

**BEFORE THE
WASHINGTON UTILITIES AND TRANSPORTATION COMMISSION**

WASHINGTON UTILITIES AND)	
TRANSPORTATION COMMISSION,)	DOCKETS UE-220053, UG-220054
)	and UE-210854 (<i>consolidated</i>)
)	
Complainant,)	
)	
v.)	
)	FULL MULTIPARTY
AVISTA CORPORATION d/b/a)	SETTLEMENT STIPULATION
AVISTA UTILITIES)	
Respondent.)	
.....))	
In the Matter of the Electric Service)	
Reliability Reporting plan of)	
)	
AVISTA CORPORATION d/b/a)	
AVISTA UTILITIES)	
.....))	

I. PARTIES

1. This Full Multiparty Settlement Stipulation (hereinafter “Settlement”) is entered into by Avista Corporation (“Avista” or the “Company”), the Staff of the Washington Utilities and Transportation Commission (“Staff”), the Alliance of Western Energy Consumers (“AWEC”), the NW Energy Coalition (“NWEC”), The Energy Project (“TEP”), Sierra Club, Walmart, and Small Business Utility Advocates (“SBUA”) jointly referred to herein as the “Settling Parties.” The Settling Parties agree that this Settlement is in the public interest and should be accepted by the Commission as a resolution of all issues in these dockets, as between them. As among the Settling Parties, this Settlement resolves all issues in this proceeding, with the exception of Public Counsel who does not agree to or support (1) the electric revenue requirement of \$38.0 million in

Rate Year 1 and \$12.5 million in Rate Year 2; (2) the natural gas revenue requirement of \$7.5 million in Rate Year 1 and \$1.5 million in Rate Year 2; or (3) the Rate of Return of 7.03 percent. The Settling Parties understand that this Settlement is subject to approval of the Washington Utilities and Transportation Commission (the “Commission” or “UTC”).

II. INTRODUCTION

2. On January 21, 2022, Avista filed with the Commission certain tariff revisions designed to increase general rates for electric service (Docket UE-220053) and natural gas service (Docket UG-220054) in the State of Washington. Avista requested a two-year rate plan, which would begin with new base rates effective December 21, 2022 (Rate Year 1) and December 21, 2023 (Rate Year 2). Effective December 21, 2022, Avista requested an increase in electric base rates of \$52.9 million, or 9.6 percent (9.8 percent on a billed basis, prior to the Residual Tax Customer Credit resulting in a net increase of 7.6 percent), and an increase in natural gas base rates of \$10.9 million, or 9.5 percent (5.8 percent on a billed basis, prior to the Tax Customer Credit resulting in a net increase of 2.5 percent). For the second year of the rate plan, Avista proposed an increase in electric base revenues of \$17.1 million, or 2.8 percent, and an increase in natural gas base rates of \$2.2 million, or 1.7 percent, effective December 21, 2023.

3. Avista also proposed to return a Residual Tax Customer Credit of approximately \$25.5 million (electric) and \$12.5 million (natural gas) to customers through separate Tariff Schedules 78 (electric) and 178 (natural gas) over a two-year amortization period beginning December 21, 2022. Avista proposed to use the Residual Tax Customer Credit to offset its requested increase for Rate Year 1, in part. Inclusive of the Residual Tax Customer Credit and all other rate

adjustments, the Company's requested total increase in Rate Year 1 to billed rates is 7.4 percent for electric operations and 2.5 percent for natural gas operations.

4. On January 27, 2022, the Commission entered Order 01, Complaint and Order Suspending Tariff Revisions; Order of Consolidation (Order 01). Order 01 consolidated dockets UE-220053 and UG-220054 and suspended operation of the revised tariffs.

5. On February 14, 2022, the Commission convened a virtual prehearing conference, and on February 16, 2022, issued Order 03, Prehearing Conference Order and Notice of Hearing (Order 03).

6. On February 28, 2022, the Commission convened a second virtual prehearing conference and on March 1, 2022, issued Order 04, Second Prehearing Conference Order.

7. On May 27, 2022, the Commission issued Order 07/01, granting Commission Staff's Motion to Consolidate Avista's Electric Service Reliability Report Plan, Docket UE-210854, with Avista's 2022 GRC Dockets UE-220053 and UG-220054.

8. Representatives of all parties appeared telephonically at an initial settlement conference held on May 25 and 26, 2022, with additional telephonic and email discussions through June 10, 2022, which led to this Settlement.

9. The Settling Parties adopt the following Settlement in the interest of reaching a fair disposition of the agreed-upon issues in this proceeding and wish to present their agreement for the Commission's consideration and approval.

III. AGREEMENT

10. Revenue Requirement – The Settling Parties agree to the following revenue changes for the Multi-Year Rate Plan (“MYRP”) effective December 21, 2022 (Rate Year 1) and December 21, 2023 (Rate Year 2):

- a) \$38.0 million electric (Rate Year 1), or a percentage increase of 6.9 percent in base rates (6.8 percent billed), prior to the Residual Customer Tax Credit refund described below.
- b) \$12.5 million electric (Rate Year 2), or a percentage increase of 2.1 percent in base rates (2.2 percent billed).
- c) \$7.5 million natural gas (Rate Year 1), or a percentage increase of 6.5 percent in base rates (4.0 percent billed); prior to the Residual Customer Tax Credit refund described below.
- d) \$1.5 million natural gas (Rate Year 2), or a percentage increase of 1.2 percent in base rates (0.8 percent billed).

With the exception of certain items specifically called out below (e.g., Rate of Return), the overall electric and natural gas revenue requirements are part of a settlement reflecting give-and-take on multiple issues. This process will be described in the accompanying testimony in support of the Settlement, in which all parties, including Public Counsel, fully participated.

11. Cost of Capital – The Settling Parties agree to a Rate of Return of 7.03 percent for both Rate Years of the MYRP.

12. Electric and Natural Gas Rate Spread and Rate Design

- a) Rate Spread – The Settling Parties agree to the following electric and natural gas rate spread:¹

¹ The increases are expressed below in thousands of dollars.

Electric Rate Spread

Rate Year 1

<u>Rate Schedule</u>	<u>Increase in Base Rates</u>	<u>Increase in Base Rates</u>	<u>Increase in Billing Rates before Offset</u>	<u>Increase in Billing Rates with Offsets</u>
Residential Schedules 1/2	\$ 26,025	10.3%	10.8%	5.5%
General Service Schedules 11/12	\$ 3,264	4.0%	3.7%	3.7%
Large General Service Schedules 21/22	\$ 5,247	4.0%	3.7%	3.7%
Extra Large General Service Schedule 25	\$ 823	2.0%	2.0%	2.0%
Extra Large Special Contract	\$ 435	2.0%	1.9%	1.9%
Pumping Service Schedules 31/32	\$ 1,497	10.3%	9.5%	4.9%
Street & Area Lights Schedules 41-48	\$ 709	10.3%	10.0%	5.1%
Overall	\$ 38,000	6.9%	6.8%	4.3%

Rate Year 2

<u>Rate Schedule</u>	<u>Increase in Base Rates</u>	<u>Increase in Base Rates</u>	<u>Increase in Billing Rates</u>
Residential Schedules 1/2	\$ 6,318	2.3%	2.5%
General Service Schedules 11/12	\$ 1,919	2.3%	2.1%
Large General Service Schedules 21/22	\$ 3,087	2.3%	2.1%
Extra Large General Service Schedule 25	\$ 420	1.0%	1.0%
Extra Large Special Contract	\$ 222	1.0%	1.0%
Pumping Service Schedules 31/32	\$ 362	2.3%	2.2%
Street & Area Lights Schedules 41-48	\$ 172	2.3%	2.3%
Overall	\$ 12,500	2.1%	2.2%

Natural Gas Rate Spread

Rate Year 1

<u>Rate Schedule</u>	<u>Increase in Base Rates</u>	<u>Increase in Base Rates</u>	<u>Increase in Billing Rates before Offset</u>	<u>Increase in Billing Rates with Offsets</u>
General Service Schedules 101/102	\$ 5,931	6.6%	4.3%	0.7%
Large General Service Schedules 111/112/116	\$ 1,325	6.6%	3.1%	0.5%
Interrupt. Sales Service Schedules 131/132	\$ 15	6.6%	2.8%	0.5%
Transportation Service Schedule 146	\$ 229	6.6%	7.1%	1.2%
Overall	\$ 7,500	6.5%	4.0%	0.7%

Rate Year 2

<u>Rate Schedule</u>	<u>Increase in Base Rates</u>	<u>Increase in Base Rates</u>	<u>Increase in Billing Rates</u>
General Service Schedules 101/102	\$ 1,185	1.2%	0.8%
Large General Service Schedules 111/112/116	\$ 265	1.2%	0.6%
Interrupt. Sales Service Schedules 131/132	\$ 3	1.2%	0.6%
Transportation Service Schedule 146	\$ 47	1.2%	1.4%
Overall	\$ 1,500	1.2%	0.8%

b) Rate Design – The Settling Parties agree to the rate design as proposed by Avista in its direct case, with the exception of the basic charge proposals for Schedules 01/02 (electric) and 101/102 (natural gas), which will remain at current levels. Attachment A provides a summary of the current and revised rates and charges for electric and natural gas services.²

13. Customer Tax Credit Refund – The Settling Parties agree that the Residual Tax Customer Credit of approximately \$27.6 million (electric) and \$12.5 million (natural gas) will be returned to customers through separate Tariff Schedules 78 (electric) and 178 (natural gas) over a two-year amortization period beginning December 21, 2022. Inclusive of the Residual Tax Customer Credit and all other rate adjustments, the Company’s requested total increase in Rate Year 1 to billed rates is 4.3 percent for electric operations and 0.7 percent for natural gas operations. The allocation of the refund amounts across rate schedules will be consistent with the agreed-upon proposal contained in Attachment A.

14. Colstrip – The Settling Parties agree to the terms set forth below:

a) Colstrip Investments – Revenue requirement specifically excludes all costs related to Dry Ash Disposal System.³ This term is for settlement purposes only and does not bind parties to any position regarding investments at Colstrip in any other current or future case involving Avista or any other regulated electric utility.

b) Colstrip Tracker and Tariff Schedule 99 - Avista agrees to develop a separate tracking mechanism and tariff (“Schedule 99, Colstrip Tracker”) for all other Colstrip costs (exclusive of transmission investment and those costs included in the Energy Recovery

² Included with the Company’s compliance filing in this proceeding, the Company will file a new level of baseline values for the electric and natural gas decoupling adjustment mechanism, reflecting this Settlement.

³ The Dry Ash Disposal was a Colstrip project completed in 2022 that provided for installation of a “non-liquid” disposal system for Coal Combustion Residue (CCR) material created by the operation of Units 3 and 4. Washington electric share of this project is approximately \$4.1 million.

Mechanism (“ERM”)) including but not necessarily limited to O&M expense, depreciation expense, D&R costs, and return on rate base.⁴ The Settling Parties agree to work collaboratively with Avista in developing this mechanism, and filing details regarding said mechanism in Supplemental Joint Testimony, by July 31, 2022. All future Colstrip investments, including the pro forma Colstrip investments Avista included in this case, will be recovered separately through this separate tracking mechanism, subject to review, including but not limited to an examination of prudence. The review of Colstrip investments proposed for inclusion in this mechanism will occur through the Company’s annual tariff revision for the Colstrip tracker. Further, the Settling Parties agree that the intention of the proposed Schedule 99 “Colstrip Tracker” is to remove Colstrip costs from base rates, for potential recovery through the separate Schedule.⁵ Colstrip costs, except for the costs related to Dry Ash Disposal System, will be included in Schedule 99, Colstrip Tracker for separate ratemaking treatment. Inclusion of any incremental pro forma costs in the Tracker does not demonstrate their prudence and is subject to review through the annual true-up process. The creation of this Tracker and removal of these costs from rate base does not have any impact on determining whether or not these costs are recoverable.

- c) Tariff Schedule 99 Rate Spread and Rate Design - The costs removed from base rates will be allocated to the rate schedules through separate Tariff Schedule 99 using a proportional allocation of the Rate Year 1 base revenue spread. For rate design, revenue would be recovered through the volumetric charges on a uniform cent per kWh

⁴ See the [2019 PSE GRC final Order No. 08/05/03 of Dockets UE-190529, UG-190530, UE-190274, UG-190275, UE-171225, UG-171226, UE-190991 and UG-190992 \(consolidated\)](#), at paragraphs 388 and 425 for discussion as to why Staff believes a tracking mechanism is the appropriate way to recover these costs.

⁵ Nothing in this subsection is intended to affect the recovery of prior expenditures, except for those related to the Dry Ash Disposal System addressed in subsection 14. a), above.

basis.

15. Power Costs – The Settling Parties agree to the terms set forth below:

- a) Pro Forma Power Supply Expense – The Settling Parties agree to accept the 2023 Pro Forma Power Supply expense and ERM Baseline as filed by the Company.
- b) The Settling Parties agree that Avista will not perform the 60-day power cost updates, as proposed within Avista’s initial filing. The ERM Baseline as filed will remain over the MYRP.⁶

16. Balancing Accounts – The Settling Parties agree to the terms set forth below:

- a) Wildfire Expense Balancing Account – The Settling Parties agree to accept Avista’s proposal to update its Wildfire Expense Balancing Account baseline.⁷
- b) Insurance Expense Balancing Account – The Settling Parties agree to accept Avista’s proposal to establish an Insurance Expense Balancing Account for this rate plan, recognizing that Avista would bear the burden of supporting such deferrals when seeking recovery in a future rate proceeding. The establishment of this balancing account is non-precedential, and its continuation may be challenged in a future proceeding.⁸

17. Escalation Study – The Settling Parties agree to the terms set forth below:

- a) The Settling Parties do not agree that the escalation study filed by Avista is reasonable or should be used in future rate cases.⁹

⁶ See Kalich Exh. CGK-6 for the as filed ERM Baseline provided as Attachment C.

⁷ The Wildfire Balancing Account Baseline over the MYRP will be as filed by Avista (Washington electric share) totaling \$5.1 million. The Wildfire Balancing Account and Baseline is described at Ms. Andrews’ testimony at Exh, EMA-1T, starting at pp. 57, line 16 – pp. 59, line 17.

⁸ The Insurance Balancing Account Baseline over the MYRP will be as updated in PC-DR-103C, totaling \$8,271,000 Washington electric and \$1,746,000 Washington natural gas. The Insurance Balancing Account and Baseline is described at Ms. Andrews’ testimony at Exh, EMA-1T, starting at pp. 64, line 23.

⁹The Escalation Study was described by Ms. Andrews at Exh. EMA-1T, starting at pp. 75, line 1 to pp. 79, line 5, utilizing Dr. Forsyth Escalator Growth Rates provided per Exh. GDF-1T.

18. Capital Planning – The Settling Parties agree to the terms set forth below:

By the end of the MYRP Avista commits to making a compliance filing in these Dockets demonstrating

- a) A process or procedure for how the Board of Directors and senior management incorporates equity into its business planning.
 - i. This must include how Avista plans for equitable outcomes when evaluating business cases within each functional review team (e.g., the Engineering Round Table, etc.)
- b) Templates in its Business Cases that require sponsors to demonstrate how they planned for equitable outcomes in the Business Case.
 - i. Avista agrees to work with its Equity Advisory Group (“EAG”), and interested stakeholders to develop new equity-related measures, costs, and benefits to be included in its benefit/cost analysis for future Business Cases, including but not limited to qualitative and non-qualitative measures related to societal impacts, non-energy benefits/burdens, indoor and outdoor air quality, Social Cost of Carbon, and Named Communities.¹⁰
- c) A plan for measuring and tracking impacts from Business Cases post-completion, with a specific eye towards identifying equitable outcomes, and how the Company will engage in adaptive management to correct course during Business Cases when it is necessary to avoid inequitable outcomes. This includes:

¹⁰ “Named Communities” is an umbrella term that includes Highly Impacted Communities and Vulnerable Populations as those terms are defined in RCW 19.405.020 (23) and (40). Vulnerable populations are designated in an approved CEIP pursuant to WAC 480-100-640 and 480-100-655.

- i. Completing assessments of impacts from Business Cases; wherever possible, these business cases should include feedback from stakeholders and the communities they are impacting.
- ii. Measuring and tracking should demonstrate why these issues are important to named communities and provide a holistic picture of the current conditions faced in those communities.

19. Distributional Equity Analysis – The Settling Parties agree to the terms set forth below:

- a) The Settling Parties agree to develop methods and standards for distributional equity analysis and file them for Commission approval within 24 months of the order approving the MYRP. If there is disagreement, the Settling Parties will file separate proposals for Commission consideration and approval. The Settling Parties agree to support resolving the contested issues by proceeding on a paper record. The Settling Parties agree to follow the guidance in the New York University Institute for Policy Integrity. 2022. (NYU IPI 2022). “Distributional Consequences and Regulatory Analysis.” Revesz and Yi.¹¹ Commission Staff will direct this process and select a facilitator that the Company must hire.

20. Capital Projects Review – The Settling Parties agree to the Capital Reporting process as set forth in Ms. Andrews’ testimony at Exh. EMA-1T, pp. 45, line 10 – pp. 48, line 2, with the following changes set forth below:

- a) Adjust the review period from 3 months to 4 months.
- b) Within 30 days of the completion of the review, Avista would file a petition with the UTC to provide refunds, if any.

¹¹ https://policyintegrity.org/files/publications/Distributional_Consequences_and_Regulatory_Analysis.pdf

c) Rate refunds to customers will occur through a separate tariff,¹² with refunds spread on an equal share of base rate revenues, exclusive of tax credit refunds.

21. Natural Gas Transition Issues – The Settling Parties agree to the terms set forth below:

a) Line Extension Allowances proposal - Avista shall provide in the Compliance Filing immediately after issuance of the final order in this case, with effective dates January 1, 2023, January 1, 2024 and January 1, 2025 the following tariff revisions for natural gas line extension allowances:

i. No later than January 1, 2023, such tariff revisions shall reflect an allowance based on the net present value (“NPV”) methodology using a two-year timeframe.

ii. No later than January 1, 2024, such tariff revisions shall reflect an allowance based on the NPV methodology using a one-year timeframe.

iii. No later than January 1, 2025, such tariff revisions shall reduce the line extension allowance to zero.

b) Avista shall integrate the consideration of “non-pipe alternatives” in its gas distribution planning process. “Non-pipe alternatives,” at minimum, shall include the use of demand-side management (“DSM”) measures, including but not limited to building envelope efficiency measures, electrification, and gas demand response programs. Avista must discuss its consideration of “non-pipe alternatives” within its future natural gas Integrated Resource Plans (“IRPs”) and agrees to discuss with its Energy Efficiency

¹² For purposes of the Capital Projects Review and comparison of provisional capital additions in Rate Year 1 (2022 and 2023) and Rate Year 2 (2024), capital additions and overall Rate Base are as filed, excluding the Colstrip Dry Ash investment. Rate Year 1 overall rate base (net plant after ADFIT) balances reflect amounts as shown in Exh. EMA-1T, Table No. 4 of \$1,987,156,000 (less Dry Ash of approximately \$3.1 million) for Washington electric, and \$510,148,000 for Washington natural gas. Rate Year 2 overall rate base (net plant after ADFIT) balances reflect amounts as shown in Exh. EMA-1T, Table No. 4 of \$2,067,662,000 (less Dry Ash of approximately \$2.1 million) for Washington electric, and \$532,346,000 for Washington natural gas.

Advisory Group (“EEAG”) how DSM measures or programs may best be used as a “non-pipe alternative.”

- c) Avista shall provide quarterly reporting on the number of new gas customer additions relative to new electric customer additions.
- d) Avista agrees to include in its 2023 Natural Gas IRP, a natural gas system decarbonization plan for complying with the Climate Commitment Act.
 - i. The Natural Gas IRP’s decarbonization plan shall include a supply curve of decarbonization resources by price and availability, *e.g.* energy efficiency bundle 1 costs X\$/ton of carbon dioxide equivalent (CO_{2e}) reduction and can reduce Y tons of CO_{2e}, dairy RNG costs A\$/ton and can reduce B tons of CO_{2e}.
 - ii. The decarbonization plan shall consider a comprehensive set of strategies, programs, incentives and other measures to encourage new and existing customers to adopt fully energy efficient appliances and equipment or other decarbonization measures, which could include electrification.
 - iii. The decarbonization plan shall include targets for the ratio of new gas customers added relative to new electric customers added in future years.

22. Transportation Electrification (“TE”) – The Settling Parties agree that Avista’s request for an incentive rate of return on transportation electrification investments is assumed to be included in the revenue requirement, subject to the establishment of performance metrics for Avista’s TE investments. The Settling Parties agree that all publicly-accessible charging stations must meet minimum payment method requirements pursuant to RCW 19.94.565. Parties can oppose or

propose alternative approaches to incentive Return on Equity for TE in future cases. Performance metrics include:

- a) Percent of utility-owned and supported EVSE by use case located within and/or providing direct benefits and services to named communities.
- b) Percent of load shifted to off-peak periods attributable to TE tariff offerings by use case, including EV load subject to managed charging.

23. Performance Based Ratemaking – The Settling Parties agree to the term set forth below:

- a) The Settling Parties agree not to implement the financial performance incentive mechanisms (“PIMs”) proposed by the Company (Exh. PDE-1T, starting at pp. 25, line 5 – pp. 35, line 13) in this docket.
- b) The Settling Parties are not proposing any targets at this time.
- c) Avista agrees to track the metrics listed in Attachment B, publish the results on Avista’s website, and maintain and make available to stakeholders the historical results. Avista will update the data quarterly or annually, as applicable, starting in calendar year 2023. Data will be updated within 45 days following the end of each quarter or year.
 - i. For metrics published quarterly: within 45 days after the end of Q1 2023 Avista will publish the data.
 - ii. For metrics published annually: beginning within the first 45 days of 2023, Avista will publish metrics with data already tracked or readily available. In Attachment B, these metrics do not have associated footnotes.
 - iii. In Attachment B, certain metrics have associated footnotes indicating the availability of data. Avista will report that data according to the timeline specified in each footnote.

- d) Avista agrees to report all metrics in real terms, using an appropriate measure of

inflation.

- e) Avista will work with the Settling Parties to agree upon additional reliability metrics by the end of Rate Year 1.¹³ Avista will track and report these metrics beginning in Rate Year 2 of the multiyear rate plan.

24. Low-income – The Settling Parties agree to the terms set forth below:

- a) The Settling Parties recommend that the Commission’s Final Order in this proceeding not approve the Company’s proposal concerning the issues identified in section 24(a)(i) below. On July 1, 2023, Avista will make a subsequent filing (pursuant to WAC 480-07-885) providing the outcome of discussions with the Energy Assistance Advisory Group (“EAAG”) concerning these and other program design and implementation issues.

- i. Avista commits to further consult and seek consensus with its EAAG concerning the following program design and implementation issues:

- 1. Joint administration with enrollment by Avista or the Community Action Partnership (“CAP”) agencies.
 - 2. Use of self-attestations of income and random audits instead of verifying 100 percent of participating customers’ income.
 - 3. Managing overlap between LIHEAP and the bill discount program.

- b) Avista’s proposal for the CAP agencies’ administration and program support budget represents the minimum amount that will be made available for the 2023-2024 and 2024-2025 Low Income Rate Assistance Program (“LIRAP”) program years. Avista will collaborate with its EAAG to determine the appropriate method, amounts, and

¹³ These metrics will have a granularity comparable to SAIDI/SAIFI metrics by census tract and for Named Communities.

- administrative structure for future program years. Avista agrees to include in its July 1, 2023, subsequent filing, and its September 2024 annual filing, any funding increase(s) proposed by the EAAG, which is subject to Commission approval.
- c) Expenses allowed to be recovered, or not, through Schedules 92 and 192, until otherwise directed by the Commission.
- i. Avista may recover through Schedule 92 and 192:
 - 1. Direct Services to customers;
 - 2. CAP Agency Admin & Program Delivery;
 - 3. CAP Agency Conservation Education Staff & Labor;
 - 4. Avista Conservation Education; and,
 - 5. LIRAP Outreach Costs.
 - ii. Avista may not recover any other expenses through Schedule 92 and 192, including:
 - 1. Avista labor;
 - 2. Equity advisory group expenses, including facilitator and participant payments;
 - 3. Labor or other costs associated with the reporting of metrics concerning low-income customers and energy burden pursuant to Clean Energy Transformation Act or performance-based regulation metrics; and
 - 4. Labor and other costs associated with reporting to the Department of Commerce.
- d) Avista agrees to work with its EAAG to identify a new renewable energy project(s), *e.g.*, community solar, for the direct benefit of low-income customers. Avista may also identify a new renewable energy project(s) for the direct benefit of customers residing in Named Communities. Funding for such programs, if not provided by an outside funding source (*i.e.*, Second Substitute House Bill 1814) may come from the Company's Named Communities Investment Fund or from the LIRAP tariff Schedules 92 and 192. Any funding from Schedules 92 and 192 must be directed to projects

benefiting eligible low-income customers. No later than December 1, 2023, Avista will file a work plan describing its plan to facilitate the development of a new renewable energy project(s), including the budget, funding sources, timeline, and community partners. This requirement is independent of and incremental to Avista's CEIP condition #10.¹⁴

- e) Avista agrees to the following related to low-income conservation/weatherization:
 - i. Increase low-income conservation/weatherization funding to \$4 million in 2023 and \$4.25 million in 2024, with funding continued to be provided through tariff Schedules 91 and 191.
 - ii. In consultation with its EEAG, to develop a pilot program to overcome the inability to weatherize homes because of deferred maintenance or large repairs.
 - iii. To work with its EEAG to survey actual installed measure costs and adjust rebate amounts per survey findings, if warranted; and fully fund all low-income conservation measures based on survey results.

25. Climate Commitment Act – The Settling Parties agree to the term set forth below:

- a) Within 60 days of the adoption of the final Department of Ecology rules (WAC 173-446), Avista will begin consulting with its applicable advisory groups concerning its plans for complying with the Climate Commitment Act for electric and gas service, and the terms of any future tariff filing, including the following:
 - i. Reporting requirements for the consignment of no-cost allowances for the benefit of ratepayers,

¹⁴ By December 1, 2022, in collaboration with its EAG and EAAG and per WAC 480-100-640(5)(a) and (c), Avista agrees to identify at least one specific action that will serve a designated subset of Named Communities, to be funded by the Named Communities Investment Fund, and to identify and track all CBIs relevant to this specific action. The location identified for the specific action will be at the granularity of the designated Named Communities subset.

- ii. The accounting treatment of any proceeds from the consignment of allowances, and
- iii. The investment of any proceeds from the sale of allowances during the rate plan including investments in projects that provide benefits to ratepayers including, but not limited to, weatherization, decarbonization, conservation and efficiency services, and bill assistance. (RCW 70A.65.130)

26. Small Business Energy Efficiency – The Settling Parties agree to the term set forth below:

- a) Avista agrees to discuss with its EEAG, and interested persons, eligibility criteria for small business customers in its energy efficiency offerings and to further explore mirroring residential customer offerings for small business customers. Discussions must begin no later than June 30, 2023 and must include discussion of budget impacts, to be funded through tariff Schedules 91 and 191, and a timeline to pursue additional program offerings for small business customers, to be completed no later than December 31, 2023.

27. Electric Service Reliability Report Plan – The Settling Parties agree to the terms set forth below:

- a) Avista agrees to work with interested parties to clarify the presentation and distinction of “Washington-only” metrics (versus “system-wide” metrics), particularly with regard to SAIFI, SAIDI and CAIDI performance and historical trends. The final reporting plan would be included with the compliance filing.
- b) Avista agrees to participate in any multi-party collaborative which might be established that seeks to establish common measures and reporting formats among Washington IOUs for electric distribution system reliability.

28. Miscellaneous – The Settling Parties agree to the terms set forth below:
- a) The Settling Parties agree to customary provisions for stated depreciation rates and regulatory amortizations as filed for certain adjustments by the Company. Without Commission authorization, the Company would be unable to amortize/depreciate these balances. These would be detailed in any settlement document, for review by the Settling Parties.¹⁵
 - b) The Settling Parties agree to Avista’s proposal to move the rate effective date for the annual Schedule 98 REC filing from July 1 to August 1 to coincide with other rate changes (Miller Testimony, Exh. JDM-1T, pp. 34, ll. 10-14), the proposed LIRAP Schedule 92/192 effective dates from October 1 to November 1 (Bonfield Testimony, Exh. SJB-1T, pp. 36, ll. 9-17), and the Wildfire Deferral filing date from July 31 to Sept. 1, and the effective date from October 1 to November 1 (Andrews Testimony, Exh. EMA-1T, pp. 63, ll. 6-17).
 - c) In its next general rate case, Avista agrees to provide recommendations on streamlining its existing required annual reporting obligations (provided in Docket U-210501). Avista agrees to provide a detailed matrix of all reporting obligations annually along with any recommendations for streamlining, as provided in Docket U-210501, in matrix form.
 - d) Avista agrees to provide templates and vendor contact information for any vendor software licensing agreements (i.e., Energy Exemplar, etc.) between staff and vendors with each filing.

¹⁵Regulatory Amortizations, as discussed in Ms. Andrews testimony, relate to the amortization of prior approved deferrals and remaining balances. See Attachment D for listing of Regulatory Amortizations.

- e) Decoupling Earnings Test – Mr. Ehrbar in his testimony, at Exh. PDE-1T, pp. 37-38 describes how the existing earnings test conflicts with the RCW 80.28.425(6)earnings test. The Settling Parties agree that the RCW 80.28.425(6)earnings test will be adopted.

IV. EFFECT OF THE FULL MULTIPARTY SETTLEMENT STIPULATION

29. Binding on Settling Parties. The Settling Parties agree to support the terms of the Settlement throughout this proceeding, including any appeal, and recommend that the Commission issue an order adopting the Settlement contained herein. The Settling Parties understand that this Settlement is subject to Commission approval. The Settling Parties agree that this Settlement represents a compromise in the positions of the Settling Parties. As such, conduct, statements and documents disclosed in the negotiation of this Settlement shall not be admissible evidence in this or any other proceeding.

30. Integrated Terms of Multiparty Settlement. The Settling Parties have negotiated this Settlement as an integrated document. Accordingly, the Settling Parties recommend that the Commission adopt this Settlement in its entirety. Each Party has participated in the drafting of this Settlement, so it should not be construed in favor of, or against, any particular Party.

31. Procedure. The Settling Parties shall cooperate in submitting this Settlement promptly to the Commission for acceptance. Each Party shall make available a witness or representative in support of this Settlement. The Settling Parties agree to cooperate, in good faith, in the development of such other information as may be necessary to support and explain the basis of this Settlement and to supplement the record accordingly.

32. Reservation of Rights. Each Party may offer into evidence its prefiled testimony and exhibits as they relate to the issues in this proceeding, together with such evidence in support of the Stipulation as may be offered at the time of the hearing on the Multiparty Settlement. If the

Commission rejects all or any material portion of this Settlement, or adds additional material conditions, each Party reserves the right, upon written notice to the Commission and all Settling Parties to this proceeding within seven (7) days of the date of the Commission's Order, to withdraw from the Settlement. If any Party exercises its right of withdrawal, this Settlement shall be void and of no effect, and the Settling Parties will support a joint motion for a procedural schedule to address the issues that would otherwise have been settled herein.

33. News Releases. All Settling Parties agree to include in any news release or announcement a statement that Staff's recommendation to approve the Settlement is not binding on the Commission itself. This subsection does not apply to any news release or announcement that otherwise makes no reference to Staff.

34. No Precedent. The Settling Parties enter into this Settlement to avoid further expense, uncertainty, and delay. By executing this Settlement, no Party shall be deemed to have accepted or consented to the facts, principles, methods or theories employed in arriving at the Settlement, and, except to the extent expressly set forth in the Settlement, no Party shall be deemed to have agreed that such a Settlement is appropriate for resolving any issues in any other proceeding.

35. Public Interest. The Settling Parties agree that this Settlement is in the public interest.

36. Execution. This Settlement may be executed by the Settling Parties in several counterparts and as executed shall constitute one Settlement.

Entered into this 28th day of June 2022.

Company:

By: Patrick Ehrler for David Meyer
David J. Meyer
VP, Chief Counsel for Regulatory and Governmental
Affairs

Staff:

By: _____
Nash Callaghan
Assistant Attorney General

AWEC:

By: _____
Sommer Moser
Attorney for AWEC

The Energy Project:

By: _____
Yochanan Zakai
Attorney for The Energy Project

NWEC:

By: _____
Irion A. Sanger
Attorney for NW Energy Coalition

Sierra Club:

By: _____
Gloria Smith
Attorney for Sierra Club

Walmart:

By: _____
Vicki Baldwin
Attorney for Walmart

Small Business Utility
Advocates:


By: _____
Jeffrey Winmill
Attorney for Small Business Utility Advocates

Entered into this _____ day of June 2022.

Company:

By: _____
David J. Meyer
VP, Chief Counsel for Regulatory and
Governmental Affairs

Staff:

By: 
Nash Callaghan
Assistant Attorney General

AWEC:

By: _____
Sommer Moser
Attorney for AWEC

The Energy Project:

By: _____
Yochanan Zakai
Attorney for The Energy Project

NWEC:

By: _____
Irion A. Sanger
Attorney for NW Energy Coalition

Sierra Club:

By: _____
Gloria Smith
Attorney for Sierra Club

Walmart:

By: _____
Vicki Baldwin
Attorney for Walmart

Small Business Utility
Advocates:

By: _____
Jeffrey Winmill
Attorney for Small Business Utility Advocates

Entered into this 27th day of June 2022.


Company:

By: _____
David J. Meyer
VP, Chief Counsel for Regulatory and Governmental
Affairs

Staff:

By: _____
Nash Callaghan
Assistant Attorney General

AWEC:

By: 
Sommer Moser
Attorney for AWEC

The Energy Project:

By: _____
Yochanan Zakai
Attorney for The Energy Project

NWEC:

By: _____
Irion A. Sanger
Attorney for NW Energy Coalition

Sierra Club:

By: _____
Gloria Smith
Attorney for Sierra Club

Walmart:

By: _____
Vicki Baldwin
Attorney for Walmart

Small Business Utility
Advocates:

By: _____
Jeffrey Winmill
Attorney for Small Business Utility Advocates

Entered into this 27th day of June 2022.

Company: By: _____
David J. Meyer
VP, Chief Counsel for Regulatory and Governmental
Affairs

Staff: By: _____
Nash Callaghan
Assistant Attorney General

AWEC: By: _____
Sommer Moser
Attorney for AWEC

The Energy Project: By: /s/ Yochanan Zakai
Yochanan Zakai
Attorney for The Energy Project

NWEC: By: _____
Irion A. Sanger
Attorney for NW Energy Coalition

Sierra Club: By: _____
Gloria Smith
Attorney for Sierra Club

Walmart: By: _____
Vicki Baldwin
Attorney for Walmart

Small Business Utility
Advocates: By: _____
Jeffrey Winmill
Attorney for Small Business Utility Advocates

1527466.1


Entered into this ___27th___ day of June 2022.

Company: By: _____
David J. Meyer
VP, Chief Counsel for Regulatory and Governmental
Affairs

Staff: By: _____
Nash Callaghan
Assistant Attorney General

AWEC: By: _____
Sommer Moser
Attorney for AWEC

The Energy Project: By: _____
Yochanan Zakai
Attorney for The Energy Project

NWEC: By:  _____
Irion A. Sanger
Attorney for NW Energy Coalition

Sierra Club: By: _____
Gloria Smith
Attorney for Sierra Club

Walmart: By: _____
Vicki Baldwin
Attorney for Walmart

Small Business Utility
Advocates: By: _____
Jeffrey Winmill
Attorney for Small Business Utility Advocates

Entered into this 27th day of June 2022.

Company: By: _____
David J. Meyer
VP, Chief Counsel for Regulatory and Governmental
Affairs

Staff: By: _____
Nash Callaghan
Assistant Attorney General

AWEC: By: _____
Sommer Moser
Attorney for AWEC

The Energy Project: By: _____
Yochanan Zakai
Attorney for The Energy Project

NWEC: By: _____
Irion A. Sanger
Attorney for NW Energy Coalition

Sierra Club:



Gloria Smith
Attorney for Sierra Club

Walmart: By: _____
Vicki Baldwin
Attorney for Walmart

Small Business Utility
Advocates: By: _____
Jeffrey Winmill
Attorney for Small Business Utility Advocates

Entered into this _____ day of June 2022.

Company: By: _____
David J. Meyer
VP, Chief Counsel for Regulatory and Governmental
Affairs


Staff: By: _____
Nash Callaghan
Assistant Attorney General

AWEC: By: _____
Sommer Moser
Attorney for AWEC

The Energy Project: By: _____
Yochanan Zakai
Attorney for The Energy Project

NWEC: By: _____
Irion A. Sanger
Attorney for NW Energy Coalition

Sierra Club: By: _____
Gloria Smith
Attorney for Sierra Club

Walmart: By:  _____
Vicki Baldwin
Attorney for Walmart

Small Business Utility
Advocates: By: _____
Jeffrey Winmill
Attorney for Small Business Utility Advocates

Entered into this _____ day of June 2022.

Company: By: _____
David J. Meyer
VP, Chief Counsel for Regulatory and Governmental
Affairs

Staff: By: _____
Nash Callaghan
Assistant Attorney General


AWEC: By: _____
Sommer Moser
Attorney for AWEC

The Energy Project: By: _____
Yochanan Zakai
Attorney for The Energy Project

NWEC: By: _____
Irion A. Sanger
Attorney for NW Energy Coalition

Sierra Club: By: _____
Gloria Smith
Attorney for Sierra Club

Walmart: By: _____
Vicki Baldwin
Attorney for Walmart

Small Business Utility
Advocates: By:  _____
Jeffrey Winmill
Attorney for Small Business Utility Advocates

Attachment A

**AVISTA UTILITIES
WASHINGTON ELECTRIC
PROPOSED INCREASE BY SERVICE SCHEDULE
12 MONTHS ENDED SEPTEMBER 30, 2021
(000s of Dollars)**

Rate Year 1

No.	Type of Service (a)	Schedule Number (b)	Base Tariff Revenue Under Present Rates(1) (c)	Proposed General Increase (d)	Base Tariff Revenue Under Proposed Rates(1) (e)	Base Tariff Percent Increase (f)	Total Billed Revenue at Present Rates (2) (g)	Base Rate General Increase (h)	Sch 78 Tax Rate Credit (i)	Total Net Impact (j)	Percent Increase on Billed Revenue (k)
1	Residential	1/2	\$253,459	\$26,025	\$279,484	10.3%	\$240,022	\$26,025	(\$12,722)	\$13,303	5.5%
2	General Service	11/12	\$81,570	\$3,264	\$84,834	4.0%	\$87,407	\$3,264	\$0	\$3,264	3.7%
3	Large General Service	21/22	\$131,153	\$5,247	\$136,400	4.0%	\$142,809	\$5,247	\$0	\$5,247	3.7%
4	Extra Large General Service	25	\$41,218	\$823	\$42,041	2.0%	\$41,422	\$823	\$0	\$823	2.0%
5	Extra Large General Service - Special Contract	25I	\$21,773	\$435	\$22,208	2.0%	\$22,445	\$435	\$0	\$435	1.9%
6	Pumping Service	30/31/32	\$14,579	\$1,497	\$16,076	10.3%	\$15,745	\$1,497	(\$732)	\$765	4.9%
7	Street & Area Lights	41-48	\$6,901	\$709	\$7,610	10.3%	\$7,098	\$709	(\$346)	\$363	5.1%
8	Total		\$550,652	\$38,000	\$588,652	6.9%	\$556,947	\$38,000	(\$13,800)	\$24,200	4.3%

(1) Excludes all present rate adjustments: Schedule 59 (BPA Residential Exchange), Schedule 75 (Decoupling), Schedule 76 (Tax Credit) Schedule 89 (Low Income Discount), Schedule 91 (DSM), Schedule 92 (LIRAP), Schedule 93 (ERM) and Schedule 98 (REC Revenue).

(2) Includes all present rate adjustments: Schedule 59 (BPA Residential Exchange), Schedule 75 (Decoupling), Schedule 76 (Tax Credit) Schedule 89 (Low Income Discount), Schedule 91 (DSM), Schedule 92 (LIRAP), Schedule 93 (ERM) and Schedule 98 (REC Revenue).

Rate Year 2

No.	Type of Service (a)	Schedule Number (b)	Base Tariff Revenue Under Present Rates(1) (c)	Proposed General Increase (d)	Base Tariff Revenue Under Proposed Rates(1) (e)	Base Tariff Percent Increase (f)	Total Billed Revenue at Present Rates (2) (g)	Base Rate General Increase (h)	Sch 78 Tax Rate Credit (i)	Total Net Impact (j)	Percent Increase on Billed Revenue (k)
1	Residential	1/2	\$279,484	\$6,318	\$285,802	2.3%	\$253,325	\$6,318	\$0	\$6,318	2.5%
2	General Service	11/12	\$84,834	\$1,919	\$86,753	2.3%	\$90,670	\$1,919	\$0	\$1,919	2.1%
3	Large General Service	21/22	\$136,400	\$3,087	\$139,487	2.3%	\$148,056	\$3,087	\$0	\$3,087	2.1%
4	Extra Large General Service	25	\$42,041	\$420	\$42,461	1.0%	\$42,245	\$420	\$0	\$420	1.0%
5	Extra Large General Service - Special Contract	25I	\$22,208	\$222	\$22,430	1.0%	\$22,880	\$222	\$0	\$222	1.0%
6	Pumping Service	30/31/32	\$16,076	\$362	\$16,438	2.3%	\$16,510	\$362	\$0	\$362	2.2%
7	Street & Area Lights	41-48	\$7,610	\$172	\$7,782	2.3%	\$7,461	\$172	\$0	\$172	2.3%
8	Total		\$588,652	\$12,500	\$601,152	2.1%	\$581,147	\$12,500	\$0	\$12,500	2.2%

(1) Excludes all present rate adjustments: Schedule 59 (BPA Residential Exchange), Schedule 75 (Decoupling), Schedule 76 (Tax Credit) Schedule 89 (Low Income Discount), Schedule 91 (DSM), Schedule 92 (LIRAP), Schedule 93 (ERM) and Schedule 98 (REC Revenue).

(2) Includes all present rate adjustments: Schedule 59 (BPA Residential Exchange), Schedule 75 (Decoupling), Schedule 76 (Tax Credit) Schedule 89 (Low Income Discount), Schedule 91 (DSM), Schedule 92 (LIRAP), Schedule 93 (ERM) and Schedule 98 (REC Revenue).

**AVISTA UTILITIES
WASHINGTON ELECTRIC
PRESENT AND PROPOSED RATE COMPONENTS BY SCHEDULE
RATE YEAR 1**

Type of Service (a)	Base Tariff Sch. Rate (b)	Present Other Adj.(1) (c)	Present Billing Rate (d)	General Rate Inc/Dec (e)	Sch. 78 Tax Credit (f)	Proposed Billing Rate (g)	Proposed Base Tariff Rate (h)
Residential Service - Schedule 1							
Basic Charge	\$9.00		\$9.00	\$0.00		\$9.00	\$9.00
Energy Charge:							
First 800 kWhs	\$0.08519	(\$0.00497)	\$0.08022	\$0.00967	(\$0.00509)	\$0.08480	\$0.09486
800 - 1,500 kWhs	\$0.09911	(\$0.00565)	\$0.09346	\$0.01124	(\$0.00509)	\$0.09961	\$0.11035
All over 1,500 kWhs	\$0.11621	(\$0.00649)	\$0.10972	\$0.01319	(\$0.00509)	\$0.11782	\$0.12940
General Services - Schedule 11							
Basic Charge	\$20.00		\$20.00	\$1.00		\$21.00	\$21.00
Energy Charge:							
First 3,650 kWhs	\$0.11936	\$0.00940	\$0.12876	\$0.00443	\$0.00000	\$0.13319	\$0.12379
All over 3,650 kWhs	\$0.08771	\$0.01007	\$0.09778	\$0.00325	\$0.00000	\$0.10103	\$0.09096
Demand Charge:							
20 kW or less	no charge		no charge	no charge			no charge
Over 20 kW	\$7.00/kW		\$7.00/kW	\$0.50/kW		\$7.50/kW	\$7.50/kW
Minimums:	\$20.00 Single Phase Service					\$21.00 Single Phase Service	
	\$27.35 Three Phase Service					\$28.35 Three Phase Service	
Transportation General Services - Schedule 13							
Basic Charge	\$20.00		\$20.00	\$1.00		\$21.00	\$21.00
Energy Charge:							
On-Peak	\$0.21108	\$0.00940	\$0.22048	\$0.00782	\$0.00000	\$0.22830	\$0.21890
Off-Peak	\$0.08588	\$0.01007	\$0.09595	\$0.00318	\$0.00000	\$0.09913	\$0.08906
Minimums:	\$20.00 Single Phase Service					\$21.00 Single Phase Service	
	\$27.35 Three Phase Service					\$28.35 Three Phase Service	
Large General Service - Schedule 21							
Energy Charge:							
First 250,000 kWhs	\$0.07714	\$0.00904	\$0.08618	\$0.00213	\$0.00000	\$0.08831	\$0.07927
All over 250,000 kWhs	\$0.06902	\$0.00923	\$0.07825	\$0.00190	\$0.00000	\$0.08015	\$0.07092
Demand Charge:							
50 kW or less	\$550.00		\$550.00	\$50.00		\$600.00	\$600.00
Over 50 kW	\$7.00/kW		\$7.00/kW	\$0.50/kW		\$7.50/kW	\$7.50/kW
Primary Voltage Discount	\$0.20/kW		\$0.20/kW			\$0.20/kW	\$0.20/kW
Transportation Large General Service - Schedule 23							
Basic Charge	\$550.00		\$550.00	\$50.00		\$600.00	\$600.00
Energy Charge:							
On-Peak	\$0.16333	\$0.00904	\$0.17237	\$0.00451	\$0.00000	\$0.17688	\$0.16784
Off-Peak	\$0.06742	\$0.00923	\$0.07665	\$0.00186	\$0.00000	\$0.07851	\$0.06928
Primary Voltage Discount	\$0.20/kW		\$0.20/kW			\$0.20/kW	\$0.20/kW
Extra Large General Service - Schedule 25							
Energy Charge:							
First 500,000 kWhs	\$0.05747	\$0.00017	\$0.05764	\$0.00159	\$0.00000	\$0.05923	\$0.05906
500,000 - 6,000,000 kWhs	\$0.05170	\$0.00042	\$0.05212	\$0.00143	\$0.00000	\$0.05355	\$0.05313
All over 6,000,000 kWhs	\$0.04235	\$0.00166	\$0.04401	\$0.00117	\$0.00000	\$0.04518	\$0.04352
Demand Charge:							
3,000 kva or less	\$30,650		\$30,650			\$30,650	\$30,650
Over 3,000 kva	\$8.30/kva		\$8.30/kva			\$8.30/kva	\$8.30/kva
Primary Volt. Discount							
11 - 60 kv	\$0.20/kva		\$0.20/kva			\$0.20/kva	\$0.20/kva
60 - 115 kv	\$1.52/kva		\$1.52/kva			\$1.52/kva	\$1.52/kva
115 or higher kv	\$1.93/kva		\$1.93/kva			\$1.93/kva	\$1.93/kva
Annual Minimum	Present:	\$945,750			Proposed:	\$987,810	
Extra Large General Service Specific Contract - Schedule 25I							
Energy Charge:							
First 0 kWhs	\$0.04662	\$0.00017	\$0.04679	\$0.00120	\$0.00000	\$0.04799	\$0.04782
0 - 3,000 kWhs	\$0.04195	\$0.00042	\$0.04237	\$0.00108	\$0.00000	\$0.04345	\$0.04303
All over 3,000 kWhs	\$0.03587	\$0.00166	\$0.03753	\$0.00092	\$0.00000	\$0.03845	\$0.03679
Demand Charge:							
0 kva or less	\$30,650		\$30,650			\$30,650	\$30,650
Over 0 kva	\$8.30/kva		\$8.30/kva			\$8.30/kva	\$8.30/kva
Primary Volt. Discount							
11 - 60 kv	\$0.20/kva		\$0.20/kva			\$0.20/kva	\$0.20/kva
60 - 115 kv	\$1.52/kva		\$1.52/kva			\$1.52/kva	\$1.52/kva
115 or higher kv	\$1.93/kva		\$1.93/kva			\$1.93/kva	\$1.93/kva
Pumping Service - Schedule 31							
Basic Charge	\$20.00		\$20.00	\$1.00		\$21.00	\$21.00
Energy Charge:							
First 85 kW/kWh	\$0.10646	\$0.00673	\$0.11319	\$0.01117	(\$0.00448)	\$0.11988	\$0.11763
Next 80 kW/kWh	\$0.10646	\$0.00673	\$0.11319	\$0.01117	(\$0.00448)	\$0.11988	\$0.11763
All additional kWhs	\$0.07603	\$0.00774	\$0.08377	\$0.00798	(\$0.00448)	\$0.08727	\$0.08401

(1) Includes all present rate adjustments: Schedule 59 (BPA Residential Exchange), Schedule 75 (Decoupling), Schedule 76 (Tax Customer Credit), Schedule 91 (DSM), Schedule 92 (LIRAP), Schedule 93 (ERM), and Schedule 98 (REC Revenue).

**AVISTA UTILITIES
WASHINGTON ELECTRIC
PRESENT AND PROPOSED RATE COMPONENTS BY SCHEDULE
RATE YEAR 2**

Type of Service (a)	Base Tariff Sch. Rate (b)	Present Other Adj.(1) (c)	Present Billing Rate (d)	General Rate Inc/Dec (e)	Sch. 78 Tax Credit (f)	Proposed Billing Rate (g)	Proposed Base Tariff Rate (h)
Residential Service - Schedule 1							
Basic Charge	\$9.00		\$9.00	\$0.00		\$9.00	\$9.00
Energy Charge:							
First 800 kWhs	\$0.09486	(\$0.01006)	\$0.08480	\$0.00235	\$0.00000	\$0.08715	\$0.09721
800 - 1,500 kWhs	\$0.11035	(\$0.01074)	\$0.09961	\$0.00272	\$0.00000	\$0.10233	\$0.11307
All over 1,500 kWhs	\$0.12940	(\$0.01158)	\$0.11782	\$0.00320	\$0.00000	\$0.12102	\$0.13260
General Services - Schedule 11							
Basic Charge	\$21.00		\$21.00	\$0.00		\$21.00	\$21.00
Energy Charge:							
First 3,650 kWhs	\$0.12379	\$0.00940	\$0.13319	\$0.00329	\$0.00000	\$0.13648	\$0.12708
All over 3,650 kWhs	\$0.09096	\$0.01007	\$0.10103	\$0.00242	\$0.00000	\$0.10345	\$0.09338
Demand Charge:							
20 kW or less	no charge		no charge	no charge			no charge
Over 20 kW	\$7.50/kW		\$7.50/kW			\$7.50/kW	\$7.50/kW
Minimums:	\$21.00 Single Phase Service					\$21.00 Single Phase Service	
	\$28.35 Three Phase Service					\$28.35 Three Phase Service	
Transportation General Services - Schedule 13							
Basic Charge	\$21.00		\$21.00	\$0.00		\$21.00	\$21.00
Energy Charge:							
On-Peak	\$0.21890	\$0.00940	\$0.22830	\$0.00582	\$0.00000	\$0.23412	\$0.22472
Off-Peak	\$0.08906	\$0.01007	\$0.09913	\$0.00237	\$0.00000	\$0.10150	\$0.09143
Minimums:	\$21.00 Single Phase Service					\$21.00 Single Phase Service	
	\$28.35 Three Phase Service					\$28.35 Three Phase Service	
Large General Service - Schedule 21							
Energy Charge:							
First 250,000 kWhs	\$0.07927	\$0.00904	\$0.08831	\$0.00240	\$0.00000	\$0.09071	\$0.08167
All over 250,000 kWhs	\$0.07092	\$0.00923	\$0.08015	\$0.00215	\$0.00000	\$0.08230	\$0.07307
Demand Charge:							
50 kW or less	\$600.00		\$600.00	\$0.00		\$600.00	\$600.00
Over 50 kW	\$7.50/kW		\$7.50/kW			\$7.50/kW	\$7.50/kW
Primary Voltage Discount	\$0.20/kW		\$0.20/kW			\$0.20/kW	\$0.20/kW
Transportation Large General Service - Schedule 23							
Basic Charge	\$600.00		\$600.00	\$0.00		\$600.00	\$600.00
Energy Charge:							
On-Peak	\$0.16784	\$0.00904	\$0.17688	\$0.00508	\$0.00000	\$0.18196	\$0.17292
Off-Peak	\$0.06928	\$0.00923	\$0.07851	\$0.00210	\$0.00000	\$0.08061	\$0.07138
Primary Voltage Discount	\$0.20/kW		\$0.20/kW			\$0.20/kW	\$0.20/kW
Extra Large General Service - Schedule 25							
Energy Charge:							
First 500,000 kWhs	\$0.05906	\$0.00017	\$0.05923	\$0.00081	\$0.00000	\$0.06004	\$0.05987
500,000 - 6,000,000 kWhs	\$0.05313	\$0.00042	\$0.05355	\$0.00073	\$0.00000	\$0.05428	\$0.05386
All over 6,000,000 kWhs	\$0.04352	\$0.00166	\$0.04518	\$0.00060	\$0.00000	\$0.04578	\$0.04412
Demand Charge:							
3,000 kva or less	\$30,650		\$30,650			\$30,650	\$30,650
Over 3,000 kva	\$8.30/kva		\$8.30/kva			\$8.30/kva	\$8.30/kva
Primary Volt. Discount							
11 - 60 kv	\$0.20/kva		\$0.20/kva			\$0.20/kva	\$0.20/kva
60 - 115 kv	\$1.52/kva		\$1.52/kva			\$1.52/kva	\$1.52/kva
115 or higher kv	\$1.93/kva		\$1.93/kva			\$1.93/kva	\$1.93/kva
Annual Minimum	Present: \$1,051,310				Proposed:	\$996,320	
Extra Large General Service Specific Contract - Schedule 25I							
Energy Charge:							
First 0 kWhs	\$0.04782	\$0.00017	\$0.04799	\$0.00061	\$0.00000	\$0.04860	\$0.04843
0 - 3,000 kWhs	\$0.04303	\$0.00042	\$0.04345	\$0.00055	\$0.00000	\$0.04400	\$0.04358
All over 3,000 kWhs	\$0.03679	\$0.00166	\$0.03845	\$0.00047		\$0.03892	\$0.03726
Demand Charge:							
0 kva or less	\$30,650		\$30,650			\$30,650	\$30,650
Over 0 kva	\$8.30/kva		\$8.30/kva			\$8.30/kva	\$8.30/kva
Primary Volt. Discount							
11 - 60 kv	\$0.20/kva		\$0.20/kva			\$0.20/kva	\$0.20/kva
60 - 115 kv	\$1.52/kva		\$1.52/kva			\$1.52/kva	\$1.52/kva
115 or higher kv	\$1.93/kva		\$1.93/kva			\$1.93/kva	\$1.93/kva
Pumping Service - Schedule 31							
Basic Charge	\$21.00		\$21.00	\$0.00		\$21.00	\$21.00
Energy Charge:							
First 85 kW/kWh	\$0.11763	\$0.00225	\$0.11988	\$0.00276	\$0.00000	\$0.12264	\$0.12039
Next 80 kW/kWh	\$0.11763	\$0.00225	\$0.11988	\$0.00276	\$0.00000	\$0.12264	\$0.12039
All additional kWhs	\$0.08401	\$0.00326	\$0.08727	\$0.00197	\$0.00000	\$0.08924	\$0.08598

(1) Includes all present rate adjustments: Schedule 59 (BPA Residential Exchange), Schedule 75 (Decoupling), Schedule 76 (Tax Customer Credit), Schedule 78 (Residual Tax Customer Credit), Schedule 91 (DSM), Schedule 92 (LIRAP), Schedule 93 (ERM), and Schedule 98 (REC Revenue).

**Tax Credit Rate Spread
Schedule 78**

No.	Type of Service (a)	Schedule Number (b)	Base Tariff Revenue Under Present Rates(1) (c)	Proposed Base Revenue Tax Credit Allocation (g)	Base Tariff Percent Increase (f)	Billing Determinants (g)	Schedule 78 Proposed Rate (h)
1	Residential	1/2	\$253,459	(\$12,722)	-5.0%	2,499,403,391	(\$0.00509)
2	General Service	11/12/13	\$81,570	\$0	0.0%	634,803,427	\$0.00000
3	Large General Service	21/22/23	\$131,153	\$0	0.0%	1,300,358,712	\$0.00000
4	Extra Large General Service/Special Contract	25	\$41,218	\$0	0.0%	561,491,715	\$0.00000
7	Extra Large General Service - Specific Contract	25l	\$21,773	\$0	0.0%	459,738,120	\$0.00000
5	Pumping Service	30/31/32	\$14,579	(\$732)	-5.0%	163,276,886	(\$0.00448)
6	Street & Area Lights	41-48	<u>\$6,901</u>	(\$346)	-5.0%	16,979,796	(\$0.02038)
7	Total		\$550,652	(\$13,800)	-2.5%	5,636,052,048	

**AVISTA UTILITIES
WASHINGTON NATURAL GAS
PROPOSED INCREASE BY SERVICE SCHEDULE
12 MONTHS ENDED SEPTEMBER 30, 2021
(000s of Dollars)**

Rate Year 1

Line No.	Type of Service	Schedule Number	Base Tariff Distribution Revenue Under Present Rates	Final General Increase	Base Tariff Distribution Revenue Under Proposed Rates	Base Tariff Percent Increase	Total Billed Revenue at Present Rates (1)	Final General Increase	Sch. 178 Tax Credit Decrease	Percent Increase on Billed Revenue
	(a)	(b)	(c)	(d)	(e)	(f)	(g)	(h)	(i)	(j)
1	General Service	101/102	\$89,621	\$5,931	\$95,552	6.6%	\$139,159	\$5,931	(\$4,927)	0.7%
2	Large General Service	111/112/116	\$20,023	\$1,325	\$21,348	6.6%	\$43,153	\$1,325	(\$1,101)	0.5%
3	Interruptible Service	131/132	\$225	\$15	\$240	6.6%	\$528	\$15	(\$12)	0.5%
4	Transportation Service	146	\$3,460	\$229	\$3,689	6.6%	\$3,225	\$229	(\$190)	1.2%
5	Special Contracts	148	<u>\$1,531</u>	<u>\$0</u>	<u>\$1,531</u>	0.0%	<u>\$1,531</u>	<u>\$0</u>	<u>\$0</u>	0.0%
6	Total		\$114,860	\$7,500	\$122,360	6.5%	\$187,596	\$7,500	(\$6,230)	0.7%

(1) Includes Schedule 150 (Purchase Gas Cost Adjustment), Schedule 155 (Gas Rate Adjustment), Schedule 175 (Decoupling), Schedule 176 (Tax Credit) Schedule 191 (DSM Adjustment), and Schedule 192 (LIRAP Adjustment).

Rate Year 2

Line No.	Type of Service	Schedule Number	Base Tariff Distribution Revenue Under Present Rates	Final General Increase	Base Tariff Distribution Revenue Under Proposed Rates	Base Tariff Percent Increase	Total Billed Revenue at Present Rates (1)	Final General Increase	Sch. 178 Tax Credit Decrease	Percent Increase on Billed Revenue
	(a)	(b)	(c)	(d)	(e)	(f)	(g)	(h)	(i)	(j)
1	General Service	101/102	\$95,552	\$1,185	\$96,737	1.2%	\$140,163	\$1,185	\$0	0.8%
2	Large General Service	111/112/116	\$21,348	\$265	\$21,613	1.2%	\$43,377	\$265	\$0	0.6%
3	Interruptible Service	131/132	\$240	\$3	\$243	1.2%	\$530	\$3	\$0	0.6%
4	Transportation Service	146	\$3,689	\$47	\$3,736	1.2%	\$3,264	\$47	\$0	1.4%
5	Special Contracts	148	<u>\$1,531</u>	<u>\$0</u>	<u>\$1,531</u>	0.0%	<u>\$1,531</u>	<u>\$0</u>	<u>\$0</u>	0.0%
6	Total		\$122,360	\$1,500	\$123,860	1.2%	\$188,865	\$1,500	\$0	0.8%

(1) Includes Schedule 150 (Purchase Gas Cost Adjustment), Schedule 155 (Gas Rate Adjustment), Schedule 175 (Decoupling), Schedule 176 (Tax Credit) Schedule 178 (Residual Tax Customer Credit), Schedule 191 (DSM Adjustment), and Schedule 192 (LIRAP Adjustment).

**AVISTA UTILITIES
WASHINGTON NATURAL GAS
PRESENT AND PROPOSED RATE COMPONENTS BY SCHEDULE
RATE YEAR 1**

<u>Type of Service</u> (a)	<u>Present Base Distribution Rate</u> (b)	<u>Present Billing Rate Adj. (1)</u> (c)	<u>Present Billing Rate</u> (d)	<u>General Rate Increase</u> (e)	<u>Sch 178 Tax Customer Credit</u> (f)	<u>Proposed Billing Rate(1)</u> (g)	<u>Proposed Base Distribution Rate</u> (h)
<u>General Service - Schedule 101</u>							
Basic Charge	\$9.50		\$9.50	\$0.00		\$9.50	\$9.50
Usage Charge:							
First 70 Therms	\$0.46008	\$0.36613	\$0.82621	\$0.03885	(\$0.03587)	\$0.82919	\$0.49893
All over 70 Therms	\$0.59795	\$0.36613	\$0.94919	\$0.05049	(\$0.03587)	\$0.96381	\$0.64844
<u>Large General Service - Schedule 111</u>							
Usage Charge:							
First 200 therms	\$0.59720	\$0.34014	\$0.93734	\$0.04640	(\$0.01874)	\$0.96500	\$0.64360
200 - 1,000 therms	\$0.36049	\$0.40064	\$0.76113	\$0.02263	(\$0.01874)	\$0.76502	\$0.38312
1,000 - 10,000 therms	\$0.27478	\$0.40038	\$0.67516	\$0.01725	(\$0.01874)	\$0.67367	\$0.29203
10,000 - 25,000 therms	\$0.23445	\$0.40026	\$0.63471	\$0.01472	(\$0.01874)	\$0.63069	\$0.24917
All over 25,000 therms	\$0.16447	\$0.40004	\$0.56451	\$0.01033	(\$0.01874)	\$0.55610	\$0.17480
Minimum Charge:							
per month	\$119.44		\$119.44	\$9.28		\$128.72	\$128.72
per therm	\$0.00000	\$0.34014	\$0.34014			\$0.32140	\$0.00000
<u>Interruptible Service - Schedule 132</u>							
Usage Charge:							
First 10,000 therms	\$0.28063	\$0.30871	\$0.58934	\$0.01870	(\$0.01267)	\$0.59537	\$0.29933
10,000 - 25,000 therms	\$0.22528	\$0.31079	\$0.53607	\$0.01501	(\$0.01267)	\$0.53841	\$0.24029
25,000 - 50,000 therms	\$0.21169	\$0.31130	\$0.52299	\$0.01410	(\$0.01267)	\$0.52442	\$0.22579
All over 50,000 therms	\$0.18914	\$0.31215	\$0.50129	\$0.01260	(\$0.01267)	\$0.50122	\$0.20174
Annual Minimum per therm	Present:	\$0.28429				Proposed:	\$0.29723
<u>Transportation Service - Schedule 146</u>							
Basic Charge	\$625.00		\$625.00	\$75.00		\$700.00	\$700.00
Usage Charge:							
First 20,000 therms	\$0.11548	(\$0.00885)	\$0.10663	\$0.00708	(\$0.00606)	\$0.10765	\$0.12256
20,000 - 50,000 therms	\$0.10274	(\$0.00769)	\$0.09505	\$0.00630	(\$0.00606)	\$0.09529	\$0.10904
50,000 - 300,000 therms	\$0.09264	(\$0.00676)	\$0.08588	\$0.00568	(\$0.00606)	\$0.08550	\$0.09832
300,000 - 500,000 therms	\$0.08567	(\$0.00613)	\$0.07954	\$0.00526	(\$0.00606)	\$0.07874	\$0.09093
All over 500,000 therms	\$0.06439	(\$0.00419)	\$0.06020	\$0.00395	(\$0.00606)	\$0.05809	\$0.06834
Annual Minimum per therm	Present:	\$0.10274				Proposed:	\$0.10904

(1) Includes Schedule 150 (Purchase Gas Cost Adjustment), Schedule 155 (Gas Rate Adjustment), Schedule 194 (Remand Rebate), Schedule 175 (Decoupling), Schedule 191 (DSM Adjustment), Schedule 194 (Remand) and Schedule 192 (LIRAP Adjustment).

Attachment A

**AVISTA UTILITIES
WASHINGTON NATURAL GAS
PRESENT AND PROPOSED RATE COMPONENTS BY SCHEDULE
RATE YEAR 2**

<u>Type of Service</u> (a)	<u>Present Base Distribution Rate</u> (b)	<u>Present Billing Rate Adj. (1)</u> (c)	<u>Present Billing Rate</u> (d)	<u>General Rate Increase</u> (e)	<u>Sch 178 Tax Customer Credit</u> (f)	<u>Proposed Billing Rate(1)</u> (g)	<u>Proposed Base Distribution Rate</u> (h)
<u>General Service - Schedule 101</u>							
Basic Charge	\$9.50		\$9.50	\$0.00		\$9.50	\$9.50
Usage Charge:							
First 70 Therms	\$0.49893	\$0.33026	\$0.82919	\$0.00776		\$0.83695	\$0.50669
All over 70 Therms	\$0.64844	\$0.33026	\$0.96381	\$0.01009		\$0.97390	\$0.65853
<u>Large General Service - Schedule 111</u>							
Usage Charge:							
First 200 therms	\$0.64360	\$0.32140	\$0.96500	\$0.00930		\$0.97430	\$0.65290
200 - 1,000 therms	\$0.38312	\$0.38190	\$0.76502	\$0.00452		\$0.76954	\$0.38764
1,000 - 10,000 therms	\$0.29203	\$0.38164	\$0.67367	\$0.00344		\$0.67711	\$0.29547
10,000 - 25,000 therms	\$0.24917	\$0.38152	\$0.63069	\$0.00294		\$0.63363	\$0.25211
All over 25,000 therms	\$0.17480	\$0.38130	\$0.55610	\$0.00206		\$0.55816	\$0.17686
Minimum Charge:							
per month	\$128.72		\$128.72	\$1.86		\$130.58	\$130.58
per therm	\$0.00000	\$0.32140	\$0.32140			\$0.32140	\$0.00000
<u>Interruptible Service - Schedule 132</u>							
Usage Charge:							
First 10,000 therms	\$0.29933	\$0.29604	\$0.59537	\$0.00384		\$0.59921	\$0.30317
10,000 - 25,000 therms	\$0.24029	\$0.29812	\$0.53841	\$0.00308		\$0.54149	\$0.24337
25,000 - 50,000 therms	\$0.22579	\$0.29863	\$0.52442	\$0.00290		\$0.52732	\$0.22869
All over 50,000 therms	\$0.20174	\$0.29948	\$0.50122	\$0.00259		\$0.50381	\$0.20433
Annual Minimum per therm	Present:	\$0.30403				Proposed:	\$0.30031
<u>Transportation Service - Schedule 146</u>							
Basic Charge	\$700.00		\$700.00	\$0.00		\$700.00	\$700.00
Usage Charge:							
First 20,000 therms	\$0.12256	(\$0.01491)	\$0.10765	\$0.00174		\$0.10939	\$0.12430
20,000 - 50,000 therms	\$0.10904	(\$0.01375)	\$0.09529	\$0.00154		\$0.09683	\$0.11058
50,000 - 300,000 therms	\$0.09832	(\$0.01282)	\$0.08550	\$0.00139		\$0.08689	\$0.09971
300,000 - 500,000 therms	\$0.09093	(\$0.01219)	\$0.07874	\$0.00128		\$0.08002	\$0.09221
All over 500,000 therms	\$0.06834	(\$0.01025)	\$0.05809	\$0.00096		\$0.05905	\$0.06930
Annual Minimum per therm	Present:	\$0.11242				Proposed:	\$0.11058

(1) Includes Schedule 150 (Purchase Gas Cost Adjustment), Schedule 155 (Gas Rate Adjustment), Schedule 175 (Decoupling), Schedule 191 (DSM Adjustment) and Schedule 192 (LIRAP Adjustment).

Attachment A

Tax Credit Rate Spread
Schedule 178 Rate Spread - Percentage of Base Revenue

No.	Type of Service (a)	Schedule Number (b)	Base Tariff Revenue Under Present Rates(1) (c)	Percentage of Base Revenue (d)	Base Tariff Percent Decrease (e)	Proposed Base Revenue Tax Credit Allocation (f)	Billing Determinants (g)	Schedule 178 Rate Credit (h)
1	General Service	101/102	\$89,621	79.1%	-5.5%	(\$4,927)	137,376,752	\$ (0.03587)
2	Large General Service	111/112/116	\$20,023	17.7%	-5.5%	(\$1,101)	58,747,734	\$ (0.01874)
3	Interruptible Service	131/132	\$225	0.2%	-5.5%	(\$12)	974,878	\$ (0.01267)
4	Transportation Service	146	<u>\$3,460</u>	3.1%	-5.5%	<u>(\$190)</u>	31,374,242	\$ (0.00606)
5	Total		\$113,329		-5.5%	(\$6,230)	228,473,607	

Attachment B

Attachment B
Dockets UE-220053, UG-220054 and UE-210854 (consolidated)

Performance-Based Ratemaking Metrics for Electric (E) and Gas (G).

* Identifies a customer benefit indicator metric proposed by, or agreed to, by Avista in its 2021 Clean Energy Implementation Plan.¹

Affordable Service

	Metric	Time Interval
1	Average annual bill, by class, and by census tract (E & G)	Annually
2	Average annual bill as a percentage of income, by class, and by census tract (E & G)	Annually
3	Total revenue occurring through riders and associated mechanisms not captured in the MYRP (E & G)	Quarterly
4*	Residential arrearages by month, measured by location and demographic information (zip code/census tract, KLI customers, Vulnerable Populations, Highly Impacted Communities, and for all customers in total) (E & G)	Annually
5	Small commercial customer arrearages by month, for all customers and measured by location in Vulnerable Populations, Highly Impacted Communities	Annually
6	Rate base per customer (E & G)	Quarterly
7	O&M per customer (E & G)	Quarterly
8	Rate of annual revenue growth compared to inflation (E & G)	Quarterly
9*	Number and percentage of residential electric disconnections for nonpayment by month, measured by location and demographic information (zip code/census tract, KLI customers, Vulnerable Populations, Highly Impacted Communities, and for all customers in total) (E & G)	Annually
10	Number and percentage of small commercial customer electric disconnections for nonpayment by month, for all customers and measured by location in Vulnerable Populations, Highly Impacted Communities	Annually
11	Percentage of low-income customers who participate in bill assistance programs (E & G)	Annually
12	Average bill as a percentage of low-income customers' average income (E & G)	Annually
13*	Number of households with a high-energy burden (>6%), separately identifying known low income and Named Communities	Annually

¹ This Plan was approved in Docket UE-210628 by the Commission on June 16, 2022.

14*	Percentage of households with a high-energy burden (>6%), separately identifying known low income and Named Communities	Annually
15*	Average excess burden per household	Annually

Capital formation

	Metric	Time Interval
16	Ratemaking return on common equity	Quarterly
17	Utility credit ratings	Quarterly

Equitable Service

	Metric	Time Interval
18	Percentage of customers, by class, that participate in energy efficiency programs (E & G)	Quarterly
19	Percentage of known low-income customers that participate in demand response, distributed energy resources, or renewable energy utility programs (E & G)	Quarterly
20	Percentage of small commercial customers that participate in demand response, distributed energy resources, or renewable energy utility programs	Quarterly
21	Percentage of utility energy efficiency program spending that benefits highly impacted communities and vulnerable populations (E & G)	Quarterly
22	Percentage of utility spending on demand response, distributed energy resources, and renewable that benefits highly impacted communities and on vulnerable populations (E & G)	Annually
23	Percentage of known low-income customers that participate in utility electric vehicle programs, by program (E)	Quarterly
24	Percentage of utility electric vehicle program spending that benefits highly impacted communities and vulnerable populations (E)	Annually
25	Percentage of utility-owned and supported EVSE by use case located within and/or providing direct benefits and services named communities (E)	Quarterly
26	Percentage of non-pipe alternative ⁺ utility spending that occurs in highly impacted communities and on vulnerable populations (G)	Annually
27*	Percentage of Avista suppliers that are minority-owned, women-owned, or veteran owned	Quarterly
28*	Percentage of all Avista employees and senior management (separately identifying: a) c-suite employees and b) directors and employees more senior than directors) who identify as: i) female or non-binary; or ii) as a person of color	Quarterly

29*	Number of annual passenger miles provided by Community Based Organizations for individuals utilizing electric transportation (E)	Annually
30*	Number of Public Charging Stations located in Named Communities	Quarterly
31*	Incremental spending each year in Named Communities	Annually
32*	Number of customers and/or Community based organizations served	Annually
33*	Number of residential appliance and equipment rebates provided to customers residing in Named Communities and the number of residential rebates provided to customers residing in rental units	Quarterly
34*	Percentage of company engagements available with translation services	Quarterly

+ Non-Pipeline Alternatives (NPA) is the inclusive term for any targeted investment or activity that is intended to defer, reduce, or remove the need to construct or upgrade components of a natural gas system, or “pipeline investment.” See <https://www.nationalgridus.com/Business-Partners/Non-Pipeline-Alternatives/What-is-an-NPA>

Satisfy Customer Needs

Electric Reliability

	Metric	Time Interval
35	SAIDI excluding IEEE-defined major events for WA (E)	Annually
36	SAIDI all outages for WA (E)	Annually
37	SAIFI excluding IEEE-defined major events for WA (E)	Annually
38	SAIFI all outages for WA (E)	Annually
39	CAIDI by feeder classification (E)	Annually
40	CAIDI in highly impacted communities, by census tract (E)	Annually
41	CAIFI by feeder classification (E)	Annually
42	CAIFI in highly impacted communities, by census tract (E)	Annually
43	CEMI IEEE Standard 1366P-2003, by census track (E)	Annually
44	CEMI IEEE Standard 1366P-2003 in highly impacted communities, by census tract (E)	Annually
45	Average response time to an electric system emergency (E)	Quarterly
46	Average response time to a natural gas system emergency (G)	Quarterly
47*	Planning reserve margin	Quarterly
48	Number of outages by category during the Fire Season (June 1-Oct. 1) vs No Fire Season	Annually
49	Number of overhead equipment failures by subcategory (arrestors, capacitor, insulator, fuse, conductor, etc.) during Fire Season (June 1-Oct. 1) vs No Fire Season	Annually

Wildfire

Report the following wildfire program metrics on an annual basis with both annual incremental amount and total cumulative amount along with annual incremental cost per wildfire mitigation component.

	Metric	Time Interval
50	Number and percent of planned pre-season vegetation inspections and remediation performed on time	Annually
51	Number of trees trimmed	Annually
52	Number of hazard trees removed	Annually
53	Number of trees replaced through the Customer Choice Right Tree Right Place program	Annually
54	Number of trees removed through customer requests	Annually
55	Trees and brush removed and trees trimmed from the Fuel Reduction Partnerships	Annually
56	Number of reclosers installed	Annually
57	Number of circuit breakers upgraded with supervisory control and data acquisition	Annually
58	Miles of Wildland Urban Interface	Annually
59	Number and percent of distribution grid hardening projects planned vs completed	Annually
60	Miles of conductor undergrounded	Annually
61	Miles of copper conductor replaced	Annually
62	Number of small copper wire units removed	Annually
63	Number of wildlife guards installed	Annually
64	Number of open wire secondary districts removed	Annually
65	Number of wedge/bail clamps at hot tap connection points installed	Annually
66	*Include reporting of other existing Wildfire Plan metrics like number of fiber-glass arms installed, fire resistant wrap installed, Dry Land Mode automation devices installed, etc.	Annually

Customer Experience

	Metric	Time Interval
67	Customer satisfaction, by class, with telephone service provided by customer service representatives (E & G)	Quarterly
68	Customer satisfaction, by class, with Avista's field service representatives (E & G)	Quarterly
69	Customer Complaints, by class, made to the Commission (E & G)	Quarterly
70	Percentage of customers call answered live by a customer service representative within 60 seconds (E & G)	Quarterly
71*	Number of outreach contacts	Annually

72*	Number of marketing impressions	Annually
-----	---------------------------------	----------

Advance Societal Outcomes

Pollution and greenhouse gas emissions reductions

	Metric	Time Interval
73	Carbon intensity CO ₂ e/MWh; CO ₂ e/MW, CO ₂ e/customer (E & G)	Annually ²
74	Total emissions from energy delivery systems, including customer direct use (E & G)	Annually ³
75	Annual utility system CO ₂ e emissions avoided through non-pipe alternative programs (G)	Annually ⁴
76*	Weighted average days exceeding health levels	Annually ⁵
77*	Avista plant air emissions	Annually ⁶
78	Ratio of new gas customers to new electric customers (E & G)	Quarterly
79*	Metric related to decreased wood use for home heating	Annually ⁷

Electric Grid Benefits

	Metric	Time Interval
80	Percentage of load shifted to off-peak periods attributable to TE tariff offerings by use case	Quarterly
81	Percentage of EV load subject to managed charging	Quarterly
82	Percentage of EVSE in DR programs	Quarterly
83	Percentage of EVSE in TOU rates	Quarterly

² Data for this metric is filed with the Washington Utilities & Transportation Commission by June 1st of each year. For both electric and gas, data published by February 15, 2023 will be for calendar year 2021. When data is available for calendar year 2022, it will be updated.

³ Data for this metric will be updated by March 31st of each year. By February 15, 2023, 2021 data will be published for calendar year 2021. When data is available for calendar year 2022, it will be updated.

⁴ Data for this metric will not be available and published until February 15, 2024 for calendar year 2023.

⁵ Data for this metric comes from the Environmental Protection Agency (EPA) and has a year or more lag before it is available. By February 15, 2023, data for calendar year 2021 should be available to publish with future updates occurring by February 15th for data from two years prior.

⁶ Data for this metric will be updated by March 31st of each year. By February 15, 2023, 2021 data will be published for calendar year 2021. When data is available for calendar year 2022, it will be updated.

⁷ Data for this metric will not be available and published until February 15, 2024 for calendar year 2023.

84	Peak load reduction capability attributable to demand response programs	Quarterly
85	Actual peak load reductions realized through dispatched DR in top 100 hours	Annually
86	Annual capital expenditures avoided through non-wires alternative programs	Annually
87*	Percent of generation located in Washington or connected to Avista transmission	Quarterly
88	Price Avista charges at utility-owned and supported EVSE, by use case	Quarterly
89	Types of electric transportation technology supported by a utility portfolio as a percent of total TE investments <i>i.e.</i> micro-mobility, transit, etc.	Annually

Natural Gas System Benefits

	Metric	Time Interval
90	Peak load reduction capability attributable to demand response programs	Annually
91	Actual peak load reductions realized through dispatched DR in top 100 hours	Annually
92	Annual capital expenditures avoided through non-pipe alternative programs	Annually ⁸

1525001.1

⁸ Data for this metric will not be available and published until February 15, 2024 for calendar year 2023.

Attachment C

Attachment C
Dockets UE-220053, UG-220054 and UE-210854 (consolidated)

Exh. CGK-6

Avista Corp
ERM Authorized Expense and Retail Sales (Annual)
Based on Pro forma January - December 2023
2023 Historic Normalized Loads

ERM Authorized Power Supply Expense - System Numbers (1)

	Total	Jan	Feb	Mar	Apr	May	Jun	Jul	Aug	Sep	Oct	Nov	Dec
Account 555 - Purchased Power	\$119,846,405	\$10,909,605	\$10,995,181	\$10,412,037	\$10,175,065	\$9,353,170	\$9,223,987	\$9,016,746	\$10,003,865	\$8,914,197	\$10,288,866	\$10,404,864	\$10,148,822
Account 501 - Thermal Fuel	\$33,085,301	\$3,236,256	\$2,878,737	\$3,312,780	\$2,759,153	\$1,777,307	\$1,755,635	\$3,235,889	\$3,324,844	\$2,860,323	\$2,585,390	\$2,627,097	\$2,731,887
Account 547 - Natural Gas Fuel	\$109,079,222	\$13,985,651	\$10,036,695	\$9,967,611	\$6,211,428	\$3,488,492	\$3,457,790	\$8,762,352	\$11,217,256	\$10,404,420	\$7,830,708	\$10,606,561	\$13,110,257
Account 557 - Other Expenses	\$602,329	\$50,194	\$50,194	\$50,194	\$50,194	\$50,194	\$50,194	\$50,194	\$50,194	\$50,194	\$50,194	\$50,194	\$50,194
Account 565 - Transmission Expense	\$17,856,896	\$1,488,075	\$1,488,075	\$1,488,075	\$1,488,075	\$1,488,075	\$1,488,075	\$1,488,075	\$1,488,075	\$1,488,075	\$1,488,075	\$1,488,075	\$1,488,075
Account 456 - Other Revenue	-\$6,308,125	-\$517,006	-\$570,480	-\$672,012	-\$362,576	-\$529,059	-\$529,828	-\$497,348	-\$487,983	-\$512,279	-\$514,489	-\$597,071	-\$517,995
Account 447 - Sale for Resale	-\$135,113,308	-\$11,577,159	-\$5,583,769	-\$9,185,147	-\$10,604,610	-\$8,951,313	-\$8,347,942	-\$21,126,123	-\$14,517,520	-\$15,009,739	-\$8,474,115	-\$9,244,965	-\$12,490,906
Power Supply Expense	\$139,048,719	\$17,575,615	\$19,294,634	\$15,373,539	\$9,716,730	\$6,676,866	\$7,097,911	\$929,786	\$11,078,730	\$8,195,190	\$13,254,629	\$15,334,755	\$14,520,334
Account 456 - Transmission Revenue	-\$31,206,344	-\$2,186,051	-\$2,470,459	-\$2,347,669	-\$2,363,352	-\$2,573,430	-\$2,900,958	-\$3,108,724	-\$3,126,996	-\$2,830,431	-\$2,581,820	-\$2,333,303	-\$2,383,151
Total Authorized Expense	\$107,842,375	\$15,389,564	\$16,824,175	\$13,025,870	\$7,353,378	\$4,103,436	\$4,196,953	-\$2,178,938	\$7,951,734	\$5,364,759	\$10,672,809	\$13,001,452	\$12,137,183

Washington Allocation:

	Total	Jan	Feb	Mar	Apr	May	Jun	Jul	Aug	Sep	Oct	Nov	Dec
Account 447 - Sale for Resale	\$ (135,113,308)	\$ (11,577,159)	\$ (5,583,769)	\$ (9,185,147)	\$ (10,604,610)	\$ (8,951,313)	\$ (8,347,942)	\$ (21,126,123)	\$ (14,517,520)	\$ (15,009,739)	\$ (8,474,115)	\$ (9,244,965)	\$ (12,490,906)
Account 456 - Other Revenue	\$ (6,308,125)	\$ (517,006)	\$ (570,480)	\$ (672,012)	\$ (362,576)	\$ (529,059)	\$ (529,828)	\$ (497,348)	\$ (487,983)	\$ (512,279)	\$ (514,489)	\$ (597,071)	\$ (517,995)
Account 456 - Transmission Revenue (System)	\$ (31,153,166)	\$ (2,181,295)	\$ (2,465,851)	\$ (2,343,171)	\$ (2,358,817)	\$ (2,568,766)	\$ (2,896,202)	\$ (3,103,968)	\$ (3,122,240)	\$ (2,825,675)	\$ (2,578,688)	\$ (2,330,098)	\$ (2,378,395)
Total Revenue	\$ (172,574,599)	\$ (14,275,461)	\$ (8,620,100)	\$ (12,200,329)	\$ (13,326,002)	\$ (12,049,138)	\$ (11,773,971)	\$ (24,727,439)	\$ (18,127,743)	\$ (18,347,693)	\$ (11,567,292)	\$ (12,172,134)	\$ (15,387,296)
WA Allocation: @ 65.54	\$ (113,105,392)	\$ (9,356,137)	\$ (5,649,613)	\$ (7,996,096)	\$ (8,733,862)	\$ (7,897,005)	\$ (7,716,661)	\$ (16,206,363)	\$ (11,880,923)	\$ (12,025,078)	\$ (7,581,203)	\$ (7,977,616)	\$ (10,084,834)
Account 456030 Directly Assigned Washington	\$ (114,276)	\$ (9,523)	\$ (9,523)	\$ (9,523)	\$ (9,523)	\$ (9,523)	\$ (9,523)	\$ (9,523)	\$ (9,523)	\$ (9,523)	\$ (9,523)	\$ (9,523)	\$ (9,523)
Total Electric Revenue	\$ (113,219,668)	\$ (9,365,660)	\$ (5,659,136)	\$ (8,005,619)	\$ (8,743,385)	\$ (7,906,528)	\$ (7,726,184)	\$ (16,215,886)	\$ (11,890,446)	\$ (12,034,601)	\$ (7,590,726)	\$ (7,987,139)	\$ (10,094,357)
Account 501 - Thermal Fuel	\$ 33,085,301	\$ 3,236,256	\$ 2,878,737	\$ 3,312,780	\$ 2,759,153	\$ 1,777,307	\$ 1,755,635	\$ 3,235,889	\$ 3,324,844	\$ 2,860,323	\$ 2,585,390	\$ 2,627,097	\$ 2,731,887
Account 547 - Natural Gas Fuel	\$ 109,079,222	\$ 13,985,651	\$ 10,036,695	\$ 9,967,611	\$ 6,211,428	\$ 3,488,492	\$ 3,457,790	\$ 8,762,352	\$ 11,217,256	\$ 10,404,420	\$ 7,830,708	\$ 10,606,561	\$ 13,110,257
Account 555 - Purchased Power	\$ 119,846,405	\$ 10,909,605	\$ 10,995,181	\$ 10,412,037	\$ 10,175,065	\$ 9,353,170	\$ 9,223,987	\$ 9,016,746	\$ 10,003,865	\$ 8,914,197	\$ 10,288,866	\$ 10,404,864	\$ 10,148,822
Account 557 - Other Expenses	\$ 602,329	\$ 50,194	\$ 50,194	\$ 50,194	\$ 50,194	\$ 50,194	\$ 50,194	\$ 50,194	\$ 50,194	\$ 50,194	\$ 50,194	\$ 50,194	\$ 50,194
Account 565 - Transmission Expense	\$ 17,856,896	\$ 1,488,075	\$ 1,488,075	\$ 1,488,075	\$ 1,488,075	\$ 1,488,075	\$ 1,488,075	\$ 1,488,075	\$ 1,488,075	\$ 1,488,075	\$ 1,488,075	\$ 1,488,075	\$ 1,488,075
Total Expense	\$ 280,470,152	\$ 29,669,781	\$ 25,448,882	\$ 25,230,698	\$ 20,683,915	\$ 16,157,238	\$ 15,975,681	\$ 22,553,256	\$ 26,084,234	\$ 23,717,209	\$ 22,243,233	\$ 25,176,791	\$ 27,529,235
WA Allocation: @ 65.54	\$ 183,820,138	\$ 19,445,575	\$ 16,679,198	\$ 16,536,199	\$ 13,556,238	\$ 10,589,454	\$ 10,470,461	\$ 14,781,404	\$ 17,095,607	\$ 15,544,259	\$ 14,578,215	\$ 16,500,869	\$ 18,042,661
Directly Assigned	\$ -	\$ -	\$ -	\$ -	\$ -	\$ -	\$ -	\$ -	\$ -	\$ -	\$ -	\$ -	\$ -
Total Electric Expense	\$ 183,820,138	\$ 19,445,575	\$ 16,679,198	\$ 16,536,199	\$ 13,556,238	\$ 10,589,454	\$ 10,470,461	\$ 14,781,404	\$ 17,095,607	\$ 15,544,259	\$ 14,578,215	\$ 16,500,869	\$ 18,042,661
Total Power Supply Base - Washington	\$ 70,600,470	\$ 10,079,915	\$ 11,020,061	\$ 8,530,580	\$ 4,812,853	\$ 2,682,926	\$ 2,744,277	\$ (1,434,482)	\$ 5,205,161	\$ 3,509,657	\$ 6,987,488	\$ 8,513,729	\$ 7,948,304

Check: Power Supply WA Adj Workbook 12 ME 09.30.21

\$ 70.601

ERM Authorized Washington Retail Sales (2)

Total Retail Sales, MWh (4)	5,636,052	513,538	486,805	421,955	351,382	418,077	492,763	547,813	508,627	439,077	468,375	451,407	536,232
2023 Retail Revenue Credit Rate	\$12.53	/MWh											

- (1) Multiply number by ROO current production/transmission allocation ratio of **65.54%**
- (2) Transmission Revenue as discussed by Company Witness Schlect
- (3) Note totals may vary slightly from adjustment due to rounding.
- (4) Twelve months ended September 2021 normalized monthly retail sales.

Transmission Revenue Reconciliation:

Total System Transmission Revenue	\$ (31,153,166)	Allocated as System at 65.54%
Total Washington Direct Assigned Revenue	\$ (114,276)	Directly Assigned to Washington
Total Idaho Direct Assigned	\$ 61,098	Ignored in Washington calculation - only Idaho
Total	\$ (31,206,344)	

Attachment D

Attachment D
Dockets UE-220053, UG-220054 and UE-210854 (consolidated)

Regulatory Amortizations:

Surcharge / (Refund)	Electric Annual Amortization	Natural Gas Annual Amortization	Amortization Period	Docket Regulatory Asset Approved In
AMI Regulatory Asset (Adj. 3.04) ¹	\$3,787,130	\$1,072,904	MYRP (Original) - 15 Years	UE-200900, et., al
Excess Incremental Colstrip Depreciation Deferral (Adj. 3.05)	\$256,914		MYRP – 2 Year	UE-190334 / UE-200900, et., al
Reg Asset - Colstrip Community Transmission Fund (Customer Portion) (Adj. 3.05)	\$750,000		MYRP – 2 Year	UE-190334
Accumulated Provision for Rate Refund - Remand Residual Balance (Adj. 3.05)	(\$127,601)	(\$68,020)	MYRP – 2 Year	UG-190335
Regulatory Liability - Tax Reform 2017 Non-Plant Excess Deferred Residual Balances (Adj. 3.05)		(\$69,634)	MYRP – 2 Year	UG-180177
Regulatory Liability - Tax Reform Residual Balance (Adj. 3.05)		(\$28,721)	MYRP – 2 Year	UG-180177
LEAP Regulatory Asset (Adj. 3.06) ¹		\$1,745,141	Rate Year 1	UG-152394 / UG-170486
LEAP Regulatory Asset (Adj. 5.06) ¹		\$1,550,390	Rate Year 2	UG-152394 / UG-170486

¹As described in Andrews Testimony at Exh., EMA-1T, the AMI (pp. 104, line 3 – pp. 105, line 7) and LEAP (pp. 107, line 7 – pp. 108, line 12) Regulatory Amortizations above were approved in their respective Dockets. The Pro Forma Adjustments 3.04 and 3.06 (natural gas only), simply result in reflecting the appropriate amount of amortization expense during each year of the MYRP.

²As described in Andrews Testimony at Exh. EMA-1T, (pp. 105, line 8 – pp. 107, line 6), electric and natural gas Adjustment 3.05 “Other Amortizations,” results from the amortization of prior approved electric and natural gas Regulatory Deferral balances outstanding, with a proposed two-year amortization period.