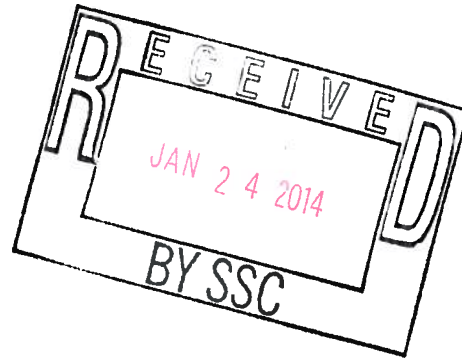




January 21, 2014

Mr. Ed Nikula
Sanitary Service Company
PO Box 1702
Bellingham, WA 98227



Dear Mr. Nikula,

Per Section 7.1 of the contract between Recomp of Washington and the City of Bellingham the disposal fees are to be increased effective July 1, 2014. Recomp is entitled to an increase of eighty percent (80%) of the increase of the CPI-West index during the twelve months ending on the preceding December 31.

The Consumer Price Index (CPI) change for the calendar year 2013 was calculated as follows:

All Urban Consumers- West Index CPI
Dec 2012 = 232.376 and Dec 201 = 235.824

Disposal Increase

Fractional CPI Change	$(235.824-232.376)/232.376=.014838$
	$* .80 = .011870$
Disposal	$(1 + .011870) * \$89.05 = \$90.11/\text{ton}$
Plus Ash Disposal Fees	\$6.84/ton expired in 2006 – Rate now zero
Total Disposal Rate:	$\$90.11/\text{ton} + 12.5\% \text{ tax} = \underline{\underline{\$101.37}}$

If you have any questions, please feel free to give me a call at (206) 332-7744.

Sincerely,

Jeff Sichmeller
Controller

Cc: Ted Carlson, City of Bellingham
Grant Hill, Manager for RDC-Ferndale

54 South Dawson Street
Seattle, WA 98134
206.332.7700 • Fax 206.764.1234
www.republicservices.com



City of Bellingham MSW - Effective June 1, 2014

All Urban Consumers - West Index CPI

December 2013 annual	235.824
December 2012 annual	232.376
% of CPI Change	80%
CPI Change	0.014838
Contract Adjustment	0.011870

MSW Disposal Fees

<u>Old Rates</u>	<u>New Rates</u>
\$89.05	\$90.11





Databases, Tables & Calculators by Subject

FONT SIZE

Change Output Options: From: To:


Include graphs

[More Formatting Options](#)

Data extracted on: January 20, 2014 (5:11:52 PM)

Consumer Price Index - All Urban Consumers

Series Id: CUUR0400SA0, CUUS0400SA0
Not Seasonally Adjusted
Area: West urban
Item: All items
Base Period: 1982-84=100



Download: .xls

Year	Jan	Feb	Mar	Apr	May	Jun	Jul	Aug	Sep	Oct	Nov	Dec	Annual	HALF1	HALF2
2003	186.6	188.1	189.3	188.8	188.5	188.1	188.4	189.2	189.6	189.4	188.5	188.3	188.6	188.2	188.9
2004	189.4	190.8	192.2	192.3	193.4	193.3	192.9	193.0	193.8	195.0	195.1	194.2	193.0	191.9	194.0
2005	194.5	195.7	197.1	198.6	198.8	198.0	198.6	199.6	201.7	202.6	201.4	200.0	198.9	197.1	200.7
2006	201.7	202.7	203.8	205.3	206.9	206.4	206.7	207.5	207.8	207.1	206.3	206.2	205.7	204.5	206.9
2007	207.790	208.995	210.778	212.036	213.063	212.680	212.542	212.406	212.920	213.917	214.904	214.733	212.230	210.890	213.570
2008	215.739	216.339	218.533	219.437	221.009	223.040	223.867	222.823	222.132	221.034	217.113	214.685	219.646	219.016	220.276
2009	215.923	217.095	217.357	217.910	218.567	219.865	219.484	219.884	220.294	220.447	219.728	219.307	218.822	217.786	219.857
2010	219.989	220.179	220.809	221.202	221.417	221.147	221.331	221.523	221.384	221.708	221.671	222.081	221.203	220.790	221.616
2011	223.149	224.431	226.558	227.837	228.516	228.075	227.805	228.222	229.147	229.195	228.771	228.117	227.485	226.428	228.543
2012	228.980	229.995	232.039	232.561	233.053	232.701	231.893	233.001	234.083	234.966	233.206	232.029	232.376	231.555	233.196
2013	232.759	234.595	235.511	235.488	235.979	236.227	236.341	236.591	237.146	237.000	236.153	236.096	235.824	235.093	236.555

TOOLS

- [Areas at a Glance](#)
- [Industries at a Glance](#)
- [Economic Releases](#)
- [Databases & Tables](#)
- [Maps](#)

CALCULATORS

- [Inflation](#)
- [Location Quotient](#)
- [Injury And Illness](#)

HELP

- [Help & Tutorials](#)
- [FAQs](#)
- [Glossary](#)
- [About BLS](#)
- [Contact Us](#)

INFO

- [What's New](#)
- [Careers @ BLS](#)
- [Find It! DOL](#)
- [Join our Mailing Lists](#)
- [Linking & Copyright Info](#)

RESOURCES

- [Inspector General \(OIG\)](#)
- [Budget and Performance](#)
- [No Fear Act](#)
- [USA.gov](#)
- [Benefits.gov](#)
- [Disability.gov](#)