

**Puget Sound Energy
Balance Sheet**

FERC Account and Description	Oct 2013	Nov 2013	Dec 2013
*ASSETS			
**UTILITY PLANT			
***Electric Plant			
101 Electric Plant in Service			
102 Electric Plant Purchased or Sold			
105 Electric Plant Held for Future Use			
106 Comp.Construction Not Classfd.-Electric			
107 Construction Work in Prog. - Electric			
114 Electric Plant Acquisition Adjustments			
Total Electric Plant			
***Gas Plant			
101 Gas Plant in Service			
105 Gas Plant Held for Future Use			
106 Comp. Construction Not Classfd.- Gas			
107 Construction Work in Progress - Gas			
117.3 Gas Strd.in Resvr.& Pipln.-Noncurr.			
Total Gas Plant			
***Common Plant			
101 Plant in Service - Common			
101.1 Property Under Capital Leases			
106 Comp Construction Not Classfd. - Common			
107 Construction Work in Progress - Common			
Total Common Plant			
***Accumulated Depreciation and Amortization			
108 Accumulated Provision for Depreciation			
111 Accumulated Provision for Amortization			
115 Accm.Prv.for Amort.of Plant Acquis.Adj.			
Less: Accumulated Depr and Amortizat			
**NET UTILITY PLANT			
**OTHER PROPERTY AND INVESTMENTS			
***Other Investments			
121 Nonutility Property			
122 Accm.Prov.for Depr.& Amort.Non-utility P			
123.1 Investment in Subsidiary Companies			
124 Other Investments			
***Total Other Investments			
**TOTAL OTHER PROPERTY AND INVESTMENT			
**CURRENT ASSETS			
***Cash			
131 Cash			
134 Other Special Deposits			
135 Working Funds			
136 Temporary Cash Investments			
***Total Cash			
***Restricted Cash			
***Total Restricted Cash			
***Accounts Receivable			
141 Notes Receivable			
142 Customer Accounts Receivable			
143 Other Accounts Receivable			
146 Accounts Receiv.from Assoc. Companies			

**Puget Sound Energy
Balance Sheet**

FERC Account and Description

Oct 2013

Nov 2013

Dec 2013

171 Interest and Dividends Receivable
173 Accrued Utility Revenues
185 Temporary Facilities
191 Unrecovered Purchased Gas Costs

***Total Accounts Receivable

***Allowance for Doubtful Accounts

144 - Accumulated provision for uncollectible account credit

***Less: Allowance for Doubtful Accounts

***Materials and Supplies

151 Fuel Stock
154 Plant Materials and Operating Supplies
156 Other Materials and Supplies
163 Stores Expense Undistributed
164.1 Gas Stored - Current
164.2 Liquefied Natural Gas Stored

***Total Materials and Supplies

***Unrealized Gain-Derivative Instrumnts (ST)

175 Invest in Derivative Instrumnts -Opt ST
176 Invest in Derivative Instrumnts-Gain ST

***Unrealized Gain on Derivatives (ST)

***Prepayments and Other Current Assets

165 Prepayments
174 Misc.Current and Accrued Assets
186 Miscellaneous Deferred Debits

***Total Prepayments & Othr.Curr.Assets

Current Deferred Taxes

Total Current Deferred Taxes

***TOTAL CURRENT ASSETS

**LONG-TERM ASSETS

128 Qualified Pension Plan Funded Status
165 Long-Term Prepaid
175 Invest in Derivative Instrumnts -Opt LT
176 Invest in Derivative Instrumnts-Gain LT
181 Unamortized Debt Expense
182.1 Extraordinary Property Losses
182.2 Unrecovered Plant & Reg Study Costs
Subtotal WUTC AFUDC
182.3 Other Regulatory Assets
183 Prelm. Survey and Investigation Charges
184 Clearing Accounts
186 Miscellaneous Deferred Debits
187 Def.Losses from Dispos.of Utility Plant
189 Unamortized Loss on Reacquired Debt

***TOTAL LONG-TERM ASSETS

*TOTAL ASSETS

REDACTED

REDACTED

REDACTED

REDACTED

REDACTED

**Puget Sound Energy
Balance Sheet**

FERC Account and Description	Oct 2013	Nov 2013	Dec 2013
------------------------------	----------	----------	----------

*CAPITALIZATION AND LIABILITIES
 **CURRENT LIABILITIES
 230 Asset Retirement Obligations
 244 FAS 133 Opt Unrealized Loss ST
 245 FAS 133 Unrealized Loss ST
 231 Notes Payable
 232 Accounts Payable
 233 Notes Payable to Associated Companies
 234 Accounts Payable to Asscted Companies
 235 Customer Deposits
 236 Taxes Accrued
 237 Interest Accrued
 238 Dividends Declared
 241 Tax Collections Payable
 242 Misc. Current and Accrued Liabilities
 243 Obligations Under Cap. Leases - Current

REDACTED

**TOTAL CURRENT LIABILITIES

**DEFERRED TAXES
 ***Reg. Liability for Def. Income Tax
 283 Accum. Deferred Income Taxes - Other

REDACTED

***Total Reg. Liab. for Def. Income Tax

***Deferred Income Tax
 255 Accum. Deferred Investment Tax Credits
 282 Accum. Def. Income Taxes - Other Prop.
 283 Accum. Deferred Income Taxes - Other

***Total Deferred Income Tax

**TOTAL DEFERRED TAXES

**OTHER DEFERRED CREDITS
 Subtotal 227 Oblig Under Cap Lease - Noncurr
 Total Unrealized Loss on Derivatives -LT
 228.2 Accum. Prov. for Injuries and Damages
 228.3 Pension & Post Retirement Liabilities
 228.4 Accum. Misc. Operating Provisions
 229 Accum Provision for Rate Refunds
 230 Asset Retirement Obligations (FAS 143)
 252 Customer Advances for Construction
 253 Other Deferred Credits
 254 Other Regulatory Liabilities
 256 Def. Gains from Dispos. of Utility Plt
 257 Unamortized Gain on Reacquired Debt

REDACTED

**TOTAL OTHER DEFERRED CREDITS

**CAPITALIZATION
 ***SHAREHOLDER'S EQUITY

****Common Equity
 201 Common Stock Issued
 207 Premium on Capital Stock
 211 Miscellaneous Paid-in Capital
 214 Capital Stock Expense
 215 Appropriated Retained Earnings
 216 Unappropriated Retained Earnings
 216.1 Unappr. Undistrib. Subsidiary Earnings

REDACTED

Puget Sound Energy
Balance Sheet

FERC Account and Description	Oct 2013	Nov 2013	Dec 2013
219 Other Comprehensive Income			
433 Balance Transferred from Income			
438 Dividends Declared - Common Stock			
439 Adjustments to Retained Earnings			
****Total Common Equity			
***TOTAL SHAREHOLDER'S EQUITY			
***REDEEMABLE SECURITIES AND LONG-TERM DEBT			
****Preferred Stock - Manditorily Redeemable Capital			
****Total Preferred Stock - Mand Redeem			
****Corporation Obligated, Mand Redeemable Preferred Stock Subscribed			
****Corporation Obligated, Mand Redeem			
****Long-term Debt			
221 Junior Subordinated Debt			
221 Bonds			
226 Unamort.Disct. on Long-term Debt-Debit			
Long-term Debt			
****Long-term Debt Total			
***REDEEMABLE SECURITIES AND LTD			
**TOTAL CAPITALIZATION			
*TOTAL CAPITALIZATION AND LIABILITIES			

REDACTED

REDACTED

REDACTED

REDACTED

PUGET SOUND ENERGY
 PERIODIC ALLOCATED RESULTS OF OPERATIONS
 FOR THE 12 MONTHS ENDED DECEMBER 31, 2013

REDACTED

Based on allocation factors developed for the 12 ME 12/31/2012

	Electric	Gas	Total Amount
1 - OPERATING REVENUES:			
2 - SALES TO CUSTOMERS	\$ -	\$ -	\$ -
3 - SALES FOR RESALE-FIRM	-	-	0
4 - SALES TO OTHER UTILITIES	REDACTED		0
5 - OTHER OPERATING REVENUES	-	-	0
6 - TOTAL OPERATING REVENUES	\$ -	\$ -	\$ -
7			
8 - OPERATING REVENUE DEDUCTIONS:			
9			
10 - POWER COSTS:			
11 - FUEL	\$ -	\$ -	\$ -
12 - PURCHASED AND INTERCHANGED	REDACTED		-
13 - WHEELING	-	-	-
14 - RESIDENTIAL EXCHANGE	-	-	-
15 - TOTAL PRODUCTION EXPENSES	\$ -	\$ -	\$ -
16			
17 - OTHER ENERGY SUPPLY EXPENSES	\$ -	\$ -	\$ -
18 - TRANSMISSION EXPENSE	-	-	-
19 - DISTRIBUTION EXPENSE	REDACTED		-
20 - CUSTOMER ACCTS EXPENSES	REDACTED		-
21 - CUSTOMER SERVICE EXPENSES	REDACTED		-
22 - CONSERVATION AMORTIZATION	-	-	-
23 - ADMIN & GENERAL EXPENSE	-	-	-
24 - DEPRECIATION	-	-	-
25 - AMORTIZATION	-	-	-
26 - AMORTIZ OF PROPERTY LOSS	-	-	-
27 - OTHER OPERATING EXPENSES	REDACTED		-
28 - ASC 815	-	-	-
29 - TAXES OTHER THAN INCOME TAXES	-	-	-
30 - INCOME TAXES	-	-	-
31 - DEFERRED INCOME TAXES	-	-	-
32 - TOTAL OPERATING REV. DEDUCT.	\$ -	\$ -	\$ -
NET OPERATING INCOME	\$ -	\$ -	\$ -
RATE BASE (AMA For 12 Months Ended December 31, 2013)			

PUGET SOUND ENERGY
 ACTUAL RESULTS OF OPERATIONS
 FOR THE 12 MONTHS ENDED DECEMBER 31, 2013

REDACTED

	Electric	Gas	Common	Energy N/A	Total Amount				
OPERATING INCOME									
1 - OPERATING REVENUES:	REDACTED								
2 - SALES TO CUSTOMERS					\$	-			
3 - SALES FOR RESALE-FIRM						-			
4 - SALES TO OTHER UTILITIES						-			
5 - OTHER OPERATING REVENUES						-			
6 - TOTAL OPERATING REVENUES				\$	-				
7									
8 - OPERATING REVENUE DEDUCTIONS:	REDACTED								
9									
10 - POWER COSTS:									
11 - FUEL								\$	-
12 - PURCHASED AND INTERCHANGED									-
13 - WHEELING					-				
14 - RESIDENTIAL EXCHANGE					-				
15 - TOTAL PRODUCTION EXPENSES				\$	-				
16									
17 - OTHER ENERGY SUPPLY EXPENSES				\$	-				
18 - TRANSMISSION EXPENSE					-				
19 - DISTRIBUTION EXPENSE					-				
20 - CUSTOMER ACCTS EXPENSES					-				
21 - CUSTOMER SERVICE EXPENSES					-				
22 - CONSERVATION AMORTIZATION	REDACTED				-				
23 - ADMIN & GENERAL EXPENSE					-				
24 - DEPRECIATION					-				
25 - AMORTIZATION					-				
26 - AMORTIZ OF PROPERTY LOSS					-				
27 - OTHER OPERATING EXPENSES					-				
28 - ASC 815					-				
29 - TAXES OTHER THAN INCOME TAXES					-				
30 - INCOME TAXES					-				
31 - DEFERRED INCOME TAXES					-				
32 - TOTAL OPERATING REV. DEDUCT.				\$	-				
NET OPERATING INCOME	REDACTED				\$	-			
NON-OPERATING INCOME									
99 - OTHER INCOME				\$	-				
999 - INTEREST					-				
9999 - EXTRAORDINARY ITEMS					-				
TOTAL NON-OPERATING INCOME				\$	-				
NET INCOME	\$	-	\$	-	\$	-			

PUGET SOUND ENERGY
INCOME STATEMENT DETAIL
FOR THE 12 MONTHS ENDED DECEMBER 31, 2013

REDACTED

FERC Account Description	Electric	Gas	Common	Total
1 - OPERATING REVENUES				
2 - SALES TO CUSTOMERS				
(2) 440 - Electric Residential Sales				-
(2) 442 - Electric Commercial & Industrial Sales				-
(2) 444 - Public Street & Highway Lighting				-
(2) 456 - Other Electric Revenues - Conservation				-
(2) 456 - Other Electric Revenues - Unbilled				-
(2) 456 - Other Electric Revenues				-
(2) 480 - Gas Residential Sales				-
(2) 481 - Gas Commercial & Industrial Sales				-
(2) 489 - Rev From Transportation Of Gas To Others				-
(2) SUBTOTAL				-
3 - SALES FOR RESALE-FIRM				
(3) 447 - Electric Sales For Resale				-
(3) SUBTOTAL				-
4 - SALES TO OTHER UTILITIES				
(4) 447 - Electric Sales For Resale - Sales				-
(4) 447 - Electric Sales For Resale - Purchases				-
(4) SUBTOTAL				-
5 - OTHER OPERATING REVENUES				
(5) 412 - Lease Inc Everett Delta to NWP - Gas				-
(5) 450 - Forfeited Discounts				-
(5) 451 - Electric Misc Service Revenue				-
(5) 454 - Rent For Electric Property				-
(5) 456 - Other Electric Revenues				-
(5) 487 - Forfeited Discounts				-
(5) 488 - Gas Misc Service Revenues				-
(5) 4894 - Gas Revenues from Storing Gas of Others				-
(5) 493 - Rent From Gas Property				-
(5) 495 - Other Gas Revenues				-
(5) SUBTOTAL				-
(1) TOTAL OPERATING REVENUES				-
10 - ENERGY COST				
11 - FUEL				
(11) 501 - Steam Operations Fuel				-
(11) 547 - Other Power Generation Oper Fuel				-
(11) SUBTOTAL				-
12 - PURCHASED AND INTERCHANGED				
(12) 555 - Purchased Power				-
(12) 557 - Other Power Supply Expense				-
(12) 804 - Natural Gas City Gate Purchases				-
(12) 805 - Other Gas Purchases				-
(12) 8051 - Purchased Gas Cost Adjustments				-
(12) 8081 - Gas Withdrawn From Storage				-
(12) 8082 - Gas Delivered To Storage				-
(12) SUBTOTAL				-
13 - WHEELING				
(13) 565 - Transmission Of Electricity By Others				-
(13) SUBTOTAL				-
14 - RESIDENTIAL EXCHANGE				
(14) 555 - Purchased Power				-
(14) SUBTOTAL				-
(10) TOTAL ENERGY COST				-
GROSS MARGIN				-

REDACTED

REDACTED

REDACTED

PUGET SOUND ENERGY
INCOME STATEMENT DETAIL
FOR THE 12 MONTHS ENDED DECEMBER 31, 2013

REDACTED

FERC Account Description	Electric	Gas	Common	Total
--------------------------	----------	-----	--------	-------

OPERATING EXPENSES

OPERATING AND MAINTENANCE

17 - OTHER ENERGY SUPPLY EXPENSES

- (17) 500 - Steam Oper Supv & Engineering
- (17) 502 - Steam Oper Steam Expenses
- (17) 505 - Steam Oper Electric Expense
- (17) 506 - Steam Oper Misc Steam Power
- (17) 507 - Steam Operations Rents
- (17) 510 - Steam Maint Supv & Engineering
- (17) 511 - Steam Maint Structures
- (17) 512 - Steam Maint Boiler Plant
- (17) 513 - Steam Maint Electric Plant
- (17) 514 - Steam Maint Misc Steam Plant
- (17) 535 - Hydro Oper Supv & Engineering
- (17) 536 - Hydro Oper Water For Power
- (17) 537 - Hydro Oper Hydraulic Expenses
- (17) 538 - Hydro Oper Electric Expenses
- (17) 539 - Hydro Oper Misc Hydraulic Exp
- (17) 540 - Hydro Office Rents
- (17) 541 - Hydro Maint Supv & Engineering
- (17) 542 - Hydro Maint Structures
- (17) 543 - Hydro Maint Res. Dams & Waterways
- (17) 544 - Hydro Maint Electric Plant
- (17) 545 - Hydro Maint Misc Hydraulic Plant
- (17) 546 - Other Pwr Gen Oper Supv & Eng
- (17) 548 - Other Power Gen Oper Gen Exp
- (17) 549 - Other Power Gen Oper Misc
- (17) 550 - Other Power Gen Oper Rents
- (17) 551 - Other Power Gen Maint Supv & Eng
- (17) 552 - Other Power Gen Maint Structures
- (17) 553 - Other Power Gen Maint Gen & Elec
- (17) 554 - Other Power Gen Maint Misc
- (17) 556 - System Control & Load Dispatch
- (17) 710 - Production Operations Supv & Engineering
- (17) 717 - Liquefied Petroleum Gas Expenses
- (17) 735 - Misc Gas Production Exp
- (17) 741 - Production Plant Maint Structures
- (17) 742 - Production Plant Maint Prod Equip
- (17) 8072 - Purchased Gas Expenses
- (17) 8074 - Purchased Gas Calculation Exp
- (17) 812 - Gas Used For Other Utility Operations
- (17) 813 - Other Gas Supply Expenses
- (17) 814 - Undergrnd Strge - Operation Supv & Eng
- (17) 815 - Undergrnd Strge - Oper Map & Records
- (17) 816 - Undergrnd Strge - Oper Wells Expense
- (17) 817 - Undergrnd Strge - Oper Lines Expense
- (17) 818 - Undergrnd Strge - Oper Compressor Sta Exp
- (17) 819 - Undergrnd Strge - Oper Compressor Sta Fuel
- (17) 820 - Undergrnd Strge - Oper Meas & Reg Sta Exp
- (17) 821 - Undergrnd Strge - Oper Purification Exp
- (17) 823 - Storage Gas Losses
- (17) 824 - Undergrnd Strge - Oper Other Expenses
- (17) 825 - Undergrnd Strge - Oper Storage Well Royalty
- (17) 826 - Undergrnd Strge - Oper Other Storage Rents
- (17) 830 - Undergrnd Strge - Maint Supv & Engineering
- (17) 831 - Undergrnd Strge - Maint Structures

REDACTED

REDACTED

REDACTED

REDACTED

Unallocated Detail

PUGET SOUND ENERGY
INCOME STATEMENT DETAIL
FOR THE 12 MONTHS ENDED DECEMBER 31, 2013

REDACTED

FERC Account Description	Electric	Gas	Common	Total
(17) 832 - Undergrnd Strge - Maint Reservoirs & Wells				-
(17) 833 - Undergrnd Strge - Maint Of Lines				-
(17) 834 - Undergrnd Strge - Maint Compressor Sta Equip				-
(17) 835 - Undergrnd Strge - Maint Meas & Reg Sta E				-
(17) 836 - Undergrnd Strge - Maint Purification Equip				-
(17) 837 - Undergrnd Strge-Maint Other Equipment				-
(17) 841 - Operating Labor & Expenses				-
(17) 8432 - Maint Struc & Impro				-
(17) 8433 - Maintenance of Gas Holders				-
(17) 8436 - Maintenance of Vaporizing Equipment				-
(17) 8438 - Maint Measure & Reg				-
(17) 8439 - Other Gas Maintenance				-
(17) 8441 - Gas LNG Oper Sup & Eng				-
(17) SUBTOTAL				-
18 - TRANSMISSION EXPENSE				-
(18) 560 - Transmission Oper Supv & Engineering				-
(18) 561 - Transmission Oper Load Dispatching				-
(18) 5611 - Transmission Oper Load Dispatching				-
(18) 5612 - Load Dispatch - Monitor & Oper Trans System				-
(18) 5613 - Load Dispatch - Service and Scheduling				-
(18) 5615 - Reliability Planning & Standards				-
(18) 5616 - Transmission Svc Studies				-
(18) 5617 Gen Intercnct Studies				-
(18) 5618 - Reliability Planning				-
(18) 562 - Transmission Oper Station Expense				-
(18) 563 - Transmission Oper Overhead Line Exp				-
(18) 566 - Transmission Oper Misc				-
(18) 567 - Transmission Oper Rents				-
(18) 568 - Transmission Maint Supv & Eng				-
(18) 569 - Transmission Maint Structures				-
(18) 5691 - Transmission Computer Hardware Maint				-
(18) 5692 - Transmission Maint Structures				-
(18) 570 - Transmission Maint Station Equipment				-
(18) 571 - Transmission Maint Overhead Lines				-
(18) 572 - Transmission Maint Underground Lines				-
(18) 850 - Transmission Oper Supv & Engineering				-
(18) 856 - Transmission Oper Mains Expenses				-
(18) 857 - Transmission Oper Meas & Reg Sta Exp				-
(18) 862 - Transmission Maint Structures & Improvements				-
(18) 863 - Transmission Maint Supv & Eng				-
(18) 865 - Transmission Maint of measur & regul station equip				-
(18) 867 - Transmission Maint Other Equipment				-
(18) SUBTOTAL				-
19 - DISTRIBUTION EXPENSE				-
(19) 580 - Distribution Oper Supv & Engineering				-
(19) 581 - Distribution Oper Load Dispatching				-
(19) 582 - Distribution Oper Station Expenses				-
(19) 583 - Distribution Oper Overhead Line Exp				-
(19) 584 - Distribution Oper Underground Line Exp				-
(19) 585 - Distribution Oper St Lighting & Signal				-
(19) 586 - Distribution Oper Meter Expense				-
(19) 587 - Distribution Oper Cust Installation				-
(19) 588 - Distribution Oper Misc Dist Exp				-
(19) 589 - Distribution Oper Rents				-
(19) 590 - Distribution Maint Superv & Engineering				-
(19) 591 - Distribution Maint Structures				-

REDACTED

REDACTED

REDACTED

REDACTED

PUGET SOUND ENERGY
INCOME STATEMENT DETAIL
FOR THE 12 MONTHS ENDED DECEMBER 31, 2013

REDACTED

FERC Account Description	Electric	Gas	Common	Total
(19) 592 - Distribution Maint Station Equipment				-
(19) 593 - Distribution Maint Overhead Lines				-
(19) 594 - Distribution Maint Underground Lines				-
(19) 595 - Distribution Maint Line Transformers				-
(19) 596 - Distribution Maint St Lighting/Signal				-
(19) 597 - Distribution Maint Meters				-
(19) 598 - Distribution Maint Misc Dist Plant				-
(19) 870 - Distribution Oper Supv & Engineering				-
(19) 871 - Distribution Oper Load Dispatching				-
(19) 874 - Distribution Oper Mains & Services Exp				-
(19) 875 - Distribution Oper Meas & Reg Sta Gen				-
(19) 876 - Distribution Oper Meas & Reg Sta Indis				-
(19) 878 - Distribution Oper Meter & House Reg				-
(19) 879 - Distribution Oper Customer Install Exp				-
(19) 880 - Distribution Oper Other Expense				-
(19) 881 - Distribution Oper Rents Expense				-
(19) 886 - Maint of Facilities and Structures				-
(19) 887 - Distribution Maint Mains				-
(19) 889 - Distribution Maint Meas & Reg Sta Gen				-
(19) 890 - Distribution Maint Meas & Reg Sta In				-
(19) 892 - Distribution Maint Services				-
(19) 893 - Distribution Maint Meters & House Reg				-
(19) 894 - Distribution Maint Other Equipment				-
<hr/>				
(19) SUBTOTAL				-
<i>20 - CUSTOMER ACCTS EXPENSES</i>				
(20) 901 - Customer Accounts Supervision				-
(20) 902 - Meter Reading Expense				-
(20) 903 - Customer Records & Collection Expense				-
(20) 904 - Uncollectible Accounts				-
(20) 905 - Misc. Customer Accounts Expense				-
<hr/>				
(20) SUBTOTAL				-
<i>21 - CUSTOMER SERVICE EXPENSES</i>				
(21) 908 - Customer Assistance Expense				-
(21) 909 - Info & Instructional Advertising				-
(21) 910 - Misc Cust Svc & Info Expense				-
(21) 911 - Sales Supervision Exp				-
(21) 912 - Demonstration & Selling Expense				-
(21) 913 - Advertising Expenses				-
(21) 916 - Misc. Sales Expense				-
<hr/>				
(21) SUBTOTAL				-
<i>22 - CONSERVATION AMORTIZATION</i>				
(22) 908 - Customer Assistance Expense				-
<hr/>				
(22) SUBTOTAL				-
<i>23 - ADMIN & GENERAL EXPENSE</i>				
(23) 920 - A & G Salaries				-
(23) 921 - Office Supplies and Expenses				-
(23) 922 - Admin Expenses Transferred				-
(23) 923 - Outside Services Employed				-
(23) 924 - Property Insurance				-
(23) 925 - Injuries & Damages				-
(23) 926 - Emp Pension & Benefits				-
(23) 928 - Regulatory Commission Expense				-
(23) 9301 - Gen Advertising Exp				-
(23) 9301 - Electric Advertising Exp				-
(23) 9302 - Misc. General Expenses				-
(23) 931 - Rents				-
(23) 932 - Maint Of General Plant- Gas				-

REDACTED

REDACTED

REDACTED

REDACTED

Unallocated Detail

**PUGET SOUND ENERGY
INCOME STATEMENT DETAIL
FOR THE 12 MONTHS ENDED DECEMBER 31, 2013**

REDACTED

FERC Account Description	Electric	Gas	Common	Total
(23) 935 - Maint General Plant - Electric				-
(23) SUBTOTAL				-
TOTAL OPERATING AND MAINTENANCE				-
DEPRECIATION, DEPLETION AND AMORTIZATION				
<i>24 - DEPRECIATION</i>				
(24) 403 - Depreciation Expense				-
(24) 4031 - Depreciation Expense - FAS143				-
(24) SUBTOTAL				-
<i>25 - AMORTIZATION</i>				
(25) 404 - Amort Ltd-Term Plant				-
(25) 406 - Amortization Of Plant Acquisition Adj				-
(25) 4111 - Accretion Exp - FAS143				-
(25) SUBTOTAL				-
<i>26 - AMORTIZ OF PROPERTY LOSS</i>				
(26) 407 - Amortization Of Prop. Losses				-
(26) SUBTOTAL				-
<i>27 - OTHER OPERATING EXPENSES</i>				
(27) 4073 - Regulatory Debits				-
(27) 4074 - Regulatory Credits				-
(27) 4116 - Gains From Disposition Of Utility Plant				-
(27) 4117 - Losses From Disposition Of Utility Plant				-
(27) 4118 - Gains From Disposition Of Allowances				-
(27) 414 - Other Utility Operating Income				-
(27) SUBTOTAL				-
<i>28 - ASC 815</i>				
(28) 421 - FAS 133 Gain				-
(28) 4265 - FAS 133 Loss				-
(28) SUBTOTAL				-
TOTAL DEPRECIATION, DEPLETION AND AMORTIZATION				-
<i>29 - TAXES OTHER THAN INCOME TAXES</i>				
(29) 4081 - Taxes Other-Util Income				-
(29) SUBTOTAL				-
<i>30 - INCOME TAXES</i>				
(30) 4081 - Montana Corp. License Taxes				-
(30) 4091 - Montana Corp license Tax				-
(30) 4091 - Fit-Util Oper Income				-
(30) SUBTOTAL				-
<i>31 - DEFERRED INCOME TAXES</i>				
(31) 4101 - Def Fit-Util Oper Income				-
(31) 4111 - Def Fit-Cr - Util Oper Income				-
(31) 4114 - Inv Tax Cr Adj-Util Operations				-
(31) SUBTOTAL				-
NET OPERATING INCOME				-
NON-OPERATING INCOME				
<i>99 - OTHER INCOME</i>				
(99) 4082 - Taxes Other - Other Income				-
(99) 4092 - Fit - Other Income				-
(99) 4102 - Def Fit - Other Income				-
(99) 4112 - Provision for Deferred FIT - Credit & Other Income				-
(99) 415 - Revenues From Merchandising And Jobbing				-
(99) 416 - Expenses Of Merchandising And Jobbing				-
(99) 417 - Revenues From Non-Utility Operations				-
(99) 4171 - Merger Related Costs				-

REDACTED

REDACTED

REDACTED

REDACTED

Unallocated Detail

PUGET SOUND ENERGY
INCOME STATEMENT DETAIL
FOR THE 12 MONTHS ENDED DECEMBER 31, 2013

REDACTED

FERC Account Description	Electric	Gas	Common	Total
(99) 4171 - Expenses of Non-Utility Operations				
(99) 418 - Nonoperating Rental Income				
(99) 4181 - Equity in Earnings of Subsidiaries				
(99) 419 - Interest And Dividend Income				
(99) 4191 - Allowance For Other Funds Used During Construction				
(99) 421 - Misc. Non-Operating Income				
(99) 4211 - Gain On Disposition Of Property				-
(99) 4212 - Loss On Disposition Of Property				-
(99) 4213 - Misc. Non-Op Income - AFUDC(WUTC)				-
(99) 4214 - Misc. Non-Op Income - AFUCE				-
(99) 425 - Miscellaneous Amortization				-
(99) 4261 - Donations				-
(99) 4262 - Life Insurance				-
(99) 4263 - Penalties				-
(99) 4264 - Expenses For Civic & Political Activities				-
(99) 4265 - Other Deductions				-
(99) SUBTOTAL				-
999 - INTEREST				-
(999) 427 - Interest On Long Term Debt				-
(999) 4271 - Interest on Preferred Stock				-
(999) 428 - Amortization Of Debt Discount & Expenses				-
(999) 4281 - Amortization Of Loss On Required Debt				-
(999) 429 - Amortization Of Premium On Debt-Cr				-
(999) 4291 - Amortization Gain On Reacquired Debt				-
(999) 430 - Int on Debt to Assoc. Companies				-
(999) 431 - Other Interest Expense				-
(999) 432 - Allowances For Borrowed Funds				-
(999) SUBTOTAL				-
9999 - EXTRAORDINARY ITEMS				-
(9999) 4111 - Def Fit-Cr - Util Oper Income				-
(9999) 435 - Extraordinary Deductions				-
(9999) SUBTOTAL				-
TOTAL NON-OPERATING INCOME				-
NET INCOME				-

PUGET SOUND ENERGY
ALLOCATION OF COMMON CHARGES
FOR THE 12 MONTHS ENDED DECEMBER 31, 2013

REDACTED

Based on allocation factors developed for the 12 ME 12/31/2012

FERC Account and Description	Allocated Electric	Allocated Gas	Allocation Method	Electric Rate	Gas Rate	Common
20 - CUSTOMER ACCTS EXPENSES						
(20) 901 - Customer Accounts Supervision	\$ -	\$ -	1			\$ -
(20) 902 - Meter Reading Expense	\$ -	\$ -	2			\$ -
(20) 903 - Customer Records & Collection Expens	\$ -	\$ -	1			\$ -
(20) 905 - Misc. Customer Accounts Expense	\$ -	\$ -	1			\$ -
SUBTOTAL	\$ -	\$ -				\$ -
21 - CUSTOMER SERVICE EXPENSES						
(21) 908 - Customer Assistance Expense	\$ -	\$ -	1			\$ -
(21) 909 - Info & Instructional Advertising	\$ -	\$ -	1			\$ -
(21) 910 - Misc Cust Svc & Info Expense	\$ -	\$ -	1			\$ -
(21) 911 - Sales Supervision Exp	\$ -	\$ -	1			\$ -
(21) 912 - Demonstration & Selling Expense	\$ -	\$ -	1			\$ -
(21) 913 - Advertising Expense	\$ -	\$ -	1			\$ -
(21) 916 - Misc. Sales Expense	\$ -	\$ -	1			\$ -
SUBTOTAL	\$ -	\$ -				\$ -
23 - ADMIN & GENERAL EXPENSE						
(23) 920 - A & G Salaries	\$ -	\$ -	4			\$ -
(23) 921 - Office Supplies and Expenses	\$ -	\$ -	4			\$ -
(23) 922 - Admin Expenses Transferred	\$ -	\$ -	4			\$ -
(23) 923 - Outside Services Employed	\$ -	\$ -	4			\$ -
(23) 924 - Property Insurance	\$ -	\$ -	3			\$ -
(23) 925 - Injuries & Damages	\$ -	\$ -	1			\$ -
(23) 926 - Emp Pension & Benefits	\$ -	\$ -	5			\$ -
(23) 928 - Regulatory Commission Expense	\$ -	\$ -	4			\$ -
(23) 9301 - Gen Advertising Exp	\$ -	\$ -	4			\$ -
(23) 9302 - Misc. General Expenses	\$ -	\$ -	4			\$ -
(23) 931 - Rents	\$ -	\$ -	4			\$ -
(23) 932 - Maint Of General Plant- Gas	\$ -	\$ -	4			\$ -
(23) 935 - Maint General Plant - Electric	\$ -	\$ -	4			\$ -
SUBTOTAL	\$ -	\$ -				\$ -
24 - DEPRECIATION/AMORTIZATION						
(24) 403 - Depreciation Expense	\$ -	\$ -	4			\$ -
(24) 4031 - Depreciation Expense - ASC 815	\$ -	\$ -	4			\$ -
SUBTOTAL	\$ -	\$ -				\$ -
25 - AMORTIZATION						
(25) 404 - Amort Ltd-Term Plant	\$ -	\$ -	4			\$ -
(25) 406 - Amortization Of Plant Acquisition Adj	\$ -	\$ -	4			\$ -
(25) 4111 - Accretion Exp - FAS143	\$ -	\$ -	4			\$ -
SUBTOTAL	\$ -	\$ -				\$ -
29 - TAXES OTHER THAN INCOME TAXES						
(29) 4081 - Taxes Other-Util Income	\$ -	\$ -	4			\$ -
SUBTOTAL	\$ -	\$ -				\$ -
30 - INCOME TAXES						
(30) 4091 - Fit-Util Oper Income	\$ -	\$ -	4			\$ -
SUBTOTAL	\$ -	\$ -				\$ -
31 - DEFERRED INCOME TAXES						
(31) 4101 - Def Fit-Util Oper Income	\$ -	\$ -	4			\$ -
(31) 4111 - Def Fit-Cr - Util Oper Income	\$ -	\$ -	4			\$ -
SUBTOTAL	\$ -	\$ -				\$ -
GRAND TOTAL	\$ -	\$ -				\$ -

Allocation Method	Electric Gas	
	Jan 13 - Dec 13	
1	12 Month Average number of Customers	58.79% 41.21%
2	Joint Meter Reading Customers	63.22% 36.78%
3	Non-Production Plant	61.63% 38.37%
4	4-Factor Allocator	67.11% 32.89%
5	Direct Labor	66.88% 33.12%

Common by Account

PUGET SOUND ENERGY
PERIODIC ALLOCATED RESULTS OF OPERATIONS
FOR THE MONTH ENDED DECEMBER 31, 2013

REDACTED

(Based on allocation factors developed for the 12 ME 12/31/2012)

	Electric	Gas	Total Amount
1 - OPERATING REVENUES:			
2 - SALES TO CUSTOMERS			
3 - SALES FOR RESALE-FIRM			
4 - SALES TO OTHER UTILITIES			
5 - OTHER OPERATING REVENUES			
6 - TOTAL OPERATING REVENUES			
7			
8 - OPERATING REVENUE DEDUCTIONS:			
9			
10 - POWER COSTS:			
11 - FUEL			
12 - PURCHASED AND INTERCHANGED			
13 - WHEELING			
14 - RESIDENTIAL EXCHANGE			
15 - TOTAL PRODUCTION EXPENSES			
16			
17 - OTHER ENERGY SUPPLY EXPENSES			
18 - TRANSMISSION EXPENSE			
19 - DISTRIBUTION EXPENSE			
20 - CUSTOMER ACCTS EXPENSES			
21 - CUSTOMER SERVICE EXPENSES			
22 - CONSERVATION AMORTIZATION			
23 - ADMIN & GENERAL EXPENSE			
24 - DEPRECIATION			
25 - AMORTIZATION			
26 - AMORTIZ OF PROPERTY LOSS			
27 - OTHER OPERATING EXPENSES			
28 - ASC 815			
29 - TAXES OTHER THAN INCOME TAXES			
30 - INCOME TAXES			
31 - DEFERRED INCOME TAXES			
32 - TOTAL OPERATING REV. DEDUCT.			
NET OPERATING INCOME			

REDACTED

REDACTED

REDACTED

REDACTED

PUGET SOUND ENERGY
 ACTUAL RESULTS OF OPERATIONS
 FOR THE MONTH ENDED DECEMBER 31, 2013

REDACTED

	Electric	Gas	Common	Energy N/A	Total Amount
OPERATING INCOME					
1 - OPERATING REVENUES:					
2 - SALES TO CUSTOMERS					
3 - SALES FOR RESALE-FIRM					
4 - SALES TO OTHER UTILITIES					
5 - OTHER OPERATING REVENUES					
6 - TOTAL OPERATING REVENUES					
7					
8 - OPERATING REVENUE DEDUCTIONS:					
9					
10 - POWER COSTS:					
11 - FUEL					
12 - PURCHASED AND INTERCHANGED					
13 - WHEELING					
14 - RESIDENTIAL EXCHANGE					
15 - TOTAL PRODUCTION EXPENSES					
16					
17 - OTHER ENERGY SUPPLY EXPENSES					
18 - TRANSMISSION EXPENSE					
19 - DISTRIBUTION EXPENSE					
20 - CUSTOMER ACCTS EXPENSES					
21 - CUSTOMER SERVICE EXPENSES					
22 - CONSERVATION AMORTIZATION					
23 - ADMIN & GENERAL EXPENSE					
24 - DEPRECIATION					
25 - AMORTIZATION					
26 - AMORTIZ OF PROPERTY LOSS					
27 - OTHER OPERATING EXPENSES					
28 - ASC 815					
29 - TAXES OTHER THAN INCOME TAXES					
30 - INCOME TAXES					
31 - DEFERRED INCOME TAXES					
32 - TOTAL OPERATING REV. DEDUCT.					
NET OPERATING INCOME					
NON-OPERATING INCOME					
99 - OTHER INCOME					
999 - INTEREST					
9999 - EXTRAORDINARY ITEMS					
TOTAL NON-OPERATING INCOME					
NET INCOME					

REDACTED

REDACTED

REDACTED

REDACTED

**PUGET SOUND ENERGY
INCOME STATEMENT DETAIL
FOR THE MONTH ENDED DECEMBER 31, 2013**

REDACTED

Account Description	Electric	Gas	Common	Total
1 - OPERATING REVENUES				
2 - SALES TO CUSTOMERS				
(2) 440 - Electric Residential Sales				-
(2) 442 - Electric Commercial & Industrial Sales				-
(2) 444 - Public Street & Highway Lighting				-
(2) 456 - Other Electric Revenues - Conservation				-
(2) 456 - Other Electric Revenues - Unbilled				-
(2) 456 - Other Electric Revenues				-
(2) 480 - Gas Residential Sales				-
(2) 481 - Gas Commercial & Industrial Sales				-
(2) 489 - Rev From Transportation Of Gas To Others				-
(2) SUBTOTAL				-
3 - SALES FOR RESALE-FIRM				
(3) 447 - Electric Sales For Resale				-
(3) SUBTOTAL				-
4 - SALES TO OTHER UTILITIES				
(4) 447 - Electric Sales For Resale - Sales				-
(4) 447 - Electric Sales For Resale - Purchases				-
(4) SUBTOTAL				-
5 - OTHER OPERATING REVENUES				
(5) 412 - Lease Inc Everett Delta to NWP - Gas				-
(5) 450 - Forfeited Discounts				-
(5) 451 - Electric Misc Service Revenue				-
(5) 454 - Rent For Electric Property				-
(5) 456 - Other Electric Revenues				-
(5) 487 - Forfeited Discounts				-
(5) 488 - Gas Misc Service Revenues				-
(5) 4894 - Gas Revenues from Storing Gas of Other				-
(5) 493 - Rent From Gas Property				-
(5) 495 - Other Gas Revenues				-
(5) SUBTOTAL				-
(1) TOTAL OPERATING REVENUES				-
10 - ENERGY COST				
11 - FUEL				
(11) 501 - Steam Operations Fuel				-
(11) 547 - Other Power Generation Oper Fuel				-
(11) SUBTOTAL				-
12 - PURCHASED AND INTERCHANGED				
(12) 555 - Purchased Power				-
(12) 557 - Other Power Supply Expense				-
(12) 804 - Natural Gas City Gate Purchases				-
(12) 805 - Other Gas Purchases				-
(12) 8051 - Purchased Gas Cost Adjustments				-
(12) 8081 - Gas Withdrawn From Storage				-
(12) 8082 - Gas Delivered To Storage				-
(12) SUBTOTAL				-
13 - WHEELING				
(13) 565 - Transmission Of Electricity By Others				-
(13) SUBTOTAL				-
14 - RESIDENTIAL EXCHANGE				
(14) 555 - Purchased Power				-
(14) SUBTOTAL				-
(10) TOTAL ENERGY COST				-
GROSS MARGIN				

**PUGET SOUND ENERGY
INCOME STATEMENT DETAIL
FOR THE MONTH ENDED DECEMBER 31, 2013**

REDACTED

Account Description	Electric	Gas	Common	Total
OPERATING EXPENSES				
OPERATING AND MAINTENANCE				
<i>17 - OTHER ENERGY SUPPLY EXPENSES</i>				
(17) 500 - Steam Oper Supv & Engineering	-	-	-	-
(17) 502 - Steam Oper Steam Expenses	-	-	-	-
(17) 505 - Steam Oper Electric Expense	-	-	-	-
(17) 506 - Steam Oper Misc Steam Power	-	-	-	-
(17) 507 - Steam Operations Rents	-	-	-	-
(17) 510 - Steam Maint Supv & Engineering	-	-	-	-
(17) 511 - Steam Maint Structures	-	-	-	-
(17) 512 - Steam Maint Boiler Plant	-	-	-	-
(17) 513 - Steam Maint Electric Plant	-	-	-	-
(17) 514 - Steam Maint Misc Steam Plant	-	-	-	-
(17) 535 - Hydro Oper Supv & Engineering	-	-	-	-
(17) 536 - Hydro Oper Water For Power	-	-	-	-
(17) 537 - Hydro Oper Hydraulic Expenses	-	-	-	-
(17) 538 - Hydro Oper Electric Expenses	-	-	-	-
(17) 539 - Hydro Oper Misc Hydraulic Exp	-	-	-	-
(17) 540 - Hydro Office Rents	-	-	-	-
(17) 541 - Hydro Maint Supv & Engineering	-	-	-	-
(17) 542 - Hydro Maint Structures	-	-	-	-
(17) 543 - Hydro Maint Res. Dams & Waterways	-	-	-	-
(17) 544 - Hydro Maint Electric Plant	-	-	-	-
(17) 545 - Hydro Maint Misc Hydraulic Plant	-	-	-	-
(17) 546 - Other Pwr Gen Oper Supv & Eng	-	-	-	-
(17) 548 - Other Power Gen Oper Gen Exp	-	-	-	-
(17) 549 - Other Power Gen Oper Misc	-	-	-	-
(17) 550 - Other Power Gen Oper Rents	-	-	-	-
(17) 551 - Other Power Gen Maint Supv & Eng	-	-	-	-
(17) 552 - Other Power Gen Maint Structures	-	-	-	-
(17) 553 - Other Power Gen Maint Gen & Elec	-	-	-	-
(17) 554 - Other Power Gen Maint Misc	-	-	-	-
(17) 556 - System Control & Load Dispatch	-	-	-	-
(17) 710 - Production Operations Supv & Engineering	-	-	-	-
(17) 717 - Liquefied Petroleum Gas Expenses	-	-	-	-
(17) 735 - Misc Gas Production Exp	-	-	-	-
(17) 741 - Production Plant Maint Structures	-	-	-	-
(17) 742 - Production Plant Maint Prod Equip	-	-	-	-
(17) 8072 - Purchased Gas Expenses	-	-	-	-
(17) 8074 - Purchased Gas Calculation Exp	-	-	-	-
(17) 812 - Gas Used For Other Utility Operations	-	-	-	-
(17) 813 - Other Gas Supply Expenses	-	-	-	-
(17) 814 - Undergrnd Strge - Operation Supv & Eng	-	-	-	-
(17) 815 - Undergrnd Strge - Oper Map & Records	-	-	-	-
(17) 816 - Undergrnd Strge - Oper Wells Expense	-	-	-	-
(17) 817 - Undergrnd Strge - Oper Lines Expense	-	-	-	-
(17) 818 - Undergrnd Strge - Oper Compressor Sta Exp	-	-	-	-
(17) 819 - Undergrnd Strge - Oper Compressor Sta Fuel	-	-	-	-
(17) 820 - Undergrnd Strge - Oper Meas & Reg Sta Exp	-	-	-	-
(17) 821 - Undergrnd Strge - Oper Purification Exp	-	-	-	-
(17) 823 - Storage Gas Losses	-	-	-	-
(17) 824 - Undergrnd Strge - Oper Other Expenses	-	-	-	-
(17) 825 - Undergrnd Strge - Oper Storage Well Royalty	-	-	-	-
(17) 826 - Undergrnd Strge - Oper Other Storage Rents	-	-	-	-
(17) 830 - Undergrnd Strge - Maint Supv & Engineering	-	-	-	-
(17) 831 - Undergrnd Strge - Maint Structures	-	-	-	-
(17) 832 - Undergrnd Strge - Maint Reservoirs & Wells	-	-	-	-

REDACTED

REDACTED

REDACTED

REDACTED

PUGET SOUND ENERGY
 INCOME STATEMENT DETAIL
 FOR THE MONTH ENDED DECEMBER 31, 2013

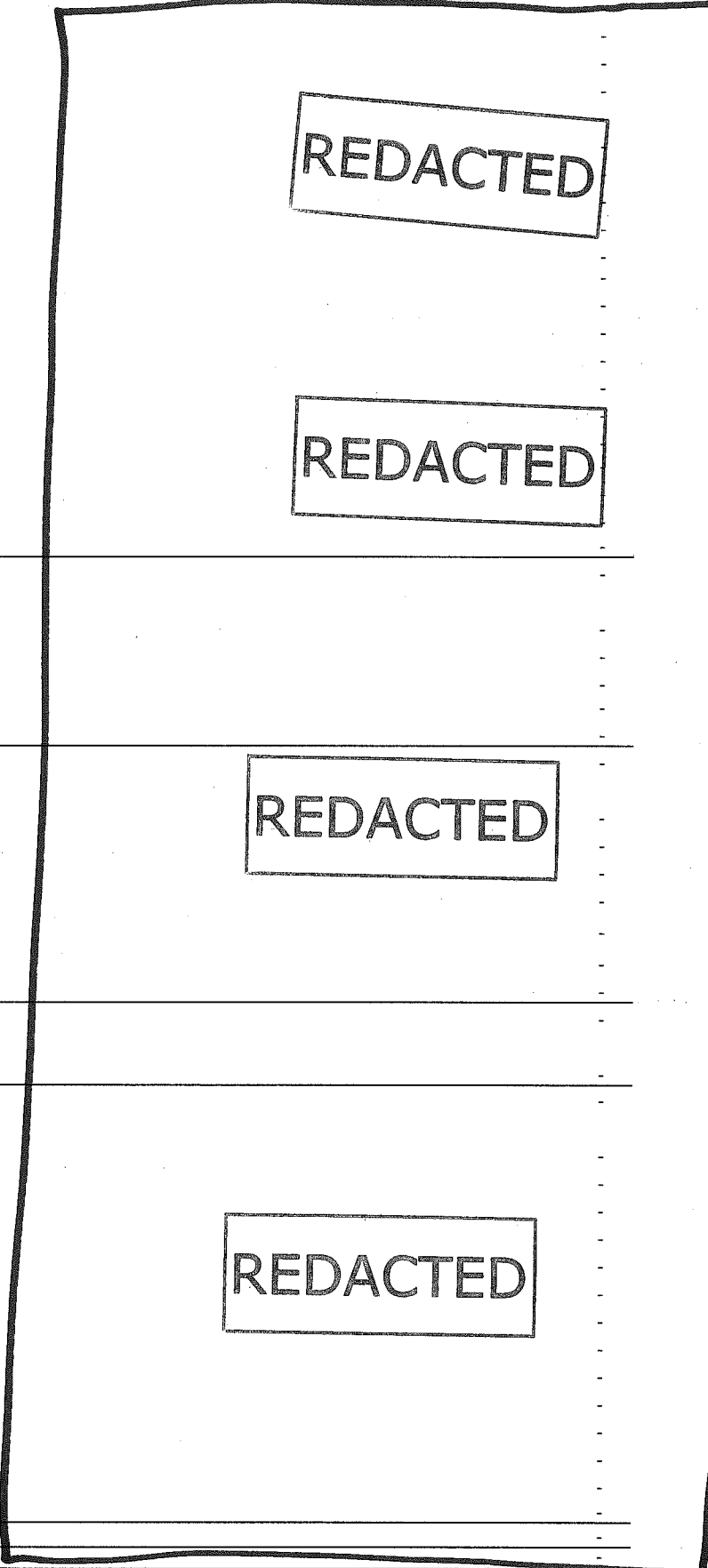
REDACTED

Account Description	Electric	Gas	Common	Total
(17) 833 - Undergrnd Strge - Maint Of Lines	-	-	-	-
(17) 834 - Undergrnd Strge - Maint Compres Sta Equip	-	-	-	-
(17) 835 - Undergrnd Strge - Maint Meas & Reg Sta E	-	-	-	-
(17) 836 - Undergrnd Strge - Maint Purification Equip	-	-	-	-
(17) 837 - Undergrnd Strge-Maint Other Equipment	-	-	-	-
(17) 841 - Operating Labor & Expenses	-	-	-	-
(17) 8432 - Maint Struc & Impro	-	-	-	-
(17) 8433 - Maintenance of Gas Holders	-	-	-	-
(17) 8436 - Maintenance of Vaporizing Equipment	-	-	-	-
(17) 8438 - Maint Measure & Reg	-	-	-	-
(17) 8439 - Other Gas Maintenance	-	-	-	-
(17) 8441 - Gas LNG Oper Sup & Eng	-	-	-	-
(17) SUBTOTAL	-	-	-	-
18 - TRANSMISSION EXPENSE	-	-	-	-
(18) 560 - Transmission Oper Supv & Engineering	-	-	-	-
(18) 561 - Transmission Oper Load Dispatching	-	-	-	-
(18) 5611 - Transmission Oper Load Dispatching	-	-	-	-
(18) 5612 - Load Dispatch - Montr & Oper Trans System	-	-	-	-
(18) 5613 - Load Dispatch - Service and Scheduling	-	-	-	-
(18) 5615 - Reliability Planning & Standards	-	-	-	-
(18) 5616 - Transmission Svc Studies	-	-	-	-
(18) 5617 Gen Intercnct Studies	-	-	-	-
(18) 5618 - Reliability Planning	-	-	-	-
(18) 562 - Transmission Oper Station Expense	-	-	-	-
(18) 563 - Transmission Oper Overhead Line Exp	-	-	-	-
(18) 566 - Transmission Oper Misc	-	-	-	-
(18) 567 - Transmission Oper Rents	-	-	-	-
(18) 568 - Transmission Maint Supv & Eng	-	-	-	-
(18) 569 - Transmission Maint Structures	-	-	-	-
(18) 5691 - Transmission Computer Hardware Maint	-	-	-	-
(18) 5692 - Maintenance of Computer Software	-	-	-	-
(18) 570 - Transmission Maint Station Equipment	-	-	-	-
(18) 571 - Transmission Maint Overhead Lines	-	-	-	-
(18) 572 - Transmission Maint Underground Lines	-	-	-	-
(18) 850 - Transmission Oper Supv & Engineering	-	-	-	-
(18) 856 - Transmission Oper Mains Expenses	-	-	-	-
(18) 857 - Transmission Oper Meas & Reg Sta Exp	-	-	-	-
(18) 862 - Transmission Maint Struct & Improvements	-	-	-	-
(18) 863 - Transmission Maint Supv & Eng	-	-	-	-
(18) 865 - Transm Maint of measur & regul station equip	-	-	-	-
(18) 867 - Transmission Maint Other Equipment	-	-	-	-
(18) SUBTOTAL	-	-	-	-
19 - DISTRIBUTION EXPENSE	-	-	-	-
(19) 580 - Distribution Oper Supv & Engineering	-	-	-	-
(19) 581 - Distribution Oper Load Dispatching	-	-	-	-
(19) 582 - Distribution Oper Station Expenses	-	-	-	-
(19) 583 - Distribution Oper Overhead Line Exp	-	-	-	-
(19) 584 - Distribution Oper Underground Line Exp	-	-	-	-
(19) 585 - Distribution Oper St Lighting & Signal	-	-	-	-
(19) 586 - Distribution Oper Meter Expense	-	-	-	-
(19) 587 - Distribution Oper Cust Installation	-	-	-	-
(19) 588 - Distribution Oper Misc Dist Exp	-	-	-	-
(19) 589 - Distribution Oper Rents	-	-	-	-
(19) 590 - Distribution Maint Superv & Engineering	-	-	-	-
(19) 591 - Distribution Maint Structures	-	-	-	-
(19) 592 - Distribution Maint Station Equipment	-	-	-	-
(19) 593 - Distribution Maint Overhead Lines	-	-	-	-

PUGET SOUND ENERGY
 INCOME STATEMENT DETAIL
 FOR THE MONTH ENDED DECEMBER 31, 2013

REDACTED

Account Description	Electric	Gas	Common	Total
(19) 594 - Distribution Maint Underground Lines	-	-	-	-
(19) 595 - Distribution Maint Line Transformers	-	-	-	-
(19) 596 - Distribution Maint St Lighting/Signal	-	-	-	-
(19) 597 - Distribution Maint Meters	-	-	-	-
(19) 598 - Distribution Maint Misc Dist Plant	-	-	-	-
(19) 870 - Distribution Oper Supv & Engineering	-	-	-	-
(19) 871 - Distribution Oper Load Dispatching	-	-	-	-
(19) 874 - Distribution Oper Mains & Services Exp	-	-	-	-
(19) 875 - Distribution Oper Meas & Reg Sta Gen	-	-	-	-
(19) 876 - Distribution Oper Meas & Reg Sta Indus	-	-	-	-
(19) 878 - Distribution Oper Meter & House Reg	-	-	-	-
(19) 879 - Distribution Oper Customer Install Exp	-	-	-	-
(19) 880 - Distribution Oper Other Expense	-	-	-	-
(19) 881 - Distribution Oper Rents Expense	-	-	-	-
(19) 886 - Maint of Facilities and Structures	-	-	-	-
(19) 887 - Distribution Maint Mains	-	-	-	-
(19) 889 - Distribution Maint Meas & Reg Sta Gen	-	-	-	-
(19) 890 - Distribution Maint Meas & Reg Sta Ind	-	-	-	-
(19) 892 - Distribution Maint Services	-	-	-	-
(19) 893 - Distribution Maint Meters & House Reg	-	-	-	-
(19) 894 - Distribution Maint Other Equipment	-	-	-	-
(19) SUBTOTAL	-	-	-	-
20 - CUSTOMER ACCTS EXPENSES	-	-	-	-
(20) 901 - Customer Accounts Supervision	-	-	-	-
(20) 902 - Meter Reading Expense	-	-	-	-
(20) 903 - Customer Records & Collection Expense	-	-	-	-
(20) 904 - Uncollectible Accounts	-	-	-	-
(20) 905 - Misc. Customer Accounts Expense	-	-	-	-
(20) SUBTOTAL	-	-	-	-
21 - CUSTOMER SERVICE EXPENSES	-	-	-	-
(21) 908 - Customer Assistance Expense	-	-	-	-
(21) 909 - Info & Instructional Advertising	-	-	-	-
(21) 910 - Misc Cust Svc & Info Expense	-	-	-	-
(21) 911 - Sales Supervision Exp	-	-	-	-
(21) 912 - Demonstration & Selling Expense	-	-	-	-
(21) 913 - Advertising Expenses	-	-	-	-
(21) 916 - Misc. Sales Expense	-	-	-	-
(21) SUBTOTAL	-	-	-	-
22 - CONSERVATION AMORTIZATION	-	-	-	-
(22) 908 - Customer Assistance Expense	-	-	-	-
(22) SUBTOTAL	-	-	-	-
23 - ADMIN & GENERAL EXPENSE	-	-	-	-
(23) 920 - A & G Salaries	-	-	-	-
(23) 921 - Office Supplies and Expenses	-	-	-	-
(23) 922 - Admin Expenses Transferred	-	-	-	-
(23) 923 - Outside Services Employed	-	-	-	-
(23) 924 - Property Insurance	-	-	-	-
(23) 925 - Injuries & Damages	-	-	-	-
(23) 926 - Emp Pension & Benefits	-	-	-	-
(23) 928 - Regulatory Commission Expense	-	-	-	-
(23) 9301 - Gen Advertising Exp	-	-	-	-
(23) 9301 - Electric Advertising Exp	-	-	-	-
(23) 9302 - Misc. General Expenses	-	-	-	-
(23) 931 - Rents	-	-	-	-
(23) 932 - Maint Of General Plant- Gas	-	-	-	-
(23) 935 - Maint General Plant - Electric	-	-	-	-
(23) SUBTOTAL	-	-	-	-
TOTAL OPERATING AND MAINTENANCE	-	-	-	-



**PUGET SOUND ENERGY
INCOME STATEMENT DETAIL
FOR THE MONTH ENDED DECEMBER 31, 2013**

REDACTED

Account Description	Electric	Gas	Common	Total
DEPRECIATION, DEPLETION AND AMORTIZATION				
<i>24 - DEPRECIATION</i>				
(24) 403 - Depreciation Expense				-
(24) 4031 - Depreciation Expense - FAS143				-
(24) SUBTOTAL				-
<i>25 - AMORTIZATION</i>				
(25) 404 - Amort Ltd-Term Plant				-
(25) 406 - Amortization Of Plant Acquisition Adj				-
(25) 4111 - Accretion Exp - FAS143				-
(25) SUBTOTAL				-
<i>26 - AMORTIZ OF PROPERTY LOSS</i>				
(26) 407 - Amortization Of Prop. Losses				-
(26) SUBTOTAL				-
<i>27 - OTHER OPERATING EXPENSES</i>				
(27) 4073 - Regulatory Debits				-
(27) 4074 - Regulatory Credits				-
(27) 4116 - Gains From Disposition Of Utility Plant				-
(27) 4117 - Losses From Disposition Of Utility Plant				-
(27) 4118 - Gains From Disposition Of Allowances				-
(27) 414 - Other Utility Operating Income				-
(27) SUBTOTAL				-
<i>28 - ASC 815</i>				
(28) 421 - FAS 133 Gain				-
(28) 4265 - FAS 133 Loss				-
(28) SUBTOTAL				-
TOTAL DEPRECIATION, DEPLETION AND AMORTIZATION				-
<i>29 - TAXES OTHER THAN INCOME TAXES</i>				
(29) 4081 - Taxes Other-Util Income				-
(29) SUBTOTAL				-
<i>30 - INCOME TAXES</i>				
(30) 4081 - Montana Corp. License Taxes				-
(30) 4091 - Montana Corp license Tax				-
(30) 4091 - Fit-Util Oper Income				-
(30) SUBTOTAL				-
<i>31 - DEFERRED INCOME TAXES</i>				
(31) 4101 - Def Fit-Util Oper Income				-
(31) 4111 - Def Fit-Cr - Util Oper Income				-
(31) 4114 - Inv Tax Cr Adj-Util Operations				-
(31) SUBTOTAL				-
NET OPERATING INCOME				-
NON-OPERATING INCOME				
<i>99 - OTHER INCOME</i>				
(99) 4082 - Taxes Other - Other Income				-
(99) 4092 - Fit - Other Income				-
(99) 4102 - Def Fit - Other Income				-
(99) 4112 - Provision for Deferred FIT - Credit & Other Income				-
(99) 415 - Revenues From Merchandising And Jobbing				-
(99) 416 - Expenses Of Merchandising And Jobbing				-
(99) 417 - Revenues From Non-Utility Operations				-
(99) 4171 - Merger Related Costs				-
(99) 4171 - Expenses of Non-Utility Operations				-
(99) 418 - Nonoperating Rental Income				-
(99) 4181 - Equity in Earnings of Subsidiaries				-
(99) 419 - Interest And Dividend Income				-

PUGET SOUND ENERGY
 INCOME STATEMENT DETAIL
 FOR THE MONTH ENDED DECEMBER 31, 2013

REDACTED

Account Description	Electric	Gas	Common	Total
(99) 4191 - Allowance For Other Funds Used During Construction				-
(99) 421 - Misc. Non-Operating Income				-
(99) 4211 - Gain On Disposition Of Property				-
(99) 4212 - Loss On Disposition Of Property				-
(99) 4213 - Misc. Non-Op Income - AFUDC(WUTC)				-
(99) 4214 - Misc. Non-Op Income - AFUCE				-
(99) 425 - Miscellaneous Amortization				-
(99) 4261 - Donations				-
(99) 4262 - Life Insurance				-
(99) 4263 - Penalties				-
(99) 4264 - Expenses For Civic & Political Activities				-
(99) 4265 - Other Deductions				-
(99) SUBTOTAL				-
999 - INTEREST				-
(999) 427 - Interest On Long Term Debt				-
(999) 4271 - Interest on Preferred Stock				-
(999) 428 - Amortization Of Debt Discount & Expenses				-
(999) 4281 - Amortization Of Loss On Required Debt				-
(999) 429 - Amortization Of Premium On Debt-Cr				-
(999) 4291 - Amortization Gain On Reacquired Debt				-
(999) 430 - Int on Debt to Assoc. Companies				-
(999) 431 - Other Interest Expense				-
(999) 432 - Allowances For Borrowed Funds				-
(999) SUBTOTAL				-
9999 - EXTRAORDINARY ITEMS				-
(9999) 4111 - Def Fit-Cr - Util Oper Income				-
(9999) 435 - Extraordinary Deductions				-
(9999) SUBTOTAL				-
TOTAL NON-OPERATING INCOME				-
NET INCOME				-

PUGET SOUND ENERGY
ALLOCATION OF COMMON CHARGES
FOR THE MONTH ENDED DECEMBER 31, 2013
 (Based on allocation factors developed for the 12 ME 12/31/2012)

REDACTED

FERC Account and Description	Allocated Electric	Allocated Gas	Allocation Method [1]	Share (Allocated Electric / Common)	Share (Allocated Gas / Common)	Common
20 - CUSTOMER ACCTS EXPENSES						
(20) 901 - Customer Accounts Supervision	\$ -	\$ -	1	58.79%	41.21%	\$ -
(20) 902 - Meter Reading Expense	0	0	2	63.22%	36.78%	\$ -
(20) 903 - Customer Records & Collection Expense	0	0	1	58.79%	41.21%	\$ -
(20) 905 - Misc. Customer Accounts Expense	0	0	1	58.79%	41.21%	\$ -
SUBTOTAL	\$ -	\$ -				\$ -
21 - CUSTOMER SERVICE EXPENSES						
(21) 908 - Customer Assistance Expense	-	-	1	58.79%	41.21%	\$ -
(21) 909 - Info & Instructional Advertising	-	-	1	58.79%	41.21%	\$ -
(21) 910 - Misc Cust Svc & Info Expense	-	-	1	58.79%	41.21%	\$ -
(21) 911 - Sales Supervision Exp	-	-	1	58.79%	41.21%	\$ -
(21) 912 - Demonstration & Selling Expense	-	-	1	58.79%	41.21%	\$ -
(21) 913 - Advertising Expense	-	-	1	58.79%	41.21%	\$ -
(21) 916 - Misc. Sales Expense	-	-	1	58.79%	41.21%	\$ -
SUBTOTAL	\$ -	\$ -				\$ -
23 - ADMIN & GENERAL EXPENSE						
(23) 920 - A & G Salaries	-	-	4	67.11%	32.89%	\$ -
(23) 921 - Office Supplies and Expenses	0	0	4	67.11%	32.89%	\$ -
(23) 922 - Admin Expenses Transferred	0	0	4	67.11%	32.89%	\$ -
(23) 923 - Outside Services Employed	0	0	4	67.11%	32.89%	\$ -
(23) 924 - Property Insurance	0	0	3	61.63%	38.37%	\$ -
(23) 925 - Injuries & Damages	0	0	1	58.79%	41.21%	\$ -
(23) 926 - Emp Pension & Benefits	0	0	5	66.88%	33.12%	\$ -
(23) 928 - Regulatory Commission Expense	0	0	4	67.11%	32.89%	\$ -
(23) 9301 - Gen Advertising Exp	0	0	4	67.11%	32.89%	\$ -
(23) 9302 - Misc. General Expenses	0	0	4	67.11%	32.89%	\$ -
(23) 931 - Rents	0	0	4	67.11%	32.89%	\$ -
(23) 932 - Maint Of General Plant- Gas	-	-	4	67.11%	32.89%	\$ -
(23) 935 - Maint General Plant - Electric	0	0	4	67.11%	32.89%	\$ -
SUBTOTAL	\$ -	\$ -				\$ -
24 - DEPRECIATION/AMORTIZATION						
(24) 403 - Depreciation Expense	-	-	4	67.11%	32.89%	\$ -
(24) 4031 - Depreciation Expense - FAS143	-	-	4	67.11%	32.89%	\$ -
SUBTOTAL	\$ -	\$ -				\$ -
25 - AMORTIZATION						
(25) 404 - Amort Ltd-Term Plant	-	-	4	67.11%	32.89%	\$ -
(25) 406 - Amortization Of Plant Acquisition Adj	-	-	4	67.11%	32.89%	\$ -
(25) 4111 - Accretion Exp - FAS143	-	-	4	67.11%	32.89%	\$ -
SUBTOTAL	\$ -	\$ -				\$ -
29 - TAXES OTHER THAN INCOME TAXES						
(29) 4081 - Taxes Other-Util Income	-	-	4	67.11%	32.89%	\$ -
SUBTOTAL	\$ -	\$ -				\$ -
30 - INCOME TAXES						
(30) 4091 - Fit-Util Oper Income	-	-	4	67.11%	32.89%	\$ -
SUBTOTAL	\$ -	\$ -				\$ -
31 - DEFERRED INCOME TAXES						
(31) 4101 - Def Fit-Util Oper Income	-	-	4	67.11%	32.89%	\$ -
(31) 4111 - Def Fit-Cr - Util Oper Income	-	-	4	67.11%	32.89%	\$ -
SUBTOTAL	\$ -	\$ -				\$ -
GRAND TOTAL	\$ -	\$ -				\$ -

Allocation Method		Electric	Gas	
1	12 Month Average number of Customers	58.79%	41.21%	100.00%
2	Joint Meter Reading Customers	63.22%	36.78%	100.00%
3	Non-Production Plant	61.63%	38.37%	100.00%
4	4-Factor Allocator	67.11%	32.89%	100.00%
5	Direct Labor	66.88%	33.12%	100.00%

PUGET SOUND ENERGY, INC.
AVERAGE NUMBER OF CUSTOMERS
December 31, 2013

ELECTRIC

<u>Customers</u>	Month Ended				Variance from Prior Year		
	<u>Actual</u>	<u>Budget</u>	<u>Variance from Budget</u>		<u>Prior Year</u>	<u>Variance from Prior Year</u>	
			<u>Amount</u>	<u>%</u>		<u>Amount</u>	<u>%</u>
Residential	957,897	965,154	(7,257)	(0.8%)	964,606	(6,709)	(0.7%)
Commercial - Firm	119,547	119,169	378	0.3%	120,458	(911)	(0.8%)
Commercial Interruptible	162	169	(7)	(4.1%)	169	(7)	(4.1%)
Industrial - Firm	3,438	3,519	(81)	(2.3%)	3,537	(99)	(2.8%)
Industrial Interruptible	4	4	-	0.0%	4	-	0.0%
Outdoor Lighting	5,911	3,572	2,339	65.5%	3,507	2,404	68.5%
Electric Sales for Resale - Firm	8	8	-	0.0%	8	-	0.0%
Transportation - Electric	18	17	1	5.9%	17	1	5.9%
Total Number of Customers	1,086,985	1,091,612	(4,627)	(0.4%)	1,092,306	(5,321)	(0.5%)

<u>Customers</u>	Quarter-to-Date				Variance from Prior Year		
	<u>Actual</u>	<u>Budget</u>	<u>Variance from Budget</u>		<u>Prior Year</u>	<u>Variance from Prior Year</u>	
			<u>Amount</u>	<u>%</u>		<u>Amount</u>	<u>%</u>
Residential	956,453	963,592	(7,139)	(0.7%)	963,709	(7,256)	(0.8%)
Commercial - Firm	119,504	119,129	375	0.3%	120,395	(891)	(0.7%)
Commercial Interruptible	162	169	(7)	(4.1%)	170	(8)	(4.7%)
Industrial - Firm	3,439	3,520	(81)	(2.3%)	3,564	(125)	(3.5%)
Industrial Interruptible	4	4	-	0.0%	4	-	0.0%
Outdoor Lighting	5,882	3,568	2,314	64.9%	3,513	2,369	67.4%
Electric Sales for Resale - Firm	8	8	-	0.0%	8	-	0.0%
Transportation - Electric	18	17	1	5.9%	17	1	5.9%
Total Number of Customers	1,085,470	1,090,007	(4,537)	(0.4%)	1,091,380	(5,910)	(0.5%)

<u>Customers</u>	Year-to-Date				Variance from Prior Year		
	<u>Actual</u>	<u>Budget</u>	<u>Variance from Budget</u>		<u>Prior Year</u>	<u>Variance from Prior Year</u>	
			<u>Amount</u>	<u>%</u>		<u>Amount</u>	<u>%</u>
Residential	956,783	961,990	(5,207)	(0.5%)	961,914	(5,131)	(0.5%)
Commercial - Firm	119,669	119,385	284	0.2%	120,090	(421)	(0.4%)
Commercial Interruptible	164	169	(5)	(3.0%)	171	(7)	(4.1%)
Industrial - Firm	3,470	3,547	(77)	(2.2%)	3,596	(126)	(3.5%)
Industrial Interruptible	4	4	-	0.0%	4	-	0.0%
Outdoor Lighting	5,266	3,557	1,709	48.0%	3,496	1,770	50.6%
Electric Sales for Resale - Firm	8	8	-	0.0%	8	-	0.0%
Transportation - Electric	17	17	-	0.0%	17	-	0.0%
Total Number of Customers	1,085,381	1,088,677	(3,296)	(0.3%)	1,089,296	(3,915)	(0.4%)

PUGET SOUND ENERGY, INC.
AVERAGE NUMBER OF CUSTOMERS
December 31, 2013

GAS

<u>Customers</u>	<u>Month Ended</u>				<u>Prior Year</u>	<u>Variance from Prior Year</u>	
	<u>Actual</u>	<u>Budget</u>	<u>Variance from Budget</u>			<u>Amount</u>	<u>%</u>
			<u>Amount</u>	<u>%</u>			
Residential	722,680	721,673	1,007	0.1%	710,926	11,754	1.7%
Commercial - Firm	54,125	55,118	(993)	(1.8%)	53,730	395	0.7%
Commercial Interruptible	444	325	119	36.6%	319	125	39.2%
Industrial - Firm	2,396	2,386	10	0.4%	2,409	(13)	(0.5%)
Industrial Interruptible	13	14	(1)	(7.1%)	14	(1)	(7.1%)
Gas Transportation	208	203	5	2.5%	203	5	2.5%
Total Number of Customers	779,866	779,719	147	0.0%	767,601	12,265	1.6%

<u>Customers</u>	<u>Quarter-to-Date</u>				<u>Prior Year</u>	<u>Variance from Prior Year</u>	
	<u>Actual</u>	<u>Budget</u>	<u>Variance from Budget</u>			<u>Amount</u>	<u>%</u>
			<u>Amount</u>	<u>%</u>			
Residential	720,450	720,029	421	0.1%	709,263	11,187	1.6%
Commercial - Firm	53,904	54,938	(1,034)	(1.9%)	53,636	268	0.5%
Commercial Interruptible	444	326	118	36.2%	320	124	38.8%
Industrial - Firm	2,389	2,389	-	0.0%	2,409	(20)	(0.8%)
Industrial Interruptible	13	14	(1)	(7.1%)	13	-	0.00%
Gas Transportation	207	203	4	2.0%	201	6	3.0%
Total Number of Customers	777,407	777,899	(492)	(0.1%)	765,842	11,565	1.5%

<u>Customers</u>	<u>Year-to-Date</u>				<u>Prior Year</u>	<u>Variance from Prior Year</u>	
	<u>Actual</u>	<u>Budget</u>	<u>Variance from Budget</u>			<u>Amount</u>	<u>%</u>
			<u>Amount</u>	<u>%</u>			
Residential	716,518	716,262	256	0.0%	706,965	9,553	1.4%
Commercial - Firm	53,840	54,616	(776)	(1.4%)	53,728	112	0.2%
Commercial Interruptible	415	331	84	25.4%	323	92	28.5%
Industrial - Firm	2,394	2,402	(8)	(0.3%)	2,431	(37)	(1.5%)
Industrial Interruptible	14	14	-	0.0%	14	-	0.00%
Gas Transportation	204	203	1	0.5%	194	10	5.2%
Total Number of Customers	773,385	773,828	(443)	(0.1%)	763,655	9,730	1.3%

PUGET SOUND ENERGY
PERIODIC ALLOCATED RESULTS OF OPERATIONS
FOR THE MONTH ENDED NOVEMBER 30, 2013

REDACTED

(Based on allocation factors developed for the 12 ME 12/31/2012)

	Electric	Gas	Total Amount
1 - OPERATING REVENUES:			
2 - SALES TO CUSTOMERS		\$	-
3 - SALES FOR RESALE-FIRM	REDACTED		-
4 - SALES TO OTHER UTILITIES			-
5 - OTHER OPERATING REVENUES			-
6 - TOTAL OPERATING REVENUES		\$	-
7			
8 - OPERATING REVENUE DEDUCTIONS:			
9			
10 - POWER COSTS:			
11 - FUEL	REDACTED		-
12 - PURCHASED AND INTERCHANGED			-
13 - WHEELING			-
14 - RESIDENTIAL EXCHANGE			-
15 - TOTAL PRODUCTION EXPENSES		\$	-
16			
17 - OTHER ENERGY SUPPLY EXPENSES		\$	-
18 - TRANSMISSION EXPENSE			-
19 - DISTRIBUTION EXPENSE	REDACTED		-
20 - CUSTOMER ACCTS EXPENSES			-
21 - CUSTOMER SERVICE EXPENSES			-
22 - CONSERVATION AMORTIZATION			-
23 - ADMIN & GENERAL EXPENSE			-
24 - DEPRECIATION			-
25 - AMORTIZATION			-
26 - AMORTIZ OF PROPERTY LOSS			-
27 - OTHER OPERATING EXPENSES			-
28 - ASC 815			-
29 - TAXES OTHER THAN INCOME TAXES	REDACTED		-
30 - INCOME TAXES			-
31 - DEFERRED INCOME TAXES			-
32 - TOTAL OPERATING REV. DEDUCT.		\$	-
NET OPERATING INCOME		\$	-

PUGET SOUND ENERGY
 ACTUAL RESULTS OF OPERATIONS
 FOR THE MONTH ENDED NOVEMBER 30, 2013

REDACTED

	Electric	Gas	Common	Energy N/A	Total Amount
OPERATING INCOME					
1 - OPERATING REVENUES:					
2 - SALES TO CUSTOMERS					\$ -
3 - SALES FOR RESALE-FIRM					-
4 - SALES TO OTHER UTILITIES					-
5 - OTHER OPERATING REVENUES					-
6 - TOTAL OPERATING REVENUES					\$ -
7					
8 - OPERATING REVENUE DEDUCTIONS:					
9					
10 - POWER COSTS:					
11 - FUEL					\$ -
12 - PURCHASED AND INTERCHANGED					-
13 - WHEELING					-
14 - RESIDENTIAL EXCHANGE					-
15 - TOTAL PRODUCTION EXPENSES					\$ -
16					
17 - OTHER ENERGY SUPPLY EXPENSES					\$ -
18 - TRANSMISSION EXPENSE					-
19 - DISTRIBUTION EXPENSE					-
20 - CUSTOMER ACCTS EXPENSES					-
21 - CUSTOMER SERVICE EXPENSES					-
22 - CONSERVATION AMORTIZATION					-
23 - ADMIN & GENERAL EXPENSE					-
24 - DEPRECIATION					-
25 - AMORTIZATION					-
26 - AMORTIZ OF PROPERTY LOSS					-
27 - OTHER OPERATING EXPENSES					-
28 - ASC 815					-
29 - TAXES OTHER THAN INCOME TAXES					-
30 - INCOME TAXES					-
31 - DEFERRED INCOME TAXES					-
32 - TOTAL OPERATING REV. DEDUCT.					\$ -
NET OPERATING INCOME					\$ -
NON-OPERATING INCOME					
99 - OTHER INCOME					\$ -
999 - INTEREST					-
9999 - EXTRAORDINARY ITEMS					-
TOTAL NON-OPERATING INCOME					\$ -
NET INCOME					\$ -

PUGET SOUND ENERGY
INCOME STATEMENT DETAIL
FOR THE MONTH ENDED NOVEMBER 30, 2013

REDACTED

Account Description	Electric	Gas	Common	Total
1 - OPERATING REVENUES				
2 - SALES TO CUSTOMERS				
(2) 440 - Electric Residential Sales				-
(2) 442 - Electric Commercial & Industrial Sales				-
(2) 444 - Public Street & Highway Lighting				-
(2) 456 - Other Electric Revenues - Conservation				-
(2) 456 - Other Electric Revenues - Unbilled				-
(2) 456 - Other Electric Revenues				-
(2) 480 - Gas Residential Sales				-
(2) 481 - Gas Commercial & Industrial Sales				-
(2) 489 - Rev From Transportation Of Gas To Others				-
(2) SUBTOTAL				-
3 - SALES FOR RESALE-FIRM				
(3) 447 - Electric Sales For Resale				-
(3) SUBTOTAL				-
4 - SALES TO OTHER UTILITIES				
(4) 447 - Electric Sales For Resale - Sales				-
(4) 447 - Electric Sales For Resale - Purchases				-
(4) SUBTOTAL				-
5 - OTHER OPERATING REVENUES				
(5) 412 - Lease Inc Everett Delta to NWP - Gas				-
(5) 450 - Forfeited Discounts				-
(5) 451 - Electric Misc Service Revenue				-
(5) 454 - Rent For Electric Property				-
(5) 456 - Other Electric Revenues				-
(5) 487 - Forfeited Discounts				-
(5) 488 - Gas Misc Service Revenues				-
(5) 4894 - Gas Revenues from Storing Gas of Other				-
(5) 493 - Rent From Gas Property				-
(5) 495 - Other Gas Revenues				-
(5) SUBTOTAL				-
(1) TOTAL OPERATING REVENUES				-
10 - ENERGY COST				
11 - FUEL				
(11) 501 - Steam Operations Fuel				-
(11) 547 - Other Power Generation Oper Fuel				-
(11) SUBTOTAL				-
12 - PURCHASED AND INTERCHANGED				
(12) 555 - Purchased Power				-
(12) 557 - Other Power Supply Expense				-
(12) 804 - Natural Gas City Gate Purchases				-
(12) 805 - Other Gas Purchases				-
(12) 8051 - Purchased Gas Cost Adjustments				-
(12) 8081 - Gas Withdrawn From Storage				-
(12) 8082 - Gas Delivered To Storage				-
(12) SUBTOTAL				-
13 - WHEELING				
(13) 565 - Transmission Of Electricity By Others				-
(13) SUBTOTAL				-
14 - RESIDENTIAL EXCHANGE				
(14) 555 - Purchased Power				-
(14) SUBTOTAL				-
(10) TOTAL ENERGY COST				-
GROSS MARGIN				-

REDACTED

REDACTED

REDACTED

REDACTED

PUGET SOUND ENERGY
 INCOME STATEMENT DETAIL
 FOR THE MONTH ENDED NOVEMBER 30, 2013

REDACTED
 Common Total

Account Description	Electric	Gas	Common	Total
OPERATING EXPENSES				
OPERATING AND MAINTENANCE				
<i>17 - OTHER ENERGY SUPPLY EXPENSES</i>				
(17) 500 - Steam Oper Supv & Engineering	-	-	-	-
(17) 502 - Steam Oper Steam Expenses	-	-	-	-
(17) 505 - Steam Oper Electric Expense	-	-	-	-
(17) 506 - Steam Oper Misc Steam Power	-	-	-	-
(17) 507 - Steam Operations Rents	-	-	-	-
(17) 510 - Steam Maint Supv & Engineering	-	-	-	-
(17) 511 - Steam Maint Structures	-	-	-	-
(17) 512 - Steam Maint Boiler Plant	-	-	-	-
(17) 513 - Steam Maint Electric Plant	-	-	-	-
(17) 514 - Steam Maint Misc Steam Plant	-	-	-	-
(17) 535 - Hydro Oper Supv & Engineering	-	-	-	-
(17) 536 - Hydro Oper Water For Power	-	-	-	-
(17) 537 - Hydro Oper Hydraulic Expenses	-	-	-	-
(17) 538 - Hydro Oper Electric Expenses	-	-	-	-
(17) 539 - Hydro Oper Misc Hydraulic Exp	-	-	-	-
(17) 540 - Hydro Office Rents	-	-	-	-
(17) 541 - Hydro Maint Supv & Engineering	-	-	-	-
(17) 542 - Hydro Maint Structures	-	-	-	-
(17) 543 - Hydro Maint Res. Dams & Waterways	-	-	-	-
(17) 544 - Hydro Maint Electric Plant	-	-	-	-
(17) 545 - Hydro Maint Misc Hydraulic Plant	-	-	-	-
(17) 546 - Other Pwr Gen Oper Supv & Eng	-	-	-	-
(17) 548 - Other Power Gen Oper Gen Exp	-	-	-	-
(17) 549 - Other Power Gen Oper Misc	-	-	-	-
(17) 550 - Other Power Gen Oper Rents	-	-	-	-
(17) 551 - Other Power Gen Maint Supv & Eng	-	-	-	-
(17) 552 - Other Power Gen Maint Structures	-	-	-	-
(17) 553 - Other Power Gen Maint Gen & Elec	-	-	-	-
(17) 554 - Other Power Gen Maint Misc	-	-	-	-
(17) 556 - System Control & Load Dispatch	-	-	-	-
(17) 710 - Production Operations Supv & Engineering	-	-	-	-
(17) 717 - Liquefied Petroleum Gas Expenses	-	-	-	-
(17) 735 - Misc Gas Production Exp	-	-	-	-
(17) 741 - Production Plant Maint Structures	-	-	-	-
(17) 742 - Production Plant Maint Prod Equip	-	-	-	-
(17) 8072 - Purchased Gas Expenses	-	-	-	-
(17) 8074 - Purchased Gas Calculation Exp	-	-	-	-
(17) 812 - Gas Used For Other Utility Operations	-	-	-	-
(17) 813 - Other Gas Supply Expenses	-	-	-	-
(17) 814 - Undergrnd Strge - Operation Supv & Eng	-	-	-	-
(17) 815 - Undergrnd Strge - Oper Map & Records	-	-	-	-
(17) 816 - Undergrnd Strge - Oper Wells Expense	-	-	-	-
(17) 817 - Undergrnd Strge - Oper Lines Expense	-	-	-	-
(17) 818 - Undergrnd Strge - Oper Compressor Sta Exp	-	-	-	-
(17) 819 - Undergrnd Strge - Oper Compressor Sta Fuel	-	-	-	-
(17) 820 - Undergrnd Strge - Oper Meas & Reg Sta Exp	-	-	-	-
(17) 821 - Undergrnd Strge - Oper Purification Exp	-	-	-	-
(17) 823 - Storage Gas Losses	-	-	-	-
(17) 824 - Undergrnd Strge - Oper Other Expenses	-	-	-	-
(17) 825 - Undergrnd Strge - Oper Storage Well Royalty	-	-	-	-
(17) 826 - Undergrnd Strge - Oper Other Storage Rents	-	-	-	-
(17) 830 - Undergrnd Strge - Maint Supv & Engineering	-	-	-	-
(17) 831 - Undergrnd Strge - Maint Structures	-	-	-	-
(17) 832 - Undergrnd Strge - Maint Reservoirs & Wells	-	-	-	-

REDACTED

REDACTED

REDACTED

REDACTED

PUGET SOUND ENERGY
 INCOME STATEMENT DETAIL
 FOR THE MONTH ENDED NOVEMBER 30, 2013

REDACTED

Account Description	Electric	Gas	Common	Total
(17) 833 - Undergrnd Strge - Maint Of Lines	-	-	-	-
(17) 834 - Undergrnd Strge - Maint Compres Sta Equip	-	-	-	-
(17) 835 - Undergrnd Strge - Maint Meas & Reg Sta E	-	-	-	-
(17) 836 - Undergrnd Strge - Maint Purification Equip	-	-	-	-
(17) 837 - Undergrnd Strge-Maint Other Equipment	-	-	-	-
(17) 841 - Operating Labor & Expenses	-	-	-	-
(17) 8432 - Maint Struc & Impro	-	-	-	-
(17) 8433 - Maintenance of Gas Holders	-	-	-	-
(17) 8436 - Maintenance of Vaporizing Equipment	-	-	-	-
(17) 8438 - Maint Measure & Reg	-	-	-	-
(17) 8439 - Other Gas Maintenance	-	-	-	-
(17) 8441 - Gas LNG Oper Sup & Eng	-	-	-	-
(17) SUBTOTAL	-	-	-	-
18 - TRANSMISSION EXPENSE	-	-	-	-
(18) 560 - Transmission Oper Supv & Engineering	-	-	-	-
(18) 561 - Transmission Oper Load Dispatching	-	-	-	-
(18) 5611 - Transmission Oper Load Dispatching	-	-	-	-
(18) 5612 - Load Dispatch - Montr & Oper Trans System	-	-	-	-
(18) 5613 - Load Dispatch - Service and Scheduling	-	-	-	-
(18) 5615 - Reliability Planning & Standards	-	-	-	-
(18) 5616 - Transmission Svc Studies	-	-	-	-
(18) 5617 Gen Intercnct Studies	-	-	-	-
(18) 5618 - Reliability Planning	-	-	-	-
(18) 562 - Transmission Oper Station Expense	-	-	-	-
(18) 563 - Transmission Oper Overhead Line Exp	-	-	-	-
(18) 566 - Transmission Oper Misc	-	-	-	-
(18) 567 - Transmission Oper Rents	-	-	-	-
(18) 568 - Transmission Maint Supv & Eng	-	-	-	-
(18) 569 - Transmission Maint Structures	-	-	-	-
(18) 5691 - Transmission Computer Hardware Maint	-	-	-	-
(18) 5692 - Maintenance of Computer Software	-	-	-	-
(18) 570 - Transmission Maint Station Equipment	-	-	-	-
(18) 571 - Transmission Maint Overhead Lines	-	-	-	-
(18) 572 - Transmission Maint Underground Lines	-	-	-	-
(18) 850 - Transmission Oper Supv & Engineering	-	-	-	-
(18) 856 - Transmission Oper Mains Expenses	-	-	-	-
(18) 857 - Transmission Oper Meas & Reg Sta Exp	-	-	-	-
(18) 862 - Transmission Maint Struct & Improvements	-	-	-	-
(18) 863 - Transmission Maint Supv & Eng	-	-	-	-
(18) 865 - Transm Maint of measur & regul station equip	-	-	-	-
(18) 867 - Transmission Maint Other Equipment	-	-	-	-
(18) SUBTOTAL	-	-	-	-
19 - DISTRIBUTION EXPENSE	-	-	-	-
(19) 580 - Distribution Oper Supv & Engineering	-	-	-	-
(19) 581 - Distribution Oper Load Dispatching	-	-	-	-
(19) 582 - Distribution Oper Station Expenses	-	-	-	-
(19) 583 - Distribution Oper Overhead Line Exp	-	-	-	-
(19) 584 - Distribution Oper Underground Line Exp	-	-	-	-
(19) 585 - Distribution Oper St Lighting & Signal	-	-	-	-
(19) 586 - Distribution Oper Meter Expense	-	-	-	-
(19) 587 - Distribution Oper Cust Installation	-	-	-	-
(19) 588 - Distribution Oper Misc Dist Exp	-	-	-	-
(19) 589 - Distribution Oper Rents	-	-	-	-
(19) 590 - Distribution Maint Superv & Engineering	-	-	-	-
(19) 591 - Distribution Maint Structures	-	-	-	-
(19) 592 - Distribution Maint Station Equipment	-	-	-	-
(19) 593 - Distribution Maint Overhead Lines	-	-	-	-

PUGET SOUND ENERGY
 INCOME STATEMENT DETAIL
 FOR THE MONTH ENDED NOVEMBER 30, 2013

REDACTED

Account Description	Electric	Gas	Common	Total
(19) 594 - Distribution Maint Underground Lines	-	-	-	-
(19) 595 - Distribution Maint Line Transformers	-	-	-	-
(19) 596 - Distribution Maint St Lighting/Signal	-	-	-	-
(19) 597 - Distribution Maint Meters	-	-	-	-
(19) 598 - Distribution Maint Misc Dist Plant	-	-	-	-
(19) 870 - Distribution Oper Supv & Engineering	-	-	-	-
(19) 871 - Distribution Oper Load Dispatching	-	-	-	-
(19) 874 - Distribution Oper Mains & Services Exp	-	-	-	-
(19) 875 - Distribution Oper Meas & Reg Sta Gen	-	-	-	-
(19) 876 - Distribution Oper Meas & Reg Sta Indus	-	-	-	-
(19) 878 - Distribution Oper Meter & House Reg	-	-	-	-
(19) 879 - Distribution Oper Customer Install Exp	-	-	-	-
(19) 880 - Distribution Oper Other Expense	-	-	-	-
(19) 881 - Distribution Oper Rents Expense	-	-	-	-
(19) 886 - Maint of Facilities and Structures	-	-	-	-
(19) 887 - Distribution Maint Mains	-	-	-	-
(19) 889 - Distribution Maint Meas & Reg Sta Gen	-	-	-	-
(19) 890 - Distribution Maint Meas & Reg Sta Ind	-	-	-	-
(19) 892 - Distribution Maint Services	-	-	-	-
(19) 893 - Distribution Maint Meters & House Reg	-	-	-	-
(19) 894 - Distribution Maint Other Equipment	-	-	-	-
(19) SUBTOTAL	-	-	-	-
20 - CUSTOMER ACCTS EXPENSES	-	-	-	-
(20) 901 - Customer Accounts Supervision	-	-	-	-
(20) 902 - Meter Reading Expense	-	-	-	-
(20) 903 - Customer Records & Collection Expense	-	-	-	-
(20) 904 - Uncollectible Accounts	-	-	-	-
(20) 905 - Misc. Customer Accounts Expense	-	-	-	-
(20) SUBTOTAL	-	-	-	-
21 - CUSTOMER SERVICE EXPENSES	-	-	-	-
(21) 908 - Customer Assistance Expense	-	-	-	-
(21) 909 - Info & Instructional Advertising	-	-	-	-
(21) 910 - Misc Cust Svc & Info Expense	-	-	-	-
(21) 911 - Sales Supervision Exp	-	-	-	-
(21) 912 - Demonstration & Selling Expense	-	-	-	-
(21) 913 - Advertising Expenses	-	-	-	-
(21) 916 - Misc. Sales Expense	-	-	-	-
(21) SUBTOTAL	-	-	-	-
22 - CONSERVATION AMORTIZATION	-	-	-	-
(22) 908 - Customer Assistance Expense	-	-	-	-
(22) SUBTOTAL	-	-	-	-
23 - ADMIN & GENERAL EXPENSE	-	-	-	-
(23) 920 - A & G Salaries	-	-	-	-
(23) 921 - Office Supplies and Expenses	-	-	-	-
(23) 922 - Admin Expenses Transferred	-	-	-	-
(23) 923 - Outside Services Employed	-	-	-	-
(23) 924 - Property Insurance	-	-	-	-
(23) 925 - Injuries & Damages	-	-	-	-
(23) 926 - Emp Pension & Benefits	-	-	-	-
(23) 928 - Regulatory Commission Expense	-	-	-	-
(23) 9301 - Gen Advertising Exp	-	-	-	-
(23) 9301 - Electric Advertising Exp	-	-	-	-
(23) 9302 - Misc. General Expenses	-	-	-	-
(23) 931 - Rents	-	-	-	-
(23) 932 - Maint Of General Plant- Gas	-	-	-	-
(23) 935 - Maint General Plant - Electric	-	-	-	-
(23) SUBTOTAL	-	-	-	-
TOTAL OPERATING AND MAINTENANCE	-	-	-	-

REDACTED

REDACTED

REDACTED

REDACTED

**PUGET SOUND ENERGY
INCOME STATEMENT DETAIL
FOR THE MONTH ENDED NOVEMBER 30, 2013**

REDACTED

Account Description	Electric	Gas	Common	Total
DEPRECIATION, DEPLETION AND AMORTIZATION				
<i>24 - DEPRECIATION</i>				
(24) 403 - Depreciation Expense	-			-
(24) 4031 - Depreciation Expense - FAS143	-			-
(24) SUBTOTAL	-			-
<i>25 - AMORTIZATION</i>				
(25) 404 - Amort Ltd-Term Plant	-			-
(25) 406 - Amortization Of Plant Acquisition Adj	-			-
(25) 4111 - Accretion Exp - FAS143	-			-
(25) SUBTOTAL	-			-
<i>26 - AMORTIZ OF PROPERTY LOSS</i>				
(26) 407 - Amortization Of Prop. Losses	-			-
(26) SUBTOTAL	-			-
<i>27 - OTHER OPERATING EXPENSES</i>				
(27) 4073 - Regulatory Debits	-			-
(27) 4074 - Regulatory Credits	-			-
(27) 4116 - Gains From Disposition Of Utility Plant	-			-
(27) 4117 - Losses From Disposition Of Utility Plant	-			-
(27) 4118 - Gains From Disposition Of Allowances	-			-
(27) 414 - Other Utility Operating Income	-			-
(27) SUBTOTAL	-			-
<i>28 - ASC 815</i>				
(28) 421 - FAS 133 Gain	-			-
(28) 4265 - FAS 133 Loss	-			-
(28) SUBTOTAL	-			-
TOTAL DEPRECIATION, DEPLETION AND AMORTIZATION	-			-
<i>29 - TAXES OTHER THAN INCOME TAXES</i>				
(29) 4081 - Taxes Other-Util Income	-			-
(29) SUBTOTAL	-			-
<i>30 - INCOME TAXES</i>				
(30) 4081 - Montana Corp. License Taxes	-			-
(30) 4091 - Montana Corp license Tax	-			-
(30) 4091 - Fit-Util Oper Income	-			-
(30) SUBTOTAL	-			-
<i>31 - DEFERRED INCOME TAXES</i>				
(31) 4101 - Def Fit-Util Oper Income	-			-
(31) 4111 - Def Fit-Cr - Util Oper Income	-			-
(31) 4114 - Inv Tax Cr Adj-Util Operations	-			-
(31) SUBTOTAL	-			-
NET OPERATING INCOME	-			-
NON-OPERATING INCOME				
<i>99 - OTHER INCOME</i>				
(99) 4082 - Taxes Other - Other Income	-			-
(99) 4092 - Fit - Other Income	-			-
(99) 4102 - Def Fit - Other Income	-			-
(99) 4112 - Provision for Deferred FIT - Credit & Other Income	-			-
(99) 415 - Revenues From Merchandising And Jobbing	-			-
(99) 416 - Expenses Of Merchandising And Jobbing	-			-
(99) 417 - Revenues From Non-Utility Operations	-			-
(99) 4171 - Merger Related Costs	-			-
(99) 4171 - Expenses of Non-Utility Operations	-			-
(99) 418 - Nonoperating Rental Income	-			-
(99) 4181 - Equity in Earnings of Subsidiaries	-			-
(99) 419 - Interest And Dividend Income	-			-

**PUGET SOUND ENERGY
INCOME STATEMENT DETAIL
FOR THE MONTH ENDED NOVEMBER 30, 2013**

REDACTED

Account Description	Electric	Gas	Common	Total
(99) 4191 - Allowance For Other Funds Used During Construction	-	-	-	-
(99) 421 - Misc. Non-Operating Income	-	-	-	-
(99) 4211 - Gain On Disposition Of Property	-	-	-	-
(99) 4212 - Loss On Disposition Of Property	-	-	-	-
(99) 4213 - Misc. Non-Op Income - AFUDC(WUTC)	-	-	-	-
(99) 4214 - Misc. Non-Op Income - AFUCE	-	-	-	-
(99) 425 - Miscellaneous Amortization	-	-	-	-
(99) 4261 - Donations	-	-	-	-
(99) 4262 - Life Insurance	-	-	-	-
(99) 4263 - Penalties	-	-	-	-
(99) 4264 - Expenses For Civic & Political Activities	-	-	-	-
(99) 4265 - Other Deductions	-	-	-	-
(99) SUBTOTAL	-	-	-	-
<i>999 - INTEREST</i>				
(999) 427 - Interest On Long Term Debt	-	-	-	-
(999) 4271 - Interest on Preferred Stock	-	-	-	-
(999) 428 - Amortization Of Debt Discount & Expenses	-	-	-	-
(999) 4281 - Amortization Of Loss On Required Debt	-	-	-	-
(999) 429 - Amortization Of Premium On Debt-Cr	-	-	-	-
(999) 4291 - Amortization Gain On Reacquired Debt	-	-	-	-
(999) 430 - Int on Debt to Assoc. Companies	-	-	-	-
(999) 431 - Other Interest Expense	-	-	-	-
(999) 432 - Allowances For Borrowed Funds	-	-	-	-
(999) SUBTOTAL	-	-	-	-
<i>9999 - EXTRAORDINARY ITEMS</i>				
(9999) 4111 - Def Fit-Cr - Util Oper Income	-	-	-	-
(9999) 435 - Extraordinary Deductions	-	-	-	-
(9999) SUBTOTAL	-	-	-	-
TOTAL NON-OPERATING INCOME	-	-	-	-
NET INCOME	-	-	-	-

PUGET SOUND ENERGY
ALLOCATION OF COMMON CHARGES
FOR THE MONTH ENDED NOVEMBER 30, 2013
 (Based on allocation factors developed for the 12 ME 12/31/2012)

REDACTED

FERC Account and Description	Allocated Electric	Allocated Gas	Allocation Method [1]	Share (Allocated Electric / Common)	Share (Allocated Gas / Common)	Common
20 - CUSTOMER ACCTS EXPENSES						
(20) 901 - Customer Accounts Supervision	\$ -	\$ -	1	58.79%	41.21%	\$ -
(20) 902 - Meter Reading Expense	REDACTED	-	2	63.22%	36.78%	\$ -
(20) 903 - Customer Records & Collection Expense	REDACTED	-	1	58.79%	41.21%	\$ -
(20) 905 - Misc. Customer Accounts Expense	REDACTED	-	1	58.79%	41.21%	\$ -
SUBTOTAL	\$ -	\$ -				\$ -
21 - CUSTOMER SERVICE EXPENSES						
(21) 908 - Customer Assistance Expense	\$ -	\$ -	1	58.79%	41.21%	\$ -
(21) 909 - Info & Instructional Advertising	REDACTED	-	1	58.79%	41.21%	\$ -
(21) 910 - Misc Cust Svc & Info Expense	REDACTED	-	1	58.79%	41.21%	\$ -
(21) 911 - Sales Supervision Exp	REDACTED	-	1	58.79%	41.21%	\$ -
(21) 912 - Demonstration & Selling Expense	REDACTED	-	1	58.79%	41.21%	\$ -
(21) 913 - Advertising Expense	REDACTED	-	1	58.79%	41.21%	\$ -
(21) 916 - Misc. Sales Expense	REDACTED	-	1	58.79%	41.21%	\$ -
SUBTOTAL	\$ -	\$ -				\$ -
23 - ADMIN & GENERAL EXPENSE						
(23) 920 - A & G Salaries	\$ -	\$ -	4	67.11%	32.89%	\$ -
(23) 921 - Office Supplies and Expenses	REDACTED	-	4	67.11%	32.89%	\$ -
(23) 922 - Admin Expenses Transferred	REDACTED	-	4	67.11%	32.89%	\$ -
(23) 923 - Outside Services Employed	REDACTED	-	4	67.11%	32.89%	\$ -
(23) 924 - Property Insurance	REDACTED	-	3	61.63%	38.37%	\$ -
(23) 925 - Injuries & Damages	REDACTED	-	1	58.79%	41.21%	\$ -
(23) 926 - Emp Pension & Benefits	REDACTED	-	5	66.88%	33.12%	\$ -
(23) 928 - Regulatory Commission Expense	REDACTED	-	4	67.11%	32.89%	\$ -
(23) 9301 - Gen Advertising Exp	REDACTED	-	4	67.11%	32.89%	\$ -
(23) 9302 - Misc. General Expenses	REDACTED	-	4	67.11%	32.89%	\$ -
(23) 931 - Rents	REDACTED	-	4	67.11%	32.89%	\$ -
(23) 932 - Maint Of General Plant- Gas	REDACTED	-	4	67.11%	32.89%	\$ -
(23) 935 - Maint General Plant - Electric	REDACTED	-	4	67.11%	32.89%	\$ -
SUBTOTAL	\$ -	\$ -				\$ -
24 - DEPRECIATION/AMORTIZATION						
(24) 403 - Depreciation Expense	REDACTED	-	4	67.11%	32.89%	\$ -
(24) 4031 - Depreciation Expense - FAS143	REDACTED	-	4	67.11%	32.89%	\$ -
SUBTOTAL	\$ -	\$ -				\$ -
25 - AMORTIZATION						
(25) 404 - Amort Ltd-Term Plant	REDACTED	-	4	67.11%	32.89%	\$ -
(25) 406 - Amortization Of Plant Acquisition Adj	REDACTED	-	4	67.11%	32.89%	\$ -
(25) 4111 - Accretion Exp - FAS143	REDACTED	-	4	67.11%	32.89%	\$ -
SUBTOTAL	\$ -	\$ -				\$ -
29 - TAXES OTHER THAN INCOME TAXES						
(29) 4081 - Taxes Other-Util Income	\$ -	\$ -	4	67.11%	32.89%	\$ -
SUBTOTAL	\$ -	\$ -				\$ -
30 - INCOME TAXES						
(30) 4091 - Fit-Util Oper Income	\$ -	\$ -				\$ -
SUBTOTAL	\$ -	\$ -				\$ -
31 - DEFERRED INCOME TAXES						
(31) 4101 - Def Fit-Util Oper Income	\$ -	\$ -	4	67.11%	32.89%	\$ -
(31) 4111 - Def Fit-Cr - Util Oper Income	\$ -	\$ -	4	67.11%	32.89%	\$ -
SUBTOTAL	\$ -	\$ -				\$ -
GRAND TOTAL	\$ -	\$ -				\$ -

Allocation Method	Electric	Gas	Common	
1	12 Month Average number of Customers	58.79%	41.21%	100.00%
2	Joint Meter Reading Customers	63.22%	36.78%	100.00%
3	Non-Production Plant	61.63%	38.37%	100.00%
4	4-Factor Allocator	67.11%	32.89%	100.00%
5	Direct Labor	66.88%	33.12%	100.00%

PUGET SOUND ENERGY, INC.
AVERAGE NUMBER OF CUSTOMERS
November 30, 2013

ELECTRIC

<u>Customers</u>	Month Ended				Prior Year		
	<u>Actual</u>	<u>Budget</u>	<u>Variance from Budget</u>		<u>Prior Year</u>	<u>Variance from Prior Year</u>	
			<u>Amount</u>	<u>%</u>		<u>Amount</u>	<u>%</u>
Residential	956,541	963,650	(7,109)	(0.7%)	963,743	(7,202)	(0.7%)
Commercial - Firm	119,495	119,111	384	0.3%	120,367	(872)	(0.7%)
Commercial Interruptible	162	169	(7)	(4.1%)	170	(8)	(4.7%)
Industrial - Firm	3,429	3,520	(91)	(2.6%)	3,573	(144)	(4.0%)
Industrial Interruptible	4	4	-	0.0%	4	-	0.0%
Outdoor Lighting	5,870	3,568	2,302	64.5%	3,521	2,349	66.7%
Electric Sales for Resale - Firm	8	8	-	0.0%	8	-	0.0%
Transportation - Electric	18	17	1	5.9%	17	1	5.9%
Total Number of Customers	1,085,527	1,090,047	(4,520)	(0.4%)	1,091,403	(5,876)	(0.5%)

<u>Customers</u>	Year-To-Date				Prior Year		
	<u>Actual</u>	<u>Budget</u>	<u>Variance from Budget</u>		<u>Prior Year</u>	<u>Variance from Prior Year</u>	
			<u>Amount</u>	<u>%</u>		<u>Amount</u>	<u>%</u>
Residential	956,682	961,703	(5,021)	(0.5%)	961,670	(4,988)	(0.5%)
Commercial - Firm	119,680	119,405	275	0.2%	120,056	(376)	(0.3%)
Commercial Interruptible	164	169	(5)	(3.0%)	171	(7)	(4.1%)
Industrial - Firm	3,473	3,550	(77)	(2.2%)	3,601	(128)	(3.6%)
Industrial Interruptible	4	4	-	0.0%	4	-	0.0%
Outdoor Lighting	5,207	3,556	1,651	46.4%	3,495	1,712	49.0%
Electric Sales for Resale - Firm	8	8	-	0.0%	8	-	0.0%
Transportation - Electric	17	17	-	0.0%	17	-	0.0%
Total Number of Customers	1,085,235	1,088,412	(3,177)	(0.3%)	1,089,022	(3,787)	(0.3%)

<u>Customers</u>	Twelve Months Ended				Prior Year		
	<u>Actual</u>	<u>Budget</u>	<u>Variance from Budget</u>		<u>Prior Year</u>	<u>Variance from Prior Year</u>	
			<u>Amount</u>	<u>%</u>		<u>Amount</u>	<u>%</u>
Residential	957,342	962,438	(5,096)	(0.5%)	961,493	(4,151)	(0.4%)
Commercial - Firm	119,745	119,733	12	0.0%	120,005	(260)	(0.2%)
Commercial Interruptible	165	169	(4)	(2.4%)	171	(6)	(3.5%)
Industrial - Firm	3,478	3,555	(77)	(2.2%)	3,606	(128)	(3.5%)
Industrial Interruptible	4	4	-	0.0%	4	-	0.0%
Outdoor Lighting	5,066	3,566	1,500	42.1%	3,493	1,573	45.0%
Electric Sales for Resale - Firm	8	8	-	0.0%	8	-	0.0%
Transportation - Electric	17	17	-	0.0%	17	-	0.0%
Total Number of Customers	1,085,825	1,089,490	(3,665)	(0.3%)	1,088,797	(2,972)	(0.3%)

PUGET SOUND ENERGY, INC.
AVERAGE NUMBER OF CUSTOMERS
November 30, 2013

GAS

<u>Customers</u>	Month Ended							
	<u>Actual</u>	<u>Budget</u>	<u>Variance from Budget</u>		<u>Prior Year</u>	<u>Variance from Prior Year</u>		
			<u>Amount</u>	<u>%</u>		<u>Amount</u>	<u>%</u>	
Residential	720,524	720,127	397	0.1%	709,288	11,236	1.6%	
Commercial - Firm	53,863	54,958	(1,095)	(2.0%)	53,634	229	0.4%	
Commercial Interruptible	444	326	118	36.2%	320	124	38.8%	
Industrial - Firm	2,385	2,390	(5)	(0.2%)	2,411	(26)	(1.1%)	
Industrial Interruptible	13	14	(1)	(7.1%)	13	-	0.00%	
Gas Transportation	208	203	5	2.5%	201	7	3.5%	
Total Number of Customers	777,437	778,018	(581)	(0.1%)	765,867	11,570	1.5%	

<u>Customers</u>	Quarter-to-Date							
	<u>Actual</u>	<u>Budget</u>	<u>Variance from Budget</u>		<u>Prior Year</u>	<u>Variance from Prior Year</u>		
			<u>Amount</u>	<u>%</u>		<u>Amount</u>	<u>%</u>	
Residential	719,335	719,207	128	0.0%	708,432	10,903	1.5%	
Commercial - Firm	53,794	54,849	(1,055)	(1.9%)	53,589	205	0.4%	
Commercial Interruptible	444	327	117	35.8%	321	123	38.3%	
Industrial - Firm	2,385	2,391	(6)	(0.3%)	2,410	(25)	(1.0%)	
Industrial Interruptible	14	14	-	0.0%	13	1	7.7%	
Gas Transportation	207	203	4	2.0%	200	7	3.5%	
Total Number of Customers	776,179	776,991	(812)	(0.1%)	764,965	11,214	1.5%	

<u>Customers</u>	Year-To-Date							
	<u>Actual</u>	<u>Budget</u>	<u>Variance from Budget</u>		<u>Prior Year</u>	<u>Variance from Prior Year</u>		
			<u>Amount</u>	<u>%</u>		<u>Amount</u>	<u>%</u>	
Residential	715,958	715,771	187	0.0%	706,605	9,353	1.3%	
Commercial - Firm	53,814	54,570	(756)	(1.4%)	53,727	87	0.2%	
Commercial Interruptible	412	332	80	24.1%	323	89	27.6%	
Industrial - Firm	2,393	2,404	(11)	(0.5%)	2,433	(40)	(1.6%)	
Industrial Interruptible	14	14	-	0.0%	14	-	0.00%	
Gas Transportation	203	203	-	0.0%	193	10	5.2%	
Total Number of Customers	772,794	773,294	(500)	(0.1%)	763,295	9,499	1.2%	

<u>Customers</u>	Twelve Months Ended							
	<u>Actual</u>	<u>Budget</u>	<u>Variance from Budget</u>		<u>Prior Year</u>	<u>Variance from Prior Year</u>		
			<u>Amount</u>	<u>%</u>		<u>Amount</u>	<u>%</u>	
Residential	715,539	715,474	65	0.0%	706,399	9,140	1.3%	
Commercial - Firm	53,807	54,613	(806)	(1.5%)	53,732	75	0.1%	
Commercial Interruptible	405	331	74	22.4%	324	81	25.0%	
Industrial - Firm	2,395	2,407	(12)	(0.5%)	2,435	(40)	(1.6%)	
Industrial Interruptible	14	14	-	0.0%	14	-	0.00%	
Gas Transportation	203	201	2	1.0%	192	11	5.7%	
Total Number of Customers	772,363	773,040	(677)	(0.1%)	763,096	9,267	1.2%	

PUGET SOUND ENERGY
PERIODIC ALLOCATED RESULTS OF OPERATIONS
FOR THE MONTH ENDED OCTOBER 31, 2013

REDACTED

(Based on allocation factors developed for the 12 ME 12/31/2012)

	Electric	Gas	Total Amount
1 - OPERATING REVENUES:			
2 - SALES TO CUSTOMERS		\$	-
3 - SALES FOR RESALE-FIRM	REDACTED		-
4 - SALES TO OTHER UTILITIES			-
5 - OTHER OPERATING REVENUES			-
6 - TOTAL OPERATING REVENUES		\$	-
7			
8 - OPERATING REVENUE DEDUCTIONS:			
9			
10 - POWER COSTS:			
11 - FUEL		\$	-
12 - PURCHASED AND INTERCHANGED			-
13 - WHEELING			-
14 - RESIDENTIAL EXCHANGE			-
15 - TOTAL PRODUCTION EXPENSES		\$	-
16			
17 - OTHER ENERGY SUPPLY EXPENSES		\$	-
18 - TRANSMISSION EXPENSE	REDACTED		-
19 - DISTRIBUTION EXPENSE			-
20 - CUSTOMER ACCTS EXPENSES			-
21 - CUSTOMER SERVICE EXPENSES			-
22 - CONSERVATION AMORTIZATION			-
23 - ADMIN & GENERAL EXPENSE			-
24 - DEPRECIATION			-
25 - AMORTIZATION			-
26 - AMORTIZ OF PROPERTY LOSS			-
27 - OTHER OPERATING EXPENSES			-
28 - ASC 815	REDACTED		-
29 - TAXES OTHER THAN INCOME TAXES			-
30 - INCOME TAXES			-
31 - DEFERRED INCOME TAXES			-
32 - TOTAL OPERATING REV. DEDUCT.		\$	-
NET OPERATING INCOME		\$	-

PUGET SOUND ENERGY
 ACTUAL RESULTS OF OPERATIONS
 FOR THE MONTH ENDED OCTOBER 31, 2013

REDACTED

	Electric	Gas	Common	Energy N/A	Total Amount
OPERATING INCOME					
1 - OPERATING REVENUES:					
2 - SALES TO CUSTOMERS	\$ -	\$ -	\$ -	\$ -	\$ -
3 - SALES FOR RESALE-FIRM	-	-	REDACTED		-
4 - SALES TO OTHER UTILITIES	-	-	-	-	-
5 - OTHER OPERATING REVENUES	-	-	-	-	-
6 - TOTAL OPERATING REVENUES	\$ -	\$ -	\$ -	\$ -	\$ -
7					
8 - OPERATING REVENUE DEDUCTIONS:					
9					
10 - POWER COSTS:					
11 - FUEL	\$ -	\$ -	REDACTED		\$ -
12 - PURCHASED AND INTERCHANGED	-	-	-	-	-
13 - WHEELING	-	-	-	-	-
14 - RESIDENTIAL EXCHANGE	-	-	-	-	-
15 - TOTAL PRODUCTION EXPENSES	\$ -	\$ -	\$ -	\$ -	\$ -
16					
17 - OTHER ENERGY SUPPLY EXPENSES	\$ -	\$ -	\$ -	\$ -	\$ -
18 - TRANSMISSION EXPENSE	-	-	-	-	-
19 - DISTRIBUTION EXPENSE	-	-	-	-	-
20 - CUSTOMER ACCTS EXPENSES	-	-	-	-	-
21 - CUSTOMER SERVICE EXPENSES	-	-	REDACTED		-
22 - CONSERVATION AMORTIZATION	-	-	-	-	-
23 - ADMIN & GENERAL EXPENSE	-	-	-	-	-
24 - DEPRECIATION	-	-	-	-	-
25 - AMORTIZATION	-	-	-	-	-
26 - AMORTIZ OF PROPERTY LOSS	-	-	-	-	-
27 - OTHER OPERATING EXPENSES	-	-	-	-	-
28 - ASC 815	-	-	-	-	-
29 - TAXES OTHER THAN INCOME TAXES	-	-	-	-	-
30 - INCOME TAXES	-	-	-	-	-
31 - DEFERRED INCOME TAXES	-	-	-	-	-
32 - TOTAL OPERATING REV. DEDUCT.	\$ -	\$ -	\$ -	\$ -	\$ -
NET OPERATING INCOME	\$ -	\$ -	REDACTED		\$ -
NON-OPERATING INCOME					
99 - OTHER INCOME	\$ -	\$ -	\$ -	\$ -	\$ -
999 - INTEREST	-	-	-	-	-
9999 - EXTRAORDINARY ITEMS	-	-	-	-	-
TOTAL NON-OPERATING INCOME	\$ -	\$ -	\$ -	\$ -	\$ -
NET INCOME	\$ -	\$ -	\$ -	\$ -	\$ -

**PUGET SOUND ENERGY
INCOME STATEMENT DETAIL
FOR THE MONTH ENDED OCTOBER 31, 2013**

REDACTED

Account Description	Electric	Gas	Common	Total
1 - OPERATING REVENUES				
2 - SALES TO CUSTOMERS				
(2) 440 - Electric Residential Sales				-
(2) 442 - Electric Commercial & Industrial Sales				-
(2) 444 - Public Street & Highway Lighting				-
(2) 456 - Other Electric Revenues - Conservation				-
(2) 456 - Other Electric Revenues - Unbilled				-
(2) 456 - Other Electric Revenues				-
(2) 480 - Gas Residential Sales				-
(2) 481 - Gas Commercial & Industrial Sales				-
(2) 489 - Rev From Transportation Of Gas To Others				-
(2) SUBTOTAL				-
3 - SALES FOR RESALE-FIRM				
(3) 447 - Electric Sales For Resale				-
(3) SUBTOTAL				-
4 - SALES TO OTHER UTILITIES				
(4) 447 - Electric Sales For Resale - Sales				-
(4) 447 - Electric Sales For Resale - Purchases				-
(4) SUBTOTAL				-
5 - OTHER OPERATING REVENUES				
(5) 412 - Lease Inc Everett Delta to NWP - Gas				-
(5) 450 - Forfeited Discounts				-
(5) 451 - Electric Misc Service Revenue				-
(5) 454 - Rent For Electric Property				-
(5) 456 - Other Electric Revenues				-
(5) 487 - Forfeited Discounts				-
(5) 488 - Gas Misc Service Revenues				-
(5) 4894 - Gas Revenues from Storing Gas of Others				-
(5) 493 - Rent From Gas Property				-
(5) 495 - Other Gas Revenues				-
(5) SUBTOTAL				-
(1) TOTAL OPERATING REVENUES				-
10 - ENERGY COST				
11 - FUEL				
(11) 501 - Steam Operations Fuel				-
(11) 547 - Other Power Generation Oper Fuel				-
(11) SUBTOTAL				-
12 - PURCHASED AND INTERCHANGED				
(12) 555 - Purchased Power				-
(12) 557 - Other Power Supply Expense				-
(12) 804 - Natural Gas City Gate Purchases				-
(12) 805 - Other Gas Purchases				-
(12) 8051 - Purchased Gas Cost Adjustments				-
(12) 8081 - Gas Withdrawn From Storage				-
(12) 8082 - Gas Delivered To Storage				-
(12) SUBTOTAL				-
13 - WHEELING				
(13) 565 - Transmission Of Electricity By Others				-
(13) SUBTOTAL				-
14 - RESIDENTIAL EXCHANGE				
(14) 555 - Purchased Power				-
(14) SUBTOTAL				-
(10) TOTAL ENERGY COST				-
GROSS MARGIN				-

REDACTED

REDACTED

REDACTED

REDACTED

PUGET SOUND ENERGY
 INCOME STATEMENT DETAIL
 FOR THE MONTH ENDED OCTOBER 31, 2013

REDACTED

Account Description	Electric	Gas	Common	Total
OPERATING EXPENSES				
OPERATING AND MAINTENANCE				
<i>17 - OTHER ENERGY SUPPLY EXPENSES</i>				
(17) 500 - Steam Oper Supv & Engineering	-	-	-	-
(17) 502 - Steam Oper Steam Expenses	-	-	-	-
(17) 505 - Steam Oper Electric Expense	-	-	-	-
(17) 506 - Steam Oper Misc Steam Power	-	-	-	-
(17) 507 - Steam Operations Rents	-	-	-	-
(17) 510 - Steam Maint Supv & Engineering	-	-	-	-
(17) 511 - Steam Maint Structures	-	-	-	-
(17) 512 - Steam Maint Boiler Plant	-	-	-	-
(17) 513 - Steam Maint Electric Plant	-	-	-	-
(17) 514 - Steam Maint Misc Steam Plant	-	-	-	-
(17) 535 - Hydro Oper Supv & Engineering	-	-	-	-
(17) 536 - Hydro Oper Water For Power	-	-	-	-
(17) 537 - Hydro Oper Hydraulic Expenses	-	-	-	-
(17) 538 - Hydro Oper Electric Expenses	-	-	-	-
(17) 539 - Hydro Oper Misc Hydraulic Exp	-	-	-	-
(17) 540 - Hydro Office Rents	-	-	-	-
(17) 541 - Hydro Maint Supv & Engineering	-	-	-	-
(17) 542 - Hydro Maint Structures	-	-	-	-
(17) 543 - Hydro Maint Res. Dams & Waterways	-	-	-	-
(17) 544 - Hydro Maint Electric Plant	-	-	-	-
(17) 545 - Hydro Maint Misc Hydraulic Plant	-	-	-	-
(17) 546 - Other Pwr Gen Oper Supv & Eng	-	-	-	-
(17) 548 - Other Power Gen Oper Gen Exp	-	-	-	-
(17) 549 - Other Power Gen Oper Misc	-	-	-	-
(17) 550 - Other Power Gen Oper Rents	-	-	-	-
(17) 551 - Other Power Gen Maint Supv & Eng	-	-	-	-
(17) 552 - Other Power Gen Maint Structures	-	-	-	-
(17) 553 - Other Power Gen Maint Gen & Elec	-	-	-	-
(17) 554 - Other Power Gen Maint Misc	-	-	-	-
(17) 556 - System Control & Load Dispatch	-	-	-	-
(17) 710 - Production Operations Supv & Engineering	-	-	-	-
(17) 717 - Liquefied Petroleum Gas Expenses	-	-	-	-
(17) 735 - Misc Gas Production Exp	-	-	-	-
(17) 741 - Production Plant Maint Structures	-	-	-	-
(17) 742 - Production Plant Maint Prod Equip	-	-	-	-
(17) 8072 - Purchased Gas Expenses	-	-	-	-
(17) 8074 - Purchased Gas Calculation Exp	-	-	-	-
(17) 812 - Gas Used For Other Utility Operations	-	-	-	-
(17) 813 - Other Gas Supply Expenses	-	-	-	-
(17) 814 - Undergrnd Strge - Operation Supv & Eng	-	-	-	-
(17) 815 - Undergrnd Strge - Oper Map & Records	-	-	-	-
(17) 816 - Undergrnd Strge - Oper Wells Expense	-	-	-	-
(17) 817 - Undergrnd Strge - Oper Lines Expense	-	-	-	-
(17) 818 - Undergrnd Strge - Oper Compressor Sta Exp	-	-	-	-
(17) 819 - Undergrnd Strge - Oper Compressor Sta Fuel	-	-	-	-
(17) 820 - Undergrnd Strge - Oper Meas & Reg Sta Exp	-	-	-	-
(17) 821 - Undergrnd Strge - Oper Purification Exp	-	-	-	-
(17) 823 - Storage Gas Losses	-	-	-	-
(17) 824 - Undergrnd Strge - Oper Other Expenses	-	-	-	-
(17) 825 - Undergrnd Strge - Oper Storage Well Royalty	-	-	-	-
(17) 826 - Undergrnd Strge - Oper Other Storage Rents	-	-	-	-
(17) 830 - Undergrnd Strge - Maint Supv & Engineering	-	-	-	-
(17) 831 - Undergrnd Strge - Maint Structures	-	-	-	-
(17) 832 - Undergrnd Strge - Maint Reservoirs & Wells	-	-	-	-

REDACTED

REDACTED

REDACTED

REDACTED

**PUGET SOUND ENERGY
INCOME STATEMENT DETAIL
FOR THE MONTH ENDED OCTOBER 31, 2013**

REDACTED

Account Description	Electric	Gas	Common	Total
(17) 833 - Undergrnd Strge - Maint Of Lines	-	-	-	-
(17) 834 - Undergrnd Strge - Maint Compres Sta Equip	-	-	-	-
(17) 835 - Undergrnd Strge - Maint Meas & Reg Sta E	-	-	-	-
(17) 836 - Undergrnd Strge - Maint Purification Equip	-	-	-	-
(17) 837 - Undergrnd Strge-Maint Other Equipment	-	-	-	-
(17) 841 - Operating Labor & Expenses	-	-	-	-
(17) 8432 - Maint Struc & Impro	-	-	-	-
(17) 8433 - Maintenance of Gas Holders	-	-	-	-
(17) 8436 - Maintenance of Vaporizing Equipment	-	-	-	-
(17) 8438 - Maint Measure & Reg	-	-	-	-
(17) 8439 - Other Gas Maintenance	-	-	-	-
(17) 8441 - Gas LNG Oper Sup & Eng	-	-	-	-
(17) SUBTOTAL	-	-	-	-
18 - TRANSMISSION EXPENSE	-	-	-	-
(18) 560 - Transmission Oper Supv & Engineering	-	-	-	-
(18) 561 - Transmission Oper Load Dispatching	-	-	-	-
(18) 5611 - Transmission Oper Load Dispatching	-	-	-	-
(18) 5612 - Load Dispatch - Montr & Oper Trans System	-	-	-	-
(18) 5613 - Load Dispatch - Service and Scheduling	-	-	-	-
(18) 5615 - Reliability Planning & Standards	-	-	-	-
(18) 5616 - Transmission Svc Studies	-	-	-	-
(18) 5617 Gen Intercnct Studies	-	-	-	-
(18) 5618 - Reliability Planning	-	-	-	-
(18) 562 - Transmission Oper Station Expense	-	-	-	-
(18) 563 - Transmission Oper Overhead Line Exp	-	-	-	-
(18) 566 - Transmission Oper Misc	-	-	-	-
(18) 567 - Transmission Oper Rents	-	-	-	-
(18) 568 - Transmission Maint Supv & Eng	-	-	-	-
(18) 569 - Transmission Maint Structures	-	-	-	-
(18) 5691 - Transmission Computer Hardware Maint	-	-	-	-
(18) 5692 - Maintenance of Computer Software	-	-	-	-
(18) 570 - Transmission Maint Station Equipment	-	-	-	-
(18) 571 - Transmission Maint Overhead Lines	-	-	-	-
(18) 572 - Transmission Maint Underground Lines	-	-	-	-
(18) 850 - Transmission Oper Supv & Engineering	-	-	-	-
(18) 856 - Transmission Oper Mains Expenses	-	-	-	-
(18) 857 - Transmission Oper Meas & Reg Sta Exp	-	-	-	-
(18) 862 - Transmission Maint Struct & Improvements	-	-	-	-
(18) 863 - Transmission Maint Supv & Eng	-	-	-	-
(18) 865 - Transm Maint of measur & regul station equip	-	-	-	-
(18) 867 - Transmission Maint Other Equipment	-	-	-	-
(18) SUBTOTAL	-	-	-	-
19 - DISTRIBUTION EXPENSE	-	-	-	-
(19) 580 - Distribution Oper Supv & Engineering	-	-	-	-
(19) 581 - Distribution Oper Load Dispatching	-	-	-	-
(19) 582 - Distribution Oper Station Expenses	-	-	-	-
(19) 583 - Distribution Oper Overhead Line Exp	-	-	-	-
(19) 584 - Distribution Oper Underground Line Exp	-	-	-	-
(19) 585 - Distribution Oper St Lighting & Signal	-	-	-	-
(19) 586 - Distribution Oper Meter Expense	-	-	-	-
(19) 587 - Distribution Oper Cust Installation	-	-	-	-
(19) 588 - Distribution Oper Misc Dist Exp	-	-	-	-
(19) 589 - Distribution Oper Rents	-	-	-	-
(19) 590 - Distribution Maint Superv & Engineering	-	-	-	-
(19) 591 - Distribution Maint Structures	-	-	-	-
(19) 592 - Distribution Maint Station Equipment	-	-	-	-
(19) 593 - Distribution Maint Overhead Lines	-	-	-	-

REDACTED

REDACTED

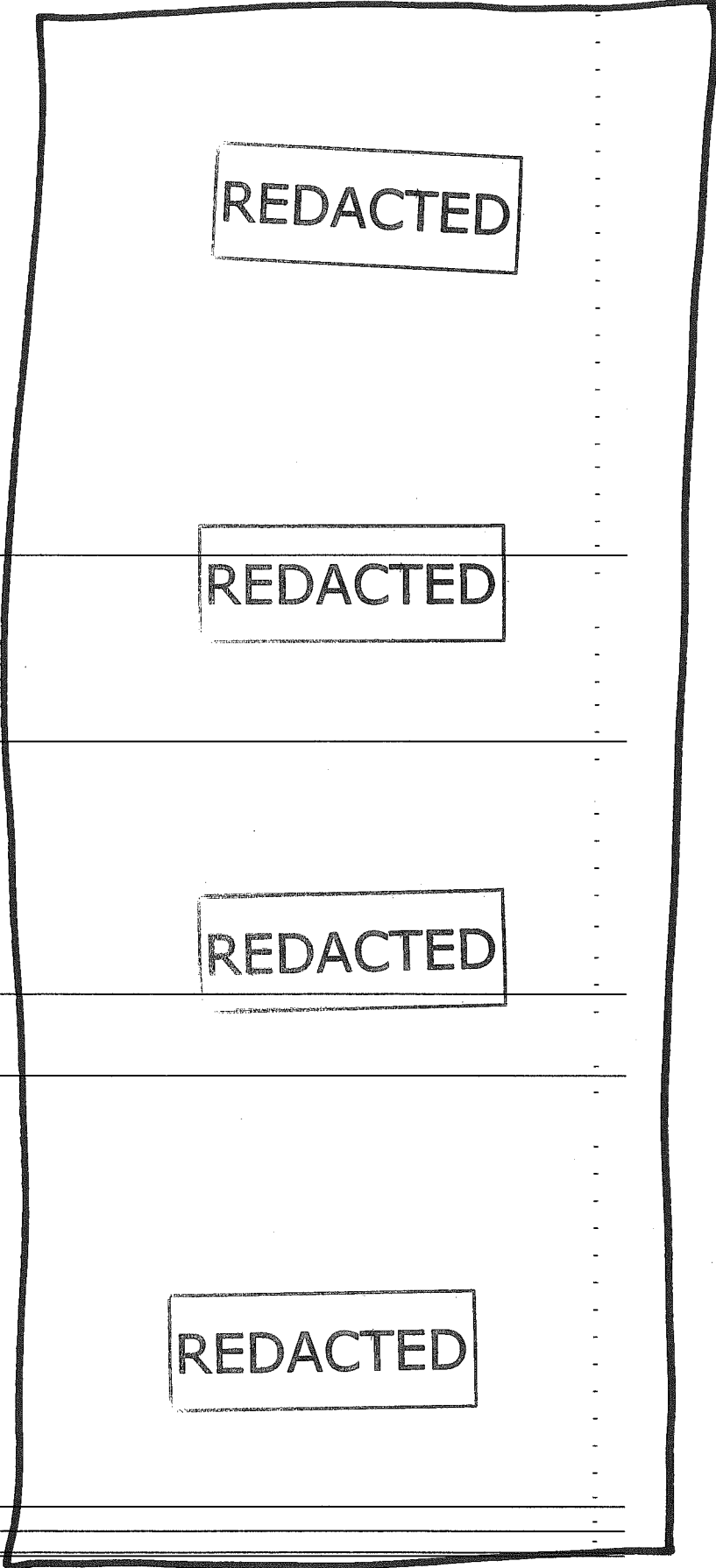
REDACTED

REDACTED

PUGET SOUND ENERGY
 INCOME STATEMENT DETAIL
 FOR THE MONTH ENDED OCTOBER 31, 2013

REDACTED

Account Description	Electric	Gas	Common	Total
(19) 594 - Distribution Maint Underground Lines	-	-	-	-
(19) 595 - Distribution Maint Line Transformers	-	-	-	-
(19) 596 - Distribution Maint St Lighting/Signal	-	-	-	-
(19) 597 - Distribution Maint Meters	-	-	-	-
(19) 598 - Distribution Maint Misc Dist Plant	-	-	-	-
(19) 870 - Distribution Oper Supv & Engineering	-	-	-	-
(19) 871 - Distribution Oper Load Dispatching	-	-	-	-
(19) 874 - Distribution Oper Mains & Services Exp	-	-	-	-
(19) 875 - Distribution Oper Meas & Reg Sta Gen	-	-	-	-
(19) 876 - Distribution Oper Meas & Reg Sta Indus	-	-	-	-
(19) 878 - Distribution Oper Meter & House Reg	-	-	-	-
(19) 879 - Distribution Oper Customer Install Exp	-	-	-	-
(19) 880 - Distribution Oper Other Expense	-	-	-	-
(19) 881 - Distribution Oper Rents Expense	-	-	-	-
(19) 886 - Maint of Facilities and Structures	-	-	-	-
(19) 887 - Distribution Maint Mains	-	-	-	-
(19) 889 - Distribution Maint Meas & Reg Sta Gen	-	-	-	-
(19) 890 - Distribution Maint Meas & Reg Sta Ind	-	-	-	-
(19) 892 - Distribution Maint Services	-	-	-	-
(19) 893 - Distribution Maint Meters & House Reg	-	-	-	-
(19) 894 - Distribution Maint Other Equipment	-	-	-	-
(19) SUBTOTAL	-	-	-	-
20 - CUSTOMER ACCTS EXPENSES	-	-	-	-
(20) 901 - Customer Accounts Supervision	-	-	-	-
(20) 902 - Meter Reading Expense	-	-	-	-
(20) 903 - Customer Records & Collection Expense	-	-	-	-
(20) 904 - Uncollectible Accounts	-	-	-	-
(20) 905 - Misc. Customer Accounts Expense	-	-	-	-
(20) SUBTOTAL	-	-	-	-
21 - CUSTOMER SERVICE EXPENSES	-	-	-	-
(21) 908 - Customer Assistance Expense	-	-	-	-
(21) 909 - Info & Instructional Advertising	-	-	-	-
(21) 910 - Misc Cust Svc & Info Expense	-	-	-	-
(21) 911 - Sales Supervision Exp	-	-	-	-
(21) 912 - Demonstration & Selling Expense	-	-	-	-
(21) 913 - Advertising Expenses	-	-	-	-
(21) 916 - Misc. Sales Expense	-	-	-	-
(21) SUBTOTAL	-	-	-	-
22 - CONSERVATION AMORTIZATION	-	-	-	-
(22) 908 - Customer Assistance Expense	-	-	-	-
(22) SUBTOTAL	-	-	-	-
23 - ADMIN & GENERAL EXPENSE	-	-	-	-
(23) 920 - A & G Salaries	-	-	-	-
(23) 921 - Office Supplies and Expenses	-	-	-	-
(23) 922 - Admin Expenses Transferred	-	-	-	-
(23) 923 - Outside Services Employed	-	-	-	-
(23) 924 - Property Insurance	-	-	-	-
(23) 925 - Injuries & Damages	-	-	-	-
(23) 926 - Emp Pension & Benefits	-	-	-	-
(23) 928 - Regulatory Commission Expense	-	-	-	-
(23) 9301 - Gen Advertising Exp	-	-	-	-
(23) 9301 - Electric Advertising Exp	-	-	-	-
(23) 9302 - Misc. General Expenses	-	-	-	-
(23) 931 - Rents	-	-	-	-
(23) 932 - Maint Of General Plant- Gas	-	-	-	-
(23) 935 - Maint General Plant - Electric	-	-	-	-
(23) SUBTOTAL	-	-	-	-
TOTAL OPERATING AND MAINTENANCE	-	-	-	-



**PUGET SOUND ENERGY
INCOME STATEMENT DETAIL
FOR THE MONTH ENDED OCTOBER 31, 2013**

REDACTED

Account Description	Electric	Gas	Common	Total
DEPRECIATION, DEPLETION AND AMORTIZATION				
<i>24 - DEPRECIATION</i>				
(24) 403 - Depreciation Expense				-
(24) 4031 - Depreciation Expense - FAS143				-
(24) SUBTOTAL				-
<i>25 - AMORTIZATION</i>				
(25) 404 - Amort Ltd-Term Plant				-
(25) 406 - Amortization Of Plant Acquisition Adj				-
(25) 4111 - Accretion Exp - FAS143				-
(25) SUBTOTAL				-
<i>26 - AMORTIZ OF PROPERTY LOSS</i>				
(26) 407 - Amortization Of Prop. Losses				-
(26) SUBTOTAL				-
<i>27 - OTHER OPERATING EXPENSES</i>				
(27) 4073 - Regulatory Debits				-
(27) 4074 - Regulatory Credits				-
(27) 4116 - Gains From Disposition Of Utility Plant				-
(27) 4117 - Losses From Disposition Of Utility Plant				-
(27) 4118 - Gains From Disposition Of Allowances				-
(27) 414 - Other Utility Operating Income				-
(27) SUBTOTAL				-
<i>28 - ASC 815</i>				
(28) 421 - FAS 133 Gain				-
(28) 4265 - FAS 133 Loss				-
(28) SUBTOTAL				-
TOTAL DEPRECIATION, DEPLETION AND AMORTIZATION				-
<i>29 - TAXES OTHER THAN INCOME TAXES</i>				
(29) 4081 - Taxes Other-Util Income				-
(29) SUBTOTAL				-
<i>30 - INCOME TAXES</i>				
(30) 4081 - Montana Corp. License Taxes				-
(30) 4091 - Montana Corp license Tax				-
(30) 4091 - Fit-Util Oper Income				-
(30) SUBTOTAL				-
<i>31 - DEFERRED INCOME TAXES</i>				
(31) 4101 - Def Fit-Util Oper Income				-
(31) 4111 - Def Fit-Cr - Util Oper Income				-
(31) 4114 - Inv Tax Cr Adj-Util Operations				-
(31) SUBTOTAL				-
NET OPERATING INCOME				-
NON-OPERATING INCOME				
<i>99 - OTHER INCOME</i>				
(99) 4082 - Taxes Other - Other Income				-
(99) 4092 - Fit - Other Income				-
(99) 4102 - Def Fit - Other Income				-
(99) 4112 - Provision for Deferred FIT - Credit & Other Income				-
(99) 415 - Revenues From Merchandising And Jobbing				-
(99) 416 - Expenses Of Merchandising And Jobbing				-
(99) 417 - Revenues From Non-Utility Operations				-
(99) 4171 - Merger Related Costs				-
(99) 4171 - Expenses of Non-Utility Operations				-
(99) 418 - Nonoperating Rental Income				-
(99) 4181 - Equity in Earnings of Subsidiaries				-
(99) 419 - Interest And Dividend Income				-

REDACTED

REDACTED

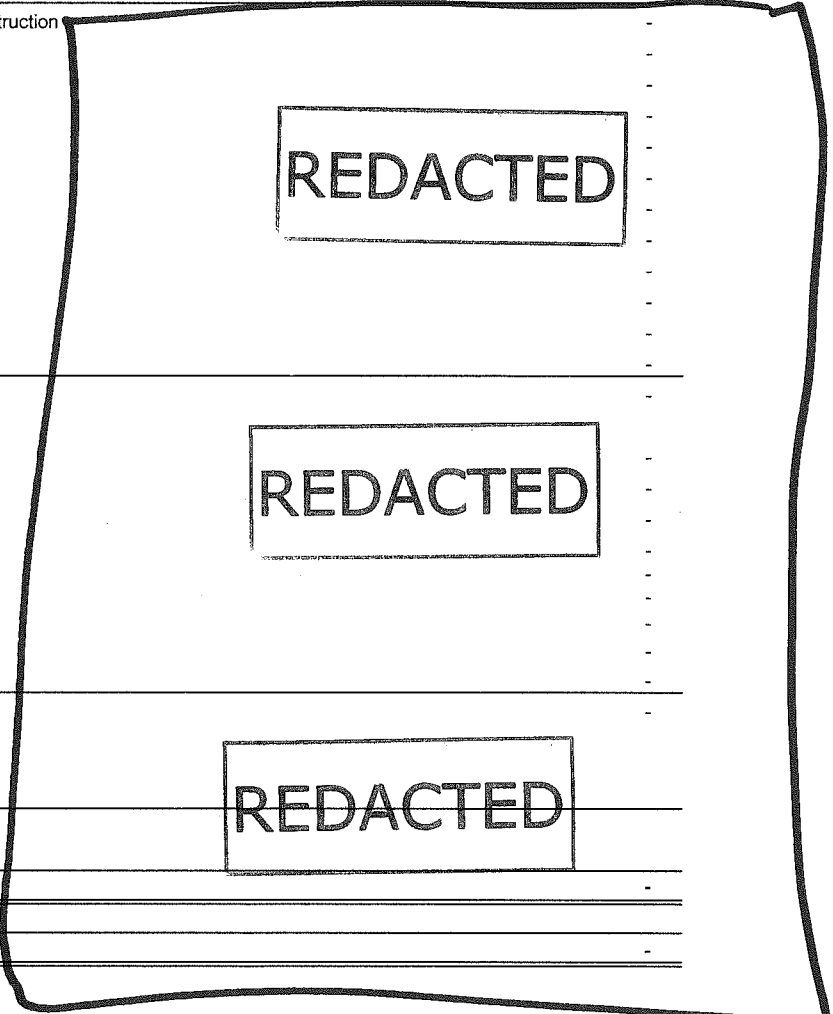
REDACTED

REDACTED

**PUGET SOUND ENERGY
INCOME STATEMENT DETAIL
FOR THE MONTH ENDED OCTOBER 31, 2013**

REDACTED

Account Description	Electric	Gas	Common	Total
(99) 4191 - Allowance For Other Funds Used During Construction				-
(99) 421 - Misc. Non-Operating Income				-
(99) 4211 - Gain On Disposition Of Property				-
(99) 4212 - Loss On Disposition Of Property				-
(99) 4213 - Misc. Non-Op Income - AFUDC(WUTC)				-
(99) 4214 - Misc. Non-Op Income - AFUCE				-
(99) 425 - Miscellaneous Amortization				-
(99) 4261 - Donations				-
(99) 4262 - Life Insurance				-
(99) 4263 - Penalties				-
(99) 4264 - Expenses For Civic & Political Activities				-
(99) 4265 - Other Deductions				-
(99) SUBTOTAL				-
999 - INTEREST				
(999) 427 - Interest On Long Term Debt				-
(999) 4271 - Interest on Preferred Stock				-
(999) 428 - Amortization Of Debt Discount & Expenses				-
(999) 4281 - Amortization Of Loss On Required Debt				-
(999) 429 - Amortization Of Premium On Debt-Cr				-
(999) 4291 - Amortization Gain On Reacquired Debt				-
(999) 430 - Int on Debt to Assoc. Companies				-
(999) 431 - Other Interest Expense				-
(999) 432 - Allowances For Borrowed Funds				-
(999) SUBTOTAL				-
9999 - EXTRAORDINARY ITEMS				
(9999) 4111 - Def Fit-Cr - Util Oper Income				-
(9999) 435 - Extraordinary Deductions				-
(9999) SUBTOTAL				-
TOTAL NON-OPERATING INCOME				-
NET INCOME				-



PUGET SOUND ENERGY
ALLOCATION OF COMMON CHARGES
FOR THE MONTH ENDED OCTOBER 31, 2013
 (Based on allocation factors developed for the 12 ME 12/31/2012)

REDACTED

FERC Account and Description	Allocated Electric	Allocated Gas	Allocation Method [1]	Share (Allocated Electric / Common)	Share (Allocated Gas / Common)	Common
20 - CUSTOMER ACCTS EXPENSES						
(20) 901 - Customer Accounts Supervision	\$ -	\$ -	1	58.79%	41.21%	\$ -
(20) 902 - Meter Reading Expense	0	0	2	63.22%	36.78%	\$ -
(20) 903 - Customer Records & Collection Expense	0	0	1	58.79%	41.21%	\$ -
(20) 905 - Misc. Customer Accounts Expense	0	0	1	58.79%	41.21%	\$ -
SUBTOTAL	\$ -	\$ -				\$ -
21 - CUSTOMER SERVICE EXPENSES						
(21) 908 - Customer Assistance Expense	\$ -	\$ -	1	58.79%	41.21%	\$ -
(21) 909 - Info & Instructional Advertising	0	0	1	58.79%	41.21%	\$ -
(21) 910 - Misc Cust Svc & Info Expense	0	0	1	58.79%	41.21%	\$ -
(21) 911 - Sales Supervision Exp	-	-	1	58.79%	41.21%	\$ -
(21) 912 - Demonstration & Selling Expense	-	-	1	58.79%	41.21%	\$ -
(21) 913 - Advertising Expense	-	-	1	58.79%	41.21%	\$ -
(21) 916 - Misc. Sales Expense	-	-	1	58.79%	41.21%	\$ -
SUBTOTAL	\$ -	\$ -				\$ -
23 - ADMIN & GENERAL EXPENSE						
(23) 920 - A & G Salaries	\$ -	\$ -	4	67.11%	32.89%	\$ -
(23) 921 - Office Supplies and Expenses	-	-	4	67.11%	32.89%	\$ -
(23) 922 - Admin Expenses Transferred	-	-	4	67.11%	32.89%	\$ -
(23) 923 - Outside Services Employed	-	-	4	67.11%	32.89%	\$ -
(23) 924 - Property Insurance	-	-	3	61.63%	38.37%	\$ -
(23) 925 - Injuries & Damages	-	-	1	58.79%	41.21%	\$ -
(23) 926 - Emp Pension & Benefits	-	-	5	66.88%	33.12%	\$ -
(23) 928 - Regulatory Commission Expense	-	-	4	67.11%	32.89%	\$ -
(23) 9301 - Gen Advertising Exp	-	-	4	67.11%	32.89%	\$ -
(23) 9302 - Misc. General Expenses	-	-	4	67.11%	32.89%	\$ -
(23) 931 - Rents	-	-	4	67.11%	32.89%	\$ -
(23) 932 - Maint Of General Plant- Gas	-	-	4	67.11%	32.89%	\$ -
(23) 935 - Maint General Plant - Electric	-	-	4	67.11%	32.89%	\$ -
SUBTOTAL	\$ -	\$ -				\$ -
24 - DEPRECIATION/AMORTIZATION						
(24) 403 - Depreciation Expense	-	-	4	67.11%	32.89%	\$ -
(24) 4031 - Depreciation Expense - FAS143	-	-	4	67.11%	32.89%	\$ -
SUBTOTAL	\$ -	\$ -				\$ -
25 - AMORTIZATION						
(25) 404 - Amort Ltd-Term Plant	-	-	4	67.11%	32.89%	\$ -
(25) 406 - Amortization Of Plant Acquisition Adj	-	-	4	67.11%	32.89%	\$ -
(25) 4111 - Accretion Exp - FAS143	-	-	4	67.11%	32.89%	\$ -
SUBTOTAL	\$ -	\$ -				\$ -
29 - TAXES OTHER THAN INCOME TAXES						
(29) 4081 - Taxes Other-Util Income	\$ -	\$ -	4	67.11%	32.89%	\$ -
SUBTOTAL	\$ -	\$ -				\$ -
30 - INCOME TAXES						
(30) 4091 - Fit-Util Oper Income	\$ -	\$ -	4	67.11%	32.89%	\$ -
SUBTOTAL	\$ -	\$ -				\$ -
31 - DEFERRED INCOME TAXES						
(31) 4101 - Def Fit-Util Oper Income	\$ -	\$ -	4	67.11%	32.89%	\$ -
(31) 4111 - Def Fit-Cr - Util Oper Income	-	-	4	67.11%	32.89%	\$ -
SUBTOTAL	\$ -	\$ -				\$ -
GRAND TOTAL	\$ -	\$ -				\$ -

Allocation Method	Electric	Gas	Common
1	12 Month Average number of Customers	58.79%	41.21%
2	Joint Meter Reading Customers	63.22%	36.78%
3	Non-Production Plant	61.63%	38.37%
4	4-Factor Allocator	67.11%	32.89%
5	Direct Labor	66.88%	33.12%

PUGET SOUND ENERGY, INC.
AVERAGE NUMBER OF CUSTOMERS
October 31, 2013

ELECTRIC

<u>Customers</u>	Month Ended				Variance from Prior Year		
	<u>Actual</u>	<u>Budget</u>	<u>Variance from Budget</u>		<u>Prior Year</u>	<u>Variance from Prior Year</u>	
			<u>Amount</u>	<u>%</u>		<u>Amount</u>	<u>%</u>
Residential	954,920	961,973	(7,053)	(0.7%)	962,778	(7,858)	(0.8%)
Commercial - Firm	119,459	119,106	363	0.3%	120,361	(892)	(0.7%)
Commercial Interruptible	162	169	(7)	(4.1%)	171	(9)	(5.3%)
Industrial - Firm	3,449	3,521	(72)	(2.0%)	3,581	(132)	(3.7%)
Industrial Interruptible	4	4	-	0.0%	4	-	0.0%
Outdoor Lighting	5,866	3,564	2,302	64.6%	3,511	2,355	67.1%
Electric Sales for Resale - Firm	8	8	-	0.0%	8	-	0.0%
Transportation - Electric	18	17	1	5.9%	17	1	5.9%
Total Number of Customers	1,083,896	1,088,362	(4,466)	(0.4%)	1,090,431	(6,535)	(0.6%)

<u>Customers</u>	Year-To-Date				Variance from Prior Year		
	<u>Actual</u>	<u>Budget</u>	<u>Variance from Budget</u>		<u>Prior Year</u>	<u>Variance from Prior Year</u>	
			<u>Amount</u>	<u>%</u>		<u>Amount</u>	<u>%</u>
Residential	956,696	961,508	(4,812)	(0.5%)	961,462	(4,766)	(0.5%)
Commercial - Firm	119,699	119,434	265	0.2%	120,025	(326)	(0.3%)
Commercial Interruptible	165	169	(4)	(2.4%)	171	(6)	(3.5%)
Industrial - Firm	3,477	3,553	(76)	(2.1%)	3,604	(127)	(3.5%)
Industrial Interruptible	4	4	-	0.0%	4	-	0.0%
Outdoor Lighting	5,141	3,554	1,587	44.7%	3,492	1,649	47.2%
Electric Sales for Resale - Firm	8	8	-	0.0%	8	-	0.0%
Transportation - Electric	17	17	-	0.0%	17	-	0.0%
Total Number of Customers	1,085,207	1,088,247	(3,040)	(0.3%)	1,088,783	(3,576)	(0.3%)

<u>Customers</u>	Twelve Months Ended				Variance from Prior Year		
	<u>Actual</u>	<u>Budget</u>	<u>Variance from Budget</u>		<u>Prior Year</u>	<u>Variance from Prior Year</u>	
			<u>Amount</u>	<u>%</u>		<u>Amount</u>	<u>%</u>
Residential	957,942	962,915	(4,973)	(0.5%)	961,075	(3,133)	(0.3%)
Commercial - Firm	119,818	120,071	(253)	(0.2%)	119,928	(110)	(0.1%)
Commercial Interruptible	165	169	(4)	(2.4%)	171	(6)	(3.5%)
Industrial - Firm	3,490	3,563	(73)	(2.0%)	3,606	(116)	(3.2%)
Industrial Interruptible	4	4	-	0.0%	4	-	0.0%
Outdoor Lighting	4,870	3,574	1,296	36.3%	3,490	1,380	39.5%
Electric Sales for Resale - Firm	8	8	-	0.0%	8	-	0.0%
Transportation - Electric	17	17	-	0.0%	17	-	0.0%
Total Number of Customers	1,086,314	1,090,321	(4,007)	(0.4%)	1,088,299	(1,985)	(0.2%)

PUGET SOUND ENERGY, INC.
AVERAGE NUMBER OF CUSTOMERS
October 31, 2013

GAS

<u>Customers</u>	<u>Month Ended</u>				<u>Prior Year</u>	<u>Variance from Prior Year</u>	
	<u>Actual</u>	<u>Budget</u>	<u>Variance from Budget</u>			<u>Amount</u>	<u>%</u>
			<u>Amount</u>	<u>%</u>			
Residential	718,146	718,286	(140)	(0.0%)	707,576	10,570	1.5%
Commercial - Firm	53,724	54,739	(1,015)	(1.9%)	53,544	180	0.3%
Commercial Interruptible	444	327	117	35.8%	321	123	38.3%
Industrial - Firm	2,385	2,392	(7)	(0.3%)	2,408	(23)	(1.0%)
Industrial Interruptible	14	14	-	0.0%	13	1	7.7%
Gas Transportation	206	203	3	1.5%	199	7	3.5%
Total Number of Customers	774,919	775,961	(1,042)	(0.1%)	764,061	10,858	1.4%

<u>Customers</u>	<u>Year-To-Date</u>				<u>Prior Year</u>	<u>Variance from Prior Year</u>	
	<u>Actual</u>	<u>Budget</u>	<u>Variance from Budget</u>			<u>Amount</u>	<u>%</u>
			<u>Amount</u>	<u>%</u>			
Residential	715,502	715,335	167	0.0%	706,337	9,165	1.3%
Commercial - Firm	53,810	54,531	(721)	(1.3%)	53,737	73	0.1%
Commercial Interruptible	409	332	77	23.2%	324	85	26.2%
Industrial - Firm	2,394	2,405	(11)	(0.5%)	2,435	(41)	(1.7%)
Industrial Interruptible	14	14	-	0.0%	14	-	0.00%
Gas Transportation	203	203	-	0.0%	192	11	5.7%
Total Number of Customers	772,332	772,820	(488)	(0.1%)	763,039	9,293	1.2%

<u>Customers</u>	<u>Twelve Months Ended</u>				<u>Prior Year</u>	<u>Variance from Prior Year</u>	
	<u>Actual</u>	<u>Budget</u>	<u>Variance from Budget</u>			<u>Amount</u>	<u>%</u>
			<u>Amount</u>	<u>%</u>			
Residential	714,602	714,712	(110)	(0.0%)	705,836	8,766	1.2%
Commercial - Firm	53,788	54,612	(824)	(1.5%)	53,735	53	0.1%
Commercial Interruptible	394	330	64	19.4%	325	69	21.2%
Industrial - Firm	2,397	2,412	(15)	(0.6%)	2,438	(41)	(1.7%)
Industrial Interruptible	14	14	-	0.0%	14	-	0.00%
Gas Transportation	203	198	5	2.5%	190	13	6.8%
Total Number of Customers	771,398	772,278	(880)	(0.1%)	762,538	8,860	1.2%