

**AFFILIATED INTEREST AND SUBSIDIARY TRANSACTIONS REPORT
VERIZON NORTHWEST INC. (WASHINGTON)
AND ITS SUBSIDIARY VERIZON WEST COAST
UNDER WAC 480-120-395**

2008 REPORT YEAR

1. By June 1 of each year, each telecommunications company subject to the provisions of chapter 80.16 RCW must file a report summarizing all transactions, except for transactions provided at tariff rates, that occurred between the company and its affiliated interests, and the company and its subsidiaries, during the period January 1 through December 31 of the preceding year.
2. The information required in this subsection must be for total company, total state of Washington, and Washington intrastate. The report must include a corporate organization chart of the company and its affiliated interests and subsidiaries.

ANSWER: See attached Exhibit 2 for an organization chart.

3. When total company transactions with an affiliated interest or a subsidiary are less than \$100,000 for the reporting period, the company must provide the name of the affiliated interest or subsidiary participating in the transactions and the total dollar amounts of the transactions.

ANSWER:

Contel of the South Inc. – Northwest dollar transactions =\$8,646.00; Washington transactions = \$5,048.00.

Verizon Avenue Corp. – Northwest dollar transactions = \$115.00; Washington transactions = \$62.00.

Verizon Internet Services Inc. – Northwest dollar transactions = \$1,101.00; Washington transactions = \$941.00.

Verizon New Jersey Inc. – Northwest dollar transactions = \$(5,528.00); Washington transactions = \$(3,171.00).

When total company transactions with an affiliated interest or subsidiary equal or exceed \$100,000 for the reporting period, the company must provide:

- a. A balance sheet and income statement for such affiliated interest;

ANSWER:

The balance sheets and income statements for GTE Southwest Inc. dba Verizon Southwest, Verizon California Inc., Verizon Florida LLC, Verizon North Inc. are attached as Exhibit 3.a.

**AFFILIATED INTEREST AND SUBSIDIARY TRANSACTIONS REPORT
VERIZON NORTHWEST INC. (WASHINGTON)
AND ITS SUBSIDIARY VERIZON WEST COAST
UNDER WAC 480-120-395**

2008 REPORT YEAR

**The following Income Statements and Balance Sheets are filed
CONFIDENTIAL PER WAC 480-07-160:**

For Verizon Long Distance LLC, Cellco Partnership dba Verizon Wireless, GTE Communications Systems Corp., GTE.Net LLC, Verizon Business Global LLC, Verizon Corporate Services Corp., Verizon Corporate Services Group Inc., Verizon Data Services Inc., Verizon Global Networks Inc., Verizon Select Services Inc., Verizon Services Corporation, Verizon Services Operations Inc., Verizon Services Organization Inc., Verizon South Inc., and Verizon West Coast Inc. – see Exhibit 3.a.

- b. A description of the products or services provided to or from the company and each such affiliated interest or subsidiary;

ANSWER: Verizon Long Distance LLC provided long distance services to Verizon Northwest Inc.

Verizon Northwest Inc. provided data sharing in order to perform credit screening and treatment and collection activities, general services, call management signaling service, marketing and sales, national directory assistance, intranet website access, operator services, access, services, billing services, voicemail interface services, conference connections, intraLATA toll resale, wholesale marketing and sales, operational readiness testing services, vendor services, tariff telephone services, SS7 offnet services, retail PIC management, customer account record exchange products and services, software license, centrex services to Verizon Long Distance LLC.

CELLCO Partnership dba Verizon Wireless provided a variety of wireless telecommunications products and services to Verizon Northwest Inc.

Verizon Northwest Inc. provided services including, but not limited to, special construction/ DSR service/Wireless-IOTS full ring/Wireless-IBT/SONET TBR/Custom Connect, national agent for selling products/services, marketing and sales, and remittance processing to CELLCO Partnership dba Verizon Wireless.

GTE Southwest Inc. dba Verizon Southwest provided general, administrative, network, and operational functions to Verizon Northwest Inc.

Verizon Northwest Inc. provided general, administrative, network, and operational functions to GTE Southwest Inc. dba Verizon Southwest.

**AFFILIATED INTEREST AND SUBSIDIARY TRANSACTIONS REPORT
VERIZON NORTHWEST INC. (WASHINGTON)
AND ITS SUBSIDIARY VERIZON WEST COAST
UNDER WAC 480-120-395**

2008 REPORT YEAR

GTE.Net LLC provided internet access services (including dial-up, DSL and FTTP) and internet support services to Verizon Northwest Inc.

Verizon Northwest Inc. provided private carriage, data sharing, and services including, but not limited to, dedicated SONET ring/frame relay/ATM/IntelliLight broadband transport/transparent LAN, InfoSpeed DSL solutions service, DSL premise services, private carriage, wholesale sales and marketing, billing services, remittance processing, technical support and house equipment used in the provision of Wi-Fi services in Verizon payphone enclosures to GTE.NET LLC.

Verizon California Inc. provided general, administrative, network, and operational functions to Verizon Northwest Inc.

Verizon Northwest Inc. provided general, administrative, network, and operational functions to Verizon California Inc.

Verizon Corporate Services Group Inc. is an administrative corporate headquarters organization which provides certain human resources, finance, legal, public policy and external affairs, security, strategic planning, and public affairs services for Verizon affiliates, including the Verizon domestic telephone companies which includes Verizon Northwest Inc.

Verizon Northwest Inc. provided marketing of pre-paid services, house equipment used in the provision of Wi-Fi services in Verizon payphone enclosures, wholesale marketing and sales, user acceptance testing, and services including, but not limited to, installation, maintenance, cabling, and CPE to Verizon Corporate Services Group Inc.

Verizon Corporate Services Corp. is an administrative corporate headquarters organization which provides certain human resources, finance, legal, public policy and external affairs, security, strategic planning, and public affairs services for Verizon affiliates, including the Verizon domestic telephone companies which includes Verizon Northwest Inc.

Verizon Northwest Inc. provided no products or services to Verizon Corporate Services Corp.

Verizon Data Services Inc. provided a variety of professional and computer processing services to Verizon Northwest Inc.

Verizon Northwest Inc. provided no products or services to Verizon Data Services Inc.

**AFFILIATED INTEREST AND SUBSIDIARY TRANSACTIONS REPORT
VERIZON NORTHWEST INC. (WASHINGTON)
AND ITS SUBSIDIARY VERIZON WEST COAST
UNDER WAC 480-120-395**

2008 REPORT YEAR

Verizon Florida LLC provided general, administrative, network, and operational functions to Verizon Northwest Inc.

Verizon Northwest Inc. provided general, administrative, network, and operational functions to Verizon Florida LLC.

GTE Communication Systems Corporation provided services such as sales of telephone and data related material and supplies, logistics management and equipment repair to Verizon Northwest Inc.

Verizon Northwest Inc. provided no products or services to GTE Communication Systems Corporation.

Verizon North Inc. provided general, administrative, network, and operational functions to Verizon Northwest Inc.

Verizon Northwest Inc. provided general, administrative, network, and operational functions to Verizon North Inc.

Verizon Services Corp. provided managerial and centralized functions to Verizon affiliates, including Verizon Northwest Inc.

Verizon Northwest Inc. provided general purpose computers to Verizon Services Corp.

Verizon South Inc. provided general, administrative, network, and operational functions to Verizon Northwest Inc.

Verizon Northwest Inc. provided general, administrative, network, and operational functions to Verizon South Inc.

Verizon Select Services Inc. provided no products or services to Verizon Northwest Inc.

Verizon Northwest Inc. provided on-site support services, advertising, call managing signaling services, national directory assistance, intranet website services, operator services, billing services, access services, access to internal LAN and internal WAN and internal employee directory, professional ordering writing service, voicemail interface services, sales, marketing and customer care, technical support, intraLATA toll resale, call and trouble ticket management, advertising, network communications

**AFFILIATED INTEREST AND SUBSIDIARY TRANSACTIONS REPORT
VERIZON NORTHWEST INC. (WASHINGTON)
AND ITS SUBSIDIARY VERIZON WEST COAST
UNDER WAC 480-120-395**

2008 REPORT YEAR

mediums service, maintenance of CPE, telecommunication services, warm transfer, routing and rating database maintenance, tariffed telephone services, tariffed special access service, software licenses, retail PIC management, project management services, conference connection, managed network services, help desk services, center services (NOC), and SS7 offnet services to Verizon Select Services Inc.

Verizon Business Global LLC provided advanced communications and information technology solutions to Verizon Northwest Inc.

Verizon Northwest Inc. provided marketing and sales, IntelliLight entrance facilities, transparent LAN Your Ethernet Solution (YES), accept data feed of porting information, pole and conduit, transparent LAN service, frame relay service, partial ring SONET, SONET, ATM, optical network/Ethernet private line, combined volumes for embedded base, bill print and distribution, wholesale services, exchange of business information, billing services, professional order writing service, exchange of internal directory information, and voice messaging services to Verizon Business Global LLC.

Verizon West Coast Inc. provided general, administrative, network, and operational functions to Verizon Northwest Inc.

Verizon Northwest Inc. provided general, administrative, network, and operational functions to Verizon West Coast Inc.

Verizon Services Operations Inc. is an administrative corporate organization which provides certain corporate real estate, corporate purchasing, logistics, electronic repair services, supply chain systems and processes, supplier quality, supplier diversity, and fraud services for other Verizon affiliates including Verizon Northwest.

Verizon Northwest Inc. provided no products or services to Verizon Services Operations Inc.

Verizon Services Organization Inc. is an administrative corporate headquarters organization which provides certain human resources, finance, legal, public policy and external affairs, security, strategic planning, and public affairs services for Verizon affiliates, including the Verizon domestic telephone companies which includes Verizon Northwest Inc.

Verizon Northwest Inc. provided operator systems, circuit equipment, testing, plant operations, engineering, sales, customer service, and product management to Verizon Services Organization Inc.

**AFFILIATED INTEREST AND SUBSIDIARY TRANSACTIONS REPORT
VERIZON NORTHWEST INC. (WASHINGTON)
AND ITS SUBSIDIARY VERIZON WEST COAST
UNDER WAC 480-120-395**

2008 REPORT YEAR

Verizon Global Networks Inc. provided carrier billing and collection services to Verizon Northwest Inc.

Verizon Northwest Inc. provided no products or services to Verizon Global Networks Inc.

- c. A description of the pricing basis or costing method, and procedures for allocating costs for such products or services, and the amount and accounts charged during the year;

ANSWER:

Pricing basis or costing method: The pricing basis or costing method for affiliate transactions provided to, or received from, Verizon Northwest may be found in Exhibit 3.c.

Procedures for allocating costs for such products or services: Verizon Northwest Inc. accounts for costs according to the Uniform System of Accounts (USOA) reflected in FCC Part 32 that includes rules related to accounting for affiliate transactions. Verizon Northwest Inc. also accounts for transactions in accordance with FCC Part 64.

The amount and accounts charged during the year: See attached Exhibit 3.c.

- d. A description of the terms of any loans between the company and each such affiliated interest or subsidiary and a listing of the year-end loan amounts and maximum loan amounts outstanding during the year;

ANSWER:

Verizon Northwest Inc.: During 2008 all inter-company loans were on a short term basis between Verizon Northwest and Verizon Network Funding Corp.

Year end loan amount = \$328,311,887.83

Maximum loan amount outstanding during the year = \$342,674,665.48

- e. A description of the terms and total amount of any obligation or liability assumed by the company for each such affiliated interest or subsidiary;

ANSWER: None.

- f. A description of the activities of each such affiliated interest or subsidiary with which the company has transactions; and

**AFFILIATED INTEREST AND SUBSIDIARY TRANSACTIONS REPORT
VERIZON NORTHWEST INC. (WASHINGTON)
AND ITS SUBSIDIARY VERIZON WEST COAST
UNDER WAC 480-120-395**

2008 REPORT YEAR

ANSWER:

Verizon Long Distance LLC provides long distance telephone services. Cellco Partnership dba Verizon Wireless provides a variety of wireless telecommunications products and services.

GTE.Net LLC dba Verizon Internet Solutions provides internet access services and internet support services.

Verizon Corporate Services Group Inc. is an administrative corporate headquarters organization which provides certain human resources, finance, legal, public policy and external affairs, security, strategic planning, and public affairs services for other Verizon affiliates including the Verizon domestic telephone companies.

Verizon Data Services Inc. provides a variety of professional and computer processing services to Verizon affiliates.

GTE Communication Systems Corp., through Verizon Logistics, operates as an international distributor of telecommunications and data communications products and services.

Verizon Select Services Inc. provides packaged telecommunications services including local, long-distance, wireless, paging, internet access and data communications.

Verizon Services Corp. primarily provides managerial and centralized functions to Verizon affiliates.

Verizon Corporate Services Corp. primarily serves as a payroll and service company for Verizon affiliates.

Verizon Global Networks Inc. primarily provides construction of an in-region long distance network.

Verizon Business Global LLC delivers advanced IP, data, voice, and wireless solutions to large business and government customers.

GTE Southwest Inc. dba Verizon Southwest's principal activity is to provide voice and data services to a territory of nine Local Access and Transport Areas located in the state of Texas.

Verizon California Inc.'s principal activity is to provide voice and data services in the states of California, Nevada and Arizona.

Verizon Florida LLC's principal activity is to provide voice and data services to a 5,000 square mile area consisting of three Metropolitan Statistical Areas, Tampa-Clearwater-St. Petersburg to the west, Bradenton-Sarasota to the south, and Lakeland-Winter Haven to the east.

Verizon North Inc.'s principal activity is to provide voice and data services in Illinois, Indiana, Michigan, Ohio, Pennsylvania, and Wisconsin.

Verizon South Inc.'s principal activity is to provide voice and data services in Alabama, Kentucky, North Carolina, South Carolina and Virginia.

Verizon West Coast Inc.'s principal activity is to provide voice and data services in Northern California.

**AFFILIATED INTEREST AND SUBSIDIARY TRANSACTIONS REPORT
VERIZON NORTHWEST INC. (WASHINGTON)
AND ITS SUBSIDIARY VERIZON WEST COAST
UNDER WAC 480-120-395**

2008 REPORT YEAR

Verizon Services Operations Inc. is an administrative corporate organization which provides certain corporate real estate, corporate purchasing, logistics, electronic repair services, supply chain systems and processes, supplier quality, supplier diversity, and fraud services for other Verizon affiliates including the Verizon domestic telephone companies.

Verizon Services Organization Inc. is an administrative corporate organization which supports the fGTE domestic telecom operations and provides payroll and other general administrative services.

- g. A list of all common officers and directors between the company and each such affiliated interest or subsidiary, along with their titles in each organization.

ANSWER: See attached Exhibit 3.g.



Chart # 1
as of
December 31, 2008

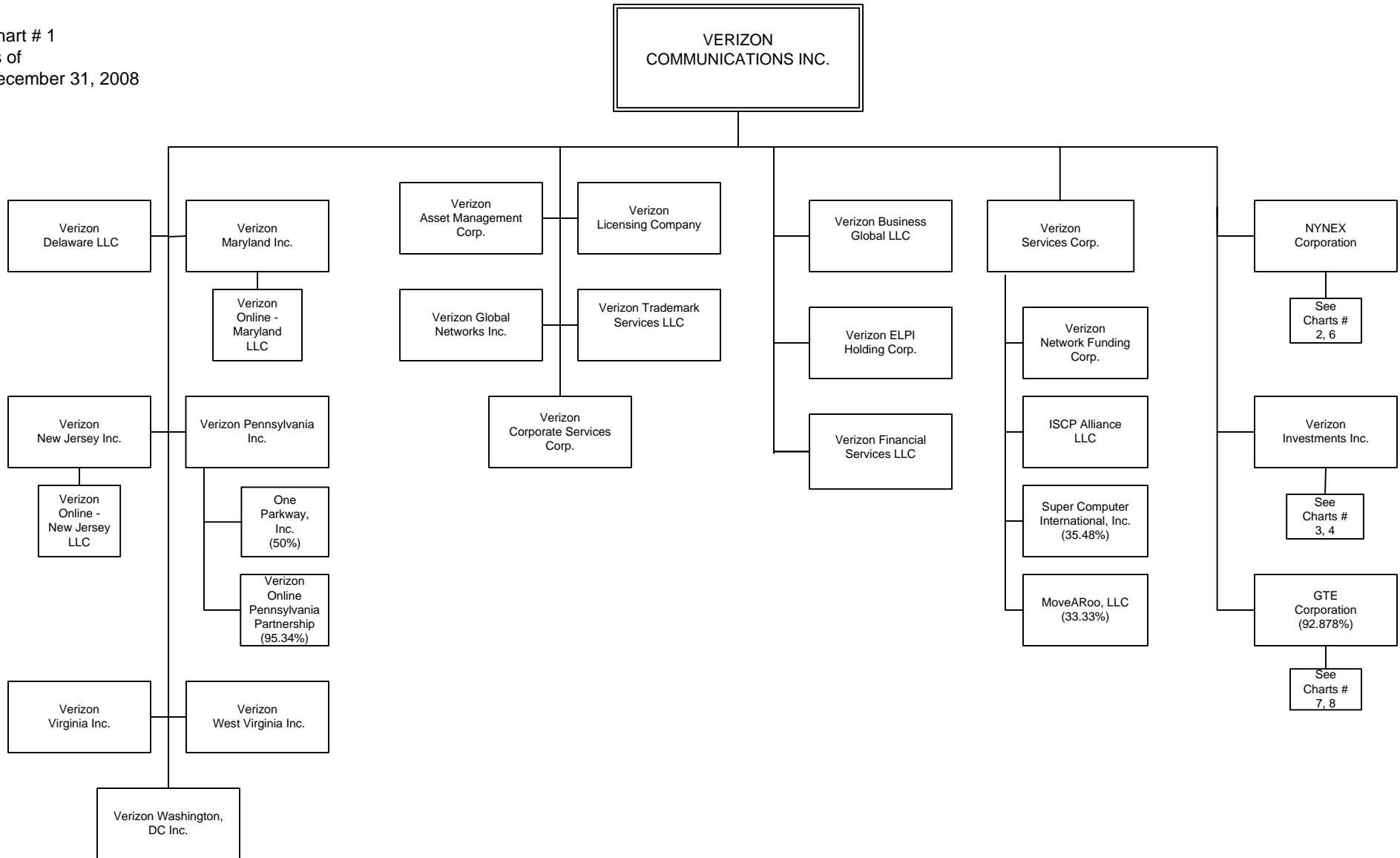




Chart # 2
as of
December 31, 2008

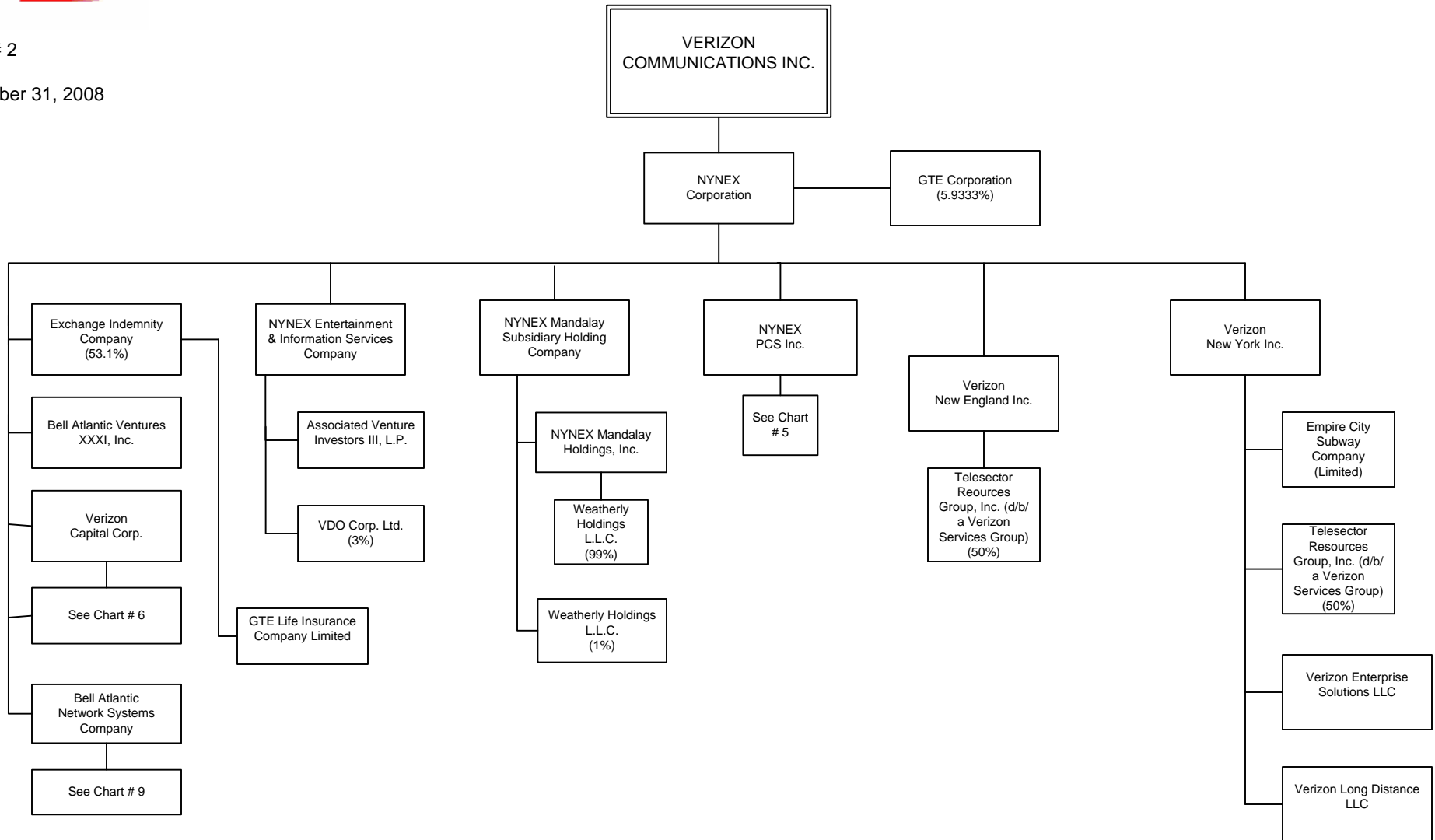




Chart # 3
as of
December 31, 2008

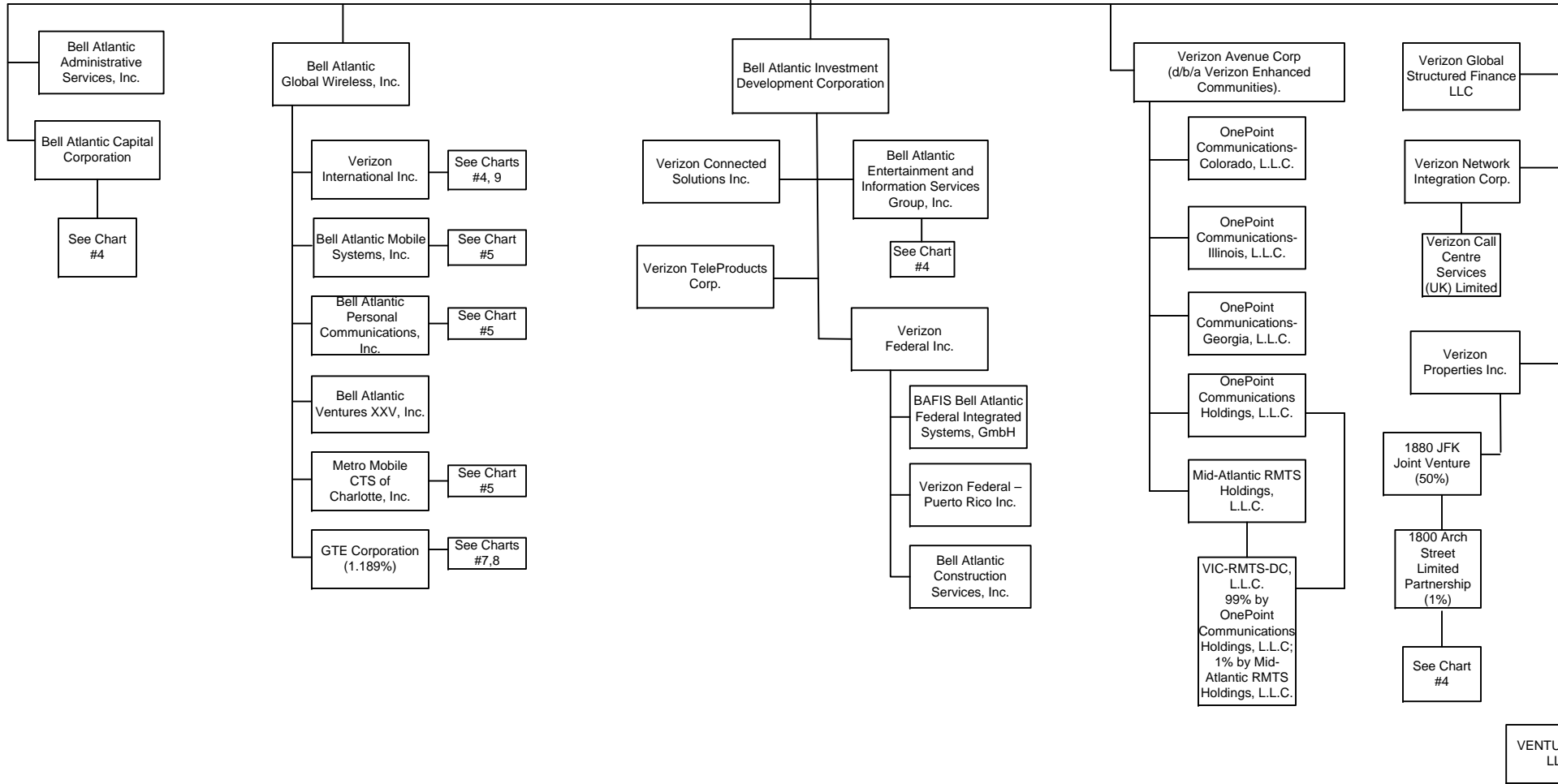
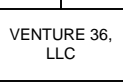
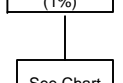
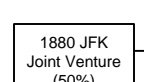
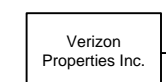



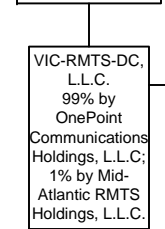
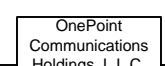
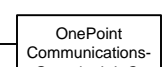





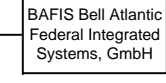


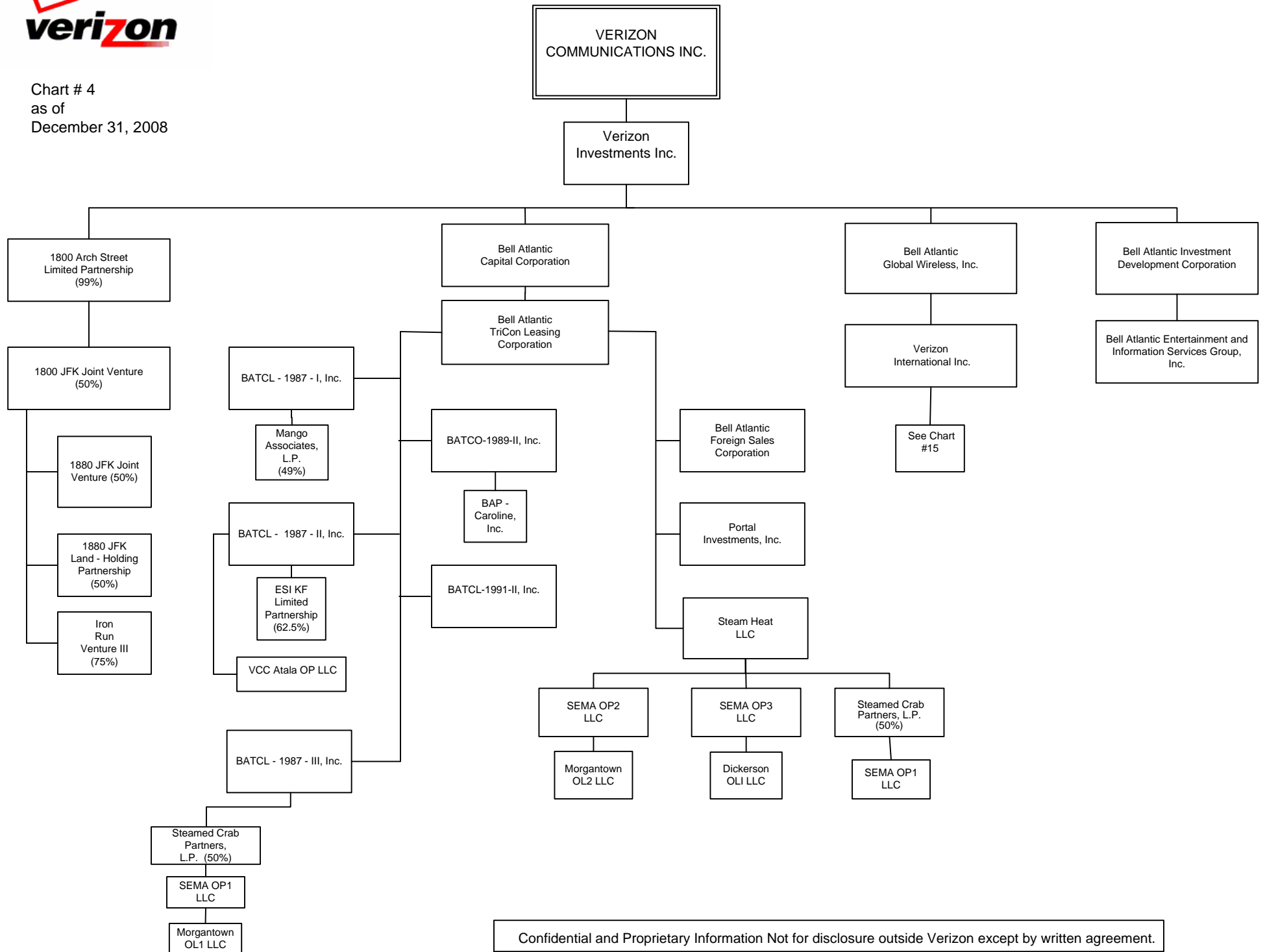




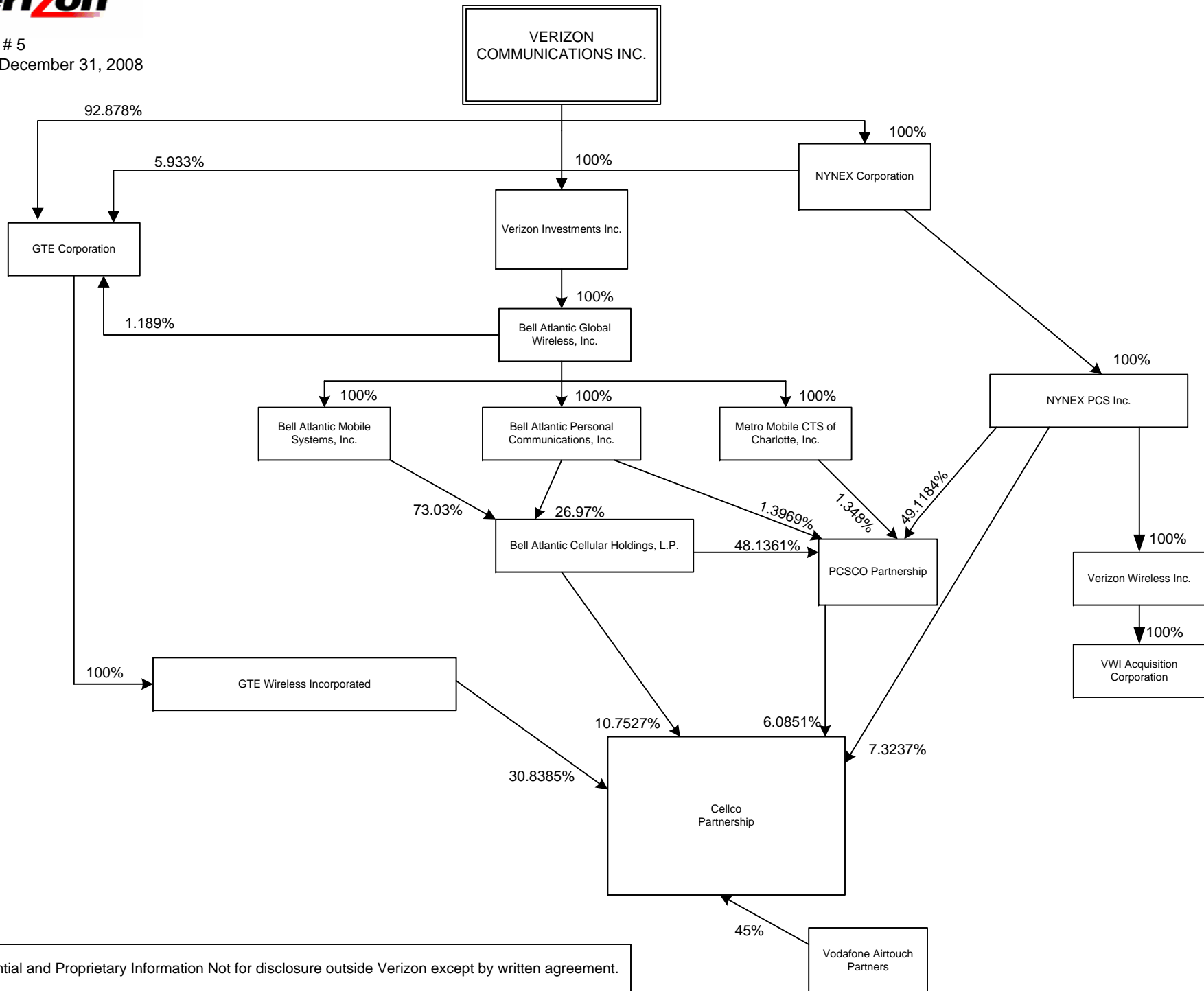
Chart # 4
as of
December 31, 2008



Confidential and Proprietary Information Not for disclosure outside Verizon except by written agreement.



Chart # 5
as of December 31, 2008



Confidential and Proprietary Information Not for disclosure outside Verizon except by written agreement.



Chart # 6
as of
December 31, 2008

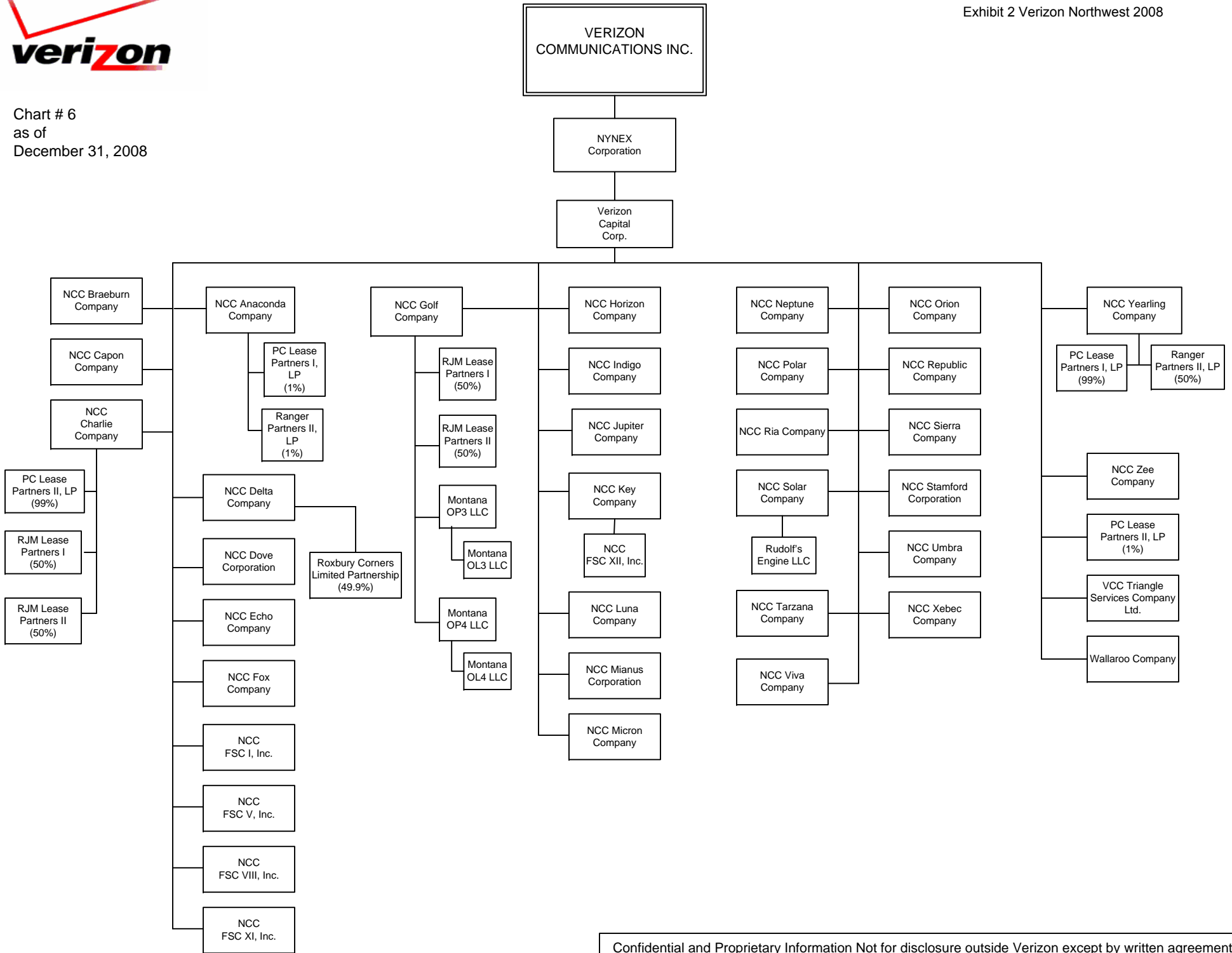




Chart # 7
as of
December 31, 2008

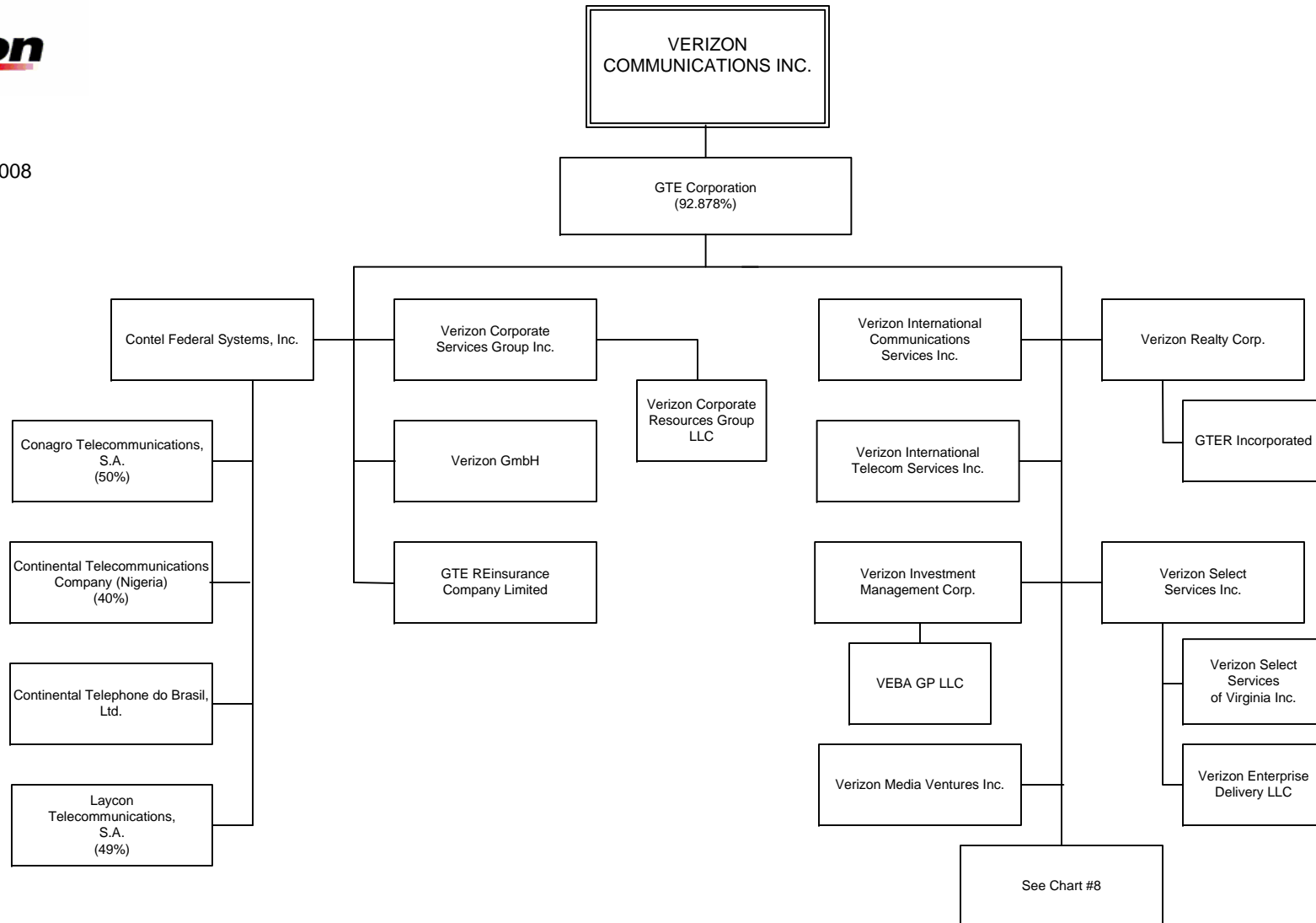
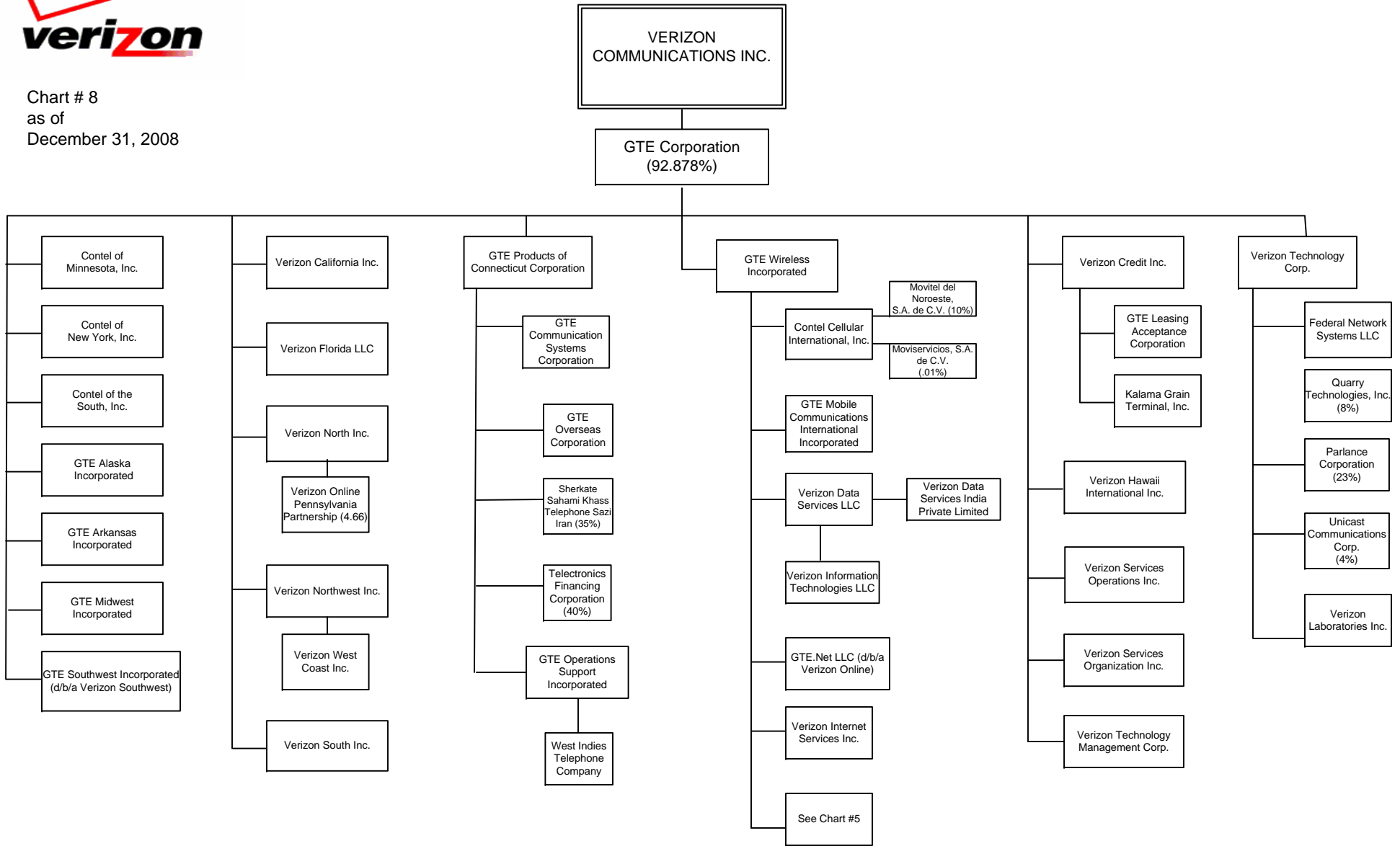




Chart # 8
as of
December 31, 2008



(1) 1% owned by GTE Wireless Incorporated

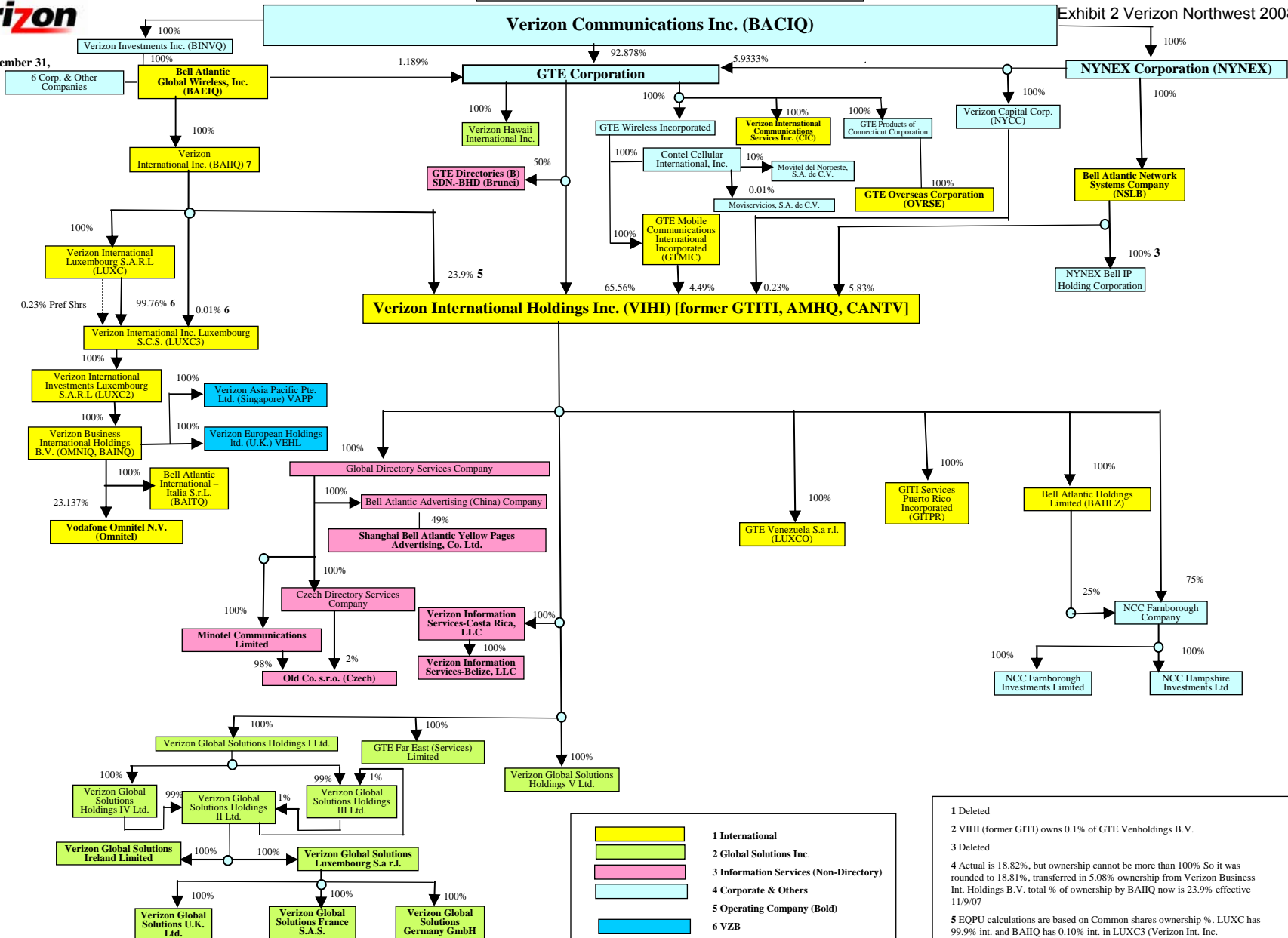


Verizon International Telecom

NOT TO BE USED AS A SOURCE OF LEGAL COMPANY NAMES

Exhibit 2 Verizon Northwest 2008

Chart #9
As of December 31,
2008



	1 International
	2 Global Solutions Inc.
	3 Information Services (Non-Directory)
	4 Corporate & Others
	5 Operating Company (Bold)
	6 VZB

1 Deleted

2 VIHI (former GITI) owns 0.1% of GTE Venholdings B.V.

3 Deleted

4 Actual is 18.82%, but ownership cannot be more than 100% So it was rounded to 18.81%, transferred in 5.08% ownership from Verizon Business Int. Holdings B.V. total % of ownership by BAIHQ now is 23.9% effective 11/9/07

5 EQPU calculations are based on Common shares ownership %. LUXC has 99.9% int. and BAIHQ has 0.10% int. in LUXC3 (Verizon Int. Inc. Luxembourg S.C.S.)

6 Verizon International Inc as liquidator for AWBV effective 4/1/08



Chart # 10
as of
December 31, 2008

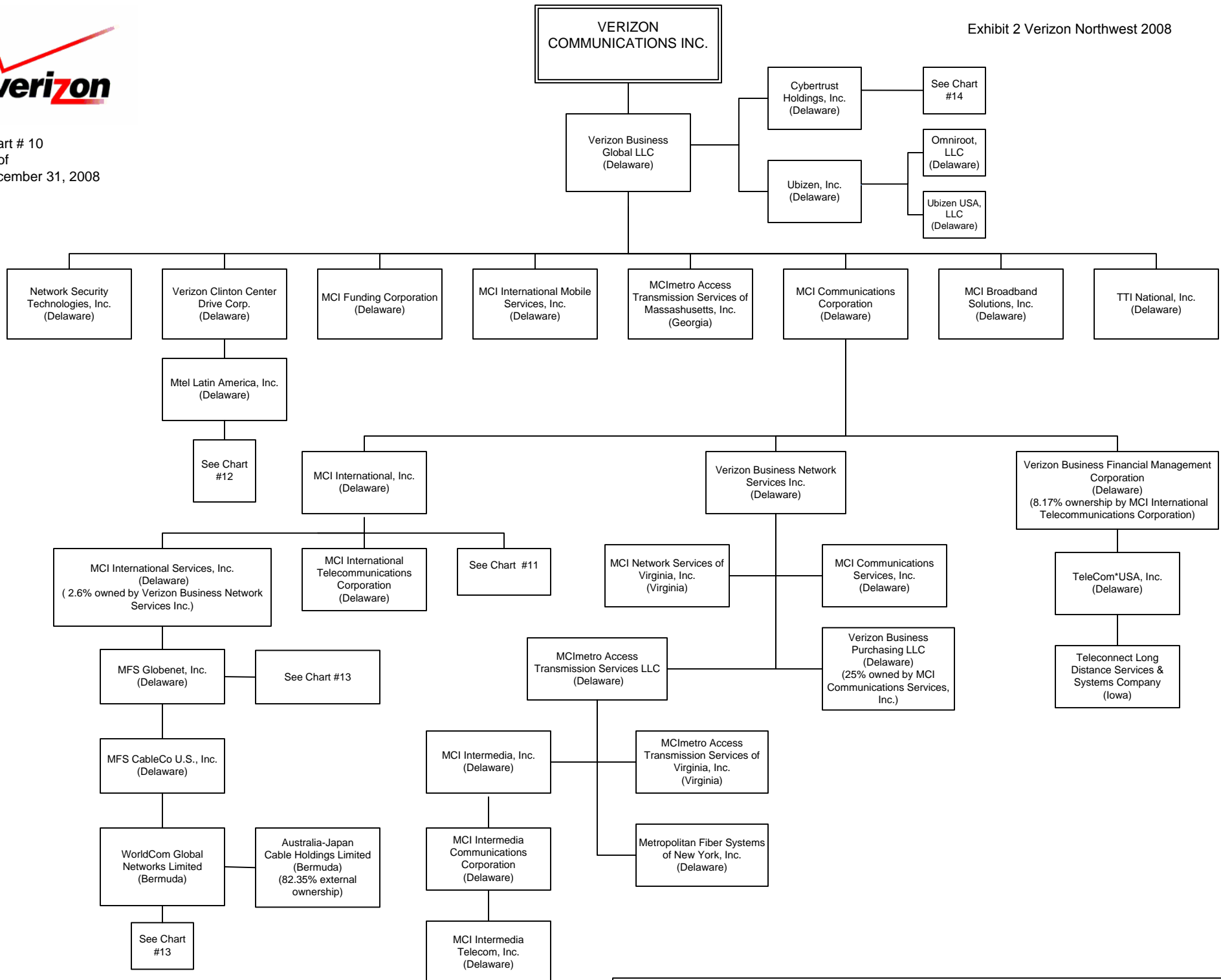




Chart # 11
as of
December 31, 2008

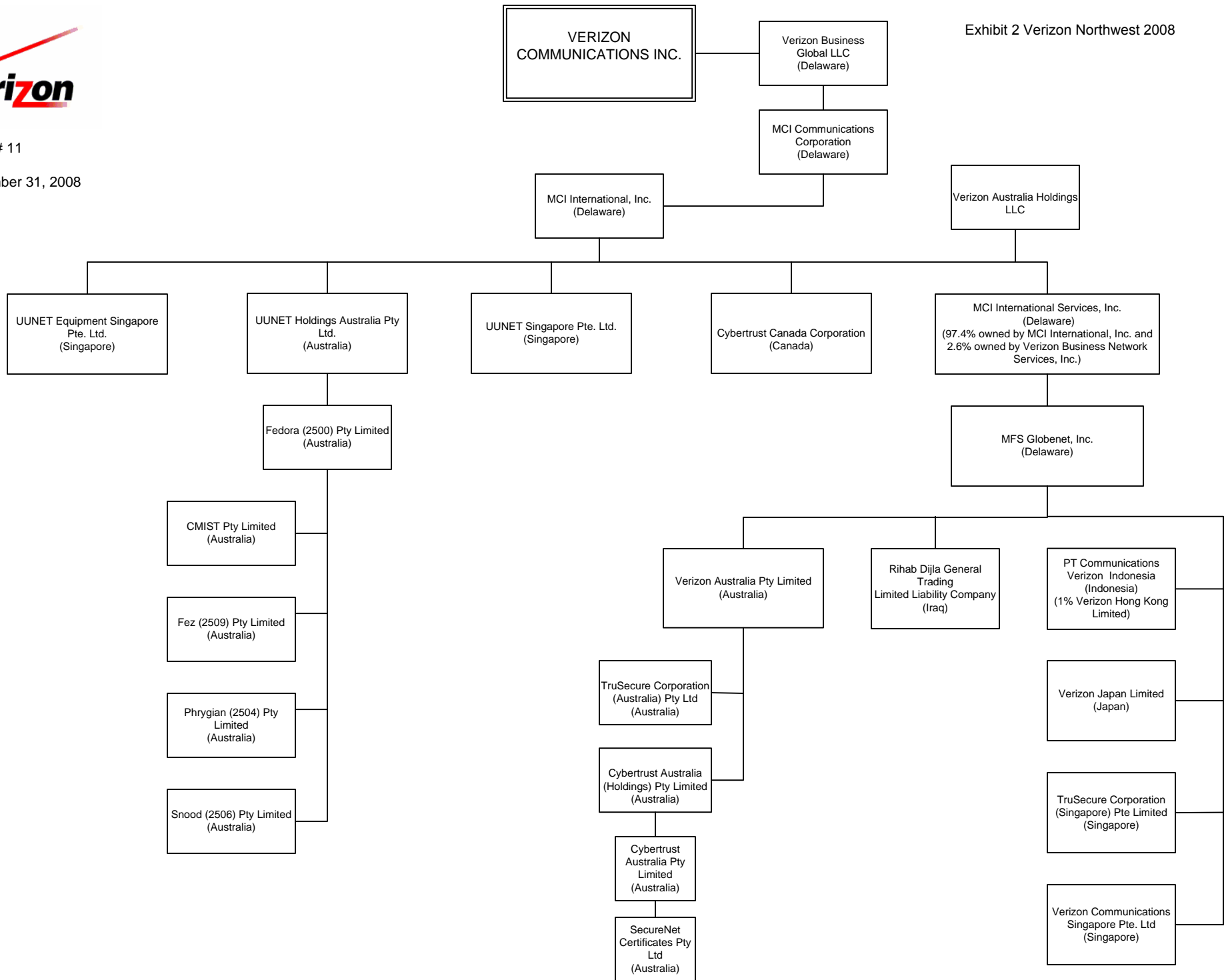




Chart # 12
as of
December 31, 2008

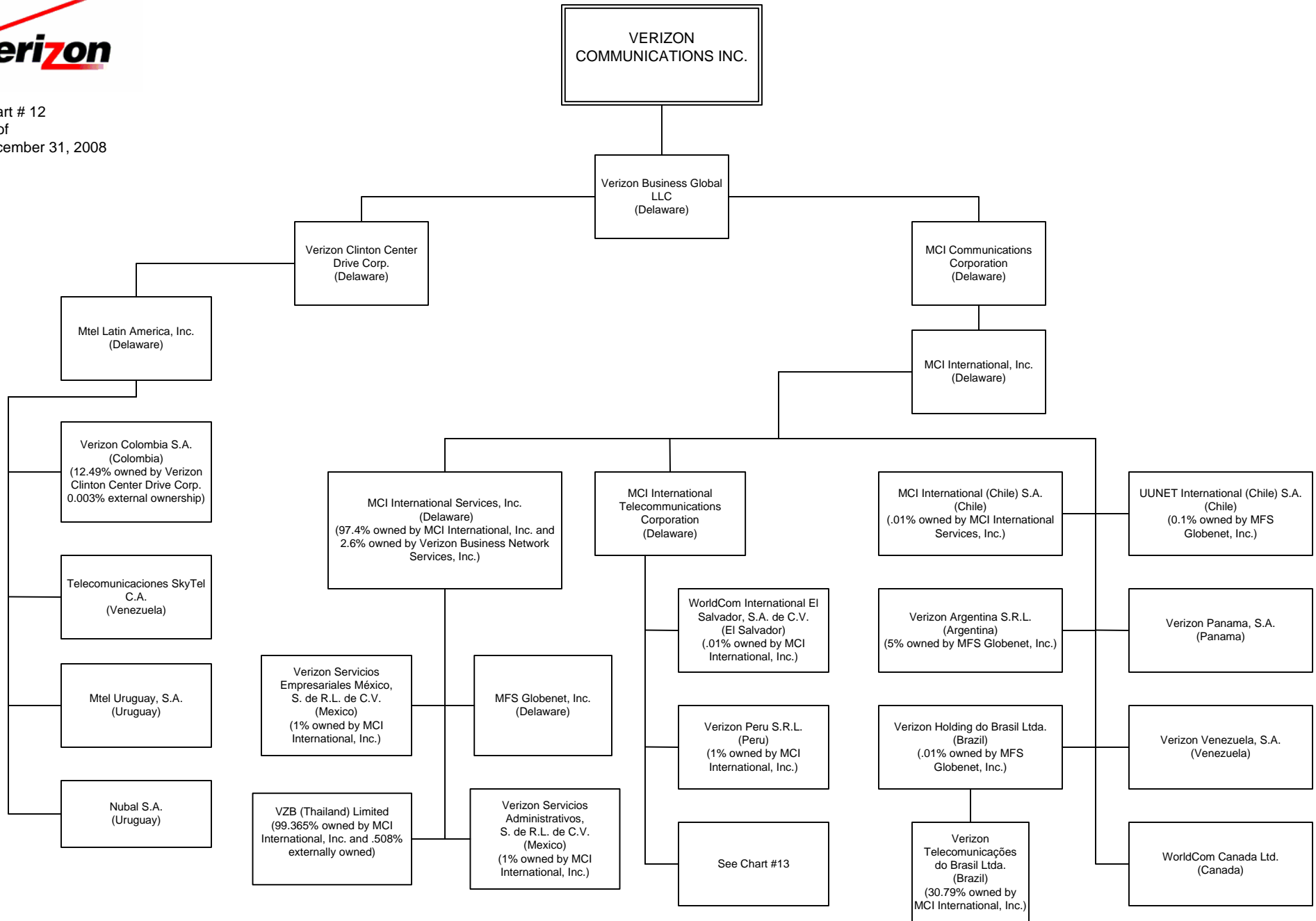




Chart # 13
as of
December 31, 2008

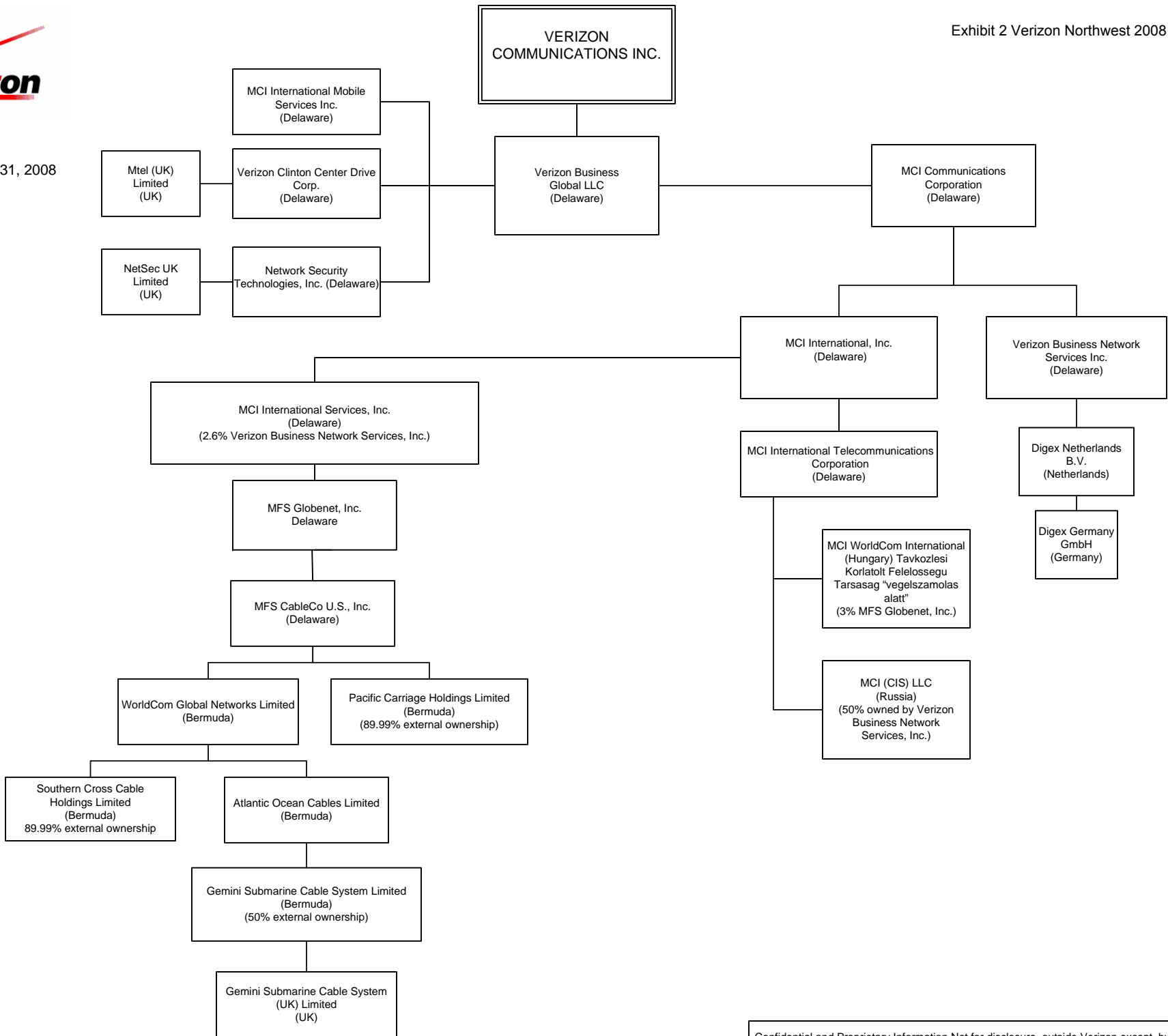




Chart # 14
as of
December 31, 2008

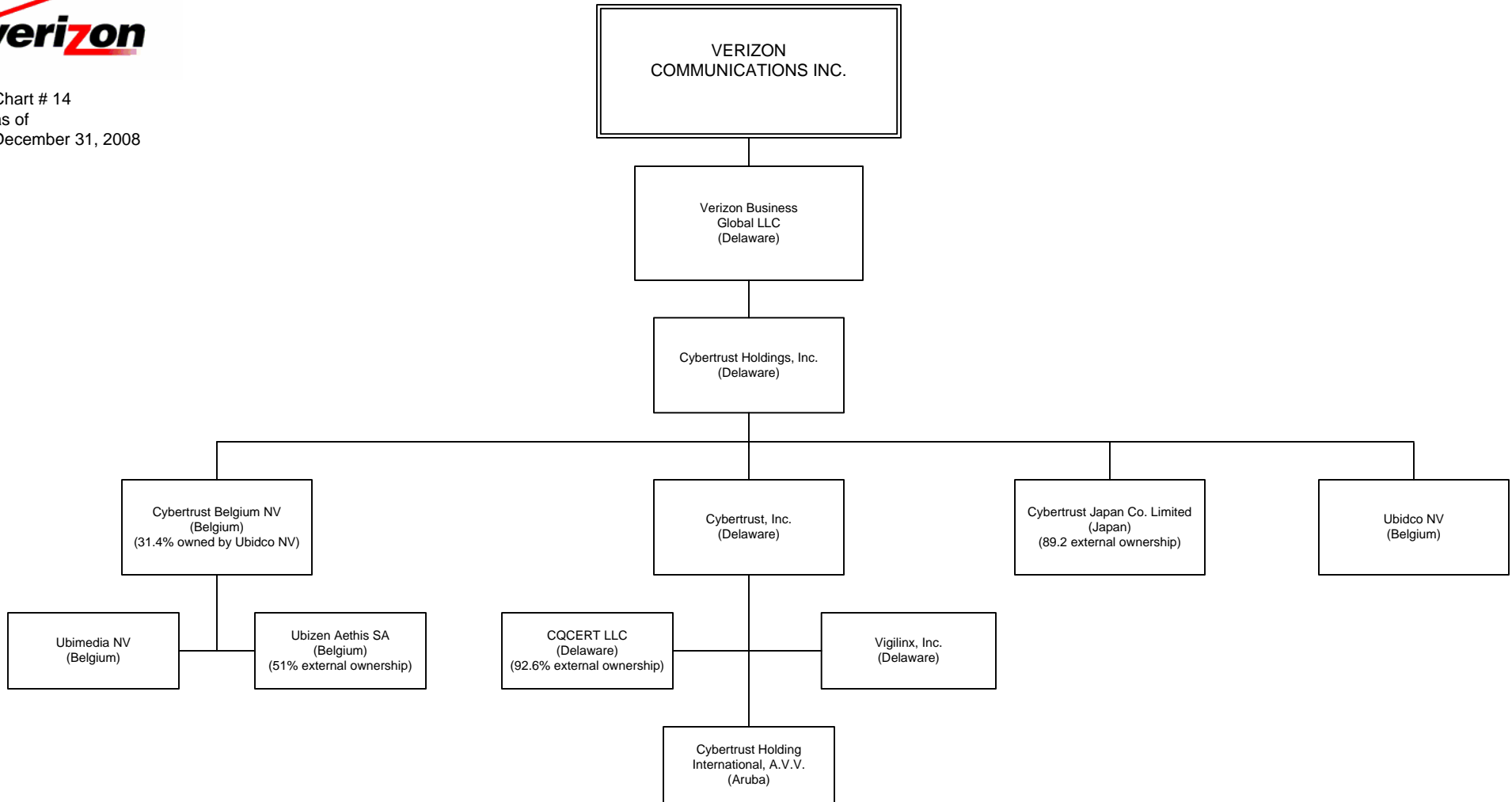
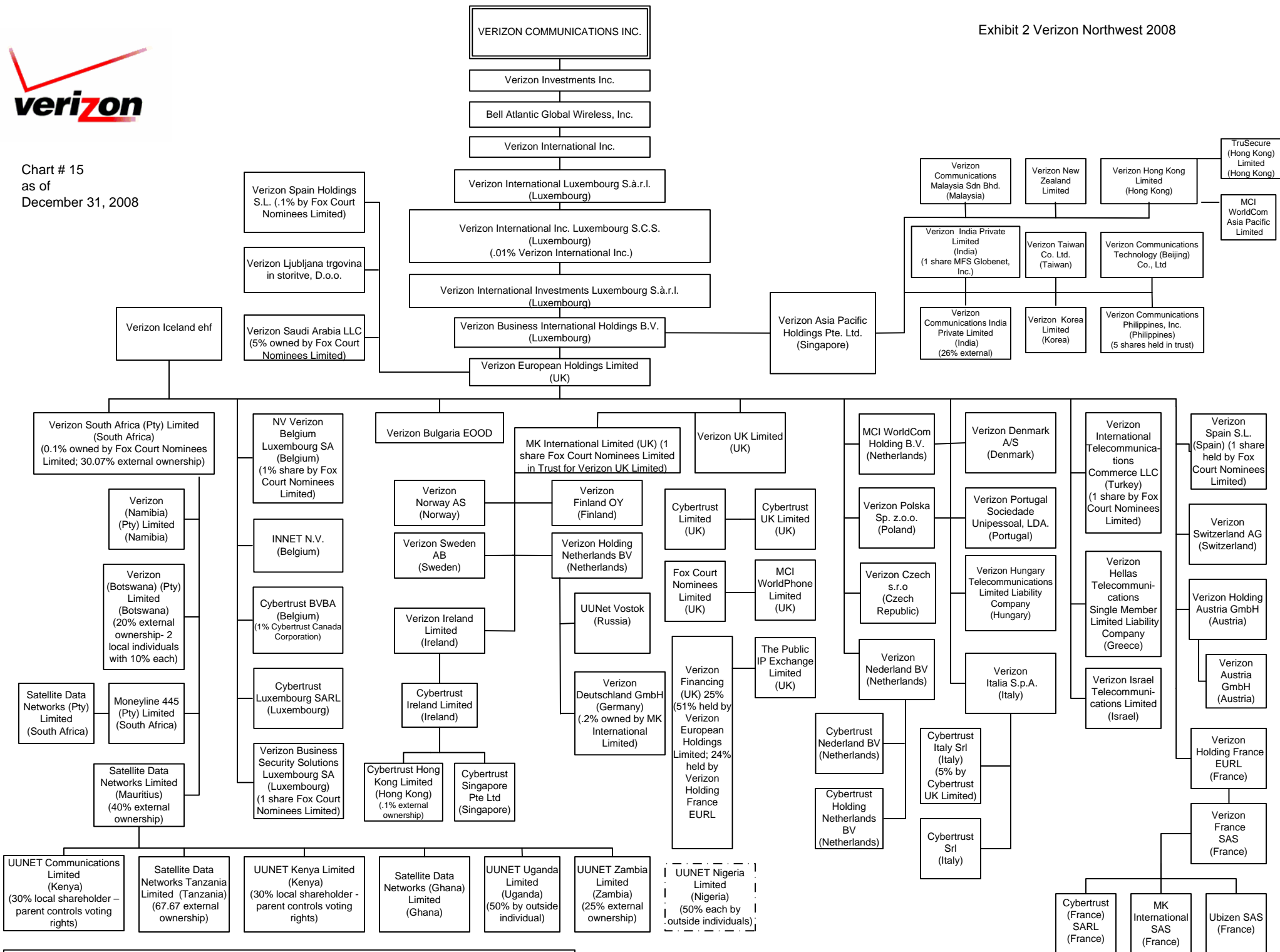




Chart # 15
as of
December 31, 2008



Confidential and Proprietary Information Not for disclosure outside Verizon except by written agreement.

GTE Southwest Inc.
STATEMENTS OF INCOME

Years Ended December 31,	(dollars in millions)	
	2008	2007
Operating Revenues	\$ 1,300	\$ 1,336
Operating Expenses		
Cost of services and sales (exclusive of items shown below)	493	489
Selling, general and administrative expense	402	334
Depreciation expense	295	298
Total Operating Expenses	<u>1,190</u>	<u>1,121</u>
Operating Income	110	215
Other income and (expense), net	1	8
Interest expense	<u>(37)</u>	<u>(68)</u>
Income Before Provision for Income Taxes	74	155
Provision for income taxes	<u>(29)</u>	<u>(60)</u>
Net Income	<u>\$ 45</u>	<u>\$ 95</u>

GTE Southwest Inc.
BALANCE SHEETS

ASSETS

At December 31,	(dollars in millions)	
	2008	2007
Current assets		
Short-term investments	\$ 13	\$ 78
Accounts receivable:		
Trade and other, net of allowances for uncollectibles of \$17 and \$14	145	165
Affiliates	23	38
Material and supplies	13	19
Prepaid expenses	1	1
Deferred income taxes	11	---
Deferred charges and other	29	32
Total current assets	235	333
Plant, property and equipment	6,145	6,004
Less accumulated depreciation	3,915	3,747
	2,230	2,257
Intangible assets, net	2	---
Prepaid pension asset	544	565
Other assets	18	26
Total assets	\$ 3,029	\$ 3,181

GTE Southwest Inc.
BALANCE SHEETS

LIABILITIES AND SHAREOWNER'S INVESTMENT

At December 31,	(dollars in millions)	
	2008	2007
Current liabilities		
Debt maturing within one year:		
Notes payable to affiliates	\$ 820	\$ 1,061
Other	1	1
Accounts payable and accrued liabilities:		
Affiliates	90	62
Other	97	101
Deferred income taxes	---	12
Other current liabilities	85	96
Total current liabilities	1,093	1,333
Long-term debt	102	102
Employee benefit obligations	506	482
Deferred credits and other liabilities		
Deferred income taxes	245	229
Other	53	50
	298	279
Shareowner's investment		
Common stock (one share, without par value)	650	650
Contributed capital	391	391
Accumulated deficit	(11)	(56)
Total shareowner's investment	1,030	985
Total liabilities and shareowner's investment	\$ 3,029	\$ 3,181

Verizon California Inc.

STATEMENTS OF INCOME

Years Ended December 31,	(dollars in millions)	
	2008	2007
Operating Revenues	\$ 3,028	\$ 3,095
Operating Expenses		
Cost of services and sales (exclusive of items shown below)	805	834
Selling, general and administrative expense	669	569
Depreciation expense	527	538
Total Operating Expenses	<u>2,001</u>	<u>1,941</u>
Operating Income	1,027	1,154
Other income (expense), net	2	6
Interest expense	<u>(93)</u>	<u>(139)</u>
Income Before Provision for Income Taxes	936	1,021
Provision for income taxes	<u>(370)</u>	<u>(408)</u>
Net Income	<u>\$ 566</u>	<u>\$ 613</u>

Verizon California Inc.

BALANCE SHEETS

ASSETS

<u>At December 31,</u>	(dollars in millions)	
	2008	2007
Current assets		
Short-term investments	\$ 11	\$ 117
Accounts receivable:		
Trade and other, net of allowances for uncollectibles of \$34 and \$26	366	404
Affiliates	28	61
Material and supplies	30	23
Deferred income taxes	60	22
Deferred charges and other	93	87
Total current assets	<u>588</u>	<u>714</u>
Plant, property and equipment	13,492	13,046
Less accumulated depreciation	<u>9,112</u>	<u>8,847</u>
	4,380	4,199
Prepaid pension asset	2,655	2,548
Other assets	<u>57</u>	<u>78</u>
Total assets	<u>\$ 7,680</u>	<u>\$ 7,539</u>

Verizon California Inc.

BALANCE SHEETS

LIABILITIES AND SHAREOWNER'S INVESTMENT

At December 31,	(dollars in millions)	
	2008	2007
Current liabilities		
Debt maturing within one year:		
Notes payable to affiliate	\$ 1,592	\$ 1,558
Other	525	100
Accounts payable and accrued liabilities:		
Affiliates	209	142
Other	220	235
Other current liabilities	230	244
Total current liabilities	<u>2,776</u>	<u>2,279</u>
Long-term debt	201	725
Employee benefit obligations	720	696
Deferred credits and other liabilities		
Deferred income taxes	1,301	1,179
Other	114	132
	<u>1,415</u>	<u>1,311</u>
Shareowner's investment		
Common stock (one share, without par value)	1,400	1,400
Contributed capital	177	177
Reinvested earnings	991	951
Total shareowner's investment	<u>2,568</u>	<u>2,528</u>
Total liabilities and shareowner's investment	<u>\$ 7,680</u>	<u>\$ 7,539</u>

Verizon Florida LLC

STATEMENTS OF INCOME

Years Ended December 31,	(dollars in millions)	
	2008	2007
Operating Revenues	\$ 1,472	\$ 1,553
Operating Expenses		
Cost of services and sales (exclusive of items shown below)	612	570
Selling, general and administrative expense	393	386
Depreciation expense	339	327
Total Operating Expenses	<u>1,344</u>	<u>1,283</u>
Operating Income	128	270
Other income (expense), net	2	4
Interest expense	<u>(60)</u>	<u>(65)</u>
Income Before Provision for Income Taxes	70	209
Provision for income taxes	<u>(21)</u>	<u>(77)</u>
Net Income	<u>\$ 49</u>	<u>\$ 132</u>

Verizon Florida LLC

BALANCE SHEETS

ASSETS

At December 31,	(dollars in millions)	
	2008	2007
Current assets		
Short-term investments	\$ 11	\$ 68
Accounts receivable:		
Trade and other, net of allowances for uncollectibles of \$22 and \$17	165	184
Affiliates	39	44
Material and supplies	21	24
Prepayments	---	11
Deferred income taxes	18	---
Deferred charges	40	44
Total current assets	<u>294</u>	<u>375</u>
Plant, property and equipment	7,387	6,910
Less accumulated depreciation	<u>4,387</u>	<u>4,172</u>
	<u>3,000</u>	<u>2,738</u>
Prepaid pension asset	359	351
Other assets	<u>26</u>	<u>40</u>
Total assets	<u>\$ 3,679</u>	<u>\$ 3,504</u>

Verizon Florida LLC

BALANCE SHEETS

LIABILITIES AND MEMBER'S INVESTMENT

At December 31,	(dollars in millions)	
	2008	2007
Current liabilities		
Debt maturing within one year:		
Notes payable to affiliates	\$ 608	\$ 602
Accounts payable and accrued liabilities:		
Affiliates	108	76
Other	119	106
Deferred income taxes	---	7
Other current liabilities	109	130
Total current liabilities	<u>944</u>	<u>921</u>
Long-term debt	642	642
Employee benefit obligations	500	467
Deferred credits and other liabilities		
Deferred income taxes	315	238
Other	58	65
	<u>373</u>	<u>303</u>
Member's investment		
Member share (one share, without par value)	585	585
Contributed capital	115	115
Reinvested earnings	520	471
Total member's investment	<u>1,220</u>	<u>1,171</u>
Total liabilities and member's investment	<u>\$ 3,679</u>	<u>\$ 3,504</u>

Verizon North Inc.

STATEMENTS OF INCOME

Years Ended December 31,	(dollars in millions)	
	2008	2007
Operating Revenues	\$ 3,126	\$ 3,267
Operating Expenses		
Cost of services and sales (exclusive of items shown below)	683	720
Selling, general and administrative expense	594	554
Depreciation and amortization expense	1,035	1,064
Total Operating Expenses	2,312	2,338
Operating Income	814	929
Other income and (expense), net	2	6
Interest expense	(101)	(95)
Income Before Provision for Income Taxes	715	840
Provision for income taxes	(257)	(318)
Net Income	\$ 458	\$ 522

Verizon North Inc.

BALANCE SHEETS

ASSETS

<u>At December 31,</u>	(dollars in millions)	
	2008	2007
Current assets		
Short-term investments	\$ 20	\$ 128
Accounts receivable:		
Trade and other, net of allowances for uncollectibles of \$28 and \$28	237	261
Affiliates	176	176
Material and supplies	12	12
Prepaid expenses	8	19
Deferred income taxes	38	5
Deferred charges and other	48	61
Total current assets	<u>539</u>	<u>662</u>
Plant, property and equipment	11,259	11,211
Less accumulated depreciation	<u>8,373</u>	<u>8,160</u>
	<u>2,886</u>	<u>3,051</u>
Intangible assets, net	1,686	2,091
Prepaid pension asset	2,456	2,403
Other assets	<u>30</u>	<u>42</u>
Total assets	<u>\$ 7,597</u>	<u>\$ 8,249</u>

Verizon North Inc.

BALANCE SHEETS

LIABILITIES AND SHAREOWNER'S INVESTMENT

<u>At December 31,</u>	(dollars in millions)	
	2008	2007
Current liabilities		
Debt maturing within one year:		
Notes payable to affiliate	\$ 1,979	\$ 881
Other	---	502
Accounts payable and accrued liabilities:		
Affiliates	260	202
Other	223	215
Other current liabilities	188	211
Total current liabilities	<u>2,650</u>	<u>2,011</u>
Long-term debt	397	395
Employee benefit obligations	1,021	968
Deferred credits and other liabilities		
Deferred income taxes	1,564	1,779
Other	104	122
	<u>1,668</u>	<u>1,901</u>
Shareowner's investment		
Common stock (one share, without par value)	978	978
Contributed capital	838	1,041
Reinvested earnings	45	955
Total shareowner's investment	<u>1,861</u>	<u>2,974</u>
Total liabilities and shareowner's investment	<u>\$ 7,597</u>	<u>\$ 8,249</u>

CELLCO PARTNERSHIP
(d/b/a Verizon Wireless)
Consolidated Statements of Income
(in Millions)

Years Ended December 31,	2008
Operating Revenue	
Service revenue	\$
Equipment and other	
Total operating revenue	
Operating Costs and Expenses	
Cost of service (exclusive of items shown below)	
Cost of equipment	
Selling, general and administrative	
Depreciation and amortization	
Total operating costs and expenses	
Operating Income	
Other Income (Expenses)	
Interest expense, net	
Minority interests	
Interest income and other, net	
Income Before Provision for Income Taxes	
Provision for income taxes	
Income Before Cumulative Effect of Accounting Change	
Cumulative effect of accounting change	
Net Income	

CELLCO PARTNERSHIP
(d/b/a Verizon Wireless)
Consolidated Balance Sheets
(in Millions)

As of December 31,

2008

Assets

Current assets

Cash and cash equivalents	\$
Receivables, net of allowances of	
Due from affiliates, net	
Unbilled revenue	
Inventories, net of allowances of	
Prepaid expenses and other current assets	

Total current assets

Plant, property and equipment, net	
Wireless licenses, net	
Goodwill	
Investment in debt obligations, net	
Deferred charges and other assets, net	

Total assets

\$

Liabilities and Partners' Capital

Current liabilities

Short-term debt, including current maturities	\$
Due to affiliates	
Accounts payable and accrued liabilities	
Advance billings	
Other current liabilities	

Total current liabilities

Long-term debt	
Due to affiliate	
Deferred tax liabilities, net	
Other non-current liabilities	

Total liabilities

Minority interests in consolidated entities

Commitments and contingencies (see Note 16)

Partners' capital

Capital	
Accumulated other comprehensive loss	

Total partners' capital**Total liabilities and partners' capital**

\$

VERIZON GLOBAL NETWORKS, INC.

Report: Balance Sheet Summary -

Reported - (In Thousands)

	December 2008	November 2008	October 2008	September 2008	August 2008	July 2008	June 2008	May 2008	April 2008	March 2008	February 2008	January 2008
11100 Cash and Cash Equivalents												
11200 Short Term Investments												
1211001 Trade - Billed												
1211002 Trade - Unbilled												
1211003 Other												
12110 Accounts Receivable - Nonaffiliated												
12120 Accounts Receivable - Affiliated												
12200 Allowance for Doubtful Accounts												
12000 Accounts Receivable - Net												
12320 Dividends Receivable - Affiliated												
12420 Interest Receivable - Affiliated												
13100 Inventories												
1410001 Cur Def Inc Tax Assets - Federal												
1410002 Cur Def Inc Tax Assets - State and Local												
1410003 Cur Def Inc Tax Assets - Foreign												
1410004 Cur Def Inc Tax Assets - Other												
14100 Deferred Income Tax Benefit												
15100 Total Prepayments												
15200 Assets Held for Sale												
16100 Advances to Agents and Suppliers												
17110 Current Notes Receivable - Nonaffiliated												
17120 Current Notes Receivable - Affiliated												
17100 Total Current Notes Receivable												
1910001 Accounts Rec/Pay - Auto Elims												
1910002 Dividends Rec/Pay - Auto Elims												
1910003 Interest Rec/Pay - Auto Elims												
1910004 Current Notes Rec/Pay - Auto Elims												
1910005 Manual Elims												
27100 Noncurrent Affiliate Elimination												
19200 Other Current Deferred Charges												
19000 Total Current Deferred Charges												
19300 Other Current Assets												
19900 Total Other Current Assets												

10000 TOTAL CURRENT ASSETS

21100 Property, Plant and Equipment
21500 Accumulated Depreciation
21000 Property, Plant and Equipment, net

2210001 Licenses and Franchises
2210002 Goodwill
2210003 Capitalized Non-Network Software Fees
2210099 Other Intangibles
22100 Licenses Goodwill and Other Intangibles

23100 Investments in Unconsolidated Businesses

24100 Pension
24200 Other Noncurrent Pension FAS 158
24000 Pensions

2510001 Noncur Def Inc Tax Assets - Federal
2510002 Noncur Def Inc Tax Assets - State and Local
2510003 Noncur Def Inc Tax Assets - Foreign
2510004 Noncur Def Inc Tax Assets - Other
25100 Noncurrent Deferred Income Tax Benefits

26100 Bonds at Market

2710001 Investment/Equity Elims
2710002 Non-Current Rec/Pay - Auto Elims
2710003 Manual Elims
27100 Noncurrent Affiliate Elimination

27200 Other Noncurrent Deferred Charges
27000 Total Noncurrent Deferred Charges

28020 Investment in Affiliates
28120 Total Investment in Affiliates

2821001 Trade - Billed
2821003 Trade - Other
28210 Noncurrent Notes Rec - Nonaffiliate

28220 Noncurrent Notes Receivable - Affiliate
28400 Conditional Sales Agreements
28500 Leasing Receivables
28600 Noncurrent Deposits
28700 Company Owned Life Insurance
28800 Other Noncurrent Assets
28000 Total Other Noncurrent Assets

29000 TOTAL LONG TERM ASSETS
20000 TOTAL ASSETS

31100 Short Term Debt

31200 Current Maturities of LTD - Nonaffiliate
31300 Curr Mat Lease Obligations -Nonaffiliate
31420 Short Term Notes Payable - Affiliate
31520 Curr Mat Lease Obligations - Affiliate
31620 Curr Mat Lease Obligations - Affiliate
31000 Total Short Term Debt

32110 Accounts Payable - Nonaffiliate
32120 Accounts Payable - Affiliate All
32100 Accounts Payable

3230001 Accrued Payroll
3230002 Accrued Severance
3230003 Accrued Payroll Taxes
3230004 Accrued Vacation
3230005 Accrued Medical and Other Insurance
3230006 Additional Employee Compensation Plans
3230007 Other Accrued Benefits
3230008 Savings Plan Liabilities
32300 Accrued Payroll and Related Benefits

32400 Accrued General Taxes

3250001
3250002
3250003
3250004

32500 Accrued Income Taxes

32610 Accrued Interest - Nonaffiliate
32620 Accrued Interest - Affiliate

3270002 Accrued Commissions
3270003 Accrued Advertising
3270004 Accrued Rents/Facility
3270005 Accrued Other Liabilities
3270006 Accrued Month-end Cutoff
32700 Accrued Liabilities

32000 Total Accrued Liabilities
33000 Total Accts Pay and Accrued Liabilities

3510001 Current UTB FIN 48 - Federal
3510002 Current UTB FIN 48 - State and Local
3510003 Current UTB FIN 48 - Foreign
3510004 Current UTB FIN 48 - Other
3510005 Current UTB FIN 48 - Interest
35100 Total Current Unrecog Tax Benefit FIN 48

3500001 Cur Def Inc Tax Liab - Federal
3500002 Cur Def Inc Tax Liab - State and Local
3500003 Cur Def Inc Tax Liab - Foreign

3500004 Cur Def Inc Tax Liab - Other
35000 Current Deferred Income Taxes

36100 Dividends Payable - Nonaffiliate
36120 Dividends Payable - Affiliate
36200 Advanced Billing and Payments
36250 Liab Related to Assets Held for Sale
36300 Other Current Liabilities
36000 Total Other Current Liabilities

30000 TOTAL CURRENT LIABILITIES

41100 Long Term Debt - Nonaffiliate
41200 Long Term Lease Obligations - Nonaffil
41120 Long Term Debt - Affiliate
41220 Long Term Lease Obligations - Affiliate
41320 Long Term Notes Payable - Affiliate
41000 Total Long Term Debt

42100 Discount on Long Term Debt -Nonaffiliate
42200 Premium on Long Term Debt -Nonaffiliate
42300 Long Term Debt,Net

4240001 FAS 87 - Pension Liabilities
4240002 FAS 106 - OPEB Liabilities
4240003 FAS 112 - Other Post Employment Liab
4240004 Long Term Compensation Plans
4240005 Other Noncurrent Employee Benefits
42400 Employee Benefit Obligations

4250001 Noncur Def Inc Tax Liab - Federal
4250002 Noncur Def Inc Tax Liab - State and Local
4250003 Noncur Def Inc Tax Liab - Foreign
4250004 Noncur Def Inc Tax Liab - Other
42500 Deferred Income Tax Liabilities

42600 Deferred Investment Tax Credits

4270001 Noncurrent UTB FIN 48 - Federal
4270002 Noncurrent UTB FIN 48 - State and Local
4270003 Noncurrent UTB FIN 48 - Foreign
4270004 Noncurrent UTB FIN 48 - Other
4270005 Noncurrent UTB FIN 48 - Interest
42700 Non-Current Unrecog Tax Benefits FIN 48

4310001 Regulatory Reserves
4310002 Litigation Reserves
4310003 Environmental Reserves
4310004 FAS 133
4310099 Other Noncurrent Liabilities
43100 Other Noncurrent Liabilities

44000 TOTAL NONCURRENT LIABILITIES

45100 Minority Interest

46110 Preferred Securities - Non-Affiliate

46120 Preferred Securities - Affiliate

46100 Preferred Securities

46210 Common Stock - Non-Affiliate

46220 Common Stock - Affiliate

46200 Common Stock

46350 Contributed Capital - Beginning Balance

46321 Capital Paid in Excess of Par - Affil

46322 Equity Infusion from Holding Cos - Affil

46323 Return of Capital - Affil

46324 Exercise of Stock Options - Affil

46325 Transfer to/from Affiliate - Affil

46326 Reclass to/from Other Equity Accts-Affil

46327 Other Contributed Capital - Affil

4636001 Capital Paid in Excess of Par

4636002 Equity Infusion from Holding Companies

4636003 Return of Capital

4636004 Issuance Cost of Preferred

4636005 Conversion of Preferred to Common

4636006 Redemption of Preferred Stock

4636007 Exercise of Stock Options

4636008 Transfer to/from Affiliate

4636009 Reclass to/from Other Equity Accounts

4636010 Other Contributed Capital

4636011 Adj/Reversal Beginning Balance

46360 Contributed Capital - Activity - Non-Aff

46300 Contributed Capital - Ending Balance

46450 Retained Earnings - Beginning Balance

46422 Cash Dividends Declared to Common - Aff

46423 Tax Benefit from ESOP Plans - Affil

46424 Earnings of Subs of Holding Co - Affil

46425 Transfer to/from Affiliate - Affil

46426 Reclass to/from Other Equity Accts-Affil

46427 Other Retained Earnings - Affil

4646001 Net Income Available to Common

4646002 Cash Dividends Declared to Common

4646003 Tax Benefit from ESOP Plans

4646004 Earnings of Subs of Holding Companies

4646005 Transfer to/from Affiliate

4646006 Reclass to/from Other Equity Accounts

4646007 Other Retained Earnings

4646008 Adj/Reversal Beginning Balance

46460 Retained Earnings - Activity - Non-Affil

46400 Retained Earnings - Ending Balance

4651001 Foreign Currency Translation Adjustments

4651002 Unrealized Gains/Losses on Securities

4651003 Minimum Pension Liability Adjustments

4651004 FAS 133

4651099 Other Accumulated Comprehensive Income

4651005 FAS 133

46510 Accumulated Other Comp Income

46521 Foreign Currency Translation Adj - Affil

46522 Unrealized Gains/Losses on Sec - Affil

46523 Minimum Pension Liability Adj - Affil

46524 FAS 133 - Affiliate

46599 Other Accumulated Comp Income - Affil

46500 Accumulated Other Comp Income

4661001 ESOP

4661002 Restricted ESOP

4661003 Deferred Compensation Stock Options

4661099 Other

46610 Deferred Compensation

46620 Deferred Compensation - Aff

46600 Deferred Compensation

46710 Treasury Stock

46720 Treasury Stock - Affiliate

46700 Treasury stock

49000 TOTAL COMMON EQUITY

40000 TOTAL LIABILITIES AND EQUITY

VERIZON GLOBAL NETWORKS INC.
 Report: Income Statement Summary -

Reported, (In Thousands)

	December 2008	November 2008	October 2008	September 2008	August 2008	July 2008	June 2008	May 2008	April 2008	March 2008	February 2008	January 2008
REVENUES:												
51110 Local												
51121 Local - Affiliate - COS												
51123 Local - Affiliate -Selling G and A												
51120 Local - Total Affiliate												
51100 Total Local												
<hr/>												
51210 Access												
51221 Access - Affiliate - COS												
51223 Access - Affiliate - COS												
51220 Access - Total Affiliate												
51200 Total Access												
<hr/>												
51310 Long Distance												
51321 Long Distance - Affiliate - COS												
51320 Long Distance - Total Affiliate												
51300 Total Long Distance												
<hr/>												
51410 Ancillary Services												
51421 Ancillary - Affiliate - COSP												
51423 Ancillary - Affiliate - Selling, G and A												
51420 Ancillary - Total Affiliate												
51400 Total Ancillary Services												
51000 Total Wireline												
<hr/>												
5611001 Data Revenue												
5611002 Other Sales and Services												
56110 Other Services												
56121 Other Services - Affiliate COS Elim												
56122 Other Services - Affil Selling Elim												
56123 Other Services - Affiliate SGandA Elim												
56120 Other Services - Total Affiliate												
56100 Total Other Services												
50000 Total Revenue												
<hr/>												
OPERATING EXPENSES:												
Cost of Services and Sales:												
6111001 Affiliate COS Revenue/Exp Auto Elims												
6111002 Cost of Equipment Sales												
6111099 Other Cost of Services and Sales												
61110 Cost of Services and Sales												

61121 Affiliate COS - Expenses
61124 Affiliate COS - Local
61125 Affiliate COS - Access
61126 Affiliate COS - LD (Nonaffil Rev)
61127 Affiliate COS - Ancillary Services
61128 Affiliate COS - LD (Affil Rev)
61120 Total Aff Cost of Services and Sales
61000 Total Cost of Services and Sales

Selling, General & Administrative Expenses:

65010 Uncollectibles
65011 Taxes Other Than Income
65198 Other Selling Gen and Admin Exp
65199 Affiliate S G and A Rev/Exp Auto Elims
65123 Affiliate S G and A - Expenses
65124 Affiliate S G and A - Local
65125 Affiliate S G and A - Access
65126 Affiliate S G and A - Long Distance
65127 Affiliate S G and A - Ancillary Services
65120 Total Affiliate S GandA Expenses
65120 Total Affiliate S GandA Expenses
65000 Total Selling General and Admin Expense

67100 Depreciation Expense
6720001 Goodwill
6720002 Software
6720003 Other
67000 Total Depreciation and Amortization

68100 Sales of Assets net

69000 Total Operating Expense

60000 Total Operating Income

Interest and Other (Income) Expenses:

71100 Interest Expense
71120 Interest Expense - Affiliate
71200 Interest During Construction
7130001 Non-Capital Interest Expense
7130002 Affiliate Interest Income/Expense Elims
71300 Non-Capital Interest Expense
71000 Interest Expense

7210001 Equity (Income) Loss from Unconsol Bus
7210002 Other Unconsol Bus (Income) Loss (Cost)
72100 Income from Unconsolidated Business
72120 Equity (Income)/Loss Affiliate
72210 Interest Income
72220 Interest Income - Affiliate

73100 Minority Interest
73200 Foreign Currency Translation

73300 Preferred Stock Dividends
73400 Gain/Loss on Sale of Assets
73600 Market-to-Market Adj Exchangeable Note
73700 Other (Income)/Loss

73000 Other Income and Expense - Net

74000 Income Before Income Taxes

7511001 Federal
7511002 State and Local
7511003 Foreign
7511004 Other
75110 Current Income Tax - Return
7512001 Federal
7512002 State and Local
7512003 Foreign
7512004 Other
75120 Current Income Tax - UTB
75100 Current Income Tax

7521001 Federal
7521002 State and Local
7521003 Foreign
7521004 Investment Tax Credits
7521005 Other
75210 Deferred Income Tax - Return
7522001 Federal
7522002 State and Local
7522003 Foreign
7522004 Investment Tax Credits
7522005 Other
75220 Deferred Income Tax - UTB
75200 Total Deferred Income Tax

75000 Income Tax Expense / (Benefit)

76000 Net Income Before Special Items

81100 Discontinued Ops Net of Tax
82100 Extraordinary Items Net of Tax
83100 Cumulative Effect of Accting Change Net
83400 Total Special Items
83500 Net Income

GTE.NET LLC
Balance Sheet
 12/31/2008

VOLW BS 200903.xls
 04-28-2009 11:33
 D:\PS80\FPRD\invision\instance
 WA_BALSHT - CONTROL BS NEW

	<u>Current Month</u>	<u>Previous Month</u>	<u>Increase (Decrease)</u>	<u>1-Jan This Year</u>	<u>Increase (Decrease)</u>
ASSETS					
Current Assets					
Cash & Cash Equivalents					
A/R Affiliates					
A/R Other					
Prepayments					
Advances to Affiliates					
Notes Receivable Affiliate					
Notes Receivable Current					
Current Tax Assets					
Other Current Assets					
Total Current Assets	_____	_____	_____	_____	_____
Non-Current Assets					
Fixed Assets					
Accumulated Depreciation					
Net Fixed Assets	_____	_____	_____	_____	_____
Investment in Affiliates					
Investment Unconsolidated Subs					
N/R Affiliate Non Current					
Notes Receivable Non Current					
Deferred Costs/Charges					
Intangible Assets					
Non Current Tax Assets					
Other Non Current Assets					
Total Non-Current Assets	_____	_____	_____	_____	_____
TOTAL ASSETS	=====	=====	=====	=====	=====
LIABILITIES					
Current Liabilities					
Accounts Payable					
Accrued Expenses/Payables					
Accounts Payable Affiliate					
Debt Maturing in One Year					
Notes Payable Affiliate					
Advances from Affiliates					
Current Tax Liabilities					
Other Current Liabilities					
Total Current Liabilities	_____	_____	_____	_____	_____
Non-Current Liabilities					
Long Term Debt					
N/P Affiliate Non Current					
Non Current Tax Liabilities					
Other Non Current Liabilities					
Total Non Current Liabilities	_____	_____	_____	_____	_____
TOTAL LIABILITIES	=====	=====	=====	=====	=====
STOCKHOLDER'S EQUITY					
Capital Stock					
Treasury Stock					
Additional Paid in Capital					
Currency Translation Adjustmen					
Unrealized Gains & Losses					
Retained Earnings					
TOTAL STOCKHOLDER'S EQUITY	_____	_____	_____	_____	_____
TOTAL LIABILITIES & EQUITY	=====	=====	=====	=====	=====
Retained Earnings					

GTE.NET LLC
Income Statement
12/31/2008

	Current Period			Prior Period		Year to Date			Prior YTD	Inc(Dec)
	Actual	Plan	Fav(Unfav)	Actual	Inc(Dec)	Actual	Plan	Fav(Unfav)		
Revenue										
Affiliate Revenue										
Other Revenue										
Total Revenue										
Expenses										
Payroll Expenses										
Salaries & Wages										
Benefits Expense										
Payroll Tax Expense										
Data Processing										
Office Expense										
Professional Services										
Rent Expense										
Depreciation/Amortization										
Contributions										
Other Operating Expense										
Total Operating Expense										
Other Income & Expense										
(Income)/Loss on LT Investments										
Interest (Income)										
Interest Expense										
Other (Gains)/Losses										
Total Other (Income) & Expense										
Allocations In										
Allocations (Out)										
Net Income/(Loss) Before Taxes										
Corporate Income Taxes										
Federal Income Tax										
State Income Tax										
Foreign Income Tax										
Federal UTB										
State UTB										
Foreign UTB										
UTB Interest										
Total Income Taxes										
Net Income/(Loss)										

GTE COMMUNICATION SYSTEMS CORP.
Balance Sheet
as of December 31, 2008

Assets:

Cash

Receivables - external

Receivables - affiliate

Allowance for doubtful accounts

Net receivables

Inventory

Prepaid & other current assets

Total Current Assets

Property, plant & equipment

Accumulated depreciation

Net property, plant & equipment

Other long-term assets

Total assets:

Liabilities & Invested Capital:

Accounts payable

Accrued income, sales, & property taxes

Accrued & other current liabilities

Long-term & deferred liabilities

Total liabilities

Invested Capital

Total Liabilities & Invested Capital

GTE COMMUNICATIONS SYSTEMS CORP.
Income Statement
for the year ended December 31, 2008

Sales:

Material revenue
Sale of services & other
Contra Revenue (COGS)

Total sales

Cost of sales - materials
Cost of sales - service

Total cost of sales

Contra Expense - sale of service
Contra Expense - contract services

Total contra expense

Operating margin

Other direct costs
Period costs
Corporate allocations
Other (income)/expense
Total period/direct expense

Earnings before interest & taxes

Interest expense/(income)
Taxes
Total interest expense/(income) & taxes

Net Income

REPT ID: BALSHTBU
LAYOUT: AO_BALSHTBU

**BCIX Verizon Long Distance
BALANCE SHEET**
As Of: 12/31/08

RUN: April 28,2009 at 11:50

	ACCOU	ACTUAL	PLAN	VARIANCE	CHANGE FROM PRIOR PERIOD ACTUAL
ASSETS					
CURRENT ASSETS					
CASH & CASH EQUIVALENTS					
CASH & CASH EQUIVALENTS					
ACCOUNTS RECEIVABLE					
A/R AFFILIATE					
ACCRUED REVENUE					
ACCTS REC - TRADE					
OTHER ACCTS REC					
EMPLOYEE ADVANCES					
UNBILLED REVENUE					
BAD DEBT ALLOWANCE					
TOTAL ACCOUNTS RECEIVABLE					
INTEREST RECEIVABLE					
INTEREST RECEIVABLE AFFILATE					
INTEREST RECEIVABLE O/S					
TOTAL INTEREST RECEIVABLE					
PREPAIDS					
CURR PORTION NOTES REC					
ADVANCE DUE FROM AFFILIATE					
CURR PORTION MTN N/R AFFILIATE					
CURR NOTE RECEIVABLE O/S					
TOTAL CUR PORTION NOTES REC					
CURRENT TAX ASSETS					
CURRENT FIT BENEFIT					
FIN48 TAX ACCTS					
CURRENT SIT BENEFIT					
CURRENT FOREIGN TAX BENEFIT					
DEFERRED FIT BENEFIT					
DEFERRED SIT BENEFIT					
TOTAL CURR TAX ASSETS					
OTHER CURRENT ASSETS					
TOTAL CURRENT ASSETS					
NON CURRENT ASSETS					
INVENTORY					
NC PREPAIDS					
NON CURRENT NOTES REC					
NOTE RECEIVABLE AFFIL - L/T					
L/T NOTES RECEIVABLE O/S					
TOTAL NON CUR NOTES REC					
FIXED ASSETS					
ACCUM DEPRECIATION-FIXED ASSET					
FIN LSE REC					
INVESTMENTS					
INVEST IN CONSOL SUBS					
INVEST IN UNCONS SUBS					
OTHER INVESTMENTS					
TOTAL INVESTMENTS					
DEFERRED TAX ASSETS					
NC DEFFERRED FIT BENEFIT					
NC DEFERRED SIT BENEFIT					
TOTAL DEFERRED TAX ASSETS					
NON CURR ASSETS - OTHER					
DEFERRED COSTS					
GOODWILL					
ACC AMORT-GOODWILL					
OTHER NC ASSETS					
TOTAL NON-CUR ASSETS-OTH					
TOTAL NON-CURR ASSETS					
TOTAL ASSETS					

LIABILITIES

REPT ID: BALSHTBU
LAYOUT: AO_BALSHTBU

**BCIX Verizon Long Distance
BALANCE SHEET**
As Of: 12/31/08

RUN: April 28,2009 at 11:50

	ACCOU	ACTUAL	PLAN	VARIANCE	CHANGE FROM PRIOR PERIOD ACTUAL
CURRENT LIABILITIES					
<i>ACCOUNTS PAYABLE</i>					
DUE TO AFFILIATE					
ACCOUNTS PAYABLE OTHER					
INTEREST PAYABLE					
TOTAL ACCOUNTS PAYABLE					
ACCRUED EXPENSE					
PAYROLL LIABILITIES					
<i>CURR PORTION NOTES PAYABLE</i>					
NOTE PAY AFFILAITE ST					
ADVANCE DUE TO AFFILIATE					
CURRENT PORTION NOTES PAY O/S					
TOTAL CURR NOTES PAYABLE					
<i>CURRENT TAX LIABILITY</i>					
CURRENT FIT LIABILITY					
CURRENT SIT LIABILITY					
CURRENT FOREIGN TAX LIAB					
DEFERRED FIT LIABILITY					
DEFERRED SIT LIABILITY					
TOTAL CURR TAX LIABILITY					
DIVIDENDS PAYABLE					
OTHER CURRENT LIABILITY					
TOTAL CURRENT LIABILITIES					
NON CURRENT LIABILITIES					
<i>LONG TERM NOTES PAYABLE</i>					
NOTES PAY AFFILIATE L/T					
LONG TERM NOTE PAY - O/S					
LONG TERM LESOP DEBT					
TOTAL LT NOTES PAYABLE					
<i>NON-CURR TAX LIABILITY</i>					
N/C DEFERRED FIT LIABILITY					
N/C DEFERRED SIT LIABILITY					
TOTAL NON CUR TAX LIAB					
LT EMPLOYEE PAYROLL LIAB					
ACCRUED RESERVES					
OTHER NON-CURRENT LIABILITIES					
TOTAL NON-CURR LIABILITIES					
TOTAL LIABILITIES					
MINORITY INTEREST					
PREFERRED STOCK					
<u>EQUITY</u>					
CAPITAL STOCK					
TREASURY STOCK - COMMON					
CONTRIB CAP-TREASURY SHARES					
ADDTL PAID IN CAPITAL					
RETAINED EARNINGS					
PROFIT/LOSS ACCTS					
MISC CREDITS TO RETAIN EARN					
MISC DEBITS TO RETAIN EARN					
CUM TRANSLATION ADJUSTMENT					
GUARENTEED LESOP OBLIGATION					
DIVIDENDS DECL COMMON STOCK					
MINIMUM PENSION LIABILITY					
TOTAL EQUITY					
TOTAL LIAB & EQUITY					

VERIZON LONG DISTANCE INC.

BCIX

Income Statement
 Dec. 31, 2008

	CURRENT MONTH			PRIOR MONTH				YEAR-TO-DATE					
	ACTUAL	NORMALIZED ADJUSTMENT	NORMALIZED ACTUAL	ACTUAL	NORMALIZED ADJUSTMENT	NORMALIZED ACTUAL	FAV/(UNFAV)	% DIFF.	ACTUAL	NORMALIZED ADJUSTMENT	NORMALIZED ACTUAL	PRIOR YTD ACTUAL	FAV/(UNFAV)
SALES													
Revenues													
OPERATIONS													
Capacity													
Billing & Collections													
Credit Verification													
Fraud Management													
Provisioning													
Repair													
Back Office													
Fulfillment - Operations													
Systems - Operations													
Replenishment													
Uncollectibles													
Operating Expenses													
MARKETING ADMINISTRATION													
Marketing Acquisition Costs													
Advertising													
Fulfillment - Creative													
Retention/Winback													
Marketing Expenses													
SALES & SERVICE													
Affiliated Care													
Non-Affiliated Care													
Total Customer Care													
Affiliated Channel Installs													
Non-Affiliated Channel Installs													
Total Sales													
Grand Total Sales & Service Expenses													
DDD													
Systems Development													
Trigger Costs													
DDD Expenses													
GENERAL & ADMINISTRATIVE													
Salaries & Incentives													
Benefits & Payroll Taxes													
Employee Expenses													
Office Expense													
Professional Services													
Administrative Services													
NSI Allocation													
Miscellaneous													
Depreciation/Amortization													
G&A Expenses													
Operating Profit													
OTHER INCOME/(EXPENSE)													
Interest Income/(Expense)													
Misc Other Income/(Expense)													
Taxes Other Than Income													
Total Other Inc./(Exp.)													
TAXES													
State Income Tax													
Federal Income Tax													
State UTB													
Federal UTB													
Foreign UTB													
UTB Interest													
Total Income Taxes													
NET INCOME													

Verizon Corporate Services Corp

Income Statement
\$ in Thousands

12/31/2008 YTD

Revenues

Total Revenues

Taxes Other Than Income Expense
 Depreciation & Amortization Expense
 Selling, General and Administrative Expense
 Interest Income
 Allocation billed

Other Income (Loss)

Income (Loss) Before Income Taxes

Total Current Income Tax
 Total Deferred Income Tax

Total Income Tax Expense (Benefit)

Net Income (Loss)

BALANCE SHEET

**December
2008**

11100 Cash and Cash Equivalents	
11200 Short Term Investments	
12110 Accounts Receivable - Nonaffiliated	
12120 Accounts Receivable - Affiliated	
12200 Allowance for Doubtful Accounts	
12000 Accounts Receivable - Net	
12320 Dividends Receivable - Affiliated	
12420 Interest Receivable - Affiliated	
13100 Inventories	
14100 Total Current Deferred Income Tax Assets	
15100 Total Prepayments	
15200 Assets Held for Sale	
19900 Total Other Current Assets	
10000 TOTAL CURRENT ASSETS	
21100 Property, Plant & Equipment	
21500 Accumulated Depreciation	
21000 Property, Plant & Equipment, net	
22100 Licenses Goodwill & Other Intangibles	
23100 Investments in Unconsolidated Businesses	
24000 Pensions	
25100 Total Noncurrent Defer Income Tax Assets	
26100 Bonds at Market	
27000 Total Noncurrent Deferred Charges	
28000 Total Other Noncurrent Assets	
29000 TOTAL LONG TERM ASSETS	
20000 TOTAL ASSETS	

VERIZON COMMUNICATIONS AND SUBSIDIARIES
COMPANY NAME: CO4100.CO4117 - Verizon Corporate Services Corp
C3:Actual - (IN THOUSANDS)

REDACTED

31000 Total Short Term Debt	_____
32100 Accounts Payable	_____
32300 Accrued Payroll and Related Benefits	
32400 Accrued General Taxes	
32500 Total Accrued Income Taxes	
32610 Accrued Interest - Nonaffiliate	
32620 Accrued Interest - Affiliate	
32700 Accrued Liabilities	_____
32000 Total Accrued Liabilities	_____
33000 Total Accts Pay and Accrued Liabilities	_____
35100 Total Current Unrecog Tax Benefit FIN 48	
35000 Total Current Deferred Income Tax Liab	
36000 Total Other Current Liabilities	
30000 TOTAL CURRENT LIABILITIES	_____
41000 Total Long Term Debt	
42100 Discount on Long Term Debt -Nonaffiliate	
42200 Premium on Long Term Debt -Nonaffiliate	
42300 Long Term Debt, Net	_____
42400 Employee Benefit Obligations	
42500 Total Noncurrent Def Income Tax Liabs	
42600 Deferred Investment Tax Credits	
42700 Total Non-Current UTB FIN 48	
43100 Other Noncurrent Liabilities	_____
44000 TOTAL NONCURRENT LIABILITIES	_____
45100 Minority Interest	
46100 Preferred Securities	
46200 Common Stock	
46300 Contributed Capital - Ending Balance	
46400 Retained Earnings - Ending Balance	
46500 Accumulated Other Comp Income	
46600 Deferred Compensation	
46700 Treasury stock	_____
49000 TOTAL COMMON EQUITY	_____
40000 TOTAL LIABILITIES AND EQUITY	=====

Exhibit 3.a

REDACTED

VZ Corporate Services Group Inc.
Balance Sheet

\$ In Thousands

	December 2008
11100 Cash and Cash Equivalents	
11200 Short Term Investments	
12110 Accounts Receivable - Nonaffiliated	
12120 Accounts Receivable - Affiliated	
12200 Allowance for Doubtful Accounts	
12000 Accounts Receivable - Net	<hr/> <hr/>
12320 Dividends Receivable - Affiliated	
12420 Interest Receivable - Affiliated	
13100 Inventories	
14100 Total Current Deferred Income Tax Assets	
15100 Total Prepayments	
15200 Assets Held for Sale	
19900 Total Other Current Assets	
10000 TOTAL CURRENT ASSETS	<hr/> <hr/>
21100 Property, Plant & Equipment	
21500 Accumulated Depreciation	
21000 Property, Plant & Equipment, net	<hr/>
22100 Licenses Goodwill & Other Intangibles	
23100 Investments in Unconsolidated Businesses	
24000 Pensions	
25100 Total Noncurrent Defer Income Tax Assets	
26100 Bonds at Market	
27000 Total Noncurrent Deferred Charges	
28000 Total Other Noncurrent Assets	
29000 TOTAL LONG TERM ASSETS	<hr/> <hr/>
20000 TOTAL ASSETS	<hr/> <hr/>
BAL_ACCT Balancing Account	
31000 Total Short Term Debt	<hr/>
32100 Accounts Payable	<hr/>

32300	Accrued Payroll and Related Benefits	
32400	Accrued General Taxes	
32500	Total Accrued Income Taxes	
32610	Accrued Interest - Nonaffiliate	
32620	Accrued Interest - Affiliate	
32700	Accrued Liabilities	_____
32000	Total Accrued Liabilities	_____
33000	Total Accts Pay and Accrued Liabilities	_____
35100	Total Current Unrecog Tax Benefit FIN 48	
35000	Total Current Deferred Income Tax Liab	
36000	Total Other Current Liabilities	_____
30000	TOTAL CURRENT LIABILITIES	_____
41000	Total Long Term Debt	
42100	Discount on Long Term Debt -Nonaffiliate	
42200	Premium on Long Term Debt -Nonaffiliate	_____
42300	Long Term Debt, Net	
42400	Employee Benefit Obligations	
42500	Total Noncurrent Def Income Tax Liabs	
42600	Deferred Investment Tax Credits	
42700	Total Non-Current UTB FIN 48	
43100	Other Noncurrent Liabilities	_____
44000	TOTAL NONCURRENT LIABILITIES	_____
45100	Minority Interest	
46100	Preferred Securities	
46200	Common Stock	
46300	Contributed Capital - Ending Balance	
46400	Retained Earnings - Ending Balance	
46500	Accumulated Other Comp Income	
46600	Deferred Compensation	
46700	Treasury stock	_____
49000	TOTAL COMMON EQUITY	_____
40000	TOTAL LIABILITIES AND EQUITY	=====

Verizon Corporate Services Group, Inc.

Income Statement
\$ in Thousands

12/31/2008 YTD

Revenues

Total Revenues

Taxes Other Than Income Expense
Depreciation & Amortization Expense
Selling, General and Administrative Expense
Interest Expense
Allocation billed

Other Income (Loss)

Income (Loss) Before Income Taxes

Total Current Income Tax
Total Deferred Income Tax

Total Income Tax Expense (Benefit)

Net Income (Loss)

=====

Verizon Data Services LLC
Income Statement
For the Year ending Dec. 31, 2008

	<u>YTD Actual</u>
Total Revenue	
Cost of Sales	
Gross Margin from Sales	
General & Administrative Depreciation/ Amortization	
Total Period Costs	
Operating Income/Loss	
Total Other Income/Loss	
Income Before Taxes	
Income Taxes	
Net Income	

Verizon Data Services LLC
Balance Sheet
For the Year ending Dec. 31, 2008

<u>Assets:</u>	<u>Actual Balance</u>
** Cash & Cash Equivalents 1000	
*** Receivables - External	
*** Receivables - Affiliate	
**** Receivables - Net	
** Def Income Tax Benefits 1400	
** Prepaid Expense 1500	
**** Total Current Assets	
*** Total Prop, Plnt & Equip	
*** Total Invest & Other Assets	
***** Total Assets	

<u>Liabilities:</u>	<u>Actual Balance</u>
** Short Term Debt 3000	
** Short Term Debt-Affil 3050	
** Accounts Payable 3100	
** Accounts Payable-Affil 3150	
** Pay & Related Ben Payable 3200	
** Accrued Income Taxes 3250	
* Unrecognized Tax Benefit 3260	
** Accrued General Taxes 3300	
** Accrued Interest-Affil 3550	
** Def Income Tax Liab 3600	
** Other Current Liabilities 3900	
*** Total Current Liabilities	
*** Total Long Term Debt	
** Deferred Income Tax Liab 4150	
* Unrecognized Tax Benefit 4170	
** Def Emp Benefit Oblig 4200	
*** Total Reserve & Def Credits	
**** Total Liabilities	

*** Total Shareholders Equity

**** Total Liabilities & Equity

=====

Verizon South Inc.

**Year Ended
December 31,
2008**


Income Statement

	VZ SO
	YTD
	2008
	Dec
Operating Revenues	
Total Local Services Revenue	
Network Access Services Regulated Rev	
Total Long Distance Revenue	
Other Revenue*	
Total Operating Revenue	
"Operating Expenses	
"	
Cost of Services and Sales*	
Total Selling, General and Admin	
Total Depreciation and Amortization	
Total Operating Expense	
"Operating Income	
"	
"Total Other Income and (Expense), Net*	
"	
Total Interest Expense	
Minority Interest Income /(Expense)	
Income Before Income Taxes, Extraordinary Items, Cumulative Effect of Changes in Accounting	
Total Provision for Income Taxes	
Income Before Extraordinary Items, Cumulative Effect of Changes in Accounting Principles	
Net Income-Loss	

Verizon South Inc. **Year Ended**
December 31,
2008

Balance Sheet

	VZ SO
	YTD
	2008
	<u>Dec</u>
Current Assets	
Total Cash and Temp Investments	
Short- Term Investment	
"Accounts Receivable:	
"	
Total Receivables-Non Affiliate	
Accounts Receivable-Affiliate	
Inventories	
Prepayments	
Current Deferred Income Tax Assets	
Current Deferred Charges	
Other	
Total Current Assets	
Plant, Property and Equipment	
Less Accumulated Depreciation	
Property, plant and equipment, net	
Intangibles	
Prepaid Pension Assets	
Other Assets	
Total Assets	
Current Liabilities	
Debt Maturing Within One Year:	
Total Notes Payable-Affiliate	
Current Portion of Long-Term Debt:	
Debt Maturing within One Yr-Non Affil	
Accounts Payable and Accrued Liabilities:	
Affiliates	
Other	
Current Deferred Income Tax Liabilities	
Total Current Unrecog Tax Benefits FIN48	
Other Current Liabilities	
Total Current Liabilities	
Long Term Debt	
Other	
Total Long Term Debt	
Employee Benefit Obligations	
Deferred Credits and Other Liabilities	
Non Current Defered Income Tax Liability	
Non Current Unrecog Tax Benefits FIN48	
Deferred Investment Tax Credits	
Other *	
Total Deferred Credits and Other Liabilities	
Shareowner's Investment	
Total Common Stock	
Contributed Capital-Ending Balance	
Reinvested Earnings	
Total Shareowner's Investment	
Total Liab and Shareowner's Equity	

 Verizon Services Corp - NSI Summary Balance Sheet Period 12 - 2008-12-01, 2008 GAAP Basis Dollars & Cents Not for Disclosure Outside Verizon		GAAP BASIS Last update: _____ Date _____ Time _____ S_ACTUALS 01/15/2009 12:50 S_USOA 01/15/2009 12:50 S_STATE 01/15/2009 12:50 Final			
CB32 PSUM Time Run: 4:48 PM		At End of	Increase Over	Increase Over	% Change vs
Regulatory Accounts		Period 12 - 2008-12-01	Last Month	Prior Dec 31	Prior Dec 31
1	Cash & Equivalents				1
2	Net Receivables				2
3	Inventories				3
4	Prepaid Accounts				4
5	Other Current Assets				5
6	Total Current Assets (L1 TO L5)				6
	NonCurrent Assets:				
8	Investments				8
9	Other NonCurrent Assets				9
10	Deferred Charges				10
11	Clearance and Suspense 1439.7				11
12	Deferred Charges (L10+11)				12
13	Other Jurisdictional Assets - NET				13
14	Total NonCurrent Assets (L8+L9+L12+L13)				14
	Property, Plant and Equipment				
15	Telecomm Plant In Service				15
16	Property Held for Future Telecom Use				16
17	Tel Plant Under Construction				17
18	Telecomm Plant Adjustment				18
19	Non-Operating Plant				19
20	Total Plant (L15 TO L19)				20
21	Accumulated Depreciation & Amortization				21
22	Total Property, Plant and Equipmt (L20-L21)				22
2690310	Non-Network Software				
memo	TPIS, excluding Non Network Software				
3500310	Amortization of Non Network Software				
memo	Accum Deprec & Amort - excluding Non Ntwk Sftwre				
memo	Total Plant , excluding Non-Network Software				
23	Total Assets (L6+L14+L22)				23
	Current Liabilities:				
24	Accounts & Notes Payable				24
25	Current Maturities				25
26	Current Taxes				26
27	Other Current & Accrued Liabilities				27
28	Total Current Liabilities (L24 TO L27)				28
	Long-Term Debt:				
29	Funded Debt				29
30	Other Long-Term Debt				30
31	Total Long-Term Debt (L29+L30)				31
	Other Liability & Deferred Credits:				
32	Other Liability & Deferred Credit				32
33	Clearance and Suspense 4360.1				33
34	Other Liability & Deferred Credit (L32+L33)				34
35	NonCurrent Taxes				35
36	Other Jurisdictional Liability & Def Credit - NET				36
37	Total Other Liab & Def Credit (L34+L35+L36)				37
	Stockholder's Equity (Capital):				
38	Capital Stock				38
39	Additional Paid In Capital				39
40	Treasury Stock and Other Capital				40
	Retained Earnings:				
41	Appropr & Unapprop R/E				41
42	Net Income				42
43	Retained Earnings (L41+42)				43
44	Jurisdictional Difference - R/E				44
45	Total Retained Earnings (L43+L44)				45
46	Total Stockholder's Equity (L38+L39+L40+L45)				46
47	Total Liabilites & Capital (L28+L31+L37+L46)				47



Verizon Services Corp - NSI
 Summary Income Statement
 Period 12 - 2008-12-01, 2008

CB13 PSUM

GAAP Basis
 Dollars & Cents
 Not for Disclosure Outside Verizon

GAAP BASIS

Last update:	<u>Date</u>	<u>Time</u>
S_ACTUALS	01/15/2009	12:50
S_USOA	01/15/2009	12:50
S_STATE	01/15/2009	12:50

Final
 Run Date: Jan 15, 2009

Regulatory Account Description		This Month	Increase Over Last Month	This Year To Date	Increase Over YTD Last Year	% Increase Over YTD Last Year
Operating Revenues:						
1	Local Service Revenue					1
2	Network Access Revenues					2
3	Long Distance Network Revenue					3
4	Miscellaneous Revenue					4
5	Less-Uncollectible Revenue					5
6	Total Operating Revenue (L1 TO L5)					6
Operating Expenses:						
7	Plant Specific Operating Expenses					7
8	Plant NonSpecific Exp Excluding					8
9	Depreciation & Amortization Exp					9
10	Marketing Expense					10
11	Services Expense					11
12	Exec & Plan Expense					12
13	General & Admin Expense					13
14	Prov for Uncollectible N/R					14
15	Total Operating Expense (L7 TO L14)					15
16	Net Operating Revenue (L6-L15)					16
Other Income, Expenses, & Taxes:						
17	Other Operating (Income) & Expense					17
18	Operating Inc Before Taxes (L16+L17)					18
19	Operating Tax - Federal					19
7250270	Deferred Inc Tax Exp-State-Cur					
20	Operating Tax - S/L/O					20
21	Total Operating Taxes (L19+L20)					21
22	Operating Income (L18-L21)					22
23	N-Operating - (Inc), Exp, & Taxes Items					23
24	Income Before Interest & Rel (L22+L23)					24
25	Interest & Rel Items					25
26	Income After Int & Rel Items (L24-L25)					26
27	Extraordinary Items					27
28	Income Bef Jur Difference (L26+L27)					28
29	Jurisdictional Difference					29
30	Net Income (L28+L29)					30

VZ Services Operations Inc
Balance Sheet

\$ In Thousands

	<u>December 2008</u>
11100 Cash and Cash Equivalents	
11200 Short Term Investments	
12110 Accounts Receivable - Nonaffiliated	
12120 Accounts Receivable - Affiliated	
12200 Allowance for Doubtful Accounts	
12000 Accounts Receivable - Net	<u> </u>
12320 Dividends Receivable - Affiliated	
12420 Interest Receivable - Affiliated	
13100 Inventories	
14100 Total Current Deferred Income Tax Assets	
15100 Total Prepayments	
15200 Assets Held for Sale	
19900 Total Other Current Assets	<u> </u>
10000 TOTAL CURRENT ASSETS	<u> </u>
21100 Property, Plant & Equipment	
21500 Accumulated Depreciation	
21000 Property, Plant & Equipment, net	<u> </u>
22100 Licenses Goodwill & Other Intangibles	
23100 Investments in Unconsolidated Businesses	
24000 Pensions	
25100 Total Noncurrent Defer Income Tax Assets	
26100 Bonds at Market	
27000 Total Noncurrent Deferred Charges	
28000 Total Other Noncurrent Assets	<u> </u>
29000 TOTAL LONG TERM ASSETS	<u> </u>
20000 TOTAL ASSETS	<u> </u>

\$ In Thousands

31000 Total Short Term Debt	_____
32100 Accounts Payable	_____
32300 Accrued Payroll and Related Benefits	
32400 Accrued General Taxes	
32500 Total Accrued Income Taxes	
32610 Accrued Interest - Nonaffiliate	
32620 Accrued Interest - Affiliate	
32700 Accrued Liabilities	_____
32000 Total Accrued Liabilities	_____
33000 Total Accts Pay and Accrued Liabilities	_____
35100 Total Current Unrecog Tax Benefit FIN 48	
35000 Total Current Deferred Income Tax Liab	
36000 Total Other Current Liabilities	
30000 TOTAL CURRENT LIABILITIES	_____
41000 Total Long Term Debt	
42100 Discount on Long Term Debt -Nonaffiliate	
42200 Premium on Long Term Debt -Nonaffiliate	_____
42300 Long Term Debt, Net	
42400 Employee Benefit Obligations	
42500 Total Noncurrent Def Income Tax Liabs	
42600 Deferred Investment Tax Credits	
42700 Total Non-Current UTB FIN 48	
43100 Other Noncurrent Liabilities	_____
44000 TOTAL NONCURRENT LIABILITIES	_____
45100 Minority Interest	
46100 Preferred Securities	
46200 Common Stock	
46300 Contributed Capital - Ending Balance	
46400 Retained Earnings - Ending Balance	
46500 Accumulated Other Comp Income	
46600 Deferred Compensation	
46700 Treasury stock	_____
49000 TOTAL COMMON EQUITY	_____
40000 TOTAL LIABILITIES AND EQUITY	=====

Verizon Services Operations Inc.

Income Statement
\$ in Thousands

12/31/2008 YTD

Revenues

Total Revenues

Taxes Other Than Income Expense
Depreciation & Amortization Expense
Selling, General and Administrative Expense
Interest Expense
Allocation billed

Other Income (Loss)

Income (Loss) Before Income Taxes

Total Current Income Tax
Total Deferred Income Tax

Total Income Tax Expense (Benefit)

Net Income (Loss)

VERIZON SERVICES ORG. INC.
INCOME STATEMENT YEAR ENDING DEC. 31, 2008

Lead column	Cur Period	Pri Yr Per	Inc/Dec	Cur PerYTD	Pri Yr YTD	Inc/Dec
** Other Service Revenue						
*** TOTAL REVENUES						
* 420-Salaries & Wages						
* 460-Contracted Services						
* 470-Advertising						
* 490-Materials						
* 500-Employee Related						
** 510-Rents						
** 522-All Other						
* 522B-Gain/Loss on Sale of OP Assets						
* 535-Prop/Cap Stck/Other Tax						
*** Total Direct Expense						
**** Direct Margin						
** 430-Pension&BENEFITS						
**** Total Cash Expense						
* 560-Depreciation						
***** Total Operating Expense						
***** Net Operating Margin						
* 648-Other Inc and Exp						
* 650-Income Taxes						
* 660-Interest Expense						
***** Net Margin bef Extra						
***** Net Margin after Extra						
* 522-All Other						
* 522A-All Other (6849-7351)						
* Capital Expenditures						
* Capital Settlements						

VERIZON SERVICES ORG. INC.
BALANCE SHEET YEAR ENDING DEC. 31, 2008

Assets	Actual Balance	Prior Month	Last Dec 31
Cash & Cash Equivalents 1000			
Accts & Notes Receivable 1100			
Receivables - External			
Accts Receivable - Affil 120A			
Notes & Int Recv-Affil 120B			
Dividends Rec - Affiliate 1205			
Receivables - Affiliate			
Receivables - Net			
Inventory & Supplies 1300			
Prepaid Expense 1500			
Other Current Assets 1600			
Total Current Assets			
Prop, Plant & Equip 2000			
Accumulated Depreciation 2100			
Total Prop, PInt & Equip			
Frnchs,Goodwill & Oth Int 2200			
Deferred Charges 2450			
Def Inc Tax Ben-NonCur 2500			
Other Assets 2700			
Total Invest & Other Assets			
Total Assets			

BALANCE SHEET

Verizon Select Services Inc
2008

	VSSI Y/E	CARD Y/E	GSI Y/E	Total Y/E	VSSI Y/E	CARD Y/E	GSI Y/E	Total Y/E
	2008	2008	2008	2008	2007	2007	2007	2007
	Dec	Dec	Dec	Dec	Dec	Dec	Dec	Dec
CURRENT ASSETS								
Short- Term Investment								
Cash and Short-term Investments								
Accounts Receivable-Non Affiliate								
Allowance for Doubtful Accounts								
Accounts Receivable-Affiliate								
Total Accounts Receivable-Net								
Inventories								
Prepayments								
Current Deferred Income Tax Assets								
Total Notes Receivable, Net								
Total Interest Receivable								
Other Current Assets								
Total Current Assets								
NONCURRENT ASSETS								
Plant, Property and Equipment								
Accumulated Depreciation								
Total Property, Plant and Equipment, Net								
Prepaid Pension Assets								
Noncurrent Deferred Income Tax Assets								
Intangibles								
= "Other Noncurrent Assets								
"								
Total Assets								

	VSSI Y/E	CARD Y/E	GSI Y/E	Total Y/E	VSSI Y/E	CARD Y/E	GSI Y/E	Total Y/E
	2008	2008	2008	2008	2007	2007	2007	2007
	Dec	Dec	Dec	Dec	Dec	Dec	Dec	Dec
CURRENT LIABILITIES								
Debt Maturing within One Year-Affiliate								
Total Debt Maturing within One Year								
Total Accounts Payable								
Accrued Payroll and Related Benefits								
Accrued Expenses								
Total Interest Payable								
Total Accrued Taxes								
Total Current Unreg Tax Benefits FIN48								
Advance Billings and Customer Deposits								
Current Deferred Income Tax Liabilities								
Other Current Liabilities								
Total Current Liabilities								
NONCURRENT LIABILITIES								
Total LT Notes and LT Debt-Affiliate								
Total Long Term Debt								
Employee Benefit Obligations								
Total Deferred Credits and Other Liab								
Total Noncurrent Liabilities								
Total Liabilities								
Total Common Stock								
Contributed Capital-Ending Balance								
Total Reinvested Earnings-Ending Balance								
Total Shareowner's Equity								
Total Liab and Shareowner's Equity								

Verizon Select Services Inc.
2008

INCOME STATEMENT

	VSSI Y/E	CARD Y/E	GSI Y/E	Total Y/E	VSSI Y/E	CARD Y/E	GSI Y/E	Total Y/E
	2008	2008	2008	2008	2007	2007	2007	2007
	Dec	Dec	Dec	Dec	Dec	Dec	Dec	Dec
Operating Revenue								
Total Access								
Total Long Distance								
Total Ancillary Services								
Total Other services								
Total Revenue								
=Operating Cost & Expenses								
"								
Total Cost of Services and Sales								
Provision for Uncollectibles								
Total Taxes Other Than Income								
="Total Other S,G&A								
"								
Total Selling, General & Admin. Expenses								
Total Depreciation and Amortization								
Total Operating Expense								
OPERATING INCOME								
INTEREST AND OTHER EXPENSE								
Total Interest Expense								
Interest Income-Non Affiliate								
Total Interest Income-Affiliate								
=Interest (Inc)/Exp								
"								
Other, Net								
(Inc)/Exp								
Total Other, Net Inc/(Exp)								
Total Interest and Other Expense								
Income Before Income Taxes								
Current Income Tax								
Deferred Income Tax								
Total Provision for Income Taxes								
Net Income Before Special Items								
Net Income-Loss								

Verizon Business Global LLC
Balance Sheet
YTD 12/31/08 (In Thousands)

CONFIDENTIAL PER WAC 480-07-160

December
2008

Cash and Cash Equivalents	
Accounts Receivable - Net	
Deferred Income Tax Benefit	
Total Current Notes Receivable	
Total Other Current Assets	
TOTAL CURRENT ASSETS	<hr/> <hr/>
Property, Plant & Equipment, net	
Licenses Goodwill & Other Intangibles	
Investments in Unconsolidated Businesses	
Pensions	
Noncurrent Deferred Income Tax Benefits	
Total Other Noncurrent Assets	
TOTAL LONG TERM ASSETS	<hr/> <hr/>
TOTAL ASSETS	<hr/> <hr/>
Total Short Term Debt	
Total Accts Pay and Accrued Liabilities	
Current Deferred Income Taxes	
Total Current Unrecog Tax Benefit FIN 48	
Total Other Current Liabilities	
TOTAL CURRENT LIABILITIES	<hr/> <hr/>
Long Term Debt, Net	
Employee Benefit Obligations	
Deferred Income Tax Liabilities	
Non-Current Unrecog Tax Benefits FIN 48	
Other Noncurrent Liabilities	
TOTAL NONCURRENT LIABILITIES	<hr/> <hr/>
Contributed Capital - Ending Balance	
Retained Earnings - Ending Balance	
Accumulated Other Comp Income	
TOTAL COMMON EQUITY	<hr/> <hr/>
TOTAL LIABILITIES AND EQUITY	<hr/> <hr/>

CONFIDENTIAL PER WAC 480-07-160

Exhibit 3.a

**Verizon Business Global LLC
Income Statement
YTD 12/31/08 (In Thousands)**

**December
2008**

Total Revenue	
OPERATING EXPENSES:	
Total Cost of Services and Sales	
Total Selling, General & Admin. Expenses	
Total Depreciation and Amortization	
Total Operating Expense	_____
Total Operating Income	
Interest and Other (Income) Deductions:	
Interest Expense	
Interest Income	
Other Income and Expense - Net	
Income Before Income Taxes	_____
Income Tax Expense / (Benefit)	_____
Net Income Before Special Items	_____
Net Income	=====

Verizon West Coast Inc.
Balance Sheet
12/31/2008

REDACTED

Assets **Balance**

Cash & Cash Equivalents

Accts & Notes Receivable
Allow for Doubt Accts
Receivables - External

Accts Receivable - Affil
Receivables - Affiliate

Receivables - Net

Inventory & Supplies
Current Deferred Tax Benefit
Prepaid Expense
Other Current Assets
Total Current Assets

Prop, Plant & Equip
Accumulated Depreciation
Total Prop, Plnt & Equip
Prepaid Pension Expense
Deferred Charges
Total Invest & Other Assets

Total Assets

Liabilities

Short Term Debt-Affil
Accounts Payable
Accounts Payable-Affil
Pay & Related Ben Pay
Accrued Income Taxes
Accrued General Taxes
Advance Billings
Accrued Interest
Accrued Interest-Affil
Def Income Tax Liab
Other Current Liabilities
Total Current Liabilities
Total Long Term Debt

Def Income Tax Liab
Def Emp Benefit Oblig
Resrv & Oth Def Credits
Total Resrvs & Def Credits

Total Liabilities
Total Minority Interest

Common Stock
Additional Paid in Capital
Retained Earnings
Total Shareholders Equity

Total Liabilities & Equity

Verizon West Coast Inc.
Income Statement
For the Year Ended 12/31/2008

Item	Month	Year-to-Date
Local Network		
Interstate Access		
Intrastate Access		
Total Access		
Long Distance Network		
Miscellaneous		
Uncollectibles		
Total Regulated Revenues		
Plant Specific		
General Plant		
Customer		
Corporate		
Other Oper Inc & Exp		
Depreciation & Amort		
Oper Taxes Oth than Inc		
Total Oper Exp/Oth Taxes		
Earnings Before Inc Taxes		
Operating Income Taxes		
Net Operating Income		
Nonoperating Income-Net		
Nonregulated Income-Net		
Income Avail for Fixed Charges		
Interest Expense		
Net Income		

Verizon Northwest Inc. (Washington) Annual Report
Pricing Basis or Costing Method

<u>Assets / Services Provided</u>	<u>Services Sold to the Affiliate</u>	<u>Services Purchased from the Affiliate</u>	<u>Description</u>
Tariffed Rate			
Intralata Toll	✓		Provides long distance message services within the Local Access and Transport Area (LATA) and includes resale of intralata toll.
Local Dir. Assist. (DA) & Call Completion	✓		Local directory assistance, Pittsburgh Region, and call completion.
Operator Assistance	✓		Includes, but not limited to, toll assistance and directory assistance.
Pole and Conduit Leases	✓		Lease of space on poles and in conduits.
Rental of Underground Conduit		✓	Rental of underground conduit.
Special Access	✓		Provides transmission path to connect customer designated location for telecom.
Special Customer Arrangements		✓	Customized arrangements of dedicated and switched services supplemented by telecom services to meet customer requirements. Tariff components of these arrangements are provided pursuant to the tariffs governing these services.
Switched Access	✓		Provides exchange access service to an interexchange carrier or to an end user of telecommunications service.
Telephone Services	✓		Includes, but not limited to, basic local telecommunications, extended area services, custom calling features and other local exchange voice and data services.
Publicly Filed Agreements			
Interconnection and Local Resale	✓	✓	Arrangements that allow call completion between service providers including, but not limited to, arrangements using unbundled network elements and resale at discounts.
Prevailing Price			
Affiliate Vendor Financing		✓	Provides competitive financial services supporting sale of products and services by Verizon vendor affiliates to commercial and municipal customers.
Basic Installation and Maintenance Services		✓	Basic installation and maintenance services.
Call Center Management, Customer Relationship Management and Administration Services	✓		Includes, but not limited to, customer care (including call receipt and call-handling services, trouble ticket management, inquiry investigation and response), network administration (including management of network element and circuit inventory databases), network monitoring and performance reporting, project management and coordination for service implementation or trouble resolution. Includes management and operation of the repair IVRU, training and consultation on various call center systems and associated data collection and reporting.
Capacity Services	✓		Agreements with carriers and service providers for transport, switching and related services including, but not limited to, provision of high capacity data, local circuit switched dialtone, and packet and SONET transport services.
Cellular Mobile Service		✓	Cellular radio technology furnished to provide telecommunications in conjunction with the use of cellular telephones and other products required for service.
CPE, FAX Machines, and Telephone Accessories		✓	Provides CPE, FAX machines, and telephone accessories.
Database and System Access and Data Transmission	✓		Includes, but not limited to, transmission service; database access and database conversion; operational readiness testing; support related to product development, deployment and testing; and interface services which permit the exchange of information and instructions for services purchased.
Disposition of Leased Assets		✓	Regular or early termination of leased assets.
Enhanced Directory Assistance	✓		Provides enhanced directory assistance and call completion to wireless carriers.
Equipment and Supply Sales and Leasing		✓	Sale of telecommunications materials and supplies including cable and other outside plant, transmission equipment, prepaid calling cards, premises distribution systems, data equipment, video routers and central office minor tools and repair parts.
Installation and Maintenance Services	✓		Includes, but not limited to, completion of new installation and repair work orders; coordination with dispatchers in closing out jobs; provision of repair, preventive maintenance, and testing of the network; installation, repair, testing and retrieval of equipment; technical support for data, voice, and video equipment; and related data collection and reporting for these activities.

Verizon Northwest Inc. (Washington) Annual Report
Pricing Basis or Costing Method

<u>Assets / Services Provided</u>	<u>Services Sold to the Affiliate</u>	<u>Services Purchased from the Affiliate</u>	<u>Description</u>
Lease Financing of Assets		✓	Financing of leased assets.
Marketing and Selling	✓		Marketing and selling of products and services. May also include, but not limited to, advertising, sales negotiation, account planning, sales strategy, solutions design, custom bid development and presentation, presales, ordering and customer information exchange, day-to-day order entry, billing support and development of process and product procedures/job aids and training, customer inquiry, service order processing, verification of product availability, error correction for orders, operational performance reports, sales retention, systems sales support, wholesale marketing, use of credit information, post sale customer care support services and sales quality control observations.
Network Management		✓	Includes, but not limited to, management of a DS-3 based nationwide network for the provision of private line access, tier one help desk support services, communications medium services and network support.
Non-Regulated Retail Services	✓		Includes, but not limited to, retail voice messaging, CPE rentals, and inside wire maintenance and repair.
Official Company Long Distance		✓	Provision of long distance services.
Pole and Conduit Leases	✓	✓	Lease of space on poles and in conduits.
Prov. of Network Integration Svcs/Equipment		✓	Includes design, consulting, sales, installation and maintenance and related customer training.
Real Estate and Other Support Asset Services	✓		Includes, but not limited to, lease of land, buildings, office space, furniture, computers, Local Area Networks (LANs) and related office equipment and services; and real estate property management including building maintenance, interior space management, site administration, building security monitoring, fleet maintenance and use of support assets.
Real Estate Services		✓	Lease of office space and other related services.
Software Development and Maintenance		✓	Includes, but not limited to, installation of call center services software applications.
Special Customer Arrangements	✓	✓	Customized arrangements of dedicated and switched services supplemented by telecom services to meet customer requirements. Tariff components of these arrangements are provided pursuant to the tariffs governing these services.
Telecommunications Services		✓	Provision of full range of voice and data products and services including, but not limited to, transport services, toll free services, private line services, internet services, calling card services, SS7 3rd Party & Direct services, Frame Relay, Directory Assistance and other exchange/operator services.
Assets – Higher of FMV & Net Book Value			
Computer Equipment	✓		Includes computer and other ancillary equipment.
Disposal of Scrap Material	✓		Provides the disposal of scrap material.
Furniture & Office Equipment	✓		Includes but not limited to, desks, chairs, partitions, file cabinets and other office equipment.
Tools	✓		Includes simulators, testers, and other ancillary equipment.
Vehicles/Trailers	✓		Includes, but not limited to, sedans, vans, pick-up trucks, large trucks and trailers.
Assets – Lower of FMV and Net Book Value			
Computer Equipment		✓	Includes computer and other ancillary equipment.
Telecommunications Equipment		✓	Includes, but not limited to, customer premise equipment.
Vehicles/Trailers		✓	Includes, but not limited to, sedans, vans, pick-up trucks, large trucks and trailers.
Warehouse Equipment		✓	Sale of warehouse equipment.

Verizon Northwest Inc. (Washington) Annual Report
Pricing Basis or Costing Method

<u>Assets / Services Provided</u>	<u>Services Sold to the Affiliate</u>	<u>Services Purchased from the Affiliate</u>	<u>Description</u>
Services - Higher of FMV and FDC			
Billing and Collection Services	✓		Includes, but not limited to billing; remittance; inquiry; rating and editing messages; investigations of billing, credit and collections matters; and fraud maintenance.
Call Center Management, Customer Relationship Management and Administration Services	✓		Includes, but not limited to, customer care (including call receipt and call-handling services, trouble ticket management, inquiry investigation and response), network administration (including management of network element and circuit inventory databases), network monitoring and performance reporting, project management and coordination for service implementation or trouble resolution. Includes management and operation of the repair IVRU, training and consultation on various call center systems and associated data collection and reporting.
Capacity Services	✓		Agreements with carriers and service providers for transport, switching and related services including, but not limited to, provision of high capacity data, local circuit switched dialtone, and packet and SONET transport services.
Database and System Access and Data Transmission	✓		Includes, but not limited to, transmission service; database access and database conversion; operational readiness testing; support related to product development, deployment and testing; and interface services which permit the exchange of information and instructions for services purchased.
Equipment Repair	✓		Repair logistics including the repair and return of printed circuit boards and test equipment, spare inventory management as well as vendor management and quality monitoring. Also provides product life cycle support functions and calibration services.
General and Administrative Services	✓		Includes, but not limited to, accounts payable processing, payroll processing, records management, human resource services, revenue and receivable processing, depreciation costs, regulatory policy, employee directory and related information exchanges, temporary support, training, one-time transactions, other consultations, public affairs services and service company access to official communications services.
Installation and Maintenance Services	✓		Includes, but not limited to, completion of new installation and repair work orders; coordination with dispatchers in closing out jobs; provision of repair, preventive maintenance, and testing of the network; installation, repair, testing and retrieval of equipment; technical support for data, voice, and video equipment; and related data collection and reporting for these activities.
Marketing and Selling	✓		Marketing and selling of products and services. May also include, but not limited to, advertising, sales negotiation, account planning, sales strategy, solutions design, custom bid development and presentation, presales, ordering and customer information exchange, day-to-day order entry, billing support and development of process and product procedures/job aids and training, customer inquiry, service order processing, verification of product availability, error correction for orders, operational performance reports, sales retention, systems sales support, wholesale marketing, use of credit information, post sale customer care support services and sales quality control observations.
National Directory Assistance	✓		Includes, but not limited to, providing affiliate end user customers with telephone number listings and related or supplemental services such as call completion anywhere within the United States.
Operator Assistance	✓		Includes, but not limited to, toll assistance and directory assistance.
Per Call Compensation	✓		Provides compensation for Dial-A-Round calls from payphones consistent with FCC directives.
Real Estate and Other Support Asset Services	✓		Includes, but not limited to, lease of land, buildings, office space, furniture, computers, Local Area Networks (LANs) and related office equipment and services; and real estate property management including building maintenance, interior space management, site administration, building security monitoring, fleet maintenance and use of support assets.
Receivables Management	✓		Investigate billing, credit, and collections matters and analyzing customer accounts.
Subscriber Listing License Agreements	✓		Covers the sale of subscriber listed data including name, address (including zip code), telephone number, primary advertising classification and Emergency Notification Service for Non-Published Telephone Numbers.
Telephone Services	✓		Includes, but not limited to, basic local telecommunications, extended area services, custom calling features and other local exchange voice and data services.
Transition Services	✓		Services provided to a non-regulated affiliate in support of the sale of property.

Verizon Northwest Inc. (Washington) Annual Report
Pricing Basis or Costing Method

<u>Assets / Services Provided</u>	<u>Services Sold to the Affiliate</u>	<u>Services Purchased from the Affiliate</u>	<u>Description</u>
Services – Lower of FMV and FDC			
Account Collections, Reconciliations and Investigation		✓	Includes, but not limited to, handling of accounts in collection status, reviewing unbillables, updating customer records, researching and investigating accounts.
Administrative		✓	Includes, but not limited to, real estate services, motor vehicles/fleet, mail and transportation services, general security, use of corporate aircraft, and other administrative services.
Basic Installation and Maintenance Services		✓	Basic installation and maintenance services.
Bill Reformatting		✓	Includes, but not limited to, reformatting of customer billing records to perform installment billing functions.
Billing and Collection Services		✓	Includes, but not limited to billing; remittance; inquiry; rating and editing messages; investigations of billing, credit and collections matters; and fraud maintenance.
Call Center Management, Customer Relationship Management and Administration Services		✓	Includes, but not limited to, customer care (including call receipt and call-handling services, trouble ticket management, inquiry investigation and response), network administration (including management of network element and circuit inventory databases), network monitoring and performance reporting, project management and coordination for service implementation or trouble resolution. Includes management and operation of the repair IVRU, training and consultation on various call center systems and associated data collection and reporting.
Database and System Access and Data Transmission		✓	Includes, but not limited to, transmission service; database access and database conversion; operational readiness testing; support related to product development, deployment and testing; and interface services which permit the exchange of information and instructions for services purchased.
Equipment and Supply Sales and Leasing		✓	Sale of telecommunications materials and supplies including cable and other outside plant, transmission equipment, prepaid calling cards, premises distribution systems, data equipment, video routers and central office minor tools and repair parts.
Equipment Repair		✓	Repair logistics including the repair and return of printed circuit boards and test equipment, spare inventory management as well as vendor management and quality monitoring. Also provides product life cycle support functions and calibration services.
Insurance		✓	Includes, but not limited to, coverage for worker's compensation, primary liability, transmission and distribution insurance, general and auto liabilities.
Labor, Consulting Services, Construction and Custom Work		✓	Includes, but not limited to, consulting services in connection with the installation of underground conduit and other construction and custom work.
Management Svcs-Logistics		✓	Provisioning and procurement functions. Including, but not limited to, order processing, materials management, coordination of the VTC's material requirements, administration of the storage of all materials, staging of materials for distribution and administration of business plans for procurement and use of materials.
Marketing & Customer Services		✓	Includes, but not limited to, marketing and advertising activities to stimulate the sale of products and services and all associated customer support services.
National Directory Assistance		✓	Includes, but not limited to, providing affiliate end user customers with telephone number listings and related or supplemental services such as call completion anywhere within the United States.
Network Management		✓	Includes, but not limited to, management of a DS-3 based nationwide network for the provision of private line access, tier one help desk support services, communications medium services and network support.
Quality Assurance Testing		✓	Services include planning, test case development, preparation and execution of the testing and providing reports.
Real Estate Services		✓	Lease of office space and other related services.
Retail PIC Management		✓	Provision of PIC information processing and management, consisting of tracking and activating an Intra LATA long distance service.
Sales Agency		✓	Provides for the marketing and selling of products and services including sales agent services and customer referrals.
Telecommunications Services		✓	Provision of full range of voice and data products and services including, but not limited to, transport services, toll free services, private line services, internet services, calling card services, SS7 3rd Party & Direct services, Frame Relay, Directory Assistance and other exchange/operator services.

Verizon Northwest Inc. (Washington) Annual Report
Pricing Basis or Costing Method

<u>Assets / Services Provided</u>	<u>Services Sold to the Affiliate</u>	<u>Services Purchased from the Affiliate</u>	<u>Description</u>
Fully Distributed Cost - (FDC)			
Administrative		✓	Includes, but not limited to, real estate services, motor vehicles/fleet, mail and transportation services, general security, use of corporate aircraft, and other administrative services.
Advertising		✓	Includes, but not limited to, management and administration of advertising strategies and programs.
Cash Management Services		✓	Includes managing short, immediate, and long-term financing, trustee and bondholder relations, and rating agency programs.
Computer Processing Services		✓	Use of computer hardware, associated equipment, and supplies to process data.
Corporate Sourcing and Logistics		✓	Includes, but not limited to, procurement and provisioning services, equipment sales and repair.
Engineering & Operation Services		✓	Includes, but not limited to, planning and managing of telecommunications facilities, operations support systems, other systems, and centralized staff support for the line engineering and plant labor forces.
Executive & Planning		✓	Includes formulating corporate policy, providing overall administration and management and developing & evaluating long term courses of action.
External Affairs, Corporate Communications and Government Relations		✓	Includes, but not limited to, maintaining relations with government, regulators, other companies, and the general public, management of multi-media communications projects, corporate image advertising and providing overall regulatory support related to government and legislative issues.
Finance and Treasury Services		✓	Includes but not limited to, corporate accounting, service costs, financial planning and analysis, auditing, risk management, investor relations, finance operations, investment/trust management, banking operations and cash management.
Human Resources Services		✓	Includes, but not limited to, personnel related support functions, labor relations, employee benefits and compensation administration, safety programs, medical services administration, training services, ethics and compliance.
Information Systems Services		✓	Includes, but not limited to, programming services, planning, developing, testing, implementing and maintenance of the computer hardware and software necessary to support the operations, customer, employee, and financial requirements of the business. Also includes services associated with the support and maintenance of financial systems.
Insurance		✓	Includes, but not limited to, coverage for worker's compensation, primary liability, transmission and distribution insurance, general and auto liabilities.
Legal		✓	Includes, but not limited to, the provision of legal services such as litigation, regulatory and legislative issues, labor matters, and other corporate transactions.
Marketing & Customer Services		✓	Includes, but not limited to, marketing and advertising activities to stimulate the sale of products and services and all associated customer support services.
Network Management		✓	Includes, but not limited to, management of a DS-3 based nationwide network for the provision of private line access, tier one help desk support services, communications medium services and network support.
Operator Services		✓	Includes, but not limited to, providing customer numbers and classified listing and call completion services.
Other Services		✓	Other services may include, but are not limited to, training, administrative, documentation, leasing of office space, land and equipment.
Professional and Information Services		✓	Development and maintenance of computer software, related activities and associated data requirements.
Public Coin Telephone Support		✓	Includes, but not limited to, strategic and product planning support, developing methods and managing the facilities, equipment and forces devoted to public telephone operations.

**Verizon Northwest Inc - Washington Operations
Affiliated Interest Transactions
For 12 Months Ending December 31, 2008**

**AMOUNTS CHARGED BY
VERIZON LONG DISTANCE INC.
TO VERIZON NORTHWEST INC**

FCC Acct No	Account Description	Total Northwest	Total Washington	Washington Intrastate
6121	Land And Building Expense	4,720	4,608	3,450
6532	Network Administration Expense	0	-	-
6611	Product Management	64	64	50
6612	Sales	492	471	369
6623	Customer Services	5,771	5,762	4,517
6724	Information Management	495	330	252
6728	Other General And Administrative	(15,216)	(10,606)	(8,086)
		<u>(3,674)</u>	<u>629</u>	<u>551</u>

**AMOUNTS CHARGED BY VERIZON NORTHWEST INC TO
VERIZON LONG DISTANCE INC.**

FCC Acct No	Account Description	Total Northwest	Total Washington	Washington Intrastate
5240	Rent Revenue	64,801	64,347	49,643
5264	Other Incidental Regulated Revenue	1,798	1,781	1,356
5270	Carrier Billing And Collection Revenue - Intrastate	4,461,961	2,113,463	(0)
5270	Carrier Billing And Collection Revenue - Interstate	2,242,339	1,834,232	1,834,232
6121	Land And Building Expense	34,893	34,648	25,942
6612	Sales	15,236	9,468	7,422
6623	Customer Services	1,009,195	1,009,195	791,099
6711	Executive	9,566	9,513	7,253
6712	Planning	1,782	1,768	1,348
6721	Accounting And Finance	22,316	22,193	16,921
6722	External Relations	14,930	14,828	11,306
6723	Human Resources	20,283	20,137	15,353
6724	Information Management	60,916	60,585	46,192
6725	Legal	13,791	13,724	10,464
6726	Procurement	3,540	3,521	2,685
6728	Other General And Administrative	229,253	227,645	173,565
7240	Operating Other Taxes	3,739	3,712	107
		<u>8,210,337</u>	<u>5,444,761</u>	<u>2,994,887</u>

Verizon Northwest Inc - Washington Operations
 Affiliated Interest Transactions
 For 12 Months Ending December 31, 2008

AMOUNTS CHARGED BY
 CELCO PARTNERSHIP D/B/A VERIZON WIRELESS
 TO VERIZON NORTHWEST INC

FCC		Total	Total	Washington
Acct No	Account Description	Northwest	Washington	Intrastate
6123	Office Equipment Expense	9,511	3,193	2,391
6533	Testing Expense	3,205	3,205	2,378
6534	Plant Operations Administration Expense	12,173	5,864	4,351
6535	Engineering Expense	190	190	141
6612	Sales	2,125	2,126	1,667
6623	Customer Services	235	-	-
6724	Information Management	(48)	(48)	(37)
6728	Other General And Administrative	7,750	7,750	5,909
		<u>35,139</u>	<u>22,280</u>	<u>16,800</u>

AMOUNTS CHARGED BY VERIZON NORTHWEST INC TO
 CELCO PARTNERSHIP D/B/A VERIZON WIRELESS

FCC		Total	Total	Washington
Acct No	Account Description	Northwest	Washington	Intrastate
5240	Rent Revenue	8,008	7,976	6,154
5264	Other Incidental Regulated Revenue	2,204	2,250	1,713
5270	Carrier Billing And Collection Revenue - Intrastate	967,931	503,928	(0)
6121	Land And Building Expense	4,312	4,295	3,216
6612	Sales	844	529	415
6623	Customer Services	79,366	79,366	62,214
6711	Executive	543	540	412
6712	Planning	142	141	107
6721	Accounting And Finance	1,250	1,244	949
6722	External Relations	1,038	1,033	788
6723	Human Resources	1,486	1,479	1,128
6724	Information Management	3,374	3,357	2,559
6725	Legal	684	681	519
6726	Procurement	189	188	143
6728	Other General And Administrative	23,963	23,879	18,206
7240	Operating Other Taxes	462	460	13
7370	Special Charges	(27,349)	(16,866)	(12,524)
		<u>1,068,447</u>	<u>614,479</u>	<u>86,011</u>

**Verizon Northwest Inc - Washington Operations
Affiliated Interest Transactions
For 12 Months Ending December 31, 2008**

**AMOUNTS CHARGED BY
GTE COMMUNICATION SYSTEMS CORPORATION
TO VERIZON NORTHWEST INC**

FCC Acct No	Account Description	Total Northwest	Total Washington	Washington Intrastate
1220	Inventories	5,690,913	2,512,622	1,904,109
2124	General Purpose Computers	5,364	5,364	3,991
2212	Digital Electronic Switching	234,793	234,742	174,653
2220	Operator Systems	1,577	1,577	1,174
2231	Radio Systems	3,471	3,471	2,583
2232	Circuit Equipment	949,192	812,735	604,691
2362	Other Terminal Equipment	42,270	39,882	29,673
2411	Poles	72,602	72,505	53,945
2421	Aerial Cable	202,863	202,565	150,712
2422	Underground Cable	345,295	327,472	243,645
2423	Buried Cable	239,732	239,644	178,300
2441	Conduit Systems	4,117	4,114	3,061
6112	Motor Vehicle Expense	9,956	9,956	7,454
6116	Other Work Equipment Expenses	12,346	12,067	9,035
6121	Land And Building Expense	2,315	2,315	1,733
6122	Furniture And Artworks Expense	8	8	6
6123	Office Equipment Expense	2,383	2,383	1,785
6124	General Purpose Computers Expense	7,189	7,191	5,384
6212	Digital Electronic Expense	10,644	10,589	7,928
6231	Radio Systems Expense	46	32	24
6232	Circuit Equipment Expense	16,006	15,943	11,937
6362	Other Terminal Equipment Expense	9,692	9,687	7,253
6411	Poles Expense	386	386	289
6421	Aerial Cable Expense	14,873	14,335	10,733
6422	Underground Cable Expense	5,501	5,461	4,089
6423	Buried Cable Expense	38,553	38,275	28,658
6426	Intrabuilding Network Cable Expense	172	169	127
6441	Conduit Systems Expense	300	300	225
6723	Human Resources	430	430	328
6728	Other General And Administrative	98,950	98,950	75,443
E000	Telephone Plant Under Construction - Short Term	1,001,412	1,000,317	744,256
X000	Accumulated Depreciation	17,965	17,828	13,290
		<u>9,041,317</u>	<u>5,703,316</u>	<u>4,280,513</u>

Verizon Northwest Inc - Washington Operations
 Affiliated Interest Transactions
 For 12 Months Ending December 31, 2008

AMOUNTS CHARGED BY
 GTE SOUTHWEST INCORPORATED D/B/A VERIZON SOUTHWEST
 TO VERIZON NORTHWEST INC

FCC Acct No	Account Description	Total Northwest	Total Washington	Washington Intrastate
1220	Inventories	222,191	107,747	81,653
2121	Buildings	23,013	21,730	16,168
2124	General Purpose Computers	265	334	249
2212	Digital Electronic Switching	18,477	17,477	13,004
2220	Operator Systems	50	41	31
2231	Radio Systems	170	340	253
2232	Circuit Equipment	126,984	156,234	116,241
2362	Other Terminal Equipment	2,230	2,905	2,161
2411	Poles	2,571	2,851	2,121
2421	Aerial Cable	23,533	32,955	24,519
2422	Underground Cable	50,790	52,121	38,779
2423	Buried Cable	62,171	39,737	29,565
2431	Aerial Wire	26	-	-
2441	Conduit Systems	11,682	9,537	7,096
2682	Leasehold Improvements	2,646	-	-
6116	Other Work Equipment Expenses	10,848	10,193	7,632
6121	Land And Building Expense	17,239	12,136	9,086
6122	Furniture And Artworks Expense	5	5	4
6123	Office Equipment Expense	4	4	3
6124	General Purpose Computers Expense	1,023	1,196	895
6212	Digital Electronic Expense	13,140	13,754	10,298
6231	Radio Systems Expense	67	29	22
6232	Circuit Equipment Expense	12,494	13,803	10,335
6362	Other Terminal Equipment Expense	6,850	6,415	4,803
6411	Poles Expense	407	423	317
6421	Aerial Cable Expense	13,909	11,791	8,828
6422	Underground Cable Expense	4,032	4,146	3,104
6423	Buried Cable Expense	30,519	28,842	21,595
6426	Intrabuilding Network Cable Expense	2,596	3,598	2,694
6431	Aerial Wire Expense	28	-	-
6441	Conduit Systems Expense	1,854	208	156
6532	Network Administration Expense	147	281	208
6533	Testing Expense	7	15	11
6534	Plant Operations Administration Expense	3,689	3,683	2,733
6535	Engineering Expense	3,004	5,303	3,935
6622	Number Services	231	454	356
6726	Procurement	19	-	-
E000	Telephone Plant Under Construction - Short Term	288,007	389,354	289,687
X000	Accumulated Depreciation	20,823	30,248	22,548
		<u>977,745</u>	<u>979,893</u>	<u>731,091</u>

Verizon Northwest Inc - Washington Operations
 Affiliated Interest Transactions
 For 12 Months Ending December 31, 2008

AMOUNTS CHARGED BY VERIZON NORTHWEST INC TO
 GTE SOUTHWEST INCORPORATED D/B/A VERIZON SOUTHWEST

FCC Acct No	Account Description	Total	Total	Washington
		Northwest	Washington	Intrastate
2116	Other Work Equipment	26	15	11
2124	General Purpose Computers	4,586	2,678	1,992
2212	Digital Electronic Switching	4,497	2,626	1,954
2220	Operator Systems	3,059	1,786	1,329
2232	Circuit Equipment	43,985	25,683	19,109
2362	Other Terminal Equipment	1,029	601	447
2411	Poles	2,691	1,571	1,169
2421	Aerial Cable	23,905	13,958	10,385
2422	Underground Cable	10,016	5,849	4,351
2423	Buried Cable	134,817	78,720	58,569
2441	Conduit Systems	4,354	2,542	1,891
2690	Intangibles	11	6	5
6116	Other Work Equipment Expenses	13,983	8,165	6,113
6121	Land And Building Expense	10,675	6,233	4,667
6212	Digital Electronic Expense	6,489	3,789	2,837
6232	Circuit Equipment Expense	4,305	2,514	1,882
6362	Other Terminal Equipment Expense	4,946	2,888	2,162
6411	Poles Expense	155	91	68
6421	Aerial Cable Expense	18,246	10,654	7,977
6422	Underground Cable Expense	7,734	4,516	3,381
6423	Buried Cable Expense	36,170	21,120	15,813
6426	Intrabuilding Network Cable Expense	16	9	7
6441	Conduit Systems Expense	89	52	39
6532	Network Administration Expense	3	2	2
6533	Testing Expense	4	2	2
6534	Plant Operations Administration Expense	669	391	290
6535	Engineering Expense	4,346	2,538	1,883
E000	Telephone Plant Under Construction - Short Term	68,669	40,096	29,832
X000	Accumulated Depreciation	8,033	4,690	3,496
		<u>417,509</u>	<u>243,783</u>	<u>181,663</u>

Verizon Northwest Inc - Washington Operations
 Affiliated Interest Transactions
 For 12 Months Ending December 31, 2008

AMOUNTS CHARGED BY
 GTE.NET LLC D/B/A VERIZON INTERNET SOLUTIONS
 TO VERIZON NORTHWEST INC

FCC Acct No	Account Description	Total Northwest	Total Washington	Washington Intrastate
6534	Plant Operations Administration Expense	575	-	-
		575	-	-

AMOUNTS CHARGED BY VERIZON NORTHWEST INC TO
 GTE.NET LLC D/B/A VERIZON INTERNET SOLUTIONS

FCC Acct No	Account Description	Total Northwest	Total Washington	Washington Intrastate
5240	Rent Revenue	319,931	317,159	244,685
5264	Other Incidental Regulated Revenue	102,925	86,068	65,532
6121	Land And Building Expense	172,270	170,778	127,866
6612	Sales	81,615	47,364	37,128
6623	Customer Services	3,020,767	3,020,767	2,367,953
6711	Executive	22,951	22,645	17,265
6712	Planning	5,987	5,907	4,504
6721	Accounting And Finance	52,886	52,181	39,785
6722	External Relations	43,905	43,320	33,029
6723	Human Resources	62,865	62,027	47,291
6724	Information Management	142,693	140,791	107,344
6725	Legal	28,938	28,552	21,769
6726	Procurement	7,983	7,876	6,005
6728	Other General And Administrative	1,110,001	1,096,677	836,147
7240	Operating Other Taxes	18,458	18,298	528
		5,194,176	5,120,409	3,956,832

Verizon Northwest Inc - Washington Operations
 Affiliated Interest Transactions
 For 12 Months Ending December 31, 2008

AMOUNTS CHARGED BY
 VERIZON BUSINESS GLOBAL LLC
 TO VERIZON NORTHWEST INC

FCC Acct No	Account Description	Total Northwest	Total Washington	Washington Intrastate
6121	Land And Building Expense	607	607	454
6423	Buried Cable Expense	1	1	1
6441	Conduit Systems Expense	848	-	-
6532	Network Administration Expense	13	13	10
6612	Sales	1,239	-	-
6622	Number Services	28	28	22
6623	Customer Services	1,564	514	403
6724	Information Management	237	237	181
6728	Other General And Administrative	421,246	187,790	143,178
		<u>425,782</u>	<u>189,190</u>	<u>144,249</u>

AMOUNTS CHARGED BY VERIZON NORTHWEST INC TO
 VERIZON BUSINESS GLOBAL LLC

FCC Acct No	Account Description	Total Northwest	Total Washington	Washington Intrastate
2124	General Purpose Computers	1,655	1,655	1,231
5230	Directory Revenue	8,016	2,715	2,715
5240	Rent Revenue	1,439,059	720,003	555,476
5263	Plant Operations Revenue	472,735	176,207	130,905
5264	Other Incidental Regulated Revenue	94,562	42,907	32,669
5270	Carrier Billing And Collection Revenue - Intrastate	10,250	6,328	-
7370	Special Charges	(37,200)	(12,079)	(8,969)
		<u>1,989,078</u>	<u>937,735</u>	<u>714,027</u>

Verizon Northwest Inc - Washington Operations
 Affiliated Interest Transactions
 For 12 Months Ending December 31, 2008

AMOUNTS CHARGED BY
 VERIZON CALIFORNIA INC
 TO VERIZON NORTHWEST INC

FCC Acct No	Account Description	Total Northwest	Total Washington	Washington Intrastate
1220	Inventories	53,142	37,426	28,362
2121	Buildings	56	72	54
2124	General Purpose Computers	39,883	52,289	38,904
2212	Digital Electronic Switching	1,306,850	1,165,527	867,176
2220	Operator Systems	5,196	-	-
2231	Radio Systems	6,854	13,077	9,729
2232	Circuit Equipment	4,188,604	4,196,861	3,122,549
2362	Other Terminal Equipment	26,320	37,001	27,529
2411	Poles	39,759	41,398	30,801
2421	Aerial Cable	1,073,083	1,650,935	1,228,329
2422	Underground Cable	1,865,892	2,122,828	1,579,427
2423	Buried Cable	3,852,491	4,901,211	3,646,599
2424	Submarine Cable	25	-	-
2431	Aerial Wire	1,125	140	104
2441	Conduit Systems	156,192	139,472	103,770
2682	Leasehold Improvements	8	-	-
2690	Intangibles	10,197	20,315	15,115
6116	Other Work Equipment Expenses	22,498	22,162	16,594
6121	Land And Building Expense	262,392	292,273	218,832
6122	Furniture And Artworks Expense	14	26	19
6123	Office Equipment Expense	19,865	39,636	29,677
6124	General Purpose Computers Expense	12,235	9,165	6,862
6212	Digital Electronic Expense	1,056,237	703,922	527,044
6220	Operator Systems Expense	392	237	177
6231	Radio Systems Expense	75,927	4,787	3,584
6232	Circuit Equipment Expense	659,970	517,052	387,130
6362	Other Terminal Equipment Expense	100,150	88,241	66,068
6411	Poles Expense	10,499	6,193	4,637
6421	Aerial Cable Expense	231,408	248,802	186,285
6422	Underground Cable Expense	364,032	516,372	386,621
6423	Buried Cable Expense	362,091	217,992	163,216
6424	Submarine Cable Expense	132	205	153
6426	Intrabuilding Network Cable Expense	9,497	11,665	8,734
6431	Aerial Wire Expense	376	69	52
6441	Conduit Systems Expense	15,196	10,020	7,502
6532	Network Administration Expense	25,873	24,642	18,286
6533	Testing Expense	20,523	3,808	2,826
6534	Plant Operations Administration Expense	383,900	304,358	225,847
6535	Engineering Expense	46,815	86,362	64,084
6612	Sales	1,676	1,673	1,311
6622	Number Services	5,925	10,488	8,221
6623	Customer Services	615	487	381
6723	Human Resources	109	218	166
6726	Procurement	838	-	-
6728	Other General And Administrative	10	-	-
E000	Telephone Plant Under Construction - Short Term	2,155,692	3,082,054	2,293,110
X000	Accumulated Depreciation	3,609,268	3,976,582	2,964,300
		<u>22,079,831</u>	<u>24,558,042</u>	<u>18,290,169</u>

Verizon Northwest Inc - Washington Operations
Affiliated Interest Transactions
For 12 Months Ending December 31, 2008

AMOUNTS CHARGED BY VERIZON NORTHWEST INC TO
VERIZON CALIFORNIA INC

FCC		Total	Total	Washington
Acct No	Account Description	Northwest	Washington	Intrastate
1220	Inventories	400,416	27,978	21,202
2112	Motor Vehicles	68,757	68,757	51,157
2116	Other Work Equipment	36,604	-	-
2123	Office Equipment	11,751	6,862	5,105
2124	General Purpose Computers	13,784	5,265	3,917
2212	Digital Electronic Switching	265,992	154,632	115,049
2220	Operator Systems	9,577	5,592	4,161
2231	Radio Systems	4,198	2,451	1,824
2232	Circuit Equipment	3,119,595	1,854,946	1,380,117
2362	Other Terminal Equipment	69,345	40,490	30,126
2411	Poles	14,782	8,631	6,422
2421	Aerial Cable	1,169,210	682,702	507,944
2422	Underground Cable	1,264,456	738,316	549,322
2423	Buried Cable	1,444,026	843,167	627,333
2431	Aerial Wire	772	451	336
2441	Conduit Systems	218,222	127,420	94,803
2690	Intangibles	2	1	1
6116	Other Work Equipment Expenses	43,823	25,588	19,159
6121	Land And Building Expense	502,766	293,565	219,800
6123	Office Equipment Expense	(81)	(47)	(35)
6124	General Purpose Computers Expense	7,952	4,643	3,477
6212	Digital Electronic Expense	923,913	539,473	403,917
6220	Operator Systems Expense	1,923	1,123	841
6231	Radio Systems Expense	10,891	6,360	4,762
6232	Circuit Equipment Expense	572,386	334,216	250,236
6362	Other Terminal Equipment Expense	59,439	34,706	25,985
6411	Poles Expense	16,091	9,396	7,035
6421	Aerial Cable Expense	212,389	124,014	92,852
6422	Underground Cable Expense	468,167	273,363	204,674
6423	Buried Cable Expense	152,908	89,283	66,848
6424	Submarine Cable Expense	144	84	63
6426	Intrabuilding Network Cable Expense	1,492	871	652
6431	Aerial Wire Expense	87	51	38
6441	Conduit Systems Expense	29,569	17,266	12,927
6532	Network Administration Expense	3,900	2,277	1,690
6533	Testing Expense	41,240	24,080	17,868
6534	Plant Operations Administration Expense	154,821	90,400	67,081
6535	Engineering Expense	9,152	5,344	3,965
6622	Number Services	749	437	343
6623	Customer Services	3,180	1,857	1,456
D000	Telephone Plant Under Construction - Long Term	2,802	1,636	1,217
E000	Telephone Plant Under Construction - Short Term	1,109,776	647,998	482,124
X000	Accumulated Depreciation	5,772,232	6,402,646	4,772,783
		<u>18,213,200</u>	<u>13,498,288</u>	<u>10,060,573</u>

Verizon Northwest Inc - Washington Operations
 Affiliated Interest Transactions
 For 12 Months Ending December 31, 2008

AMOUNTS CHARGED BY
 VERIZON CORPORATE SERVICES CORP INC
 TO VERIZON NORTHWEST INC

FCC Acct No	Account Description	Total Northwest	Total Washington	Washington Intrastate
6112	Motor Vehicle Expense	1,206	675	505
6113	Aircraft Expense	812	462	346
6121	Land And Building Expense	262,920	147,491	110,430
6123	Office Equipment Expense	146	82	61
6512	Provisioning Expense	16,110	9,060	6,723
6534	Plant Operations Administration Expense	38,022	21,303	15,808
6611	Product Management	10,718	5,997	4,701
6623	Customer Services	802,854	447,530	350,815
6711	Executive	487,512	273,587	208,593
6712	Planning	16,081	9,013	6,872
6721	Accounting And Finance	487,207	278,160	212,080
6722	External Relations	421,016	243,987	186,025
6725	Legal	208,148	117,077	89,264
6726	Procurement	135,553	76,208	58,104
6728	Other General And Administrative	1,246,854	699,442	533,281
		<u>4,135,158</u>	<u>2,330,074</u>	<u>1,783,607</u>

Verizon Northwest Inc - Washington Operations
Affiliated Interest Transactions
For 12 Months Ending December 31, 2008

AMOUNTS CHARGED BY
VERIZON CORPORATE SERVICES GROUP INC
TO VERIZON NORTHWEST INC

FCC		Total	Total	Washington
Acct No	Account Description	Northwest	Washington	Intrastate
6112	Motor Vehicle Expense	10,229	5,725	4,286
6113	Aircraft Expense	125,549	71,056	53,201
6114	Tools and Other Work Equipment Expense	15	9	7
6115	Garage Work Equipment Expenses	61	34	25
6116	Other Work Equipment Expenses	934	525	393
6121	Land And Building Expense	898,734	504,865	378,005
6122	Furniture And Artworks Expense	2,782	1,567	1,173
6123	Office Equipment Expense	91,730	51,484	38,547
6124	General Purpose Computers Expense	58,034	32,613	24,418
6212	Digital Electronic Expense	33	19	14
6362	Other Terminal Equipment Expense	20	11	8
6421	Aerial Cable Expense	2	1	1
6512	Provisioning Expense	(2,274)	(1,175)	(872)
6531	Power Expense	685	385	286
6532	Network Administration Expense	1,267	712	528
6533	Testing Expense	229	128	95
6534	Plant Operations Administration Expense	16,098	9,186	6,816
6535	Engineering Expense	29,017	16,232	12,045
6611	Product Management	1,063,894	597,634	468,480
6612	Sales	150	84	66
6613	Product Advertising	1,275	715	560
6623	Customer Services	3,363,986	1,887,540	1,479,626
6711	Executive	1,561,451	875,089	667,201
6712	Planning	757,292	424,780	323,868
6721	Accounting And Finance	1,296,541	732,346	558,368
6722	External Relations	1,021,687	587,255	447,745
6723	Human Resources	37,997	21,358	16,284
6724	Information Management	6,492	3,651	2,784
6725	Legal	1,569,168	880,702	671,480
6726	Procurement	307,674	173,361	132,177
6727	Research And Development	95,798	53,662	40,914
6728	Other General And Administrative	2,811,446	1,574,281	1,200,291
7160	Other Operating Gains And Losses	120	67	50
7240	Operating Other Taxes	75,969	42,647	1,231
7320	Interest Income	(125,464)	(70,597)	(52,421)
7350	Gains Or Losses From The Disposition Of Certain Property	39	22	16
7370	Special Charges	89,068	54,767	40,667
7510	Interest On Funded Debt	763	428	317
7540	Other Interest Deductions	(246)	(138)	(102)
		<u>15,168,248</u>	<u>8,533,031</u>	<u>6,518,580</u>

AMOUNTS CHARGED BY VERIZON NORTHWEST INC TO
VERIZON CORPORATE SERVICES GROUP INC

FCC		Total	Total	Washington
Acct No	Account Description	Northwest	Washington	Intrastate
5240	Rent Revenue	195,216	176,496	136,165
		<u>195,216</u>	<u>176,496</u>	<u>136,165</u>

Verizon Northwest Inc - Washington Operations
 Affiliated Interest Transactions
 For 12 Months Ending December 31, 2008

AMOUNTS CHARGED BY
 VERIZON DATA SERVICES INC
 TO VERIZON NORTHWEST INC

FCC Acct No	Account Description	Total Northwest	Total Washington	Washington Intrastate
1439	Deferred Charges	7,454	7,454	5,670
6124	General Purpose Computers Expense	17,210,730	9,743,168	7,294,958
6421	Aerial Cable Expense	57	32	24
6623	Customer Services	124,483	71,377	55,952
6724	Information Management	13,838,170	7,975,364	6,080,715
		<u>31,180,894</u>	<u>17,797,395</u>	<u>13,437,319</u>

**Verizon Northwest Inc - Washington Operations
Affiliated Interest Transactions
For 12 Months Ending December 31, 2008**

**AMOUNTS CHARGED BY
VERIZON FLORIDA LLC
TO VERIZON NORTHWEST INC**

FCC Acct No	Account Description	Total Northwest	Total Washington	Washington Intrastate
1220	Inventories	111,117	107,966	81,819
2124	General Purpose Computers	221	267	199
2212	Digital Electronic Switching	15,184	14,202	10,567
2220	Operator Systems	9	-	-
2231	Radio Systems	148	296	220
2232	Circuit Equipment	42,099	46,881	34,880
2362	Other Terminal Equipment	2,113	2,811	2,091
2411	Poles	3,782	4,285	3,188
2421	Aerial Cable	22,220	28,432	21,154
2422	Underground Cable	62,464	64,580	48,049
2423	Buried Cable	71,905	47,144	35,076
2431	Aerial Wire	88	-	-
2441	Conduit Systems	18,183	18,332	13,639
6116	Other Work Equipment Expenses	4,797	4,554	3,409
6121	Land And Building Expense	4	8	6
6123	Office Equipment Expense	1,106	2,213	1,657
6124	General Purpose Computers Expense	1,293	1,636	1,225
6212	Digital Electronic Expense	7,663	6,068	4,544
6231	Radio Systems Expense	15	9	7
6232	Circuit Equipment Expense	12,358	13,928	10,428
6362	Other Terminal Equipment Expense	10,200	9,848	7,374
6411	Poles Expense	227	352	264
6421	Aerial Cable Expense	20,234	18,577	13,909
6422	Underground Cable Expense	10,824	6,141	4,598
6423	Buried Cable Expense	38,103	39,464	29,548
6426	Intrabuilding Network Cable Expense	541	122	91
6431	Aerial Wire Expense	9	-	-
6441	Conduit Systems Expense	1,404	321	241
6532	Network Administration Expense	21	13	10
6534	Plant Operations Administration Expense	12,197	12,813	9,508
6535	Engineering Expense	2,743	5,127	3,805
6612	Sales	5	-	-
6622	Number Services	212	412	323
6726	Procurement	71	-	-
E000	Telephone Plant Under Construction - Short Term	124,720	120,958	89,995
X000	Accumulated Depreciation	19,337	29,579	22,049
		<u>617,614</u>	<u>607,338</u>	<u>453,870</u>

Verizon Northwest Inc - Washington Operations
 Affiliated Interest Transactions
 For 12 Months Ending December 31, 2008

AMOUNTS CHARGED BY VERIZON NORTHWEST INC TO
 VERIZON FLORIDA LLC

FCC		Total	Total	Washington
Acct No	Account Description	Northwest	Washington	Intrastate
2123	Office Equipment	19	11	8
2124	General Purpose Computers	382	223	166
2212	Digital Electronic Switching	32,609	19,040	14,166
2220	Operator Systems	2,767	1,616	1,202
2231	Radio Systems	9,727	5,680	4,226
2232	Circuit Equipment	26,139	15,262	11,356
2362	Other Terminal Equipment	3,814	2,227	1,657
2411	Poles	387	226	168
2421	Aerial Cable	1,098	641	477
2422	Underground Cable	7,659	4,472	3,327
2423	Buried Cable	98,828	57,705	42,934
2431	Aerial Wire	1,234	720	536
2441	Conduit Systems	28,188	16,459	12,246
6116	Other Work Equipment Expenses	13,215	7,716	5,778
6123	Office Equipment Expense	51	30	22
6124	General Purpose Computers Expense	94	55	41
6212	Digital Electronic Expense	3,206	1,872	1,401
6232	Circuit Equipment Expense	14,064	8,212	6,148
6362	Other Terminal Equipment Expense	12,978	7,578	5,674
6411	Poles Expense	761	445	333
6421	Aerial Cable Expense	11,308	6,603	4,944
6422	Underground Cable Expense	2,271	1,326	993
6423	Buried Cable Expense	67,851	39,618	29,663
6426	Intrabuilding Network Cable Expense	177	104	78
6431	Aerial Wire Expense	81	47	36
6441	Conduit Systems Expense	1,137	664	497
6532	Network Administration Expense	1,393	813	603
6533	Testing Expense	75	44	32
6534	Plant Operations Administration Expense	5,295	3,092	2,294
6535	Engineering Expense	2,238	1,307	970
E000	Telephone Plant Under Construction - Short Term	116,930	68,275	50,798
X000	Accumulated Depreciation	7,434	4,341	3,236
		<u>473,408</u>	<u>276,423</u>	<u>206,009</u>

Verizon Northwest Inc - Washington Operations
 Affiliated Interest Transactions
 For 12 Months Ending December 31, 2008

AMOUNTS CHARGED BY VERIZON NORTHWEST INC TO
 VERIZON GLOBAL NETWORKS INC.

FCC		Total	Total	Washington
Acct No	Account Description	Northwest	Washington	Intrastate
5264	Other Incidental Regulated Revenue	9,003	(0)	(0)
5270	Carrier Billing And Collection Revenue - Intrastate	2,933,163	1,357,144	(0)
5270	Carrier Billing And Collection Revenue - Interstate	1,266,904	1,073,657	1,073,657
		<u>4,209,070</u>	<u>2,430,801</u>	<u>1,073,657</u>

Verizon Northwest Inc - Washington Operations
Affiliated Interest Transactions
For 12 Months Ending December 31, 2008

AMOUNTS CHARGED BY
VERIZON NORTH INC.
TO VERIZON NORTHWEST INC

FCC		Total	Total	Washington
Acct No	Account Description	Northwest	Washington	Intrastate
1220	Inventories	12,731	9,434	7,149
2121	Buildings	14,963	14,851	11,049
2123	Office Equipment	18	-	-
2124	General Purpose Computers	2,211	2,667	1,984
2212	Digital Electronic Switching	186,642	216,278	160,915
2220	Operator Systems	62,800	40,877	30,413
2231	Radio Systems	1,022	2,044	1,520
2232	Circuit Equipment	177,961	203,182	151,172
2362	Other Terminal Equipment	1,995	2,735	2,035
2411	Poles	10,878	11,932	8,878
2421	Aerial Cable	71,230	95,053	70,722
2422	Underground Cable	178,448	179,472	133,531
2423	Buried Cable	231,874	185,393	137,936
2431	Aerial Wire	132	12	9
2441	Conduit Systems	72,290	63,028	46,894
2682	Leasehold Improvements	1,510	-	-
6112	Motor Vehicle Expense	385,406	213,510	159,860
6114	Tools and Other Work Equipment Expense	792	444	332
6115	Garage Work Equipment Expenses	16,681	9,259	6,932
6116	Other Work Equipment Expenses	263,208	149,441	111,891
6121	Land And Building Expense	5,511,233	3,092,330	2,315,306
6122	Furniture And Artworks Expense	86,161	48,004	35,942
6123	Office Equipment Expense	413,249	339,357	254,085
6124	General Purpose Computers Expense	675,638	454,886	340,585
6212	Digital Electronic Expense	267,070	153,203	114,707
6220	Operator Systems Expense	80,724	46,848	35,076
6231	Radio Systems Expense	1,125	393	294
6232	Circuit Equipment Expense	413,101	336,559	251,991
6362	Other Terminal Equipment Expense	227,939	194,887	145,917
6411	Poles Expense	2,020	1,685	1,261
6421	Aerial Cable Expense	29,750	22,090	16,540
6422	Underground Cable Expense	8,529	7,728	5,786
6423	Buried Cable Expense	34,268	30,665	22,960
6426	Intrabuilding Network Cable Expense	3,286	3,998	2,993
6431	Aerial Wire Expense	50	-	-
6441	Conduit Systems Expense	7,465	1,759	1,317
6512	Provisioning Expense	5,413	3,132	2,324
6531	Power Expense	5,071,835	2,843,616	2,110,089
6532	Network Administration Expense	2,967,814	1,806,044	1,340,165
6533	Testing Expense	3,317,094	2,023,364	1,501,426
6534	Plant Operations Administration Expense	4,863,885	2,893,046	2,146,769
6535	Engineering Expense	1,530,965	830,961	616,610
6611	Product Management	464,649	264,841	207,607
6612	Sales	3,337,356	1,892,319	1,483,372
6613	Product Advertising	792	660	517
6621	Call Completion Services	1,162,391	672,632	527,270
6622	Number Services	4,751,325	2,756,569	2,160,850
6623	Customer Services	21,830,174	12,631,362	9,901,614
6711	Executive	256,878	149,442	113,940
6712	Planning	(5,604)	(3,012)	(2,296)
6721	Accounting And Finance	(123,809)	(69,276)	(52,819)
6722	External Relations	(118,997)	(66,000)	(50,321)
6723	Human Resources	(17,253)	(2,209)	(1,684)
6724	Information Management	(97,468)	(73,388)	(55,954)
6725	Legal	5,763	4,285	3,267
6726	Procurement	219,343	145,777	111,146
6728	Other General And Administrative	29,789,647	17,176,229	13,095,798
7160	Other Operating Gains And Losses	299	167	124
7240	Operating Other Taxes	179,607	97,151	2,805
7320	Interest Income	(479,140)	(278,239)	(206,605)
7340	Allowance For Funds Used During Construction	(3,983)	(2,221)	(1,649)
7350	Gains Or Losses From The Disposition Of Certain Property	588	328	244
7360	Other Nonoperating Income	62,135	34,645	25,725
7370	Special Charges	4,830	3,153	2,341
7510	Interest On Funded Debt	31,119,681	18,245,380	13,516,295
7530	Amortization Of Debt Issuance Expense	269,388	157,942	117,004
7540	Other Interest Deductions	3,035	1,731	1,282
E000	Telephone Plant Under Construction - Short Term	785,170	989,122	735,927
X000	Accumulated Depreciation	99,955	130,384	97,193
		120,708,158	71,393,941	54,028,100

**Verizon Northwest Inc - Washington Operations
Affiliated Interest Transactions
For 12 Months Ending December 31, 2008**

**Verizon Northwest Inc - Washington Operations
Affiliated Interest Transactions
For 12 Months Ending December 31, 2008**

**AMOUNTS CHARGED BY VERIZON NORTHWEST INC TO
VERIZON NORTH INC.**

FCC Acct No	Account Description	Total Northwest	Total Washington	Washington Intrastate
2123	Office Equipment	18,279	10,673	7,941
2124	General Purpose Computers	3,863	1,715	1,276
2212	Digital Electronic Switching	40,395	23,587	17,549
2220	Operator Systems	5,514	3,220	2,396
2232	Circuit Equipment	27,635	16,136	12,006
2362	Other Terminal Equipment	542	316	235
2411	Poles	1,465	855	636
2421	Aerial Cable	5,818	3,397	2,528
2422	Underground Cable	8,661	5,057	3,763
2423	Buried Cable	60,472	35,309	26,271
2431	Aerial Wire	59	35	26
2441	Conduit Systems	6,540	3,819	2,841
6112	Motor Vehicle Expense	303,441	214,803	160,828
6114	Tools and Other Work Equipment Expense	1,236	(0)	(0)
6115	Garage Work Equipment Expenses	10,239	7,140	5,346
6116	Other Work Equipment Expenses	149,455	112,882	84,518
6121	Land And Building Expense	2,921,831	2,077,050	1,555,140
6122	Furniture And Artworks Expense	70,470	40,689	30,465
6123	Office Equipment Expense	370,875	281,574	210,822
6124	General Purpose Computers Expense	744,055	536,151	401,430
6212	Digital Electronic Expense	238,226	221,138	165,571
6220	Operator Systems Expense	7	4	3
6232	Circuit Equipment Expense	389,351	279,107	208,975
6362	Other Terminal Equipment Expense	605,050	309,768	231,931
6411	Poles Expense	1,785	1,042	780
6421	Aerial Cable Expense	50,159	29,288	21,928
6422	Underground Cable Expense	3,161	1,846	1,382
6423	Buried Cable Expense	64,330	37,562	28,124
6424	Submarine Cable Expense	4	2	2
6426	Intrabuilding Network Cable Expense	167	97	73
6431	Aerial Wire Expense	23	14	10
6441	Conduit Systems Expense	374	218	163
6531	Power Expense	3,979,751	2,688,014	1,994,626
6532	Network Administration Expense	3,639,344	3,081,964	2,286,954
6533	Testing Expense	4,633,616	2,995,396	2,222,717
6534	Plant Operations Administration Expense	1,869,152	1,046,923	776,864
6535	Engineering Expense	544,788	489,168	362,984
6611	Product Management	20,008	12,816	10,046
6612	Sales	529,755	449,984	352,738
6613	Product Advertising	731	731	573
6621	Call Completion Services	3,269,840	2,180,163	1,709,011
6622	Number Services	207	207	162
6623	Customer Services	12,323,125	11,658,327	9,138,860
6711	Executive	41,144	(31,029)	(23,658)
6712	Planning	(7,742)	(7,742)	(5,903)
6721	Accounting And Finance	(71,181)	(74,013)	(56,430)
6722	External Relations	(57,474)	(58,258)	(44,418)
6723	Human Resources	56,344	13,504	10,296
6724	Information Management	(182,549)	(183,746)	(140,095)
6725	Legal	322,746	(33,436)	(25,493)
6726	Procurement	446,158	378,736	288,762
6728	Other General And Administrative	5,398,175	3,940,963	3,004,737
7240	Operating Other Taxes	156,382	128,260	3,703
7370	Special Charges	3,105	1,401	1,040
7510	Interest On Funded Debt	31,103,878	30,806,530	22,821,677
7530	Amortization Of Debt Issuance Expense	269,388	269,388	199,564
7540	Other Interest Deductions	192	34	25
E000	Telephone Plant Under Construction - Short Term	8,367	4,886	3,635
X000	Accumulated Depreciation	14,656	8,557	6,379
		<u>74,415,388</u>	<u>64,022,225</u>	<u>48,084,317</u>

Verizon Northwest Inc - Washington Operations
 Affiliated Interest Transactions
 For 12 Months Ending December 31, 2008

AMOUNTS CHARGED BY VERIZON NORTHWEST INC TO
 VERIZON SELECT SERVICES INC

FCC		Total	Total	Washington
Acct No	Account Description	Northwest	Washington	Intrastate
5240	Rent Revenue	41,611	41,611	32,102
5264	Other Incidental Regulated Revenue	1,329	1,329	1,012
6121	Land And Building Expense	2,765	2,765	2,070
6612	Sales	49,165	49,165	38,540
6711	Executive	756	756	576
6712	Planning	197	197	150
6721	Accounting And Finance	1,741	1,741	1,328
6722	External Relations	1,446	1,446	1,102
6723	Human Resources	2,070	2,070	1,578
6724	Information Management	4,698	4,698	3,582
6725	Legal	953	953	726
6726	Procurement	263	263	200
6728	Other General And Administrative	22,411	22,411	17,087
7240	Operating Other Taxes	296	296	9
		<u>129,702</u>	<u>129,702</u>	<u>100,064</u>

**Verizon Northwest Inc - Washington Operations
Affiliated Interest Transactions
For 12 Months Ending December 31, 2008**

**AMOUNTS CHARGED BY
VERIZON SERVICES CORPORATION
TO VERIZON NORTHWEST INC**

FCC Acct No	Account Description	Total Northwest	Total Washington	Washington Intrastate
1220	Inventories	1,794,418	1,430,124	1,083,773
2220	Operator Systems	115,537	-	-
6112	Motor Vehicle Expense	(650,900)	(374,089)	(280,090)
6113	Aircraft Expense	182	102	76
6114	Tools and Other Work Equipment Expense	23,942	13,206	9,888
6121	Land And Building Expense	4,689,359	2,517,492	1,884,911
6122	Furniture And Artworks Expense	180,926	97,986	73,364
6123	Office Equipment Expense	153,904	88,015	65,899
6124	General Purpose Computers Expense	2,062,497	1,183,876	886,398
6212	Digital Electronic Expense	19,617	11,278	8,444
6232	Circuit Equipment Expense	103,045	39,704	29,728
6362	Other Terminal Equipment Expense	(4,817)	(2,722)	(2,038)
6411	Poles Expense	69	39	29
6423	Buried Cable Expense	3,768	2,188	1,638
6441	Conduit Systems Expense	4,061	2,311	1,730
6512	Provisioning Expense	57,530	32,189	23,886
6531	Power Expense	51	30	22
6532	Network Administration Expense	1,799,836	1,011,584	750,640
6533	Testing Expense	606,473	343,709	255,047
6534	Plant Operations Administration Expense	12,729,707	6,684,216	4,959,985
6535	Engineering Expense	2,037,948	953,838	707,790
6540	Access Expense	318	182	83
6611	Product Management	13,043,090	6,792,231	5,324,370
6612	Sales	9,756,228	5,506,571	4,316,552
6613	Product Advertising	18,059,373	8,959,855	7,023,551
6621	Call Completion Services	678,210	384,681	301,548
6622	Number Services	1,549,740	880,296	690,056
6623	Customer Services	6,927,261	3,979,954	3,119,851
6711	Executive	2,517,547	1,411,167	1,075,926
6712	Planning	756,080	425,472	324,396
6721	Accounting And Finance	3,918,397	2,203,231	1,679,825
6722	External Relations	1,351,321	771,378	588,128
6723	Human Resources	2,863,288	1,633,233	1,245,238
6724	Information Management	3,308,749	1,906,686	1,453,728
6725	Legal	1,286,064	720,503	549,339
6726	Procurement	18,948	10,630	8,105
6727	Research And Development	161,947	94,053	71,709
6728	Other General And Administrative	17,848,395	9,300,636	7,091,152
7160	Other Operating Gains And Losses	(3,268)	(1,777)	(1,321)
7240	Operating Other Taxes	212,463	115,172	3,325
7370	Special Charges	799	461	342
		<u>109,982,103</u>	<u>59,129,690</u>	<u>45,327,025</u>

**AMOUNTS CHARGED BY VERIZON NORTHWEST INC TO
VERIZON SERVICES CORPORATION**

FCC Acct No	Account Description	Total Northwest	Total Washington	Washington Intrastate
2124	General Purpose Computers	11,377	11,377	8,465
		<u>11,377</u>	<u>11,377</u>	<u>8,465</u>

Verizon Northwest Inc - Washington Operations
 Affiliated Interest Transactions
 For 12 Months Ending December 31, 2008

AMOUNTS CHARGED BY
 VERIZON SERVICES OPERATIONS INC
 TO VERIZON NORTHWEST INC

FCC Acct No	Account Description	Total Northwest	Total Washington	Washington Intrastate
6112	Motor Vehicle Expense	2,318	1,297	971
6121	Land And Building Expense	880	485	363
6512	Provisioning Expense	3,817	2,149	1,595
6534	Plant Operations Administration Expense	3,336	1,878	1,394
6611	Product Management	1	-	-
6623	Customer Services	329,840	184,766	144,836
6711	Executive	63,813	35,550	27,105
6712	Planning	2	1	1
6721	Accounting And Finance	191,024	106,985	81,569
6722	External Relations	9	5	4
6725	Legal	(50)	(28)	(21)
6726	Procurement	143,137	80,427	61,321
6728	Other General And Administrative	90,106	50,450	38,465
		<u>828,232</u>	<u>463,965</u>	<u>357,602</u>

**Verizon Northwest Inc - Washington Operations
Affiliated Interest Transactions
For 12 Months Ending December 31, 2008**

**AMOUNTS CHARGED BY
VERIZON SERVICES ORGANIZATION
TO VERIZON NORTHWEST INC**

FCC Acct No	Account Description	Total Northwest	Total Washington	Washington Intrastate
1220	Inventories	36,814	73,628	55,797
2123	Office Equipment	3	-	-
2124	General Purpose Computers	7	14	10
2212	Digital Electronic Switching	102,184	120,003	89,285
2231	Radio Systems	14	29	21
2232	Circuit Equipment	1,990,369	2,019,094	1,502,247
2362	Other Terminal Equipment	451,776	464,338	345,477
2411	Poles	306	298	222
2421	Aerial Cable	701	968	720
2422	Underground Cable	3,508	2,762	2,055
2423	Buried Cable	1,875	991	738
2431	Aerial Wire	4	-	-
2441	Conduit Systems	2,070	831	618
6121	Land And Building Expense	33	55	41
6123	Office Equipment Expense	11,498	21,512	16,107
6124	General Purpose Computers Expense	3,363	5,955	4,459
6212	Digital Electronic Expense	236	61	46
6220	Operator Systems Expense	319	-	-
6232	Circuit Equipment Expense	136	15	11
6362	Other Terminal Equipment Expense	8,914	7,893	5,909
6411	Poles Expense	95	191	143
6421	Aerial Cable Expense	230	231	173
6422	Underground Cable Expense	107	129	97
6423	Buried Cable Expense	166	238	178
6441	Conduit Systems Expense	271	30	22
6534	Plant Operations Administration Expense	18,651	18,640	13,831
6535	Engineering Expense	490	895	664
6612	Sales	1,954	-	-
E000	Telephone Plant Under Construction - Short Term	11,613	14,052	10,455
X000	Accumulated Depreciation	6,203	8,864	6,607
		<u>2,653,912</u>	<u>2,761,716</u>	<u>2,055,933</u>

**AMOUNTS CHARGED BY VERIZON NORTHWEST INC TO
VERIZON SERVICES ORGANIZATION**

FCC Acct No	Account Description	Total Northwest	Total Washington	Washington Intrastate
2124	General Purpose Computers	16,328	16,328	12,148
2220	Operator Systems	207	(0)	(0)
2232	Circuit Equipment	12,475	15,668	11,657
6533	Testing Expense	31,050	18,130	13,453
6534	Plant Operations Administration Expense	23,268	13,586	10,082
6535	Engineering Expense	798	466	346
6611	Product Management	7,167	4,185	3,280
6612	Sales	21,201	12,379	9,704
6623	Customer Services	58,008	33,871	26,551
		<u>170,501</u>	<u>114,613</u>	<u>87,221</u>

Verizon Northwest Inc - Washington Operations
Affiliated Interest Transactions
For 12 Months Ending December 31, 2008

AMOUNTS CHARGED BY
VERIZON SOUTH INC
TO VERIZON NORTHWEST INC

FCC		Total	Total	Washington
Acct No	Account Description	Northwest	Washington	Intrastate
2124	General Purpose Computers	218	295	219
2212	Digital Electronic Switching	11,595	10,430	7,760
2231	Radio Systems	281	561	417
2232	Circuit Equipment	21,304	21,628	16,092
2362	Other Terminal Equipment	(28)	(64)	(48)
2411	Poles	1,584	1,796	1,336
2421	Aerial Cable	6,839	8,015	5,964
2422	Underground Cable	22,495	20,400	15,178
2423	Buried Cable	27,892	17,991	13,385
2431	Aerial Wire	17	-	-
2441	Conduit Systems	12,819	11,904	8,857
6116	Other Work Equipment Expenses	870	580	434
6123	Office Equipment Expense	(39)	(77)	(58)
6124	General Purpose Computers Expense	42	48	36
6212	Digital Electronic Expense	649	(505)	(378)
6231	Radio Systems Expense	3	5	4
6232	Circuit Equipment Expense	896	663	496
6362	Other Terminal Equipment Expense	587	445	333
6411	Poles Expense	277	155	116
6421	Aerial Cable Expense	3,587	2,444	1,830
6422	Underground Cable Expense	1,222	1,226	918
6423	Buried Cable Expense	3,190	2,544	1,905
6426	Intrabuilding Network Cable Expense	37	-	-
6431	Aerial Wire Expense	4	-	-
6441	Conduit Systems Expense	1,176	307	230
6532	Network Administration Expense	9	-	-
6534	Plant Operations Administration Expense	4,160	4,155	3,083
6535	Engineering Expense	2,677	4,932	3,660
6622	Number Services	164	318	249
E000	Telephone Plant Under Construction - Short Term	44,289	34,522	25,685
X000	Accumulated Depreciation	9,693	13,126	9,785
		<u>178,510</u>	<u>157,844</u>	<u>117,490</u>

AMOUNTS CHARGED BY VERIZON NORTHWEST INC TO
VERIZON SOUTH INC

FCC		Total	Total	Washington
Acct No	Account Description	Northwest	Washington	Intrastate
2123	Office Equipment	21	12	9
2124	General Purpose Computers	3,373	1,970	1,466
2212	Digital Electronic Switching	2,344	1,369	1,018
2232	Circuit Equipment	8,035	4,692	3,491
2362	Other Terminal Equipment	192	112	84
2411	Poles	682	398	296
2421	Aerial Cable	4,117	2,404	1,788
2422	Underground Cable	2,452	1,432	1,065
2423	Buried Cable	26,977	15,752	11,720
2431	Aerial Wire	44	26	19
2441	Conduit Systems	537	314	233
6116	Other Work Equipment Expenses	3,787	2,211	1,656
6124	General Purpose Computers Expense	5	3	2
6212	Digital Electronic Expense	4,152	2,425	1,815
6232	Circuit Equipment Expense	1,143	667	499
6362	Other Terminal Equipment Expense	2,719	1,588	1,189
6411	Poles Expense	301	176	131
6421	Aerial Cable Expense	8,159	4,764	3,567
6422	Underground Cable Expense	926	541	405
6423	Buried Cable Expense	16,738	9,773	7,318
6441	Conduit Systems Expense	86	50	38
6532	Network Administration Expense	87	51	38
6534	Plant Operations Administration Expense	1,401	818	607
6535	Engineering Expense	815	476	353
E000	Telephone Plant Under Construction - Short Term	2,612	1,525	1,135
X000	Accumulated Depreciation	4,456	2,602	1,940
		<u>96,161</u>	<u>56,148</u>	<u>41,881</u>

Verizon Northwest Inc - Washington Operations
 Affiliated Interest Transactions
 For 12 Months Ending December 31, 2008

AMOUNTS CHARGED BY
 VERIZON WEST COAST INC
 TO VERIZON NORTHWEST INC

FCC Acct No	Account Description	Total Northwest	Total Washington	Washington Intrastate
1220	Inventories	35,967	2,671	2,024
2123	Office Equipment	8	-	-
2124	General Purpose Computers	18	-	-
2212	Digital Electronic Switching	149	23	17
2232	Circuit Equipment	87,485	5,708	4,247
2362	Other Terminal Equipment	26,649	1,708	1,271
2411	Poles	10,479	846	629
2421	Aerial Cable	34,192	4,263	3,172
2422	Underground Cable	87,216	10,173	7,569
2423	Buried Cable	25,509	5,575	4,148
2424	Submarine Cable	24	-	-
2431	Aerial Wire	982	-	-
2441	Conduit Systems	1,657	385	287
6116	Other Work Equipment Expenses	94	-	-
6121	Land And Building Expense	440	15	11
6122	Furniture And Artworks Expense	6	-	-
6123	Office Equipment Expense	35	-	-
6124	General Purpose Computers Expense	8,091	1,117	836
6212	Digital Electronic Expense	63,147	5,459	4,087
6231	Radio Systems Expense	1,948	48	36
6232	Circuit Equipment Expense	80,843	12,033	9,009
6362	Other Terminal Equipment Expense	63,132	1,032	773
6411	Poles Expense	5,974	382	286
6421	Aerial Cable Expense	186,997	17,233	12,903
6422	Underground Cable Expense	29,244	1,929	1,444
6423	Buried Cable Expense	152,473	20,603	15,426
6424	Submarine Cable Expense	63	-	-
6426	Intrabuilding Network Cable Expense	8,569	6	5
6431	Aerial Wire Expense	1,215	64	48
6441	Conduit Systems Expense	336	-	-
6532	Network Administration Expense	9,678	1,107	821
6533	Testing Expense	29,077	1,112	825
6534	Plant Operations Administration Expense	29,669	2,435	1,807
6535	Engineering Expense	48	-	-
6623	Customer Services	13	-	-
E000	Telephone Plant Under Construction - Short Term	27,614	1,927	1,434
X000	Accumulated Depreciation	38,904	4,507	3,359
		<u>1,047,945</u>	<u>102,359</u>	<u>76,473</u>

Verizon Northwest Inc - Washington Operations
 Affiliated Interest Transactions
 For 12 Months Ending December 31, 2008

AMOUNTS CHARGED BY VERIZON NORTHWEST INC TO
 VERIZON WEST COAST INC

FCC Acct No	Account Description	Total		Washington
		Northwest	Washington	Intrastate
1220	Inventories	206,248	8,864	6,717
2112	Motor Vehicles	14,749	-	-
2212	Digital Electronic Switching	81,334	47,491	35,334
2232	Circuit Equipment	86,736	50,645	37,681
2362	Other Terminal Equipment	4,138	2,416	1,798
2411	Poles	40,874	23,866	17,757
2421	Aerial Cable	98,816	57,699	42,929
2422	Underground Cable	42,921	25,062	18,646
2423	Buried Cable	63,412	37,026	27,548
2441	Conduit Systems	4,980	2,908	2,163
6116	Other Work Equipment Expenses	658	384	288
6121	Land And Building Expense	487	284	213
6124	General Purpose Computers Expense	5,675	3,314	2,481
6212	Digital Electronic Expense	46,007	26,864	20,113
6231	Radio Systems Expense	11,931	6,966	5,216
6232	Circuit Equipment Expense	39,363	22,984	17,209
6362	Other Terminal Equipment Expense	15,174	8,860	6,634
6411	Poles Expense	11,053	6,454	4,832
6421	Aerial Cable Expense	181,961	106,247	79,550
6422	Underground Cable Expense	6,953	4,060	3,040
6423	Buried Cable Expense	91,561	53,462	40,029
6426	Intrabuilding Network Cable Expense	3,219	1,879	1,407
6431	Aerial Wire Expense	938	547	410
6532	Network Administration Expense	24,322	14,202	10,538
6533	Testing Expense	20,468	11,951	8,868
6534	Plant Operations Administration Expense	51,380	30,001	22,262
6535	Engineering Expense	183	107	79
6623	Customer Services	26	15	12
E000	Telephone Plant Under Construction - Short Term	45,683	26,674	19,846
X000	Accumulated Depreciation	68,088	39,756	29,636
		<u>1,269,334</u>	<u>620,989</u>	<u>463,236</u>

**Verizon Northwest Inc.
Common Officers and Directors with Affiliates**

Affiliate	Common Officers/Directors	Verizon Northwest Title	Verizon Affiliate Title
Verizon Long Distance LLC	None	NA	NA
Cellco Partnership dba Verizon Wireless	None	NA	NA
GTE Communication Systems Corporation	G.L. Conner M. Drost J.M. Garrity R.P. Jankun R.R. Masching N.D. Olson	Vice President -Taxes Secretary Assistant Treasurer Vice President - Taxes Vice President -Taxes Treasurer	Vice President - Taxes Secretary Treasurer Vice President - Taxes Vice President - Taxes Assistant Treasurer
GTE.Net LLC dba Verizon Online	R. Christian G.L. Conner M. Drost J.M. Garrity R.P. Jankun R.R. Masching N.D. Olson	Assistant Secretary Vice President -Taxes Secretary Assistant Treasurer Vice President -Taxes Vice President -Taxes Treasurer	Assistant Secretary Vice President - Taxes Manager and Secretary Treasurer Vice President - Taxes Vice President - Taxes Assistant Treasurer
GTE Southwest Incorporated dba Verizon Southwest	R. Christian G.L. Conner M. Drost J.M. Garrity E.F. Hall R.P. Jankun K.E. McNew R.R. Masching N.D. Olson V.P. Ruesterholz J.A. Schapker C.T. Webster	Assistant Secretary Vice President - Taxes Secretary Assistant Treasurer Controller Vice President-Taxes Assistant Controller Vice President - Taxes Treasurer Director & Chief Executive Officer Assistant Secretary Senior Vice President - Finance and Treasurer	Assistant Secretary Vice President - Taxes Secretary Assistant Treasurer Controller Vice President - Taxes Assistant Controller Vice President - Taxes Treasurer Director Assistant Secretary Senior Vice President - Finance and Assistant Treasurer
Verizon Business Global LLC	J.M. Garrity N.D. Olson J.A. Schapker C.T. Webster	Assistant Treasurer Treasurer Assistant Secretary Sr. Vice President - Finance and Assistant Treasurer	Assistant Treasurer Assistant Treasurer Assistant Secretary Treasurer

**Verizon Northwest Inc.
Common Officers and Directors with Affiliates**

Affiliate	Common Officers/Directors	Verizon Northwest Title	Verizon Affiliate Title
Verizon California Inc.	R.J. Barish	Chief Financial Officer	Chief Financial Officer
	R. Christian	Assistant Secretary	Assistant Secretary
	G.L. Conner	Vice President - Taxes	Vice President - Taxes
	M. Drost	Secretary	Secretary
	J.M. Garrity	Assistant Treasurer	Assistant Treasurer
	E.F. Hall	Controller	Controller
	R.P. Jankun	Vice President - Taxes	Vice President - Taxes
	D. S. Kauffman	Assistant Secretary	Assistant Secretary
	K. Koelle	Director & Sr. V.P. & General Manager	Director & Sr. V.P. & General Manager
	T. McCallion	Director & President	Director & President
	K. McNew	Assistant Controller	Assistant Controller
	R.R. Masching	Vice President - Taxes	Vice President - Taxes
	N.D. Olson	Treasurer	Treasurer
	V. P. Ruesterholz	Director & Chief Executive Officer	Director & Chief Executive Officer
J.A. Schapker	Assistant Secretary	Assistant Secretary	
M. Serjak	Vice President - California Region	Vice President - California Region	
C.T. Webster	Senior Vice President - Finance and Assistant Treasurer	Senior Vice President - Finance and Assistant Treasurer	
Verizon Corporate Services Group Inc.	R. Christian	Assistant Secretary	Assistant Secretary
	M. Drost	Secretary	Directory, Vice President & Secretary
	J.M. Garrity	Assistant Treasurer	Treasurer
	R.P. Jankun	Vice President - Taxes	Vice President - Taxes
	R.R. Masching	Vice President - Taxes	Vice President - Taxes
	N.D. Olson	Treasurer	Assistant Treasurer
	J.A. Schapker	Assistant Secretary	Assistant Secretary
Verizon Data Services Inc.	G.L. Conner	Vice President - Taxes	Vice President - Taxes
	M. Drost	Secretary	Secretary
	J.M. Garrity	Assistant Treasurer	Treasurer
	E.F. Hall	Controller	Director
	R.P. Jankun	Vice President - Taxes	Vice President - Taxes
	R.R. Masching	Vice President - Taxes	Vice President - Taxes
	N.D. Olson	Treasurer	Assistant Treasurer

**Verizon Northwest Inc.
Common Officers and Directors with Affiliates**

Affiliate	Common Officers/Directors	Verizon Northwest Title	Verizon Affiliate Title
Verizon Florida LLC	R.J. Barish	Chief Financial Officer	Chief Financial Officer
	R. Christian	Assistant Secretary	Assistant Secretary
	G.L. Conner	Vice President - Taxes	Vice President - Taxes
	M. Drost	Secretary	Secretary
	J.M. Garrity	Assistant Treasurer	Assistant Treasurer
	E.F. Hall	Controller	Controller
	R.P. Jankun	Vice President - Taxes	Vice President - Taxes
	D. S. Kauffman	Assistant Secretary	Assistant Secretary
	J.F. Killian	Chief Financial Officer	Chief Financial Officer
	K. E. McNew	Assistant Controller	Assistant Controller
	N.D. Olson	Treasurer	Treasurer
	V.P. Ruesterholz	Director & Chief Executive Officer	Director & Chief Executive Officer
	J.A. Schapker	Assistant Secretary	Assistant Secretary
C.T. Webster	Senior Vice President - Finance and Treasurer	Senior Vice President - Finance and Assistant Treasurer	
Verizon North Inc.	R.J. Barish	Chief Financial Officer	Chief Financial Officer
	R. Christian	Assistant Secretary	Assistant Secretary
	G.L. Conner	Vice President - Taxes	Vice President - Taxes
	M. Drost	Secretary	Secretary
	J.M. Garrity	Assistant Treasurer	Assistant Treasurer
	E.F. Hall	Controller	Controller
	R.P. Jankun	Vice President - Taxes	Vice President - Taxes
	D. S. Kauffman	Assistant Secretary	Assistant Secretary
	K.E. McNew	Assistant Controller	Assistant Controller
	R.R. Masching	Vice President - Taxes	Vice President - Taxes
	N.D. Olson	Treasurer	Treasurer and Vice President
	V.P. Ruesterholz	Director & Chief Executive Officer	Director & Chief Executive Officer
	J.A. Schapker	Assistant Secretary	Assistant Secretary
C.T. Webster	Senior Vice President - Finance and Treasurer	Senior Vice President - Finance and Assistant Treasurer	
Verizon Select Services Inc.	None	N/A	N/A

**Verizon Northwest Inc.
Common Officers and Directors with Affiliates**

Affiliate	Common Officers/Directors	Verizon Northwest Title	Verizon Affiliate Title
Verizon Services Corp.	J.M. Garrity	Assistant Treasurer	Assistant Treasurer
	E.F. Hall	Controller	Director and Controller
	R.P. Jankun	Vice President - Taxes	Vice President - Taxes
	R.R. Masching	Vice President - Taxes	Vice President - Taxes
	N.D. Olson	Treasurer	Treasurer
	J.A. Schapker	Assistant Secretary	Secretary
Verizon South Inc.	R.J. Barish	Chief Financial Officer	Chief Financial Officer
	R. Christian	Assistant Secretary	Assistant Secretary
	G.L. Conner	Vice President - Taxes	Vice President - Taxes
	M. Drost	Secretary	Secretary
	J.M. Garrity	Assistant Treasurer	Assistant Treasurer
	E.F. Hall	Controller	Controller
	R.P. Jankun	Vice President - Taxes	Vice President - Taxes
	D. S. Kauffman	Assistant Secretary	Assistant Secretary
	K.E. McNew	Assistant Controller	Assistant Controller
	R.R. Masching	Vice President - Taxes	Vice President - Taxes
	N.D. Olson	Treasurer	Treasurer
	V.P. Ruesterholz	Director & Chief Executive Officer	Director & Chief Executive Officer
	J.A. Schapker	Assistant Secretary	Assistant Secretary
C.T. Webster	Senior Vice President - Finance and Treasurer	Senior Vice President - Finance and Assistant Treasurer	
Verizon West Coast Inc.	R. Christian	Assistant Secretary	Assistant Secretary
	G.L. Conner	Vice President - Taxes	Vice President - Taxes
	M. Drost	Secretary	Secretary
	J.M. Garrity	Assistant Treasurer	Assistant Treasurer
	E.F. Hall	Controller	Controller
	R.P. Jankun	Vice President - Taxes	Vice President - Taxes
	K. Koelle	Director, Sr. Vice President - General Manager	Director, Sr. Vice President - General Manager
	T.J. McCallion	President	Director & President
	R.R. Masching	Vice President - Taxes	Vice President - Taxes
	K.E. McNew	Assistant Controller	Assistant Controller
	N.D. Olson	Treasurer	Treasurer
	R.E. Potter	Assistant Secretary	Assistant Secretary
	J.A. Schapker	Assistant Secretary	Assistant Secretary
M. Serjak	Vice President - California Region	Vice President - California Region	
Verizon Services Operations Inc.	J.M. Garrity	Assistant Treasurer	Treasurer
	R. P. Jankun	Vice President-Taxes	Vice President-Taxes
	R.R. Masching	Vice President-Taxes	Vice President-Taxes
	N.D. Olson	Treasurer	Assistant Treasurer
	J.A. Schapker	Assistant Secretary	Secretary
	C.A. Webster	Sr. V.P.-Finance & Asst. Treasurer	Assistant Treasurer

**Verizon Northwest Inc.
Common Officers and Directors with Affiliates**

Affiliate	Common Officers/Directors	Verizon Northwest Title	Verizon Affiliate Title
Verizon Corporate Services Corp. Inc.	R.J. Burden	Vice President-Taxes	Vice President-Taxes
	R. Christian	Assistant Secretary	Assistant Secretary
	S.L. Cordy	Vice President-Taxes	Vice President-Taxes
	M. Drost	Secretary	Vice President-Secretary
	J.M. Garrity	Assistant Treasurer	Treasurer
	R. P. Jankun	Vice President-Taxes	Vice President-Taxes
	R.R. Masching	Vice President-Taxes	Vice President-Taxes
	V.P. Ruesterholz	Director & CEO	Director & CEO
	J.A. Schapker	Assistant Secretary	Assistant Secretary
Verizon Services Organization	R.J. Burden	Vice President-Taxes	Vice President-Taxes
	G.L. Conner	Vice President-Taxes	Vice President-Taxes
	S.L. Cordy	Vice President-Taxes	Vice President-Taxes
	M. Drost	Secretary	Secretary
	J.M. Garrity	Assistant Treasurer	Treasurer
	R.P. Jankun	Vice President-Taxes	Vice President-Taxes
	R.R. Masching	Vice President-Taxes	Vice President-Taxes
	N.D. Olson	Treasurer	Assistant Treasurer
Verizon Global Networks Inc.	R.J. Burden	Vice President-Taxes	Vice President-Taxes