



Apex Laboratories, LLC
6700 SW Sandburg St. Tigard, Oregon 97223
503.718.2323

**Level IV Data Package for
Anchor QEA, LLC
Gasco PreRD_DG 2019 – 4a-b. DOC-CAP Testing Cores
Apex Laboratories Work Order #:
A0A0648**

The information contained in this Data Package is intended solely for the purpose of validating client sample results submitted under the associated Chain of Custody(ies). An effort has been made to remove all traceable non-client data. Any incidental inclusion of non-client data is considered privileged and confidential information. The use of this information for any purpose other than data validation is strictly prohibited, and constitutes a breach of contract.

Table of Contents
A0A0648
(page 1 of 2)

Analytical Case Narrative
Analytical Report
Sample Receipt Documentation
(Work orders, Chain of Custody & Cooler Receipt Forms)
CLP-Like Forms
Raw Data

Polychlorinated Biphenyls by EPA 8082A
Benchsheet & Analysis Sequence Data

Batch 0010653
Sequence 0A23016 (A0A0648-01,02,03,04,05)
Sequence 0A23015 (QC Only)

Batch 0010761
Sequence 0A28026 (A0A0648-06)

Calibration Data

Sequence 9L03052 (Cal ID A9L0407) DUALECD2F
Sequence 0A13050 (Cal ID A0A1501) DUALECD2R

Organochloride Pesticides by EPA 8081B
Benchsheet & Analysis Sequence Data

Batch 0010666
Sequence 0A24032 (A0A0648-02RE1,04RE1,05RE1)
Sequence 0A27039 (A0A0648-01RE1,03RE1)
Sequence 0A28041 (A0A0648-01RE2,03RE2)

Batch 0010778
Sequence 0A29038 (A0A0648-06RE1)
Sequence 0B06026 (QC Only)

Calibration Data

Sequence 0A08041 (Cal ID A0A0906) DualECD5
Sequence 0B04042 (Cal ID A0B0506) DualECD5

Semivolatile Organic Compounds (PAHs) by EPA 8270D
Benchsheet & Analysis Sequence Data

Batch 0010640
Batch 0010712
Sequence 0A22027 (A0A0648-02,03,05)

Table of Contents
A0A0648
(page 2 of 2)

Sequence 0A23020 (A0A0648-01,02RE1,04,06)
Sequence 0A24014 (A0A0648-03RE1)

Calibration Data

Sequence 9I06028 (Cal ID A9I1001) SV-GCMS14

Conventional Chemistry Parameters

Benchsheet & Analysis Sequence Data

Total Organic Carbon- Soil (5310 B)

Batch 0020143

Sequence 0B05047 (A0A0648-01RE2,02RE2,03RE2,04RE2,05RE2,06RE2)

Sequence 0A31051 (QC Only)

Calibration Data

Sequence 0A08052 (Cal ID A0A0805) TOC6

Total Solids by SM2540G

Benchsheet Data

Batch 0010730 (A0A0648-01,02,03,04,05,06)

Balance Checksheets

Extractions January 2020

Wet Chem January 2020

Wet Chem February 2020

Analytical Case Narrative

Analytical Case Narrative

Client: Anchor QEA, LLC
Project: Gasco PreRD_DG 2019 – 4a-b. DOC-CAP Testing Cores
Apex Work Order Number: A0A0648

Date: 02/21/2020

This data package contains data associated with analysis of samples for the above referenced Apex work order numbers. The data package Table of Contents, along with the PDF bookmarks, allow for ease of navigation and location of items within the data deliverable.

The Sample Receipt Documentation section of this package contains sample receipt information, including sample temperature and condition of receipt documented on Cooler Receipt Form(s). Apex analyzed the samples by the methods indicated on the Chain of Custody. Any additional analyses requested are indicated on the Apex Work Order.

If any anomalies were encountered during analysis that could potentially impact data quality, sample results are qualified and/or a separate Case Narrative is included in the Analytical Report. Please refer to the Notes and Definition section of the Analytical Report(s) for Qualifier explanations, Conventions, and the Blank Policy.

Data represented in this package are in compliance with the referenced method(s), both technically and for completeness, for all conditions other than those stated above and/or noted by qualification of the reported data. The signature below verifies that the Laboratory Director or his designee has authorized release of this data package.



Estella Rieben,
Quality Systems Manager
Apex Laboratories, LLC

Analytical Report



Friday, February 7, 2020

Ryan Barth
Anchor QEA, LLC
6720 SW Macadam Ave. Suite 125
Portland, OR 97219

RE: A0A0648 - Gasco PreRD DG 2019 - 4a-b. DOC-CAP Testing Cores - [none]

Thank you for using Apex Laboratories. We greatly appreciate your business and strive to provide the highest quality services to the environmental industry.

Enclosed are the results of analyses for work order A0A0648, which was received by the laboratory on 10/10/2019 at 10:05:00AM.

If you have any questions concerning this report or the services we offer, please feel free to contact me by email at: dthomas@apex-labs.com, or by phone at 503-718-2323.

Please note: All samples will be disposed of within 30 days of sample receipt, unless prior arrangements have been made.

Cooler Receipt Information

(See Cooler Receipt Form for details)

Cooler #1	1.4 degC	Cooler #2	0.7 degC
Cooler #3	2.2 degC		

This Final Report is the official version of the data results for this sample submission, unless superseded by a subsequent, labeled amended report.

All other deliverables derived from this data, including Electronic Data Deliverables (EDDs), CLP-like forms, client requested summary sheets, and all other products are considered secondary to this report.



Apex Laboratories

The results in this report apply to the samples analyzed in accordance with the chain of custody document. This analytical report must be reproduced in its entirety.



Apex Laboratories, LLC

6700 S.W. Sandburg Street
Tigard, OR 97223
503-718-2323
EPA ID: OR01039

Anchor QEA, LLC

6720 SW Macadam Ave. Suite 125
Portland, OR 97219

Project: **Gasco PreRD DG 2019 - 4a-b. DOC-CAP Testing Cores**

Project Number: [none]

Project Manager: Ryan Barth

Report ID:

A0A0648 - 02 07 20 1551

ANALYTICAL REPORT FOR SAMPLES

SAMPLE INFORMATION

Client Sample ID	Laboratory ID	Matrix	Date Sampled	Date Received
PDI-016SC-A-02-03-191009	A0A0648-01	Sediment	10/09/19 09:48	10/10/19 10:05
PDI-023SC-A-06-07-191009	A0A0648-02	Sediment	10/09/19 12:14	10/10/19 10:05
PDI-023SC-A-07-08-191009	A0A0648-03	Sediment	10/09/19 12:14	10/10/19 10:05
PDI-029SC-A-02-03-191009	A0A0648-04	Sediment	10/09/19 14:39	10/10/19 10:05
PDI-029SC-A-03-04-191009	A0A0648-05	Sediment	10/09/19 14:39	10/10/19 10:05
PDI-038SC-A-11-12-191009	A0A0648-06	Sediment	10/09/19 16:08	10/10/19 10:05

Apex Laboratories

The results in this report apply to the samples analyzed in accordance with the chain of custody document. This analytical report must be reproduced in its entirety.

Darwin Thomas, Business Development Director



Anchor QEA, LLC 6720 SW Macadam Ave. Suite 125 Portland, OR 97219	Project: Gasco PreRD DG 2019 - 4a-b. DOC-CAP Testing Cores Project Number: [none] Project Manager: Ryan Barth	Report ID: A0A0648 - 02 07 20 1551
--	---	--

ANALYTICAL SAMPLE RESULTS

Polychlorinated Biphenyls by EPA 8082A

Analyte	Sample Result	Detection Limit	Reporting Limit	Units	Dilution	Date Analyzed	Method Ref.	Notes
PDI-016SC-A-02-03-191009 (A0A0648-01)			Matrix: Sediment		Batch: 0010653		C-07	
Aroclor 1016	ND	0.896	1.78	ug/kg dry	1	01/23/20 13:35	EPA 8082A	
Aroclor 1221	ND	0.896	1.78	ug/kg dry	1	01/23/20 13:35	EPA 8082A	
Aroclor 1232	ND	0.896	1.78	ug/kg dry	1	01/23/20 13:35	EPA 8082A	
Aroclor 1242	ND	0.896	1.78	ug/kg dry	1	01/23/20 13:35	EPA 8082A	
Aroclor 1248	ND	0.896	1.78	ug/kg dry	1	01/23/20 13:35	EPA 8082A	
Aroclor 1254	ND	0.896	1.78	ug/kg dry	1	01/23/20 13:35	EPA 8082A	
Aroclor 1260	ND	0.896	1.78	ug/kg dry	1	01/23/20 13:35	EPA 8082A	
Aroclor 1262	ND	0.896	1.78	ug/kg dry	1	01/23/20 13:35	EPA 8082A	
Aroclor 1268	ND	0.896	1.78	ug/kg dry	1	01/23/20 13:35	EPA 8082A	
<i>Surrogate: Decachlorobiphenyl (Surr)</i>		<i>Recovery: 78 %</i>		<i>Limits: 43-120 %</i>		<i>1</i>	<i>01/23/20 13:35</i>	<i>EPA 8082A</i>
PDI-023SC-A-06-07-191009 (A0A0648-02)			Matrix: Sediment		Batch: 0010653		C-07	
Aroclor 1016	ND	0.899	1.78	ug/kg dry	1	01/23/20 14:46	EPA 8082A	
Aroclor 1221	ND	0.899	1.78	ug/kg dry	1	01/23/20 14:46	EPA 8082A	
Aroclor 1232	ND	0.899	1.78	ug/kg dry	1	01/23/20 14:46	EPA 8082A	
Aroclor 1242	ND	0.899	1.78	ug/kg dry	1	01/23/20 14:46	EPA 8082A	
Aroclor 1248	ND	0.899	1.78	ug/kg dry	1	01/23/20 14:46	EPA 8082A	
Aroclor 1254	ND	0.899	1.78	ug/kg dry	1	01/23/20 14:46	EPA 8082A	
Aroclor 1260	ND	0.899	1.78	ug/kg dry	1	01/23/20 14:46	EPA 8082A	
Aroclor 1262	ND	0.899	1.78	ug/kg dry	1	01/23/20 14:46	EPA 8082A	
Aroclor 1268	ND	0.899	1.78	ug/kg dry	1	01/23/20 14:46	EPA 8082A	
<i>Surrogate: Decachlorobiphenyl (Surr)</i>		<i>Recovery: 77 %</i>		<i>Limits: 43-120 %</i>		<i>1</i>	<i>01/23/20 14:46</i>	<i>EPA 8082A</i>
PDI-023SC-A-07-08-191009 (A0A0648-03)			Matrix: Sediment		Batch: 0010653		C-07	
Aroclor 1016	ND	0.906	1.80	ug/kg dry	1	01/23/20 15:21	EPA 8082A	
Aroclor 1221	ND	0.906	1.80	ug/kg dry	1	01/23/20 15:21	EPA 8082A	
Aroclor 1232	ND	0.906	1.80	ug/kg dry	1	01/23/20 15:21	EPA 8082A	
Aroclor 1242	ND	0.906	1.80	ug/kg dry	1	01/23/20 15:21	EPA 8082A	
Aroclor 1248	ND	0.906	1.80	ug/kg dry	1	01/23/20 15:21	EPA 8082A	
Aroclor 1254	ND	0.906	1.80	ug/kg dry	1	01/23/20 15:21	EPA 8082A	
Aroclor 1260	ND	0.906	1.80	ug/kg dry	1	01/23/20 15:21	EPA 8082A	
Aroclor 1262	ND	0.906	1.80	ug/kg dry	1	01/23/20 15:21	EPA 8082A	
Aroclor 1268	ND	0.906	1.80	ug/kg dry	1	01/23/20 15:21	EPA 8082A	

Apex Laboratories

The results in this report apply to the samples analyzed in accordance with the chain of custody document. This analytical report must be reproduced in its entirety.



Anchor QEA, LLC 6720 SW Macadam Ave. Suite 125 Portland, OR 97219	Project: Gasco PreRD DG 2019 - 4a-b. DOC-CAP Testing Cores Project Number: [none] Project Manager: Ryan Barth	Report ID: A0A0648 - 02 07 20 1551
--	--	--

ANALYTICAL SAMPLE RESULTS

Polychlorinated Biphenyls by EPA 8082A

Analyte	Sample Result	Detection Limit	Reporting Limit	Units	Dilution	Date Analyzed	Method Ref.	Notes
PDI-023SC-A-07-08-191009 (A0A0648-03)				Matrix: Sediment		Batch: 0010653		C-07
<i>Surrogate: Decachlorobiphenyl (Surr)</i>		<i>Recovery: 80 %</i>		<i>Limits: 43-120 %</i>		<i>1</i>	<i>01/23/20 15:21</i>	<i>EPA 8082A</i>
PDI-029SC-A-02-03-191009 (A0A0648-04)				Matrix: Sediment		Batch: 0010653		C-07
Aroclor 1016	ND	0.746	1.48	ug/kg dry	1	01/23/20 15:57	EPA 8082A	
Aroclor 1221	ND	0.746	1.48	ug/kg dry	1	01/23/20 15:57	EPA 8082A	
Aroclor 1232	ND	1.48	1.48	ug/kg dry	1	01/23/20 15:57	EPA 8082A	
Aroclor 1242	ND	0.746	1.48	ug/kg dry	1	01/23/20 15:57	EPA 8082A	
Aroclor 1248	ND	0.746	1.48	ug/kg dry	1	01/23/20 15:57	EPA 8082A	
Aroclor 1254	ND	0.746	1.48	ug/kg dry	1	01/23/20 15:57	EPA 8082A	
Aroclor 1260	ND	0.746	1.48	ug/kg dry	1	01/23/20 15:57	EPA 8082A	
Aroclor 1262	ND	0.746	1.48	ug/kg dry	1	01/23/20 15:57	EPA 8082A	
Aroclor 1268	ND	0.746	1.48	ug/kg dry	1	01/23/20 15:57	EPA 8082A	
<i>Surrogate: Decachlorobiphenyl (Surr)</i>		<i>Recovery: 51 %</i>		<i>Limits: 43-120 %</i>		<i>1</i>	<i>01/23/20 15:57</i>	<i>EPA 8082A</i>
PDI-029SC-A-03-04-191009 (A0A0648-05)				Matrix: Sediment		Batch: 0010653		C-07
Aroclor 1016	ND	0.841	1.67	ug/kg dry	1	01/23/20 16:32	EPA 8082A	
Aroclor 1221	ND	0.841	1.67	ug/kg dry	1	01/23/20 16:32	EPA 8082A	
Aroclor 1232	ND	0.841	1.67	ug/kg dry	1	01/23/20 16:32	EPA 8082A	
Aroclor 1242	ND	0.841	1.67	ug/kg dry	1	01/23/20 16:32	EPA 8082A	
Aroclor 1248	ND	0.841	1.67	ug/kg dry	1	01/23/20 16:32	EPA 8082A	
Aroclor 1254	ND	0.841	1.67	ug/kg dry	1	01/23/20 16:32	EPA 8082A	
Aroclor 1260	ND	0.841	1.67	ug/kg dry	1	01/23/20 16:32	EPA 8082A	
Aroclor 1262	ND	0.841	1.67	ug/kg dry	1	01/23/20 16:32	EPA 8082A	
Aroclor 1268	ND	0.841	1.67	ug/kg dry	1	01/23/20 16:32	EPA 8082A	
<i>Surrogate: Decachlorobiphenyl (Surr)</i>		<i>Recovery: 92 %</i>		<i>Limits: 43-120 %</i>		<i>1</i>	<i>01/23/20 16:32</i>	<i>EPA 8082A</i>
PDI-038SC-A-11-12-191009 (A0A0648-06)				Matrix: Sediment		Batch: 0010761		C-07
Aroclor 1016	ND	0.728	1.45	ug/kg dry	1	01/28/20 09:36	EPA 8082A	
Aroclor 1221	ND	1.45	1.45	ug/kg dry	1	01/28/20 09:36	EPA 8082A	
Aroclor 1232	ND	1.45	1.45	ug/kg dry	1	01/28/20 09:36	EPA 8082A	
Aroclor 1242	ND	0.728	1.45	ug/kg dry	1	01/28/20 09:36	EPA 8082A	
Aroclor 1248	ND	0.728	1.45	ug/kg dry	1	01/28/20 09:36	EPA 8082A	
Aroclor 1254	ND	0.728	1.45	ug/kg dry	1	01/28/20 09:36	EPA 8082A	
Aroclor 1260	ND	0.728	1.45	ug/kg dry	1	01/28/20 09:36	EPA 8082A	

Apex Laboratories

The results in this report apply to the samples analyzed in accordance with the chain of custody document. This analytical report must be reproduced in its entirety.



Apex Laboratories, LLC

6700 S.W. Sandburg Street
 Tigard, OR 97223
 503-718-2323
 EPA ID: OR01039

Anchor QEA, LLC 6720 SW Macadam Ave. Suite 125 Portland, OR 97219	Project: Gasco PreRD DG 2019 - 4a-b. DOC-CAP Testing Cores Project Number: [none] Project Manager: Ryan Barth	Report ID: A0A0648 - 02 07 20 1551
--	---	--

ANALYTICAL SAMPLE RESULTS

Polychlorinated Biphenyls by EPA 8082A

Analyte	Sample Result	Detection Limit	Reporting Limit	Units	Dilution	Date Analyzed	Method Ref.	Notes
PDI-038SC-A-11-12-191009 (A0A0648-06)				Matrix: Sediment		Batch: 0010761		C-07
Aroclor 1262	ND	0.728	1.45	ug/kg dry	1	01/28/20 09:36	EPA 8082A	
Aroclor 1268	ND	0.728	1.45	ug/kg dry	1	01/28/20 09:36	EPA 8082A	
<i>Surrogate: Decachlorobiphenyl (Surr)</i>		<i>Recovery: 97 %</i>		<i>Limits: 43-120 %</i>		<i>1</i>	<i>01/28/20 09:36</i>	<i>EPA 8082A</i>

Apex Laboratories

The results in this report apply to the samples analyzed in accordance with the chain of custody document. This analytical report must be reproduced in its entirety.



Anchor QEA, LLC 6720 SW Macadam Ave. Suite 125 Portland, OR 97219	Project: Gasco PreRD DG 2019 - 4a-b. DOC-CAP Testing Cores Project Number: [none] Project Manager: Ryan Barth	Report ID: A0A0648 - 02 07 20 1551
--	--	--

ANALYTICAL SAMPLE RESULTS

Organochlorine Pesticides by EPA 8081B

Analyte	Sample Result	Detection Limit	Reporting Limit	Units	Dilution	Date Analyzed	Method Ref.	Notes
PDI-016SC-A-02-03-191009 (A0A0648-01RE1)			Matrix: Sediment		Batch: 0010666		C-05, H-08	
2,4'-DDD	ND	2.62	2.62	ug/kg dry	1	01/27/20 18:28	EPA 8081B	
2,4'-DDE	ND	1.31	2.62	ug/kg dry	1	01/27/20 18:28	EPA 8081B	
4,4'-DDD	3.52	1.31	2.62	ug/kg dry	1	01/27/20 18:28	EPA 8081B	
4,4'-DDE	ND	1.31	2.62	ug/kg dry	1	01/27/20 18:28	EPA 8081B	
<i>Surrogate: 2,4,5,6-TCMX (Surr)</i>		<i>Recovery: 68 %</i>		<i>Limits: 42-129 %</i>		<i>1</i>	<i>01/27/20 18:28</i>	<i>EPA 8081B</i>
<i>Decachlorobiphenyl (Surr)</i>		<i>101 %</i>		<i>55-130 %</i>		<i>1</i>	<i>01/27/20 18:28</i>	<i>EPA 8081B</i>
PDI-016SC-A-02-03-191009 (A0A0648-01RE2)			Matrix: Sediment		Batch: 0010666		C-05, H-08	
2,4'-DDT	ND	1.31	2.62	ug/kg dry	1	01/28/20 15:47	EPA 8081B	
4,4'-DDT	ND	1.31	2.62	ug/kg dry	1	01/28/20 15:47	EPA 8081B	
<i>Surrogate: 2,4,5,6-TCMX (Surr)</i>		<i>Recovery: 71 %</i>		<i>Limits: 42-129 %</i>		<i>1</i>	<i>01/28/20 15:47</i>	<i>EPA 8081B</i>
<i>Decachlorobiphenyl (Surr)</i>		<i>108 %</i>		<i>55-130 %</i>		<i>1</i>	<i>01/28/20 15:47</i>	<i>EPA 8081B</i>
PDI-023SC-A-06-07-191009 (A0A0648-02RE1)			Matrix: Sediment		Batch: 0010666		C-05, H-08	
2,4'-DDD	ND	1.26	2.52	ug/kg dry	1	01/24/20 22:35	EPA 8081B	
2,4'-DDE	ND	1.26	2.52	ug/kg dry	1	01/24/20 22:35	EPA 8081B	
2,4'-DDT	ND	1.26	2.52	ug/kg dry	1	01/24/20 22:35	EPA 8081B	
4,4'-DDD	ND	1.26	2.52	ug/kg dry	1	01/24/20 22:35	EPA 8081B	
4,4'-DDE	ND	1.26	2.52	ug/kg dry	1	01/24/20 22:35	EPA 8081B	
4,4'-DDT	ND	1.26	2.52	ug/kg dry	1	01/24/20 22:35	EPA 8081B	
<i>Surrogate: 2,4,5,6-TCMX (Surr)</i>		<i>Recovery: 56 %</i>		<i>Limits: 42-129 %</i>		<i>1</i>	<i>01/24/20 22:35</i>	<i>EPA 8081B</i>
<i>Decachlorobiphenyl (Surr)</i>		<i>99 %</i>		<i>55-130 %</i>		<i>1</i>	<i>01/24/20 22:35</i>	<i>EPA 8081B</i>
PDI-023SC-A-07-08-191009 (A0A0648-03RE1)			Matrix: Sediment		Batch: 0010666		C-05, H-08	
2,4'-DDD	ND	2.60	2.60	ug/kg dry	1	01/27/20 19:06	EPA 8081B	
2,4'-DDE	ND	1.30	2.60	ug/kg dry	1	01/27/20 19:06	EPA 8081B	
4,4'-DDD	2.28	1.30	2.60	ug/kg dry	1	01/27/20 19:06	EPA 8081B	J
4,4'-DDE	ND	2.60	2.60	ug/kg dry	1	01/27/20 19:06	EPA 8081B	
<i>Surrogate: 2,4,5,6-TCMX (Surr)</i>		<i>Recovery: 56 %</i>		<i>Limits: 42-129 %</i>		<i>1</i>	<i>01/27/20 19:06</i>	<i>EPA 8081B</i>
<i>Decachlorobiphenyl (Surr)</i>		<i>102 %</i>		<i>55-130 %</i>		<i>1</i>	<i>01/27/20 19:06</i>	<i>EPA 8081B</i>
PDI-023SC-A-07-08-191009 (A0A0648-03RE2)			Matrix: Sediment		Batch: 0010666		C-05, H-08	
2,4'-DDT	ND	1.30	2.60	ug/kg dry	1	01/28/20 16:25	EPA 8081B	
4,4'-DDT	ND	2.60	2.60	ug/kg dry	1	01/28/20 16:25	EPA 8081B	

Apex Laboratories

The results in this report apply to the samples analyzed in accordance with the chain of custody document. This analytical report must be reproduced in its entirety.

Darwin Thomas, Business Development Director



Anchor QEA, LLC 6720 SW Macadam Ave. Suite 125 Portland, OR 97219	Project: Gasco PreRD DG 2019 - 4a-b. DOC-CAP Testing Cores Project Number: [none] Project Manager: Ryan Barth	Report ID: A0A0648 - 02 07 20 1551
--	---	--

ANALYTICAL SAMPLE RESULTS

Organochlorine Pesticides by EPA 8081B

Analyte	Sample Result	Detection Limit	Reporting Limit	Units	Dilution	Date Analyzed	Method Ref.	Notes
PDI-023SC-A-07-08-191009 (A0A0648-03RE2)			Matrix: Sediment		Batch: 0010666		C-05, H-08	
<i>Surrogate: 2,4,5,6-TCMX (Surr)</i>		<i>Recovery: 56 %</i>		<i>Limits: 42-129 %</i>		<i>1 01/28/20 16:25 EPA 8081B</i>		
<i>Decachlorobiphenyl (Surr)</i>		<i>106 %</i>		<i>55-130 %</i>		<i>1 01/28/20 16:25 EPA 8081B</i>		
PDI-029SC-A-02-03-191009 (A0A0648-04RE1)			Matrix: Sediment		Batch: 0010666		C-05, H-08	
2,4'-DDD	ND	1.07	2.15	ug/kg dry	1	01/24/20 22:52	EPA 8081B	
2,4'-DDE	ND	1.07	2.15	ug/kg dry	1	01/24/20 22:52	EPA 8081B	
2,4'-DDT	ND	1.07	2.15	ug/kg dry	1	01/24/20 22:52	EPA 8081B	
4,4'-DDD	ND	1.07	2.15	ug/kg dry	1	01/24/20 22:52	EPA 8081B	
4,4'-DDE	ND	1.07	2.15	ug/kg dry	1	01/24/20 22:52	EPA 8081B	
4,4'-DDT	ND	1.07	2.15	ug/kg dry	1	01/24/20 22:52	EPA 8081B	
<i>Surrogate: 2,4,5,6-TCMX (Surr)</i>		<i>Recovery: 80 %</i>		<i>Limits: 42-129 %</i>		<i>1 01/24/20 22:52 EPA 8081B</i>		
<i>Decachlorobiphenyl (Surr)</i>		<i>112 %</i>		<i>55-130 %</i>		<i>1 01/24/20 22:52 EPA 8081B</i>		
PDI-029SC-A-03-04-191009 (A0A0648-05RE1)			Matrix: Sediment		Batch: 0010666		C-05, H-08	
2,4'-DDD	ND	1.23	2.47	ug/kg dry	1	01/24/20 23:09	EPA 8081B	
2,4'-DDE	ND	1.23	2.47	ug/kg dry	1	01/24/20 23:09	EPA 8081B	
2,4'-DDT	ND	1.23	2.47	ug/kg dry	1	01/24/20 23:09	EPA 8081B	
4,4'-DDD	ND	1.23	2.47	ug/kg dry	1	01/24/20 23:09	EPA 8081B	
4,4'-DDE	ND	1.23	2.47	ug/kg dry	1	01/24/20 23:09	EPA 8081B	
4,4'-DDT	ND	1.23	2.47	ug/kg dry	1	01/24/20 23:09	EPA 8081B	
<i>Surrogate: 2,4,5,6-TCMX (Surr)</i>		<i>Recovery: 40 %</i>		<i>Limits: 42-129 %</i>		<i>1 01/24/20 23:09 EPA 8081B</i>		<i>S-06</i>
<i>Decachlorobiphenyl (Surr)</i>		<i>88 %</i>		<i>55-130 %</i>		<i>1 01/24/20 23:09 EPA 8081B</i>		
PDI-038SC-A-11-12-191009 (A0A0648-06RE1)			Matrix: Sediment		Batch: 0010778		C-05, H-08	
2,4'-DDD	ND	1.04	2.07	ug/kg dry	1	01/29/20 17:06	EPA 8081B	
2,4'-DDE	ND	1.04	2.07	ug/kg dry	1	01/29/20 17:06	EPA 8081B	
2,4'-DDT	ND	1.04	2.07	ug/kg dry	1	01/29/20 17:06	EPA 8081B	
4,4'-DDD	ND	1.04	2.07	ug/kg dry	1	01/29/20 17:06	EPA 8081B	
4,4'-DDE	ND	1.04	2.07	ug/kg dry	1	01/29/20 17:06	EPA 8081B	
4,4'-DDT	ND	1.04	2.07	ug/kg dry	1	01/29/20 17:06	EPA 8081B	
<i>Surrogate: 2,4,5,6-TCMX (Surr)</i>		<i>Recovery: 64 %</i>		<i>Limits: 42-129 %</i>		<i>1 01/29/20 17:06 EPA 8081B</i>		
<i>Decachlorobiphenyl (Surr)</i>		<i>96 %</i>		<i>55-130 %</i>		<i>1 01/29/20 17:06 EPA 8081B</i>		

Apex Laboratories

The results in this report apply to the samples analyzed in accordance with the chain of custody document. This analytical report must be reproduced in its entirety.

Darwin Thomas, Business Development Director



Anchor QEA, LLC 6720 SW Macadam Ave. Suite 125 Portland, OR 97219	Project: Gasco PreRD DG 2019 - 4a-b. DOC-CAP Testing Cores Project Number: [none] Project Manager: Ryan Barth	Report ID: A0A0648 - 02 07 20 1551
--	---	--

ANALYTICAL SAMPLE RESULTS

Polyaromatic Hydrocarbons (PAHs) by EPA 8270D (Scan)

Analyte	Sample Result	Detection Limit	Reporting Limit	Units	Dilution	Date Analyzed	Method Ref.	Notes	
PDI-016SC-A-02-03-191009 (A0A0648-01)				Matrix: Sediment		Batch: 0010640		H-08	
Acenaphthene	1970	66.0	132	ug/kg dry	40	01/23/20 23:20	EPA 8270D PAH		
Acenaphthylene	204	66.0	132	ug/kg dry	40	01/23/20 23:20	EPA 8270D PAH		
Anthracene	1210	66.0	132	ug/kg dry	40	01/23/20 23:20	EPA 8270D PAH		
Benz(a)anthracene	930	66.0	132	ug/kg dry	40	01/23/20 23:20	EPA 8270D PAH		
Benzo(a)pyrene	1290	66.0	132	ug/kg dry	40	01/23/20 23:20	EPA 8270D PAH		
Benzo(b)fluoranthene	1100	66.0	132	ug/kg dry	40	01/23/20 23:20	EPA 8270D PAH		
Benzo(k)fluoranthene	340	66.0	132	ug/kg dry	40	01/23/20 23:20	EPA 8270D PAH	M-05	
Benzo(g,h,i)perylene	965	66.0	132	ug/kg dry	40	01/23/20 23:20	EPA 8270D PAH		
Chrysene	1240	66.0	132	ug/kg dry	40	01/23/20 23:20	EPA 8270D PAH		
Dibenz(a,h)anthracene	105	66.0	132	ug/kg dry	40	01/23/20 23:20	EPA 8270D PAH	J	
Fluoranthene	3760	66.0	132	ug/kg dry	40	01/23/20 23:20	EPA 8270D PAH		
Fluorene	1020	66.0	132	ug/kg dry	40	01/23/20 23:20	EPA 8270D PAH		
Indeno(1,2,3-cd)pyrene	856	66.0	132	ug/kg dry	40	01/23/20 23:20	EPA 8270D PAH		
2-Methylnaphthalene	ND	66.0	132	ug/kg dry	40	01/23/20 23:20	EPA 8270D PAH		
Naphthalene	103	66.0	132	ug/kg dry	40	01/23/20 23:20	EPA 8270D PAH	J	
Phenanthrene	6300	66.0	132	ug/kg dry	40	01/23/20 23:20	EPA 8270D PAH		
Pyrene	3700	66.0	132	ug/kg dry	40	01/23/20 23:20	EPA 8270D PAH		
<i>Surrogate: 2-Fluorobiphenyl (Surr)</i>		<i>Recovery: 70 %</i>		<i>Limits: 44-115 %</i>		<i>40</i>	<i>01/23/20 23:20</i>	<i>EPA 8270D PAH</i>	<i>S-05</i>
<i>p-Terphenyl-d14 (Surr)</i>		<i>84 %</i>		<i>54-127 %</i>		<i>40</i>	<i>01/23/20 23:20</i>	<i>EPA 8270D PAH</i>	<i>S-05</i>

PDI-023SC-A-06-07-191009 (A0A0648-02)				Matrix: Sediment		Batch: 0010640		H-08
Acenaphthene	233	1.56	3.12	ug/kg dry	1	01/22/20 18:13	EPA 8270D PAH	
Acenaphthylene	7.95	1.56	3.12	ug/kg dry	1	01/22/20 18:13	EPA 8270D PAH	
Anthracene	77.7	1.56	3.12	ug/kg dry	1	01/22/20 18:13	EPA 8270D PAH	
Benz(a)anthracene	2.73	1.56	3.12	ug/kg dry	1	01/22/20 18:13	EPA 8270D PAH	J
Benzo(a)pyrene	ND	1.56	3.12	ug/kg dry	1	01/22/20 18:13	EPA 8270D PAH	
Benzo(b)fluoranthene	1.63	1.56	3.12	ug/kg dry	1	01/22/20 18:13	EPA 8270D PAH	J
Benzo(k)fluoranthene	ND	1.56	3.12	ug/kg dry	1	01/22/20 18:13	EPA 8270D PAH	
Benzo(g,h,i)perylene	ND	1.56	3.12	ug/kg dry	1	01/22/20 18:13	EPA 8270D PAH	
Chrysene	4.20	1.56	3.12	ug/kg dry	1	01/22/20 18:13	EPA 8270D PAH	
Dibenz(a,h)anthracene	ND	1.56	3.12	ug/kg dry	1	01/22/20 18:13	EPA 8270D PAH	
Fluoranthene	145	1.56	3.12	ug/kg dry	1	01/22/20 18:13	EPA 8270D PAH	
Fluorene	99.3	1.56	3.12	ug/kg dry	1	01/22/20 18:13	EPA 8270D PAH	

Apex Laboratories

The results in this report apply to the samples analyzed in accordance with the chain of custody document. This analytical report must be reproduced in its entirety.



Anchor QEA, LLC 6720 SW Macadam Ave. Suite 125 Portland, OR 97219	Project: Gasco PreRD DG 2019 - 4a-b. DOC-CAP Testing Cores Project Number: [none] Project Manager: Ryan Barth	Report ID: A0A0648 - 02 07 20 1551
--	---	--

ANALYTICAL SAMPLE RESULTS

Polyaromatic Hydrocarbons (PAHs) by EPA 8270D (Scan)

Analyte	Sample Result	Detection Limit	Reporting Limit	Units	Dilution	Date Analyzed	Method Ref.	Notes
PDI-023SC-A-06-07-191009 (A0A0648-02)			Matrix: Sediment		Batch: 0010640		H-08	
Indeno(1,2,3-cd)pyrene	ND	1.56	3.12	ug/kg dry	1	01/22/20 18:13	EPA 8270D PAH	
2-Methylnaphthalene	27.2	1.56	3.12	ug/kg dry	1	01/22/20 18:13	EPA 8270D PAH	
Naphthalene	189	1.56	3.12	ug/kg dry	1	01/22/20 18:13	EPA 8270D PAH	B-02
Pyrene	119	1.56	3.12	ug/kg dry	1	01/22/20 18:13	EPA 8270D PAH	
<i>Surrogate: 2-Fluorobiphenyl (Surr)</i>		<i>Recovery: 74 %</i>		<i>Limits: 44-115 %</i>		<i>1</i>	<i>01/22/20 18:13</i>	<i>EPA 8270D PAH</i>
<i>p-Terphenyl-d14 (Surr)</i>		<i>81 %</i>		<i>54-127 %</i>		<i>1</i>	<i>01/22/20 18:13</i>	<i>EPA 8270D PAH</i>
PDI-023SC-A-06-07-191009 (A0A0648-02RE1)			Matrix: Sediment		Batch: 0010640		H-08	
Phenanthrene	842	15.6	31.2	ug/kg dry	10	01/24/20 00:57	EPA 8270D PAH	
<i>Surrogate: 2-Fluorobiphenyl (Surr)</i>		<i>Recovery: 77 %</i>		<i>Limits: 44-115 %</i>		<i>10</i>	<i>01/24/20 00:57</i>	<i>EPA 8270D PAH</i>
<i>p-Terphenyl-d14 (Surr)</i>		<i>82 %</i>		<i>54-127 %</i>		<i>10</i>	<i>01/24/20 00:57</i>	<i>EPA 8270D PAH</i>
PDI-023SC-A-07-08-191009 (A0A0648-03RE1)			Matrix: Sediment		Batch: 0010712		H-08	
Acenaphthene	57.9	1.64	3.28	ug/kg dry	1	01/24/20 16:14	EPA 8270D PAH	
Acenaphthylene	2.95	1.64	3.28	ug/kg dry	1	01/24/20 16:14	EPA 8270D PAH	J
Anthracene	20.7	1.64	3.28	ug/kg dry	1	01/24/20 16:14	EPA 8270D PAH	
Benz(a)anthracene	ND	1.64	3.28	ug/kg dry	1	01/24/20 16:14	EPA 8270D PAH	
Benzo(a)pyrene	ND	1.64	3.28	ug/kg dry	1	01/24/20 16:14	EPA 8270D PAH	
Benzo(b)fluoranthene	ND	1.64	3.28	ug/kg dry	1	01/24/20 16:14	EPA 8270D PAH	
Benzo(k)fluoranthene	ND	1.64	3.28	ug/kg dry	1	01/24/20 16:14	EPA 8270D PAH	
Benzo(g,h,i)perylene	ND	1.64	3.28	ug/kg dry	1	01/24/20 16:14	EPA 8270D PAH	
Chrysene	ND	1.64	3.28	ug/kg dry	1	01/24/20 16:14	EPA 8270D PAH	
Dibenz(a,h)anthracene	ND	1.64	3.28	ug/kg dry	1	01/24/20 16:14	EPA 8270D PAH	
Fluoranthene	34.7	1.64	3.28	ug/kg dry	1	01/24/20 16:14	EPA 8270D PAH	
Fluorene	22.6	1.64	3.28	ug/kg dry	1	01/24/20 16:14	EPA 8270D PAH	
Indeno(1,2,3-cd)pyrene	ND	1.64	3.28	ug/kg dry	1	01/24/20 16:14	EPA 8270D PAH	
2-Methylnaphthalene	9.99	1.64	3.28	ug/kg dry	1	01/24/20 16:14	EPA 8270D PAH	
Naphthalene	40.1	1.64	3.28	ug/kg dry	1	01/24/20 16:14	EPA 8270D PAH	B-02
Phenanthrene	182	1.64	3.28	ug/kg dry	1	01/24/20 16:14	EPA 8270D PAH	
Pyrene	27.4	1.64	3.28	ug/kg dry	1	01/24/20 16:14	EPA 8270D PAH	
<i>Surrogate: 2-Fluorobiphenyl (Surr)</i>		<i>Recovery: 87 %</i>		<i>Limits: 44-115 %</i>		<i>1</i>	<i>01/24/20 16:14</i>	<i>EPA 8270D PAH</i>
<i>p-Terphenyl-d14 (Surr)</i>		<i>91 %</i>		<i>54-127 %</i>		<i>1</i>	<i>01/24/20 16:14</i>	<i>EPA 8270D PAH</i>
PDI-029SC-A-02-03-191009 (A0A0648-04)			Matrix: Sediment		Batch: 0010640		H-08	

Apex Laboratories

The results in this report apply to the samples analyzed in accordance with the chain of custody document. This analytical report must be reproduced in its entirety.

Darwin Thomas, Business Development Director



Anchor QEA, LLC 6720 SW Macadam Ave. Suite 125 Portland, OR 97219	Project: Gasco PreRD DG 2019 - 4a-b. DOC-CAP Testing Cores Project Number: [none] Project Manager: Ryan Barth	Report ID: A0A0648 - 02 07 20 1551
--	---	--

ANALYTICAL SAMPLE RESULTS

Polyaromatic Hydrocarbons (PAHs) by EPA 8270D (Scan)

Analyte	Sample Result	Detection Limit	Reporting Limit	Units	Dilution	Date Analyzed	Method Ref.	Notes	
PDI-029SC-A-02-03-191009 (A0A0648-04)				Matrix: Sediment		Batch: 0010640		H-08	
Acenaphthene	5000	135	271	ug/kg dry	100	01/23/20 23:53	EPA 8270D PAH		
Acenaphthylene	561	135	271	ug/kg dry	100	01/23/20 23:53	EPA 8270D PAH		
Anthracene	2210	135	271	ug/kg dry	100	01/23/20 23:53	EPA 8270D PAH		
Benz(a)anthracene	1900	135	271	ug/kg dry	100	01/23/20 23:53	EPA 8270D PAH		
Benzo(a)pyrene	2530	135	271	ug/kg dry	100	01/23/20 23:53	EPA 8270D PAH		
Benzo(b)fluoranthene	2070	135	271	ug/kg dry	100	01/23/20 23:53	EPA 8270D PAH		
Benzo(k)fluoranthene	728	135	271	ug/kg dry	100	01/23/20 23:53	EPA 8270D PAH	M-05	
Benzo(g,h,i)perylene	1910	135	271	ug/kg dry	100	01/23/20 23:53	EPA 8270D PAH		
Chrysene	2290	135	271	ug/kg dry	100	01/23/20 23:53	EPA 8270D PAH		
Dibenz(a,h)anthracene	200	135	271	ug/kg dry	100	01/23/20 23:53	EPA 8270D PAH	J	
Fluoranthene	7370	135	271	ug/kg dry	100	01/23/20 23:53	EPA 8270D PAH		
Fluorene	2360	135	271	ug/kg dry	100	01/23/20 23:53	EPA 8270D PAH		
Indeno(1,2,3-cd)pyrene	1600	135	271	ug/kg dry	100	01/23/20 23:53	EPA 8270D PAH		
2-Methylnaphthalene	904	135	271	ug/kg dry	100	01/23/20 23:53	EPA 8270D PAH		
Naphthalene	2650	135	271	ug/kg dry	100	01/23/20 23:53	EPA 8270D PAH	B-02	
Phenanthrene	12800	135	271	ug/kg dry	100	01/23/20 23:53	EPA 8270D PAH		
Pyrene	8060	135	271	ug/kg dry	100	01/23/20 23:53	EPA 8270D PAH		
<i>Surrogate: 2-Fluorobiphenyl (Surr)</i>		<i>Recovery: 90 %</i>		<i>Limits: 44-115 %</i>		<i>100</i>	<i>01/23/20 23:53</i>	<i>EPA 8270D PAH</i>	<i>S-05</i>
<i>p-Terphenyl-d14 (Surr)</i>		<i>88 %</i>		<i>54-127 %</i>		<i>100</i>	<i>01/23/20 23:53</i>	<i>EPA 8270D PAH</i>	<i>S-05</i>

PDI-029SC-A-03-04-191009 (A0A0648-05)				Matrix: Sediment		Batch: 0010640		H-08
Acenaphthene	40.8	1.56	3.11	ug/kg dry	1	01/22/20 19:18	EPA 8270D PAH	
Acenaphthylene	1.62	1.56	3.11	ug/kg dry	1	01/22/20 19:18	EPA 8270D PAH	J
Anthracene	16.3	1.56	3.11	ug/kg dry	1	01/22/20 19:18	EPA 8270D PAH	
Benz(a)anthracene	7.64	1.56	3.11	ug/kg dry	1	01/22/20 19:18	EPA 8270D PAH	
Benzo(a)pyrene	3.18	1.56	3.11	ug/kg dry	1	01/22/20 19:18	EPA 8270D PAH	
Benzo(b)fluoranthene	2.82	1.56	3.11	ug/kg dry	1	01/22/20 19:18	EPA 8270D PAH	J
Benzo(k)fluoranthene	ND	1.56	3.11	ug/kg dry	1	01/22/20 19:18	EPA 8270D PAH	
Benzo(g,h,i)perylene	2.07	1.56	3.11	ug/kg dry	1	01/22/20 19:18	EPA 8270D PAH	J
Chrysene	8.67	1.56	3.11	ug/kg dry	1	01/22/20 19:18	EPA 8270D PAH	
Dibenz(a,h)anthracene	ND	1.56	3.11	ug/kg dry	1	01/22/20 19:18	EPA 8270D PAH	
Fluoranthene	49.4	1.56	3.11	ug/kg dry	1	01/22/20 19:18	EPA 8270D PAH	
Fluorene	24.2	1.56	3.11	ug/kg dry	1	01/22/20 19:18	EPA 8270D PAH	

Apex Laboratories

The results in this report apply to the samples analyzed in accordance with the chain of custody document. This analytical report must be reproduced in its entirety.



Anchor QEA, LLC 6720 SW Macadam Ave. Suite 125 Portland, OR 97219	Project: Gasco PreRD DG 2019 - 4a-b. DOC-CAP Testing Cores Project Number: [none] Project Manager: Ryan Barth	Report ID: A0A0648 - 02 07 20 1551
--	---	--

ANALYTICAL SAMPLE RESULTS

Polyaromatic Hydrocarbons (PAHs) by EPA 8270D (Scan)

Analyte	Sample Result	Detection Limit	Reporting Limit	Units	Dilution	Date Analyzed	Method Ref.	Notes
PDI-029SC-A-03-04-191009 (A0A0648-05)			Matrix: Sediment		Batch: 0010640		H-08	
Indeno(1,2,3-cd)pyrene	1.77	1.56	3.11	ug/kg dry	1	01/22/20 19:18	EPA 8270D PAH	J
2-Methylnaphthalene	11.4	1.56	3.11	ug/kg dry	1	01/22/20 19:18	EPA 8270D PAH	
Naphthalene	56.5	1.56	3.11	ug/kg dry	1	01/22/20 19:18	EPA 8270D PAH	B-02
Phenanthrene	126	1.56	3.11	ug/kg dry	1	01/22/20 19:18	EPA 8270D PAH	
Pyrene	56.1	1.56	3.11	ug/kg dry	1	01/22/20 19:18	EPA 8270D PAH	
<i>Surrogate: 2-Fluorobiphenyl (Surr)</i>		<i>Recovery: 75 %</i>		<i>Limits: 44-115 %</i>		<i>1</i>	<i>01/22/20 19:18</i>	<i>EPA 8270D PAH</i>
<i>p-Terphenyl-d14 (Surr)</i>		<i>85 %</i>		<i>54-127 %</i>		<i>1</i>	<i>01/22/20 19:18</i>	<i>EPA 8270D PAH</i>

PDI-038SC-A-11-12-191009 (A0A0648-06)			Matrix: Sediment		Batch: 0010712		H-08	
Acenaphthene	50.8	1.38	2.75	ug/kg dry	1	01/24/20 01:30	EPA 8270D PAH	
Acenaphthylene	2.39	1.38	2.75	ug/kg dry	1	01/24/20 01:30	EPA 8270D PAH	J
Anthracene	23.2	1.38	2.75	ug/kg dry	1	01/24/20 01:30	EPA 8270D PAH	
Benz(a)anthracene	2.22	1.38	2.75	ug/kg dry	1	01/24/20 01:30	EPA 8270D PAH	J
Benzo(a)pyrene	2.64	1.38	2.75	ug/kg dry	1	01/24/20 01:30	EPA 8270D PAH	J
Benzo(b)fluoranthene	2.38	1.38	2.75	ug/kg dry	1	01/24/20 01:30	EPA 8270D PAH	J
Benzo(k)fluoranthene	ND	1.38	2.75	ug/kg dry	1	01/24/20 01:30	EPA 8270D PAH	
Benzo(g,h,i)perylene	2.16	1.38	2.75	ug/kg dry	1	01/24/20 01:30	EPA 8270D PAH	J
Chrysene	2.83	1.38	2.75	ug/kg dry	1	01/24/20 01:30	EPA 8270D PAH	
Dibenz(a,h)anthracene	ND	1.38	2.75	ug/kg dry	1	01/24/20 01:30	EPA 8270D PAH	
Fluoranthene	71.0	1.38	2.75	ug/kg dry	1	01/24/20 01:30	EPA 8270D PAH	
Fluorene	30.9	1.38	2.75	ug/kg dry	1	01/24/20 01:30	EPA 8270D PAH	
Indeno(1,2,3-cd)pyrene	1.79	1.38	2.75	ug/kg dry	1	01/24/20 01:30	EPA 8270D PAH	J
2-Methylnaphthalene	29.2	1.38	2.75	ug/kg dry	1	01/24/20 01:30	EPA 8270D PAH	
Naphthalene	39.8	1.38	2.75	ug/kg dry	1	01/24/20 01:30	EPA 8270D PAH	B-02
Phenanthrene	160	1.38	2.75	ug/kg dry	1	01/24/20 01:30	EPA 8270D PAH	
Pyrene	77.2	1.38	2.75	ug/kg dry	1	01/24/20 01:30	EPA 8270D PAH	
<i>Surrogate: 2-Fluorobiphenyl (Surr)</i>		<i>Recovery: 95 %</i>		<i>Limits: 44-115 %</i>		<i>1</i>	<i>01/24/20 01:30</i>	<i>EPA 8270D PAH</i>
<i>p-Terphenyl-d14 (Surr)</i>		<i>98 %</i>		<i>54-127 %</i>		<i>1</i>	<i>01/24/20 01:30</i>	<i>EPA 8270D PAH</i>

Apex Laboratories

The results in this report apply to the samples analyzed in accordance with the chain of custody document. This analytical report must be reproduced in its entirety.



Anchor QEA, LLC 6720 SW Macadam Ave. Suite 125 Portland, OR 97219	Project: Gasco PreRD DG 2019 - 4a-b. DOC-CAP Testing Cores Project Number: [none] Project Manager: Ryan Barth	Report ID: A0A0648 - 02 07 20 1551
--	---	--

ANALYTICAL SAMPLE RESULTS

Demand Parameters

Analyte	Sample Result	Detection Limit	Reporting Limit	Units	Dilution	Date Analyzed	Method Ref.	Notes
PDI-016SC-A-02-03-191009 (A0A0648-01RE2)				Matrix: Sediment				
Batch: 0020143								
Total Organic Carbon	0.14	0.020	0.020	% by Weight	1	02/05/20 17:05	SM 5310 B MOD	H-08
PDI-023SC-A-06-07-191009 (A0A0648-02RE2)				Matrix: Sediment				
Batch: 0020143								
Total Organic Carbon	0.096	0.020	0.020	% by Weight	1	02/05/20 17:15	SM 5310 B MOD	H-08
PDI-023SC-A-07-08-191009 (A0A0648-03RE2)				Matrix: Sediment				
Batch: 0020143								
Total Organic Carbon	0.048	0.020	0.020	% by Weight	1	02/05/20 17:26	SM 5310 B MOD	H-08
PDI-029SC-A-02-03-191009 (A0A0648-04RE2)				Matrix: Sediment				
Batch: 0020143								
Total Organic Carbon	0.068	0.020	0.020	% by Weight	1	02/05/20 17:37	SM 5310 B MOD	H-08
PDI-029SC-A-03-04-191009 (A0A0648-05RE2)				Matrix: Sediment				
Batch: 0020143								
Total Organic Carbon	0.036	0.020	0.020	% by Weight	1	02/05/20 17:48	SM 5310 B MOD	H-08
PDI-038SC-A-11-12-191009 (A0A0648-06RE2)				Matrix: Sediment				
Batch: 0020143								
Total Organic Carbon	0.042	0.020	0.020	% by Weight	1	02/05/20 18:42	SM 5310 B MOD	H-08

Apex Laboratories

The results in this report apply to the samples analyzed in accordance with the chain of custody document. This analytical report must be reproduced in its entirety.



Anchor QEA, LLC 6720 SW Macadam Ave. Suite 125 Portland, OR 97219	Project: Gasco PreRD DG 2019 - 4a-b. DOC-CAP Testing Cores Project Number: [none] Project Manager: Ryan Barth	Report ID: A0A0648 - 02 07 20 1551
--	---	--

ANALYTICAL SAMPLE RESULTS

Solid and Moisture Determinations

Analyte	Sample Result	Detection Limit	Reporting Limit	Units	Dilution	Date Analyzed	Method Ref.	Notes
PDI-016SC-A-02-03-191009 (A0A0648-01)				Matrix: Sediment				
Batch: 0010730								
Total Solids	73.7	1.00	1.00	% by Weight	1	01/31/20 14:11	SM 2540 G	
PDI-023SC-A-06-07-191009 (A0A0648-02)				Matrix: Sediment				
Batch: 0010730								
Total Solids	74.5	1.00	1.00	% by Weight	1	01/31/20 14:11	SM 2540 G	
PDI-023SC-A-07-08-191009 (A0A0648-03)				Matrix: Sediment				
Batch: 0010730								
Total Solids	73.4	1.00	1.00	% by Weight	1	01/31/20 14:11	SM 2540 G	
PDI-029SC-A-02-03-191009 (A0A0648-04)				Matrix: Sediment				
Batch: 0010730								
Total Solids	89.2	1.00	1.00	% by Weight	1	01/31/20 14:11	SM 2540 G	
PDI-029SC-A-03-04-191009 (A0A0648-05)				Matrix: Sediment				
Batch: 0010730								
Total Solids	78.9	1.00	1.00	% by Weight	1	01/31/20 14:11	SM 2540 G	
PDI-038SC-A-11-12-191009 (A0A0648-06)				Matrix: Sediment				
Batch: 0010730								
Total Solids	89.4	1.00	1.00	% by Weight	1	01/31/20 14:11	SM 2540 G	

Apex Laboratories

The results in this report apply to the samples analyzed in accordance with the chain of custody document. This analytical report must be reproduced in its entirety.



Anchor QEA, LLC 6720 SW Macadam Ave. Suite 125 Portland, OR 97219	Project: Gasco PreRD DG 2019 - 4a-b. DOC-CAP Testing Cores Project Number: [none] Project Manager: Ryan Barth	Report ID: A0A0648 - 02 07 20 1551
--	---	--

QUALITY CONTROL (QC) SAMPLE RESULTS

Polychlorinated Biphenyls by EPA 8082A

Analyte	Result	Detection Limit	Reporting Limit	Units	Dilution	Spike Amount	Source Result	% REC	% REC Limits	RPD	RPD Limit	Notes
Batch 0010653 - EPA 3546												
Sediment												
Blank (0010653-BLK1)												
Prepared: 01/22/20 11:21 Analyzed: 01/23/20 10:39 C-07												
<u>EPA 8082A</u>												
Aroclor 1016	ND	0.648	1.29	ug/kg wet	1	---	---	---	---	---	---	
Aroclor 1221	ND	0.648	1.29	ug/kg wet	1	---	---	---	---	---	---	
Aroclor 1232	ND	0.648	1.29	ug/kg wet	1	---	---	---	---	---	---	
Aroclor 1242	ND	0.648	1.29	ug/kg wet	1	---	---	---	---	---	---	
Aroclor 1248	ND	0.648	1.29	ug/kg wet	1	---	---	---	---	---	---	
Aroclor 1254	ND	0.648	1.29	ug/kg wet	1	---	---	---	---	---	---	
Aroclor 1260	ND	0.648	1.29	ug/kg wet	1	---	---	---	---	---	---	
Aroclor 1262	ND	0.648	1.29	ug/kg wet	1	---	---	---	---	---	---	
Aroclor 1268	ND	0.648	1.29	ug/kg wet	1	---	---	---	---	---	---	
Surr: Decachlorobiphenyl (Surr) Recovery: 91 % Limits: 43-120 % Dilution: 1x												
LCS (0010653-BS1)												
Prepared: 01/22/20 11:21 Analyzed: 01/23/20 10:57 C-07												
<u>EPA 8082A</u>												
Aroclor 1016	64.5	0.670	1.33	ug/kg wet	1	83.3	---	77	47-134%	---	---	
Aroclor 1260	78.1	0.670	1.33	ug/kg wet	1	83.3	---	94	53-140%	---	---	
Surr: Decachlorobiphenyl (Surr) Recovery: 91 % Limits: 43-120 % Dilution: 1x												
Duplicate (0010653-DUP1)												
Prepared: 01/22/20 11:21 Analyzed: 01/23/20 13:00 C-07												
<u>QC Source Sample: Non-SDG (A0A0639-07)</u>												
Aroclor 1016	ND	1.06	2.10	ug/kg dry	1	---	ND	---	---	---	30%	
Aroclor 1221	ND	1.06	2.10	ug/kg dry	1	---	ND	---	---	---	30%	
Aroclor 1232	ND	1.06	2.10	ug/kg dry	1	---	ND	---	---	---	30%	
Aroclor 1242	4.72	1.06	2.10	ug/kg dry	1	---	4.97	---	---	5	30%	P-10
Aroclor 1248	ND	1.06	2.10	ug/kg dry	1	---	ND	---	---	---	30%	
Aroclor 1254	9.80	1.06	2.10	ug/kg dry	1	---	10.8	---	---	10	30%	P-10
Aroclor 1260	7.59	1.06	2.10	ug/kg dry	1	---	8.12	---	---	7	30%	P-10
Aroclor 1262	ND	1.06	2.10	ug/kg dry	1	---	ND	---	---	---	30%	
Aroclor 1268	ND	1.06	2.10	ug/kg dry	1	---	ND	---	---	---	30%	
Surr: Decachlorobiphenyl (Surr) Recovery: 68 % Limits: 43-120 % Dilution: 1x												
Matrix Spike (0010653-MS1)												
Prepared: 01/22/20 11:21 Analyzed: 01/23/20 17:08 C-07												
<u>QC Source Sample: PDI-029SC-A-03-04-191009 (A0A0648-05)</u>												

Apex Laboratories

The results in this report apply to the samples analyzed in accordance with the chain of custody document. This analytical report must be reproduced in its entirety.



Anchor QEA, LLC 6720 SW Macadam Ave. Suite 125 Portland, OR 97219	Project: Gasco PreRD DG 2019 - 4a-b. DOC-CAP Testing Cores Project Number: [none] Project Manager: Ryan Barth	Report ID: A0A0648 - 02 07 20 1551
--	---	--

QUALITY CONTROL (QC) SAMPLE RESULTS

Polychlorinated Biphenyls by EPA 8082A

Analyte	Result	Detection Limit	Reporting Limit	Units	Dilution	Spike Amount	Source Result	% REC	% REC Limits	RPD	RPD Limit	Notes
Batch 0010653 - EPA 3546						Sediment						
Matrix Spike (0010653-MS1)						Prepared: 01/22/20 11:21 Analyzed: 01/23/20 17:08						C-07
QC Source Sample: PDI-029SC-A-03-04-191009 (A0A0648-05)												
EPA 8082A												
Aroclor 1016	65.0	0.840	1.67	ug/kg dry	1	104	ND	62	47-134%	---	---	
Aroclor 1260	87.9	0.840	1.67	ug/kg dry	1	104	ND	84	53-140%	---	---	
<i>Surr: Decachlorobiphenyl (Surr)</i>		<i>Recovery: 88 %</i>		<i>Limits: 43-120 %</i>		<i>Dilution: 1x</i>						
Matrix Spike Dup (0010653-MSD1)						Prepared: 01/22/20 11:21 Analyzed: 01/23/20 17:43						C-07
QC Source Sample: PDI-029SC-A-03-04-191009 (A0A0648-05)												
EPA 8082A												
Aroclor 1016	75.2	0.840	1.67	ug/kg dry	1	104	ND	72	47-134%	15	30%	
Aroclor 1260	97.8	0.840	1.67	ug/kg dry	1	104	ND	94	53-140%	11	30%	
<i>Surr: Decachlorobiphenyl (Surr)</i>		<i>Recovery: 88 %</i>		<i>Limits: 43-120 %</i>		<i>Dilution: 1x</i>						

Apex Laboratories

The results in this report apply to the samples analyzed in accordance with the chain of custody document. This analytical report must be reproduced in its entirety.



Anchor QEA, LLC 6720 SW Macadam Ave. Suite 125 Portland, OR 97219	Project: Gasco PreRD DG 2019 - 4a-b. DOC-CAP Testing Cores Project Number: [none] Project Manager: Ryan Barth	Report ID: A0A0648 - 02 07 20 1551
--	--	--

QUALITY CONTROL (QC) SAMPLE RESULTS

Polychlorinated Biphenyls by EPA 8082A

Analyte	Result	Detection Limit	Reporting Limit	Units	Dilution	Spike Amount	Source Result	% REC	% REC Limits	RPD	RPD Limit	Notes
Batch 0010761 - EPA 3546												
Sediment												
Blank (0010761-BLK1) Prepared: 01/24/20 11:13 Analyzed: 01/28/20 09:01 C-07												
<u>EPA 8082A</u>												
Aroclor 1016	ND	0.648	1.29	ug/kg wet	1	---	---	---	---	---	---	
Aroclor 1221	ND	0.648	1.29	ug/kg wet	1	---	---	---	---	---	---	
Aroclor 1232	ND	0.648	1.29	ug/kg wet	1	---	---	---	---	---	---	
Aroclor 1242	ND	0.648	1.29	ug/kg wet	1	---	---	---	---	---	---	
Aroclor 1248	ND	0.648	1.29	ug/kg wet	1	---	---	---	---	---	---	
Aroclor 1254	ND	0.648	1.29	ug/kg wet	1	---	---	---	---	---	---	
Aroclor 1260	ND	0.648	1.29	ug/kg wet	1	---	---	---	---	---	---	
Aroclor 1262	ND	0.648	1.29	ug/kg wet	1	---	---	---	---	---	---	
Aroclor 1268	ND	0.648	1.29	ug/kg wet	1	---	---	---	---	---	---	
Surr: Decachlorobiphenyl (Surr)		Recovery: 95 %		Limits: 43-120 %		Dilution: 1x						
LCS (0010761-BS1) Prepared: 01/24/20 11:13 Analyzed: 01/28/20 09:19 C-07												
<u>EPA 8082A</u>												
Aroclor 1016	48.0	0.670	1.33	ug/kg wet	1	83.3	---	58	47-134%	---	---	
Aroclor 1260	68.2	0.670	1.33	ug/kg wet	1	83.3	---	82	53-140%	---	---	
Surr: Decachlorobiphenyl (Surr)		Recovery: 94 %		Limits: 43-120 %		Dilution: 1x						
Duplicate (0010761-DUP1) Prepared: 01/24/20 11:13 Analyzed: 01/28/20 11:22 C-07												
<u>QC Source Sample: Non-SDG (A0A0712-02)</u>												
Aroclor 1016	ND	0.807	1.60	ug/kg dry	1	---	ND	---	---	---	30%	
Aroclor 1221	ND	0.807	1.60	ug/kg dry	1	---	ND	---	---	---	30%	
Aroclor 1232	ND	0.807	1.60	ug/kg dry	1	---	ND	---	---	---	30%	
Aroclor 1242	ND	0.807	1.60	ug/kg dry	1	---	ND	---	---	---	30%	
Aroclor 1248	ND	0.807	1.60	ug/kg dry	1	---	ND	---	---	---	30%	
Aroclor 1254	ND	0.807	1.60	ug/kg dry	1	---	ND	---	---	---	30%	
Aroclor 1260	ND	0.807	1.60	ug/kg dry	1	---	ND	---	---	---	30%	
Aroclor 1262	ND	0.807	1.60	ug/kg dry	1	---	ND	---	---	---	30%	
Aroclor 1268	ND	0.807	1.60	ug/kg dry	1	---	ND	---	---	---	30%	
Surr: Decachlorobiphenyl (Surr)		Recovery: 100 %		Limits: 43-120 %		Dilution: 1x						
Matrix Spike (0010761-MS1) Prepared: 01/24/20 11:13 Analyzed: 01/28/20 12:33 C-07												
<u>QC Source Sample: Non-SDG (A0A0716-03)</u>												

Apex Laboratories

The results in this report apply to the samples analyzed in accordance with the chain of custody document. This analytical report must be reproduced in its entirety.



Apex Laboratories, LLC

6700 S.W. Sandburg Street
 Tigard, OR 97223
 503-718-2323
 EPA ID: OR01039

Anchor QEA, LLC 6720 SW Macadam Ave. Suite 125 Portland, OR 97219	Project: Gasco PreRD DG 2019 - 4a-b. DOC-CAP Testing Cores Project Number: [none] Project Manager: Ryan Barth	Report ID: A0A0648 - 02 07 20 1551
--	---	--

QUALITY CONTROL (QC) SAMPLE RESULTS

Polychlorinated Biphenyls by EPA 8082A

Analyte	Result	Detection Limit	Reporting Limit	Units	Dilution	Spike Amount	Source Result	% REC	% REC Limits	RPD	RPD Limit	Notes
Batch 0010761 - EPA 3546						Sediment						
Matrix Spike (0010761-MS1)						Prepared: 01/24/20 11:13 Analyzed: 01/28/20 12:33						C-07
QC Source Sample: Non-SDG (A0A0716-03)												
EPA 8082A												
Aroclor 1016	73.3	0.891	1.77	ug/kg dry	1	111	ND	66	47-134%	---	---	
Aroclor 1260	87.6	0.891	1.77	ug/kg dry	1	111	ND	79	53-140%	---	---	
<i>Surr: Decachlorobiphenyl (Surr)</i>		<i>Recovery: 92 %</i>		<i>Limits: 43-120 %</i>		<i>Dilution: 1x</i>						

Apex Laboratories

The results in this report apply to the samples analyzed in accordance with the chain of custody document. This analytical report must be reproduced in its entirety.



Anchor QEA, LLC

6720 SW Macadam Ave. Suite 125
Portland, OR 97219

Project: **Gasco PreRD DG 2019 - 4a-b. DOC-CAP Testing Cores**

Project Number: [none]
Project Manager: Ryan Barth

Report ID:

A0A0648 - 02 07 20 1551

QUALITY CONTROL (QC) SAMPLE RESULTS

Organochlorine Pesticides by EPA 8081B

Analyte	Result	Detection Limit	Reporting Limit	Units	Dilution	Spike Amount	Source Result	% REC	% REC Limits	RPD	RPD Limit	Notes
Batch 0010666 - EPA 3546/3640A (GPC) Sediment												
Blank (0010666-BLK1) Prepared: 01/22/20 12:36 Analyzed: 01/24/20 21:43 C-05												
<u>EPA 8081B</u>												
2,4'-DDD	ND	0.909	1.82	ug/kg wet	1	---	---	---	---	---	---	
2,4'-DDE	ND	0.909	1.82	ug/kg wet	1	---	---	---	---	---	---	
2,4'-DDT	ND	0.909	1.82	ug/kg wet	1	---	---	---	---	---	---	
4,4'-DDD	ND	0.909	1.82	ug/kg wet	1	---	---	---	---	---	---	
4,4'-DDE	ND	0.909	1.82	ug/kg wet	1	---	---	---	---	---	---	
4,4'-DDT	ND	0.909	1.82	ug/kg wet	1	---	---	---	---	---	---	
Surr: 2,4,5,6-TCMX (Surr)		Recovery: 46 %		Limits: 42-129 %		Dilution: 1x						
Decachlorobiphenyl (Surr)		87 %		55-130 %		"						
LCS (0010666-BS1) Prepared: 01/22/20 12:36 Analyzed: 01/24/20 22:00 C-05												
<u>EPA 8081B</u>												
2,4'-DDD	51.4	1.00	2.00	ug/kg wet	1	50.0	---	103	50-150%	---	---	
2,4'-DDE	47.1	1.00	2.00	ug/kg wet	1	50.0	---	94	50-150%	---	---	
2,4'-DDT	54.1	1.00	2.00	ug/kg wet	1	50.0	---	108	50-150%	---	---	
4,4'-DDD	56.6	1.00	2.00	ug/kg wet	1	50.0	---	113	50-150%	---	---	
4,4'-DDE	52.3	1.00	2.00	ug/kg wet	1	50.0	---	105	50-150%	---	---	
4,4'-DDT	56.8	1.00	2.00	ug/kg wet	1	50.0	---	114	50-150%	---	---	
Surr: 2,4,5,6-TCMX (Surr)		Recovery: 56 %		Limits: 42-129 %		Dilution: 1x						
Decachlorobiphenyl (Surr)		82 %		55-130 %		"						
Duplicate (0010666-DUP1) Prepared: 01/22/20 12:36 Analyzed: 01/24/20 23:43 C-05, H-08												
<u>QC Source Sample: Non-SDG (A0A0639-06RE1)</u>												
2,4'-DDD	ND	1.08	2.17	ug/kg dry	1	---	ND	---	---	---	30%	
2,4'-DDE	ND	1.08	2.17	ug/kg dry	1	---	ND	---	---	---	30%	
2,4'-DDT	ND	1.08	2.17	ug/kg dry	1	---	ND	---	---	---	30%	
4,4'-DDD	ND	1.08	2.17	ug/kg dry	1	---	ND	---	---	---	30%	
4,4'-DDE	ND	1.08	2.17	ug/kg dry	1	---	ND	---	---	---	30%	
4,4'-DDT	ND	1.08	2.17	ug/kg dry	1	---	ND	---	---	---	30%	
Surr: 2,4,5,6-TCMX (Surr)		Recovery: 44 %		Limits: 42-129 %		Dilution: 1x						
Decachlorobiphenyl (Surr)		89 %		55-130 %		"						
Matrix Spike (0010666-MS1) Prepared: 01/22/20 12:36 Analyzed: 01/27/20 17:13 C-05, H-08												

Apex Laboratories

The results in this report apply to the samples analyzed in accordance with the chain of custody document. This analytical report must be reproduced in its entirety.

Darwin Thomas, Business Development Director



Anchor QEA, LLC 6720 SW Macadam Ave. Suite 125 Portland, OR 97219	Project: Gasco PreRD DG 2019 - 4a-b. DOC-CAP Testing Cores Project Number: [none] Project Manager: Ryan Barth	Report ID: A0A0648 - 02 07 20 1551
--	---	--

QUALITY CONTROL (QC) SAMPLE RESULTS

Organochlorine Pesticides by EPA 8081B

Analyte	Result	Detection Limit	Reporting Limit	Units	Dilution	Spike Amount	Source Result	% REC	% REC Limits	RPD	RPD Limit	Notes	
Batch 0010666 - EPA 3546/3640A (GPC)						Sediment							
Matrix Spike (0010666-MS1)			Prepared: 01/22/20 12:36 Analyzed: 01/27/20 17:13						C-05, H-08				
QC Source Sample: Non-SDG (A0A0639-11RE1)													
EPA 8081B													
2,4'-DDD	103	4.64	4.64	ug/kg dry	1	96.7	ND	106	75-130%	---	---	R-02	
2,4'-DDE	97.1	3.87	3.87	ug/kg dry	1	96.7	ND	100	74-131%	---	---		
4,4'-DDD	130	1.93	3.87	ug/kg dry	1	96.7	15.9	118	56-139%	---	---		
4,4'-DDE	121	1.93	3.87	ug/kg dry	1	96.7	13.7	111	56-134%	---	---		
<i>Surr: 2,4,5,6-TCMX (Surr)</i>		<i>Recovery: 48 %</i>		<i>Limits: 42-129 %</i>		<i>Dilution: 1x</i>							
<i>Decachlorobiphenyl (Surr)</i>		<i>88 %</i>		<i>55-130 %</i>		<i>"</i>							
Matrix Spike (0010666-MS2)						Prepared: 01/22/20 12:36 Analyzed: 01/28/20 14:32						C-05, H-08	
QC Source Sample: Non-SDG (A0A0639-11RE2)													
EPA 8081B													
2,4'-DDT	116	3.87	3.87	ug/kg dry	1	96.7	ND	120	64-136%	---	---		
4,4'-DDT	115	3.87	3.87	ug/kg dry	1	96.7	ND	119	50-141%	---	---		
<i>Surr: 2,4,5,6-TCMX (Surr)</i>		<i>Recovery: 52 %</i>		<i>Limits: 42-129 %</i>		<i>Dilution: 1x</i>							
<i>Decachlorobiphenyl (Surr)</i>		<i>94 %</i>		<i>55-130 %</i>		<i>"</i>							
Matrix Spike Dup (0010666-MSD1)						Prepared: 01/22/20 12:37 Analyzed: 01/27/20 17:51						C-05, H-08	
QC Source Sample: Non-SDG (A0A0639-11RE1)													
2,4'-DDD	110	4.68	4.68	ug/kg dry	1	97.5	ND	113	75-130%	7	35%	R-02	
2,4'-DDE	106	3.90	3.90	ug/kg dry	1	97.5	ND	109	74-131%	9	35%		
4,4'-DDD	139	1.95	3.90	ug/kg dry	1	97.5	15.9	126	56-139%	7	30%		
4,4'-DDE	132	1.95	3.90	ug/kg dry	1	97.5	13.7	121	56-134%	9	30%		
<i>Surr: 2,4,5,6-TCMX (Surr)</i>		<i>Recovery: 67 %</i>		<i>Limits: 42-129 %</i>		<i>Dilution: 1x</i>							
<i>Decachlorobiphenyl (Surr)</i>		<i>101 %</i>		<i>55-130 %</i>		<i>"</i>							
Matrix Spike Dup (0010666-MSD2)						Prepared: 01/22/20 12:37 Analyzed: 01/28/20 15:09						C-05, H-08	
QC Source Sample: Non-SDG (A0A0639-11RE2)													
2,4'-DDT	114	3.90	3.90	ug/kg dry	1	97.5	ND	117	64-136%	1	35%		
4,4'-DDT	116	3.90	3.90	ug/kg dry	1	97.5	ND	119	50-141%	1	30%		
<i>Surr: 2,4,5,6-TCMX (Surr)</i>		<i>Recovery: 68 %</i>		<i>Limits: 42-129 %</i>		<i>Dilution: 1x</i>							
<i>Decachlorobiphenyl (Surr)</i>		<i>107 %</i>		<i>55-130 %</i>		<i>"</i>							

Apex Laboratories

The results in this report apply to the samples analyzed in accordance with the chain of custody document. This analytical report must be reproduced in its entirety.



Apex Laboratories, LLC

6700 S.W. Sandburg Street
Tigard, OR 97223
503-718-2323
EPA ID: OR01039

Anchor QEA, LLC 6720 SW Macadam Ave. Suite 125 Portland, OR 97219	Project: Gasco PreRD DG 2019 - 4a-b. DOC-CAP Testing Cores Project Number: [none] Project Manager: Ryan Barth	Report ID: A0A0648 - 02 07 20 1551
--	---	--

QUALITY CONTROL (QC) SAMPLE RESULTS

Organochlorine Pesticides by EPA 8081B

Analyte	Result	Detection Limit	Reporting Limit	Units	Dilution	Spike Amount	Source Result	% REC	% REC Limits	RPD	RPD Limit	Notes
Batch 0010666 - EPA 3546/3640A (GPC)							Sediment					

Apex Laboratories

The results in this report apply to the samples analyzed in accordance with the chain of custody document. This analytical report must be reproduced in its entirety.



Anchor QEA, LLC
6720 SW Macadam Ave. Suite 125
Portland, OR 97219

Project: **Gasco PreRD DG 2019 - 4a-b. DOC-CAP Testing Cores**
Project Number: [none]
Project Manager: **Ryan Barth**

Report ID:
A0A0648 - 02 07 20 1551

QUALITY CONTROL (QC) SAMPLE RESULTS

Organochlorine Pesticides by EPA 8081B

Analyte	Result	Detection Limit	Reporting Limit	Units	Dilution	Spike Amount	Source Result	% REC	% REC Limits	RPD	RPD Limit	Notes
Batch 0010778 - EPA 3546/3640A (GPC) Sediment												
Blank (0010778-BLK1) Prepared: 01/24/20 10:21 Analyzed: 01/29/20 16:32 C-05												
<u>EPA 8081B</u>												
2,4'-DDD	ND	0.909	1.82	ug/kg wet	1	---	---	---	---	---	---	
2,4'-DDE	ND	0.909	1.82	ug/kg wet	1	---	---	---	---	---	---	
2,4'-DDT	ND	0.909	1.82	ug/kg wet	1	---	---	---	---	---	---	
4,4'-DDD	ND	0.909	1.82	ug/kg wet	1	---	---	---	---	---	---	
4,4'-DDE	ND	0.909	1.82	ug/kg wet	1	---	---	---	---	---	---	
4,4'-DDT	ND	0.909	1.82	ug/kg wet	1	---	---	---	---	---	---	
<i>Surr: 2,4,5,6-TCMX (Surr)</i>		<i>Recovery: 57 %</i>		<i>Limits: 42-129 %</i>		<i>Dilution: 1x</i>						
<i>Decachlorobiphenyl (Surr)</i>		<i>96 %</i>		<i>55-130 %</i>		<i>"</i>						
LCS (0010778-BS1) Prepared: 01/24/20 10:21 Analyzed: 01/29/20 16:49 C-05												
<u>EPA 8081B</u>												
2,4'-DDD	60.2	1.00	2.00	ug/kg wet	1	50.0	---	120	50-150%	---	---	
2,4'-DDE	54.0	1.00	2.00	ug/kg wet	1	50.0	---	108	50-150%	---	---	
2,4'-DDT	58.3	1.00	2.00	ug/kg wet	1	50.0	---	117	50-150%	---	---	
4,4'-DDE	60.6	1.00	2.00	ug/kg wet	1	50.0	---	121	50-150%	---	---	
4,4'-DDT	64.2	1.00	2.00	ug/kg wet	1	50.0	---	128	50-150%	---	---	
<i>Surr: 2,4,5,6-TCMX (Surr)</i>		<i>Recovery: 55 %</i>		<i>Limits: 42-129 %</i>		<i>Dilution: 1x</i>						
<i>Decachlorobiphenyl (Surr)</i>		<i>93 %</i>		<i>55-130 %</i>		<i>"</i>						
LCS (0010778-BS2) Prepared: 01/24/20 10:21 Analyzed: 02/06/20 15:20 C-05												
<u>EPA 8081B</u>												
4,4'-DDD	66.4	1.00	2.00	ug/kg wet	1	50.0	---	133	50-150%	---	---	
<i>Surr: 2,4,5,6-TCMX (Surr)</i>		<i>Recovery: 66 %</i>		<i>Limits: 42-129 %</i>		<i>Dilution: 1x</i>						
<i>Decachlorobiphenyl (Surr)</i>		<i>92 %</i>		<i>55-130 %</i>		<i>"</i>						
Duplicate (0010778-DUP1) Prepared: 01/24/20 10:21 Analyzed: 01/29/20 18:53 C-05, H-08												
<u>QC Source Sample: Non-SDG (A0A0712-01RE1)</u>												
2,4'-DDD	ND	6.17	6.17	ug/kg dry	2	---	ND	---	---	---	30%	
2,4'-DDE	ND	3.09	6.17	ug/kg dry	2	---	ND	---	---	---	30%	
2,4'-DDT	ND	3.09	6.17	ug/kg dry	2	---	ND	---	---	---	30%	
4,4'-DDE	ND	6.17	6.17	ug/kg dry	2	---	ND	---	---	---	30%	
4,4'-DDT	ND	6.17	6.17	ug/kg dry	2	---	ND	---	---	---	30%	

Apex Laboratories

The results in this report apply to the samples analyzed in accordance with the chain of custody document. This analytical report must be reproduced in its entirety.



Anchor QEA, LLC 6720 SW Macadam Ave. Suite 125 Portland, OR 97219	Project: Gasco PreRD DG 2019 - 4a-b. DOC-CAP Testing Cores Project Number: [none] Project Manager: Ryan Barth	Report ID: A0A0648 - 02 07 20 1551
--	---	--

QUALITY CONTROL (QC) SAMPLE RESULTS

Organochlorine Pesticides by EPA 8081B

Analyte	Result	Detection Limit	Reporting Limit	Units	Dilution	Spike Amount	Source Result	% REC	% REC Limits	RPD	RPD Limit	Notes	
Batch 0010778 - EPA 3546/3640A (GPC)						Sediment							
Duplicate (0010778-DUP1)			Prepared: 01/24/20 10:21 Analyzed: 01/29/20 18:53						C-05, H-08				
QC Source Sample: Non-SDG (A0A0712-01RE1)													
<i>Surr: 2,4,5,6-TCMX (Surr)</i>		<i>Recovery: 76 %</i>		<i>Limits: 42-129 %</i>		<i>Dilution: 2x</i>							
<i>Decachlorobiphenyl (Surr)</i>		<i>111 %</i>		<i>55-130 %</i>		<i>"</i>							
Duplicate (0010778-DUP2)			Prepared: 01/24/20 10:21 Analyzed: 02/06/20 17:06						C-05, H-08				
QC Source Sample: Non-SDG (A0A0712-01RE2)													
4,4'-DDD	10.5	3.09	6.17	ug/kg dry	2	---	13.2	---	---	23	30%		
<i>Surr: 2,4,5,6-TCMX (Surr)</i>		<i>Recovery: 104 %</i>		<i>Limits: 42-129 %</i>		<i>Dilution: 2x</i>							
<i>Decachlorobiphenyl (Surr)</i>		<i>121 %</i>		<i>55-130 %</i>		<i>"</i>							
Matrix Spike (0010778-MS1)			Prepared: 01/24/20 10:21 Analyzed: 02/05/20 21:02						C-05, H-08				
QC Source Sample: Non-SDG (A0A0718-01RE1)													
EPA 8081B													
2,4'-DDD	119	43.4	43.4	ug/kg dry	5	63.8	ND	118	75-130%	---	---	R-02	
2,4'-DDE	102	33.2	33.2	ug/kg dry	5	63.8	ND	160	74-131%	---	---	R-02	
2,4'-DDT	105	25.5	25.5	ug/kg dry	5	63.8	ND	165	64-136%	---	---	Q-02	
4,4'-DDD	204	12.8	25.5	ug/kg dry	5	63.8	104	157	56-139%	---	---	Q-02	
4,4'-DDE	122	26.8	26.8	ug/kg dry	5	63.8	ND	191	56-134%	---	---	Q-02, R-02	
4,4'-DDT	184	117	117	ug/kg dry	5	63.8	ND	288	50-141%	---	---	Q-02, R-02	
<i>Surr: 2,4,5,6-TCMX (Surr)</i>		<i>Recovery: 112 %</i>		<i>Limits: 42-129 %</i>		<i>Dilution: 5x</i>							
<i>Decachlorobiphenyl (Surr)</i>		<i>146 %</i>		<i>55-130 %</i>		<i>"</i>							

Apex Laboratories

The results in this report apply to the samples analyzed in accordance with the chain of custody document. This analytical report must be reproduced in its entirety.



Anchor QEA, LLC
6720 SW Macadam Ave. Suite 125
Portland, OR 97219

Project: **Gasco PreRD DG 2019 - 4a-b. DOC-CAP Testing Cores**
Project Number: [none]
Project Manager: **Ryan Barth**

Report ID:
A0A0648 - 02 07 20 1551

QUALITY CONTROL (QC) SAMPLE RESULTS

Polyaromatic Hydrocarbons (PAHs) by EPA 8270D (Scan)

Analyte	Result	Detection Limit	Reporting Limit	Units	Dilution	Spike Amount	Source Result	% REC	% REC Limits	RPD	RPD Limit	Notes
Batch 0010640 - EPA 3546												
Sediment												
Blank (0010640-BLK1)												
Prepared: 01/22/20 07:40 Analyzed: 01/22/20 13:10												
<u>EPA 8270D PAH</u>												
Acenaphthene	ND	1.14	2.27	ug/kg wet	1	---	---	---	---	---	---	
Acenaphthylene	ND	1.14	2.27	ug/kg wet	1	---	---	---	---	---	---	
Anthracene	ND	1.14	2.27	ug/kg wet	1	---	---	---	---	---	---	
Benz(a)anthracene	ND	1.14	2.27	ug/kg wet	1	---	---	---	---	---	---	
Benzo(a)pyrene	ND	1.14	2.27	ug/kg wet	1	---	---	---	---	---	---	
Benzo(b)fluoranthene	ND	1.14	2.27	ug/kg wet	1	---	---	---	---	---	---	
Benzo(k)fluoranthene	ND	1.14	2.27	ug/kg wet	1	---	---	---	---	---	---	
Benzo(g,h,i)perylene	ND	1.14	2.27	ug/kg wet	1	---	---	---	---	---	---	
Chrysene	ND	1.14	2.27	ug/kg wet	1	---	---	---	---	---	---	
Dibenz(a,h)anthracene	ND	1.14	2.27	ug/kg wet	1	---	---	---	---	---	---	
Fluoranthene	ND	1.14	2.27	ug/kg wet	1	---	---	---	---	---	---	
Fluorene	ND	1.14	2.27	ug/kg wet	1	---	---	---	---	---	---	
Indeno(1,2,3-cd)pyrene	ND	1.14	2.27	ug/kg wet	1	---	---	---	---	---	---	
2-Methylnaphthalene	ND	1.14	2.27	ug/kg wet	1	---	---	---	---	---	---	
Naphthalene	2.06	1.14	2.27	ug/kg wet	1	---	---	---	---	---	---	B-02, J
Phenanthrene	ND	1.14	2.27	ug/kg wet	1	---	---	---	---	---	---	
Pyrene	ND	1.14	2.27	ug/kg wet	1	---	---	---	---	---	---	
<i>Surr: 2-Fluorobiphenyl (Surr)</i>		<i>Recovery: 84 %</i>		<i>Limits: 44-115 %</i>		<i>Dilution: 1x</i>						
<i>p-Terphenyl-d14 (Surr)</i>		<i>87 %</i>		<i>54-127 %</i>		<i>"</i>						

LCS (0010640-BS1)												
Prepared: 01/22/20 07:40 Analyzed: 01/22/20 13:42												
<u>EPA 8270D PAH</u>												
Acenaphthene	17.1	1.25	2.50	ug/kg wet	1	20.0	---	86	40-122%	---	---	
Acenaphthylene	16.2	1.25	2.50	ug/kg wet	1	20.0	---	81	32-132%	---	---	
Anthracene	16.8	1.25	2.50	ug/kg wet	1	20.0	---	84	47-123%	---	---	
Benz(a)anthracene	15.9	1.25	2.50	ug/kg wet	1	20.0	---	80	49-126%	---	---	
Benzo(a)pyrene	16.7	1.25	2.50	ug/kg wet	1	20.0	---	83	45-129%	---	---	
Benzo(b)fluoranthene	16.8	1.25	2.50	ug/kg wet	1	20.0	---	84	45-132%	---	---	
Benzo(k)fluoranthene	16.7	1.25	2.50	ug/kg wet	1	20.0	---	84	47-132%	---	---	
Benzo(g,h,i)perylene	16.1	1.25	2.50	ug/kg wet	1	20.0	---	80	43-134%	---	---	
Chrysene	17.2	1.25	2.50	ug/kg wet	1	20.0	---	86	50-124%	---	---	
Dibenz(a,h)anthracene	16.2	1.25	2.50	ug/kg wet	1	20.0	---	81	45-134%	---	---	
Fluoranthene	18.7	1.25	2.50	ug/kg wet	1	20.0	---	94	50-127%	---	---	

Apex Laboratories

The results in this report apply to the samples analyzed in accordance with the chain of custody document. This analytical report must be reproduced in its entirety.



Anchor QEA, LLC
6720 SW Macadam Ave. Suite 125
Portland, OR 97219

Project: **Gasco PreRD DG 2019 - 4a-b. DOC-CAP Testing Cores**
Project Number: [none]
Project Manager: **Ryan Barth**

Report ID:
A0A0648 - 02 07 20 1551

QUALITY CONTROL (QC) SAMPLE RESULTS

Polyaromatic Hydrocarbons (PAHs) by EPA 8270D (Scan)

Analyte	Result	Detection Limit	Reporting Limit	Units	Dilution	Spike Amount	Source Result	% REC	% REC Limits	RPD	RPD Limit	Notes
Batch 0010640 - EPA 3546												
Sediment												
LCS (0010640-BS1)												
Prepared: 01/22/20 07:40 Analyzed: 01/22/20 13:42												
Fluorene	16.7	1.25	2.50	ug/kg wet	1	20.0	---	84	43-125%	---	---	
Indeno(1,2,3-cd)pyrene	16.0	1.25	2.50	ug/kg wet	1	20.0	---	80	45-133%	---	---	
2-Methylnaphthalene	15.4	1.25	2.50	ug/kg wet	1	20.0	---	77	38-122%	---	---	
Naphthalene	18.9	1.25	2.50	ug/kg wet	1	20.0	---	94	35-123%	---	---	B-02
Phenanthrene	17.3	1.25	2.50	ug/kg wet	1	20.0	---	87	50-121%	---	---	
Pyrene	15.7	1.25	2.50	ug/kg wet	1	20.0	---	79	47-127%	---	---	
<i>Surr: 2-Fluorobiphenyl (Surr)</i>		<i>Recovery: 84 %</i>		<i>Limits: 44-115 %</i>		<i>Dilution: 1x</i>						
<i>p-Terphenyl-d14 (Surr)</i>		<i>80 %</i>		<i>54-127 %</i>		<i>"</i>						

Duplicate (0010640-DUP1)												
Prepared: 01/22/20 07:40 Analyzed: 01/22/20 15:19												
H-08												
QC Source Sample: Non-SDG (A0A0639-05)												
Acenaphthene	321000	15600	31100	ug/kg dry	10000	---	289000	---	---	11	30%	
Acenaphthylene	49800	15600	31100	ug/kg dry	10000	---	42700	---	---	15	30%	
Anthracene	245000	15600	31100	ug/kg dry	10000	---	224000	---	---	9	30%	
Benz(a)anthracene	145000	15600	31100	ug/kg dry	10000	---	130000	---	---	11	30%	
Benzo(a)pyrene	122000	15600	31100	ug/kg dry	10000	---	108000	---	---	12	30%	
Benzo(b)fluoranthene	99700	15600	31100	ug/kg dry	10000	---	88800	---	---	12	30%	
Benzo(k)fluoranthene	36700	15600	31100	ug/kg dry	10000	---	31300	---	---	16	30%	M-05
Benzo(g,h,i)perylene	73700	15600	31100	ug/kg dry	10000	---	64500	---	---	13	30%	
Chrysene	188000	15600	31100	ug/kg dry	10000	---	165000	---	---	13	30%	
Dibenz(a,h)anthracene	ND	15600	31100	ug/kg dry	10000	---	ND	---	---	---	30%	
Fluoranthene	440000	15600	31100	ug/kg dry	10000	---	391000	---	---	12	30%	
Fluorene	254000	15600	31100	ug/kg dry	10000	---	223000	---	---	13	30%	
Indeno(1,2,3-cd)pyrene	62300	15600	31100	ug/kg dry	10000	---	53200	---	---	16	30%	
2-Methylnaphthalene	908000	15600	31100	ug/kg dry	10000	---	828000	---	---	9	30%	
Naphthalene	1190000	15600	31100	ug/kg dry	10000	---	1070000	---	---	11	30%	B-02
Phenanthrene	1380000	15600	31100	ug/kg dry	10000	---	1230000	---	---	11	30%	
Pyrene	598000	15600	31100	ug/kg dry	10000	---	541000	---	---	10	30%	
<i>Surr: 2-Fluorobiphenyl (Surr)</i>		<i>Recovery: 370 %</i>		<i>Limits: 44-115 %</i>		<i>Dilution: 10000x</i>						
<i>p-Terphenyl-d14 (Surr)</i>		<i>1300 %</i>		<i>54-127 %</i>		<i>"</i>						

Matrix Spike (0010640-MS1)												
Prepared: 01/22/20 07:40 Analyzed: 01/22/20 16:35												
H-08												
QC Source Sample: Non-SDG (A0A0639-12)												

Apex Laboratories

The results in this report apply to the samples analyzed in accordance with the chain of custody document. This analytical report must be reproduced in its entirety.



Anchor QEA, LLC 6720 SW Macadam Ave. Suite 125 Portland, OR 97219	Project: Gasco PreRD DG 2019 - 4a-b. DOC-CAP Testing Cores Project Number: [none] Project Manager: Ryan Barth	Report ID: A0A0648 - 02 07 20 1551
--	---	--

QUALITY CONTROL (QC) SAMPLE RESULTS

Polyaromatic Hydrocarbons (PAHs) by EPA 8270D (Scan)

Analyte	Result	Detection Limit	Reporting Limit	Units	Dilution	Spike Amount	Source Result	% REC	% REC Limits	RPD	RPD Limit	Notes
Batch 0010640 - EPA 3546												
Sediment												
Matrix Spike (0010640-MS1) Prepared: 01/22/20 07:40 Analyzed: 01/22/20 16:35 H-08												
QC Source Sample: Non-SDG (A0A0639-12)												
EPA 8270D PAH												
Acenaphthene	23800	2230	4460	ug/kg dry	1000	35.7	22200	4460	40-122%	---	---	Q-11, Q-03
Acenaphthylene	2240	2230	4460	ug/kg dry	1000	35.7	ND	6270	32-132%	---	---	Q-11, Q-03, J
Anthracene	9580	2230	4460	ug/kg dry	1000	35.7	8470	3130	47-123%	---	---	Q-11, Q-03
Benz(a)anthracene	9440	2230	4460	ug/kg dry	1000	35.7	8280	3250	49-126%	---	---	Q-11, Q-03
Benzo(a)pyrene	8780	2230	4460	ug/kg dry	1000	35.7	8560	610	45-129%	---	---	Q-11, Q-03
Benzo(b)fluoranthene	8290	2230	4460	ug/kg dry	1000	35.7	7830	1290	45-132%	---	---	Q-11, Q-03
Benzo(k)fluoranthene	2580	2230	4460	ug/kg dry	1000	35.7	3000	-1160	47-132%	---	---	Q-11, Q-03, J
Benzo(g,h,i)perylene	6060	2230	4460	ug/kg dry	1000	35.7	6320	-711	43-134%	---	---	Q-11, Q-03
Chrysene	12700	2230	4460	ug/kg dry	1000	35.7	11200	4140	50-124%	---	---	Q-11, Q-03
Dibenz(a,h)anthracene	ND	2230	4460	ug/kg dry	1000	35.7	ND		45-134%	---	---	Q-11
Fluoranthene	36000	2230	4460	ug/kg dry	1000	35.7	30100	16600	50-127%	---	---	Q-11, Q-03
Fluorene	13900	2230	4460	ug/kg dry	1000	35.7	12600	3560	43-125%	---	---	Q-03, Q-11
Indeno(1,2,3-cd)pyrene	5420	2230	4460	ug/kg dry	1000	35.7	5940	-1450	45-133%	---	---	Q-11, Q-03
2-Methylnaphthalene	ND	2230	4460	ug/kg dry	1000	35.7	ND		38-122%	---	---	Q-11
Naphthalene	ND	2230	4460	ug/kg dry	1000	35.7	ND		35-123%	---	---	Q-11
Phenanthrene	62200	2230	4460	ug/kg dry	1000	35.7	55500	18600	50-121%	---	---	Q-11, Q-03
Pyrene	38500	2230	4460	ug/kg dry	1000	35.7	33600	13700	47-127%	---	---	Q-11, Q-03
<i>Surr: 2-Fluorobiphenyl (Surr)</i> Recovery: 90% Limits: 44-115% Dilution: 1000x S-05												
<i>p-Terphenyl-d14 (Surr)</i> 167% 54-127% " S-05												

Matrix Spike Dup (0010640-MSD1) Prepared: 01/22/20 07:40 Analyzed: 01/22/20 17:08 H-08												
QC Source Sample: Non-SDG (A0A0639-12)												
Acenaphthene	23800	2200	4400	ug/kg dry	1000	35.2	22200	4490	40-122%	0.05	30%	Q-11
Acenaphthylene	2220	2200	4400	ug/kg dry	1000	35.2	ND	6320	32-132%	200	30%	Q-11, J
Anthracene	9290	2200	4400	ug/kg dry	1000	35.2	8470	2330	47-123%	3	30%	Q-11
Benz(a)anthracene	8750	2200	4400	ug/kg dry	1000	35.2	8280	1330	49-126%	8	30%	Q-11
Benzo(a)pyrene	8770	2200	4400	ug/kg dry	1000	35.2	8560	597	45-129%	0.09	30%	Q-11
Benzo(b)fluoranthene	7830	2200	4400	ug/kg dry	1000	35.2	7830	4	45-132%	6	30%	Q-11
Benzo(k)fluoranthene	2830	2200	4400	ug/kg dry	1000	35.2	3000	-467	47-132%	9	30%	Q-11, J
Benzo(g,h,i)perylene	6130	2200	4400	ug/kg dry	1000	35.2	6320	-528	43-134%	1	30%	Q-11
Chrysene	11600	2200	4400	ug/kg dry	1000	35.2	11200	1160	50-124%	9	30%	Q-11
Dibenz(a,h)anthracene	ND	2200	4400	ug/kg dry	1000	35.2	ND		45-134%		30%	Q-11

Apex Laboratories

The results in this report apply to the samples analyzed in accordance with the chain of custody document. This analytical report must be reproduced in its entirety.



Anchor QEA, LLC 6720 SW Macadam Ave. Suite 125 Portland, OR 97219	Project: Gasco PreRD DG 2019 - 4a-b. DOC-CAP Testing Cores Project Number: [none] Project Manager: Ryan Barth	Report ID: A0A0648 - 02 07 20 1551
--	---	--

QUALITY CONTROL (QC) SAMPLE RESULTS

Polyaromatic Hydrocarbons (PAHs) by EPA 8270D (Scan)

Analyte	Result	Detection Limit	Reporting Limit	Units	Dilution	Spike Amount	Source Result	% REC	% REC Limits	RPD	RPD Limit	Notes
Batch 0010640 - EPA 3546						Sediment						
Matrix Spike Dup (0010640-MSD1)						Prepared: 01/22/20 07:40 Analyzed: 01/22/20 17:08						H-08
QC Source Sample: Non-SDG (A0A0639-12)												
Fluoranthene	32000	2200	4400	ug/kg dry	1000	35.2	30100	5460	50-127%	12	30%	Q-11
Fluorene	14100	2200	4400	ug/kg dry	1000	35.2	12600	4250	43-125%	2	30%	Q-11
Indeno(1,2,3-cd)pyrene	5270	2200	4400	ug/kg dry	1000	35.2	5940	-1900	45-133%	3	30%	Q-11
2-Methylnaphthalene	ND	2200	4400	ug/kg dry	1000	35.2	ND		38-122%		30%	Q-11
Naphthalene	3750	2200	4400	ug/kg dry	1000	35.2	ND	10700	35-123%	200	30%	Q-11, J
Phenanthrene	62200	2200	4400	ug/kg dry	1000	35.2	55500	18900	50-121%	0.02	30%	Q-11
Pyrene	35700	2200	4400	ug/kg dry	1000	35.2	33600	6000	47-127%	8	30%	Q-11
<i>Surr: 2-Fluorobiphenyl (Surr)</i>		<i>Recovery: 68 %</i>		<i>Limits: 44-115 %</i>		<i>Dilution: 1000x</i>					S-05	
<i>p-Terphenyl-d14 (Surr)</i>		<i>138 %</i>		<i>54-127 %</i>		<i>"</i>					S-05	

Apex Laboratories

The results in this report apply to the samples analyzed in accordance with the chain of custody document. This analytical report must be reproduced in its entirety.



Anchor QEA, LLC 6720 SW Macadam Ave. Suite 125 Portland, OR 97219	Project: Gasco PreRD DG 2019 - 4a-b. DOC-CAP Testing Cores Project Number: [none] Project Manager: Ryan Barth	Report ID: A0A0648 - 02 07 20 1551
--	---	--

QUALITY CONTROL (QC) SAMPLE RESULTS

Polyaromatic Hydrocarbons (PAHs) by EPA 8270D (Scan)

Analyte	Result	Detection Limit	Reporting Limit	Units	Dilution	Spike Amount	Source Result	% REC	% REC Limits	RPD	RPD Limit	Notes
Batch 0010712 - EPA 3546												
Sediment												
Blank (0010712-BLK1)												
Prepared: 01/23/20 12:43 Analyzed: 01/23/20 16:50												
<u>EPA 8270D PAH</u>												
Acenaphthene	ND	1.14	2.27	ug/kg wet	1	---	---	---	---	---	---	
Acenaphthylene	ND	1.14	2.27	ug/kg wet	1	---	---	---	---	---	---	
Anthracene	ND	1.14	2.27	ug/kg wet	1	---	---	---	---	---	---	
Benz(a)anthracene	ND	1.14	2.27	ug/kg wet	1	---	---	---	---	---	---	
Benzo(a)pyrene	ND	1.14	2.27	ug/kg wet	1	---	---	---	---	---	---	
Benzo(b)fluoranthene	ND	1.14	2.27	ug/kg wet	1	---	---	---	---	---	---	
Benzo(k)fluoranthene	ND	1.14	2.27	ug/kg wet	1	---	---	---	---	---	---	
Benzo(g,h,i)perylene	ND	1.14	2.27	ug/kg wet	1	---	---	---	---	---	---	
Chrysene	ND	1.14	2.27	ug/kg wet	1	---	---	---	---	---	---	
Dibenz(a,h)anthracene	ND	1.14	2.27	ug/kg wet	1	---	---	---	---	---	---	
Fluoranthene	ND	1.14	2.27	ug/kg wet	1	---	---	---	---	---	---	
Fluorene	ND	1.14	2.27	ug/kg wet	1	---	---	---	---	---	---	
Indeno(1,2,3-cd)pyrene	ND	1.14	2.27	ug/kg wet	1	---	---	---	---	---	---	
2-Methylnaphthalene	ND	1.14	2.27	ug/kg wet	1	---	---	---	---	---	---	
Naphthalene	1.72	1.14	2.27	ug/kg wet	1	---	---	---	---	---	---	J, B-02
Phenanthrene	ND	1.14	2.27	ug/kg wet	1	---	---	---	---	---	---	
Pyrene	ND	1.14	2.27	ug/kg wet	1	---	---	---	---	---	---	
<i>Surr: 2-Fluorobiphenyl (Surr)</i>		<i>Recovery: 97 %</i>		<i>Limits: 44-115 %</i>		<i>Dilution: 1x</i>						
<i>p-Terphenyl-d14 (Surr)</i>		<i>103 %</i>		<i>54-127 %</i>		<i>"</i>						

LCS (0010712-BS1)												
Prepared: 01/23/20 12:43 Analyzed: 01/23/20 17:22												
<u>EPA 8270D PAH</u>												
Acenaphthene	18.1	1.25	2.50	ug/kg wet	1	20.0	---	91	40-122%	---	---	
Acenaphthylene	17.6	1.25	2.50	ug/kg wet	1	20.0	---	88	32-132%	---	---	
Anthracene	17.9	1.25	2.50	ug/kg wet	1	20.0	---	90	47-123%	---	---	
Benz(a)anthracene	18.7	1.25	2.50	ug/kg wet	1	20.0	---	94	49-126%	---	---	
Benzo(a)pyrene	20.8	1.25	2.50	ug/kg wet	1	20.0	---	104	45-129%	---	---	
Benzo(b)fluoranthene	20.8	1.25	2.50	ug/kg wet	1	20.0	---	104	45-132%	---	---	
Benzo(k)fluoranthene	19.2	1.25	2.50	ug/kg wet	1	20.0	---	96	47-132%	---	---	
Benzo(g,h,i)perylene	19.5	1.25	2.50	ug/kg wet	1	20.0	---	98	43-134%	---	---	
Chrysene	20.2	1.25	2.50	ug/kg wet	1	20.0	---	101	50-124%	---	---	
Dibenz(a,h)anthracene	17.4	1.25	2.50	ug/kg wet	1	20.0	---	87	45-134%	---	---	
Fluoranthene	20.7	1.25	2.50	ug/kg wet	1	20.0	---	104	50-127%	---	---	

Apex Laboratories

The results in this report apply to the samples analyzed in accordance with the chain of custody document. This analytical report must be reproduced in its entirety.

Darwin Thomas, Business Development Director



Anchor QEA, LLC 6720 SW Macadam Ave. Suite 125 Portland, OR 97219	Project: Gasco PreRD DG 2019 - 4a-b. DOC-CAP Testing Cores Project Number: [none] Project Manager: Ryan Barth	Report ID: A0A0648 - 02 07 20 1551
--	---	--

QUALITY CONTROL (QC) SAMPLE RESULTS

Polyaromatic Hydrocarbons (PAHs) by EPA 8270D (Scan)

Analyte	Result	Detection Limit	Reporting Limit	Units	Dilution	Spike Amount	Source Result	% REC	% REC Limits	RPD	RPD Limit	Notes
Batch 0010712 - EPA 3546												
Sediment												
LCS (0010712-BS1)												
Prepared: 01/23/20 12:43 Analyzed: 01/23/20 17:22												
Fluorene	17.8	1.25	2.50	ug/kg wet	1	20.0	---	89	43-125%	---	---	
Indeno(1,2,3-cd)pyrene	19.0	1.25	2.50	ug/kg wet	1	20.0	---	95	45-133%	---	---	
2-Methylnaphthalene	18.1	1.25	2.50	ug/kg wet	1	20.0	---	91	38-122%	---	---	
Naphthalene	19.1	1.25	2.50	ug/kg wet	1	20.0	---	96	35-123%	---	---	B-02
Phenanthrene	18.6	1.25	2.50	ug/kg wet	1	20.0	---	93	50-121%	---	---	
Pyrene	19.0	1.25	2.50	ug/kg wet	1	20.0	---	95	47-127%	---	---	
<i>Surr: 2-Fluorobiphenyl (Surr)</i>		<i>Recovery: 101 %</i>		<i>Limits: 44-115 %</i>		<i>Dilution: 1x</i>						
<i>p-Terphenyl-d14 (Surr)</i>		<i>100 %</i>		<i>54-127 %</i>		<i>"</i>						

Duplicate (0010712-DUP1)												
Prepared: 01/23/20 12:43 Analyzed: 01/23/20 18:27												
H-08												
QC Source Sample: Non-SDG (A0A0639-01)												
Acenaphthene	110000	1620	3240	ug/kg dry	1000	---	83200	---	---	28	30%	
Acenaphthylene	7910	1620	3240	ug/kg dry	1000	---	6040	---	---	27	30%	
Anthracene	53700	1620	3240	ug/kg dry	1000	---	42100	---	---	24	30%	
Benz(a)anthracene	38600	1620	3240	ug/kg dry	1000	---	28800	---	---	29	30%	
Benzo(a)pyrene	53800	1620	3240	ug/kg dry	1000	---	40200	---	---	29	30%	
Benzo(b)fluoranthene	44000	1620	3240	ug/kg dry	1000	---	33200	---	---	28	30%	
Benzo(k)fluoranthene	14800	1620	3240	ug/kg dry	1000	---	10700	---	---	32	30%	Q-17, M-05
Benzo(g,h,i)perylene	40900	1620	3240	ug/kg dry	1000	---	30000	---	---	31	30%	Q-17
Chrysene	48800	1620	3240	ug/kg dry	1000	---	37500	---	---	26	30%	
Dibenz(a,h)anthracene	4170	1620	3240	ug/kg dry	1000	---	3150	---	---	28	30%	
Fluoranthene	157000	1620	3240	ug/kg dry	1000	---	119000	---	---	27	30%	
Fluorene	53900	1620	3240	ug/kg dry	1000	---	41600	---	---	26	30%	
Indeno(1,2,3-cd)pyrene	35200	1620	3240	ug/kg dry	1000	---	25400	---	---	32	30%	Q-17
2-Methylnaphthalene	ND	1620	3240	ug/kg dry	1000	---	ND	---	---	---	30%	
Naphthalene	4300	1620	3240	ug/kg dry	1000	---	4370	---	---	1	30%	B-02
Phenanthrene	247000	1620	3240	ug/kg dry	1000	---	184000	---	---	29	30%	
Pyrene	165000	1620	3240	ug/kg dry	1000	---	128000	---	---	26	30%	
<i>Surr: 2-Fluorobiphenyl (Surr)</i>		<i>Recovery: 280 %</i>		<i>Limits: 44-115 %</i>		<i>Dilution: 1000x</i>						
<i>p-Terphenyl-d14 (Surr)</i>		<i>260 %</i>		<i>54-127 %</i>		<i>"</i>						

Matrix Spike (0010712-MS1)												
Prepared: 01/23/20 12:43 Analyzed: 01/23/20 19:33												
QC Source Sample: Non-SDG (A0A0718-02)												

Apex Laboratories

The results in this report apply to the samples analyzed in accordance with the chain of custody document. This analytical report must be reproduced in its entirety.



Anchor QEA, LLC
6720 SW Macadam Ave. Suite 125
Portland, OR 97219

Project: **Gasco PreRD DG 2019 - 4a-b. DOC-CAP Testing Cores**
Project Number: [none]
Project Manager: **Ryan Barth**

Report ID:
A0A0648 - 02 07 20 1551

QUALITY CONTROL (QC) SAMPLE RESULTS

Polyaromatic Hydrocarbons (PAHs) by EPA 8270D (Scan)

Analyte	Result	Detection Limit	Reporting Limit	Units	Dilution	Spike Amount	Source Result	% REC	% REC Limits	RPD	RPD Limit	Notes
Batch 0010712 - EPA 3546												
Sediment												
Matrix Spike (0010712-MS1)												
Prepared: 01/23/20 12:43 Analyzed: 01/23/20 19:33												
QC Source Sample: Non-SDG (A0A0718-02)												
EPA 8270D PAH												
Acenaphthene	348	13.8	27.5	ug/kg dry	10	22.0	297	235	40-122%	---	---	Q-03
Acenaphthylene	50.8	13.8	27.5	ug/kg dry	10	22.0	30.9	91	32-132%	---	---	
Anthracene	166	13.8	27.5	ug/kg dry	10	22.0	133	149	47-123%	---	---	Q-03
Benz(a)anthracene	148	13.8	27.5	ug/kg dry	10	22.0	116	146	49-126%	---	---	Q-03
Benzo(a)pyrene	186	13.8	27.5	ug/kg dry	10	22.0	157	135	45-129%	---	---	Q-03
Benzo(b)fluoranthene	168	13.8	27.5	ug/kg dry	10	22.0	136	145	45-132%	---	---	Q-03
Benzo(k)fluoranthene	67.2	13.8	27.5	ug/kg dry	10	22.0	44.9	101	47-132%	---	---	
Benzo(g,h,i)perylene	144	13.8	27.5	ug/kg dry	10	22.0	120	107	43-134%	---	---	
Chrysene	202	13.8	27.5	ug/kg dry	10	22.0	168	154	50-124%	---	---	Q-03
Dibenz(a,h)anthracene	29.9	13.8	27.5	ug/kg dry	10	22.0	ND	136	45-134%	---	---	Q-01
Fluoranthene	596	13.8	27.5	ug/kg dry	10	22.0	528	309	50-127%	---	---	Q-03
Fluorene	219	13.8	27.5	ug/kg dry	10	22.0	185	156	43-125%	---	---	Q-03
Indeno(1,2,3-cd)pyrene	128	13.8	27.5	ug/kg dry	10	22.0	104	108	45-133%	---	---	
2-Methylnaphthalene	255	13.8	27.5	ug/kg dry	10	22.0	211	198	38-122%	---	---	Q-03
Naphthalene	403	13.8	27.5	ug/kg dry	10	22.0	328	344	35-123%	---	---	B-02, Q-03
Phenanthrene	1120	13.8	27.5	ug/kg dry	10	22.0	1030	420	50-121%	---	---	Q-03
Pyrene	646	13.8	27.5	ug/kg dry	10	22.0	579	305	47-127%	---	---	Q-03
<i>Surr: 2-Fluorobiphenyl (Surr)</i>		<i>Recovery: 95 %</i>		<i>Limits: 44-115 %</i>		<i>Dilution: 10x</i>						
<i>p-Terphenyl-d14 (Surr)</i>		<i>88 %</i>		<i>54-127 %</i>		<i>"</i>						

Matrix Spike Dup (0010712-MSD1)

Prepared: 01/23/20 12:44 Analyzed: 01/23/20 20:05

QC Source Sample: Non-SDG (A0A0718-02)

Acenaphthene	278	13.8	27.7	ug/kg dry	10	22.1	297	-86	40-122%	23	30%	Q-03
Acenaphthylene	47.4	13.8	27.7	ug/kg dry	10	22.1	30.9	75	32-132%	7	30%	
Anthracene	142	13.8	27.7	ug/kg dry	10	22.1	133	40	47-123%	16	30%	Q-03
Benz(a)anthracene	126	13.8	27.7	ug/kg dry	10	22.1	116	47	49-126%	16	30%	Q-03
Benzo(a)pyrene	159	13.8	27.7	ug/kg dry	10	22.1	157	12	45-129%	16	30%	Q-03
Benzo(b)fluoranthene	143	13.8	27.7	ug/kg dry	10	22.1	136	32	45-132%	16	30%	Q-03
Benzo(k)fluoranthene	52.5	13.8	27.7	ug/kg dry	10	22.1	44.9	34	47-132%	25	30%	Q-03
Benzo(g,h,i)perylene	127	13.8	27.7	ug/kg dry	10	22.1	120	33	43-134%	12	30%	Q-03
Chrysene	172	13.8	27.7	ug/kg dry	10	22.1	168	18	50-124%	16	30%	Q-03
Dibenz(a,h)anthracene	29.8	13.8	27.7	ug/kg dry	10	22.1	ND	134	45-134%	0.4	30%	

Apex Laboratories

The results in this report apply to the samples analyzed in accordance with the chain of custody document. This analytical report must be reproduced in its entirety.

Darwin Thomas, Business Development Director



Anchor QEA, LLC 6720 SW Macadam Ave. Suite 125 Portland, OR 97219	Project: Gasco PreRD DG 2019 - 4a-b. DOC-CAP Testing Cores Project Number: [none] Project Manager: Ryan Barth	Report ID: A0A0648 - 02 07 20 1551
--	---	--

QUALITY CONTROL (QC) SAMPLE RESULTS

Polyaromatic Hydrocarbons (PAHs) by EPA 8270D (Scan)

Analyte	Result	Detection Limit	Reporting Limit	Units	Dilution	Spike Amount	Source Result	% REC	% REC Limits	RPD	RPD Limit	Notes
Batch 0010712 - EPA 3546						Sediment						
Matrix Spike Dup (0010712-MSD1)						Prepared: 01/23/20 12:44 Analyzed: 01/23/20 20:05						
QC Source Sample: Non-SDG (A0A0718-02)												
Fluoranthene	508	13.8	27.7	ug/kg dry	10	22.1	528	-91	50-127%	16	30%	Q-03
Fluorene	193	13.8	27.7	ug/kg dry	10	22.1	185	38	43-125%	13	30%	Q-03
Indeno(1,2,3-cd)pyrene	112	13.8	27.7	ug/kg dry	10	22.1	104	35	45-133%	13	30%	Q-03
2-Methylnaphthalene	183	13.8	27.7	ug/kg dry	10	22.1	211	-128	38-122%	33	30%	Q-03
Naphthalene	275	13.8	27.7	ug/kg dry	10	22.1	328	-239	35-123%	38	30%	B-02, Q-03
Phenanthrene	977	13.8	27.7	ug/kg dry	10	22.1	1030	-227	50-121%	14	30%	Q-03
Pyrene	547	13.8	27.7	ug/kg dry	10	22.1	579	-142	47-127%	17	30%	Q-03
<i>Surr: 2-Fluorobiphenyl (Surr)</i>		<i>Recovery: 91 %</i>		<i>Limits: 44-115 %</i>		<i>Dilution: 10x</i>						
<i>p-Terphenyl-d14 (Surr)</i>		<i>87 %</i>		<i>54-127 %</i>		<i>"</i>						

Apex Laboratories

The results in this report apply to the samples analyzed in accordance with the chain of custody document. This analytical report must be reproduced in its entirety.



Anchor QEA, LLC 6720 SW Macadam Ave. Suite 125 Portland, OR 97219	Project: Gasco PreRD DG 2019 - 4a-b. DOC-CAP Testing Cores Project Number: [none] Project Manager: Ryan Barth	Report ID: A0A0648 - 02 07 20 1551
--	---	--

QUALITY CONTROL (QC) SAMPLE RESULTS

Demand Parameters

Analyte	Result	Detection Limit	Reporting Limit	Units	Dilution	Spike Amount	Source Result	% REC	% REC Limits	RPD	RPD Limit	Notes
Batch 0010901 - PSEP-5310B TOC						Sediment						
Blank (0010901-BLK1)			Prepared: 01/29/20 08:47 Analyzed: 01/31/20 19:26									
<u>SM 5310 B MOD</u>												
Total Organic Carbon	ND	0.020	0.020	% by Weight	1	---	---	---	---	---	---	B-02
LCS (0010901-BS1)			Prepared: 01/29/20 08:47 Analyzed: 01/31/20 19:37									
<u>SM 5310 B MOD</u>												
Total Organic Carbon	10000			mg/kg	1	10000	---	100	90-110%	---	---	B-02
Duplicate (0010901-DUP1)			Prepared: 01/29/20 08:47 Analyzed: 01/31/20 19:58									
<u>QC Source Sample: Non-SDG (A0A0645-01)</u>												
Total Organic Carbon	4.6	0.020	0.020	% by Weight	1	---	3.3	---	---	33	20%	B-02, H-08, Q-17
Duplicate (0010901-DUP4)			Prepared: 01/29/20 08:47 Analyzed: 01/31/20 23:13									
<u>QC Source Sample: Non-SDG (A0A0712-01)</u>												
Total Organic Carbon	1.6	0.020	0.020	% by Weight	1	---	1.6	---	---	1	20%	B-02, H-08

Apex Laboratories

The results in this report apply to the samples analyzed in accordance with the chain of custody document. This analytical report must be reproduced in its entirety.



Anchor QEA, LLC
6720 SW Macadam Ave. Suite 125
Portland, OR 97219

Project: **Gasco PreRD DG 2019 - 4a-b. DOC-CAP Testing Cores**
Project Number: [none]
Project Manager: **Ryan Barth**

Report ID:
A0A0648 - 02 07 20 1551

QUALITY CONTROL (QC) SAMPLE RESULTS

Demand Parameters

Analyte	Result	Detection Limit	Reporting Limit	Units	Dilution	Spike Amount	Source Result	% REC	% REC Limits	RPD	RPD Limit	Notes
Batch 0020143 - PSEP-5310B TOC						Sediment						
Blank (0020143-BLK1)						Prepared: 02/05/20 12:19 Analyzed: 02/05/20 16:21						
<u>SM 5310 B MOD</u>												
Total Organic Carbon	ND	0.020	0.020	% by Weight	1	---	---	---	---	---	---	
LCS (0020143-BS1)						Prepared: 02/05/20 12:19 Analyzed: 02/05/20 16:32						
<u>SM 5310 B MOD</u>												
Total Organic Carbon	9500			mg/kg	1	10000	---	95	90-110%	---	---	
Duplicate (0020143-DUP1)						Prepared: 02/05/20 12:19 Analyzed: 02/05/20 18:20						
<u>QC Source Sample: PDI-029SC-A-03-04-191009 (A0A0648-05RE2)</u>												
<u>SM 5310 B MOD</u>												
Total Organic Carbon	0.043	0.020	0.020	% by Weight	1	---	0.036	---	---	18	20%	H-08
Duplicate (0020143-DUP2)						Prepared: 02/05/20 12:19 Analyzed: 02/05/20 18:31						
<u>QC Source Sample: PDI-029SC-A-03-04-191009 (A0A0648-05RE2)</u>												
<u>SM 5310 B MOD</u>												
Total Organic Carbon	0.036	0.020	0.020	% by Weight	1	---	0.036	---	---	0.9	20%	H-08

Apex Laboratories

The results in this report apply to the samples analyzed in accordance with the chain of custody document. This analytical report must be reproduced in its entirety.



Apex Laboratories, LLC

6700 S.W. Sandburg Street
 Tigard, OR 97223
 503-718-2323
 EPA ID: OR01039

Anchor QEA, LLC 6720 SW Macadam Ave. Suite 125 Portland, OR 97219	Project: Gasco PreRD DG 2019 - 4a-b. DOC-CAP Testing Cores Project Number: [none] Project Manager: Ryan Barth	Report ID: A0A0648 - 02 07 20 1551
--	---	--

QUALITY CONTROL (QC) SAMPLE RESULTS

Solid and Moisture Determinations

Analyte	Result	Detection Limit	Reporting Limit	Units	Dilution	Spike Amount	Source Result	% REC	% REC Limits	RPD	RPD Limit	Notes
Batch 0010730 - Total Solids (SM2540G/PSEP)						Sediment						
Duplicate (0010730-DUP1)						Prepared: 01/23/20 17:04 Analyzed: 01/31/20 14:11						
QC Source Sample: PDI-029SC-A-03-04-191009 (A0A0648-05)												
SM 2540 G												
Total Solids	78.0	1.00	1.00	% by Weight	1	---	78.9	---	---	1	10%	

Apex Laboratories

The results in this report apply to the samples analyzed in accordance with the chain of custody document. This analytical report must be reproduced in its entirety.



Anchor QEA, LLC

6720 SW Macadam Ave. Suite 125
Portland, OR 97219

Project: **Gasco PreRD DG 2019 - 4a-b. DOC-CAP Testing Cores**

Project Number: [none]
Project Manager: **Ryan Barth**

Report ID:
A0A0648 - 02 07 20 1551

SAMPLE PREPARATION INFORMATION

Polychlorinated Biphenyls by EPA 8082A

Prep: EPA 3546

Lab Number	Matrix	Method	Sampled	Prepared	Sample Initial/Final	Default Initial/Final	RL Prep Factor
<u>Batch: 0010653</u>							
A0A0648-01	Sediment	EPA 8082A	10/09/19 09:48	01/22/20 11:21	30.45g/2mL	30g/2mL	0.99
A0A0648-02	Sediment	EPA 8082A	10/09/19 12:14	01/22/20 11:21	30.02g/2mL	30g/2mL	1.00
A0A0648-03	Sediment	EPA 8082A	10/09/19 12:14	01/22/20 11:21	30.22g/2mL	30g/2mL	0.99
A0A0648-04	Sediment	EPA 8082A	10/09/19 14:39	01/22/20 11:21	30.2g/2mL	30g/2mL	0.99
A0A0648-05	Sediment	EPA 8082A	10/09/19 14:39	01/22/20 11:21	30.3g/2mL	30g/2mL	0.99
<u>Batch: 0010761</u>							
A0A0648-06	Sediment	EPA 8082A	10/09/19 16:08	01/24/20 11:13	30.88g/2mL	30g/2mL	0.97

Organochlorine Pesticides by EPA 8081B

Prep: EPA 3546/3640A (GPC)

Lab Number	Matrix	Method	Sampled	Prepared	Sample Initial/Final	Default Initial/Final	RL Prep Factor
<u>Batch: 0010666</u>							
A0A0648-01RE1	Sediment	EPA 8081B	10/09/19 09:48	01/22/20 10:27	10.38g/10mL	10g/5mL	1.93
A0A0648-01RE2	Sediment	EPA 8081B	10/09/19 09:48	01/22/20 10:27	10.38g/10mL	10g/5mL	1.93
A0A0648-02RE1	Sediment	EPA 8081B	10/09/19 12:14	01/22/20 10:27	10.67g/10mL	10g/5mL	1.87
A0A0648-03RE1	Sediment	EPA 8081B	10/09/19 12:14	01/22/20 10:27	10.47g/10mL	10g/5mL	1.91
A0A0648-03RE2	Sediment	EPA 8081B	10/09/19 12:14	01/22/20 10:27	10.47g/10mL	10g/5mL	1.91
A0A0648-04RE1	Sediment	EPA 8081B	10/09/19 14:39	01/22/20 10:27	10.45g/10mL	10g/5mL	1.91
A0A0648-05RE1	Sediment	EPA 8081B	10/09/19 14:39	01/22/20 10:27	10.27g/10mL	10g/5mL	1.95
<u>Batch: 0010778</u>							
A0A0648-06RE1	Sediment	EPA 8081B	10/09/19 16:08	01/24/20 10:21	10.79g/10mL	10g/5mL	1.85

Polyaromatic Hydrocarbons (PAHs) by EPA 8270D (Scan)

Prep: EPA 3546

Lab Number	Matrix	Method	Sampled	Prepared	Sample Initial/Final	Default Initial/Final	RL Prep Factor
<u>Batch: 0010640</u>							
A0A0648-01	Sediment	EPA 8270D PAH	10/09/19 09:48	01/22/20 10:24	10.28g/5mL	10g/5mL	0.97
A0A0648-02	Sediment	EPA 8270D PAH	10/09/19 12:14	01/22/20 10:24	10.77g/5mL	10g/5mL	0.93
A0A0648-02RE1	Sediment	EPA 8270D PAH	10/09/19 12:14	01/22/20 10:24	10.77g/5mL	10g/5mL	0.93
A0A0648-04	Sediment	EPA 8270D PAH	10/09/19 14:39	01/22/20 10:24	10.36g/5mL	10g/5mL	0.97
A0A0648-05	Sediment	EPA 8270D PAH	10/09/19 14:39	01/22/20 10:24	10.18g/5mL	10g/5mL	0.98
<u>Batch: 0010712</u>							
A0A0648-03RE1	Sediment	EPA 8270D PAH	10/09/19 12:14	01/23/20 14:38	10.39g/5mL	10g/5mL	0.96

Apex Laboratories

The results in this report apply to the samples analyzed in accordance with the chain of custody document. This analytical report must be reproduced in its entirety.

Darwin Thomas, Business Development Director



Anchor QEA, LLC 6720 SW Macadam Ave. Suite 125 Portland, OR 97219	Project: Gasco PreRD DG 2019 - 4a-b. DOC-CAP Testing Cores Project Number: [none] Project Manager: Ryan Barth	Report ID: A0A0648 - 02 07 20 1551
--	---	--

SAMPLE PREPARATION INFORMATION

Polyaromatic Hydrocarbons (PAHs) by EPA 8270D (Scan)

Prep: EPA 3546

Lab Number	Matrix	Method	Sampled	Prepared	Sample Initial/Final	Default Initial/Final	RL Prep Factor
A0A0648-06	Sediment	EPA 8270D PAH	10/09/19 16:08	01/23/20 12:43	10.17g/5mL	10g/5mL	0.98

Demand Parameters

Prep: PSEP-5310B TOC

Batch: 0020143

Lab Number	Matrix	Method	Sampled	Prepared	Sample Initial/Final	Default Initial/Final	RL Prep Factor
A0A0648-01RE2	Sediment	SM 5310 B MOD	10/09/19 09:48	02/05/20 12:19			NA
A0A0648-02RE2	Sediment	SM 5310 B MOD	10/09/19 12:14	02/05/20 12:19			NA
A0A0648-03RE2	Sediment	SM 5310 B MOD	10/09/19 12:14	02/05/20 12:19			NA
A0A0648-04RE2	Sediment	SM 5310 B MOD	10/09/19 14:39	02/05/20 12:19			NA
A0A0648-05RE2	Sediment	SM 5310 B MOD	10/09/19 14:39	02/05/20 12:19			NA
A0A0648-06RE2	Sediment	SM 5310 B MOD	10/09/19 16:08	02/05/20 12:19			NA

Solid and Moisture Determinations

Prep: Total Solids (SM2540G/PSEP)

Batch: 0010730

Lab Number	Matrix	Method	Sampled	Prepared	Sample Initial/Final	Default Initial/Final	RL Prep Factor
A0A0648-01	Sediment	SM 2540 G	10/09/19 09:48	01/23/20 17:04			NA
A0A0648-02	Sediment	SM 2540 G	10/09/19 12:14	01/23/20 17:04			NA
A0A0648-03	Sediment	SM 2540 G	10/09/19 12:14	01/23/20 17:04			NA
A0A0648-04	Sediment	SM 2540 G	10/09/19 14:39	01/23/20 17:04			NA
A0A0648-05	Sediment	SM 2540 G	10/09/19 14:39	01/23/20 17:04			NA
A0A0648-06	Sediment	SM 2540 G	10/09/19 16:08	01/23/20 17:04			NA

Apex Laboratories

The results in this report apply to the samples analyzed in accordance with the chain of custody document. This analytical report must be reproduced in its entirety.



Anchor QEA, LLC

6720 SW Macadam Ave. Suite 125
Portland, OR 97219

Project: **Gasco PreRD DG 2019 - 4a-b. DOC-CAP Testing Cores**

Project Number: [none]

Project Manager: **Ryan Barth**

Report ID:

A0A0648 - 02 07 20 1551

QUALIFIER DEFINITIONS

Client Sample and Quality Control (QC) Sample Qualifier Definitions:

Apex Laboratories

- B-02** Analyte detected in an associated blank at a level between one-half the MRL and the MRL. (See Notes and Conventions below.)
- C-05** Extract has undergone a GPC (Gel-Permeation Chromatography) cleanup per EPA 3640A. Reporting levels may be raised due to dilution necessary for cleanup. Sample Final Volume includes the GPC dilution factor, see the Prep page for details.
- C-07** Extract has undergone Sulfuric Acid Cleanup by EPA 3665A, Sulfur Cleanup by EPA 3660B, and Florisil Cleanup by EPA 3620B in order to minimize matrix interference.
- H-08** Sample hold time extended by freezing at -18 degrees C. Total time at 4 degrees C was less than the standard hold time.
- J** Estimated Result. Result detected below the lowest point of the calibration curve, but above the specified MDL.
- M-05** Estimated results. Peak separation for structural isomers is insufficient for accurate quantification.
- P-10** Result estimated due to the presence of multiple PCB Aroclors and/or matrix interference.
- Q-01** Spike recovery and/or RPD is outside acceptance limits.
- Q-02** Spike recovery is outside of established control limits due to matrix interference.
- Q-03** Spike recovery and/or RPD is outside control limits due to the high concentration of analyte present in the sample.
- Q-11** Spike recovery cannot be accurately quantified due to sample dilution required for high analyte concentration and/or matrix interference.
- Q-17** RPD between original and duplicate sample is outside of established control limits.
- R-02** The Reporting Limit for this analyte has been raised to account for interference from coeluting organic compounds present in the sample.
- S-04** Surrogate recovery is outside of established control limits due to a sample matrix effect.
- S-05** Surrogate recovery is estimated due to sample dilution required for high analyte concentration and/or matrix interference.
- S-06** Surrogate recovery is outside of established control limits.

Apex Laboratories

The results in this report apply to the samples analyzed in accordance with the chain of custody document. This analytical report must be reproduced in its entirety.

Darwin Thomas, Business Development Director

02/25/20 Anchor QEA, LLC - Gasco PreRD_DG 2019 - 4a-b. DOC-CAP Testing Cores Page 42 of 1529



Anchor QEA, LLC 6720 SW Macadam Ave. Suite 125 Portland, OR 97219	Project: Gasco PreRD DG 2019 - 4a-b. DOC-CAP Testing Cores Project Number: [none] Project Manager: Ryan Barth	Report ID: A0A0648 - 02 07 20 1551
--	---	--

REPORTING NOTES AND CONVENTIONS:

Abbreviations:

- DET Analyte DETECTED at or above the detection or reporting limit.
- ND Analyte NOT DETECTED at or above the detection or reporting limit.
- NR Result Not Reported
- RPD Relative Percent Difference. RPDs for Matrix Spikes and Matrix Spike Duplicates are based on concentration, not recovery.

Detection Limits: Limit of Detection (LOD)

Limits of Detection (LODs) are normally set at a level of one half the validated Limit of Quantitation (LOQ).
If no value is listed ('-----'), then the data has not been evaluated below the Reporting Limit.

Reporting Limits: Limit of Quantitation (LOQ)

Validated Limits of Quantitation (LOQs) are reported as the Reporting Limits for all analyses where the LOQ, MRL, PQL or CRL are requested. The LOQ represents a level at or above the low point of the calibration curve, that has been validated according to Apex Laboratories' comprehensive LOQ policies and procedures.

Reporting Conventions:

- Basis: Results for soil samples are generally reported on a 100% dry weight basis. The Result Basis is listed following the units as "dry", "wet", or " " (blank) designation.
 - "dry" Sample results and Reporting Limits are reported on a dry weight basis. (i.e. "ug/kg dry")
See Percent Solids section for details of dry weight analysis.
 - "wet" Sample results and Reporting Limits for this analysis are normally dry weight corrected, but have not been modified in this case.
 - " " Results without 'wet' or 'dry' designation are not normally dry weight corrected. These results are considered 'As Received'.

QC Source:

In cases where there is insufficient sample provided for Sample Duplicates and/or Matrix Spikes, a Lab Control Sample Duplicate (LCS Dup) may be analyzed to demonstrate accuracy and precision of the extraction batch.

Non-Client Batch QC Samples (Duplicates and Matrix Spike/Duplicates) may not be included in this report. Please request a Full QC report if this data is required.

Miscellaneous Notes:

- " --- " QC results are not applicable. For example, % Recoveries for Blanks and Duplicates, % RPD for Blanks, Blank Spikes and Matrix Spikes, etc.
- " *** " Used to indicate a possible discrepancy with the Sample and Sample Duplicate results when the %RPD is not available. In this case, either the Sample or the Sample Duplicate has a reportable result for this analyte, while the other is Non Detect (ND).

Blanks:

Standard practice is to evaluate the results from Blank QC Samples down to a level equal to 1/2 the Reporting Limit (RL).
-For Blank hits falling between 1/2 the RL and the RL (J flagged hits), the associated sample and QC data will receive a 'B-02' qualifier.
-For Blank hits above the RL, the associated sample and QC data will receive a 'B' qualifier, per Apex Laboratories' Blank Policy.
For further details, please request a copy of this document.

Apex Laboratories

The results in this report apply to the samples analyzed in accordance with the chain of custody document. This analytical report must be reproduced in its entirety.



Anchor QEA, LLC 6720 SW Macadam Ave. Suite 125 Portland, OR 97219	Project: Gasco PreRD DG 2019 - 4a-b. DOC-CAP Testing Cores Project Number: [none] Project Manager: Ryan Barth	Report ID: A0A0648 - 02 07 20 1551
--	---	--

REPORTING NOTES AND CONVENTIONS (Cont.):

Blanks (Cont.):

Sample results flagged with a 'B' or 'B-02' qualifier are potentially biased high if the sample results are less than ten times the level found in the blank for inorganic analyses, or less than five times the level found in the blank for organic analyses.

'B' and 'B-02' qualifications are only applied to sample results detected above the Reporting Level.

Preparation Notes:

Mixed Matrix Samples:

Water Samples:

Water samples containing significant amounts of sediment are decanted or separated prior to extraction, and only the water portion analyzed, unless otherwise directed by the client.

Soil and Sediment Samples:

Soil and Sediment samples containing significant amounts of water are decanted prior to extraction, and only the solid portion analyzed, unless otherwise directed by the client.

Sampling and Preservation Notes:

Certain regulatory programs, such as National Pollutant Discharge Elimination System (NPDES), require that activities such as sample filtration (for dissolved metals, orthophosphate, hexavalent chromium, etc.) and testing of short hold analytes (pH, Dissolved Oxygen, etc.) be performed in the field (on-site) within a short time window. In addition, sample matrix spikes are required for some analyses, and sufficient volume must be provided, and billable site specific QC requested, if this is required. All regulatory permits should be reviewed to ensure that these requirements are being met.

Data users should be aware of which regulations pertain to the samples they submit for testing. If related sample collection activities are not approved for a particular regulatory program, results should be considered estimates. Apex Laboratories will qualify these analytes according to the most stringent requirements, however results for samples that are for non-regulatory purposes may be acceptable.

Samples that have been filtered and preserved at Apex Laboratories per client request are listed in the preparation section of the report with the date and time of filtration listed.

Apex Laboratories maintains detailed records on sample receipt, including client label verification, cooler temperature, sample preservation, hold time compliance and field filtration. Data is qualified as necessary, and the lack of qualification indicates compliance with required parameters.

Apex Laboratories

The results in this report apply to the samples analyzed in accordance with the chain of custody document. This analytical report must be reproduced in its entirety.



Apex Laboratories, LLC

6700 S.W. Sandburg Street
Tigard, OR 97223
503-718-2323
EPA ID: OR01039

Anchor QEA, LLC 6720 SW Macadam Ave. Suite 125 Portland, OR 97219	Project: Gasco PreRD DG 2019 - 4a-b. DOC-CAP Testing Cores Project Number: [none] Project Manager: Ryan Barth	Report ID: A0A0648 - 02 07 20 1551
--	---	--

LABORATORY ACCREDITATION INFORMATION

TNI Certification ID: OR100062 (Primary Accreditation) - EPA ID: OR01039

All methods and analytes reported from work performed at Apex Laboratories are included on Apex Laboratories' ORELAP Scope of Certification, with the exception of any analyte(s) listed below:

Apex Laboratories

Matrix	Analysis	TNI_ID	Analyte	TNI_ID	Accreditation
<u>All reported analytes are included in Apex Laboratories' current ORELAP scope.</u>					

Secondary Accreditations

Apex Laboratories also maintains reciprocal accreditation with non-TNI states (Washington DOE), as well as other state specific accreditations not listed here.

Subcontract Laboratory Accreditations

Subcontracted data falls outside of Apex Laboratories' Scope of Accreditation. Please see the Subcontract Laboratory report for full details, or contact your Project Manager for more information.

Field Testing Parameters

Results for Field Tested data are provided by the client or sampler, and fall outside of Apex Laboratories' Scope of Accreditation.

Apex Laboratories

The results in this report apply to the samples analyzed in accordance with the chain of custody document. This analytical report must be reproduced in its entirety.

Anchor QEA, LLC
6720 SW Macadam Ave. Suite 125
Portland, OR 97219

Project: **Gasco PreRD DG 2019 - 4a-b. DOC-CAP Testing Cores**
Project Number: [none]
Project Manager: **Ryan Barth**

Report ID:
A0A0648 - 02 07 20 1551

ENVIRONMENTAL SAMPLE CHAIN OF CUSTODY

Anchor QEA, LLC
1001 SW Avenue, Suite 2000, Seattle, WA 98101

POC: Delaney Peterson (360-715-2707)
1605 Cornwell Avenue, Bellingham, WA 98225

Project: Gasco PDI
Client: NW Natural

COC ID: A0A0648
Sample Custodian: APEX1-20191009-171243
Lab: CO, SN, BJ, DL
Apex - Archive

COC Sample Number	Field Sample ID	Sample Type	Matrix	Collected Date	Time	Containers	Lab OC*	Test Request	Method	TAT**	Preservative
001	PDI-016SC-A-06-01-191009	N	SE	10/09/2019	9:48	1	<input type="checkbox"/>	Archive (APEX)	ARCHIVE	-1	-10°C
002	PDI-016SC-A-01-02-191008	N	SE	10/09/2019	9:48	1	<input type="checkbox"/>	Archive (APEX)	ARCHIVE	-1	-10°C
003	PDI-016SC-A-02-03-191009	N	SE	10/09/2019	9:48	1	<input type="checkbox"/>	Archive (APEX)	ARCHIVE	-1	-10°C
004	PDI-016SC-A-03-04-191009	N	SE	10/09/2019	9:48	1	<input type="checkbox"/>	Archive (APEX)	ARCHIVE	-1	-10°C
005	PDI-016SC-A-04-05-191009	N	SE	10/09/2019	9:48	1	<input type="checkbox"/>	Archive (APEX)	ARCHIVE	-1	-10°C
006	PDI-016SC-A-05-06-191009	N	SE	10/09/2019	9:48	1	<input type="checkbox"/>	Archive (APEX)	ARCHIVE	-1	-10°C
007	PDI-016SC-A-06-07-191009	N	SE	10/09/2019	9:48	1	<input type="checkbox"/>	Archive (APEX)	ARCHIVE	-1	-10°C
008	PDI-016SC-A-07-08-191009	N	SE	10/09/2019	9:48	1	<input type="checkbox"/>	Archive (APEX)	ARCHIVE	-1	-10°C
009	PDI-016SC-A-08-09-191009	N	SE	10/09/2019	9:48	1	<input type="checkbox"/>	Archive (APEX)	ARCHIVE	-1	-10°C
010	PDI-016SC-A-09-10-191009	N	SE	10/09/2019	9:48	1	<input type="checkbox"/>	Archive (APEX)	ARCHIVE	-1	-10°C
011	PDI-016SC-A-10-11-191009	N	SE	10/09/2019	9:48	1	<input type="checkbox"/>	Archive (APEX)	ARCHIVE	-1	-10°C

Comment:

Received By	Signature	Print Name	Company	Date/Time	Requisitioned By	Signature	Print Name	Company	Date/Time
<i>[Signature]</i>	<i>[Signature]</i>	EM JONES	APEX LABS	10/10/19 10:05	<i>[Signature]</i>	<i>[Signature]</i>			

Date Printed: 10/9/2019

* Lab OC Requested for sample when box is checked ** TAT = Turn Around Time in DAYS # POC = Project Point of Contact

Apex Laboratories

The results in this report apply to the samples analyzed in accordance with the chain of custody document. This analytical report must be reproduced in its entirety.

Anchor QEA, LLC

6720 SW Macadam Ave. Suite 125
 Portland, OR 97219

Project: **Gasco PreRD DG 2019 - 4a-b. DOC-CAP Testing Cores**

Project Number: [none]
 Project Manager: **Ryan Barth**

Report ID:

A0A0648 - 02 07 20 1551

ENVIRONMENTAL SAMPLE CHAIN OF CUSTODY

Anchor QEA
 1201 3rd Avenue, Suite 2000, Seattle, WA 98101

POC: Delaney Peterson (360-715-2707) **Project:** Gasco PDI
 1605 Cornwell Avenue, Bellingham, WA 98225 **Client:** NW Natural

COC ID: A0A0648
Sample Custodian: APEX1-20191009-171243
Lab: CO, SN, BJ, DL
 Apex - Archive

COC Sample Number	Field Sample ID	Sample Type	Matrix	Collected Date	Time	Containers	Lab OC*	Test Request	Method	TAT**	Preservative
021	PDI-023SC-A-02-05-191009	N	SE	10/09/2019	12:14	1	<input type="checkbox"/>	Archive (APEX)	ARCHIVE	-1	-10°C
022	PDI-023SC-A-03-04-191009	N	SE	10/09/2019	12:14	1	<input type="checkbox"/>	Archive (APEX)	ARCHIVE	-1	-10°C
023	PDI-023SC-A-04-05-191009	N	SE	10/09/2019	12:14	1	<input type="checkbox"/>	Archive (APEX)	ARCHIVE	-1	-10°C
024	PDI-023SC-A-05-06-191009	N	SE	10/09/2019	12:14	1	<input type="checkbox"/>	Archive (APEX)	ARCHIVE	-1	-10°C
025	PDI-023SC-A-06-07-191009	N	SE	10/09/2019	12:14	1	<input type="checkbox"/>	Archive (APEX)	ARCHIVE	-1	-10°C
026	PDI-023SC-A-07-08-191009	N	SE	10/09/2019	12:14	1	<input type="checkbox"/>	Archive (APEX)	ARCHIVE	-1	-10°C
027	PDI-023SC-A-08-09-191009	N	SE	10/09/2019	12:14	1	<input type="checkbox"/>	Archive (APEX)	ARCHIVE	-1	-10°C
028	PDI-023SC-A-09-10-191009	N	SE	10/09/2019	12:14	1	<input type="checkbox"/>	Archive (APEX)	ARCHIVE	-1	-10°C
029	PDI-023SC-A-10-11-191009	N	SE	10/09/2019	12:14	1	<input type="checkbox"/>	Archive (APEX)	ARCHIVE	-1	-10°C
030	PDI-023SC-B-00-02-191009	N	SE	10/09/2019	12:01	1	<input type="checkbox"/>	Archive (APEX)	ARCHIVE	-1	-10°C
031	PDI-023SC-B-02-04-191009	N	SE	10/09/2019	12:02	1	<input type="checkbox"/>	Archive (APEX)	ARCHIVE	-1	-10°C

Received By: [Signature] **Released By:** [Signature]
Print Name: CLAYTON **Print Name:** Ryan Barth
Company: APEX LABS **Company:** Anchor QEA
Date/Time: 10/10/19 1005 **Date/Time:** 10-10-19 1005

Date Printed: 10/9/2019

* Lab QC Requested for sample when box is checked ** TAT = Turn Around Time in DAYS # POC = Project Point of Contact

Apex Laboratories

The results in this report apply to the samples analyzed in accordance with the chain of custody document. This analytical report must be reproduced in its entirety.



Anchor QEA, LLC
6720 SW Macadam Ave. Suite 125
Portland, OR 97219

Project: **Gasco PreRD DG 2019 - 4a-b. DOC-CAP Testing Cores**
Project Number: [none]
Project Manager: **Ryan Barth**

Report ID:
A0A0648 - 02 07 20 1551

ENVIRONMENTAL SAMPLE CHAIN OF CUSTODY

POC: Delaney Peterson (360-715-2707) **Project:** Gasco PDI **COC ID:** APEX-20191009-171243
1605 Cornwall Avenue, Bellingham, WA 98225 **Client:** NW Natural **Sample Custodian:** CO, SN, BJ, DL
1201 3rd Avenue, Suite 2020, Seattle, WA 98101 **Lab:** Apex - Archive

COC Sample Number	Field Sample ID	Sample Type	Matrix	Collected Date	Time	Containers	Lab OC*	Test Request	Method	TAT**	Preservative
031	PDI-029SC-B-02-04-191009	N	SE	10/09/2019	12:02	1		Archive (APEX)	ARCHIVE	-1	-10°C
032	PDI-029SC-B-04-06-191009	N	SE	10/09/2019	12:03	1		Archive (APEX)	ARCHIVE	-1	-10°C
033	PDI-029SC-B-06-08-191009	N	SE	10/09/2019	12:04	1		Archive (APEX)	ARCHIVE	-1	-10°C
034	PDI-029SC-A-00-01-191009	N	SE	10/09/2019	14:39	1		Archive (APEX)	ARCHIVE	-1	-10°C
035	PDI-029SC-A-01-02-191009	N	SE	10/09/2019	14:39	1		Archive (APEX)	ARCHIVE	-1	-10°C
036	PDI-029SC-A-02-03-191009	N	SE	10/09/2019	14:39	1		Archive (APEX)	ARCHIVE	-1	-10°C
037	PDI-029SC-A-03-04-191009	N	SE	10/09/2019	14:39	1		Archive (APEX)	ARCHIVE	-1	-10°C
038	PDI-029SC-A-04-05-191009	N	SE	10/09/2019	14:39	1		Archive (APEX)	ARCHIVE	-1	-10°C
039	PDI-029SC-A-05-06-191009	N	SE	10/09/2019	14:39	1		Archive (APEX)	ARCHIVE	-1	-10°C
040	PDI-029SC-A-06-07-191009	N	SE	10/09/2019	14:39	1		Archive (APEX)	ARCHIVE	-1	-10°C
041	PDI-029SC-A-07-08-191009	N	SE	10/09/2019	14:39	1		Archive (APEX)	ARCHIVE	-1	-10°C

Requested By: [Signature] **Requested By:** [Signature] **Requested By:** [Signature] **Requested By:** [Signature]
Print Name: C. SWEIKO **Print Name:** Ryan Barth **Print Name:** Ryan Barth **Print Name:** Ryan Barth
Company: ANCHOR QEA LLC **Company:** APEX LABS **Company:** APEX LABS **Company:** APEX LABS
Date/Time: 10/16/19 10:05 **Date/Time:** 10-10-19 10:05 **Date/Time:** 10-10-19 10:05 **Date/Time:** 10-10-19 10:05

Date Printed: 10/9/2019

* Lab OC Requested for sample when box is checked ** TAT = Turn Around Time in DAYS # POC = Project Point of Contact

Apex Laboratories

The results in this report apply to the samples analyzed in accordance with the chain of custody document. This analytical report must be reproduced in its entirety.

Darwin Thomas

Anchor QEA, LLC
6720 SW Macadam Ave. Suite 125
Portland, OR 97219

Project: **Gasco PreRD DG 2019 - 4a-b. DOC-CAP Testing Cores**
Project Number: [none]
Project Manager: **Ryan Barth**

Report ID:
A0A0648 - 02 07 20 1551

ENVIRONMENTAL SAMPLE CHAIN OF CUSTODY

Anchor QEA
1201 10th Avenue, Suite 200, Seattle, WA 98101

POC: * Delaney Peterson (360-715-2707)
1605 Cornwell Avenue, Bellingham, WA 98225

Client: NW Natural

Project: Gasco PDI

Field Sample ID: PDI-0385C-A-05-06-191009

Matrix: SE

Sample Type: N

Containers: 1

Collected Date/Time: 10/09/2019 16:08

Lab # OC*:

Test Request: Archive (APEX)

Method: ARCHIVE

TAT:** -1

Preservative: -10°C

COC ID: A0A0648
Sample Custodian: A0J0360
CO, SN, BJ, DL
Apex - Archive

COC Sample Number	Field Sample ID	Matrix	Sample Type	Containers	Collected Date/Time	Lab # OC*	Test Request	Method	TAT**	Preservative
051	PDI-0385C-A-05-06-191009	SE	N	1	10/09/2019 16:08	<input type="checkbox"/>	Archive (APEX)	ARCHIVE	-1	-10°C
052	PDI-0385C-A-06-07-191009	SE	N	1	10/09/2019 16:08	<input type="checkbox"/>	Archive (APEX)	ARCHIVE	-1	-10°C
053	PDI-0385C-A-07-08-191009	SE	N	1	10/09/2019 16:08	<input type="checkbox"/>	Archive (APEX)	ARCHIVE	-1	-10°C
054	PDI-0385C-A-08-09-191009	SE	N	1	10/09/2019 16:08	<input type="checkbox"/>	Archive (APEX)	ARCHIVE	-1	-10°C
055	PDI-0385C-A-09-10-191009	SE	N	1	10/09/2019 16:08	<input type="checkbox"/>	Archive (APEX)	ARCHIVE	-1	-10°C
056	PDI-0385C-A-10-11-191009	SE	N	1	10/09/2019 16:08	<input type="checkbox"/>	Archive (APEX)	ARCHIVE	-1	-10°C
057	PDI-0385C-A-11-12-191009	SE	N	1	10/09/2019 16:08	<input type="checkbox"/>	Archive (APEX)	ARCHIVE	-1	-10°C

Received By	Received By	Received By	Received By
Signature	Signature	Signature	Signature
Print Name: RYAN BARTH	Print Name: DELANEY PETERSON	Print Name: RYAN BARTH	Print Name: DELANEY PETERSON
Company: APEX LABS	Company: APEX LABS	Company: APEX LABS	Company: APEX LABS
Date/Time: 10/10/19 10:05	Date/Time: 10/10/19 10:05	Date/Time: 10/10/19 10:05	Date/Time: 10/10/19 10:05

Date Printed: 10/9/2019

* Lab OC Requested for sample when box is checked ** TAT = Turn Around Time in DAYS # POC = Project Point of Contact

Apex Laboratories

The results in this report apply to the samples analyzed in accordance with the chain of custody document. This analytical report must be reproduced in its entirety.



Anchor QEA, LLC 6720 SW Macadam Ave. Suite 125 Portland, OR 97219	Project: Gasco PreRD DG 2019 - 4a-b. DOC-CAP Testing Cores Project Number: [none] Project Manager: Ryan Barth	Report ID: A0A0648 - 02 07 20 1551
--	--	--

APEX LABS COOLER RECEIPT FORM A0A0648

Client: Anchor QEA Element WO#: A9 J0360

Project/Project #: Gasco-PDI Archive

Delivery Info:
Date/time received: 10-10-19 @ 1005 By: EJ
Delivered by: Apex Client ESS FedEx UPS Swift Senvoy SDS Other

Cooler Inspection Date/time inspected: 10-10-19 @ 1150 By: EJ
Chain of Custody included? Yes No Custody seals? Yes No
Signed/dated by client? Yes No
Signed/dated by Apex? Yes No

	Cooler #1	Cooler #2	Cooler #3	Cooler #4	Cooler #5	Cooler #6	Cooler #7
Temperature (°C)	<u>1.4</u>	<u>0.7</u>	<u>2.2</u>				
Received on ice? (Y/N)	<u>Y</u>	<u>Y</u>	<u>Y</u>				
Temp. blanks? (Y/N)	<u>Y</u>	<u>Y</u>	<u>Y</u>				
Ice type: (Gel/Real/Other)	<u>Real</u>	<u>Real</u>	<u>Real</u>				
Condition:	<u>Good</u>	<u>Good</u>	<u>Good</u>				

Cooler out of temp? (Y/N) Possible reason why: NA
If some coolers are in temp and some out, were green dots applied to out of temperature samples? Yes/No/NA NA
Out of temperature samples form initiated? Yes/No/NA NA

Samples Inspection: Date/time inspected: 10/10/19 @ 2134 By: [Signature]
All samples intact? Yes No Comments: _____
Bottle labels/COCs agree? Yes No Comments: _____
COC/container discrepancies form initiated? Yes No NA
Containers/volumes received appropriate for analysis? Yes No Comments: _____
Do VOA vials have visible headspace? Yes No NA
Comments: _____
Water samples: pH checked: Yes No NA pH appropriate? Yes No NA
Comments: _____

Additional information:

Labeled by: [Signature] Witness: [Signature] Cooler Inspected by: [Signature] See Project Contact Form: Y

Darwin Thomas

**Sample Receipt Documentation
(Work orders, Chain of Custody & Cooler Receipt Forms)**

A0A0648

Apex Laboratories

Client: Anchor QEA, LLC	Project Manager: Darwin Thomas
Project: Gasco PreRD_DG 2019 - 4a-b. DOC-CAP Testing Cores	Project Number: [none]

<p>Report To: Anchor QEA, LLC Ryan Barth 6720 SW Macadam Ave. Suite 125 Portland, OR 97219 Phone: (503) 670-1108 Fax: na</p>	<p>Invoice To: Anchor QEA, LLC Seattle Accounts Payable 1201 3rd Avenue, Suite 2600 Seattle, WA 98101 Phone : (206) 287-9130 Fax: (206) 287-9131</p>
---	---

Date Due:	02/04/20 17:00 (78 day TAT)	Date Received:	10/10/19 10:05
Received By:	Eli S. Joyner	Date Logged In:	01/21/20 17:14
Logged In By:	Susan L. Treat		

Cooler #1 received at 1.4°C									
Custody Seals	Yes	Containers Intact	Yes	COC/Labels Agree	Yes	PH Confirmed	No	Received On Ice	Yes
Temperature OK	Yes								
Cooler #2 received at 0.7°C									
Custody Seals	Yes	Containers Intact	Yes	COC/Labels Agree	Yes	PH Confirmed	No	Received On Ice	Yes
Temperature OK	Yes								
Cooler #3 received at 2.2°C									
Custody Seals	Yes	Containers Intact	Yes	COC/Labels Agree	Yes	PH Confirmed	No	Received On Ice	Yes
Temperature OK	Yes								

Analysis	Due	TAT	Expires	Comments
A0A0648-01 PDI-016SC-A-02-03-191009 [Sediment] Sampled 10/09/19				
09:48 (GMT-08:00) Pacific Time (US & Canada) 1 Containers				
Dry Weight				
Dry Weight	02/04/20 17:00	3	04/06/20 09:48	Use Results from TS.. Make NR once completed.
Project Mgmt				
Data Package	03/03/20 17:00	20	01/16/20 09:48	
Semivols (ECD)				
8081B 2,4+4,4-DDx Only (+Add)	02/04/20 17:00	10	10/23/19 09:48	MDL. Use Custom Spike.
8082 PCBs - Low Level (30g/2mL)	02/04/20 17:00	10	10/08/20 09:48	+1262,1268
Semivols (Scan)				
8270D LL PAH Only (Scan)	02/04/20 17:00	10	10/23/19 09:48	
Wet Chem				
Solids, Total (SM 2540 G,B)	02/04/20 17:00	10	04/06/20 09:48	Use Results for Dry Weight (Not for Waters)
Total Organic Carbon - Soil (5310 B)	02/04/20 17:00	10	11/06/19 09:48	

A0A0648

Apex Laboratories

Client: Anchor QEA, LLC	Project Manager: Darwin Thomas
Project: Gasco PreRD_DG 2019 - 4a-b. DOC-CAP Testing Cores	Project Number: [none]

Analysis	Due	TAT	Expires	Comments
A0A0648-02 PDI-023SC-A-06-07-191009 [Sediment] Sampled 10/09/19				
12:14 (GMT-08:00) Pacific Time (US & Canada) 1 Containers				
Dry Weight				
Dry Weight	02/04/20 17:00	3	04/06/20 12:14	Use Results from TS.. Make NR once completed.
Semivols (ECD)				
8081B 2,4+4,4-DDx Only (+Add)	02/04/20 17:00	10	10/23/19 12:14	MDL. Use Custom Spike.
8082 PCBs - Low Level (30g/2mL)	02/04/20 17:00	10	10/08/20 12:14	+1262,1268
Semivols (Scan)				
8270D LL PAH Only (Scan)	02/04/20 17:00	10	10/23/19 12:14	
Wet Chem				
Solids, Total (SM 2540 G,B)	02/04/20 17:00	10	04/06/20 12:14	Use Results for Dry Weight (Not for Waters)
Total Organic Carbon - Soil (5310 B)	02/04/20 17:00	10	11/06/19 12:14	
A0A0648-03 PDI-023SC-A-07-08-191009 [Sediment] Sampled 10/09/19				
12:14 (GMT-08:00) Pacific Time (US & Canada) 1 Containers				
Dry Weight				
Dry Weight	02/04/20 17:00	3	04/06/20 12:14	Use Results from TS.. Make NR once completed.
Semivols (ECD)				
8081B 2,4+4,4-DDx Only (+Add)	02/04/20 17:00	10	10/23/19 12:14	MDL. Use Custom Spike.
8082 PCBs - Low Level (30g/2mL)	02/04/20 17:00	10	10/08/20 12:14	+1262,1268
Semivols (Scan)				
8270D LL PAH Only (Scan)	02/04/20 17:00	10	10/23/19 12:14	
Wet Chem				
Solids, Total (SM 2540 G,B)	02/04/20 17:00	10	04/06/20 12:14	Use Results for Dry Weight (Not for Waters)
Total Organic Carbon - Soil (5310 B)	02/04/20 17:00	10	11/06/19 12:14	
A0A0648-04 PDI-029SC-A-02-03-191009 [Sediment] Sampled 10/09/19				
14:39 (GMT-08:00) Pacific Time (US & Canada) 1 Containers				
Dry Weight				
Dry Weight	02/04/20 17:00	3	04/06/20 14:39	Use Results from TS.. Make NR once completed.
Semivols (ECD)				
8081B 2,4+4,4-DDx Only (+Add)	02/04/20 17:00	10	10/23/19 14:39	MDL. Use Custom Spike.
8082 PCBs - Low Level (30g/2mL)	02/04/20 17:00	10	10/08/20 14:39	+1262,1268
Semivols (Scan)				
8270D LL PAH Only (Scan)	02/04/20 17:00	10	10/23/19 14:39	
Wet Chem				
Solids, Total (SM 2540 G,B)	02/04/20 17:00	10	04/06/20 14:39	Use Results for Dry Weight (Not for Waters)
Total Organic Carbon - Soil (5310 B)	02/04/20 17:00	10	11/06/19 14:39	

A0A0648

Apex Laboratories

Client: Anchor QEA, LLC	Project Manager: Darwin Thomas
Project: Gasco PreRD_DG 2019 - 4a-b. DOC-CAP Testing Cores	Project Number: [none]

Analysis	Due	TAT	Expires	Comments
A0A0648-05 PDI-029SC-A-03-04-191009 [Sediment] Sampled 10/09/19				
14:39 (GMT-08:00) Pacific Time (US & Canada) 1 Containers				
Dry Weight				
Dry Weight	02/04/20 17:00	3	04/06/20 14:39	Use Results from TS.. Make NR once completed.
Semivols (ECD)				
8081B 2,4+4,4-DDx Only (+Add)	02/04/20 17:00	10	10/23/19 14:39	MS/MSD, MDL. Use Custom Spike.
8082 PCBs - Low Level (30g/2mL)	02/04/20 17:00	10	10/08/20 14:39	MS/MSD, +1262,1268
Semivols (Scan)				
8270D LL PAH Only (Scan)	02/04/20 17:00	10	10/23/19 14:39	MS/MSD
Wet Chem				
Solids, Total (SM 2540 G,B)	02/04/20 17:00	10	04/06/20 14:39	Use Results for Dry Weight (Not for Waters)
Total Organic Carbon - Soil (5310 B)	02/04/20 17:00	10	11/06/19 14:39	MS/MSD

A0A0648-06 PDI-038SC-A-11-12-191009 [Sediment] Sampled 10/09/19				
16:08 (GMT-08:00) Pacific Time (US & Canada) 1 Containers				
Dry Weight				
Dry Weight	02/04/20 17:00	3	04/06/20 16:08	Use Results from TS.. Make NR once completed.
Semivols (ECD)				
8081B 2,4+4,4-DDx Only (+Add)	02/04/20 17:00	10	10/23/19 16:08	MDL. Use Custom Spike.
8082 PCBs - Low Level (30g/2mL)	02/04/20 17:00	10	10/08/20 16:08	+1262,1268
Semivols (Scan)				
8270D LL PAH Only (Scan)	02/04/20 17:00	10	10/23/19 16:08	
Wet Chem				
Solids, Total (SM 2540 G,B)	02/04/20 17:00	10	04/06/20 16:08	Use Results for Dry Weight (Not for Waters)
Total Organic Carbon - Soil (5310 B)	02/04/20 17:00	10	11/06/19 16:08	



ENVIRONMENTAL SAMPLE CHAIN OF CUSTODY

AOA06 48
A9J0360

COC ID: APEX1-20191009-171243
Sample Custodian: CO, SN, BJ, DL
Lab: Apex - Archive

POC: Delaney Peterson (360-715-2707)
Project: Gasco PDI
Client: NW Natural
1605 Cornwall Avenue, Bellingham, WA 98225

COC Sample Number	Field Sample ID	Sample Type	Matrix	Collected Date	Time	Containers #	Lab QC*	Test Request	Method	TAT**	Preservative
001	PDI-016SC-A-00-01-191009	N	SE	10/09/2019	9:48	1	<input type="checkbox"/>	Archive (APEX)	ARCHIVE	-1	-10°C
002	PDI-016SC-A-01-02-191009	N	SE	10/09/2019	9:48	1	<input type="checkbox"/>	Archive (APEX)	ARCHIVE	-1	-10°C
003	PDI-016SC-A-02-03-191009	N	SE	10/09/2019	9:48	1	<input type="checkbox"/>	Archive (APEX)	ARCHIVE	-1	-10°C
004	PDI-016SC-A-03-04-191009	N	SE	10/09/2019	9:48	1	<input type="checkbox"/>	Archive (APEX)	ARCHIVE	-1	-10°C
005	PDI-016SC-A-04-05-191009	N	SE	10/09/2019	9:48	1	<input type="checkbox"/>	Archive (APEX)	ARCHIVE	-1	-10°C
006	PDI-016SC-A-05-06-191009	N	SE	10/09/2019	9:48	1	<input type="checkbox"/>	Archive (APEX)	ARCHIVE	-1	-10°C
007	PDI-016SC-A-06-07-191009	N	SE	10/09/2019	9:48	1	<input type="checkbox"/>	Archive (APEX)	ARCHIVE	-1	-10°C
008	PDI-016SC-A-07-08-191009	N	SE	10/09/2019	9:48	1	<input type="checkbox"/>	Archive (APEX)	ARCHIVE	-1	-10°C
009	PDI-016SC-A-08-09-191009	N	SE	10/09/2019	9:48	1	<input type="checkbox"/>	Archive (APEX)	ARCHIVE	-1	-10°C
010	PDI-016SC-A-09-10-191009	N	SE	10/09/2019	9:48	1	<input type="checkbox"/>	Archive (APEX)	ARCHIVE	-1	-10°C
011	PDI-016SC-A-10-11-191009	N	SE	10/09/2019	9:48	1	<input type="checkbox"/>	Archive (APEX)	ARCHIVE	-1	-10°C

Received By: *[Signature]*
Signature: *[Signature]*
Print Name: *EM JOYNO*
Company: *APEX LABS*
Date/Time: *10-10-19 1005*

Relinquished By: *[Signature]*
Signature: *[Signature]*
Print Name: *EM JOYNO*
Company: *APEX LABS*
Date/Time: *10-10-19 1005*

Date Printed: 10/9/2019
* Lab QC Requested for sample when box is checked ** TAT = Turn-Around Time in DAYS # POC = Project Point of Contact



ENVIRONMENTAL SAMPLE CHAIN OF CUSTODY

AOA-0648
AGJ0360

COC ID: APEX1-20191009-171243
Sample Custodian: CO, SN, BJ, DL
Lab: Apex - Archive

POC: Delaney Peterson (360-715-2707) Project: Gasco PDI
1605 Cornwall Avenue, Bellingham, WA 98225 Client: NW Natural

COC Sample Number	Field Sample ID	Sample Type	Matrix	Collected Date	Time	Containers	Lab #	OC*	Test Request	Method	TAT**	Preservative
021	PDI-023SC-A-02-03-191009	N	SE	10/09/2019	12:14	1		<input type="checkbox"/>	Archive (APEX)	ARCHIVE	-1	-10°C
022	PDI-023SC-A-03-04-191009	N	SE	10/09/2019	12:14	1		<input type="checkbox"/>	Archive (APEX)	ARCHIVE	-1	-10°C
023	PDI-023SC-A-04-05-191009	N	SE	10/09/2019	12:14	1		<input type="checkbox"/>	Archive (APEX)	ARCHIVE	-1	-10°C
024	PDI-023SC-A-05-06-191009	N	SE	10/09/2019	12:14	1		<input type="checkbox"/>	Archive (APEX)	ARCHIVE	-1	-10°C
025	PDI-023SC-A-06-07-191009	N	SE	10/09/2019	12:14	1		<input type="checkbox"/>	Archive (APEX)	ARCHIVE	-1	-10°C
026	PDI-023SC-A-07-08-191009	N	SE	10/09/2019	12:14	1		<input type="checkbox"/>	Archive (APEX)	ARCHIVE	-1	-10°C
027	PDI-023SC-A-08-09-191009	N	SE	10/09/2019	12:14	1		<input type="checkbox"/>	Archive (APEX)	ARCHIVE	-1	-10°C
028	PDI-023SC-A-09-10-191009	N	SE	10/09/2019	12:14	1		<input type="checkbox"/>	Archive (APEX)	ARCHIVE	-1	-10°C
029	PDI-023SC-A-10-11-191009	N	SE	10/09/2019	12:14	1		<input type="checkbox"/>	Archive (APEX)	ARCHIVE	-1	-10°C
030	PDI-023SC-B-00-02-191009	N	SE	10/09/2019	12:01	1		<input type="checkbox"/>	Archive (APEX)	ARCHIVE	-1	-10°C
031	PDI-023SC-B-02-04-191009	N	SE	10/09/2019	12:02	1		<input type="checkbox"/>	Archive (APEX)	ARCHIVE	-1	-10°C

Comment:

Received By	Signature	Print Name	Company	Date/Time	Retrieved By	Signature	Print Name	Company	Date/Time
		DELANEY PETERSON	ANCHOR QEA	10-10-19 1005			ERIC JOYNE	APEX LABS	10-10-19 1005

Date Printed: 10/9/2019 * Lab QC Requested for sample when box is checked ** TAT = Turn Around Time in DAYS # POC = Project Point of Contact



ENVIRONMENTAL SAMPLE CHAIN OF CUSTODY

A0A01048
A9J0360

COC ID: APEX1-20191009-171243
 Sample Custodian: CO, SN, BJ, DL
 Lab: Apex - Archive

POC: Delaney Peterson (360-715-2707) Project: Gasco PDI
 1605 Cornwall Avenue, Bellingham, WA 98225 Client: NW Natural

COC Sample Number	Field Sample ID	Sample Type	Matrix	Collected Date	Collected Time	Containers #	Lab QC*	Test Request	Method	TAT**	Preservative
031	PDI-023SC-B-02-04-191009	N	SE	10/09/2019	12:02	1	<input type="checkbox"/>	Archive (APEX)	ARCHIVE	-1	-10°C
032	PDI-023SC-B-04-06-191009	N	SE	10/09/2019	12:03	1	<input type="checkbox"/>	Archive (APEX)	ARCHIVE	-1	-10°C
033	PDI-023SC-B-06-08-191009	N	SE	10/09/2019	12:04	1	<input type="checkbox"/>	Archive (APEX)	ARCHIVE	-1	-10°C
034	PDI-029SC-A-00-01-191009	N	SE	10/09/2019	14:39	1	<input type="checkbox"/>	Archive (APEX)	ARCHIVE	-1	-10°C
035	PDI-029SC-A-01-02-191009	N	SE	10/09/2019	14:39	1	<input type="checkbox"/>	Archive (APEX)	ARCHIVE	-1	-10°C
036	PDI-029SC-A-02-03-191009	N	SE	10/09/2019	14:39	1	<input type="checkbox"/>	Archive (APEX)	ARCHIVE	-1	-10°C
037	PDI-029SC-A-03-04-191009	N	SE	10/09/2019	14:39	1	<input type="checkbox"/>	Archive (APEX)	ARCHIVE	-1	-10°C
038	PDI-029SC-A-04-05-191009	N	SE	10/09/2019	14:39	1	<input type="checkbox"/>	Archive (APEX)	ARCHIVE	-1	-10°C
039	PDI-029SC-A-05-06-191009	N	SE	10/09/2019	14:39	1	<input type="checkbox"/>	Archive (APEX)	ARCHIVE	-1	-10°C
040	PDI-029SC-A-06-07-191009	N	SE	10/09/2019	14:39	1	<input type="checkbox"/>	Archive (APEX)	ARCHIVE	-1	-10°C
041	PDI-029SC-A-07-08-191009	N	SE	10/09/2019	14:39	1	<input type="checkbox"/>	Archive (APEX)	ARCHIVE	-1	-10°C

Comment:

Requested By: <i>[Signature]</i>	Requested By: <i>[Signature]</i>
Print Name: C. S. NAYLOR	Print Name: E. J. JOYR
Company: ICHD AQ	Company: APEX LABS
Date/Time: 10/10/19 1005	Date/Time: 10-10-19 1005

Date Printed: 10/9/2019 * Lab QC Requested for sample when box is checked ** TAT = Turn Around Time in DAYS # POC = Project Point of Contact



1201 3rd Avenue, Suite 2600, Seattle, WA 98101

ENVIRONMENTAL SAMPLE CHAIN OF CUSTODY

POC: Delaney Peterson (360-715-2707)

Project: Gasco PDI

1605 Cornwall Avenue, Bellingham, WA 98225

Client: NW Natural

COC ID: APEX1-20191009-171243

Sample Custodian: CO, SN, BJ, DL

Lab: Apex - Archive

ADA0648
A9J0360

COC Sample Number	Field Sample ID	Sample Type	Matrix	Collected Date	Time	Containers #	Lab QC*	Test Request	Method	TAT**	Preservative
051	PDI-038SC-A-05-08-191009	N	SE	10/09/2019	16:08	1	<input type="checkbox"/>	Archive (APEX)	ARCHIVE	-1	-10°C
052	PDI-038SC-A-06-07-191009	N	SE	10/09/2019	16:08	1	<input type="checkbox"/>	Archive (APEX)	ARCHIVE	-1	-10°C
053	PDI-038SC-A-07-08-191009	N	SE	10/09/2019	16:08	1	<input type="checkbox"/>	Archive (APEX)	ARCHIVE	-1	-10°C
054	PDI-038SC-A-08-09-191009	N	SE	10/09/2019	16:08	1	<input type="checkbox"/>	Archive (APEX)	ARCHIVE	-1	-10°C
055	PDI-038SC-A-09-10-191009	N	SE	10/09/2019	16:08	1	<input type="checkbox"/>	Archive (APEX)	ARCHIVE	-1	-10°C
056	PDI-038SC-A-10-11-191009	N	SE	10/09/2019	16:08	1	<input type="checkbox"/>	Archive (APEX)	ARCHIVE	-1	-10°C
057	PDI-038SC-A-11-12-191009	N	SE	10/09/2019	16:08	1	<input type="checkbox"/>	Archive (APEX)	ARCHIVE	-1	-10°C

Comment:

Received By Signature <i>[Signature]</i>	Relinquished By Signature <i>[Signature]</i>
Print Name C. O'NEILL	Print Name E. J. TOYD
Company AQ	Company APEX LABS
Date/Time 10/10/19 1005	Date/Time 10-10-19 1005

Date Printed: 10/9/2019

* Lab QC Requested for sample when box is checked ** TAT = Turn Around Time in DAYS # POC = Project Point of Contact

APEX LABS COOLER RECEIPT FORM

AOA0648

Client: Anchor QEA Element WO#: A9 J0360

Project/Project #: Gasco-PDI Archive

Delivery Info:

Date/time received: 10-10-19 @ 1005 By: EJ

Delivered by: Apex Client ESS FedEx UPS Swift Senvoy SDS Other

Cooler Inspection Date/time inspected: 10-10-19 @ 1150 By: EJ

Chain of Custody included? Yes No Custody seals? Yes No

Signed/dated by client? Yes No

Signed/dated by Apex? Yes No

	Cooler #1	Cooler #2	Cooler #3	Cooler #4	Cooler #5	Cooler #6	Cooler #7
Temperature (°C)	<u>1.4</u>	<u>0.7</u>	<u>2.2</u>				
Received on ice? (Y/N)	<u>Y</u>	<u>Y</u>	<u>Y</u>				
Temp. blanks? (Y/N)	<u>Y</u>	<u>Y</u>	<u>Y</u>				
Ice type: (Gel/Real/Other)	<u>Real</u>	<u>Real</u>	<u>Real</u>				
Condition:	<u>Good</u>	<u>Good</u>	<u>Good</u>				

Cooler out of temp? (Y/N) Possible reason why: _____
If some coolers are in temp and some out, were green dots applied to out of temperature samples? Yes/No/NA NA

Out of temperature samples form initiated? Yes/No/NA NA
Samples Inspection: Date/time inspected: 10/10/19 @ 2134 By: [Signature]

All samples intact? Yes No Comments: _____

Bottle labels/COCs agree? Yes No Comments: _____

COC/container discrepancies form initiated? Yes No NA

Containers/volumes received appropriate for analysis? Yes No Comments: _____

Do VOA vials have visible headspace? Yes No NA

Comments: _____

Water samples: pH checked: Yes No NA pH appropriate? Yes No NA

Comments: _____

Additional information: _____

Labeled by: [Signature] Witness: [Signature] Cooler Inspected by: [Signature] See Project Contact Form: Y

CLP-Like Forms

Apex Laboratories

SDG: Gasco PreRD_DG 2019

CLASS: GC

METHOD: EPA 8082A

ANALYSES DATA PACKAGE COVER PAGE

EPA 8082A

Laboratory: Apex Laboratories

SDG: Gasco PreRD_DG 2019

Client: Anchor QEA, LLC

Project: Gasco PreRD_DG 2019 - 4a-b. DOC-CAP Testing Co

Client Sample Id:	Lab Sample Id:	Matrix
<u>PDI-016SC-A-02-03-191009</u>	<u>A0A0648-01</u>	<u>Sediment</u>
<u>PDI-023SC-A-06-07-191009</u>	<u>A0A0648-02</u>	<u>Sediment</u>
<u>PDI-023SC-A-07-08-191009</u>	<u>A0A0648-03</u>	<u>Sediment</u>
<u>PDI-029SC-A-02-03-191009</u>	<u>A0A0648-04</u>	<u>Sediment</u>
<u>PDI-029SC-A-03-04-191009</u>	<u>A0A0648-05</u>	<u>Sediment</u>
<u>PDI-038SC-A-11-12-191009</u>	<u>A0A0648-06</u>	<u>Sediment</u>

I certify that this data package is in compliance with the terms and conditions of the contract, both technically and for completeness, for other than the conditions detailed above. Release of the data contained in this hardcopy data package and in computer-readable data submitted on diskette has been authorized by the Laboratory Manager or the Manager's designee, as verified by the following signatures.

Signature:



Name:

David G. Jack

Forms Created:

2/19/2020 1:07PM

Title:

Technical Manager

METHOD DETECTION AND REPORTING LIMITS

EPA 8082A

Laboratory: Apex Laboratories

SDG: Gasco PreRD_DG 2019

Client: Anchor QEA, LLC

Project: Gasco PreRD_DG 2019 - 4a-b. DOC-CAP

Batch Matrix: Sediment

Analyte	MDL	MRL	Units
Aroclor 1016	0.670	1.33	ug/kg
Aroclor 1221	0.670	1.33	ug/kg
Aroclor 1232	0.670	1.33	ug/kg
Aroclor 1242	0.670	1.33	ug/kg
Aroclor 1248	0.670	1.33	ug/kg
Aroclor 1254	0.670	1.33	ug/kg
Aroclor 1260	0.670	1.33	ug/kg
Aroclor 1262	0.670	1.33	ug/kg
Aroclor 1268	0.670	1.33	ug/kg

Note: MDLs are listed only if the corresponding analyte was evaluated to the MDL in this report .

ORGANIC ANALYSIS DATA SHEET

EPA 8082A

PDI-016SC-A-02-03-191009

Laboratory: <u>Apex Laboratories</u>	SDG: <u>Gasco PreRD_DG 2019</u>	
Client: <u>Anchor QEA, LLC</u>	Project: <u>Gasco PreRD_DG 2019 - 4a-b. DOC-CAP Testing Co</u>	
Matrix: <u>Sediment</u>	Laboratory ID: <u>A0A0648-01</u>	File ID: <u>ECD2R015.D</u>
Sampled: <u>10/09/19 09:48</u>	Prepared: <u>01/22/20 11:21</u>	Analyzed: <u>01/23/20 13:35</u>
Solids: <u>73.66</u>	Preparation: <u>EPA 3546</u>	Initial/Final: <u>30.45 g / 2 mL</u>
Batch: <u>0010653</u>	Sequence: <u>0A23016</u>	Calibration: <u>A0A1501</u> Instrument: <u>DUALECD2R</u>

CAS NO.	COMPOUND	DILUTION	CONC. (ug/kg dry)	Q
12674-11-2	Aroclor 1016	1	0.896	U
11104-28-2	Aroclor 1221	1	0.896	U
11141-16-5	Aroclor 1232	1	0.896	U
53469-21-9	Aroclor 1242	1	0.896	U
12672-29-6	Aroclor 1248	1	0.896	U
11097-69-1	Aroclor 1254	1	0.896	U
11096-82-5	Aroclor 1260	1	0.896	U
37324-23-5	Aroclor 1262	1	0.896	U
11100-14-4	Aroclor 1268	1	0.896	U

SYSTEM MONITORING COMPOUND	ADDED (ug/kg dry)	CONC (ug/kg dry)	% REC	QC LIMITS	Q
Decachlorobiphenyl (Surr)	22.3	17.4	78	43 - 120	

* Values outside of QC limits

ORGANIC ANALYSIS DATA SHEET

EPA 8082A

PDI-023SC-A-06-07-191009

Laboratory: <u>Apex Laboratories</u>	SDG: <u>Gasco PreRD_DG 2019</u>	
Client: <u>Anchor QEA, LLC</u>	Project: <u>Gasco PreRD_DG 2019 - 4a-b. DOC-CAP Testing Co</u>	
Matrix: <u>Sediment</u>	Laboratory ID: <u>A0A0648-02</u>	File ID: <u>ECD2R019.D</u>
Sampled: <u>10/09/19 12:14</u>	Prepared: <u>01/22/20 11:21</u>	Analyzed: <u>01/23/20 14:46</u>
Solids: <u>74.46</u>	Preparation: <u>EPA 3546</u>	Initial/Final: <u>30.02 g / 2 mL</u>
Batch: <u>0010653</u>	Sequence: <u>0A23016</u>	Calibration: <u>A0A1501</u> Instrument: <u>DUALECD2R</u>

CAS NO.	COMPOUND	DILUTION	CONC. (ug/kg dry)	Q
12674-11-2	Aroclor 1016	1	0.899	U
11104-28-2	Aroclor 1221	1	0.899	U
11141-16-5	Aroclor 1232	1	0.899	U
53469-21-9	Aroclor 1242	1	0.899	U
12672-29-6	Aroclor 1248	1	0.899	U
11097-69-1	Aroclor 1254	1	0.899	U
11096-82-5	Aroclor 1260	1	0.899	U
37324-23-5	Aroclor 1262	1	0.899	U
11100-14-4	Aroclor 1268	1	0.899	U

SYSTEM MONITORING COMPOUND	ADDED (ug/kg dry)	CONC (ug/kg dry)	% REC	QC LIMITS	Q
Decachlorobiphenyl (Surr)	22.4	17.2	77	43 - 120	

* Values outside of QC limits

ORGANIC ANALYSIS DATA SHEET

EPA 8082A

PDI-023SC-A-07-08-191009

Laboratory: <u>Apex Laboratories</u>	SDG: <u>Gasco PreRD_DG 2019</u>	
Client: <u>Anchor QEA, LLC</u>	Project: <u>Gasco PreRD_DG 2019 - 4a-b. DOC-CAP Testing Co</u>	
Matrix: <u>Sediment</u>	Laboratory ID: <u>A0A0648-03</u>	File ID: <u>ECD2R021.D</u>
Sampled: <u>10/09/19 12:14</u>	Prepared: <u>01/22/20 11:21</u>	Analyzed: <u>01/23/20 15:21</u>
Solids: <u>73.44</u>	Preparation: <u>EPA 3546</u>	Initial/Final: <u>30.22 g / 2 mL</u>
Batch: <u>0010653</u>	Sequence: <u>0A23016</u>	Calibration: <u>A0A1501</u> Instrument: <u>DUALECD2R</u>

CAS NO.	COMPOUND	DILUTION	CONC. (ug/kg dry)	Q
12674-11-2	Aroclor 1016	1	0.906	U
11104-28-2	Aroclor 1221	1	0.906	U
11141-16-5	Aroclor 1232	1	0.906	U
53469-21-9	Aroclor 1242	1	0.906	U
12672-29-6	Aroclor 1248	1	0.906	U
11097-69-1	Aroclor 1254	1	0.906	U
11096-82-5	Aroclor 1260	1	0.906	U
37324-23-5	Aroclor 1262	1	0.906	U
11100-14-4	Aroclor 1268	1	0.906	U

SYSTEM MONITORING COMPOUND	ADDED (ug/kg dry)	CONC (ug/kg dry)	% REC	QC LIMITS	Q
Decachlorobiphenyl (Surr)	22.5	18.0	80	43 - 120	

* Values outside of QC limits

ORGANIC ANALYSIS DATA SHEET

EPA 8082A

PDI-029SC-A-02-03-191009

Laboratory: <u>Apex Laboratories</u>	SDG: <u>Gasco PreRD_DG 2019</u>	
Client: <u>Anchor QEA, LLC</u>	Project: <u>Gasco PreRD_DG 2019 - 4a-b. DOC-CAP Testing Co</u>	
Matrix: <u>Sediment</u>	Laboratory ID: <u>A0A0648-04</u>	File ID: <u>ECD2R023.D</u>
Sampled: <u>10/09/19 14:39</u>	Prepared: <u>01/22/20 11:21</u>	Analyzed: <u>01/23/20 15:57</u>
Solids: <u>89.19</u>	Preparation: <u>EPA 3546</u>	Initial/Final: <u>30.2 g / 2 mL</u>
Batch: <u>0010653</u>	Sequence: <u>0A23016</u>	Calibration: <u>A0A1501</u> Instrument: <u>DUALECD2R</u>

CAS NO.	COMPOUND	DILUTION	CONC. (ug/kg dry)	Q
12674-11-2	Aroclor 1016	1	0.746	U
11104-28-2	Aroclor 1221	1	0.746	U
11141-16-5	Aroclor 1232	1	1.48	U
53469-21-9	Aroclor 1242	1	0.746	U
12672-29-6	Aroclor 1248	1	0.746	U
11097-69-1	Aroclor 1254	1	0.746	U
11096-82-5	Aroclor 1260	1	0.746	U
37324-23-5	Aroclor 1262	1	0.746	U
11100-14-4	Aroclor 1268	1	0.746	U

SYSTEM MONITORING COMPOUND	ADDED (ug/kg dry)	CONC (ug/kg dry)	% REC	QC LIMITS	Q
Decachlorobiphenyl (Surr)	18.6	9.51	51	43 - 120	

* Values outside of QC limits

ORGANIC ANALYSIS DATA SHEET

EPA 8082A

PDI-029SC-A-03-04-191009

Laboratory: <u>Apex Laboratories</u>	SDG: <u>Gasco PreRD_DG 2019</u>	
Client: <u>Anchor QEA, LLC</u>	Project: <u>Gasco PreRD_DG 2019 - 4a-b. DOC-CAP Testing Co</u>	
Matrix: <u>Sediment</u>	Laboratory ID: <u>A0A0648-05</u>	File ID: <u>ECD2R025.D</u>
Sampled: <u>10/09/19 14:39</u>	Prepared: <u>01/22/20 11:21</u>	Analyzed: <u>01/23/20 16:32</u>
Solids: <u>78.88</u>	Preparation: <u>EPA 3546</u>	Initial/Final: <u>30.3 g / 2 mL</u>
Batch: <u>0010653</u>	Sequence: <u>0A23016</u>	Calibration: <u>A0A1501</u> Instrument: <u>DUALECD2R</u>

CAS NO.	COMPOUND	DILUTION	CONC. (ug/kg dry)	Q
12674-11-2	Aroclor 1016	1	0.841	U
11104-28-2	Aroclor 1221	1	0.841	U
11141-16-5	Aroclor 1232	1	0.841	U
53469-21-9	Aroclor 1242	1	0.841	U
12672-29-6	Aroclor 1248	1	0.841	U
11097-69-1	Aroclor 1254	1	0.841	U
11096-82-5	Aroclor 1260	1	0.841	U
37324-23-5	Aroclor 1262	1	0.841	U
11100-14-4	Aroclor 1268	1	0.841	U

SYSTEM MONITORING COMPOUND	ADDED (ug/kg dry)	CONC (ug/kg dry)	% REC	QC LIMITS	Q
Decachlorobiphenyl (Surr)	20.9	19.3	92	43 - 120	

* Values outside of QC limits

ORGANIC ANALYSIS DATA SHEET

EPA 8082A

PDI-038SC-A-11-12-191009

Laboratory: <u>Apex Laboratories</u>	SDG: <u>Gasco PreRD_DG 2019</u>	
Client: <u>Anchor QEA, LLC</u>	Project: <u>Gasco PreRD_DG 2019 - 4a-b. DOC-CAP Testing Co</u>	
Matrix: <u>Sediment</u>	Laboratory ID: <u>A0A0648-06</u>	File ID: <u>ECD2F007.D</u>
Sampled: <u>10/09/19 16:08</u>	Prepared: <u>01/24/20 11:13</u>	Analyzed: <u>01/28/20 09:36</u>
Solids: <u>89.37</u>	Preparation: <u>EPA 3546</u>	Initial/Final: <u>30.88 g / 2 mL</u>
Batch: <u>0010761</u>	Sequence: <u>0A28026</u>	Calibration: <u>A9L0407</u>
		Instrument: <u>DUALECD2F</u>

CAS NO.	COMPOUND	DILUTION	CONC. (ug/kg dry)	Q
12674-11-2	Aroclor 1016	1	0.728	U
11104-28-2	Aroclor 1221	1	1.45	U
11141-16-5	Aroclor 1232	1	1.45	U
53469-21-9	Aroclor 1242	1	0.728	U
12672-29-6	Aroclor 1248	1	0.728	U
11097-69-1	Aroclor 1254	1	0.728	U
11096-82-5	Aroclor 1260	1	0.728	U
37324-23-5	Aroclor 1262	1	0.728	U
11100-14-4	Aroclor 1268	1	0.728	U

SYSTEM MONITORING COMPOUND	ADDED (ug/kg dry)	CONC (ug/kg dry)	% REC	QC LIMITS	Q
Decachlorobiphenyl (Surr)	18.1	17.5	97	43 - 120	

* Values outside of QC limits

PREPARATION BATCH SUMMARY

EPA 8082A

Laboratory: Apex Laboratories

SDG: Gasco PreRD_DG 2019

Client: Anchor QEA, LLC

Project: Gasco PreRD_DG 2019 - 4a-b. DOC-CAP Testing Co

Batch: 0010653

Batch Matrix: Sediment

Preparation: EPA 3546

SAMPLE NAME	LAB SAMPLE ID	LAB FILE ID	DATE PREPARED	OBSERVATIONS
Blank	0010653-BLK1	ECD2F005.D	01/22/20 11:21	
LCS	0010653-BS1	ECD2F006.D	01/22/20 11:21	
PDI-029SC-A-03-04-191009 (MS)	0010653-MS1	ECD2R027.D	01/22/20 11:21	
PDI-029SC-A-03-04-191009 (MSD)	0010653-MSD1	ECD2R029.D	01/22/20 11:21	
PDI-016SC-A-02-03-191009	A0A0648-01	ECD2R015.D	01/22/20 11:21	
PDI-023SC-A-06-07-191009	A0A0648-02	ECD2R019.D	01/22/20 11:21	
PDI-023SC-A-07-08-191009	A0A0648-03	ECD2R021.D	01/22/20 11:21	
PDI-029SC-A-02-03-191009	A0A0648-04	ECD2R023.D	01/22/20 11:21	
PDI-029SC-A-03-04-191009	A0A0648-05	ECD2R025.D	01/22/20 11:21	

Note: Client samples are listed only if they are included in this report.

Duplicates and Matrix Spike/Duplicates QC Samples are only listed if sourced from a sample included in this report.

PREPARATION BATCH SUMMARY

EPA 8082A

Laboratory: Apex Laboratories

SDG: Gasco PreRD_DG 2019

Client: Anchor QEA, LLC

Project: Gasco PreRD_DG 2019 - 4a-b. DOC-CAP Testing Co

Batch: 0010761

Batch Matrix: Sediment

Preparation: EPA 3546

SAMPLE NAME	LAB SAMPLE ID	LAB FILE ID	DATE PREPARED	OBSERVATIONS
Blank	0010761-BLK1	ECD2F005.D	01/24/20 11:13	
LCS	0010761-BS1	ECD2F006.D	01/24/20 11:13	
PDI-038SC-A-11-12-191009	A0A0648-06	ECD2F007.D	01/24/20 11:13	

Note: Client samples are listed only if they are included in this report.

Duplicates and Matrix Spike/Duplicates QC Samples are only listed if sourced from a sample included in this report.

METHOD BLANK DATA SHEET

EPA 8082A

Laboratory: <u>Apex Laboratories</u>	SDG: <u>Gasco PreRD_DG 2019</u>	
Client: <u>Anchor QEA, LLC</u>	Project: <u>Gasco PreRD_DG 2019 - 4a-b. DOC-CAP Testing C</u>	
Matrix: <u>Sediment</u>	Laboratory ID: <u>0010653-BLK1</u>	File ID: <u>ECD2F005.D</u>
Prepared: <u>01/22/20 11:21</u>	Preparation: <u>EPA 3546</u>	Initial/Final: <u>31 g / 2 mL</u>
Analyzed: <u>01/23/20 10:39</u>	Instrument: <u>DUALECD2F</u>	
Batch: <u>0010653</u>	Sequence: <u>0A23015</u>	Calibration: <u>A9L0407</u>

CAS NO.	COMPOUND	CONC. (ug/kg wet)	Q
12674-11-2	Aroclor 1016	0.648	U
11104-28-2	Aroclor 1221	0.648	U
11141-16-5	Aroclor 1232	0.648	U
53469-21-9	Aroclor 1242	0.648	U
12672-29-6	Aroclor 1248	0.648	U
11097-69-1	Aroclor 1254	0.648	U
11096-82-5	Aroclor 1260	0.648	U
37324-23-5	Aroclor 1262	0.648	U
11100-14-4	Aroclor 1268	0.648	U

SYSTEM MONITORING COMPOUND	ADDED (ug/kg wet)	CONC (ug/kg wet)	% REC	QC LIMITS	Q
Decachlorobiphenyl (Surr)	16.1	14.7	91	43 - 120	

METHOD BLANK DATA SHEET

EPA 8082A

Laboratory: <u>Apex Laboratories</u>	SDG: <u>Gasco PreRD_DG 2019</u>	
Client: <u>Anchor QEA, LLC</u>	Project: <u>Gasco PreRD_DG 2019 - 4a-b. DOC-CAP Testing C</u>	
Matrix: <u>Sediment</u>	Laboratory ID: <u>0010761-BLK1</u>	File ID: <u>ECD2F005.D</u>
Prepared: <u>01/24/20 11:13</u>	Preparation: <u>EPA 3546</u>	Initial/Final: <u>31 g / 2 mL</u>
Analyzed: <u>01/28/20 09:01</u>	Instrument: <u>DUALECD2F</u>	
Batch: <u>0010761</u>	Sequence: <u>0A28026</u>	Calibration: <u>A9L0407</u>

CAS NO.	COMPOUND	CONC. (ug/kg wet)	Q
12674-11-2	Aroclor 1016	0.648	U
11104-28-2	Aroclor 1221	0.648	U
11141-16-5	Aroclor 1232	0.648	U
53469-21-9	Aroclor 1242	0.648	U
12672-29-6	Aroclor 1248	0.648	U
11097-69-1	Aroclor 1254	0.648	U
11096-82-5	Aroclor 1260	0.648	U
37324-23-5	Aroclor 1262	0.648	U
11100-14-4	Aroclor 1268	0.648	U

SYSTEM MONITORING COMPOUND	ADDED (ug/kg wet)	CONC (ug/kg wet)	% REC	QC LIMITS	Q
Decachlorobiphenyl (Surr)	16.1	15.3	95	43 - 120	

LCS / LCS DUPLICATE RECOVERY

EPA 8082A

Laboratory: Apex Laboratories

SDG: Gasco PreRD_DG 2019

Client: Anchor QEA, LLC

Project: Gasco PreRD_DG 2019 - 4a-b. DOC-CAP Testing Co

Matrix: Sediment

Batch: 0010653

Laboratory ID: 0010653-BS1

Preparation: EPA 3546

Initial/Final: 30 g / 2 mL

COMPOUND	SPIKE ADDED (ug/kg wet)	LCS CONCENTRATION (ug/kg wet)	LCS % REC. (* = Out)	QC LIMITS REC.
Aroclor 1016	83.3	64.5	77	47 - 134
Aroclor 1260	83.3	78.1	94	53 - 140

* = Values outside of QC limits

LCS / LCS DUPLICATE RECOVERY

EPA 8082A

Laboratory: Apex Laboratories

SDG: Gasco PreRD_DG 2019

Client: Anchor QEA, LLC

Project: Gasco PreRD_DG 2019 - 4a-b. DOC-CAP Testing Co

Matrix: Sediment

Batch: 0010761

Laboratory ID: 0010761-BS1

Preparation: EPA 3546

Initial/Final: 30 g / 2 mL

COMPOUND	SPIKE ADDED (ug/kg wet)	LCS CONCENTRATION (ug/kg wet)	LCS % REC. (* = Out)	QC LIMITS REC.
Aroclor 1016	83.3	48.0	58	47 - 134
Aroclor 1260	83.3	68.2	82	53 - 140

* = Values outside of QC limits

MATRIX SPIKE / MATRIX SPIKE DUPLICATE RECOVERY

PDI-029SC-A-03-04-191009

EPA 8082A

Laboratory: Apex Laboratories

SDG: Gasco PreRD_DG 2019

Client: Anchor QEA, LLC

Project: Gasco PreRD_DG 2019 - 4a-b. DOC-CAP Testing C

Matrix: Sediment

Batch: 0010653

Laboratory ID: 0010653-MS1

Preparation: EPA 3546

Initial/Final: 30.34 g / 2 mL

Source Sample Name: PDI-029SC-A-03-04-191009

COMPOUND	SPIKE ADDED (ug/kg dry)	SAMPLE CONCENTRATION (ug/kg dry)	MS CONCENTRATION (ug/kg dry)	MS % REC. (* = Out)	QC LIMITS REC.
Aroclor 1016	104	ND	65.0	62	47 - 134
Aroclor 1260	104	ND	87.9	84	53 - 140

MATRIX SPIKE / MATRIX SPIKE DUPLICATE RECOVERY

EPA 8082A

PDI-029SC-A-03-04-191009

Laboratory: Apex Laboratories

SDG: Gasco PreRD DG 2019

Client: Anchor QEA, LLC

Project: Gasco PreRD DG 2019 - 4a-b. DOC-CAP Testing Co

Matrix: Sediment

Batch: 0010653

Laboratory ID: 0010653-MSD1

Preparation: EPA 3546

Initial/Final: 30.35 g / 2 mL

Source Sample Name: PDI-029SC-A-03-04-191009

COMPOUND	SPIKE ADDED (ug/kg dry)	MSD CONCENTRATION (ug/kg dry)	MSD % RECOVERY	% RPD	QC LIMITS	
					RPD	REC.
Aroclor 1016	104	75.2	72	15	30	47 - 134
Aroclor 1260	104	97.8	94	11	30	53 - 140

ANALYSIS BATCH (SEQUENCE) SUMMARY

EPA 8082A

Laboratory: <u>Apex Laboratories</u>	SDG: <u>Gasco PreRD_DG 2019</u>
Client: <u>Anchor QEA, LLC</u>	Project: <u>Gasco PreRD_DG 2019 - 4a-b. DOC-CAP Testing C</u>
Sequence: <u>0A13050</u>	Instrument: <u>DUALECD2R</u>
Matrix: <u>Sediment</u>	Calibration: <u>A0A1501</u>

Sample Name	Lab Sample ID	Lab File ID	Analysis Date/Time
Initial Cal Blank	0A13050-ICB1	ECD2R004.D	01/13/20 17:15
Cal Standard	0A13050-CAL1	ECD2R005.D	01/13/20 17:33
Cal Standard	0A13050-CAL2	ECD2R006.D	01/13/20 17:50
Cal Standard	0A13050-CAL3	ECD2R007.D	01/13/20 18:08
Cal Standard	0A13050-CAL4	ECD2R008.D	01/13/20 18:25
Cal Standard	0A13050-CAL5	ECD2R009.D	01/13/20 18:43
Cal Standard	0A13050-CAL6	ECD2R010.D	01/13/20 19:01
Cal Standard	0A13050-CAL7	ECD2R011.D	01/13/20 19:18
Initial Cal Check	0A13050-ICV1	ECD2R013.D	01/13/20 19:54
Cal Standard	0A13050-CAL8	ECD2R014.D	01/13/20 20:11
Cal Standard	0A13050-CAL9	ECD2R015.D	01/13/20 20:29
Cal Standard	0A13050-CALA	ECD2R016.D	01/13/20 20:46
Cal Standard	0A13050-CALB	ECD2R017.D	01/13/20 21:04
Cal Standard	0A13050-CALC	ECD2R018.D	01/13/20 21:22
Cal Standard	0A13050-CALD	ECD2R019.D	01/13/20 21:39
Cal Standard	0A13050-CALE	ECD2R020.D	01/13/20 21:57
Initial Cal Check	0A13050-ICV2	ECD2R021.D	01/13/20 22:15
Initial Cal Check	0A13050-ICV3	ECD2R022.D	01/13/20 22:32
Initial Cal Check	0A13050-ICV4	ECD2R023.D	01/13/20 22:50
Initial Cal Check	0A13050-ICV5	ECD2R025.D	01/14/20 08:02

Note: Client samples are listed only if they are included in this report.
 Duplicates and Matrix Spike/Duplicates QC Samples are only listed if sourced from a sample included in this report.

ANALYSIS BATCH (SEQUENCE) SUMMARY

EPA 8082A

Laboratory: Apex Laboratories

SDG: Gasco PreRD_DG 2019

Client: Anchor QEA, LLC

Project: Gasco PreRD_DG 2019 - 4a-b. DOC-CAP Testing C

Sequence: 0A23015

Instrument: DUALECD2F

Matrix: Sediment

Calibration: A9L0407

Sample Name	Lab Sample ID	Lab File ID	Analysis Date/Time
Calibration Check	0A23015-CCV1	ECD2F003.D	01/23/20 10:00
Calibration Blank	0A23015-CCB1	ECD2F004.D	01/23/20 10:18
Blank	0010653-BLK1	ECD2F005.D	01/23/20 10:39
LCS	0010653-BS1	ECD2F006.D	01/23/20 10:57
Calibration Check	0A23015-CCV2	ECD2F017.D	01/23/20 14:11
Calibration Blank	0A23015-CCB2	ECD2F018.D	01/23/20 14:29
Calibration Check	0A23015-CCV3	ECD2F031.D	01/23/20 18:18
Calibration Blank	0A23015-CCB3	ECD2F032.D	01/23/20 18:36

Note: Client samples are listed only if they are included in this report.

Duplicates and Matrix Spike/Duplicates QC Samples are only listed if sourced from a sample included in this report.

ANALYSIS BATCH (SEQUENCE) SUMMARY

EPA 8082A

Laboratory: Apex Laboratories

SDG: Gasco PreRD_DG 2019

Client: Anchor QEA, LLC

Project: Gasco PreRD_DG 2019 - 4a-b. DOC-CAP Testing C

Sequence: 0A23016

Instrument: DUALECD2R

Matrix: Sediment

Calibration: A0A1501

Sample Name	Lab Sample ID	Lab File ID	Analysis Date/Time
Calibration Check	0A23016-CCV1	ECD2R003.D	01/23/20 10:00
Calibration Blank	0A23016-CCB1	ECD2R004.D	01/23/20 10:18
PDI-016SC-A-02-03-191009	A0A0648-01	ECD2R015.D	01/23/20 13:35
Calibration Check	0A23016-CCV2	ECD2R017.D	01/23/20 14:11
Calibration Blank	0A23016-CCB2	ECD2R018.D	01/23/20 14:29
PDI-023SC-A-06-07-191009	A0A0648-02	ECD2R019.D	01/23/20 14:46
PDI-023SC-A-07-08-191009	A0A0648-03	ECD2R021.D	01/23/20 15:21
PDI-029SC-A-02-03-191009	A0A0648-04	ECD2R023.D	01/23/20 15:57
PDI-029SC-A-03-04-191009	A0A0648-05	ECD2R025.D	01/23/20 16:32
PDI-029SC-A-03-04-191009 (MS)	0010653-MS1	ECD2R027.D	01/23/20 17:08
PDI-029SC-A-03-04-191009 (MSD)	0010653-MSD1	ECD2R029.D	01/23/20 17:43
Calibration Check	0A23016-CCV3	ECD2R031.D	01/23/20 18:18
Calibration Blank	0A23016-CCB3	ECD2R032.D	01/23/20 18:36

Note: Client samples are listed only if they are included in this report.

Duplicates and Matrix Spike/Duplicates QC Samples are only listed if sourced from a sample included in this report.

ANALYSIS BATCH (SEQUENCE) SUMMARY

EPA 8082A

Laboratory: Apex Laboratories

SDG: Gasco PreRD_DG 2019

Client: Anchor QEA, LLC

Project: Gasco PreRD_DG 2019 - 4a-b. DOC-CAP Testing C

Sequence: 0A28026

Instrument: DUALECD2F

Matrix: Sediment

Calibration: A9L0407

Sample Name	Lab Sample ID	Lab File ID	Analysis Date/Time
Calibration Check	0A28026-CCV1	ECD2F003.D	01/28/20 08:00
Calibration Blank	0A28026-CCB1	ECD2F004.D	01/28/20 08:17
Blank	0010761-BLK1	ECD2F005.D	01/28/20 09:01
LCS	0010761-BS1	ECD2F006.D	01/28/20 09:19
PDI-038SC-A-11-12-191009	A0A0648-06	ECD2F007.D	01/28/20 09:36
Calibration Check	0A28026-CCV2	ECD2F021.D	01/28/20 13:44
Calibration Blank	0A28026-CCB2	ECD2F022.D	01/28/20 14:01

Note: Client samples are listed only if they are included in this report.

Duplicates and Matrix Spike/Duplicates QC Samples are only listed if sourced from a sample included in this report.

ANALYSIS BATCH (SEQUENCE) SUMMARY

EPA 8082A

Laboratory: Apex Laboratories

SDG: Gasco PreRD_DG 2019

Client: Anchor QEA, LLC

Project: Gasco PreRD_DG 2019 - 4a-b. DOC-CAP Testing C

Sequence: 9L03052

Instrument: DUALECD2F

Matrix: Sediment

Calibration: A9L0407

Sample Name	Lab Sample ID	Lab File ID	Analysis Date/Time
Initial Cal Blank	9L03052-ICB1	ECD2F002.D	12/03/19 16:47
Cal Standard	9L03052-CAL1	ECD2F003.D	12/03/19 17:04
Cal Standard	9L03052-CAL2	ECD2F004.D	12/03/19 17:22
Cal Standard	9L03052-CAL3	ECD2F005.D	12/03/19 17:40
Cal Standard	9L03052-CAL4	ECD2F006.D	12/03/19 17:57
Cal Standard	9L03052-CAL5	ECD2F007.D	12/03/19 18:15
Cal Standard	9L03052-CAL6	ECD2F008.D	12/03/19 18:32
Cal Standard	9L03052-CAL7	ECD2F009.D	12/03/19 18:50
Initial Cal Check	9L03052-ICV1	ECD2F011.D	12/03/19 19:25
Cal Standard	9L03052-CAL8	ECD2F012.D	12/03/19 19:43
Cal Standard	9L03052-CAL9	ECD2F013.D	12/03/19 20:01
Cal Standard	9L03052-CALA	ECD2F014.D	12/03/19 20:18
Cal Standard	9L03052-CALB	ECD2F015.D	12/03/19 20:36
Cal Standard	9L03052-CALC	ECD2F016.D	12/03/19 20:53
Cal Standard	9L03052-CALD	ECD2F017.D	12/03/19 21:11
Cal Standard	9L03052-CALE	ECD2F018.D	12/03/19 21:29
Initial Cal Check	9L03052-ICV2	ECD2F019.D	12/03/19 21:46
Initial Cal Check	9L03052-ICV3	ECD2F020.D	12/03/19 22:04
Initial Cal Check	9L03052-ICV4	ECD2F021.D	12/03/19 22:21
Initial Cal Check	9L03052-ICV5	ECD2F022.D	12/03/19 22:39

Note: Client samples are listed only if they are included in this report.

Duplicates and Matrix Spike/Duplicates QC Samples are only listed if sourced from a sample included in this report.

INITIAL CALIBRATION DATA (Summary)

EPA 8082A

Laboratory: Apex Laboratories

SDG: Gasco PreRD DG 2019

Client: Anchor QEA, LLC

Project: Gasco PreRD_DG 2019 - 4a-b. DOC-CAP Testing

Calibration: A0A1501

Date: 01/15/20 08:26

Instrument: DUALECD2R

Compound	Mean RF	FIT	RF RSD	Mean RT	RT RSD	Linear r	Quad COD	LIMIT	Q
Aroclor 1016		Ave						20	
Aroclor 1221		Ave						20	
Aroclor 1232		Ave						20	
Aroclor 1242		Ave						20	
Aroclor 1248		Ave						20	
Aroclor 1254		Ave						20	
Aroclor 1260		Ave						20	
Aroclor 1262		Ave						20	
Aroclor 1268		Ave						20	
Decachlorobiphenyl (Surr)	111223.7	Ave	7.396349	10.55114	1.281006E-02			20	

Note: ** Quad COD may be incorrect if weighting (1/a) or (1/a²) used. Weighting not shown here. Please see instrument calibration printouts for validation.

INITIAL CALIBRATION DATA

EPA 8082A

Laboratory: Apex Laboratories

SDG: Gasco PreRD DG 2019

Client: Anchor QEA, LLC

Project: Gasco PreRD DG 2019 - 4a-b. DOC-CAP Te

Calibration: A0A1501

Instrument: DUALECD2R

Calibration Date: 01/15/20 08:26

Compound	Level 01		Level 02		Level 03		Level 04		Level 05		Level 06	
	ng/mL	RF	ng/mL	RF	ng/mL	RF	ng/mL	RF	ng/mL	RF	ng/mL	RF
1016 (1)	20	7263.95	50	6876.42	100	6397.28	200	5954.215	500	5671.72	1000	5624.087
1016 (2)	20	12472.9	50	11959.92	100	11426.6	200	11672.72	500	10968.62	1000	11025.44
1016 (3)	20	5801.75	50	5801.38	100	5369.91	200	5336.32	500	5077.81	1000	5145.954
1016 (4)	20	5870.45	50	5570.68	100	5194.09	200	4909.52	500	4406.78	1000	4338.878
1016 (5)	20	6568.75	50	6158.62	100	5693.13	200	5381.97	500	5073.978	1000	5224.293
1016 (6)	20	6760.6	50	6310.16	100	5881.35	200	5800.32	500	5147.766	1000	5149.713
Aroclor 1016	20	θ	50	θ	100	θ	200	θ	500	θ	1000	θ
1260 (1)	20	11821.5	50	10819.18	100	10604.65	200	10466.11	500	10161.83	1000	10123.09
1260 (2)	20	14049.55	50	13128.22	100	13214.6	200	12556.99	500	12304.63	1000	12298.76
1260 (3)	20	14118	50	13483.44	100	13273.38	200	13721.19	500	13080.06	1000	12961.67
1260 (4)	20	20729.65	50	20959.06	100	20510.63	200	21259.37	500	20993.46	1000	21886.59
1260 (5)	20	12895.05	50	12167.28	100	12204.07	200	12359.45	500	12141.69	1000	12074.36
1260 (6)	20	5118.75	50	5238.06	100	4788.51	200	5044.68	500	4784.452	1000	4594.659
Aroclor 1260	20	θ	50	θ	100	θ	200	θ	500	θ	1000	θ
Decachlorobiphenyl (Surr)	10	107063.8	25	110239.3	50	107929.1	100	108917.2	250	100873.3	500	117191.4

INITIAL CALIBRATION DATA (Continued)

EPA 8082A

Laboratory: Apex Laboratories

SDG: Gasco PreRD_DG 2019

Client: Anchor QEA, LLC

Project: Gasco PreRD_DG 2019 - 4a-b. DOC-CAP Te

Calibration: A0A1501

Instrument: DUALECD2R

Matrix:

Calibration Date: 01/15/20 08:26

Compound	Level 07		Level 08		Level 09		Level 10		Level 11		Level 12	
	ng/mL	RF	ng/mL	RF	ng/mL	RF	ng/mL	RF	ng/mL	RF	ng/mL	RF
1016 (1)	1500	5486.193										
1016 (2)	1500	10563.24										
1016 (3)	1500	4962.429										
1016 (4)	1500	4294.934										
1016 (5)	1500	4717.885										
1016 (6)	1500	4938.143										
Aroclor 1016	1500	ϕ										
1254 (1)											500	8473.848
1254 (2)											500	13909.83
1254 (3)											500	15174.34
1254 (4)											500	10916.49
1254 (5)											500	11248.66
1254 (6)											500	3527.182
Aroclor 1254											500	ϕ
1260 (1)	1500	9698.7										
1260 (2)	1500	11784.49										
1260 (3)	1500	12190.36										
1260 (4)	1500	21728.56										
1260 (5)	1500	11801.18										
1260 (6)	1500	4590.586										
Aroclor 1260	1500	ϕ										
Decachlorobiphenyl (Surr)	800	126351.8	200	ϕ	200	ϕ	200	ϕ	200	ϕ	200	ϕ

INITIAL CALIBRATION DATA (Continued)

EPA 8082A

Laboratory: Apex Laboratories

SDG: Gasco PreRD_DG 2019

Client: Anchor QEA, LLC

Project: Gasco PreRD_DG 2019 - 4a-b. DOC-CAP Te

Calibration: AOA1501

Instrument: DUALECD2R

Matrix:

Calibration Date: 01/15/20 08:26

Compound	Level 13		Level 14		Level 15		Level 16		Level 17		Level 18	
	ng/mL	RF	ng/mL	RF	ng/mL	RF	ng/mL	RF	ng/mL	RF	ng/mL	RF
1262 (1)	500	10571.7										
1262 (2)	500	15277.51										
1262 (3)	500	12804.2										
1262 (4)	500	27524.62										
1262 (5)	500	16419.55										
1262 (6)	500	7200.532										
Aroclor 1262	500	0										
Decachlorobiphenyl (Surr)	200	0	200	0								

INITIAL CALIBRATION DATA (Summary)

EPA 8082A

Laboratory: Apex Laboratories

SDG: Gasco PreRD DG 2019

Client: Anchor QEA, LLC

Project: Gasco PreRD_DG 2019 - 4a-b. DOC-CAP Testing

Calibration: A9L0407

Date: 12/04/19 16:35

Instrument: DUALECD2F

Compound	Mean RF	FIT	RF RSD	Mean RT	RT RSD	Linear r	Quad COD	LIMIT	Q
Aroclor 1016		Ave						20	
Aroclor 1221		Ave						20	
Aroclor 1232		Ave						20	
Aroclor 1242		Ave						20	
Aroclor 1248		Ave						20	
Aroclor 1254		Ave						20	
Aroclor 1260		Ave						20	
Aroclor 1262		Ave						20	
Aroclor 1268		Ave						20	
Decachlorobiphenyl (Surr)	111675.2	Ave	5.500462	9.577571	1.534808E-02			20	

Note: ** Quad COD may be incorrect if weighting (1/a) or (1/a²) used. Weighting not shown here. Please see instrument calibration printouts for validation.

INITIAL CALIBRATION DATA

EPA 8082A

Laboratory: Apex Laboratories

SDG: Gasco PreRD DG 2019

Client: Anchor QEA, LLC

Project: Gasco PreRD DG 2019 - 4a-b. DOC-CAP Te

Calibration: A9L0407

Instrument: DUALECD2F

Calibration Date: 12/04/19 16:35

Compound	Level 01		Level 02		Level 03		Level 04		Level 05		Level 06	
	ng/mL	RF	ng/mL	RF	ng/mL	RF	ng/mL	RF	ng/mL	RF	ng/mL	RF
1016 (1)	20	4495.2	50	3868.58	100	3742.24	200	3518.675	500	3742.964	1000	3364.096
1016 (2)	20	8055.7	50	7041.6	100	7109.24	200	6629.815	500	7719.472	1000	6834.377
1016 (3)	20	4743.3	50	3989.8	100	3902.73	200	3716.885	500	4044.31	1000	3751.237
1016 (4)	20	4367.6	50	3817.86	100	3564.25	200	3253.31	500	3640.01	1000	3257.104
1016 (5)	20	4872.4	50	4418.04	100	4040.11	200	3837.1	500	4384.308	1000	3740.486
1016 (6)	20	3414.35	50	3075.66	100	2907.89	200	2718.155	500	2968.966	1000	2774.363
Aroclor 1016	20	θ	50	θ	100	θ	200	θ	500	θ	1000	θ
1260 (1)	20	9305.95	50	8378.72	100	8424.4	200	7900.825	500	8847.398	1000	7808.345
1260 (2)	20	11265.7	50	10133.76	100	10128.79	200	9613.795	500	10650.27	1000	9589.273
1260 (3)	20	8938.8	50	8042.48	100	8021.99	200	7279.085	500	7995.658	1000	7355.01
1260 (4)	20	18701.5	50	18890.76	100	18328.8	200	18081.26	500	20178.5	1000	17708.5
1260 (5)	20	12705.3	50	12305.94	100	12216.37	200	11356.71	500	12577.89	1000	11580.15
1260 (6)	20	5766.1	50	5178.38	100	5114.87	200	4648.95	500	5398.078	1000	4725.786
Aroclor 1260	20	θ	50	θ	100	θ	200	θ	500	θ	1000	θ
Decachlorobiphenyl (Surr)	10	108539.5	25	107985.3	50	113778.6	100	105778.6	250	124333.5	500	109807.6

INITIAL CALIBRATION DATA (Continued)

EPA 8082A

Laboratory: Apex Laboratories

SDG: Gasco PreRD_DG 2019

Client: Anchor QEA, LLC

Project: Gasco PreRD_DG 2019 - 4a-b. DOC-CAP Te

Calibration: A9L0407

Instrument: DUALECD2F

Matrix:

Calibration Date: 12/04/19 16:35

Compound	Level 07		Level 08		Level 09		Level 10		Level 11		Level 12	
	ng/mL	RF	ng/mL	RF	ng/mL	RF	ng/mL	RF	ng/mL	RF	ng/mL	RF
1016 (1)	1500	3433.924										
1016 (2)	1500	6967.146										
1016 (3)	1500	3662.205										
1016 (4)	1500	3141.323										
1016 (5)	1500	3767.969										
1016 (6)	1500	2673.243										
Aroclor 1016	1500	ϕ										
1254 (1)											500	5998.118
1254 (2)											500	7287.568
1254 (3)											500	11209.97
1254 (4)											500	7130.028
1254 (5)											500	7658.99
1254 (6)											500	2493.888
Aroclor 1254											500	ϕ
1260 (1)	1500	7628.894										
1260 (2)	1500	10035.16										
1260 (3)	1500	7423.086										
1260 (4)	1500	18439.97										
1260 (5)	1500	11929.48										
1260 (6)	1500	4970.047										
Aroclor 1260	1500	ϕ										
Decachlorobiphenyl (Surr)	800	111502.9	200	ϕ	200	ϕ	200	ϕ	200	ϕ	200	ϕ

INITIAL CALIBRATION DATA (Continued)

EPA 8082A

Laboratory: Apex Laboratories

SDG: Gasco PreRD_DG 2019

Client: Anchor QEA, LLC

Project: Gasco PreRD_DG 2019 - 4a-b. DOC-CAP Te

Calibration: A9L0407

Instrument: DUALECD2F

Matrix:

Calibration Date: 12/04/19 16:35

Compound	Level 13		Level 14		Level 15		Level 16		Level 17		Level 18	
	ng/mL	RF	ng/mL	RF	ng/mL	RF	ng/mL	RF	ng/mL	RF	ng/mL	RF
1262 (1)	500	8046.414										
1262 (2)	500	11225.07										
1262 (3)	500	9704.932										
1262 (4)	500	20660.1										
1262 (5)	500	13082.36										
1262 (6)	500	6676.638										
Aroclor 1262	500	θ										
Decachlorobiphenyl (Surr)	200	θ	200	θ								

SECOND-SOURCE CALIBRATION VERIFICATION

EPA 8082A

Laboratory: Apex Laboratories SDG: Gasco PreRD DG 2019
Client: Anchor QEA, LLC Project: Gasco PreRD_DG 2019 - 4a-b. DOC-CAP
Instrument ID: DUALECD2R Calibration: A0A1501
Lab File ID: ECD2R013.D
Sequence: 0A13050 Inject Date: 01/13/20
Lab Sample ID: 0A13050-ICV1 Inject Time: 19:54

ANALYTE	EXPECTED (ng/mL)	FOUND (ng/mL)	% DRIFT	QC LIMIT
Aroclor 1016	500	472	-5.6	70 - 130
Aroclor 1260	500	503	0.5	70 - 130
Decachlorobiphenyl (Surr)	200	187	-6.4	70 - 130

SECOND-SOURCE CALIBRATION VERIFICATION

EPA 8082A

Laboratory: Apex Laboratories SDG: Gasco PreRD DG 2019
Client: Anchor QEA, LLC Project: Gasco PreRD_DG 2019 - 4a-b. DOC-CAP
Instrument ID: DUALECD2R Calibration: A0A1501
Lab File ID: ECD2R021.D
Sequence: 0A13050 Inject Date: 01/13/20
Lab Sample ID: 0A13050-ICV2 Inject Time: 22:15

ANALYTE	EXPECTED (ng/mL)	FOUND (ng/mL)	% DRIFT	QC LIMIT
Aroclor 1221	1000	923	-7.7	70 - 130
Aroclor 1254	500	509	1.9	70 - 130
Decachlorobiphenyl (Surr)	80.0	84.1	5.2	70 - 130

SECOND-SOURCE CALIBRATION VERIFICATION

EPA 8082A

Laboratory: Apex Laboratories SDG: Gasco PreRD DG 2019
Client: Anchor QEA, LLC Project: Gasco PreRD_DG 2019 - 4a-b. DOC-CAP
Instrument ID: DUALECD2R Calibration: A0A1501
Lab File ID: ECD2R022.D
Sequence: 0A13050 Inject Date: 01/13/20
Lab Sample ID: 0A13050-ICV3 Inject Time: 22:32

ANALYTE	EXPECTED (ng/mL)	FOUND (ng/mL)	% DRIFT	QC LIMIT
Aroclor 1232	500	513	2.6	70 - 130
Aroclor 1262	500	453	-9.4	70 - 130
Decachlorobiphenyl (Surr)	80.0	84.4	5.5	70 - 130

SECOND-SOURCE CALIBRATION VERIFICATION

EPA 8082A

Laboratory: Apex Laboratories SDG: Gasco PreRD DG 2019
Client: Anchor QEA, LLC Project: Gasco PreRD_DG 2019 - 4a-b. DOC-CAP
Instrument ID: DUALECD2R Calibration: A0A1501
Lab File ID: ECD2R023.D
Sequence: 0A13050 Inject Date: 01/13/20
Lab Sample ID: 0A13050-ICV4 Inject Time: 22:50

ANALYTE	EXPECTED (ng/mL)	FOUND (ng/mL)	% DRIFT	QC LIMIT
Aroclor 1242	500	525	5.1	70 - 130
Aroclor 1268	500	503	0.6	70 - 130

SECOND-SOURCE CALIBRATION VERIFICATION

EPA 8082A

Laboratory: Apex Laboratories SDG: Gasco PreRD DG 2019
Client: Anchor QEA, LLC Project: Gasco PreRD_DG 2019 - 4a-b. DOC-CAP
Instrument ID: DUALECD2R Calibration: A0A1501
Lab File ID: ECD2R025.D
Sequence: 0A13050 Inject Date: 01/14/20
Lab Sample ID: 0A13050-ICV5 Inject Time: 08:02

ANALYTE	EXPECTED (ng/mL)	FOUND (ng/mL)	% DRIFT	QC LIMIT
Aroclor 1248	500	591	18.2	70 - 130

SECOND-SOURCE CALIBRATION VERIFICATION

EPA 8082A

Laboratory: Apex Laboratories SDG: Gasco PreRD DG 2019
Client: Anchor QEA, LLC Project: Gasco PreRD_DG 2019 - 4a-b. DOC-CAP
Instrument ID: DUALECD2F Calibration: A9L0407
Lab File ID: ECD2F011.D
Sequence: 9L03052 Inject Date: 12/03/19
Lab Sample ID: 9L03052-ICV1 Inject Time: 19:25

ANALYTE	EXPECTED (ng/mL)	FOUND (ng/mL)	% DRIFT	QC LIMIT
Aroclor 1016	500	434	-13.1	70 - 130
Aroclor 1260	500	429	-14.1	70 - 130
Decachlorobiphenyl (Surr)	200	184	-7.8	70 - 130

SECOND-SOURCE CALIBRATION VERIFICATION

EPA 8082A

Laboratory: Apex Laboratories SDG: Gasco PreRD DG 2019
Client: Anchor QEA, LLC Project: Gasco PreRD_DG 2019 - 4a-b. DOC-CAP
Instrument ID: DUALECD2F Calibration: A9L0407
Lab File ID: ECD2F019.D
Sequence: 9L03052 Inject Date: 12/03/19
Lab Sample ID: 9L03052-ICV2 Inject Time: 21:46

ANALYTE	EXPECTED (ng/mL)	FOUND (ng/mL)	% DRIFT	QC LIMIT
Aroclor 1221	1000	923	-7.7	70 - 130
Aroclor 1254	500	507	1.3	70 - 130
Decachlorobiphenyl (Surr)	80.0	81.5	1.8	70 - 130

SECOND-SOURCE CALIBRATION VERIFICATION

EPA 8082A

Laboratory: Apex Laboratories SDG: Gasco PreRD DG 2019
Client: Anchor QEA, LLC Project: Gasco PreRD_DG 2019 - 4a-b. DOC-CAP
Instrument ID: DUALECD2F Calibration: A9L0407
Lab File ID: ECD2F020.D
Sequence: 9L03052 Inject Date: 12/03/19
Lab Sample ID: 9L03052-ICV3 Inject Time: 22:04

ANALYTE	EXPECTED (ng/mL)	FOUND (ng/mL)	% DRIFT	QC LIMIT
Aroclor 1232	500	541	8.2	70 - 130
Aroclor 1262	500	492	-1.6	70 - 130
Decachlorobiphenyl (Surr)	80.0	83.5	4.4	70 - 130

SECOND-SOURCE CALIBRATION VERIFICATION

EPA 8082A

Laboratory: Apex Laboratories SDG: Gasco PreRD DG 2019
Client: Anchor QEA, LLC Project: Gasco PreRD_DG 2019 - 4a-b. DOC-CAP
Instrument ID: DUALECD2F Calibration: A9L0407
Lab File ID: ECD2F021.D
Sequence: 9L03052 Inject Date: 12/03/19
Lab Sample ID: 9L03052-ICV4 Inject Time: 22:21

ANALYTE	EXPECTED (ng/mL)	FOUND (ng/mL)	% DRIFT	QC LIMIT
Aroclor 1242	500	523	4.6	70 - 130
Aroclor 1268	500	490	-1.9	70 - 130

SECOND-SOURCE CALIBRATION VERIFICATION

EPA 8082A

Laboratory: Apex Laboratories SDG: Gasco PreRD DG 2019
Client: Anchor QEA, LLC Project: Gasco PreRD_DG 2019 - 4a-b. DOC-CAP
Instrument ID: DUALECD2F Calibration: A9L0407
Lab File ID: ECD2F022.D
Sequence: 9L03052 Inject Date: 12/03/19
Lab Sample ID: 9L03052-ICV5 Inject Time: 22:39

ANALYTE	EXPECTED (ng/mL)	FOUND (ng/mL)	% DRIFT	QC LIMIT
Aroclor 1248	500	544	8.7	70 - 130

CONTINUING CALIBRATION CHECK

EPA 8082A

Laboratory: <u>Apex Laboratories</u>	SDG: <u>Gasco PreRD DG 2019</u>
Client: <u>Anchor QEA, LLC</u>	Project: <u>Gasco PreRD DG 2019 - 4a-b. DOC-CAP Testing C</u>
Instrument ID: <u>DUALECD2F</u>	Calibration: <u>A9L0407</u>
Lab File ID: <u>ECD2F003.D</u>	Calibration Date: <u>12/04/19 16:35</u>
Sequence: <u>0A23015</u>	Injection Date: <u>01/23/20</u>
Lab Sample ID: <u>0A23015-CCV1</u>	Injection Time: <u>10:00</u>

COMPOUND	Curve Fit	Calculated Concentration (ng/mL) [L/Q Fits]			Response Factors [Ave RF]			Limit
		STD	CCV	% DIFF	ICAL	CCV	% Drift	
Aroclor 1016	Ave	500	515				3.1	20
Aroclor 1260	Ave	500	533				6.6	20

** Quadratic Curve fit may be weighted (1/a or 1/a²).

* = Values outside of QC limits

CONTINUING CALIBRATION CHECK

EPA 8082A

Laboratory: <u>Apex Laboratories</u>	SDG: <u>Gasco PreRD DG 2019</u>
Client: <u>Anchor QEA, LLC</u>	Project: <u>Gasco PreRD DG 2019 - 4a-b. DOC-CAP Testing C</u>
Instrument ID: <u>DUALECD2F</u>	Calibration: <u>A9L0407</u>
Lab File ID: <u>ECD2F017.D</u>	Calibration Date: <u>12/04/19 16:35</u>
Sequence: <u>0A23015</u>	Injection Date: <u>01/23/20</u>
Lab Sample ID: <u>0A23015-CCV2</u>	Injection Time: <u>14:11</u>

COMPOUND	Curve Fit	Calculated Concentration (ng/mL) [L/Q Fits]			Response Factors [Ave RF]			Limit
		STD	CCV	% DIFF	ICAL	CCV	% Drift	
Aroclor 1016	Ave	500	528				5.5	20
Aroclor 1260	Ave	500	521				4.2	20

** Quadratic Curve fit may be weighted (1/a or 1/a2).

* = Values outside of QC limits

CONTINUING CALIBRATION CHECK

EPA 8082A

Laboratory: <u>Apex Laboratories</u>	SDG: <u>Gasco PreRD DG 2019</u>
Client: <u>Anchor QEA, LLC</u>	Project: <u>Gasco PreRD DG 2019 - 4a-b. DOC-CAP Testing C</u>
Instrument ID: <u>DUALECD2F</u>	Calibration: <u>A9L0407</u>
Lab File ID: <u>ECD2F031.D</u>	Calibration Date: <u>12/04/19 16:35</u>
Sequence: <u>0A23015</u>	Injection Date: <u>01/23/20</u>
Lab Sample ID: <u>0A23015-CCV3</u>	Injection Time: <u>18:18</u>

COMPOUND	Curve Fit	Calculated Concentration (ng/mL) [L/Q Fits]			Response Factors [Ave RF]			Limit
		STD	CCV	% DIFF	ICAL	CCV	% Drift	
Aroclor 1016	Ave	500	541				8.1	20
Aroclor 1260	Ave	500	538				7.6	20

** Quadratic Curve fit may be weighted (1/a or 1/a²).

* = Values outside of QC limits

CONTINUING CALIBRATION CHECK

EPA 8082A

Laboratory: <u>Apex Laboratories</u>	SDG: <u>Gasco PreRD DG 2019</u>
Client: <u>Anchor QEA, LLC</u>	Project: <u>Gasco PreRD DG 2019 - 4a-b. DOC-CAP Testing C</u>
Instrument ID: <u>DUALECD2R</u>	Calibration: <u>A0A1501</u>
Lab File ID: <u>ECD2R003.D</u>	Calibration Date: <u>01/15/20 08:26</u>
Sequence: <u>0A23016</u>	Injection Date: <u>01/23/20</u>
Lab Sample ID: <u>0A23016-CCV1</u>	Injection Time: <u>10:00</u>

COMPOUND	Curve Fit	Calculated Concentration (ng/mL) [L/Q Fits]			Response Factors [Ave RF]			Limit
		STD	CCV	% DIFF	ICAL	CCV	% Drift	
Aroclor 1016	Ave	500	430				-14.0	20
Aroclor 1260	Ave	500	475				-5.1	20

** Quadratic Curve fit may be weighted (1/a or 1/a²).

* = Values outside of QC limits

CONTINUING CALIBRATION CHECK

EPA 8082A

Laboratory: <u>Apex Laboratories</u>	SDG: <u>Gasco PreRD DG 2019</u>
Client: <u>Anchor QEA, LLC</u>	Project: <u>Gasco PreRD DG 2019 - 4a-b. DOC-CAP Testing C</u>
Instrument ID: <u>DUALECD2R</u>	Calibration: <u>A0A1501</u>
Lab File ID: <u>ECD2R017.D</u>	Calibration Date: <u>01/15/20 08:26</u>
Sequence: <u>0A23016</u>	Injection Date: <u>01/23/20</u>
Lab Sample ID: <u>0A23016-CCV2</u>	Injection Time: <u>14:11</u>

COMPOUND	Curve Fit	Calculated Concentration (ng/mL) [L/Q Fits]			Response Factors [Ave RF]			Limit
		STD	CCV	% DIFF	ICAL	CCV	% Drift	
Aroclor 1016	Ave	500	485				-3.0	20
Aroclor 1260	Ave	500	537				7.4	20

** Quadratic Curve fit may be weighted (1/a or 1/a2).

* = Values outside of QC limits

CONTINUING CALIBRATION CHECK

EPA 8082A

Laboratory: <u>Apex Laboratories</u>	SDG: <u>Gasco PreRD DG 2019</u>
Client: <u>Anchor QEA, LLC</u>	Project: <u>Gasco PreRD DG 2019 - 4a-b. DOC-CAP Testing C</u>
Instrument ID: <u>DUALECD2R</u>	Calibration: <u>A0A1501</u>
Lab File ID: <u>ECD2R031.D</u>	Calibration Date: <u>01/15/20 08:26</u>
Sequence: <u>0A23016</u>	Injection Date: <u>01/23/20</u>
Lab Sample ID: <u>0A23016-CCV3</u>	Injection Time: <u>18:18</u>

COMPOUND	Curve Fit	Calculated Concentration (ng/mL) [L/Q Fits]			Response Factors [Ave RF]			Limit
		STD	CCV	% DIFF	ICAL	CCV	% Drift	
Aroclor 1016	Ave	500	504				0.9	20
Aroclor 1260	Ave	500	573				14.6	20

** Quadratic Curve fit may be weighted (1/a or 1/a²).

* = Values outside of QC limits

CONTINUING CALIBRATION CHECK

EPA 8082A

Laboratory: Apex Laboratories

SDG: Gasco PreRD DG 2019

Client: Anchor QEA, LLC

Project: Gasco PreRD DG 2019 - 4a-b. DOC-CAP Testing C

Instrument ID: DUALECD2F

Calibration: A9L0407

Lab File ID: ECD2F003.D

Calibration Date: 12/04/19 16:35

Sequence: 0A28026

Injection Date: 01/28/20

Lab Sample ID: 0A28026-CCV1

Injection Time: 08:00

COMPOUND	Curve Fit	Calculated Concentration (ng/mL) [L/Q Fits]			Response Factors [Ave RF]			Limit
		STD	CCV	% DIFF	ICAL	CCV	% Drift	
Aroclor 1016	Ave	500	512				2.4	20
Aroclor 1260	Ave	500	532				6.4	20

** Quadratic Curve fit may be weighted (1/a or 1/a²).

* = Values outside of QC limits

CONTINUING CALIBRATION CHECK

EPA 8082A

Laboratory: <u>Apex Laboratories</u>	SDG: <u>Gasco PreRD DG 2019</u>
Client: <u>Anchor QEA, LLC</u>	Project: <u>Gasco PreRD DG 2019 - 4a-b. DOC-CAP Testing C</u>
Instrument ID: <u>DUALECD2F</u>	Calibration: <u>A9L0407</u>
Lab File ID: <u>ECD2F021.D</u>	Calibration Date: <u>12/04/19 16:35</u>
Sequence: <u>0A28026</u>	Injection Date: <u>01/28/20</u>
Lab Sample ID: <u>0A28026-CCV2</u>	Injection Time: <u>13:44</u>

COMPOUND	Curve Fit	Calculated Concentration (ng/mL) [L/Q Fits]			Response Factors [Ave RF]			Limit
		STD	CCV	% DIFF	ICAL	CCV	% Drift	
Aroclor 1016	Ave	500	517				3.3	20
Aroclor 1260	Ave	500	517				3.3	20

** Quadratic Curve fit may be weighted (1/a or 1/a²).

* = Values outside of QC limits

SURROGATE STANDARD RECOVERY AND RT SUMMARY

EPA 8082A

Laboratory: <u>Apex Laboratories</u>	SDG: <u>Gasco PreRD DG 2019</u>
Client: <u>Anchor QEA, LLC</u>	Project: <u>Gasco PreRD DG 2019 - 4a-b. DOC-CAP Testing Co</u>
Sequence: <u>0A13050</u>	Instrument: <u>DUALECD2R</u>
Matrix: <u>Sediment</u>	Calibration: <u>A0A1501</u>

Surrogate Compound	Spike Level ng/mL	% Recovery	Recovery Limits	RT	Calibration Mean RT	RT Diff	RT Diff Limit	Q
Initial Cal Check (0A13050-ICV1)			Lab File ID: ECD2R013.D		Analyzed: 01/13/20 19:54			
Decachlorobiphenyl (Surr)	200	94	70 - 130	10.551	10.55114	-0.0001	+/-1.0	
Initial Cal Check (0A13050-ICV2)			Lab File ID: ECD2R021.D		Analyzed: 01/13/20 22:15			
Decachlorobiphenyl (Surr)	80.0	105	70 - 130	10.548	10.55114	-0.0031	+/-1.0	
Initial Cal Check (0A13050-ICV3)			Lab File ID: ECD2R022.D		Analyzed: 01/13/20 22:32			
Decachlorobiphenyl (Surr)	80.0	105	70 - 130	10.549	10.55114	-0.0021	+/-1.0	

SURROGATE STANDARD RECOVERY AND RT SUMMARY

EPA 8082A

Laboratory: <u>Apex Laboratories</u>	SDG: <u>Gasco PreRD DG 2019</u>
Client: <u>Anchor QEA, LLC</u>	Project: <u>Gasco PreRD DG 2019 - 4a-b. DOC-CAP Testing Co</u>
Sequence: <u>0A23015</u>	Instrument: <u>DUALECD2F</u>
Matrix: <u>Sediment</u>	Calibration: <u>A9L0407</u>

Surrogate Compound	Spike Level ng/mL	% Recovery	Recovery Limits	RT	Calibration Mean RT	RT Diff	RT Diff Limit	Q
Calibration Check (0A23015-CCV1)			Lab File ID: ECD2F003.D		Analyzed: 01/23/20 10:00			
Decachlorobiphenyl (Surr)	250	107	80 - 120	9.561	9.577571	-0.0166	+/-1.0	
Calibration Blank (0A23015-CCB1)			Lab File ID: ECD2F004.D		Analyzed: 01/23/20 10:18			
Decachlorobiphenyl (Surr)	100	103	43 - 120	9.559	9.577571	-0.0186	+/-1.0	
Blank (0010653-BLK1)			Lab File ID: ECD2F005.D		Analyzed: 01/23/20 10:39			
Decachlorobiphenyl (Surr)	16.1	91	43 - 120	9.562	9.577571	-0.0156	+/-1.0	
LCS (0010653-BS1)			Lab File ID: ECD2F006.D		Analyzed: 01/23/20 10:57			
Decachlorobiphenyl (Surr)	16.7	91	43 - 120	9.559	9.577571	-0.0186	+/-1.0	
Calibration Check (0A23015-CCV2)			Lab File ID: ECD2F017.D		Analyzed: 01/23/20 14:11			
Decachlorobiphenyl (Surr)	250	103	80 - 120	9.557	9.577571	-0.0206	+/-1.0	
Calibration Blank (0A23015-CCB2)			Lab File ID: ECD2F018.D		Analyzed: 01/23/20 14:29			
Decachlorobiphenyl (Surr)	100	103	43 - 120	9.559	9.577571	-0.0186	+/-1.0	
Calibration Check (0A23015-CCV3)			Lab File ID: ECD2F031.D		Analyzed: 01/23/20 18:18			
Decachlorobiphenyl (Surr)	250	112	80 - 120	9.559	9.577571	-0.0186	+/-1.0	
Calibration Blank (0A23015-CCB3)			Lab File ID: ECD2F032.D		Analyzed: 01/23/20 18:36			
Decachlorobiphenyl (Surr)	100	101	43 - 120	9.557	9.577571	-0.0206	+/-1.0	

SURROGATE STANDARD RECOVERY AND RT SUMMARY

EPA 8082A

Laboratory: <u>Apex Laboratories</u>	SDG: <u>Gasco PreRD DG 2019</u>
Client: <u>Anchor QEA, LLC</u>	Project: <u>Gasco PreRD DG 2019 - 4a-b. DOC-CAP Testing C</u>
Sequence: <u>0A23016</u>	Instrument: <u>DUALECD2R</u>
Matrix: <u>Sediment</u>	Calibration: <u>A0A1501</u>

Surrogate Compound	Spike Level ng/mL	% Recovery	Recovery Limits	RT	Calibration Mean RT	RT Diff	RT Diff Limit	Q
Calibration Check (0A23016-CCV1)			Lab File ID: ECD2R003.D		Analyzed: 01/23/20 10:00			
Decachlorobiphenyl (Surr)	250	98	80 - 120	10.55	10.55114	-0.0011	+/-1.0	
Calibration Blank (0A23016-CCB1)			Lab File ID: ECD2R004.D		Analyzed: 01/23/20 10:18			
Decachlorobiphenyl (Surr)	100	97	43 - 120	10.549	10.55114	-0.0021	+/-1.0	
PDI-016SC-A-02-03-191009 (A0A0648-01)			Lab File ID: ECD2R015.D		Analyzed: 01/23/20 13:35			
Decachlorobiphenyl (Surr)	22.3	78	43 - 120	10.546	10.55114	-0.0051	+/-1.0	
Calibration Check (0A23016-CCV2)			Lab File ID: ECD2R017.D		Analyzed: 01/23/20 14:11			
Decachlorobiphenyl (Surr)	250	111	80 - 120	10.546	10.55114	-0.0051	+/-1.0	
Calibration Blank (0A23016-CCB2)			Lab File ID: ECD2R018.D		Analyzed: 01/23/20 14:29			
Decachlorobiphenyl (Surr)	100	109	43 - 120	10.547	10.55114	-0.0041	+/-1.0	
PDI-023SC-A-06-07-191009 (A0A0648-02)			Lab File ID: ECD2R019.D		Analyzed: 01/23/20 14:46			
Decachlorobiphenyl (Surr)	22.4	77	43 - 120	10.548	10.55114	-0.0031	+/-1.0	
PDI-023SC-A-07-08-191009 (A0A0648-03)			Lab File ID: ECD2R021.D		Analyzed: 01/23/20 15:21			
Decachlorobiphenyl (Surr)	22.5	80	43 - 120	10.547	10.55114	-0.0041	+/-1.0	
PDI-029SC-A-02-03-191009 (A0A0648-04)			Lab File ID: ECD2R023.D		Analyzed: 01/23/20 15:57			
Decachlorobiphenyl (Surr)	18.6	51	43 - 120	10.548	10.55114	-0.0031	+/-1.0	
PDI-029SC-A-03-04-191009 (A0A0648-05)			Lab File ID: ECD2R025.D		Analyzed: 01/23/20 16:32			
Decachlorobiphenyl (Surr)	20.9	92	43 - 120	10.548	10.55114	-0.0031	+/-1.0	
Matrix Spike (0010653-MS1)			Lab File ID: ECD2R027.D		Analyzed: 01/23/20 17:08			
Decachlorobiphenyl (Surr)	20.9	88	43 - 120	10.548	10.55114	-0.0031	+/-1.0	
Matrix Spike Dup (0010653-MSD1)			Lab File ID: ECD2R029.D		Analyzed: 01/23/20 17:43			
Decachlorobiphenyl (Surr)	20.9	88	43 - 120	10.547	10.55114	-0.0041	+/-1.0	
Calibration Check (0A23016-CCV3)			Lab File ID: ECD2R031.D		Analyzed: 01/23/20 18:18			
Decachlorobiphenyl (Surr)	250	117	80 - 120	10.548	10.55114	-0.0031	+/-1.0	
Calibration Blank (0A23016-CCB3)			Lab File ID: ECD2R032.D		Analyzed: 01/23/20 18:36			
Decachlorobiphenyl (Surr)	100	114	43 - 120	10.546	10.55114	-0.0051	+/-1.0	

SURROGATE STANDARD RECOVERY AND RT SUMMARY

EPA 8082A

Laboratory: <u>Apex Laboratories</u>	SDG: <u>Gasco PreRD DG 2019</u>
Client: <u>Anchor QEA, LLC</u>	Project: <u>Gasco PreRD DG 2019 - 4a-b. DOC-CAP Testing Co</u>
Sequence: <u>0A28026</u>	Instrument: <u>DUALECD2F</u>
Matrix: <u>Sediment</u>	Calibration: <u>A9L0407</u>

Surrogate Compound	Spike Level ng/mL	% Recovery	Recovery Limits	RT	Calibration Mean RT	RT Diff	RT Diff Limit	Q
Calibration Check (0A28026-CCV1)			Lab File ID: ECD2F003.D		Analyzed: 01/28/20 08:00			
Decachlorobiphenyl (Surr)	250	107	80 - 120	9.559	9.577571	-0.0186	+/-1.0	
Calibration Blank (0A28026-CCB1)			Lab File ID: ECD2F004.D		Analyzed: 01/28/20 08:17			
Decachlorobiphenyl (Surr)	100	107	43 - 120	9.557	9.577571	-0.0206	+/-1.0	
Blank (0010761-BLK1)			Lab File ID: ECD2F005.D		Analyzed: 01/28/20 09:01			
Decachlorobiphenyl (Surr)	16.1	95	43 - 120	9.566	9.577571	-0.0116	+/-1.0	
LCS (0010761-BS1)			Lab File ID: ECD2F006.D		Analyzed: 01/28/20 09:19			
Decachlorobiphenyl (Surr)	16.7	94	43 - 120	9.56	9.577571	-0.0176	+/-1.0	
PDI-038SC-A-11-12-191009 (A0A0648-06)			Lab File ID: ECD2F007.D		Analyzed: 01/28/20 09:36			
Decachlorobiphenyl (Surr)	18.1	97	43 - 120	9.558	9.577571	-0.0196	+/-1.0	
Calibration Check (0A28026-CCV2)			Lab File ID: ECD2F021.D		Analyzed: 01/28/20 13:44			
Decachlorobiphenyl (Surr)	250	109	80 - 120	9.557	9.577571	-0.0206	+/-1.0	
Calibration Blank (0A28026-CCB2)			Lab File ID: ECD2F022.D		Analyzed: 01/28/20 14:01			
Decachlorobiphenyl (Surr)	100	103	43 - 120	9.555	9.577571	-0.0226	+/-1.0	

SURROGATE STANDARD RECOVERY AND RT SUMMARY

EPA 8082A

Laboratory: <u>Apex Laboratories</u>	SDG: <u>Gasco PreRD DG 2019</u>
Client: <u>Anchor QEA, LLC</u>	Project: <u>Gasco PreRD DG 2019 - 4a-b. DOC-CAP Testing Co</u>
Sequence: <u>9L03052</u>	Instrument: <u>DUALECD2F</u>
Matrix: <u>Sediment</u>	Calibration: <u>A9L0407</u>

Surrogate Compound	Spike Level ng/mL	% Recovery	Recovery Limits	RT	Calibration Mean RT	RT Diff	RT Diff Limit	Q
Initial Cal Check (9L03052-ICV1)			Lab File ID: ECD2F011.D		Analyzed: 12/03/19 19:25			
Decachlorobiphenyl (Surr)	200	92	70 - 130	9.577	9.577571	-0.0006	+/-1.0	
Initial Cal Check (9L03052-ICV2)			Lab File ID: ECD2F019.D		Analyzed: 12/03/19 21:46			
Decachlorobiphenyl (Surr)	80.0	102	70 - 130	9.576	9.577571	-0.0016	+/-1.0	
Initial Cal Check (9L03052-ICV3)			Lab File ID: ECD2F020.D		Analyzed: 12/03/19 22:04			
Decachlorobiphenyl (Surr)	80.0	104	70 - 130	9.577	9.577571	-0.0006	+/-1.0	

HOLDING TIME SUMMARY

EPA 8082A

Laboratory: Apex Laboratories

SDG: Gasco PreRD DG 2019

Client: Anchor QEA, LLC

Project: Gasco PreRD DG 2019 - 4a-b. DOC-CAP Testing C

Sample Name	Date Collected	Date Received	Date Prepared	Days to Prep	Max Days to Prep	Date Analyzed	Days to Analysis	Max Days to Analysis	Q
PDI-016SC-A-02-03-191009	10/09/19 09:48	10/10/19 10:05	01/22/20 11:21	105.06	365.00	01/23/20 13:35	1.09	40.00	
PDI-023SC-A-06-07-191009	10/09/19 12:14	10/10/19 10:05	01/22/20 11:21	104.96	365.00	01/23/20 14:46	1.14	40.00	
PDI-023SC-A-07-08-191009	10/09/19 12:14	10/10/19 10:05	01/22/20 11:21	104.96	365.00	01/23/20 15:21	1.17	40.00	
PDI-029SC-A-02-03-191009	10/09/19 14:39	10/10/19 10:05	01/22/20 11:21	104.86	365.00	01/23/20 15:57	1.19	40.00	
PDI-029SC-A-03-04-191009	10/09/19 14:39	10/10/19 10:05	01/22/20 11:21	104.86	365.00	01/23/20 16:32	1.22	40.00	
PDI-038SC-A-11-12-191009	10/09/19 16:08	10/10/19 10:05	01/24/20 11:13	106.80	365.00	01/28/20 09:36	3.93	40.00	

Apex Laboratories

SDG: Gasco PreRD_DG 2019

CLASS: GC

METHOD: EPA 8081B

ANALYSES DATA PACKAGE COVER PAGE

EPA 8081B

Laboratory: Apex Laboratories

SDG: Gasco PreRD_DG 2019

Client: Anchor QEA, LLC

Project: Gasco PreRD_DG 2019 - 4a-b. DOC-CAP Testing C

Client Sample Id:	Lab Sample Id:	Matrix
<u>PDI-016SC-A-02-03-191009</u>	<u>A0A0648-01</u>	<u>Sediment</u>
<u>PDI-023SC-A-06-07-191009</u>	<u>A0A0648-02</u>	<u>Sediment</u>
<u>PDI-023SC-A-07-08-191009</u>	<u>A0A0648-03</u>	<u>Sediment</u>
<u>PDI-029SC-A-02-03-191009</u>	<u>A0A0648-04</u>	<u>Sediment</u>
<u>PDI-029SC-A-03-04-191009</u>	<u>A0A0648-05</u>	<u>Sediment</u>
<u>PDI-038SC-A-11-12-191009</u>	<u>A0A0648-06</u>	<u>Sediment</u>

I certify that this data package is in compliance with the terms and conditions of the contract, both technically and for completeness, for other than the conditions detailed above. Release of the data contained in this hardcopy data package and in computer-readable data submitted on diskette has been authorized by the Laboratory Manager or the Manager's designee, as verified by the following signatures.

Signature:



Name:

David G. Jack

Forms Created:

2/19/2020 1:08PM

Title:

Technical Manager

METHOD DETECTION AND REPORTING LIMITS

EPA 8081B

Laboratory: Apex Laboratories

SDG: Gasco PreRD_DG 2019

Client: Anchor QEA, LLC

Project: Gasco PreRD_DG 2019 - 4a-b. DOC-CAP

Batch Matrix: Sediment

Analyte	MDL	MRL	Units
2,4'-DDD [2C]	0.500	1.00	ug/kg
2,4'-DDE [2C]	0.500	1.00	ug/kg
2,4'-DDT [2C]	0.500	1.00	ug/kg
4,4'-DDD [2C]	0.500	1.00	ug/kg
4,4'-DDE [2C]	0.500	1.00	ug/kg
4,4'-DDT [2C]	0.500	1.00	ug/kg

Note: MDLs are listed only if the corresponding analyte was evaluated to the MDL in this report .

ORGANIC ANALYSIS DATA SHEET

EPA 8081B

PDI-016SC-A-02-03-191009

Laboratory: <u>Apex Laboratories</u>	SDG: <u>Gasco PreRD_DG 2019</u>
Client: <u>Anchor QEA, LLC</u>	Project: <u>Gasco PreRD_DG 2019 - 4a-b. DOC-CAP Testing Co</u>
Matrix: <u>Sediment</u>	Laboratory ID: <u>A0A0648-01RE1</u>
Sampled: <u>10/09/19 09:48</u>	Prepared: <u>01/22/20 10:27</u>
Solids: <u>73.66</u>	Preparation: <u>EPA 3546/3640A (GPC)</u>
Batch: <u>0010666</u>	Sequence: <u>0A27039</u>
	Calibration: <u>A0A0906</u>
	Instrument: <u>DUALECD5</u>

CAS NO.	COMPOUND	DILUTION	CONC. (ug/kg dry)	Q
53-19-0	2,4'-DDD [2C]	1	2.62	U
3424-82-6	2,4'-DDE [2C]	1	1.31	U
72-54-8	4,4'-DDD [2C]	1	3.52	
72-55-9	4,4'-DDE [2C]	1	1.31	U

SYSTEM MONITORING COMPOUND	ADDED (ug/kg dry)	CONC (ug/kg dry)	% REC	QC LIMITS	Q
2,4,5,6-TCMX (Surr) [2C]	65.4	44.7	68	42 - 129	
Decachlorobiphenyl (Surr) [2C]	65.4	66.2	101	55 - 130	

* Values outside of QC limits

ORGANIC ANALYSIS DATA SHEET

EPA 8081B

PDI-016SC-A-02-03-191009

Laboratory: <u>Apex Laboratories</u>	SDG: <u>Gasco PreRD_DG 2019</u>	
Client: <u>Anchor QEA, LLC</u>	Project: <u>Gasco PreRD_DG 2019 - 4a-b. DOC-CAP Testing Co</u>	
Matrix: <u>Sediment</u>	Laboratory ID: <u>A0A0648-01RE2</u>	File ID: <u>ECD5-01282016.D</u>
Sampled: <u>10/09/19 09:48</u>	Prepared: <u>01/22/20 10:27</u>	Analyzed: <u>01/28/20 15:47</u>
Solids: <u>73.66</u>	Preparation: <u>EPA 3546/3640A (GPC)</u>	Initial/Final: <u>10.38 g / 10 mL</u>
Batch: <u>0010666</u>	Sequence: <u>0A28041</u>	Calibration: <u>A0A0906</u> Instrument: <u>DUALECD5</u>

CAS NO.	COMPOUND	DILUTION	CONC. (ug/kg dry)	Q
789-02-6	2,4'-DDT [2C]	1	1.31	U
50-29-3	4,4'-DDT [2C]	1	1.31	U

SYSTEM MONITORING COMPOUND	ADDED (ug/kg dry)	CONC (ug/kg dry)	% REC	QC LIMITS	Q
2,4,5,6-TCMX (Surr) [2C]	65.4	46.3	71	42 - 129	
Decachlorobiphenyl (Surr) [2C]	65.4	70.9	108	55 - 130	

* Values outside of QC limits

ORGANIC ANALYSIS DATA SHEET

EPA 8081B

PDI-023SC-A-06-07-191009

Laboratory: <u>Apex Laboratories</u>	SDG: <u>Gasco PreRD_DG 2019</u>	
Client: <u>Anchor QEA, LLC</u>	Project: <u>Gasco PreRD_DG 2019 - 4a-b. DOC-CAP Testing Co</u>	
Matrix: <u>Sediment</u>	Laboratory ID: <u>A0A0648-02RE1</u>	File ID: <u>ECD5-01242039.D</u>
Sampled: <u>10/09/19 12:14</u>	Prepared: <u>01/22/20 10:27</u>	Analyzed: <u>01/24/20 22:35</u>
Solids: <u>74.46</u>	Preparation: <u>EPA 3546/3640A (GPC)</u>	Initial/Final: <u>10.67 g / 10 mL</u>
Batch: <u>0010666</u>	Sequence: <u>0A24032</u>	Calibration: <u>A0A0906</u> Instrument: <u>DUALECD5</u>

CAS NO.	COMPOUND	DILUTION	CONC. (ug/kg dry)	Q
53-19-0	2,4'-DDD [2C]	1	1.26	U
3424-82-6	2,4'-DDE [2C]	1	1.26	U
789-02-6	2,4'-DDT [2C]	1	1.26	U
72-54-8	4,4'-DDD [2C]	1	1.26	U
72-55-9	4,4'-DDE [2C]	1	1.26	U
50-29-3	4,4'-DDT [2C]	1	1.26	U

SYSTEM MONITORING COMPOUND	ADDED (ug/kg dry)	CONC (ug/kg dry)	% REC	QC LIMITS	Q
2,4,5,6-TCMX (Surr) [2C]	62.9	35.1	56	42 - 129	
Decachlorobiphenyl (Surr) [2C]	62.9	62.5	99	55 - 130	

* Values outside of QC limits

ORGANIC ANALYSIS DATA SHEET

EPA 8081B

PDI-023SC-A-07-08-191009

Laboratory: <u>Apex Laboratories</u>	SDG: <u>Gasco PreRD_DG 2019</u>
Client: <u>Anchor QEA, LLC</u>	Project: <u>Gasco PreRD_DG 2019 - 4a-b. DOC-CAP Testing Co</u>
Matrix: <u>Sediment</u>	Laboratory ID: <u>A0A0648-03RE1</u>
Sampled: <u>10/09/19 12:14</u>	Prepared: <u>01/22/20 10:27</u>
Solids: <u>73.44</u>	Preparation: <u>EPA 3546/3640A (GPC)</u>
Batch: <u>0010666</u>	Sequence: <u>0A27039</u>
	Calibration: <u>A0A0906</u>
	Instrument: <u>DUALECD5</u>

CAS NO.	COMPOUND	DILUTION	CONC. (ug/kg dry)	Q
53-19-0	2,4'-DDD [2C]	1	2.60	U
3424-82-6	2,4'-DDE [2C]	1	1.30	U
72-54-8	4,4'-DDD [2C]	1	2.28	J
72-55-9	4,4'-DDE [2C]	1	2.60	U

SYSTEM MONITORING COMPOUND	ADDED (ug/kg dry)	CONC (ug/kg dry)	% REC	QC LIMITS	Q
2,4,5,6-TCMX (Surr) [2C]	65.0	36.3	56	42 - 129	
Decachlorobiphenyl (Surr) [2C]	65.0	66.5	102	55 - 130	

* Values outside of QC limits

ORGANIC ANALYSIS DATA SHEET

EPA 8081B

PDI-023SC-A-07-08-191009

Laboratory: <u>Apex Laboratories</u>	SDG: <u>Gasco PreRD_DG 2019</u>	
Client: <u>Anchor QEA, LLC</u>	Project: <u>Gasco PreRD_DG 2019 - 4a-b. DOC-CAP Testing Co</u>	
Matrix: <u>Sediment</u>	Laboratory ID: <u>A0A0648-03RE2</u>	File ID: <u>ECD5-01282018.D</u>
Sampled: <u>10/09/19 12:14</u>	Prepared: <u>01/22/20 10:27</u>	Analyzed: <u>01/28/20 16:25</u>
Solids: <u>73.44</u>	Preparation: <u>EPA 3546/3640A (GPC)</u>	Initial/Final: <u>10.47 g / 10 mL</u>
Batch: <u>0010666</u>	Sequence: <u>0A28041</u>	Calibration: <u>A0A0906</u> Instrument: <u>DUALECD5</u>

CAS NO.	COMPOUND	DILUTION	CONC. (ug/kg dry)	Q
789-02-6	2,4'-DDT [2C]	1	1.30	U
50-29-3	4,4'-DDT [2C]	1	2.60	U

SYSTEM MONITORING COMPOUND	ADDED (ug/kg dry)	CONC (ug/kg dry)	% REC	QC LIMITS	Q
2,4,5,6-TCMX (Surr) [2C]	65.0	36.2	56	42 - 129	
Decachlorobiphenyl (Surr) [2C]	65.0	68.7	106	55 - 130	

* Values outside of QC limits

ORGANIC ANALYSIS DATA SHEET

EPA 8081B

PDI-029SC-A-02-03-191009

Laboratory: <u>Apex Laboratories</u>	SDG: <u>Gasco PreRD_DG 2019</u>	
Client: <u>Anchor QEA, LLC</u>	Project: <u>Gasco PreRD_DG 2019 - 4a-b. DOC-CAP Testing Co</u>	
Matrix: <u>Sediment</u>	Laboratory ID: <u>A0A0648-04RE1</u>	File ID: <u>ECD5-01242040.D</u>
Sampled: <u>10/09/19 14:39</u>	Prepared: <u>01/22/20 10:27</u>	Analyzed: <u>01/24/20 22:52</u>
Solids: <u>89.19</u>	Preparation: <u>EPA 3546/3640A (GPC)</u>	Initial/Final: <u>10.45 g / 10 mL</u>
Batch: <u>0010666</u>	Sequence: <u>0A24032</u>	Calibration: <u>A0A0906</u>
		Instrument: <u>DUALECD5</u>

CAS NO.	COMPOUND	DILUTION	CONC. (ug/kg dry)	Q
53-19-0	2,4'-DDD [2C]	1	1.07	U
3424-82-6	2,4'-DDE [2C]	1	1.07	U
789-02-6	2,4'-DDT [2C]	1	1.07	U
72-54-8	4,4'-DDD [2C]	1	1.07	U
72-55-9	4,4'-DDE [2C]	1	1.07	U
50-29-3	4,4'-DDT [2C]	1	1.07	U

SYSTEM MONITORING COMPOUND	ADDED (ug/kg dry)	CONC (ug/kg dry)	% REC	QC LIMITS	Q
2,4,5,6-TCMX (Surr) [2C]	53.6	43.0	80	42 - 129	
Decachlorobiphenyl (Surr) [2C]	53.6	60.1	112	55 - 130	

* Values outside of QC limits

ORGANIC ANALYSIS DATA SHEET

EPA 8081B

PDI-029SC-A-03-04-191009

Laboratory: <u>Apex Laboratories</u>	SDG: <u>Gasco PreRD_DG 2019</u>	
Client: <u>Anchor QEA, LLC</u>	Project: <u>Gasco PreRD_DG 2019 - 4a-b. DOC-CAP Testing Co</u>	
Matrix: <u>Sediment</u>	Laboratory ID: <u>A0A0648-05RE1</u>	File ID: <u>ECD5-01242041.D</u>
Sampled: <u>10/09/19 14:39</u>	Prepared: <u>01/22/20 10:27</u>	Analyzed: <u>01/24/20 23:09</u>
Solids: <u>78.88</u>	Preparation: <u>EPA 3546/3640A (GPC)</u>	Initial/Final: <u>10.27 g / 10 mL</u>
Batch: <u>0010666</u>	Sequence: <u>0A24032</u>	Calibration: <u>A0A0906</u> Instrument: <u>DUALECD5</u>

CAS NO.	COMPOUND	DILUTION	CONC. (ug/kg dry)	Q
53-19-0	2,4'-DDD [2C]	1	1.23	U
3424-82-6	2,4'-DDE [2C]	1	1.23	U
789-02-6	2,4'-DDT [2C]	1	1.23	U
72-54-8	4,4'-DDD [2C]	1	1.23	U
72-55-9	4,4'-DDE [2C]	1	1.23	U
50-29-3	4,4'-DDT [2C]	1	1.23	U

SYSTEM MONITORING COMPOUND	ADDED (ug/kg dry)	CONC (ug/kg dry)	% REC	QC LIMITS	Q
2,4,5,6-TCMX (Surr) [2C]	61.7	24.7	40	42 - 129	*
Decachlorobiphenyl (Surr) [2C]	61.7	54.5	88	55 - 130	

* Values outside of QC limits

ORGANIC ANALYSIS DATA SHEET

EPA 8081B

PDI-038SC-A-11-12-191009

Laboratory: <u>Apex Laboratories</u>	SDG: <u>Gasco PreRD_DG 2019</u>	
Client: <u>Anchor QEA, LLC</u>	Project: <u>Gasco PreRD_DG 2019 - 4a-b. DOC-CAP Testing Co</u>	
Matrix: <u>Sediment</u>	Laboratory ID: <u>A0A0648-06RE1</u>	File ID: <u>ECD5-01292022.D</u>
Sampled: <u>10/09/19 16:08</u>	Prepared: <u>01/24/20 10:21</u>	Analyzed: <u>01/29/20 17:06</u>
Solids: <u>89.37</u>	Preparation: <u>EPA 3546/3640A (GPC)</u>	Initial/Final: <u>10.79 g / 10 mL</u>
Batch: <u>0010778</u>	Sequence: <u>0A29038</u>	Calibration: <u>A0A0906</u> Instrument: <u>DUALECD5</u>

CAS NO.	COMPOUND	DILUTION	CONC. (ug/kg dry)	Q
53-19-0	2,4'-DDD [2C]	1	1.04	U
3424-82-6	2,4'-DDE [2C]	1	1.04	U
789-02-6	2,4'-DDT [2C]	1	1.04	U
72-54-8	4,4'-DDD [2C]	1	1.04	U
72-55-9	4,4'-DDE [2C]	1	1.04	U
50-29-3	4,4'-DDT [2C]	1	1.04	U

SYSTEM MONITORING COMPOUND	ADDED (ug/kg dry)	CONC (ug/kg dry)	% REC	QC LIMITS	Q
2,4,5,6-TCMX (Surr) [2C]	51.8	33.1	64	42 - 129	
Decachlorobiphenyl (Surr) [2C]	51.8	50.0	96	55 - 130	

* Values outside of QC limits

PREPARATION BATCH SUMMARY

EPA 8081B

Laboratory: Apex Laboratories

SDG: Gasco PreRD_DG 2019

Client: Anchor QEA, LLC

Project: Gasco PreRD_DG 2019 - 4a-b. DOC-CAP Testing Cc

Batch: 0010666

Batch Matrix: Sediment

Preparation: EPA 3546/3640A (GPC)

SAMPLE NAME	LAB SAMPLE ID	LAB FILE ID	DATE PREPARED	OBSERVATIONS
Blank	0010666-BLK1	ECD5-01242036.D	01/22/20 12:36	
LCS	0010666-BS1	ECD5-01242037.D	01/22/20 12:36	
PDI-016SC-A-02-03-191009	A0A0648-01RE1	ECD5-01272026.D	01/22/20 10:27	
PDI-016SC-A-02-03-191009	A0A0648-01RE2	ECD5-01282016.D	01/22/20 10:27	
PDI-023SC-A-06-07-191009	A0A0648-02RE1	ECD5-01242039.D	01/22/20 10:27	
PDI-023SC-A-07-08-191009	A0A0648-03RE1	ECD5-01272028.D	01/22/20 10:27	
PDI-023SC-A-07-08-191009	A0A0648-03RE2	ECD5-01282018.D	01/22/20 10:27	
PDI-029SC-A-02-03-191009	A0A0648-04RE1	ECD5-01242040.D	01/22/20 10:27	
PDI-029SC-A-03-04-191009	A0A0648-05RE1	ECD5-01242041.D	01/22/20 10:27	

Note: Client samples are listed only if they are included in this report.

Duplicates and Matrix Spike/Duplicates QC Samples are only listed if sourced from a sample included in this report.

PREPARATION BATCH SUMMARY

EPA 8081B

Laboratory: Apex Laboratories

SDG: Gasco PreRD_DG 2019

Client: Anchor QEA, LLC

Project: Gasco PreRD DG 2019 - 4a-b. DOC-CAP Testing Co

Batch: 0010778

Batch Matrix: Sediment

Preparation: EPA 3546/3640A (GPC)

SAMPLE NAME	LAB SAMPLE ID	LAB FILE ID	DATE PREPARED	OBSERVATIONS
Blank	0010778-BLK1	ECD5-01292020.D	01/24/20 10:21	
LCS	0010778-BS1	ECD5-01292021.D	01/24/20 10:21	
LCS	0010778-BS2	ECD5-02062015.D	01/24/20 10:21	
PDI-038SC-A-11-12-191009	A0A0648-06RE1	ECD5-01292022.D	01/24/20 10:21	

Note: Client samples are listed only if they are included in this report.

Duplicates and Matrix Spike/Duplicates QC Samples are only listed if sourced from a sample included in this report.

METHOD BLANK DATA SHEET

EPA 8081B

Laboratory: Apex Laboratories SDG: Gasco PreRD_DG 2019
Client: Anchor QEA, LLC Project: Gasco PreRD_DG 2019 - 4a-b. DOC-CAP Testing C
Matrix: Sediment Laboratory ID: 0010666-BLK1 File ID: ECD5-01242036.D
Prepared: 01/22/20 12:36 Preparation: EPA 3546/3640A (GPC) Initial/Final: 11 g / 10 mL
Analyzed: 01/24/20 21:43 Instrument: DUALECD5
Batch: 0010666 Sequence: 0A24032 Calibration: A0A0906

CAS NO.	COMPOUND	CONC. (ug/kg wet)	Q
53-19-0	2,4'-DDD [2C]	0.909	U
3424-82-6	2,4'-DDE [2C]	0.909	U
789-02-6	2,4'-DDT [2C]	0.909	U
72-54-8	4,4'-DDD [2C]	0.909	U
72-55-9	4,4'-DDE [2C]	0.909	U
50-29-3	4,4'-DDT [2C]	0.909	U

SYSTEM MONITORING COMPOUND	ADDED (ug/kg wet)	CONC (ug/kg wet)	% REC	QC LIMITS	Q
2,4,5,6-TCMX (Surr) [2C]	45.5	20.9	46	42 - 129	
Decachlorobiphenyl (Surr) [2C]	45.5	39.3	87	55 - 130	

METHOD BLANK DATA SHEET

EPA 8081B

Laboratory: Apex Laboratories SDG: Gasco PreRD_DG 2019
Client: Anchor QEA, LLC Project: Gasco PreRD_DG 2019 - 4a-b. DOC-CAP Testing C
Matrix: Sediment Laboratory ID: 0010778-BLK1 File ID: ECD5-01292020.D
Prepared: 01/24/20 10:21 Preparation: EPA 3546/3640A (GPC) Initial/Final: 11 g / 10 mL
Analyzed: 01/29/20 16:32 Instrument: DUALECD5
Batch: 0010778 Sequence: 0A29038 Calibration: A0A0906

CAS NO.	COMPOUND	CONC. (ug/kg wet)	Q
53-19-0	2,4'-DDD [2C]	0.909	U
3424-82-6	2,4'-DDE [2C]	0.909	U
789-02-6	2,4'-DDT [2C]	0.909	U
72-54-8	4,4'-DDD [2C]	0.909	U
72-55-9	4,4'-DDE [2C]	0.909	U
50-29-3	4,4'-DDT [2C]	0.909	U

SYSTEM MONITORING COMPOUND	ADDED (ug/kg wet)	CONC (ug/kg wet)	% REC	QC LIMITS	Q
2,4,5,6-TCMX (Surr) [2C]	45.5	25.7	57	42 - 129	
Decachlorobiphenyl (Surr) [2C]	45.5	43.8	96	55 - 130	

LCS / LCS DUPLICATE RECOVERY

EPA 8081B

Laboratory: Apex Laboratories

SDG: Gasco PreRD_DG 2019

Client: Anchor QEA, LLC

Project: Gasco PreRD_DG 2019 - 4a-b. DOC-CAP Testing Co

Matrix: Sediment

Batch: 0010666

Laboratory ID: 0010666-BS1

Preparation: EPA 3546/3640A (GPC)

Initial/Final: 10 g / 10 mL

COMPOUND	SPIKE ADDED (ug/kg wet)	LCS CONCENTRATION (ug/kg wet)	LCS % REC. (*=Out)	QC LIMITS REC.
2,4'-DDD [2C]	50.0	51.4	103	50 - 150
2,4'-DDE [2C]	50.0	47.1	94	50 - 150
2,4'-DDT [2C]	50.0	54.1	108	50 - 150
4,4'-DDD [2C]	50.0	56.6	113	50 - 150
4,4'-DDE [2C]	50.0	52.3	105	50 - 150
4,4'-DDT [2C]	50.0	56.8	114	50 - 150

* = Values outside of QC limits

LCS / LCS DUPLICATE RECOVERY

EPA 8081B

Laboratory: Apex Laboratories

SDG: Gasco PreRD_DG 2019

Client: Anchor QEA, LLC

Project: Gasco PreRD_DG 2019 - 4a-b. DOC-CAP Testing Co

Matrix: Sediment

Batch: 0010778

Laboratory ID: 0010778-BS1

Preparation: EPA 3546/3640A (GPC)

Initial/Final: 10 g / 10 mL

COMPOUND	SPIKE ADDED (ug/kg wet)	LCS CONCENTRATION (ug/kg wet)	LCS % REC. (* = Out)	QC LIMITS REC.
2,4'-DDD [2C]	50.0	60.2	120	50 - 150
2,4'-DDE [2C]	50.0	54.0	108	50 - 150
2,4'-DDT [2C]	50.0	58.3	117	50 - 150
4,4'-DDE [2C]	50.0	60.6	121	50 - 150
4,4'-DDT [2C]	50.0	64.2	128	50 - 150

* = Values outside of QC limits

LCS / LCS DUPLICATE RECOVERY

EPA 8081B

Laboratory: Apex Laboratories

SDG: Gasco PreRD_DG 2019

Client: Anchor QEA, LLC

Project: Gasco PreRD_DG 2019 - 4a-b. DOC-CAP Testing Co

Matrix: Sediment

Batch: 0010778

Laboratory ID: 0010778-BS2

Preparation: EPA 3546/3640A (GPC)

Initial/Final: 10 g / 10 mL

COMPOUND	SPIKE ADDED (ug/kg wet)	LCS CONCENTRATION (ug/kg wet)	LCS % REC. (*=Out)	QC LIMITS REC.
4,4'-DDD [2C]	50.0	66.4	133	50 - 150

* = Values outside of QC limits

ANALYSIS BATCH (SEQUENCE) SUMMARY

EPA 8081B

Laboratory: Apex Laboratories

SDG: Gasco PreRD_DG 2019

Client: Anchor QEA, LLC

Project: Gasco PreRD_DG 2019 - 4a-b. DOC-CAP Testing C

Sequence: 0A08041

Instrument: DUALECD5

Matrix: Sediment

Calibration: A0A0906

Sample Name	Lab Sample ID	Lab File ID	Analysis Date/Time
Initial Cal Blank	0A08041-ICB1	ECD5-01082010.D	01/08/20 14:26
Cal Standard	0A08041-CAL1	ECD5-01082011.D	01/08/20 14:50
Cal Standard	0A08041-CAL2	ECD5-01082012.D	01/08/20 15:07
Cal Standard	0A08041-CAL3	ECD5-01082013.D	01/08/20 15:24
Cal Standard	0A08041-CAL4	ECD5-01082014.D	01/08/20 15:41
Cal Standard	0A08041-CAL5	ECD5-01082015.D	01/08/20 15:58
Cal Standard	0A08041-CAL6	ECD5-01082016.D	01/08/20 16:16
Cal Standard	0A08041-CAL7	ECD5-01082017.D	01/08/20 16:33
Cal Standard	0A08041-CAL8	ECD5-01082018.D	01/08/20 16:50
Cal Standard	0A08041-CAL9	ECD5-01082019.D	01/08/20 17:07
Initial Cal Check	0A08041-ICV1	ECD5-01082021.D	01/08/20 17:42
Cal Standard	0A08041-CALA	ECD5-01082022.D	01/08/20 17:59
Cal Standard	0A08041-CALB	ECD5-01082023.D	01/08/20 18:16
Cal Standard	0A08041-CALC	ECD5-01082024.D	01/08/20 18:33
Cal Standard	0A08041-CALD	ECD5-01082025.D	01/08/20 18:51
Cal Standard	0A08041-CALE	ECD5-01082026.D	01/08/20 19:08
Cal Standard	0A08041-CALF	ECD5-01082027.D	01/08/20 19:25
Cal Standard	0A08041-CALG	ECD5-01082028.D	01/08/20 19:42
Cal Standard	0A08041-CALH	ECD5-01082029.D	01/08/20 19:59
Cal Standard	0A08041-CALI	ECD5-01082030.D	01/08/20 20:16
Initial Cal Check	0A08041-ICV2	ECD5-01082032.D	01/08/20 20:50

Note: Client samples are listed only if they are included in this report.

Duplicates and Matrix Spike/Duplicates QC Samples are only listed if sourced from a sample included in this report.

ANALYSIS BATCH (SEQUENCE) SUMMARY

EPA 8081B

Laboratory: <u>Apex Laboratories</u>	SDG: <u>Gasco PreRD_DG 2019</u>
Client: <u>Anchor QEA, LLC</u>	Project: <u>Gasco PreRD_DG 2019 - 4a-b. DOC-CAP Testing C</u>
Sequence: <u>0A24032</u>	Instrument: <u>DUALECD5</u>
Matrix: <u>Sediment</u>	Calibration: <u>A0A0906</u>

Sample Name	Lab Sample ID	Lab File ID	Analysis Date/Time
Calibration Check	0A24032-CCV2	ECD5-01242012.D	01/24/20 14:20
Calibration Check	0A24032-CCV3	ECD5-01242013.D	01/24/20 14:38
Calibration Blank	0A24032-CCB2	ECD5-01242014.D	01/24/20 14:55
Calibration Check	0A24032-CCV4	ECD5-01242033.D	01/24/20 20:52
Calibration Check	0A24032-CCV5	ECD5-01242034.D	01/24/20 21:09
Calibration Blank	0A24032-CCB3	ECD5-01242035.D	01/24/20 21:26
Blank	0010666-BLK1	ECD5-01242036.D	01/24/20 21:43
LCS	0010666-BS1	ECD5-01242037.D	01/24/20 22:00
PDI-023SC-A-06-07-191009	A0A0648-02RE1	ECD5-01242039.D	01/24/20 22:35
PDI-029SC-A-02-03-191009	A0A0648-04RE1	ECD5-01242040.D	01/24/20 22:52
PDI-029SC-A-03-04-191009	A0A0648-05RE1	ECD5-01242041.D	01/24/20 23:09
Calibration Check	0A24032-CCV6	ECD5-01242045.D	01/25/20 00:17
Calibration Check	0A24032-CCV7	ECD5-01242046.D	01/25/20 00:34
Calibration Blank	0A24032-CCB4	ECD5-01242047.D	01/25/20 00:52

Note: Client samples are listed only if they are included in this report.

Duplicates and Matrix Spike/Duplicates QC Samples are only listed if sourced from a sample included in this report.

ANALYSIS BATCH (SEQUENCE) SUMMARY

EPA 8081B

Laboratory: Apex Laboratories

SDG: Gasco PreRD_DG 2019

Client: Anchor QEA, LLC

Project: Gasco PreRD_DG 2019 - 4a-b. DOC-CAP Testing C

Sequence: 0A27039

Instrument: DUALECD5

Matrix: Sediment

Calibration: A0A0906

Sample Name	Lab Sample ID	Lab File ID	Analysis Date/Time
Calibration Check	0A27039-CCV2	ECD5-01272012.D	01/27/20 14:10
Calibration Check	0A27039-CCV3	ECD5-01272013.D	01/27/20 14:27
Calibration Blank	0A27039-CCB2	ECD5-01272014.D	01/27/20 14:45
PDI-016SC-A-02-03-191009	A0A0648-01RE1	ECD5-01272026.D	01/27/20 18:28
PDI-023SC-A-07-08-191009	A0A0648-03RE1	ECD5-01272028.D	01/27/20 19:06
Calibration Check	0A27039-CCV4	ECD5-01272030.D	01/27/20 19:44
Calibration Check	0A27039-CCV5	ECD5-01272031.D	01/27/20 20:01
Calibration Blank	0A27039-CCB3	ECD5-01272032.D	01/27/20 20:18
Calibration Check	0A27039-CCV6	ECD5-01272039.D	01/27/20 22:28
Calibration Check	0A27039-CCV7	ECD5-01272040.D	01/27/20 22:45
Calibration Blank	0A27039-CCB4	ECD5-01272041.D	01/27/20 23:03

Note: Client samples are listed only if they are included in this report.

Duplicates and Matrix Spike/Duplicates QC Samples are only listed if sourced from a sample included in this report.

ANALYSIS BATCH (SEQUENCE) SUMMARY

EPA 8081B

Laboratory: <u>Apex Laboratories</u>	SDG: <u>Gasco PreRD_DG 2019</u>
Client: <u>Anchor QEA, LLC</u>	Project: <u>Gasco PreRD_DG 2019 - 4a-b. DOC-CAP Testing C</u>
Sequence: <u>0A28041</u>	Instrument: <u>DUALECD5</u>
Matrix: <u>Sediment</u>	Calibration: <u>A0A0906</u>

Sample Name	Lab Sample ID	Lab File ID	Analysis Date/Time
Calibration Check	0A28041-CCV1	ECD5-01282004.D	01/28/20 12:07
Calibration Check	0A28041-CCV2	ECD5-01282005.D	01/28/20 12:24
Calibration Blank	0A28041-CCB1	ECD5-01282006.D	01/28/20 12:41
PDI-016SC-A-02-03-191009	A0A0648-01RE2	ECD5-01282016.D	01/28/20 15:47
PDI-023SC-A-07-08-191009	A0A0648-03RE2	ECD5-01282018.D	01/28/20 16:25
Calibration Check	0A28041-CCV3	ECD5-01282026.D	01/28/20 18:56
Calibration Check	0A28041-CCV4	ECD5-01282027.D	01/28/20 19:14
Calibration Blank	0A28041-CCB2	ECD5-01282028.D	01/28/20 19:31
Calibration Check	0A28041-CCV5	ECD5-01282043.D	01/29/20 00:11
Calibration Check	0A28041-CCV6	ECD5-01282044.D	01/29/20 00:28
Calibration Blank	0A28041-CCB3	ECD5-01282045.D	01/29/20 00:45

Note: Client samples are listed only if they are included in this report.
 Duplicates and Matrix Spike/Duplicates QC Samples are only listed if sourced from a sample included in this report.

ANALYSIS BATCH (SEQUENCE) SUMMARY

EPA 8081B

Laboratory: Apex Laboratories

SDG: Gasco PreRD_DG 2019

Client: Anchor QEA, LLC

Project: Gasco PreRD_DG 2019 - 4a-b. DOC-CAP Testing C

Sequence: 0A29038

Instrument: DUALECD5

Matrix: Sediment

Calibration: A0A0906

Sample Name	Lab Sample ID	Lab File ID	Analysis Date/Time
Calibration Check	0A29038-CCV2	ECD5-01292016.D	01/29/20 15:23
Calibration Check	0A29038-CCV3	ECD5-01292017.D	01/29/20 15:40
Calibration Blank	0A29038-CCB2	ECD5-01292018.D	01/29/20 15:58
Blank	0010778-BLK1	ECD5-01292020.D	01/29/20 16:32
LCS	0010778-BS1	ECD5-01292021.D	01/29/20 16:49
PDI-038SC-A-11-12-191009	A0A0648-06RE1	ECD5-01292022.D	01/29/20 17:06
Calibration Check	0A29038-CCV4	ECD5-01292032.D	01/29/20 20:08
Calibration Check	0A29038-CCV5	ECD5-01292033.D	01/29/20 20:25
Calibration Blank	0A29038-CCB3	ECD5-01292034.D	01/29/20 20:42
Calibration Check	0A29038-CCV6	ECD5-01292043.D	01/29/20 23:29
Calibration Check	0A29038-CCV7	ECD5-01292044.D	01/29/20 23:47
Calibration Blank	0A29038-CCB4	ECD5-01292045.D	01/30/20 00:04

Note: Client samples are listed only if they are included in this report.

Duplicates and Matrix Spike/Duplicates QC Samples are only listed if sourced from a sample included in this report.

ANALYSIS BATCH (SEQUENCE) SUMMARY

EPA 8081B

Laboratory: <u>Apex Laboratories</u>	SDG: <u>Gasco PreRD_DG 2019</u>
Client: <u>Anchor QEA, LLC</u>	Project: <u>Gasco PreRD_DG 2019 - 4a-b. DOC-CAP Testing C</u>
Sequence: <u>0B04042</u>	Instrument: <u>DUALECD5</u>
Matrix: <u>Water</u>	Calibration: <u>A0B0506</u>

Sample Name	Lab Sample ID	Lab File ID	Analysis Date/Time
Initial Cal Blank	0B04042-ICB1	ECD5-02042007.D	02/04/20 12:35
Cal Standard	0B04042-CAL1	ECD5-02042008.D	02/04/20 12:56
Cal Standard	0B04042-CAL2	ECD5-02042009.D	02/04/20 13:13
Cal Standard	0B04042-CAL3	ECD5-02042010.D	02/04/20 13:30
Cal Standard	0B04042-CAL4	ECD5-02042011.D	02/04/20 13:48
Cal Standard	0B04042-CAL5	ECD5-02042012.D	02/04/20 14:05
Cal Standard	0B04042-CAL6	ECD5-02042013.D	02/04/20 14:22
Cal Standard	0B04042-CAL7	ECD5-02042014.D	02/04/20 14:39
Cal Standard	0B04042-CAL8	ECD5-02042015.D	02/04/20 14:56
Cal Standard	0B04042-CAL9	ECD5-02042016.D	02/04/20 15:13
Initial Cal Check	0B04042-ICV1	ECD5-02042018.D	02/04/20 15:48

Note: Client samples are listed only if they are included in this report.
 Duplicates and Matrix Spike/Duplicates QC Samples are only listed if sourced from a sample included in this report.

ANALYSIS BATCH (SEQUENCE) SUMMARY

EPA 8081B

Laboratory: Apex Laboratories

SDG: Gasco PreRD_DG 2019

Client: Anchor QEA, LLC

Project: Gasco PreRD_DG 2019 - 4a-b. DOC-CAP Testing C

Sequence: 0B06026

Instrument: DUALECD5

Matrix: Sediment

Calibration: A0B0506

Sample Name	Lab Sample ID	Lab File ID	Analysis Date/Time
Calibration Check	0B06026-CCV1	ECD5-02062004.D	02/06/20 12:11
Calibration Check	0B06026-CCV2	ECD5-02062005.D	02/06/20 12:28
Calibration Blank	0B06026-CCB1	ECD5-02062006.D	02/06/20 12:45
LCS	0010778-BS2	ECD5-02062015.D	02/06/20 15:20
Calibration Check	0B06026-CCV3	ECD5-02062018.D	02/06/20 16:15
Calibration Check	0B06026-CCV4	ECD5-02062019.D	02/06/20 16:32
Calibration Blank	0B06026-CCB2	ECD5-02062020.D	02/06/20 16:49
Calibration Check	0B06026-CCV5	ECD5-02062036.D	02/06/20 21:40
Calibration Check	0B06026-CCV6	ECD5-02062037.D	02/06/20 21:57
Calibration Blank	0B06026-CCB3	ECD5-02062038.D	02/06/20 22:15

Note: Client samples are listed only if they are included in this report.

Duplicates and Matrix Spike/Duplicates QC Samples are only listed if sourced from a sample included in this report.

INITIAL CALIBRATION DATA (Summary)

EPA 8081B

Laboratory: Apex Laboratories

SDG: Gasco PreRD DG 2019

Client: Anchor QEA, LLC

Project: Gasco PreRD_DG 2019 - 4a-b. DOC-CAP Testing

Calibration: AOA0906

Date: 01/09/20 14:49

Instrument: DUALECD5

Compound	Mean RF	FIT	RF RSD	Mean RT	RT RSD	Linear r	Quad COD	LIMIT	Q
2,4'-DDD [2C]	184439.9	Ave	9.605745	8.643111	1.280134E-02			20	
2,4'-DDE [2C]	210590.9	Ave	8.531601	8.268333	1.726557E-02			20	
2,4'-DDT [2C]	207138.5	XXX	11.41942	8.870445	4.91588E-03				
4,4'-DDD [2C]	245806.6	Ave	9.708042	8.908444	7.244163E-03			20	
4,4'-DDE	206185.8	Ave	1.663277	7.594444	2.216168E-02			20	
4,4'-DDE [2C]	302471.5	XXX	10.09506	8.490667	1.280995E-02				
4,4'-DDT	165661.7	Ave	4.350626	8.214889	2.098691E-02			20	
4,4'-DDT [2C]	228252.9	XXX	13.82611	9.137666	1.188783E-02				
2,4,5,6-TCMX (Surr)	195260.8	Ave	8.044129	5.402555	2.375058E-02			20	
2,4,5,6-TCMX (Surr) [2C]	298083.4	Ave	5.865502	6.126222	1.994939E-02			20	
Decachlorobiphenyl (Surr)	158816.5	XXX	10.60878	9.609556	1.864959E-02				
Decachlorobiphenyl (Surr) [2C]	177947	Ave	8.45679	10.74122	1.451108E-02			20	

Note: ** Quad COD may be incorrect if weighting (1/a) or (1/a²) used. Weighting not shown here. Please see instrument calibration printouts for validation.

INITIAL CALIBRATION DATA

EPA 8081B

Laboratory: Apex Laboratories

SDG: Gasco PreRD DG 2019

Client: Anchor QEA, LLC

Project: Gasco PreRD DG 2019 - 4a-b. DOC-CAP Te

Calibration: A0A0906

Instrument: DUALECD5

Calibration Date: 01/09/20 14:49

Compound	Level 01		Level 02		Level 03		Level 04		Level 05		Level 06	
	ng/mL	RF	ng/mL	RF	ng/mL	RF	ng/mL	RF	ng/mL	RF	ng/mL	RF
4,4'-DDD	0.5	172848	1	170626	2	175404	5	165919.6	10	168207.7	25	175695.7
4,4'-DDD [2C]	0.5	226570	1	228024	2	226703	5	228734.6	10	230106.3	25	246538.3
4,4'-DDE	0.5	205984	1	201598	2	205882.5	5	208070	10	202139.2	25	208465
4,4'-DDE [2C]	0.5	278282	1	277811	2	270717.5	5	284613	10	282646.2	25	308245.2
4,4'-DDT	0.5	169822	1	163203	2	159844	5	157993.8	10	154575.2	25	167817.7
4,4'-DDT [2C]	0.5	206192	1	203174	2	204336.5	5	205453.6	10	202334	25	229982.9
2,4,5,6-TCMX (Surr)	0.5	225726	1	211254	2	207758	5	190014.8	10	184038.3	25	185780.8
2,4,5,6-TCMX (Surr) [2C]	0.5	316438	1	311231	2	294522.5	5	275220.6	10	269632	25	289948.2
Decachlorobiphenyl (Surr)	0.5	192208	1	176609	2	170211.5	5	155122.6	10	147768.3	25	145968.8
Decachlorobiphenyl (Surr) [2C]	0.5	202416	1	194428	2	177552.5	5	166896.6	10	158682.9	25	163506.5

INITIAL CALIBRATION DATA (Continued)

EPA 8081B

Laboratory: Apex Laboratories

SDG: Gasco PreRD_DG 2019

Client: Anchor QEA, LLC

Project: Gasco PreRD_DG 2019 - 4a-b. DOC-CAP Te

Calibration: AOA0906

Instrument: DUALECD5

Matrix:

Calibration Date: 01/09/20 14:49

Compound	Level 07		Level 08		Level 09		Level 10		Level 11		Level 12	
	ng/mL	RF	ng/mL	RF	ng/mL	RF	ng/mL	RF	ng/mL	RF	ng/mL	RF
2,4'-DDD							0.5	143736	1	143303	2	129266.5
2,4'-DDD [2C]							0.5	203698	1	193608	2	172787.5
2,4'-DDE							0.5	163452	1	161136	2	143165
2,4'-DDE [2C]							0.5	230012	1	220925	2	199825
2,4'-DDT							0.5	166662	1	162358	2	144684
2,4'-DDT [2C]							0.5	217156	1	215626	2	183950
4,4'-DDD	50	174327.1	100	177532	200	173322.2						
4,4'-DDD [2C]	50	262112.6	100	274047.5	200	289423.2						
4,4'-DDE	50	210966.2	100	209813.2	200	202754						
4,4'-DDE [2C]	50	326860	100	342401.6	200	350667.2						
4,4'-DDT	50	176497.5	100	172303.9	200	168898.5						
4,4'-DDT [2C]	50	251539.8	100	270459.7	200	280803.8						
2,4,5,6-TCMX (Surr)	50	186674.6	100	186080.1	200	180021						
2,4,5,6-TCMX (Surr) [2C]	50	299470	100	307263.2	200	319025						
Decachlorobiphenyl (Surr)	50	146485.7	100	147363.6	200	147610.5						
Decachlorobiphenyl (Surr) [2C]	50	167129.6	100	183258.6	200	187652.6						

INITIAL CALIBRATION DATA (Continued)

EPA 8081B

Laboratory: Apex Laboratories

SDG: Gasco PreRD_DG 2019

Client: Anchor QEA, LLC

Project: Gasco PreRD_DG 2019 - 4a-b. DOC-CAP Te

Calibration: AOA0906

Instrument: DUALECD5

Matrix:

Calibration Date: 01/09/20 14:49

Compound	Level 13		Level 14		Level 15		Level 16		Level 17		Level 18	
	ng/mL	RF	ng/mL	RF	ng/mL	RF	ng/mL	RF	ng/mL	RF	ng/mL	RF
2,4'-DDD	5	130902.6	10	126332.6	25	111004.7	50	115879.8	100	116925.1	200	127755
2,4'-DDD [2C]	5	184836.2	10	173759.8	25	160041.2	50	170518.3	100	184379.2	200	216331.1
2,4'-DDE	5	150078.2	10	142639.2	25	125983	50	126180	100	129015.7	200	141673.8
2,4'-DDE [2C]	5	212891.8	10	200402.7	25	187451.1	50	193424.7	100	207630.4	200	242755.7
2,4'-DDT	5	153929.4	10	148509.6	25	124868.4	50	133927.9	100	130187.4	200	153160
2,4'-DDT [2C]	5	206068.8	10	199219.6	25	180318.5	50	190790.3	100	212105.1	200	259012.4

INITIAL CALIBRATION DATA (Summary)

EPA 8081B

Laboratory: Apex Laboratories

SDG: Gasco PreRD DG 2019

Client: Anchor QEA, LLC

Project: Gasco PreRD_DG 2019 - 4a-b. DOC-CAP Testing

Calibration: A0B0506

Date: 02/05/20 11:59

Instrument: DUALECD5

Compound	Mean RF	FIT	RF RSD	Mean RT	RT RSD	Linear r	Quad COD	LIMIT	Q
2,4'-DDD [2C]	184439.9	Ave	9.605745	8.643111	1.280134E-02			20	
2,4'-DDE [2C]	210590.9	Ave	8.531601	8.268333	1.726557E-02			20	
2,4'-DDT [2C]	207138.5	XXX	11.41942	8.870445	4.91588E-03				
4,4'-DDD [2C]	249740.5	XXX	14.2295	8.735111	1.081018E-02				
4,4'-DDE	171996.9	XXX	12.32649	7.443667	4.138962E-02				
4,4'-DDE [2C]	304976.5	XXX	14.34117	8.318667	1.884919E-02				
4,4'-DDT	119619.8	XXX	25.57051	8.059375	2.997343E-02				
4,4'-DDT [2C]	158011.7	XXX	39.54631	8.9605	1.286543E-02				
2,4,5,6-TCMX (Surr)	174735.5	Ave	9.371549	5.251444	9.44318E-03			20	
2,4,5,6-TCMX (Surr) [2C]	274255.3	XXX	16.19123	5.959222	7.480263E-03				
Decachlorobiphenyl (Surr)	165194.5	XXX	16.03886	9.447333	1.330108E-02				
Decachlorobiphenyl (Surr) [2C]	206613.4	XXX	12.08433	10.51833	8.104407E-03				

Note: ** Quad COD may be incorrect if weighting (1/a) or (1/a²) used. Weighting not shown here. Please see instrument calibration printouts for validation.

INITIAL CALIBRATION DATA

EPA 8081B

Laboratory: Apex Laboratories

SDG: Gasco PreRD DG 2019

Client: Anchor QEA, LLC

Project: Gasco PreRD DG 2019 - 4a-b. DOC-CAP Te

Calibration: A0B0506

Instrument: DUALECD5

Calibration Date: 02/05/20 11:59

Compound	Level 01		Level 02		Level 03		Level 04		Level 05		Level 06	
	ng/mL	RF	ng/mL	RF	ng/mL	RF	ng/mL	RF	ng/mL	RF	ng/mL	RF
4,4'-DDD	0.5	150918	1	124677	2	121453	5	119153.8	10	127295.2	25	130630.2
4,4'-DDD [2C]	0.5	258212	1	223083	2	217727.5	5	216530.6	10	226185	25	233558.2
4,4'-DDE	0.5	183882	1	148033	2	152011	5	154573.8	10	157825.6	25	168206.5
4,4'-DDE [2C]	0.5	305308	1	272287	2	263059	5	259215.6	10	277106.9	25	301344.4
4,4'-DDT	0.5	112488	1	91002	2	91747	5	91069.6	10	107843.9	25	117398.7
4,4'-DDT [2C]	0.5	120518	1	94572	2	99902.5	5	107958	10	131015.5	25	152222.2
2,4,5,6-TCMX (Surr)	0.5	208812	1	180378	2	168971	5	158475.8	10	160244.2	25	162730
2,4,5,6-TCMX (Surr) [2C]	0.5	344398	1	251878	2	243044.5	5	225989	10	236578.5	25	250662.9
Decachlorobiphenyl (Surr)	0.5	224478	1	184662	2	174021	5	146446.6	10	145879.4	25	146538.1
Decachlorobiphenyl (Surr) [2C]	0.5	255666	1	223761	2	209349.5	5	178995.4	10	184560.8	25	185224.8

INITIAL CALIBRATION DATA (Continued)

EPA 8081B

Laboratory: Apex Laboratories

SDG: Gasco PreRD_DG 2019

Client: Anchor QEA, LLC

Project: Gasco PreRD_DG 2019 - 4a-b. DOC-CAP Te

Calibration: A0B0506

Instrument: DUALECD5

Matrix:

Calibration Date: 02/05/20 11:59

Compound	Level 07		Level 08		Level 09		Level 10		Level 11		Level 12	
	ng/mL	RF	ng/mL	RF	ng/mL	RF	ng/mL	RF	ng/mL	RF	ng/mL	RF
2,4'-DDD							0.5	143736	1	143303	2	129266.5
2,4'-DDD [2C]							0.5	203698	1	193608	2	172787.5
2,4'-DDE							0.5	163452	1	161136	2	143165
2,4'-DDE [2C]							0.5	230012	1	220925	2	199825
2,4'-DDT							0.5	166662	1	162358	2	144684
2,4'-DDT [2C]							0.5	217156	1	215626	2	183950
4,4'-DDD	50	148306.6	100	169342	200	159366.8						
4,4'-DDD [2C]	50	261113.2	100	305531.7	200	305723.4						
4,4'-DDE	50	178585.9	100	208206.7	200	196647.2						
4,4'-DDE [2C]	50	320312.2	100	379520.3	200	366635.4						
4,4'-DDT	50	131453.2	100	168330.6	200	158113.5						
4,4'-DDT [2C]	50	183591.1	100	243987.5	200	250844.7						
2,4,5,6-TCMX (Surr)	50	167031.7	100	190230	200	175747.3						
2,4,5,6-TCMX (Surr) [2C]	50	267036.4	100	325328.1	200	323382.4						
Decachlorobiphenyl (Surr)	50	147335	100	167874.9	200	149515.7						
Decachlorobiphenyl (Surr) [2C]	50	188503.8	100	221217.5	200	212241.8						

INITIAL CALIBRATION DATA (Continued)

EPA 8081B

Laboratory: Apex Laboratories

SDG: Gasco PreRD_DG 2019

Client: Anchor QEA, LLC

Project: Gasco PreRD_DG 2019 - 4a-b. DOC-CAP Te

Calibration: A0B0506

Instrument: DUALECD5

Matrix:

Calibration Date: 02/05/20 11:59

Compound	Level 13		Level 14		Level 15		Level 16		Level 17		Level 18	
	ng/mL	RF	ng/mL	RF	ng/mL	RF	ng/mL	RF	ng/mL	RF	ng/mL	RF
2,4'-DDD	5	130902.6	10	126332.6	25	111004.7	50	115879.8	100	116925.1	200	127755
2,4'-DDD [2C]	5	184836.2	10	173759.8	25	160041.2	50	170518.3	100	184379.2	200	216331.1
2,4'-DDE	5	150078.2	10	142639.2	25	125983	50	126180	100	129015.7	200	141673.8
2,4'-DDE [2C]	5	212891.8	10	200402.7	25	187451.1	50	193424.7	100	207630.4	200	242755.7
2,4'-DDT	5	153929.4	10	148509.6	25	124868.4	50	133927.9	100	130187.4	200	153160
2,4'-DDT [2C]	5	206068.8	10	199219.6	25	180318.5	50	190790.3	100	212105.1	200	259012.4

SECOND-SOURCE CALIBRATION VERIFICATION

EPA 8081B

Laboratory: <u>Apex Laboratories</u>	SDG: <u>Gasco PreRD DG 2019</u>
Client: <u>Anchor QEA, LLC</u>	Project: <u>Gasco PreRD_DG 2019 - 4a-b. DOC-CAP</u>
Instrument ID: <u>DUALECD5</u>	Calibration: <u>A0A0906</u>
Lab File ID: <u>ECD5-01082021.D</u>	
Sequence: <u>0A08041</u>	Inject Date: <u>01/08/20</u>
Lab Sample ID: <u>0A08041-ICV1</u>	Inject Time: <u>17:42</u>

ANALYTE	EXPECTED (ng/mL)	FOUND (ng/mL)	% DRIFT	QC LIMIT
4,4'-DDD	50.0	47.8	-4.5	70 - 130
4,4'-DDD [2C]	50.0	50.7	1.5	70 - 130
4,4'-DDE	50.0	49.1	-1.7	70 - 130
4,4'-DDE [2C]	50.0	50.1	0.2	70 - 130
4,4'-DDT	50.0	49.5	-0.9	70 - 130
4,4'-DDT [2C]	50.0	51.4	2.8	70 - 130
2,4,5,6-TCMX (Surr)	50.0	46.6	-6.8	70 - 130
2,4,5,6-TCMX (Surr) [2C]	50.0	47.2	-5.6	70 - 130
Decachlorobiphenyl (Surr)	50.0	47.7	-4.7	70 - 130
Decachlorobiphenyl (Surr) [2C]	50.0	45.4	-9.2	70 - 130

SECOND-SOURCE CALIBRATION VERIFICATION

EPA 8081B

Laboratory: Apex Laboratories SDG: Gasco PreRD DG 2019
Client: Anchor QEA, LLC Project: Gasco PreRD_DG 2019 - 4a-b. DOC-CAP
Instrument ID: DUALECD5 Calibration: A0A0906
Lab File ID: ECD5-01082032.D
Sequence: 0A08041 Inject Date: 01/08/20
Lab Sample ID: 0A08041-ICV2 Inject Time: 20:50

ANALYTE	EXPECTED (ng/mL)	FOUND (ng/mL)	% DRIFT	QC LIMIT
2,4'-DDD	50.0	48.0	-4.0	70 - 130
2,4'-DDD [2C]	50.0	49.9	-0.2	70 - 130
2,4'-DDE	50.0	46.9	-6.1	70 - 130
2,4'-DDE [2C]	50.0	49.9	-0.2	70 - 130
2,4'-DDT	50.0	47.1	-5.9	70 - 130
2,4'-DDT [2C]	50.0	50.6	1.1	70 - 130

SECOND-SOURCE CALIBRATION VERIFICATION

EPA 8081B

Laboratory: <u>Apex Laboratories</u>	SDG: <u>Gasco PreRD DG 2019</u>
Client: <u>Anchor QEA, LLC</u>	Project: <u>Gasco PreRD_DG 2019 - 4a-b. DOC-CAP</u>
Instrument ID: <u>DUALECD5</u>	Calibration: <u>A0B0506</u>
Lab File ID: <u>ECD5-02042018.D</u>	
Sequence: <u>0B04042</u>	Inject Date: <u>02/04/20</u>
Lab Sample ID: <u>0B04042-ICV1</u>	Inject Time: <u>15:48</u>

ANALYTE	EXPECTED (ng/mL)	FOUND (ng/mL)	% DRIFT	QC LIMIT
4,4'-DDD	50.0	50.0	-0.03	70 - 130
4,4'-DDD [2C]	50.0	50.3	0.6	70 - 130
4,4'-DDE	50.0	50.2	0.4	70 - 130
4,4'-DDE [2C]	50.0	49.9	-0.2	70 - 130
4,4'-DDT	50.0	53.4	6.7	70 - 130
4,4'-DDT [2C]	50.0	54.2	8.4	70 - 130
2,4,5,6-TCMX (Surr)	50.0	46.7	-6.5	70 - 130
2,4,5,6-TCMX (Surr) [2C]	50.0	52.4	4.7	70 - 130
Decachlorobiphenyl (Surr)	50.0	47.9	-4.1	70 - 130
Decachlorobiphenyl (Surr) [2C]	50.0	49.5	-0.9	70 - 130

CONTINUING CALIBRATION CHECK

EPA 8081B

Laboratory: Apex Laboratories

SDG: Gasco PreRD DG 2019

Client: Anchor QEA, LLC

Project: Gasco PreRD DG 2019 - 4a-b. DOC-CAP Testing C

Instrument ID: DUALECD5

Calibration: A0A0906

Lab File ID: ECD5-01242012.D

Calibration Date: 01/09/20 14:49

Sequence: 0A24032

Injection Date: 01/24/20

Lab Sample ID: 0A24032-CCV2

Injection Time: 14:20

COMPOUND	Curve Fit	Calculated Concentration (ng/mL) [L/Q Fits]			Response Factors [Ave RF]			Limit
		STD	CCV	% DIFF	ICAL	CCV	% Drift	
4,4'-DDD	Ave	100	95.6		172653.6	165082.9	-4.4	20
4,4'-DDD [2C]	Ave	100	113		245806.6	276793.7	12.6	20
4,4'-DDE	Ave	100	96.6		206185.8	199110.8	-3.4	20
4,4'-DDE [2C]	XXX	100	103	3.0				20
4,4'-DDT	Ave	100	98.9		165661.7	163768.8	-1.1	20
4,4'-DDT [2C]	XXX	100	95.4	-4.6				20

** Quadratic Curve fit may be weighted (1/a or 1/a2).

* = Values outside of QC limits

CONTINUING CALIBRATION CHECK

EPA 8081B

Laboratory: Apex Laboratories

SDG: Gasco PreRD DG 2019

Client: Anchor QEA, LLC

Project: Gasco PreRD DG 2019 - 4a-b. DOC-CAP Testing C

Instrument ID: DUALECD5

Calibration: A0A0906

Lab File ID: ECD5-01242013.D

Calibration Date: 01/09/20 14:49

Sequence: 0A24032

Injection Date: 01/24/20

Lab Sample ID: 0A24032-CCV3

Injection Time: 14:38

COMPOUND	Curve Fit	Calculated Concentration (ng/mL) [L/Q Fits]			Response Factors [Ave RF]			Limit
		STD	CCV	% DIFF	ICAL	CCV	% Drift	
2,4'-DDD	Ave	100	81.0		127233.9	103056.3	-19.0	20
2,4'-DDD [2C]	Ave	100	93.1		184439.9	171735.7	-6.9	20
2,4'-DDE	Ave	100	82.5		142591.4	117620.7	-17.5	20
2,4'-DDE [2C]	Ave	100	93.3		210590.9	196381.2	-6.7	20
2,4'-DDT	Ave	100	84.5		146476.3	123776.1	-15.5	20
2,4'-DDT [2C]	XXX	100	86.3	-13.7				20

** Quadratic Curve fit may be weighted (1/a or 1/a2).

* = Values outside of QC limits

CONTINUING CALIBRATION CHECK

EPA 8081B

Laboratory: Apex Laboratories

SDG: Gasco PreRD DG 2019

Client: Anchor QEA, LLC

Project: Gasco PreRD DG 2019 - 4a-b. DOC-CAP Testing C

Instrument ID: DUALECD5

Calibration: A0A0906

Lab File ID: ECD5-01242033.D

Calibration Date: 01/09/20 14:49

Sequence: 0A24032

Injection Date: 01/24/20

Lab Sample ID: 0A24032-CCV4

Injection Time: 20:52

COMPOUND	Curve Fit	Calculated Concentration (ng/mL) [L/Q Fits]			Response Factors [Ave RF]			Limit
		STD	CCV	% DIFF	ICAL	CCV	% Drift	
4,4'-DDD	Ave	50.0	41.6		172653.6	143616.8	-16.8	20
4,4'-DDD [2C]	Ave	50.0	49.7		245806.6	244517.2	-0.5	20
4,4'-DDE	Ave	50.0	43.4		206185.8	178965.4	-13.2	20
4,4'-DDE [2C]	XXX	50.0	48.7	-2.5				20
4,4'-DDT	Ave	50.0	44.5		165661.7	147560.3	-10.9	20
4,4'-DDT [2C]	XXX	50.0	47.5	-5.0				20

** Quadratic Curve fit may be weighted (1/a or 1/a2).

* = Values outside of QC limits

CONTINUING CALIBRATION CHECK

EPA 8081B

Laboratory: Apex Laboratories

SDG: Gasco PreRD DG 2019

Client: Anchor QEA, LLC

Project: Gasco PreRD DG 2019 - 4a-b. DOC-CAP Testing C

Instrument ID: DUALECD5

Calibration: A0A0906

Lab File ID: ECD5-01242034.D

Calibration Date: 01/09/20 14:49

Sequence: 0A24032

Injection Date: 01/24/20

Lab Sample ID: 0A24032-CCV5

Injection Time: 21:09

COMPOUND	Curve Fit	Calculated Concentration (ng/mL) [L/Q Fits]			Response Factors [Ave RF]			Limit
		STD	CCV	% DIFF	ICAL	CCV	% Drift	
2,4'-DDD	Ave	50.0	35.1		127233.9	89345.52	-29.8*	20
2,4'-DDD [2C]	Ave	50.0	41.7		184439.9	153901.7	-16.6	20
2,4'-DDE	Ave	50.0	36.7		142591.4	104651.1	-26.6*	20
2,4'-DDE [2C]	Ave	50.0	44.0		210590.9	185479.5	-11.9	20
2,4'-DDT	Ave	50.0	38.7		146476.3	113372.8	-22.6*	20
2,4'-DDT [2C]	XXX	50.0	43.9	-12.3				20

** Quadratic Curve fit may be weighted (1/a or 1/a2).

* = Values outside of QC limits

CONTINUING CALIBRATION CHECK

EPA 8081B

Laboratory: Apex Laboratories

SDG: Gasco PreRD DG 2019

Client: Anchor QEA, LLC

Project: Gasco PreRD DG 2019 - 4a-b. DOC-CAP Testing C

Instrument ID: DUALECD5

Calibration: A0A0906

Lab File ID: ECD5-01242045.D

Calibration Date: 01/09/20 14:49

Sequence: 0A24032

Injection Date: 01/25/20

Lab Sample ID: 0A24032-CCV6

Injection Time: 00:17

COMPOUND	Curve Fit	Calculated Concentration (ng/mL) [L/Q Fits]			Response Factors [Ave RF]			Limit
		STD	CCV	% DIFF	ICAL	CCV	% Drift	
4,4'-DDD	Ave	100	90.8		172653.6	156749.6	-9.2	20
4,4'-DDD [2C]	Ave	100	113		245806.6	277853.4	13.0	20
4,4'-DDE	Ave	100	95.2		206185.8	196294.7	-4.8	20
4,4'-DDE [2C]	XXX	100	103	3.2				20
4,4'-DDT	Ave	100	104		165661.7	171715.8	3.7	20
4,4'-DDT [2C]	XXX	100	105	5.4				20

** Quadratic Curve fit may be weighted (1/a or 1/a2).

* = Values outside of QC limits

CONTINUING CALIBRATION CHECK

EPA 8081B

Laboratory: Apex Laboratories

SDG: Gasco PreRD DG 2019

Client: Anchor QEA, LLC

Project: Gasco PreRD DG 2019 - 4a-b. DOC-CAP Testing C

Instrument ID: DUALECD5

Calibration: A0A0906

Lab File ID: ECD5-01242046.D

Calibration Date: 01/09/20 14:49

Sequence: 0A24032

Injection Date: 01/25/20

Lab Sample ID: 0A24032-CCV7

Injection Time: 00:34

COMPOUND	Curve Fit	Calculated Concentration (ng/mL) [L/Q Fits]			Response Factors [Ave RF]			Limit
		STD	CCV	% DIFF	ICAL	CCV	% Drift	
2,4'-DDD	Ave	100	80.7		127233.9	102674.5	-19.3	20
2,4'-DDD [2C]	Ave	100	102		184439.9	187363.5	1.6	20
2,4'-DDE	Ave	100	84.7		142591.4	120797.3	-15.3	20
2,4'-DDE [2C]	Ave	100	102		210590.9	214625.3	1.9	20
2,4'-DDT	Ave	100	89.3		146476.3	130823.1	-10.7	20
2,4'-DDT [2C]	XXX	100	96.0	-4.0				20

** Quadratic Curve fit may be weighted (1/a or 1/a2).

* = Values outside of QC limits

CONTINUING CALIBRATION CHECK

EPA 8081B

Laboratory: Apex Laboratories

SDG: Gasco PreRD DG 2019

Client: Anchor QEA, LLC

Project: Gasco PreRD DG 2019 - 4a-b. DOC-CAP Testing C

Instrument ID: DUALECD5

Calibration: A0A0906

Lab File ID: ECD5-01272012.D

Calibration Date: 01/09/20 14:49

Sequence: 0A27039

Injection Date: 01/27/20

Lab Sample ID: 0A27039-CCV2

Injection Time: 14:10

COMPOUND	Curve Fit	Calculated Concentration (ng/mL) [L/Q Fits]			Response Factors [Ave RF]			Limit
		STD	CCV	% DIFF	ICAL	CCV	% Drift	
4,4'-DDD	Ave	100	92.0		172653.6	158780.2	-8.0	20
4,4'-DDD [2C]	Ave	100	120		245806.6	293972.8	19.6	20
4,4'-DDE	Ave	100	94.3		206185.8	194359.9	-5.7	20
4,4'-DDE [2C]	XXX	100	110	9.8				20
4,4'-DDT	Ave	100	100		165661.7	166361.1	0.4	20
4,4'-DDT [2C]	XXX	100	103	3.1				20

** Quadratic Curve fit may be weighted (1/a or 1/a2).

* = Values outside of QC limits

CONTINUING CALIBRATION CHECK

EPA 8081B

Laboratory: Apex Laboratories

SDG: Gasco PreRD DG 2019

Client: Anchor QEA, LLC

Project: Gasco PreRD DG 2019 - 4a-b. DOC-CAP Testing C

Instrument ID: DUALECD5

Calibration: A0A0906

Lab File ID: ECD5-01272013.D

Calibration Date: 01/09/20 14:49

Sequence: 0A27039

Injection Date: 01/27/20

Lab Sample ID: 0A27039-CCV3

Injection Time: 14:27

COMPOUND	Curve Fit	Calculated Concentration (ng/mL) [L/Q Fits]			Response Factors [Ave RF]			Limit
		STD	CCV	% DIFF	ICAL	CCV	% Drift	
2,4'-DDD	Ave	100	74.0		127233.9	94115.38	-26.0*	20
2,4'-DDD [2C]	Ave	100	92.4		184439.9	170481	-7.6	20
2,4'-DDE	Ave	100	77.3		142591.4	110212.7	-22.7*	20
2,4'-DDE [2C]	Ave	100	95.3		210590.9	200720.3	-4.7	20
2,4'-DDT	Ave	100	79.4		146476.3	116285.5	-20.6*	20
2,4'-DDT [2C]	XXX	100	92.6	-7.4				20

** Quadratic Curve fit may be weighted (1/a or 1/a2).

* = Values outside of QC limits

CONTINUING CALIBRATION CHECK

EPA 8081B

Laboratory: Apex Laboratories

SDG: Gasco PreRD DG 2019

Client: Anchor QEA, LLC

Project: Gasco PreRD DG 2019 - 4a-b. DOC-CAP Testing C

Instrument ID: DUALECD5

Calibration: A0A0906

Lab File ID: ECD5-01272030.D

Calibration Date: 01/09/20 14:49

Sequence: 0A27039

Injection Date: 01/27/20

Lab Sample ID: 0A27039-CCV4

Injection Time: 19:44

COMPOUND	Curve Fit	Calculated Concentration (ng/mL) [L/Q Fits]			Response Factors [Ave RF]			Limit
		STD	CCV	% DIFF	ICAL	CCV	% Drift	
4,4'-DDD	Ave	50.0	38.0		172653.6	131129.6	-24.1*	20
4,4'-DDD [2C]	Ave	50.0	48.7		245806.6	239632.6	-2.5	20
4,4'-DDE	Ave	50.0	39.0		206185.8	161024.2	-21.9*	20
4,4'-DDE [2C]	XXX	50.0	45.1	-9.8				20
4,4'-DDT	Ave	50.0	35.7		165661.7	118390.8	-28.5*	20
4,4'-DDT [2C]	XXX	50.0	37.2	-25.6 *				20

** Quadratic Curve fit may be weighted (1/a or 1/a2).

* = Values outside of QC limits

CONTINUING CALIBRATION CHECK

EPA 8081B

Laboratory: Apex Laboratories

SDG: Gasco PreRD DG 2019

Client: Anchor QEA, LLC

Project: Gasco PreRD DG 2019 - 4a-b. DOC-CAP Testing C

Instrument ID: DUALECD5

Calibration: A0A0906

Lab File ID: ECD5-01272031.D

Calibration Date: 01/09/20 14:49

Sequence: 0A27039

Injection Date: 01/27/20

Lab Sample ID: 0A27039-CCV5

Injection Time: 20:01

COMPOUND	Curve Fit	Calculated Concentration (ng/mL) [L/Q Fits]			Response Factors [Ave RF]			Limit
		STD	CCV	% DIFF	ICAL	CCV	% Drift	
2,4'-DDD	Ave	50.0	34.9		127233.9	88776.06	-30.2*	20
2,4'-DDD [2C]	Ave	50.0	44.1		184439.9	162681.3	-11.8	20
2,4'-DDE	Ave	50.0	36.1		142591.4	102915.5	-27.8*	20
2,4'-DDE [2C]	Ave	50.0	43.2		210590.9	181953.5	-13.6	20
2,4'-DDT	Ave	50.0	33.6		146476.3	98502.86	-32.8*	20
2,4'-DDT [2C]	XXX	50.0	39.6	-20.9 *				20

** Quadratic Curve fit may be weighted (1/a or 1/a2).

* = Values outside of QC limits

CONTINUING CALIBRATION CHECK

EPA 8081B

Laboratory: Apex Laboratories

SDG: Gasco PreRD DG 2019

Client: Anchor QEA, LLC

Project: Gasco PreRD DG 2019 - 4a-b. DOC-CAP Testing C

Instrument ID: DUALECD5

Calibration: A0A0906

Lab File ID: ECD5-01272039.D

Calibration Date: 01/09/20 14:49

Sequence: 0A27039

Injection Date: 01/27/20

Lab Sample ID: 0A27039-CCV6

Injection Time: 22:28

COMPOUND	Curve Fit	Calculated Concentration (ng/mL) [L/Q Fits]			Response Factors [Ave RF]			Limit
		STD	CCV	% DIFF	ICAL	CCV	% Drift	
4,4'-DDD	Ave	100	89.8		172653.6	155088.5	-10.2	20
4,4'-DDD [2C]	Ave	100	117		245806.6	287496.3	17.0	20
4,4'-DDE	Ave	100	92.7		206185.8	191182	-7.3	20
4,4'-DDE [2C]	XXX	100	105	5.3				20
4,4'-DDT	Ave	100	94.1		165661.7	155957.7	-5.9	20
4,4'-DDT [2C]	XXX	100	97.1	-2.9				20

** Quadratic Curve fit may be weighted (1/a or 1/a2).

* = Values outside of QC limits

CONTINUING CALIBRATION CHECK

EPA 8081B

Laboratory: Apex Laboratories

SDG: Gasco PreRD DG 2019

Client: Anchor QEA, LLC

Project: Gasco PreRD DG 2019 - 4a-b. DOC-CAP Testing C

Instrument ID: DUALECD5

Calibration: A0A0906

Lab File ID: ECD5-01272040.D

Calibration Date: 01/09/20 14:49

Sequence: 0A27039

Injection Date: 01/27/20

Lab Sample ID: 0A27039-CCV7

Injection Time: 22:45

COMPOUND	Curve Fit	Calculated Concentration (ng/mL) [L/Q Fits]			Response Factors [Ave RF]			Limit
		STD	CCV	% DIFF	ICAL	CCV	% Drift	
2,4'-DDD	Ave	100	73.0		127233.9	92891.45	-27.0*	20
2,4'-DDD [2C]	Ave	100	95.5		184439.9	176093.3	-4.5	20
2,4'-DDE	Ave	100	77.2		142591.4	110097.8	-22.8*	20
2,4'-DDE [2C]	Ave	100	95.4		210590.9	200955.2	-4.6	20
2,4'-DDT	Ave	100	80.1		146476.3	117371.3	-19.9	20
2,4'-DDT [2C]	XXX	100	88.6	-11.4				20

** Quadratic Curve fit may be weighted (1/a or 1/a2).

* = Values outside of QC limits

CONTINUING CALIBRATION CHECK

EPA 8081B

Laboratory: Apex Laboratories

SDG: Gasco PreRD DG 2019

Client: Anchor QEA, LLC

Project: Gasco PreRD DG 2019 - 4a-b. DOC-CAP Testing C

Instrument ID: DUALECD5

Calibration: A0A0906

Lab File ID: ECD5-01282004.D

Calibration Date: 01/09/20 14:49

Sequence: 0A28041

Injection Date: 01/28/20

Lab Sample ID: 0A28041-CCV1

Injection Time: 12:07

COMPOUND	Curve Fit	Calculated Concentration (ng/mL) [L/Q Fits]			Response Factors [Ave RF]			Limit
		STD	CCV	% DIFF	ICAL	CCV	% Drift	
4,4'-DDD	Ave	50.0	49.8		172653.6	171980.3	-0.4	20
4,4'-DDD [2C]	Ave	50.0	60.5		245806.6	297282	20.9*	20
4,4'-DDE	Ave	50.0	50.3		206185.8	207228.8	0.5	20
4,4'-DDE [2C]	XXX	50.0	55.7	11.5				20
4,4'-DDT	Ave	50.0	50.0		165661.7	165684	0.01	20
4,4'-DDT [2C]	XXX	50.0	52.9	5.8				20

** Quadratic Curve fit may be weighted (1/a or 1/a2).

* = Values outside of QC limits

CONTINUING CALIBRATION CHECK

EPA 8081B

Laboratory: Apex Laboratories

SDG: Gasco PreRD DG 2019

Client: Anchor QEA, LLC

Project: Gasco PreRD DG 2019 - 4a-b. DOC-CAP Testing C

Instrument ID: DUALECD5

Calibration: A0A0906

Lab File ID: ECD5-01282005.D

Calibration Date: 01/09/20 14:49

Sequence: 0A28041

Injection Date: 01/28/20

Lab Sample ID: 0A28041-CCV2

Injection Time: 12:24

COMPOUND	Curve Fit	Calculated Concentration (ng/mL) [L/Q Fits]			Response Factors [Ave RF]			Limit
		STD	CCV	% DIFF	ICAL	CCV	% Drift	
2,4'-DDD	Ave	50.0	43.2		127233.9	109947.6	-13.6	20
2,4'-DDD [2C]	Ave	50.0	50.9		184439.9	187722.4	1.8	20
2,4'-DDE	Ave	50.0	44.2		142591.4	126146.4	-11.5	20
2,4'-DDE [2C]	Ave	50.0	50.0		210590.9	210580.6	-0.005	20
2,4'-DDT	Ave	50.0	44.3		146476.3	129774.1	-11.4	20
2,4'-DDT [2C]	XXX	50.0	48.3	-3.3				20

** Quadratic Curve fit may be weighted (1/a or 1/a2).

* = Values outside of QC limits

CONTINUING CALIBRATION CHECK

EPA 8081B

Laboratory: Apex Laboratories

SDG: Gasco PreRD DG 2019

Client: Anchor QEA, LLC

Project: Gasco PreRD DG 2019 - 4a-b. DOC-CAP Testing C

Instrument ID: DUALECD5

Calibration: A0A0906

Lab File ID: ECD5-01282026.D

Calibration Date: 01/09/20 14:49

Sequence: 0A28041

Injection Date: 01/28/20

Lab Sample ID: 0A28041-CCV3

Injection Time: 18:56

COMPOUND	Curve Fit	Calculated Concentration (ng/mL) [L/Q Fits]			Response Factors [Ave RF]			Limit
		STD	CCV	% DIFF	ICAL	CCV	% Drift	
4,4'-DDD	Ave	100	100		172653.6	172593.5	-0.03	20
4,4'-DDD [2C]	Ave	100	122		245806.6	299938.6	22.0*	20
4,4'-DDE	Ave	100	98.9		206185.8	203911.7	-1.1	20
4,4'-DDE [2C]	XXX	100	106	6.3				20
4,4'-DDT	Ave	100	98.4		165661.7	163008.2	-1.6	20
4,4'-DDT [2C]	XXX	100	97.1	-2.9				20

** Quadratic Curve fit may be weighted (1/a or 1/a2).

* = Values outside of QC limits

CONTINUING CALIBRATION CHECK

EPA 8081B

Laboratory: Apex Laboratories

SDG: Gasco PreRD DG 2019

Client: Anchor QEA, LLC

Project: Gasco PreRD DG 2019 - 4a-b. DOC-CAP Testing C

Instrument ID: DUALECD5

Calibration: A0A0906

Lab File ID: ECD5-01282027.D

Calibration Date: 01/09/20 14:49

Sequence: 0A28041

Injection Date: 01/28/20

Lab Sample ID: 0A28041-CCV4

Injection Time: 19:14

COMPOUND	Curve Fit	Calculated Concentration (ng/mL) [L/Q Fits]			Response Factors [Ave RF]			Limit
		STD	CCV	% DIFF	ICAL	CCV	% Drift	
2,4'-DDD	Ave	100	79.7		127233.9	101359	-20.3*	20
2,4'-DDD [2C]	Ave	100	101		184439.9	186493.5	1.1	20
2,4'-DDE	Ave	100	82.2		142591.4	117215.1	-17.8	20
2,4'-DDE [2C]	Ave	100	99.2		210590.9	208808.2	-0.8	20
2,4'-DDT	Ave	100	79.1		146476.3	115918.5	-20.9*	20
2,4'-DDT [2C]	XXX	100	89.9	-10.1				20

** Quadratic Curve fit may be weighted (1/a or 1/a2).

* = Values outside of QC limits

CONTINUING CALIBRATION CHECK

EPA 8081B

Laboratory: Apex Laboratories

SDG: Gasco PreRD DG 2019

Client: Anchor QEA, LLC

Project: Gasco PreRD DG 2019 - 4a-b. DOC-CAP Testing C

Instrument ID: DUALECD5

Calibration: A0A0906

Lab File ID: ECD5-01282043.D

Calibration Date: 01/09/20 14:49

Sequence: 0A28041

Injection Date: 01/29/20

Lab Sample ID: 0A28041-CCV5

Injection Time: 00:11

COMPOUND	Curve Fit	Calculated Concentration (ng/mL) [L/Q Fits]			Response Factors [Ave RF]			Limit
		STD	CCV	% DIFF	ICAL	CCV	% Drift	
4,4'-DDD	Ave	50.0	42.9		172653.6	148066.2	-14.2	20
4,4'-DDD [2C]	Ave	50.0	51.9		245806.6	255110.6	3.8	20
4,4'-DDE	Ave	50.0	41.3		206185.8	170263.1	-17.4	20
4,4'-DDE [2C]	XXX	50.0	48.5	-2.9				20
4,4'-DDT	Ave	50.0	39.7		165661.7	131417.2	-20.7*	20
4,4'-DDT [2C]	XXX	50.0	42.4	-15.2				20

** Quadratic Curve fit may be weighted (1/a or 1/a2).

* = Values outside of QC limits

CONTINUING CALIBRATION CHECK

EPA 8081B

Laboratory: Apex Laboratories

SDG: Gasco PreRD DG 2019

Client: Anchor QEA, LLC

Project: Gasco PreRD DG 2019 - 4a-b. DOC-CAP Testing C

Instrument ID: DUALECD5

Calibration: A0A0906

Lab File ID: ECD5-01282044.D

Calibration Date: 01/09/20 14:49

Sequence: 0A28041

Injection Date: 01/29/20

Lab Sample ID: 0A28041-CCV6

Injection Time: 00:28

COMPOUND	Curve Fit	Calculated Concentration (ng/mL) [L/Q Fits]			Response Factors [Ave RF]			Limit
		STD	CCV	% DIFF	ICAL	CCV	% Drift	
2,4'-DDD	Ave	50.0	37.9		127233.9	96423.6	-24.2*	20
2,4'-DDD [2C]	Ave	50.0	46.5		184439.9	171540.6	-7.0	20
2,4'-DDE	Ave	50.0	38.2		142591.4	108840.4	-23.7*	20
2,4'-DDE [2C]	Ave	50.0	45.9		210590.9	193127.8	-8.3	20
2,4'-DDT	Ave	50.0	38.2		146476.3	112011	-23.5*	20
2,4'-DDT [2C]	XXX	50.0	45.1	-9.8				20

** Quadratic Curve fit may be weighted (1/a or 1/a2).

* = Values outside of QC limits

CONTINUING CALIBRATION CHECK

EPA 8081B

Laboratory: Apex Laboratories

SDG: Gasco PreRD DG 2019

Client: Anchor QEA, LLC

Project: Gasco PreRD DG 2019 - 4a-b. DOC-CAP Testing C

Instrument ID: DUALECD5

Calibration: A0A0906

Lab File ID: ECD5-01292016.D

Calibration Date: 01/09/20 14:49

Sequence: 0A29038

Injection Date: 01/29/20

Lab Sample ID: 0A29038-CCV2

Injection Time: 15:23

COMPOUND	Curve Fit	Calculated Concentration (ng/mL) [L/Q Fits]			Response Factors [Ave RF]			Limit
		STD	CCV	% DIFF	ICAL	CCV	% Drift	
4,4'-DDD	Ave	100	101		172653.6	173918.3	0.7	20
4,4'-DDD [2C]	Ave	100	128		245806.6	314511.4	28.0*	20
4,4'-DDE	Ave	100	103		206185.8	212144	2.9	20
4,4'-DDE [2C]	XXX	100	115	15.2				20
4,4'-DDT	Ave	100	104		165661.7	172794.1	4.3	20
4,4'-DDT [2C]	XXX	100	107	7.2				20

** Quadratic Curve fit may be weighted (1/a or 1/a2).

* = Values outside of QC limits

CONTINUING CALIBRATION CHECK

EPA 8081B

Laboratory: Apex Laboratories

SDG: Gasco PreRD DG 2019

Client: Anchor QEA, LLC

Project: Gasco PreRD DG 2019 - 4a-b. DOC-CAP Testing C

Instrument ID: DUALECD5

Calibration: A0A0906

Lab File ID: ECD5-01292017.D

Calibration Date: 01/09/20 14:49

Sequence: 0A29038

Injection Date: 01/29/20

Lab Sample ID: 0A29038-CCV3

Injection Time: 15:40

COMPOUND	Curve Fit	Calculated Concentration (ng/mL) [L/Q Fits]			Response Factors [Ave RF]			Limit
		STD	CCV	% DIFF	ICAL	CCV	% Drift	
2,4'-DDD	Ave	100	76.8		127233.9	97774.21	-23.2*	20
2,4'-DDD [2C]	Ave	100	98.0		184439.9	180747.5	-2.0	20
2,4'-DDE	Ave	100	79.8		142591.4	113718.9	-20.2*	20
2,4'-DDE [2C]	Ave	100	99.3		210590.9	209215.1	-0.7	20
2,4'-DDT	Ave	100	77.8		146476.3	114025.9	-22.2*	20
2,4'-DDT [2C]	XXX	100	90.4	-9.6				20

** Quadratic Curve fit may be weighted (1/a or 1/a2).

* = Values outside of QC limits

CONTINUING CALIBRATION CHECK

EPA 8081B

Laboratory: Apex Laboratories

SDG: Gasco PreRD DG 2019

Client: Anchor QEA, LLC

Project: Gasco PreRD DG 2019 - 4a-b. DOC-CAP Testing C

Instrument ID: DUALECD5

Calibration: A0A0906

Lab File ID: ECD5-01292032.D

Calibration Date: 01/09/20 14:49

Sequence: 0A29038

Injection Date: 01/29/20

Lab Sample ID: 0A29038-CCV4

Injection Time: 20:08

COMPOUND	Curve Fit	Calculated Concentration (ng/mL) [L/Q Fits]			Response Factors [Ave RF]			Limit
		STD	CCV	% DIFF	ICAL	CCV	% Drift	
4,4'-DDD	Ave	50.0	39.6		172653.6	136758.4	-20.8*	20
4,4'-DDD [2C]	Ave	50.0	49.8		245806.6	244921.6	-0.4	20
4,4'-DDE	Ave	50.0	40.5		206185.8	166975.3	-19.0	20
4,4'-DDE [2C]	XXX	50.0	47.5	-5.1				20
4,4'-DDT	Ave	50.0	38.5		165661.7	127604.9	-23.0*	20
4,4'-DDT [2C]	XXX	50.0	41.1	-17.8				20

** Quadratic Curve fit may be weighted (1/a or 1/a2).

* = Values outside of QC limits

CONTINUING CALIBRATION CHECK

EPA 8081B

Laboratory: Apex Laboratories

SDG: Gasco PreRD DG 2019

Client: Anchor QEA, LLC

Project: Gasco PreRD DG 2019 - 4a-b. DOC-CAP Testing C

Instrument ID: DUALECD5

Calibration: A0A0906

Lab File ID: ECD5-01292033.D

Calibration Date: 01/09/20 14:49

Sequence: 0A29038

Injection Date: 01/29/20

Lab Sample ID: 0A29038-CCV5

Injection Time: 20:25

COMPOUND	Curve Fit	Calculated Concentration (ng/mL) [L/Q Fits]			Response Factors [Ave RF]			Limit
		STD	CCV	% DIFF	ICAL	CCV	% Drift	
2,4'-DDD	Ave	50.0	35.0		127233.9	89016.28	-30.0*	20
2,4'-DDD [2C]	Ave	50.0	44.9		184439.9	165645.8	-10.2	20
2,4'-DDE	Ave	50.0	36.5		142591.4	104149.7	-27.0*	20
2,4'-DDE [2C]	Ave	50.0	44.7		210590.9	188271.6	-10.6	20
2,4'-DDT	Ave	50.0	36.5		146476.3	106978.9	-27.0*	20
2,4'-DDT [2C]	XXX	50.0	43.1	-13.7				20

** Quadratic Curve fit may be weighted (1/a or 1/a2).

* = Values outside of QC limits

CONTINUING CALIBRATION CHECK

EPA 8081B

Laboratory: Apex Laboratories

SDG: Gasco PreRD DG 2019

Client: Anchor QEA, LLC

Project: Gasco PreRD DG 2019 - 4a-b. DOC-CAP Testing C

Instrument ID: DUALECD5

Calibration: A0A0906

Lab File ID: ECD5-01292043.D

Calibration Date: 01/09/20 14:49

Sequence: 0A29038

Injection Date: 01/29/20

Lab Sample ID: 0A29038-CCV6

Injection Time: 23:29

COMPOUND	Curve Fit	Calculated Concentration (ng/mL) [L/Q Fits]			Response Factors [Ave RF]			Limit
		STD	CCV	% DIFF	ICAL	CCV	% Drift	
4,4'-DDD	Ave	100	99.3		172653.6	171475.9	-0.7	20
4,4'-DDD [2C]	Ave	100	125		245806.6	306039.4	24.5*	20
4,4'-DDE	Ave	100	99.2		206185.8	204585.5	-0.8	20
4,4'-DDE [2C]	XXX	100	111	10.8				20
4,4'-DDT	Ave	100	103		165661.7	171351.3	3.4	20
4,4'-DDT [2C]	XXX	100	104	3.6				20

** Quadratic Curve fit may be weighted (1/a or 1/a2).

* = Values outside of QC limits

CONTINUING CALIBRATION CHECK

EPA 8081B

Laboratory: Apex Laboratories

SDG: Gasco PreRD DG 2019

Client: Anchor QEA, LLC

Project: Gasco PreRD DG 2019 - 4a-b. DOC-CAP Testing C

Instrument ID: DUALECD5

Calibration: A0A0906

Lab File ID: ECD5-01292044.D

Calibration Date: 01/09/20 14:49

Sequence: 0A29038

Injection Date: 01/29/20

Lab Sample ID: 0A29038-CCV7

Injection Time: 23:47

COMPOUND	Curve Fit	Calculated Concentration (ng/mL) [L/Q Fits]			Response Factors [Ave RF]			Limit
		STD	CCV	% DIFF	ICAL	CCV	% Drift	
2,4'-DDD	Ave	100	75.8		127233.9	96463.52	-24.2*	20
2,4'-DDD [2C]	Ave	100	99.5		184439.9	183431.5	-0.5	20
2,4'-DDE	Ave	100	79.3		142591.4	113129	-20.7*	20
2,4'-DDE [2C]	Ave	100	96.6		210590.9	203459.2	-3.4	20
2,4'-DDT	Ave	100	81.5		146476.3	119318.6	-18.5	20
2,4'-DDT [2C]	XXX	100	90.9	-9.1				20

** Quadratic Curve fit may be weighted (1/a or 1/a2).

* = Values outside of QC limits

CONTINUING CALIBRATION CHECK

EPA 8081B

Laboratory: Apex Laboratories

SDG: Gasco PreRD DG 2019

Client: Anchor QEA, LLC

Project: Gasco PreRD DG 2019 - 4a-b. DOC-CAP Testing C

Instrument ID: DUALECD5

Calibration: A0B0506

Lab File ID: ECD5-02062004.D

Calibration Date: 02/05/20 11:59

Sequence: 0B06026

Injection Date: 02/06/20

Lab Sample ID: 0B06026-CCV1

Injection Time: 12:11

COMPOUND	Curve Fit	Calculated Concentration (ng/mL) [L/Q Fits]			Response Factors [Ave RF]			Limit
		STD	CCV	% DIFF	ICAL	CCV	% Drift	
4,4'-DDD	XXX	50.0	55.0	10.0				20
4,4'-DDD [2C]	XXX	50.0	54.8	9.6				20
4,4'-DDE	XXX	50.0	51.6	3.3				20
4,4'-DDE [2C]	XXX	50.0	52.3	4.6				20
4,4'-DDT	XXX	50.0	55.8	11.6				20
4,4'-DDT [2C]	XXX	50.0	55.0	10.0				20

** Quadratic Curve fit may be weighted (1/a or 1/a²).

* = Values outside of QC limits

CONTINUING CALIBRATION CHECK

EPA 8081B

Laboratory: Apex Laboratories

SDG: Gasco PreRD DG 2019

Client: Anchor QEA, LLC

Project: Gasco PreRD DG 2019 - 4a-b. DOC-CAP Testing C

Instrument ID: DUALECD5

Calibration: A0B0506

Lab File ID: ECD5-02062005.D

Calibration Date: 02/05/20 11:59

Sequence: 0B06026

Injection Date: 02/06/20

Lab Sample ID: 0B06026-CCV2

Injection Time: 12:28

COMPOUND	Curve Fit	Calculated Concentration (ng/mL) [L/Q Fits]			Response Factors [Ave RF]			Limit
		STD	CCV	% DIFF	ICAL	CCV	% Drift	
2,4'-DDD	Ave	50.0	42.7		127233.9	108709.5	-14.6	20
2,4'-DDD [2C]	Ave	50.0	51.7		184439.9	190834.8	3.5	20
2,4'-DDE	Ave	50.0	42.9		142591.4	122469.7	-14.1	20
2,4'-DDE [2C]	Ave	50.0	50.5		210590.9	212825.2	1.1	20
2,4'-DDT	Ave	50.0	42.4		146476.3	124177.7	-15.2	20
2,4'-DDT [2C]	XXX	50.0	46.4	-7.2				20

** Quadratic Curve fit may be weighted (1/a or 1/a2).

* = Values outside of QC limits

CONTINUING CALIBRATION CHECK

EPA 8081B

Laboratory: <u>Apex Laboratories</u>	SDG: <u>Gasco PreRD DG 2019</u>
Client: <u>Anchor QEA, LLC</u>	Project: <u>Gasco PreRD DG 2019 - 4a-b. DOC-CAP Testing C</u>
Instrument ID: <u>DUALECD5</u>	Calibration: <u>A0B0506</u>
Lab File ID: <u>ECD5-02062018.D</u>	Calibration Date: <u>02/05/20 11:59</u>
Sequence: <u>0B06026</u>	Injection Date: <u>02/06/20</u>
Lab Sample ID: <u>0B06026-CCV3</u>	Injection Time: <u>16:15</u>

COMPOUND	Curve Fit	Calculated Concentration (ng/mL) [L/Q Fits]			Response Factors [Ave RF]			Limit
		STD	CCV	% DIFF	ICAL	CCV	% Drift	
4,4'-DDD	XXX	100	108	8.4				20
4,4'-DDD [2C]	XXX	100	105	5.4				20
4,4'-DDE	XXX	100	104	3.7				20
4,4'-DDE [2C]	XXX	100	104	4.1				20
4,4'-DDT	XXX	100	102	2.3				20
4,4'-DDT [2C]	XXX	100	78.3	-21.7 *				20

** Quadratic Curve fit may be weighted (1/a or 1/a²).

* = Values outside of QC limits

CONTINUING CALIBRATION CHECK

EPA 8081B

Laboratory: Apex Laboratories

SDG: Gasco PreRD DG 2019

Client: Anchor QEA, LLC

Project: Gasco PreRD DG 2019 - 4a-b. DOC-CAP Testing C

Instrument ID: DUALECD5

Calibration: A0B0506

Lab File ID: ECD5-02062019.D

Calibration Date: 02/05/20 11:59

Sequence: 0B06026

Injection Date: 02/06/20

Lab Sample ID: 0B06026-CCV4

Injection Time: 16:32

COMPOUND	Curve Fit	Calculated Concentration (ng/mL) [L/Q Fits]			Response Factors [Ave RF]			Limit
		STD	CCV	% DIFF	ICAL	CCV	% Drift	
2,4'-DDD	Ave	100	79.5		127233.9	101147	-20.5*	20
2,4'-DDD [2C]	Ave	100	98.1		184439.9	181025.1	-1.9	20
2,4'-DDE	Ave	100	81.9		142591.4	116790.2	-18.1	20
2,4'-DDE [2C]	Ave	100	97.9		210590.9	206084.1	-2.1	20
2,4'-DDT	Ave	100	76.7		146476.3	112406.2	-23.3*	20
2,4'-DDT [2C]	XXX	100	63.7	-36.3 *				20

** Quadratic Curve fit may be weighted (1/a or 1/a2).

* = Values outside of QC limits

CONTINUING CALIBRATION CHECK

EPA 8081B

Laboratory: Apex Laboratories

SDG: Gasco PreRD DG 2019

Client: Anchor QEA, LLC

Project: Gasco PreRD DG 2019 - 4a-b. DOC-CAP Testing C

Instrument ID: DUALECD5

Calibration: A0B0506

Lab File ID: ECD5-02062036.D

Calibration Date: 02/05/20 11:59

Sequence: 0B06026

Injection Date: 02/06/20

Lab Sample ID: 0B06026-CCV5

Injection Time: 21:40

COMPOUND	Curve Fit	Calculated Concentration (ng/mL) [L/Q Fits]			Response Factors [Ave RF]			Limit
		STD	CCV	% DIFF	ICAL	CCV	% Drift	
4,4'-DDD	XXX	50.0	51.6	3.2				20
4,4'-DDD [2C]	XXX	50.0	51.1	2.2				20
4,4'-DDE	XXX	50.0	50.7	1.4				20
4,4'-DDE [2C]	XXX	50.0	49.1	-1.8				20
4,4'-DDT	XXX	50.0	56.9	13.8				20
4,4'-DDT [2C]	XXX	50.0	43.2	-13.5				20

** Quadratic Curve fit may be weighted (1/a or 1/a²).

* = Values outside of QC limits

CONTINUING CALIBRATION CHECK

EPA 8081B

Laboratory: Apex Laboratories

SDG: Gasco PreRD DG 2019

Client: Anchor QEA, LLC

Project: Gasco PreRD DG 2019 - 4a-b. DOC-CAP Testing C

Instrument ID: DUALECD5

Calibration: A0B0506

Lab File ID: ECD5-02062037.D

Calibration Date: 02/05/20 11:59

Sequence: 0B06026

Injection Date: 02/06/20

Lab Sample ID: 0B06026-CCV6

Injection Time: 21:57

COMPOUND	Curve Fit	Calculated Concentration (ng/mL) [L/Q Fits]			Response Factors [Ave RF]			Limit
		STD	CCV	% DIFF	ICAL	CCV	% Drift	
2,4'-DDD	Ave	50.0	41.0		127233.9	104239.2	-18.1	20
2,4'-DDD [2C]	Ave	50.0	49.2		184439.9	181334.8	-1.7	20
2,4'-DDE	Ave	50.0	41.8		142591.4	119231.8	-16.4	20
2,4'-DDE [2C]	Ave	50.0	49.0		210590.9	206561.8	-1.9	20
2,4'-DDT	Ave	50.0	43.8		146476.3	128168.7	-12.5	20
2,4'-DDT [2C]	XXX	50.0	37.7	-24.5 *				20

** Quadratic Curve fit may be weighted (1/a or 1/a2).

* = Values outside of QC limits

SURROGATE STANDARD RECOVERY AND RT SUMMARY

EPA 8081B

Laboratory: <u>Apex Laboratories</u>	SDG: <u>Gasco PreRD DG 2019</u>
Client: <u>Anchor QEA, LLC</u>	Project: <u>Gasco PreRD DG 2019 - 4a-b. DOC-CAP Testing Co</u>
Sequence: <u>0A08041</u>	Instrument: <u>DUALECD5</u>
Matrix: <u>Sediment</u>	Calibration: <u>A0A0906</u>

Surrogate Compound	Spike Level ng/mL	% Recovery	Recovery Limits	RT	Calibration Mean RT	RT Diff	RT Diff Limit	Q
Initial Cal Check (0A08041-ICV1)			Lab File ID: ECD5-01082021.D		Analyzed: 01/08/20 17:42			
2,4,5,6-TCMX (Surr)	50.0	93	70 - 130	5.402	5.402555	-0.0006	+/-1.0	
2,4,5,6-TCMX (Surr) [2C]	50.0	94	70 - 130	6.125	6.126222	-0.0012	+/-1.0	
Decachlorobiphenyl (Surr)	50.0	95	70 - 130	9.608	9.609556	-0.0016	+/-1.0	
Decachlorobiphenyl (Surr) [2C]	50.0	91	70 - 130	10.74	10.74122	-0.0012	+/-1.0	

SURROGATE STANDARD RECOVERY AND RT SUMMARY

EPA 8081B

Laboratory: Apex Laboratories
 Client: Anchor QEA, LLC
 Sequence: 0A24032
 Matrix: Sediment

SDG: Gasco PreRD DG 2019
 Project: Gasco PreRD DG 2019 - 4a-b. DOC-CAP Testing C
 Instrument: DUALECD5
 Calibration: A0A0906

Surrogate Compound	Spike Level ng/mL	% Recovery	Recovery Limits	RT	Calibration Mean RT	RT Diff	RT Diff Limit	Q
Calibration Check (0A24032-CCV2) Lab File ID: ECD5-01242012.D Analyzed: 01/24/20 14:20								
2,4,5,6-TCMX (Surr)	100	94	80 - 120	5.358	5.402555	-0.0446	+/-1.0	
2,4,5,6-TCMX (Surr) [2C]	100	103	80 - 120	6.079	6.126222	-0.0472	+/-1.0	
Decachlorobiphenyl (Surr)	100	100	80 - 120	9.56	9.609556	-0.0496	+/-1.0	
Decachlorobiphenyl (Surr) [2C]	100	104	80 - 120	10.68	10.74122	-0.0612	+/-1.0	
Calibration Blank (0A24032-CCB2) Lab File ID: ECD5-01242014.D Analyzed: 01/24/20 14:55								
2,4,5,6-TCMX (Surr) [2C]	100	94	42 - 129	6.077	6.126222	-0.0492	+/-1.0	
Decachlorobiphenyl (Surr) [2C]	100	98	55 - 130	10.679	10.74122	-0.0622	+/-1.0	
Calibration Check (0A24032-CCV4) Lab File ID: ECD5-01242033.D Analyzed: 01/24/20 20:52								
2,4,5,6-TCMX (Surr)	50.0	88	80 - 120	5.353	5.402555	-0.0496	+/-1.0	
2,4,5,6-TCMX (Surr) [2C]	50.0	90	80 - 120	6.073	6.126222	-0.0532	+/-1.0	
Decachlorobiphenyl (Surr)	50.0	99	80 - 120	9.555	9.609556	-0.0546	+/-1.0	
Decachlorobiphenyl (Surr) [2C]	50.0	105	80 - 120	10.671	10.74122	-0.0702	+/-1.0	
Calibration Blank (0A24032-CCB3) Lab File ID: ECD5-01242035.D Analyzed: 01/24/20 21:26								
2,4,5,6-TCMX (Surr) [2C]	100	92	42 - 129	6.072	6.126222	-0.0542	+/-1.0	
Decachlorobiphenyl (Surr) [2C]	100	100	55 - 130	10.673	10.74122	-0.0682	+/-1.0	
Blank (0010666-BLK1) Lab File ID: ECD5-01242036.D Analyzed: 01/24/20 21:43								
2,4,5,6-TCMX (Surr) [2C]	45.5	46	42 - 129	6.072	6.126222	-0.0542	+/-1.0	
Decachlorobiphenyl (Surr) [2C]	45.5	87	55 - 130	10.671	10.74122	-0.0702	+/-1.0	
LCS (0010666-BS1) Lab File ID: ECD5-01242037.D Analyzed: 01/24/20 22:00								
2,4,5,6-TCMX (Surr) [2C]	50.0	56	42 - 129	6.072	6.126222	-0.0542	+/-1.0	
Decachlorobiphenyl (Surr) [2C]	50.0	82	55 - 130	10.672	10.74122	-0.0692	+/-1.0	
PDI-023SC-A-06-07-191009 (A0A0648-02RE1) Lab File ID: ECD5-01242039.D Analyzed: 01/24/20 22:35								
2,4,5,6-TCMX (Surr) [2C]	62.9	56	42 - 129	6.074	6.126222	-0.0522	+/-1.0	
Decachlorobiphenyl (Surr) [2C]	62.9	99	55 - 130	10.674	10.74122	-0.0672	+/-1.0	
PDI-029SC-A-02-03-191009 (A0A0648-04RE1) Lab File ID: ECD5-01242040.D Analyzed: 01/24/20 22:52								
2,4,5,6-TCMX (Surr) [2C]	53.6	80	42 - 129	6.072	6.126222	-0.0542	+/-1.0	
Decachlorobiphenyl (Surr) [2C]	53.6	112	55 - 130	10.672	10.74122	-0.0692	+/-1.0	
PDI-029SC-A-03-04-191009 (A0A0648-05RE1) Lab File ID: ECD5-01242041.D Analyzed: 01/24/20 23:09								
2,4,5,6-TCMX (Surr) [2C]	61.7	40	42 - 129	6.073	6.126222	-0.0532	+/-1.0	*
Decachlorobiphenyl (Surr) [2C]	61.7	88	55 - 130	10.672	10.74122	-0.0692	+/-1.0	

SURROGATE STANDARD RECOVERY AND RT SUMMARY

EPA 8081B

Laboratory: <u>Apex Laboratories</u>	SDG: <u>Gasco PreRD_DG 2019</u>
Client: <u>Anchor QEA, LLC</u>	Project: <u>Gasco PreRD DG 2019 - 4a-b. DOC-CAP Testing Co</u>
Sequence: <u>0A24032</u>	Instrument: <u>DUALECD5</u>
Matrix: <u>Sediment</u>	Calibration: <u>A0A0906</u>

Surrogate Compound	Spike Level ng/mL	% Recovery	Recovery Limits	RT	Calibration Mean RT	RT Diff	RT Diff Limit	Q
Calibration Check (0A24032-CCV6)		Lab File ID: ECD5-01242045.D Analyzed: 01/25/20 00:17						
2,4,5,6-TCMX (Surr)	100	94	80 - 120	5.355	5.402555	-0.0476	+/-1.0	
2,4,5,6-TCMX (Surr) [2C]	100	104	80 - 120	6.073	6.126222	-0.0532	+/-1.0	
Decachlorobiphenyl (Surr)	100	101	80 - 120	9.558	9.609556	-0.0516	+/-1.0	
Decachlorobiphenyl (Surr) [2C]	100	110	80 - 120	10.673	10.74122	-0.0682	+/-1.0	
Calibration Blank (0A24032-CCB4)		Lab File ID: ECD5-01242047.D Analyzed: 01/25/20 00:52						
2,4,5,6-TCMX (Surr) [2C]	100	98	42 - 129	6.073	6.126222	-0.0532	+/-1.0	
Decachlorobiphenyl (Surr) [2C]	100	105	55 - 130	10.674	10.74122	-0.0672	+/-1.0	

SURROGATE STANDARD RECOVERY AND RT SUMMARY

EPA 8081B

Laboratory: Apex Laboratories

SDG: Gasco PreRD DG 2019

Client: Anchor QEA, LLC

Project: Gasco PreRD DG 2019 - 4a-b. DOC-CAP Testing C

Sequence: 0A27039

Instrument: DUALECD5

Matrix: Sediment

Calibration: A0A0906

Surrogate Compound	Spike Level ng/mL	% Recovery	Recovery Limits	RT	Calibration Mean RT	RT Diff	RT Diff Limit	Q
Calibration Check (0A27039-CCV2) Lab File ID: ECD5-01272012.D Analyzed: 01/27/20 14:10								
2,4,5,6-TCMX (Surr)	100	96	80 - 120	5.353	5.402555	-0.0496	+/-1.0	
2,4,5,6-TCMX (Surr) [2C]	100	109	80 - 120	6.071	6.126222	-0.0552	+/-1.0	
Decachlorobiphenyl (Surr)	100	100	80 - 120	9.555	9.609556	-0.0546	+/-1.0	
Decachlorobiphenyl (Surr) [2C]	100	107	80 - 120	10.671	10.74122	-0.0702	+/-1.0	
Calibration Blank (0A27039-CCB2) Lab File ID: ECD5-01272014.D Analyzed: 01/27/20 14:45								
2,4,5,6-TCMX (Surr) [2C]	100	92	42 - 129	6.071	6.126222	-0.0552	+/-1.0	
Decachlorobiphenyl (Surr) [2C]	100	96	55 - 130	10.672	10.74122	-0.0692	+/-1.0	
PDI-016SC-A-02-03-191009 (A0A0648-01RE1) Lab File ID: ECD5-01272026.D Analyzed: 01/27/20 18:28								
2,4,5,6-TCMX (Surr) [2C]	65.4	68	42 - 129	6.068	6.126222	-0.0582	+/-1.0	
Decachlorobiphenyl (Surr) [2C]	65.4	101	55 - 130	10.667	10.74122	-0.0742	+/-1.0	
PDI-023SC-A-07-08-191009 (A0A0648-03RE1) Lab File ID: ECD5-01272028.D Analyzed: 01/27/20 19:06								
2,4,5,6-TCMX (Surr) [2C]	65.0	56	42 - 129	6.068	6.126222	-0.0582	+/-1.0	
Decachlorobiphenyl (Surr) [2C]	65.0	102	55 - 130	10.666	10.74122	-0.0752	+/-1.0	
Calibration Check (0A27039-CCV4) Lab File ID: ECD5-01272030.D Analyzed: 01/27/20 19:44								
2,4,5,6-TCMX (Surr)	50.0	84	80 - 120	5.35	5.402555	-0.0526	+/-1.0	
2,4,5,6-TCMX (Surr) [2C]	50.0	87	80 - 120	6.068	6.126222	-0.0582	+/-1.0	
Decachlorobiphenyl (Surr)	50.0	92	80 - 120	9.553	9.609556	-0.0566	+/-1.0	
Decachlorobiphenyl (Surr) [2C]	50.0	96	80 - 120	10.668	10.74122	-0.0732	+/-1.0	
Calibration Blank (0A27039-CCB3) Lab File ID: ECD5-01272032.D Analyzed: 01/27/20 20:18								
2,4,5,6-TCMX (Surr) [2C]	100	95	42 - 129	6.067	6.126222	-0.0592	+/-1.0	
Decachlorobiphenyl (Surr) [2C]	100	99	55 - 130	10.668	10.74122	-0.0732	+/-1.0	
Calibration Check (0A27039-CCV6) Lab File ID: ECD5-01272039.D Analyzed: 01/27/20 22:28								
2,4,5,6-TCMX (Surr)	100	96	80 - 120	5.351	5.402555	-0.0516	+/-1.0	
2,4,5,6-TCMX (Surr) [2C]	100	104	80 - 120	6.069	6.126222	-0.0572	+/-1.0	
Decachlorobiphenyl (Surr)	100	103	80 - 120	9.552	9.609556	-0.0576	+/-1.0	
Decachlorobiphenyl (Surr) [2C]	100	113	80 - 120	10.667	10.74122	-0.0742	+/-1.0	
Calibration Blank (0A27039-CCB4) Lab File ID: ECD5-01272041.D Analyzed: 01/27/20 23:03								
2,4,5,6-TCMX (Surr) [2C]	100	99	42 - 129	6.067	6.126222	-0.0592	+/-1.0	
Decachlorobiphenyl (Surr) [2C]	100	107	55 - 130	10.667	10.74122	-0.0742	+/-1.0	

SURROGATE STANDARD RECOVERY AND RT SUMMARY

EPA 8081B

Laboratory: <u>Apex Laboratories</u>	SDG: <u>Gasco PreRD DG 2019</u>
Client: <u>Anchor QEA, LLC</u>	Project: <u>Gasco PreRD DG 2019 - 4a-b. DOC-CAP Testing C</u>
Sequence: <u>0A28041</u>	Instrument: <u>DUALECD5</u>
Matrix: <u>Sediment</u>	Calibration: <u>A0A0906</u>

Surrogate Compound	Spike Level ng/mL	% Recovery	Recovery Limits	RT	Calibration Mean RT	RT Diff	RT Diff Limit	Q
Calibration Check (0A28041-CCV1) Lab File ID: ECD5-01282004.D Analyzed: 01/28/20 12:07								
2,4,5,6-TCMX (Surr)	50.0	95	80 - 120	5.339	5.402555	-0.0636	+/-1.0	
2,4,5,6-TCMX (Surr) [2C]	50.0	105	80 - 120	6.054	6.126222	-0.0722	+/-1.0	
Decachlorobiphenyl (Surr)	50.0	100	80 - 120	9.536	9.609556	-0.0736	+/-1.0	
Decachlorobiphenyl (Surr) [2C]	50.0	106	80 - 120	10.646	10.74122	-0.0952	+/-1.0	
Calibration Blank (0A28041-CCB1) Lab File ID: ECD5-01282006.D Analyzed: 01/28/20 12:41								
2,4,5,6-TCMX (Surr) [2C]	100	103	42 - 129	6.053	6.126222	-0.0732	+/-1.0	
Decachlorobiphenyl (Surr) [2C]	100	108	55 - 130	10.644	10.74122	-0.0972	+/-1.0	
PDI-016SC-A-02-03-191009 (A0A0648-01RE2) Lab File ID: ECD5-01282016.D Analyzed: 01/28/20 15:47								
2,4,5,6-TCMX (Surr) [2C]	65.4	71	42 - 129	6.049	6.126222	-0.0772	+/-1.0	
Decachlorobiphenyl (Surr) [2C]	65.4	108	55 - 130	10.64	10.74122	-0.1012	+/-1.0	
PDI-023SC-A-07-08-191009 (A0A0648-03RE2) Lab File ID: ECD5-01282018.D Analyzed: 01/28/20 16:25								
2,4,5,6-TCMX (Surr) [2C]	65.0	56	42 - 129	6.051	6.126222	-0.0752	+/-1.0	
Decachlorobiphenyl (Surr) [2C]	65.0	106	55 - 130	10.642	10.74122	-0.0992	+/-1.0	
Calibration Check (0A28041-CCV3) Lab File ID: ECD5-01282026.D Analyzed: 01/28/20 18:56								
2,4,5,6-TCMX (Surr)	100	99	80 - 120	5.333	5.402555	-0.0696	+/-1.0	
2,4,5,6-TCMX (Surr) [2C]	100	106	80 - 120	6.05	6.126222	-0.0762	+/-1.0	
Decachlorobiphenyl (Surr)	100	109	80 - 120	9.531	9.609556	-0.0786	+/-1.0	
Decachlorobiphenyl (Surr) [2C]	100	115	80 - 120	10.639	10.74122	-0.1022	+/-1.0	
Calibration Blank (0A28041-CCB2) Lab File ID: ECD5-01282028.D Analyzed: 01/28/20 19:31								
2,4,5,6-TCMX (Surr) [2C]	100	98	42 - 129	6.048	6.126222	-0.0782	+/-1.0	
Decachlorobiphenyl (Surr) [2C]	100	102	55 - 130	10.639	10.74122	-0.1022	+/-1.0	
Calibration Check (0A28041-CCV5) Lab File ID: ECD5-01282043.D Analyzed: 01/29/20 00:11								
2,4,5,6-TCMX (Surr)	50.0	91	80 - 120	5.332	5.402555	-0.0706	+/-1.0	
2,4,5,6-TCMX (Surr) [2C]	50.0	93	80 - 120	6.048	6.126222	-0.0782	+/-1.0	
Decachlorobiphenyl (Surr)	50.0	95	80 - 120	9.53	9.609556	-0.0796	+/-1.0	
Decachlorobiphenyl (Surr) [2C]	50.0	105	80 - 120	10.636	10.74122	-0.1052	+/-1.0	
Calibration Blank (0A28041-CCB3) Lab File ID: ECD5-01282045.D Analyzed: 01/29/20 00:45								
2,4,5,6-TCMX (Surr) [2C]	100	102	42 - 129	6.049	6.126222	-0.0772	+/-1.0	
Decachlorobiphenyl (Surr) [2C]	100	108	55 - 130	10.638	10.74122	-0.1032	+/-1.0	

SURROGATE STANDARD RECOVERY AND RT SUMMARY

EPA 8081B

Laboratory: <u>Apex Laboratories</u>	SDG: <u>Gasco PreRD DG 2019</u>
Client: <u>Anchor QEA, LLC</u>	Project: <u>Gasco PreRD DG 2019 - 4a-b. DOC-CAP Testing C</u>
Sequence: <u>0A29038</u>	Instrument: <u>DUALECD5</u>
Matrix: <u>Sediment</u>	Calibration: <u>A0A0906</u>

Surrogate Compound	Spike Level ng/mL	% Recovery	Recovery Limits	RT	Calibration Mean RT	RT Diff	RT Diff Limit	Q
Calibration Check (0A29038-CCV2) Lab File ID: ECD5-01292016.D Analyzed: 01/29/20 15:23								
2,4,5,6-TCMX (Surr)	100	100	80 - 120	5.33	5.402555	-0.0726	+/-1.0	
2,4,5,6-TCMX (Surr) [2C]	100	113	80 - 120	6.045	6.126222	-0.0812	+/-1.0	
Decachlorobiphenyl (Surr)	100	110	80 - 120	9.527	9.609556	-0.0826	+/-1.0	
Decachlorobiphenyl (Surr) [2C]	100	122	80 - 120	10.635	10.74122	-0.1062	+/-1.0	*
Calibration Blank (0A29038-CCB2) Lab File ID: ECD5-01292018.D Analyzed: 01/29/20 15:58								
2,4,5,6-TCMX (Surr) [2C]	100	96	25 - 140	6.045	6.126222	-0.0812	+/-1.0	
Decachlorobiphenyl (Surr) [2C]	100	105	30 - 135	10.636	10.74122	-0.1052	+/-1.0	
Blank (0010778-BLK1) Lab File ID: ECD5-01292020.D Analyzed: 01/29/20 16:32								
2,4,5,6-TCMX (Surr) [2C]	45.5	57	42 - 129	6.047	6.126222	-0.0792	+/-1.0	
Decachlorobiphenyl (Surr) [2C]	45.5	96	55 - 130	10.636	10.74122	-0.1052	+/-1.0	
LCS (0010778-BS1) Lab File ID: ECD5-01292021.D Analyzed: 01/29/20 16:49								
2,4,5,6-TCMX (Surr) [2C]	50.0	55	42 - 129	6.045	6.126222	-0.0812	+/-1.0	
Decachlorobiphenyl (Surr) [2C]	50.0	93	55 - 130	10.635	10.74122	-0.1062	+/-1.0	
PDI-038SC-A-11-12-191009 (A0A0648-06RE1) Lab File ID: ECD5-01292022.D Analyzed: 01/29/20 17:06								
2,4,5,6-TCMX (Surr) [2C]	51.8	64	42 - 129	6.045	6.126222	-0.0812	+/-1.0	
Decachlorobiphenyl (Surr) [2C]	51.8	96	55 - 130	10.634	10.74122	-0.1072	+/-1.0	
Calibration Check (0A29038-CCV4) Lab File ID: ECD5-01292032.D Analyzed: 01/29/20 20:08								
2,4,5,6-TCMX (Surr)	50.0	84	80 - 120	5.329	5.402555	-0.0736	+/-1.0	
2,4,5,6-TCMX (Surr) [2C]	50.0	87	80 - 120	6.044	6.126222	-0.0822	+/-1.0	
Decachlorobiphenyl (Surr)	50.0	93	80 - 120	9.526	9.609556	-0.0836	+/-1.0	
Decachlorobiphenyl (Surr) [2C]	50.0	104	80 - 120	10.632	10.74122	-0.1092	+/-1.0	
Calibration Blank (0A29038-CCB3) Lab File ID: ECD5-01292034.D Analyzed: 01/29/20 20:42								
2,4,5,6-TCMX (Surr) [2C]	100	94	25 - 140	6.044	6.126222	-0.0822	+/-1.0	
Decachlorobiphenyl (Surr)	100	91	30 - 135	9.527	9.609556	-0.0826	+/-1.0	
Calibration Check (0A29038-CCV6) Lab File ID: ECD5-01292043.D Analyzed: 01/29/20 23:29								
2,4,5,6-TCMX (Surr)	100	99	80 - 120	5.329	5.402555	-0.0736	+/-1.0	
2,4,5,6-TCMX (Surr) [2C]	100	109	80 - 120	6.045	6.126222	-0.0812	+/-1.0	
Decachlorobiphenyl (Surr)	100	112	80 - 120	9.525	9.609556	-0.0846	+/-1.0	
Decachlorobiphenyl (Surr) [2C]	100	127	80 - 120	10.632	10.74122	-0.1092	+/-1.0	*
Calibration Blank (0A29038-CCB4) Lab File ID: ECD5-01292045.D Analyzed: 01/30/20 00:04								
2,4,5,6-TCMX (Surr) [2C]	100	97	25 - 140	6.045	6.126222	-0.0812	+/-1.0	
Decachlorobiphenyl (Surr)	100	94	30 - 135	9.528	9.609556	-0.0816	+/-1.0	

SURROGATE STANDARD RECOVERY AND RT SUMMARY

EPA 8081B

Laboratory: <u>Apex Laboratories</u>	SDG: <u>Gasco PreRD DG 2019</u>
Client: <u>Anchor QEA, LLC</u>	Project: <u>Gasco PreRD DG 2019 - 4a-b. DOC-CAP Testing C</u>
Sequence: <u>0B04042</u>	Instrument: <u>DUALECD5</u>
Matrix: <u>Water</u>	Calibration: <u>A0B0506</u>

Surrogate Compound	Spike Level ng/mL	% Recovery	Recovery Limits	RT	Calibration Mean RT	RT Diff	RT Diff Limit	Q
Initial Cal Check (0B04042-ICV1)		Lab File ID: ECD5-02042018.D Analyzed: 02/04/20 15:48						
2,4,5,6-TCMX (Surr)	50.0	93	70 - 130	5.25	5.251444	-0.0014	+/-1.0	
2,4,5,6-TCMX (Surr) [2C]	50.0	105	70 - 130	5.958	5.959222	-0.0012	+/-1.0	
Decachlorobiphenyl (Surr)	50.0	96	70 - 130	9.447	9.447333	-0.0003	+/-1.0	
Decachlorobiphenyl (Surr) [2C]	50.0	99	70 - 130	10.518	10.51833	-0.0003	+/-1.0	

SURROGATE STANDARD RECOVERY AND RT SUMMARY

EPA 8081B

Laboratory: <u>Apex Laboratories</u>	SDG: <u>Gasco PreRD DG 2019</u>
Client: <u>Anchor QEA, LLC</u>	Project: <u>Gasco PreRD DG 2019 - 4a-b. DOC-CAP Testing C</u>
Sequence: <u>0B06026</u>	Instrument: <u>DUALECD5</u>
Matrix: <u>Water</u>	Calibration: <u>A0B0506</u>

Surrogate Compound	Spike Level ng/mL	% Recovery	Recovery Limits	RT	Calibration Mean RT	RT Diff	RT Diff Limit	Q
Calibration Check (0B06026-CCV1) Lab File ID: ECD5-02062004.D Analyzed: 02/06/20 12:11								
2,4,5,6-TCMX (Surr)	50.0	96	80 - 120	5.248	5.251444	-0.0034	+/-1.0	
2,4,5,6-TCMX (Surr) [2C]	50.0	107	80 - 120	5.953	5.959222	-0.0062	+/-1.0	
2,4,5,6-TCMX (Surr) [2C]	50.0	107	80 - 120	5.953	5.959222	-0.0062	+/-1.0	
Decachlorobiphenyl (Surr)	50.0	100	80 - 120	9.443	9.447333	-0.0043	+/-1.0	
Decachlorobiphenyl (Surr) [2C]	50.0	101	80 - 120	10.512	10.51833	-0.0063	+/-1.0	
Decachlorobiphenyl (Surr) [2C]	50.0	101	80 - 120	10.512	10.51833	-0.0063	+/-1.0	
Calibration Blank (0B06026-CCB1) Lab File ID: ECD5-02062006.D Analyzed: 02/06/20 12:45								
2,4,5,6-TCMX (Surr) [2C]	100	99	25 - 140	5.952	5.959222	-0.0072	+/-1.0	
2,4,5,6-TCMX (Surr) [2C]	100	99	25 - 140	5.952	5.959222	-0.0072	+/-1.0	
Decachlorobiphenyl (Surr) [2C]	100	98	30 - 135	10.511	10.51833	-0.0073	+/-1.0	
Decachlorobiphenyl (Surr) [2C]	100	98	30 - 135	10.511	10.51833	-0.0073	+/-1.0	
LCS (0010778-BS2) Lab File ID: ECD5-02062015.D Analyzed: 02/06/20 15:20								
2,4,5,6-TCMX (Surr) [2C]	50.0	66	42 - 129	5.952	5.959222	-0.0072	+/-1.0	
2,4,5,6-TCMX (Surr) [2C]	50.0	66	42 - 129	5.952	5.959222	-0.0072	+/-1.0	
Decachlorobiphenyl (Surr) [2C]	50.0	92	55 - 130	10.511	10.51833	-0.0073	+/-1.0	
Decachlorobiphenyl (Surr) [2C]	50.0	92	55 - 130	10.511	10.51833	-0.0073	+/-1.0	
Calibration Check (0B06026-CCV3) Lab File ID: ECD5-02062018.D Analyzed: 02/06/20 16:15								
2,4,5,6-TCMX (Surr)	100	106	80 - 120	5.245	5.251444	-0.0064	+/-1.0	
2,4,5,6-TCMX (Surr) [2C]	100	104	80 - 120	5.952	5.959222	-0.0072	+/-1.0	
2,4,5,6-TCMX (Surr) [2C]	100	104	80 - 120	5.952	5.959222	-0.0072	+/-1.0	
Decachlorobiphenyl (Surr)	100	109	80 - 120	9.44	9.447333	-0.0073	+/-1.0	
Decachlorobiphenyl (Surr) [2C]	100	113	80 - 120	10.51	10.51833	-0.0083	+/-1.0	
Decachlorobiphenyl (Surr) [2C]	100	113	80 - 120	10.51	10.51833	-0.0083	+/-1.0	
Calibration Blank (0B06026-CCB2) Lab File ID: ECD5-02062020.D Analyzed: 02/06/20 16:49								
2,4,5,6-TCMX (Surr) [2C]	100	95	25 - 140	5.951	5.959222	-0.0082	+/-1.0	
2,4,5,6-TCMX (Surr) [2C]	100	95	25 - 140	5.951	5.959222	-0.0082	+/-1.0	
Decachlorobiphenyl (Surr) [2C]	100	98	30 - 135	10.51	10.51833	-0.0083	+/-1.0	
Decachlorobiphenyl (Surr) [2C]	100	98	30 - 135	10.51	10.51833	-0.0083	+/-1.0	

SURROGATE STANDARD RECOVERY AND RT SUMMARY

EPA 8081B

Laboratory: <u>Apex Laboratories</u>	SDG: <u>Gasco PreRD_DG 2019</u>
Client: <u>Anchor QEA, LLC</u>	Project: <u>Gasco PreRD DG 2019 - 4a-b. DOC-CAP Testing Co</u>
Sequence: <u>0B06026</u>	Instrument: <u>DUALECD5</u>
Matrix: <u>Water</u>	Calibration: <u>A0B0506</u>

Surrogate Compound	Spike Level ng/mL	% Recovery	Recovery Limits	RT	Calibration Mean RT	RT Diff	RT Diff Limit	Q
Calibration Check (0B06026-CCV5)		Lab File ID: ECD5-02062036.D Analyzed: 02/06/20 21:40						
2,4,5,6-TCMX (Surr)	50.0	96	80 - 120	5.243	5.251444	-0.0084	+/-1.0	
2,4,5,6-TCMX (Surr) [2C]	50.0	103	80 - 120	5.948	5.959222	-0.0112	+/-1.0	
2,4,5,6-TCMX (Surr) [2C]	50.0	103	80 - 120	5.948	5.959222	-0.0112	+/-1.0	
Decachlorobiphenyl (Surr)	50.0	101	80 - 120	9.439	9.447333	-0.0083	+/-1.0	
Decachlorobiphenyl (Surr) [2C]	50.0	101	80 - 120	10.506	10.51833	-0.0123	+/-1.0	
Decachlorobiphenyl (Surr) [2C]	50.0	101	80 - 120	10.506	10.51833	-0.0123	+/-1.0	
Calibration Blank (0B06026-CCB3)		Lab File ID: ECD5-02062038.D Analyzed: 02/06/20 22:15						
2,4,5,6-TCMX (Surr) [2C]	100	97	25 - 140	5.949	5.959222	-0.0102	+/-1.0	
2,4,5,6-TCMX (Surr) [2C]	100	97	25 - 140	5.949	5.959222	-0.0102	+/-1.0	
Decachlorobiphenyl (Surr) [2C]	100	101	30 - 135	10.507	10.51833	-0.0113	+/-1.0	
Decachlorobiphenyl (Surr) [2C]	100	101	30 - 135	10.507	10.51833	-0.0113	+/-1.0	

HOLDING TIME SUMMARY

EPA 8081B

Laboratory: Apex Laboratories

SDG: Gasco PreRD DG 2019

Client: Anchor QEA, LLC

Project: Gasco PreRD DG 2019 - 4a-b. DOC-CAP Testing C

Sample Name	Date Collected	Date Received	Date Prepared	Days to Prep	Max Days to Prep	Date Analyzed	Days to Analysis	Max Days to Analysis	Q
PDI-016SC-A-02-03-191009	10/09/19 09:48	10/10/19 10:05	01/22/20 10:27	105.03	14.00	01/27/20 18:28	5.33	40.00	*
PDI-016SC-A-02-03-191009	10/09/19 09:48	10/10/19 10:05	01/22/20 10:27	105.03	14.00	01/28/20 15:47	6.22	40.00	*
PDI-023SC-A-06-07-191009	10/09/19 12:14	10/10/19 10:05	01/22/20 10:27	104.93	14.00	01/24/20 22:35	2.51	40.00	*
PDI-023SC-A-07-08-191009	10/09/19 12:14	10/10/19 10:05	01/22/20 10:27	104.93	14.00	01/27/20 19:06	5.36	40.00	*
PDI-023SC-A-07-08-191009	10/09/19 12:14	10/10/19 10:05	01/22/20 10:27	104.93	14.00	01/28/20 16:25	6.25	40.00	*
PDI-029SC-A-02-03-191009	10/09/19 14:39	10/10/19 10:05	01/22/20 10:27	104.83	14.00	01/24/20 22:52	2.52	40.00	*
PDI-029SC-A-03-04-191009	10/09/19 14:39	10/10/19 10:05	01/22/20 10:27	104.83	14.00	01/24/20 23:09	2.53	40.00	*
PDI-038SC-A-11-12-191009	10/09/19 16:08	10/10/19 10:05	01/24/20 10:21	106.76	14.00	01/29/20 17:06	5.28	40.00	*

Apex Laboratories

SDG: Gasco PreRD_DG 2019

CLASS: GCMS

METHOD: EPA 8270D PAH

ANALYSES DATA PACKAGE COVER PAGE

EPA 8270D PAH

Laboratory: Apex Laboratories

SDG: Gasco PreRD_DG 2019

Client: Anchor QEA, LLC

Project: Gasco PreRD_DG 2019 - 4a-b. DOC-CAP Testing C

Client Sample Id:	Lab Sample Id:	Matrix
<u>PDI-016SC-A-02-03-191009</u>	<u>A0A0648-01</u>	<u>Sediment</u>
<u>PDI-023SC-A-06-07-191009</u>	<u>A0A0648-02</u>	<u>Sediment</u>
<u>PDI-023SC-A-07-08-191009</u>	<u>A0A0648-03</u>	<u>Sediment</u>
<u>PDI-029SC-A-02-03-191009</u>	<u>A0A0648-04</u>	<u>Sediment</u>
<u>PDI-029SC-A-03-04-191009</u>	<u>A0A0648-05</u>	<u>Sediment</u>
<u>PDI-038SC-A-11-12-191009</u>	<u>A0A0648-06</u>	<u>Sediment</u>

I certify that this data package is in compliance with the terms and conditions of the contract, both technically and for completeness, for other than the conditions detailed above. Release of the data contained in this hardcopy data package and in computer-readable data submitted on diskette has been authorized by the Laboratory Manager or the Manager's designee, as verified by the following signatures.

Signature:



Name:

David G. Jack

Forms Created:

2/19/2020 1:08PM

Title:

Technical Manager

METHOD DETECTION AND REPORTING LIMITS

EPA 8270D PAH

Laboratory: Apex Laboratories

SDG: Gasco PreRD_DG 2019

Client: Anchor QEA, LLC

Project: Gasco PreRD_DG 2019 - 4a-b. DOC-CAP

Batch Matrix: Sediment

Analyte	MDL	MRL	Units
Acenaphthene	1.25	2.50	ug/kg
Acenaphthylene	1.25	2.50	ug/kg
Anthracene	1.25	2.50	ug/kg
Benz(a)anthracene	1.25	2.50	ug/kg
Benzo(a)pyrene	1.25	2.50	ug/kg
Benzo(b)fluoranthene	1.25	2.50	ug/kg
Benzo(k)fluoranthene	1.25	2.50	ug/kg
Benzo(g,h,i)perylene	1.25	2.50	ug/kg
Chrysene	1.25	2.50	ug/kg
Dibenz(a,h)anthracene	1.25	2.50	ug/kg
Fluoranthene	1.25	2.50	ug/kg
Fluorene	1.25	2.50	ug/kg
Indeno(1,2,3-cd)pyrene	1.25	2.50	ug/kg
2-Methylnaphthalene	1.25	2.50	ug/kg
Naphthalene	1.25	2.50	ug/kg
Phenanthrene	1.25	2.50	ug/kg
Pyrene	1.25	2.50	ug/kg

Note: MDLs are listed only if the corresponding analyte was evaluated to the MDL in this report .

ORGANIC ANALYSIS DATA SHEET

EPA 8270D PAH

PDI-016SC-A-02-03-191009

Laboratory: <u>Apex Laboratories</u>	SDG: <u>Gasco PreRD_DG 2019</u>	
Client: <u>Anchor QEA, LLC</u>	Project: <u>Gasco PreRD_DG 2019 - 4a-b. DOC-CAP Testing Co</u>	
Matrix: <u>Sediment</u>	Laboratory ID: <u>A0A0648-01</u>	File ID: <u>N01232025.D</u>
Sampled: <u>10/09/19 09:48</u>	Prepared: <u>01/22/20 10:24</u>	Analyzed: <u>01/23/20 23:20</u>
Solids: <u>73.66</u>	Preparation: <u>EPA 3546</u>	Initial/Final: <u>10.28 g / 5 mL</u>
Batch: <u>0010640</u>	Sequence: <u>0A23020</u>	Calibration: <u>A911001</u>
		Instrument: <u>SV-GCMS14</u>

CAS NO.	COMPOUND	DILUTION	CONC. (ug/kg dry)	Q
83-32-9	Acenaphthene	40	1970	D
208-96-8	Acenaphthylene	40	204	D
120-12-7	Anthracene	40	1210	D
56-55-3	Benz(a)anthracene	40	930	D
50-32-8	Benzo(a)pyrene	40	1290	D
205-99-2	Benzo(b)fluoranthene	40	1100	D
207-08-9	Benzo(k)fluoranthene	40	340	D
191-24-2	Benzo(g,h,i)perylene	40	965	D
218-01-9	Chrysene	40	1240	D
53-70-3	Dibenz(a,h)anthracene	40	105	JD
206-44-0	Fluoranthene	40	3760	D
86-73-7	Fluorene	40	1020	D
193-39-5	Indeno(1,2,3-cd)pyrene	40	856	D
91-57-6	2-Methylnaphthalene	40	66.0	U
91-20-3	Naphthalene	40	103	JD
85-01-8	Phenanthrene	40	6300	D
129-00-0	Pyrene	40	3700	D

SYSTEM MONITORING COMPOUND	ADDED (ug/kg dry)	CONC (ug/kg dry)	% REC	QC LIMITS	Q
2-Fluorobiphenyl (Surr)	66.0	46.2	70	44 - 115	D
p-Terphenyl-d14 (Surr)	66.0	55.5	84	54 - 127	D

INTERNAL STANDARD	AREA	RT	REF AREA	REF RT	Q
Naphthalene-d8 (ISTD)	173727	7.749	156247	7.766	
Acenaphthene-d10 (ISTD)	113023	9.503	123099	9.521	
Phenanthrene-d10 (ISTD)	204098	11.013	229789	11.025	
Chrysene-d12 (ISTD)	197621	14.662	196133	14.691	
Perylene-d12 (ISTD)	194810	18.124	179951	18.147	
Dibenz(a,h)anthracene-d14 (ISTD)	160263	20.508	145959	20.537	

* Values outside of QC limits

ORGANIC ANALYSIS DATA SHEET

EPA 8270D PAH

PDI-023SC-A-06-07-191009

Laboratory: <u>Apex Laboratories</u>	SDG: <u>Gasco PreRD_DG 2019</u>	
Client: <u>Anchor QEA, LLC</u>	Project: <u>Gasco PreRD_DG 2019 - 4a-b. DOC-CAP Testing Co</u>	
Matrix: <u>Sediment</u>	Laboratory ID: <u>A0A0648-02</u>	File ID: <u>N01222016.D</u>
Sampled: <u>10/09/19 12:14</u>	Prepared: <u>01/22/20 10:24</u>	Analyzed: <u>01/22/20 18:13</u>
Solids: <u>74.46</u>	Preparation: <u>EPA 3546</u>	Initial/Final: <u>10.77 g / 5 mL</u>
Batch: <u>0010640</u>	Sequence: <u>0A22027</u>	Calibration: <u>A9I1001</u> Instrument: <u>SV-GCMS14</u>

CAS NO.	COMPOUND	DILUTION	CONC. (ug/kg dry)	Q
83-32-9	Acenaphthene	1	233	
208-96-8	Acenaphthylene	1	7.95	
120-12-7	Anthracene	1	77.7	
56-55-3	Benz(a)anthracene	1	2.73	J
50-32-8	Benzo(a)pyrene	1	1.56	U
205-99-2	Benzo(b)fluoranthene	1	1.63	J
207-08-9	Benzo(k)fluoranthene	1	1.56	U
191-24-2	Benzo(g,h,i)perylene	1	1.56	U
218-01-9	Chrysene	1	4.20	
53-70-3	Dibenz(a,h)anthracene	1	1.56	U
206-44-0	Fluoranthene	1	145	
86-73-7	Fluorene	1	99.3	
193-39-5	Indeno(1,2,3-cd)pyrene	1	1.56	U
91-57-6	2-Methylnaphthalene	1	27.2	
91-20-3	Naphthalene	1	189	
129-00-0	Pyrene	1	119	

SYSTEM MONITORING COMPOUND	ADDED (ug/kg dry)	CONC (ug/kg dry)	% REC	QC LIMITS	Q
2-Fluorobiphenyl (Surr)	62.3	45.9	74	44 - 115	
p-Terphenyl-d14 (Surr)	62.3	50.7	81	54 - 127	

INTERNAL STANDARD	AREA	RT	REF AREA	REF RT	Q
Naphthalene-d8 (ISTD)	175533	7.761	174793	7.755	
Acenaphthene-d10 (ISTD)	111608	9.509	116824	9.509	
Phenanthrene-d10 (ISTD)	211207	11.019	212077	11.013	
Chrysene-d12 (ISTD)	177614	14.674	188227	14.673	
Perylene-d12 (ISTD)	162081	18.136	172066	18.136	
Dibenz(a,h)anthracene-d14 (ISTD)	123216	20.52	135964	20.52	

* Values outside of QC limits

ORGANIC ANALYSIS DATA SHEET

EPA 8270D PAH

PDI-023SC-A-06-07-191009

Laboratory: <u>Apex Laboratories</u>	SDG: <u>Gasco PreRD_DG 2019</u>	
Client: <u>Anchor QEA, LLC</u>	Project: <u>Gasco PreRD_DG 2019 - 4a-b. DOC-CAP Testing Co</u>	
Matrix: <u>Sediment</u>	Laboratory ID: <u>A0A0648-02RE1</u>	File ID: <u>N01232028.D</u>
Sampled: <u>10/09/19 12:14</u>	Prepared: <u>01/22/20 10:24</u>	Analyzed: <u>01/24/20 00:57</u>
Solids: <u>74.46</u>	Preparation: <u>EPA 3546</u>	Initial/Final: <u>10.77 g / 5 mL</u>
Batch: <u>0010640</u>	Sequence: <u>0A23020</u>	Calibration: <u>A9I1001</u> Instrument: <u>SV-GCMS14</u>

CAS NO.	COMPOUND	DILUTION	CONC. (ug/kg dry)	Q
85-01-8	Phenanthrene	10	842	D

SYSTEM MONITORING COMPOUND	ADDED (ug/kg dry)	CONC (ug/kg dry)	% REC	QC LIMITS	Q
2-Fluorobiphenyl (Surr)	62.3	48.3	77	44 - 115	
p-Terphenyl-d14 (Surr)	62.3	51.4	82	54 - 127	

INTERNAL STANDARD	AREA	RT	REF AREA	REF RT	Q
Naphthalene-d8 (ISTD)	155292	7.766	156247	7.766	
Acenaphthene-d10 (ISTD)	110432	9.515	123099	9.521	
Phenanthrene-d10 (ISTD)	205898	11.025	229789	11.025	
Chrysene-d12 (ISTD)	200118	14.685	196133	14.691	
Perylene-d12 (ISTD)	198056	18.147	179951	18.147	
Dibenz(a,h)anthracene-d14 (ISTD)	168134	20.537	145959	20.537	

* Values outside of QC limits

ORGANIC ANALYSIS DATA SHEET

EPA 8270D PAH

PDI-023SC-A-07-08-191009

Laboratory: <u>Apex Laboratories</u>	SDG: <u>Gasco PreRD_DG 2019</u>	
Client: <u>Anchor QEA, LLC</u>	Project: <u>Gasco PreRD_DG 2019 - 4a-b. DOC-CAP Testing Co</u>	
Matrix: <u>Sediment</u>	Laboratory ID: <u>A0A0648-03RE1</u>	File ID: <u>N01242015.D</u>
Sampled: <u>10/09/19 12:14</u>	Prepared: <u>01/23/20 14:38</u>	Analyzed: <u>01/24/20 16:14</u>
Solids: <u>73.44</u>	Preparation: <u>EPA 3546</u>	Initial/Final: <u>10.39 g / 5 mL</u>
Batch: <u>0010712</u>	Sequence: <u>0A24014</u>	Calibration: <u>A9I1001</u> Instrument: <u>SV-GCMS14</u>

CAS NO.	COMPOUND	DILUTION	CONC. (ug/kg dry)	Q
83-32-9	Acenaphthene	1	57.9	
208-96-8	Acenaphthylene	1	2.95	J
120-12-7	Anthracene	1	20.7	
56-55-3	Benz(a)anthracene	1	1.64	U
50-32-8	Benzo(a)pyrene	1	1.64	U
205-99-2	Benzo(b)fluoranthene	1	1.64	U
207-08-9	Benzo(k)fluoranthene	1	1.64	U
191-24-2	Benzo(g,h,i)perylene	1	1.64	U
218-01-9	Chrysene	1	1.64	U
53-70-3	Dibenz(a,h)anthracene	1	1.64	U
206-44-0	Fluoranthene	1	34.7	
86-73-7	Fluorene	1	22.6	
193-39-5	Indeno(1,2,3-cd)pyrene	1	1.64	U
91-57-6	2-Methylnaphthalene	1	9.99	
91-20-3	Naphthalene	1	40.1	
85-01-8	Phenanthrene	1	182	
129-00-0	Pyrene	1	27.4	

SYSTEM MONITORING COMPOUND	ADDED (ug/kg dry)	CONC (ug/kg dry)	% REC	QC LIMITS	Q
2-Fluorobiphenyl (Surr)	65.5	57.1	87	44 - 115	
p-Terphenyl-d14 (Surr)	65.5	59.6	91	54 - 127	

INTERNAL STANDARD	AREA	RT	REF AREA	REF RT	Q
Naphthalene-d8 (ISTD)	157046	7.755	155045	7.755	
Acenaphthene-d10 (ISTD)	116291	9.509	101631	9.509	
Phenanthrene-d10 (ISTD)	210795	11.013	175490	11.019	
Chrysene-d12 (ISTD)	173322	14.674	119197	14.673	
Perylene-d12 (ISTD)	160183	18.13	104275	18.136	
Dibenz(a,h)anthracene-d14 (ISTD)	134335	20.52	79737	20.52	

* Values outside of QC limits

ORGANIC ANALYSIS DATA SHEET

EPA 8270D PAH

PDI-029SC-A-02-03-191009

Laboratory: <u>Apex Laboratories</u>	SDG: <u>Gasco PreRD_DG 2019</u>	
Client: <u>Anchor QEA, LLC</u>	Project: <u>Gasco PreRD_DG 2019 - 4a-b. DOC-CAP Testing Co</u>	
Matrix: <u>Sediment</u>	Laboratory ID: <u>A0A0648-04</u>	File ID: <u>N01232026.D</u>
Sampled: <u>10/09/19 14:39</u>	Prepared: <u>01/22/20 10:24</u>	Analyzed: <u>01/23/20 23:53</u>
Solids: <u>89.19</u>	Preparation: <u>EPA 3546</u>	Initial/Final: <u>10.36 g / 5 mL</u>
Batch: <u>0010640</u>	Sequence: <u>0A23020</u>	Calibration: <u>A9I1001</u>
		Instrument: <u>SV-GCMS14</u>

CAS NO.	COMPOUND	DILUTION	CONC. (ug/kg dry)	Q
83-32-9	Acenaphthene	100	5000	D
208-96-8	Acenaphthylene	100	561	D
120-12-7	Anthracene	100	2210	D
56-55-3	Benz(a)anthracene	100	1900	D
50-32-8	Benzo(a)pyrene	100	2530	D
205-99-2	Benzo(b)fluoranthene	100	2070	D
207-08-9	Benzo(k)fluoranthene	100	728	D
191-24-2	Benzo(g,h,i)perylene	100	1910	D
218-01-9	Chrysene	100	2290	D
53-70-3	Dibenz(a,h)anthracene	100	200	JD
206-44-0	Fluoranthene	100	7370	D
86-73-7	Fluorene	100	2360	D
193-39-5	Indeno(1,2,3-cd)pyrene	100	1600	D
91-57-6	2-Methylnaphthalene	100	904	D
91-20-3	Naphthalene	100	2650	D
85-01-8	Phenanthrene	100	12800	D
129-00-0	Pyrene	100	8060	D

SYSTEM MONITORING COMPOUND	ADDED (ug/kg dry)	CONC (ug/kg dry)	% REC	QC LIMITS	Q
2-Fluorobiphenyl (Surr)	54.1	48.7	90	44 - 115	D
p-Terphenyl-d14 (Surr)	54.1	47.6	88	54 - 127	D

INTERNAL STANDARD	AREA	RT	REF AREA	REF RT	Q
Naphthalene-d8 (ISTD)	166822	7.749	156247	7.766	
Acenaphthene-d10 (ISTD)	114272	9.503	123099	9.521	
Phenanthrene-d10 (ISTD)	208416	11.013	229789	11.025	
Chrysene-d12 (ISTD)	191736	14.668	196133	14.691	
Perylene-d12 (ISTD)	186879	18.124	179951	18.147	
Dibenz(a,h)anthracene-d14 (ISTD)	150074	20.514	145959	20.537	

* Values outside of QC limits

ORGANIC ANALYSIS DATA SHEET

EPA 8270D PAH

PDI-029SC-A-03-04-191009

Laboratory: <u>Apex Laboratories</u>	SDG: <u>Gasco PreRD_DG 2019</u>	
Client: <u>Anchor QEA, LLC</u>	Project: <u>Gasco PreRD_DG 2019 - 4a-b. DOC-CAP Testing Co</u>	
Matrix: <u>Sediment</u>	Laboratory ID: <u>A0A0648-05</u>	File ID: <u>N01222018.D</u>
Sampled: <u>10/09/19 14:39</u>	Prepared: <u>01/22/20 10:24</u>	Analyzed: <u>01/22/20 19:18</u>
Solids: <u>78.88</u>	Preparation: <u>EPA 3546</u>	Initial/Final: <u>10.18 g / 5 mL</u>
Batch: <u>0010640</u>	Sequence: <u>0A22027</u>	Calibration: <u>A9I1001</u>
		Instrument: <u>SV-GCMS14</u>

CAS NO.	COMPOUND	DILUTION	CONC. (ug/kg dry)	Q
83-32-9	Acenaphthene	1	40.8	
208-96-8	Acenaphthylene	1	1.62	J
120-12-7	Anthracene	1	16.3	
56-55-3	Benz(a)anthracene	1	7.64	
50-32-8	Benzo(a)pyrene	1	3.18	
205-99-2	Benzo(b)fluoranthene	1	2.82	J
207-08-9	Benzo(k)fluoranthene	1	1.56	U
191-24-2	Benzo(g,h,i)perylene	1	2.07	J
218-01-9	Chrysene	1	8.67	
53-70-3	Dibenz(a,h)anthracene	1	1.56	U
206-44-0	Fluoranthene	1	49.4	
86-73-7	Fluorene	1	24.2	
193-39-5	Indeno(1,2,3-cd)pyrene	1	1.77	J
91-57-6	2-Methylnaphthalene	1	11.4	
91-20-3	Naphthalene	1	56.5	
85-01-8	Phenanthrene	1	126	
129-00-0	Pyrene	1	56.1	

SYSTEM MONITORING COMPOUND	ADDED (ug/kg dry)	CONC (ug/kg dry)	% REC	QC LIMITS	Q
2-Fluorobiphenyl (Surr)	62.3	46.4	75	44 - 115	
p-Terphenyl-d14 (Surr)	62.3	52.8	85	54 - 127	

INTERNAL STANDARD	AREA	RT	REF AREA	REF RT	Q
Naphthalene-d8 (ISTD)	171475	7.761	174793	7.755	
Acenaphthene-d10 (ISTD)	118343	9.509	116824	9.509	
Phenanthrene-d10 (ISTD)	219101	11.019	212077	11.013	
Chrysene-d12 (ISTD)	198018	14.674	188227	14.673	
Perylene-d12 (ISTD)	181744	18.136	172066	18.136	
Dibenz(a,h)anthracene-d14 (ISTD)	146185	20.52	135964	20.52	

* Values outside of QC limits

ORGANIC ANALYSIS DATA SHEET

EPA 8270D PAH

PDI-038SC-A-11-12-191009

Laboratory: <u>Apex Laboratories</u>	SDG: <u>Gasco PreRD_DG 2019</u>	
Client: <u>Anchor QEA, LLC</u>	Project: <u>Gasco PreRD_DG 2019 - 4a-b. DOC-CAP Testing Co</u>	
Matrix: <u>Sediment</u>	Laboratory ID: <u>A0A0648-06</u>	File ID: <u>N01232029.D</u>
Sampled: <u>10/09/19 16:08</u>	Prepared: <u>01/23/20 12:43</u>	Analyzed: <u>01/24/20 01:30</u>
Solids: <u>89.37</u>	Preparation: <u>EPA 3546</u>	Initial/Final: <u>10.17 g / 5 mL</u>
Batch: <u>0010712</u>	Sequence: <u>0A23020</u>	Calibration: <u>A9I1001</u>
		Instrument: <u>SV-GCMS14</u>

CAS NO.	COMPOUND	DILUTION	CONC. (ug/kg dry)	Q
83-32-9	Acenaphthene	1	50.8	
208-96-8	Acenaphthylene	1	2.39	J
120-12-7	Anthracene	1	23.2	
56-55-3	Benz(a)anthracene	1	2.22	J
50-32-8	Benzo(a)pyrene	1	2.64	J
205-99-2	Benzo(b)fluoranthene	1	2.38	J
207-08-9	Benzo(k)fluoranthene	1	1.38	U
191-24-2	Benzo(g,h,i)perylene	1	2.16	J
218-01-9	Chrysene	1	2.83	
53-70-3	Dibenz(a,h)anthracene	1	1.38	U
206-44-0	Fluoranthene	1	71.0	
86-73-7	Fluorene	1	30.9	
193-39-5	Indeno(1,2,3-cd)pyrene	1	1.79	J
91-57-6	2-Methylnaphthalene	1	29.2	
91-20-3	Naphthalene	1	39.8	
85-01-8	Phenanthrene	1	160	
129-00-0	Pyrene	1	77.2	

SYSTEM MONITORING COMPOUND	ADDED (ug/kg dry)	CONC (ug/kg dry)	% REC	QC LIMITS	Q
2-Fluorobiphenyl (Surr)	55.0	52.2	95	44 - 115	
p-Terphenyl-d14 (Surr)	55.0	53.9	98	54 - 127	

INTERNAL STANDARD	AREA	RT	REF AREA	REF RT	Q
Naphthalene-d8 (ISTD)	155323	7.761	156247	7.766	
Acenaphthene-d10 (ISTD)	124932	9.515	123099	9.521	
Phenanthrene-d10 (ISTD)	235065	11.025	229789	11.025	
Chrysene-d12 (ISTD)	209077	14.685	196133	14.691	
Perylene-d12 (ISTD)	194424	18.147	179951	18.147	
Dibenz(a,h)anthracene-d14 (ISTD)	153343	20.531	145959	20.537	

* Values outside of QC limits

PREPARATION BATCH SUMMARY

EPA 8270D PAH

Laboratory: Apex Laboratories

SDG: Gasco PreRD_DG 2019

Client: Anchor QEA, LLC

Project: Gasco PreRD_DG 2019 - 4a-b. DOC-CAP Testing Co

Batch: 0010640

Batch Matrix: Sediment

Preparation: EPA 3546

SAMPLE NAME	LAB SAMPLE ID	LAB FILE ID	DATE PREPARED	OBSERVATIONS
Blank	0010640-BLK1	N01222007.D	01/22/20 07:40	
LCS	0010640-BS1	N01222008.D	01/22/20 07:40	
PDI-016SC-A-02-03-191009	A0A0648-01	N01232025.D	01/22/20 10:24	
PDI-023SC-A-06-07-191009	A0A0648-02	N01222016.D	01/22/20 10:24	
PDI-023SC-A-06-07-191009	A0A0648-02RE1	N01232028.D	01/22/20 10:24	
PDI-029SC-A-02-03-191009	A0A0648-04	N01232026.D	01/22/20 10:24	
PDI-029SC-A-03-04-191009	A0A0648-05	N01222018.D	01/22/20 10:24	

Note: Client samples are listed only if they are included in this report.

Duplicates and Matrix Spike/Duplicates QC Samples are only listed if sourced from a sample included in this report.

PREPARATION BATCH SUMMARY

EPA 8270D PAH

Laboratory: Apex Laboratories

SDG: Gasco PreRD_DG 2019

Client: Anchor QEA, LLC

Project: Gasco PreRD_DG 2019 - 4a-b. DOC-CAP Testing Co

Batch: 0010712

Batch Matrix: Sediment

Preparation: EPA 3546

SAMPLE NAME	LAB SAMPLE ID	LAB FILE ID	DATE PREPARED	OBSERVATIONS
Blank	0010712-BLK1	N01232013.D	01/23/20 12:43	
LCS	0010712-BS1	N01232014.D	01/23/20 12:43	
PDI-023SC-A-07-08-191009	A0A0648-03RE1	N01242015.D	01/23/20 14:38	
PDI-038SC-A-11-12-191009	A0A0648-06	N01232029.D	01/23/20 12:43	

Note: Client samples are listed only if they are included in this report.

Duplicates and Matrix Spike/Duplicates QC Samples are only listed if sourced from a sample included in this report.

METHOD BLANK DATA SHEET
EPA 8270D PAH

Laboratory: Apex Laboratories SDG: Gasco PreRD_DG 2019
 Client: Anchor QEA, LLC Project: Gasco PreRD_DG 2019 - 4a-b. DOC-CAP Testing C
 Matrix: Sediment Laboratory ID: 0010640-BLK1 File ID: N01222007.D
 Prepared: 01/22/20 07:40 Preparation: EPA 3546 Initial/Final: 11 g / 5 mL
 Analyzed: 01/22/20 13:10 Instrument: SV-GCMS14
 Batch: 0010640 Sequence: 0A22027 Calibration: A9I1001

CAS NO.	COMPOUND	CONC. (ug/kg wet)	Q
83-32-9	Acenaphthene	1.14	U
208-96-8	Acenaphthylene	1.14	U
120-12-7	Anthracene	1.14	U
56-55-3	Benz(a)anthracene	1.14	U
50-32-8	Benzo(a)pyrene	1.14	U
205-99-2	Benzo(b)fluoranthene	1.14	U
207-08-9	Benzo(k)fluoranthene	1.14	U
191-24-2	Benzo(g,h,i)perylene	1.14	U
218-01-9	Chrysene	1.14	U
53-70-3	Dibenz(a,h)anthracene	1.14	U
206-44-0	Fluoranthene	1.14	U
86-73-7	Fluorene	1.14	U
193-39-5	Indeno(1,2,3-cd)pyrene	1.14	U
91-57-6	2-Methylnaphthalene	1.14	U
91-20-3	Naphthalene	2.06	J
85-01-8	Phenanthrene	1.14	U
129-00-0	Pyrene	1.14	U

SYSTEM MONITORING COMPOUND	ADDED (ug/kg wet)	CONC (ug/kg wet)	% REC	QC LIMITS	Q
2-Fluorobiphenyl (Surr)	45.5	38.4	84	44 - 115	
p-Terphenyl-d14 (Surr)	45.5	39.3	87	54 - 127	

INTERNAL STANDARD	AREA	RT	REF AREA	REF RT	Q
Naphthalene-d8 (ISTD)	161944	7.755	174793	7.755	
Acenaphthene-d10 (ISTD)	105662	9.509	116824	9.509	
Phenanthrene-d10 (ISTD)	193069	11.019	212077	11.013	
Chrysene-d12 (ISTD)	172995	14.674	188227	14.673	
Perylene-d12 (ISTD)	162083	18.13	172066	18.136	
Dibenz(a,h)anthracene-d14 (ISTD)	135758	20.52	135964	20.52	

METHOD BLANK DATA SHEET
EPA 8270D PAH

Laboratory: Apex Laboratories SDG: Gasco PreRD_DG 2019
 Client: Anchor QEA, LLC Project: Gasco PreRD_DG 2019 - 4a-b. DOC-CAP Testing C
 Matrix: Sediment Laboratory ID: 0010712-BLK1 File ID: N01232013.D
 Prepared: 01/23/20 12:43 Preparation: EPA 3546 Initial/Final: 11 g / 5 mL
 Analyzed: 01/23/20 16:50 Instrument: SV-GCMS14
 Batch: 0010712 Sequence: 0A23020 Calibration: A9I1001

CAS NO.	COMPOUND	CONC. (ug/kg wet)	Q
83-32-9	Acenaphthene	1.14	U
208-96-8	Acenaphthylene	1.14	U
120-12-7	Anthracene	1.14	U
56-55-3	Benz(a)anthracene	1.14	U
50-32-8	Benzo(a)pyrene	1.14	U
205-99-2	Benzo(b)fluoranthene	1.14	U
207-08-9	Benzo(k)fluoranthene	1.14	U
191-24-2	Benzo(g,h,i)perylene	1.14	U
218-01-9	Chrysene	1.14	U
53-70-3	Dibenz(a,h)anthracene	1.14	U
206-44-0	Fluoranthene	1.14	U
86-73-7	Fluorene	1.14	U
193-39-5	Indeno(1,2,3-cd)pyrene	1.14	U
91-57-6	2-Methylnaphthalene	1.14	U
91-20-3	Naphthalene	1.72	J
85-01-8	Phenanthrene	1.14	U
129-00-0	Pyrene	1.14	U

SYSTEM MONITORING COMPOUND	ADDED (ug/kg wet)	CONC (ug/kg wet)	% REC	QC LIMITS	Q
2-Fluorobiphenyl (Surr)	45.5	43.9	97	44 - 115	
p-Terphenyl-d14 (Surr)	45.5	47.0	103	54 - 127	

INTERNAL STANDARD	AREA	RT	REF AREA	REF RT	Q
Naphthalene-d8 (ISTD)	155113	7.755	156247	7.766	
Acenaphthene-d10 (ISTD)	103751	9.509	123099	9.521	
Phenanthrene-d10 (ISTD)	181478	11.013	229789	11.025	
Chrysene-d12 (ISTD)	146958	14.668	196133	14.691	
Perylene-d12 (ISTD)	137115	18.13	179951	18.147	
Dibenz(a,h)anthracene-d14 (ISTD)	119315	20.514	145959	20.537	

LCS / LCS DUPLICATE RECOVERY

EPA 8270D PAH

Laboratory: Apex Laboratories

SDG: Gasco PreRD_DG 2019

Client: Anchor QEA, LLC

Project: Gasco PreRD_DG 2019 - 4a-b. DOC-CAP Testing Co

Matrix: Sediment

Batch: 0010640

Laboratory ID: 0010640-BS1

Preparation: EPA 3546

Initial/Final: 10 g / 5 mL

COMPOUND	SPIKE ADDED (ug/kg wet)	LCS CONCENTRATION (ug/kg wet)	LCS % REC. (*=Out)	QC LIMITS REC.
Acenaphthene	20.0	17.1	86	40 - 122
Acenaphthylene	20.0	16.2	81	32 - 132
Anthracene	20.0	16.8	84	47 - 123
Benz(a)anthracene	20.0	15.9	80	49 - 126
Benzo(a)pyrene	20.0	16.7	83	45 - 129
Benzo(b)fluoranthene	20.0	16.8	84	45 - 132
Benzo(k)fluoranthene	20.0	16.7	84	47 - 132
Benzo(g,h,i)perylene	20.0	16.1	80	43 - 134
Chrysene	20.0	17.2	86	50 - 124
Dibenz(a,h)anthracene	20.0	16.2	81	45 - 134
Fluoranthene	20.0	18.7	94	50 - 127
Fluorene	20.0	16.7	84	43 - 125
Indeno(1,2,3-cd)pyrene	20.0	16.0	80	45 - 133
2-Methylnaphthalene	20.0	15.4	77	38 - 122
Naphthalene	20.0	18.9	94	35 - 123
Phenanthrene	20.0	17.3	87	50 - 121
Pyrene	20.0	15.7	79	47 - 127

* = Values outside of QC limits

LCS / LCS DUPLICATE RECOVERY

EPA 8270D PAH

Laboratory: Apex Laboratories

SDG: Gasco PreRD_DG 2019

Client: Anchor QEA, LLC

Project: Gasco PreRD_DG 2019 - 4a-b. DOC-CAP Testing Co

Matrix: Sediment

Batch: 0010712

Laboratory ID: 0010712-BS1

Preparation: EPA 3546

Initial/Final: 10 g / 5 mL

COMPOUND	SPIKE ADDED (ug/kg wet)	LCS CONCENTRATION (ug/kg wet)	LCS % REC. (*=Out)	QC LIMITS REC.
Acenaphthene	20.0	18.1	91	40 - 122
Acenaphthylene	20.0	17.6	88	32 - 132
Anthracene	20.0	17.9	90	47 - 123
Benz(a)anthracene	20.0	18.7	94	49 - 126
Benzo(a)pyrene	20.0	20.8	104	45 - 129
Benzo(b)fluoranthene	20.0	20.8	104	45 - 132
Benzo(k)fluoranthene	20.0	19.2	96	47 - 132
Benzo(g,h,i)perylene	20.0	19.5	98	43 - 134
Chrysene	20.0	20.2	101	50 - 124
Dibenz(a,h)anthracene	20.0	17.4	87	45 - 134
Fluoranthene	20.0	20.7	104	50 - 127
Fluorene	20.0	17.8	89	43 - 125
Indeno(1,2,3-cd)pyrene	20.0	19.0	95	45 - 133
2-Methylnaphthalene	20.0	18.1	91	38 - 122
Naphthalene	20.0	19.1	96	35 - 123
Phenanthrene	20.0	18.6	93	50 - 121
Pyrene	20.0	19.0	95	47 - 127

* = Values outside of QC limits

ANALYSIS BATCH (SEQUENCE) SUMMARY

EPA 8270D PAH

Laboratory: Apex Laboratories

SDG: Gasco PreRD_DG 2019

Client: Anchor QEA, LLC

Project: Gasco PreRD_DG 2019 - 4a-b. DOC-CAP Testing C

Sequence: 0A22027

Instrument: SV-GCMS14

Matrix: Sediment

Calibration: A9I1001

Sample Name	Lab Sample ID	Lab File ID	Analysis Date/Time
MS Tune	0A22027-TUN2	N01222004.D	01/22/20 11:37
Calibration Check	0A22027-CCV2	N01222005.D	01/22/20 12:05
Calibration Blank	0A22027-CCB1	N01222006.D	01/22/20 12:37
Blank	0010640-BLK1	N01222007.D	01/22/20 13:10
LCS	0010640-BS1	N01222008.D	01/22/20 13:42
PDI-023SC-A-06-07-191009	A0A0648-02	N01222016.D	01/22/20 18:13
PDI-029SC-A-03-04-191009	A0A0648-05	N01222018.D	01/22/20 19:18

Note: Client samples are listed only if they are included in this report.

Duplicates and Matrix Spike/Duplicates QC Samples are only listed if sourced from a sample included in this report.

ANALYSIS BATCH (SEQUENCE) SUMMARY

EPA 8270D PAH

Laboratory: Apex Laboratories

SDG: Gasco PreRD_DG 2019

Client: Anchor QEA, LLC

Project: Gasco PreRD_DG 2019 - 4a-b. DOC-CAP Testing C

Sequence: 0A23020

Instrument: SV-GCMS14

Matrix: Sediment

Calibration: A9I1001

Sample Name	Lab Sample ID	Lab File ID	Analysis Date/Time
MS Tune	0A23020-TUN3	N01232007.D	01/23/20 13:39
Calibration Check	0A23020-CCV3	N01232008.D	01/23/20 14:07
Calibration Blank	0A23020-CCB1	N01232009.D	01/23/20 14:40
Blank	0010712-BLK1	N01232013.D	01/23/20 16:50
LCS	0010712-BS1	N01232014.D	01/23/20 17:22
PDI-016SC-A-02-03-191009	A0A0648-01	N01232025.D	01/23/20 23:20
PDI-029SC-A-02-03-191009	A0A0648-04	N01232026.D	01/23/20 23:53
PDI-023SC-A-06-07-191009	A0A0648-02RE1	N01232028.D	01/24/20 00:57
PDI-038SC-A-11-12-191009	A0A0648-06	N01232029.D	01/24/20 01:30

Note: Client samples are listed only if they are included in this report.

Duplicates and Matrix Spike/Duplicates QC Samples are only listed if sourced from a sample included in this report.

ANALYSIS BATCH (SEQUENCE) SUMMARY

EPA 8270D PAH

Laboratory: Apex Laboratories

SDG: Gasco PreRD_DG 2019

Client: Anchor QEA, LLC

Project: Gasco PreRD_DG 2019 - 4a-b. DOC-CAP Testing Co

Sequence: 0A24014

Instrument: SV-GCMS14

Matrix: Sediment

Calibration: A9I1001

Sample Name	Lab Sample ID	Lab File ID	Analysis Date/Time
MS Tune	0A24014-TUN1	N01242001.D	01/24/20 08:42
Calibration Check	0A24014-CCV1	N01242002.D	01/24/20 09:10
Calibration Blank	0A24014-CCB1	N01242003.D	01/24/20 09:43
PDI-023SC-A-07-08-191009	A0A0648-03RE1	N01242015.D	01/24/20 16:14

Note: Client samples are listed only if they are included in this report.

Duplicates and Matrix Spike/Duplicates QC Samples are only listed if sourced from a sample included in this report.

ANALYSIS BATCH (SEQUENCE) SUMMARY

EPA 8270D PAH

Laboratory: Apex Laboratories

SDG: Gasco PreRD_DG 2019

Client: Anchor QEA, LLC

Project: Gasco PreRD_DG 2019 - 4a-b. DOC-CAP Testing C

Sequence: 9I06028

Instrument: SV-GCMS14

Matrix: Sediment

Calibration: A9I1001

Sample Name	Lab Sample ID	Lab File ID	Analysis Date/Time
MS Tune	9I06028-TUN1	N09061911.D	09/06/19 15:51
Initial Cal Blank	9I06028-ICB1	N09061912.D	09/06/19 16:18
Cal Standard	9I06028-CAL1	N09061913.D	09/06/19 16:51
Cal Standard	9I06028-CAL2	N09061914.D	09/06/19 17:23
Cal Standard	9I06028-CAL3	N09061915.D	09/06/19 17:55
Cal Standard	9I06028-CAL4	N09061916.D	09/06/19 18:27
Cal Standard	9I06028-CAL5	N09061917.D	09/06/19 19:00
Cal Standard	9I06028-CAL6	N09061918.D	09/06/19 19:32
Cal Standard	9I06028-CAL7	N09061919.D	09/06/19 20:04
Cal Standard	9I06028-CAL8	N09061920.D	09/06/19 20:37
Cal Standard	9I06028-CAL9	N09061921.D	09/06/19 21:09
Cal Standard	9I06028-CALA	N09061922.D	09/06/19 21:41
Initial Cal Check	9I06028-ICV1	N09061924.D	09/06/19 22:45

Note: Client samples are listed only if they are included in this report.

Duplicates and Matrix Spike/Duplicates QC Samples are only listed if sourced from a sample included in this report.

MASS SPECTROMETER INSTRUMENT PERFORMANCE CHECK

EPA 8270D PAH

Laboratory: Apex Laboratories

SDG: Gasco PreRD_DG 2019

Client: Anchor QEA, LLC

Project: Gasco PreRD_DG 2019 - 4a-b. DOC-CAP Testing C

Lab File ID: N01222004.D

Injection Date: 01/22/20

Instrument ID: SV-GCMS14

Injection Time: 11:37

Sequence: 0A22027

Lab Sample ID: 0A22027-TUN2

m/z	ION ABUNDANCE CRITERIA	% RELATIVE ABUNDANCE	
m/z 68	Less than 2% of m/z 69	1.69	PASS
m/z 69	Base peak, 100% relative abundance	100.00	PASS
m/z 70	Less than 2% of m/z 69	0.53	PASS
m/z 197	Less than 2% of m/z 198	0.00	PASS
m/z 198	Base peak, 100% relative abundance	100.00	PASS
m/z 199	5 - 9% of m/z 198	6.87	PASS
m/z 365	1 - 100% of m/z 198	3.80	PASS
m/z 441	Less than 150% of m/z 443	76.82	PASS
m/z 442	0.1 - 200% of m/z 198	125.09	PASS
m/z 443	15 - 24% of m/z 442	19.50	PASS

MASS SPECTROMETER INSTRUMENT PERFORMANCE CHECK

EPA 8270D PAH

Laboratory: Apex Laboratories

SDG: Gasco PreRD_DG 2019

Client: Anchor QEA, LLC

Project: Gasco PreRD_DG 2019 - 4a-b. DOC-CAP Testing C

Lab File ID: N01232007.D

Injection Date: 01/23/20

Instrument ID: SV-GCMS14

Injection Time: 13:39

Sequence: 0A23020

Lab Sample ID: 0A23020-TUN3

m/z	ION ABUNDANCE CRITERIA	% RELATIVE ABUNDANCE	
m/z 68	Less than 2% of m/z 69	1.66	PASS
m/z 69	Base peak, 100% relative abundance	100.00	PASS
m/z 70	Less than 2% of m/z 69	0.49	PASS
m/z 197	Less than 2% of m/z 198	0.53	PASS
m/z 198	Base peak, 100% relative abundance	100.00	PASS
m/z 199	5 - 9% of m/z 198	6.76	PASS
m/z 365	1 - 100% of m/z 198	4.17	PASS
m/z 441	Less than 150% of m/z 443	77.14	PASS
m/z 442	0.1 - 200% of m/z 198	140.41	PASS
m/z 443	15 - 24% of m/z 442	19.18	PASS

MASS SPECTROMETER INSTRUMENT PERFORMANCE CHECK

EPA 8270D PAH

Laboratory: Apex Laboratories

SDG: Gasco PreRD_DG 2019

Client: Anchor QEA, LLC

Project: Gasco PreRD_DG 2019 - 4a-b. DOC-CAP Testing C

Lab File ID: N01242001.D

Injection Date: 01/24/20

Instrument ID: SV-GCMS14

Injection Time: 08:42

Sequence: 0A24014

Lab Sample ID: 0A24014-TUN1

m/z	ION ABUNDANCE CRITERIA	% RELATIVE ABUNDANCE	
m/z 68	Less than 2% of m/z 69	1.72	PASS
m/z 69	Base peak, 100% relative abundance	100.00	PASS
m/z 70	Less than 2% of m/z 69	0.54	PASS
m/z 197	Less than 2% of m/z 198	0.00	PASS
m/z 198	Base peak, 100% relative abundance	100.00	PASS
m/z 199	5 - 9% of m/z 198	6.81	PASS
m/z 365	1 - 100% of m/z 198	3.77	PASS
m/z 441	Less than 150% of m/z 443	76.56	PASS
m/z 442	0.1 - 200% of m/z 198	122.63	PASS
m/z 443	15 - 24% of m/z 442	19.52	PASS

MASS SPECTROMETER INSTRUMENT PERFORMANCE CHECK

EPA 8270D PAH

Laboratory: Apex Laboratories

SDG: Gasco PreRD_DG 2019

Client: Anchor QEA, LLC

Project: Gasco PreRD_DG 2019 - 4a-b. DOC-CAP Testing C

Lab File ID: N09061911.D

Injection Date: 09/06/19

Instrument ID: SV-GCMS14

Injection Time: 15:51

Sequence: 9I06028

Lab Sample ID: 9I06028-TUN1

m/z	ION ABUNDANCE CRITERIA	% RELATIVE ABUNDANCE	
m/z 68	Less than 2% of m/z 69	1.53	PASS
m/z 69	Base peak, 100% relative abundance	100.00	PASS
m/z 70	Less than 2% of m/z 69	0.47	PASS
m/z 197	Less than 2% of m/z 198	0.48	PASS
m/z 198	Base peak, 100% relative abundance	100.00	PASS
m/z 199	5 - 9% of m/z 198	6.86	PASS
m/z 365	1 - 100% of m/z 198	3.62	PASS
m/z 441	Less than 150% of m/z 443	78.02	PASS
m/z 442	0.1 - 200% of m/z 198	93.14	PASS
m/z 443	15 - 24% of m/z 442	19.59	PASS

INITIAL CALIBRATION DATA (Summary)

EPA 8270D PAH

Laboratory: Apex Laboratories

SDG: Gasco PreRD DG 2019

Client: Anchor QEA, LLC

Project: Gasco PreRD_DG 2019 - 4a-b. DOC-CAP Testing

Calibration: A9I1001

Date: 09/10/19 10:37

Instrument: SV-GCMS14

Compound	Mean RF	FIT	RF RSD	Mean RT	RT RSD	Linear r	Quad COD	LIMIT	Q
Acenaphthene	1.421956	Ave	2.101464	9.6727	1.195025E-02			20	
Acenaphthylene	2.170985	Ave	2.552096	9.498	1.184114E-02			20	
Anthracene	1.088444	Ave	2.157422	11.223	6.057048E-03			20	
Benz(a)anthracene	1.161023	Ave	7.869327	14.886	2.183092E-02			20	
Benzo(a)pyrene	0.9876419	Ave	9.000056	18.2396	6.304434E-02			20	
Benzo(b)fluoranthene	1.153887	Ave	5.67895	17.4697	5.010002E-02			20	
Benzo(k)fluoranthene	1.136093	Ave	6.126	17.5355	5.121218E-02			20	
Benzo(g,h,i)perylene	1.308305	Ave	5.850826	21.3008	4.687611E-02			20	
Chrysene	1.098706	Ave	1.523471	14.9673	0.0413593			20	
Dibenz(a,h)anthracene	1.158853	Ave	3.005339	20.8333	3.856247E-02			20	
Fluoranthene	1.178979	Ave	4.301023	12.435	3.109609E-02			20	
Fluorene	1.455085	Ave	3.852542	10.1928	3.089686E-02			20	
Indeno(1,2,3-cd)pyrene	1.233305	Ave	3.076119	20.7652	4.855178E-02			20	
2-Methylnaphthalene	0.9346173	Ave	5.160882	8.5884	7.334806E-03			20	
Naphthalene	1.102926	Ave	2.419226	7.9059	1.784269E-02			20	
Phenanthrene	1.170171	Ave	3.845982	11.1707	1.240085E-02			20	
Pyrene	1.562337	Ave	6.478501	12.7234	2.554012E-02			20	
2-Fluorobiphenyl (Surr)	1.491847	Ave	2.25656	8.9523	3.166423E-02			20	
p-Terphenyl-d14 (Surr)	1.051726	Ave	4.2222	12.9315	1.002441E-02			20	

Note: ** Quad COD may be incorrect if weighting (1/a) or (1/a²) used. Weighting not shown here. Please see instrument calibration printouts for validation.

INITIAL CALIBRATION DATA

EPA 8270D PAH

Laboratory: Apex Laboratories

SDG: Gasco PreRD DG 2019

Client: Anchor QEA, LLC

Project: Gasco PreRD DG 2019 - 4a-b. DOC-CAP Te

Calibration: A9I1001

Instrument: SV-GCMS14

Calibration Date: 09/10/19 10:37

Compound	Level 01		Level 02		Level 03		Level 04		Level 05		Level 06	
	ng/mL	RF	ng/mL	RF	ng/mL	RF	ng/mL	RF	ng/mL	RF	ng/mL	RF
Acenaphthene	1	1.438843	2.5	1.487282	5	1.404065	10	1.417353	25	1.419193	50	1.394003
Acenaphthylene	1	2.050122	2.5	2.174081	5	2.138587	10	2.170914	25	2.195113	50	2.171664
Anthracene	1	1.097223	2.5	1.089279	5	1.048542	10	1.062312	25	1.06872	50	1.076085
Benz(a)anthracene	1	1.393885	2.5	1.220902	5	1.088043	10	1.09326	25	1.113653	50	1.097579
Benzo(a)pyrene	1	0.9831077	2.5	0.860229	5	0.8587498	10	0.9020412	25	0.976879	50	1.004382
Benzo(b)fluoranthene	1	1.117055	2.5	1.085157	5	1.064599	10	1.091936	25	1.128411	50	1.163732
Benzo(k)fluoranthene	1	1.067445	2.5	1.081921	5	1.086293	10	1.035921	25	1.12827	50	1.118386
Benzo(b+k)fluoranthene(s)	2	1.112094	5	1.118006	10	1.116503	20	1.114938	50	1.172148	100	1.178575
Benzo(g,h,i)perylene	1	1.244973	2.5	1.184733	5	1.240673	10	1.251188	25	1.288531	50	1.327508
Chrysene	1	1.134167	2.5	1.107207	5	1.086845	10	1.086606	25	1.097682	50	1.081788
Dibenz(a,h)anthracene	1	1.172765	2.5	1.143563	5	1.121188	10	1.116162	25	1.120297	50	1.14373
Fluoranthene	1	1.194051	2.5	1.126776	5	1.104079	10	1.123912	25	1.161779	50	1.170777
Fluorene	1	1.368696	2.5	1.404786	5	1.408744	10	1.421664	25	1.460973	50	1.446685
Indeno(1,2,3-cd)pyrene	1	1.207624	2.5	1.279667	5	1.185249	10	1.191109	25	1.192038	50	1.22331
1-Methylnaphthalene	1	0.8213813	2.5	0.8752222	5	0.8374479	10	0.9164978	25	0.9229373	50	0.9636201
2-Methylnaphthalene	1	0.8933817	2.5	0.9068991	5	0.8805457	10	0.8856102	25	0.8950085	50	0.9411598
Naphthalene	1	1.158343	2.5	1.134973	5	1.097604	10	1.122705	25	1.090082	50	1.082918
Phenanthrene	1	1.287154	2.5	1.193603	5	1.137078	10	1.164716	25	1.154027	50	1.151784
Pyrene	1	1.63414	2.5	1.742266	5	1.585271	10	1.635519	25	1.580246	50	1.570799
Carbazole	1	0.8723786	2.5	0.8303246	5	0.809563	10	0.8178062	25	0.8662439	50	0.8707417
Dibenzofuran	1	1.760349	2.5	1.772666	5	1.736411	10	1.780314	25	1.790475	50	1.776721
2-Fluorobiphenyl (Surr)	1	1.423811	2.5	1.562065	5	1.481173	10	1.49926	25	1.499776	50	1.48226
p-Terphenyl-d14 (Surr)	1	1.150274	2.5	1.092469	5	1.036656	10	1.057709	25	1.06012	50	1.045507

INITIAL CALIBRATION DATA (Continued)

EPA 8270D PAH

Laboratory: Apex Laboratories

SDG: Gasco PreRD_DG 2019

Client: Anchor QEA, LLC

Project: Gasco PreRD_DG 2019 - 4a-b. DOC-CAP Te

Calibration: A9I1001

Instrument: SV-GCMS14

Matrix:

Calibration Date: 09/10/19 10:37

Compound	Level 07		Level 08		Level 09		Level 10		Level 11		Level 12	
	ng/mL	RF	ng/mL	RF	ng/mL	RF	ng/mL	RF	ng/mL	RF	ng/mL	RF
Acenaphthene	100	1.443403	200	1.431066	300	1.387896	400	1.396451				
Acenaphthylene	100	2.247844	200	2.243032	300	2.16069	400	2.157799				
Anthracene	100	1.109829	200	1.115327	300	1.102277	400	1.114841				
Benz(a)anthracene	100	1.142091	200	1.148716	300	1.139155	400	1.17295				
Benzo(a)pyrene	100	1.043258	200	1.084563	300	1.067927	400	1.095282				
Benzo(b)fluoranthene	100	1.194311	200	1.23063	300	1.216813	400	1.246224				
Benzo(k)fluoranthene	100	1.195543	200	1.221498	300	1.197767	400	1.227883				
Benzo(b+k)fluoranthene(s)	200	1.228745	400	1.259094	600	1.236491	800	1.266041				
Benzo(g,h,i)perylene	100	1.387838	200	1.395223	300	1.36793	400	1.394456				
Chrysene	100	1.095048	200	1.103107	300	1.080265	400	1.114348				
Dibenz(a,h)anthracene	100	1.178156	200	1.193501	300	1.181668	400	1.217496				
Fluoranthene	100	1.201514	200	1.227472	300	1.217957	400	1.261473				
Fluorene	100	1.525529	200	1.545124	300	1.492702	400	1.475951				
Indeno(1,2,3-cd)pyrene	100	1.260309	200	1.262162	300	1.248776	400	1.282806				
1-Methylnaphthalene	100	0.9858109	200	1.024788	300	1.01574	400	0.9810225				
2-Methylnaphthalene	100	0.9654102	200	1.001432	300	1.001474	400	0.9752517				
Naphthalene	100	1.082489	200	1.091885	300	1.077863	400	1.090395				
Phenanthrene	100	1.157739	200	1.178493	300	1.133633	400	1.143483				
Pyrene	100	1.559688	200	1.478103	300	1.415905	400	1.421434				
Carbazole	100	0.9049028	200	0.9454096	300	0.9401746	400	0.949796				
Dibenzofuran	100	1.831193	200	1.826652	300	1.770993	400	1.764878				
2-Fluorobiphenyl (Surr)	100	1.499049	200	1.496115	300	1.47728	400	1.49768				
p-Terphenyl-d14 (Surr)	100	1.048827	200	1.020622	300	0.9928344	400	1.012238				

SECOND-SOURCE CALIBRATION VERIFICATION

EPA 8270D PAH

Laboratory: <u>Apex Laboratories</u>	SDG: <u>Gasco PreRD DG 2019</u>
Client: <u>Anchor QEA, LLC</u>	Project: <u>Gasco PreRD_DG 2019 - 4a-b. DOC-CAP</u>
Instrument ID: <u>SV-GCMS14</u>	Calibration: <u>A9I1001</u>
Lab File ID: <u>N09061924.D</u>	
Sequence: <u>9I06028</u>	Inject Date: <u>09/06/19</u>
Lab Sample ID: <u>9I06028-ICV1</u>	Inject Time: <u>22:45</u>

ANALYTE	EXPECTED (ng/mL)	FOUND (ng/mL)	% DRIFT	QC LIMIT
Acenaphthene	50.0	50.3	0.7	70 - 130
Acenaphthylene	50.0	51.9	3.9	70 - 130
Anthracene	50.0	51.8	3.6	70 - 130
Benz(a)anthracene	50.0	48.5	-3.0	70 - 130
Benzo(a)pyrene	50.0	51.2	2.4	70 - 130
Benzo(b)fluoranthene	50.0	50.6	1.2	70 - 130
Benzo(k)fluoranthene	50.0	50.0	-0.06	70 - 130
Benzo(g,h,i)perylene	50.0	53.6	7.2	70 - 130
Chrysene	50.0	52.4	4.8	70 - 130
Dibenz(a,h)anthracene	50.0	49.3	-1.3	70 - 130
Fluoranthene	50.0	50.6	1.1	70 - 130
Fluorene	50.0	50.9	1.7	70 - 130
Indeno(1,2,3-cd)pyrene	50.0	50.0	-0.05	70 - 130
2-Methylnaphthalene	50.0	46.8	-6.3	70 - 130
Naphthalene	50.0	49.9	-0.1	70 - 130
Phenanthrene	50.0	50.4	0.8	70 - 130
Pyrene	50.0	50.6	1.2	70 - 130
2-Fluorobiphenyl (Surr)	50.0	49.7	-0.7	70 - 130
p-Terphenyl-d14 (Surr)	50.0	48.7	-2.6	70 - 130

CONTINUING CALIBRATION CHECK

EPA 8270D PAH

Laboratory: Apex Laboratories

SDG: Gasco PreRD DG 2019

Client: Anchor QEA, LLC

Project: Gasco PreRD DG 2019 - 4a-b. DOC-CAP Testing C

Instrument ID: SV-GCMS14

Calibration: A911001

Lab File ID: N01222005.D

Calibration Date: 09/10/19 10:37

Sequence: 0A22027

Injection Date: 01/22/20

Lab Sample ID: 0A22027-CCV2

Injection Time: 12:05

COMPOUND	Curve Fit	Calculated Concentration (ng/mL) [L/Q Fits]			Response Factors [Ave RF]			Limit
		STD	CCV	% DIFF	ICAL	CCV	% Drift	
Acenaphthene	Ave	50.0	48.7		1.421956	1.383688	-2.7	20
Acenaphthylene	Ave	50.0	46.0		2.170985	1.998767	-7.9	20
Anthracene	Ave	50.0	48.1		1.088444	1.046978	-3.8	20
Benz(a)anthracene	Ave	50.0	44.8		1.161023	1.041147	-10.3	20
Benzo(a)pyrene	Ave	50.0	47.7		0.9876419	0.9422547	-4.6	20
Benzo(b)fluoranthene	Ave	50.0	46.4		1.153887	1.070694	-7.2	20
Benzo(k)fluoranthene	Ave	50.0	47.7		1.136093	1.084293	-4.6	20
Benzo(g,h,i)perylene	Ave	50.0	45.6		1.308305	1.192051	-8.9	20
Chrysene	Ave	50.0	46.5		1.098706	1.02217	-7.0	20
Dibenz(a,h)anthracene	Ave	50.0	47.6		1.158853	1.102306	-4.9	20
Fluoranthene	Ave	50.0	52.8		1.178979	1.244086	5.5	20
Fluorene	Ave	50.0	47.7		1.455085	1.388105	-4.6	20
Indeno(1,2,3-cd)pyrene	Ave	50.0	45.9		1.233305	1.131991	-8.2	20
2-Methylnaphthalene	Ave	50.0	43.3		0.9346173	0.8090026	-13.4	20
Naphthalene	Ave	50.0	49.4		1.102926	1.088613	-1.3	20
Phenanthrene	Ave	50.0	48.8		1.170171	1.142047	-2.4	20
Pyrene	Ave	50.0	47.0		1.562337	1.468982	-6.0	20

** Quadratic Curve fit may be weighted (1/a or 1/a²).

* = Values outside of QC limits

CONTINUING CALIBRATION CHECK

EPA 8270D PAH

Laboratory: Apex Laboratories

SDG: Gasco PreRD DG 2019

Client: Anchor QEA, LLC

Project: Gasco PreRD DG 2019 - 4a-b. DOC-CAP Testing C

Instrument ID: SV-GCMS14

Calibration: A911001

Lab File ID: N01232008.D

Calibration Date: 09/10/19 10:37

Sequence: 0A23020

Injection Date: 01/23/20

Lab Sample ID: 0A23020-CCV3

Injection Time: 14:07

COMPOUND	Curve Fit	Calculated Concentration (ng/mL) [L/Q Fits]			Response Factors [Ave RF]			Limit
		STD	CCV	% DIFF	ICAL	CCV	% Drift	
Acenaphthene	Ave	50.0	48.3		1.421956	1.37374	-3.4	20
Acenaphthylene	Ave	50.0	46.6		2.170985	2.023526	-6.8	20
Anthracene	Ave	50.0	46.7		1.088444	1.016593	-6.6	20
Benz(a)anthracene	Ave	50.0	44.1		1.161023	1.024366	-11.8	20
Benzo(a)pyrene	Ave	50.0	46.8		0.9876419	0.9250074	-6.3	20
Benzo(b)fluoranthene	Ave	50.0	46.1		1.153887	1.063	-7.9	20
Benzo(k)fluoranthene	Ave	50.0	46.3		1.136093	1.051331	-7.5	20
Benzo(g,h,i)perylene	Ave	50.0	43.8		1.308305	1.144842	-12.5	20
Chrysene	Ave	50.0	46.2		1.098706	1.014312	-7.7	20
Dibenz(a,h)anthracene	Ave	50.0	46.7		1.158853	1.082989	-6.5	20
Fluoranthene	Ave	50.0	50.1		1.178979	1.182311	0.3	20
Fluorene	Ave	50.0	48.9		1.455085	1.423261	-2.2	20
Indeno(1,2,3-cd)pyrene	Ave	50.0	44.1		1.233305	1.086648	-11.9	20
2-Methylnaphthalene	Ave	50.0	48.6		0.9346173	0.9093679	-2.7	20
Naphthalene	Ave	50.0	49.0		1.102926	1.081083	-2.0	20
Phenanthrene	Ave	50.0	47.3		1.170171	1.107973	-5.3	20
Pyrene	Ave	50.0	46.5		1.562337	1.453034	-7.0	20

** Quadratic Curve fit may be weighted (1/a or 1/a2).

* = Values outside of QC limits

CONTINUING CALIBRATION CHECK

EPA 8270D PAH

Laboratory: Apex Laboratories

SDG: Gasco PreRD DG 2019

Client: Anchor QEA, LLC

Project: Gasco PreRD DG 2019 - 4a-b. DOC-CAP Testing C

Instrument ID: SV-GCMS14

Calibration: A911001

Lab File ID: N01242002.D

Calibration Date: 09/10/19 10:37

Sequence: 0A24014

Injection Date: 01/24/20

Lab Sample ID: 0A24014-CCV1

Injection Time: 09:10

COMPOUND	Curve Fit	Calculated Concentration (ng/mL) [L/Q Fits]			Response Factors [Ave RF]			Limit
		STD	CCV	% DIFF	ICAL	CCV	% Drift	
Acenaphthene	Ave	50.0	46.8		1.421956	1.330047	-6.5	20
Acenaphthylene	Ave	50.0	49.3		2.170985	2.138737	-1.5	20
Anthracene	Ave	50.0	43.6		1.088444	0.9485783	-12.9	20
Benz(a)anthracene	Ave	50.0	43.6		1.161023	1.013314	-12.7	20
Benzo(a)pyrene	Ave	50.0	47.9		0.9876419	0.9455574	-4.3	20
Benzo(b)fluoranthene	Ave	50.0	48.8		1.153887	1.125351	-2.5	20
Benzo(k)fluoranthene	Ave	50.0	46.9		1.136093	1.066181	-6.2	20
Benzo(g,h,i)perylene	Ave	50.0	46.7		1.308305	1.222996	-6.5	20
Chrysene	Ave	50.0	46.2		1.098706	1.014136	-7.7	20
Dibenz(a,h)anthracene	Ave	50.0	48.6		1.158853	1.12545	-2.9	20
Fluoranthene	Ave	50.0	46.8		1.178979	1.104336	-6.3	20
Fluorene	Ave	50.0	43.1		1.455085	1.25566	-13.7	20
Indeno(1,2,3-cd)pyrene	Ave	50.0	47.0		1.233305	1.158759	-6.0	20
2-Methylnaphthalene	Ave	50.0	42.8		0.9346173	0.7999742	-14.4	20
Naphthalene	Ave	50.0	49.2		1.102926	1.085749	-1.6	20
Phenanthrene	Ave	50.0	47.4		1.170171	1.110456	-5.1	20
Pyrene	Ave	50.0	53.4		1.562337	1.669119	6.8	20

** Quadratic Curve fit may be weighted (1/a or 1/a²).

* = Values outside of QC limits

SURROGATE STANDARD RECOVERY AND RT SUMMARY

EPA 8270D PAH

Laboratory: <u>Apex Laboratories</u>	SDG: <u>Gasco PreRD DG 2019</u>
Client: <u>Anchor QEA, LLC</u>	Project: <u>Gasco PreRD DG 2019 - 4a-b. DOC-CAP Testing Co</u>
Sequence: <u>0A22027</u>	Instrument: <u>SV-GCMS14</u>
Matrix: <u>Sediment</u>	Calibration: <u>A9I1001</u>

Surrogate Compound	Spike Level ng/mL	% Recovery	Recovery Limits	RT	Calibration Mean RT	RT Diff	RT Diff Limit	Q
Calibration Check (0A22027-CCV2)			Lab File ID: N01222005.D		Analyzed: 01/22/20 12:05			
2-Fluorobiphenyl (Surr)	50.0	99	80 - 120	8.822	8.9523	-0.1303	+/-1.0	
p-Terphenyl-d14 (Surr)	50.0	93	80 - 120	12.762	12.9315	-0.1695	+/-1.0	
Calibration Blank (0A22027-CCB1)			Lab File ID: N01222006.D		Analyzed: 01/22/20 12:37			
2-Fluorobiphenyl (Surr)			44 - 115	0	8.9523	-8.9523	+/-1.0	
p-Terphenyl-d14 (Surr)			54 - 127	12.762	12.9315	-0.1695	+/-1.0	
Blank (0010640-BLK1)			Lab File ID: N01222007.D		Analyzed: 01/22/20 13:10			
2-Fluorobiphenyl (Surr)	45.5	84	44 - 115	8.822	8.9523	-0.1303	+/-1.0	
p-Terphenyl-d14 (Surr)	45.5	87	54 - 127	12.762	12.9315	-0.1695	+/-1.0	
LCS (0010640-BS1)			Lab File ID: N01222008.D		Analyzed: 01/22/20 13:42			
2-Fluorobiphenyl (Surr)	50.0	84	44 - 115	8.822	8.9523	-0.1303	+/-1.0	
p-Terphenyl-d14 (Surr)	50.0	80	54 - 127	12.762	12.9315	-0.1695	+/-1.0	
PDI-023SC-A-06-07-191009 (A0A0648-02)			Lab File ID: N01222016.D		Analyzed: 01/22/20 18:13			
2-Fluorobiphenyl (Surr)	62.3	74	44 - 115	8.827	8.9523	-0.1253	+/-1.0	
p-Terphenyl-d14 (Surr)	62.3	81	54 - 127	12.762	12.9315	-0.1695	+/-1.0	
PDI-029SC-A-03-04-191009 (A0A0648-05)			Lab File ID: N01222018.D		Analyzed: 01/22/20 19:18			
2-Fluorobiphenyl (Surr)	62.3	75	44 - 115	8.827	8.9523	-0.1253	+/-1.0	
p-Terphenyl-d14 (Surr)	62.3	85	54 - 127	12.762	12.9315	-0.1695	+/-1.0	

SURROGATE STANDARD RECOVERY AND RT SUMMARY

EPA 8270D PAH

Laboratory: <u>Apex Laboratories</u>	SDG: <u>Gasco PreRD DG 2019</u>
Client: <u>Anchor QEA, LLC</u>	Project: <u>Gasco PreRD DG 2019 - 4a-b. DOC-CAP Testing C</u>
Sequence: <u>0A23020</u>	Instrument: <u>SV-GCMS14</u>
Matrix: <u>Sediment</u>	Calibration: <u>A9I1001</u>

Surrogate Compound	Spike Level ng/mL	% Recovery	Recovery Limits	RT	Calibration Mean RT	RT Diff	RT Diff Limit	Q
Calibration Check (0A23020-CCV3)			Lab File ID: N01232008.D		Analyzed: 01/23/20 14:07			
2-Fluorobiphenyl (Surr)	50.0	99	80 - 120	8.833	8.9523	-0.1193	+/-1.0	
p-Terphenyl-d14 (Surr)	50.0	92	80 - 120	12.773	12.9315	-0.1585	+/-1.0	
Calibration Blank (0A23020-CCB1)			Lab File ID: N01232009.D		Analyzed: 01/23/20 14:40			
2-Fluorobiphenyl (Surr)			44 - 115	0	8.9523	-8.9523	+/-1.0	
p-Terphenyl-d14 (Surr)			54 - 127	12.768	12.9315	-0.1635	+/-1.0	
Blank (0010712-BLK1)			Lab File ID: N01232013.D		Analyzed: 01/23/20 16:50			
2-Fluorobiphenyl (Surr)	45.5	97	44 - 115	8.822	8.9523	-0.1303	+/-1.0	
p-Terphenyl-d14 (Surr)	45.5	103	54 - 127	12.762	12.9315	-0.1695	+/-1.0	
LCS (0010712-BS1)			Lab File ID: N01232014.D		Analyzed: 01/23/20 17:22			
2-Fluorobiphenyl (Surr)	50.0	101	44 - 115	8.821	8.9523	-0.1313	+/-1.0	
p-Terphenyl-d14 (Surr)	50.0	100	54 - 127	12.762	12.9315	-0.1695	+/-1.0	
PDI-016SC-A-02-03-191009 (A0A0648-01)			Lab File ID: N01232025.D		Analyzed: 01/23/20 23:20			
2-Fluorobiphenyl (Surr)	66.0	70	44 - 115	8.822	8.9523	-0.1303	+/-1.0	
p-Terphenyl-d14 (Surr)	66.0	84	54 - 127	12.756	12.9315	-0.1755	+/-1.0	
PDI-029SC-A-02-03-191009 (A0A0648-04)			Lab File ID: N01232026.D		Analyzed: 01/23/20 23:53			
2-Fluorobiphenyl (Surr)	54.1	90	44 - 115	8.821	8.9523	-0.1313	+/-1.0	
p-Terphenyl-d14 (Surr)	54.1	88	54 - 127	12.756	12.9315	-0.1755	+/-1.0	
PDI-023SC-A-06-07-191009 (A0A0648-02RE1)			Lab File ID: N01232028.D		Analyzed: 01/24/20 00:57			
2-Fluorobiphenyl (Surr)	62.3	77	44 - 115	8.833	8.9523	-0.1193	+/-1.0	
p-Terphenyl-d14 (Surr)	62.3	82	54 - 127	12.767	12.9315	-0.1645	+/-1.0	
PDI-038SC-A-11-12-191009 (A0A0648-06)			Lab File ID: N01232029.D		Analyzed: 01/24/20 01:30			
2-Fluorobiphenyl (Surr)	55.0	95	44 - 115	8.827	8.9523	-0.1253	+/-1.0	
p-Terphenyl-d14 (Surr)	55.0	98	54 - 127	12.768	12.9315	-0.1635	+/-1.0	

SURROGATE STANDARD RECOVERY AND RT SUMMARY

EPA 8270D PAH

Laboratory: <u>Apex Laboratories</u>	SDG: <u>Gasco PreRD DG 2019</u>
Client: <u>Anchor QEA, LLC</u>	Project: <u>Gasco PreRD DG 2019 - 4a-b. DOC-CAP Testing Co</u>
Sequence: <u>0A24014</u>	Instrument: <u>SV-GCMS14</u>
Matrix: <u>Sediment</u>	Calibration: <u>A9I1001</u>

Surrogate Compound	Spike Level ng/mL	% Recovery	Recovery Limits	RT	Calibration Mean RT	RT Diff	RT Diff Limit	Q
Calibration Check (0A24014-CCV1)			Lab File ID: N01242002.D		Analyzed: 01/24/20 09:10			
2-Fluorobiphenyl (Surr)	50.0	102	80 - 120	8.822	8.9523	-0.1303	+/-1.0	
p-Terphenyl-d14 (Surr)	50.0	95	80 - 120	12.762	12.9315	-0.1695	+/-1.0	
Calibration Blank (0A24014-CCB1)			Lab File ID: N01242003.D		Analyzed: 01/24/20 09:43			
2-Fluorobiphenyl (Surr)			44 - 115	0	8.9523	-8.9523	+/-1.0	
p-Terphenyl-d14 (Surr)			54 - 127	0	12.9315	-12.9315	+/-1.0	
PDI-023SC-A-07-08-191009 (A0A0648-03RE1)			Lab File ID: N01242015.D		Analyzed: 01/24/20 16:14			
2-Fluorobiphenyl (Surr)	65.5	87	44 - 115	8.822	8.9523	-0.1303	+/-1.0	
p-Terphenyl-d14 (Surr)	65.5	91	54 - 127	12.762	12.9315	-0.1695	+/-1.0	

SURROGATE STANDARD RECOVERY AND RT SUMMARY

EPA 8270D PAH

Laboratory:	<u>Apex Laboratories</u>	SDG:	<u>Gasco PreRD DG 2019</u>
Client:	<u>Anchor QEA, LLC</u>	Project:	<u>Gasco PreRD DG 2019 - 4a-b. DOC-CAP Testing Co</u>
Sequence:	<u>9I06028</u>	Instrument:	<u>SV-GCMS14</u>
Matrix:	<u>Sediment</u>	Calibration:	<u>A9I1001</u>

Surrogate Compound	Spike Level ng/mL	% Recovery	Recovery Limits	RT	Calibration Mean RT	RT Diff	RT Diff Limit	Q
Initial Cal Check (9I06028-ICV1)			Lab File ID: N09061924.D		Analyzed: 09/06/19 22:45			
2-Fluorobiphenyl (Surr)	50.0	99	70 - 130	8.95	8.9523	-0.0023	+/-1.0	
p-Terphenyl-d14 (Surr)	50.0	97	70 - 130	12.925	12.9315	-0.0065	+/-1.0	

**INTERNAL STANDARD AREA AND RT SUMMARY
EPA 8270D PAH**

Laboratory: Apex Laboratories

SDG: Gasco PreRD_DG 2019

Client: Anchor QEA, LLC

Project: Gasco PreRD_DG 2019 - 4a-b. DOC-CAP Testing C

Sequence: 0A22027

Instrument: SV-GCMS14

Matrix: Sediment

Calibration: A9I1001

Internal Standard	Response	RT	Reference Response	Reference RT	Area %	Area % Limits	RT Diff	RT Diff Limit	Q
Calibration Check (0A22027-CCV2)			Lab File ID: N01222005.D			Analyzed: 01/22/20 12:05			
Naphthalene-d8 (ISTD)	174793	7.755	148351	7.883	118	50 - 200	-0.1280	+/-0.50	
Acenaphthene-d10 (ISTD)	116824	9.509	117951	9.638	99	50 - 200	-0.1290	+/-0.50	
Phenanthrene-d10 (ISTD)	212077	11.013	219661	11.147	97	50 - 200	-0.1340	+/-0.50	
Chrysene-d12 (ISTD)	188227	14.673	169841	14.907	111	50 - 200	-0.2340	+/-0.50	
Perylene-d12 (ISTD)	172066	18.136	142416	18.375	121	50 - 200	-0.2390	+/-0.50	
Dibenz(a,h)anthracene-d14 (ISTD)	135964	20.52	93265	20.765	146	50 - 200	-0.2450	+/-0.50	
Calibration Blank (0A22027-CCB1)			Lab File ID: N01222006.D			Analyzed: 01/22/20 12:37			
Naphthalene-d8 (ISTD)	158253	7.755	174793	7.755	91	50 - 200	0.0000	+/-0.50	
Acenaphthene-d10 (ISTD)	104042	9.509	116824	9.509	89	50 - 200	0.0000	+/-0.50	
Phenanthrene-d10 (ISTD)	186456	11.013	212077	11.013	88	50 - 200	0.0000	+/-0.50	
Chrysene-d12 (ISTD)	159364	14.674	188227	14.673	85	50 - 200	0.0010	+/-0.50	
Perylene-d12 (ISTD)	146830	18.13	172066	18.136	85	50 - 200	-0.0060	+/-0.50	
Dibenz(a,h)anthracene-d14 (ISTD)	124519	20.514	135964	20.52	92	50 - 200	-0.0060	+/-0.50	
Blank (0010640-BLK1)			Lab File ID: N01222007.D			Analyzed: 01/22/20 13:10			
Naphthalene-d8 (ISTD)	161944	7.755	174793	7.755	93	50 - 200	0.0000	+/-0.50	
Acenaphthene-d10 (ISTD)	105662	9.509	116824	9.509	90	50 - 200	0.0000	+/-0.50	
Phenanthrene-d10 (ISTD)	193069	11.019	212077	11.013	91	50 - 200	0.0060	+/-0.50	
Chrysene-d12 (ISTD)	172995	14.674	188227	14.673	92	50 - 200	0.0010	+/-0.50	
Perylene-d12 (ISTD)	162083	18.13	172066	18.136	94	50 - 200	-0.0060	+/-0.50	
Dibenz(a,h)anthracene-d14 (ISTD)	135758	20.52	135964	20.52	100	50 - 200	0.0000	+/-0.50	
LCS (0010640-BS1)			Lab File ID: N01222008.D			Analyzed: 01/22/20 13:42			
Naphthalene-d8 (ISTD)	171982	7.755	174793	7.755	98	50 - 200	0.0000	+/-0.50	
Acenaphthene-d10 (ISTD)	113539	9.509	116824	9.509	97	50 - 200	0.0000	+/-0.50	
Phenanthrene-d10 (ISTD)	209302	11.013	212077	11.013	99	50 - 200	0.0000	+/-0.50	
Chrysene-d12 (ISTD)	193840	14.673	188227	14.673	103	50 - 200	0.0000	+/-0.50	
Perylene-d12 (ISTD)	181725	18.13	172066	18.136	106	50 - 200	-0.0060	+/-0.50	
Dibenz(a,h)anthracene-d14 (ISTD)	152999	20.52	135964	20.52	113	50 - 200	0.0000	+/-0.50	
Duplicate (0010640-DUP1)			Lab File ID: N01222011.D			Analyzed: 01/22/20 15:19			
Naphthalene-d8 (ISTD)	165009	7.755	174793	7.755	94	50 - 200	0.0000	+/-0.50	
Acenaphthene-d10 (ISTD)	106215	9.509	116824	9.509	91	50 - 200	0.0000	+/-0.50	
Phenanthrene-d10 (ISTD)	188014	11.019	212077	11.013	89	50 - 200	0.0060	+/-0.50	
Chrysene-d12 (ISTD)	152496	14.673	188227	14.673	81	50 - 200	0.0000	+/-0.50	
Perylene-d12 (ISTD)	142925	18.13	172066	18.136	83	50 - 200	-0.0060	+/-0.50	
Dibenz(a,h)anthracene-d14 (ISTD)	104497	20.514	135964	20.52	77	50 - 200	-0.0060	+/-0.50	

**INTERNAL STANDARD AREA AND RT SUMMARY
EPA 8270D PAH**

Laboratory: Apex Laboratories
 Client: Anchor QEA, LLC
 Sequence: 0A22027
 Matrix: Sediment

SDG: Gasco PreRD_DG 2019
 Project: Gasco PreRD DG 2019 - 4a-b. DOC-CAP Testing C
 Instrument: SV-GCMS14
 Calibration: A9I1001

Internal Standard	Response	RT	Reference Response	Reference RT	Area %	Area % Limits	RT Diff	RT Diff Limit	Q
Matrix Spike (0010640-MS1)			Lab File ID: N01222013.D			Analyzed: 01/22/20 16:35			
Naphthalene-d8 (ISTD)	173784	7.755	174793	7.755	99	50 - 200	0.0000	+/-0.50	
Acenaphthene-d10 (ISTD)	104800	9.509	116824	9.509	90	50 - 200	0.0000	+/-0.50	
Phenanthrene-d10 (ISTD)	190660	11.013	212077	11.013	90	50 - 200	0.0000	+/-0.50	
Chrysene-d12 (ISTD)	173645	14.673	188227	14.673	92	50 - 200	0.0000	+/-0.50	
Perylene-d12 (ISTD)	168244	18.13	172066	18.136	98	50 - 200	-0.0060	+/-0.50	
Dibenz(a,h)anthracene-d14 (ISTD)	133994	20.52	135964	20.52	99	50 - 200	0.0000	+/-0.50	
Matrix Spike Dup (0010640-MSD1)			Lab File ID: N01222014.D			Analyzed: 01/22/20 17:08			
Naphthalene-d8 (ISTD)	173130	7.755	174793	7.755	99	50 - 200	0.0000	+/-0.50	
Acenaphthene-d10 (ISTD)	110483	9.509	116824	9.509	95	50 - 200	0.0000	+/-0.50	
Phenanthrene-d10 (ISTD)	197811	11.013	212077	11.013	93	50 - 200	0.0000	+/-0.50	
Chrysene-d12 (ISTD)	169999	14.673	188227	14.673	90	50 - 200	0.0000	+/-0.50	
Perylene-d12 (ISTD)	161722	18.13	172066	18.136	94	50 - 200	-0.0060	+/-0.50	
Dibenz(a,h)anthracene-d14 (ISTD)	131263	20.514	135964	20.52	97	50 - 200	-0.0060	+/-0.50	
PDI-023SC-A-06-07-191009 (A0A0648-02)			Lab File ID: N01222016.D			Analyzed: 01/22/20 18:13			
Naphthalene-d8 (ISTD)	175533	7.761	174793	7.755	100	50 - 200	0.0060	+/-0.50	
Acenaphthene-d10 (ISTD)	111608	9.509	116824	9.509	96	50 - 200	0.0000	+/-0.50	
Phenanthrene-d10 (ISTD)	211207	11.019	212077	11.013	100	50 - 200	0.0060	+/-0.50	
Chrysene-d12 (ISTD)	177614	14.674	188227	14.673	94	50 - 200	0.0010	+/-0.50	
Perylene-d12 (ISTD)	162081	18.136	172066	18.136	94	50 - 200	0.0000	+/-0.50	
Dibenz(a,h)anthracene-d14 (ISTD)	123216	20.52	135964	20.52	91	50 - 200	0.0000	+/-0.50	
PDI-029SC-A-03-04-191009 (A0A0648-05)			Lab File ID: N01222018.D			Analyzed: 01/22/20 19:18			
Naphthalene-d8 (ISTD)	171475	7.761	174793	7.755	98	50 - 200	0.0060	+/-0.50	
Acenaphthene-d10 (ISTD)	118343	9.509	116824	9.509	101	50 - 200	0.0000	+/-0.50	
Phenanthrene-d10 (ISTD)	219101	11.019	212077	11.013	103	50 - 200	0.0060	+/-0.50	
Chrysene-d12 (ISTD)	198018	14.674	188227	14.673	105	50 - 200	0.0010	+/-0.50	
Perylene-d12 (ISTD)	181744	18.136	172066	18.136	106	50 - 200	0.0000	+/-0.50	
Dibenz(a,h)anthracene-d14 (ISTD)	146185	20.52	135964	20.52	108	50 - 200	0.0000	+/-0.50	

INTERNAL STANDARD AREA AND RT SUMMARY
EPA 8270D PAH

Laboratory: Apex Laboratories

SDG: Gasco PreRD_DG 2019

Client: Anchor QEA, LLC

Project: Gasco PreRD_DG 2019 - 4a-b. DOC-CAP Testing C

Sequence: 0A23020

Instrument: SV-GCMS14

Matrix: Sediment

Calibration: A9I1001

Internal Standard	Response	RT	Reference Response	Reference RT	Area %	Area % Limits	RT Diff	RT Diff Limit	Q
Calibration Check (0A23020-CCV3)			Lab File ID: N01232008.D			Analyzed: 01/23/20 14:07			
Naphthalene-d8 (ISTD)	156247	7.766	148351	7.883	105	50 - 200	-0.1170	+/-0.50	
Acenaphthene-d10 (ISTD)	123099	9.521	117951	9.638	104	50 - 200	-0.1170	+/-0.50	
Phenanthrene-d10 (ISTD)	229789	11.025	219661	11.147	105	50 - 200	-0.1220	+/-0.50	
Chrysene-d12 (ISTD)	196133	14.691	169841	14.907	115	50 - 200	-0.2160	+/-0.50	
Perylene-d12 (ISTD)	179951	18.147	142416	18.375	126	50 - 200	-0.2280	+/-0.50	
Dibenz(a,h)anthracene-d14 (ISTD)	145959	20.537	93265	20.765	156	50 - 200	-0.2280	+/-0.50	
Calibration Blank (0A23020-CCB1)			Lab File ID: N01232009.D			Analyzed: 01/23/20 14:40			
Naphthalene-d8 (ISTD)	154389	7.755	156247	7.766	99	50 - 200	-0.0110	+/-0.50	
Acenaphthene-d10 (ISTD)	105635	9.509	123099	9.521	86	50 - 200	-0.0120	+/-0.50	
Phenanthrene-d10 (ISTD)	189822	11.013	229789	11.025	83	50 - 200	-0.0120	+/-0.50	
Chrysene-d12 (ISTD)	161182	14.668	196133	14.691	82	50 - 200	-0.0230	+/-0.50	
Perylene-d12 (ISTD)	151964	18.13	179951	18.147	84	50 - 200	-0.0170	+/-0.50	
Dibenz(a,h)anthracene-d14 (ISTD)	131978	20.514	145959	20.537	90	50 - 200	-0.0230	+/-0.50	
Blank (0010712-BLK1)			Lab File ID: N01232013.D			Analyzed: 01/23/20 16:50			
Naphthalene-d8 (ISTD)	155113	7.755	156247	7.766	99	50 - 200	-0.0110	+/-0.50	
Acenaphthene-d10 (ISTD)	103751	9.509	123099	9.521	84	50 - 200	-0.0120	+/-0.50	
Phenanthrene-d10 (ISTD)	181478	11.013	229789	11.025	79	50 - 200	-0.0120	+/-0.50	
Chrysene-d12 (ISTD)	146958	14.668	196133	14.691	75	50 - 200	-0.0230	+/-0.50	
Perylene-d12 (ISTD)	137115	18.13	179951	18.147	76	50 - 200	-0.0170	+/-0.50	
Dibenz(a,h)anthracene-d14 (ISTD)	119315	20.514	145959	20.537	82	50 - 200	-0.0230	+/-0.50	
LCS (0010712-BS1)			Lab File ID: N01232014.D			Analyzed: 01/23/20 17:22			
Naphthalene-d8 (ISTD)	150698	7.755	156247	7.766	96	50 - 200	-0.0110	+/-0.50	
Acenaphthene-d10 (ISTD)	114412	9.509	123099	9.521	93	50 - 200	-0.0120	+/-0.50	
Phenanthrene-d10 (ISTD)	204173	11.013	229789	11.025	89	50 - 200	-0.0120	+/-0.50	
Chrysene-d12 (ISTD)	176841	14.673	196133	14.691	90	50 - 200	-0.0180	+/-0.50	
Perylene-d12 (ISTD)	163218	18.13	179951	18.147	91	50 - 200	-0.0170	+/-0.50	
Dibenz(a,h)anthracene-d14 (ISTD)	128734	20.514	145959	20.537	88	50 - 200	-0.0230	+/-0.50	
Duplicate (0010712-DUP1)			Lab File ID: N01232016.D			Analyzed: 01/23/20 18:27			
Naphthalene-d8 (ISTD)	153948	7.755	156247	7.766	99	50 - 200	-0.0110	+/-0.50	
Acenaphthene-d10 (ISTD)	115600	9.509	123099	9.521	94	50 - 200	-0.0120	+/-0.50	
Phenanthrene-d10 (ISTD)	212541	11.013	229789	11.025	92	50 - 200	-0.0120	+/-0.50	
Chrysene-d12 (ISTD)	190278	14.674	196133	14.691	97	50 - 200	-0.0170	+/-0.50	
Perylene-d12 (ISTD)	181915	18.13	179951	18.147	101	50 - 200	-0.0170	+/-0.50	
Dibenz(a,h)anthracene-d14 (ISTD)	139314	20.52	145959	20.537	95	50 - 200	-0.0170	+/-0.50	

INTERNAL STANDARD AREA AND RT SUMMARY
EPA 8270D PAH

Laboratory: Apex Laboratories
 Client: Anchor QEA, LLC
 Sequence: 0A23020
 Matrix: Sediment

SDG: Gasco PreRD_DG 2019
 Project: Gasco PreRD DG 2019 - 4a-b. DOC-CAP Testing Co
 Instrument: SV-GCMS14
 Calibration: A9I1001

Internal Standard	Response	RT	Reference Response	Reference RT	Area %	Area % Limits	RT Diff	RT Diff Limit	Q
Matrix Spike (0010712-MS1)			Lab File ID: N01232018.D			Analyzed: 01/23/20 19:33			
Naphthalene-d8 (ISTD)	152961	7.755	156247	7.766	98	50 - 200	-0.0110	+/-0.50	
Acenaphthene-d10 (ISTD)	113109	9.509	123099	9.521	92	50 - 200	-0.0120	+/-0.50	
Phenanthrene-d10 (ISTD)	207579	11.013	229789	11.025	90	50 - 200	-0.0120	+/-0.50	
Chrysene-d12 (ISTD)	175592	14.668	196133	14.691	90	50 - 200	-0.0230	+/-0.50	
Perylene-d12 (ISTD)	166922	18.13	179951	18.147	93	50 - 200	-0.0170	+/-0.50	
Dibenz(a,h)anthracene-d14 (ISTD)	131657	20.514	145959	20.537	90	50 - 200	-0.0230	+/-0.50	
Matrix Spike Dup (0010712-MSD1)			Lab File ID: N01232019.D			Analyzed: 01/23/20 20:05			
Naphthalene-d8 (ISTD)	163889	7.755	156247	7.766	105	50 - 200	-0.0110	+/-0.50	
Acenaphthene-d10 (ISTD)	115709	9.509	123099	9.521	94	50 - 200	-0.0120	+/-0.50	
Phenanthrene-d10 (ISTD)	207527	11.013	229789	11.025	90	50 - 200	-0.0120	+/-0.50	
Chrysene-d12 (ISTD)	177826	14.668	196133	14.691	91	50 - 200	-0.0230	+/-0.50	
Perylene-d12 (ISTD)	168376	18.124	179951	18.147	94	50 - 200	-0.0230	+/-0.50	
Dibenz(a,h)anthracene-d14 (ISTD)	136155	20.514	145959	20.537	93	50 - 200	-0.0230	+/-0.50	
PDI-016SC-A-02-03-191009 (A0A0648-01)			Lab File ID: N01232025.D			Analyzed: 01/23/20 23:20			
Naphthalene-d8 (ISTD)	173727	7.749	156247	7.766	111	50 - 200	-0.0170	+/-0.50	
Acenaphthene-d10 (ISTD)	113023	9.503	123099	9.521	92	50 - 200	-0.0180	+/-0.50	
Phenanthrene-d10 (ISTD)	204098	11.013	229789	11.025	89	50 - 200	-0.0120	+/-0.50	
Chrysene-d12 (ISTD)	197621	14.662	196133	14.691	101	50 - 200	-0.0290	+/-0.50	
Perylene-d12 (ISTD)	194810	18.124	179951	18.147	108	50 - 200	-0.0230	+/-0.50	
Dibenz(a,h)anthracene-d14 (ISTD)	160263	20.508	145959	20.537	110	50 - 200	-0.0290	+/-0.50	
PDI-029SC-A-02-03-191009 (A0A0648-04)			Lab File ID: N01232026.D			Analyzed: 01/23/20 23:53			
Naphthalene-d8 (ISTD)	166822	7.749	156247	7.766	107	50 - 200	-0.0170	+/-0.50	
Acenaphthene-d10 (ISTD)	114272	9.503	123099	9.521	93	50 - 200	-0.0180	+/-0.50	
Phenanthrene-d10 (ISTD)	208416	11.013	229789	11.025	91	50 - 200	-0.0120	+/-0.50	
Chrysene-d12 (ISTD)	191736	14.668	196133	14.691	98	50 - 200	-0.0230	+/-0.50	
Perylene-d12 (ISTD)	186879	18.124	179951	18.147	104	50 - 200	-0.0230	+/-0.50	
Dibenz(a,h)anthracene-d14 (ISTD)	150074	20.514	145959	20.537	103	50 - 200	-0.0230	+/-0.50	
PDI-023SC-A-06-07-191009 (A0A0648-02RE1)			Lab File ID: N01232028.D			Analyzed: 01/24/20 00:57			
Naphthalene-d8 (ISTD)	155292	7.766	156247	7.766	99	50 - 200	0.0000	+/-0.50	
Acenaphthene-d10 (ISTD)	110432	9.515	123099	9.521	90	50 - 200	-0.0060	+/-0.50	
Phenanthrene-d10 (ISTD)	205898	11.025	229789	11.025	90	50 - 200	0.0000	+/-0.50	
Chrysene-d12 (ISTD)	200118	14.685	196133	14.691	102	50 - 200	-0.0060	+/-0.50	
Perylene-d12 (ISTD)	198056	18.147	179951	18.147	110	50 - 200	0.0000	+/-0.50	
Dibenz(a,h)anthracene-d14 (ISTD)	168134	20.537	145959	20.537	115	50 - 200	0.0000	+/-0.50	

**INTERNAL STANDARD AREA AND RT SUMMARY
EPA 8270D PAH**

Laboratory: Apex Laboratories

SDG: Gasco PreRD DG 2019

Client: Anchor QEA, LLC

Project: Gasco PreRD DG 2019 - 4a-b. DOC-CAP Testing Co

Sequence: 0A23020

Instrument: SV-GCMS14

Matrix: Sediment

Calibration: A9I1001

Internal Standard	Response	RT	Reference Response	Reference RT	Area %	Area % Limits	RT Diff	RT Diff Limit	Q
PDI-038SC-A-11-12-191009 (A0A0648-06)			Lab File ID: N01232029.D			Analyzed: 01/24/20 01:30			
Naphthalene-d8 (ISTD)	155323	7.761	156247	7.766	99	50 - 200	-0.0050	+/-0.50	
Acenaphthene-d10 (ISTD)	124932	9.515	123099	9.521	101	50 - 200	-0.0060	+/-0.50	
Phenanthrene-d10 (ISTD)	235065	11.025	229789	11.025	102	50 - 200	0.0000	+/-0.50	
Chrysene-d12 (ISTD)	209077	14.685	196133	14.691	107	50 - 200	-0.0060	+/-0.50	
Perylene-d12 (ISTD)	194424	18.147	179951	18.147	108	50 - 200	0.0000	+/-0.50	
Dibenz(a,h)anthracene-d14 (ISTD)	153343	20.531	145959	20.537	105	50 - 200	-0.0060	+/-0.50	

**INTERNAL STANDARD AREA AND RT SUMMARY
EPA 8270D PAH**

Laboratory: Apex Laboratories

SDG: Gasco PreRD_DG 2019

Client: Anchor QEA, LLC

Project: Gasco PreRD DG 2019 - 4a-b. DOC-CAP Testing C

Sequence: 0A24014

Instrument: SV-GCMS14

Matrix: Sediment

Calibration: A9I1001

Internal Standard	Response	RT	Reference Response	Reference RT	Area %	Area % Limits	RT Diff	RT Diff Limit	Q
Calibration Check (0A24014-CCV1)			Lab File ID: N01242002.D			Analyzed: 01/24/20 09:10			
Naphthalene-d8 (ISTD)	155045	7.755	148351	7.883	105	50 - 200	-0.1280	+/-0.50	
Acenaphthene-d10 (ISTD)	101631	9.509	117951	9.638	86	50 - 200	-0.1290	+/-0.50	
Phenanthrene-d10 (ISTD)	175490	11.019	219661	11.147	80	50 - 200	-0.1280	+/-0.50	
Chrysene-d12 (ISTD)	119197	14.673	169841	14.907	70	50 - 200	-0.2340	+/-0.50	
Perylene-d12 (ISTD)	104275	18.136	142416	18.375	73	50 - 200	-0.2390	+/-0.50	
Dibenz(a,h)anthracene-d14 (ISTD)	79737	20.52	93265	20.765	85	50 - 200	-0.2450	+/-0.50	
Calibration Blank (0A24014-CCB1)			Lab File ID: N01242003.D			Analyzed: 01/24/20 09:43			
Naphthalene-d8 (ISTD)	154743	7.755	155045	7.755	100	50 - 200	0.0000	+/-0.50	
Acenaphthene-d10 (ISTD)	100258	9.509	101631	9.509	99	50 - 200	0.0000	+/-0.50	
Phenanthrene-d10 (ISTD)	170932	11.019	175490	11.019	97	50 - 200	0.0000	+/-0.50	
Chrysene-d12 (ISTD)	141778	14.673	119197	14.673	119	50 - 200	0.0000	+/-0.50	
Perylene-d12 (ISTD)	132727	18.136	104275	18.136	127	50 - 200	0.0000	+/-0.50	
Dibenz(a,h)anthracene-d14 (ISTD)	112268	20.52	79737	20.52	141	50 - 200	0.0000	+/-0.50	
PDI-023SC-A-07-08-191009 (A0A0648-03RE1)			Lab File ID: N01242015.D			Analyzed: 01/24/20 16:14			
Naphthalene-d8 (ISTD)	157046	7.755	155045	7.755	101	50 - 200	0.0000	+/-0.50	
Acenaphthene-d10 (ISTD)	116291	9.509	101631	9.509	114	50 - 200	0.0000	+/-0.50	
Phenanthrene-d10 (ISTD)	210795	11.013	175490	11.019	120	50 - 200	-0.0060	+/-0.50	
Chrysene-d12 (ISTD)	173322	14.674	119197	14.673	145	50 - 200	0.0010	+/-0.50	
Perylene-d12 (ISTD)	160183	18.13	104275	18.136	154	50 - 200	-0.0060	+/-0.50	
Dibenz(a,h)anthracene-d14 (ISTD)	134335	20.52	79737	20.52	168	50 - 200	0.0000	+/-0.50	

HOLDING TIME SUMMARY

EPA 8270D PAH

Laboratory: Apex Laboratories

SDG: Gasco PreRD DG 2019

Client: Anchor QEA, LLC

Project: Gasco PreRD DG 2019 - 4a-b. DOC-CAP Testing C

Sample Name	Date Collected	Date Received	Date Prepared	Days to Prep	Max Days to Prep	Date Analyzed	Days to Analysis	Max Days to Analysis	Q
PDI-016SC-A-02-03-191009	10/09/19 09:48	10/10/19 10:05	01/22/20 10:24	105.03	14.00	01/23/20 23:20	1.54	40.00	*
PDI-023SC-A-06-07-191009	10/09/19 12:14	10/10/19 10:05	01/22/20 10:24	104.92	14.00	01/22/20 18:13	0.33	40.00	*
PDI-023SC-A-06-07-191009	10/09/19 12:14	10/10/19 10:05	01/22/20 10:24	104.92	14.00	01/24/20 00:57	1.61	40.00	*
PDI-023SC-A-07-08-191009	10/09/19 12:14	10/10/19 10:05	01/23/20 14:38	106.10	14.00	01/24/20 16:14	1.07	40.00	*
PDI-029SC-A-02-03-191009	10/09/19 14:39	10/10/19 10:05	01/22/20 10:24	104.82	14.00	01/23/20 23:53	1.56	40.00	*
PDI-029SC-A-03-04-191009	10/09/19 14:39	10/10/19 10:05	01/22/20 10:24	104.82	14.00	01/22/20 19:18	0.37	40.00	*
PDI-038SC-A-11-12-191009	10/09/19 16:08	10/10/19 10:05	01/23/20 12:43	105.86	14.00	01/24/20 01:30	0.53	40.00	*

Apex Laboratories

SDG: Gasco PreRD_DG 2019

CLASS: WET

METHOD: SM 5310 B MOD

ANALYSES DATA PACKAGE COVER PAGE

SM 5310 B MOD

Laboratory: Apex Laboratories

SDG: Gasco PreRD_DG 2019

Client: Anchor QEA, LLC

Project: Gasco PreRD_DG 2019 - 4a-b. DOC-CAP Testing C

Client Sample Id:	Lab Sample Id:	Matrix
<u>PDI-016SC-A-02-03-191009</u>	<u>A0A0648-01</u>	<u>Sediment</u>
<u>PDI-023SC-A-06-07-191009</u>	<u>A0A0648-02</u>	<u>Sediment</u>
<u>PDI-023SC-A-07-08-191009</u>	<u>A0A0648-03</u>	<u>Sediment</u>
<u>PDI-029SC-A-02-03-191009</u>	<u>A0A0648-04</u>	<u>Sediment</u>
<u>PDI-029SC-A-03-04-191009</u>	<u>A0A0648-05</u>	<u>Sediment</u>
<u>PDI-038SC-A-11-12-191009</u>	<u>A0A0648-06</u>	<u>Sediment</u>

I certify that this data package is in compliance with the terms and conditions of the contract, both technically and for completeness, for other than the conditions detailed above. Release of the data contained in this hardcopy data package and in computer-readable data submitted on diskette has been authorized by the Laboratory Manager or the Manager's designee, as verified by the following signatures.

Signature: _____



Name: _____

David G. Jack

Forms Created: _____

2/19/2020 1:08PM

Title: _____

Technical Manager

METHOD DETECTION AND REPORTING LIMITS

SM 5310 B MOD

Laboratory: Apex Laboratories

SDG: Gasco PreRD_DG 2019

Client: Anchor QEA, LLC

Project: Gasco PreRD_DG 2019 - 4a-b. DOC-CAP

Batch Matrix: Sediment

Analyte	MDL	MRL	Units
Total Organic Carbon	0.020	0.020	% by Weight

Note: MDLs are listed only if the corresponding analyte was evaluated to the MDL in this report .

INORGANIC ANALYSIS DATA SHEET
SM 5310 B MOD

PDI-016SC-A-02-03-191009

Laboratory: Apex Laboratories

SDG: Gasco PreRD DG 2019

Client: Anchor QEA, LLC

Project: Gasco PreRD DG 2019 - 4a-b. DOC-CAP Testing Cores

Matrix: Sediment

Laboratory ID: A0A0648-01RE2

File ID: 0b05047.txt-009

Sampled: 10/09/19 09:48

Prepared: 02/05/20 12:19

Analyzed: 02/05/20 17:05

Solids: 73.66

Preparation: PSEP-5310B TOC

Initial/Final: 5 N/A / 5 N/A

Batch: 0020143

Sequence: 0B05047

Calibration: A0A0805

Instrument: TOC6

CAS NO.	Analyte	Concentration (% by Weight)	Dilution Factor	Q	Method
TOC	Total Organic Carbon	0.14	1		SM 5310 B MOD

INORGANIC ANALYSIS DATA SHEET
SM 5310 B MOD

PDI-023SC-A-06-07-191009

Laboratory: Apex Laboratories

SDG: Gasco PreRD_DG 2019

Client: Anchor QEA, LLC

Project: Gasco PreRD_DG 2019 - 4a-b. DOC-CAP Testing Cores

Matrix: Sediment

Laboratory ID: A0A0648-02RE2

File ID: 0b05047.txt-010

Sampled: 10/09/19 12:14

Prepared: 02/05/20 12:19

Analyzed: 02/05/20 17:15

Solids: 74.46

Preparation: PSEP-5310B TOC

Initial/Final: 5 N/A / 5 N/A

Batch: 0020143

Sequence: 0B05047

Calibration: A0A0805

Instrument: TOC6

CAS NO.	Analyte	Concentration (% by Weight)	Dilution Factor	Q	Method
TOC	Total Organic Carbon	0.096	1		SM 5310 B MOD

INORGANIC ANALYSIS DATA SHEET

SM 5310 B MOD

PDI-023SC-A-07-08-191009

Laboratory: Apex Laboratories

SDG: Gasco PreRD_DG 2019

Client: Anchor QEA, LLC

Project: Gasco PreRD_DG 2019 - 4a-b. DOC-CAP Testing Cores

Matrix: Sediment

Laboratory ID: A0A0648-03RE2

File ID: 0b05047.txt-011

Sampled: 10/09/19 12:14

Prepared: 02/05/20 12:19

Analyzed: 02/05/20 17:26

Solids: 73.44

Preparation: PSEP-5310B TOC

Initial/Final: 5 N/A / 5 N/A

Batch: 0020143

Sequence: 0B05047

Calibration: A0A0805

Instrument: TOC6

CAS NO.	Analyte	Concentration (% by Weight)	Dilution Factor	Q	Method
TOC	Total Organic Carbon	0.048	1		SM 5310 B MOD

INORGANIC ANALYSIS DATA SHEET

SM 5310 B MOD

PDI-029SC-A-02-03-191009

Laboratory: Apex Laboratories

SDG: Gasco PreRD_DG 2019

Client: Anchor QEA, LLC

Project: Gasco PreRD DG 2019 - 4a-b. DOC-CAP Testing
Cores

Matrix: Sediment

Laboratory ID: A0A0648-04RE2

File ID: 0b05047.txt-012

Sampled: 10/09/19 14:39

Prepared: 02/05/20 12:19

Analyzed: 02/05/20 17:37

Solids: 89.19

Preparation: PSEP-5310B TOC

Initial/Final: 5 N/A / 5 N/A

Batch: 0020143

Sequence: 0B05047

Calibration: A0A0805

Instrument: TOC6

CAS NO.	Analyte	Concentration (% by Weight)	Dilution Factor	Q	Method
TOC	Total Organic Carbon	0.068	1		SM 5310 B MOD

INORGANIC ANALYSIS DATA SHEET**SM 5310 B MOD**

PDI-029SC-A-03-04-191009

Laboratory: Apex LaboratoriesSDG: Gasco PreRD_DG 2019Client: Anchor QEA, LLCProject: Gasco PreRD_DG 2019 - 4a-b. DOC-CAP Testing CoresMatrix: SedimentLaboratory ID: A0A0648-05RE2File ID: 0b05047.txt-013Sampled: 10/09/19 14:39Prepared: 02/05/20 12:19Analyzed: 02/05/20 17:48Solids: 78.88Preparation: PSEP-5310B TOCInitial/Final: 5 N/A / 5 N/ABatch: 0020143Sequence: 0B05047Calibration: A0A0805Instrument: TOC6

CAS NO.	Analyte	Concentration (% by Weight)	Dilution Factor	Q	Method
TOC	Total Organic Carbon	0.036	1		SM 5310 B MOD

INORGANIC ANALYSIS DATA SHEET
SM 5310 B MOD

PDI-038SC-A-11-12-191009

Laboratory: Apex Laboratories

SDG: Gasco PreRD_DG 2019

Client: Anchor QEA, LLC

Project: Gasco PreRD_DG 2019 - 4a-b. DOC-CAP Testing Cores

Matrix: Sediment

Laboratory ID: A0A0648-06RE2

File ID: 0b05047.txt-018

Sampled: 10/09/19 16:08

Prepared: 02/05/20 12:19

Analyzed: 02/05/20 18:42

Solids: 89.37

Preparation: PSEP-5310B TOC

Initial/Final: 5 N/A / 5 N/A

Batch: 0020143

Sequence: 0B05047

Calibration: A0A0805

Instrument: TOC6

CAS NO.	Analyte	Concentration (% by Weight)	Dilution Factor	Q	Method
TOC	Total Organic Carbon	0.042	1		SM 5310 B MOD

PREPARATION BATCH SUMMARY

SM 5310 B MOD

Laboratory: Apex Laboratories

SDG: Gasco PreRD_DG 2019

Client: Anchor QEA, LLC

Project: Gasco PreRD DG 2019 - 4a-b. DOC-CAP Testing Cc

Batch: 0020143

Batch Matrix: Sediment

Preparation: PSEP-5310B TOC

SAMPLE NAME	LAB SAMPLE ID	LAB FILE ID	DATE PREPARED	OBSERVATIONS
Blank	0020143-BLK1	0b05047.txt-005	02/05/20 12:19	
LCS	0020143-BS1	0b05047.txt-006	02/05/20 12:19	
PDI-029SC-A-03-04-191009 (Dup)	0020143-DUP1	0b05047.txt-016	02/05/20 12:19	
PDI-029SC-A-03-04-191009 (Dup)	0020143-DUP2	0b05047.txt-017	02/05/20 12:19	
PDI-016SC-A-02-03-191009	A0A0648-01RE2	0b05047.txt-009	02/05/20 12:19	
PDI-023SC-A-06-07-191009	A0A0648-02RE2	0b05047.txt-010	02/05/20 12:19	
PDI-023SC-A-07-08-191009	A0A0648-03RE2	0b05047.txt-011	02/05/20 12:19	
PDI-029SC-A-02-03-191009	A0A0648-04RE2	0b05047.txt-012	02/05/20 12:19	
PDI-029SC-A-03-04-191009	A0A0648-05RE2	0b05047.txt-013	02/05/20 12:19	
PDI-038SC-A-11-12-191009	A0A0648-06RE2	0b05047.txt-018	02/05/20 12:19	

Note: Client samples are listed only if they are included in this report.

Duplicates and Matrix Spike/Duplicates QC Samples are only listed if sourced from a sample included in this report.

METHOD BLANK DATA SHEET
SM 5310 B MOD

Laboratory: <u>Apex Laboratories</u>	SDG: <u>Gasco PreRD_DG 2019</u>		
Client: <u>Anchor QEA, LLC</u>	Project: <u>Gasco PreRD_DG 2019 - 4a-b. DOC-CAP Testing C</u>		
Matrix: <u>Sediment</u>	Laboratory ID: <u>0020143-BLK1</u>	File ID: <u>0b05047.txt-005</u>	
Prepared: <u>02/05/20 12:19</u>	Preparation: <u>PSEP-5310B TOC</u>	Initial/Final: <u>5 N/A / 5 N/A</u>	
Analyzed: <u>02/05/20 16:21</u>	Instrument: <u>TOC6</u>		
Batch: <u>0020143</u>	Sequence: <u>0B05047</u>	Calibration: <u>A0A0805</u>	

CAS NO.	COMPOUND	CONC. (% by Weight)	Q
TOC	Total Organic Carbon	0.020	U

LCS / LCS DUPLICATE RECOVERY

SM 5310 B MOD

Laboratory: Apex Laboratories

SDG: Gasco PreRD_DG 2019

Client: Anchor QEA, LLC

Project: Gasco PreRD_DG 2019 - 4a-b. DOC-CAP Testing Co

Matrix: Sediment

Batch: 0010901

Laboratory ID: 0010901-BS1

Preparation: PSEP-5310B TOC

Initial/Final: 5 N/A / 5 N/A

COMPOUND	SPIKE ADDED (mg/kg)	LCS CONCENTRATION (mg/kg)	LCS % REC. (* = Out)	QC LIMITS REC.
Total Organic Carbon	10000	10000	100	90 - 110

* = Values outside of QC limits

LCS / LCS DUPLICATE RECOVERY

SM 5310 B MOD

Laboratory: Apex Laboratories

SDG: Gasco PreRD_DG 2019

Client: Anchor QEA, LLC

Project: Gasco PreRD_DG 2019 - 4a-b. DOC-CAP Testing Co

Matrix: Sediment

Batch: 0020143

Laboratory ID: 0020143-BS1

Preparation: PSEP-5310B TOC

Initial/Final: 5 N/A / 5 N/A

COMPOUND	SPIKE ADDED (mg/kg)	LCS CONCENTRATION (mg/kg)	LCS % REC. (* = Out)	QC LIMITS REC.
Total Organic Carbon	10000	9500	95	90 - 110

* = Values outside of QC limits

DUPLICATES
SM 5310 B MOD

PDI-029SC-A-03-04-191009

Laboratory: Apex Laboratories

SDG: Gasco PreRD_DG 2019

Client: Anchor QEA, LLC

Project: Gasco PreRD_DG 2019 - 4a-b. DOC-CAP

Matrix: Sediment

Laboratory ID: 0020143-DUP1

Batch: 0020143

Lab Source ID: A0A0648-05RE2

Preparation: PSEP-5310B TOC

Initial/Final: 5 N/A / 5 N/A

Source Sample Name: PDI-029SC-A-03-04-191009

% Solids: 78.88

ANALYTE	CONTROL LIMIT	SAMPLE CONCENTRATION (% by Weight)	C	DUPLICATE CONCENTRATION (% by Weight)	C	RPD %	Q	METHOD
Total Organic Carbon	20	0.036		0.043		18		SM 5310 B MOD

* Values outside of QC limits

DUPLICATES
SM 5310 B MOD

PDI-029SC-A-03-04-191009

Laboratory: Apex Laboratories
 Client: Anchor QEA, LLC
 Matrix: Sediment
 Batch: 0020143
 Preparation: PSEP-5310B TOC
 Source Sample Name: PDI-029SC-A-03-04-191009

SDG: Gasco PreRD DG 2019
 Project: Gasco PreRD DG 2019 - 4a-b. DOC-CAP
 Laboratory ID: 0020143-DUP2
 Lab Source ID: A0A0648-05RE2
 Initial/Final: 5 N/A / 5 N/A
 % Solids: 78.88

ANALYTE	CONTROL LIMIT	SAMPLE CONCENTRATION (% by Weight)	C	DUPLICATE CONCENTRATION (% by Weight)	C	RPD %	Q	METHOD
Total Organic Carbon	20	0.036		0.036		0.9		SM 5310 B MOD

* Values outside of QC limits

ANALYSIS BATCH (SEQUENCE) SUMMARY

SM 5310 B MOD

Laboratory: Apex Laboratories

SDG: Gasco PreRD_DG 2019

Client: Anchor QEA, LLC

Project: Gasco PreRD_DG 2019 - 4a-b. DOC-CAP Testing C

Sequence: 0A08052

Instrument: TOC6

Matrix: Sediment

Calibration: A0A0805

Sample Name	Lab Sample ID	Lab File ID	Analysis Date/Time
Cal Standard	0A08052-CAL2	0A08052.txt-005	01/08/20 18:59
Cal Standard	0A08052-CAL3	0A08052.txt-006	01/08/20 19:09
Cal Standard	0A08052-CAL4	0A08052.txt-007	01/08/20 19:20
Cal Standard	0A08052-CAL5	0A08052.txt-008	01/08/20 19:31
Cal Standard	0A08052-CAL6	0A08052.txt-009	01/08/20 19:42
Cal Standard	0A08052-CAL7	0A08052.txt-010	01/08/20 19:53
Cal Standard	0A08052-CAL8	0A08052.txt-011	01/08/20 20:03
Cal Standard	0A08052-CAL9	0A08052.txt-012	01/08/20 20:14
Initial Cal Check	0A08052-ICV1	0A08052.txt-014	01/08/20 20:36
Initial Cal Blank	0A08052-ICB1	0A08052.txt-015	01/08/20 20:47

Note: Client samples are listed only if they are included in this report.

Duplicates and Matrix Spike/Duplicates QC Samples are only listed if sourced from a sample included in this report.

ANALYSIS BATCH (SEQUENCE) SUMMARY
SM 5310 B MOD

Laboratory: Apex Laboratories
 Client: Anchor QEA, LLC
 Sequence: 0A31051
 Matrix: Sediment

SDG: Gasco PreRD_DG 2019
 Project: Gasco PreRD_DG 2019 - 4a-b. DOC-CAP Testing C
 Instrument: TOC6
 Calibration: A0A0805

Sample Name	Lab Sample ID	Lab File ID	Analysis Date/Time
Calibration Check	0A31051-CCV1	0A31051.txt-003	01/31/20 19:05
Calibration Blank	0A31051-CCB1	0A31051.txt-004	01/31/20 19:15
Blank	0010901-BLK1	0A31051.txt-005	01/31/20 19:26
LCS	0010901-BS1	0A31051.txt-006	01/31/20 19:37
Calibration Check	0A31051-CCV2	0A31051.txt-015	01/31/20 21:14
Calibration Blank	0A31051-CCB2	0A31051.txt-016	01/31/20 21:25
Calibration Check	0A31051-CCV3	0A31051.txt-027	01/31/20 23:23
Calibration Blank	0A31051-CCB3	0A31051.txt-028	01/31/20 23:34
Calibration Check	0A31051-CCV4	0A31051.txt-039	02/01/20 01:33
Calibration Blank	0A31051-CCB4	0A31051.txt-040	02/01/20 01:44
Calibration Check	0A31051-CCV5	0A31051.txt-051	02/01/20 03:43
Calibration Blank	0A31051-CCB5	0A31051.txt-052	02/01/20 03:54
Calibration Check	0A31051-CCV6	0A31051.txt-057	02/01/20 04:49
Calibration Blank	0A31051-CCB6	0A31051.txt-058	02/01/20 04:59

Note: Client samples are listed only if they are included in this report.

Duplicates and Matrix Spike/Duplicates QC Samples are only listed if sourced from a sample included in this report.

ANALYSIS BATCH (SEQUENCE) SUMMARY

SM 5310 B MOD

Laboratory: Apex Laboratories

SDG: Gasco PreRD_DG 2019

Client: Anchor QEA, LLC

Project: Gasco PreRD_DG 2019 - 4a-b. DOC-CAP Testing C

Sequence: 0B05047

Instrument: TOC6

Matrix: Sediment

Calibration: A0A0805

Sample Name	Lab Sample ID	Lab File ID	Analysis Date/Time
Calibration Check	0B05047-CCV1	0b05047.txt-003	02/05/20 16:00
Calibration Blank	0B05047-CCB1	0b05047.txt-004	02/05/20 16:11
Blank	0020143-BLK1	0b05047.txt-005	02/05/20 16:21
LCS	0020143-BS1	0b05047.txt-006	02/05/20 16:32
PDI-016SC-A-02-03-191009	A0A0648-01RE2	0b05047.txt-009	02/05/20 17:05
PDI-023SC-A-06-07-191009	A0A0648-02RE2	0b05047.txt-010	02/05/20 17:15
PDI-023SC-A-07-08-191009	A0A0648-03RE2	0b05047.txt-011	02/05/20 17:26
PDI-029SC-A-02-03-191009	A0A0648-04RE2	0b05047.txt-012	02/05/20 17:37
PDI-029SC-A-03-04-191009	A0A0648-05RE2	0b05047.txt-013	02/05/20 17:48
Calibration Check	0B05047-CCV2	0b05047.txt-014	02/05/20 17:58
Calibration Blank	0B05047-CCB2	0b05047.txt-015	02/05/20 18:09
PDI-029SC-A-03-04-191009 (Dup)	0020143-DUP1	0b05047.txt-016	02/05/20 18:20
PDI-029SC-A-03-04-191009 (Dup)	0020143-DUP2	0b05047.txt-017	02/05/20 18:31
PDI-038SC-A-11-12-191009	A0A0648-06RE2	0b05047.txt-018	02/05/20 18:42
Calibration Check	0B05047-CCV3	0b05047.txt-020	02/05/20 19:03
Calibration Blank	0B05047-CCB3	0b05047.txt-021	02/05/20 19:14

Note: Client samples are listed only if they are included in this report.

Duplicates and Matrix Spike/Duplicates QC Samples are only listed if sourced from a sample included in this report.

INITIAL CALIBRATION DATA (Summary)

SM 5310 B MOD

Laboratory: Apex Laboratories

SDG: Gasco PreRD DG 2019

Client: Anchor QEA, LLC

Project: Gasco PreRD_DG 2019 - 4a-b. DOC-CAP Testing

Calibration: AOA0805

Date: 01/08/20 16:30

Instrument: TOC6

Compound	Mean RF	FIT	RF RSD	Mean RT	RT RSD	Linear r	Quad COD	LIMIT	Q
Total Organic Carbon	107.0509	Lin	3.685489			0.99994			

Note: ** Quad COD may be incorrect if weighting (1/a) or (1/a²) used. Weighting not shown here. Please see instrument calibration printouts for validation.

INITIAL CALIBRATION DATA
SM 5310 B MOD

Laboratory: Apex Laboratories

SDG: Gasco PreRD DG 2019

Client: Anchor QEA, LLC

Project: Gasco PreRD DG 2019 - 4a-b. DOC-CAP Te

Calibration: A0A0805

Instrument: TOC6

Calibration Date: 01/08/20 16:30

Compound	Level 01		Level 02		Level 03		Level 04		Level 05		Level 06	
	mg/kg	RF	mg/kg	RF	mg/kg	RF	mg/kg	RF	mg/kg	RF	mg/kg	RF
Total Organic Carbon	200	114.6217	500	110.0738	1000	108.4645	2500	105.6496	5000	103.2242	12500	102.6331

INITIAL CALIBRATION DATA (Continued)

SM 5310 B MOD

Laboratory: Apex Laboratories

SDG: Gasco PreRD_DG 2019

Client: Anchor QEA, LLC

Project: Gasco PreRD_DG 2019 - 4a-b. DOC-CAP Te

Calibration: AOA0805

Instrument: TOC6

Matrix:

Calibration Date: 01/08/20 16:30

Compound	Level 07		Level 08		Level 09		Level 10		Level 11		Level 12	
	mg/kg	RF	mg/kg	RF	mg/kg	RF	mg/kg	RF	mg/kg	RF	mg/kg	RF
Total Organic Carbon	25000	106.7626	50000	104.9773								

INITIAL AND CONTINUING CALIBRATION CHECK

SM 5310 B MOD

Laboratory: Apex Laboratories

SDG: Gasco PreRD_DG 2019

Client: Anchor QEA, LLC

Project: Gasco PreRD_DG 2019 - 4a-b. DOC-CAP Testing Co

Instrument ID: TOC6

Calibration: A0A0805

Control Limit: +/- 10.00%

Sequence: 0A08052

Lab Sample ID	Analyte	True	Found	%R	Units	Method
0A08052-ICV1	Total Organic Carbon	10000	10000	100	mg/kg	SM 5310 B MOD

* Values outside of QC limits

INITIAL AND CONTINUING CALIBRATION CHECK

SM 5310 B MOD

Laboratory: Apex Laboratories

SDG: Gasco PreRD_DG 2019

Client: Anchor QEA, LLC

Project: Gasco PreRD_DG 2019 - 4a-b. DOC-CAP Testing Co

Instrument ID: TOC6

Calibration: A0A0805

Control Limit: +/- 10.00%

Sequence: 0A31051

Lab Sample ID	Analyte	True	Found	%R	Units	Method
0A31051-CCV1	Total Organic Carbon	10000	9800	98	mg/kg	SM 5310 B MOD
0A31051-CCV2	Total Organic Carbon	10000	9900	99	mg/kg	SM 5310 B MOD
0A31051-CCV3	Total Organic Carbon	10000	9800	98	mg/kg	SM 5310 B MOD
0A31051-CCV4	Total Organic Carbon	10000	10000	101	mg/kg	SM 5310 B MOD
0A31051-CCV5	Total Organic Carbon	10000	10000	100	mg/kg	SM 5310 B MOD
0A31051-CCV6	Total Organic Carbon	10000	10000	101	mg/kg	SM 5310 B MOD

* Values outside of OC limits

INITIAL AND CONTINUING CALIBRATION CHECK

SM 5310 B MOD

Laboratory: Apex Laboratories

SDG: Gasco PreRD_DG 2019

Client: Anchor QEA, LLC

Project: Gasco PreRD_DG 2019 - 4a-b. DOC-CAP Testing Co

Instrument ID: TOC6

Calibration: A0A0805

Control Limit: +/- 10.00%

Sequence: 0B05047

Lab Sample ID	Analyte	True	Found	%R	Units	Method
0B05047-CCV1	Total Organic Carbon	10000	9700	97	mg/kg	SM 5310 B MOD
0B05047-CCV2	Total Organic Carbon	10000	9800	98	mg/kg	SM 5310 B MOD
0B05047-CCV3	Total Organic Carbon	10000	9800	98	mg/kg	SM 5310 B MOD

* Values outside of QC limits

INSTRUMENT BLANKS
SM 5310 B MOD

Laboratory: Apex Laboratories

SDG: Gasco PreRD DG 2019

Client: Anchor QEA, LLC

Instrument ID: TOC6

Project: Gasco PreRD DG 2019 - 4a-b. DOC-CAP Testing Cores

Sequence: 0A08052

Calibration: A0A0805

Lab Sample ID	Analyte	Found	RL	Units	C	Method
0A08052-ICB1	Total Organic Carbon	ND	200 (Inst)	mg/kg		SM 5310 B MOD

(Inst) indicates on-Instrument Result and Reporting Level. Used for non-digested Instrument Blanks.

INSTRUMENT BLANKS
SM 5310 B MOD

Laboratory: Apex Laboratories

SDG: Gasco PreRD DG 2019

Client: Anchor QEA, LLC

Instrument ID: TOC6

Project: Gasco PreRD DG 2019 - 4a-b. DOC-CAP Testing Cores

Sequence: 0A31051

Calibration: A0A0805

Lab Sample ID	Analyte	Found	RL	Units	C	Method
0A31051-CCB1	Total Organic Carbon	ND	200 (Inst)	mg/kg		SM 5310 B MOD
0A31051-CCB2	Total Organic Carbon	ND	200 (Inst)	mg/kg		SM 5310 B MOD
0A31051-CCB3	Total Organic Carbon	ND	200 (Inst)	mg/kg		SM 5310 B MOD
0A31051-CCB4	Total Organic Carbon	ND	200 (Inst)	mg/kg		SM 5310 B MOD
0A31051-CCB5	Total Organic Carbon	ND	200 (Inst)	mg/kg		SM 5310 B MOD
0A31051-CCB6	Total Organic Carbon	ND	200 (Inst)	mg/kg		SM 5310 B MOD

(Inst) indicates on-Instrument Result and Reporting Level. Used for non-digested Instrument Blanks.

INSTRUMENT BLANKS
SM 5310 B MOD

Laboratory: Apex Laboratories

SDG: Gasco PreRD DG 2019

Client: Anchor QEA, LLC

Instrument ID: TOC6

Project: Gasco PreRD DG 2019 - 4a-b. DOC-CAP Testing Cores

Sequence: 0B05047

Calibration: A0A0805

Lab Sample ID	Analyte	Found	RL	Units	C	Method
0B05047-CCB1	Total Organic Carbon	ND	200 (Inst)	mg/kg		SM 5310 B MOD
0B05047-CCB2	Total Organic Carbon	ND	200 (Inst)	mg/kg		SM 5310 B MOD
0B05047-CCB3	Total Organic Carbon	ND	200 (Inst)	mg/kg		SM 5310 B MOD

(Inst) indicates on-Instrument Result and Reporting Level. Used for non-digested Instrument Blanks.

HOLDING TIME SUMMARY

SM 5310 B MOD

Laboratory: Apex Laboratories

SDG: Gasco PreRD DG 2019

Client: Anchor QEA, LLC

Project: Gasco PreRD DG 2019 - 4a-b. DOC-CAP Testing C

Sample Name	Date Collected	Date Received	Date Prepared	Days to Prep	Max Days to Prep	Date Analyzed	Days to Analysis	Max Days to Analysis	Q
PDI-016SC-A-02-03-191009	10/09/19 09:48	10/10/19 10:05	02/05/20 12:19	119.10	28.00	02/05/20 17:05	119.30	28.00	*
PDI-023SC-A-06-07-191009	10/09/19 12:14	10/10/19 10:05	02/05/20 12:19	119.00	28.00	02/05/20 17:15	119.21	28.00	*
PDI-023SC-A-07-08-191009	10/09/19 12:14	10/10/19 10:05	02/05/20 12:19	119.00	28.00	02/05/20 17:26	119.22	28.00	*
PDI-029SC-A-02-03-191009	10/09/19 14:39	10/10/19 10:05	02/05/20 12:19	118.90	28.00	02/05/20 17:37	119.12	28.00	*
PDI-029SC-A-03-04-191009	10/09/19 14:39	10/10/19 10:05	02/05/20 12:19	118.90	28.00	02/05/20 17:48	119.13	28.00	*
PDI-038SC-A-11-12-191009	10/09/19 16:08	10/10/19 10:05	02/05/20 12:19	118.84	28.00	02/05/20 18:42	119.11	28.00	*

Apex Laboratories

SDG: Gasco PreRD_DG 2019

CLASS: WET

METHOD: SM 2540 G

ANALYSES DATA PACKAGE COVER PAGE

SM 2540 G

Laboratory: Apex Laboratories

SDG: Gasco PreRD_DG 2019

Client: Anchor QEA, LLC

Project: Gasco PreRD_DG 2019 - 4a-b. DOC-CAP Testing C

Client Sample Id:	Lab Sample Id:	Matrix
<u>PDI-016SC-A-02-03-191009</u>	<u>A0A0648-01</u>	<u>Sediment</u>
<u>PDI-023SC-A-06-07-191009</u>	<u>A0A0648-02</u>	<u>Sediment</u>
<u>PDI-023SC-A-07-08-191009</u>	<u>A0A0648-03</u>	<u>Sediment</u>
<u>PDI-029SC-A-02-03-191009</u>	<u>A0A0648-04</u>	<u>Sediment</u>
<u>PDI-029SC-A-03-04-191009</u>	<u>A0A0648-05</u>	<u>Sediment</u>
<u>PDI-038SC-A-11-12-191009</u>	<u>A0A0648-06</u>	<u>Sediment</u>

I certify that this data package is in compliance with the terms and conditions of the contract, both technically and for completeness, for other than the conditions detailed above. Release of the data contained in this hardcopy data package and in computer-readable data submitted on diskette has been authorized by the Laboratory Manager or the Manager's designee, as verified by the following signatures.

Signature:



Name:

David G. Jack

Forms Created:

2/19/2020 1:08PM

Title:

Technical Manager

METHOD DETECTION AND REPORTING LIMITS

SM 2540 G

Laboratory: Apex Laboratories

SDG: Gasco PreRD_DG 2019

Client: Anchor QEA, LLC

Project: Gasco PreRD_DG 2019 - 4a-b. DOC-CAP

Batch Matrix: Sediment

Analyte	MDL	MRL	Units
Total Solids	1.00	1.00	% by Weight

Note: MDLs are listed only if the corresponding analyte was evaluated to the MDL in this report .

INORGANIC ANALYSIS DATA SHEET

SM 2540 G

PDI-016SC-A-02-03-191009

Laboratory: Apex Laboratories

SDG: Gasco PreRD DG 2019

Client: Anchor QEA, LLC

Project: Gasco PreRD DG 2019 - 4a-b. DOC-CAP Testing Cores

Matrix: Sediment

Laboratory ID: A0A0648-01

Sampled: 10/09/19 09:48

Prepared: 01/23/20 17:04

Analyzed: 01/31/20 14:11

Solids: 73.66

Preparation: Total Solids (SM2540G/PSEP)

Initial/Final: 1 N/A / 1 N/A

Batch: 0010730

Calibration:

Instrument: Inst

CAS NO.	Analyte	Concentration (% by Weight)	Dilution Factor	Q	Method
TS	Total Solids	73.7	1		SM 2540 G

INORGANIC ANALYSIS DATA SHEET

SM 2540 G

PDI-023SC-A-06-07-191009

Laboratory: Apex Laboratories

SDG: Gasco PreRD_DG 2019

Client: Anchor QEA, LLC

Project: Gasco PreRD DG 2019 - 4a-b. DOC-CAP Testing Cores

Matrix: Sediment

Laboratory ID: A0A0648-02

Sampled: 10/09/19 12:14

Prepared: 01/23/20 17:04

Analyzed: 01/31/20 14:11

Solids: 74.46

Preparation: Total Solids (SM2540G/PSEP)

Initial/Final: 1 N/A / 1 N/A

Batch: 0010730

Calibration:

Instrument: Inst

CAS NO.	Analyte	Concentration (% by Weight)	Dilution Factor	Q	Method
TS	Total Solids	74.5	1		SM 2540 G

INORGANIC ANALYSIS DATA SHEET

SM 2540 G

PDI-023SC-A-07-08-191009

Laboratory: Apex Laboratories

SDG: Gasco PreRD_DG 2019

Client: Anchor QEA, LLC

Project: Gasco PreRD DG 2019 - 4a-b. DOC-CAP Testing Cores

Matrix: Sediment

Laboratory ID: A0A0648-03

Sampled: 10/09/19 12:14

Prepared: 01/23/20 17:04

Analyzed: 01/31/20 14:11

Solids: 73.44

Preparation: Total Solids (SM2540G/PSEP)

Initial/Final: 1 N/A / 1 N/A

Batch: 0010730

Calibration:

Instrument: Inst

CAS NO.	Analyte	Concentration (% by Weight)	Dilution Factor	Q	Method
TS	Total Solids	73.4	1		SM 2540 G

INORGANIC ANALYSIS DATA SHEET

SM 2540 G

PDI-029SC-A-02-03-191009

Laboratory: Apex Laboratories

SDG: Gasco PreRD_DG 2019

Client: Anchor QEA, LLC

Project: Gasco PreRD DG 2019 - 4a-b. DOC-CAP Testing Cores

Matrix: Sediment

Laboratory ID: A0A0648-04

Sampled: 10/09/19 14:39

Prepared: 01/23/20 17:04

Analyzed: 01/31/20 14:11

Solids: 89.19

Preparation: Total Solids (SM2540G/PSEP)

Initial/Final: 1 N/A / 1 N/A

Batch: 0010730

Calibration:

Instrument: Inst

CAS NO.	Analyte	Concentration (% by Weight)	Dilution Factor	Q	Method
TS	Total Solids	89.2	1		SM 2540 G

INORGANIC ANALYSIS DATA SHEET

SM 2540 G

PDI-029SC-A-03-04-191009

Laboratory: Apex Laboratories

SDG: Gasco PreRD_DG 2019

Client: Anchor QEA, LLC

Project: Gasco PreRD DG 2019 - 4a-b. DOC-CAP Testing Cores

Matrix: Sediment

Laboratory ID: A0A0648-05

Sampled: 10/09/19 14:39

Prepared: 01/23/20 17:04

Analyzed: 01/31/20 14:11

Solids: 78.88

Preparation: Total Solids (SM2540G/PSEP)

Initial/Final: 1 N/A / 1 N/A

Batch: 0010730

Calibration:

Instrument: Inst

CAS NO.	Analyte	Concentration (% by Weight)	Dilution Factor	Q	Method
TS	Total Solids	78.9	1		SM 2540 G

INORGANIC ANALYSIS DATA SHEET

SM 2540 G

PDI-038SC-A-11-12-191009

Laboratory: Apex Laboratories

SDG: Gasco PreRD_DG 2019

Client: Anchor QEA, LLC

Project: Gasco PreRD_DG 2019 - 4a-b. DOC-CAP Testing Cores

Matrix: Sediment

Laboratory ID: A0A0648-06

Sampled: 10/09/19 16:08

Prepared: 01/23/20 17:04

Analyzed: 01/31/20 14:11

Solids: 89.37

Preparation: Total Solids (SM2540G/PSEP)

Initial/Final: 1 N/A / 1 N/A

Batch: 0010730

Calibration:

Instrument: Inst

CAS NO.	Analyte	Concentration (% by Weight)	Dilution Factor	Q	Method
TS	Total Solids	89.4	1		SM 2540 G

PREPARATION BATCH SUMMARY

SM 2540 G

Laboratory: Apex Laboratories

SDG: Gasco PreRD_DG 2019

Client: Anchor QEA, LLC

Project: Gasco PreRD DG 2019 - 4a-b. DOC-CAP Testing Cc

Batch: 0010730

Batch Matrix: Sediment

Preparation: Total Solids (SM2540G/PSEP)

SAMPLE NAME	LAB SAMPLE ID	LAB FILE ID	DATE PREPARED	OBSERVATIONS
PDI-029SC-A-03-04-191009 (Dup)	0010730-DUP1		01/23/20 17:04	
PDI-016SC-A-02-03-191009	A0A0648-01		01/23/20 17:04	
PDI-023SC-A-06-07-191009	A0A0648-02		01/23/20 17:04	
PDI-023SC-A-07-08-191009	A0A0648-03		01/23/20 17:04	
PDI-029SC-A-02-03-191009	A0A0648-04		01/23/20 17:04	
PDI-029SC-A-03-04-191009	A0A0648-05		01/23/20 17:04	
PDI-038SC-A-11-12-191009	A0A0648-06		01/23/20 17:04	

Note: Client samples are listed only if they are included in this report.

Duplicates and Matrix Spike/Duplicates QC Samples are only listed if sourced from a sample included in this report.

DUPLICATES

PDI-029SC-A-03-04-191009

SM 2540 G

Laboratory: Apex Laboratories

SDG: Gasco PreRD_DG 2019

Client: Anchor QEA, LLC

Project: Gasco PreRD_DG 2019 - 4a-b. DOC-CAP

Matrix: Sediment

Laboratory ID: 0010730-DUP1

Batch: 0010730

Lab Source ID: A0A0648-05

Preparation: Total Solids (SM2540G/PSEP)

Initial/Final: 1 N/A / 1 N/A

Source Sample Name: PDI-029SC-A-03-04-191009

% Solids: 78.88

ANALYTE	CONTROL LIMIT	SAMPLE CONCENTRATION (% by Weight)	C	DUPLICATE CONCENTRATION (% by Weight)	C	RPD %	Q	METHOD
Total Solids	10	78.9		78.0		1		SM 2540 G

* Values outside of QC limits

HOLDING TIME SUMMARY

SM 2540 G

Laboratory: Apex Laboratories

SDG: Gasco PreRD DG 2019

Client: Anchor QEA, LLC

Project: Gasco PreRD DG 2019 - 4a-b. DOC-CAP Testing C

Sample Name	Date Collected	Date Received	Date Prepared	Days to Prep	Max Days to Prep	Date Analyzed	Days to Analysis	Max Days to Analysis	Q
PDI-016SC-A-02-03-191009	10/09/19 09:48	10/10/19 10:05	01/23/20 17:04	106.30	180.00	01/31/20 14:11	7.88		
PDI-023SC-A-06-07-191009	10/09/19 12:14	10/10/19 10:05	01/23/20 17:04	106.20	180.00	01/31/20 14:11	7.88		
PDI-023SC-A-07-08-191009	10/09/19 12:14	10/10/19 10:05	01/23/20 17:04	106.20	180.00	01/31/20 14:11	7.88		
PDI-029SC-A-02-03-191009	10/09/19 14:39	10/10/19 10:05	01/23/20 17:04	106.10	180.00	01/31/20 14:11	7.88		
PDI-029SC-A-03-04-191009	10/09/19 14:39	10/10/19 10:05	01/23/20 17:04	106.10	180.00	01/31/20 14:11	7.88		
PDI-038SC-A-11-12-191009	10/09/19 16:08	10/10/19 10:05	01/23/20 17:04	106.04	180.00	01/31/20 14:11	7.88		

Raw Data

**Polychlorinated Biphenyls by EPA 8082A
Benchsheet & Analysis Sequence Data**

Batch 0010653
Sequence 0A23016 (A0A0648-01,02,03,04,05)




Apex Laboratories
PREPARATION BENCH SHEET

BATCH #: 0010653 (Sediment)

Prep Method: EPA 3546

#	Lab Number	Analysis	Prepared	Initial (g)	Final (mL)	Spike ID	Source ID	ul Spike	ul Surr.	Sample ID	Extraction Comments	pH		
												<2	OHM	>11
	0010653-BLK1	QC	01/22/20 11:21	31	2				100					
	0010653-BS1	QC	01/22/20 11:21	30	2	A20A036		100	100					
	A0A0639-05	A 8082 PCBs - Low Level (30g/2mL)	01/22/20 11:21	30.19	2				100	PDI-028SC-A-10-11-191003	+1262,1268			
	A0A0639-06	A 8082 PCBs - Low Level (30g/2mL)	01/22/20 11:21	30.09	2				100	PDI-028SC-A-11-12-191003	+1262,1268			
	A0A0639-07	A 8082 PCBs - Low Level (30g/2mL)	01/22/20 11:21	30.23	2				100	PDI-081SC-A-08-09-191002	+1262,1268			
	0010653-DUP1	QC	01/22/20 11:21	30.27	2		A0A0639-07		100					
	A0A0639-08	A 8082 PCBs - Low Level (30g/2mL)	01/22/20 11:21	30.56	2				100	PDI-081SC-A-09-10-191002	+1262,1268			
	A0A0639-09	A 8082 PCBs - Low Level (30g/2mL)	01/22/20 11:21	30.61	2				100	PDI-082SC-A-04-05-191002	+1262,1268			
	A0A0639-10	A 8082 PCBs - Low Level (30g/2mL)	01/22/20 11:21	30.35	2				100	PDI-082SC-A-05-06-191002	+1262,1268			
	A0A0639-11	A 8082 PCBs - Low Level (30g/2mL)	01/22/20 11:21	30.42	2				100	PDI-084SC-A-01-02-191002	+1262,1268			
	A0A0639-12	A 8082 PCBs - Low Level (30g/2mL)	01/22/20 11:21	30.56	2				100	PDI-084SC-A-02-03-191002	+1262,1268			
	A0A0645-01	A 8082 PCBs - Low Level (30g/2mL)	01/22/20 11:21	30.29	2				100	PDI-019SC-A-04-05-191008	+1262,1268			
	A0A0645-02	A 8082 PCBs - Low Level (30g/2mL)	01/22/20 11:21	30.74	2				100	PDI-019SC-A-05-06-191008	+1262,1268			
	A0A0645-03	B 8082 PCBs - Low Level (30g/2mL)	01/22/20 11:21	30.7	2				100	PDI-020SC-A-00-01-191008	+1262,1268			
	A0A0645-04	B 8082 PCBs - Low Level (30g/2mL)	01/22/20 11:21	30.14	2				100	PDI-020SC-A-01-02-191008	+1262,1268			
	A0A0645-05	A 8082 PCBs - Low Level (30g/2mL)	01/22/20 11:21	30.32	2				100	PDI-033SC-A-02-03-191008	+1262,1268			
	A0A0645-06	A 8082 PCBs - Low Level (30g/2mL)	01/22/20 11:21	30.38	2				100	PDI-033SC-A-03-04-191008	+1262,1268			
	A0A0645-07	A 8082 PCBs - Low Level (30g/2mL)	01/22/20 11:21	30.11	2				100	PDI-043SC-A-04-05-191008	+1262,1268			
	A0A0648-01	A 8082 PCBs - Low Level (30g/2mL)	01/22/20 11:21	30.45	2				100	PDI-016SC-A-02-03-191009	+1262,1268			

Prepared By: _____ Date: _____


 Reviewed By: _____ Date: 1/30/20

Apex Laboratories
PREPARATION BENCH SHEET
BATCH #: 0010653 (Sediment)

Prep Method: EPA 3546

#	Lab Number	Analysis	Prepared	Initial (g)	Final (mL)	Spike ID	Source ID	ul Spike	ul Surr.	Sample ID	Extraction Comments	pH		
												<2	2-8	>11
	A0A0648-02	A 8082 PCBs - Low Level (30g/2mL)	01/22/20 11:21	30.02	2				100	PDI-023SC-A-06-07-191009	+1262,1268			
	A0A0648-03	A 8082 PCBs - Low Level (30g/2mL)	01/22/20 11:21	30.22	2				100	PDI-023SC-A-07-08-191009	+1262,1268			
	A0A0648-04	A 8082 PCBs - Low Level (30g/2mL)	01/22/20 11:21	30.2	2				100	PDI-029SC-A-02-03-191009	+1262,1268			
	A0A0648-05	A 8082 PCBs - Low Level (30g/2mL)	01/22/20 11:21	30.3	2				100	PDI-029SC-A-03-04-191009	MS/MSD, +1262,1268			
	0010653-MS1	QC	01/22/20 11:21	30.34	2	A20A036	A0A0648-05	100	100					
	0010653-MSD1	QC	01/22/20 11:21	30.35	2	A20A036	A0A0648-05	100	100					

Standards/Reagents

Reagent(s)

Std ID	Exp. Date	Description
A13L219	11/30/23	Extractions Balance
A18K311	12/31/20	Glass Wool
A19C104	09/03/23	Florisil Lot 817211-CM
A19G279	01/18/22	Sulfuric Acid
A19H411	08/31/21	n-Hexane Lot# 192712
A19I211	05/07/22	Copper, Granular Lot# J260003
A19I263	03/18/20	DCM CHEM PROD. 194934
A19L136	06/06/20	Sodium Sulfate Lot # 194950

Analyte Spike(s)

Std ID	Exp. Date	Description
A20A036	07/03/20	8082 PCB Matrix Spike

Surrogate(s)

Std ID	Exp. Date	Description
A20A238	07/17/20	8082 PCB Surrogate Spike

Method 3546 digestion time and temperture achieved.

Initial:

Witness: _____

Prepared By: _____ Date _____

Reviewed By: _____ Date _____



Apex Laboratories
PREPARATION BENCH SHEET
 BATCH #: 0010653 (Sediment)

Prep Method: EPA 3546

#	Lab Number	Analysis	Prepared	Initial (g)	Final (mL)	Spike ID	Source ID	ul Spike	ul Surr.	Sample ID	Extraction Comments	pH			
												<2	5-9	>11	
1, 2	0010653-BLK1	QC	01/22/20 11:21	30.31	2				100						
3, 4	0010653-BS1	QC	01/22/20 11:21	30	2	A20A036		100	100						
5, 6	A0A0639-05	A 8082 PCBs - Low Level (30g/2mL)	01/22/20 11:21	30.19	2				100	PDI-028SC-A-10 -11-191003	+1262,1268 soil, sand, strong odor				S, P
7, 8	A0A0639-06	A 8082 PCBs - Low Level (30g/2mL)	01/22/20 11:21	30.09	2				100	PDI-028SC-A-11 -12-191003	+1262,1268 Sand				
9, 10	A0A0639-07	A 8082 PCBs - Low Level (30g/2mL)	01/22/20 11:21	30.23	2				100	PDI-081SC-A-08 -09-191002	+1262,1268 mud				S, P
11, 12	0010653-DUP1	QC	01/22/20 11:21	30.27	2		A0A0639-07		100						
13, 14	A0A0639-08	A 8082 PCBs - Low Level (30g/2mL)	01/22/20 11:21	30.56	2				100	PDI-081SC-A-09 -10-191002	+1262,1268 mud				S, P
15, 16	A0A0639-09	A 8082 PCBs - Low Level (30g/2mL)	01/22/20 11:21	30.61	2				100	PDI-082SC-A-04 -05-191002	+1262,1268 mud				S, P
17, 18	A0A0639-10	A 8082 PCBs - Low Level (30g/2mL)	01/22/20 11:21	30.35	2				100	PDI-082SC-A-05 -06-191002	+1262,1268 mud				S, P
19, 20	A0A0639-11	A 8082 PCBs - Low Level (30g/2mL)	01/22/20 11:21	30.42	2				100	PDI-084SC-A-01 -02-191002	+1262,1268 mud				S, P
21, 22	A0A0639-12	A 8082 PCBs - Low Level (30g/2mL)	01/22/20 11:21	30.56	2				100	PDI-084SC-A-02 -03-191002	+1262,1268 mud				S, P
23, 24	A0A0645-01	A 8082 PCBs - Low Level (30g/2mL)	01/22/20 11:21	30.29	2				100	PDI-019SC-A-04 -05-191008	+1262,1268 soil, odor				S, P
25, 26	A0A0645-02	A 8082 PCBs - Low Level (30g/2mL)	01/22/20 11:21	30.74	2				100	PDI-019SC-A-05 -06-191008	+1262,1268 mud				
27, 28	A0A0645-03	B 8082 PCBs - Low Level (30g/2mL)	01/22/20 11:21	30.70	2				100	PDI-020SC-A-00 -01-191008	+1262,1268 mud				S
29, 30	A0A0645-04	B 8082 PCBs - Low Level (30g/2mL)	01/22/20 11:21	30.14	2				100	PDI-020SC-A-01 -02-191008	+1262,1268 mud, odor				S
31, 32	A0A0645-05	A 8082 PCBs - Low Level (30g/2mL)	01/22/20 11:21	30.32	2				100	PDI-033SC-A-02 -03-191008	+1262,1268 Sand, odor				S
33, 34	A0A0645-06	A 8082 PCBs - Low Level (30g/2mL)	01/22/20 11:21	30.38	2				100	PDI-033SC-A-03 -04-191008	+1262,1268 Sand, odor				S
35, 36	A0A0645-07	A 8082 PCBs - Low Level (30g/2mL)	01/22/20 11:21	30.11	2				100	PDI-043SC-A-04 -05-191008	+1262,1268 Sand, odor				S
37, 38	A0A0648-01	A 8082 PCBs - Low Level (30g/2mL)	01/22/20 11:21	30.45	2				100	PDI-016SC-A-02 -03-191009	+1262,1268 Sand, odor				

Prepared By: AG Date: 1/22/20
1700 1/22/20

Reviewed By: SCG Date: 01/22/2020

Apex Laboratories
PREPARATION BENCH SHEET
BATCH #: 0010653 (Sediment)

Prep Method: EPA 3546

#	Lab Number	Analysis	Prepared	Initial (g)	Final (mL)	Spike ID	Source ID	ul Spike	ul Surr.	Sample ID	Extraction Comments	pH		
												<2	7-8	>11
39 40	A0A0648-02	A 8082 PCBs - Low Level (30g/2mL)	01/22/20 11:21	30.02	2 ✓				100	PDI-023SC-A-06-07-191009	+1262,1268 Sand			
41 42	A0A0648-03	A 8082 PCBs - Low Level (30g/2mL)	01/22/20 11:21	30.22	2 ✓				100	PDI-023SC-A-07-08-191009	+1262,1268 Sand			
43 44	A0A0648-04	A 8082 PCBs - Low Level (30g/2mL)	01/22/20 11:21	30.20	2 ✓				100	PDI-029SC-A-02-03-191009	+1262,1268 Sand			
45 46	A0A0648-05	A 8082 PCBs - Low Level (30g/2mL)	01/22/20 11:21	30.30	2 ✓				100	PDI-029SC-A-03-04-191009	MS/MSD, +1262,1268 Sand			
47 48	0010653-MS1	QC	01/22/20 11:21	30.34	2 ✓	A20A036	A0A0648-05	100	100		Sand			
49 50	0010653-MSD1	QC	01/22/20 11:21	30.35	2 ✓	A20A036	A0A0648-05	100	100		Sand			

Standards/Reagents

Reagent(s)			Analyte Spike(s)			Surrogate(s)		
Std ID	Exp. Date	Description	Std ID	Exp. Date	Description	Std ID	Exp. Date	Description
A13L219	11/30/23	Extractions Balance	A20A036	07/03/20	8082 PCB Matrix Spike	A20A238	07/17/20	8082 PCB Surrogate Spike
A18K311	12/31/20	Glass Wool						
A19C104	09/03/23	Florisil Lot 817211-CM						
A19G279	01/18/22	Sulfuric Acid						
A19H411	08/31/21	n-Hexane Lot# 192712						
A19I211	05/07/22	Copper, Granular Lot# J260003						
A19I263	03/18/20	DCM CHEM PROD. 194934						
A19L136	06/06/20	Sodium Sulfate Lot # 194950						

Method 3546 digestion time and temperature achieved.

Initial: JAG

Witness: JAG 1-22-20

S = staining on turbidap tube during hexane/DCM exchange. *thzho*

P = precipitate formed during ^{hexane} solvent exchange. *thzho*

Prepared By: _____ Date: _____

Reviewed By: _____ Date: _____



ELEMENT SEQUENCE LOG

Apex Laboratories

Sequence: **0A23016**

Instrument: **DUALECD2R**

Date: **01/23/20 07:52**

Calibration: **A0A1501**

#	Lab Number	Matrix	Analysis	Client	Due	Batch	ISTD ID	STD ID
1	0A23016-CCV1	Sediment	QC	QC				
2	0A23016-CCB1	Sediment	QC	QC				A19L338
3	A0A0645-03	Sediment	8082 PCBs - Low Level (30g/2mL)	Anchor QEA, LLC	02/04/20	0010653		A19L339
4	0A23016-IBL1	Sediment	QC	QC				
5	A0A0645-04	Sediment	8082 PCBs - Low Level (30g/2mL)	Anchor QEA, LLC	02/04/20	0010653		
6	0A23016-IBL2	Sediment	QC	QC				
7	A0A0645-05	Sediment	8082 PCBs - Low Level (30g/2mL)	Anchor QEA, LLC	02/04/20	0010653		
8	0A23016-IBL3	Sediment	QC	QC				
9	A0A0645-06	Sediment	8082 PCBs - Low Level (30g/2mL)	Anchor QEA, LLC	02/04/20	0010653		
10	0A23016-IBL4	Sediment	QC	QC				
11	A0A0645-07	Sediment	8082 PCBs - Low Level (30g/2mL)	Anchor QEA, LLC	02/04/20	0010653		
12	0A23016-IBL5	Sediment	QC	QC				
13	A0A0648-01	Sediment	8082 PCBs - Low Level (30g/2mL)	Anchor QEA, LLC	02/04/20	0010653		
14	0A23016-IBL6	Sediment	QC	QC				
15	0A23016-CCV2	Sediment	QC	QC				A19L338
16	0A23016-CCB2	Sediment	QC	QC				A19L339
17	A0A0648-02	Sediment	8082 PCBs - Low Level (30g/2mL)	Anchor QEA, LLC	02/04/20	0010653		
18	0A23016-IBL7	Sediment	QC	QC				
19	A0A0648-03	Sediment	8082 PCBs - Low Level (30g/2mL)	Anchor QEA, LLC	02/04/20	0010653		
20	0A23016-IBL8	Sediment	QC	QC				
21	A0A0648-04	Sediment	8082 PCBs - Low Level (30g/2mL)	Anchor QEA, LLC	02/04/20	0010653		
22	0A23016-IBL9	Sediment	QC	QC				
23	A0A0648-05	Sediment	8082 PCBs - Low Level (30g/2mL)	Anchor QEA, LLC	02/04/20	0010653		
24	0A23016-IBLA	Sediment	QC	QC				
25	0010653-MS1	Sediment	QC	QC		0010653		
26	0A23016-IBLB	Sediment	QC	QC				
27	0010653-MSD1	Sediment	QC	QC		0010653		
28	0A23016-IBLC	Sediment	QC	QC				
29	0A23016-CCV3	Sediment	QC	QC				A19L338
30	0A23016-CCB3	Sediment	QC	QC				A19L339

Data Entered By: 1/30/20

Comments:

Data Reviewed By: 2/3/20

TOTAL AROCLOR AVERAGE RESULTS

The average result for the 1016 and 1260 selected peaks are reported here to facilitate data entry and review. Averages are done on all individual peaks and must be for matrix spikes if all peaks are not used in the average.

0A23016-CCV1

Aroclor 1016

<u>Peak</u>	<u>Initial Res</u>
1016 (1)	427.50
1016 (2)	451.01
1016 (3)	430.96
1016 (4)	423.06
1016 (5)	419.43
1016 (6)	429.55
Average:	430.25

Aroclor 1260

<u>Peak</u>	<u>Initial Res</u>
1260 (1)	464.77
1260 (2)	460.62
1260 (3)	474.37
1260 (4)	499.66
1260 (5)	478.88
1260 (6)	469.84
Average:	474.69

0A23016-CCV2

Aroclor 1016

<u>Peak</u>	<u>Initial Res</u>
1016 (1)	488.41
1016 (2)	502.28
1016 (3)	482.03
1016 (4)	465.18
1016 (5)	483.25
1016 (6)	488.47
Average:	484.94

Aroclor 1260

<u>Peak</u>	<u>Initial Res</u>
1260 (1)	516.90
1260 (2)	513.35
1260 (3)	529.58
1260 (4)	552.90
1260 (5)	558.14
1260 (6)	550.25
Average:	536.85

TOTAL AROCLOR AVERAGE RESULTS

The average result for the 1016 and 1260 selected peaks are reported here to facilitate data entry and review. Averages are done on all individual peaks and must be for matrix spikes if all peaks are not used in the average.

0010653-MS1

Aroclor 1016

<u>Peak</u>	<u>Initial Res</u>
1016 (1)	713.71
1016 (2)	828.67
1016 (3)	760.49
1016 (4)	787.26
1016 (5)	799.24
1016 (6)	775.48
Average:	777.48

Aroclor 1260

<u>Peak</u>	<u>Initial Res</u>
1260 (1)	950.45
1260 (2)	1,026.47
1260 (3)	1,011.84
1260 (4)	1,151.97
1260 (5)	1,096.06
1260 (6)	1,075.74
Average:	1,052.09

0010653-MSD1

Aroclor 1016

<u>Peak</u>	<u>Initial Res</u>
1016 (1)	833.84
1016 (2)	983.19
1016 (3)	873.96
1016 (4)	903.25
1016 (5)	937.63
1016 (6)	869.33
Average:	900.20

Aroclor 1260

<u>Peak</u>	<u>Initial Res</u>
1260 (1)	1,094.46
1260 (2)	1,133.52
1260 (3)	1,131.96
1260 (4)	1,301.07
1260 (5)	1,188.14
1260 (6)	1,177.51
Average:	1,171.11

TOTAL AROCLOR AVERAGE RESULTS

The average result for the 1016 and 1260 selected peaks are reported here to facilitate data entry and review. Averages are done on all individual peaks and must be for matrix spikes if all peaks are not used in the average.

0A23016-CCV3

Aroclor 1016

<u>Peak</u>	<u>Initial Res</u>
1016 (1)	483.92
1016 (2)	518.61
1016 (3)	522.45
1016 (4)	497.59
1016 (5)	495.99
1016 (6)	508.40
Average:	504.49

Aroclor 1260

<u>Peak</u>	<u>Initial Res</u>
1260 (1)	535.80
1260 (2)	573.24
1260 (3)	562.34
1260 (4)	596.28
1260 (5)	593.78
1260 (6)	576.50
Average:	572.99

Quantitation Report (Not Reviewed)

Data Path : K:\DATA\0A23016\
 Data File : ECD2R003.D
 Signal(s) : ECD2B.CH
 Acq On : 23 Jan 2020 10:00
 Operator : MJB / KAK
 Sample : 0A23016-CCV1
 Misc :
 ALS Vial : 52 Sample Multiplier: 1

Integration File: events.e
 Quant Time: Jan 24 10:16:54 2020
 Quant Method : L:\Methods\RECD2_QUANTPCB_200113.M
 Quant Title : PCB Data Analysis
 QLast Update : Tue Jan 14 09:35:58 2020
 Response via : Initial Calibration
 Integrator: ChemStation 6890 Scale Mode: Small noise peaks clipped

[Handwritten signature]
 1/29/20

Compound	R.T.	Response	Conc Units
System Monitoring Compounds			
1) S TCMX (S)	5.633	49882549	221.085 ng/ml
62) S DCBP (S)	10.550	27369767	246.079 ng/ml
Target Compounds			
2) Aroclor 1016 (1)	6.302	2642775	427.496 ng/ml
3) Aroclor 1016 (2)	6.792	5160111	451.005 ng/ml
4) Aroclor 1016 (3)	6.919	2308430	430.958 ng/ml
5) Aroclor 1016 (4)	7.005	2090227	423.058 ng/ml
6) Aroclor 1016 (5)	7.050	2325948	419.428 ng/ml
7) Aroclor 1016 (6)	7.175	2453851	429.552 ng/ml
8) Aroclor 1016 - AVE	0.000	0	N.D. ng/ml
9) Aroclor 1221 (1)	5.807	195358	112.435 ng/ml
10) Aroclor 1221 (2)	5.880	368214	214.455 ng/ml
11) Aroclor 1221 (3)	5.968	1783316	312.478 ng/ml
12) Aroclor 1221 - AVE	0.000	0	N.D. ng/ml
13) Aroclor 1232 (1)	5.968	1783316	390.222 ng/ml
14) Aroclor 1232 (2)	6.302	2642775	1015.385 ng/ml
15) Aroclor 1232 (3)	6.792	5160111	1054.815 ng/ml
16) Aroclor 1232 (4)	7.005	2090227	1235.478 ng/ml
17) Aroclor 1232 (5)	7.050	2325948	1117.790 ng/ml
18) Aroclor 1232 (6)	7.175	2453851	1130.976 ng/ml
19) Aroclor 1232 - AVE	0.000	0	N.D. ng/ml
20) Aroclor 1242 (1)	6.302	2642775	581.298 ng/ml
21) Aroclor 1242 (2)	6.792	5160111	584.884 ng/ml
22) Aroclor 1242 (3)	6.919	2308430	602.696 ng/ml
23) Aroclor 1242 (4)	7.005	2090227	632.713 ng/ml
24) Aroclor 1242 (5)	7.050	2325948	582.371 ng/ml
25) Aroclor 1242 (6)	7.175	2453851	588.339 ng/ml
26) Aroclor 1242 - AVE	0.000	0	N.D. ng/ml
27) Aroclor 1248 (1)	6.765	4028371	780.385 ng/ml
28) Aroclor 1248 (2)	7.005	2090227	328.686 ng/ml
29) Aroclor 1248 (3)	7.050	2325948	391.852 ng/ml
30) Aroclor 1248 (4)	7.175	2453851	336.351 ng/ml
31) Aroclor 1248 (5)	7.541	534664	60.063 ng/ml
32) Aroclor 1248 (6)	7.699	1997659	245.376 ng/ml
33) Aroclor 1248 - AVE	0.000	0	N.D. ng/ml
34) Aroclor 1254 (1)	7.518	1662709	196.217 ng/ml
35) Aroclor 1254 (2)	7.699	1997659	143.615 ng/ml
36) Aroclor 1254 (3)	8.009	1209241	79.690 ng/ml
37) Aroclor 1254 (4)	8.249	798508	73.147 ng/ml
38) Aroclor 1254 (5)	8.583	6290691	559.239 ng/ml
39) Aroclor 1254 (6)	8.800	900962	255.434 ng/ml
40) Aroclor 1254 - AVE	0.000	0	N.D. ng/ml
41) Aroclor 1260 (1)	8.145	4893042	464.771 ng/ml
42) Aroclor 1260 (2)	8.352	5878618	460.618 ng/ml
43) Aroclor 1260 (3)	8.583	6290691	474.370 ng/ml
44) Aroclor 1260 (4)	9.067	10569006	499.658 ng/ml
45) Aroclor 1260 (5)	9.325	5858920	478.876 ng/ml
46) Aroclor 1260 (6)	9.890	2292805	469.841 ng/ml
47) Aroclor 1260 - AVE	0.000	0	N.D. ng/ml

Quantitation Report (Not Reviewed)

Data Path : K:\DATA\0A23016\
 Data File : ECD2R003.D
 Signal(s) : ECD2B.CH
 Acq On : 23 Jan 2020 10:00
 Operator : MJB / KAK
 Sample : 0A23016-CCV1
 Misc :
 ALS Vial : 52 Sample Multiplier: 1

Integration File: events.e
 Quant Time: Jan 24 10:16:54 2020
 Quant Method : L:\Methods\RECD2_QUANTPCB_200113.M
 Quant Title : PCB Data Analysis
 QLast Update : Tue Jan 14 09:35:58 2020
 Response via : Initial Calibration
 Integrator: ChemStation 6890 Scale Mode: Small noise peaks clipped

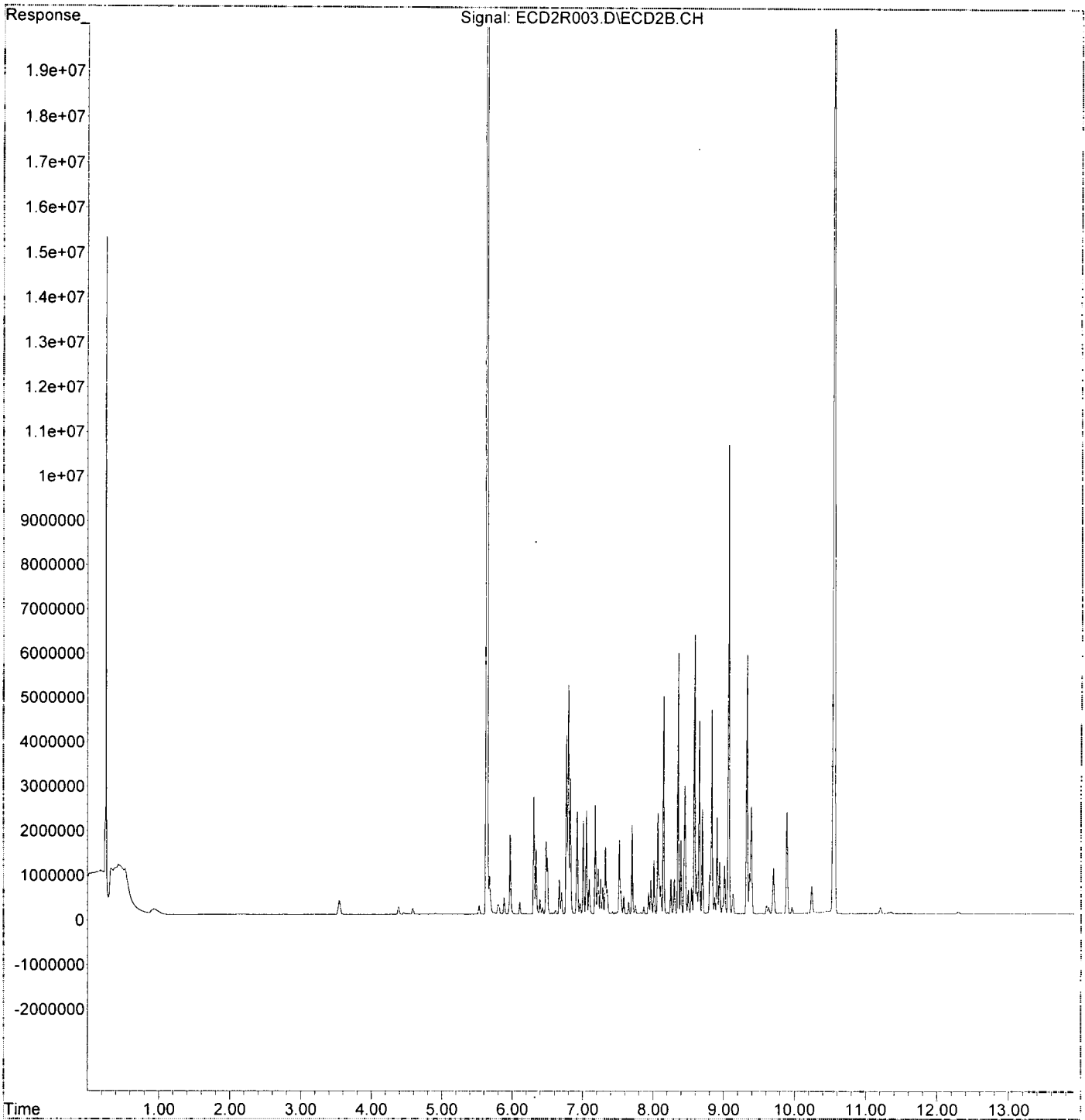
Compound	R.T.	Response	Conc Units
48) Aroclor 1262 (1)	8.352	5878618	556.071 ng/ml
49) Aroclor 1262 (2)	8.652	4341384	284.168 ng/ml
50) Aroclor 1262 (3)	8.830	4609666	360.012 ng/ml
51) Aroclor 1262 (4)	9.067	10569006	383.984 ng/ml
52) Aroclor 1262 (5)	9.325	5858920	356.826 ng/ml
53) Aroclor 1262 (6)	9.890	2292805	318.422 ng/ml
54) Aroclor 1262 - AVE	0.000	0	N.D. ng/ml
55) Aroclor 1268 (1)	8.870	362877	58.227 ng/ml
56) Aroclor 1268 (2)	9.325	5858920	211.007 ng/ml
57) Aroclor 1268 (3)	9.389	2416579	107.326 ng/ml
58) Aroclor 1268 (4)	9.604	185219	9.620 ng/ml
59) Aroclor 1268 (5)	9.890	2292805	293.078 ng/ml
60) Aroclor 1268 (6)	10.240	622576	12.300 ng/ml
61) Aroclor 1268 - AVE	0.000	0	N.D. ng/ml

(f)=RT Delta > 1/2 Window

(m)=manual int.

Data Path : K:\DATA\0A23016\
Data File : ECD2R003.D
Signal(s) : ECD2B.CH
Acq On : 23 Jan 2020 10:00
Operator : MJB / KAK
Sample : 0A23016-CCV1
Misc :
ALS Vial : 52 Sample Multiplier: 1

Integration File: events.e
Quant Time: Jan 24 10:16:54 2020
Quant Method : L:\Methods\RECD2_QUANTPCB_200113.M
Quant Title : PCB Data Analysis
QLast Update : Tue Jan 14 09:35:58 2020
Response via : Initial Calibration
Integrator: ChemStation 6890 Scale Mode: Small noise peaks clipped



Data Path : K:\DATA\0A23016\
 Data File : ECD2R004.D
 Signal(s) : ECD2B.CH
 Acq On : 23 Jan 2020 10:18
 Operator : MJB / KAK
 Sample : 0A23016-CCB1
 Misc :
 ALS Vial : 53 Sample Multiplier: 1

Integration File: events.e
 Quant Time: Jan 24 10:17:16 2020
 Quant Method : L:\Methods\RECD2_QUANTPCB_200113.M
 Quant Title : PCB Data Analysis
 QLast Update : Tue Jan 14 09:35:58 2020
 Response via : Initial Calibration
 Integrator: ChemStation 6890 Scale Mode: Small noise peaks clipped

Handwritten:
 1/29/20
 Clean

Compound	R.T.	Response	Conc Units

System Monitoring Compounds			
1) S TCMX (S)	5.630	18980108	84.122 ng/ml
62) S DCBP (S)	10.549	10737816	96.543 ng/ml
Target Compounds			
2) Aroclor 1016 (1)	6.298	1595	0.258 ng/ml
3) Aroclor 1016 (2)	6.786	3360	0.294 ng/ml
4) Aroclor 1016 (3)	6.912	2923	0.546 ng/ml
5) Aroclor 1016 (4)	7.001	2377	0.481 ng/ml
6) Aroclor 1016 (5)	7.054	2338	0.422 ng/ml
7) Aroclor 1016 (6)	7.176	2534	0.444 ng/ml
8) Aroclor 1016 - AVE	0.000	0	N.D. ng/ml
9) Aroclor 1221 (1)	5.769	18109	10.422 ng/ml
10) Aroclor 1221 (2)	5.888	3887	2.264 ng/ml
11) Aroclor 1221 (3)	5.979	5619	0.985 ng/ml
12) Aroclor 1221 - AVE	0.000	0	N.D. ng/ml
13) Aroclor 1232 (1)	5.950	30702	6.718 ng/ml
14) Aroclor 1232 (2)	6.298	1595	0.613 ng/ml
15) Aroclor 1232 (3)	6.786	3360	0.687 ng/ml
16) Aroclor 1232 (4)	7.001	2377	1.405 ng/ml
17) Aroclor 1232 (5)	7.054	2338	1.124 ng/ml
18) Aroclor 1232 (6)	7.176	2534	1.168 ng/ml
19) Aroclor 1232 - AVE	0.000	0	N.D. ng/ml
20) Aroclor 1242 (1)	6.298	1595	0.351 ng/ml
21) Aroclor 1242 (2)	6.786	3360	0.381 ng/ml
22) Aroclor 1242 (3)	6.912	2923	0.763 ng/ml
23) Aroclor 1242 (4)	7.001	2377	0.720 ng/ml
24) Aroclor 1242 (5)	7.054	2338	0.585 ng/ml
25) Aroclor 1242 (6)	7.176	2534	0.608 ng/ml
26) Aroclor 1242 - AVE	0.000	0	N.D. ng/ml
27) Aroclor 1248 (1)	6.755	2711	0.525 ng/ml
28) Aroclor 1248 (2)	7.001	2377	0.374 ng/ml
29) Aroclor 1248 (3)	7.054	2338	0.394 ng/ml
30) Aroclor 1248 (4)	7.176	2534	0.347 ng/ml
31) Aroclor 1248 (5)	7.533	1605	0.180 ng/ml
32) Aroclor 1248 (6)	7.659	3596	0.442 ng/ml
33) Aroclor 1248 - AVE	0.000	0	N.D. ng/ml
34) Aroclor 1254 (1)	7.509	996	0.118 ng/ml
35) Aroclor 1254 (2)	7.732	11752	0.845 ng/ml
36) Aroclor 1254 (3)	8.003	4886	0.322 ng/ml
37) Aroclor 1254 (4)	8.248	3449	0.316 ng/ml
38) Aroclor 1254 (5)	8.581	3567	0.317 ng/ml
39) Aroclor 1254 (6)	8.811	1645	0.466 ng/ml
40) Aroclor 1254 - AVE	0.000	0	N.D. ng/ml
41) Aroclor 1260 (1)	8.145	4721	0.448 ng/ml
42) Aroclor 1260 (2)	8.349	4595	0.360 ng/ml
43) Aroclor 1260 (3)	8.581	3567	0.269 ng/ml
44) Aroclor 1260 (4)	9.065	3516	0.166 ng/ml
45) Aroclor 1260 (5)	9.325	3406	0.278 ng/ml
46) Aroclor 1260 (6)	9.891	4594	0.941 ng/ml
47) Aroclor 1260 - AVE	0.000	0	N.D. ng/ml

Data Path : K:\DATA\0A23016\
 Data File : ECD2R004.D
 Signal(s) : ECD2B.CH
 Acq On : 23 Jan 2020 10:18
 Operator : MJB / KAK
 Sample : 0A23016-CCB1
 Misc :
 ALS Vial : 53 Sample Multiplier: 1

Integration File: events.e
 Quant Time: Jan 24 10:17:16 2020
 Quant Method : L:\Methods\RECD2_QUANTPCB_200113.M
 Quant Title : PCB Data Analysis
 QLast Update : Tue Jan 14 09:35:58 2020
 Response via : Initial Calibration
 Integrator: ChemStation 6890 Scale Mode: Small noise peaks clipped

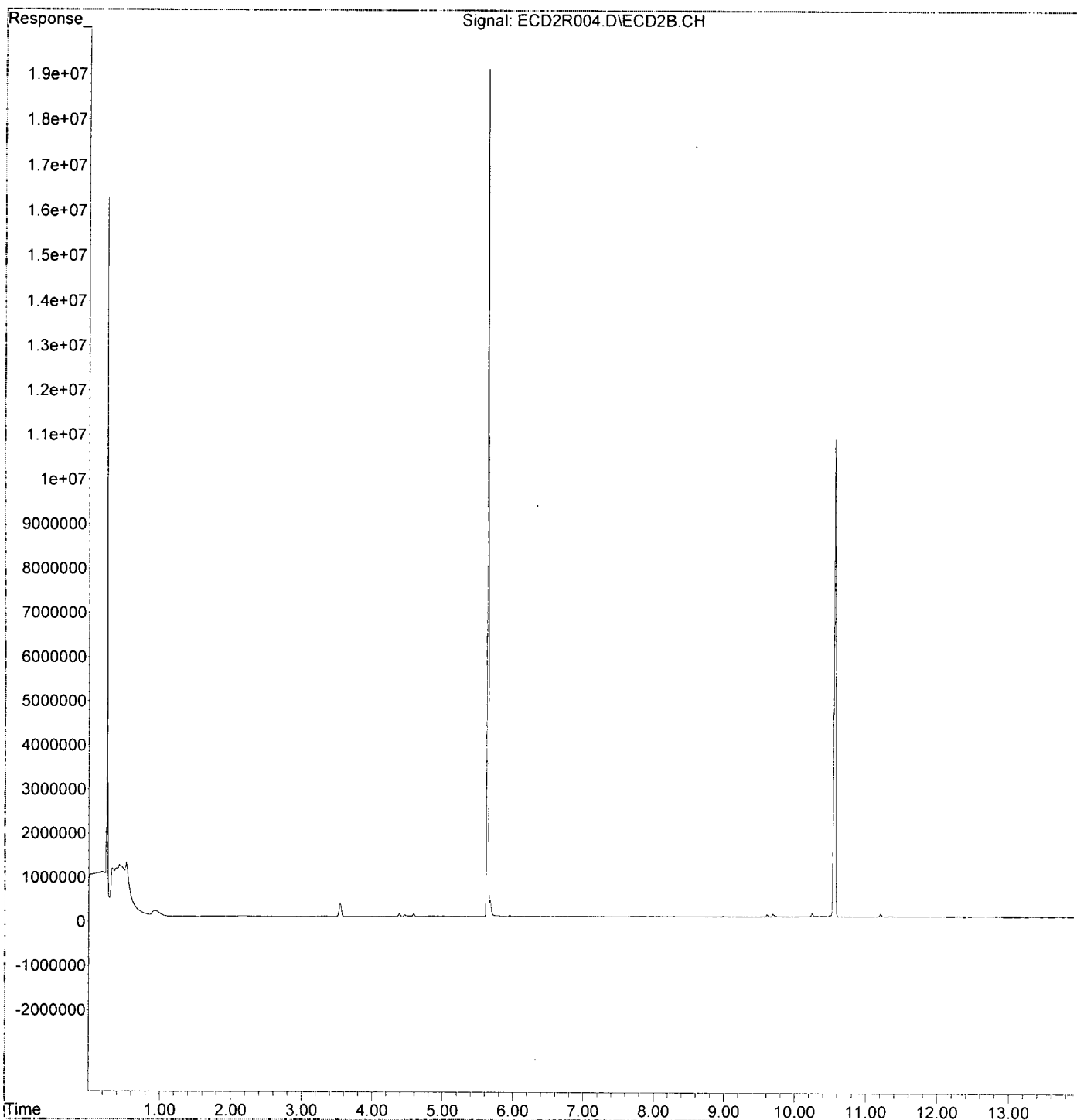
Compound	R.T.	Response	Conc Units
48) Aroclor 1262 (1)	8.349	4595	0.435 ng/ml
49) Aroclor 1262 (2)	8.648	1896	0.124 ng/ml
50) Aroclor 1262 (3)	8.829	2033	0.159 ng/ml
51) Aroclor 1262 (4)	9.065	3516	0.128 ng/ml
52) Aroclor 1262 (5)	9.325	3406	0.207 ng/ml
53) Aroclor 1262 (6)	9.891	4594	0.638 ng/ml
54) Aroclor 1262 - AVE	0.000	0	N.D. ng/ml
55) Aroclor 1268 (1)	8.871	2195	0.352 ng/ml
56) Aroclor 1268 (2)	9.325	3406	0.123 ng/ml
57) Aroclor 1268 (3)	9.387	2606	0.116 ng/ml
58) Aroclor 1268 (4)	9.604	55633	2.890 ng/ml
59) Aroclor 1268 (5)	9.891	4594	0.587 ng/ml
60) Aroclor 1268 (6)	10.240	72902	1.440 ng/ml
61) Aroclor 1268 - AVE	0.000	0	N.D. ng/ml

(f)=RT Delta > 1/2 Window

(m)=manual int.

Data Path : K:\DATA\0A23016\
Data File : ECD2R004.D
Signal(s) : ECD2B.CH
Acq On : 23 Jan 2020 10:18
Operator : MJB / KAK
Sample : 0A23016-CCB1
Misc :
ALS Vial : 53 Sample Multiplier: 1

Integration File: events.e
Quant Time: Jan 24 10:17:16 2020
Quant Method : L:\Methods\RECD2_QUANTPCB_200113.M
Quant Title : PCB Data Analysis
QLast Update : Tue Jan 14 09:35:58 2020
Response via : Initial Calibration
Integrator: ChemStation 6890 Scale Mode: Small noise peaks clipped



Data Path : K:\DATA\0A23016\
 Data File : ECD2R015.D
 Signal(s) : ECD2B.CH
 Acq On : 23 Jan 2020 13:35
 Operator : MJB / KAK
 Sample : A0A0648-01
 Misc :
 ALS Vial : 59 Sample Multiplier: 1

Integration File: events.e
 Quant Time: Jan 24 10:19:22 2020
 Quant Method : L:\Methods\RECD2_QUANTPCB_200113.M
 Quant Title : PCB Data Analysis
 QLast Update : Tue Jan 14 09:35:58 2020
 Response via : Initial Calibration
 Integrator: ChemStation 6890 Scale Mode: Small noise peaks clipped

MJB
 1/29/20

Compound	R.T.	Response	Conc	Units
System Monitoring Compounds				
1) S TCMX (S)	5.629	34944826	154.879	ng/ml
62) S DCBP (S)	10.546	21677506	194.900	ng/ml
Target Compounds				
2) Aroclor 1016 (1)	6.300	5590	0.904	ng/ml
3) Aroclor 1016 (2)	6.786	9374	0.819	ng/ml
4) Aroclor 1016 (3)	6.919	8765	1.636	ng/ml
5) Aroclor 1016 (4)	7.002	14271	2.888	ng/ml
6) Aroclor 1016 (5)	7.048	8934	1.611	ng/ml
7) Aroclor 1016 (6)	7.175	10982	1.922	ng/ml
8) Aroclor 1016 - AVE	0.000	0	N.D.	ng/ml
9) Aroclor 1221 (1)	5.821	8272	4.761	ng/ml
10) Aroclor 1221 (2)	5.876	5566	3.242	ng/ml
11) Aroclor 1221 (3)	5.936	624031	109.345	ng/ml
12) Aroclor 1221 - AVE	0.000	0	N.D.	ng/ml
13) Aroclor 1232 (1)	5.936	624031	136.550	ng/ml
14) Aroclor 1232 (2)	6.300	5590	2.148	ng/ml
15) Aroclor 1232 (3)	6.786	9374	1.916	ng/ml
16) Aroclor 1232 (4)	7.002	14271	8.435	ng/ml
17) Aroclor 1232 (5)	7.048	8934	4.294	ng/ml
18) Aroclor 1232 (6)	7.175	10982	5.062	ng/ml
19) Aroclor 1232 - AVE	0.000	0	N.D.	ng/ml
20) Aroclor 1242 (1)	6.300	5590	1.230	ng/ml
21) Aroclor 1242 (2)	6.786	9374	1.063	ng/ml
22) Aroclor 1242 (3)	6.919	8765	2.288	ng/ml
23) Aroclor 1242 (4)	7.002	14271	4.320	ng/ml
24) Aroclor 1242 (5)	7.048	8934	2.237	ng/ml
25) Aroclor 1242 (6)	7.175	10982	2.633	ng/ml
26) Aroclor 1242 - AVE	0.000	0	N.D.	ng/ml
27) Aroclor 1248 (1)	6.761	9914	1.921	ng/ml
28) Aroclor 1248 (2)	7.002	14271	2.244	ng/ml
29) Aroclor 1248 (3)	7.048	8934	1.505	ng/ml
30) Aroclor 1248 (4)	7.175	10982	1.505	ng/ml
31) Aroclor 1248 (5)	7.539	13470	1.513	ng/ml
32) Aroclor 1248 (6)	7.688	413284	50.764	ng/ml
33) Aroclor 1248 - AVE	0.000	0	N.D.	ng/ml
34) Aroclor 1254 (1)	7.515	33122	3.909	ng/ml
35) Aroclor 1254 (2)	7.688	413284	29.712	ng/ml
36) Aroclor 1254 (3)	7.993	1245451	82.076	ng/ml
37) Aroclor 1254 (4)	8.245	35620	3.263	ng/ml
38) Aroclor 1254 (5)	8.580	111892	9.947	ng/ml
39) Aroclor 1254 (6)	8.806	20415	5.788	ng/ml
40) Aroclor 1254 - AVE	0.000	0	N.D.	ng/ml
41) Aroclor 1260 (1)	8.142	84108	7.989	ng/ml
42) Aroclor 1260 (2)	8.347	120815	9.466	ng/ml
43) Aroclor 1260 (3)	8.580	111892	8.438	ng/ml
44) Aroclor 1260 (4)	9.064	123781	5.852	ng/ml
45) Aroclor 1260 (5)	9.322	73365	5.996	ng/ml
46) Aroclor 1260 (6)	9.887	28336	5.807	ng/ml
47) Aroclor 1260 - AVE	0.000	0	N.D.	ng/ml

CMDC

Data Path : K:\DATA\0A23016\
 Data File : ECD2R015.D
 Signal(s) : ECD2B.CH
 Acq On : 23 Jan 2020 13:35
 Operator : MJB / KAK
 Sample : A0A0648-01
 Misc :
 ALS Vial : 59 Sample Multiplier: 1

Integration File: events.e
 Quant Time: Jan 24 10:19:22 2020
 Quant Method : L:\Methods\RECD2_QUANTPCB_200113.M
 Quant Title : PCB Data Analysis
 QLast Update : Tue Jan 14 09:35:58 2020
 Response via : Initial Calibration
 Integrator: ChemStation 6890 Scale Mode: Small noise peaks clipped

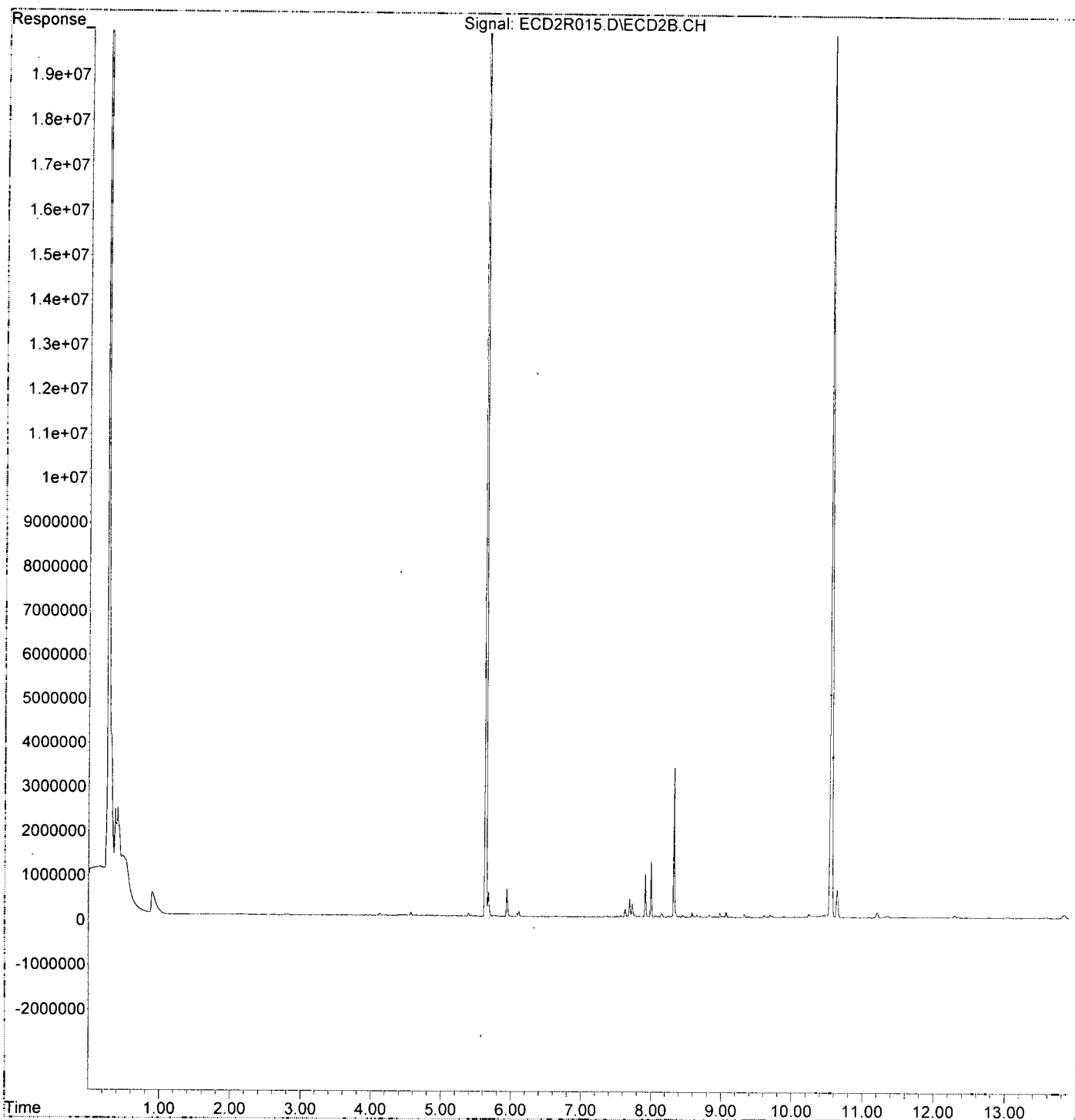
Compound	R.T.	Response	Conc Units
48) Aroclor 1262 (1)	8.347	120815	11.428 ng/ml
49) Aroclor 1262 (2)	8.649	56995	3.731 ng/ml
50) Aroclor 1262 (3)	8.827	57687	4.505 ng/ml
51) Aroclor 1262 (4)	9.064	123781	4.497 ng/ml
52) Aroclor 1262 (5)	9.322	73365	4.468 ng/ml
53) Aroclor 1262 (6)	9.887	28336	3.935 ng/ml
54) Aroclor 1262 - AVE	0.000	0	N.D. ng/ml
55) Aroclor 1268 (1)	8.863	17079	2.740 ng/ml
56) Aroclor 1268 (2)	9.322	73365	2.642 ng/ml
57) Aroclor 1268 (3)	9.386	30543	1.356 ng/ml
58) Aroclor 1268 (4)	9.602	52012	2.701 ng/ml
59) Aroclor 1268 (5)	9.887	28336	3.622 ng/ml
60) Aroclor 1268 (6)	10.239	76738	1.516 ng/ml
61) Aroclor 1268 - AVE	0.000	0	N.D. ng/ml

(f)=RT Delta > 1/2 Window

(m)=manual int.

Data Path : K:\DATA\0A23016\
Data File : ECD2R015.D
Signal(s) : ECD2B.CH
Acq On : 23 Jan 2020 13:35
Operator : MJB / KAK
Sample : A0A0648-01
Misc :
ALS Vial : 59 Sample Multiplier: 1

Integration File: events.e
Quant Time: Jan 24 10:19:22 2020
Quant Method : L:\Methods\RECD2_QUANTPCB_200113.M
Quant Title : PCB Data Analysis
QLast Update : Tue Jan 14 09:35:58 2020
Response via : Initial Calibration
Integrator: ChemStation 6890 Scale Mode: Small noise peaks clipped



Data Path : K:\DATA\0A23016\
 Data File : ECD2R017.D
 Signal(s) : ECD2B.CH
 Acq On : 23 Jan 2020 14:11
 Operator : MJB / KAK
 Sample : 0A23016-CCV2
 Misc :
 ALS Vial : 52 Sample Multiplier: 1

Integration File: events.e
 Quant Time: Jan 24 10:19:43 2020
 Quant Method : L:\Methods\RECD2_QUANTPCB_200113.M
 Quant Title : PCB Data Analysis
 QLast Update : Tue Jan 14 09:35:58 2020
 Response via : Initial Calibration
 Integrator: ChemStation 6890 Scale Mode: Small noise peaks clipped

[Handwritten signature]
 1/29/20

Compound	R.T.	Response	Conc	Units
System Monitoring Compounds				
1) S TCMX (S)	5.630	56657601	251.113	ng/ml
62) S DCBP (S)	10.546	30749136	276.462	ng/ml
Target Compounds				
2) Aroclor 1016 (1)	6.300	3019341	488.410	ng/ml
3) Aroclor 1016 (2)	6.790	5746770	502.281	ng/ml
4) Aroclor 1016 (3)	6.916	2581980	482.027	ng/ml
5) Aroclor 1016 (4)	7.003	2298330	465.177	ng/ml
6) Aroclor 1016 (5)	7.048	2679874	483.250	ng/ml
7) Aroclor 1016 (6)	7.173	2790404	488.467	ng/ml
8) Aroclor 1016 - AVE	0.000	0	N.D.	ng/ml
9) Aroclor 1221 (1)	5.806	213508	122.881	ng/ml
10) Aroclor 1221 (2)	5.878	421167	245.295	ng/ml
11) Aroclor 1221 (3)	5.966	1953289	342.261	ng/ml
12) Aroclor 1221 - AVE	0.000	0	N.D.	ng/ml
13) Aroclor 1232 (1)	5.966	1953289	427.416	ng/ml
14) Aroclor 1232 (2)	6.300	3019341	1160.066	ng/ml
15) Aroclor 1232 (3)	6.790	5746770	1174.738	ng/ml
16) Aroclor 1232 (4)	7.003	2298330	1358.481	ng/ml
17) Aroclor 1232 (5)	7.048	2679874	1287.878	ng/ml
18) Aroclor 1232 (6)	7.173	2790404	1286.093	ng/ml
19) Aroclor 1232 - AVE	0.000	0	N.D.	ng/ml
20) Aroclor 1242 (1)	6.300	3019341	664.127	ng/ml
21) Aroclor 1242 (2)	6.790	5746770	651.380	ng/ml
22) Aroclor 1242 (3)	6.916	2581980	674.116	ng/ml
23) Aroclor 1242 (4)	7.003	2298330	695.706	ng/ml
24) Aroclor 1242 (5)	7.048	2679874	670.987	ng/ml
25) Aroclor 1242 (6)	7.173	2790404	669.032	ng/ml
26) Aroclor 1242 - AVE	0.000	0	N.D.	ng/ml
27) Aroclor 1248 (1)	6.763	4312774	835.480	ng/ml
28) Aroclor 1248 (2)	7.003	2298330	361.410	ng/ml
29) Aroclor 1248 (3)	7.048	2679874	451.478	ng/ml
30) Aroclor 1248 (4)	7.173	2790404	382.482	ng/ml
31) Aroclor 1248 (5)	7.538	628443	70.598	ng/ml
32) Aroclor 1248 (6)	7.697	2256874	277.216	ng/ml
33) Aroclor 1248 - AVE	0.000	0	N.D.	ng/ml
34) Aroclor 1254 (1)	7.515	1895987	223.746	ng/ml
35) Aroclor 1254 (2)	7.697	2256874	162.250	ng/ml
36) Aroclor 1254 (3)	8.007	1321676	87.099	ng/ml
37) Aroclor 1254 (4)	8.246	935043	85.654	ng/ml
38) Aroclor 1254 (5)	8.581	7022799	624.323	ng/ml
39) Aroclor 1254 (6)	8.797	1004490	284.785	ng/ml
40) Aroclor 1254 - AVE	0.000	0	N.D.	ng/ml
41) Aroclor 1260 (1)	8.143	5441878	516.903	ng/ml
42) Aroclor 1260 (2)	8.349	6551642	513.353	ng/ml
43) Aroclor 1260 (3)	8.581	7022799	529.576	ng/ml
44) Aroclor 1260 (4)	9.064	11695179	552.899	ng/ml
45) Aroclor 1260 (5)	9.322	6828668	558.138	ng/ml
46) Aroclor 1260 (6)	9.887	2685197	550.250	ng/ml
47) Aroclor 1260 - AVE	0.000	0	N.D.	ng/ml

Data Path : K:\DATA\0A23016\
 Data File : ECD2R017.D
 Signal(s) : ECD2B.CH
 Acq On : 23 Jan 2020 14:11
 Operator : MJB / KAK
 Sample : 0A23016-CCV2
 Misc :
 ALS Vial : 52 Sample Multiplier: 1

Integration File: events.e
 Quant Time: Jan 24 10:19:43 2020
 Quant Method : L:\Methods\RECD2_QUANTPCB_200113.M
 Quant Title : PCB Data Analysis
 QLast Update : Tue Jan 14 09:35:58 2020
 Response via : Initial Calibration
 Integrator: ChemStation 6890 Scale Mode: Small noise peaks clipped

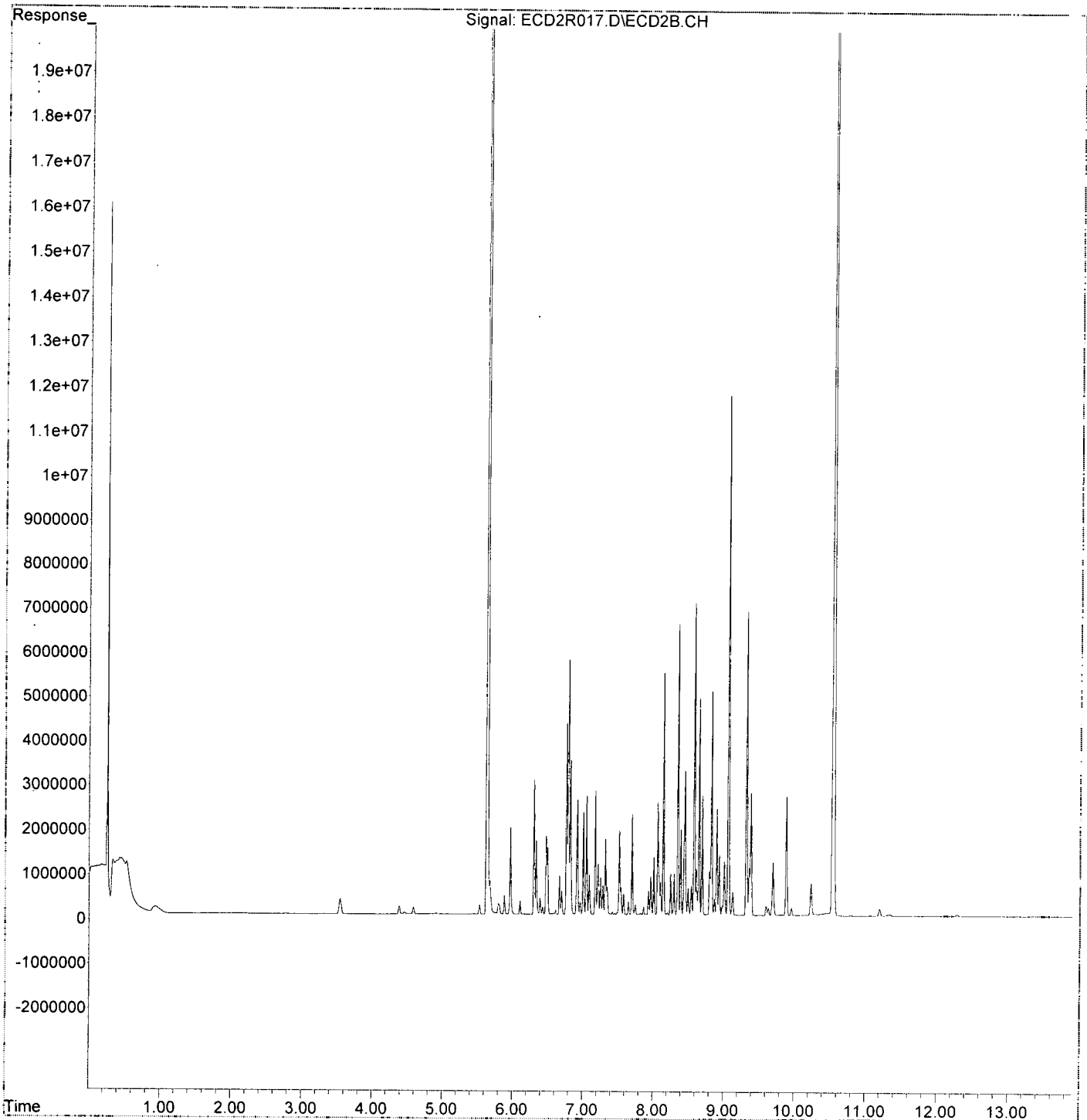
Compound	R.T.	Response	Conc Units
48) Aroclor 1262 (1)	8.349	6551642	619.734 ng/ml
49) Aroclor 1262 (2)	8.649	4880684	319.469 ng/ml
50) Aroclor 1262 (3)	8.827	5044034	393.936 ng/ml
51) Aroclor 1262 (4)	9.064	11695179	424.899 ng/ml
52) Aroclor 1262 (5)	9.322	6828668	415.886 ng/ml
53) Aroclor 1262 (6)	9.887	2685197	372.917 ng/ml
54) Aroclor 1262 - AVE	0.000	0	N.D. ng/ml
55) Aroclor 1268 (1)	8.867	374218	60.046 ng/ml
56) Aroclor 1268 (2)	9.322	6828668	245.932 ng/ml
57) Aroclor 1268 (3)	9.385	2754420	122.330 ng/ml
58) Aroclor 1268 (4)	9.601	219268	11.389 ng/ml
59) Aroclor 1268 (5)	9.887	2685197	343.236 ng/ml
60) Aroclor 1268 (6)	10.235	731891	14.460 ng/ml
61) Aroclor 1268 - AVE	0.000	0	N.D. ng/ml

(f)=RT Delta > 1/2 Window

(m)=manual int.

Data Path : K:\DATA\0A23016\
Data File : ECD2R017.D
Signal(s) : ECD2B.CH
Acq On : 23 Jan 2020 14:11
Operator : MJB / KAK
Sample : 0A23016-CCV2
Misc :
ALS Vial : 52 Sample Multiplier: 1

Integration File: events.e
Quant Time: Jan 24 10:19:43 2020
Quant Method : L:\Methods\RECD2_QUANTPCB_200113.M
Quant Title : PCB Data Analysis
QLast Update : Tue Jan 14 09:35:58 2020
Response via : Initial Calibration
Integrator: ChemStation 6890 Scale Mode: Small noise peaks clipped



Data Path : K:\DATA\0A23016\
 Data File : ECD2R018.D
 Signal(s) : ECD2B.CH
 Acq On : 23 Jan 2020 14:29
 Operator : MJB / KAK
 Sample : 0A23016-CCB2
 Misc :
 ALS Vial : 53 Sample Multiplier: 1

Integration File: events.e
 Quant Time: Jan 24 10:20:04 2020
 Quant Method : L:\Methods\RECD2_QUANTPCB_200113.M
 Quant Title : PCB Data Analysis
 QLast Update : Tue Jan 14 09:35:58 2020
 Response via : Initial Calibration
 Integrator: ChemStation 6890 Scale Mode: Small noise peaks clipped

Handwritten:
 1/29/20
 Clean

Compound	R.T.	Response	Conc Units

System Monitoring Compounds			
1) S TCMX (S)	5.630	20617818	91.381 ng/ml
62) S DCBP (S)	10.547	12078803	108.599 ng/ml
Target Compounds			
2) Aroclor 1016 (1)	6.299	3187	0.515 ng/ml
3) Aroclor 1016 (2)	6.790	5506	0.481 ng/ml
4) Aroclor 1016 (3)	6.920	4974	0.929 ng/ml
5) Aroclor 1016 (4)	6.999	4864	0.984 ng/ml
6) Aroclor 1016 (5)	7.044	4978	0.898 ng/ml
7) Aroclor 1016 (6)	7.177	5085	0.890 ng/ml
8) Aroclor 1016 - AVE	0.000	0	N.D. ng/ml
9) Aroclor 1221 (1)	5.857f	6501	3.741 ng/ml
10) Aroclor 1221 (2)	5.882	4918	2.865 ng/ml
11) Aroclor 1221 (3)	5.975	7113	1.246 ng/ml
12) Aroclor 1221 - AVE	0.000	0	N.D. ng/ml
13) Aroclor 1232 (1)	5.975	7113	1.557 ng/ml
14) Aroclor 1232 (2)	6.299	3187	1.224 ng/ml
15) Aroclor 1232 (3)	6.790	5506	1.125 ng/ml
16) Aroclor 1232 (4)	6.999	4864	2.875 ng/ml
17) Aroclor 1232 (5)	7.044	4978	2.392 ng/ml
18) Aroclor 1232 (6)	7.169	4952	2.282 ng/ml
19) Aroclor 1232 - AVE	0.000	0	N.D. ng/ml
20) Aroclor 1242 (1)	6.299	3187	0.701 ng/ml
21) Aroclor 1242 (2)	6.790	5506	0.624 ng/ml
22) Aroclor 1242 (3)	6.920	4974	1.299 ng/ml
23) Aroclor 1242 (4)	6.999	4864	1.472 ng/ml
24) Aroclor 1242 (5)	7.044	4978	1.246 ng/ml
25) Aroclor 1242 (6)	7.169	4952	1.187 ng/ml
26) Aroclor 1242 - AVE	0.000	0	N.D. ng/ml
27) Aroclor 1248 (1)	6.761	4834	0.936 ng/ml
28) Aroclor 1248 (2)	6.999	4864	0.765 ng/ml
29) Aroclor 1248 (3)	7.044	4978	0.839 ng/ml
30) Aroclor 1248 (4)	7.169	4952	0.679 ng/ml
31) Aroclor 1248 (5)	7.533	4613	0.518 ng/ml
32) Aroclor 1248 (6)	7.732f	17903	2.199 ng/ml
33) Aroclor 1248 - AVE	0.000	0	N.D. ng/ml
34) Aroclor 1254 (1)	7.514	4501	0.531 ng/ml
35) Aroclor 1254 (2)	7.732	17903	1.287 ng/ml
36) Aroclor 1254 (3)	8.006	9170	0.604 ng/ml
37) Aroclor 1254 (4)	8.246	8046	0.737 ng/ml
38) Aroclor 1254 (5)	8.582	5156	0.458 ng/ml
39) Aroclor 1254 (6)	8.813	2577	0.731 ng/ml
40) Aroclor 1254 - AVE	0.000	0	N.D. ng/ml
41) Aroclor 1260 (1)	8.141	9088	0.863 ng/ml
42) Aroclor 1260 (2)	8.355	9553	0.748 ng/ml
43) Aroclor 1260 (3)	8.582	5156	0.389 ng/ml
44) Aroclor 1260 (4)	9.062	3587	0.170 ng/ml
45) Aroclor 1260 (5)	9.323	3174	0.259 ng/ml
46) Aroclor 1260 (6)	9.892	4304	0.882 ng/ml
47) Aroclor 1260 - AVE	0.000	0	N.D. ng/ml

Quantitation Report (Not Reviewed)

Data Path : K:\DATA\0A23016\
 Data File : ECD2R018.D
 Signal(s) : ECD2B.CH
 Acq On : 23 Jan 2020 14:29
 Operator : MJB / KAK
 Sample : 0A23016-CCB2
 Misc :
 ALS Vial : 53 Sample Multiplier: 1

Integration File: events.e
 Quant Time: Jan 24 10:20:04 2020
 Quant Method : L:\Methods\RECD2_QUANTPCB_200113.M
 Quant Title : PCB Data Analysis
 QLast Update : Tue Jan 14 09:35:58 2020
 Response via : Initial Calibration
 Integrator: ChemStation 6890 Scale Mode: Small noise peaks clipped

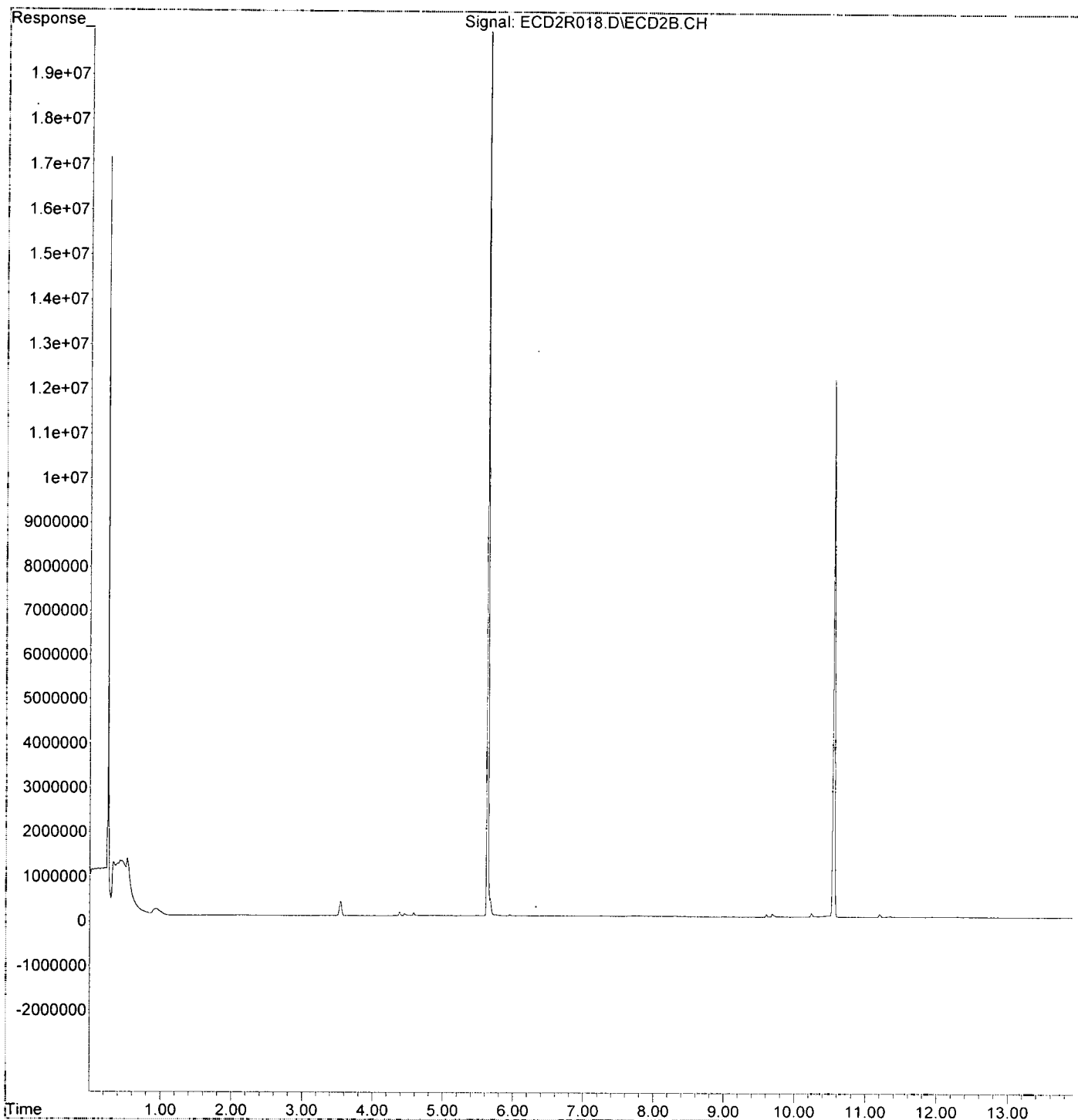
Compound	R.T.	Response	Conc Units
48) Aroclor 1262 (1)	8.355	9553	0.904 ng/ml
49) Aroclor 1262 (2)	8.649	3863	0.253 ng/ml
50) Aroclor 1262 (3)	8.827	3285	0.257 ng/ml
51) Aroclor 1262 (4)	9.062	3587	0.130 ng/ml
52) Aroclor 1262 (5)	9.323	3174	0.193 ng/ml
53) Aroclor 1262 (6)	9.892	4304	0.598 ng/ml
54) Aroclor 1262 - AVE	0.000	0	N.D. ng/ml
55) Aroclor 1268 (1)	8.865	3835	0.615 ng/ml
56) Aroclor 1268 (2)	9.323	3174	0.114 ng/ml
57) Aroclor 1268 (3)	9.388	2036	0.090 ng/ml
58) Aroclor 1268 (4)	9.602	62808	3.262 ng/ml
59) Aroclor 1268 (5)	9.892	4304	0.550 ng/ml
60) Aroclor 1268 (6)	10.239	84879	1.677 ng/ml
61) Aroclor 1268 - AVE	0.000	0	N.D. ng/ml

(f)=RT Delta > 1/2 Window

(m)=manual int.

Data Path : K:\DATA\0A23016\
Data File : ECD2R018.D
Signal(s) : ECD2B.CH
Acq On : 23 Jan 2020 14:29
Operator : MJB / KAK
Sample : 0A23016-CCB2
Misc :
ALS Vial : 53 Sample Multiplier: 1

Integration File: events.e
Quant Time: Jan 24 10:20:04 2020
Quant Method : L:\Methods\RECD2_QUANTPCB_200113.M
Quant Title : PCB Data Analysis
QLast Update : Tue Jan 14 09:35:58 2020
Response via : Initial Calibration
Integrator: ChemStation 6890 Scale Mode: Small noise peaks clipped



Data Path : K:\DATA\0A23016\
 Data File : ECD2R019.D
 Signal(s) : ECD2B.CH
 Acq On : 23 Jan 2020 14:46
 Operator : MJB / KAK
 Sample : A0A0648-02
 Misc :
 ALS Vial : 60 Sample Multiplier: 1

Integration File: events.e
 Quant Time: Jan 24 10:20:25 2020
 Quant Method : L:\Methods\RECD2_QUANTPCB_200113.M
 Quant Title : PCB Data Analysis
 QLast Update : Tue Jan 14 09:35:58 2020
 Response via : Initial Calibration
 Integrator: ChemStation 6890 Scale Mode: Small noise peaks clipped

[Handwritten Signature]
 1/29/20

Compound	R.T.	Response	Conc Units
System Monitoring Compounds			
1) S TCMX (S)	5.629	28064991	124.387 ng/ml
62) S DCBP (S)	10.548	21441437	192.778 ng/ml
Target Compounds			
2) Aroclor 1016 (1)	6.299	17608	2.848 ng/ml
3) Aroclor 1016 (2)	6.786	19046	1.665 ng/ml
4) Aroclor 1016 (3)	6.915	17621	3.290 ng/ml
5) Aroclor 1016 (4)	6.999	16746	3.389 ng/ml
6) Aroclor 1016 (5)	7.046	17245	3.110 ng/ml
7) Aroclor 1016 (6)	7.172	17157	3.003 ng/ml
8) Aroclor 1016 - AVE	0.000	0	N.D. ng/ml
9) Aroclor 1221 (1)	5.814	16519	9.507 ng/ml
10) Aroclor 1221 (2)	5.876	16681	9.715 ng/ml
11) Aroclor 1221 (3)	5.936	597225	104.648 ng/ml
12) Aroclor 1221 - AVE	0.000	0	N.D. ng/ml
13) Aroclor 1232 (1)	5.936	597225	130.684 ng/ml
14) Aroclor 1232 (2)	6.299	17608	6.765 ng/ml
15) Aroclor 1232 (3)	6.786	19046	3.893 ng/ml
16) Aroclor 1232 (4)	6.999	16746	9.898 ng/ml
17) Aroclor 1232 (5)	7.046	17245	8.287 ng/ml
18) Aroclor 1232 (6)	7.172	17157	7.908 ng/ml
19) Aroclor 1232 - AVE	0.000	0	N.D. ng/ml
20) Aroclor 1242 (1)	6.299	17608	3.873 ng/ml
21) Aroclor 1242 (2)	6.786	19046	2.159 ng/ml
22) Aroclor 1242 (3)	6.915	17621	4.601 ng/ml
23) Aroclor 1242 (4)	6.999	16746	5.069 ng/ml
24) Aroclor 1242 (5)	7.046	17245	4.318 ng/ml
25) Aroclor 1242 (6)	7.172	17157	4.114 ng/ml
26) Aroclor 1242 - AVE	0.000	0	N.D. ng/ml
27) Aroclor 1248 (1)	6.763	19501	3.778 ng/ml
28) Aroclor 1248 (2)	6.999	16746	2.633 ng/ml
29) Aroclor 1248 (3)	7.046	17245	2.905 ng/ml
30) Aroclor 1248 (4)	7.172	17157	2.352 ng/ml
31) Aroclor 1248 (5)	7.538	14092	1.583 ng/ml
32) Aroclor 1248 (6)	7.702	24073	2.957 ng/ml
33) Aroclor 1248 - AVE	0.000	0	N.D. ng/ml
34) Aroclor 1254 (1)	7.514	14733	1.739 ng/ml
35) Aroclor 1254 (2)	7.702	24073	1.731 ng/ml
36) Aroclor 1254 (3)	8.005	18536	1.222 ng/ml
37) Aroclor 1254 (4)	8.246	14755	1.352 ng/ml
38) Aroclor 1254 (5)	8.591	7802	0.694 ng/ml
39) Aroclor 1254 (6)	8.802	5923	1.679 ng/ml
40) Aroclor 1254 - AVE	0.000	0	N.D. ng/ml
41) Aroclor 1260 (1)	8.142	16889	1.604 ng/ml
42) Aroclor 1260 (2)	8.348	16402	1.285 ng/ml
43) Aroclor 1260 (3)	8.591	7802	0.588 ng/ml
44) Aroclor 1260 (4)	9.063	6442	0.305 ng/ml
45) Aroclor 1260 (5)	9.325	5153	0.421 ng/ml
46) Aroclor 1260 (6)	9.894	5346	1.095 ng/ml
47) Aroclor 1260 - AVE	0.000	0	N.D. ng/ml

Quantitation Report (Not Reviewed)

Data Path : K:\DATA\0A23016\
 Data File : ECD2R019.D
 Signal(s) : ECD2B.CH
 Acq On : 23 Jan 2020 14:46
 Operator : MJB / KAK
 Sample : A0A0648-02
 Misc :
 ALS Vial : 60 Sample Multiplier: 1

Integration File: events.e
 Quant Time: Jan 24 10:20:25 2020
 Quant Method : L:\Methods\RECD2_QUANTPCB_200113.M
 Quant Title : PCB Data Analysis
 QLast Update : Tue Jan 14 09:35:58 2020
 Response via : Initial Calibration
 Integrator: ChemStation 6890 Scale Mode: Small noise peaks clipped

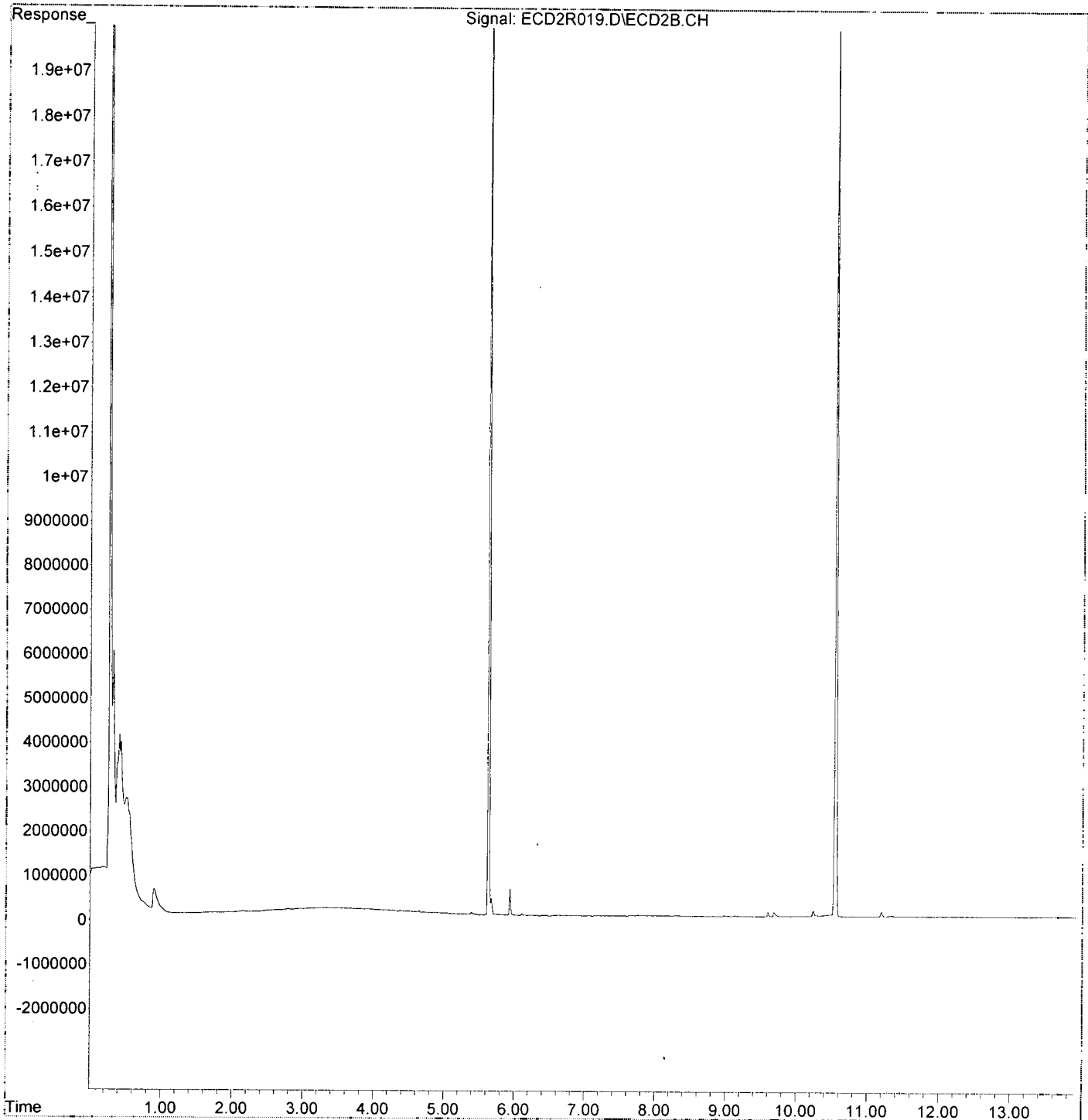
Compound	R.T.	Response	Conc Units
48) Aroclor 1262 (1)	8.348	16402	1.552 ng/ml
49) Aroclor 1262 (2)	8.648	8601	0.563 ng/ml
50) Aroclor 1262 (3)	8.826	6919	0.540 ng/ml
51) Aroclor 1262 (4)	9.063	6442	0.234 ng/ml
52) Aroclor 1262 (5)	9.325	5153	0.314 ng/ml
53) Aroclor 1262 (6)	9.894	5346	0.742 ng/ml
54) Aroclor 1262 - AVE	0.000	0	N.D. ng/ml
55) Aroclor 1268 (1)	8.866	5895	0.946 ng/ml
56) Aroclor 1268 (2)	9.325	5153	0.186 ng/ml
57) Aroclor 1268 (3)	9.388	2895	0.129 ng/ml
58) Aroclor 1268 (4)	9.602	95575	4.964 ng/ml
59) Aroclor 1268 (5)	9.894	5346	0.683 ng/ml
60) Aroclor 1268 (6)	10.239	132190	2.612 ng/ml
61) Aroclor 1268 - AVE	0.000	0	N.D. ng/ml

(f)=RT Delta > 1/2 Window

(m)=manual int.

Data Path : K:\DATA\0A23016\
Data File : ECD2R019.D
Signal(s) : ECD2B.CH
Acq On : 23 Jan 2020 14:46
Operator : MJB / KAK
Sample : A0A0648-02
Misc :
ALS Vial : 60 Sample Multiplier: 1

Integration File: events.e
Quant Time: Jan 24 10:20:25 2020
Quant Method : L:\Methods\RECD2_QUANTPCB_200113.M
Quant Title : PCB Data Analysis
QLast Update : Tue Jan 14 09:35:58 2020
Response via : Initial Calibration
Integrator: ChemStation 6890 Scale Mode: Small noise peaks clipped



Data Path : K:\DATA\0A23016\
 Data File : ECD2R021.D
 Signal(s) : ECD2B.CH
 Acq On : 23 Jan 2020 15:21
 Operator : MJB / KAK
 Sample : AOA0648-03
 Misc :
 ALS Vial : 61 Sample Multiplier: 1

Integration File: events.e
 Quant Time: Jan 24 10:20:46 2020
 Quant Method : L:\Methods\RECD2_QUANTPCB_200113.M
 Quant Title : PCB Data Analysis
 QLast Update : Tue Jan 14 09:35:58 2020
 Response via : Initial Calibration
 Integrator: ChemStation 6890 Scale Mode: Small noise peaks clipped

Handwritten signature
 1/29/20

Compound	R.T.	Response	Conc Units

System Monitoring Compounds			
1) S TCMX (S)	5.630	26183318	116.047 ng/ml
62) S DCBP (S)	10.547	22234728	199.910 ng/ml
Target Compounds			
2) Aroclor 1016 (1)	6.301	14105	2.282 ng/ml
3) Aroclor 1016 (2)	6.789	18528	1.619 ng/ml
4) Aroclor 1016 (3)	6.917	14462	2.700 ng/ml
5) Aroclor 1016 (4)	7.002	14587	2.952 ng/ml
6) Aroclor 1016 (5)	7.048	14292	2.577 ng/ml
7) Aroclor 1016 (6)	7.174	14679	2.570 ng/ml
8) Aroclor 1016 - AVE	0.000	0	N.D. ng/ml
9) Aroclor 1221 (1)	5.840	11726	6.748 ng/ml
10) Aroclor 1221 (2)	5.873	10766	6.270 ng/ml
11) Aroclor 1221 (3)	5.936	537557	94.192 ng/ml
12) Aroclor 1221 - AVE	0.000	0	N.D. ng/ml
13) Aroclor 1232 (1)	5.936	537557	117.628 ng/ml
14) Aroclor 1232 (2)	6.301	14105	5.419 ng/ml
15) Aroclor 1232 (3)	6.789	18528	3.787 ng/ml
16) Aroclor 1232 (4)	7.002	14587	8.622 ng/ml
17) Aroclor 1232 (5)	7.048	14292	6.868 ng/ml
18) Aroclor 1232 (6)	7.174	14679	6.766 ng/ml
19) Aroclor 1232 - AVE	0.000	0	N.D. ng/ml
20) Aroclor 1242 (1)	6.301	14105	3.103 ng/ml
21) Aroclor 1242 (2)	6.789	18528	2.100 ng/ml
22) Aroclor 1242 (3)	6.917	14462	3.776 ng/ml
23) Aroclor 1242 (4)	7.002	14587	4.415 ng/ml
24) Aroclor 1242 (5)	7.048	14292	3.578 ng/ml
25) Aroclor 1242 (6)	7.174	14679	3.519 ng/ml
26) Aroclor 1242 - AVE	0.000	0	N.D. ng/ml
27) Aroclor 1248 (1)	6.763	17443	3.379 ng/ml
28) Aroclor 1248 (2)	7.002	14587	2.294 ng/ml
29) Aroclor 1248 (3)	7.048	14292	2.408 ng/ml
30) Aroclor 1248 (4)	7.174	14679	2.012 ng/ml
31) Aroclor 1248 (5)	7.541	11059	1.242 ng/ml
32) Aroclor 1248 (6)	7.702	21696	2.665 ng/ml
33) Aroclor 1248 - AVE	0.000	0	N.D. ng/ml
34) Aroclor 1254 (1)	7.518	12117	1.430 ng/ml
35) Aroclor 1254 (2)	7.702	21696	1.560 ng/ml
36) Aroclor 1254 (3)	8.008	15738	1.037 ng/ml
37) Aroclor 1254 (4)	8.244	11356	1.040 ng/ml
38) Aroclor 1254 (5)	8.580	11210	0.997 ng/ml
39) Aroclor 1254 (6)	8.802	5114	1.450 ng/ml
40) Aroclor 1254 - AVE	0.000	0	N.D. ng/ml
41) Aroclor 1260 (1)	8.142	16002	1.520 ng/ml
42) Aroclor 1260 (2)	8.349	16284	1.276 ng/ml
43) Aroclor 1260 (3)	8.580	11210	0.845 ng/ml
44) Aroclor 1260 (4)	9.064	7684	0.363 ng/ml
45) Aroclor 1260 (5)	9.325	6417	0.524 ng/ml
46) Aroclor 1260 (6)	9.891	7313	1.499 ng/ml
47) Aroclor 1260 - AVE	0.000	0	N.D. ng/ml

Data Path : K:\DATA\0A23016\
 Data File : ECD2R021.D
 Signal(s) : ECD2B.CH
 Acq On : 23 Jan 2020 15:21
 Operator : MJB / KAK
 Sample : A0A0648-03
 Misc :
 ALS Vial : 61 Sample Multiplier: 1

Integration File: events.e
 Quant Time: Jan 24 10:20:46 2020
 Quant Method : L:\Methods\RECD2_QUANTPCB_200113.M
 Quant Title : PCB Data Analysis
 QLast Update : Tue Jan 14 09:35:58 2020
 Response via : Initial Calibration
 Integrator: ChemStation 6890 Scale Mode: Small noise peaks clipped


Compound	R.T.	Response	Conc Units
48) Aroclor 1262 (1)	8.349	16284	1.540 ng/ml
49) Aroclor 1262 (2)	8.649	8460	0.554 ng/ml
50) Aroclor 1262 (3)	8.826	7197	0.562 ng/ml
51) Aroclor 1262 (4)	9.064	7684	0.279 ng/ml
52) Aroclor 1262 (5)	9.325	6417	0.391 ng/ml
53) Aroclor 1262 (6)	9.891	7313	1.016 ng/ml
54) Aroclor 1262 - AVE	0.000	0	N.D. ng/ml
55) Aroclor 1268 (1)	8.872	6553	1.051 ng/ml
56) Aroclor 1268 (2)	9.325	6417	0.231 ng/ml
57) Aroclor 1268 (3)	9.388	4052	0.180 ng/ml
58) Aroclor 1268 (4)	9.602	102941	5.347 ng/ml
59) Aroclor 1268 (5)	9.891	7313	0.935 ng/ml
60) Aroclor 1268 (6)	10.238	155648	3.075 ng/ml
61) Aroclor 1268 - AVE	0.000	0	N.D. ng/ml

(f)=RT Delta > 1/2 Window

(m)=manual int.

Data Path : K:\DATA\0A23016\
Data File : ECD2R021.D
Signal(s) : ECD2B.CH
Acq On : 23 Jan 2020 15:21
Operator : MJB / KAK
Sample : A0A0648-03
Misc :
ALS Vial : 61 Sample Multiplier: 1

Integration File: events.e
Quant Time: Jan 24 10:20:46 2020
Quant Method : L:\Methods\RECD2_QUANTPCB_200113.M
Quant Title : PCB Data Analysis
QLast Update : Tue Jan 14 09:35:58 2020
Response via : Initial Calibration
Integrator: ChemStation 6890 Scale Mode: Small noise peaks clipped



Data Path : K:\DATA\0A23016\
 Data File : ECD2R023.D
 Signal(s) : ECD2B.CH
 Acq On : 23 Jan 2020 15:57
 Operator : MJB / KAK
 Sample : AOA0648-04
 Misc :
 ALS Vial : 62 Sample Multiplier: 1

Integration File: events.e
 Quant Time: Jan 24 10:21:07 2020
 Quant Method : L:\Methods\RECD2_QUANTPCB_200113.M
 Quant Title : PCB Data Analysis
 QLast Update : Tue Jan 14 09:35:58 2020
 Response via : Initial Calibration
 Integrator: ChemStation 6890 Scale Mode: Small noise peaks clipped

[Handwritten signature]
 1/29/20

Compound	R.T.	Response	Conc Units
System Monitoring Compounds			
1) S TCMX (S)	5.630	27170722	120.424 ng/ml
62) S DCBP (S)	10.548	14239506	128.026 ng/ml

Compound	R.T.	Response	Conc Units
Target Compounds			
2) Aroclor 1016 (1)	6.303	23025	3.725 ng/ml
3) Aroclor 1016 (2)	6.789	48651	4.252 ng/ml
4) Aroclor 1016 (3)	6.919	27351	5.106 ng/ml
5) Aroclor 1016 (4)	7.005	48244	9.764 ng/ml
6) Aroclor 1016 (5)	7.048	38385	6.922 ng/ml
7) Aroclor 1016 (6)	7.174	45598	7.982 ng/ml
8) Aroclor 1016 - AVE	0.000	0	N.D. ng/ml
9) Aroclor 1221 (1)	5.789	8292	4.772 ng/ml
10) Aroclor 1221 (2)	5.903	3074	1.791 ng/ml
11) Aroclor 1221 (3)	5.937	437203	76.608 ng/ml
12) Aroclor 1221 - AVE	0.000	0	N.D. ng/ml
13) Aroclor 1232 (1)	5.937	437203	95.668 ng/ml
14) Aroclor 1232 (2)	6.303	23025	8.847 ng/ml
15) Aroclor 1232 (3)	6.789	48651	9.945 ng/ml
16) Aroclor 1232 (4)	7.005	48244	28.515 ng/ml
17) Aroclor 1232 (5)	7.048	38385	18.447 ng/ml
18) Aroclor 1232 (6)	7.174	45598	21.016 ng/ml
19) Aroclor 1232 - AVE	0.000	0	N.D. ng/ml
20) Aroclor 1242 (1)	6.303	23025	5.065 ng/ml
21) Aroclor 1242 (2)	6.789	48651	5.514 ng/ml
22) Aroclor 1242 (3)	6.919	27351	7.141 ng/ml
23) Aroclor 1242 (4)	7.005	48244	14.603 ng/ml
24) Aroclor 1242 (5)	7.048	38385	9.611 ng/ml
25) Aroclor 1242 (6)	7.174	45598	10.933 ng/ml
26) Aroclor 1242 - AVE	0.000	0	N.D. ng/ml
27) Aroclor 1248 (1)	6.762	36355	7.043 ng/ml
28) Aroclor 1248 (2)	7.005	48244	7.586 ng/ml
29) Aroclor 1248 (3)	7.048	38385	6.467 ng/ml
30) Aroclor 1248 (4)	7.174	45598	6.250 ng/ml
31) Aroclor 1248 (5)	7.540	61046	6.858 ng/ml
32) Aroclor 1248 (6)	7.691	175934	21.610 ng/ml
33) Aroclor 1248 - AVE	0.000	0	N.D. ng/ml
34) Aroclor 1254 (1)	7.520	55970	6.605 ng/ml
35) Aroclor 1254 (2)	7.691	175934	12.648 ng/ml
36) Aroclor 1254 (3)	7.995	839580	55.329 ng/ml
37) Aroclor 1254 (4)	8.247	43726	4.006 ng/ml
38) Aroclor 1254 (5)	8.581	69201	6.152 ng/ml
39) Aroclor 1254 (6)	8.802	17932	5.084 ng/ml
40) Aroclor 1254 - AVE	0.000	0	N.D. ng/ml
41) Aroclor 1260 (1)	8.145	60477	5.745 ng/ml
42) Aroclor 1260 (2)	8.350	90726	7.109 ng/ml
43) Aroclor 1260 (3)	8.581	69201	5.218 ng/ml
44) Aroclor 1260 (4)	9.066	63314	2.993 ng/ml
45) Aroclor 1260 (5)	9.322	42077	3.439 ng/ml
46) Aroclor 1260 (6)	9.888	21930	4.494 ng/ml
47) Aroclor 1260 - AVE	0.000	0	N.D. ng/ml

↑ MDC

Data Path : K:\DATA\0A23016\
 Data File : ECD2R023.D
 Signal(s) : ECD2B.CH
 Acq On : 23 Jan 2020 15:57
 Operator : MJB / KAK
 Sample : A0A0648-04
 Misc :
 ALS Vial : 62 Sample Multiplier: 1

Integration File: events.e
 Quant Time: Jan 24 10:21:07 2020
 Quant Method : L:\Methods\RECD2_QUANTPCB_200113.M
 Quant Title : PCB Data Analysis
 QLast Update : Tue Jan 14 09:35:58 2020
 Response via : Initial Calibration
 Integrator: ChemStation 6890 Scale Mode: Small noise peaks clipped

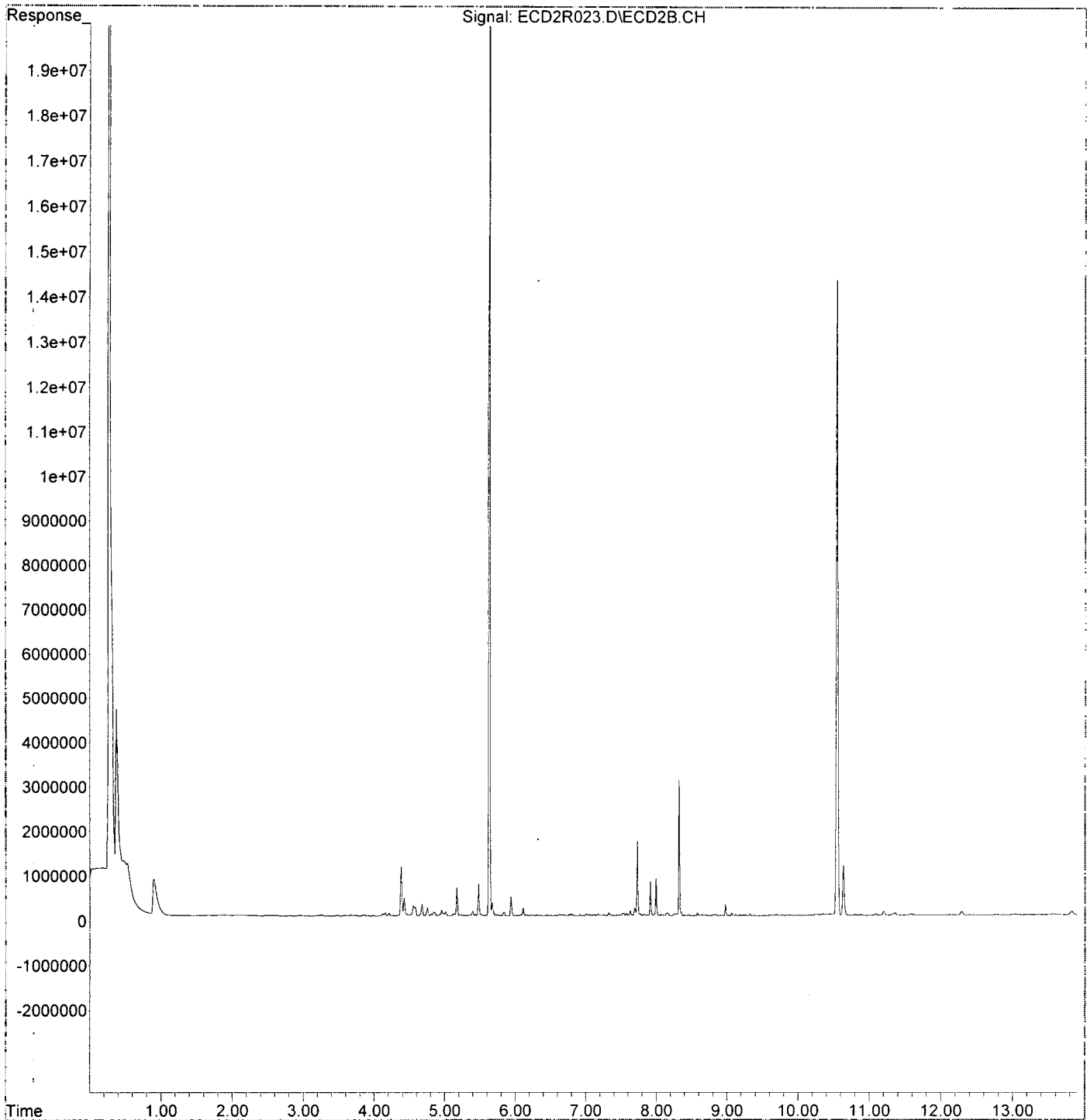
Compound	R.T.	Response	Conc Units
48) : Aroclor 1262 (1)	8.350	90726	8.582 ng/ml
49) : Aroclor 1262 (2)	8.650	33741	2.209 ng/ml
50) : Aroclor 1262 (3)	8.827	36266	2.832 ng/ml
51) : Aroclor 1262 (4)	9.066	63314	2.300 ng/ml
52) : Aroclor 1262 (5)	9.322	42077	2.563 ng/ml
53) : Aroclor 1262 (6)	9.888	21930	3.046 ng/ml
54) : Aroclor 1262 - AVE	0.000	0	N.D. ng/ml
55) : Aroclor 1268 (1)	8.851	25121	4.031 ng/ml
56) : Aroclor 1268 (2)	9.322	42077	1.515 ng/ml
57) : Aroclor 1268 (3)	9.387	19228	0.854 ng/ml
58) : Aroclor 1268 (4)	9.603	20317	1.055 ng/ml
59) : Aroclor 1268 (5)	9.888	21930	2.803 ng/ml
60) : Aroclor 1268 (6)	10.239	39130	0.773 ng/ml
61) : Aroclor 1268 - AVE	0.000	0	N.D. ng/ml

(f)=RT Delta > 1/2 Window

(m)=manual int.

Data Path : K:\DATA\0A23016\
 Data File : ECD2R023.D
 Signal(s) : ECD2B.CH
 Acq On : 23 Jan 2020 15:57
 Operator : MJB / KAK
 Sample : AOA0648-04
 Misc :
 ALS Vial : 62 Sample Multiplier: 1

Integration File: events.e
 Quant Time: Jan 24 10:21:07 2020
 Quant Method : L:\Methods\RECD2_QUANTPCB_200113.M
 Quant Title : PCB Data Analysis
 QLast Update : Tue Jan 14 09:35:58 2020
 Response via : Initial Calibration
 Integrator: ChemStation 6890 Scale Mode: Small noise peaks clipped



Data Path : K:\DATA\0A23016\
 Data File : ECD2R025.D
 Signal(s) : ECD2B.CH
 Acq On : 23 Jan 2020 16:32
 Operator : MJB / KAK
 Sample : A0A0648-05
 Misc :
 ALS Vial : 63 Sample Multiplier: 1

Integration File: events.e
 Quant Time: Jan 24 10:21:27 2020
 Quant Method : L:\Methods\RECD2_QUANTPCB_200113.M
 Quant Title : PCB Data Analysis
 QLast Update : Tue Jan 14 09:35:58 2020
 Response via : Initial Calibration
 Integrator: ChemStation 6890 Scale Mode: Small noise peaks clipped

Handwritten signature
 1/30/20

Compound	R.T.	Response	Conc Units
System Monitoring Compounds			
1) S TCMX (S)	5.630	32072800	142.150 ng/ml
62) S DCBP (S)	10.548	25696899	231.038 ng/ml
Target Compounds			
2) Aroclor 1016 (1)	6.302	15984	2.586 ng/ml
3) Aroclor 1016 (2)	6.789	21941	1.918 ng/ml
4) Aroclor 1016 (3)	6.918	20894	3.901 ng/ml
5) Aroclor 1016 (4)	7.001	21055	4.261 ng/ml
6) Aroclor 1016 (5)	7.048	21278	3.837 ng/ml
7) Aroclor 1016 (6)	7.174	22017	3.854 ng/ml
8) Aroclor 1016 - AVE	0.000	0	N.D. ng/ml
9) Aroclor 1221 (1)	5.843	12875	7.410 ng/ml
10) Aroclor 1221 (2)	5.874	11681	6.803 ng/ml
11) Aroclor 1221 (3)	5.937	647524	113.461 ng/ml
12) Aroclor 1221 - AVE	0.000	0	N.D. ng/ml
13) Aroclor 1232 (1)	5.937	647524	141.690 ng/ml
14) Aroclor 1232 (2)	6.302	15984	6.141 ng/ml
15) Aroclor 1232 (3)	6.789	21941	4.485 ng/ml
16) Aroclor 1232 (4)	7.001	21055	12.445 ng/ml
17) Aroclor 1232 (5)	7.048	21278	10.226 ng/ml
18) Aroclor 1232 (6)	7.174	22017	10.148 ng/ml
19) Aroclor 1232 - AVE	0.000	0	N.D. ng/ml
20) Aroclor 1242 (1)	6.302	15984	3.516 ng/ml
21) Aroclor 1242 (2)	6.789	21941	2.487 ng/ml
22) Aroclor 1242 (3)	6.918	20894	5.455 ng/ml
23) Aroclor 1242 (4)	7.001	21055	6.373 ng/ml
24) Aroclor 1242 (5)	7.048	21278	5.328 ng/ml
25) Aroclor 1242 (6)	7.174	22017	5.279 ng/ml
26) Aroclor 1242 - AVE	0.000	0	N.D. ng/ml
27) Aroclor 1248 (1)	6.760	21578	4.180 ng/ml
28) Aroclor 1248 (2)	7.001	21055	3.311 ng/ml
29) Aroclor 1248 (3)	7.048	21278	3.585 ng/ml
30) Aroclor 1248 (4)	7.174	22017	3.018 ng/ml
31) Aroclor 1248 (5)	7.550	22049	2.477 ng/ml
32) Aroclor 1248 (6)	7.703	34111	4.190 ng/ml
33) Aroclor 1248 - AVE	0.000	0	N.D. ng/ml
34) Aroclor 1254 (1)	7.515	22866	2.698 ng/ml
35) Aroclor 1254 (2)	7.703	34111	2.452 ng/ml
36) Aroclor 1254 (3)	8.005	28392	1.871 ng/ml
37) Aroclor 1254 (4)	8.246	19306	1.769 ng/ml
38) Aroclor 1254 (5)	8.581	17598	1.564 ng/ml
39) Aroclor 1254 (6)	8.812	10791	3.059 ng/ml
40) Aroclor 1254 - AVE	0.000	0	N.D. ng/ml
41) Aroclor 1260 (1)	8.142	25141	2.388 ng/ml
42) Aroclor 1260 (2)	8.349	22692	1.778 ng/ml
43) Aroclor 1260 (3)	8.581	17598	1.327 ng/ml
44) Aroclor 1260 (4)	9.064	9610	0.454 ng/ml
45) Aroclor 1260 (5)	9.324	11542	0.943 ng/ml
46) Aroclor 1260 (6)	9.890	8626	1.768 ng/ml
47) Aroclor 1260 - AVE	0.000	0	N.D. ng/ml

N.P.M.

Data Path : K:\DATA\0A23016\
 Data File : ECD2R025.D
 Signal(s) : ECD2B.CH
 Acq On : 23 Jan 2020 16:32
 Operator : MJB / KAK
 Sample : A0A0648-05
 Misc :
 ALS Vial : 63 Sample Multiplier: 1

Integration File: events.e
 Quant Time: Jan 24 10:21:27 2020
 Quant Method : L:\Methods\RECD2_QUANTPCB_200113.M
 Quant Title : PCB Data Analysis
 QLast Update : Tue Jan 14 09:35:58 2020
 Response via : Initial Calibration
 Integrator: ChemStation 6890 Scale Mode: Small noise peaks clipped


	Compound	R.T.	Response	Conc Units
48)	Aroclor 1262 (1)	8.349	22692	2.146 ng/ml
49)	Aroclor 1262 (2)	8.651	14388	0.942 ng/ml
50)	Aroclor 1262 (3)	8.826	11328	0.885 ng/ml
51)	Aroclor 1262 (4)	9.064	9610	0.349 ng/ml
52)	Aroclor 1262 (5)	9.324	11542	0.703 ng/ml
53)	Aroclor 1262 (6)	9.890	8626	1.198 ng/ml
54)	Aroclor 1262 - AVE	0.000	0	N.D. ng/ml
55)	Aroclor 1268 (1)	8.864	8885	1.426 ng/ml
56)	Aroclor 1268 (2)	9.324	11542	0.416 ng/ml
57)	Aroclor 1268 (3)	9.388	6227	0.277 ng/ml
58)	Aroclor 1268 (4)	9.603	106005	5.506 ng/ml
59)	Aroclor 1268 (5)	9.890	8626	1.103 ng/ml
60)	Aroclor 1268 (6)	10.239	152478	3.012 ng/ml
61)	Aroclor 1268 - AVE	0.000	0	N.D. ng/ml

(f)=RT Delta > 1/2 Window

(m)=manual int.

Data Path : K:\DATA\0A23016\
Data File : ECD2R025.D
Signal(s) : ECD2B.CH
Acq On : 23 Jan 2020 16:32
Operator : MJB / KAK
Sample : A0A0648-05
Misc :
ALS Vial : 63 Sample Multiplier: 1

Integration File: events.e
Quant Time: Jan 24 10:21:27 2020
Quant Method : L:\Methods\RECD2_QUANTPCB_200113.M
Quant Title : PCB Data Analysis
QLast Update : Tue Jan 14 09:35:58 2020
Response via : Initial Calibration
Integrator: ChemStation 6890 Scale Mode: Small noise peaks clipped



Data Path : K:\DATA\0A23016\
 Data File : ECD2R027.D
 Signal(s) : ECD2B.CH
 Acq On : 23 Jan 2020 17:08
 Operator : MJB / KAK
 Sample : 0010653-MS1
 Misc :
 ALS Vial : 64 Sample Multiplier: 1

Integration File: events.e
 Quant Time: Jan 24 10:21:48 2020
 Quant Method : L:\Methods\RECD2_QUANTPCB_200113.M
 Quant Title : PCB Data Analysis
 QLast Update : Tue Jan 14 09:35:58 2020
 Response via : Initial Calibration
 Integrator: ChemStation 6890 Scale Mode: Small noise peaks clipped

[Handwritten signature]
 1/30/20

Compound	R.T.	Response	Conc	Units
System Monitoring Compounds				
1) S TCMX (S)	5.630	31467784	139.469	ng/ml
62) S DCBP (S)	10.548	24466321	219.974	ng/ml
Target Compounds				
2) Aroclor 1016 (1)	6.301	4412172	713.715	ng/ml
3) Aroclor 1016 (2)	6.790	9481135	828.673	ng/ml
4) Aroclor 1016 (3)	6.918	4073572	760.491	ng/ml
5) Aroclor 1016 (4)	7.004	3889656	787.259	ng/ml
6) Aroclor 1016 (5)	7.049	4432209	799.242	ng/ml
7) Aroclor 1016 (6)	7.174	4429994	775.481	ng/ml
8) Aroclor 1016 - AVE	0.000	0	N.D.	ng/ml
9) Aroclor 1221 (1)	5.806	291558	167.801	ng/ml
10) Aroclor 1221 (2)	5.879	575689	335.292	ng/ml
11) Aroclor 1221 (3)	5.966	2939041	514.988	ng/ml
12) Aroclor 1221 - AVE	0.000	0	N.D.	ng/ml
13) Aroclor 1232 (1)	5.966	2939041	643.117	ng/ml
14) Aroclor 1232 (2)	6.301	4412172	1695.208	ng/ml
15) Aroclor 1232 (3)	6.790	9481135	1938.106	ng/ml
16) Aroclor 1232 (4)	7.004	3889656	2299.072	ng/ml
17) Aroclor 1232 (5)	7.049	4432209	2130.004	ng/ml
18) Aroclor 1232 (6)	7.174	4429994	2041.778	ng/ml
19) Aroclor 1232 - AVE	0.000	0	N.D.	ng/ml
20) Aroclor 1242 (1)	6.301	4412172	970.491	ng/ml
21) Aroclor 1242 (2)	6.790	9481135	1074.660	ng/ml
22) Aroclor 1242 (3)	6.918	4073572	1063.549	ng/ml
23) Aroclor 1242 (4)	7.004	3889656	1177.402	ng/ml
24) Aroclor 1242 (5)	7.049	4432209	1109.737	ng/ml
25) Aroclor 1242 (6)	7.174	4429994	1062.142	ng/ml
26) Aroclor 1242 - AVE	0.000	0	N.D.	ng/ml
27) Aroclor 1248 (1)	6.764	7379800	1429.632	ng/ml
28) Aroclor 1248 (2)	7.004	3889656	611.644	ng/ml
29) Aroclor 1248 (3)	7.049	4432209	746.694	ng/ml
30) Aroclor 1248 (4)	7.174	4429994	607.222	ng/ml
31) Aroclor 1248 (5)	7.539	1058415	118.900	ng/ml
32) Aroclor 1248 (6)	7.698	3931551	482.919	ng/ml
33) Aroclor 1248 - AVE	0.000	0	N.D.	ng/ml
34) Aroclor 1254 (1)	7.517	3251872	383.754	ng/ml
35) Aroclor 1254 (2)	7.698	3931551	282.645	ng/ml
36) Aroclor 1254 (3)	8.008	2272228	149.741	ng/ml
37) Aroclor 1254 (4)	8.247	1653550	151.473	ng/ml
38) Aroclor 1254 (5)	8.582	13418191	1192.870	ng/ml
39) Aroclor 1254 (6)	8.799	1986427	563.177	ng/ml
40) Aroclor 1254 - AVE	0.000	0	N.D.	ng/ml
41) Aroclor 1260 (1)	8.144	10006201	950.450	ng/ml
42) Aroclor 1260 (2)	8.349	13100241	1026.467	ng/ml
43) Aroclor 1260 (3)	8.582	13418191	1011.841	ng/ml
44) Aroclor 1260 (4)	9.066	24367045	1151.971	ng/ml
45) Aroclor 1260 (5)	9.324	13410051	1096.064	ng/ml
46) Aroclor 1260 (6)	9.889	5249583	1075.743	ng/ml
47) Aroclor 1260 - AVE	0.000	0	N.D.	ng/ml

Data Path : K:\DATA\0A23016\
 Data File : ECD2R027.D
 Signal(s) : ECD2B.CH
 Acq On : 23 Jan 2020 17:08
 Operator : MJB / KAK
 Sample : 0010653-MS1
 Misc :
 ALS Vial : 64 Sample Multiplier: 1

Integration File: events.e
 Quant Time: Jan 24 10:21:48 2020
 Quant Method : L:\Methods\RECD2_QUANTPCB_200113.M
 Quant Title : PCB Data Analysis
 QLast Update : Tue Jan 14 09:35:58 2020
 Response via : Initial Calibration
 Integrator: ChemStation 6890 Scale Mode: Small noise peaks clipped

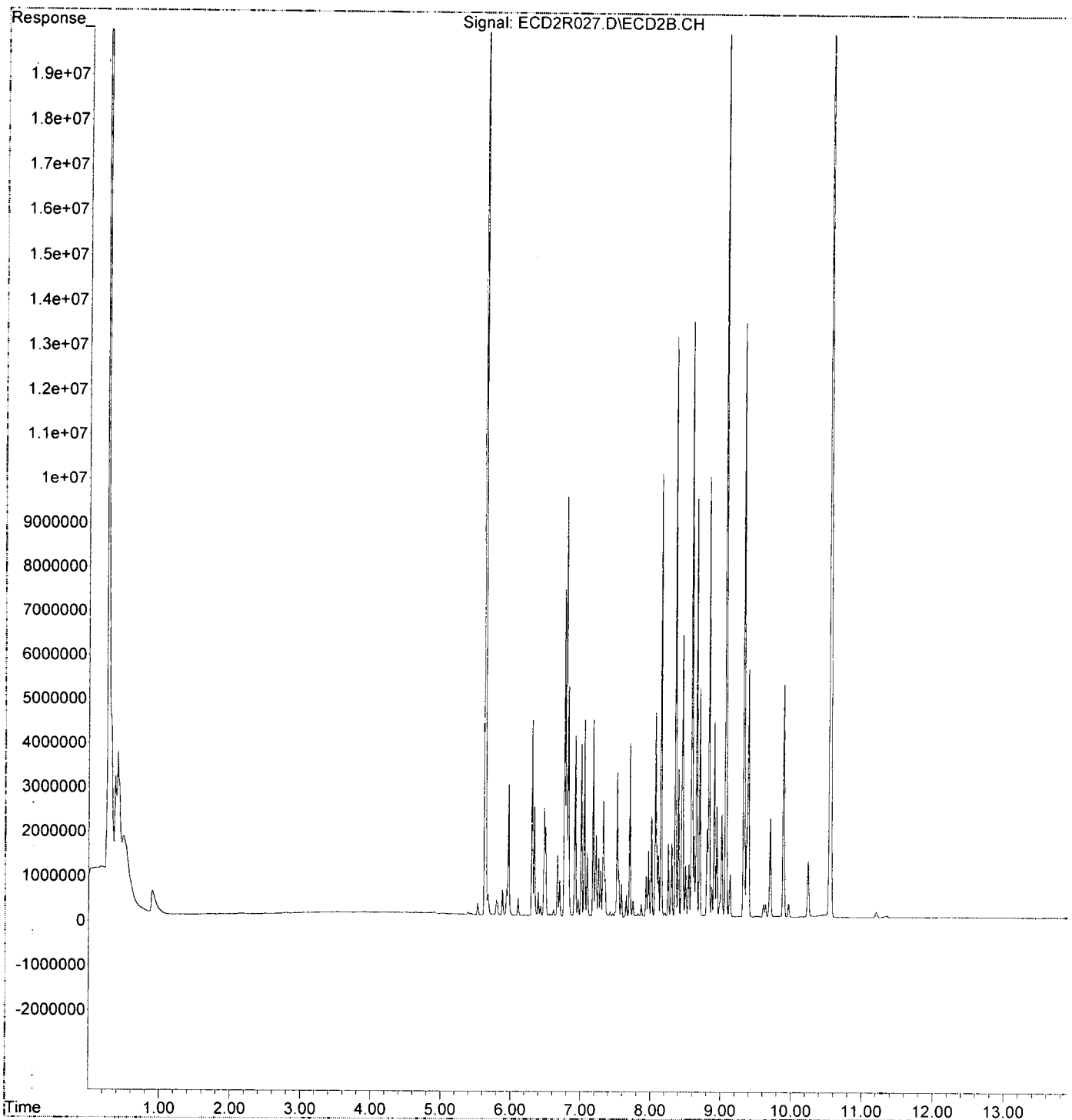
Compound	R.T.	Response	Conc Units
48) Aroclor 1262 (1)	8.349	13100241	1239.181 ng/ml
49) Aroclor 1262 (2)	8.651	9492560	621.342 ng/ml
50) Aroclor 1262 (3)	8.828	9951541	777.209 ng/ml
51) Aroclor 1262 (4)	9.066	24367045	885.282 ng/ml
52) Aroclor 1262 (5)	9.324	13410051	816.712 ng/ml
53) Aroclor 1262 (6)	9.889	5249583	729.055 ng/ml
54) Aroclor 1262 - AVE	0.000	0	N.D. ng/ml
55) Aroclor 1268 (1)	8.869	683582	109.686 ng/ml
56) Aroclor 1268 (2)	9.324	13410051	482.958 ng/ml
57) Aroclor 1268 (3)	9.388	5604668	248.916 ng/ml
58) Aroclor 1268 (4)	9.603	294359	15.289 ng/ml
59) Aroclor 1268 (5)	9.889	5249583	671.029 ng/ml
60) Aroclor 1268 (6)	10.236	1271530	25.122 ng/ml
61) Aroclor 1268 - AVE	0.000	0	N.D. ng/ml

(f)=RT Delta > 1/2 Window

(m)=manual int.

Data Path : K:\DATA\0A23016\
Data File : ECD2R027.D
Signal(s) : ECD2B.CH
Acq On : 23 Jan 2020 17:08
Operator : MJB / KAK
Sample : 0010653-MS1
Misc :
ALS Vial : 64 Sample Multiplier: 1

Integration File: events.e
Quant Time: Jan 24 10:21:48 2020
Quant Method : L:\Methods\RECD2_QUANTPCB_200113.M
Quant Title : PCB Data Analysis
QLast Update : Tue Jan 14 09:35:58 2020
Response via : Initial Calibration
Integrator: ChemStation 6890 Scale Mode: Small noise peaks clipped



Data Path : K:\DATA\0A23016\
 Data File : ECD2R029.D
 Signal(s) : ECD2B.CH
 Acq On : 23 Jan 2020 17:43
 Operator : MJB / KAK
 Sample : 0010653-MSD1
 Misc :
 ALS Vial : 65 Sample Multiplier: 1

Integration File: events.e
 Quant Time: Jan 24 10:22:09 2020
 Quant Method : L:\Methods\RECD2_QUANTPCB_200113.M
 Quant Title : PCB Data Analysis
 QLast Update : Tue Jan 14 09:35:58 2020
 Response via : Initial Calibration
 Integrator: ChemStation 6890 Scale Mode: Small noise peaks clipped

[Handwritten signature]
 1/30/20

Compound	R.T.	Response	Conc	Units
System Monitoring Compounds				
1) S TCMX (S)	5.630	37332170	165.460	ng/ml
62) S DCBP (S)	10.547	24590844	221.094	ng/ml
Target Compounds				
2) Aroclor 1016 (1)	6.301	5154778	833.839	ng/ml
3) Aroclor 1016 (2)	6.790	11248982	983.187	ng/ml
4) Aroclor 1016 (3)	6.917	4681382	873.962	ng/ml
5) Aroclor 1016 (4)	7.004	4462744	903.251	ng/ml
6) Aroclor 1016 (5)	7.049	5199652	937.631	ng/ml
7) Aroclor 1016 (6)	7.173	4966095	869.327	ng/ml
8) Aroclor 1016 - AVE	0.000	0	N.D.	ng/ml
9) Aroclor 1221 (1)	5.805	339346	195.305	ng/ml
10) Aroclor 1221 (2)	5.878	687173	400.223	ng/ml
11) Aroclor 1221 (3)	5.965	3442562	603.216	ng/ml
12) Aroclor 1221 - AVE	0.000	0	N.D.	ng/ml
13) Aroclor 1232 (1)	5.965	3442562	753.296	ng/ml
14) Aroclor 1232 (2)	6.301	5154778	1980.525	ng/ml
15) Aroclor 1232 (3)	6.790	11248982	2299.484	ng/ml
16) Aroclor 1232 (4)	7.004	4462744	2637.809	ng/ml
17) Aroclor 1232 (5)	7.049	5199652	2498.818	ng/ml
18) Aroclor 1232 (6)	7.173	4966095	2288.866	ng/ml
19) Aroclor 1232 - AVE	0.000	0	N.D.	ng/ml
20) Aroclor 1242 (1)	6.301	5154778	1133.832	ng/ml
21) Aroclor 1242 (2)	6.790	11248982	1275.041	ng/ml
22) Aroclor 1242 (3)	6.917	4681382	1222.239	ng/ml
23) Aroclor 1242 (4)	7.004	4462744	1350.876	ng/ml
24) Aroclor 1242 (5)	7.049	5199652	1301.889	ng/ml
25) Aroclor 1242 (6)	7.173	4966095	1190.678	ng/ml
26) Aroclor 1242 - AVE	0.000	0	N.D.	ng/ml
27) Aroclor 1248 (1)	6.763	8622306	1670.332	ng/ml
28) Aroclor 1248 (2)	7.004	4462744	701.761	ng/ml
29) Aroclor 1248 (3)	7.049	5199652	875.985	ng/ml
30) Aroclor 1248 (4)	7.173	4966095	680.706	ng/ml
31) Aroclor 1248 (5)	7.539	1185820	133.212	ng/ml
32) Aroclor 1248 (6)	7.697	4495680	552.212	ng/ml
33) Aroclor 1248 - AVE	0.000	0	N.D.	ng/ml
34) Aroclor 1254 (1)	7.516	3725380	439.633	ng/ml
35) Aroclor 1254 (2)	7.697	4495680	323.202	ng/ml
36) Aroclor 1254 (3)	8.007	2502006	164.884	ng/ml
37) Aroclor 1254 (4)	8.246	1828954	167.541	ng/ml
38) Aroclor 1254 (5)	8.582	15011115	1334.480	ng/ml
39) Aroclor 1254 (6)	8.798	2122474	601.748	ng/ml
40) Aroclor 1254 - AVE	0.000	0	N.D.	ng/ml
41) Aroclor 1260 (1)	8.144	11522341	1094.462	ng/ml
42) Aroclor 1260 (2)	8.350	14466475	1133.518	ng/ml
43) Aroclor 1260 (3)	8.582	15011115	1131.961	ng/ml
44) Aroclor 1260 (4)	9.065	27520879	1301.071	ng/ml
45) Aroclor 1260 (5)	9.323	14536523	1188.136	ng/ml
46) Aroclor 1260 (6)	9.887	5746186	1177.507	ng/ml
47) Aroclor 1260 - AVE	0.000	0	N.D.	ng/ml

✓

✓

Quantitation Report (Not Reviewed)

Data Path : K:\DATA\0A23016\
 Data File : ECD2R029.D
 Signal(s) : ECD2B.CH
 Acq On : 23 Jan 2020 17:43
 Operator : MJB / KAK
 Sample : 0010653-MSD1
 Misc :
 ALS Vial : 65 Sample Multiplier: 1

Integration File: events.e
 Quant Time: Jan 24 10:22:09 2020
 Quant Method : L:\Methods\RECD2_QUANTPCB_200113.M
 Quant Title : PCB Data Analysis
 QLast Update : Tue Jan 14 09:35:58 2020
 Response via : Initial Calibration
 Integrator: ChemStation 6890 Scale Mode: Small noise peaks clipped

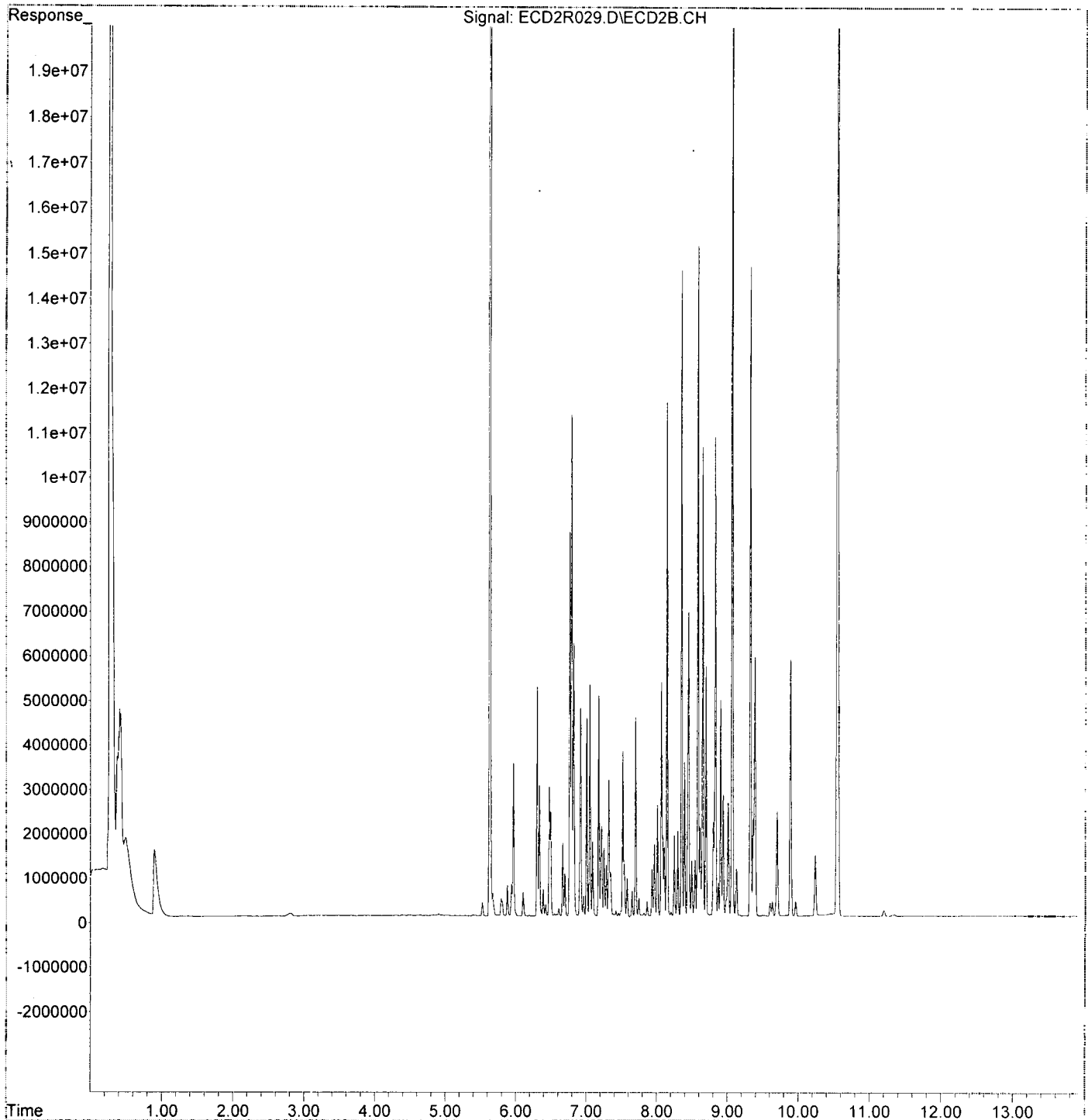
Compound	R.T.	Response	Conc	Units
48) Aroclor 1262 (1)	8.350	14466475	1368.416	ng/ml
49) Aroclor 1262 (2)	8.650	10533248	689.461	ng/ml
50) Aroclor 1262 (3)	8.827	10748592	839.458	ng/ml
51) Aroclor 1262 (4)	9.065	27520879	999.864	ng/ml
52) Aroclor 1262 (5)	9.323	14536523	885.318	ng/ml
53) Aroclor 1262 (6)	9.887	5746186	798.022	ng/ml
54) Aroclor 1262 - AVE	0.000	0	N.D.	ng/ml
55) Aroclor 1268 (1)	8.868	761343	122.164	ng/ml
56) Aroclor 1268 (2)	9.323	14536523	523.527	ng/ml
57) Aroclor 1268 (3)	9.387	5804019	257.770	ng/ml
58) Aroclor 1268 (4)	9.601	311807	16.195	ng/ml
59) Aroclor 1268 (5)	9.887	5746186	734.507	ng/ml
60) Aroclor 1268 (6)	10.236	1367202	27.012	ng/ml
61) Aroclor 1268 - AVE	0.000	0	N.D.	ng/ml

(f)=RT Delta > 1/2 Window

(m)=manual int.

Data Path : K:\DATA\0A23016\
Data File : ECD2R029.D
Signal(s) : ECD2B.CH
Acq On : 23 Jan 2020 17:43
Operator : MJB / KAK
Sample : 0010653-MSD1
Misc :
ALS Vial : 65 Sample Multiplier: 1

Integration File: events.e
Quant Time: Jan 24 10:22:09 2020
Quant Method : L:\Methods\RECD2_QUANTPCB_200113.M
Quant Title : PCB Data Analysis
QLast Update : Tue Jan 14 09:35:58 2020
Response via : Initial Calibration
Integrator: ChemStation 6890 Scale Mode: Small noise peaks clipped



Quantitation Report (Not Reviewed)

Data Path : K:\DATA\0A23016\
 Data File : ECD2R031.D
 Signal(s) : ECD2B.CH
 Acq On : 23 Jan 2020 18:18
 Operator : MJB / KAK
 Sample : 0A23016-CCV3
 Misc :
 ALS Vial : 52 Sample Multiplier: 1

Integration File: events.e
 Quant Time: Jan 24 10:22:30 2020
 Quant Method : L:\Methods\RECD2_QUANTPCB_200113.M
 Quant Title : PCB Data Analysis
 QLast Update : Tue Jan 14 09:35:58 2020
 Response via : Initial Calibration
 Integrator: ChemStation 6890 Scale Mode: Small noise peaks clipped

[Handwritten signature]
 1/30/20

Compound	R.T.	Response	Conc	Units
System Monitoring Compounds				
1) S TCMX (S)	5.631	55851071	247.538	ng/ml
62) S DCBP (S)	10.548	32585426	292.972	ng/ml
Target Compounds				
2) Aroclor 1016 (1)	6.301	2991614	483.925	ng/ml
3) Aroclor 1016 (2)	6.791	5933550	518.606	ng/ml
4) Aroclor 1016 (3)	6.918	2798524	522.453	ng/ml
5) Aroclor 1016 (4)	7.004	2458471	497.590	ng/ml
6) Aroclor 1016 (5)	7.048	2750542	495.994	ng/ml
7) Aroclor 1016 (6)	7.174	2904267	508.399	ng/ml
8) Aroclor 1016 - AVE	0.000	0	N.D.	ng/ml
9) Aroclor 1221 (1)	5.806	222883	128.277	ng/ml
10) Aroclor 1221 (2)	5.879	430616	250.799	ng/ml
11) Aroclor 1221 (3)	5.967	2026727	355.129	ng/ml
12) Aroclor 1221 - AVE	0.000	0	N.D.	ng/ml
13) Aroclor 1232 (1)	5.967	2026727	443.485	ng/ml
14) Aroclor 1232 (2)	6.301	2991614	1149.413	ng/ml
15) Aroclor 1232 (3)	6.791	5933550	1212.919	ng/ml
16) Aroclor 1232 (4)	7.004	2458471	1453.137	ng/ml
17) Aroclor 1232 (5)	7.048	2750542	1321.839	ng/ml
18) Aroclor 1232 (6)	7.174	2904267	1338.572	ng/ml
19) Aroclor 1232 - AVE	0.000	0	N.D.	ng/ml
20) Aroclor 1242 (1)	6.301	2991614	658.028	ng/ml
21) Aroclor 1242 (2)	6.791	5933550	672.551	ng/ml
22) Aroclor 1242 (3)	6.918	2798524	730.653	ng/ml
23) Aroclor 1242 (4)	7.004	2458471	744.181	ng/ml
24) Aroclor 1242 (5)	7.048	2750542	688.681	ng/ml
25) Aroclor 1242 (6)	7.174	2904267	696.331	ng/ml
26) Aroclor 1242 - AVE	0.000	0	N.D.	ng/ml
27) Aroclor 1248 (1)	6.764	4376894	847.902	ng/ml
28) Aroclor 1248 (2)	7.004	2458471	386.591	ng/ml
29) Aroclor 1248 (3)	7.048	2750542	463.384	ng/ml
30) Aroclor 1248 (4)	7.174	2904267	398.090	ng/ml
31) Aroclor 1248 (5)	7.539	664112	74.605	ng/ml
32) Aroclor 1248 (6)	7.698	2368261	290.898	ng/ml
33) Aroclor 1248 - AVE	0.000	0	N.D.	ng/ml
34) Aroclor 1254 (1)	7.516	1979710	233.626	ng/ml
35) Aroclor 1254 (2)	7.698	2368261	170.258	ng/ml
36) Aroclor 1254 (3)	8.007	1397756	92.113	ng/ml
37) Aroclor 1254 (4)	8.247	976178	89.422	ng/ml
38) Aroclor 1254 (5)	8.581	7457283	662.948	ng/ml
39) Aroclor 1254 (6)	8.799	1063629	301.552	ng/ml
40) Aroclor 1254 - AVE	0.000	0	N.D.	ng/ml
41) Aroclor 1260 (1)	8.143	5640848	535.802	ng/ml
42) Aroclor 1260 (2)	8.350	7315928	573.238	ng/ml
43) Aroclor 1260 (3)	8.581	7457283	562.340	ng/ml
44) Aroclor 1260 (4)	9.065	12612830	596.282	ng/ml
45) Aroclor 1260 (5)	9.324	7264711	593.778	ng/ml
46) Aroclor 1260 (6)	9.888	2813315	576.504	ng/ml
47) Aroclor 1260 - AVE	0.000	0	N.D.	ng/ml

Data Path : K:\DATA\0A23016\
 Data File : ECD2R031.D
 Signal(s) : ECD2B.CH
 Acq On : 23 Jan 2020 18:18
 Operator : MJB / KAK
 Sample : 0A23016-CCV3
 Misc :
 ALS Vial : 52 Sample Multiplier: 1

Integration File: events.e
 Quant Time: Jan 24 10:22:30 2020
 Quant Method : L:\Methods\RECD2_QUANTPCB_200113.M
 Quant Title : PCB Data Analysis
 QLast Update : Tue Jan 14 09:35:58 2020
 Response via : Initial Calibration
 Integrator: ChemStation 6890 Scale Mode: Small noise peaks clipped

Compound	R.T.	Response	Conc Units
48) Aroclor 1262 (1)	8.350	7315928	692.030 ng/ml
49) Aroclor 1262 (2)	8.650	5024509	328.883 ng/ml
50) Aroclor 1262 (3)	8.827	5302873	414.151 ng/ml
51) Aroclor 1262 (4)	9.065	12612830	458.238 ng/ml
52) Aroclor 1262 (5)	9.324	7264711	442.443 ng/ml
53) Aroclor 1262 (6)	9.888	2813315	390.709 ng/ml
54) Aroclor 1262 - AVE	0.000	0	N.D. ng/ml
55) Aroclor 1268 (1)	8.869	405354	65.042 ng/ml
56) Aroclor 1268 (2)	9.324	7264711	261.636 ng/ml
57) Aroclor 1268 (3)	9.386	2861342	127.079 ng/ml
58) Aroclor 1268 (4)	9.602	251291	13.052 ng/ml
59) Aroclor 1268 (5)	9.888	2813315	359.613 ng/ml
60) Aroclor 1268 (6)	10.236	783656	15.483 ng/ml
61) Aroclor 1268 - AVE	0.000	0	N.D. ng/ml

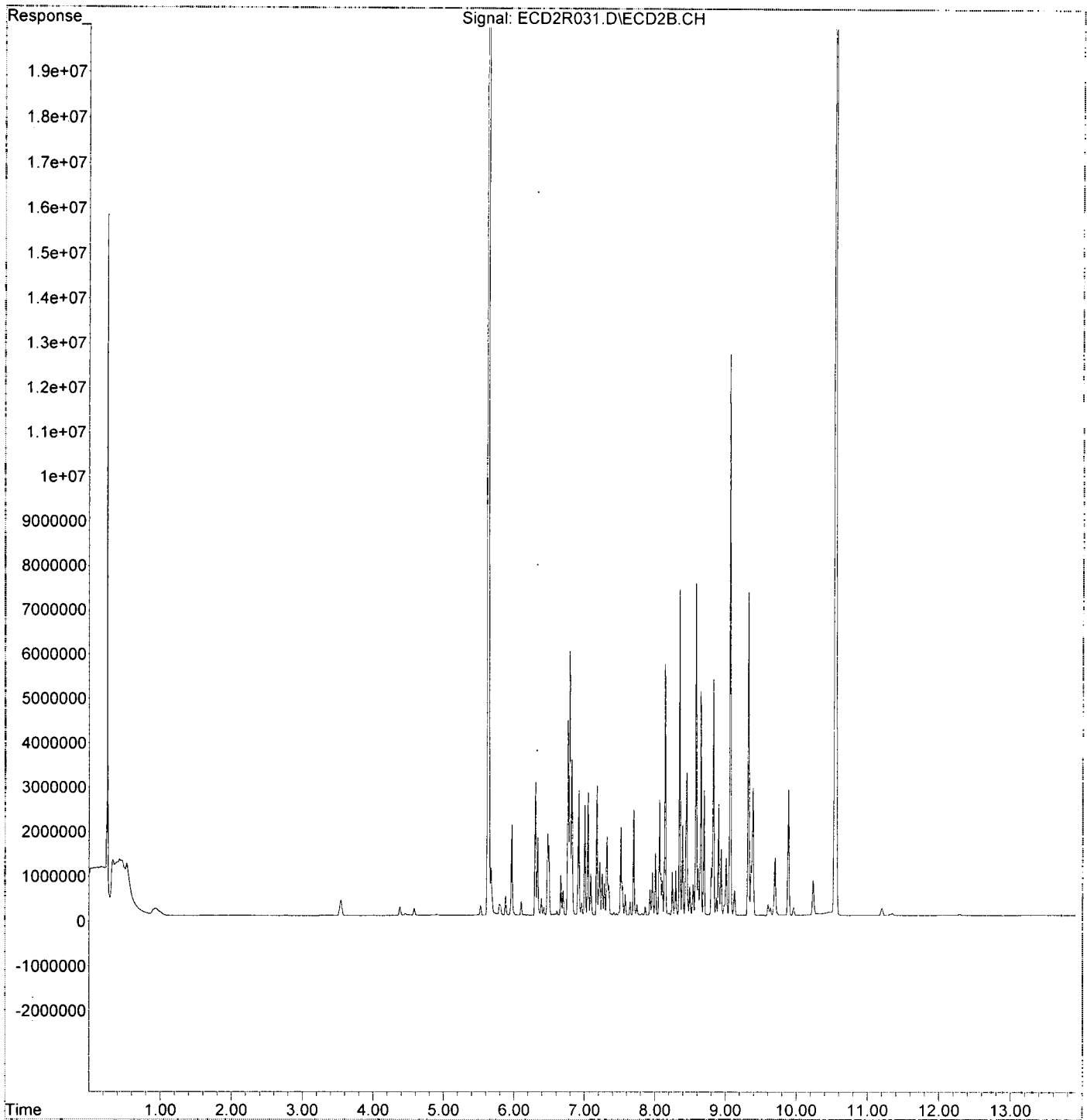
(f)=RT Delta > 1/2 Window

(m)=manual int.

Quantitation Report (Not Reviewed)

Data Path : K:\DATA\0A23016\
Data File : ECD2R031.D
Signal(s) : ECD2B.CH
Acq On : 23 Jan 2020 18:18
Operator : MJB / KAK
Sample : 0A23016-CCV3
Misc :
ALS Vial : 52 Sample Multiplier: 1

Integration File: events.e
Quant Time: Jan 24 10:22:30 2020
Quant Method : L:\Methods\RECD2_QUANTPCB_200113.M
Quant Title : PCB Data Analysis
QLast Update : Tue Jan 14 09:35:58 2020
Response via : Initial Calibration
Integrator: ChemStation 6890 Scale Mode: Small noise peaks clipped



Data Path : K:\DATA\0A23016\
 Data File : ECD2R032.D
 Signal(s) : ECD2B.CH
 Acq On : 23 Jan 2020 18:36
 Operator : MJB / KAK
 Sample : 0A23016-CCB3
 Misc :
 ALS Vial : 53 Sample Multiplier: 1

Integration File: events.e
 Quant Time: Jan 24 10:22:50 2020
 Quant Method : L:\Methods\RECD2_QUANTPCB_200113.M
 Quant Title : PCB Data Analysis
 QLast Update : Tue Jan 14 09:35:58 2020
 Response via : Initial Calibration
 Integrator: ChemStation 6890 Scale Mode: Small noise peaks clipped

[Handwritten Signature]
 1/30/20
 Clean

Compound	R.T.	Response	Conc Units
System Monitoring Compounds			
1) S TCMX (S)	5.630	21911861	97.116 ng/ml
62) S DCBP (S)	10.546	12636372	113.612 ng/ml
Target Compounds			
2) Aroclor 1016 (1)	6.295	2699	0.437 ng/ml
3) Aroclor 1016 (2)	6.782	4402	0.385 ng/ml
4) Aroclor 1016 (3)	6.915	4036	0.753 ng/ml
5) Aroclor 1016 (4)	7.003	3913	0.792 ng/ml
6) Aroclor 1016 (5)	7.052	3763	0.679 ng/ml
7) Aroclor 1016 (6)	7.168	3449	0.604 ng/ml
8) Aroclor 1016 - AVE	0.000	0	N.D. ng/ml
9) Aroclor 1221 (1)	5.851f	7281	4.190 ng/ml
10) Aroclor 1221 (2)	5.892	4768	2.777 ng/ml
11) Aroclor 1221 (3)	5.975	7497	1.314 ng/ml
12) Aroclor 1221 - AVE	0.000	0	N.D. ng/ml
13) Aroclor 1232 (1)	5.975	7497	1.641 ng/ml
14) Aroclor 1232 (2)	6.295	2699	1.037 ng/ml
15) Aroclor 1232 (3)	6.782	4402	0.900 ng/ml
16) Aroclor 1232 (4)	7.003	3913	2.313 ng/ml
17) Aroclor 1232 (5)	7.044	3889	1.869 ng/ml
18) Aroclor 1232 (6)	7.168	3449	1.590 ng/ml
19) Aroclor 1232 - AVE	0.000	0	N.D. ng/ml
20) Aroclor 1242 (1)	6.295	2699	0.594 ng/ml
21) Aroclor 1242 (2)	6.782	4402	0.499 ng/ml
22) Aroclor 1242 (3)	6.915	4036	1.054 ng/ml
23) Aroclor 1242 (4)	7.003	3913	1.184 ng/ml
24) Aroclor 1242 (5)	7.044	3889	0.974 ng/ml
25) Aroclor 1242 (6)	7.168	3449	0.827 ng/ml
26) Aroclor 1242 - AVE	0.000	0	N.D. ng/ml
27) Aroclor 1248 (1)	6.763	3499	0.678 ng/ml
28) Aroclor 1248 (2)	7.003	3913	0.615 ng/ml
29) Aroclor 1248 (3)	7.044	3889	0.655 ng/ml
30) Aroclor 1248 (4)	7.168	3449	0.473 ng/ml
31) Aroclor 1248 (5)	7.546	3541	0.398 ng/ml
32) Aroclor 1248 (6)	7.670	6127	0.753 ng/ml
33) Aroclor 1248 - AVE	0.000	0	N.D. ng/ml
34) Aroclor 1254 (1)	7.515	3020	0.356 ng/ml
35) Aroclor 1254 (2)	7.670	6127	0.441 ng/ml
36) Aroclor 1254 (3)	8.005	8331	0.549 ng/ml
37) Aroclor 1254 (4)	8.245	6478	0.593 ng/ml
38) Aroclor 1254 (5)	8.579	5597	0.498 ng/ml
39) Aroclor 1254 (6)	8.805	1928	0.547 ng/ml
40) Aroclor 1254 - AVE	0.000	0	N.D. ng/ml
41) Aroclor 1260 (1)	8.146	7880	0.749 ng/ml
42) Aroclor 1260 (2)	8.352	7691	0.603 ng/ml
43) Aroclor 1260 (3)	8.579	5597	0.422 ng/ml
44) Aroclor 1260 (4)	9.064	4363	0.206 ng/ml
45) Aroclor 1260 (5)	9.323	3634	0.297 ng/ml
46) Aroclor 1260 (6)	9.890	4456	0.913 ng/ml
47) Aroclor 1260 - AVE	0.000	0	N.D. ng/ml

Data Path : K:\DATA\0A23016\
 Data File : ECD2R032.D
 Signal(s) : ECD2B.CH
 Acq On : 23 Jan 2020 18:36
 Operator : MJB / KAK
 Sample : 0A23016-CCB3
 Misc :
 ALS Vial : 53 Sample Multiplier: 1

Integration File: events.e
 Quant Time: Jan 24 10:22:50 2020
 Quant Method : L:\Methods\RECD2_QUANTPCB_200113.M
 Quant Title : PCB Data Analysis
 QLast Update : Tue Jan 14 09:35:58 2020
 Response via : Initial Calibration
 Integrator: ChemStation 6890 Scale Mode: Small noise peaks clipped

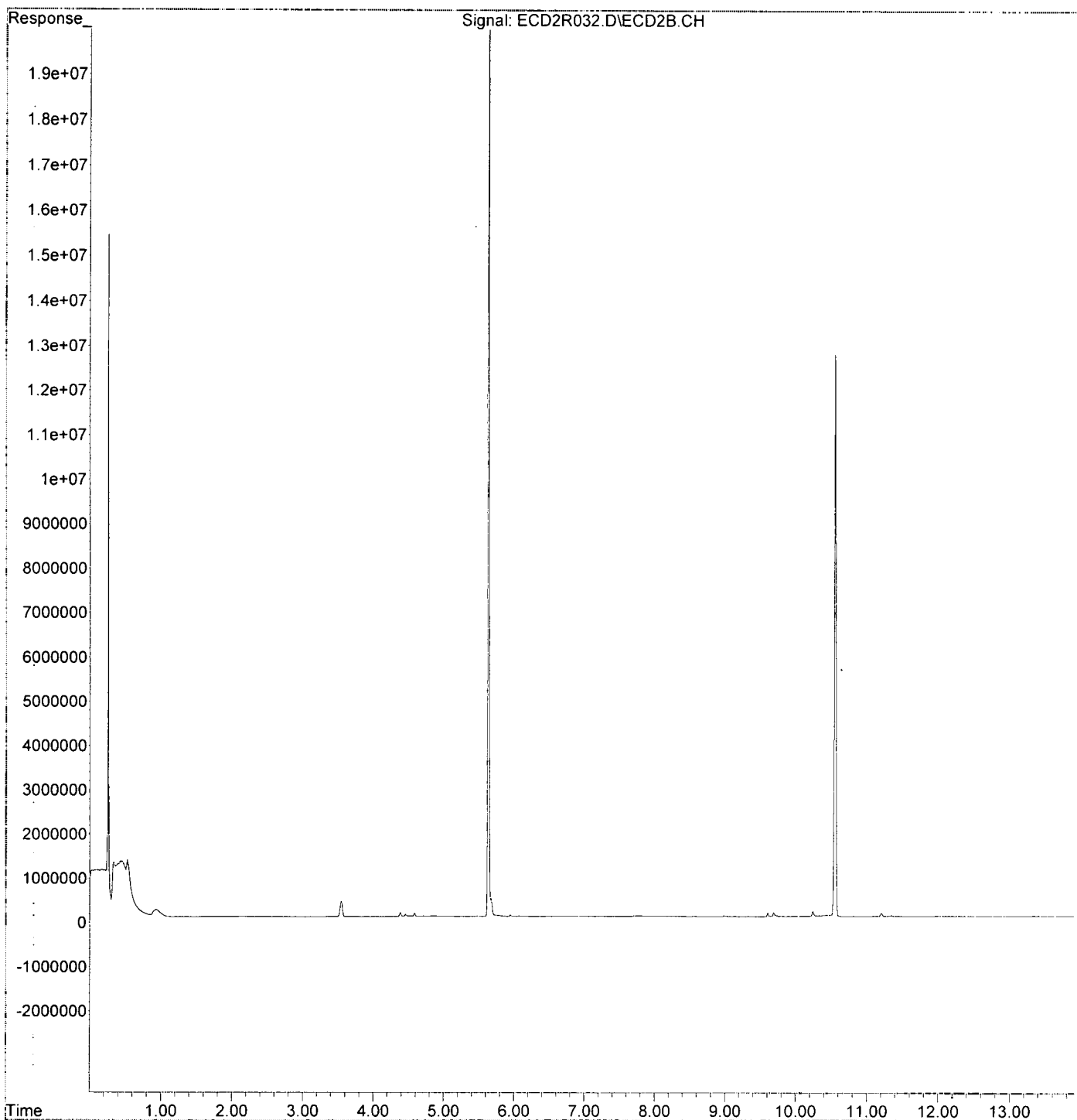
Compound	R.T.	Response	Conc Units
48) Aroclor 1262 (1)	8.346	7703	0.729 ng/ml
49) Aroclor 1262 (2)	8.648	3661	0.240 ng/ml
50) Aroclor 1262 (3)	8.825	2900	0.226 ng/ml
51) Aroclor 1262 (4)	9.064	4363	0.159 ng/ml
52) Aroclor 1262 (5)	9.323	3634	0.221 ng/ml
53) Aroclor 1262 (6)	9.890	4456	0.619 ng/ml
54) Aroclor 1262 - AVE	0.000	0	N.D. ng/ml
55) Aroclor 1268 (1)	8.870	3140	0.504 ng/ml
56) Aroclor 1268 (2)	9.323	3634	0.131 ng/ml
57) Aroclor 1268 (3)	9.390	1834	0.081 ng/ml
58) Aroclor 1268 (4)	9.602	80155	4.163 ng/ml
59) Aroclor 1268 (5)	9.890	4456	0.570 ng/ml
60) Aroclor 1268 (6)	10.238	106369	2.102 ng/ml
61) Aroclor 1268 - AVE	0.000	0	N.D. ng/ml

(f)=RT Delta > 1/2 Window

(m)=manual int.

Data Path : K:\DATA\0A23016\
Data File : ECD2R032.D
Signal(s) : ECD2B.CH
Acq On : 23 Jan 2020 18:36
Operator : MJB / KAK
Sample : 0A23016-CCB3
Misc :
ALS Vial : 53 Sample Multiplier: 1

Integration File: events.e
Quant Time: Jan 24 10:22:50 2020
Quant Method : L:\Methods\RECD2_QUANTPCB_200113.M
Quant Title : PCB Data Analysis
QLast Update : Tue Jan 14 09:35:58 2020
Response via : Initial Calibration
Integrator: ChemStation 6890 Scale Mode: Small noise peaks clipped



**Polychlorinated Biphenyls by EPA 8082A
Benchsheet & Analysis Sequence Data**

Sequence 0A23015 (QC Only)



ELEMENT SEQUENCE LOG

Apex Laboratories

Sequence: **0A23015**

Instrument: **DUALECD2F**

Date: **01/23/20 07:52**

Calibration: **A9L0407**

#	Lab Number	Matrix	Analysis	Client	Due	Batch	ISTD ID	STD ID
1	0A23015-CCV1	Sediment	QC	QC				
2	0A23015-CCB1	Sediment	QC	QC				A19L338
3	0010653-BLK1	Sediment	QC	QC				A19L339
4	0010653-BS1	Sediment	QC	QC		0010653		
5	A0A0639-05	Sediment	8082 PCBs - Low Level (30g/2mL)	Anchor QEA, LLC	02/03/20	0010653		
6	0A23015-IBL1	Sediment	QC	QC				
7	A0A0639-06	Sediment	8082 PCBs - Low Level (30g/2mL)	Anchor QEA, LLC	02/03/20	0010653		
8	0A23015-IBL2	Sediment	QC	QC				
9	A0A0639-07	Sediment	8082 PCBs - Low Level (30g/2mL)	Anchor QEA, LLC	02/03/20	0010653		
10	0A23015-IBL3	Sediment	QC	QC				
11	0010653-DUP1	Sediment	QC	QC		0010653		
12	0A23015-IBL4	Sediment	QC	QC				
13	A0A0639-08	Sediment	8082 PCBs - Low Level (30g/2mL)	Anchor QEA, LLC	02/03/20	0010653		
14	0A23015-IBL5	Sediment	QC	QC				
15	0A23015-CCV2	Sediment	QC	QC				A19L338
16	0A23015-CCB2	Sediment	QC	QC				A19L339
17	A0A0639-09	Sediment	8082 PCBs - Low Level (30g/2mL)	Anchor QEA, LLC	02/03/20	0010653		
18	0A23015-IBL6	Sediment	QC	QC				
19	A0A0639-10	Sediment	8082 PCBs - Low Level (30g/2mL)	Anchor QEA, LLC	02/03/20	0010653		
20	0A23015-IBL7	Sediment	QC	QC				
21	A0A0639-11	Sediment	8082 PCBs - Low Level (30g/2mL)	Anchor QEA, LLC	02/03/20	0010653		
22	0A23015-IBL8	Sediment	QC	QC				
23	A0A0639-12	Sediment	8082 PCBs - Low Level (30g/2mL)	Anchor QEA, LLC	02/03/20	0010653		
24	0A23015-IBL9	Sediment	QC	QC				
25	A0A0645-01	Sediment	8082 PCBs - Low Level (30g/2mL)	Anchor QEA, LLC	02/04/20	0010653		
26	0A23015-IBLA	Sediment	QC	QC				
27	A0A0645-02	Sediment	8082 PCBs - Low Level (30g/2mL)	Anchor QEA, LLC	02/04/20	0010653		
28	0A23015-IBLB	Sediment	QC	QC				
29	0A23015-CCV3	Sediment	QC	QC				A19L338
30	0A23015-CCB3	Sediment	QC	QC				A19L339

Data Entered By: *[Signature]* 1/28/20

Comments:

Data Reviewed By: *[Signature]* 1/31/20

TOTAL AROCLOR AVERAGE RESULTS

The average result for the 1016 and 1260 selected peaks are reported here to facilitate data entry and review. Averages are done on all individual peaks and must be for matrix spikes if all peaks are not used in the average.

0A23015-CCV1

Aroclor 1016

<u>Peak</u>	<u>Initial Res</u>
1016 (1)	486.71
1016 (2)	530.61
1016 (3)	488.27
1016 (4)	522.99
1016 (5)	510.37
1016 (6)	552.59
Average:	515.26

Aroclor 1260

<u>Peak</u>	<u>Initial Res</u>
1260 (1)	542.83
1260 (2)	542.33
1260 (3)	526.14
1260 (4)	544.93
1260 (5)	550.94
1260 (6)	492.16
Average:	533.22

0010653-BS1

Aroclor 1016

<u>Peak</u>	<u>Initial Res</u>
1016 (1)	869.95
1016 (2)	1,041.45
1016 (3)	953.84
1016 (4)	1,003.16
1016 (5)	963.49
1016 (6)	969.44
Average:	966.89

Aroclor 1260

<u>Peak</u>	<u>Initial Res</u>
1260 (1)	1,106.02
1260 (2)	1,193.57
1260 (3)	1,121.86
1260 (4)	1,216.72
1260 (5)	1,212.73
1260 (6)	1,174.12
Average:	1,170.84

TOTAL AROCLOR AVERAGE RESULTS

The average result for the 1016 and 1260 selected peaks are reported here to facilitate data entry and review. Averages are done on all individual peaks and must be for matrix spikes if all peaks are not used in the average.

0A23015-CCV2

Aroclor 1016

<u>Peak</u>	<u>Initial Res</u>
1016 (1)	491.21
1016 (2)	549.60
1016 (3)	533.44
1016 (4)	545.91
1016 (5)	528.92
1016 (6)	517.35
Average:	527.74

Aroclor 1260

<u>Peak</u>	<u>Initial Res</u>
1260 (1)	526.66
1260 (2)	540.04
1260 (3)	516.83
1260 (4)	523.42
1260 (5)	526.07
1260 (6)	492.93
Average:	520.99

0A23015-CCV3

Aroclor 1016

<u>Peak</u>	<u>Initial Res</u>
1016 (1)	506.09
1016 (2)	577.36
1016 (3)	530.28
1016 (4)	555.50
1016 (5)	534.66
1016 (6)	539.20
Average:	540.52

Aroclor 1260

<u>Peak</u>	<u>Initial Res</u>
1260 (1)	541.22
1260 (2)	556.49
1260 (3)	528.33
1260 (4)	557.24
1260 (5)	552.67
1260 (6)	492.14
Average:	538.02

Quantitation Report (Not Reviewed)

Data Path : K:\DATA\0A23015\
 Data File : ECD2F003.D
 Signal(s) : ECD1A.CH
 Acq On : 23 Jan 2020 10:00
 Operator : MJB / KAK
 Sample : 0A23015-CCV1
 Misc :
 ALS Vial : 2 Sample Multiplier: 1

Integration File: PCB1.e
 Quant Time: Jan 23 15:23:03 2020
 Quant Method : K:\METHODS\FECD2_QUANTPCB_191203RT2.M
 Quant Title : PCB Data Analysis
 QLast Update : Wed Dec 04 15:29:22 2019
 Response via : Initial Calibration
 Integrator: ChemStation 6890 Scale Mode: Small noise peaks clipped

[Handwritten Signature]
 1/23/20

Compound	R.T.	Response	Conc	Units
System Monitoring Compounds				
1) S TCMX (S)	4.818	16608548	249.423	ng/ml
62) S DCBP (S)	9.561	29944911	268.143	ng/ml
Target Compounds				
2) Aroclor 1016 (1)	5.726	1819298	486.709	ng/ml
3) Aroclor 1016 (2)	6.141	3817149	530.609	ng/ml
4) Aroclor 1016 (3)	6.221	1939845	488.266	ng/ml
5) Aroclor 1016 (4)	6.376	1870913	522.988	ng/ml
6) Aroclor 1016 (5)	6.598	2118807	510.373	ng/ml
7) Aroclor 1016 (6)	6.723	1620880	552.592	ng/ml
8) Aroclor 1016 - AVE	0.000	0	N.D.	ng/ml
9) Aroclor 1221 (1)	5.167	176762	163.301	ng/ml
10) Aroclor 1221 (2)	5.286	190670	265.717	ng/ml
11) Aroclor 1221 (3)	5.367	813270	347.535	ng/ml
12) Aroclor 1221 - AVE	0.000	0	N.D.	ng/ml
13) Aroclor 1232 (1)	5.367	813270	457.878	ng/ml
14) Aroclor 1232 (2)	6.141	3817149	1372.985	ng/ml
15) Aroclor 1232 (3)	6.221	1939845	1322.374	ng/ml
16) Aroclor 1232 (4)	6.376	1870913	1642.067	ng/ml
17) Aroclor 1232 (5)	6.598	2118807	1475.514	ng/ml
18) Aroclor 1232 (6)	6.723	1620880	1352.851	ng/ml
19) Aroclor 1232 - AVE	0.000	0	N.D.	ng/ml
20) Aroclor 1242 (1)	5.726	1819298	684.970	ng/ml
21) Aroclor 1242 (2)	6.141	3817149	735.895	ng/ml
22) Aroclor 1242 (3)	6.221	1939845	687.847	ng/ml
23) Aroclor 1242 (4)	6.376	1870913	817.285	ng/ml
24) Aroclor 1242 (5)	6.598	2118807	709.888	ng/ml
25) Aroclor 1242 (6)	6.723	1620880	645.969	ng/ml
26) Aroclor 1242 - AVE	0.000	0	N.D.	ng/ml
27) Aroclor 1248 (1)	6.141	3817149	1121.604	ng/ml
28) Aroclor 1248 (2)	6.376	1870913	414.357	ng/ml
29) Aroclor 1248 (3)	6.598	2118807	405.990	ng/ml
30) Aroclor 1248 (4)	6.891	400833	69.048	ng/ml
31) Aroclor 1248 (5)	6.924	1501261	243.739	ng/ml
32) Aroclor 1248 (6)	7.409	3338822	977.001	ng/ml
33) Aroclor 1248 - AVE	0.000	0	N.D.	ng/ml
34) Aroclor 1254 (1)	6.924	1501261	250.289	ng/ml
35) Aroclor 1254 (2)	7.033	1540067	211.328	ng/ml
36) Aroclor 1254 (3)	7.409	3338822	297.844	ng/ml
37) Aroclor 1254 (4)	7.569	429102	60.182	ng/ml
38) Aroclor 1254 (5)	7.948	4205811	549.134	ng/ml
39) Aroclor 1254 (6)	8.239	472186	189.337	ng/ml
40) Aroclor 1254 - AVE	0.000	0	N.D.	ng/ml
41) Aroclor 1260 (1)	7.522	4520561	542.828	ng/ml
42) Aroclor 1260 (2)	7.655	5533088	542.332	ng/ml
43) Aroclor 1260 (3)	8.209	4138205	526.144	ng/ml
44) Aroclor 1260 (4)	8.380	10145743	544.929	ng/ml
45) Aroclor 1260 (5)	8.678	6664161	550.940	ng/ml
46) Aroclor 1260 (6)	9.068	2517219	492.163	ng/ml
47) Aroclor 1260 - AVE	0.000	0	N.D.	ng/ml

Quantitation Report (Not Reviewed)

Data Path : K:\DATA\0A23015\
 Data File : ECD2F003.D
 Signal(s) : ECD1A.CH
 Acq On : 23 Jan 2020 10:00
 Operator : MJB / KAK
 Sample : 0A23015-CCV1
 Misc :
 ALS Vial : 2 Sample Multiplier: 1

Integration File: PCB1.e
 Quant Time: Jan 23 15:23:03 2020
 Quant Method : K:\METHODS\FECD2_QUANTPCB_191203RT2.M
 Quant Title : PCB Data Analysis
 QLast Update : Wed Dec 04 15:29:22 2019
 Response via : Initial Calibration
 Integrator: ChemStation 6890 Scale Mode: Small noise peaks clipped

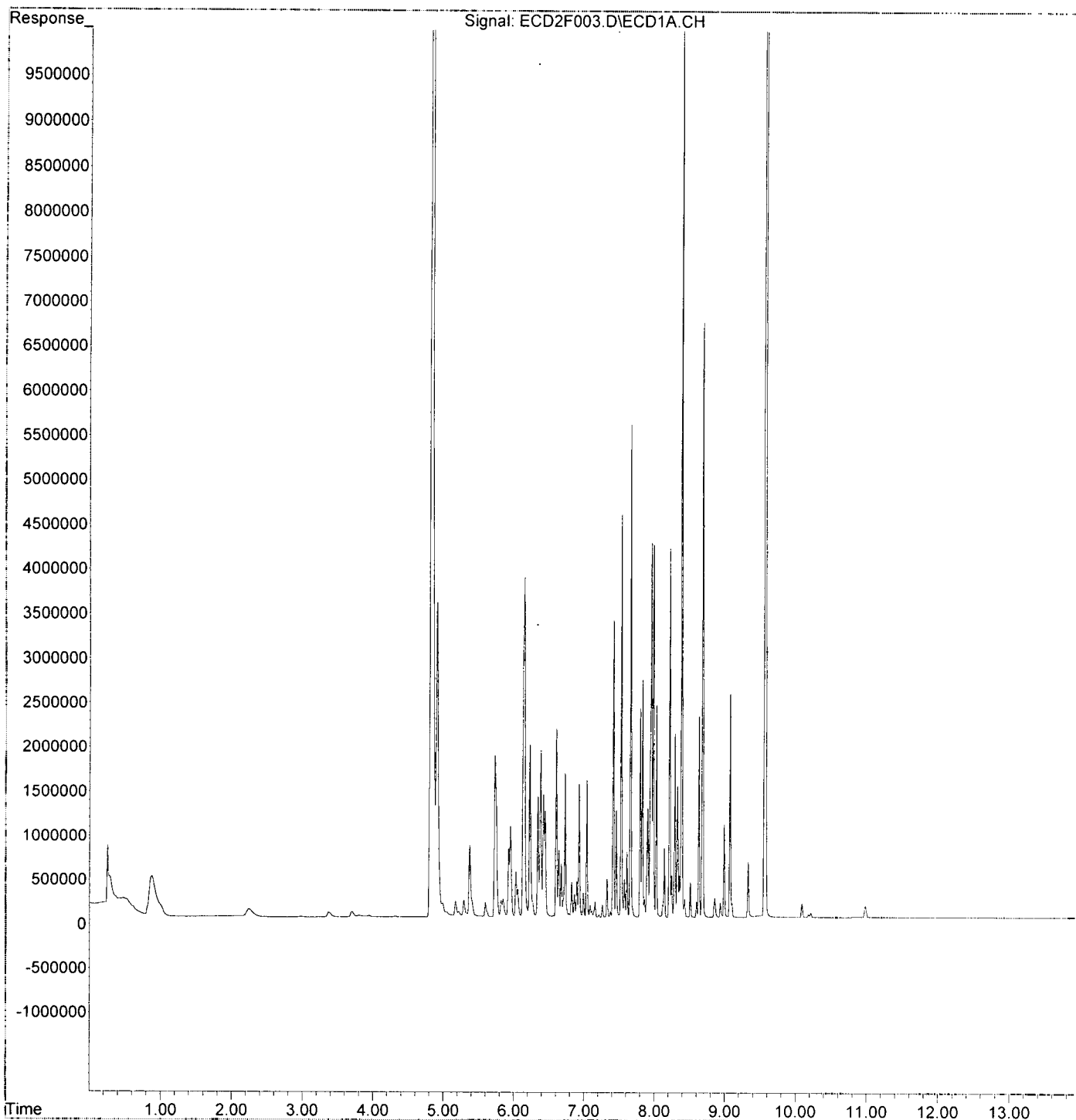
Compound	R.T.	Response	Conc	Units
48) Aroclor 1262 (1)	7.655	5533088	687.646	ng/ml
49) Aroclor 1262 (2)	7.978	4175835	372.010	ng/ml
50) Aroclor 1262 (3)	8.209	4138205	426.402	ng/ml
51) Aroclor 1262 (4)	8.380	10145743	491.079	ng/ml
52) Aroclor 1262 (5)	8.678	6664161	509.400	ng/ml
53) Aroclor 1262 (6)	9.068	2517219	377.019	ng/ml
54) Aroclor 1262 - AVE	0.000	0	N.D.	ng/ml
55) Aroclor 1268 (1)	8.209	4138205	810.739	ng/ml
56) Aroclor 1268 (2)	8.625	2261489	92.209	ng/ml
57) Aroclor 1268 (3)	8.678	6664161	326.447	ng/ml
58) Aroclor 1268 (4)	8.852	214584	11.203	ng/ml
59) Aroclor 1268 (5)	9.068	2517219	324.814	ng/ml
60) Aroclor 1268 (6)	9.324	621301	11.883	ng/ml
61) Aroclor 1268 - AVE	0.000	0	N.D.	ng/ml

(f)=RT Delta > 1/2 Window

(m)=manual int.

Data Path : K:\DATA\0A23015\
Data File : ECD2F003.D
Signal(s) : ECD1A.CH
Acq On : 23 Jan 2020 10:00
Operator : MJB / KAK
Sample : 0A23015-CCV1
Misc :
ALS Vial : 2 Sample Multiplier: 1

Integration File: PCB1.e
Quant Time: Jan 23 15:23:03 2020
Quant Method : K:\METHODS\FECD2_QUANTPCB_191203RT2.M
Quant Title : PCB Data Analysis
QLast Update : Wed Dec 04 15:29:22 2019
Response via : Initial Calibration
Integrator: ChemStation 6890 Scale Mode: Small noise peaks clipped



Data Path : K:\DATA\0A23015\
 Data File : ECD2F004.D
 Signal(s) : ECD1A.CH
 Acq On : 23 Jan 2020 10:18
 Operator : MJB / KAK
 Sample : 0A23015-CCB1
 Misc :
 ALS Vial : 3 Sample Multiplier: 1

Integration File: PCB1.e
 Quant Time: Jan 23 15:23:24 2020
 Quant Method : K:\METHODS\FECD2_QUANTPCB_191203RT2.M
 Quant Title : PCB Data Analysis
 QLast Update : Wed Dec 04 15:29:22 2019
 Response via : Initial Calibration
 Integrator: ChemStation 6890 Scale Mode: Small noise peaks clipped

11/26/20
clean

Compound	R.T.	Response	Conc Units
System Monitoring Compounds			
1) S TCMX (S)	4.819	6060400	91.014 ng/ml
62) S DCBP (S)	9.559	11482688	102.822 ng/ml
Target Compounds			
2) Aroclor 1016 (1)	5.723	4044	1.082 ng/ml
3) Aroclor 1016 (2)	6.144	6644	0.924 ng/ml
4) Aroclor 1016 (3)	6.235	5338	1.344 ng/ml
5) Aroclor 1016 (4)	6.381	3081	0.861 ng/ml
6) Aroclor 1016 (5)	6.601	3338	0.804 ng/ml
7) Aroclor 1016 (6)	6.729	2833	0.966 ng/ml
8) Aroclor 1016 - AVE	0.000	0	N.D. ng/ml
9) Aroclor 1221 (1)	5.143	15720	14.523 ng/ml
10) Aroclor 1221 (2)	5.305	11408	15.899 ng/ml
11) Aroclor 1221 (3)	5.377	11413	4.877 ng/ml
12) Aroclor 1221 - AVE	0.000	0	N.D. ng/ml
13) Aroclor 1232 (1)	5.377	11413	6.425 ng/ml
14) Aroclor 1232 (2)	6.144	6644	2.390 ng/ml
15) Aroclor 1232 (3)	6.235	5338	3.639 ng/ml
16) Aroclor 1232 (4)	6.381	3081	2.704 ng/ml
17) Aroclor 1232 (5)	6.601	3338	2.324 ng/ml
18) Aroclor 1232 (6)	6.729	2833	2.365 ng/ml
19) Aroclor 1232 - AVE	0.000	0	N.D. ng/ml
20) Aroclor 1242 (1)	5.723	4044	1.523 ng/ml
21) Aroclor 1242 (2)	6.144	6644	1.281 ng/ml
22) Aroclor 1242 (3)	6.235	5338	1.893 ng/ml
23) Aroclor 1242 (4)	6.381	3081	1.346 ng/ml
24) Aroclor 1242 (5)	6.601	3338	1.118 ng/ml
25) Aroclor 1242 (6)	6.729	2833	1.129 ng/ml
26) Aroclor 1242 - AVE	0.000	0	N.D. ng/ml
27) Aroclor 1248 (1)	6.144	6644	1.952 ng/ml
28) Aroclor 1248 (2)	6.381	3081	0.682 ng/ml
29) Aroclor 1248 (3)	6.601	3338	0.640 ng/ml
30) Aroclor 1248 (4)	6.894	1678	0.289 ng/ml
31) Aroclor 1248 (5)	6.933	2467	0.401 ng/ml
32) Aroclor 1248 (6)	7.410	1998	0.585 ng/ml
33) Aroclor 1248 - AVE	0.000	0	N.D. ng/ml
34) Aroclor 1254 (1)	6.933	2467	0.411 ng/ml
35) Aroclor 1254 (2)	7.038	1937	0.266 ng/ml
36) Aroclor 1254 (3)	7.410	1998	0.178 ng/ml
37) Aroclor 1254 (4)	7.572	2596	0.364 ng/ml
38) Aroclor 1254 (5)	7.955	4696	0.613 ng/ml
39) Aroclor 1254 (6)	8.237	752	0.301 ng/ml
40) Aroclor 1254 - AVE	0.000	0	N.D. ng/ml
41) Aroclor 1260 (1)	7.525	3247	0.390 ng/ml
42) Aroclor 1260 (2)	7.656	4475	0.439 ng/ml
43) Aroclor 1260 (3)	8.208	1221	0.155 ng/ml
44) Aroclor 1260 (4)	8.376	9625	0.517 ng/ml
45) Aroclor 1260 (5)	8.679	3124	0.258 ng/ml
46) Aroclor 1260 (6)	9.069	3316	0.648 ng/ml
47) Aroclor 1260 - AVE	0.000	0	N.D. ng/ml

Quantitation Report (Not Reviewed)

Data Path : K:\DATA\0A23015\
 Data File : ECD2F004.D
 Signal(s) : ECD1A.CH
 Acq On : 23 Jan 2020 10:18
 Operator : MJB / KAK
 Sample : 0A23015-CCB1
 Misc :
 ALS Vial : 3 Sample Multiplier: 1

Integration File: PCB1.e
 Quant Time: Jan 23 15:23:24 2020
 Quant Method : K:\METHODS\FECD2_QUANTPCB_191203RT2.M
 Quant Title : PCB Data Analysis
 QLast Update : Wed Dec 04 15:29:22 2019
 Response via : Initial Calibration
 Integrator: ChemStation 6890 Scale Mode: Small noise peaks clipped

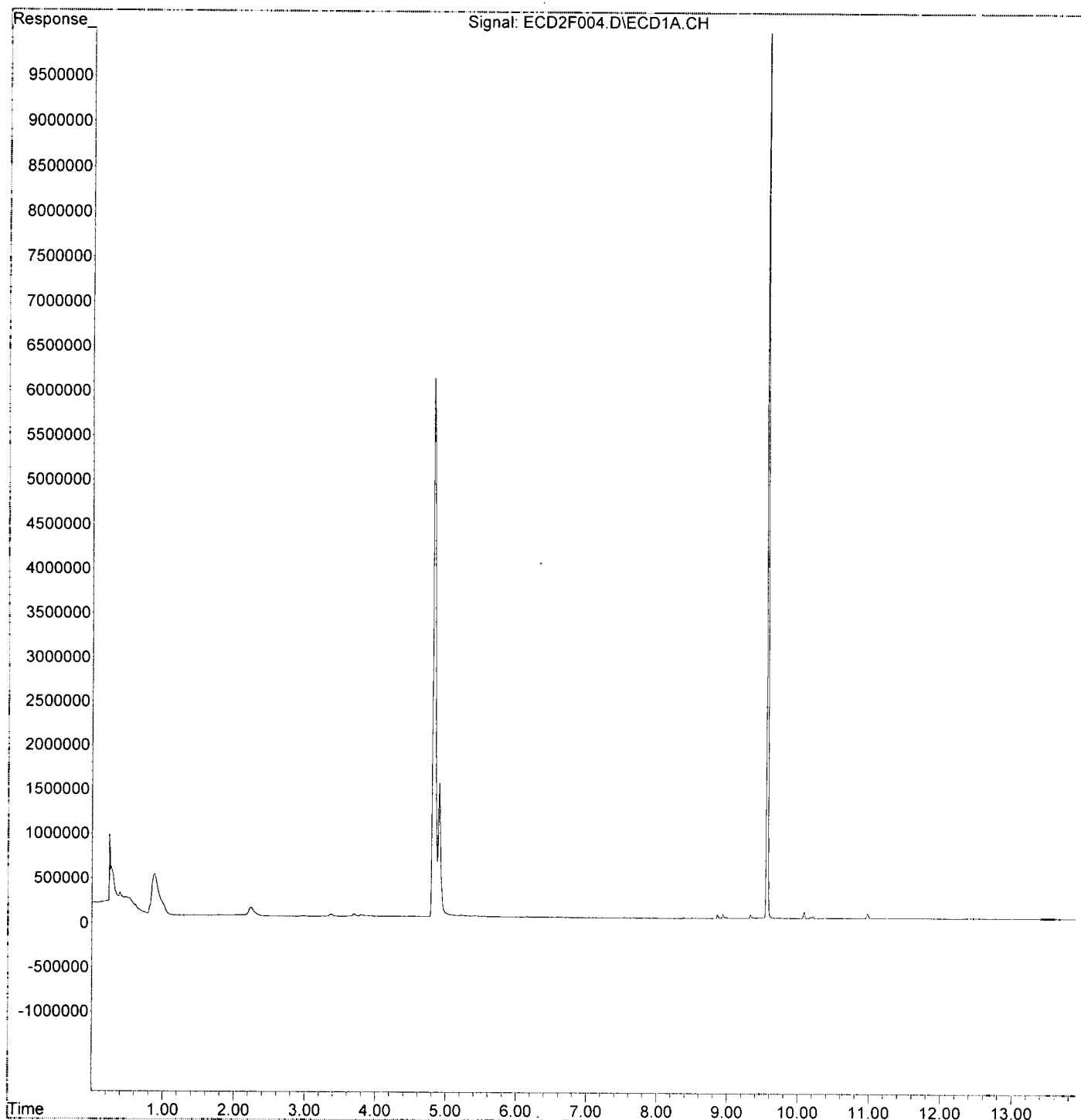
Compound	R.T.	Response	Conc Units
48) Aroclor 1262 (1)	7.656	4475	0.556 ng/ml
49) Aroclor 1262 (2)	7.976	2034	0.181 ng/ml
50) Aroclor 1262 (3)	8.208	1221	0.126 ng/ml
51) Aroclor 1262 (4)	8.376	9625	0.466 ng/ml
52) Aroclor 1262 (5)	8.679	3124	0.239 ng/ml
53) Aroclor 1262 (6)	9.069	3316	0.497 ng/ml
54) Aroclor 1262 - AVE	0.000	0	N.D. ng/ml
55) Aroclor 1268 (1)	8.208	1221	0.239 ng/ml
56) Aroclor 1268 (2)	8.626	1065	0.043 ng/ml
57) Aroclor 1268 (3)	8.679	3124	0.153 ng/ml
58) Aroclor 1268 (4)	8.857	43680	2.281 ng/ml
59) Aroclor 1268 (5)	9.069	3316	0.428 ng/ml
60) Aroclor 1268 (6)	9.327	42749	0.818 ng/ml
61) Aroclor 1268 - AVE	0.000	0	N.D. ng/ml

(f)=RT Delta > 1/2 Window

(m)=manual int.

Data Path : K:\DATA\0A23015\
Data File : ECD2F004.D
Signal(s) : ECD1A.CH
Acq On : 23 Jan 2020 10:18
Operator : MJB / KAK
Sample : 0A23015-CCB1
Misc :
ALS Vial : 3 Sample Multiplier: 1

Integration File: PCB1.e
Quant Time: Jan 23 15:23:24 2020
Quant Method : K:\METHODS\FECD2_QUANTPCB_191203RT2.M
Quant Title : PCB Data Analysis
QLast Update : Wed Dec 04 15:29:22 2019
Response via : Initial Calibration
Integrator: ChemStation 6890 Scale Mode: Small noise peaks clipped



Data Path : K:\DATA\0A23015\
 Data File : ECD2F005.D
 Signal(s) : ECD1A.CH
 Acq On : 23 Jan 2020 10:39
 Operator : MJB / KAK
 Sample : 0010653-BLK1
 Misc :
 ALS Vial : 4 Sample Multiplier: 1

Integration File: PCB1.e
 Quant Time: Jan 23 15:23:46 2020
 Quant Method : K:\METHODS\FECD2_QUANTPCB_191203RT2.M
 Quant Title : PCB Data Analysis
 QLast Update : Wed Dec 04 15:29:22 2019
 Response via : Initial Calibration
 Integrator: ChemStation 6890 Scale Mode: Small noise peaks clipped

MJB
 1/28/20

Compound	R.T.	Response	Conc Units
System Monitoring Compounds			
1) S TCMX (S)	4.818	11541232	173.324 ng/ml
62) S DCBP (S)	9.562	25388994	227.347 ng/ml
Target Compounds			
2) Aroclor 1016 (1)	5.728	3242	0.867 ng/ml
3) Aroclor 1016 (2)	6.142	2500	0.347 ng/ml
4) Aroclor 1016 (3)	6.233	2104	0.529 ng/ml
5) Aroclor 1016 (4)	6.377	1134	0.317 ng/ml
6) Aroclor 1016 (5)	6.598	1484	0.358 ng/ml
7) Aroclor 1016 (6)	6.723	1508	0.514 ng/ml
8) Aroclor 1016 - AVE	0.000	0	N.D. ng/ml
9) Aroclor 1221 (1)	5.172	251014	231.898 ng/ml
10) Aroclor 1221 (2)	5.334f	12125	16.897 ng/ml
11) Aroclor 1221 (3)	5.358	14231	6.081 ng/ml
12) Aroclor 1221 - AVE	0.000	0	N.D. ng/ml
13) Aroclor 1232 (1)	5.358	14231	8.012 ng/ml
14) Aroclor 1232 (2)	6.142	2500	0.899 ng/ml
15) Aroclor 1232 (3)	6.233	2104	1.434 ng/ml
16) Aroclor 1232 (4)	6.377	1134	0.995 ng/ml
17) Aroclor 1232 (5)	6.598	1484	1.034 ng/ml
18) Aroclor 1232 (6)	6.723	1508	1.259 ng/ml
19) Aroclor 1232 - AVE	0.000	0	N.D. ng/ml
20) Aroclor 1242 (1)	5.728	3242	1.221 ng/ml
21) Aroclor 1242 (2)	6.142	2500	0.482 ng/ml
22) Aroclor 1242 (3)	6.233	2104	0.746 ng/ml
23) Aroclor 1242 (4)	6.377	1134	0.495 ng/ml
24) Aroclor 1242 (5)	6.598	1484	0.497 ng/ml
25) Aroclor 1242 (6)	6.723	1508	0.601 ng/ml
26) Aroclor 1242 - AVE	0.000	0	N.D. ng/ml
27) Aroclor 1248 (1)	6.142	2500	0.734 ng/ml
28) Aroclor 1248 (2)	6.377	1134	0.251 ng/ml
29) Aroclor 1248 (3)	6.598	1484	0.284 ng/ml
30) Aroclor 1248 (4)	6.891	702	0.121 ng/ml
31) Aroclor 1248 (5)	6.928	1198	0.194 ng/ml
32) Aroclor 1248 (6)	7.407	2515	0.736 ng/ml
33) Aroclor 1248 - AVE	0.000	0	N.D. ng/ml
34) Aroclor 1254 (1)	6.928	1198	0.200 ng/ml
35) Aroclor 1254 (2)	7.038	1718	0.236 ng/ml
36) Aroclor 1254 (3)	7.407	2515	0.224 ng/ml
37) Aroclor 1254 (4)	7.572	2781	0.390 ng/ml
38) Aroclor 1254 (5)	7.957	6921	0.904 ng/ml
39) Aroclor 1254 (6)	8.242	901	0.361 ng/ml
40) Aroclor 1254 - AVE	0.000	0	N.D. ng/ml
41) Aroclor 1260 (1)	7.523	4594	0.552 ng/ml
42) Aroclor 1260 (2)	7.656	4694	0.460 ng/ml
43) Aroclor 1260 (3)	8.211	1682	0.214 ng/ml
44) Aroclor 1260 (4)	8.377	12671	0.681 ng/ml
45) Aroclor 1260 (5)	8.679	3704	0.306 ng/ml
46) Aroclor 1260 (6)	9.080	6135	1.199 ng/ml
47) Aroclor 1260 - AVE	0.000	0	N.D. ng/ml

Data Path : K:\DATA\0A23015\
 Data File : ECD2F005.D
 Signal(s) : ECD1A.CH
 Acq On : 23 Jan 2020 10:39
 Operator : MJB / KAK
 Sample : 0010653-BLK1
 Misc :
 ALS Vial : 4 Sample Multiplier: 1

Integration File: PCB1.e
 Quant Time: Jan 23 15:23:46 2020
 Quant Method : K:\METHODS\FECD2_QUANTPCB_191203RT2.M
 Quant Title : PCB Data Analysis
 QLast Update : Wed Dec 04 15:29:22 2019
 Response via : Initial Calibration
 Integrator: ChemStation 6890 Scale Mode: Small noise peaks clipped

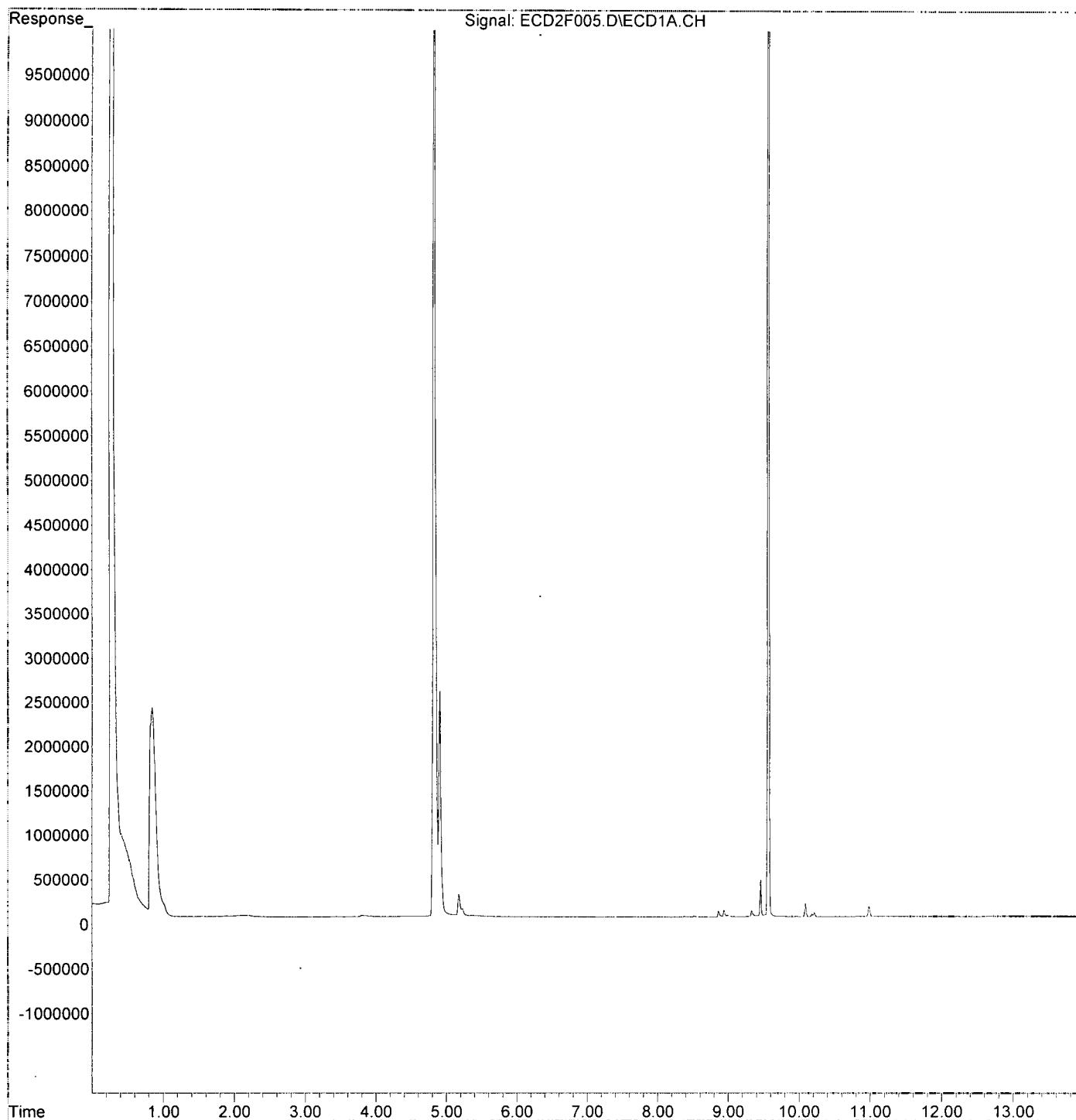
Compound	R.T.	Response	Conc Units
48) Aroclor 1262 (1)	7.656	4694	0.583 ng/ml
49) Aroclor 1262 (2)	7.978	3063	0.273 ng/ml
50) Aroclor 1262 (3)	8.211	1682	0.173 ng/ml
51) Aroclor 1262 (4)	8.377	12671	0.613 ng/ml
52) Aroclor 1262 (5)	8.679	3704	0.283 ng/ml
53) Aroclor 1262 (6)	9.080	6135	0.919 ng/ml
54) Aroclor 1262 - AVE	0.000	0	N.D. ng/ml
55) Aroclor 1268 (1)	8.211	1682	0.330 ng/ml
56) Aroclor 1268 (2)	8.628	1679	0.068 ng/ml
57) Aroclor 1268 (3)	8.679	3704	0.181 ng/ml
58) Aroclor 1268 (4)	8.859	70184	3.664 ng/ml
59) Aroclor 1268 (5)	9.080	6135	0.792 ng/ml
60) Aroclor 1268 (6)	9.327	71408	1.366 ng/ml
61) Aroclor 1268 - AVE	0.000	0	N.D. ng/ml

(f)=RT Delta > 1/2 Window

(m)=manual int.

Data Path : K:\DATA\0A23015\
Data File : ECD2F005.D
Signal(s) : ECD1A.CH
Acq On : 23 Jan 2020 10:39
Operator : MJB / KAK
Sample : 0010653-BLK1
Misc :
ALS Vial : 4 Sample Multiplier: 1

Integration File: PCB1.e
Quant Time: Jan 23 15:23:46 2020
Quant Method : K:\METHODS\FECD2_QUANTPCB_191203RT2.M
Quant Title : PCB Data Analysis
QLast Update : Wed Dec 04 15:29:22 2019
Response via : Initial Calibration
Integrator: ChemStation 6890 Scale Mode: Small noise peaks clipped



Data Path : K:\DATA\0A23015\
 Data File : ECD2F006.D
 Signal(s) : ECD1A.CH
 Acq On : 23 Jan 2020 10:57
 Operator : MJB / KAK
 Sample : 0010653-BS1
 Misc :
 ALS Vial : 5 Sample Multiplier: 1

Integration File: PCB1.e
 Quant Time: Jan 23 15:24:08 2020
 Quant Method : K:\METHODS\FECD2_QUANTPCB_191203RT2.M
 Quant Title : PCB Data Analysis
 QLast Update : Wed Dec 04 15:29:22 2019
 Response via : Initial Calibration
 Integrator: ChemStation 6890 Scale Mode: Small noise peaks clipped

[Handwritten Signature]
 1/23/20

Compound	R.T.	Response	Conc	Units
System Monitoring Compounds				
1) S TCMX (S)	4.814	11622223	174.540	ng/ml
62) S DCBP (S)	9.559	25516754	228.491	ng/ml
Target Compounds				
2) Aroclor 1016 (1)	5.725	3251841	869.951	ng/ml
3) Aroclor 1016 (2)	6.138	7492081	1041.448	ng/ml
4) Aroclor 1016 (3)	6.219	3789526	953.838	ng/ml
5) Aroclor 1016 (4)	6.374	3588659	1003.160	ng/ml
6) Aroclor 1016 (5)	6.596	3999900	963.486	ng/ml
7) Aroclor 1016 (6)	6.722	2843581	969.437	ng/ml
8) Aroclor 1016 - AVE	0.000	0	N.D.	ng/ml
9) Aroclor 1221 (1)	5.167	489386	452.117	ng/ml
10) Aroclor 1221 (2)	5.284	327087	455.827	ng/ml
11) Aroclor 1221 (3)	5.364	1454183	621.416	ng/ml
12) Aroclor 1221 - AVE	0.000	0	N.D.	ng/ml
13) Aroclor 1232 (1)	5.364	1454183	818.717	ng/ml
14) Aroclor 1232 (2)	6.138	7492081	2694.816	ng/ml
15) Aroclor 1232 (3)	6.219	3789526	2583.284	ng/ml
16) Aroclor 1232 (4)	6.374	3588659	3149.701	ng/ml
17) Aroclor 1232 (5)	6.596	3999900	2785.485	ng/ml
18) Aroclor 1232 (6)	6.722	2843581	2373.367	ng/ml
19) Aroclor 1232 - AVE	0.000	0	N.D.	ng/ml
20) Aroclor 1242 (1)	5.725	3251841	1224.326	ng/ml
21) Aroclor 1242 (2)	6.138	7492081	1444.373	ng/ml
22) Aroclor 1242 (3)	6.219	3789526	1343.722	ng/ml
23) Aroclor 1242 (4)	6.374	3588659	1567.661	ng/ml
24) Aroclor 1242 (5)	6.596	3999900	1340.132	ng/ml
25) Aroclor 1242 (6)	6.722	2843581	1133.252	ng/ml
26) Aroclor 1242 - AVE	0.000	0	N.D.	ng/ml
27) Aroclor 1248 (1)	6.138	7492081	2201.420	ng/ml
28) Aroclor 1248 (2)	6.374	3588659	794.792	ng/ml
29) Aroclor 1248 (3)	6.596	3999900	766.432	ng/ml
30) Aroclor 1248 (4)	6.889	777604	133.951	ng/ml
31) Aroclor 1248 (5)	6.922	2891067	469.382	ng/ml
32) Aroclor 1248 (6)	7.408	6775585	1982.662	ng/ml
33) Aroclor 1248 - AVE	0.000	0	N.D.	ng/ml
34) Aroclor 1254 (1)	6.922	2891067	481.996	ng/ml
35) Aroclor 1254 (2)	7.032	3279187	449.970	ng/ml
36) Aroclor 1254 (3)	7.408	6775585	604.425	ng/ml
37) Aroclor 1254 (4)	7.568	932939	130.847	ng/ml
38) Aroclor 1254 (5)	7.947	9202064	1201.472	ng/ml
39) Aroclor 1254 (6)	8.238	890370	357.021	ng/ml
40) Aroclor 1254 - AVE	0.000	0	N.D.	ng/ml
41) Aroclor 1260 (1)	7.521	9210719	1106.022	ng/ml
42) Aroclor 1260 (2)	7.654	12177316	1193.574	ng/ml
43) Aroclor 1260 (3)	8.208	8823636	1121.864	ng/ml
44) Aroclor 1260 (4)	8.379	22653408	1216.717	ng/ml
45) Aroclor 1260 (5)	8.677	14669195	1212.733	ng/ml
46) Aroclor 1260 (6)	9.067	6005155	1174.120	ng/ml
47) Aroclor 1260 - AVE	0.000	0	N.D.	ng/ml

Data Path : K:\DATA\0A23015\
 Data File : ECD2F006.D
 Signal(s) : ECD1A.CH
 Acq On : 23 Jan 2020 10:57
 Operator : MJB / KAK
 Sample : 0010653-BS1
 Misc :
 ALS Vial : 5 Sample Multiplier: 1

Integration File: PCB1.e
 Quant Time: Jan 23 15:24:08 2020
 Quant Method : K:\METHODS\FECD2_QUANTPCB_191203RT2.M
 Quant Title : PCB Data Analysis
 QLast Update : Wed Dec 04 15:29:22 2019
 Response via : Initial Calibration
 Integrator: ChemStation 6890 Scale Mode: Small noise peaks clipped

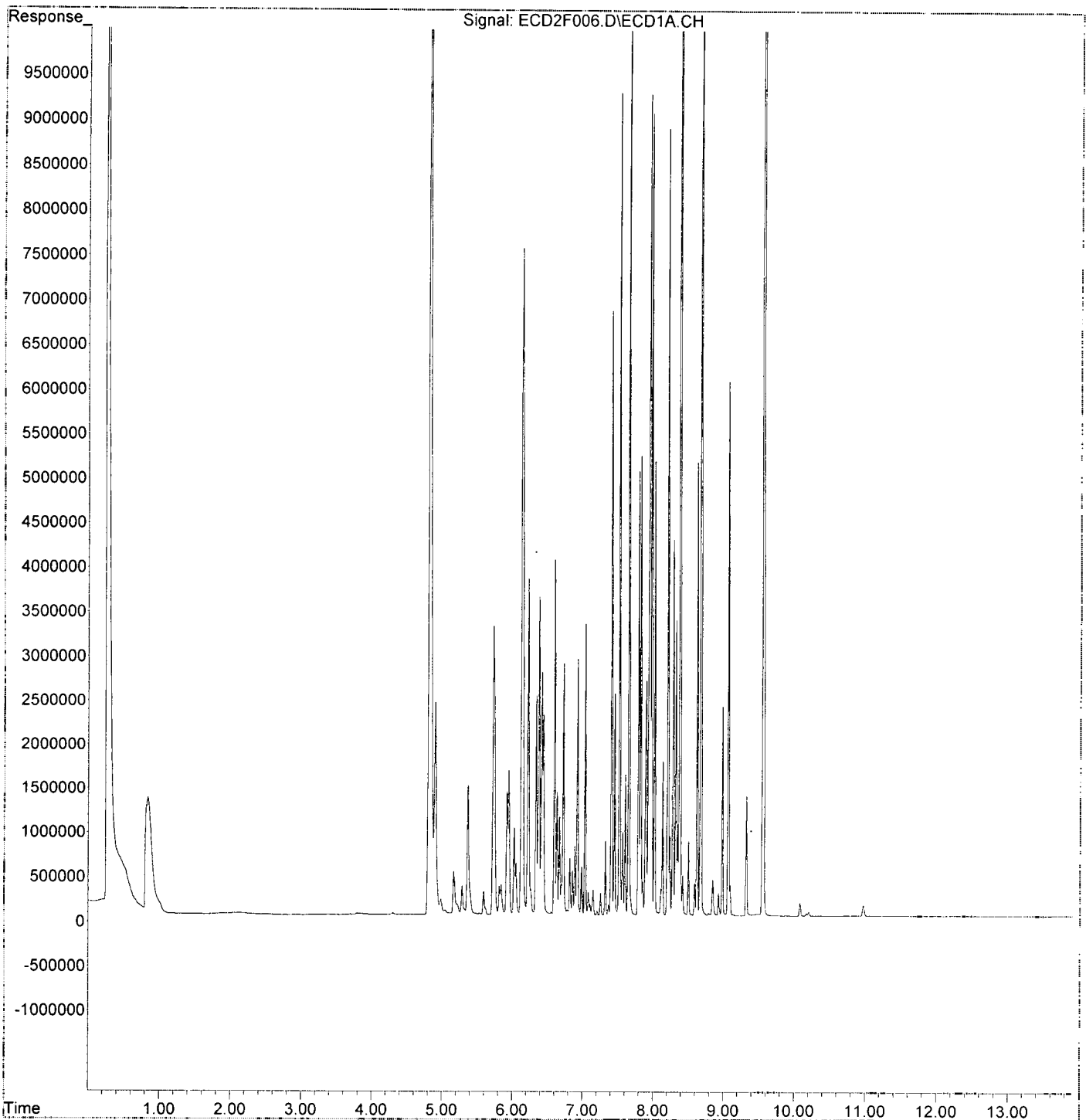
Compound	R.T.	Response	Conc	Units
48) Aroclor 1262 (1)	7.654	12177316	1513.384	ng/ml
49) Aroclor 1262 (2)	7.977	8979414	799.943	ng/ml
50) Aroclor 1262 (3)	8.208	8823636	909.191	ng/ml
51) Aroclor 1262 (4)	8.379	22653408	1096.481	ng/ml
52) Aroclor 1262 (5)	8.677	14669195	1121.295	ng/ml
53) Aroclor 1262 (6)	9.067	6005155	899.428	ng/ml
54) Aroclor 1262 - AVE	0.000	0	N.D.	ng/ml
55) Aroclor 1268 (1)	8.208	8823636	1728.689	ng/ml
56) Aroclor 1268 (2)	8.624	5087878	207.451	ng/ml
57) Aroclor 1268 (3)	8.677	14669195	718.578	ng/ml
58) Aroclor 1268 (4)	8.848	404013	21.094	ng/ml
59) Aroclor 1268 (5)	9.067	6005155	774.885	ng/ml
60) Aroclor 1268 (6)	9.323	1350529	25.831	ng/ml
61) Aroclor 1268 - AVE	0.000	0	N.D.	ng/ml

(f)=RT Delta > 1/2 Window

(m)=manual int.

Data Path : K:\DATA\0A23015\
Data File : ECD2F006.D
Signal(s) : ECD1A.CH
Acq On : 23 Jan 2020 10:57
Operator : MJB / KAK
Sample : 0010653-BS1
Misc :
ALS Vial : 5 Sample Multiplier: 1

Integration File: PCB1.e
Quant Time: Jan 23 15:24:08 2020
Quant Method : K:\METHODS\FECD2_QUANTPCB_191203RT2.M
Quant Title : PCB Data Analysis
QLast Update : Wed Dec 04 15:29:22 2019
Response via : Initial Calibration
Integrator: ChemStation 6890 Scale Mode: Small noise peaks clipped



Data Path : K:\DATA\0A23015\
 Data File : ECD2F017.D
 Signal(s) : ECD1A.CH
 Acq On : 23 Jan 2020 14:11
 Operator : MJB / KAK
 Sample : 0A23015-CCV2
 Misc :
 ALS Vial : 2 Sample Multiplier: 1

Integration File: PCB1.e
 Quant Time: Jan 23 15:26:18 2020
 Quant Method : K:\METHODS\FECD2_QUANTPCB_191203RT2.M
 Quant Title : PCB Data Analysis
 QLast Update : Wed Dec 04 15:29:22 2019
 Response via : Initial Calibration
 Integrator: ChemStation 6890 Scale Mode: Small noise peaks clipped

[Handwritten signature]
 1/23/20

Compound	R.T.	Response	Conc	Units
System Monitoring Compounds				
1) S TCMX (S)	4.815	17633102	264.810	ng/ml
62) S DCBP (S)	9.557	28725973	257.228	ng/ml
Target Compounds				
2) Aroclor 1016 (1)	5.726	1836120	491.209	ng/ml
3) Aroclor 1016 (2)	6.138	3953762	549.599	ng/ml
4) Aroclor 1016 (3)	6.219	2119298	533.435	ng/ml
5) Aroclor 1016 (4)	6.374	1952905	545.908	ng/ml
6) Aroclor 1016 (5)	6.596	2195816	528.923	ng/ml
7) Aroclor 1016 (6)	6.722	1517501	517.348	ng/ml
8) Aroclor 1016 - AVE	0.000	0	N.D.	ng/ml
9) Aroclor 1221 (1)	5.163	181473	167.653	ng/ml
10) Aroclor 1221 (2)	5.284	195558	272.529	ng/ml
11) Aroclor 1221 (3)	5.364	851122	363.710	ng/ml
12) Aroclor 1221 - AVE	0.000	0	N.D.	ng/ml
13) Aroclor 1232 (1)	5.364	851122	479.189	ng/ml
14) Aroclor 1232 (2)	6.138	3953762	1422.123	ng/ml
15) Aroclor 1232 (3)	6.219	2119298	1444.706	ng/ml
16) Aroclor 1232 (4)	6.374	1952905	1714.030	ng/ml
17) Aroclor 1232 (5)	6.596	2195816	1529.142	ng/ml
18) Aroclor 1232 (6)	6.722	1517501	1266.567	ng/ml
19) Aroclor 1232 - AVE	0.000	0	N.D.	ng/ml
20) Aroclor 1242 (1)	5.726	1836120	691.304	ng/ml
21) Aroclor 1242 (2)	6.138	3953762	762.232	ng/ml
22) Aroclor 1242 (3)	6.219	2119298	751.479	ng/ml
23) Aroclor 1242 (4)	6.374	1952905	853.102	ng/ml
24) Aroclor 1242 (5)	6.596	2195816	735.689	ng/ml
25) Aroclor 1242 (6)	6.722	1517501	604.769	ng/ml
26) Aroclor 1242 - AVE	0.000	0	N.D.	ng/ml
27) Aroclor 1248 (1)	6.138	3953762	1161.746	ng/ml
28) Aroclor 1248 (2)	6.374	1952905	432.517	ng/ml
29) Aroclor 1248 (3)	6.596	2195816	420.746	ng/ml
30) Aroclor 1248 (4)	6.889	425738	73.338	ng/ml
31) Aroclor 1248 (5)	6.922	1471494	238.906	ng/ml
32) Aroclor 1248 (6)	7.407	3311718	969.070	ng/ml
33) Aroclor 1248 - AVE	0.000	0	N.D.	ng/ml
34) Aroclor 1254 (1)	6.922	1471494	245.326	ng/ml
35) Aroclor 1254 (2)	7.031	1555658	213.467	ng/ml
36) Aroclor 1254 (3)	7.407	3311718	295.426	ng/ml
37) Aroclor 1254 (4)	7.567	450534	63.188	ng/ml
38) Aroclor 1254 (5)	7.946	4116546	537.479	ng/ml
39) Aroclor 1254 (6)	8.236	461510	185.056	ng/ml
40) Aroclor 1254 - AVE	0.000	0	N.D.	ng/ml
41) Aroclor 1260 (1)	7.519	4385894	526.658	ng/ml
42) Aroclor 1260 (2)	7.652	5509705	540.040	ng/ml
43) Aroclor 1260 (3)	8.207	4064974	516.833	ng/ml
44) Aroclor 1260 (4)	8.378	9745254	523.419	ng/ml
45) Aroclor 1260 (5)	8.675	6363296	526.067	ng/ml
46) Aroclor 1260 (6)	9.065	2521149	492.932	ng/ml
47) Aroclor 1260 - AVE	0.000	0	N.D.	ng/ml

Quantitation Report (Not Reviewed)

Data Path : K:\DATA\0A23015\
 Data File : ECD2F017.D
 Signal(s) : ECD1A.CH
 Acq On : 23 Jan 2020 14:11
 Operator : MJB / KAK
 Sample : 0A23015-CCV2
 Misc :
 ALS Vial : 2 Sample Multiplier: 1

Integration File: PCB1.e
 Quant Time: Jan 23 15:26:18 2020
 Quant Method : K:\METHODS\FECD2_QUANTPCB_191203RT2.M
 Quant Title : PCB Data Analysis
 QLast Update : Wed Dec 04 15:29:22 2019
 Response via : Initial Calibration
 Integrator: ChemStation 6890 Scale Mode: Small noise peaks clipped

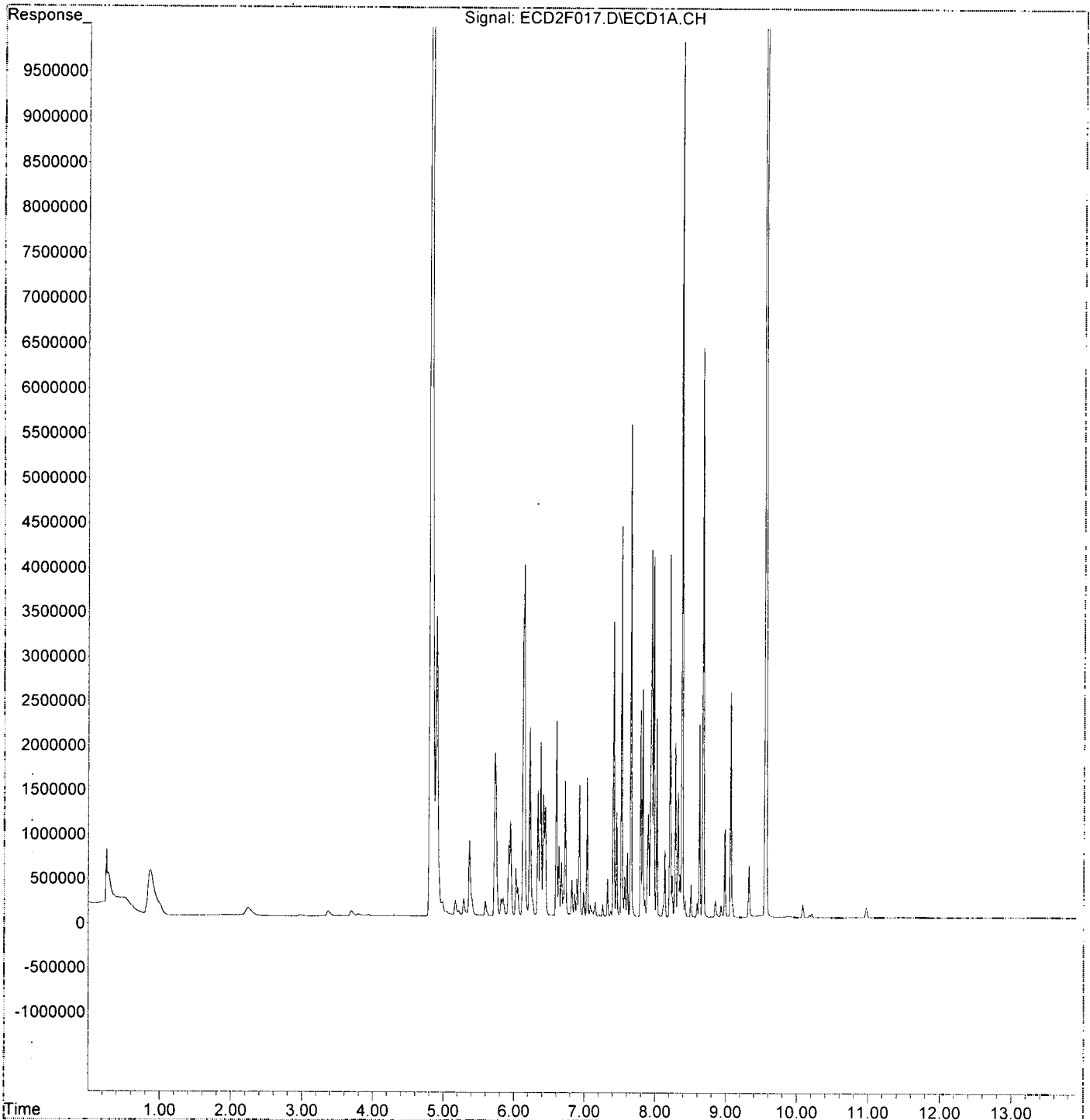
Compound	R.T.	Response	Conc Units
48) Aroclor 1262 (1)	7.652	5509705	684.740 ng/ml
49) Aroclor 1262 (2)	7.976	4040912	359.990 ng/ml
50) Aroclor 1262 (3)	8.207	4064974	418.856 ng/ml
51) Aroclor 1262 (4)	8.378	9745254	471.695 ng/ml
52) Aroclor 1262 (5)	8.675	6363296	486.403 ng/ml
53) Aroclor 1262 (6)	9.065	2521149	377.608 ng/ml
54) Aroclor 1262 - AVE	0.000	0	N.D. ng/ml
55) Aroclor 1268 (1)	8.207	4064974	796.392 ng/ml
56) Aroclor 1268 (2)	8.623	2154220	87.835 ng/ml
57) Aroclor 1268 (3)	8.675	6363296	311.709 ng/ml
58) Aroclor 1268 (4)	8.849	182616	9.534 ng/ml
59) Aroclor 1268 (5)	9.065	2521149	325.321 ng/ml
60) Aroclor 1268 (6)	9.323	581849	11.129 ng/ml
61) Aroclor 1268 - AVE	0.000	0	N.D. ng/ml

(f)=RT Delta > 1/2 Window

(m)=manual int.

Data Path : K:\DATA\0A23015\
Data File : ECD2F017.D
Signal(s) : ECD1A.CH
Acq On : 23 Jan 2020 14:11
Operator : MJB / KAK
Sample : 0A23015-CCV2
Misc :
ALS Vial : 2 Sample Multiplier: 1

Integration File: PCB1.e
Quant Time: Jan 23 15:26:18 2020
Quant Method : K:\METHODS\FECD2_QUANTPCB_191203RT2.M
Quant Title : PCB Data Analysis
QLast Update : Wed Dec 04 15:29:22 2019
Response via : Initial Calibration
Integrator: ChemStation 6890 Scale Mode: Small noise peaks clipped



Data Path : K:\DATA\0A23015\
 Data File : ECD2F018.D
 Signal(s) : ECD1A.CH
 Acq On : 23 Jan 2020 14:29
 Operator : MJB / KAK
 Sample : 0A23015-CCB2
 Misc :
 ALS Vial : 3 Sample Multiplier: 1

Integration File: PCB1.e
 Quant Time: Jan 23 15:26:39 2020
 Quant Method : K:\METHODS\FECD2_QUANTPCB_191203RT2.M
 Quant Title : PCB Data Analysis
 QLast Update : Wed Dec 04 15:29:22 2019
 Response via : Initial Calibration
 Integrator: ChemStation 6890 Scale Mode: Small noise peaks clipped

Handwritten:
 1/23/20
 Clean

Compound	R.T.	Response	Conc Units

System Monitoring Compounds			
1) S TCMX (S)	4.816	6629928	99.567 ng/ml
62) S DCBP (S)	9.559	11532352	103.267 ng/ml
Target Compounds			
2) Aroclor 1016 (1)	5.731	4568	1.222 ng/ml
3) Aroclor 1016 (2)	6.140	5878	0.817 ng/ml
4) Aroclor 1016 (3)	6.233	4778	1.203 ng/ml
5) Aroclor 1016 (4)	6.384	2946	0.824 ng/ml
6) Aroclor 1016 (5)	6.602	3319	0.800 ng/ml
7) Aroclor 1016 (6)	6.725	2751	0.938 ng/ml
8) Aroclor 1016 - AVE	0.000	0	N.D. ng/ml
9) Aroclor 1221 (1)	5.170	14398	13.302 ng/ml
10) Aroclor 1221 (2)	5.298	12353	17.215 ng/ml
11) Aroclor 1221 (3)	5.362	12709	5.431 ng/ml
12) Aroclor 1221 - AVE	0.000	0	N.D. ng/ml
13) Aroclor 1232 (1)	5.362	12709	7.155 ng/ml
14) Aroclor 1232 (2)	6.140	5878	2.114 ng/ml
15) Aroclor 1232 (3)	6.233	4778	3.257 ng/ml
16) Aroclor 1232 (4)	6.384	2946	2.586 ng/ml
17) Aroclor 1232 (5)	6.602	3319	2.312 ng/ml
18) Aroclor 1232 (6)	6.725	2751	2.296 ng/ml
19) Aroclor 1232 - AVE	0.000	0	N.D. ng/ml
20) Aroclor 1242 (1)	5.731	4568	1.720 ng/ml
21) Aroclor 1242 (2)	6.140	5878	1.133 ng/ml
22) Aroclor 1242 (3)	6.233	4778	1.694 ng/ml
23) Aroclor 1242 (4)	6.384	2946	1.287 ng/ml
24) Aroclor 1242 (5)	6.602	3319	1.112 ng/ml
25) Aroclor 1242 (6)	6.725	2751	1.097 ng/ml
26) Aroclor 1242 - AVE	0.000	0	N.D. ng/ml
27) Aroclor 1248 (1)	6.140	5878	1.727 ng/ml
28) Aroclor 1248 (2)	6.384	2946	0.652 ng/ml
29) Aroclor 1248 (3)	6.602	3319	0.636 ng/ml
30) Aroclor 1248 (4)	6.896	2435	0.420 ng/ml
31) Aroclor 1248 (5)	6.931	3126	0.507 ng/ml
32) Aroclor 1248 (6)	7.404	2641	0.773 ng/ml
33) Aroclor 1248 - AVE	0.000	0	N.D. ng/ml
34) Aroclor 1254 (1)	6.931	3126	0.521 ng/ml
35) Aroclor 1254 (2)	7.040	2833	0.389 ng/ml
36) Aroclor 1254 (3)	7.404	2641	0.236 ng/ml
37) Aroclor 1254 (4)	7.569	4045	0.567 ng/ml
38) Aroclor 1254 (5)	7.952	3468	0.453 ng/ml
39) Aroclor 1254 (6)	8.243	519	0.208 ng/ml
40) Aroclor 1254 - AVE	0.000	0	N.D. ng/ml
41) Aroclor 1260 (1)	7.529	4299	0.516 ng/ml
42) Aroclor 1260 (2)	7.655	4362	0.427 ng/ml
43) Aroclor 1260 (3)	8.210	690	0.088 ng/ml
44) Aroclor 1260 (4)	8.377	3072	0.165 ng/ml
45) Aroclor 1260 (5)	8.676	1613	0.133 ng/ml
46) Aroclor 1260 (6)	9.076	2513	0.491 ng/ml
47) Aroclor 1260 - AVE	0.000	0	N.D. ng/ml

Data Path : K:\DATA\0A23015\
 Data File : ECD2F018.D
 Signal(s) : ECD1A.CH
 Acq On : 23 Jan 2020 14:29
 Operator : MJB / KAK
 Sample : 0A23015-CCB2
 Misc :
 ALS Vial : 3 Sample Multiplier: 1

Integration File: PCB1.e
 Quant Time: Jan 23 15:26:39 2020
 Quant Method : K:\METHODS\FECD2_QUANTPCB_191203RT2.M
 Quant Title : PCB Data Analysis
 QLast Update : Wed Dec 04 15:29:22 2019
 Response via : Initial Calibration
 Integrator: ChemStation 6890 Scale Mode: Small noise peaks clipped

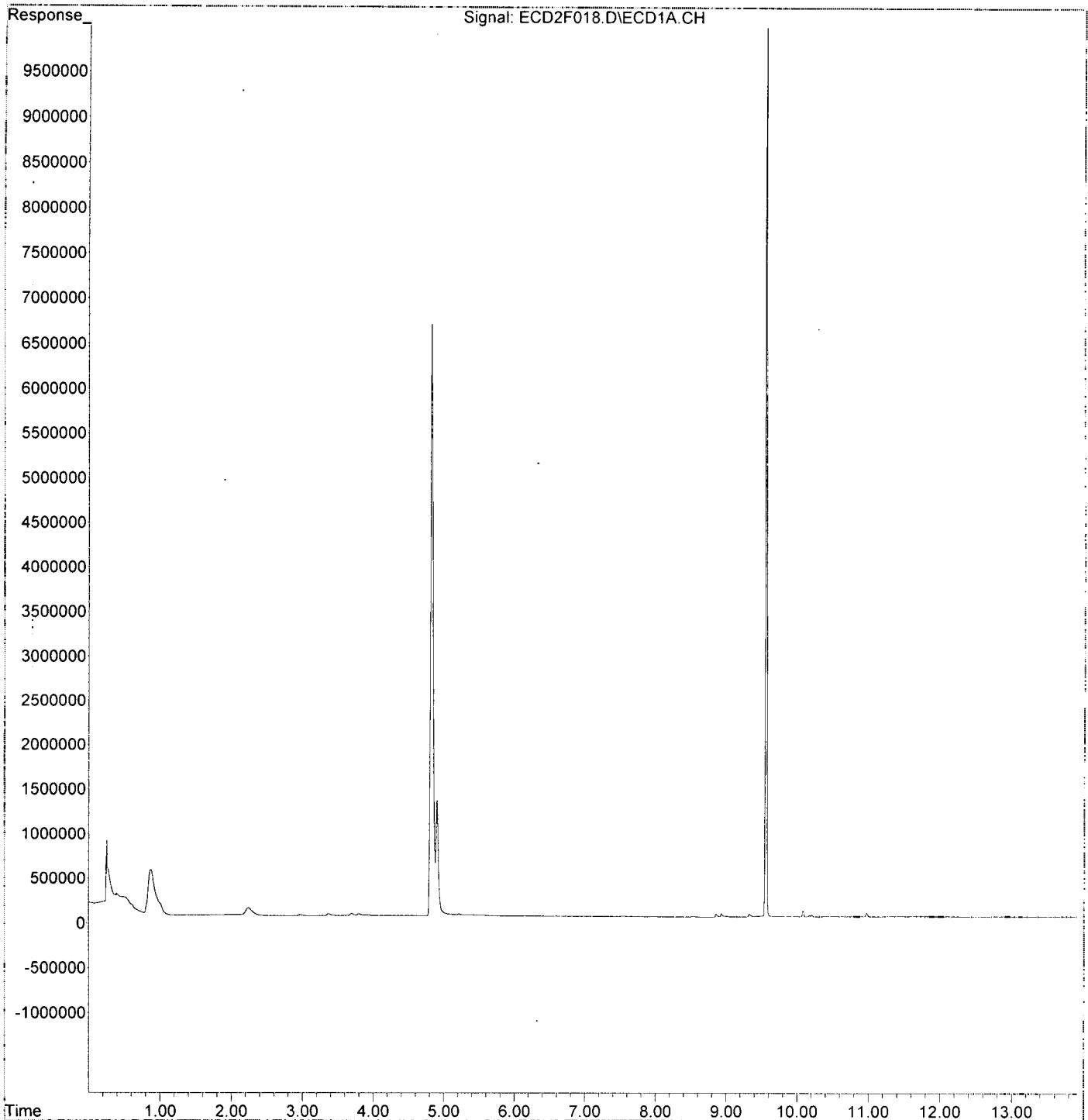
Compound	R.T.	Response	Conc Units
48) Aroclor 1262 (1)	7.655	4362	0.542 ng/ml
49) Aroclor 1262 (2)	7.977	2170	0.193 ng/ml
50) Aroclor 1262 (3)	8.210	690	0.071 ng/ml
51) Aroclor 1262 (4)	8.377	3072	0.149 ng/ml
52) Aroclor 1262 (5)	8.676	1613	0.123 ng/ml
53) Aroclor 1262 (6)	9.076	2513	0.376 ng/ml
54) Aroclor 1262 - AVE	0.000	0	N.D. ng/ml
55) Aroclor 1268 (1)	8.210	690	0.135 ng/ml
56) Aroclor 1268 (2)	8.624	835	0.034 ng/ml
57) Aroclor 1268 (3)	8.676	1613	0.079 ng/ml
58) Aroclor 1268 (4)	8.857	33203	1.734 ng/ml
59) Aroclor 1268 (5)	9.076	2513	0.324 ng/ml
60) Aroclor 1268 (6)	9.327	34625	0.662 ng/ml
61) Aroclor 1268 - AVE	0.000	0	N.D. ng/ml

(f)=RT Delta > 1/2 Window

(m)=manual int.

Data Path : K:\DATA\0A23015\
Data File : ECD2F018.D
Signal(s) : ECD1A.CH
Acq On : 23 Jan 2020 14:29
Operator : MJB / KAK
Sample : 0A23015-CCB2
Misc :
ALS Vial : 3 Sample Multiplier: 1

Integration File: PCB1.e
Quant Time: Jan 23 15:26:39 2020
Quant Method : K:\METHODS\FECD2_QUANTPCB_191203RT2.M
Quant Title : PCB Data Analysis
QLast Update : Wed Dec 04 15:29:22 2019
Response via : Initial Calibration
Integrator: ChemStation 6890 Scale Mode: Small noise peaks clipped



Data Path : K:\DATA\0A23015\
 Data File : ECD2F031.D
 Signal(s) : ECD1A.CH
 Acq On : 23 Jan 2020 18:18
 Operator : MJB / KAK
 Sample : 0A23015-CCV3
 Misc :
 ALS Vial : 2 Sample Multiplier: 1

Integration File: PCB1.e
 Quant Time: Jan 24 07:49:40 2020
 Quant Method : K:\METHODS\FECD2_QUANTPCB_191203RT2.M
 Quant Title : PCB Data Analysis
 QLast Update : Wed Dec 04 15:29:22 2019
 Response via : Initial Calibration
 Integrator: ChemStation 6890 Scale Mode: Small noise peaks clipped

MJB
 1/28/20

Compound	R.T.	Response	Conc	Units
System Monitoring Compounds				
1) S TCMX (S)	4.817	18144373	272.488	ng/ml
62) S DCBP (S)	9.559	31147622	278.913	ng/ml
Target Compounds				
2) Aroclor 1016 (1)	5.726	1891741	506.090	ng/ml
3) Aroclor 1016 (2)	6.139	4153448	577.356	ng/ml
4) Aroclor 1016 (3)	6.220	2106752	530.277	ng/ml
5) Aroclor 1016 (4)	6.375	1987203	555.495	ng/ml
6) Aroclor 1016 (5)	6.596	2219648	534.664	ng/ml
7) Aroclor 1016 (6)	6.723	1581596	539.199	ng/ml
8) Aroclor 1016 - AVE	0.000	0	N.D.	ng/ml
9) Aroclor 1221 (1)	5.166	183282	169.324	ng/ml
10) Aroclor 1221 (2)	5.285	205464	286.333	ng/ml
11) Aroclor 1221 (3)	5.365	869740	371.666	ng/ml
12) Aroclor 1221 - AVE	0.000	0	N.D.	ng/ml
13) Aroclor 1232 (1)	5.365	869740	489.671	ng/ml
14) Aroclor 1232 (2)	6.139	4153448	1493.948	ng/ml
15) Aroclor 1232 (3)	6.220	2106752	1436.153	ng/ml
16) Aroclor 1232 (4)	6.375	1987203	1744.133	ng/ml
17) Aroclor 1232 (5)	6.596	2219648	1545.738	ng/ml
18) Aroclor 1232 (6)	6.723	1581596	1320.063	ng/ml
19) Aroclor 1232 - AVE	0.000	0	N.D.	ng/ml
20) Aroclor 1242 (1)	5.726	1891741	712.245	ng/ml
21) Aroclor 1242 (2)	6.139	4153448	800.729	ng/ml
22) Aroclor 1242 (3)	6.220	2106752	747.030	ng/ml
23) Aroclor 1242 (4)	6.375	1987203	868.085	ng/ml
24) Aroclor 1242 (5)	6.596	2219648	743.674	ng/ml
25) Aroclor 1242 (6)	6.723	1581596	630.313	ng/ml
26) Aroclor 1242 - AVE	0.000	0	N.D.	ng/ml
27) Aroclor 1248 (1)	6.139	4153448	1220.420	ng/ml
28) Aroclor 1248 (2)	6.375	1987203	440.113	ng/ml
29) Aroclor 1248 (3)	6.596	2219648	425.313	ng/ml
30) Aroclor 1248 (4)	6.890	423697	72.986	ng/ml
31) Aroclor 1248 (5)	6.922	1505608	244.445	ng/ml
32) Aroclor 1248 (6)	7.408	3376057	987.897	ng/ml
33) Aroclor 1248 - AVE	0.000	0	N.D.	ng/ml
34) Aroclor 1254 (1)	6.922	1505608	251.013	ng/ml
35) Aroclor 1254 (2)	7.032	1551705	212.925	ng/ml
36) Aroclor 1254 (3)	7.408	3376057	301.166	ng/ml
37) Aroclor 1254 (4)	7.568	466778	65.466	ng/ml
38) Aroclor 1254 (5)	7.947	4480988	585.063	ng/ml
39) Aroclor 1254 (6)	8.238	474875	190.415	ng/ml
40) Aroclor 1254 - AVE	0.000	0	N.D.	ng/ml
41) Aroclor 1260 (1)	7.520	4507129	541.215	ng/ml
42) Aroclor 1260 (2)	7.654	5677527	556.490	ng/ml
43) Aroclor 1260 (3)	8.208	4155393	528.329	ng/ml
44) Aroclor 1260 (4)	8.378	10374988	557.242	ng/ml
45) Aroclor 1260 (5)	8.677	6685085	552.670	ng/ml
46) Aroclor 1260 (6)	9.065	2517101	492.140	ng/ml
47) Aroclor 1260 - AVE	0.000	0	N.D.	ng/ml

Quantitation Report (Not Reviewed)

Data Path : K:\DATA\0A23015\
 Data File : ECD2F031.D
 Signal(s) : ECD1A.CH
 Acq On : 23 Jan 2020 18:18
 Operator : MJB / KAK
 Sample : 0A23015-CCV3
 Misc :
 ALS Vial : 2 Sample Multiplier: 1

Integration File: PCB1.e
 Quant Time: Jan 24 07:49:40 2020
 Quant Method : K:\METHODS\FECD2_QUANTPCB_191203RT2.M
 Quant Title : PCB Data Analysis
 QLast Update : Wed Dec 04 15:29:22 2019
 Response via : Initial Calibration
 Integrator: ChemStation 6890 Scale Mode: Small noise peaks clipped

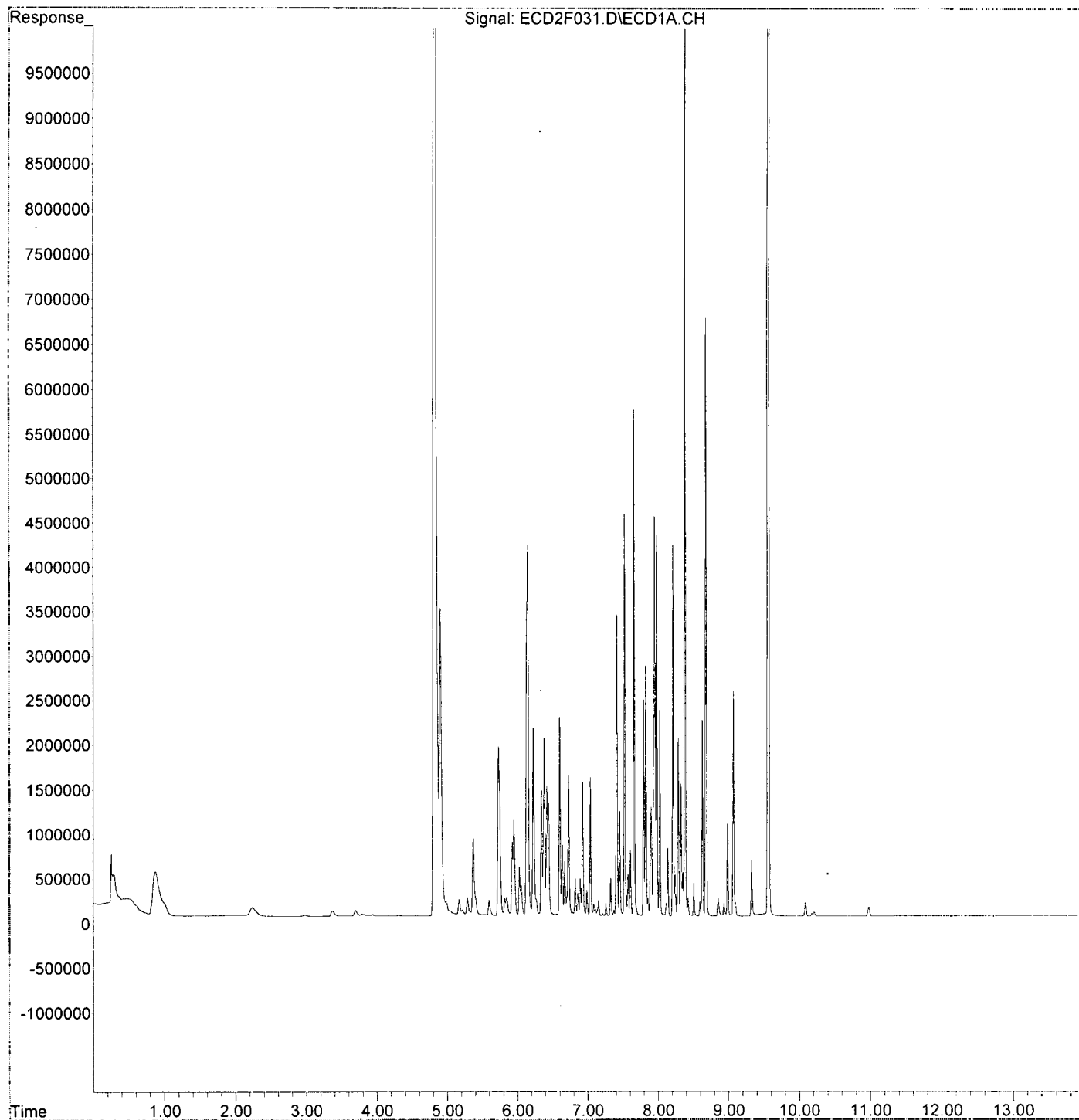
Compound	R.T.	Response	Conc Units
48) Aroclor 1262 (1)	7.654	5677527	705.597 ng/ml
49) Aroclor 1262 (2)	7.976	4260259	379.531 ng/ml
50) Aroclor 1262 (3)	8.208	4155393	428.173 ng/ml
51) Aroclor 1262 (4)	8.378	10374988	502.175 ng/ml
52) Aroclor 1262 (5)	8.677	6685085	511.000 ng/ml
53) Aroclor 1262 (6)	9.065	2517101	377.001 ng/ml
54) Aroclor 1262 - AVE	0.000	0	N.D. ng/ml
55) Aroclor 1268 (1)	8.208	4155393	814.107 ng/ml
56) Aroclor 1268 (2)	8.625	2195946	89.537 ng/ml
57) Aroclor 1268 (3)	8.677	6685085	327.472 ng/ml
58) Aroclor 1268 (4)	8.850	199823	10.433 ng/ml
59) Aroclor 1268 (5)	9.065	2517101	324.798 ng/ml
60) Aroclor 1268 (6)	9.323	622913	11.914 ng/ml
61) Aroclor 1268 - AVE	0.000	0	N.D. ng/ml

(f)=RT Delta > 1/2 Window

(m)=manual int.

Data Path : K:\DATA\0A23015\
Data File : ECD2F031.D
Signal(s) : ECD1A.CH
Acq On : 23 Jan 2020 18:18
Operator : MJB / KAK
Sample : 0A23015-CCV3
Misc :
ALS Vial : 2 Sample Multiplier: 1

Integration File: PCB1.e
Quant Time: Jan 24 07:49:40 2020
Quant Method : K:\METHODS\FECD2_QUANTPCB_191203RT2.M
Quant Title : PCB Data Analysis
QLast Update : Wed Dec 04 15:29:22 2019
Response via : Initial Calibration
Integrator: ChemStation 6890 Scale Mode: Small noise peaks clipped



Data Path : K:\DATA\0A23015\
 Data File : ECD2F032.D
 Signal(s) : ECD1A.CH
 Acq On : 23 Jan 2020 18:36
 Operator : MJB / KAK
 Sample : 0A23015-CCB3
 Misc :
 ALS Vial : 3 Sample Multiplier: 1

Integration File: PCB1.e
 Quant Time: Jan 24 07:50:02 2020
 Quant Method : K:\METHODS\FECD2_QUANTPCB_191203RT2.M
 Quant Title : PCB Data Analysis
 QLast Update : Wed Dec 04 15:29:22 2019
 Response via : Initial Calibration
 Integrator: ChemStation 6890 Scale Mode: Small noise peaks clipped

1/28/20
Clean

Compound	R.T.	Response	Conc Units

System Monitoring Compounds			
1) S TCMX (S)	4.817	6268022	94.132 ng/ml
62) S DCBP (S)	9.557	11240891	100.657 ng/ml
Target Compounds			
2) Aroclor 1016 (1)	5.725	4560	1.220 ng/ml
3) Aroclor 1016 (2)	6.154	7132	0.991 ng/ml
4) Aroclor 1016 (3)	6.234	5679	1.429 ng/ml
5) Aroclor 1016 (4)	6.386	3608	1.008 ng/ml
6) Aroclor 1016 (5)	6.599	4215	1.015 ng/ml
7) Aroclor 1016 (6)	6.729	3356	1.144 ng/ml
8) Aroclor 1016 - AVE	0.000	0	N.D. ng/ml
9) Aroclor 1221 (1)	5.181	14587	13.476 ng/ml
10) Aroclor 1221 (2)	5.310	12399	17.280 ng/ml
11) Aroclor 1221 (3)	5.363	12739	5.444 ng/ml
12) Aroclor 1221 - AVE	0.000	0	N.D. ng/ml
13) Aroclor 1232 (1)	5.363	12739	7.172 ng/ml
14) Aroclor 1232 (2)	6.154	7132	2.565 ng/ml
15) Aroclor 1232 (3)	6.234	5679	3.871 ng/ml
16) Aroclor 1232 (4)	6.386	3608	3.166 ng/ml
17) Aroclor 1232 (5)	6.599	4215	2.935 ng/ml
18) Aroclor 1232 (6)	6.729	3356	2.801 ng/ml
19) Aroclor 1232 - AVE	0.000	0	N.D. ng/ml
20) Aroclor 1242 (1)	5.725	4560	1.717 ng/ml
21) Aroclor 1242 (2)	6.154	7132	1.375 ng/ml
22) Aroclor 1242 (3)	6.234	5679	2.014 ng/ml
23) Aroclor 1242 (4)	6.386	3608	1.576 ng/ml
24) Aroclor 1242 (5)	6.599	4215	1.412 ng/ml
25) Aroclor 1242 (6)	6.729	3356	1.337 ng/ml
26) Aroclor 1242 - AVE	0.000	0	N.D. ng/ml
27) Aroclor 1248 (1)	6.154	7132	2.095 ng/ml
28) Aroclor 1248 (2)	6.386	3608	0.799 ng/ml
29) Aroclor 1248 (3)	6.599	4215	0.808 ng/ml
30) Aroclor 1248 (4)	6.892	2799	0.482 ng/ml
31) Aroclor 1248 (5)	6.928	3397	0.551 ng/ml
32) Aroclor 1248 (6)	7.406	3254	0.952 ng/ml
33) Aroclor 1248 - AVE	0.000	0	N.D. ng/ml
34) Aroclor 1254 (1)	6.928	3397	0.566 ng/ml
35) Aroclor 1254 (2)	7.036	3186	0.437 ng/ml
36) Aroclor 1254 (3)	7.406	3254	0.290 ng/ml
37) Aroclor 1254 (4)	7.571	4371	0.613 ng/ml
38) Aroclor 1254 (5)	7.951	3390	0.443 ng/ml
39) Aroclor 1254 (6)	8.234	911	0.365 ng/ml
40) Aroclor 1254 - AVE	0.000	0	N.D. ng/ml
41) Aroclor 1260 (1)	7.526	4840	0.581 ng/ml
42) Aroclor 1260 (2)	7.652	4806	0.471 ng/ml
43) Aroclor 1260 (3)	8.208	1115	0.142 ng/ml
44) Aroclor 1260 (4)	8.378	3837	0.206 ng/ml
45) Aroclor 1260 (5)	8.679	1382	0.114 ng/ml
46) Aroclor 1260 (6)	9.071	2180	0.426 ng/ml
47) Aroclor 1260 - AVE	0.000	0	N.D. ng/ml

Data Path : K:\DATA\0A23015\
 Data File : ECD2F032.D
 Signal(s) : ECD1A.CH
 Acq On : 23 Jan 2020 18:36
 Operator : MJB / KAK
 Sample : 0A23015-CCB3
 Misc :
 ALS Vial : 3 Sample Multiplier: 1

Integration File: PCB1.e
 Quant Time: Jan 24 07:50:02 2020
 Quant Method : K:\METHODS\FECD2_QUANTPCB_191203RT2.M
 Quant Title : PCB Data Analysis
 QLast Update : Wed Dec 04 15:29:22 2019
 Response via : Initial Calibration
 Integrator: ChemStation 6890 Scale Mode: Small noise peaks clipped

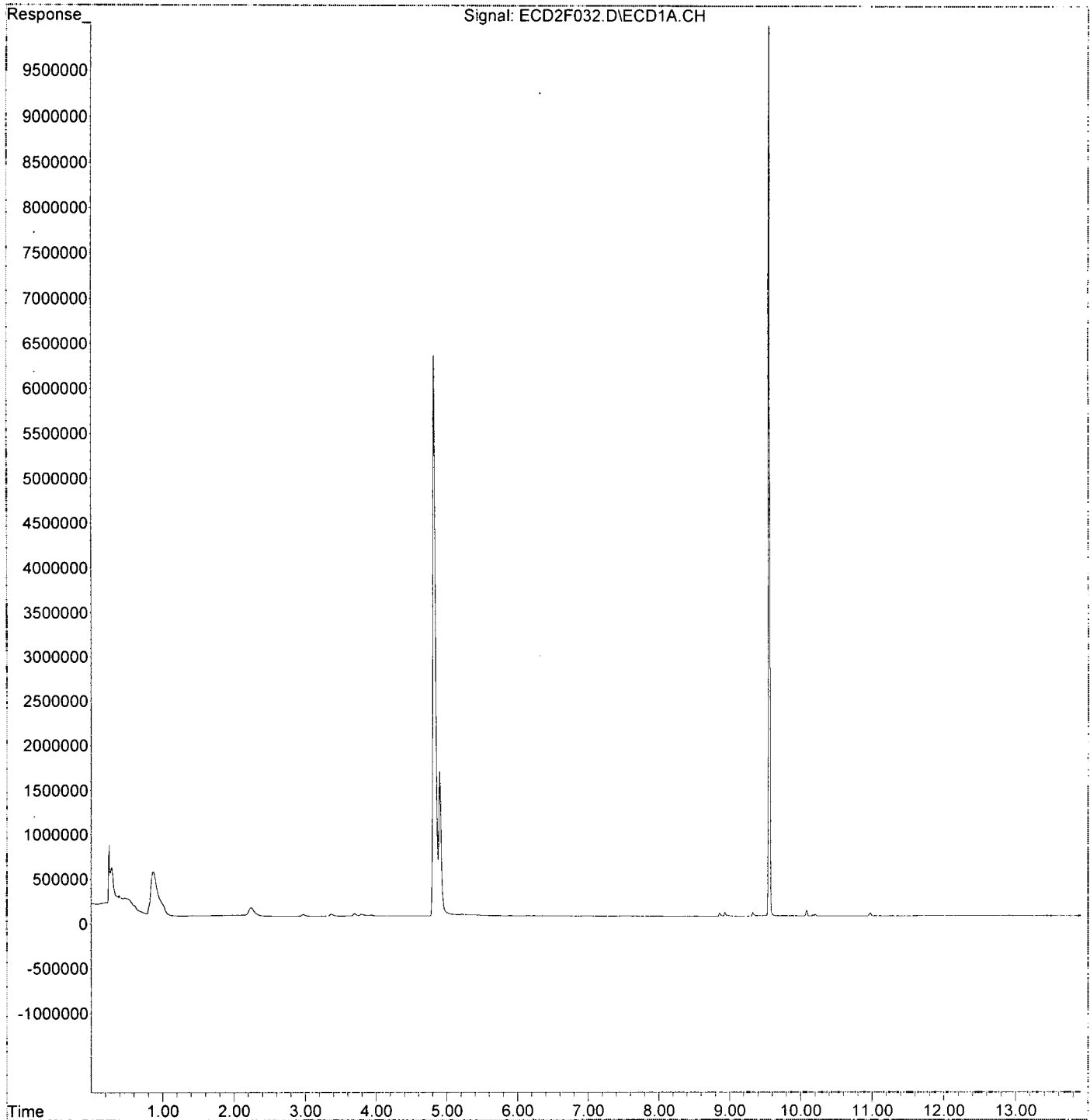
Compound	R.T.	Response	Conc Units
48) Aroclor 1262 (1)	7.652	4806	0.597 ng/ml
49) Aroclor 1262 (2)	7.980	2630	0.234 ng/ml
50) Aroclor 1262 (3)	8.208	1115	0.115 ng/ml
51) Aroclor 1262 (4)	8.378	3837	0.186 ng/ml
52) Aroclor 1262 (5)	8.679	1382	0.106 ng/ml
53) Aroclor 1262 (6)	9.071	2180	0.327 ng/ml
54) Aroclor 1262 - AVE	0.000	0	N.D. ng/ml
55) Aroclor 1268 (1)	8.208	1115	0.218 ng/ml
56) Aroclor 1268 (2)	8.636	670	0.027 ng/ml
57) Aroclor 1268 (3)	8.679	1382	0.068 ng/ml
58) Aroclor 1268 (4)	8.857	40375	2.108 ng/ml
59) Aroclor 1268 (5)	9.071	2180	0.281 ng/ml
60) Aroclor 1268 (6)	9.326	43085	0.824 ng/ml
61) Aroclor 1268 - AVE	0.000	0	N.D. ng/ml

(f)=RT Delta > 1/2 Window

(m)=manual int.

Data Path : K:\DATA\0A23015\
Data File : ECD2F032.D
Signal(s) : ECD1A.CH
Acq On : 23 Jan 2020 18:36
Operator : MJB / KAK
Sample : 0A23015-CCB3
Misc :
ALS Vial : 3 Sample Multiplier: 1

Integration File: PCB1.e
Quant Time: Jan 24 07:50:02 2020
Quant Method : K:\METHODS\FECD2_QUANTPCB_191203RT2.M
Quant Title : PCB Data Analysis
QLast Update : Wed Dec 04 15:29:22 2019
Response via : Initial Calibration
Integrator: ChemStation 6890 Scale Mode: Small noise peaks clipped



**Polychlorinated Biphenyls by EPA 8082A
Benchsheet & Analysis Sequence Data**

Batch 0010761
Sequence 0A28026 (A0A0648-06)



Apex Laboratories
PREPARATION BENCH SHEET

BATCH #: 0010761 (Sediment)

Prep Method: EPA 3546

#	Lab Number	Analysis	Prepared	Initial (g)	Final (mL)	Spike ID	Source ID	ul Spike	ul Surr.	Sample ID	Extraction Comments	pH	
												<2	>11
	0010761-BLK1	QC	01/24/20 11:13	31	2				100				
	0010761-BS1	QC	01/24/20 11:13	30	2	A20A262		100	100				
	A0A0648-06	A 8082 PCBs - Low Level (30g/2mL)	01/24/20 11:13	30.88	2				100	PDI-038SC-A-11-12-191009	+1262,1268		
	A0A0712-01	A 8082 PCBs - Low Level (30g/2mL)	01/24/20 11:13	30.7	2				100	PDI-079SC-A-08-09-191014	+1262,1268		
	A0A0712-02	A 8082 PCBs - Low Level (30g/2mL)	01/24/20 11:13	30.49	2				100	PDI-079SC-A-09-10-191014	+1262,1268		
	0010761-DUP1	QC	01/24/20 11:13	30.51	2		A0A0712-02		100				
	A0A0715-01	A 8082 PCBs - Low Level (30g/2mL)	01/24/20 11:13	30.06	2				100	PDI-049SC-A-01-02-191015	+1262,1268		
	A0A0715-02	A 8082 PCBs - Low Level (30g/2mL)	01/24/20 11:13	30.18	2				100	PDI-049SC-A-02-03-191015	+1262,1268		
	A0A0715-02RE1	A 8082 PCBs - Low Level (30g/2mL)	01/24/20 11:13	30.18	2				100	PDI-049SC-A-02-03-191015	Confirm on Rear. Added 1/30/2020 By KAK		
	A0A0715-03	A 8082 PCBs - Low Level (30g/2mL)	01/24/20 11:13	30.43	2				100	PDI-052SC-A-05-06-191015	+1262,1268		
	A0A0715-04	A 8082 PCBs - Low Level (30g/2mL)	01/24/20 11:13	30.09	2				100	PDI-052SC-A-06-07-191015	+1262,1268		
	A0A0715-05	A 8082 PCBs - Low Level (30g/2mL)	01/24/20 11:13	30.34	2				100	PDI-055SC-A-02-03-191015	+1262,1268		
	A0A0715-06	A 8082 PCBs - Low Level (30g/2mL)	01/24/20 11:13	30.36	2				100	PDI-055SC-A-03-04-191015	+1262,1268		
	A0A0716-01	A 8082 PCBs - Low Level (30g/2mL)	01/24/20 11:13	30.51	2				100	PDI-022SC-A-01-02-191016	+1262,1268		
	A0A0716-02	A 8082 PCBs - Low Level (30g/2mL)	01/24/20 11:13	30.8	2				100	PDI-022SC-A-02-03-191016	+1262,1268		
	A0A0716-03	A 8082 PCBs - Low Level (30g/2mL)	01/24/20 11:13	30.5	2				100	PDI-059SC-A-12-13-191016	+1262,1268		
	0010761-MS1	QC	01/24/20 11:13	30.3	2	A20A262	A0A0716-03	100	100				
	A0A0718-01	A 8082 PCBs - Low Level (30g/2mL)	01/24/20 11:13	30.18	2				100	PDI-031SC-A-03-04-191017	+1262,1268		
	A0A0718-02	A 8082 PCBs - Low Level (30g/2mL)	01/24/20 11:13	30.56	2				100	PDI-031SC-A-04-05-191017	+1262,1268		

Prepared By: _____ Date: _____


 Reviewed By: _____ Date: 2/3/20

Apex Laboratories
PREPARATION BENCH SHEET

BATCH #: 0010761 (Sediment)

Prep Method: EPA 3546

#	Lab Number	Analysis	Prepared	Initial (g)	Final (mL)	Spike ID	Source ID	ul Spike	ul Surr.	Sample ID	Extraction Comments	pH	
												<2	>11

Standards/Reagents

Reagent(s)			Analyte Spike(s)			Surrogate(s)		
<u>Std ID</u>	<u>Exp. Date</u>	<u>Description</u>	<u>Std ID</u>	<u>Exp. Date</u>	<u>Description</u>	<u>Std ID</u>	<u>Exp. Date</u>	<u>Description</u>
A13L219	11/30/23	Extractions Balance	A20A262	07/03/20	8082 PCB Matrix Spike	A20A238	07/17/20	8082 PCB Surrogate Spike
A18K311	12/31/20	Glass Wool						
A19C104	09/03/23	Florisil Lot 817211-CM						
A19G279	01/18/22	Sulfuric Acid						
A19H411	08/31/21	n-Hexane Lot# 192712						
A19I211	05/07/22	Copper, Granular Lot# J260003						
A19I263	03/18/20	DCM CHEM PROD. 194934						
A19L136	06/06/20	Sodium Sulfate Lot # 194950						

Method 3546 digestion time and temperture achieved.

Initial: _____

Witness: _____

Prepared By: _____ Date _____

Reviewed By: _____ Date _____



Apex Laboratories
PREPARATION BENCH SHEET

BATCH #: 0010761 (Sediment)

Prep Method: EPA 3546

#	Lab Number	Analysis	Prepared	Initial (g)	Final (mL)	Spike ID	Source ID	ul Spike	ul Surr.	Sample ID	Extraction Comments	pH			
												<2	5-9	>11	
1/2	0010761-BLK1	QC	01/24/20 11:13	30.21	2 ✓				100						
3/4	0010761-BS1	QC	01/24/20 11:13	30	2 ✓	A20A262		100	100						
5/6	A0A0648-06	A 8082 PCBs - Low Level (30g/2mL)	01/24/20 11:13	30.88	2 ✓				100	PDI-038SC-A-11-12-191009	+1262,1268 soil				
7/8	A0A0712-01	A 8082 PCBs - Low Level (30g/2mL)	01/24/20 11:13	30.70	2 ✓				100	PDI-079SC-A-08-09-191014	+1262,1268 mud # X				
9/10	A0A0712-02	A 8082 PCBs - Low Level (30g/2mL)	01/24/20 11:13	30.49	2 ✓				100	PDI-079SC-A-09-10-191014	+1262,1268 soil				
11/12	0010761-DUP1	QC	01/24/20 11:13	30.51	2 ✓		A0A0712-02		100		soil				
13/14	A0A0715-01	A 8082 PCBs - Low Level (30g/2mL)	01/24/20 11:13	30.06	2 ✓				100	PDI-049SC-A-01-02-191015	+1262,1268 mud, odor				
15/16	A0A0715-02	A 8082 PCBs - Low Level (30g/2mL)	01/24/20 11:13	30.18	2 ✓				100	PDI-049SC-A-02-03-191015	+1262,1268 mud, odor				
17/18	A0A0715-03	A 8082 PCBs - Low Level (30g/2mL)	01/24/20 11:13	30.43	2 ✓				100	PDI-052SC-A-05-06-191015	+1262,1268 mud, odor				
19/20	A0A0715-04	A 8082 PCBs - Low Level (30g/2mL)	01/24/20 11:13	30.09	2 ✓				100	PDI-052SC-A-06-07-191015	+1262,1268 wet sand				
21/22	A0A0715-05	A 8082 PCBs - Low Level (30g/2mL)	01/24/20 11:13	30.34	2 ✓				100	PDI-055SC-A-02-03-191015	+1262,1268 mud				
23/24	A0A0715-06	A 8082 PCBs - Low Level (30g/2mL)	01/24/20 11:13	30.36	2 ✓				100	PDI-055SC-A-03-04-191015	+1262,1268 mud				
25/26	A0A0716-01	A 8082 PCBs - Low Level (30g/2mL)	01/24/20 11:13	30.51	2 ✓				100	PDI-022SC-A-01-02-191016	+1262,1268 soil				
27/28	A0A0716-02	A 8082 PCBs - Low Level (30g/2mL)	01/24/20 11:13	30.80	2 ✓				100	PDI-022SC-A-02-03-191016	+1262,1268 soil, org				
29/30	A0A0716-03	A 8082 PCBs - Low Level (30g/2mL)	01/24/20 11:13	30.50	2 ✓				100	PDI-059SC-A-12-13-191016	+1262,1268 soil				
31/32	0010761-MS1	QC	01/24/20 11:13	30.30	2 ✓	A20A262	A0A0716-03	100	100		soil				
33/34	A0A0718-01	A 8082 PCBs - Low Level (30g/2mL)	01/24/20 11:13	30.18	2 ✓				100	PDI-031SC-A-03-04-191017	+1262,1268 mud, odor				
35/36	A0A0718-02	A 8082 PCBs - Low Level (30g/2mL)	01/24/20 11:13	30.56	2 ✓				100	PDI-031SC-A-04-05-191017	+1262,1268 soil				

Standards/Reagents

Prepared By: CALL Date: 01/24/20

Reviewed By: CAS Date: 01/24/2020

1/21/2020 clean-ups (715-04 → 718-02)

Apex Laboratories
PREPARATION BENCH SHEET
BATCH #: 0010761 (Sediment)

Prep Method: EPA 3546

#	Lab Number	Analysis	Prepared	Initial (g)	Final (mL)	Spike ID	Source ID	ul Spike	ul Surr.	Sample ID	Extraction Comments	pH		
												<2	5-9	>11
Reagent(s)				Analyte Spike(s)				Surrogate(s)						
<u>Std ID</u>	<u>Exp. Date</u>	<u>Description</u>		<u>Std ID</u>	<u>Exp. Date</u>	<u>Description</u>		<u>Std ID</u>	<u>Exp. Date</u>	<u>Description</u>				
A13L219	11/30/23	Extractions Balance		A20A262	07/03/20	8082 PCB Matrix Spike		A20A238	07/17/20	8082 PCB Surrogate Spike				
A18K311	12/31/20	Glass Wool												
A19C104	09/03/23	Florisil Lot 817211-CM												
A19G279	01/18/22	Sulfuric Acid												
A19H411	08/31/21	n-Hexane Lot# 192712												
A19I211	05/07/22	Copper, Granular Lot# J260003												
A19I263	03/18/20	DCM CHEM PROD. 194934												
A19L136	06/06/20	Sodium Sulfate Lot # 194950												

CAH

CAH

*H = precipitate formed during solvent exchange
 & = stirring on tuberep.*

Method 3546 digestion time and temperture achieved.

Initial: *an*
 Witness: *CAH 1/24/20*

Prepared By: _____ Date _____

Reviewed By: _____ Date _____



ELEMENT SEQUENCE LOG

Apex Laboratories

Sequence: **0A28026**

Instrument: **DUALECD2F**

Date: **01/28/20 07:14**

Calibration: **A9L0407**

#	Lab Number	Matrix	Analysis	Client	Due	Batch	ISTD ID	STD ID
1	0A28026-CCV1	Sediment	QC	QC				
2	0A28026-CCB1	Sediment	QC	QC				A19L338
3	0010761-BLK1	Sediment	QC	QC				A19L339
4	0010761-BS1	Sediment	QC	QC		0010761		
5	A0A0648-06	Sediment	8082 PCBs - Low Level (30g/2mL)	Anchor QEA, LLC	02/04/20	0010761		
6	0A28026-IBL1	Sediment	QC	QC				
7	A0A0712-01	Sediment	8082 PCBs - Low Level (30g/2mL)	Anchor QEA, LLC	02/05/20	0010761		
8	0A28026-IBL2	Sediment	QC	QC				
9	A0A0712-02	Sediment	8082 PCBs - Low Level (30g/2mL)	Anchor QEA, LLC	02/05/20	0010761		
10	0A28026-IBL3	Sediment	QC	QC				
11	0010761-DUP1	Sediment	QC	QC		0010761		
12	0A28026-IBL4	Sediment	QC	QC				
13	A0A0715-01	Sediment	8082 PCBs - Low Level (30g/2mL)	Anchor QEA, LLC	02/05/20	0010761		
14	0A28026-IBL5	Sediment	QC	QC				
15	A0A0715-02	Sediment	8082 PCBs - Low Level (30g/2mL)	Anchor QEA, LLC	02/05/20	0010761		
16	0A28026-IBL6	Sediment	QC	QC				
17	A0A0715-03	Sediment	8082 PCBs - Low Level (30g/2mL)	Anchor QEA, LLC	02/05/20	0010761		
18	0A28026-IBL7	Sediment	QC	QC				
19	0A28026-CCV2	Sediment	QC	QC				A19L338
20	0A28026-CCB2	Sediment	QC	QC				A19L339

Data Entered By: *[Signature]* 1/30/20

Comments:

Data Reviewed By: *[Signature]* 2/3/20

TOTAL AROCLOR AVERAGE RESULTS

The average result for the 1016 and 1260 selected peaks are reported here to facilitate data entry and review. Averages are done on all individual peaks and must be for matrix spikes if all peaks are not used in the average.

0A28026-CCV1

Aroclor 1016

<u>Peak</u>	<u>Initial Res</u>
1016 (1)	486.16
1016 (2)	508.91
1016 (3)	511.37
1016 (4)	526.28
1016 (5)	523.24
1016 (6)	516.97
Average:	512.16

Aroclor 1260

<u>Peak</u>	<u>Initial Res</u>
1260 (1)	528.50
1260 (2)	533.14
1260 (3)	546.92
1260 (4)	524.35
1260 (5)	546.61
1260 (6)	513.05
Average:	532.10

0010761-BS1

Aroclor 1016

<u>Peak</u>	<u>Initial Res</u>
1016 (1)	610.18
1016 (2)	779.34
1016 (3)	686.90
1016 (4)	782.07
1016 (5)	723.22
1016 (6)	742.31
Average:	720.67

Aroclor 1260

<u>Peak</u>	<u>Initial Res</u>
1260 (1)	937.89
1260 (2)	1,069.47
1260 (3)	985.39
1260 (4)	1,096.51
1260 (5)	1,033.68
1260 (6)	1,019.22
Average:	1,023.69

TOTAL AROCLOR AVERAGE RESULTS

The average result for the 1016 and 1260 selected peaks are reported here to facilitate data entry and review. Averages are done on all individual peaks and must be for matrix spikes if all peaks are not used in the average.

0A28026-CCV2

Aroclor 1016

<u>Peak</u>	<u>Initial Res</u>
1016 (1)	484.56
1016 (2)	525.89
1016 (3)	513.98
1016 (4)	531.15
1016 (5)	516.67
1016 (6)	527.23
Average:	516.58

Aroclor 1260

<u>Peak</u>	<u>Initial Res</u>
1260 (1)	520.92
1260 (2)	535.71
1260 (3)	508.34
1260 (4)	520.45
1260 (5)	532.89
1260 (6)	481.83
Average:	516.69

Quantitation Report (Not Reviewed)

Data Path : K:\DATA\0A28026\
 Data File : ECD2F003.D
 Signal(s) : ECD1A.CH
 Acq On : 28 Jan 2020 8:00
 Operator : MJB / KAK
 Sample : 0A28026-CCV1
 Misc :
 ALS Vial : 2 Sample Multiplier: 1

Integration File: PCB1.e
 Quant Time: Jan 29 08:02:47 2020
 Quant Method : K:\METHODS\FECD2_QUANTPCB_191203RT2.M
 Quant Title : PCB Data Analysis
 QLast Update : Wed Dec 04 15:29:22 2019
 Response via : Initial Calibration
 Integrator: ChemStation 6890 Scale Mode: Small noise peaks clipped

MJB
 1/30/20

Compound	R.T.	Response	Conc	Units
System Monitoring Compounds				
1) S TCMX (S)	4.817	15926938	239.187	ng/ml
62) S DCBP (S)	9.559	29879304	267.556	ng/ml
Target Compounds				
2) Aroclor 1016 (1)	5.726	1817256	486.163	ng/ml
3) Aroclor 1016 (2)	6.140	3661020	508.906	ng/ml
4) Aroclor 1016 (3)	6.221	2031649	511.374	ng/ml
5) Aroclor 1016 (4)	6.375	1882683	526.278	ng/ml
6) Aroclor 1016 (5)	6.598	2172228	523.241	ng/ml
7) Aroclor 1016 (6)	6.723	1516388	516.969	ng/ml
8) Aroclor 1016 - AVE	0.000	0	N.D.	ng/ml
9) Aroclor 1221 (1)	5.167	173968	160.720	ng/ml
10) Aroclor 1221 (2)	5.286	188832	263.155	ng/ml
11) Aroclor 1221 (3)	5.367	776221	331.702	ng/ml
12) Aroclor 1221 - AVE	0.000	0	N.D.	ng/ml
13) Aroclor 1232 (1)	5.367	776221	437.019	ng/ml
14) Aroclor 1232 (2)	6.140	3661020	1316.827	ng/ml
15) Aroclor 1232 (3)	6.221	2031649	1384.956	ng/ml
16) Aroclor 1232 (4)	6.375	1882683	1652.397	ng/ml
17) Aroclor 1232 (5)	6.598	2172228	1512.716	ng/ml
18) Aroclor 1232 (6)	6.723	1516388	1265.638	ng/ml
19) Aroclor 1232 - AVE	0.000	0	N.D.	ng/ml
20) Aroclor 1242 (1)	5.726	1817256	684.201	ng/ml
21) Aroclor 1242 (2)	6.140	3661020	705.795	ng/ml
22) Aroclor 1242 (3)	6.221	2031649	720.399	ng/ml
23) Aroclor 1242 (4)	6.375	1882683	822.426	ng/ml
24) Aroclor 1242 (5)	6.598	2172228	727.786	ng/ml
25) Aroclor 1242 (6)	6.723	1516388	604.326	ng/ml
26) Aroclor 1242 - AVE	0.000	0	N.D.	ng/ml
27) Aroclor 1248 (1)	6.140	3661020	1075.728	ng/ml
28) Aroclor 1248 (2)	6.375	1882683	416.964	ng/ml
29) Aroclor 1248 (3)	6.598	2172228	416.227	ng/ml
30) Aroclor 1248 (4)	6.890	415055	71.498	ng/ml
31) Aroclor 1248 (5)	6.923	1464478	237.767	ng/ml
32) Aroclor 1248 (6)	7.409	3403070	995.802	ng/ml
33) Aroclor 1248 - AVE	0.000	0	N.D.	ng/ml
34) Aroclor 1254 (1)	6.923	1464478	244.156	ng/ml
35) Aroclor 1254 (2)	7.033	1534996	210.632	ng/ml
36) Aroclor 1254 (3)	7.409	3403070	303.575	ng/ml
37) Aroclor 1254 (4)	7.569	455090	63.827	ng/ml
38) Aroclor 1254 (5)	7.948	4358152	569.024	ng/ml
39) Aroclor 1254 (6)	8.239	490675	196.751	ng/ml
40) Aroclor 1254 - AVE	0.000	0	N.D.	ng/ml
41) Aroclor 1260 (1)	7.521	4401199	528.495	ng/ml
42) Aroclor 1260 (2)	7.654	5439281	533.138	ng/ml
43) Aroclor 1260 (3)	8.209	4301621	546.921	ng/ml
44) Aroclor 1260 (4)	8.380	9762516	524.346	ng/ml
45) Aroclor 1260 (5)	8.678	6611770	546.609	ng/ml
46) Aroclor 1260 (6)	9.066	2624045	513.050	ng/ml
47) Aroclor 1260 - AVE	0.000	0	N.D.	ng/ml

Quantitation Report (Not Reviewed)

Data Path : K:\DATA\0A28026\
 Data File : ECD2F003.D
 Signal(s) : ECD1A.CH
 Acq On : 28 Jan 2020 8:00
 Operator : MJB / KAK
 Sample : 0A28026-CCV1
 Misc :
 ALS Vial : 2 Sample Multiplier: 1

Integration File: PCB1.e
 Quant Time: Jan 29 08:02:47 2020
 Quant Method : K:\METHODS\FECD2_QUANTPCB_191203RT2.M
 Quant Title : PCB Data Analysis
 QLast Update : Wed Dec 04 15:29:22 2019
 Response via : Initial Calibration
 Integrator: ChemStation 6890 Scale Mode: Small noise peaks clipped

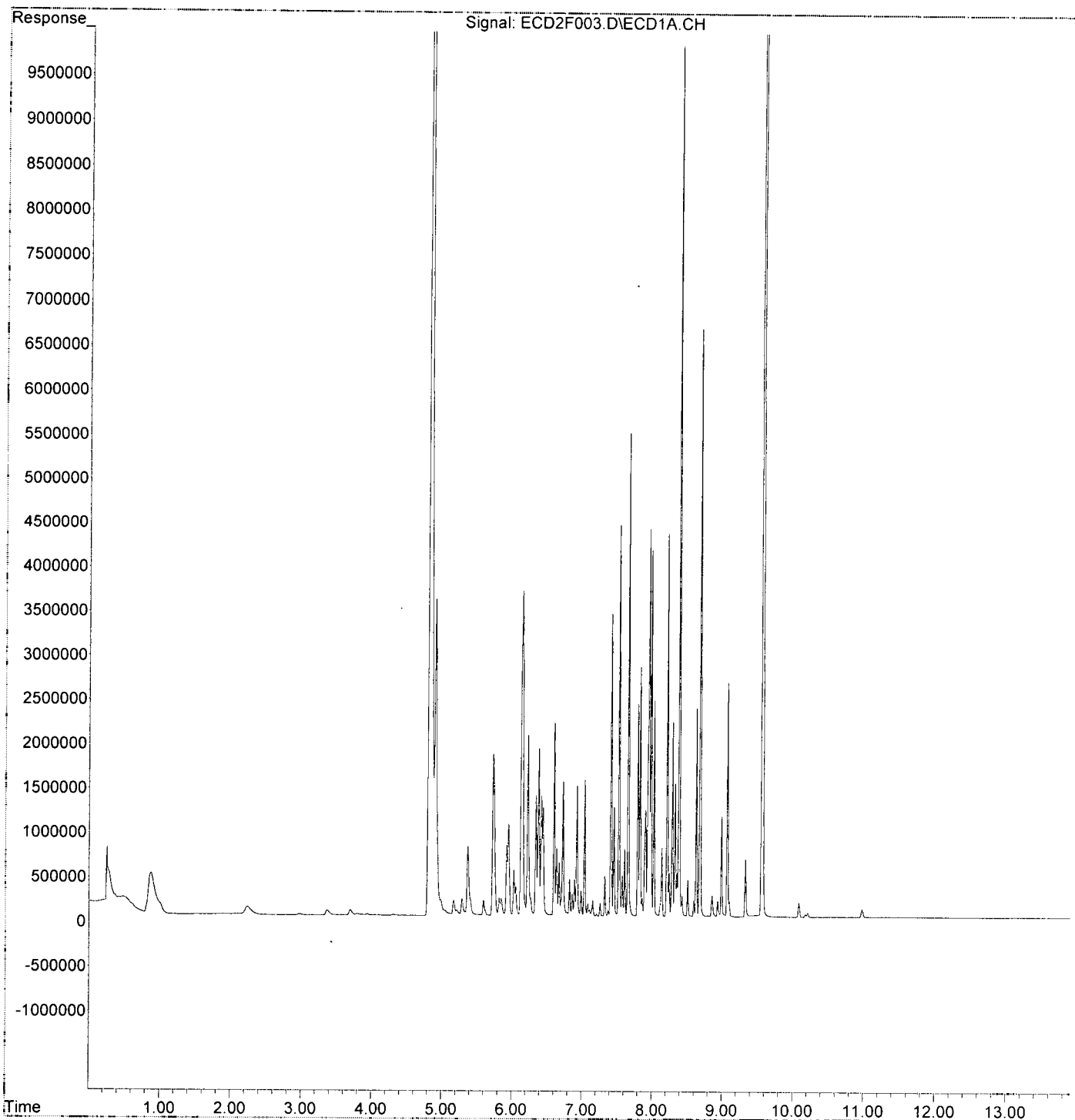
Compound	R.T.	Response	Conc Units
48) Aroclor 1262 (1)	7.654	5439281	675.988 ng/ml
49) Aroclor 1262 (2)	7.978	4119942	367.030 ng/ml
50) Aroclor 1262 (3)	8.209	4301621	443.241 ng/ml
51) Aroclor 1262 (4)	8.380	9762516	472.530 ng/ml
52) Aroclor 1262 (5)	8.678	6611770	505.396 ng/ml
53) Aroclor 1262 (6)	9.066	2624045	393.019 ng/ml
54) Aroclor 1262 - AVE	0.000	0	N.D. ng/ml
55) Aroclor 1268 (1)	8.209	4301621	842.755 ng/ml
56) Aroclor 1268 (2)	8.625	2340667	95.438 ng/ml
57) Aroclor 1268 (3)	8.678	6611770	323.881 ng/ml
58) Aroclor 1268 (4)	8.851	232529	12.140 ng/ml
59) Aroclor 1268 (5)	9.066	2624045	338.598 ng/ml
60) Aroclor 1268 (6)	9.325	646495	12.365 ng/ml
61) Aroclor 1268 - AVE	0.000	0	N.D. ng/ml

(f)=RT Delta > 1/2 Window

(m)=manual int.

Data Path : K:\DATA\0A28026\
Data File : ECD2F003.D
Signal(s) : ECD1A.CH
Acq On : 28 Jan 2020 8:00
Operator : MJB / KAK
Sample : 0A28026-CCV1
Misc :
ALS Vial : 2 Sample Multiplier: 1

Integration File: PCB1.e
Quant Time: Jan 29 08:02:47 2020
Quant Method : K:\METHODS\FECD2_QUANTPCB_191203RT2.M
Quant Title : PCB Data Analysis
QLast Update : Wed Dec 04 15:29:22 2019
Response via : Initial Calibration
Integrator: ChemStation 6890 Scale Mode: Small noise peaks clipped



Data Path : K:\DATA\0A28026\
 Data File : ECD2F004.D
 Signal(s) : ECD1A.CH
 Acq On : 28 Jan 2020 8:17
 Operator : MJB / KAK
 Sample : 0A28026-CCB1
 Misc :
 ALS Vial : 3 Sample Multiplier: 1

Integration File: PCB1.e
 Quant Time: Jan 29 08:03:09 2020
 Quant Method : K:\METHODS\FECD2_QUANTPCB_191203RT2.M
 Quant Title : PCB Data Analysis
 QLast Update : Wed Dec 04 15:29:22 2019
 Response via : Initial Calibration
 Integrator: ChemStation 6890 Scale Mode: Small noise peaks clipped

MJB
 1/30/20
 Clean

Compound	R.T.	Response	Conc Units
System Monitoring Compounds			
1) S TCMX (S)	4.817	6033494	90.610 ng/ml
62) S DCBP (S)	9.557	11995202	107.412 ng/ml
Target Compounds			
2) Aroclor 1016 (1)	5.730	3629	0.971 ng/ml
3) Aroclor 1016 (2)	6.142	5985	0.832 ng/ml
4) Aroclor 1016 (3)	6.212	1961	0.494 ng/ml
5) Aroclor 1016 (4)	6.383	2563	0.717 ng/ml
6) Aroclor 1016 (5)	6.602	2346	0.565 ng/ml
7) Aroclor 1016 (6)	6.729	2049	0.698 ng/ml
8) Aroclor 1016 - AVE	0.000	0	N.D. ng/ml
9) Aroclor 1221 (1)	5.175	14489	13.386 ng/ml
10) Aroclor 1221 (2)	5.278	12984	18.095 ng/ml
11) Aroclor 1221 (3)	5.366	10858	4.640 ng/ml
12) Aroclor 1221 - AVE	0.000	0	N.D. ng/ml
13) Aroclor 1232 (1)	5.366	10858	6.113 ng/ml
14) Aroclor 1232 (2)	6.142	5985	2.153 ng/ml
15) Aroclor 1232 (3)	6.212	1961	1.337 ng/ml
16) Aroclor 1232 (4)	6.383	2563	2.250 ng/ml
17) Aroclor 1232 (5)	6.602	2346	1.634 ng/ml
18) Aroclor 1232 (6)	6.729	2049	1.710 ng/ml
19) Aroclor 1232 - AVE	0.000	0	N.D. ng/ml
20) Aroclor 1242 (1)	5.730	3629	1.366 ng/ml
21) Aroclor 1242 (2)	6.142	5985	1.154 ng/ml
22) Aroclor 1242 (3)	6.212	1961	0.695 ng/ml
23) Aroclor 1242 (4)	6.383	2563	1.120 ng/ml
24) Aroclor 1242 (5)	6.602	2346	0.786 ng/ml
25) Aroclor 1242 (6)	6.729	2049	0.816 ng/ml
26) Aroclor 1242 - AVE	0.000	0	N.D. ng/ml
27) Aroclor 1248 (1)	6.142	5985	1.759 ng/ml
28) Aroclor 1248 (2)	6.383	2563	0.568 ng/ml
29) Aroclor 1248 (3)	6.602	2346	0.449 ng/ml
30) Aroclor 1248 (4)	6.892	978	0.168 ng/ml
31) Aroclor 1248 (5)	6.930	1087	0.176 ng/ml
32) Aroclor 1248 (6)	7.410	1872	0.548 ng/ml
33) Aroclor 1248 - AVE	0.000	0	N.D. ng/ml
34) Aroclor 1254 (1)	6.930	1087	0.181 ng/ml
35) Aroclor 1254 (2)	7.036	1608	0.221 ng/ml
36) Aroclor 1254 (3)	7.410	1872	0.167 ng/ml
37) Aroclor 1254 (4)	7.571	2091	0.293 ng/ml
38) Aroclor 1254 (5)	7.956	5220	0.682 ng/ml
39) Aroclor 1254 (6)	8.242	597	0.240 ng/ml
40) Aroclor 1254 - AVE	0.000	0	N.D. ng/ml
41) Aroclor 1260 (1)	7.525	2643	0.317 ng/ml
42) Aroclor 1260 (2)	7.655	5080	0.498 ng/ml
43) Aroclor 1260 (3)	8.209	1416	0.180 ng/ml
44) Aroclor 1260 (4)	8.377	13016	0.699 ng/ml
45) Aroclor 1260 (5)	8.677	4044	0.334 ng/ml
46) Aroclor 1260 (6)	9.066	3938	0.770 ng/ml
47) Aroclor 1260 - AVE	0.000	0	N.D. ng/ml

Quantitation Report (Not Reviewed)

Data Path : K:\DATA\0A28026\
 Data File : ECD2F004.D
 Signal(s) : ECD1A.CH
 Acq On : 28 Jan 2020 8:17
 Operator : MJB / KAK
 Sample : 0A28026-CCB1
 Misc :
 ALS Vial : 3 Sample Multiplier: 1

Integration File: PCB1.e
 Quant Time: Jan 29 08:03:09 2020
 Quant Method : K:\METHODS\FECD2_QUANTPCB_191203RT2.M
 Quant Title : PCB Data Analysis
 QLast Update : Wed Dec 04 15:29:22 2019
 Response via : Initial Calibration
 Integrator: ChemStation 6890 Scale Mode: Small noise peaks clipped

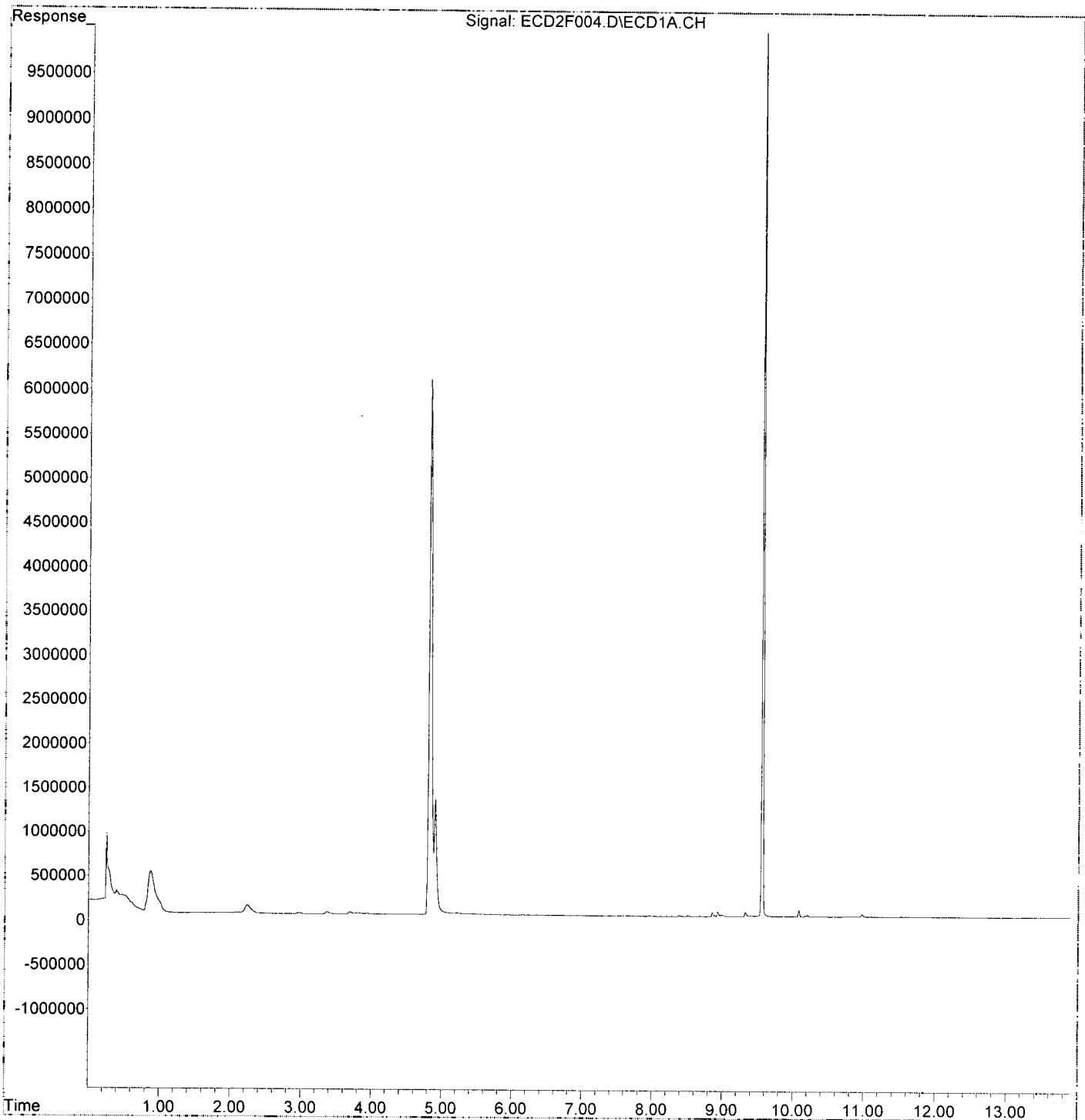
Compound	R.T.	Response	Conc Units
48) Aroclor 1262 (1)	7.655	5080	0.631 ng/ml
49) Aroclor 1262 (2)	7.976	3145	0.280 ng/ml
50) Aroclor 1262 (3)	8.209	1416	0.146 ng/ml
51) Aroclor 1262 (4)	8.377	13016	0.630 ng/ml
52) Aroclor 1262 (5)	8.677	4044	0.309 ng/ml
53) Aroclor 1262 (6)	9.066	3938	0.590 ng/ml
54) Aroclor 1262 - AVE	0.000	0	N.D. ng/ml
55) Aroclor 1268 (1)	8.209	1416	0.277 ng/ml
56) Aroclor 1268 (2)	8.624	1481	0.060 ng/ml
57) Aroclor 1268 (3)	8.677	4044	0.198 ng/ml
58) Aroclor 1268 (4)	8.856	49352	2.577 ng/ml
59) Aroclor 1268 (5)	9.066	3938	0.508 ng/ml
60) Aroclor 1268 (6)	9.326	51423	0.984 ng/ml
61) Aroclor 1268 - AVE	0.000	0	N.D. ng/ml

(f)=RT Delta > 1/2 Window

(m)=manual int.

Data Path : K:\DATA\0A28026\
Data File : ECD2F004.D
Signal(s) : ECD1A.CH
Acq On : 28 Jan 2020 8:17
Operator : MJB / KAK
Sample : 0A28026-CCB1
Misc :
ALS Vial : 3 Sample Multiplier: 1

Integration File: PCB1.e
Quant Time: Jan 29 08:03:09 2020
Quant Method : K:\METHODS\FECD2_QUANTPCB_191203RT2.M
Quant Title : PCB Data Analysis
QLast Update : Wed Dec 04 15:29:22 2019
Response via : Initial Calibration
Integrator: ChemStation 6890 Scale Mode: Small noise peaks clipped



Data Path : K:\DATA\0A28026\
 Data File : ECD2F005.D
 Signal(s) : ECD1A.CH
 Acq On : 28 Jan 2020 9:01
 Operator : MJB / KAK
 Sample : 0010761-BLK1
 Misc :
 ALS Vial : 4 Sample Multiplier: 1

Integration File: PCB1.e
 Quant Time: Jan 29 08:03:31 2020
 Quant Method : K:\METHODS\FECD2_QUANTPCB_191203RT2.M
 Quant Title : PCB Data Analysis
 QLast Update : Wed Dec 04 15:29:22 2019
 Response via : Initial Calibration
 Integrator: ChemStation 6890 Scale Mode: Small noise peaks clipped

[Handwritten Signature]
 1/30/20
 Clean

Compound	R.T.	Response	Conc Units

System Monitoring Compounds			
1) S TCMX (S)	4.824	10062221	151.112 ng/ml
62) S DCBP (S)	9.566	26435180	236.715 ng/ml
Target Compounds			
2) Aroclor 1016 (1)	5.732	5461	1.461 ng/ml
3) Aroclor 1016 (2)	6.147	5509	0.766 ng/ml
4) Aroclor 1016 (3)	6.227	3306	0.832 ng/ml
5) Aroclor 1016 (4)	6.381	3470	0.970 ng/ml
6) Aroclor 1016 (5)	6.603	3668	0.884 ng/ml
7) Aroclor 1016 (6)	6.728	2798	0.954 ng/ml
8) Aroclor 1016 - AVE	0.000	0	N.D. ng/ml
9) Aroclor 1221 (1)	5.177	211124	195.046 ng/ml
10) Aroclor 1221 (2)	5.323	12984	18.095 ng/ml
11) Aroclor 1221 (3)	5.370	14694	6.279 ng/ml
12) Aroclor 1221 - AVE	0.000	0	N.D. ng/ml
13) Aroclor 1232 (1)	5.370	14694	8.273 ng/ml
14) Aroclor 1232 (2)	6.147	5509	1.982 ng/ml
15) Aroclor 1232 (3)	6.227	3306	2.254 ng/ml
16) Aroclor 1232 (4)	6.381	3470	3.045 ng/ml
17) Aroclor 1232 (5)	6.603	3668	2.555 ng/ml
18) Aroclor 1232 (6)	6.728	2798	2.335 ng/ml
19) Aroclor 1232 - AVE	0.000	0	N.D. ng/ml
20) Aroclor 1242 (1)	5.732	5461	2.056 ng/ml
21) Aroclor 1242 (2)	6.147	5509	1.062 ng/ml
22) Aroclor 1242 (3)	6.227	3306	1.172 ng/ml
23) Aroclor 1242 (4)	6.381	3470	1.516 ng/ml
24) Aroclor 1242 (5)	6.603	3668	1.229 ng/ml
25) Aroclor 1242 (6)	6.728	2798	1.115 ng/ml
26) Aroclor 1242 - AVE	0.000	0	N.D. ng/ml
27) Aroclor 1248 (1)	6.147	5509	1.619 ng/ml
28) Aroclor 1248 (2)	6.381	3470	0.768 ng/ml
29) Aroclor 1248 (3)	6.603	3668	0.703 ng/ml
30) Aroclor 1248 (4)	6.896	815	0.140 ng/ml
31) Aroclor 1248 (5)	6.927	2566	0.417 ng/ml
32) Aroclor 1248 (6)	7.414	4470	1.308 ng/ml
33) Aroclor 1248 - AVE	0.000	0	N.D. ng/ml
34) Aroclor 1254 (1)	6.927	2566	0.428 ng/ml
35) Aroclor 1254 (2)	7.039	2676	0.367 ng/ml
36) Aroclor 1254 (3)	7.414	4470	0.399 ng/ml
37) Aroclor 1254 (4)	7.575	3508	0.492 ng/ml
38) Aroclor 1254 (5)	7.962	7546	0.985 ng/ml
39) Aroclor 1254 (6)	8.244	793	0.318 ng/ml
40) Aroclor 1254 - AVE	0.000	0	N.D. ng/ml
41) Aroclor 1260 (1)	7.527	5734	0.689 ng/ml
42) Aroclor 1260 (2)	7.659	5805	0.569 ng/ml
43) Aroclor 1260 (3)	8.214	1392	0.177 ng/ml
44) Aroclor 1260 (4)	8.382	13581	0.729 ng/ml
45) Aroclor 1260 (5)	8.682	3616	0.299 ng/ml
46) Aroclor 1260 (6)	9.082	6488	1.269 ng/ml
47) Aroclor 1260 - AVE	0.000	0	N.D. ng/ml

Quantitation Report (Not Reviewed)

Data Path : K:\DATA\0A28026\
 Data File : ECD2F005.D
 Signal(s) : ECD1A.CH
 Acq On : 28 Jan 2020 9:01
 Operator : MJB / KAK
 Sample : 0010761-BLK1
 Misc :
 ALS Vial : 4 Sample Multiplier: 1

Integration File: PCB1.e
 Quant Time: Jan 29 08:03:31 2020
 Quant Method : K:\METHODS\FECD2_QUANTPCB_191203RT2.M
 Quant Title : PCB Data Analysis
 QLast Update : Wed Dec 04 15:29:22 2019
 Response via : Initial Calibration
 Integrator: ChemStation 6890 Scale Mode: Small noise peaks clipped

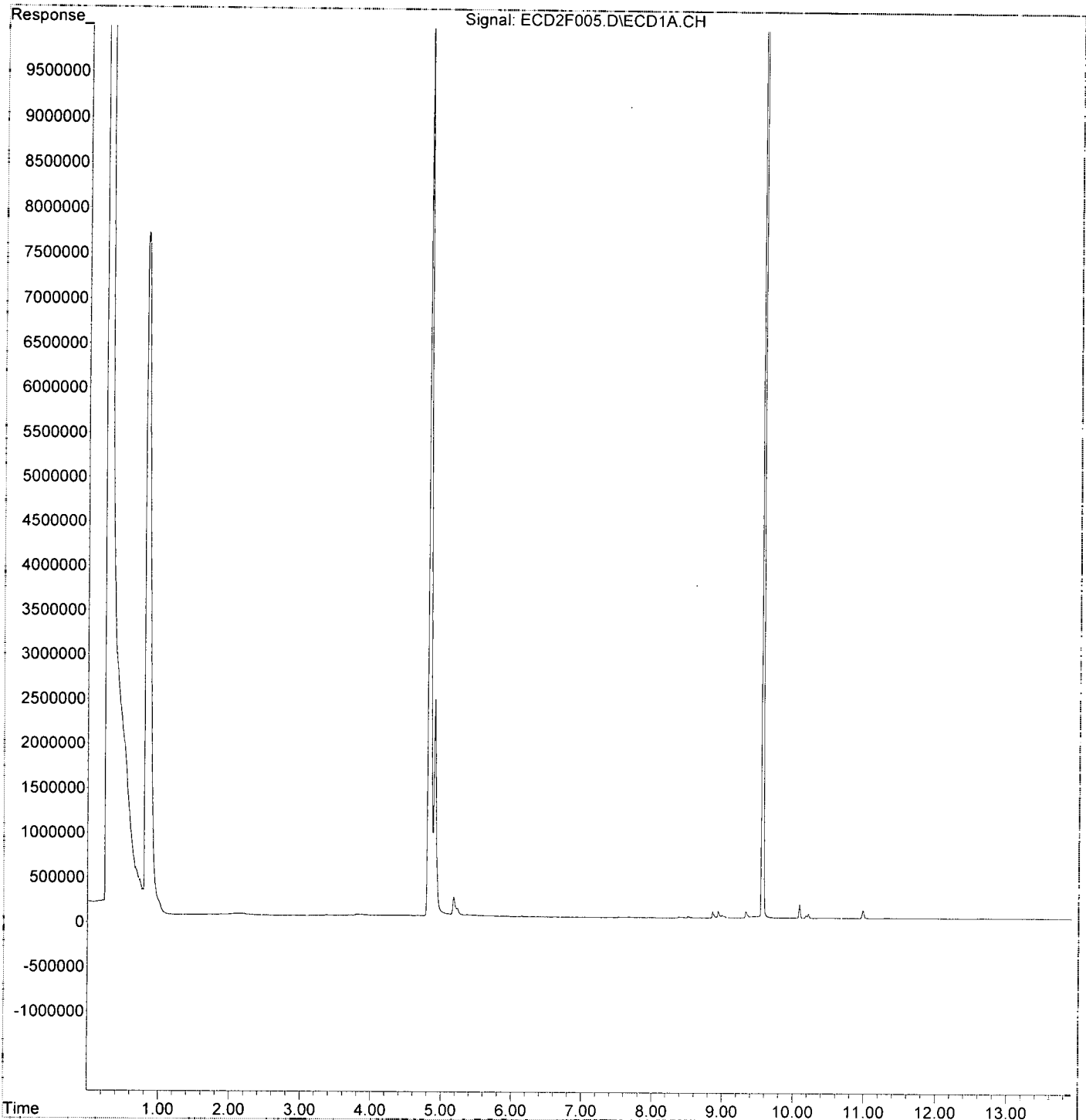
Compound	R.T.	Response	Conc Units
48) Aroclor 1262 (1)	7.659	5805	0.721 ng/ml
49) Aroclor 1262 (2)	7.984	3857	0.344 ng/ml
50) Aroclor 1262 (3)	8.214	1392	0.143 ng/ml
51) Aroclor 1262 (4)	8.382	13581	0.657 ng/ml
52) Aroclor 1262 (5)	8.682	3616	0.276 ng/ml
53) Aroclor 1262 (6)	9.082	6488	0.972 ng/ml
54) Aroclor 1262 - AVE	0.000	0	N.D. ng/ml
55) Aroclor 1268 (1)	8.214	1392	0.273 ng/ml
56) Aroclor 1268 (2)	8.632	2143	0.087 ng/ml
57) Aroclor 1268 (3)	8.682	3616	0.177 ng/ml
58) Aroclor 1268 (4)	8.862	71269	3.721 ng/ml
59) Aroclor 1268 (5)	9.082	6488	0.837 ng/ml
60) Aroclor 1268 (6)	9.333	74108	1.417 ng/ml
61) Aroclor 1268 - AVE	0.000	0	N.D. ng/ml

(f)=RT Delta > 1/2 Window

(m)=manual int.

Data Path : K:\DATA\0A28026\
Data File : ECD2F005.D
Signal(s) : ECD1A.CH
Acq On : 28 Jan 2020 9:01
Operator : MJB / KAK
Sample : 0010761-BLK1
Misc :
ALS Vial : 4 Sample Multiplier: 1

Integration File: PCB1.e
Quant Time: Jan 29 08:03:31 2020
Quant Method : K:\METHODS\FECD2_QUANTPCB_191203RT2.M
Quant Title : PCB Data Analysis
QLast Update : Wed Dec 04 15:29:22 2019
Response via : Initial Calibration
Integrator: ChemStation 6890 Scale Mode: Small noise peaks clipped



Data Path : K:\DATA\0A28026\
 Data File : ECD2F006.D
 Signal(s) : ECD1A.CH
 Acq On : 28 Jan 2020 9:19
 Operator : MJB / KAK
 Sample : 0010761-BS1
 Misc :
 ALS Vial : 5 Sample Multiplier: 1

Integration File: PCB1.e
 Quant Time: Jan 29 08:03:53 2020
 Quant Method : K:\METHODS\FECD2_QUANTPCB_191203RT2.M
 Quant Title : PCB Data Analysis
 QLast Update : Wed Dec 04 15:29:22 2019
 Response via : Initial Calibration
 Integrator: ChemStation 6890 Scale Mode: Small noise peaks clipped

[Handwritten signature]
 1/30/20

Compound	R.T.	Response	Conc	Units
System Monitoring Compounds				
1) S TCMX (S)	4.818	9057104	136.018	ng/ml
62) S DCBP (S)	9.560	26222322	234.809	ng/ml
Target Compounds				
2) Aroclor 1016 (1)	5.726	2280817	610.177	ng/ml
3) Aroclor 1016 (2)	6.139	5606472	779.336	ng/ml
4) Aroclor 1016 (3)	6.221	2729020	686.904	ng/ml
5) Aroclor 1016 (4)	6.376	2797730	782.067	ng/ml
6) Aroclor 1016 (5)	6.598	3002421	723.216	ng/ml
7) Aroclor 1016 (6)	6.723	2177359	742.308	ng/ml
8) Aroclor 1016 - AVE	0.000	0	N.D.	ng/ml
9) Aroclor 1221 (1)	5.169	356388	329.247	ng/ml
10) Aroclor 1221 (2)	5.286	229434	319.738	ng/ml
11) Aroclor 1221 (3)	5.367	962155	411.157	ng/ml
12) Aroclor 1221 - AVE	0.000	0	N.D.	ng/ml
13) Aroclor 1232 (1)	5.367	962155	541.701	ng/ml
14) Aroclor 1232 (2)	6.139	5606472	2016.584	ng/ml
15) Aroclor 1232 (3)	6.221	2729020	1860.347	ng/ml
16) Aroclor 1232 (4)	6.376	2797730	2455.517	ng/ml
17) Aroclor 1232 (5)	6.598	3002421	2090.853	ng/ml
18) Aroclor 1232 (6)	6.723	2177359	1817.311	ng/ml
19) Aroclor 1232 - AVE	0.000	0	N.D.	ng/ml
20) Aroclor 1242 (1)	5.726	2280817	858.733	ng/ml
21) Aroclor 1242 (2)	6.139	5606472	1080.852	ng/ml
22) Aroclor 1242 (3)	6.221	2729020	967.679	ng/ml
23) Aroclor 1242 (4)	6.376	2797730	1222.153	ng/ml
24) Aroclor 1242 (5)	6.598	3002421	1005.935	ng/ml
25) Aroclor 1242 (6)	6.723	2177359	867.743	ng/ml
26) Aroclor 1242 - AVE	0.000	0	N.D.	ng/ml
27) Aroclor 1248 (1)	6.139	5606472	1647.366	ng/ml
28) Aroclor 1248 (2)	6.376	2797730	619.623	ng/ml
29) Aroclor 1248 (3)	6.598	3002421	575.302	ng/ml
30) Aroclor 1248 (4)	6.890	631456	108.775	ng/ml
31) Aroclor 1248 (5)	6.923	2336931	379.415	ng/ml
32) Aroclor 1248 (6)	7.409	5954038	1742.262	ng/ml
33) Aroclor 1248 - AVE	0.000	0	N.D.	ng/ml
34) Aroclor 1254 (1)	6.923	2336931	389.611	ng/ml
35) Aroclor 1254 (2)	7.033	2783509	381.953	ng/ml
36) Aroclor 1254 (3)	7.409	5954038	531.138	ng/ml
37) Aroclor 1254 (4)	7.569	759799	106.563	ng/ml
38) Aroclor 1254 (5)	7.947	7865454	1026.957	ng/ml
39) Aroclor 1254 (6)	8.239	695742	278.979	ng/ml
40) Aroclor 1254 - AVE	0.000	0	N.D.	ng/ml
41) Aroclor 1260 (1)	7.521	7810516	937.886	ng/ml
42) Aroclor 1260 (2)	7.654	10911149	1069.469	ng/ml
43) Aroclor 1260 (3)	8.209	7750287	985.395	ng/ml
44) Aroclor 1260 (4)	8.379	20415329	1096.510	ng/ml
45) Aroclor 1260 (5)	8.677	12503322	1033.676	ng/ml
46) Aroclor 1260 (6)	9.067	5212910	1019.221	ng/ml
47) Aroclor 1260 - AVE	0.000	0	N.D.	ng/ml

Quantitation Report (Not Reviewed)

Data Path : K:\DATA\0A28026\
 Data File : ECD2F006.D
 Signal(s) : ECD1A.CH
 Acq On : 28 Jan 2020 9:19
 Operator : MJB / KAK
 Sample : 0010761-BS1
 Misc :
 ALS Vial : 5 Sample Multiplier: 1

Integration File: PCB1.e
 Quant Time: Jan 29 08:03:53 2020
 Quant Method : K:\METHODS\FECD2_QUANTPCB_191203RT2.M
 Quant Title : PCB Data Analysis
 QLast Update : Wed Dec 04 15:29:22 2019
 Response via : Initial Calibration
 Integrator: ChemStation 6890 Scale Mode: Small noise peaks clipped

Compound	R.T.	Response	Conc Units
48) Aroclor 1262 (1)	7.654	10911149	1356.027 ng/ml
49) Aroclor 1262 (2)	7.977	8197255	730.263 ng/ml
50) Aroclor 1262 (3)	8.209	7750287	798.593 ng/ml
51) Aroclor 1262 (4)	8.379	20415329	988.153 ng/ml
52) Aroclor 1262 (5)	8.677	12503322	955.739 ng/ml
53) Aroclor 1262 (6)	9.067	5212910	780.769 ng/ml
54) Aroclor 1262 - AVE	0.000	0	N.D. ng/ml
55) Aroclor 1268 (1)	8.209	7750287	1518.403 ng/ml
56) Aroclor 1268 (2)	8.625	4452974	181.564 ng/ml
57) Aroclor 1268 (3)	8.677	12503322	612.482 ng/ml
58) Aroclor 1268 (4)	8.849	377311	19.699 ng/ml
59) Aroclor 1268 (5)	9.067	5212910	672.656 ng/ml
60) Aroclor 1268 (6)	9.324	1195875	22.873 ng/ml
61) Aroclor 1268 - AVE	0.000	0	N.D. ng/ml

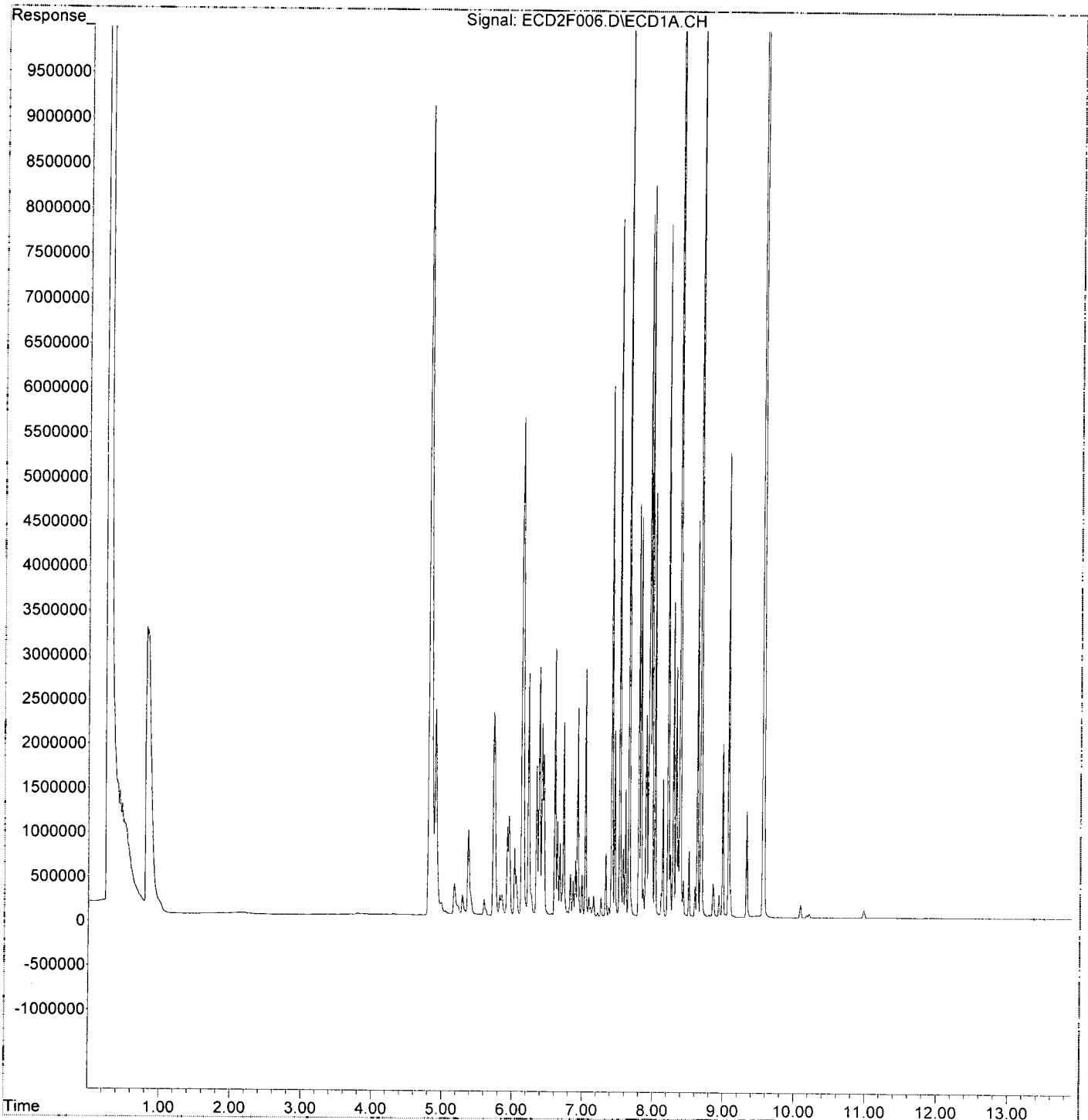
(f)=RT Delta > 1/2 Window

(m)=manual int.

Quantitation Report (Not Reviewed)

Data Path : K:\DATA\0A28026\
Data File : ECD2F006.D
Signal(s) : ECD1A.CH
Acq On : 28 Jan 2020 9:19
Operator : MJB / KAK
Sample : 0010761-BS1
Misc :
ALS Vial : 5 Sample Multiplier: 1

Integration File: PCB1.e
Quant Time: Jan 29 08:03:53 2020
Quant Method : K:\METHODS\FECD2_QUANTPCB_191203RT2.M
Quant Title : PCB Data Analysis
QLast Update : Wed Dec 04 15:29:22 2019
Response via : Initial Calibration
Integrator: ChemStation 6890 Scale Mode: Small noise peaks clipped



Quantitation Report (Not Reviewed)

Data Path : K:\DATA\0A28026\
 Data File : ECD2F007.D
 Signal(s) : ECD1A.CH
 Acq On : 28 Jan 2020 9:36
 Operator : MJB / KAK
 Sample : AOA0648-06
 Misc :
 ALS Vial : 6 Sample Multiplier: 1

Integration File: PCB1.e
 Quant Time: Jan 29 08:04:15 2020
 Quant Method : K:\METHODS\FECD2_QUANTPCB_191203RT2.M
 Quant Title : PCB Data Analysis
 QLast Update : Wed Dec 04 15:29:22 2019
 Response via : Initial Calibration
 Integrator: ChemStation 6890 Scale Mode: Small noise peaks clipped

Handwritten signature
 1/30/20

Compound	R.T.	Response	Conc Units
System Monitoring Compounds			
1) S TCMX (S)	4.817	10225239	153.560 ng/ml
62) S DCBP (S)	9.558	27001849	241.789 ng/ml
Target Compounds			
2) Aroclor 1016 (1)	5.717	11530	3.084 ng/ml
3) Aroclor 1016 (2)	6.134	53598	7.450 ng/ml
4) Aroclor 1016 (3)	6.250	19696	4.958 ng/ml
5) Aroclor 1016 (4)	6.367	83170	23.249 ng/ml
6) Aroclor 1016 (5)	6.593	19009	4.579 ng/ml
7) Aroclor 1016 (6)	6.725	27755	9.462 ng/ml
8) Aroclor 1016 - AVE	0.000	0	N.D. ng/ml
9) Aroclor 1221 (1)	5.170	218897	202.227 ng/ml
10) Aroclor 1221 (2)	5.321	34928	48.676 ng/ml
11) Aroclor 1221 (3)	5.351	27468	11.738 ng/ml
12) Aroclor 1221 - AVE	0.000	0	N.D. ng/ml
13) Aroclor 1232 (1)	5.351	27468	15.464 ng/ml
14) Aroclor 1232 (2)	6.134	53598	19.278 ng/ml
15) Aroclor 1232 (3)	6.250	19696	13.427 ng/ml
16) Aroclor 1232 (4)	6.367	83170	72.997 ng/ml
17) Aroclor 1232 (5)	6.593	19009	13.238 ng/ml
18) Aroclor 1232 (6)	6.725	27755	23.165 ng/ml
19) Aroclor 1232 - AVE	0.000	0	N.D. ng/ml
20) Aroclor 1242 (1)	5.717	11530	4.341 ng/ml
21) Aroclor 1242 (2)	6.134	53598	10.333 ng/ml
22) Aroclor 1242 (3)	6.250	19696	6.984 ng/ml
23) Aroclor 1242 (4)	6.367	83170	36.332 ng/ml
24) Aroclor 1242 (5)	6.593	19009	6.369 ng/ml
25) Aroclor 1242 (6)	6.725	27755	11.061 ng/ml
26) Aroclor 1242 - AVE	0.000	0	N.D. ng/ml
27) Aroclor 1248 (1)	6.134	53598	15.749 ng/ml
28) Aroclor 1248 (2)	6.367	83170	18.420 ng/ml
29) Aroclor 1248 (3)	6.593	19009	3.642 ng/ml
30) Aroclor 1248 (4)	6.920	10867	1.872 ng/ml
31) Aroclor 1248 (5)	6.920	10867	1.764 ng/ml
32) Aroclor 1248 (6)	7.408	12972	3.796 ng/ml
33) Aroclor 1248 - AVE	0.000	0	N.D. ng/ml
34) Aroclor 1254 (1)	6.920	10867	1.812 ng/ml
35) Aroclor 1254 (2)	7.024	18233	2.502 ng/ml
36) Aroclor 1254 (3)	7.408	12972	1.157 ng/ml
37) Aroclor 1254 (4)	7.609	6052	0.849 ng/ml
38) Aroclor 1254 (5)	7.934	15845	2.069 ng/ml
39) Aroclor 1254 (6)	8.239	4530	1.816 ng/ml
40) Aroclor 1254 - AVE	0.000	0	N.D. ng/ml
41) Aroclor 1260 (1)	7.532	34203	4.107 ng/ml
42) Aroclor 1260 (2)	7.654	14734	1.444 ng/ml
43) Aroclor 1260 (3)	8.207	5562	0.707 ng/ml
44) Aroclor 1260 (4)	8.378	25341	1.361 ng/ml
45) Aroclor 1260 (5)	8.676	10828	0.895 ng/ml
46) Aroclor 1260 (6)	9.065	8988	1.757 ng/ml
47) Aroclor 1260 - AVE	0.000	0	N.D. ng/ml

↑ MDL

Quantitation Report (Not Reviewed)

Data Path : K:\DATA\0A28026\
 Data File : ECD2F007.D
 Signal(s) : ECD1A.CH
 Acq On : 28 Jan 2020 9:36
 Operator : MJB / KAK
 Sample : A0A0648-06
 Misc :
 ALS Vial : 6 Sample Multiplier: 1

Integration File: PCB1.e
 Quant Time: Jan 29 08:04:15 2020
 Quant Method : K:\METHODS\FECD2_QUANTPCB_191203RT2.M
 Quant Title : PCB Data Analysis
 QLast Update : Wed Dec 04 15:29:22 2019
 Response via : Initial Calibration
 Integrator: ChemStation 6890 Scale Mode: Small noise peaks clipped

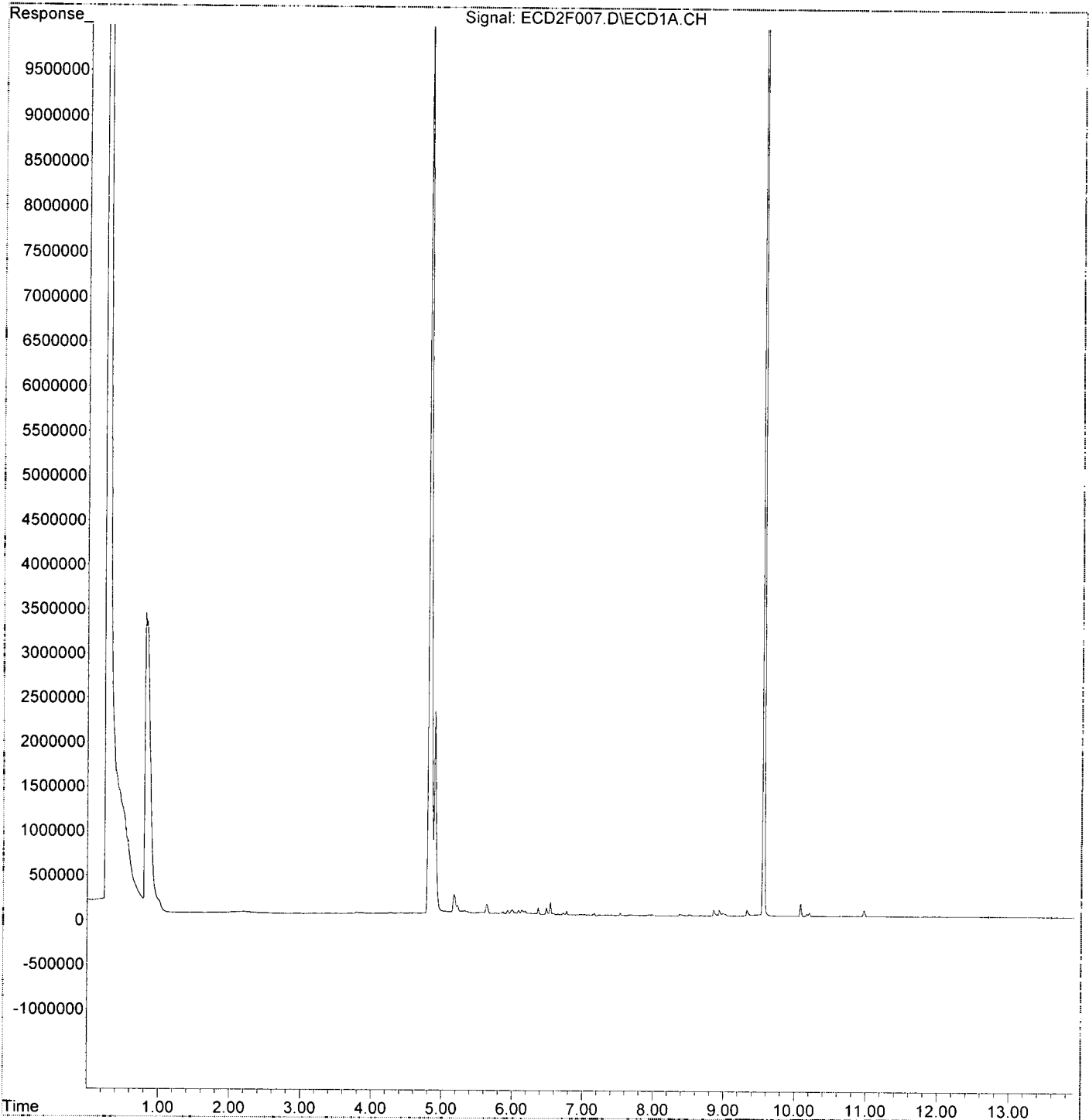
Compound	R.T.	Response	Conc Units
48) Aroclor 1262 (1)	7.654	14734	1.831 ng/ml
49) Aroclor 1262 (2)	7.983	20108	1.791 ng/ml
50) Aroclor 1262 (3)	8.207	5562	0.573 ng/ml
51) Aroclor 1262 (4)	8.378	25341	1.227 ng/ml
52) Aroclor 1262 (5)	8.676	10828	0.828 ng/ml
53) Aroclor 1262 (6)	9.065	8988	1.346 ng/ml
54) Aroclor 1262 - AVE	0.000	0	N.D. ng/ml
55) Aroclor 1268 (1)	8.207	5562	1.090 ng/ml
56) Aroclor 1268 (2)	8.623	4576	0.187 ng/ml
57) Aroclor 1268 (3)	8.676	10828	0.530 ng/ml
58) Aroclor 1268 (4)	8.857	67886	3.544 ng/ml
59) Aroclor 1268 (5)	9.065	8988	1.160 ng/ml
60) Aroclor 1268 (6)	9.326	67462	1.290 ng/ml
61) Aroclor 1268 - AVE	0.000	0	N.D. ng/ml

(f)=RT Delta > 1/2 Window

(m)=manual int.

Data Path : K:\DATA\0A28026\
Data File : ECD2F007.D
Signal(s) : ECD1A.CH
Acq On : 28 Jan 2020 9:36
Operator : MJB / KAK
Sample : A0A0648-06
Misc :
ALS Vial : 6 Sample Multiplier: 1

Integration File: PCB1.e
Quant Time: Jan 29 08:04:15 2020
Quant Method : K:\METHODS\FECD2_QUANTPCB_191203RT2.M
Quant Title : PCB Data Analysis
QLast Update : Wed Dec 04 15:29:22 2019
Response via : Initial Calibration
Integrator: ChemStation 6890 Scale Mode: Small noise peaks clipped



Data Path : K:\DATA\0A28026\
 Data File : ECD2F021.D
 Signal(s) : ECD1A.CH
 Acq On : 28 Jan 2020 13:44
 Operator : MJB / KAK
 Sample : 0A28026-CCV2
 Misc :
 ALS Vial : 2 Sample Multiplier: 1

Integration File: PCB1.e
 Quant Time: Jan 29 08:06:49 2020
 Quant Method : K:\METHODS\FECD2_QUANTPCB_191203RT2.M
 Quant Title : PCB Data Analysis
 QLast Update : Wed Dec 04 15:29:22 2019
 Response via : Initial Calibration
 Integrator: ChemStation 6890 Scale Mode: Small noise peaks clipped

[Handwritten Signature]
 1/30/20

Compound	R.T.	Response	Conc	Units
System Monitoring Compounds				
1) S TCMX (S)	4.818	16002163	240.317	ng/ml
62) S DCBP (S)	9.557	30399966	272.218	ng/ml
Target Compounds				
2) Aroclor 1016 (1)	5.725	1811266	484.560	ng/ml
3) Aroclor 1016 (2)	6.139	3783236	525.895	ng/ml
4) Aroclor 1016 (3)	6.219	2042008	513.981	ng/ml
5) Aroclor 1016 (4)	6.374	1900102	531.147	ng/ml
6) Aroclor 1016 (5)	6.595	2144966	516.674	ng/ml
7) Aroclor 1016 (6)	6.721	1546497	527.234	ng/ml
8) Aroclor 1016 - AVE	0.000	0	N.D.	ng/ml
9) Aroclor 1221 (1)	5.165	175689	162.310	ng/ml
10) Aroclor 1221 (2)	5.285	191875	267.396	ng/ml
11) Aroclor 1221 (3)	5.366	800457	342.059	ng/ml
12) Aroclor 1221 - AVE	0.000	0	N.D.	ng/ml
13) Aroclor 1232 (1)	5.366	800457	450.664	ng/ml
14) Aroclor 1232 (2)	6.139	3783236	1360.787	ng/ml
15) Aroclor 1232 (3)	6.219	2042008	1392.018	ng/ml
16) Aroclor 1232 (4)	6.374	1900102	1667.685	ng/ml
17) Aroclor 1232 (5)	6.595	2144966	1493.730	ng/ml
18) Aroclor 1232 (6)	6.721	1546497	1290.769	ng/ml
19) Aroclor 1232 - AVE	0.000	0	N.D.	ng/ml
20) Aroclor 1242 (1)	5.725	1811266	681.946	ng/ml
21) Aroclor 1242 (2)	6.139	3783236	729.357	ng/ml
22) Aroclor 1242 (3)	6.219	2042008	724.073	ng/ml
23) Aroclor 1242 (4)	6.374	1900102	830.036	ng/ml
24) Aroclor 1242 (5)	6.595	2144966	718.652	ng/ml
25) Aroclor 1242 (6)	6.721	1546497	616.326	ng/ml
26) Aroclor 1242 - AVE	0.000	0	N.D.	ng/ml
27) Aroclor 1248 (1)	6.139	3783236	1111.639	ng/ml
28) Aroclor 1248 (2)	6.374	1900102	420.822	ng/ml
29) Aroclor 1248 (3)	6.595	2144966	411.003	ng/ml
30) Aroclor 1248 (4)	6.889	409237	70.496	ng/ml
31) Aroclor 1248 (5)	6.921	1461635	237.305	ng/ml
32) Aroclor 1248 (6)	7.407	3406345	996.760	ng/ml
33) Aroclor 1248 - AVE	0.000	0	N.D.	ng/ml
34) Aroclor 1254 (1)	6.921	1461635	243.682	ng/ml
35) Aroclor 1254 (2)	7.031	1539682	211.275	ng/ml
36) Aroclor 1254 (3)	7.407	3406345	303.867	ng/ml
37) Aroclor 1254 (4)	7.567	432627	60.677	ng/ml
38) Aroclor 1254 (5)	7.946	4265487	556.926	ng/ml
39) Aroclor 1254 (6)	8.237	451328	180.974	ng/ml
40) Aroclor 1254 - AVE	0.000	0	N.D.	ng/ml
41) Aroclor 1260 (1)	7.519	4338151	520.925	ng/ml
42) Aroclor 1260 (2)	7.653	5465572	535.715	ng/ml
43) Aroclor 1260 (3)	8.207	3998209	508.344	ng/ml
44) Aroclor 1260 (4)	8.377	9689993	520.451	ng/ml
45) Aroclor 1260 (5)	8.676	6445799	532.888	ng/ml
46) Aroclor 1260 (6)	9.065	2464348	481.826	ng/ml
47) Aroclor 1260 - AVE	0.000	0	N.D.	ng/ml

Data Path : K:\DATA\0A28026\
 Data File : ECD2F021.D
 Signal(s) : ECD1A.CH
 Acq On : 28 Jan 2020 13:44
 Operator : MJB / KAK
 Sample : 0A28026-CCV2
 Misc :
 ALS Vial : 2 Sample Multiplier: 1

Integration File: PCB1.e
 Quant Time: Jan 29 08:06:49 2020
 Quant Method : K:\METHODS\FECD2_QUANTPCB_191203RT2.M
 Quant Title : PCB Data Analysis
 QLast Update : Wed Dec 04 15:29:22 2019
 Response via : Initial Calibration
 Integrator: ChemStation 6890 Scale Mode: Small noise peaks clipped

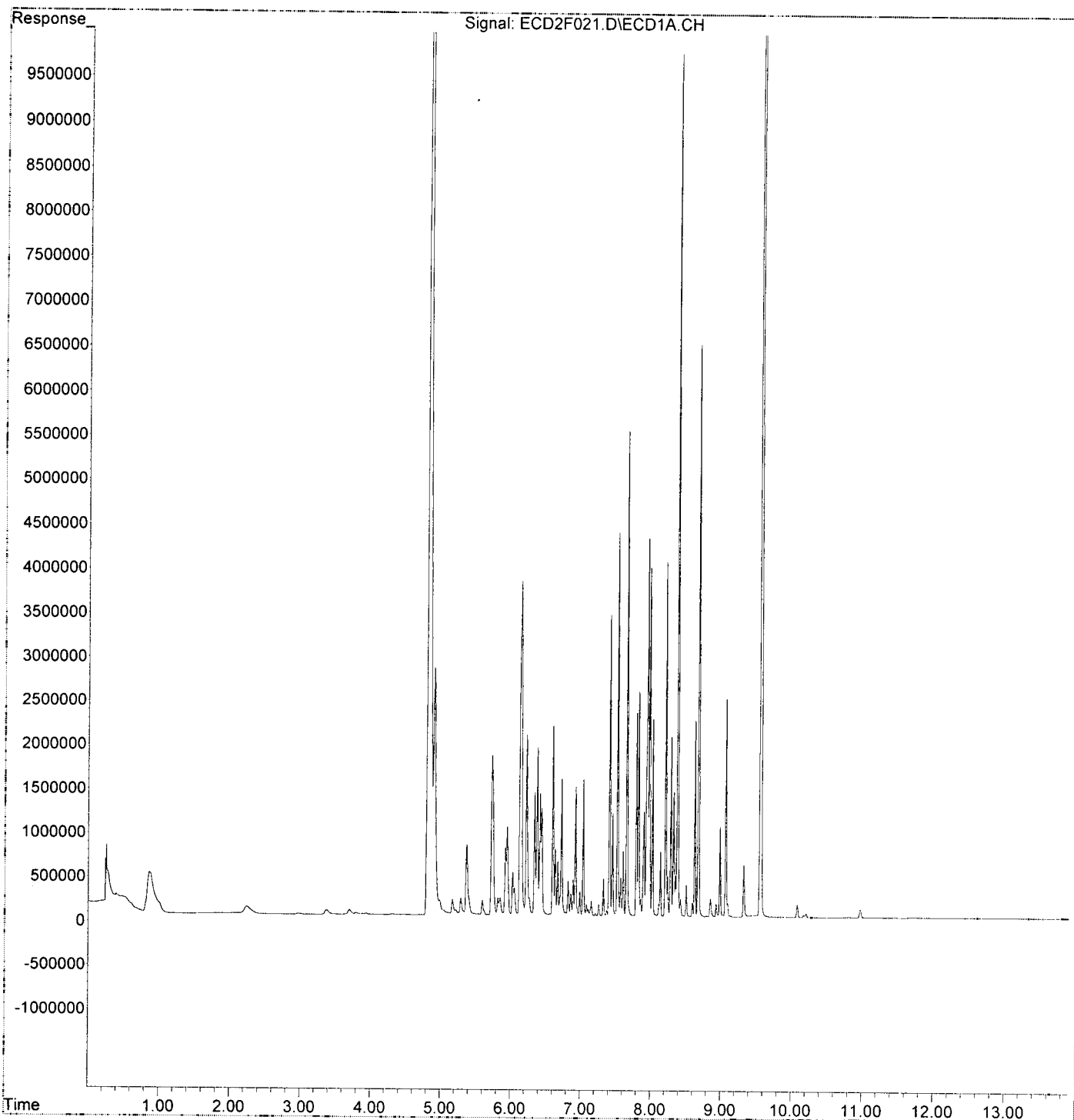
Compound	R.T.	Response	Conc Units
48) Aroclor 1262 (1)	7.653	5465572	679.256 ng/ml
49) Aroclor 1262 (2)	7.975	3935373	350.588 ng/ml
50) Aroclor 1262 (3)	8.207	3998209	411.977 ng/ml
51) Aroclor 1262 (4)	8.377	9689993	469.020 ng/ml
52) Aroclor 1262 (5)	8.676	6445799	492.709 ng/ml
53) Aroclor 1262 (6)	9.065	2464348	369.100 ng/ml
54) Aroclor 1262 - AVE	0.000	0	N.D. ng/ml
55) Aroclor 1268 (1)	8.207	3998209	783.312 ng/ml
56) Aroclor 1268 (2)	8.623	2211611	90.175 ng/ml
57) Aroclor 1268 (3)	8.676	6445799	315.751 ng/ml
58) Aroclor 1268 (4)	8.848	200427	10.464 ng/ml
59) Aroclor 1268 (5)	9.065	2464348	317.991 ng/ml
60) Aroclor 1268 (6)	9.321	585718	11.203 ng/ml
61) Aroclor 1268 - AVE	0.000	0	N.D. ng/ml

(f)=RT Delta > 1/2 Window

(m)=manual int.

Data Path : K:\DATA\0A28026\
Data File : ECD2F021.D
Signal(s) : ECD1A.CH
Acq On : 28 Jan 2020 13:44
Operator : MJB / KAK
Sample : 0A28026-CCV2
Misc :
ALS Vial : 2 Sample Multiplier: 1

Integration File: PCB1.e
Quant Time: Jan 29 08:06:49 2020
Quant Method : K:\METHODS\FECD2_QUANTPCB_191203RT2.M
Quant Title : PCB Data Analysis
QLast Update : Wed Dec 04 15:29:22 2019
Response via : Initial Calibration
Integrator: ChemStation 6890 Scale Mode: Small noise peaks clipped



Data Path : K:\DATA\0A28026\
 Data File : ECD2F022.D
 Signal(s) : ECD1A.CH
 Acq On : 28 Jan 2020 14:01
 Operator : MJB / KAK
 Sample : 0A28026-CCB2
 Misc :
 ALS Vial : 3 Sample Multiplier: 1

Integration File: PCB1.e
 Quant Time: Jan 29 08:07:11 2020
 Quant Method : K:\METHODS\FECD2_QUANTPCB_191203RT2.M
 Quant Title : PCB Data Analysis
 QLast Update : Wed Dec 04 15:29:22 2019
 Response via : Initial Calibration
 Integrator: ChemStation 6890 Scale Mode: Small noise peaks clipped

MJB
 1/30/20
Clean

Compound	R.T.	Response	Conc Units

System Monitoring Compounds			
1) S TCMX (S)	4.819	6056640	90.957 ng/ml
62) S DCBP (S)	9.555	11503848	103.012 ng/ml
Target Compounds			
2) Aroclor 1016 (1)	5.739	4082	1.092 ng/ml
3) Aroclor 1016 (2)	6.141	5205	0.724 ng/ml
4) Aroclor 1016 (3)	6.232	4212	1.060 ng/ml
5) Aroclor 1016 (4)	6.381	2835	0.793 ng/ml
6) Aroclor 1016 (5)	6.602	3031	0.730 ng/ml
7) Aroclor 1016 (6)	6.725	2776	0.947 ng/ml
8) Aroclor 1016 - AVE	0.000	0	N.D. ng/ml
9) Aroclor 1221 (1)	5.169	14713	13.592 ng/ml
10) Aroclor 1221 (2)	5.302	11411	15.902 ng/ml
11) Aroclor 1221 (3)	5.367	11328	4.841 ng/ml
12) Aroclor 1221 - AVE	0.000	0	N.D. ng/ml
13) Aroclor 1232 (1)	5.367	11328	6.378 ng/ml
14) Aroclor 1232 (2)	6.141	5205	1.872 ng/ml
15) Aroclor 1232 (3)	6.232	4212	2.871 ng/ml
16) Aroclor 1232 (4)	6.381	2835	2.489 ng/ml
17) Aroclor 1232 (5)	6.602	3031	2.111 ng/ml
18) Aroclor 1232 (6)	6.725	2776	2.317 ng/ml
19) Aroclor 1232 - AVE	0.000	0	N.D. ng/ml
20) Aroclor 1242 (1)	5.739	4082	1.537 ng/ml
21) Aroclor 1242 (2)	6.141	5205	1.004 ng/ml
22) Aroclor 1242 (3)	6.232	4212	1.493 ng/ml
23) Aroclor 1242 (4)	6.381	2835	1.239 ng/ml
24) Aroclor 1242 (5)	6.602	3031	1.016 ng/ml
25) Aroclor 1242 (6)	6.725	2776	1.106 ng/ml
26) Aroclor 1242 - AVE	0.000	0	N.D. ng/ml
27) Aroclor 1248 (1)	6.141	5205	1.530 ng/ml
28) Aroclor 1248 (2)	6.381	2835	0.628 ng/ml
29) Aroclor 1248 (3)	6.602	3031	0.581 ng/ml
30) Aroclor 1248 (4)	6.891	2451	0.422 ng/ml
31) Aroclor 1248 (5)	6.931	2572	0.418 ng/ml
32) Aroclor 1248 (6)	7.405	2876	0.842 ng/ml
33) Aroclor 1248 - AVE	0.000	0	N.D. ng/ml
34) Aroclor 1254 (1)	6.931	2572	0.429 ng/ml
35) Aroclor 1254 (2)	7.038	2580	0.354 ng/ml
36) Aroclor 1254 (3)	7.405	2876	0.257 ng/ml
37) Aroclor 1254 (4)	7.568	3695	0.518 ng/ml
38) Aroclor 1254 (5)	7.955	4313	0.563 ng/ml
39) Aroclor 1254 (6)	8.246	443	0.178 ng/ml
40) Aroclor 1254 - AVE	0.000	0	N.D. ng/ml
41) Aroclor 1260 (1)	7.522	3815	0.458 ng/ml
42) Aroclor 1260 (2)	7.655	4496	0.441 ng/ml
43) Aroclor 1260 (3)	8.207	793	0.101 ng/ml
44) Aroclor 1260 (4)	8.377	7134	0.383 ng/ml
45) Aroclor 1260 (5)	8.677	2139	0.177 ng/ml
46) Aroclor 1260 (6)	9.072	2296	0.449 ng/ml
47) Aroclor 1260 - AVE	0.000	0	N.D. ng/ml

Data Path : K:\DATA\0A28026\
 Data File : ECD2F022.D
 Signal(s) : ECD1A.CH
 Acq On : 28 Jan 2020 14:01
 Operator : MJB / KAK
 Sample : 0A28026-CCB2
 Misc :
 ALS Vial : 3 Sample Multiplier: 1

Integration File: PCB1.e
 Quant Time: Jan 29 08:07:11 2020
 Quant Method : K:\METHODS\FECD2_QUANTPCB_191203RT2.M
 Quant Title : PCB Data Analysis
 QLast Update : Wed Dec 04 15:29:22 2019
 Response via : Initial Calibration
 Integrator: ChemStation 6890 Scale Mode: Small noise peaks clipped

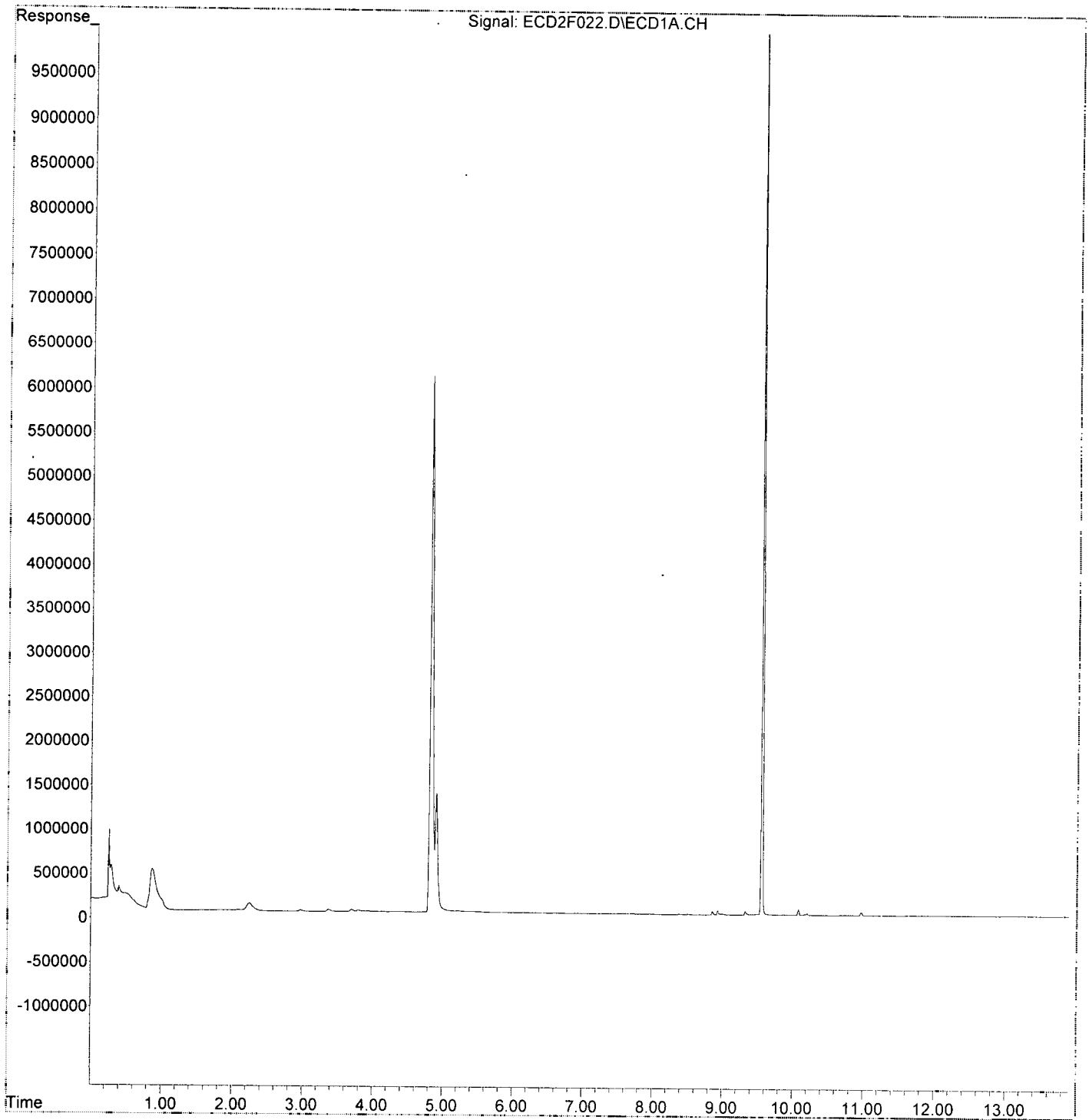
Compound	R.T.	Response	Conc Units
48) Aroclor 1262 (1)	7.655	4496	0.559 ng/ml
49) Aroclor 1262 (2)	7.974	3029	0.270 ng/ml
50) Aroclor 1262 (3)	8.207	793	0.082 ng/ml
51) Aroclor 1262 (4)	8.377	7134	0.345 ng/ml
52) Aroclor 1262 (5)	8.677	2139	0.164 ng/ml
53) Aroclor 1262 (6)	9.072	2296	0.344 ng/ml
54) Aroclor 1262 - AVE	0.000	0	N.D. ng/ml
55) Aroclor 1268 (1)	8.207	793	0.155 ng/ml
56) Aroclor 1268 (2)	8.622	858	0.035 ng/ml
57) Aroclor 1268 (3)	8.677	2139	0.105 ng/ml
58) Aroclor 1268 (4)	8.855	41238	2.153 ng/ml
59) Aroclor 1268 (5)	9.072	2296	0.296 ng/ml
60) Aroclor 1268 (6)	9.324	43309	0.828 ng/ml
61) Aroclor 1268 - AVE	0.000	0	N.D. ng/ml

(f)=RT Delta > 1/2 Window

(m)=manual int.

Data Path : K:\DATA\0A28026\
Data File : ECD2F022.D
Signal(s) : ECD1A.CH
Acq On : 28 Jan 2020 14:01
Operator : MJB / KAK
Sample : 0A28026-CCB2
Misc :
ALS Vial : 3 Sample Multiplier: 1

Integration File: PCB1.e
Quant Time: Jan 29 08:07:11 2020
Quant Method : K:\METHODS\FECD2_QUANTPCB_191203RT2.M
Quant Title : PCB Data Analysis
QLast Update : Wed Dec 04 15:29:22 2019
Response via : Initial Calibration
Integrator: ChemStation 6890 Scale Mode: Small noise peaks clipped



**Polychlorinated Biphenyls by EPA 8082A
Calibration Data**

Sequence 9L03052 (Cal ID A9L0407) DUALECD2F



ELEMENT SEQUENCE LOG

Apex Laboratories

Sequence: 9L03052

Instrument: DUALECD2F

Date: 12/03/19 16:21

Calibration: A9L0407

#	Lab Number	Matrix	Analysis	Client	Due	Batch	ISTD ID	STD ID
1	9L03052-ICB1	Water	QC	QC				A19K026
2	9L03052-CAL1	Water	QC	QC				A19F250
3	9L03052-CAL2	Water	QC	QC				A19F251
4	9L03052-CAL3	Water	QC	QC				A19F252
5	9L03052-CAL4	Water	QC	QC				A19F253
6	9L03052-CAL5	Water	QC	QC				A19F247
7	9L03052-CAL6	Water	QC	QC				A19F248
8	9L03052-CAL7	Water	QC	QC				A19F249
9	9L03052-IBL1	Water	QC	QC				
10	9L03052-ICV1	Water	QC	QC				A19H459
11	9L03052-CAL8	Water	QC	QC				A19H447
12	9L03052-CAL9	Water	QC	QC				A19H448
13	9L03052-CALA	Water	QC	QC				A19H449
14	9L03052-CALB	Water	QC	QC				A19H450
15	9L03052-CALC	Water	QC	QC				A19H451
16	9L03052-CALD	Water	QC	QC				A19H452
17	9L03052-CALE	Water	QC	QC				A19H453
18	9L03052-ICV2	Water	QC	QC				A19H405
19	9L03052-ICV3	Water	QC	QC				A19J367
20	9L03052-ICV4	Water	QC	QC				A19H406
21	9L03052-ICV5	Water	QC	QC				A19L037


Data Entered By: *[Signature]* 12/14/19

Comments:

Data Reviewed By: *[Signature]* 12/19/19

Calibration Status Report HP G1530A

Method Path : K:\METHODS\
 Method File : FECD2_QUANTPCB_191203.M
 Title : PCB Data Analysis
 Last Update : Wed Dec 04 15:29:22 2019
 Response Via : Initial Calibration

A9L0407
 12/4/19

#	ID	Conc	ISTD Conc	Path\File
1	1	10	0	K:\DATA\9L03052\ECD2F003.D
2	2	25	0	K:\DATA\9L03052\ECD2F004.D
3	3	50	0	K:\DATA\9L03052\ECD2F005.D
4	4	100	0	K:\DATA\9L03052\ECD2F006.D
5	5	250	0	K:\DATA\9L03052\ECD2F018.D
6	6	500	0	K:\DATA\9L03052\ECD2F008.D
7	7	800	0	K:\DATA\9L03052\ECD2F009.D

#	ID	Update Time	Quant Time	Acquisition Time
1	1	Dec 04 15:26 2019	Dec 04 14:50 2019	03 Dec 2019 17:04
2	2	Dec 04 15:26 2019	Dec 04 14:51 2019	03 Dec 2019 17:22
3	3	Dec 04 15:27 2019	Dec 04 14:52 2019	03 Dec 2019 17:40
4	4	Dec 04 15:27 2019	Dec 04 14:54 2019	03 Dec 2019 17:57
5	5	Dec 04 15:29 2019	Dec 04 15:14 2019	03 Dec 2019 21:29
6	6	Dec 04 15:27 2019	Dec 04 14:56 2019	03 Dec 2019 18:32
7	7	Dec 04 15:27 2019	Dec 04 14:57 2019	03 Dec 2019 18:50

FECD2_QUANTPCB_191203.M Wed Dec 04 16:46:54 2019

Response Factor Report HP G1530A

Method Path : K:\METHODS\
 Method File : FECD2_QUANTPCB_191203.M
 Title : PCB Data Analysis
 Last Update : Wed Dec 04 15:29:22 2019
 Response Via : Initial Calibration

Calibration Files

1 =ECD2F003.D 2 =ECD2F004.D 3 =ECD2F005.D
 4 =ECD2F006.D 5 =ECD2F018.D 6 =ECD2F008.D

[Handwritten Signature]
 12/14/19

Compound	1	2	3	4	5	6	Avg	%RSD
1) S TCMX (S)	6.079	6.081	6.245	6.243	7.658	6.722	6.659	E4 10.39
2) Aroclor 1016 ...	4.495	3.869	3.742	3.519	3.743	3.364	3.738	E3 10.19 ✓
3) Aroclor 1016 ...	8.056	7.042	7.109	6.630	7.719	6.834	7.194	E3 7.06 ✓
4) Aroclor 1016 ...	4.743	3.990	3.903	3.717	4.044	3.751	3.973	E3 9.28 ✓
5) Aroclor 1016 ...	4.368	3.818	3.564	3.253	3.640	3.257	3.577	E3 11.88 ✓
6) Aroclor 1016 ...	4.872	4.418	4.040	3.837	4.384	3.740	4.151	E3 10.18 ✓
7) Aroclor 1016 (6)	3.414	3.076	2.908	2.718	2.969	2.774	2.933	E3 8.72 ✓
8) Aroclor 1016 ...							0.000	-1.00
9) Aroclor 1221 (1)					1.082		1.082	E3 0.00
10) Aroclor 1221 (2)					7.176		7.176	E2 0.00
11) Aroclor 1221 (3)					2.340		2.340	E3 0.00
12) Aroclor 1221 ...							0.000	-1.00
13) Aroclor 1232 (1)					1.776		1.776	E3 0.00
14) Aroclor 1232 (2)					2.780		2.780	E3 0.00
15) Aroclor 1232 (3)					1.467		1.467	E3 0.00
16) Aroclor 1232 (4)					1.139		1.139	E3 0.00
17) Aroclor 1232 (5)					1.436		1.436	E3 0.00
18) Aroclor 1232 (6)					1.198		1.198	E3 0.00
19) Aroclor 1232 ...							0.000	-1.00
20) Aroclor 1242 ...					2.656		2.656	E3 0.00
21) Aroclor 1242 ...					5.187		5.187	E3 0.00
22) Aroclor 1242 ...					2.820		2.820	E3 0.00
23) Aroclor 1242 ...					2.289		2.289	E3 0.00
24) Aroclor 1242 ...					2.985		2.985	E3 0.00
25) Aroclor 1242 (6)					2.509		2.509	E3 0.00
26) Aroclor 1242 ...							0.000	-1.00
27) Aroclor 1248 ...					3.403		3.403	E3 0.00
28) Aroclor 1248 ...					4.515		4.515	E3 0.00
29) Aroclor 1248 ...					5.219		5.219	E3 0.00
30) Aroclor 1248 ...					5.805		5.805	E3 0.00
31) Aroclor 1248 ...					6.159		6.159	E3 0.00
32) Aroclor 1248 (6)					3.417		3.417	E3 0.00
33) Aroclor 1248 ...							0.000	-1.00
34) Aroclor 1254 ...					5.998		5.998	E3 0.00
35) Aroclor 1254 ...					7.288		7.288	E3 0.00
36) Aroclor 1254 ...					1.121		1.121	E4 0.00
37) Aroclor 1254 ...					7.130		7.130	E3 0.00
38) Aroclor 1254 ...					7.659		7.659	E3 0.00
39) Aroclor 1254 (6)					2.494		2.494	E3 0.00
40) Aroclor 1254 ...							0.000	-1.00
41) Aroclor 1260 ...	9.306	8.379	8.424	7.901	8.847	7.808	8.328	E3 7.24 ✓
42) Aroclor 1260 ...	1.127	1.013	1.013	0.961	1.065	0.959	1.020	E4 5.79 ✓
43) Aroclor 1260 (3)	8.939	8.042	8.022	7.279	7.996	7.355	7.865	E3 7.39 ✓
44) Aroclor 1260 (4)	1.870	1.889	1.833	1.808	2.018	1.771	1.862	E4 4.24 ✓
45) Aroclor 1260 (5)	1.271	1.231	1.222	1.136	1.258	1.158	1.210	E4 4.14 ✓
46) Aroclor 1260 (6)	5.766	5.178	5.115	4.649	5.398	4.726	5.115	E3 7.56 ✓
47) Aroclor 1260 ...							0.000	-1.00
48) Aroclor 1262 (1)					8.046		8.046	E3 0.00
49) Aroclor 1262 (2)					1.123		1.123	E4 0.00
50) Aroclor 1262 (3)					9.705		9.705	E3 0.00
51) Aroclor 1262 (4)					2.066		2.066	E4 0.00
52) Aroclor 1262 (5)					1.308		1.308	E4 0.00
53) Aroclor 1262 (6)					6.677		6.677	E3 0.00
54) Aroclor 1262 ...							0.000	-1.00
55) Aroclor 1268 (1)					5.104		5.104	E3 0.00
56) Aroclor 1268 (2)					2.453		2.453	E4 0.00
57) Aroclor 1268 (3)					2.041		2.041	E4 0.00
58) Aroclor 1268 (4)					1.915		1.915	E4 0.00
59) Aroclor 1268 (5)					7.750		7.750	E3 0.00
60) Aroclor 1268 (6)					5.228		5.228	E4 0.00

Response Factor Report HP G1530A

Method Path : K:\METHODS\
 Method File : FECD2_QUANTPCB_191203.M
 Title : PCB Data Analysis
 Last Update : Wed Dec 04 15:29:22 2019
 Response Via : Initial Calibration

Calibration Files

1	=ECD2F003.D	2	=ECD2F004.D	3	=ECD2F005.D
4	=ECD2F006.D	5	=ECD2F018.D	6	=ECD2F008.D

Compound	1	2	3	4	5	6	Avg	%RSD
61) Aroclor 1268 ...							0.000	-1.00
62) S DCBP (S)	1.085	1.080	1.138	1.058	1.243	1.098	1.117 E5	5.50 ✓

(#) = Out of Range ### Number of calibration levels exceeded format ###

Compound List Report HP G1530A

Method Path : K:\METHODS\
 Method File : FECD2_QUANTPCB_191203.M
 Title : PCB Data Analysis
 Last Update : Wed Dec 04 15:29:22 2019
 Response Via : Initial Calibration

Handwritten signature
 12/14/19

Total Cpnds : 62

PK#	Compound Name	Exp_RT	Rel_RT	Cal	A/H	ID
1	S TCMX (S)	4.811	1.000	A	H	L
2	Aroclor 1016 (1)	5.729	1.000	A	H	R
3	Aroclor 1016 (2)	6.143	1.000	A	H	R
4	Aroclor 1016 (3)	6.225	1.000	A	H	R
5	Aroclor 1016 (4)	6.382	1.000	A	H	R
6	Aroclor 1016 (5)	6.604	1.000	A	H	R
7	Aroclor 1016 (6)	6.730	1.000	A	H	R
8	Aroclor 1016 - AVE	0.749	1.000	A	H	R
9	Aroclor 1221 (1)	5.167	1.000	A	H	R
10	Aroclor 1221 (2)	5.285	1.000	A	H	R
11	Aroclor 1221 (3)	5.366	1.000	A	H	R
12	Aroclor 1221 - AVE	0.749	1.000	A	H	R
13	Aroclor 1232 (1)	5.367	1.000	A	H	R
14	Aroclor 1232 (2)	6.142	1.000	A	H	R
15	Aroclor 1232 (3)	6.225	1.000	A	H	R
16	Aroclor 1232 (4)	6.381	1.000	A	H	R
17	Aroclor 1232 (5)	6.603	1.000	A	H	R
18	Aroclor 1232 (6)	6.730	1.000	A	H	R
19	Aroclor 1232 - AVE	0.749	1.000	A	H	R
20	Aroclor 1242 (1)	5.728	1.000	A	H	R
21	Aroclor 1242 (2)	6.141	1.000	A	H	R
22	Aroclor 1242 (3)	6.224	1.000	A	H	R
23	Aroclor 1242 (4)	6.380	1.000	A	H	R
24	Aroclor 1242 (5)	6.603	1.000	A	H	R
25	Aroclor 1242 (6)	6.728	1.000	A	H	R
26	Aroclor 1242 - AVE	0.749	1.000	A	H	R
27	Aroclor 1248 (1)	6.131	1.000	A	H	R
28	Aroclor 1248 (2)	6.380	1.000	A	H	R
29	Aroclor 1248 (3)	6.601	1.000	A	H	R
30	Aroclor 1248 (4)	6.897	1.000	A	H	R
31	Aroclor 1248 (5)	6.934	1.000	A	H	R
32	Aroclor 1248 (6)	7.411	1.000	A	H	R
33	Aroclor 1248 - AVE	0.749	1.000	A	H	R
34	Aroclor 1254 (1)	6.930	1.000	A	H	R
35	Aroclor 1254 (2)	7.040	1.000	A	H	R
36	Aroclor 1254 (3)	7.412	1.000	A	H	R
37	Aroclor 1254 (4)	7.577	1.000	A	H	R
38	Aroclor 1254 (5)	7.958	1.000	A	H	R
39	Aroclor 1254 (6)	8.250	1.000	A	H	R
40	Aroclor 1254 - AVE	0.749	1.000	A	H	R
41	Aroclor 1260 (1)	7.532	1.000	A	H	R
42	Aroclor 1260 (2)	7.665	1.000	A	H	R
43	Aroclor 1260 (3)	8.221	1.000	A	H	R
44	Aroclor 1260 (4)	8.391	1.000	A	H	R
45	Aroclor 1260 (5)	8.690	1.000	A	H	R
46	Aroclor 1260 (6)	9.082	1.000	A	H	R
47	Aroclor 1260 - AVE	0.749	1.000	A	H	R
48	Aroclor 1262 (1)	7.664	1.000	A	H	R
49	Aroclor 1262 (2)	7.988	1.000	A	H	R
50	Aroclor 1262 (3)	8.220	1.000	A	H	R
51	Aroclor 1262 (4)	8.390	1.000	A	H	R
52	Aroclor 1262 (5)	8.688	1.000	A	H	R
53	Aroclor 1262 (6)	9.081	1.000	A	H	R
54	Aroclor 1262 - AVE	0.749	1.000	A	H	R
55	Aroclor 1268 (1)	8.212	1.000	A	H	R
56	Aroclor 1268 (2)	8.637	1.000	A	H	R

57	Aroclor 1268 (3)	8.685	1.000	A	H	R
58	Aroclor 1268 (4)	8.867	1.000	A	H	R
59	Aroclor 1268 (5)	9.080	1.000	A	H	R
60	Aroclor 1268 (6)	9.340	1.000	A	H	R
61	Aroclor 1268 - AVE	0.752	1.000	A	H	R
62	S DCBP (S)	9.578	1.000	A	H	R

Cal A = Average L = Linear LO = Linear w/origin Q = Quad QO = Quad w/origin

A/H = Area or Height

ID R = R.T. B = R.T. & Q Q = Qvalue L = Largest A = All

FECD2_QUANTPCB_191203.M Wed Dec 04 16:46:45 2019

Element Calibration Review Sheet

Calibration ID: **A9L0407**

Instrument: **DUALECD2F**

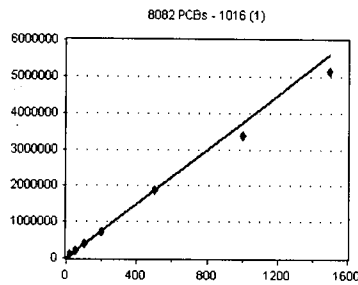
Calibration Date: **12/04/2019**

Analysis: **8082 PCBs**

Instrument Cal ID: **FECD2_QUANTPCB_19120**

1016 (1)

Curve Fit: **AVERAGE RF**

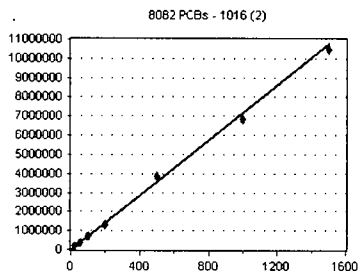


Standard	Concentration	Response	Response	
			Factor	RT
9L03052-CAL1	20	89904	4495.200	5.73
9L03052-CAL2	50	193429	3868.580	5.73
9L03052-CAL3	100	374224	3742.240	5.73
9L03052-CAL4	200	703735	3518.675	5.73
9L03052-CAL5	500	1871482	3742.964	5.73
9L03052-CAL6	1000	3364096	3364.096	5.73
9L03052-CAL7	1500	5150886	3433.924	5.73

AVE RF 3737.954 **RF RSD** 10.19 **AVE RT** 5.73

1016 (2)

Curve Fit: **AVERAGE RF**

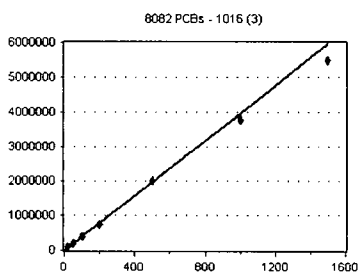


Standard	Concentration	Response	Response	
			Factor	RT
9L03052-CAL1	20	161114	8055.700	6.14
9L03052-CAL2	50	352080	7041.600	6.14
9L03052-CAL3	100	710924	7109.240	6.14
9L03052-CAL4	200	1325963	6629.815	6.14
9L03052-CAL5	500	3859736	7719.472	6.14
9L03052-CAL6	1000	6834377	6834.377	6.14
9L03052-CAL7	1500	045072E+07	6967.146	6.14

AVE RF 7193.907 **RF RSD** 7.06 **AVE RT** 6.14

1016 (3)

Curve Fit: **AVERAGE RF**

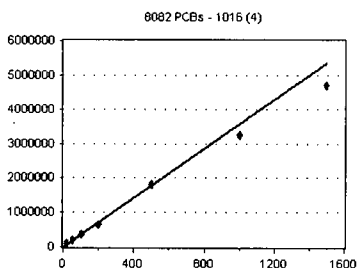


Standard	Concentration	Response	Response	
			Factor	RT
9L03052-CAL1	20	94866	4743.300	6.23
9L03052-CAL2	50	199490	3989.800	6.23
9L03052-CAL3	100	390273	3902.730	6.23
9L03052-CAL4	200	743377	3716.885	6.22
9L03052-CAL5	500	2022155	4044.310	6.23
9L03052-CAL6	1000	3751237	3751.237	6.23
9L03052-CAL7	1500	5493308	3662.205	6.22

AVE RF 3972.924 **RF RSD** 9.28 **AVE RT** 6.22

1016 (4)

Curve Fit: **AVERAGE RF**



Standard	Concentration	Response	Response	
			Factor	RT
9L03052-CAL1	20	87352	4367.600	6.38
9L03052-CAL2	50	190893	3817.860	6.38
9L03052-CAL3	100	356425	3564.250	6.38
9L03052-CAL4	200	650662	3253.310	6.38
9L03052-CAL5	500	1820005	3640.010	6.38
9L03052-CAL6	1000	3257104	3257.104	6.38
9L03052-CAL7	1500	4711985	3141.323	6.38

AVE RF 3577.351 **RF RSD** 11.88 **AVE RT** 6.38

Element Calibration Review Sheet

Calibration ID: **A9L0407**

Instrument: **DUALECD2F**

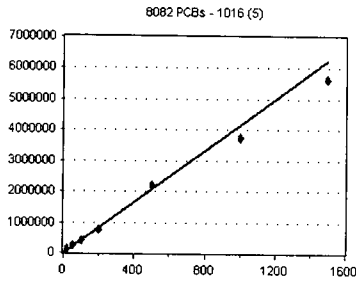
Calibration Date: **12/04/2019**

Analysis: **8082 PCBs**

Instrument Cal ID: **FECD2_QUANTPCB_19120**

1016 (5)

Curve Fit: **AVERAGE RF**

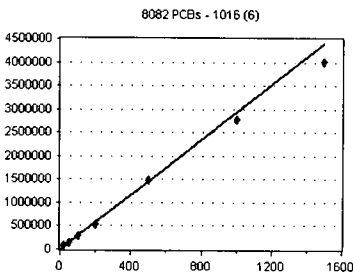


Standard	Concentration	Response	Response	
			Factor	RT
9L03052-CAL1	20	97448	4872.400	6.60
9L03052-CAL2	50	220902	4418.040	6.60
9L03052-CAL3	100	404011	4040.110	6.60
9L03052-CAL4	200	767420	3837.100	6.60
9L03052-CAL5	500	2192154	4384.308	6.60
9L03052-CAL6	1000	3740486	3740.486	6.60
9L03052-CAL7	1500	5651954	3767.969	6.60

AVE RF 4151.488 **RF RSD** 10.18 **AVE RT** 6.60

1016 (6)

Curve Fit: **AVERAGE RF**

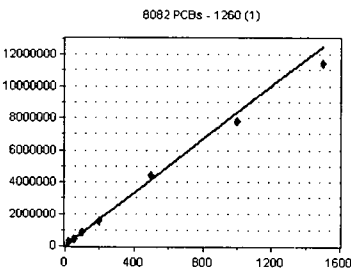


Standard	Concentration	Response	Response	
			Factor	RT
9L03052-CAL1	20	68287	3414.350	6.73
9L03052-CAL2	50	153783	3075.660	6.73
9L03052-CAL3	100	290789	2907.890	6.73
9L03052-CAL4	200	543631	2718.155	6.73
9L03052-CAL5	500	1484483	2968.966	6.73
9L03052-CAL6	1000	2774363	2774.363	6.73
9L03052-CAL7	1500	4009865	2673.243	6.73

AVE RF 2933.232 **RF RSD** 8.72 **AVE RT** 6.73

1260 (1)

Curve Fit: **AVERAGE RF**

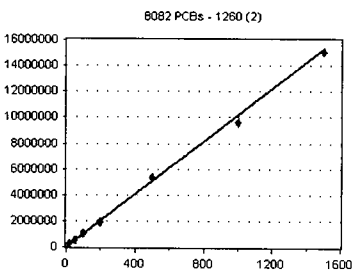


Standard	Concentration	Response	Response	
			Factor	RT
9L03052-CAL1	20	186119	9305.950	7.53
9L03052-CAL2	50	418936	8378.720	7.53
9L03052-CAL3	100	842440	8424.400	7.53
9L03052-CAL4	200	1580165	7900.825	7.53
9L03052-CAL5	500	4423699	8847.398	7.53
9L03052-CAL6	1000	7808345	7808.345	7.53
9L03052-CAL7	1500	144334E+07	7628.894	7.53

AVE RF 8327.790 **RF RSD** 7.24 **AVE RT** 7.53

1260 (2)

Curve Fit: **AVERAGE RF**



Standard	Concentration	Response	Response	
			Factor	RT
9L03052-CAL1	20	225314	11265.700	7.67
9L03052-CAL2	50	506688	10133.760	7.67
9L03052-CAL3	100	1012879	10128.790	7.67
9L03052-CAL4	200	1922759	9613.795	7.67
9L03052-CAL5	500	5325133	10650.270	7.67
9L03052-CAL6	1000	9589273	9589.273	7.67
9L03052-CAL7	1500	505274E+07	10035.160	7.67

AVE RF 10202.390 **RF RSD** 5.79 **AVE RT** 7.67

Element Calibration Review Sheet

Calibration ID: **A9L0407**

Instrument: **DUALECD2F**

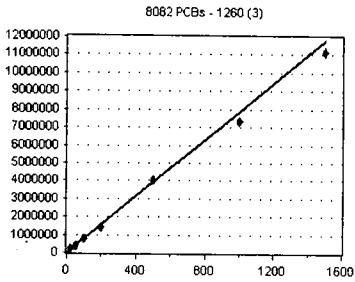
Calibration Date: **12/04/2019**

Analysis: **8082 PCBs**

Instrument Cal ID: **FECD2_QUANTPCB_19120**

1260 (3)

Curve Fit: **AVERAGE RF**

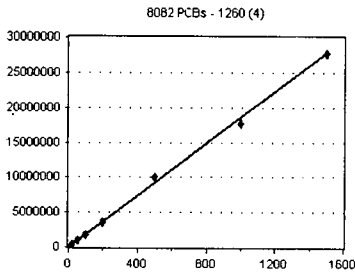


Standard	Concentration	Response	Response Factor	RT
9L03052-CAL1	20	178776	8938.800	8.22
9L03052-CAL2	50	402124	8042.480	8.22
9L03052-CAL3	100	802199	8021.990	8.22
9L03052-CAL4	200	1455817	7279.085	8.22
9L03052-CAL5	500	3997829	7995.658	8.22
9L03052-CAL6	1000	7355010	7355.010	8.22
9L03052-CAL7	1500	113463E+07	7423.086	8.22

AVE RF 7865.158 RF RSD 7.39 AVE RT 8.22

1260 (4)

Curve Fit: **AVERAGE RF**

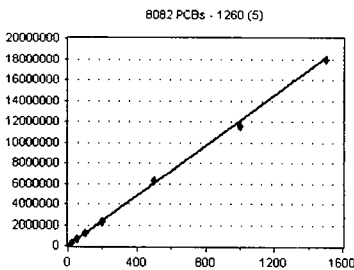


Standard	Concentration	Response	Response Factor	RT
9L03052-CAL1	20	374030	18701.500	8.39
9L03052-CAL2	50	944538	18890.760	8.39
9L03052-CAL3	100	1832880	18328.800	8.39
9L03052-CAL4	200	3616251	18081.260	8.39
9L03052-CAL5	500	008925E+07	20178.500	8.39
9L03052-CAL6	1000	.77085E+07	17708.500	8.39
9L03052-CAL7	1500	765995E+07	18439.970	8.39

AVE RF 18618.470 RF RSD 4.24 AVE RT 8.39

1260 (5)

Curve Fit: **AVERAGE RF**

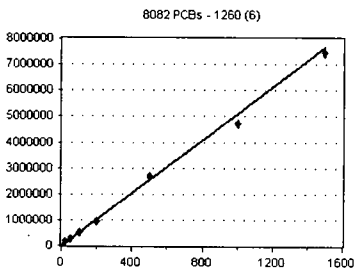


Standard	Concentration	Response	Response Factor	RT
9L03052-CAL1	20	254106	12705.300	8.69
9L03052-CAL2	50	615297	12305.940	8.69
9L03052-CAL3	100	1221637	12216.370	8.69
9L03052-CAL4	200	2271341	11356.710	8.69
9L03052-CAL5	500	6288943	12577.890	8.69
9L03052-CAL6	1000	158015E+07	11580.150	8.69
9L03052-CAL7	1500	789422E+07	11929.480	8.69

AVE RF 12095.980 RF RSD 4.14 AVE RT 8.69

1260 (6)

Curve Fit: **AVERAGE RF**



Standard	Concentration	Response	Response Factor	RT
9L03052-CAL1	20	115322	5766.100	9.08
9L03052-CAL2	50	258919	5178.380	9.08
9L03052-CAL3	100	511487	5114.870	9.08
9L03052-CAL4	200	929790	4648.950	9.08
9L03052-CAL5	500	2699039	5398.078	9.08
9L03052-CAL6	1000	4725786	4725.786	9.08
9L03052-CAL7	1500	7455071	4970.047	9.08

AVE RF 5114.602 RF RSD 7.56 AVE RT 9.08

Element Calibration Review Sheet

Calibration ID: **A9L0407**

Instrument: **DUALECD2F**

Calibration Date: **12/04/2019**

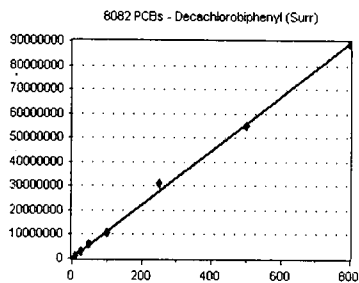
Analysis: **8082 PCBs**

Instrument Cal ID: **FECD2_QUANTPCB_19120**

Decachlorobiphenyl (Surr)

Curve Fit: **AVERAGE RF**

<u>Standard</u>	<u>Concentration</u>	<u>Response</u>	<u>Response Factor</u>	<u>RT</u>
9L03052-CAL1	10	1085395	108539.500	9.58
9L03052-CAL2	25	2699632	107985.300	9.58
9L03052-CAL3	50	5688932	113778.600	9.58
9L03052-CAL4	100	057786E+07	105778.600	9.58
9L03052-CAL5	250	108338E+07	124333.500	9.58
9L03052-CAL6	500	490382E+07	109807.600	9.58
9L03052-CAL7	800	920232E+07	111502.900	9.58



AVE RF **111675.200** RF RSD **5.50** AVE RT **9.58**

CALIBRATION SEQUENCE REVIEW SHEET

SEQUENCE: 9L03052

Analysis Included

1311/8082 TCLP PCBs
 608 PCBs
 608 PCBs - LL (1000/1mL) +1262/68
 8082 PCBs
 8082 PCBs - Low Level (2mL FV)
 8082 PCBs - Low Level (2mL FV) +1262/68
 8082 PCBs - Low Level (1000/1mL)
 8082 PCBs - Low Level (1000/1mL) +1262/68
 8082 PCBs - Low Level (30g/2mL)
 8082 PCBs + 1262/1268
 8082 PCBs in Trans. Oil - LL

INSTRUMENT SEQUENCE LOG

<u>SampleID</u>	<u>SampleName</u>	<u>Matrix</u>	<u>STDID</u>	<u>ISTD ID</u>	<u>Analyzed</u>
9L03052-ICB1	Initial Cal Blank	Water	A19K026		12/3/2019 4:47:00PM
9L03052-CAL1	Cal Standard	Water	A19F250	"	12/3/2019 5:04:00PM
9L03052-CAL2	Cal Standard	Water	A19F251	"	12/3/2019 5:22:00PM
9L03052-CAL3	Cal Standard	Water	A19F252	"	12/3/2019 5:40:00PM
9L03052-CAL4	Cal Standard	Water	A19F253	"	12/3/2019 5:57:00PM
9L03052-CAL5	Cal Standard	Water	A19F247	"	12/3/2019 6:15:00PM
9L03052-CAL6	Cal Standard	Water	A19F248	"	12/3/2019 6:32:00PM
9L03052-CAL7	Cal Standard	Water	A19F249	"	12/3/2019 6:50:00PM
9L03052-ICV1	Initial Cal Check	Water	A19H459	"	12/3/2019 7:25:00PM
9L03052-CAL8	Cal Standard	Water	A19H447	"	12/3/2019 7:43:00PM
9L03052-CAL9	Cal Standard	Water	A19H448	"	12/3/2019 8:01:00PM
9L03052-CALA	Cal Standard	Water	A19H449	"	12/3/2019 8:18:00PM
9L03052-CALB	Cal Standard	Water	A19H450	"	12/3/2019 8:36:00PM
9L03052-CALC	Cal Standard	Water	A19H451	"	12/3/2019 8:53:00PM
9L03052-CALD	Cal Standard	Water	A19H452	"	12/3/2019 9:11:00PM
9L03052-CALE	Cal Standard	Water	A19H453	"	12/3/2019 9:29:00PM
9L03052-ICV2	Initial Cal Check	Water	A19H405	"	12/3/2019 9:46:00PM
9L03052-ICV3	Initial Cal Check	Water	A19J367	"	12/3/2019 10:04:00PM
9L03052-ICV4	Initial Cal Check	Water	A19H406	"	12/3/2019 10:21:00PM
9L03052-ICV5	Initial Cal Check	Water	A19L037	"	12/3/2019 10:39:00PM

CALIBRATION STANDARD RECOVERIES

Calibration: **A9L0407**

Instrument: **DUALECD2F**

1311/8082 TCLP PCBs

Sequence: **9L03052**

Matrix: **Water**

9L03052-CAL1

	<u>Inst. MRL</u>	<u>Recalc Res.</u>	<u>Cal Level</u>	<u>%Rec.</u>	<u>Qual</u>
Aroclor 1016	0.0000	0.00	20.0	0	
Aroclor 1260	0.0000	0.00	20.0	0	
Aroclor 1016	0.0000	0.00	20.0	0	
Aroclor 1260	0.0000	0.00	20.0	0	

9L03052-CAL2

	<u>Inst. MRL</u>	<u>Recalc Res.</u>	<u>Cal Level</u>	<u>%Rec.</u>	<u>Qual</u>
Aroclor 1016	0.0000	0.00	50.0	0	
Aroclor 1260	0.0000	0.00	50.0	0	

CALIBRATION SEQUENCE REVIEW SHEET

SEQUENCE: 9L03052

Aroclor 1016	0.0000	0.00	50.0	0	
Aroclor 1260	0.0000	0.00	50.0	0	
9L03052-CAL3	Inst. MRL	Recalc Res.	Cal Level	%Rec.	Qual
Aroclor 1016	0.0000	0.00	100	0	
Aroclor 1260	0.0000	0.00	100	0	
Aroclor 1016	0.0000	0.00	100	0	
Aroclor 1260	0.0000	0.00	100	0	
9L03052-CAL4	Inst. MRL	Recalc Res.	Cal Level	%Rec.	Qual
Aroclor 1016	0.0000	0.00	200	0	
Aroclor 1260	0.0000	0.00	200	0	
Aroclor 1016	0.0000	0.00	200	0	
Aroclor 1260	0.0000	0.00	200	0	
9L03052-CAL5	Inst. MRL	Recalc Res.	Cal Level	%Rec.	Qual
Aroclor 1016	0.0000	0.00	500	0	
Aroclor 1260	0.0000	0.00	500	0	
Aroclor 1016	0.0000	0.00	500	0	
Aroclor 1260	0.0000	0.00	500	0	
9L03052-CAL6	Inst. MRL	Recalc Res.	Cal Level	%Rec.	Qual
Aroclor 1016	800.0000	0.00	1000	0	
Aroclor 1260	800.0000	0.00	1000	0	
Aroclor 1016	0.0000	0.00	1000	0	
Aroclor 1260	0.0000	0.00	1000	0	
Aroclor 1016	0.0000	0.00	1000	0	
Aroclor 1260	0.0000	0.00	1000	0	
9L03052-CAL7	Inst. MRL	Recalc Res.	Cal Level	%Rec.	Qual
Aroclor 1016	800.0000	0.00	1500	0	
Aroclor 1260	800.0000	0.00	1500	0	
Aroclor 1016	0.0000	0.00	1500	0	
Aroclor 1260	0.0000	0.00	1500	0	
Aroclor 1016	0.0000	0.00	1500	0	
Aroclor 1260	0.0000	0.00	1500	0	
9L03052-CAL8	Inst. MRL	Recalc Res.	Cal Level	%Rec.	Qual
Aroclor 1221	0.0000	0.00	500	0	
Aroclor 1221	0.0000	0.00	500	0	
9L03052-CAL9	Inst. MRL	Recalc Res.	Cal Level	%Rec.	Qual
Aroclor 1232	0.0000	0.00	500	0	
Aroclor 1232	0.0000	0.00	500	0	
9L03052-CALA	Inst. MRL	Recalc Res.	Cal Level	%Rec.	Qual
Aroclor 1242	0.0000	0.00	500	0	
Aroclor 1242	0.0000	0.00	500	0	
9L03052-CALB	Inst. MRL	Recalc Res.	Cal Level	%Rec.	Qual
Aroclor 1248	0.0000	0.00	500	0	
Aroclor 1248	0.0000	0.00	500	0	
9L03052-CALC	Inst. MRL	Recalc Res.	Cal Level	%Rec.	Qual
Aroclor 1254	0.0000	0.00	500	0	
Aroclor 1254	0.0000	0.00	500	0	

CALIBRATION SEQUENCE REVIEW SHEET

SEQUENCE: 9L03052

9L03052-CALD	Inst. MRL	Recalc Res.	Cal Level	%Rec.	Qual
Aroclor 1262	0.0000	0.00	500	0	
Aroclor 1262	0.0000	0.00	500	0	
9L03052-CALE	Inst. MRL	Recalc Res.	Cal Level	%Rec.	Qual
Aroclor 1268	0.0000	0.00	500	0	
Aroclor 1268	0.0000	0.00	500	0	

Compounds listed above have recalculated recoveries outside 70-130% of the true values, and the calibration levels are above the reporting level. If no compounds are listed, all are OK. Please see the next section for quadratic fit compounds.

Analytes With Quadratic Curve Fits

Qualifier iMDL iMRL Spike Amt %Difference OK? Raise MRL to ?
_____ _____

Analytes listed above have quadratic curve fits. If they are using a weighting option, they must be checked against the requested curve points to determine if the recalculated results are within limits (70-130 or as specified).

ICV RECOVERIES

Calibration: **A9L0407**

Instrument: **DUALECD2F**

8082 PCBs

Sequence: **9L03052**

Matrix: **Water**

9L03052-ICV1	Inst. MRL	ICV Level	Result	%Rec.	Qual
1260 (6)	20	500	338.20	68	
1260 (6)	20	500	338.20	68	
1260 (6)	20	500	338.20	68	
1260 (6)	20	500	338.20	68	
1260 (6)	20	500	338.20	68	
1260 (6)	20	500	338.20	68	
1260 (6)		500	338.20	68	
1260 (6)		500	338.20	68	
1260 (6)	20	500	338.20	68	
1260 (6)	20	500	338.20	68	
1260 (6)	20	500	338.20	68	

Compounds listed above have Initial Calibration Verification standard recoveries outside 70-130% of the true values. If no compounds are listed, all have passing recoveries.

Data Path : K:\DATA\9L03052\
 Data File : ECD2F002.D
 Signal(s) : ECD1A.CH
 Acq On : 03 Dec 2019 16:47
 Operator : MJB / KAK
 Sample : 9L03052-ICB1
 Misc :
 ALS Vial : 2 Sample Multiplier: 1

Integration File: PCB1.e
 Quant Time: Dec 04 15:46:12 2019
 Quant Method : K:\METHODS\FECD2_QUANTPCB_191203.M
 Quant Title : PCB Data Analysis
 QLast Update : Wed Dec 04 15:29:22 2019
 Response via : Initial Calibration
 Integrator: ChemStation 6890 Scale Mode: Small noise peaks clipped

12/4/19
Clean

Compound	R.T.	Response	Conc Units
System Monitoring Compounds			
1) S TCMX (S)	4.809	6338084	95.184 ng/ml
62) S DCBP (S)	9.578	10758324	96.336 ng/ml
Target Compounds			
2) Aroclor 1016 (1)	5.730	2193	0.587 ng/ml
3) Aroclor 1016 (2)	6.146	1281	0.178 ng/ml
4) Aroclor 1016 (3)	6.226	1076	0.271 ng/ml
5) Aroclor 1016 (4)	6.380	447	0.125 ng/ml
6) Aroclor 1016 (5)	6.607	951	0.229 ng/ml
7) Aroclor 1016 (6)	6.731	562	0.191 ng/ml
8) Aroclor 1016 - AVE	0.000	0	N.D. ng/ml
9) Aroclor 1221 (1)	5.162	6620	6.116 ng/ml
10) Aroclor 1221 (2)	5.300	5965	8.313 ng/ml
11) Aroclor 1221 (3)	5.361	4965	2.122 ng/ml
12) Aroclor 1221 - AVE	0.000	0	N.D. ng/ml
13) Aroclor 1232 (1)	5.371	4826	2.717 ng/ml
14) Aroclor 1232 (2)	6.146	1281	0.461 ng/ml
15) Aroclor 1232 (3)	6.226	1076	0.733 ng/ml
16) Aroclor 1232 (4)	6.380	447	0.392 ng/ml
17) Aroclor 1232 (5)	6.607	951	0.662 ng/ml
18) Aroclor 1232 (6)	6.731	562	0.469 ng/ml
19) Aroclor 1232 - AVE	0.000	0	N.D. ng/ml
20) Aroclor 1242 (1)	5.730	2193	0.826 ng/ml
21) Aroclor 1242 (2)	6.137	1320	0.255 ng/ml
22) Aroclor 1242 (3)	6.226	1076	0.382 ng/ml
23) Aroclor 1242 (4)	6.380	447	0.195 ng/ml
24) Aroclor 1242 (5)	6.607	951	0.319 ng/ml
25) Aroclor 1242 (6)	6.731	562	0.224 ng/ml
26) Aroclor 1242 - AVE	0.000	0	N.D. ng/ml
27) Aroclor 1248 (1)	6.130	1280	0.376 ng/ml
28) Aroclor 1248 (2)	6.380	447	0.099 ng/ml
29) Aroclor 1248 (3)	6.598	1020	0.196 ng/ml
30) Aroclor 1248 (4)	6.903	924	0.159 ng/ml
31) Aroclor 1248 (5)	6.933	1036	0.168 ng/ml
32) Aroclor 1248 (6)	7.414	1315	0.385 ng/ml
33) Aroclor 1248 - AVE	0.000	0	N.D. ng/ml
34) Aroclor 1254 (1)	6.933	1036	0.173 ng/ml
35) Aroclor 1254 (2)	7.027	397	0.054 ng/ml
36) Aroclor 1254 (3)	7.414	1315	0.117 ng/ml
37) Aroclor 1254 (4)	7.581	1251	0.175 ng/ml
38) Aroclor 1254 (5)	7.969	3567	0.466 ng/ml
39) Aroclor 1254 (6)	8.251	439	0.176 ng/ml
40) Aroclor 1254 - AVE	0.000	0	N.D. ng/ml
41) Aroclor 1260 (1)	7.530	1532	0.184 ng/ml
42) Aroclor 1260 (2)	7.661	810	0.079 ng/ml
43) Aroclor 1260 (3)	8.220	1016	0.129 ng/ml
44) Aroclor 1260 (4)	8.387	4410	0.237 ng/ml
45) Aroclor 1260 (5)	8.693	3008	0.249 ng/ml
46) Aroclor 1260 (6)	9.084	3317	0.648 ng/ml
47) Aroclor 1260 - AVE	0.000	0	N.D. ng/ml

Quantitation Report (Not Reviewed)

Data Path : K:\DATA\9L03052\
 Data File : ECD2F002.D
 Signal(s) : ECD1A.CH
 Acq On : 03 Dec 2019 16:47
 Operator : MJB / KAK
 Sample : 9L03052-ICB1
 Misc :
 ALS Vial : 2 Sample Multiplier: 1

Integration File: PCB1.e
 Quant Time: Dec 04 15:46:12 2019
 Quant Method : K:\METHODS\FECD2_QUANTPCB_191203.M
 Quant Title : PCB Data Analysis
 QLast Update : Wed Dec 04 15:29:22 2019
 Response via : Initial Calibration
 Integrator: ChemStation 6890 Scale Mode: Small noise peaks clipped

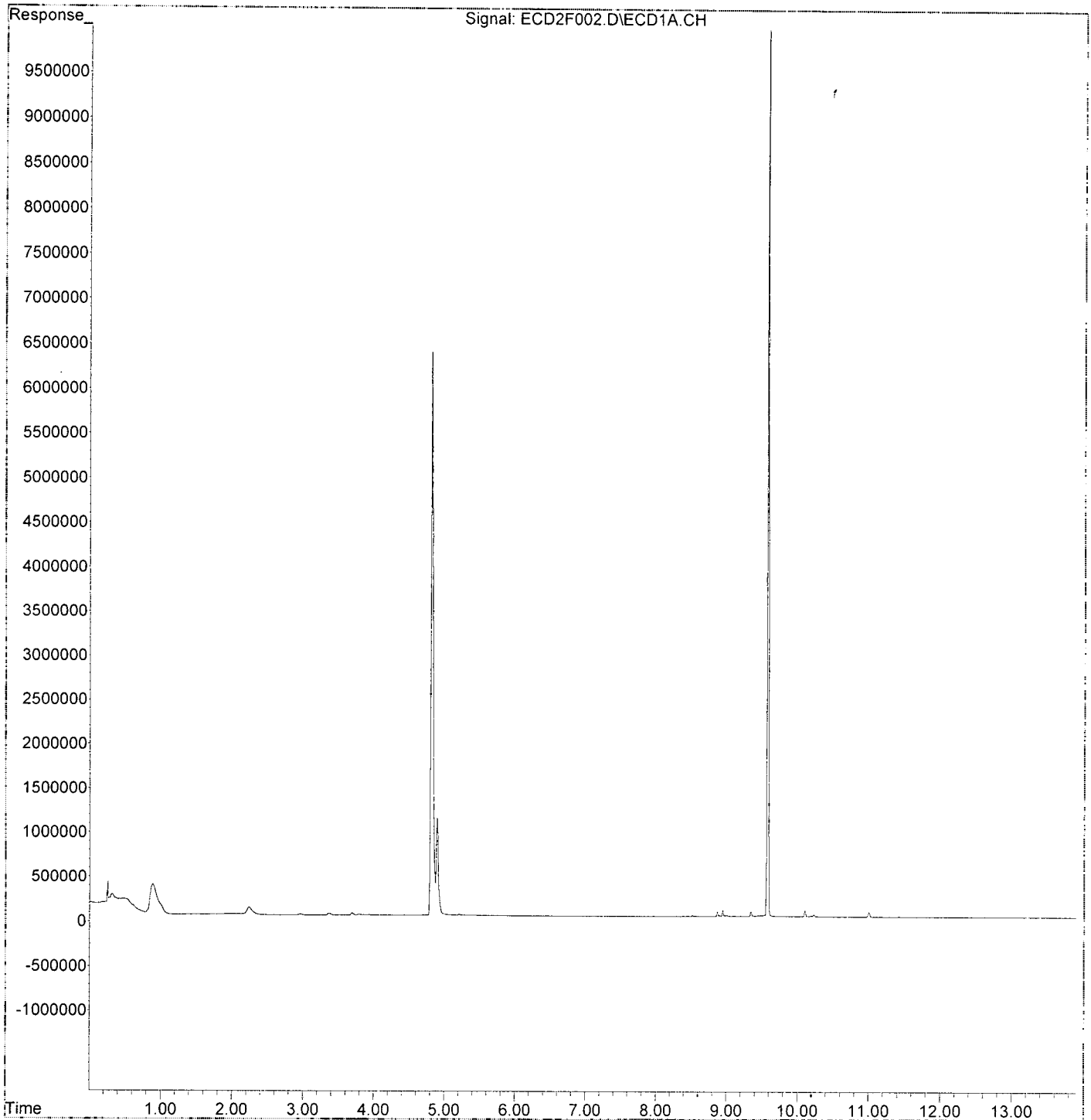
Compound	R.T.	Response	Conc Units
48) Aroclor 1262 (1)	7.661	810	0.101 ng/ml
49) Aroclor 1262 (2)	7.993	631	0.056 ng/ml
50) Aroclor 1262 (3)	8.220	1016	0.105 ng/ml
51) Aroclor 1262 (4)	8.387	4410	0.213 ng/ml
52) Aroclor 1262 (5)	8.693	3008	0.230 ng/ml
53) Aroclor 1262 (6)	9.084	3317	0.497 ng/ml
54) Aroclor 1262 - AVE	0.000	0	N.D. ng/ml
55) Aroclor 1268 (1)	8.220	1016	0.199 ng/ml
56) Aroclor 1268 (2)	8.643	2303	0.094 ng/ml
57) Aroclor 1268 (3)	8.693	3008	0.147 ng/ml
58) Aroclor 1268 (4)	8.870	57632	3.009 ng/ml
59) Aroclor 1268 (5)	9.078	3271	0.422 ng/ml
60) Aroclor 1268 (6)	9.344	58231	1.114 ng/ml
61) Aroclor 1268 - AVE	0.000	0	N.D. ng/ml

(f)=RT Delta > 1/2 Window

(m)=manual int.

Data Path : K:\DATA\9L03052\
Data File : ECD2F002.D
Signal(s) : ECD1A.CH
Acq On : 03 Dec 2019 16:47
Operator : MJB / KAK
Sample : 9L03052-ICB1
Misc :
ALS Vial : 2 Sample Multiplier: 1

Integration File: PCB1.e
Quant Time: Dec 04 15:46:12 2019
Quant Method : K:\METHODS\FECD2_QUANTPCB_191203.M
Quant Title : PCB Data Analysis
QLast Update : Wed Dec 04 15:29:22 2019
Response via : Initial Calibration
Integrator: ChemStation 6890 Scale Mode: Small noise peaks clipped



Quantitation Report (Not Reviewed)

Data Path : K:\DATA\9L03052\
 Data File : ECD2F010.D
 Signal(s) : ECD1A.CH
 Acq On : 03 Dec 2019 19:08
 Operator : MJB / KAK
 Sample : 9L03052-~~1E1E1~~
 Misc :
 ALS Vial : 1 Sample Multiplier: 1

Integration File: PCB1.e
 Quant Time: Dec 04 15:46:27 2019
 Quant Method : K:\METHODS\FECD2_QUANTPCB_191203.M
 Quant Title : PCB Data Analysis
 QLast Update : Wed Dec 04 15:29:22 2019
 Response via : Initial Calibration
 Integrator: ChemStation 6890 Scale Mode: Small noise peaks clipped

Handwritten:
 12/14/19

Compound	R.T.	Response	Conc Units
System Monitoring Compounds			
1) S TCMX (S)	4.737f	12545	0.188 ng/ml
62) S DCBP (S)	9.577	25002	0.224 ng/ml
Target Compounds			
2) Aroclor 1016 (1)	5.752	12668	3.389 ng/ml
3) Aroclor 1016 (2)	6.145	16520	2.296 ng/ml
4) Aroclor 1016 (3)	6.237	10133	2.550 ng/ml
5) Aroclor 1016 (4)	6.391	8879	2.482 ng/ml
6) Aroclor 1016 (5)	6.610	12655	3.048 ng/ml
7) Aroclor 1016 (6)	6.735	9348	3.187 ng/ml
8) Aroclor 1016 - AVE	0.000	0	N.D. ng/ml
9) Aroclor 1221 (1)	5.136	3825	3.533 ng/ml
10) Aroclor 1221 (2)	5.250	9695	13.511 ng/ml
11) Aroclor 1221 (3)	5.363	4759	2.034 ng/ml
12) Aroclor 1221 - AVE	0.000	0	N.D. ng/ml
13) Aroclor 1232 (1)	5.363	4759	2.679 ng/ml
14) Aroclor 1232 (2)	6.145	16520	5.942 ng/ml
15) Aroclor 1232 (3)	6.237	10133	6.907 ng/ml
16) Aroclor 1232 (4)	6.391	8879	7.793 ng/ml
17) Aroclor 1232 (5)	6.610	12655	8.813 ng/ml
18) Aroclor 1232 (6)	6.735	9348	7.802 ng/ml
19) Aroclor 1232 - AVE	0.000	0	N.D. ng/ml
20) Aroclor 1242 (1)	5.703	6298	2.371 ng/ml
21) Aroclor 1242 (2)	6.145	16520	3.185 ng/ml
22) Aroclor 1242 (3)	6.211	2588	0.918 ng/ml
23) Aroclor 1242 (4)	6.391	8879	3.879 ng/ml
24) Aroclor 1242 (5)	6.610	12655	4.240 ng/ml
25) Aroclor 1242 (6)	6.735	9348	3.725 ng/ml
26) Aroclor 1242 - AVE	0.000	0	N.D. ng/ml
27) Aroclor 1248 (1)	6.145	16520	4.854 ng/ml
28) Aroclor 1248 (2)	6.391	8879	1.966 ng/ml
29) Aroclor 1248 (3)	6.610	12655	2.425 ng/ml
30) Aroclor 1248 (4)	6.901	6862	1.182 ng/ml
31) Aroclor 1248 (5)	6.936	6915	1.123 ng/ml
32) Aroclor 1248 (6)	7.418	9012	2.637 ng/ml
33) Aroclor 1248 - AVE	0.000	0	N.D. ng/ml
34) Aroclor 1254 (1)	6.936	6915	1.153 ng/ml
35) Aroclor 1254 (2)	7.044	8240	1.131 ng/ml
36) Aroclor 1254 (3)	7.418	9012	0.804 ng/ml
37) Aroclor 1254 (4)	7.580	6917	0.970 ng/ml
38) Aroclor 1254 (5)	7.959	19034	2.485 ng/ml
39) Aroclor 1254 (6)	8.250	3740	1.500 ng/ml
40) Aroclor 1254 - AVE	0.000	0	N.D. ng/ml
41) Aroclor 1260 (1)	7.532	14399	1.729 ng/ml
42) Aroclor 1260 (2)	7.666	25104	2.461 ng/ml
43) Aroclor 1260 (3)	8.222	9877	1.256 ng/ml
44) Aroclor 1260 (4)	8.392	31578	1.696 ng/ml
45) Aroclor 1260 (5)	8.690	20342	1.682 ng/ml
46) Aroclor 1260 (6)	9.082	8134	1.590 ng/ml
47) Aroclor 1260 - AVE	0.000	0	N.D. ng/ml

Handwritten:
 << MDL

Quantitation Report (Not Reviewed)

Data Path : K:\DATA\9L03052\
 Data File : ECD2F010.D
 Signal(s) : ECD1A.CH
 Acq On : 03 Dec 2019 19:08
 Operator : MJB / KAK
 Sample : 9L03052-IBL1
 Misc :
 ALS Vial : 1 Sample Multiplier: 1

Integration File: PCB1.e
 Quant Time: Dec 04 15:46:27 2019
 Quant Method : K:\METHODS\FECD2_QUANTPCB_191203.M
 Quant Title : PCB Data Analysis
 QLast Update : Wed Dec 04 15:29:22 2019
 Response via : Initial Calibration
 Integrator: ChemStation 6890 Scale Mode: Small noise peaks clipped

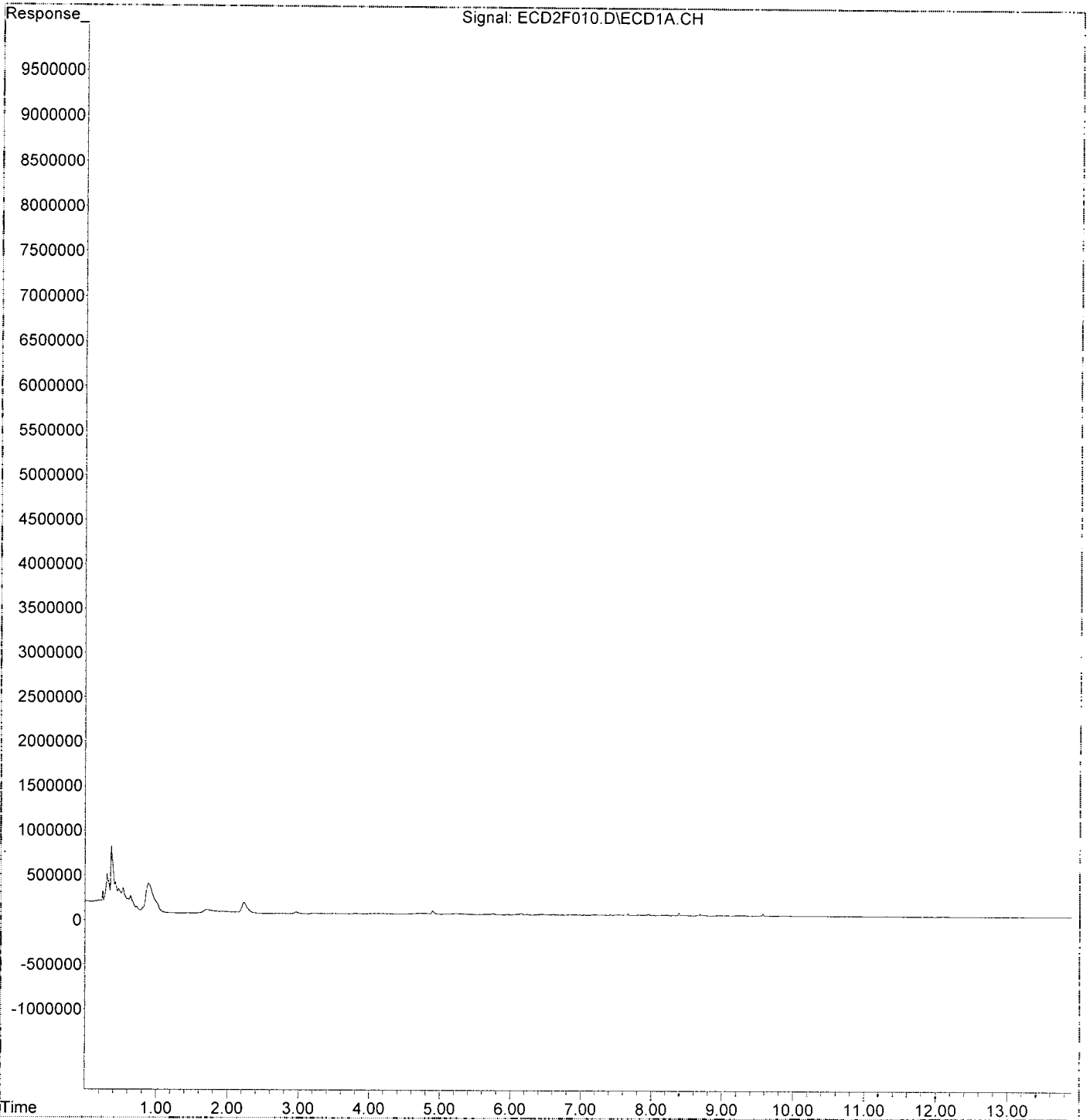
Compound	R.T.	Response	Conc Units
48) Aroclor 1262 (1)	7.666	25104	3.120 ng/ml
49) Aroclor 1262 (2)	7.989	9638	0.859 ng/ml
50) Aroclor 1262 (3)	8.222	9877	1.018 ng/ml
51) Aroclor 1262 (4)	8.392	31578	1.528 ng/ml
52) Aroclor 1262 (5)	8.690	20342	1.555 ng/ml
53) Aroclor 1262 (6)	9.082	8134	1.218 ng/ml
54) Aroclor 1262 - AVE	0.000	0	N.D. ng/ml
55) Aroclor 1268 (1)	8.222	9877	1.935 ng/ml
56) Aroclor 1268 (2)	8.639	4889	0.199 ng/ml
57) Aroclor 1268 (3)	8.690	20342	0.996 ng/ml
58) Aroclor 1268 (4)	8.872	2484	0.130 ng/ml
59) Aroclor 1268 (5)	9.082	8134	1.050 ng/ml
60) Aroclor 1268 (6)	9.341	4085	0.078 ng/ml
61) Aroclor 1268 - AVE	0.000	0	N.D. ng/ml

(f)=RT Delta > 1/2 Window

(m)=manual int.

Data Path : K:\DATA\9L03052\
Data File : ECD2F010.D
Signal(s) : ECD1A.CH
Acq On : 03 Dec 2019 19:08
Operator : MJB / KAK
Sample : 9L03052-IBL1
Misc :
ALS Vial : 1 Sample Multiplier: 1

Integration File: PCB1.e
Quant Time: Dec 04 15:46:27 2019
Quant Method : K:\METHODS\FECD2_QUANTPCB_191203.M
Quant Title : PCB Data Analysis
QLast Update : Wed Dec 04 15:29:22 2019
Response via : Initial Calibration
Integrator: ChemStation 6890 Scale Mode: Small noise peaks clipped



Quantitation Report (Not Reviewed)

Data Path : K:\DATA\9L03052\
 Data File : ECD2F011.D
 Signal(s) : ECD1A.CH
 Acq On : 03 Dec 2019 19:25
 Operator : MJB / KAK
 Sample : 9L03052-TCM~~1~~
 Misc :
 ALS Vial : 10 Sample Multiplier: 1

Integration File: PCB1.e
 Quant Time: Dec 04 15:46:41 2019
 Quant Method : K:\METHODS\FECD2_QUANTPCB_191203.M
 Quant Title : PCB Data Analysis
 QLast Update : Wed Dec 04 15:29:22 2019
 Response via : Initial Calibration
 Integrator: ChemStation 6890 Scale Mode: Small noise peaks clipped

12/4/19
1016, 1260

Compound	R.T.	Response	Conc	Units
System Monitoring Compounds				
1) S TCMX (S)	4.809	11420854	171.516	ng/ml
62) S DCBP (S)	9.577	20581453	184.298	ng/ml
Target Compounds				
2) Aroclor 1016 (1)	5.729	1584967	424.020	ng/ml
3) Aroclor 1016 (2)	6.143	3295907	458.153	ng/ml
4) Aroclor 1016 (3)	6.224	1748585	440.125	ng/ml
5) Aroclor 1016 (4)	6.381	1506724	421.184	ng/ml
6) Aroclor 1016 (5)	6.604	1802153	434.098	ng/ml
7) Aroclor 1016 (6)	6.730	1256017	428.203	ng/ml
8) Aroclor 1016 - AVE	0.000	0	N.D.	ng/ml
9) Aroclor 1221 (1)	5.167	154121	142.384	ng/ml
10) Aroclor 1221 (2)	5.287	169658	236.435	ng/ml
11) Aroclor 1221 (3)	5.367	741426	316.834	ng/ml
12) Aroclor 1221 - AVE	0.000	0	N.D.	ng/ml
13) Aroclor 1232 (1)	5.367	741426	417.429	ng/ml
14) Aroclor 1232 (2)	6.143	3295907	1185.500	ng/ml
15) Aroclor 1232 (3)	6.224	1748585	1191.994	ng/ml
16) Aroclor 1232 (4)	6.381	1506724	1322.425	ng/ml
17) Aroclor 1232 (5)	6.604	1802153	1254.999	ng/ml
18) Aroclor 1232 (6)	6.730	1256017	1048.322	ng/ml
19) Aroclor 1232 - AVE	0.000	0	N.D.	ng/ml
20) Aroclor 1242 (1)	5.729	1584967	596.744	ng/ml
21) Aroclor 1242 (2)	6.143	3295907	635.407	ng/ml
22) Aroclor 1242 (3)	6.224	1748585	620.028	ng/ml
23) Aroclor 1242 (4)	6.381	1506724	658.194	ng/ml
24) Aroclor 1242 (5)	6.604	1802153	603.796	ng/ml
25) Aroclor 1242 (6)	6.730	1256017	500.560	ng/ml
26) Aroclor 1242 - AVE	0.000	0	N.D.	ng/ml
27) Aroclor 1248 (1)	6.143	3295907	968.446	ng/ml
28) Aroclor 1248 (2)	6.381	1506724	333.699	ng/ml
29) Aroclor 1248 (3)	6.604	1802153	345.316	ng/ml
30) Aroclor 1248 (4)	6.898	306212	52.748	ng/ml
31) Aroclor 1248 (5)	6.931	1452015	235.743	ng/ml
32) Aroclor 1248 (6)	7.419	3020035	883.719	ng/ml
33) Aroclor 1248 - AVE	0.000	0	N.D.	ng/ml
34) Aroclor 1254 (1)	6.931	1452015	242.078	ng/ml
35) Aroclor 1254 (2)	7.042	1517384	208.215	ng/ml
36) Aroclor 1254 (3)	7.419	3020035	269.406	ng/ml
37) Aroclor 1254 (4)	7.578	308753	43.303	ng/ml
38) Aroclor 1254 (5)	7.959	4100152	535.339	ng/ml
39) Aroclor 1254 (6)	8.251	442599	177.474	ng/ml
40) Aroclor 1254 - AVE	0.000	0	N.D.	ng/ml
41) Aroclor 1260 (1)	7.531	4033365	484.326	ng/ml
42) Aroclor 1260 (2)	7.665	4859368	476.297	ng/ml
43) Aroclor 1260 (3)	8.221	3358472	427.006	ng/ml
44) Aroclor 1260 (4)	8.391	7851638	421.712	ng/ml
45) Aroclor 1260 (5)	8.691	5184287	428.596	ng/ml
46) Aroclor 1260 (6)	9.082	1729763	338.201	ng/ml
47) Aroclor 1260 - AVE	0.000	0	N.D.	ng/ml

43A.297

42A.356

Quantitation Report (Not Reviewed)

Data Path : K:\DATA\9L03052\
 Data File : ECD2F011.D
 Signal(s) : ECD1A.CH
 Acq On : 03 Dec 2019 19:25
 Operator : MJB / KAK
 Sample : 9L03052-ICV1
 Misc :
 ALS Vial : 10 Sample Multiplier: 1

Integration File: PCB1.e
 Quant Time: Dec 04 15:46:41 2019
 Quant Method : K:\METHODS\FECD2_QUANTPCB_191203.M
 Quant Title : PCB Data Analysis
 QLast Update : Wed Dec 04 15:29:22 2019
 Response via : Initial Calibration
 Integrator: ChemStation 6890 Scale Mode: Small noise peaks clipped

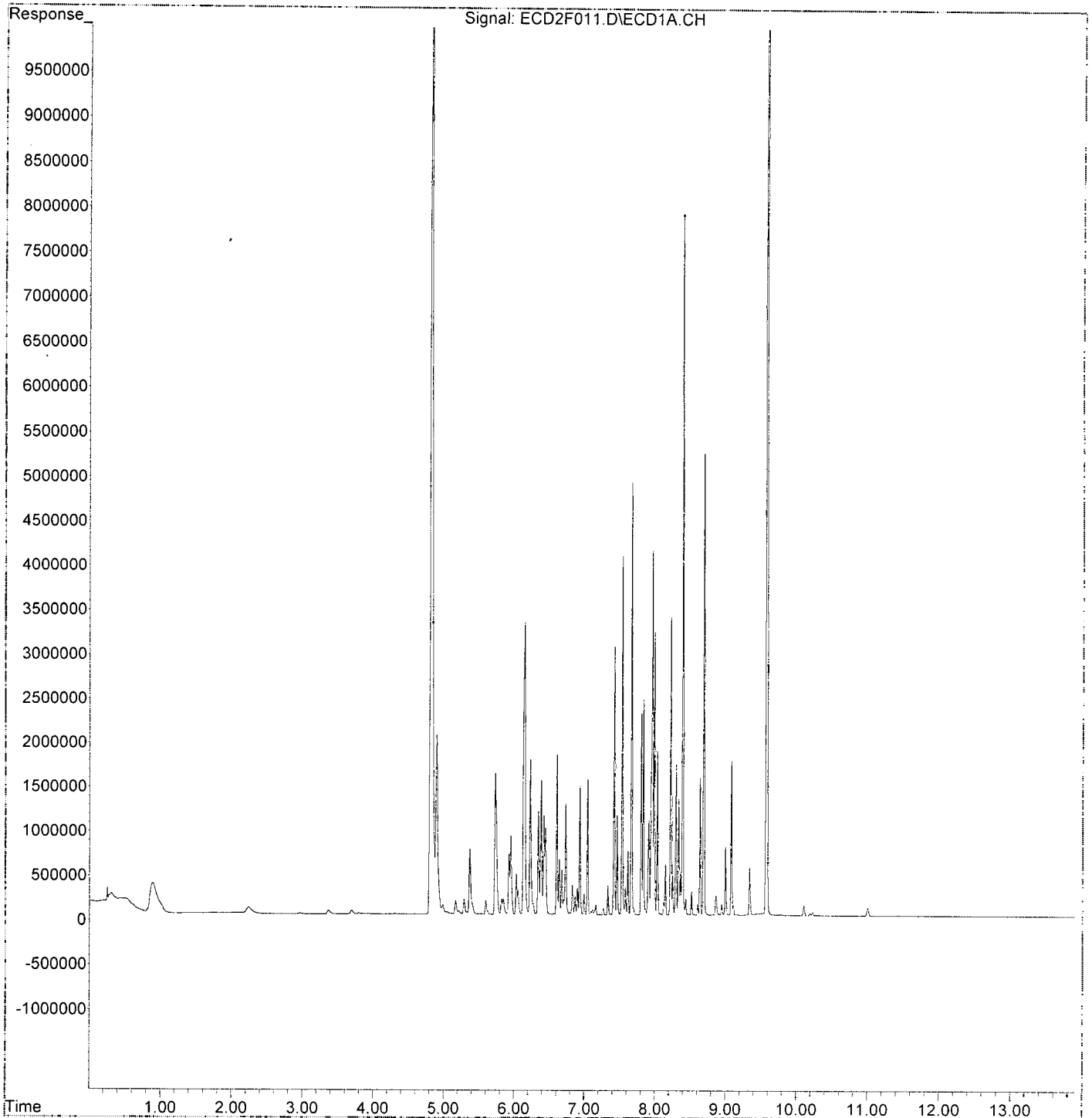
Compound	R.T.	Response	Conc	Units
48) Aroclor 1262 (1)	7.665	4859368	603.917	ng/ml
49) Aroclor 1262 (2)	7.989	3182035	283.476	ng/ml
50) Aroclor 1262 (3)	8.221	3358472	346.058	ng/ml
51) Aroclor 1262 (4)	8.391	7851638	380.039	ng/ml
52) Aroclor 1262 (5)	8.691	5184287	396.281	ng/ml
53) Aroclor 1262 (6)	9.082	1729763	259.077	ng/ml
54) Aroclor 1262 - AVE	0.000	0	N.D.	ng/ml
55) Aroclor 1268 (1)	8.221	3358472	657.977	ng/ml
56) Aroclor 1268 (2)	8.638	1542082	62.876	ng/ml
57) Aroclor 1268 (3)	8.691	5184287	253.955	ng/ml
58) Aroclor 1268 (4)	8.865	214550	11.202	ng/ml
59) Aroclor 1268 (5)	9.082	1729763	223.203	ng/ml
60) Aroclor 1268 (6)	9.340	542704	10.380	ng/ml
61) Aroclor 1268 - AVE	0.000	0	N.D.	ng/ml

(f)=RT Delta > 1/2 Window

(m)=manual int.

Data Path : K:\DATA\9L03052\
Data File : ECD2F011.D
Signal(s) : ECD1A.CH
Acq On : 03 Dec 2019 19:25
Operator : MJB / KAK
Sample : 9L03052-ICV1
Misc :
ALS Vial : 10 Sample Multiplier: 1

Integration File: PCB1.e
Quant Time: Dec 04 15:46:41 2019
Quant Method : K:\METHODS\FECD2_QUANTPCB_191203.M
Quant Title : PCB Data Analysis
QLast Update : Wed Dec 04 15:29:22 2019
Response via : Initial Calibration
Integrator: ChemStation 6890 Scale Mode: Small noise peaks clipped



Quantitation Report (Not Reviewed)

Data Path : K:\DATA\9L03052\
 Data File : ECD2F019.D
 Signal(s) : ECD1A.CH
 Acq On : 03 Dec 2019 21:46
 Operator : MJB / KAK
 Sample : 9L03052-ICV2
 Misc :
 ALS Vial : 18 Sample Multiplier: 1

Integration File: PCB1.e
 Quant Time: Dec 04 15:46:57 2019
 Quant Method : K:\METHODS\FECD2_QUANTPCB_191203.M
 Quant Title : PCB Data Analysis
 QLast Update : Wed Dec 04 15:29:22 2019
 Response via : Initial Calibration
 Integrator: ChemStation 6890 Scale Mode: Small noise peaks clipped

12/14/19
1221, 1254

Compound	R.T.	Response	Conc Units
System Monitoring Compounds			
1) S TCMX (S)	4.806	2523842	37.902 ng/ml
62) S DCBP (S)	9.576	9098738	81.475 ng/ml
Target Compounds			
2) Aroclor 1016 (1)	5.729	408626	109.318 ng/ml
3) Aroclor 1016 (2)	6.141	518754	72.110 ng/ml
4) Aroclor 1016 (3)	6.224	315790	79.485 ng/ml
5) Aroclor 1016 (4)	6.381	1796683	502.238 ng/ml
6) Aroclor 1016 (5)	6.602	1114869	268.547 ng/ml
7) Aroclor 1016 (6)	6.729	509980	173.863 ng/ml
8) Aroclor 1016 - AVE	0.000	0	N.D. ng/ml
9) Aroclor 1221 (1)	5.165	999048	922.965 ng/ml
10) Aroclor 1221 (2)	5.284	659283	918.773 ng/ml
11) Aroclor 1221 (3)	5.366	2169002	926.879 ng/ml
12) Aroclor 1221 - AVE	0.000	0	N.D. ng/ml
13) Aroclor 1232 (1)	5.366	2169002	1221.167 ng/ml
14) Aroclor 1232 (2)	6.141	518754	186.590 ng/ml
15) Aroclor 1232 (3)	6.224	315790	215.271 ng/ml
16) Aroclor 1232 (4)	6.381	1796683	1576.916 ng/ml
17) Aroclor 1232 (5)	6.602	1114869	776.382 ng/ml
18) Aroclor 1232 (6)	6.729	509980	425.650 ng/ml
19) Aroclor 1232 - AVE	0.000	0	N.D. ng/ml
20) Aroclor 1242 (1)	5.729	408626	153.849 ng/ml
21) Aroclor 1242 (2)	6.141	518754	100.009 ng/ml
22) Aroclor 1242 (3)	6.224	315790	111.975 ng/ml
23) Aroclor 1242 (4)	6.381	1796683	784.858 ng/ml
24) Aroclor 1242 (5)	6.602	1114869	373.527 ng/ml
25) Aroclor 1242 (6)	6.729	509980	203.242 ng/ml
26) Aroclor 1242 - AVE	0.000	0	N.D. ng/ml
27) Aroclor 1248 (1)	6.141	518754	152.427 ng/ml
28) Aroclor 1248 (2)	6.381	1796683	397.917 ng/ml
29) Aroclor 1248 (3)	6.602	1114869	213.623 ng/ml
30) Aroclor 1248 (4)	6.897	1645230	283.409 ng/ml
31) Aroclor 1248 (5)	6.930	3291877	534.456 ng/ml
32) Aroclor 1248 (6)	7.412	5438265	1591.338 ng/ml
33) Aroclor 1248 - AVE	0.000	0	N.D. ng/ml
34) Aroclor 1254 (1)	6.930	3291877	548.818 ng/ml
35) Aroclor 1254 (2)	7.040	3724068	511.017 ng/ml
36) Aroclor 1254 (3)	7.412	5438265	485.127 ng/ml
37) Aroclor 1254 (4)	7.577	3641186	510.683 ng/ml
38) Aroclor 1254 (5)	7.958	3764966	491.575 ng/ml
39) Aroclor 1254 (6)	8.249	1229847	493.144 ng/ml
40) Aroclor 1254 - AVE	0.000	0	N.D. ng/ml
41) Aroclor 1260 (1)	7.531	2171772	260.786 ng/ml
42) Aroclor 1260 (2)	7.664	2434418	238.612 ng/ml
43) Aroclor 1260 (3)	8.220	352887	44.867 ng/ml
44) Aroclor 1260 (4)	8.390	825894	44.359 ng/ml
45) Aroclor 1260 (5)	8.689	707191	58.465 ng/ml
46) Aroclor 1260 (6)	9.080	59626	11.658 ng/ml
47) Aroclor 1260 - AVE	0.000	0	N.D. ng/ml

922.872

506.727

Quantitation Report (Not Reviewed)

Data Path : K:\DATA\9L03052\
 Data File : ECD2F019.D
 Signal(s) : ECD1A.CH
 Acq On : 03 Dec 2019 21:46
 Operator : MJB / KAK
 Sample : 9L03052-ICV2
 Misc :
 ALS Vial : 18 Sample Multiplier: 1

Integration File: PCB1.e
 Quant Time: Dec 04 15:46:57 2019
 Quant Method : K:\METHODS\FECD2_QUANTPCB_191203.M
 Quant Title : PCB Data Analysis
 QLast Update : Wed Dec 04 15:29:22 2019
 Response via : Initial Calibration
 Integrator: ChemStation 6890 Scale Mode: Small noise peaks clipped

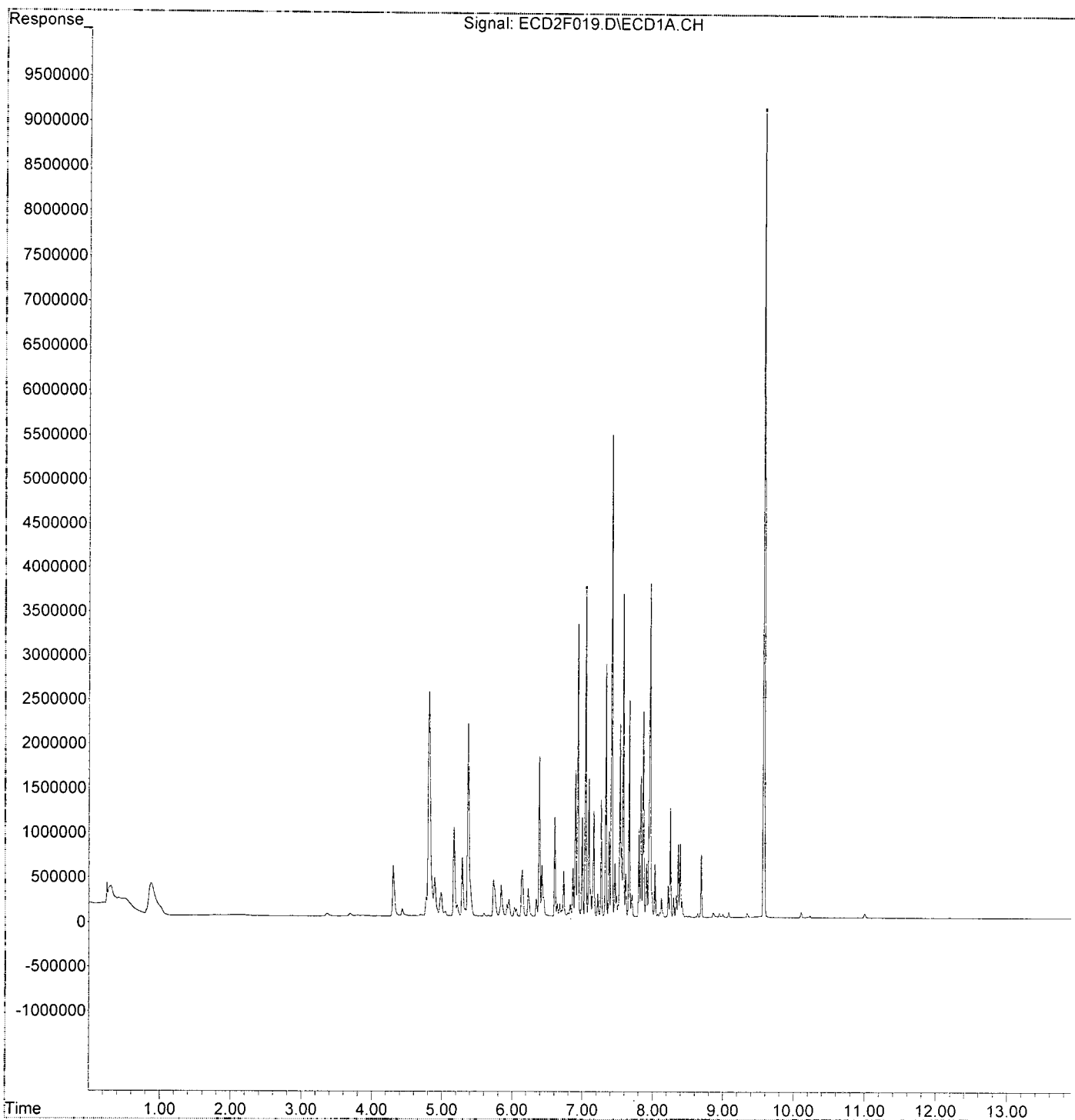
Compound	R.T.	Response	Conc	Units
48) Aroclor 1262 (1)	7.664	2434418	302.547	ng/ml
49) Aroclor 1262 (2)	7.986	283402	25.247	ng/ml
50) Aroclor 1262 (3)	8.220	352887	36.362	ng/ml
51) Aroclor 1262 (4)	8.390	825894	39.975	ng/ml
52) Aroclor 1262 (5)	8.689	707191	54.057	ng/ml
53) Aroclor 1262 (6)	9.080	59626	8.931	ng/ml
54) Aroclor 1262 - AVE	0.000	0	N.D.	ng/ml
55) Aroclor 1268 (1)	8.220	352887	69.136	ng/ml
56) Aroclor 1268 (2)	8.637	48189	1.965	ng/ml
57) Aroclor 1268 (3)	8.689	707191	34.642	ng/ml
58) Aroclor 1268 (4)	8.859	50067	2.614	ng/ml
59) Aroclor 1268 (5)	9.080	59626	7.694	ng/ml
60) Aroclor 1268 (6)	9.340	48854	0.934	ng/ml
61) Aroclor 1268 - AVE	0.000	0	N.D.	ng/ml

(f)=RT Delta > 1/2 Window

(m)=manual int.

Data Path : K:\DATA\9L03052\
Data File : ECD2F019.D
Signal(s) : ECD1A.CH
Acq On : 03 Dec 2019 21:46
Operator : MJB / KAK
Sample : 9L03052-ICV2
Misc :
ALS Vial : 18 Sample Multiplier: 1

Integration File: PCB1.e
Quant Time: Dec 04 15:46:57 2019
Quant Method : K:\METHODS\FECD2_QUANTPCB_191203.M
Quant Title : PCB Data Analysis
QLast Update : Wed Dec 04 15:29:22 2019
Response via : Initial Calibration
Integrator: ChemStation 6890 Scale Mode: Small noise peaks clipped



Quantitation Report (Not Reviewed)

Data Path : K:\DATA\9L03052\
 Data File : ECD2F020.D
 Signal(s) : ECD1A.CH
 Acq On : 03 Dec 2019 22:04
 Operator : MJB / KAK
 Sample : 9L03052-ICV3
 Misc :
 ALS Vial : 19 Sample Multiplier: 1

12/14/19
1232, 1262

Integration File: PCB1.e
 Quant Time: Dec 04 15:47:09 2019
 Quant Method : K:\METHODS\FECD2_QUANTPCB_191203.M
 Quant Title : PCB Data Analysis
 QLast Update : Wed Dec 04 15:29:22 2019
 Response via : Initial Calibration
 Integrator: ChemStation 6890 Scale Mode: Small noise peaks clipped

Compound	R.T.	Response	Conc Units
System Monitoring Compounds			
1) S TCMX (S)	4.807	2529050	37.981 ng/ml
62) S DCBP (S)	9.577	9324205	83.494 ng/ml
Target Compounds			
2) Aroclor 1016 (1)	5.728	780192	208.722 ng/ml
3) Aroclor 1016 (2)	6.140	1503421	208.985 ng/ml
4) Aroclor 1016 (3)	6.224	809480	203.749 ng/ml
5) Aroclor 1016 (4)	6.381	633249	177.016 ng/ml
6) Aroclor 1016 (5)	6.603	781085	188.146 ng/ml
7) Aroclor 1016 (6)	6.729	644810	219.830 ng/ml
8) Aroclor 1016 - AVE	0.000	0	N.D. ng/ml
9) Aroclor 1221 (1)	5.165	352683	325.824 ng/ml
10) Aroclor 1221 (2)	5.284	262348	365.607 ng/ml
11) Aroclor 1221 (3)	5.366	914140	390.639 ng/ml
12) Aroclor 1221 - AVE	0.000	0	N.D. ng/ml
13) Aroclor 1232 (1)	5.366	914140	514.669 ng/ml
14) Aroclor 1232 (2)	6.140	1503421	540.763 ng/ml
15) Aroclor 1232 (3)	6.224	809480	551.815 ng/ml
16) Aroclor 1232 (4)	6.381	633249	555.792 ng/ml
17) Aroclor 1232 (5)	6.603	781085	543.939 ng/ml
18) Aroclor 1232 (6)	6.729	644810	538.185 ng/ml
19) Aroclor 1232 - AVE	0.000	0	N.D. ng/ml
20) Aroclor 1242 (1)	5.728	780192	293.744 ng/ml
21) Aroclor 1242 (2)	6.140	1503421	289.839 ng/ml
22) Aroclor 1242 (3)	6.224	809480	287.032 ng/ml
23) Aroclor 1242 (4)	6.381	633249	276.627 ng/ml
24) Aroclor 1242 (5)	6.603	781085	261.696 ng/ml
25) Aroclor 1242 (6)	6.729	644810	256.976 ng/ml
26) Aroclor 1242 - AVE	0.000	0	N.D. ng/ml
27) Aroclor 1248 (1)	6.140	1503421	441.755 ng/ml
28) Aroclor 1248 (2)	6.381	633249	140.248 ng/ml
29) Aroclor 1248 (3)	6.603	781085	149.666 ng/ml
30) Aroclor 1248 (4)	6.897	807432	139.089 ng/ml
31) Aroclor 1248 (5)	6.934	1110368	180.275 ng/ml
32) Aroclor 1248 (6)	7.419	2767318	809.769 ng/ml
33) Aroclor 1248 - AVE	0.000	0	N.D. ng/ml
34) Aroclor 1254 (1)	6.934	1110368	185.119 ng/ml
35) Aroclor 1254 (2)	7.041	720967	98.931 ng/ml
36) Aroclor 1254 (3)	7.419	2767318	246.862 ng/ml
37) Aroclor 1254 (4)	7.579	293242	41.128 ng/ml
38) Aroclor 1254 (5)	7.959	1932670	252.340 ng/ml
39) Aroclor 1254 (6)	8.251	135955	54.515 ng/ml
40) Aroclor 1254 - AVE	0.000	0	N.D. ng/ml
41) Aroclor 1260 (1)	7.531	3315864	398.168 ng/ml
42) Aroclor 1260 (2)	7.665	3967208	388.851 ng/ml
43) Aroclor 1260 (3)	8.220	4669824	593.736 ng/ml
44) Aroclor 1260 (4)	8.391	10490038	563.421 ng/ml
45) Aroclor 1260 (5)	8.689	6158136	509.106 ng/ml
46) Aroclor 1260 (6)	9.081	3347737	654.545 ng/ml
47) Aroclor 1260 - AVE	0.000	0	N.D. ng/ml

540.861

Quantitation Report (Not Reviewed)

Data Path : K:\DATA\9L03052\
 Data File : ECD2F020.D
 Signal(s) : ECD1A.CH
 Acq On : 03 Dec 2019 22:04
 Operator : MJB / KAK
 Sample : 9L03052-ICV3
 Misc :
 ALS Vial : 19 Sample Multiplier: 1

Integration File: PCB1.e
 Quant Time: Dec 04 15:47:09 2019
 Quant Method : K:\METHODS\FECD2_QUANTPCB_191203.M
 Quant Title : PCB Data Analysis
 QLast Update : Wed Dec 04 15:29:22 2019
 Response via : Initial Calibration
 Integrator: ChemStation 6890 Scale Mode: Small noise peaks clipped

Compound	R.T.	Response	Conc Units
48) Aroclor 1262 (1)	7.665	3967208	493.041 ng/ml
49) Aroclor 1262 (2)	7.988	5589920	497.985 ng/ml
50) Aroclor 1262 (3)	8.220	4669824	481.180 ng/ml
51) Aroclor 1262 (4)	8.391	10490038	507.744 ng/ml
52) Aroclor 1262 (5)	8.689	6158136	470.720 ng/ml
53) Aroclor 1262 (6)	9.081	3347737	501.411 ng/ml
54) Aroclor 1262 - AVE	0.000	0	N.D. ng/ml
55) Aroclor 1268 (1)	8.220	4669824	914.892 ng/ml
56) Aroclor 1268 (2)	8.638	3952358	161.152 ng/ml
57) Aroclor 1268 (3)	8.689	6158136	301.660 ng/ml
58) Aroclor 1268 (4)	8.867	311895	16.284 ng/ml
59) Aroclor 1268 (5)	9.081	3347737	431.981 ng/ml
60) Aroclor 1268 (6)	9.340	1087897	20.808 ng/ml
61) Aroclor 1268 - AVE	0.000	0	N.D. ng/ml

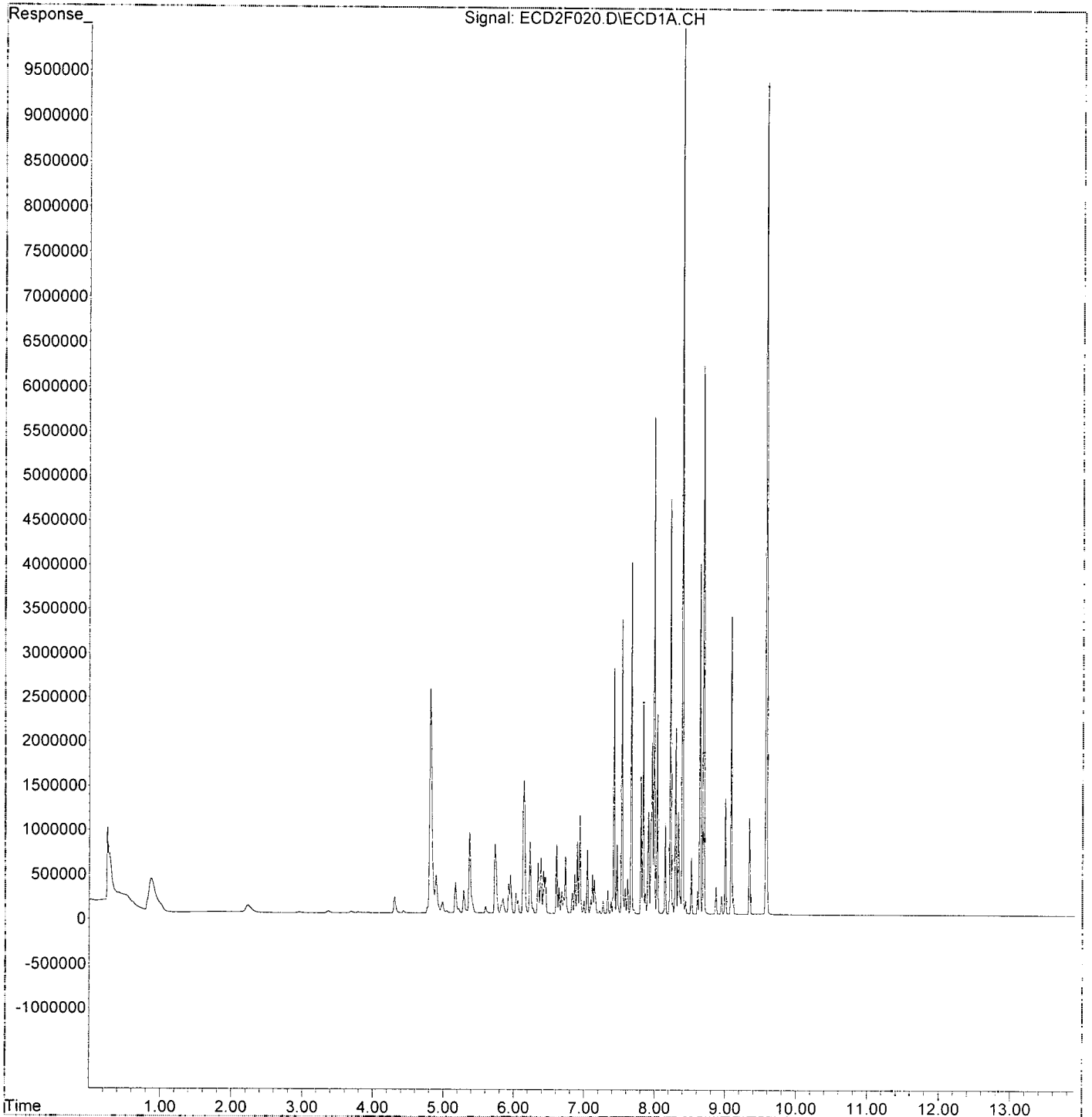
492.01A

(f)=RT Delta > 1/2 Window

(m)=manual int.

Data Path : K:\DATA\9L03052\
Data File : ECD2F020.D
Signal(s) : ECD1A.CH
Acq On : 03 Dec 2019 22:04
Operator : MJB / KAK
Sample : 9L03052-ICV3
Misc :
ALS Vial : 19 Sample Multiplier: 1

Integration File: PCB1.e
Quant Time: Dec 04 15:47:09 2019
Quant Method : K:\METHODS\FECD2_QUANTPCB_191203.M
Quant Title : PCB Data Analysis
QLast Update : Wed Dec 04 15:29:22 2019
Response via : Initial Calibration
Integrator: ChemStation 6890 Scale Mode: Small noise peaks clipped



Quantitation Report (Not Reviewed)

Data Path : K:\DATA\9L03052\
 Data File : ECD2F021.D
 Signal(s) : ECD1A.CH
 Acq On : 03 Dec 2019 22:21
 Operator : MJB / KAK
 Sample : 9L03052-~~TCV4~~
 Misc :
 ALS Vial : 20 Sample Multiplier: 1

Integration File: PCB1.e
 Quant Time: Dec 04 15:47:22 2019
 Quant Method : K:\METHODS\FECD2_QUANTPCB_191203.M
 Quant Title : PCB Data Analysis
 QLast Update : Wed Dec 04 15:29:22 2019
 Response via : Initial Calibration
 Integrator: ChemStation 6890 Scale Mode: Small noise peaks clipped

12/11/19
1242, 1268

Compound	R.T.	Response	Conc	Units
System Monitoring Compounds				
1) S TCMX (S)	4.809	2665860	40.035	ng/ml
62) S DCBP (S)	9.576	4442909	39.784	ng/ml
Target Compounds				
2) Aroclor 1016 (1)	5.728	1382752	369.922	ng/ml
3) Aroclor 1016 (2)	6.141	2750450	382.331	ng/ml
4) Aroclor 1016 (3)	6.223	1465507	368.873	ng/ml
5) Aroclor 1016 (4)	6.380	1228739	343.477	ng/ml
6) Aroclor 1016 (5)	6.603	1520400	366.230	ng/ml
7) Aroclor 1016 (6)	6.729	1310155	446.660	ng/ml
8) Aroclor 1016 - AVE	0.000	0	N.D.	ng/ml
9) Aroclor 1221 (1)	5.167	142252	131.419	ng/ml
10) Aroclor 1221 (2)	5.284	157140	218.989	ng/ml
11) Aroclor 1221 (3)	5.366	700121	299.183	ng/ml
12) Aroclor 1221 - AVE	0.000	0	N.D.	ng/ml
13) Aroclor 1232 (1)	5.366	700121	394.174	ng/ml
14) Aroclor 1232 (2)	6.141	2750450	989.305	ng/ml
15) Aroclor 1232 (3)	6.223	1465507	999.022	ng/ml
16) Aroclor 1232 (4)	6.380	1228739	1078.442	ng/ml
17) Aroclor 1232 (5)	6.603	1520400	1058.790	ng/ml
18) Aroclor 1232 (6)	6.729	1310155	1093.508	ng/ml
19) Aroclor 1232 - AVE	0.000	0	N.D.	ng/ml
20) Aroclor 1242 (1)	5.728	1382752	520.609	ng/ml
21) Aroclor 1242 (2)	6.141	2750450	530.250	ng/ml
22) Aroclor 1242 (3)	6.223	1465507	519.652	ng/ml
23) Aroclor 1242 (4)	6.380	1228739	536.759	ng/ml
24) Aroclor 1242 (5)	6.603	1520400	509.397	ng/ml
25) Aroclor 1242 (6)	6.729	1310155	522.136	ng/ml
26) Aroclor 1242 - AVE	0.000	0	N.D.	ng/ml
27) Aroclor 1248 (1)	6.141	2750450	808.173	ng/ml
28) Aroclor 1248 (2)	6.380	1228739	272.133	ng/ml
29) Aroclor 1248 (3)	6.603	1520400	291.328	ng/ml
30) Aroclor 1248 (4)	6.896	1550785	267.140	ng/ml
31) Aroclor 1248 (5)	6.935	1647945	267.554	ng/ml
32) Aroclor 1248 (6)	7.411	529842	155.042	ng/ml
33) Aroclor 1248 - AVE	0.000	0	N.D.	ng/ml
34) Aroclor 1254 (1)	6.935	1647945	274.744	ng/ml
35) Aroclor 1254 (2)	7.040	376012	51.596	ng/ml
36) Aroclor 1254 (3)	7.411	529842	47.265	ng/ml
37) Aroclor 1254 (4)	7.577	374880	52.578	ng/ml
38) Aroclor 1254 (5)	7.959	74111	9.676	ng/ml
39) Aroclor 1254 (6)	8.249	38994	15.636	ng/ml
40) Aroclor 1254 - AVE	0.000	0	N.D.	ng/ml
41) Aroclor 1260 (1)	7.552	195683	23.498	ng/ml
42) Aroclor 1260 (2)	7.664	79308	7.773	ng/ml
43) Aroclor 1260 (3)	8.212	2553339	324.639	ng/ml
44) Aroclor 1260 (4)	8.390	1205764	64.762	ng/ml
45) Aroclor 1260 (5)	8.685	10212114	844.257	ng/ml
46) Aroclor 1260 (6)	9.081	3853280	753.388	ng/ml
47) Aroclor 1260 - AVE	0.000	0	N.D.	ng/ml

523.13A

Quantitation Report (Not Reviewed)

Data Path : K:\DATA\9L03052\
 Data File : ECD2F021.D
 Signal(s) : ECD1A.CH
 Acq On : 03 Dec 2019 22:21
 Operator : MJB / KAK
 Sample : 9L03052-ICV4
 Misc :
 ALS Vial : 20 Sample Multiplier: 1

Integration File: PCB1.e
 Quant Time: Dec 04 15:47:22 2019
 Quant Method : K:\METHODS\FECD2_QUANTPCB_191203.M
 Quant Title : PCB Data Analysis
 QLast Update : Wed Dec 04 15:29:22 2019
 Response via : Initial Calibration
 Integrator: ChemStation 6890 Scale Mode: Small noise peaks clipped

Compound	R.T.	Response	Conc Units
48) Aroclor 1262 (1)	7.664	79308	9.856 ng/ml
49) Aroclor 1262 (2)	7.988	2099746	187.059 ng/ml
50) Aroclor 1262 (3)	8.212	2553339	263.097 ng/ml
51) Aroclor 1262 (4)	8.390	1205764	58.362 ng/ml
52) Aroclor 1262 (5)	8.685	10212114	780.602 ng/ml
53) Aroclor 1262 (6)	9.081	3853280	577.129 ng/ml
54) Aroclor 1262 - AVE	0.000	0	N.D. ng/ml
55) Aroclor 1268 (1)	8.212	2553339	500.239 ng/ml
56) Aroclor 1268 (2)	8.638	11416672	465.499 ng/ml
57) Aroclor 1268 (3)	8.685	10212114	500.246 ng/ml
58) Aroclor 1268 (4)	8.868	9250966	482.994 ng/ml
59) Aroclor 1268 (5)	9.081	3853280	497.214 ng/ml
60) Aroclor 1268 (6)	9.341	25949592	496.325 ng/ml
61) Aroclor 1268 - AVE	0.000	0	N.D. ng/ml

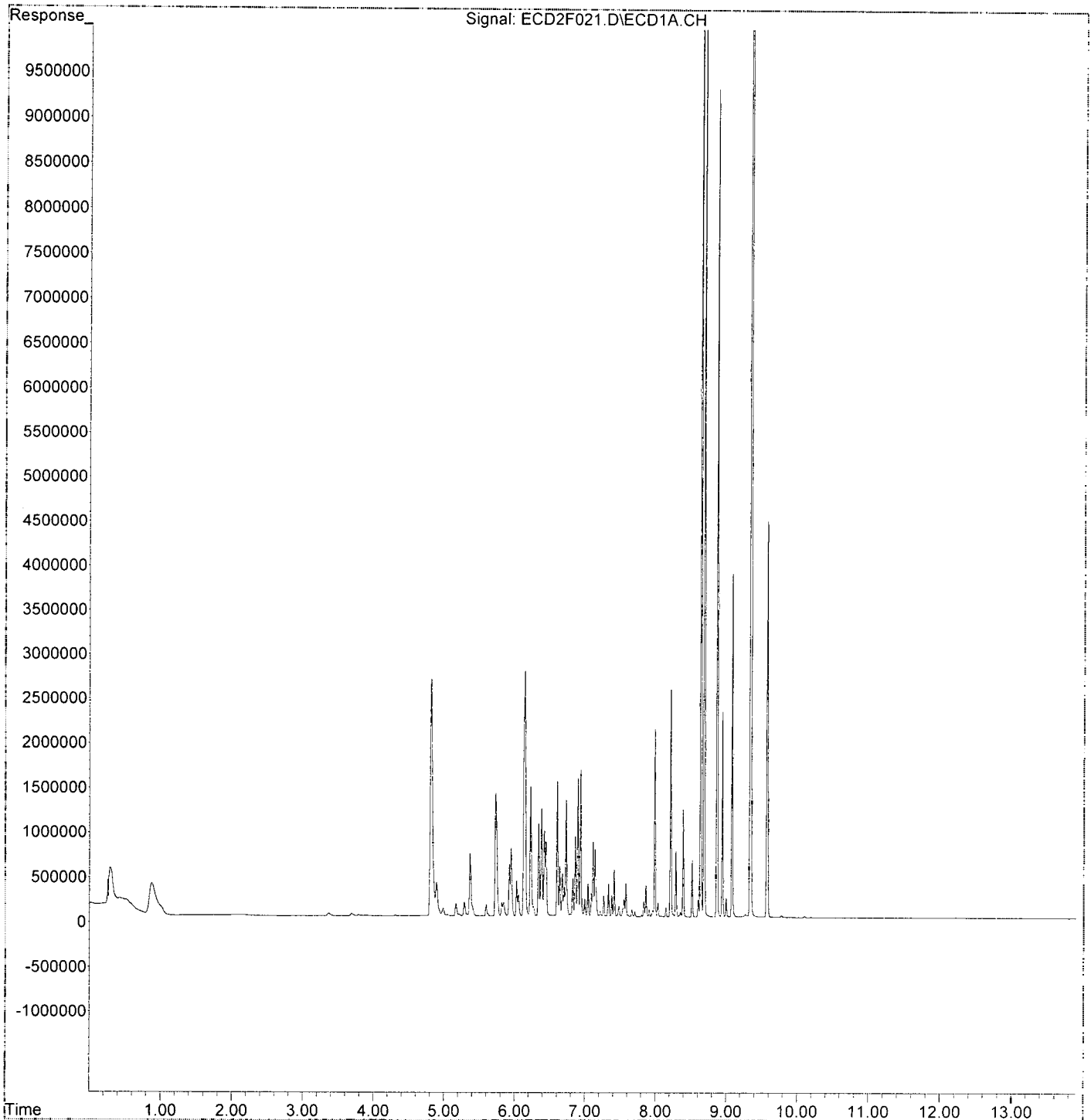
490.420

(f)=RT Delta > 1/2 Window

(m)=manual int.

Data Path : K:\DATA\9L03052\
 Data File : ECD2F021.D
 Signal(s) : ECD1A.CH
 Acq On : 03 Dec 2019 22:21
 Operator : MJB / KAK
 Sample : 9L03052-ICV4
 Misc :
 ALS Vial : 20 Sample Multiplier: 1

Integration File: PCB1.e
 Quant Time: Dec 04 15:47:22 2019
 Quant Method : K:\METHODS\FECD2_QUANTPCB_191203.M
 Quant Title : PCB Data Analysis
 QLast Update : Wed Dec 04 15:29:22 2019
 Response via : Initial Calibration
 Integrator: ChemStation 6890 Scale Mode: Small noise peaks clipped



Quantitation Report (Not Reviewed)

Data Path : K:\DATA\9L03052\
 Data File : ECD2F022.D
 Signal(s) : ECD1A.CH
 Acq On : 03 Dec 2019 22:39
 Operator : MJB / KAK
 Sample : 9L03052-ICV5
 Misc :
 ALS Vial : 21 Sample Multiplier: 1

Integration File: PCB1.e
 Quant Time: Dec 04 15:47:36 2019
 Quant Method : K:\METHODS\FECD2_QUANTPCB_191203.M
 Quant Title : PCB Data Analysis
 QLast Update : Wed Dec 04 15:29:22 2019
 Response via : Initial Calibration
 Integrator: ChemStation 6890 Scale Mode: Small noise peaks clipped

12/11/19
1248

Compound	R.T.	Response	Conc Units
System Monitoring Compounds			
1) S TCMX (S)	4.807	3885	0.058 ng/ml
62) S DCBP (S)	9.575	9875	0.088 ng/ml
Target Compounds			
2) Aroclor 1016 (1)	5.728	773412	206.908 ng/ml
3) Aroclor 1016 (2)	6.141	1727133	240.083 ng/ml
4) Aroclor 1016 (3)	6.223	962046	242.150 ng/ml
5) Aroclor 1016 (4)	6.381	2489269	695.841 ng/ml
6) Aroclor 1016 (5)	6.603	2879322	693.564 ng/ml
7) Aroclor 1016 (6)	6.729	2195827	748.604 ng/ml
8) Aroclor 1016 - AVE	0.000	0	N.D. ng/ml
9) Aroclor 1221 (1)	5.166	16969	15.677 ng/ml
10) Aroclor 1221 (2)	5.287	19525	27.211 ng/ml
11) Aroclor 1221 (3)	5.367	88672	37.892 ng/ml
12) Aroclor 1221 - AVE	0.000	0	N.D. ng/ml
13) Aroclor 1232 (1)	5.367	88672	49.923 ng/ml
14) Aroclor 1232 (2)	6.141	1727133	621.230 ng/ml
15) Aroclor 1232 (3)	6.223	962046	655.818 ng/ml
16) Aroclor 1232 (4)	6.381	2489269	2184.787 ng/ml
17) Aroclor 1232 (5)	6.603	2879322	2005.127 ng/ml
18) Aroclor 1232 (6)	6.729	2195827	1832.725 ng/ml
19) Aroclor 1232 - AVE	0.000	0	N.D. ng/ml
20) Aroclor 1242 (1)	5.728	773412	291.192 ng/ml
21) Aroclor 1242 (2)	6.141	1727133	332.968 ng/ml
22) Aroclor 1242 (3)	6.223	962046	341.130 ng/ml
23) Aroclor 1242 (4)	6.381	2489269	1087.406 ng/ml
24) Aroclor 1242 (5)	6.603	2879322	964.692 ng/ml
25) Aroclor 1242 (6)	6.729	2195827	875.103 ng/ml
26) Aroclor 1242 - AVE	0.000	0	N.D. ng/ml
27) Aroclor 1248 (1)	6.130	1712166	503.091 ng/ml
28) Aroclor 1248 (2)	6.381	2489269	551.307 ng/ml
29) Aroclor 1248 (3)	6.603	2879322	551.715 ng/ml
30) Aroclor 1248 (4)	6.897	3307894	569.822 ng/ml
31) Aroclor 1248 (5)	6.934	3316675	538.482 ng/ml
32) Aroclor 1248 (6)	7.411	1869117	546.939 ng/ml
33) Aroclor 1248 - AVE	0.000	0	N.D. ng/ml
34) Aroclor 1254 (1)	6.934	3316675	552.953 ng/ml
35) Aroclor 1254 (2)	7.041	1195032	163.982 ng/ml
36) Aroclor 1254 (3)	7.411	1869117	166.737 ng/ml
37) Aroclor 1254 (4)	7.578	1323324	185.599 ng/ml
38) Aroclor 1254 (5)	7.958	294269	38.421 ng/ml
39) Aroclor 1254 (6)	8.251	119096	47.755 ng/ml
40) Aroclor 1254 - AVE	0.000	0	N.D. ng/ml
41) Aroclor 1260 (1)	7.535	286492	34.402 ng/ml
42) Aroclor 1260 (2)	7.663	187599	18.388 ng/ml
43) Aroclor 1260 (3)	8.220	32805	4.171 ng/ml
44) Aroclor 1260 (4)	8.391	78085	4.194 ng/ml
45) Aroclor 1260 (5)	8.690	62566	5.172 ng/ml
46) Aroclor 1260 (6)	9.080	20052	3.921 ng/ml
47) Aroclor 1260 - AVE	0.000	0	N.D. ng/ml

543.589

Quantitation Report (Not Reviewed)

Data Path : K:\DATA\9L03052\
 Data File : ECD2F022.D
 Signal(s) : ECD1A.CH
 Acq On : 03 Dec 2019 22:39
 Operator : MJB / KAK
 Sample : 9L03052-ICV5
 Misc :
 ALS Vial : 21 Sample Multiplier: 1

Integration File: PCB1.e
 Quant Time: Dec 04 15:47:36 2019
 Quant Method : K:\METHODS\FECD2_QUANTPCB_191203.M
 Quant Title : PCB Data Analysis
 QLast Update : Wed Dec 04 15:29:22 2019
 Response via : Initial Calibration
 Integrator: ChemStation 6890 Scale Mode: Small noise peaks clipped

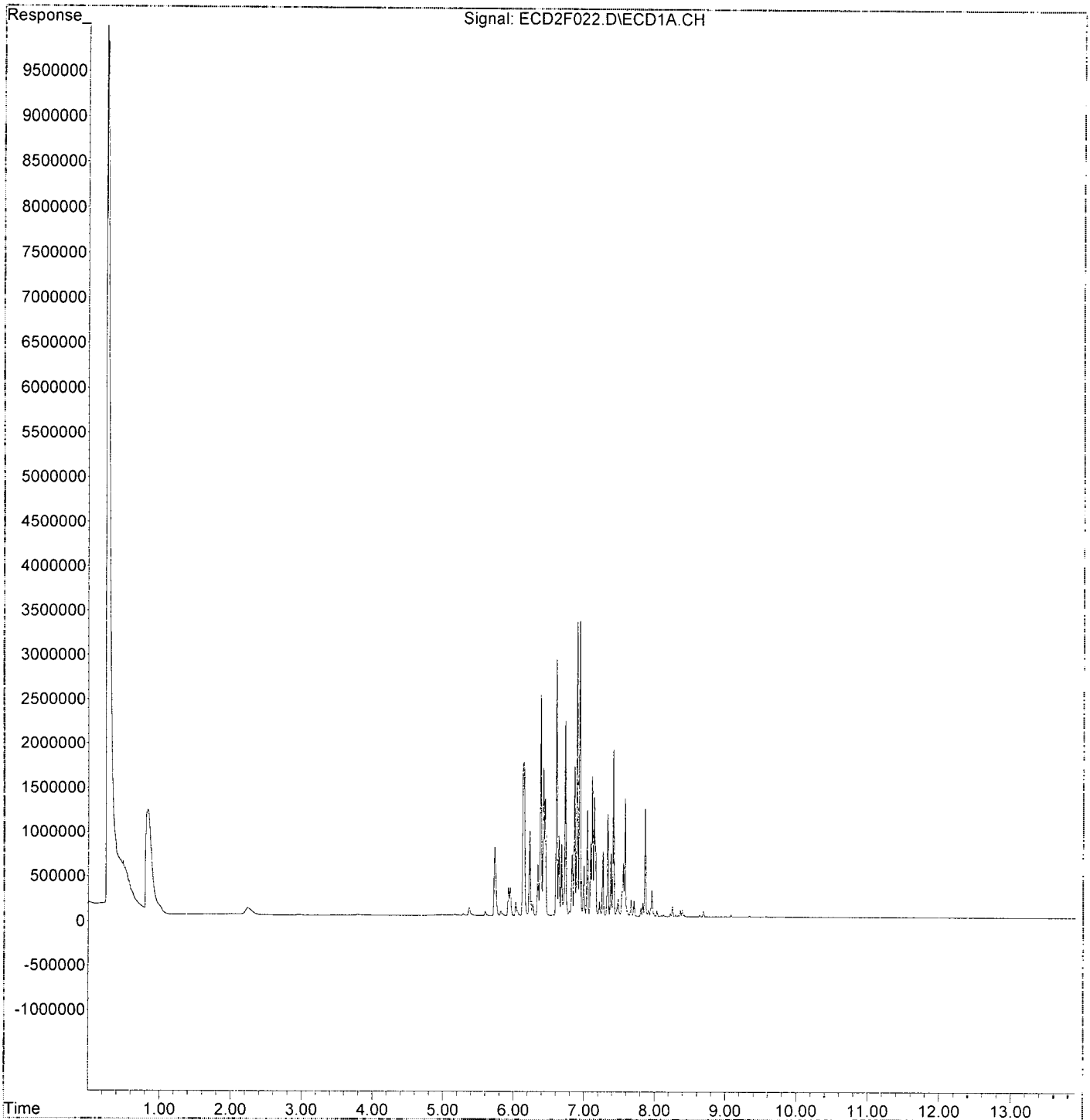
Compound	R.T.	Response	Conc Units
48) Aroclor 1262 (1)	7.663	187599	23.315 ng/ml
49) Aroclor 1262 (2)	7.988	36173	3.223 ng/ml
50) Aroclor 1262 (3)	8.220	32805	3.380 ng/ml
51) Aroclor 1262 (4)	8.391	78085	3.779 ng/ml
52) Aroclor 1262 (5)	8.690	62566	4.782 ng/ml
53) Aroclor 1262 (6)	9.080	20052	3.003 ng/ml
54) Aroclor 1262 - AVE	0.000	0	N.D. ng/ml
55) Aroclor 1268 (1)	8.220	32805	6.427 ng/ml
56) Aroclor 1268 (2)	8.638	20328	0.829 ng/ml
57) Aroclor 1268 (3)	8.690	62566	3.065 ng/ml
58) Aroclor 1268 (4)	8.865	4340	0.227 ng/ml
59) Aroclor 1268 (5)	9.080	20052	2.587 ng/ml
60) Aroclor 1268 (6)	9.340	13546	0.259 ng/ml
61) Aroclor 1268 - AVE	0.000	0	N.D. ng/ml

(f)=RT Delta > 1/2 Window

(m)=manual int.

Data Path : K:\DATA\9L03052\
Data File : ECD2F022.D
Signal(s) : ECD1A.CH
Acq On : 03 Dec 2019 22:39
Operator : MJB / KAK
Sample : 9L03052-ICV5
Misc :
ALS Vial : 21 Sample Multiplier: 1

Integration File: PCB1.e
Quant Time: Dec 04 15:47:36 2019
Quant Method : K:\METHODS\FECD2_QUANTPCB_191203.M
Quant Title : PCB Data Analysis
QLast Update : Wed Dec 04 15:29:22 2019
Response via : Initial Calibration
Integrator: ChemStation 6890 Scale Mode: Small noise peaks clipped



Quantitation Report (QT Reviewed)

Data Path : K:\DATA\9L03052\requant\
 Data File : ECD2F003.D
 Signal(s) : ECD1A.CH
 Acq On : 03 Dec 2019 17:04
 Operator : MJB / KAK
 Sample : 9L03052-CAL1
 Misc :
 ALS Vial : 3 Sample Multiplier: 1

Integration File: PCB1.e
 Quant Time: Dec 04 15:32:40 2019
 Quant Method : K:\METHODS\FECD2_QUANTPCB_191203.M
 Quant Title : PCB Data Analysis
 QLast Update : Wed Dec 04 15:29:22 2019
 Response via : Initial Calibration
 Integrator: ChemStation 6890 Scale Mode: Small noise peaks clipped

Compound	R.T.	Response	Conc Units
System Monitoring Compounds			
1) S TCMX (S)	4.810	607866	9.129 ng/ml
62) S DCBP (S)	9.578	1085395	9.719 ng/ml ✓
Target Compounds			
2) Aroclor 1016 (1)	5.730	89904	24.052 ng/ml
3) Aroclor 1016 (2)	6.144	161114	22.396 ng/ml
4) Aroclor 1016 (3)	6.226	94866	23.878 ng/ml
5) Aroclor 1016 (4)	6.382	87352	24.418 ng/ml
6) Aroclor 1016 (5)	6.604	97448	23.473 ng/ml
7) Aroclor 1016 (6)	6.731	68287	23.280 ng/ml
8) Aroclor 1016 - AVE	0.000	0	N.D. ng/ml
9) Aroclor 1221 (1)	0.000	0	N.D. ng/ml
10) Aroclor 1221 (2)	0.000	0	N.D. ng/ml
11) Aroclor 1221 (3)	0.000	0	N.D. ng/ml
12) Aroclor 1221 - AVE	0.000	0	N.D. ng/ml
13) Aroclor 1232 (1)	0.000	0	N.D. ng/ml
14) Aroclor 1232 (2)	0.000	0	N.D. ng/ml
15) Aroclor 1232 (3)	0.000	0	N.D. ng/ml
16) Aroclor 1232 (4)	0.000	0	N.D. ng/ml
17) Aroclor 1232 (5)	0.000	0	N.D. ng/ml
18) Aroclor 1232 (6)	0.000	0	N.D. ng/ml
19) Aroclor 1232 - AVE	0.000	0	N.D. ng/ml
20) Aroclor 1242 (1)	0.000	0	N.D. ng/ml
21) Aroclor 1242 (2)	0.000	0	N.D. ng/ml
22) Aroclor 1242 (3)	0.000	0	N.D. ng/ml
23) Aroclor 1242 (4)	0.000	0	N.D. ng/ml
24) Aroclor 1242 (5)	0.000	0	N.D. ng/ml
25) Aroclor 1242 (6)	0.000	0	N.D. ng/ml
26) Aroclor 1242 - AVE	0.000	0	N.D. ng/ml
27) Aroclor 1248 (1)	0.000	0	N.D. ng/ml
28) Aroclor 1248 (2)	0.000	0	N.D. ng/ml
29) Aroclor 1248 (3)	0.000	0	N.D. ng/ml
30) Aroclor 1248 (4)	0.000	0	N.D. ng/ml
31) Aroclor 1248 (5)	0.000	0	N.D. ng/ml
32) Aroclor 1248 (6)	0.000	0	N.D. ng/ml
33) Aroclor 1248 - AVE	0.000	0	N.D. ng/ml
34) Aroclor 1254 (1)	0.000	0	N.D. ng/ml
35) Aroclor 1254 (2)	0.000	0	N.D. ng/ml
36) Aroclor 1254 (3)	0.000	0	N.D. ng/ml
37) Aroclor 1254 (4)	0.000	0	N.D. ng/ml
38) Aroclor 1254 (5)	0.000	0	N.D. ng/ml
39) Aroclor 1254 (6)	0.000	0	N.D. ng/ml
40) Aroclor 1254 - AVE	0.000	0	N.D. ng/ml
41) Aroclor 1260 (1)	7.532	186119	22.349 ng/ml
42) Aroclor 1260 (2)	7.665	225314	22.084 ng/ml
43) Aroclor 1260 (3)	8.222	178776	22.730 ng/ml
44) Aroclor 1260 (4)	8.392	374030	20.089 ng/ml
45) Aroclor 1260 (5)	8.690	254106	21.007 ng/ml
46) Aroclor 1260 (6)	9.082	115322	22.548 ng/ml
47) Aroclor 1260 - AVE	0.000	0	N.D. ng/ml

MJB
12/4/19

Quantitation Report (QT Reviewed)

Data Path : K:\DATA\9L03052\requant\
 Data File : ECD2F003.D
 Signal(s) : ECD1A.CH
 Acq On : 03 Dec 2019 17:04
 Operator : MJB / KAK
 Sample : 9L03052-CAL1
 Misc :
 ALS Vial : 3 Sample Multiplier: 1

Integration File: PCB1.e
 Quant Time: Dec 04 15:32:40 2019
 Quant Method : K:\METHODS\FECD2_QUANTPCB_191203.M
 Quant Title : PCB Data Analysis
 QLast Update : Wed Dec 04 15:29:22 2019
 Response via : Initial Calibration
 Integrator: ChemStation 6890 Scale Mode: Small noise peaks clipped

Compound	R.T.	Response	Conc	Units
48) Aroclor 1262 (1)	0.000	0	N.D.	ng/ml
49) Aroclor 1262 (2)	0.000	0	N.D.	ng/ml
50) Aroclor 1262 (3)	0.000	0	N.D.	ng/ml
51) Aroclor 1262 (4)	0.000	0	N.D.	ng/ml
52) Aroclor 1262 (5)	0.000	0	N.D.	ng/ml
53) Aroclor 1262 (6)	0.000	0	N.D.	ng/ml
54) Aroclor 1262 - AVE	0.000	0	N.D.	ng/ml
55) Aroclor 1268 (1)	0.000	0	N.D.	ng/ml
56) Aroclor 1268 (2)	0.000	0	N.D.	ng/ml
57) Aroclor 1268 (3)	0.000	0	N.D.	ng/ml
58) Aroclor 1268 (4)	0.000	0	N.D.	ng/ml
59) Aroclor 1268 (5)	0.000	0	N.D.	ng/ml
60) Aroclor 1268 (6)	0.000	0	N.D.	ng/ml
61) Aroclor 1268 - AVE	0.000	0	N.D.	ng/ml

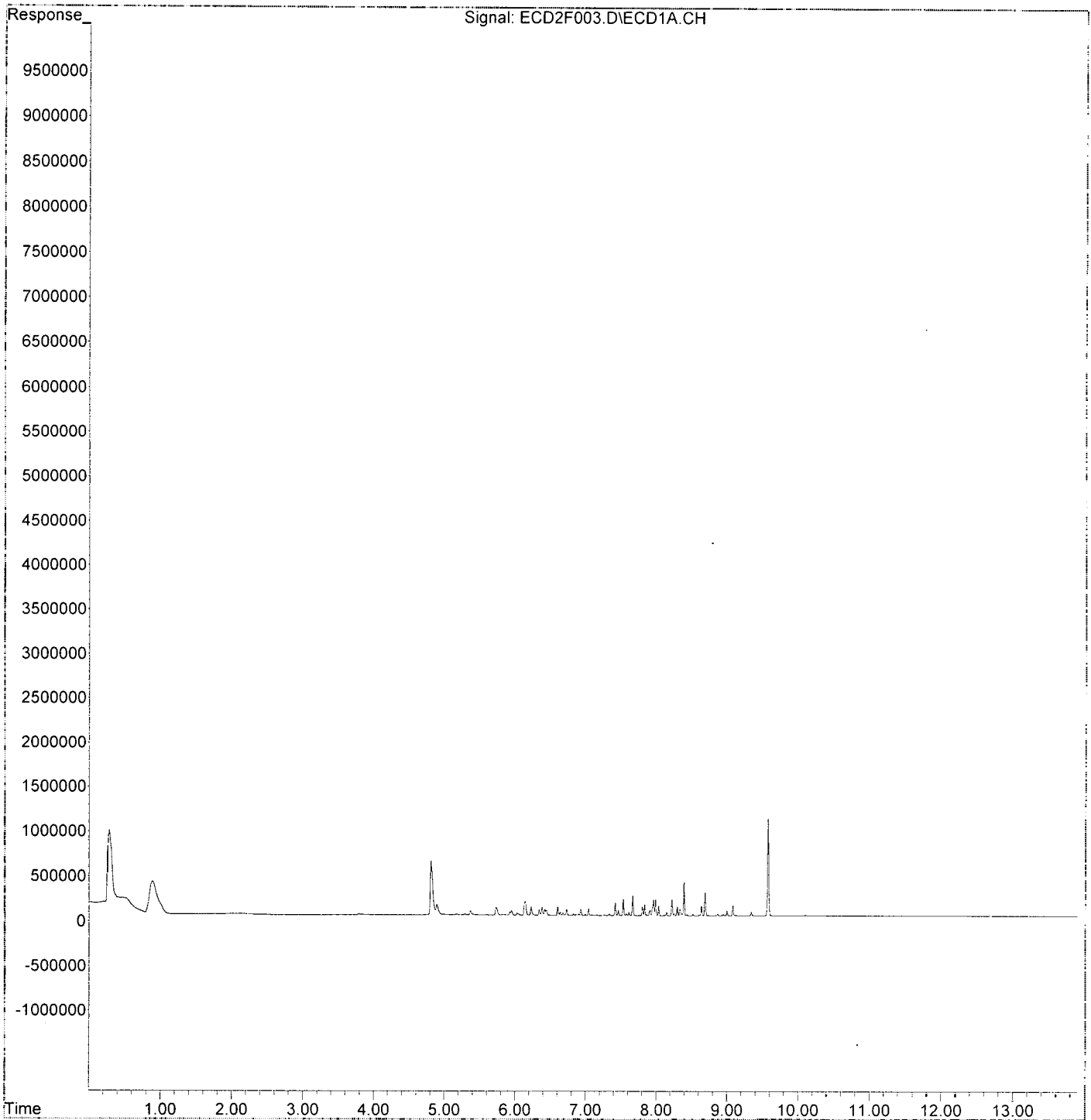
(f)=RT Delta > 1/2 Window

(m)=manual int.

Quantitation Report (QT Reviewed)

Data Path : K:\DATA\9L03052\requant\
Data File : ECD2F003.D
Signal(s) : ECD1A.CH
Acq On : 03 Dec 2019 17:04
Operator : MJB / KAK
Sample : 9L03052-CAL1
Misc :
ALS Vial : 3 Sample Multiplier: 1

Integration File: PCB1.e
Quant Time: Dec 04 15:32:40 2019
Quant Method : K:\METHODS\FECD2_QUANTPCB_191203.M
Quant Title : PCB Data Analysis
QLast Update : Wed Dec 04 15:29:22 2019
Response via : Initial Calibration
Integrator: ChemStation 6890 Scale Mode: Small noise peaks clipped



Data Path : K:\DATA\9L03052\requant\
 Data File : ECD2F004.D
 Signal(s) : ECD1A.CH
 Acq On : 03 Dec 2019 17:22
 Operator : MJB / KAK
 Sample : 9L03052-CAL2
 Misc :
 ALS Vial : 4 Sample Multiplier: 1

Integration File: PCB1.e
 Quant Time: Dec 04 15:32:58 2019
 Quant Method : K:\METHODS\FECD2_QUANTPCB_191203.M
 Quant Title : PCB Data Analysis
 QLast Update : Wed Dec 04 15:29:22 2019
 Response via : Initial Calibration
 Integrator: ChemStation 6890 Scale Mode: Small noise peaks clipped

Compound	R.T.	Response	Conc	Units
System Monitoring Compounds				
1) S TCMX (S)	4.809	1520231	22.830	ng/ml ✓
62) S DCBP (S)	9.576	2699632	24.174	ng/ml ✓
Target Compounds				
2) Aroclor 1016 (1)	5.729	193429	51.747	ng/ml
3) Aroclor 1016 (2)	6.143	352080	48.941	ng/ml
4) Aroclor 1016 (3)	6.225	199490	50.212	ng/ml
5) Aroclor 1016 (4)	6.381	190893	53.362	ng/ml
6) Aroclor 1016 (5)	6.604	220902	53.210	ng/ml
7) Aroclor 1016 (6)	6.731	153783	52.428	ng/ml
8) Aroclor 1016 - AVE	0.000	0	N.D.	ng/ml
9) Aroclor 1221 (1)	0.000	0	N.D.	ng/ml
10) Aroclor 1221 (2)	0.000	0	N.D.	ng/ml
11) Aroclor 1221 (3)	0.000	0	N.D.	ng/ml
12) Aroclor 1221 - AVE	0.000	0	N.D.	ng/ml
13) Aroclor 1232 (1)	0.000	0	N.D.	ng/ml
14) Aroclor 1232 (2)	0.000	0	N.D.	ng/ml
15) Aroclor 1232 (3)	0.000	0	N.D.	ng/ml
16) Aroclor 1232 (4)	0.000	0	N.D.	ng/ml
17) Aroclor 1232 (5)	0.000	0	N.D.	ng/ml
18) Aroclor 1232 (6)	0.000	0	N.D.	ng/ml
19) Aroclor 1232 - AVE	0.000	0	N.D.	ng/ml
20) Aroclor 1242 (1)	0.000	0	N.D.	ng/ml
21) Aroclor 1242 (2)	0.000	0	N.D.	ng/ml
22) Aroclor 1242 (3)	0.000	0	N.D.	ng/ml
23) Aroclor 1242 (4)	0.000	0	N.D.	ng/ml
24) Aroclor 1242 (5)	0.000	0	N.D.	ng/ml
25) Aroclor 1242 (6)	0.000	0	N.D.	ng/ml
26) Aroclor 1242 - AVE	0.000	0	N.D.	ng/ml
27) Aroclor 1248 (1)	0.000	0	N.D.	ng/ml
28) Aroclor 1248 (2)	0.000	0	N.D.	ng/ml
29) Aroclor 1248 (3)	0.000	0	N.D.	ng/ml
30) Aroclor 1248 (4)	0.000	0	N.D.	ng/ml
31) Aroclor 1248 (5)	0.000	0	N.D.	ng/ml
32) Aroclor 1248 (6)	0.000	0	N.D.	ng/ml
33) Aroclor 1248 - AVE	0.000	0	N.D.	ng/ml
34) Aroclor 1254 (1)	0.000	0	N.D.	ng/ml
35) Aroclor 1254 (2)	0.000	0	N.D.	ng/ml
36) Aroclor 1254 (3)	0.000	0	N.D.	ng/ml
37) Aroclor 1254 (4)	0.000	0	N.D.	ng/ml
38) Aroclor 1254 (5)	0.000	0	N.D.	ng/ml
39) Aroclor 1254 (6)	0.000	0	N.D.	ng/ml
40) Aroclor 1254 - AVE	0.000	0	N.D.	ng/ml
41) Aroclor 1260 (1)	7.531	418936	50.306	ng/ml
42) Aroclor 1260 (2)	7.665	506688	49.664	ng/ml
43) Aroclor 1260 (3)	8.221	402124	51.127	ng/ml
44) Aroclor 1260 (4)	8.390	944538	50.731	ng/ml ✓
45) Aroclor 1260 (5)	8.690	615297	50.868	ng/ml
46) Aroclor 1260 (6)	9.081	258919	50.623	ng/ml
47) Aroclor 1260 - AVE	0.000	0	N.D.	ng/ml

12/4/19

Data Path : K:\DATA\9L03052\requant\
 Data File : ECD2F004.D
 Signal(s) : ECD1A.CH
 Acq On : 03 Dec 2019 17:22
 Operator : MJB / KAK
 Sample : 9L03052-CAL2
 Misc :
 ALS Vial : 4 Sample Multiplier: 1

Integration File: PCB1.e
 Quant Time: Dec 04 15:32:58 2019
 Quant Method : K:\METHODS\FECD2_QUANTPCB_191203.M
 Quant Title : PCB Data Analysis
 QLast Update : Wed Dec 04 15:29:22 2019
 Response via : Initial Calibration
 Integrator: ChemStation 6890 Scale Mode: Small noise peaks clipped

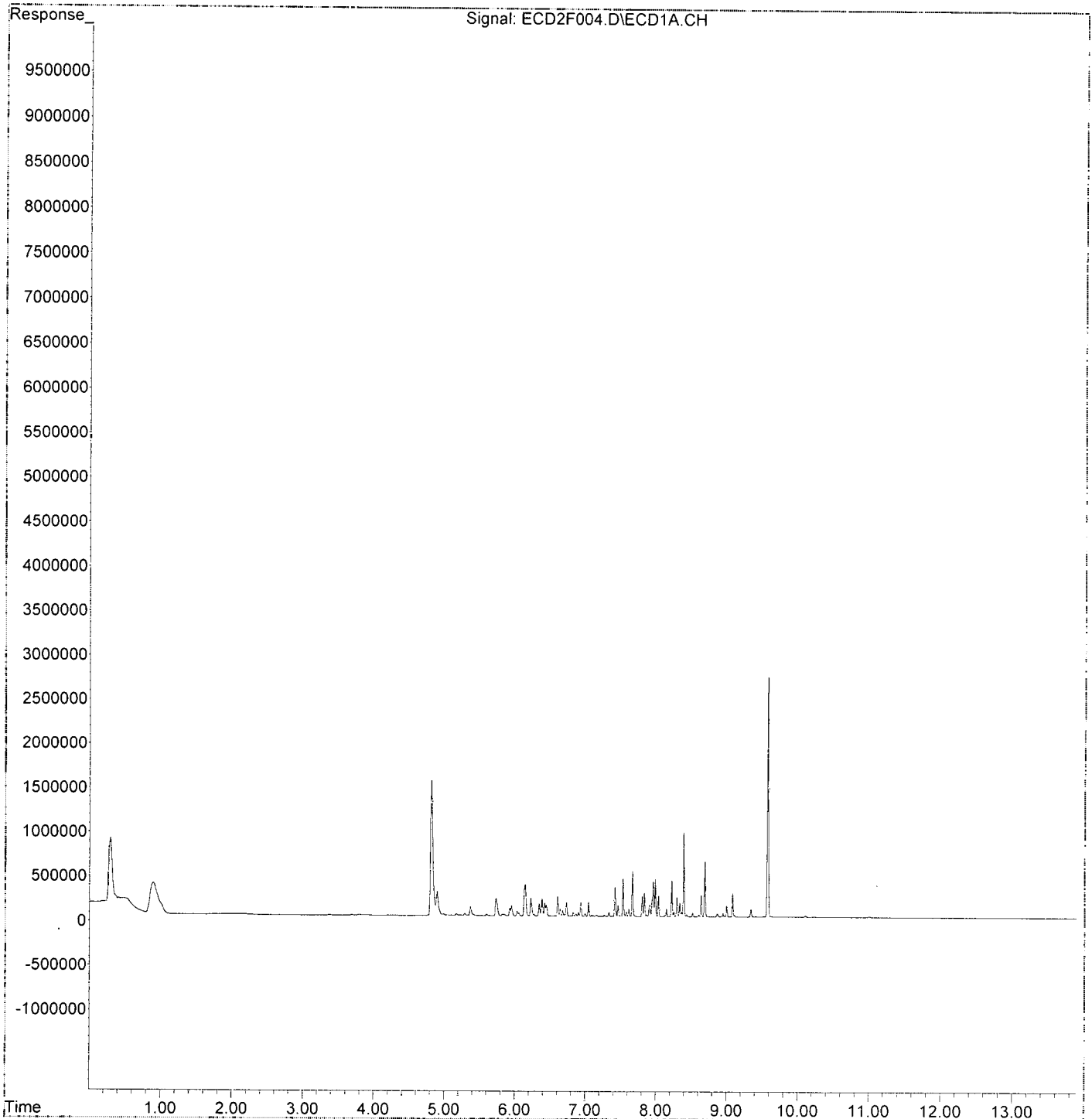
Compound	R.T.	Response	Conc	Units
48) Aroclor 1262 (1)	0.000	0	N.D.	ng/ml
49) Aroclor 1262 (2)	0.000	0	N.D.	ng/ml
50) Aroclor 1262 (3)	0.000	0	N.D.	ng/ml
51) Aroclor 1262 (4)	0.000	0	N.D.	ng/ml
52) Aroclor 1262 (5)	0.000	0	N.D.	ng/ml
53) Aroclor 1262 (6)	0.000	0	N.D.	ng/ml
54) Aroclor 1262 - AVE	0.000	0	N.D.	ng/ml
55) Aroclor 1268 (1)	0.000	0	N.D.	ng/ml
56) Aroclor 1268 (2)	0.000	0	N.D.	ng/ml
57) Aroclor 1268 (3)	0.000	0	N.D.	ng/ml
58) Aroclor 1268 (4)	0.000	0	N.D.	ng/ml
59) Aroclor 1268 (5)	0.000	0	N.D.	ng/ml
60) Aroclor 1268 (6)	0.000	0	N.D.	ng/ml
61) Aroclor 1268 - AVE	0.000	0	N.D.	ng/ml

(f)=RT Delta > 1/2 Window

(m)=manual int.

Data Path : K:\DATA\9L03052\requant\
 Data File : ECD2F004.D
 Signal(s) : ECD1A.CH
 Acq On : 03 Dec 2019 17:22
 Operator : MJB / KAK
 Sample : 9L03052-CAL2
 Misc :
 ALS Vial : 4 Sample Multiplier: 1

Integration File: PCB1.e
 Quant Time: Dec 04 15:32:58 2019
 Quant Method : K:\METHODS\FECD2_QUANTPCB_191203.M
 Quant Title : PCB Data Analysis
 QLast Update : Wed Dec 04 15:29:22 2019
 Response via : Initial Calibration
 Integrator: ChemStation 6890 Scale Mode: Small noise peaks clipped



Quantitation Report (QT Reviewed)

Data Path : K:\DATA\9L03052\requant\
 Data File : ECD2F005.D
 Signal(s) : ECD1A.CH
 Acq On : 03 Dec 2019 17:40
 Operator : MJB / KAK
 Sample : 9L03052-CAL3
 Misc :
 ALS Vial : 5 Sample Multiplier: 1

Integration File: PCB1.e
 Quant Time: Dec 04 15:33:14 2019
 Quant Method : K:\METHODS\FECD2_QUANTPCB_191203.M
 Quant Title : PCB Data Analysis
 QLast Update : Wed Dec 04 15:29:22 2019
 Response via : Initial Calibration
 Integrator: ChemStation 6890 Scale Mode: Small noise peaks clipped

Compound	R.T.	Response	Conc Units
System Monitoring Compounds			
1) S TCMX (S)	4.809	3122586	46.894 ng/ml ✓
62) S DCBP (S)	9.577	5688932	50.942 ng/ml ✓
Target Compounds			
2) Aroclor 1016 (1)	5.729	374224	100.115 ng/ml
3) Aroclor 1016 (2)	6.143	710924	98.823 ng/ml
4) Aroclor 1016 (3)	6.225	390273	98.233 ng/ml
5) Aroclor 1016 (4)	6.381	356425	99.634 ng/ml
6) Aroclor 1016 (5)	6.604	404011	97.317 ng/ml
7) Aroclor 1016 (6)	6.730	290789	99.136 ng/ml
8) Aroclor 1016 - AVE	0.000	0	N.D. ng/ml
9) Aroclor 1221 (1)	0.000	0	N.D. ng/ml
10) Aroclor 1221 (2)	0.000	0	N.D. ng/ml
11) Aroclor 1221 (3)	0.000	0	N.D. ng/ml
12) Aroclor 1221 - AVE	0.000	0	N.D. ng/ml
13) Aroclor 1232 (1)	0.000	0	N.D. ng/ml
14) Aroclor 1232 (2)	0.000	0	N.D. ng/ml
15) Aroclor 1232 (3)	0.000	0	N.D. ng/ml
16) Aroclor 1232 (4)	0.000	0	N.D. ng/ml
17) Aroclor 1232 (5)	0.000	0	N.D. ng/ml
18) Aroclor 1232 (6)	0.000	0	N.D. ng/ml
19) Aroclor 1232 - AVE	0.000	0	N.D. ng/ml
20) Aroclor 1242 (1)	0.000	0	N.D. ng/ml
21) Aroclor 1242 (2)	0.000	0	N.D. ng/ml
22) Aroclor 1242 (3)	0.000	0	N.D. ng/ml
23) Aroclor 1242 (4)	0.000	0	N.D. ng/ml
24) Aroclor 1242 (5)	0.000	0	N.D. ng/ml
25) Aroclor 1242 (6)	0.000	0	N.D. ng/ml
26) Aroclor 1242 - AVE	0.000	0	N.D. ng/ml
27) Aroclor 1248 (1)	0.000	0	N.D. ng/ml
28) Aroclor 1248 (2)	0.000	0	N.D. ng/ml
29) Aroclor 1248 (3)	0.000	0	N.D. ng/ml
30) Aroclor 1248 (4)	0.000	0	N.D. ng/ml
31) Aroclor 1248 (5)	0.000	0	N.D. ng/ml
32) Aroclor 1248 (6)	0.000	0	N.D. ng/ml
33) Aroclor 1248 - AVE	0.000	0	N.D. ng/ml
34) Aroclor 1254 (1)	0.000	0	N.D. ng/ml
35) Aroclor 1254 (2)	0.000	0	N.D. ng/ml
36) Aroclor 1254 (3)	0.000	0	N.D. ng/ml
37) Aroclor 1254 (4)	0.000	0	N.D. ng/ml
38) Aroclor 1254 (5)	0.000	0	N.D. ng/ml
39) Aroclor 1254 (6)	0.000	0	N.D. ng/ml
40) Aroclor 1254 - AVE	0.000	0	N.D. ng/ml
41) Aroclor 1260 (1)	7.531	842440	101.160 ng/ml
42) Aroclor 1260 (2)	7.665	1012879	99.279 ng/ml
43) Aroclor 1260 (3)	8.221	802199	101.994 ng/ml
44) Aroclor 1260 (4)	8.391	1832880	98.444 ng/ml
45) Aroclor 1260 (5)	8.689	1221637	100.995 ng/ml
46) Aroclor 1260 (6)	9.082	511487	100.005 ng/ml
47) Aroclor 1260 - AVE	0.000	0	N.D. ng/ml

12/4/19

Data Path : K:\DATA\9L03052\requant\
 Data File : ECD2F005.D
 Signal(s) : ECD1A.CH
 Acq On : 03 Dec 2019 17:40
 Operator : MJB / KAK
 Sample : 9L03052-CAL3
 Misc :
 ALS Vial : 5 Sample Multiplier: 1

Integration File: PCB1.e
 Quant Time: Dec 04 15:33:14 2019
 Quant Method : K:\METHODS\FECD2_QUANTPCB_191203.M
 Quant Title : PCB Data Analysis
 QLast Update : Wed Dec 04 15:29:22 2019
 Response via : Initial Calibration
 Integrator: ChemStation 6890 Scale Mode: Small noise peaks clipped

Compound	R.T.	Response	Conc	Units
48) Aroclor 1262 (1)	0.000	0	N.D.	ng/ml
49) Aroclor 1262 (2)	0.000	0	N.D.	ng/ml
50) Aroclor 1262 (3)	0.000	0	N.D.	ng/ml
51) Aroclor 1262 (4)	0.000	0	N.D.	ng/ml
52) Aroclor 1262 (5)	0.000	0	N.D.	ng/ml
53) Aroclor 1262 (6)	0.000	0	N.D.	ng/ml
54) Aroclor 1262 - AVE	0.000	0	N.D.	ng/ml
55) Aroclor 1268 (1)	0.000	0	N.D.	ng/ml
56) Aroclor 1268 (2)	0.000	0	N.D.	ng/ml
57) Aroclor 1268 (3)	0.000	0	N.D.	ng/ml
58) Aroclor 1268 (4)	0.000	0	N.D.	ng/ml
59) Aroclor 1268 (5)	0.000	0	N.D.	ng/ml
60) Aroclor 1268 (6)	0.000	0	N.D.	ng/ml
61) Aroclor 1268 - AVE	0.000	0	N.D.	ng/ml

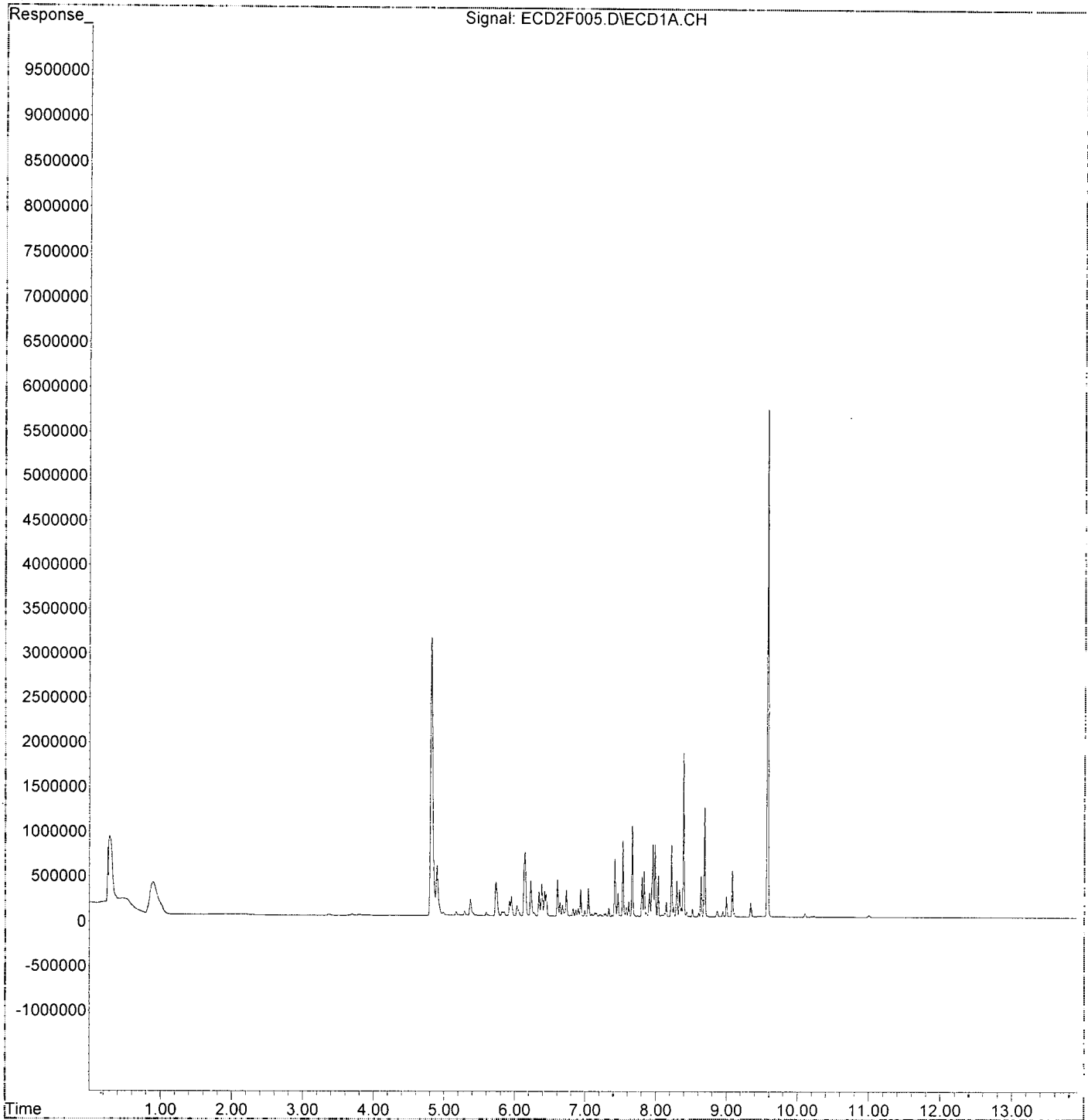
(f)=RT Delta > 1/2 Window

(m)=manual int.

Quantitation Report (QT Reviewed)

Data Path : K:\DATA\9L03052\requant\
Data File : ECD2F005.D
Signal(s) : ECD1A.CH
Acq On : 03 Dec 2019 17:40
Operator : MJB / KAK
Sample : 9L03052-CAL3
Misc :
ALS Vial : 5 Sample Multiplier: 1

Integration File: PCB1.e
Quant Time: Dec 04 15:33:14 2019
Quant Method : K:\METHODS\FECD2_QUANTPCB_191203.M
Quant Title : PCB Data Analysis
QLast Update : Wed Dec 04 15:29:22 2019
Response via : Initial Calibration
Integrator: ChemStation 6890 Scale Mode: Small noise peaks clipped



Quantitation Report (QT Reviewed)

Data Path : K:\DATA\9L03052\requant\
 Data File : ECD2F006.D
 Signal(s) : ECD1A.CH
 Acq On : 03 Dec 2019 17:57
 Operator : MJB / KAK
 Sample : 9L03052-CAL4
 Misc :
 ALS Vial : 6 Sample Multiplier: 1

Integration File: PCB1.e
 Quant Time: Dec 04 15:33:28 2019
 Quant Method : K:\METHODS\FECD2_QUANTPCB_191203.M
 Quant Title : PCB Data Analysis
 QLast Update : Wed Dec 04 15:29:22 2019
 Response via : Initial Calibration
 Integrator: ChemStation 6890 Scale Mode: Small noise peaks clipped

Compound	R.T.	Response	Conc	Units
System Monitoring Compounds				
1) S TCMX (S)	4.811	6242821	93.753	ng/ml ✓
62) S DCBP (S)	9.576	10577859	94.720	ng/ml ✓
Target Compounds				
2) Aroclor 1016 (1)	5.729	703735	188.267	ng/ml
3) Aroclor 1016 (2)	6.143	1325963	184.317	ng/ml
4) Aroclor 1016 (3)	6.224	743377	187.111	ng/ml
5) Aroclor 1016 (4)	6.381	650662	181.884	ng/ml
6) Aroclor 1016 (5)	6.604	767420	184.854	ng/ml
7) Aroclor 1016 (6)	6.729	543631	185.335	ng/ml
8) Aroclor 1016 - AVE	0.000	0	N.D.	ng/ml
9) Aroclor 1221 (1)	0.000	0	N.D.	ng/ml
10) Aroclor 1221 (2)	0.000	0	N.D.	ng/ml
11) Aroclor 1221 (3)	0.000	0	N.D.	ng/ml
12) Aroclor 1221 - AVE	0.000	0	N.D.	ng/ml
13) Aroclor 1232 (1)	0.000	0	N.D.	ng/ml
14) Aroclor 1232 (2)	0.000	0	N.D.	ng/ml
15) Aroclor 1232 (3)	0.000	0	N.D.	ng/ml
16) Aroclor 1232 (4)	0.000	0	N.D.	ng/ml
17) Aroclor 1232 (5)	0.000	0	N.D.	ng/ml
18) Aroclor 1232 (6)	0.000	0	N.D.	ng/ml
19) Aroclor 1232 - AVE	0.000	0	N.D.	ng/ml
20) Aroclor 1242 (1)	0.000	0	N.D.	ng/ml
21) Aroclor 1242 (2)	0.000	0	N.D.	ng/ml
22) Aroclor 1242 (3)	0.000	0	N.D.	ng/ml
23) Aroclor 1242 (4)	0.000	0	N.D.	ng/ml
24) Aroclor 1242 (5)	0.000	0	N.D.	ng/ml
25) Aroclor 1242 (6)	0.000	0	N.D.	ng/ml
26) Aroclor 1242 - AVE	0.000	0	N.D.	ng/ml
27) Aroclor 1248 (1)	0.000	0	N.D.	ng/ml
28) Aroclor 1248 (2)	0.000	0	N.D.	ng/ml
29) Aroclor 1248 (3)	0.000	0	N.D.	ng/ml
30) Aroclor 1248 (4)	0.000	0	N.D.	ng/ml
31) Aroclor 1248 (5)	0.000	0	N.D.	ng/ml
32) Aroclor 1248 (6)	0.000	0	N.D.	ng/ml
33) Aroclor 1248 - AVE	0.000	0	N.D.	ng/ml
34) Aroclor 1254 (1)	0.000	0	N.D.	ng/ml
35) Aroclor 1254 (2)	0.000	0	N.D.	ng/ml
36) Aroclor 1254 (3)	0.000	0	N.D.	ng/ml
37) Aroclor 1254 (4)	0.000	0	N.D.	ng/ml
38) Aroclor 1254 (5)	0.000	0	N.D.	ng/ml
39) Aroclor 1254 (6)	0.000	0	N.D.	ng/ml
40) Aroclor 1254 - AVE	0.000	0	N.D.	ng/ml
41) Aroclor 1260 (1)	7.531	1580165	189.746	ng/ml
42) Aroclor 1260 (2)	7.665	1922759	188.462	ng/ml
43) Aroclor 1260 (3)	8.220	1455817	185.097	ng/ml
44) Aroclor 1260 (4)	8.391	3616251	194.229	ng/ml
45) Aroclor 1260 (5)	8.690	2271341	187.777	ng/ml
46) Aroclor 1260 (6)	9.080	929790	181.791	ng/ml
47) Aroclor 1260 - AVE	0.000	0	N.D.	ng/ml

[Handwritten signature]
12/11/19

Quantitation Report (QT Reviewed)

Data Path : K:\DATA\9L03052\requant\
 Data File : ECD2F006.D
 Signal(s) : ECD1A.CH
 Acq On : 03 Dec 2019 17:57
 Operator : MJB / KAK
 Sample : 9L03052-CAL4
 Misc :
 ALS Vial : 6 Sample Multiplier: 1

Integration File: PCB1.e
 Quant Time: Dec 04 15:33:28 2019
 Quant Method : K:\METHODS\FECD2_QUANTPCB_191203.M
 Quant Title : PCB Data Analysis
 QLast Update : Wed Dec 04 15:29:22 2019
 Response via : Initial Calibration
 Integrator: ChemStation 6890 Scale Mode: Small noise peaks clipped

Compound	R.T.	Response	Conc	Units
48) Aroclor 1262 (1)	0.000	0	N.D.	ng/mld
49) Aroclor 1262 (2)	0.000	0	N.D.	ng/mld
50) Aroclor 1262 (3)	0.000	0	N.D.	ng/mld
51) Aroclor 1262 (4)	0.000	0	N.D.	ng/mld
52) Aroclor 1262 (5)	0.000	0	N.D.	ng/mld
53) Aroclor 1262 (6)	0.000	0	N.D.	ng/mld
54) Aroclor 1262 - AVE	0.000	0	N.D.	ng/mld
55) Aroclor 1268 (1)	0.000	0	N.D.	ng/mld
56) Aroclor 1268 (2)	0.000	0	N.D.	ng/mld
57) Aroclor 1268 (3)	0.000	0	N.D.	ng/mld
58) Aroclor 1268 (4)	0.000	0	N.D.	ng/mld
59) Aroclor 1268 (5)	0.000	0	N.D.	ng/mld
60) Aroclor 1268 (6)	0.000	0	N.D.	ng/mld
61) Aroclor 1268 - AVE	0.000	0	N.D.	ng/mld

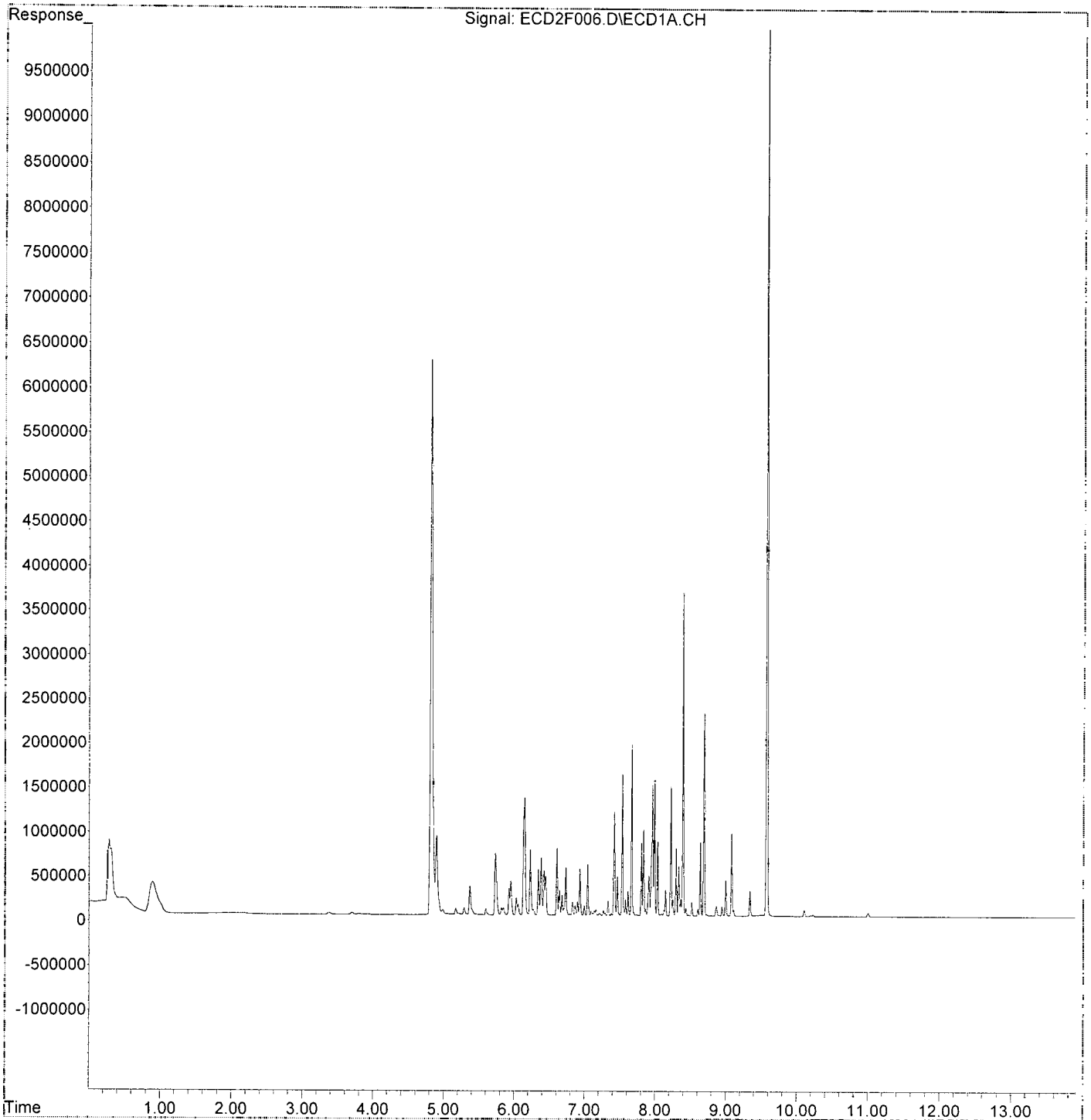
(f)=RT Delta > 1/2 Window

(m)=manual int.

Quantitation Report (QT Reviewed)

Data Path : K:\DATA\9L03052\requant\
Data File : ECD2F006.D
Signal(s) : ECD1A.CH
Acq On : 03 Dec 2019 17:57
Operator : MJB / KAK
Sample : 9L03052-CAL4
Misc :
ALS Vial : 6 Sample Multiplier: 1

Integration File: PCB1.e
Quant Time: Dec 04 15:33:28 2019
Quant Method : K:\METHODS\FECD2_QUANTPCB_191203.M
Quant Title : PCB Data Analysis
QLast Update : Wed Dec 04 15:29:22 2019
Response via : Initial Calibration
Integrator: ChemStation 6890 Scale Mode: Small noise peaks clipped



Data Path : K:\DATA\9L03052\requant\
 Data File : ECD2F007.D
 Signal(s) : ECD1A.CH
 Acq On : 03 Dec 2019 18:15
 Operator : MJB / KAK
 Sample : 9L03052-CAL5
 Misc :
 ALS Vial : 7 Sample Multiplier: 1

Integration File: PCB1.e
 Quant Time: Dec 04 15:33:46 2019
 Quant Method : K:\METHODS\FECD2_QUANTPCB_191203.M
 Quant Title : PCB Data Analysis
 QLast Update : Wed Dec 04 15:29:22 2019
 Response via : Initial Calibration
 Integrator: ChemStation 6890 Scale Mode: Small noise peaks clipped

Compound	R.T.	Response	Conc	Units
System Monitoring Compounds				
1) S TCMX (S)	4.811	19144959	287.515	ng/ml
62) S DCBP (S)	9.578	31083383	278.338	ng/ml ✓
Target Compounds				
2) Aroclor 1016 (1)	5.729	1871482	500.670	ng/ml
3) Aroclor 1016 (2)	6.143	3859736	536.529	ng/ml
4) Aroclor 1016 (3)	6.225	2022155	508.984	ng/ml
5) Aroclor 1016 (4)	6.382	1820005	508.757	ng/ml
6) Aroclor 1016 (5)	6.604	2192154	528.041	ng/ml
7) Aroclor 1016 (6)	6.730	1484483	506.092	ng/ml
8) Aroclor 1016 - AVE	0.000	0	N.D.	ng/ml
9) Aroclor 1221 (1)	0.000	0	N.D.	ng/ml
10) Aroclor 1221 (2)	0.000	0	N.D.	ng/ml
11) Aroclor 1221 (3)	0.000	0	N.D.	ng/ml
12) Aroclor 1221 - AVE	0.000	0	N.D.	ng/ml
13) Aroclor 1232 (1)	0.000	0	N.D.	ng/ml
14) Aroclor 1232 (2)	0.000	0	N.D.	ng/ml
15) Aroclor 1232 (3)	0.000	0	N.D.	ng/ml
16) Aroclor 1232 (4)	0.000	0	N.D.	ng/ml
17) Aroclor 1232 (5)	0.000	0	N.D.	ng/ml
18) Aroclor 1232 (6)	0.000	0	N.D.	ng/ml
19) Aroclor 1232 - AVE	0.000	0	N.D.	ng/ml
20) Aroclor 1242 (1)	0.000	0	N.D.	ng/ml
21) Aroclor 1242 (2)	0.000	0	N.D.	ng/ml
22) Aroclor 1242 (3)	0.000	0	N.D.	ng/ml
23) Aroclor 1242 (4)	0.000	0	N.D.	ng/ml
24) Aroclor 1242 (5)	0.000	0	N.D.	ng/ml
25) Aroclor 1242 (6)	0.000	0	N.D.	ng/ml
26) Aroclor 1242 - AVE	0.000	0	N.D.	ng/ml
27) Aroclor 1248 (1)	0.000	0	N.D.	ng/ml
28) Aroclor 1248 (2)	0.000	0	N.D.	ng/ml
29) Aroclor 1248 (3)	0.000	0	N.D.	ng/ml
30) Aroclor 1248 (4)	0.000	0	N.D.	ng/ml
31) Aroclor 1248 (5)	0.000	0	N.D.	ng/ml
32) Aroclor 1248 (6)	0.000	0	N.D.	ng/ml
33) Aroclor 1248 - AVE	0.000	0	N.D.	ng/ml
34) Aroclor 1254 (1)	0.000	0	N.D.	ng/ml
35) Aroclor 1254 (2)	0.000	0	N.D.	ng/ml
36) Aroclor 1254 (3)	0.000	0	N.D.	ng/ml
37) Aroclor 1254 (4)	0.000	0	N.D.	ng/ml
38) Aroclor 1254 (5)	0.000	0	N.D.	ng/ml
39) Aroclor 1254 (6)	0.000	0	N.D.	ng/ml
40) Aroclor 1254 - AVE	0.000	0	N.D.	ng/ml
41) Aroclor 1260 (1)	7.532	4423699	531.197	ng/ml
42) Aroclor 1260 (2)	7.665	5325133	521.949	ng/ml
43) Aroclor 1260 (3)	8.221	3997829	508.296	ng/ml
44) Aroclor 1260 (4)	8.391	10089251	541.895	ng/ml
45) Aroclor 1260 (5)	8.690	6288943	519.920	ng/ml
46) Aroclor 1260 (6)	9.082	2699039	527.712	ng/ml
47) Aroclor 1260 - AVE	0.000	0	N.D.	ng/ml

MJB
12/4/19

Quantitation Report (QT Reviewed)

Data Path : K:\DATA\9L03052\requant\
 Data File : ECD2F007.D
 Signal(s) : ECD1A.CH
 Acq On : 03 Dec 2019 18:15
 Operator : MJB / KAK
 Sample : 9L03052-CAL5
 Misc :
 ALS Vial : 7 Sample Multiplier: 1

Integration File: PCB1.e
 Quant Time: Dec 04 15:33:46 2019
 Quant Method : K:\METHODS\FECD2_QUANTPCB_191203.M
 Quant Title : PCB Data Analysis
 QLast Update : Wed Dec 04 15:29:22 2019
 Response via : Initial Calibration
 Integrator: ChemStation 6890 Scale Mode: Small noise peaks clipped

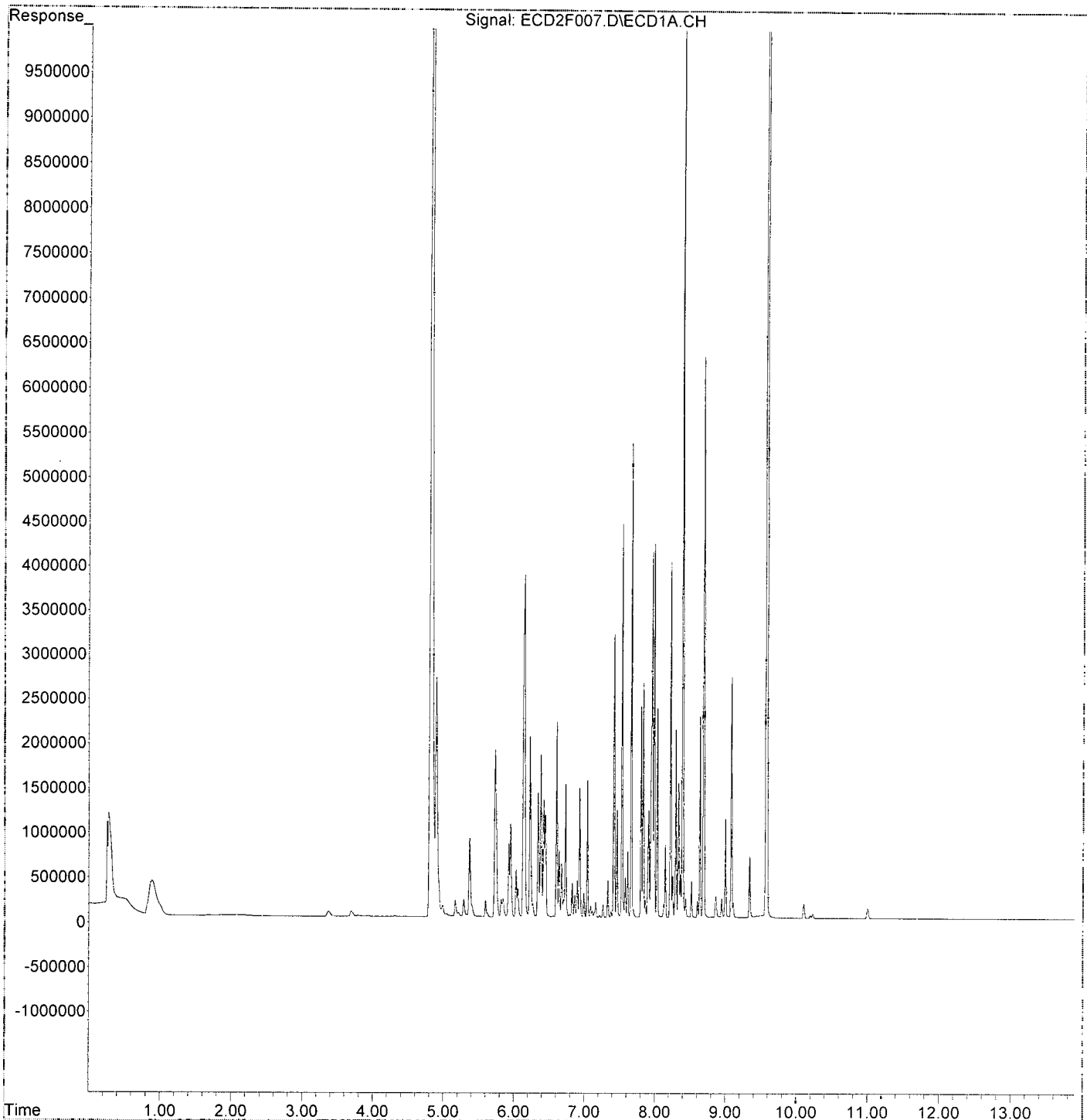
Compound	R.T.	Response	Conc	Units
48) Aroclor 1262 (1)	0.000	0	N.D.	ng/ml
49) Aroclor 1262 (2)	0.000	0	N.D.	ng/ml
50) Aroclor 1262 (3)	0.000	0	N.D.	ng/ml
51) Aroclor 1262 (4)	0.000	0	N.D.	ng/ml
52) Aroclor 1262 (5)	0.000	0	N.D.	ng/ml
53) Aroclor 1262 (6)	0.000	0	N.D.	ng/ml
54) Aroclor 1262 - AVE	0.000	0	N.D.	ng/ml
55) Aroclor 1268 (1)	0.000	0	N.D.	ng/ml
56) Aroclor 1268 (2)	0.000	0	N.D.	ng/ml
57) Aroclor 1268 (3)	0.000	0	N.D.	ng/ml
58) Aroclor 1268 (4)	0.000	0	N.D.	ng/ml
59) Aroclor 1268 (5)	0.000	0	N.D.	ng/ml
60) Aroclor 1268 (6)	0.000	0	N.D.	ng/ml
61) Aroclor 1268 - AVE	0.000	0	N.D.	ng/ml

(f)=RT Delta > 1/2 Window

(m)=manual int.

Data Path : K:\DATA\9L03052\requant\
Data File : ECD2F007.D
Signal(s) : ECD1A.CH
Acq On : 03 Dec 2019 18:15
Operator : MJB / KAK
Sample : 9L03052-CAL5
Misc :
ALS Vial : 7 Sample Multiplier: 1

Integration File: PCB1.e
Quant Time: Dec 04 15:33:46 2019
Quant Method : K:\METHODS\FECD2_QUANTPCB_191203.M
Quant Title : PCB Data Analysis
QLast Update : Wed Dec 04 15:29:22 2019
Response via : Initial Calibration
Integrator: ChemStation 6890 Scale Mode: Small noise peaks clipped



Data Path : K:\DATA\9L03052\requant\
 Data File : ECD2F008.D
 Signal(s) : ECD1A.CH
 Acq On : 03 Dec 2019 18:32
 Operator : MJB / KAK
 Sample : 9L03052-CAL6
 Misc :
 ALS Vial : 8 Sample Multiplier: 1

Integration File: PCB1.e
 Quant Time: Dec 04 15:34:01 2019
 Quant Method : K:\METHODS\FECD2_QUANTPCB_191203.M
 Quant Title : PCB Data Analysis
 QLast Update : Wed Dec 04 15:29:22 2019
 Response via : Initial Calibration
 Integrator: ChemStation 6890 Scale Mode: Small noise peaks clipped

Compound	R.T.	Response	Conc	Units
System Monitoring Compounds				
1) S TCMX (S)	4.810	33608191	504.720	ng/ml
62) S DCBP (S)	9.578	54903816	491.639	ng/ml ✓
Target Compounds				
2) Aroclor 1016 (1)	5.729	3364096	899.982	ng/ml
3) Aroclor 1016 (2)	6.142	6834377	950.023	ng/ml
4) Aroclor 1016 (3)	6.225	3751237	944.200	ng/ml
5) Aroclor 1016 (4)	6.382	3257104	910.478	ng/ml
6) Aroclor 1016 (5)	6.604	3740486	900.999	ng/ml
7) Aroclor 1016 (6)	6.730	2774363	945.839	ng/ml
8) Aroclor 1016 - AVE	0.000	0	N.D.	ng/ml
9) Aroclor 1221 (1)	0.000	0	N.D.	ng/ml
10) Aroclor 1221 (2)	0.000	0	N.D.	ng/ml
11) Aroclor 1221 (3)	0.000	0	N.D.	ng/ml
12) Aroclor 1221 - AVE	0.000	0	N.D.	ng/ml
13) Aroclor 1232 (1)	0.000	0	N.D.	ng/ml
14) Aroclor 1232 (2)	0.000	0	N.D.	ng/ml
15) Aroclor 1232 (3)	0.000	0	N.D.	ng/ml
16) Aroclor 1232 (4)	0.000	0	N.D.	ng/ml
17) Aroclor 1232 (5)	0.000	0	N.D.	ng/ml
18) Aroclor 1232 (6)	0.000	0	N.D.	ng/ml
19) Aroclor 1232 - AVE	0.000	0	N.D.	ng/ml
20) Aroclor 1242 (1)	0.000	0	N.D.	ng/ml
21) Aroclor 1242 (2)	0.000	0	N.D.	ng/ml
22) Aroclor 1242 (3)	0.000	0	N.D.	ng/ml
23) Aroclor 1242 (4)	0.000	0	N.D.	ng/ml
24) Aroclor 1242 (5)	0.000	0	N.D.	ng/ml
25) Aroclor 1242 (6)	0.000	0	N.D.	ng/ml
26) Aroclor 1242 - AVE	0.000	0	N.D.	ng/ml
27) Aroclor 1248 (1)	0.000	0	N.D.	ng/ml
28) Aroclor 1248 (2)	0.000	0	N.D.	ng/ml
29) Aroclor 1248 (3)	0.000	0	N.D.	ng/ml
30) Aroclor 1248 (4)	0.000	0	N.D.	ng/ml
31) Aroclor 1248 (5)	0.000	0	N.D.	ng/ml
32) Aroclor 1248 (6)	0.000	0	N.D.	ng/ml
33) Aroclor 1248 - AVE	0.000	0	N.D.	ng/ml
34) Aroclor 1254 (1)	0.000	0	N.D.	ng/ml
35) Aroclor 1254 (2)	0.000	0	N.D.	ng/ml
36) Aroclor 1254 (3)	0.000	0	N.D.	ng/ml
37) Aroclor 1254 (4)	0.000	0	N.D.	ng/ml
38) Aroclor 1254 (5)	0.000	0	N.D.	ng/ml
39) Aroclor 1254 (6)	0.000	0	N.D.	ng/ml
40) Aroclor 1254 - AVE	0.000	0	N.D.	ng/ml
41) Aroclor 1260 (1)	7.532	7808345	937.625	ng/ml
42) Aroclor 1260 (2)	7.665	9589273	939.904	ng/ml
43) Aroclor 1260 (3)	8.221	7355010	935.138	ng/ml
44) Aroclor 1260 (4)	8.391	17708495	951.125	ng/ml
45) Aroclor 1260 (5)	8.690	11580150	957.356	ng/ml
46) Aroclor 1260 (6)	9.081	4725786	923.979	ng/ml
47) Aroclor 1260 - AVE	0.000	0	N.D.	ng/ml

Handwritten signature
12/14/19

Quantitation Report (QT Reviewed)

Data Path : K:\DATA\9L03052\requant\
 Data File : ECD2F008.D
 Signal(s) : ECD1A.CH
 Acq On : 03 Dec 2019 18:32
 Operator : MJB / KAK
 Sample : 9L03052-CAL6
 Misc :
 ALS Vial : 8 Sample Multiplier: 1

Integration File: PCB1.e
 Quant Time: Dec 04 15:34:01 2019
 Quant Method : K:\METHODS\FECD2_QUANTPCB_191203.M
 Quant Title : PCB Data Analysis
 QLast Update : Wed Dec 04 15:29:22 2019
 Response via : Initial Calibration
 Integrator: ChemStation 6890 Scale Mode: Small noise peaks clipped

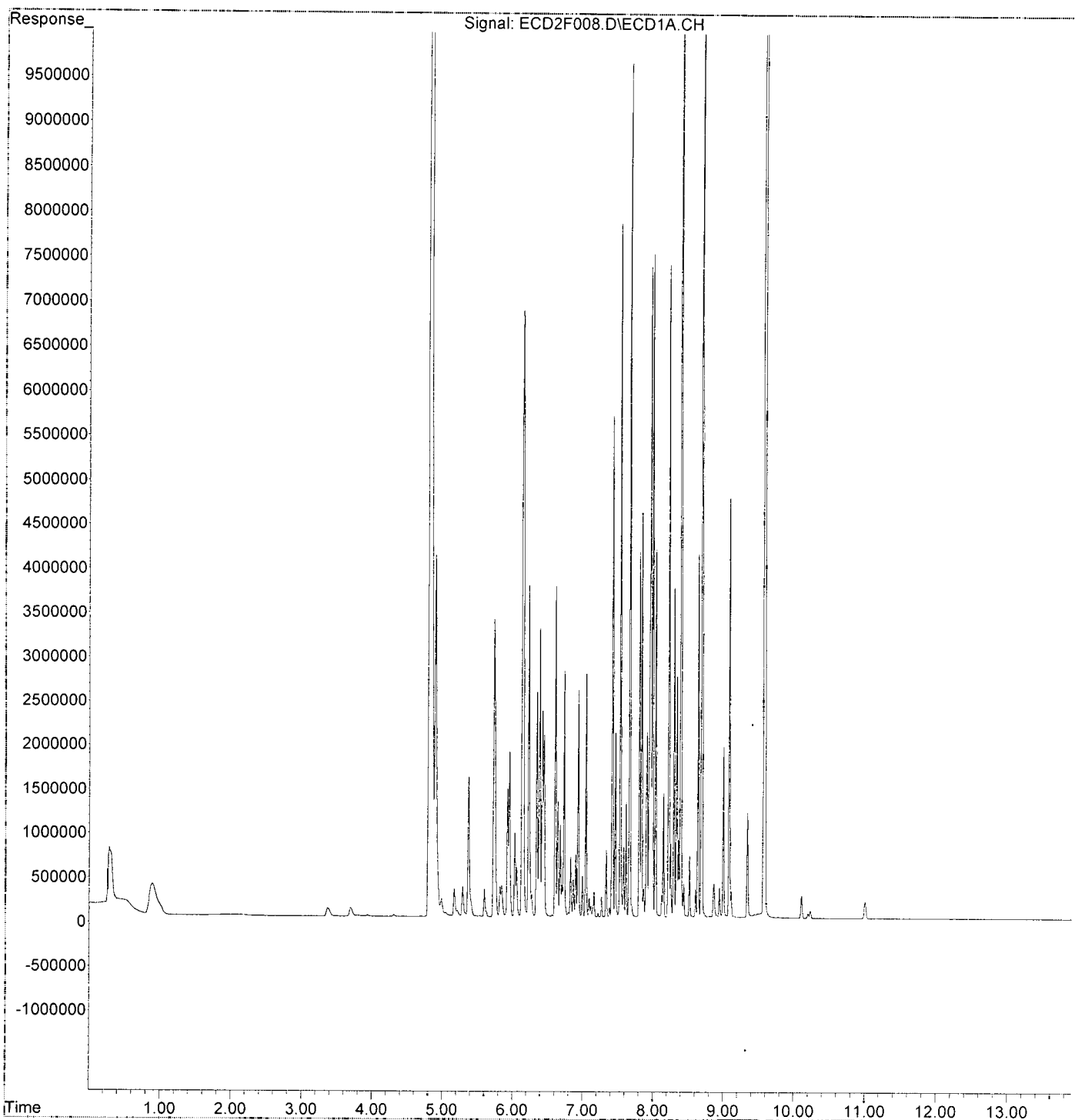
Compound	R.T.	Response	Conc	Units
48) Aroclor 1262 (1)	0.000	0	N.D.	ng/mld
49) Aroclor 1262 (2)	0.000	0	N.D.	ng/mld
50) Aroclor 1262 (3)	0.000	0	N.D.	ng/mld
51) Aroclor 1262 (4)	0.000	0	N.D.	ng/mld
52) Aroclor 1262 (5)	0.000	0	N.D.	ng/mld
53) Aroclor 1262 (6)	0.000	0	N.D.	ng/mld
54) Aroclor 1262 - AVE	0.000	0	N.D.	ng/mld
55) Aroclor 1268 (1)	0.000	0	N.D.	ng/mld
56) Aroclor 1268 (2)	0.000	0	N.D.	ng/mld
57) Aroclor 1268 (3)	0.000	0	N.D.	ng/mld
58) Aroclor 1268 (4)	0.000	0	N.D.	ng/mld
59) Aroclor 1268 (5)	0.000	0	N.D.	ng/mld
60) Aroclor 1268 (6)	0.000	0	N.D.	ng/mld
61) Aroclor 1268 - AVE	0.000	0	N.D.	ng/mld

(f)=RT Delta > 1/2 Window

(m)=manual int.

Data Path : K:\DATA\9L03052\request\
Data File : ECD2F008.D
Signal(s) : ECD1A.CH
Acq On : 03 Dec 2019 18:32
Operator : MJB / KAK
Sample : 9L03052-CAL6
Misc :
ALS Vial : 8 Sample Multiplier: 1

Integration File: PCB1.e
Quant Time: Dec 04 15:34:01 2019
Quant Method : K:\METHODS\FECD2_QUANTPCB_191203.M
Quant Title : PCB Data Analysis
QLast Update : Wed Dec 04 15:29:22 2019
Response via : Initial Calibration
Integrator: ChemStation 6890 Scale Mode: Small noise peaks clipped



Quantitation Report (QT Reviewed)

Data Path : K:\DATA\9L03052\requant\
 Data File : ECD2F009.D
 Signal(s) : ECD1A.CH
 Acq On : 03 Dec 2019 18:50
 Operator : MJB / KAK
 Sample : 9L03052-CAL7
 Misc :
 ALS Vial : 9 Sample Multiplier: 1

Integration File: PCB1.e
 Quant Time: Dec 04 15:34:15 2019
 Quant Method : K:\METHODS\FECD2_QUANTPCB_191203.M
 Quant Title : PCB Data Analysis
 QLast Update : Wed Dec 04 15:29:22 2019
 Response via : Initial Calibration
 Integrator: ChemStation 6890 Scale Mode: Small noise peaks clipped

Compound	R.T.	Response	Conc	Units
System Monitoring Compounds				
1) S TCMX (S)	4.809	60673888	911.187	ng/ml ✓
62) S DCBP (S)	9.580	89202319	798.766	ng/ml ✓
Target Compounds				
2) Aroclor 1016 (1)	5.729	5150886	1377.995	ng/ml
3) Aroclor 1016 (2)	6.142	10450716	1452.718	ng/ml
4) Aroclor 1016 (3)	6.224	5493308	1382.686	ng/ml
5) Aroclor 1016 (4)	6.382	4711985	1317.170	ng/ml ✓
6) Aroclor 1016 (5)	6.604	5651954	1361.429	ng/ml
7) Aroclor 1016 (6)	6.730	4009865	1367.048	ng/ml
8) Aroclor 1016 - AVE	0.000	0	N.D.	ng/ml
9) Aroclor 1221 (1)	0.000	0	N.D.	ng/ml
10) Aroclor 1221 (2)	0.000	0	N.D.	ng/ml
11) Aroclor 1221 (3)	0.000	0	N.D.	ng/ml
12) Aroclor 1221 - AVE	0.000	0	N.D.	ng/ml
13) Aroclor 1232 (1)	0.000	0	N.D.	ng/ml
14) Aroclor 1232 (2)	0.000	0	N.D.	ng/ml
15) Aroclor 1232 (3)	0.000	0	N.D.	ng/ml
16) Aroclor 1232 (4)	0.000	0	N.D.	ng/ml
17) Aroclor 1232 (5)	0.000	0	N.D.	ng/ml
18) Aroclor 1232 (6)	0.000	0	N.D.	ng/ml
19) Aroclor 1232 - AVE	0.000	0	N.D.	ng/ml
20) Aroclor 1242 (1)	0.000	0	N.D.	ng/ml
21) Aroclor 1242 (2)	0.000	0	N.D.	ng/ml
22) Aroclor 1242 (3)	0.000	0	N.D.	ng/ml
23) Aroclor 1242 (4)	0.000	0	N.D.	ng/ml
24) Aroclor 1242 (5)	0.000	0	N.D.	ng/ml
25) Aroclor 1242 (6)	0.000	0	N.D.	ng/ml
26) Aroclor 1242 - AVE	0.000	0	N.D.	ng/ml
27) Aroclor 1248 (1)	0.000	0	N.D.	ng/ml
28) Aroclor 1248 (2)	0.000	0	N.D.	ng/ml
29) Aroclor 1248 (3)	0.000	0	N.D.	ng/ml
30) Aroclor 1248 (4)	0.000	0	N.D.	ng/ml
31) Aroclor 1248 (5)	0.000	0	N.D.	ng/ml
32) Aroclor 1248 (6)	0.000	0	N.D.	ng/ml
33) Aroclor 1248 - AVE	0.000	0	N.D.	ng/ml
34) Aroclor 1254 (1)	0.000	0	N.D.	ng/ml
35) Aroclor 1254 (2)	0.000	0	N.D.	ng/ml
36) Aroclor 1254 (3)	0.000	0	N.D.	ng/ml
37) Aroclor 1254 (4)	0.000	0	N.D.	ng/ml
38) Aroclor 1254 (5)	0.000	0	N.D.	ng/ml
39) Aroclor 1254 (6)	0.000	0	N.D.	ng/ml
40) Aroclor 1254 - AVE	0.000	0	N.D.	ng/ml
41) Aroclor 1260 (1)	7.532	11443339	1374.115	ng/ml
42) Aroclor 1260 (2)	7.665	15052739	1475.412	ng/ml
43) Aroclor 1260 (3)	8.221	11134634	1415.691	ng/ml ✓
44) Aroclor 1260 (4)	8.392	27659948	1485.619	ng/ml
45) Aroclor 1260 (5)	8.691	17894220	1479.353	ng/ml
46) Aroclor 1260 (6)	9.082	7455071	1457.605	ng/ml
47) Aroclor 1260 - AVE	0.000	0	N.D.	ng/ml

12/1/19

Quantitation Report (QT Reviewed)

Data Path : K:\DATA\9L03052\requant\
 Data File : ECD2F009.D
 Signal(s) : ECD1A.CH
 Acq On : 03 Dec 2019 18:50
 Operator : MJB / KAK
 Sample : 9L03052-CAL7
 Misc :
 ALS Vial : 9 Sample Multiplier: 1

Integration File: PCB1.e
 Quant Time: Dec 04 15:34:15 2019
 Quant Method : K:\METHODS\FECD2_QUANTPCB_191203.M
 Quant Title : PCB Data Analysis
 QLast Update : Wed Dec 04 15:29:22 2019
 Response via : Initial Calibration
 Integrator: ChemStation 6890 Scale Mode: Small noise peaks clipped

Compound	R.T.	Response	Conc	Units
48) Aroclor 1262 (1)	0.000	0	N.D.	ng/ml
49) Aroclor 1262 (2)	0.000	0	N.D.	ng/ml
50) Aroclor 1262 (3)	0.000	0	N.D.	ng/ml
51) Aroclor 1262 (4)	0.000	0	N.D.	ng/ml
52) Aroclor 1262 (5)	0.000	0	N.D.	ng/ml
53) Aroclor 1262 (6)	0.000	0	N.D.	ng/ml
54) Aroclor 1262 - AVE	0.000	0	N.D.	ng/ml
55) Aroclor 1268 (1)	0.000	0	N.D.	ng/ml
56) Aroclor 1268 (2)	0.000	0	N.D.	ng/ml
57) Aroclor 1268 (3)	0.000	0	N.D.	ng/ml
58) Aroclor 1268 (4)	0.000	0	N.D.	ng/ml
59) Aroclor 1268 (5)	0.000	0	N.D.	ng/ml
60) Aroclor 1268 (6)	0.000	0	N.D.	ng/ml
61) Aroclor 1268 - AVE	0.000	0	N.D.	ng/ml

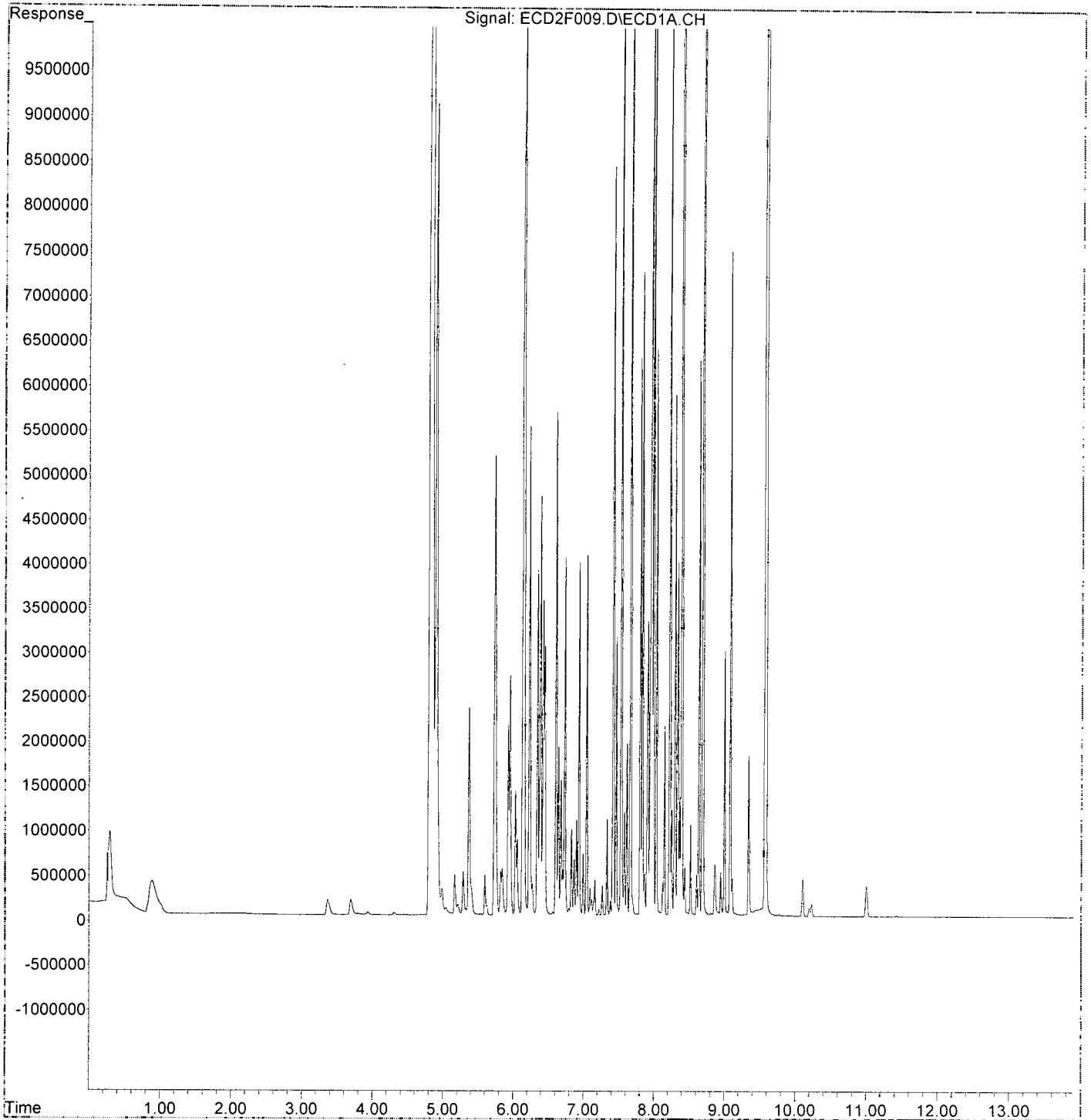
(f)=RT Delta > 1/2 Window

(m)=manual int.

Quantitation Report (QT Reviewed)

Data Path : K:\DATA\9L03052\requant\
Data File : ECD2F009.D
Signal(s) : ECD1A.CH
Acq On : 03 Dec 2019 18:50
Operator : MJB / KAK
Sample : 9L03052-CAL7
Misc :
ALS Vial : 9 Sample Multiplier: 1

Integration File: PCB1.e
Quant Time: Dec 04 15:34:15 2019
Quant Method : K:\METHODS\FECD2_QUANTPCB_191203.M
Quant Title : PCB Data Analysis
QLast Update : Wed Dec 04 15:29:22 2019
Response via : Initial Calibration
Integrator: ChemStation 6890 Scale Mode: Small noise peaks clipped



Sequence Table (Front Injector):

Method and Injection Info Part:

Line	Location	SampleName	Method	Inj	SampleType	InjVolume	DataFile
1	Vial 1	Hexane	E2A21015	1	Sample		
2	Vial 2	9L03052-ICB1	E2A21015	1	Sample		
3	Vial 3	9L03052-CAL1	E2A21015	1	Sample		
4	Vial 4	9L03052-CAL2	E2A21015	1	Sample		
5	Vial 5	9L03052-CAL3	E2A21015	1	Sample		
6	Vial 6	9L03052-CAL4	E2A21015	1	Sample		
7	Vial 7	9L03052-CAL5	E2A21015	1	Sample		
8	Vial 8	9L03052-CAL6	E2A21015	1	Sample		
9	Vial 9	9L03052-CAL7	E2A21015	1	Sample		
10	Vial 1	9L03052-IBL1	E2A21015	1	Sample		
11	Vial 10	9L03052-ICV1	E2A21015	1	Sample		
12	Vial 11	9L03052-CAL8	E2A21015	1	Sample		
13	Vial 12	9L03052-CAL9	E2A21015	1	Sample		
14	Vial 13	9L03052-CALA	E2A21015	1	Sample		
15	Vial 14	9L03052-CALB	E2A21015	1	Sample		
16	Vial 15	9L03052-CALC	E2A21015	1	Sample		
17	Vial 16	9L03052-CALD	E2A21015	1	Sample		
18	Vial 17	9L03052-CALE	E2A21015	1	Sample		
19	Vial 18	9L03052-ICV2	E2A21015	1	Sample		
20	Vial 19	9L03052-ICV3	E2A21015	1	Sample		
21	Vial 20	9L03052-ICV4	E2A21015	1	Sample		
22	Vial 21	9L03052-ICV5	E2A21015	1	Sample		

12/19/19

Sequence Table (Back Injector):

Method and Injection Info Part:

Line	Location	SampleName	Method	Inj	SampleType	InjVolume	DataFile
1	Vial 51	Hexane	E2A21015	1	Sample		
2	Vial 51	Hexane	E2A21015	1	Sample		
3	Vial 51	Hexane	E2A21015	1	Sample		
4	Vial 51	Hexane	E2A21015	1	Sample		
5	Vial 51	Hexane	E2A21015	1	Sample		
6	Vial 51	Hexane	E2A21015	1	Sample		
7	Vial 51	Hexane	E2A21015	1	Sample		
8	Vial 51	Hexane	E2A21015	1	Sample		
9	Vial 51	Hexane	E2A21015	1	Sample		
10	Vial 51	Hexane	E2A21015	1	Sample		
11	Vial 51	Hexane	E2A21015	1	Sample		
12	Vial 51	Hexane	E2A21015	1	Sample		
13	Vial 51	Hexane	E2A21015	1	Sample		
14	Vial 51	Hexane	E2A21015	1	Sample		
15	Vial 51	Hexane	E2A21015	1	Sample		
16	Vial 51	Hexane	E2A21015	1	Sample		
17	Vial 51	Hexane	E2A21015	1	Sample		
18	Vial 51	Hexane	E2A21015	1	Sample		
19	Vial 51	Hexane	E2A21015	1	Sample		
20	Vial 51	Hexane	E2A21015	1	Sample		
21	Vial 51	Hexane	E2A21015	1	Sample		
22	Vial 51	Hexane	E2A21015	1	Sample		

Quantitation Report (QT Reviewed)

Data Path : K:\DATA\9L03052\
 Data File : ECD2F003.D
 Signal(s) : ECD1A.CH
 Acq On : 03 Dec 2019 17:04
 Operator : MJB / KAK
 Sample : 9L03052-CAL1
 Misc :
 ALS Vial : 3 Sample Multiplier: 1

Integration File: PCB1.e
 Quant Time: Dec 04 14:49:16 2019
 Quant Method : K:\METHODS\FECD2_QUANTPCB_191203.M
 Quant Title : PCB Data Analysis
 QLast Update : Wed Dec 04 14:46:53 2019
 Response via : Initial Calibration
 Integrator: ChemStation 6890 Scale Mode: Small noise peaks clipped

Compound	R.T.	Response	Conc Units
System Monitoring Compounds			
1) S TCMX (S)	4.810	607866	10.347 ng/ml
62) S DCBP (S)	9.578	1085395	12.026 ng/ml
Target Compounds			
2) Aroclor 1016 (1)	5.730	89904	27.283 ng/ml
3) Aroclor 1016 (2)	6.144	161114	24.967 ng/ml
4) Aroclor 1016 (3)	6.226	94866	26.936 ng/ml
5) Aroclor 1016 (4)	6.382	87352	28.487 ng/ml
6) Aroclor 1016 (5)	6.604	97448	26.883 ng/ml
7) Aroclor 1016 (6)	6.731	68287	26.990 ng/ml
8) Aroclor 1016 - AVE	0.000	0	N.D. ng/ml
9) Aroclor 1221 (1)	0.000	0	N.D. ng/ml
10) Aroclor 1221 (2)	0.000	0	N.D. ng/ml
11) Aroclor 1221 (3)	0.000	0	N.D. ng/ml
12) Aroclor 1221 - AVE	0.000	0	N.D. ng/ml
13) Aroclor 1232 (1)	0.000	0	N.D. ng/ml
14) Aroclor 1232 (2)	0.000	0	N.D. ng/ml
15) Aroclor 1232 (3)	0.000	0	N.D. ng/ml
16) Aroclor 1232 (4)	0.000	0	N.D. ng/ml
17) Aroclor 1232 (5)	0.000	0	N.D. ng/ml
18) Aroclor 1232 (6)	0.000	0	N.D. ng/ml
19) Aroclor 1232 - AVE	0.000	0	N.D. ng/ml
20) Aroclor 1242 (1)	0.000	0	N.D. ng/ml
21) Aroclor 1242 (2)	0.000	0	N.D. ng/ml
22) Aroclor 1242 (3)	0.000	0	N.D. ng/ml
23) Aroclor 1242 (4)	0.000	0	N.D. ng/ml
24) Aroclor 1242 (5)	0.000	0	N.D. ng/ml
25) Aroclor 1242 (6)	0.000	0	N.D. ng/ml
26) Aroclor 1242 - AVE	0.000	0	N.D. ng/ml
27) Aroclor 1248 (1)	0.000	0	N.D. ng/ml
28) Aroclor 1248 (2)	0.000	0	N.D. ng/ml
29) Aroclor 1248 (3)	0.000	0	N.D. ng/ml
30) Aroclor 1248 (4)	0.000	0	N.D. ng/ml
31) Aroclor 1248 (5)	0.000	0	N.D. ng/ml
32) Aroclor 1248 (6)	0.000	0	N.D. ng/ml
33) Aroclor 1248 - AVE	0.000	0	N.D. ng/ml
34) Aroclor 1254 (1)	0.000	0	N.D. ng/ml
35) Aroclor 1254 (2)	0.000	0	N.D. ng/ml
36) Aroclor 1254 (3)	0.000	0	N.D. ng/ml
37) Aroclor 1254 (4)	0.000	0	N.D. ng/ml
38) Aroclor 1254 (5)	0.000	0	N.D. ng/ml
39) Aroclor 1254 (6)	0.000	0	N.D. ng/ml
40) Aroclor 1254 - AVE	0.000	0	N.D. ng/ml
41) Aroclor 1260 (1)	7.532	186119	26.585 ng/ml
42) Aroclor 1260 (2)	7.665	225314	25.315 ng/ml
43) Aroclor 1260 (3)	8.222	178776	26.838 ng/ml
44) Aroclor 1260 (4)	8.392	374030	23.669 ng/ml
45) Aroclor 1260 (5)	8.690	254106	24.637 ng/ml
46) Aroclor 1260 (6)	9.082	115322	26.770 ng/ml
47) Aroclor 1260 - AVE	0.000	0	N.D. ng/ml

Handwritten signature
12/14/19

Quantitation Report (QT Reviewed)

Data Path : K:\DATA\9L03052\
 Data File : ECD2F003.D
 Signal(s) : ECD1A.CH
 Acq On : 03 Dec 2019 17:04
 Operator : MJB / KAK
 Sample : 9L03052-CAL1
 Misc :
 ALS Vial : 3 Sample Multiplier: 1

Integration File: PCB1.e
 Quant Time: Dec 04 14:49:16 2019
 Quant Method : K:\METHODS\FECD2_QUANTPCB_191203.M
 Quant Title : PCB Data Analysis
 QLast Update : Wed Dec 04 14:46:53 2019
 Response via : Initial Calibration
 Integrator: ChemStation 6890 Scale Mode: Small noise peaks clipped

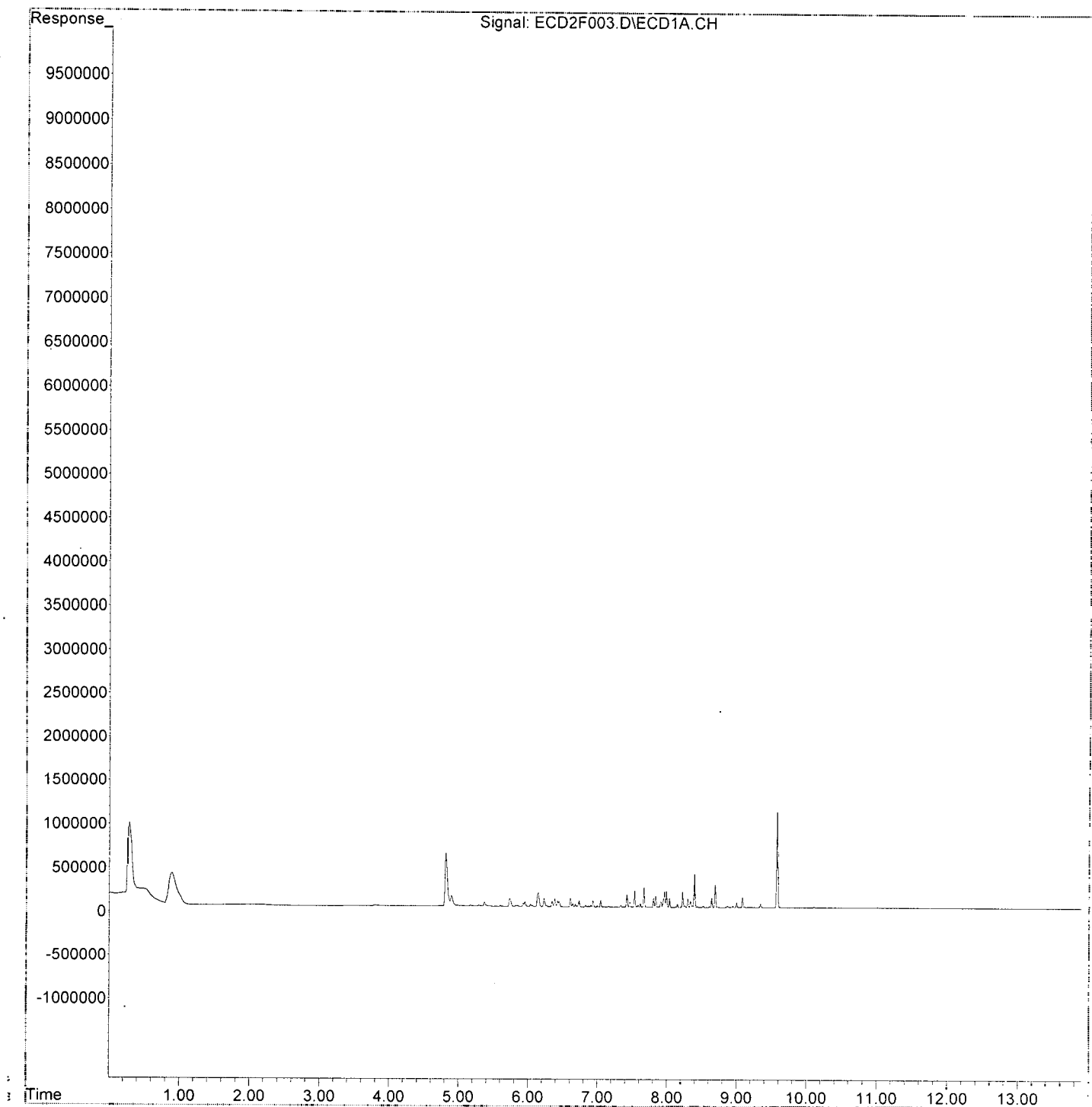
Compound	R.T.	Response	Conc	Units
48) Aroclor 1262 (1)	0.000	0	N.D.	ng/ml
49) Aroclor 1262 (2)	0.000	0	N.D.	ng/ml
50) Aroclor 1262 (3)	0.000	0	N.D.	ng/ml
51) Aroclor 1262 (4)	0.000	0	N.D.	ng/ml
52) Aroclor 1262 (5)	0.000	0	N.D.	ng/ml
53) Aroclor 1262 (6)	0.000	0	N.D.	ng/ml
54) Aroclor 1262 - AVE	0.000	0	N.D.	ng/ml
55) Aroclor 1268 (1)	0.000	0	N.D.	ng/ml
56) Aroclor 1268 (2)	0.000	0	N.D.	ng/ml
57) Aroclor 1268 (3)	0.000	0	N.D.	ng/ml
58) Aroclor 1268 (4)	0.000	0	N.D.	ng/ml
59) Aroclor 1268 (5)	0.000	0	N.D.	ng/ml
60) Aroclor 1268 (6)	0.000	0	N.D.	ng/ml
61) Aroclor 1268 - AVE	0.000	0	N.D.	ng/ml

(f)=RT Delta > 1/2 Window

(m)=manual int.

Data Path : K:\DATA\9L03052\
 Data File : ECD2F003.D
 Signal(s) : ECD1A.CH
 Acq On : 03 Dec 2019 17:04
 Operator : MJB / KAK
 Sample : 9L03052-CAL1
 Misc :
 ALS Vial : 3 Sample Multiplier: 1

Integration File: PCB1.e
 Quant Time: Dec 04 14:49:16 2019
 Quant Method : K:\METHODS\FECD2_QUANTPCB_191203.M
 Quant Title : PCB Data Analysis
 QLast Update : Wed Dec 04 14:46:53 2019
 Response via : Initial Calibration
 Integrator: ChemStation 6890 Scale Mode: Small noise peaks clipped



Quantitation Report (QT Reviewed)

Data Path : K:\DATA\9L03052\
 Data File : ECD2F004.D
 Signal(s) : ECD1A.CH
 Acq On : 03 Dec 2019 17:22
 Operator : MJB / KAK
 Sample : 9L03052-CAL2
 Misc :
 ALS Vial : 4 Sample Multiplier: 1

Integration File: PCB1.e
 Quant Time: Dec 04 14:50:40 2019
 Quant Method : K:\METHODS\FECD2_QUANTPCB_191203.M
 Quant Title : PCB Data Analysis
 QLast Update : Wed Dec 04 14:46:53 2019
 Response via : Initial Calibration
 Integrator: ChemStation 6890 Scale Mode: Small noise peaks clipped

Compound	R.T.	Response	Conc Units
System Monitoring Compounds			
1) S TCMX (S)	4.809	1520231	25.877 ng/ml
62) S DCBP (S)	9.576	2699632	29.910 ng/ml
Target Compounds			
2) Aroclor 1016 (1)	5.729	193429	58.698 ng/ml
3) Aroclor 1016 (2)	6.143	352080	54.560 ng/ml
4) Aroclor 1016 (3)	6.225	199490	56.642 ng/ml
5) Aroclor 1016 (4)	6.381	190893	62.253 ng/ml
6) Aroclor 1016 (5)	6.604	220902	60.940 ng/ml
7) Aroclor 1016 (6)	6.731	153783	60.783 ng/ml
8) Aroclor 1016 - AVE	0.000	0	N.D. ng/ml
9) Aroclor 1221 (1)	0.000	0	N.D. ng/ml
10) Aroclor 1221 (2)	0.000	0	N.D. ng/ml
11) Aroclor 1221 (3)	0.000	0	N.D. ng/ml
12) Aroclor 1221 - AVE	0.000	0	N.D. ng/ml
13) Aroclor 1232 (1)	0.000	0	N.D. ng/ml
14) Aroclor 1232 (2)	0.000	0	N.D. ng/ml
15) Aroclor 1232 (3)	0.000	0	N.D. ng/ml
16) Aroclor 1232 (4)	0.000	0	N.D. ng/ml
17) Aroclor 1232 (5)	0.000	0	N.D. ng/ml
18) Aroclor 1232 (6)	0.000	0	N.D. ng/ml
19) Aroclor 1232 - AVE	0.000	0	N.D. ng/ml
20) Aroclor 1242 (1)	0.000	0	N.D. ng/ml
21) Aroclor 1242 (2)	0.000	0	N.D. ng/ml
22) Aroclor 1242 (3)	0.000	0	N.D. ng/ml
23) Aroclor 1242 (4)	0.000	0	N.D. ng/ml
24) Aroclor 1242 (5)	0.000	0	N.D. ng/ml
25) Aroclor 1242 (6)	0.000	0	N.D. ng/ml
26) Aroclor 1242 - AVE	0.000	0	N.D. ng/ml
27) Aroclor 1248 (1)	0.000	0	N.D. ng/ml
28) Aroclor 1248 (2)	0.000	0	N.D. ng/ml
29) Aroclor 1248 (3)	0.000	0	N.D. ng/ml
30) Aroclor 1248 (4)	0.000	0	N.D. ng/ml
31) Aroclor 1248 (5)	0.000	0	N.D. ng/ml
32) Aroclor 1248 (6)	0.000	0	N.D. ng/ml
33) Aroclor 1248 - AVE	0.000	0	N.D. ng/ml
34) Aroclor 1254 (1)	0.000	0	N.D. ng/ml
35) Aroclor 1254 (2)	0.000	0	N.D. ng/ml
36) Aroclor 1254 (3)	0.000	0	N.D. ng/ml
37) Aroclor 1254 (4)	0.000	0	N.D. ng/ml
38) Aroclor 1254 (5)	0.000	0	N.D. ng/ml
39) Aroclor 1254 (6)	0.000	0	N.D. ng/ml
40) Aroclor 1254 - AVE	0.000	0	N.D. ng/ml
41) Aroclor 1260 (1)	7.531	418936	59.840 ng/ml
42) Aroclor 1260 (2)	7.665	506688	56.927 ng/ml
43) Aroclor 1260 (3)	8.221	402124	60.368 ng/ml
44) Aroclor 1260 (4)	8.390	944538	59.772 ng/ml
45) Aroclor 1260 (5)	8.690	615297	59.656 ng/ml
46) Aroclor 1260 (6)	9.081	258919	60.104 ng/ml
47) Aroclor 1260 - AVE	0.000	0	N.D. ng/ml

12/11/19

Quantitation Report (QT Reviewed)

Data Path : K:\DATA\9L03052\
 Data File : ECD2F004.D
 Signal(s) : ECD1A.CH
 Acq On : 03 Dec 2019 17:22
 Operator : MJB / KAK
 Sample : 9L03052-CAL2
 Misc :
 ALS Vial : 4 Sample Multiplier: 1

Integration File: PCB1.e
 Quant Time: Dec 04 14:50:40 2019
 Quant Method : K:\METHODS\FECD2_QUANTPCB_191203.M
 Quant Title : PCB Data Analysis
 QLast Update : Wed Dec 04 14:46:53 2019
 Response via : Initial Calibration
 Integrator: ChemStation 6890 Scale Mode: Small noise peaks clipped

Compound	R.T.	Response	Conc	Units
48) Aroclor 1262 (1)	0.000	0	N.D.	ng/ml
49) Aroclor 1262 (2)	0.000	0	N.D.	ng/ml
50) Aroclor 1262 (3)	0.000	0	N.D.	ng/ml
51) Aroclor 1262 (4)	0.000	0	N.D.	ng/ml
52) Aroclor 1262 (5)	0.000	0	N.D.	ng/ml
53) Aroclor 1262 (6)	0.000	0	N.D.	ng/ml
54) Aroclor 1262 - AVE	0.000	0	N.D.	ng/ml
55) Aroclor 1268 (1)	0.000	0	N.D.	ng/ml
56) Aroclor 1268 (2)	0.000	0	N.D.	ng/ml
57) Aroclor 1268 (3)	0.000	0	N.D.	ng/ml
58) Aroclor 1268 (4)	0.000	0	N.D.	ng/ml
59) Aroclor 1268 (5)	0.000	0	N.D.	ng/ml
60) Aroclor 1268 (6)	0.000	0	N.D.	ng/ml
61) Aroclor 1268 - AVE	0.000	0	N.D.	ng/ml

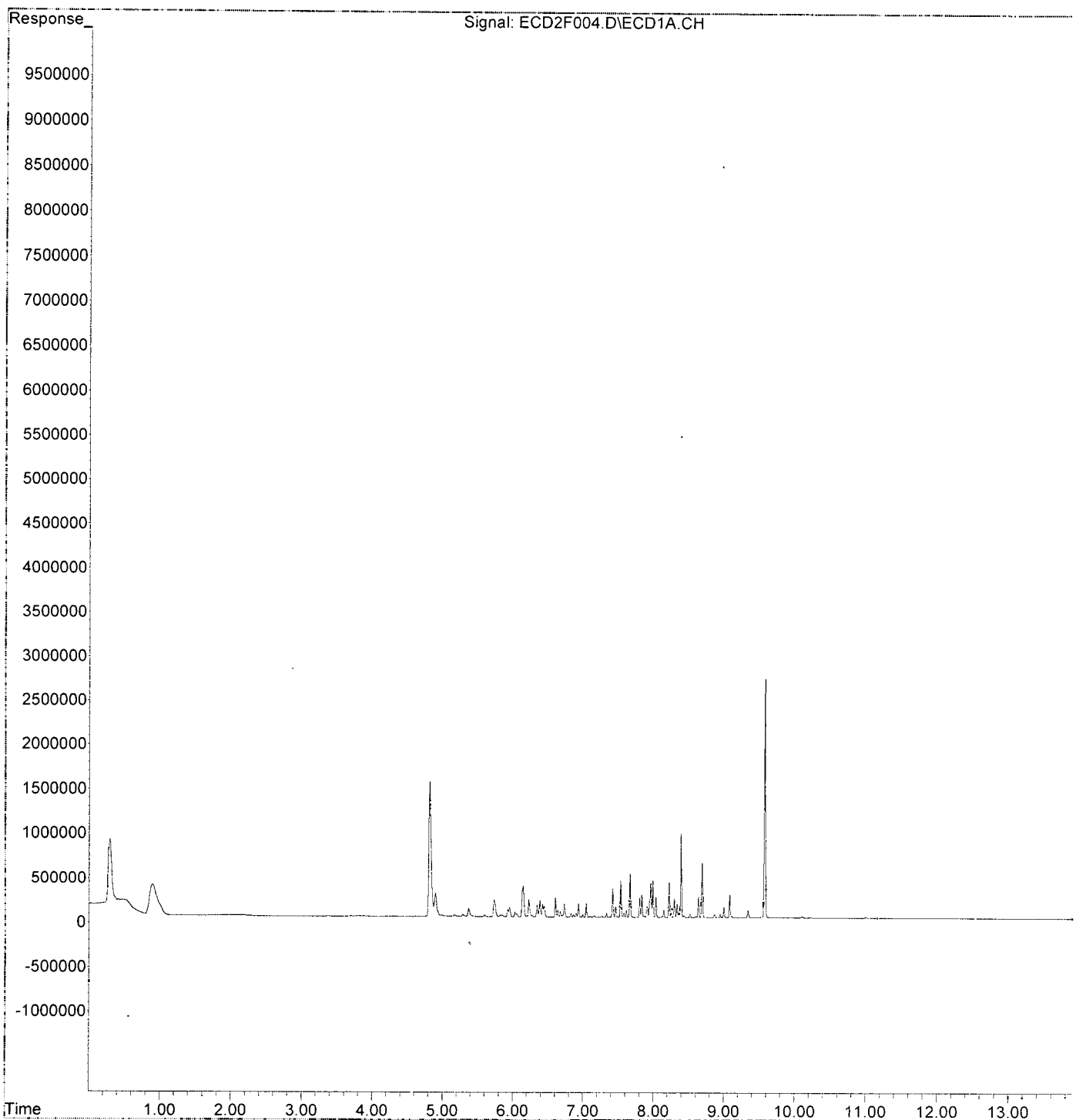
(f)=RT Delta > 1/2 Window

(m)=manual int.

Quantitation Report (QT Reviewed)

Data Path : K:\DATA\9L03052\
Data File : ECD2F004.D
Signal(s) : ECD1A.CH
Acq On : 03 Dec 2019 17:22
Operator : MJB / KAK
Sample : 9L03052-CAL2
Misc :
ALS Vial : 4 Sample Multiplier: 1

Integration File: PCB1.e
Quant Time: Dec 04 14:50:40 2019
Quant Method : K:\METHODS\FECD2_QUANTPCB_191203.M
Quant Title : PCB Data Analysis
QLast Update : Wed Dec 04 14:46:53 2019
Response via : Initial Calibration
Integrator: ChemStation 6890 Scale Mode: Small noise peaks clipped



Quantitation Report (QT Reviewed)

Data Path : K:\DATA\9L03052\
 Data File : ECD2F005.D
 Signal(s) : ECD1A.CH
 Acq On : 03 Dec 2019 17:40
 Operator : MJB / KAK
 Sample : 9L03052-CAL3
 Misc :
 ALS Vial : 5 Sample Multiplier: 1

Integration File: PCB1.e
 Quant Time: Dec 04 14:51:56 2019
 Quant Method : K:\METHODS\FECD2_QUANTPCB_191203.M
 Quant Title : PCB Data Analysis
 QLast Update : Wed Dec 04 14:46:53 2019
 Response via : Initial Calibration
 Integrator: ChemStation 6890 Scale Mode: Small noise peaks clipped

Compound	R.T.	Response	Conc Units
System Monitoring Compounds			
1) S TCMX (S)	4.809	3122586	53.152 ng/ml
62) S DCBP (S)	9.577	5688932	63.030 ng/ml
Target Compounds			
2) Aroclor 1016 (1)	5.729	374224	113.563 ng/ml
3) Aroclor 1016 (2)	6.143	710924	110.169 ng/ml
4) Aroclor 1016 (3)	6.225	390273	110.812 ng/ml
5) Aroclor 1016 (4)	6.381	356425	116.236 ng/ml
6) Aroclor 1016 (5)	6.604	404011	111.455 ng/ml
7) Aroclor 1016 (6)	6.730	290789	114.935 ng/ml
8) Aroclor 1016 - AVE	0.000	0	N.D. ng/ml
9) Aroclor 1221 (1)	0.000	0	N.D. ng/ml
10) Aroclor 1221 (2)	0.000	0	N.D. ng/ml
11) Aroclor 1221 (3)	0.000	0	N.D. ng/ml
12) Aroclor 1221 - AVE	0.000	0	N.D. ng/ml
13) Aroclor 1232 (1)	0.000	0	N.D. ng/ml
14) Aroclor 1232 (2)	0.000	0	N.D. ng/ml
15) Aroclor 1232 (3)	0.000	0	N.D. ng/ml
16) Aroclor 1232 (4)	0.000	0	N.D. ng/ml
17) Aroclor 1232 (5)	0.000	0	N.D. ng/ml
18) Aroclor 1232 (6)	0.000	0	N.D. ng/ml
19) Aroclor 1232 - AVE	0.000	0	N.D. ng/ml
20) Aroclor 1242 (1)	0.000	0	N.D. ng/ml
21) Aroclor 1242 (2)	0.000	0	N.D. ng/ml
22) Aroclor 1242 (3)	0.000	0	N.D. ng/ml
23) Aroclor 1242 (4)	0.000	0	N.D. ng/ml
24) Aroclor 1242 (5)	0.000	0	N.D. ng/ml
25) Aroclor 1242 (6)	0.000	0	N.D. ng/ml
26) Aroclor 1242 - AVE	0.000	0	N.D. ng/ml
27) Aroclor 1248 (1)	0.000	0	N.D. ng/ml
28) Aroclor 1248 (2)	0.000	0	N.D. ng/ml
29) Aroclor 1248 (3)	0.000	0	N.D. ng/ml
30) Aroclor 1248 (4)	0.000	0	N.D. ng/ml
31) Aroclor 1248 (5)	0.000	0	N.D. ng/ml
32) Aroclor 1248 (6)	0.000	0	N.D. ng/ml
33) Aroclor 1248 - AVE	0.000	0	N.D. ng/ml
34) Aroclor 1254 (1)	0.000	0	N.D. ng/ml
35) Aroclor 1254 (2)	0.000	0	N.D. ng/ml
36) Aroclor 1254 (3)	0.000	0	N.D. ng/ml
37) Aroclor 1254 (4)	0.000	0	N.D. ng/ml
38) Aroclor 1254 (5)	0.000	0	N.D. ng/ml
39) Aroclor 1254 (6)	0.000	0	N.D. ng/ml
40) Aroclor 1254 - AVE	0.000	0	N.D. ng/ml
41) Aroclor 1260 (1)	7.531	842440	120.332 ng/ml
42) Aroclor 1260 (2)	7.665	1012879	113.799 ng/ml
43) Aroclor 1260 (3)	8.221	802199	120.429 ng/ml
44) Aroclor 1260 (4)	8.391	1832880	115.988 ng/ml
45) Aroclor 1260 (5)	8.689	1221637	118.443 ng/ml
46) Aroclor 1260 (6)	9.082	511487	118.733 ng/ml
47) Aroclor 1260 - AVE	0.000	0	N.D. ng/ml

12/11/19

Quantitation Report (QT Reviewed)

Data Path : K:\DATA\9L03052\
 Data File : ECD2F005.D
 Signal(s) : ECD1A.CH
 Acq On : 03 Dec 2019 17:40
 Operator : MJB / KAK
 Sample : 9L03052-CAL3
 Misc :
 ALS Vial : 5 Sample Multiplier: 1

Integration File: PCB1.e
 Quant Time: Dec 04 14:51:56 2019
 Quant Method : K:\METHODS\FECD2_QUANTPCB_191203.M
 Quant Title : PCB Data Analysis
 QLast Update : Wed Dec 04 14:46:53 2019
 Response via : Initial Calibration
 Integrator: ChemStation 6890 Scale Mode: Small noise peaks clipped

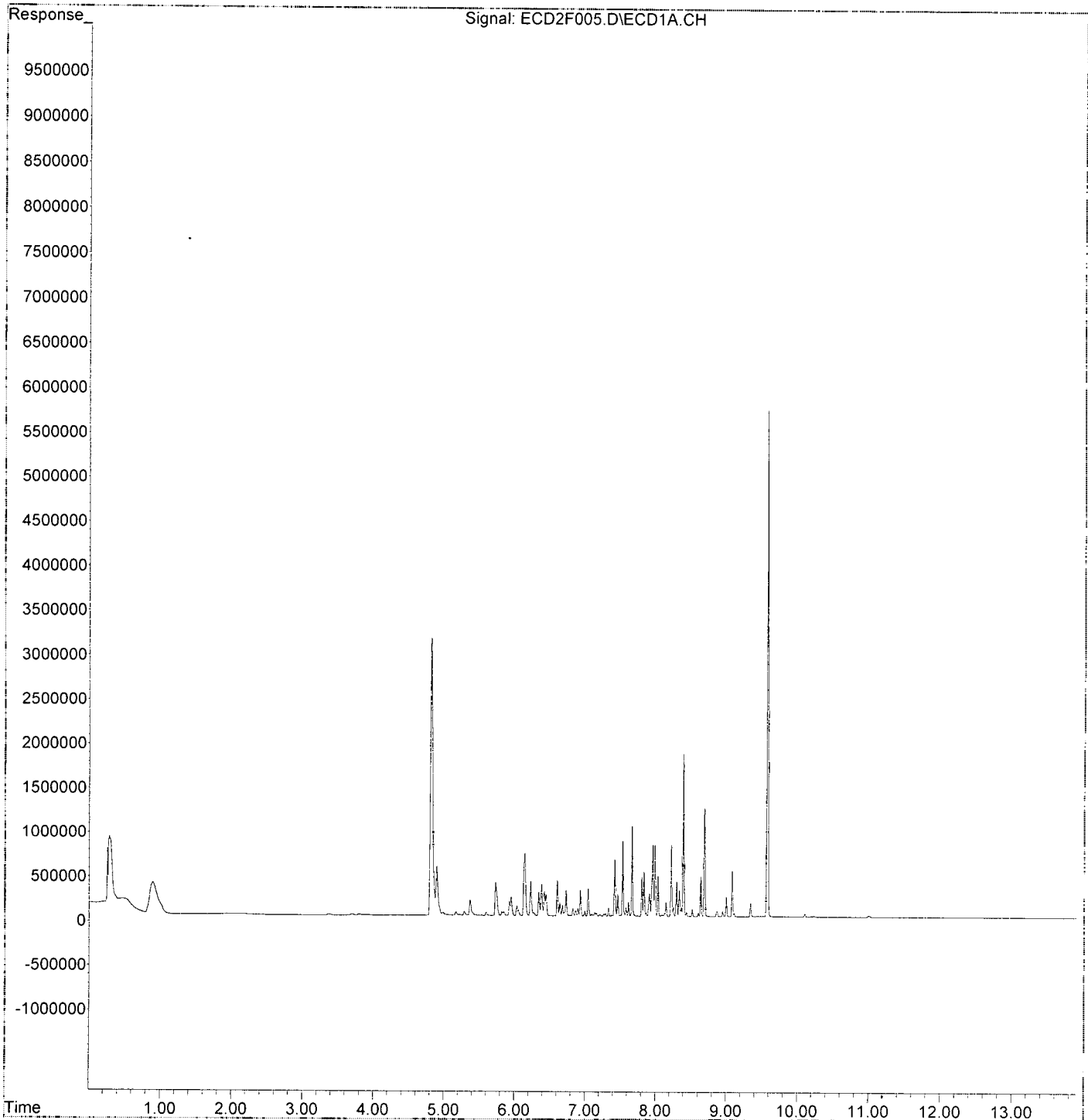
Compound	R.T.	Response	Conc	Units
48) Aroclor 1262 (1)	0.000	0	N.D.	ng/ml
49) Aroclor 1262 (2)	0.000	0	N.D.	ng/ml
50) Aroclor 1262 (3)	0.000	0	N.D.	ng/ml
51) Aroclor 1262 (4)	0.000	0	N.D.	ng/ml
52) Aroclor 1262 (5)	0.000	0	N.D.	ng/ml
53) Aroclor 1262 (6)	0.000	0	N.D.	ng/ml
54) Aroclor 1262 - AVE	0.000	0	N.D.	ng/ml
55) Aroclor 1268 (1)	0.000	0	N.D.	ng/ml
56) Aroclor 1268 (2)	0.000	0	N.D.	ng/ml
57) Aroclor 1268 (3)	0.000	0	N.D.	ng/ml
58) Aroclor 1268 (4)	0.000	0	N.D.	ng/ml
59) Aroclor 1268 (5)	0.000	0	N.D.	ng/ml
60) Aroclor 1268 (6)	0.000	0	N.D.	ng/ml
61) Aroclor 1268 - AVE	0.000	0	N.D.	ng/ml

(f)=RT Delta > 1/2 Window

(m)=manual int.

Data Path : K:\DATA\9L03052\
Data File : ECD2F005.D
Signal(s) : ECD1A.CH
Acq On : 03 Dec 2019 17:40
Operator : MJB / KAK
Sample : 9L03052-CAL3
Misc :
ALS Vial : 5 Sample Multiplier: 1

Integration File: PCB1.e
Quant Time: Dec 04 14:51:56 2019
Quant Method : K:\METHODS\FECD2_QUANTPCB_191203.M
Quant Title : PCB Data Analysis
QLast Update : Wed Dec 04 14:46:53 2019
Response via : Initial Calibration
Integrator: ChemStation 6890 Scale Mode: Small noise peaks clipped



Quantitation Report (QT Reviewed)

Data Path : K:\DATA\9L03052\
 Data File : ECD2F006.D
 Signal(s) : ECD1A.CH
 Acq On : 03 Dec 2019 17:57
 Operator : MJB / KAK
 Sample : 9L03052-CAL4
 Misc :
 ALS Vial : 6 Sample Multiplier: 1

Integration File: PCB1.e
 Quant Time: Dec 04 14:53:08 2019
 Quant Method : K:\METHODS\FECD2_QUANTPCB_191203.M
 Quant Title : PCB Data Analysis
 QLast Update : Wed Dec 04 14:46:53 2019
 Response via : Initial Calibration
 Integrator: ChemStation 6890 Scale Mode: Small noise peaks clipped

Compound	R.T.	Response	Conc Units
System Monitoring Compounds			
1) S TCMX (S)	4.811	6242821	106.264 ng/ml
62) S DCBP (S)	9.576	10577859	117.197 ng/ml
Target Compounds			
2) Aroclor 1016 (1)	5.729	703735	213.556 ng/ml
3) Aroclor 1016 (2)	6.143	1325963	205.479 ng/ml
4) Aroclor 1016 (3)	6.224	743377	211.070 ng/ml
5) Aroclor 1016 (4)	6.381	650662	212.191 ng/ml
6) Aroclor 1016 (5)	6.604	767420	211.709 ng/ml
7) Aroclor 1016 (6)	6.729	543631	214.871 ng/ml
8) Aroclor 1016 - AVE	0.000	0	N.D. ng/ml
9) Aroclor 1221 (1)	0.000	0	N.D. ng/ml
10) Aroclor 1221 (2)	0.000	0	N.D. ng/ml
11) Aroclor 1221 (3)	0.000	0	N.D. ng/ml
12) Aroclor 1221 - AVE	0.000	0	N.D. ng/ml
13) Aroclor 1232 (1)	0.000	0	N.D. ng/ml
14) Aroclor 1232 (2)	0.000	0	N.D. ng/ml
15) Aroclor 1232 (3)	0.000	0	N.D. ng/ml
16) Aroclor 1232 (4)	0.000	0	N.D. ng/ml
17) Aroclor 1232 (5)	0.000	0	N.D. ng/ml
18) Aroclor 1232 (6)	0.000	0	N.D. ng/ml
19) Aroclor 1232 - AVE	0.000	0	N.D. ng/ml
20) Aroclor 1242 (1)	0.000	0	N.D. ng/ml
21) Aroclor 1242 (2)	0.000	0	N.D. ng/ml
22) Aroclor 1242 (3)	0.000	0	N.D. ng/ml
23) Aroclor 1242 (4)	0.000	0	N.D. ng/ml
24) Aroclor 1242 (5)	0.000	0	N.D. ng/ml
25) Aroclor 1242 (6)	0.000	0	N.D. ng/ml
26) Aroclor 1242 - AVE	0.000	0	N.D. ng/ml
27) Aroclor 1248 (1)	0.000	0	N.D. ng/ml
28) Aroclor 1248 (2)	0.000	0	N.D. ng/ml
29) Aroclor 1248 (3)	0.000	0	N.D. ng/ml
30) Aroclor 1248 (4)	0.000	0	N.D. ng/ml
31) Aroclor 1248 (5)	0.000	0	N.D. ng/ml
32) Aroclor 1248 (6)	0.000	0	N.D. ng/ml
33) Aroclor 1248 - AVE	0.000	0	N.D. ng/ml
34) Aroclor 1254 (1)	0.000	0	N.D. ng/ml
35) Aroclor 1254 (2)	0.000	0	N.D. ng/ml
36) Aroclor 1254 (3)	0.000	0	N.D. ng/ml
37) Aroclor 1254 (4)	0.000	0	N.D. ng/ml
38) Aroclor 1254 (5)	0.000	0	N.D. ng/ml
39) Aroclor 1254 (6)	0.000	0	N.D. ng/ml
40) Aroclor 1254 - AVE	0.000	0	N.D. ng/ml
41) Aroclor 1260 (1)	7.531	1580165	225.708 ng/ml
42) Aroclor 1260 (2)	7.665	1922759	216.026 ng/ml
43) Aroclor 1260 (3)	8.220	1455817	218.552 ng/ml
44) Aroclor 1260 (4)	8.391	3616251	228.843 ng/ml
45) Aroclor 1260 (5)	8.690	2271341	220.217 ng/ml
46) Aroclor 1260 (6)	9.080	929790	215.835 ng/ml
47) Aroclor 1260 - AVE	0.000	0	N.D. ng/ml

Handwritten signature and date: 12/11/19

Data Path : K:\DATA\9L03052\
 Data File : ECD2F006.D
 Signal(s) : ECD1A.CH
 Acq On : 03 Dec 2019 17:57
 Operator : MJB / KAK
 Sample : 9L03052-CAL4
 Misc :
 ALS Vial : 6 Sample Multiplier: 1

Integration File: PCB1.e
 Quant Time: Dec 04 14:53:08 2019
 Quant Method : K:\METHODS\FECD2_QUANTPCB_191203.M
 Quant Title : PCB Data Analysis
 QLast Update : Wed Dec 04 14:46:53 2019
 Response via : Initial Calibration
 Integrator: ChemStation 6890 Scale Mode: Small noise peaks clipped

Compound	R.T.	Response	Conc	Units
48) Aroclor 1262 (1)	0.000	0	N.D.	ng/ml
49) Aroclor 1262 (2)	0.000	0	N.D.	ng/ml
50) Aroclor 1262 (3)	0.000	0	N.D.	ng/ml
51) Aroclor 1262 (4)	0.000	0	N.D.	ng/ml
52) Aroclor 1262 (5)	0.000	0	N.D.	ng/ml
53) Aroclor 1262 (6)	0.000	0	N.D.	ng/ml
54) Aroclor 1262 - AVE	0.000	0	N.D.	ng/ml
55) Aroclor 1268 (1)	0.000	0	N.D.	ng/ml
56) Aroclor 1268 (2)	0.000	0	N.D.	ng/ml
57) Aroclor 1268 (3)	0.000	0	N.D.	ng/ml
58) Aroclor 1268 (4)	0.000	0	N.D.	ng/ml
59) Aroclor 1268 (5)	0.000	0	N.D.	ng/ml
60) Aroclor 1268 (6)	0.000	0	N.D.	ng/ml
61) Aroclor 1268 - AVE	0.000	0	N.D.	ng/ml

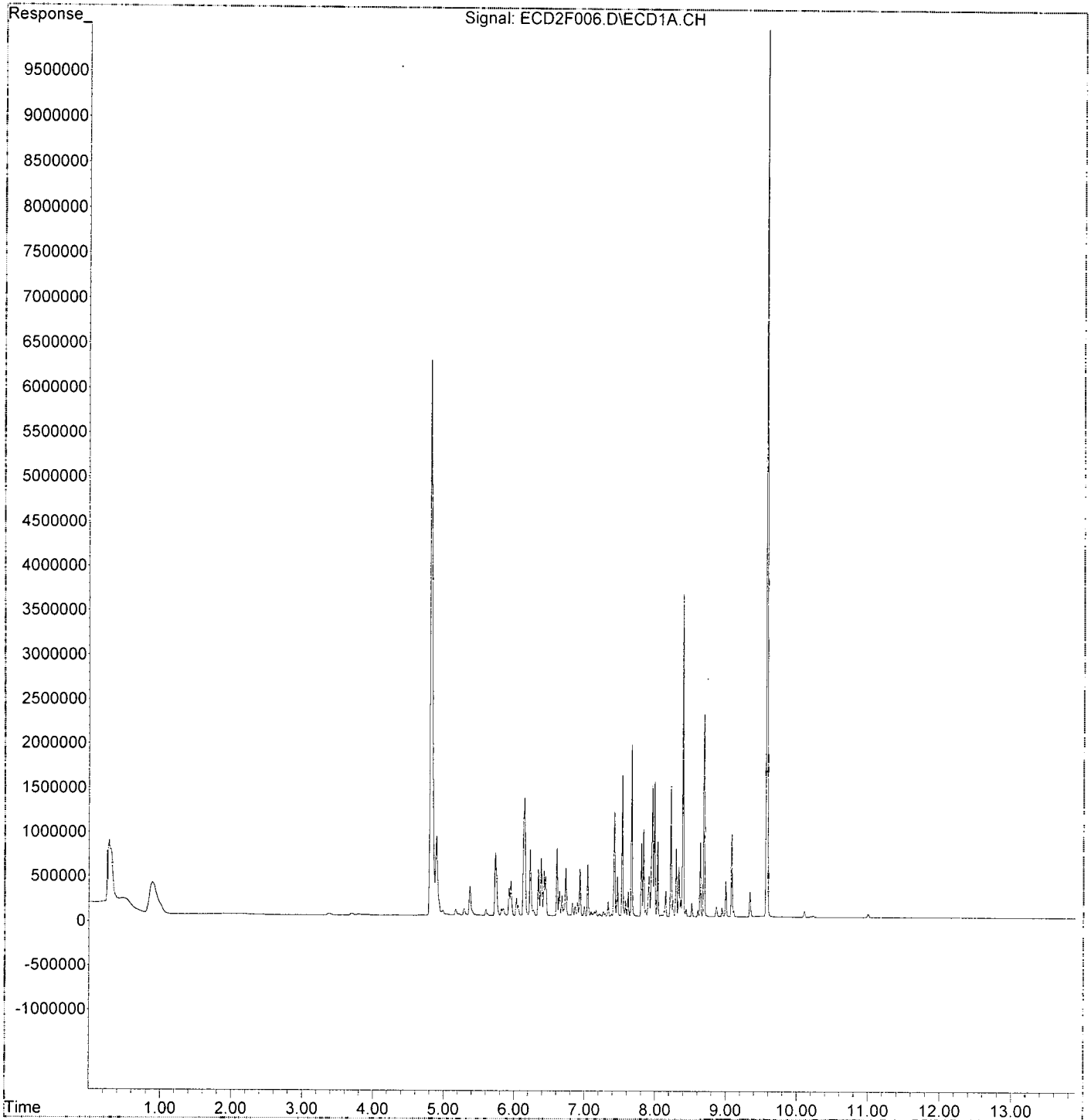
(f)=RT Delta > 1/2 Window

(m)=manual int.

Quantitation Report (QT Reviewed)

Data Path : K:\DATA\9L03052\
Data File : ECD2F006.D
Signal(s) : ECD1A.CH
Acq On : 03 Dec 2019 17:57
Operator : MJB / KAK
Sample : 9L03052-CAL4
Misc :
ALS Vial : 6 Sample Multiplier: 1

Integration File: PCB1.e
Quant Time: Dec 04 14:53:08 2019
Quant Method : K:\METHODS\FECD2_QUANTPCB_191203.M
Quant Title : PCB Data Analysis
QLast Update : Wed Dec 04 14:46:53 2019
Response via : Initial Calibration
Integrator: ChemStation 6890 Scale Mode: Small noise peaks clipped



Quantitation Report (QT Reviewed)

Data Path : K:\DATA\9L03052\
 Data File : ECD2F007.D
 Signal(s) : ECD1A.CH
 Acq On : 03 Dec 2019 18:15
 Operator : MJB / KAK
 Sample : 9L03052-CAL5
 Misc :
 ALS Vial : 7 Sample Multiplier: 1

Integration File: PCB1.e
 Quant Time: Dec 04 14:47:08 2019
 Quant Method : K:\METHODS\FECD2_QUANTPCB_191203.M
 Quant Title : PCB Data Analysis
 QLast Update : Wed Dec 04 14:46:53 2019
 Response via : Initial Calibration
 Integrator: ChemStation 6890 Scale Mode: Small noise peaks clipped

Compound	R.T.	Response	Conc Units
System Monitoring Compounds			
1) S TCMX (S)	4.811	19144959	325.882 ng/ml
62) S DCBP (S)	9.578	31083383	344.386 ng/ml
Target Compounds			
2) Aroclor 1016 (1)	5.729	1871482	567.923 ng/ml
3) Aroclor 1016 (2)	6.143	3859736	598.126 ng/ml
4) Aroclor 1016 (3)	6.225	2022155	574.160 ng/ml
5) Aroclor 1016 (4)	6.382	1820005	593.533 ng/ml
6) Aroclor 1016 (5)	6.604	2192154	604.752 ng/ml
7) Aroclor 1016 (6)	6.730	1484483	586.744 ng/ml
8) Aroclor 1016 - AVE	0.000	0	N.D. ng/ml
9) Aroclor 1221 (1)	0.000	0	N.D. ng/ml
10) Aroclor 1221 (2)	0.000	0	N.D. ng/ml
11) Aroclor 1221 (3)	0.000	0	N.D. ng/ml
12) Aroclor 1221 - AVE	0.000	0	N.D. ng/ml
13) Aroclor 1232 (1)	0.000	0	N.D. ng/ml
14) Aroclor 1232 (2)	0.000	0	N.D. ng/ml
15) Aroclor 1232 (3)	0.000	0	N.D. ng/ml
16) Aroclor 1232 (4)	0.000	0	N.D. ng/ml
17) Aroclor 1232 (5)	0.000	0	N.D. ng/ml
18) Aroclor 1232 (6)	0.000	0	N.D. ng/ml
19) Aroclor 1232 - AVE	0.000	0	N.D. ng/ml
20) Aroclor 1242 (1)	0.000	0	N.D. ng/ml
21) Aroclor 1242 (2)	0.000	0	N.D. ng/ml
22) Aroclor 1242 (3)	0.000	0	N.D. ng/ml
23) Aroclor 1242 (4)	0.000	0	N.D. ng/ml
24) Aroclor 1242 (5)	0.000	0	N.D. ng/ml
25) Aroclor 1242 (6)	0.000	0	N.D. ng/ml
26) Aroclor 1242 - AVE	0.000	0	N.D. ng/ml
27) Aroclor 1248 (1)	0.000	0	N.D. ng/ml
28) Aroclor 1248 (2)	0.000	0	N.D. ng/ml
29) Aroclor 1248 (3)	0.000	0	N.D. ng/ml
30) Aroclor 1248 (4)	0.000	0	N.D. ng/ml
31) Aroclor 1248 (5)	0.000	0	N.D. ng/ml
32) Aroclor 1248 (6)	0.000	0	N.D. ng/ml
33) Aroclor 1248 - AVE	0.000	0	N.D. ng/ml
34) Aroclor 1254 (1)	0.000	0	N.D. ng/ml
35) Aroclor 1254 (2)	0.000	0	N.D. ng/ml
36) Aroclor 1254 (3)	0.000	0	N.D. ng/ml
37) Aroclor 1254 (4)	0.000	0	N.D. ng/ml
38) Aroclor 1254 (5)	0.000	0	N.D. ng/ml
39) Aroclor 1254 (6)	0.000	0	N.D. ng/ml
40) Aroclor 1254 - AVE	0.000	0	N.D. ng/ml
41) Aroclor 1260 (1)	7.532	4423699	631.872 ng/ml
42) Aroclor 1260 (2)	7.665	5325133	598.290 ng/ml
43) Aroclor 1260 (3)	8.221	3997829	600.167 ng/ml
44) Aroclor 1260 (4)	8.391	10089251	638.466 ng/ml
45) Aroclor 1260 (5)	8.690	6288943	609.741 ng/ml
46) Aroclor 1260 (6)	9.082	2699039	626.537 ng/ml
47) Aroclor 1260 - AVE	0.000	0	N.D. ng/ml

[Handwritten signature]
12/4/19

Quantitation Report (QT Reviewed)

Data Path : K:\DATA\9L03052\
 Data File : ECD2F007.D
 Signal(s) : ECD1A.CH
 Acq On : 03 Dec 2019 18:15
 Operator : MJB / KAK
 Sample : 9L03052-CAL5
 Misc :
 ALS Vial : 7 Sample Multiplier: 1

Integration File: PCB1.e
 Quant Time: Dec 04 14:47:08 2019
 Quant Method : K:\METHODS\FECD2_QUANTPCB_191203.M
 Quant Title : PCB Data Analysis
 QLast Update : Wed Dec 04 14:46:53 2019
 Response via : Initial Calibration
 Integrator: ChemStation 6890 Scale Mode: Small noise peaks clipped

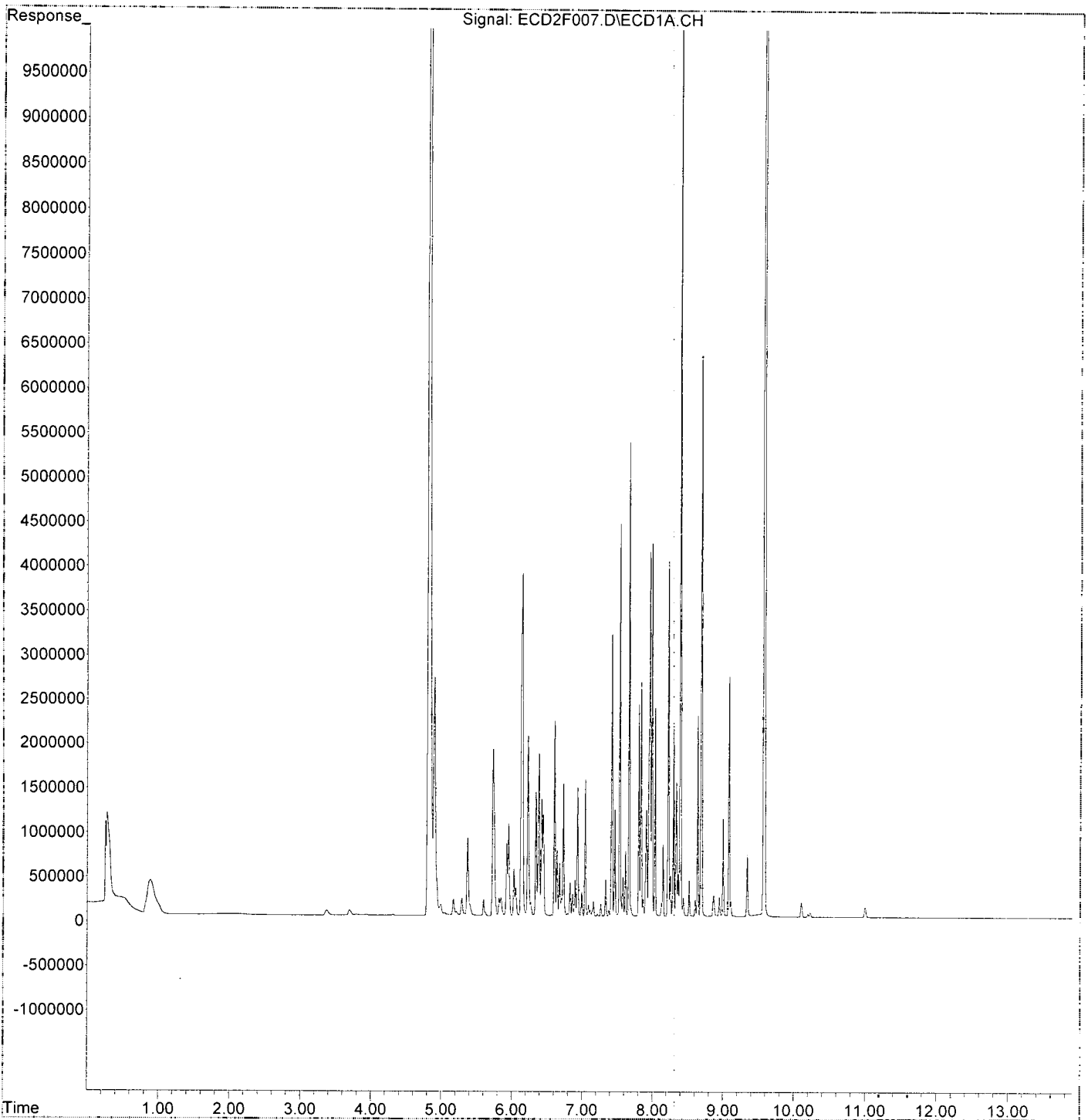
Compound	R.T.	Response	Conc	Units
48) Aroclor 1262 (1)	0.000	0	N.D.	ng/ml
49) Aroclor 1262 (2)	0.000	0	N.D.	ng/ml
50) Aroclor 1262 (3)	0.000	0	N.D.	ng/ml
51) Aroclor 1262 (4)	0.000	0	N.D.	ng/ml
52) Aroclor 1262 (5)	0.000	0	N.D.	ng/ml
53) Aroclor 1262 (6)	0.000	0	N.D.	ng/ml
54) Aroclor 1262 - AVE	0.000	0	N.D.	ng/ml
55) Aroclor 1268 (1)	0.000	0	N.D.	ng/ml
56) Aroclor 1268 (2)	0.000	0	N.D.	ng/ml
57) Aroclor 1268 (3)	0.000	0	N.D.	ng/ml
58) Aroclor 1268 (4)	0.000	0	N.D.	ng/ml
59) Aroclor 1268 (5)	0.000	0	N.D.	ng/ml
60) Aroclor 1268 (6)	0.000	0	N.D.	ng/ml
61) Aroclor 1268 - AVE	0.000	0	N.D.	ng/ml

(f)=RT Delta > 1/2 Window

(m)=manual int.

Data Path : K:\DATA\9L03052\
Data File : ECD2F007.D
Signal(s) : ECD1A.CH
Acq On : 03 Dec 2019 18:15
Operator : MJB / KAK
Sample : 9L03052-CAL5
Misc :
ALS Vial : 7 Sample Multiplier: 1

Integration File: PCB1.e
Quant Time: Dec 04 14:47:08 2019
Quant Method : K:\METHODS\FECD2_QUANTPCB_191203.M
Quant Title : PCB Data Analysis
QLast Update : Wed Dec 04 14:46:53 2019
Response via : Initial Calibration
Integrator: ChemStation 6890 Scale Mode: Small noise peaks clipped



Quantitation Report (QT Reviewed)

Data Path : K:\DATA\9L03052\
 Data File : ECD2F008.D
 Signal(s) : ECD1A.CH
 Acq On : 03 Dec 2019 18:32
 Operator : MJB / KAK
 Sample : 9L03052-CAL6
 Misc :
 ALS Vial : 8 Sample Multiplier: 1

Integration File: PCB1.e
 Quant Time: Dec 04 14:54:26 2019
 Quant Method : K:\METHODS\FECD2_QUANTPCB_191203.M
 Quant Title : PCB Data Analysis
 QLast Update : Wed Dec 04 14:46:53 2019
 Response via : Initial Calibration
 Integrator: ChemStation 6890 Scale Mode: Small noise peaks clipped

Compound	R.T.	Response	Conc Units
System Monitoring Compounds			
1) S TCMX (S)	4.810	33608191	572.073 ng/ml
62) S DCBP (S)	9.578	54903816	608.303 ng/ml
Target Compounds			
2) Aroclor 1016 (1)	5.729	3364096	1020.874 ng/ml
3) Aroclor 1016 (2)	6.142	6834377	1059.093 ng/ml
4) Aroclor 1016 (3)	6.225	3751237	1065.106 ng/ml
5) Aroclor 1016 (4)	6.382	3257104	1062.193 ng/ml
6) Aroclor 1016 (5)	6.604	3740486	1031.893 ng/ml
7) Aroclor 1016 (6)	6.730	2774363	1096.572 ng/ml
8) Aroclor 1016 - AVE	0.000	0	N.D. ng/ml
9) Aroclor 1221 (1)	0.000	0	N.D. ng/ml
10) Aroclor 1221 (2)	0.000	0	N.D. ng/ml
11) Aroclor 1221 (3)	0.000	0	N.D. ng/ml
12) Aroclor 1221 - AVE	0.000	0	N.D. ng/ml
13) Aroclor 1232 (1)	0.000	0	N.D. ng/ml
14) Aroclor 1232 (2)	0.000	0	N.D. ng/ml
15) Aroclor 1232 (3)	0.000	0	N.D. ng/ml
16) Aroclor 1232 (4)	0.000	0	N.D. ng/ml
17) Aroclor 1232 (5)	0.000	0	N.D. ng/ml
18) Aroclor 1232 (6)	0.000	0	N.D. ng/ml
19) Aroclor 1232 - AVE	0.000	0	N.D. ng/ml
20) Aroclor 1242 (1)	0.000	0	N.D. ng/ml
21) Aroclor 1242 (2)	0.000	0	N.D. ng/ml
22) Aroclor 1242 (3)	0.000	0	N.D. ng/ml
23) Aroclor 1242 (4)	0.000	0	N.D. ng/ml
24) Aroclor 1242 (5)	0.000	0	N.D. ng/ml
25) Aroclor 1242 (6)	0.000	0	N.D. ng/ml
26) Aroclor 1242 - AVE	0.000	0	N.D. ng/ml
27) Aroclor 1248 (1)	0.000	0	N.D. ng/ml
28) Aroclor 1248 (2)	0.000	0	N.D. ng/ml
29) Aroclor 1248 (3)	0.000	0	N.D. ng/ml
30) Aroclor 1248 (4)	0.000	0	N.D. ng/ml
31) Aroclor 1248 (5)	0.000	0	N.D. ng/ml
32) Aroclor 1248 (6)	0.000	0	N.D. ng/ml
33) Aroclor 1248 - AVE	0.000	0	N.D. ng/ml
34) Aroclor 1254 (1)	0.000	0	N.D. ng/ml
35) Aroclor 1254 (2)	0.000	0	N.D. ng/ml
36) Aroclor 1254 (3)	0.000	0	N.D. ng/ml
37) Aroclor 1254 (4)	0.000	0	N.D. ng/ml
38) Aroclor 1254 (5)	0.000	0	N.D. ng/ml
39) Aroclor 1254 (6)	0.000	0	N.D. ng/ml
40) Aroclor 1254 - AVE	0.000	0	N.D. ng/ml
41) Aroclor 1260 (1)	7.532	7808345	1115.329 ng/ml
42) Aroclor 1260 (2)	7.665	9589273	1077.375 ng/ml
43) Aroclor 1260 (3)	8.221	7355010	1104.158 ng/ml
44) Aroclor 1260 (4)	8.391	17708495	1120.626 ng/ml
45) Aroclor 1260 (5)	8.690	11580150	1122.747 ng/ml
46) Aroclor 1260 (6)	9.081	4725786	1097.013 ng/ml
47) Aroclor 1260 - AVE	0.000	0	N.D. ng/ml

[Handwritten signature]
 12/11/19

Quantitation Report (QT Reviewed)

Data Path : K:\DATA\9L03052\
 Data File : ECD2F008.D
 Signal(s) : ECD1A.CH
 Acq On : 03 Dec 2019 18:32
 Operator : MJB / KAK
 Sample : 9L03052-CAL6
 Misc :
 ALS Vial : 8 Sample Multiplier: 1

Integration File: PCB1.e
 Quant Time: Dec 04 14:54:26 2019
 Quant Method : K:\METHODS\FECD2_QUANTPCB_191203.M
 Quant Title : PCB Data Analysis
 QLast Update : Wed Dec 04 14:46:53 2019
 Response via : Initial Calibration
 Integrator: ChemStation 6890 Scale Mode: Small noise peaks clipped

Compound	R.T.	Response	Conc	Units
48) Aroclor 1262 (1)	0.000	0	N.D.	ng/ml
49) Aroclor 1262 (2)	0.000	0	N.D.	ng/ml
50) Aroclor 1262 (3)	0.000	0	N.D.	ng/ml
51) Aroclor 1262 (4)	0.000	0	N.D.	ng/ml
52) Aroclor 1262 (5)	0.000	0	N.D.	ng/ml
53) Aroclor 1262 (6)	0.000	0	N.D.	ng/ml
54) Aroclor 1262 - AVE	0.000	0	N.D.	ng/ml
55) Aroclor 1268 (1)	0.000	0	N.D.	ng/ml
56) Aroclor 1268 (2)	0.000	0	N.D.	ng/ml
57) Aroclor 1268 (3)	0.000	0	N.D.	ng/ml
58) Aroclor 1268 (4)	0.000	0	N.D.	ng/ml
59) Aroclor 1268 (5)	0.000	0	N.D.	ng/ml
60) Aroclor 1268 (6)	0.000	0	N.D.	ng/ml
61) Aroclor 1268 - AVE	0.000	0	N.D.	ng/ml

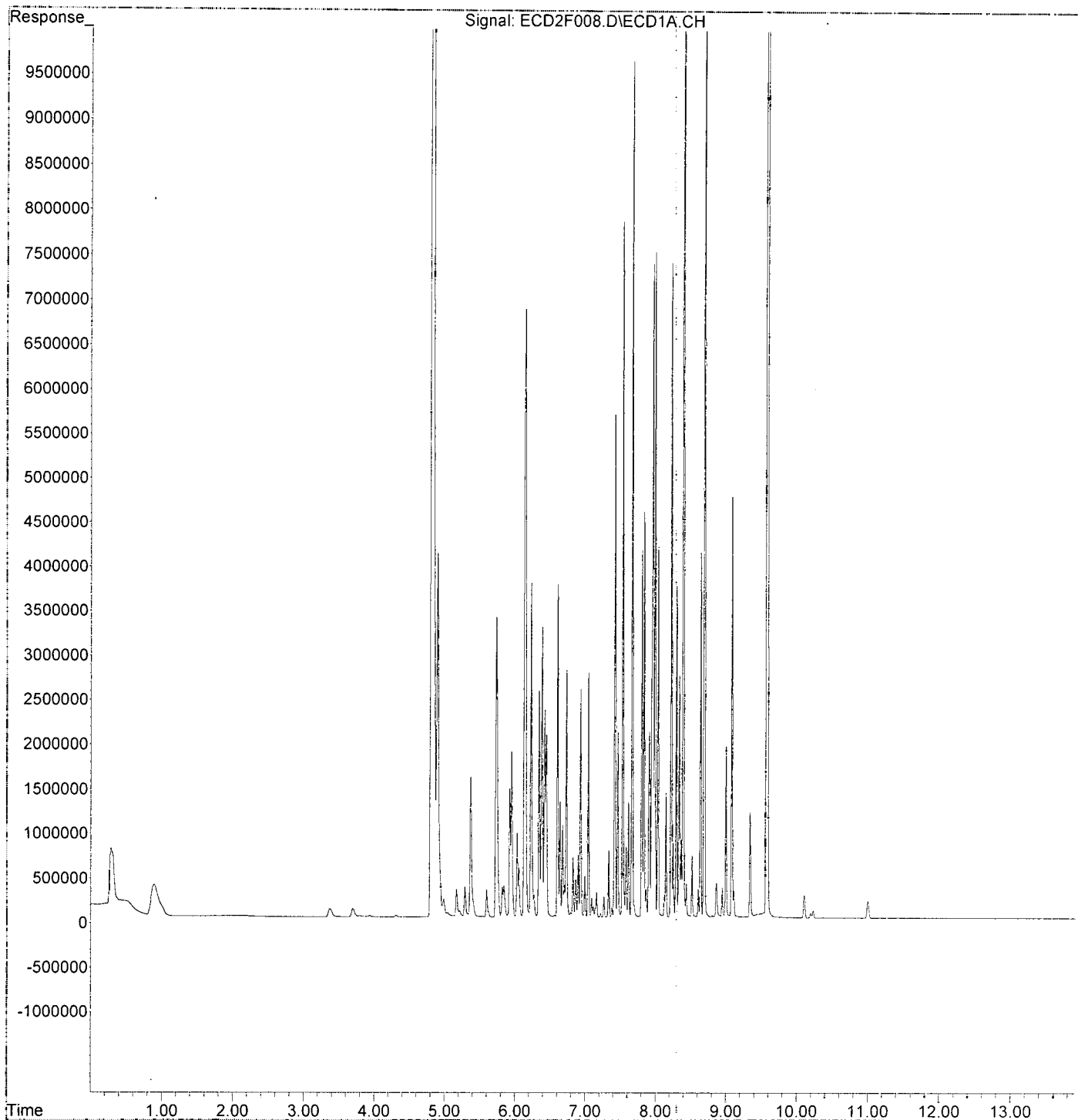
(f)=RT Delta > 1/2 Window

(m)=manual int.

Quantitation Report (QT Reviewed)

Data Path : K:\DATA\9L03052\
Data File : ECD2F008.D
Signal(s) : ECD1A.CH
Acq On : 03 Dec 2019 18:32
Operator : MJB / KAK
Sample : 9L03052-CAL6
Misc :
ALS Vial : 8 Sample Multiplier: 1

Integration File: PCB1.e
Quant Time: Dec 04 14:54:26 2019
Quant Method : K:\METHODS\FECD2_QUANTPCB_191203.M
Quant Title : PCB Data Analysis
QLast Update : Wed Dec 04 14:46:53 2019
Response via : Initial Calibration
Integrator: ChemStation 6890 Scale Mode: Small noise peaks clipped



Quantitation Report (QT Reviewed)

Data Path : K:\DATA\9L03052\
 Data File : ECD2F009.D
 Signal(s) : ECD1A.CH
 Acq On : 03 Dec 2019 18:50
 Operator : MJB / KAK
 Sample : 9L03052-CAL7
 Misc :
 ALS Vial : 9 Sample Multiplier: 1

Integration File: PCB1.e
 Quant Time: Dec 04 14:56:25 2019
 Quant Method : K:\METHODS\FECD2_QUANTPCB_191203.M
 Quant Title : PCB Data Analysis
 QLast Update : Wed Dec 04 14:46:53 2019
 Response via : Initial Calibration
 Integrator: ChemStation 6890 Scale Mode: Small noise peaks clipped

Compound	R.T.	Response	Conc Units
System Monitoring Compounds			
1) S TCMX (S)	4.809	60673888	1032.780 ng/ml
62) S DCBP (S)	9.580	89202319	988.310 ng/ml
Target Compounds			
2) Aroclor 1016 (1)	5.729	5150886	1563.096 ng/ml
3) Aroclor 1016 (2)	6.142	10450716	1619.501 ng/ml
4) Aroclor 1016 (3)	6.224	5493308	1559.740 ng/ml
5) Aroclor 1016 (4)	6.382	4711985	1536.653 ng/ml
6) Aroclor 1016 (5)	6.604	5651954	1559.212 ng/ml
7) Aroclor 1016 (6)	6.730	4009865	1584.906 ng/ml
8) Aroclor 1016 - AVE	0.000	0	N.D. ng/ml
9) Aroclor 1221 (1)	0.000	0	N.D. ng/ml
10) Aroclor 1221 (2)	0.000	0	N.D. ng/ml
11) Aroclor 1221 (3)	0.000	0	N.D. ng/ml
12) Aroclor 1221 - AVE	0.000	0	N.D. ng/ml
13) Aroclor 1232 (1)	0.000	0	N.D. ng/ml
14) Aroclor 1232 (2)	0.000	0	N.D. ng/ml
15) Aroclor 1232 (3)	0.000	0	N.D. ng/ml
16) Aroclor 1232 (4)	0.000	0	N.D. ng/ml
17) Aroclor 1232 (5)	0.000	0	N.D. ng/ml
18) Aroclor 1232 (6)	0.000	0	N.D. ng/ml
19) Aroclor 1232 - AVE	0.000	0	N.D. ng/ml
20) Aroclor 1242 (1)	0.000	0	N.D. ng/ml
21) Aroclor 1242 (2)	0.000	0	N.D. ng/ml
22) Aroclor 1242 (3)	0.000	0	N.D. ng/ml
23) Aroclor 1242 (4)	0.000	0	N.D. ng/ml
24) Aroclor 1242 (5)	0.000	0	N.D. ng/ml
25) Aroclor 1242 (6)	0.000	0	N.D. ng/ml
26) Aroclor 1242 - AVE	0.000	0	N.D. ng/ml
27) Aroclor 1248 (1)	0.000	0	N.D. ng/ml
28) Aroclor 1248 (2)	0.000	0	N.D. ng/ml
29) Aroclor 1248 (3)	0.000	0	N.D. ng/ml
30) Aroclor 1248 (4)	0.000	0	N.D. ng/ml
31) Aroclor 1248 (5)	0.000	0	N.D. ng/ml
32) Aroclor 1248 (6)	0.000	0	N.D. ng/ml
33) Aroclor 1248 - AVE	0.000	0	N.D. ng/ml
34) Aroclor 1254 (1)	0.000	0	N.D. ng/ml
35) Aroclor 1254 (2)	0.000	0	N.D. ng/ml
36) Aroclor 1254 (3)	0.000	0	N.D. ng/ml
37) Aroclor 1254 (4)	0.000	0	N.D. ng/ml
38) Aroclor 1254 (5)	0.000	0	N.D. ng/ml
39) Aroclor 1254 (6)	0.000	0	N.D. ng/ml
40) Aroclor 1254 - AVE	0.000	0	N.D. ng/ml
41) Aroclor 1260 (1)	7.532	11443339	1634.544 ng/ml
42) Aroclor 1260 (2)	7.665	15052739	1691.206 ng/ml
43) Aroclor 1260 (3)	8.221	11134634	1671.567 ng/ml
44) Aroclor 1260 (4)	8.392	27659948	1750.371 ng/ml
45) Aroclor 1260 (5)	8.691	17894220	1734.924 ng/ml
46) Aroclor 1260 (6)	9.082	7455071	1730.572 ng/ml
47) Aroclor 1260 - AVE	0.000	0	N.D. ng/ml

12/11/19

Quantitation Report (QT Reviewed)

Data Path : K:\DATA\9L03052\
 Data File : ECD2F009.D
 Signal(s) : ECD1A.CH
 Acq On : 03 Dec 2019 18:50
 Operator : MJB / KAK
 Sample : 9L03052-CAL7
 Misc :
 ALS Vial : 9 Sample Multiplier: 1

Integration File: PCB1.e
 Quant Time: Dec 04 14:56:25 2019
 Quant Method : K:\METHODS\FECD2_QUANTPCB_191203.M
 Quant Title : PCB Data Analysis
 QLast Update : Wed Dec 04 14:46:53 2019
 Response via : Initial Calibration
 Integrator: ChemStation 6890 Scale Mode: Small noise peaks clipped

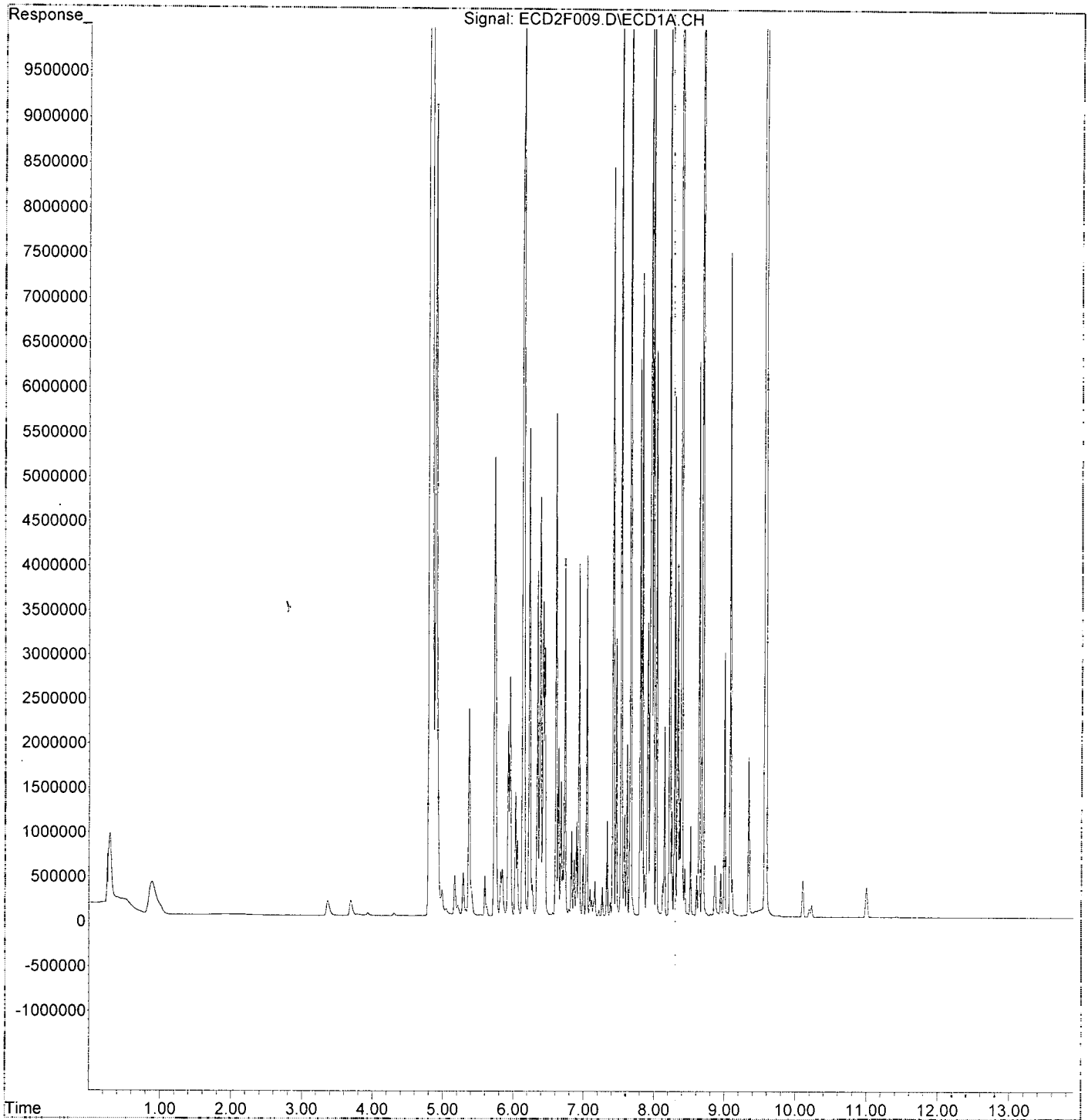
Compound	R.T.	Response	Conc	Units
48) Aroclor 1262 (1)	0.000	0	N.D.	ng/mld
49) Aroclor 1262 (2)	0.000	0	N.D.	ng/mld
50) Aroclor 1262 (3)	0.000	0	N.D.	ng/mld
51) Aroclor 1262 (4)	0.000	0	N.D.	ng/mld
52) Aroclor 1262 (5)	0.000	0	N.D.	ng/mld
53) Aroclor 1262 (6)	0.000	0	N.D.	ng/mld
54) Aroclor 1262 - AVE	0.000	0	N.D.	ng/mld
55) Aroclor 1268 (1)	0.000	0	N.D.	ng/mld
56) Aroclor 1268 (2)	0.000	0	N.D.	ng/mld
57) Aroclor 1268 (3)	0.000	0	N.D.	ng/mld
58) Aroclor 1268 (4)	0.000	0	N.D.	ng/mld
59) Aroclor 1268 (5)	0.000	0	N.D.	ng/mld
60) Aroclor 1268 (6)	0.000	0	N.D.	ng/mld
61) Aroclor 1268 - AVE	0.000	0	N.D.	ng/mld

(f)=RT Delta > 1/2 Window

(m)=manual int.

Data Path : K:\DATA\9L03052\
Data File : ECD2F009.D
Signal(s) : ECD1A.CH
Acq On : 03 Dec 2019 18:50
Operator : MJB / KAK
Sample : 9L03052-CAL7
Misc :
ALS Vial : 9 Sample Multiplier: 1

Integration File: PCB1.e
Quant Time: Dec 04 14:56:25 2019
Quant Method : K:\METHODS\FECD2_QUANTPCB_191203.M
Quant Title : PCB Data Analysis
QLast Update : Wed Dec 04 14:46:53 2019
Response via : Initial Calibration
Integrator: ChemStation 6890 Scale Mode: Small noise peaks clipped



Quantitation Report (QT Reviewed)

Data Path : K:\DATA\9L03052\
 Data File : ECD2F012.D
 Signal(s) : ECD1A.CH
 Acq On : 03 Dec 2019 19:43
 Operator : MJB / KAK
 Sample : 9L03052-CAL8
 Misc :
 ALS Vial : 11 Sample Multiplier: 1

Integration File: PCB1.e
 Quant Time: Dec 04 14:58:12 2019
 Quant Method : K:\METHODS\FECD2_QUANTPCB_191203.M
 Quant Title : PCB Data Analysis
 QLast Update : Wed Dec 04 14:58:04 2019
 Response via : Initial Calibration
 Integrator: ChemStation 6890 Scale Mode: Small noise peaks clipped

Compound	R.T.	Response	Conc	Units
System Monitoring Compounds				
1) S TCMX (S)	0.000	0	N.D.	ng/ml
62) S DCBP (S)	0.000	0	N.D.	ng/ml
Target Compounds				
2) Aroclor 1016 (1)	0.000	0	N.D.	ng/ml
3) Aroclor 1016 (2)	0.000	0	N.D.	ng/ml
4) Aroclor 1016 (3)	0.000	0	N.D.	ng/ml
5) Aroclor 1016 (4)	0.000	0	N.D.	ng/ml
6) Aroclor 1016 (5)	0.000	0	N.D.	ng/ml
7) Aroclor 1016 (6)	0.000	0	N.D.	ng/ml
8) Aroclor 1016 - AVE	0.000	0	N.D.	ng/ml
9) Aroclor 1221 (1)	5.167	541216	548.599	ng/ml
10) Aroclor 1221 (2)	5.286	358784	549.849	ng/ml
11) Aroclor 1221 (3)	5.366	1170056	547.567	ng/ml
12) Aroclor 1221 - AVE	0.000	0	N.D.	ng/ml
13) Aroclor 1232 (1)	0.000	0	N.D.	ng/ml
14) Aroclor 1232 (2)	0.000	0	N.D.	ng/ml
15) Aroclor 1232 (3)	0.000	0	N.D.	ng/ml
16) Aroclor 1232 (4)	0.000	0	N.D.	ng/ml
17) Aroclor 1232 (5)	0.000	0	N.D.	ng/ml
18) Aroclor 1232 (6)	0.000	0	N.D.	ng/ml
19) Aroclor 1232 - AVE	0.000	0	N.D.	ng/ml
20) Aroclor 1242 (1)	0.000	0	N.D.	ng/ml
21) Aroclor 1242 (2)	0.000	0	N.D.	ng/ml
22) Aroclor 1242 (3)	0.000	0	N.D.	ng/ml
23) Aroclor 1242 (4)	0.000	0	N.D.	ng/ml
24) Aroclor 1242 (5)	0.000	0	N.D.	ng/ml
25) Aroclor 1242 (6)	0.000	0	N.D.	ng/ml
26) Aroclor 1242 - AVE	0.000	0	N.D.	ng/ml
27) Aroclor 1248 (1)	0.000	0	N.D.	ng/ml
28) Aroclor 1248 (2)	0.000	0	N.D.	ng/ml
29) Aroclor 1248 (3)	0.000	0	N.D.	ng/ml
30) Aroclor 1248 (4)	0.000	0	N.D.	ng/ml
31) Aroclor 1248 (5)	0.000	0	N.D.	ng/ml
32) Aroclor 1248 (6)	0.000	0	N.D.	ng/ml
33) Aroclor 1248 - AVE	0.000	0	N.D.	ng/ml
34) Aroclor 1254 (1)	0.000	0	N.D.	ng/ml
35) Aroclor 1254 (2)	0.000	0	N.D.	ng/ml
36) Aroclor 1254 (3)	0.000	0	N.D.	ng/ml
37) Aroclor 1254 (4)	0.000	0	N.D.	ng/ml
38) Aroclor 1254 (5)	0.000	0	N.D.	ng/ml
39) Aroclor 1254 (6)	0.000	0	N.D.	ng/ml
40) Aroclor 1254 - AVE	0.000	0	N.D.	ng/ml
41) Aroclor 1260 (1)	0.000	0	N.D.	ng/ml
42) Aroclor 1260 (2)	0.000	0	N.D.	ng/ml
43) Aroclor 1260 (3)	0.000	0	N.D.	ng/ml
44) Aroclor 1260 (4)	0.000	0	N.D.	ng/ml
45) Aroclor 1260 (5)	0.000	0	N.D.	ng/ml
46) Aroclor 1260 (6)	0.000	0	N.D.	ng/ml
47) Aroclor 1260 - AVE	0.000	0	N.D.	ng/ml

12/14/19

Quantitation Report (QT Reviewed)

Data Path : K:\DATA\9L03052\
 Data File : ECD2F012.D
 Signal(s) : ECD1A.CH
 Acq On : 03 Dec 2019 19:43
 Operator : MJB / KAK
 Sample : 9L03052-CAL8
 Misc :
 ALS Vial : 11 Sample Multiplier: 1

Integration File: PCB1.e
 Quant Time: Dec 04 14:58:12 2019
 Quant Method : K:\METHODS\FECD2_QUANTPCB_191203.M
 Quant Title : PCB Data Analysis
 QLast Update : Wed Dec 04 14:58:04 2019
 Response via : Initial Calibration
 Integrator: ChemStation 6890 Scale Mode: Small noise peaks clipped

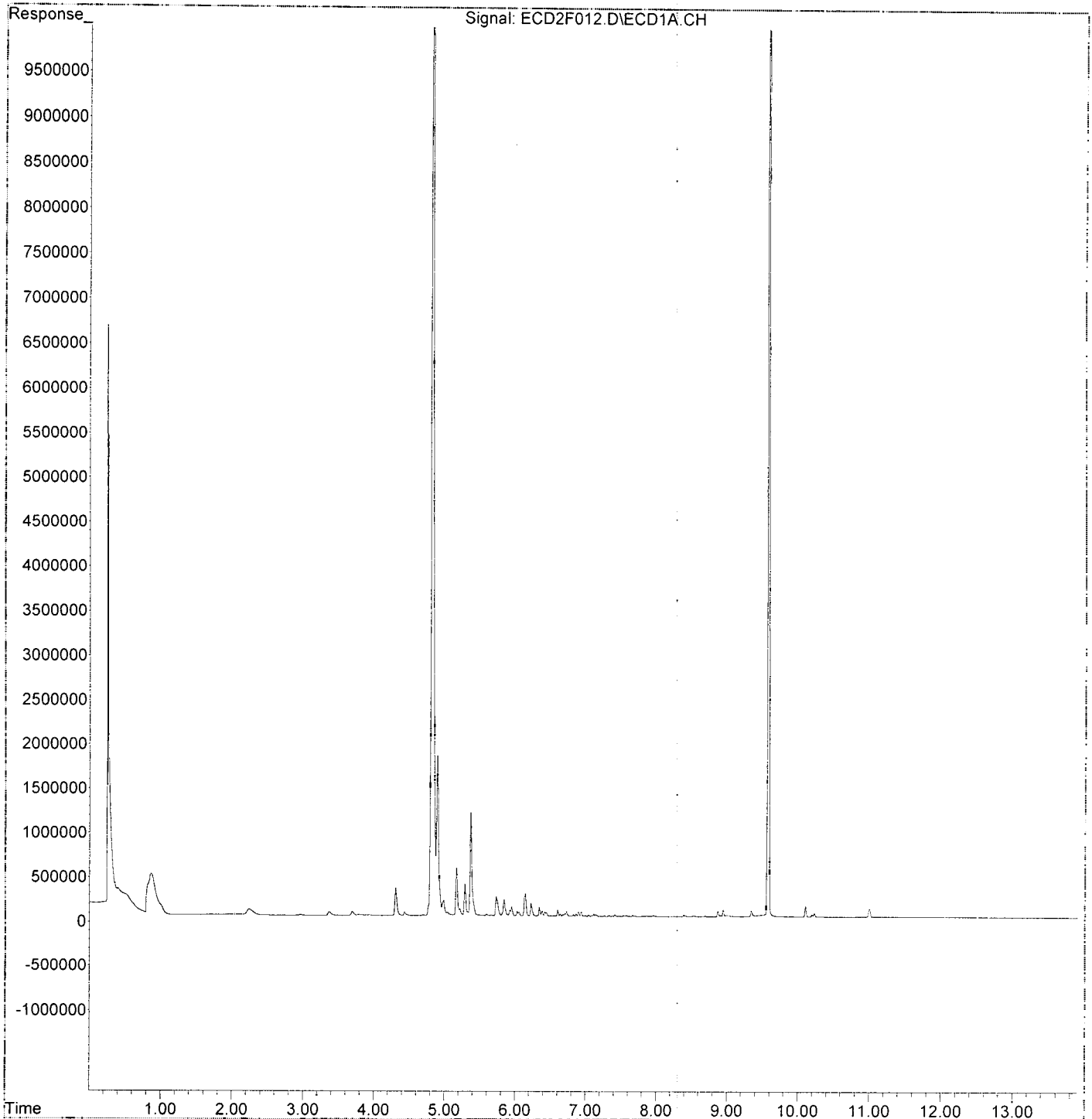
Compound	R.T.	Response	Conc	Units
48) Aroclor 1262 (1)	0.000	0	N.D.	ng/mld
49) Aroclor 1262 (2)	0.000	0	N.D.	ng/mld
50) Aroclor 1262 (3)	0.000	0	N.D.	ng/mld
51) Aroclor 1262 (4)	0.000	0	N.D.	ng/mld
52) Aroclor 1262 (5)	0.000	0	N.D.	ng/mld
53) Aroclor 1262 (6)	0.000	0	N.D.	ng/mld
54) Aroclor 1262 - AVE	0.000	0	N.D.	ng/mld
55) Aroclor 1268 (1)	0.000	0	N.D.	ng/mld
56) Aroclor 1268 (2)	0.000	0	N.D.	ng/mld
57) Aroclor 1268 (3)	0.000	0	N.D.	ng/mld
58) Aroclor 1268 (4)	0.000	0	N.D.	ng/mld
59) Aroclor 1268 (5)	0.000	0	N.D.	ng/mld
60) Aroclor 1268 (6)	0.000	0	N.D.	ng/mld
61) Aroclor 1268 - AVE	0.000	0	N.D.	ng/mld

(f)=RT Delta > 1/2 Window

(m)=manual int.

Data Path : K:\DATA\9L03052\
Data File : ECD2F012.D
Signal(s) : ECD1A.CH
Acq On : 03 Dec 2019 19:43
Operator : MJB / KAK
Sample : 9L03052-CAL8
Misc :
ALS Vial : 11 Sample Multiplier: 1

Integration File: PCB1.e
Quant Time: Dec 04 14:58:12 2019
Quant Method : K:\METHODS\FECD2_QUANTPCB_191203.M
Quant Title : PCB Data Analysis
QLast Update : Wed Dec 04 14:58:04 2019
Response via : Initial Calibration
Integrator: ChemStation 6890 Scale Mode: Small noise peaks clipped



Data Path : K:\DATA\9L03052\
 Data File : ECD2F013.D
 Signal(s) : ECD1A.CH
 Acq On : 03 Dec 2019 20:01
 Operator : MJB / KAK
 Sample : 9L03052-CAL9
 Misc :
 ALS Vial : 12 Sample Multiplier: 1

Integration File: PCB1.e
 Quant Time: Dec 04 14:59:44 2019
 Quant Method : K:\METHODS\FECD2_QUANTPCB_191203.M
 Quant Title : PCB Data Analysis
 QLast Update : Wed Dec 04 14:59:38 2019
 Response via : Initial Calibration
 Integrator: ChemStation 6890 Scale Mode: Small noise peaks clipped

Compound	R.T.	Response	Conc	Units
System Monitoring Compounds				
1) S TCMX (S)	0.000	0	N.D.	ng/ml
62) S DCBP (S)	0.000	0	N.D.	ng/ml
Target Compounds				
2) Aroclor 1016 (1)	0.000	0	N.D.	ng/ml
3) Aroclor 1016 (2)	0.000	0	N.D.	ng/ml
4) Aroclor 1016 (3)	0.000	0	N.D.	ng/ml
5) Aroclor 1016 (4)	0.000	0	N.D.	ng/ml
6) Aroclor 1016 (5)	0.000	0	N.D.	ng/ml
7) Aroclor 1016 (6)	0.000	0	N.D.	ng/ml
8) Aroclor 1016 - AVE	0.000	0	N.D.	ng/ml
9) Aroclor 1221 (1)	0.000	0	N.D.	ng/ml
10) Aroclor 1221 (2)	0.000	0	N.D.	ng/ml
11) Aroclor 1221 (3)	0.000	0	N.D.	ng/ml
12) Aroclor 1221 - AVE	0.000	0	N.D.	ng/ml
13) Aroclor 1232 (1)	5.368	888086	514.457	ng/ml
14) Aroclor 1232 (2)	6.142	1390092	546.929	ng/ml
15) Aroclor 1232 (3)	6.225	733471	527.208	ng/ml
16) Aroclor 1232 (4)	6.382	569682	572.844	ng/ml
17) Aroclor 1232 (5)	6.604	717990	566.540	ng/ml
18) Aroclor 1232 (6)	6.730	599061	579.471	ng/ml
19) Aroclor 1232 - AVE	0.000	0	N.D.	ng/ml
20) Aroclor 1242 (1)	0.000	0	N.D.	ng/ml
21) Aroclor 1242 (2)	0.000	0	N.D.	ng/ml
22) Aroclor 1242 (3)	0.000	0	N.D.	ng/ml
23) Aroclor 1242 (4)	0.000	0	N.D.	ng/ml
24) Aroclor 1242 (5)	0.000	0	N.D.	ng/ml
25) Aroclor 1242 (6)	0.000	0	N.D.	ng/ml
26) Aroclor 1242 - AVE	0.000	0	N.D.	ng/ml
27) Aroclor 1248 (1)	0.000	0	N.D.	ng/ml
28) Aroclor 1248 (2)	0.000	0	N.D.	ng/ml
29) Aroclor 1248 (3)	0.000	0	N.D.	ng/ml
30) Aroclor 1248 (4)	0.000	0	N.D.	ng/ml
31) Aroclor 1248 (5)	0.000	0	N.D.	ng/ml
32) Aroclor 1248 (6)	0.000	0	N.D.	ng/ml
33) Aroclor 1248 - AVE	0.000	0	N.D.	ng/ml
34) Aroclor 1254 (1)	0.000	0	N.D.	ng/ml
35) Aroclor 1254 (2)	0.000	0	N.D.	ng/ml
36) Aroclor 1254 (3)	0.000	0	N.D.	ng/ml
37) Aroclor 1254 (4)	0.000	0	N.D.	ng/ml
38) Aroclor 1254 (5)	0.000	0	N.D.	ng/ml
39) Aroclor 1254 (6)	0.000	0	N.D.	ng/ml
40) Aroclor 1254 - AVE	0.000	0	N.D.	ng/ml
41) Aroclor 1260 (1)	0.000	0	N.D.	ng/ml
42) Aroclor 1260 (2)	0.000	0	N.D.	ng/ml
43) Aroclor 1260 (3)	0.000	0	N.D.	ng/ml
44) Aroclor 1260 (4)	0.000	0	N.D.	ng/ml
45) Aroclor 1260 (5)	0.000	0	N.D.	ng/ml
46) Aroclor 1260 (6)	0.000	0	N.D.	ng/ml
47) Aroclor 1260 - AVE	0.000	0	N.D.	ng/ml

Handwritten signature
 12/11/19

Data Path : K:\DATA\9L03052\
 Data File : ECD2F013.D
 Signal(s) : ECD1A.CH
 Acq On : 03 Dec 2019 20:01
 Operator : MJB / KAK
 Sample : 9L03052-CAL9
 Misc :
 ALS Vial : 12 Sample Multiplier: 1

Integration File: PCB1.e
 Quant Time: Dec 04 14:59:44 2019
 Quant Method : K:\METHODS\FECD2_QUANTPCB_191203.M
 Quant Title : PCB Data Analysis
 QLast Update : Wed Dec 04 14:59:38 2019
 Response via : Initial Calibration
 Integrator: ChemStation 6890 Scale Mode: Small noise peaks clipped

Compound	R.T.	Response	Conc	Units
48) Aroclor 1262 (1)	0.000	0	N.D.	ng/ml
49) Aroclor 1262 (2)	0.000	0	N.D.	ng/ml
50) Aroclor 1262 (3)	0.000	0	N.D.	ng/ml
51) Aroclor 1262 (4)	0.000	0	N.D.	ng/ml
52) Aroclor 1262 (5)	0.000	0	N.D.	ng/ml
53) Aroclor 1262 (6)	0.000	0	N.D.	ng/ml
54) Aroclor 1262 - AVE	0.000	0	N.D.	ng/ml
55) Aroclor 1268 (1)	0.000	0	N.D.	ng/ml
56) Aroclor 1268 (2)	0.000	0	N.D.	ng/ml
57) Aroclor 1268 (3)	0.000	0	N.D.	ng/ml
58) Aroclor 1268 (4)	0.000	0	N.D.	ng/ml
59) Aroclor 1268 (5)	0.000	0	N.D.	ng/ml
60) Aroclor 1268 (6)	0.000	0	N.D.	ng/ml
61) Aroclor 1268 - AVE	0.000	0	N.D.	ng/ml

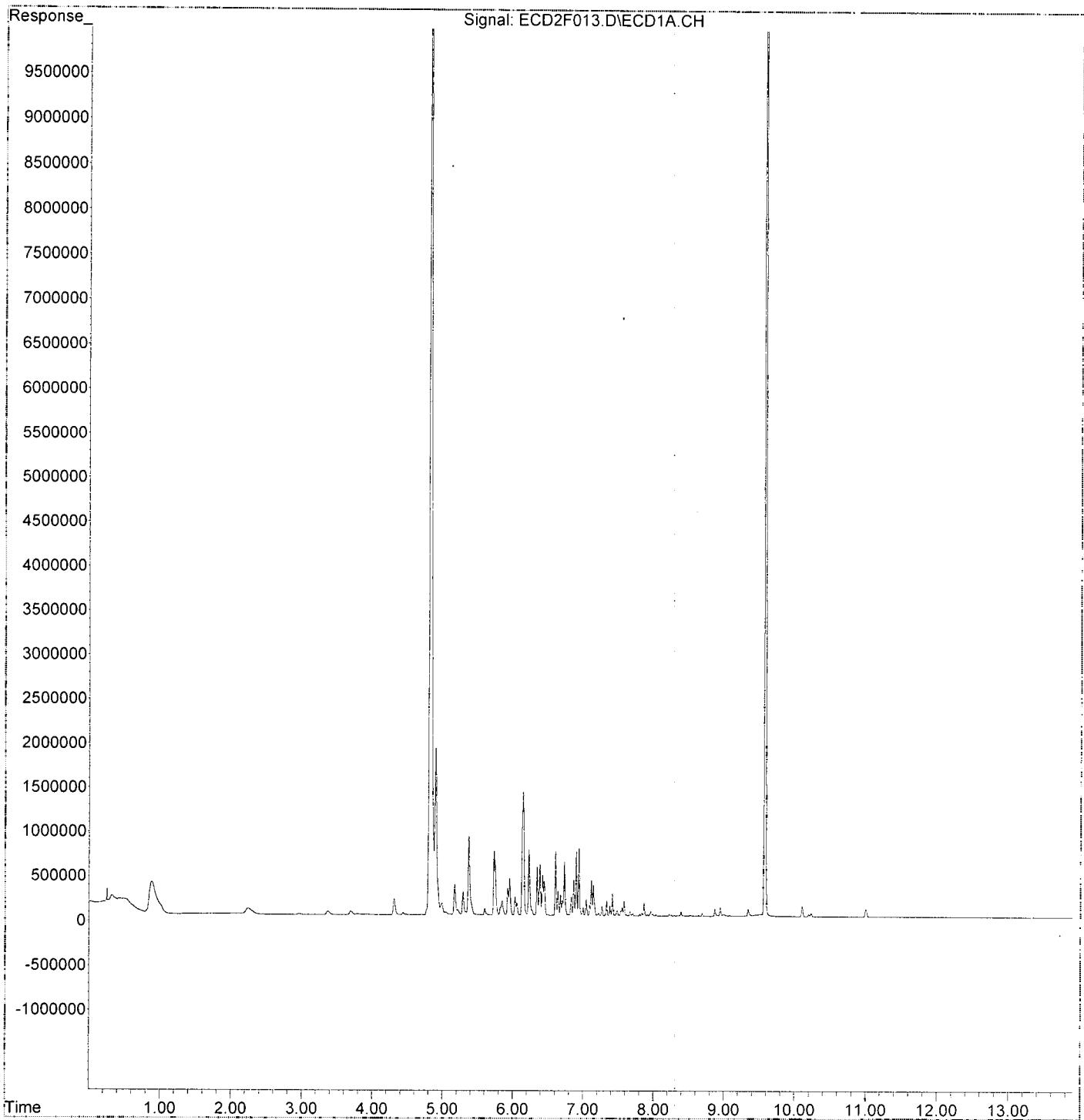
(f)=RT Delta > 1/2 Window

(m)=manual int.

Quantitation Report (QT Reviewed)

Data Path : K:\DATA\9L03052\
Data File : ECD2F013.D
Signal(s) : ECD1A.CH
Acq On : 03 Dec 2019 20:01
Operator : MJB / KAK
Sample : 9L03052-CAL9
Misc :
ALS Vial : 12 Sample Multiplier: 1

Integration File: PCB1.e
Quant Time: Dec 04 14:59:44 2019
Quant Method : K:\METHODS\FECD2_QUANTPCB_191203.M
Quant Title : PCB Data Analysis
QLast Update : Wed Dec 04 14:59:38 2019
Response via : Initial Calibration
Integrator: ChemStation 6890 Scale Mode: Small noise peaks clipped



Data Path : K:\DATA\9L03052\
 Data File : ECD2F014.D
 Signal(s) : ECD1A.CH
 Acq On : 03 Dec 2019 20:18
 Operator : MJB / KAK
 Sample : 9L03052-CALA
 Misc :
 ALS Vial : 13 Sample Multiplier: 1

Integration File: PCB1.e
 Quant Time: Dec 04 15:01:14 2019
 Quant Method : K:\METHODS\FECD2_QUANTPCB_191203.M
 Quant Title : PCB Data Analysis
 QLast Update : Wed Dec 04 15:01:07 2019
 Response via : Initial Calibration
 Integrator: ChemStation 6890 Scale Mode: Small noise peaks clipped.

Compound	R.T.	Response	Conc	Units
System Monitoring Compounds				
1) S TCMX (S)	0.000	0	N.D.	ng/ml
62) S DCBP (S)	0.000	0	N.D.	ng/ml
Target Compounds				
2) Aroclor 1016 (1)	0.000	0	N.D.	ng/ml
3) Aroclor 1016 (2)	0.000	0	N.D.	ng/ml
4) Aroclor 1016 (3)	0.000	0	N.D.	ng/ml
5) Aroclor 1016 (4)	0.000	0	N.D.	ng/ml
6) Aroclor 1016 (5)	0.000	0	N.D.	ng/ml
7) Aroclor 1016 (6)	0.000	0	N.D.	ng/ml
8) Aroclor 1016 - AVE	0.000	0	N.D.	ng/ml
9) Aroclor 1221 (1)	0.000	0	N.D.	ng/ml
10) Aroclor 1221 (2)	0.000	0	N.D.	ng/ml
11) Aroclor 1221 (3)	0.000	0	N.D.	ng/ml
12) Aroclor 1221 - AVE	0.000	0	N.D.	ng/ml
13) Aroclor 1232 (1)	0.000	0	N.D.	ng/ml
14) Aroclor 1232 (2)	0.000	0	N.D.	ng/ml
15) Aroclor 1232 (3)	0.000	0	N.D.	ng/ml
16) Aroclor 1232 (4)	0.000	0	N.D.	ng/ml
17) Aroclor 1232 (5)	0.000	0	N.D.	ng/ml
18) Aroclor 1232 (6)	0.000	0	N.D.	ng/ml
19) Aroclor 1232 - AVE	0.000	0	N.D.	ng/ml
20) Aroclor 1242 (1)	5.728	1328013	579.386	ng/ml
21) Aroclor 1242 (2)	6.141	2593542	562.063	ng/ml
22) Aroclor 1242 (3)	6.224	1410085	581.224	ng/ml
23) Aroclor 1242 (4)	6.380	1144590	560.027	ng/ml
24) Aroclor 1242 (5)	6.603	1492353	571.145	ng/ml
25) Aroclor 1242 (6)	6.729	1254611	589.352	ng/ml
26) Aroclor 1242 - AVE	0.000	0	N.D.	ng/ml
27) Aroclor 1248 (1)	0.000	0	N.D.	ng/ml
28) Aroclor 1248 (2)	0.000	0	N.D.	ng/ml
29) Aroclor 1248 (3)	0.000	0	N.D.	ng/ml
30) Aroclor 1248 (4)	0.000	0	N.D.	ng/ml
31) Aroclor 1248 (5)	0.000	0	N.D.	ng/ml
32) Aroclor 1248 (6)	0.000	0	N.D.	ng/ml
33) Aroclor 1248 - AVE	0.000	0	N.D.	ng/ml
34) Aroclor 1254 (1)	0.000	0	N.D.	ng/ml
35) Aroclor 1254 (2)	0.000	0	N.D.	ng/ml
36) Aroclor 1254 (3)	0.000	0	N.D.	ng/ml
37) Aroclor 1254 (4)	0.000	0	N.D.	ng/ml
38) Aroclor 1254 (5)	0.000	0	N.D.	ng/ml
39) Aroclor 1254 (6)	0.000	0	N.D.	ng/ml
40) Aroclor 1254 - AVE	0.000	0	N.D.	ng/ml
41) Aroclor 1260 (1)	0.000	0	N.D.	ng/ml
42) Aroclor 1260 (2)	0.000	0	N.D.	ng/ml
43) Aroclor 1260 (3)	0.000	0	N.D.	ng/ml
44) Aroclor 1260 (4)	0.000	0	N.D.	ng/ml
45) Aroclor 1260 (5)	0.000	0	N.D.	ng/ml
46) Aroclor 1260 (6)	0.000	0	N.D.	ng/ml
47) Aroclor 1260 - AVE	0.000	0	N.D.	ng/ml

Handwritten signature and date: 12/12/19

Data Path : K:\DATA\9L03052\
 Data File : ECD2F014.D
 Signal(s) : ECD1A.CH
 Acq On : 03 Dec 2019 20:18
 Operator : MJB / KAK
 Sample : 9L03052-CALA
 Misc :
 ALS Vial : 13 Sample Multiplier: 1

Integration File: PCB1.e
 Quant Time: Dec 04 15:01:14 2019
 Quant Method : K:\METHODS\FECD2_QUANTPCB_191203.M
 Quant Title : PCB Data Analysis
 QLast Update : Wed Dec 04 15:01:07 2019
 Response via : Initial Calibration
 Integrator: ChemStation 6890 Scale Mode: Small noise peaks clipped

Compound	R.T.	Response	Conc	Units
48) Aroclor 1262 (1)	0.000	0	N.D.	ng/ml
49) Aroclor 1262 (2)	0.000	0	N.D.	ng/ml
50) Aroclor 1262 (3)	0.000	0	N.D.	ng/ml
51) Aroclor 1262 (4)	0.000	0	N.D.	ng/ml
52) Aroclor 1262 (5)	0.000	0	N.D.	ng/ml
53) Aroclor 1262 (6)	0.000	0	N.D.	ng/ml
54) Aroclor 1262 - AVE	0.000	0	N.D.	ng/ml
55) Aroclor 1268 (1)	0.000	0	N.D.	ng/ml
56) Aroclor 1268 (2)	0.000	0	N.D.	ng/ml
57) Aroclor 1268 (3)	0.000	0	N.D.	ng/ml
58) Aroclor 1268 (4)	0.000	0	N.D.	ng/ml
59) Aroclor 1268 (5)	0.000	0	N.D.	ng/ml
60) Aroclor 1268 (6)	0.000	0	N.D.	ng/ml
61) Aroclor 1268 - AVE	0.000	0	N.D.	ng/ml

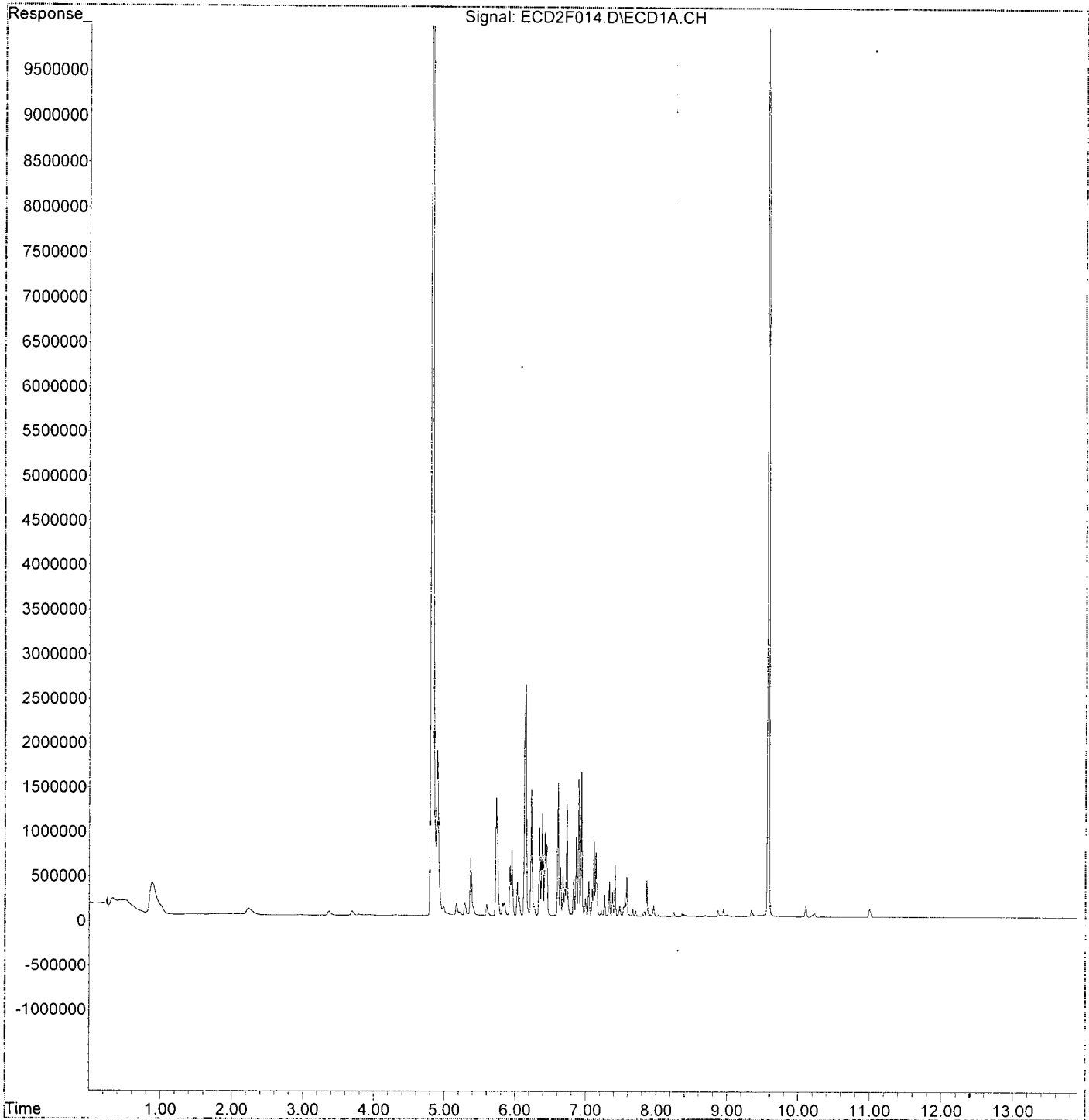
(f)=RT Delta > 1/2 Window

(m)=manual int.

Quantitation Report (QT Reviewed)

Data Path : K:\DATA\9L03052\
Data File : ECD2F014.D
Signal(s) : ECD1A.CH
Acq On : 03 Dec 2019 20:18
Operator : MJB / KAK
Sample : 9L03052-CALA
Misc :
ALS Vial : 13 Sample Multiplier: 1

Integration File: PCB1.e
Quant Time: Dec 04 15:01:14 2019
Quant Method : K:\METHODS\FECD2_QUANTPCB_191203.M
Quant Title : PCB Data Analysis
QLast Update : Wed Dec 04 15:01:07 2019
Response via : Initial Calibration
Integrator: ChemStation 6890 Scale Mode: Small noise peaks clipped



Quantitation Report (QT Reviewed)

Data Path : K:\DATA\9L03052\
 Data File : ECD2F015.D
 Signal(s) : ECD1A.CH
 Acq On : 03 Dec 2019 20:36
 Operator : MJB / KAK
 Sample : 9L03052-CALB
 Misc :
 ALS Vial : 14 Sample Multiplier: 1

Integration File: PCB1.e
 Quant Time: Dec 04 15:08:37 2019
 Quant Method : K:\METHODS\FECD2_QUANTPCB_191203.M
 Quant Title : PCB Data Analysis
 Quant Update : Wed Dec 04 15:08:29 2019
 Response via : Initial Calibration
 Integrator: ChemStation 6890 Scale Mode: Small noise peaks clipped

Compound	R.T.	Response	Conc	Units
System Monitoring Compounds				
1) S TCMX (S)	0.000	0	N.D.	ng/ml
62) S DCBP (S)	0.000	0	N.D.	ng/ml
Target Compounds				
2) Aroclor 1016 (1)	0.000	0	N.D.	ng/ml
3) Aroclor 1016 (2)	0.000	0	N.D.	ng/ml
4) Aroclor 1016 (3)	0.000	0	N.D.	ng/ml
5) Aroclor 1016 (4)	0.000	0	N.D.	ng/ml
6) Aroclor 1016 (5)	0.000	0	N.D.	ng/ml
7) Aroclor 1016 (6)	0.000	0	N.D.	ng/ml
8) Aroclor 1016 - AVE	0.000	0	N.D.	ng/ml
9) Aroclor 1221 (1)	0.000	0	N.D.	ng/ml
10) Aroclor 1221 (2)	0.000	0	N.D.	ng/ml
11) Aroclor 1221 (3)	0.000	0	N.D.	ng/ml
12) Aroclor 1221 - AVE	0.000	0	N.D.	ng/ml
13) Aroclor 1232 (1)	0.000	0	N.D.	ng/ml
14) Aroclor 1232 (2)	0.000	0	N.D.	ng/ml
15) Aroclor 1232 (3)	0.000	0	N.D.	ng/ml
16) Aroclor 1232 (4)	0.000	0	N.D.	ng/ml
17) Aroclor 1232 (5)	0.000	0	N.D.	ng/ml
18) Aroclor 1232 (6)	0.000	0	N.D.	ng/ml
19) Aroclor 1232 - AVE	0.000	0	N.D.	ng/ml
20) Aroclor 1242 (1)	0.000	0	N.D.	ng/ml
21) Aroclor 1242 (2)	0.000	0	N.D.	ng/ml
22) Aroclor 1242 (3)	0.000	0	N.D.	ng/ml
23) Aroclor 1242 (4)	0.000	0	N.D.	ng/ml
24) Aroclor 1242 (5)	0.000	0	N.D.	ng/ml
25) Aroclor 1242 (6)	0.000	0	N.D.	ng/ml
26) Aroclor 1242 - AVE	0.000	0	N.D.	ng/ml
27) Aroclor 1248 (1)	6.132	1701647	573.384	ng/ml
28) Aroclor 1248 (2)	6.381	2257607	618.100	ng/ml
29) Aroclor 1248 (3)	6.602	2609430	598.171	ng/ml
30) Aroclor 1248 (4)	6.897	2902570	579.992	ng/ml
31) Aroclor 1248 (5)	6.935	3079652	600.040	ng/ml
32) Aroclor 1248 (6)	7.411	1708709	612.376	ng/ml
33) Aroclor 1248 - AVE	0.000	0	N.D.	ng/ml
34) Aroclor 1254 (1)	0.000	0	N.D.	ng/ml
35) Aroclor 1254 (2)	0.000	0	N.D.	ng/ml
36) Aroclor 1254 (3)	0.000	0	N.D.	ng/ml
37) Aroclor 1254 (4)	0.000	0	N.D.	ng/ml
38) Aroclor 1254 (5)	0.000	0	N.D.	ng/ml
39) Aroclor 1254 (6)	0.000	0	N.D.	ng/ml
40) Aroclor 1254 - AVE	0.000	0	N.D.	ng/ml
41) Aroclor 1260 (1)	0.000	0	N.D.	ng/ml
42) Aroclor 1260 (2)	0.000	0	N.D.	ng/ml
43) Aroclor 1260 (3)	0.000	0	N.D.	ng/ml
44) Aroclor 1260 (4)	0.000	0	N.D.	ng/ml
45) Aroclor 1260 (5)	0.000	0	N.D.	ng/ml
46) Aroclor 1260 (6)	0.000	0	N.D.	ng/ml
47) Aroclor 1260 - AVE	0.000	0	N.D.	ng/ml

MJB 12/14/19

Data Path : K:\DATA\9L03052\
 Data File : ECD2F015.D
 Signal(s) : ECD1A.CH
 Acq On : 03 Dec 2019 20:36
 Operator : MJB / KAK
 Sample : 9L03052-CALB
 Misc :
 ALS Vial : 14 Sample Multiplier: 1

Integration File: PCB1.e
 Quant Time: Dec 04 15:08:37 2019
 Quant Method : K:\METHODS\FECD2_QUANTPCB_191203.M
 Quant Title : PCB Data Analysis
 QLast Update : Wed Dec 04 15:08:29 2019
 Response via : Initial Calibration
 Integrator: ChemStation 6890 Scale Mode: Small noise peaks clipped

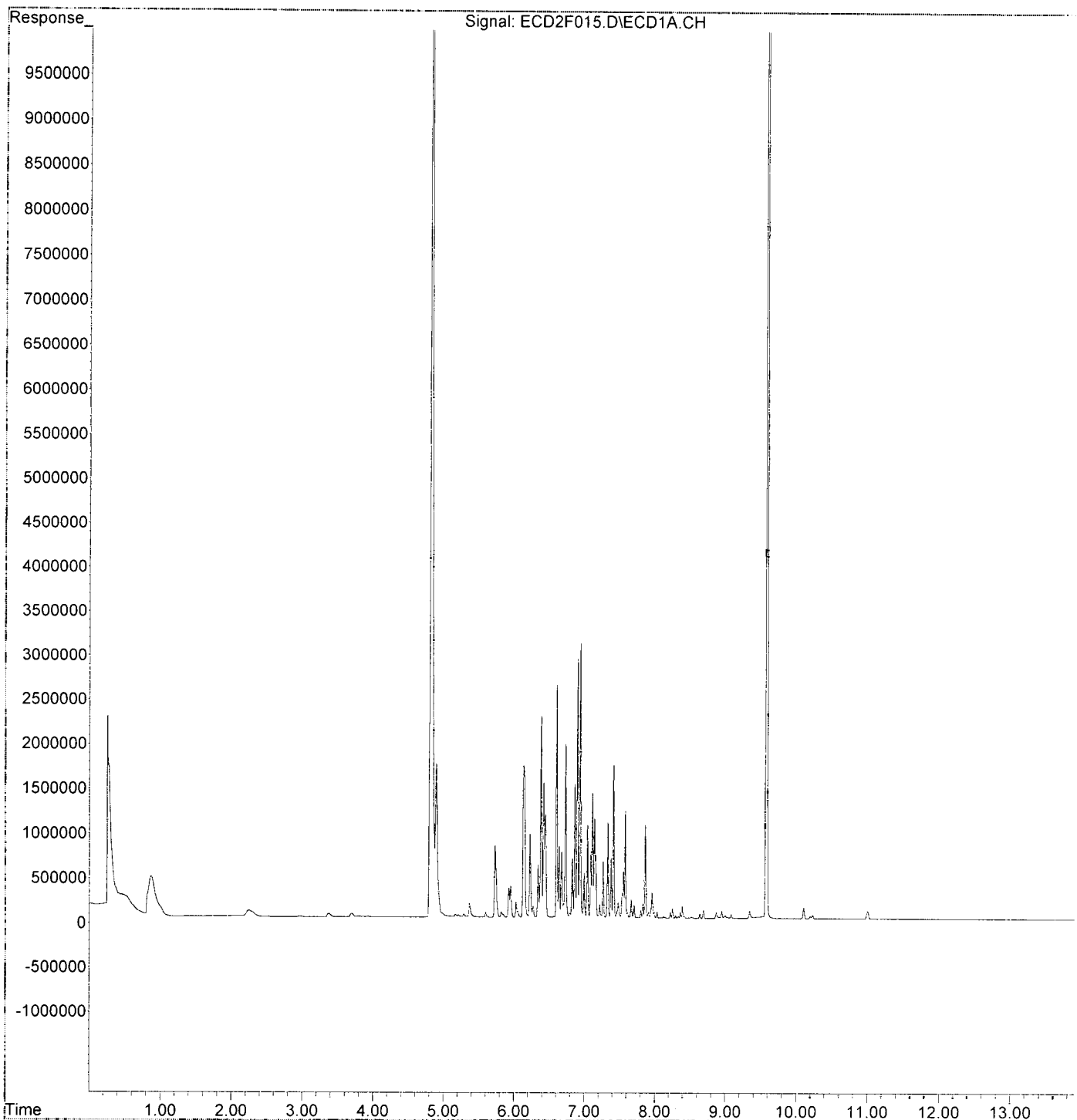
Compound	R.T.	Response	Conc	Units
48) Aroclor 1262 (1)	0.000	0	N.D.	ng/ml
49) Aroclor 1262 (2)	0.000	0	N.D.	ng/ml
50) Aroclor 1262 (3)	0.000	0	N.D.	ng/ml
51) Aroclor 1262 (4)	0.000	0	N.D.	ng/ml
52) Aroclor 1262 (5)	0.000	0	N.D.	ng/ml
53) Aroclor 1262 (6)	0.000	0	N.D.	ng/ml
54) Aroclor 1262 - AVE	0.000	0	N.D.	ng/ml
55) Aroclor 1268 (1)	0.000	0	N.D.	ng/ml
56) Aroclor 1268 (2)	0.000	0	N.D.	ng/ml
57) Aroclor 1268 (3)	0.000	0	N.D.	ng/ml
58) Aroclor 1268 (4)	0.000	0	N.D.	ng/ml
59) Aroclor 1268 (5)	0.000	0	N.D.	ng/ml
60) Aroclor 1268 (6)	0.000	0	N.D.	ng/ml
61) Aroclor 1268 - AVE	0.000	0	N.D.	ng/ml

(f)=RT Delta > 1/2 Window

(m)=manual int.

Data Path : K:\DATA\9L03052\
Data File : ECD2F015.D
Signal(s) : ECD1A.CH
Acq On : 03 Dec 2019 20:36
Operator : MJB / KAK
Sample : 9L03052-CALB
Misc :
ALS Vial : 14 Sample Multiplier: 1

Integration File: PCB1.e
Quant Time: Dec 04 15:08:37 2019
Quant Method : K:\METHODS\FECD2_QUANTPCB_191203.M
Quant Title : PCB Data Analysis
QLast Update : Wed Dec 04 15:08:29 2019
Response via : Initial Calibration
Integrator: ChemStation 6890 Scale Mode: Small noise peaks clipped



Data Path : K:\DATA\9L03052\
 Data File : ECD2F016.D
 Signal(s) : ECD1A.CH
 Acq On : 03 Dec 2019 20:53
 Operator : MJB / KAK
 Sample : 9L03052-CALC
 Misc :
 ALS Vial : 15 Sample Multiplier: 1

Integration File: PCB1.e
 Quant Time: Dec 04 15:10:17 2019
 Quant Method : K:\METHODS\FECD2_QUANTPCB_191203.M
 Quant Title : PCB Data Analysis
 QLast Update : Wed Dec 04 15:10:11 2019
 Response via : Initial Calibration
 Integrator: ChemStation 6890 Scale Mode: Small noise peaks clipped

Compound	R.T.	Response	Conc	Units
System Monitoring Compounds				
1) S TCMX (S)	0.000	0	N.D.	ng/ml
62) S DCBP (S)	0.000	0	N.D.	ng/ml
Target Compounds				
2) Aroclor 1016 (1)	0.000	0	N.D.	ng/ml
3) Aroclor 1016 (2)	0.000	0	N.D.	ng/ml
4) Aroclor 1016 (3)	0.000	0	N.D.	ng/ml
5) Aroclor 1016 (4)	0.000	0	N.D.	ng/ml
6) Aroclor 1016 (5)	0.000	0	N.D.	ng/ml
7) Aroclor 1016 (6)	0.000	0	N.D.	ng/ml
8) Aroclor 1016 - AVE	0.000	0	N.D.	ng/ml
9) Aroclor 1221 (1)	0.000	0	N.D.	ng/ml
10) Aroclor 1221 (2)	0.000	0	N.D.	ng/ml
11) Aroclor 1221 (3)	0.000	0	N.D.	ng/ml
12) Aroclor 1221 - AVE	0.000	0	N.D.	ng/ml
13) Aroclor 1232 (1)	0.000	0	N.D.	ng/ml
14) Aroclor 1232 (2)	0.000	0	N.D.	ng/ml
15) Aroclor 1232 (3)	0.000	0	N.D.	ng/ml
16) Aroclor 1232 (4)	0.000	0	N.D.	ng/ml
17) Aroclor 1232 (5)	0.000	0	N.D.	ng/ml
18) Aroclor 1232 (6)	0.000	0	N.D.	ng/ml
19) Aroclor 1232 - AVE	0.000	0	N.D.	ng/ml
20) Aroclor 1242 (1)	0.000	0	N.D.	ng/ml
21) Aroclor 1242 (2)	0.000	0	N.D.	ng/ml
22) Aroclor 1242 (3)	0.000	0	N.D.	ng/ml
23) Aroclor 1242 (4)	0.000	0	N.D.	ng/ml
24) Aroclor 1242 (5)	0.000	0	N.D.	ng/ml
25) Aroclor 1242 (6)	0.000	0	N.D.	ng/ml
26) Aroclor 1242 - AVE	0.000	0	N.D.	ng/ml
27) Aroclor 1248 (1)	0.000	0	N.D.	ng/ml
28) Aroclor 1248 (2)	0.000	0	N.D.	ng/ml
29) Aroclor 1248 (3)	0.000	0	N.D.	ng/ml
30) Aroclor 1248 (4)	0.000	0	N.D.	ng/ml
31) Aroclor 1248 (5)	0.000	0	N.D.	ng/ml
32) Aroclor 1248 (6)	0.000	0	N.D.	ng/ml
33) Aroclor 1248 - AVE	0.000	0	N.D.	ng/ml
34) Aroclor 1254 (1)	6.931	2999059	566.437	ng/ml
35) Aroclor 1254 (2)	7.041	3643784	577.886	ng/ml
36) Aroclor 1254 (3)	7.412	5604987	589.510	ng/ml
37) Aroclor 1254 (4)	7.578	3565014	559.341	ng/ml
38) Aroclor 1254 (5)	7.959	3829495	583.093	ng/ml
39) Aroclor 1254 (6)	8.251	1246944	598.592	ng/ml
40) Aroclor 1254 - AVE	0.000	0	N.D.	ng/ml
41) Aroclor 1260 (1)	0.000	0	N.D.	ng/ml
42) Aroclor 1260 (2)	0.000	0	N.D.	ng/ml
43) Aroclor 1260 (3)	0.000	0	N.D.	ng/ml
44) Aroclor 1260 (4)	0.000	0	N.D.	ng/ml
45) Aroclor 1260 (5)	0.000	0	N.D.	ng/ml
46) Aroclor 1260 (6)	0.000	0	N.D.	ng/ml
47) Aroclor 1260 - AVE	0.000	0	N.D.	ng/ml

MJB
12/4/19

Data Path : K:\DATA\9L03052\
 Data File : ECD2F016.D
 Signal(s) : ECD1A.CH
 Acq On : 03 Dec 2019 20:53
 Operator : MJB / KAK
 Sample : 9L03052-CALC
 Misc :
 ALS Vial : 15 Sample Multiplier: 1

Integration File: PCB1.e
 Quant Time: Dec 04 15:10:17 2019
 Quant Method : K:\METHODS\FECD2_QUANTPCB_191203.M
 Quant Title : PCB Data Analysis
 QLast Update : Wed Dec 04 15:10:11 2019
 Response via : Initial Calibration
 Integrator: ChemStation 6890 Scale Mode: Small noise peaks clipped

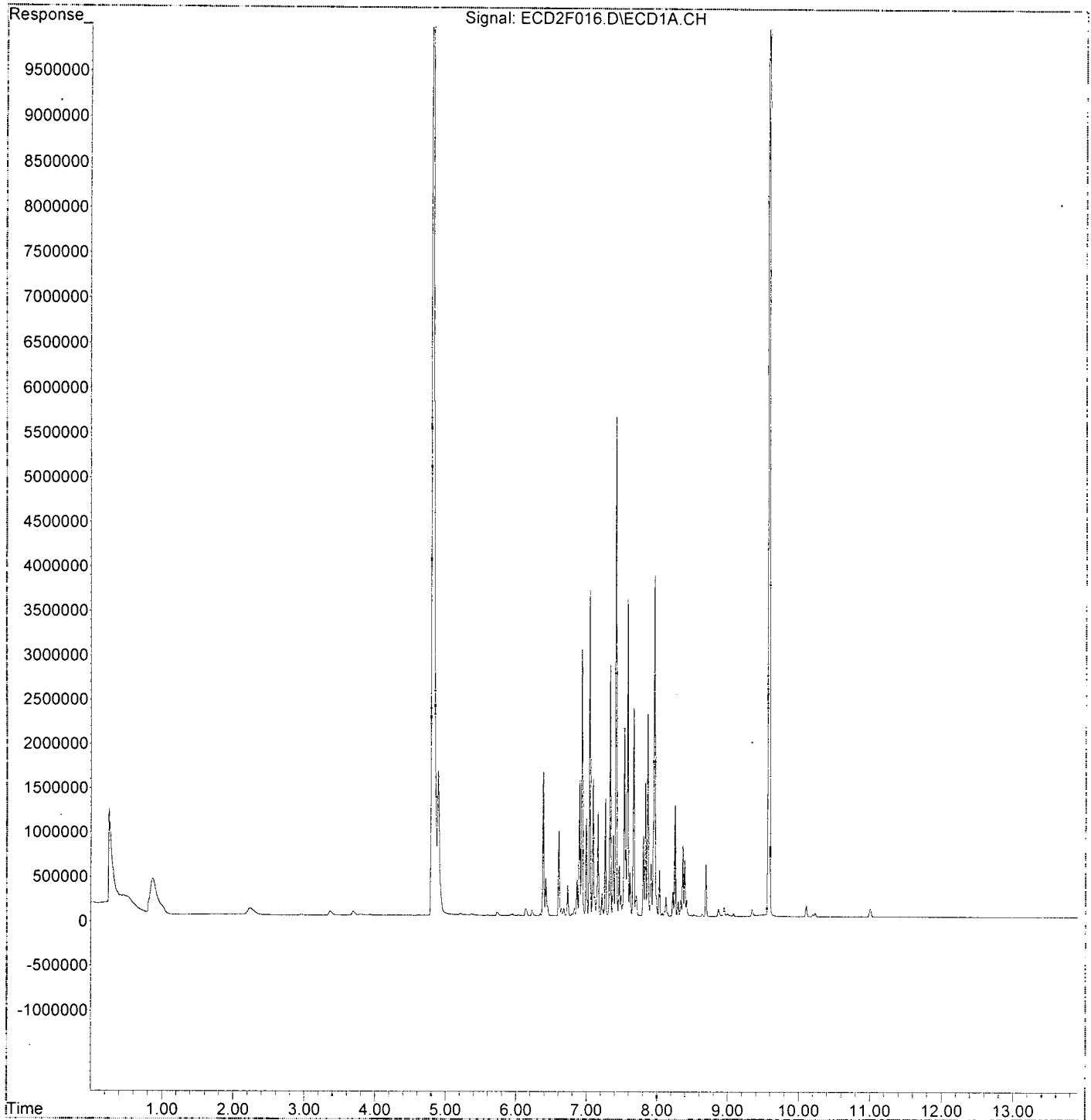
Compound	R.T.	Response	Conc	Units
48) Aroclor 1262 (1)	0.000	0	N.D.	ng/mld
49) Aroclor 1262 (2)	0.000	0	N.D.	ng/mld
50) Aroclor 1262 (3)	0.000	0	N.D.	ng/mld
51) Aroclor 1262 (4)	0.000	0	N.D.	ng/mld
52) Aroclor 1262 (5)	0.000	0	N.D.	ng/mld
53) Aroclor 1262 (6)	0.000	0	N.D.	ng/mld
54) Aroclor 1262 - AVE	0.000	0	N.D.	ng/mld
55) Aroclor 1268 (1)	0.000	0	N.D.	ng/mld
56) Aroclor 1268 (2)	0.000	0	N.D.	ng/mld
57) Aroclor 1268 (3)	0.000	0	N.D.	ng/mld
58) Aroclor 1268 (4)	0.000	0	N.D.	ng/mld
59) Aroclor 1268 (5)	0.000	0	N.D.	ng/mld
60) Aroclor 1268 (6)	0.000	0	N.D.	ng/mld
61) Aroclor 1268 - AVE	0.000	0	N.D.	ng/mld

(f)=RT Delta > 1/2 Window

(m)=manual int.

Data Path : K:\DATA\9L03052\
Data File : ECD2F016.D
Signal(s) : ECD1A.CH
Acq On : 03 Dec 2019 20:53
Operator : MJB / KAK
Sample : 9L03052-CALC
Misc :
ALS Vial : 15 Sample Multiplier: 1

Integration File: PCB1.e
Quant Time: Dec 04 15:10:17 2019
Quant Method : K:\METHODS\FECD2_QUANTPCB_191203.M
Quant Title : PCB Data Analysis
QLast Update : Wed Dec 04 15:10:11 2019
Response via : Initial Calibration
Integrator: ChemStation 6890 Scale Mode: Small noise peaks clipped



Data Path : K:\DATA\9L03052\
 Data File : ECD2F017.D
 Signal(s) : ECD1A.CH
 Acq On : 03 Dec 2019 21:11
 Operator : MJB / KAK
 Sample : 9L03052-CALD
 Misc :
 ALS Vial : 16 Sample Multiplier: 1

Integration File: PCB1.e
 Quant Time: Dec 04 15:11:52 2019
 Quant Method : K:\METHODS\FECD2_QUANTPCB_191203.M
 Quant Title : PCB Data Analysis
 QLast Update : Wed Dec 04 15:11:45 2019
 Response via : Initial Calibration
 Integrator: ChemStation 6890 Scale Mode: Small noise peaks clipped

MJB
 12/14/19

Compound	R.T.	Response	Conc	Units
System Monitoring Compounds				
1) S TCMX (S)	0.000	0	N.D.	ng/ml
62) S DCBP (S)	0.000	0	N.D.	ng/ml
Target Compounds				
2) Aroclor 1016 (1)	0.000	0	N.D.	ng/ml
3) Aroclor 1016 (2)	0.000	0	N.D.	ng/ml
4) Aroclor 1016 (3)	0.000	0	N.D.	ng/ml
5) Aroclor 1016 (4)	0.000	0	N.D.	ng/ml
6) Aroclor 1016 (5)	0.000	0	N.D.	ng/ml
7) Aroclor 1016 (6)	0.000	0	N.D.	ng/ml
8) Aroclor 1016 - AVE	0.000	0	N.D.	ng/ml
9) Aroclor 1221 (1)	0.000	0	N.D.	ng/ml
10) Aroclor 1221 (2)	0.000	0	N.D.	ng/ml
11) Aroclor 1221 (3)	0.000	0	N.D.	ng/ml
12) Aroclor 1221 - AVE	0.000	0	N.D.	ng/ml
13) Aroclor 1232 (1)	0.000	0	N.D.	ng/ml
14) Aroclor 1232 (2)	0.000	0	N.D.	ng/ml
15) Aroclor 1232 (3)	0.000	0	N.D.	ng/ml
16) Aroclor 1232 (4)	0.000	0	N.D.	ng/ml
17) Aroclor 1232 (5)	0.000	0	N.D.	ng/ml
18) Aroclor 1232 (6)	0.000	0	N.D.	ng/ml
19) Aroclor 1232 - AVE	0.000	0	N.D.	ng/ml
20) Aroclor 1242 (1)	0.000	0	N.D.	ng/ml
21) Aroclor 1242 (2)	0.000	0	N.D.	ng/ml
22) Aroclor 1242 (3)	0.000	0	N.D.	ng/ml
23) Aroclor 1242 (4)	0.000	0	N.D.	ng/ml
24) Aroclor 1242 (5)	0.000	0	N.D.	ng/ml
25) Aroclor 1242 (6)	0.000	0	N.D.	ng/ml
26) Aroclor 1242 - AVE	0.000	0	N.D.	ng/ml
27) Aroclor 1248 (1)	0.000	0	N.D.	ng/ml
28) Aroclor 1248 (2)	0.000	0	N.D.	ng/ml
29) Aroclor 1248 (3)	0.000	0	N.D.	ng/ml
30) Aroclor 1248 (4)	0.000	0	N.D.	ng/ml
31) Aroclor 1248 (5)	0.000	0	N.D.	ng/ml
32) Aroclor 1248 (6)	0.000	0	N.D.	ng/ml
33) Aroclor 1248 - AVE	0.000	0	N.D.	ng/ml
34) Aroclor 1254 (1)	0.000	0	N.D.	ng/ml
35) Aroclor 1254 (2)	0.000	0	N.D.	ng/ml
36) Aroclor 1254 (3)	0.000	0	N.D.	ng/ml
37) Aroclor 1254 (4)	0.000	0	N.D.	ng/ml
38) Aroclor 1254 (5)	0.000	0	N.D.	ng/ml
39) Aroclor 1254 (6)	0.000	0	N.D.	ng/ml
40) Aroclor 1254 - AVE	0.000	0	N.D.	ng/ml
41) Aroclor 1260 (1)	0.000	0	N.D.	ng/ml
42) Aroclor 1260 (2)	0.000	0	N.D.	ng/ml
43) Aroclor 1260 (3)	0.000	0	N.D.	ng/ml
44) Aroclor 1260 (4)	0.000	0	N.D.	ng/ml
45) Aroclor 1260 (5)	0.000	0	N.D.	ng/ml
46) Aroclor 1260 (6)	0.000	0	N.D.	ng/ml
47) Aroclor 1260 - AVE	0.000	0	N.D.	ng/ml

Quantitation Report (QT Reviewed)

Data Path : K:\DATA\9L03052\
 Data File : ECD2F017.D
 Signal(s) : ECD1A.CH
 Acq On : 03 Dec 2019 21:11
 Operator : MJB / KAK
 Sample : 9L03052-CALD
 Misc :
 ALS Vial : 16 Sample Multiplier: 1

Integration File: PCB1.e
 Quant Time: Dec 04 15:11:52 2019
 Quant Method : K:\METHODS\FECD2_QUANTPCB_191203.M
 Quant Title : PCB Data Analysis
 QLast Update : Wed Dec 04 15:11:45 2019
 Response via : Initial Calibration
 Integrator: ChemStation 6890 Scale Mode: Small noise peaks clipped

Compound	R.T.	Response	Conc Units
48) Aroclor 1262 (1)	7.664	4023207	603.629 ng/ml
49) Aroclor 1262 (2)	7.988	5612535	601.336 ng/ml
50) Aroclor 1262 (3)	8.220	4852466	611.448 ng/ml
51) Aroclor 1262 (4)	8.390	10330047	587.616 ng/ml
52) Aroclor 1262 (5)	8.688	6541182	608.155 ng/ml
53) Aroclor 1262 (6)	9.081	3338319	586.149 ng/ml
54) Aroclor 1262 - AVE	0.000	0	N.D. ng/ml
55) Aroclor 1268 (1)	0.000	0	N.D. ng/ml
56) Aroclor 1268 (2)	0.000	0	N.D. ng/ml
57) Aroclor 1268 (3)	0.000	0	N.D. ng/ml
58) Aroclor 1268 (4)	0.000	0	N.D. ng/ml
59) Aroclor 1268 (5)	0.000	0	N.D. ng/ml
60) Aroclor 1268 (6)	0.000	0	N.D. ng/ml
61) Aroclor 1268 - AVE	0.000	0	N.D. ng/ml

MJB
 12/14/19

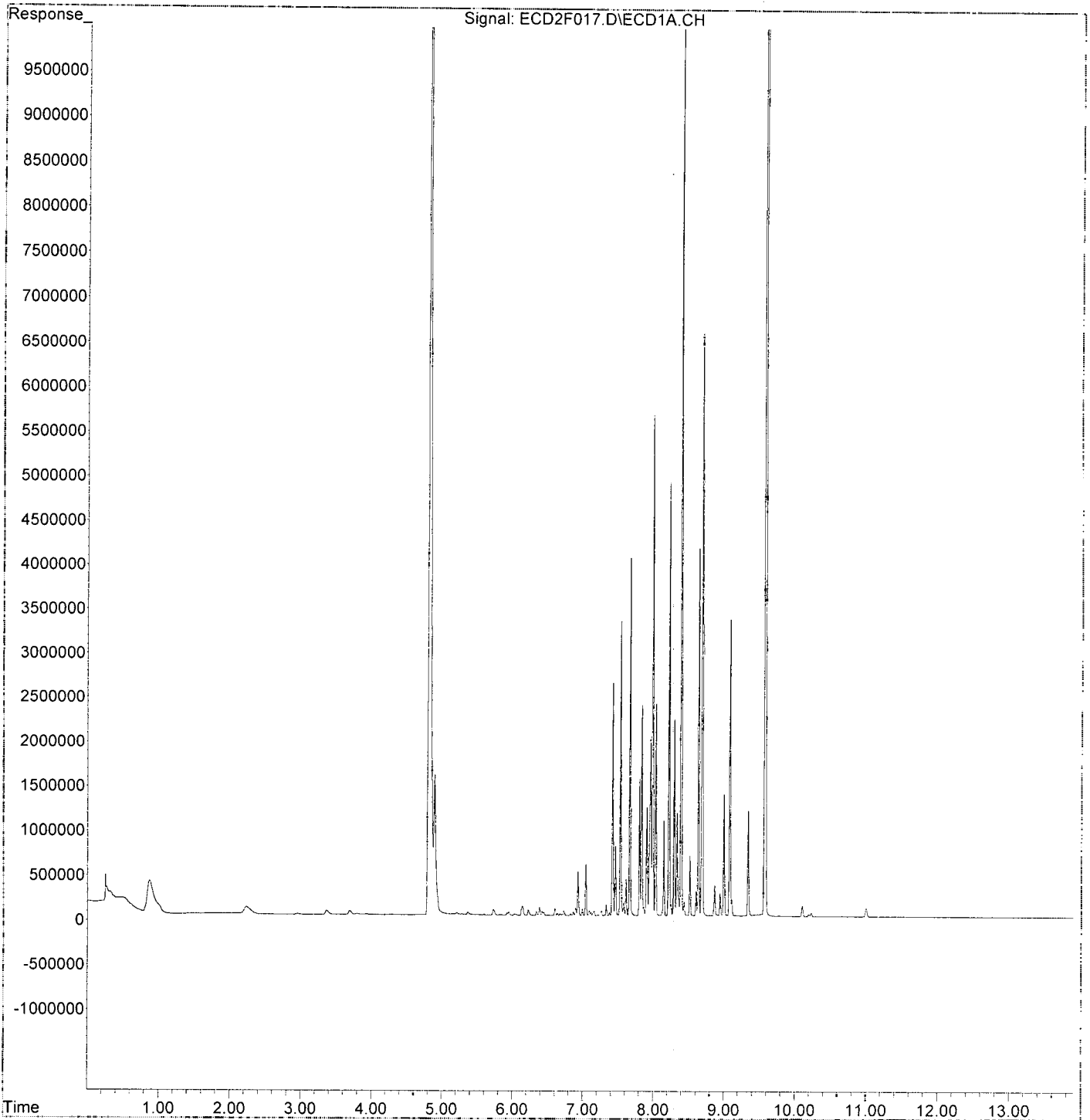
(f)=RT Delta > 1/2 Window

(m)=manual int.

Quantitation Report (QT Reviewed)

Data Path : K:\DATA\9L03052\
Data File : ECD2F017.D
Signal(s) : ECD1A.CH
Acq On : 03 Dec 2019 21:11
Operator : MJB / KAK
Sample : 9L03052-CALD
Misc :
ALS Vial : 16 Sample Multiplier: 1

Integration File: PCB1.e
Quant Time: Dec 04 15:11:52 2019
Quant Method : K:\METHODS\FECD2_QUANTPCB_191203.M
Quant Title : PCB Data Analysis
QLast Update : Wed Dec 04 15:11:45 2019
Response via : Initial Calibration
Integrator: ChemStation 6890 Scale Mode: Small noise peaks clipped



Quantitation Report (QT Reviewed)

Data Path : K:\DATA\9L03052\
 Data File : ECD2F018.D
 Signal(s) : ECD1A.CH
 Acq On : 03 Dec 2019 21:29
 Operator : MJB / KAK
 Sample : 9L03052-CALE
 Misc :
 ALS Vial : 17 Sample Multiplier: 1

Integration File: PCB1.e
 Quant Time: Dec 04 15:13:26 2019
 Quant Method : K:\METHODS\FECD2_QUANTPCB_191203.M
 Quant Title : PCB Data Analysis
 QLast Update : Wed Dec 04 15:13:19 2019
 Response via : Initial Calibration
 Integrator: ChemStation 6890 Scale Mode: Small noise peaks clipped

[Handwritten Signature]
 12/14/19

Compound	R.T.	Response	Conc	Units
System Monitoring Compounds				
1) S TCMX (S)	0.000	0	N.D.	ng/ml
62) S DCBP (S)	0.000	0	N.D.	ng/ml
Target Compounds				
2) Aroclor 1016 (1)	0.000	0	N.D.	ng/ml
3) Aroclor 1016 (2)	0.000	0	N.D.	ng/ml
4) Aroclor 1016 (3)	0.000	0	N.D.	ng/ml
5) Aroclor 1016 (4)	0.000	0	N.D.	ng/ml
6) Aroclor 1016 (5)	0.000	0	N.D.	ng/ml
7) Aroclor 1016 (6)	0.000	0	N.D.	ng/ml
8) Aroclor 1016 - AVE	0.000	0	N.D.	ng/ml
9) Aroclor 1221 (1)	0.000	0	N.D.	ng/ml
10) Aroclor 1221 (2)	0.000	0	N.D.	ng/ml
11) Aroclor 1221 (3)	0.000	0	N.D.	ng/ml
12) Aroclor 1221 - AVE	0.000	0	N.D.	ng/ml
13) Aroclor 1232 (1)	0.000	0	N.D.	ng/ml
14) Aroclor 1232 (2)	0.000	0	N.D.	ng/ml
15) Aroclor 1232 (3)	0.000	0	N.D.	ng/ml
16) Aroclor 1232 (4)	0.000	0	N.D.	ng/ml
17) Aroclor 1232 (5)	0.000	0	N.D.	ng/ml
18) Aroclor 1232 (6)	0.000	0	N.D.	ng/ml
19) Aroclor 1232 - AVE	0.000	0	N.D.	ng/ml
20) Aroclor 1242 (1)	0.000	0	N.D.	ng/ml
21) Aroclor 1242 (2)	0.000	0	N.D.	ng/ml
22) Aroclor 1242 (3)	0.000	0	N.D.	ng/ml
23) Aroclor 1242 (4)	0.000	0	N.D.	ng/ml
24) Aroclor 1242 (5)	0.000	0	N.D.	ng/ml
25) Aroclor 1242 (6)	0.000	0	N.D.	ng/ml
26) Aroclor 1242 - AVE	0.000	0	N.D.	ng/ml
27) Aroclor 1248 (1)	0.000	0	N.D.	ng/ml
28) Aroclor 1248 (2)	0.000	0	N.D.	ng/ml
29) Aroclor 1248 (3)	0.000	0	N.D.	ng/ml
30) Aroclor 1248 (4)	0.000	0	N.D.	ng/ml
31) Aroclor 1248 (5)	0.000	0	N.D.	ng/ml
32) Aroclor 1248 (6)	0.000	0	N.D.	ng/ml
33) Aroclor 1248 - AVE	0.000	0	N.D.	ng/ml
34) Aroclor 1254 (1)	0.000	0	N.D.	ng/ml
35) Aroclor 1254 (2)	0.000	0	N.D.	ng/ml
36) Aroclor 1254 (3)	0.000	0	N.D.	ng/ml
37) Aroclor 1254 (4)	0.000	0	N.D.	ng/ml
38) Aroclor 1254 (5)	0.000	0	N.D.	ng/ml
39) Aroclor 1254 (6)	0.000	0	N.D.	ng/ml
40) Aroclor 1254 - AVE	0.000	0	N.D.	ng/ml
41) Aroclor 1260 (1)	0.000	0	N.D.	ng/ml
42) Aroclor 1260 (2)	0.000	0	N.D.	ng/ml
43) Aroclor 1260 (3)	0.000	0	N.D.	ng/ml
44) Aroclor 1260 (4)	0.000	0	N.D.	ng/ml
45) Aroclor 1260 (5)	0.000	0	N.D.	ng/ml
46) Aroclor 1260 (6)	0.000	0	N.D.	ng/ml
47) Aroclor 1260 - AVE	0.000	0	N.D.	ng/ml

Quantitation Report (QT Reviewed)

Data Path : K:\DATA\9L03052\
 Data File : ECD2F018.D
 Signal(s) : ECD1A.CH
 Acq On : 03 Dec 2019 21:29
 Operator : MJB / KAK
 Sample : 9L03052-CALE
 Misc :
 ALS Vial : 17 Sample Multiplier: 1

Integration File: PCB1.e
 Quant Time: Dec 04 15:13:26 2019
 Quant Method : K:\METHODS\FECD2_QUANTPCB_191203.M
 Quant Title : PCB Data Analysis
 QLast Update : Wed Dec 04 15:13:19 2019
 Response via : Initial Calibration
 Integrator: ChemStation 6890 Scale Mode: Small noise peaks clipped

Compound	R.T.	Response	Conc	Units
48) Aroclor 1262 (1)	0.000	0	N.D.	ng/ml
49) Aroclor 1262 (2)	0.000	0	N.D.	ng/ml
50) Aroclor 1262 (3)	0.000	0	N.D.	ng/ml
51) Aroclor 1262 (4)	0.000	0	N.D.	ng/ml
52) Aroclor 1262 (5)	0.000	0	N.D.	ng/ml
53) Aroclor 1262 (6)	0.000	0	N.D.	ng/ml
54) Aroclor 1262 - AVE	0.000	0	N.D.	ng/ml
55) Aroclor 1268 (1)	8.212	2552118	620.744	ng/ml
56) Aroclor 1268 (2)	8.637	12262824	603.513	ng/ml
57) Aroclor 1268 (3)	8.685	10207095	608.706	ng/ml
58) Aroclor 1268 (4)	8.867	9576694	629.111	ng/ml
59) Aroclor 1268 (5)	9.081	3874868	615.533	ng/ml
60) Aroclor 1268 (6)	9.340	26141757	603.570	ng/ml
61) Aroclor 1268 - AVE	0.000	0	N.D.	ng/ml

Handwritten signature
 12/19/19

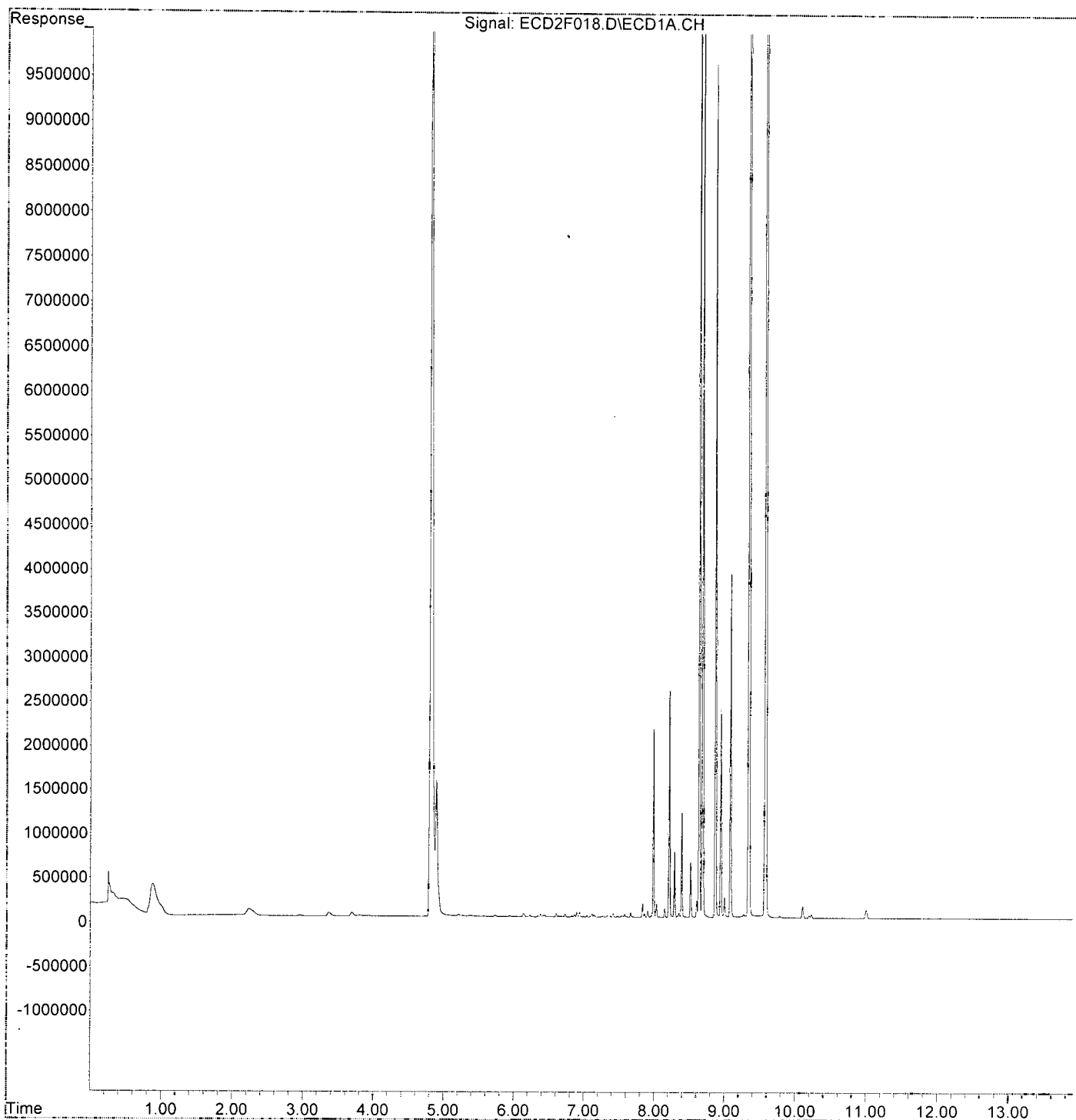
(f)=RT Delta > 1/2 Window

(m)=manual int.

Quantitation Report (QT Reviewed)

Data Path : K:\DATA\9L03052\
Data File : ECD2F018.D
Signal(s) : ECD1A.CH
Acq On : 03 Dec 2019 21:29
Operator : MJB / KAK
Sample : 9L03052-CALE
Misc :
ALS Vial : 17 Sample Multiplier: 1

Integration File: PCB1.e
Quant Time: Dec 04 15:13:26 2019
Quant Method : K:\METHODS\FECD2_QUANTPCB_191203.M
Quant Title : PCB Data Analysis
QLast Update : Wed Dec 04 15:13:19 2019
Response via : Initial Calibration
Integrator: ChemStation 6890 Scale Mode: Small noise peaks clipped



**Polychlorinated Biphenyls by EPA 8082A
Calibration Data**

Sequence 0A13050 (Cal ID A0A1501) DUALECD2R



ELEMENT SEQUENCE LOG

Apex Laboratories

Sequence: 0A13050

Instrument: DUALECD2R

Date: 01/13/20 16:03

Calibration: A0A1501

#	Lab Number	Matrix	Analysis	Client	Due	Batch	ISTD ID	STD ID
1	0A13050-ICB1	Water	QC	QC				A19L339
2	0A13050-CAL1	Water	QC	QC				A19L280
3	0A13050-CAL2	Water	QC	QC				A19L281
4	0A13050-CAL3	Water	QC	QC				A19L282
5	0A13050-CAL4	Water	QC	QC				A19L283
6	0A13050-CAL5	Water	QC	QC				A19L276
7	0A13050-CAL6	Water	QC	QC				A19L278
8	0A13050-CAL7	Water	QC	QC				A19L279
9	0A13050-IBL1	Water	QC	QC				
10	0A13050-ICV1	Water	QC	QC				A19H459
11	0A13050-CAL8	Water	QC	QC				A19H447
12	0A13050-CAL9	Water	QC	QC				A19H448
13	0A13050-CALA	Water	QC	QC				A19H449
14	0A13050-CALB	Water	QC	QC				A19H450
15	0A13050-CALC	Water	QC	QC				A19H451
16	0A13050-CALD	Water	QC	QC				A19H452
17	0A13050-CALE	Water	QC	QC				A19H453
18	0A13050-ICV2	Water	QC	QC				A19H405
19	0A13050-ICV3	Water	QC	QC				A19J367
20	0A13050-ICV4	Water	QC	QC				A19H406
21	0A13050-ICV5	Water	QC	QC				A19L037

Data Entered By: MC 1/15/20

Comments:

Data Reviewed By: MC 1/16/2020

Calibration Status Report HP G1530A

Method Path : L:\Methods\
 Method File : RECD2_QUANTPCB_200113.M
 Title : PCB Data Analysis
 Last Update : Tue Jan 14 09:35:58 2020
 Response Via : Initial Calibration

AOA1501

[Signature]
 1/15/20

#	ID	Conc	ISTD Conc	Path\File
1	1	10	0	K:\DATA\0A13050\ECD2R005.D
2	2	25	0	K:\DATA\0A13050\ECD2R006.D
3	3	50	0	K:\DATA\0A13050\ECD2R007.D
4	4	100	0	K:\DATA\0A13050\ECD2R008.D
5	5	250	0	K:\DATA\0A13050\ECD2R020.D
6	6	500	0	K:\DATA\0A13050\ECD2R010.D
7	7	800	0	K:\DATA\0A13050\ECD2R011.D

#	ID	Update Time	Quant Time	Acquisition Time
1	1	Jan 14 09:33 2020	Jan 14 08:56 2020	13 Jan 2020 17:33
2	2	Jan 14 09:33 2020	Jan 14 09:03 2020	13 Jan 2020 17:50
3	3	Jan 14 09:34 2020	Jan 14 09:04 2020	13 Jan 2020 18:08
4	4	Jan 14 09:34 2020	Jan 14 09:05 2020	13 Jan 2020 18:25
5	5	Jan 14 09:35 2020	Jan 14 09:32 2020	13 Jan 2020 21:57
6	6	Jan 14 09:34 2020	Jan 14 09:06 2020	13 Jan 2020 19:01
7	7	Jan 14 09:34 2020	Jan 14 09:07 2020	13 Jan 2020 19:18

RECD2_QUANTPCB_200113.M Tue Jan 14 11:44:09 2020

Response Factor Report HP G1530A

Method Path : L:\Methods\
 Method File : RECD2_QUANTPCB_200113.M
 Title : PCB Data Analysis
 Last Update : Tue Jan 14 09:35:58 2020
 Response Via : Initial Calibration

Calibration Files

1 =ECD2R005.D 2 =ECD2R006.D 3 =ECD2R007.D
 4 =ECD2R008.D 5 =ECD2R020.D 6 =ECD2R010.D

[Handwritten signature]
 1/15/20

Compound	1	2	3	4	5	6	Avg	%RSD
1) S TCMX (S)	2.096	2.125	2.217	2.268	2.155	2.497	2.256	E5 6.90
2) Aroclor 1016 ...	7.264	6.876	6.397	5.954	5.672	5.624	6.182	E3 11.06 ✓
3) Aroclor 1016 ...	1.247	1.196	1.143	1.167	1.097	1.103	1.144	E4 5.70 ✓
4) Aroclor 1016 ...	5.802	5.801	5.370	5.336	5.078	5.146	5.357	E3 6.26 ✓
5) Aroclor 1016 ...	5.870	5.571	5.194	4.910	4.407	4.339	4.941	E3 12.78 ✓
6) Aroclor 1016 ...	6.569	6.159	5.693	5.382	5.074	5.224	5.546	E3 11.60 ✓
7) Aroclor 1016 (6)	6.761	6.310	5.881	5.800	5.148	5.150	5.713	E3 11.80 ✓
8) Aroclor 1016 ...							0.000	-1.00
9) Aroclor 1221 (1)					1.738		1.738	E3 0.00
10) Aroclor 1221 (2)					1.717		1.717	E3 0.00
11) Aroclor 1221 (3)					5.707		5.707	E3 0.00
12) Aroclor 1221 ...							0.000	-1.00
13) Aroclor 1232 (1)					4.570		4.570	E3 0.00
14) Aroclor 1232 (2)					2.603		2.603	E3 0.00
15) Aroclor 1232 (3)					4.892		4.892	E3 0.00
16) Aroclor 1232 (4)					1.692		1.692	E3 0.00
17) Aroclor 1232 (5)					2.081		2.081	E3 0.00
18) Aroclor 1232 (6)					2.170		2.170	E3 0.00
19) Aroclor 1232 ...							0.000	-1.00
20) Aroclor 1242 ...					4.546		4.546	E3 0.00
21) Aroclor 1242 ...					8.822		8.822	E3 0.00
22) Aroclor 1242 ...					3.830		3.830	E3 0.00
23) Aroclor 1242 ...					3.304		3.304	E3 0.00
24) Aroclor 1242 ...					3.994		3.994	E3 0.00
25) Aroclor 1242 (6)					4.171		4.171	E3 0.00
26) Aroclor 1242 ...							0.000	-1.00
27) Aroclor 1248 ...					5.162		5.162	E3 0.00
28) Aroclor 1248 ...					6.359		6.359	E3 0.00
29) Aroclor 1248 ...					5.936		5.936	E3 0.00
30) Aroclor 1248 ...					7.296		7.296	E3 0.00
31) Aroclor 1248 ...					8.902		8.902	E3 0.00
32) Aroclor 1248 (6)					8.141		8.141	E3 0.00
33) Aroclor 1248 ...							0.000	-1.00
34) Aroclor 1254 ...					8.474		8.474	E3 0.00
35) Aroclor 1254 ...					1.391		1.391	E4 0.00
36) Aroclor 1254 ...					1.517		1.517	E4 0.00
37) Aroclor 1254 ...					1.092		1.092	E4 0.00
38) Aroclor 1254 ...					1.125		1.125	E4 0.00
39) Aroclor 1254 (6)					3.527		3.527	E3 0.00
40) Aroclor 1254 ...							0.000	-1.00
41) Aroclor 1260 ...	1.182	1.082	1.060	1.047	1.016	1.012	1.053	E4 6.43 ✓
42) Aroclor 1260 ...	1.405	1.313	1.321	1.256	1.230	1.230	1.276	E4 5.91 ✓
43) Aroclor 1260 (3)	1.412	1.348	1.327	1.372	1.308	1.296	1.326	E4 4.63 ✓
44) Aroclor 1260 (4)	2.073	2.096	2.051	2.126	2.099	2.189	2.115	E4 2.39 ✓
45) Aroclor 1260 (5)	1.290	1.217	1.220	1.236	1.214	1.207	1.223	E4 2.75 ✓
46) Aroclor 1260 (6)	5.119	5.238	4.789	5.045	4.784	4.595	4.880	E3 5.26 ✓
47) Aroclor 1260 ...							0.000	-1.00
48) Aroclor 1262 (1)					1.057		1.057	E4 0.00
49) Aroclor 1262 (2)					1.528		1.528	E4 0.00
50) Aroclor 1262 (3)					1.280		1.280	E4 0.00
51) Aroclor 1262 (4)					2.752		2.752	E4 0.00
52) Aroclor 1262 (5)					1.642		1.642	E4 0.00
53) Aroclor 1262 (6)					7.201		7.201	E3 0.00
54) Aroclor 1262 ...							0.000	-1.00
55) Aroclor 1268 (1)					6.232		6.232	E3 0.00
56) Aroclor 1268 (2)					2.777		2.777	E4 0.00
57) Aroclor 1268 (3)					2.252		2.252	E4 0.00
58) Aroclor 1268 (4)					1.925		1.925	E4 0.00
59) Aroclor 1268 (5)					7.823		7.823	E3 0.00
60) Aroclor 1268 (6)					5.062		5.062	E4 0.00

Response Factor Report HP G1530A

Method Path : L:\Methods\
 Method File : RECD2_QUANTPCB_200113.M
 Title : PCB Data Analysis
 Last Update : Tue Jan 14 09:35:58 2020
 Response Via : Initial Calibration

Calibration Files

1	=ECD2R005.D	2	=ECD2R006.D	3	=ECD2R007.D
4	=ECD2R008.D	5	=ECD2R020.D	6	=ECD2R010.D

Compound	1	2	3	4	5	6	Avg	%RSD
61) Aroclor 1268 ...							0.000	-1.00
62) S DCBP (S)	1.071	1.102	1.079	1.089	1.009	1.172	1.112 E5	7.40 ✓

(#) = Out of Range ### Number of calibration levels exceeded format ###

Compound List Report HP G1530A

Method Path : L:\Methods\
 Method File : RECD2_QUANTPCB_200113.M
 Title : PCB Data Analysis
 Last Update : Tue Jan 14 09:35:58 2020
 Response Via : Initial Calibration

Total Cpnds : 62

Handwritten signature
 1/15/20

PK#	Compound Name	Exp_RT	Rel_RT	Cal	A/H	ID
1	S TCMX (S)	5.629	1.000	A	H	R
2	Aroclor 1016 (1)	6.300	1.000	A	H	R
3	Aroclor 1016 (2)	6.789	1.000	A	H	R
4	Aroclor 1016 (3)	6.916	1.000	A	H	R
5	Aroclor 1016 (4)	7.003	1.000	A	H	R
6	Aroclor 1016 (5)	7.048	1.000	A	H	R
7	Aroclor 1016 (6)	7.173	1.000	A	H	R
8	Aroclor 1016 - AVE	1.729	1.000	A	H	R
9	Aroclor 1221 (1)	5.806	1.000	A	H	R
10	Aroclor 1221 (2)	5.878	1.000	A	H	R
11	Aroclor 1221 (3)	5.965	1.000	A	H	R
12	Aroclor 1221 - AVE	1.729	1.000	A	H	R
13	Aroclor 1232 (1)	5.963	1.000	A	H	R
14	Aroclor 1232 (2)	6.298	1.000	A	H	R
15	Aroclor 1232 (3)	6.789	1.000	A	H	R
16	Aroclor 1232 (4)	7.002	1.000	A	H	R
17	Aroclor 1232 (5)	7.047	1.000	A	H	R
18	Aroclor 1232 (6)	7.172	1.000	A	H	R
19	Aroclor 1232 - AVE	1.729	1.000	A	H	R
20	Aroclor 1242 (1)	6.299	1.000	A	H	R
21	Aroclor 1242 (2)	6.788	1.000	A	H	R
22	Aroclor 1242 (3)	6.916	1.000	A	H	R
23	Aroclor 1242 (4)	7.003	1.000	A	H	R
24	Aroclor 1242 (5)	7.047	1.000	A	H	R
25	Aroclor 1242 (6)	7.172	1.000	A	H	R
26	Aroclor 1242 - AVE	1.729	1.000	A	H	R
27	Aroclor 1248 (1)	6.761	1.000	A	H	R
28	Aroclor 1248 (2)	7.003	1.000	A	H	R
29	Aroclor 1248 (3)	7.047	1.000	A	H	R
30	Aroclor 1248 (4)	7.172	1.000	A	H	R
31	Aroclor 1248 (5)	7.538	1.000	A	H	R
32	Aroclor 1248 (6)	7.695	1.000	A	H	R
33	Aroclor 1248 - AVE	1.729	1.000	A	H	R
34	Aroclor 1254 (1)	7.515	1.000	A	H	R
35	Aroclor 1254 (2)	7.696	1.000	A	H	R
36	Aroclor 1254 (3)	8.006	1.000	A	H	R
37	Aroclor 1254 (4)	8.246	1.000	A	H	R
38	Aroclor 1254 (5)	8.580	1.000	A	H	R
39	Aroclor 1254 (6)	8.810	1.000	A	H	R
40	Aroclor 1254 - AVE	1.729	1.000	A	H	R
41	Aroclor 1260 (1)	8.144	1.000	A	H	R
42	Aroclor 1260 (2)	8.350	1.000	A	H	R
43	Aroclor 1260 (3)	8.582	1.000	A	H	R
44	Aroclor 1260 (4)	9.066	1.000	A	H	R
45	Aroclor 1260 (5)	9.324	1.000	A	H	R
46	Aroclor 1260 (6)	9.890	1.000	A	H	R
47	Aroclor 1260 - AVE	1.729	1.000	A	H	R
48	Aroclor 1262 (1)	8.349	1.000	A	H	R
49	Aroclor 1262 (2)	8.650	1.000	A	H	R
50	Aroclor 1262 (3)	8.828	1.000	A	H	R
51	Aroclor 1262 (4)	9.065	1.000	A	H	R
52	Aroclor 1262 (5)	9.324	1.000	A	H	R
53	Aroclor 1262 (6)	9.888	1.000	A	H	R
54	Aroclor 1262 - AVE	1.729	1.000	A	H	R
55	Aroclor 1268 (1)	8.867	1.000	A	H	R
56	Aroclor 1268 (2)	9.324	1.000	A	H	R

57	Aroclor 1268 (3)	9.390	1.000	A	H	R
58	Aroclor 1268 (4)	9.601	1.000	A	H	R
59	Aroclor 1268 (5)	9.888	1.000	A	H	R
60	Aroclor 1268 (6)	10.237	1.000	A	H	R
61	Aroclor 1268 - AVE	1.728	1.000	A	H	R
62	S DCBP (S)	10.552	1.000	A	H	R

Cal A = Average L = Linear LO = Linear w/origin Q = Quad QO = Quad w/origin
A/H = Area or Height
ID R = R.T. B = R.T. & Q Q = Qvalue L = Largest A = All

RECD2_QUANTPCB_200113.M Tue Jan 14 11:43:59 2020

Element Calibration Review Sheet

Calibration ID: **A0A1501**

Instrument: **DUALECD2R**

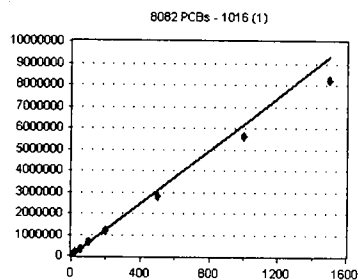
Calibration Date: **01/15/2020**

Analysis: **8082 PCBs**

Instrument Cal ID: **RECD2_QUANTPCB_20011**

1016 (1)

Curve Fit: **AVERAGE RF**

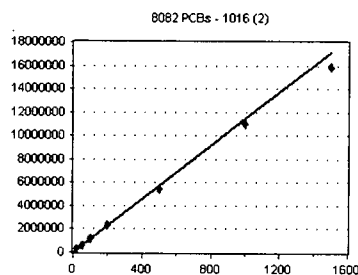


Standard	Concentration	Response	Response Factor	RT
0A13050-CAL1	20	145279	7263.950	6.30
0A13050-CAL2	50	343821	6876.420	6.30
0A13050-CAL3	100	639728	6397.280	6.30
0A13050-CAL4	200	1190843	5954.215	6.30
0A13050-CAL5	500	2835860	5671.720	6.30
0A13050-CAL6	1000	5624087	5624.087	6.30
0A13050-CAL7	1500	8229290	5486.193	6.30

AVE RF 6181.981 RF RSD 11.06 AVE RT 6.30

1016 (2)

Curve Fit: **AVERAGE RF**

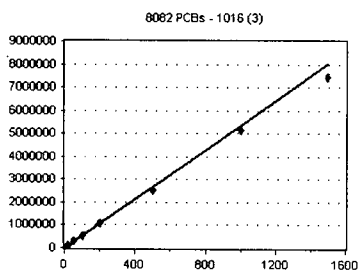


Standard	Concentration	Response	Response Factor	RT
0A13050-CAL1	20	249458	12472.900	6.79
0A13050-CAL2	50	597996	11959.920	6.79
0A13050-CAL3	100	1142660	11426.600	6.79
0A13050-CAL4	200	2334544	11672.720	6.79
0A13050-CAL5	500	5484312	10968.620	6.79
0A13050-CAL6	1000	102544E+07	11025.440	6.79
0A13050-CAL7	1500	584486E+07	10563.240	6.79

AVE RF 11441.350 RF RSD 5.70 AVE RT 6.79

1016 (3)

Curve Fit: **AVERAGE RF**

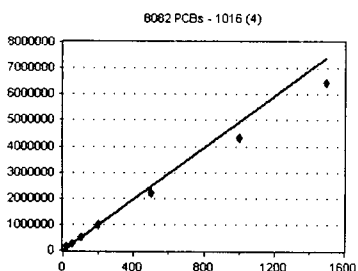


Standard	Concentration	Response	Response Factor	RT
0A13050-CAL1	20	116035	5801.750	6.92
0A13050-CAL2	50	290069	5801.380	6.92
0A13050-CAL3	100	536991	5369.910	6.92
0A13050-CAL4	200	1067264	5336.320	6.92
0A13050-CAL5	500	2538905	5077.810	6.92
0A13050-CAL6	1000	5145954	5145.954	6.92
0A13050-CAL7	1500	7443643	4962.429	6.92

AVE RF 5356.508 RF RSD 6.26 AVE RT 6.92

1016 (4)

Curve Fit: **AVERAGE RF**



Standard	Concentration	Response	Response Factor	RT
0A13050-CAL1	20	117409	5870.450	7.00
0A13050-CAL2	50	278534	5570.680	7.00
0A13050-CAL3	100	519409	5194.090	7.00
0A13050-CAL4	200	981904	4909.520	7.00
0A13050-CAL5	500	2203390	4406.780	7.00
0A13050-CAL6	1000	4338878	4338.878	7.00
0A13050-CAL7	1500	6442401	4294.934	7.00

AVE RF 4940.762 RF RSD 12.78 AVE RT 7.00

Element Calibration Review Sheet

Calibration ID: **A0A1501**

Instrument: **DUALECD2R**

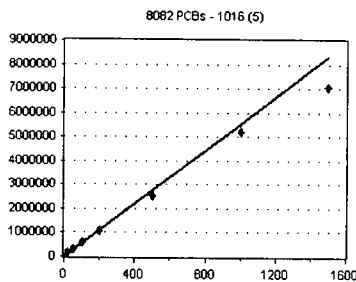
Calibration Date: **01/15/2020**

Analysis: **8082 PCBs**

Instrument Cal ID: **RECD2_QUANTPCB_20011**

1016 (5)

Curve Fit: **AVERAGE RF**

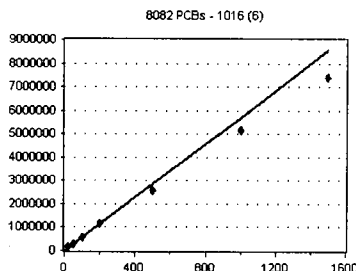


Standard	Concentration	Response	Response Factor	RT
0A13050-CAL1	20	131375	6568.750	7.05
0A13050-CAL2	50	307931	6158.620	7.05
0A13050-CAL3	100	569313	5693.130	7.05
0A13050-CAL4	200	1076394	5381.970	7.05
0A13050-CAL5	500	2536989	5073.978	7.05
0A13050-CAL6	1000	5224293	5224.293	7.05
0A13050-CAL7	1500	7076827	4717.885	7.05

AVE RF 5545.518 RF RSD 11.60 AVE RT 7.05

1016 (6)

Curve Fit: **AVERAGE RF**

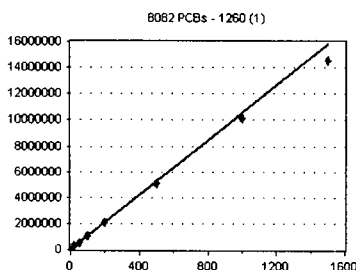


Standard	Concentration	Response	Response Factor	RT
0A13050-CAL1	20	135212	6760.600	7.17
0A13050-CAL2	50	315508	6310.160	7.17
0A13050-CAL3	100	588135	5881.350	7.17
0A13050-CAL4	200	1160064	5800.320	7.17
0A13050-CAL5	500	2573883	5147.766	7.17
0A13050-CAL6	1000	5149713	5149.713	7.17
0A13050-CAL7	1500	7407214	4938.143	7.17

AVE RF 5712.579 RF RSD 11.80 AVE RT 7.17

1260 (1)

Curve Fit: **AVERAGE RF**

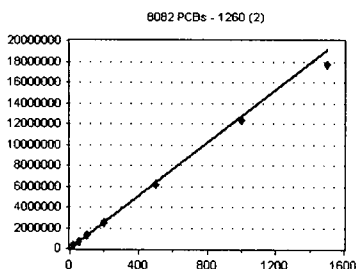


Standard	Concentration	Response	Response Factor	RT
0A13050-CAL1	20	236430	11821.500	8.14
0A13050-CAL2	50	540959	10819.180	8.14
0A13050-CAL3	100	1060465	10604.650	8.14
0A13050-CAL4	200	2093221	10466.110	8.14
0A13050-CAL5	500	5080914	10161.830	8.14
0A13050-CAL6	1000	012309E+07	10123.090	8.14
0A13050-CAL7	1500	454805E+07	9698.700	8.14

AVE RF 10527.860 RF RSD 6.43 AVE RT 8.14

1260 (2)

Curve Fit: **AVERAGE RF**



Standard	Concentration	Response	Response Factor	RT
0A13050-CAL1	20	280991	14049.550	8.35
0A13050-CAL2	50	656411	13128.220	8.35
0A13050-CAL3	100	1321460	13214.600	8.35
0A13050-CAL4	200	2511397	12556.990	8.35
0A13050-CAL5	500	6152313	12304.630	8.35
0A13050-CAL6	1000	229876E+07	12298.760	8.35
0A13050-CAL7	1500	767673E+07	11784.490	8.35

AVE RF 12762.460 RF RSD 5.91 AVE RT 8.35

Element Calibration Review Sheet

Calibration ID: **A0A1501**

Instrument: **DUALECD2R**

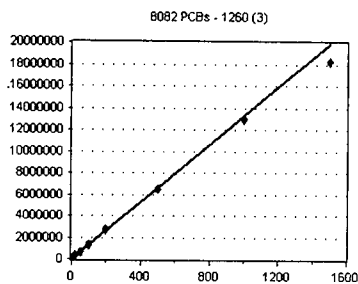
Calibration Date: **01/15/2020**

Analysis: **8082 PCBs**

Instrument Cal ID: **RECD2_QUANTPCB_20011**

1260 (3)

Curve Fit: **AVERAGE RF**

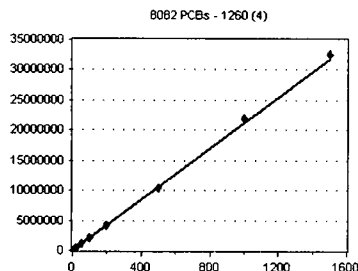


Standard	Concentration	Response	Response Factor	RT
0A13050-CAL1	20	282360	14118.000	8.58
0A13050-CAL2	50	674172	13483.440	8.58
0A13050-CAL3	100	1327338	13273.380	8.58
0A13050-CAL4	200	2744238	13721.190	8.58
0A13050-CAL5	500	6540031	13080.060	8.58
0A13050-CAL6	1000	296167E+07	12961.670	8.58
0A13050-CAL7	1500	828554E+07	12190.360	8.58

AVE RF 13261.160 **RF RSD** 4.63 **AVE RT** 8.58

1260 (4)

Curve Fit: **AVERAGE RF**

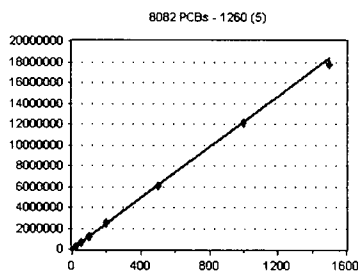


Standard	Concentration	Response	Response Factor	RT
0A13050-CAL1	20	414593	20729.650	9.07
0A13050-CAL2	50	1047953	20959.060	9.07
0A13050-CAL3	100	2051063	20510.630	9.07
0A13050-CAL4	200	4251874	21259.370	9.07
0A13050-CAL5	500	049673E+07	20993.460	9.07
0A13050-CAL6	1000	188659E+07	21886.590	9.07
0A13050-CAL7	1500	259284E+07	21728.560	9.07

AVE RF 21152.470 **RF RSD** 2.39 **AVE RT** 9.07

1260 (5)

Curve Fit: **AVERAGE RF**

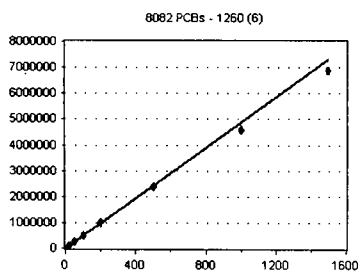


Standard	Concentration	Response	Response Factor	RT
0A13050-CAL1	20	257901	12895.050	9.33
0A13050-CAL2	50	608364	12167.280	9.33
0A13050-CAL3	100	1220407	12204.070	9.33
0A13050-CAL4	200	2471890	12359.450	9.33
0A13050-CAL5	500	6070844	12141.690	9.33
0A13050-CAL6	1000	207436E+07	12074.360	9.33
0A13050-CAL7	1500	770177E+07	11801.180	9.33

AVE RF 12234.730 **RF RSD** 2.75 **AVE RT** 9.33

1260 (6)

Curve Fit: **AVERAGE RF**



Standard	Concentration	Response	Response Factor	RT
0A13050-CAL1	20	102375	5118.750	9.89
0A13050-CAL2	50	261903	5238.060	9.89
0A13050-CAL3	100	478851	4788.510	9.89
0A13050-CAL4	200	1008936	5044.680	9.89
0A13050-CAL5	500	2392226	4784.452	9.89
0A13050-CAL6	1000	4594659	4594.659	9.89
0A13050-CAL7	1500	6885880	4590.586	9.89

AVE RF 4879.957 **RF RSD** 5.26 **AVE RT** 9.89

Element Calibration Review Sheet

Calibration ID: **A0A1501**

Instrument: **DUALECD2R**

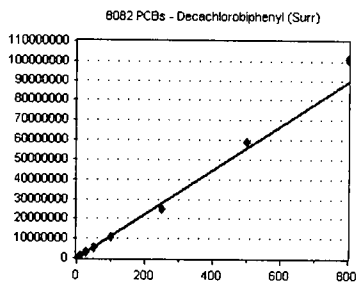
Calibration Date: **01/15/2020**

Analysis: **8082 PCBs**

Instrument Cal ID: **RECD2_QUANTPCB_20011**

Decachlorobiphenyl (Surr)

Curve Fit: **AVERAGE RF**



<u>Standard</u>	<u>Concentration</u>	<u>Response</u>	<u>Response Factor</u>	<u>RT</u>
0A13050-CAL1	10	1070638	107063.800	10.55
0A13050-CAL2	25	2755983	110239.300	10.55
0A13050-CAL3	50	5396453	107929.100	10.55
0A13050-CAL4	100	089172E+07	108917.200	10.55
0A13050-CAL5	250	521832E+07	100873.300	10.55
0A13050-CAL6	500	859571E+07	117191.400	10.55
0A13050-CAL7	800	010814E+08	126351.800	10.55

AVE RF **111223.700** RF RSD **7.40** AVE RT **10.55**

CALIBRATION SEQUENCE REVIEW SHEET

SEQUENCE: 0A13050

Analysis Included

1311/8082 TCLP PCBs
 608 PCBs
 608 PCBs - LL (1000/1mL) +1262/68
 8082 PCBs
 8082 PCBs - Low Level (2mL FV)
 8082 PCBs - Low Level (2mL FV) +1262/68
 8082 PCBs - Low Level (1000/1mL)
 8082 PCBs - Low Level (1000/1mL) +1262/68
 8082 PCBs - Low Level (30g/2mL)
 8082 PCBs + 1262/1268
 8082 PCBs in Trans. Oil - LL

INSTRUMENT SEQUENCE LOG

SampleID	SampleName	Matrix	STDID	ISTD_ID	Analyzed
0A13050-ICB1	Initial Cal Blank	Water	A19L339		1/13/2020 5:15:00PM
0A13050-CAL1	Cal Standard	Water	A19L280	"	1/13/2020 5:33:00PM
0A13050-CAL2	Cal Standard	Water	A19L281	"	1/13/2020 5:50:00PM
0A13050-CAL3	Cal Standard	Water	A19L282	"	1/13/2020 6:08:00PM
0A13050-CAL4	Cal Standard	Water	A19L283	"	1/13/2020 6:25:00PM
0A13050-CAL5	Cal Standard	Water	A19L276	"	1/13/2020 6:43:00PM
0A13050-CAL6	Cal Standard	Water	A19L278	"	1/13/2020 7:01:00PM
0A13050-CAL7	Cal Standard	Water	A19L279	"	1/13/2020 7:18:00PM
0A13050-ICV1	Initial Cal Check	Water	A19H459	"	1/13/2020 7:54:00PM
0A13050-CAL8	Cal Standard	Water	A19H447	"	1/13/2020 8:11:00PM
0A13050-CAL9	Cal Standard	Water	A19H448	"	1/13/2020 8:29:00PM
0A13050-CALA	Cal Standard	Water	A19H449	"	1/13/2020 8:46:00PM
0A13050-CALB	Cal Standard	Water	A19H450	"	1/13/2020 9:04:00PM
0A13050-CALC	Cal Standard	Water	A19H451	"	1/13/2020 9:22:00PM
0A13050-CALD	Cal Standard	Water	A19H452	"	1/13/2020 9:39:00PM
0A13050-CALE	Cal Standard	Water	A19H453	"	1/13/2020 9:57:00PM
0A13050-ICV2	Initial Cal Check	Water	A19H405	"	1/13/2020 10:15:00PM
0A13050-ICV3	Initial Cal Check	Water	A19J367	"	1/13/2020 10:32:00PM
0A13050-ICV4	Initial Cal Check	Water	A19H406	"	1/13/2020 10:50:00PM
0A13050-ICV5	Initial Cal Check	Water	A19L037	"	1/14/2020 8:02:00AM

CALIBRATION STANDARD RECOVERIES

Calibration: A0A1501 Instrument: DUALECD2R

1311/8082 TCLP PCBs Sequence: 0A13050 Matrix: Water

0A13050-CAL1	Inst. MRL	Recalc Res.	Cal Level	%Rec.	Qual
Aroclor 1016	0.0000	0.00	20.0	0	
Aroclor 1260	0.0000	0.00	20.0	0	
Aroclor 1016	0.0000	0.00	20.0	0	
Aroclor 1260	0.0000	0.00	20.0	0	
0A13050-CAL2	Inst. MRL	Recalc Res.	Cal Level	%Rec.	Qual
Aroclor 1016	0.0000	0.00	50.0	0	
Aroclor 1260	0.0000	0.00	50.0	0	

CALIBRATION SEQUENCE REVIEW SHEET

SEQUENCE: 0A13050

Aroclor 1016	0.0000	0.00	50.0	0	
Aroclor 1260	0.0000	0.00	50.0	0	
0A13050-CAL3	Inst. MRL	Recalc Res.	Cal Level	%Rec.	Qual
Aroclor 1016	0.0000	0.00	100	0	
Aroclor 1260	0.0000	0.00	100	0	
Aroclor 1016	0.0000	0.00	100	0	
Aroclor 1260	0.0000	0.00	100	0	
0A13050-CAL4	Inst. MRL	Recalc Res.	Cal Level	%Rec.	Qual
Aroclor 1016	0.0000	0.00	200	0	
Aroclor 1260	0.0000	0.00	200	0	
Aroclor 1016	0.0000	0.00	200	0	
Aroclor 1260	0.0000	0.00	200	0	
0A13050-CAL5	Inst. MRL	Recalc Res.	Cal Level	%Rec.	Qual
Aroclor 1016	0.0000	0.00	500	0	
Aroclor 1260	0.0000	0.00	500	0	
Aroclor 1016	0.0000	0.00	500	0	
Aroclor 1260	0.0000	0.00	500	0	
0A13050-CAL6	Inst. MRL	Recalc Res.	Cal Level	%Rec.	Qual
Aroclor 1016	800.0000	0.00	1000	0	
Aroclor 1260	800.0000	0.00	1000	0	
Aroclor 1016	0.0000	0.00	1000	0	
Aroclor 1260	0.0000	0.00	1000	0	
Aroclor 1016	0.0000	0.00	1000	0	
Aroclor 1260	0.0000	0.00	1000	0	
0A13050-CAL7	Inst. MRL	Recalc Res.	Cal Level	%Rec.	Qual
Aroclor 1016	800.0000	0.00	1500	0	
Aroclor 1260	800.0000	0.00	1500	0	
Aroclor 1016	0.0000	0.00	1500	0	
Aroclor 1260	0.0000	0.00	1500	0	
Aroclor 1016	0.0000	0.00	1500	0	
Aroclor 1260	0.0000	0.00	1500	0	
0A13050-CAL8	Inst. MRL	Recalc Res.	Cal Level	%Rec.	Qual
Aroclor 1221	0.0000	0.00	500	0	
Aroclor 1221	0.0000	0.00	500	0	
0A13050-CAL9	Inst. MRL	Recalc Res.	Cal Level	%Rec.	Qual
Aroclor 1232	0.0000	0.00	500	0	
Aroclor 1232	0.0000	0.00	500	0	
0A13050-CALA	Inst. MRL	Recalc Res.	Cal Level	%Rec.	Qual
Aroclor 1242	0.0000	0.00	500	0	
Aroclor 1242	0.0000	0.00	500	0	
0A13050-CALB	Inst. MRL	Recalc Res.	Cal Level	%Rec.	Qual
Aroclor 1248	0.0000	0.00	500	0	
Aroclor 1248	0.0000	0.00	500	0	
0A13050-CALC	Inst. MRL	Recalc Res.	Cal Level	%Rec.	Qual
Aroclor 1254	0.0000	0.00	500	0	
Aroclor 1254	0.0000	0.00	500	0	

CALIBRATION SEQUENCE REVIEW SHEET

SEQUENCE: 0A13050

0A13050-CALD	Inst. MRL	Recalc Res.	Cal Level	%Rec.	Qual
Aroclor 1262	0.0000	0.00	500	0	
Aroclor 1262	0.0000	0.00	500	0	
0A13050-CALE	Inst. MRL	Recalc Res.	Cal Level	%Rec.	Qual
Aroclor 1268	0.0000	0.00	500	0	
Aroclor 1268	0.0000	0.00	500	0	

Compounds listed above have recalculated recoveries outside 70-130% of the true values, and the calibration levels are above the reporting level. If no compounds are listed, all are OK. Please see the next section for quadratic fit compounds.

Analytes With Quadratic Curve Fits

<u>Qualifier</u>	<u>iMDL</u>	<u>iMRL</u>	<u>Spike Amt</u>	<u>%Difference</u>	<u>OK?</u>	<u>Raise MRL to ?</u>
				_____	<input type="checkbox"/>	<input type="checkbox"/> _____

Analytes listed above have quadratic curve fits. If they are using a weighting option, they must be checked against the requested curve points to determine if the recalculated results are within limits (70-130 or as specified).

ICV RECOVERIES

Calibration: **A0A1501** Instrument: **DUALECD2R**

608 PCBs - LL (1000/1mL) +1 Sequence: **0A13050** Matrix: **Water**

0A13050-ICV1	Inst. MRL	ICV Level	Result	%Rec.	Qual

Compounds listed above have Initial Calibration Verification standard recoveries outside 70-130% of the true values. If no compounds are listed, all have passing recoveries.

Data Path : K:\DATA\0A13050\
 Data File : ECD2R004.D
 Signal(s) : ECD2B.CH
 Acq On : 13 Jan 2020 17:15
 Operator : MJB / KAK
 Sample : 0A13050-ICB1
 Misc :
 ALS Vial : 53 Sample Multiplier: 1

Integration File: events.e
 Quant Time: Jan 14 11:23:02 2020
 Quant Method : L:\Methods\RECD2_QUANTPCB_200113.M
 Quant Title : PCB Data Analysis
 QLast Update : Tue Jan 14 09:35:58 2020
 Response via : Initial Calibration
 Integrator: ChemStation 6890 Scale Mode: Small noise peaks clipped

1/14/20
Clean

Compound	R.T.	Response	Conc Units
System Monitoring Compounds			
1) S TCMX (S)	5.630	20489642	90.812 ng/ml
62) S DCBP (S)	10.551	10248760	92.145 ng/ml
Target Compounds			
2) Aroclor 1016 (1)	6.307	2281	0.369 ng/ml
3) Aroclor 1016 (2)	6.801	10752	0.940 ng/ml
4) Aroclor 1016 (3)	6.911	6858	1.280 ng/ml
5) Aroclor 1016 (4)	7.004	8287	1.677 ng/ml
6) Aroclor 1016 (5)	7.042	8379	1.511 ng/ml
7) Aroclor 1016 (6)	7.167	10112	1.770 ng/ml
8) Aroclor 1016 - AVE	0.000	0	N.D. ng/ml
9) Aroclor 1221 (1)	5.806	6155	3.543 ng/ml
10) Aroclor 1221 (2)	5.880	2591	1.509 ng/ml
11) Aroclor 1221 (3)	5.949	32038	5.614 ng/ml
12) Aroclor 1221 - AVE	0.000	0	N.D. ng/ml
13) Aroclor 1232 (1)	5.949	32038	7.010 ng/ml
14) Aroclor 1232 (2)	6.307	2281	0.877 ng/ml
15) Aroclor 1232 (3)	6.801	10752	2.198 ng/ml
16) Aroclor 1232 (4)	7.004	8287	4.898 ng/ml
17) Aroclor 1232 (5)	7.042	8379	4.027 ng/ml
18) Aroclor 1232 (6)	7.167	10112	4.661 ng/ml
19) Aroclor 1232 - AVE	0.000	0	N.D. ng/ml
20) Aroclor 1242 (1)	6.307	2281	0.502 ng/ml
21) Aroclor 1242 (2)	6.801	10752	1.219 ng/ml
22) Aroclor 1242 (3)	6.911	6858	1.791 ng/ml
23) Aroclor 1242 (4)	7.004	8287	2.509 ng/ml
24) Aroclor 1242 (5)	7.042	8379	2.098 ng/ml
25) Aroclor 1242 (6)	7.167	10112	2.425 ng/ml
26) Aroclor 1242 - AVE	0.000	0	N.D. ng/ml
27) Aroclor 1248 (1)	6.756	5790	1.122 ng/ml
28) Aroclor 1248 (2)	7.004	8287	1.303 ng/ml
29) Aroclor 1248 (3)	7.042	8379	1.412 ng/ml
30) Aroclor 1248 (4)	7.167	10112	1.386 ng/ml
31) Aroclor 1248 (5)	7.538	44690	5.020 ng/ml
32) Aroclor 1248 (6)	7.679	43107	5.295 ng/ml
33) Aroclor 1248 - AVE	0.000	0	N.D. ng/ml
34) Aroclor 1254 (1)	7.495	12470	1.472 ng/ml
35) Aroclor 1254 (2)	7.679	43107	3.099 ng/ml
36) Aroclor 1254 (3)	8.002	12574	0.829 ng/ml
37) Aroclor 1254 (4)	8.266	37477	3.433 ng/ml
38) Aroclor 1254 (5)	8.581	4733	0.421 ng/ml
39) Aroclor 1254 (6)	8.814	1031	0.292 ng/ml
40) Aroclor 1254 - AVE	0.000	0	N.D. ng/ml
41) Aroclor 1260 (1)	8.144	11404	1.083 ng/ml
42) Aroclor 1260 (2)	8.351	8866	0.695 ng/ml
43) Aroclor 1260 (3)	8.581	4733	0.357 ng/ml
44) Aroclor 1260 (4)	9.066	3813	0.180 ng/ml
45) Aroclor 1260 (5)	9.322	4847	0.396 ng/ml
46) Aroclor 1260 (6)	9.899	14949	3.063 ng/ml
47) Aroclor 1260 - AVE	0.000	0	N.D. ng/ml

Data Path : K:\DATA\0A13050\
 Data File : ECD2R004.D
 Signal(s) : ECD2B.CH
 Acq On : 13 Jan 2020 17:15
 Operator : MJB / KAK
 Sample : 0A13050-ICB1
 Misc :
 ALS Vial : 53 Sample Multiplier: 1

Integration File: events.e
 Quant Time: Jan 14 11:23:02 2020
 Quant Method : L:\Methods\RECD2_QUANTPCB_200113.M
 Quant Title : PCB Data Analysis
 QLast Update : Tue Jan 14 09:35:58 2020
 Response via : Initial Calibration
 Integrator: ChemStation 6890 Scale Mode: Small noise peaks clipped

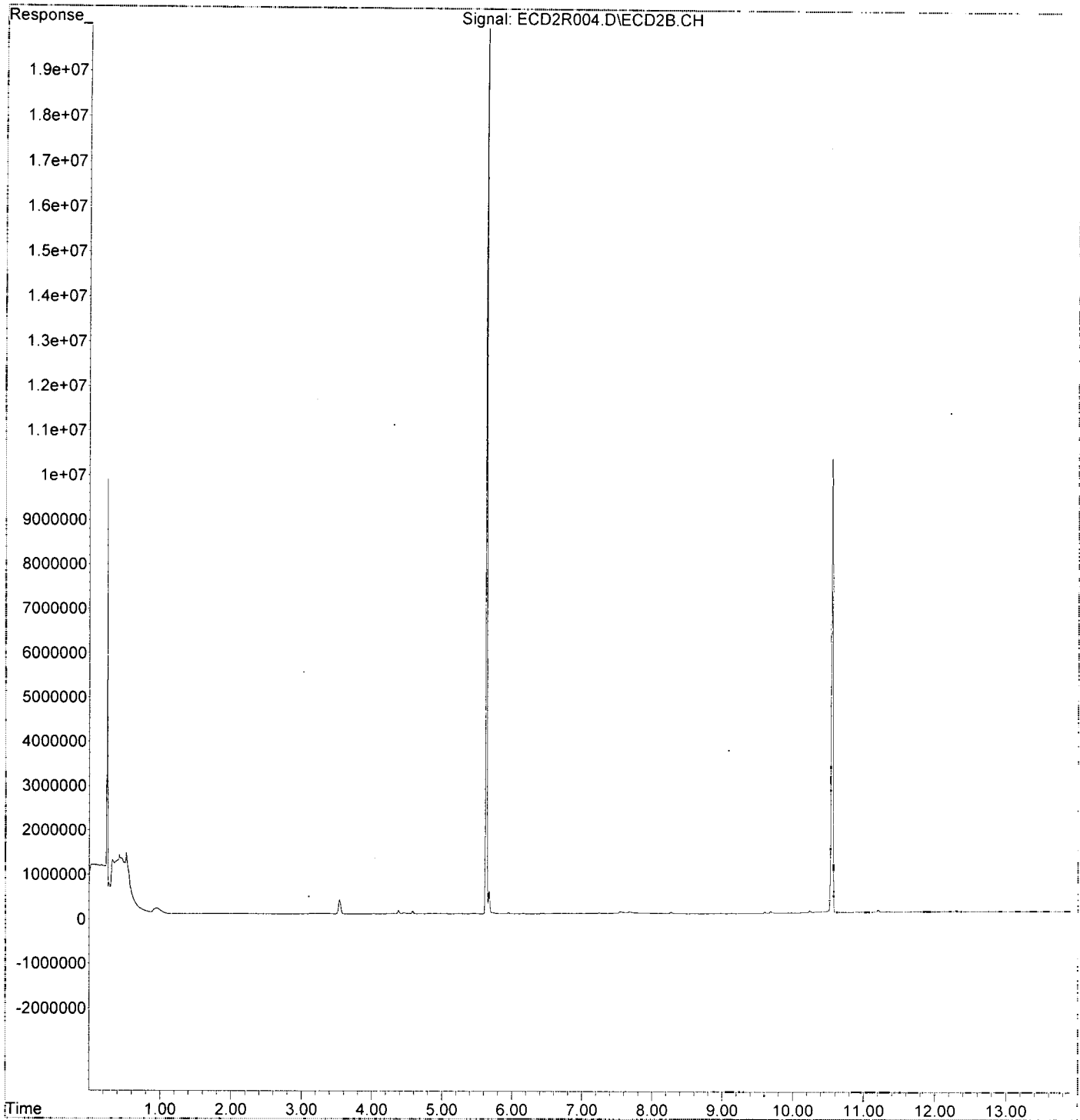
Compound	R.T.	Response	Conc Units
48) Aroclor 1262 (1)	8.351	8866	0.839 ng/ml
49) Aroclor 1262 (2)	8.652	2754	0.180 ng/ml
50) Aroclor 1262 (3)	8.829	2251	0.176 ng/ml
51) Aroclor 1262 (4)	9.066	3813	0.139 ng/ml
52) Aroclor 1262 (5)	9.322	4847	0.295 ng/ml
53) Aroclor 1262 (6)	9.899	14949	2.076 ng/ml
54) Aroclor 1262 - AVE	0.000	0	N.D. ng/ml
55) Aroclor 1268 (1)	8.867	1260	0.202 ng/ml
56) Aroclor 1268 (2)	9.322	4847	0.175 ng/ml
57) Aroclor 1268 (3)	9.393	5166	0.229 ng/ml
58) Aroclor 1268 (4)	9.605	45322	2.354 ng/ml
59) Aroclor 1268 (5)	9.899	14949	1.911 ng/ml
60) Aroclor 1268 (6)	10.242	60375	1.193 ng/ml
61) Aroclor 1268 - AVE	0.000	0	N.D. ng/ml

(f)=RT Delta > 1/2 Window

(m)=manual int.

Data Path : K:\DATA\0A13050\
Data File : ECD2R004.D
Signal(s) : ECD2B.CH
Acq On : 13 Jan 2020 17:15
Operator : MJB / KAK
Sample : 0A13050-ICB1
Misc :
ALS Vial : 53 Sample Multiplier: 1

Integration File: events.e
Quant Time: Jan 14 11:23:02 2020
Quant Method : L:\Methods\RECD2_QUANTPCB_200113.M
Quant Title : PCB Data Analysis
QLast Update : Tue Jan 14 09:35:58 2020
Response via : Initial Calibration
Integrator: ChemStation 6890 Scale Mode: Small noise peaks clipped



Data Path : K:\DATA\0A13050\
 Data File : ECD2R012.D
 Signal(s) : ECD2B.CH
 Acq On : 13 Jan 2020 19:36
 Operator : MJB / KAK
 Sample : 0A13050-IBL1
 Misc :
 ALS Vial : 51 Sample Multiplier: 1

Integration File: events.e
 Quant Time: Jan 14 11:23:31 2020
 Quant Method : L:\Methods\RECD2_QUANTPCB_200113.M
 Quant Title : PCB Data Analysis
 QLast Update : Tue Jan 14 09:35:58 2020
 Response via : Initial Calibration
 Integrator: ChemStation 6890 Scale Mode: Small noise peaks clipped

[Handwritten Signature]
 1/14/20
 Clean

Compound	R.T.	Response	Conc Units
System Monitoring Compounds			
1) S TCMX (S)	5.626	1688	0.007 ng/ml
62) S DCBP (S)	10.549	12235	0.110 ng/ml
Target Compounds			
2) Aroclor 1016 (1)	6.301	11225	1.816 ng/ml
3) Aroclor 1016 (2)	6.790	16600	1.451 ng/ml
4) Aroclor 1016 (3)	6.922	16045	2.995 ng/ml
5) Aroclor 1016 (4)	7.002	17187	3.479 ng/ml
6) Aroclor 1016 (5)	7.050	17297	3.119 ng/ml
7) Aroclor 1016 (6)	7.177	20261	3.547 ng/ml
8) Aroclor 1016 - AVE	0.000	0	N.D. ng/ml
9) Aroclor 1221 (1)	5.809	10729	6.175 ng/ml
10) Aroclor 1221 (2)	5.875	9335	5.437 ng/ml
11) Aroclor 1221 (3)	5.964	12881	2.257 ng/ml
12) Aroclor 1221 - AVE	0.000	0	N.D. ng/ml
13) Aroclor 1232 (1)	5.964	12881	2.819 ng/ml
14) Aroclor 1232 (2)	6.296	11019	4.234 ng/ml
15) Aroclor 1232 (3)	6.790	16600	3.393 ng/ml
16) Aroclor 1232 (4)	7.002	17187	10.159 ng/ml
17) Aroclor 1232 (5)	7.050	17297	8.313 ng/ml
18) Aroclor 1232 (6)	7.177	20261	9.338 ng/ml
19) Aroclor 1232 - AVE	0.000	0	N.D. ng/ml
20) Aroclor 1242 (1)	6.301	11225	2.469 ng/ml
21) Aroclor 1242 (2)	6.790	16600	1.882 ng/ml
22) Aroclor 1242 (3)	6.922	16045	4.189 ng/ml
23) Aroclor 1242 (4)	7.002	17187	5.203 ng/ml
24) Aroclor 1242 (5)	7.050	17297	4.331 ng/ml
25) Aroclor 1242 (6)	7.177	20261	4.858 ng/ml
26) Aroclor 1242 - AVE	0.000	0	N.D. ng/ml
27) Aroclor 1248 (1)	6.733	14917	2.890 ng/ml
28) Aroclor 1248 (2)	7.002	17187	2.703 ng/ml
29) Aroclor 1248 (3)	7.050	17297	2.914 ng/ml
30) Aroclor 1248 (4)	7.177	20261	2.777 ng/ml
31) Aroclor 1248 (5)	7.539	40332	4.531 ng/ml
32) Aroclor 1248 (6)	7.688	50144	6.159 ng/ml
33) Aroclor 1248 - AVE	0.000	0	N.D. ng/ml
34) Aroclor 1254 (1)	7.500	20521	2.422 ng/ml
35) Aroclor 1254 (2)	7.688	50144	3.605 ng/ml
36) Aroclor 1254 (3)	8.005	20501	1.351 ng/ml
37) Aroclor 1254 (4)	8.229	15200	1.392 ng/ml
38) Aroclor 1254 (5)	8.580	11034	0.981 ng/ml
39) Aroclor 1254 (6)	8.795	231	0.065 ng/ml
40) Aroclor 1254 - AVE	0.000	0	N.D. ng/ml
41) Aroclor 1260 (1)	8.145	19053	1.810 ng/ml
42) Aroclor 1260 (2)	8.351	14859	1.164 ng/ml
43) Aroclor 1260 (3)	8.584	10985	0.828 ng/ml
44) Aroclor 1260 (4)	9.068	8772	0.415 ng/ml
45) Aroclor 1260 (5)	9.323	6842	0.559 ng/ml
46) Aroclor 1260 (6)	9.889	5119	1.049 ng/ml
47) Aroclor 1260 - AVE	0.000	0	N.D. ng/ml

Data Path : K:\DATA\0A13050\
 Data File : ECD2R012.D
 Signal(s) : ECD2B.CH
 Acq On : 13 Jan 2020 19:36
 Operator : MJB / KAK
 Sample : 0A13050-IBL1
 Misc :
 ALS Vial : 51 Sample Multiplier: 1

Integration File: events.e
 Quant Time: Jan 14 11:23:31 2020
 Quant Method : L:\Methods\RECD2_QUANTPCB_200113.M
 Quant Title : PCB Data Analysis
 QLast Update : Tue Jan 14 09:35:58 2020
 Response via : Initial Calibration
 Integrator: ChemStation 6890 Scale Mode: Small noise peaks clipped

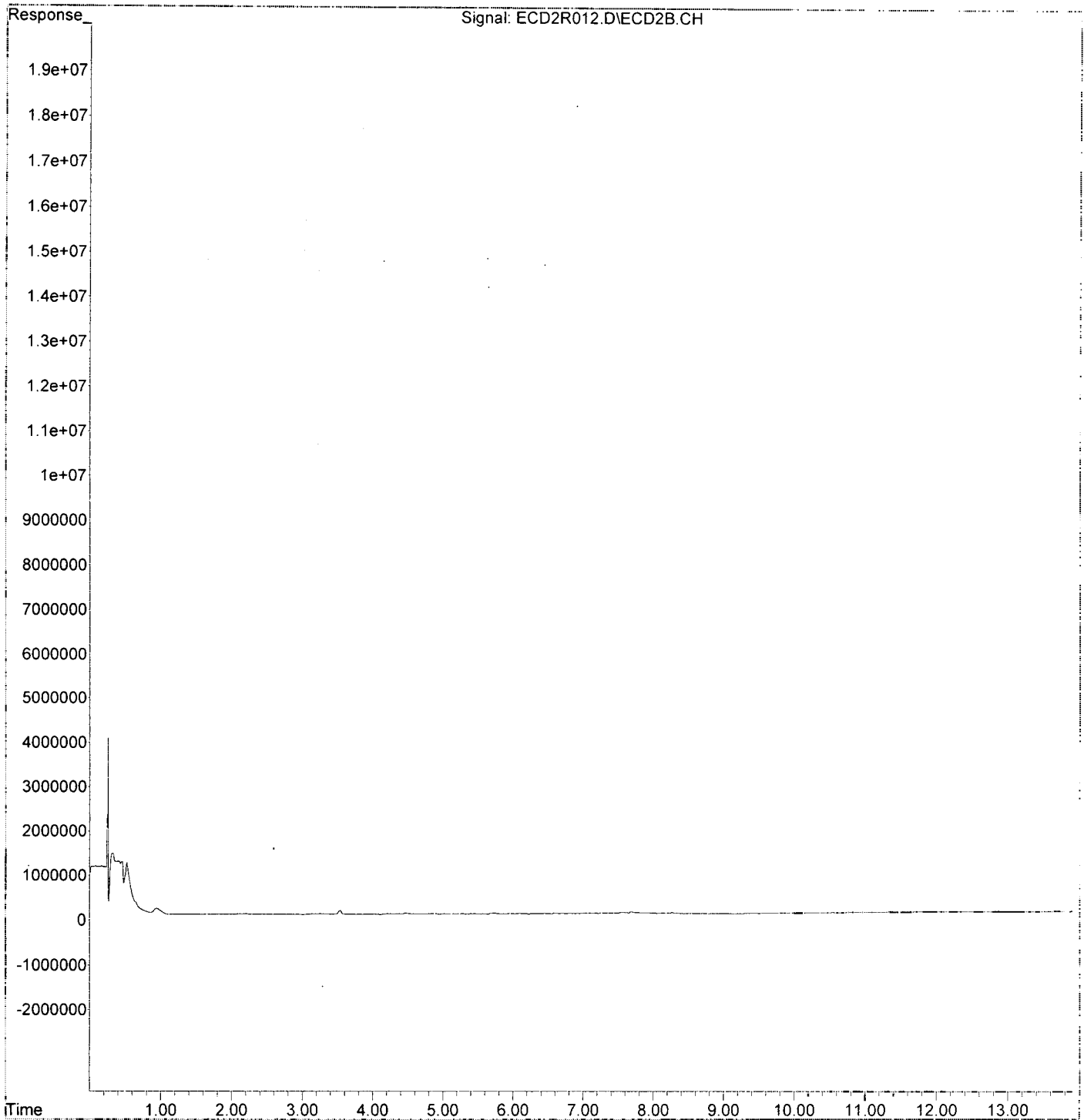
Compound	R.T.	Response	Conc Units
48) Aroclor 1262 (1)	8.351	14859	1.406 ng/ml
49) Aroclor 1262 (2)	8.648	8953	0.586 ng/ml
50) Aroclor 1262 (3)	8.830	8859	0.692 ng/ml
51) Aroclor 1262 (4)	9.068	8772	0.319 ng/ml
52) Aroclor 1262 (5)	9.323	6842	0.417 ng/ml
53) Aroclor 1262 (6)	9.889	5119	0.711 ng/ml
54) Aroclor 1262 - AVE	0.000	0	N.D. ng/ml
55) Aroclor 1268 (1)	8.866	6961	1.117 ng/ml
56) Aroclor 1268 (2)	9.323	6842	0.246 ng/ml
57) Aroclor 1268 (3)	9.392	5187	0.230 ng/ml
58) Aroclor 1268 (4)	9.602	4728	0.246 ng/ml
59) Aroclor 1268 (5)	9.889	5119	0.654 ng/ml
60) Aroclor 1268 (6)	10.234	4357	0.086 ng/ml
61) Aroclor 1268 - AVE	0.000	0	N.D. ng/ml

(f)=RT Delta > 1/2 Window

(m)=manual int.

Data Path : K:\DATA\0A13050\
Data File : ECD2R012.D
Signal(s) : ECD2B.CH
Acq On : 13 Jan 2020 19:36
Operator : MJB / KAK
Sample : 0A13050-IBL1
Misc :
ALS Vial : 51 Sample Multiplier: 1

Integration File: events.e
Quant Time: Jan 14 11:23:31 2020
Quant Method : L:\Methods\RECD2_QUANTPCB_200113.M
Quant Title : PCB Data Analysis
QLast Update : Tue Jan 14 09:35:58 2020
Response via : Initial Calibration
Integrator: ChemStation 6890 Scale Mode: Small noise peaks clipped



Data Path : K:\DATA\0A13050\
 Data File : ECD2R013.D
 Signal(s) : ECD2B.CH
 Acq On : 13 Jan 2020 19:54
 Operator : MJB / KAK
 Sample : 0A13050-ICV1
 Misc :
 ALS Vial : 61 Sample Multiplier: 1

Integration File: events.e
 Quant Time: Jan 14 09:37:43 2020
 Quant Method : L:\Methods\RECD2_QUANTPCB_200113.M
 Quant Title : PCB Data Analysis
 QLast Update : Tue Jan 14 09:35:58 2020
 Response via : Initial Calibration
 Integrator: ChemStation 6890 Scale Mode: Small noise peaks clipped

1/14/20
1016, 1260

Compound	R.T.	Response	Conc	Units
System Monitoring Compounds				
1) S TCMX (S)	5.630	42078237	186.496	ng/ml
62) S DCBP (S)	10.551	20822783	187.215	ng/ml
Target Compounds				
2) Aroclor 1016 (1)	6.301	2889380	467.387	ng/ml
3) Aroclor 1016 (2)	6.790	5607269	490.088	ng/ml
4) Aroclor 1016 (3)	6.917	2567499	479.323	ng/ml
5) Aroclor 1016 (4)	7.004	2249246	455.243	ng/ml
6) Aroclor 1016 (5)	7.048	2695002	485.978	ng/ml
7) Aroclor 1016 (6)	7.174	2593036	453.917	ng/ml
8) Aroclor 1016 - AVE	0.000	0	N.D.	ng/ml
9) Aroclor 1221 (1)	5.805	201677	116.072	ng/ml
10) Aroclor 1221 (2)	5.878	410071	238.833	ng/ml
11) Aroclor 1221 (3)	5.965	1966837	344.635	ng/ml
12) Aroclor 1221 - AVE	0.000	0	N.D.	ng/ml
13) Aroclor 1232 (1)	5.965	1966837	430.380	ng/ml
14) Aroclor 1232 (2)	6.301	2889380	1110.133	ng/ml
15) Aroclor 1232 (3)	6.790	5607269	1146.221	ng/ml
16) Aroclor 1232 (4)	7.004	2249246	1329.470	ng/ml
17) Aroclor 1232 (5)	7.048	2695002	1295.148	ng/ml
18) Aroclor 1232 (6)	7.174	2593036	1195.127	ng/ml
19) Aroclor 1232 - AVE	0.000	0	N.D.	ng/ml
20) Aroclor 1242 (1)	6.301	2889380	635.541	ng/ml
21) Aroclor 1242 (2)	6.790	5607269	635.568	ng/ml
22) Aroclor 1242 (3)	6.917	2567499	670.336	ng/ml
23) Aroclor 1242 (4)	7.004	2249246	680.849	ng/ml
24) Aroclor 1242 (5)	7.048	2695002	674.775	ng/ml
25) Aroclor 1242 (6)	7.174	2593036	621.710	ng/ml
26) Aroclor 1242 - AVE	0.000	0	N.D.	ng/ml
27) Aroclor 1248 (1)	6.763	4488766	869.574	ng/ml
28) Aroclor 1248 (2)	7.004	2249246	353.691	ng/ml
29) Aroclor 1248 (3)	7.048	2695002	454.027	ng/ml
30) Aroclor 1248 (4)	7.174	2593036	355.429	ng/ml
31) Aroclor 1248 (5)	7.539	576503	64.763	ng/ml
32) Aroclor 1248 (6)	7.698	2400401	294.846	ng/ml
33) Aroclor 1248 - AVE	0.000	0	N.D.	ng/ml
34) Aroclor 1254 (1)	7.516	2114363	249.516	ng/ml
35) Aroclor 1254 (2)	7.698	2400401	172.569	ng/ml
36) Aroclor 1254 (3)	8.008	1313048	86.531	ng/ml
37) Aroclor 1254 (4)	8.247	825780	75.645	ng/ml
38) Aroclor 1254 (5)	8.583	7455081	662.753	ng/ml
39) Aroclor 1254 (6)	8.801	882029	250.066	ng/ml
40) Aroclor 1254 - AVE	0.000	0	N.D.	ng/ml
41) Aroclor 1260 (1)	8.144	5628529	534.632	ng/ml
42) Aroclor 1260 (2)	8.350	7018796	549.956	ng/ml
43) Aroclor 1260 (3)	8.583	7455081	562.174	ng/ml
44) Aroclor 1260 (4)	9.067	10304134	487.136	ng/ml
45) Aroclor 1260 (5)	9.325	6100150	498.593	ng/ml
46) Aroclor 1260 (6)	9.890	1867409	382.669	ng/ml
47) Aroclor 1260 - AVE	0.000	0	N.D.	ng/ml

471.989

502.527

Data Path : K:\DATA\0A13050\
 Data File : ECD2R013.D
 Signal(s) : ECD2B.CH
 Acq On : 13 Jan 2020 19:54
 Operator : MJB / KAK
 Sample : 0A13050-ICV1
 Misc :
 ALS Vial : 61 Sample Multiplier: 1

Integration File: events.e
 Quant Time: Jan 14 09:37:43 2020
 Quant Method : L:\Methods\RECD2_QUANTPCB_200113.M
 Quant Title : PCB Data Analysis
 QLast Update : Tue Jan 14 09:35:58 2020
 Response via : Initial Calibration
 Integrator: ChemStation 6890 Scale Mode: Small noise peaks clipped

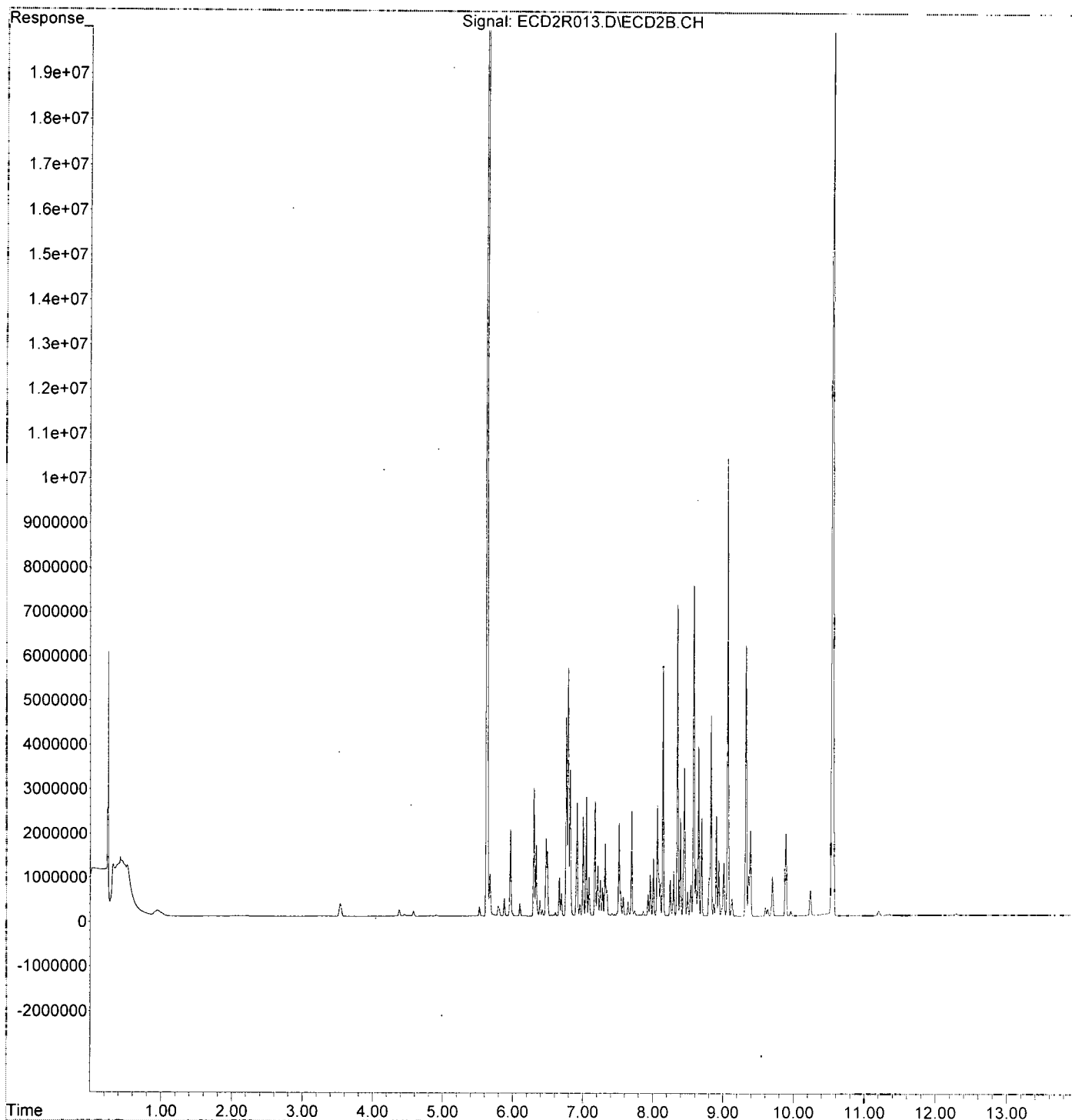
Compound	R.T.	Response	Conc Units
48) Aroclor 1262 (1)	8.350	7018796	663.923 ng/ml
49) Aroclor 1262 (2)	8.651	3830979	250.759 ng/ml
50) Aroclor 1262 (3)	8.829	4526983	353.555 ng/ml
51) Aroclor 1262 (4)	9.067	10304134	374.361 ng/ml
52) Aroclor 1262 (5)	9.325	6100150	371.517 ng/ml
53) Aroclor 1262 (6)	9.890	1867409	259.343 ng/ml
54) Aroclor 1262 - AVE	0.000	0	N.D. ng/ml
55) Aroclor 1268 (1)	8.869	290538	46.619 ng/ml
56) Aroclor 1268 (2)	9.325	6100150	219.694 ng/ml
57) Aroclor 1268 (3)	9.389	1939101	86.120 ng/ml
58) Aroclor 1268 (4)	9.604	197089	10.237 ng/ml
59) Aroclor 1268 (5)	9.890	1867409	238.702 ng/ml
60) Aroclor 1268 (6)	10.239	589830	11.653 ng/ml
61) Aroclor 1268 - AVE	0.000	0	N.D. ng/ml

(f)=RT Delta > 1/2 Window

(m)=manual int.

Data Path : K:\DATA\0A13050\
Data File : ECD2R013.D
Signal(s) : ECD2B.CH
Acq On : 13 Jan 2020 19:54
Operator : MJB / KAK
Sample : 0A13050-ICV1
Misc :
ALS Vial : 61 Sample Multiplier: 1

Integration File: events.e
Quant Time: Jan 14 09:37:43 2020
Quant Method : L:\Methods\RECD2_QUANTPCB_200113.M
Quant Title : PCB Data Analysis
QLast Update : Tue Jan 14 09:35:58 2020
Response via : Initial Calibration
Integrator: ChemStation 6890 Scale Mode: Small noise peaks clipped



Data Path : K:\DATA\0A13050\
 Data File : ECD2R021.D
 Signal(s) : ECD2B.CH
 Acq On : 13 Jan 2020 22:15
 Operator : MJB / KAK
 Sample : 0A13050-ICV2
 Misc :
 ALS Vial : 69 Sample Multiplier: 1

Integration File: events.e
 Quant Time: Jan 14 09:38:18 2020
 Quant Method : L:\Methods\RECD2_QUANTPCB_200113.M
 Quant Title : PCB Data Analysis
 QLast Update : Tue Jan 14 09:35:58 2020
 Response via : Initial Calibration
 Integrator: ChemStation 6890 Scale Mode: Small noise peaks clipped

1/14/20
1221, 125A

Compound	R.T.	Response	Conc	Units
System Monitoring Compounds				
1) S TCMX (S)	5.627	8366007	37.079	ng/ml
62) S DCBP (S)	10.548	9358034	84.137	ng/ml
Target Compounds				
2) Aroclor 1016 (1)	6.299	530484	85.811	ng/ml
3) Aroclor 1016 (2)	6.789	860190	75.183	ng/ml
4) Aroclor 1016 (3)	6.916	419193	78.259	ng/ml
5) Aroclor 1016 (4)	7.003	2660118	538.403	ng/ml
6) Aroclor 1016 (5)	7.047	962899	173.636	ng/ml
7) Aroclor 1016 (6)	7.173	1702556	298.036	ng/ml
8) Aroclor 1016 - AVE	0.000	0	N.D.	ng/ml
9) Aroclor 1221 (1)	5.805	1591287	915.838	ng/ml
10) Aroclor 1221 (2)	5.876	1584717	922.969	ng/ml
11) Aroclor 1221 (3)	5.964	5308894	930.240	ng/ml
12) Aroclor 1221 - AVE	0.000	0	N.D.	ng/ml
13) Aroclor 1232 (1)	5.964	5308894	1161.684	ng/ml
14) Aroclor 1232 (2)	6.299	530484	203.818	ng/ml
15) Aroclor 1232 (3)	6.789	860190	175.837	ng/ml
16) Aroclor 1232 (4)	7.003	2660118	1572.325	ng/ml
17) Aroclor 1232 (5)	7.047	962899	462.744	ng/ml
18) Aroclor 1232 (6)	7.173	1702556	784.706	ng/ml
19) Aroclor 1232 - AVE	0.000	0	N.D.	ng/ml
20) Aroclor 1242 (1)	6.299	530484	116.684	ng/ml
21) Aroclor 1242 (2)	6.789	860190	97.500	ng/ml
22) Aroclor 1242 (3)	6.916	419193	109.445	ng/ml
23) Aroclor 1242 (4)	7.003	2660118	805.220	ng/ml
24) Aroclor 1242 (5)	7.047	962899	241.091	ng/ml
25) Aroclor 1242 (6)	7.173	1702556	408.207	ng/ml
26) Aroclor 1242 - AVE	0.000	0	N.D.	ng/ml
27) Aroclor 1248 (1)	6.762	678412	131.424	ng/ml
28) Aroclor 1248 (2)	7.003	2660118	418.300	ng/ml
29) Aroclor 1248 (3)	7.047	962899	162.220	ng/ml
30) Aroclor 1248 (4)	7.173	1702556	233.370	ng/ml
31) Aroclor 1248 (5)	7.538	2699412	303.245	ng/ml
32) Aroclor 1248 (6)	7.697	7172222	880.977	ng/ml
33) Aroclor 1248 - AVE	0.000	0	N.D.	ng/ml
34) Aroclor 1254 (1)	7.516	4718199	556.795	ng/ml
35) Aroclor 1254 (2)	7.697	7172222	515.622	ng/ml
36) Aroclor 1254 (3)	8.008	7608333	501.395	ng/ml
37) Aroclor 1254 (4)	8.246	5568780	510.126	ng/ml
38) Aroclor 1254 (5)	8.580	5642709	501.634	ng/ml
39) Aroclor 1254 (6)	8.811	1659515	470.493	ng/ml
40) Aroclor 1254 - AVE	0.000	0	N.D.	ng/ml
41) Aroclor 1260 (1)	8.142	2581769	245.232	ng/ml
42) Aroclor 1260 (2)	8.349	3126649	244.988	ng/ml
43) Aroclor 1260 (3)	8.580	5642709	425.506	ng/ml
44) Aroclor 1260 (4)	9.065	944219	44.639	ng/ml
45) Aroclor 1260 (5)	9.323	736233	60.176	ng/ml
46) Aroclor 1260 (6)	9.889	56325	11.542	ng/ml
47) Aroclor 1260 - AVE	0.000	0	N.D.	ng/ml

923.016

509.344

Data Path : K:\DATA\0A13050\
 Data File : ECD2R021.D
 Signal(s) : ECD2B.CH
 Acq On : 13 Jan 2020 22:15
 Operator : MJB / KAK
 Sample : 0A13050-ICV2
 Misc :
 ALS Vial : 69 Sample Multiplier: 1

Integration File: events.e
 Quant Time: Jan 14 09:38:18 2020
 Quant Method : L:\Methods\RECD2_QUANTPCB_200113.M
 Quant Title : PCB Data Analysis
 QLast Update : Tue Jan 14 09:35:58 2020
 Response via : Initial Calibration
 Integrator: ChemStation 6890 Scale Mode: Small noise peaks clipped

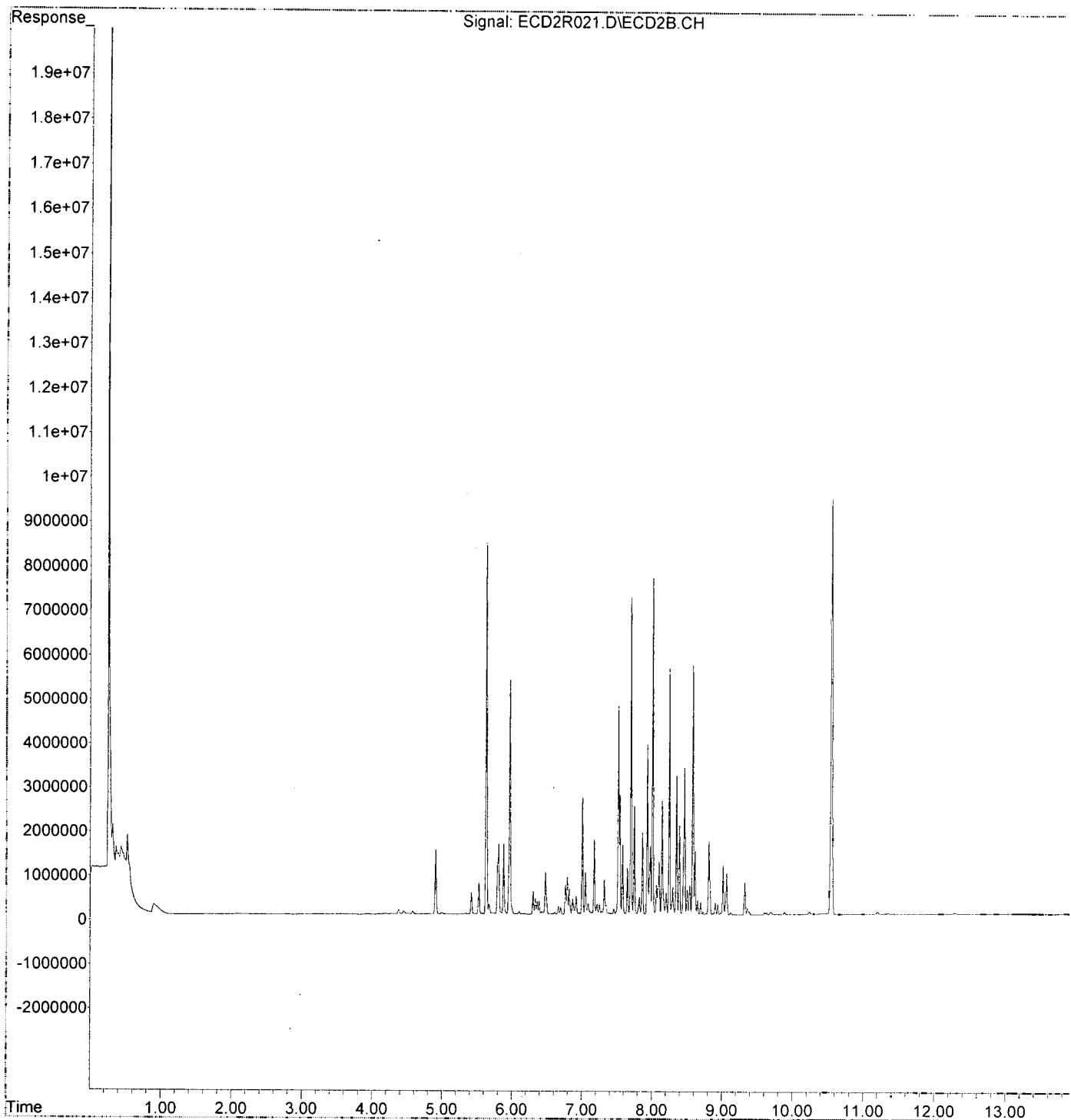
Compound	R.T.	Response	Conc Units
48) Aroclor 1262 (1)	8.349	3126649	295.757 ng/ml
49) Aroclor 1262 (2)	8.649	316091	20.690 ng/ml
50) Aroclor 1262 (3)	8.811	1659515	129.607 ng/ml
51) Aroclor 1262 (4)	9.065	944219	34.305 ng/ml
52) Aroclor 1262 (5)	9.323	736233	44.839 ng/ml
53) Aroclor 1262 (6)	9.889	56325	7.822 ng/ml
54) Aroclor 1262 - AVE	0.000	0	N.D. ng/ml
55) Aroclor 1268 (1)	8.870	37976	6.093 ng/ml
56) Aroclor 1268 (2)	9.323	736233	26.515 ng/ml
57) Aroclor 1268 (3)	9.385	69099	3.069 ng/ml
58) Aroclor 1268 (4)	9.604	39433	2.048 ng/ml
59) Aroclor 1268 (5)	9.889	56325	7.200 ng/ml
60) Aroclor 1268 (6)	10.240	59800	1.181 ng/ml
61) Aroclor 1268 - AVE	0.000	0	N.D. ng/ml

(f)=RT Delta > 1/2 Window

(m)=manual int.

Data Path : K:\DATA\0A13050\
Data File : ECD2R021.D
Signal(s) : ECD2B.CH
Acq On : 13 Jan 2020 22:15
Operator : MJB / KAK
Sample : 0A13050-ICV2
Misc :
ALS Vial : 69 Sample Multiplier: 1

Integration File: events.e
Quant Time: Jan 14 09:38:18 2020
Quant Method : L:\Methods\RECD2_QUANTPCB_200113.M
Quant Title : PCB Data Analysis
QLast Update : Tue Jan 14 09:35:58 2020
Response via : Initial Calibration
Integrator: ChemStation 6890 Scale Mode: Small noise peaks clipped



Data Path : K:\DATA\0A13050\
 Data File : ECD2R022.D
 Signal(s) : ECD2B.CH
 Acq On : 13 Jan 2020 22:32
 Operator : MJB / KAK
 Sample : 0A13050-ICV3
 Misc :
 ALS Vial : 70 Sample Multiplier: 1

Integration File: events.e
 Quant Time: Jan 14 09:38:51 2020
 Quant Method : L:\Methods\RECD2_QUANTPCB_200113.M
 Quant Title : PCB Data Analysis
 QLast Update : Tue Jan 14 09:35:58 2020
 Response via : Initial Calibration
 Integrator: ChemStation 6890 Scale Mode: Small noise peaks clipped

Handwritten:
 1/14/20
 1232, 1262

Compound	R.T.	Response	Conc	Units
System Monitoring Compounds				
1) S TCMX (S)	5.627	8656583	38.367	ng/ml
62) S DCBP (S)	10.549	9384526	84.375	ng/ml
Target Compounds				
2) Aroclor 1016 (1)	6.299	1350246	218.416	ng/ml
3) Aroclor 1016 (2)	6.789	2443408	213.559	ng/ml
4) Aroclor 1016 (3)	6.916	1134572	211.812	ng/ml
5) Aroclor 1016 (4)	7.002	928356	187.898	ng/ml
6) Aroclor 1016 (5)	7.047	1047657	188.920	ng/ml
7) Aroclor 1016 (6)	7.172	1131966	198.153	ng/ml
8) Aroclor 1016 - AVE	0.000	0	N.D.	ng/ml
9) Aroclor 1221 (1)	5.805	531565	305.933	ng/ml
10) Aroclor 1221 (2)	5.877	604859	352.281	ng/ml
11) Aroclor 1221 (3)	5.964	2221641	389.283	ng/ml
12) Aroclor 1221 - AVE	0.000	0	N.D.	ng/ml
13) Aroclor 1232 (1)	5.964	2221641	486.136	ng/ml
14) Aroclor 1232 (2)	6.299	1350246	518.780	ng/ml
15) Aroclor 1232 (3)	6.789	2443408	499.474	ng/ml
16) Aroclor 1232 (4)	7.002	928356	548.727	ng/ml
17) Aroclor 1232 (5)	7.047	1047657	503.477	ng/ml
18) Aroclor 1232 (6)	7.172	1131966	521.721	ng/ml
19) Aroclor 1232 - AVE	0.000	0	N.D.	ng/ml
20) Aroclor 1242 (1)	6.299	1350246	296.997	ng/ml
21) Aroclor 1242 (2)	6.789	2443408	276.953	ng/ml
22) Aroclor 1242 (3)	6.916	1134572	296.220	ng/ml
23) Aroclor 1242 (4)	7.002	928356	281.014	ng/ml
24) Aroclor 1242 (5)	7.047	1047657	262.312	ng/ml
25) Aroclor 1242 (6)	7.172	1131966	271.402	ng/ml
26) Aroclor 1242 - AVE	0.000	0	N.D.	ng/ml
27) Aroclor 1248 (1)	6.762	1888334	365.812	ng/ml
28) Aroclor 1248 (2)	7.002	928356	145.983	ng/ml
29) Aroclor 1248 (3)	7.047	1047657	176.499	ng/ml
30) Aroclor 1248 (4)	7.172	1131966	155.159	ng/ml
31) Aroclor 1248 (5)	7.538	1351685	151.845	ng/ml
32) Aroclor 1248 (6)	7.696	1745059	214.349	ng/ml
33) Aroclor 1248 - AVE	0.000	0	N.D.	ng/ml
34) Aroclor 1254 (1)	7.518	1328075	156.726	ng/ml
35) Aroclor 1254 (2)	7.696	1745059	125.455	ng/ml
36) Aroclor 1254 (3)	8.007	705753	46.510	ng/ml
37) Aroclor 1254 (4)	8.246	542138	49.662	ng/ml
38) Aroclor 1254 (5)	8.582	4080262	362.733	ng/ml
39) Aroclor 1254 (6)	8.797	1286937	364.863	ng/ml
40) Aroclor 1254 - AVE	0.000	0	N.D.	ng/ml
41) Aroclor 1260 (1)	8.143	4275414	406.105	ng/ml
42) Aroclor 1260 (2)	8.349	5037521	394.714	ng/ml
43) Aroclor 1260 (3)	8.582	4080262	307.685	ng/ml
44) Aroclor 1260 (4)	9.065	12366178	584.621	ng/ml
45) Aroclor 1260 (5)	9.324	7304758	597.051	ng/ml
46) Aroclor 1260 (6)	9.889	3314208	679.147	ng/ml
47) Aroclor 1260 - AVE	0.000	0	N.D.	ng/ml

Handwritten: 513.053

Quantitation Report (Not Reviewed)

Data Path : K:\DATA\0A13050\
 Data File : ECD2R022.D
 Signal(s) : ECD2B.CH
 Acq On : 13 Jan 2020 22:32
 Operator : MJB / KAK
 Sample : 0A13050-ICV3
 Misc :
 ALS Vial : 70 Sample Multiplier: 1

Integration File: events.e
 Quant Time: Jan 14 09:38:51 2020
 Quant Method : L:\Methods\RECD2_QUANTPCB_200113.M
 Quant Title : PCB Data Analysis
 QLast Update : Tue Jan 14 09:35:58 2020
 Response via : Initial Calibration
 Integrator: ChemStation 6890 Scale Mode: Small noise peaks clipped

Compound	R.T.	Response	Conc Units
48) Aroclor 1262 (1)	8.349	5037521	476.510 ng/ml
49) Aroclor 1262 (2)	8.650	6862374	449.182 ng/ml
50) Aroclor 1262 (3)	8.827	5598953	437.275 ng/ml
51) Aroclor 1262 (4)	9.065	12366178	449.277 ng/ml
52) Aroclor 1262 (5)	9.324	7304758	444.882 ng/ml
53) Aroclor 1262 (6)	9.889	3314208	460.273 ng/ml
54) Aroclor 1262 - AVE	0.000	0	N.D. ng/ml
55) Aroclor 1268 (1)	8.868	758406	121.692 ng/ml
56) Aroclor 1268 (2)	9.324	7304758	263.078 ng/ml
57) Aroclor 1268 (3)	9.388	3944690	175.193 ng/ml
58) Aroclor 1268 (4)	9.601	308022	15.998 ng/ml
59) Aroclor 1268 (5)	9.889	3314208	423.639 ng/ml
60) Aroclor 1268 (6)	10.238	1086007	21.456 ng/ml
61) Aroclor 1268 - AVE	0.000	0	N.D. ng/ml

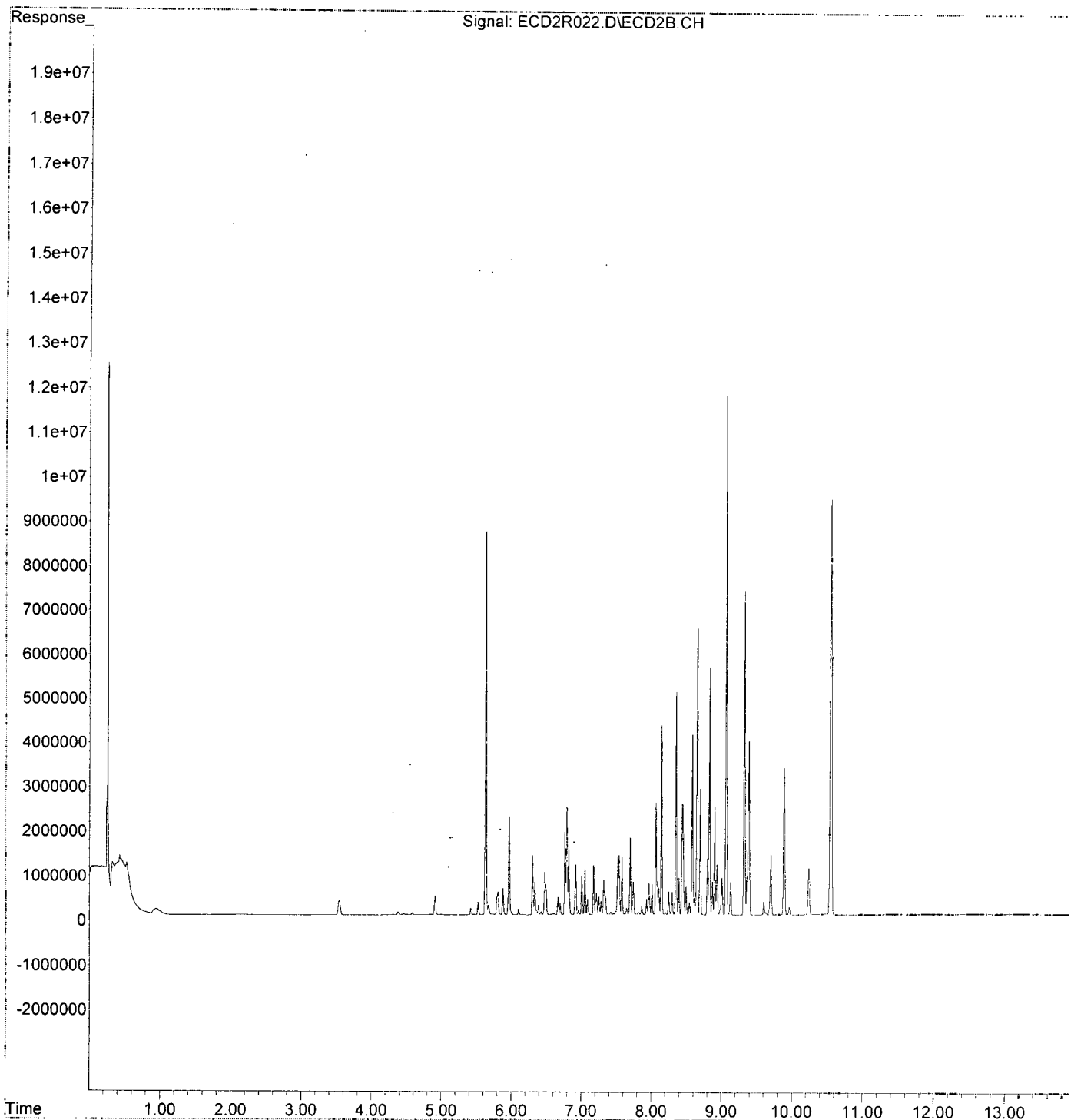
452.900

(f)=RT Delta > 1/2 Window

(m)=manual int.

Data Path : K:\DATA\0A13050\
Data File : ECD2R022.D
Signal(s) : ECD2B.CH
Acq On : 13 Jan 2020 22:32
Operator : MJB / KAK
Sample : 0A13050-ICV3
Misc :
ALS Vial : 70 Sample Multiplier: 1

Integration File: events.e
Quant Time: Jan 14 09:38:51 2020
Quant Method : L:\Methods\RECD2_QUANTPCB_200113.M
Quant Title : PCB Data Analysis
QLast Update : Tue Jan 14 09:35:58 2020
Response via : Initial Calibration
Integrator: ChemStation 6890 Scale Mode: Small noise peaks clipped



Data Path : K:\DATA\0A13050\
 Data File : ECD2R023.D
 Signal(s) : ECD2B.CH
 Acq On : 13 Jan 2020 22:50
 Operator : MJB / KAK
 Sample : 0A13050-ICV4
 Misc :
 ALS Vial : 71 Sample Multiplier: 1

Integration File: events.e
 Quant Time: Jan 14 09:39:27 2020
 Quant Method : L:\Methods\RECD2_QUANTPCB_200113.M
 Quant Title : PCB Data Analysis
 QLast Update : Tue Jan 14 09:35:58 2020
 Response via : Initial Calibration
 Integrator: ChemStation 6890 Scale Mode: Small noise peaks clipped

Handwritten:
 1/14/20
 1242, 1268

Compound	R.T.	Response	Conc Units
System Monitoring Compounds			
1) S TCMX (S)	5.627	9226068	40.891 ng/ml
62) S DCBP (S)	10.548	4337702	39.000 ng/ml
Target Compounds			
2) Aroclor 1016 (1)	6.299	2413373	390.388 ng/ml
3) Aroclor 1016 (2)	6.788	4561837	398.715 ng/ml
4) Aroclor 1016 (3)	6.915	2111530	394.199 ng/ml
5) Aroclor 1016 (4)	7.003	1711882	346.482 ng/ml
6) Aroclor 1016 (5)	7.047	2043722	368.536 ng/ml
7) Aroclor 1016 (6)	7.173	2181722	381.916 ng/ml
8) Aroclor 1016 - AVE	0.000	0	N.D. ng/ml
9) Aroclor 1221 (1)	5.804	182381	104.966 ng/ml
10) Aroclor 1221 (2)	5.876	369568	215.243 ng/ml
11) Aroclor 1221 (3)	5.964	1712969	300.152 ng/ml
12) Aroclor 1221 - AVE	0.000	0	N.D. ng/ml
13) Aroclor 1232 (1)	5.964	1712969	374.829 ng/ml
14) Aroclor 1232 (2)	6.299	2413373	927.246 ng/ml
15) Aroclor 1232 (3)	6.788	4561837	932.517 ng/ml
16) Aroclor 1232 (4)	7.003	1711882	1011.848 ng/ml
17) Aroclor 1232 (5)	7.047	2043722	982.160 ng/ml
18) Aroclor 1232 (6)	7.173	2181722	1005.553 ng/ml
19) Aroclor 1232 - AVE	0.000	0	N.D. ng/ml
20) Aroclor 1242 (1)	6.299	2413373	530.840 ng/ml
21) Aroclor 1242 (2)	6.788	4561837	517.071 ng/ml
22) Aroclor 1242 (3)	6.915	2111530	551.289 ng/ml
23) Aroclor 1242 (4)	7.003	1711882	518.188 ng/ml
24) Aroclor 1242 (5)	7.047	2043722	511.707 ng/ml
25) Aroclor 1242 (6)	7.173	2181722	523.093 ng/ml
26) Aroclor 1242 - AVE	0.000	0	N.D. ng/ml
27) Aroclor 1248 (1)	6.762	3611646	699.656 ng/ml
28) Aroclor 1248 (2)	7.003	1711882	269.191 ng/ml
29) Aroclor 1248 (3)	7.047	2043722	344.306 ng/ml
30) Aroclor 1248 (4)	7.173	2181722	299.050 ng/ml
31) Aroclor 1248 (5)	7.538	2591584	291.132 ng/ml
32) Aroclor 1248 (6)	7.694	2020479	248.179 ng/ml
33) Aroclor 1248 - AVE	0.000	0	N.D. ng/ml
34) Aroclor 1254 (1)	7.520	1648606	194.552 ng/ml
35) Aroclor 1254 (2)	7.694	2020479	145.255 ng/ml
36) Aroclor 1254 (3)	8.007	759688	50.064 ng/ml
37) Aroclor 1254 (4)	8.246	528301	48.395 ng/ml
38) Aroclor 1254 (5)	8.582	149523	13.293 ng/ml
39) Aroclor 1254 (6)	8.797	123265	34.947 ng/ml
40) Aroclor 1254 - AVE	0.000	0	N.D. ng/ml
41) Aroclor 1260 (1)	8.142	66974	6.362 ng/ml
42) Aroclor 1260 (2)	8.346	120430	9.436 ng/ml
43) Aroclor 1260 (3)	8.582	149523	11.275 ng/ml
44) Aroclor 1260 (4)	9.065	1461812	69.108 ng/ml
45) Aroclor 1260 (5)	9.324	13500094	1103.424 ng/ml
46) Aroclor 1260 (6)	9.889	3935860	806.536 ng/ml
47) Aroclor 1260 - AVE	0.000	0	N.D. ng/ml

Handwritten: 525.365

Data Path : K:\DATA\0A13050\
 Data File : ECD2R023.D
 Signal(s) : ECD2B.CH
 Acq On : 13 Jan 2020 22:50
 Operator : MJB / KAK
 Sample : 0A13050-ICV4
 Misc :
 ALS Vial : 71 Sample Multiplier: 1

Integration File: events.e
 Quant Time: Jan 14 09:39:27 2020
 Quant Method : L:\Methods\RECD2_QUANTPCB_200113.M
 Quant Title : PCB Data Analysis
 QLast Update : Tue Jan 14 09:35:58 2020
 Response via : Initial Calibration
 Integrator: ChemStation 6890 Scale Mode: Small noise peaks clipped

Compound	R.T.	Response	Conc	Units
48) Aroclor 1262 (1)	8.346	120430	11.392	ng/ml
49) Aroclor 1262 (2)	8.650	2695648	176.446	ng/ml
50) Aroclor 1262 (3)	8.827	202812	15.840	ng/ml
51) Aroclor 1262 (4)	9.065	1461812	53.109	ng/ml
52) Aroclor 1262 (5)	9.324	13500094	822.196	ng/ml
53) Aroclor 1262 (6)	9.889	3935860	546.607	ng/ml
54) Aroclor 1262 - AVE	0.000	0	N.D.	ng/ml
55) Aroclor 1268 (1)	8.868	3124772	501.395	ng/ml
56) Aroclor 1268 (2)	9.324	13500094	486.200	ng/ml
57) Aroclor 1268 (3)	9.390	11777316	523.058	ng/ml
58) Aroclor 1268 (4)	9.601	9243944	480.124	ng/ml
59) Aroclor 1268 (5)	9.889	3935860	503.102	ng/ml
60) Aroclor 1268 (6)	10.238	26494457	523.450	ng/ml
61) Aroclor 1268 - AVE	0.000	0	N.D.	ng/ml

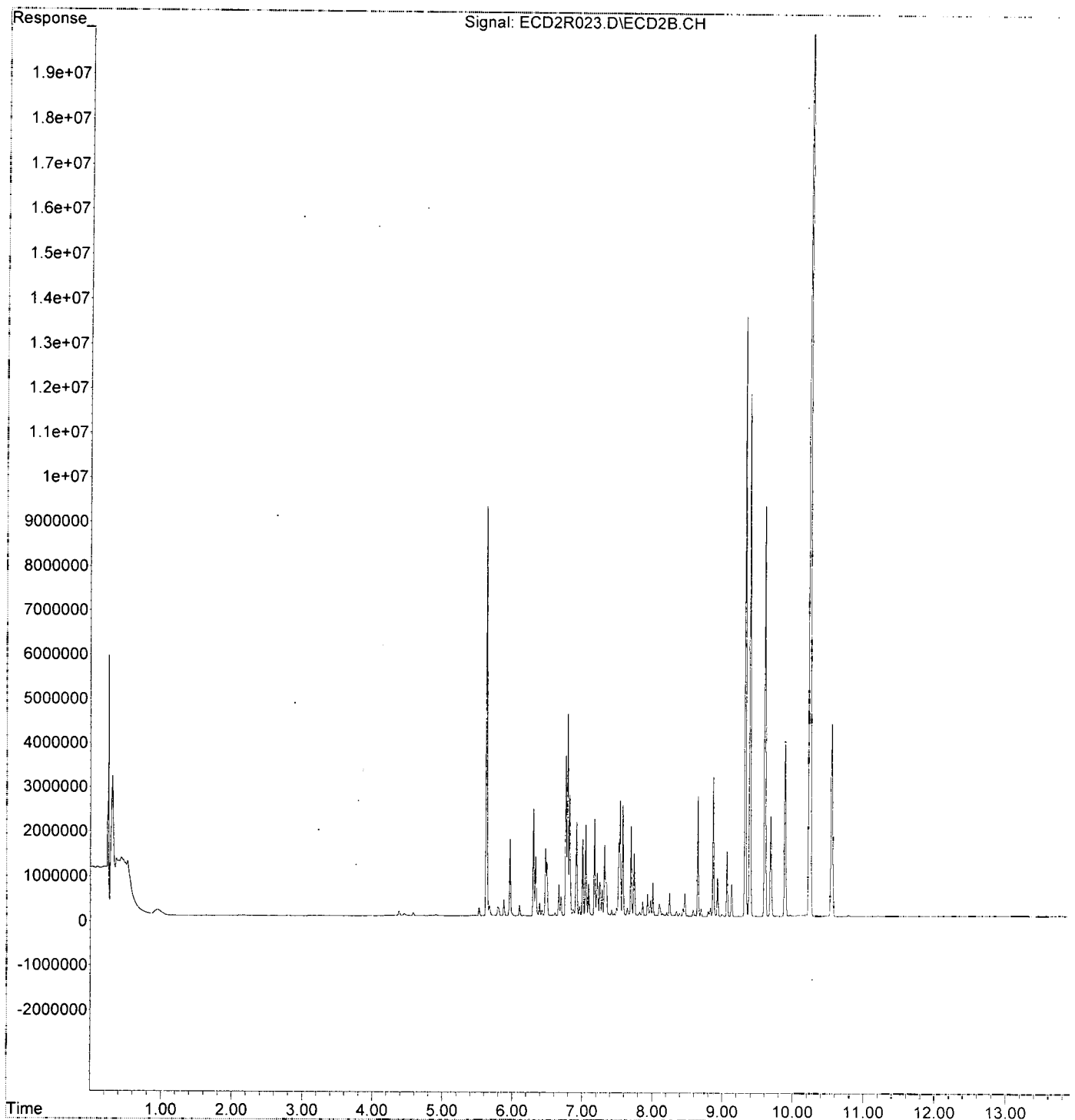
502.888

(f)=RT Delta > 1/2 Window

(m)=manual int.

Data Path : K:\DATA\0A13050\
Data File : ECD2R023.D
Signal(s) : ECD2B.CH
Acq On : 13 Jan 2020 22:50
Operator : MJB / KAK
Sample : 0A13050-ICV4
Misc :
ALS Vial : 71 Sample Multiplier: 1

Integration File: events.e
Quant Time: Jan 14 09:39:27 2020
Quant Method : L:\Methods\RECD2_QUANTPCB_200113.M
Quant Title : PCB Data Analysis
QLast Update : Tue Jan 14 09:35:58 2020
Response via : Initial Calibration
Integrator: ChemStation 6890 Scale Mode: Small noise peaks clipped



Data Path : K:\DATA\0A13050\
 Data File : ECD2R025.D
 Signal(s) : ECD2B.CH
 Acq On : 14 Jan 2020 8:02
 Operator : MJB / KAK
 Sample : 0A13050-ICV5
 Misc :
 ALS Vial : 72 Sample Multiplier: 1

Integration File: events.e
 Quant Time: Jan 14 09:40:40 2020
 Quant Method : L:\Methods\RECD2_QUANTPCB_200113.M
 Quant Title : PCB Data Analysis
 QLast Update : Tue Jan 14 09:35:58 2020
 Response via : Initial Calibration
 Integrator: ChemStation 6890 Scale Mode: Small noise peaks clipped

[Handwritten Signature]
 1/14/20
 12A8

Compound	R.T.	Response	Conc	Units
System Monitoring Compounds				
1) S TCMX (S)	5.626	3813	0.017	ng/ml
62) S DCBP (S)	10.549	7136	0.064	ng/ml
Target Compounds				
2) Aroclor 1016 (1)	6.300	1394431	225.564	ng/ml
3) Aroclor 1016 (2)	6.790	2958219	258.555	ng/ml
4) Aroclor 1016 (3)	6.914	1341022	250.354	ng/ml
5) Aroclor 1016 (4)	7.004	3704379	749.759	ng/ml
6) Aroclor 1016 (5)	7.049	3586571	646.751	ng/ml
7) Aroclor 1016 (6)	7.174	4317847	755.849	ng/ml
8) Aroclor 1016 - AVE	0.000	0	N.D.	ng/ml
9) Aroclor 1221 (1)	5.804	21978	12.649	ng/ml
10) Aroclor 1221 (2)	5.877	39285	22.880	ng/ml
11) Aroclor 1221 (3)	5.964	217044	38.031	ng/ml
12) Aroclor 1221 - AVE	0.000	0	N.D.	ng/ml
13) Aroclor 1232 (1)	5.964	217044	47.493	ng/ml
14) Aroclor 1232 (2)	6.300	1394431	535.756	ng/ml
15) Aroclor 1232 (3)	6.790	2958219	604.710	ng/ml
16) Aroclor 1232 (4)	7.004	3704379	2189.560	ng/ml
17) Aroclor 1232 (5)	7.049	3586571	1723.613	ng/ml
18) Aroclor 1232 (6)	7.174	4317847	1990.089	ng/ml
19) Aroclor 1232 - AVE	0.000	0	N.D.	ng/ml
20) Aroclor 1242 (1)	6.300	1394431	306.716	ng/ml
21) Aroclor 1242 (2)	6.790	2958219	335.306	ng/ml
22) Aroclor 1242 (3)	6.914	1341022	350.121	ng/ml
23) Aroclor 1242 (4)	7.004	3704379	1121.319	ng/ml
24) Aroclor 1242 (5)	7.049	3586571	898.006	ng/ml
25) Aroclor 1242 (6)	7.174	4317847	1035.253	ng/ml
26) Aroclor 1242 - AVE	0.000	0	N.D.	ng/ml
27) Aroclor 1248 (1)	6.763	2856083	553.287	ng/ml
28) Aroclor 1248 (2)	7.004	3704379	582.509	ng/ml
29) Aroclor 1248 (3)	7.049	3586571	604.230	ng/ml
30) Aroclor 1248 (4)	7.174	4317847	591.850	ng/ml
31) Aroclor 1248 (5)	7.539	5461777	613.562	ng/ml
32) Aroclor 1248 (6)	7.696	4885408	600.083	ng/ml
33) Aroclor 1248 - AVE	0.000	0	N.D.	ng/ml
34) Aroclor 1254 (1)	7.521	3710121	437.832	ng/ml
35) Aroclor 1254 (2)	7.696	4885408	351.220	ng/ml
36) Aroclor 1254 (3)	8.008	2831335	186.587	ng/ml
37) Aroclor 1254 (4)	8.248	1962735	179.795	ng/ml
38) Aroclor 1254 (5)	8.581	433653	38.552	ng/ml
39) Aroclor 1254 (6)	8.811	168693	47.827	ng/ml
40) Aroclor 1254 - AVE	0.000	0	N.D.	ng/ml
41) Aroclor 1260 (1)	8.144	240144	22.810	ng/ml
42) Aroclor 1260 (2)	8.347	321684	25.205	ng/ml
43) Aroclor 1260 (3)	8.581	433653	32.701	ng/ml
44) Aroclor 1260 (4)	9.066	86034	4.067	ng/ml
45) Aroclor 1260 (5)	9.324	59779	4.886	ng/ml
46) Aroclor 1260 (6)	9.890	17482	3.582	ng/ml
47) Aroclor 1260 - AVE	0.000	0	N.D.	ng/ml

590.920

Data Path : K:\DATA\0A13050\
 Data File : ECD2R025.D
 Signal(s) : ECD2B.CH
 Acq On : 14 Jan 2020 8:02
 Operator : MJB / KAK
 Sample : 0A13050-ICV5
 Misc :
 ALS Vial : 72 Sample Multiplier: 1

Integration File: events.e
 Quant Time: Jan 14 09:40:40 2020
 Quant Method : L:\Methods\RECD2_QUANTPCB_200113.M
 Quant Title : PCB Data Analysis
 QLast Update : Tue Jan 14 09:35:58 2020
 Response via : Initial Calibration
 Integrator: ChemStation 6890 Scale Mode: Small noise peaks clipped

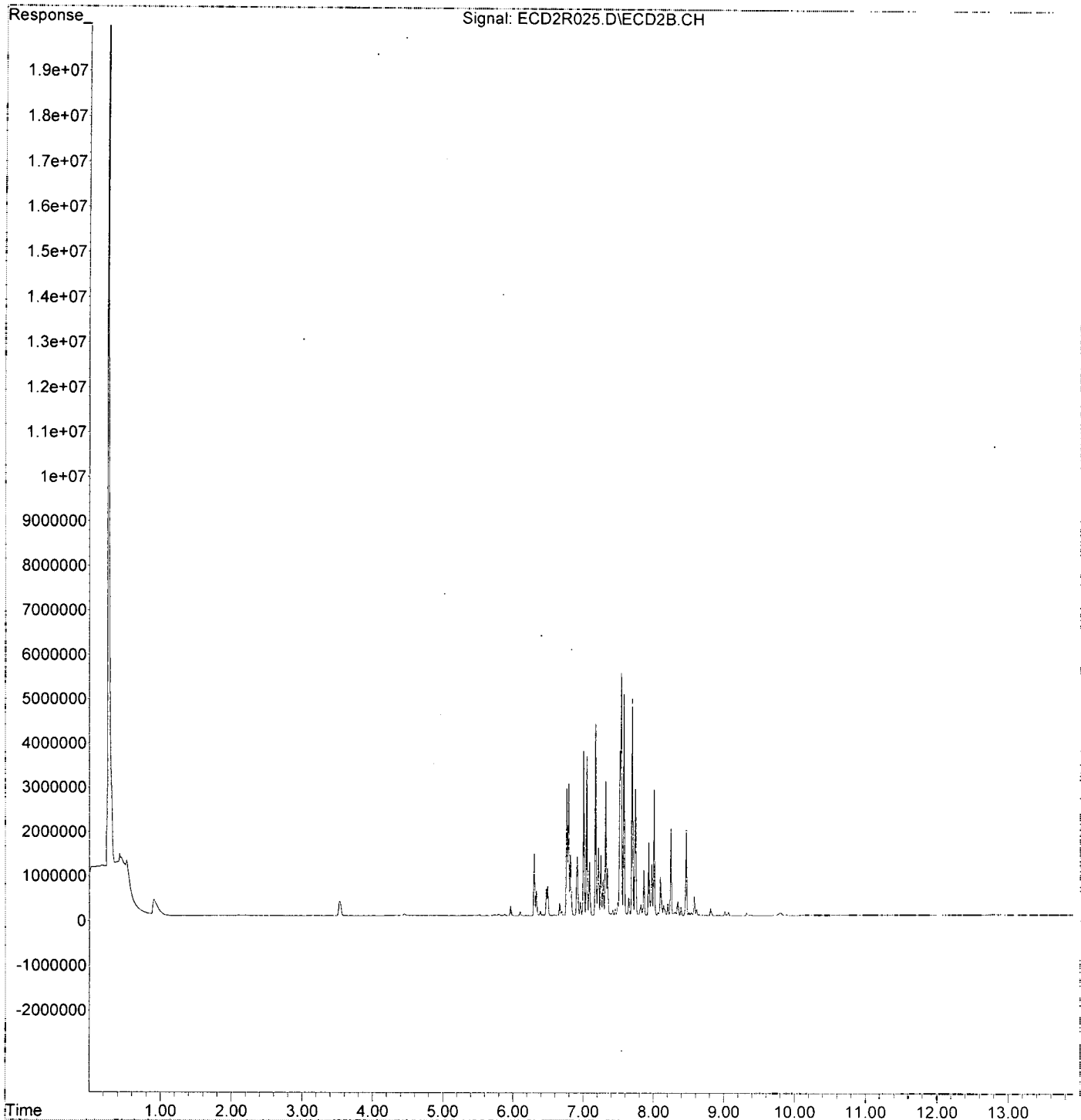
Compound	R.T.	Response	Conc Units
48) Aroclor 1262 (1)	8.347	321684	30.429 ng/ml
49) Aroclor 1262 (2)	8.651	34532	2.260 ng/ml
50) Aroclor 1262 (3)	8.811	168693	13.175 ng/ml
51) Aroclor 1262 (4)	9.066	86034	3.126 ng/ml
52) Aroclor 1262 (5)	9.324	59779	3.641 ng/ml
53) Aroclor 1262 (6)	9.890	17482	2.428 ng/ml
54) Aroclor 1262 - AVE	0.000	0	N.D. ng/ml
55) Aroclor 1268 (1)	8.871	5093	0.817 ng/ml
56) Aroclor 1268 (2)	9.324	59779	2.153 ng/ml
57) Aroclor 1268 (3)	9.389	17646	0.784 ng/ml
58) Aroclor 1268 (4)	9.602	2145	0.111 ng/ml
59) Aroclor 1268 (5)	9.890	17482	2.235 ng/ml
60) Aroclor 1268 (6)	10.239	7273	0.144 ng/ml
61) Aroclor 1268 - AVE	0.000	0	N.D. ng/ml

(f)=RT Delta > 1/2 Window

(m)=manual int.

Data Path : K:\DATA\0A13050\
Data File : ECD2R025.D
Signal(s) : ECD2B.CH
Acq On : 14 Jan 2020 8:02
Operator : MJB / KAK
Sample : 0A13050-ICV5
Misc :
ALS Vial : 72 Sample Multiplier: 1

Integration File: events.e
Quant Time: Jan 14 09:40:40 2020
Quant Method : L:\Methods\RECD2_QUANTPCB_200113.M
Quant Title : PCB Data Analysis
QLast Update : Tue Jan 14 09:35:58 2020
Response via : Initial Calibration
Integrator: ChemStation 6890 Scale Mode: Small noise peaks clipped



Data Path : K:\DATA\0A13050\quant
 Data File : ECD2R005.D
 Signal(s) : ECD2B.CH
 Acq On : 13 Jan 2020 17:33
 Operator : MJB / KAK
 Sample : 0A13050-CAL1
 Misc :
 ALS Vial : 54 Sample Multiplier: 1

Integration File: events.e
 Quant Time: Jan 14 11:03:11 2020
 Quant Method : L:\Methods\RECD2_QUANTPCB_200113.M
 Quant Title : PCB Data Analysis
 QLast Update : Tue Jan 14 09:35:58 2020
 Response via : Initial Calibration
 Integrator: ChemStation 6890 Scale Mode: Small noise peaks clipped

Compound	R.T.	Response	Conc	Units
System Monitoring Compounds				
1) S TCMX (S)	5.628	2095506	9.288	ng/ml ✓
62) S DCBP (S)	10.551	1072604	9.644	ng/ml ✓
Target Compounds				
2) Aroclor 1016 (1)	6.300	145279	23.500	ng/ml
3) Aroclor 1016 (2)	6.790	249458	21.803	ng/ml
4) Aroclor 1016 (3)	6.917	116035	21.662	ng/ml
5) Aroclor 1016 (4)	7.004	117409	23.763	ng/ml ✓
6) Aroclor 1016 (5)	7.049	131375	23.690	ng/ml
7) Aroclor 1016 (6)	7.174	135212	23.669	ng/ml
8) Aroclor 1016 - AVE	0.000	0	N.D.	ng/ml
9) Aroclor 1221 (1)	0.000	0	N.D.	ng/ml
10) Aroclor 1221 (2)	0.000	0	N.D.	ng/ml
11) Aroclor 1221 (3)	0.000	0	N.D.	ng/ml
12) Aroclor 1221 - AVE	0.000	0	N.D.	ng/ml
13) Aroclor 1232 (1)	0.000	0	N.D.	ng/ml
14) Aroclor 1232 (2)	0.000	0	N.D.	ng/ml
15) Aroclor 1232 (3)	0.000	0	N.D.	ng/ml
16) Aroclor 1232 (4)	0.000	0	N.D.	ng/ml
17) Aroclor 1232 (5)	0.000	0	N.D.	ng/ml
18) Aroclor 1232 (6)	0.000	0	N.D.	ng/ml
19) Aroclor 1232 - AVE	0.000	0	N.D.	ng/ml
20) Aroclor 1242 (1)	0.000	0	N.D.	ng/ml
21) Aroclor 1242 (2)	0.000	0	N.D.	ng/ml
22) Aroclor 1242 (3)	0.000	0	N.D.	ng/ml
23) Aroclor 1242 (4)	0.000	0	N.D.	ng/ml
24) Aroclor 1242 (5)	0.000	0	N.D.	ng/ml
25) Aroclor 1242 (6)	0.000	0	N.D.	ng/ml
26) Aroclor 1242 - AVE	0.000	0	N.D.	ng/ml
27) Aroclor 1248 (1)	0.000	0	N.D.	ng/ml
28) Aroclor 1248 (2)	0.000	0	N.D.	ng/ml
29) Aroclor 1248 (3)	0.000	0	N.D.	ng/ml
30) Aroclor 1248 (4)	0.000	0	N.D.	ng/ml
31) Aroclor 1248 (5)	0.000	0	N.D.	ng/ml
32) Aroclor 1248 (6)	0.000	0	N.D.	ng/ml
33) Aroclor 1248 - AVE	0.000	0	N.D.	ng/ml
34) Aroclor 1254 (1)	0.000	0	N.D.	ng/ml
35) Aroclor 1254 (2)	0.000	0	N.D.	ng/ml
36) Aroclor 1254 (3)	0.000	0	N.D.	ng/ml
37) Aroclor 1254 (4)	0.000	0	N.D.	ng/ml
38) Aroclor 1254 (5)	0.000	0	N.D.	ng/ml
39) Aroclor 1254 (6)	0.000	0	N.D.	ng/ml
40) Aroclor 1254 - AVE	0.000	0	N.D.	ng/ml
41) Aroclor 1260 (1)	8.144	236430	22.458	ng/ml
42) Aroclor 1260 (2)	8.351	280991	22.017	ng/ml
43) Aroclor 1260 (3)	8.582	282360	21.292	ng/ml
44) Aroclor 1260 (4)	9.067	414593	19.600	ng/ml ✓
45) Aroclor 1260 (5)	9.325	257901	21.079	ng/ml
46) Aroclor 1260 (6)	9.891	103156	21.139	ng/ml
47) Aroclor 1260 - AVE	0.000	0	N.D.	ng/ml

[Handwritten signature]
1/14/20

Data Path : K:\DATA\0A13050\requant\
 Data File : ECD2R005.D
 Signal(s) : ECD2B.CH
 Acq On : 13 Jan 2020 17:33
 Operator : MJB / KAK
 Sample : 0A13050-CAL1
 Misc :
 ALS Vial : 54 Sample Multiplier: 1

Integration File: events.e
 Quant Time: Jan 14 11:03:11 2020
 Quant Method : L:\Methods\RECD2_QUANTPCB_200113.M
 Quant Title : PCB Data Analysis
 QLast Update : Tue Jan 14 09:35:58 2020
 Response via : Initial Calibration
 Integrator: ChemStation 6890 Scale Mode: Small noise peaks clipped

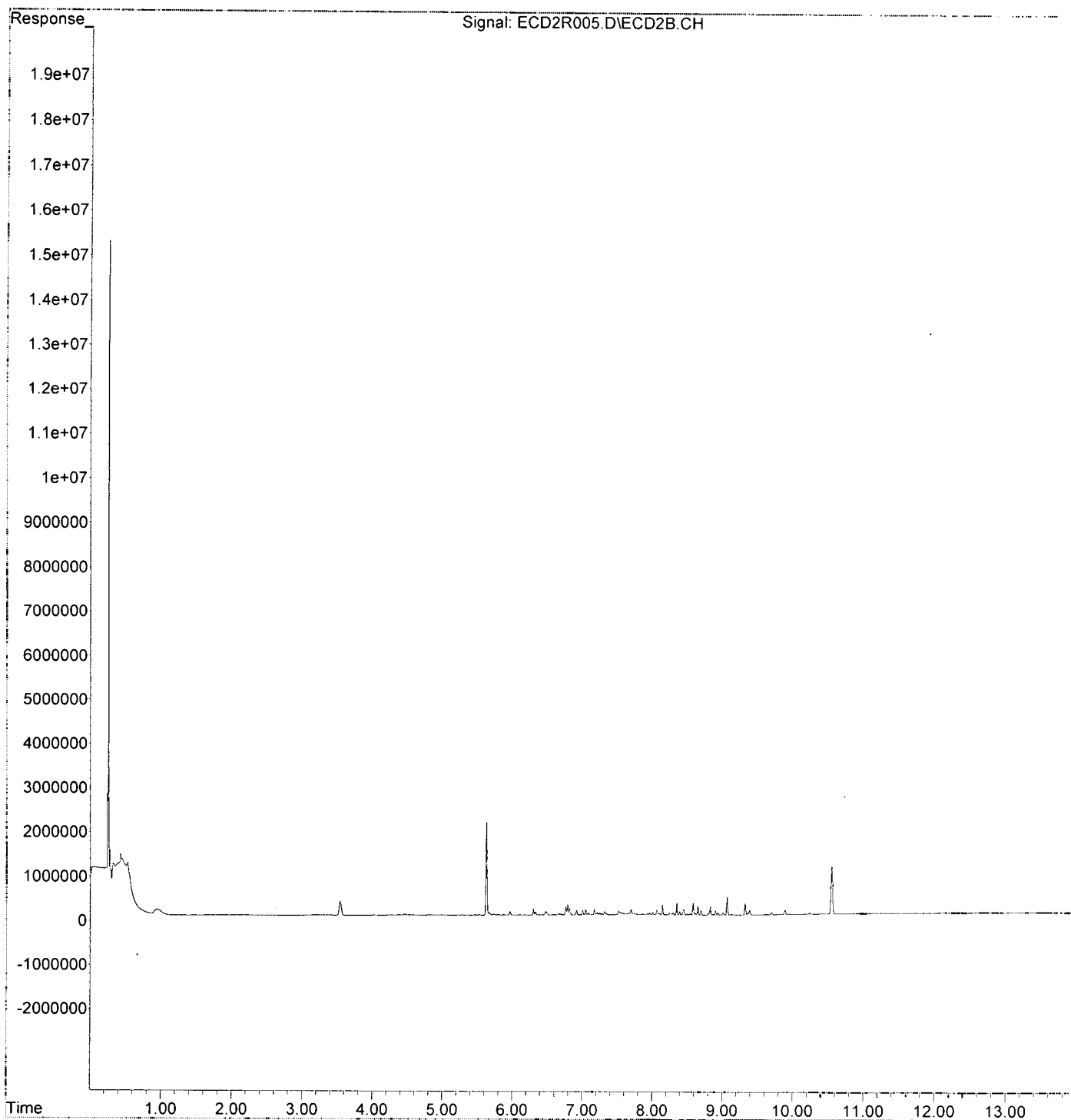
Compound	R.T.	Response	Conc	Units
48) Aroclor 1262 (1)	0.000	0	N.D.	ng/mld
49) Aroclor 1262 (2)	0.000	0	N.D.	ng/mld
50) Aroclor 1262 (3)	0.000	0	N.D.	ng/mld
51) Aroclor 1262 (4)	0.000	0	N.D.	ng/mld
52) Aroclor 1262 (5)	0.000	0	N.D.	ng/mld
53) Aroclor 1262 (6)	0.000	0	N.D.	ng/mld
54) Aroclor 1262 - AVE	0.000	0	N.D.	ng/mld
55) Aroclor 1268 (1)	0.000	0	N.D.	ng/mld
56) Aroclor 1268 (2)	0.000	0	N.D.	ng/mld
57) Aroclor 1268 (3)	0.000	0	N.D.	ng/mld
58) Aroclor 1268 (4)	0.000	0	N.D.	ng/mld
59) Aroclor 1268 (5)	0.000	0	N.D.	ng/mld
60) Aroclor 1268 (6)	0.000	0	N.D.	ng/mld
61) Aroclor 1268 - AVE	0.000	0	N.D.	ng/mld

(f)=RT Delta > 1/2 Window

(m)=manual int.

Data Path : K:\DATA\0A13050\requant\
Data File : ECD2R005.D
Signal(s) : ECD2B.CH
Acq On : 13 Jan 2020 17:33
Operator : MJB / KAK
Sample : 0A13050-CAL1
Misc :
ALS Vial : 54 Sample Multiplier: 1

Integration File: events.e
Quant Time: Jan 14 11:03:11 2020
Quant Method : L:\Methods\RECD2_QUANTPCB_200113.M
Quant Title : PCB Data Analysis
QLast Update : Tue Jan 14 09:35:58 2020
Response via : Initial Calibration
Integrator: ChemStation 6890 Scale Mode: Small noise peaks clipped



Data Path : K:\DATA\0A13050\Quant
 Data File : ECD2R006.D
 Signal(s) : ECD2B.CH
 Acq On : 13 Jan 2020 17:50
 Operator : MJB / KAK
 Sample : 0A13050-CAL2
 Misc :
 ALS Vial : 55 Sample Multiplier: 1

Integration File: events.e
 Quant Time: Jan 14 11:03:32 2020
 Quant Method : L:\Methods\RECD2_QUANTPCB_200113.M
 Quant Title : PCB Data Analysis
 QLast Update : Tue Jan 14 09:35:58 2020
 Response via : Initial Calibration
 Integrator: ChemStation 6890 Scale Mode: Small noise peaks clipped

[Handwritten Signature]
 1/14/20

Compound	R.T.	Response	Conc	Units
System Monitoring Compounds				
1) S TCMX (S)	5.628	5312749	23.547	ng/ml ✓
62) S DCBP (S)	10.550	2755983	24.779	ng/ml ✓
Target Compounds				
2) Aroclor 1016 (1)	6.300	343821	55.617	ng/ml
3) Aroclor 1016 (2)	6.790	597996	52.266	ng/ml
4) Aroclor 1016 (3)	6.917	290069	54.153	ng/ml ✓
5) Aroclor 1016 (4)	7.004	278534	56.375	ng/ml
6) Aroclor 1016 (5)	7.048	307931	55.528	ng/ml
7) Aroclor 1016 (6)	7.174	315508	55.230	ng/ml
8) Aroclor 1016 - AVE	0.000	0	N.D.	ng/ml
9) Aroclor 1221 (1)	0.000	0	N.D.	ng/ml
10) Aroclor 1221 (2)	0.000	0	N.D.	ng/ml
11) Aroclor 1221 (3)	0.000	0	N.D.	ng/ml
12) Aroclor 1221 - AVE	0.000	0	N.D.	ng/ml
13) Aroclor 1232 (1)	0.000	0	N.D.	ng/ml
14) Aroclor 1232 (2)	0.000	0	N.D.	ng/ml
15) Aroclor 1232 (3)	0.000	0	N.D.	ng/ml
16) Aroclor 1232 (4)	0.000	0	N.D.	ng/ml
17) Aroclor 1232 (5)	0.000	0	N.D.	ng/ml
18) Aroclor 1232 (6)	0.000	0	N.D.	ng/ml
19) Aroclor 1232 - AVE	0.000	0	N.D.	ng/ml
20) Aroclor 1242 (1)	0.000	0	N.D.	ng/ml
21) Aroclor 1242 (2)	0.000	0	N.D.	ng/ml
22) Aroclor 1242 (3)	0.000	0	N.D.	ng/ml
23) Aroclor 1242 (4)	0.000	0	N.D.	ng/ml
24) Aroclor 1242 (5)	0.000	0	N.D.	ng/ml
25) Aroclor 1242 (6)	0.000	0	N.D.	ng/ml
26) Aroclor 1242 - AVE	0.000	0	N.D.	ng/ml
27) Aroclor 1248 (1)	0.000	0	N.D.	ng/ml
28) Aroclor 1248 (2)	0.000	0	N.D.	ng/ml
29) Aroclor 1248 (3)	0.000	0	N.D.	ng/ml
30) Aroclor 1248 (4)	0.000	0	N.D.	ng/ml
31) Aroclor 1248 (5)	0.000	0	N.D.	ng/ml
32) Aroclor 1248 (6)	0.000	0	N.D.	ng/ml
33) Aroclor 1248 - AVE	0.000	0	N.D.	ng/ml
34) Aroclor 1254 (1)	0.000	0	N.D.	ng/ml
35) Aroclor 1254 (2)	0.000	0	N.D.	ng/ml
36) Aroclor 1254 (3)	0.000	0	N.D.	ng/ml
37) Aroclor 1254 (4)	0.000	0	N.D.	ng/ml
38) Aroclor 1254 (5)	0.000	0	N.D.	ng/ml
39) Aroclor 1254 (6)	0.000	0	N.D.	ng/ml
40) Aroclor 1254 - AVE	0.000	0	N.D.	ng/ml
41) Aroclor 1260 (1)	8.144	540959	51.384	ng/ml
42) Aroclor 1260 (2)	8.350	656411	51.433	ng/ml
43) Aroclor 1260 (3)	8.582	674172	50.838	ng/ml
44) Aroclor 1260 (4)	9.066	1047953	49.543	ng/ml ✓
45) Aroclor 1260 (5)	9.325	608364	49.724	ng/ml
46) Aroclor 1260 (6)	9.891	261903	53.669	ng/ml
47) Aroclor 1260 - AVE	0.000	0	N.D.	ng/ml

Data Path : K:\DATA\0A13050\requant\
 Data File : ECD2R006.D
 Signal(s) : ECD2B.CH
 Acq On : 13 Jan 2020 17:50
 Operator : MJB / KAK
 Sample : 0A13050-CAL2
 Misc :
 ALS Vial : 55 Sample Multiplier: 1

Integration File: events.e
 Quant Time: Jan 14 11:03:32 2020
 Quant Method : L:\Methods\RECD2_QUANTPCB_200113.M
 Quant Title : PCB Data Analysis
 QLast Update : Tue Jan 14 09:35:58 2020
 Response via : Initial Calibration
 Integrator: ChemStation 6890 Scale Mode: Small noise peaks clipped

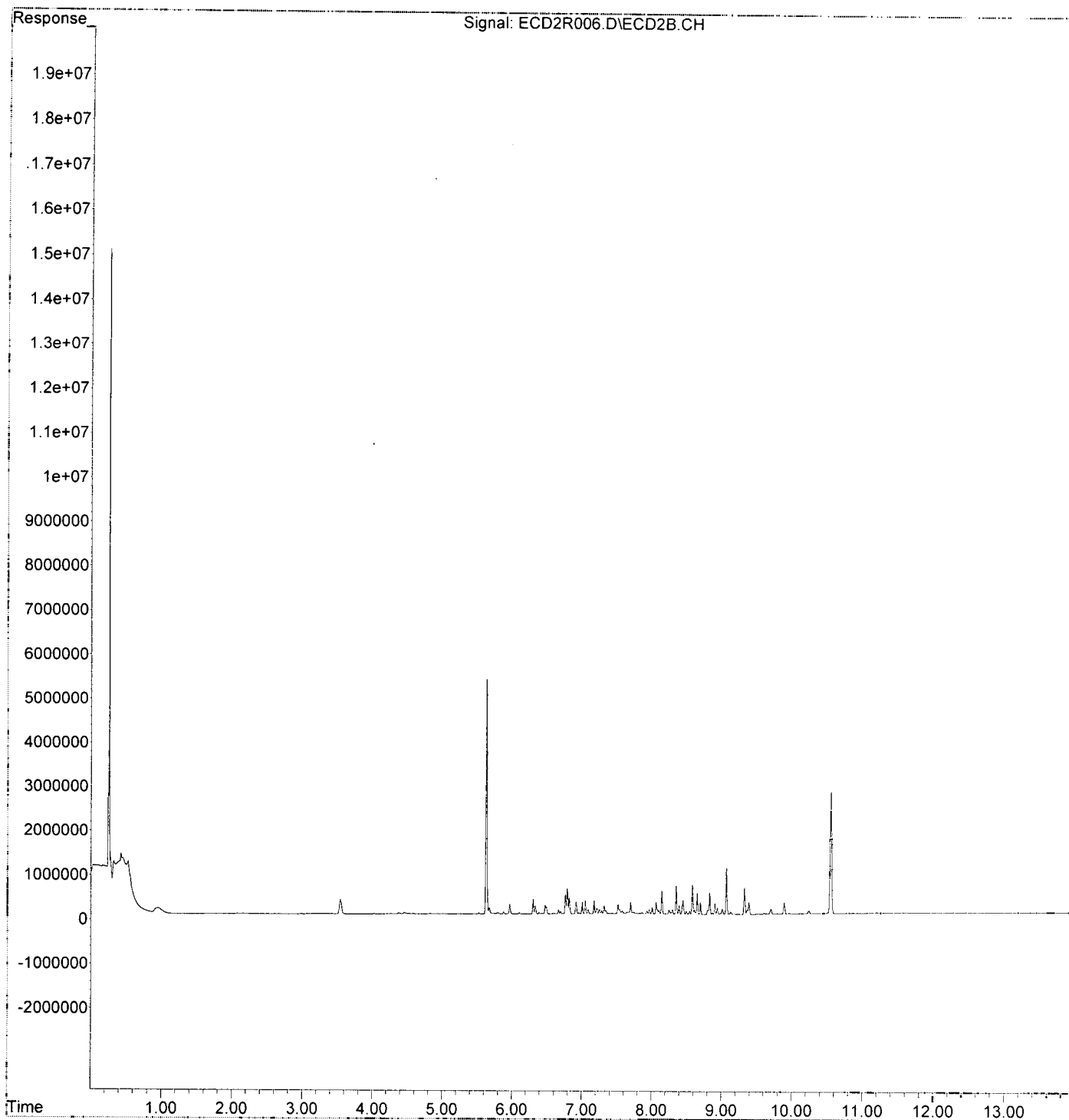
	Compound	R.T.	Response	Conc	Units
48)	Aroclor 1262 (1)	0.000	0	N.D.	ng/ml
49)	Aroclor 1262 (2)	0.000	0	N.D.	ng/ml
50)	Aroclor 1262 (3)	0.000	0	N.D.	ng/ml
51)	Aroclor 1262 (4)	0.000	0	N.D.	ng/ml
52)	Aroclor 1262 (5)	0.000	0	N.D.	ng/ml
53)	Aroclor 1262 (6)	0.000	0	N.D.	ng/ml
54)	Aroclor 1262 - AVE	0.000	0	N.D.	ng/ml
55)	Aroclor 1268 (1)	0.000	0	N.D.	ng/ml
56)	Aroclor 1268 (2)	0.000	0	N.D.	ng/ml
57)	Aroclor 1268 (3)	0.000	0	N.D.	ng/ml
58)	Aroclor 1268 (4)	0.000	0	N.D.	ng/ml
59)	Aroclor 1268 (5)	0.000	0	N.D.	ng/ml
60)	Aroclor 1268 (6)	0.000	0	N.D.	ng/ml
61)	Aroclor 1268 - AVE	0.000	0	N.D.	ng/ml

(f)=RT Delta > 1/2 Window

(m)=manual int.

Data Path : K:\DATA\0A13050\requant\
 Data File : ECD2R006.D
 Signal(s) : ECD2B.CH
 Acq On : 13 Jan 2020 17:50
 Operator : MJB / KAK
 Sample : 0A13050-CAL2
 Misc :
 ALS Vial : 55 Sample Multiplier: 1

Integration File: events.e
 Quant Time: Jan 14 11:03:32 2020
 Quant Method : L:\Methods\RECD2_QUANTPCB_200113.M
 Quant Title : PCB Data Analysis
 QLast Update : Tue Jan 14 09:35:58 2020
 Response via : Initial Calibration
 Integrator: ChemStation 6890 Scale Mode: Small noise peaks clipped



Data Path : K:\DATA\0A13050\Quant
 Data File : ECD2R007.D
 Signal(s) : ECD2B.CH
 Acq On : 13 Jan 2020 18:08
 Operator : MJB / KAK
 Sample : 0A13050-CAL3
 Misc :
 ALS Vial : 56 Sample Multiplier: 1

Integration File: events.e
 Quant Time: Jan 14 11:03:52 2020
 Quant Method : L:\Methods\RECD2_QUANTPCB_200113.M
 Quant Title : PCB Data Analysis
 QLast Update : Tue Jan 14 09:35:58 2020
 Response via : Initial Calibration
 Integrator: ChemStation 6890 Scale Mode: Small noise peaks clipped

Compound	R.T.	Response	Conc	Units
System Monitoring Compounds				
1) S TCMX (S)	5.628	11084215	49.127	ng/ml ✓
62) S DCBP (S)	10.550	5396453	48.519	ng/ml ✓
Target Compounds				
2) Aroclor 1016 (1)	6.300	639728	103.483	ng/ml
3) Aroclor 1016 (2)	6.790	1142660	99.871	ng/ml
4) Aroclor 1016 (3)	6.917	536991	100.250	ng/ml
5) Aroclor 1016 (4)	7.003	519409	105.127	ng/ml
6) Aroclor 1016 (5)	7.048	569313	102.662	ng/ml
7) Aroclor 1016 (6)	7.174	588135	102.954	ng/ml
8) Aroclor 1016 - AVE	0.000	0	N.D.	ng/ml
9) Aroclor 1221 (1)	0.000	0	N.D.	ng/ml
10) Aroclor 1221 (2)	0.000	0	N.D.	ng/ml
11) Aroclor 1221 (3)	0.000	0	N.D.	ng/ml
12) Aroclor 1221 - AVE	0.000	0	N.D.	ng/ml
13) Aroclor 1232 (1)	0.000	0	N.D.	ng/ml
14) Aroclor 1232 (2)	0.000	0	N.D.	ng/ml
15) Aroclor 1232 (3)	0.000	0	N.D.	ng/ml
16) Aroclor 1232 (4)	0.000	0	N.D.	ng/ml
17) Aroclor 1232 (5)	0.000	0	N.D.	ng/ml
18) Aroclor 1232 (6)	0.000	0	N.D.	ng/ml
19) Aroclor 1232 - AVE	0.000	0	N.D.	ng/ml
20) Aroclor 1242 (1)	0.000	0	N.D.	ng/ml
21) Aroclor 1242 (2)	0.000	0	N.D.	ng/ml
22) Aroclor 1242 (3)	0.000	0	N.D.	ng/ml
23) Aroclor 1242 (4)	0.000	0	N.D.	ng/ml
24) Aroclor 1242 (5)	0.000	0	N.D.	ng/ml
25) Aroclor 1242 (6)	0.000	0	N.D.	ng/ml
26) Aroclor 1242 - AVE	0.000	0	N.D.	ng/ml
27) Aroclor 1248 (1)	0.000	0	N.D.	ng/ml
28) Aroclor 1248 (2)	0.000	0	N.D.	ng/ml
29) Aroclor 1248 (3)	0.000	0	N.D.	ng/ml
30) Aroclor 1248 (4)	0.000	0	N.D.	ng/ml
31) Aroclor 1248 (5)	0.000	0	N.D.	ng/ml
32) Aroclor 1248 (6)	0.000	0	N.D.	ng/ml
33) Aroclor 1248 - AVE	0.000	0	N.D.	ng/ml
34) Aroclor 1254 (1)	0.000	0	N.D.	ng/ml
35) Aroclor 1254 (2)	0.000	0	N.D.	ng/ml
36) Aroclor 1254 (3)	0.000	0	N.D.	ng/ml
37) Aroclor 1254 (4)	0.000	0	N.D.	ng/ml
38) Aroclor 1254 (5)	0.000	0	N.D.	ng/ml
39) Aroclor 1254 (6)	0.000	0	N.D.	ng/ml
40) Aroclor 1254 - AVE	0.000	0	N.D.	ng/ml
41) Aroclor 1260 (1)	8.143	1060465	100.729	ng/ml
42) Aroclor 1260 (2)	8.351	1321460	103.543	ng/ml
43) Aroclor 1260 (3)	8.582	1327338	100.092	ng/ml
44) Aroclor 1260 (4)	9.066	2051063	96.966	ng/ml ✓
45) Aroclor 1260 (5)	9.325	1220407	99.749	ng/ml
46) Aroclor 1260 (6)	9.890	478851	98.126	ng/ml
47) Aroclor 1260 - AVE	0.000	0	N.D.	ng/ml

[Handwritten signature]
1/14/20

Data Path : K:\DATA\0A13050\requant\
 Data File : ECD2R007.D
 Signal(s) : ECD2B.CH
 Acq On : 13 Jan 2020 18:08
 Operator : MJB / KAK
 Sample : 0A13050-CAL3
 Misc :
 ALS Vial : 56 Sample Multiplier: 1

Integration File: events.e
 Quant Time: Jan 14 11:03:52 2020
 Quant Method : L:\Methods\RECD2_QUANTPCB_200113.M
 Quant Title : PCB Data Analysis
 QLast Update : Tue Jan 14 09:35:58 2020
 Response via : Initial Calibration
 Integrator: ChemStation 6890 Scale Mode: Small noise peaks clipped

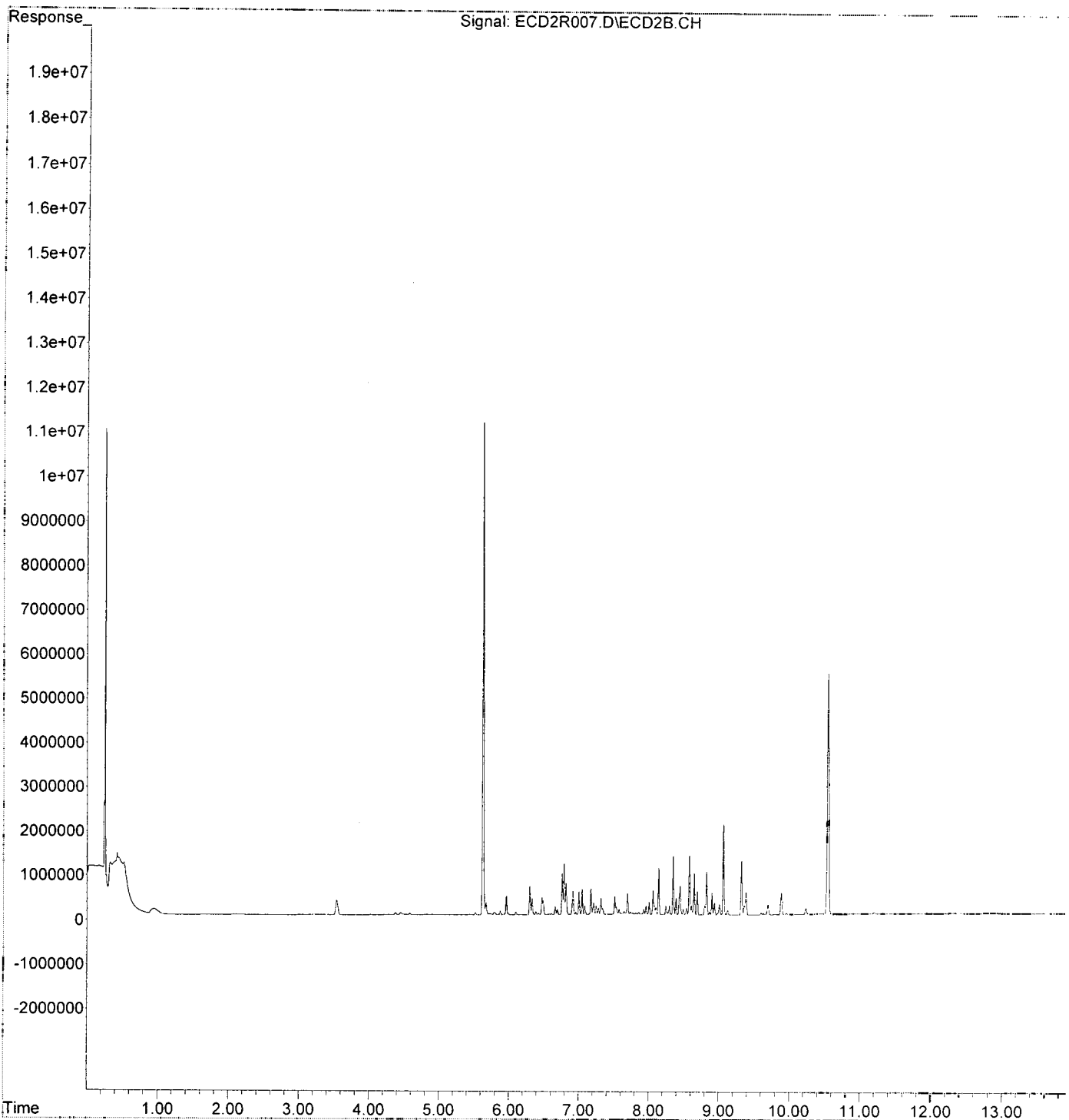
Compound	R.T.	Response	Conc	Units
48) Aroclor 1262 (1)	0.000	0	N.D.	ng/mld
49) Aroclor 1262 (2)	0.000	0	N.D.	ng/mld
50) Aroclor 1262 (3)	0.000	0	N.D.	ng/mld
51) Aroclor 1262 (4)	0.000	0	N.D.	ng/mld
52) Aroclor 1262 (5)	0.000	0	N.D.	ng/mld
53) Aroclor 1262 (6)	0.000	0	N.D.	ng/mld
54) Aroclor 1262 - AVE	0.000	0	N.D.	ng/mld
55) Aroclor 1268 (1)	0.000	0	N.D.	ng/mld
56) Aroclor 1268 (2)	0.000	0	N.D.	ng/mld
57) Aroclor 1268 (3)	0.000	0	N.D.	ng/mld
58) Aroclor 1268 (4)	0.000	0	N.D.	ng/mld
59) Aroclor 1268 (5)	0.000	0	N.D.	ng/mld
60) Aroclor 1268 (6)	0.000	0	N.D.	ng/mld
61) Aroclor 1268 - AVE	0.000	0	N.D.	ng/mld

(f)=RT Delta > 1/2 Window

(m)=manual int.

Data Path : K:\DATA\0A13050\requant\
Data File : ECD2R007.D
Signal(s) : ECD2B.CH
Acq On : 13 Jan 2020 18:08
Operator : MJB / KAK
Sample : 0A13050-CAL3
Misc :
ALS Vial : 56 Sample Multiplier: 1

Integration File: events.e
Quant Time: Jan 14 11:03:52 2020
Quant Method : L:\Methods\RECD2_QUANTPCB_200113.M
Quant Title : PCB Data Analysis
QLast Update : Tue Jan 14 09:35:58 2020
Response via : Initial Calibration
Integrator: ChemStation 6890 Scale Mode: Small noise peaks clipped



Data Path : K:\DATA\0A13050\quant\ ~~quant~~
 Data File : ECD2R008.D
 Signal(s) : ECD2B.CH
 Acq On : 13 Jan 2020 18:25
 Operator : MJB / KAK
 Sample : 0A13050-~~CAT~~
 Misc :
 ALS Vial : 57 Sample Multiplier: 1

Integration File: events.e
 Quant Time: Jan 14 11:04:13 2020
 Quant Method : L:\Methods\RECD2_QUANTPCB_200113.M
 Quant Title : PCB Data Analysis
 QLast Update : Tue Jan 14 09:35:58 2020
 Response via : Initial Calibration
 Integrator: ChemStation 6890 Scale Mode: Small noise peaks clipped

Compound	R.T.	Response	Conc	Units
System Monitoring Compounds				
1) S TCMX (S)	5.629	22681880	100.529	ng/ml ✓
62) S DCBP (S)	10.551	10891716	97.926	ng/ml ✓
Target Compounds				
2) Aroclor 1016 (1)	6.301	1190843	192.631	ng/ml
3) Aroclor 1016 (2)	6.790	2334544	204.044	ng/ml
4) Aroclor 1016 (3)	6.917	1067264	199.246	ng/ml
5) Aroclor 1016 (4)	7.004	981904	198.735	ng/ml
6) Aroclor 1016 (5)	7.049	1076394	194.102	ng/ml
7) Aroclor 1016 (6)	7.174	1160064	203.072	ng/ml
8) Aroclor 1016 - AVE	0.000	0	N.D.	ng/ml
9) Aroclor 1221 (1)	0.000	0	N.D.	ng/ml
10) Aroclor 1221 (2)	0.000	0	N.D.	ng/ml
11) Aroclor 1221 (3)	0.000	0	N.D.	ng/ml
12) Aroclor 1221 - AVE	0.000	0	N.D.	ng/ml
13) Aroclor 1232 (1)	0.000	0	N.D.	ng/ml
14) Aroclor 1232 (2)	0.000	0	N.D.	ng/ml
15) Aroclor 1232 (3)	0.000	0	N.D.	ng/ml
16) Aroclor 1232 (4)	0.000	0	N.D.	ng/ml
17) Aroclor 1232 (5)	0.000	0	N.D.	ng/ml
18) Aroclor 1232 (6)	0.000	0	N.D.	ng/ml
19) Aroclor 1232 - AVE	0.000	0	N.D.	ng/ml
20) Aroclor 1242 (1)	0.000	0	N.D.	ng/ml
21) Aroclor 1242 (2)	0.000	0	N.D.	ng/ml
22) Aroclor 1242 (3)	0.000	0	N.D.	ng/ml
23) Aroclor 1242 (4)	0.000	0	N.D.	ng/ml
24) Aroclor 1242 (5)	0.000	0	N.D.	ng/ml
25) Aroclor 1242 (6)	0.000	0	N.D.	ng/ml
26) Aroclor 1242 - AVE	0.000	0	N.D.	ng/ml
27) Aroclor 1248 (1)	0.000	0	N.D.	ng/ml
28) Aroclor 1248 (2)	0.000	0	N.D.	ng/ml
29) Aroclor 1248 (3)	0.000	0	N.D.	ng/ml
30) Aroclor 1248 (4)	0.000	0	N.D.	ng/ml
31) Aroclor 1248 (5)	0.000	0	N.D.	ng/ml
32) Aroclor 1248 (6)	0.000	0	N.D.	ng/ml
33) Aroclor 1248 - AVE	0.000	0	N.D.	ng/ml
34) Aroclor 1254 (1)	0.000	0	N.D.	ng/ml
35) Aroclor 1254 (2)	0.000	0	N.D.	ng/ml
36) Aroclor 1254 (3)	0.000	0	N.D.	ng/ml
37) Aroclor 1254 (4)	0.000	0	N.D.	ng/ml
38) Aroclor 1254 (5)	0.000	0	N.D.	ng/ml
39) Aroclor 1254 (6)	0.000	0	N.D.	ng/ml
40) Aroclor 1254 - AVE	0.000	0	N.D.	ng/ml
41) Aroclor 1260 (1)	8.144	2093221	198.827	ng/ml
42) Aroclor 1260 (2)	8.351	2511397	196.780	ng/ml
43) Aroclor 1260 (3)	8.582	2744238	206.938	ng/ml
44) Aroclor 1260 (4)	9.066	4251874	201.011	ng/ml ✓
45) Aroclor 1260 (5)	9.325	2471890	202.039	ng/ml
46) Aroclor 1260 (6)	9.891	1008936	206.751	ng/ml
47) Aroclor 1260 - AVE	0.000	0	N.D.	ng/ml

[Handwritten signature]
1/14/20

Quantitation Report (QT Reviewed)

Data Path : K:\DATA\0A13050\requant\
 Data File : ECD2R008.D
 Signal(s) : ECD2B.CH
 Acq On : 13 Jan 2020 18:25
 Operator : MJB / KAK
 Sample : 0A13050-CAL4
 Misc :
 ALS Vial : 57 Sample Multiplier: 1

Integration File: events.e
 Quant Time: Jan 14 11:04:13 2020
 Quant Method : L:\Methods\RECD2_QUANTPCB_200113.M
 Quant Title : PCB Data Analysis
 QLast Update : Tue Jan 14 09:35:58 2020
 Response via : Initial Calibration
 Integrator: ChemStation 6890 Scale Mode: Small noise peaks clipped

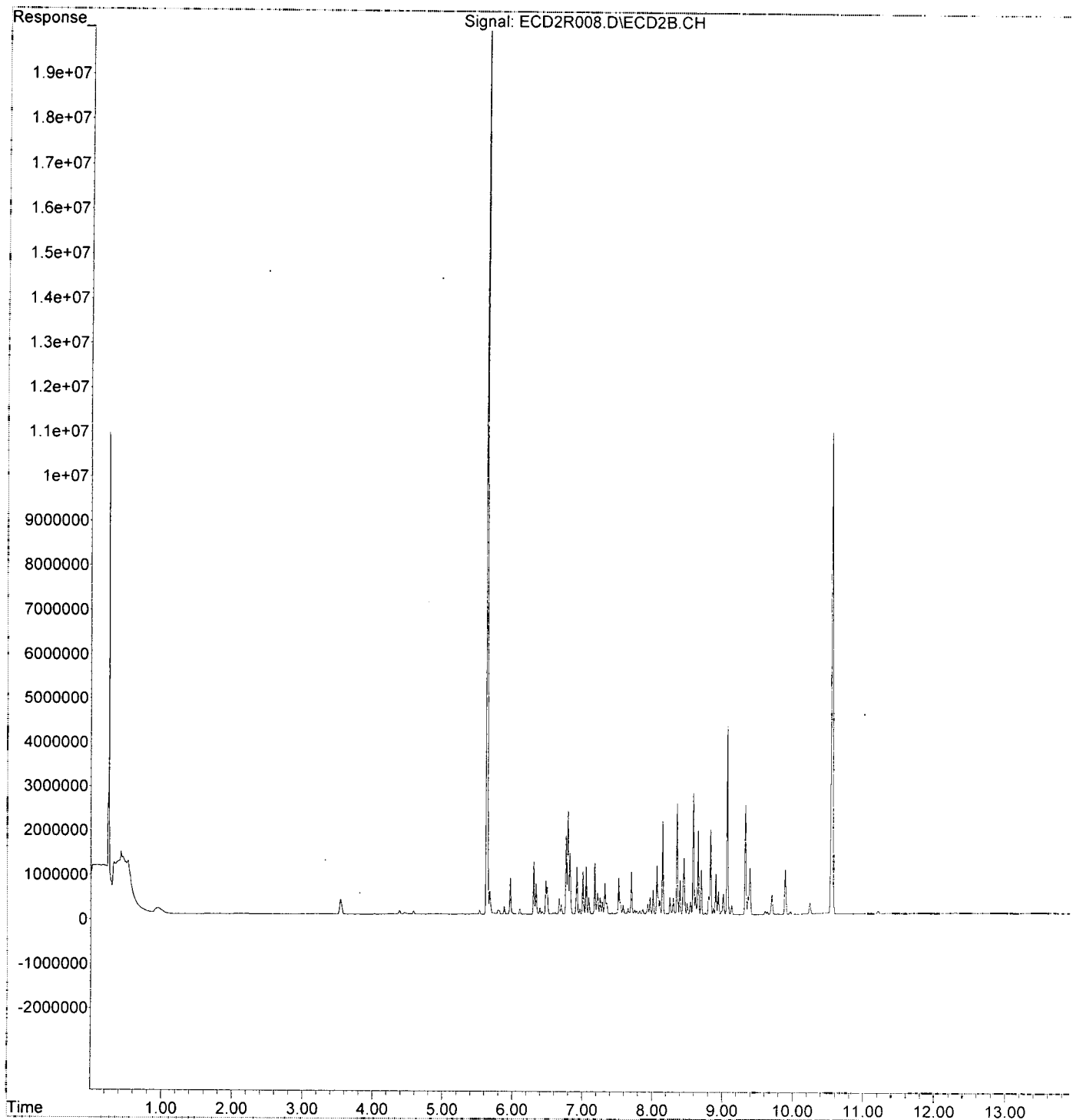
Compound	R.T.	Response	Conc	Units
48) Aroclor 1262 (1)	0.000	0	N.D.	ng/mld
49) Aroclor 1262 (2)	0.000	0	N.D.	ng/mld
50) Aroclor 1262 (3)	0.000	0	N.D.	ng/mld
51) Aroclor 1262 (4)	0.000	0	N.D.	ng/mld
52) Aroclor 1262 (5)	0.000	0	N.D.	ng/mld
53) Aroclor 1262 (6)	0.000	0	N.D.	ng/mld
54) Aroclor 1262 - AVE	0.000	0	N.D.	ng/mld
55) Aroclor 1268 (1)	0.000	0	N.D.	ng/mld
56) Aroclor 1268 (2)	0.000	0	N.D.	ng/mld
57) Aroclor 1268 (3)	0.000	0	N.D.	ng/mld
58) Aroclor 1268 (4)	0.000	0	N.D.	ng/mld
59) Aroclor 1268 (5)	0.000	0	N.D.	ng/mld
60) Aroclor 1268 (6)	0.000	0	N.D.	ng/mld
61) Aroclor 1268 - AVE	0.000	0	N.D.	ng/mld

(f)=RT Delta > 1/2 Window

(m)=manual int.

Data Path : K:\DATA\0A13050\requant\
Data File : ECD2R008.D
Signal(s) : ECD2B.CH
Acq On : 13 Jan 2020 18:25
Operator : MJB / KAK
Sample : 0A13050-CAL4
Misc :
ALS Vial : 57 Sample Multiplier: 1

Integration File: events.e
Quant Time: Jan 14 11:04:13 2020
Quant Method : L:\Methods\RECD2_QUANTPCB_200113.M
Quant Title : PCB Data Analysis
QLast Update : Tue Jan 14 09:35:58 2020
Response via : Initial Calibration
Integrator: ChemStation 6890 Scale Mode: Small noise peaks clipped



Data Path : K:\DATA\0A13050\quant
 Data File : ECD2R009.D
 Signal(s) : ECD2B.CH
 Acq On : 13 Jan 2020 18:43
 Operator : MJB / KAK
 Sample : 0A13050-CAT5
 Misc :
 ALS Vial : 58 Sample Multiplier: 1

Integration File: events.e
 Quant Time: Jan 14 11:04:33 2020
 Quant Method : L:\Methods\RECD2_QUANTPCB_200113.M
 Quant Title : PCB Data Analysis
 QLast Update : Tue Jan 14 09:35:58 2020
 Response via : Initial Calibration
 Integrator: ChemStation 6890 Scale Mode: Small noise peaks clipped

Compound	R.T.	Response	Conc	Units
System Monitoring Compounds				
1) S TCMX (S)	5.629	53881075	238.807	ng/ml ✓
62) S DCBP (S)	10.552	25218318	226.735	ng/ml ✓
Target Compounds				
2) Aroclor 1016 (1)	6.300	2835860	458.730	ng/ml
3) Aroclor 1016 (2)	6.790	5484312	479.341	ng/ml
4) Aroclor 1016 (3)	6.917	2538905	473.985	ng/ml
5) Aroclor 1016 (4)	7.003	2203390	445.962	ng/ml
6) Aroclor 1016 (5)	7.048	2536989	457.485	ng/ml
7) Aroclor 1016 (6)	7.174	2573883	450.564	ng/ml
8) Aroclor 1016 - AVE	0.000	0	N.D.	ng/ml
9) Aroclor 1221 (1)	0.000	0	N.D.	ng/ml
10) Aroclor 1221 (2)	0.000	0	N.D.	ng/ml
11) Aroclor 1221 (3)	0.000	0	N.D.	ng/ml
12) Aroclor 1221 - AVE	0.000	0	N.D.	ng/ml
13) Aroclor 1232 (1)	0.000	0	N.D.	ng/ml
14) Aroclor 1232 (2)	0.000	0	N.D.	ng/ml
15) Aroclor 1232 (3)	0.000	0	N.D.	ng/ml
16) Aroclor 1232 (4)	0.000	0	N.D.	ng/ml
17) Aroclor 1232 (5)	0.000	0	N.D.	ng/ml
18) Aroclor 1232 (6)	0.000	0	N.D.	ng/ml
19) Aroclor 1232 - AVE	0.000	0	N.D.	ng/ml
20) Aroclor 1242 (1)	0.000	0	N.D.	ng/ml
21) Aroclor 1242 (2)	0.000	0	N.D.	ng/ml
22) Aroclor 1242 (3)	0.000	0	N.D.	ng/ml
23) Aroclor 1242 (4)	0.000	0	N.D.	ng/ml
24) Aroclor 1242 (5)	0.000	0	N.D.	ng/ml
25) Aroclor 1242 (6)	0.000	0	N.D.	ng/ml
26) Aroclor 1242 - AVE	0.000	0	N.D.	ng/ml
27) Aroclor 1248 (1)	0.000	0	N.D.	ng/ml
28) Aroclor 1248 (2)	0.000	0	N.D.	ng/ml
29) Aroclor 1248 (3)	0.000	0	N.D.	ng/ml
30) Aroclor 1248 (4)	0.000	0	N.D.	ng/ml
31) Aroclor 1248 (5)	0.000	0	N.D.	ng/ml
32) Aroclor 1248 (6)	0.000	0	N.D.	ng/ml
33) Aroclor 1248 - AVE	0.000	0	N.D.	ng/ml
34) Aroclor 1254 (1)	0.000	0	N.D.	ng/ml
35) Aroclor 1254 (2)	0.000	0	N.D.	ng/ml
36) Aroclor 1254 (3)	0.000	0	N.D.	ng/ml
37) Aroclor 1254 (4)	0.000	0	N.D.	ng/ml
38) Aroclor 1254 (5)	0.000	0	N.D.	ng/ml
39) Aroclor 1254 (6)	0.000	0	N.D.	ng/ml
40) Aroclor 1254 - AVE	0.000	0	N.D.	ng/ml
41) Aroclor 1260 (1)	8.144	5080914	482.616	ng/ml
42) Aroclor 1260 (2)	8.351	6152313	482.063	ng/ml
43) Aroclor 1260 (3)	8.583	6540031	493.172	ng/ml
44) Aroclor 1260 (4)	9.066	10496732	496.241	ng/ml
45) Aroclor 1260 (5)	9.325	6070844	496.198	ng/ml
46) Aroclor 1260 (6)	9.891	2392226	490.214	ng/ml
47) Aroclor 1260 - AVE	0.000	0	N.D.	ng/ml

[Handwritten signature]
1/14/20

Data Path : K:\DATA\0A13050\requant\
 Data File : ECD2R009.D
 Signal(s) : ECD2B.CH
 Acq On : 13 Jan 2020 18:43
 Operator : MJB / KAK
 Sample : 0A13050-CAL5
 Misc :
 ALS Vial : 58 Sample Multiplier: 1

Integration File: events.e
 Quant Time: Jan 14 11:04:33 2020
 Quant Method : L:\Methods\RECD2_QUANTPCB_200113.M
 Quant Title : PCB Data Analysis
 QLast Update : Tue Jan 14 09:35:58 2020
 Response via : Initial Calibration
 Integrator: ChemStation 6890 Scale Mode: Small noise peaks clipped

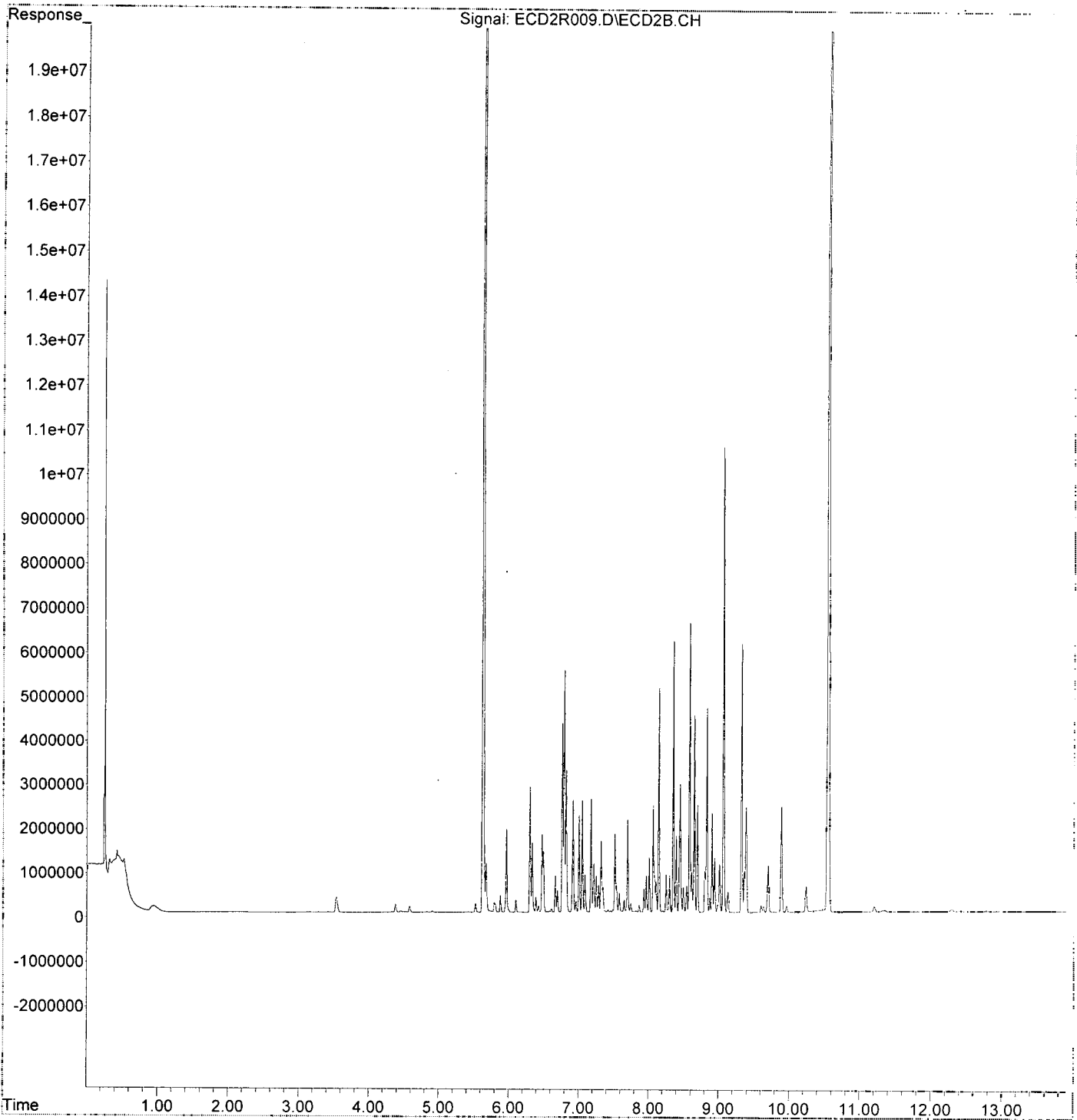
Compound	R.T.	Response	Conc	Units
48) Aroclor 1262 (1)	0.000	0	N.D.	ng/ml
49) Aroclor 1262 (2)	0.000	0	N.D.	ng/ml
50) Aroclor 1262 (3)	0.000	0	N.D.	ng/ml
51) Aroclor 1262 (4)	0.000	0	N.D.	ng/ml
52) Aroclor 1262 (5)	0.000	0	N.D.	ng/ml
53) Aroclor 1262 (6)	0.000	0	N.D.	ng/ml
54) Aroclor 1262 - AVE	0.000	0	N.D.	ng/ml
55) Aroclor 1268 (1)	0.000	0	N.D.	ng/ml
56) Aroclor 1268 (2)	0.000	0	N.D.	ng/ml
57) Aroclor 1268 (3)	0.000	0	N.D.	ng/ml
58) Aroclor 1268 (4)	0.000	0	N.D.	ng/ml
59) Aroclor 1268 (5)	0.000	0	N.D.	ng/ml
60) Aroclor 1268 (6)	0.000	0	N.D.	ng/ml
61) Aroclor 1268 - AVE	0.000	0	N.D.	ng/ml

(f)=RT Delta > 1/2 Window

(m)=manual int.

Data Path : K:\DATA\0A13050\requant\
Data File : ECD2R009.D
Signal(s) : ECD2B.CH
Acq On : 13 Jan 2020 18:43
Operator : MJB / KAK
Sample : 0A13050-CAL5
Misc :
ALS Vial : 58 Sample Multiplier: 1

Integration File: events.e
Quant Time: Jan 14 11:04:33 2020
Quant Method : L:\Methods\RECD2_QUANTPCB_200113.M
Quant Title : PCB Data Analysis
QLast Update : Tue Jan 14 09:35:58 2020
Response via : Initial Calibration
Integrator: ChemStation 6890 Scale Mode: Small noise peaks clipped



Data Path : K:\DATA\0A13050\regquant\
 Data File : ECD2R010.D
 Signal(s) : ECD2B.CH
 Acq On : 13 Jan 2020 19:01
 Operator : MJB / KAK
 Sample : 0A13050-CAL6
 Misc :
 ALS Vial : 59 Sample Multiplier: 1

Integration File: events.e
 Quant Time: Jan 14 11:04:53 2020
 Quant Method : L:\Methods\RECD2_QUANTPCB_200113.M
 Quant Title : PCB Data Analysis
 QLast Update : Tue Jan 14 09:35:58 2020
 Response via : Initial Calibration
 Integrator: ChemStation 6890 Scale Mode: Small noise peaks clipped

Compound	R.T.	Response	Conc	Units
System Monitoring Compounds				
1) S TCMX (S)	5.631	124870409	553.440	ng/ml
62) S DCBP (S)	10.551	58595711	526.828	ng/ml ✓
Target Compounds				
2) Aroclor 1016 (1)	6.300	5624087	909.755	ng/ml
3) Aroclor 1016 (2)	6.790	11025443	963.649	ng/ml
4) Aroclor 1016 (3)	6.917	5145954	960.692	ng/ml
5) Aroclor 1016 (4)	7.004	4338878	878.180	ng/ml
6) Aroclor 1016 (5)	7.048	5224293	942.075	ng/ml
7) Aroclor 1016 (6)	7.173	5149713	901.470	ng/ml
8) Aroclor 1016 - AVE	0.000	0	N.D.	ng/ml
9) Aroclor 1221 (1)	0.000	0	N.D.	ng/ml
10) Aroclor 1221 (2)	0.000	0	N.D.	ng/ml
11) Aroclor 1221 (3)	0.000	0	N.D.	ng/ml
12) Aroclor 1221 - AVE	0.000	0	N.D.	ng/ml
13) Aroclor 1232 (1)	0.000	0	N.D.	ng/ml
14) Aroclor 1232 (2)	0.000	0	N.D.	ng/ml
15) Aroclor 1232 (3)	0.000	0	N.D.	ng/ml
16) Aroclor 1232 (4)	0.000	0	N.D.	ng/ml
17) Aroclor 1232 (5)	0.000	0	N.D.	ng/ml
18) Aroclor 1232 (6)	0.000	0	N.D.	ng/ml
19) Aroclor 1232 - AVE	0.000	0	N.D.	ng/ml
20) Aroclor 1242 (1)	0.000	0	N.D.	ng/ml
21) Aroclor 1242 (2)	0.000	0	N.D.	ng/ml
22) Aroclor 1242 (3)	0.000	0	N.D.	ng/ml
23) Aroclor 1242 (4)	0.000	0	N.D.	ng/ml
24) Aroclor 1242 (5)	0.000	0	N.D.	ng/ml
25) Aroclor 1242 (6)	0.000	0	N.D.	ng/ml
26) Aroclor 1242 - AVE	0.000	0	N.D.	ng/ml
27) Aroclor 1248 (1)	0.000	0	N.D.	ng/ml
28) Aroclor 1248 (2)	0.000	0	N.D.	ng/ml
29) Aroclor 1248 (3)	0.000	0	N.D.	ng/ml
30) Aroclor 1248 (4)	0.000	0	N.D.	ng/ml
31) Aroclor 1248 (5)	0.000	0	N.D.	ng/ml
32) Aroclor 1248 (6)	0.000	0	N.D.	ng/ml
33) Aroclor 1248 - AVE	0.000	0	N.D.	ng/ml
34) Aroclor 1254 (1)	0.000	0	N.D.	ng/ml
35) Aroclor 1254 (2)	0.000	0	N.D.	ng/ml
36) Aroclor 1254 (3)	0.000	0	N.D.	ng/ml
37) Aroclor 1254 (4)	0.000	0	N.D.	ng/ml
38) Aroclor 1254 (5)	0.000	0	N.D.	ng/ml
39) Aroclor 1254 (6)	0.000	0	N.D.	ng/ml
40) Aroclor 1254 - AVE	0.000	0	N.D.	ng/ml
41) Aroclor 1260 (1)	8.143	10123087	961.552	ng/ml
42) Aroclor 1260 (2)	8.350	12298764	963.667	ng/ml
43) Aroclor 1260 (3)	8.582	12961672	977.416	ng/ml
44) Aroclor 1260 (4)	9.066	21886590	1034.706	ng/ml
45) Aroclor 1260 (5)	9.325	12074358	986.892	ng/ml
46) Aroclor 1260 (6)	9.890	4594659	941.536	ng/ml
47) Aroclor 1260 - AVE	0.000	0	N.D.	ng/ml

Handwritten signature
1/14/20

Data Path : K:\DATA\0A13050\requant\
 Data File : ECD2R010.D
 Signal(s) : ECD2B.CH
 Acq On : 13 Jan 2020 19:01
 Operator : MJB / KAK
 Sample : 0A13050-CAL6
 Misc :
 ALS Vial : 59 Sample Multiplier: 1

Integration File: events.e
 Quant Time: Jan 14 11:04:53 2020
 Quant Method : L:\Methods\RECD2_QUANTPCB_200113.M
 Quant Title : PCB Data Analysis
 QLast Update : Tue Jan 14 09:35:58 2020
 Response via : Initial Calibration
 Integrator: ChemStation 6890 Scale Mode: Small noise peaks clipped

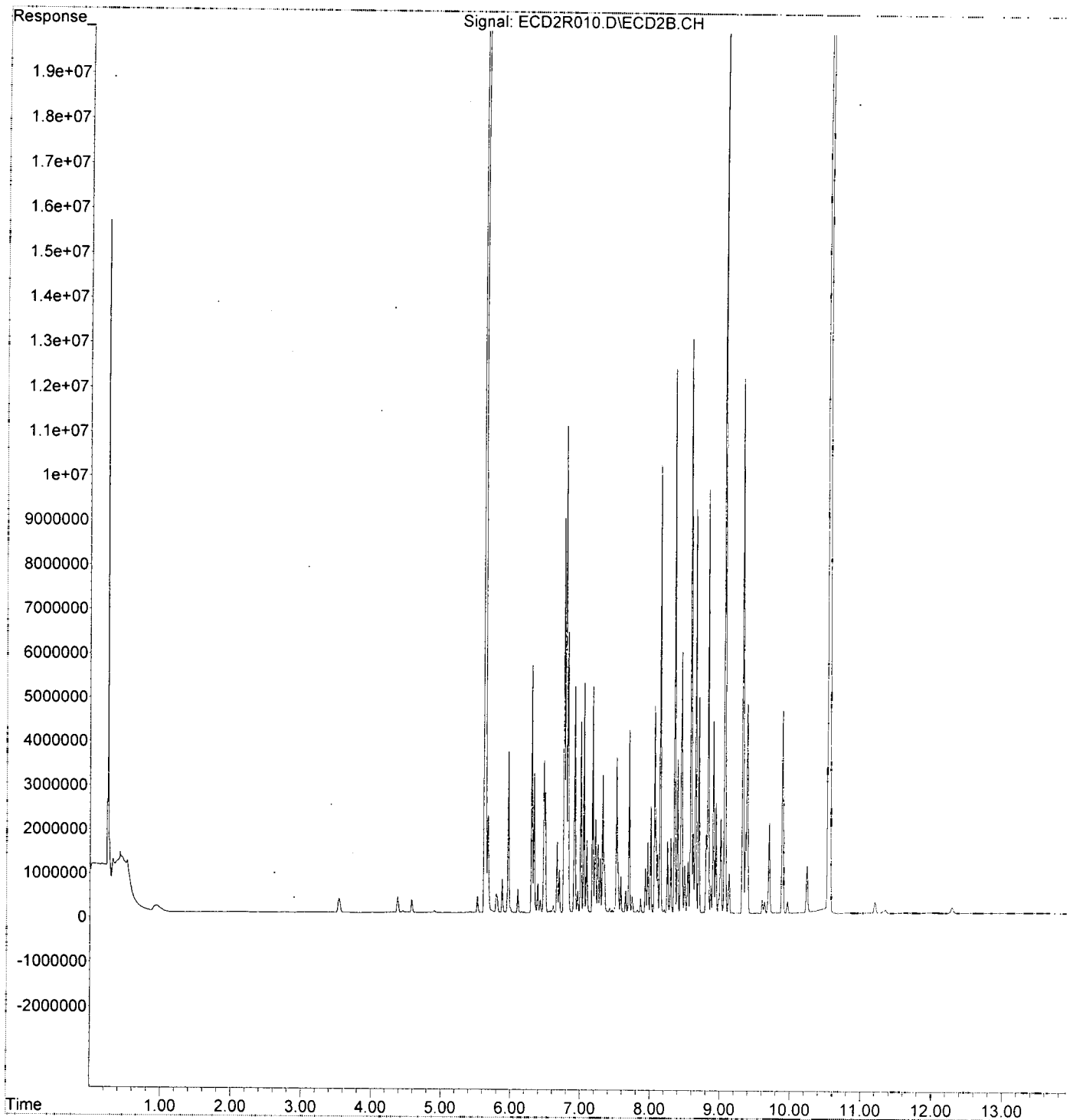
	Compound	R.T.	Response	Conc	Units
48)	Aroclor 1262 (1)	0.000	0	N.D.	ng/ml
49)	Aroclor 1262 (2)	0.000	0	N.D.	ng/ml
50)	Aroclor 1262 (3)	0.000	0	N.D.	ng/ml
51)	Aroclor 1262 (4)	0.000	0	N.D.	ng/ml
52)	Aroclor 1262 (5)	0.000	0	N.D.	ng/ml
53)	Aroclor 1262 (6)	0.000	0	N.D.	ng/ml
54)	Aroclor 1262 - AVE	0.000	0	N.D.	ng/ml
55)	Aroclor 1268 (1)	0.000	0	N.D.	ng/ml
56)	Aroclor 1268 (2)	0.000	0	N.D.	ng/ml
57)	Aroclor 1268 (3)	0.000	0	N.D.	ng/ml
58)	Aroclor 1268 (4)	0.000	0	N.D.	ng/ml
59)	Aroclor 1268 (5)	0.000	0	N.D.	ng/ml
60)	Aroclor 1268 (6)	0.000	0	N.D.	ng/ml
61)	Aroclor 1268 - AVE	0.000	0	N.D.	ng/ml

(f)=RT Delta > 1/2 Window

(m)=manual int.

Data Path : K:\DATA\0A13050\requant\
Data File : ECD2R010.D
Signal(s) : ECD2B.CH
Acq On : 13 Jan 2020 19:01
Operator : MJB / KAK
Sample : 0A13050-CAL6
Misc :
ALS Vial : 59 Sample Multiplier: 1

Integration File: events.e
Quant Time: Jan 14 11:04:53 2020
Quant Method : L:\Methods\RECD2_QUANTPCB_200113.M
Quant Title : PCB Data Analysis
QLast Update : Tue Jan 14 09:35:58 2020
Response via : Initial Calibration
Integrator: ChemStation 6890 Scale Mode: Small noise peaks clipped



Data Path : K:\DATA\0A13050\quant
 Data File : ECD2R011.D
 Signal(s) : ECD2B.CH
 Acq On : 13 Jan 2020 19:18
 Operator : MJB / KAK
 Sample : 0A13050-CAL7
 Misc :
 ALS Vial : 60 Sample Multiplier: 1

Integration File: events.e
 Quant Time: Jan 14 11:05:13 2020
 Quant Method : L:\Methods\RECD2_QUANTPCB_200113.M
 Quant Title : PCB Data Analysis
 QLast Update : Tue Jan 14 09:35:58 2020
 Response via : Initial Calibration
 Integrator: ChemStation 6890 Scale Mode: Small noise peaks clipped

Compound	R.T.	Response	Conc	Units
System Monitoring Compounds				
1) S TCMX (S)	5.633	194842413	863.564	ng/ml
62) S DCBP (S)	10.553	101081415	908.812	ng/ml ✓
Target Compounds				
2) Aroclor 1016 (1)	6.300	8229290	1331.173	ng/ml
3) Aroclor 1016 (2)	6.791	15844863	1384.877	ng/ml
4) Aroclor 1016 (3)	6.917	7443643	1389.645	ng/ml
5) Aroclor 1016 (4)	7.004	6442401	1303.929	ng/ml
6) Aroclor 1016 (5)	7.049	7076827	1276.135	ng/ml
7) Aroclor 1016 (6)	7.174	7407214	1296.650	ng/ml
8) Aroclor 1016 - AVE	0.000	0	N.D.	ng/ml
9) Aroclor 1221 (1)	0.000	0	N.D.	ng/ml
10) Aroclor 1221 (2)	0.000	0	N.D.	ng/ml
11) Aroclor 1221 (3)	0.000	0	N.D.	ng/ml
12) Aroclor 1221 - AVE	0.000	0	N.D.	ng/ml
13) Aroclor 1232 (1)	0.000	0	N.D.	ng/ml
14) Aroclor 1232 (2)	0.000	0	N.D.	ng/ml
15) Aroclor 1232 (3)	0.000	0	N.D.	ng/ml
16) Aroclor 1232 (4)	0.000	0	N.D.	ng/ml
17) Aroclor 1232 (5)	0.000	0	N.D.	ng/ml
18) Aroclor 1232 (6)	0.000	0	N.D.	ng/ml
19) Aroclor 1232 - AVE	0.000	0	N.D.	ng/ml
20) Aroclor 1242 (1)	0.000	0	N.D.	ng/ml
21) Aroclor 1242 (2)	0.000	0	N.D.	ng/ml
22) Aroclor 1242 (3)	0.000	0	N.D.	ng/ml
23) Aroclor 1242 (4)	0.000	0	N.D.	ng/ml
24) Aroclor 1242 (5)	0.000	0	N.D.	ng/ml
25) Aroclor 1242 (6)	0.000	0	N.D.	ng/ml
26) Aroclor 1242 - AVE	0.000	0	N.D.	ng/ml
27) Aroclor 1248 (1)	0.000	0	N.D.	ng/ml
28) Aroclor 1248 (2)	0.000	0	N.D.	ng/ml
29) Aroclor 1248 (3)	0.000	0	N.D.	ng/ml
30) Aroclor 1248 (4)	0.000	0	N.D.	ng/ml
31) Aroclor 1248 (5)	0.000	0	N.D.	ng/ml
32) Aroclor 1248 (6)	0.000	0	N.D.	ng/ml
33) Aroclor 1248 - AVE	0.000	0	N.D.	ng/ml
34) Aroclor 1254 (1)	0.000	0	N.D.	ng/ml
35) Aroclor 1254 (2)	0.000	0	N.D.	ng/ml
36) Aroclor 1254 (3)	0.000	0	N.D.	ng/ml
37) Aroclor 1254 (4)	0.000	0	N.D.	ng/ml
38) Aroclor 1254 (5)	0.000	0	N.D.	ng/ml
39) Aroclor 1254 (6)	0.000	0	N.D.	ng/ml
40) Aroclor 1254 - AVE	0.000	0	N.D.	ng/ml
41) Aroclor 1260 (1)	8.144	14548054	1381.862	ng/ml
42) Aroclor 1260 (2)	8.351	17676726	1385.056	ng/ml
43) Aroclor 1260 (3)	8.583	18285536	1378.879	ng/ml
44) Aroclor 1260 (4)	9.067	32592843	1540.853	ng/ml
45) Aroclor 1260 (5)	9.325	17701773	1446.846	ng/ml
46) Aroclor 1260 (6)	9.891	6885880	1411.053	ng/ml
47) Aroclor 1260 - AVE	0.000	0	N.D.	ng/ml

[Handwritten signature]
1/14/20

Data Path : K:\DATA\0A13050\requant\
 Data File : ECD2R011.D
 Signal(s) : ECD2B.CH
 Acq On : 13 Jan 2020 19:18
 Operator : MJB / KAK
 Sample : 0A13050-CAL7
 Misc :
 ALS Vial : 60 Sample Multiplier: 1

Integration File: events.e
 Quant Time: Jan 14 11:05:13 2020
 Quant Method : L:\Methods\RECD2_QUANTPCB_200113.M
 Quant Title : PCB Data Analysis
 QLast Update : Tue Jan 14 09:35:58 2020
 Response via : Initial Calibration
 Integrator: ChemStation 6890 Scale Mode: Small noise peaks clipped

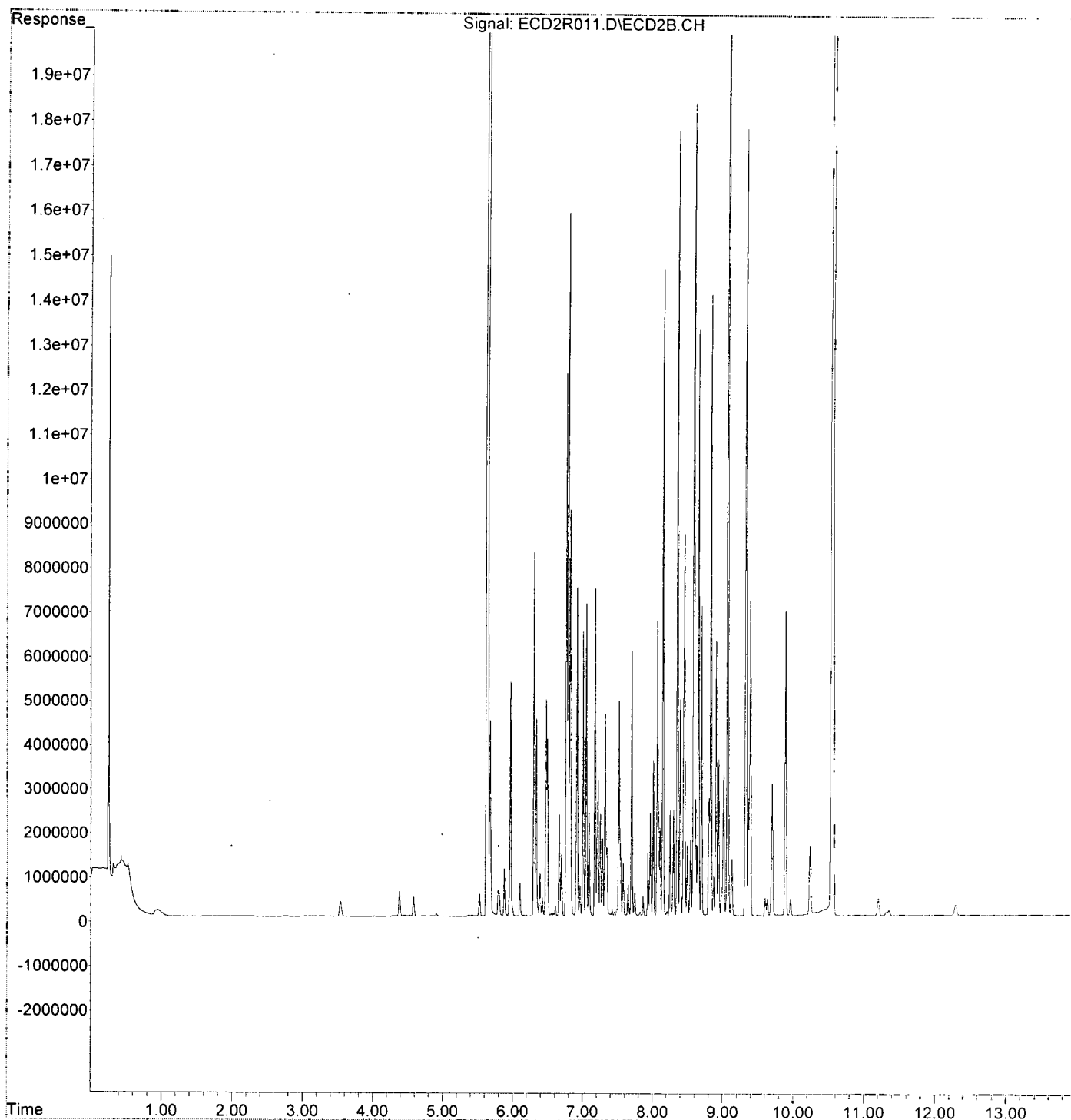
Compound	R.T.	Response	Conc	Units
48) Aroclor 1262 (1)	0.000	0	N.D.	ng/mld
49) Aroclor 1262 (2)	0.000	0	N.D.	ng/mld
50) Aroclor 1262 (3)	0.000	0	N.D.	ng/mld
51) Aroclor 1262 (4)	0.000	0	N.D.	ng/mld
52) Aroclor 1262 (5)	0.000	0	N.D.	ng/mld
53) Aroclor 1262 (6)	0.000	0	N.D.	ng/mld
54) Aroclor 1262 - AVE	0.000	0	N.D.	ng/mld
55) Aroclor 1268 (1)	0.000	0	N.D.	ng/mld
56) Aroclor 1268 (2)	0.000	0	N.D.	ng/mld
57) Aroclor 1268 (3)	0.000	0	N.D.	ng/mld
58) Aroclor 1268 (4)	0.000	0	N.D.	ng/mld
59) Aroclor 1268 (5)	0.000	0	N.D.	ng/mld
60) Aroclor 1268 (6)	0.000	0	N.D.	ng/mld
61) Aroclor 1268 - AVE	0.000	0	N.D.	ng/mld

(f)=RT Delta > 1/2 Window

(m)=manual int.

Data Path : K:\DATA\0A13050\requant\
Data File : ECD2R011.D
Signal(s) : ECD2B.CH
Acq On : 13 Jan 2020 19:18
Operator : MJB / KAK
Sample : 0A13050-CAL7
Misc :
ALS Vial : 60 Sample Multiplier: 1

Integration File: events.e
Quant Time: Jan 14 11:05:13 2020
Quant Method : L:\Methods\RECD2_QUANTPCB_200113.M
Quant Title : PCB Data Analysis
QLast Update : Tue Jan 14 09:35:58 2020
Response via : Initial Calibration
Integrator: ChemStation 6890 Scale Mode: Small noise peaks clipped



Data Path : K:\DATA\0A13050\
 Data File : ECD2R005.D
 Signal(s) : ECD2B.CH
 Acq On : 13 Jan 2020 17:33
 Operator : MJB / KAK
 Sample : 0A13050-CAL1
 Misc :
 ALS Vial : 54 Sample Multiplier: 1

Integration File: events.e
 Quant Time: Jan 14 08:55:45 2020
 Quant Method : L:\Methods\RECD2_QUANTPCB_200113.M
 Quant Title : PCB Data Analysis
 QLast Update : Fri Oct 25 14:23:20 2019
 Response via : Initial Calibration
 Integrator: ChemStation 6890 Scale Mode: Small noise peaks clipped

[Handwritten Signature]
 1/14/20

Compound	R.T.	Response	Conc Units

System Monitoring Compounds			
1) S TCMX (S)	5.628	2095506	7.988 ng/ml
62) S DCBP (S)	10.551	1070638	7.294 ng/ml
Target Compounds			
2) Aroclor 1016 (1)	6.300	145279	16.355 ng/ml
3) Aroclor 1016 (2)	6.790	249458	15.245 ng/ml
4) Aroclor 1016 (3)	6.917	116035	15.753 ng/ml
5) Aroclor 1016 (4)	7.004	117409	15.744 ng/ml
6) Aroclor 1016 (5)	7.049	131375	15.922 ng/ml
7) Aroclor 1016 (6)	7.174	135212	16.427 ng/ml
8) Aroclor 1016 - AVE	0.000	0	N.D. ng/ml
9) Aroclor 1221 (1)	0.000	0	N.D. ng/ml
10) Aroclor 1221 (2)	0.000	0	N.D. ng/ml
11) Aroclor 1221 (3)	0.000	0	N.D. ng/ml
12) Aroclor 1221 - AVE	0.000	0	N.D. ng/ml
13) Aroclor 1232 (1)	0.000	0	N.D. ng/ml
14) Aroclor 1232 (2)	0.000	0	N.D. ng/ml
15) Aroclor 1232 (3)	0.000	0	N.D. ng/ml
16) Aroclor 1232 (4)	0.000	0	N.D. ng/ml
17) Aroclor 1232 (5)	0.000	0	N.D. ng/ml
18) Aroclor 1232 (6)	0.000	0	N.D. ng/ml
19) Aroclor 1232 - AVE	0.000	0	N.D. ng/ml
20) Aroclor 1242 (1)	0.000	0	N.D. ng/ml
21) Aroclor 1242 (2)	0.000	0	N.D. ng/ml
22) Aroclor 1242 (3)	0.000	0	N.D. ng/ml
23) Aroclor 1242 (4)	0.000	0	N.D. ng/ml
24) Aroclor 1242 (5)	0.000	0	N.D. ng/ml
25) Aroclor 1242 (6)	0.000	0	N.D. ng/ml
26) Aroclor 1242 - AVE	0.000	0	N.D. ng/ml
27) Aroclor 1248 (1)	0.000	0	N.D. ng/ml
28) Aroclor 1248 (2)	0.000	0	N.D. ng/ml
29) Aroclor 1248 (3)	0.000	0	N.D. ng/ml
30) Aroclor 1248 (4)	0.000	0	N.D. ng/ml
31) Aroclor 1248 (5)	0.000	0	N.D. ng/ml
32) Aroclor 1248 (6)	0.000	0	N.D. ng/ml
33) Aroclor 1248 - AVE	0.000	0	N.D. ng/ml
34) Aroclor 1254 (1)	0.000	0	N.D. ng/ml
35) Aroclor 1254 (2)	0.000	0	N.D. ng/ml
36) Aroclor 1254 (3)	0.000	0	N.D. ng/ml
37) Aroclor 1254 (4)	0.000	0	N.D. ng/ml
38) Aroclor 1254 (5)	0.000	0	N.D. ng/ml
39) Aroclor 1254 (6)	0.000	0	N.D. ng/ml
40) Aroclor 1254 - AVE	0.000	0	N.D. ng/ml
41) Aroclor 1260 (1)	8.144	236430	14.980 ng/ml
42) Aroclor 1260 (2)	8.351	280991	14.356 ng/ml
43) Aroclor 1260 (3)	8.582	282360	14.025 ng/ml
44) Aroclor 1260 (4)	9.067	414593	13.397 ng/ml
45) Aroclor 1260 (5)	9.325	257901	14.410 ng/ml
46) Aroclor 1260 (6)	9.891	102375	14.840 ng/ml
47) Aroclor 1260 - AVE	0.000	0	N.D. ng/ml

Data Path : K:\DATA\0A13050\
 Data File : ECD2R005.D
 Signal(s) : ECD2B.CH
 Acq On : 13 Jan 2020 17:33
 Operator : MJB / KAK
 Sample : 0A13050-CAL1
 Misc :
 ALS Vial : 54 Sample Multiplier: 1

Integration File: events.e
 Quant Time: Jan 14 08:55:45 2020
 Quant Method : L:\Methods\RECD2_QUANTPCB_200113.M
 Quant Title : PCB Data Analysis
 QLast Update : Fri Oct 25 14:23:20 2019
 Response via : Initial Calibration
 Integrator: ChemStation 6890 Scale Mode: Small noise peaks clipped

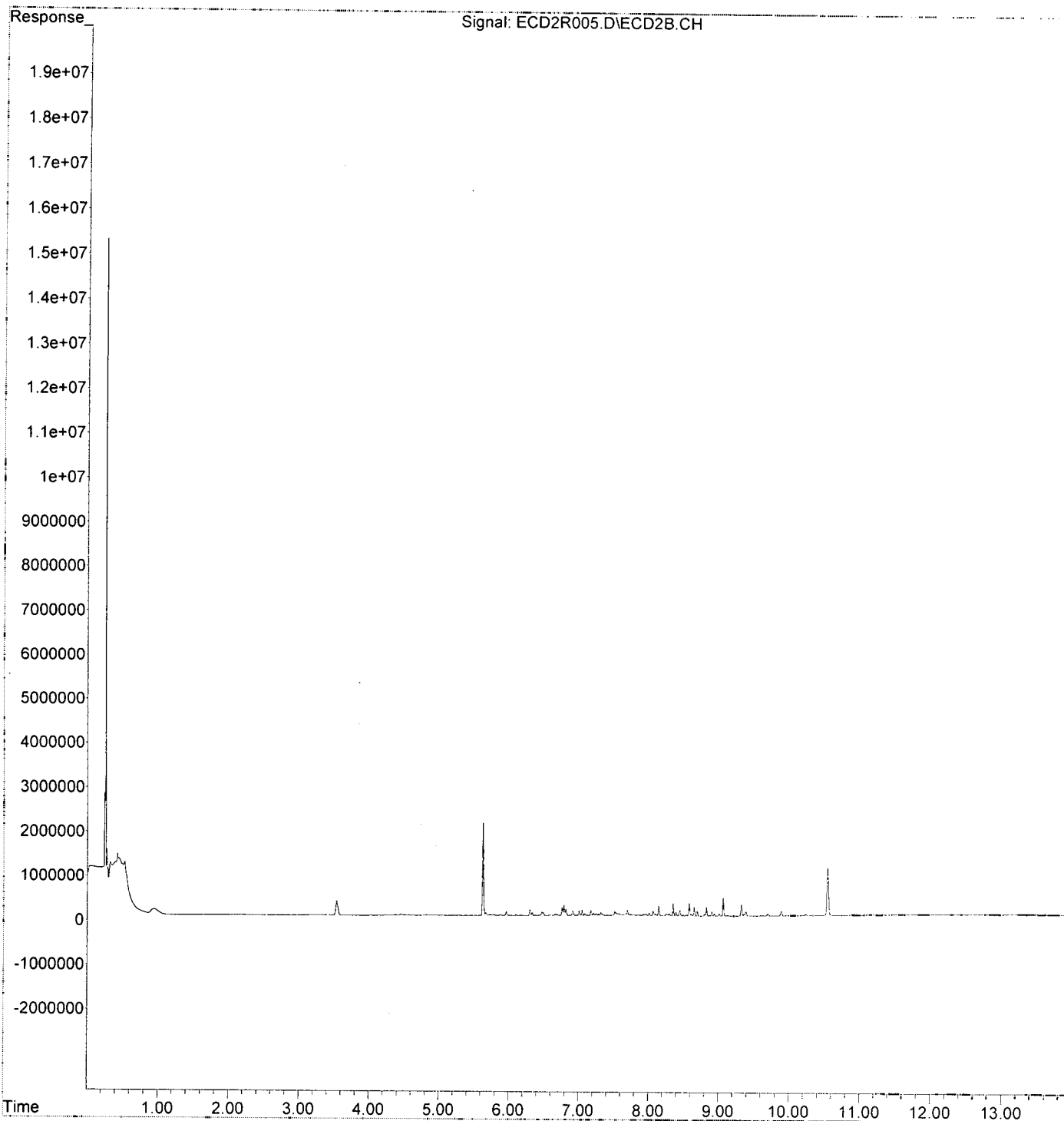
	Compound	R.T.	Response	Conc	Units
48)	Aroclor 1262 (1)	0.000	0	N.D.	ng/ml
49)	Aroclor 1262 (2)	0.000	0	N.D.	ng/ml
50)	Aroclor 1262 (3)	0.000	0	N.D.	ng/ml
51)	Aroclor 1262 (4)	0.000	0	N.D.	ng/ml
52)	Aroclor 1262 (5)	0.000	0	N.D.	ng/ml
53)	Aroclor 1262 (6)	0.000	0	N.D.	ng/ml
54)	Aroclor 1262 - AVE	0.000	0	N.D.	ng/ml
55)	Aroclor 1268 (1)	0.000	0	N.D.	ng/ml
56)	Aroclor 1268 (2)	0.000	0	N.D.	ng/ml
57)	Aroclor 1268 (3)	0.000	0	N.D.	ng/ml
58)	Aroclor 1268 (4)	0.000	0	N.D.	ng/ml
59)	Aroclor 1268 (5)	0.000	0	N.D.	ng/ml
60)	Aroclor 1268 (6)	0.000	0	N.D.	ng/ml
61)	Aroclor 1268 - AVE	0.000	0	N.D.	ng/ml

(f)=RT Delta > 1/2 Window

(m)=manual int.

Data Path : K:\DATA\0A13050\
Data File : ECD2R005.D
Signal(s) : ECD2B.CH
Acq On : 13 Jan 2020 17:33
Operator : MJB / KAK
Sample : 0A13050-CAL1
Misc :
ALS Vial : 54 Sample Multiplier: 1

Integration File: events.e
Quant Time: Jan 14 08:55:45 2020
Quant Method : L:\Methods\RECD2_QUANTPCB_200113.M
Quant Title : PCB Data Analysis
QLast Update : Fri Oct 25 14:23:20 2019
Response via : Initial Calibration
Integrator: ChemStation 6890 Scale Mode: Small noise peaks clipped



Data Path : K:\DATA\0A13050\
 Data File : ECD2R006.D
 Signal(s) : ECD2B.CH
 Acq On : 13 Jan 2020 17:50
 Operator : MJB / KAK
 Sample : 0A13050-CAL2
 Misc :
 ALS Vial : 55 Sample Multiplier: 1

Integration File: events.e
 Quant Time: Jan 14 09:01:01 2020
 Quant Method : L:\Methods\RECD2_QUANTPCB_200113.M
 Quant Title : PCB Data Analysis
 QLast Update : Fri Oct 25 14:23:20 2019
 Response via : Initial Calibration
 Integrator: ChemStation 6890 Scale Mode: Small noise peaks clipped

[Handwritten signature]
 1/14/20

Compound	R.T.	Response	Conc Units
System Monitoring Compounds			
1) S TCMX (S)	5.628	5312749	20.252 ng/ml
62) S DCBP (S)	10.550	2755983	18.775 ng/ml
Target Compounds			
2) Aroclor 1016 (1)	6.300	343821	38.705 ng/ml
3) Aroclor 1016 (2)	6.790	597996	36.545 ng/ml
4) Aroclor 1016 (3)	6.917	290069	39.380 ng/ml
5) Aroclor 1016 (4)	7.004	278534	37.350 ng/ml
6) Aroclor 1016 (5)	7.048	307931	37.320 ng/ml
7) Aroclor 1016 (6)	7.174	315508	38.331 ng/ml
8) Aroclor 1016 - AVE	0.000	0	N.D. ng/ml
9) Aroclor 1221 (1)	0.000	0	N.D. ng/ml
10) Aroclor 1221 (2)	0.000	0	N.D. ng/ml
11) Aroclor 1221 (3)	0.000	0	N.D. ng/ml
12) Aroclor 1221 - AVE	0.000	0	N.D. ng/ml
13) Aroclor 1232 (1)	0.000	0	N.D. ng/ml
14) Aroclor 1232 (2)	0.000	0	N.D. ng/ml
15) Aroclor 1232 (3)	0.000	0	N.D. ng/ml
16) Aroclor 1232 (4)	0.000	0	N.D. ng/ml
17) Aroclor 1232 (5)	0.000	0	N.D. ng/ml
18) Aroclor 1232 (6)	0.000	0	N.D. ng/ml
19) Aroclor 1232 - AVE	0.000	0	N.D. ng/ml
20) Aroclor 1242 (1)	0.000	0	N.D. ng/ml
21) Aroclor 1242 (2)	0.000	0	N.D. ng/ml
22) Aroclor 1242 (3)	0.000	0	N.D. ng/ml
23) Aroclor 1242 (4)	0.000	0	N.D. ng/ml
24) Aroclor 1242 (5)	0.000	0	N.D. ng/ml
25) Aroclor 1242 (6)	0.000	0	N.D. ng/ml
26) Aroclor 1242 - AVE	0.000	0	N.D. ng/ml
27) Aroclor 1248 (1)	0.000	0	N.D. ng/ml
28) Aroclor 1248 (2)	0.000	0	N.D. ng/ml
29) Aroclor 1248 (3)	0.000	0	N.D. ng/ml
30) Aroclor 1248 (4)	0.000	0	N.D. ng/ml
31) Aroclor 1248 (5)	0.000	0	N.D. ng/ml
32) Aroclor 1248 (6)	0.000	0	N.D. ng/ml
33) Aroclor 1248 - AVE	0.000	0	N.D. ng/ml
34) Aroclor 1254 (1)	0.000	0	N.D. ng/ml
35) Aroclor 1254 (2)	0.000	0	N.D. ng/ml
36) Aroclor 1254 (3)	0.000	0	N.D. ng/ml
37) Aroclor 1254 (4)	0.000	0	N.D. ng/ml
38) Aroclor 1254 (5)	0.000	0	N.D. ng/ml
39) Aroclor 1254 (6)	0.000	0	N.D. ng/ml
40) Aroclor 1254 - AVE	0.000	0	N.D. ng/ml
41) Aroclor 1260 (1)	8.144	540959	34.275 ng/ml
42) Aroclor 1260 (2)	8.350	656411	33.635 ng/ml
43) Aroclor 1260 (3)	8.582	674172	33.487 ng/ml
44) Aroclor 1260 (4)	9.066	1047953	38.864 ng/ml
45) Aroclor 1260 (5)	9.325	608364	33.992 ng/ml
46) Aroclor 1260 (6)	9.891	261903	37.965 ng/ml
47) Aroclor 1260 - AVE	0.000	0	N.D. ng/ml

Data Path : K:\DATA\0A13050\
 Data File : ECD2R006.D
 Signal(s) : ECD2B.CH
 Acq On : 13 Jan 2020 17:50
 Operator : MJB / KAK
 Sample : 0A13050-CAL2
 Misc :
 ALS Vial : 55 Sample Multiplier: 1

Integration File: events.e
 Quant Time: Jan 14 09:01:01 2020
 Quant Method : L:\Methods\RECD2_QUANTPCB_200113.M
 Quant Title : PCB Data Analysis
 QLast Update : Fri Oct 25 14:23:20 2019
 Response via : Initial Calibration
 Integrator: ChemStation 6890 Scale Mode: Small noise peaks clipped

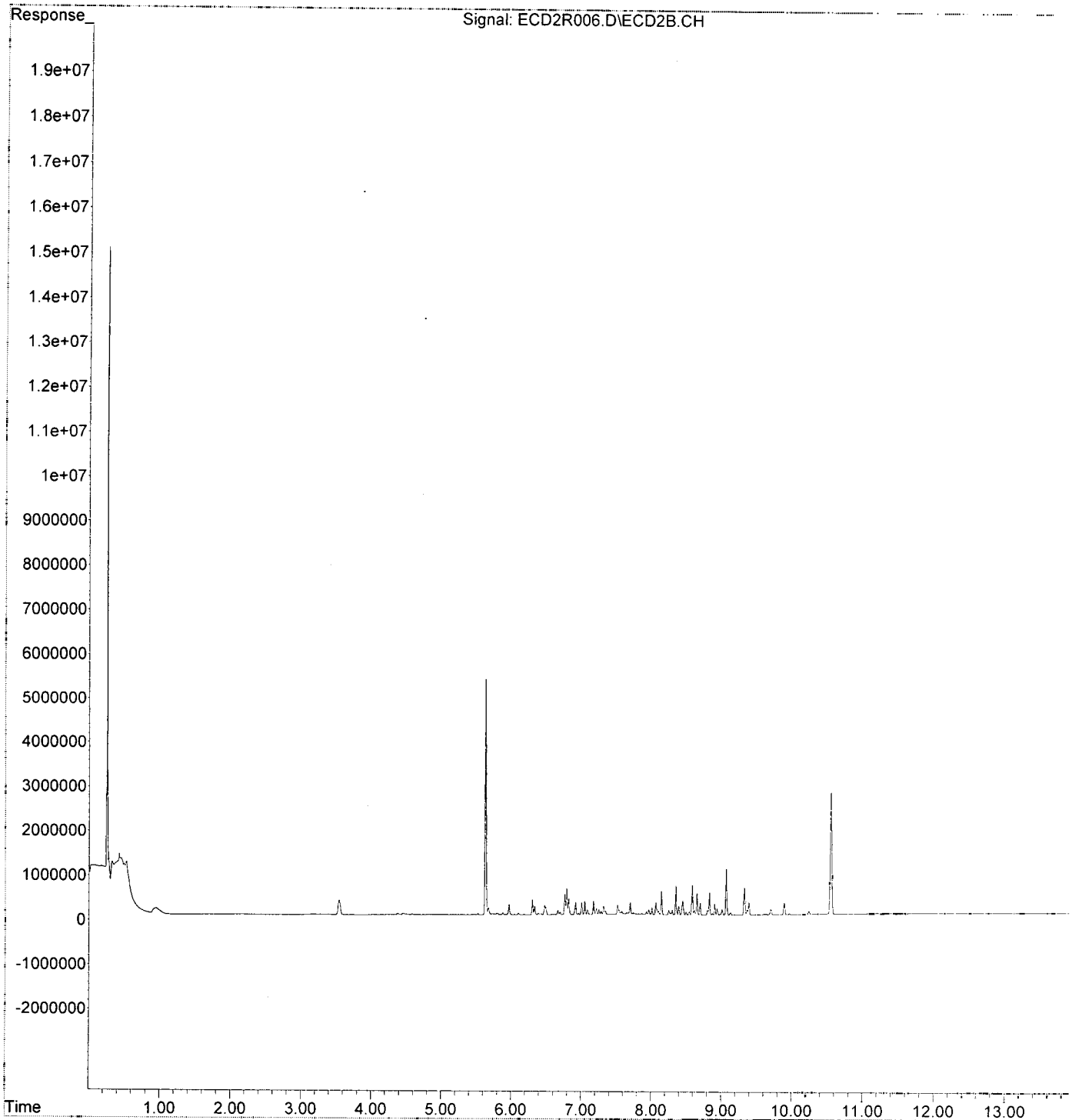
Compound	R.T.	Response	Conc	Units
48) Aroclor 1262 (1)	0.000	0	N.D.	ng/ml
49) Aroclor 1262 (2)	0.000	0	N.D.	ng/ml
50) Aroclor 1262 (3)	0.000	0	N.D.	ng/ml
51) Aroclor 1262 (4)	0.000	0	N.D.	ng/ml
52) Aroclor 1262 (5)	0.000	0	N.D.	ng/ml
53) Aroclor 1262 (6)	0.000	0	N.D.	ng/ml
54) Aroclor 1262 - AVE	0.000	0	N.D.	ng/ml
55) Aroclor 1268 (1)	0.000	0	N.D.	ng/ml
56) Aroclor 1268 (2)	0.000	0	N.D.	ng/ml
57) Aroclor 1268 (3)	0.000	0	N.D.	ng/ml
58) Aroclor 1268 (4)	0.000	0	N.D.	ng/ml
59) Aroclor 1268 (5)	0.000	0	N.D.	ng/ml
60) Aroclor 1268 (6)	0.000	0	N.D.	ng/ml
61) Aroclor 1268 - AVE	0.000	0	N.D.	ng/ml

(f)=RT Delta > 1/2 Window

(m)=manual int.

Data Path : K:\DATA\0A13050\
Data File : ECD2R006.D
Signal(s) : ECD2B.CH
Acq On : 13 Jan 2020 17:50
Operator : MJB / KAK
Sample : 0A13050-CAL2
Misc :
ALS Vial : 55 Sample Multiplier: 1

Integration File: events.e
Quant Time: Jan 14 09:01:01 2020
Quant Method : L:\Methods\RECD2_QUANTPCB_200113.M
Quant Title : PCB Data Analysis
QLast Update : Fri Oct 25 14:23:20 2019
Response via : Initial Calibration
Integrator: ChemStation 6890 Scale Mode: Small noise peaks clipped



Data Path : K:\DATA\0A13050\
 Data File : ECD2R007.D
 Signal(s) : ECD2B.CH
 Acq On : 13 Jan 2020 18:08
 Operator : MJB / KAK
 Sample : 0A13050-CAL3
 Misc :
 ALS Vial : 56 Sample Multiplier: 1

Integration File: events.e
 Quant Time: Jan 14 09:01:21 2020
 Quant Method : L:\Methods\RECD2_QUANTPCB_200113.M
 Quant Title : PCB Data Analysis
 QLast Update : Fri Oct 25 14:23:20 2019
 Response via : Initial Calibration
 Integrator: ChemStation 6890 Scale Mode: Small noise peaks clipped

Handwritten signature
 1/14/20

Compound	R.T.	Response	Conc Units
System Monitoring Compounds			
1) S TCMX (S)	5.628	11084215	42.253 ng/ml
62) S DCBP (S)	10.550	5396453	36.763 ng/ml
Target Compounds			
2) Aroclor 1016 (1)	6.300	639728	72.016 ng/ml
3) Aroclor 1016 (2)	6.790	1142660	69.831 ng/ml
4) Aroclor 1016 (3)	6.917	536991	72.903 ng/ml
5) Aroclor 1016 (4)	7.003	519409	69.651 ng/ml
6) Aroclor 1016 (5)	7.048	569313	68.999 ng/ml
7) Aroclor 1016 (6)	7.174	588135	71.453 ng/ml
8) Aroclor 1016 - AVE	0.000	0	N.D. ng/ml
9) Aroclor 1221 (1)	0.000	0	N.D. ng/ml
10) Aroclor 1221 (2)	0.000	0	N.D. ng/ml
11) Aroclor 1221 (3)	0.000	0	N.D. ng/ml
12) Aroclor 1221 - AVE	0.000	0	N.D. ng/ml
13) Aroclor 1232 (1)	0.000	0	N.D. ng/ml
14) Aroclor 1232 (2)	0.000	0	N.D. ng/ml
15) Aroclor 1232 (3)	0.000	0	N.D. ng/ml
16) Aroclor 1232 (4)	0.000	0	N.D. ng/ml
17) Aroclor 1232 (5)	0.000	0	N.D. ng/ml
18) Aroclor 1232 (6)	0.000	0	N.D. ng/ml
19) Aroclor 1232 - AVE	0.000	0	N.D. ng/ml
20) Aroclor 1242 (1)	0.000	0	N.D. ng/ml
21) Aroclor 1242 (2)	0.000	0	N.D. ng/ml
22) Aroclor 1242 (3)	0.000	0	N.D. ng/ml
23) Aroclor 1242 (4)	0.000	0	N.D. ng/ml
24) Aroclor 1242 (5)	0.000	0	N.D. ng/ml
25) Aroclor 1242 (6)	0.000	0	N.D. ng/ml
26) Aroclor 1242 - AVE	0.000	0	N.D. ng/ml
27) Aroclor 1248 (1)	0.000	0	N.D. ng/ml
28) Aroclor 1248 (2)	0.000	0	N.D. ng/ml
29) Aroclor 1248 (3)	0.000	0	N.D. ng/ml
30) Aroclor 1248 (4)	0.000	0	N.D. ng/ml
31) Aroclor 1248 (5)	0.000	0	N.D. ng/ml
32) Aroclor 1248 (6)	0.000	0	N.D. ng/ml
33) Aroclor 1248 - AVE	0.000	0	N.D. ng/ml
34) Aroclor 1254 (1)	0.000	0	N.D. ng/ml
35) Aroclor 1254 (2)	0.000	0	N.D. ng/ml
36) Aroclor 1254 (3)	0.000	0	N.D. ng/ml
37) Aroclor 1254 (4)	0.000	0	N.D. ng/ml
38) Aroclor 1254 (5)	0.000	0	N.D. ng/ml
39) Aroclor 1254 (6)	0.000	0	N.D. ng/ml
40) Aroclor 1254 - AVE	0.000	0	N.D. ng/ml
41) Aroclor 1260 (1)	8.143	1060465	67.191 ng/ml
42) Aroclor 1260 (2)	8.351	1321460	67.572 ng/ml
43) Aroclor 1260 (3)	8.582	1327338	65.831 ng/ml
44) Aroclor 1260 (4)	9.066	2051063	66.278 ng/ml
45) Aroclor 1260 (5)	9.325	1220407	68.190 ng/ml
46) Aroclor 1260 (6)	9.890	478851	69.413 ng/ml
47) Aroclor 1260 - AVE	0.000	0	N.D. ng/ml

Data Path : K:\DATA\0A13050\
 Data File : ECD2R007.D
 Signal(s) : ECD2B.CH
 Acq On : 13 Jan 2020 18:08
 Operator : MJB / KAK
 Sample : 0A13050-CAL3
 Misc :
 ALS Vial : 56 Sample Multiplier: 1

Integration File: events.e
 Quant Time: Jan 14 09:01:21 2020
 Quant Method : L:\Methods\RECD2_QUANTPCB_200113.M
 Quant Title : PCB Data Analysis
 QLast Update : Fri Oct 25 14:23:20 2019
 Response via : Initial Calibration
 Integrator: ChemStation 6890 Scale Mode: Small noise peaks clipped

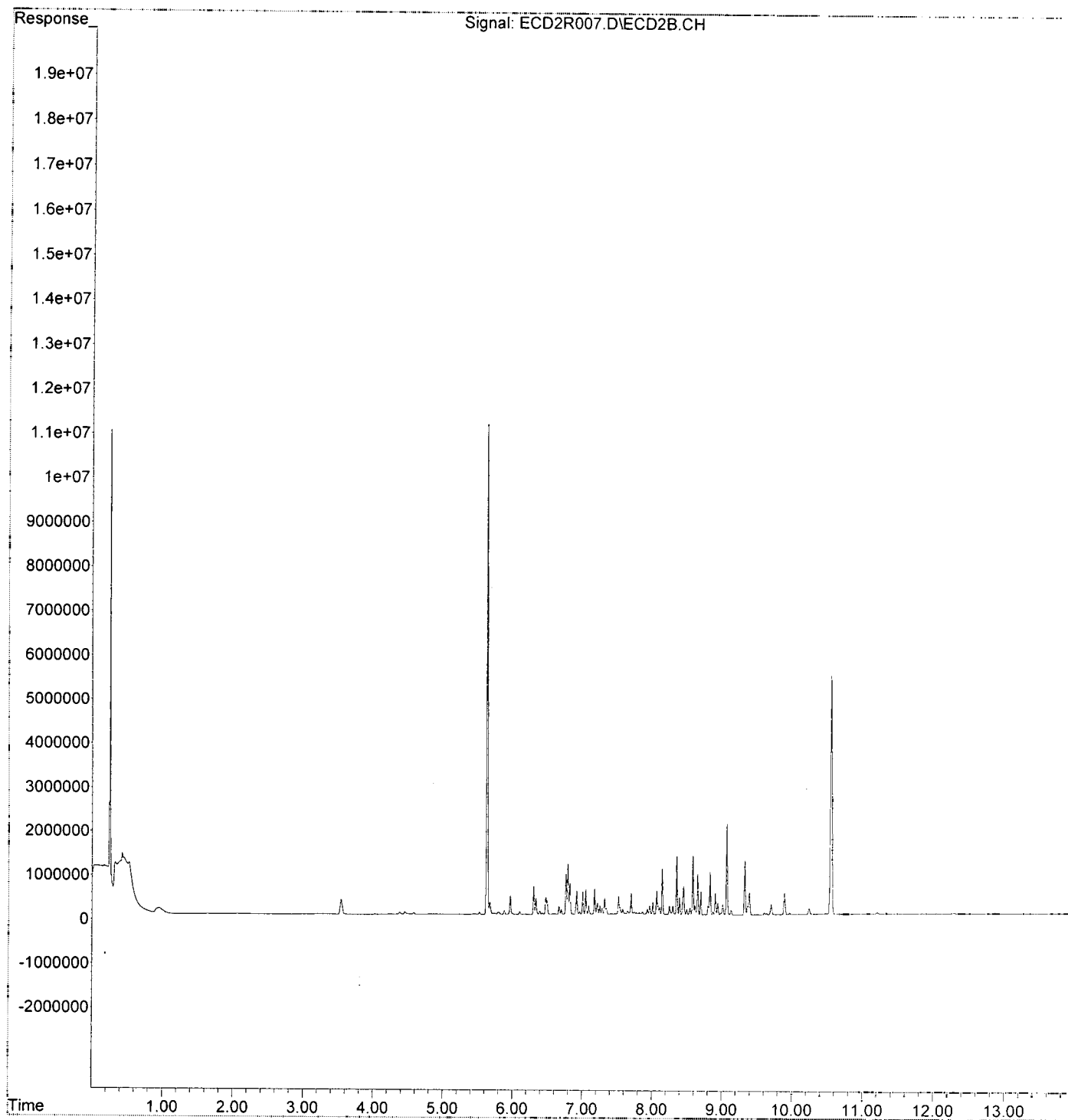
Compound	R.T.	Response	Conc	Units
48) Aroclor 1262 (1)	0.000	0	N.D.	ng/ml
49) Aroclor 1262 (2)	0.000	0	N.D.	ng/ml
50) Aroclor 1262 (3)	0.000	0	N.D.	ng/ml
51) Aroclor 1262 (4)	0.000	0	N.D.	ng/ml
52) Aroclor 1262 (5)	0.000	0	N.D.	ng/ml
53) Aroclor 1262 (6)	0.000	0	N.D.	ng/ml
54) Aroclor 1262 - AVE	0.000	0	N.D.	ng/ml
55) Aroclor 1268 (1)	0.000	0	N.D.	ng/ml
56) Aroclor 1268 (2)	0.000	0	N.D.	ng/ml
57) Aroclor 1268 (3)	0.000	0	N.D.	ng/ml
58) Aroclor 1268 (4)	0.000	0	N.D.	ng/ml
59) Aroclor 1268 (5)	0.000	0	N.D.	ng/ml
60) Aroclor 1268 (6)	0.000	0	N.D.	ng/ml
61) Aroclor 1268 - AVE	0.000	0	N.D.	ng/ml

(f)=RT Delta > 1/2 Window

(m)=manual int.

Data Path : K:\DATA\0A13050\
 Data File : ECD2R007.D
 Signal(s) : ECD2B.CH
 Acq On : 13 Jan 2020 18:08
 Operator : MJB / KAK
 Sample : 0A13050-CAL3
 Misc :
 ALS Vial : 56 Sample Multiplier: 1

Integration File: events.e
 Quant Time: Jan 14 09:01:21 2020
 Quant Method : L:\Methods\RECD2_QUANTPCB_200113.M
 Quant Title : PCB Data Analysis
 QLast Update : Fri Oct 25 14:23:20 2019
 Response via : Initial Calibration
 Integrator: ChemStation 6890 Scale Mode: Small noise peaks clipped



Data Path : K:\DATA\0A13050\
 Data File : ECD2R008.D
 Signal(s) : ECD2B.CH
 Acq On : 13 Jan 2020 18:25
 Operator : MJB / KAK
 Sample : 0A13050-CAL4
 Misc :
 ALS Vial : 57 Sample Multiplier: 1

Integration File: events.e
 Quant Time: Jan 14 09:01:42 2020
 Quant Method : L:\Methods\RECD2_QUANTPCB_200113.M
 Quant Title : PCB Data Analysis
 QLast Update : Fri Oct 25 14:23:20 2019
 Response via : Initial Calibration
 Integrator: ChemStation 6890 Scale Mode: Small noise peaks clipped

[Handwritten Signature]
 1/14/20

Compound	R.T.	Response	Conc Units
System Monitoring Compounds			
1) S TCMX (S)	5.629	22681880	86.463 ng/ml
62) S DCBP (S)	10.551	10891716	74.199 ng/ml
Target Compounds			
2) Aroclor 1016 (1)	6.301	1190843	134.057 ng/ml
3) Aroclor 1016 (2)	6.790	2334544	142.670 ng/ml
4) Aroclor 1016 (3)	6.917	1067264	144.894 ng/ml
5) Aroclor 1016 (4)	7.004	981904	131.670 ng/ml
6) Aroclor 1016 (5)	7.049	1076394	130.455 ng/ml
7) Aroclor 1016 (6)	7.174	1160064	140.937 ng/ml
8) Aroclor 1016 - AVE	0.000	0	N.D. ng/ml
9) Aroclor 1221 (1)	0.000	0	N.D. ng/ml
10) Aroclor 1221 (2)	0.000	0	N.D. ng/ml
11) Aroclor 1221 (3)	0.000	0	N.D. ng/ml
12) Aroclor 1221 - AVE	0.000	0	N.D. ng/ml
13) Aroclor 1232 (1)	0.000	0	N.D. ng/ml
14) Aroclor 1232 (2)	0.000	0	N.D. ng/ml
15) Aroclor 1232 (3)	0.000	0	N.D. ng/ml
16) Aroclor 1232 (4)	0.000	0	N.D. ng/ml
17) Aroclor 1232 (5)	0.000	0	N.D. ng/ml
18) Aroclor 1232 (6)	0.000	0	N.D. ng/ml
19) Aroclor 1232 - AVE	0.000	0	N.D. ng/ml
20) Aroclor 1242 (1)	0.000	0	N.D. ng/ml
21) Aroclor 1242 (2)	0.000	0	N.D. ng/ml
22) Aroclor 1242 (3)	0.000	0	N.D. ng/ml
23) Aroclor 1242 (4)	0.000	0	N.D. ng/ml
24) Aroclor 1242 (5)	0.000	0	N.D. ng/ml
25) Aroclor 1242 (6)	0.000	0	N.D. ng/ml
26) Aroclor 1242 - AVE	0.000	0	N.D. ng/ml
27) Aroclor 1248 (1)	0.000	0	N.D. ng/ml
28) Aroclor 1248 (2)	0.000	0	N.D. ng/ml
29) Aroclor 1248 (3)	0.000	0	N.D. ng/ml
30) Aroclor 1248 (4)	0.000	0	N.D. ng/ml
31) Aroclor 1248 (5)	0.000	0	N.D. ng/ml
32) Aroclor 1248 (6)	0.000	0	N.D. ng/ml
33) Aroclor 1248 - AVE	0.000	0	N.D. ng/ml
34) Aroclor 1254 (1)	0.000	0	N.D. ng/ml
35) Aroclor 1254 (2)	0.000	0	N.D. ng/ml
36) Aroclor 1254 (3)	0.000	0	N.D. ng/ml
37) Aroclor 1254 (4)	0.000	0	N.D. ng/ml
38) Aroclor 1254 (5)	0.000	0	N.D. ng/ml
39) Aroclor 1254 (6)	0.000	0	N.D. ng/ml
40) Aroclor 1254 - AVE	0.000	0	N.D. ng/ml
41) Aroclor 1260 (1)	8.144	2093221	132.628 ng/ml
42) Aroclor 1260 (2)	8.351	2511397	128.304 ng/ml
43) Aroclor 1260 (3)	8.582	2744238	136.311 ng/ml
44) Aroclor 1260 (4)	9.066	4251874	137.396 ng/ml
45) Aroclor 1260 (5)	9.325	2471890	128.116 ng/ml
46) Aroclor 1260 (6)	9.891	1008936	146.253 ng/ml
47) Aroclor 1260 - AVE	0.000	0	N.D. ng/ml

Data Path : K:\DATA\0A13050\
 Data File : ECD2R008.D
 Signal(s) : ECD2B.CH
 Acq On : 13 Jan 2020 18:25
 Operator : MJB / KAK
 Sample : 0A13050-CAL4
 Misc :
 ALS Vial : 57 Sample Multiplier: 1

Integration File: events.e
 Quant Time: Jan 14 09:01:42 2020
 Quant Method : L:\Methods\RECD2_QUANTPCB_200113.M
 Quant Title : PCB Data Analysis
 QLast Update : Fri Oct 25 14:23:20 2019
 Response via : Initial Calibration
 Integrator: ChemStation 6890 Scale Mode: Small noise peaks clipped

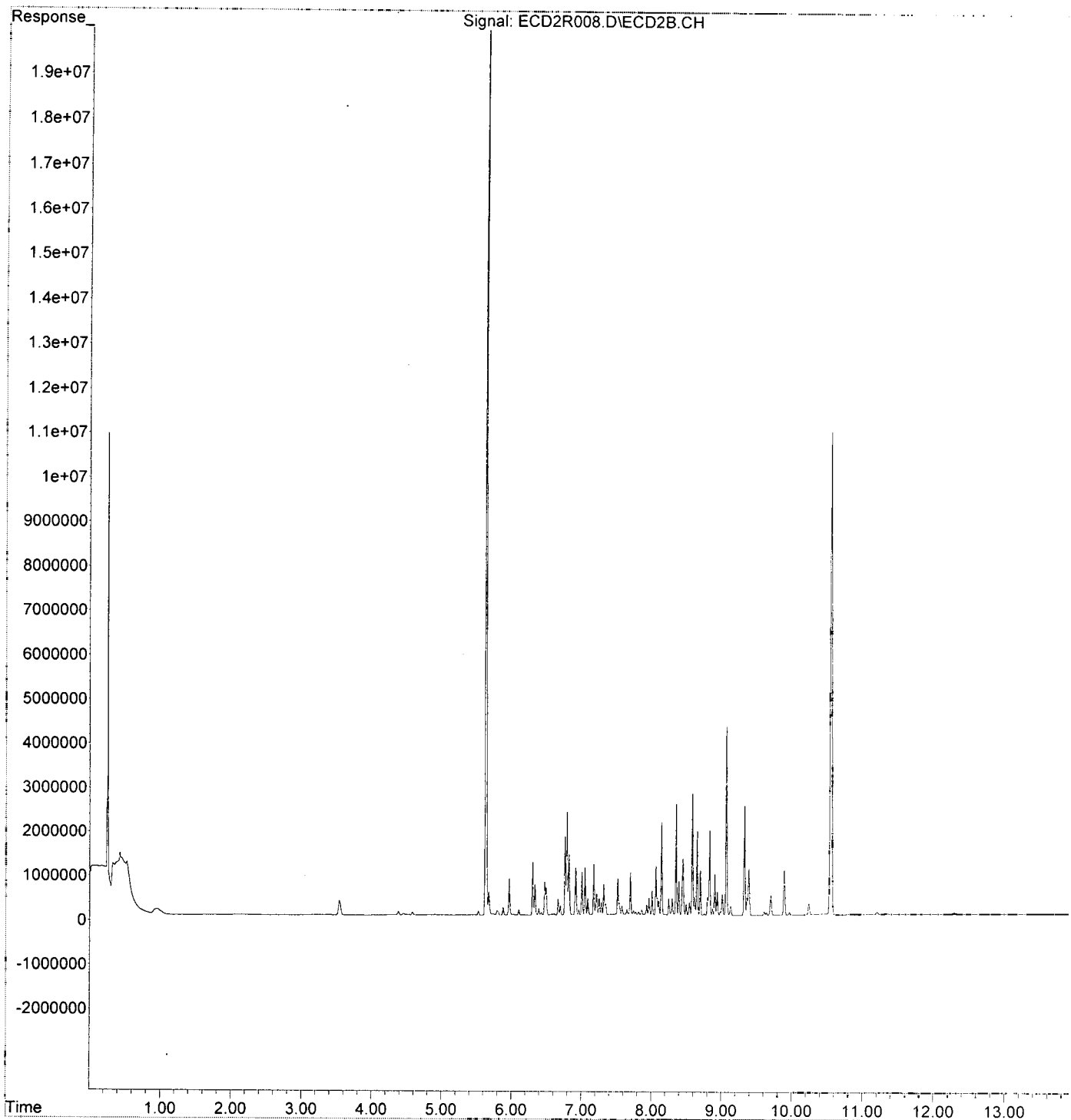
Compound	R.T.	Response	Conc	Units
48) Aroclor 1262 (1)	0.000	0	N.D.	ng/ml
49) Aroclor 1262 (2)	0.000	0	N.D.	ng/ml
50) Aroclor 1262 (3)	0.000	0	N.D.	ng/ml
51) Aroclor 1262 (4)	0.000	0	N.D.	ng/ml
52) Aroclor 1262 (5)	0.000	0	N.D.	ng/ml
53) Aroclor 1262 (6)	0.000	0	N.D.	ng/ml
54) Aroclor 1262 - AVE	0.000	0	N.D.	ng/ml
55) Aroclor 1268 (1)	0.000	0	N.D.	ng/ml
56) Aroclor 1268 (2)	0.000	0	N.D.	ng/ml
57) Aroclor 1268 (3)	0.000	0	N.D.	ng/ml
58) Aroclor 1268 (4)	0.000	0	N.D.	ng/ml
59) Aroclor 1268 (5)	0.000	0	N.D.	ng/ml
60) Aroclor 1268 (6)	0.000	0	N.D.	ng/ml
61) Aroclor 1268 - AVE	0.000	0	N.D.	ng/ml

(f)=RT Delta > 1/2 Window

(m)=manual int.

Data Path : K:\DATA\0A13050\
Data File : ECD2R008.D
Signal(s) : ECD2B.CH
Acq On : 13 Jan 2020 18:25
Operator : MJB / KAK
Sample : 0A13050-CAL4
Misc :
ALS Vial : 57 Sample Multiplier: 1

Integration File: events.e
Quant Time: Jan 14 09:01:42 2020
Quant Method : L:\Methods\RECD2_QUANTPCB_200113.M
Quant Title : PCB Data Analysis
QLast Update : Fri Oct 25 14:23:20 2019
Response via : Initial Calibration
Integrator: ChemStation 6890 Scale Mode: Small noise peaks clipped



Data Path : K:\DATA\0A13050\
 Data File : ECD2R009.D
 Signal(s) : ECD2B.CH
 Acq On : 13 Jan 2020 18:43
 Operator : MJB / KAK
 Sample : 0A13050-CAL5
 Misc :
 ALS Vial : 58 Sample Multiplier: 1

Integration File: events.e
 Quant Time: Jan 14 08:59:57 2020
 Quant Method : L:\Methods\RECD2_QUANTPCB_200113.M
 Quant Title : PCB Data Analysis
 QLast Update : Fri Oct 25 14:23:20 2019
 Response via : Initial Calibration
 Integrator: ChemStation 6890 Scale Mode: Small noise peaks clipped

Handwritten signature and date: 1/14/20

Compound	R.T.	Response	Conc Units
System Monitoring Compounds			
1) S TCMX (S)	5.629	53881075	205.393 ng/ml
62) S DCBP (S)	10.552	25218318	171.798 ng/ml
Target Compounds			
2) Aroclor 1016 (1)	6.300	2835860	319.242 ng/ml
3) Aroclor 1016 (2)	6.790	5484312	335.160 ng/ml
4) Aroclor 1016 (3)	6.917	2538905	344.687 ng/ml
5) Aroclor 1016 (4)	7.003	2203390	295.467 ng/ml
6) Aroclor 1016 (5)	7.048	2536989	307.474 ng/ml
7) Aroclor 1016 (6)	7.174	2573883	312.703 ng/ml
8) Aroclor 1016 - AVE	0.000	0	N.D. ng/ml
9) Aroclor 1221 (1)	0.000	0	N.D. ng/ml
10) Aroclor 1221 (2)	0.000	0	N.D. ng/ml
11) Aroclor 1221 (3)	0.000	0	N.D. ng/ml
12) Aroclor 1221 - AVE	0.000	0	N.D. ng/ml
13) Aroclor 1232 (1)	0.000	0	N.D. ng/ml
14) Aroclor 1232 (2)	0.000	0	N.D. ng/ml
15) Aroclor 1232 (3)	0.000	0	N.D. ng/ml
16) Aroclor 1232 (4)	0.000	0	N.D. ng/ml
17) Aroclor 1232 (5)	0.000	0	N.D. ng/ml
18) Aroclor 1232 (6)	0.000	0	N.D. ng/ml
19) Aroclor 1232 - AVE	0.000	0	N.D. ng/ml
20) Aroclor 1242 (1)	0.000	0	N.D. ng/ml
21) Aroclor 1242 (2)	0.000	0	N.D. ng/ml
22) Aroclor 1242 (3)	0.000	0	N.D. ng/ml
23) Aroclor 1242 (4)	0.000	0	N.D. ng/ml
24) Aroclor 1242 (5)	0.000	0	N.D. ng/ml
25) Aroclor 1242 (6)	0.000	0	N.D. ng/ml
26) Aroclor 1242 - AVE	0.000	0	N.D. ng/ml
27) Aroclor 1248 (1)	0.000	0	N.D. ng/ml
28) Aroclor 1248 (2)	0.000	0	N.D. ng/ml
29) Aroclor 1248 (3)	0.000	0	N.D. ng/ml
30) Aroclor 1248 (4)	0.000	0	N.D. ng/ml
31) Aroclor 1248 (5)	0.000	0	N.D. ng/ml
32) Aroclor 1248 (6)	0.000	0	N.D. ng/ml
33) Aroclor 1248 - AVE	0.000	0	N.D. ng/ml
34) Aroclor 1254 (1)	0.000	0	N.D. ng/ml
35) Aroclor 1254 (2)	0.000	0	N.D. ng/ml
36) Aroclor 1254 (3)	0.000	0	N.D. ng/ml
37) Aroclor 1254 (4)	0.000	0	N.D. ng/ml
38) Aroclor 1254 (5)	0.000	0	N.D. ng/ml
39) Aroclor 1254 (6)	0.000	0	N.D. ng/ml
40) Aroclor 1254 - AVE	0.000	0	N.D. ng/ml
41) Aroclor 1260 (1)	8.144	5080914	321.926 ng/ml
42) Aroclor 1260 (2)	8.351	6152313	314.315 ng/ml
43) Aroclor 1260 (3)	8.583	6540031	324.855 ng/ml
44) Aroclor 1260 (4)	9.066	10496732	339.193 ng/ml
45) Aroclor 1260 (5)	9.325	6070844	309.206 ng/ml
46) Aroclor 1260 (6)	9.891	2392226	346.773 ng/ml
47) Aroclor 1260 - AVE	0.000	0	N.D. ng/ml

Data Path : K:\DATA\0A13050\
 Data File : ECD2R009.D
 Signal(s) : ECD2B.CH
 Acq On : 13 Jan 2020 18:43
 Operator : MJB / KAK
 Sample : 0A13050-CAL5
 Misc :
 ALS Vial : 58 Sample Multiplier: 1

Integration File: events.e
 Quant Time: Jan 14 08:59:57 2020
 Quant Method : L:\Methods\RECD2_QUANTPCB_200113.M
 Quant Title : PCB Data Analysis
 QLast Update : Fri Oct 25 14:23:20 2019
 Response via : Initial Calibration
 Integrator: ChemStation 6890 Scale Mode: Small noise peaks clipped

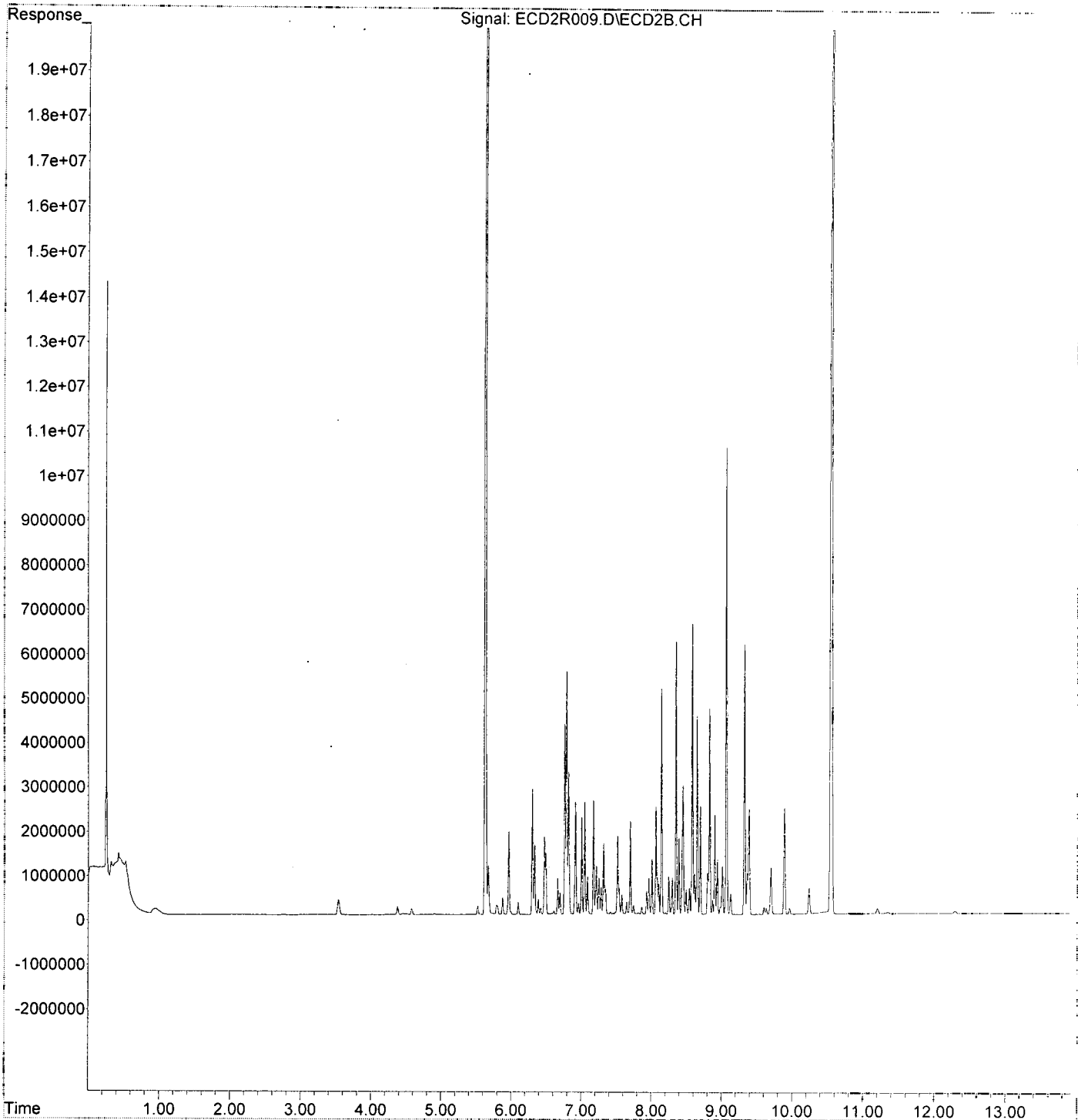
	Compound	R.T.	Response	Conc	Units
48)	Aroclor 1262 (1)	0.000	0	N.D.	ng/mld
49)	Aroclor 1262 (2)	0.000	0	N.D.	ng/mld
50)	Aroclor 1262 (3)	0.000	0	N.D.	ng/mld
51)	Aroclor 1262 (4)	0.000	0	N.D.	ng/mld
52)	Aroclor 1262 (5)	0.000	0	N.D.	ng/mld
53)	Aroclor 1262 (6)	0.000	0	N.D.	ng/mld
54)	Aroclor 1262 - AVE	0.000	0	N.D.	ng/mld
55)	Aroclor 1268 (1)	0.000	0	N.D.	ng/mld
56)	Aroclor 1268 (2)	0.000	0	N.D.	ng/mld
57)	Aroclor 1268 (3)	0.000	0	N.D.	ng/mld
58)	Aroclor 1268 (4)	0.000	0	N.D.	ng/mld
59)	Aroclor 1268 (5)	0.000	0	N.D.	ng/mld
60)	Aroclor 1268 (6)	0.000	0	N.D.	ng/mld
61)	Aroclor 1268 - AVE	0.000	0	N.D.	ng/mld

(f)=RT Delta > 1/2 Window

(m)=manual int.

Data Path : K:\DATA\0A13050\
Data File : ECD2R009.D
Signal(s) : ECD2B.CH
Acq On : 13 Jan 2020 18:43
Operator : MJB / KAK
Sample : 0A13050-CAL5
Misc :
ALS Vial : 58 Sample Multiplier: 1

Integration File: events.e
Quant Time: Jan 14 08:59:57 2020
Quant Method : L:\Methods\RECD2_QUANTPCB_200113.M
Quant Title : PCB Data Analysis
QLast Update : Fri Oct 25 14:23:20 2019
Response via : Initial Calibration
Integrator: ChemStation 6890 Scale Mode: Small noise peaks clipped



Data Path : K:\DATA\0A13050\
 Data File : ECD2R010.D
 Signal(s) : ECD2B.CH
 Acq On : 13 Jan 2020 19:01
 Operator : MJB / KAK
 Sample : 0A13050-CAL6
 Misc :
 ALS Vial : 59 Sample Multiplier: 1

Integration File: events.e
 Quant Time: Jan 14 09:02:03 2020
 Quant Method : L:\Methods\RECD2_QUANTPCB_200113.M
 Quant Title : PCB Data Analysis
 QLast Update : Fri Oct 25 14:23:20 2019
 Response via : Initial Calibration
 Integrator: ChemStation 6890 Scale Mode: Small noise peaks clipped

[Handwritten Signature]
 1/14/20

Compound	R.T.	Response	Conc Units

System Monitoring Compounds			
1) S TCMX (S)	5.631	124870409	476.002 ng/ml
62) S DCBP (S)	10.551	58595711	399.179 ng/ml
Target Compounds			
2) Aroclor 1016 (1)	6.300	5624087	633.122 ng/ml
3) Aroclor 1016 (2)	6.790	11025443	673.792 ng/ml
4) Aroclor 1016 (3)	6.917	5145954	698.624 ng/ml
5) Aroclor 1016 (4)	7.004	4338878	581.829 ng/ml
6) Aroclor 1016 (5)	7.048	5224293	633.166 ng/ml
7) Aroclor 1016 (6)	7.173	5149713	625.642 ng/ml
8) Aroclor 1016 - AVE	0.000	0	N.D. ng/ml
9) Aroclor 1221 (1)	0.000	0	N.D. ng/ml
10) Aroclor 1221 (2)	0.000	0	N.D. ng/ml
11) Aroclor 1221 (3)	0.000	0	N.D. ng/ml
12) Aroclor 1221 - AVE	0.000	0	N.D. ng/ml
13) Aroclor 1232 (1)	0.000	0	N.D. ng/ml
14) Aroclor 1232 (2)	0.000	0	N.D. ng/ml
15) Aroclor 1232 (3)	0.000	0	N.D. ng/ml
16) Aroclor 1232 (4)	0.000	0	N.D. ng/ml
17) Aroclor 1232 (5)	0.000	0	N.D. ng/ml
18) Aroclor 1232 (6)	0.000	0	N.D. ng/ml
19) Aroclor 1232 - AVE	0.000	0	N.D. ng/ml
20) Aroclor 1242 (1)	0.000	0	N.D. ng/ml
21) Aroclor 1242 (2)	0.000	0	N.D. ng/ml
22) Aroclor 1242 (3)	0.000	0	N.D. ng/ml
23) Aroclor 1242 (4)	0.000	0	N.D. ng/ml
24) Aroclor 1242 (5)	0.000	0	N.D. ng/ml
25) Aroclor 1242 (6)	0.000	0	N.D. ng/ml
26) Aroclor 1242 - AVE	0.000	0	N.D. ng/ml
27) Aroclor 1248 (1)	0.000	0	N.D. ng/ml
28) Aroclor 1248 (2)	0.000	0	N.D. ng/ml
29) Aroclor 1248 (3)	0.000	0	N.D. ng/ml
30) Aroclor 1248 (4)	0.000	0	N.D. ng/ml
31) Aroclor 1248 (5)	0.000	0	N.D. ng/ml
32) Aroclor 1248 (6)	0.000	0	N.D. ng/ml
33) Aroclor 1248 - AVE	0.000	0	N.D. ng/ml
34) Aroclor 1254 (1)	0.000	0	N.D. ng/ml
35) Aroclor 1254 (2)	0.000	0	N.D. ng/ml
36) Aroclor 1254 (3)	0.000	0	N.D. ng/ml
37) Aroclor 1254 (4)	0.000	0	N.D. ng/ml
38) Aroclor 1254 (5)	0.000	0	N.D. ng/ml
39) Aroclor 1254 (6)	0.000	0	N.D. ng/ml
40) Aroclor 1254 - AVE	0.000	0	N.D. ng/ml
41) Aroclor 1260 (1)	8.143	10123087	641.397 ng/ml
42) Aroclor 1260 (2)	8.350	12298764	628.330 ng/ml
43) Aroclor 1260 (3)	8.582	12961672	643.829 ng/ml
44) Aroclor 1260 (4)	9.066	21886590	707.247 ng/ml
45) Aroclor 1260 (5)	9.325	12074358	674.651 ng/ml
46) Aroclor 1260 (6)	9.890	4594659	666.033 ng/ml
47) Aroclor 1260 - AVE	0.000	0	N.D. ng/ml

Data Path : K:\DATA\0A13050\
 Data File : ECD2R010.D
 Signal(s) : ECD2B.CH
 Acq On : 13 Jan 2020 19:01
 Operator : MJB / KAK
 Sample : 0A13050-CAL6
 Misc :
 ALS Vial : 59 Sample Multiplier: 1

Integration File: events.e
 Quant Time: Jan 14 09:02:03 2020
 Quant Method : L:\Methods\RECD2_QUANTPCB_200113.M
 Quant Title : PCB Data Analysis
 QLast Update : Fri Oct 25 14:23:20 2019
 Response via : Initial Calibration
 Integrator: ChemStation 6890 Scale Mode: Small noise peaks clipped

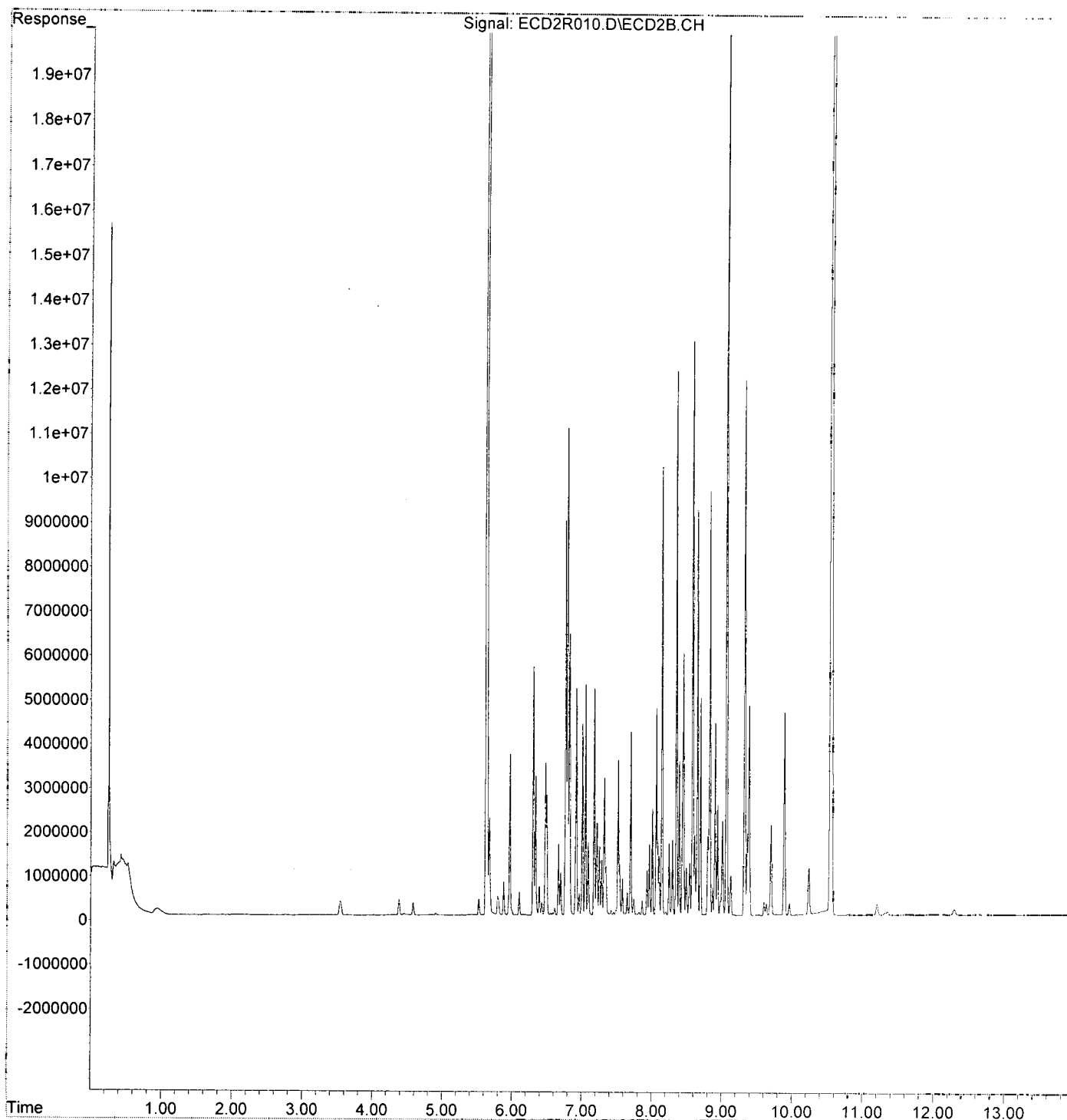
	Compound	R.T.	Response	Conc	Units
48)	Aroclor 1262 (1)	0.000	0	N.D.	ng/ml
49)	Aroclor 1262 (2)	0.000	0	N.D.	ng/ml
50)	Aroclor 1262 (3)	0.000	0	N.D.	ng/ml
51)	Aroclor 1262 (4)	0.000	0	N.D.	ng/ml
52)	Aroclor 1262 (5)	0.000	0	N.D.	ng/ml
53)	Aroclor 1262 (6)	0.000	0	N.D.	ng/ml
54)	Aroclor 1262 - AVE	0.000	0	N.D.	ng/ml
55)	Aroclor 1268 (1)	0.000	0	N.D.	ng/ml
56)	Aroclor 1268 (2)	0.000	0	N.D.	ng/ml
57)	Aroclor 1268 (3)	0.000	0	N.D.	ng/ml
58)	Aroclor 1268 (4)	0.000	0	N.D.	ng/ml
59)	Aroclor 1268 (5)	0.000	0	N.D.	ng/ml
60)	Aroclor 1268 (6)	0.000	0	N.D.	ng/ml
61)	Aroclor 1268 - AVE	0.000	0	N.D.	ng/ml

(f)=RT Delta > 1/2 Window

(m)=manual int.

Data Path : K:\DATA\0A13050\
Data File : ECD2R010.D
Signal(s) : ECD2B.CH
Acq On : 13 Jan 2020 19:01
Operator : MJB / KAK
Sample : 0A13050-CAL6
Misc :
ALS Vial : 59 Sample Multiplier: 1

Integration File: events.e
Quant Time: Jan 14 09:02:03 2020
Quant Method : L:\Methods\RECD2_QUANTPCB_200113.M
Quant Title : PCB Data Analysis
QLast Update : Fri Oct 25 14:23:20 2019
Response via : Initial Calibration
Integrator: ChemStation 6890 Scale Mode: Small noise peaks clipped



Data Path : K:\DATA\0A13050\
 Data File : ECD2R011.D
 Signal(s) : ECD2B.CH
 Acq On : 13 Jan 2020 19:18
 Operator : MJB / KAK
 Sample : 0A13050-CAL7
 Misc :
 ALS Vial : 60 Sample Multiplier: 1

Integration File: events.e
 Quant Time: Jan 14 09:02:23 2020
 Quant Method : L:\Methods\RECD2_QUANTPCB_200113.M
 Quant Title : PCB Data Analysis
 QLast Update : Fri Oct 25 14:23:20 2019
 Response via : Initial Calibration
 Integrator: ChemStation 6890 Scale Mode: Small noise peaks clipped

[Handwritten signature]
 1/14/20

Compound	R.T.	Response	Conc Units

System Monitoring Compounds			
1) S TCMX (S)	5.633	194842413	742.733 ng/ml
62) S DCBP (S)	10.553	101081415	688.610 ng/ml
Target Compounds			
2) Aroclor 1016 (1)	6.300	8229290	926.399 ng/ml
3) Aroclor 1016 (2)	6.791	15844863	968.319 ng/ml
4) Aroclor 1016 (3)	6.917	7443643	1010.563 ng/ml
5) Aroclor 1016 (4)	7.004	6442401	865.904 ng/ml
6) Aroclor 1016 (5)	7.049	7076827	857.687 ng/ml
7) Aroclor 1016 (6)	7.174	7407214	899.907 ng/ml
8) Aroclor 1016 - AVE	0.000	0	N.D. ng/ml
9) Aroclor 1221 (1)	0.000	0	N.D. ng/ml
10) Aroclor 1221 (2)	0.000	0	N.D. ng/ml
11) Aroclor 1221 (3)	0.000	0	N.D. ng/ml
12) Aroclor 1221 - AVE	0.000	0	N.D. ng/ml
13) Aroclor 1232 (1)	0.000	0	N.D. ng/ml
14) Aroclor 1232 (2)	0.000	0	N.D. ng/ml
15) Aroclor 1232 (3)	0.000	0	N.D. ng/ml
16) Aroclor 1232 (4)	0.000	0	N.D. ng/ml
17) Aroclor 1232 (5)	0.000	0	N.D. ng/ml
18) Aroclor 1232 (6)	0.000	0	N.D. ng/ml
19) Aroclor 1232 - AVE	0.000	0	N.D. ng/ml
20) Aroclor 1242 (1)	0.000	0	N.D. ng/ml
21) Aroclor 1242 (2)	0.000	0	N.D. ng/ml
22) Aroclor 1242 (3)	0.000	0	N.D. ng/ml
23) Aroclor 1242 (4)	0.000	0	N.D. ng/ml
24) Aroclor 1242 (5)	0.000	0	N.D. ng/ml
25) Aroclor 1242 (6)	0.000	0	N.D. ng/ml
26) Aroclor 1242 - AVE	0.000	0	N.D. ng/ml
27) Aroclor 1248 (1)	0.000	0	N.D. ng/ml
28) Aroclor 1248 (2)	0.000	0	N.D. ng/ml
29) Aroclor 1248 (3)	0.000	0	N.D. ng/ml
30) Aroclor 1248 (4)	0.000	0	N.D. ng/ml
31) Aroclor 1248 (5)	0.000	0	N.D. ng/ml
32) Aroclor 1248 (6)	0.000	0	N.D. ng/ml
33) Aroclor 1248 - AVE	0.000	0	N.D. ng/ml
34) Aroclor 1254 (1)	0.000	0	N.D. ng/ml
35) Aroclor 1254 (2)	0.000	0	N.D. ng/ml
36) Aroclor 1254 (3)	0.000	0	N.D. ng/ml
37) Aroclor 1254 (4)	0.000	0	N.D. ng/ml
38) Aroclor 1254 (5)	0.000	0	N.D. ng/ml
39) Aroclor 1254 (6)	0.000	0	N.D. ng/ml
40) Aroclor 1254 - AVE	0.000	0	N.D. ng/ml
41) Aroclor 1260 (1)	8.144	14548054	921.762 ng/ml
42) Aroclor 1260 (2)	8.351	17676726	903.084 ng/ml
43) Aroclor 1260 (3)	8.583	18285536	908.274 ng/ml
44) Aroclor 1260 (4)	9.067	32592843	1053.210 ng/ml
45) Aroclor 1260 (5)	9.325	17701773	989.081 ng/ml
46) Aroclor 1260 (6)	9.891	6885880	998.164 ng/ml
47) Aroclor 1260 - AVE	0.000	0	N.D. ng/ml

Data Path : K:\DATA\0A13050\
 Data File : ECD2R011.D
 Signal(s) : ECD2B.CH
 Acq On : 13 Jan 2020 19:18
 Operator : MJB / KAK
 Sample : 0A13050-CAL7
 Misc :
 ALS Vial : 60 Sample Multiplier: 1

Integration File: events.e
 Quant Time: Jan 14 09:02:23 2020
 Quant Method : L:\Methods\RECD2_QUANTPCB_200113.M
 Quant Title : PCB Data Analysis
 QLast Update : Fri Oct 25 14:23:20 2019
 Response via : Initial Calibration
 Integrator: ChemStation 6890 Scale Mode: Small noise peaks clipped

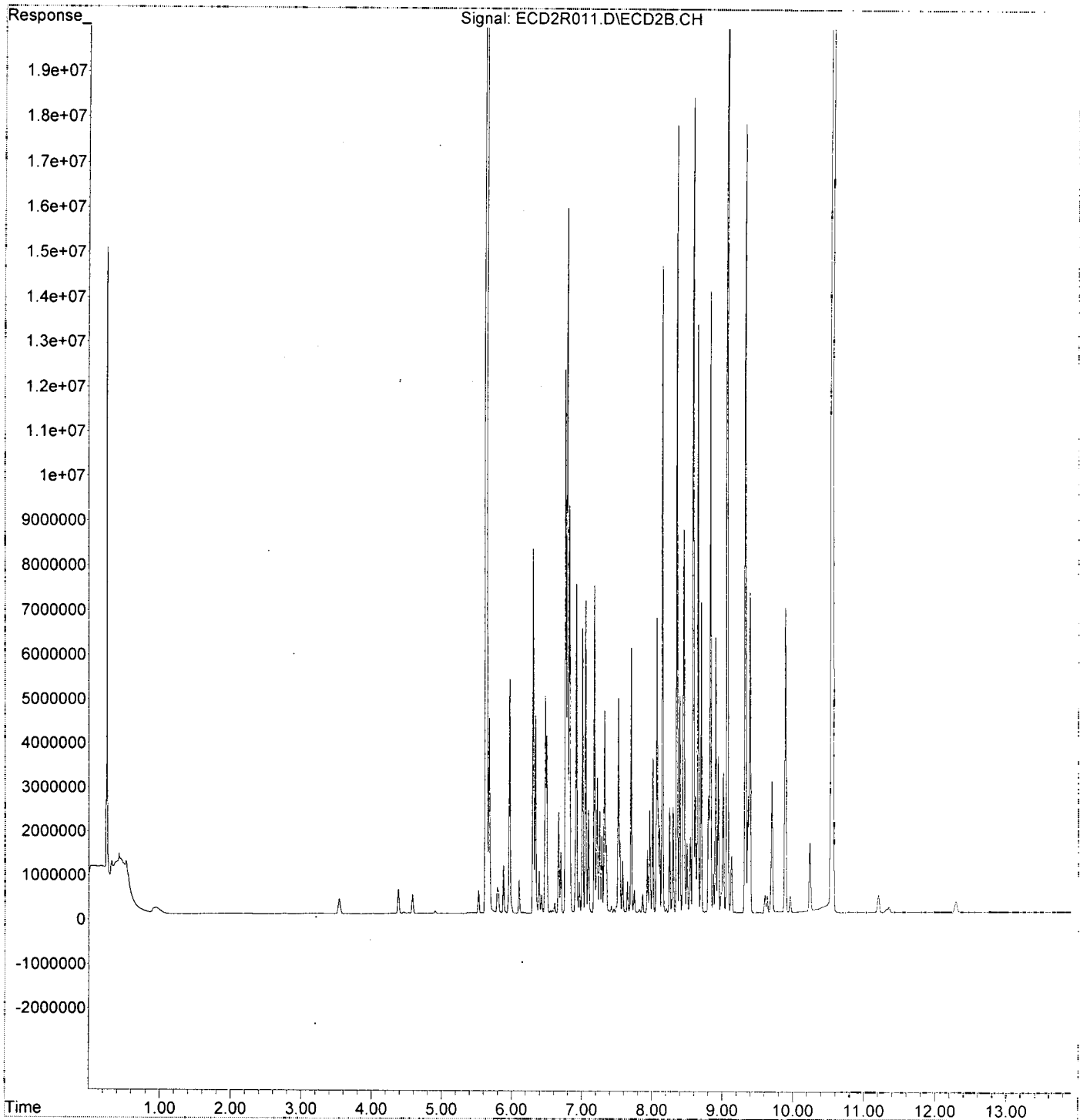
	Compound	R.T.	Response	Conc	Units
48)	Aroclor 1262 (1)	0.000	0	N.D.	ng/ml
49)	Aroclor 1262 (2)	0.000	0	N.D.	ng/ml
50)	Aroclor 1262 (3)	0.000	0	N.D.	ng/ml
51)	Aroclor 1262 (4)	0.000	0	N.D.	ng/ml
52)	Aroclor 1262 (5)	0.000	0	N.D.	ng/ml
53)	Aroclor 1262 (6)	0.000	0	N.D.	ng/ml
54)	Aroclor 1262 - AVE	0.000	0	N.D.	ng/ml
55)	Aroclor 1268 (1)	0.000	0	N.D.	ng/ml
56)	Aroclor 1268 (2)	0.000	0	N.D.	ng/ml
57)	Aroclor 1268 (3)	0.000	0	N.D.	ng/ml
58)	Aroclor 1268 (4)	0.000	0	N.D.	ng/ml
59)	Aroclor 1268 (5)	0.000	0	N.D.	ng/ml
60)	Aroclor 1268 (6)	0.000	0	N.D.	ng/ml
61)	Aroclor 1268 - AVE	0.000	0	N.D.	ng/ml

(f)=RT Delta > 1/2 Window

(m)=manual int.

Data Path : K:\DATA\0A13050\
 Data File : ECD2R011.D
 Signal(s) : ECD2B.CH
 Acq On : 13 Jan 2020 19:18
 Operator : MJB / KAK
 Sample : 0A13050-CAL7
 Misc :
 ALS Vial : 60 Sample Multiplier: 1

Integration File: events.e
 Quant Time: Jan 14 09:02:23 2020
 Quant Method : L:\Methods\RECD2_QUANTPCB_200113.M
 Quant Title : PCB Data Analysis
 QLast Update : Fri Oct 25 14:23:20 2019
 Response via : Initial Calibration
 Integrator: ChemStation 6890 Scale Mode: Small noise peaks clipped



Data Path : K:\DATA\0A13050\
 Data File : ECD2R014.D
 Signal(s) : ECD2B.CH
 Acq On : 13 Jan 2020 20:11
 Operator : MJB / KAK
 Sample : 0A13050-CAL8
 Misc :
 ALS Vial : 62 Sample Multiplier: 1

Integration File: events.e
 Quant Time: Jan 14 09:08:11 2020
 Quant Method : L:\Methods\RECD2_QUANTPCB_200113.M
 Quant Title : PCB Data Analysis
 QLast Update : Tue Jan 14 09:08:06 2020
 Response via : Initial Calibration
 Integrator: ChemStation 6890 Scale Mode: Small noise peaks clipped

Compound	R.T.	Response	Conc	Units
System Monitoring Compounds				
1) S TCMX (S)	0.000	0	N.D.	ng/ml
62) S DCBP (S)	0.000	0	N.D.	ng/ml
Target Compounds				
2) Aroclor 1016 (1)	0.000	0	N.D.	ng/ml
3) Aroclor 1016 (2)	0.000	0	N.D.	ng/ml
4) Aroclor 1016 (3)	0.000	0	N.D.	ng/ml
5) Aroclor 1016 (4)	0.000	0	N.D.	ng/ml
6) Aroclor 1016 (5)	0.000	0	N.D.	ng/ml
7) Aroclor 1016 (6)	0.000	0	N.D.	ng/ml
8) Aroclor 1016 - AVE	0.000	0	N.D.	ng/ml
9) Aroclor 1221 (1)	5.806	868760	405.233	ng/ml
10) Aroclor 1221 (2)	5.878	858489	392.721	ng/ml
11) Aroclor 1221 (3)	5.965	2853506	403.334	ng/ml
12) Aroclor 1221 - AVE	0.000	0	N.D.	ng/ml
13) Aroclor 1232 (1)	0.000	0	N.D.	ng/ml
14) Aroclor 1232 (2)	0.000	0	N.D.	ng/ml
15) Aroclor 1232 (3)	0.000	0	N.D.	ng/ml
16) Aroclor 1232 (4)	0.000	0	N.D.	ng/ml
17) Aroclor 1232 (5)	0.000	0	N.D.	ng/ml
18) Aroclor 1232 (6)	0.000	0	N.D.	ng/ml
19) Aroclor 1232 - AVE	0.000	0	N.D.	ng/ml
20) Aroclor 1242 (1)	0.000	0	N.D.	ng/ml
21) Aroclor 1242 (2)	0.000	0	N.D.	ng/ml
22) Aroclor 1242 (3)	0.000	0	N.D.	ng/ml
23) Aroclor 1242 (4)	0.000	0	N.D.	ng/ml
24) Aroclor 1242 (5)	0.000	0	N.D.	ng/ml
25) Aroclor 1242 (6)	0.000	0	N.D.	ng/ml
26) Aroclor 1242 - AVE	0.000	0	N.D.	ng/ml
27) Aroclor 1248 (1)	0.000	0	N.D.	ng/ml
28) Aroclor 1248 (2)	0.000	0	N.D.	ng/ml
29) Aroclor 1248 (3)	0.000	0	N.D.	ng/ml
30) Aroclor 1248 (4)	0.000	0	N.D.	ng/ml
31) Aroclor 1248 (5)	0.000	0	N.D.	ng/ml
32) Aroclor 1248 (6)	0.000	0	N.D.	ng/ml
33) Aroclor 1248 - AVE	0.000	0	N.D.	ng/ml
34) Aroclor 1254 (1)	0.000	0	N.D.	ng/ml
35) Aroclor 1254 (2)	0.000	0	N.D.	ng/ml
36) Aroclor 1254 (3)	0.000	0	N.D.	ng/ml
37) Aroclor 1254 (4)	0.000	0	N.D.	ng/ml
38) Aroclor 1254 (5)	0.000	0	N.D.	ng/ml
39) Aroclor 1254 (6)	0.000	0	N.D.	ng/ml
40) Aroclor 1254 - AVE	0.000	0	N.D.	ng/ml
41) Aroclor 1260 (1)	0.000	0	N.D.	ng/ml
42) Aroclor 1260 (2)	0.000	0	N.D.	ng/ml
43) Aroclor 1260 (3)	0.000	0	N.D.	ng/ml
44) Aroclor 1260 (4)	0.000	0	N.D.	ng/ml
45) Aroclor 1260 (5)	0.000	0	N.D.	ng/ml
46) Aroclor 1260 (6)	0.000	0	N.D.	ng/ml
47) Aroclor 1260 - AVE	0.000	0	N.D.	ng/ml

Handwritten signature
 1/14/20

Data Path : K:\DATA\0A13050\
 Data File : ECD2R014.D
 Signal(s) : ECD2B.CH
 Acq On : 13 Jan 2020 20:11
 Operator : MJB / KAK
 Sample : 0A13050-CAL8
 Misc :
 ALS Vial : 62 Sample Multiplier: 1

Integration File: events.e
 Quant Time: Jan 14 09:08:11 2020
 Quant Method : L:\Methods\RECD2_QUANTPCB_200113.M
 Quant Title : PCB Data Analysis
 QLast Update : Tue Jan 14 09:08:06 2020
 Response via : Initial Calibration
 Integrator: ChemStation 6890 Scale Mode: Small noise peaks clipped

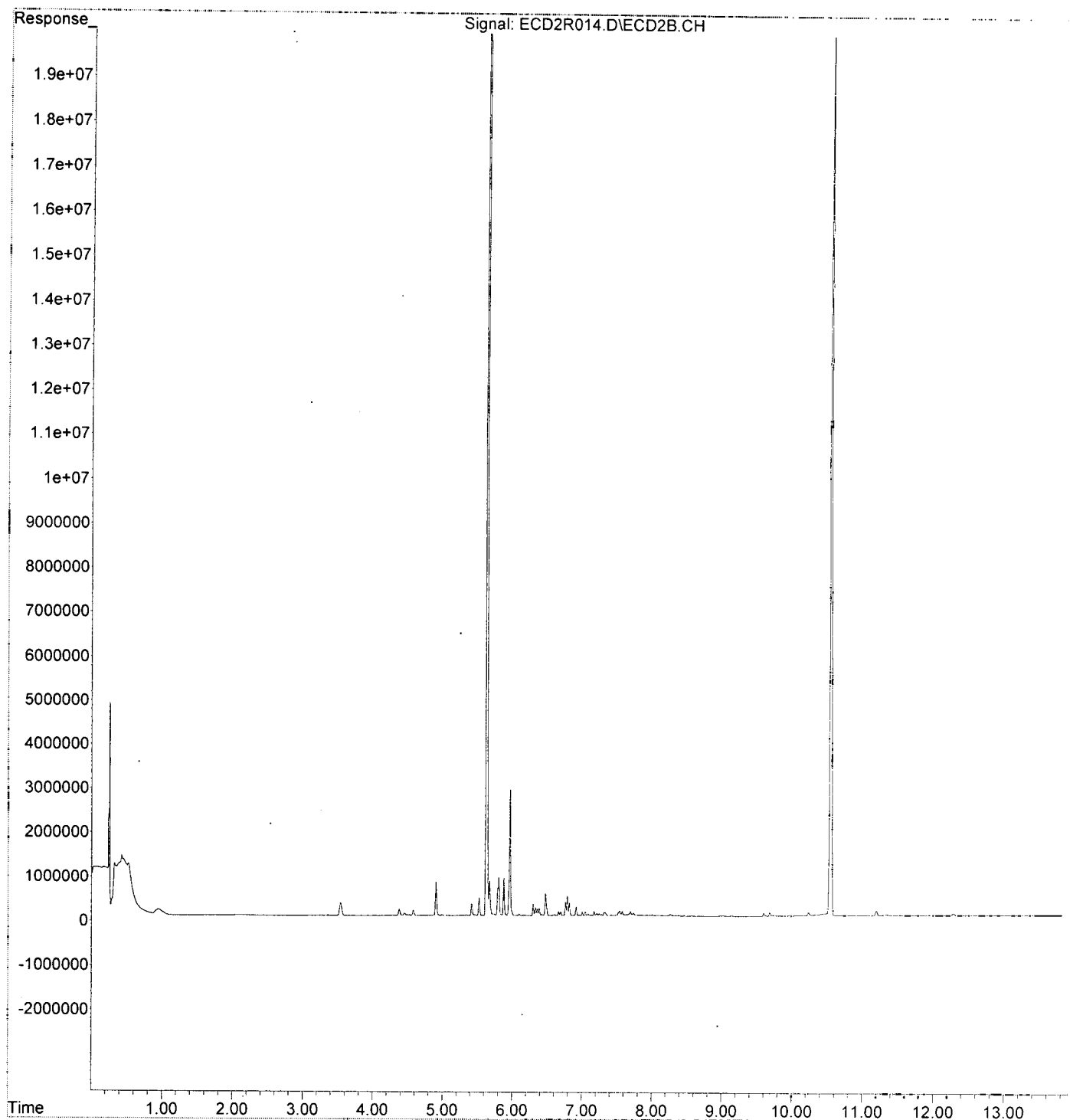
	Compound	R.T.	Response	Conc	Units
48)	Aroclor 1262 (1)	0.000	0	N.D.	ng/ml
49)	Aroclor 1262 (2)	0.000	0	N.D.	ng/ml
50)	Aroclor 1262 (3)	0.000	0	N.D.	ng/ml
51)	Aroclor 1262 (4)	0.000	0	N.D.	ng/ml
52)	Aroclor 1262 (5)	0.000	0	N.D.	ng/ml
53)	Aroclor 1262 (6)	0.000	0	N.D.	ng/ml
54)	Aroclor 1262 - AVE	0.000	0	N.D.	ng/ml
55)	Aroclor 1268 (1)	0.000	0	N.D.	ng/ml
56)	Aroclor 1268 (2)	0.000	0	N.D.	ng/ml
57)	Aroclor 1268 (3)	0.000	0	N.D.	ng/ml
58)	Aroclor 1268 (4)	0.000	0	N.D.	ng/ml
59)	Aroclor 1268 (5)	0.000	0	N.D.	ng/ml
60)	Aroclor 1268 (6)	0.000	0	N.D.	ng/ml
61)	Aroclor 1268 - AVE	0.000	0	N.D.	ng/ml

(f)=RT Delta > 1/2 Window

(m)=manual int.

Data Path : K:\DATA\0A13050\
Data File : ECD2R014.D
Signal(s) : ECD2B.CH
Acq On : 13 Jan 2020 20:11
Operator : MJB / KAK
Sample : 0A13050-CAL8
Misc :
ALS Vial : 62 Sample Multiplier: 1

Integration File: events.e
Quant Time: Jan 14 09:08:11 2020
Quant Method : L:\Methods\RECD2_QUANTPCB_200113.M
Quant Title : PCB Data Analysis
QLast Update : Tue Jan 14 09:08:06 2020
Response via : Initial Calibration
Integrator: ChemStation 6890 Scale Mode: Small noise peaks clipped



Data Path : K:\DATA\0A13050\
 Data File : ECD2R015.D
 Signal(s) : ECD2B.CH
 Acq On : 13 Jan 2020 20:29
 Operator : MJB / KAK
 Sample : 0A13050-CAL9
 Misc :
 ALS Vial : 63 Sample Multiplier: 1

Integration File: events.e
 Quant Time: Jan 14 09:09:55 2020
 Quant Method : L:\Methods\RECD2_QUANTPCB_200113.M
 Quant Title : PCB Data Analysis
 QLast Update : Tue Jan 14 09:09:49 2020
 Response via : Initial Calibration
 Integrator: ChemStation 6890 Scale Mode: Small noise peaks clipped

Compound	R.T.	Response	Conc	Units
System Monitoring Compounds				
1) S TCMX (S)	0.000	0	N.D.	ng/ml
62) S DCBP (S)	0.000	0	N.D.	ng/ml
Target Compounds				
2) Aroclor 1016 (1)	0.000	0	N.D.	ng/ml
3) Aroclor 1016 (2)	0.000	0	N.D.	ng/ml
4) Aroclor 1016 (3)	0.000	0	N.D.	ng/ml
5) Aroclor 1016 (4)	0.000	0	N.D.	ng/ml
6) Aroclor 1016 (5)	0.000	0	N.D.	ng/ml
7) Aroclor 1016 (6)	0.000	0	N.D.	ng/ml
8) Aroclor 1016 - AVE	0.000	0	N.D.	ng/ml
9) Aroclor 1221 (1)	0.000	0	N.D.	ng/ml
10) Aroclor 1221 (2)	0.000	0	N.D.	ng/ml
11) Aroclor 1221 (3)	0.000	0	N.D.	ng/ml
12) Aroclor 1221 - AVE	0.000	0	N.D.	ng/ml
13) Aroclor 1232 (1)	5.963	2284999	399.149	ng/ml
14) Aroclor 1232 (2)	6.298	1301366	374.360	ng/ml
15) Aroclor 1232 (3)	6.789	2445980	377.801	ng/ml
16) Aroclor 1232 (4)	7.002	845919	354.297	ng/ml
17) Aroclor 1232 (5)	7.047	1040422	380.779	ng/ml
18) Aroclor 1232 (6)	7.172	1084837	365.755	ng/ml
19) Aroclor 1232 - AVE	0.000	0	N.D.	ng/ml
20) Aroclor 1242 (1)	0.000	0	N.D.	ng/ml
21) Aroclor 1242 (2)	0.000	0	N.D.	ng/ml
22) Aroclor 1242 (3)	0.000	0	N.D.	ng/ml
23) Aroclor 1242 (4)	0.000	0	N.D.	ng/ml
24) Aroclor 1242 (5)	0.000	0	N.D.	ng/ml
25) Aroclor 1242 (6)	0.000	0	N.D.	ng/ml
26) Aroclor 1242 - AVE	0.000	0	N.D.	ng/ml
27) Aroclor 1248 (1)	0.000	0	N.D.	ng/ml
28) Aroclor 1248 (2)	0.000	0	N.D.	ng/ml
29) Aroclor 1248 (3)	0.000	0	N.D.	ng/ml
30) Aroclor 1248 (4)	0.000	0	N.D.	ng/ml
31) Aroclor 1248 (5)	0.000	0	N.D.	ng/ml
32) Aroclor 1248 (6)	0.000	0	N.D.	ng/ml
33) Aroclor 1248 - AVE	0.000	0	N.D.	ng/ml
34) Aroclor 1254 (1)	0.000	0	N.D.	ng/ml
35) Aroclor 1254 (2)	0.000	0	N.D.	ng/ml
36) Aroclor 1254 (3)	0.000	0	N.D.	ng/ml
37) Aroclor 1254 (4)	0.000	0	N.D.	ng/ml
38) Aroclor 1254 (5)	0.000	0	N.D.	ng/ml
39) Aroclor 1254 (6)	0.000	0	N.D.	ng/ml
40) Aroclor 1254 - AVE	0.000	0	N.D.	ng/ml
41) Aroclor 1260 (1)	0.000	0	N.D.	ng/ml
42) Aroclor 1260 (2)	0.000	0	N.D.	ng/ml
43) Aroclor 1260 (3)	0.000	0	N.D.	ng/ml
44) Aroclor 1260 (4)	0.000	0	N.D.	ng/ml
45) Aroclor 1260 (5)	0.000	0	N.D.	ng/ml
46) Aroclor 1260 (6)	0.000	0	N.D.	ng/ml
47) Aroclor 1260 - AVE	0.000	0	N.D.	ng/ml

Handwritten signature and date: 1/14/20

Data Path : K:\DATA\0A13050\
 Data File : ECD2R015.D
 Signal(s) : ECD2B.CH
 Acq On : 13 Jan 2020 20:29
 Operator : MJB / KAK
 Sample : 0A13050-CAL9
 Misc :
 ALS Vial : 63 Sample Multiplier: 1

Integration File: events.e
 Quant Time: Jan 14 09:09:55 2020
 Quant Method : L:\Methods\RECD2_QUANTPCB_200113.M
 Quant Title : PCB Data Analysis
 QLast Update : Tue Jan 14 09:09:49 2020
 Response via : Initial Calibration
 Integrator: ChemStation 6890 Scale Mode: Small noise peaks clipped

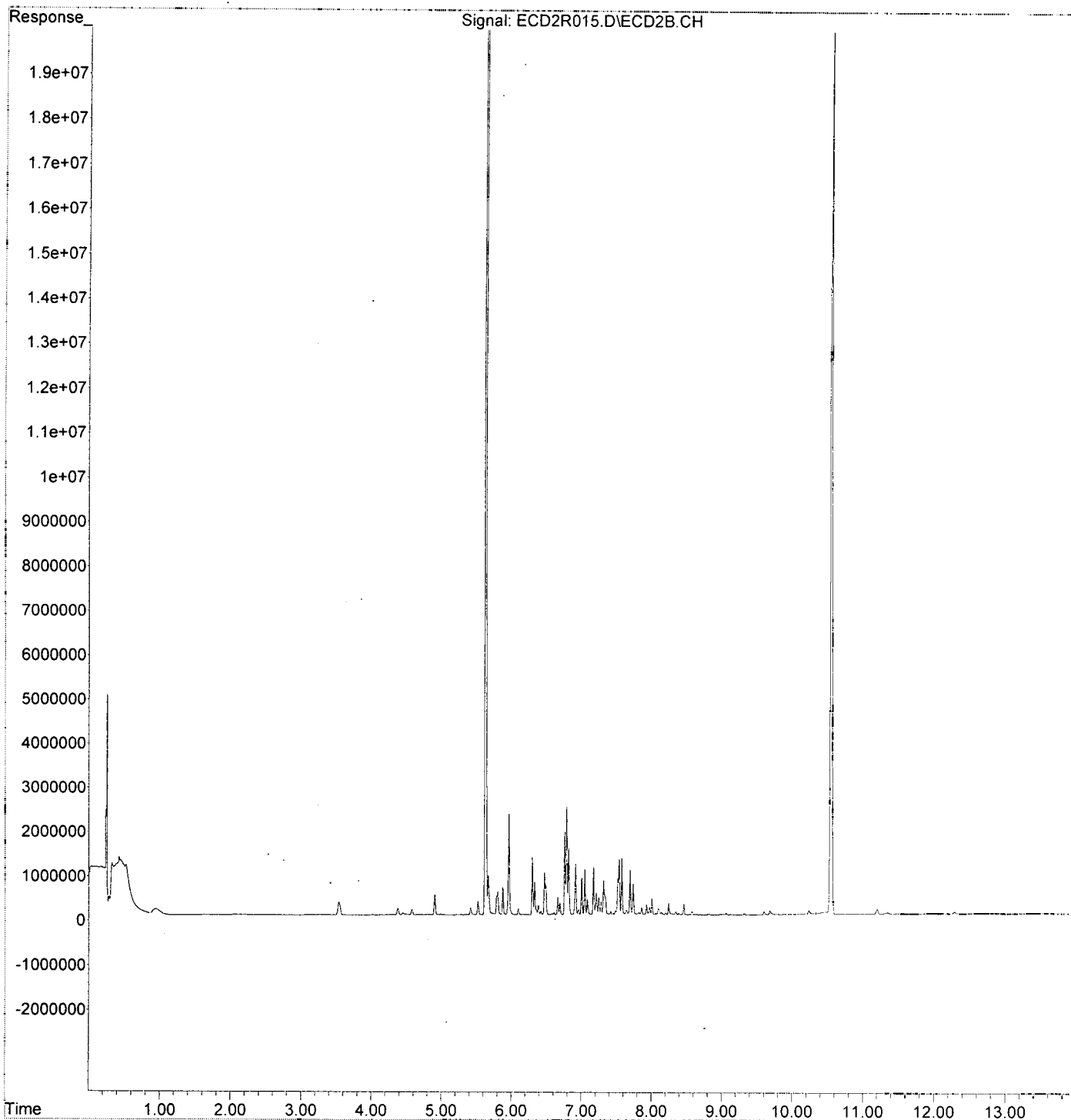
Compound	R.T.	Response	Conc	Units
48) Aroclor 1262 (1)	0.000	0	N.D.	ng/mld
49) Aroclor 1262 (2)	0.000	0	N.D.	ng/mld
50) Aroclor 1262 (3)	0.000	0	N.D.	ng/mld
51) Aroclor 1262 (4)	0.000	0	N.D.	ng/mld
52) Aroclor 1262 (5)	0.000	0	N.D.	ng/mld
53) Aroclor 1262 (6)	0.000	0	N.D.	ng/mld
54) Aroclor 1262 - AVE	0.000	0	N.D.	ng/mld
55) Aroclor 1268 (1)	0.000	0	N.D.	ng/mld
56) Aroclor 1268 (2)	0.000	0	N.D.	ng/mld
57) Aroclor 1268 (3)	0.000	0	N.D.	ng/mld
58) Aroclor 1268 (4)	0.000	0	N.D.	ng/mld
59) Aroclor 1268 (5)	0.000	0	N.D.	ng/mld
60) Aroclor 1268 (6)	0.000	0	N.D.	ng/mld
61) Aroclor 1268 - AVE	0.000	0	N.D.	ng/mld

(f)=RT Delta > 1/2 Window

(m)=manual int.

Data Path : K:\DATA\0A13050\
Data File : ECD2R015.D
Signal(s) : ECD2B.CH
Acq On : 13 Jan 2020 20:29
Operator : MJB / KAK
Sample : 0A13050-CAL9
Misc :
ALS Vial : 63 Sample Multiplier: 1

Integration File: events.e
Quant Time: Jan 14 09:09:55 2020
Quant Method : L:\Methods\RECD2_QUANTPCB_200113.M
Quant Title : PCB Data Analysis
QLast Update : Tue Jan 14 09:09:49 2020
Response via : Initial Calibration
Integrator: ChemStation 6890 Scale Mode: Small noise peaks clipped



Data Path : K:\DATA\0A13050\
 Data File : ECD2R016.D
 Signal(s) : ECD2B.CH
 Acq On : 13 Jan 2020 20:46
 Operator : MJB / KAK
 Sample : 0A13050-CALA
 Misc :
 ALS Vial : 64 Sample Multiplier: 1

Integration File: events.e
 Quant Time: Jan 14 09:11:35 2020
 Quant Method : L:\Methods\RECD2_QUANTPCB_200113.M
 Quant Title : PCB Data Analysis
 QLast Update : Tue Jan 14 09:11:30 2020
 Response via : Initial Calibration
 Integrator: ChemStation 6890 Scale Mode: Small noise peaks clipped

Compound	R.T.	Response	Conc	Units
System Monitoring Compounds				
1) S TCMX (S)	0.000	0	N.D.	ng/ml
62) S DCBP (S)	0.000	0	N.D.	ng/ml
Target Compounds				
2) Aroclor 1016 (1)	0.000	0	N.D.	ng/ml
3) Aroclor 1016 (2)	0.000	0	N.D.	ng/ml
4) Aroclor 1016 (3)	0.000	0	N.D.	ng/ml
5) Aroclor 1016 (4)	0.000	0	N.D.	ng/ml
6) Aroclor 1016 (5)	0.000	0	N.D.	ng/ml
7) Aroclor 1016 (6)	0.000	0	N.D.	ng/ml
8) Aroclor 1016 - AVE	0.000	0	N.D.	ng/ml
9) Aroclor 1221 (1)	0.000	0	N.D.	ng/ml
10) Aroclor 1221 (2)	0.000	0	N.D.	ng/ml
11) Aroclor 1221 (3)	0.000	0	N.D.	ng/ml
12) Aroclor 1221 - AVE	0.000	0	N.D.	ng/ml
13) Aroclor 1232 (1)	0.000	0	N.D.	ng/ml
14) Aroclor 1232 (2)	0.000	0	N.D.	ng/ml
15) Aroclor 1232 (3)	0.000	0	N.D.	ng/ml
16) Aroclor 1232 (4)	0.000	0	N.D.	ng/ml
17) Aroclor 1232 (5)	0.000	0	N.D.	ng/ml
18) Aroclor 1232 (6)	0.000	0	N.D.	ng/ml
19) Aroclor 1232 - AVE	0.000	0	N.D.	ng/ml
20) Aroclor 1242 (1)	6.299	2273165	346.971	ng/ml
21) Aroclor 1242 (2)	6.788	4411225	372.830	ng/ml
22) Aroclor 1242 (3)	6.916	1915085	362.527	ng/ml
23) Aroclor 1242 (4)	7.003	1651796	330.840	ng/ml
24) Aroclor 1242 (5)	7.047	1996964	343.471	ng/ml
25) Aroclor 1242 (6)	7.172	2085406	326.623	ng/ml
26) Aroclor 1242 - AVE	0.000	0	N.D.	ng/ml
27) Aroclor 1248 (1)	0.000	0	N.D.	ng/ml
28) Aroclor 1248 (2)	0.000	0	N.D.	ng/ml
29) Aroclor 1248 (3)	0.000	0	N.D.	ng/ml
30) Aroclor 1248 (4)	0.000	0	N.D.	ng/ml
31) Aroclor 1248 (5)	0.000	0	N.D.	ng/ml
32) Aroclor 1248 (6)	0.000	0	N.D.	ng/ml
33) Aroclor 1248 - AVE	0.000	0	N.D.	ng/ml
34) Aroclor 1254 (1)	0.000	0	N.D.	ng/ml
35) Aroclor 1254 (2)	0.000	0	N.D.	ng/ml
36) Aroclor 1254 (3)	0.000	0	N.D.	ng/ml
37) Aroclor 1254 (4)	0.000	0	N.D.	ng/ml
38) Aroclor 1254 (5)	0.000	0	N.D.	ng/ml
39) Aroclor 1254 (6)	0.000	0	N.D.	ng/ml
40) Aroclor 1254 - AVE	0.000	0	N.D.	ng/ml
41) Aroclor 1260 (1)	0.000	0	N.D.	ng/ml
42) Aroclor 1260 (2)	0.000	0	N.D.	ng/ml
43) Aroclor 1260 (3)	0.000	0	N.D.	ng/ml
44) Aroclor 1260 (4)	0.000	0	N.D.	ng/ml
45) Aroclor 1260 (5)	0.000	0	N.D.	ng/ml
46) Aroclor 1260 (6)	0.000	0	N.D.	ng/ml
47) Aroclor 1260 - AVE	0.000	0	N.D.	ng/ml

[Handwritten signature]
 1/14/20

Data Path : K:\DATA\0A13050\
 Data File : ECD2R016.D
 Signal(s) : ECD2B.CH
 Acq On : 13 Jan 2020 20:46
 Operator : MJB / KAK
 Sample : 0A13050-CALA
 Misc :
 ALS Vial : 64 Sample Multiplier: 1

Integration File: events.e
 Quant Time: Jan 14 09:11:35 2020
 Quant Method : L:\Methods\RECD2_QUANTPCB_200113.M
 Quant Title : PCB Data Analysis
 QLast Update : Tue Jan 14 09:11:30 2020
 Response via : Initial Calibration
 Integrator: ChemStation 6890 Scale Mode: Small noise peaks clipped

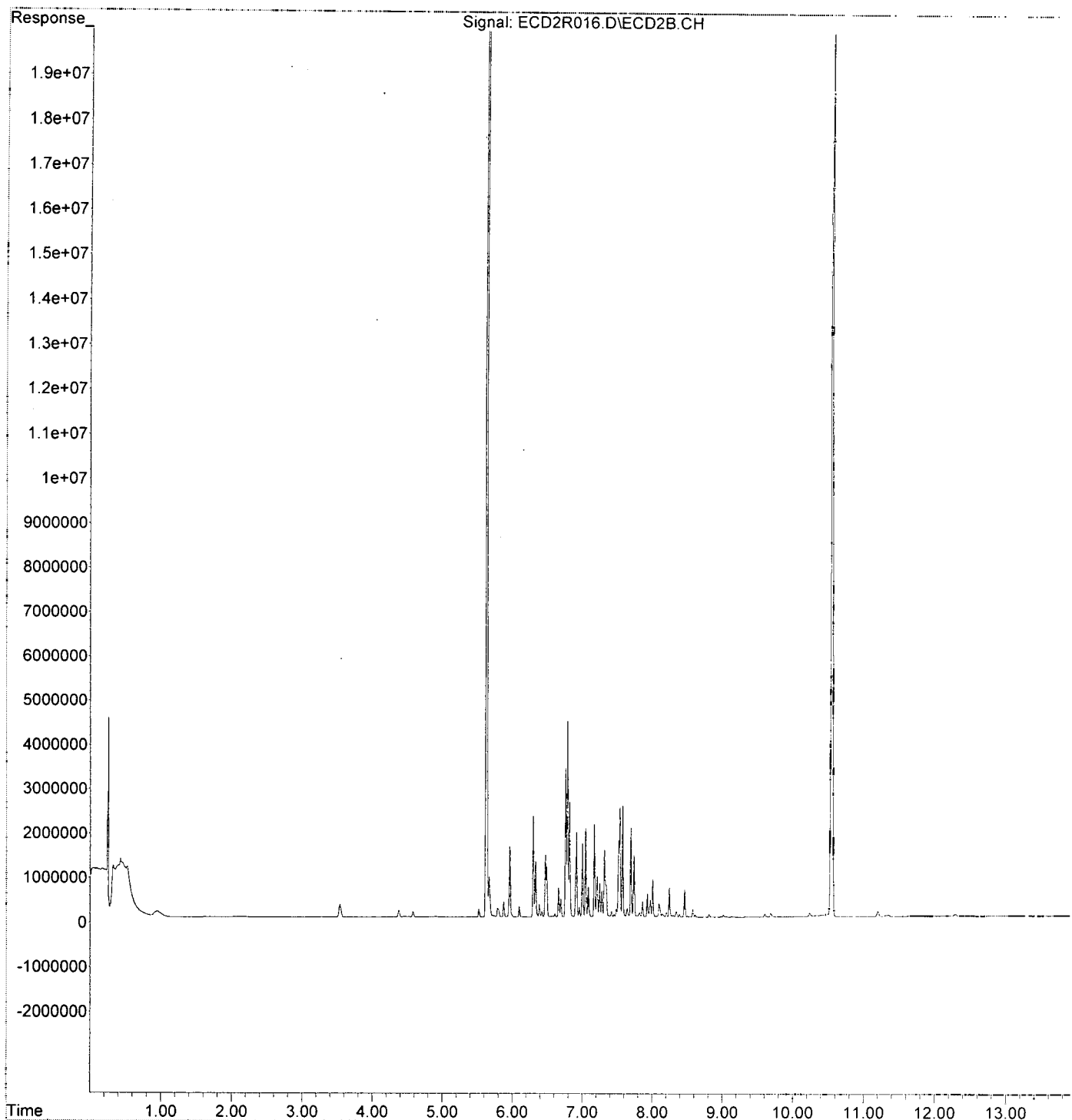
Compound	R.T.	Response	Conc	Units
48) Aroclor 1262 (1)	0.000	0	N.D.	ng/mld
49) Aroclor 1262 (2)	0.000	0	N.D.	ng/mld
50) Aroclor 1262 (3)	0.000	0	N.D.	ng/mld
51) Aroclor 1262 (4)	0.000	0	N.D.	ng/mld
52) Aroclor 1262 (5)	0.000	0	N.D.	ng/mld
53) Aroclor 1262 (6)	0.000	0	N.D.	ng/mld
54) Aroclor 1262 - AVE	0.000	0	N.D.	ng/mld
55) Aroclor 1268 (1)	0.000	0	N.D.	ng/mld
56) Aroclor 1268 (2)	0.000	0	N.D.	ng/mld
57) Aroclor 1268 (3)	0.000	0	N.D.	ng/mld
58) Aroclor 1268 (4)	0.000	0	N.D.	ng/mld
59) Aroclor 1268 (5)	0.000	0	N.D.	ng/mld
60) Aroclor 1268 (6)	0.000	0	N.D.	ng/mld
61) Aroclor 1268 - AVE	0.000	0	N.D.	ng/mld

(f)=RT Delta > 1/2 Window

(m)=manual int.

Data Path : K:\DATA\0A13050\
Data File : ECD2R016.D
Signal(s) : ECD2B.CH
Acq On : 13 Jan 2020 20:46
Operator : MJB / KAK
Sample : 0A13050-CALA
Misc :
ALS Vial : 64 Sample Multiplier: 1

Integration File: events.e
Quant Time: Jan 14 09:11:35 2020
Quant Method : L:\Methods\RECD2_QUANTPCB_200113.M
Quant Title : PCB Data Analysis
QLast Update : Tue Jan 14 09:11:30 2020
Response via : Initial Calibration
Integrator: ChemStation 6890 Scale Mode: Small noise peaks clipped



Data Path : K:\DATA\0A13050\
 Data File : ECD2R017.D
 Signal(s) : ECD2B.CH
 Acq On : 13 Jan 2020 21:04
 Operator : MJB / KAK
 Sample : 0A13050-CALB
 Misc :
 ALS Vial : 65 Sample Multiplier: 1

Integration File: events.e
 Quant Time: Jan 14 09:13:19 2020
 Quant Method : L:\Methods\RECD2_QUANTPCB_200113.M
 Quant Title : PCB Data Analysis
 QLast Update : Tue Jan 14 09:13:13 2020
 Response via : Initial Calibration
 Integrator: ChemStation 6890 Scale Mode: Small noise peaks clipped

Compound	R.T.	Response	Conc	Units
System Monitoring Compounds				
1) S TCMX (S)	0.000	0	N.D.	ng/ml
62) S DCBP (S)	0.000	0	N.D.	ng/ml
Target Compounds				
2) Aroclor 1016 (1)	0.000	0	N.D.	ng/ml
3) Aroclor 1016 (2)	0.000	0	N.D.	ng/ml
4) Aroclor 1016 (3)	0.000	0	N.D.	ng/ml
5) Aroclor 1016 (4)	0.000	0	N.D.	ng/ml
6) Aroclor 1016 (5)	0.000	0	N.D.	ng/ml
7) Aroclor 1016 (6)	0.000	0	N.D.	ng/ml
8) Aroclor 1016 - AVE	0.000	0	N.D.	ng/ml
9) Aroclor 1221 (1)	0.000	0	N.D.	ng/ml
10) Aroclor 1221 (2)	0.000	0	N.D.	ng/ml
11) Aroclor 1221 (3)	0.000	0	N.D.	ng/ml
12) Aroclor 1221 - AVE	0.000	0	N.D.	ng/ml
13) Aroclor 1232 (1)	0.000	0	N.D.	ng/ml
14) Aroclor 1232 (2)	0.000	0	N.D.	ng/ml
15) Aroclor 1232 (3)	0.000	0	N.D.	ng/ml
16) Aroclor 1232 (4)	0.000	0	N.D.	ng/ml
17) Aroclor 1232 (5)	0.000	0	N.D.	ng/ml
18) Aroclor 1232 (6)	0.000	0	N.D.	ng/ml
19) Aroclor 1232 - AVE	0.000	0	N.D.	ng/ml
20) Aroclor 1242 (1)	0.000	0	N.D.	ng/ml
21) Aroclor 1242 (2)	0.000	0	N.D.	ng/ml
22) Aroclor 1242 (3)	0.000	0	N.D.	ng/ml
23) Aroclor 1242 (4)	0.000	0	N.D.	ng/ml
24) Aroclor 1242 (5)	0.000	0	N.D.	ng/ml
25) Aroclor 1242 (6)	0.000	0	N.D.	ng/ml
26) Aroclor 1242 - AVE	0.000	0	N.D.	ng/ml
27) Aroclor 1248 (1)	6.761	2581015	345.871	ng/ml
28) Aroclor 1248 (2)	7.003	3179675	340.576	ng/ml
29) Aroclor 1248 (3)	7.047	2967887	338.430	ng/ml
30) Aroclor 1248 (4)	7.172	3647754	348.382	ng/ml
31) Aroclor 1248 (5)	7.538	4450876	344.149	ng/ml
32) Aroclor 1248 (6)	7.695	4070608	345.227	ng/ml
33) Aroclor 1248 - AVE	0.000	0	N.D.	ng/ml
34) Aroclor 1254 (1)	0.000	0	N.D.	ng/ml
35) Aroclor 1254 (2)	0.000	0	N.D.	ng/ml
36) Aroclor 1254 (3)	0.000	0	N.D.	ng/ml
37) Aroclor 1254 (4)	0.000	0	N.D.	ng/ml
38) Aroclor 1254 (5)	0.000	0	N.D.	ng/ml
39) Aroclor 1254 (6)	0.000	0	N.D.	ng/ml
40) Aroclor 1254 - AVE	0.000	0	N.D.	ng/ml
41) Aroclor 1260 (1)	0.000	0	N.D.	ng/ml
42) Aroclor 1260 (2)	0.000	0	N.D.	ng/ml
43) Aroclor 1260 (3)	0.000	0	N.D.	ng/ml
44) Aroclor 1260 (4)	0.000	0	N.D.	ng/ml
45) Aroclor 1260 (5)	0.000	0	N.D.	ng/ml
46) Aroclor 1260 (6)	0.000	0	N.D.	ng/ml
47) Aroclor 1260 - AVE	0.000	0	N.D.	ng/ml

Handwritten signature and date: 1/14/20

Data Path : K:\DATA\0A13050\
 Data File : ECD2R017.D
 Signal(s) : ECD2B.CH
 Acq On : 13 Jan 2020 21:04
 Operator : MJB / KAK
 Sample : 0A13050-CALB
 Misc :
 ALS Vial : 65 Sample Multiplier: 1

Integration File: events.e
 Quant Time: Jan 14 09:13:19 2020
 Quant Method : L:\Methods\RECD2_QUANTPCB_200113.M
 Quant Title : PCB Data Analysis
 QLast Update : Tue Jan 14 09:13:13 2020
 Response via : Initial Calibration
 Integrator: ChemStation 6890 Scale Mode: Small noise peaks clipped

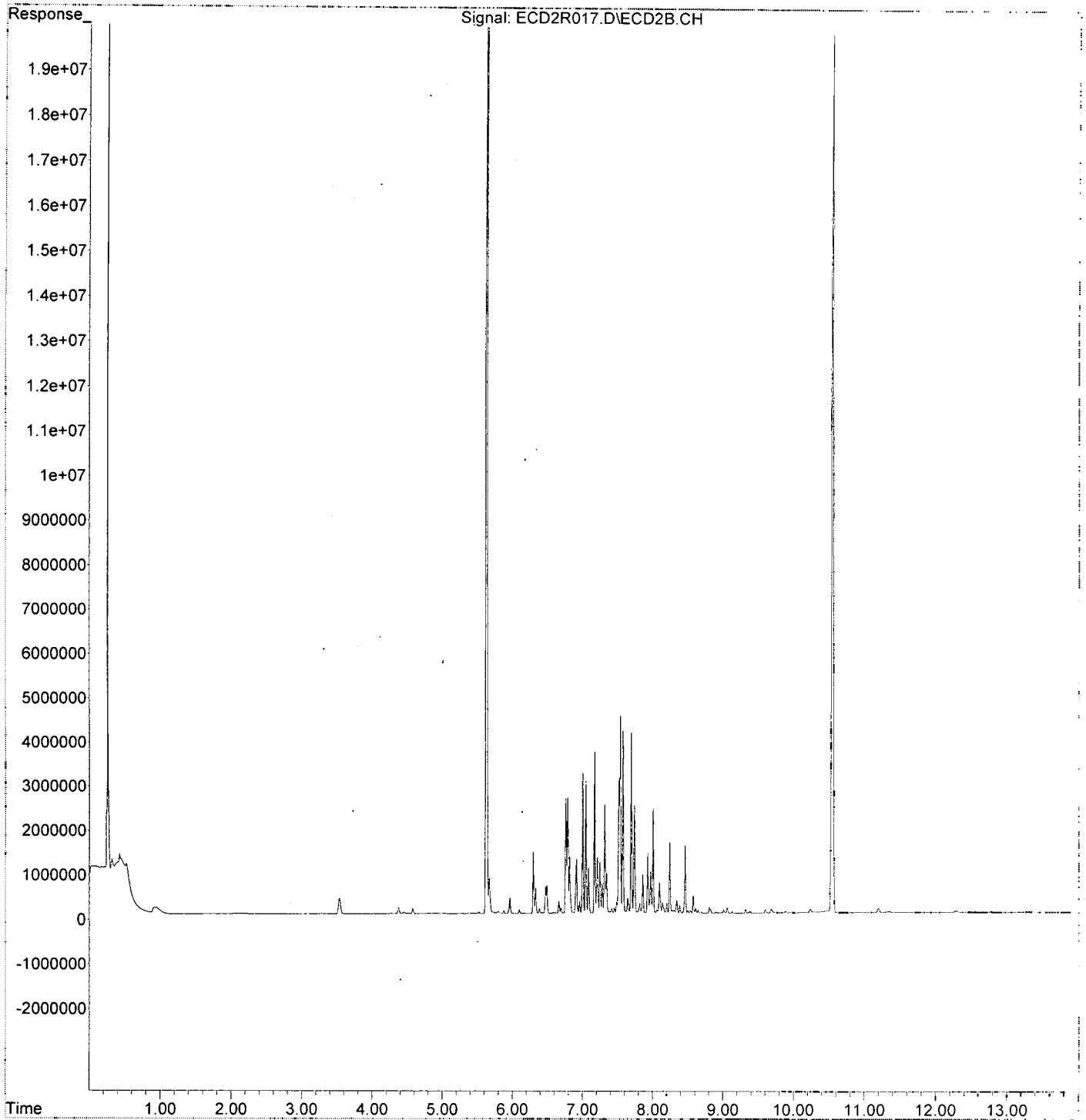
	Compound	R.T.	Response	Conc	Units
48)	Aroclor 1262 (1)	0.000	0	N.D.	ng/mld
49)	Aroclor 1262 (2)	0.000	0	N.D.	ng/mld
50)	Aroclor 1262 (3)	0.000	0	N.D.	ng/mld
51)	Aroclor 1262 (4)	0.000	0	N.D.	ng/mld
52)	Aroclor 1262 (5)	0.000	0	N.D.	ng/mld
53)	Aroclor 1262 (6)	0.000	0	N.D.	ng/mld
54)	Aroclor 1262 - AVE	0.000	0	N.D.	ng/mld
55)	Aroclor 1268 (1)	0.000	0	N.D.	ng/mld
56)	Aroclor 1268 (2)	0.000	0	N.D.	ng/mld
57)	Aroclor 1268 (3)	0.000	0	N.D.	ng/mld
58)	Aroclor 1268 (4)	0.000	0	N.D.	ng/mld
59)	Aroclor 1268 (5)	0.000	0	N.D.	ng/mld
60)	Aroclor 1268 (6)	0.000	0	N.D.	ng/mld
61)	Aroclor 1268 - AVE	0.000	0	N.D.	ng/mld

(f)=RT Delta > 1/2 Window

(m)=manual int.

Data Path : K:\DATA\0A13050\
Data File : ECD2R017.D
Signal(s) : ECD2B.CH
Acq On : 13 Jan 2020 21:04
Operator : MJB / KAK
Sample : 0A13050-CALB
Misc :
ALS Vial : 65 Sample Multiplier: 1

Integration File: events.e
Quant Time: Jan 14 09:13:19 2020
Quant Method : L:\Methods\RECD2_QUANTPCB_200113.M
Quant Title : PCB Data Analysis
QLast Update : Tue Jan 14 09:13:13 2020
Response via : Initial Calibration
Integrator: ChemStation 6890 Scale Mode: Small noise peaks clipped



Data Path : K:\DATA\0A13050\
 Data File : ECD2R018.D
 Signal(s) : ECD2B.CH
 Acq On : 13 Jan 2020 21:22
 Operator : MJB / KAK
 Sample : 0A13050-CALC
 Misc :
 ALS Vial : 66 Sample Multiplier: 1

Integration File: events.e
 Quant Time: Jan 14 09:15:06 2020
 Quant Method : L:\Methods\RECD2_QUANTPCB_200113.M
 Quant Title : PCB Data Analysis
 QLast Update : Tue Jan 14 09:14:59 2020
 Response via : Initial Calibration
 Integrator: ChemStation 6890 Scale Mode: Small noise peaks clipped

Compound	R.T.	Response	Conc	Units

System Monitoring Compounds				
1) S TCMX (S)	0.000	0	N.D.	ng/ml
62) S DCBP (S)	0.000	0	N.D.	ng/ml
Target Compounds				
2) Aroclor 1016 (1)	0.000	0	N.D.	ng/ml
3) Aroclor 1016 (2)	0.000	0	N.D.	ng/ml
4) Aroclor 1016 (3)	0.000	0	N.D.	ng/ml
5) Aroclor 1016 (4)	0.000	0	N.D.	ng/ml
6) Aroclor 1016 (5)	0.000	0	N.D.	ng/ml
7) Aroclor 1016 (6)	0.000	0	N.D.	ng/ml
8) Aroclor 1016 - AVE	0.000	0	N.D.	ng/ml
9) Aroclor 1221 (1)	0.000	0	N.D.	ng/ml
10) Aroclor 1221 (2)	0.000	0	N.D.	ng/ml
11) Aroclor 1221 (3)	0.000	0	N.D.	ng/ml
12) Aroclor 1221 - AVE	0.000	0	N.D.	ng/ml
13) Aroclor 1232 (1)	0.000	0	N.D.	ng/ml
14) Aroclor 1232 (2)	0.000	0	N.D.	ng/ml
15) Aroclor 1232 (3)	0.000	0	N.D.	ng/ml
16) Aroclor 1232 (4)	0.000	0	N.D.	ng/ml
17) Aroclor 1232 (5)	0.000	0	N.D.	ng/ml
18) Aroclor 1232 (6)	0.000	0	N.D.	ng/ml
19) Aroclor 1232 - AVE	0.000	0	N.D.	ng/ml
20) Aroclor 1242 (1)	0.000	0	N.D.	ng/ml
21) Aroclor 1242 (2)	0.000	0	N.D.	ng/ml
22) Aroclor 1242 (3)	0.000	0	N.D.	ng/ml
23) Aroclor 1242 (4)	0.000	0	N.D.	ng/ml
24) Aroclor 1242 (5)	0.000	0	N.D.	ng/ml
25) Aroclor 1242 (6)	0.000	0	N.D.	ng/ml
26) Aroclor 1242 - AVE	0.000	0	N.D.	ng/ml
27) Aroclor 1248 (1)	0.000	0	N.D.	ng/ml
28) Aroclor 1248 (2)	0.000	0	N.D.	ng/ml
29) Aroclor 1248 (3)	0.000	0	N.D.	ng/ml
30) Aroclor 1248 (4)	0.000	0	N.D.	ng/ml
31) Aroclor 1248 (5)	0.000	0	N.D.	ng/ml
32) Aroclor 1248 (6)	0.000	0	N.D.	ng/ml
33) Aroclor 1248 - AVE	0.000	0	N.D.	ng/ml
34) Aroclor 1254 (1)	7.515	4236924	327.807	ng/ml
35) Aroclor 1254 (2)	7.696	6954916	343.494	ng/ml
36) Aroclor 1254 (3)	8.006	7587169	354.082	ng/ml
37) Aroclor 1254 (4)	8.246	5458243	330.470	ng/ml
38) Aroclor 1254 (5)	8.580	5624331	358.394	ng/ml
39) Aroclor 1254 (6)	8.810	1763591	360.642	ng/ml
40) Aroclor 1254 - AVE	0.000	0	N.D.	ng/ml
41) Aroclor 1260 (1)	0.000	0	N.D.	ng/ml
42) Aroclor 1260 (2)	0.000	0	N.D.	ng/ml
43) Aroclor 1260 (3)	0.000	0	N.D.	ng/ml
44) Aroclor 1260 (4)	0.000	0	N.D.	ng/ml
45) Aroclor 1260 (5)	0.000	0	N.D.	ng/ml
46) Aroclor 1260 (6)	0.000	0	N.D.	ng/ml
47) Aroclor 1260 - AVE	0.000	0	N.D.	ng/ml

[Handwritten signature]
 1/14/20

Data Path : K:\DATA\0A13050\
 Data File : ECD2R018.D
 Signal(s) : ECD2B.CH
 Acq On : 13 Jan 2020 21:22
 Operator : MJB / KAK
 Sample : 0A13050-CALC
 Misc :
 ALS Vial : 66 Sample Multiplier: 1

Integration File: events.e
 Quant Time: Jan 14 09:15:06 2020
 Quant Method : L:\Methods\RECD2_QUANTPCB_200113.M
 Quant Title : PCB Data Analysis
 QLast Update : Tue Jan 14 09:14:59 2020
 Response via : Initial Calibration
 Integrator: ChemStation 6890 Scale Mode: Small noise peaks clipped

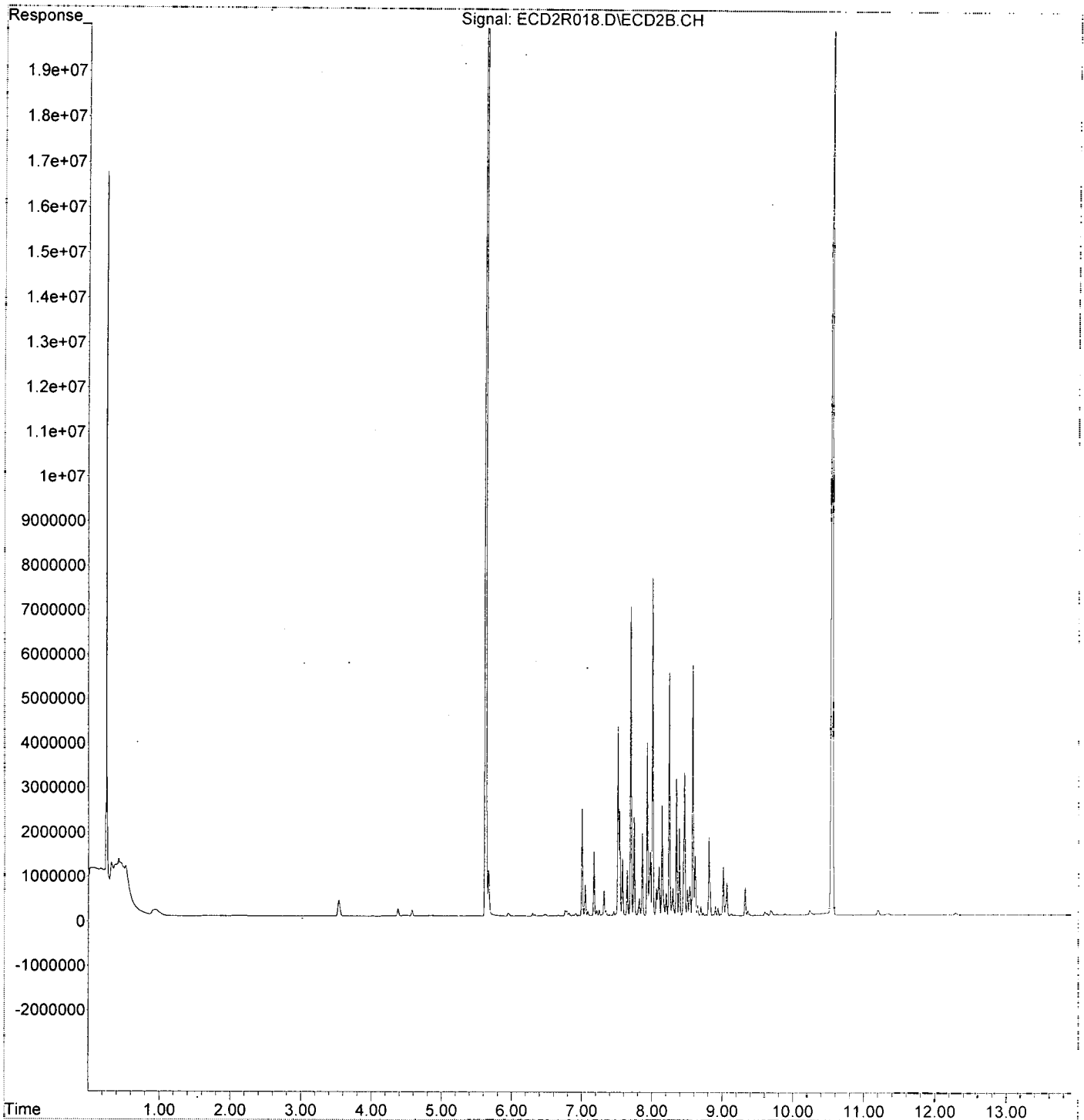
Compound	R.T.	Response	Conc	Units
48) Aroclor 1262 (1)	0.000	0	N.D.	ng/mld
49) Aroclor 1262 (2)	0.000	0	N.D.	ng/mld
50) Aroclor 1262 (3)	0.000	0	N.D.	ng/mld
51) Aroclor 1262 (4)	0.000	0	N.D.	ng/mld
52) Aroclor 1262 (5)	0.000	0	N.D.	ng/mld
53) Aroclor 1262 (6)	0.000	0	N.D.	ng/mld
54) Aroclor 1262 - AVE	0.000	0	N.D.	ng/mld
55) Aroclor 1268 (1)	0.000	0	N.D.	ng/mld
56) Aroclor 1268 (2)	0.000	0	N.D.	ng/mld
57) Aroclor 1268 (3)	0.000	0	N.D.	ng/mld
58) Aroclor 1268 (4)	0.000	0	N.D.	ng/mld
59) Aroclor 1268 (5)	0.000	0	N.D.	ng/mld
60) Aroclor 1268 (6)	0.000	0	N.D.	ng/mld
61) Aroclor 1268 - AVE	0.000	0	N.D.	ng/mld

(f)=RT Delta > 1/2 Window

(m)=manual int.

Data Path : K:\DATA\0A13050\
Data File : ECD2R018.D
Signal(s) : ECD2B.CH
Acq On : 13 Jan 2020 21:22
Operator : MJB / KAK
Sample : 0A13050-CALC
Misc :
ALS Vial : 66 Sample Multiplier: 1

Integration File: events.e
Quant Time: Jan 14 09:15:06 2020
Quant Method : L:\Methods\RECD2_QUANTPCB_200113.M
Quant Title : PCB Data Analysis
QLast Update : Tue Jan 14 09:14:59 2020
Response via : Initial Calibration
Integrator: ChemStation 6890 Scale Mode: Small noise peaks clipped



Data Path : K:\DATA\0A13050\
 Data File : ECD2R019.D
 Signal(s) : ECD2B.CH
 Acq On : 13 Jan 2020 21:39
 Operator : MJB / KAK
 Sample : 0A13050-CALD
 Misc :
 ALS Vial : 67 Sample Multiplier: 1

Integration File: events.e
 Quant Time: Jan 14 09:29:52 2020
 Quant Method : L:\Methods\RECD2_QUANTPCB_200113.M
 Quant Title : PCB Data Analysis
 QLast Update : Tue Jan 14 09:29:46 2020
 Response via : Initial Calibration
 Integrator: ChemStation 6890 Scale Mode: Small noise peaks clipped

[Handwritten signature]
 1/14/20

Compound	R.T.	Response	Conc	Units
System Monitoring Compounds				
1) S TCMX (S)	0.000	0	N.D.	ng/ml
62) S DCBP (S)	0.000	0	N.D.	ng/ml
Target Compounds				
2) Aroclor 1016 (1)	0.000	0	N.D.	ng/ml
3) Aroclor 1016 (2)	0.000	0	N.D.	ng/ml
4) Aroclor 1016 (3)	0.000	0	N.D.	ng/ml
5) Aroclor 1016 (4)	0.000	0	N.D.	ng/ml
6) Aroclor 1016 (5)	0.000	0	N.D.	ng/ml
7) Aroclor 1016 (6)	0.000	0	N.D.	ng/ml
8) Aroclor 1016 - AVE	0.000	0	N.D.	ng/ml
9) Aroclor 1221 (1)	0.000	0	N.D.	ng/ml
10) Aroclor 1221 (2)	0.000	0	N.D.	ng/ml
11) Aroclor 1221 (3)	0.000	0	N.D.	ng/ml
12) Aroclor 1221 - AVE	0.000	0	N.D.	ng/ml
13) Aroclor 1232 (1)	0.000	0	N.D.	ng/ml
14) Aroclor 1232 (2)	0.000	0	N.D.	ng/ml
15) Aroclor 1232 (3)	0.000	0	N.D.	ng/ml
16) Aroclor 1232 (4)	0.000	0	N.D.	ng/ml
17) Aroclor 1232 (5)	0.000	0	N.D.	ng/ml
18) Aroclor 1232 (6)	0.000	0	N.D.	ng/ml
19) Aroclor 1232 - AVE	0.000	0	N.D.	ng/ml
20) Aroclor 1242 (1)	0.000	0	N.D.	ng/ml
21) Aroclor 1242 (2)	0.000	0	N.D.	ng/ml
22) Aroclor 1242 (3)	0.000	0	N.D.	ng/ml
23) Aroclor 1242 (4)	0.000	0	N.D.	ng/ml
24) Aroclor 1242 (5)	0.000	0	N.D.	ng/ml
25) Aroclor 1242 (6)	0.000	0	N.D.	ng/ml
26) Aroclor 1242 - AVE	0.000	0	N.D.	ng/ml
27) Aroclor 1248 (1)	0.000	0	N.D.	ng/ml
28) Aroclor 1248 (2)	0.000	0	N.D.	ng/ml
29) Aroclor 1248 (3)	0.000	0	N.D.	ng/ml
30) Aroclor 1248 (4)	0.000	0	N.D.	ng/ml
31) Aroclor 1248 (5)	0.000	0	N.D.	ng/ml
32) Aroclor 1248 (6)	0.000	0	N.D.	ng/ml
33) Aroclor 1248 - AVE	0.000	0	N.D.	ng/ml
34) Aroclor 1254 (1)	0.000	0	N.D.	ng/ml
35) Aroclor 1254 (2)	0.000	0	N.D.	ng/ml
36) Aroclor 1254 (3)	0.000	0	N.D.	ng/ml
37) Aroclor 1254 (4)	0.000	0	N.D.	ng/ml
38) Aroclor 1254 (5)	0.000	0	N.D.	ng/ml
39) Aroclor 1254 (6)	0.000	0	N.D.	ng/ml
40) Aroclor 1254 - AVE	0.000	0	N.D.	ng/ml
41) Aroclor 1260 (1)	0.000	0	N.D.	ng/ml
42) Aroclor 1260 (2)	0.000	0	N.D.	ng/ml
43) Aroclor 1260 (3)	0.000	0	N.D.	ng/ml
44) Aroclor 1260 (4)	0.000	0	N.D.	ng/ml
45) Aroclor 1260 (5)	0.000	0	N.D.	ng/ml
46) Aroclor 1260 (6)	0.000	0	N.D.	ng/ml
47) Aroclor 1260 - AVE	0.000	0	N.D.	ng/ml

Data Path : K:\DATA\0A13050\
 Data File : ECD2R019.D
 Signal(s) : ECD2B.CH
 Acq On : 13 Jan 2020 21:39
 Operator : MJB / KAK
 Sample : 0A13050-CALD
 Misc :
 ALS Vial : 67 Sample Multiplier: 1

Integration File: events.e
 Quant Time: Jan 14 09:29:52 2020
 Quant Method : L:\Methods\RECD2_QUANTPCB_200113.M
 Quant Title : PCB Data Analysis
 QLast Update : Tue Jan 14 09:29:46 2020
 Response via : Initial Calibration
 Integrator: ChemStation 6890 Scale Mode: Small noise peaks clipped

Compound	R.T.	Response	Conc Units
48) Aroclor 1262 (1)	8.349	5285848	349.281 ng/ml
49) Aroclor 1262 (2)	8.650	7638753	361.098 ng/ml
50) Aroclor 1262 (3)	8.828	6402101	366.499 ng/ml
51) Aroclor 1262 (4)	9.065	13762305	384.322 ng/ml
52) Aroclor 1262 (5)	9.324	8209776	373.769 ng/ml
53) Aroclor 1262 (6)	9.888	3600266	371.141 ng/ml
54) Aroclor 1262 - AVE	0.000	0	N.D. ng/ml
55) Aroclor 1268 (1)	0.000	0	N.D. ng/ml
56) Aroclor 1268 (2)	0.000	0	N.D. ng/ml
57) Aroclor 1268 (3)	0.000	0	N.D. ng/ml
58) Aroclor 1268 (4)	0.000	0	N.D. ng/ml
59) Aroclor 1268 (5)	0.000	0	N.D. ng/ml
60) Aroclor 1268 (6)	0.000	0	N.D. ng/ml
61) Aroclor 1268 - AVE	0.000	0	N.D. ng/ml

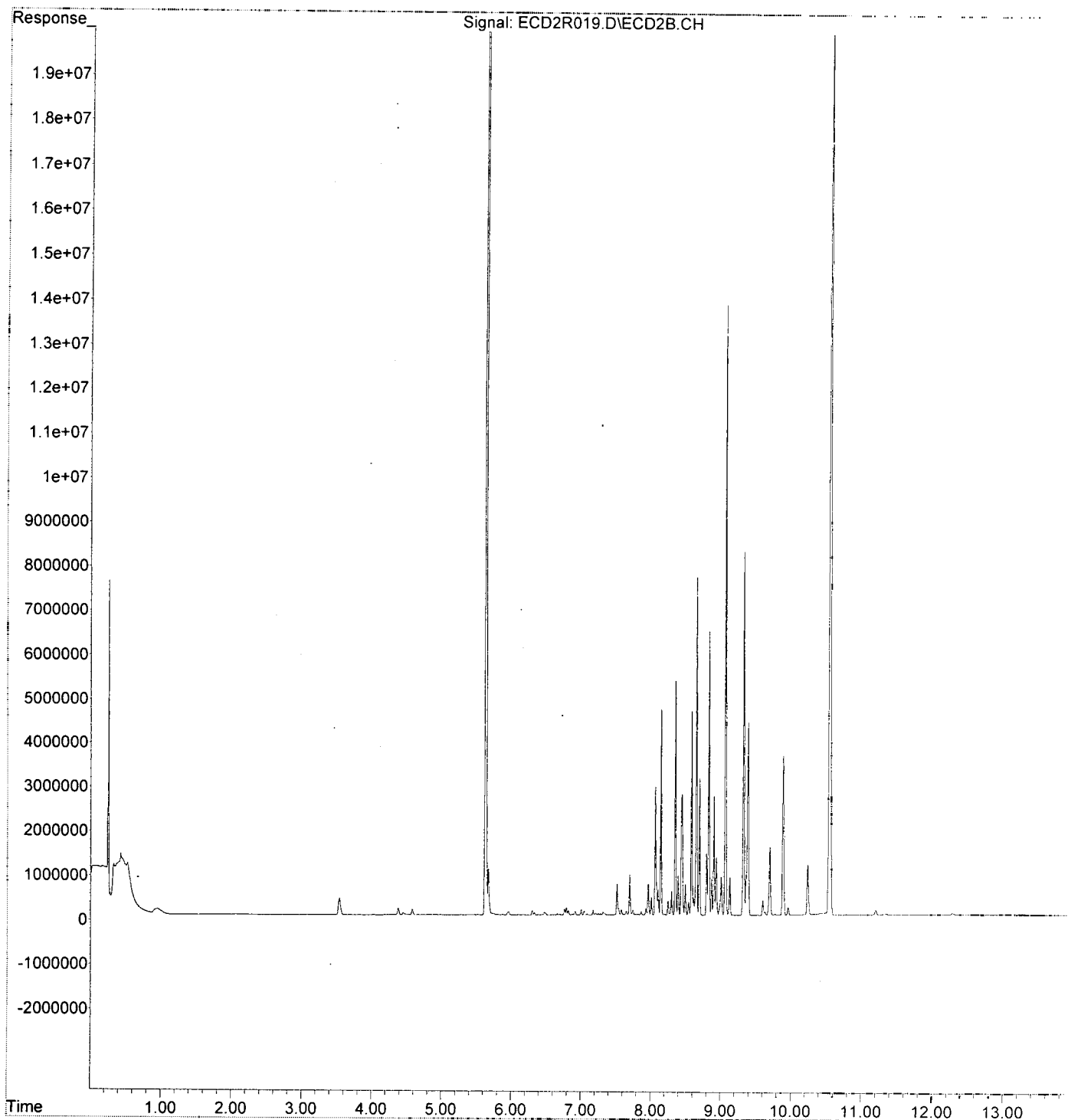
Handwritten signature and date: 1/14/20

(f)=RT Delta > 1/2 Window

(m)=manual int.

Data Path : K:\DATA\0A13050\
Data File : ECD2R019.D
Signal(s) : ECD2B.CH
Acq On : 13 Jan 2020 21:39
Operator : MJB / KAK
Sample : 0A13050-CALD
Misc :
ALS Vial : 67 Sample Multiplier: 1

Integration File: events.e
Quant Time: Jan 14 09:29:52 2020
Quant Method : L:\Methods\RECD2_QUANTPCB_200113.M
Quant Title : PCB Data Analysis
QLast Update : Tue Jan 14 09:29:46 2020
Response via : Initial Calibration
Integrator: ChemStation 6890 Scale Mode: Small noise peaks clipped



Data Path : K:\DATA\0A13050\
 Data File : ECD2R020.D
 Signal(s) : ECD2B.CH
 Acq On : 13 Jan 2020 21:57
 Operator : MJB / KAK
 Sample : 0A13050-CALE
 Misc :
 ALS Vial : 68 Sample Multiplier: 1

Integration File: events.e
 Quant Time: Jan 14 09:31:53 2020
 Quant Method : L:\Methods\RECD2_QUANTPCB_200113.M
 Quant Title : PCB Data Analysis
 QLast Update : Tue Jan 14 09:31:47 2020
 Response via : Initial Calibration
 Integrator: ChemStation 6890 Scale Mode: Small noise peaks clipped

[Handwritten signature]
 1/14/20

Compound	R.T.	Response	Conc	Units
System Monitoring Compounds				
1) S TCMX (S)	0.000	0	N.D.	ng/ml
62) S DCBP (S)	0.000	0	N.D.	ng/ml
Target Compounds				
2) Aroclor 1016 (1)	0.000	0	N.D.	ng/ml
3) Aroclor 1016 (2)	0.000	0	N.D.	ng/ml
4) Aroclor 1016 (3)	0.000	0	N.D.	ng/ml
5) Aroclor 1016 (4)	0.000	0	N.D.	ng/ml
6) Aroclor 1016 (5)	0.000	0	N.D.	ng/ml
7) Aroclor 1016 (6)	0.000	0	N.D.	ng/ml
8) Aroclor 1016 - AVE	0.000	0	N.D.	ng/ml
9) Aroclor 1221 (1)	0.000	0	N.D.	ng/ml
10) Aroclor 1221 (2)	0.000	0	N.D.	ng/ml
11) Aroclor 1221 (3)	0.000	0	N.D.	ng/ml
12) Aroclor 1221 - AVE	0.000	0	N.D.	ng/ml
13) Aroclor 1232 (1)	0.000	0	N.D.	ng/ml
14) Aroclor 1232 (2)	0.000	0	N.D.	ng/ml
15) Aroclor 1232 (3)	0.000	0	N.D.	ng/ml
16) Aroclor 1232 (4)	0.000	0	N.D.	ng/ml
17) Aroclor 1232 (5)	0.000	0	N.D.	ng/ml
18) Aroclor 1232 (6)	0.000	0	N.D.	ng/ml
19) Aroclor 1232 - AVE	0.000	0	N.D.	ng/ml
20) Aroclor 1242 (1)	0.000	0	N.D.	ng/ml
21) Aroclor 1242 (2)	0.000	0	N.D.	ng/ml
22) Aroclor 1242 (3)	0.000	0	N.D.	ng/ml
23) Aroclor 1242 (4)	0.000	0	N.D.	ng/ml
24) Aroclor 1242 (5)	0.000	0	N.D.	ng/ml
25) Aroclor 1242 (6)	0.000	0	N.D.	ng/ml
26) Aroclor 1242 - AVE	0.000	0	N.D.	ng/ml
27) Aroclor 1248 (1)	0.000	0	N.D.	ng/ml
28) Aroclor 1248 (2)	0.000	0	N.D.	ng/ml
29) Aroclor 1248 (3)	0.000	0	N.D.	ng/ml
30) Aroclor 1248 (4)	0.000	0	N.D.	ng/ml
31) Aroclor 1248 (5)	0.000	0	N.D.	ng/ml
32) Aroclor 1248 (6)	0.000	0	N.D.	ng/ml
33) Aroclor 1248 - AVE	0.000	0	N.D.	ng/ml
34) Aroclor 1254 (1)	0.000	0	N.D.	ng/ml
35) Aroclor 1254 (2)	0.000	0	N.D.	ng/ml
36) Aroclor 1254 (3)	0.000	0	N.D.	ng/ml
37) Aroclor 1254 (4)	0.000	0	N.D.	ng/ml
38) Aroclor 1254 (5)	0.000	0	N.D.	ng/ml
39) Aroclor 1254 (6)	0.000	0	N.D.	ng/ml
40) Aroclor 1254 - AVE	0.000	0	N.D.	ng/ml
41) Aroclor 1260 (1)	0.000	0	N.D.	ng/ml
42) Aroclor 1260 (2)	0.000	0	N.D.	ng/ml
43) Aroclor 1260 (3)	0.000	0	N.D.	ng/ml
44) Aroclor 1260 (4)	0.000	0	N.D.	ng/ml
45) Aroclor 1260 (5)	0.000	0	N.D.	ng/ml
46) Aroclor 1260 (6)	0.000	0	N.D.	ng/ml
47) Aroclor 1260 - AVE	0.000	0	N.D.	ng/ml

Data Path : K:\DATA\0A13050\
 Data File : ECD2R020.D
 Signal(s) : ECD2B.CH
 Acq On : 13 Jan 2020 21:57
 Operator : MJB / KAK
 Sample : 0A13050-CALE
 Misc :
 ALS Vial : 68 Sample Multiplier: 1

Integration File: events.e
 Quant Time: Jan 14 09:31:53 2020
 Quant Method : L:\Methods\RECD2_QUANTPCB_200113.M
 Quant Title : PCB Data Analysis
 QLast Update : Tue Jan 14 09:31:47 2020
 Response via : Initial Calibration
 Integrator: ChemStation 6890 Scale Mode: Small noise peaks clipped

Compound	R.T.	Response	Conc	Units
48) Aroclor 1262 (1)	0.000	0	N.D.	ng/ml
49) Aroclor 1262 (2)	0.000	0	N.D.	ng/ml
50) Aroclor 1262 (3)	0.000	0	N.D.	ng/ml
51) Aroclor 1262 (4)	0.000	0	N.D.	ng/ml
52) Aroclor 1262 (5)	0.000	0	N.D.	ng/ml
53) Aroclor 1262 (6)	0.000	0	N.D.	ng/ml
54) Aroclor 1262 - AVE	0.000	0	N.D.	ng/ml
55) Aroclor 1268 (1)	8.867	3116077	333.865	ng/ml
56) Aroclor 1268 (2)	9.324	13883261	353.838	ng/ml
57) Aroclor 1268 (3)	9.390	11258146	357.094	ng/ml
58) Aroclor 1268 (4)	9.601	9626631	355.419	ng/ml
59) Aroclor 1268 (5)	9.888	3911591	369.151	ng/ml
60) Aroclor 1268 (6)	10.237	25307518	744.410	ng/ml
61) Aroclor 1268 - AVE	0.000	0	N.D.	ng/ml

[Handwritten signature]
 1/14/20

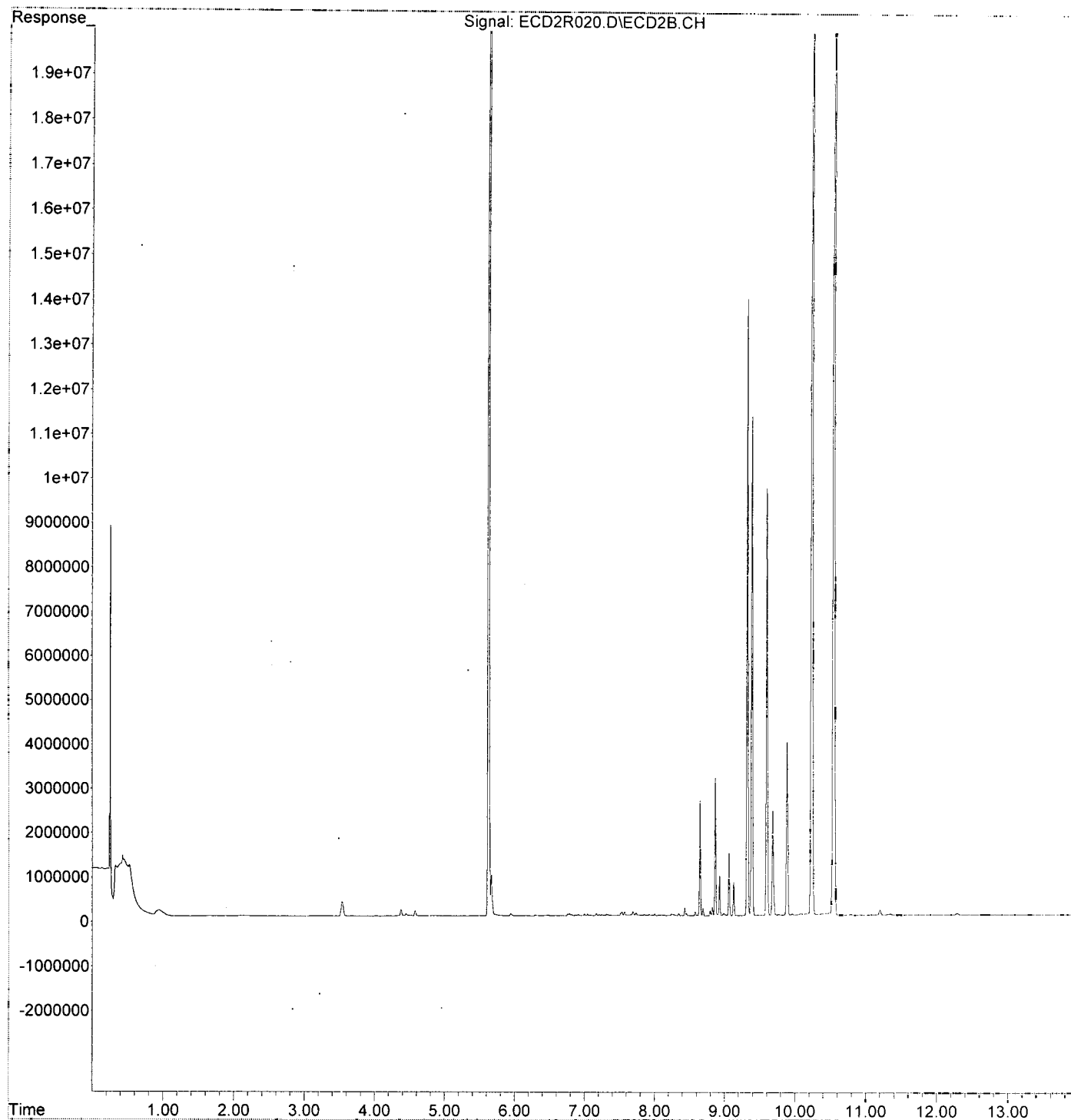
(f)=RT Delta > 1/2 Window

(m)=manual int.

Quantitation Report (QT Reviewed)

Data Path : K:\DATA\0A13050\
Data File : ECD2R020.D
Signal(s) : ECD2B.CH
Acq On : 13 Jan 2020 21:57
Operator : MJB / KAK
Sample : 0A13050-CALE
Misc :
ALS Vial : 68 Sample Multiplier: 1

Integration File: events.e
Quant Time: Jan 14 09:31:53 2020
Quant Method : L:\Methods\RECD2_QUANTPCB_200113.M
Quant Title : PCB Data Analysis
QLast Update : Tue Jan 14 09:31:47 2020
Response via : Initial Calibration
Integrator: ChemStation 6890 Scale Mode: Small noise peaks clipped



**Organochloride Pesticides by EPA 8081B
Benchsheet & Analysis Sequence Data**

Batch 0010666
Sequence 0A24032 (A0A0648-02RE1,04RE1,05RE1)



Apex Laboratories
PREPARATION BENCH SHEET

BATCH #: 0010666 (Sediment)

Prep Method: EPA 3546/3640A (GPC)

#	Lab Number	Analysis	Prepared	Initial (g)	Final (mL)	Spike ID	Source ID	ul Spike	ul Surr.	Sample ID	Extraction Comments	pH			
												<2	cont	>11	
	0010666-BLK1	QC	01/22/20 12:36	11	10				100						
	0010666-BS1	QC	01/22/20 12:36	10	10	A19I221		100	100						
	A0A0639-05RE1	A 8081B 2,4+4,4-DDx Only (+Add)	01/22/20 07:40	10.18	10				100	PDI-028SC-A-10-11-191003	MDL. Use Custom Spike.				
	A0A0639-05RE2	A 8081B 2,4+4,4-DDx Only (+Add)	01/22/20 07:40	10.18	10				100	PDI-028SC-A-10-11-191003	Added 1/28/2020 By MJB				
	A0A0639-06RE1	A 8081B 2,4+4,4-DDx Only (+Add)	01/22/20 07:40	10.3	10				100	PDI-028SC-A-11-12-191003	MDL. Use Custom Spike.				
	0010666-DUP1	QC	01/22/20 12:36	10.29	10		A0A0639-06RE1		100						
	A0A0639-07RE1	A 8081B 2,4+4,4-DDx Only (+Add)	01/22/20 07:40	10.06	10				100	PDI-081SC-A-08-09-191002	MDL. Use Custom Spike.				
	A0A0639-07RE2	A 8081B 2,4+4,4-DDx Only (+Add)	01/22/20 07:40	10.06	10				100	PDI-081SC-A-08-09-191002	Added 1/28/2020 By MJB				
	A0A0639-08RE1	A 8081B 2,4+4,4-DDx Only (+Add)	01/22/20 07:40	10.06	10				100	PDI-081SC-A-09-10-191002	MDL. Use Custom Spike.				
	A0A0639-08RE2	A 8081B 2,4+4,4-DDx Only (+Add)	01/22/20 07:40	10.06	10				100	PDI-081SC-A-09-10-191002	Added 1/28/2020 By MJB				
	A0A0639-09RE1	A 8081B 2,4+4,4-DDx Only (+Add)	01/22/20 07:40	10.08	10				100	PDI-082SC-A-04-05-191002	MDL. Use Custom Spike.				
	A0A0639-10RE1	A 8081B 2,4+4,4-DDx Only (+Add)	01/22/20 07:40	10.17	10				100	PDI-082SC-A-05-06-191002	MDL. Use Custom Spike.				
	A0A0639-10RE2	A 8081B 2,4+4,4-DDx Only (+Add)	01/22/20 07:40	10.17	10				100	PDI-082SC-A-05-06-191002	Added 1/28/2020 By MJB				
	A0A0639-11RE1	A 8081B 2,4+4,4-DDx Only (+Add)	01/22/20 07:40	10.09	10				100	PDI-084SC-A-01-02-191002	MDL. Use Custom Spike.				
	0010666-MS1	QC	01/22/20 12:36	10.1	10	A19I221	A0A0639-11RE1	100	100						
	0010666-MSD1	QC	01/22/20 12:37	10.02	10	A19I221	A0A0639-11RE1	100	100						
	A0A0639-11RE2	A 8081B 2,4+4,4-DDx Only (+Add)	01/22/20 07:40	10.09	10				100	PDI-084SC-A-01-02-191002	Added 1/28/2020 By MJB				
	0010666-MS2	QC	01/22/20 12:36	10.1	10	A19I221	A0A0639-11RE2	100	100						
	0010666-MSD2	QC	01/22/20 12:37	10.02	10	A19I221	A0A0639-11RE2	100	100						
	A0A0639-12RE1	A 8081B 2,4+4,4-DDx Only (+Add)	01/22/20 07:40	10.26	10				100	PDI-084SC-A-02-03-191002	MDL. Use Custom Spike.				
	A0A0639-12RE2	A 8081B 2,4+4,4-DDx Only (+Add)	01/22/20 07:40	10.26	10				100	PDI-084SC-A-02-03-191002	Added 1/28/2020 By MJB				

Prepared By: _____ Date _____

MJB 1/29/20
Reviewed By: _____ Date _____

Apex Laboratories
PREPARATION BENCH SHEET

BATCH #: 0010666 (Sediment)

Prep Method: EPA 3546/3640A (GPC)

#	Lab Number	Analysis	Prepared	Initial (g)	Final (mL)	Spike ID	Source ID	ul Spike	ul Surr.	Sample ID	Extraction Comments	pH		
												<2	5-8	>11
	A0A0645-01RE1	A 8081B 2,4+4,4-DDx Only (+Add)	01/22/20 10:27	10.26	20				100	PDI-019SC-A-04-05-191008	MDL. Use Custom Spike.			
	A0A0645-02RE1	A 8081B 2,4+4,4-DDx Only (+Add)	01/22/20 10:27	10.8	10				100	PDI-019SC-A-05-06-191008	MDL. Use Custom Spike.			
	A0A0645-02RE2	A 8081B 2,4+4,4-DDx Only (+Add)	01/22/20 10:27	10.8	10				100	PDI-019SC-A-05-06-191008	Added 1/27/2020 By MJB			
	A0A0645-02RE3	A 8081B 2,4+4,4-DDx Only (+Add)	01/22/20 10:27	10.8	10				100	PDI-019SC-A-05-06-191008	Added 1/28/2020 By MJB			
	A0A0645-03RE1	B 8081B 2,4+4,4-DDx Only (+Add)	01/22/20 10:27	10.49	10				100	PDI-020SC-A-00-01-191008	MDL. Use Custom Spike.			
	A0A0645-04RE1	B 8081B 2,4+4,4-DDx Only (+Add)	01/22/20 10:27	10.33	10				100	PDI-020SC-A-01-02-191008	MDL. Use Custom Spike.			
	A0A0645-05RE1	A 8081B 2,4+4,4-DDx Only (+Add)	01/22/20 10:27	10.48	10				100	PDI-033SC-A-02-03-191008	MDL. Use Custom Spike.			
	A0A0645-06RE1	A 8081B 2,4+4,4-DDx Only (+Add)	01/22/20 10:27	10.32	10				100	PDI-033SC-A-03-04-191008	MDL. Use Custom Spike.			
	A0A0645-07RE1	A 8081B 2,4+4,4-DDx Only (+Add)	01/22/20 10:27	10.38	10				100	PDI-043SC-A-04-05-191008	MDL. Use Custom Spike.			
	A0A0648-01RE1	A 8081B 2,4+4,4-DDx Only (+Add)	01/22/20 10:27	10.38	10				100	PDI-016SC-A-02-03-191009	MDL. Use Custom Spike.			
	A0A0648-01RE2	A 8081B 2,4+4,4-DDx Only (+Add)	01/22/20 10:27	10.38	10				100	PDI-016SC-A-02-03-191009	Added 1/28/2020 By MJB			
	A0A0648-02RE1	A 8081B 2,4+4,4-DDx Only (+Add)	01/22/20 10:27	10.67	10				100	PDI-023SC-A-06-07-191009	MDL. Use Custom Spike.			
	A0A0648-03RE1	A 8081B 2,4+4,4-DDx Only (+Add)	01/22/20 10:27	10.47	10				100	PDI-023SC-A-07-08-191009	MDL. Use Custom Spike.			
	A0A0648-03RE2	A 8081B 2,4+4,4-DDx Only (+Add)	01/22/20 10:27	10.47	10				100	PDI-023SC-A-07-08-191009	Added 1/28/2020 By MJB			
	A0A0648-04RE1	A 8081B 2,4+4,4-DDx Only (+Add)	01/22/20 10:27	10.45	10				100	PDI-029SC-A-02-03-191009	MDL. Use Custom Spike.			
	A0A0648-05RE1	A 8081B 2,4+4,4-DDx Only (+Add)	01/22/20 10:27	10.27	10				100	PDI-029SC-A-03-04-191009	MS/MSD, MDL. Use Custom Spike.			

Standards/Reagents

Prepared By: _____ Date _____

Reviewed By: _____ Date _____

Apex Laboratories
PREPARATION BENCH SHEET
BATCH #: 0010666 (Sediment)
Prep Method: EPA 3546/3640A (GPC)

#	Lab Number	Analysis	Prepared	Initial (g)	Final (mL)	Spike ID	Source ID	ul Spike	ul Surr.	Sample ID	Extraction Comments	pH	
												<2	>11

Reagent(s)		
Std ID	Exp. Date	Description
A19H411	08/31/21	n-Hexane Lot# 192712
A19I263	03/18/20	DCM CHEM PROD. 194934

Analyte Spike(s)		
Std ID	Exp. Date	Description
A19I221	03/18/20	2,4 + 4,4 DDx Pesticide Matrix Spike

Surrogate(s)		
Std ID	Exp. Date	Description
A20A238	07/17/20	8082 PCB Surrogate Spike

From 0010641 on 1/22/2020 by cah

Prepared By: _____ Date _____

Reviewed By: _____ Date _____



Apex Laboratories
PREPARATION BENCH SHEET

BATCH #: 0010666 (Sediment)

Prep Method: EPA 3546/3640A (GPC)

#	Lab Number	Analysis	Prepared	Initial (g)	Final (mL)	Spike ID	Source ID	ul Spike	ul Surr.	Sample ID	Extraction Comments	pH			
												<2	Other	>11	
2	0010666-BLK1	QC	01/22/20 12:36	11	5/10				100		1ml	2ml			
3	0010666-BS1	QC	01/22/20 12:36	10	5/10	A191221		100	100		1ml	2ml			
4	A0A0639-05RE1	A 8081B 2,4+4,4-DDx Only (+Add)	01/22/20 07:40	10.18	5/20				100	PDI-028SC-A-10-11-191003	MDL. Use Custom Spike.	0.5ml	2ml		S, P
5	A0A0639-06RE1	A 8081B 2,4+4,4-DDx Only (+Add)	01/22/20 07:40	10.3	5/10				100	PDI-028SC-A-11-12-191003	MDL. Use Custom Spike.	2ml	2ml		
10	0010666-DUP1	QC	01/22/20 12:36	10.29	5/10		A0A0639-06RE1		100			2ml	2ml		
7	A0A0639-07RE1	A 8081B 2,4+4,4-DDx Only (+Add)	01/22/20 07:40	10.06	5/10				100	PDI-081SC-A-08-09-191002	MDL. Use Custom Spike.	1ml	2ml		S, P
8	A0A0639-08RE1	A 8081B 2,4+4,4-DDx Only (+Add)	01/22/20 07:40	10.06	5/10				100	PDI-081SC-A-09-10-191002	MDL. Use Custom Spike.	1ml	2ml		S, P
9	A0A0639-09RE1	A 8081B 2,4+4,4-DDx Only (+Add)	01/22/20 07:40	10.08	5/10				100	PDI-082SC-A-04-05-191002	MDL. Use Custom Spike.	1ml	2ml		S, P
10	A0A0639-10RE1	A 8081B 2,4+4,4-DDx Only (+Add)	01/22/20 07:40	10.17	5/10				100	PDI-082SC-A-05-06-191002	MDL. Use Custom Spike.	1ml	2ml		
11	A0A0639-11RE1	A 8081B 2,4+4,4-DDx Only (+Add)	01/22/20 07:40	10.09	5/10				100	PDI-084SC-A-01-02-191002	MDL. Use Custom Spike.	1ml	2ml		
12	A0A0639-12RE1	A 8081B 2,4+4,4-DDx Only (+Add)	01/22/20 07:40	10.26	5/10				100	PDI-084SC-A-02-03-191002	MDL. Use Custom Spike.	1ml	2ml		
	0010666-MS1	QC	01/22/20 12:36	10.1	5/10	A191221	A0A0639-12RE1	100	100			1ml	2ml		
	0010666-MSD1	QC	01/22/20 12:37	10.02	5/10	A191221	A0A0639-12RE1	100	100			1ml	2ml		
7	A0A0645-01RE1	A 8081B 2,4+4,4-DDx Only (+Add)	01/22/20 10:27	10.26	5/20				100	PDI-019SC-A-04-05-191008	MDL. Use Custom Spike.	0.5ml	2ml		
8	A0A0645-02RE1	A 8081B 2,4+4,4-DDx Only (+Add)	01/22/20 10:27	10.8	5/10				100	PDI-019SC-A-05-06-191008	MDL. Use Custom Spike.	1ml	2ml		
9	A0A0645-03RE1	B 8081B 2,4+4,4-DDx Only (+Add)	01/22/20 10:27	10.49	5/10				100	PDI-020SC-A-00-01-191008	MDL. Use Custom Spike.	1ml	2ml		
10	A0A0645-04RE1	B 8081B 2,4+4,4-DDx Only (+Add)	01/22/20 10:27	10.33	5/10				100	PDI-020SC-A-01-02-191008	MDL. Use Custom Spike.	1ml	2ml		
11	A0A0645-05RE1	A 8081B 2,4+4,4-DDx Only (+Add)	01/22/20 10:27	10.48	5/10				100	PDI-033SC-A-02-03-191008	MDL. Use Custom Spike.	1ml	2ml		
12	A0A0645-06RE1	A 8081B 2,4+4,4-DDx Only (+Add)	01/22/20 10:27	10.32	5/10				100	PDI-033SC-A-03-04-191008	MDL. Use Custom Spike.	1ml	2ml		
13	A0A0645-07RE1	A 8081B 2,4+4,4-DDx Only (+Add)	01/22/20 10:27	10.38	5/10				100	PDI-043SC-A-04-05-191008	MDL. Use Custom Spike.	1ml	2ml		

IN OUT

Prepared By: CAL Date: 01/22/20
JAG 1/23/20

Reviewed By: CAS Date: 01/23/2020
CAS 01/23/2020

Apex Laboratories
PREPARATION BENCH SHEET
BATCH #: 0010666 (Sediment)
Prep Method: EPA 3546/3640A (GPC)

#	Lab Number	Analysis	Prepared	Initial (g)	Final (mL)	Spike ID	Source ID	ul Spike	ul Surr.	Sample ID	Extraction	Comments	pH		
													<2	5-8	>11
14	A0A0648-01RE1	A 8081B 2,4+4,4-DDx Only (+Add)	01/22/20 10:27	10.38	5/10				100	PDI-016SC-A-02-03-191009	MDL. Use Custom	Spike.			
15	A0A0648-02RE1	A 8081B 2,4+4,4-DDx Only (+Add)	01/22/20 10:27	10.67	5/10				100	PDI-023SC-A-06-07-191009	MDL. Use Custom	Spike.			
16	A0A0648-03RE1	A 8081B 2,4+4,4-DDx Only (+Add)	01/22/20 10:27	10.47	5/10				100	PDI-023SC-A-07-08-191009	MDL. Use Custom	Spike.			
17	A0A0648-04RE1	A 8081B 2,4+4,4-DDx Only (+Add)	01/22/20 10:27	10.45	5/10				100	PDI-029SC-A-02-03-191009	MDL. Use Custom	Spike.			
19	A0A0648-05RE1	A 8081B 2,4+4,4-DDx Only (+Add)	01/22/20 10:27	10.27	5/10				100	PDI-029SC-A-03-04-191009	MS/MSD, MDL. Use Custom	Spike.			

Standards/Reagents

Reagent(s)			Analyte Spike(s)			Surrogate(s)		
Std ID	Exp. Date	Description	Std ID	Exp. Date	Description	Std ID	Exp. Date	Description
A19H411	08/31/21	n-Hexane Lot# 192712	A19I221	03/18/20	2,4 + 4,4 DDx Pesticide Matrix Spike	A20A238	07/17/20	8082 PCB Surrogate Spike
A19I263	03/18/20	DCM CHEM PROD. 194934						

From 0010641 on 1/22/2020 by cah

Prepared By: _____ Date: _____

Reviewed By: _____ Date: _____



Apex Laboratories
PREPARATION BENCH SHEET

BATCH #: 0010641 (Sediment)

Prep Method: EPA 3546

#	Lab Number	Analysis	Prepared	Initial (g)	Final (mL)	Spike ID	Source ID	ul Spike	ul Surr.	Sample ID	Extraction Comments	pH		
												<2	5	>11
	0010641-BLK1	QC	01/22/20 07:40	10	5				100					
	0010641-BS1	QC	01/22/20 07:40	10	5	A191221		100	100					
	A0A0639-05	A 8081B 2,4+4,4-DDx Only (+Add)	01/22/20 07:40	10	5				100	PDI-028SC-A-10-11-191003	MDL. Use Custom Spike.			
	A0A0639-06	A 8081B 2,4+4,4-DDx Only (+Add)	01/22/20 07:40	10	5				100	PDI-028SC-A-11-12-191003	MDL. Use Custom Spike.			
	0010641-DUP1	QC	01/22/20 07:40	10	5		A0A0639-06		100					
	A0A0639-07	A 8081B 2,4+4,4-DDx Only (+Add)	01/22/20 07:40	10	5				100	PDI-081SC-A-08-09-191002	MDL. Use Custom Spike.			
	A0A0639-08	A 8081B 2,4+4,4-DDx Only (+Add)	01/22/20 07:40	10	5				100	PDI-081SC-A-09-10-191002	MDL. Use Custom Spike.			
	A0A0639-09	A 8081B 2,4+4,4-DDx Only (+Add)	01/22/20 07:40	10	5				100	PDI-082SC-A-04-05-191002	MDL. Use Custom Spike.			
	A0A0639-10	A 8081B 2,4+4,4-DDx Only (+Add)	01/22/20 07:40	10	5				100	PDI-082SC-A-05-06-191002	MDL. Use Custom Spike.			
	A0A0639-11	A 8081B 2,4+4,4-DDx Only (+Add)	01/22/20 07:40	10	5				100	PDI-084SC-A-01-02-191002	MDL. Use Custom Spike.			
	0010641-MS1	QC	01/22/20 07:40	10	5	A191221	A0A0639-11	100	100					
	0010641-MSD1	QC	01/22/20 07:40	10	5	A191221	A0A0639-11	100	100					
	A0A0639-12	A 8081B 2,4+4,4-DDx Only (+Add)	01/22/20 07:40	10	5				100	PDI-084SC-A-02-03-191002	MDL. Use Custom Spike.			
13	A0A0645-01	A 8081B 2,4+4,4-DDx Only (+Add)	01/22/20 10:27	10.26	5 ✓				100	PDI-019SC-A-04-05-191008	MDL. Use Custom Spike. <i>Mud</i>			
14	A0A0645-02	A 8081B 2,4+4,4-DDx Only (+Add)	01/22/20 10:27	10.80	5 ✓				100	PDI-019SC-A-05-06-191008	MDL. Use Custom Spike. <i>Mud</i>			
15	A0A0645-03	B 8081B 2,4+4,4-DDx Only (+Add)	01/22/20 10:27	10.49	5 ✓				100	PDI-020SC-A-00-01-191008	MDL. Use Custom Spike. <i>Mud</i>			
16	A0A0645-04	B 8081B 2,4+4,4-DDx Only (+Add)	01/22/20 10:27	10.33	5 ✓				100	PDI-020SC-A-01-02-191008	MDL. Use Custom Spike. <i>Mud</i>			
17	A0A0645-05	A 8081B 2,4+4,4-DDx Only (+Add)	01/22/20 10:27	10.48	5 ✓				100	PDI-033SC-A-02-03-191008	MDL. Use Custom Spike. <i>dirt</i>			
18	A0A0645-06	A 8081B 2,4+4,4-DDx Only (+Add)	01/22/20 10:27	10.32	5 ✓				100	PDI-033SC-A-03-04-191008	MDL. Use Custom Spike. <i>dirt</i>			
19	A0A0645-07	A 8081B 2,4+4,4-DDx Only (+Add)	01/22/20 10:27	10.38	5 ✓				100	PDI-043SC-A-04-05-191008	MDL. Use Custom Spike. <i>dirt</i>			

Prepared By: *Curt* Date: 1/22/20
cur 1-22-20
CH 01/22/20

Reviewed By: _____ Date: _____

Apex Laboratories
PREPARATION BENCH SHEET
BATCH #: 0010641 (Sediment)

Prep Method: EPA 3546

#	Lab Number	Analysis	Prepared	Initial (g)	Final (mL)	Spike ID	Source ID	ul Spike	ul Surr.	Sample ID	Extraction Comments	pH		
												<2	5	>11
20	A0A0648-01	A 8081B 2,4+4,4-DDx Only (+Add)	01/22/20 10:27	10.38	5 ✓				100	PDI-016SC-A-02-03-191009	MDL. Use Custom Spike. <i>dirt</i>			
21	A0A0648-02	A 8081B 2,4+4,4-DDx Only (+Add)	01/22/20 10:27	10.67	5 ✓				100	PDI-023SC-A-06-07-191009	MDL. Use Custom Spike. <i>dirt</i>			
22	A0A0648-03	A 8081B 2,4+4,4-DDx Only (+Add)	01/22/20 10:27	10.47	5 ✓				100	PDI-023SC-A-07-08-191009	MDL. Use Custom Spike. <i>dirt</i>			
23	A0A0648-04	A 8081B 2,4+4,4-DDx Only (+Add)	01/22/20 10:27	10.45	5 ✓				100	PDI-029SC-A-02-03-191009	MDL. Use Custom Spike. <i>dirt</i>			
24	A0A0648-05	A 8081B 2,4+4,4-DDx Only (+Add)	01/22/20 10:27	10.27	5 ✓				100	PDI-029SC-A-03-04-191009	MS/MSD, MDL, Use Custom Spike. <i>dirt</i>			

Standards/Reagents

Reagent(s)			Analyte Spike(s)			Surrogate(s)		
Std ID	Exp. Date	Description	Std ID	Exp. Date	Description	Std ID	Exp. Date	Description
A13L219	11/30/23	Extractions Balance	A19I221	03/18/20	2,4 + 4,4 DDx Pesticide Matrix Spike	A20A238	07/17/20	8082 PCB Surrogate Spike
A18K311	12/31/20	Glass Wool						
A19I263	03/18/20	DCM CHEM PROD. 194934						
A19L136	06/06/20	Sodium Sulfate Lot # 194950						

Method 3546 digestion time and temperature achieved.

Initial: *am*

Witness: _____

Prepared By: _____ Date _____

Reviewed By: _____ Date _____



Apex Laboratories
PREPARATION BENCH SHEET
 BATCH #: 0010641 (Sediment)

Prep Method: EPA 3546

#	Lab Number	Analysis	Prepared	Initial (g)	Final (mL)	Spike ID	Source ID	ul Spike	ul Surr.	Sample ID	Extraction Comments	pH		
												<2	5	>11
	0010641-BLK1	QC	01/22/20 07:40	10.10	5 ✓				100					
	0010641-BS1	QC	01/22/20 07:40	10	5 ✓	A19I221		100	100					
	A0A0639-05	A 8081B 2,4+4,4-DDx Only (+Add)	01/22/20 07:40	10.18	5 ✓				100	PDI-028SC-A-10-11-191003	MDL. Use Custom Spike. Sand, strong odor (S)			
	A0A0639-06	A 8081B 2,4+4,4-DDx Only (+Add)	01/22/20 07:40	10.30	5 ✓				100	PDI-028SC-A-11-12-191003	MDL. Use Custom Spike. Sand			
	0010641-DUP1	QC	01/22/20 07:40	10.29	5 ✓		A0A0639-06		100					
	A0A0639-07	A 8081B 2,4+4,4-DDx Only (+Add)	01/22/20 07:40	10.06	5 ✓				100	PDI-081SC-A-08-09-191002	MDL. Use Custom Spike. mud			
	A0A0639-08	A 8081B 2,4+4,4-DDx Only (+Add)	01/22/20 07:40	10.06	5 ✓				100	PDI-081SC-A-09-10-191002	MDL. Use Custom Spike. mud			
	A0A0639-09	A 8081B 2,4+4,4-DDx Only (+Add)	01/22/20 07:40	10.08	5 ✓				100	PDI-082SC-A-04-05-191002	MDL. Use Custom Spike. mud			
	A0A0639-10	A 8081B 2,4+4,4-DDx Only (+Add)	01/22/20 07:40	10.17	5 ✓				100	PDI-082SC-A-05-06-191002	MDL. Use Custom Spike. mud			
	A0A0639-11	A 8081B 2,4+4,4-DDx Only (+Add)	01/22/20 07:40	10.09	5 ✓				100	PDI-084SC-A-01-02-191002	MDL. Use Custom Spike. mud			
	0010641-MS1	QC	01/22/20 07:40	10.10	5 ✓	A19I221	A0A0639-11	100	100					
	0010641-MSD1	QC	01/22/20 07:40	10.07	5 ✓	A19I221	A0A0639-11	100	100					
	A0A0639-12	A 8081B 2,4+4,4-DDx Only (+Add)	01/22/20 07:40	10.20	5 ✓				100	PDI-084SC-A-02-03-191002	MDL. Use Custom Spike. mud			

Standards/Reagents

Reagent(s)			Analyte Spike(s)			Surrogate(s)		
Std ID	Exp. Date	Description	Std ID	Exp. Date	Description	Std ID	Exp. Date	Description
A13L219	11/30/23	Extractions Balance	A19I221	03/18/20	2,4 + 4,4 DDx Pesticide Matrix Spike	A20A238	07/17/20	8082 PCB Surrogate Spike
A18K311	12/31/20	Glass Wool	JAG			JAG		
A19I263	03/18/20	DCM CHEM PROD. 194934						
A19L136	06/06/20	Sodium Sulfate Lot # 194950						

Method 3546 digestion time and temperature achieved. yes
 Initial: ASD
 Witness: ASD 1-22-20

S - stained TurboVap

Prepared By: JAG Date: 1/22/20
ASD
CAM
1-22-20
01/22/20

Reviewed By: _____ Date: _____



ELEMENT SEQUENCE LOG

Apex Laboratories

Sequence: **0A24032**

Instrument: **DUALECD5**

Date: **01/24/20 10:59**

Calibration: **A0A0906**

#	Lab Number	Matrix	Analysis	Client	Due	Batch	ISTD ID	STD ID
1	0A24032-BKD1	Soil	QC	QC				
2	0A24032-CCV1	Soil	QC	QC				A20A019
3	0A24032-CCB1	Soil	QC	QC				A19K133
4	0010684-BLK1	Soil	QC	QC				A19L339
5	0010684-BS1	Soil	QC	QC		0010684		
6	A0A0333-01RE1	Soil	8081B Pesticides			0010684		
7	0010684-DUP1	Soil	QC	QC	01/24/20	0010684		
8	0010684-MS1	Soil	QC	QC		0010684		
9	0A24032-CCV2	Soil	QC	QC		0010684		
10	0A24032-CCV3	Soil	QC	QC				A19K134
11	0A24032-CCB2	Soil	QC	QC				A19J409
12	A0A0633-01RE1	Sediment	8081B 2,4+4,4-DDx Only (+Add)	Anchor QEA, LLC	02/03/20	0010633		A19L339
13	0A24032-IBL1	Soil	QC	QC				
14	A0A0636-04RE1	Sediment	8081B 2,4+4,4-DDx Only (+Add)	Anchor QEA, LLC	02/03/20	0010633		
15	0A24032-IBL2	Soil	QC	QC				
16	A0A0636-05RE1	Sediment	8081B 2,4+4,4-DDx Only (+Add)	Anchor QEA, LLC	02/03/20	0010633		
17	0A24032-IBL3	Soil	QC	QC				
18	A0A0636-06RE1	Sediment	8081B 2,4+4,4-DDx Only (+Add)	Anchor QEA, LLC	02/03/20	0010633		
19	0A24032-IBL4	Soil	QC	QC				
20	A0A0636-07RE1	Sediment	8081B 2,4+4,4-DDx Only (+Add)	Anchor QEA, LLC	02/03/20	0010633		
21	0A24032-IBL5	Soil	QC	QC				
22	A0A0637-01RE1	Sediment	8081B 2,4+4,4-DDx Only (+Add)	Anchor QEA, LLC	02/03/20	0010633		
23	0A24032-IBL6	Soil	QC	QC				
24	A0A0637-02RE1	Sediment	8081B 2,4+4,4-DDx Only (+Add)	Anchor QEA, LLC	02/03/20	0010633		
25	0A24032-IBL7	Soil	QC	QC				
26	A0A0638-01RE1	Sediment	8081B 2,4+4,4-DDx Only (+Add)	Anchor QEA, LLC	02/03/20	0010633		
27	0A24032-IBL8	Soil	QC	QC				
28	A0A0639-04RE1	Sediment	8081B 2,4+4,4-DDx Only (+Add)	Anchor QEA, LLC	02/03/20	0010633		
29	0A24032-IBL9	Soil	QC	QC				
30	0A24032-CCV4	Soil	QC	QC				A19K133
31	0A24032-CCV5	Soil	QC	QC				A19J408
32	0A24032-CCB3	Soil	QC	QC				A19L339
33	0010666-BLK1	Sediment	QC	QC		0010666		
34	0010666-BS1	Sediment	QC	QC		0010666		
35	A0A0645-07RE1	Sediment	8081B 2,4+4,4-DDx Only (+Add)	Anchor QEA, LLC	02/04/20	0010666		
36	A0A0648-02RE1	Sediment	8081B 2,4+4,4-DDx Only (+Add)	Anchor QEA, LLC	02/04/20	0010666		
37	A0A0648-04RE1	Sediment	8081B 2,4+4,4-DDx Only (+Add)	Anchor QEA, LLC	02/04/20	0010666		
38	A0A0648-05RE1	Sediment	8081B 2,4+4,4-DDx Only (+Add)	Anchor QEA, LLC	02/04/20	0010666		
39	A0A0639-06RE1	Sediment	8081B 2,4+4,4-DDx Only (+Add)	Anchor QEA, LLC	02/03/20	0010666		
40	0010666-DUP1	Sediment	QC	QC		0010666		
41	A0A0645-02RE1	Sediment	8081B 2,4+4,4-DDx Only (+Add)	Anchor QEA, LLC	02/04/20	0010666		
42	0A24032-CCV6	Soil	QC	QC				A19K134
43	0A24032-CCV7	Soil	QC	QC				A19J409
44	0A24032-CCB4	Soil	QC	QC				A19L339
45	0A24032-IBLA	Soil	QC	QC				

Data Entered By: MJB 1/27/20

Comments: *Possible sample switch
In batch 0010633. Batch
being re-submitted to confirm*

Data Reviewed By: MJB 1/28/20



ELEMENT SEQUENCE LOG

Apex Laboratories

Sequence: **0A24032**

Instrument: **DUALECD5**

Date: **01/24/20 10:59**

Calibration: **A0A0906**

#	Lab Number	Matrix	Analysis	Client	Due	Batch	ISTD ID	STD ID
1	0A24032-BKD1	Soil	QC	QC				A20A019
2	0A24032-CCV1	Soil	QC	QC				A19K133
3	0A24032-CCB1	Soil	QC	QC				A19L339
4	0010684-BLK1	Soil	QC	QC		0010684		
5	0010684-BS1	Soil	QC	QC		0010684		
6	A0A0333-01RE1	Soil	8081B Pesticides		01/24/20	0010684		
7	0010684-DUP1	Soil	QC	QC		0010684		
8	0010684-MS1	Soil	QC	QC		0010684		
9	0A24032-CCV2	Soil	QC	QC				A19K134
10	0A24032-CCV3	Soil	QC	QC				A19J409
11	0A24032-CCB2	Soil	QC	QC				A19L339

Data Entered By: MJB 1/24/20

Comments: Partial

Data Reviewed By: MJB 1/27/20

Quantitation Report (QT Reviewed)

Data Path : C:\msdchem\4\data\2020-01\0A24032\
 Data File : ECD5-01242003.D
 Signal(s) : Signal #1: ECD1A.CH Signal #2: ECD2B.CH
 Acq On : 24 Jan 2020 11:45
 Operator : MJB
 Sample : 0A24032-BKD1
 Misc : A20A019
 ALS Vial : 2 (Sig #1); 0 (Sig #2) Sample Multiplier: 1

Integration File signal 1: PEST1.e
 Integration File signal 2: PEST2.e
 Quant Time: Jan 24 13:54:58 2020
 Quant Method : C:\msdchem\4\methods\PestBreakdownCHK_200107RT1.M
 Quant Title : Pesticides
 QLast Update : Thu Aug 21 11:53:22 2014
 Response via : Initial Calibration
 Integrator: ChemStation 6890 Scale Mode: Small noise peaks clipped

Compound	R.T.	Response	Conc	Units

Target Compounds				
1) 4,4'-DDE	7.553	628912	NoCal	ng/mL
2) Endrin	7.921	92272617	NoCal	ng/mL
3) 4,4'-DDD	7.973	4347539	NoCal	ng/mL
4) 4,4'-DDT	8.170	162560233	NoCal	ng/mL
5) Endrin Aldehyde	8.367	1332205	NoCal	ng/mL
6) Endrin Ketone	8.861	2695399	NoCal	ng/mL
8) 4,4'-DDE [2C]	8.446	987421	NoCal	ng/mL
9) Endrin [2C]	8.824	131303507	NoCal	ng/mL
10) 4,4'-DDD [2C]	8.863	6970305	NoCal	ng/mL
11) Endrin Aldehyde [2C]	9.207	2800570	NoCal	ng/mL
12) 4,4'-DDT [2C]	9.091	231148948	NoCal	ng/mL
13) Endrin Ketone [2C]	9.802	4091518	NoCal	ng/mL

(f)=RT Delta > 1/2 Window

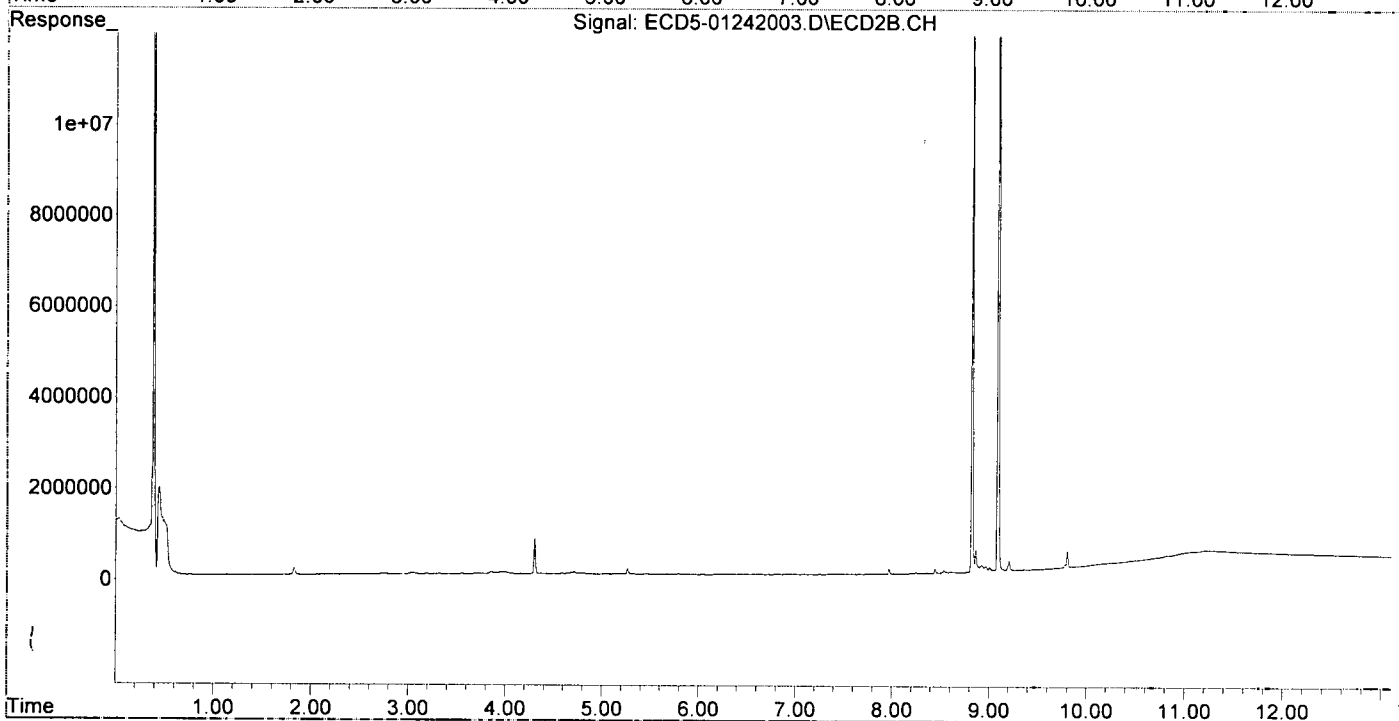
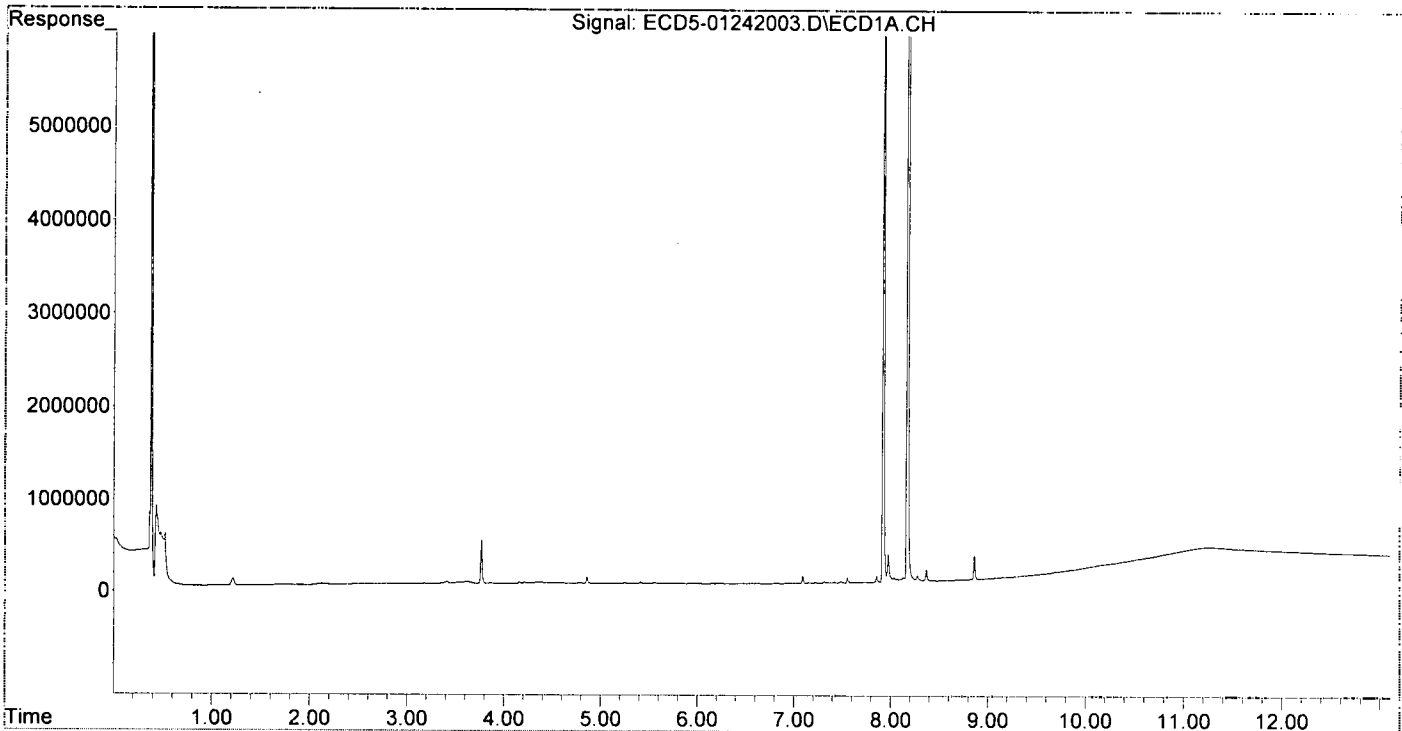
(m)=manual int.

MJB
1/24/20

Quantitation Report (QT Reviewed)

Data Path : C:\msdchem\4\data\2020-01\0A24032\
Data File : ECD5-01242003.D
Signal(s) : Signal #1: ECD1A.CH Signal #2: ECD2B.CH
Acq On : 24 Jan 2020 11:45
Operator : MJB
Sample : 0A24032-BKD1
Misc : A20A019
ALS Vial : 2 (Sig #1); 0 (Sig #2) Sample Multiplier: 1

Integration File signal 1: PEST1.e
Integration File signal 2: PEST2.e
Quant Time: Jan 24 13:54:58 2020
Quant Method : C:\msdchem\4\methods\PestBreakdownCHK_200107RT1.M
Quant Title : Pesticides
QLast Update : Thu Aug 21 11:53:22 2014
Response via : Initial Calibration
Integrator: ChemStation 6890 Scale Mode: Small noise peaks clipped



Quantitation Report (QT Reviewed)

Data Path : R:\data\2020-01\0A24032\
 Data File : ECD5-01242004.D
 Signal(s) : Signal #1: ECD1A.CH Signal #2: ECD2B.CH
 Acq On : 24 Jan 2020 12:03
 Operator : MJB
 Sample : 0A24032-CCV1
 Misc : A19K133, AB 50 ppb
 ALS Vial : 3 (Sig #1); 0 (Sig #2) Sample Multiplier: 1

Integration File signal 1: PEST1.e
 Integration File signal 2: PEST2.e
 Quant Time: Jan 24 14:02:23 2020
 Quant Method : R:\methods\ECD5_QUANTPEST_200107RT1.M
 Quant Title : Instrument: DualECD5
 QLast Update : Thu Jan 09 11:11:29 2020
 Response via : Initial Calibration
 Integrator: ChemStation 6890 Scale Mode: Small noise peaks clipped

MJB
1/24/20

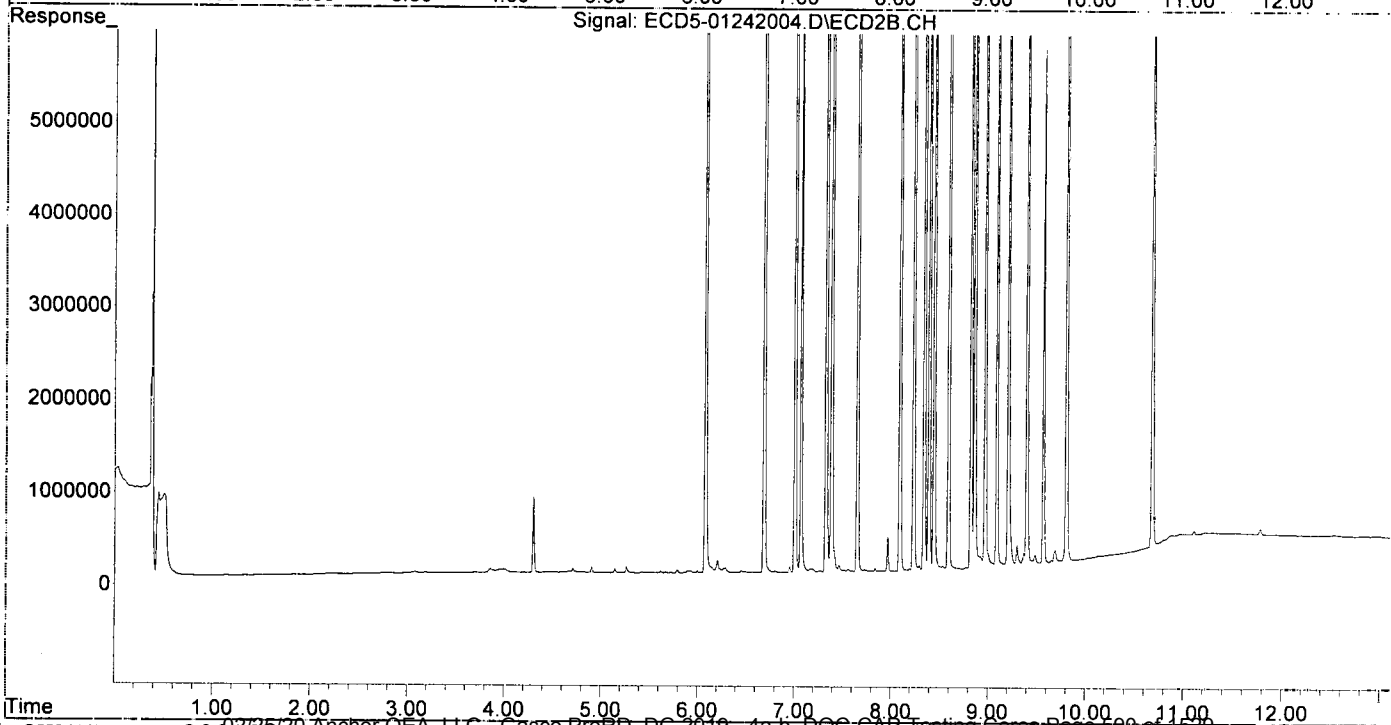
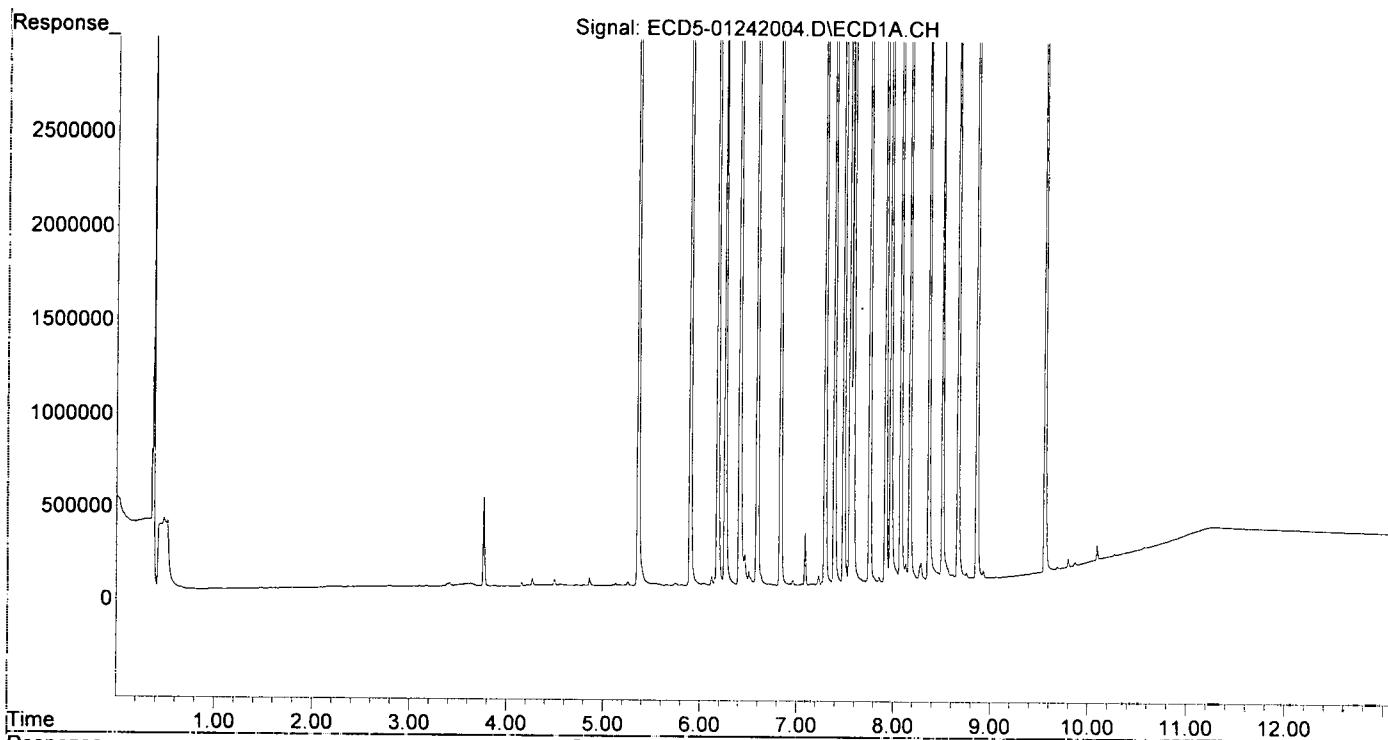
Compound	RT#1	RT#2	Resp#1	Resp#2	ng/mL	ng/mL
System Monitoring Compounds						
1) S TCMX (S)	5.360	6.080	9320840	14439315	47.735	48.440
22) S DCBP (S)	9.560	10.681	7485813	9323043	50.192	52.392
Target Compounds						
2) a-BHC	5.899	6.687	13239160	22717600	50.308	55.013
3) g-BHC	6.182	7.007	11663539	19293700	49.951	52.845
4) b-BHC	6.260	7.069	4310357	7444332	44.129	46.279
5) Heptachlor	6.592	7.385	11755292	19262257	51.732	54.338
6) d-BHC	6.409	7.327	9885093	17911870	45.377	50.380
7) Aldrin	6.832	7.653	11090756	17559751	50.267	52.723
8) Heptachlo...	7.294	8.092	9998949	15892808	48.502	51.594
9) trans-Chl...	7.389	8.232	10233607	15879786	48.565	50.924
10) cis-Chlor...	7.486	8.340	10012035	15359368	48.928	51.777
11) Endosulfa...	7.582	8.392	9444231	14803675	48.731m	53.273
12) 4,4'-DDE	7.550	8.443	10213197	16048896	49.534m	51.874
13) Dieldrin	7.755	8.594	10633273	16538901	49.371	53.536
14) Endrin	7.919	8.823	9629626	13633073	55.657	58.022
15) 4,4'-DDD	7.971	8.861	8376829	13425892	48.518	54.620
16) Endosulfa...	8.076	8.970	8206644	13002698	48.099	53.225
17) 4,4'-DDT	8.169	9.089	8086518	11215059	48.813	48.214
18) Endrin Al...	8.366	9.207	6899872	10123927	45.064	45.276
19) Endosulfa...	8.667	9.398	8090972	11299001	50.557	50.972
20) Methoxychlor	8.506	9.567	4036812	5540101	46.610	46.583
21) Endrin Ke...	8.861	9.803	9516477	13550930	49.832	54.110
23) Hexachlor...	3.174	0.000	5453	0	0.027	N.D. #
24) Hexachlor...	5.742	6.566	13575	6650	BelowCal	0.021
25) Oxychlorane	7.229	0.000	48077	0	0.072	N.D. #
26) 2,4'-DDE	7.294	8.232	9998949	15879786	70.123	75.406
27) trans-Non...	7.486	8.294	10012035	53446	50.125	0.174 #
28) 2,4'-DDD	0.000	8.594	0	16538901	N.D.	89.671 #
29) 2,4'-DDT	7.854	8.823	26304	13633073	0.180	65.934 #
30) cis-Nonac...	7.971	8.861	8376829	13425892	35.541	39.356
31) Mirex	0.000	9.803	0	13550930	N.D.	72.492 #
32) Chlordane...	0.000	8.294	0	53446	N.D.	1.374 #
33) Chlordane...	7.551f	8.392	9973109	14803675	346.039	461.204
34) Chlordane...	8.076	9.089f	8206644	11215059	1078.744	1056.258
35) Chlordane...	0.000	0.000	0	0	N.D.	N.D.
36) Toxaphene...	7.486f	8.594f	10012035	16538901	9506.102	6115.763
37) Toxaphene...	0.000	8.970	0	13002698	N.D.	3733.663 #
38) Toxaphene...	0.000	8.970f	0	13002698	N.D.	2147.049 #
39) Toxaphene...	8.366	9.089	6899872	11215059	1707.874	1242.573
40) Toxaphene...	0.000	0.000	0	0	N.D.	N.D.
41) Toxaphene...	8.667	9.651	8090972	21938	1863.267	3.908 #
42) Toxaphene...	0.000	0.000	0	0	N.D.	N.D.

(f)=RT Delta > 1/2 Window (#)=Amounts differ by > 40% (m)=manual int.

Quantitation Report (QT Reviewed)

Data Path : R:\data\2020-01\0A24032\
 Data File : ECD5-01242004.D
 Signal(s) : Signal #1: ECD1A.CH Signal #2: ECD2B.CH
 Acq On : 24 Jan 2020 12:03
 Operator : MJB
 Sample : 0A24032-CCV1
 Misc : A19K133, AB 50 ppb
 ALS Vial : 3 (Sig #1); 0 (Sig #2) Sample Multiplier: 1

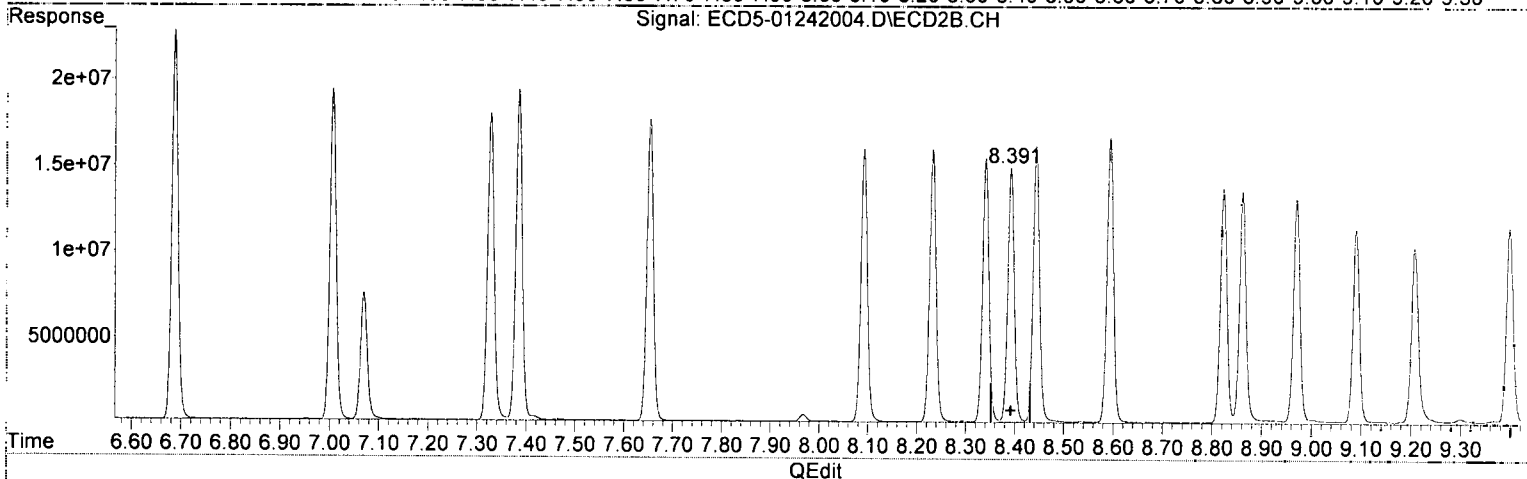
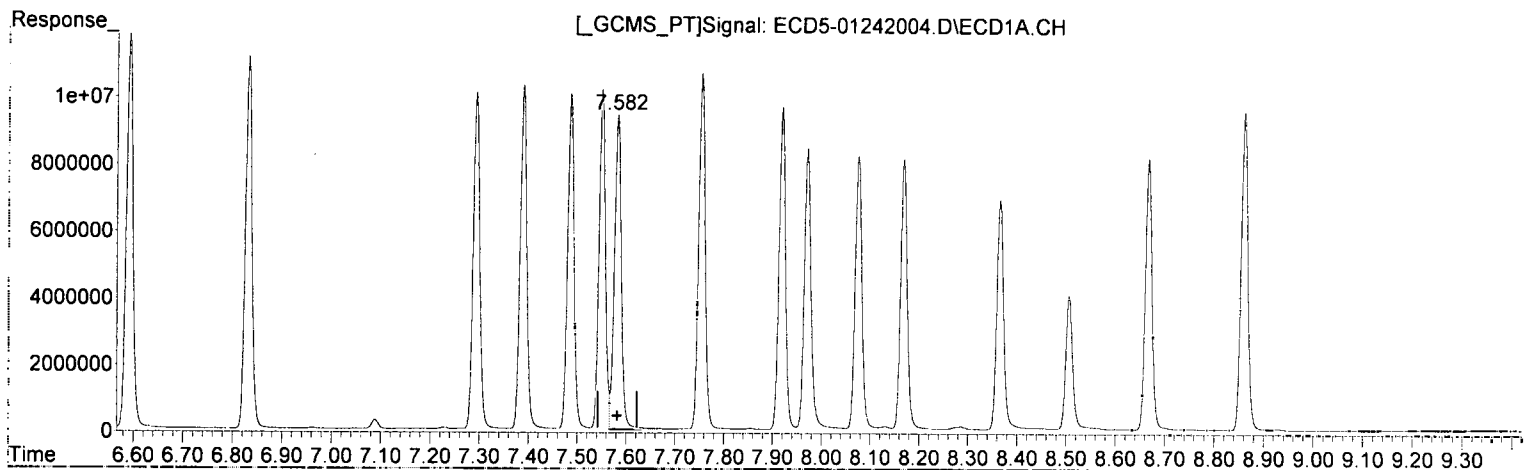
Integration File signal 1: PEST1.e
 Integration File signal 2: PEST2.e
 Quant Time: Jan 24 14:02:23 2020
 Quant Method : R:\methods\ECD5_QUANTPEST_200107RT1.M
 Quant Title : Instrument: DualECD5
 QLast Update : Thu Jan 09 11:11:29 2020
 Response via : Initial Calibration
 Integrator: ChemStation 6890 Scale Mode: Small noise peaks clipped



Quantitation Report (Qedit)

Data Path : R:\data\2020-01\0A24032\
Data File : ECD5-01242004.D
Signal(s) : Signal #1: ECD1A.CH Signal #2: ECD2B.CH
Acq On : 24 Jan 2020 12:03
Operator : MJB
Sample : 0A24032-CCV1
Misc : A19K133, AB 50 ppb
ALS Vial : 3 (Sig #1); 0 (Sig #2) Sample Multiplier: 1

Integration File signal 1: PEST1.e
Integration File signal 2: PEST2.e
Quant Time: Jan 24 13:58:26 2020
Quant Method : R:\methods\ECD5_QUANTPEST_200107RT1.M
Quant Title : Instrument: DualeCD5
QLast Update : Thu Jan 09 11:11:29 2020
Response via : Initial Calibration
Integrator: ChemStation 6890 Scale Mode: Small noise peaks clipped



(11) Endosulfan I
7.582min 48.731 ng/mL(m)
response 9444231

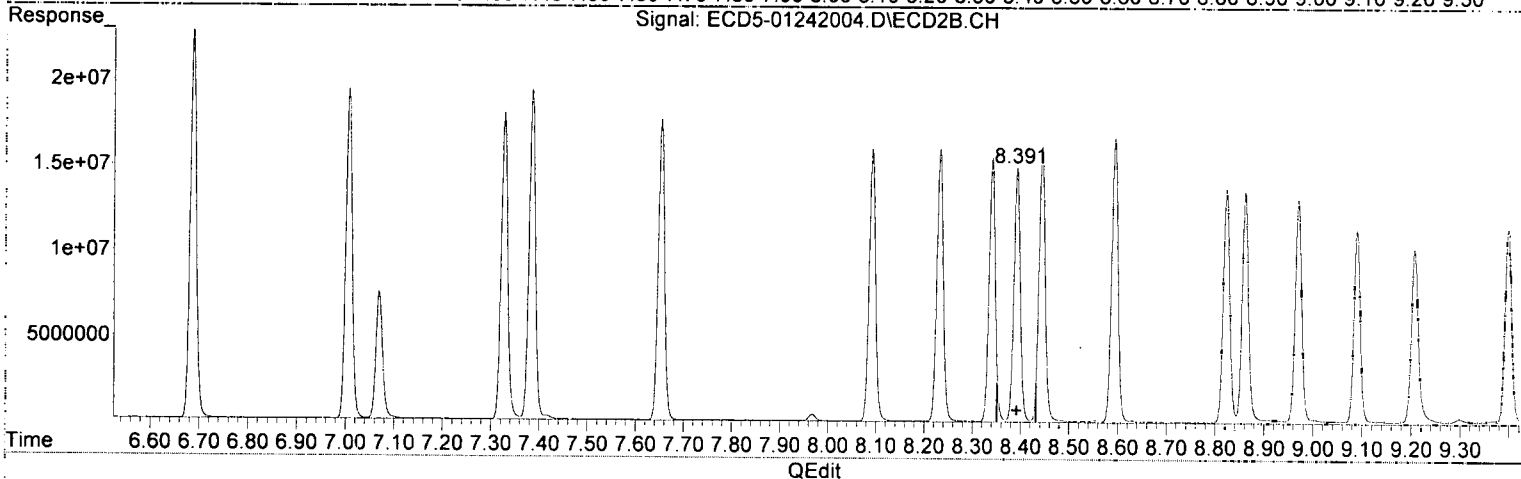
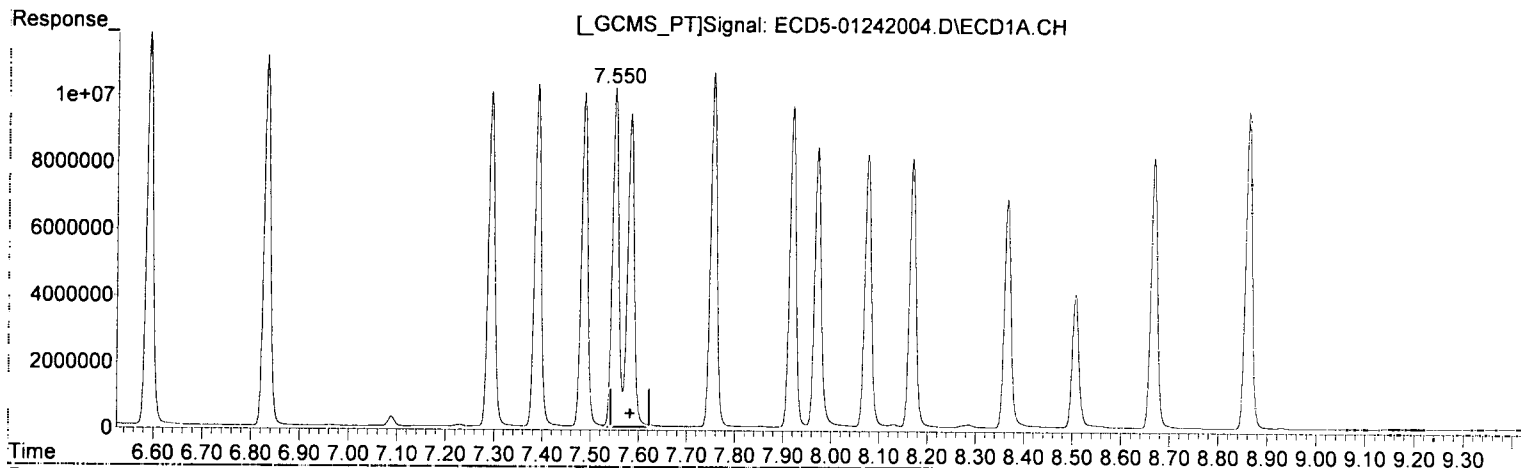
MJP
1/24/20

(11) Endosulfan I #2
8.392min 53.273 ng/mL
response 14803675

Quantitation Report (Qedit)

Data Path : R:\data\2020-01\0A24032\
Data File : ECD5-01242004.D
Signal(s) : Signal #1: ECD1A.CH Signal #2: ECD2B.CH
Acq On : 24 Jan 2020 12:03
Operator : MJB
Sample : 0A24032-CCV1
Misc : A19K133, AB 50 ppb
ALS Vial : 3 (Sig #1); 0 (Sig #2) Sample Multiplier: 1

Integration File signal 1: PEST1.e
Integration File signal 2: PEST2.e
Quant Time: Jan 24 13:58:26 2020
Quant Method : R:\methods\ECD5_QUANTPEST_200107RT1.M
Quant Title : Instrument: DualECD5
QLast Update : Thu Jan 09 11:11:29 2020
Response via : Initial Calibration
Integrator: ChemStation 6890 Scale Mode: Small noise peaks clipped



(11) Endosulfan I
7.551min 51.460 ng/mL
response 9973109

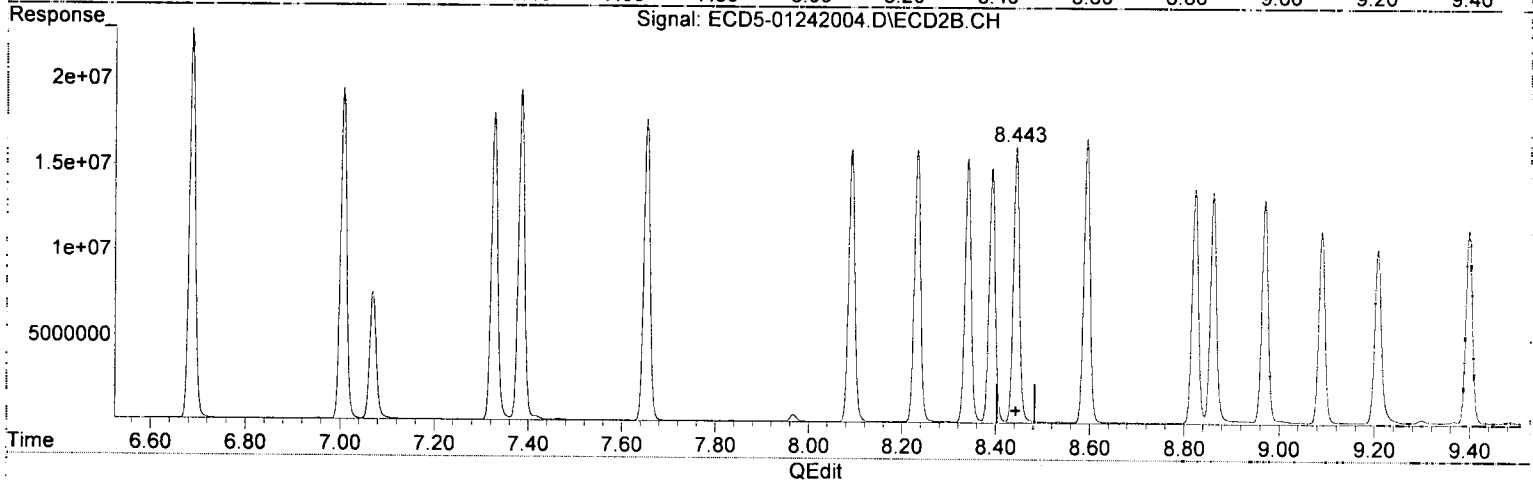
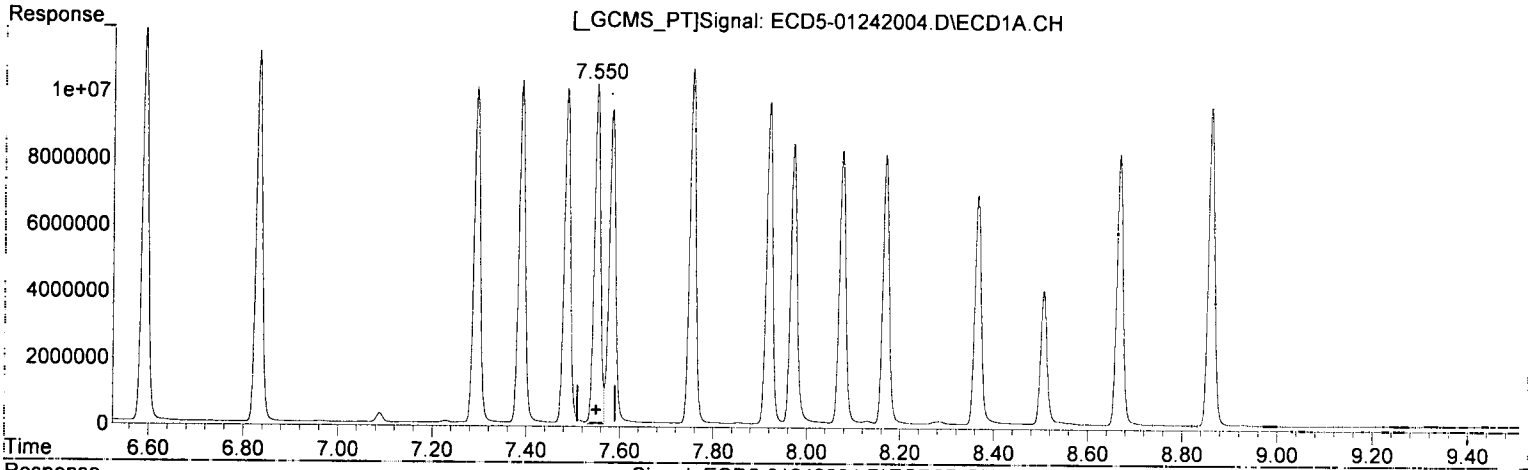
MJB
1/24/20

(11) Endosulfan I #2
8.392min 53.273 ng/mL
response 14803675

Quantitation Report (Qedit)

Data Path : R:\data\2020-01\0A24032\
Data File : ECD5-01242004.D
Signal(s) : Signal #1: ECD1A.CH Signal #2: ECD2B.CH
Acq On : 24 Jan 2020 12:03
Operator : MJB
Sample : 0A24032-CCV1
Misc : A19K133, AB 50 ppb
ALS Vial : 3 (Sig #1); 0 (Sig #2) Sample Multiplier: 1

Integration File signal 1: PEST1.e
Integration File signal 2: PEST2.e
Quant Time: Jan 24 13:58:26 2020
Quant Method : R:\methods\ECD5_QUANTPEST_200107RT1.M
Quant Title : Instrument: DualECD5
QLast Update : Thu Jan 09 11:11:29 2020
Response via : Initial Calibration
Integrator: ChemStation 6890 Scale Mode: Small noise peaks clipped



(12) 4,4'-DDE

7.550min 49.534 ng/mL (m)
response 10213197

MJB 1/24/20

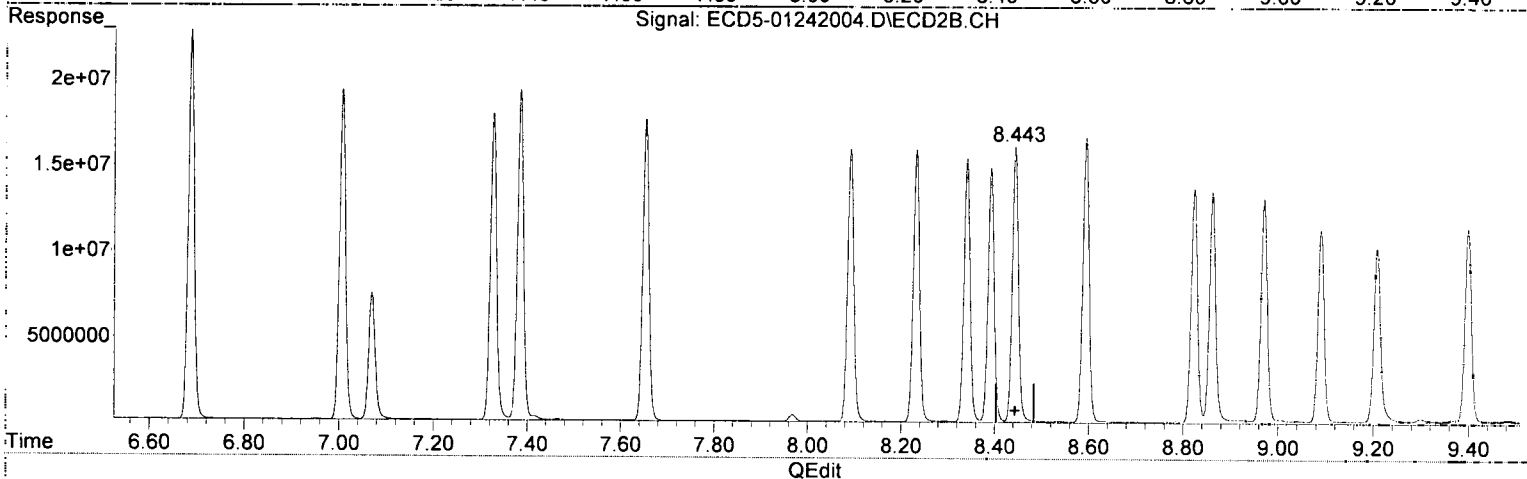
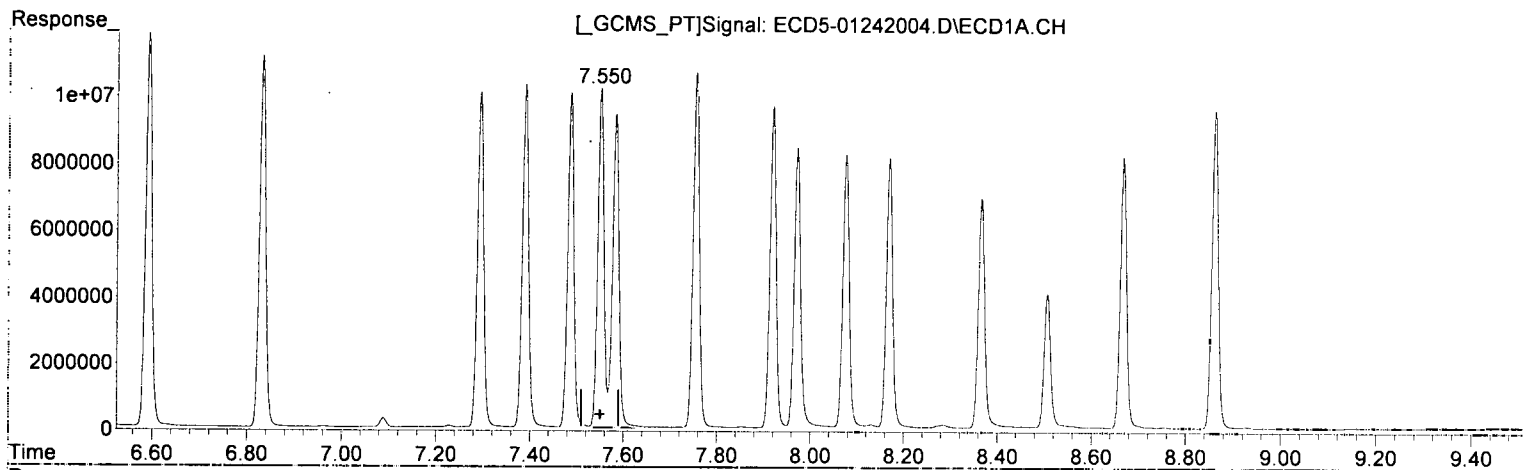
(12) 4,4'-DDE #2

8.443min 51.874 ng/mL
response 16048896

Quantitation Report (Qedit)

Data Path : R:\data\2020-01\0A24032\
Data File : ECD5-01242004.D
Signal(s) : Signal #1: ECD1A.CH Signal #2: ECD2B.CH
Acq On : 24 Jan 2020 12:03
Operator : MJB
Sample : 0A24032-CCV1
Misc : A19K133, AB 50 ppb
ALS Vial : 3 (Sig #1); 0 (Sig #2) Sample Multiplier: 1

Integration File signal 1: PEST1.e
Integration File signal 2: PEST2.e
Quant Time: Jan 24 13:58:26 2020
Quant Method : R:\methods\ECD5_QUANTPEST_200107RT1.M
Quant Title : Instrument: DualeCD5
QLast Update : Thu Jan 09 11:11:29 2020
Response via : Initial Calibration
Integrator: ChemStation 6890 Scale Mode: Small noise peaks clipped



(12) 4,4'-DDE
7.551min 48.370 ng/mL
response 9973109

MJB
1/24/20

(12) 4,4'-DDE #2
8.443min 51.874 ng/mL
response 16048896

Quantitation Report (Not Reviewed)

Data Path : R:\data\2020-01\0A24032\
 Data File : ECD5-01242004.D
 Signal(s) : Signal #1: ECD1A.CH Signal #2: ECD2B.CH
 Acq On : 24 Jan 2020 12:03
 Operator : MJB
 Sample : 0A24032-CCV1
 Misc : A19K133, AB 50 ppb
 ALS Vial : 3 (Sig #1); 0 (Sig #2) Sample Multiplier: 1

Integration File signal 1: PEST1.e
 Integration File signal 2: PEST2.e
 Quant Time: Jan 24 13:58:26 2020
 Quant Method : R:\methods\ECD5_QUANTPEST_200107RT1.M
 Quant Title : Instrument: DualECD5
 QLast Update : Thu Jan 09 11:11:29 2020
 Response via : Initial Calibration
 Integrator: ChemStation 6890 Scale Mode: Small noise peaks clipped

MJ
MJB
1/24/20

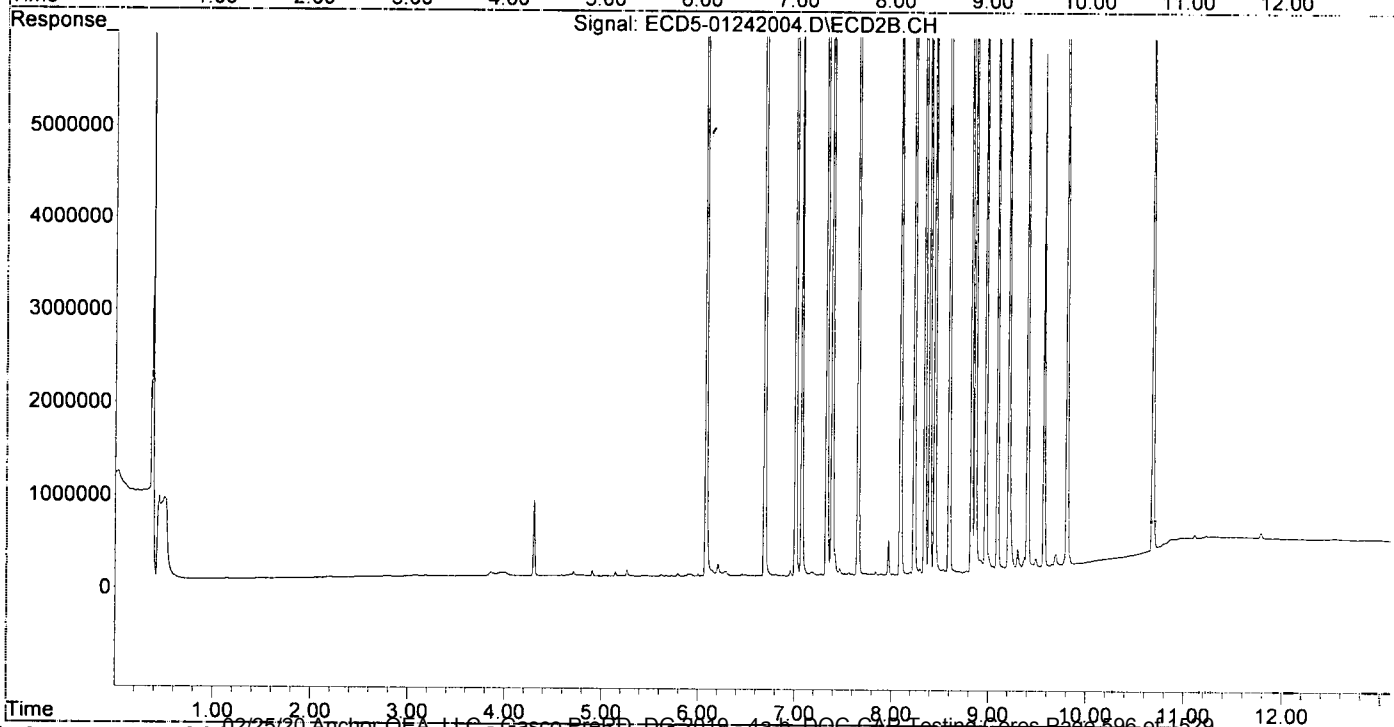
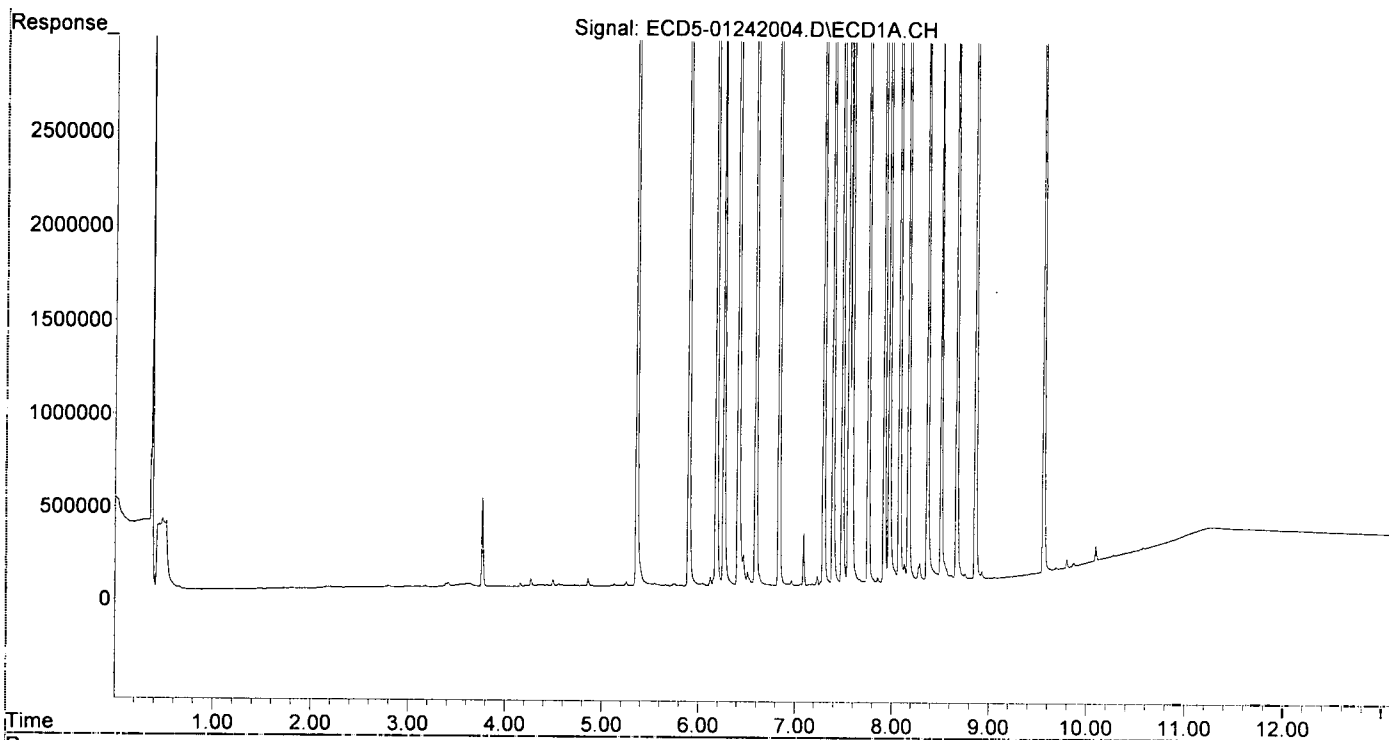
Compound	RT#1	RT#2	Resp#1	Resp#2	ng/mL	ng/mL
System Monitoring Compounds						
1) S TCMX (S)	5.360	6.080	9320840	14439315	47.735	48.440
22) S DCBP (S)	9.560	10.681	7485813	9323043	50.192	52.392
Target Compounds						
2) a-BHC	5.899	6.687	13239160	22717600	50.308	55.013
3) g-BHC	6.182	7.007	11663539	19293700	49.951	52.845
4) b-BHC	6.260	7.069	4310357	7444732	44.129	46.279
5) Heptachlor	6.592	7.385	11755292	19267257	51.732	54.338
6) d-BHC	6.409	7.327	9885093	17911870	45.377	50.380
7) Aldrin	6.832	7.653	11090756	17859751	50.267	52.723
8) Heptachlo...	7.294	8.092	9998949	15892808	48.502	51.594
9) trans-Chl...	7.389	8.232	10233607	15879786	48.565	50.924
10) cis-Chlor...	7.486	8.340	10012035	15359368	48.928	51.777
11) Endosulfa...	7.551f	8.392	9973109	14803675	51.460	53.273
12) 4,4'-DDE	7.551	8.443	9973109	16048896	48.370	51.874
13) Dieldrin	7.755	8.594	10633273	16538901	49.371	53.536
14) Endrin	7.919	8.823	9629626	13633073	55.657	58.022
15) 4,4'-DDD	7.971	8.861	8376829	13425892	48.518	54.620
16) Endosulfa...	8.076	8.970	8206644	13002698	48.099	53.225
17) 4,4'-DDT	8.169	9.089	8086518	11215059	48.813	48.214
18) Endrin Al...	8.366	9.207	6899872	10123927	45.064	45.276
19) Endosulfa...	8.667	9.398	8090972	11299001	50.557	50.972
20) Methoxychlor	8.506	9.567	4036812	5540101	46.610	46.583
21) Endrin Ke...	8.861	9.803	9516477	13550930	49.832	54.110
23) Hexachlor...	3.174	0.000	5453	0	0.027	N.D. #
24) Hexachlor...	5.742	6.566	13575	6650	BelowCal	0.021
25) Oxychlordane	7.229	0.000	48077	0	0.072	N.D. #
26) 2,4'-DDE	7.294	8.232	9998949	15879786	70.123	75.406
27) trans-Non...	7.486	8.294	10012035	53446	50.125	0.174 #
28) 2,4'-DDD	0.000	8.594	0	16538901	N.D.	89.671 #
29) 2,4'-DDT	7.854	8.823	26304	13633073	0.180	65.934 #
30) cis-Nonac...	7.971	8.861	8376829	13425892	35.541	39.356
31) Mirex	0.000	9.803	0	13550930	N.D.	72.492 #
32) Chlordane...	0.000	8.294	0	53446	N.D.	1.374 #
33) Chlordane...	7.551f	8.392	9973109	14803675	346.039	461.204
34) Chlordane...	8.076	9.089f	8206644	11215059	1078.744	1056.258
35) Chlordane...	0.000	0.000	0	0	N.D.	N.D.
36) Toxaphene...	7.486f	8.594f	10012035	16538901	9506.102	6115.763
37) Toxaphene...	0.000	8.970	0	13002698	N.D.	3733.663 #
38) Toxaphene...	0.000	8.970f	0	13002698	N.D.	2147.049 #
39) Toxaphene...	8.366	9.089	6899872	11215059	1707.874	1242.573
40) Toxaphene...	0.000	0.000	0	0	N.D.	N.D.
41) Toxaphene...	8.667	9.651	8090972	21938	1863.267	3.908 #
42) Toxaphene...	0.000	0.000	0	0	N.D.	N.D.

(f)=RT Delta > 1/2 Window (#)=Amounts differ by > 40% (m)=manual int.

Quantitation Report (Not Reviewed)

Data Path : R:\data\2020-01\0A24032\
Data File : ECD5-01242004.D
Signal(s) : Signal #1: ECD1A.CH Signal #2: ECD2B.CH
Acq On : 24 Jan 2020 12:03
Operator : MJB
Sample : 0A24032-CCV1
Misc : A19K133, AB 50 ppb
ALS Vial : 3 (Sig #1); 0 (Sig #2) Sample Multiplier: 1

Integration File signal 1: PEST1.e
Integration File signal 2: PEST2.e
Quant Time: Jan 24 13:58:26 2020
Quant Method : R:\methods\ECD5_QUANTPEST_200107RT1.M
Quant Title : Instrument: DualECD5
QLast Update : Thu Jan 09 11:11:29 2020
Response via : Initial Calibration
Integrator: ChemStation 6890 Scale Mode: Small noise peaks clipped



Quantitation Report (QT Reviewed)

Data Path : R:\data\2020-01\0A24032\
 Data File : ECD5-01242006.D
 Signal(s) : Signal #1: ECD1A.CH Signal #2: ECD2B.CH
 Acq On : 24 Jan 2020 12:37
 Operator : MJB
 Sample : 0A24032-CCB1
 Misc : A19L339
 ALS Vial : 7 (Sig #1); 0 (Sig #2) Sample Multiplier: 1

Integration File signal 1: PEST1.e
 Integration File signal 2: PEST2.e
 Quant Time: Jan 24 14:05:08 2020
 Quant Method : R:\methods\ECD5_QUANTPEST_200107RT1.M
 Quant Title : Instrument: DualECD5
 QLast Update : Thu Jan 09 11:11:29 2020
 Response via : Initial Calibration
 Integrator: ChemStation 6890 Scale Mode: Small noise peaks clipped

WB
1/24/20

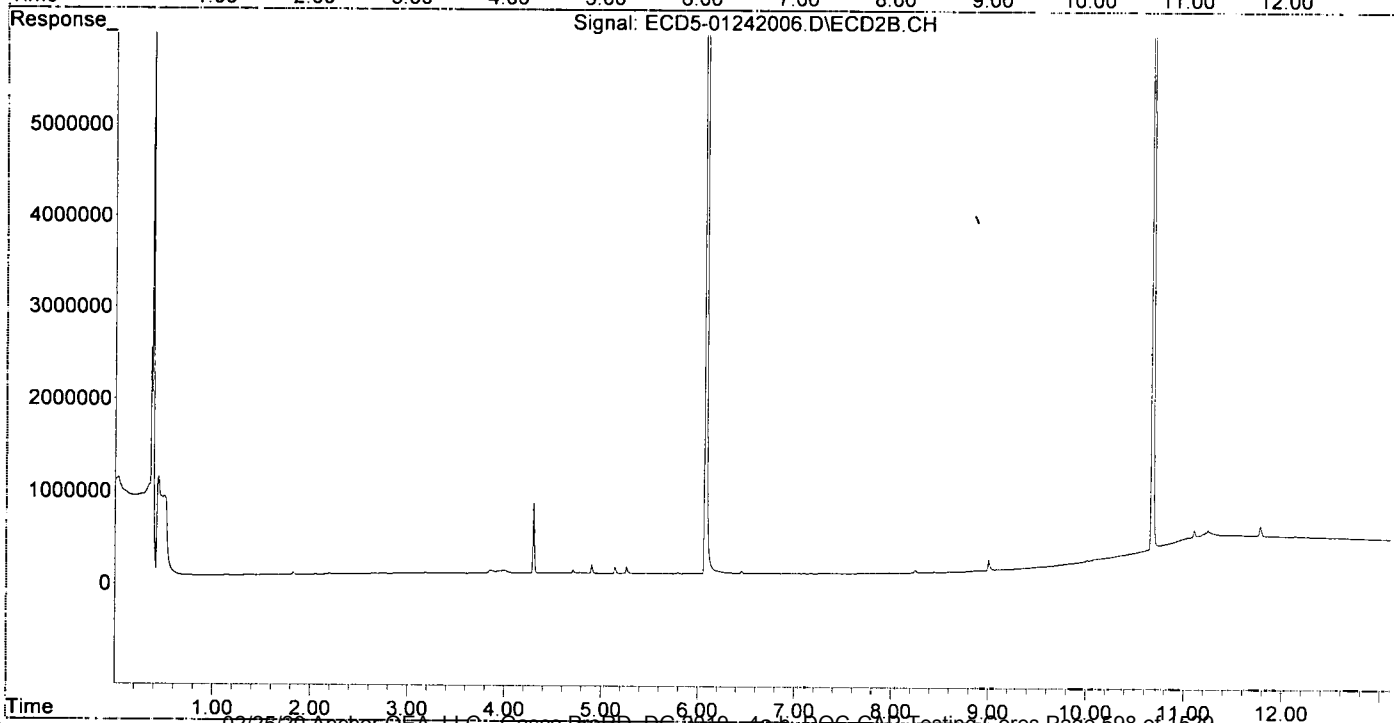
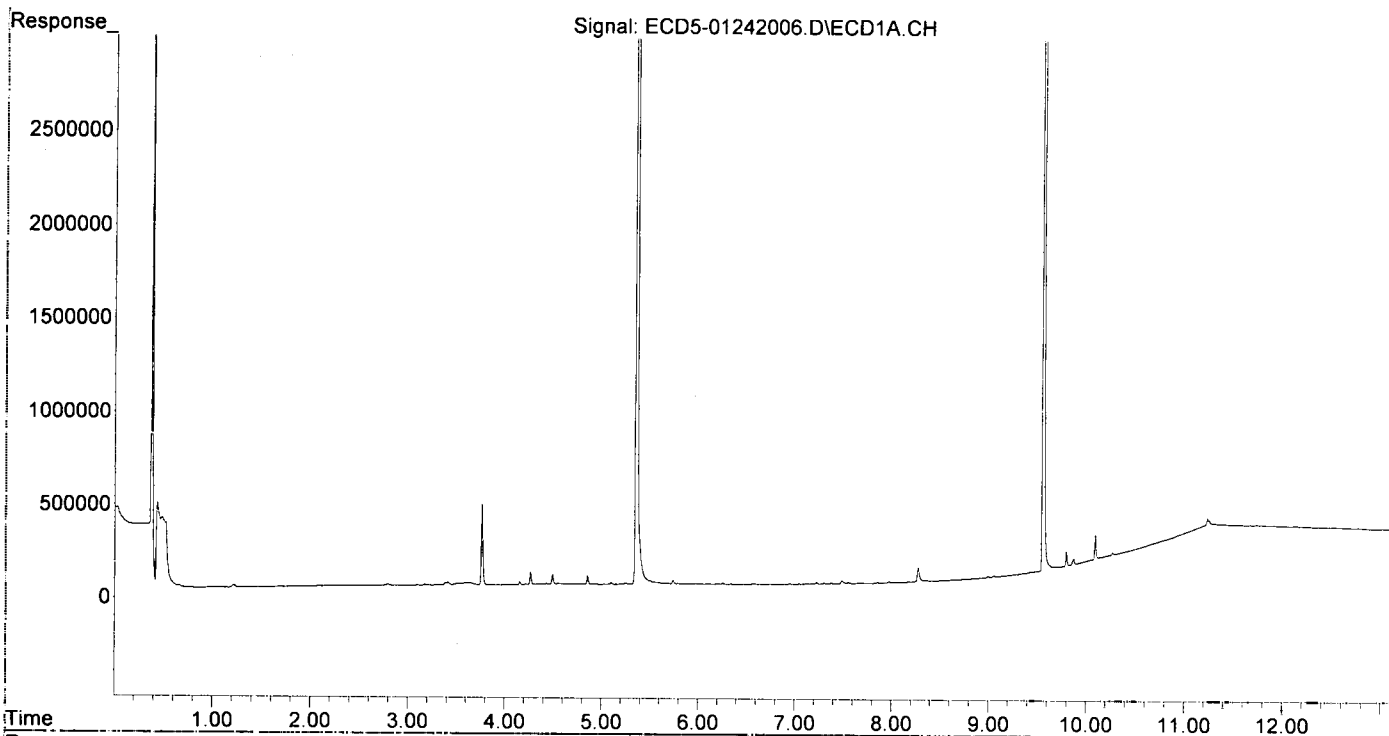
Compound		RT#1	RT#2	Resp#1	Resp#2	ng/mL	ng/mL
System Monitoring Compounds							
1) S	TCMX (S)	5.358	6.079	16671968	26875040	85.383	90.159
22) S	DCBP (S)	9.559	10.679	13394478	16915350	90.383	95.058
Target Compounds							
2)	a-BHC	0.000	0.000	0	0	N.D.	N.D.
3)	g-BHC	0.000	0.000	0	0	N.D.	N.D.
4)	b-BHC	0.000	0.000	0	0	N.D. d	N.D.
5)	Heptachlor	6.568f	0.000	3225	0	0.014	N.D. #
6)	d-BHC	0.000	0.000	0	0	N.D.	N.D.
7)	Aldrin	0.000	7.660	0	6862	N.D.	0.021 #
8)	Heptachlo...	7.303	0.000	4563	0	0.022	N.D. #
9)	trans-Chl...	7.377	8.223	4143	8965	0.020	0.029 #
10)	cis-Chlor...	7.487	0.000	17105	0	0.084	N.D. #
11)	Endosulfa...	7.553f	0.000	7563	0	0.039	N.D. #
12)	4,4'-DDE	7.553	8.443	7563	10632	0.037	0.070 #
13)	Dieldrin	0.000	8.596	0	8200	N.D.	0.027 #
14)	Endrin	0.000	8.823	0	5987	N.D.	0.025 #
15)	4,4'-DDD	7.975	8.862	8535	9905	0.049	0.040
16)	Endosulfa...	8.068	8.937f	3435	1145	0.020	0.005 #
17)	4,4'-DDT	8.170	9.086	4220	6194	0.025	0.058 #
18)	Endrin Al...	8.366	9.208	7797	3575	0.051	0.016 #
19)	Endosulfa...	0.000	9.399	0	2129	N.D.	0.010 #
20)	Methoxychlor	8.499	9.576	4863	1403	0.056	0.012 #
21)	Endrin Ke...	0.000	9.827f	0	2051	N.D.	0.008 #
23)	Hexachlor...	3.173	0.000	5652	0	0.028	N.D. #
24)	Hexachlor...	5.740	6.568	22647	5109	BelowCal	0.016
25)	Oxychlordane	7.223	0.000	9167	0	BelowCal	N.D.
26)	2,4'-DDE	7.303	8.223	4563	8965	0.032	0.043
27)	trans-Non...	7.487	0.000	17105	0	BelowCal	N.D.
28)	2,4'-DDD	7.675	8.596	5200	8200	0.041	0.044
29)	2,4'-DDT	7.856	8.823	4212	5987	0.029	BelowCal #
30)	cis-Nonac...	7.975f	8.862	8535	9905	0.036	0.029
31)	Mirex	8.618	9.827f	3554	2051	6723.021	BelowCal #
32)	Chlordane...	0.000	8.249f	0	28153	N.D.	0.724 #
33)	Chlordane...	7.553f	0.000	7563	0	0.262	N.D. #
34)	Chlordane...	8.068	9.086f	3435	6194	0.452	0.583
35)	Chlordane...	0.000	0.000	0	0	N.D.	N.D.
36)	Toxaphene...	7.487f	8.596f	17105	8200	16.241	3.032 #
37)	Toxaphene...	0.000	8.937f	0	1145	N.D.	0.329 #
38)	Toxaphene...	8.094f	9.007	1218	114436	BelowCal	18.381
39)	Toxaphene...	8.366	9.086	7797	6194	1.930	0.686 #
40)	Toxaphene...	8.618f	9.242	3554	2022	1.081	0.403 #
41)	Toxaphene...	8.618f	9.645	3554	3651	0.818	0.650
42)	Toxaphene...	0.000	0.000	0	0	N.D.	N.D.

(f)=RT Delta > 1/2 Window (#)=Amounts differ by > 40% (m)=manual int.

Quantitation Report (QT Reviewed)

Data Path : R:\data\2020-01\0A24032\
Data File : ECD5-01242006.D
Signal(s) : Signal #1: ECD1A.CH Signal #2: ECD2B.CH
Acq On : 24 Jan 2020 12:37
Operator : MJB
Sample : 0A24032-CCB1
Misc : A19L339
ALS Vial : 7 (Sig #1); 0 (Sig #2) Sample Multiplier: 1

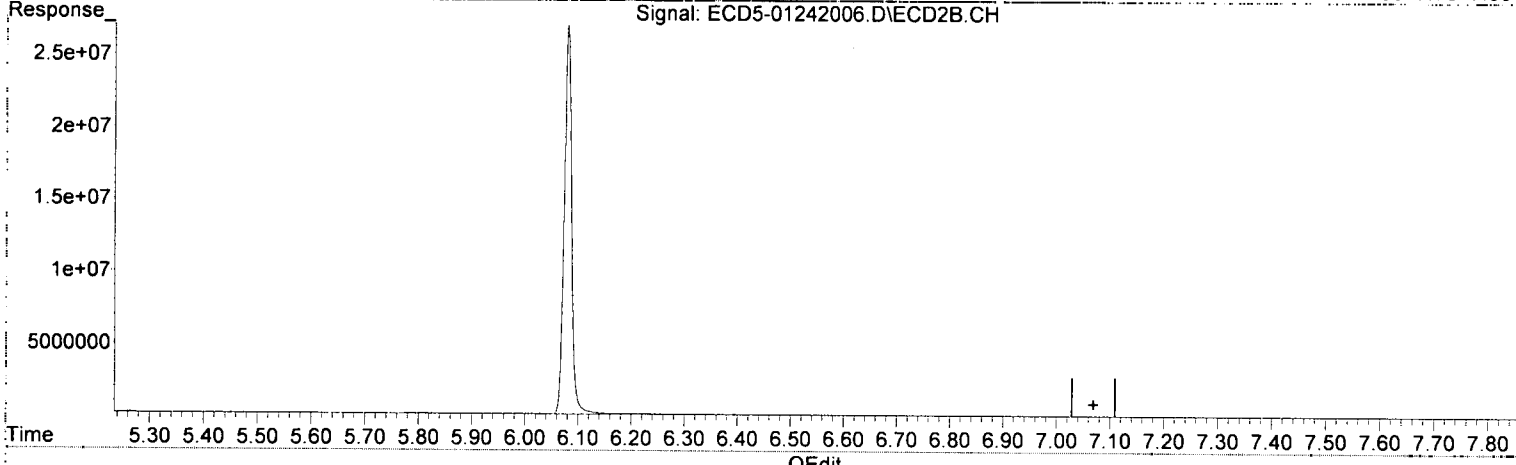
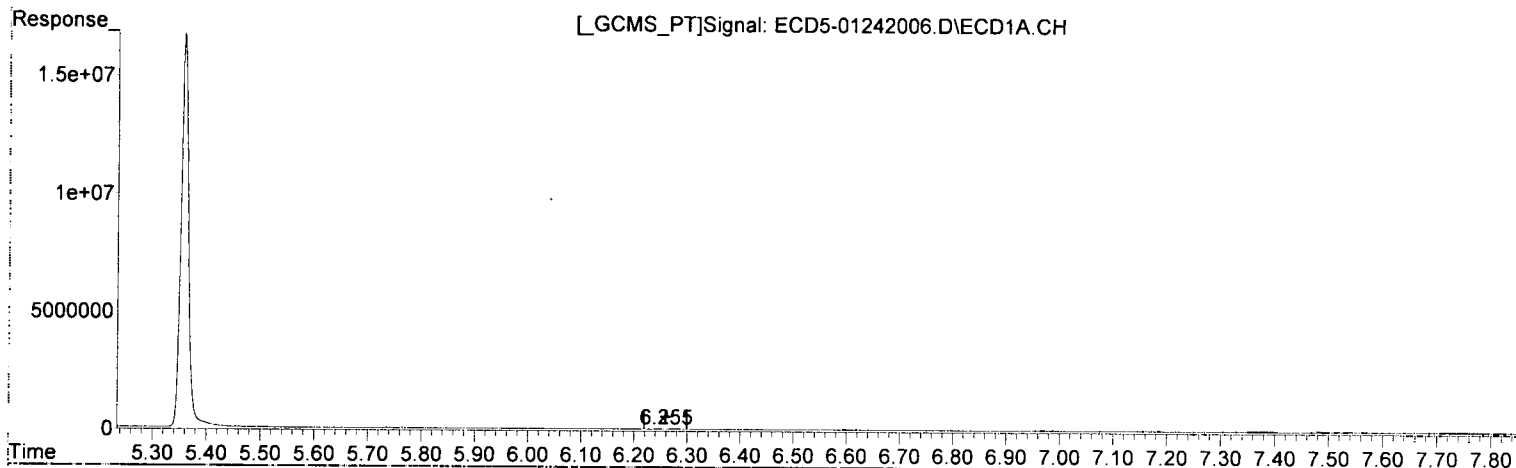
Integration File signal 1: PEST1.e
Integration File signal 2: PEST2.e
Quant Time: Jan 24 14:05:08 2020
Quant Method : R:\methods\ECD5_QUANTPEST_200107RT1.M
Quant Title : Instrument: DualECD5
QLast Update : Thu Jan 09 11:11:29 2020
Response via : Initial Calibration
Integrator: ChemStation 6890 Scale Mode: Small noise peaks clipped



Quantitation Report (Qedit)

Data Path : R:\data\2020-01\0A24032\
Data File : ECD5-01242006.D
Signal(s) : Signal #1: ECD1A.CH Signal #2: ECD2B.CH
Acq On : 24 Jan 2020 12:37
Operator : MJB
Sample : 0A24032-CCB1
Misc : A19L339
ALS Vial : 7 (Sig #1); 0 (Sig #2) Sample Multiplier: 1

Integration File signal 1: PEST1.e
Integration File signal 2: PEST2.e
Quant Time: Jan 24 13:58:32 2020
Quant Method : R:\methods\ECD5_QUANTPEST_200107RT1.M
Quant Title : Instrument: DualECD5
QLast Update : Thu Jan 09 11:11:29 2020
Response via : Initial Calibration
Integrator: ChemStation 6890 Scale Mode: Small noise peaks clipped



(4) b-BHC

6.255min 5931.927 ng/mL

response 7373

adu

WB 1/24/20

(4) b-BHC #2

0.000min 0.000 ng/mL

response 0

Quantitation Report (Not Reviewed)

Data Path : R:\data\2020-01\0A24032\
 Data File : ECD5-01242006.D
 Signal(s) : Signal #1: ECD1A.CH Signal #2: ECD2B.CH
 Acq On : 24 Jan 2020 12:37
 Operator : MJB
 Sample : 0A24032-CCB1
 Misc : A19L339
 ALS Vial : 7 (Sig #1); 0 (Sig #2) Sample Multiplier: 1

Integration File signal 1: PEST1.e
 Integration File signal 2: PEST2.e
 Quant Time: Jan 24 13:58:32 2020
 Quant Method : R:\methods\ECD5_QUANTPEST_200107RT1.M
 Quant Title : Instrument: DualECD5
 QLast Update : Thu Jan 09 11:11:29 2020
 Response via : Initial Calibration
 Integrator: ChemStation 6890 Scale Mode: Small noise peaks clipped

MJB
1/24/20

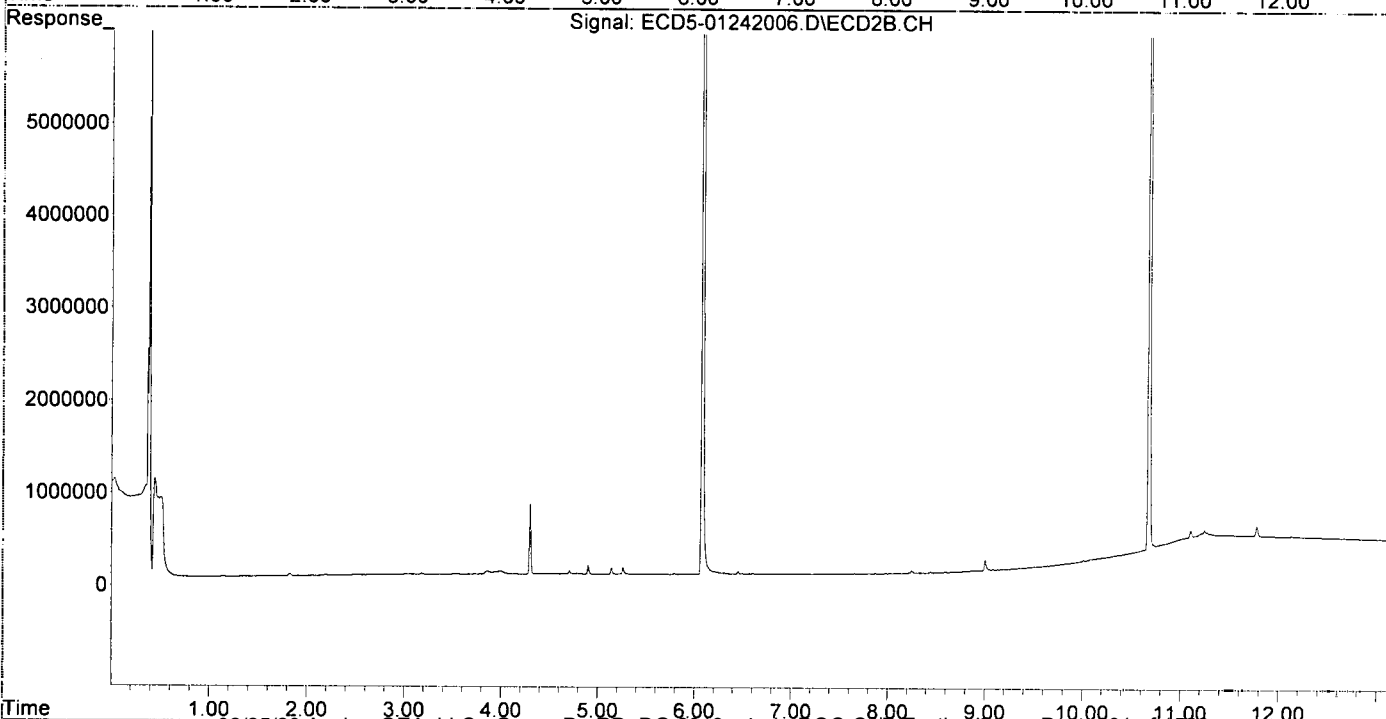
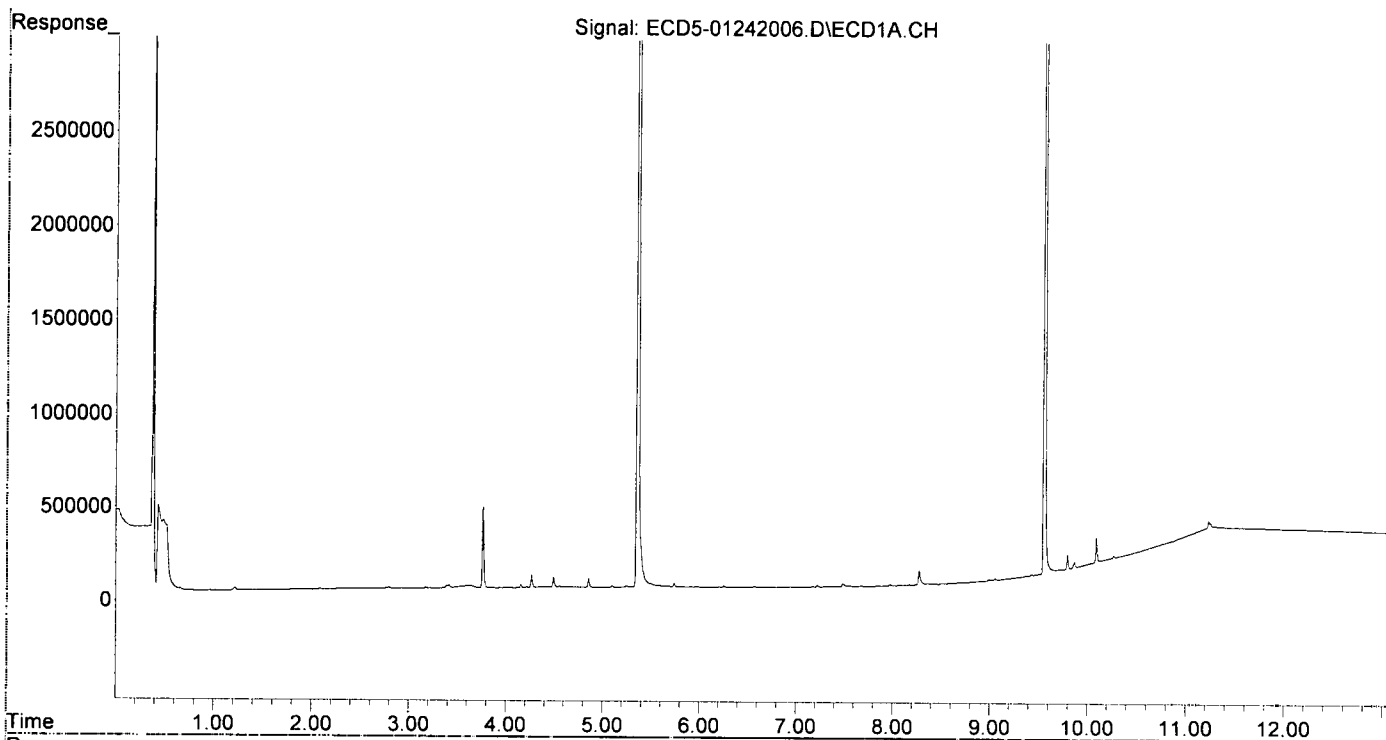
Compound	RT#1	RT#2	Resp#1	Resp#2	ng/mL	ng/mL
System Monitoring Compounds						
1) S TCMX (S)	5.358	6.079	16671968	26875040	85.383	90.159
22) S DCBP (S)	9.559	10.679	13394478	16915350	90.383	95.058
Target Compounds						
2) a-BHC	0.000	0.000	0	0	N.D.	N.D.
3) g-BHC	0.000	0.000	0	0	N.D.	N.D.
4) b-BHC	6.255	0.000	7373	0	5931.927	N.D. #
5) Heptachlor	6.568f	0.000	3225	0	0.014	N.D. #
6) d-BHC	0.000	0.000	0	0	N.D.	N.D.
7) Aldrin	0.000	7.660	0	6862	N.D.	0.021 #
8) Heptachlo...	7.303	0.000	4563	0	0.022	N.D. #
9) trans-Chl...	7.377	8.223	4143	8965	0.020	0.029 #
10) cis-Chlor...	7.487	0.000	17105	0	0.084	N.D. #
11) Endosulfa...	7.553f	0.000	7563	0	0.039	N.D. #
12) 4,4'-DDE	7.553	8.443	7563	10632	0.037	0.070 #
13) Dieldrin	0.000	8.596	0	8200	N.D.	0.027 #
14) Endrin	0.000	8.823	0	5987	N.D.	0.025 #
15) 4,4'-DDD	7.975	8.862	8535	9905	0.049	0.040
16) Endosulfa...	8.068	8.937f	3435	1145	0.020	0.005 #
17) 4,4'-DDT	8.170	9.086	4220	6194	0.025	0.058 #
18) Endrin Al...	8.366	9.208	7797	3575	0.051	0.016 #
19) Endosulfa...	0.000	9.399	0	2129	N.D.	0.010 #
20) Methoxychlor	8.499	9.576	4863	1403	0.056	0.012 #
21) Endrin Ke...	0.000	9.827f	0	2051	N.D.	0.008 #
23) Hexachlor...	3.173	0.000	5652	0	0.028	N.D. #
24) Hexachlor...	5.740	6.568	22647	5109	BelowCal	0.016
25) Oxychlorane	7.223	0.000	9167	0	BelowCal	N.D.
26) 2,4'-DDE	7.303	8.223	4563	8965	0.032	0.043
27) trans-Non...	7.487	0.000	17105	0	BelowCal	N.D.
28) 2,4'-DDD	7.675	8.596	5200	8200	0.041	0.044
29) 2,4'-DDT	7.856	8.823	4212	5987	0.029	BelowCal #
30) cis-Nonac...	7.975f	8.862	8535	9905	0.036	0.029
31) Mirex	8.618	9.827f	3554	2051	6723.021	BelowCal #
32) Chlordane...	0.000	8.249f	0	28153	N.D.	0.724 #
33) Chlordane...	7.553f	0.000	7563	0	0.262	N.D. #
34) Chlordane...	8.068	9.086f	3435	6194	0.452	0.583
35) Chlordane...	0.000	0.000	0	0	N.D.	N.D.
36) Toxaphene...	7.487f	8.596f	17105	8200	16.241	3.032 #
37) Toxaphene...	0.000	8.937f	0	1145	N.D.	0.329 #
38) Toxaphene...	8.094f	9.007	1218	114436	BelowCal	18.381
39) Toxaphene...	8.366	9.086	7797	6194	1.930	0.686 #
40) Toxaphene...	8.618f	9.242	3554	2022	1.081	0.403 #
41) Toxaphene...	8.618f	9.645	3554	3651	0.818	0.650
42) Toxaphene...	0.000	0.000	0	0	N.D.	N.D.

(f)=RT Delta > 1/2 Window (#)=Amounts differ by > 40% (m)=manual int.

Quantitation Report (Not Reviewed)

Data Path : R:\data\2020-01\0A24032\
Data File : ECD5-01242006.D
Signal(s) : Signal #1: ECD1A.CH Signal #2: ECD2B.CH
Acq On : 24 Jan 2020 12:37
Operator : MJB
Sample : 0A24032-CCB1
Misc : A19L339
ALS Vial : 7 (Sig #1); 0 (Sig #2) Sample Multiplier: 1

Integration File signal 1: PEST1.e
Integration File signal 2: PEST2.e
Quant Time: Jan 24 13:58:32 2020
Quant Method : R:\methods\ECD5_QUANTPEST_200107RT1.M
Quant Title : Instrument: DualECD5
QLast Update : Thu Jan 09 11:11:29 2020
Response via : Initial Calibration
Integrator: ChemStation 6890 Scale Mode: Small noise peaks clipped



Quantitation Report (QT Reviewed)

Data Path : R:\data\2020-01\0A24032\
 Data File : ECD5-01242007.D
 Signal(s) : Signal #1: ECD1A.CH Signal #2: ECD2B.CH
 Acq On : 24 Jan 2020 12:54
 Operator : MJB
 Sample : 0010684-BLK1
 Misc : 1x, 8081B, GPC
 ALS Vial : 8 (Sig #1); 0 (Sig #2) Sample Multiplier: 1

Integration File signal 1: PEST1.e
 Integration File signal 2: PEST2.e
 Quant Time: Jan 24 14:09:38 2020
 Quant Method : R:\methods\ECD5_QUANTPEST_200107RT1.M
 Quant Title : Instrument: DualECD5
 QLast Update : Thu Jan 09 11:11:29 2020
 Response via : Initial Calibration
 Integrator: ChemStation 6890 Scale Mode: Small noise peaks clipped

MJB
1/24/20

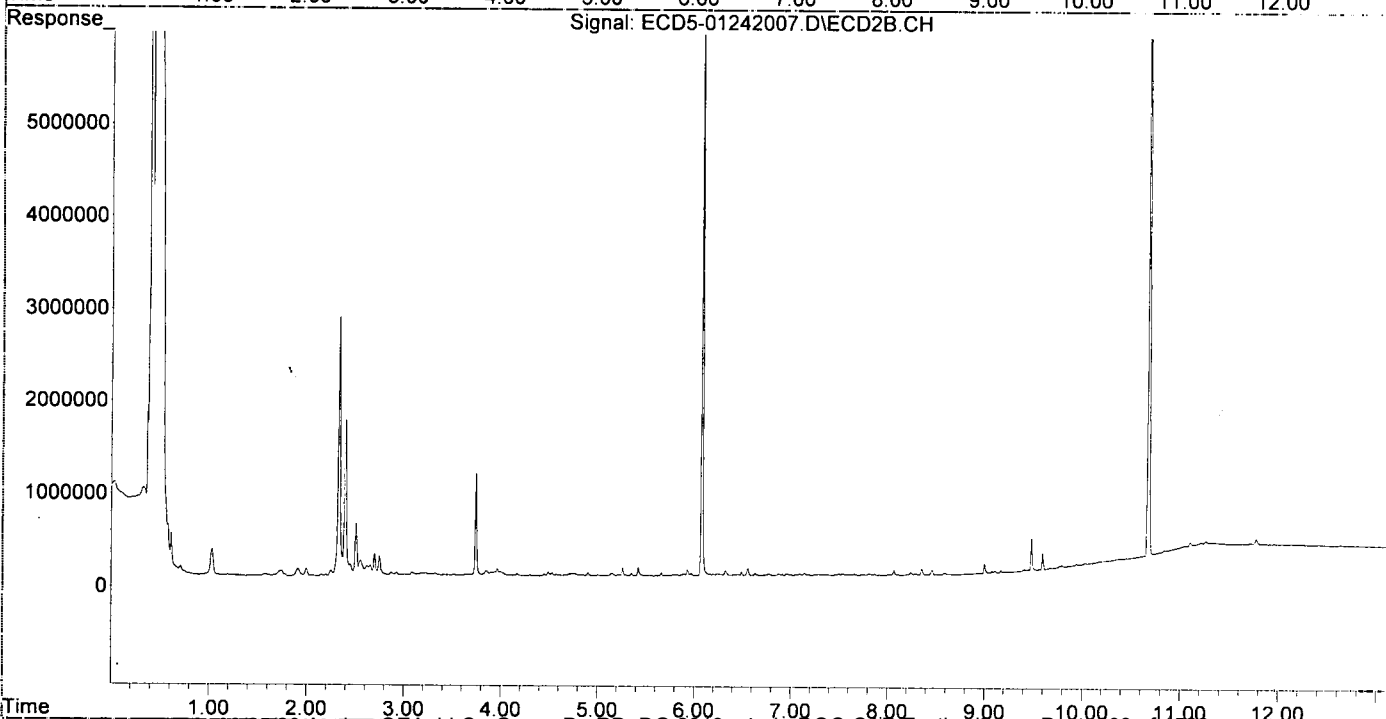
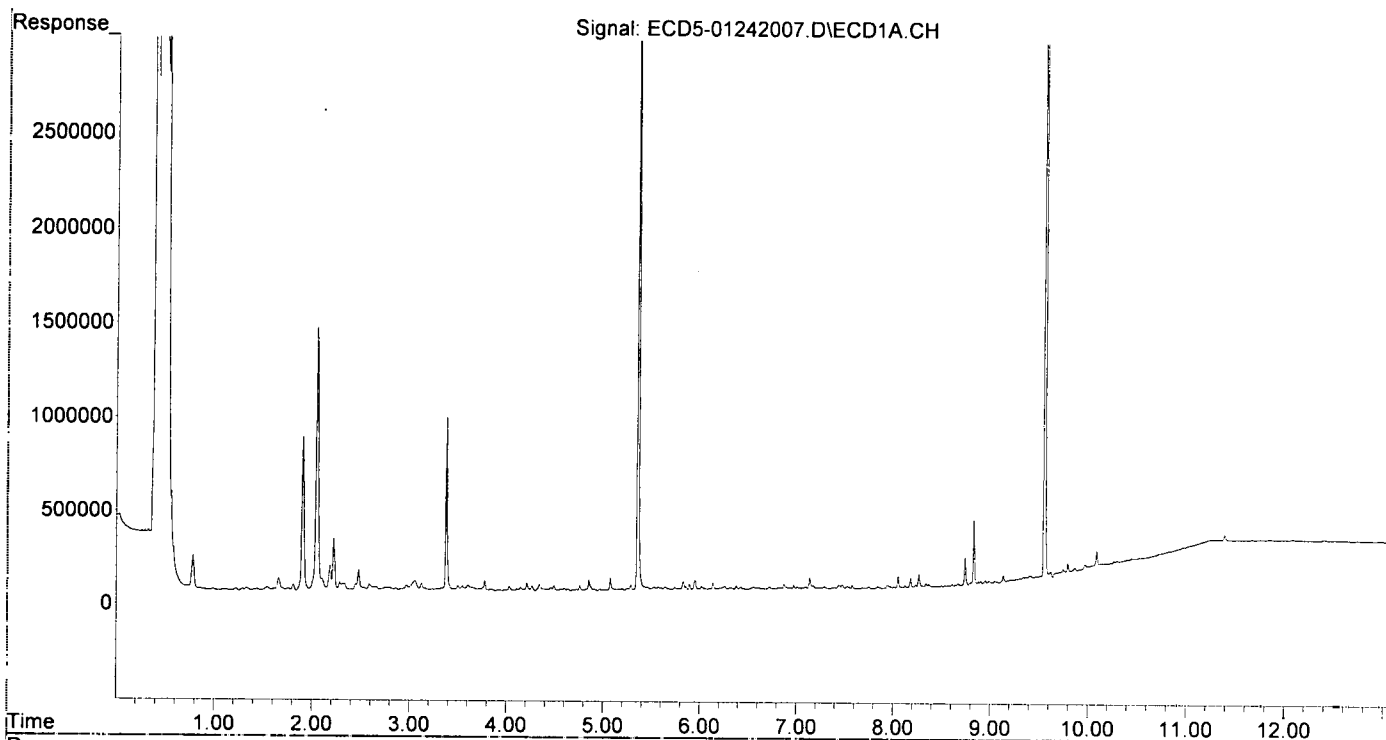
Compound	RT#1	RT#2	Resp#1	Resp#2	ng/mL	ng/mL
System Monitoring Compounds						
1) S TCMX (S)	5.358	6.078	4491169	7038741	23.001	23.613
22) S DCBP (S)	9.556	10.677	7018400	8445150	47.030	47.459
Target Compounds						
2) a-BHC	5.894	0.000	32985	0	0.125	N.D. #
3) g-BHC	6.179	7.004	9278	12094	0.040	0.033m
4) b-BHC	0.000	7.056	0	14501	N.D. d	0.090
5) Heptachlor	6.573	7.380	9674	10264	0.043m	0.029m
6) d-BHC	6.429	7.324	15833	10310	0.073	0.088
7) Aldrin	6.828	7.659	9741	13814	0.044	0.041
8) Heptachlo...	7.291	8.069f	13144	51883	0.064	0.168 #
9) trans-Chl...	7.389	8.240	7818	28805	0.037	0.092 #
10) cis-Chlor...	7.474	8.354	21211	65845	0.104	0.222 #
11) Endosulfa...	7.579	8.354f	17898	65845	0.092	0.237 #
12) 4,4'-DDE	7.526f	8.463	12824	51094	0.062	0.209 #
13) Dieldrin	7.750	8.589	8601	20046	0.040	0.065 #
14) Endrin	7.942f	8.820	16311	3193	0.094	0.014 #
15) 4,4'-DDD	7.942f	8.856	16311	3762	0.094	0.015 #
16) Endosulfa...	8.053f	8.965	62483	3378	0.366	0.014 #
17) 4,4'-DDT	8.182	9.078	49962	18515	0.302	0.116 #
18) Endrin Al...	8.371	9.202	14331	5774	0.094	0.026 #
19) Endosulfa...	8.670	9.408	10676	15394	0.067	0.069
20) Methoxychlor	8.501	9.567	4406	6196	0.051	0.052
21) Endrin Ke...	8.852	9.795	15421	22062	0.081m	0.088
23) Hexachlor...	3.155	3.741f	14892	1097342	0.075	2.738 #
24) Hexachlor...	5.741	6.557	15075	81535	BelowCal	0.255
25) Oxychlorane	0.000	8.019	0	12036	N.D.	0.043 #
26) 2,4'-DDE	7.291	8.240	13144	28805	0.092	0.137 #
27) trans-Non...	7.474	8.289	21211	16388	BelowCal	0.053
28) 2,4'-DDD	7.683	8.589	4619	20046	0.036	0.109 #
29) 2,4'-DDT	7.844	8.820	10035	3193	0.069	BelowCal #
30) cis-Nonac...	7.942	8.856	16311	3762	0.069	0.011 #
31) Mirex	8.609	9.795	8549	22062	6722.984	BelowCal #
32) Chlordane...	7.442	8.289	18978	16388	0.809	0.421 #
33) Chlordane...	7.526	8.354f	12824	65845	0.445	2.051 #
34) Chlordane...	8.053f	9.078f	62483	18515	8.213	1.744 #
35) Chlordane...	0.000	0.000	0	0	N.D.	N.D.
36) Toxaphene...	7.526	8.589f	12824	20046	12.176	7.413
37) Toxaphene...	0.000	8.965	0	3378	N.D.	0.970 #
38) Toxaphene...	8.125	9.001	11160	102814	BelowCal	16.115
39) Toxaphene...	8.371	9.078	14331	18515	3.547	2.051 #
40) Toxaphene...	8.609f	9.254	8549	2153	2.600	0.429 #
41) Toxaphene...	8.670	9.670f	10676	11440	2.459	2.038
42) Toxaphene...	3.776f	0.000	55947	0	NoCal	N.D.

(f)=RT Delta > 1/2 Window (#)=Amounts differ by > 40% (m)=manual int.

Quantitation Report (QT Reviewed)

Data Path : R:\data\2020-01\0A24032\
 Data File : ECD5-01242007.D
 Signal(s) : Signal #1: ECD1A.CH Signal #2: ECD2B.CH
 Acq On : 24 Jan 2020 12:54
 Operator : MJB
 Sample : 0010684-BLK1
 Misc : 1x, 8081B, GPC
 ALS Vial : 8 (Sig #1); 0 (Sig #2) Sample Multiplier: 1

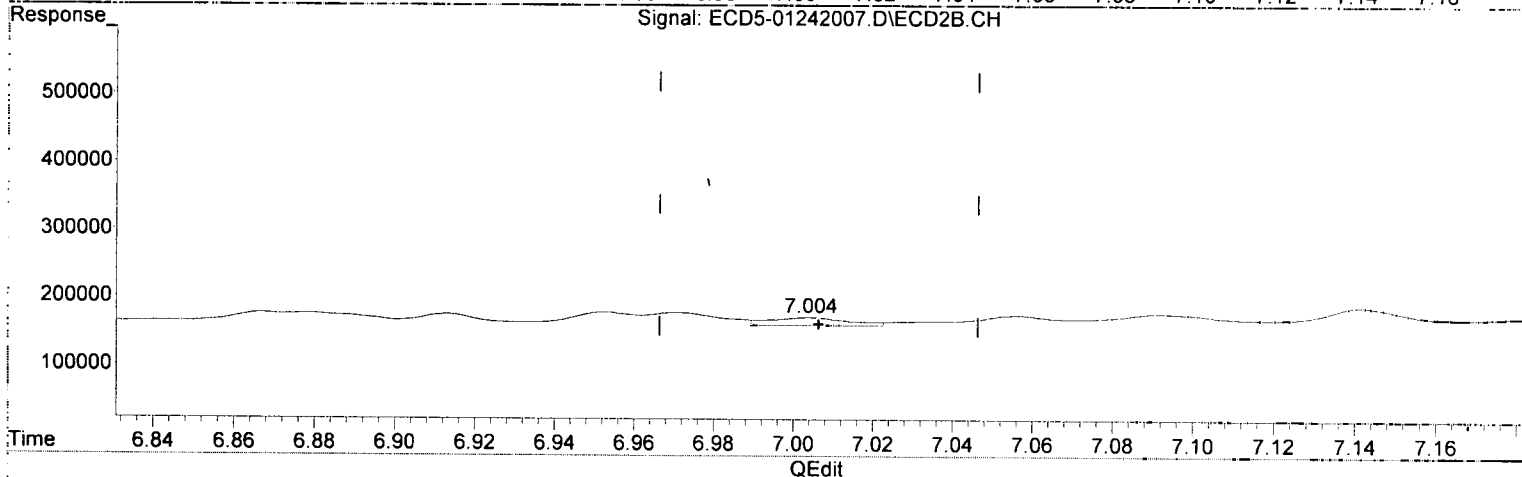
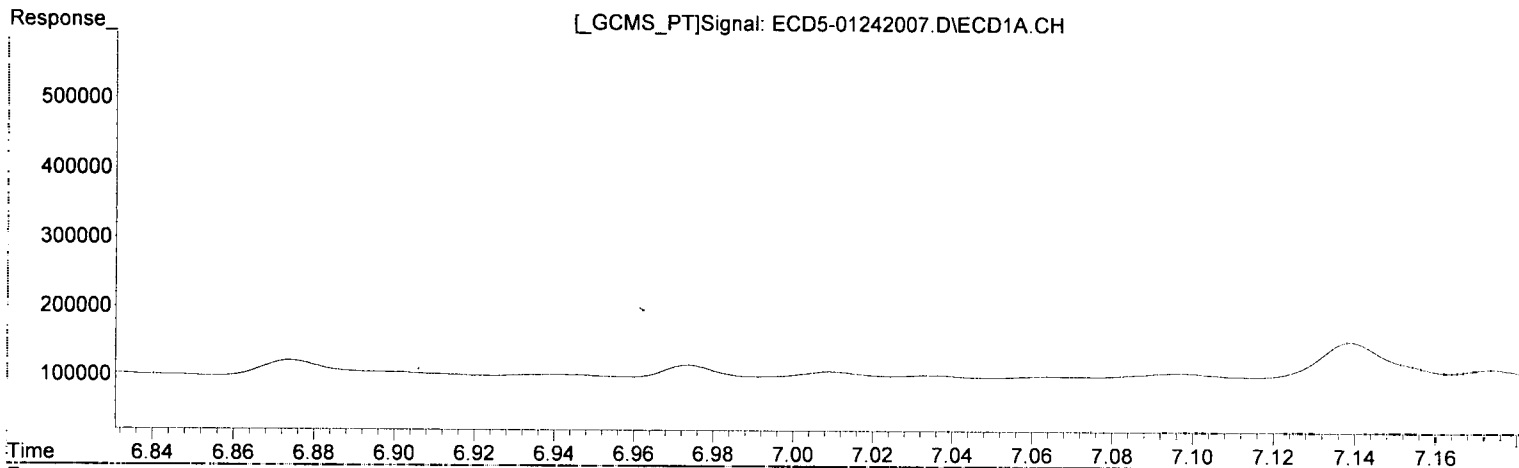
Integration File signal 1: PEST1.e
 Integration File signal 2: PEST2.e
 Quant Time: Jan 24 14:09:38 2020
 Quant Method : R:\methods\ECD5_QUANTPEST_200107RT1.M
 Quant Title : Instrument: DualECD5
 QLast Update : Thu Jan 09 11:11:29 2020
 Response via : Initial Calibration
 Integrator: ChemStation 6890 Scale Mode: Small noise peaks clipped



Quantitation Report (Qedit)

Data Path : R:\data\2020-01\0A24032\
 Data File : ECD5-01242007.D
 Signal(s) : Signal #1: ECD1A.CH Signal #2: ECD2B.CH
 Acq On : 24 Jan 2020 12:54
 Operator : MJB
 Sample : 0010684-BLK1
 Misc : 1x, 8081B, GPC
 ALS Vial : 8 (Sig #1); 0 (Sig #2) Sample Multiplier: 1

Integration File signal 1: PEST1.e
 Integration File signal 2: PEST2.e
 Quant Time: Jan 24 13:58:38 2020
 Quant Method : R:\methods\ECD5_QUANTPEST_200107RT1.M
 Quant Title : Instrument: DualECD5
 QLast Update : Thu Jan 09 11:11:29 2020
 Response via : Initial Calibration
 Integrator: ChemStation 6890 Scale Mode: Small noise peaks clipped



(3) g-BHC

6.179min 0.040 ng/mL

response 9278

WP 1/24/20

(3) g-BHC #2

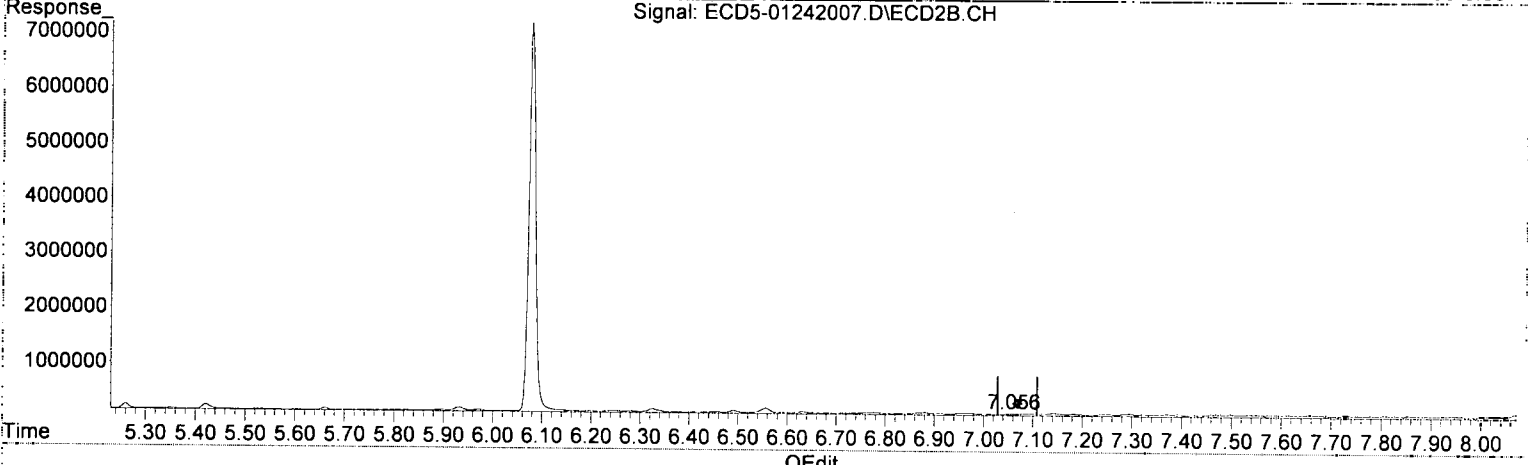
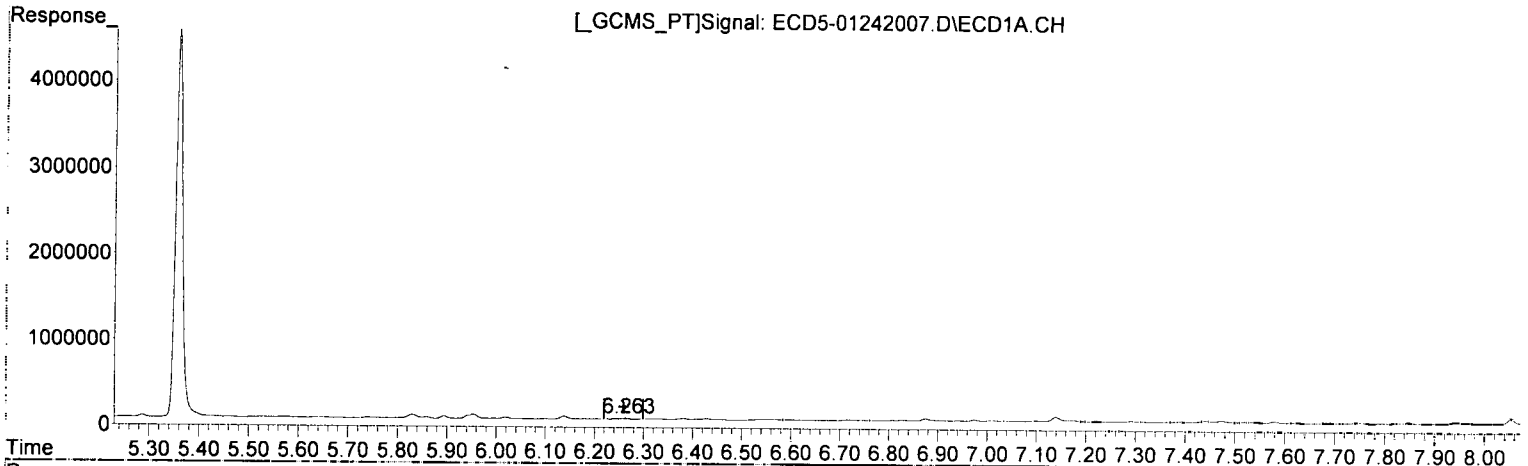
7.004min 0.033 ng/mL

response 12094

Quantitation Report (Qedit)

Data Path : R:\data\2020-01\0A24032\
Data File : ECD5-01242007.D
Signal(s) : Signal #1: ECD1A.CH Signal #2: ECD2B.CH
Acq On : 24 Jan 2020 12:54
Operator : MJB
Sample : 0010684-BLK1
Misc : 1x, 8081B, GPC
ALS Vial : 8 (Sig #1); 0 (Sig #2) Sample Multiplier: 1

Integration File signal 1: PEST1.e
Integration File signal 2: PEST2.e
Quant Time: Jan 24 13:58:38 2020
Quant Method : R:\methods\ECD5_QUANTPEST_200107RT1.M
Quant Title : Instrument: DualECD5
QLast Update : Thu Jan 09 11:11:29 2020
Response via : Initial Calibration
Integrator: ChemStation 6890 Scale Mode: Small noise peaks clipped



(4) b-BHC

6.264min 5931.838 ng/mL *Area*
response 16101

MJB
1/24/20

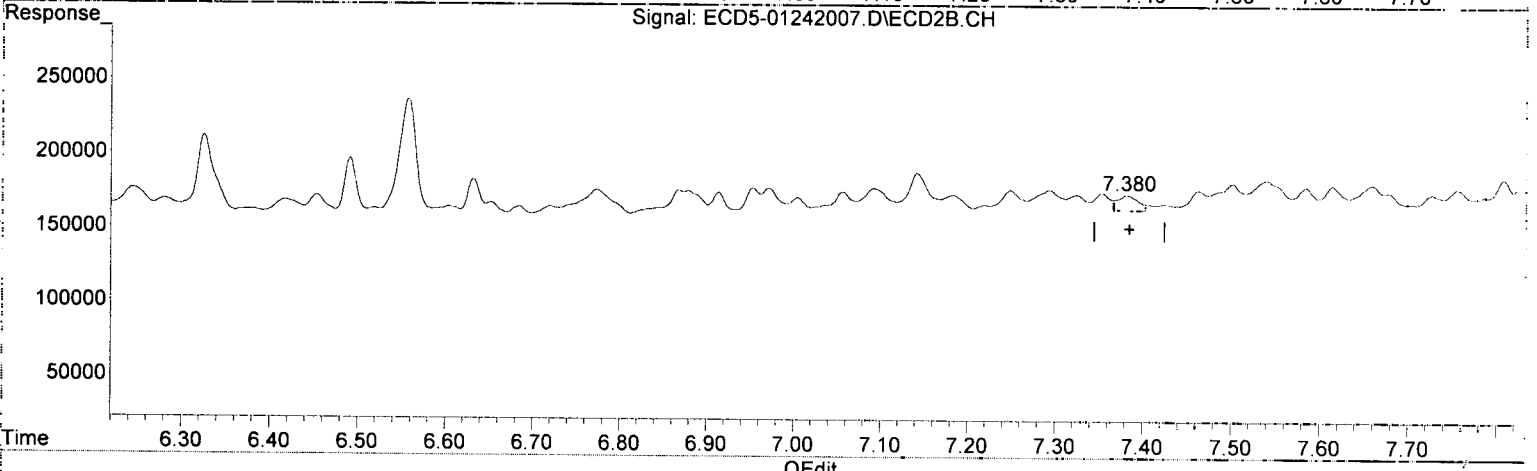
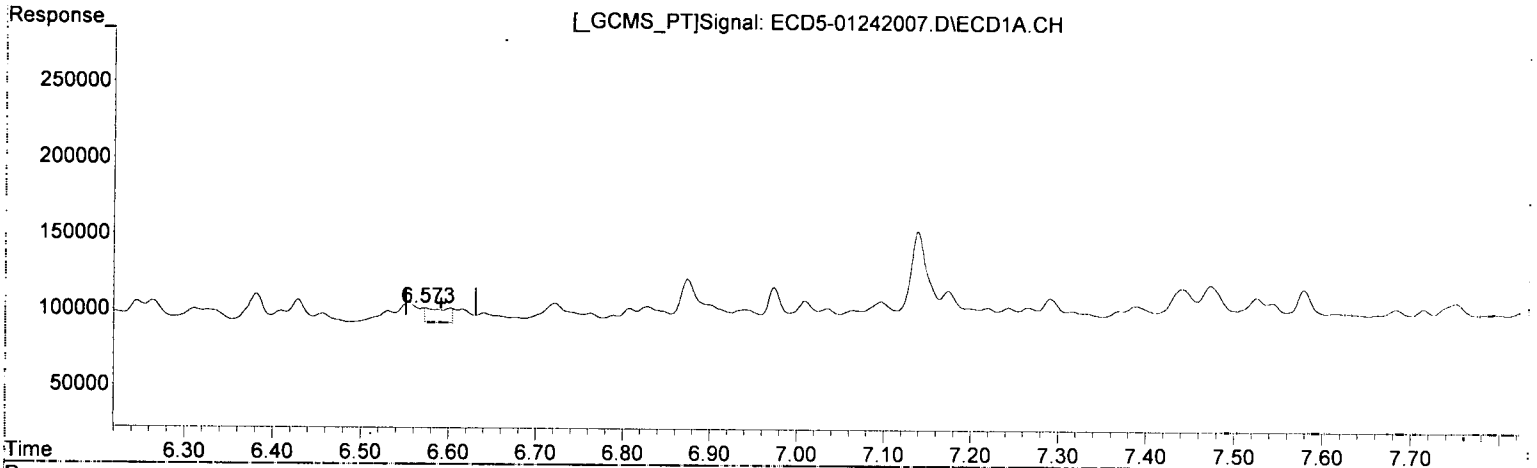
(4) b-BHC #2

7.056min 0.090 ng/mL
response 14501

Quantitation Report (Qedit)

Data Path : R:\data\2020-01\0A24032\
Data File : ECD5-01242007.D
Signal(s) : Signal #1: ECD1A.CH Signal #2: ECD2B.CH
Acq On : 24 Jan 2020 12:54
Operator : MJB
Sample : 0010684-BLK1
Misc : 1x, 8081B, GPC
ALS Vial : 8 (Sig #1); 0 (Sig #2) Sample Multiplier: 1

Integration File signal 1: PEST1.e
Integration File signal 2: PEST2.e
Quant Time: Jan 24 13:58:38 2020
Quant Method : R:\methods\ECD5_QUANTPEST_200107RT1.M
Quant Title : Instrument: DualECD5
QLast Update : Thu Jan 09 11:11:29 2020
Response via : Initial Calibration
Integrator: ChemStation 6890 Scale Mode: Small noise peaks clipped



(5) Heptachlor
6.573min 0.043 ng/mL (m)
response 9674

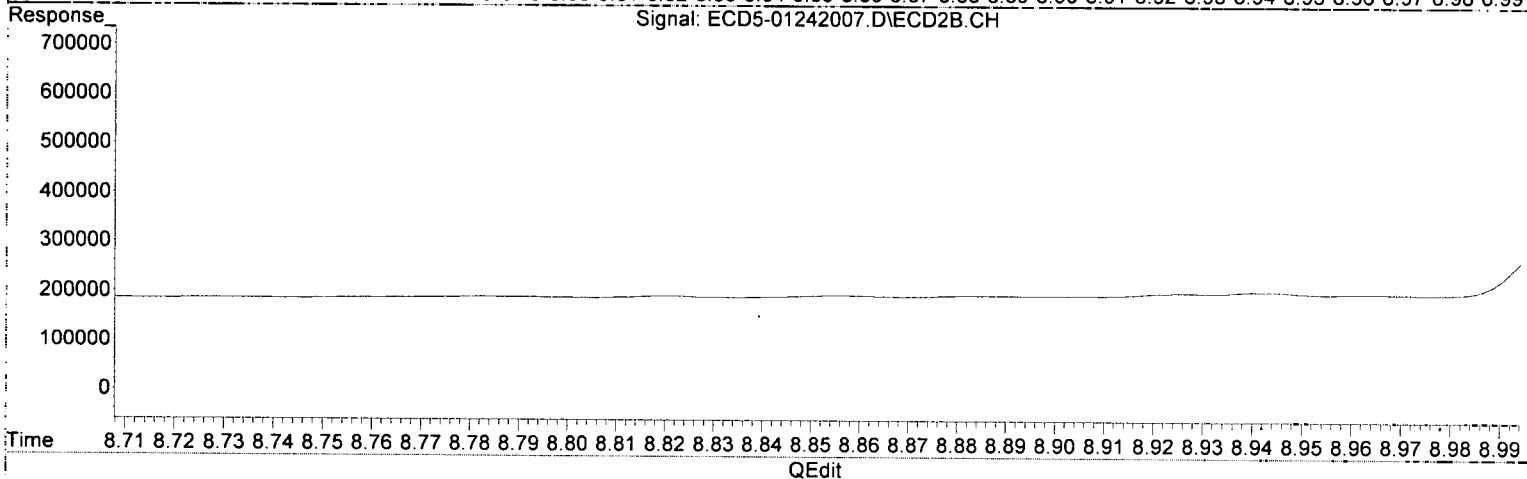
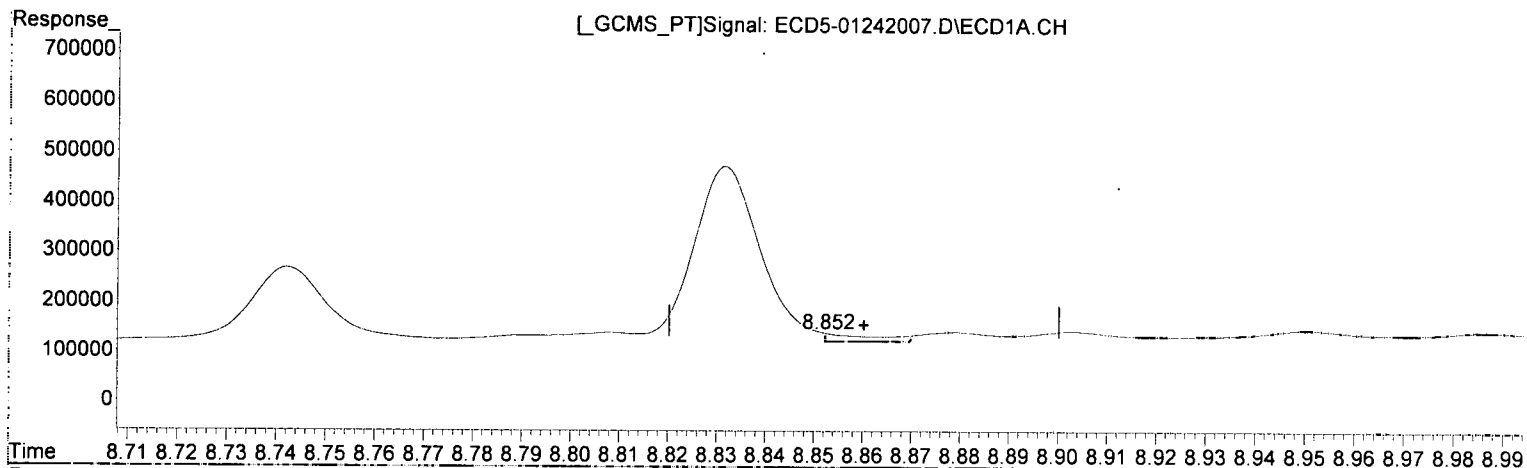
*MJB
1/24/20*

(5) Heptachlor #2
7.380min 0.029 ng/mL (m)
response 10264

Quantitation Report (Qedit)

Data Path : R:\data\2020-01\0A24032\
Data File : ECD5-01242007.D
Signal(s) : Signal #1: ECD1A.CH Signal #2: ECD2B.CH
Acq On : 24 Jan 2020 12:54
Operator : MJB
Sample : 0010684-BLK1
Misc : 1x, 8081B, GPC
ALS Vial : 8 (Sig #1); 0 (Sig #2) Sample Multiplier: 1

Integration File signal 1: PEST1.e
Integration File signal 2: PEST2.e
Quant Time: Jan 24 13:58:38 2020
Quant Method : R:\methods\ECD5_QUANTPEST_200107RT1.M
Quant Title : Instrument: DualECD5
QLast Update : Thu Jan 09 11:11:29 2020
Response via : Initial Calibration
Integrator: ChemStation 6890 Scale Mode: Small noise peaks clipped



(21) Endrin Ketone

8.852min 0.081 ng/mL (m)
response 15421

*MJB
1/24/20*

(21) Endrin Ketone #2

9.795min 0.088 ng/mL
response 22062

Quantitation Report (Not Reviewed)

Data Path : R:\data\2020-01\0A24032\
 Data File : ECD5-01242007.D
 Signal(s) : Signal #1: ECD1A.CH Signal #2: ECD2B.CH
 Acq On : 24 Jan 2020 12:54
 Operator : MJB
 Sample : 0010684-BLK1
 Misc : 1x, 8081B, GPC
 ALS Vial : 8 (Sig #1); 0 (Sig #2) Sample Multiplier: 1

Integration File signal 1: PEST1.e
 Integration File signal 2: PEST2.e
 Quant Time: Jan 24 13:58:38 2020
 Quant Method : R:\methods\ECD5_QUANTPEST_200107RT1.M
 Quant Title : Instrument: DualECD5
 QLast Update : Thu Jan 09 11:11:29 2020
 Response via : Initial Calibration
 Integrator: ChemStation 6890 Scale Mode: Small noise peaks clipped

MJB
MJB
1/24/20

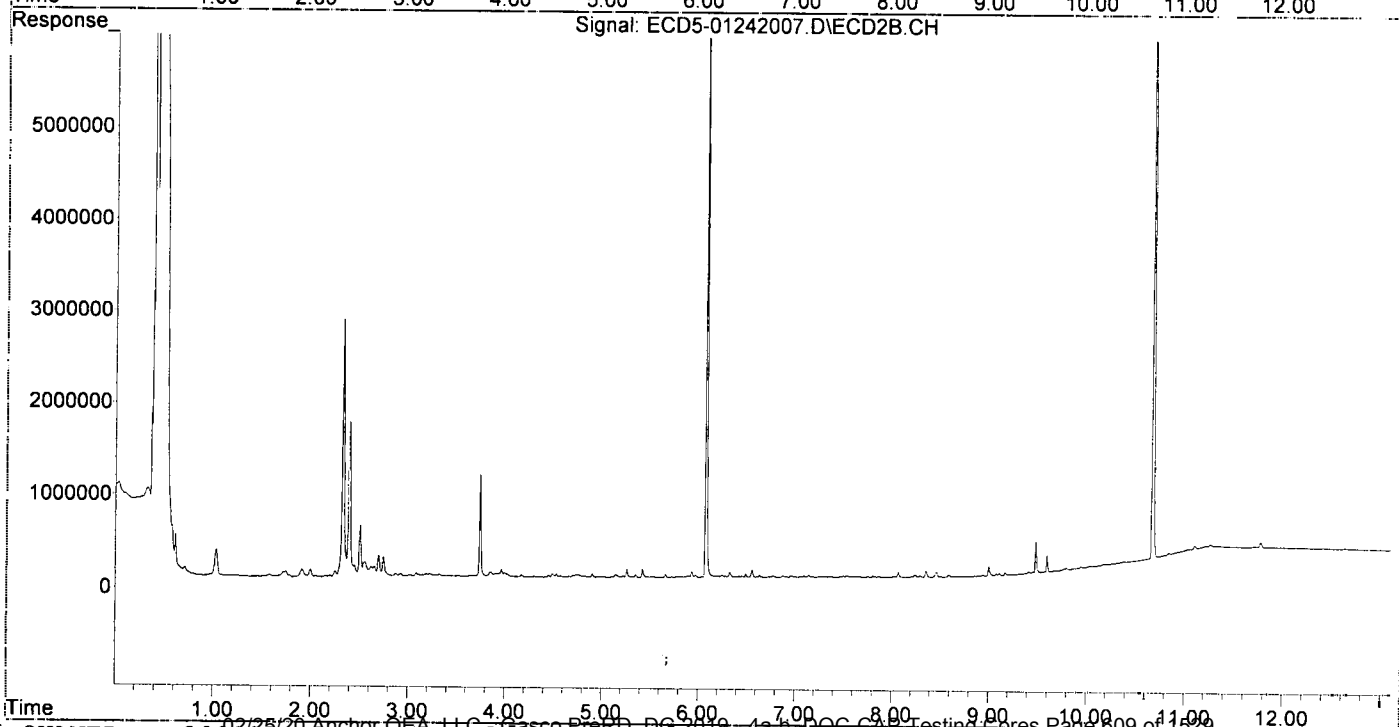
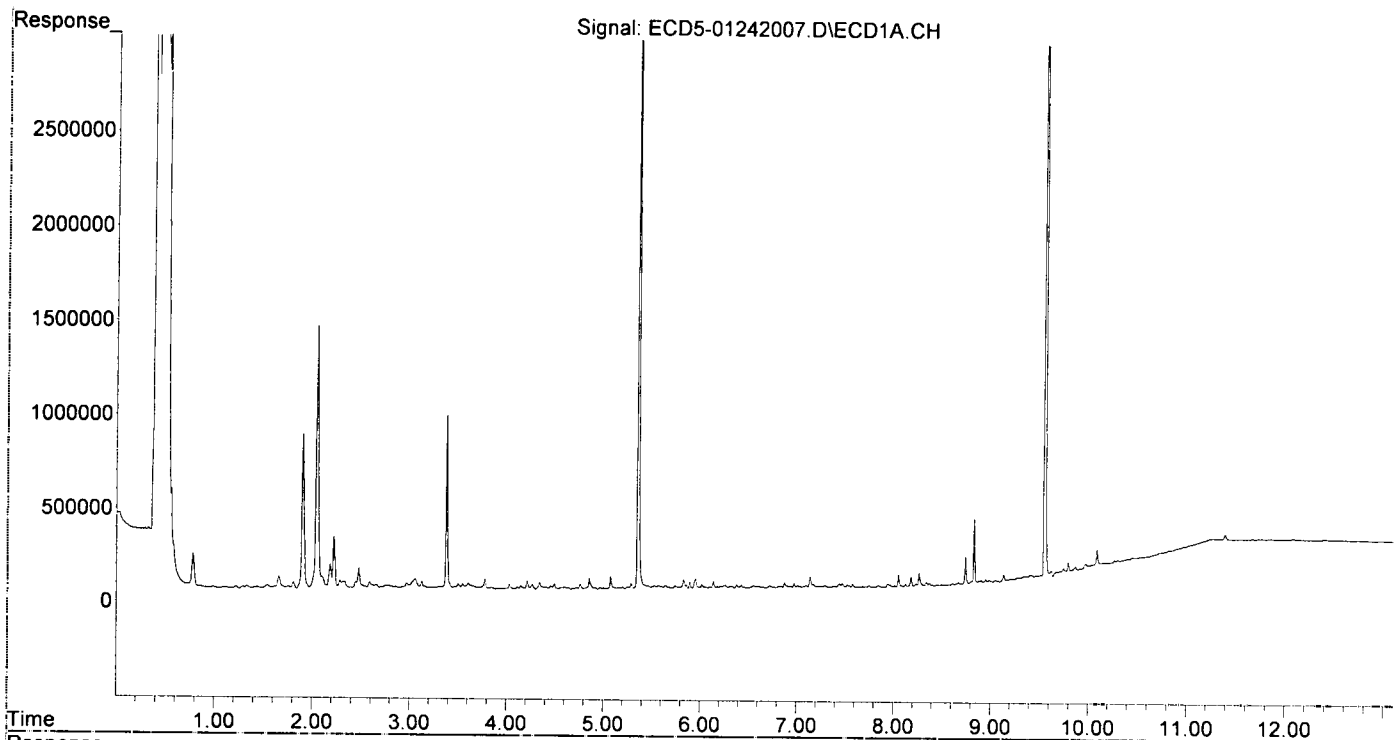
Compound	RT#1	RT#2	Resp#1	Resp#2	ng/mL	ng/mL
System Monitoring Compounds						
1) S TCMX (S)	5.358	6.078	4491169	7038741	23.001	23.613
22) S DCBP (S)	9.556	10.677	7018400	8445150	47.030	47.459
Target Compounds						
2) a-BHC	5.894	0.000	32985	0	0.125	N.D. #
3) g-BHC	6.179	6.971f	9278	17753	0.040	0.049
4) b-BHC	6.264	7.056	16101	14501	5931.838	0.090 #
5) Heptachlor	6.602	7.353f	9474	11257	0.042	0.032
6) d-BHC	6.429	7.324	15833	10310	0.073	0.088
7) Aldrin	6.828	7.659	9741	13814	0.044	0.041
8) Heptachlo...	7.291	8.069f	13144	51883	0.064	0.168 #
9) trans-Chl...	7.389	8.240	7818	28805	0.037	0.092 #
10) cis-Chlor...	7.474	8.354	21211	65845	0.104	0.222 #
11) Endosulfa...	7.579	8.354f	17898	65845	0.092	0.237 #
12) 4,4'-DDE	7.526f	8.463	12824	51094	0.062	0.209 #
13) Dieldrin	7.750	8.589	8601	20046	0.040	0.065 #
14) Endrin	7.942f	8.820	16311	3193	0.094	0.014 #
15) 4,4'-DDD	7.942f	8.856	16311	3762	0.094	0.015 #
16) Endosulfa...	8.053f	8.965	62483	3378	0.366	0.014 #
17) 4,4'-DDT	8.182	9.078	49962	18515	0.302	0.116 #
18) Endrin Al...	8.371	9.202	14331	5774	0.094	0.026 #
19) Endosulfa...	8.670	9.408	10676	15394	0.067	0.069
20) Methoxychlor	8.501	9.567	4406	6196	0.051	0.052
21) Endrin Ke...	8.879	9.795	14891	22062	0.078	0.088
23) Hexachlor...	3.155	3.741f	14892	1097342	0.075	2.738 #
24) Hexachlor...	5.741	6.557	15075	81535	BelowCal	0.255
25) Oxychlorane	0.000	8.019	0	12036	N.D.	0.043 #
26) 2,4'-DDE	7.291	8.240	13144	28805	0.092	0.137 #
27) trans-Non...	7.474	8.289	21211	16388	BelowCal	0.053
28) 2,4'-DDD	7.683	8.589	4619	20046	0.036	0.109 #
29) 2,4'-DDT	7.844	8.820	10035	3193	0.069	BelowCal #
30) cis-Nonac...	7.942	8.856	16311	3762	0.069	0.011 #
31) Mirex	8.609	9.795	8549	22062	6722.984	BelowCal #
32) Chlordane...	7.442	8.289	18978	16388	0.809	0.421 #
33) Chlordane...	7.526	8.354f	12824	65845	0.445	2.051 #
34) Chlordane...	8.053f	9.078f	62483	18515	8.213	1.744 #
35) Chlordane...	0.000	0.000	0	0	N.D.	N.D.
36) Toxaphene...	7.526	8.589f	12824	20046	12.176	7.413
37) Toxaphene...	0.000	8.965	0	3378	N.D.	0.970 #
38) Toxaphene...	8.125	9.001	11160	102814	BelowCal	16.115
39) Toxaphene...	8.371	9.078	14331	18515	3.547	2.051 #
40) Toxaphene...	8.609f	9.254	8549	2153	2.600	0.429 #
41) Toxaphene...	8.670	9.670f	10676	11440	2.459	2.038
42) Toxaphene...	3.776f	0.000	55947	0	NoCal	N.D.

(f)=RT Delta > 1/2 Window (#)=Amounts differ by > 40% (m)=manual int.

Quantitation Report (Not Reviewed)

Data Path : R:\data\2020-01\0A24032\
Data File : ECD5-01242007.D
Signal(s) : Signal #1: ECD1A.CH Signal #2: ECD2B.CH
Acq On : 24 Jan 2020 12:54
Operator : MJB
Sample : 0010684-BLK1
Misc : 1x, 8081B, GPC
ALS Vial : 8 (Sig #1); 0 (Sig #2) Sample Multiplier: 1

Integration File signal 1: PEST1.e
Integration File signal 2: PEST2.e
Quant Time: Jan 24 13:58:38 2020
Quant Method : R:\methods\ECD5_QUANTPEST_200107RT1.M
Quant Title : Instrument: DualECD5
QLast Update : Thu Jan 09 11:11:29 2020
Response via : Initial Calibration
Integrator: ChemStation 6890 Scale Mode: Small noise peaks clipped



Data Path : R:\data\2020-01\0A24032\
 Data File : ECD5-01242008.D
 Signal(s) : Signal #1: ECD1A.CH Signal #2: ECD2B.CH
 Acq On : 24 Jan 2020 13:11
 Operator : MJB
 Sample : 0010684-BS1
 Misc : 1x, 8081B, GPC
 ALS Vial : 9 (Sig #1); 0 (Sig #2) Sample Multiplier: 1

Integration File signal 1: PEST1.e
 Integration File signal 2: PEST2.e
 Quant Time: Jan 24 13:58:46 2020
 Quant Method : R:\methods\ECD5_QUANTPEST_200107RT1.M
 Quant Title : Instrument: DualECD5
 QLast Update : Thu Jan 09 11:11:29 2020
 Response via : Initial Calibration
 Integrator: ChemStation 6890 Scale Mode: Small noise peaks clipped

MJB
1/24/20

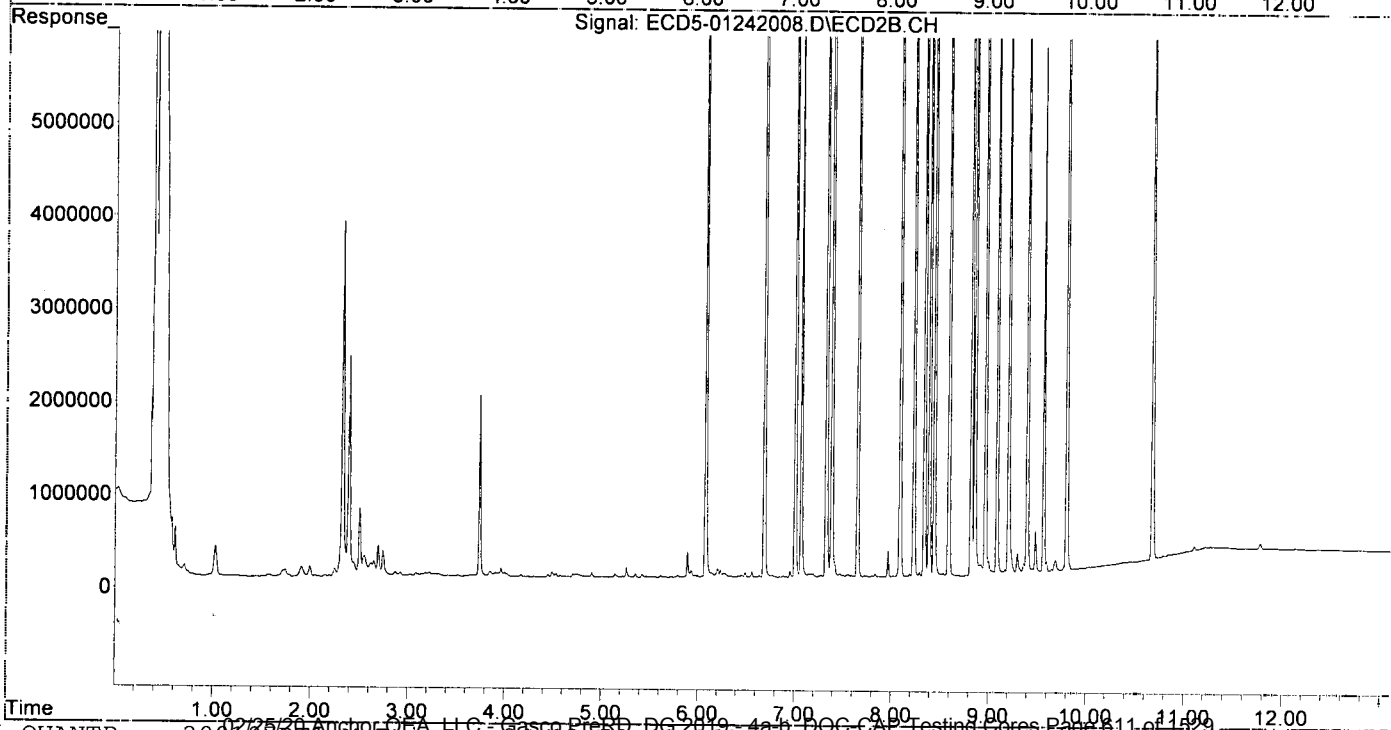
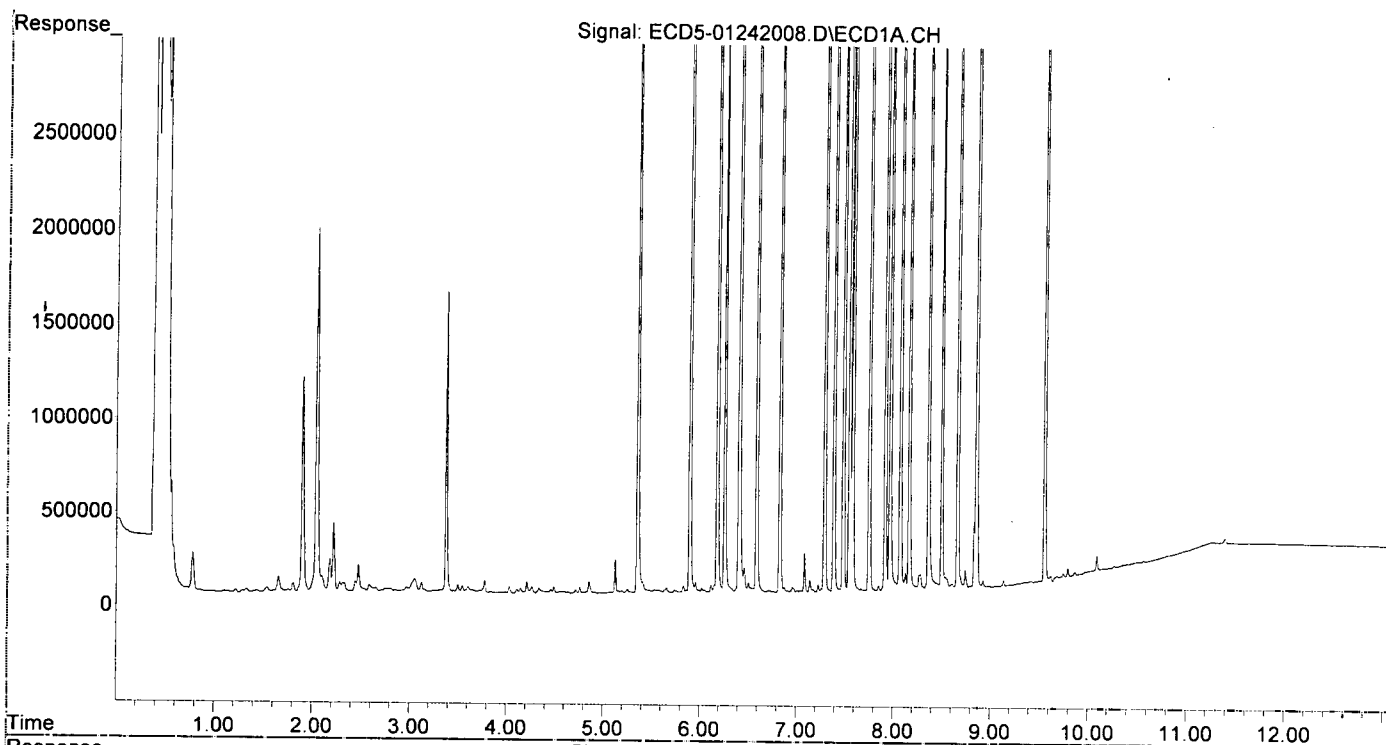
Compound	RT#1	RT#2	Resp#1	Resp#2	ng/mL	ng/mL
System Monitoring Compounds						
1) S TCMX (S)	5.357	6.077	6151421	9657997	31.504	32.400
22) S DCBP (S)	9.556	10.678	7067059	8360399	47.359	46.982
Target Compounds						
2) a-BHC	5.896	6.685	9485281	15764549	36.043	38.175
3) g-BHC	6.179	7.005	8700948	14298201	37.263	39.163
4) b-BHC	6.256	7.067	3740549	6086990	38.234	37.841
5) Heptachlor	6.588	7.382	8725024	13764440	38.396	38.829
6) d-BHC	6.405	7.324	8946810	15005974	41.070	42.586
7) Aldrin	6.828	7.651	8165760	12665461	37.010	38.028
8) Heptachlo...	7.290	8.089	8523802	13255116	41.347	43.031
9) trans-Chl...	7.385	8.230	8782750	13475372	41.680	43.214
10) cis-Chlor...	7.483	8.338	8412959	12820973	41.114	43.220
11) Endosulfa...	7.579	8.390	8438142	12543698	43.540	45.140
12) 4,4'-DDE	7.546	8.441	9250014	14156707	44.862	46.074
13) Dieldrin	7.751	8.592	9949806	15037485	46.197	48.676
14) Endrin	7.916	8.821	9096850	12932819	52.577	55.041
15) 4,4'-DDD	7.966	8.858	8266793	12509469	47.881	50.892
16) Endosulfa...	8.072	8.968	8219071	12411589	48.172	50.805
17) 4,4'-DDT	8.164	9.087	8532361	11173629	51.505	48.049
18) Endrin Al...	8.362	9.205	6802983	9398122	44.431	42.030
19) Endosulfa...	8.664	9.397	7984465	11706391	49.891	52.810
20) Methoxychlor	8.501	9.565	4395056	5652920	50.746	47.531
21) Endrin Ke...	8.858	9.800	9447875	13187316	49.473	52.658
23) Hexachlor...	3.154	3.740f	19992	1957797	0.100	4.886 #
24) Hexachlor...	5.739	6.559	15776	64387	BelowCal	0.201
25) Oxychlorane	7.226	8.017	38419	10017	0.017	0.036 #
26) 2,4'-DDE	7.290	8.230	8523802	13475372	59.778	63.988
27) trans-Non...	7.483	8.292	8412959	48224	42.125	0.157 #
28) 2,4'-DDD	7.666	8.592	10372	15037485	0.082	81.531 #
29) 2,4'-DDT	7.849	8.821	26641	12932819	0.182	62.863 #
30) cis-Nonac...	7.966	8.858	8266793	12509469	35.074	36.670
31) Mirex	8.610	9.800	23221	13187316	6722.875	70.672 #
32) Chlordane...	0.000	8.292	0	48224	N.D.	1.240 #
33) Chlordane...	7.546	8.390	9250014	12543698	320.950	390.795
34) Chlordane...	8.072	9.087f	8219071	11173629	1080.378	1052.356
35) Chlordane...	3.836	0.000	9623	0	NoCal	N.D.
36) Toxaphene...	7.483f	8.592f	8412959	15037485	7987.831	5560.568
37) Toxaphene...	0.000	8.968	0	12411589	N.D.	3563.929 #
38) Toxaphene...	8.127	8.968f	87959	12411589	16.885	2061.890 #
39) Toxaphene...	8.362	9.087	6802983	11173629	1683.892	1237.983
40) Toxaphene...	8.610f	0.000	23221	0	7.063	N.D. #
41) Toxaphene...	8.664	9.649	7984465	23572	1838.739	4.199 #
42) Toxaphene...	3.836f	0.000	9623	0	NoCal	N.D.

(f)=RT Delta > 1/2 Window (#)=Amounts differ by > 40% (m)=manual int.

Quantitation Report (Not Reviewed)

Data Path : R:\data\2020-01\0A24032\
Data File : ECD5-01242008.D
Signal(s) : Signal #1: ECD1A.CH Signal #2: ECD2B.CH
Acq On : 24 Jan 2020 13:11
Operator : MJB
Sample : 0010684-BS1
Misc : 1x, 8081B, GPC
ALS Vial : 9 (Sig #1); 0 (Sig #2) Sample Multiplier: 1

Integration File signal 1: PEST1.e
Integration File signal 2: PEST2.e
Quant Time: Jan 24 13:58:46 2020
Quant Method : R:\methods\ECD5_QUANTPEST_200107RT1.M
Quant Title : Instrument: DualECD5
QLast Update : Thu Jan 09 11:11:29 2020
Response via : Initial Calibration
Integrator: ChemStation 6890 Scale Mode: Small noise peaks clipped



Quantitation Report (Not Reviewed)

Data Path : R:\data\2020-01\0A24032\
 Data File : ECD5-01242012.D
 Signal(s) : Signal #1: ECD1A.CH Signal #2: ECD2B.CH
 Acq On : 24 Jan 2020 14:20
 Operator : MJB
 Sample : 0A24032-CCV2
 Misc : A19K134, AB 100 ppb
 ALS Vial : 5 (Sig #1); 0 (Sig #2) Sample Multiplier: 1

Integration File signal 1: PEST1.e
 Integration File signal 2: PEST2.e
 Quant Time: Jan 24 14:36:06 2020
 Quant Method : R:\methods\ECD5_QUANTPEST_200107RT1.M
 Quant Title : Instrument: DualECD5
 QLast Update : Thu Jan 09 11:11:29 2020
 Response via : Initial Calibration
 Integrator: ChemStation 6890 Scale Mode: Small noise peaks clipped

MJB
1/24/20

Compound	RT#1	RT#2	Resp#1	Resp#2	ng/mL	ng/mL
System Monitoring Compounds						
1) S TCMX (S)	5.358	6.079	18436259	30711546	94.419	103.030
22) S DCBP (S)	9.560	10.680	14847597	18553494	100.329	104.264
Target Compounds						
2) a-BHC	5.898	6.687	26648272	47406233	101.261	114.798
3) g-BHC	6.181	7.006	23272502	41253635	99.668	112.994
4) b-BHC	6.258	7.068	8459459	15366821	87.411	95.531
5) Heptachlor	6.590	7.384	23203424	40116455	102.111	113.167
6) d-BHC	6.408	7.327	19732918	37985964	90.584	101.056
7) Aldrin	6.831	7.653	22371642	37641982	101.395	113.020
8) Heptachlo...	7.292	8.092	20108721	33393640	97.542	108.408
9) trans-Chl...	7.388	8.232	20876628	33900658	99.074	108.715
10) cis-Chlor...	7.485	8.340	20074924	31683149	98.105	106.804
11) Endosulfa...	7.581	8.392	18870121	30702389	97.367	110.487
12) 4,4'-DDE	7.549	8.443	19911082	33800667	96.569	103.045
13) Dieldrin	7.753	8.593	21680648	34878377	100.664	112.901
14) Endrin	7.918	8.822	19401158	29256811	112.134	124.515
15) 4,4'-DDD	7.971	8.861	16508293	27679369	95.615	112.606
16) Endosulfa...	8.075	8.970	16815931	26770765	98.559	109.582
17) 4,4'-DDT	8.168	9.089	16376884	23996910	98.857	95.370
18) Endrin Al...	8.365	9.206	14224393	21583525	92.902	96.526
19) Endosulfa...	8.667	9.398	16086895	24383691	100.520	110.000
20) Methoxychlor	8.506	9.567	8105832	11640316	93.592	97.875
21) Endrin Ke...	8.860	9.802	19297873	28119954	101.052	112.286
23) Hexachlor...	3.172	0.000	5287	0	0.027	N.D. #
24) Hexachlor...	5.740	0.000	25104	0	BelowCal	N.D.
25) Oxychlordane	7.228	8.051f	93774	6565	0.334	0.023 #
26) 2,4'-DDE	7.292	8.232	20108721	33900658	141.023	160.979
27) trans-Non...	7.485	8.293	20074924	110743	100.216	0.360 #
28) 2,4'-DDD	0.000	8.593	0	34878377	N.D.	189.104 #
29) 2,4'-DDT	7.852	8.822	64147	29256811	0.438	128.322 #
30) cis-Nonac...	7.971	8.861	16508293	27679369	70.041	81.138
31) Mirex	0.000	9.802	0	28119954	N.D.	140.879 #
32) Chlordane...	0.000	8.293	0	110743	N.D.	2.847 #
33) Chlordane...	7.549	8.392	19911082	30702389	690.859	956.523
34) Chlordane...	8.075	9.044	16815931	104545	2210.415	9.846 #
35) Chlordane...	0.000	0.000	0	0	N.D.	N.D.
36) Toxaphene...	7.485f	8.593f	20074924	34878377	19060.488	12897.343
37) Toxaphene...	0.000	8.970	0	26770765	N.D.	7687.099 #
38) Toxaphene...	0.000	8.970f	0	26770765	N.D.	3923.788 #
39) Toxaphene...	8.365	9.089	14224393	23996910	3520.857	2658.739
40) Toxaphene...	0.000	0.000	0	0	N.D.	N.D.
41) Toxaphene...	8.667	9.650	16086895	59879	3704.644	10.666 #
42) Toxaphene...	0.000	0.000	0	0	N.D.	N.D.

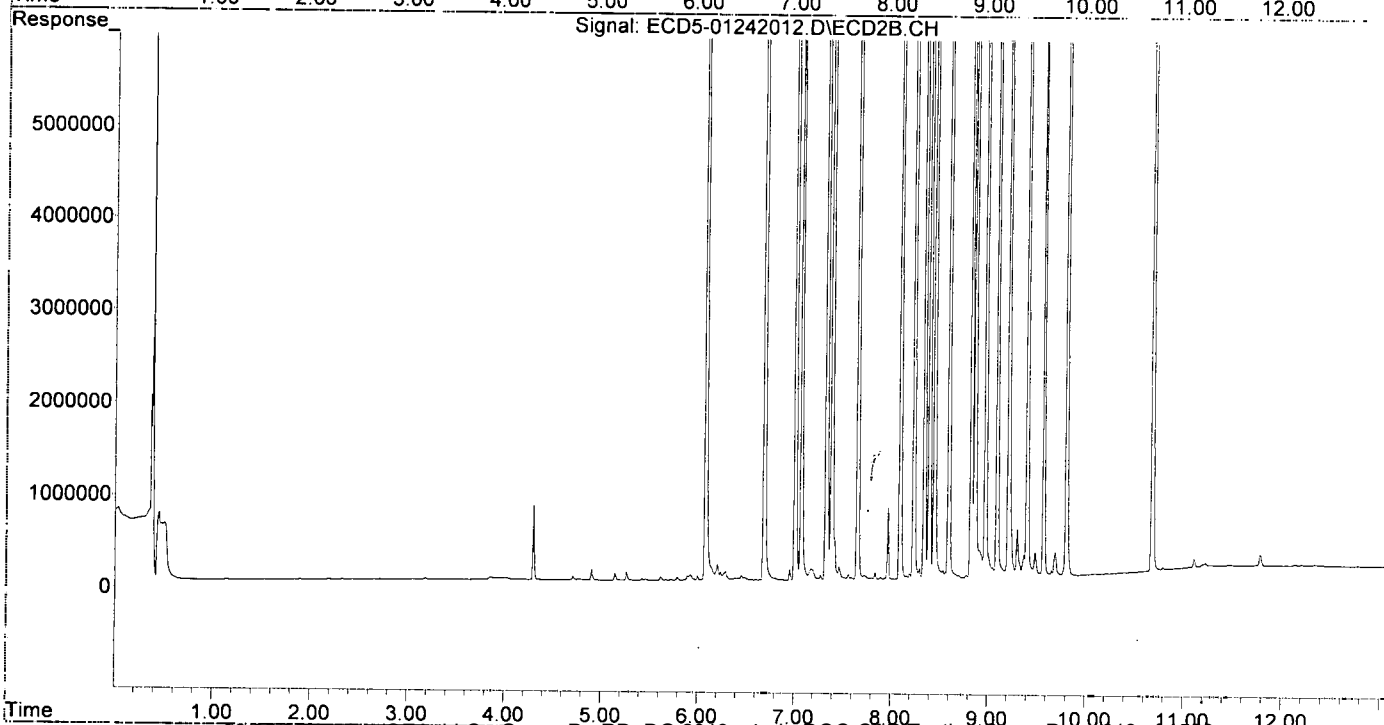
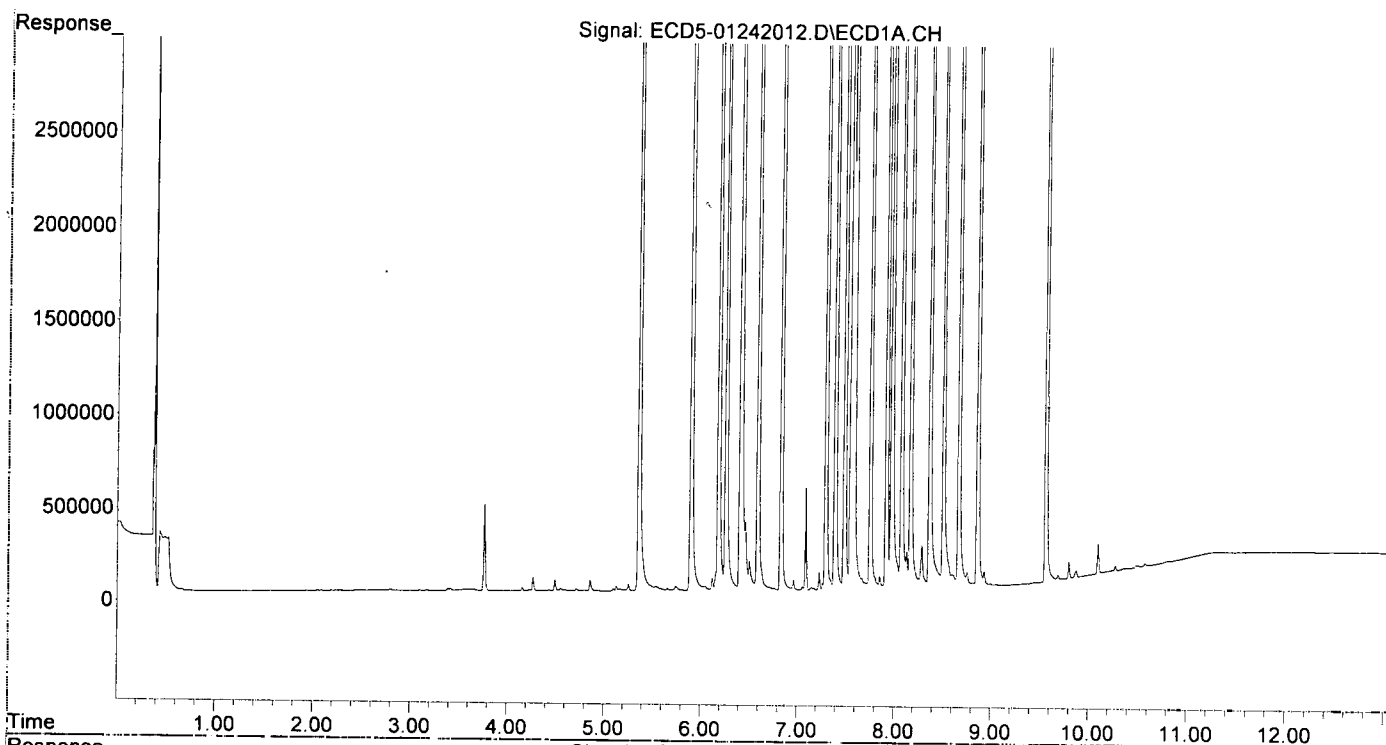
Q41

(f)=RT Delta > 1/2 Window (#)=Amounts differ by > 40% (m)=manual int.

Quantitation Report (Not Reviewed)

Data Path : R:\data\2020-01\0A24032\
Data File : ECD5-01242012.D
Signal(s) : Signal #1: ECD1A.CH Signal #2: ECD2B.CH
Acq On : 24 Jan 2020 14:20
Operator : MJB
Sample : 0A24032-CCV2
Misc : A19K134, AB 100 ppb
ALS Vial : 5 (Sig #1); 0 (Sig #2) Sample Multiplier: 1

Integration File signal 1: PEST1.e
Integration File signal 2: PEST2.e
Quant Time: Jan 24 14:36:06 2020
Quant Method : R:\methods\ECD5_QUANTPEST_200107RT1.M
Quant Title : Instrument: DualECD5
QLast Update : Thu Jan 09 11:11:29 2020
Response via : Initial Calibration
Integrator: ChemStation 6890 Scale Mode: Small noise peaks clipped



Quantitation Report (Not Reviewed)

Data Path : R:\data\2020-01\0A24032\
 Data File : ECD5-01242013.D
 Signal(s) : Signal #1: ECD1A.CH Signal #2: ECD2B.CH
 Acq On : 24 Jan 2020 14:38
 Operator : MJB
 Sample : 0A24032-CCV3
 Misc : A19J409, 9-42 100 ppb
 ALS Vial : 6 (Sig #1); 0 (Sig #2) Sample Multiplier: 1

Integration File signal 1: PEST1.e
 Integration File signal 2: PEST2.e
 Quant Time: Jan 24 14:55:36 2020
 Quant Method : R:\methods\ECD5_QUANTPEST_200107RT1.M
 Quant Title : Instrument: DualECD5
 QLast Update : Thu Jan 09 11:11:29 2020
 Response via : Initial Calibration
 Integrator: ChemStation 6890 Scale Mode: Small noise peaks clipped

MJB
1/24/20

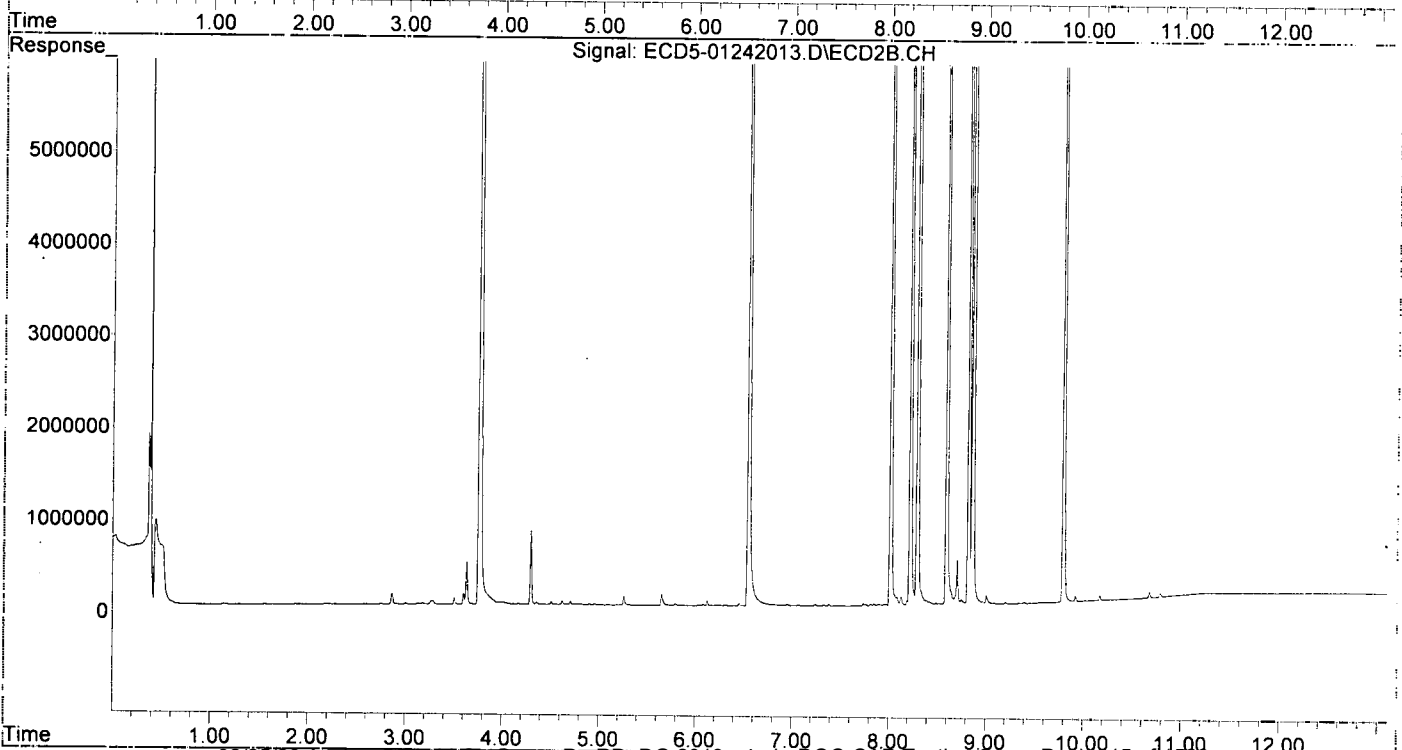
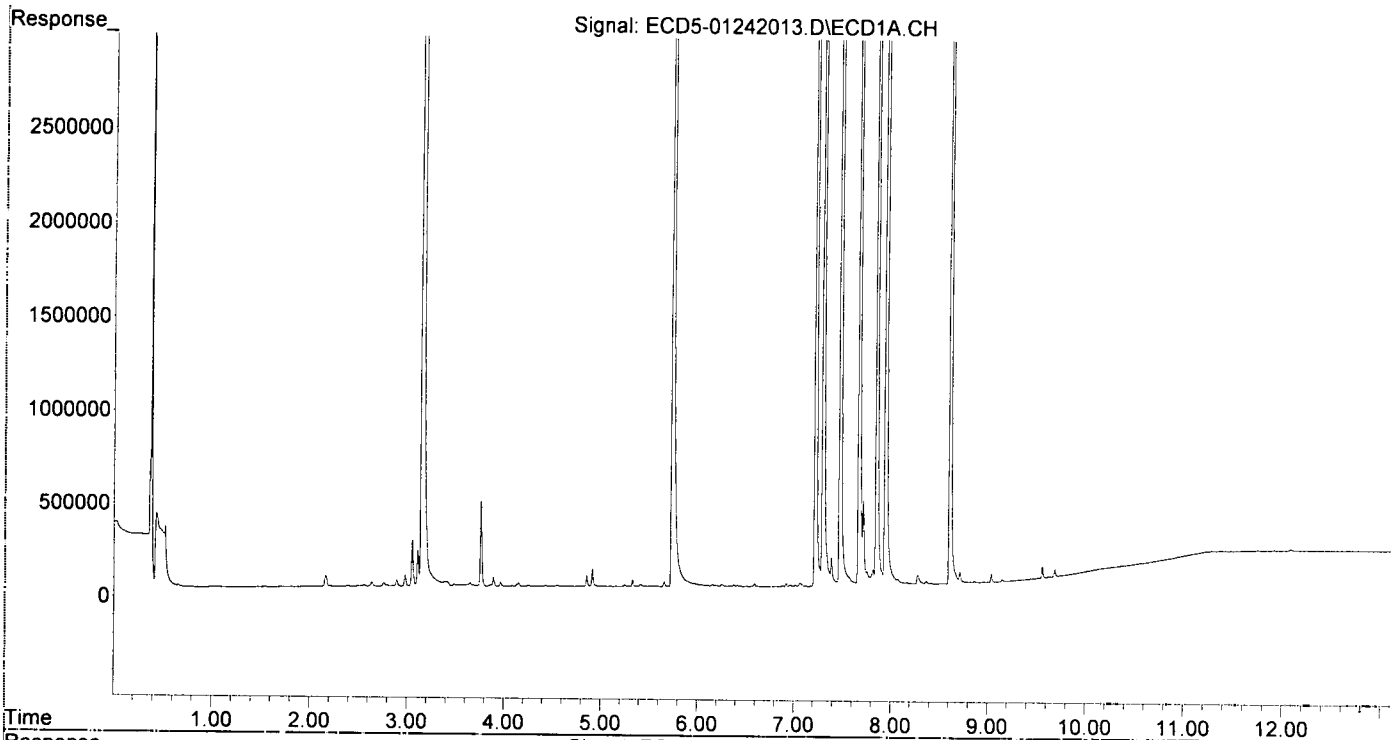
Compound	RT#1	RT#2	Resp#1	Resp#2	ng/mL	ng/mL
System Monitoring Compounds						
1) S TCMX (S)	5.330f	6.081	35315	11694	0.181	0.039 #
22) S DCBP (S)	9.560	10.679	59197	81894	0.240	0.460 #
Target Compounds						
2) a-BHC	0.000	0.000	0	0	N.D.	N.D.
3) g-BHC	6.156f	0.000	11823	0	0.051	N.D. #
4) b-BHC	6.251	7.072	11666	4881	5931.883	0.030 #
5) Heptachlor	6.591	7.382	16966	23098	0.075	0.065
6) d-BHC	6.415	7.329	7041	12122	0.032	0.094 #
7) Aldrin	0.000	7.656	0	7006	N.D.	0.021 #
8) Heptachlo...	7.297	8.087	11762070	83324	57.054	0.271 #
9) trans-Chl...	7.387	8.220	150843	19638122	0.716	62.977 #
10) cis-Chlor...	7.476	0.000	18648394	0	91.134	N.D. #
11) Endosulfa...	0.000	8.388	0	39080	N.D.	0.141 #
12) 4,4'-DDE	0.000	0.000	0	0	N.D.	N.D.
13) Dieldrin	7.754	8.595	72831	17173570	0.338	55.591 #
14) Endrin	7.945f	8.822	20664882	18445307	119.438	78.502
15) 4,4'-DDD	7.945f	8.863	20664882	34583521	119.690	140.694
16) Endosulfa...	8.072	8.968	30547	22951	0.179	0.094 #
17) 4,4'-DDT	8.168	0.000	10761	0	0.065	N.D. #
18) Endrin Al...	8.366	9.206	15472	15257	0.101	0.068
19) Endosulfa...	0.000	9.397	0	15588	N.D.	0.070 #
20) Methoxychlor	0.000	9.569	0	6548	N.D.	0.055 #
21) Endrin Ke...	8.860	9.796	7549	18028172	0.040	71.988 #
23) Hexachlor...	3.156	3.764	19104923	41999846	95.790	104.809
24) Hexachlor...	5.739	6.548	16850250	29022248	87.240	90.665
25) Oxychlorthane	7.220	8.019	16305926	26758121	92.296	95.670
26) 2,4'-DDE	7.297	8.220	11762070	19638122	82.488	93.252
27) trans-Non...	7.476	8.294	18648394	29754608	93.142	96.767
28) 2,4'-DDD	7.670	8.595	10305634	17173570	80.998	93.112
29) 2,4'-DDT	7.852	8.822	12377610	18445307	84.502	86.321
30) cis-Nonac...	7.945	8.863	20664882	34583521	87.676	101.376
31) Mirex	8.612	9.796	11931855	18028172	89.409	94.416
32) Chlordane...	7.476f	8.294	18648394	29754608	794.847	764.960
33) Chlordane...	0.000	8.388	0	39080	N.D.	1.218 #
34) Chlordane...	8.072	0.000	30547	0	4.015	N.D. #
35) Chlordane...	3.856f	3.764f	6686	41999846	NoCal	NoCal
36) Toxaphene...	7.476f	8.595f	18648394	17173570	17706.044	6350.451 #
37) Toxaphene...	7.819	8.968	83023	22951	42.693	6.590 #
38) Toxaphene...	0.000	9.009	0	81855	N.D.	12.027 #
39) Toxaphene...	8.366	0.000	15472	0	3.830	N.D. #
40) Toxaphene...	8.612f	0.000	11931855	0	3629.155	N.D. #
41) Toxaphene...	0.000	9.631	0	4462	N.D.	0.795 #
42) Toxaphene...	0.000	3.764f	0	41999846	N.D.	NoCal

(f)=RT Delta > 1/2 Window (#)=Amounts differ by > 40% (m)=manual int.

Quantitation Report (Not Reviewed)

Data Path : R:\data\2020-01\0A24032\
Data File : ECD5-01242013.D
Signal(s) : Signal #1: ECD1A.CH Signal #2: ECD2B.CH
Acq On : 24 Jan 2020 14:38
Operator : MJB
Sample : 0A24032-CCV3
Misc : A19J409, 9-42 100 ppb
ALS Vial : 6 (Sig #1); 0 (Sig #2) Sample Multiplier: 1

Integration File signal 1: PEST1.e
Integration File signal 2: PEST2.e
Quant Time: Jan 24 14:55:36 2020
Quant Method : R:\methods\ECD5_QUANTPEST_200107RT1.M
Quant Title : Instrument: DualECD5
QLast Update : Thu Jan 09 11:11:29 2020
Response via : Initial Calibration
Integrator: ChemStation 6890 Scale Mode: Small noise peaks clipped



Quantitation Report (Not Reviewed)

Data Path : R:\data\2020-01\0A24032\
 Data File : ECD5-01242014.D
 Signal(s) : Signal #1: ECD1A.CH Signal #2: ECD2B.CH
 Acq On : 24 Jan 2020 14:55
 Operator : MJB
 Sample : 0A24032-CCB2
 Misc : A19L339
 ALS Vial : 7 (Sig #1); 0 (Sig #2) Sample Multiplier: 1

Integration File signal 1: PEST1.e
 Integration File signal 2: PEST2.e
 Quant Time: Jan 24 15:31:39 2020
 Quant Method : R:\methods\ECD5_QUANTPEST_200107RT1.M
 Quant Title : Instrument: DualECD5
 QLast Update : Thu Jan 09 11:11:29 2020
 Response via : Initial Calibration
 Integrator: ChemStation 6890 Scale Mode: Small noise peaks clipped

MJB
1124120

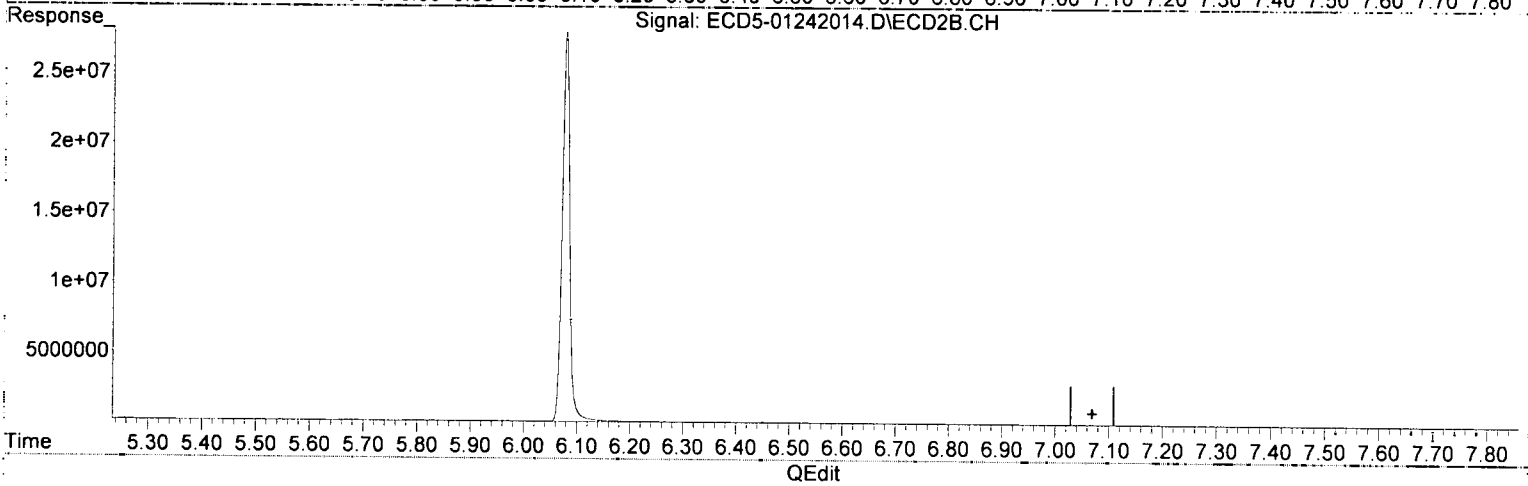
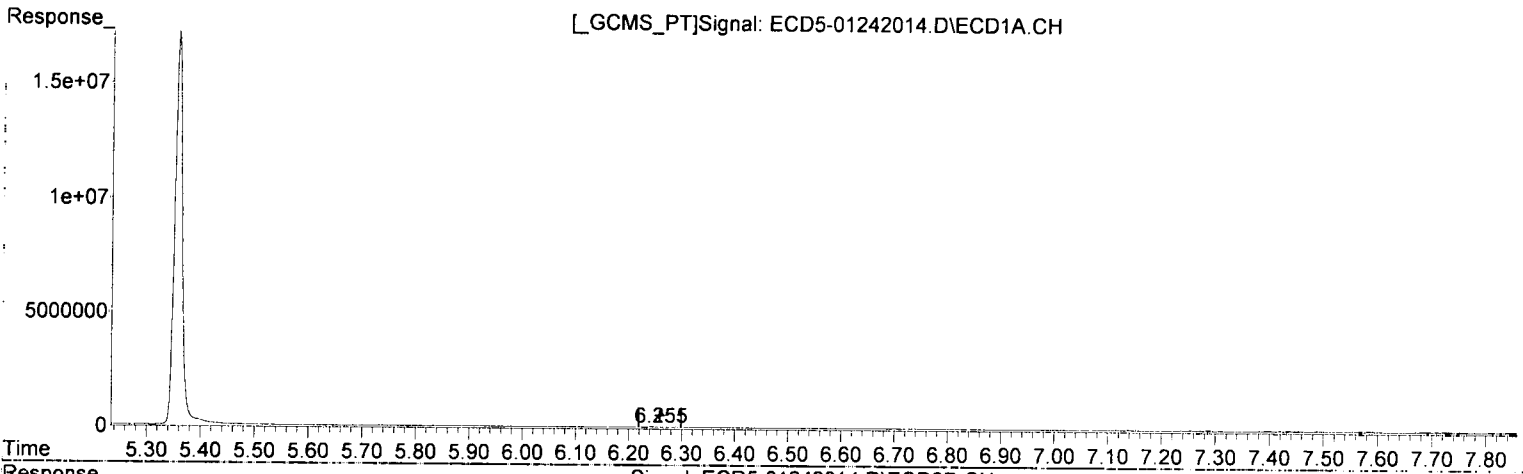
Compound	RT#1	RT#2	Resp#1	Resp#2	ng/mL	ng/mL
System Monitoring Compounds						
1) S TCMX (S)	5.357	6.077	17136786	27914360	87.763	93.646
2) S DCBP (S)	9.559	10.679	14202361	17385265	95.909	97.699
Target Compounds						
2) a-BHC	0.000	0.000	0	0	N.D.	N.D.
3) g-BHC	0.000	0.000	0	0	N.D.	N.D.
4) b-BHC	6.256	0.000	7308	0	5931.928	N.D. #
5) Heptachlor	0.000	0.000	0	0	N.D.	N.D.
6) d-BHC	0.000	0.000	0	0	N.D.	N.D.
7) Aldrin	0.000	7.659	0	7481	N.D.	0.022 #
8) Heptachlo...	0.000	0.000	0	0	N.D.	N.D.
9) trans-Chl...	7.377	8.254f	5081	18687	0.024	0.060 #
10) cis-Chlor...	7.493	0.000	9997	0	0.049	N.D. #
11) Endosulfa...	0.000	0.000	0	0	N.D.	N.D.
12) 4,4'-DDE	0.000	0.000	0	0	N.D.	N.D.
13) Dieldrin	0.000	0.000	0	0	N.D.	N.D.
14) Endrin	0.000	0.000	0	0	N.D.	N.D.
15) 4,4'-DDD	7.978	0.000	1278	0	0.007	N.D. #
16) Endosulfa...	8.071	9.009f	4168	82910	0.024	0.339 #
17) 4,4'-DDT	0.000	0.000	0	0	N.D.	N.D.
18) Endrin Al...	8.366	9.206	10924	8239	0.071	0.037 #
19) Endosulfa...	8.668	9.398	6131	6426	0.038	0.029 #
20) Methoxychlor	8.500	0.000	3664	0	0.042	N.D. #
21) Endrin Ke...	8.862	9.801	2899	4015	0.015	0.016 #
23) Hexachlor...	3.170	0.000	6566	0	0.033	N.D. #
24) Hexachlor...	5.739	0.000	23492	0	BelowCal	N.D.
25) Oxychlordane	7.223	0.000	9771	0	BelowCal	N.D.
26) 2,4'-DDE	0.000	8.254f	0	18687	N.D.	0.089 #
27) trans-Non...	7.493	0.000	9997	0	BelowCal	N.D.
28) 2,4'-DDD	0.000	0.000	0	0	N.D.	N.D.
29) 2,4'-DDT	7.841	0.000	1444	0	0.010	N.D. #
30) cis-Nonac...	7.978f	0.000	1278	0	0.005	N.D. #
31) Mirex	8.615	9.801	4032	4015	6723.018	BelowCal #
32) Chlordane...	0.000	8.254f	0	18687	N.D.	0.480 #
33) Chlordane...	7.493f	0.000	9997	0	0.347	N.D. #
34) Chlordane...	8.071	0.000	4168	0	0.548	N.D. #
35) Chlordane...	3.851f	0.000	4094	0	NoCal	N.D.
36) Toxaphene...	7.493	0.000	9997	0	9.491	N.D. #
37) Toxaphene...	7.841f	0.000	1444	0	0.743	N.D. #
38) Toxaphene...	0.000	9.009	0	82910	N.D.	12.233 #
39) Toxaphene...	8.366	0.000	10924	0	2.704	N.D. #
40) Toxaphene...	8.615f	0.000	4032	0	1.226	N.D. #
41) Toxaphene...	8.668	0.000	6131	0	1.412	N.D. #
42) Toxaphene...	0.000	0.000	0	0	N.D.	N.D.

(f)=RT Delta > 1/2 Window (#)=Amounts differ by > 40% (m)=manual int.

Quantitation Report (Qedit)

Data Path : R:\data\2020-01\0A24032\
Data File : ECD5-01242014.D
Signal(s) : Signal #1: ECD1A.CH Signal #2: ECD2B.CH
Acq On : 24 Jan 2020 14:55
Operator : MJB
Sample : 0A24032-CCB2
Misc : A19L339
ALS Vial : 7 (Sig #1); 0 (Sig #2) Sample Multiplier: 1

Integration File signal 1: PEST1.e
Integration File signal 2: PEST2.e
Quant Time: Jan 24 15:31:39 2020
Quant Method : R:\methods\ECD5_QUANTPEST_200107RT1.M
Quant Title : Instrument: DualECD5
QLast Update : Thu Jan 09 11:11:29 2020
Response via : Initial Calibration
Integrator: ChemStation 6890 Scale Mode: Small noise peaks clipped



(4) b-BHC

6.256min 5931.928 ng/mL QDA
response 7308

MJB
1/24/20

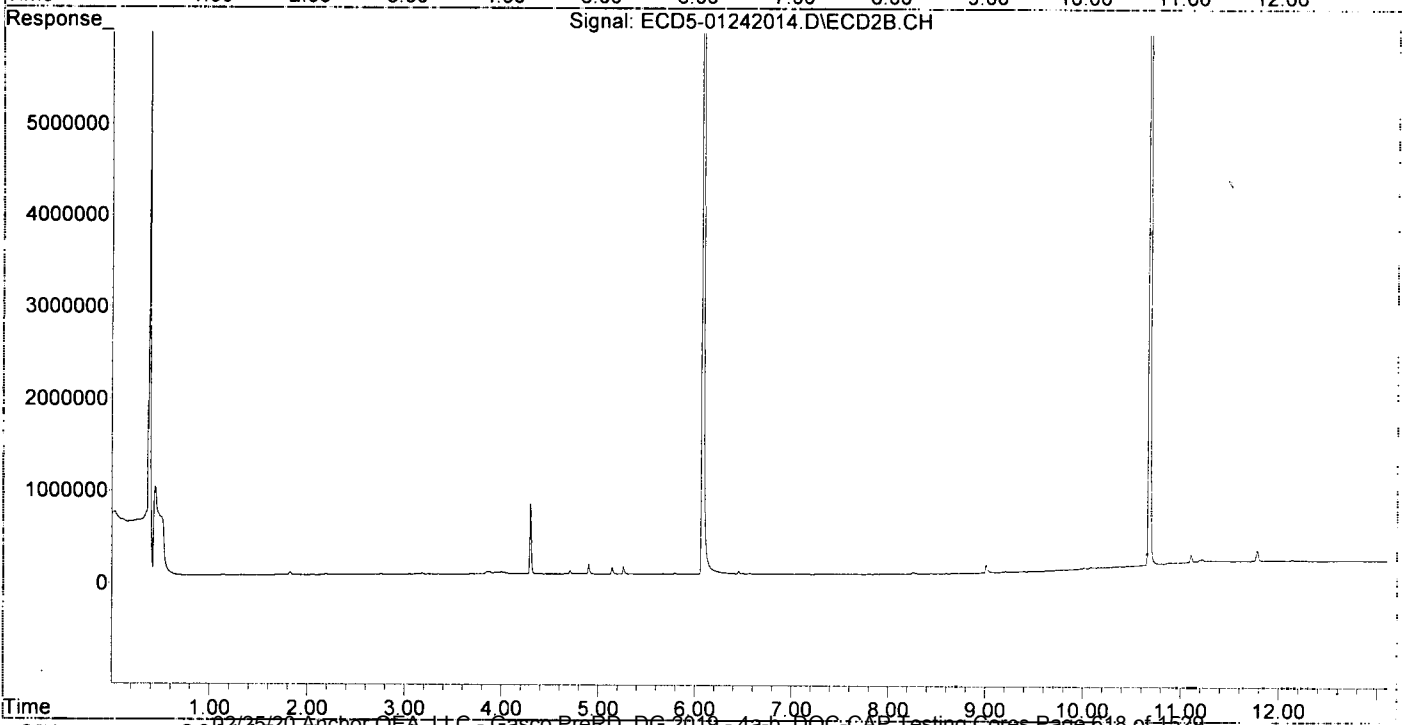
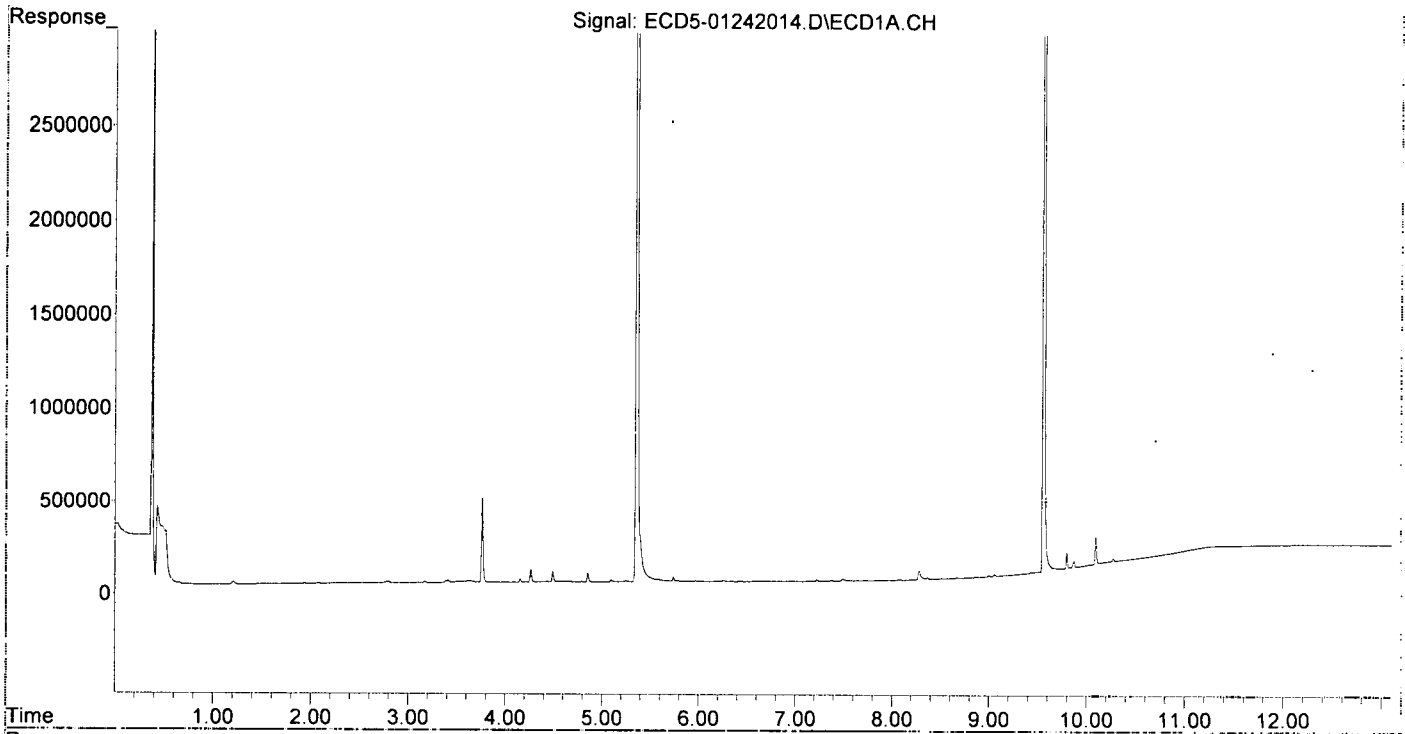
(4) b-BHC #2

0.000min 0.000 ng/mL
response 0

Quantitation Report (Not Reviewed)

Data Path : R:\data\2020-01\0A24032\
Data File : ECD5-01242014.D
Signal(s) : Signal #1: ECD1A.CH Signal #2: ECD2B.CH
Acq On : 24 Jan 2020 14:55
Operator : MJB
Sample : 0A24032-CCB2
Misc : A19L339
ALS Vial : 7 (Sig #1); 0 (Sig #2) Sample Multiplier: 1

Integration File signal 1: PEST1.e
Integration File signal 2: PEST2.e
Quant Time: Jan 24 15:31:39 2020
Quant Method : R:\methods\ECD5_QUANTPEST_200107RT1.M
Quant Title : Instrument: DualECD5
QLast Update : Thu Jan 09 11:11:29 2020
Response via : Initial Calibration
Integrator: ChemStation 6890 Scale Mode: Small noise peaks clipped



Data Path : R:\data\2020-01\0A24032\
 Data File : ECD5-01242033.D
 Signal(s) : Signal #1: ECD1A.CH Signal #2: ECD2B.CH
 Acq On : 24 Jan 2020 20:52
 Operator : MJB
 Sample : 0A24032-CCV4
 Misc : A19K133, AB 50 ppb
 ALS Vial : 3 (Sig #1); 0 (Sig #2) Sample Multiplier: 1

Integration File signal 1: PEST1.e
 Integration File signal 2: PEST2.e
 Quant Time: Jan 27 10:54:03 2020
 Quant Method : R:\methods\ECD5_QUANTPEST_200107RT1.M
 Quant Title : Instrument: DualECD5
 QLast Update : Thu Jan 09 11:11:29 2020
 Response via : Initial Calibration
 Integrator: ChemStation 6890 Scale Mode: Small noise peaks clipped

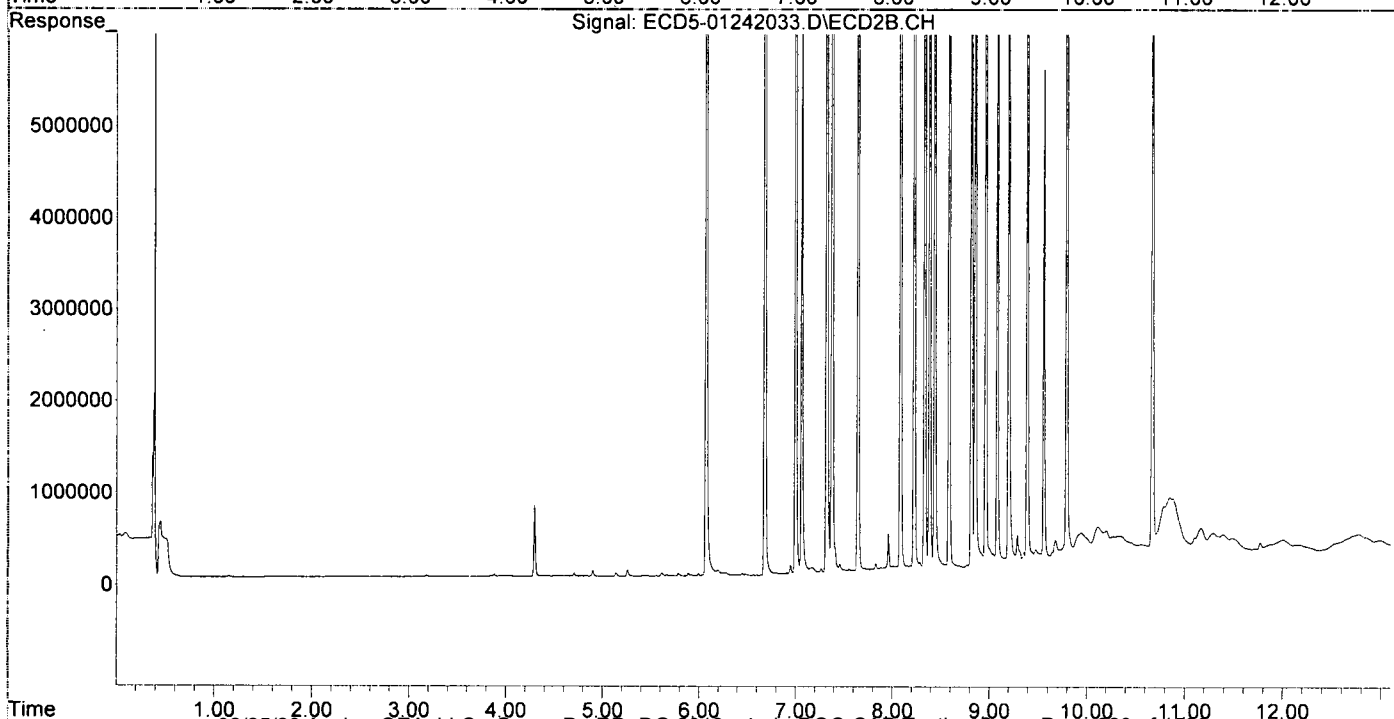
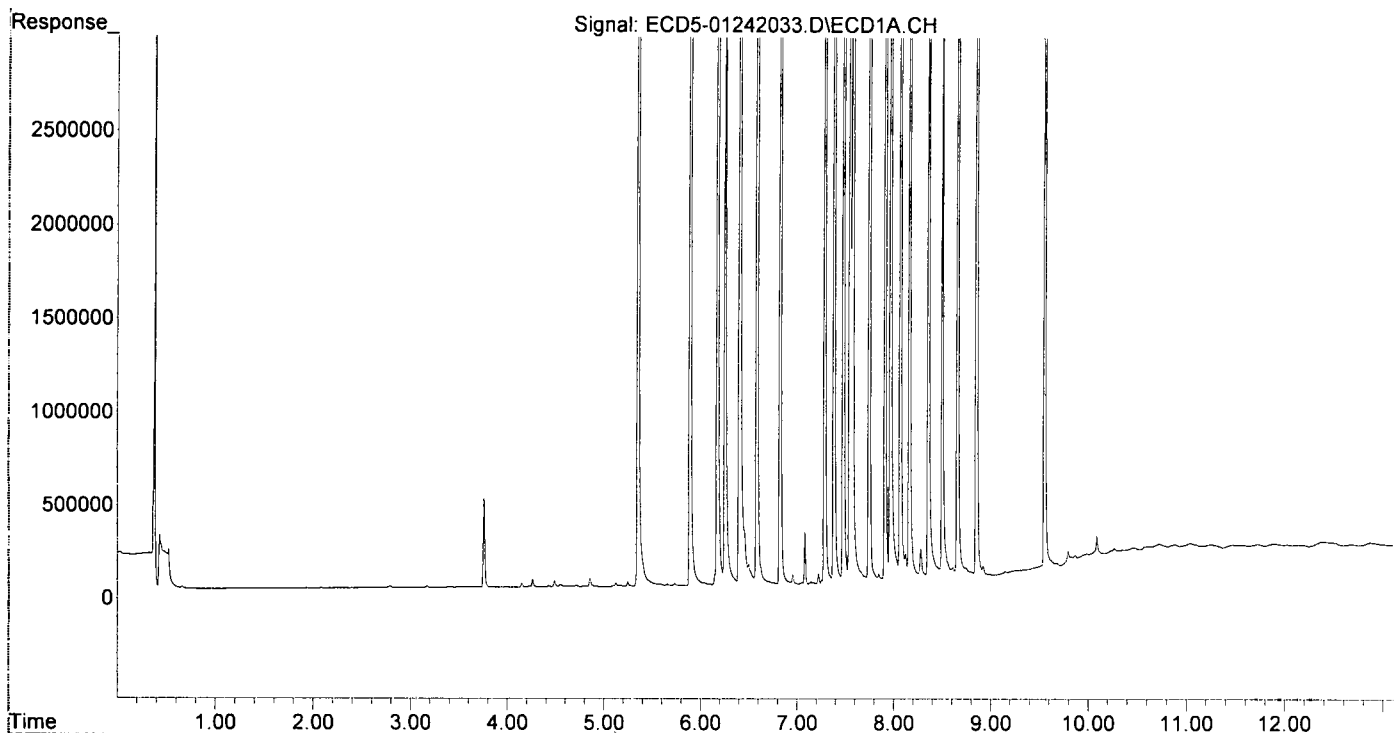
MJB
 1/25
 1/27/20

Compound	RT#1	RT#2	Resp#1	Resp#2	ng/mL	ng/mL
System Monitoring Compounds						
1) S TCMX (S)	5.353	6.073	8597695	13449122	44.032	45.119
22) S DCBP (S)	9.555	10.671	7358770	9358248	49.332	52.590
Target Compounds						
2) a-BHC	5.892	6.680	12766418	21200040	48.511	51.338
3) g-BHC	6.176	6.999	11030787	18153061	47.241	49.721
4) b-BHC	6.255	7.062	3732736	7002498	38.154	43.533
5) Heptachlor	6.586	7.377	11262231	18086767	49.562	51.022
6) d-BHC	6.405	7.320	8721062	16301320	40.034	46.076
7) Aldrin	6.826	7.645	10946009	17477209	49.611	52.475
8) Heptachlo...	7.287	8.084	10098980	15576156	48.987	50.566
9) trans-Chl...	7.383	8.225	10198939	15664654	48.401	50.234
10) cis-Chlor...	7.480	8.332	9705954	14877407	47.432	50.152
11) Endosulfa...	7.577	8.384	9511455	14159122	49.078	50.953
12) 4,4'-DDE	7.546	8.437	8948269	15019819	43.399	48.729
13) Dieldrin	7.749	8.586	10576944	16478762	49.109	53.341
14) Endrin	7.913	8.815	9072573	13258257	52.437	56.426
15) 4,4'-DDD	7.967	8.855	7180840	12225856	41.591	49.738
16) Endosulfa...	8.070	8.963	7997350	12765748	46.873	52.255
17) 4,4'-DDT	8.164	9.082	7378016	11040216	44.537	47.519
18) Endrin Al...	8.360	9.199	6556525	10003994	42.822	44.740
19) Endosulfa...	8.661	9.390	8236595	12088733	51.467	54.535
20) Methoxychlor	8.503	9.561	3566219	5345145	41.176	44.943
21) Endrin Ke...	8.855	9.794	9491616	13878353	49.702	55.418
23) Hexachlor...	3.169	0.000	9200	0	0.046	N.D. #
24) Hexachlor...	5.735	0.000	13502	0	BelowCal	N.D.
25) Oxychlordane	7.223	8.010	53021	28866	0.100	0.103
26) 2,4'-DDE	7.287	8.225	10098980	15664654	70.825	74.384
27) trans-Non...	7.480	8.286	9705954	63558	48.595	0.207 #
28) 2,4'-DDD	0.000	8.586	0	16478762	N.D.	89.345 #
29) 2,4'-DDT	7.848	8.815	35335	13258257	0.241	64.293 #
30) cis-Nonac...	7.967f	8.855	7180840	12225856	30.467	35.838
31) Mirex	8.610	9.794	52921	13878353	0.146	74.127 #
32) Chlordane...	0.000	8.286	0	63558	N.D.	1.634 #
33) Chlordane...	7.546	8.384	8948269	14159122	310.480	441.123 #
34) Chlordane...	8.070	9.036f	7997350	125681	1051.233	11.837 #
35) Chlordane...	0.000	0.000	0	0	N.D.	N.D.
36) Toxaphene...	7.480f	8.586f	9705954	16478762	9215.489	6093.524
37) Toxaphene...	0.000	8.963	0	12765748	N.D.	3665.624 #
38) Toxaphene...	8.124	9.036f	138939	125681	29.078	20.572
39) Toxaphene...	8.360	9.082	6556525	11040216	1622.888	1223.201
40) Toxaphene...	8.610f	0.000	52921	0	16.096	N.D. #
41) Toxaphene...	8.661	0.000	8236595	0	1896.802	N.D. #
42) Toxaphene...	0.000	3.841f	0	7649	N.D.	NoCal

(f)=RT Delta > 1/2 Window (#)=Amounts differ by > 40% (m)=manual int.

Data Path : R:\data\2020-01\0A24032\
 Data File : ECD5-01242033.D
 Signal(s) : Signal #1: ECD1A.CH Signal #2: ECD2B.CH
 Acq On : 24 Jan 2020 20:52
 Operator : MJB
 Sample : 0A24032-CCV4
 Misc : A19K133, AB 50 ppb
 ALS Vial : 3 (Sig #1); 0 (Sig #2) Sample Multiplier: 1

Integration File signal 1: PEST1.e
 Integration File signal 2: PEST2.e
 Quant Time: Jan 27 10:54:03 2020
 Quant Method : R:\methods\ECD5_QUANTPEST_200107RT1.M
 Quant Title : Instrument: DualECD5
 QLast Update : Thu Jan 09 11:11:29 2020
 Response via : Initial Calibration
 Integrator: ChemStation 6890 Scale Mode: Small noise peaks clipped



Quantitation Report (Not Reviewed)

Data Path : R:\data\2020-01\0A24032\
 Data File : ECD5-01242034.D
 Signal(s) : Signal #1: ECD1A.CH Signal #2: ECD2B.CH
 Acq On : 24 Jan 2020 21:09
 Operator : MJB
 Sample : 0A24032-CCV5
 Misc : A19J408, 9-42 50 ppb
 ALS Vial : 4 (Sig #1); 0 (Sig #2) Sample Multiplier: 1

Integration File signal 1: PEST1.e
 Integration File signal 2: PEST2.e
 Quant Time: Jan 27 10:54:09 2020
 Quant Method : R:\methods\ECD5_QUANTPEST_200107RT1.M
 Quant Title : Instrument: DualECD5
 QLast Update : Thu Jan 09 11:11:29 2020
 Response via : Initial Calibration
 Integrator: ChemStation 6890 Scale Mode: Small noise peaks clipped

MJB
1/27/20

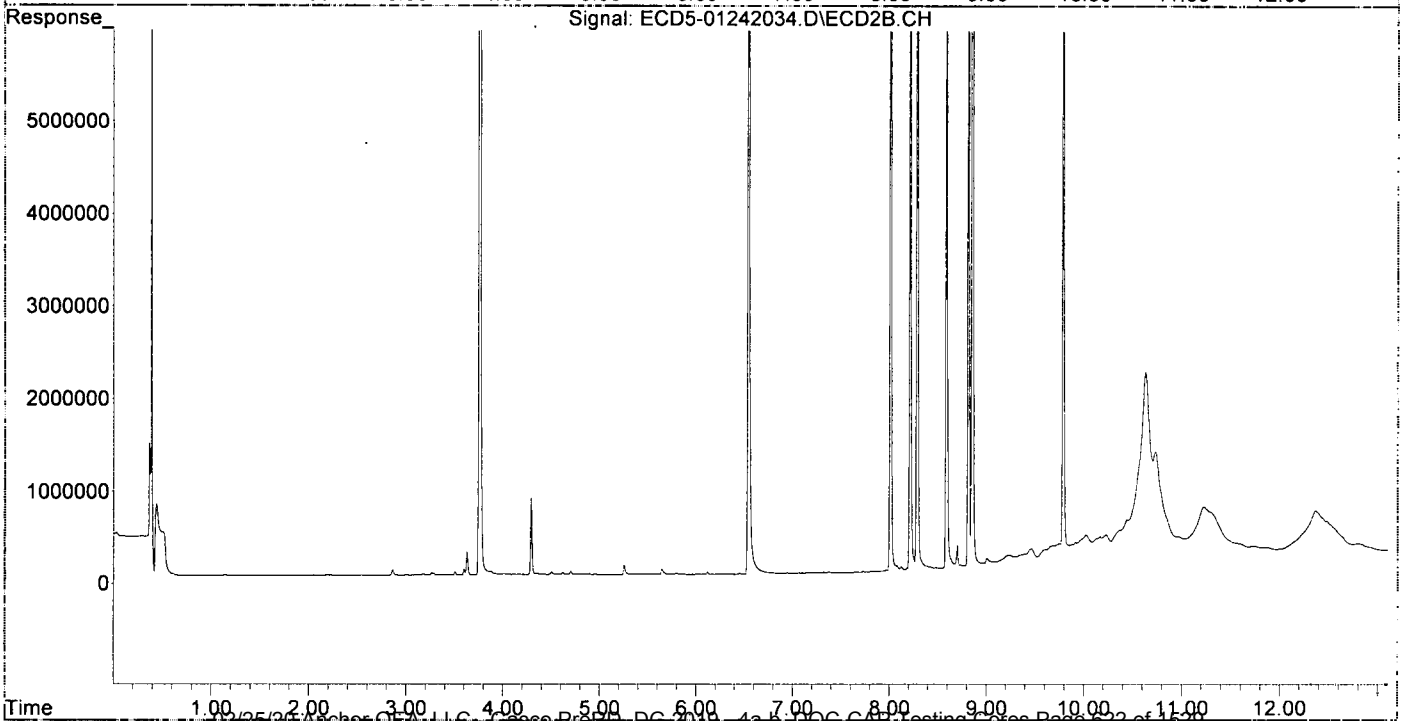
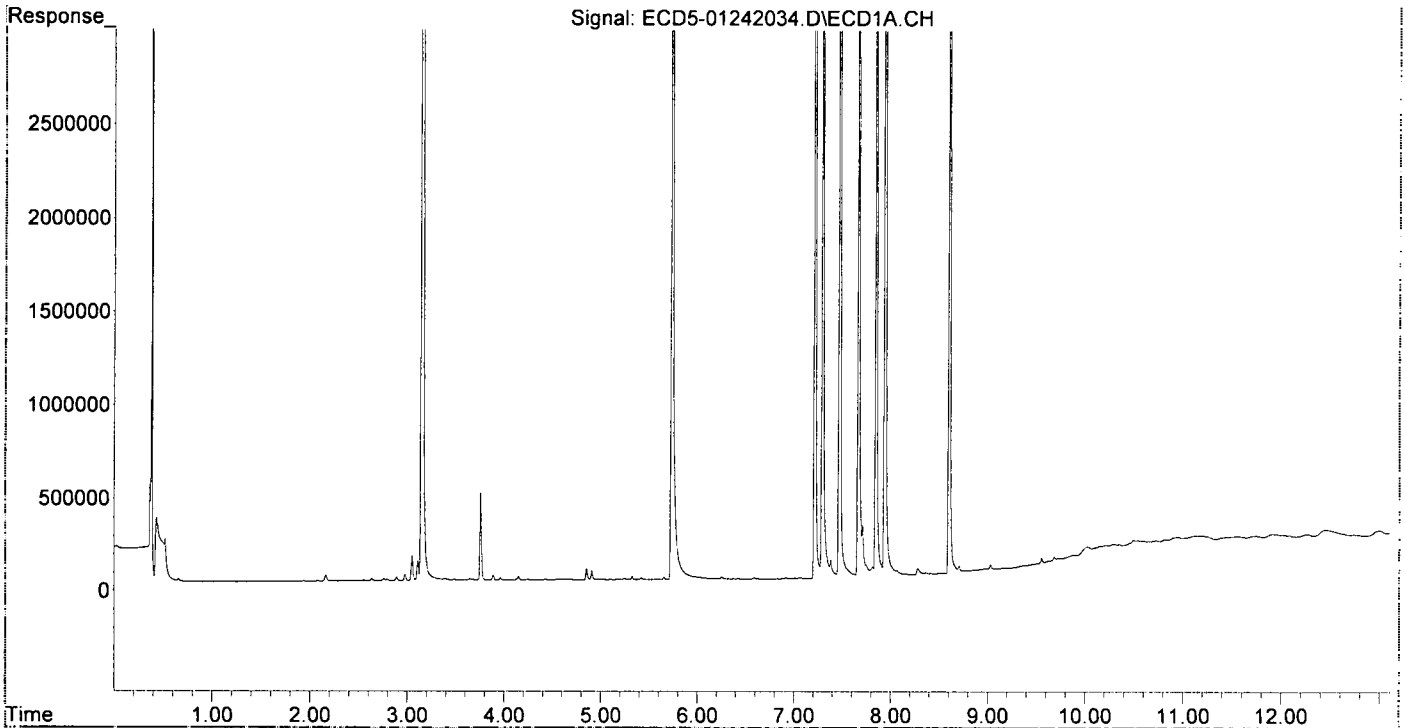
Compound	RT#1	RT#2	Resp#1	Resp#2	ng/mL	ng/mL
System Monitoring Compounds						
1) S TCMX (S)	5.326f	6.080	18800	6180	0.096	0.021 #
22) S DCBP (S)	9.559	0.000	38315	0	0.101	N.D. #
Target Compounds						
2) a-BHC	0.000	0.000	0	0	N.D.	N.D.
3) g-BHC	6.153f	0.000	6641	0	0.028	N.D. #
4) b-BHC	6.254	7.068	11585	2342	5931.884	0.015 #
5) Heptachlor	6.589	7.377	9849	12263	0.043	0.035
6) d-BHC	0.000	0.000	0	0	N.D.	N.D.
7) Aldrin	0.000	7.653	0	5353	N.D.	0.016 #
8) Heptachlo...	7.297	8.081	5232554	51665	25.382	0.168 #
9) trans-Chl...	7.384	8.216	96059	9273973	0.456	29.740 #
10) cis-Chlor...	7.474	0.000	8613832	0	42.095	N.D. #
11) Endosulfa...	0.000	8.382	0	27530	N.D.	0.099 #
12) 4,4'-DDE	0.000	8.417f	0	16608	N.D.	0.090 #
13) Dieldrin	0.000	8.591	0	7695086	N.D.	24.909 #
14) Endrin	7.944f	8.816	9901163	8745851	57.226	37.222
15) 4,4'-DDD	7.944f	8.857	9901163	16004835	57.347	65.111
16) Endosulfa...	8.067	9.008f	27295	52846	0.160	0.216
17) 4,4'-DDT	0.000	9.084	0	8521	N.D.	0.069 #
18) Endrin Al...	8.366	9.237f	8391	72752	0.055	0.325 #
19) Endosulfa...	0.000	9.394	0	75066	N.D.	0.339 #
20) Methoxychlor	0.000	0.000	0	0	N.D.	N.D.
21) Endrin Ke...	0.000	9.790	0	8649985	N.D.	34.540 #
23) Hexachlor...	3.153	3.759	9793317	20257836	49.102	50.553
24) Hexachlor...	5.736	6.542	7417471	12434395	38.334	38.845
25) Oxychlordane	7.218	8.013	7714708	12868587	43.822	46.010
26) 2,4'-DDE	7.297	8.216	5232554	9273973	36.696	44.038
27) trans-Non...	7.474	8.288	8613832	14016431	43.130	45.584
28) 2,4'-DDD	7.670	8.591	4467276	7695086	35.111	41.721
29) 2,4'-DDT	7.851	8.816	5668639	8745851	38.700	43.870
30) cis-Nonac...	7.944	8.857	9901163	16004835	42.008	46.916
31) Mirex	8.609	9.790	5877604	8649985	43.615	47.396
32) Chlordane...	7.474f	8.288	8613832	14016431	367.146	360.348
33) Chlordane...	0.000	8.382	0	27530	N.D.	0.858 #
34) Chlordane...	8.067	9.084f	27295	8521	3.588	0.803 #
35) Chlordane...	0.000	3.759f	0	20257836	N.D.	NoCal
36) Toxaphene...	7.474f	8.591f	8613832	7695086	8178.554	2845.493 #
37) Toxaphene...	0.000	9.008f	0	52846	N.D.	15.175 #
38) Toxaphene...	0.000	9.008	0	52846	N.D.	6.365 #
39) Toxaphene...	8.366	9.084	8391	8521	2.077	0.944 #
40) Toxaphene...	8.609f	9.237	5877604	72752	1787.713	14.487 #
41) Toxaphene...	0.000	0.000	0	0	N.D.	N.D.
42) Toxaphene...	0.000	0.000	0	0	N.D.	N.D.

(f)=RT Delta > 1/2 Window (#)=Amounts differ by > 40% (m)=manual int.

Quantitation Report (Not Reviewed)

Data Path : R:\data\2020-01\0A24032\
Data File : ECD5-01242034.D
Signal(s) : Signal #1: ECD1A.CH Signal #2: ECD2B.CH
Acq On : 24 Jan 2020 21:09
Operator : MJB
Sample : 0A24032-CCV5
Misc : A19J408, 9-42 50 ppb
ALS Vial : 4 (Sig #1); 0 (Sig #2) Sample Multiplier: 1

Integration File signal 1: PEST1.e
Integration File signal 2: PEST2.e
Quant Time: Jan 27 10:54:09 2020
Quant Method : R:\methods\ECD5_QUANTPEST_200107RT1.M
Quant Title : Instrument: DualECD5
QLast Update : Thu Jan 09 11:11:29 2020
Response via : Initial Calibration
Integrator: ChemStation 6890 Scale Mode: Small noise peaks clipped



Data Path : R:\data\2020-01\0A24032\
 Data File : ECD5-01242035.D
 Signal(s) : Signal #1: ECD1A.CH Signal #2: ECD2B.CH
 Acq On : 24 Jan 2020 21:26
 Operator : MJB
 Sample : 0A24032-CCB3
 Misc : A19L339
 ALS Vial : 7 (Sig #1); 0 (Sig #2) Sample Multiplier: 1

Integration File signal 1: PEST1.e
 Integration File signal 2: PEST2.e
 Quant Time: Jan 27 10:54:17 2020
 Quant Method : R:\methods\ECD5_QUANTPEST_200107RT1.M
 Quant Title : Instrument: DualECD5
 QLast Update : Thu Jan 09 11:11:29 2020
 Response via : Initial Calibration
 Integrator: ChemStation 6890 Scale Mode: Small noise peaks clipped

*WP
1/27/20*

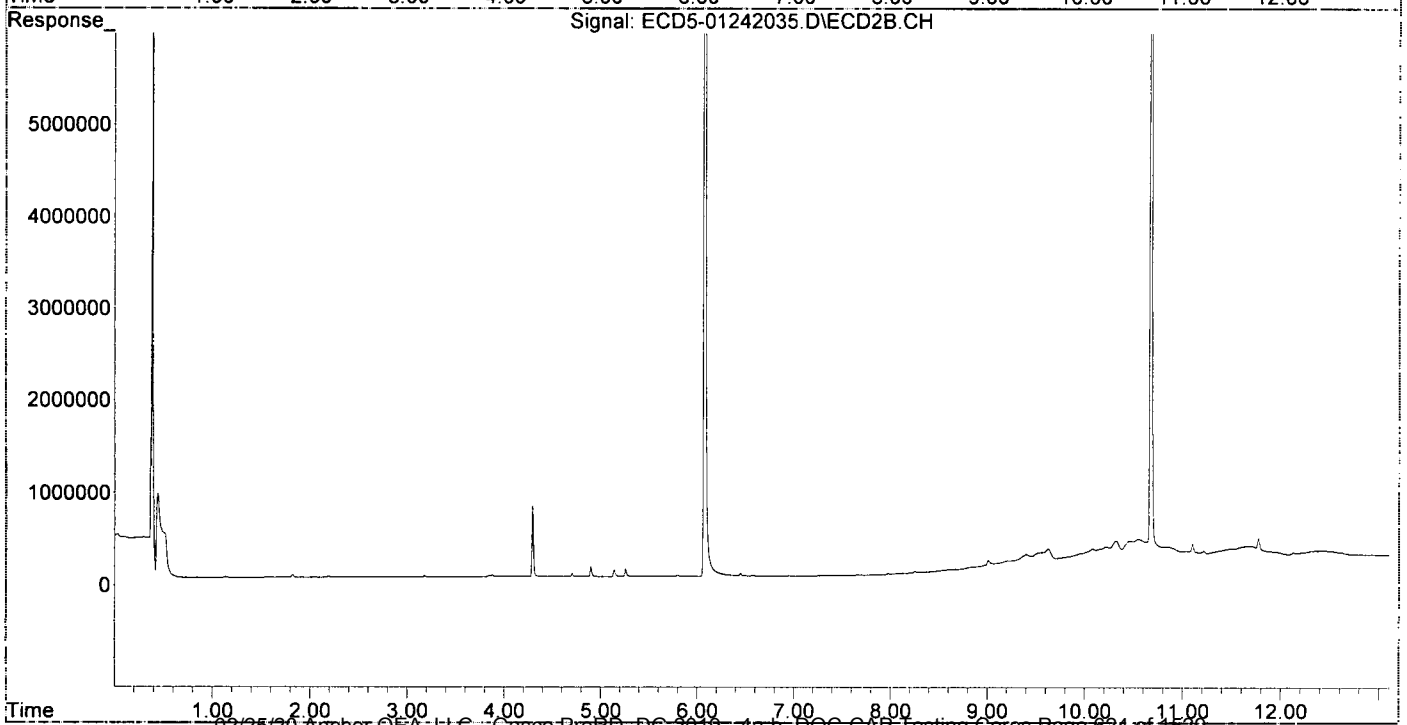
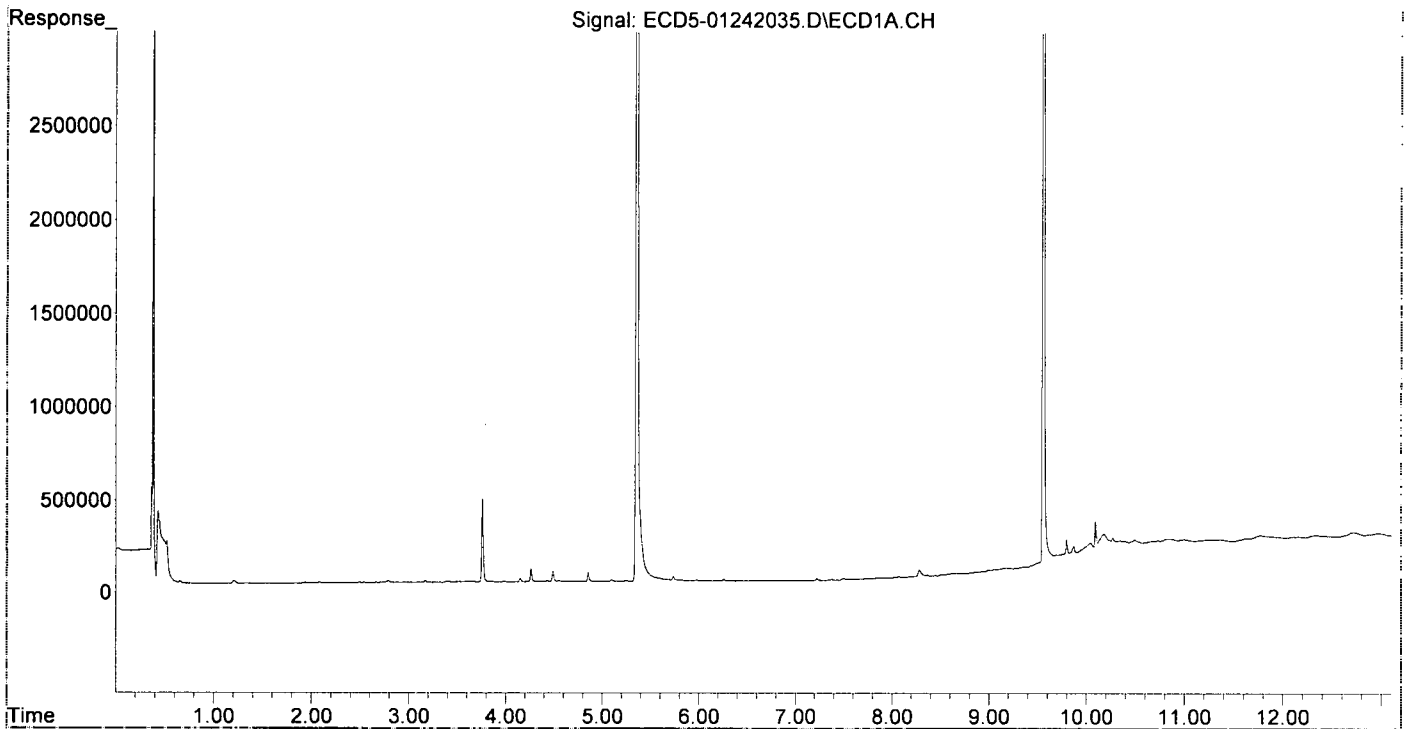
Compound	RT#1	RT#2	Resp#1	Resp#2	ng/mL	ng/mL
System Monitoring Compounds						
1) S TCMX (S)	5.355	6.072	16434747	27315193	84.168	91.636
22) S DCBP (S)	9.557	10.673	13162926	17761994	88.800	99.816
Target Compounds						
2) a-BHC	0.000	0.000	0	0	N.D.	N.D.
3) g-BHC	0.000	0.000	0	0	N.D.	N.D.
4) b-BHC	6.258	0.000	7376	0	5931.927	N.D. #
5) Heptachlor	0.000	0.000	0	0	N.D.	N.D.
6) d-BHC	0.000	7.325	0	4205	N.D.	0.070 #
7) Aldrin	0.000	7.655	0	7368	N.D.	0.022 #
8) Heptachlo...	0.000	0.000	0	0	N.D.	N.D.
9) trans-Chl...	7.376	8.253f	5696	14014	0.027	0.045 #
10) cis-Chlor...	7.496	0.000	7555	0	0.037	N.D. #
11) Endosulfa...	0.000	0.000	0	0	N.D.	N.D.
12) 4,4'-DDE	0.000	0.000	0	0	N.D.	N.D.
13) Dieldrin	0.000	0.000	0	0	N.D.	N.D.
14) Endrin	0.000	0.000	0	0	N.D.	N.D.
15) 4,4'-DDD	0.000	0.000	0	0	N.D.	N.D.
16) Endosulfa...	8.069	9.007f	7888	99856	0.046	0.409 #
17) 4,4'-DDT	0.000	0.000	0	0	N.D.	N.D.
18) Endrin Al...	8.364	9.205	8004	80576	0.052	0.360 #
19) Endosulfa...	8.667	9.394	7098	145059	0.044	0.654 #
20) Methoxychlor	0.000	9.545f	0	156688	N.D.	1.317 #
21) Endrin Ke...	8.861	0.000	3403	0	0.018	N.D. #
23) Hexachlor...	3.169	0.000	9371	0	0.047	N.D. #
24) Hexachlor...	5.737	0.000	22779	0	BelowCal	N.D.
25) Oxychlordane	7.224	0.000	10962	0	BelowCal	N.D.
26) 2,4'-DDE	0.000	8.253f	0	14014	N.D.	0.067 #
27) trans-Non...	7.496f	0.000	7555	0	BelowCal	N.D.
28) 2,4'-DDD	0.000	0.000	0	0	N.D.	N.D.
29) 2,4'-DDT	0.000	0.000	0	0	N.D.	N.D.
30) cis-Nonac...	0.000	0.000	0	0	N.D.	N.D.
31) Mirex	8.614	0.000	6146	0	6723.002	N.D. #
32) Chlordane...	0.000	8.253f	0	14014	N.D.	0.360 #
33) Chlordane...	7.496f	0.000	7555	0	0.262	N.D. #
34) Chlordane...	8.069	0.000	7888	0	1.037	N.D. #
35) Chlordane...	3.849f	0.000	4298	0	NoCal	N.D.
36) Toxaphene...	7.496	0.000	7555	0	7.173	N.D. #
37) Toxaphene...	0.000	9.007f	0	99856	N.D.	28.673 #
38) Toxaphene...	0.000	9.007	0	99856	N.D.	15.539 #
39) Toxaphene...	8.364	0.000	8004	0	1.981	N.D. #
40) Toxaphene...	8.614f	0.000	6146	0	1.869	N.D. #
41) Toxaphene...	8.667	9.621	7098	189229	1.635	33.706 #
42) Toxaphene...	3.849f	0.000	4298	0	NoCal	N.D.

(f)=RT Delta > 1/2 Window (#)=Amounts differ by > 40% (m)=manual int.

Quantitation Report (Not Reviewed)

Data Path : R:\data\2020-01\0A24032\
Data File : ECD5-01242035.D
Signal(s) : Signal #1: ECD1A.CH Signal #2: ECD2B.CH
Acq On : 24 Jan 2020 21:26
Operator : MJB
Sample : 0A24032-CCB3
Misc : A19L339
ALS Vial : 7 (Sig #1); 0 (Sig #2) Sample Multiplier: 1

Integration File signal 1: PEST1.e
Integration File signal 2: PEST2.e
Quant Time: Jan 27 10:54:17 2020
Quant Method : R:\methods\ECD5_QUANTPEST_200107RT1.M
Quant Title : Instrument: DualECD5
QLast Update : Thu Jan 09 11:11:29 2020
Response via : Initial Calibration
Integrator: ChemStation 6890 Scale Mode: Small noise peaks clipped



Data Path : R:\data\2020-01\0A24032\
 Data File : ECD5-01242036.D
 Signal(s) : Signal #1: ECD1A.CH Signal #2: ECD2B.CH
 Acq On : 24 Jan 2020 21:43
 Operator : MJB
 Sample : 0010666-BLK1
 Misc : 1x, 2,4+4,4-DDx Only, GPC
 ALS Vial : 22 (Sig #1); 0 (Sig #2) Sample Multiplier: 1

Integration File signal 1: PEST1.e
 Integration File signal 2: PEST2.e
 Quant Time: Jan 27 10:54:24 2020
 Quant Method : R:\methods\ECD5_QUANTPEST_200107RT1.M
 Quant Title : Instrument: DualECD5
 QLast Update : Thu Jan 09 11:11:29 2020
 Response via : Initial Calibration
 Integrator: ChemStation 6890 Scale Mode: Small noise peaks clipped

MJB
1/27/20

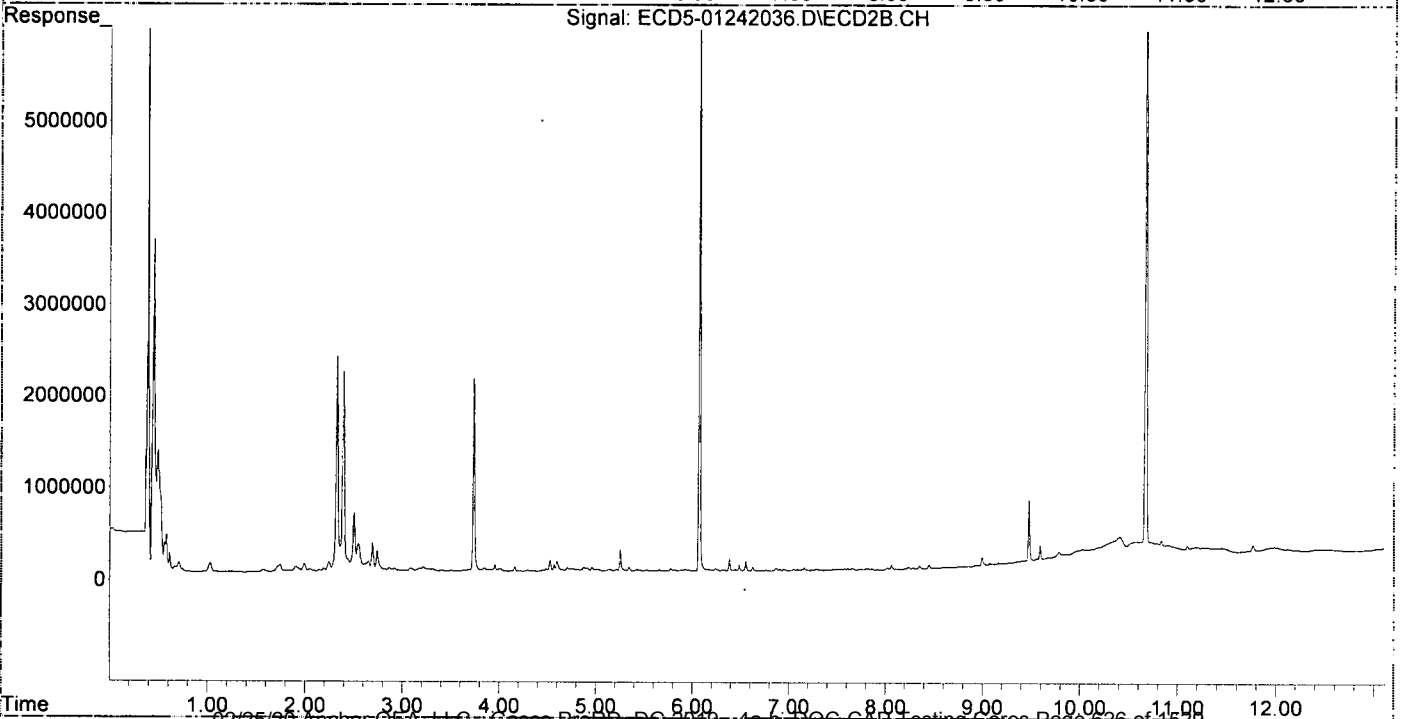
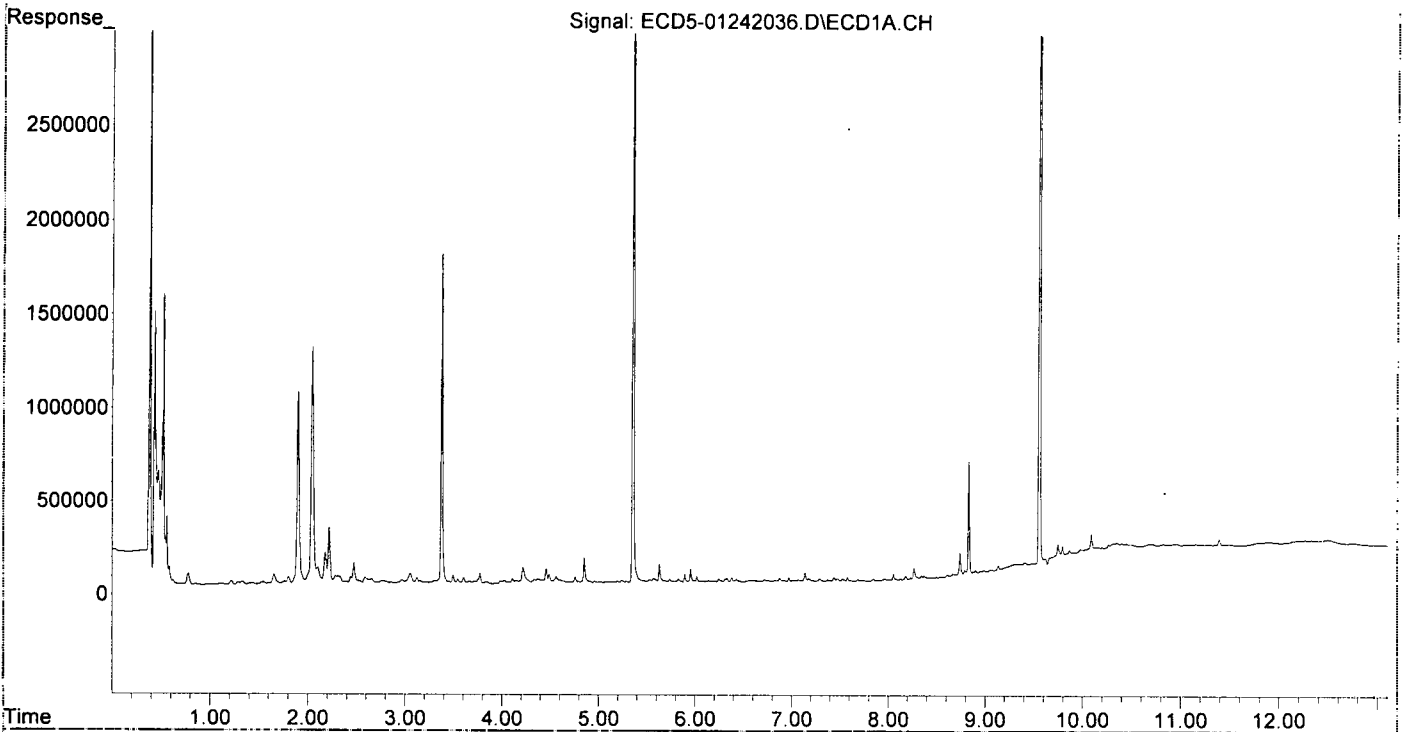
Compound	RT#1	RT#2	Resp#1	Resp#2	ng/mL	ng/mL
System Monitoring Compounds						
1) S TCMX (S)	5.354	6.072	4224287	6845870	21.634	22.966
22) S DCBP (S)	9.553	10.671	6528639	7702221	43.719	43.284
Target Compounds						
2) a-BHC	5.892	0.000	44508	0	0.169	N.D. #
3) g-BHC	0.000	0.000	0	0	N.D.	N.D.
4) b-BHC	6.244	7.050	17887	15318	0.015	0.095 #
5) Heptachlor	6.573	0.000	7584	0	0.033	N.D. #
6) d-BHC	6.427	7.292f	16436	11887	0.075	0.093
7) Aldrin	6.825	7.653	8416	19904	0.038	0.060 #
8) Heptachlo...	7.292	8.110	14749	7712	0.072	0.025 #
9) trans-Chl...	7.389	8.239	7162	21734	0.034	0.070 #
10) cis-Chlor...	7.474	8.353	14963	33560	0.073	0.113 #
11) Endosulfa...	7.579	8.353f	21922	33560	0.113	0.121
12) 4,4'-DDE	7.542	8.450	9827	40673	0.048	0.173 #
13) Dieldrin	0.000	8.590	0	5778	N.D.	0.019 #
14) Endrin	0.000	8.815	0	5860	N.D.	0.025 #
15) 4,4'-DDD	7.966	8.854	7800	4036	0.045	0.016 #
16) Endosulfa...	8.054f	8.998f	31131	90520	0.182	0.371 #
17) 4,4'-DDT	8.181	9.075	18170	26190	0.110	0.152
18) Endrin Al...	8.370	9.197	14856	18954	0.097	0.085
19) Endosulfa...	8.670	9.400	12053	34013	0.075	0.153 #
20) Methoxychlor	8.499	9.563	3866	51538	0.045	0.433 #
21) Endrin Ke...	8.876	9.789	12764	106464	0.067	0.425 #
23) Hexachlor...	3.152	3.735f	19144	2095055	0.096	5.228 #
24) Hexachlor...	5.736	6.555	18112	104581	BelowCal	0.327
25) Oxychlorane	0.000	8.020	0	16246	N.D.	0.058 #
26) 2,4'-DDE	7.292	8.214	14749	12319	0.103	0.058 #
27) trans-Non...	7.474	8.285	14963	13308	BelowCal	0.043
28) 2,4'-DDD	7.686	8.590	7164	5778	0.056	0.031 #
29) 2,4'-DDT	7.845	8.815	10340	5860	0.071	BelowCal #
30) cis-Nonac...	7.966f	8.854	7800	4036	0.033	0.012 #
31) Mirex	8.611	9.789	10383	106464	6722.970	0.347 #
32) Chlordane...	7.439	8.285	19036	13308	0.811	0.342 #
33) Chlordane...	7.525	8.353f	12488	33560	0.433	1.046 #
34) Chlordane...	8.054f	9.075	31131	26190	4.092	2.467
35) Chlordane...	3.835	3.805	11911	18656	NoCal	NoCal
36) Toxaphene...	7.525	8.590f	12488	5778	11.856	2.137 #
37) Toxaphene...	0.000	8.998f	0	90520	N.D.	25.992 #
38) Toxaphene...	8.124	8.998	5132	90520	BelowCal	13.718
39) Toxaphene...	8.370	9.075	14856	26190	3.677	2.902
40) Toxaphene...	8.611f	0.000	10383	0	3.158	N.D. #
41) Toxaphene...	8.670	9.666f	12053	53686	2.776	9.563 #
42) Toxaphene...	3.835f	3.805	11911	18656	NoCal	NoCal

(f)=RT Delta > 1/2 Window (#)=Amounts differ by > 40% (m)=manual int.

Quantitation Report (Not Reviewed)

Data Path : R:\data\2020-01\0A24032\
Data File : ECD5-01242036.D
Signal(s) : Signal #1: ECD1A.CH Signal #2: ECD2B.CH
Acq On : 24 Jan 2020 21:43
Operator : MJB
Sample : 0010666-BLK1
Misc : 1x, 2,4+4,4-DDx Only, GPC
ALS Vial : 22 (Sig #1); 0 (Sig #2) Sample Multiplier: 1

Integration File signal 1: PEST1.e
Integration File signal 2: PEST2.e
Quant Time: Jan 27 10:54:24 2020
Quant Method : R:\methods\ECD5_QUANTPEST_200107RT1.M
Quant Title : Instrument: DualeCD5
QLast Update : Thu Jan 09 11:11:29 2020
Response via : Initial Calibration
Integrator: ChemStation 6890 Scale Mode: Small noise peaks clipped



Data Path : R:\data\2020-01\0A24032\
 Data File : ECD5-01242037.D
 Signal(s) : Signal #1: ECD1A.CH Signal #2: ECD2B.CH
 Acq On : 24 Jan 2020 22:00
 Operator : MJB
 Sample : 0010666-BS1
 Misc : 1x, 2,4+4,4-DDx Only, GPC
 ALS Vial : 23 (Sig #1); 0 (Sig #2) Sample Multiplier: 1

Integration File signal 1: PEST1.e
 Integration File signal 2: PEST2.e
 Quant Time: Jan 27 10:54:31 2020
 Quant Method : R:\methods\ECD5_QUANTPEST_200107RT1.M
 Quant Title : Instrument: DualECD5
 QLast Update : Thu Jan 09 11:11:29 2020
 Response via : Initial Calibration
 Integrator: ChemStation 6890 Scale Mode: Small noise peaks clipped

MJB
1/27/20

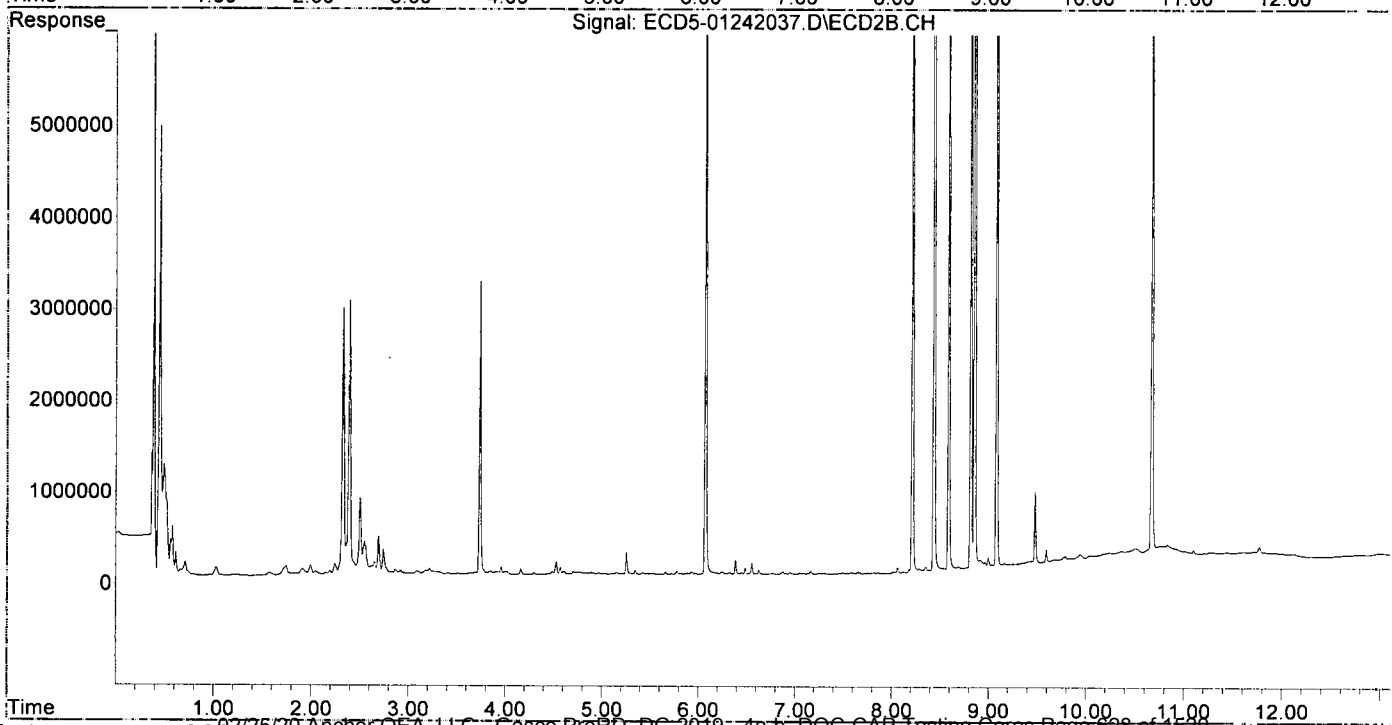
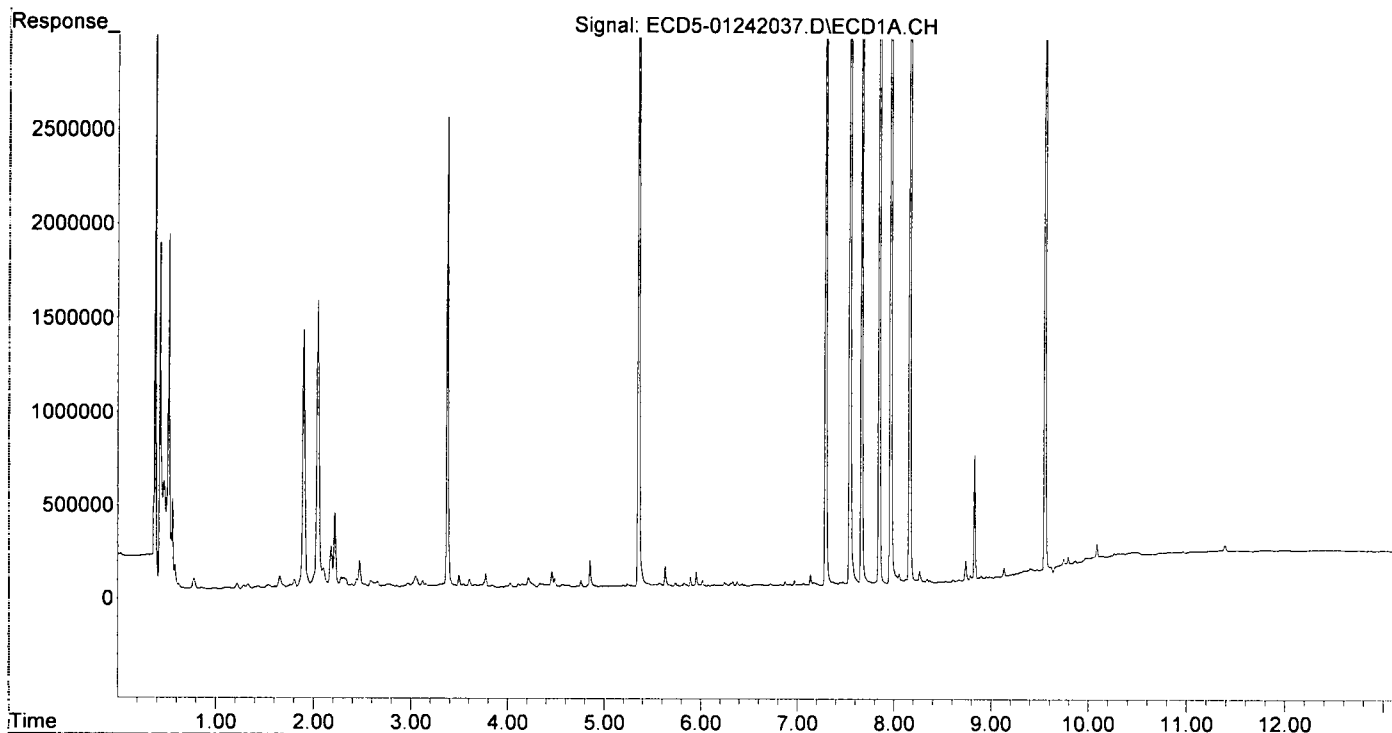
Compound	RT#1	RT#2	Resp#1	Resp#2	ng/mL	ng/mL
System Monitoring Compounds						
1) S TCMX (S)	5.354	6.072	5220512	8342918	26.736	27.989
22) S DCBP (S)	9.554	10.672	6138708	7318249	41.085	41.126
Target Compounds						
2) a-BHC	5.892	0.000	48770	0	0.185	N.D. #
3) g-BHC	0.000	0.000	0	0	N.D.	N.D.
4) b-BHC	6.243	7.050	20468	17317	0.041	0.108 #
5) Heptachlor	6.571	7.411f	7307	5556	0.032	0.016 #
6) d-BHC	6.426	7.290f	11963	11849	0.055	0.093 #
7) Aldrin	6.823	7.652	7551	19245	0.034	0.058 #
8) Heptachlo...	7.292	8.064f	6267485	62853	30.402	0.204 #
9) trans-Chl...	7.402	8.213	10673	9915709	0.051	31.798 #
10) cis-Chlor...	7.472	8.352	14463	52175	0.071	0.176 #
11) Endosulfa...	7.543f	8.352f	10257457	52175	52.927	0.188 #
12) 4,4'-DDE	7.543	8.435	10257457	16178046	49.749	52.267
13) Dieldrin	7.787f	8.588	9539	9480505	0.044	30.688 #
14) Endrin	0.000	8.815	0	10974388	N.D.	46.706 #
15) 4,4'-DDD	7.964	8.853	8854383	13922780	51.284	56.641
16) Endosulfa...	8.052f	8.960	51044	69190	0.299	0.283
17) 4,4'-DDT	8.161	9.082	9490425	13398779	57.288	56.759
18) Endrin Al...	8.369	9.203	12681	37935	0.083	0.170 #
19) Endosulfa...	8.669	9.423f	8944	52293	0.056	0.236 #
20) Methoxychlor	8.499	9.564	2537	42832	0.029	0.360 #
21) Endrin Ke...	8.876	9.789	12551	82756	0.066	0.330 #
23) Hexachlor...	3.153	3.736f	23544	3205276	0.118	7.999 #
24) Hexachlor...	5.737	6.554	20286	120680	BelowCal	0.377
25) Oxychlorthane	0.000	8.016	0	13949	N.D.	0.050 #
26) 2,4'-DDE	7.292	8.213	6267485	9915709	43.954	47.085
27) trans-Non...	7.472	8.284	14463	33881	BelowCal	0.110
28) 2,4'-DDD	7.664	8.588	6059351	9480505	47.624	51.402
29) 2,4'-DDT	7.846	8.815	7309341	10974388	49.901	54.118
30) cis-Nonac...	7.964	8.853	8854383	13922780	37.567	40.813
31) Mirex	8.609	9.789	11294	82756	6722.964	0.210 #
32) Chlordane...	7.444	8.284	13438	33881	0.573	0.871 #
33) Chlordane...	7.543	8.352f	10257457	52175	355.905	1.625 #
34) Chlordane...	8.052f	9.082f	51044	13398779	6.710	1261.925 #
35) Chlordane...	3.835	0.000	14435	0	NoCal	N.D.
36) Toxaphene...	7.543f	8.588f	10257457	9480505	9739.122	3505.705 #
37) Toxaphene...	7.787	8.960	9539	69190	4.905	19.868 #
38) Toxaphene...	8.123	8.997	21443	113002	0.971	18.101 #
39) Toxaphene...	8.369	9.082	12681	13398779	3.139	1484.518 #
40) Toxaphene...	8.609f	9.250	11294	34300	3.435	6.830 #
41) Toxaphene...	8.642	9.668f	2371	55145	0.546	9.822 #
42) Toxaphene...	3.835f	0.000	14435	0	NoCal	N.D.

(f)=RT Delta > 1/2 Window (#)=Amounts differ by > 40% (m)=manual int.

Quantitation Report (Not Reviewed)

Data Path : R:\data\2020-01\0A24032\
 Data File : ECD5-01242037.D
 Signal(s) : Signal #1: ECD1A.CH Signal #2: ECD2B.CH
 Acq On : 24 Jan 2020 22:00
 Operator : MJB
 Sample : 0010666-BS1
 Misc : 1x, 2,4+4,4-DDx Only, GPC
 ALS Vial : 23 (Sig #1); 0 (Sig #2) Sample Multiplier: 1

Integration File signal 1: PEST1.e
 Integration File signal 2: PEST2.e
 Quant Time: Jan 27 10:54:31 2020
 Quant Method : R:\methods\ECD5_QUANTPEST_200107RT1.M
 Quant Title : Instrument: DualECD5
 QLast Update : Thu Jan 09 11:11:29 2020
 Response via : Initial Calibration
 Integrator: ChemStation 6890 Scale Mode: Small noise peaks clipped



Data Path : R:\data\2020-01\0A24032\
 Data File : ECD5-01242039.D
 Signal(s) : Signal #1: ECD1A.CH Signal #2: ECD2B.CH
 Acq On : 24 Jan 2020 22:35
 Operator : MJB
 Sample : AOA0648-02RE1
 Misc : 1x, 2,4+4,4-DDx Only, GPC
 ALS Vial : 25 (Sig #1); 0 (Sig #2) Sample Multiplier: 1

Integration File signal 1: PEST1.e
 Integration File signal 2: PEST2.e
 Quant Time: Jan 27 11:59:30 2020
 Quant Method : R:\methods\ECD5_QUANTPEST_200107RT1.M
 Quant Title : Instrument: DualECD5
 QLast Update : Thu Jan 09 11:11:29 2020
 Response via : Initial Calibration
 Integrator: ChemStation 6890 Scale Mode: Small noise peaks clipped

MJB
1/27/20

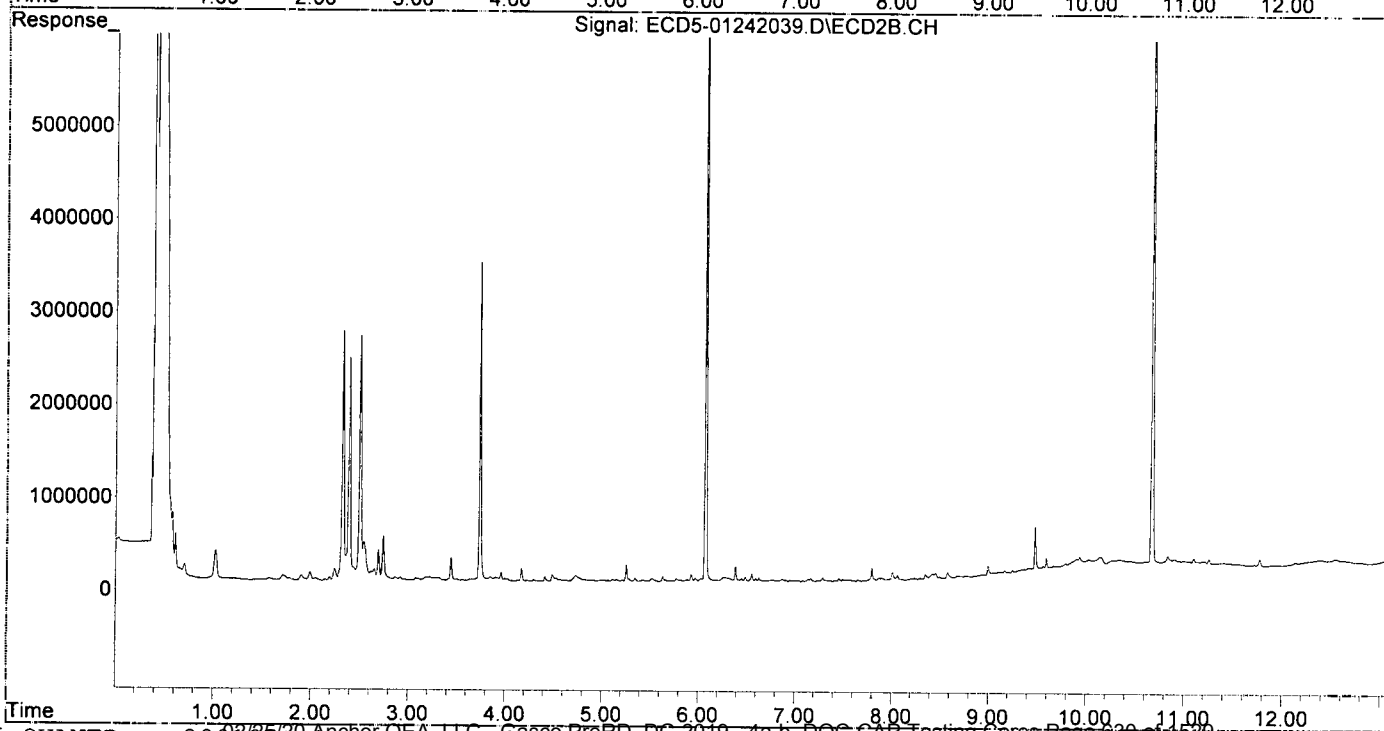
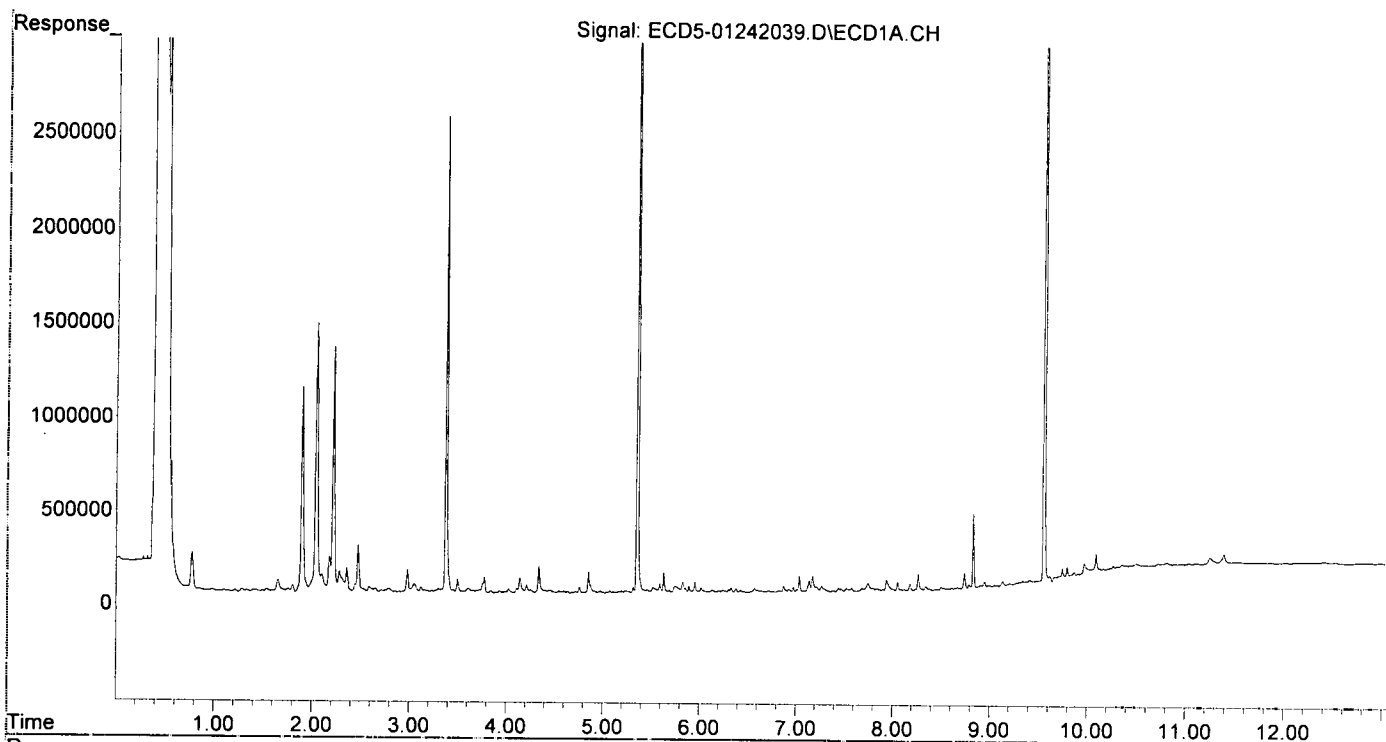
Compound	RT#1	RT#2	Resp#1	Resp#2	ng/mL	ng/mL
System Monitoring Compounds						
1) S TCMX (S)	5.356	6.074	4989884	8323505	25.555	27.923
22) S DCBP (S)	9.556	10.674	7406396	8833271	49.655	49.640
Target Compounds						
2) a-BHC	5.893	0.000	36691	0	0.139	N.D. #
3) g-BHC	6.200	7.027f	9342	12964	0.040	0.036
4) b-BHC	6.245	7.083	13491	12175	5931.864	0.076 #
5) Heptachlor	6.601	7.413f	11606	10234	0.051	0.029 #
6) d-BHC	6.428	7.346	12714	12564	0.058	0.095 #
7) Aldrin	6.824	7.654	8267	18168	0.037	0.055 #
8) Heptachlo...	7.266f	8.110	30147	12578	0.146	0.041 #
9) trans-Chl...	7.373	8.236	6095	17655	0.029	0.057 #
10) cis-Chlor...	7.469	8.352	16599	51893	0.081	0.175 #
11) Endosulfa...	7.578	8.425f	20748	53522	0.107	0.193 #
12) 4,4'-DDE	7.524f	8.454	19042	56188	0.092	0.226 #
13) Dieldrin	7.747	8.581	41362	57181	0.192	0.185 #
14) Endrin	7.939f	8.816	59658	5601	0.345	0.024 #
15) 4,4'-DDD	7.939f	8.850	59658	9353	0.346	0.038 #
16) Endosulfa...	8.053f	8.941f	47752	16656	0.280	0.068 #
17) 4,4'-DDT	8.181	9.102	33700	44705	0.203	0.239m
18) Endrin Al...	8.370	9.195	9697	31947	0.063	0.143 #
19) Endosulfa...	8.671	9.424f	8313	62792	0.052	0.283 #
20) Methoxychlor	8.501	9.562	13985	79111	0.161	0.665 #
21) Endrin Ke...	8.879	9.790	6333	95507	0.033	0.381 #
23) Hexachlor...	3.155	3.737f	15654	3432702	0.078	8.566 #
24) Hexachlor...	5.753	6.556	33794	89925	0.020	0.281 #
25) Oxychlorane	7.212	8.012	28256	87782	BelowCal	0.314
26) 2,4'-DDE	7.266f	8.205	30147	14781	0.211	0.070 #
27) trans-Non...	7.469	8.296	16599	11816	BelowCal	0.038
28) 2,4'-DDD	7.684	8.581	17238	57181	0.135	0.310 #
29) 2,4'-DDT	7.838	8.816	13611	5601	0.093	BelowCal #
30) cis-Nonac...	7.939	8.850	59658	9353	0.253	0.027 #
31) Mirex	8.608	9.790	8110	95507	6722.987	0.284 #
32) Chlordane...	7.443	8.296	20162	11816	0.859	0.304 #
33) Chlordane...	7.524	8.425f	19042	53522	0.661	1.667 #
34) Chlordane...	8.053f	9.054	47752	29516	6.277	2.780 #
35) Chlordane...	3.840f	0.000	10674	0	NoCal	N.D.
36) Toxaphene...	7.524	8.581f	19042	57181	18.080	21.144
37) Toxaphene...	7.791	8.941f	17186	16656	8.838	4.783 #
38) Toxaphene...	8.123	8.998	5768	109896	BelowCal	17.496
39) Toxaphene...	8.370	9.076	9697	33349	2.400	3.695 #
40) Toxaphene...	8.608f	9.247	8110	50851	2.467	10.126 #
41) Toxaphene...	8.644	9.668f	3800	75524	0.875	13.452 #
42) Toxaphene...	3.840f	0.000	10674	0	NoCal	N.D.

(f)=RT Delta > 1/2 Window (#)=Amounts differ by > 40% (m)=manual int.

Quantitation Report (QT Reviewed)

Data Path : R:\data\2020-01\0A24032\
Data File : ECD5-01242039.D
Signal(s) : Signal #1: ECD1A.CH Signal #2: ECD2B.CH
Acq On : 24 Jan 2020 22:35
Operator : MJB
Sample : A0A0648-02RE1
Misc : 1x, 2,4+4,4-DDx Only, GPC
ALS Vial : 25 (Sig #1); 0 (Sig #2) Sample Multiplier: 1

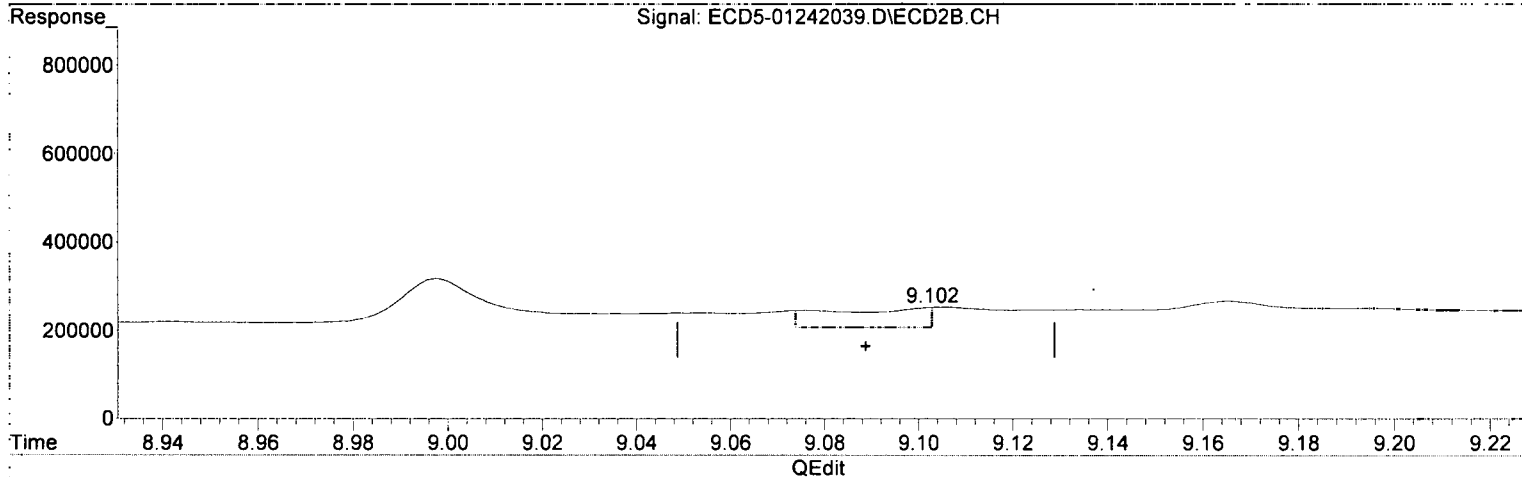
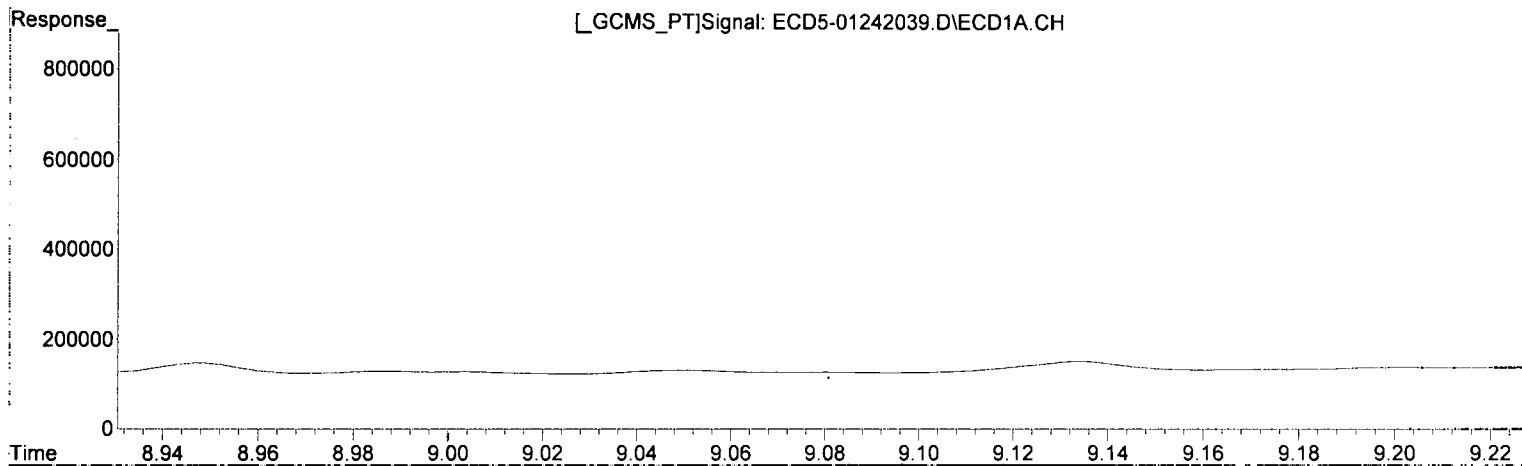
Integration File signal 1: PEST1.e
Integration File signal 2: PEST2.e
Quant Time: Jan 27 11:59:30 2020
Quant Method : R:\methods\ECD5_QUANTPEST_200107RT1.M
Quant Title : Instrument: DualECD5
QLast Update : Thu Jan 09 11:11:29 2020
Response via : Initial Calibration
Integrator: ChemStation 6890 Scale Mode: Small noise peaks clipped



Quantitation Report (Qedit)

Data Path : R:\data\2020-01\0A24032\
 Data File : ECD5-01242039.D
 Signal(s) : Signal #1: ECD1A.CH Signal #2: ECD2B.CH
 Acq On : 24 Jan 2020 22:35
 Operator : MJB
 Sample : AOA0648-02RE1
 Misc : 1x, 2,4+4,4-DDx Only, GPC
 ALS Vial : 25 (Sig #1); 0 (Sig #2) Sample Multiplier: 1

Integration File signal 1: PEST1.e
 Integration File signal 2: PEST2.e
 Quant Time: Jan 27 10:54:45 2020
 Quant Method : R:\methods\ECD5_QUANTPEST_200107RT1.M
 Quant Title : Instrument: DualeCD5
 QLast Update : Thu Jan 09 11:11:29 2020
 Response via : Initial Calibration
 Integrator: ChemStation 6890 Scale Mode: Small noise peaks clipped



(17) 4,4'-DDT
 8.181min 0.203 ng/mL
 response 33700

WB
1/27/20

(17) 4,4'-DDT #2
 9.102min 0.239 ng/mL m
 response 44705

Quantitation Report (Not Reviewed)

Data Path : R:\data\2020-01\0A24032\
 Data File : ECD5-01242039.D
 Signal(s) : Signal #1: ECD1A.CH Signal #2: ECD2B.CH
 Acq On : 24 Jan 2020 22:35
 Operator : MJB
 Sample : AOA0648-02RE1
 Misc : 1x, 2,4+4,4-DDx Only, GPC
 ALS Vial : 25 (Sig #1); 0 (Sig #2) Sample Multiplier: 1

Integration File signal 1: PEST1.e
 Integration File signal 2: PEST2.e
 Quant Time: Jan 27 10:54:45 2020
 Quant Method : R:\methods\ECD5_QUANTPEST_200107RT1.M
 Quant Title : Instrument: DualECD5
 QLast Update : Thu Jan 09 11:11:29 2020
 Response via : Initial Calibration
 Integrator: ChemStation 6890 Scale Mode: Small noise peaks clipped

MI
MJB
1/27/20

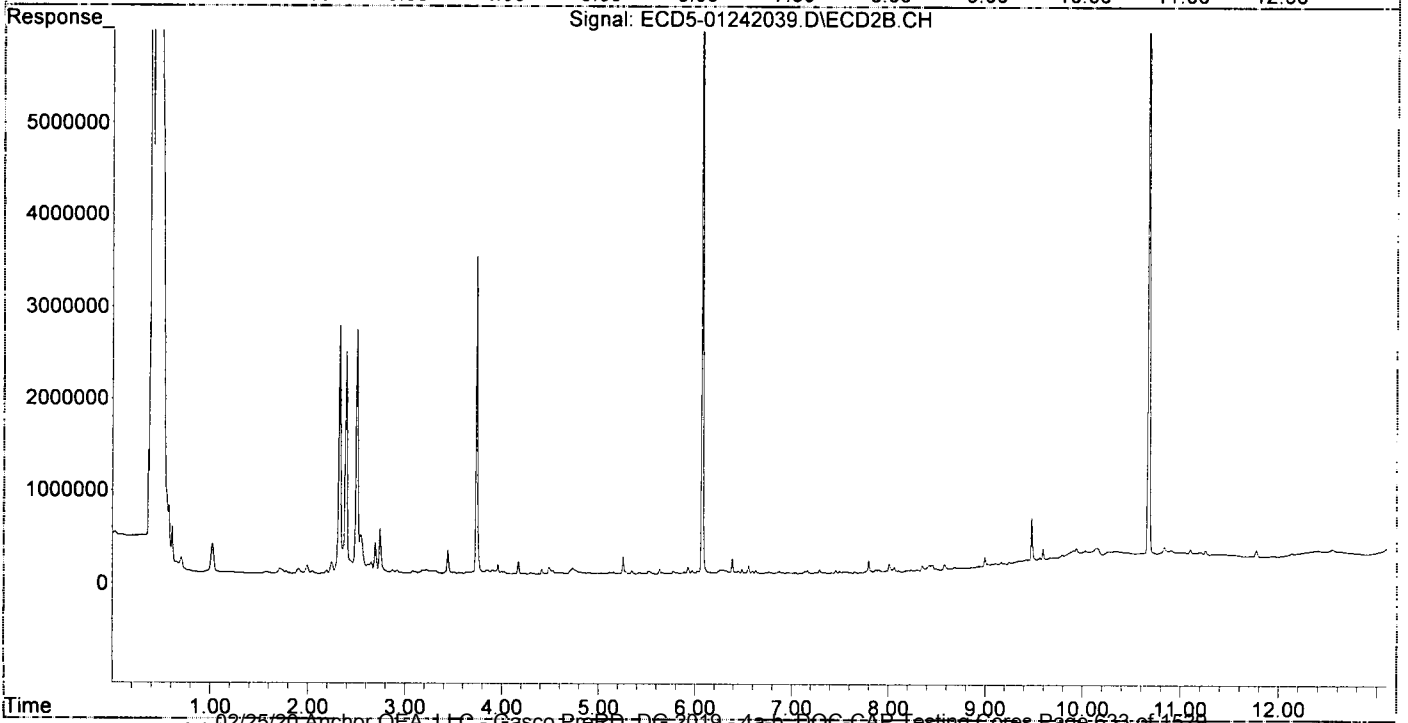
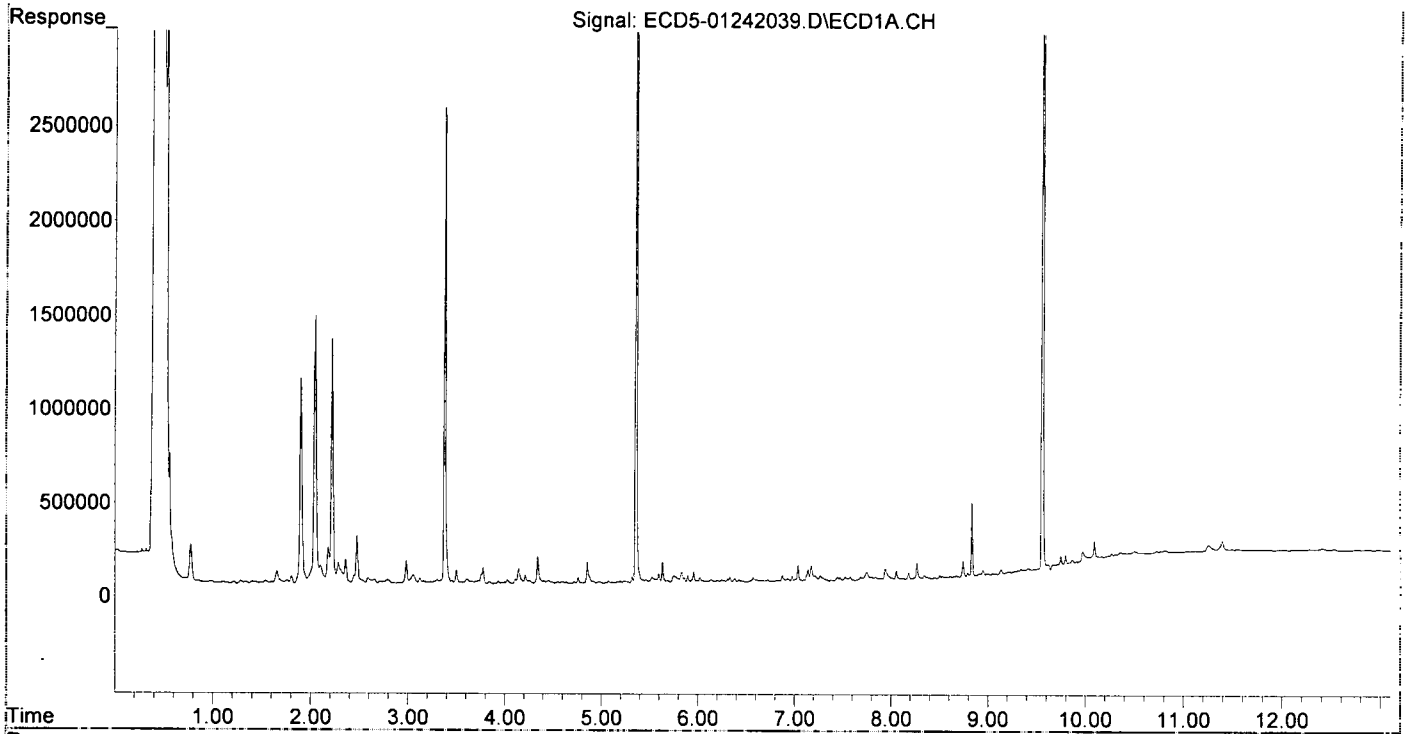
Compound	RT#1	RT#2	Resp#1	Resp#2	ng/mL	ng/mL
System Monitoring Compounds						
1) S TCMX (S)	5.356	6.074	4989884	8323505	25.555	27.923
22) S DCBP (S)	9.556	10.674	7406396	8833271	49.655	49.640
Target Compounds						
2) a-BHC	5.893	0.000	36691	0	0.139	N.D. #
3) g-BHC	6.200	7.027f	9342	12964	0.040	0.036
4) b-BHC	6.245	7.083	13491	12175	5931.864	0.076 #
5) Heptachlor	6.601	7.413f	11606	10234	0.051	0.029 #
6) d-BHC	6.428	7.346	12714	12564	0.058	0.095 #
7) Aldrin	6.824	7.654	8267	18168	0.037	0.055 #
8) Heptachlo...	7.266f	8.110	30147	12578	0.146	0.041 #
9) trans-Chl...	7.373	8.236	6095	17655	0.029	0.057 #
10) cis-Chlor...	7.469	8.352	16599	51893	0.081	0.175 #
11) Endosulfa...	7.578	8.425f	20748	53522	0.107	0.193 #
12) 4,4'-DDE	7.524f	8.454	19042	56188	0.092	0.226 #
13) Dieldrin	7.747	8.581	41862	57181	0.192	0.185 #
14) Endrin	7.939f	8.816	59658	5601	0.345	0.024 #
15) 4,4'-DDD	7.939f	8.850	59658	9353	0.346	0.038 #
16) Endosulfa...	8.053f	8.941f	47752	16656	0.280	0.068 #
17) 4,4'-DDT	8.181	9.076	33700	33349	0.203	0.185 #
18) Endrin Al...	8.370	9.195	9697	31947	0.063	0.143 #
19) Endosulfa...	8.671	9.424f	8313	62792	0.052	0.283 #
20) Methoxychlor	8.501	9.562	13985	79111	0.161	0.665 #
21) Endrin Ke...	8.879	9.790	6333	95507	0.033	0.381 #
23) Hexachlor...	3.155	3.787f	15654	3432702	0.078	8.566 #
24) Hexachlor...	5.753	6.856	33794	89925	0.020	0.281 #
25) Oxychlordane	7.212	8.012	28256	87782	BelowCal	0.314
26) 2,4'-DDE	7.266f	8.205	30147	14781	0.211	0.070 #
27) trans-Non...	7.469	8.296	16599	11816	BelowCal	0.038
28) 2,4'-DDD	7.684	8.581	17238	57181	0.135	0.310 #
29) 2,4'-DDT	7.838	8.816	13611	5601	0.093	BelowCal #
30) cis-Nonac...	7.939	8.850	59658	9353	0.253	0.027 #
31) Mirex	8.608	9.790	8110	95507	6722.987	0.284 #
32) Chlordane...	7.443	8.296	20162	11816	0.859	0.304 #
33) Chlordane...	7.524	8.425f	19042	53522	0.661	1.667 #
34) Chlordane...	8.053f	9.054	47752	29516	6.277	2.780 #
35) Chlordane...	3.840f	0.000	10674	0	NoCal	N.D.
36) Toxaphene...	7.524	8.581f	19042	57181	18.080	21.144
37) Toxaphene...	7.791	8.941f	17186	16656	8.838	4.783 #
38) Toxaphene...	8.123	8.998	5768	109896	BelowCal	17.496
39) Toxaphene...	8.370	9.076	9697	33349	2.400	3.695 #
40) Toxaphene...	8.608f	9.247	8110	50851	2.467	10.126 #
41) Toxaphene...	8.644	9.668f	3800	75524	0.875	13.452 #
42) Toxaphene...	3.840f	0.000	10674	0	NoCal	N.D.

(f)=RT Delta > 1/2 Window (#)=Amounts differ by > 40% (m)=manual int.

Quantitation Report (Not Reviewed)

Data Path : R:\data\2020-01\0A24032\
Data File : ECD5-01242039.D
Signal(s) : Signal #1: ECD1A.CH Signal #2: ECD2B.CH
Acq On : 24 Jan 2020 22:35
Operator : MJB
Sample : A0A0648-02RE1
Misc : 1x, 2,4+4,4-DDx Only, GPC
ALS Vial : 25 (Sig #1); 0 (Sig #2) Sample Multiplier: 1

Integration File signal 1: PEST1.e
Integration File signal 2: PEST2.e
Quant Time: Jan 27 10:54:45 2020
Quant Method : R:\methods\ECD5_QUANTPEST_200107RT1.M
Quant Title : InaleECD5
QLast Update : Thu Jan 09 11:11:29 2020
Response via : Initial Calibration
Integrator: ChemStation 6890 Scale Mode: Small noise peaks clipped



Quantitation Report (QT Reviewed)

Data Path : R:\data\2020-01\0A24032\
 Data File : ECD5-01242040.D
 Signal(s) : Signal #1: ECD1A.CH Signal #2: ECD2B.CH
 Acq On : 24 Jan 2020 22:52
 Operator : MJB
 Sample : A0A0648-04RE1
 Misc : 1x, 2,4+4,4-DDx Only, GPC
 ALS Vial : 26 (Sig #1); 0 (Sig #2) Sample Multiplier: 1

Integration File signal 1: PEST1.e
 Integration File signal 2: PEST2.e
 Quant Time: Jan 27 12:03:14 2020
 Quant Method : R:\methods\ECD5_QUANTPEST_200107RT1.M
 Quant Title : Instrument: DualECD5
 QLast Update : Thu Jan 09 11:11:29 2020
 Response via : Initial Calibration
 Integrator: ChemStation 6890 Scale Mode: Small noise peaks clipped

MJB
1/27/20

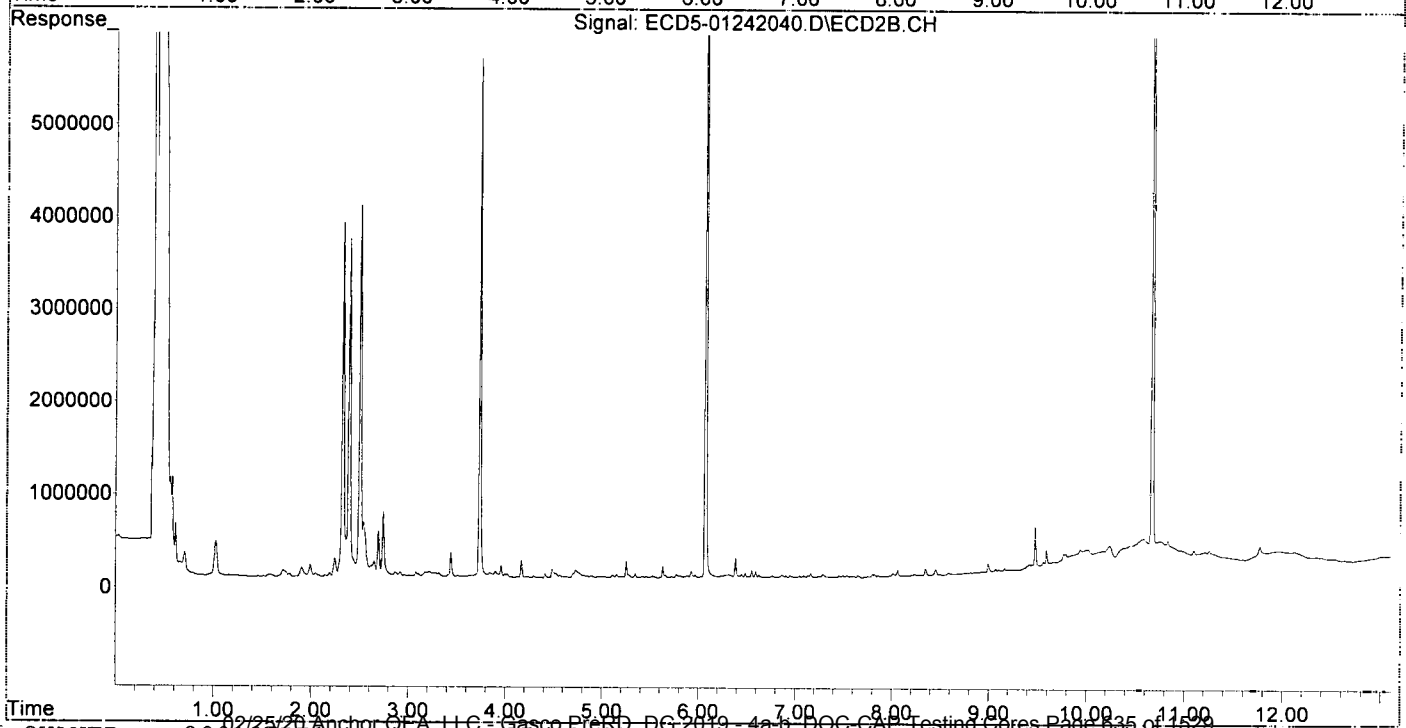
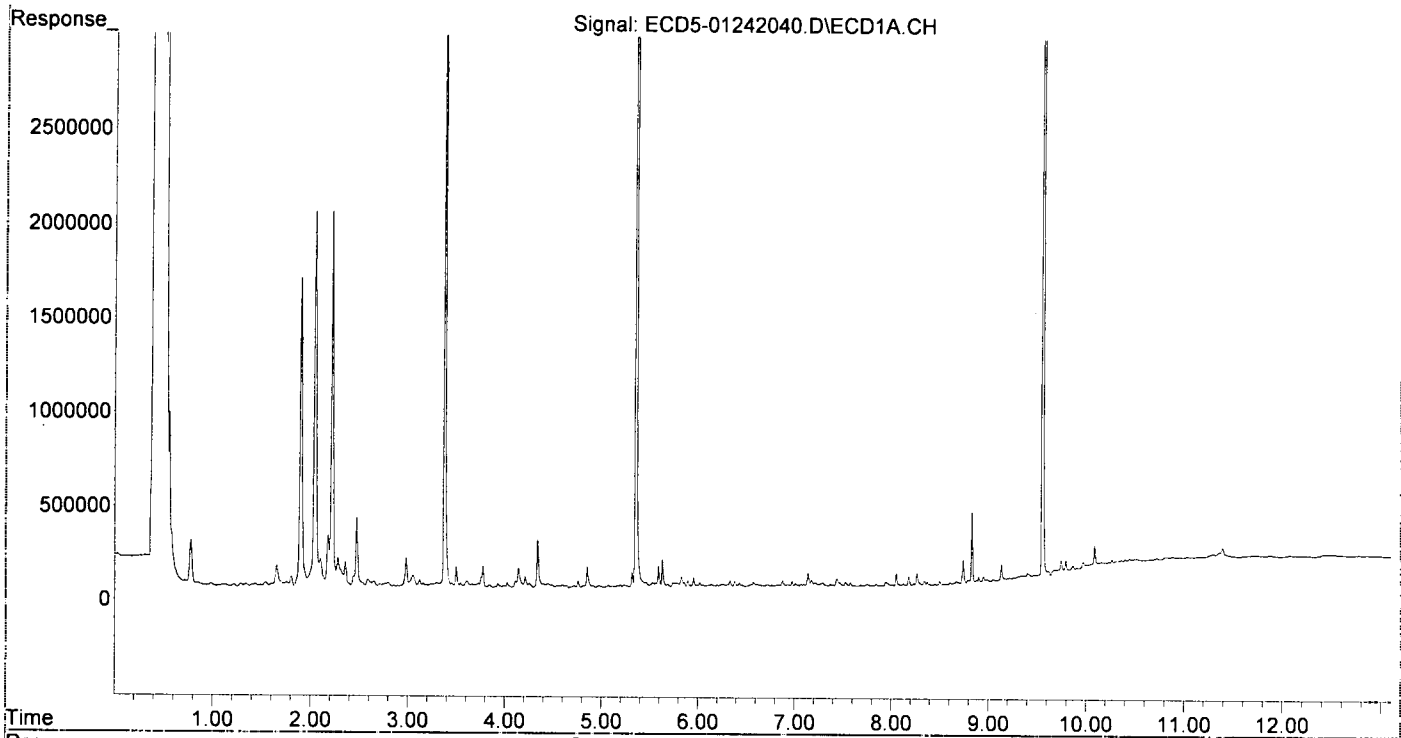
Compound	RT#1	RT#2	Resp#1	Resp#2	ng/mL	ng/mL
System Monitoring Compounds						
1) S TCMX (S)	5.355	6.072	7377467	11954039	37.783	40.103
22) S DCBP (S)	9.554	10.672	8394464	9966447	56.347	56.008
Target Compounds						
2) a-BHC	5.891	6.714f	34672	6747	0.132	0.016 #
3) g-BHC	0.000	0.000	0	0	N.D.	N.D.
4) b-BHC	6.263	7.050	12856	16631	5931.871	0.103 #
5) Heptachlor	6.601	7.412f	14432	7136	0.064	0.020 #
6) d-BHC	6.427	7.291f	20596	33263	0.095	0.157 #
7) Aldrin	6.825	7.652	8837	24285	0.040	0.073 #
8) Heptachlo...	7.289	8.109	18316	14175	0.089	0.046 #
9) trans-Chl...	7.396	8.236	7339	23555	0.035	0.076 #
10) cis-Chlor...	7.525f	8.351	20563	73669	0.100	0.248 #
11) Endosulfa...	7.577	0.000	17431	0	0.090	N.D. #
12) 4,4'-DDE	7.525f	8.458	20563	58792	0.100	0.235 #
13) Dieldrin	7.751	8.588	9144	21145	0.042	0.068 #
14) Endrin	7.941f	8.816	19226	17040	0.111	0.073 #
15) 4,4'-DDD	7.941f	8.849	19226	17351	0.111	0.071
16) Endosulfa...	8.052f	8.997f	63811	106133	0.374	0.434
17) 4,4'-DDT	8.180	9.073	48376	46527	0.292	0.247m
18) Endrin Al...	8.370	9.197	16785	33582	0.110	0.150
19) Endosulfa...	8.669	9.420f	13131	81154	0.082	0.366 #
20) Methoxychlor	8.499	9.562	20194	104542	0.233	0.879 #
21) Endrin Ke...	8.831f	9.790	376403	187600	1.971	0.749 #
23) Hexachlor...	3.154	3.735f	19608	5613310	0.098	14.008 #
24) Hexachlor...	5.739	6.554	24319	76579	BelowCal	0.239
25) Oxychlordan	7.215	8.014	18448	35943	BelowCal	0.129
26) 2,4'-DDE	7.289	8.236	18316	24880	0.128	0.118m
27) trans-Non...	7.439f	8.288	38216	13153	0.036	0.043
28) 2,4'-DDD	7.683	8.588	5948	21145	0.047	0.115 #
29) 2,4'-DDT	7.843	8.816	8388	17040	0.057	BelowCal #
30) cis-Nonac...	7.941	8.849	19226	17351	0.082	0.051
31) Mirex	8.608	9.790	7875	187600	6722.989	0.817 #
32) Chlordane...	7.439	8.288	38216	13153	1.629	0.338 #
33) Chlordane...	7.525	8.351f	20563	73669	0.713	2.295 #
34) Chlordane...	8.052f	9.073	63811	47261	8.388	4.451 #
35) Chlordane...	3.839f	0.000	13438	0	NoCal	N.D.
36) Toxaphene...	7.525	8.588f	20563	21145	19.524	7.819 #
37) Toxaphene...	7.843f	8.997f	8388	106133	4.313	30.476 #
38) Toxaphene...	8.124	8.997	10288	106133	BelowCal	16.762
39) Toxaphene...	8.370	9.073	16785	47261	4.155	5.236
40) Toxaphene...	8.608f	9.270f	7875	34468	2.395	6.864 #
41) Toxaphene...	8.642	9.666f	4213	106507	0.970	18.971 #
42) Toxaphene...	3.839f	3.840f	13438	45262	NoCal	NoCal

(f)=RT Delta > 1/2 Window (#)=Amounts differ by > 40% (m)=manual int.

Quantitation Report (QT Reviewed)

Data Path : R:\data\2020-01\0A24032\
 Data File : ECD5-01242040.D
 Signal(s) : Signal #1: ECD1A.CH Signal #2: ECD2B.CH
 Acq On : 24 Jan 2020 22:52
 Operator : MJB
 Sample : A0A0648-04RE1
 Misc : 1x, 2,4+4,4-DDx Only, GPC
 ALS Vial : 26 (Sig #1); 0 (Sig #2) Sample Multiplier: 1

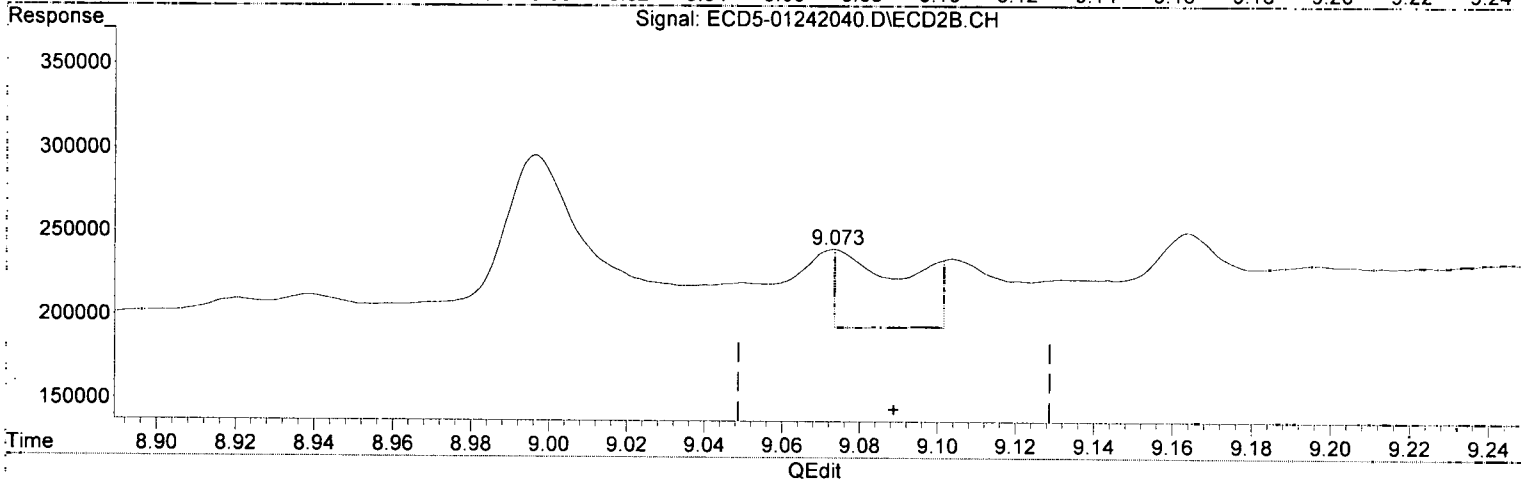
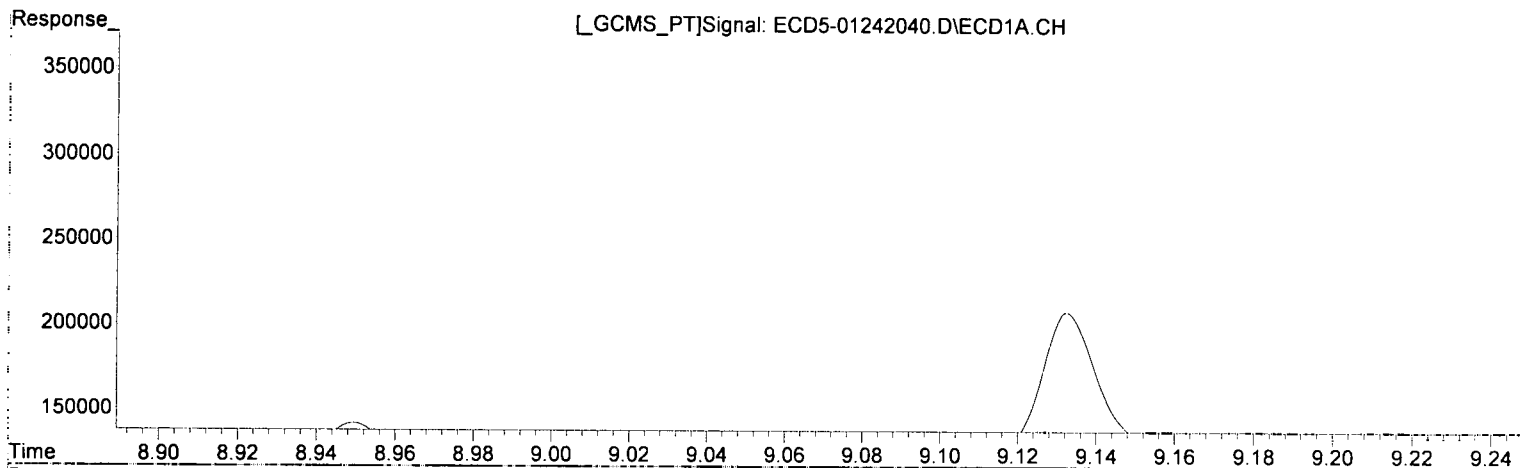
Integration File signal 1: PEST1.e
 Integration File signal 2: PEST2.e
 Quant Time: Jan 27 12:03:14 2020
 Quant Method : R:\methods\ECD5_QUANTPEST_200107RT1.M
 Quant Title : Instrument: DualECD5
 QLast Update : Thu Jan 09 11:11:29 2020
 Response via : Initial Calibration
 Integrator: ChemStation 6890 Scale Mode: Small noise peaks clipped



Quantitation Report (Qedit)

Data Path : R:\data\2020-01\0A24032\
Data File : ECD5-01242040.D
Signal(s) : Signal #1: ECD1A.CH Signal #2: ECD2B.CH
Acq On : 24 Jan 2020 22:52
Operator : MJB
Sample : A0A0648-04RE1
Misc : 1x, 2,4+4,4-DDx Only, GPC
ALS Vial : 26 (Sig #1); 0 (Sig #2) Sample Multiplier: 1

Integration File signal 1: PEST1.e
Integration File signal 2: PEST2.e
Quant Time: Jan 27 10:54:51 2020
Quant Method : R:\methods\ECD5_QUANTPEST_200107RT1.M
Quant Title : Instrument: DualECD5
QLast Update : Thu Jan 09 11:11:29 2020
Response via : Initial Calibration
Integrator: ChemStation 6890 Scale Mode: Small noise peaks clipped



(17) 4,4'-DDT
8.180min 0.292 ng/mL
response 48376

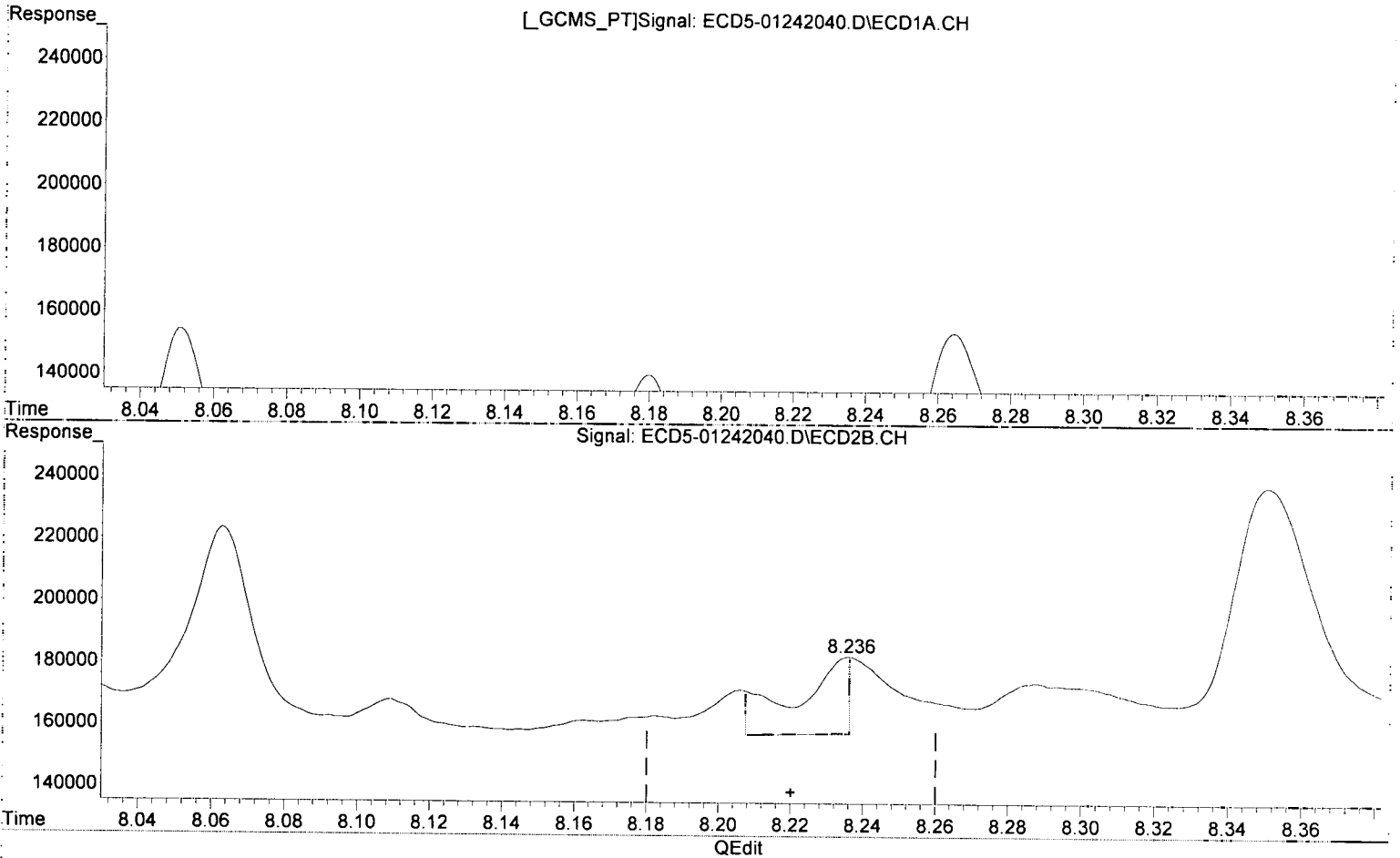
MJB
1/27/20

(17) 4,4'-DDT #2
9.073min 0.247 ng/mL m
response 46527

Quantitation Report (Qedit)

Data Path : R:\data\2020-01\0A24032\
Data File : ECD5-01242040.D
Signal(s) : Signal #1: ECD1A.CH Signal #2: ECD2B.CH
Acq On : 24 Jan 2020 22:52
Operator : MJB
Sample : A0A0648-04RE1
Misc : 1x, 2,4+4,4-DDx Only, GPC
ALS Vial : 26 (Sig #1); 0 (Sig #2) Sample Multiplier: 1

Integration File signal 1: PEST1.e
Integration File signal 2: PEST2.e
Quant Time: Jan 27 10:54:51 2020
Quant Method : R:\methods\ECD5_QUANTPEST_200107RT1.M
Quant Title : Instrument: DualECD5
QLast Update : Thu Jan 09 11:11:29 2020
Response via : Initial Calibration
Integrator: ChemStation 6890 Scale Mode: Small noise peaks clipped



(26) 2,4'-DDE
7.289min 0.128 ng/mL
response 18316

MJB
1/27/20

(26) 2,4'-DDE #2
8.236min 0.118 ng/mL
response 24880

Quantitation Report (Not Reviewed)

Data Path : R:\data\2020-01\0A24032\
 Data File : ECD5-01242040.D
 Signal(s) : Signal #1: ECD1A.CH Signal #2: ECD2B.CH
 Acq On : 24 Jan 2020 22:52
 Operator : MJB
 Sample : A0A0648-04RE1
 Misc : 1x, 2,4+4,4-DDx Only, GPC
 ALS Vial : 26 (Sig #1); 0 (Sig #2) Sample Multiplier: 1

Integration File signal 1: PEST1.e
 Integration File signal 2: PEST2.e
 Quant Time: Jan 27 10:54:51 2020
 Quant Method : R:\methods\ECD5_QUANTPEST_200107RT1.M
 Quant Title : Instrument: DualECD5
 QLast Update : Thu Jan 09 11:11:29 2020
 Response via : Initial Calibration
 Integrator: ChemStation 6890 Scale Mode: Small noise peaks clipped

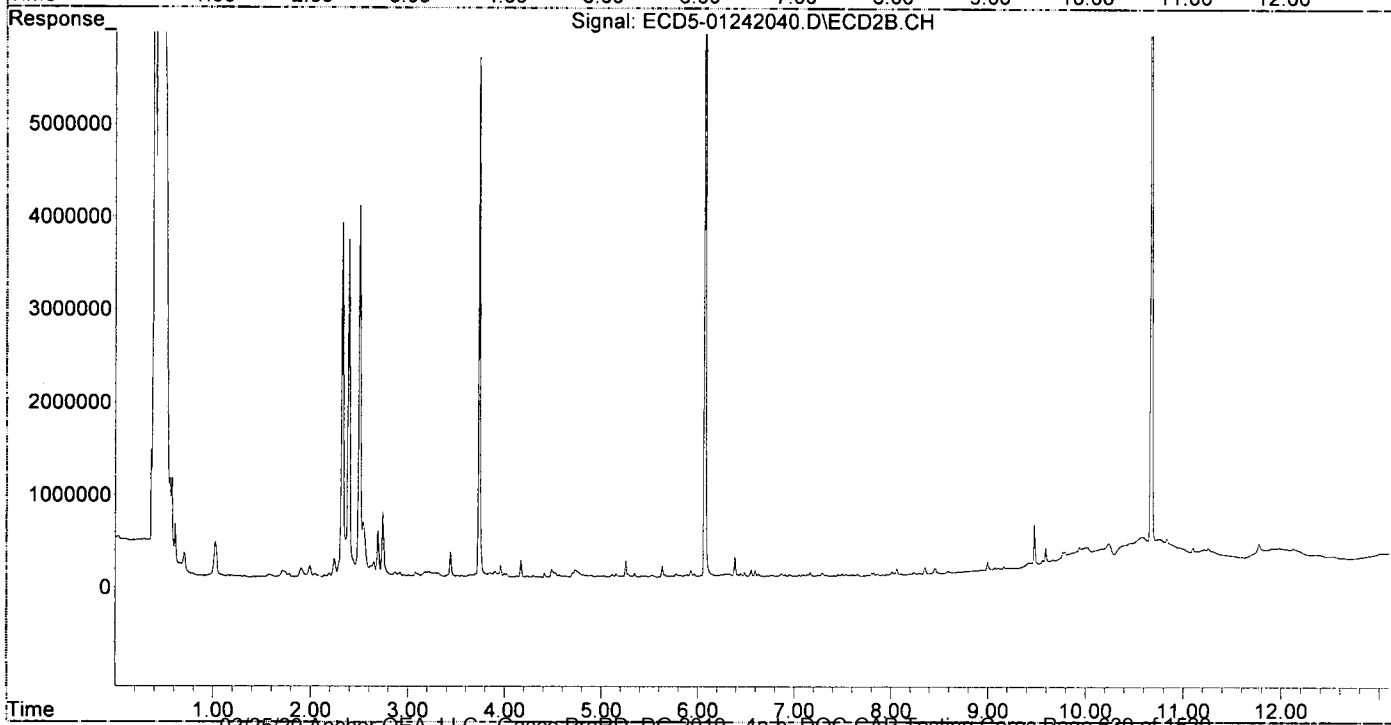
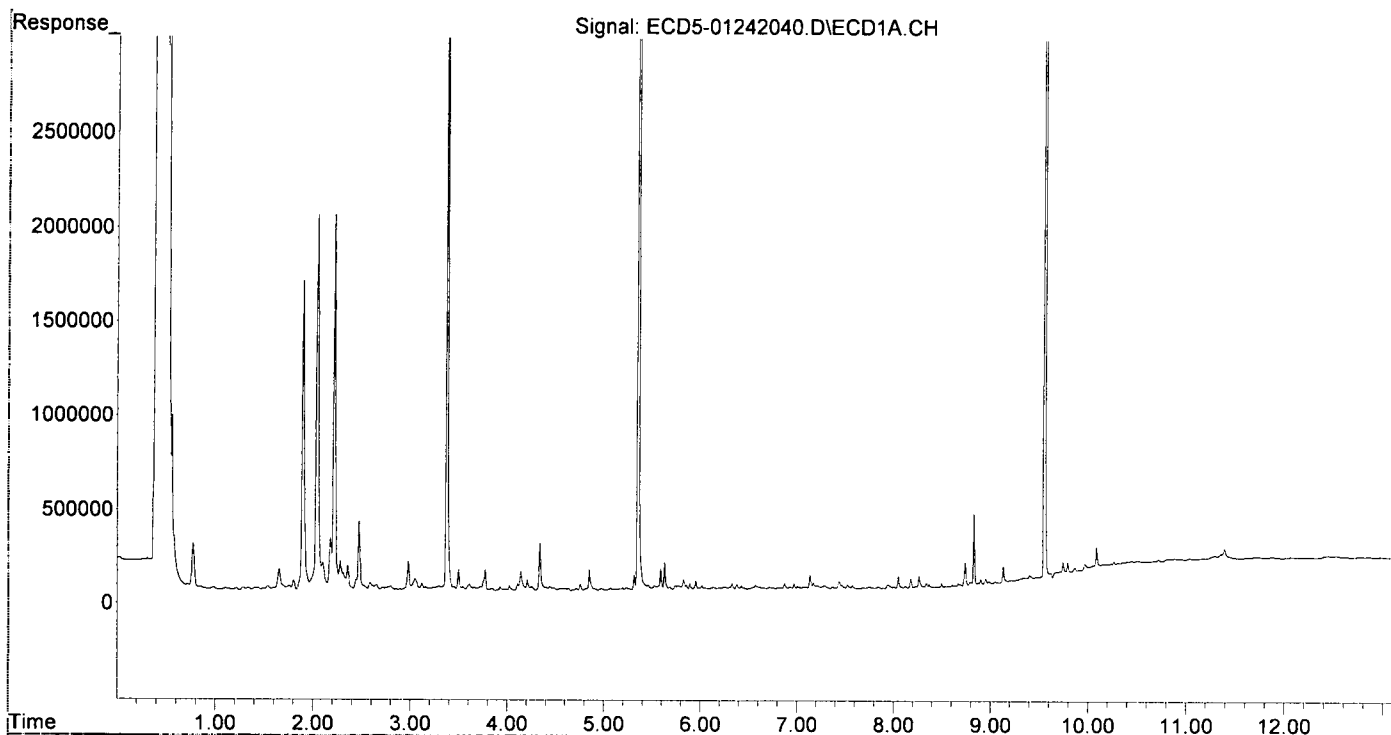
MJ
 MJB
 1/27/20

Compound	RT#1	RT#2	Resp#1	Resp#2	ng/mL	ng/mL
System Monitoring Compounds						
1) S TCMX (S)	5.355	6.072	7377467	11954039	37.783	40.103
22) S DCBP (S)	9.554	10.672	8394464	9966447	56.347	56.008
Target Compounds						
2) a-BHC	5.891	6.714f	34672	6747	0.132	0.016 #
3) g-BHC	0.000	0.000	0	0	N.D.	N.D.
4) b-BHC	6.263	7.050	12856	16631	5931.871	0.103 #
5) Heptachlor	6.601	7.412f	14432	7136	0.064	0.020 #
6) d-BHC	6.427	7.291f	20596	33263	0.095	0.157 #
7) Aldrin	6.825	7.652	8837	24285	0.040	0.073 #
8) Heptachlo...	7.289	8.109	18316	14175	0.089	0.046 #
9) trans-Chl...	7.396	8.236	7339	23555	0.035	0.076 #
10) cis-Chlor...	7.525f	8.351	20563	73669	0.100	0.248 #
11) Endosulfa...	7.577	0.000	17431	0	0.090	N.D. #
12) 4,4'-DDE	7.525f	8.458	20563	58792	0.100	0.235 #
13) Dieldrin	7.751	8.588	9144	21145	0.042	0.068 #
14) Endrin	7.941f	8.816	19226	17040	0.111	0.073 #
15) 4,4'-DDD	7.941f	8.849	19226	17351	0.111	0.071 #
16) Endosulfa...	8.052f	8.997f	63811	106133	0.374	0.434 #
17) 4,4'-DDT	8.180	9.104	48376	40752	0.292	0.220 #
18) Endrin Al...	8.370	9.197	16785	33582	0.110	0.150 #
19) Endosulfa...	8.669	9.420f	13131	81154	0.082	0.366 #
20) Methoxychlor	8.499	9.562	20194	104542	0.233	0.879 #
21) Endrin Ke...	8.831f	9.790	376403	187600	1.971	0.749 #
23) Hexachlor...	3.154	3.735f	19608	5613310	0.098	14.008 #
24) Hexachlor...	5.739	6.554	24319	76579	BelowCal	0.239
25) Oxychlorane	7.215	8.014	18448	35943	BelowCal	0.129
26) 2,4'-DDE	7.289	8.206	18316	13798	0.128	0.066 #
27) trans-Non...	7.439f	8.288	38216	13153	0.036	0.043 #
28) 2,4'-DDD	7.683	8.588	5948	21145	0.047	0.115 #
29) 2,4'-DDT	7.843	8.816	8388	17040	0.057	BelowCal #
30) cis-Nonac...	7.941	8.849	19226	17351	0.082	0.051 #
31) Mirex	8.608	9.790	7875	187600	6722.989	0.817 #
32) Chlordane...	7.439	8.288	38216	13153	1.629	0.338 #
33) Chlordane...	7.525	8.351f	20563	73669	0.713	2.295 #
34) Chlordane...	8.052f	9.073	63811	47261	8.388	4.451 #
35) Chlordane...	7.839f	0.000	13438	0	NoCal	N.D.
36) Toxaphene...	7.525	8.588f	20563	21145	19.524	7.819 #
37) Toxaphene...	7.843f	8.997f	8388	106133	4.313	30.476 #
38) Toxaphene...	8.124	8.997	10288	106133	BelowCal	16.762
39) Toxaphene...	8.370	9.073	16785	47261	4.155	5.236 #
40) Toxaphene...	8.608f	9.270f	7875	34468	2.395	6.864 #
41) Toxaphene...	8.642	9.666f	4213	106507	0.970	18.971 #
42) Toxaphene...	3.839f	3.840f	13438	45262	NoCal	NoCal

(f)=RT Delta > 1/2 Window (#)=Amounts differ by > 40% (m)=manual int.

Data Path : R:\data\2020-01\0A24032\
 Data File : ECD5-01242040.D
 Signal(s) : Signal #1: ECD1A.CH Signal #2: ECD2B.CH
 Acq On : 24 Jan 2020 22:52
 Operator : MJB
 Sample : A0A0648-04RE1
 Misc : 1x, 2,4+4,4-DDx Only, GPC
 ALS Vial : 26 (Sig #1); 0 (Sig #2) Sample Multiplier: 1

Integration File signal 1: PEST1.e
 Integration File signal 2: PEST2.e
 Quant Time: Jan 27 10:54:51 2020
 Quant Method : R:\methods\ECD5_QUANTPEST_200107RT1.M
 Quant Title : Instrument: DualECD5
 QLast Update : Thu Jan 09 11:11:29 2020
 Response via : Initial Calibration
 Integrator: ChemStation 6890 Scale Mode: Small noise peaks clipped



Quantitation Report (QT Reviewed)

Data Path : R:\data\2020-01\0A24032\
 Data File : ECD5-01242041.D
 Signal(s) : Signal #1: ECD1A.CH Signal #2: ECD2B.CH
 Acq On : 24 Jan 2020 23:09
 Operator : MJB
 Sample : AOA0648-05RE1
 Misc : 1x, 2,4+4,4-DDx Only, GPC
 ALS Vial : 27 (Sig #1); 0 (Sig #2) Sample Multiplier: 1

Integration File signal 1: PEST1.e
 Integration File signal 2: PEST2.e
 Quant Time: Jan 27 12:06:19 2020
 Quant Method : R:\methods\ECD5_QUANTPEST_200107RT1.M
 Quant Title : Instrument: DualECD5
 QLast Update : Thu Jan 09 11:11:29 2020
 Response via : Initial Calibration
 Integrator: ChemStation 6890 Scale Mode: Small noise peaks clipped

Compound	RT#1	RT#2	Resp#1	Resp#2	ng/mL	ng/mL
System Monitoring Compounds						
1) S TCMX (S)	5.355	6.073	3756778	5971944	19.240	20.034
22) S DCBP (S)	9.555	10.672	6780393	7849230	45.421	44.110
Target Compounds						
2) a-BHC	5.894	0.000	62195	0	0.236	N.D. #
3) g-BHC	0.000	6.998	0	17388	N.D.	0.048 #
4) b-BHC	6.265	7.082	18709	12634	0.023	0.079 #
5) Heptachlor	6.573	0.000	18758	0	0.083	N.D. #
6) d-BHC	6.427	7.318	14267	15818	0.065	0.105 #
7) Aldrin	6.825	7.651	9750	16874	0.044	0.051 #
8) Heptachlo...	7.271f	8.109	23309	14541	0.113	0.047 #
9) trans-Chl...	7.385	8.235	9257	22632	0.044	0.073 #
10) cis-Chlor...	7.469	8.353	18445	42516	0.090	0.143 #
11) Endosulfa...	7.578	8.384	21924	12100	0.113	0.044 #
12) 4,4'-DDE	7.523f	8.450	14979	49458	0.073	0.203 #
13) Dieldrin	7.751	8.586	30130	22201	0.140	0.072 #
14) Endrin	7.942f	8.816	18606	5037	0.108	0.021 #
15) 4,4'-DDD	7.942f	8.852	18606	3264	0.108	0.013 #
16) Endosulfa...	8.053f	8.997f	37544	91054	0.220	0.373 #
17) 4,4'-DDT	8.181	9.104	28003	10149	0.169	0.077m#
18) Endrin Al...	8.341f	9.214	19845	3946	0.130	0.018 #
19) Endosulfa...	8.668	9.413	8105	25628	0.051	0.116 #
20) Methoxychlor	8.540f	9.563	7457	15507	0.086	0.130 #
21) Endrin Ke...	8.877	9.792	6915	51645	0.036	0.206 #
23) Hexachlor...	3.155	3.737f	13124	2214018	0.066	5.525 #
24) Hexachlor...	5.750	6.556	235499	104580	1.067	0.327 #
25) Oxychlorthane	0.000	8.013	0	62198	N.D.	0.222 #
26) 2,4'-DDE	7.271f	8.229	23309	21973	0.163	0.104m
27) trans-Non...	7.469	8.294	18445	11847	BelowCal	0.039
28) 2,4'-DDD	7.684	8.586	10689	22201	0.084	0.120 #
29) 2,4'-DDT	7.843	8.816	10273	5037	0.070	BelowCal #
30) cis-Nonac...	7.942	8.852	18606	3264	0.079	0.010 #
31) Mirex	8.608	9.792	8571	51645	6722.984	0.029 #
32) Chlordane...	7.442	8.294	24711	11847	1.053	0.305 #
33) Chlordane...	7.523	8.384	14979	12100	0.520	0.377 #
34) Chlordane...	8.053f	9.074	37544	10312	4.935	0.971 #
35) Chlordane...	3.840f	0.000	8759	0	NoCal	N.D.
36) Toxaphene...	7.523	8.651f	14979	3546	14.222	1.311 #
37) Toxaphene...	7.843f	8.941f	10273	1678	5.283	0.482 #
38) Toxaphene...	8.125	8.997	4570	91054	BelowCal	13.822
39) Toxaphene...	8.341	9.074	19845	10312	4.912	1.143 #
40) Toxaphene...	8.608f	9.272f	8571	4227	2.607	0.842 #
41) Toxaphene...	8.668	9.666f	8105	31583	1.866	5.626 #
42) Toxaphene...	3.840f	0.000	8759	0	NoCal	N.D.

MJB
1/27/20

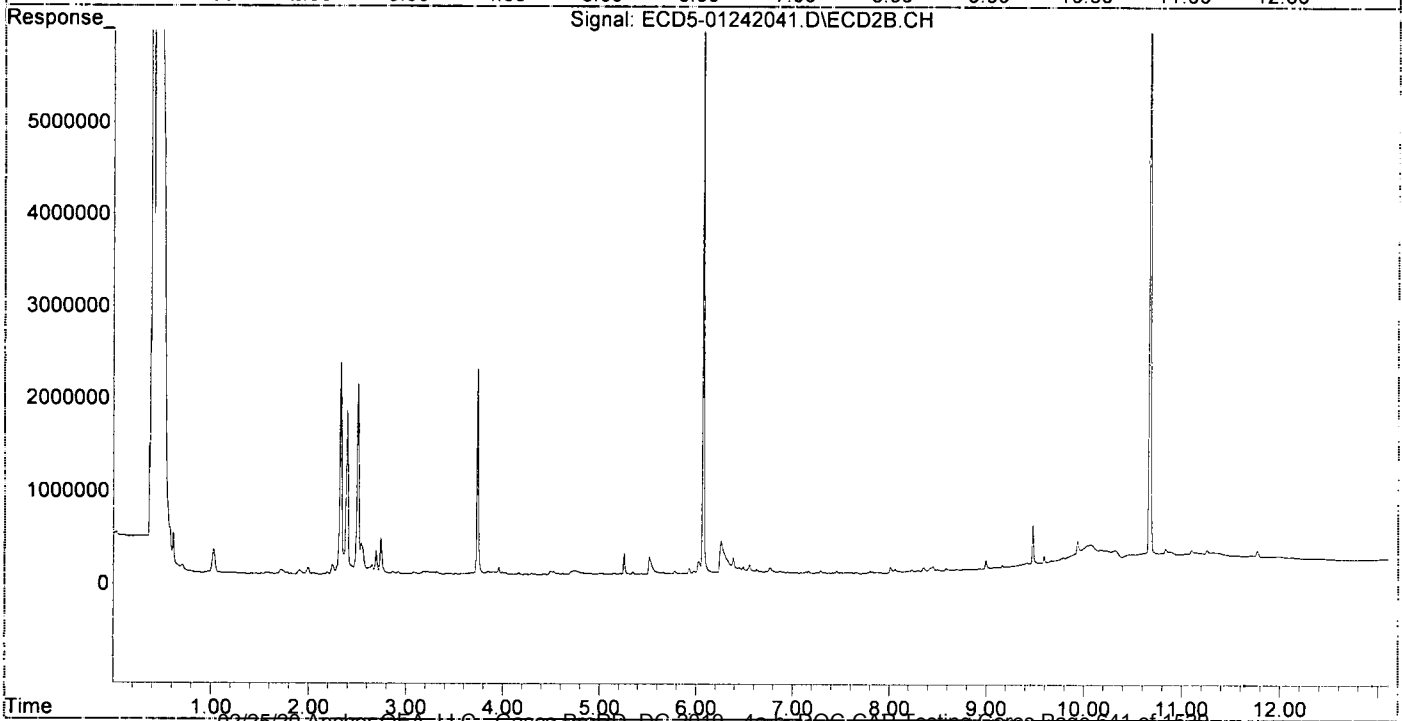
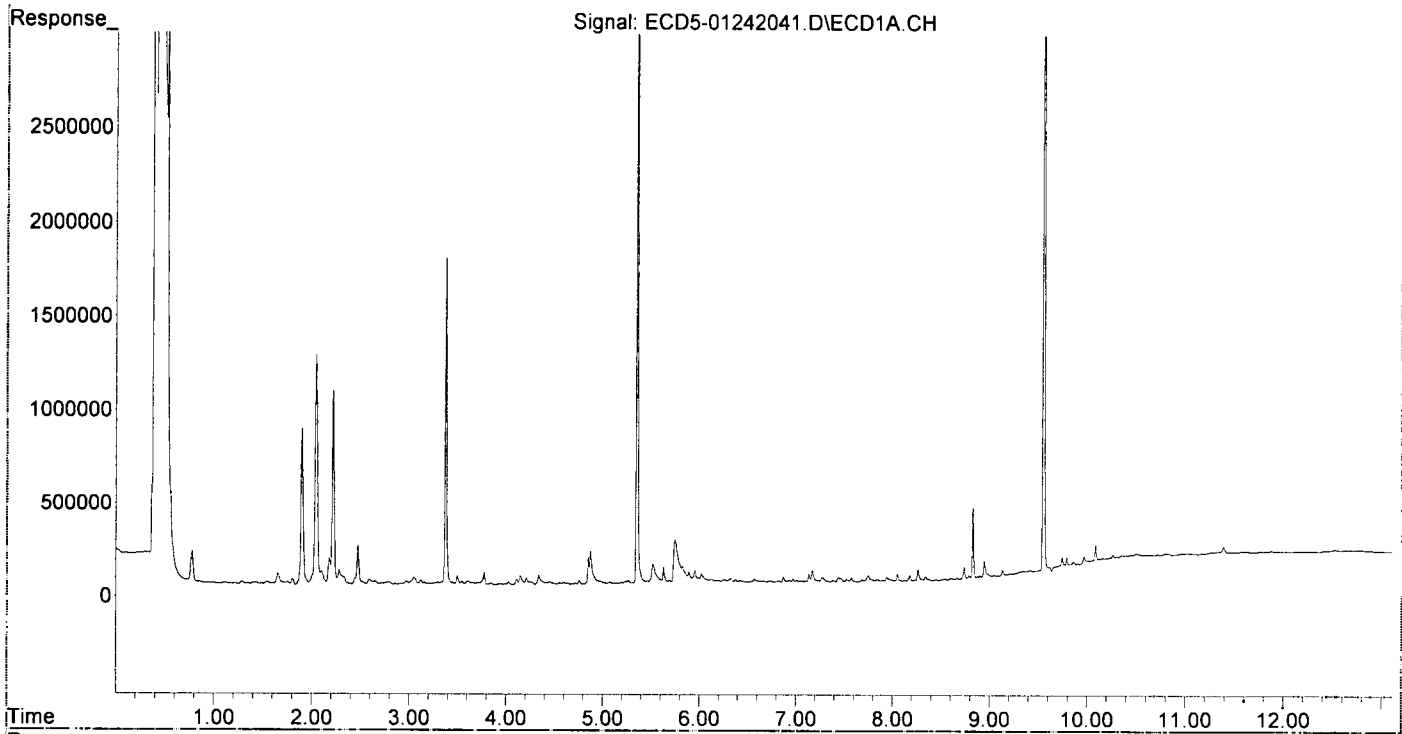
5-ol

(f)=RT Delta > 1/2 Window (#)=Amounts differ by > 40% (m)=manual int.

Quantitation Report (QT Reviewed)

Data Path : R:\data\2020-01\0A24032\
Data File : ECD5-01242041.D
Signal(s) : Signal #1: ECD1A.CH Signal #2: ECD2B.CH
Acq On : 24 Jan 2020 23:09
Operator : MJB
Sample : A0A0648-05RE1
Misc : 1x, 2,4+4,4-DDx Only, GPC
ALS Vial : 27 (Sig #1); 0 (Sig #2) Sample Multiplier: 1

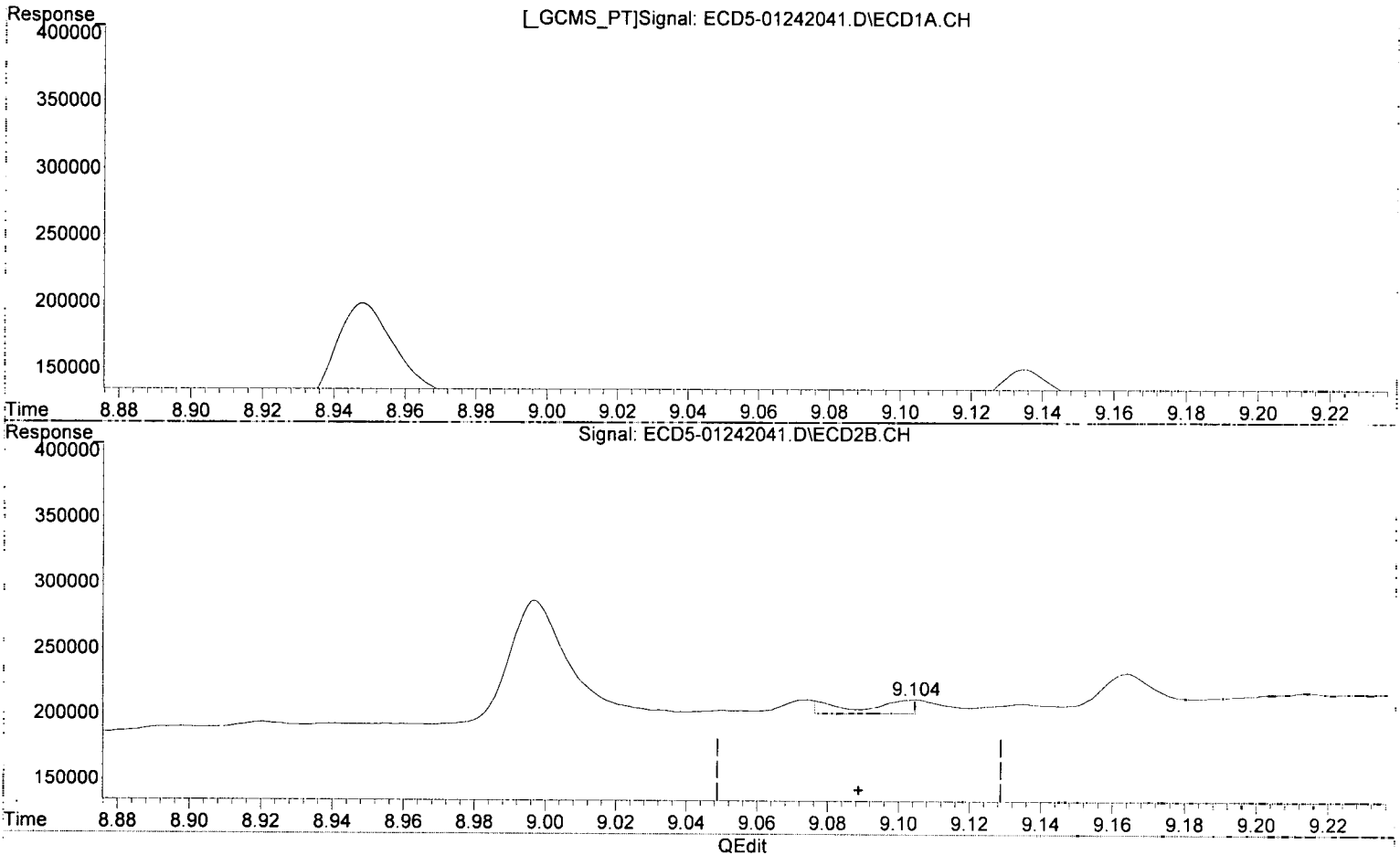
Integration File signal 1: PEST1.e
Integration File signal 2: PEST2.e
Quant Time: Jan 27 12:06:19 2020
Quant Method : R:\methods\ECD5_QUANTPEST_200107RT1.M
Quant Title : Instrument: DualeCD5
QLast Update : Thu Jan 09 11:11:29 2020
Response via : Initial Calibration
Integrator: ChemStation 6890 Scale Mode: Small noise peaks clipped



Quantitation Report (Qedit)

Data Path : R:\data\2020-01\0A24032\
Data File : ECD5-01242041.D
Signal(s) : Signal #1: ECD1A.CH Signal #2: ECD2B.CH
Acq On : 24 Jan 2020 23:09
Operator : MJB
Sample : A0A0648-05RE1
Misc : 1x, 2,4+4,4-DDx Only, GPC
ALS Vial : 27 (Sig #1); 0 (Sig #2) Sample Multiplier: 1

Integration File signal 1: PEST1.e
Integration File signal 2: PEST2.e
Quant Time: Jan 27 10:54:59 2020
Quant Method : R:\methods\ECD5_QUANTPEST_200107RT1.M
Quant Title : Instrument: DualECD5
QLast Update : Thu Jan 09 11:11:29 2020
Response via : Initial Calibration
Integrator: ChemStation 6890 Scale Mode: Small noise peaks clipped



(17) 4,4'-DDT
8.181min 0.169 ng/mL
response 28003

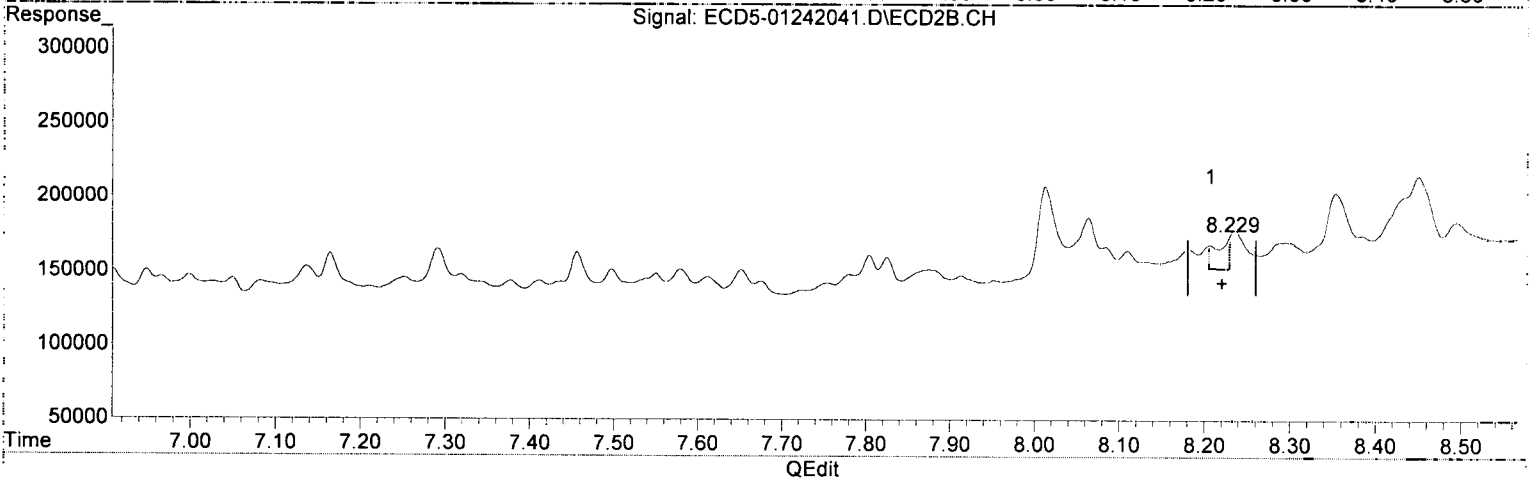
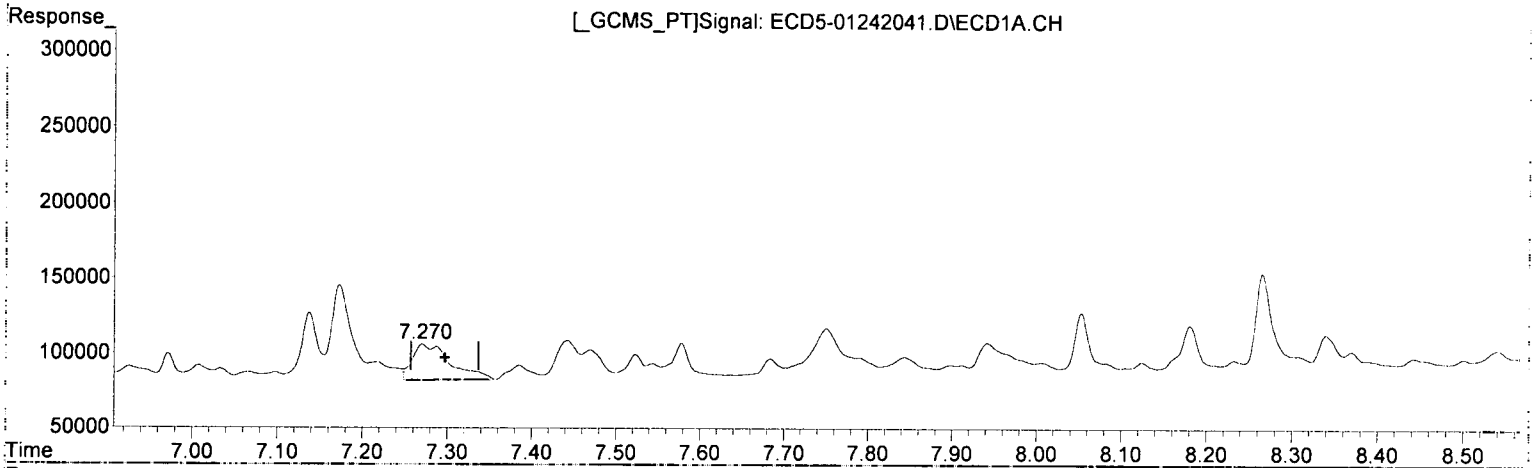
MJB
1/27/20

(17) 4,4'-DDT #2
9.104min 0.077 ng/mL(m)
response 10149

Quantitation Report (Qedit)

Data Path : R:\data\2020-01\0A24032\
Data File : ECD5-01242041.D
Signal(s) : Signal #1: ECD1A.CH Signal #2: ECD2B.CH
Acq On : 24 Jan 2020 23:09
Operator : MJB
Sample : A0A0648-05RE1
Misc : 1x, 2,4+4,4-DDx Only, GPC
ALS Vial : 27 (Sig #1); 0 (Sig #2) Sample Multiplier: 1

Integration File signal 1: PEST1.e
Integration File signal 2: PEST2.e
Quant Time: Jan 27 10:54:59 2020
Quant Method : R:\methods\ECD5_QUANTPEST_200107RT1.M
Quant Title : Instrument: DualECD5
QLast Update : Thu Jan 09 11:11:29 2020
Response via : Initial Calibration
Integrator: ChemStation 6890 Scale Mode: Small noise peaks clipped



(26) 2,4'-DDE
7.271min 0.163 ng/mL
response 23309

MJB
1/27/20

(26) 2,4'-DDE #2
8.229min 0.104 ng/mL (m)
response 21973

Quantitation Report (Not Reviewed)

Data Path : R:\data\2020-01\0A24032\
 Data File : ECD5-01242041.D
 Signal(s) : Signal #1: ECD1A.CH Signal #2: ECD2B.CH
 Acq On : 24 Jan 2020 23:09
 Operator : MJB
 Sample : A0A0648-05RE1
 Misc : 1x, 2,4+4,4-DDx Only, GPC
 ALS Vial : 27 (Sig #1); 0 (Sig #2) Sample Multiplier: 1

Integration File signal 1: PEST1.e
 Integration File signal 2: PEST2.e
 Quant Time: Jan 27 10:54:59 2020
 Quant Method : R:\methods\ECD5_QUANTPEST_200107RT1.M
 Quant Title : Instrument: DualECD5
 QLast Update : Thu Jan 09 11:11:29 2020
 Response via : Initial Calibration
 Integrator: ChemStation 6890 Scale Mode: Small noise peaks clipped

MJB
1/27/20

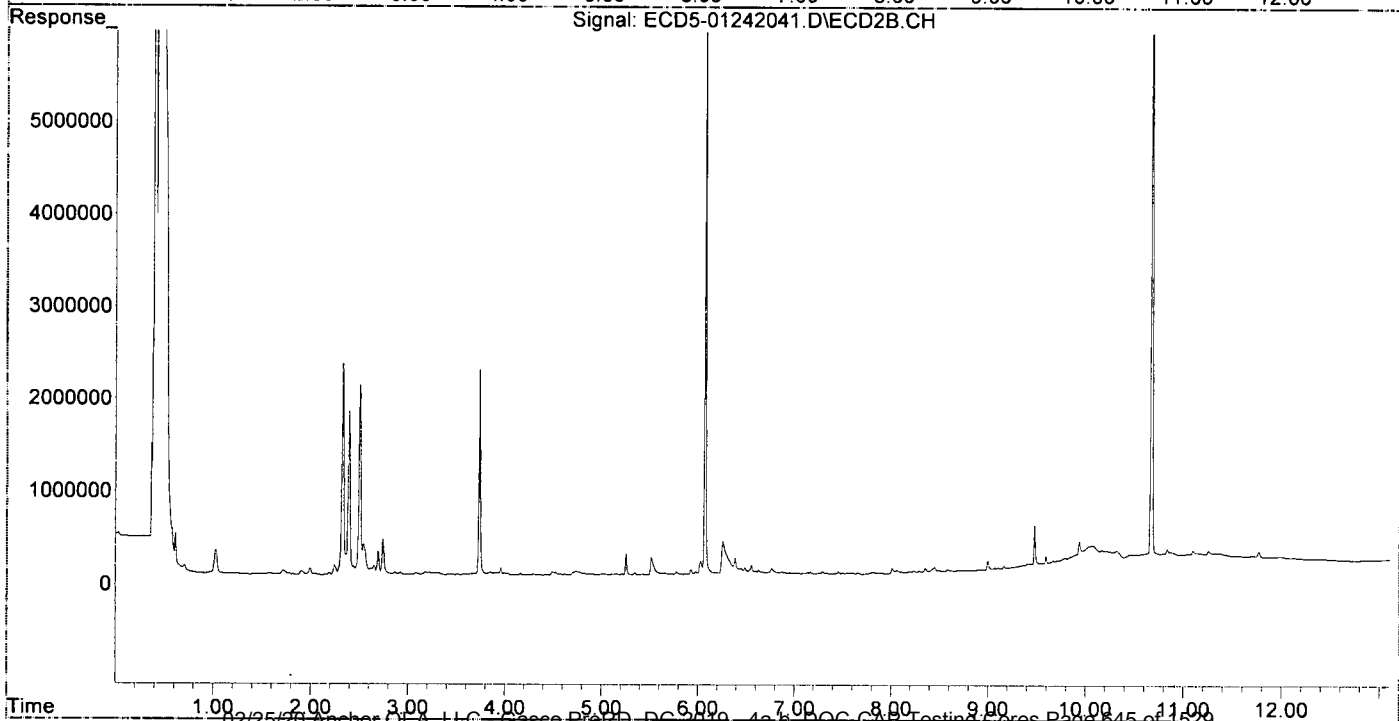
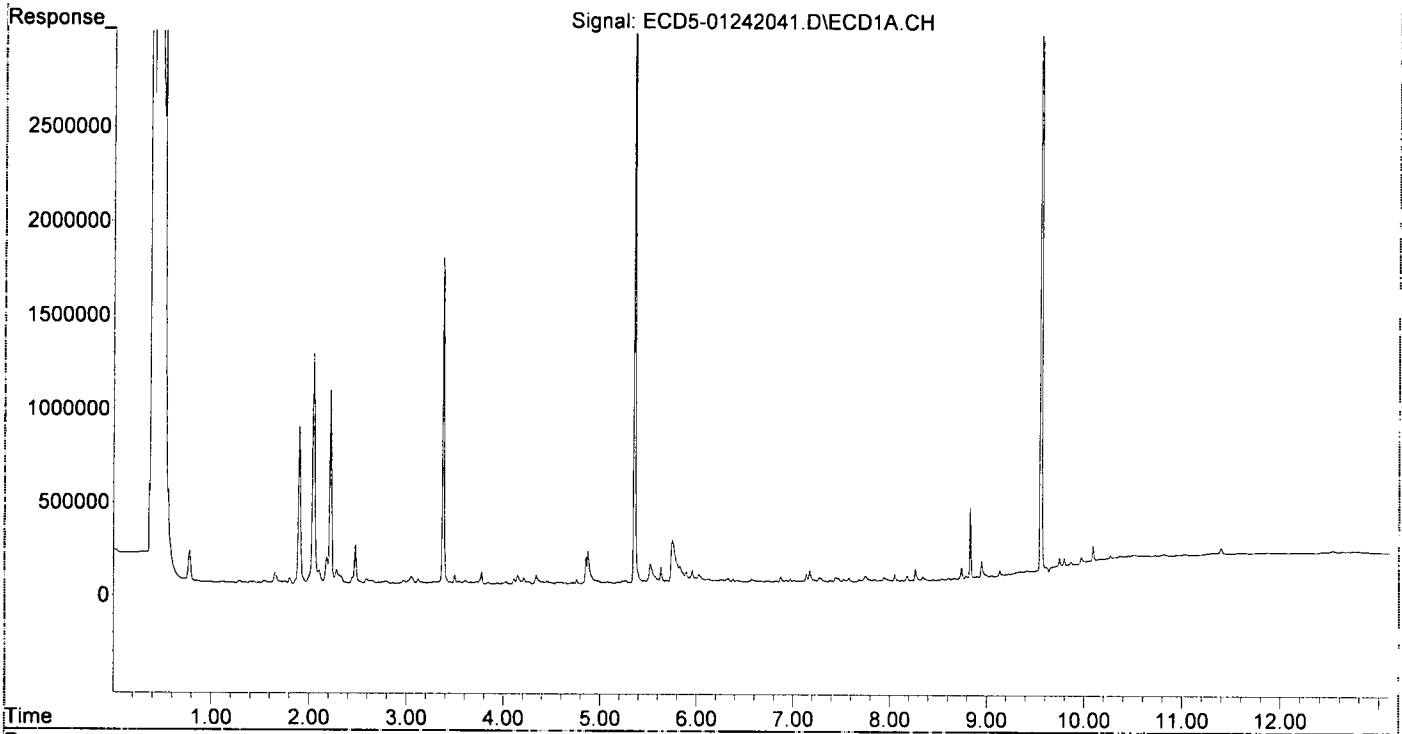
Compound	RT#1	RT#2	Resp#1	Resp#2	ng/mL	ng/mL
System Monitoring Compounds						
1) S TCMX (S)	5.355	6.073	3756778	5971944	19.240	20.034
22) S DCBP (S)	9.555	10.672	6780393	7849230	45.421	44.110
Target Compounds						
2) a-BHC	5.894	0.000	62195	0	0.236	N.D. #
3) g-BHC	0.000	6.998	0	17388	N.D.	0.048 #
4) b-BHC	6.265	7.082	18709	12634	0.023	0.079 #
5) Heptachlor	6.573	0.000	18758	0	0.083	N.D. #
6) d-BHC	6.427	7.318	14267	15818	0.065	0.105 #
7) Aldrin	6.825	7.651	9750	16874	0.044	0.051 #
8) Heptachlo...	7.271f	8.109	23309	14541	0.113	0.047 #
9) trans-Chl...	7.385	8.235	9257	22632	0.044	0.073 #
10) cis-Chlor...	7.469	8.353	18445	42516	0.090	0.143 #
11) Endosulfa...	7.578	8.384	21924	12100	0.113	0.044 #
12) 4,4'-DDE	7.523f	8.450	14979	49458	0.073	0.203 #
13) Dieldrin	7.751	8.586	30130	22201	0.140	0.072 #
14) Endrin	7.942f	8.816	18606	5037	0.108	0.021 #
15) 4,4'-DDD	7.942f	8.852	18606	3264	0.108	0.013 #
16) Endosulfa...	8.053f	8.997f	37544	91054	0.220	0.373 #
17) 4,4'-DDT	8.181	9.074	28003	10312	0.169	0.078 #
18) Endrin Al...	8.341f	9.214	19845	3946	0.130	0.018 #
19) Endosulfa...	8.668	9.413	8105	25628	0.051	0.116 #
20) Methoxychlor	8.540f	9.563	7457	15507	0.086	0.130 #
21) Endrin Ke...	8.877	9.792	6915	51645	0.036	0.206 #
23) Hexachlor...	3.155	3.737f	13124	2214018	0.066	5.525 #
24) Hexachlor...	5.750	6.556	235499	104580	1.067	0.327 #
25) Oxychlordane	0.000	8.013	0	62198	N.D.	0.222 #
26) 2,4'-DDE	7.271f	8.207	23309	13931	0.163	0.066 #
27) trans-Non...	7.469	8.294	18445	11847	BelowCal	0.039 #
28) 2,4'-DDD	7.684	8.586	10689	22201	0.084	0.120 #
29) 2,4'-DDT	7.843	8.816	10273	5037	0.070	BelowCal #
30) cis-Nonac...	7.942	8.852	18606	3264	0.079	0.010 #
31) Mirex	8.608	9.792	8571	51645	6722.984	0.029 #
32) Chlordane...	7.442	8.294	24711	11847	1.053	0.305 #
33) Chlordane...	7.523	8.384	14979	12100	0.520	0.377 #
34) Chlordane...	8.053f	9.074	37544	10312	4.935	0.971 #
35) Chlordane...	3.840f	0.000	8759	0	NoCal	N.D. #
36) Toxaphene...	7.523	8.651f	14979	3546	14.222	1.311 #
37) Toxaphene...	7.843f	8.941f	10273	1678	5.283	0.482 #
38) Toxaphene...	8.125	8.997	4570	91054	BelowCal	13.822 #
39) Toxaphene...	8.341	9.074	19845	10312	4.912	1.143 #
40) Toxaphene...	8.608f	9.272f	8571	4227	2.607	0.842 #
41) Toxaphene...	8.668	9.666f	8105	31583	1.866	5.626 #
42) Toxaphene...	3.840f	0.000	8759	0	NoCal	N.D. #

(f)=RT Delta > 1/2 Window (#)=Amounts differ by > 40% (m)=manual int.

Quantitation Report (Not Reviewed)

Data Path : R:\data\2020-01\0A24032\
Data File : ECD5-01242041.D
Signal(s) : Signal #1: ECD1A.CH Signal #2: ECD2B.CH
Acq On : 24 Jan 2020 23:09
Operator : MJB
Sample : A0A0648-05RE1
Misc : 1x, 2,4+4,4-DDx Only, GPC
ALS Vial : 27 (Sig #1); 0 (Sig #2) Sample Multiplier: 1

Integration File signal 1: PEST1.e
Integration File signal 2: PEST2.e
Quant Time: Jan 27 10:54:59 2020
Quant Method : R:\methods\ECD5_QUANTPEST_200107RT1.M
Quant Title : Instrument: DualECD5
QLast Update : Thu Jan 09 11:11:29 2020
Response via : Initial Calibration
Integrator: ChemStation 6890 Scale Mode: Small noise peaks clipped



Quantitation Report (QT Reviewed)

Data Path : R:\data\2020-01\0A24032\
 Data File : ECD5-01242045.D
 Signal(s) : Signal #1: ECD1A.CH Signal #2: ECD2B.CH
 Acq On : 25 Jan 2020 0:17
 Operator : MJB
 Sample : 0A24032-CCV6
 Misc : A19K134, AB 100 ppb
 ALS Vial : 5 (Sig #1); 0 (Sig #2) Sample Multiplier: 1

Integration File signal 1: PEST1.e
 Integration File signal 2: PEST2.e
 Quant Time: Jan 27 12:23:50 2020
 Quant Method : R:\methods\ECD5_QUANTPEST_200107RT1.M
 Quant Title : Instrument: DualECD5
 QLast Update : Thu Jan 09 11:11:29 2020
 Response via : Initial Calibration
 Integrator: ChemStation 6890 Scale Mode: Small noise peaks clipped

MJB
1/27/20

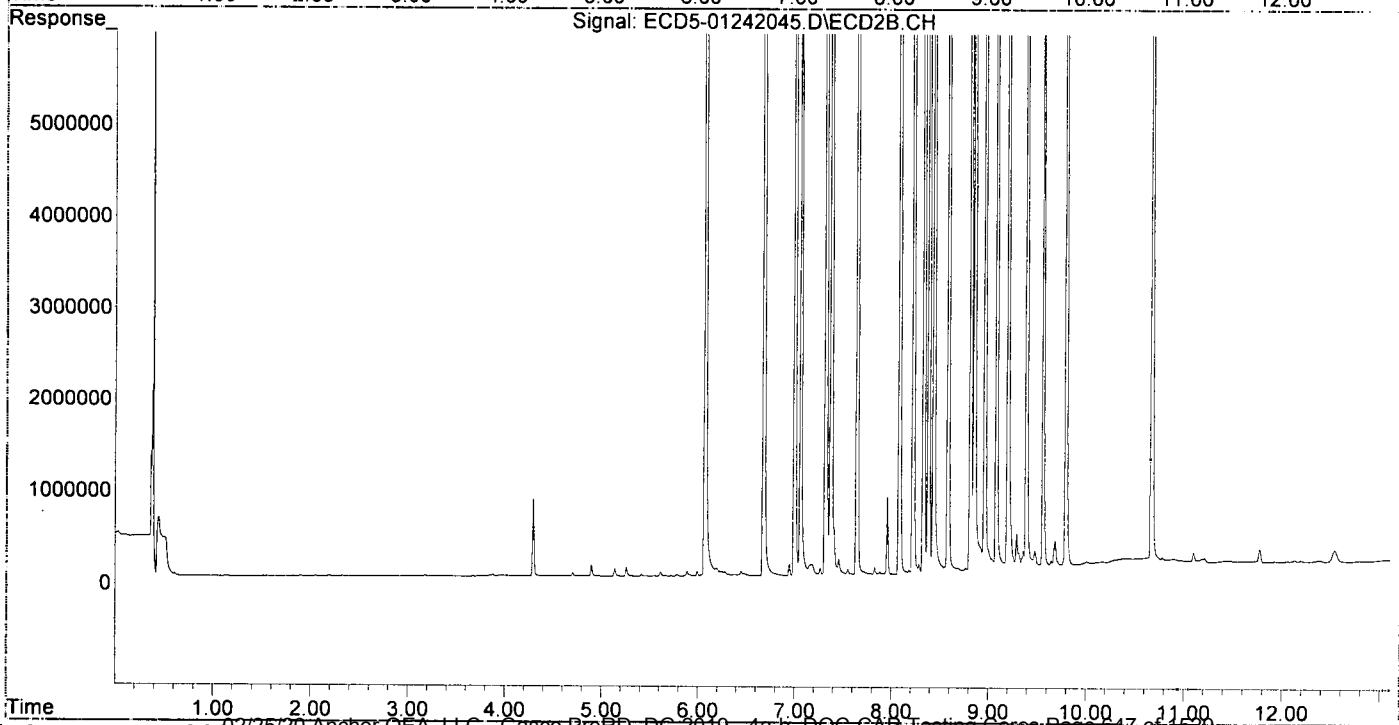
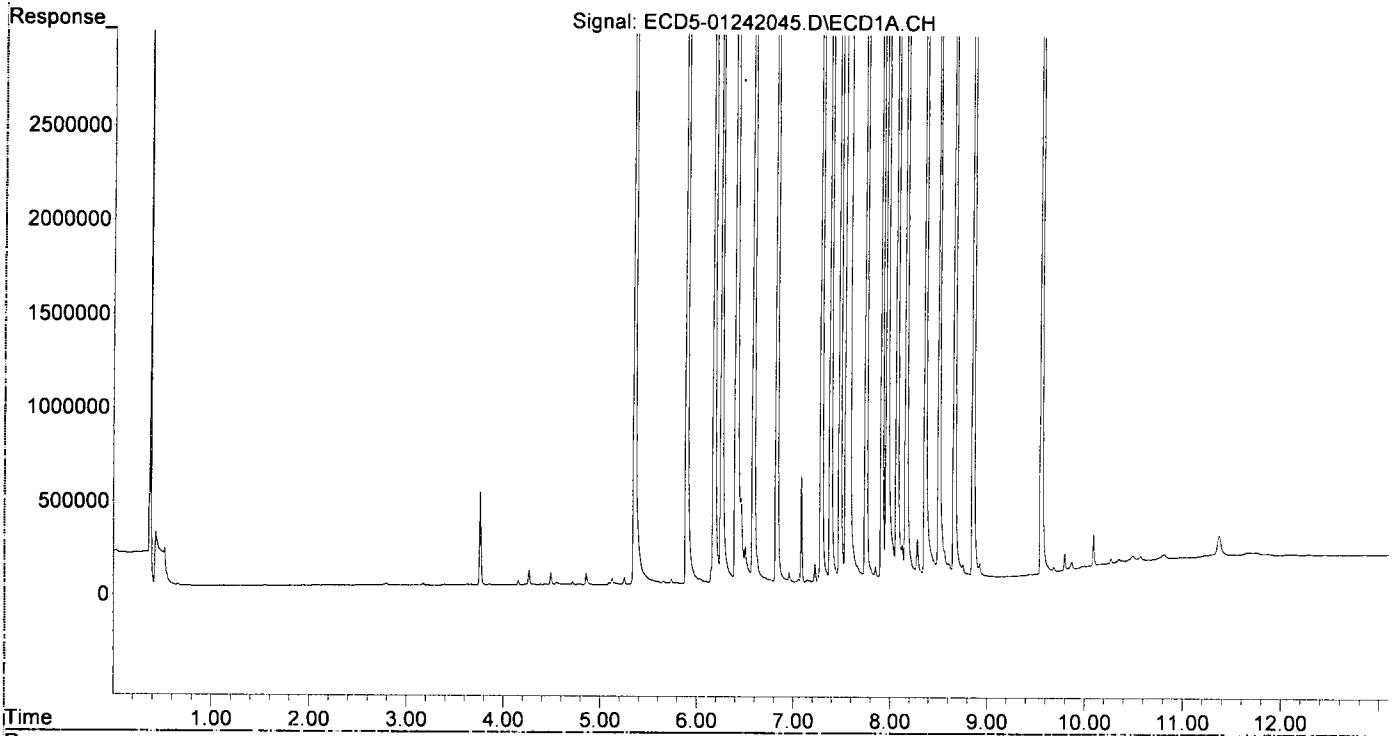
Compound	RT#1	RT#2	Resp#1	Resp#2	ng/mL	ng/mL
System Monitoring Compounds						
1) S TCMX (S)	5.355	6.073	18408398	31099404	94.276	104.331
22) S DCBP (S)	9.558	10.673	15000242	19584670	101.375	110.059
Target Compounds						
2) a-BHC	5.895	6.680	27512456	49717475	104.545	120.395
3) g-BHC	6.178	7.000	23749366	42415133	101.710	116.175
4) b-BHC	6.255	7.062	8676128	16329350	89.689	101.515
5) Heptachlor	6.587	7.377	23997725	43005903	105.607	121.318
6) d-BHC	6.405	7.320	19589375	40245269	89.925	106.455
7) Aldrin	6.828	7.646	22879762	39773249	103.698	119.419
8) Heptachlo...	7.289	8.085	20662772	34912776	100.229	113.340
9) trans-Chl...	7.384	8.225	21036163	35945679	99.831	115.273
10) cis-Chlor...	7.481	8.333	20956666	33922296	102.414	114.352
11) Endosulfa...	7.578	8.385	19837110	31934428	102.357	114.920
12) 4,4'-DDE	7.547	8.437	19629468	33860214	95.203m	103.208
13) Dieldrin	7.750	8.587	22186046	36647581	103.010	118.628
14) Endrin	7.915	8.816	19863061	31060479	114.803	132.192
15) 4,4'-DDD	7.969	8.855	15674958	27785335	90.788	113.037
16) Endosulfa...	8.072	8.963	17222894	28908895	100.944	118.334
17) 4,4'-DDT	8.166	9.083	17171578	26948296	103.654	105.408
18) Endrin Al...	8.362	9.200	13995537	22358288	91.407	99.991
19) Endosulfa...	8.663	9.391	17086055	27447374	106.763	123.821
20) Methoxychlor	8.505	9.561	8112985	12815010	93.674	107.752
21) Endrin Ke...	8.857	9.796	20060605	31164914	105.046	124.445
23) Hexachlor...	3.171	0.000	8915	0	0.045	N.D. #
24) Hexachlor...	5.738	0.000	25796	0	BelowCal	N.D.
25) Oxychlorane	7.224	8.008	98612	12466	0.362	0.045 #
26) 2,4'-DDE	7.289	8.225	20662772	35945679	144.909	170.690
27) trans-Non...	7.481	8.286	20956666	97471	104.585	0.317 #
28) 2,4'-DDD	0.000	8.587	0	36647581	N.D.	198.697 #
29) 2,4'-DDT	7.850	8.816	72863	31060479	0.497	134.904 #
30) cis-Nonac...	7.969f	8.855	15674958	27785335	66.505	81.449
31) Mirex	0.000	9.796	0	31164914	N.D.	154.202 #
32) Chlordane...	0.000	8.286	0	97471	N.D.	2.506 #
33) Chlordane...	0.000	8.385	0	31934428	N.D.	994.906 #
34) Chlordane...	8.072	9.038f	17222894	112056	2263.910	10.554 #
35) Chlordane...	3.852f	0.000	4728	0	NoCal	N.D.
36) Toxaphene...	7.481f	8.587f	20956666	36647581	19897.674	13551.560
37) Toxaphene...	0.000	8.963	0	28908895	N.D.	8301.052 #
38) Toxaphene...	0.000	9.038f	0	112056	N.D.	17.917 #
39) Toxaphene...	8.362	9.083	13995537	26948296	3464.210	2985.738
40) Toxaphene...	0.000	0.000	0	0	N.D.	N.D.
41) Toxaphene...	8.663	9.645	17086055	56011	3934.741	9.977 #
42) Toxaphene...	0.000	3.841f	0	7437	N.D.	NoCal

(f)=RT Delta > 1/2 Window (#)=Amounts differ by > 40% (m)=manual int.

Quantitation Report (QT Reviewed)

Data Path : R:\data\2020-01\0A24032\
Data File : ECD5-01242045.D
Signal(s) : Signal #1: ECD1A.CH Signal #2: ECD2B.CH
Acq On : 25 Jan 2020 0:17
Operator : MJB
Sample : 0A24032-CCV6
Misc : A19K134, AB 100 ppb
ALS Vial : 5 (Sig #1); 0 (Sig #2) Sample Multiplier: 1

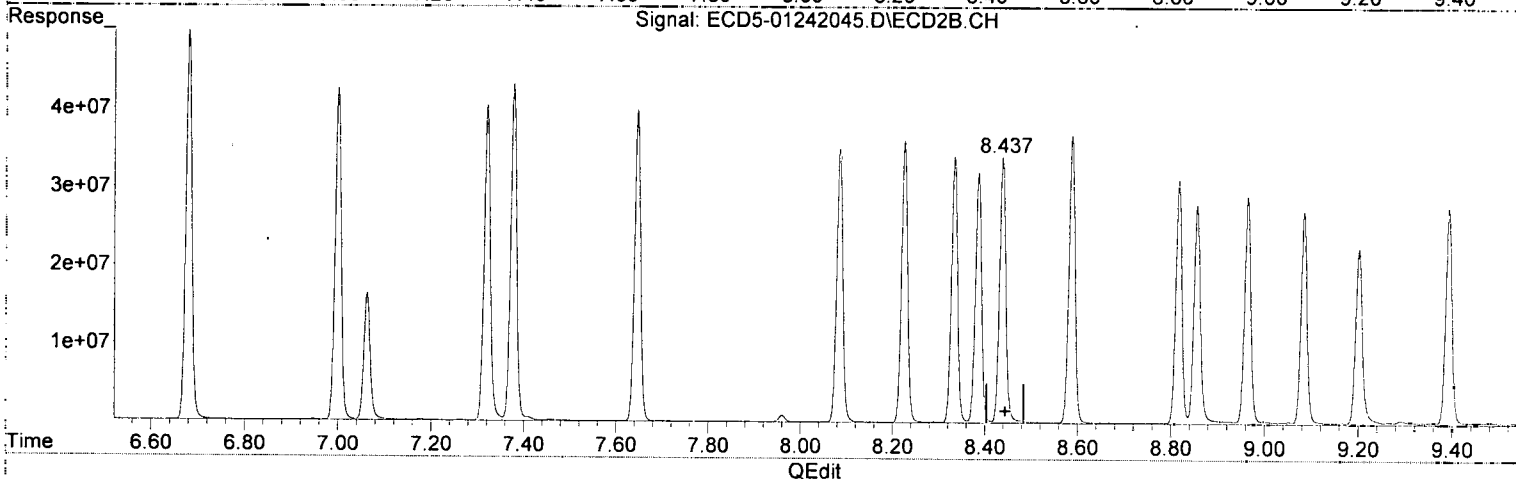
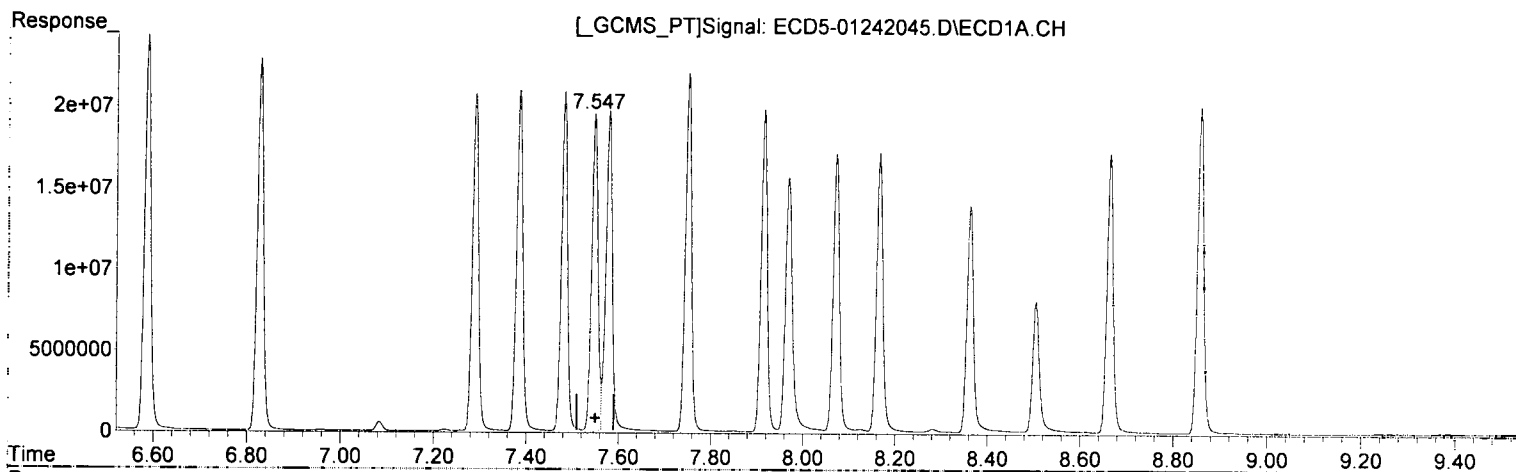
Integration File signal 1: PEST1.e
Integration File signal 2: PEST2.e
Quant Time: Jan 27 12:23:50 2020
Quant Method : R:\methods\ECD5_QUANTPEST_200107RT1.M
Quant Title : Instrument: DualECD5
QLast Update : Thu Jan 09 11:11:29 2020
Response via : Initial Calibration
Integrator: ChemStation 6890 Scale Mode: Small noise peaks clipped



Quantitation Report (Qedit)

Data Path : R:\data\2020-01\0A24032\
Data File : ECD5-01242045.D
Signal(s) : Signal #1: ECD1A.CH Signal #2: ECD2B.CH
Acq On : 25 Jan 2020 0:17
Operator : MJB
Sample : 0A24032-CCV6
Misc : A19K134, AB 100 ppb
ALS Vial : 5 (Sig #1); 0 (Sig #2) Sample Multiplier: 1

Integration File signal 1: PEST1.e
Integration File signal 2: PEST2.e
Quant Time: Jan 27 10:55:28 2020
Quant Method : R:\methods\ECD5_QUANTPEST_200107RT1.M
Quant Title : Instrument: DualeCD5
QLast Update : Thu Jan 09 11:11:29 2020
Response via : Initial Calibration
Integrator: ChemStation 6890 Scale Mode: Small noise peaks clipped



(12) 4,4'-DDE

7.547min 95.203 ng/mL(m)

response 19629468

MJB
1/27/20

(12) 4,4'-DDE #2

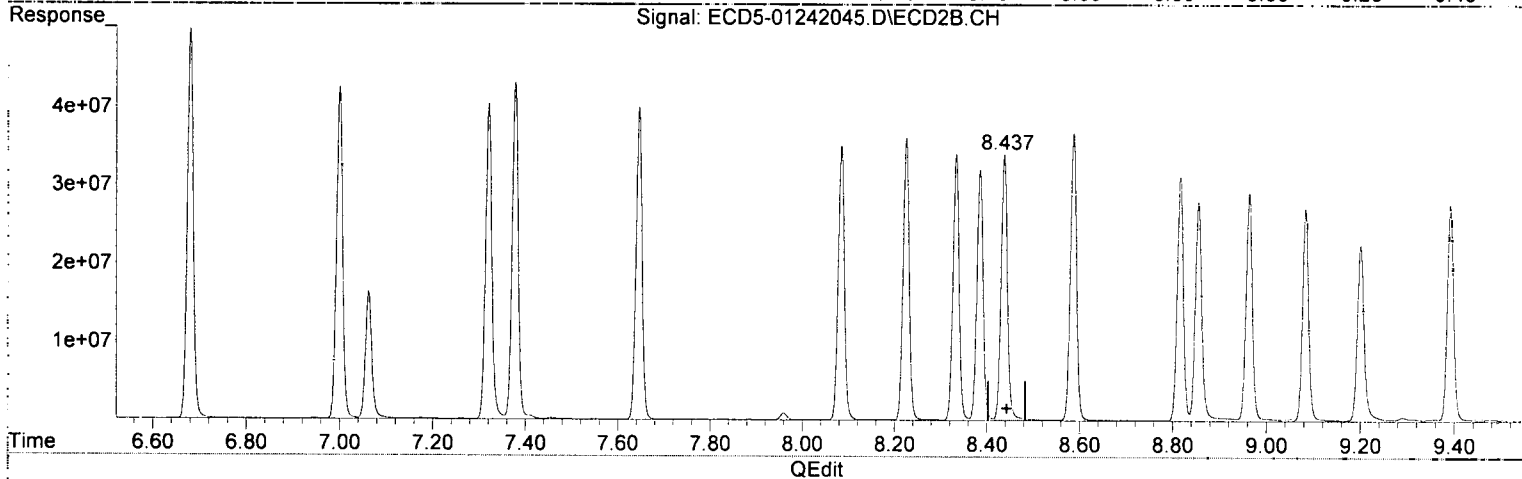
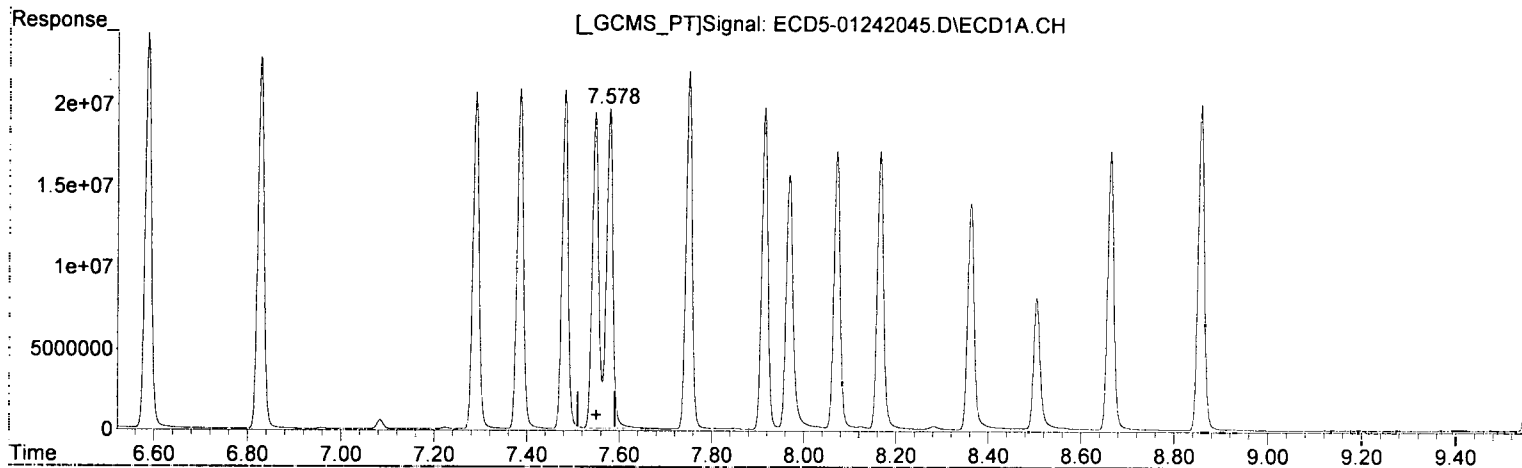
8.437min 103.208 ng/mL

response 33860214

Quantitation Report (Qedit)

Data Path : R:\data\2020-01\0A24032\
Data File : ECD5-01242045.D
Signal(s) : Signal #1: ECD1A.CH Signal #2: ECD2B.CH
Acq On : 25 Jan 2020 0:17
Operator : MJB
Sample : 0A24032-CCV6
Misc : A19K134, AB 100 ppb
ALS Vial : 5 (Sig #1); 0 (Sig #2) Sample Multiplier: 1

Integration File signal 1: PEST1.e
Integration File signal 2: PEST2.e
Quant Time: Jan 27 10:55:28 2020
Quant Method : R:\methods\ECD5_QUANTPEST_200107RT1.M
Quant Title : Instrument: DualECD5
QLast Update : Thu Jan 09 11:11:29 2020
Response via : Initial Calibration
Integrator: ChemStation 6890 Scale Mode: Small noise peaks clipped



(12) 4,4'-DDE
7.578min 96.210 ng/mL
response 19837110

MJB
1/27/20

(12) 4,4'-DDE #2
8.437min 103.208 ng/mL
response 33860214

Quantitation Report (Not Reviewed)

Data Path : R:\data\2020-01\0A24032\
 Data File : ECD5-01242045.D
 Signal(s) : Signal #1: ECD1A.CH Signal #2: ECD2B.CH
 Acq On : 25 Jan 2020 0:17
 Operator : MJB
 Sample : 0A24032-CCV6
 Misc : A19K134, AB 100 ppb
 ALS Vial : 5 (Sig #1); 0 (Sig #2) Sample Multiplier: 1

Integration File signal 1: PEST1.e
 Integration File signal 2: PEST2.e
 Quant Time: Jan 27 10:55:28 2020
 Quant Method : R:\methods\ECD5_QUANTPEST_200107RT1.M
 Quant Title : Instrument: DualECD5
 QLast Update : Thu Jan 09 11:11:29 2020
 Response via : Initial Calibration
 Integrator: ChemStation 6890 Scale Mode: Small noise peaks clipped

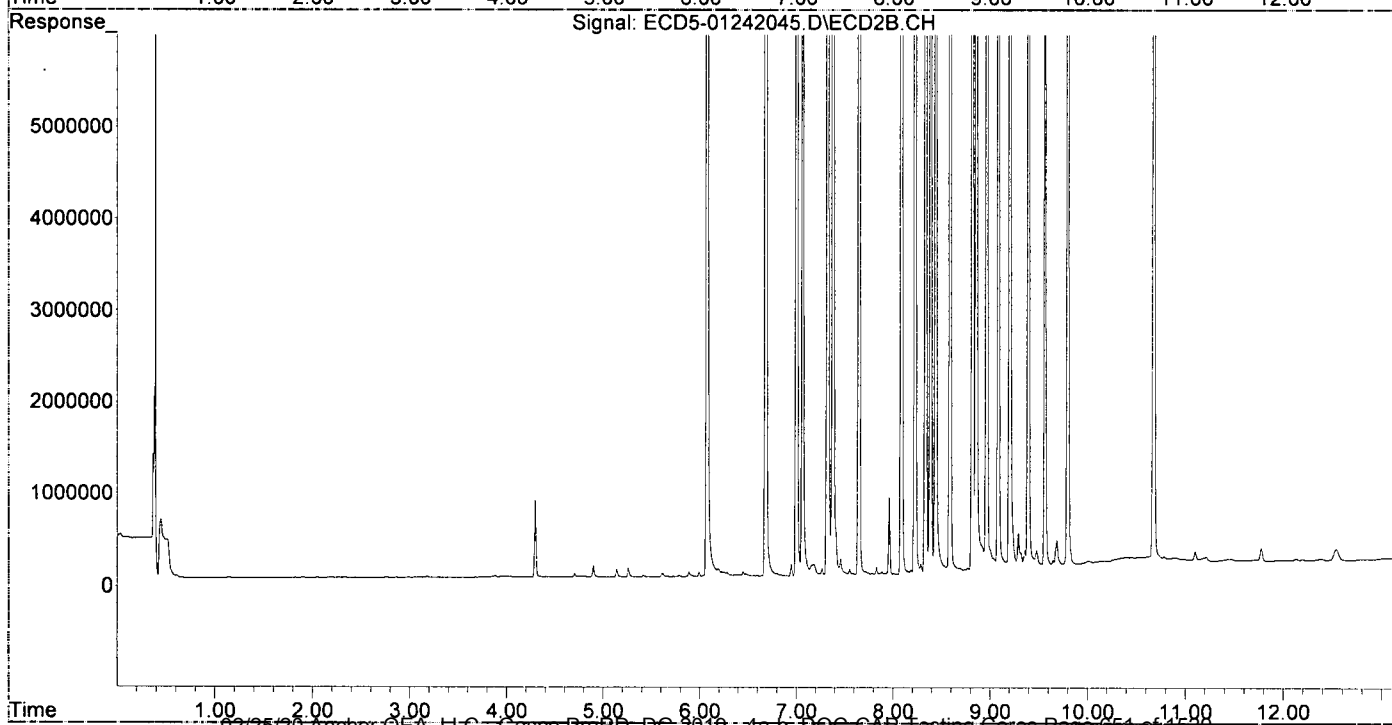
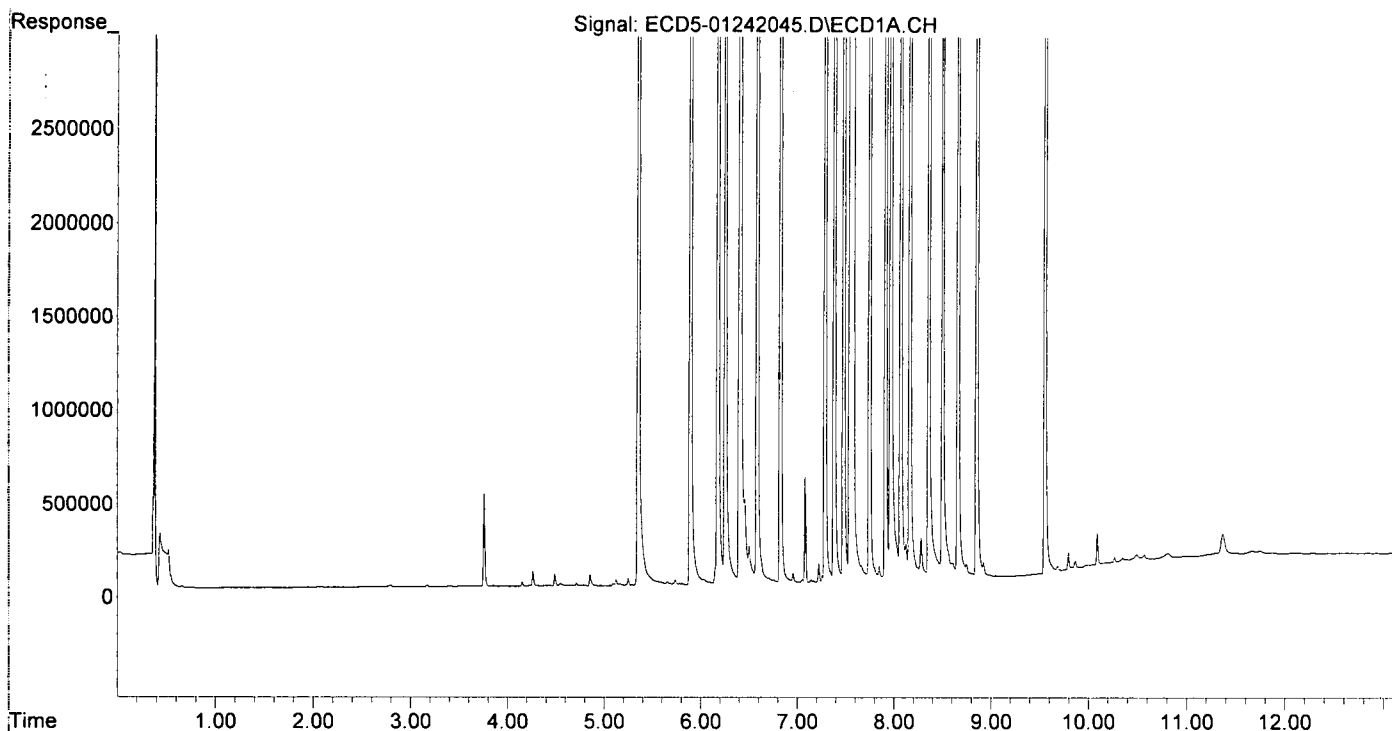
MI
MJB
1/27/20

Compound	RT#1	RT#2	Resp#1	Resp#2	ng/mL	ng/mL
System Monitoring Compounds						
1) S TCMX (S)	5.355	6.073	18408398	31099404	94.276	104.331
22) S DCBP (S)	9.558	10.673	15000242	19584670	101.375	110.059
Target Compounds						
2) a-BHC	5.895	6.680	27512456	49717475	104.545	120.395
3) g-BHC	6.178	7.000	23749366	42415133	101.710	116.175
4) b-BHC	6.255	7.062	8676128	16329350	89.689	101.515
5) Heptachlor	6.587	7.377	23997725	43005903	105.607	121.318
6) d-BHC	6.405	7.320	19589375	40245269	89.925	106.455
7) Aldrin	6.828	7.646	22879762	39773249	103.698	119.419
8) Heptachlo...	7.289	8.085	20662772	34912776	100.229	113.340
9) trans-Chl...	7.384	8.225	21036263	35945679	99.831	115.273
10) cis-Chlor...	7.481	8.333	20956666	33922296	102.414	114.352
11) Endosulfa...	7.578	8.385	19837110	31934428	102.357	114.920
12) 4,4'-DDE	7.578f	8.437	19837110	33860214	96.210	103.208
13) Dieldrin	7.750	8.587	22186046	36647581	103.010	118.628
14) Endrin	7.915	8.816	19863061	31060479	114.803	132.192
15) 4,4'-DDD	7.969	8.855	15674958	27785335	90.788	113.037
16) Endosulfa...	8.072	8.963	17222894	28908895	100.944	118.334
17) 4,4'-DDT	8.166	9.083	17171578	26948296	103.654	105.408
18) Endrin Al...	8.362	9.200	13995537	22358288	91.407	99.991
19) Endosulfa...	8.663	9.391	17086055	27447374	106.763	123.821
20) Methoxychlor	8.505	9.561	8112985	12815010	93.674	107.752
21) Endrin Ke...	8.857	9.796	20060605	31164914	105.046	124.445
23) Hexachlor...	3.171	0.000	8915	0	0.045	N.D. #
24) Hexachlor...	5.738	0.000	25796	0	BelowCal	N.D.
25) Oxychlordane	7.224	8.008	98612	12466	0.362	0.045 #
26) 2,4'-DDE	7.289	8.225	20662772	35945679	144.909	170.690
27) trans-Non...	7.481	8.286	20956666	97471	104.585	0.317 #
28) 2,4'-DDD	0.000	8.587	0	36647581	N.D.	198.697 #
29) 2,4'-DDT	7.850	8.816	72863	31060479	0.497	134.904 #
30) cis-Nonac...	7.969f	8.855	15674958	27785335	66.505	81.449
31) Mirex	0.000	9.796	0	31164914	N.D.	154.202 #
32) Chlordane...	0.000	8.286	0	97471	N.D.	2.506 #
33) Chlordane...	0.000	8.385	0	31934428	N.D.	994.906 #
34) Chlordane...	8.072	9.038f	17222894	112056	2263.910	10.554 #
35) Chlordane...	3.852f	0.000	4728	0	NoCal	N.D.
36) Toxaphene...	7.481f	8.587f	20956666	36647581	19897.674	13551.560
37) Toxaphene...	0.000	8.963	0	28908895	N.D.	8301.052 #
38) Toxaphene...	0.000	9.038f	0	112056	N.D.	17.917 #
39) Toxaphene...	8.362	9.083	13995537	26948296	3464.210	2985.738
40) Toxaphene...	0.000	0.000	0	0	N.D.	N.D.
41) Toxaphene...	8.663	9.645	17086055	56011	3934.741	9.977 #
42) Toxaphene...	0.000	3.841f	0	7437	N.D.	NoCal

(f)=RT Delta > 1/2 Window (#)=Amounts differ by > 40% (m)=manual int.

Data Path : R:\data\2020-01\0A24032\
 Data File : ECD5-01242045.D
 Signal(s) : Signal #1: ECD1A.CH Signal #2: ECD2B.CH
 Acq On : 25 Jan 2020 0:17
 Operator : MJB
 Sample : 0A24032-CCV6
 Misc : A19K134, AB 100 ppb
 ALS Vial : 5 (Sig #1); 0 (Sig #2) Sample Multiplier: 1

Integration File signal 1: PEST1.e
 Integration File signal 2: PEST2.e
 Quant Time: Jan 27 10:55:28 2020
 Quant Method : R:\methods\ECD5_QUANTPEST_200107RT1.M
 Quant Title : Instrument: DualECD5
 QLast Update : Thu Jan 09 11:11:29 2020
 Response via : Initial Calibration
 Integrator: ChemStation 6890 Scale Mode: Small noise peaks clipped



Data Path : R:\data\2020-01\0A24032\
 Data File : ECD5-01242046.D
 Signal(s) : Signal #1: ECD1A.CH Signal #2: ECD2B.CH
 Acq On : 25 Jan 2020 0:34
 Operator : MJB
 Sample : 0A24032-CCV7
 Misc : A19J409, 9-42 100 ppb
 ALS Vial : 6 (Sig #1); 0 (Sig #2) Sample Multiplier: 1

Integration File signal 1: PEST1.e
 Integration File signal 2: PEST2.e
 Quant Time: Jan 27 10:55:35 2020
 Quant Method : R:\methods\ECD5_QUANTPEST_200107RT1.M
 Quant Title : Instrument: DualECD5
 QLast Update : Thu Jan 09 11:11:29 2020
 Response via : Initial Calibration
 Integrator: ChemStation 6890 Scale Mode: Small noise peaks clipped

MJB
1/27/20

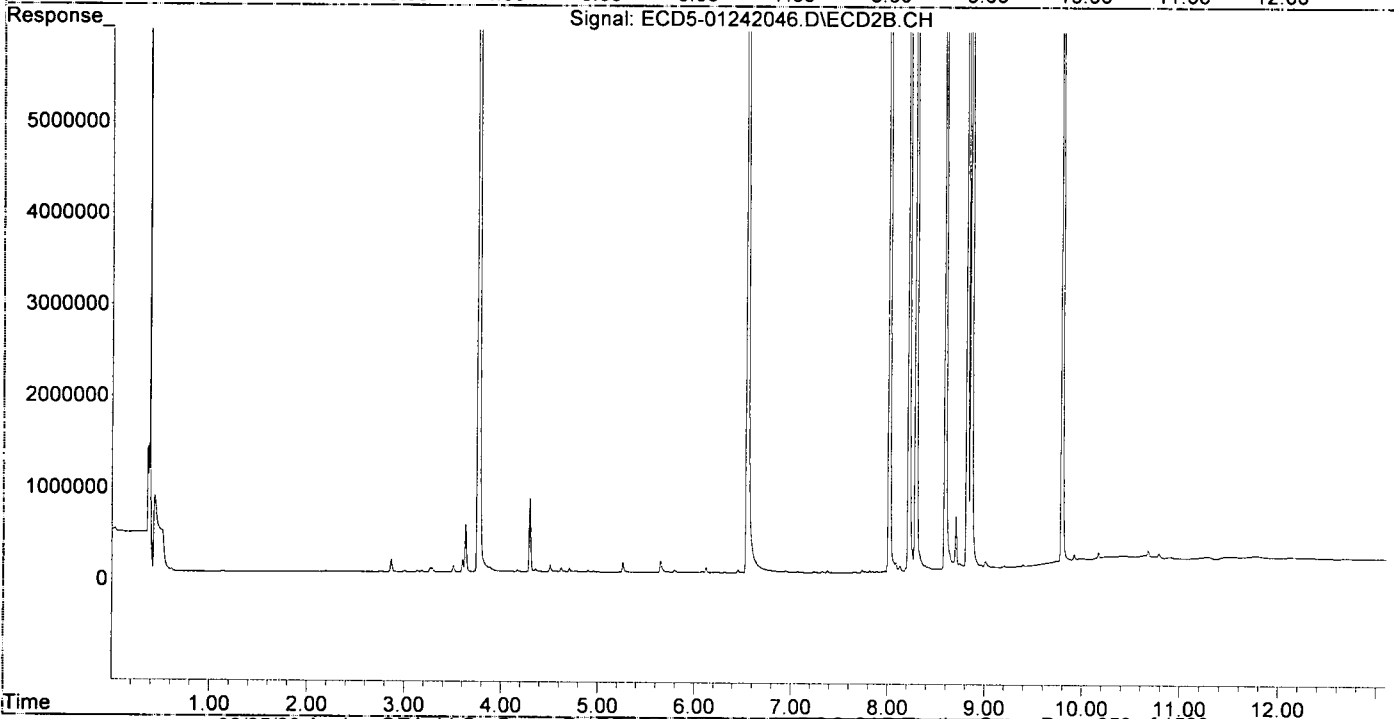
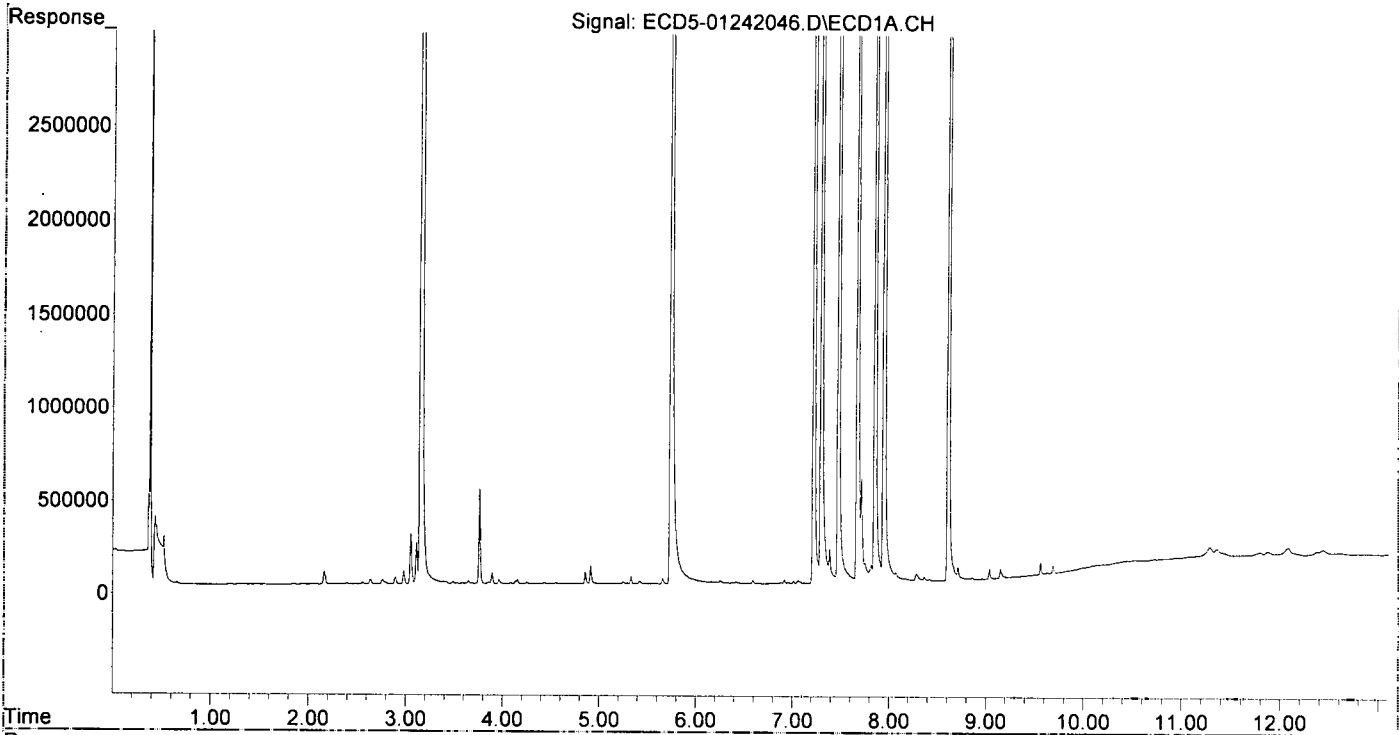
Compound	RT#1	RT#2	Resp#1	Resp#2	ng/mL	ng/mL
System Monitoring Compounds						
1) S TCMX (S)	5.329f	6.080	39737	13785	0.204	0.046 #
22) S DCBP (S)	9.560	10.675	67110	64659	0.293	0.363
Target Compounds						
2) a-BHC	0.000	0.000	0	0	N.D.	N.D.
3) g-BHC	6.203f	7.002	7596	2284	0.033	0.006 #
4) b-BHC	6.251	7.068	14645	6807	5931.853	0.042 #
5) Heptachlor	6.591	7.378	16502	25241	0.073	0.071
6) d-BHC	6.415	7.324	8181	14740	0.038	0.102 #
7) Aldrin	0.000	7.654	0	10104	N.D.	0.030 #
8) Heptachlo...	7.297	8.083	12079733	98372	58.595	0.319 #
9) trans-Chl...	7.385	8.216	180314	21462529	0.856	68.827 #
10) cis-Chlor...	7.475	0.000	19722695	0	96.384	N.D. #
11) Endosulfa...	0.000	8.384	0	52348	N.D.	0.188 #
12) 4,4'-DDE	0.000	0.000	0	0	N.D.	N.D.
13) Dieldrin	7.715f	8.591	557341	18736353	2.588	60.649 #
14) Endrin	7.945f	8.817	22113755	20837578	127.812	88.684
15) 4,4'-DDD	7.945f	8.859	22113755	37441311	128.082	152.320
16) Endosulfa...	8.070	8.964	47054	36270	0.276	0.148 #
17) 4,4'-DDT	8.169	9.084	16658	14198	0.101	0.096
18) Endrin Al...	8.365	9.202	19571	17883	0.128	0.080
19) Endosulfa...	0.000	9.393	0	16880	N.D.	0.076 #
20) Methoxychlor	0.000	0.000	0	0	N.D.	N.D.
21) Endrin Ke...	8.860	9.792	9484	19854470	0.050	79.281 #
23) Hexachlor...	3.155	3.761	21335621	46163492	106.974	115.199
24) Hexachlor...	5.738	6.543	17181005	30383375	88.954	94.918
25) Oxychlorthane	7.219	8.015	17665848	29547672	99.917	105.643
26) 2,4'-DDE	7.297	8.216	12079733	21462529	84.716	101.916
27) trans-Non...	7.475	8.290	19722695	32183735	98.470	104.666
28) 2,4'-DDD	7.670	8.591	10267453	18736353	80.697	101.585
29) 2,4'-DDT	7.852	8.817	13082305	20837578	89.313	96.032
30) cis-Nonac...	7.945	8.859	22113755	37441311	93.824	109.754
31) Mirex	8.610	9.792	12882404	19854470	96.657	103.112
32) Chlordane...	7.475f	8.290	19722695	32183735	840.637	827.410
33) Chlordane...	0.000	8.384	0	52348	N.D.	1.631 #
34) Chlordane...	8.070	9.084f	47054	14198	6.185	1.337 #
35) Chlordane...	3.852f	3.761f	8131	46163492	NoCal	NoCal
36) Toxaphene...	7.475f	8.591f	19722695	18736353	18726.058	6928.337 #
37) Toxaphene...	0.000	8.964	0	36270	N.D.	10.415 #
38) Toxaphene...	0.000	9.008	0	71433	N.D.	9.994 #
39) Toxaphene...	8.365	9.084	19571	14198	4.844	1.573 #
40) Toxaphene...	8.610f	0.000	12882404	0	3918.270	N.D. #
41) Toxaphene...	0.000	0.000	0	0	N.D.	N.D.
42) Toxaphene...	0.000	0.000	0	0	N.D.	N.D.

(f)=RT Delta > 1/2 Window (#)=Amounts differ by > 40% (m)=manual int.

Quantitation Report (Not Reviewed)

Data Path : R:\data\2020-01\0A24032\
Data File : ECD5-01242046.D
Signal(s) : Signal #1: ECD1A.CH Signal #2: ECD2B.CH
Acq On : 25 Jan 2020 0:34
Operator : MJB
Sample : 0A24032-CCV7
Misc : A19J409, 9-42 100 ppb
ALS Vial : 6 (Sig #1); 0 (Sig #2) Sample Multiplier: 1

Integration File signal 1: PEST1.e
Integration File signal 2: PEST2.e
Quant Time: Jan 27 10:55:35 2020
Quant Method : R:\methods\ECD5_QUANTPEST_200107RT1.M
Quant Title : Instrument: DualECD5
QLast Update : Thu Jan 09 11:11:29 2020
Response via : Initial Calibration
Integrator: ChemStation 6890 Scale Mode: Small noise peaks clipped



Data Path : R:\data\2020-01\0A24032\
 Data File : ECD5-01242047.D
 Signal(s) : Signal #1: ECD1A.CH Signal #2: ECD2B.CH
 Acq On : 25 Jan 2020 0:52
 Operator : MJB
 Sample : 0A24032-CCB4
 Misc : A19L339
 ALS Vial : 7 (Sig #1); 0 (Sig #2) Sample Multiplier: 1

Integration File signal 1: PEST1.e
 Integration File signal 2: PEST2.e
 Quant Time: Jan 27 10:55:41 2020
 Quant Method : R:\methods\ECD5_QUANTPEST_200107RT1.M
 Quant Title : Instrument: DualECD5
 QLast Update : Thu Jan 09 11:11:29 2020
 Response via : Initial Calibration
 Integrator: ChemStation 6890 Scale Mode: Small noise peaks clipped

MJB
1/27/20

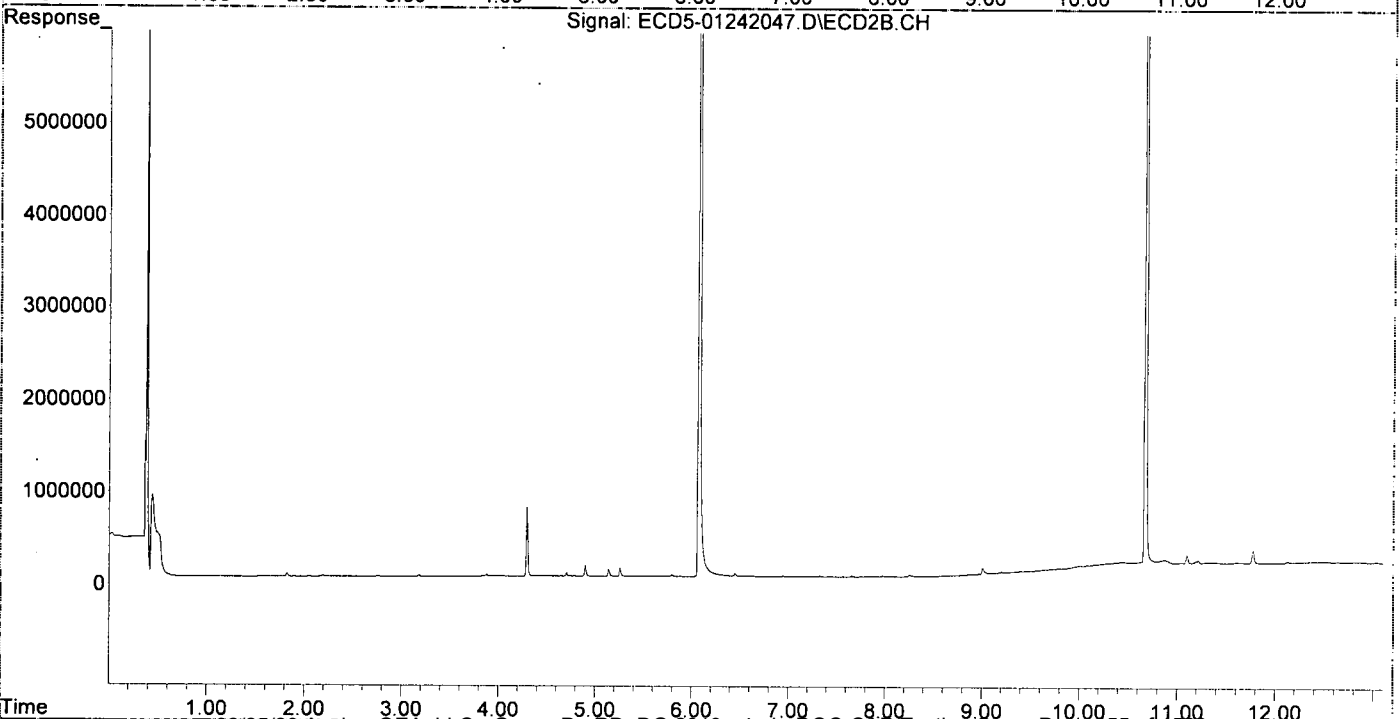
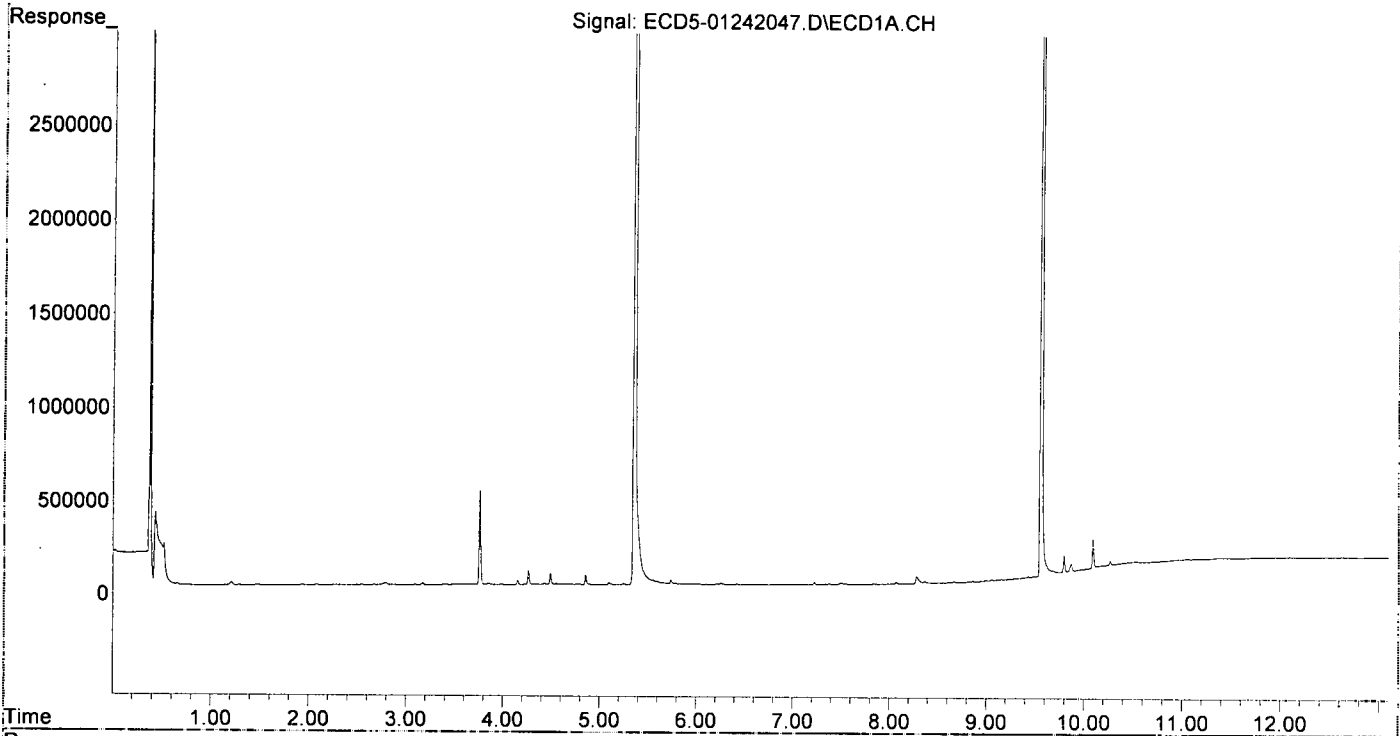
Compound	RT#1	RT#2	Resp#1	Resp#2	ng/mL	ng/mL
System Monitoring Compounds						
1) S TCMX (S)	5.356	6.073	17613562	29230102	90.205	98.060
22) S DCBP (S)	9.558	10.674	14265692	18661762	96.343	104.873
Target Compounds						
2) a-BHC	0.000	0.000	0	0	N.D.	N.D.
3) g-BHC	6.210f	0.000	4397	0	0.019	N.D. #
4) b-BHC	6.258	0.000	8614	0	5931.914	N.D. #
5) Heptachlor	0.000	0.000	0	0	N.D.	N.D.
6) d-BHC	6.421	7.325	3282	8361	0.015	0.083 #
7) Aldrin	0.000	7.656	0	9681	N.D.	0.029 #
8) Heptachlo...	0.000	0.000	0	0	N.D.	N.D.
9) trans-Chl...	7.377	8.255f	6400	14452	0.030	0.046 #
10) cis-Chlor...	7.499	0.000	7784	0	0.038	N.D. #
11) Endosulfa...	0.000	0.000	0	0	N.D.	N.D.
12) 4,4'-DDE	0.000	0.000	0	0	N.D.	N.D.
13) Dieldrin	0.000	0.000	0	0	N.D.	N.D.
14) Endrin	0.000	0.000	0	0	N.D.	N.D.
15) 4,4'-DDD	0.000	0.000	0	0	N.D.	N.D.
16) Endosulfa...	8.070	9.009f	9947	61631	0.058	0.252 #
17) 4,4'-DDT	0.000	9.105	0	4110	N.D.	0.048 #
18) Endrin Al...	8.366	9.202	13176	10341	0.086	0.046 #
19) Endosulfa...	8.668	9.394	8136	9304	0.051	0.042
20) Methoxychlor	8.503	0.000	3241	0	0.037	N.D. #
21) Endrin Ke...	8.861	9.794	3758	4801	0.020	0.019
23) Hexachlor...	3.170	0.000	9624	0	0.048	N.D. #
24) Hexachlor...	5.739	0.000	25761	0	BelowCal	N.D.
25) Oxychlorane	7.224	0.000	12228	0	BelowCal	N.D.
26) 2,4'-DDE	0.000	8.255f	0	14452	N.D.	0.069 #
27) trans-Non...	7.499f	8.255f	7784	14452	BelowCal	0.047
28) 2,4'-DDD	0.000	0.000	0	0	N.D.	N.D.
29) 2,4'-DDT	0.000	0.000	0	0	N.D.	N.D.
30) cis-Nonac...	0.000	0.000	0	0	N.D.	N.D.
31) Mirex	8.614	9.794	3307	4801	6723.023	BelowCal #
32) Chlordane...	0.000	8.255f	0	14452	N.D.	0.372 #
33) Chlordane...	7.499f	0.000	7784	0	0.270	N.D. #
34) Chlordane...	8.070	0.000	9947	0	1.308	N.D. #
35) Chlordane...	3.847f	0.000	6493	0	NoCal	N.D.
36) Toxaphene...	7.499	0.000	7784	0	7.390	N.D. #
37) Toxaphene...	0.000	0.000	0	0	N.D.	N.D.
38) Toxaphene...	0.000	9.009	0	61631	N.D.	8.080 #
39) Toxaphene...	8.366	9.105f	13176	4110	3.261	0.455 #
40) Toxaphene...	8.614f	0.000	3307	0	1.006	N.D. #
41) Toxaphene...	8.668	0.000	8136	0	1.874	N.D. #
42) Toxaphene...	3.847f	0.000	6493	0	NoCal	N.D.

(f)=RT Delta > 1/2 Window (#)=Amounts differ by > 40% (m)=manual int.

Quantitation Report (Not Reviewed)

Data Path : R:\data\2020-01\0A24032\
 Data File : ECD5-01242047.D
 Signal(s) : Signal #1: ECD1A.CH Signal #2: ECD2B.CH
 Acq On : 25 Jan 2020 0:52
 Operator : MJB
 Sample : 0A24032-CCB4
 Misc : A19L339
 ALS Vial : 7 (Sig #1); 0 (Sig #2) Sample Multiplier: 1

Integration File signal 1: PEST1.e
 Integration File signal 2: PEST2.e
 Quant Time: Jan 27 10:55:41 2020
 Quant Method : R:\methods\ECD5_QUANTPEST_200107RT1.M
 Quant Title : Instrument: DualECD5
 QLast Update : Thu Jan 09 11:11:29 2020
 Response via : Initial Calibration
 Integrator: ChemStation 6890 Scale Mode: Small noise peaks clipped



**Organochloride Pesticides by EPA 8081B
Benchsheet & Analysis Sequence Data**

Sequence 0A27039 (A0A0648-01RE1,03RE1)



ELEMENT SEQUENCE LOG

Apex Laboratories

Sequence: **0A27039**

Instrument: **DUALECD5**

Date: **01/27/20 10:48**

Calibration: **A0A0906**

#	Lab Number	Matrix	Analysis	Client	Due	Batch	ISTD ID	STD ID
1	0A27039-BKD1	Soil	QC	QC				
2	0A27039-CCV1	Soil	QC	QC				A20A019
3	0A27039-CCB1	Soil	QC	QC				A19K133
4	0010773-BLK1	Soil	QC	QC				A19L339
5	0010773-BS1	Soil	QC	QC		0010773		
6	A0A0626-02RE1	Soil	8081B Pesticides		01/27/20	0010773		
7	0010773-DUP1	Soil	QC	QC		0010773		
8	0010773-MS1	Soil	QC	QC		0010773		
9	0A27039-CCV2	Soil	QC	QC				A19K134
10	0A27039-CCV3	Soil	QC	QC				A19J409
11	0A27039-CCB2	Soil	QC	QC				A19L339
12	A0A0645-02RE2	Sediment	8081B 2,4+4,4-DDx Only (+Add)	Anchor QEA, LLC	02/04/20	0010666		
13	A0A0639-10RE1	Sediment	8081B 2,4+4,4-DDx Only (+Add)	Anchor QEA, LLC	02/03/20	0010666		
14	0A27039-IBL1	Soil	QC	QC				
15	A0A0639-11RE1	Sediment	8081B 2,4+4,4-DDx Only (+Add)	Anchor QEA, LLC	02/03/20	0010666		
16	0A27039-IBL2	Soil	QC	QC				
17	A0A0639-12RE1	Sediment	8081B 2,4+4,4-DDx Only (+Add)	Anchor QEA, LLC	02/03/20	0010666		
18	0A27039-IBL3	Soil	QC	QC				
19	0010666-MS1	Sediment	QC	QC		0010666		
20	0A27039-IBL4	Soil	QC	QC				
21	0010666-MSD1	Sediment	QC	QC		0010666		
22	0A27039-IBL5	Soil	QC	QC				
23	A0A0648-01RE1	Sediment	8081B 2,4+4,4-DDx Only (+Add)	Anchor QEA, LLC	02/04/20	0010666		
24	0A27039-IBL6	Soil	QC	QC				
25	A0A0648-03RE1	Sediment	8081B 2,4+4,4-DDx Only (+Add)	Anchor QEA, LLC	02/04/20	0010666		
26	0A27039-IBL7	Soil	QC	QC				
27	0A27039-CCV4	Soil	QC	QC				A19K133
28	0A27039-CCV5	Soil	QC	QC				A19J408
29	0A27039-CCB3	Soil	QC	QC				A19L339
30	A0A0639-05RE1	Sediment	8081B 2,4+4,4-DDx Only (+Add)	Anchor QEA, LLC	02/03/20	0010666		
31	0A27039-IBL8	Soil	QC	QC				
32	A0A0639-07RE1	Sediment	8081B 2,4+4,4-DDx Only (+Add)	Anchor QEA, LLC	02/03/20	0010666		
33	0A27039-IBL9	Soil	QC	QC				
34	A0A0639-08RE1	Sediment	8081B 2,4+4,4-DDx Only (+Add)	Anchor QEA, LLC	02/03/20	0010666		
35	0A27039-IBLA	Soil	QC	QC				
36	0A27039-CCV6	Soil	QC	QC				A19K134
37	0A27039-CCV7	Soil	QC	QC				A19J409
38	0A27039-CCB4	Soil	QC	QC				A19L339
39	0A27039-IBLB	Soil	QC	QC				

Data Entered By: MJB 1/28/20

Comments: Complete

Data Reviewed By: MK 1/29/20



ELEMENT SEQUENCE LOG

Apex Laboratories

Sequence: **0A27039**

Instrument: **DUALECD5**

Date: **01/27/20 10:48**

Calibration: **A0A0906**

#	Lab Number	Matrix	Analysis	Client	Due	Batch	ISTD ID	STD ID
1	0A27039-BKD1	Soil	QC	QC				
2	0A27039-CCV1	Soil	QC	QC				A20A019
3	0A27039-CCB1	Soil	QC	QC				A19K133
4	0010773-BLK1	Soil	QC	QC				A19L339
5	0010773-BS1	Soil	QC	QC		0010773		
6	A0A0626-02RE1	Soil	8081B Pesticides			0010773		
7	0010773-DUP1	Soil	QC	QC	01/27/20	0010773		
8	0010773-MS1	Soil	QC	QC		0010773		
9	0010773-MSD1	Soil	QC	QC		0010773		
10	0A27039-CCV2	Soil	QC	QC				A19K134
11	0A27039-CCV3	Soil	QC	QC				A19J409
12	0A27039-CCB2	Soil	QC	QC				A19L339

Removed
MJB
1/28/20

Data Entered By: MJB 1/27/20

Comments: Partial

0010773-MS1 not spiked
Rename MSD1 as MS1
+ Report MJB 1/27/20

Data Reviewed By: _____

Quantitation Report (QT Reviewed)

Data Path : C:\msdchem\4\data\2020-01\0A27039\
 Data File : ECD5-01272003.D
 Signal(s) : Signal #1: ECD1A.CH Signal #2: ECD2B.CH
 Acq On : 27 Jan 2020 11:35
 Operator : MJB
 Sample : 0A27039-BKD1
 Misc : A20A019
 ALS Vial : 2 (Sig #1); 0 (Sig #2) Sample Multiplier: 1

Integration File signal 1: PEST1.e
 Integration File signal 2: PEST2.e
 Quant Time: Jan 27 11:50:00 2020
 Quant Method : C:\msdchem\4\methods\PestBreakdownCHK_200107RT1.M
 Quant Title : Pesticides
 QLast Update : Thu Aug 21 11:53:22 2014
 Response via : Initial Calibration
 Integrator: ChemStation 6890 Scale Mode: Small noise peaks clipped

Compound	R.T.	Response	Conc	Units

Target Compounds				
1) 4,4'-DDE	7.550	769210	NoCal	ng/mL
2) Endrin	7.916	87859439	NoCal	ng/mL
3) 4,4'-DDD	7.970	4075075	NoCal	ng/mL
4) 4,4'-DDT	8.166	157144326	NoCal	ng/mL
5) Endrin Aldehyde	8.362	3163179	NoCal	ng/mL
6) Endrin Ketone	8.857	4181250	NoCal	ng/mL
8) 4,4'-DDE [2C]	8.438	1142414	NoCal	ng/mL
9) Endrin [2C]	8.816	132162178	NoCal	ng/mL
10) 4,4'-DDD [2C]	8.856	6805502	NoCal	ng/mL
11) Endrin Aldehyde [2C]	9.200	3674782	NoCal	ng/mL
12) 4,4'-DDT [2C]	9.083	236201011	NoCal	ng/mL
13) Endrin Ketone [2C]	9.795	6866985	NoCal	ng/mL

(f)=RT Delta > 1/2 Window

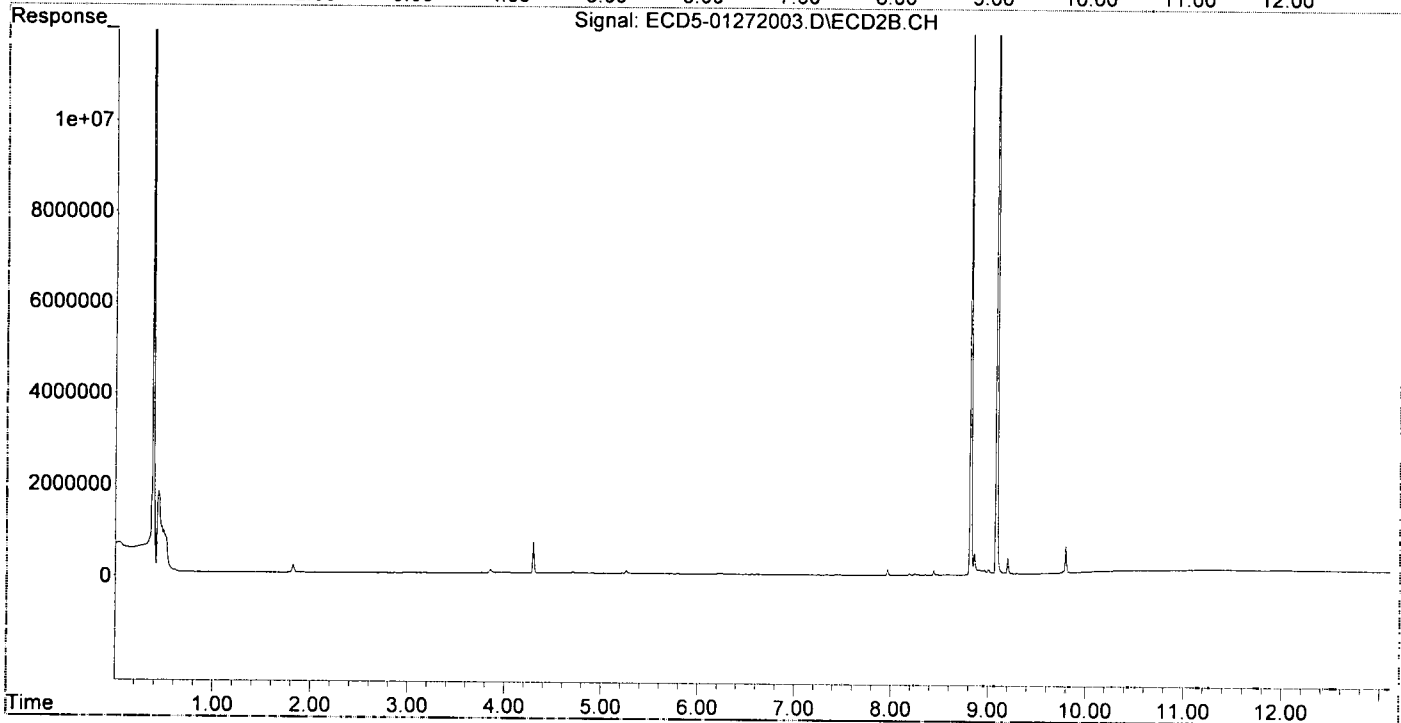
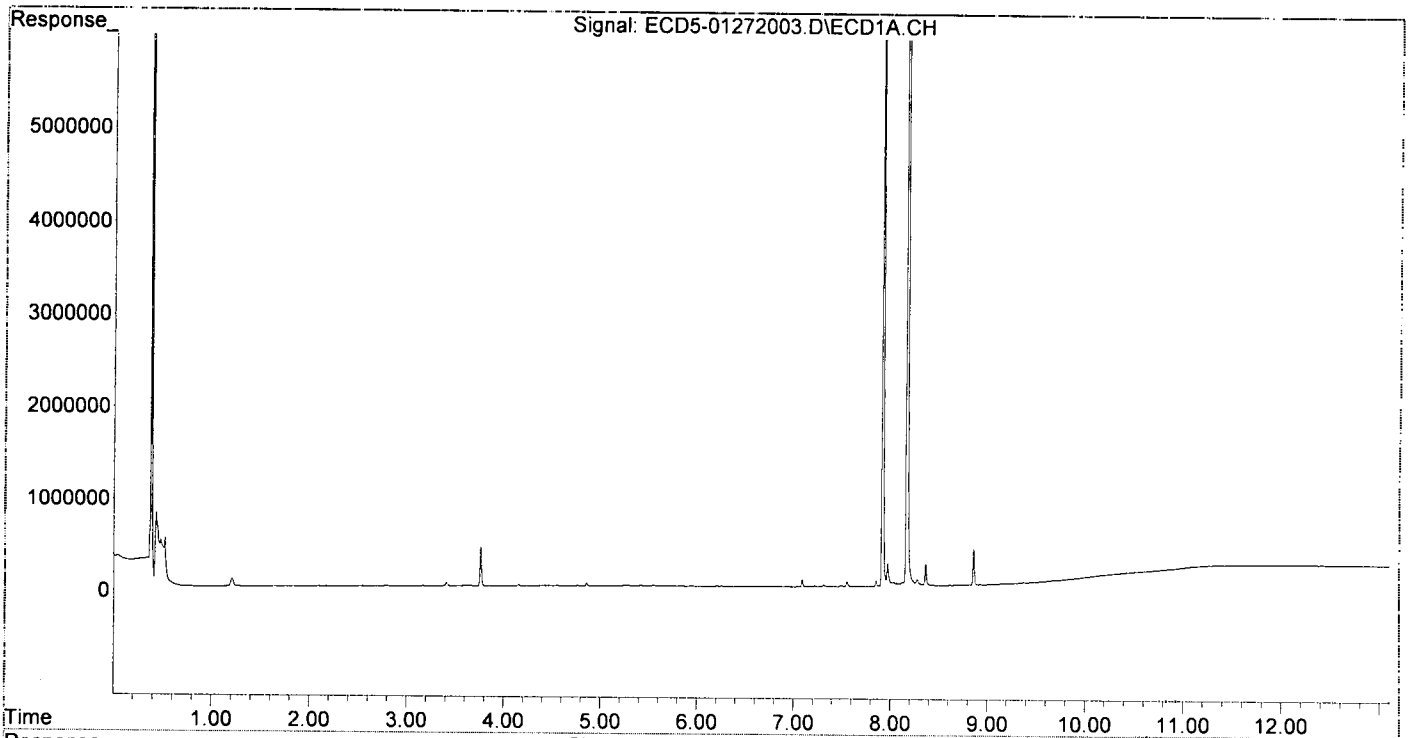
(m)=manual int.

MJB
1/27/20

Quantitation Report (QT Reviewed)

Data Path : C:\msdchem\4\data\2020-01\0A27039\
Data File : ECD5-01272003.D
Signal(s) : Signal #1: ECD1A.CH Signal #2: ECD2B.CH
Acq On : 27 Jan 2020 11:35
Operator : MJB
Sample : 0A27039-BKD1
Misc : A20A019
ALS Vial : 2 (Sig #1); 0 (Sig #2) Sample Multiplier: 1

Integration File signal 1: PEST1.e
Integration File signal 2: PEST2.e
Quant Time: Jan 27 11:50:00 2020
Quant Method : C:\msdchem\4\methods\PestBreakdownCHK_200107RT1.M
Quant Title : Pesticides
QLast Update : Thu Aug 21 11:53:22 2014
Response via : Initial Calibration
Integrator: ChemStation 6890 Scale Mode: Small noise peaks clipped



Quantitation Report (Not Reviewed)

Data Path : R:\data\2020-01\0A27039\
 Data File : ECD5-01272004.D
 Signal(s) : Signal #1: ECD1A.CH Signal #2: ECD2B.CH
 Acq On : 27 Jan 2020 11:53
 Operator : MJB
 Sample : 0A27039-CCV1
 Misc : A19K133, AB 50 ppb
 ALS Vial : 3 (Sig #1); 0 (Sig #2) Sample Multiplier: 1

Integration File signal 1: PEST1.e
 Integration File signal 2: PEST2.e
 Quant Time: Jan 27 15:40:07 2020
 Quant Method : R:\methods\ECD5_QUANTPEST_200107RT1.M
 Quant Title : Instrument: DualECD5
 QLast Update : Thu Jan 09 11:11:29 2020
 Response via : Initial Calibration
 Integrator: ChemStation 6890 Scale Mode: Small noise peaks clipped

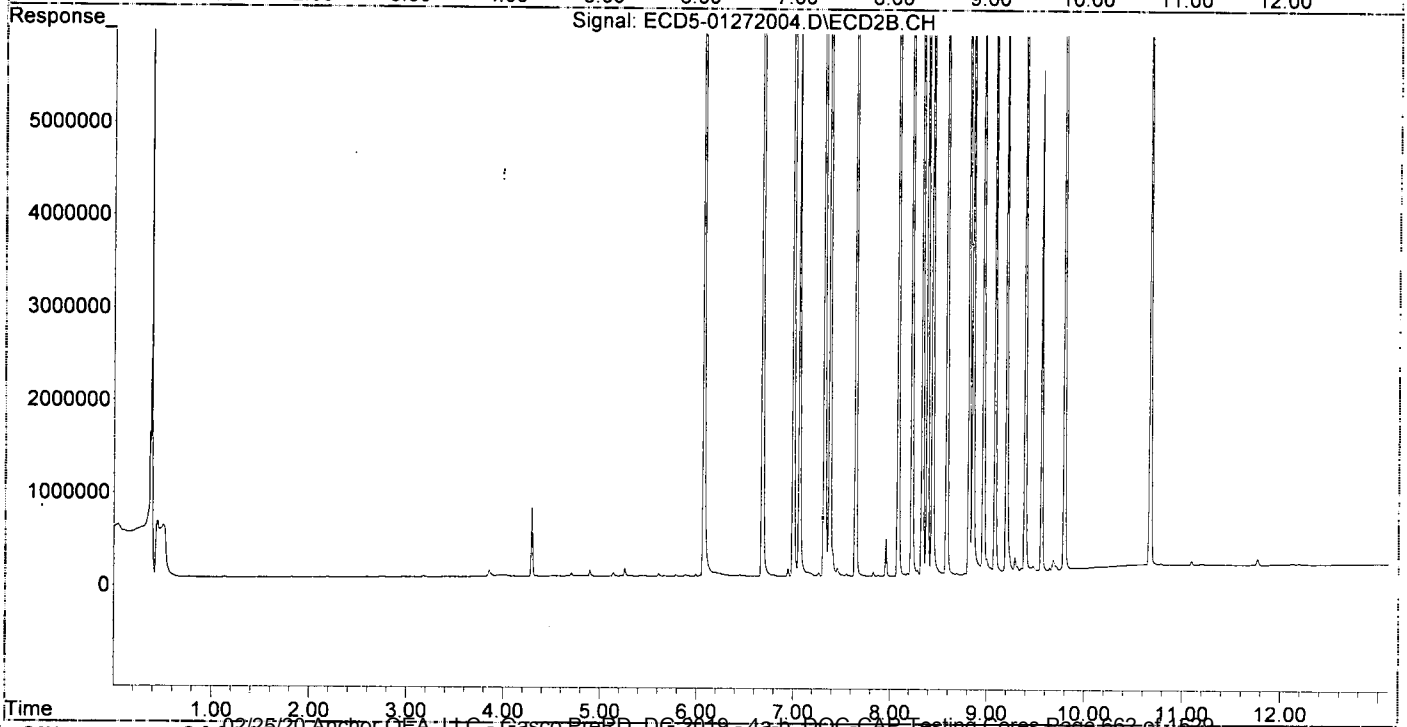
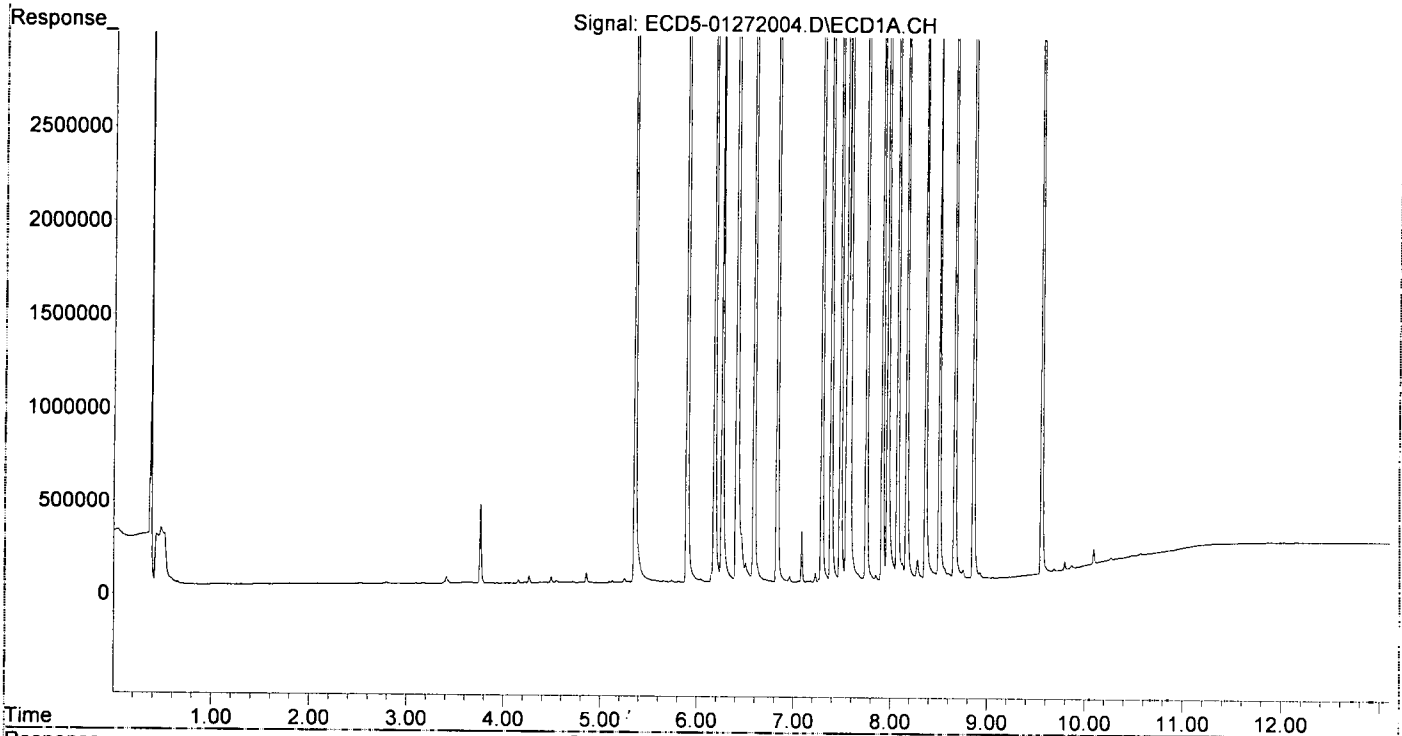
Compound	RT#1	RT#2	Resp#1	Resp#2	ng/mL	ng/mL
System Monitoring Compounds						
1) S TCMX (S)	5.355	6.072	8480341	13989095	43.431	46.930
22) S DCBP (S)	9.555	10.672	6957427	8591211	46.618	48.280
Target Compounds						
2) a-BHC	5.894	6.680	12594419	22138569	47.858	53.611
3) g-BHC	6.178	6.999	11052080	19498406	47.332 ^{Q3}	53.406
4) b-BHC	6.256	7.062	3628096	7159915	37.073	44.511
5) Heptachlor	6.587	7.377	10687117	18685934	47.031	52.712
6) d-BHC	6.407	7.320	8397882	17298534	38.550 ^{Q3}	48.746
7) Aldrin	6.828	7.645	10664150	17984228	48.333	53.997
8) Heptachlo...	7.289	8.084	9773715	15961086	47.410	51.816
9) trans-Chl...	7.384	8.225	9737313	16257068	46.210	52.134
10) cis-Chlor...	7.481	8.333	9384831	15509660	45.863	52.283
11) Endosulfa...	7.578	8.384	9141165	14595877	47.167	52.525
12) 4,4'-DDE	7.547	8.437	8725121	15369761	42.317	49.801
13) Dieldrin	7.750	8.586	10216655	16599289	47.436	53.732
14) Endrin	7.914	8.815	8969118	13438757	51.839	57.195
15) 4,4'-DDD	7.969	8.854	7021981	12304677	40.671	50.058
16) Endosulfa...	8.071	8.962	7981883	12509885	46.782	51.207
17) 4,4'-DDT	8.165	9.082	7473101	11594231	45.111	49.714
18) Endrin Al...	8.361	9.199	6745772	10460569	44.058	46.782
19) Endosulfa...	8.662	9.391	7752848	11978233	48.444	54.036
20) Methoxychlor	8.503	9.561	3503772	5408530	40.455	45.476
21) Endrin Ke...	8.855	9.795	9042779	13884282	47.352	55.441
23) Hexachlor...	3.168	0.000	5446	0	0.027	N.D. #
24) Hexachlor...	5.737	0.000	12396	0	BelowCal	N.D.
25) Oxychlordane	7.225	0.000	49093	0	0.078	N.D. #
26) 2,4'-DDE	7.289	8.225	9773715	16257068	68.543	77.197
27) trans-Non...	7.481	8.286	9384831	62392	46.989	0.203 #
28) 2,4'-DDD	0.000	8.586	0	16599289	N.D.	89.998 #
29) 2,4'-DDT	7.850	8.815	31359	13438757	0.214	65.084 #
30) cis-Nonac...	7.914f	8.854	8969118	12304677	38.054	36.069
31) Mirex	0.000	9.795	0	13884282	N.D.	74.156 #
32) Chlordane...	0.000	8.286	0	62392	N.D.	1.604 #
33) Chlordane...	7.547	8.384	8725121	14595877	302.737	454.730 #
34) Chlordane...	8.071	9.082f	7981883	11594231	1049.200	1091.969
35) Chlordane...	3.851f	0.000	3180	0	NoCal	N.D.
36) Toxaphene...	7.481f	8.586f	9384831	16599289	8910.593	6138.093
37) Toxaphene...	0.000	8.962	0	12509885	N.D.	3592.154 #
38) Toxaphene...	0.000	8.999	0	157063	N.D.	26.682 #
39) Toxaphene...	8.361	9.082	6745772	11594231	1669.730	1284.583
40) Toxaphene...	0.000	0.000	0	0	N.D.	N.D.
41) Toxaphene...	8.662	9.644	7752848	24171	1785.400	4.305 #
42) Toxaphene...	0.000	0.000	0	0	N.D.	N.D.

(f)=RT Delta > 1/2 Window (#)=Amounts differ by > 40% (m)=manual int.

Quantitation Report (Not Reviewed)

Data Path : R:\data\2020-01\0A27039\
Data File : ECD5-01272004.D
Signal(s) : Signal #1: ECD1A.CH Signal #2: ECD2B.CH
Acq On : 27 Jan 2020 11:53
Operator : MJB
Sample : 0A27039-CCV1
Misc : A19K133, AB 50 ppb
ALS Vial : 3 (Sig #1); 0 (Sig #2) Sample Multiplier: 1

Integration File signal 1: PEST1.e
Integration File signal 2: PEST2.e
Quant Time: Jan 27 15:40:07 2020
Quant Method : R:\methods\ECD5_QUANTPEST_200107RT1.M
Quant Title : Instrument: DualECD5
QLast Update : Thu Jan 09 11:11:29 2020
Response via : Initial Calibration
Integrator: ChemStation 6890 Scale Mode: Small noise peaks clipped



Quantitation Report (Not Reviewed)

Data Path : R:\data\2020-01\0A27039\
 Data File : ECD5-01272005.D
 Signal(s) : Signal #1: ECD1A.CH Signal #2: ECD2B.CH
 Acq On : 27 Jan 2020 12:10
 Operator : MJB
 Sample : 0A27039-CCB1
 Misc : A19L339
 ALS Vial : 7 (Sig #1); 0 (Sig #2) Sample Multiplier: 1

Integration File signal 1: PEST1.e
 Integration File signal 2: PEST2.e
 Quant Time: Jan 27 15:40:13 2020
 Quant Method : R:\methods\ECD5_QUANTPEST_200107RT1.M
 Quant Title : Instrument: DualECD5
 QLast Update : Thu Jan 09 11:11:29 2020
 Response via : Initial Calibration
 Integrator: ChemStation 6890 Scale Mode: Small noise peaks clipped

MJB
1/27/20

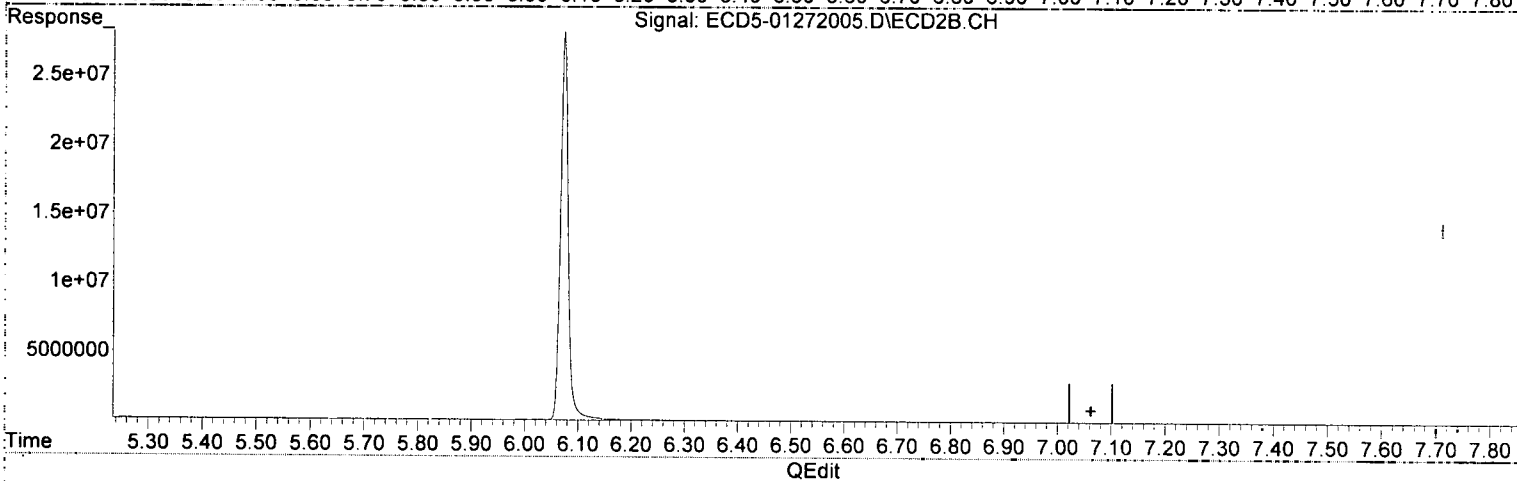
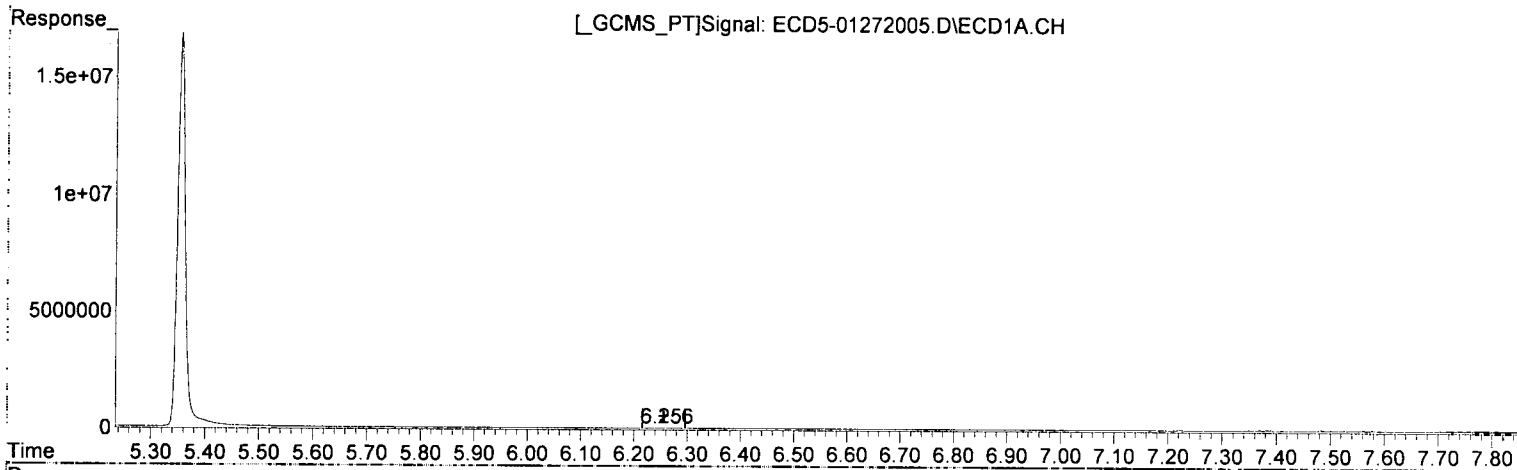
Compound	RT#1	RT#2	Resp#1	Resp#2	ng/mL	ng/mL
System Monitoring Compounds						
1) S TCMX (S)	5.355	6.072	16767555	28063184	85.873	94.145
22) S DCBP (S)	9.555	10.672	13148938	16530992	88.704	92.898
Target Compounds						
2) a-BHC	0.000	0.000	0	0	N.D.	N.D.
3) g-BHC	0.000	0.000	0	0	N.D.	N.D.
4) b-BHC	6.257	0.000	6717	0	5931.934 ^{Q-Per}	N.D. #
5) Heptachlor	0.000	0.000	0	0	N.D.	N.D.
6) d-BHC	0.000	0.000	0	0	N.D.	N.D.
7) Aldrin	0.000	7.654	0	6110	N.D.	0.018 #
8) Heptachlo...	0.000	0.000	0	0	N.D.	N.D.
9) trans-Chl...	7.375	8.249f	4459	25670	0.021	0.082 #
10) cis-Chlor...	7.494	0.000	11819	0	0.058	N.D. #
11) Endosulfa...	0.000	0.000	0	0	N.D.	N.D.
12) 4,4'-DDE	0.000	0.000	0	0	N.D.	N.D.
13) Dieldrin	0.000	0.000	0	0	N.D.	N.D.
14) Endrin	0.000	0.000	0	0	N.D.	N.D.
15) 4,4'-DDD	0.000	0.000	0	0	N.D.	N.D.
16) Endosulfa...	8.067	8.965	8064	1490	0.047	0.006 #
17) 4,4'-DDT	8.143f	9.106f	1764	4798	0.011	0.052 #
18) Endrin Al...	8.364	9.200	11742	11624	0.077	0.052
19) Endosulfa...	8.665	9.392	6236	7612	0.039	0.034
20) Methoxychlor	8.496	9.564	4918	2306	0.057	0.019 #
21) Endrin Ke...	8.859	9.799	2195	2638	0.011	0.011
23) Hexachlor...	3.168	0.000	5760	0	0.029	N.D. #
24) Hexachlor...	5.737	0.000	19609	0	BelowCal	N.D.
25) Oxychlordane	7.222	7.975f	9198	12164	BelowCal	0.043
26) 2,4'-DDE	0.000	8.249f	0	25670	N.D.	0.122 #
27) trans-Non...	7.494f	8.249f	11819	25670	BelowCal	0.083
28) 2,4'-DDD	0.000	0.000	0	0	N.D.	N.D.
29) 2,4'-DDT	0.000	0.000	0	0	N.D.	N.D.
30) cis-Nonac...	0.000	0.000	0	0	N.D.	N.D.
31) Mirex	8.614	9.799	2927	2638	6723.026	BelowCal #
32) Chlordane...	0.000	8.249f	0	25670	N.D.	0.660 #
33) Chlordane...	7.494f	0.000	11819	0	0.410	N.D. #
34) Chlordane...	8.067	0.000	8064	0	1.060	N.D. #
35) Chlordane...	0.000	0.000	0	0	N.D.	N.D.
36) Toxaphene...	7.494	0.000	11819	0	11.222	N.D. #
37) Toxaphene...	0.000	8.965	0	1490	N.D.	0.428 #
38) Toxaphene...	8.143f	9.004	1764	83542	BelowCal	12.357
39) Toxaphene...	8.364	9.106f	11742	4798	2.906	0.532 #
40) Toxaphene...	8.614f	9.239	2927	981	0.890	0.195 #
41) Toxaphene...	8.665	9.641	6236	3389	1.436	0.604 #
42) Toxaphene...	0.000	0.000	0	0	N.D.	N.D.

(f)=RT Delta > 1/2 Window (#)=Amounts differ by > 40% (m)=manual int.

Quantitation Report (Qedit)

Data Path : R:\data\2020-01\0A27039\
 Data File : ECD5-01272005.D
 Signal(s) : Signal #1: ECD1A.CH Signal #2: ECD2B.CH
 Acq On : 27 Jan 2020 12:10
 Operator : MJB
 Sample : 0A27039-CCB1
 Misc : A19L339
 ALS Vial : 7 (Sig #1); 0 (Sig #2) Sample Multiplier: 1

Integration File signal 1: PEST1.e
 Integration File signal 2: PEST2.e
 Quant Time: Jan 27 15:40:13 2020
 Quant Method : R:\methods\ECD5_QUANTPEST_200107RT1.M
 Quant Title : Instrument: DualECD5
 QLast Update : Thu Jan 09 11:11:29 2020
 Response via : Initial Calibration
 Integrator: ChemStation 6890 Scale Mode: Small noise peaks clipped



(4) b-BHC

6.257min 5931.934 ng/mL *Q-201*
 response 6717 *MJB 1/27/20*

(4) b-BHC #2

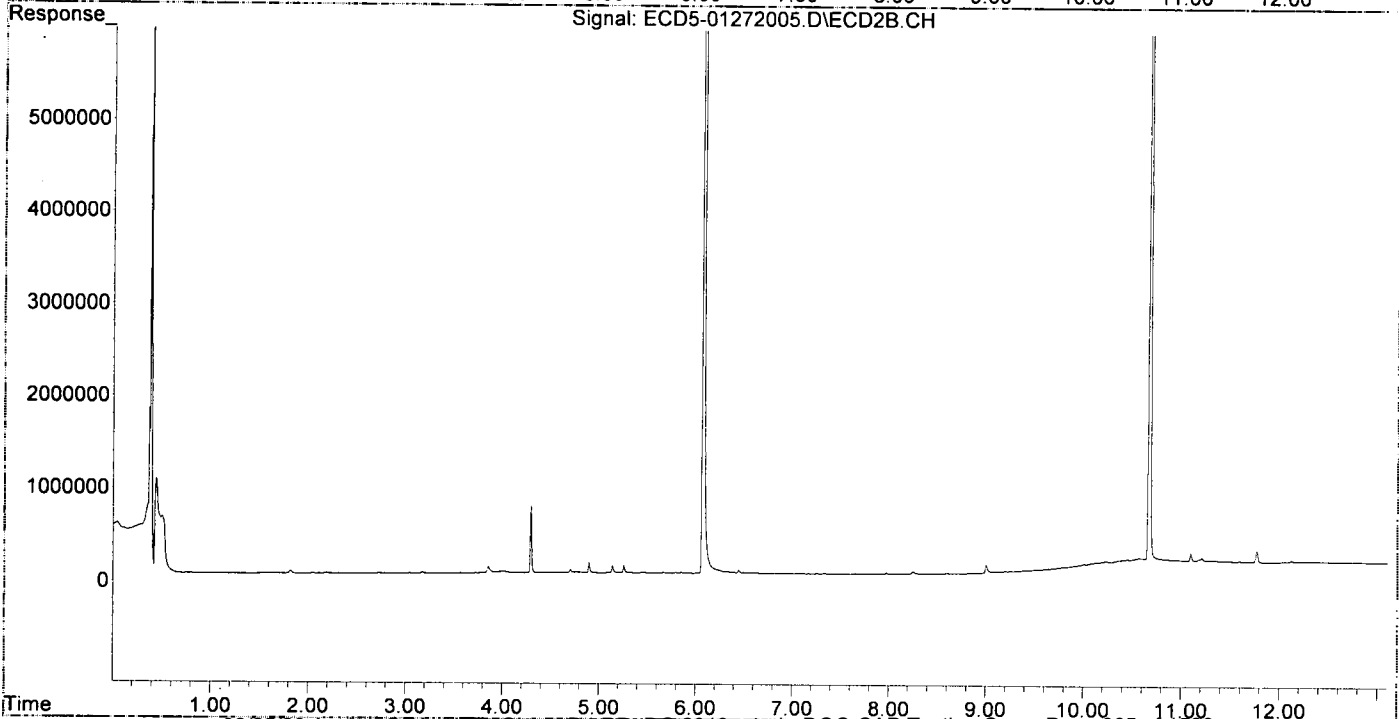
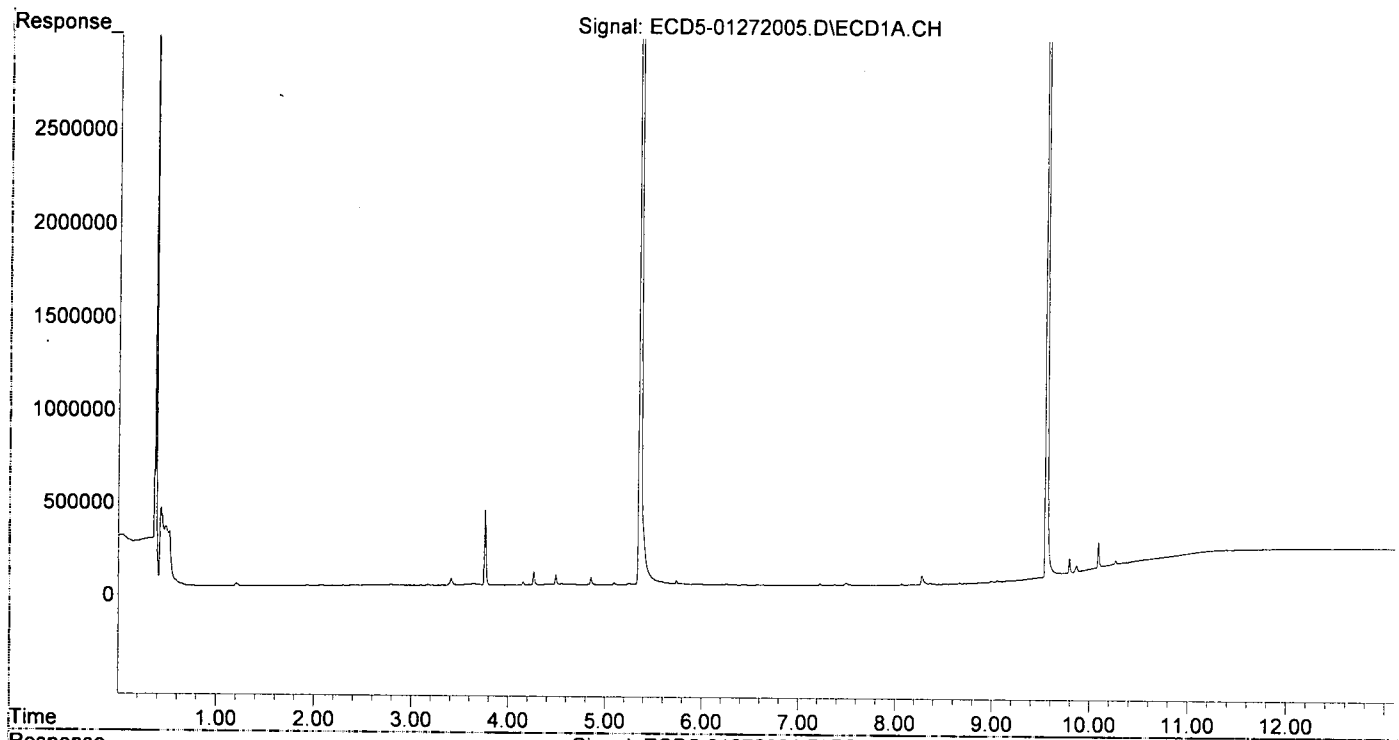
0.000min 0.000 ng/mL
 response 0

(+) = Expected Retention Time

Quantitation Report (Not Reviewed)

Data Path : R:\data\2020-01\0A27039\
Data File : ECD5-01272005.D
Signal(s) : Signal #1: ECD1A.CH Signal #2: ECD2B.CH
Acq On : 27 Jan 2020 12:10
Operator : MJB
Sample : 0A27039-CCB1
Misc : A19L339
ALS Vial : 7 (Sig #1); 0 (Sig #2) Sample Multiplier: 1

Integration File signal 1: PEST1.e
Integration File signal 2: PEST2.e
Quant Time: Jan 27 15:40:13 2020
Quant Method : R:\methods\ECD5_QUANTPEST_200107RT1.M
Quant Title : Instrument: DualECD5
QLast Update : Thu Jan 09 11:11:29 2020
Response via : Initial Calibration
Integrator: ChemStation 6890 Scale Mode: Small noise peaks clipped



Quantitation Report (QT Reviewed)

Data Path : R:\data\2020-01\0A27039\
 Data File : ECD5-01272006.D
 Signal(s) : Signal #1: ECD1A.CH Signal #2: ECD2B.CH
 Acq On : 27 Jan 2020 12:27
 Operator : MJB
 Sample : 0010773-BLK1
 Misc : 1x, 8081B, GPC
 ALS Vial : 8 (Sig #1); 0 (Sig #2) Sample Multiplier: 1

Integration File signal 1: PEST1.e
 Integration File signal 2: PEST2.e
 Quant Time: Jan 27 16:00:35 2020
 Quant Method : R:\methods\ECD5_QUANTPEST_200107RT1.M
 Quant Title : Instrument: DualECD5
 QLast Update : Thu Jan 09 11:11:29 2020
 Response via : Initial Calibration
 Integrator: ChemStation 6890 Scale Mode: Small noise peaks clipped

WB
1/27/20

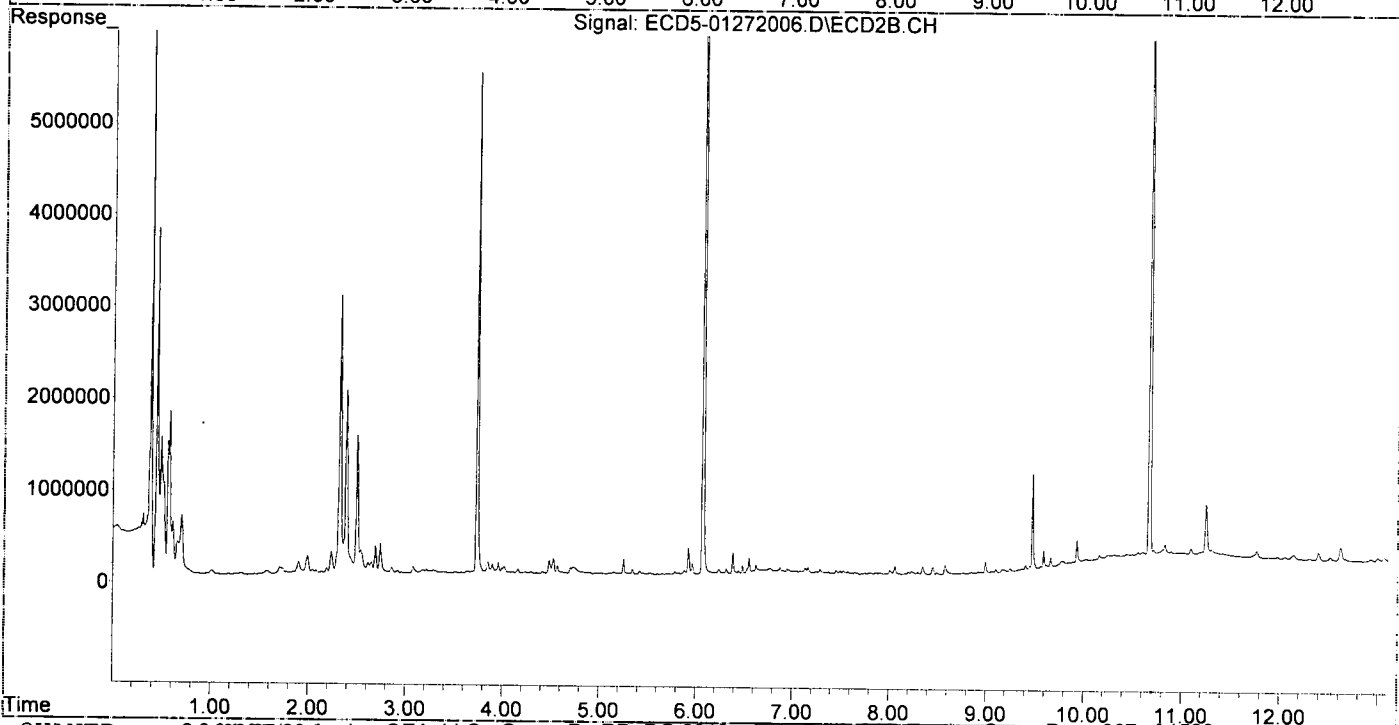
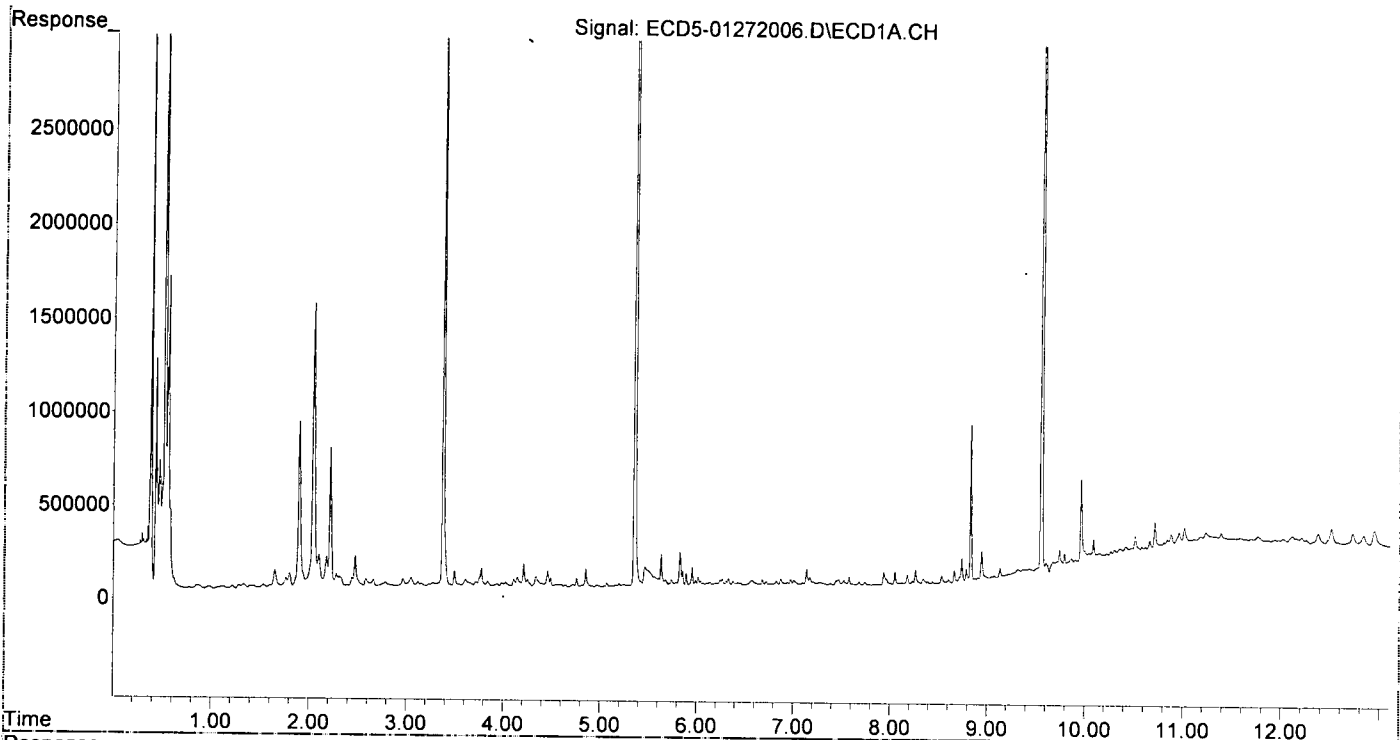
Compound	RT#1	RT#2	Resp#1	Resp#2	ng/mL	ng/mL
System Monitoring Compounds						
1) S TCMX (S)	5.354	6.071	7785516	13151490	39.872	44.120
22) S DCBP (S)	9.551	10.670	7943617	9227822	53.292	51.857
Target Compounds						
2) a-BHC	5.889	6.678	94009	55320	0.357	0.134 #
3) g-BHC	6.198f	6.997	40002	39225	0.171	0.107m
4) b-BHC	6.262	7.047	63195	42621	0.477	0.265 #
5) Heptachlor	6.569	7.374	56984	29214	0.251	0.082 #
6) d-BHC	6.419	7.319	43694	28154	0.201m	0.142
7) Aldrin	6.822	7.649	53887	22415	0.244	0.067 #
8) Heptachlo...	7.286	8.061f	47237	86809	0.229	0.282
9) trans-Chl...	7.380	8.232	42468	34100	0.202	0.109 #
10) cis-Chlor...	7.464	8.347	63533	84356	0.310	0.284
11) Endosulfa...	7.574	8.347f	77408	84356	0.399	0.304
12) 4,4'-DDE	7.520f	8.451	60204	67855	0.292	0.266
13) Dieldrin	7.737	8.578	48561	88686	0.225	0.287
14) Endrin	7.935f	8.849f	101673	16958	0.588	0.072 #
15) 4,4'-DDD	7.935f	8.849	101673	16958	0.589	0.069 #
16) Endosulfa...	8.049f	8.939f	107413	13521	0.630	0.055 #
17) 4,4'-DDT	8.177	9.071	91859	19674	0.554	0.121 #
18) Endrin Al...	8.343	9.182	68536	33815	0.448	0.151 #
19) Endosulfa...	8.662	9.406	115027	69301	0.719	0.313 #
20) Methoxychlor	8.532f	9.564	85364	60377	0.986	0.508 #
21) Endrin Ke...	8.845	9.789	116997	105538	0.613m	0.421
23) Hexachlor...	3.152	3.733f	34408	5441097	0.173	13.578 #
24) Hexachlor...	5.737	6.551	57183	181568	0.141	0.567 #
25) Oxychlorane	7.207	8.008	49791	45231	0.082	0.162 #
26) 2,4'-DDE	7.286	8.201	47237	25022	0.331	0.119 #
27) trans-Non...	7.464	8.296	63533	21603	0.164	0.070 #
28) 2,4'-DDD	7.678	8.578	51719	88686	0.406	0.481
29) 2,4'-DDT	7.859	8.849f	38785	16958	0.265	BelowCal #
30) cis-Nonac...	7.935	8.849	101673	16958	0.431	0.050 #
31) Mirex	8.603	9.789	66053	105538	0.243	0.342 #
32) Chlordane...	7.464f	8.296	63533	21603	2.708	0.555 #
33) Chlordane...	7.520	0.000	60204	0	2.089	N.D. #
34) Chlordane...	8.049f	9.049	107413	13349	14.119	1.257 #
35) Chlordane...	3.834	0.000	43940	0	NoCal	N.D.
36) Toxaphene...	7.520	8.642f	60204	9259	57.162	3.424 #
37) Toxaphene...	0.000	8.993f	0	122261	N.D.	35.107 #
38) Toxaphene...	8.121	8.993	48145	122261	7.360	19.906 #
39) Toxaphene...	8.343	9.071	68536	19674	16.964	2.180 #
40) Toxaphene...	8.578	9.246	55866	40225	16.992	8.010 #
41) Toxaphene...	8.662	9.619	115027	66452	26.489	11.837 #
42) Toxaphene...	3.834f	0.000	43940	0	NoCal	N.D.

(f)=RT Delta > 1/2 Window (#)=Amounts differ by > 40% (m)=manual int.

Quantitation Report (QT Reviewed)

Data Path : R:\data\2020-01\0A27039\
Data File : ECD5-01272006.D
Signal(s) : Signal #1: ECD1A.CH Signal #2: ECD2B.CH
Acq On : 27 Jan 2020 12:27
Operator : MJB
Sample : 0010773-BLK1
Misc : 1x, 8081B, GPC
ALS Vial : 8 (Sig #1); 0 (Sig #2) Sample Multiplier: 1

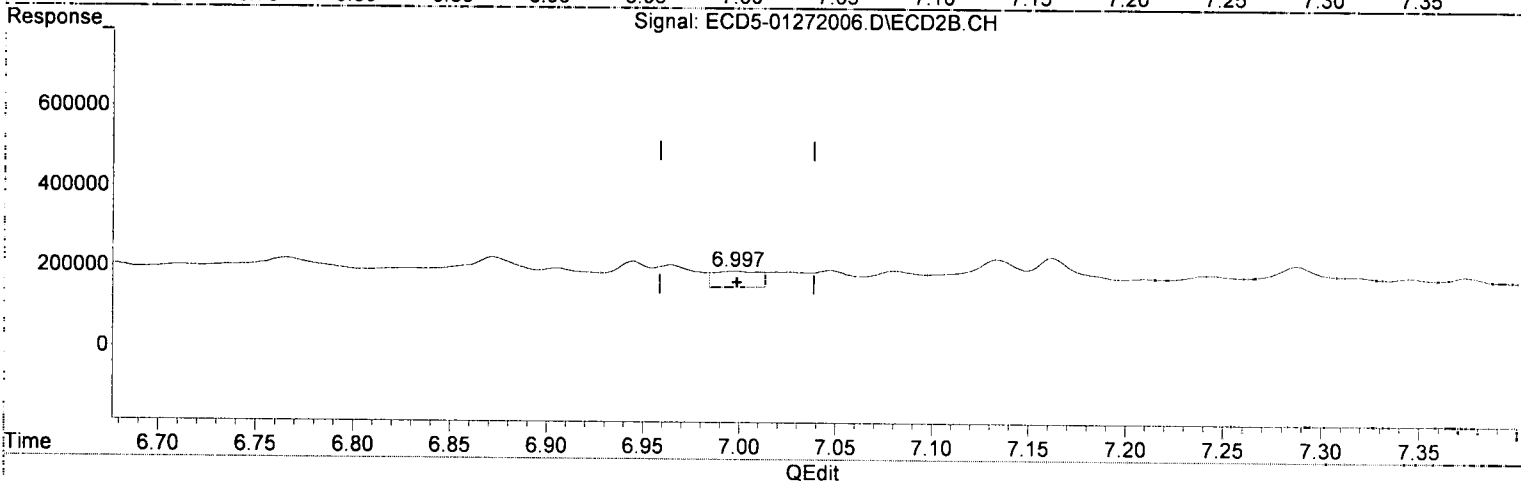
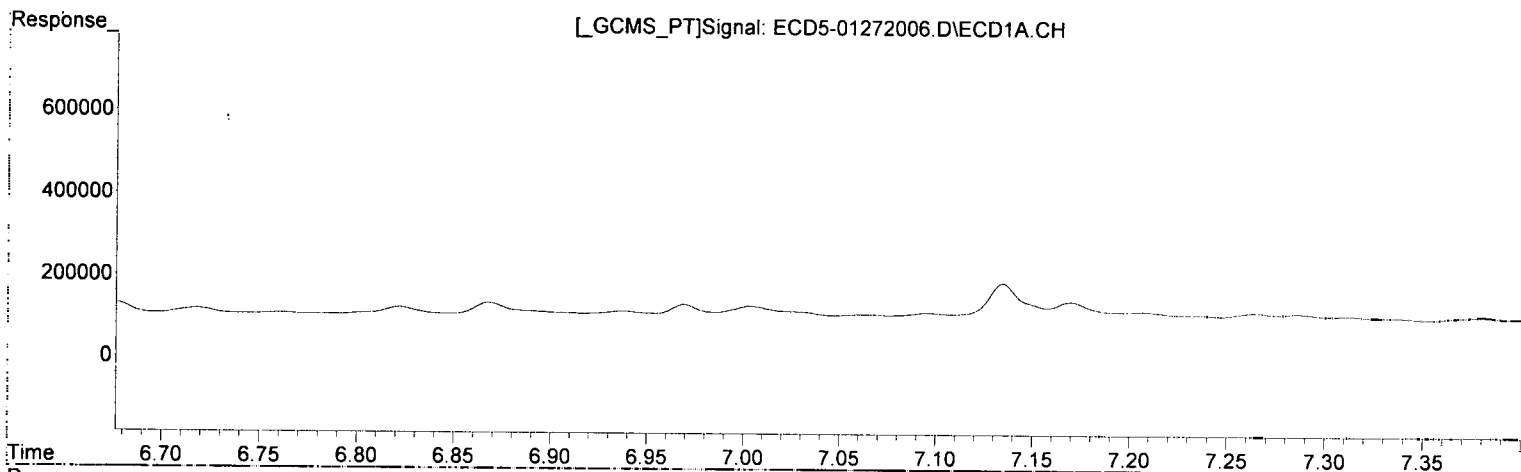
Integration File signal 1: PEST1.e
Integration File signal 2: PEST2.e
Quant Time: Jan 27 16:00:35 2020
Quant Method : R:\methods\ECD5_QUANTPEST_200107RT1.M
Quant Title : Instrument: DualECD5
QLast Update : Thu Jan 09 11:11:29 2020
Response via : Initial Calibration
Integrator: ChemStation 6890 Scale Mode: Small noise peaks clipped



Quantitation Report (Qedit)

Data Path : R:\data\2020-01\0A27039\
Data File : ECD5-01272006.D
Signal(s) : Signal #1: ECD1A.CH Signal #2: ECD2B.CH
Acq On : 27 Jan 2020 12:27
Operator : MJB
Sample : 0010773-BLK1
Misc : 1x, 8081B, GPC
ALS Vial : 8 (Sig #1); 0 (Sig #2) Sample Multiplier: 1

Integration File signal 1: PEST1.e
Integration File signal 2: PEST2.e
Quant Time: Jan 27 15:40:19 2020
Quant Method : R:\methods\ECD5_QUANTPEST_200107RT1.M
Quant Title : Instrument: DualeCD5
QLast Update : Thu Jan 09 11:11:29 2020
Response via : Initial Calibration
Integrator: ChemStation 6890 Scale Mode: Small noise peaks clipped



(3) g-BHC
6.198min 0.171 ng/mL
response 40002

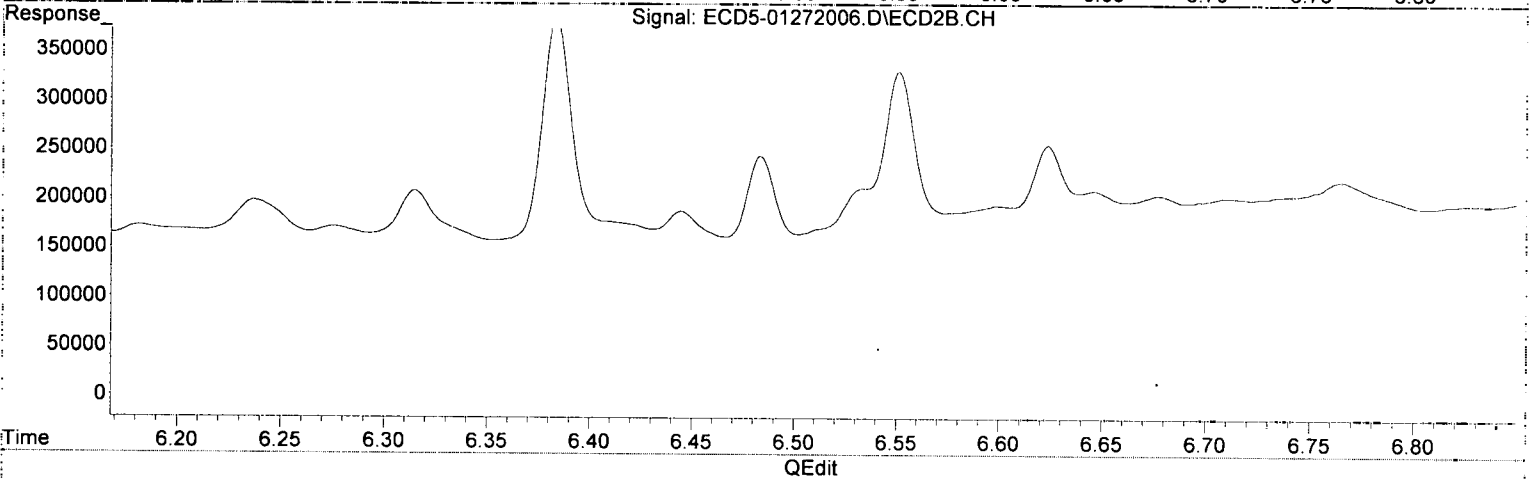
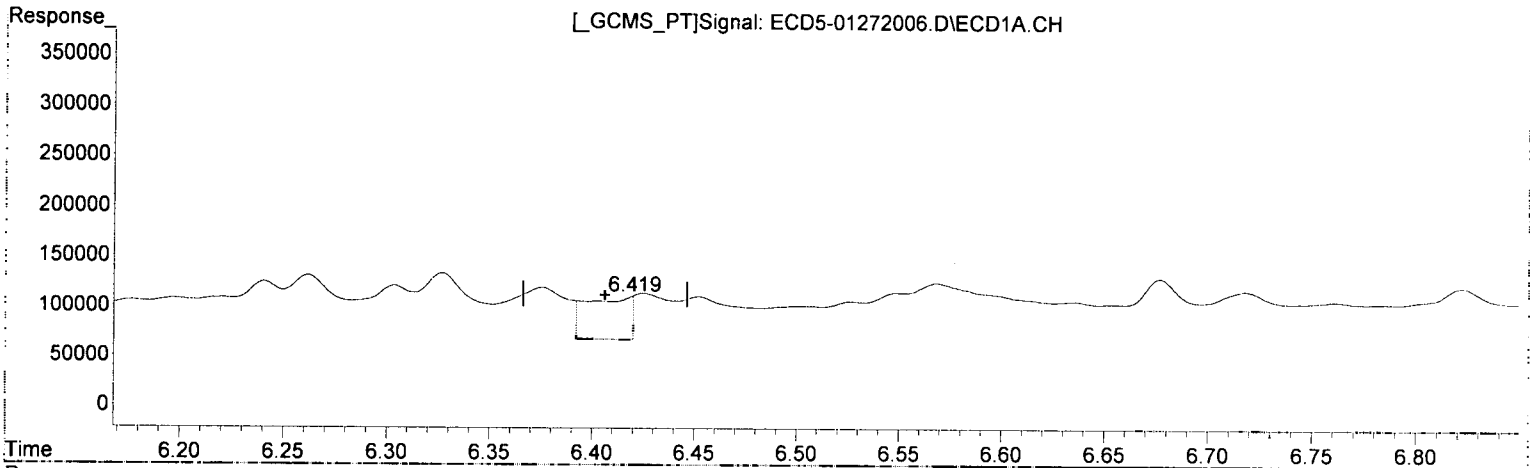
(3) g-BHC #2
6.997min 0.107 ng/mL (m)
response 39225

MJB
1/27/20

Quantitation Report (Qedit)

Data Path : R:\data\2020-01\0A27039\
Data File : ECD5-01272006.D
Signal(s) : Signal #1: ECD1A.CH Signal #2: ECD2B.CH
Acq On : 27 Jan 2020 12:27
Operator : MJB
Sample : 0010773-BLK1
Misc : 1x, 8081B, GPC
ALS Vial : 8 (Sig #1); 0 (Sig #2) Sample Multiplier: 1

Integration File signal 1: PEST1.e
Integration File signal 2: PEST2.e
Quant Time: Jan 27 15:40:19 2020
Quant Method : R:\methods\ECD5_QUANTPEST_200107RT1.M
Quant Title : Instrument: DualECD5
QLast Update : Thu Jan 09 11:11:29 2020
Response via : Initial Calibration
Integrator: ChemStation 6890 Scale Mode: Small noise peaks clipped



(6) d-BHC

6.419min 0.201 ng/mL
response 43694

MJB
1/27/20

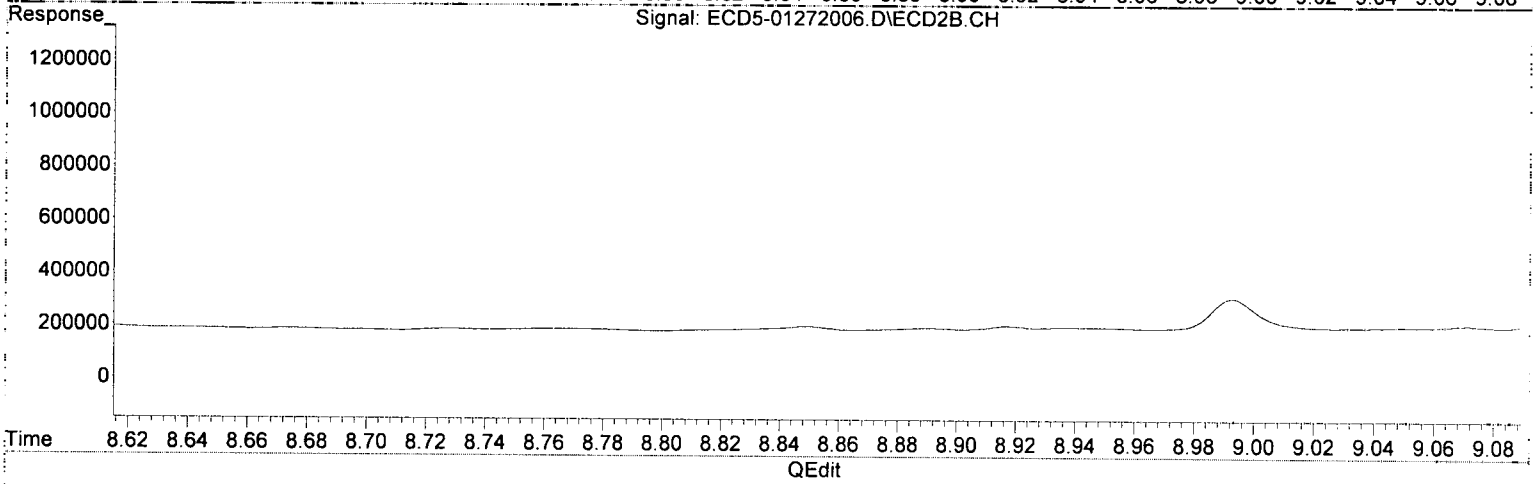
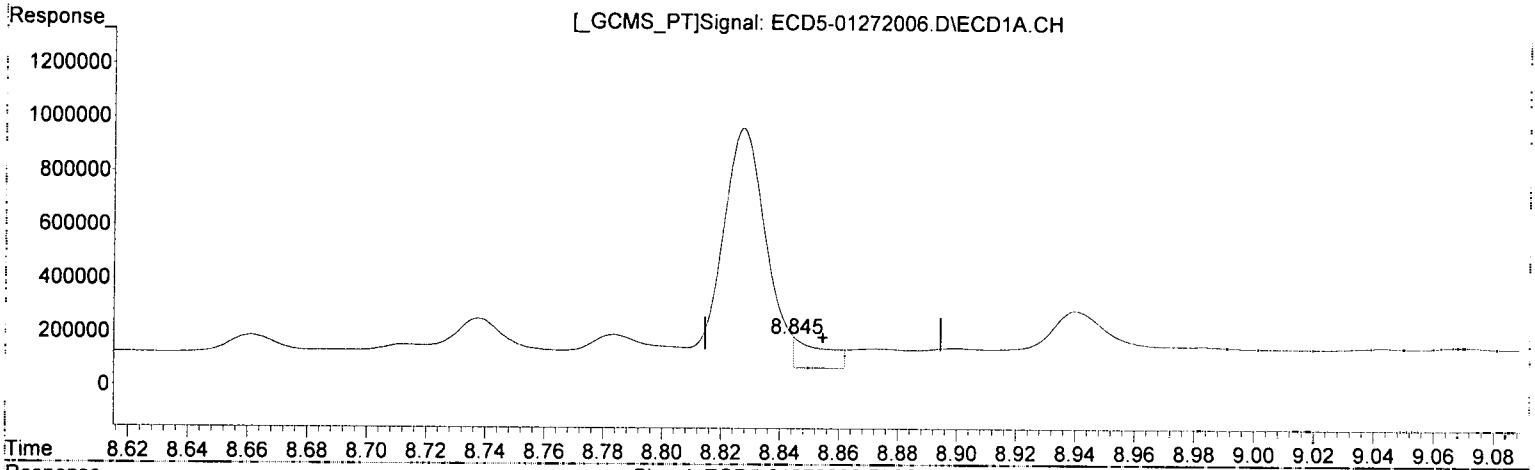
(6) d-BHC #2

7.319min 0.142 ng/mL
response 28154

Quantitation Report (Qedit)

Data Path : R:\data\2020-01\0A27039\
Data File : ECD5-01272006.D
Signal(s) : Signal #1: ECD1A.CH Signal #2: ECD2B.CH
Acq On : 27 Jan 2020 12:27
Operator : MJB
Sample : 0010773-BLK1
Misc : 1x, 8081B, GPC
ALS Vial : 8 (Sig #1); 0 (Sig #2) Sample Multiplier: 1

Integration File signal 1: PEST1.e
Integration File signal 2: PEST2.e
Quant Time: Jan 27 15:40:19 2020
Quant Method : R:\methods\ECD5_QUANTPEST_200107RT1.M
Quant Title : Instrument: DualECD5
QLast Update : Thu Jan 09 11:11:29 2020
Response via : Initial Calibration
Integrator: ChemStation 6890 Scale Mode: Small noise peaks clipped



(21) Endrin Ketone
8.845min 0.613 ng/ml (m)
response 116997

MJB
1/27/20

(21) Endrin Ketone #2
9.789min 0.421 ng/mL
response 105538

Quantitation Report (Not Reviewed)

Data Path : R:\data\2020-01\0A27039\
 Data File : ECD5-01272006.D
 Signal(s) : Signal #1: ECD1A.CH Signal #2: ECD2B.CH
 Acq On : 27 Jan 2020 12:27
 Operator : MJB
 Sample : 0010773-BLK1
 Misc : 1x, 8081B, GPC
 ALS Vial : 8 (Sig #1); 0 (Sig #2) Sample Multiplier: 1

Integration File signal 1: PEST1.e
 Integration File signal 2: PEST2.e
 Quant Time: Jan 27 15:40:19 2020
 Quant Method : R:\methods\ECD5_QUANTPEST_200107RT1.M
 Quant Title : Instrument: DualECD5
 QLast Update : Thu Jan 09 11:11:29 2020
 Response via : Initial Calibration
 Integrator: ChemStation 6890 Scale Mode: Small noise peaks clipped

MJ
MJB
1/27/20

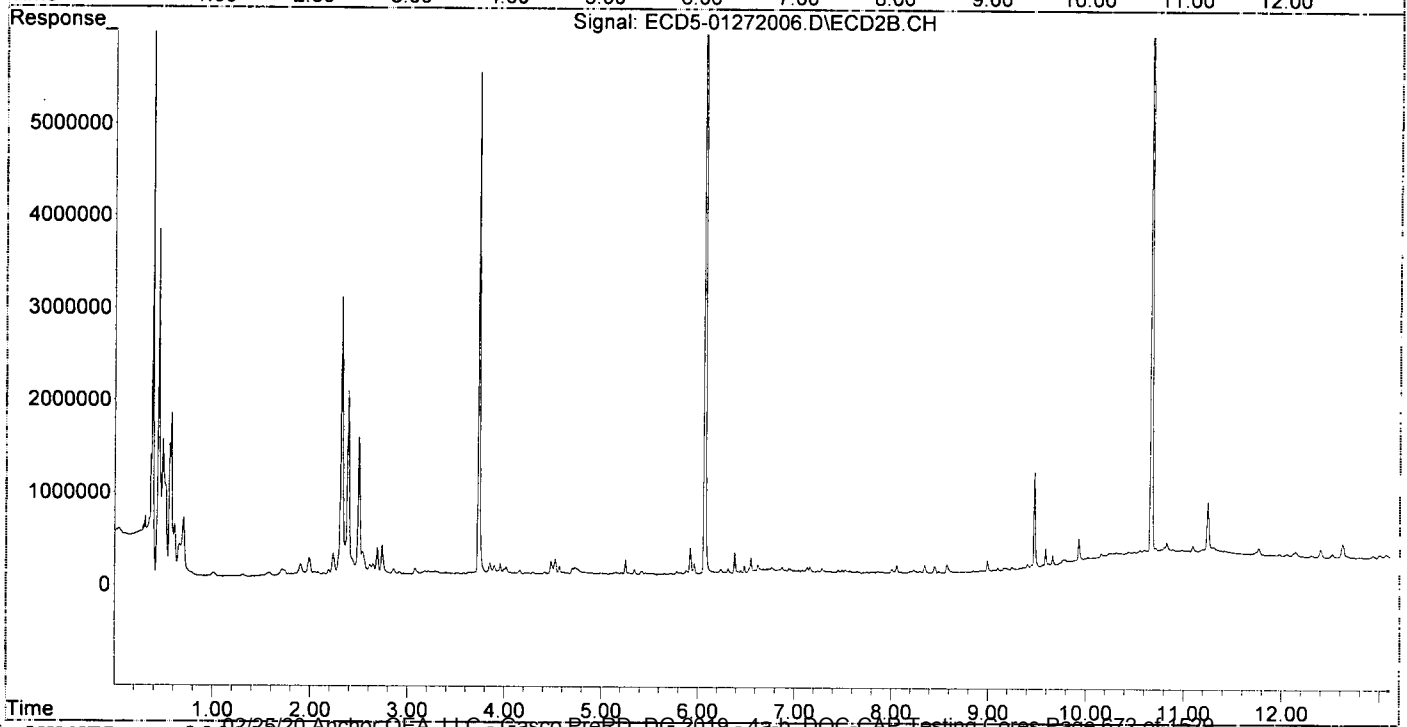
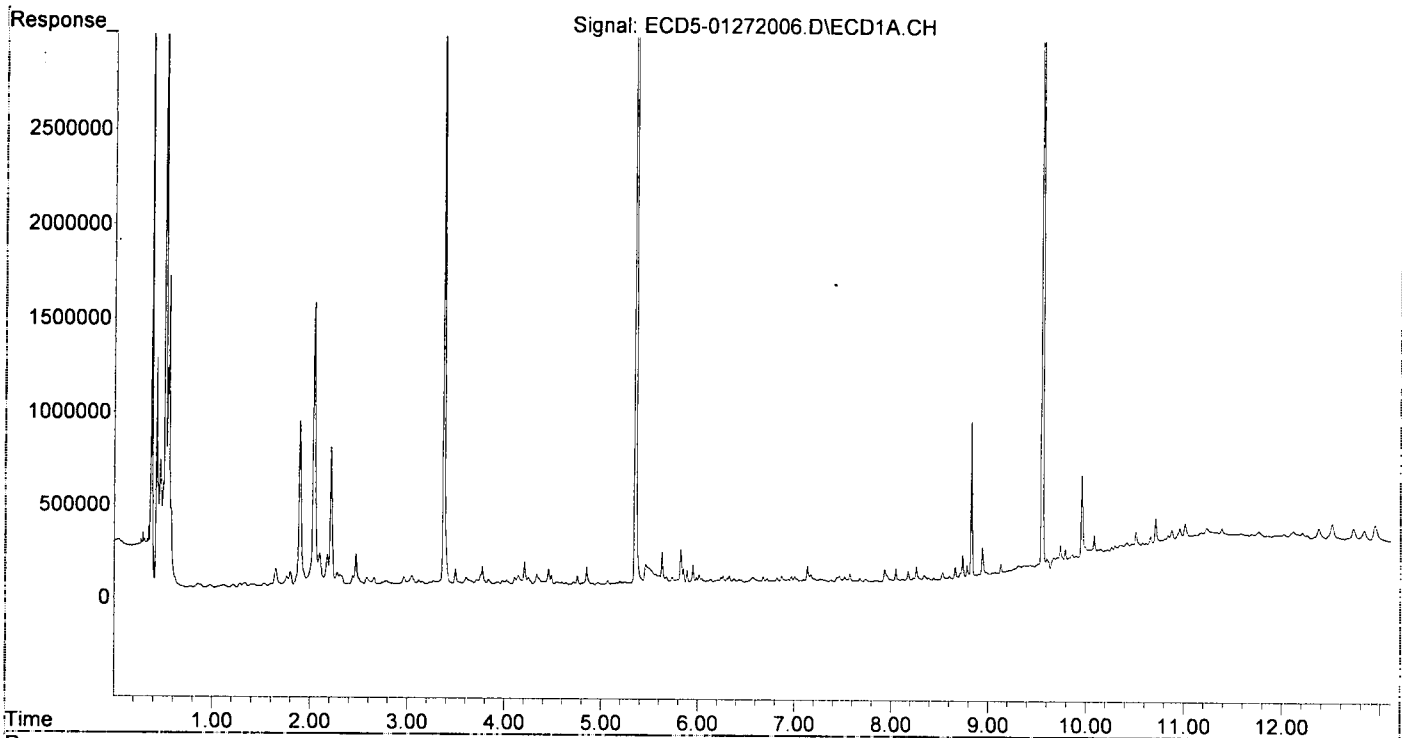
Compound	RT#1	RT#2	Resp#1	Resp#2	ng/mL	ng/mL
System Monitoring Compounds						
1) S TCMX (S)	5.354	6.071	7785516	13151490	39.872	44.120
22) S DCBP (S)	9.551	10.670	7943617	9227822	53.292	51.857
Target Compounds						
2) a-BHC	5.889	6.678	94009	55320	0.357	0.134 #
3) g-BHC	6.198f	6.964f	40002	54835	0.171	0.150
4) b-BHC	6.262	7.047	63195	42621	0.477	0.265 #
5) Heptachlor	6.569	7.374	56984	29214	0.251	0.082 #
6) d-BHC	6.425	7.319	45815	28154	0.210	0.142
7) Aldrin	6.822	7.649	53887	22415	0.244	0.067 #
8) Heptachlo...	7.286	8.061f	47237	86809	0.229	0.282
9) trans-Chl...	7.380	8.232	42468	34100	0.202	0.109 #
10) cis-Chlor...	7.464	8.347	63533	84356	0.310	0.284
11) Endosulfa...	7.574	8.347f	77408	84356	0.399	0.304
12) 4,4'-DDE	7.520f	8.451	60204	67855	0.292	0.266
13) Dieldrin	7.737	8.578	48561	88686	0.225	0.287
14) Endrin	7.935f	8.849f	101673	16958	0.588	0.072 #
15) 4,4'-DDD	7.935f	8.849	101673	16958	0.589	0.069 #
16) Endosulfa...	8.049f	8.939f	107413	13521	0.630	0.055 #
17) 4,4'-DDT	8.177	9.071	91859	19674	0.554	0.121 #
18) Endrin Al...	8.343	9.182	68536	33815	0.448	0.151 #
19) Endosulfa...	8.662	9.406	115027	69301	0.719	0.313 #
20) Methoxychlor	8.532f	9.564	85364	60377	0.986	0.508 #
21) Endrin Ke...	8.873	9.789	73686	105538	0.386	0.421
23) Hexachlor...	3.152	3.733f	34408	5441097	0.173	13.578 #
24) Hexachlor...	5.737	6.551	57183	181568	0.141	0.567 #
25) Oxychlordane	7.207	8.008	49791	45231	0.082	0.162 #
26) 2,4'-DDE	7.286	8.201	47237	25022	0.331	0.119 #
27) trans-Non...	7.464	8.296	63533	21603	0.164	0.070 #
28) 2,4'-DDD	7.678	8.578	51719	88686	0.406	0.481
29) 2,4'-DDT	7.859	8.849f	38785	16958	0.265	BelowCal #
30) cis-Nonac...	7.975	8.849	101673	16958	0.431	0.050 #
31) Mirex	8.603	9.789	66053	105538	0.243	0.342 #
32) Chlordane...	7.464f	8.296	63533	21603	2.708	0.555 #
33) Chlordane...	7.520	0.000	60204	0	2.089	N.D. #
34) Chlordane...	8.049f	9.049	107413	13349	14.119	1.257 #
35) Chlordane...	3.834	0.000	43940	0	NoCal	N.D.
36) Toxaphene...	7.520	8.642f	60204	9259	57.162	3.424 #
37) Toxaphene...	0.000	8.993f	0	122261	N.D.	35.107 #
38) Toxaphene...	8.121	8.993	48145	122261	7.360	19.906 #
39) Toxaphene...	8.343	9.071	68536	19674	16.964	2.180 #
40) Toxaphene...	8.578	9.246	55866	40225	16.992	8.010 #
41) Toxaphene...	8.662	9.619	115027	66452	26.489	11.837 #
42) Toxaphene...	3.834f	0.000	43940	0	NoCal	N.D.

(f)=RT Delta > 1/2 Window (#)=Amounts differ by > 40% (m)=manual int.

Quantitation Report (Not Reviewed)

Data Path : R:\data\2020-01\0A27039\
Data File : ECD5-01272006.D
Signal(s) : Signal #1: ECD1A.CH Signal #2: ECD2B.CH
Acq On : 27 Jan 2020 12:27
Operator : MJB
Sample : 0010773-BLK1
Misc : 1x, 8081B, GPC
ALS Vial : 8 (Sig #1); 0 (Sig #2) Sample Multiplier: 1

Integration File signal 1: PEST1.e
Integration File signal 2: PEST2.e
Quant Time: Jan 27 15:40:19 2020
Quant Method : R:\methods\ECD5_QUANTPEST_200107RT1.M
Quant Title : Instrument: DualECD5
QLast Update : Thu Jan 09 11:11:29 2020
Response via : Initial Calibration
Integrator: ChemStation 6890 Scale Mode: Small noise peaks clipped



Data Path : R:\data\2020-01\0A27039\
 Data File : ECD5-01272007.D
 Signal(s) : Signal #1: ECD1A.CH Signal #2: ECD2B.CH
 Acq On : 27 Jan 2020 12:44
 Operator : MJB
 Sample : 0010773-BS1
 Misc : 1x, 8081B, GPC
 ALS Vial : 9 (Sig #1); 0 (Sig #2) Sample Multiplier: 1

Integration File signal 1: PEST1.e
 Integration File signal 2: PEST2.e
 Quant Time: Jan 27 15:40:25 2020
 Quant Method : R:\methods\ECD5_QUANTPEST_200107RT1.M
 Quant Title : Instrument: DualECD5
 QLast Update : Thu Jan 09 11:11:29 2020
 Response via : Initial Calibration
 Integrator: ChemStation 6890 Scale Mode: Small noise peaks clipped

MJB
1/27/20

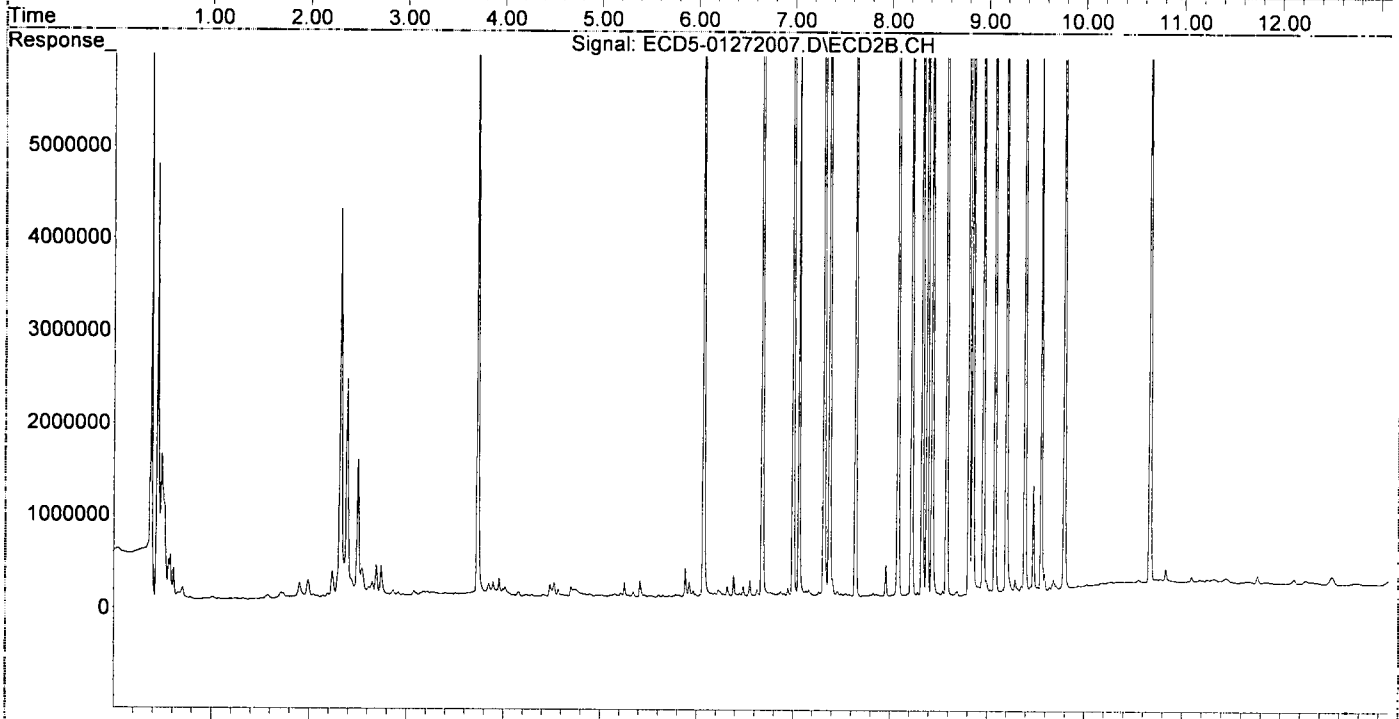
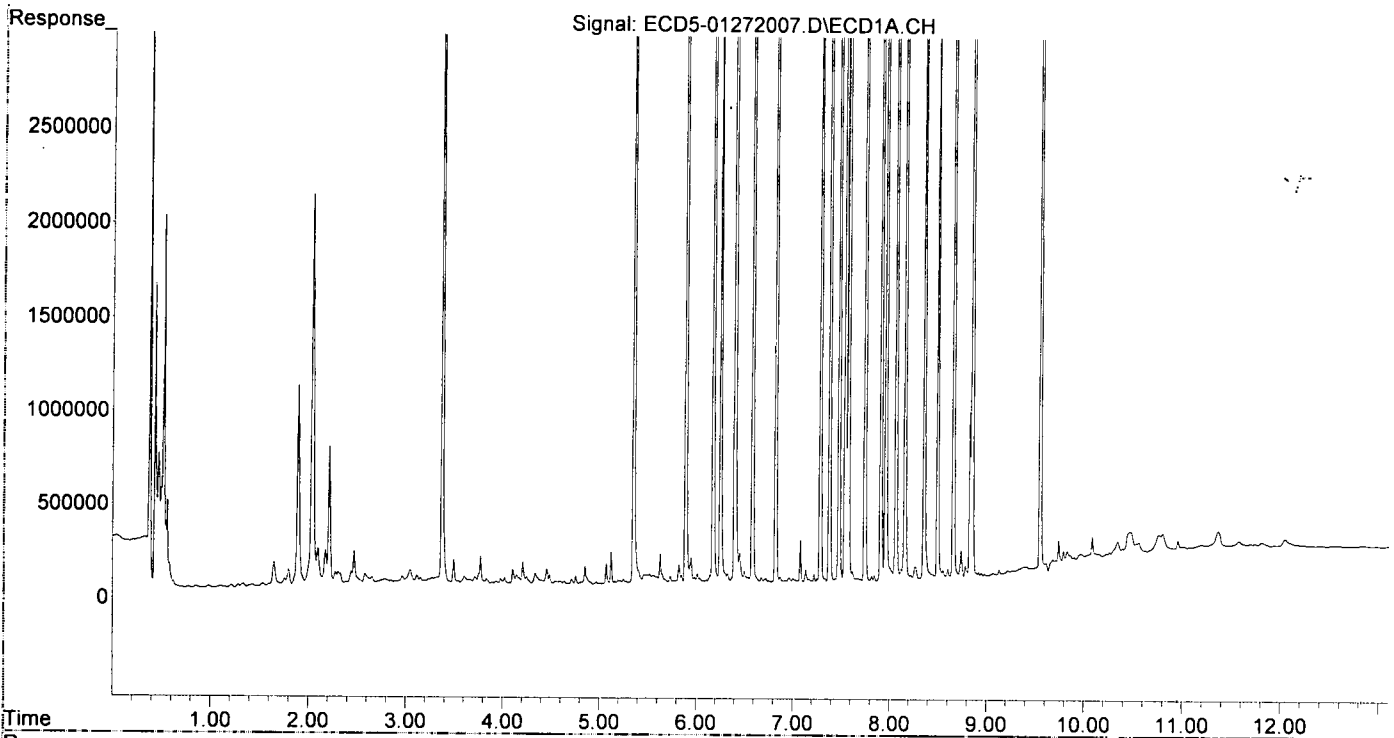
Compound	RT#1	RT#2	Resp#1	Resp#2	ng/mL	ng/mL
System Monitoring Compounds						
1) S TCMX (S)	5.353	6.071	7321235	12424737	37.495	41.682
22) S DCBP (S)	9.551	10.670	8021816	9697612	53.821	54.497
Target Compounds						
2) a-BHC	5.892	6.678	10419139	18105005	39.592	43.843
3) g-BHC	6.175	6.997	9408491	16534129	40.293	45.287
4) b-BHC	6.252	7.060	3794425	6707844	38.791	41.701
5) Heptachlor	6.584	7.375	9409796	15891836	41.410	44.830
6) d-BHC	6.401	7.317	9140948	16773970	41.961	47.343
7) Aldrin	6.824	7.643	8972971	15045484	40.668	45.174
8) Heptachlo...	7.285	8.083	9235177	14946721	44.797	48.523
9) trans-Chl...	7.381	8.223	9349782	15217524	44.371	48.801
10) cis-Chlor...	7.478	8.331	9159628	14339152	44.763	48.337
11) Endosulfa...	7.575	8.383	8913814	14322251	45.994	51.541
12) 4,4'-DDE	7.541	8.434	9308917	15788729	45.148	51.081
13) Dieldrin	7.746	8.584	10238953	16719625	47.540	54.121
14) Endrin	7.911	8.814	9223774	13904518	53.311	59.177
15) 4,4'-DDD	7.962	8.852	8355089	13714041	48.392	55.792
16) Endosulfa...	8.067	8.960	8387879	13335097	49.162	54.585
17) 4,4'-DDT	8.159	9.081	8909723	13272425	53.783	56.271
18) Endrin Al...	8.358	9.198	6865458	10009720	44.839	44.766
19) Endosulfa...	8.659	9.389	8366481	12519919	52.279	56.480
20) Methoxychlor	8.496	9.557	4653914	6618153	53.735	55.647
21) Endrin Ke...	8.852	9.793	9771250	14220739	51.166	56.785
23) Hexachlor...	3.152	3.733f	44841	8388372	0.225	20.933 #
24) Hexachlor...	5.735	6.551	37817	175178	0.041	0.547 #
25) Oxychlordane	7.221	0.000	38935	0	0.019	N.D. #
26) 2,4'-DDE	7.285	8.223	9235177	15217524	64.767	72.261
27) trans-Non...	7.478	8.285	9159628	42984	45.862	0.140 #
28) 2,4'-DDD	7.661	8.584	15264	16719625	0.120	90.651 #
29) 2,4'-DDT	7.845	8.814	26358	13904518	0.180	67.117 #
30) cis-Nonac...	7.962f	8.852	8355089	13714041	35.449	40.201
31) Mirex	8.604	9.793	43396	14220739	0.075	75.830 #
32) Chlordane...	0.000	8.285	0	42984	N.D.	1.105 #
33) Chlordane...	7.541	8.383	9308917	14322251	322.994	446.205
34) Chlordane...	8.067	9.036f	8387879	54546	1102.567	5.137 #
35) Chlordane...	3.833	0.000	35532	0	NoCal	N.D.
36) Toxaphene...	7.541f	8.584f	9308917	16719625	8838.514	6182.591
37) Toxaphene...	7.818	8.960	23770	13335097	12.223	3829.110 #
38) Toxaphene...	0.000	8.994	0	157108	N.D.	26.691 #
39) Toxaphene...	8.358	9.081	6865458	13272425	1699.355	1470.519
40) Toxaphene...	8.604	0.000	43396	0	13.199	N.D. #
41) Toxaphene...	8.659	9.642	8366481	68061	1926.713	12.123 #
42) Toxaphene...	3.833f	0.000	35532	0	NoCal	N.D.

(f)=RT Delta > 1/2 Window (#)=Amounts differ by > 40% (m)=manual int.

Quantitation Report (Not Reviewed)

Data Path : R:\data\2020-01\0A27039\
Data File : ECD5-01272007.D
Signal(s) : Signal #1: ECD1A.CH Signal #2: ECD2B.CH
Acq On : 27 Jan 2020 12:44
Operator : MJB
Sample : 0010773-BS1
Misc : 1x, 8081B, GPC
ALS Vial : 9 (Sig #1); 0 (Sig #2) Sample Multiplier: 1

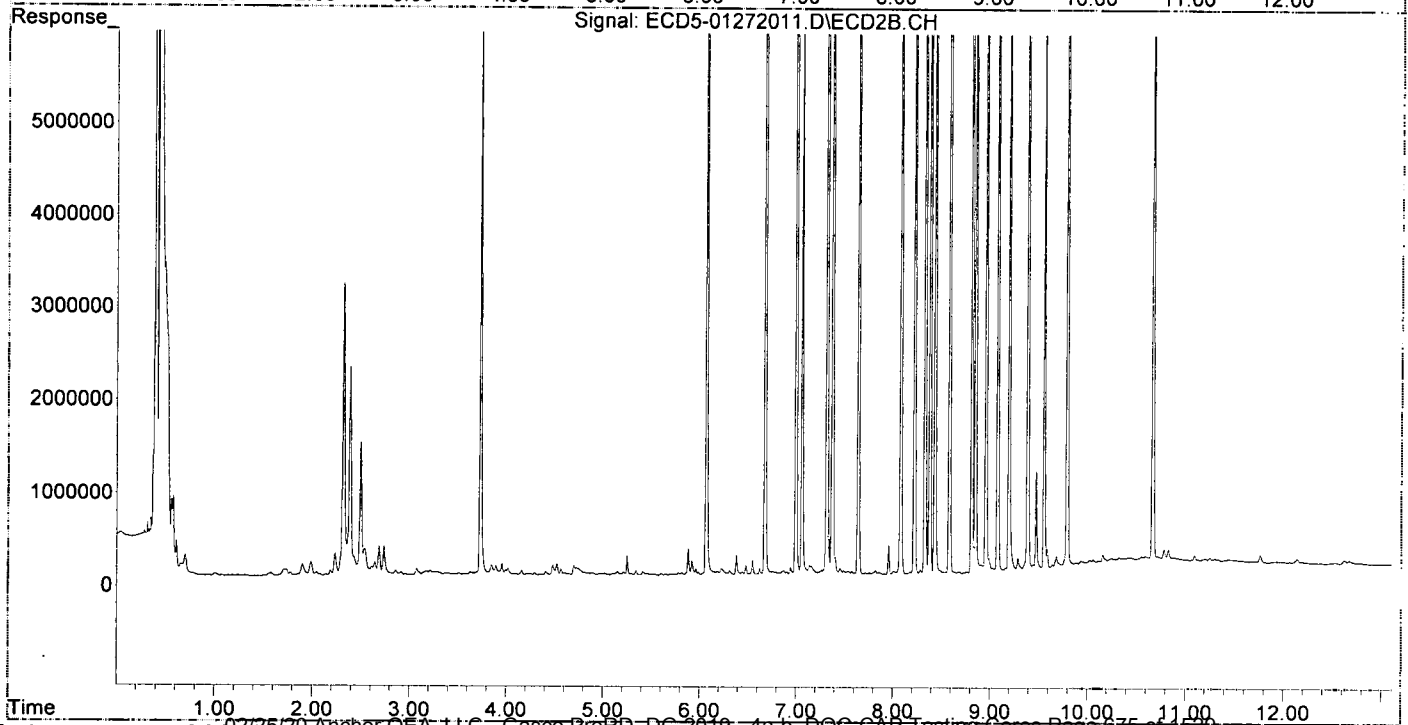
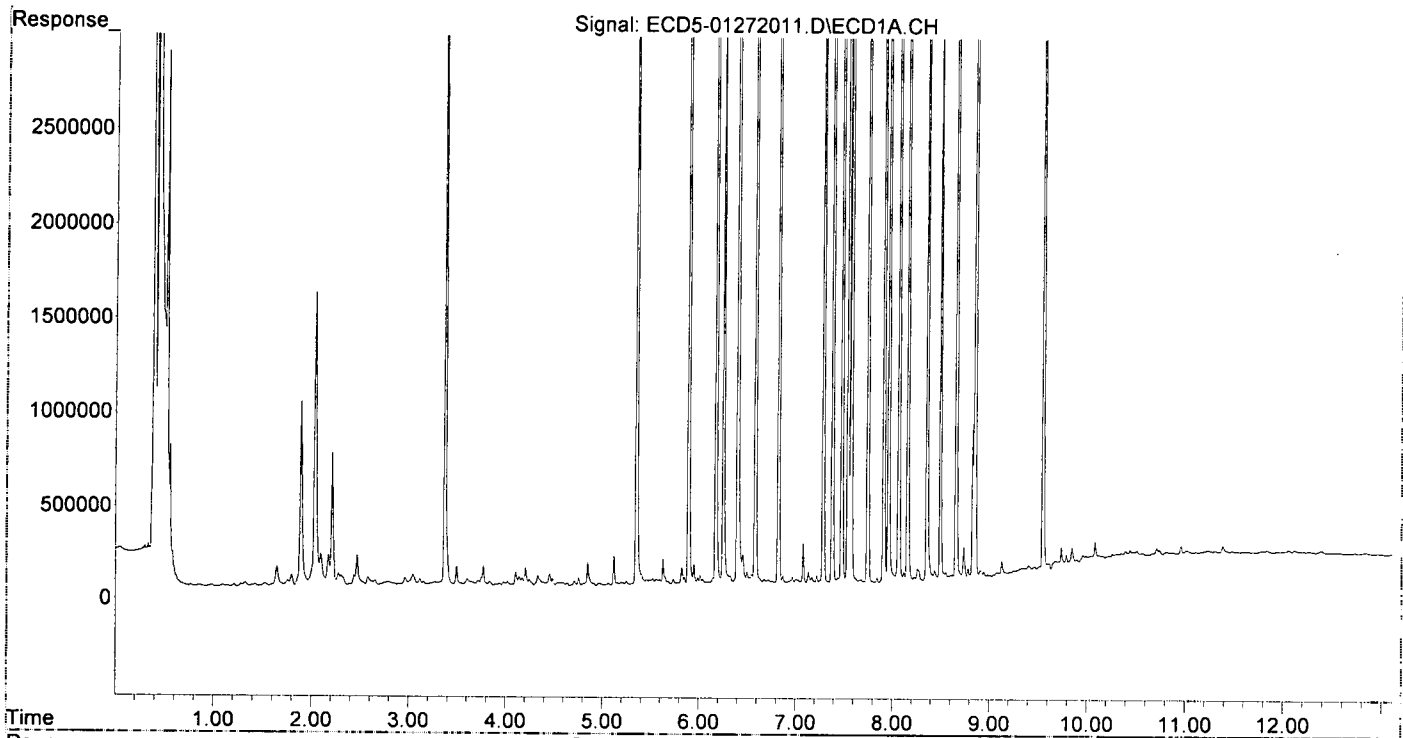
Integration File signal 1: PEST1.e
Integration File signal 2: PEST2.e
Quant Time: Jan 27 15:40:25 2020
Quant Method : R:\methods\ECD5_QUANTPEST_200107RT1.M
Quant Title : Instrument: DualECD5
QLast Update : Thu Jan 09 11:11:29 2020
Response via : Initial Calibration
Integrator: ChemStation 6890 Scale Mode: Small noise peaks clipped



Quantitation Report (Not Reviewed)

Data Path : R:\data\2020-01\0A27039\
Data File : ECD5-01272011.D
Signal(s) : Signal #1: ECD1A.CH Signal #2: ECD2B.CH
Acq On : 27 Jan 2020 13:53
Operator : MJB
Sample : 0010773-MSD1
Misc : 1x, 8081B, GPC
ALS Vial : 13 (Sig #1); 0 (Sig #2) Sample Multiplier: 1

Integration File signal 1: PEST1.e
Integration File signal 2: PEST2.e
Quant Time: Jan 27 15:40:49 2020
Quant Method : R:\methods\ECD5_QUANTPEST_200107RT1.M
Quant Title : Instrument: DualECD5
QLast Update : Thu Jan 09 11:11:29 2020
Response via : Initial Calibration
Integrator: ChemStation 6890 Scale Mode: Small noise peaks clipped



Quantitation Report (Not Reviewed)

Data Path : R:\data\2020-01\0A27039\
 Data File : ECD5-01272012.D
 Signal(s) : Signal #1: ECD1A.CH Signal #2: ECD2B.CH
 Acq On : 27 Jan 2020 14:10
 Operator : MJB
 Sample : 0A27039-CCV2
 Misc : A19K134, AB 100 ppb
 ALS Vial : 5 (Sig #1); 0 (Sig #2) Sample Multiplier: 1

Integration File signal 1: PEST1.e
 Integration File signal 2: PEST2.e
 Quant Time: Jan 27 15:40:54 2020
 Quant Method : R:\methods\ECD5_QUANTPEST_200107RT1.M
 Quant Title : Instrument: DualECD5
 QLast Update : Thu Jan 09 11:11:29 2020
 Response via : Initial Calibration
 Integrator: ChemStation 6890 Scale Mode: Small noise peaks clipped

MJB
1/27/20

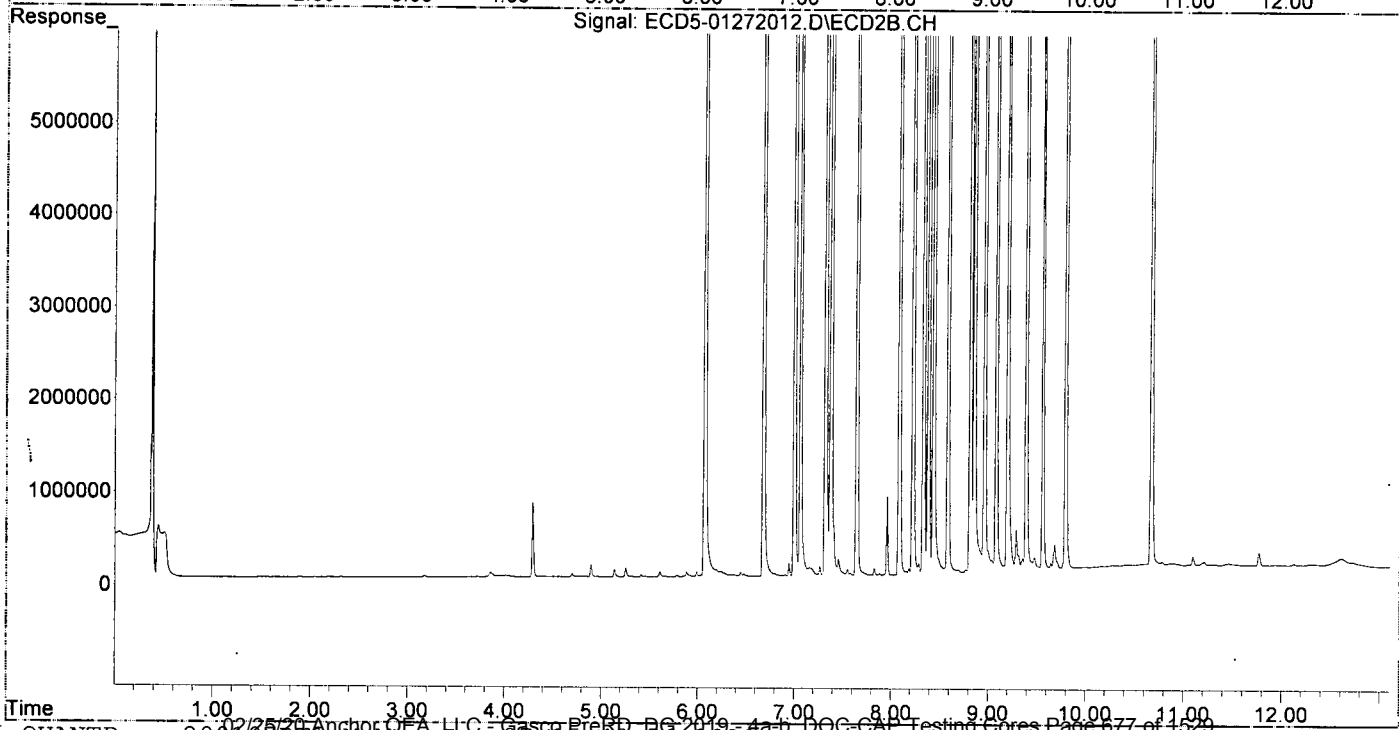
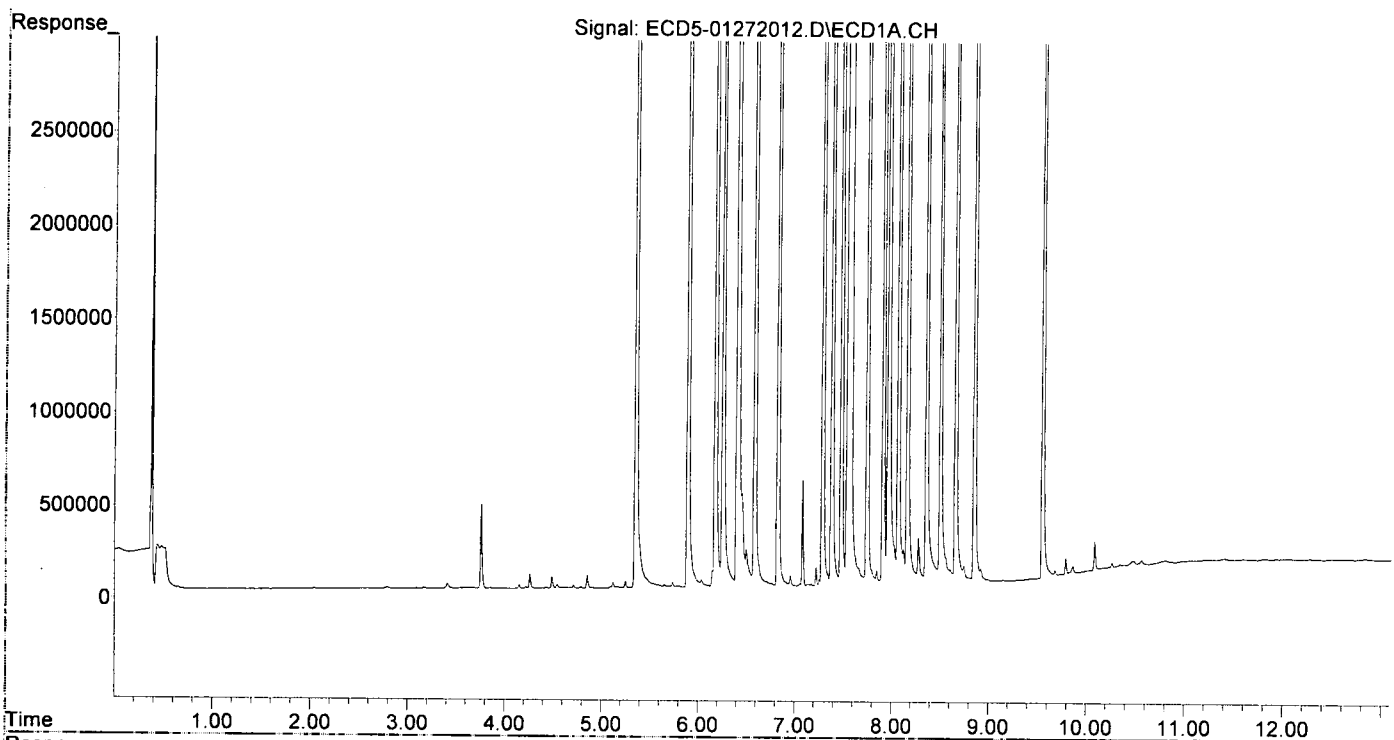
Compound	RT#1	RT#2	Resp#1	Resp#2	ng/mL	ng/mL
System Monitoring Compounds						
1) S TCMX (S)	5.353	6.071	18716798	32528541	95.855	109.126
22) S DCBP (S)	9.555	10.671	14861546	19074387	100.425	107.191
Target Compounds						
2) a-BHC	5.893	6.679	27675939	51250463	105.166	124.108
3) g-BHC	6.176	6.998	24378517	44888894	104.404	122.950
4) b-BHC	6.253	7.060	8607450	16298214	88.967	101.321
5) Heptachlor	6.585	7.376	24045320	42966507	105.816	121.207
6) d-BHC	6.403	7.319	19339087	40920729	88.776	108.058
7) Aldrin	6.826	7.645	22929116	40941282	103.921	122.926
8) Heptachlo...	7.287	8.083	20907827	36834026	101.418	119.577
9) trans-Chl...	7.383	8.224	21596611	37034199	102.490	118.764
10) cis-Chlor...	7.479	8.332	21420849	35396103	104.682	119.321
11) Endosulfa...	7.576	8.384	20015996	33196386	103.280	119.462
12) 4,4'-DDE	7.545	8.436	19435986	36281841	94.264	109.789
13) Dieldrin	7.748	8.586	22536559	38463547	104.638	124.506
14) Endrin	7.912	8.814	19401544	29947241	112.136	127.454
15) 4,4'-DDD	7.966	8.854	15878024	29397283	91.965	119.595
16) Endosulfa...	8.069	8.962	17085340	28686600	100.138	117.424
17) 4,4'-DDT	8.163	9.082	16636108	26265887	100.422	103.112
18) Endrin Al...	8.359	9.198	14516457	23817367	94.809	106.516
19) Endosulfa...	8.660	9.390	17017598	27042285	106.336	121.993
20) Methoxychlor	8.502	9.560	7823098	12378081	90.327	104.078
21) Endrin Ke...	8.854	9.794	19766057	31247248	103.503	124.773
23) Hexachlor...	3.166	0.000	6807	0	0.034	N.D. #
24) Hexachlor...	5.735	0.000	25759	0	BelowCal	N.D.
25) Oxychlordane	7.222	8.006	97199	7841	0.354	0.028 #
26) 2,4'-DDE	7.287	8.224	20907827	37034199	146.627	175.858
27) trans-Non...	7.479	8.285	21420849	115077	106.883	0.374 #
28) 2,4'-DDD	0.000	8.586	0	38463547	N.D.	208.542 #
29) 2,4'-DDT	7.847	8.814	71724	29947241	0.490	130.855 #
30) cis-Nonac...	7.966f	8.854	15878024	29397283	67.367	86.174
31) Mirex	0.000	9.794	0	31247248	N.D.	154.558 #
32) Chlordane...	0.000	8.285	0	115077	N.D.	2.959 #
33) Chlordane...	7.545	8.384	19435986	33196386	674.375	1034.222 #
34) Chlordane...	8.069	9.037f	17085340	122259	2245.828	11.515 #
35) Chlordane...	0.000	0.000	0	0	N.D.	N.D.
36) Toxaphene...	7.479f	8.586f	21420849	38463547	20338.401	14223.068
37) Toxaphene...	0.000	8.962	0	28686600	N.D.	8237.222 #
38) Toxaphene...	8.122	9.037f	182998	122259	39.612	19.905 #
39) Toxaphene...	8.359	9.082	14516457	26265887	3593.150	2910.130
40) Toxaphene...	0.000	0.000	0	0	N.D.	N.D.
41) Toxaphene...	8.660	9.643	17017598	57085	3918.976	10.168 #
42) Toxaphene...	0.000	0.000	0	0	N.D.	N.D.

(f)=RT Delta > 1/2 Window (#)=Amounts differ by > 40% (m)=manual int.

Quantitation Report (Not Reviewed)

Data Path : R:\data\2020-01\0A27039\
Data File : ECD5-01272012.D
Signal(s) : Signal #1: ECD1A.CH Signal #2: ECD2B.CH
Acq On : 27 Jan 2020 14:10
Operator : MJB
Sample : 0A27039-CCV2
Misc : A19K134, AB 100 ppb
ALS Vial : 5 (Sig #1); 0 (Sig #2) Sample Multiplier: 1

Integration File signal 1: PEST1.e
Integration File signal 2: PEST2.e
Quant Time: Jan 27 15:40:54 2020
Quant Method : R:\methods\ECD5_QUANTPEST_200107RT1.M
Quant Title : Instrument: DualECD5
QLast Update : Thu Jan 09 11:11:29 2020
Response via : Initial Calibration
Integrator: ChemStation 6890 Scale Mode: Small noise peaks clipped



Data Path : R:\data\2020-01\0A27039\
 Data File : ECD5-01272013.D
 Signal(s) : Signal #1: ECD1A.CH Signal #2: ECD2B.CH
 Acq On : 27 Jan 2020 14:27
 Operator : MJB
 Sample : 0A27039-CCV3
 Misc : A19J409, AB 100 ppb
 ALS Vial : 6 (Sig #1); 0 (Sig #2) Sample Multiplier: 1

Integration File signal 1: PEST1.e
 Integration File signal 2: PEST2.e
 Quant Time: Jan 27 15:41:01 2020
 Quant Method : R:\methods\ECD5_QUANTPEST_200107RT1.M
 Quant Title : Instrument: DualECD5
 QLast Update : Thu Jan 09 11:11:29 2020
 Response via : Initial Calibration
 Integrator: ChemStation 6890 Scale Mode: Small noise peaks clipped

MB
1/27/20

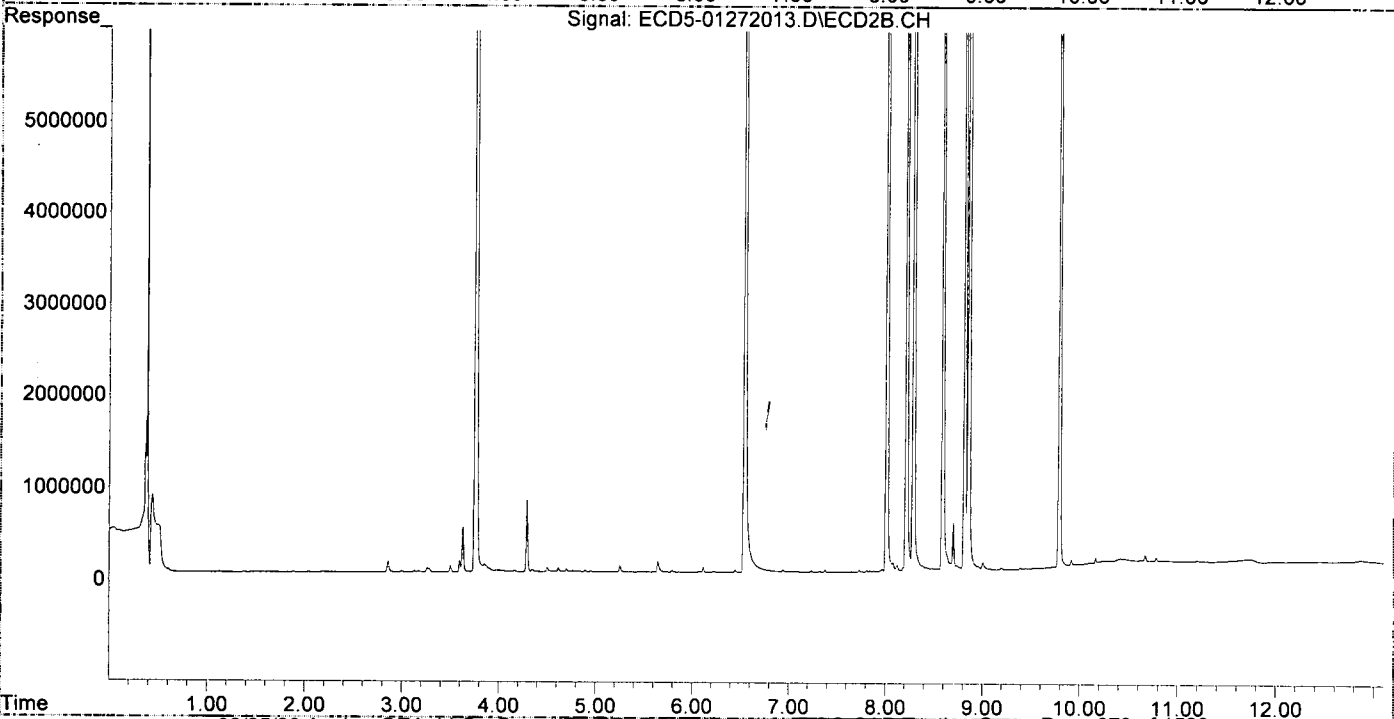
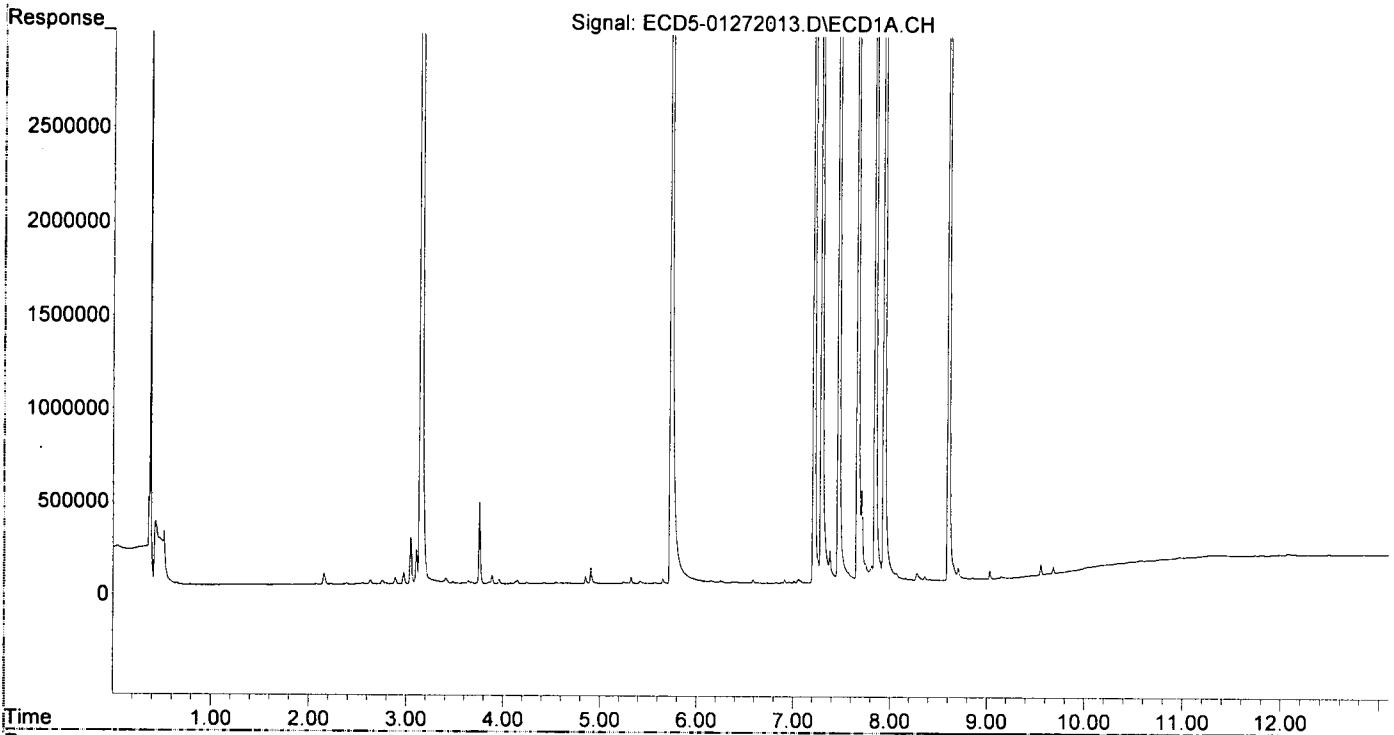
Compound		RT#1	RT#2	Resp#1	Resp#2	ng/mL	ng/mL
System Monitoring Compounds							
1)	S TCMX (S)	5.326f	6.078	35347	10634	0.181	0.036 #
22)	S DCBP (S)	9.557	10.672	58929	61673	0.238	0.347 #
Target Compounds							
2)	a-BHC	0.000	0.000	0	0	N.D.	N.D.
3)	g-BHC	6.200f	6.998	8595	2775	0.037	0.008 #
4)	b-BHC	6.250	7.066	13533	5681	5931.864	0.035 #
5)	Heptachlor	6.588	7.376	18224	25448	0.080	0.072
6)	d-BHC	6.414	7.322	8265	12127	0.038	0.094 #
7)	Aldrin	0.000	7.649	0	6303	N.D.	0.019 #
8)	Heptachlo...	7.295	8.081	11021274	90400	53.461	0.293 #
9)	trans-Chl...	7.383	8.214	170261	20072031	0.808	64.368 #
10)	cis-Chlor...	7.472	0.000	18354777	0	89.699	N.D. #
11)	Endosulfa...	0.000	8.383	0	41997	N.D.	0.151 #
12)	4,4'-DDE	0.000	0.000	0	0	N.D.	N.D.
13)	Dieldrin	7.712f	8.589	495735	17048098	2.302	55.184 #
14)	Endrin	7.942f	8.815	20763591	19979796	120.008	85.033
15)	4,4'-DDD	7.942f	8.856	20763591	35152744	120.261	143.010
16)	Endosulfa...	8.068	8.960	42690	30305	0.250	0.124 #
17)	4,4'-DDT	0.000	0.000	0	0	N.D.	N.D.
18)	Endrin Al...	8.363	9.199	20326	20000	0.133	0.089
19)	Endosulfa...	0.000	9.391	0	17001	N.D.	0.077 #
20)	Methoxychlor	0.000	9.559	0	5019	N.D.	0.042 #
21)	Endrin Ke...	8.856	9.789	8994	18498638	0.047	73.867 #
23)	Hexachlor...	3.152	3.757	19682971	43409297	98.688	108.326
24)	Hexachlor...	5.735	6.541	15688469	28684280	81.219	89.610
25)	Oxychlorane	7.216	8.012	16313952	28353009	92.341	101.372
26)	2,4'-DDE	7.295	8.214	11021274	20072031	<u>77.293</u>	95.313
27)	trans-Non...	7.472	8.287	18354777	30892637	91.685	100.468
28)	2,4'-DDD	7.667	8.589	9411538	17048098	<u>73.970</u>	92.432
29)	2,4'-DDT	7.849	8.815	11628553	19979796	<u>79.389</u>	92.580
30)	cis-Nonac...	7.942	8.856	20763591	35152744	88.095	103.045
31)	Mirex	8.607	9.789	12123399	18498638	90.868	96.670
32)	Chlordane...	7.472f	8.287	18354777	30892637	782.332	794.218
33)	Chlordane...	0.000	8.383	0	41997	N.D.	1.308 #
34)	Chlordane...	8.068	0.000	42690	0	5.611	N.D. #
35)	Chlordane...	3.852f	3.757f	7999	43409297	NoCal	NoCal
36)	Toxaphene...	7.472f	8.589f	18354777	17048098	17427.265	6304.054 #
37)	Toxaphene...	0.000	8.960	0	30305	N.D.	8.702 #
38)	Toxaphene...	0.000	9.006	0	69014	N.D.	9.522 #
39)	Toxaphene...	8.363	0.000	20326	0	5.031	N.D. #
40)	Toxaphene...	8.607f	0.000	12123399	0	3687.414	N.D. #
41)	Toxaphene...	0.000	0.000	0	0	N.D.	N.D.
42)	Toxaphene...	0.000	0.000	0	0	N.D.	N.D.

(f)=RT Delta > 1/2 Window (#)=Amounts differ by > 40% (m)=manual int.

Quantitation Report (Not Reviewed)

Data Path : R:\data\2020-01\0A27039\
Data File : ECD5-01272013.D
Signal(s) : Signal #1: ECD1A.CH Signal #2: ECD2B.CH
Acq On : 27 Jan 2020 14:27
Operator : MJB
Sample : 0A27039-CCV3
Misc : A19J409, AB 100 ppb
ALS Vial : 6 (Sig #1); 0 (Sig #2) Sample Multiplier: 1

Integration File signal 1: PEST1.e
Integration File signal 2: PEST2.e
Quant Time: Jan 27 15:41:01 2020
Quant Method : R:\methods\ECD5_QUANTPEST_200107RT1.M
Quant Title : Instrument: DualECD5
QLast Update : Thu Jan 09 11:11:29 2020
Response via : Initial Calibration
Integrator: ChemStation 6890 Scale Mode: Small noise peaks clipped



Quantitation Report (Not Reviewed)

Data Path : R:\data\2020-01\0A27039\
 Data File : ECD5-01272014.D
 Signal(s) : Signal #1: ECD1A.CH Signal #2: ECD2B.CH
 Acq On : 27 Jan 2020 14:45
 Operator : MJB
 Sample : 0A27039-CCB2
 Misc : A19L339
 ALS Vial : 7 (Sig #1); 0 (Sig #2) Sample Multiplier: 1

Integration File signal 1: PEST1.e
 Integration File signal 2: PEST2.e
 Quant Time: Jan 27 15:41:07 2020
 Quant Method : R:\methods\ECD5_QUANTPEST_200107RT1.M
 Quant Title : Instrument: DualECD5
 QLast Update : Thu Jan 09 11:11:29 2020
 Response via : Initial Calibration
 Integrator: ChemStation 6890 Scale Mode: Small noise peaks clipped

Compound	RT#1	RT#2	Resp#1	Resp#2	ng/mL	ng/mL
System Monitoring Compounds						
1) S TCMX (S)	5.353	6.071	16419548	27571457	84.090	92.496
22) S DCBP (S)	9.556	10.672	13251272	17056794	89.404	95.853
Target Compounds						
2) a-BHC	0.000	0.000	0	0	N.D.	N.D.
3) g-BHC	0.000	0.000	0	0	N.D.	N.D.
4) b-BHC	6.256	0.000	7219	0	5931.928	N.D. #
5) Heptachlor	0.000	0.000	0	0	N.D.	N.D.
6) d-BHC	0.000	7.324	0	6080	N.D.	0.076 #
7) Aldrin	0.000	7.653	0	8937	N.D.	0.027 #
8) Heptachlo...	0.000	0.000	0	0	N.D.	N.D.
9) trans-Chl...	7.375	8.253f	5919	17042	0.028	0.055 #
10) cis-Chlor...	7.499	0.000	8545	0	0.042	N.D. #
11) Endosulfa...	0.000	0.000	0	0	N.D.	N.D.
12) 4,4'-DDE	0.000	0.000	0	0	N.D.	N.D.
13) Dieldrin	0.000	0.000	0	0	N.D.	N.D.
14) Endrin	0.000	0.000	0	0	N.D.	N.D.
15) 4,4'-DDD	0.000	0.000	0	0	N.D.	N.D.
16) Endosulfa...	8.069	0.000	8383	0	0.049	N.D. #
17) 4,4'-DDT	0.000	9.105f	0	2278	N.D.	0.040 #
18) Endrin Al...	8.364	9.201	12487	10835	0.082	0.048 #
19) Endosulfa...	8.665	9.391	8551	10524	0.053	0.047 #
20) Methoxychlor	8.501	9.565	3231	1973	0.037	0.017 #
21) Endrin Ke...	8.858	9.794	2973	7540	0.016	0.030 #
23) Hexachlor...	3.166	0.000	7014	0	0.035	N.D. #
24) Hexachlor...	5.736	0.000	24673	0	BelowCal	N.D.
25) Oxychlordane	7.223	7.975f	9714	12041	BelowCal	0.043 #
26) 2,4'-DDE	0.000	8.253f	0	17042	N.D.	0.081 #
27) trans-Non...	7.499f	8.253f	8545	17042	BelowCal	0.055 #
28) 2,4'-DDD	0.000	0.000	0	0	N.D.	N.D.
29) 2,4'-DDT	0.000	0.000	0	0	N.D.	N.D.
30) cis-Nonac...	0.000	0.000	0	0	N.D.	N.D.
31) Mirex	8.612	9.794	3829	7540	6723.019	BelowCal #
32) Chlordane...	0.000	8.253f	0	17042	N.D.	0.438 #
33) Chlordane...	7.499f	0.000	8545	0	0.296	N.D. #
34) Chlordane...	8.069	0.000	8383	0	1.102	N.D. #
35) Chlordane...	3.847f	0.000	4439	0	NoCal	N.D.
36) Toxaphene...	7.499	0.000	8545	0	8.113	N.D. #
37) Toxaphene...	0.000	9.007f	0	70650	N.D.	20.287 #
38) Toxaphene...	0.000	9.007	0	70650	N.D.	9.841 #
39) Toxaphene...	8.364	9.105f	12487	2278	3.091	0.252 #
40) Toxaphene...	8.612f	0.000	3829	0	1.165	N.D. #
41) Toxaphene...	8.665	0.000	8551	0	1.969	N.D. #
42) Toxaphene...	3.847f	0.000	4439	0	NoCal	N.D.

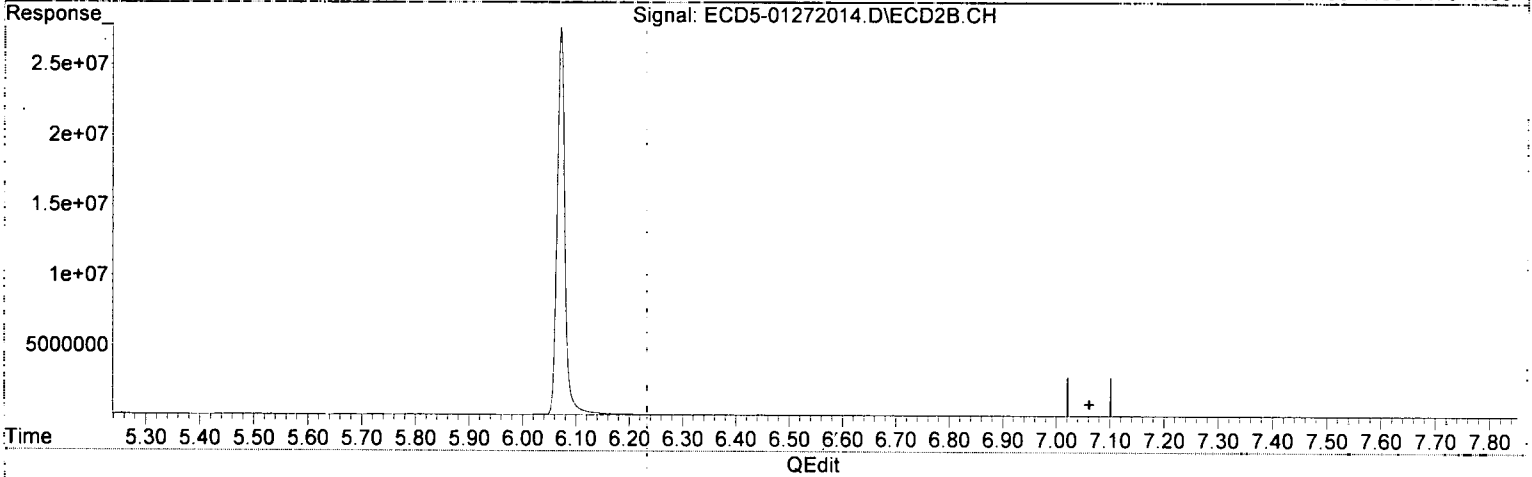
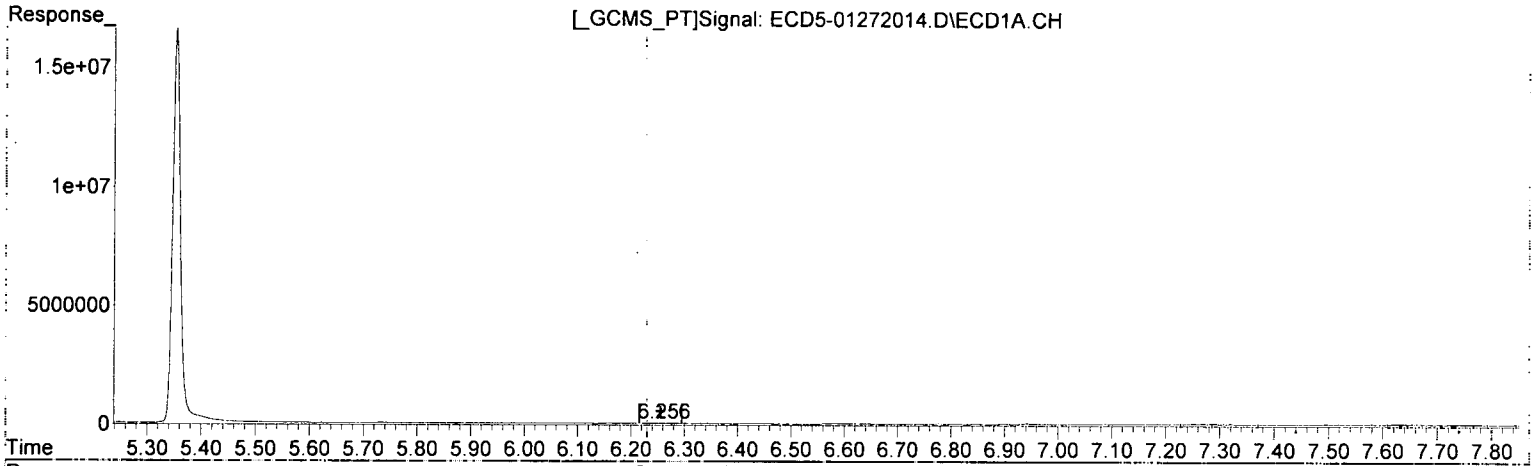
MJB
1/27/20

(f)=RT Delta > 1/2 Window (#)=Amounts differ by > 40% (m)=manual int.

Quantitation Report (Qedit)

Data Path : R:\data\2020-01\0A27039\
Data File : ECD5-01272014.D
Signal(s) : Signal #1: ECD1A.CH Signal #2: ECD2B.CH
Acq On : 27 Jan 2020 14:45
Operator : MJB
Sample : 0A27039-CCB2
Misc : A19L339
ALS Vial : 7 (Sig #1); 0 (Sig #2) Sample Multiplier: 1

Integration File signal 1: PEST1.e
Integration File signal 2: PEST2.e
Quant Time: Jan 27 15:41:07 2020
Quant Method : R:\methods\ECD5_QUANTPEST_200107RT1.M
Quant Title : Instrument: DualECD5
QLast Update : Thu Jan 09 11:11:29 2020
Response via : Initial Calibration
Integrator: ChemStation 6890 Scale Mode: Small noise peaks clipped



(4) b-BHC

6.256min 5931.928 ng/mL

response 7219

QAC

*WJB
1/27/20*

(4) b-BHC #2

0.000min 0.000 ng/mL

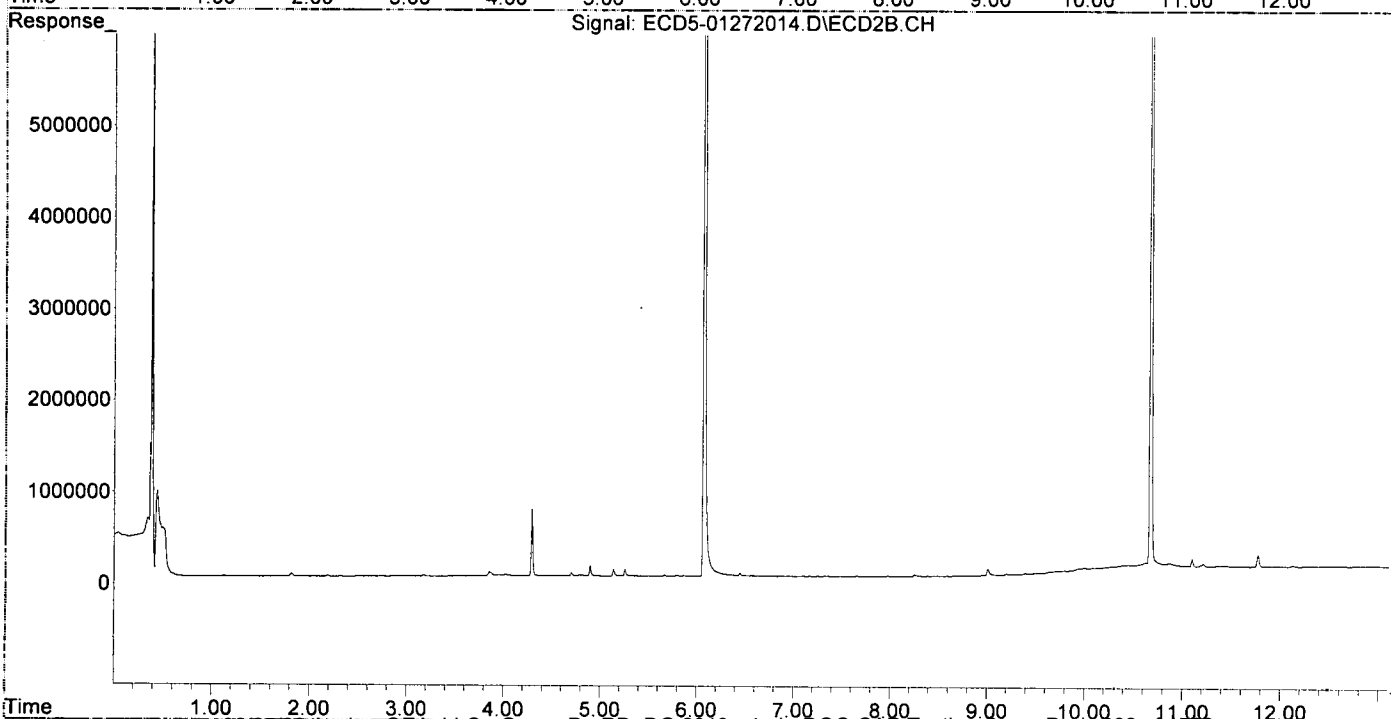
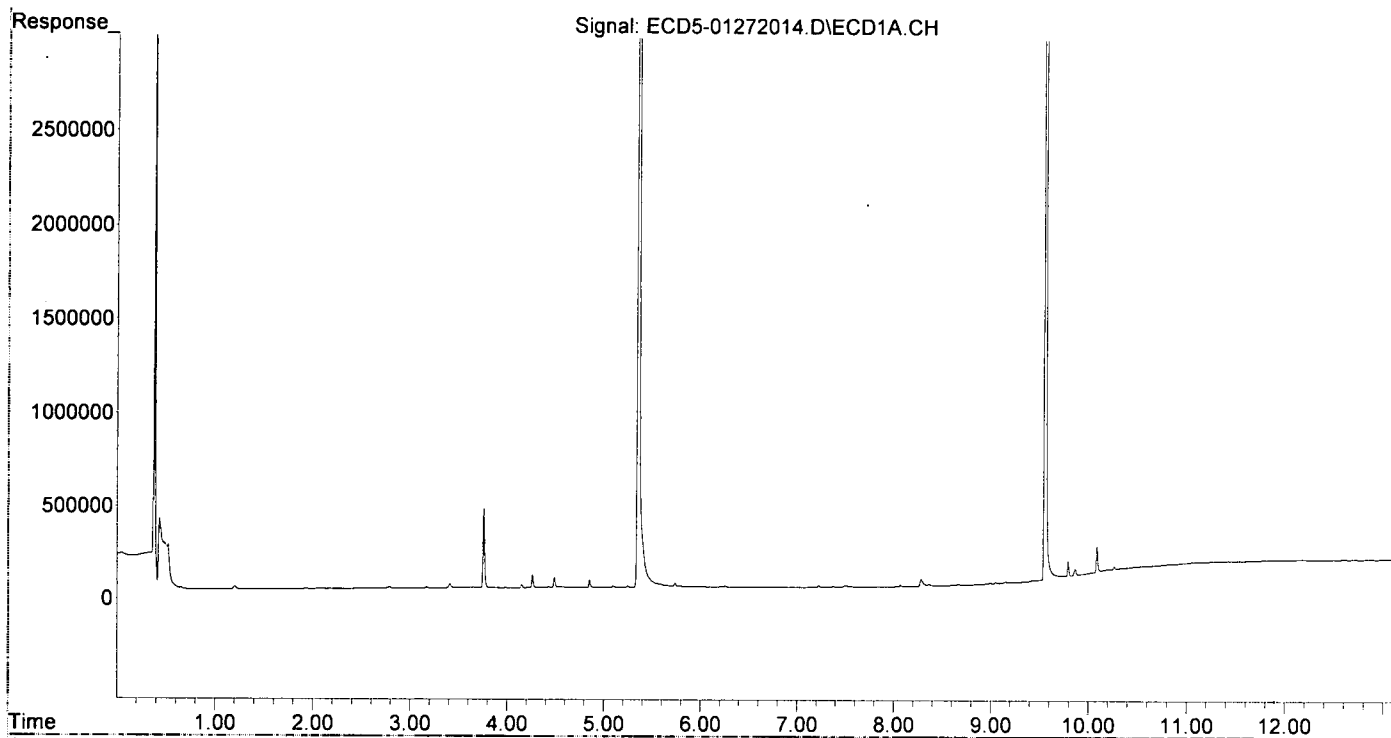
response 0

(+) = Expected Retention Time

Quantitation Report (Not Reviewed)

Data Path : R:\data\2020-01\0A27039\
Data File : ECD5-01272014.D
Signal(s) : Signal #1: ECD1A.CH Signal #2: ECD2B.CH
Acq On : 27 Jan 2020 14:45
Operator : MJB
Sample : 0A27039-CCB2
Misc : A19L339
ALS Vial : 7 (Sig #1); 0 (Sig #2) Sample Multiplier: 1

Integration File signal 1: PEST1.e
Integration File signal 2: PEST2.e
Quant Time: Jan 27 15:41:07 2020
Quant Method : R:\methods\ECD5_QUANTPEST_200107RT1.M
Quant Title : Instrument: DualECD5
QLast Update : Thu Jan 09 11:11:29 2020
Response via : Initial Calibration
Integrator: ChemStation 6890 Scale Mode: Small noise peaks clipped



Quantitation Report (Not Reviewed)

Data Path : R:\data\2020-01\0A27039\
 Data File : ECD5-01272024.D
 Signal(s) : Signal #1: ECD1A.CH Signal #2: ECD2B.CH
 Acq On : 27 Jan 2020 17:51
 Operator : MJB
 Sample : 0010666-MSD1
 Misc : 1x, 2,4+4,4-DDx Only, GPC
 ALS Vial : 19 (Sig #1); 0 (Sig #2) Sample Multiplier: 1

Integration File signal 1: PEST1.e
 Integration File signal 2: PEST2.e
 Quant Time: Jan 27 18:04:47 2020
 Quant Method : R:\methods\ECD5_QUANTPEST_200107RT1.M
 Quant Title : Instrument: DualECD5
 QLast Update : Thu Jan 09 11:11:29 2020
 Response via : Initial Calibration
 Integrator: ChemStation 6890 Scale Mode: Small noise peaks clipped

MJB
1/27/20

Compound	RT#1	RT#2	Resp#1	Resp#2	ng/mL	ng/mL
System Monitoring Compounds						
1) S TCMX (S)	5.350	6.068	5633368	9936565	28.850	33.335
22) S DCBP (S)	9.549	10.666	6848170	8971105	45.879	50.414
Target Compounds						
2) a-BHC	5.883	6.676	42434	20823	0.161	0.050 #
3) g-BHC	6.172	6.984	93010	67274	0.398	0.184 #
4) b-BHC	6.258	7.080	114516	92227	1.001	0.573 #
5) Heptachlor	6.580	7.384	98207	108312	0.432	0.306 #
6) d-BHC	6.429f	7.334	134463	93310	0.617	0.335 #
7) Aldrin	6.852f	7.677f	153216	38531	0.694	0.116 #
8) Heptachlo...	7.285	8.097	7035302	76550	34.126	0.249 #
9) trans-Chl...	7.362f	8.239	164242	541301	0.779	1.736 #
10) cis-Chlor...	7.494	8.348	121426	111529	0.593	0.376 #
11) Endosulfa...	7.594	8.348f	472234	111529	2.437	0.401 #
12) 4,4'-DDE	7.537	8.431	12652331	21348129	61.364	67.734 #
13) Dieldrin	7.744	8.584	171809	10385616	0.798	33.618 #
14) Endrin	7.922	8.811	466301	12176237	2.695	51.821 #
15) 4,4'-DDD	7.958	8.849	10998381	17520629	63.702	71.278 #
16) Endosulfa...	8.068	8.940f	56478	255956	0.331	1.048 #
17) 4,4'-DDT	8.156	9.078	9644774	15643740	58.220	65.314 #
18) Endrin Al...	8.338f	9.178f	134448	244571	0.878	1.094 #
19) Endosulfa...	8.655	9.404	156633	321114	0.979	1.449 #
20) Methoxychlor	8.532f	9.588f	177502	408941	2.049	3.438 #
21) Endrin Ke...	8.825f	9.792	372068	303755	1.948	1.213 #
23) Hexachlor...	3.162	3.732f	63226	1909211	0.317	4.764 #
24) Hexachlor...	5.733	6.538	92117	140389	0.323	0.439 #
25) Oxychlordane	7.189f	7.999	238156	197840	1.162	0.707 #
26) 2,4'-DDE	7.285	8.209	7035302	11470945	49.339	54.470 #
27) trans-Non...	7.494f	8.271	121426	360675	0.456	1.173 #
28) 2,4'-DDD	7.658	8.584	6440438	10385616	50.619	56.309 #
29) 2,4'-DDT	7.841	8.811	7354897	12176237	50.212	59.512 #
30) cis-Nonac...	7.958	8.849	10998381	17520629	46.664	51.359 #
31) Mirex	8.600	9.792	237064	303755	1.511	1.488 #
32) Chlordane...	7.443	8.271	62367	360675	2.658	9.273 #
33) Chlordane...	7.537	0.000	12652331	0	439.001	N.D. #
34) Chlordane...	8.068	9.078	56478	15643740	7.424	1473.360 #
35) Chlordane...	3.829	0.000	7667	0	NoCal	N.D. #
36) Toxaphene...	7.494	8.584f	121426	10385616	115.290	3840.398 #
37) Toxaphene...	7.776f	8.988	78231	427185	40.229	122.664 #
38) Toxaphene...	8.097	8.988	81342	427185	15.302	79.022 #
39) Toxaphene...	8.338f	9.078	134448	15643740	33.279	1733.249 #
40) Toxaphene...	8.600	9.240	237064	125457	72.104	24.982 #
41) Toxaphene...	8.655	9.658f	156633	327685	36.071	58.368 #
42) Toxaphene...	3.829	0.000	7667	0	NoCal	N.D. #

MJB
1/27/20

Q14

MDL=MDL

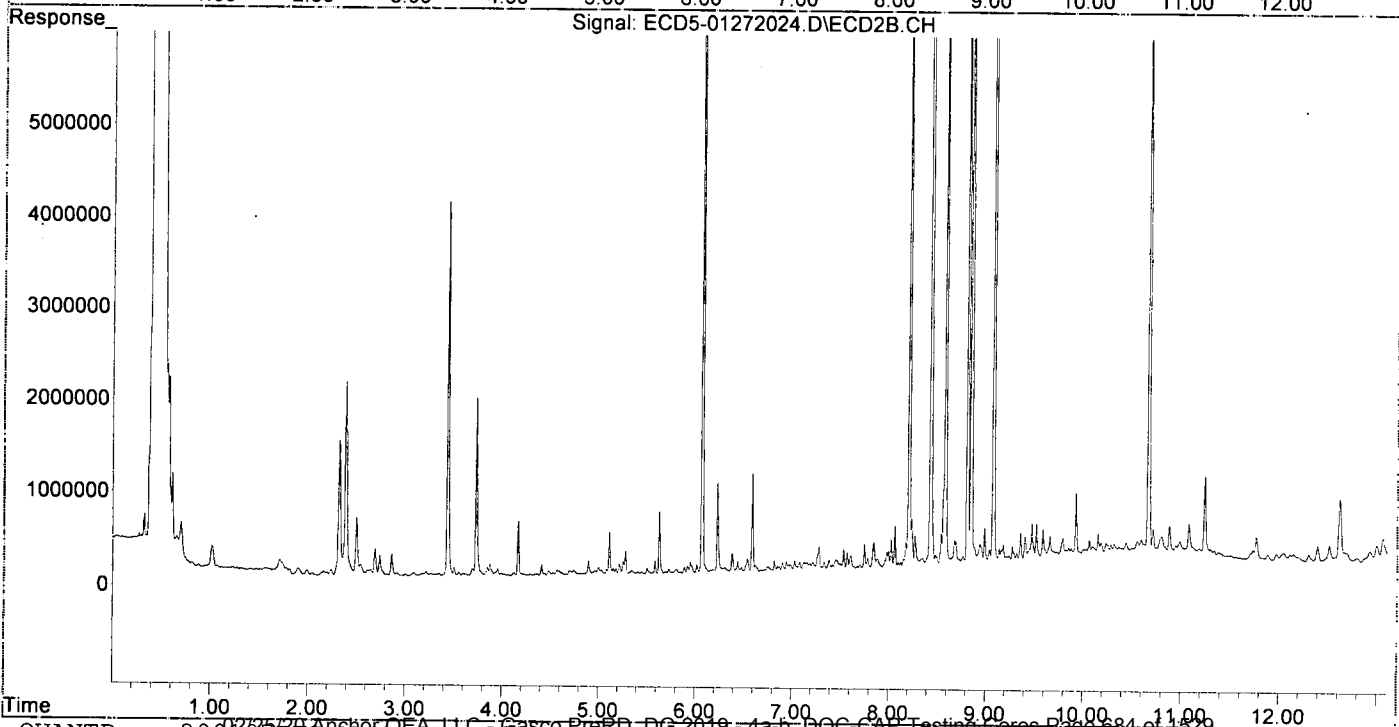
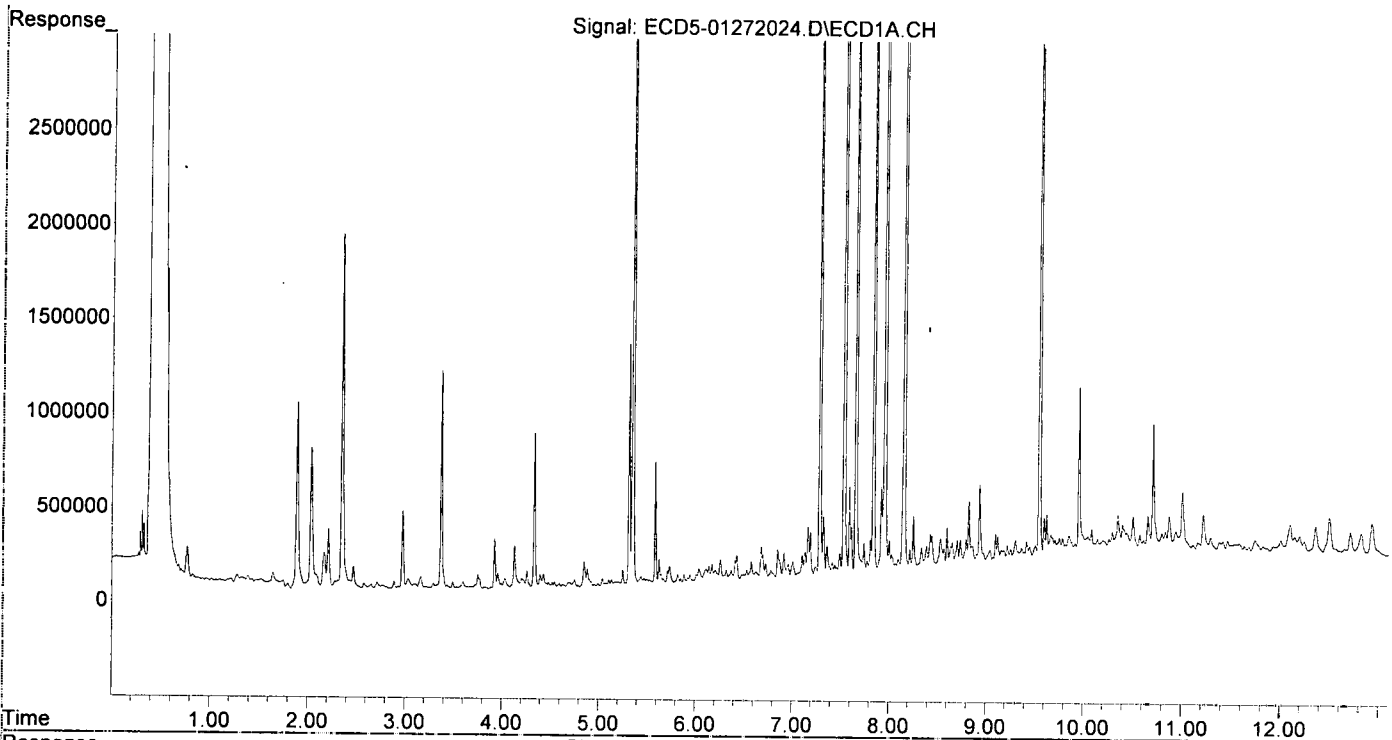
Q14
MDL=MDL

(f)=RT Delta > 1/2 Window (#)=Amounts differ by > 40% (m)=manual int.

Quantitation Report (Not Reviewed)

Data Path : R:\data\2020-01\0A27039\
Data File : ECD5-01272024.D
Signal(s) : Signal #1: ECD1A.CH Signal #2: ECD2B.CH
Acq On : 27 Jan 2020 17:51
Operator : MJB
Sample : 0010666-MSD1
Misc : 1x, 2,4+4,4-DDx Only, GPC
ALS Vial : 19,(Sig #1); 0 (Sig #2) Sample Multiplier: 1

Integration File signal 1: PEST1.e
Integration File signal 2: PEST2.e
Quant Time: Jan 27 18:04:47 2020
Quant Method : R:\methods\ECD5_QUANTPEST_200107RT1.M
Quant Title : Instrument: DualECD5
QLast Update : Thu Jan 09 11:11:29 2020
Response via : Initial Calibration
Integrator: ChemStation 6890 Scale Mode: Small noise peaks clipped



Quantitation Report (Not Reviewed)

Data Path : R:\data\2020-01\0A27039\
 Data File : ECD5-01272026.D
 Signal(s) : Signal #1: ECD1A.CH Signal #2: ECD2B.CH
 Acq On : 27 Jan 2020 18:28
 Operator : MJB
 Sample : A0A0648-01RE1
 Misc : 1x, 2,4+4,4-DDx Only, GPC
 ALS Vial : 20 (Sig #1); 0 (Sig #2) Sample Multiplier: 1

Integration File signal 1: PEST1.e
 Integration File signal 2: PEST2.e
 Quant Time: Jan 28 11:06:29 2020
 Quant Method : R:\methods\ECD5_QUANTPEST_200107RT1.M
 Quant Title : Instrument: DualECD5
 QLast Update : Thu Jan 09 11:11:29 2020
 Response via : Initial Calibration
 Integrator: ChemStation 6890 Scale Mode: Small noise peaks clipped

MJB
1/26/20

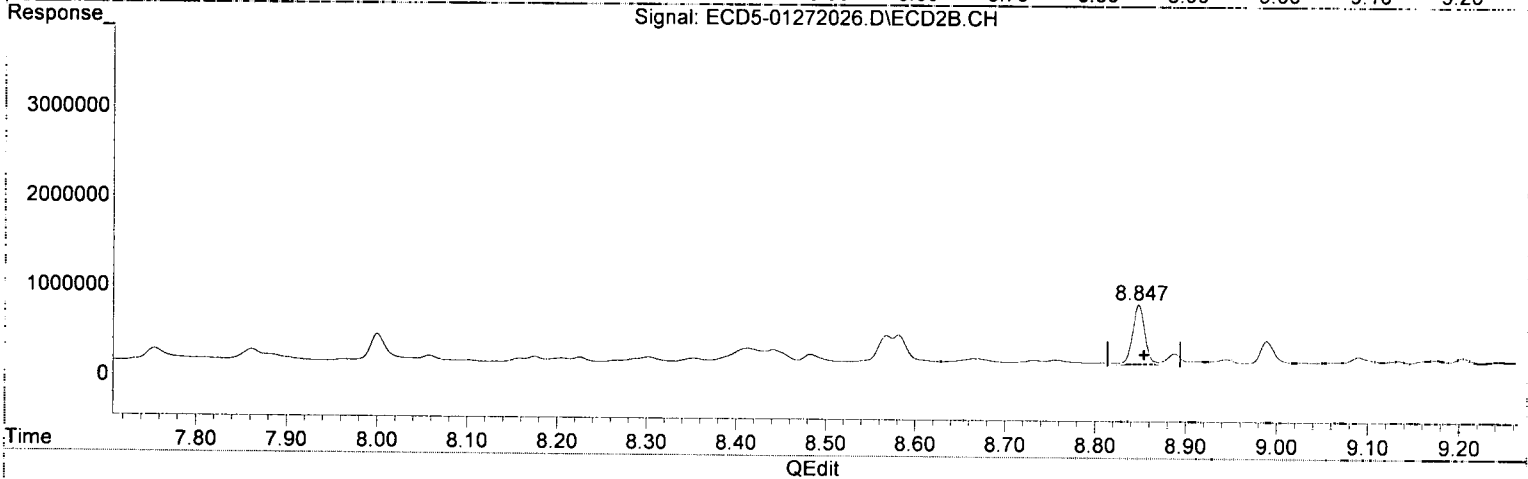
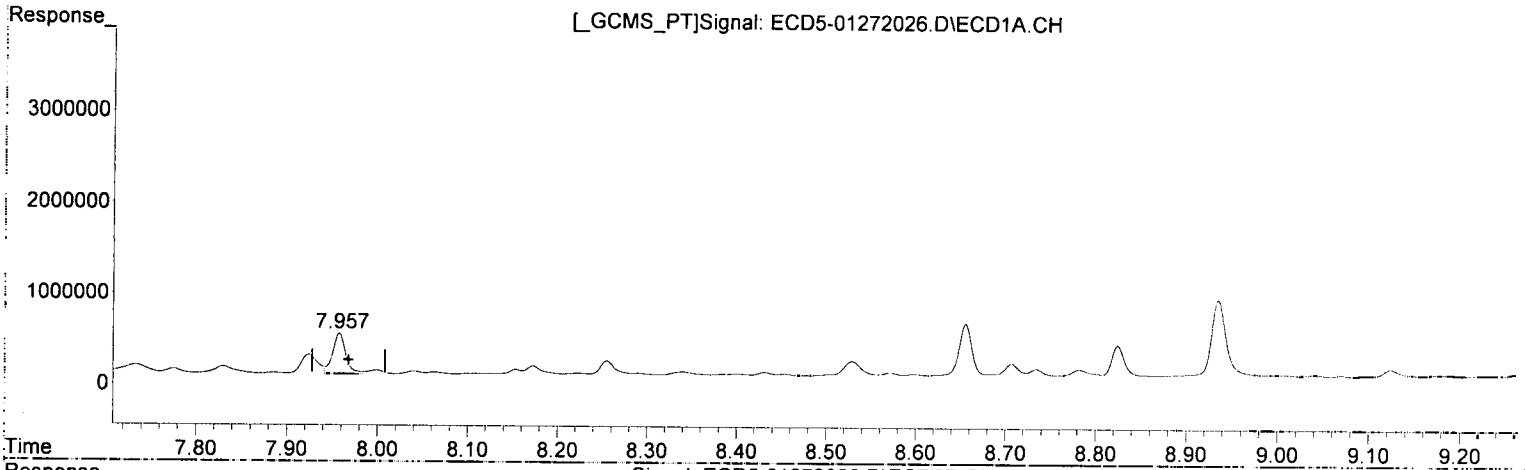
Compound	RT#1	RT#2	Resp#1	Resp#2	ng/mL	ng/mL
System Monitoring Compounds						
1) S TCMX (S)	5.350	6.068	5886714	10196434	30.148	34.207
22) S DCBP (S)	9.548	10.667	6920223	9004363	46.366	50.601
Target Compounds						
2) a-BHC	5.882	6.641f	39684	22807	0.151	0.055 #
3) g-BHC	6.186	6.985	20000	20342	0.086	0.056
4) b-BHC	6.265	7.074	15917	38568	5931.840	0.240 #
5) Heptachlor	6.596	7.401f	26958	22328	0.119	0.063 #
6) d-BHC	6.417	7.319	13740	21605	0.063	0.122 #
7) Aldrin	6.798f	7.647	30476	11897	0.138	0.036 #
8) Heptachlo...	7.284	8.058f	61127	60378	0.297	0.196
9) trans-Chl...	7.393	8.225	8031	51937	0.038	0.167 #
10) cis-Chlor...	7.493	8.353f	49706	46213	0.243	0.156
11) Endosulfa...	7.567	8.413f	15121	154052	0.078	0.554 #
12) 4,4'-DDE	7.537	8.441	40552	138396	0.197	0.509 #
13) Dieldrin	7.734	8.581	93432	309493	0.434	1.002 #
14) Endrin	7.924	8.814	208214	16383	1.203	0.070 #
15) 4,4'-DDD	7.958	8.848	441828	661695	2.559 ^{Q34}	2.692
16) Endosulfa...	8.041f	8.944	31549	55683	0.185	0.228
17) 4,4'-DDT	8.173	9.090	93824	84544	0.566	0.425 ^{Q-14}
18) Endrin Al...	8.339f	9.204	35468	76056	0.232	0.340 #
19) Endosulfa...	8.656	9.402	574967	197166	3.593	0.889 #
20) Methoxychlor	8.529f	9.559	158667	50498	1.832	0.425 #
21) Endrin Ke...	8.825f	9.786	344177	138061	1.802	0.551 #
23) Hexachlor...	3.150	3.732f	13753	2685296	0.069	6.701 #
24) Hexachlor...	5.735	6.547	38807	97934	0.046	0.306 #
25) Oxychlordane	7.250f	8.000	82375	298987	0.269	1.069 #
26) 2,4'-DDE	7.284	8.205	61127	42496	0.429	0.202 #
27) trans-Non...	7.493f	8.302	49706	55094	0.094	0.179 #
28) 2,4'-DDD	7.659	8.581	150614	309493	1.184	1.678 # -MDL:MAR
29) 2,4'-DDT	7.830	8.814	77868	16383	0.532	BelowCal # Q-14
30) cis-Nonac...	7.958	8.848	441828	661695	1.875	1.940
31) Mirex	8.598	9.786	18947	138061	6722.907	0.530 #
32) Chlordane...	7.430	8.302f	25976	55094	1.107	1.416
33) Chlordane...	7.537	8.413f	40552	154052	1.407	4.799 #
34) Chlordane...	8.041f	9.065	31549	24523	4.147	2.310 #
35) Chlordane...	3.834	0.000	9815	0	NoCal	N.D.
36) Toxaphene...	7.493	8.581f	49706	309493	47.194	114.444 #
37) Toxaphene...	7.830f	8.989f	77868	259440	40.042	74.497 #
38) Toxaphene...	0.000	8.989	0	259440	N.D.	46.574 #
39) Toxaphene...	8.339	9.065	35468	24523	8.779	2.717 #
40) Toxaphene...	8.598	9.243	18947	34727	5.763	6.915
41) Toxaphene...	8.656	9.612f	574967	135439	132.409	24.125 #
42) Toxaphene...	3.834f	0.000	9815	0	NoCal	N.D.

(f)=RT Delta > 1/2 Window (#)=Amounts differ by > 40% (m)=manual int.

Quantitation Report (Qedit)

Data Path : R:\data\2020-01\0A27039\
Data File : ECD5-01272026.D
Signal(s) : Signal #1: ECD1A.CH Signal #2: ECD2B.CH
Acq On : 27 Jan 2020 18:28
Operator : MJB
Sample : A0A0648-01RE1
Misc : 1x, 2,4+4,4-DDx Only, GPC
ALS Vial : 20 (Sig #1); 0 (Sig #2) Sample Multiplier: 1

Integration File signal 1: PEST1.e
Integration File signal 2: PEST2.e
Quant Time: Jan 28 11:06:29 2020
Quant Method : R:\methods\ECD5_QUANTPEST_200107RT1.M
Quant Title : Instrument: DualeCD5
QLast Update : Thu Jan 09 11:11:29 2020
Response via : Initial Calibration
Integrator: ChemStation 6890 Scale Mode: Small noise peaks clipped



(15) 4,4'-DDD
7.958min 2.559 ng/mL Q²¹
response 441828

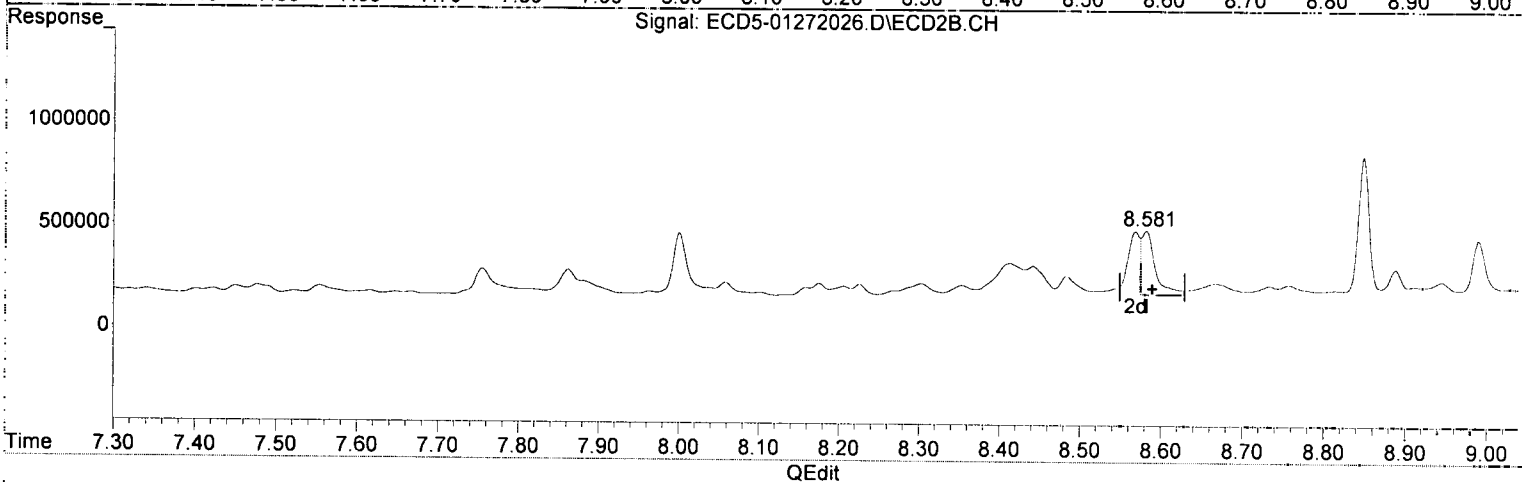
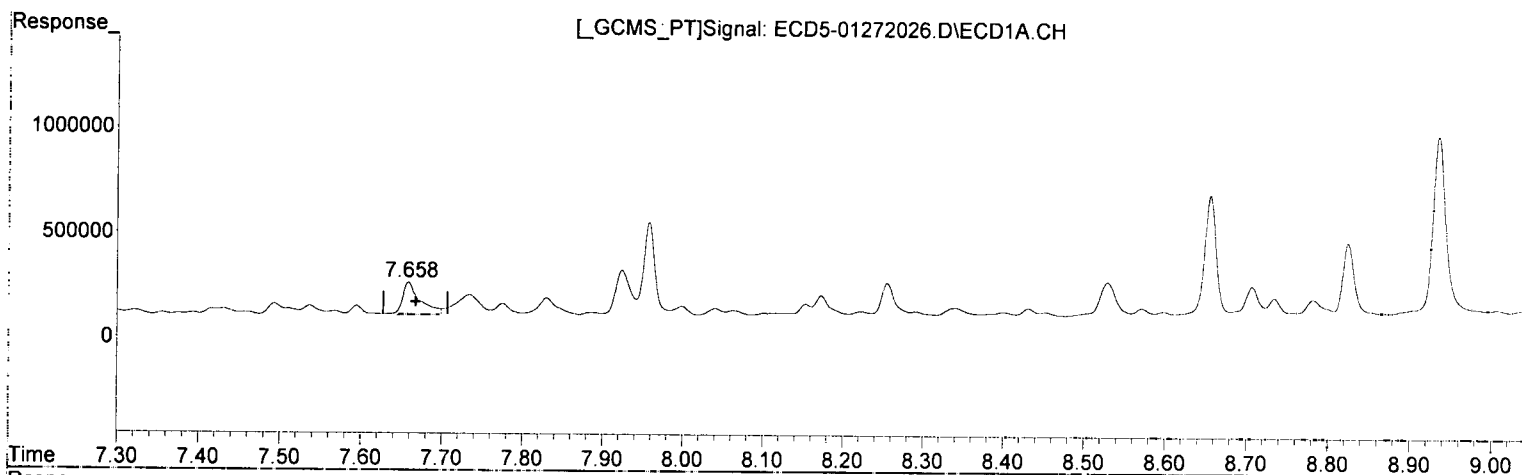
MJB
1/28/20

(15) 4,4'-DDD #2
8.848min 2.692 ng/mL
response 661695

Quantitation Report (Qedit)

Data Path : R:\data\2020-01\0A27039\
 Data File : ECD5-01272026.D
 Signal(s) : Signal #1: ECD1A.CH Signal #2: ECD2B.CH
 Acq On : 27 Jan 2020 18:28
 Operator : MJB
 Sample : A0A0648-01RE1
 Misc : 1x, 2,4+4,4-DDx Only, GPC
 ALS Vial : 20 (Sig #1); 0 (Sig #2) Sample Multiplier: 1

Integration File signal 1: PEST1.e
 Integration File signal 2: PEST2.e
 Quant Time: Jan 28 11:06:29 2020
 Quant Method : R:\methods\ECD5_QUANTPEST_200107RT1.M
 Quant Title : Instrument: DualECD5
 QLast Update : Thu Jan 09 11:11:29 2020
 Response via : Initial Calibration
 Integrator: ChemStation 6890 Scale Mode: Small noise peaks clipped



(28) 2,4'-DDD

7.659min 1.184 ng/mL

response 150614

(28) 2,4'-DDD #2

8.581min 1.678 ng/mL *MDL=MPL*

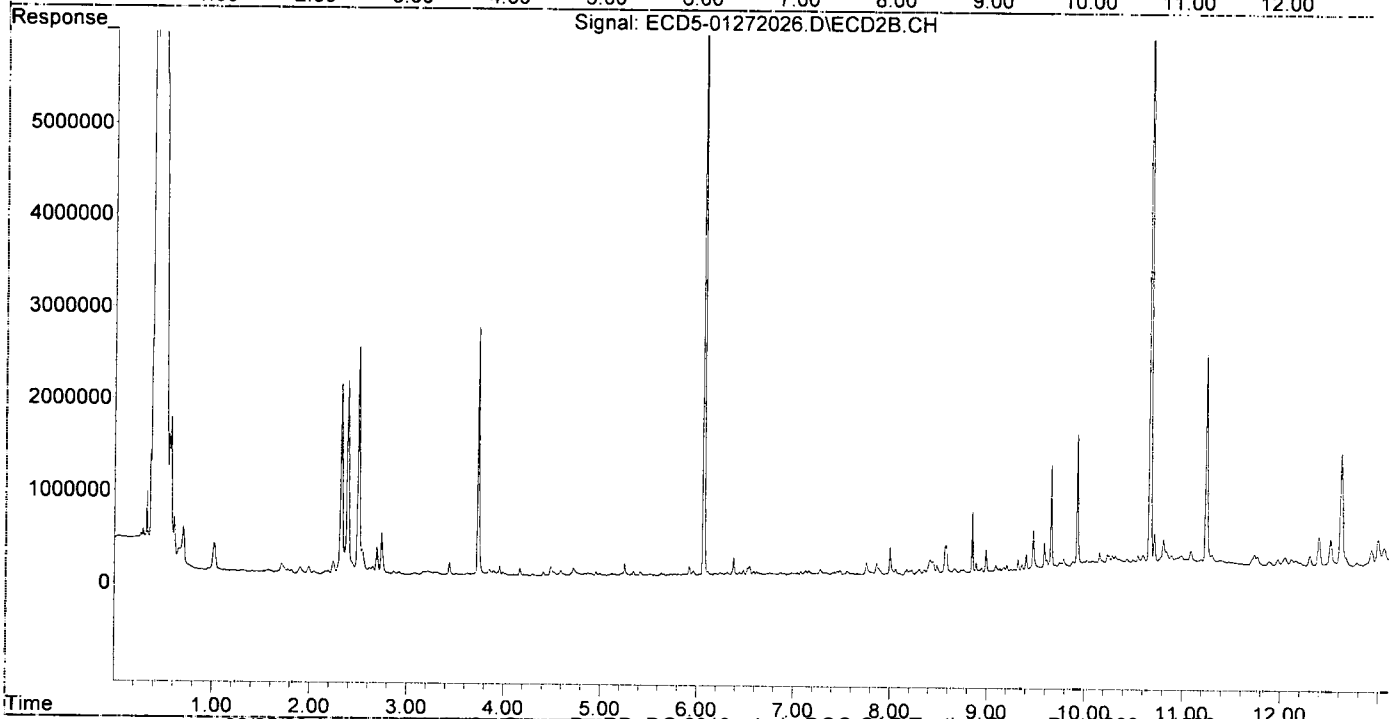
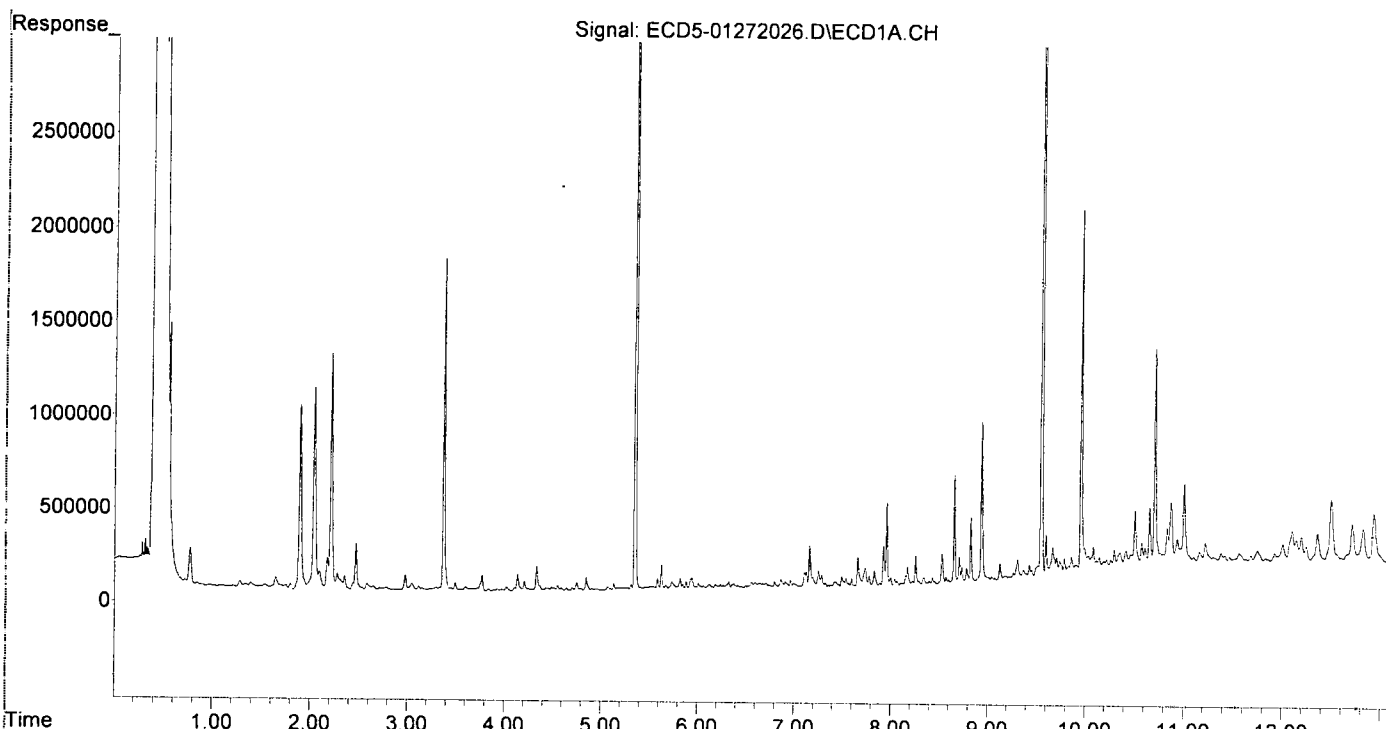
response 309493

(+) = Expected Retention Time

Quantitation Report (Not Reviewed)

Data Path : R:\data\2020-01\0A27039\
Data File : ECD5-01272026.D
Signal(s) : Signal #1: ECD1A.CH Signal #2: ECD2B.CH
Acq On : 27 Jan 2020 18:28
Operator : MJB
Sample : A0A0648-01RE1
Misc : 1x, 2,4+4,4-DDx Only, GPC
ALS Vial : 20 (Sig #1); 0 (Sig #2) Sample Multiplier: 1

Integration File signal 1: PEST1.e
Integration File signal 2: PEST2.e
Quant Time: Jan 28 11:06:29 2020
Quant Method : R:\methods\ECD5_QUANTPEST_200107RT1.M
Quant Title : Instrument: DualECD5
QLast Update : Thu Jan 09 11:11:29 2020
Response via : Initial Calibration
Integrator: ChemStation 6890 Scale Mode: Small noise peaks clipped



Quantitation Report (QT Reviewed)

Data Path : R:\data\2020-01\0A27039\
 Data File : ECD5-01272028.D
 Signal(s) : Signal #1: ECD1A.CH Signal #2: ECD2B.CH
 Acq On : 27 Jan 2020 19:06
 Operator : MJB
 Sample : A0A0648-03RE1
 Misc : 1x, 2,4+4,4-DDx Only, GPC
 ALS Vial : 21 (Sig #1); 0 (Sig #2) Sample Multiplier: 1

Integration File signal 1: PEST1.e
 Integration File signal 2: PEST2.e
 Quant Time: Jan 28 11:42:09 2020
 Quant Method : R:\methods\ECD5_QUANTPEST_200107RT1.M
 Quant Title : Instrument: DualECD5
 QLast Update : Thu Jan 09 11:11:29 2020
 Response via : Initial Calibration
 Integrator: ChemStation 6890 Scale Mode: Small noise peaks clipped

MJB
1/28/20

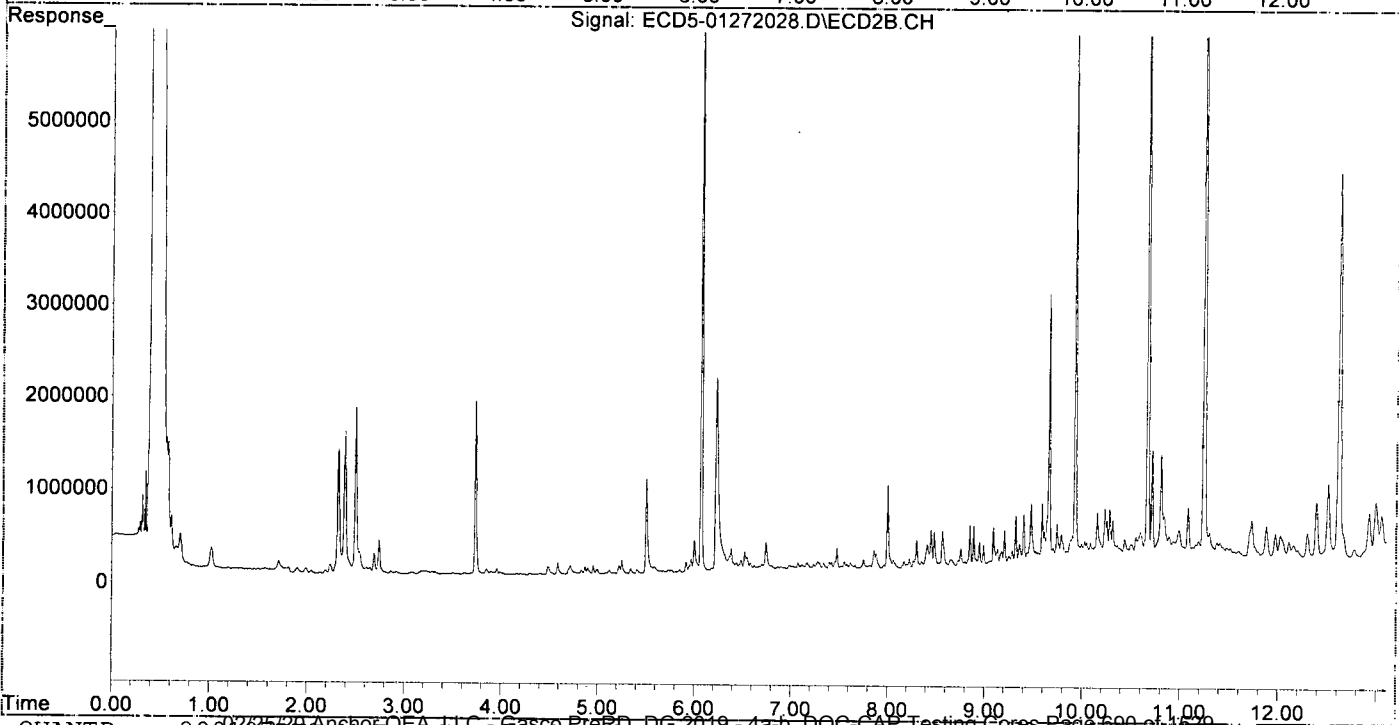
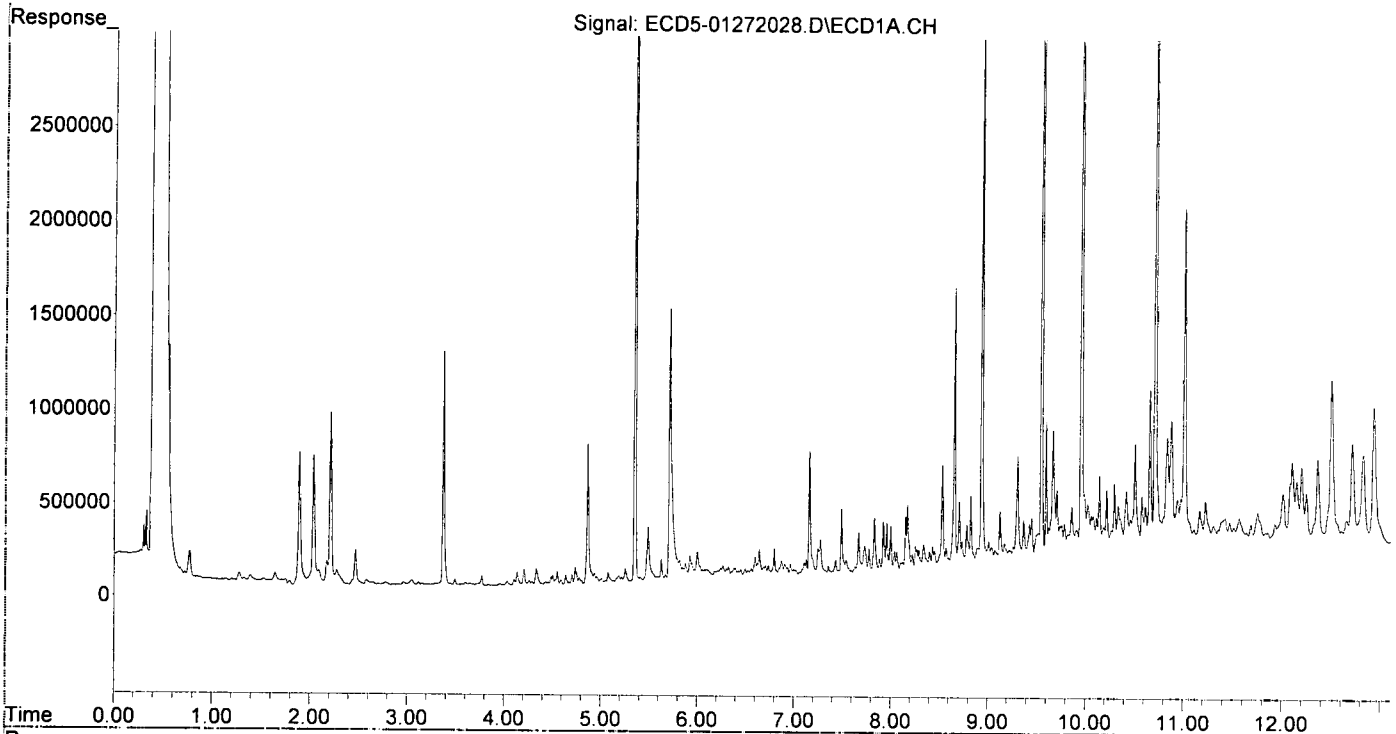
Compound	RT#1	RT#2	Resp#1	Resp#2	ng/mL	ng/mL
System Monitoring Compounds						
1) S TCMX (S)	5.350	6.068	4853120	8325278	24.855	27.929
22) S DCBP (S)	9.549	10.666	6484139	9093925	43.419	51.105
Target Compounds						
2) a-BHC	5.878	6.669	84930	44824	0.323	0.109 #
3) g-BHC	6.180	6.984	35462	52186	0.152	0.143
4) b-BHC	6.264	7.073	64255	78831	0.488	0.490
5) Heptachlor	6.597	7.397f	103488	77284	0.455	0.218 #
6) d-BHC	6.422	7.338	31354	68642	0.144	0.262 #
7) Aldrin	6.794f	7.663	143224	41495	0.649	0.125 #
8) Heptachlo...	7.271	8.059f	178574	83211	0.866	0.270 #
9) trans-Chl...	7.356f	8.225	38549	101144	0.183	0.324 #
10) cis-Chlor...	7.490	8.351	334044	62475	1.632	0.211 #
11) Endosulfa...	7.538f	8.409f	66608	239289	0.344	0.861 #
12) 4,4'-DDE	7.538	8.448	66608	390008	0.323 ^{Q-31}	1.372 # MDL=MRL
13) Dieldrin	7.731	8.565f	135950	380791	0.631	1.233 #
14) Endrin	7.923	8.799	261298	50415	1.510	0.215 #
15) 4,4'-DDD	7.958	8.848	252223	430459	1.461 ^{Q-31}	1.751 #
16) Endosulfa...	8.062	8.945	94210	258224	0.552	1.057 #
17) 4,4'-DDT	8.172	9.089	341611	401472	2.062	1.904 # Q-14
18) Endrin Al...	8.339f	9.203	122865	365210	0.802	1.633 #
19) Endosulfa...	8.656	9.401	1480573	536069	9.251	2.418 #
20) Methoxychlor	8.531f	9.548	544409	130098	6.286	1.094 #
21) Endrin Ke...	8.825f	9.785	372161	308758	1.949	1.233 #
23) Hexachlor...	3.149	3.732f	11379	1855451	0.057	4.630 #
24) Hexachlor...	5.709f	6.545	1450411	153350	7.373	0.479 #
25) Oxychlorane	7.249f	7.999	133173	889808	0.560	3.181 #
26) 2,4'-DDE	7.286	8.225	60493	101144	0.424m	0.480
27) trans-Non...	7.462	8.299	12700	286392	BelowCal	0.931
28) 2,4'-DDD	7.667	8.579	208472	193471	1.638	1.049m MDL=MRL
29) 2,4'-DDT	7.838	8.799	176147	50415	1.203m	0.170 # Q-14
30) cis-Nonac...	7.958	8.848	252223	430459	1.070	1.262
31) Mirex	8.597	9.785	49520	308758	0.121	1.517 #
32) Chlordane...	7.430	8.299	67874	286392	2.893	7.363 #
33) Chlordane...	7.538	8.409	66608	239289	2.311	7.455 #
34) Chlordane...	8.062	9.062	94210	50317	12.384	4.739 #
35) Chlordane...	3.833	0.000	8228	0	NoCal	N.D.
36) Toxaphene...	7.490f	8.659f	334044	76730	317.164	28.373 #
37) Toxaphene...	7.831f	8.988	281959	218984	144.991	62.880 #
38) Toxaphene...	8.124	8.988	37668	218984	4.853	38.721 #
39) Toxaphene...	8.339	9.062	122865	50317	30.412	5.575 #
40) Toxaphene...	8.597	9.249	49520	95728	15.062	19.062
41) Toxaphene...	8.656	9.611f	1480573	349604	340.960	62.272 #
42) Toxaphene...	3.833f	0.000	8228	0	NoCal	N.D.

(f)=RT Delta > 1/2 Window (#)=Amounts differ by > 40% (m)=manual int.

Quantitation Report (QT Reviewed)

Data Path : R:\data\2020-01\0A27039\
Data File : ECD5-01272028.D
Signal(s) : Signal #1: ECD1A.CH Signal #2: ECD2B.CH
Acq On : 27 Jan 2020 19:06
Operator : MJB
Sample : A0A0648-03RE1
Misc : 1x, 2,4+4,4-DDx Only, GPC
ALS Vial : 21 (Sig #1); 0 (Sig #2) Sample Multiplier: 1

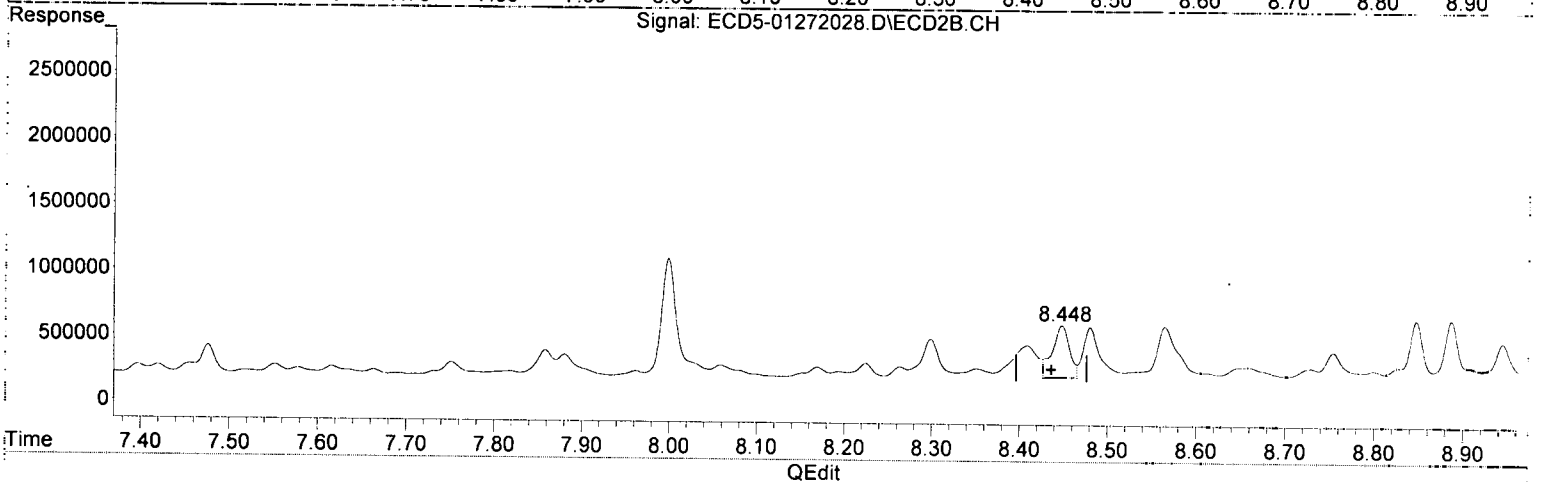
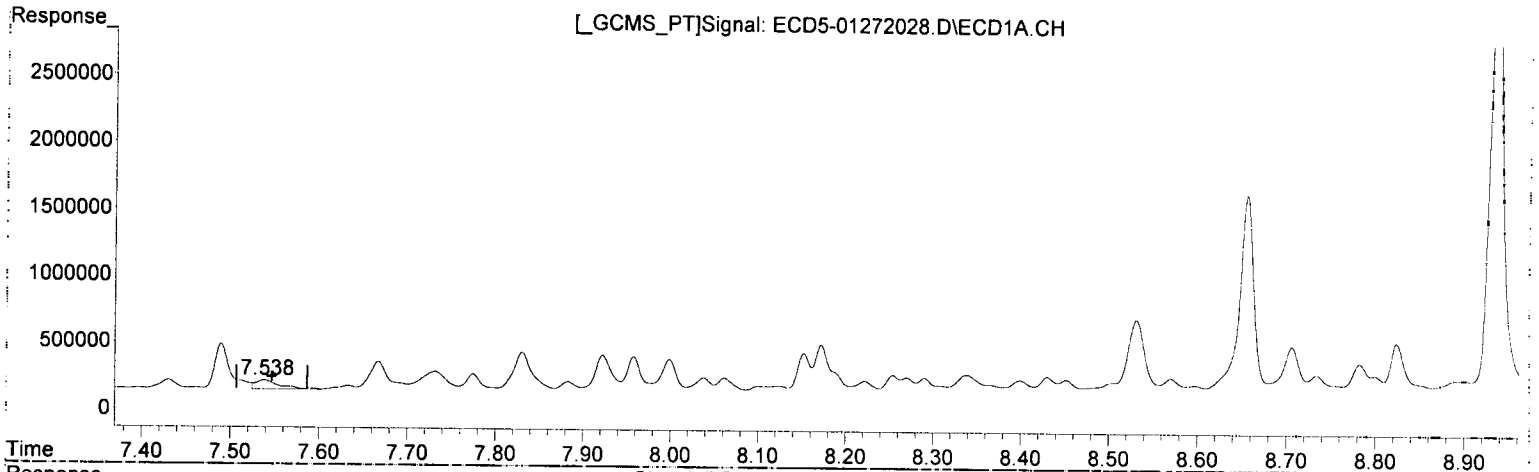
Integration File signal 1: PEST1.e
Integration File signal 2: PEST2.e
Quant Time: Jan 28 11:42:09 2020
Quant Method : R:\methods\ECD5_QUANTPEST_200107RT1.M
Quant Title : Instrument: DualECD5
QLast Update : Thu Jan 09 11:11:29 2020
Response via : Initial Calibration
Integrator: ChemStation 6890 Scale Mode: Small noise peaks clipped



Quantitation Report (Qedit)

Data Path : R:\data\2020-01\0A27039\
Data File : ECD5-01272028.D
Signal(s) : Signal #1: ECD1A.CH Signal #2: ECD2B.CH
Acq On : 27 Jan 2020 19:06
Operator : MJB
Sample : A0A0648-03RE1
Misc : 1x, 2,4+4,4-DDx Only, GPC
ALS Vial : 21 (Sig #1); 0 (Sig #2) Sample Multiplier: 1

Integration File signal 1: PEST1.e
Integration File signal 2: PEST2.e
Quant Time: Jan 28 11:06:35 2020
Quant Method : R:\methods\ECD5_QUANTPEST_200107RT1.M
Quant Title : Instrument: DualECD5
QLast Update : Thu Jan 09 11:11:29 2020
Response via : Initial Calibration
Integrator: ChemStation 6890 Scale Mode: Small noise peaks clipped



(12) 4,4'-DDE

7.538min 0.323 ng/mL *Q-31*

response 66608

MJB
1/28/20

(12) 4,4'-DDE #2

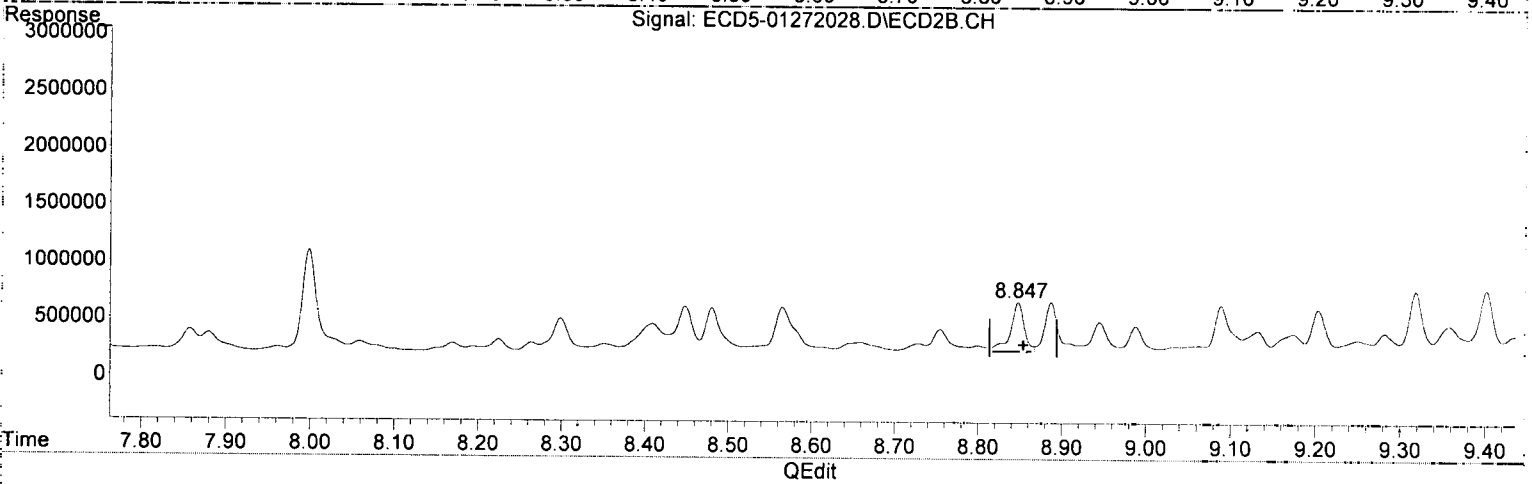
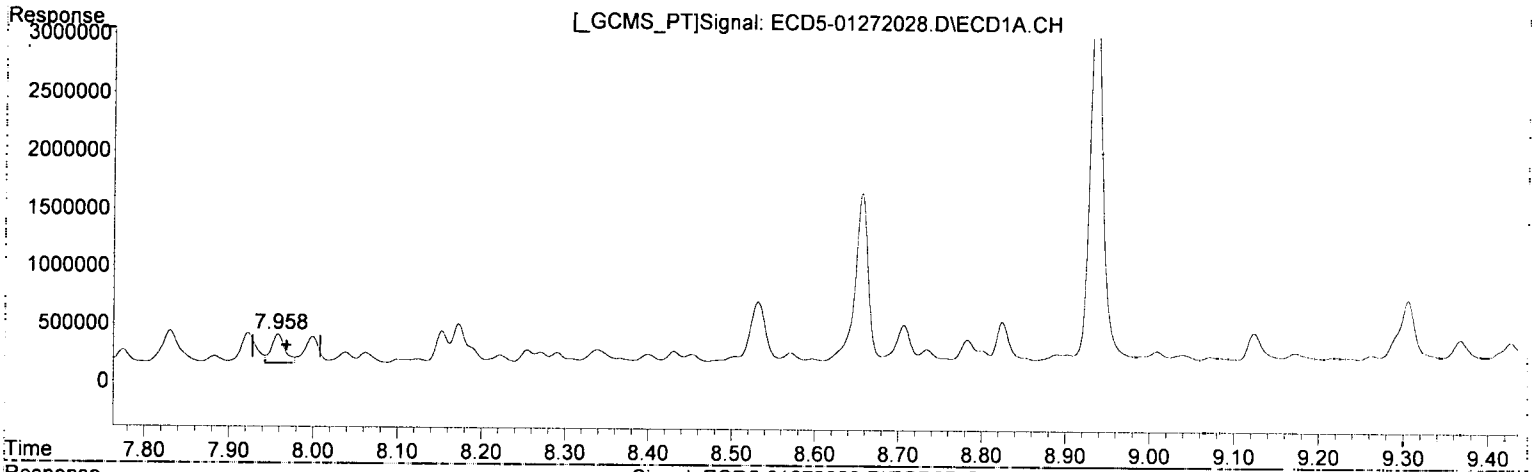
8.448min 1.372 ng/mL *MDL-MRL*

response 390008

Quantitation Report (Qedit)

Data Path : R:\data\2020-01\0A27039\
Data File : ECD5-01272028.D
Signal(s) : Signal #1: ECD1A.CH Signal #2: ECD2B.CH
Acq On : 27 Jan 2020 19:06
Operator : MJB
Sample : A0A0648-03RE1
Misc : 1x, 2,4+4,4-DDx Only, GPC
ALS Vial : 21 (Sig #1); 0 (Sig #2) Sample Multiplier: 1

Integration File signal 1: PEST1.e
Integration File signal 2: PEST2.e
Quant Time: Jan 28 11:06:35 2020
Quant Method : R:\methods\ECD5_QUANTPEST_200107RT1.M
Quant Title : Instrument: DualECD5
QLast Update : Thu Jan 09 11:11:29 2020
Response via : Initial Calibration
Integrator: ChemStation 6890 Scale Mode: Small noise peaks clipped



(15) 4,4'-DDD

7.958min 1.461 ng/mL Q-31
response 252223

MJB
1/28/20

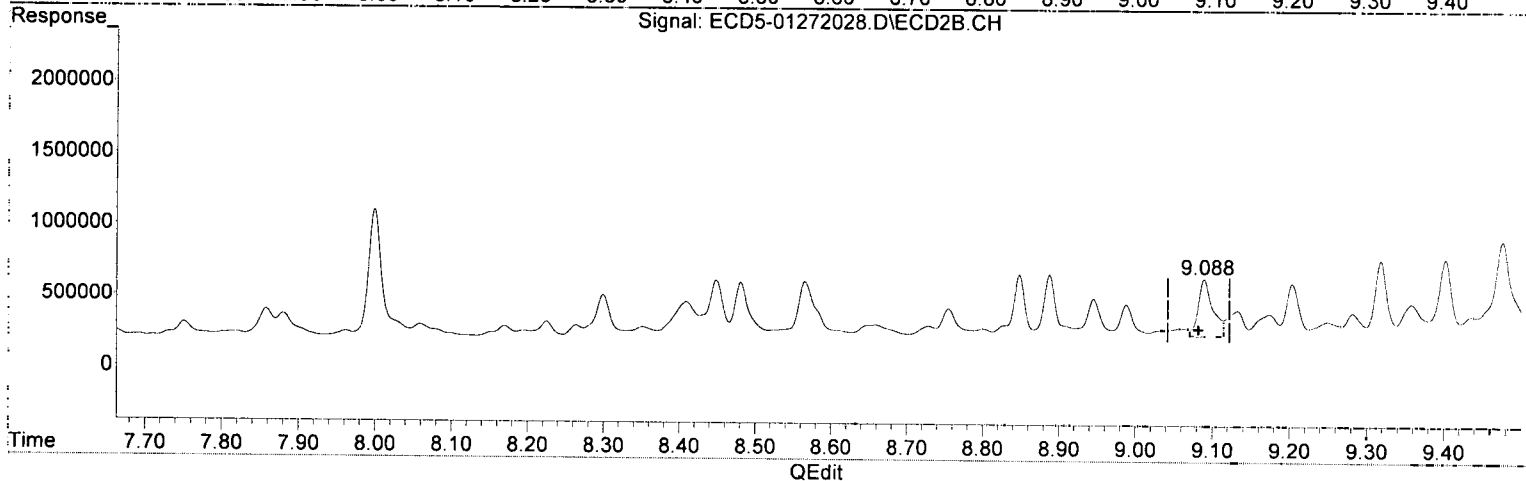
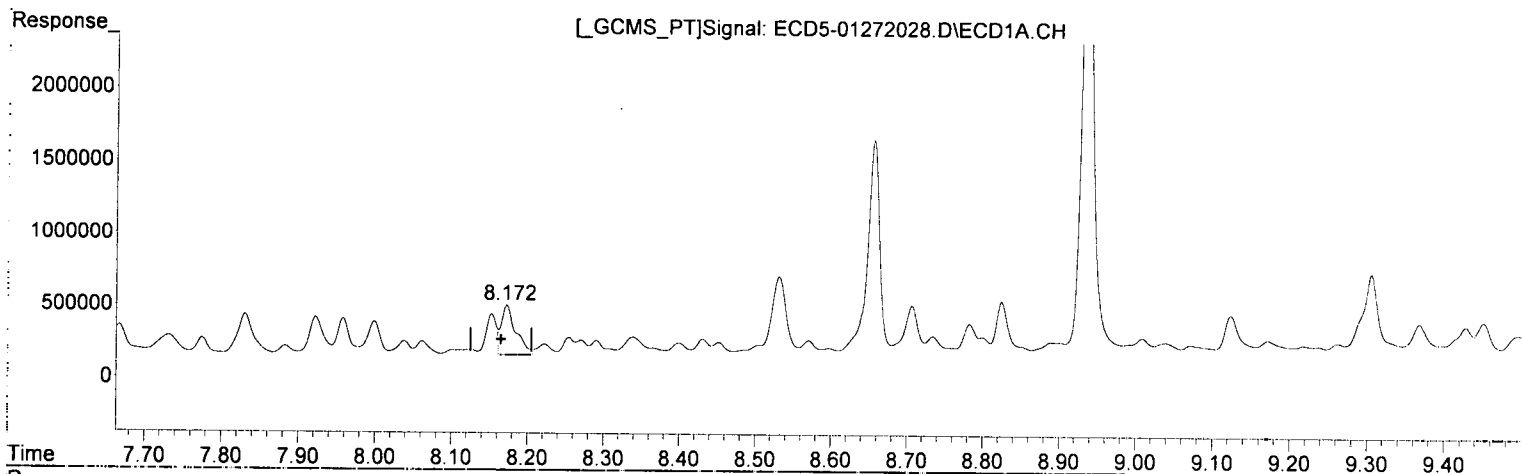
(15) 4,4'-DDD #2

8.848min 1.751 ng/mL
response 430459

Quantitation Report (Qedit)

Data Path : R:\data\2020-01\0A27039\
Data File : ECD5-01272028.D
Signal(s) : Signal #1: ECD1A.CH Signal #2: ECD2B.CH
Acq On : 27 Jan 2020 19:06
Operator : MJB
Sample : A0A0648-03RE1
Misc : 1x, 2,4+4,4-DDx Only, GPC
ALS Vial : 21 (Sig #1); 0 (Sig #2) Sample Multiplier: 1

Integration File signal 1: PEST1.e
Integration File signal 2: PEST2.e
Quant Time: Jan 28 11:06:35 2020
Quant Method : R:\methods\ECD5_QUANTPEST_200107RT1.M
Quant Title : Instrument: DualECD5
QLast Update : Thu Jan 09 11:11:29 2020
Response via : Initial Calibration
Integrator: ChemStation 6890 Scale Mode: Small noise peaks clipped



(17) 4,4'-DDT

8.172min 2.062 ng/mL

response 341611

Q-14

*MJB
1/28/20*

(17) 4,4'-DDT #2

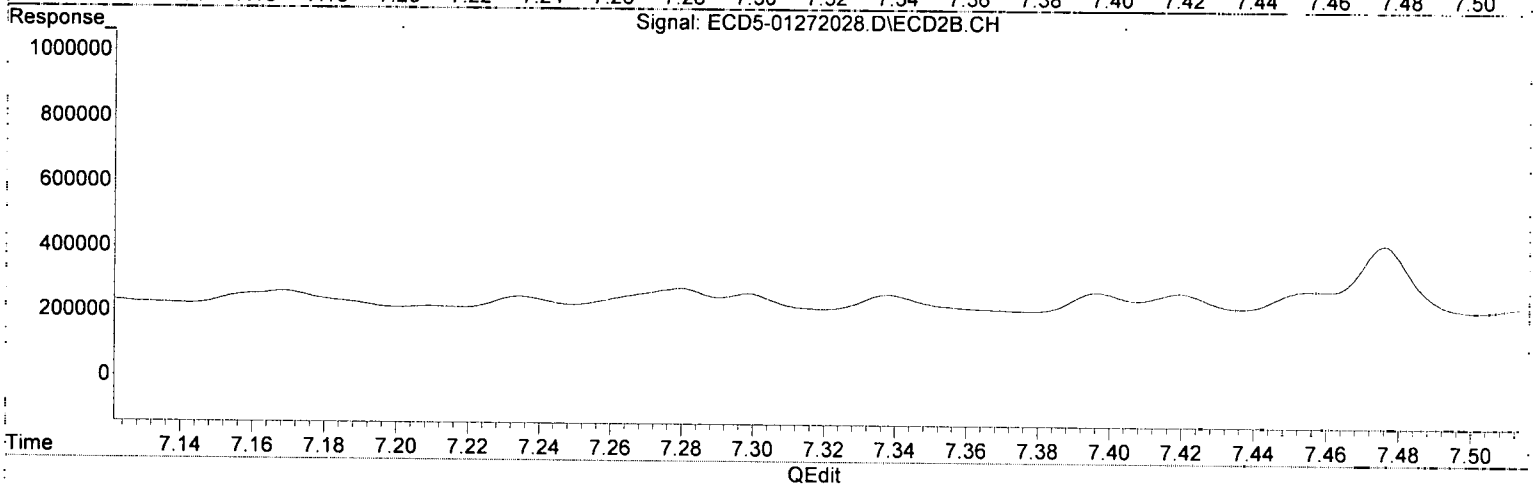
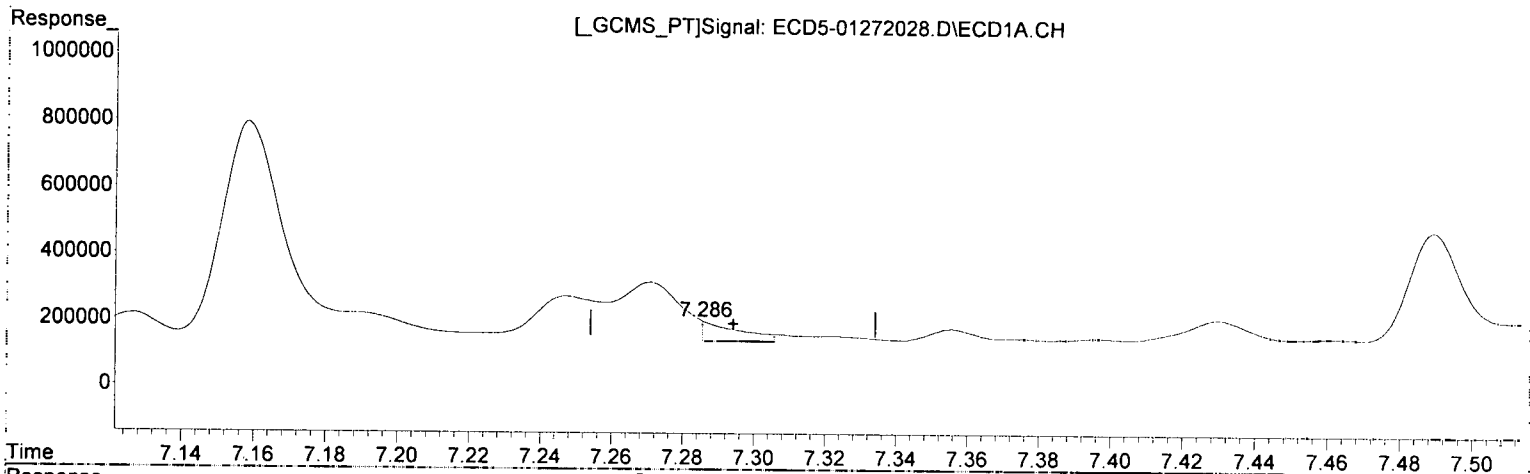
9.089min 1.904 ng/mL

response 401472

Quantitation Report (Qedit)

Data Path : R:\data\2020-01\0A27039\
 Data File : ECD5-01272028.D
 Signal(s) : Signal #1: ECD1A.CH Signal #2: ECD2B.CH
 Acq On : 27 Jan 2020 19:06
 Operator : MJB
 Sample : A0A0648-03RE1
 Misc : 1x, 2,4+4,4-DDx Only, GPC
 ALS Vial : 21 (Sig #1); 0 (Sig #2) Sample Multiplier: 1

Integration File signal 1: PEST1.e
 Integration File signal 2: PEST2.e
 Quant Time: Jan 28 11:06:35 2020
 Quant Method : R:\methods\ECD5_QUANTPEST_200107RT1.M
 Quant Title : Instrument: DualECD5
 QLast Update : Thu Jan 09 11:11:29 2020
 Response via : Initial Calibration
 Integrator: ChemStation 6890 Scale Mode: Small noise peaks clipped



(26) 2,4'-DDE

7.286min 0.424 ng/mL (m)

response 60493

MJB
1/28/20

(26) 2,4'-DDE #2

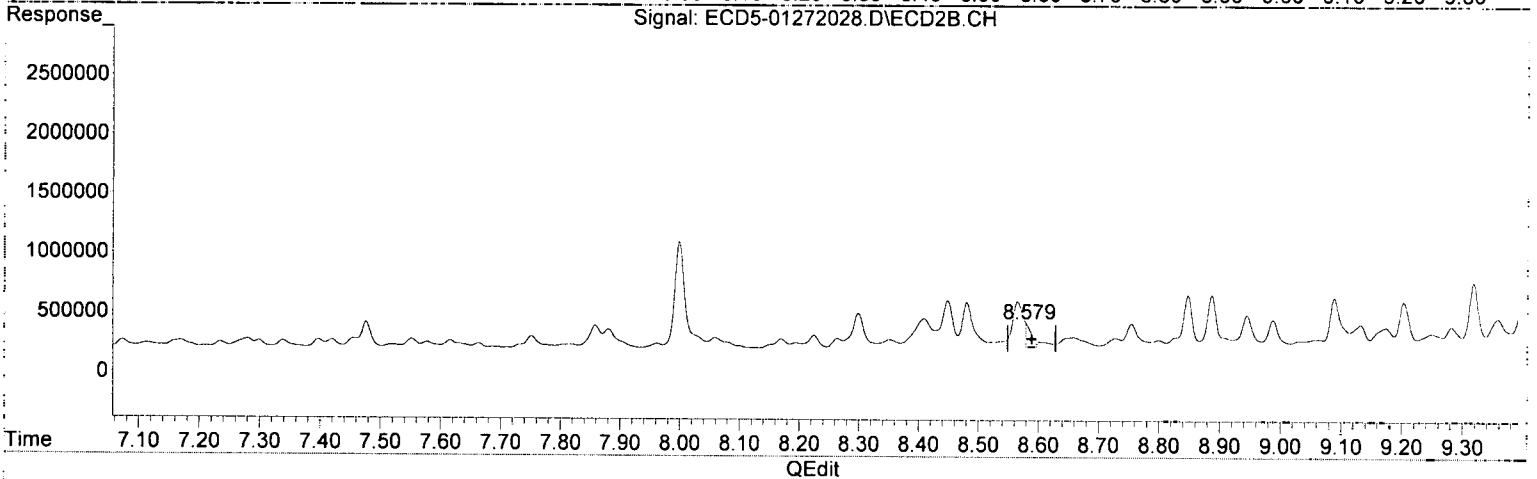
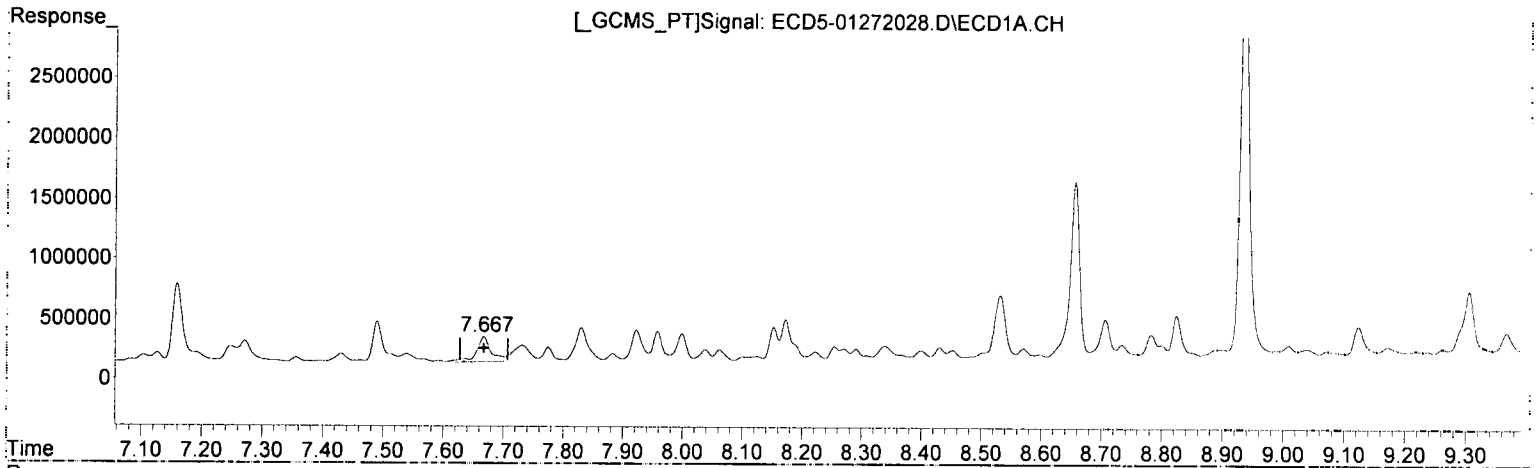
8.225min 0.480 ng/mL

response 101144

Quantitation Report (Qedit)

Data Path : R:\data\2020-01\0A27039\
Data File : ECD5-01272028.D
Signal(s) : Signal #1: ECD1A.CH Signal #2: ECD2B.CH
Acq On : 27 Jan 2020 19:06
Operator : MJB
Sample : A0A0648-03RE1
Misc : 1x, 2,4+4,4-DDx Only, GPC
ALS Vial : 21 (Sig #1); 0 (Sig #2) Sample Multiplier: 1

Integration File signal 1: PEST1.e
Integration File signal 2: PEST2.e
Quant Time: Jan 28 11:06:35 2020
Quant Method : R:\methods\ECD5_QUANTPEST_200107RT1.M
Quant Title : Instrument: DualECD5
QLast Update : Thu Jan 09 11:11:29 2020
Response via : Initial Calibration
Integrator: ChemStation 6890 Scale Mode: Small noise peaks clipped



(28) 2,4'-DDD
7.667min 1.638 ng/mL
response 208472

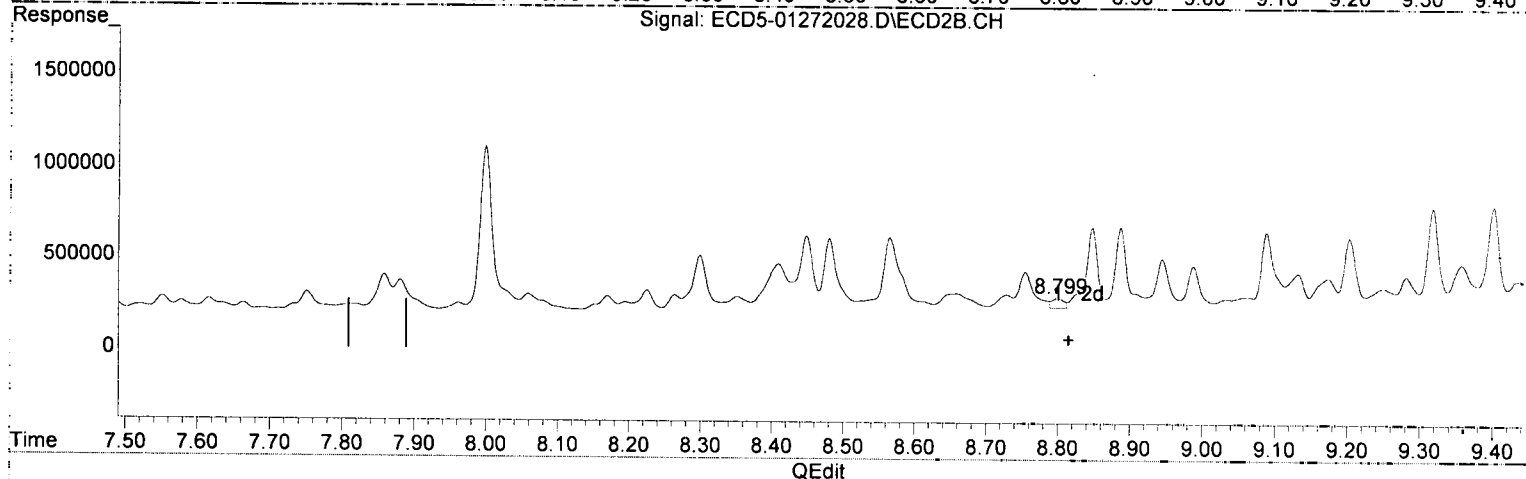
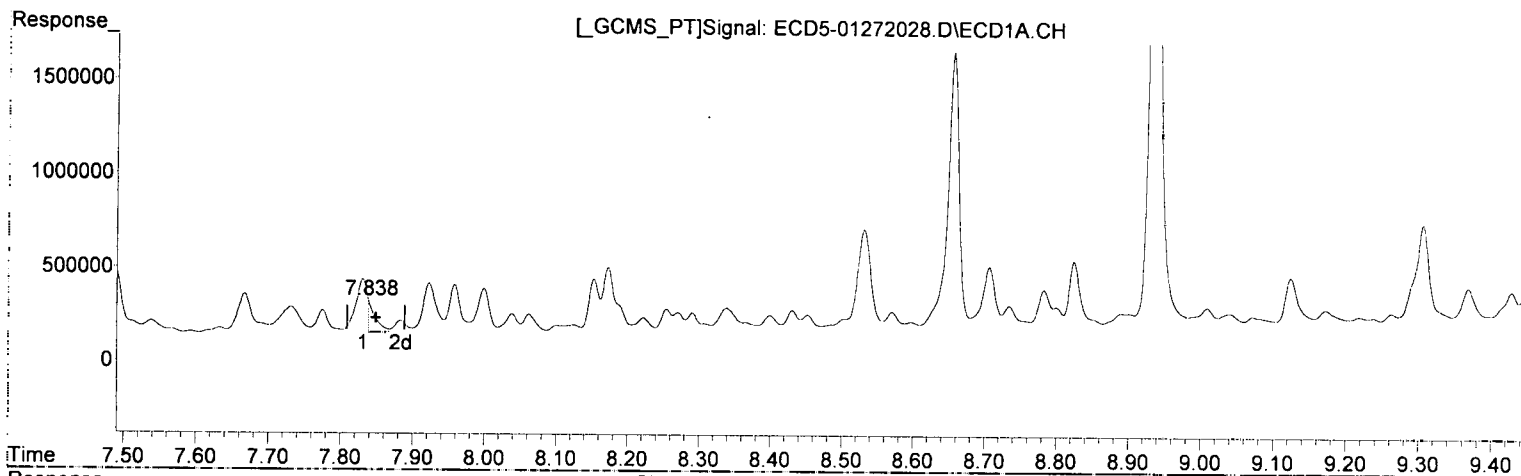
MB
1/29/20

(28) 2,4'-DDD #2
8.579min 1.049 ng/mL (m) *MDC-MR*
response 193471

Quantitation Report (Qedit)

Data Path : R:\data\2020-01\0A27039\
Data File : ECD5-01272028.D
Signal(s) : Signal #1: ECD1A.CH Signal #2: ECD2B.CH
Acq On : 27 Jan 2020 19:06
Operator : MJB
Sample : A0A0648-03RE1
Misc : 1x, 2,4+4,4-DDx Only, GPC
ALS Vial : 21 (Sig #1); 0 (Sig #2) Sample Multiplier: 1

Integration File signal 1: PEST1.e
Integration File signal 2: PEST2.e
Quant Time: Jan 28 11:06:35 2020
Quant Method : R:\methods\ECD5_QUANTPEST_200107RT1.M
Quant Title : Instrument: DualECD5
QLast Update : Thu Jan 09 11:11:29 2020
Response via : Initial Calibration
Integrator: ChemStation 6890 Scale Mode: Small noise peaks clipped



(29) 2,4'-DDT

7.838min 1.203 ng/mL (m)

response 176147

Q-14

MP 1/28/20

(29) 2,4'-DDT #2

8.799min 0.170 ng/mL

response 50415

Data Path : R:\data\2020-01\0A27039\
 Data File : ECD5-01272028.D
 Signal(s) : Signal #1: ECD1A.CH Signal #2: ECD2B.CH
 Acq On : 27 Jan 2020 19:06
 Operator : MJB
 Sample : A0A0648-03RE1
 Misc : 1x, 2,4+4,4-DDx Only, GPC
 ALS Vial : 21 (Sig #1); 0 (Sig #2) Sample Multiplier: 1

Integration File signal 1: PEST1.e
 Integration File signal 2: PEST2.e
 Quant Time: Jan 28 11:06:35 2020
 Quant Method : R:\methods\ECD5_QUANTPEST_200107RT1.M
 Quant Title : Instrument: DualECD5
 QLast Update : Thu Jan 09 11:11:29 2020
 Response via : Initial Calibration
 Integrator: ChemStation 6890 Scale Mode: Small noise peaks clipped

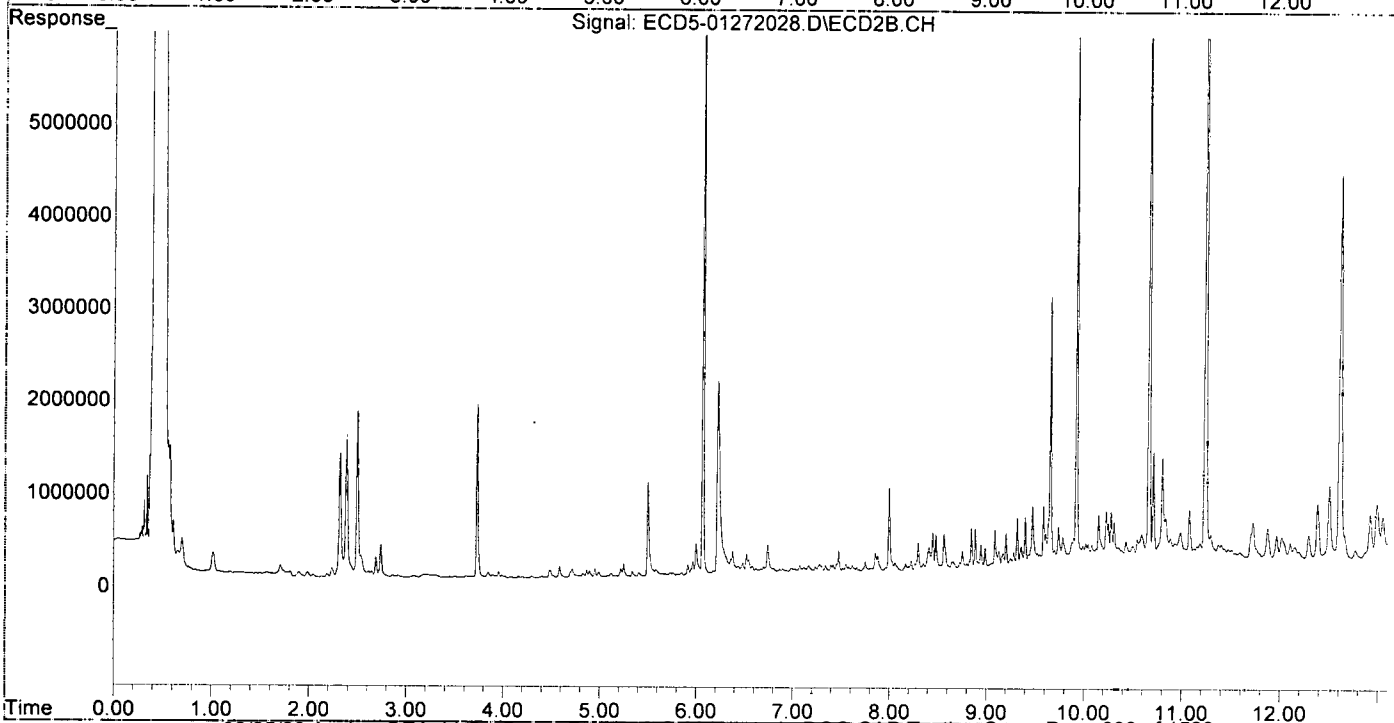
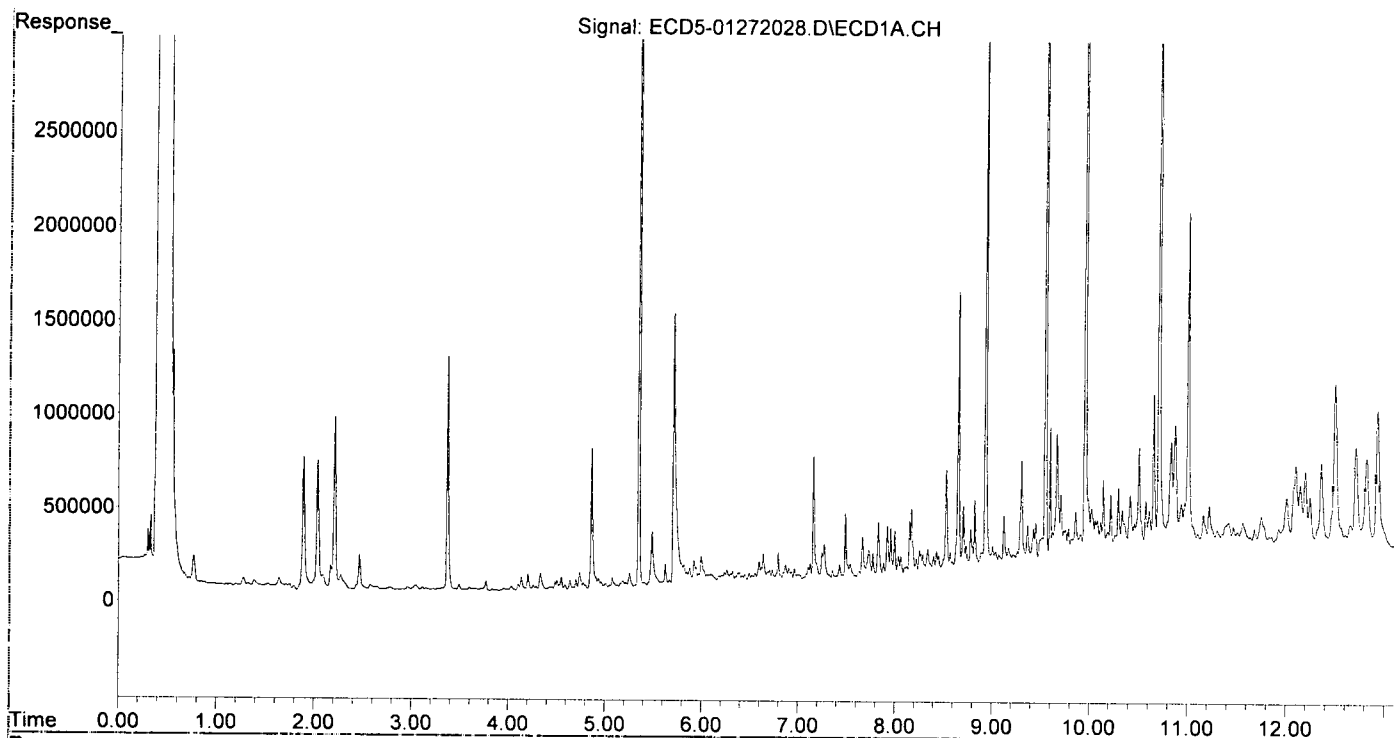
MJB
11/28/20

Compound	RT#1	RT#2	Resp#1	Resp#2	ng/mL	ng/mL
System Monitoring Compounds						
1) S TCMX (S)	5.350	6.068	4853120	8325278	24.855	27.929
22) S DCBP (S)	9.549	10.666	6484139	9093925	43.419	51.105
Target Compounds						
2) a-BHC	5.878	6.669	84930	44824	0.323	0.109 #
3) g-BHC	6.180	6.984	35462	52186	0.152	0.143
4) b-BHC	6.264	7.073	64255	78831	0.488	0.490
5) Heptachlor	6.597	7.397f	103488	77284	0.455	0.218 #
6) d-BHC	6.422	7.338	31354	68642	0.144	0.262 #
7) Aldrin	6.794f	7.663	143224	41495	0.649	0.125 #
8) Heptachlo...	7.271	8.059f	178574	83211	0.866	0.270 #
9) trans-Chl...	7.356f	8.225	38549	101144	0.183	0.324 #
10) cis-Chlor...	7.490	8.351	334044	62475	1.632	0.211 #
11) Endosulfa...	7.538f	8.409f	66608	239289	0.344	0.861 #
12) 4,4'-DDE	7.538	8.448	66608	390008	0.323	1.372 #
13) Dieldrin	7.731	8.565f	135950	380791	0.631	1.233 #
14) Endrin	7.923	8.799	261298	50415	1.510	0.215 #
15) 4,4'-DDD	7.958	8.848	252223	430459	1.461	1.751
16) Endosulfa...	8.062	8.945	94210	258224	0.552	1.057 #
17) 4,4'-DDT	8.172	9.089	341611	401472	2.062	1.904
18) Endrin Al...	8.339f	9.203	122865	365210	0.802	1.633 #
19) Endosulfa...	8.656	9.401	1480573	536069	9.251	2.418 #
20) Methoxychlor	8.531f	9.548	544409	130098	6.286	1.094 #
21) Endrin Ke...	8.825f	9.785	372161	308758	1.949	1.233
23) Hexachlor...	3.149	3.732f	11379	1855451	0.057	4.630 #
24) Hexachlor...	5.709f	6.545	1450411	153350	7.373	0.479 #
25) Oxychlordane	7.249f	7.999	133173	889808	0.560	3.181 #
26) 2,4'-DDE	7.271f	8.225	178574	101144	1.252	0.480 #
27) trans-Non...	7.462	8.299	12700	286392	BelowCal	0.931
28) 2,4'-DDD	7.667	8.565f	208472	380791	1.638	2.065
29) 2,4'-DDT	7.831	8.799	281959	50415	1.925	0.170 #
30) cis-Nonac...	7.958	8.848	252223	430459	1.070	1.262
31) Mirex	8.597	9.785	49520	308758	0.121	1.517 #
32) Chlordane...	7.430	8.299	67874	286392	2.893	7.363 #
33) Chlordane...	7.538	8.409	66608	239289	2.311	7.455 #
34) Chlordane...	8.062	9.062	94210	50317	12.384	4.739 #
35) Chlordane...	3.833	0.000	8228	0	NoCal	N.D.
36) Toxaphene...	7.490f	8.659f	334044	76730	317.164	28.373 #
37) Toxaphene...	7.831f	8.988	281959	218984	144.991	62.880 #
38) Toxaphene...	8.124	8.988	37668	218984	4.853	38.721 #
39) Toxaphene...	8.339	9.062	122865	50317	30.412	5.575 #
40) Toxaphene...	8.597	9.249	49520	95728	15.062	19.062
41) Toxaphene...	8.656	9.611f	1480573	349604	340.960	62.272 #
42) Toxaphene...	3.833f	0.000	8228	0	NoCal	N.D.

(f)=RT Delta > 1/2 Window (#)=Amounts differ by > 40% (m)=manual int.

Data Path : R:\data\2020-01\0A27039\
 Data File : ECD5-01272028.D
 Signal(s) : Signal #1: ECD1A.CH Signal #2: ECD2B.CH
 Acq On : 27 Jan 2020 19:06
 Operator : MJB
 Sample : A0A0648-03RE1
 Misc : 1x, 2,4+4,4-DDx Only, GPC
 ALS Vial : 21 (Sig #1); 0 (Sig #2) Sample Multiplier: 1

Integration File signal 1: PEST1.e
 Integration File signal 2: PEST2.e
 Quant Time: Jan 28 11:06:35 2020
 Quant Method : R:\methods\ECD5_QUANTPEST_200107RT1.M
 Quant Title : Instrument: DualECD5
 QLast Update : Thu Jan 09 11:11:29 2020
 Response via : Initial Calibration
 Integrator: ChemStation 6890 Scale Mode: Small noise peaks clipped



Quantitation Report (Not Reviewed)

Data Path : R:\data\2020-01\0A27039\
 Data File : ECD5-01272030.D
 Signal(s) : Signal #1: ECD1A.CH Signal #2: ECD2B.CH
 Acq On : 27 Jan 2020 19:44
 Operator : MJB
 Sample : 0A27039-CCV4
 Misc : A19K133, AB 50 ppb
 ALS Vial : 3 (Sig #1); 0 (Sig #2) Sample Multiplier: 1

Integration File signal 1: PEST1.e
 Integration File signal 2: PEST2.e
 Quant Time: Jan 28 11:06:41 2020
 Quant Method : R:\methods\ECD5_QUANTPEST_200107RT1.M
 Quant Title : Instrument: DualECD5
 QLast Update : Thu Jan 09 11:11:29 2020
 Response via : Initial Calibration
 Integrator: ChemStation 6890 Scale Mode: Small noise peaks clipped

MJB
1/28/20

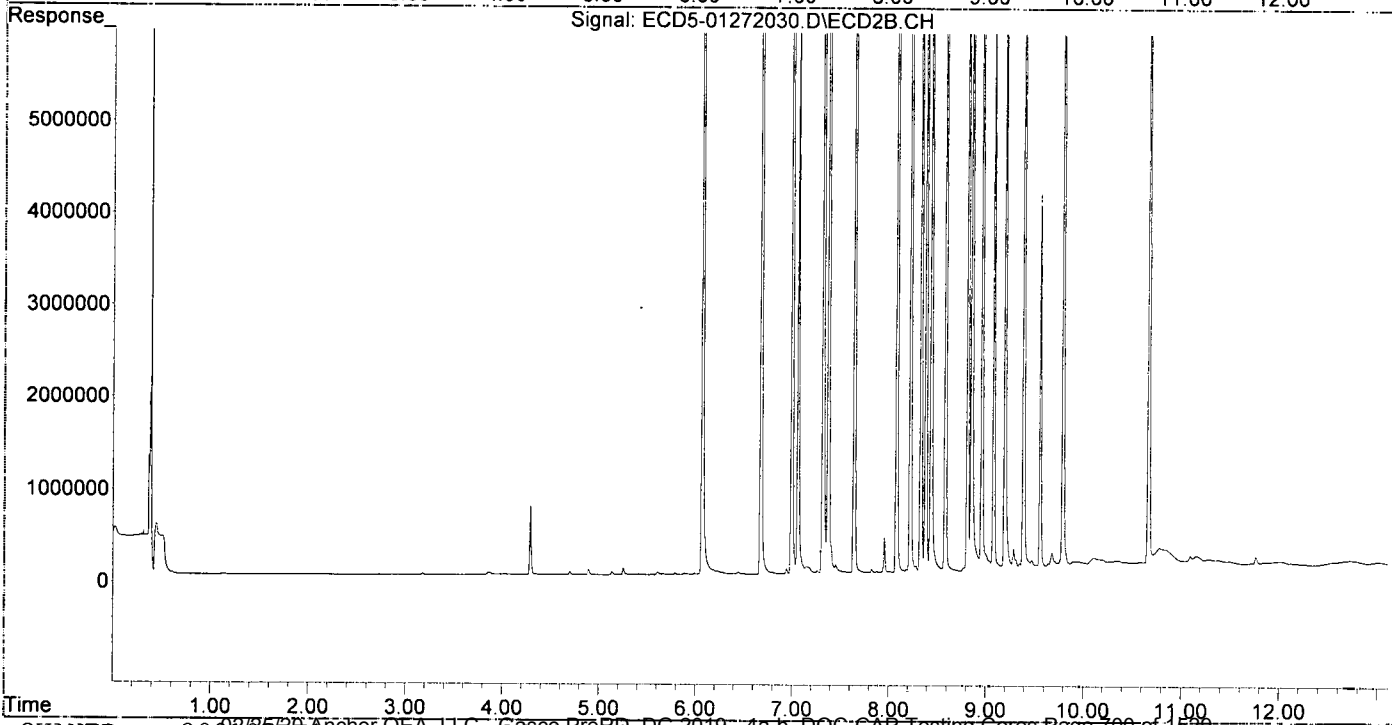
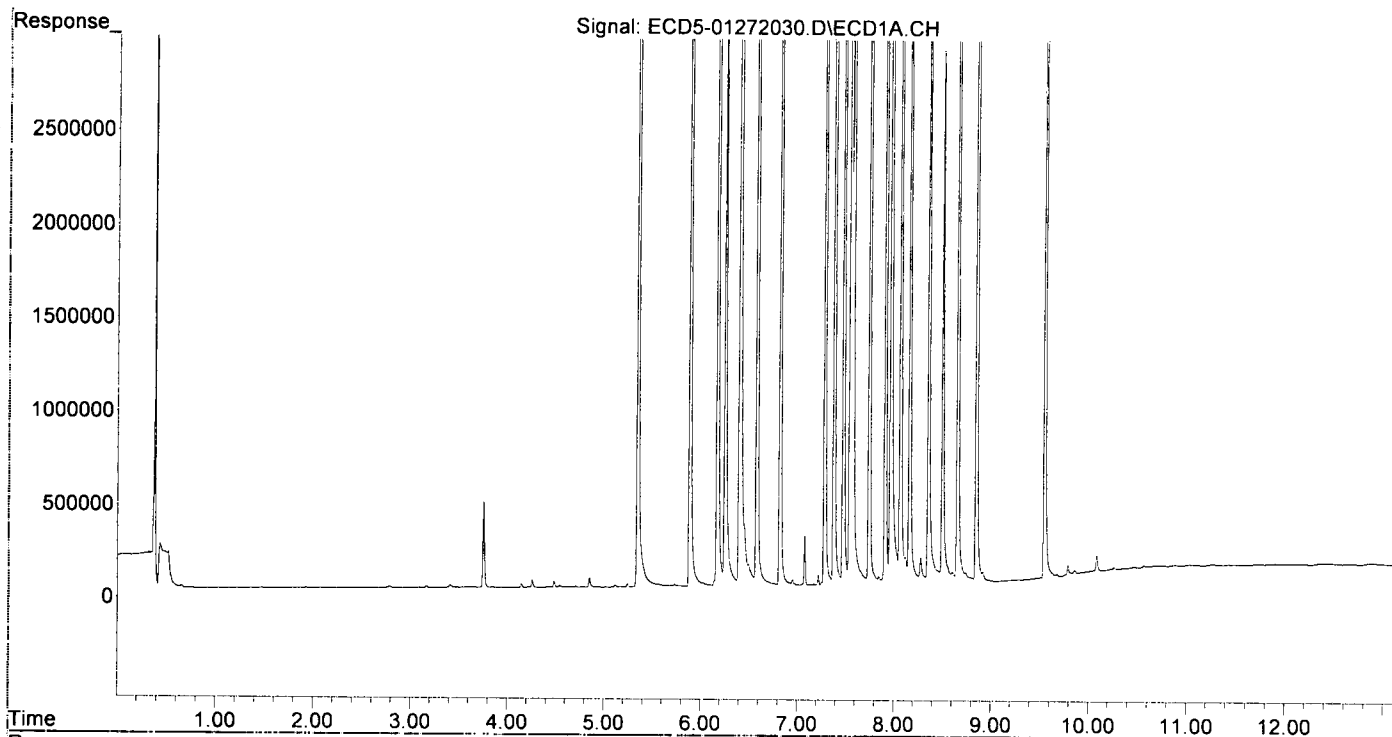
Compound	RT#1	RT#2	Resp#1	Resp#2	ng/mL	ng/mL
System Monitoring Compounds						
1) S TCMX (S)	5.350	6.068	8190067	12940332	41.944	43.412
22) S DCBP (S)	9.553	10.668	6876675	8555004	46.072	48.076
Target Compounds						
2) a-BHC	5.889	6.675	12166870	20564343	46.233	49.798
3) g-BHC	6.173	6.995	10455873	18224819	44.779	49.918
4) b-BHC	6.253	7.059	3348084	6415626	34.182	39.884
5) Heptachlor	6.582	7.373	10542491	17721440	46.394	49.992
6) d-BHC	6.403	7.316	7686708	16161444	35.286	45.701
7) Aldrin	6.824	7.641	10266722	16785638	46.532	50.399
8) Heptachlo...	7.285	8.080	9638787	15315290	46.755	49.719
9) trans-Chl...	7.381	8.221	9489480	15082706	45.034	48.368
10) cis-Chlor...	7.477	8.329	9433327	14525106	46.100	48.964
11) Endosulfa...	7.573	8.381	9362985	14009434	48.312	50.415
12) 4,4'-DDE	7.545	8.434	8051209	13846449	39.048	45.116
13) Dieldrin	7.745	8.582	10212795	16123620	47.418	52.192
14) Endrin	7.910	8.811	8757731	12932413	50.617	55.040
15) 4,4'-DDD	7.966	8.851	6556482	11981627	37.975	48.744
16) Endosulfa...	8.067	8.958	7912647	12114344	46.376	49.588
17) 4,4'-DDT	8.162	9.079	5919541	8481650	35.733	37.177
18) Endrin Al...	8.357	9.195	6431514	10054950	42.005	44.968
19) Endosulfa...	8.658	9.387	7699692	11884619	48.112	53.614
20) Methoxychlor	8.502	9.558	2803668	4021592	32.372	33.815
21) Endrin Ke...	8.852	9.790	8881726	13183507	46.508	52.643
23) Hexachlor...	3.165	0.000	9105	0	0.046	N.D. #
24) Hexachlor...	5.732	0.000	12780	0	BelowCal	N.D. #
25) Oxychlordane	7.221	8.007	53262	6551	0.102	0.023 #
26) 2,4'-DDE	7.285	8.221	9638787	15082706	67.597	71.621
27) trans-Non...	7.477	8.282	9433327	63218	47.231	0.206 #
28) 2,4'-DDD	0.000	8.582	0	16123620	N.D.	87.419 #
29) 2,4'-DDT	7.846	8.811	38519	12932413	0.263	62.861 #
30) cis-Nonac...	7.966f	8.851	6556482	11981627	27.818	35.122
31) Mirex	8.605	9.790	55522	13183507	0.165	70.652 #
32) Chlordane...	0.000	8.282	0	63218	N.D.	1.625 #
33) Chlordane...	7.545	8.381	8051209	14009434	279.355	436.459 #
34) Chlordane...	8.067	9.079f	7912647	8481650	1040.099	798.819
35) Chlordane...	0.000	0.000	0	0	N.D.	N.D.
36) Toxaphene...	7.477f	8.582f	9433327	16123620	8956.638	5962.200
37) Toxaphene...	0.000	8.958	0	12114344	N.D.	3478.576 #
38) Toxaphene...	8.120	0.000	142115	0	29.837	N.D. #
39) Toxaphene...	8.357	9.079	6431514	8481650	1591.945	939.725 #
40) Toxaphene...	8.605	9.286f	55522	202919	16.888	40.406 #
41) Toxaphene...	8.658	9.642	7699692	21178	1773.159	3.772 #
42) Toxaphene...	0.000	0.000	0	0	N.D.	N.D.

(f)=RT Delta > 1/2 Window (#)=Amounts differ by > 40% (m)=manual int.

Quantitation Report (Not Reviewed)

Data Path : R:\data\2020-01\0A27039\
Data File : ECD5-01272030.D
Signal(s) : Signal #1: ECD1A.CH Signal #2: ECD2B.CH
Acq On : 27 Jan 2020 19:44
Operator : MJB
Sample : 0A27039-CCV4
Misc : A19K133, AB 50 ppb
ALS Vial : 3 (Sig #1); 0 (Sig #2) Sample Multiplier: 1

Integration File signal 1: PEST1.e
Integration File signal 2: PEST2.e
Quant Time: Jan 28 11:06:41 2020
Quant Method : R:\methods\ECD5_QUANTPEST_200107RT1.M
Quant Title : Instrument: DualECD5
QLast Update : Thu Jan 09 11:11:29 2020
Response via : Initial Calibration
Integrator: ChemStation 6890 Scale Mode: Small noise peaks clipped



Quantitation Report (Not Reviewed)

Data Path : R:\data\2020-01\0A27039\
 Data File : ECD5-01272031.D
 Signal(s) : Signal #1: ECD1A.CH Signal #2: ECD2B.CH
 Acq On : 27 Jan 2020 20:01
 Operator : MJB
 Sample : 0A27039-CCV5
 Misc : A19J408, 9-42 50 ppb
 ALS Vial : 4 (Sig #1); 0 (Sig #2) Sample Multiplier: 1

Integration File signal 1: PEST1.e
 Integration File signal 2: PEST2.e
 Quant Time: Jan 28 11:06:46 2020
 Quant Method : R:\methods\ECD5_QUANTPEST_200107RT1.M
 Quant Title : Instrument: DualECD5
 QLast Update : Thu Jan 09 11:11:29 2020
 Response via : Initial Calibration
 Integrator: ChemStation 6890 Scale Mode: Small noise peaks clipped

MJB
1/28/20

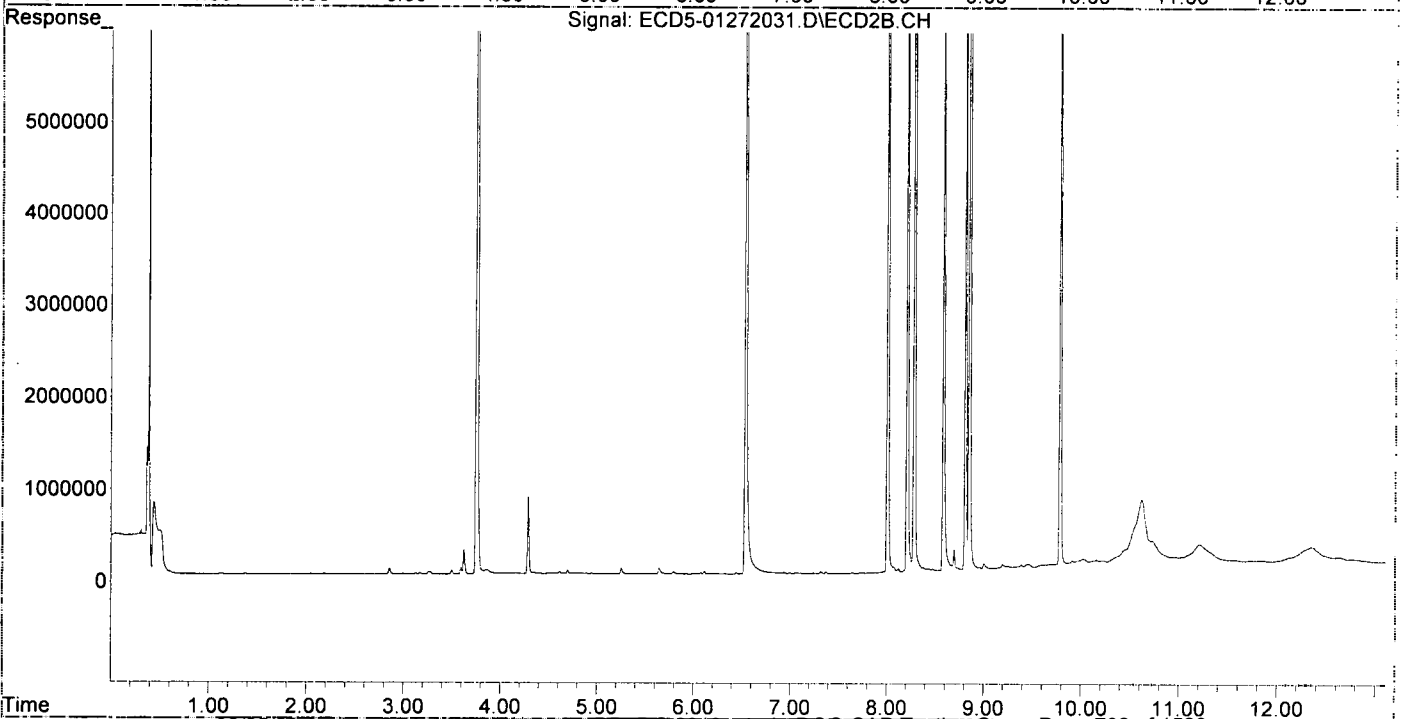
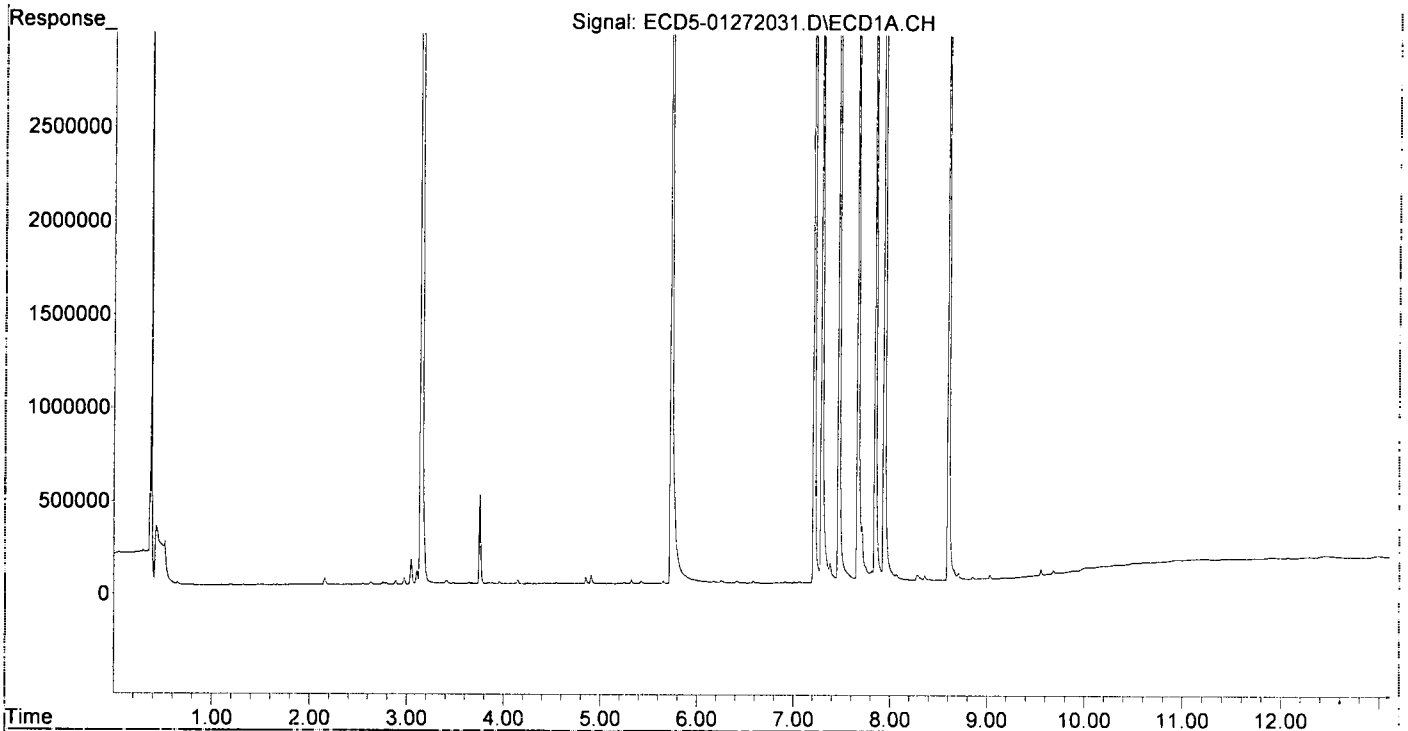
Compound	RT#1	RT#2	Resp#1	Resp#2	ng/mL	ng/mL
System Monitoring Compounds						
1) S TCMX (S)	5.323f	6.076	18538	8798	0.095	0.030 #
22) S DCBP (S)	9.555	0.000	36785	0	0.090	N.D. #
Target Compounds						
2) a-BHC	0.000	0.000	0	0	N.D.	N.D.
3) g-BHC	6.175	6.995	10556	7380	0.045	0.020 #
4) b-BHC	6.253	7.064	12721	9129	5931.872	0.057 #
5) Heptachlor	6.586	7.373	11655	16244	0.051	0.046
6) d-BHC	6.415	7.320	11071	20154	0.051	0.118 #
7) Aldrin	0.000	7.647	0	7386	N.D.	0.022 #
8) Heptachlo...	7.294	8.078	5145776	55667	24.961	0.181 #
9) trans-Chl...	7.381	8.211	107256	9097676	0.509	29.175 #
10) cis-Chlor...	7.470	0.000	8799317	0	43.002	N.D. #
11) Endosulfa...	0.000	8.380	0	36633	N.D.	0.132 #
12) 4,4'-DDE	0.000	8.432	0	23514	N.D.	0.114 #
13) Dieldrin	0.000	8.586	0	8134063	N.D.	26.330 #
14) Endrin	7.940f	8.812	10058261	7830716	58.134	33.327 #
15) 4,4'-DDD	7.940f	8.853	10058261	16672630	58.257	67.828 #
16) Endosulfa...	8.067	8.958	34203	18616	0.200	0.076 #
17) 4,4'-DDT	0.000	0.000	0	0	N.D.	N.D.
18) Endrin Al...	8.360	9.197	22124	43239	0.144	0.193 #
19) Endosulfa...	0.000	9.388	0	34776	N.D.	0.157 #
20) Methoxychlor	0.000	0.000	0	0	N.D.	N.D.
21) Endrin Ke...	8.854	9.786	13188	8854727	0.069	35.358 #
23) Hexachlor...	3.149	3.754	9845529	20539693	49.364	51.256 #
24) Hexachlor...	5.733	6.538	7190790	12430492	37.158	38.833 #
25) Oxychlordane	7.214	8.009	7908605	12919280	44.922 ^{Q-3}	46.191 #
26) 2,4'-DDE	7.294	8.211	5145776	9097676	36.088	43.201 #
27) trans-Non...	7.470	8.284	8799317	14691672	44.059 ^{Q-2}	47.780 #
28) 2,4'-DDD	7.667	8.586	4438803	8134063	34.887	44.101 #
29) 2,4'-DDT	7.848	8.812	4925143	7830716	33.624	39.563 ^{Q-31} #
30) cis-Nonac...	7.940	8.853	10058261	16672630	42.675	48.873 #
31) Mirex	8.604	9.786	6019639	8854727	44.682	48.470 #
32) Chlordane...	7.470f	8.284	8799317	14691672	375.052	377.708 #
33) Chlordane...	0.000	8.380	0	36633	N.D.	1.141 #
34) Chlordane...	8.067	0.000	34203	0	4.496	N.D. #
35) Chlordane...	3.844f	0.000	6719	0	NoCal	N.D.
36) Toxaphene...	0.000	8.586f	0	8134063	N.D.	3007.818 #
37) Toxaphene...	0.000	8.958	0	18616	N.D.	5.346 #
38) Toxaphene...	0.000	9.006	0	52637	N.D.	6.324 #
39) Toxaphene...	8.360	0.000	22124	0	5.476	N.D. #
40) Toxaphene...	8.604	0.000	6019639	0	1830.914	N.D. #
41) Toxaphene...	0.000	0.000	0	0	N.D.	N.D.
42) Toxaphene...	3.844f	0.000	6719	0	NoCal	N.D.

(f)=RT Delta > 1/2 Window (#)=Amounts differ by > 40% (m)=manual int.

Quantitation Report (Not Reviewed)

Data Path : R:\data\2020-01\0A27039\
Data File : ECD5-01272031.D
Signal(s) : Signal #1: ECD1A.CH Signal #2: ECD2B.CH
Acq On : 27 Jan 2020 20:01
Operator : MJB
Sample : 0A27039-CCV5
Misc : A19J408, 9-42 50 ppb
ALS Vial : 4 (Sig #1); 0 (Sig #2) Sample Multiplier: 1

Integration File signal 1: PEST1.e
Integration File signal 2: PEST2.e
Quant Time: Jan 28 11:06:46 2020
Quant Method : R:\methods\ECD5_QUANTPEST_200107RT1.M
Quant Title : Instrument: DualECD5
QLast Update : Thu Jan 09 11:11:29 2020
Response via : Initial Calibration
Integrator: ChemStation 6890 Scale Mode: Small noise peaks clipped



Data Path : R:\data\2020-01\0A27039\
 Data File : ECD5-01272032.D
 Signal(s) : Signal #1: ECD1A.CH Signal #2: ECD2B.CH
 Acq On : 27 Jan 2020 20:18
 Operator : MJB
 Sample : 0A27039-CCB3
 Misc : A19L339
 ALS Vial : 7 (Sig #1); 0 (Sig #2) Sample Multiplier: 1

Integration File signal 1: PEST1.e
 Integration File signal 2: PEST2.e
 Quant Time: Jan 28 11:06:51 2020
 Quant Method : R:\methods\ECD5_QUANTPEST_200107RT1.M
 Quant Title : Instrument: DualECD5
 QLast Update : Thu Jan 09 11:11:29 2020
 Response via : Initial Calibration
 Integrator: ChemStation 6890 Scale Mode: Small noise peaks clipped

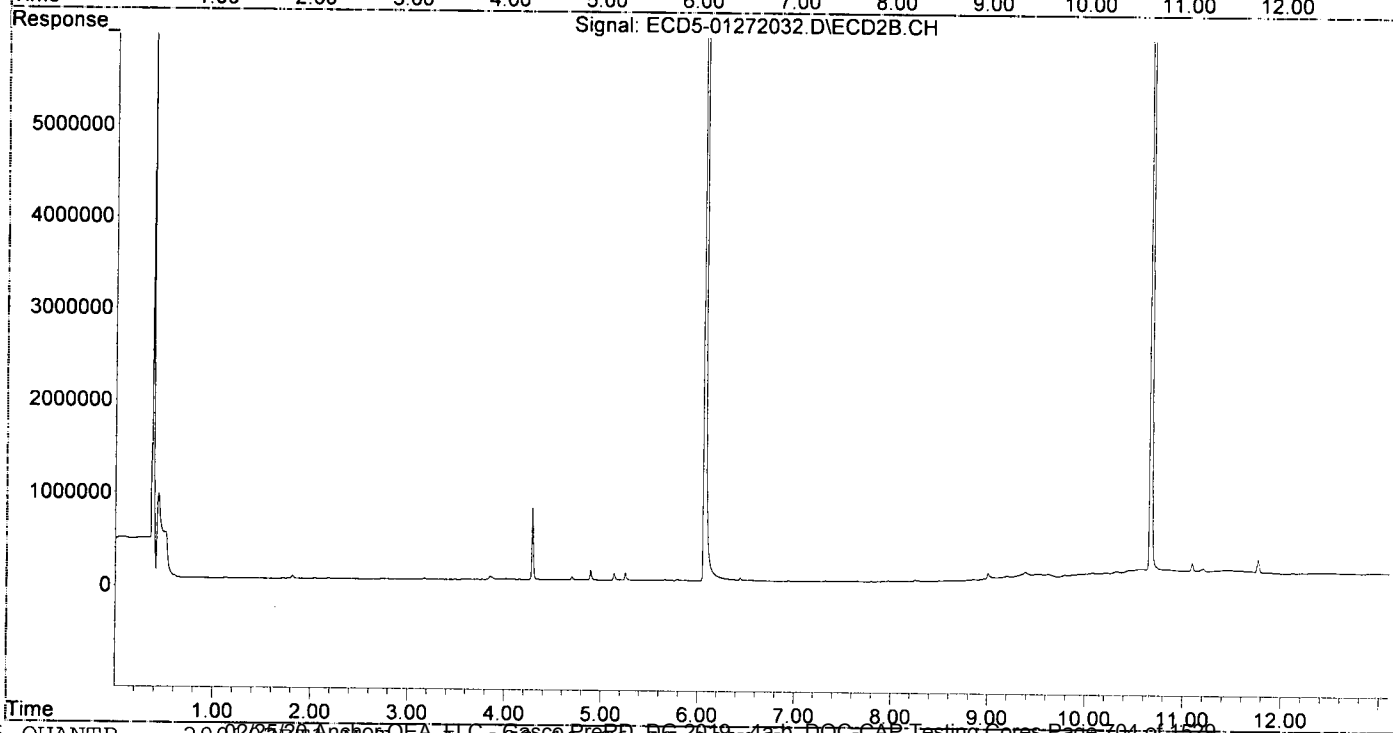
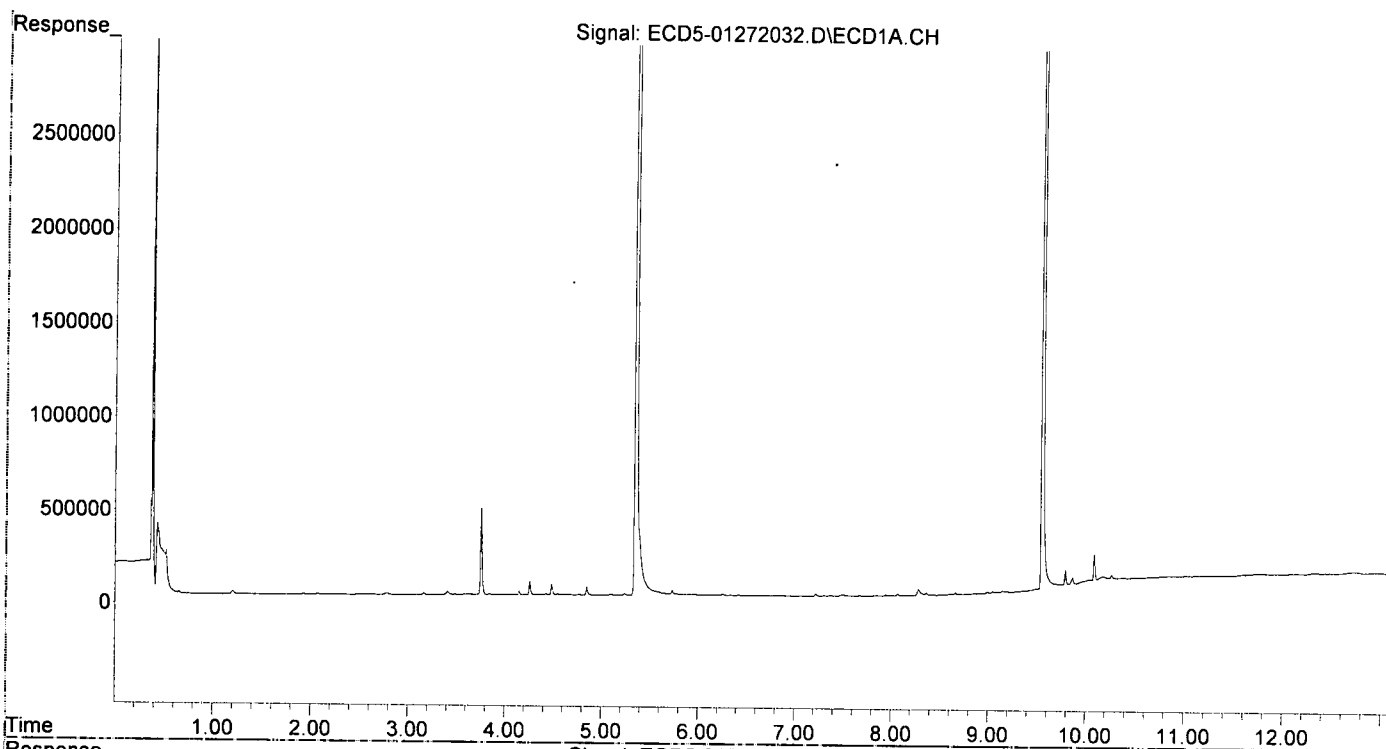
MJB
1/28/20

Compound	RT#1	RT#2	Resp#1	Resp#2	ng/mL	ng/mL
System Monitoring Compounds						
1) S TCMX (S)	5.350	6.067	16506395	28438239	84.535	95.404
22) S DCBP (S)	9.553	10.668	13590591	17682743	91.724	99.371
Target Compounds						
2) a-BHC	0.000	0.000	0	0	N.D.	N.D.
3) g-BHC	0.000	0.000	0	0	N.D.	N.D.
4) b-BHC	6.255	0.000	7305	0	5931.928	N.D. #
5) Heptachlor	0.000	0.000	0	0	N.D.	N.D.
6) d-BHC	0.000	7.320	0	8411	N.D.	0.083 #
7) Aldrin	0.000	7.650	0	9356	N.D.	0.028 #
8) Heptachlo...	0.000	0.000	0	0	N.D.	N.D.
9) trans-Chlor...	7.372	8.216	6095	4389	0.029	0.014 #
10) cis-Chlor...	7.498	0.000	6933	0	0.034	N.D. #
11) Endosulfa...	0.000	0.000	0	0	N.D.	N.D.
12) 4,4'-DDE	0.000	0.000	0	0	N.D.	N.D.
13) Dieldrin	0.000	0.000	0	0	N.D.	N.D.
14) Endrin	7.943f	8.853f	5055	11325	0.029	0.048 #
15) 4,4'-DDD	7.943f	8.853	5055	11325	0.029	0.046 #
16) Endosulfa...	8.068	8.963	8926	12380	0.052	0.051
17) 4,4'-DDT	0.000	0.000	0	0	N.D.	N.D.
18) Endrin Al...	8.362	9.197	14672	35920	0.096	0.161 #
19) Endosulfa...	8.662	9.388	10282	64302	0.064	0.290 #
20) Methoxychlor	0.000	0.000	0	0	N.D.	N.D.
21) Endrin Ke...	8.855	9.790	3901	15063	0.020	0.060 #
23) Hexachlor...	3.164	0.000	10649	0	0.053	N.D. #
24) Hexachlor...	5.733	0.000	27969	0	BelowCal	N.D.
25) Oxychlorane	7.220	8.010	12798	5277	BelowCal	0.019
26) 2,4'-DDE	0.000	8.216	0	4389	N.D.	0.021 #
27) trans-Non...	7.498f	8.284	6933	9063	BelowCal	0.029
28) 2,4'-DDD	7.674	0.000	2762	0	0.022	N.D. #
29) 2,4'-DDT	0.000	8.853f	0	11325	N.D.	BelowCal
30) cis-Nonac...	7.943	8.853	5055	11325	0.021	0.033 #
31) Mirex	8.608	9.790	5495	15063	6723.007	BelowCal #
32) Chlordane...	0.000	8.284	0	9063	N.D.	0.233 #
33) Chlordane...	7.498f	0.000	6933	0	0.241	N.D. #
34) Chlordane...	8.068	0.000	8926	0	1.173	N.D. #
35) Chlordane...	3.843f	0.000	4360	0	NoCal	N.D.
36) Toxaphene...	7.498	0.000	6933	0	6.582	N.D. #
37) Toxaphene...	0.000	8.963	0	12380	N.D.	3.555 #
38) Toxaphene...	0.000	9.005	0	65771	N.D.	8.889 #
39) Toxaphene...	8.362	0.000	14672	0	3.632	N.D. #
40) Toxaphene...	8.608f	0.000	5495	0	1.671	N.D. #
41) Toxaphene...	8.662	9.628	10282	32002	2.368	5.700 #
42) Toxaphene...	3.843f	0.000	4360	0	NoCal	N.D.

(f)=RT Delta > 1/2 Window (#)=Amounts differ by > 40% (m)=manual int.

Data Path : R:\data\2020-01\0A27039\
Data File : ECD5-01272032.D
Signal(s) : Signal #1: ECD1A.CH Signal #2: ECD2B.CH
Acq On : 27 Jan 2020 20:18
Operator : MJB
Sample : 0A27039-CCB3
Misc : A19L339
ALS Vial : 7 (Sig #1); 0 (Sig #2) Sample Multiplier: 1

Integration File signal 1: PEST1.e
Integration File signal 2: PEST2.e
Quant Time: Jan 28 11:06:51 2020
Quant Method : R:\methods\ECD5_QUANTPEST_200107RT1.M
Quant Title : Instrument: DualECD5
QLast Update : Thu Jan 09 11:11:29 2020
Response via : Initial Calibration
Integrator: ChemStation 6890 Scale Mode: Small noise peaks clipped



Quantitation Report (Not Reviewed)

Data Path : R:\data\2020-01\0A27039\
 Data File : ECD5-01272039.D
 Signal(s) : Signal #1: ECD1A.CH Signal #2: ECD2B.CH
 Acq On : 27 Jan 2020 22:28
 Operator : MJB
 Sample : 0A27039-CCV6
 Misc : A19K134, AB 100 ppb
 ALS Vial : 5 (Sig #1); 0 (Sig #2) Sample Multiplier: 1

Integration File signal 1: PEST1.e
 Integration File signal 2: PEST2.e
 Quant Time: Jan 28 11:07:15 2020
 Quant Method : R:\methods\ECD5_QUANTPEST_200107RT1.M
 Quant Title : Instrument: DualECD5
 QLast Update : Thu Jan 09 11:11:29 2020
 Response via : Initial Calibration
 Integrator: ChemStation 6890 Scale Mode: Small noise peaks clipped

MJB
1/28/20

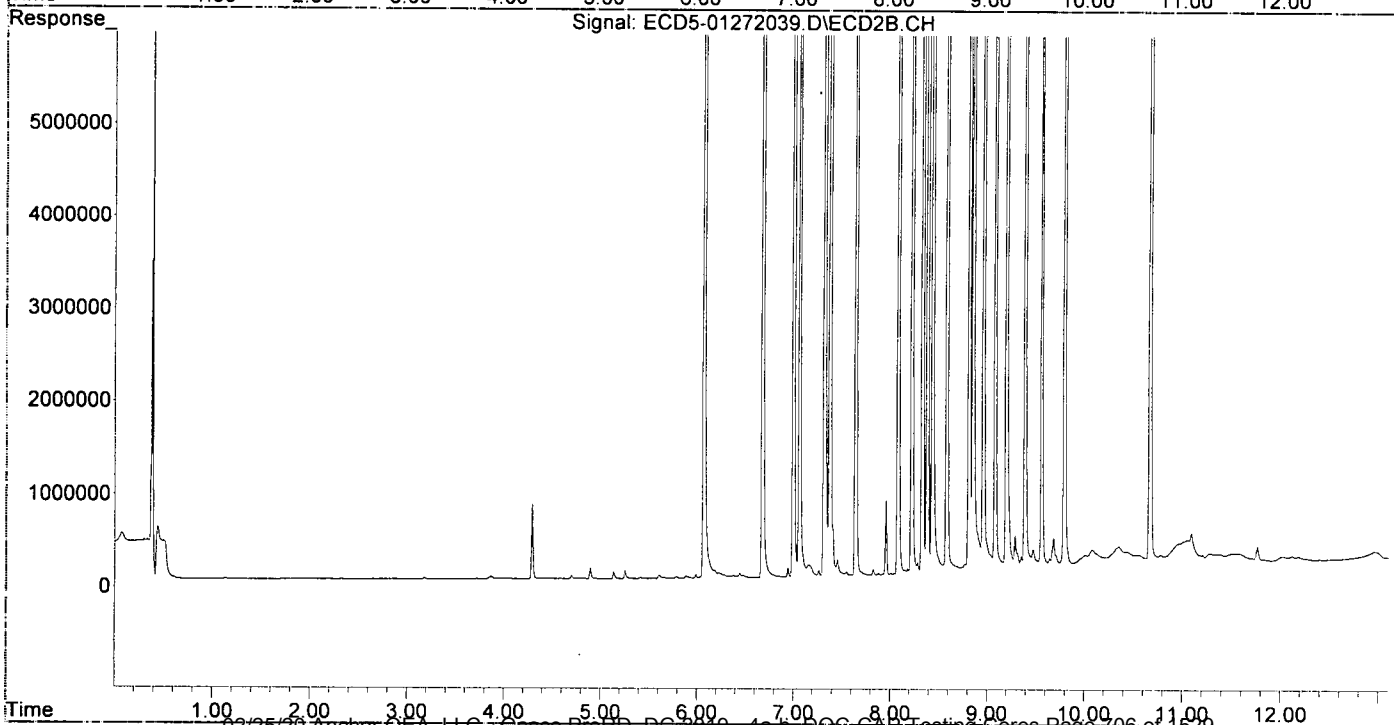
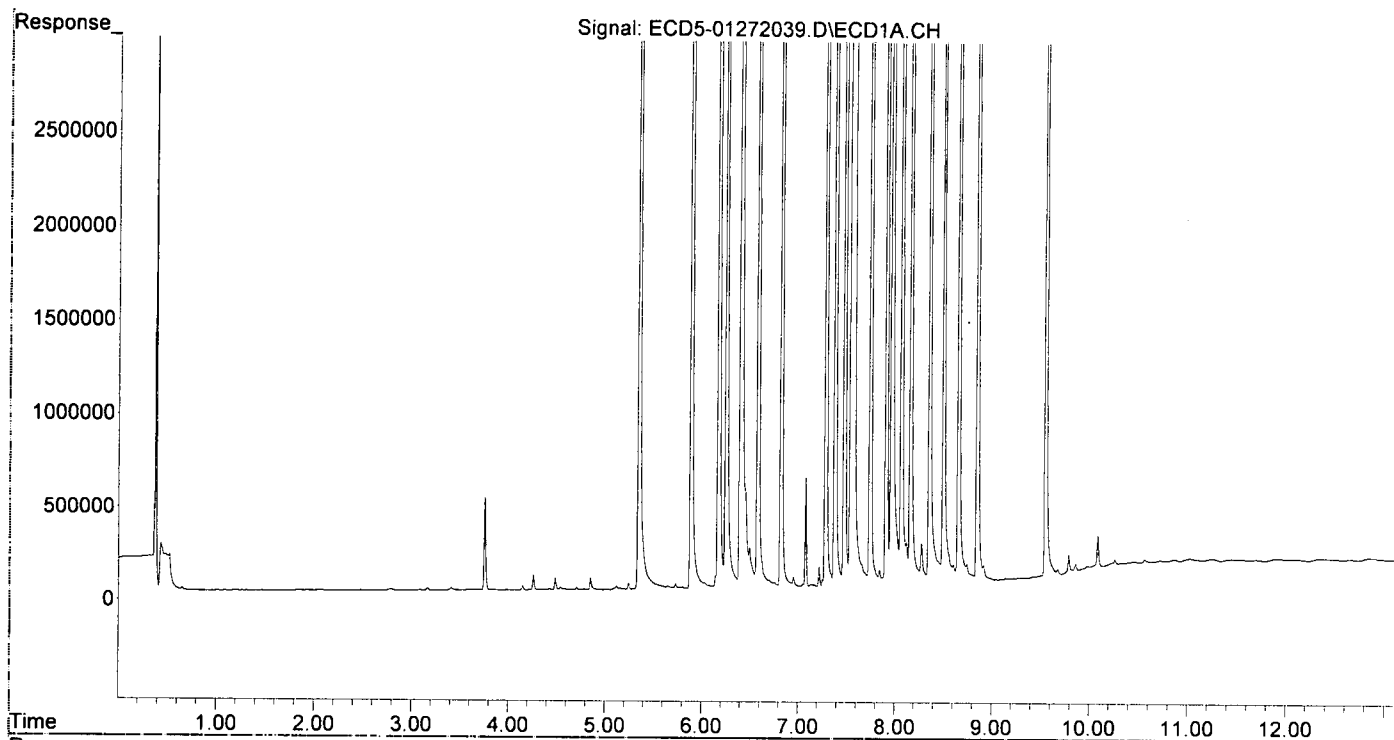
Compound	RT#1	RT#2	Resp#1	Resp#2	ng/mL	ng/mL
System Monitoring Compounds						
1) S TCMX (S)	5.351	6.069	18803141	30964930	96.297	103.880
22) S DCBP (S)	9.552	10.667	15190925	20075084	102.683	112.815
Target Compounds						
2) a-BHC	5.890	6.676	27650617	49267984	105.070	119.307
3) g-BHC	6.173	6.995	24275496	42009360	103.963	115.063
4) b-BHC	6.251	7.058	8388681	15535618	86.667	96.580
5) Heptachlor	6.582	7.373	24363281	42709760	107.216	120.483
6) d-BHC	6.402	7.316	18832076	39454302	86.448	104.571
7) Aldrin	6.823	7.642	22780265	39665516	103.247	119.095
8) Heptachlo...	7.285	8.080	21442730	35288390	104.013	114.559
9) trans-Chl...	7.380	8.221	21358983	35260007	101.363	113.074
10) cis-Chlor...	7.477	8.329	20770706	33755691	101.505	113.791
11) Endosulfa...	7.574	8.380	20168826	32171403	104.069	115.773
12) 4,4'-DDE	7.543	8.433	19118202	34621905	92.723	105.287
13) Dieldrin	7.745	8.582	22680088	37616431	105.304	121.764
14) Endrin	7.910	8.811	19779189	30893722	114.319	131.482
15) 4,4'-DDD	7.964	8.850	15508850	28749634	89.826	116.960
16) Endosulfa...	8.067	8.958	17343401	28348033	101.650	116.039
17) 4,4'-DDT	8.161	9.078	15595767	24503707	94.142	97.114
18) Endrin Al...	8.356	9.195	14623117	23061151	95.506	103.134
19) Endosulfa...	8.658	9.387	17193334	28439603	107.434	128.297
20) Methoxychlor	8.500	9.557	7044717	11597135	81.340	97.512
21) Endrin Ke...	8.851	9.791	20283537	31888460	106.213	127.334
23) Hexachlor...	3.166	0.000	11133	0	0.056	N.D. #
24) Hexachlor...	5.733	0.000	25617	0	BelowCal	N.D.
25) Oxylordane	7.219	8.006	101035	10567	0.376	0.038 #
26) 2,4'-DDE	7.285	8.221	21442730	35260007	150.379	167.434
27) trans-Non...	7.477	8.282	20770706	111535	103.664	0.363 #
28) 2,4'-DDD	0.000	8.582	0	37616431	N.D.	203.950 #
29) 2,4'-DDT	7.845	8.811	73252	30893722	0.500	134.300 #
30) cis-Nonac...	7.964f	8.850	15508850	28749634	65.801	84.275
31) Mirex	0.000	9.791	0	31888460	N.D.	157.325 #
32) Chlordane...	0.000	8.282	0	111535	N.D.	2.867 #
33) Chlordane...	7.543	8.380	19118202	32171403	663.348	1002.289 #
34) Chlordane...	8.067	9.078f	17343401	24503707	2279.750	2307.810
35) Chlordane...	3.846f	0.000	3715	0	NoCal	N.D.
36) Toxaphene...	7.543f	8.582f	19118202	37616431	18152.112	13909.821
37) Toxaphene...	0.000	8.958	0	28348033	N.D.	8140.003 #
38) Toxaphene...	0.000	0.000	0	0	N.D.	N.D.
39) Toxaphene...	8.356	9.078	14623117	24503707	3619.550	2714.889
40) Toxaphene...	0.000	9.286f	0	344144	N.D.	68.528 #
41) Toxaphene...	8.658	9.640	17193334	79985	3959.446	14.247 #
42) Toxaphene...	3.846f	0.000	3715	0	NoCal	N.D.

(f)=RT Delta > 1/2 Window (#)=Amounts differ by > 40% (m)=manual int.

Quantitation Report (Not Reviewed)

Data Path : R:\data\2020-01\0A27039\
Data File : ECD5-01272039.D
Signal(s) : Signal #1: ECD1A.CH Signal #2: ECD2B.CH
Acq On : 27 Jan 2020 22:28
Operator : MJB
Sample : 0A27039-CCV6
Misc : A19K134, AB 100 ppb
ALS Vial : 5 (Sig #1); 0 (Sig #2) Sample Multiplier: 1

Integration File signal 1: PEST1.e
Integration File signal 2: PEST2.e
Quant Time: Jan 28 11:07:15 2020
Quant Method : R:\methods\ECD5_QUANTPEST_200107RT1.M
Quant Title : Instrument: DualECD5
QLast Update : Thu Jan 09 11:11:29 2020
Response via : Initial Calibration
Integrator: ChemStation 6890 Scale Mode: Small noise peaks clipped



Quantitation Report (Not Reviewed)

Data Path : R:\data\2020-01\0A27039\
 Data File : ECD5-01272040.D
 Signal(s) : Signal #1: ECD1A.CH Signal #2: ECD2B.CH
 Acq On : 27 Jan 2020 22:45
 Operator : MJB
 Sample : 0A27039-CCV7
 Misc : A19J409, AB 100 ppb
 ALS Vial : 6 (Sig #1); 0 (Sig #2) Sample Multiplier: 1

Integration File signal 1: PEST1.e
 Integration File signal 2: PEST2.e
 Quant Time: Jan 28 11:07:21 2020
 Quant Method : R:\methods\ECD5_QUANTPEST_200107RT1.M
 Quant Title : Instrument: DualECD5
 QLast Update : Thu Jan 09 11:11:29 2020
 Response via : Initial Calibration
 Integrator: ChemStation 6890 Scale Mode: Small noise peaks clipped

MJB
1/26/20

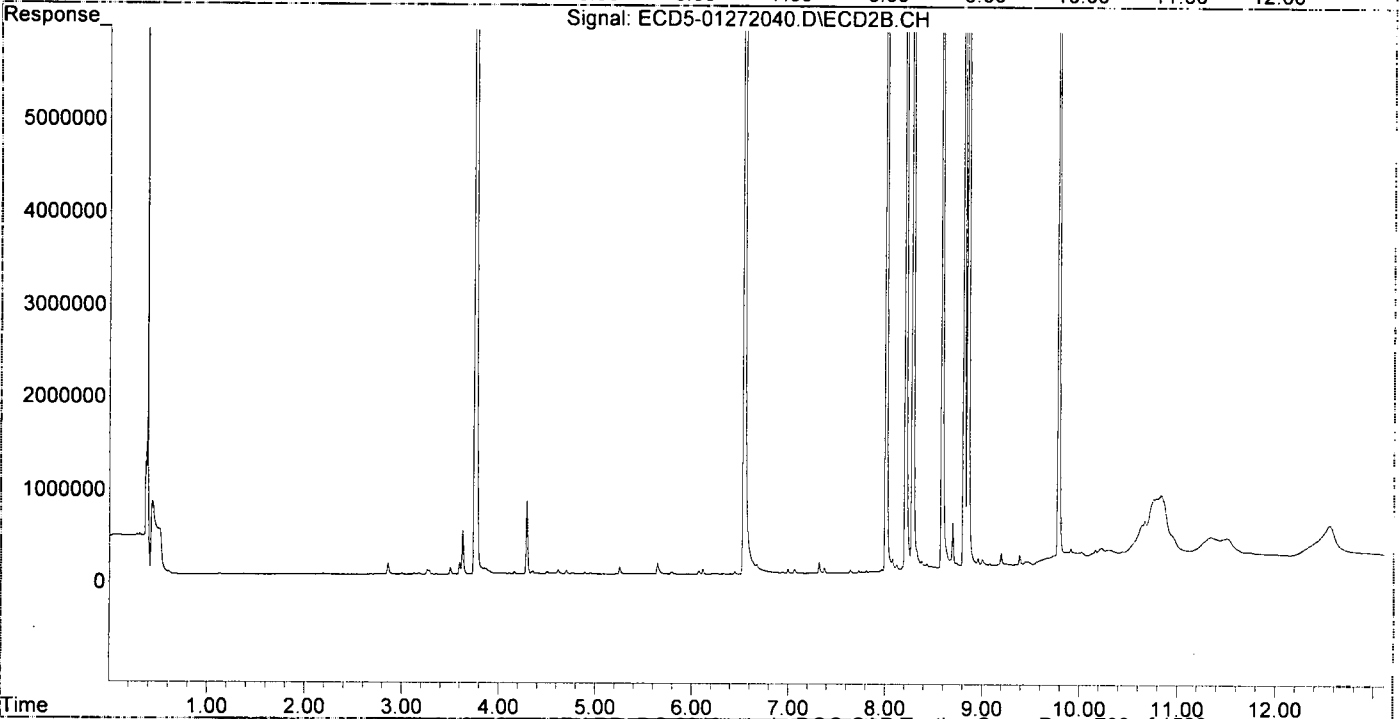
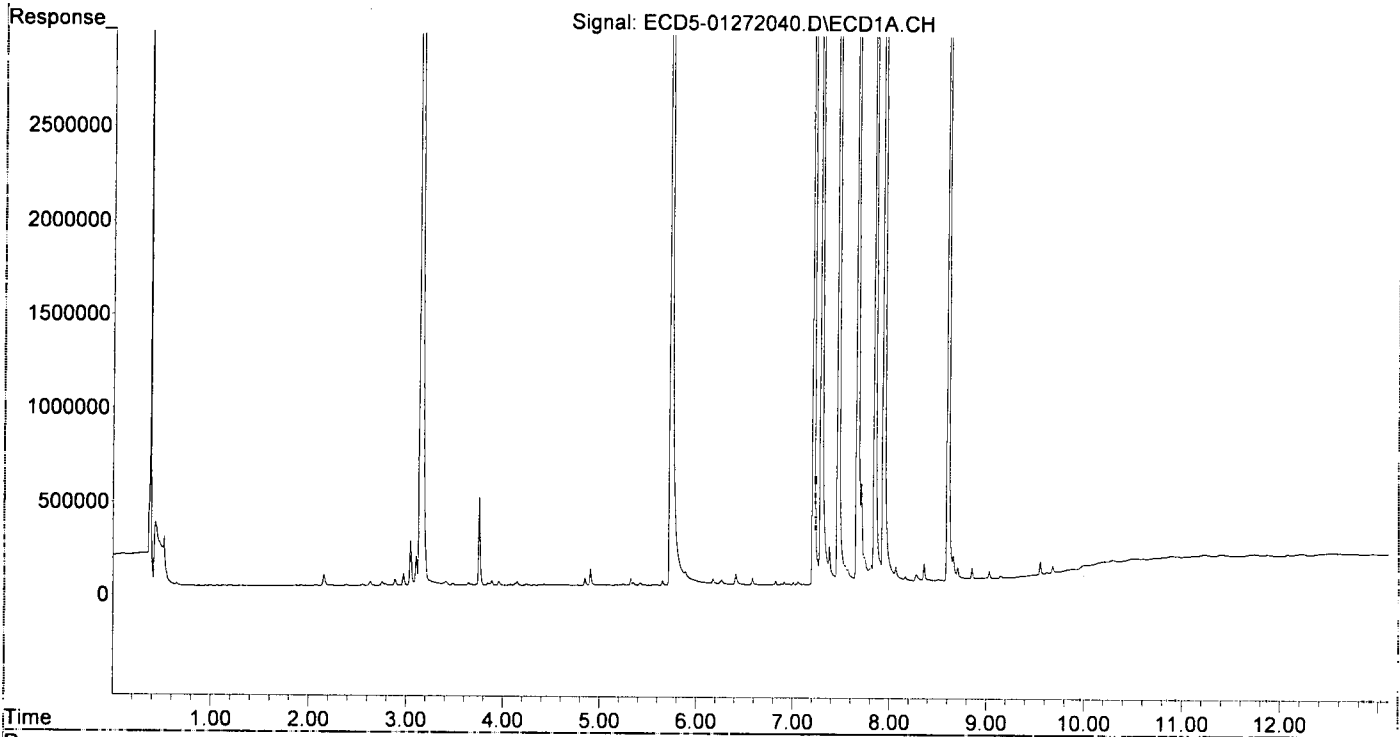
Compound	RT#1	RT#2	Resp#1	Resp#2	ng/mL	ng/mL
System Monitoring Compounds						
1) S TCMX (S)	5.350	6.070	16352	29586	0.084	0.099
22) S DCBP (S)	9.553	10.667	69528	412629	0.309	2.319 #
Target Compounds						
2) a-BHC	5.888	6.673	76762	104505	0.292	0.253
3) g-BHC	6.175	6.994	33589	44457	0.144	0.122
4) b-BHC	6.264	7.062	27959	42657	0.118	0.265 #
5) Heptachlor	6.585	7.372	36388	52521	0.160	0.148
6) d-BHC	6.412	7.318	59909	114111	0.275	0.397 #
7) Aldrin	6.824	7.641	19749	33086	0.090	0.099
8) Heptachlo...	7.292	8.077	11009777	120169	53.405	0.390 #
9) trans-Chl...	7.380	8.210	200180	20095520	0.950	64.444 #
10) cis-Chlor...	7.469	0.000	18622115	0	91.005	N.D. #
11) Endosulfa...	7.572	8.378	77249	75679	0.399	0.272
12) 4,4'-DDE	7.572f	8.431	77249	42865	0.375	0.180 #
13) Dieldrin	0.000	8.585	0	17609328	N.D.	57.001 #
14) Endrin	7.939f	8.811	20914490	18995087	120.880	80.842
15) 4,4'-DDD	7.939f	8.852	20914490	35161953	121.135	143.047
16) Endosulfa...	8.067	8.957	82815	86738	0.485	0.355
17) 4,4'-DDT	8.165	9.078	26263	23266	0.159	0.138
18) Endrin Al...	8.359	9.195	94375	133400	0.616	0.597
19) Endosulfa...	8.659	9.386	131143	107924	0.819	0.487 #
20) Methoxychlor	8.506	0.000	8985	0	0.104	N.D. #
21) Endrin Ke...	8.854	9.784	60621	18658322	0.317	74.504 #
23) Hexachlor...	3.150	3.755	19121478	43004965	95.873	107.317
24) Hexachlor...	5.733	6.537	15230055	28163221	78.843	87.982
25) Oxychlorane	7.213	8.008	16283621	27718657	92.171 ^{Q31}	99.104
26) 2,4'-DDE	7.292	8.210	11009777	20095520	77.212	95.424
27) trans-Non...	7.469	8.283	18622115	31093336	93.012 ^{Q31}	101.120
28) 2,4'-DDD	7.665	8.585	9289145	17609328	73.008	95.475
29) 2,4'-DDT	7.846	8.811	11737133	18995087	80.130	88.576
30) cis-Nonac...	7.939	8.852	20914490	35161953	88.735	103.072
31) Mirex	8.603	9.784	12282165	18658322	92.079	97.432
32) Chlordane...	7.469f	8.283	18622115	31093336	793.727	799.377
33) Chlordane...	0.000	8.378	0	75679	N.D.	2.358 #
34) Chlordane...	8.067	9.078f	82815	23266	10.886	2.191 #
35) Chlordane...	3.843f	0.000	12690	0	NoCal	N.D.
36) Toxaphene...	0.000	8.585f	0	17609328	N.D.	6511.585 #
37) Toxaphene...	7.813	8.957	96109	86738	49.422	24.906 #
38) Toxaphene...	0.000	9.002	0	68917	N.D.	9.503 #
39) Toxaphene...	8.359	9.078	94375	23266	23.360	2.578 #
40) Toxaphene...	8.603	9.286f	12282165	6077	3735.704	1.210 #
41) Toxaphene...	8.659	0.000	131143	0	30.201	N.D. #
42) Toxaphene...	3.843f	0.000	12690	0	NoCal	N.D.

(f)=RT Delta > 1/2 Window (#)=Amounts differ by > 40% (m)=manual int.

Quantitation Report (Not Reviewed)

Data Path : R:\data\2020-01\0A27039\
Data File : ECD5-01272040.D
Signal(s) : Signal #1: ECD1A.CH Signal #2: ECD2B.CH
Acq On : 27 Jan 2020 22:45
Operator : MJB
Sample : 0A27039-CCV7
Misc : A19J409, AB 100 ppb
ALS Vial : 6 (Sig #1); 0 (Sig #2) Sample Multiplier: 1

Integration File signal 1: PEST1.e
Integration File signal 2: PEST2.e
Quant Time: Jan 28 11:07:21 2020
Quant Method : R:\methods\ECD5_QUANTPEST_200107RT1.M
Quant Title : Instrument: DualECD5
QLast Update : Thu Jan 09 11:11:29 2020
Response via : Initial Calibration
Integrator: ChemStation 6890 Scale Mode: Small noise peaks clipped



Quantitation Report (Not Reviewed)

Data Path : R:\data\2020-01\0A27039\
 Data File : ECD5-01272041.D
 Signal(s) : Signal #1: ECD1A.CH Signal #2: ECD2B.CH
 Acq On : 27 Jan 2020 23:03
 Operator : MJB
 Sample : 0A27039-CCB4
 Misc : A19L339
 ALS Vial : 7 (Sig #1); 0 (Sig #2) Sample Multiplier: 1

Integration File signal 1: PEST1.e
 Integration File signal 2: PEST2.e
 Quant Time: Jan 28 11:07:26 2020
 Quant Method : R:\methods\ECD5_QUANTPEST_200107RT1.M
 Quant Title : Instrument: DualECD5
 QLast Update : Thu Jan 09 11:11:29 2020
 Response via : Initial Calibration
 Integrator: ChemStation 6890 Scale Mode: Small noise peaks clipped

MJB
1/28/20

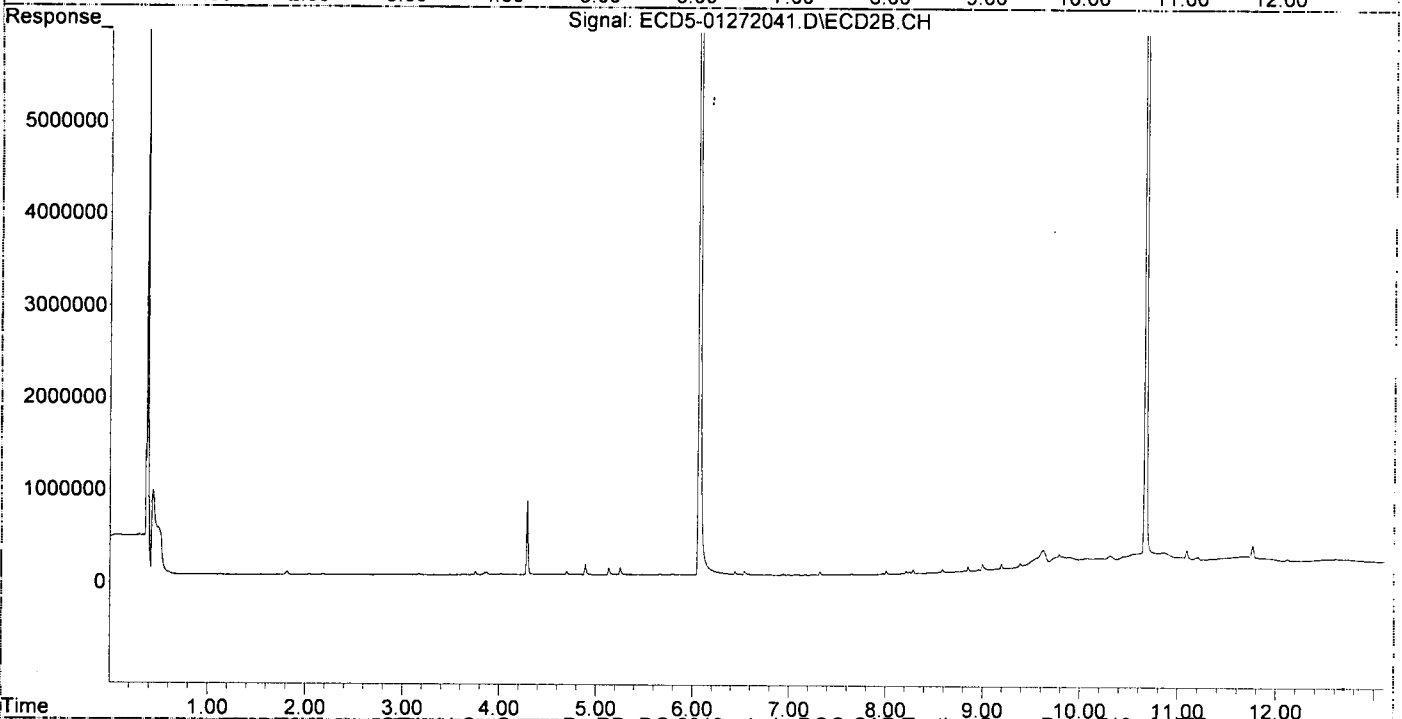
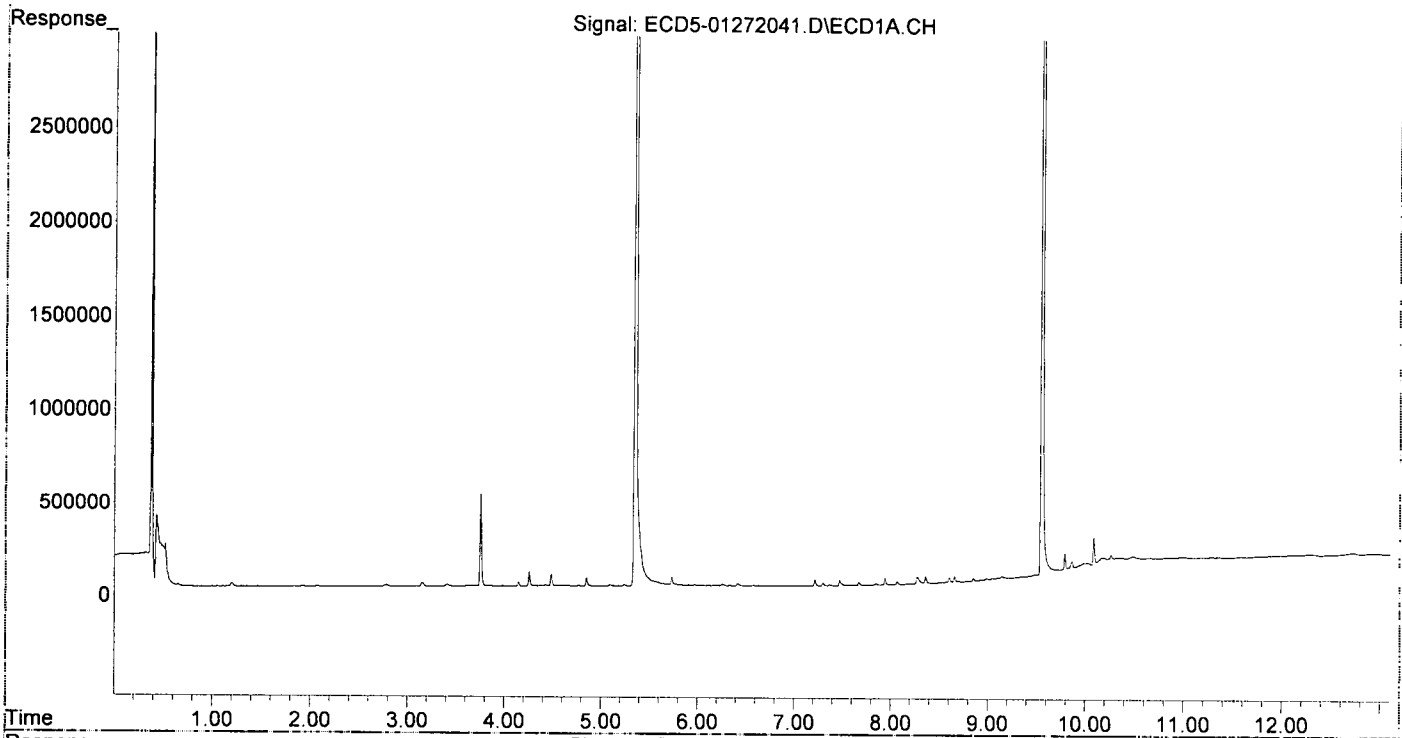
Compound	RT#1	RT#2	Resp#1	Resp#2	ng/mL	ng/mL
System Monitoring Compounds						
1) S TCMX (S)	5.350	6.067	16841804	29455200	86.253	98.815
22) S DCBP (S)	9.553	10.667	13935815	18978483	94.085	106.652
Target Compounds						
2) a-BHC	5.907	0.000	2617	0	0.010	N.D. #
3) g-BHC	0.000	0.000	0	0	N.D.	N.D.
4) b-BHC	6.256	7.065	8470	5775	5931.916	0.036 #
5) Heptachlor	0.000	0.000	0	0	N.D.	N.D.
6) d-BHC	6.417	7.320	12204	29880	0.056	0.147 #
7) Aldrin	0.000	7.650	0	10107	N.D.	0.030 #
8) Heptachlo...	7.300	0.000	15833	0	0.077	N.D. #
9) trans-Chl...	7.372	8.213	7158	25429	0.034	0.082 #
10) cis-Chlor...	7.474	0.000	29661	0	0.145	N.D. #
11) Endosulfa...	0.000	0.000	0	0	N.D.	N.D.
12) 4,4'-DDE	0.000	0.000	0	0	N.D.	N.D.
13) Dieldrin	0.000	8.588	0	30164	N.D.	0.098 #
14) Endrin	7.942f	8.852f	33797	47493	0.195	0.202
15) 4,4'-DDD	7.942f	8.852	33797	47493	0.196	0.193
16) Endosulfa...	8.069	8.960	13996	10016	0.082	0.041 #
17) 4,4'-DDT	8.183	0.000	1628	0	0.010	N.D. #
18) Endrin Al...	8.362	9.196	38995	46482	0.255	0.208
19) Endosulfa...	8.662	9.388	29879	50997	0.187	0.230
20) Methoxychlor	0.000	0.000	0	0	N.D.	N.D.
21) Endrin Ke...	8.855	9.787	13127	128377	0.069	0.513 #
23) Hexachlor...	3.150	3.752	21031	37003	0.105	0.092
24) Hexachlor...	5.734	6.538	44050	34315	0.073	0.107 #
25) Oxychlorane	7.218	8.009	33628	36760	BelowCal	0.131
26) 2,4'-DDE	7.300	8.213	15833	25429	0.111	0.121
27) trans-Non...	7.474	8.285	29661	42012	BelowCal	0.137
28) 2,4'-DDD	7.672	8.588	16196	30164	0.127	0.164
29) 2,4'-DDT	7.851	8.852f	8731	47493	0.060	0.154 #
30) cis-Nonac...	7.942	8.852	33797	47493	0.143	0.139
31) Mirex	8.607	9.787	25806	128377	6722.856	0.474 #
32) Chlordane...	7.474f	8.285	29661	42012	1.264	1.080
33) Chlordane...	0.000	0.000	0	0	N.D.	N.D.
34) Chlordane...	8.069	0.000	13996	0	1.840	N.D. #
35) Chlordane...	3.844f	0.000	4687	0	NoCal	N.D.
36) Toxaphene...	7.474f	8.588f	29661	30164	28.162	11.154 #
37) Toxaphene...	0.000	8.960	0	10016	N.D.	2.876 #
38) Toxaphene...	0.000	9.001	0	61282	N.D.	8.012 #
39) Toxaphene...	8.362	0.000	38995	0	9.652	N.D. #
40) Toxaphene...	8.607f	0.000	25806	0	7.849	N.D. #
41) Toxaphene...	8.662	9.622	29879	180397	6.881	32.133 #
42) Toxaphene...	3.844f	0.000	4687	0	NoCal	N.D.

(f)=RT Delta > 1/2 Window (#)=Amounts differ by > 40% (m)=manual int.

Quantitation Report (Not Reviewed)

Data Path : R:\data\2020-01\0A27039\
Data File : ECD5-01272041.D
Signal(s) : Signal #1: ECD1A.CH Signal #2: ECD2B.CH
Acq On : 27 Jan 2020 23:03
Operator : MJB
Sample : 0A27039-CCB4
Misc : A19L339
ALS Vial : 7 (Sig #1); 0 (Sig #2) Sample Multiplier: 1

Integration File signal 1: PEST1.e
Integration File signal 2: PEST2.e
Quant Time: Jan 28 11:07:26 2020
Quant Method : R:\methods\ECD5_QUANTPEST_200107RT1.M
Quant Title : Instrument: DualECD5
QLast Update : Thu Jan 09 11:11:29 2020
Response via : Initial Calibration
Integrator: ChemStation 6890 Scale Mode: Small noise peaks clipped



**Organochloride Pesticides by EPA 8081B
Benchsheet & Analysis Sequence Data**

Sequence 0A28041 (A0A0648-01RE2,03RE2)



ELEMENT SEQUENCE LOG

Apex Laboratories

Sequence: **0A28041**

Instrument: **DUALECD5**

Date: **01/28/20 11:02**

Calibration: **A0A0906**

#	Lab Number	Matrix	Analysis	Client	Due	Batch	ISTD ID	STD ID
1	0A28041-BKD1	Sediment	QC	QC				
2	0A28041-CCV1	Sediment	QC	QC				A20A019
3	0A28041-CCV2	Sediment	QC	QC				A19K133
4	0A28041-CCB1	Sediment	QC	QC				A19J408
5	A0A0645-02RE3	Sediment	8081B 2,4+4,4-DDx Only (+Add)	Anchor QEA, LLC	02/04/20	0010666		A19L339
6	A0A0639-10RE2	Sediment	8081B 2,4+4,4-DDx Only (+Add)	Anchor QEA, LLC	02/03/20	0010666		
7	0A28041-IBL1	Sediment	QC	QC				
8	A0A0639-11RE2	Sediment	8081B 2,4+4,4-DDx Only (+Add)	Anchor QEA, LLC	02/03/20	0010666		
9	0A28041-IBL2	Sediment	QC	QC				
10	0010666-MS2	Sediment	QC	QC		0010666		
11	0A28041-IBL3	Sediment	QC	QC				
12	0010666-MSD2	Sediment	QC	QC		0010666		
13	0A28041-IBL4	Sediment	QC	QC				
14	A0A0648-01RE2	Sediment	8081B 2,4+4,4-DDx Only (+Add)	Anchor QEA, LLC	02/04/20	0010666		
15	0A28041-IBL5	Sediment	QC	QC				
16	A0A0648-03RE2	Sediment	8081B 2,4+4,4-DDx Only (+Add)	Anchor QEA, LLC	02/04/20	0010666		
17	0A28041-IBL6	Sediment	QC	QC				
18	A0A0639-05RE2	Sediment	8081B 2,4+4,4-DDx Only (+Add)	Anchor QEA, LLC	02/03/20	0010666		
19	0A28041-IBL7	Sediment	QC	QC				
20	A0A0639-07RE2	Sediment	8081B 2,4+4,4-DDx Only (+Add)	Anchor QEA, LLC	02/03/20	0010666		
21	0A28041-IBL8	Sediment	QC	QC				
22	A0A0639-08RE2	Sediment	8081B 2,4+4,4-DDx Only (+Add)	Anchor QEA, LLC	02/03/20	0010666		
23	0A28041-IBL9	Sediment	QC	QC				
24	0A28041-CCV3	Sediment	QC	QC				A19K134
25	0A28041-CCV4	Sediment	QC	QC				A19J409
26	0A28041-CCB2	Sediment	QC	QC				A19L339
27	A0A0639-12RE2	Sediment	8081B 2,4+4,4-DDx Only (+Add)	Anchor QEA, LLC	02/03/20	0010666		
28	0A28041-IBLA	Sediment	QC	QC				
29	A0A0639-09RE1	Sediment	8081B 2,4+4,4-DDx Only (+Add)	Anchor QEA, LLC	02/03/20	0010666		
30	0A28041-IBLB	Sediment	QC	QC				
31	A0A0645-01RE1	Sediment	8081B 2,4+4,4-DDx Only (+Add)	Anchor QEA, LLC	02/04/20	0010666		
32	0A28041-IBLC	Sediment	QC	QC				
33	A0A0645-03RE1	Sediment	8081B 2,4+4,4-DDx Only (+Add)	Anchor QEA, LLC	02/04/20	0010666		
34	0A28041-IBLD	Sediment	QC	QC				
35	A0A0645-04RE1	Sediment	8081B 2,4+4,4-DDx Only (+Add)	Anchor QEA, LLC	02/04/20	0010666		
36	0A28041-IBLE	Sediment	QC	QC				
37	A0A0645-05RE1	Sediment	8081B 2,4+4,4-DDx Only (+Add)	Anchor QEA, LLC	02/04/20	0010666		
38	0A28041-IBLF	Sediment	QC	QC				
39	A0A0645-06RE1	Sediment	8081B 2,4+4,4-DDx Only (+Add)	Anchor QEA, LLC	02/04/20	0010666		
40	0A28041-IBLG	Sediment	QC	QC				
41	0A28041-CCV5	Sediment	QC	QC				A19K133
42	0A28041-CCV6	Sediment	QC	QC				A19J408
43	0A28041-CCB3	Sediment	QC	QC				A19L339

Data Entered By: MB 1/29/20

Comments:

Data Reviewed By: MB 2/4/20

Quantitation Report (QT Reviewed)

Data Path : C:\msdchem\4\data\2020-01\0A28041\
 Data File : ECD5-01282003.D
 Signal(s) : Signal #1: ECD1A.CH Signal #2: ECD2B.CH
 Acq On : 28 Jan 2020 11:50
 Operator : MJB
 Sample : 0A28041-BKD1
 Misc : A20A019
 ALS Vial : 2 (Sig #1); 0 (Sig #2) Sample Multiplier: 1

Integration File signal 1: PEST1.e
 Integration File signal 2: PEST2.e
 Quant Time: Jan 28 12:06:25 2020
 Quant Method : C:\msdchem\4\methods\PestBreakdownCHK_200107RT2.M
 Quant Title : Pesticides
 QLast Update : Thu Aug 21 11:53:22 2014
 Response via : Initial Calibration
 Integrator: ChemStation 6890 Scale Mode: Small noise peaks clipped

Compound	R.T.	Response	Conc	Units

Target Compounds				
1) 4,4'-DDE	7.529	483289	NoCal	ng/mL
2) Endrin	7.897	96751550	NoCal	ng/mL
3) 4,4'-DDD	7.949	5433691	NoCal	ng/mL
4) 4,4'-DDT	8.147	165901853	NoCal	ng/mL
5) Endrin Aldehyde	8.343	996090	NoCal	ng/mL
6) Endrin Ketone	8.837	3110876	NoCal	ng/mL
8) 4,4'-DDE [2C]	8.417	814859	NoCal	ng/mL
9) Endrin [2C]	8.796	150758100	NoCal	ng/mL
10) 4,4'-DDD [2C]	8.834	8814556	NoCal	ng/mL
11) Endrin Aldehyde [2C]	9.179	1153869	NoCal	ng/mL
12) 4,4'-DDT [2C]	9.063	248701724	NoCal	ng/mL
13) Endrin Ketone [2C]	9.773	6185209	NoCal	ng/mL

(f)=RT Delta > 1/2 Window

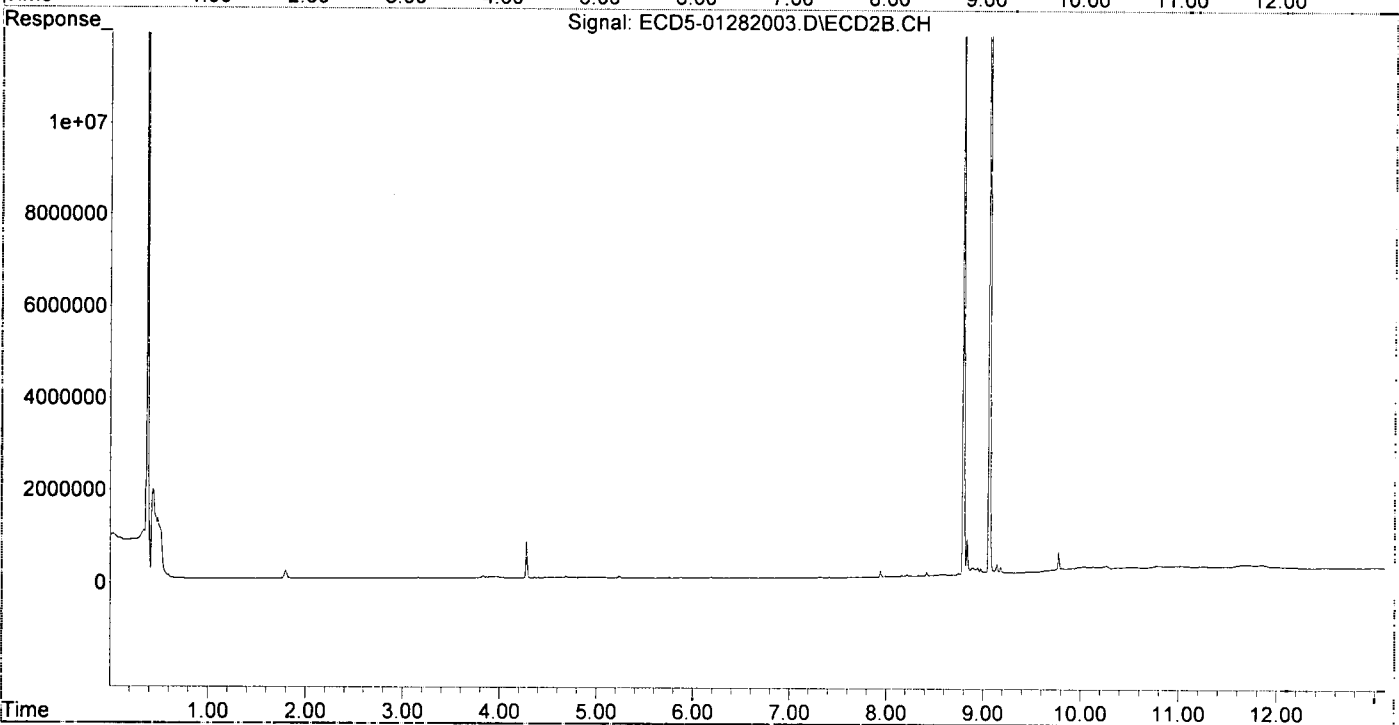
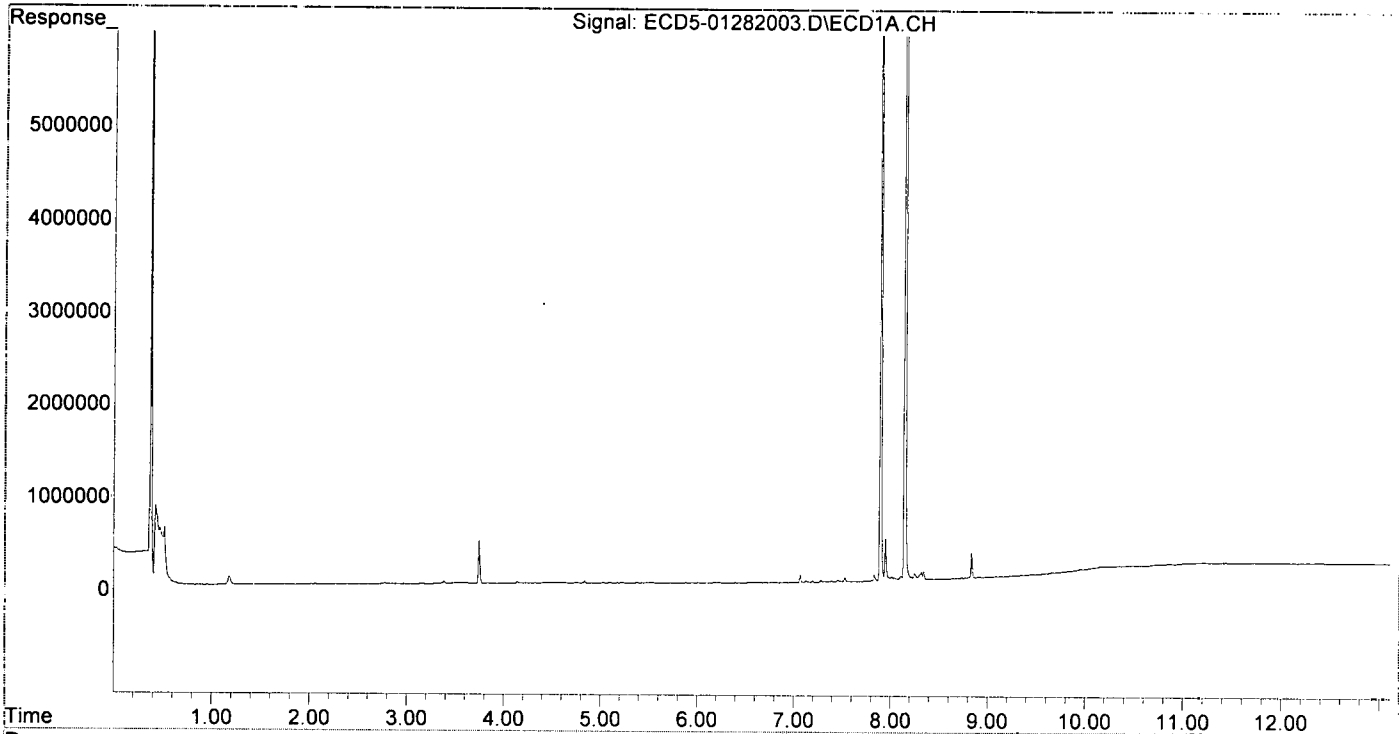
(m)=manual int.

MJB
1/28/20

Quantitation Report (QT Reviewed)

Data Path : C:\msdchem\4\data\2020-01\0A28041\
Data File : ECD5-01282003.D
Signal(s) : Signal #1: ECD1A.CH Signal #2: ECD2B.CH
Acq On : 28 Jan 2020 11:50
Operator : MJB
Sample : 0A28041-BKD1
Misc : A20A019
ALS Vial : 2 (Sig #1); 0 (Sig #2) Sample Multiplier: 1

Integration File signal 1: PEST1.e
Integration File signal 2: PEST2.e
Quant Time: Jan 28 12:06:25 2020
Quant Method : C:\msdchem\4\methods\PestBreakdownCHK_200107RT2.M
Quant Title : Pesticides
QLast Update : Thu Aug 21 11:53:22 2014
Response via : Initial Calibration
Integrator: ChemStation 6890 Scale Mode: Small noise peaks clipped



Quantitation Report (Not Reviewed)

Data Path : R:\data\2020-01\0A28041\
 Data File : ECD5-01282004.D
 Signal(s) : Signal #1: ECD1A.CH Signal #2: ECD2B.CH
 Acq On : 28 Jan 2020 12:07
 Operator : MJB
 Sample : 0A28041-CCV1
 Misc : A19K133, AB 50 ppb
 ALS Vial : 3 (Sig #1); 0 (Sig #2) Sample Multiplier: 1

Integration File signal 1: PEST1.e
 Integration File signal 2: PEST2.e
 Quant Time: Jan 28 14:55:18 2020
 Quant Method : R:\methods\ECD5_QUANTPEST_200107RT2.M
 Quant Title : Instrument: DualECD5
 QLast Update : Thu Jan 09 11:11:29 2020
 Response via : Initial Calibration
 Integrator: ChemStation 6890 Scale Mode: Small noise peaks clipped

MJB 1/28/20

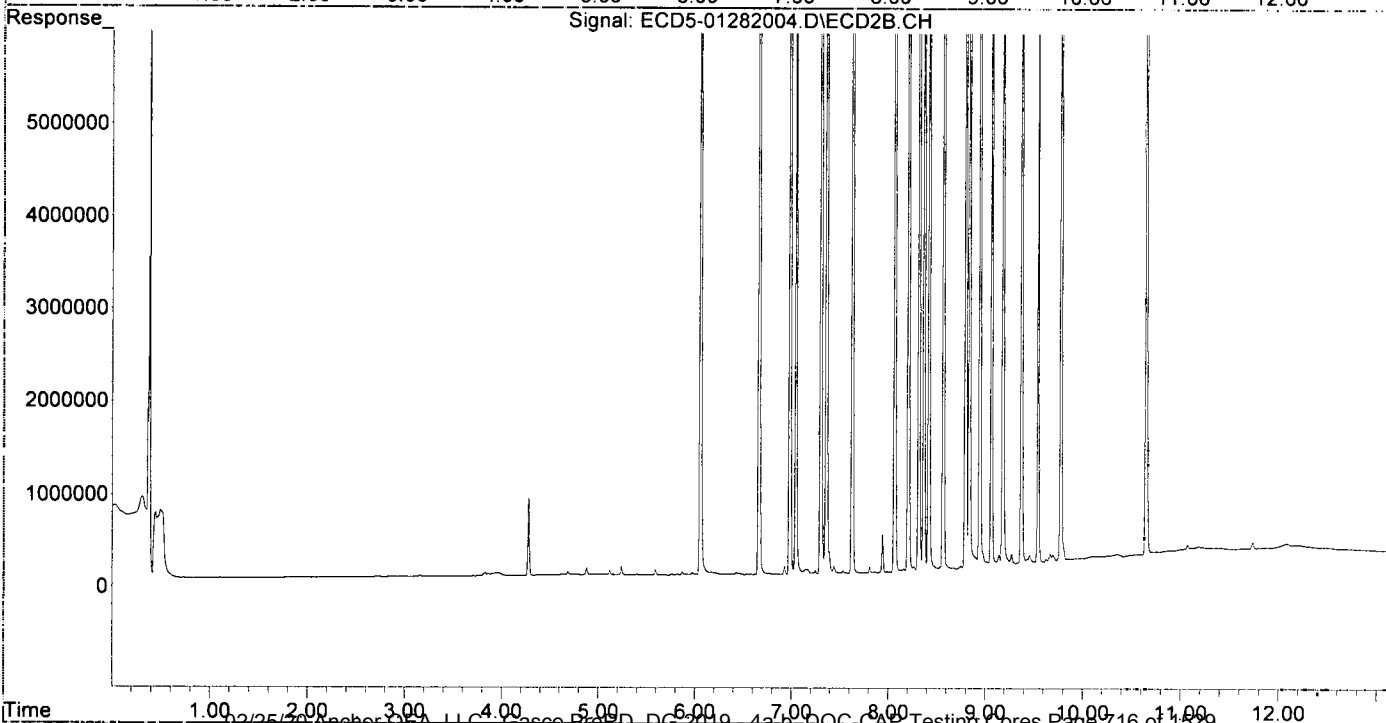
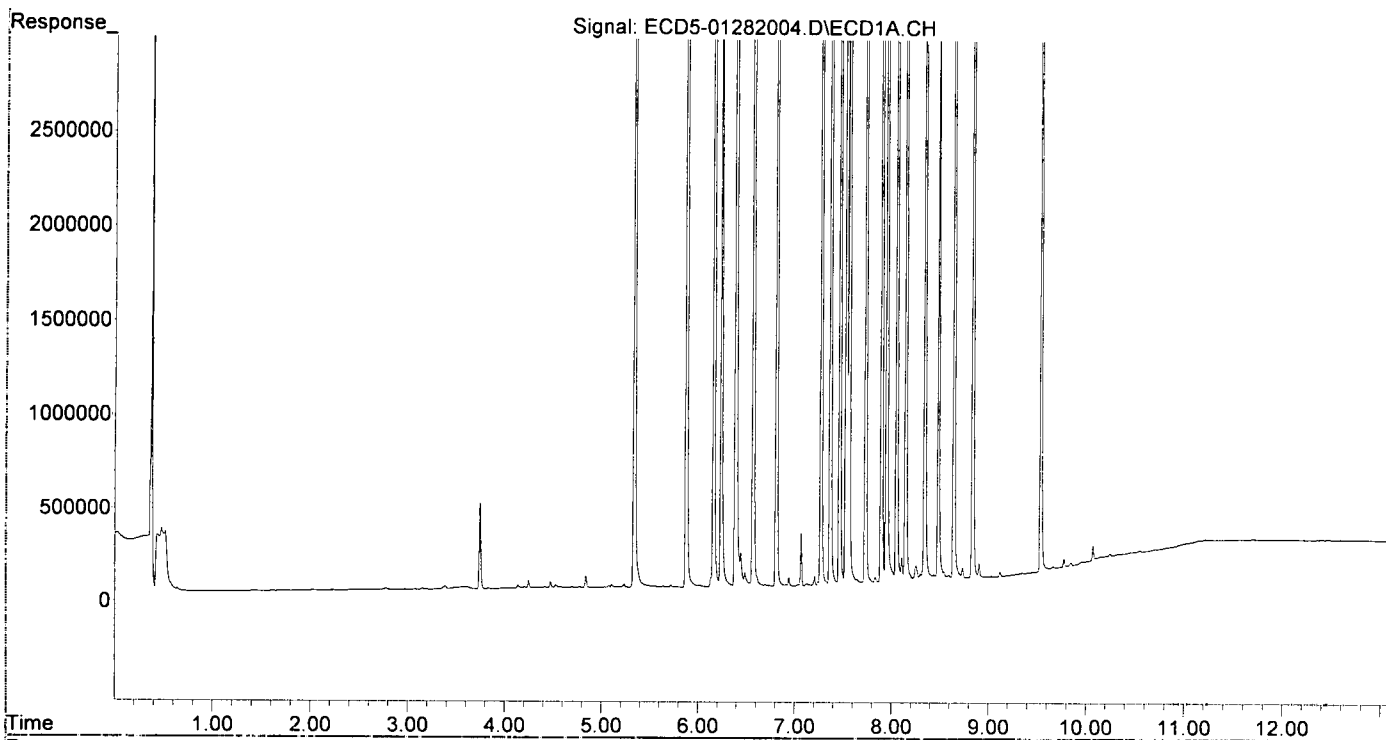
Compound	RT#1	RT#2	Resp#1	Resp#2	ng/mL	ng/mL
System Monitoring Compounds						
1) S TCMX (S)	5.339	6.054	9261757	15627125	47.433	52.425
22) S DCBP (S)	9.536	10.646	7422023	9422632	49.760	52.952
Target Compounds						
2) a-BHC	5.877	6.662	13277391	24296415	50.453	58.836
3) g-BHC	6.161	6.981	11876914	20421670	50.865	55.935
4) b-BHC	6.238	7.043	4461921	8122762	45.698	50.497
5) Heptachlor	6.569	7.358	11729441	20015816	51.618	56.464
6) d-BHC	6.387	7.301	10198748	20046047	46.817	56.023
7) Aldrin	6.810	7.626	11179692	18925900	50.670	56.825
8) Heptachlo...	7.271	8.065	10294219	17100852	49.934	55.516
9) trans-Chl...	7.367	8.206	10567172	17633107	50.148	56.547
10) cis-Chlor...	7.464	8.314	10166510	16779361	49.683	56.563
11) Endosulfa...	7.560	8.365	9858799	15899304	50.870	57.216
12) 4,4'-DDE	7.528	8.417	10361438	17326031	50.253	55.746
13) Dieldrin	7.732	8.566	11286380	17788105	52.403	57.580
14) Endrin	7.896	8.795	9960208	15067618	57.567	64.127
15) 4,4'-DDD	7.949	8.834	8599016	14864104	49.805	60.471 <i>Q-41</i>
16) Endosulfa...	8.053	8.942	8520331	13961410	49.938	57.149
17) 4,4'-DDT	8.146	9.062	8284199	12409033	50.007	52.914
18) Endrin Al...	8.342	9.179	7488528	11461752	48.909	51.259
19) Endosulfa...	8.643	9.371	8057175	12979310	50.346	58.552
20) Methoxychlor	8.484	9.540	4096108	5909730	47.295	49.691
21) Endrin Ke...	8.837	9.774	9717799	14533895	50.887	58.035
23) Hexachlor...	3.151	0.000	5968	0	0.030	N.D. #
24) Hexachlor...	5.720	6.540	13759	5894	BelowCal	0.018
25) Oxychlorane	7.207	7.988	48661	9710	0.075	0.035 #
26) 2,4'-DDE	7.271	8.206	10294219	17633107	72.194	83.732
27) trans-Non...	7.464	8.267	10166510	51278	50.898	0.167 #
28) 2,4'-DDD	0.000	8.566	0	17788105	N.D.	96.444 #
29) 2,4'-DDT	7.834	8.795	25981	15067618	0.177	72.139 #
30) cis-Nonac...	7.949f	8.834	8599016	14864104	36.484	43.572
31) Mirex	8.591	9.774	22526	14533895	6722.880	77.383 #
32) Chlordane...	0.000	8.267	0	51278	N.D.	1.318 #
33) Chlordane...	7.528	8.365	10361438	15899304	359.513	495.337
34) Chlordane...	8.053	9.062f	8520331	12409033	1119.978	1168.709
35) Chlordane...	3.832f	0.000	3449	0	NoCal	N.D.
36) Toxaphene...	7.464f	8.566f	10166510	17788105	9652.771	6577.694
37) Toxaphene...	0.000	8.942	0	13961410	N.D.	4008.953 #
38) Toxaphene...	0.000	8.973	0	161750	N.D.	27.595 #
39) Toxaphene...	8.342	9.062	7488528	12409033	1853.579	1374.859
40) Toxaphene...	8.591f	9.270f	22526	112015	6.851	22.305 #
41) Toxaphene...	8.643	9.625	8057175	27562	1855.484	4.909 #
42) Toxaphene...	3.832f	0.000	3449	0	NoCal	N.D.

(f)=RT Delta > 1/2 Window (#)=Amounts differ by > 40% (m)=manual int.

Quantitation Report (Not Reviewed)

Data Path : R:\data\2020-01\0A28041\
Data File : ECD5-01282004.D
Signal(s) : Signal #1: ECD1A.CH Signal #2: ECD2B.CH
Acq On : 28 Jan 2020 12:07
Operator : MJB
Sample : 0A28041-CCV1
Misc : A19K133, AB 50 ppb
ALS Vial : 3 (Sig #1); 0 (Sig #2) Sample Multiplier: 1

Integration File signal 1: PEST1.e
Integration File signal 2: PEST2.e
Quant Time: Jan 28 14:55:18 2020
Quant Method : R:\methods\ECD5_QUANTPEST_200107RT2.M
Quant Title : Instrument: DualECD5
QLast Update : Thu Jan 09 11:11:29 2020
Response via : Initial Calibration
Integrator: ChemStation 6890 Scale Mode: Small noise peaks clipped



Quantitation Report (Not Reviewed)

Data Path : R:\data\2020-01\0A28041\
 Data File : ECD5-01282005.D
 Signal(s) : Signal #1: ECD1A.CH Signal #2: ECD2B.CH
 Acq On : 28 Jan 2020 12:24
 Operator : MJB
 Sample : 0A28041-CCV2
 Misc : A19J408, 9-42 50 ppb
 ALS Vial : 4 (Sig #1); 0 (Sig #2) Sample Multiplier: 1

Integration File signal 1: PEST1.e
 Integration File signal 2: PEST2.e
 Quant Time: Jan 28 14:55:24 2020
 Quant Method : R:\methods\ECD5_QUANTPEST_200107RT2.M
 Quant Title : Instrument: DualECD5
 QLast Update : Thu Jan 09 11:11:29 2020
 Response via : Initial Calibration
 Integrator: ChemStation 6890 Scale Mode: Small noise peaks clipped

MJB 1/28/20

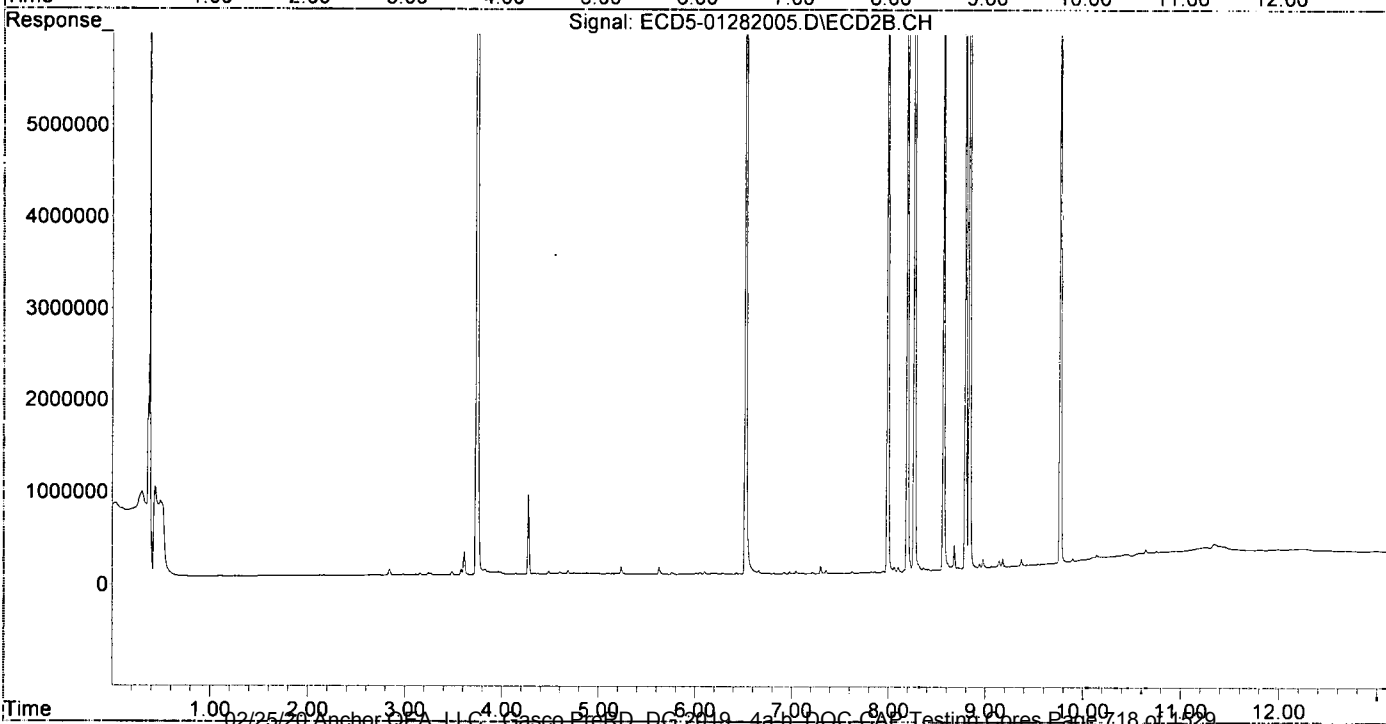
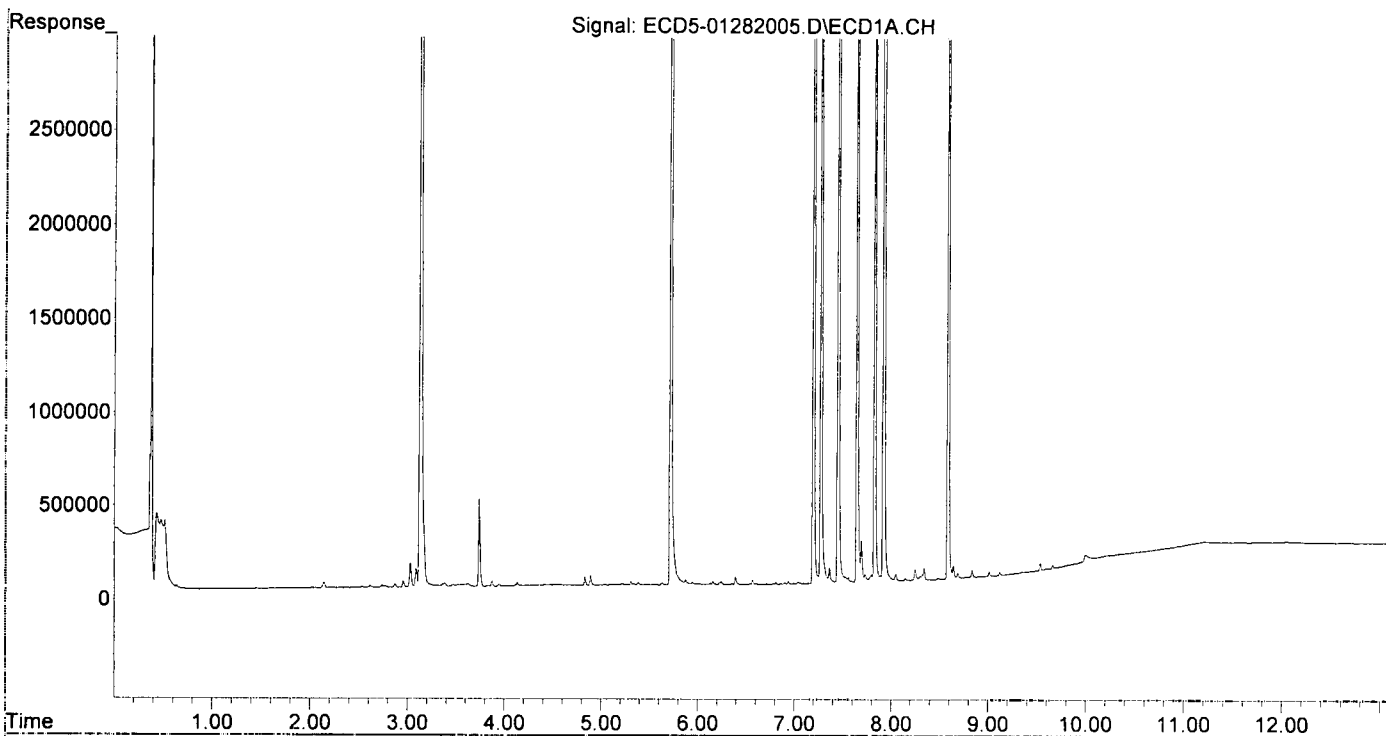
Compound	RT#1	RT#2	Resp#1	Resp#2	ng/mL	ng/mL
System Monitoring Compounds						
1) S TCMX (S)	5.337	6.053	9929	20640	0.051	0.069
22) S DCBP (S)	9.536	10.645	40779	62375	0.117	0.351 #
Target Compounds						
2) a-BHC	5.875	6.659	27839	34941	0.106	0.085
3) g-BHC	6.159	6.979	18700	26387	0.080	0.072
4) b-BHC	6.244	7.046	16599	29238	0.002	0.182 #
5) Heptachlor	6.568	7.356	26237	37105	0.115	0.105
6) d-BHC	6.391	7.300	42858	84636	0.197	0.310 #
7) Aldrin	6.809	7.626	10107	21387	0.046	0.064 #
8) Heptachlo...	7.276	8.062	6307320	59132	30.595	0.192 #
9) trans-Chl...	7.365	8.194	85072	10529030	0.404	33.765 #
10) cis-Chlor...	7.454	8.310	9554466	76828	46.692	0.259 #
11) Endosulfa...	7.557	8.365	26343	33683	0.136	0.121
12) 4,4'-DDE	7.557f	8.415	26343	18811	0.128	0.098
13) Dieldrin	7.731	8.569	41970	9386120	0.195	30.383 #
14) Endrin	7.891	8.795	33500	9709419	0.194	41.323 #
15) 4,4'-DDD	7.924f	8.836	10813371	18170886	62.630	73.924
16) Endosulfa...	8.051	8.940	37976	41537	0.223	0.170
17) 4,4'-DDT	8.146	9.061	12476	10754	0.075	0.080
18) Endrin Al...	8.342	9.177	62807	87393	0.410	0.391
19) Endosulfa...	8.643	9.369	67970	74680	0.425	0.337
20) Methoxychlor	8.485	9.539	8181	7208	0.094	0.061
21) Endrin Ke...	8.837	9.767	40090	9153663	0.210	36.551 #
23) Hexachlor...	3.134	3.740	9867771	21106038	49.476	52.669
24) Hexachlor...	5.719	6.522	8698140	15049530	44.977	47.015
25) Oxychlorane	7.198	7.993	8578446	14116380	48.722	50.471
26) 2,4'-DDE	7.276	8.194	6307320	10529030	44.234	49.998
27) trans-Non...	7.454	8.268	9554466	15697153	47.837	51.050
28) 2,4'-DDD	7.648	8.569	5497380	9386120	43.207	50.890
29) 2,4'-DDT	7.831	8.795	6488703	9709419	44.299	48.342
30) cis-Nonac...	7.924	8.836	10813371	18170886	45.879	53.265
31) Mirex	8.589	9.767	6355685	9153663	47.208	50.033
32) Chlordane...	7.454f	8.268	9554466	15697153	407.238	403.557
33) Chlordane...	0.000	8.365	0	33683	N.D.	1.049 #
34) Chlordane...	8.051	9.061	37976	10754	4.992	1.013 #
35) Chlordane...	3.830f	3.740f	4807	21106038	NoCal	NoCal
36) Toxaphene...	0.000	8.569f	0	9386120	N.D.	3470.804 #
37) Toxaphene...	0.000	8.940	0	41537	N.D.	11.927 #
38) Toxaphene...	0.000	8.975	0	92614	N.D.	14.126 #
39) Toxaphene...	8.342	9.061	62807	10754	15.546	1.192 #
40) Toxaphene...	8.589	0.000	6355685	0	1933.125	N.D. #
41) Toxaphene...	8.643	0.000	67970	0	15.653	N.D. #
42) Toxaphene...	3.830f	0.000	4807	0	NoCal	N.D.

(f)=RT Delta > 1/2 Window (#)=Amounts differ by > 40% (m)=manual int.

Quantitation Report (Not Reviewed)

Data Path : R:\data\2020-01\0A28041\
Data File : ECD5-01282005.D
Signal(s) : Signal #1: ECD1A.CH Signal #2: ECD2B.CH
Acq On : 28 Jan 2020 12:24
Operator : MJB
Sample : 0A28041-CCV2
Misc : A19J408, 9-42 50 ppb
ALS Vial : 4 (Sig #1); 0 (Sig #2) Sample Multiplier: 1

Integration File signal 1: PEST1.e
Integration File signal 2: PEST2.e
Quant Time: Jan 28 14:55:24 2020
Quant Method : R:\methods\ECD5_QUANTPEST_200107RT2.M
Quant Title : Instrument: DualECD5
QLast Update : Thu Jan 09 11:11:29 2020
Response via : Initial Calibration
Integrator: ChemStation 6890 Scale Mode: Small noise peaks clipped



Data Path : R:\data\2020-01\0A28041\
 Data File : ECD5-01282006.D
 Signal(s) : Signal #1: ECD1A.CH Signal #2: ECD2B.CH
 Acq On : 28 Jan 2020 12:41
 Operator : MJB
 Sample : 0A28041-CCB1
 Misc : A19L339
 ALS Vial : 7 (Sig #1); 0 (Sig #2) Sample Multiplier: 1

Integration File signal 1: PEST1.e
 Integration File signal 2: PEST2.e
 Quant Time: Jan 28 14:55:30 2020
 Quant Method : R:\methods\ECD5_QUANTPEST_200107RT2.M
 Quant Title : Instrument: DualECD5
 QLast Update : Thu Jan 09 11:11:29 2020
 Response via : Initial Calibration
 Integrator: ChemStation 6890 Scale Mode: Small noise peaks clipped

MJB
1/28/20

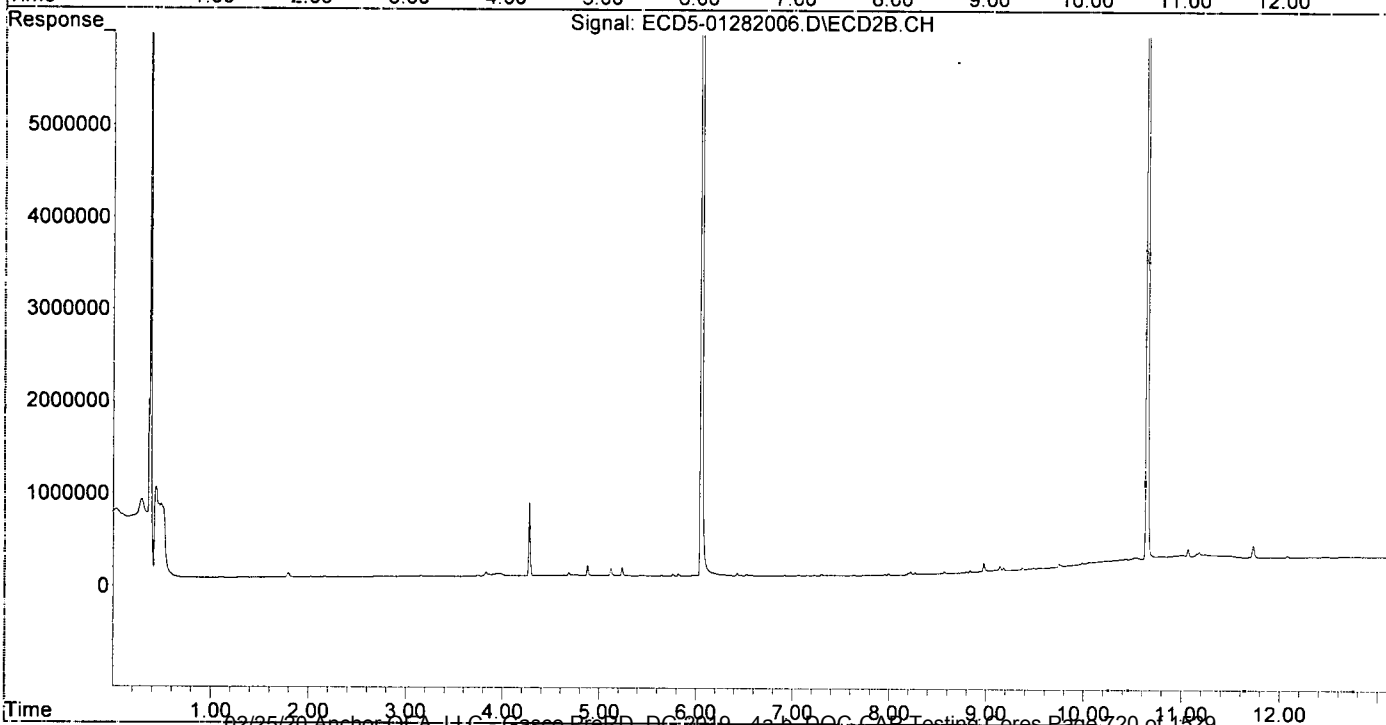
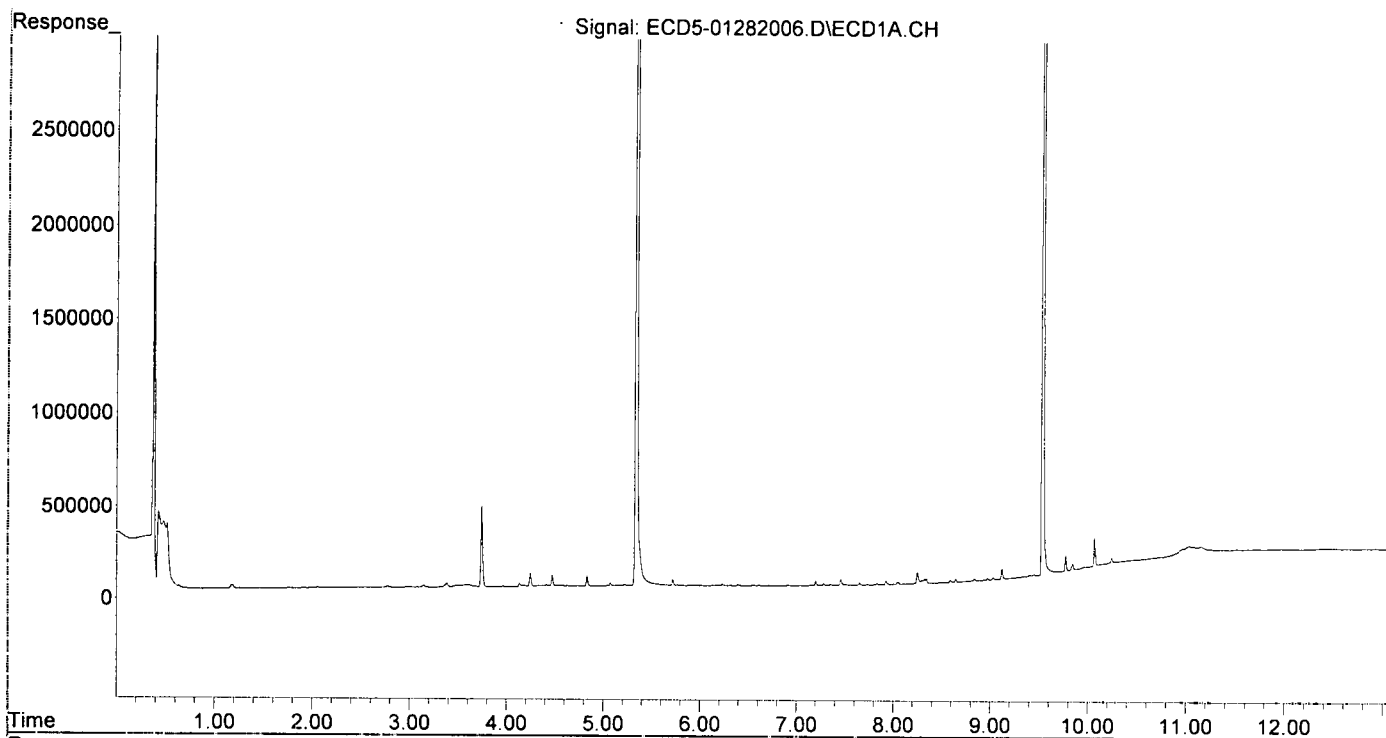
Compound	RT#1	RT#2	Resp#1	Resp#2	ng/mL	ng/mL
System Monitoring Compounds						
1) S TCMX (S)	5.337	6.053	17723372	30794063	90.768	103.307
22) S DCBP (S)	9.535	10.644	13994870	19206841	94.489	107.936
Target Compounds						
2) a-BHC	0.000	0.000	0	0	N.D.	N.D.
3) g-BHC	0.000	0.000	0	0	N.D.	N.D.
4) b-BHC	6.232	0.000	8889	0	5931.911	N.D. #
5) Heptachlor	6.546f	0.000	3712	0	0.016	N.D. #
6) d-BHC	6.394	7.302	7830	17170	0.036	0.109 #
7) Aldrin	0.000	7.632	0	8919	N.D.	0.027 #
8) Heptachlo...	7.280	0.000	9361	0	0.045	N.D. #
9) trans-Chl...	7.353	8.196	6046	14203	0.029	0.046 #
10) cis-Chlor...	7.458	0.000	29660	0	0.145	N.D. #
11) Endosulfa...	0.000	0.000	0	0	N.D.	N.D.
12) 4,4'-DDE	7.509	0.000	3252	0	0.016	N.D. #
13) Dieldrin	0.000	8.569	0	20684	N.D.	0.067 #
14) Endrin	7.926f	8.795	19169	9248	0.111	0.039 #
15) 4,4'-DDD	7.926f	8.835	19169	24461	0.111	0.100
16) Endosulfa...	8.045	8.942	12393	9348	0.073	0.038 #
17) 4,4'-DDT	8.184f	9.083f	2688	9603	0.016	0.074 #
18) Endrin Al...	8.343	9.177	29027	36140	0.190	0.162
19) Endosulfa...	8.644	9.370	17587	20290	0.110	0.092
20) Methoxychlor	8.483	9.544	4458	4937	0.051	0.042
21) Endrin Ke...	8.837	9.770	10392	23214	0.054	0.093 #
23) Hexachlor...	3.142	3.738	9104	13872	0.046	0.035
24) Hexachlor...	5.719	6.523	35928	18389	0.031	0.057 #
25) Oxychlordane	7.199	7.993	24229	19457	BelowCal	0.070
26) 2,4'-DDE	7.280	8.196	9361	14203	0.066	0.067
27) trans-Non...	7.458	8.268	29660	19904	BelowCal	0.065
28) 2,4'-DDD	7.652	8.569	10006	20684	0.079	0.112 #
29) 2,4'-DDT	7.833	8.795	6724	9248	0.046	BelowCal #
30) cis-Nonac...	7.926	8.835	19169	24461	0.081	0.072
31) Mirex	8.590	9.770	13614	23214	6722.947	BelowCal #
32) Chlordane...	7.458f	8.268	29660	19904	1.264	0.512 #
33) Chlordane...	7.509	0.000	3252	0	0.113	N.D. #
34) Chlordane...	8.045	9.039	12393	7349	1.629	0.692 #
35) Chlordane...	3.829f	0.000	2723	0	NoCal	N.D.
36) Toxaphene...	7.509	8.569f	3252	20684	3.088	7.649 #
37) Toxaphene...	0.000	8.942	0	9348	N.D.	2.684 #
38) Toxaphene...	0.000	8.976	0	94483	N.D.	14.491 #
39) Toxaphene...	8.343	9.039	29027	7349	7.185	0.814 #
40) Toxaphene...	8.590f	0.000	13614	0	4.141	N.D. #
41) Toxaphene...	8.644	0.000	17587	0	4.050	N.D. #
42) Toxaphene...	3.829f	0.000	2723	0	NoCal	N.D.

(f)=RT Delta > 1/2 Window (#)=Amounts differ by > 40% (m)=manual int.

Quantitation Report (Not Reviewed)

Data Path : R:\data\2020-01\0A28041\
Data File : ECD5-01282006.D
Signal(s) : Signal #1: ECD1A.CH Signal #2: ECD2B.CH
Acq On : 28 Jan 2020 12:41
Operator : MJB
Sample : 0A28041-CCB1
Misc : A19L339
ALS Vial : 7 (Sig #1); 0 (Sig #2) Sample Multiplier: 1

Integration File signal 1: PEST1.e
Integration File signal 2: PEST2.e
Quant Time: Jan 28 14:55:30 2020
Quant Method : R:\methods\ECD5_QUANTPEST_200107RT2.M
Quant Title : Instrument: DualECD5
QLast Update : Thu Jan 09 11:11:29 2020
Response via : Initial Calibration
Integrator: ChemStation 6890 Scale Mode: Small noise peaks clipped



Quantitation Report (Not Reviewed)

Data Path : R:\data\2020-01\0A28041\
 Data File : ECD5-01282014.D
 Signal(s) : Signal #1: ECD1A.CH Signal #2: ECD2B.CH
 Acq On : 28 Jan 2020 15:09
 Operator : MJB
 Sample : 0010666-MSD2
 Misc : 1x, 8081B 2,4+4,4-DDx Only, GPC, DDT Only
 ALS Vial : 12 (Sig #1); 0 (Sig #2) Sample Multiplier: 1

Integration File signal 1: PEST1.e
 Integration File signal 2: PEST2.e
 Quant Time: Jan 28 15:23:21 2020
 Quant Method : R:\methods\ECD5_QUANTPEST_200107RT2.M
 Quant Title : Instrument: DualECD5
 QLast Update : Thu Jan 09 11:11:29 2020
 Response via : Initial Calibration
 Integrator: ChemStation 6890 Scale Mode: Small noise peaks clipped

MJB
1/28/20

Compound	RT#1	RT#2	Resp#1	Resp#2	ng/mL	ng/mL
System Monitoring Compounds						
1) S TCMX (S)	5.335	6.051	5858279	10086233	30.002	33.837
22) S DCBP (S)	9.531	10.643	7199874	9517324	48.257	53.484
Target Compounds						
2) a-BHC	5.867	6.658	42070	26939	0.160	0.065 #
3) g-BHC	6.155	6.965	90298	89596	0.387	0.245
4) b-BHC	6.241	7.063f	113782	139947	0.993	0.870
5) Heptachlor	6.563	7.367	104730	121492	0.461	0.343
6) d-BHC	6.413f	7.316	139721	110445	0.641	0.386
7) Aldrin	6.836f	7.659f	167793	50324	0.760	0.151 #
8) Heptachlo...	7.269	8.080	7362099	83034	35.711	0.270 #
9) trans-Chl...	7.345f	8.191	175700	11699268	0.834	37.518 #
10) cis-Chlor...	7.476	8.331	123962	123436	0.606	0.416
11) Endosulfa...	7.578	8.331f	504289	123436	2.602	0.444 #
12) 4,4'-DDE	7.520	8.413	13098418	22053693	63.527	69.806
13) Dieldrin	7.728	8.565	181561	10902060	0.843	35.290 #
14) Endrin	7.904	8.792	534971	11996865	3.092	51.058 #
15) 4,4'-DDD	7.941	8.831	11542481	19051960	66.853	77.508
16) Endosulfa...	8.050	8.922	65144	256353	0.382	1.049 #
17) 4,4'-DDT	8.139	9.059	9877497	15716650	59.624	65.588
18) Endrin Al...	8.320f	9.185	150270	125613	0.981	0.562 #
19) Endosulfa...	8.637	9.384	167822	335077	1.049	1.512 #
20) Methoxychlor	8.515f	9.569f	189486	496410	2.188	4.174 #
21) Endrin Ke...	8.808f	9.772	404685	317575	2.119	1.268 #
23) Hexachlor...	3.144	3.714f	63219	2243650	0.317	5.599 #
24) Hexachlor...	5.718	6.521	97795	148694	0.352	0.465
25) Oxychlordan	7.172f	7.980	259604	221993	1.285	0.794
26) 2,4'-DDE	7.269	8.191	7362099	11699268	51.631	55.554
27) trans-Non...	7.476f	8.254	123962	381938	0.469	1.242 #
28) 2,4'-DDD	7.642	8.565	6954989	10902060	54.663	59.109
29) 2,4'-DDT	7.825	8.792	7586941	11996865	51.796	58.713
30) cis-Nonac...	7.941	8.831	11542481	19051960	48.972	55.848
31) Mirex	8.583	9.772	254575	317575	1.641	1.568
32) Chlordane...	7.427	8.254	69866	381938	2.978	9.819 #
33) Chlordane...	7.520	0.000	13098418	0	454.479	N.D. #
34) Chlordane...	8.050	9.059	65144	15716650	8.563	1480.227 #
35) Chlordane...	3.818	0.000	9684	0	NoCal	N.D.
36) Toxaphene...	7.476	8.636f	123962	127361	117.698	47.096 #
37) Toxaphene...	7.758f	8.970	85510	423650	43.972	121.649 #
38) Toxaphene...	8.080	8.970	87831	423650	16.855	78.340 #
39) Toxaphene...	8.320f	9.059	150270	15716650	37.195	1741.327 #
40) Toxaphene...	8.583	9.221	254575	135067	77.431	26.895 #
41) Toxaphene...	8.637	9.639f	167822	361625	38.648	64.413 #
42) Toxaphene...	3.818f	0.000	9684	0	NoCal	N.D.

MJB
MJB

MJB
1/28/20

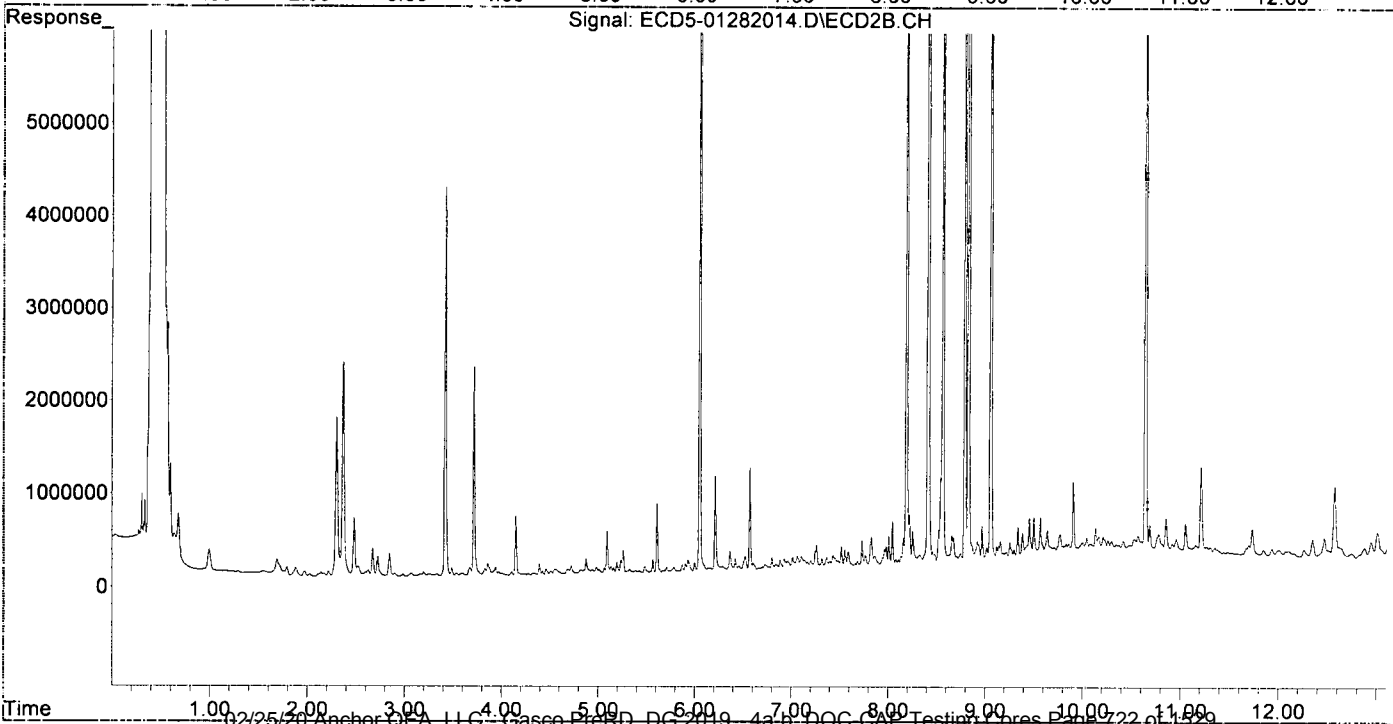
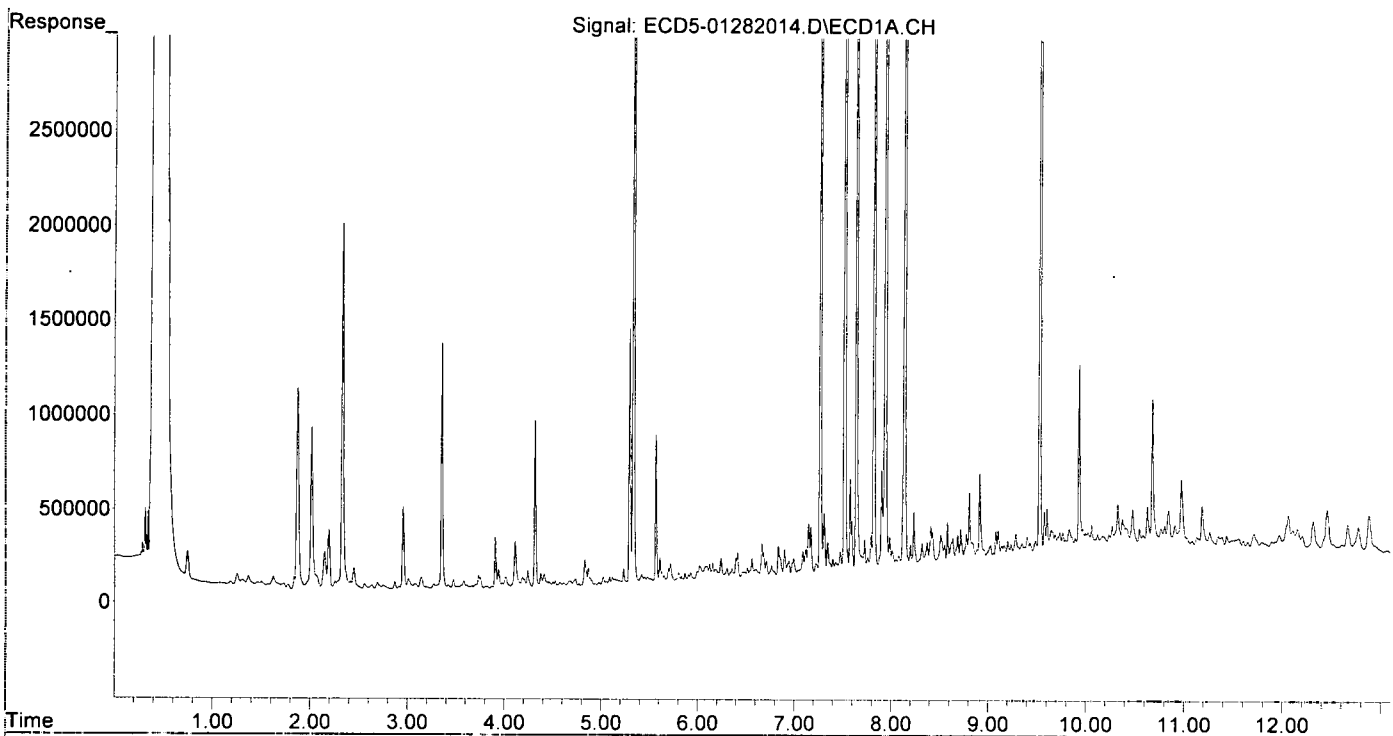
MJB
MJB

(f)=RT Delta > 1/2 Window (#)=Amounts differ by > 40% (m)=manual int.

Quantitation Report (Not Reviewed)

Data Path : R:\data\2020-01\0A28041\
Data File : ECD5-01282014.D
Signal(s) : Signal #1: ECD1A.CH Signal #2: ECD2B.CH
Acq On : 28 Jan 2020 15:09
Operator : MJB
Sample : 0010666-MSD2
Misc : 1x, 8081B 2,4+4,4-DDx Only, GPC, DDT Only
ALS Vial : 12 (Sig #1); 0 (Sig #2) Sample Multiplier: 1

Integration File signal 1: PEST1.e
Integration File signal 2: PEST2.e
Quant Time: Jan 28 15:23:21 2020
Quant Method : R:\methods\ECD5_QUANTPEST_200107RT2.M
Quant Title : Instrument: DualECD5
QLast Update : Thu Jan 09 11:11:29 2020
Response via : Initial Calibration
Integrator: ChemStation 6890 Scale Mode: Small noise peaks clipped



Data Path : R:\data\2020-01\0A28041\
 Data File : ECD5-01282016.D
 Signal(s) : Signal #1: ECD1A.CH Signal #2: ECD2B.CH
 Acq On : 28 Jan 2020 15:47
 Operator : MJB
 Sample : AOA0648-01RE2
 Misc : 1x, 8081B 2,4+4,4-DDx Only, GPC, DDT Only
 ALS Vial : 13 (Sig #1); 0 (Sig #2) Sample Multiplier: 1

Integration File signal 1: PEST1.e
 Integration File signal 2: PEST2.e
 Quant Time: Jan 28 16:23:41 2020
 Quant Method : R:\methods\ECD5_QUANTPEST_200107RT2.M
 Quant Title : Instrument: DualECD5
 QLast Update : Thu Jan 09 11:11:29 2020
 Response via : Initial Calibration
 Integrator: ChemStation 6890 Scale Mode: Small noise peaks clipped

MJB
1/28/20

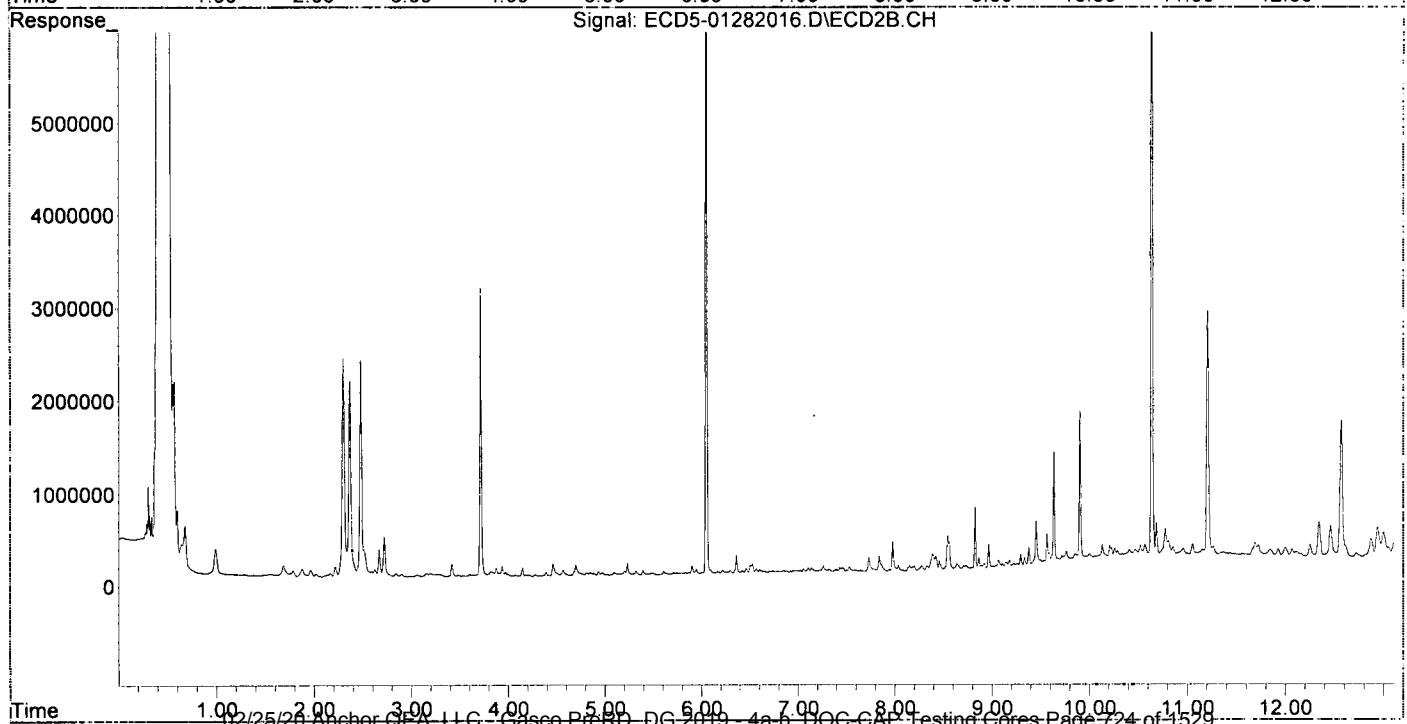
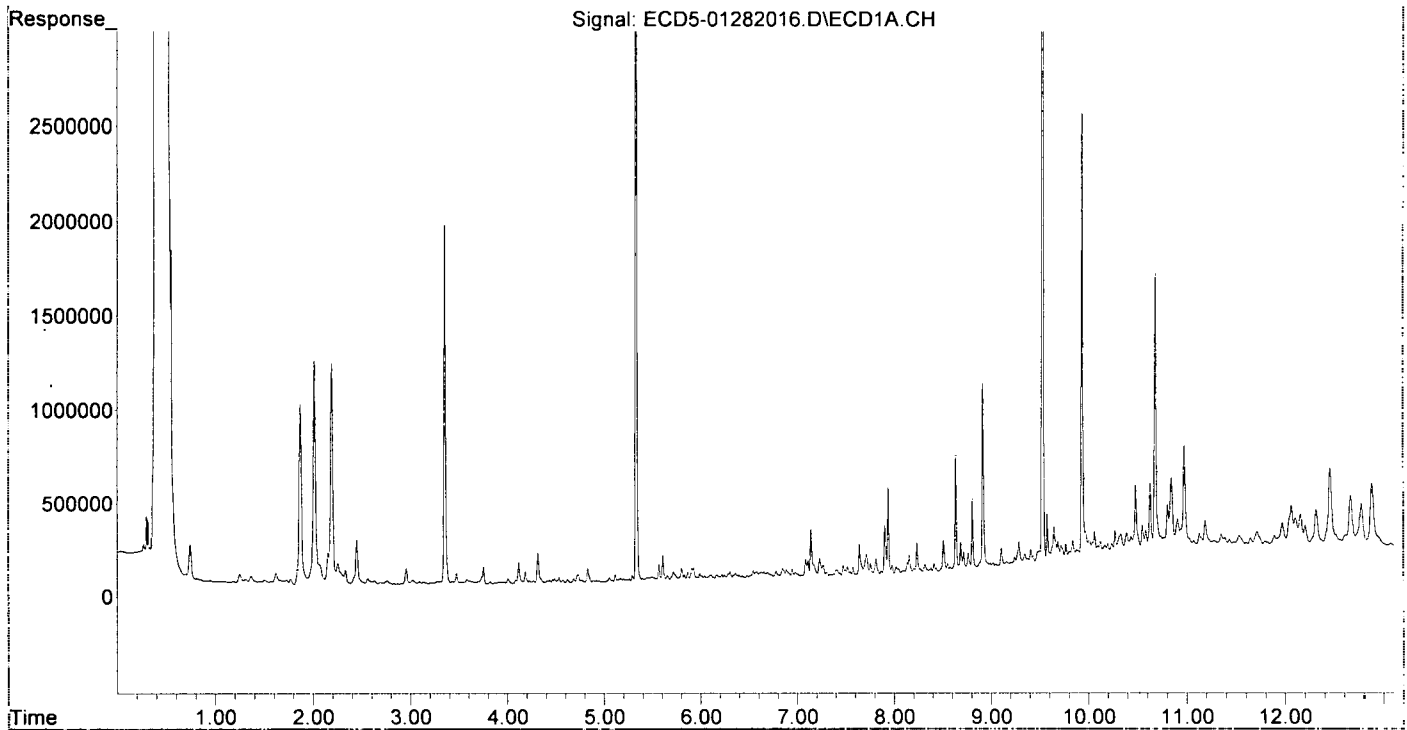
Compound	RT#1	RT#2	Resp#1	Resp#2	ng/mL	ng/mL
System Monitoring Compounds						
1) S TCMX (S)	5.332	6.049	6081712	10563289	31.147	35.437
22) S DCBP (S)	9.529	10.640	7461479	9653356	50.027	54.248
Target Compounds						
2) a-BHC	5.864	6.623f	39159	24810	0.149	0.060 #
3) g-BHC	6.167	6.965	21548	23339	0.092	0.064
4) b-BHC	6.246	7.054	19080	42788	0.027	0.266 #
5) Heptachlor	6.578	7.381f	31129	26387	0.137	0.074 #
6) d-BHC	6.399	7.298	15503	21192	0.071	0.121 #
7) Aldrin	6.779f	7.628	33041	12970	0.150	0.039 #
8) Heptachlo...	7.267	8.037f	57796	62776	0.280	0.204
9) trans-Chl...	7.336f	8.204	8488	51081	0.040	0.164 #
10) cis-Chlor...	7.473	8.332	50910	47178	0.249	0.159
11) Endosulfa...	7.549	8.391f	14668	171247	0.076	0.616 #
12) 4,4'-DDE	7.518	8.423	43006	146608	0.209	0.537 #
13) Dieldrin	7.714	8.562	105528	301626	0.490	0.976 #
14) Endrin	7.904	8.796	252106	14828	1.457	0.063 #
15) 4,4'-DDD	7.939	8.827	456397	675823	2.643	2.749
16) Endosulfa...	8.044	8.924	21821	52994	0.128	0.217 #
17) 4,4'-DDT	8.154	9.069	95144	86458	0.574	0.434
18) Endrin Al...	8.318f	9.183	38371	78345	0.251	0.350
19) Endosulfa...	8.636	9.380	611924	207574	3.824	0.936 #
20) Methoxychlor	8.510f	9.539	164186	61859	1.896	0.520 #
21) Endrin Ke...	8.807f	9.763	369817	160367	1.937	0.640 #
23) Hexachlor...	3.131	3.712f	11720	3114006	0.059	7.771 #
24) Hexachlor...	5.716	6.528	44540	103600	0.076	0.324 #
25) Oxychlorane	7.229f	7.979	94334	317248	0.337	1.134 #
26) 2,4'-DDE	7.267	8.186	57796	41973	0.405	0.199 #
27) trans-Non...	7.473	8.280	50910	51097	0.100	0.166 #
28) 2,4'-DDD	7.640	8.562	156535	301626	1.230	1.635
29) 2,4'-DDT	7.811	8.796	80304	14828	0.548	BelowCal #
30) cis-Nonac...	7.939	8.827	456397	675823	1.936	1.981
31) Mirex	8.579	9.763	20024	160367	6722.899	0.659 #
32) Chlordane...	7.411	8.280	29255	51097	1.247	1.314
33) Chlordane...	7.518	8.391	43006	171247	1.492	5.335 #
34) Chlordane...	8.044	9.069f	21821	86458	2.868	8.143 #
35) Chlordane...	3.817	0.000	11003	0	NoCal	N.D.
36) Toxaphene...	7.473f	0.000	50910	0	48.337	N.D. #
37) Toxaphene...	7.811f	8.968	80304	262040	41.294	75.244 #
38) Toxaphene...	0.000	9.009f	0	20458	N.D.	0.037 #
39) Toxaphene...	8.318f	9.069	38371	86458	9.498	9.579
40) Toxaphene...	8.579	9.223	20024	42189	6.090	8.401
41) Toxaphene...	8.636	9.637	611924	1237859	140.920	220.488 #
42) Toxaphene...	3.817f	3.823f	11003	53307	NoCal	NoCal

(f)=RT Delta > 1/2 Window (#)=Amounts differ by > 40% (m)=manual int.

Quantitation Report (Not Reviewed)

Data Path : R:\data\2020-01\0A28041\
Data File : ECD5-01282016.D
Signal(s) : Signal #1: ECD1A.CH Signal #2: ECD2B.CH
Acq On : 28 Jan 2020 15:47
Operator : MJB
Sample : A0A0648-01RE2
Misc : 1x, 8081B 2,4+4,4-DDx Only, GPC, DDT Only
ALS Vial : 13 (Sig #1); 0 (Sig #2) Sample Multiplier: 1

Integration File signal 1: PEST1.e
Integration File signal 2: PEST2.e
Quant Time: Jan 28 16:23:41 2020
Quant Method : R:\methods\ECD5_QUANTPEST_200107RT2.M
Quant Title : Instrument: DualECD5
QLast Update : Thu Jan 09 11:11:29 2020
Response via : Initial Calibration
Integrator: ChemStation 6890 Scale Mode: Small noise peaks clipped



Quantitation Report (QT Reviewed)

Data Path : R:\data\2020-01\0A28041\
 Data File : ECD5-01282018.D
 Signal(s) : Signal #1: ECD1A.CH Signal #2: ECD2B.CH
 Acq On : 28 Jan 2020 16:25
 Operator : MJB
 Sample : A0A0648-03RE2
 Misc : 1x, 8081B 2,4+4,4-DDx Only, GPC, DDT Only
 ALS Vial : 14 (Sig #1); 0 (Sig #2) Sample Multiplier: 1

Integration File signal 1: PEST1.e
 Integration File signal 2: PEST2.e
 Quant Time: Jan 28 16:42:50 2020
 Quant Method : R:\methods\ECD5_QUANTPEST_200107RT2.M
 Quant Title : Instrument: DualECD5
 QLast Update : Thu Jan 09 11:11:29 2020
 Response via : Initial Calibration
 Integrator: ChemStation 6890 Scale Mode: Small noise peaks clipped

MJB
1/28/20

Compound	RT#1	RT#2	Resp#1	Resp#2	ng/mL	ng/mL
System Monitoring Compounds						
1) S TCMX (S)	5.335	6.051	4855022	8297890	24.864	27.837
22) S DCBP (S)	9.530	10.642	6889941	9404034	46.161	52.847
Target Compounds						
2) a-BHC	5.861	6.651	78748	49340	0.299	0.119 #
3) g-BHC	6.161	6.965	36866	58502	0.158	0.160
4) b-BHC	6.247	7.056	68107	92066	0.527	0.572
5) Heptachlor	6.581	7.378f	113137	100719	0.498	0.284 #
6) d-BHC	6.378	7.281	53775	76981	0.247	0.287
7) Aldrin	6.778f	7.645	150351	46496	0.681	0.140 #
8) Heptachlo...	7.253	8.040f	169405	83953	0.822	0.273 #
9) trans-Chl...	7.379	8.206	9772	102120	0.046	0.327 #
10) cis-Chlor...	7.472	8.333f	342454	67208	1.674	0.227 #
11) Endosulfa...	7.575	8.389f	7638	261871	0.039	0.942 #
12) 4,4'-DDE	7.521	8.429	61940	453910	0.300	1.591 #
13) Dieldrin	7.713	8.545f	145036	464281	0.673	1.503 #
14) Endrin	7.905	8.782	309520	51363	1.789	0.219 #
15) 4,4'-DDD	7.941	8.829	266778	446685	1.545	1.817
16) Endosulfa...	8.045	8.926	93912	265274	0.550	1.086 #
17) 4,4'-DDT	8.155	9.069	353499	420198	2.134	1.991 #
18) Endrin Al...	8.321f	9.184	129987	387333	0.849	1.732 #
19) Endosulfa...	8.638	9.382	1597671	572411	9.983	2.582 #
20) Methoxychlor	8.514f	9.527	551710	142000	6.370	1.194 #
21) Endrin Ke...	8.809f	9.764	404106	347893	2.116	1.389
23) Hexachlor...	3.132	3.713f	9194	2066471	0.046	5.157 #
24) Hexachlor...	5.691f	6.528	1755919	155071	8.959	0.484 #
25) Oxychlorane	7.231f	7.980	140917	962675	0.605	3.442 #
26) 2,4'-DDE	7.253f	8.206	169405	102120	1.188	0.485 #
27) trans-Non...	7.472	8.279	342454	276463	1.571	0.899 #
28) 2,4'-DDD	7.650	8.545f	225885	464281	1.775	2.517 #
29) 2,4'-DDT	7.821	8.807	168953	79483	1.153m	0.328m#
30) cis-Nonac...	7.941	8.829	266778	446685	1.132	1.309
31) Mirex	8.553f	9.764	112526	347893	0.588	1.743 #
32) Chlordane...	7.413	8.279	70542	276463	3.007	7.108 #
33) Chlordane...	7.521	8.389	61940	261871	2.149	8.158 #
34) Chlordane...	8.045	9.041	93912	64880	12.344	6.111 #
35) Chlordane...	3.819	0.000	10099	0	NoCal	N.D.
36) Toxaphene...	7.472f	8.635f	342454	88805	325.149	32.838 #
37) Toxaphene...	7.813f	8.968	292416	221704	150.369	63.661 #
38) Toxaphene...	8.135f	8.968f	292965	221704	65.892	39.250 #
39) Toxaphene...	8.321f	9.069	129987	420198	32.175	46.556 #
40) Toxaphene...	8.553	9.229	112526	122603	34.226	24.413
41) Toxaphene...	8.638	9.639f	1597671	3191885	367.927	568.541 #
42) Toxaphene...	3.819f	3.825f	10099	42486	NoCal	NoCal

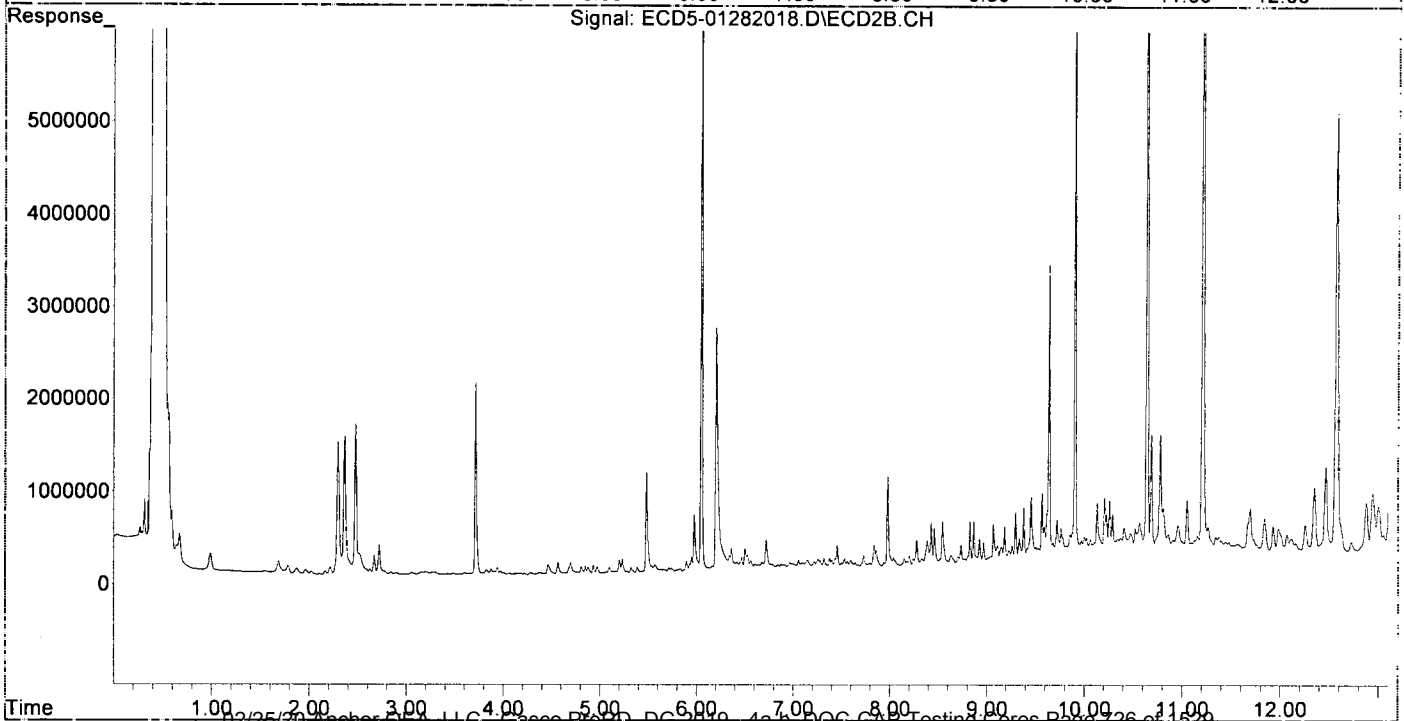
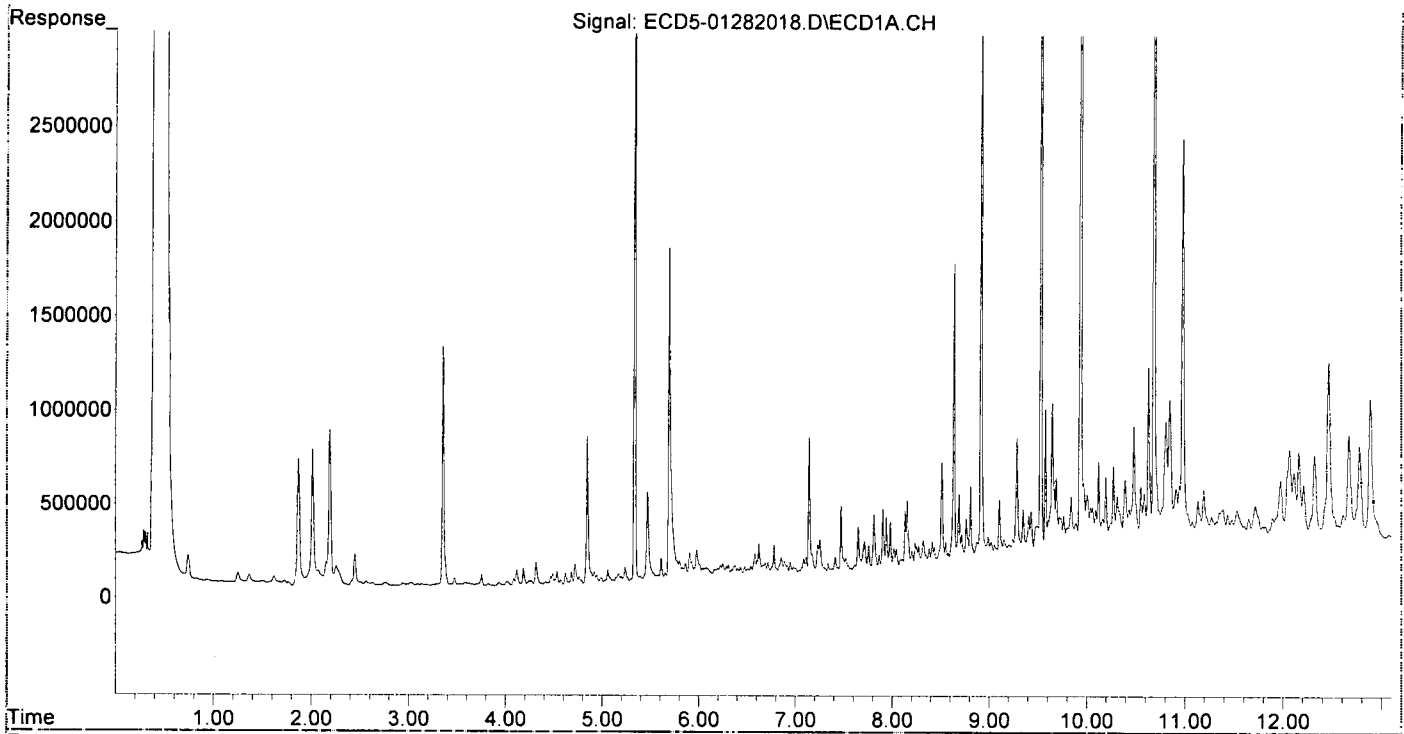
MJB
1/28/20

(f)=RT Delta > 1/2 Window (#)=Amounts differ by > 40% (m)=manual int.

Quantitation Report (QT Reviewed)

Data Path : R:\data\2020-01\0A28041\
Data File : ECD5-01282018.D
Signal(s) : Signal #1: ECD1A.CH Signal #2: ECD2B.CH
Acq On : 28 Jan 2020 16:25
Operator : MJB
Sample : AOA0648-03RE2
Misc : 1x, 8081B 2,4+4,4-DDx Only, GPC, DDT Only
ALS Vial : 14 (Sig #1); 0 (Sig #2) Sample Multiplier: 1

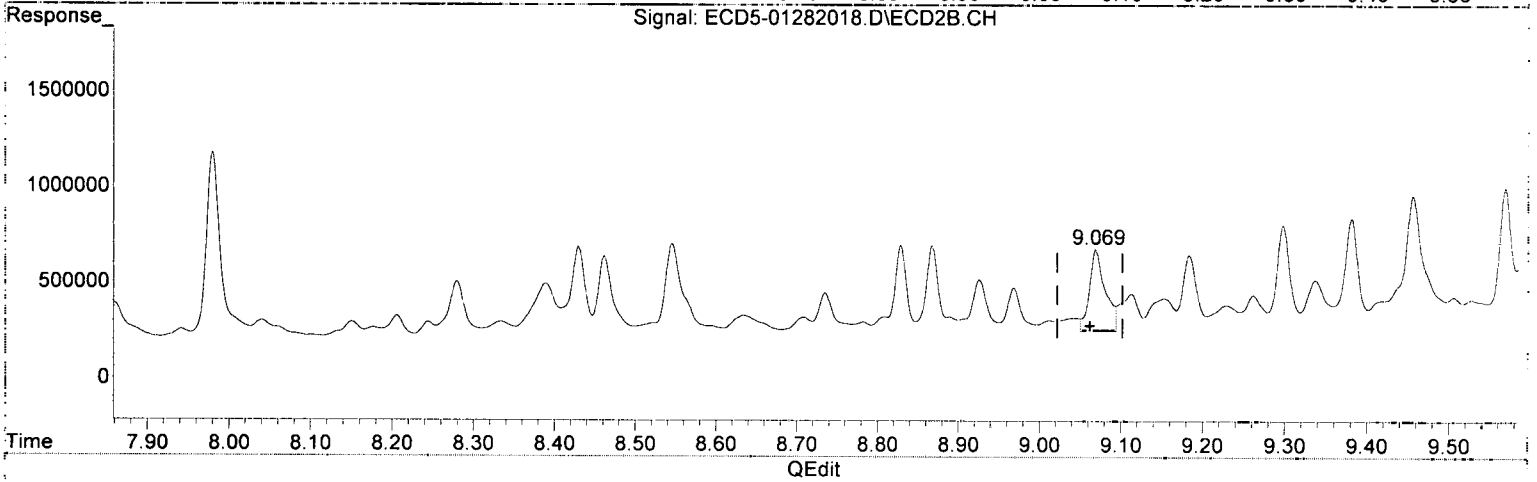
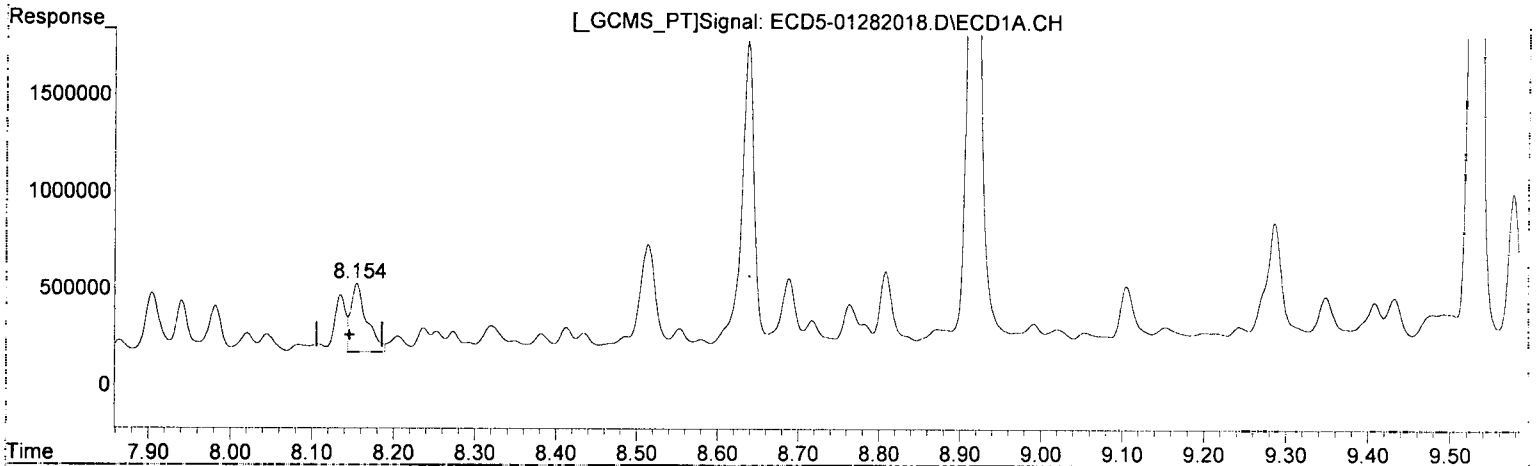
Integration File signal 1: PEST1.e
Integration File signal 2: PEST2.e
Quant Time: Jan 28 16:42:50 2020
Quant Method : R:\methods\ECD5_QUANTPEST_200107RT2.M
Quant Title : Instrument: DualECD5
QLast Update : Thu Jan 09 11:11:29 2020
Response via : Initial Calibration
Integrator: ChemStation 6890 Scale Mode: Small noise peaks clipped



Quantitation Report (Qedit)

Data Path : R:\data\2020-01\0A28041\
Data File : ECD5-01282018.D
Signal(s) : Signal #1: ECD1A.CH Signal #2: ECD2B.CH
Acq On : 28 Jan 2020 16:25
Operator : MJB
Sample : A0A0648-03RE2
Misc : 1x, 8081B 2,4+4,4-DDx Only, GPC, DDT Only
ALS Vial : 14 (Sig #1); 0 (Sig #2) Sample Multiplier: 1

Integration File signal 1: PEST1.e
Integration File signal 2: PEST2.e
Quant Time: Jan 28 16:42:03 2020
Quant Method : R:\methods\ECD5_QUANTPEST_200107RT2.M
Quant Title : Instrument: DualECD5
QLast Update : Thu Jan 09 11:11:29 2020
Response via : Initial Calibration
Integrator: ChemStation 6890 Scale Mode: Small noise peaks clipped



(17) 4,4'-DDT
8.155min 2.134 ng/mL
response 353499

(17) 4,4'-DDT #2
9.069min 1.991 ng/mL
response 420198

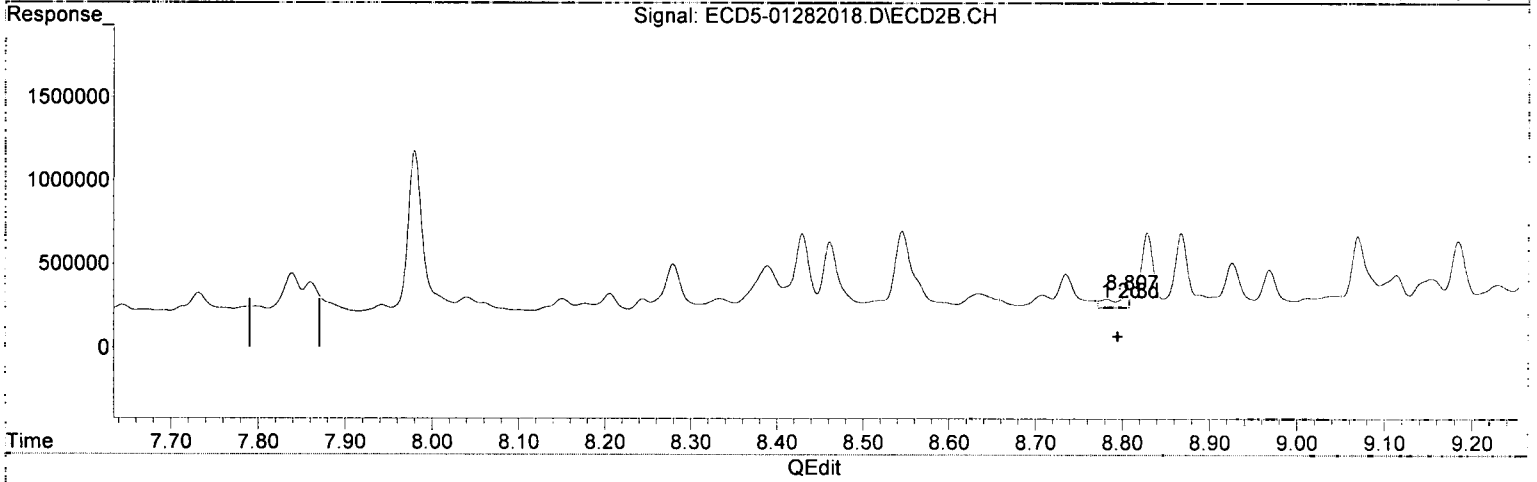
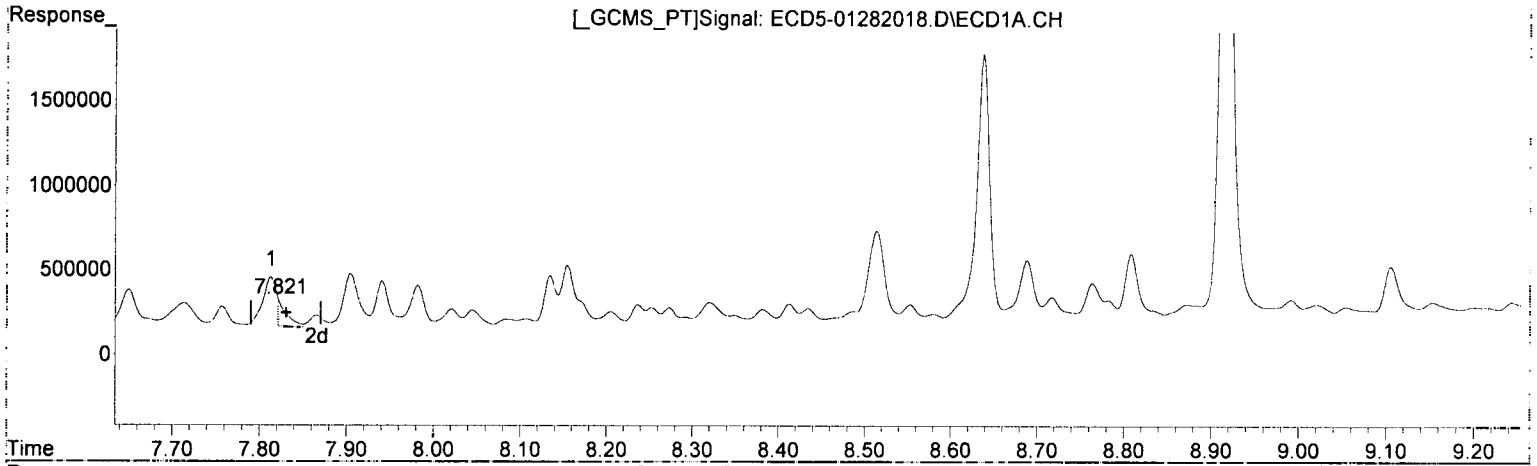
MJB
1/28/20

MDL=MDL

Quantitation Report (Qedit)

Data Path : R:\data\2020-01\0A28041\
 Data File : ECD5-01282018.D
 Signal(s) : Signal #1: ECD1A.CH Signal #2: ECD2B.CH
 Acq On : 28 Jan 2020 16:25
 Operator : MJB
 Sample : A0A0648-03RE2
 Misc : 1x, 8081B 2,4+4,4-DDx Only, GPC, DDT Only
 ALS Vial : 14 (Sig #1); 0 (Sig #2) Sample Multiplier: 1

Integration File signal 1: PEST1.e
 Integration File signal 2: PEST2.e
 Quant Time: Jan 28 16:42:03 2020
 Quant Method : R:\methods\ECD5_QUANTPEST_200107RT2.M
 Quant Title : Instrument: DualECD5
 QLast Update : Thu Jan 09 11:11:29 2020
 Response via : Initial Calibration
 Integrator: ChemStation 6890 Scale Mode: Small noise peaks clipped



(29) 2,4'-DDT

7.821min 1.153 ng/mL (m)
 response 168953

*MJB
1/28/20*

(29) 2,4'-DDT #2

8.807min 0.328 ng/mL (m)
 response 79483

Quantitation Report (Not Reviewed)

Data Path : R:\data\2020-01\0A28041\
 Data File : ECD5-01282018.D
 Signal(s) : Signal #1: ECD1A.CH Signal #2: ECD2B.CH
 Acq On : 28 Jan 2020 16:25
 Operator : MJB
 Sample : A0A0648-03RE2
 Misc : 1x, 8081B 2,4+4,4-DDx Only, GPC, DDT Only
 ALS Vial : 14 (Sig #1); 0 (Sig #2) Sample Multiplier: 1

Integration File signal 1: PEST1.e
 Integration File signal 2: PEST2.e
 Quant Time: Jan 28 16:42:03 2020
 Quant Method : R:\methods\ECD5_QUANTPEST_200107RT2.M
 Quant Title : Instrument: DualECD5
 QLast Update : Thu Jan 09 11:11:29 2020
 Response via : Initial Calibration
 Integrator: ChemStation 6890 Scale Mode: Small noise peaks clipped

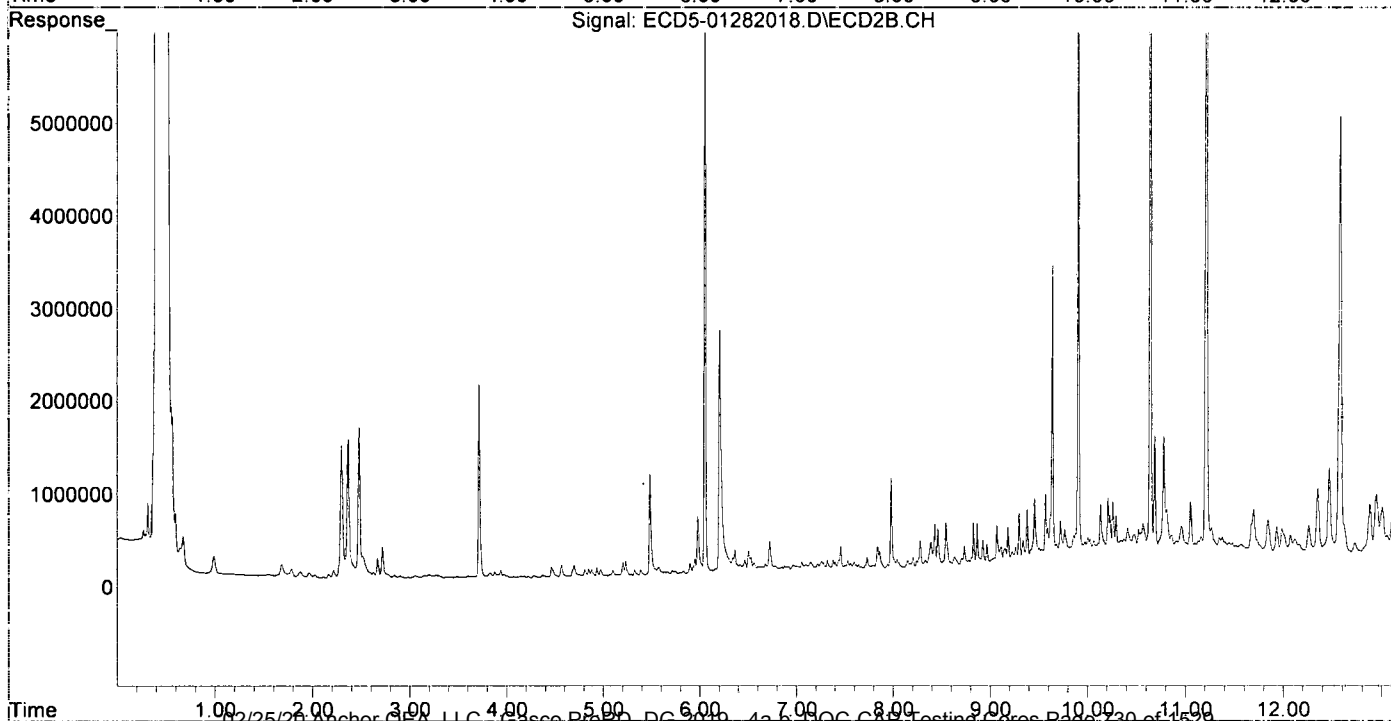
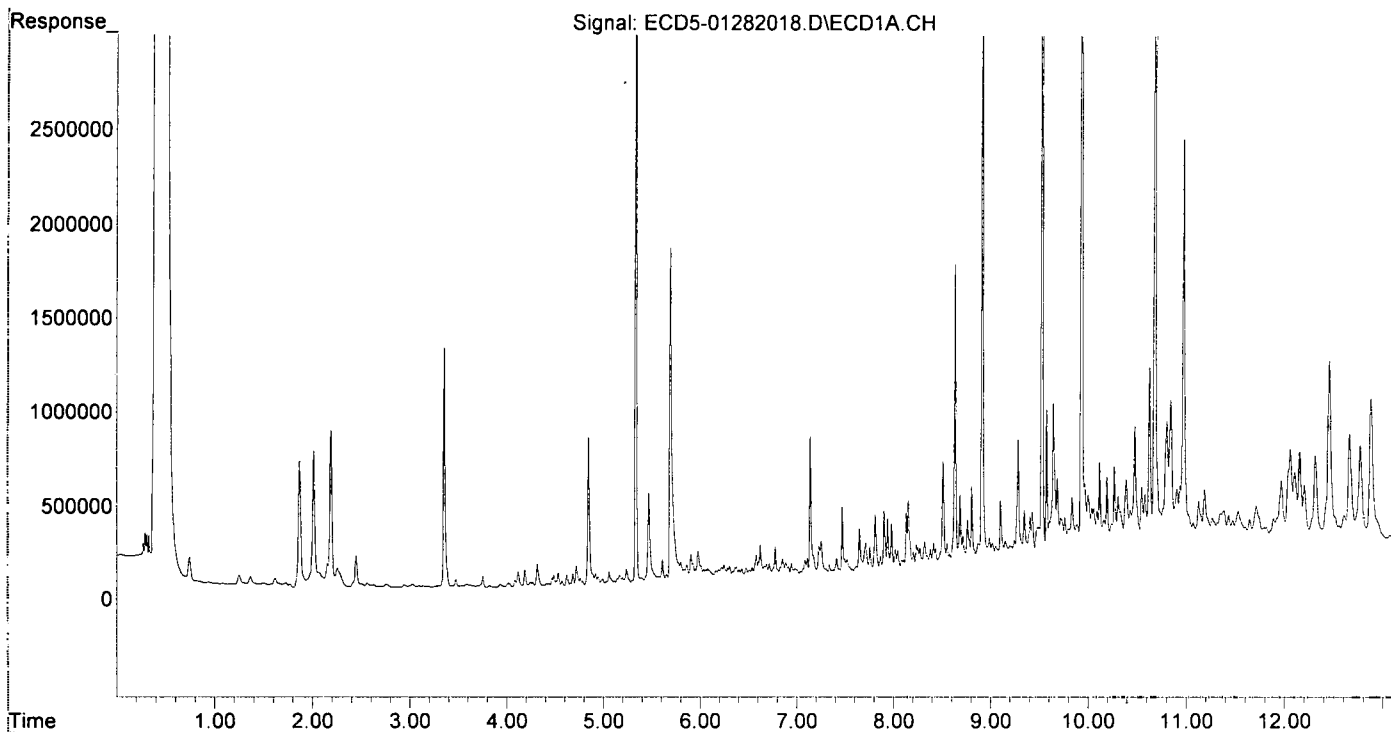
MJ
 MJB
 1/28/20

Compound	RT#1	RT#2	Resp#1	Resp#2	ng/mL	ng/mL
System Monitoring Compounds						
1) S TCMX (S)	5.335	6.051	4855022	8297890	24.864	27.837
22) S DCBP (S)	9.530	10.642	6889941	9404034	46.161	52.847
Target Compounds						
2) a-BHC	5.861	6.651	78748	49340	0.299	0.119 #
3) g-BHC	6.161	6.965	36866	58502	0.158	0.160
4) b-BHC	6.247	7.056	68107	92066	0.527	0.572
5) Heptachlor	6.581	7.378f	113137	100719	0.498	0.284 #
6) d-BHC	6.378	7.281	53775	76981	0.247	0.287
7) Aldrin	6.778f	7.645	150351	46496	0.681	0.140 #
8) Heptachlo...	7.253	8.040f	169405	83953	0.822	0.273 #
9) trans-Chl...	7.379	8.206	9772	102120	0.046	0.327 #
10) cis-Chlor...	7.472	8.333f	342454	67208	1.674	0.227 #
11) Endosulfa...	7.575	8.389f	7638	261871	0.039	0.942 #
12) 4,4'-DDE	7.521	8.429	61940	453910	0.300	1.591 #
13) Dieldrin	7.713	8.545f	145036	464281	0.673	1.503 #
14) Endrin	7.905	8.782	309520	51363	1.789	0.219 #
15) 4,4'-DDD	7.941	8.829	266778	446685	1.545	1.817
16) Endosulfa...	8.045	8.926	93912	265274	0.550	1.086 #
17) 4,4'-DDT	8.155	9.069	353499	420198	2.134	1.991
18) Endrin Al...	8.321f	9.184	129987	387333	0.849	1.732 #
19) Endosulfa...	8.638	9.382	1597671	572411	9.983	2.582 #
20) Methoxychlor	8.514f	9.527	551710	142000	6.370	1.194 #
21) Endrin Ke...	8.809f	9.764	404106	347893	2.116	1.389
23) Hexachlor...	3.132	3.713f	9194	2066471	0.046	5.157 #
24) Hexachlor...	5.691f	6.528	1755919	155071	8.959	0.484 #
25) Oxychlorane	7.231f	7.980	140917	962675	0.605	3.442 #
26) 2,4'-DDE	7.253f	8.206	169405	102120	1.188	0.485 #
27) trans-Non...	7.472	8.279	342454	276463	1.571	0.899 #
28) 2,4'-DDD	7.650	8.545f	225885	464281	1.775	2.517 #
29) 2,4'-DDT	7.813	8.782	292416	51363	1.996	0.175 #
30) cis-Nonac...	7.941	8.829	266778	446685	1.132	1.309
31) Mirex	8.553f	9.764	112526	347893	0.588	1.743 #
32) Chlordane...	7.413	8.279	70542	276463	3.007	7.108 #
33) Chlordane...	7.521	8.389	61940	261871	2.149	8.158 #
34) Chlordane...	8.045	9.041	93912	64880	12.344	6.111 #
35) Chlordane...	3.819	0.000	10099	0	NoCal	N.D.
36) Toxaphene...	7.472f	8.635f	342454	88805	325.149	32.838 #
37) Toxaphene...	7.813f	8.968	292416	221704	150.369	63.661 #
38) Toxaphene...	8.135f	8.968f	292965	221704	65.892	39.250 #
39) Toxaphene...	8.321f	9.069	129987	420198	32.175	46.556 #
40) Toxaphene...	8.553	9.229	112526	122603	34.226	24.413
41) Toxaphene...	8.638	9.639f	1597671	3191885	367.927	568.541 #
42) Toxaphene...	3.819f	3.825f	10099	42486	NoCal	NoCal

(f)=RT Delta > 1/2 Window (#)=Amounts differ by > 40% (m)=manual int.

Data Path : R:\data\2020-01\0A28041\
Data File : ECD5-01282018.D
Signal(s) : Signal #1: ECD1A.CH Signal #2: ECD2B.CH
Acq On : 28 Jan 2020 16:25
Operator : MJB
Sample : A0A0648-03RE2
Misc : 1x, 8081B 2,4+4,4-DDx Only, GPC, DDT Only
ALS Vial : 14 (Sig #1); 0 (Sig #2) Sample Multiplier: 1

Integration File signal 1: PEST1.e
Integration File signal 2: PEST2.e
Quant Time: Jan 28 16:42:03 2020
Quant Method : R:\methods\ECD5_QUANTPEST_200107RT2.M
Quant Title : Instrument: DualECD5
QLast Update : Thu Jan 09 11:11:29 2020
Response via : Initial Calibration
Integrator: ChemStation 6890 Scale Mode: Small noise peaks clipped



Quantitation Report (Not Reviewed)

Data Path : R:\data\2020-01\0A28041\
 Data File : ECD5-01282026.D
 Signal(s) : Signal #1: ECD1A.CH Signal #2: ECD2B.CH
 Acq On : 28 Jan 2020 18:56
 Operator : MJB
 Sample : 0A28041-CCV3
 Misc : A19K134, AB 100 ppb
 ALS Vial : 5 (Sig #1); 0 (Sig #2) Sample Multiplier: 1

Integration File signal 1: PEST1.e
 Integration File signal 2: PEST2.e
 Quant Time: Jan 29 10:56:29 2020
 Quant Method : R:\methods\ECD5_QUANTPEST_200107RT2.M
 Quant Title : Instrument: DualECD5
 QLast Update : Thu Jan 09 11:11:29 2020
 Response via : Initial Calibration
 Integrator: ChemStation 6890 Scale Mode: Small noise peaks clipped

MJB
1/27/20

Compound	RT#1	RT#2	Resp#1	Resp#2	ng/mL	ng/mL
System Monitoring Compounds						
1) S TCMX (S)	5.333	6.050	19287721	31635124	98.779	106.128
22) S DCBP (S)	9.531	10.639	16118969	20512007	109.052	115.270
Target Compounds						
2) a-BHC	5.872	6.657	29097779	50775585	110.569	122.958
3) g-BHC	6.155	6.976	25420845	43379032	108.868	118.815
4) b-BHC	6.232	7.038	8970394	16434897	92.786	102.171
5) Heptachlor	6.563	7.354	24941704	42784305	109.761	120.693
6) d-BHC	6.382	7.296	20188086	42025932	92.673	110.672
7) Aldrin	6.804	7.621	24014372	40693763	108.840	122.183
8) Heptachlo...	7.264	8.060	21967346	36975226	106.557	120.035
9) trans-Chl...	7.360	8.200	22490700	36384357	106.734	116.680
10) cis-Chlor...	7.457	8.308	21376231	35133324	104.464	118.435
11) Endosulfa...	7.553	8.359	20734021	33236129	106.985	119.605
12) 4,4'-DDE	7.523	8.412	20391170	35001096	98.897	106.319
13) Dieldrin	7.725	8.561	23723904	38132361	110.151	123.434
14) Endrin	7.889	8.790	20798248	31883039	120.209	135.692
15) 4,4'-DDD	7.944	8.830	17259346	29993858	99.965	122.022
16) Endosulfa...	8.046	8.936	18184508	30171352	106.580	123.502
17) 4,4'-DDT	8.141	9.057	16300824	24497762	98.398	97.093
18) Endrin Al...	8.335	9.173	15591893	24270965	101.833	108.545
19) Endosulfa...	8.637	9.365	17849185	28541387	111.532	128.756
20) Methoxychlor	8.479	9.535	7698279	11875898	88.886	99.856
21) Endrin Ke...	8.830	9.768	20755365	32975281	108.684	131.673
23) Hexachlor...	3.145	0.000	9418	0	0.047	N.D. #
24) Hexachlor...	5.714	0.000	26651	0	BelowCal	N.D.
25) Oxychlordane	7.200	7.984	100769	14808	0.374	0.053 #
26) 2,4'-DDE	7.264	8.200	21967346	36384357	154.058	172.773
27) trans-Non...	7.457	8.261	21376231	103564	106.662	0.337 #
28) 2,4'-DDD	0.000	8.561	0	38132361	N.D.	206.747 #
29) 2,4'-DDT	7.825	8.790	68090	31883039	0.465	137.870 #
30) cis-Nonac...	7.944	8.830	17259346	29993858	73.227	87.923
31) Mirex	8.584	9.768	83027	32975281	0.369	161.987 #
32) Chlordane...	7.457f	8.261	21376231	103564	911.115	2.663 #
33) Chlordane...	7.523	8.359	20391170	33236129	707.517	1035.460 #
34) Chlordane...	8.046	9.057	18184508	24497762	2390.312	2307.250
35) Chlordane...	0.000	0.000	0	0	N.D.	N.D.
36) Toxaphene...	7.523f	0.000	20391170	0	19360.754	N.D. #
37) Toxaphene...	7.825f	8.936	68090	30171352	35.014	8663.561 #
38) Toxaphene...	8.099	9.013f	245577	158509	54.570	26.964 #
39) Toxaphene...	8.335	9.057	15591893	24497762	3859.345	2714.231
40) Toxaphene...	8.584	9.263f	83027	414500	25.253	82.538 #
41) Toxaphene...	8.637	9.620	17849185	127973	4110.482	22.795 #
42) Toxaphene...	0.000	0.000	0	0	N.D.	N.D.

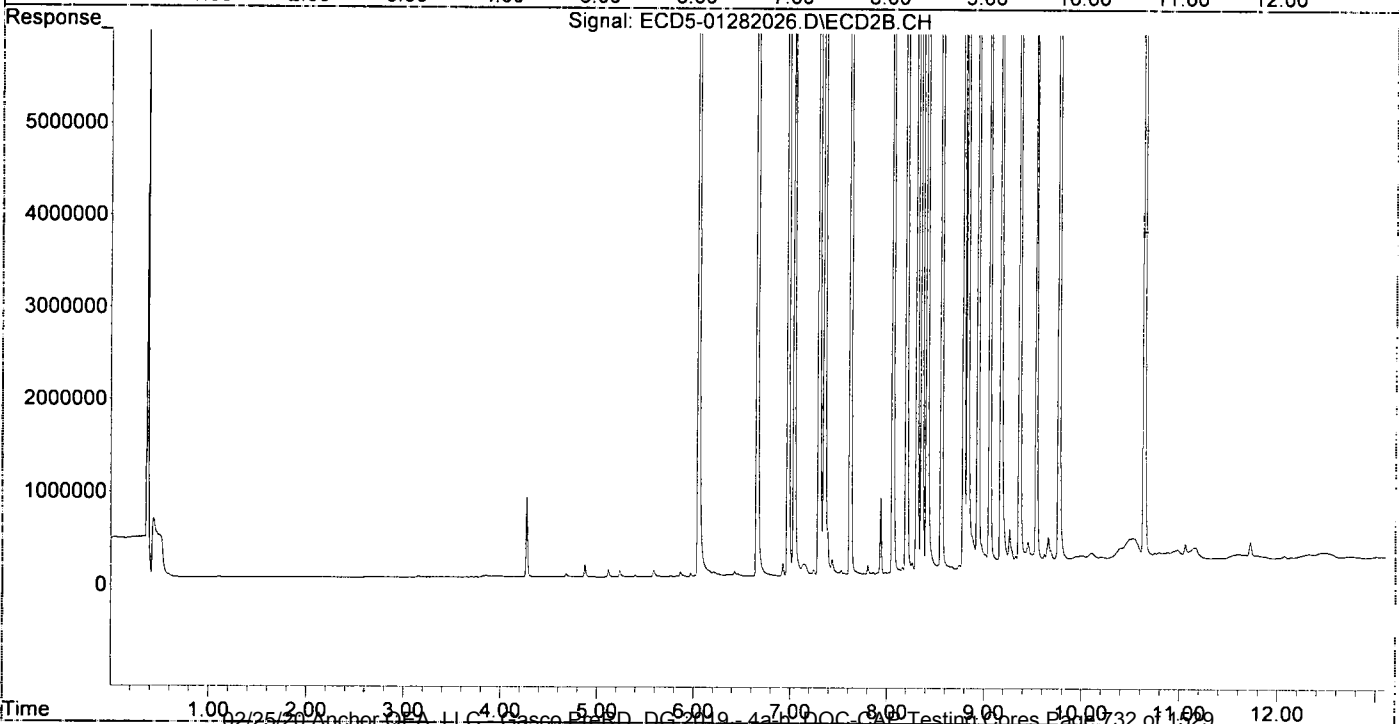
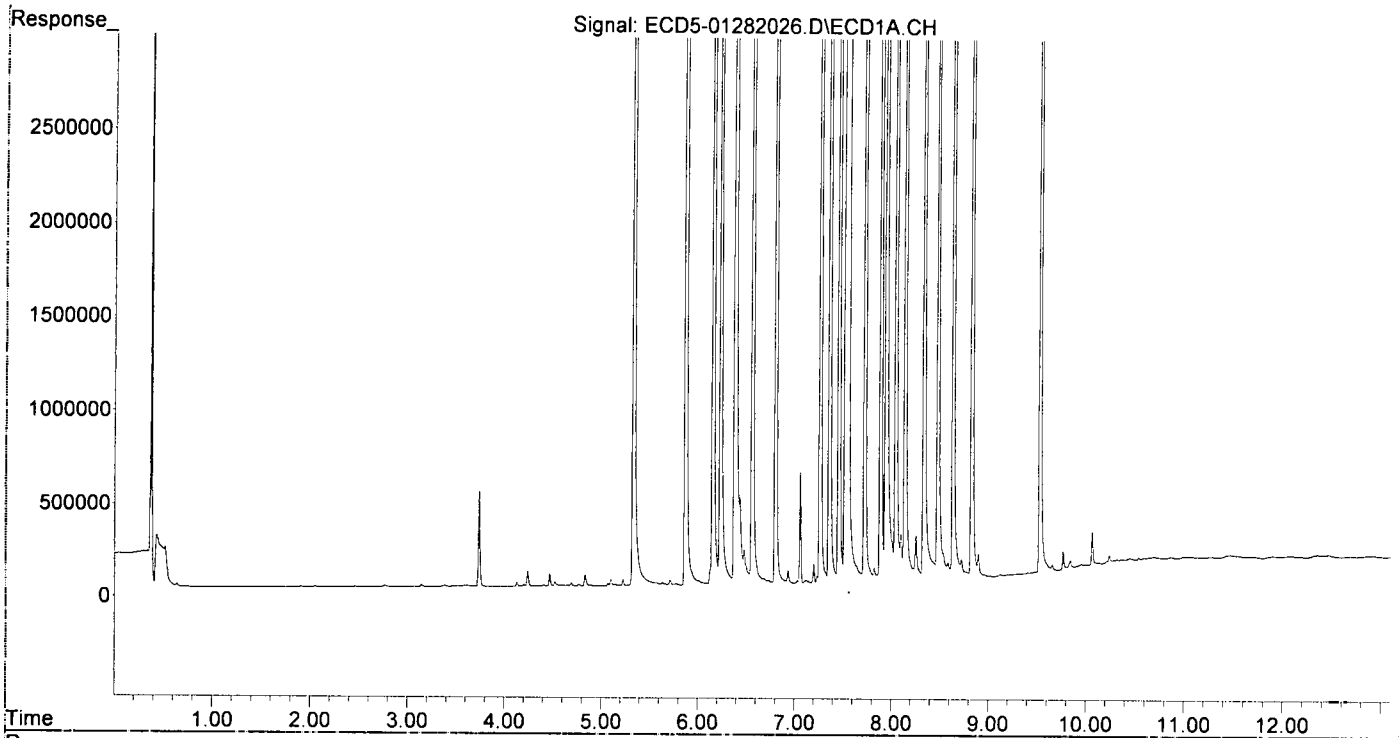
Q-41

(f)=RT Delta > 1/2 Window (#)=Amounts differ by > 40% (m)=manual int.

Quantitation Report (Not Reviewed)

Data Path : R:\data\2020-01\0A28041\
Data File : ECD5-01282026.D
Signal(s) : Signal #1: ECD1A.CH Signal #2: ECD2B.CH
Acq On : 28 Jan 2020 18:56
Operator : MJB
Sample : 0A28041-CCV3
Misc : A19K134, AB 100 ppb
ALS Vial : 5 (Sig #1); 0 (Sig #2) Sample Multiplier: 1

Integration File signal 1: PEST1.e
Integration File signal 2: PEST2.e
Quant Time: Jan 29 10:56:29 2020
Quant Method : R:\methods\ECD5_QUANTPEST_200107RT2.M
Quant Title : Instrument: DualECD5
QLast Update : Thu Jan 09 11:11:29 2020
Response via : Initial Calibration
Integrator: ChemStation 6890 Scale Mode: Small noise peaks clipped



Quantitation Report (Not Reviewed)

Data Path : R:\data\2020-01\0A28041\
 Data File : ECD5-01282027.D
 Signal(s) : Signal #1: ECD1A.CH Signal #2: ECD2B.CH
 Acq On : 28 Jan 2020 19:14
 Operator : MJB
 Sample : 0A28041-CCV4
 Misc : A19J409, 9-42 100 ppb
 ALS Vial : 6 (Sig #1); 0 (Sig #2) Sample Multiplier: 1

Integration File signal 1: PEST1.e
 Integration File signal 2: PEST2.e
 Quant Time: Jan 29 10:56:35 2020
 Quant Method : R:\methods\ECD5_QUANTPEST_200107RT2.M
 Quant Title : Instrument: DualECD5
 QLast Update : Thu Jan 09 11:11:29 2020
 Response via : Initial Calibration
 Integrator: ChemStation 6890 Scale Mode: Small noise peaks clipped

MJB
1/29/20

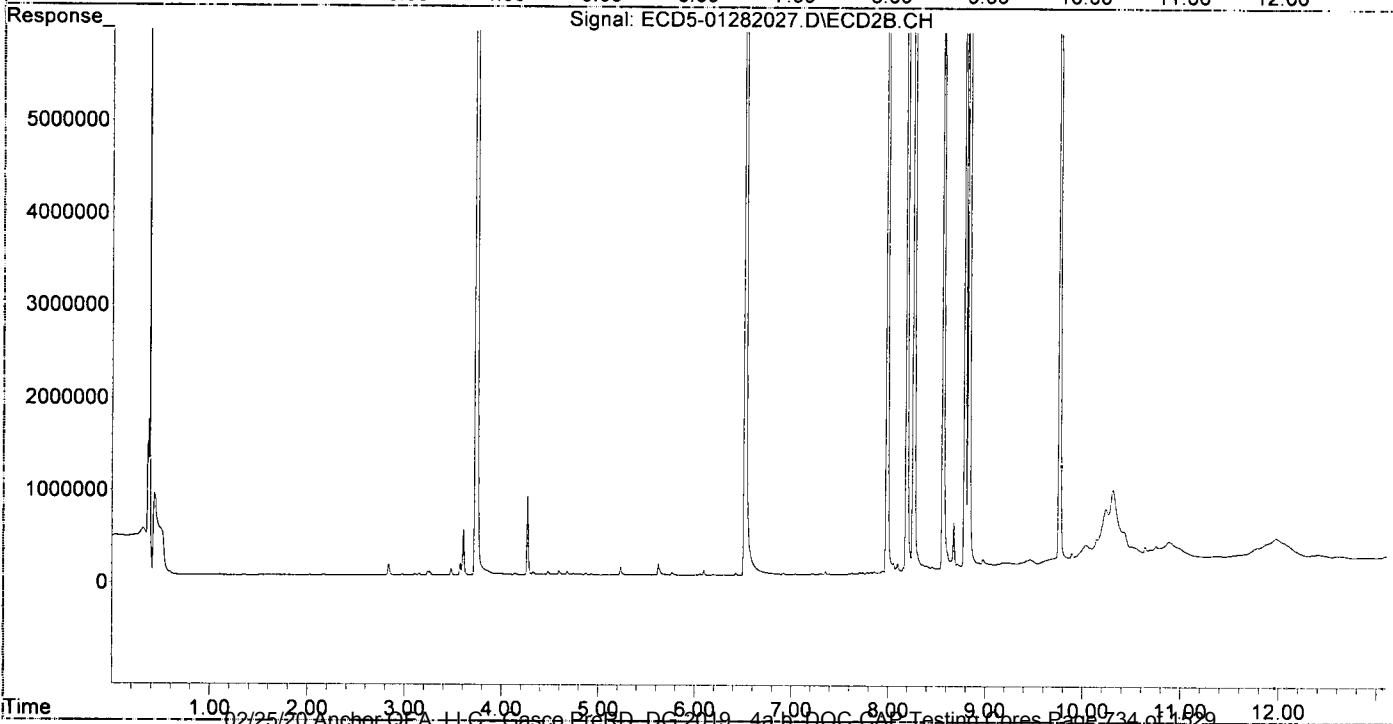
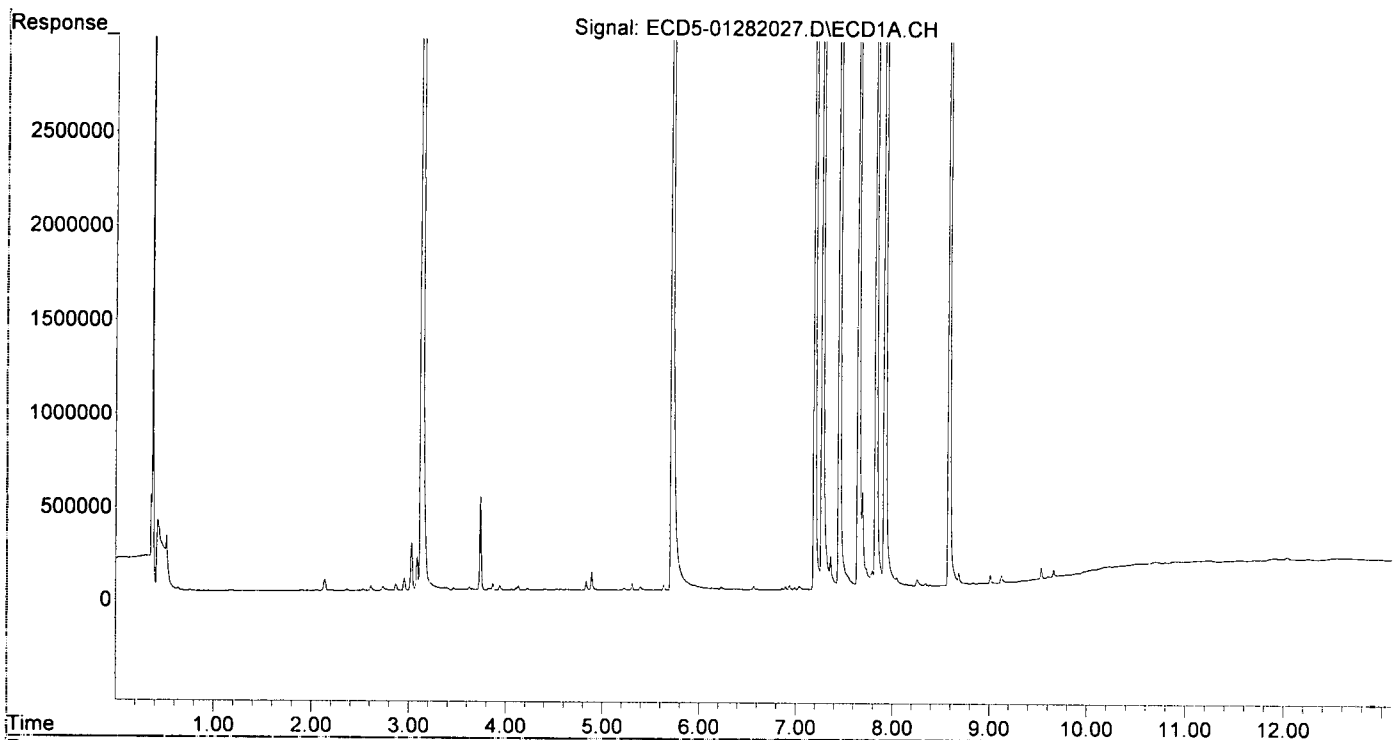
Compound	RT#1	RT#2	Resp#1	Resp#2	ng/mL	ng/mL
System Monitoring Compounds						
1) S TCMX (S)	5.306f	6.054	37968	13561	0.194	0.045 #
22) S DCBP (S)	9.533	10.641	67372	128336	0.295	0.721 #
Target Compounds						
2) a-BHC	0.000	0.000	0	0	N.D.	N.D.
3) g-BHC	6.132f	0.000	10442	0	0.045	N.D. #
4) b-BHC	6.229	7.044	14735	5687	5931.852	0.035 #
5) Heptachlor	6.567	7.353	20671	29590	0.091	0.083
6) d-BHC	6.393	7.299	7255	10439	0.033	0.089 #
7) Aldrin	0.000	7.628	0	11301	N.D.	0.034 #
8) Heptachlo...	7.273	8.056	11721508	92164	56.858	0.299 #
9) trans-Chl...	7.360	8.191	175425	20880824	0.833	66.962 #
10) cis-Chlor...	7.450	0.000	18998343	0	92.844	N.D. #
11) Endosulfa...	0.000	8.357	0	52865	N.D.	0.190 #
12) 4,4'-DDE	0.000	8.393f	0	39520	N.D.	0.169 #
13) Dieldrin	0.000	8.565	0	18649346	N.D.	60.368 #
14) Endrin	7.919f	8.791	21641674	19320492	125.083	82.227
15) 4,4'-DDD	7.919f	8.832	21641674	36396876	125.347	148.071
16) Endosulfa...	0.000	8.936	0	26061	N.D.	0.107 #
17) 4,4'-DDT	0.000	0.000	0	0	N.D.	N.D.
18) Endrin Al...	8.340	9.175	14902	21590	0.097	0.097
19) Endosulfa...	0.000	9.366	0	14696	N.D.	0.066 #
20) Methoxychlor	0.000	0.000	0	0	N.D.	N.D.
21) Endrin Ke...	8.832	9.763	8418	19241369	0.044	76.833 #
23) Hexachlor...	3.130	3.736	20299043	44917759	101.777	112.091
24) Hexachlor...	5.715	6.519	16823704	30147454	87.102	94.181
25) Oxychlorane	7.194	7.989	17360116	29373789	98.205	105.021
26) 2,4'-DDE	7.273	8.191	11721508	20880824	82.203	99.153
27) trans-Non...	7.450	8.264	18998343	31908229	94.878	103.770
28) 2,4'-DDD	7.646	8.565	10135897	18649346	79.663	101.113
29) 2,4'-DDT	7.828	8.791	11591853	19320492	79.138	89.904
30) cis-Nonac...	7.919	8.832	21641674	36396876	91.821	106.692
31) Mirex	8.584	9.763	12859155	19241369	96.480	100.208
32) Chlordane...	7.450f	8.264	18998343	31908229	809.763	820.327
33) Chlordane...	0.000	8.357	0	52865	N.D.	1.647 #
34) Chlordane...	0.000	0.000	0	0	N.D.	N.D.
35) Chlordane...	3.825f	0.000	10991	0	NoCal	N.D.
36) Toxaphene...	0.000	8.565f	0	18649346	N.D.	6896.164 #
37) Toxaphene...	0.000	8.936	0	26061	N.D.	7.483 #
38) Toxaphene...	0.000	8.979	0	60625	N.D.	7.884 #
39) Toxaphene...	8.340	0.000	14902	0	3.689	N.D. #
40) Toxaphene...	8.584	9.230	12859155	18725	3911.199	3.729 #
41) Toxaphene...	0.000	0.000	0	0	N.D.	N.D.
42) Toxaphene...	3.825f	0.000	10991	0	NoCal	N.D.

(f)=RT Delta > 1/2 Window (#)=Amounts differ by > 40% (m)=manual int.

Quantitation Report (Not Reviewed)

Data Path : R:\data\2020-01\0A28041\
Data File : ECD5-01282027.D
Signal(s) : Signal #1: ECD1A.CH Signal #2: ECD2B.CH
Acq On : 28 Jan 2020 19:14
Operator : MJB
Sample : 0A28041-CCV4
Misc : A19J409, 9-42 100 ppb
ALS Vial : 6 (Sig #1); 0 (Sig #2) Sample Multiplier: 1

Integration File signal 1: PEST1.e
Integration File signal 2: PEST2.e
Quant Time: Jan 29 10:56:35 2020
Quant Method : R:\methods\ECD5_QUANTPEST_200107RT2.M
Quant Title : Instrument: DualECD5
QLast Update : Thu Jan 09 11:11:29 2020
Response via : Initial Calibration
Integrator: ChemStation 6890 Scale Mode: Small noise peaks clipped



Data Path : R:\data\2020-01\0A28041\
 Data File : ECD5-01282028.D
 Signal(s) : Signal #1: ECD1A.CH Signal #2: ECD2B.CH
 Acq On : 28 Jan 2020 19:31
 Operator : MJB
 Sample : 0A28041-CCB2
 Misc : A19L339
 ALS Vial : 7 (Sig #1); 0 (Sig #2) Sample Multiplier: 1

Integration File signal 1: PEST1.e
 Integration File signal 2: PEST2.e
 Quant Time: Jan 29 10:56:41 2020
 Quant Method : R:\methods\ECD5_QUANTPEST_200107RT2.M
 Quant Title : Instrument: DualECD5
 QLast Update : Thu Jan 09 11:11:29 2020
 Response via : Initial Calibration
 Integrator: ChemStation 6890 Scale Mode: Small noise peaks clipped

MJB
1/29/20

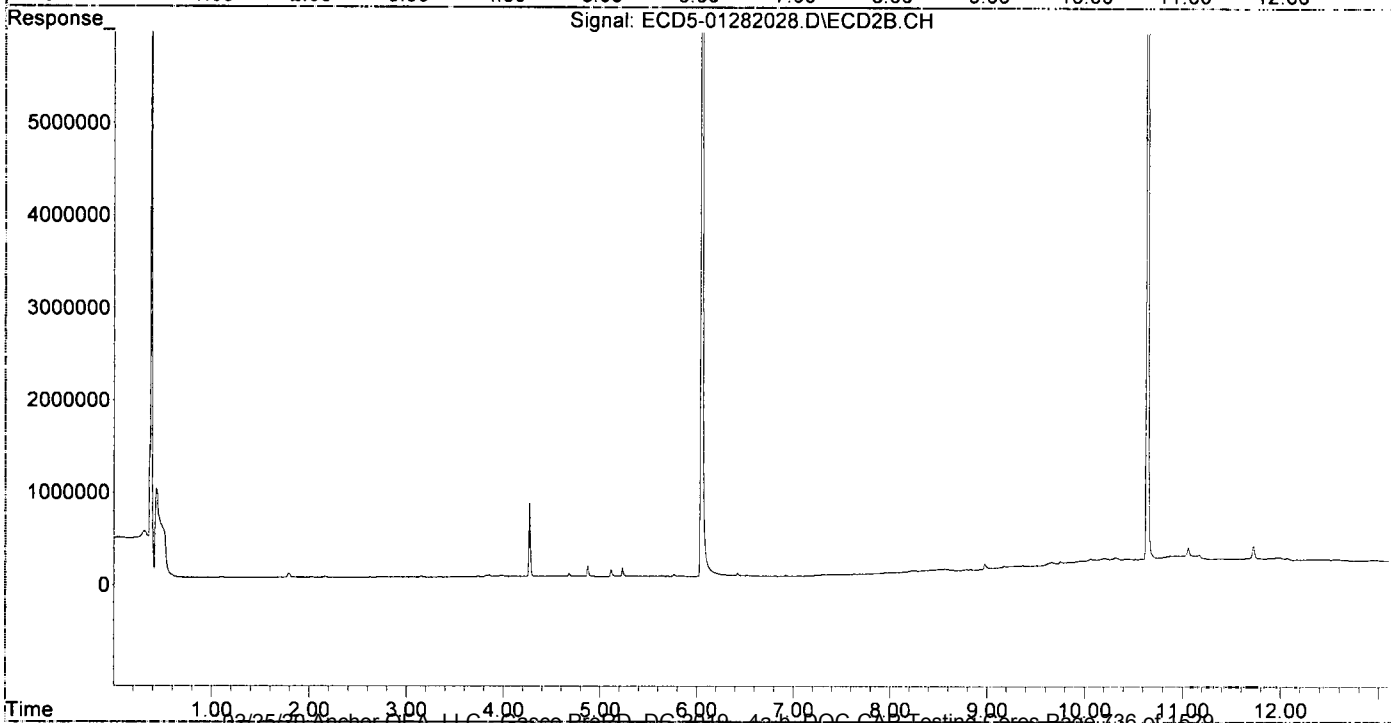
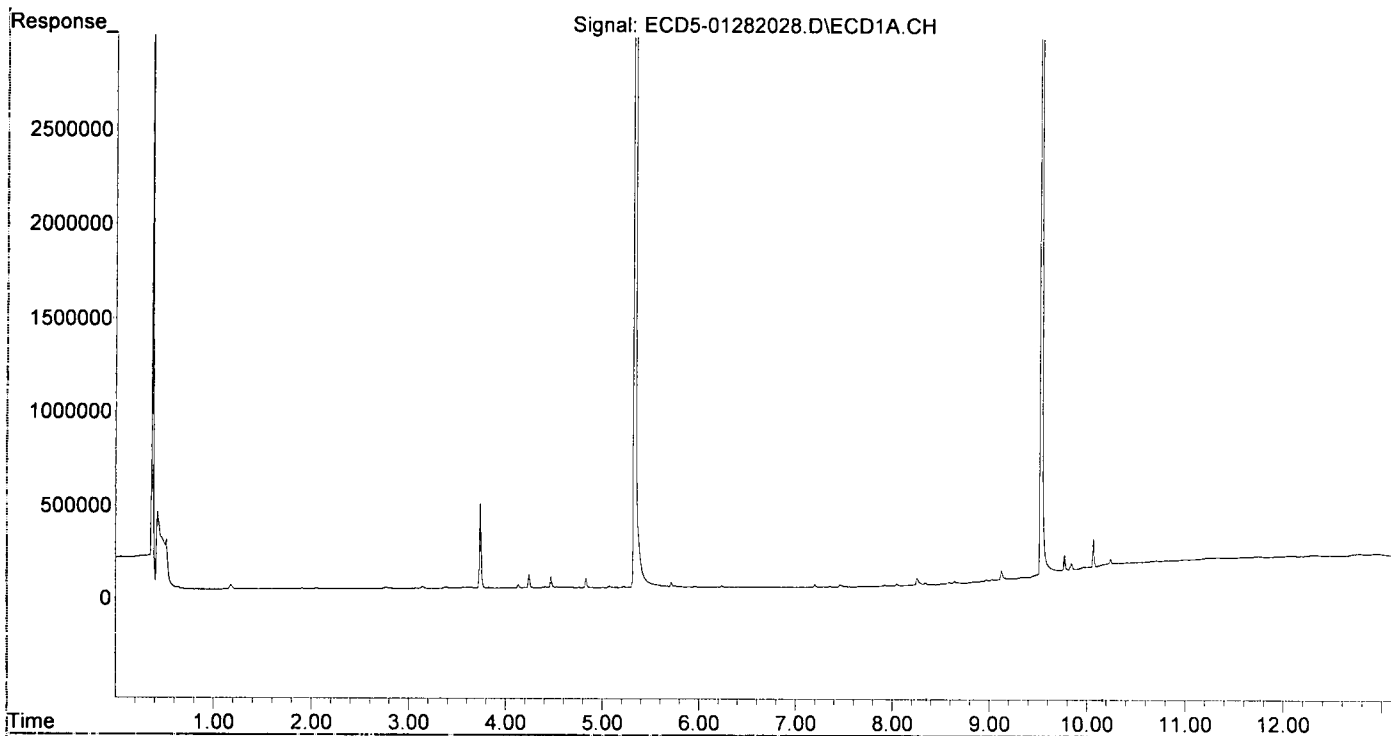
Compound	RT#1	RT#2	Resp#1	Resp#2	ng/mL	ng/mL
System Monitoring Compounds						
1) S TCMX (S)	5.333	6.048	17065377	29090565	87.398	97.592
22) S DCBP (S)	9.532	10.639	14022795	18088324	94.680	101.650
Target Compounds						
2) a-BHC	0.000	0.000	0	0	N.D.	N.D.
3) g-BHC	0.000	0.000	0	0	N.D.	N.D.
4) b-BHC	6.235	0.000	8632	0	5931.914	N.D. #
5) Heptachlor	0.000	0.000	0	0	N.D.	N.D.
6) d-BHC	6.398	7.300	3796	9290	0.017	0.085 #
7) Aldrin	0.000	7.630	0	6844	N.D.	0.021 #
8) Heptachlo...	7.280	0.000	3062	0	0.015	N.D. #
9) trans-Chl...	7.353	8.225	5157	12860	0.024	0.041 #
10) cis-Chlor...	7.460	0.000	11175	0	0.055	N.D. #
11) Endosulfa...	0.000	0.000	0	0	N.D.	N.D.
12) 4,4'-DDE	0.000	0.000	0	0	N.D.	N.D.
13) Dieldrin	0.000	8.566	0	20516	N.D.	0.066 #
14) Endrin	7.923f	8.790	7184	7573	0.042	0.032
15) 4,4'-DDD	7.923f	8.831	7184	12488	0.042	0.051
16) Endosulfa...	8.046	8.978f	11574	54434	0.068	0.223 #
17) 4,4'-DDT	0.000	0.000	0	0	N.D.	N.D.
18) Endrin Al...	8.340	9.174	13308	14827	0.087	0.066
19) Endosulfa...	8.641	9.365	13848	12226	0.087	0.055
20) Methoxychlor	0.000	9.526	0	3820	N.D.	0.032 #
21) Endrin Ke...	8.834	9.750f	6055	25794	0.032	0.103 #
23) Hexachlor...	3.142	3.734	11211	10420	0.056	0.026 #
24) Hexachlor...	5.714	6.518	29731	6140	BelowCal	0.019
25) Oxylchlordane	7.200	7.988	15721	5641	BelowCal	0.020
26) 2,4'-DDE	7.280	8.225f	3062	12860	0.021	0.061 #
27) trans-Non...	7.460	8.264	11175	8492	BelowCal	0.028
28) 2,4'-DDD	7.653	8.566	3178	20516	0.025	0.111 #
29) 2,4'-DDT	0.000	8.790	0	7573	N.D.	BelowCal
30) cis-Nonac...	7.923	8.831	7184	12488	0.030	0.037
31) Mirex	8.587	9.750	9791	25794	6722.975	BelowCal #
32) Chlordane...	7.460f	8.264	11175	8492	0.476	0.218 #
33) Chlordane...	0.000	0.000	0	0	N.D.	N.D.
34) Chlordane...	8.046	0.000	11574	0	1.521	N.D. #
35) Chlordane...	3.824f	0.000	3912	0	NoCal	N.D.
36) Toxaphene...	7.460f	8.566f	11175	20516	10.611	7.587
37) Toxaphene...	0.000	8.978f	0	54434	N.D.	15.630 #
38) Toxaphene...	0.000	8.978	0	54434	N.D.	6.675 #
39) Toxaphene...	8.340	0.000	13308	0	3.294	N.D. #
40) Toxaphene...	8.587	0.000	9791	0	2.978	N.D. #
41) Toxaphene...	8.641	0.000	13848	0	3.189	N.D. #
42) Toxaphene...	3.824f	3.826f	3912	16829	NoCal	NoCal

(f)=RT Delta > 1/2 Window (#)=Amounts differ by > 40% (m)=manual int.

Quantitation Report (Not Reviewed)

Data Path : R:\data\2020-01\0A28041\
Data File : ECD5-01282028.D
Signal(s) : Signal #1: ECD1A.CH Signal #2: ECD2B.CH
Acq On : 28 Jan 2020 19:31
Operator : MJB
Sample : 0A28041-CCB2
Misc : A19L339
ALS Vial : 7 (Sig #1); 0 (Sig #2) Sample Multiplier: 1

Integration File signal 1: PEST1.e
Integration File signal 2: PEST2.e
Quant Time: Jan 29 10:56:41 2020
Quant Method : R:\methods\ECD5_QUANTPEST_200107RT2.M
Quant Title : Instrument: DualECD5
QLast Update : Thu Jan 09 11:11:29 2020
Response via : Initial Calibration
Integrator: ChemStation 6890 Scale Mode: Small noise peaks clipped



Quantitation Report (Not Reviewed)

Data Path : R:\data\2020-01\0A28041\
 Data File : ECD5-01282043.D
 Signal(s) : Signal #1: ECD1A.CH Signal #2: ECD2B.CH
 Acq On : 29 Jan 2020 0:11
 Operator : MJB
 Sample : 0A28041-CCV5
 Misc : A19K133, AB 50 ppb
 ALS Vial : 3 (Sig #1); 0 (Sig #2) Sample Multiplier: 1

Integration File signal 1: PEST1.e
 Integration File signal 2: PEST2.e
 Quant Time: Jan 29 10:57:30 2020
 Quant Method : R:\methods\ECD5_QUANTPEST_200107RT2.M
 Quant Title : Instrument: DualECD5
 QLast Update : Thu Jan 09 11:11:29 2020
 Response via : Initial Calibration
 Integrator: ChemStation 6890 Scale Mode: Small noise peaks clipped

MJB
1/29/20

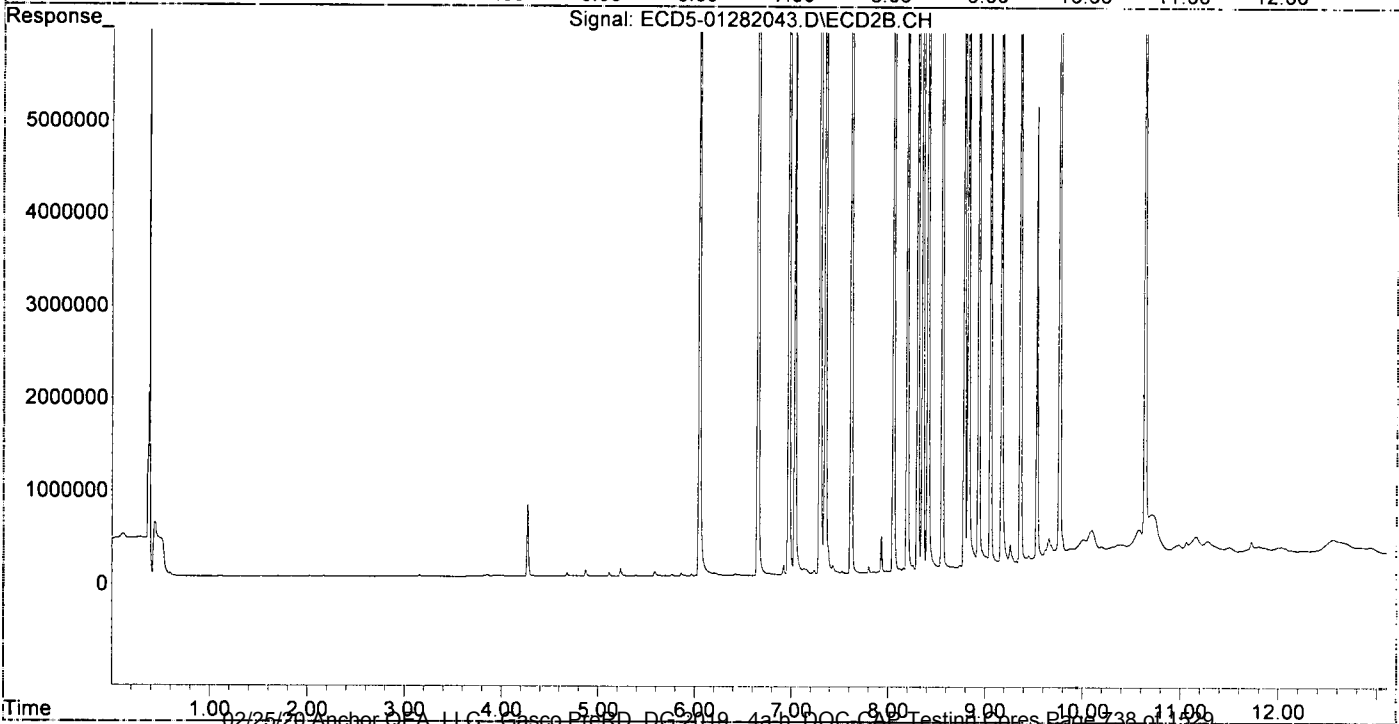
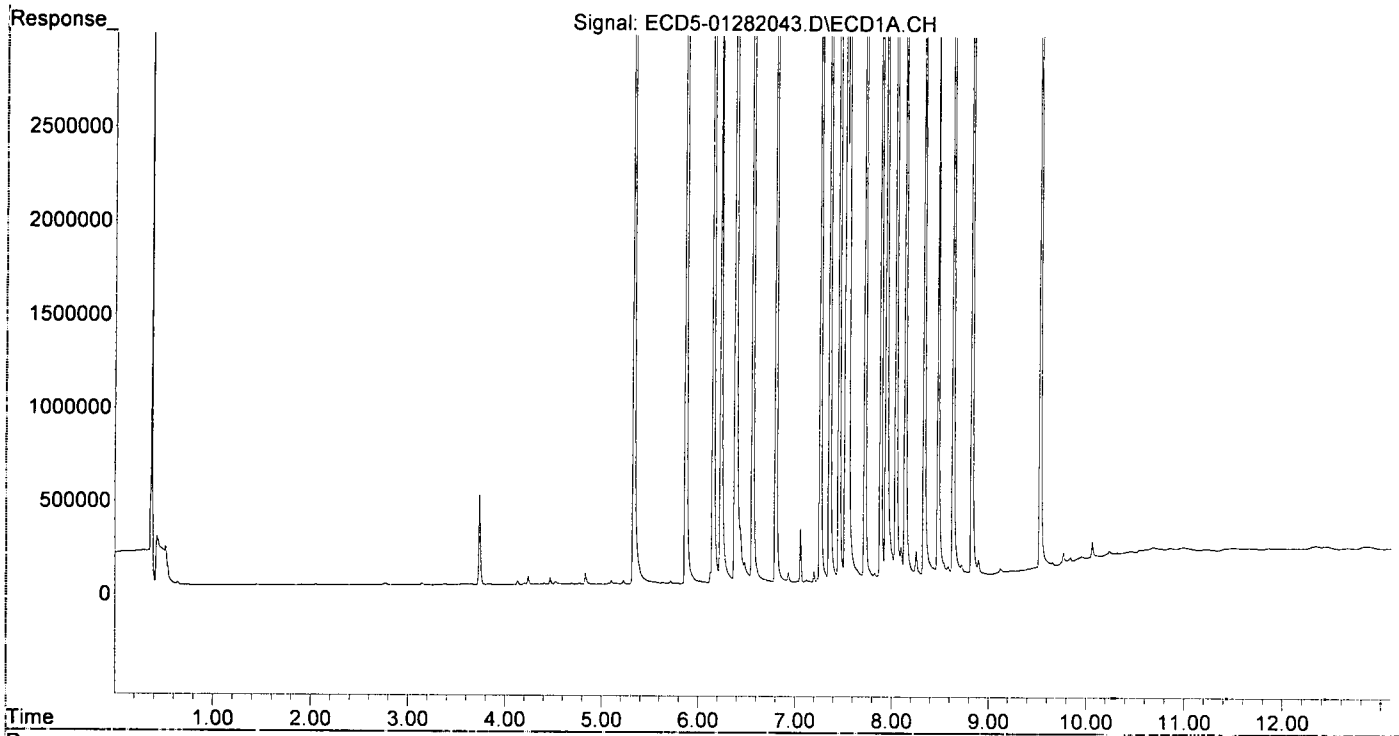
Compound	RT#1	RT#2	Resp#1	Resp#2	ng/mL	ng/mL
System Monitoring Compounds						
1) S TCMX (S)	5.332	6.048	8901036	13828363	45.585	46.391
22) S DCBP (S)	9.530	10.636	7114005	9357445	47.677	52.586
Target Compounds						
2) a-BHC	5.871	6.654	12915276	22281066	49.077	53.956
3) g-BHC	6.154	6.973	11286211	19079542	48.335	52.259
4) b-BHC	6.233	7.037	3747230	6974183	38.303	43.356
5) Heptachlor	6.562	7.350	11263929	18940953	49.569	53.432
6) d-BHC	6.383	7.294	8715602	16856968	40.009	47.566
7) Aldrin	6.803	7.619	11080360	18180806	50.219	54.588
8) Heptachlo...	7.264	8.057	10110387	16161153	49.043	52.465
9) trans-Chl...	7.359	8.198	9998989	16292885	47.452	52.249
10) cis-Chlor...	7.456	8.305	9968509	15675345	48.715	52.842
11) Endosulfa...	7.552	8.357	9700361	14771705	50.053	53.158
12) 4,4'-DDE	7.524	8.410	8513154	14961171	41.289	48.549
13) Dieldrin	7.724	8.558	10873453	16516012	50.486	53.462
14) Endrin	7.888	8.787	9273255	13677567	53.597	58.211
15) 4,4'-DDD	7.945	8.828	7403310	12755531	42.880	51.893
16) Endosulfa...	8.045	8.934	8155932	12937754	47.802	52.959
17) 4,4'-DDT	8.141	9.055	6570860	9758195	39.664	42.381
18) Endrin Al...	8.335	9.171	7039900	10827912	45.979	48.425
19) Endosulfa...	8.636	9.362	8114121	12483867	50.702	56.317
20) Methoxychlor	8.480	9.533	3170438	4935598	36.607	41.500
21) Endrin Ke...	8.829	9.765	9579248	14367617	50.161	57.371
23) Hexachlor...	3.145	0.000	10112	0	0.051	N.D. #
24) Hexachlor...	5.713	0.000	13495	0	BelowCal	N.D.
25) Oxychlordane	7.199	7.983	54777	12477	0.110	0.045 #
26) 2,4'-DDE	7.264	8.198	10110387	16292885	70.905	77.367
27) trans-Non...	7.456	8.258	9968509	55633	49.908	0.181 #
28) 2,4'-DDD	0.000	8.558	0	16516012	N.D.	89.547 #
29) 2,4'-DDT	7.825	8.787	34015	13677567	0.232	66.128 #
30) cis-Nonac...	7.945f	8.828	7403310	12755531	31.411	37.391
31) Mirex	8.584	9.765	51098	14367617	0.132	76.559 #
32) Chlordane...	7.456f	8.258	9968509	55633	424.886	1.430 #
33) Chlordane...	7.524	8.357	8513154	14771705	295.383	460.207 #
34) Chlordane...	8.045	9.055	8155932	9758195	1072.078	919.047
35) Chlordane...	3.825f	0.000	4714	0	NoCal	N.D.
36) Toxaphene...	7.524f	0.000	8513154	0	8082.963	N.D. #
37) Toxaphene...	7.825f	8.934	34015	12937754	17.492	3715.015 #
38) Toxaphene...	8.099	9.011f	165340	108873	35.391	17.296 #
39) Toxaphene...	8.335	9.055	7039900	9758195	1742.534	1081.160
40) Toxaphene...	8.584	9.261f	51098	219095	15.542	43.627 #
41) Toxaphene...	8.636	0.000	8114121	0	1868.598	N.D. #
42) Toxaphene...	3.825f	0.000	4714	0	NoCal	N.D.

(f)=RT Delta > 1/2 Window (#)=Amounts differ by > 40% (m)=manual int.

Quantitation Report (Not Reviewed)

Data Path : R:\data\2020-01\0A28041\
Data File : ECD5-01282043.D
Signal(s) : Signal #1: ECD1A.CH Signal #2: ECD2B.CH
Acq On : 29 Jan 2020 0:11
Operator : MJB
Sample : 0A28041-CCV5
Misc : A19K133, AB 50 ppb
ALS Vial : 3 (Sig #1); 0 (Sig #2) Sample Multiplier: 1

Integration File signal 1: PEST1.e
Integration File signal 2: PEST2.e
Quant Time: Jan 29 10:57:30 2020
Quant Method : R:\methods\ECD5_QUANTPEST_200107RT2.M
Quant Title : Instrument: DualECD5
QLast Update : Thu Jan 09 11:11:29 2020
Response via : Initial Calibration
Integrator: ChemStation 6890 Scale Mode: Small noise peaks clipped



Data Path : R:\data\2020-01\0A28041\
 Data File : ECD5-01282044.D
 Signal(s) : Signal #1: ECD1A.CH Signal #2: ECD2B.CH
 Acq On : 29 Jan 2020 0:28
 Operator : MJB
 Sample : 0A28041-CCV6
 Misc : A19J408, 9-42 50 ppb
 ALS Vial : 4 (Sig #1); 0 (Sig #2) Sample Multiplier: 1

Integration File signal 1: PEST1.e
 Integration File signal 2: PEST2.e
 Quant Time: Jan 29 10:57:35 2020
 Quant Method : R:\methods\ECD5_QUANTPEST_200107RT2.M
 Quant Title : Instrument: DualECD5
 QLast Update : Thu Jan 09 11:11:29 2020
 Response via : Initial Calibration
 Integrator: ChemStation 6890 Scale Mode: Small noise peaks clipped

MJB
1/29/20

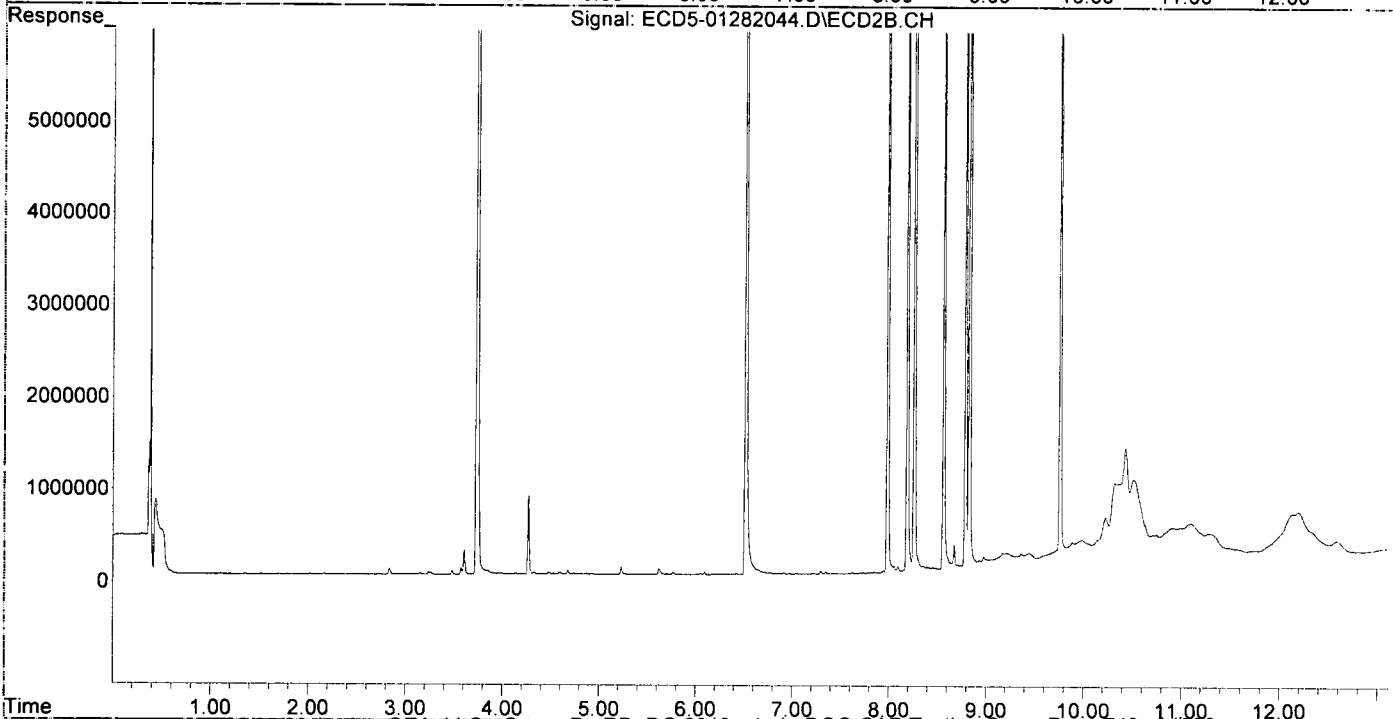
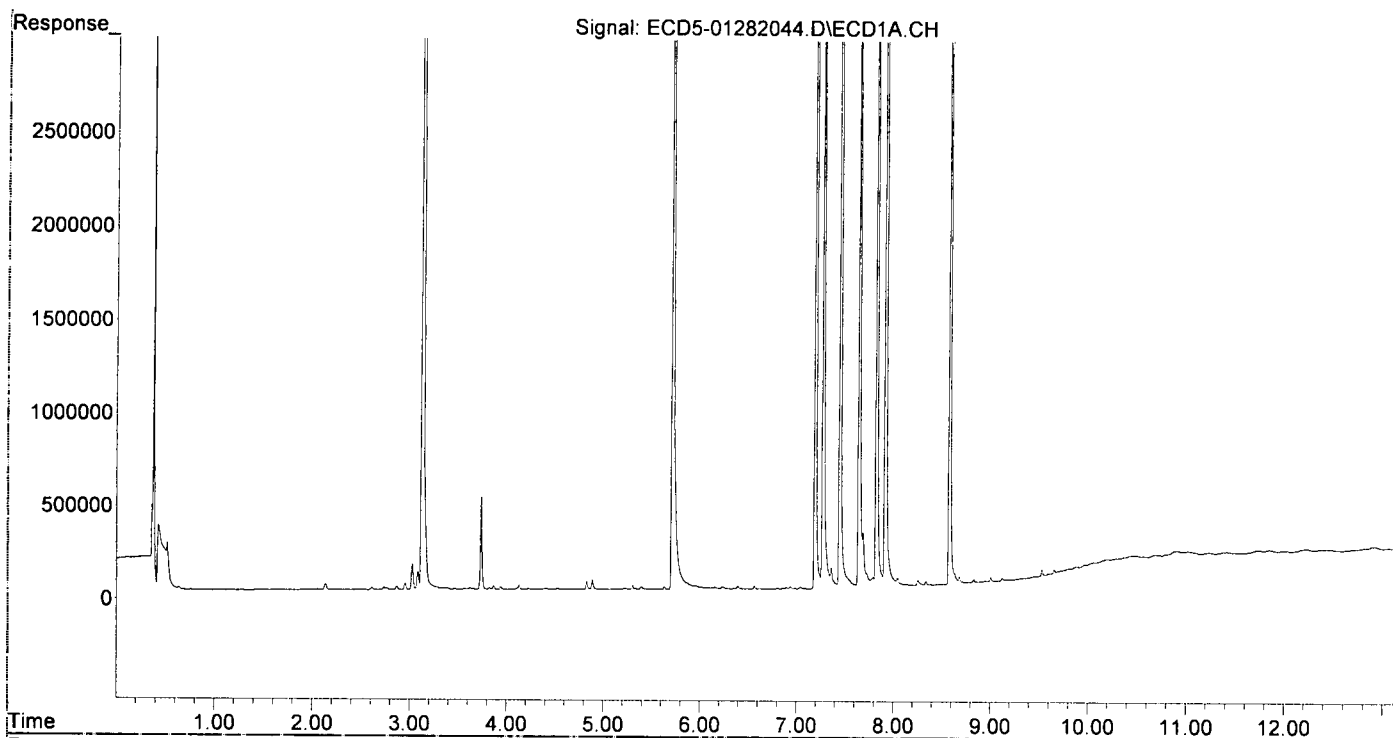
Compound	RT#1	RT#2	Resp#1	Resp#2	ng/mL	ng/mL
System Monitoring Compounds						
1) S TCMX (S)	5.332	6.051	5787	14399	0.030	0.048 #
22) S DCBP (S)	9.532	0.000	41320	0	0.121	N.D. #
Target Compounds						
2) a-BHC	0.000	6.649	0	46738	N.D.	0.113 #
3) g-BHC	6.155	6.973	11614	10297	0.050	0.028 #
4) b-BHC	6.234	7.042	11912	10726	5931.881	0.067 #
5) Heptachlor	6.565	7.350	17580	24590	0.077	0.069
6) d-BHC	6.394	7.297	15263	29468	0.070	0.145 #
7) Aldrin	6.805	7.621	6643	13327	0.030	0.040
8) Heptachlo...	7.274	8.055	5442020	61329	26.398	0.199 #
9) trans-Chl...	0.000	8.188	0	9656391	N.D.	30.967 #
10) cis-Chlor...	7.449	0.000	9456624	0	46.214	N.D. #
11) Endosulfa...	0.000	8.356	0	37134	N.D.	0.134 #
12) 4,4'-DDE	0.000	8.409	0	19861	N.D.	0.101 #
13) Dieldrin	0.000	8.563	0	8577031	N.D.	27.764 #
14) Endrin	7.918f	8.788	10462235	9010717	60.469	38.349
15) 4,4'-DDD	7.918f	8.829	10462235	17125293	60.597	69.670
16) Endosulfa...	8.045	8.934	43423	72854	0.255	0.298
17) 4,4'-DDT	8.143	9.056	9377	77445	0.057	0.392 #
18) Endrin Al...	8.338	9.173	20893	141248	0.136	0.632 #
19) Endosulfa...	8.683f	9.363	35295	126808	0.221	0.572 #
20) Methoxychlor	0.000	0.000	0	0	N.D.	N.D.
21) Endrin Ke...	8.832	9.759	17172	9410077	0.090	37.575 #
23) Hexachlor...	3.130	3.735	10030609	20897213	50.292	52.148
24) Hexachlor...	5.714	6.516	7854194	13484158	40.599	42.124
25) Oxychlordane	7.193	7.985	8282414	13545330	47.043	48.429
26) 2,4'-DDE	7.274	8.188	5442020	9656391	38.165	45.854
27) trans-Non...	7.449	8.261	9456624	14785027	47.348	48.083
28) 2,4'-DDD	7.646	8.563	4821180	8577031	37.892	46.503
29) 2,4'-DDT	7.827	8.788	5600551	9010717	38.235	45.105
30) cis-Nonac...	7.918	8.829	10462235	17125293	44.389	50.200
31) Mirex	8.582	9.759	6481637	9410077	48.155	51.370
32) Chlordane...	7.449f	8.261	9456624	14785027	403.068	380.108
33) Chlordane...	0.000	8.356	0	37134	N.D.	1.157 #
34) Chlordane...	8.045	9.037	43423	75385	5.708	7.100
35) Chlordane...	3.825f	0.000	7507	0	NoCal	N.D.
36) Toxaphene...	0.000	8.563f	0	8577031	N.D.	3171.618 #
37) Toxaphene...	7.827f	8.934	5600551	72854	2879.958	20.920 #
38) Toxaphene...	0.000	8.979	0	103901	N.D.	16.327 #
39) Toxaphene...	8.338	9.056	20893	77445	5.172	8.580 #
40) Toxaphene...	8.582	9.216	6481637	135578	1971.434	26.997 #
41) Toxaphene...	0.000	0.000	0	0	N.D.	N.D.
42) Toxaphene...	3.825f	0.000	7507	0	NoCal	N.D.

(f)=RT Delta > 1/2 Window (#)=Amounts differ by > 40% (m)=manual int.

Quantitation Report (Not Reviewed)

Data Path : R:\data\2020-01\0A28041\
Data File : ECD5-01282044.D
Signal(s) : Signal #1: ECD1A.CH Signal #2: ECD2B.CH
Acq On : 29 Jan 2020 0:28
Operator : MJB
Sample : 0A28041-CCV6
Misc : A19J408, 9-42 50 ppb
ALS Vial : 4 (Sig #1); 0 (Sig #2) Sample Multiplier: 1

Integration File signal 1: PEST1.e
Integration File signal 2: PEST2.e
Quant Time: Jan 29 10:57:35 2020
Quant Method : R:\methods\ECD5_QUANTPEST_200107RT2.M
Quant Title : Instrument: DualECD5
QLast Update : Thu Jan 09 11:11:29 2020
Response via : Initial Calibration
Integrator: ChemStation 6890 Scale Mode: Small noise peaks clipped



Quantitation Report (Not Reviewed)

Data Path : R:\data\2020-01\0A28041\
 Data File : ECD5-01282045.D
 Signal(s) : Signal #1: ECD1A.CH Signal #2: ECD2B.CH
 Acq On : 29 Jan 2020 0:45
 Operator : MJB
 Sample : 0A28041-CCB3
 Misc : A19L339
 ALS Vial : 7 (Sig #1); 0 (Sig #2) Sample Multiplier: 1

Integration File signal 1: PEST1.e
 Integration File signal 2: PEST2.e
 Quant Time: Jan 29 10:57:41 2020
 Quant Method : R:\methods\ECD5_QUANTPEST_200107RT2.M
 Quant Title : Instrument: DualECD5
 QLast Update : Thu Jan 09 11:11:29 2020
 Response via : Initial Calibration
 Integrator: ChemStation 6890 Scale Mode: Small noise peaks clipped

MJB
1/29/20

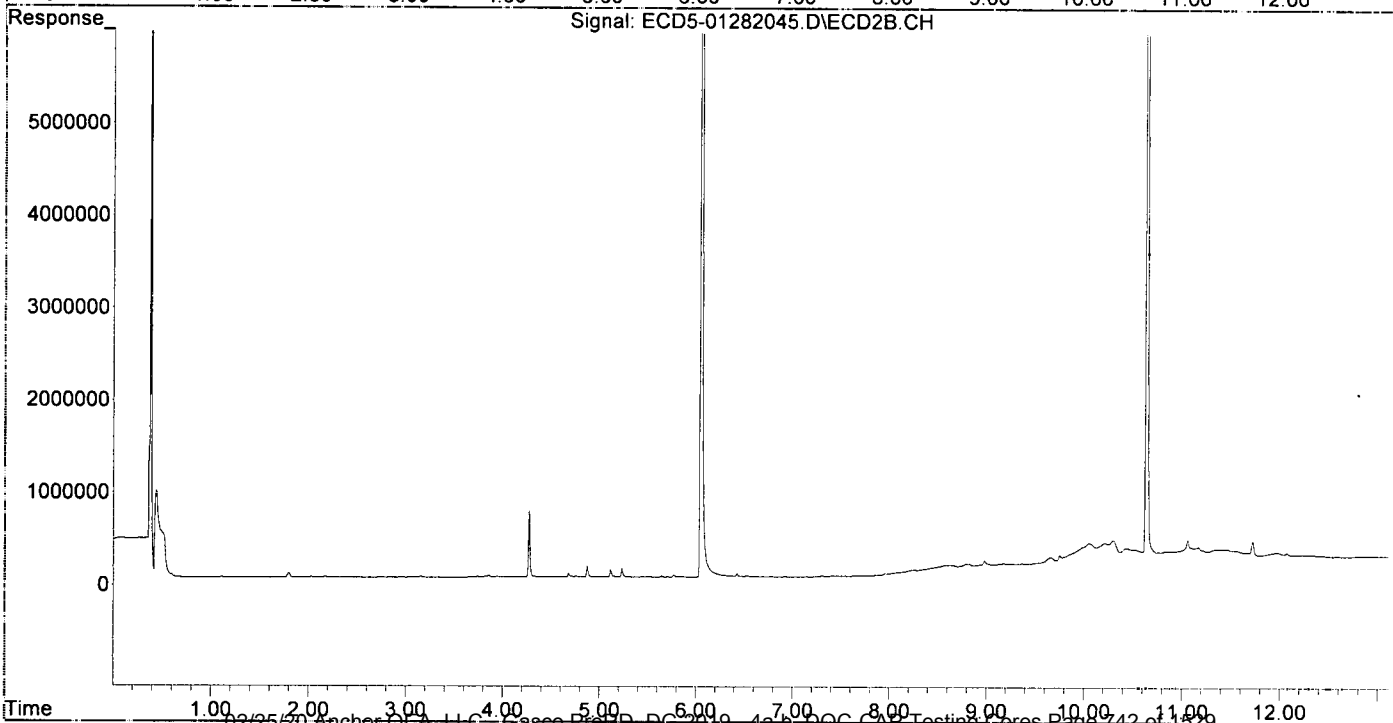
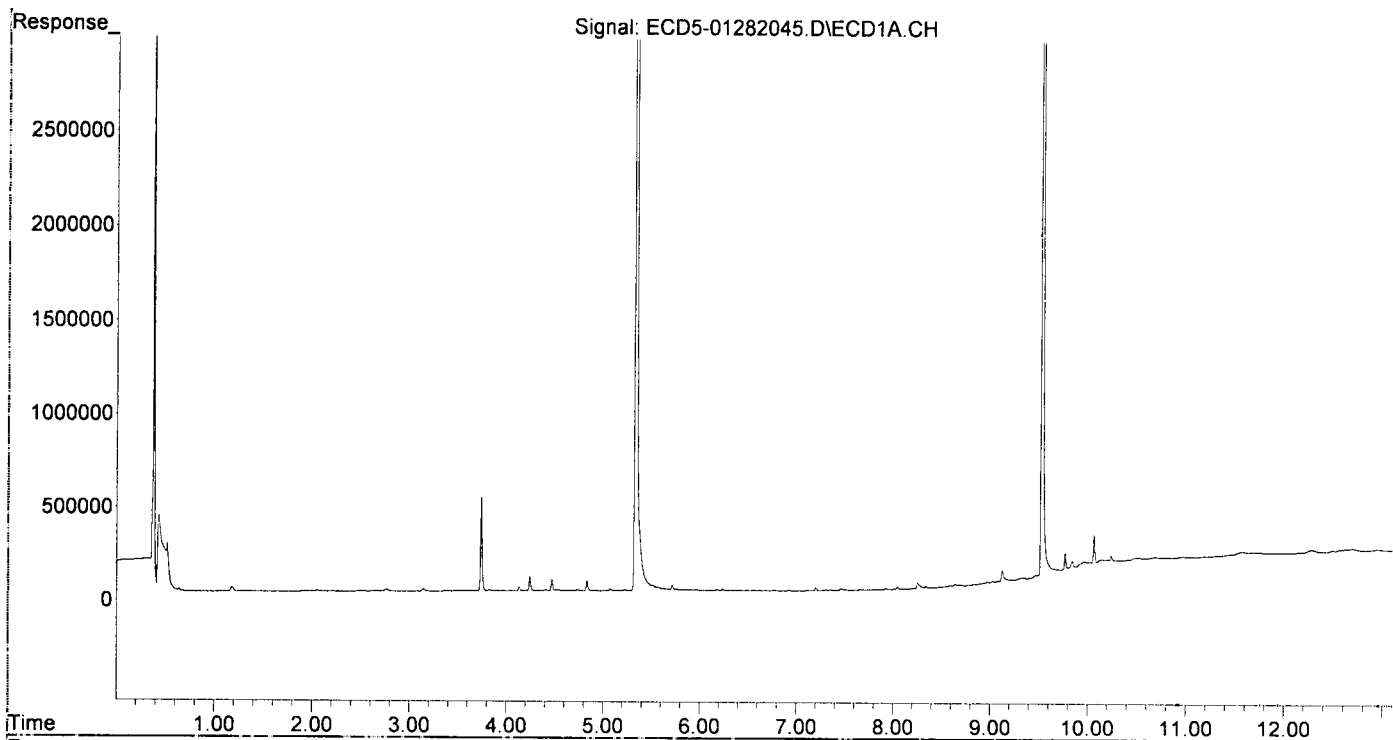
Compound	RT#1	RT#2	Resp#1	Resp#2	ng/mL	ng/mL
System Monitoring Compounds						
1) S TCMX (S)	5.334	6.049	17581369	30268413	90.040	101.543
22) S DCBP (S)	9.531	10.638	14197059	19167540	95.873	107.715
Target Compounds						
2) a-BHC	0.000	0.000	0	0	N.D.	N.D.
3) g-BHC	6.180f	0.000	6199	0	0.027	N.D. #
4) b-BHC	6.237	0.000	8791	0	5931.912	N.D. #
5) Heptachlor	0.000	0.000	0	0	N.D.	N.D.
6) d-BHC	6.400	7.301	3331	8349	0.015	0.083 #
7) Aldrin	0.000	7.630	0	7397	N.D.	0.022 #
8) Heptachlo...	7.281	0.000	3141	0	0.015	N.D. #
9) trans-Chl...	7.353	8.225	5294	10971	0.025	0.035 #
10) cis-Chlor...	7.458	0.000	9785	0	0.048	N.D. #
11) Endosulfa...	0.000	0.000	0	0	N.D.	N.D.
12) 4,4'-DDE	0.000	0.000	0	0	N.D.	N.D.
13) Dieldrin	0.000	8.570	0	16695	N.D.	0.054 #
14) Endrin	7.923f	8.793	6741	21623	0.039	0.092 #
15) 4,4'-DDD	7.959	8.828	755	20452	0.004	0.083 #
16) Endosulfa...	8.046	8.979f	12396	51162	0.073	0.209 #
17) 4,4'-DDT	0.000	9.064	0	4976	N.D.	0.053 #
18) Endrin Al...	8.341	9.174	10928	15036	0.071	0.067
19) Endosulfa...	8.641	9.364	12571	10156	0.079	0.046 #
20) Methoxychlor	0.000	0.000	0	0	N.D.	N.D.
21) Endrin Ke...	8.835	9.750f	5557	82282	0.029	0.329 #
23) Hexachlor...	3.146	3.736	13114	11608	0.066	0.029 #
24) Hexachlor...	5.716	6.519	29760	7217	BelowCal	0.023
25) Oxychlorane	7.200	7.989	16646	6908	BelowCal	0.025
26) 2,4'-DDE	7.281	8.225f	3141	10971	0.022	0.052 #
27) trans-Non...	7.458	8.262	9785	8870	BelowCal	0.029
28) 2,4'-DDD	7.654	8.570	3098	16695	0.024	0.091 #
29) 2,4'-DDT	7.832	8.793	1946	21623	0.013	0.013
30) cis-Nonac...	7.923	8.828	6741	20452	0.029	0.060 #
31) Mirex	8.587	9.750	9447	82282	6722.977	0.207 #
32) Chlordane...	7.458f	8.262	9785	8870	0.417	0.228 #
33) Chlordane...	0.000	0.000	0	0	N.D.	N.D.
34) Chlordane...	8.046	9.064f	12396	4976	1.629	0.469 #
35) Chlordane...	3.823f	0.000	7178	0	NoCal	N.D.
36) Toxaphene...	7.458f	8.607	9785	12174	9.291	4.502 #
37) Toxaphene...	7.800	8.979f	3513	51162	1.806	14.691 #
38) Toxaphene...	0.000	8.979	0	51162	N.D.	6.036 #
39) Toxaphene...	8.341	9.064	10928	4976	2.705	0.551 #
40) Toxaphene...	8.587	0.000	9447	0	2.874	N.D. #
41) Toxaphene...	8.641	0.000	12571	0	2.895	N.D. #
42) Toxaphene...	3.823f	0.000	7178	0	NoCal	N.D.

(f)=RT Delta > 1/2 Window (#)=Amounts differ by > 40% (m)=manual int.

Quantitation Report (Not Reviewed)

Data Path : R:\data\2020-01\0A28041\
Data File : ECD5-01282045.D
Signal(s) : Signal #1: ECD1A.CH Signal #2: ECD2B.CH
Acq On : 29 Jan 2020 0:45
Operator : MJB
Sample : 0A28041-CCB3
Misc : A19L339
ALS Vial : 7 (Sig #1); 0 (Sig #2) Sample Multiplier: 1

Integration File signal 1: PEST1.e
Integration File signal 2: PEST2.e
Quant Time: Jan 29 10:57:41 2020
Quant Method : R:\methods\ECD5_QUANTPEST_200107RT2.M
Quant Title : Instrument: DualECD5
QLast Update : Thu Jan 09 11:11:29 2020
Response via : Initial Calibration
Integrator: ChemStation 6890 Scale Mode: Small noise peaks clipped



**Organochloride Pesticides by EPA 8081B
Benchsheet & Analysis Sequence Data**

Batch 0010778
Sequence 0A29038 (A0A0648-06RE1)



Apex Laboratories
PREPARATION BENCH SHEET

BATCH #: 0010778 (Sediment)

Prep Method: EPA 3546/3640A (GPC)

#	Lab Number	Analysis	Prepared	Initial (g)	Final (mL)	Spike ID	Source ID	ul Spike	ul Surr.	Sample ID	Extraction Comments	pH			
												<2	2-8	>11	
	0010778-BLK1	QC	01/24/20 10:21	11	10				100						
	0010778-BS1	QC	01/24/20 10:21	10	10	A19I221		100	100						
	0010778-BS2	QC	01/24/20 10:21	10	10	A19I221		100	100						
	A0A0648-06RE1	A 8081B 2,4+4,4-DDx Only (+Add)	01/24/20 10:21	10.79	10				100	PDI-038SC-A-11-12-191009	MDL. Use Custom Spike.				
	A0A0712-01RE1	A 8081B 2,4+4,4-DDx Only (+Add)	01/24/20 10:21	10.27	10				100	PDI-079SC-A-08-09-191014	MDL. Use Custom Spike.				
	0010778-DUP1	QC	01/24/20 10:21	10.25	10		A0A0712-01RE1		100						
	A0A0712-01RE2	A 8081B 2,4+4,4-DDx Only (+Add)	01/24/20 10:21	10.27	10				100	PDI-079SC-A-08-09-191014	Added 1/30/2020 By MJB				
	0010778-DUP2	QC	01/24/20 10:21	10.25	10		A0A0712-01RE2		100						
	A0A0712-02RE1	A 8081B 2,4+4,4-DDx Only (+Add)	01/24/20 10:21	10.25	10				100	PDI-079SC-A-09-10-191014	MDL. Use Custom Spike.				
	A0A0715-01RE1	A 8081B 2,4+4,4-DDx Only (+Add)	01/24/20 10:21	10.38	20				100	PDI-049SC-A-01-02-191015	MDL. Use Custom Spike.				
	A0A0715-01RE2	A 8081B 2,4+4,4-DDx Only (+Add)	01/24/20 10:21	10.38	20				100	PDI-049SC-A-01-02-191015	Added 1/30/2020 By MJB				
	A0A0715-02RE1	A 8081B 2,4+4,4-DDx Only (+Add)	01/24/20 10:21	10.41	10				100	PDI-049SC-A-02-03-191015	MDL. Use Custom Spike.				
	A0A0715-02RE2	A 8081B 2,4+4,4-DDx Only (+Add)	01/24/20 10:21	10.41	10				100	PDI-049SC-A-02-03-191015	Added 1/30/2020 By MJB				
	A0A0715-03RE1	A 8081B 2,4+4,4-DDx Only (+Add)	01/24/20 10:21	10.83	20				100	PDI-052SC-A-05-06-191015	MDL. Use Custom Spike.				
	A0A0715-03RE2	A 8081B 2,4+4,4-DDx Only (+Add)	01/24/20 10:21	10.83	20				100	PDI-052SC-A-05-06-191015	Added 1/30/2020 By MJB				
	A0A0715-04RE1	A 8081B 2,4+4,4-DDx Only (+Add)	01/24/20 10:21	10.4	10				100	PDI-052SC-A-06-07-191015	MDL. Use Custom Spike.				
	A0A0715-04RE2	A 8081B 2,4+4,4-DDx Only (+Add)	01/24/20 10:21	10.4	10				100	PDI-052SC-A-06-07-191015	Added 1/30/2020 By MJB				
	A0A0715-05RE1	A 8081B 2,4+4,4-DDx Only (+Add)	01/24/20 10:21	10.19	20				100	PDI-055SC-A-02-03-191015	MDL. Use Custom Spike.				
	A0A0715-06RE1	A 8081B 2,4+4,4-DDx Only (+Add)	01/24/20 10:21	10.48	20				100	PDI-055SC-A-03-04-191015	MDL. Use Custom Spike.				
	A0A0716-01RE1	A 8081B 2,4+4,4-DDx Only (+Add)	01/24/20 10:21	10.41	20				100	PDI-022SC-A-01-02-191016	MDL. Use Custom Spike.				

Prepared By: _____ Date: _____

MJB *2/7/20*
Reviewed By: _____ Date: _____

Apex Laboratories

PREPARATION BENCH SHEET

BATCH #: 0010778 (Sediment)

Prep Method: EPA 3546/3640A (GPC)

#	Lab Number	Analysis	Prepared	Initial (g)	Final (mL)	Spike ID	Source ID	ul Spike	ul Surr.	Sample ID	Extraction Comments	pH		
												<2	5-9	>11
	A0A0716-02RE1	A 8081B 2,4+4,4-DDx Only (+Add)	01/24/20 10:21	10.13	10				100	PDI-022SC-A-02-03-191016	MDL. Use Custom Spike.			
	A0A0716-03RE1	A 8081B 2,4+4,4-DDx Only (+Add)	01/24/20 10:21	10.56	10				100	PDI-059SC-A-12-13-191016	MDL. Use Custom Spike.			
	A0A0718-01RE1	A 8081B 2,4+4,4-DDx Only (+Add)	01/24/20 10:21	10.63	20				100	PDI-031SC-A-03-04-191017	MDL. Use Custom Spike.			
	0010778-MS1	QC	01/24/20 10:21	10.71	20	A19I221	A0A0718-01RE1	100	100					
	A0A0718-02RE1	A 8081B 2,4+4,4-DDx Only (+Add)	01/24/20 10:21	10.41	10				100	PDI-031SC-A-04-05-191017	MDL. Use Custom Spike.			

Standards/Reagents

Reagent(s)			Analyte Spike(s)			Surrogate(s)		
Std ID	Exp. Date	Description	Std ID	Exp. Date	Description	Std ID	Exp. Date	Description
A19I263	03/18/20	DCM CHEM PROD. 194934	A19I221	03/18/20	2,4 + 4,4 DDx Pesticide Matrix Spike	A20A238	07/17/20	8082 PCB Surrogate Spike
A20A032	06/30/23	n-Hexane Lot# 197051						

From 0010758 on 1/24/2020 by gwh

Prepared By: _____ Date: _____

Reviewed By: _____ Date: _____



Apex Laboratories
PREPARATION BENCH SHEET

BATCH #: 0010778 (Sediment)

Prep Method: EPA 3546/3640A (GPC)

In | Out

#	Lab Number	Analysis	Prepared	Initial (g)	Final (mL)	Spike ID	Source ID	ul Spike	ul Surr.	Sample ID	Extraction Comments	pH			
												<2	5-9	>11	
	0010778-BLK1	QC	01/24/20 10:21	11	5/10				100		1mL	2mL			
	0010778-BS1	QC	01/24/20 10:21	10	5/10	A191221		100	100		1mL	2mL			
	A0A0648-06RE1	A 8081B 2,4+4,4-DDx Only (+Add)	01/24/20 10:21	10.79	5/10				100	PDI-038SC-A-11-12-191009	MDL, Use Custom Spike.	1mL	2mL		
	A0A0712-01RE1	A 8081B 2,4+4,4-DDx Only (+Add)	01/24/20 10:21	10.27	5/10				100	PDI-079SC-A-08-09-191014	MDL, Use Custom Spike.	1mL	2mL		
	0010778-DUP1	QC	01/24/20 10:21	10.25	5/10		A0A0712-01RE1		100			1mL	2mL		
	A0A0712-02RE1	A 8081B 2,4+4,4-DDx Only (+Add)	01/24/20 10:21	10.25	5/10				100	PDI-079SC-A-09-10-191014	MDL, Use Custom Spike.	1mL	2mL		
	A0A0715-01RE1	A 8081B 2,4+4,4-DDx Only (+Add)	01/24/20 10:21	10.38	5/20				100	PDI-049SC-A-01-02-191015	MDL, Use Custom Spike.	0.5mL	2mL		
	A0A0715-02RE1	A 8081B 2,4+4,4-DDx Only (+Add)	01/24/20 10:21	10.41	5/10				100	PDI-049SC-A-02-03-191015	MDL, Use Custom Spike.	1mL	2mL		
	A0A0715-03RE1	A 8081B 2,4+4,4-DDx Only (+Add)	01/24/20 10:21	10.83	5/20				100	PDI-052SC-A-05-06-191015	MDL, Use Custom Spike.	0.5mL	2mL		
	A0A0715-04RE1	A 8081B 2,4+4,4-DDx Only (+Add)	01/24/20 10:21	10.4	5/10				100	PDI-052SC-A-06-07-191015	MDL, Use Custom Spike.	1mL	2mL		
	A0A0715-05RE1	A 8081B 2,4+4,4-DDx Only (+Add)	01/24/20 10:21	10.19	5/20				100	PDI-055SC-A-02-03-191015	MDL, Use Custom Spike.	0.5mL	2mL		
	A0A0715-06RE1	A 8081B 2,4+4,4-DDx Only (+Add)	01/24/20 10:21	10.48	5/20				100	PDI-055SC-A-03-04-191015	MDL, Use Custom Spike.	0.5mL	2mL		
	A0A0716-01RE1	A 8081B 2,4+4,4-DDx Only (+Add)	01/24/20 10:21	10.41	5/20				100	PDI-022SC-A-01-02-191016	MDL, Use Custom Spike.	0.5mL	2mL		
	A0A0716-02RE1	A 8081B 2,4+4,4-DDx Only (+Add)	01/24/20 10:21	10.13	5/10				100	PDI-022SC-A-02-03-191016	MDL, Use Custom Spike.	1mL	2mL		
	A0A0716-03RE1	A 8081B 2,4+4,4-DDx Only (+Add)	01/24/20 10:21	10.56	5/10				100	PDI-059SC-A-12-13-191016	MDL, Use Custom Spike.	1mL	2mL		
	A0A0718-01RE1	A 8081B 2,4+4,4-DDx Only (+Add)	01/24/20 10:21	10.63	5/20				100	PDI-031SC-A-03-04-191017	MDL, Use Custom Spike.	0.5mL	2mL		
	0010778-MS1	QC	01/24/20 10:21	10.71	5/20	A191221	A0A0718-01RE1	100	100			0.5mL	2mL		
	A0A0718-02RE1	A 8081B 2,4+4,4-DDx Only (+Add)	01/24/20 10:21	10.41	5/10				100	PDI-031SC-A-04-05-191017	MDL, Use Custom Spike.	1mL	2mL		

Standards/Reagents

Prepared By: [Signature]
 Date: 1/24/20
1/27/2020
1/27/2020
1/27/20

Reviewed By: [Signature]
 Date: 01/27/2020

Apex Laboratories

PREPARATION BENCH SHEET

BATCH #: 0010778 (Sediment)

Prep Method: EPA 3546/3640A (GPC)

#	Lab Number	Analysis	Prepared	Initial (g)	Final (mL)	Spike ID	Source ID	ul Spike	ul Surr.	Sample ID	Extraction Comments	pH		
												<2	7.5	>11
Reagent(s)				Analyte Spike(s)				Surrogate(s)						
<u>Std ID</u>	<u>Exp. Date</u>	<u>Description</u>		<u>Std ID</u>	<u>Exp. Date</u>	<u>Description</u>		<u>Std ID</u>	<u>Exp. Date</u>	<u>Description</u>				
A19I263	03/18/20	DCM CHEM PROD. 194934		A19I221	03/18/20	2,4 + 4,4 DDx Pesticide Matrix Spike		A20A238	07/17/20	8082 PCB Surrogate Spike				
A20A032	06/30/23	n-Hexane Lot# 197051												

From 0010758 on 1/24/2020 by gwh

Prepared By: _____ Date _____

Reviewed By: _____ Date _____



Apex Laboratories
PREPARATION BENCH SHEET
BATCH #: 0010758 (Sediment)

Prep Method: EPA 3546

#	Lab Number	Analysis	Prepared	Initial (g)	Final (mL)	Spike ID	Source ID	ul Spike	ul Surr.	Sample ID	Extraction Comments	pH		
												<2	5	>11
1	0010758-BLK1	QC	01/24/20 10:21	10.11	5				100					
2	0010758-BS1	QC	01/24/20 10:21	10	5	A191221		100	100					
3	A0A0648-06	A 8081B 2,4+4,4-DDx Only (+Add)	01/24/20 10:21	10.79	5				100	PDI-038SC-A-11-12-191009	MDL. Use Custom Spike. dirt			
4	A0A0712-01	A 8081B 2,4+4,4-DDx Only (+Add)	01/24/20 10:21	10.27	5				100	PDI-079SC-A-08-09-191014	MDL. Use Custom Spike. Mud			
5	0010758-DUP1	QC	01/24/20 10:21	10.25	5		A0A0712-01		100					
6	A0A0712-02	A 8081B 2,4+4,4-DDx Only (+Add)	01/24/20 10:21	10.25	5				100	PDI-079SC-A-09-10-191014	MDL. Use Custom Spike. dirt			
7	A0A0715-01	A 8081B 2,4+4,4-DDx Only (+Add)	01/24/20 10:21	10.38	5				100	PDI-049SC-A-01-02-191015	MDL. Use Custom Spike. Mud			
8	A0A0715-02	A 8081B 2,4+4,4-DDx Only (+Add)	01/24/20 10:21	10.41	5				100	PDI-049SC-A-02-03-191015	MDL. Use Custom Spike. Mud			
9	A0A0715-03	A 8081B 2,4+4,4-DDx Only (+Add)	01/24/20 10:21	10.83	5				100	PDI-052SC-A-05-06-191015	MDL. Use Custom Spike. Mud			
10	A0A0715-04	A 8081B 2,4+4,4-DDx Only (+Add)	01/24/20 10:21	10.40	5				100	PDI-052SC-A-06-07-191015	MDL. Use Custom Spike. Mud			S
11	A0A0715-05	A 8081B 2,4+4,4-DDx Only (+Add)	01/24/20 10:21	10.19	5				100	PDI-055SC-A-02-03-191015	MDL. Use Custom Spike. Mud			S
12	A0A0715-06	A 8081B 2,4+4,4-DDx Only (+Add)	01/24/20 10:21	10.48	5				100	PDI-055SC-A-03-04-191015	MDL. Use Custom Spike. Mud			S
13	A0A0716-01	A 8081B 2,4+4,4-DDx Only (+Add)	01/24/20 10:21	10.41	5				100	PDI-022SC-A-01-02-191016	MDL. Use Custom Spike. dirt			S
14	A0A0716-02	A 8081B 2,4+4,4-DDx Only (+Add)	01/24/20 10:21	10.13	5				100	PDI-022SC-A-02-03-191016	MDL. Use Custom Spike. dirt			
15	A0A0716-03	A 8081B 2,4+4,4-DDx Only (+Add)	01/24/20 10:21	10.56	5				100	PDI-059SC-A-12-13-191016	MDL. Use Custom Spike. dirt			
16	A0A0718-01	A 8081B 2,4+4,4-DDx Only (+Add)	01/24/20 10:21	10.63	5				100	PDI-031SC-A-03-04-191017	MDL. Use Custom Spike. Mud odor			S
17	0010758-MS1	QC	01/24/20 10:21	10.71	5	A191221	A0A0718-01	100	100					S
18	A0A0718-02	A 8081B 2,4+4,4-DDx Only (+Add)	01/24/20 10:21	10.41	5				100	PDI-031SC-A-04-05-191017	MDL. Use Custom Spike. dirt			S

Standards/Reagents

Prepared By: JAG Date: 1/24/20

Reviewed By: _____ Date: _____

Apex Laboratories
PREPARATION BENCH SHEET
BATCH #: 0010758 (Sediment)

Prep Method: EPA 3546

#	Lab Number	Analysis	Prepared	Initial (g)	Final (mL)	Spike ID	Source ID	ul Spike	ul Surr.	Sample ID	Extraction Comments	pH		
												<2	5/8	>11
Reagent(s)				Analyte Spike(s)				Surrogate(s)						
<u>Std ID</u>	<u>Exp. Date</u>	<u>Description</u>		<u>Std ID</u>	<u>Exp. Date</u>	<u>Description</u>		<u>Std ID</u>	<u>Exp. Date</u>	<u>Description</u>				
A13L219	11/30/23	Extractions Balance		A19I221	03/18/20	2,4 + 4,4 DDx Pesticide Matrix Spike		A20A238	07/17/20	8082 PCB Surrogate Spike				
A18K311	12/31/20	Glass Wool												
A19I263	03/18/20	DCM CHEM PROD. 194934												
A19L136	06/06/20	Sodium Sulfate Lot # 194950												

Method 3546 digestion time and temperture achieved.

Initial: *WTT*

Witness: *CM 01/24/20*

S-stained TurboVap

Prepared By: _____ Date _____

Reviewed By: _____ Date _____



ELEMENT SEQUENCE LOG

Apex Laboratories

Sequence: **0A29038**

Instrument: **DUALECD5**

Date: **01/29/20 10:53**

Calibration: **A0A0906**

#	Lab Number	Matrix	Analysis	Client	Due	Batch	ISTD ID	STD ID
1	0A29038-BKD1	Water	QC	QC				A20A019
2	0A29038-CCV1	Water	QC	QC				A19K133
3	0A29038-CCB1	Water	QC	QC				A19L339
4	0010777-BLK1	Water	QC	QC		0010777		
5	0010777-BS1	Water	QC	QC		0010777		
6	0010777-BSD1	Water	QC	QC		0010777		
7	A0A0671-01RE1	Water	608 Pesticides (SW)		02/04/20	0010777		
8	A0A0671-02RE1	Water	608 Pesticides (SW)		02/04/20	0010777		
9	A0A0671-03RE1	Water	608 Pesticides (SW)		02/04/20	0010777		
10	0010776-BLK1	Water	QC	QC		0010776		
11	0010776-BS1	Water	QC	QC		0010776		
12	0010776-BSD1	Water	QC	QC		0010776		
13	A0A0743-01RE1	Water	608 Pesticides (SW)		02/05/20	0010776		
14	0A29038-CCV2	Water	QC	QC				A19K134
15	0A29038-CCV3	Water	QC	QC				A19J409
16	0A29038-CCB2	Water	QC	QC				A19L339
17	A0A0776-01RE1	Water	608 Pesticides (SW)		02/05/20	0010776		
18	0010778-BLK1	Sediment	QC	QC		0010778		
19	0010778-BS1	Sediment	QC	QC		0010778		
20	A0A0648-06RE1	Sediment	8081B 2,4+4,4-DDx Only (+Add)	Anchor QEA, LLC	02/04/20	0010778		
21	A0A0712-02RE1	Sediment	8081B 2,4+4,4-DDx Only (+Add)	Anchor QEA, LLC	02/05/20	0010778		
22	A0A0716-03RE1	Sediment	8081B 2,4+4,4-DDx Only (+Add)	Anchor QEA, LLC	02/05/20	0010778		
23	A0A0718-02RE1	Sediment	8081B 2,4+4,4-DDx Only (+Add)	Anchor QEA, LLC	02/05/20	0010778		
24	A0A0712-01RE1	Sediment	8081B 2,4+4,4-DDx Only (+Add)	Anchor QEA, LLC	02/05/20	0010778		
25	0A29038-IBL1	Water	QC	QC				
26	0010778-DUP1	Sediment	QC	QC		0010778		
27	0A29038-IBL2	Water	QC	QC				
28	A0A0716-02RE1	Sediment	8081B 2,4+4,4-DDx Only (+Add)	Anchor QEA, LLC	02/05/20	0010778		
29	0A29038-IBL3	Water	QC	QC				
30	0A29038-CCV4	Water	QC	QC				A19K133
31	0A29038-CCV5	Water	QC	QC				A19J408
32	0A29038-CCB3	Water	QC	QC				A19L339
33	A0A0715-01RE1	Sediment	8081B 2,4+4,4-DDx Only (+Add)	Anchor QEA, LLC	02/05/20	0010778		
34	0A29038-IBL4	Water	QC	QC				
35	A0A0715-02RE1	Sediment	8081B 2,4+4,4-DDx Only (+Add)	Anchor QEA, LLC	02/05/20	0010778		
36	0A29038-IBL5	Water	QC	QC				
37	A0A0715-03RE1	Sediment	8081B 2,4+4,4-DDx Only (+Add)	Anchor QEA, LLC	02/05/20	0010778		
38	0A29038-IBL6	Water	QC	QC				
39	A0A0715-04RE1	Sediment	8081B 2,4+4,4-DDx Only (+Add)	Anchor QEA, LLC	02/05/20	0010778		
40	0A29038-IBL7	Water	QC	QC				
41	0A29038-CCV6	Water	QC	QC				A19K134
42	0A29038-CCV7	Water	QC	QC				A19J409
43	0A29038-CCB4	Water	QC	QC				A19L339
44	0A29038-IBL8	Water	QC	QC				

Data Entered By: MTB 1/30/20

Comments:

Data Reviewed By: MTB 1/31/20

Quantitation Report (QT Reviewed)

Data Path : C:\msdchem\4\data\2020-01\0A29038\
 Data File : ECD5-01292003.D
 Signal(s) : Signal #1: ECD1A.CH Signal #2: ECD2B.CH
 Acq On : 29 Jan 2020 11:40
 Operator : MJB
 Sample : 0A29038-BKD1
 Misc : A20A019
 ALS Vial : 2 (Sig #1); 0 (Sig #2) Sample Multiplier: 1

Integration File signal 1: PEST1.e
 Integration File signal 2: PEST2.e
 Quant Time: Jan 29 11:53:32 2020
 Quant Method : C:\msdchem\4\methods\PestBreakdownCHK_200107RT2.M
 Quant Title : Pesticides
 QLast Update : Thu Aug 21 11:53:22 2014
 Response via : Initial Calibration
 Integrator: ChemStation 6890 Scale Mode: Small noise peaks clipped

Compound	R.T.	Response	Conc	Units

Target Compounds				
1) 4,4'-DDE	7.528	642930	NoCal	ng/mL
2) Endrin	7.892	89343882	NoCal	ng/mL
3) 4,4'-DDD	7.946	9226153	NoCal	ng/mL
4) 4,4'-DDT	8.142	149610024	NoCal	ng/mL
5) Endrin Aldehyde	8.337	1413146	NoCal	ng/mL
6) Endrin Ketone	8.831	4989813	NoCal	ng/mL
8) 4,4'-DDE [2C]	8.412	869684	NoCal	ng/mL
9) Endrin [2C]	8.789	134937661	NoCal	ng/mL
10) 4,4'-DDD [2C]	8.829	14325628	NoCal	ng/mL
11) Endrin Aldehyde [2C]	9.173	1786498	NoCal	ng/mL
12) 4,4'-DDT [2C]	9.057	212540130	NoCal	ng/mL
13) Endrin Ketone [2C]	9.766	8395571	NoCal	ng/mL

(f)=RT Delta > 1/2 Window

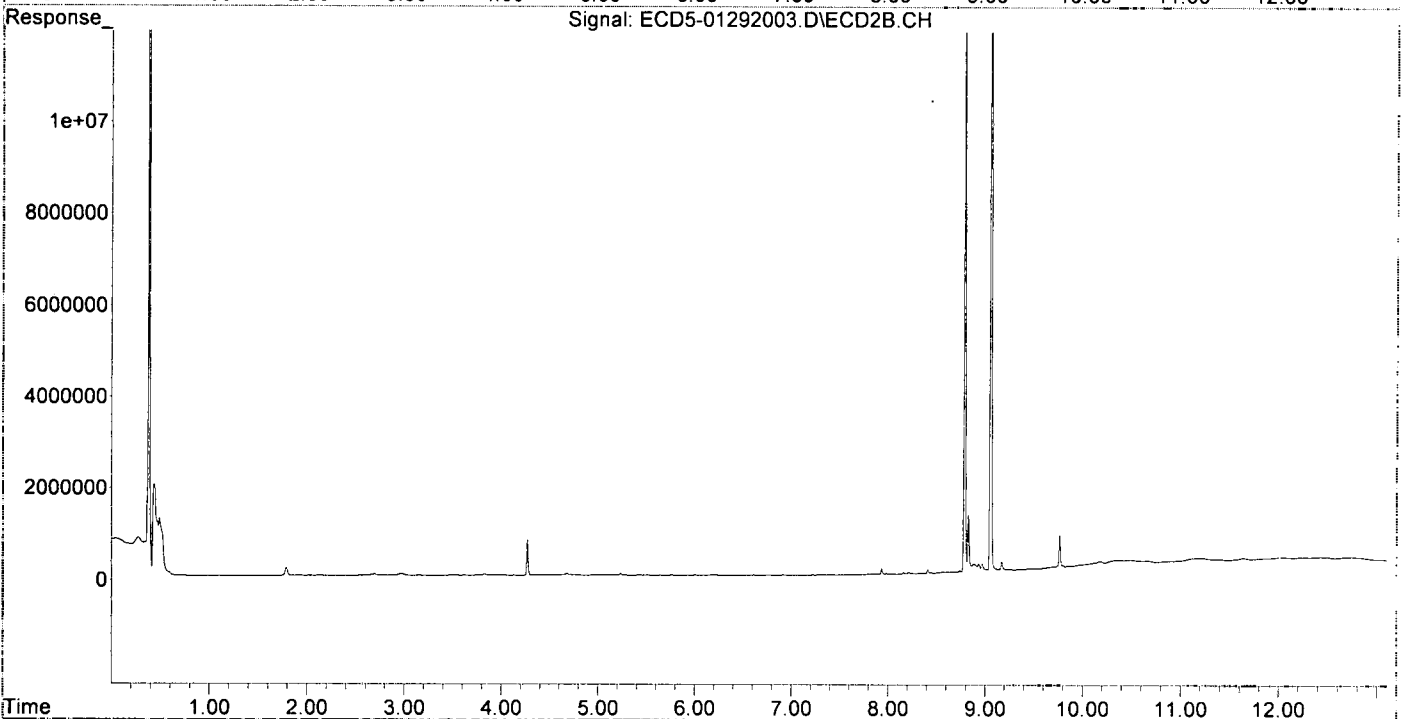
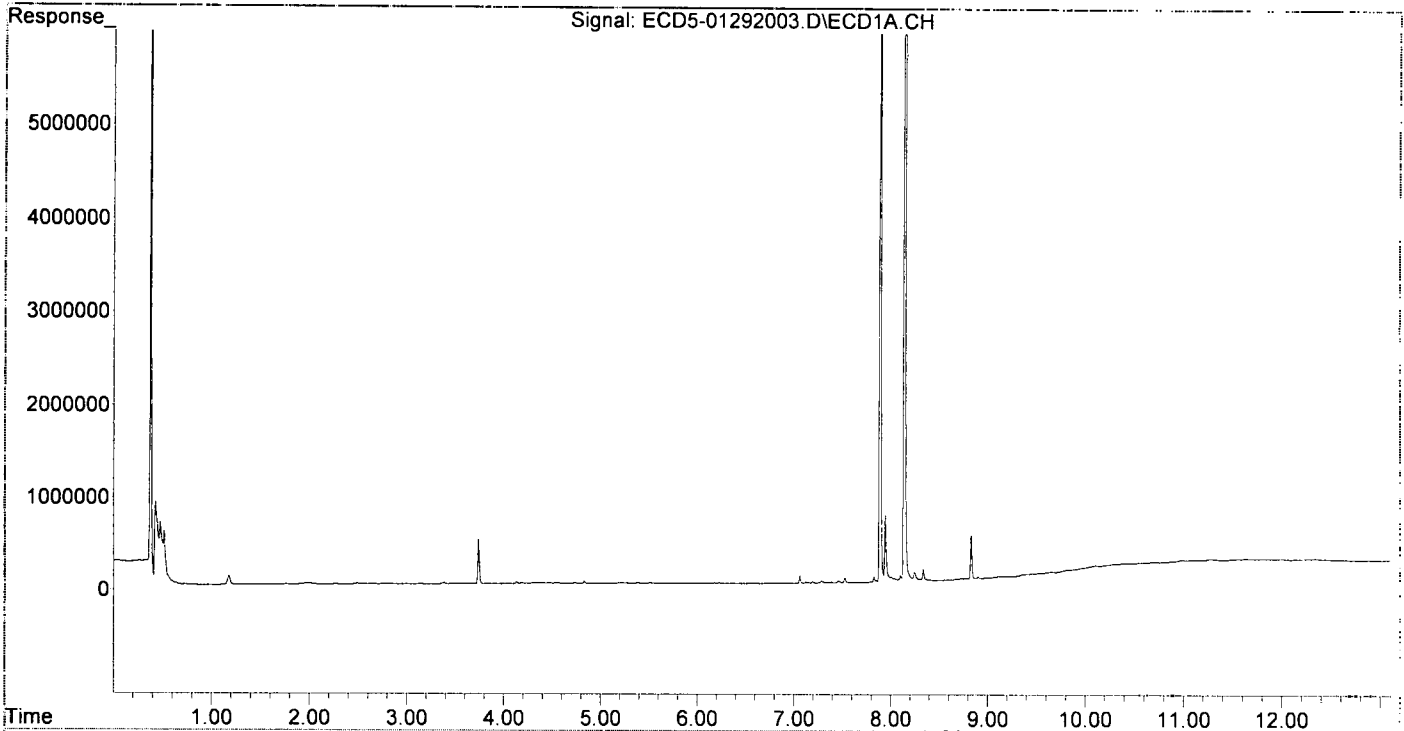
(m)=manual int.

MJB
1/29/20

Quantitation Report (QT Reviewed)

Data Path : C:\msdchem\4\data\2020-01\0A29038\
Data File : ECD5-01292003.D
Signal(s) : Signal #1: ECD1A.CH Signal #2: ECD2B.CH
Acq On : 29 Jan 2020 11:40
Operator : MJB
Sample : 0A29038-BKD1
Misc : A20A019
ALS Vial : 2 (Sig #1); 0 (Sig #2) Sample Multiplier: 1

Integration File signal 1: PEST1.e
Integration File signal 2: PEST2.e
Quant Time: Jan 29 11:53:32 2020
Quant Method : C:\msdchem\4\methods\PestBreakdownCHK_200107RT2.M
Quant Title : Pesticides
QLast Update : Thu Aug 21 11:53:22 2014
Response via : Initial Calibration
Integrator: ChemStation 6890 Scale Mode: Small noise peaks clipped



Quantitation Report (QT Reviewed)

Data Path : R:\data\2020-01\0A29038\
 Data File : ECD5-01292004.D
 Signal(s) : Signal #1: ECD1A.CH Signal #2: ECD2B.CH
 Acq On : 29 Jan 2020 11:57
 Operator : MJB
 Sample : 0A29038-CCV1
 Misc : A19K133, AB 50 ppb
 ALS Vial : 3 (Sig #1); 0 (Sig #2) Sample Multiplier: 1

Integration File signal 1: PEST1.e
 Integration File signal 2: PEST2.e
 Quant Time: Jan 29 16:13:17 2020
 Quant Method : R:\methods\ECD5_QUANTPEST_200107RT2.M
 Quant Title : Instrument: DualECD5
 QLast Update : Thu Jan 09 11:11:29 2020
 Response via : Initial Calibration
 Integrator: ChemStation 6890 Scale Mode: Small noise peaks clipped

MJB
1/29/20

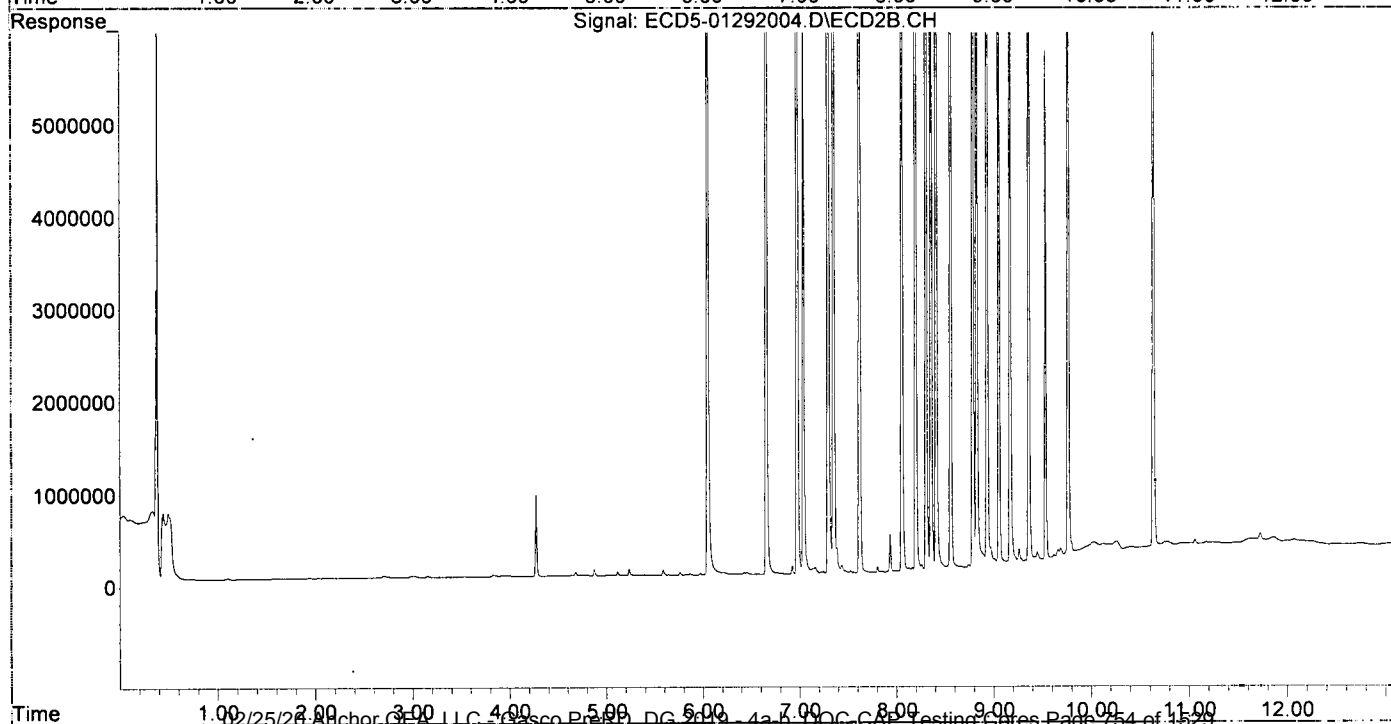
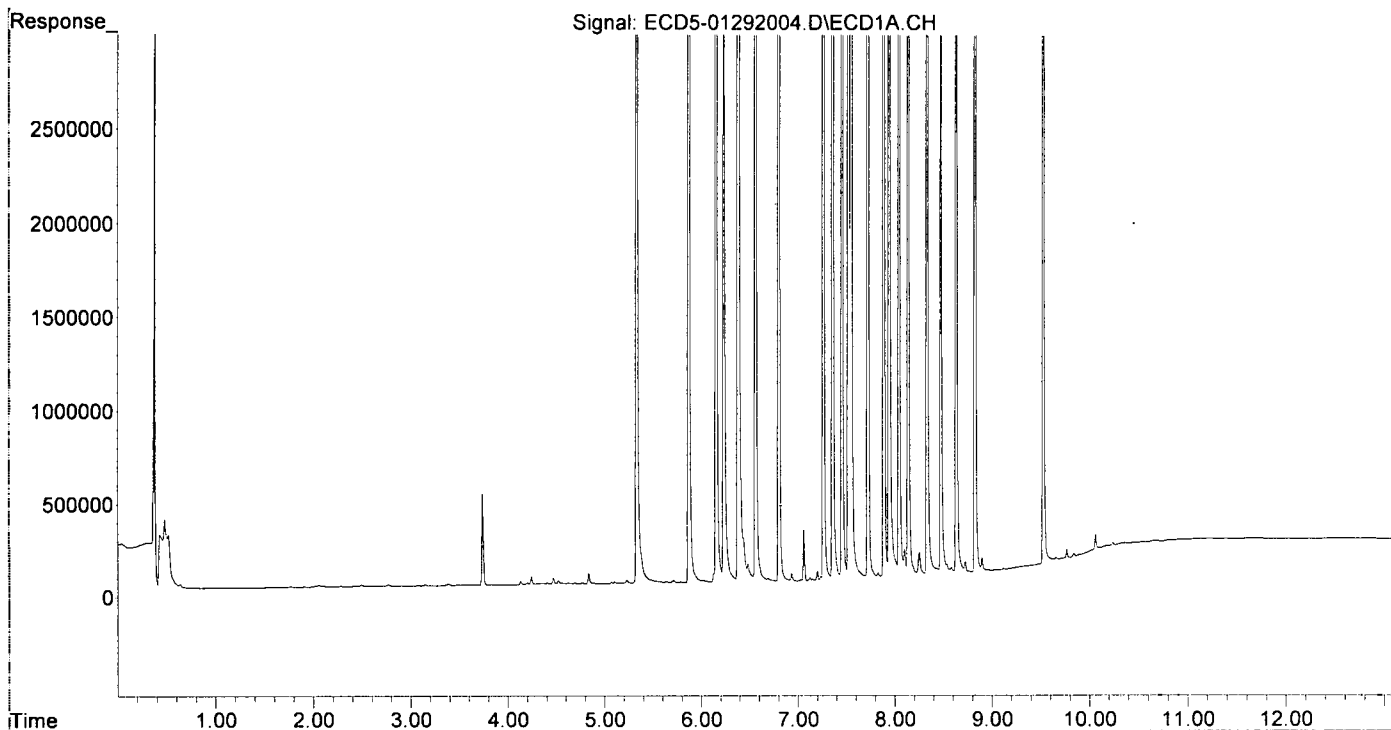
Compound	RT#1	RT#2	Resp#1	Resp#2	ng/mL	ng/mL
System Monitoring Compounds						
1) S TCMX (S)	5.334	6.048	8725704	14468784	44.687	48.539
22) S DCBP (S)	9.531	10.638	7494054	9077945	50.248	51.015
Target Compounds						
2) a-BHC	5.873	6.656	12934978	23300442	49.152	56.424
3) g-BHC	6.156	6.975	11039231	19878127	47.277	54.446
4) b-BHC	6.235	7.038	3776634	7543501	38.607	46.896
5) Heptachlor	6.564	7.352	11231749	19541417	49.428	55.126
6) d-BHC	6.385	7.295	9113487	18551233	41.835	52.077
7) Aldrin	6.804	7.620	10951174	18662773	49.634	56.035
8) Heptachlo...	7.265	8.058	9939155	16610185	48.212	53.923
9) trans-Chl...	7.361	8.199	10173061	16695200	48.278	53.539
10) cis-Chlor...	7.458	8.307	9841555	16093178	48.095	54.250
11) Endosulfa...	7.554	8.358	9615129	15265905	49.613	54.936
12) 4,4'-DDE	7.524	8.411	9278432	16323684	45.000m	52.710
13) Dieldrin	7.726	8.559	10579559	16923341	49.121	54.781
14) Endrin	7.890	8.788	9577929	14140573	55.358	60.181
15) 4,4'-DDD	7.945	8.828	8006105	13949320	46.371	56.749
16) Endosulfa...	8.047	8.935	7976576	13515366	46.751	55.323
17) 4,4'-DDT	8.142	9.056	7121556	10596473	42.989	45.750
18) Endrin Al...	8.336	9.172	6936511	10858914	45.303	48.563
19) Endosulfa...	8.637	9.363	8182369	12734913	51.128	57.450
20) Methoxychlor	8.479	9.533	3634058	5486628	41.960	46.133
21) Endrin Ke...	8.830	9.766	9643866	14509180	50.499	57.937
23) Hexachlor...	3.146	0.000	6817	0	0.034	N.D. #
24) Hexachlor...	5.715	0.000	13079	0	BelowCal	N.D.
25) Oxychlorane	7.200	7.984	50886	7938	0.088	0.028 #
26) 2,4'-DDE	7.265	8.199	9939155	16695200	69.704	79.278
27) trans-Non...	7.458	8.260	9841555	55085	49.273	0.179 #
28) 2,4'-DDD	0.000	8.559	0	16923341	N.D.	91.755 #
29) 2,4'-DDT	7.827	8.788	21344	14140573	0.146	68.142 #
30) cis-Nonac...	7.890f	8.828	9577929	13949320	40.637	40.890
31) Mirex	8.585	9.766	28679	14509180	6722.835	77.261 #
32) Chlordane...	7.458f	8.260	9841555	55085	419.475	1.416 #
33) Chlordane...	0.000	8.358	0	15265905	N.D.	475.604 #
34) Chlordane...	8.047	9.056	7976576	10596473	1048.503	997.998
35) Chlordane...	3.829f	0.000	2455	0	NoCal	N.D.
36) Toxaphene...	7.458f	0.000	9841555	0	9344.237	N.D. #
37) Toxaphene...	7.827f	8.935	21344	13515366	10.976	3880.873 #
38) Toxaphene...	8.100	8.971	139888	189637	29.305	33.019
39) Toxaphene...	8.336	9.056	6936511	10596473	1716.943	1174.037
40) Toxaphene...	8.585	9.262f	28679	141763	8.723	28.229 #
41) Toxaphene...	8.637	9.617	8182369	22002	1884.314	3.919 #
42) Toxaphene...	3.829f	0.000	2455	0	NoCal	N.D.

(f)=RT Delta > 1/2 Window (#)=Amounts differ by > 40% (m)=manual int.

Quantitation Report (QT Reviewed)

Data Path : R:\data\2020-01\0A29038\
Data File : ECD5-01292004.D
Signal(s) : Signal #1: ECD1A.CH Signal #2: ECD2B.CH
Acq On : 29 Jan 2020 11:57
Operator : MJB
Sample : 0A29038-CCV1
Misc : A19K133, AB 50 ppb
ALS Vial : 3 (Sig #1); 0 (Sig #2) Sample Multiplier: 1

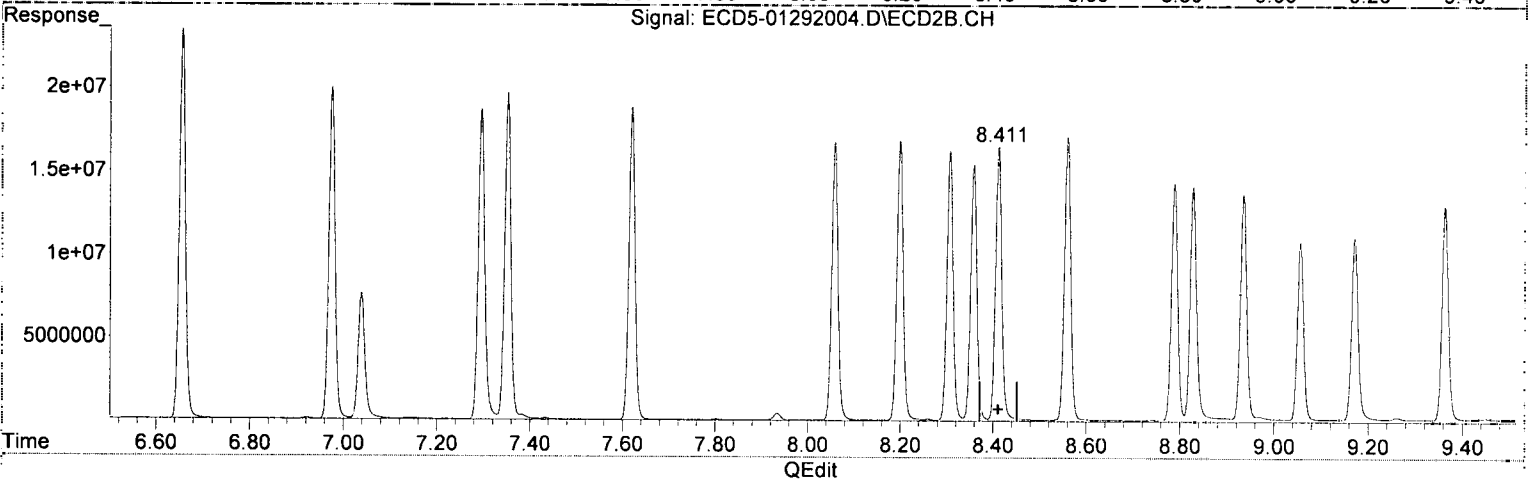
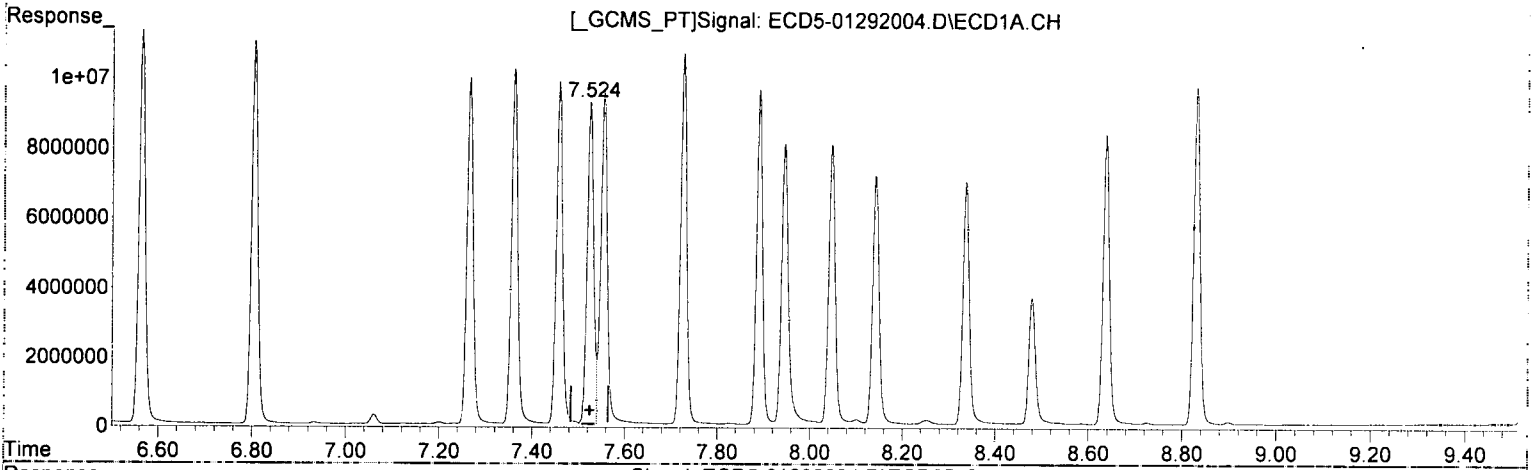
Integration File signal 1: PEST1.e
Integration File signal 2: PEST2.e
Quant Time: Jan 29 16:13:17 2020
Quant Method : R:\methods\ECD5_QUANTPEST_200107RT2.M
Quant Title : Instrument: DualECD5
QLast Update : Thu Jan 09 11:11:29 2020
Response via : Initial Calibration
Integrator: ChemStation 6890 Scale Mode: Small noise peaks clipped



Quantitation Report (Qedit)

Data Path : R:\data\2020-01\0A29038\
Data File : ECD5-01292004.D
Signal(s) : Signal #1: ECD1A.CH Signal #2: ECD2B.CH
Acq On : 29 Jan 2020 11:57
Operator : MJB
Sample : 0A29038-CCV1
Misc : A19K133, AB 50 ppb
ALS Vial : 3 (Sig #1); 0 (Sig #2) Sample Multiplier: 1

Integration File signal 1: PEST1.e
Integration File signal 2: PEST2.e
Quant Time: Jan 29 16:02:12 2020
Quant Method : R:\methods\ECD5_QUANTPEST_200107RT2.M
Quant Title : Instrument: DualECD5
QLast Update : Thu Jan 09 11:11:29 2020
Response via : Initial Calibration
Integrator: ChemStation 6890 Scale Mode: Small noise peaks clipped



(12) 4,4'-DDE

7.524min 45.000 ng/mL (m)
response 9278432

MJB 1/29/20

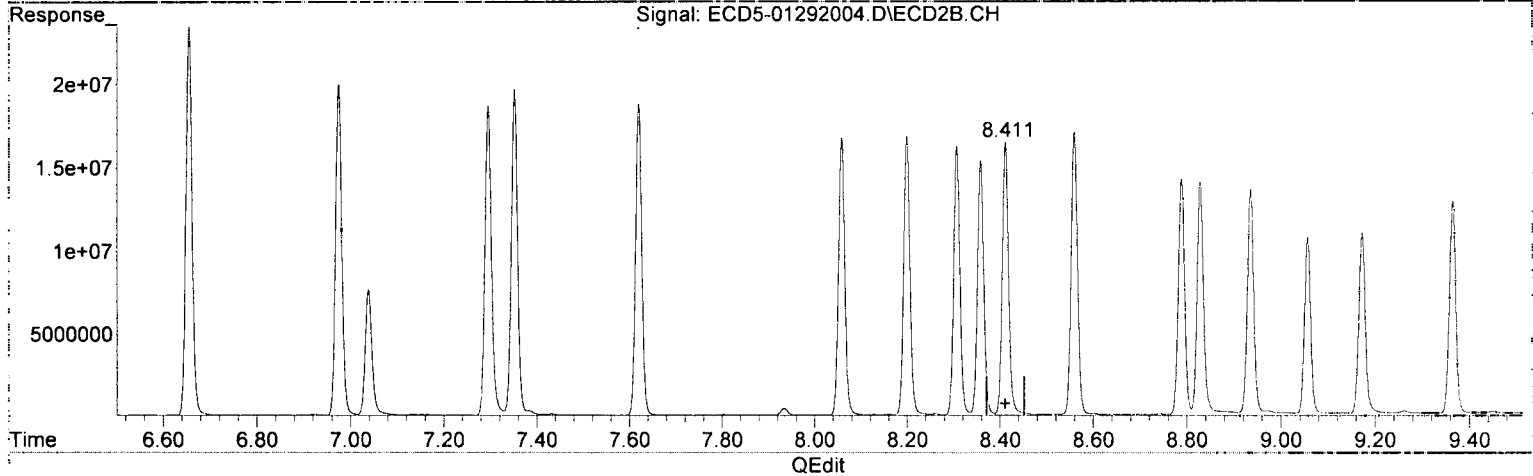
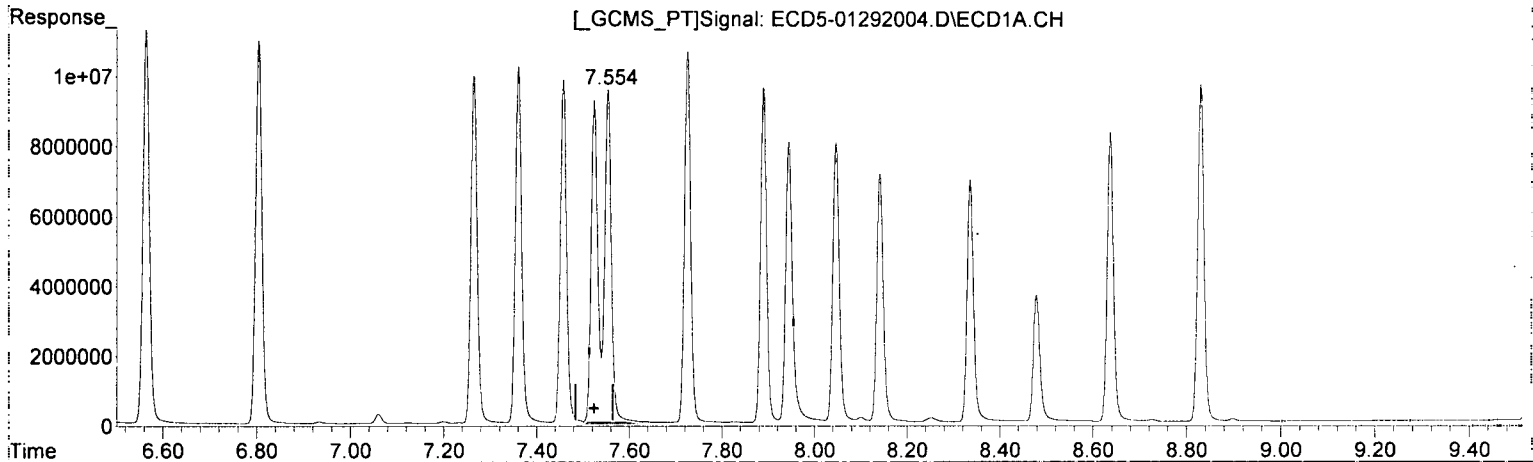
(12) 4,4'-DDE #2

8.411min 52.710 ng/mL
response 16323684

Quantitation Report (Qedit)

Data Path : R:\data\2020-01\0A29038\
Data File : ECD5-01292004.D
Signal(s) : Signal #1: ECD1A.CH Signal #2: ECD2B.CH
Acq On : 29 Jan 2020 11:57
Operator : MJB
Sample : 0A29038-CCV1
Misc : A19K133, AB 50 ppb
ALS Vial : 3 (Sig #1); 0 (Sig #2) Sample Multiplier: 1

Integration File signal 1: PEST1.e
Integration File signal 2: PEST2.e
Quant Time: Jan 29 16:02:12 2020
Quant Method : R:\methods\ECD5_QUANTPEST_200107RT2.M
Quant Title : Instrument: DualECD5
QLast Update : Thu Jan 09 11:11:29 2020
Response via : Initial Calibration
Integrator: ChemStation 6890 Scale Mode: Small noise peaks clipped



(12) 4,4'-DDE
7.554min 46.633 ng/mL
response 9615129

MJB
1/29/20

(12) 4,4'-DDE #2
8.411min 52.710 ng/mL
response 16323684

Quantitation Report (Not Reviewed)

Data Path : R:\data\2020-01\0A29038\
 Data File : ECD5-01292004.D
 Signal(s) : Signal #1: ECD1A.CH Signal #2: ECD2B.CH
 Acq On : 29 Jan 2020 11:57
 Operator : MJB
 Sample : 0A29038-CCV1
 Misc : A19K133, AB 50 ppb
 ALS Vial : 3 (Sig #1); 0 (Sig #2) Sample Multiplier: 1

Integration File signal 1: PEST1.e
 Integration File signal 2: PEST2.e
 Quant Time: Jan 29 16:02:12 2020
 Quant Method : R:\methods\ECD5_QUANTPEST_200107RT2.M
 Quant Title : Instrument: DualECD5
 QLast Update : Thu Jan 09 11:11:29 2020
 Response via : Initial Calibration
 Integrator: ChemStation 6890 Scale Mode: Small noise peaks clipped

MJ

*MJB
1/29/20*

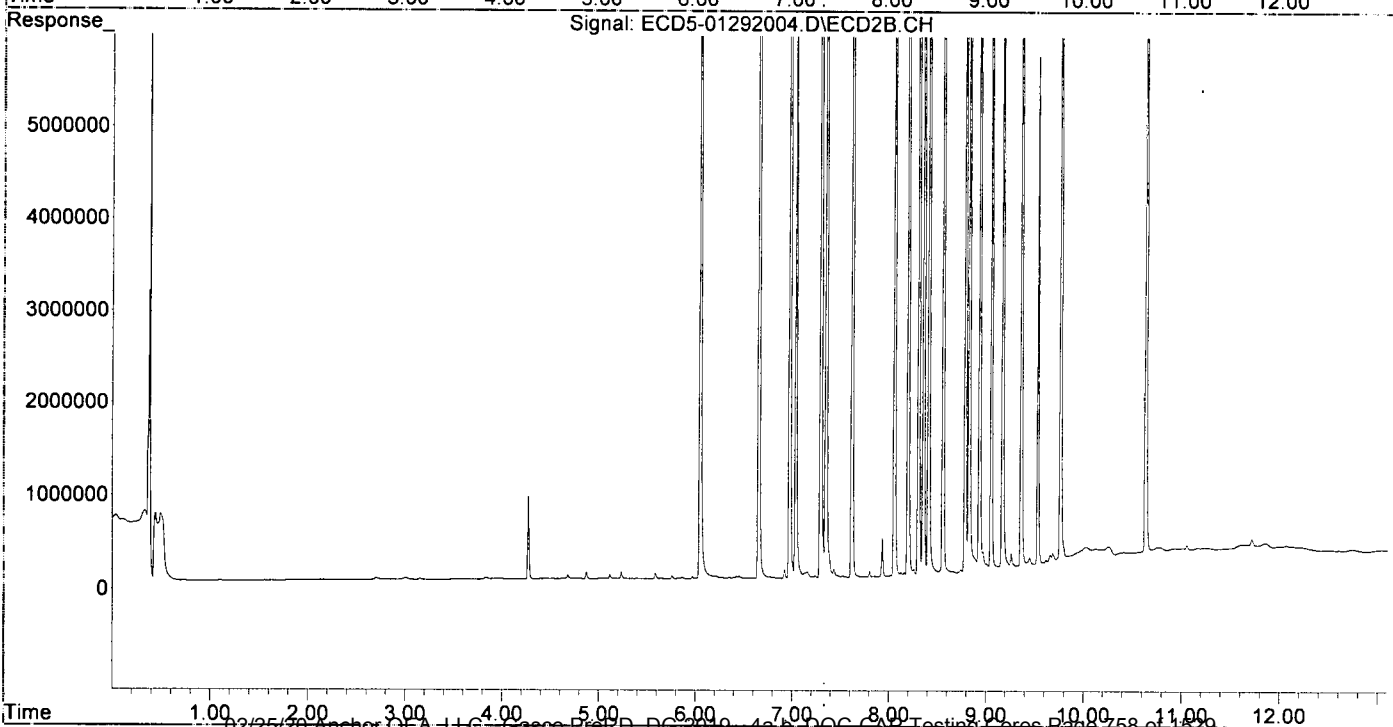
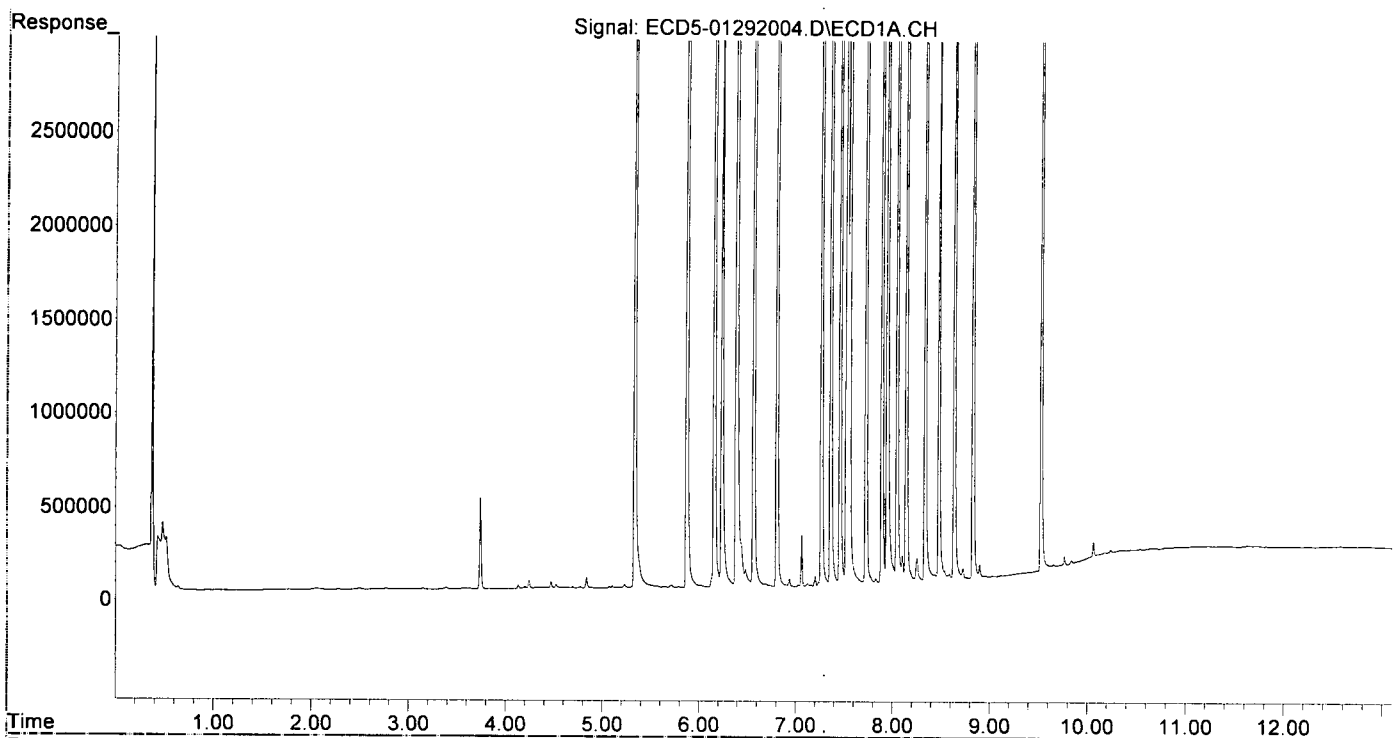
Compound	RT#1	RT#2	Resp#1	Resp#2	ng/mL	ng/mL
System Monitoring Compounds						
1) S TCMX (S)	5.334	6.048	8725704	14468784	44.687	48.539
22) S DCBP (S)	9.531	10.638	7494054	9077945	50.248	51.015
Target Compounds						
2) a-BHC	5.873	6.656	12934978	23300442	49.152	56.424
3) g-BHC	6.156	6.975	11039231	19878127	47.277	54.446
4) b-BHC	6.235	7.038	3776634	7543501	38.607	46.896
5) Heptachlor	6.564	7.352	11231749	19541417	49.428	55.126
6) d-BHC	6.385	7.295	9113487	18551233	41.835	52.077
7) Aldrin	6.804	7.620	10951174	18662773	49.634	56.035
8) Heptachlo...	7.265	8.058	9939155	16610185	48.212	53.923
9) trans-Chl...	7.361	8.199	10173061	16695200	48.278	53.539
10) cis-Chlor...	7.458	8.307	9841555	16093178	48.095	54.250
11) Endosulfa...	7.554	8.358	9615129	15265905	49.613	54.936
12) 4,4'-DDE	7.554f	8.411	9615129	16323684	46.633	52.710
13) Dieldrin	7.726	8.559	10579559	16923341	49.121	54.781
14) Endrin	7.890	8.788	9577929	14140573	55.358	60.181
15) 4,4'-DDD	7.945	8.828	8006105	13949320	46.371	56.749
16) Endosulfa...	8.047	8.935	7976576	13515366	46.751	55.323
17) 4,4'-DDT	8.142	9.056	7121556	10596473	42.989	45.750
18) Endrin Al...	8.336	9.172	6936511	10858914	45.303	48.563
19) Endosulfa...	8.637	9.363	8182369	12734913	51.128	57.450
20) Methoxychlor	8.479	9.533	3634058	5486628	41.960	46.133
21) Endrin Ke...	8.830	9.766	9643866	14509180	50.499	57.937
23) Hexachlor...	3.146	0.000	6817	0	0.034	N.D. #
24) Hexachlor...	5.715	0.000	13079	0	BelowCal	N.D.
25) Oxychlordane	7.200	7.984	50886	7938	0.088	0.028 #
26) 2,4'-DDE	7.265	8.199	9939155	16695200	69.704	79.278
27) trans-Non...	7.458	8.260	9841555	55085	49.273	0.179 #
28) 2,4'-DDD	0.000	8.559	0	16923341	N.D.	91.755 #
29) 2,4'-DDT	7.827	8.788	21344	14140573	0.146	68.142 #
30) cis-Nonac...	7.890f	8.828	9577929	13949320	40.637	40.890
31) Mirex	8.585	9.766	28679	14509180	6722.835	77.261 #
32) Chlordane...	7.458f	8.260	9841555	55085	419.475	1.416 #
33) Chlordane...	0.000	8.358	0	15265905	N.D.	475.604 #
34) Chlordane...	8.047	9.056	7976576	10596473	1048.503	997.998
35) Chlordane...	3.829f	0.000	2455	0	NoCal	N.D.
36) Toxaphene...	7.458f	0.000	9841555	0	9344.237	N.D. #
37) Toxaphene...	7.827f	8.935	21344	13515366	10.976	3880.873 #
38) Toxaphene...	8.100	8.971	139888	189637	29.305	33.019
39) Toxaphene...	8.336	9.056	6936511	10596473	1716.943	1174.037
40) Toxaphene...	8.585	9.262f	28679	141763	8.723	28.229 #
41) Toxaphene...	8.637	9.617	8182369	22002	1884.314	3.919 #
42) Toxaphene...	3.829f	0.000	2455	0	NoCal	N.D.

(f)=RT Delta > 1/2 Window (#)=Amounts differ by > 40% (m)=manual int.

Quantitation Report (Not Reviewed)

Data Path : R:\data\2020-01\0A29038\
Data File : ECD5-01292004.D
Signal(s) : Signal #1: ECD1A.CH Signal #2: ECD2B.CH
Acq On : 29 Jan 2020 11:57
Operator : MJB
Sample : 0A29038-CCV1
Misc : A19K133, AB 50 ppb
ALS Vial : 3 (Sig #1); 0 (Sig #2) Sample Multiplier: 1

Integration File signal 1: PEST1.e
Integration File signal 2: PEST2.e
Quant Time: Jan 29 16:02:12 2020
Quant Method : R:\methods\ECD5_QUANTPEST_200107RT2.M
Quant Title : Instrument: DualECD5
QLast Update : Thu Jan 09 11:11:29 2020
Response via : Initial Calibration
Integrator: ChemStation 6890 Scale Mode: Small noise peaks clipped



Quantitation Report (Not Reviewed)

Data Path : R:\data\2020-01\0A29038\
 Data File : ECD5-01292005.D
 Signal(s) : Signal #1: ECD1A.CH Signal #2: ECD2B.CH
 Acq On : 29 Jan 2020 12:14
 Operator : MJB
 Sample : 0A29038-CCB1
 Misc : A19L339
 ALS Vial : 7 (Sig #1); 0 (Sig #2) Sample Multiplier: 1

Integration File signal 1: PEST1.e
 Integration File signal 2: PEST2.e
 Quant Time: Jan 29 16:02:18 2020
 Quant Method : R:\methods\ECD5_QUANTPEST_200107RT2.M
 Quant Title : Instrument: DualECD5
 QLast Update : Thu Jan 09 11:11:29 2020
 Response via : Initial Calibration
 Integrator: ChemStation 6890 Scale Mode: Small noise peaks clipped

MJB
1/29/20

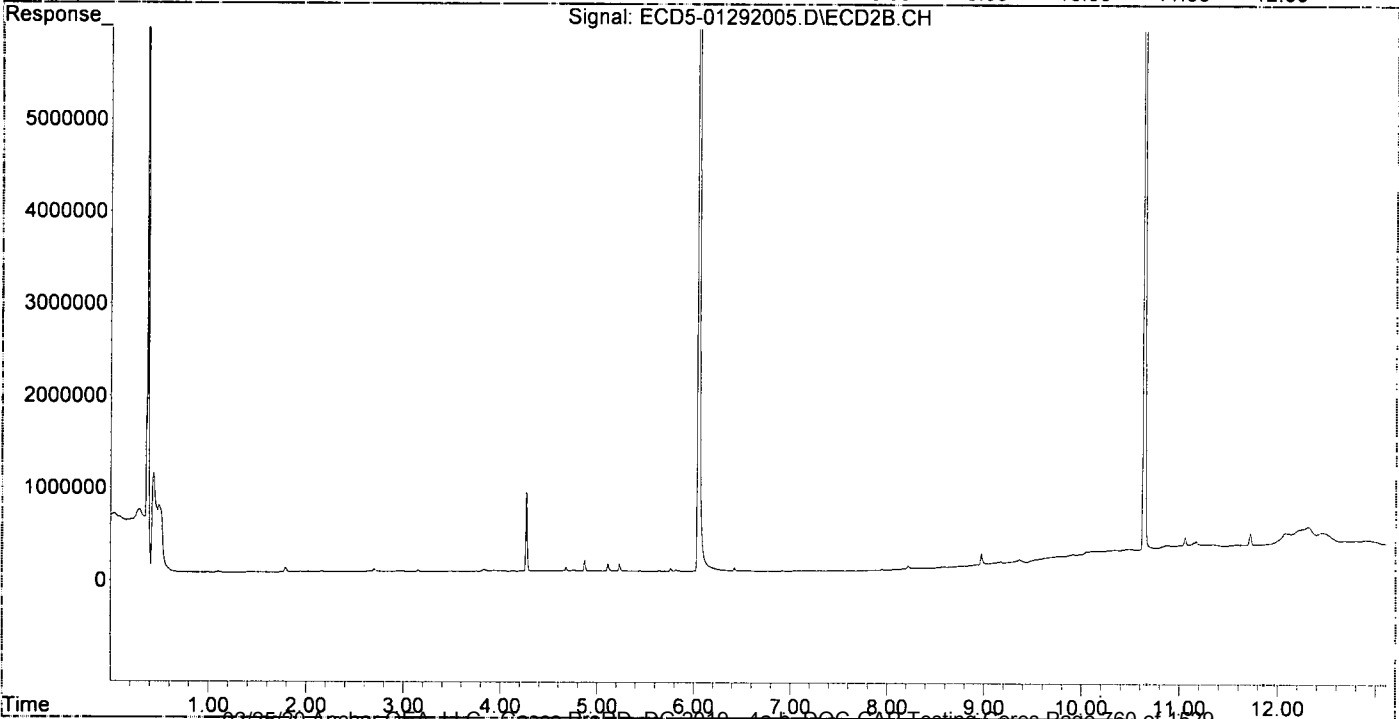
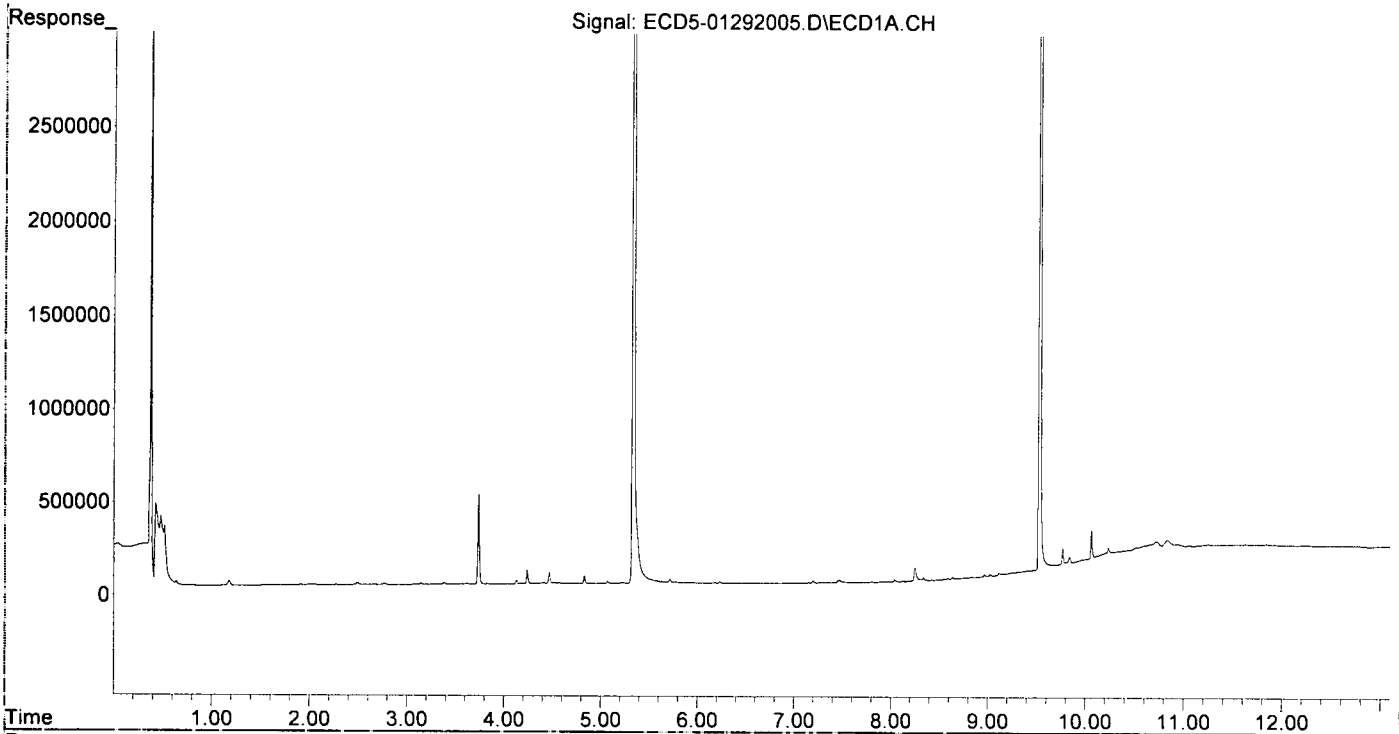
Compound	RT#1	RT#2	Resp#1	Resp#2	ng/mL	ng/mL
System Monitoring Compounds						
1) S TCMX (S)	5.333	6.047	17082314	30129673	87.485	101.078
22) S DCBP (S)	9.530	10.637	14106476	18577664	95.253	104.400
Target Compounds						
2) a-BHC	0.000	0.000	0	0	N.D.	N.D.
3) g-BHC	0.000	0.000	0	0	N.D.	N.D.
4) b-BHC	6.231	0.000	8478	0	5931.916	N.D. #
5) Heptachlor	0.000	0.000	0	0	N.D.	N.D.
6) d-BHC	0.000	7.298	0	7375	N.D.	0.080 #
7) Aldrin	0.000	7.628	0	6209	N.D.	0.019 #
8) Heptachlo...	0.000	0.000	0	0	N.D.	N.D.
9) trans-Chl...	7.350	8.218	4159	28464	0.020	0.091 #
10) cis-Chlor...	7.465	0.000	14280	0	0.070	N.D. #
11) Endosulfa...	0.000	0.000	0	0	N.D.	N.D.
12) 4,4'-DDE	0.000	0.000	0	0	N.D.	N.D.
13) Dieldrin	0.000	0.000	0	0	N.D.	N.D.
14) Endrin	0.000	8.793	0	3141	N.D.	0.013 #
15) 4,4'-DDD	7.953	8.793f	2444	3141	0.014	0.013
16) Endosulfa...	8.041	8.936	12090	3187	0.071	0.013 #
17) 4,4'-DDT	0.000	0.000	0	0	N.D.	N.D.
18) Endrin Al...	8.337	9.171	17181	17495	0.112	0.078
19) Endosulfa...	8.639	9.364	10947	31066	0.068	0.140 #
20) Methoxychlor	8.474	9.541	5186	20203	0.060	0.170 #
21) Endrin Ke...	8.832	9.767	4770	39322	0.025	0.157 #
23) Hexachlor...	3.144	0.000	9069	0	0.045	N.D. #
24) Hexachlor...	5.716	0.000	24060	0	BelowCal	N.D.
25) Oxychlordane	7.197	7.947f	12236	13223	BelowCal	0.047
26) 2,4'-DDE	0.000	8.218f	0	28464	N.D.	0.135 #
27) trans-Non...	7.465	0.000	14280	0	BelowCal	N.D.
28) 2,4'-DDD	0.000	0.000	0	0	N.D.	N.D.
29) 2,4'-DDT	0.000	8.793	0	3141	N.D.	BelowCal
30) cis-Nonac...	7.953f	8.793f	2444	3141	0.010	0.009
31) Mirex	8.588	9.767	6874	39322	6722.996	BelowCal #
32) Chlordane...	0.000	0.000	0	0	N.D.	N.D.
33) Chlordane...	0.000	0.000	0	0	N.D.	N.D.
34) Chlordane...	8.041f	0.000	12090	0	1.589	N.D. #
35) Chlordane...	0.000	0.000	0	0	N.D.	N.D.
36) Toxaphene...	7.465f	0.000	14280	0	13.558	N.D. #
37) Toxaphene...	0.000	8.936	0	3187	N.D.	0.915 #
38) Toxaphene...	0.000	8.973	0	117885	N.D.	19.053 #
39) Toxaphene...	8.337	0.000	17181	0	4.253	N.D. #
40) Toxaphene...	8.588	0.000	6874	0	2.091	N.D. #
41) Toxaphene...	8.639	9.614	10947	33413	2.521	5.952 #
42) Toxaphene...	0.000	3.826f	0	19979	N.D.	NoCal

(f)=RT Delta > 1/2 Window (#)=Amounts differ by > 40% (m)=manual int.

Quantitation Report (Not Reviewed)

Data Path : R:\data\2020-01\0A29038\
Data File : ECD5-01292005.D
Signal(s) : Signal #1: ECD1A.CH Signal #2: ECD2B.CH
Acq On : 29 Jan 2020 12:14
Operator : MJB
Sample : 0A29038-CCB1
Misc : A19L339
ALS Vial : 7 (Sig #1); 0 (Sig #2) Sample Multiplier: 1

Integration File signal 1: PEST1.e
Integration File signal 2: PEST2.e
Quant Time: Jan 29 16:02:18 2020
Quant Method : R:\methods\ECD5_QUANTPEST_200107RT2.M
Quant Title : Instrument: DualECD5
QLast Update : Thu Jan 09 11:11:29 2020
Response via : Initial Calibration
Integrator: ChemStation 6890 Scale Mode: Small noise peaks clipped



Quantitation Report (Not Reviewed)

Data Path : R:\data\2020-01\0A29038\
 Data File : ECD5-01292006.D
 Signal(s) : Signal #1: ECD1A.CH Signal #2: ECD2B.CH
 Acq On : 29 Jan 2020 12:31
 Operator : MJB
 Sample : 0010777-BLK1
 Misc : 1x, 608 (SW), GPC
 ALS Vial : 8 (Sig #1); 0 (Sig #2) Sample Multiplier: 1

Integration File signal 1: PEST1.e
 Integration File signal 2: PEST2.e
 Quant Time: Jan 29 16:02:24 2020
 Quant Method : R:\methods\ECD5_QUANTPEST_200107RT2.M
 Quant Title : Instrument: DualECD5
 QLast Update : Thu Jan 09 11:11:29 2020
 Response via : Initial Calibration
 Integrator: ChemStation 6890 Scale Mode: Small noise peaks clipped

MJB
1/29/20

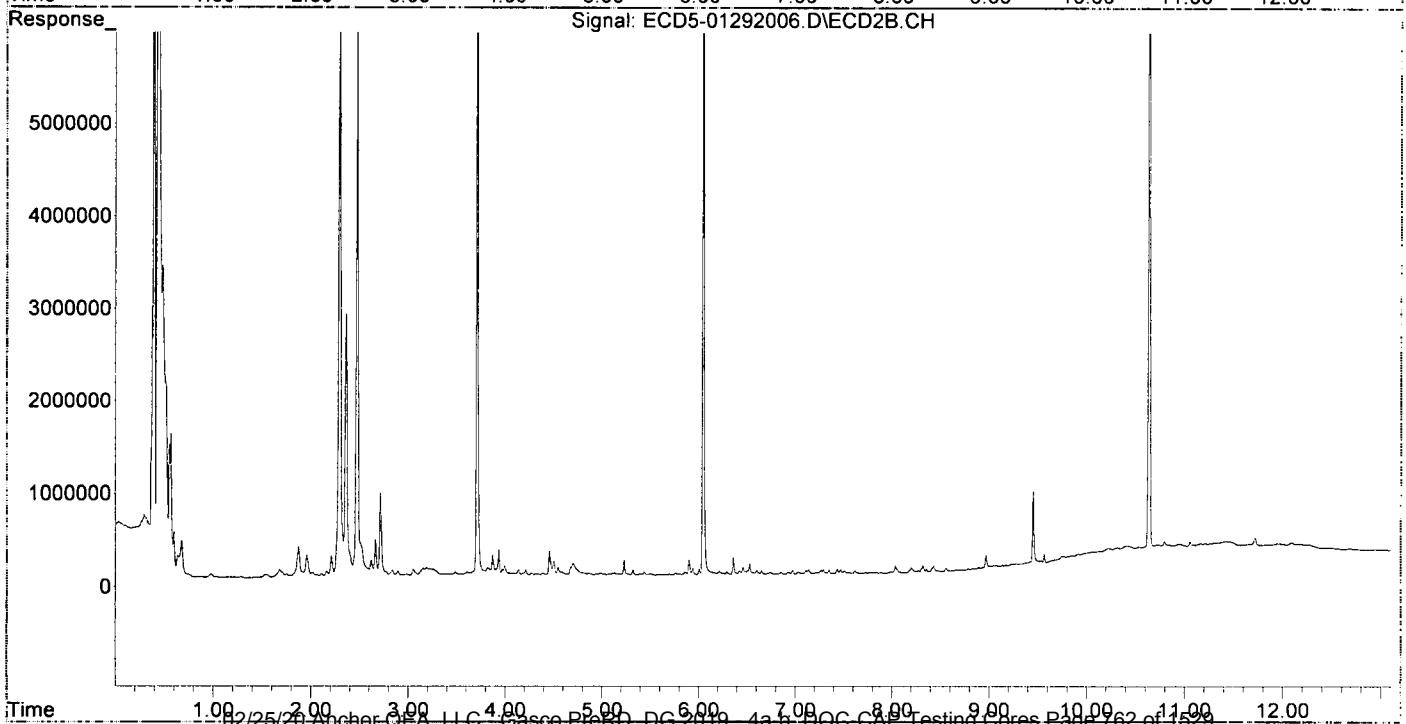
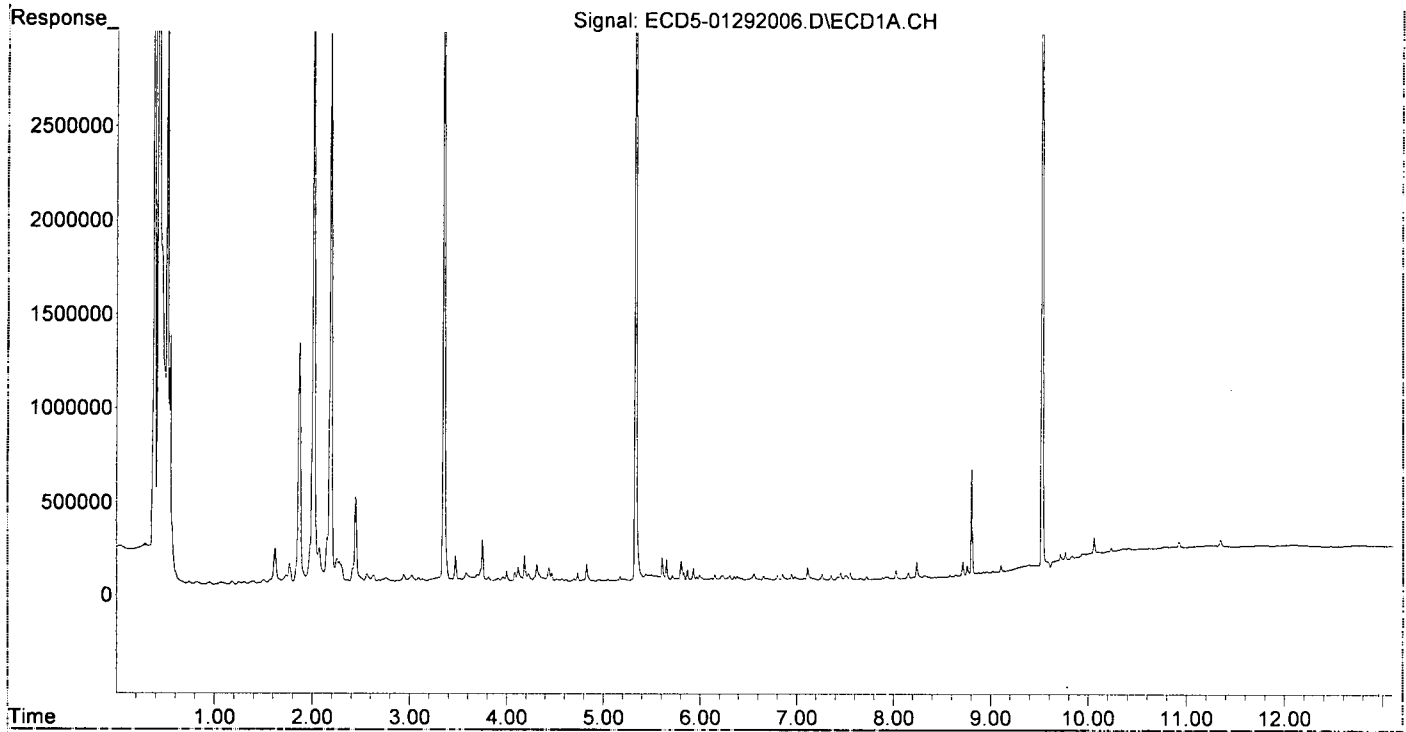
Compound	RT#1	RT#2	Resp#1	Resp#2	ng/mL	ng/mL
System Monitoring Compounds						
1) S TCMX (S)	5.332	6.046	5890447	9734387	30.167	32.657
22) S DCBP (S)	9.527	10.636	7172723	8810068	48.074	49.509
Target Compounds						
2) a-BHC	5.869	6.652	62872	41052	0.239	0.099 #
3) g-BHC	6.153	6.971	32939	42795	0.141	0.117
4) b-BHC	6.238	7.026	27430	21482	0.112	0.134
5) Heptachlor	6.559	7.349	36199	39026	0.159	0.110
6) d-BHC	6.382	7.292	22688	42062	0.104	0.183 #
7) Aldrin	6.801	7.618	26310	28079	0.119	0.084
8) Heptachlo...	7.262	8.054	33664	43706	0.163	0.142
9) trans-Chl...	7.357	8.200	23976	43600	0.114	0.140
10) cis-Chlor...	7.453	8.319	37142	66895	0.182	0.226
11) Endosulfa...	7.552	8.355	40059	29151	0.207	0.105 #
12) 4,4'-DDE	7.517	8.433f	25332	55966	0.123	0.226 #
13) Dieldrin	7.723	8.557	16180	30370	0.075	0.098
14) Endrin	7.887	8.786	9989	11864	0.058	0.050
15) 4,4'-DDD	7.939	8.826	12693	8041	0.074	0.033 #
16) Endosulfa...	8.025f	8.935	48100	8863	0.282	0.036 #
17) 4,4'-DDT	8.153	9.047	32460	22304	0.196	0.134
18) Endrin Al...	8.316	9.170	14441	16345	0.094	0.073
19) Endosulfa...	8.641	9.368	9884	23410	0.062	0.106 #
20) Methoxychlor	8.474	9.535	3939	36092	0.045	0.303 #
21) Endrin Ke...	8.851f	9.762	12557	63833	0.066	0.255 #
23) Hexachlor...	3.129	3.708f	22995	8494671	0.115	21.198 #
24) Hexachlor...	5.715	6.528	28644	114122	BelowCal	0.357
25) Oxychlorane	0.000	7.990	0	11404	N.D.	0.041 #
26) 2,4'-DDE	7.262	8.200	33664	43600	0.236	0.207
27) trans-Non...	7.453	8.272	37142	15120	0.031	0.049 #
28) 2,4'-DDD	7.659	8.557	8639	30370	0.068	0.165 #
29) 2,4'-DDT	7.801f	8.786	2496	11864	0.017	BelowCal #
30) cis-Nonac...	7.919	8.826	12169	8041	0.052	0.024 #
31) Mirex	8.581	9.762	11365	63833	6722.963	0.100 #
32) Chlordane...	7.421	8.272	16133	15120	0.688	0.389 #
33) Chlordane...	7.517	8.355	25332	29151	0.879	0.908
34) Chlordane...	8.025f	9.047	48100	22304	6.323	2.101 #
35) Chlordane...	3.811	0.000	30039	0	NoCal	N.D.
36) Toxaphene...	7.517f	0.000	25332	0	24.052	N.D. #
37) Toxaphene...	7.801	8.968	2496	140023	1.284	40.207 #
38) Toxaphene...	0.000	8.968f	0	140023	N.D.	23.365 #
39) Toxaphene...	8.316f	9.047	14441	22304	3.574	2.471
40) Toxaphene...	8.581	0.000	11365	0	3.457	N.D. #
41) Toxaphene...	8.641	0.000	9884	0	2.276	N.D. #
42) Toxaphene...	3.811	3.820f	30039	91991	NoCal	NoCal

(f)=RT Delta > 1/2 Window (#)=Amounts differ by > 40% (m)=manual int.

Quantitation Report (Not Reviewed)

Data Path : R:\data\2020-01\0A29038\
Data File : ECD5-01292006.D
Signal(s) : Signal #1: ECD1A.CH Signal #2: ECD2B.CH
Acq On : 29 Jan 2020 12:31
Operator : MJB
Sample : 0010777-BLK1
Misc : 1x, 608 (SW), GPC
ALS Vial : 8 (Sig #1); 0 (Sig #2) Sample Multiplier: 1

Integration File signal 1: PEST1.e
Integration File signal 2: PEST2.e
Quant Time: Jan 29 16:02:24 2020
Quant Method : R:\methods\ECD5_QUANTPEST_200107RT2.M
Quant Title : Instrument: DualECD5
QLast Update : Thu Jan 09 11:11:29 2020
Response via : Initial Calibration
Integrator: ChemStation 6890 Scale Mode: Small noise peaks clipped



Quantitation Report (Not Reviewed)

Data Path : R:\data\2020-01\0A29038\
 Data File : ECD5-01292007.D
 Signal(s) : Signal #1: ECD1A.CH Signal #2: ECD2B.CH
 Acq On : 29 Jan 2020 12:48
 Operator : MJB
 Sample : 0010777-BS1
 Misc : 1x, 608 (SW), GPC
 ALS Vial : 9 (Sig #1); 0 (Sig #2) Sample Multiplier: 1

Integration File signal 1: PEST1.e
 Integration File signal 2: PEST2.e
 Quant Time: Jan 29 16:02:30 2020
 Quant Method : R:\methods\ECD5_QUANTPEST_200107RT2.M
 Quant Title : Instrument: DualECD5
 QLast Update : Thu Jan 09 11:11:29 2020
 Response via : Initial Calibration
 Integrator: ChemStation 6890 Scale Mode: Small noise peaks clipped

MJB
1/29/20

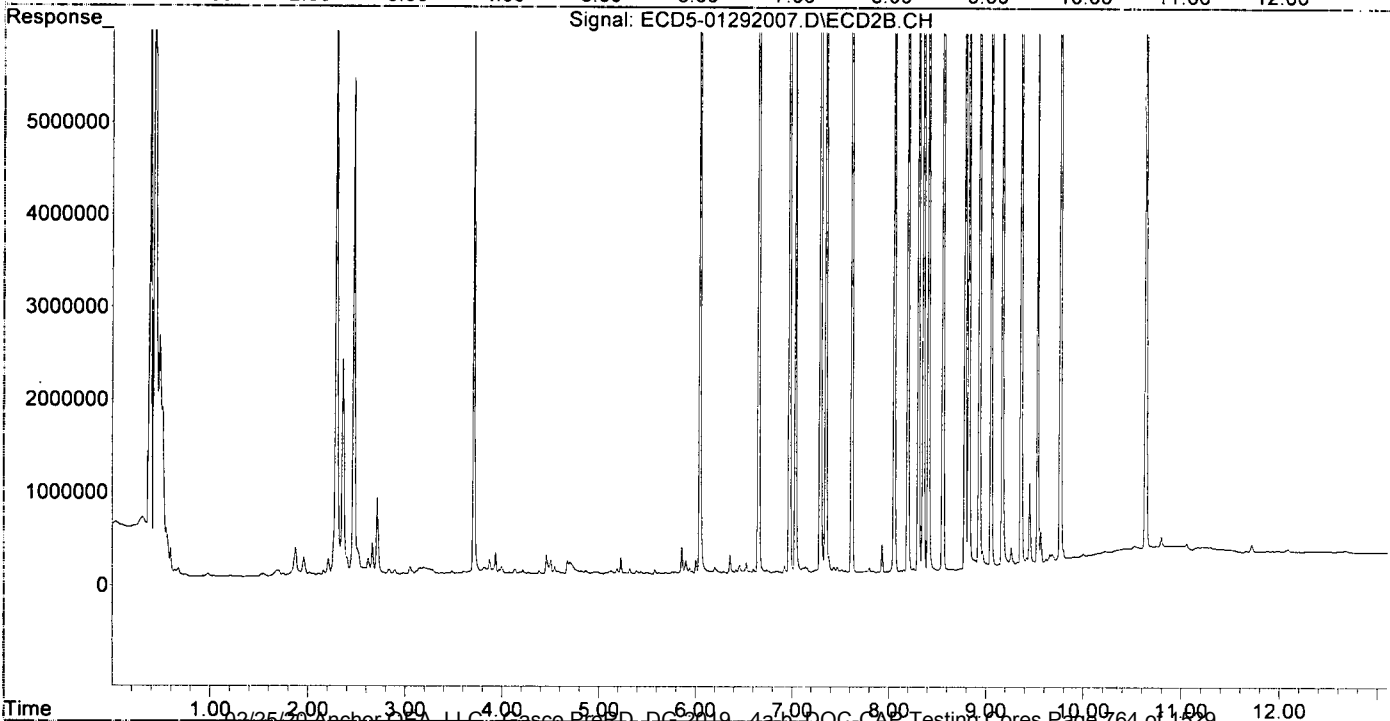
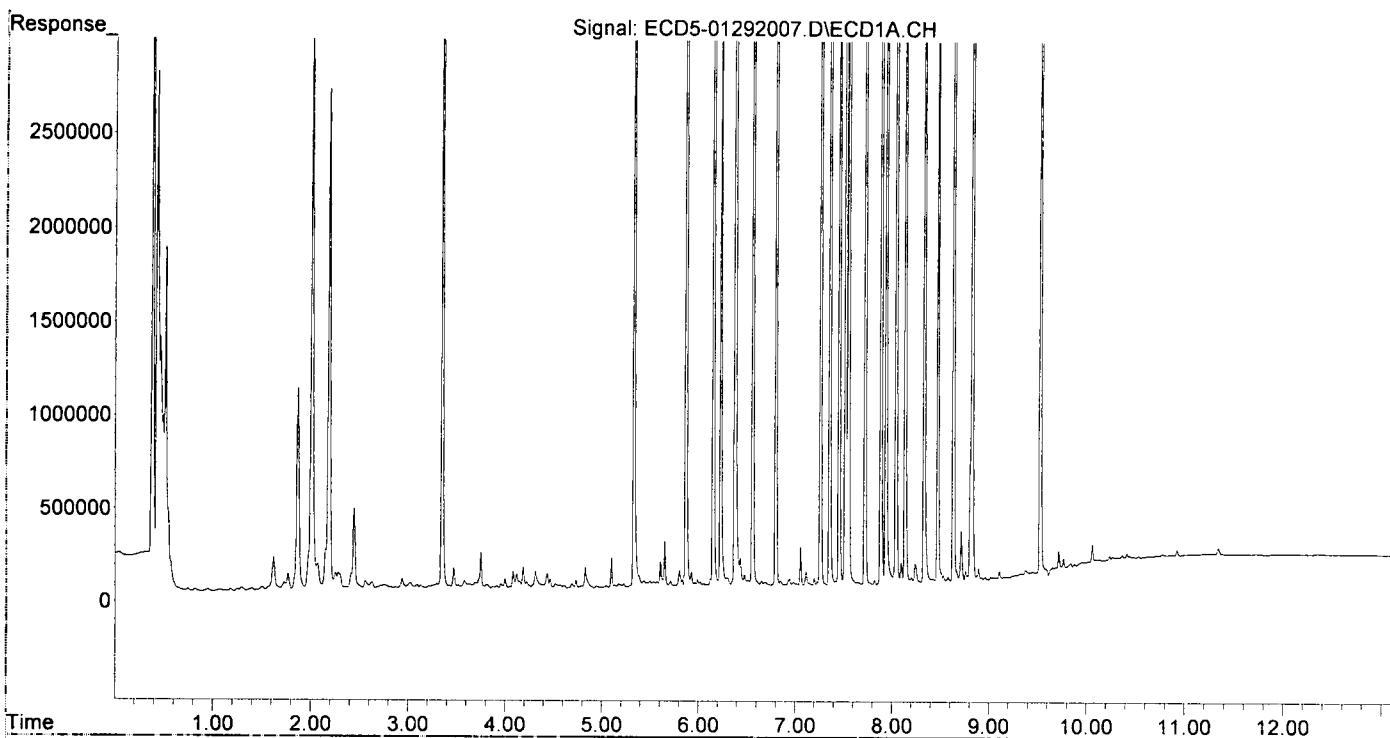
Compound	RT#1	RT#2	Resp#1	Resp#2	ng/mL	ng/mL
System Monitoring Compounds						
1) S TCMX (S)	5.331	6.046	6362514	10557562	32.585	35.418
22) S DCBP (S)	9.526	10.635	7798290	9471941	52.308	53.229
Target Compounds						
2) a-BHC	5.869	6.653	10053467	17548943	38.202	42.496
3) g-BHC	6.152	6.972	9199820	15490236	39.400	42.428
4) b-BHC	6.229	7.035	3692803	6451354	37.741	40.106
5) Heptachlor	6.560	7.349	8569332	14483161	37.711	40.857
6) d-BHC	6.377	7.292	9101362	16917974	41.780	47.729
7) Aldrin	6.800	7.617	8057132	12835178	36.517	38.537
8) Heptachlo...	7.261	8.056	8681995	14192224	42.114	46.073
9) trans-Chl...	7.356	8.196	8708711	13614142	41.329	43.659
10) cis-Chlor...	7.453	8.304	8447881	12975592	41.284	43.741
11) Endosulfa...	7.550	8.356	8487589	13537344	43.795	48.716
12) 4,4'-DDE	7.518	8.408	8371821	13581653	40.603	44.297
13) Dieldrin	7.722	8.557	10249920	16109671	47.591	52.147
14) Endrin	7.886	8.786	9296970	14000671	53.734	59.586
15) 4,4'-DDD	7.938	8.825	8112971	13426904	46.990	54.624
16) Endosulfa...	8.042	8.933	8495519	13527865	49.793	55.374
17) 4,4'-DDT	8.135	9.053	7785093	11537724	46.994	49.491
18) Endrin Al...	8.332	9.169	7068612	10336679	46.166	46.228
19) Endosulfa...	8.633	9.361	8619697	13654966	53.861	61.600
20) Methoxychlor	8.472	9.530	4453380	6232722	51.420	52.406
21) Endrin Ke...	8.826	9.764	10021033	14814932	52.474	59.157
23) Hexachlor...	3.129	3.707f	22059	6539454	0.111	16.319 #
24) Hexachlor...	5.712	6.527	31439	118156	0.008	0.369 #
25) Oxychlordane	7.197	7.983	38414	7401	0.016	0.026 #
26) 2,4'-DDE	7.261	8.196	8681995	13614142	60.887	64.647
27) trans-Non...	7.453	8.258	8447881	36171	42.299	0.118 #
28) 2,4'-DDD	0.000	8.557	0	16109671	N.D.	87.344 #
29) 2,4'-DDT	7.821	8.786	22117	14000671	0.151	67.535 #
30) cis-Nonac...	7.938f	8.825	8112971	13426904	34.421	39.359
31) Mirex	8.581	9.764	22754	14814932	6722.879	78.773 #
32) Chlordane...	7.453f	8.258	8447881	36171	360.073	0.930 #
33) Chlordane...	7.518	8.356	8371821	13537344	290.479	421.751 #
34) Chlordane...	8.042f	9.053	8495519	11537724	1116.716	1086.647
35) Chlordane...	3.812	3.812f	24200	87380	NoCal	NoCal
36) Toxaphene...	7.518f	0.000	8371821	0	7948.772	N.D. #
37) Toxaphene...	7.821f	8.967	22117	188508	11.373	54.129 #
38) Toxaphene...	8.097	9.007	111636	52225	22.549	6.244 #
39) Toxaphene...	8.332	9.053	7068612	11537724	1749.640	1278.323
40) Toxaphene...	8.581	9.261f	22754	194634	6.921	38.757 #
41) Toxaphene...	8.633	9.616	8619697	40445	1985.027	7.204 #
42) Toxaphene...	3.812	3.812f	24200	87380	NoCal	NoCal

(f)=RT Delta > 1/2 Window (#)=Amounts differ by > 40% (m)=manual int.

Quantitation Report (Not Reviewed)

Data Path : R:\data\2020-01\0A29038\
Data File : ECD5-01292007.D
Signal(s) : Signal #1: ECD1A.CH Signal #2: ECD2B.CH
Acq On : 29 Jan 2020 12:48
Operator : MJB
Sample : 0010777-BS1
Misc : 1x, 608 (SW), GPC
ALS Vial : 9 (Sig #1); 0 (Sig #2) Sample Multiplier: 1

Integration File signal 1: PEST1.e
Integration File signal 2: PEST2.e
Quant Time: Jan 29 16:02:30 2020
Quant Method : R:\methods\ECD5_QUANTPEST_200107RT2.M
Quant Title : Instrument: DualECD5
QLast Update : Thu Jan 09 11:11:29 2020
Response via : Initial Calibration
Integrator: ChemStation 6890 Scale Mode: Small noise peaks clipped



Data Path : R:\data\2020-01\0A29038\
 Data File : ECD5-01292008.D
 Signal(s) : Signal #1: ECD1A.CH Signal #2: ECD2B.CH
 Acq On : 29 Jan 2020 13:06
 Operator : MJB
 Sample : 0010777-BSD1
 Misc : 1x, 608 (SW), GPC
 ALS Vial : 10 (Sig #1); 0 (Sig #2) Sample Multiplier: 1

Integration File signal 1: PEST1.e
 Integration File signal 2: PEST2.e
 Quant Time: Jan 29 16:02:36 2020
 Quant Method : R:\methods\ECD5_QUANTPEST_200107RT2.M
 Quant Title : Instrument: DualECD5
 QLast Update : Thu Jan 09 11:11:29 2020
 Response via : Initial Calibration
 Integrator: ChemStation 6890 Scale Mode: Small noise peaks clipped

Q-19
MJB
1/29/20

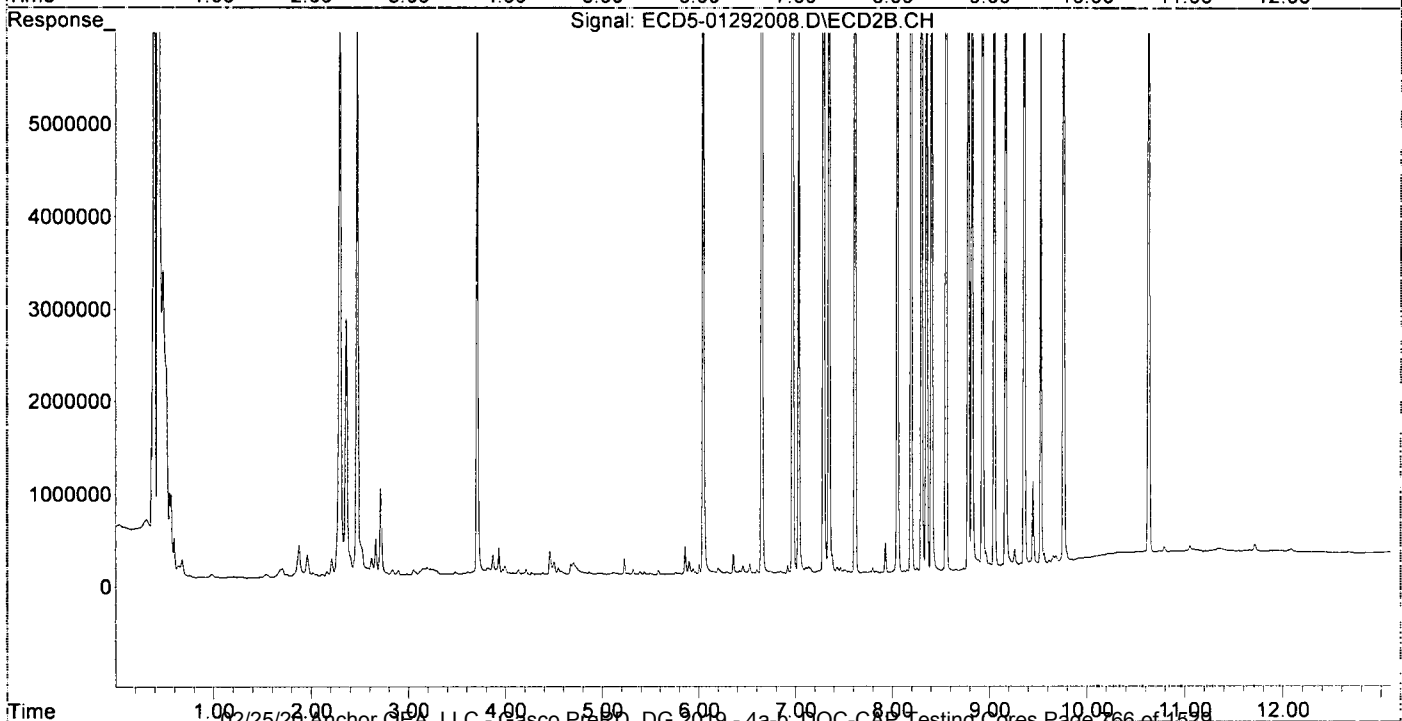
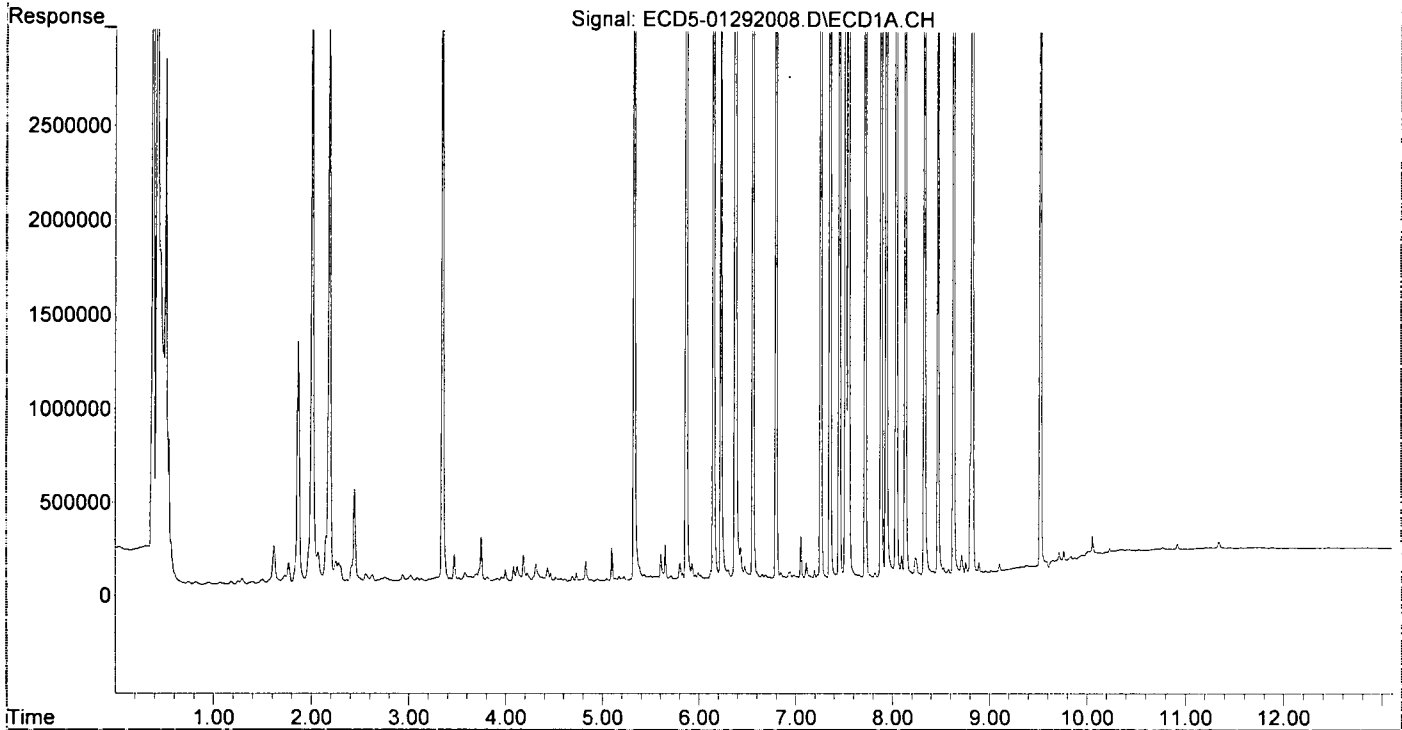
Compound	RT#1	RT#2	Resp#1	Resp#2	ng/mL	ng/mL
System Monitoring Compounds						
1) S TCMX (S)	5.331	6.045	7006436	11563094	35.882	38.791
22) S DCBP (S)	9.526	10.634	8009497	9548699	53.738	53.660
Target Compounds						
2) a-BHC	5.869	6.652	11540304	20110678	43.852	48.700
3) g-BHC	6.152	6.972	10219951	17841925	43.768	48.869
4) b-BHC	6.229	7.035	4078049	7385849	41.724	45.916
5) Heptachlor	6.560	7.349	9976097	16791263	43.902	47.368
6) d-BHC	6.377	7.291	9707309	18797848	44.561	52.730
7) Aldrin	6.800	7.616	8874908	14437185	40.224	43.347
8) Heptachlo...	7.261	8.055	9752692	15589308	47.308	50.609
9) trans-Chl...	7.356	8.196	9406864	15080056	44.642	48.360
10) cis-Chlor...	7.453	8.304	9210973	14631852	45.013	49.324
11) Endosulfa...	7.550	8.355	9016420	14431059	46.524	51.932
12) 4,4'-DDE	7.518	8.408	8795026	14395928	42.656	46.811
13) Dieldrin	7.722	8.556	10734592	16708861	49.841	54.086
14) Endrin	7.886	8.785	9633667	14331379	55.680	60.994
15) 4,4'-DDD	7.939	8.824	8316729	13879005	48.170	56.463
16) Endosulfa...	8.042	8.932	8674888	13936873	50.844	57.049
17) 4,4'-DDT	8.135	9.053	7994047	11422768	48.255	49.036
18) Endrin Al...	8.332	9.169	7314604	10952211	47.773	48.981
19) Endosulfa...	8.633	9.360	8907099	13680242	55.657	61.714
20) Methoxychlor	8.472	9.530	4462050	6456574	51.520	54.289
21) Endrin Ke...	8.826	9.763	10173442	15159910	53.272	60.535
23) Hexachlor...	3.128	3.707f	23131	8753273	0.116	21.843 #
24) Hexachlor...	5.712	6.527	26427	117411	BelowCal	0.367
25) Oxychlorane	7.197	7.983	41882	9823	0.036	0.035
26) 2,4'-DDE	7.261	8.196	9752692	15080056	68.396	71.608
27) trans-Non...	7.453	8.258	9210973	40492	46.119	0.132 #
28) 2,4'-DDD	7.656	8.556	13137	16708861	0.103	90.592 #
29) 2,4'-DDT	7.822	8.785	23184	14331379	0.158	68.969 #
30) cis-Nonac...	7.939f	8.824	8316729	13879005	35.286	40.684
31) Mirex	8.580	9.763	24081	15159910	6722.869	80.475 #
32) Chlordane...	7.419	8.258	19408	40492	0.827	1.041
33) Chlordane...	7.518	8.355	8795026	14431059	305.163	449.595 #
34) Chlordane...	8.042f	9.053	8674888	11422768	1140.294	1075.820
35) Chlordane...	3.811	3.782	28542	45053	NoCal	NoCal
36) Toxaphene...	7.518f	0.000	8795026	0	8350.591	N.D. #
37) Toxaphene...	7.822f	8.966	23184	194849	11.922	55.950 #
38) Toxaphene...	8.097	9.006	107686	62144	21.604	8.181 #
39) Toxaphene...	8.332	9.053	7314604	11422768	1810.529	1265.586
40) Toxaphene...	8.580	9.261f	24081	194816	7.324	38.793 #
41) Toxaphene...	8.633	9.614	8907099	54815	2051.212	9.764 #
42) Toxaphene...	3.811	3.782	28542	45053	NoCal	NoCal

(f)=RT Delta > 1/2 Window (#)=Amounts differ by > 40% (m)=manual int.

Quantitation Report (Not Reviewed)

Data Path : R:\data\2020-01\0A29038\
Data File : ECD5-01292008.D
Signal(s) : Signal #1: ECD1A.CH Signal #2: ECD2B.CH
Acq On : 29 Jan 2020 13:06
Operator : MJB
Sample : 0010777-BSD1
Misc : 1x, 608 (SW), GPC
ALS Vial : 10 (Sig #1); 0 (Sig #2) Sample Multiplier: 1

Integration File signal 1: PEST1.e
Integration File signal 2: PEST2.e
Quant Time: Jan 29 16:02:36 2020
Quant Method : R:\methods\ECD5_QUANTPEST_200107RT2.M
Quant Title : Instrument: DualECD5
QLast Update : Thu Jan 09 11:11:29 2020
Response via : Initial Calibration
Integrator: ChemStation 6890 Scale Mode: Small noise peaks clipped



Quantitation Report (Not Reviewed)

Data Path : R:\data\2020-01\0A29038\
 Data File : ECD5-01292012.D
 Signal(s) : Signal #1: ECD1A.CH Signal #2: ECD2B.CH
 Acq On : 29 Jan 2020 14:14
 Operator : MJB
 Sample : 0010776-BLK1
 Misc : 1x, 608 (SW), GPC
 ALS Vial : 14 (Sig #1); 0 (Sig #2) Sample Multiplier: 1

Integration File signal 1: PEST1.e
 Integration File signal 2: PEST2.e
 Quant Time: Jan 29 16:03:00 2020
 Quant Method : R:\methods\ECD5_QUANTPEST_200107RT2.M
 Quant Title : Instrument: DualECD5
 QLast Update : Thu Jan 09 11:11:29 2020
 Response via : Initial Calibration
 Integrator: ChemStation 6890 Scale Mode: Small noise peaks clipped

MJB
1/29/20

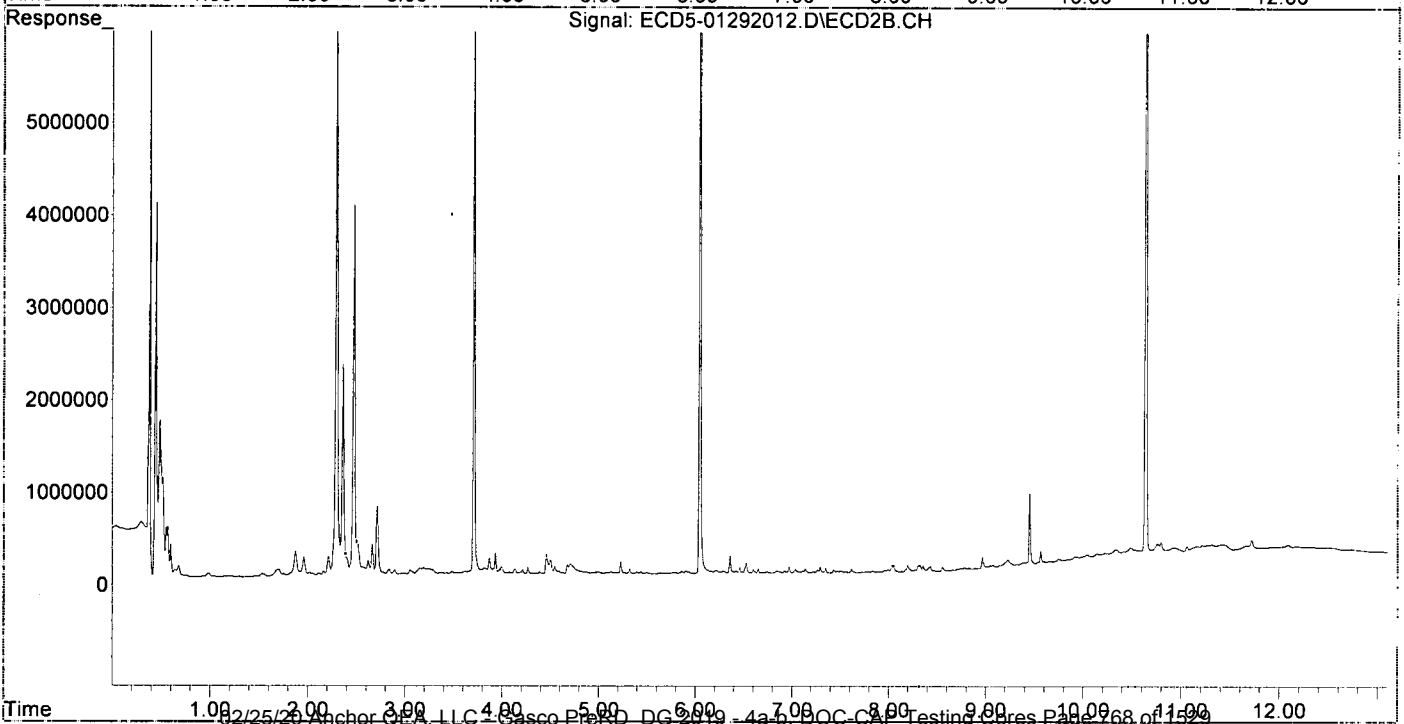
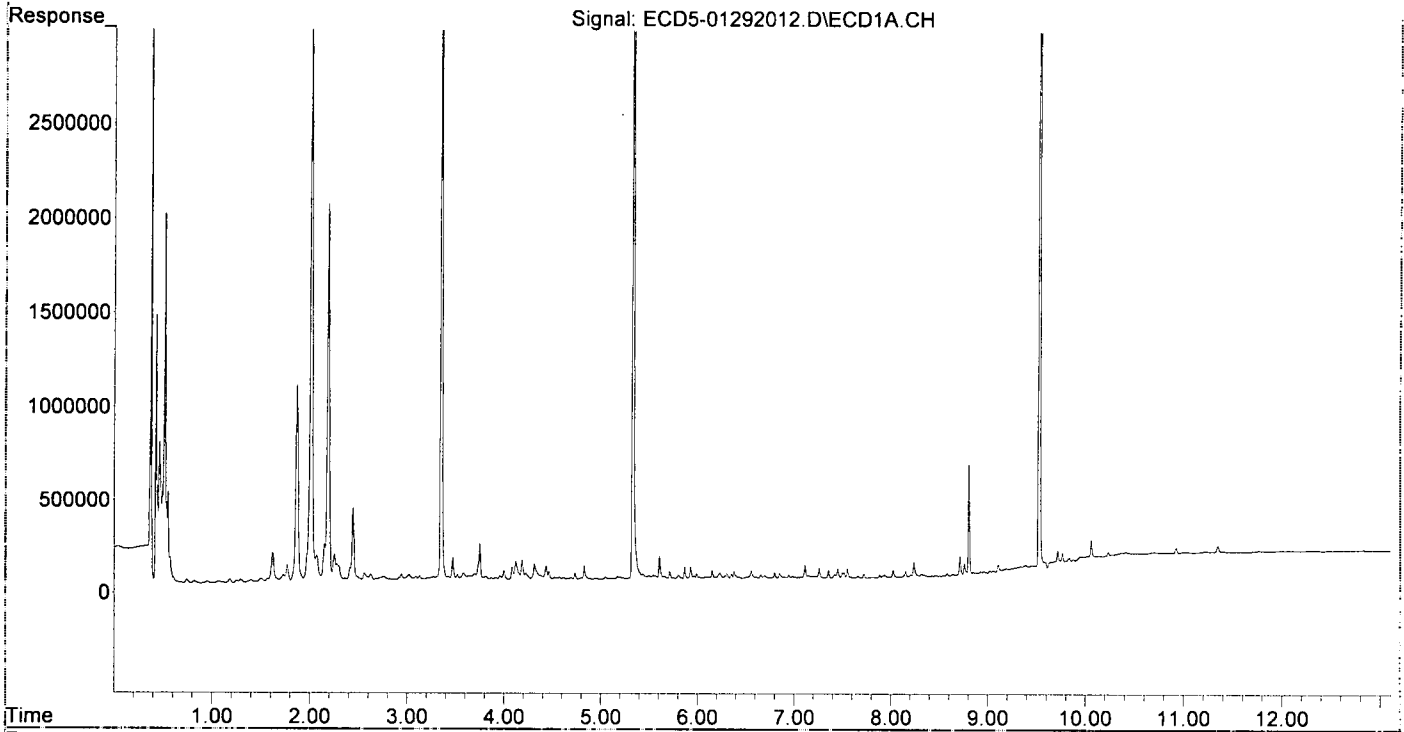
Compound	RT#1	RT#2	Resp#1	Resp#2	ng/mL	ng/mL
System Monitoring Compounds						
1) S TCMX (S)	5.330	6.045	6267388	10418273	32.097	34.951
22) S DCBP (S)	9.525	10.634	7897843	9430198	52.982	52.994
Target Compounds						
2) a-BHC	5.868	6.650	66921	48147	0.254	0.117 #
3) g-BHC	6.151	6.970	47795	72425	0.205	0.198
4) b-BHC	6.232	7.035	32021	43884	0.159	0.273 #
5) Heptachlor	6.558	7.347	43119	50494	0.190	0.142
6) d-BHC	6.380	7.291	38007	65878	0.174	0.254 #
7) Aldrin	6.799	7.615	31883	40015	0.145	0.120
8) Heptachlo...	7.260	8.054	55437	78923	0.269	0.256
9) trans-Chl...	7.355	8.195	43891	73320	0.208	0.235
10) cis-Chlor...	7.452	8.303	51770	69621	0.253	0.235
11) Endosulfa...	7.550	8.354	50427	60029	0.260	0.216
12) 4,4'-DDE	7.516	8.430	29841	51246	0.145	0.209 #
13) Dieldrin	7.721	8.556	20813	41407	0.097	0.134
14) Endrin	7.885	8.784	14054	31147	0.081	0.133 #
15) 4,4'-DDD	7.937	8.824	13355	20952	0.077	0.085
16) Endosulfa...	8.024f	8.933	38972	12534	0.228	0.051 #
17) 4,4'-DDT	8.152	9.048	30631	36381	0.185	0.200
18) Endrin Al...	8.316f	9.136f	14485	32602	0.095	0.146 #
19) Endosulfa...	8.641	9.392f	7964	50640	0.050	0.228 #
20) Methoxychlor	8.471	9.538	3447	54340	0.040	0.457 #
21) Endrin Ke...	8.849	9.761	11357	68558	0.059	0.274 #
23) Hexachlor...	3.127	3.707f	31395	7173740	0.157	17.902 #
24) Hexachlor...	5.713	6.527	44632	113037	0.076	0.353 #
25) Oxychlordane	7.203	7.988	11094	26090	BelowCal	0.093
26) 2,4'-DDE	7.260	8.195	55437	73320	0.389	0.348
27) trans-Non...	7.452	8.272	51770	19337	0.104	0.063
28) 2,4'-DDD	7.659	8.556	9412	41407	0.074	0.225 #
29) 2,4'-DDT	0.000	8.784	0	31147	N.D.	0.065 #
30) cis-Nonac...	7.937f	8.824	13355	20952	0.057	0.061
31) Mirex	8.580	9.761	12054	68558	6722.958	0.127 #
32) Chlordane...	7.419	8.272	19335	19337	0.824	0.497
33) Chlordane...	7.516	8.354	29841	60029	1.035	1.870 #
34) Chlordane...	8.097f	9.048	2954	36381	0.388	3.426 #
35) Chlordane...	3.811	3.819f	24318	78964	NoCal	NoCal
36) Toxaphene...	7.516f	0.000	29841	0	28.333	N.D. #
37) Toxaphene...	0.000	8.966	0	132543	N.D.	38.059 #
38) Toxaphene...	8.097	8.966f	2954	132543	BelowCal	21.909
39) Toxaphene...	8.316f	9.048	14485	36381	3.585	4.031
40) Toxaphene...	8.580	9.225	12054	86449	3.666	17.214 #
41) Toxaphene...	8.641	9.608	7964	49885	1.834	8.886 #
42) Toxaphene...	3.811	3.819f	24318	78964	NoCal	NoCal

(f)=RT Delta > 1/2 Window (#)=Amounts differ by > 40% (m)=manual int.

Quantitation Report (Not Reviewed)

Data Path : R:\data\2020-01\0A29038\
Data File : ECD5-01292012.D
Signal(s) : Signal #1: ECD1A.CH Signal #2: ECD2B.CH
Acq On : 29 Jan 2020 14:14
Operator : MJB
Sample : 0010776-BLK1
Misc : 1x, 608 (SW), GPC
ALS Vial : 14 (Sig #1); 0 (Sig #2) Sample Multiplier: 1

Integration File signal 1: PEST1.e
Integration File signal 2: PEST2.e
Quant Time: Jan 29 16:03:00 2020
Quant Method : R:\methods\ECD5_QUANTPEST_200107RT2.M
Quant Title : Instrument: DualECD5
QLast Update : Thu Jan 09 11:11:29 2020
Response via : Initial Calibration
Integrator: ChemStation 6890 Scale Mode: Small noise peaks clipped



Quantitation Report (Not Reviewed)

Data Path : R:\data\2020-01\0A29038\
 Data File : ECD5-01292013.D
 Signal(s) : Signal #1: ECD1A.CH Signal #2: ECD2B.CH
 Acq On : 29 Jan 2020 14:32
 Operator : MJB
 Sample : 0010776-BS1
 Misc : 1x, 608 (SW), GPC
 ALS Vial : 15 (Sig #1); 0 (Sig #2) Sample Multiplier: 1

Integration File signal 1: PEST1.e
 Integration File signal 2: PEST2.e
 Quant Time: Jan 29 16:03:06 2020
 Quant Method : R:\methods\ECD5_QUANTPEST_200107RT2.M
 Quant Title : Instrument: DualECD5
 QLast Update : Thu Jan 09 11:11:29 2020
 Response via : Initial Calibration
 Integrator: ChemStation 6890 Scale Mode: Small noise peaks clipped

MJB
1/29/20

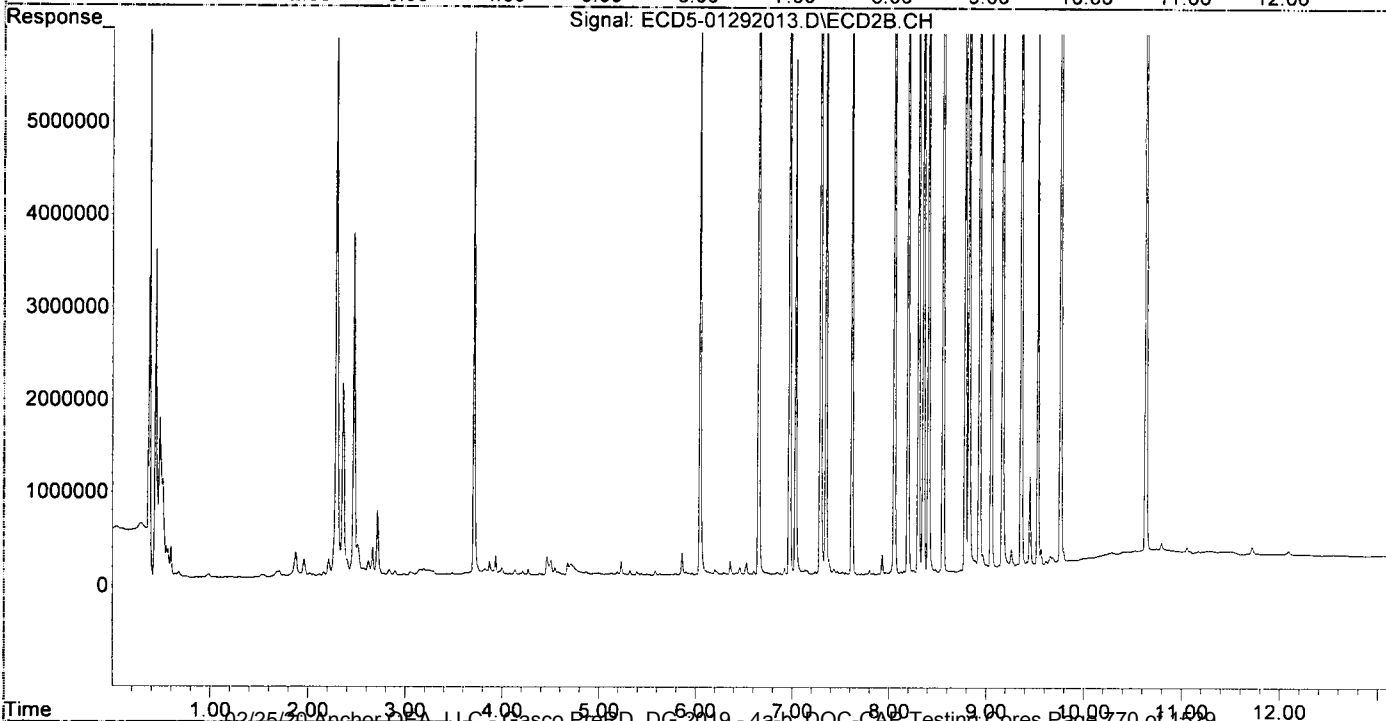
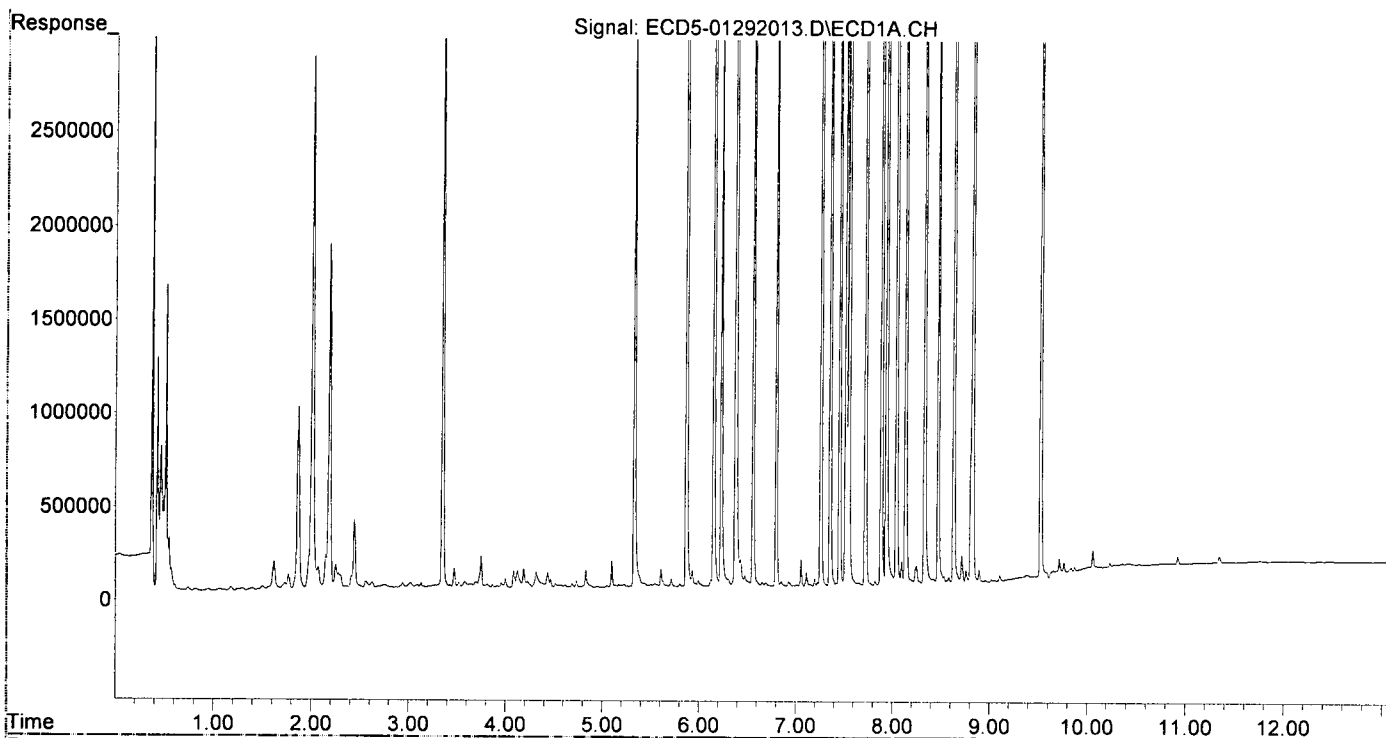
Compound	RT#1	RT#2	Resp#1	Resp#2	ng/mL	ng/mL
System Monitoring Compounds						
1) S TCMX (S)	5.331	6.046	4042618	6582349	20.704	22.082
22) S DCBP (S)	9.526	10.635	7859890	9559487	52.725	53.721
Target Compounds						
2) a-BHC	5.869	6.653	8576875	14864727	32.591	35.996
3) g-BHC	6.152	6.972	7693002	13225269	32.946	36.224
4) b-BHC	6.230	7.035	3060722	5559974	31.218	34.565
5) Heptachlor	6.560	7.349	5933845	9680902	26.113	27.310
6) d-BHC	6.378	7.292	7817570	14426027	35.886	41.015
7) Aldrin	6.800	7.616	4991465	7957340	22.623	23.892
8) Heptachlo...	7.261	8.055	8081798	13008056	39.203	42.229
9) trans-Chl...	7.356	8.196	7660587	11945829	36.355	38.309
10) cis-Chlor...	7.453	8.304	7590740	12000388	37.095	40.453
11) Endosulfa...	7.550	8.355	8443391	13531768	43.567	48.696
12) 4,4'-DDE	7.518	8.408	7362753	12471807	35.709	40.846
13) Dieldrin	7.722	8.557	10280359	16368734	47.732	52.985
14) Endrin	7.886	8.786	9256477	13999318	53.500	59.580
15) 4,4'-DDD	7.938	8.825	7830041	13160667	45.351	53.541
16) Endosulfa...	8.042	8.932	8955053	14326263	52.486	58.642
17) 4,4'-DDT	8.135	9.053	7576253	10653348	45.733	45.978
18) Endrin Al...	8.332	9.169	7264658	10977061	47.447	49.092
19) Endosulfa...	8.633	9.361	9012318	13828449	56.314	62.383
20) Methoxychlor	8.472	9.530	4443117	6187731	51.301	52.028
21) Endrin Ke...	8.827	9.764	10517357	15404241	55.073	61.511
23) Hexachlor...	3.127	3.707f	33103	5942014	0.166	14.828 #
24) Hexachlor...	5.714	6.527	44024	131395	0.073	0.410 #
25) Oxychlordane	7.197	7.965	38533	18574	0.017	0.066 #
26) 2,4'-DDE	7.261	8.196	8081798	11945829	56.678	56.725
27) trans-Non...	7.453	8.257	7590740	36069	38.006	0.117 #
28) 2,4'-DDD	7.657	8.557	11906	16368734	0.094	88.748 #
29) 2,4'-DDT	7.821	8.786	20775	13999318	0.142	67.529 #
30) cis-Nonac...	7.938f	8.825	7830041	13160667	33.221	38.579
31) Mirex	8.581	9.764	31054	15404241	6722.817	81.676 #
32) Chlordane...	7.420	8.257	13389	36069	0.571	0.927 #
33) Chlordane...	7.518	8.355	7362753	13531768	255.467	421.578 #
34) Chlordane...	8.042f	9.053	8955053	10653348	1177.121	1003.354
35) Chlordane...	3.811	3.819f	22928	78511	NoCal	NoCal
36) Toxaphene...	7.518f	0.000	7362753	0	6990.695	N.D. #
37) Toxaphene...	7.821f	8.967	20775	168437	10.683	48.366 #
38) Toxaphene...	8.097	9.007	119446	59728	24.416	7.709 #
39) Toxaphene...	8.332	9.053	7264658	10653348	1798.166	1180.338
40) Toxaphene...	8.581	9.261f	31054	195973	9.445	39.023 #
41) Toxaphene...	8.633	9.615	9012318	44972	2075.443	8.010 #
42) Toxaphene...	3.811	3.819f	22928	78511	NoCal	NoCal

(f)=RT Delta > 1/2 Window (#)=Amounts differ by > 40% (m)=manual int.

Quantitation Report (Not Reviewed)

Data Path : R:\data\2020-01\0A29038\
Data File : ECD5-01292013.D
Signal(s) : Signal #1: ECD1A.CH Signal #2: ECD2B.CH
Acq On : 29 Jan 2020 14:32
Operator : MJB
Sample : 0010776-BS1
Misc : 1x, 608 (SW), GPC
ALS Vial : 15 (Sig #1); 0 (Sig #2) Sample Multiplier: 1

Integration File signal 1: PEST1.e
Integration File signal 2: PEST2.e
Quant Time: Jan 29 16:03:06 2020
Quant Method : R:\methods\ECD5_QUANTPEST_200107RT2.M
Quant Title : Instrument: DualECD5
QLast Update : Thu Jan 09 11:11:29 2020
Response via : Initial Calibration
Integrator: ChemStation 6890 Scale Mode: Small noise peaks clipped



Quantitation Report (Not Reviewed)

Data Path : R:\data\2020-01\0A29038\
 Data File : ECD5-01292014.D
 Signal(s) : Signal #1: ECD1A.CH Signal #2: ECD2B.CH
 Acq On : 29 Jan 2020 14:49
 Operator : MJB
 Sample : 0010776-BSD1
 Misc : 1x, 608 (SW), GPC
 ALS Vial : 16 (Sig #1); 0 (Sig #2) Sample Multiplier: 1

Integration File signal 1: PEST1.e
 Integration File signal 2: PEST2.e
 Quant Time: Jan 29 16:03:12 2020
 Quant Method : R:\methods\ECD5_QUANTPEST_200107RT2.M
 Quant Title : Instrument: DualECD5
 QLast Update : Thu Jan 09 11:11:29 2020
 Response via : Initial Calibration
 Integrator: ChemStation 6890 Scale Mode: Small noise peaks clipped

Q-19

WB
1/29/20

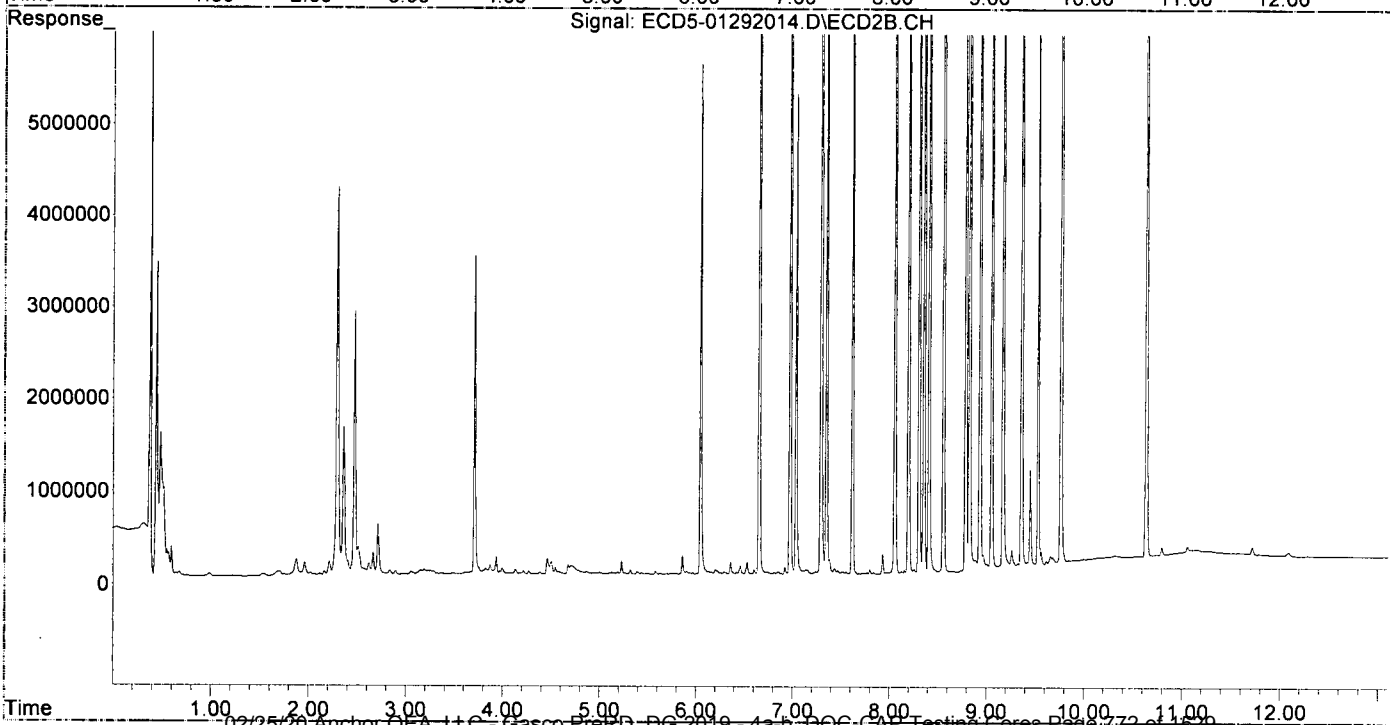
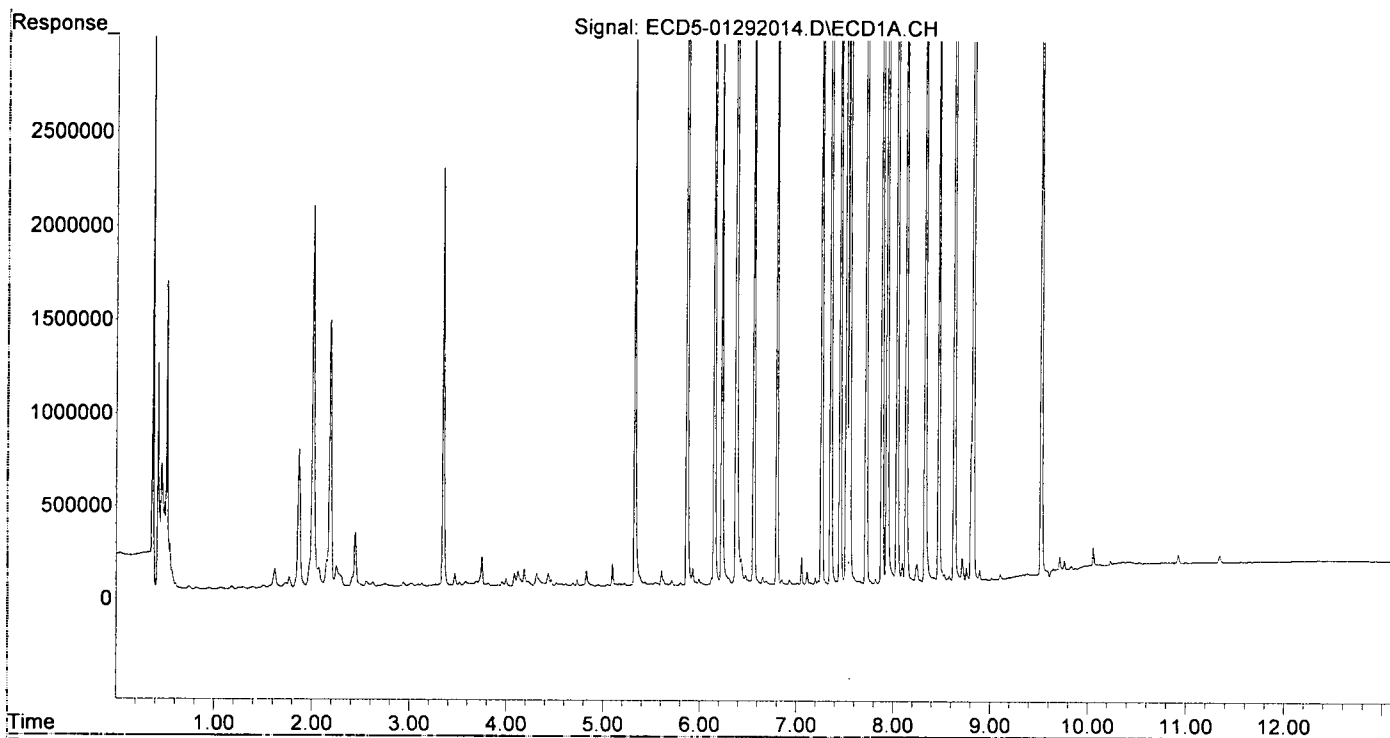
Compound	RT#1	RT#2	Resp#1	Resp#2	ng/mL	ng/mL
System Monitoring Compounds						
1) S TCMX (S)	5.331	6.045	3377809	5521338	17.299	18.523
22) S DCBP (S)	9.526	10.635	7968189	9694932	53.458	54.482
Target Compounds						
2) a-BHC	5.869	6.652	7043880	12148033	26.766	29.418
3) g-BHC	6.152	6.971	6640701	11310603	28.440	30.980
4) b-BHC	6.229	7.034	2883066	5208958	29.387	32.383
5) Heptachlor	6.560	7.349	5475017	8927661	24.094	25.185
6) d-BHC	6.378	7.291	7618866	14452767	34.974	41.088
7) Aldrin	6.800	7.616	5022095	8131513	22.762	24.415
8) Heptachlo...	7.261	8.055	8118116	13143589	39.379	42.669
9) trans-Chl...	7.356	8.196	7699712	12243970	36.540	39.265
10) cis-Chlor...	7.454	8.304	7781081	12034652	38.026	40.569
11) Endosulfa...	7.550	8.355	8295460	13274870	42.804	47.771
12) 4,4'-DDE	7.518	8.408	8138910	13619309	39.474	44.413
13) Dieldrin	7.722	8.556	10247555	16044153	47.580	51.935
14) Endrin	7.886	8.785	9319791	14213576	53.866	60.492
15) 4,4'-DDD	7.938	8.824	8210330	13571731	47.554	55.213
16) Endosulfa...	8.042	8.932	8955846	14271026	52.491	58.416
17) 4,4'-DDT	8.135	9.053	8240052	11570270	49.740	49.620
18) Endrin Al...	8.332	9.169	7127995	10865553	46.554	48.593
19) Endosulfa...	8.633	9.361	8920911	14054595	55.743	63.403
20) Methoxychlor	8.472	9.530	4617595	6680470	53.316	56.171
21) Endrin Ke...	8.826	9.764	10580999	15663275	55.407	62.545
23) Hexachlor...	3.128	3.707f	24017	3448434	0.120	8.605 #
24) Hexachlor...	5.713	6.528	27083	127931	BelowCal	0.400
25) Oxychlordane	7.198	7.966	36775	16037	0.007	0.057 #
26) 2,4'-DDE	7.261	8.196	8118116	12243970	56.933	58.141
27) trans-Non...	7.454	8.257	7781081	41014	38.960	0.133 #
28) 2,4'-DDD	7.658	8.556	13656	16044153	0.107	86.989 #
29) 2,4'-DDT	7.821	8.785	22783	14213576	0.156	68.459 #
30) cis-Nonac...	7.938f	8.824	8210330	13571731	34.835	39.784
31) Mirex	8.581	9.764	28937	15663275	6722.833	82.948 #
32) Chlordane...	7.419	8.257	16894	41014	0.720	1.054 #
33) Chlordane...	7.518	8.355	8138910	13274870	282.398	413.574 #
34) Chlordane...	8.042f	9.053	8955846	11570270	1177.225	1089.712
35) Chlordane...	3.811	0.000	20970	0	NoCal	N.D.
36) Toxaphene...	7.518f	0.000	8138910	0	7727.630	N.D. #
37) Toxaphene...	7.821f	8.966	22783	168950	11.716	48.513 #
38) Toxaphene...	8.097	9.006	105533	57282	21.089	7.231 #
39) Toxaphene...	8.332	9.053	7127995	11570270	1764.339	1281.929
40) Toxaphene...	8.581	9.260f	28937	186880	8.802	37.213 #
41) Toxaphene...	8.633	9.614	8920911	32925	2054.393	5.865 #
42) Toxaphene...	3.811	3.821f	20970	60974	NoCal	NoCal

(f)=RT Delta > 1/2 Window (#)=Amounts differ by > 40% (m)=manual int.

Quantitation Report (Not Reviewed)

Data Path : R:\data\2020-01\0A29038\
Data File : ECD5-01292014.D
Signal(s) : Signal #1: ECD1A.CH Signal #2: ECD2B.CH
Acq On : 29 Jan 2020 14:49
Operator : MJB
Sample : 0010776-BSD1
Misc : 1x, 608 (SW), GPC
ALS Vial : 16 (Sig #1); 0 (Sig #2) Sample Multiplier: 1

Integration File signal 1: PEST1.e
Integration File signal 2: PEST2.e
Quant Time: Jan 29 16:03:12 2020
Quant Method : R:\methods\ECD5_QUANTPEST_200107RT2.M
Quant Title : Instrument: DualECD5
QLast Update : Thu Jan 09 11:11:29 2020
Response via : Initial Calibration
Integrator: ChemStation 6890 Scale Mode: Small noise peaks clipped



Quantitation Report (Not Reviewed)

Data Path : R:\data\2020-01\0A29038\
 Data File : ECD5-01292016.D
 Signal(s) : Signal #1: ECD1A.CH Signal #2: ECD2B.CH
 Acq On : 29 Jan 2020 15:23
 Operator : MJB
 Sample : 0A29038-CCV2
 Misc : A19K134, AB 100 ppb
 ALS Vial : 5 (Sig #1); 0 (Sig #2) Sample Multiplier: 1

Integration File signal 1: PEST1.e
 Integration File signal 2: PEST2.e
 Quant Time: Jan 29 16:03:24 2020
 Quant Method : R:\methods\ECD5_QUANTPEST_200107RT2.M
 Quant Title : Instrument: DualECD5
 QLast Update : Thu Jan 09 11:11:29 2020
 Response via : Initial Calibration
 Integrator: ChemStation 6890 Scale Mode: Small noise peaks clipped

MJB
1/29/20

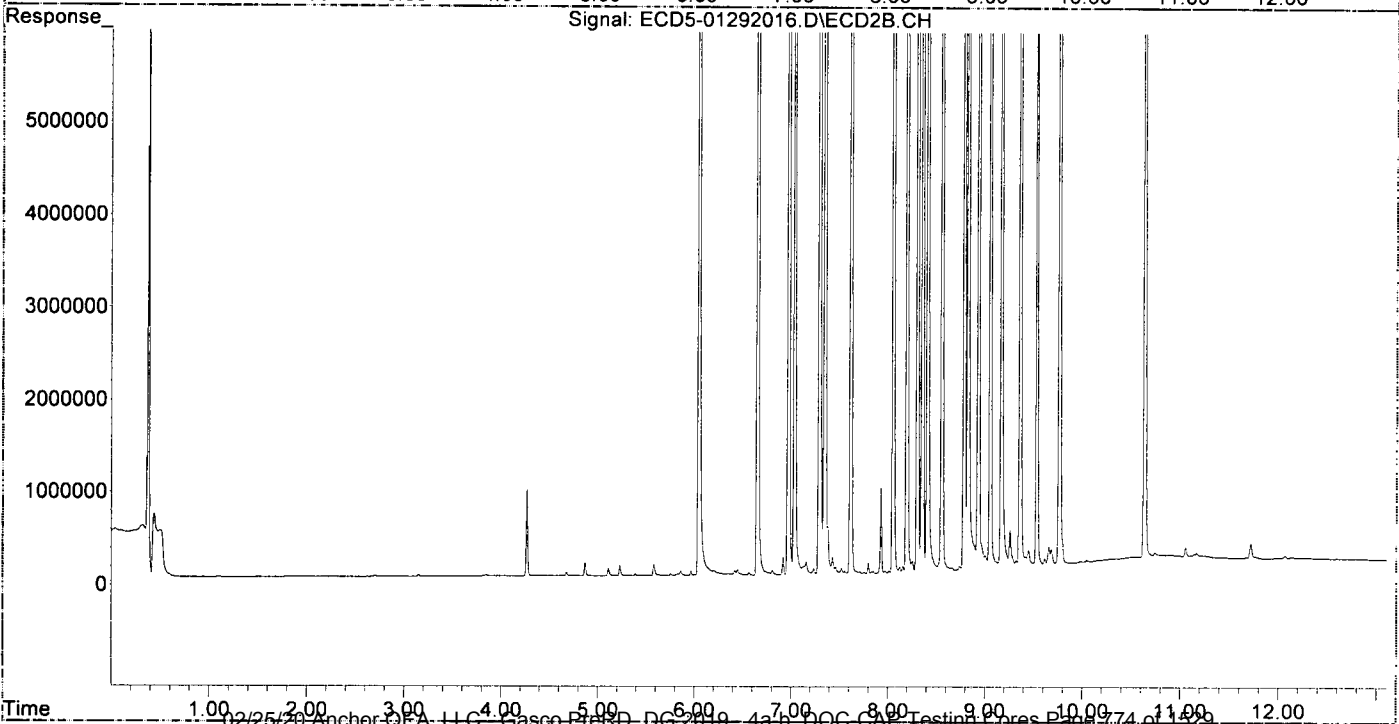
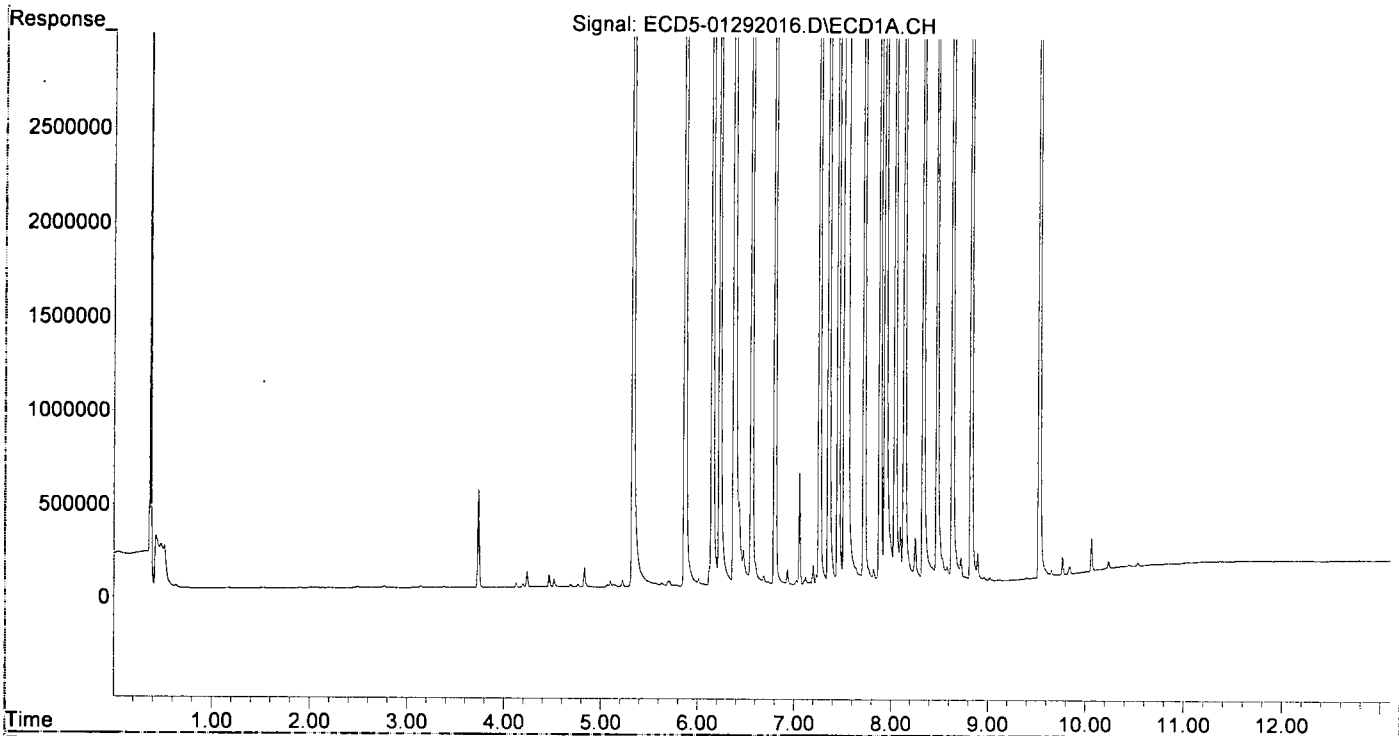
Compound	RT#1	RT#2	Resp#1	Resp#2	ng/mL	ng/mL
System Monitoring Compounds						
1) S TCMX (S)	5.330	6.045	19621241	33658998	100.487	112.918
22) S DCBP (S)	9.527	10.635	16264130	21704247	110.049	121.970 Q-41
Target Compounds						
2) a-BHC	5.869	6.652	29326818	54484863	111.439	131.940
3) g-BHC	6.151	6.972	25728645	46945891	110.186	128.585
4) b-BHC	6.228	7.033	9236242	17323417	95.587	107.695
5) Heptachlor	6.559	7.348	25657517	45470098	112.911	128.270
6) d-BHC	6.378	7.291	21394318	44693949	98.210	116.928
7) Aldrin	6.799	7.616	25145067	43855747	113.965	131.676 Q-41
8) Heptachlo...	7.261	8.055	22593231	39011593	109.593	126.646
9) trans-Chl...	7.356	8.196	22469723	39562161	106.634	126.871 Q-41
10) cis-Chlor...	7.453	8.304	22473530	37641777	109.827	126.891 Q-41
11) Endosulfa...	7.550	8.355	21380947	35309233	110.323	127.065
12) 4,4'-DDE	7.519	8.408	21214398	38289094	102.890	115.180 Q-41
13) Dieldrin	7.721	8.557	23845692	40431705	110.716	130.877 Q-41
14) Endrin	7.886	8.785	20768844	33669223	120.039	143.294
15) 4,4'-DDD	7.940	8.826	17391832	31451144	100.732	127.951 Q-41
16) Endosulfa...	8.042	8.933	18684864	31658777	109.513	129.591
17) 4,4'-DDT	8.137	9.053	17279412	27497791	104.305	107.247
18) Endrin Al...	8.332	9.169	15741977	25852400	102.813	115.617
19) Endosulfa...	8.633	9.361	18442088	30651402	115.237	138.275
20) Methoxychlor	8.475	9.531	8208712	12806346	94.780	107.679
21) Endrin Ke...	8.826	9.765	21010080	34518048	110.018	137.834
23) Hexachlor...	3.141	0.000	8363	0	0.042	N.D. #
24) Hexachlor...	5.711	0.000	30726	0	0.004	N.D. #
25) Oxychlordan	7.196	7.970	102274	22721	0.383	0.081 #
26) 2,4'-DDE	7.261	8.196	22593231	39562161	158.447	187.863
27) trans-Non...	7.453	8.255	22473530	121502	112.091	0.395 #
28) 2,4'-DDD	0.000	8.557	0	40431705	N.D.	219.213 #
29) 2,4'-DDT	7.822	8.785	75234	33669223	0.514	144.238 #
30) cis-Nonac...	7.940f	8.826	17391832	31451144	73.790	92.194
31) Mirex	8.581	9.765	80475	34518048	0.350	168.544 #
32) Chlordane...	7.453f	8.255	22473530	121502	957.885	3.124 #
33) Chlordane...	7.519	8.355	21214398	35309233	736.081	1100.047 #
34) Chlordane...	8.042f	9.053	18684864	27497791	2456.082	2589.799
35) Chlordane...	3.826f	0.000	2874	0	NoCal	N.D.
36) Toxaphene...	7.519f	0.000	21214398	0	20142.382	N.D. #
37) Toxaphene...	7.822f	8.933	75234	31658777	38.688	9090.668 #
38) Toxaphene...	8.096	9.007	300802	138080	67.764	22.987 #
39) Toxaphene...	8.332	9.053	15741977	27497791	3896.494	3046.619
40) Toxaphene...	8.581	9.259f	80475	389829	24.477	77.625 #
41) Toxaphene...	8.633	9.615	18442088	60584	4247.021	10.791 #
42) Toxaphene...	3.826f	3.825f	2874	10694	NoCal	NoCal

(f)=RT Delta > 1/2 Window (#)=Amounts differ by > 40% (m)=manual int.

Quantitation Report (Not Reviewed)

Data Path : R:\data\2020-01\0A29038\
Data File : ECD5-01292016.D
Signal(s) : Signal #1: ECD1A.CH Signal #2: ECD2B.CH
Acq On : 29 Jan 2020 15:23
Operator : MJB
Sample : 0A29038-CCV2
Misc : A19K134, AB 100 ppb
ALS Vial : 5 (Sig #1); 0 (Sig #2) Sample Multiplier: 1

Integration File signal 1: PEST1.e
Integration File signal 2: PEST2.e
Quant Time: Jan 29 16:03:24 2020
Quant Method : R:\methods\ECD5_QUANTPEST_200107RT2.M
Quant Title : Instrument: DualECD5
QLast Update : Thu Jan 09 11:11:29 2020
Response via : Initial Calibration
Integrator: ChemStation 6890 Scale Mode: Small noise peaks clipped



Quantitation Report (Not Reviewed)

Data Path : R:\data\2020-01\0A29038\
 Data File : ECD5-01292017.D
 Signal(s) : Signal #1: ECD1A.CH Signal #2: ECD2B.CH
 Acq On : 29 Jan 2020 15:40
 Operator : MJB
 Sample : 0A29038-CCV3
 Misc : A19J409, 9-42 100 ppb
 ALS Vial : 6 (Sig #1); 0 (Sig #2) Sample Multiplier: 1

Integration File signal 1: PEST1.e
 Integration File signal 2: PEST2.e
 Quant Time: Jan 29 16:03:30 2020
 Quant Method : R:\methods\ECD5_QUANTPEST_200107RT2.M
 Quant Title : Instrument: DualECD5
 QLast Update : Thu Jan 09 11:11:29 2020
 Response via : Initial Calibration
 Integrator: ChemStation 6890 Scale Mode: Small noise peaks clipped

MJB
1/29/20

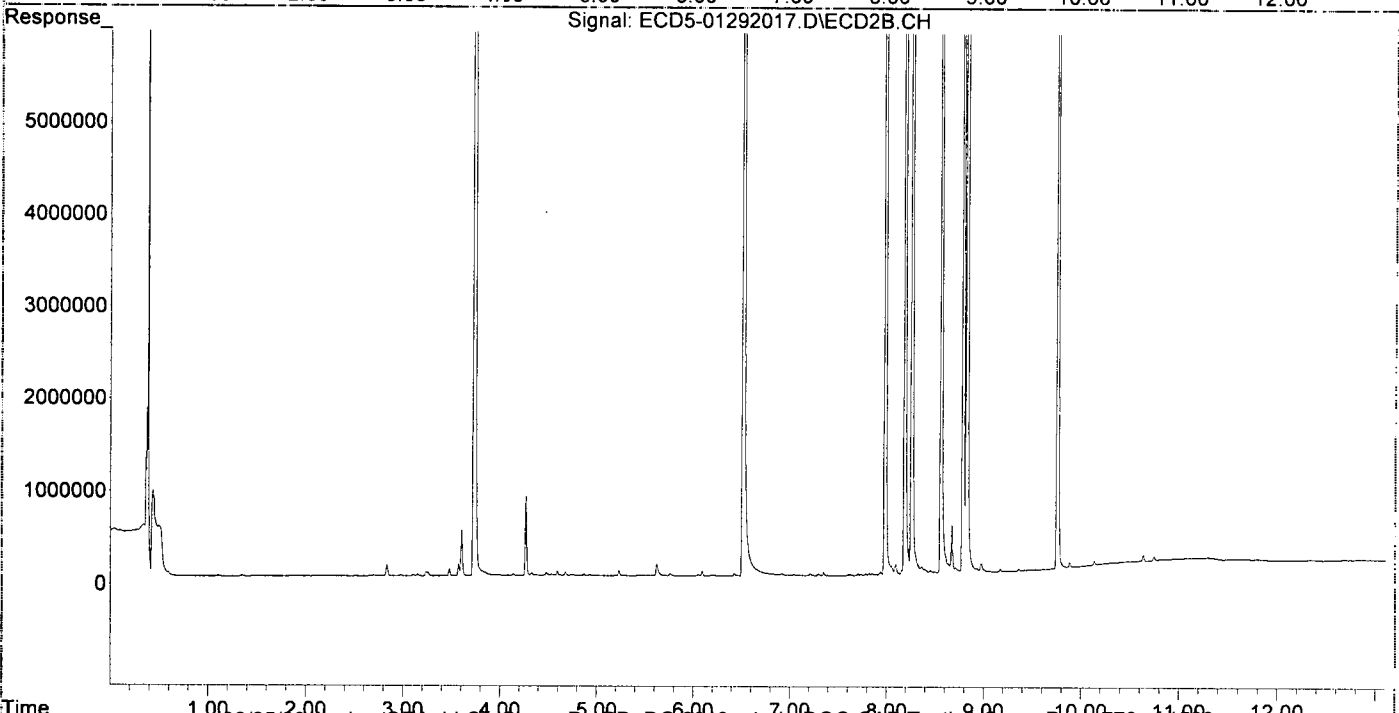
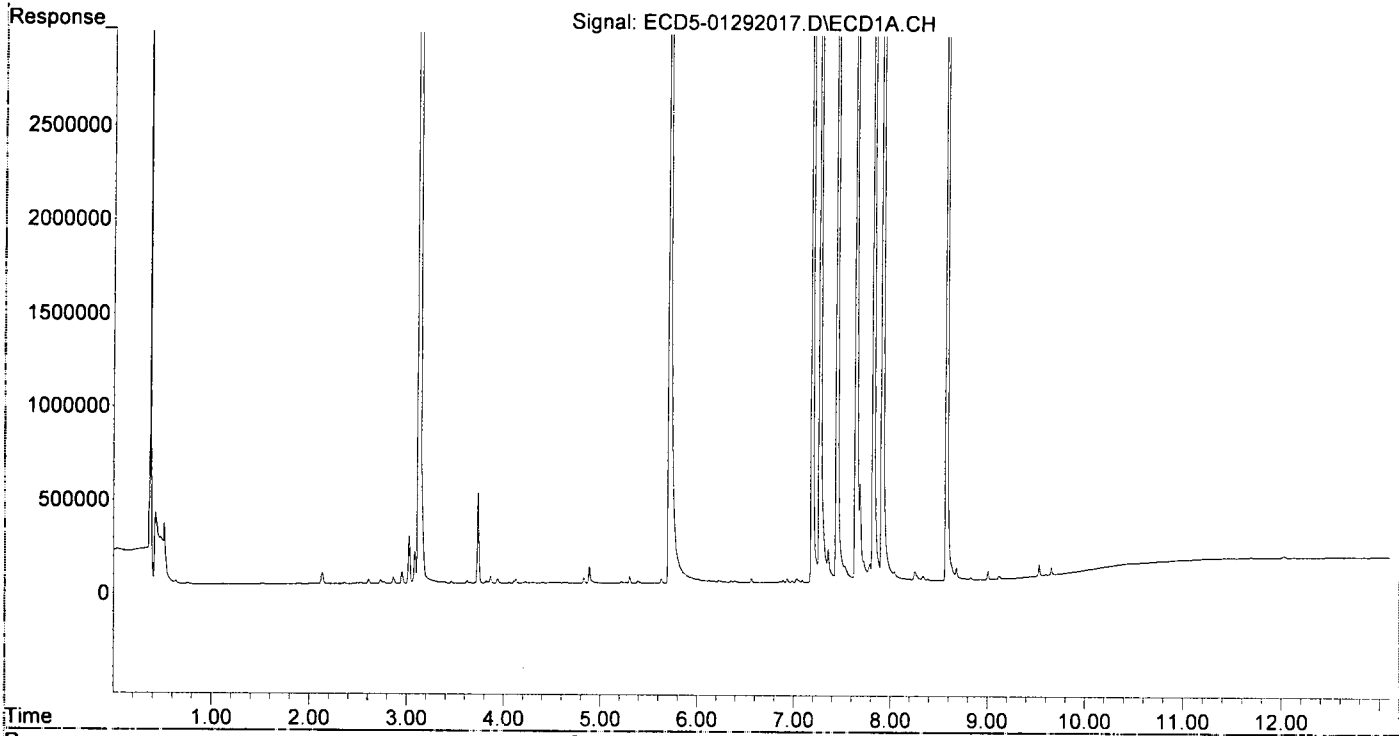
Compound	RT#1	RT#2	Resp#1	Resp#2	ng/mL	ng/mL
System Monitoring Compounds						
1) S TCMX (S)	5.303f	6.050	36913	13885	0.189	0.047 #
22) S DCBP (S)	9.530	10.635	66065	69057	0.286	0.388
Target Compounds						
2) a-BHC	0.000	0.000	0	0	N.D.	N.D.
3) g-BHC	6.151	0.000	9724	0	0.042	N.D. #
4) b-BHC	6.224	7.040	14182	7398	5931.857	0.046 #
5) Heptachlor	6.563	7.349	20020	34362	0.088	0.097
6) d-BHC	6.390	7.296	9606	17004	0.044	0.108 #
7) Aldrin	6.773f	7.624	3768	12309	0.017	0.037 #
8) Heptachlo...	7.270	8.052	11371890	98174	55.162	0.319 #
9) trans-Chl...	7.357	8.187	177764	20921514	0.844	67.092 #
10) cis-Chlor...	7.447	0.000	18688108	0	91.328	N.D. #
11) Endosulfa...	0.000	8.364	0	73157	N.D.	0.263 #
12) 4,4'-DDE	0.000	0.000	0	0	N.D.	N.D.
13) Dieldrin	0.000	8.562	0	18074753	N.D.	58.508 #
14) Endrin	7.916f	8.787	21412715	19436913	123.760	82.722
15) 4,4'-DDD	7.916f	8.828	21412715	36742129	124.021	149.476
16) Endosulfa...	8.042	8.932	52492	35386	0.308	0.145 #
17) 4,4'-DDT	0.000	0.000	0	0	N.D.	N.D.
18) Endrin Al...	8.336	9.170	25430	25043	0.166	0.112
19) Endosulfa...	0.000	9.361	0	22462	N.D.	0.101 #
20) Methoxychlor	0.000	9.534	0	4322	N.D.	0.036 #
21) Endrin Ke...	8.829	9.758	13103	19501125	0.069	77.870 #
23) Hexachlor...	3.128	3.733	20555383	45835033	103.062	114.380
24) Hexachlor...	5.713	6.515	15814419	29039447	81.872	90.719
25) Oxychlorane	7.191	7.985	17059328	28765798	96.520	102.848
26) 2,4'-DDE	7.270	8.187	11371890	20921514	79.752	99.347
27) trans-Non...	7.447	8.260	18688108	32323181	93.339	105.120
28) 2,4'-DDD	7.642	8.562	9777421	18074753	76.846	97.998
29) 2,4'-DDT	7.824	8.787	11402593	19436913	77.846	90.378
30) cis-Nonac...	7.916	8.828	21412715	36742129	90.849	107.704
31) Mirex	8.580	9.758	12334850	19501125	92.480	101.440
32) Chlordane...	7.447f	8.260	18688108	32323181	796.540	830.995
33) Chlordane...	0.000	8.364	0	73157	N.D.	2.279 #
34) Chlordane...	8.042f	0.000	52492	0	6.900	N.D. #
35) Chlordane...	3.822f	0.000	10878	0	NoCal	N.D.
36) Toxaphene...	0.000	8.632f	0	99530	N.D.	36.804 #
37) Toxaphene...	7.789	8.932f	95415	35386	49.065	10.161 #
38) Toxaphene...	0.000	8.975	0	89274	N.D.	13.475 #
39) Toxaphene...	8.336	0.000	25430	0	6.294	N.D. #
40) Toxaphene...	8.580	9.227	12334850	3831	3751.728	0.763 #
41) Toxaphene...	0.000	0.000	0	0	N.D.	N.D.
42) Toxaphene...	3.822f	0.000	10878	0	NoCal	N.D.

(f)=RT Delta > 1/2 Window (#)=Amounts differ by > 40% (m)=manual int.

Quantitation Report (Not Reviewed)

Data Path : R:\data\2020-01\0A29038\
Data File : ECD5-01292017.D
Signal(s) : Signal #1: ECD1A.CH Signal #2: ECD2B.CH
Acq On : 29 Jan 2020 15:40
Operator : MJB
Sample : 0A29038-CCV3
Misc : A19J409, 9-42 100 ppb
ALS Vial : 6 (Sig #1); 0 (Sig #2) Sample Multiplier: 1

Integration File signal 1: PEST1.e
Integration File signal 2: PEST2.e
Quant Time: Jan 29 16:03:30 2020
Quant Method : R:\methods\ECD5_QUANTPEST_200107RT2.M
Quant Title : Instrument: DualECD5
QLast Update : Thu Jan 09 11:11:29 2020
Response via : Initial Calibration
Integrator: ChemStation 6890 Scale Mode: Small noise peaks clipped



Quantitation Report (Not Reviewed)

Data Path : R:\data\2020-01\0A29038\
 Data File : ECD5-01292018.D
 Signal(s) : Signal #1: ECD1A.CH Signal #2: ECD2B.CH
 Acq On : 29 Jan 2020 15:58
 Operator : MJB
 Sample : 0A29038-CCB2
 Misc : A19L339
 ALS Vial : 7 (Sig #1); 0 (Sig #2) Sample Multiplier: 1

Integration File signal 1: PEST1.e
 Integration File signal 2: PEST2.e
 Quant Time: Jan 29 16:31:07 2020
 Quant Method : R:\methods\ECD5_QUANTPEST_200107RT2.M
 Quant Title : Instrument: DualECD5
 QLast Update : Thu Jan 09 11:11:29 2020
 Response via : Initial Calibration
 Integrator: ChemStation 6890 Scale Mode: Small noise peaks clipped

MJB
1/29/20

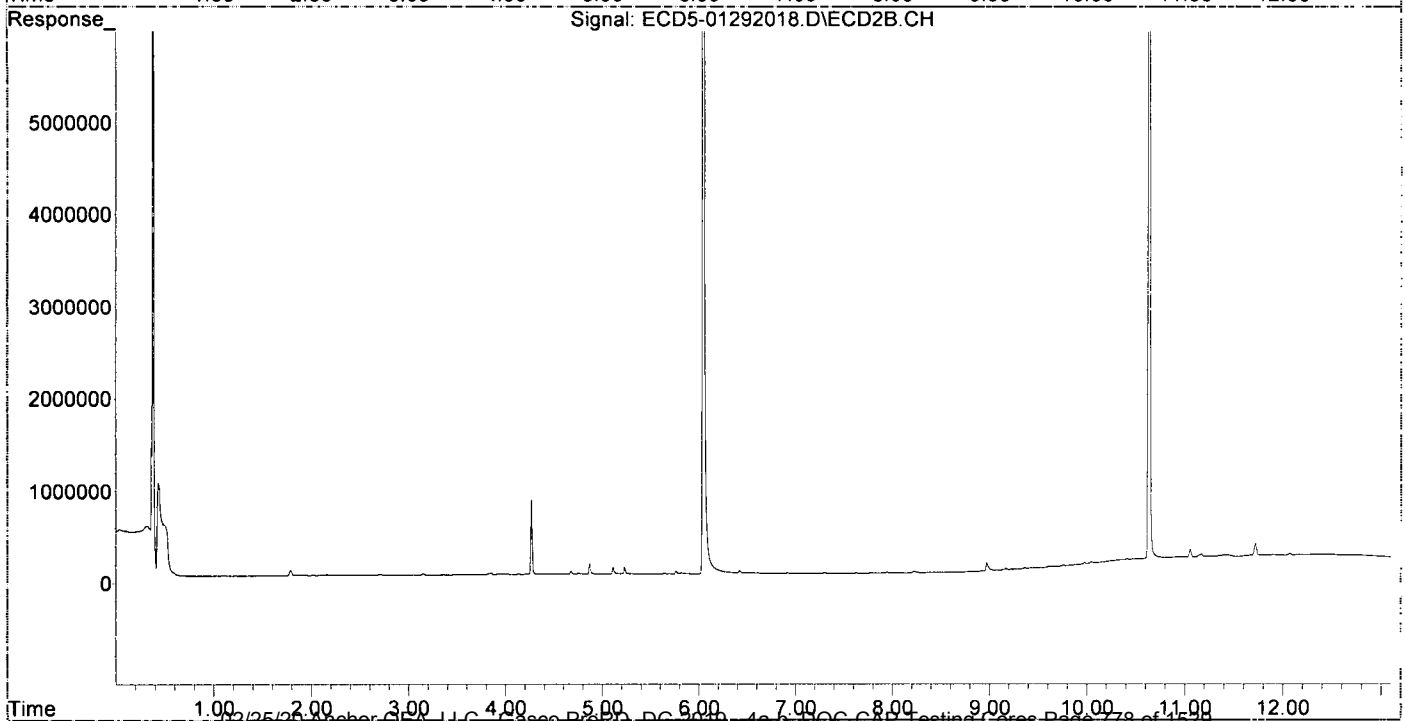
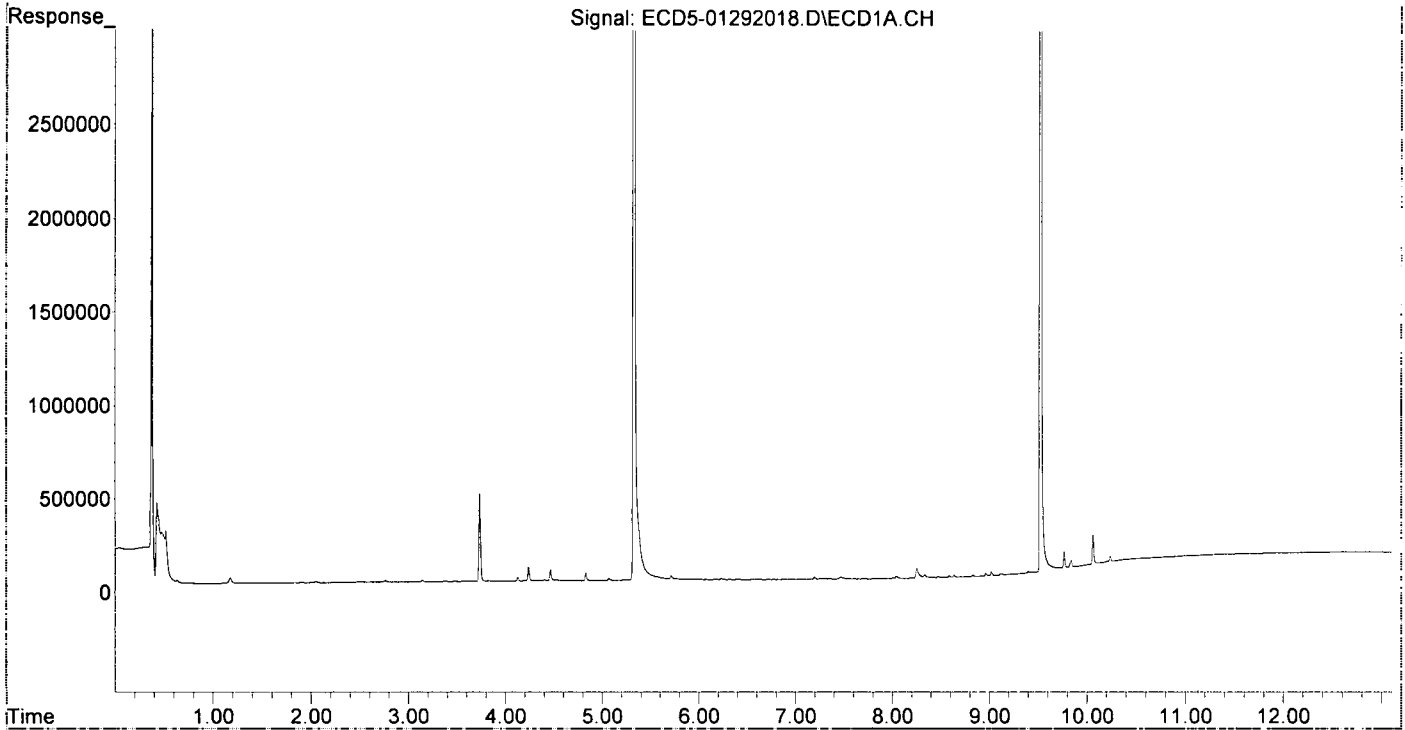
Compound	RT#1	RT#2	Resp#1	Resp#2	ng/mL	ng/mL
System Monitoring Compounds						
1) S TCMX (S)	5.331	6.045	16843644	28504743	86.262	95.627
22) S DCBP (S)	9.529	10.636	13766626	18606653	92.928	104.563
Target Compounds						
2) a-BHC	0.000	0.000	0	0	N.D.	N.D.
3) g-BHC	0.000	0.000	0	0	N.D.	N.D.
4) b-BHC	6.232	0.000	7284	0	5931.928	N.D. #
5) Heptachlor	0.000	0.000	0	0	N.D.	N.D.
6) d-BHC	6.397	7.298	3939	10725	0.018	0.090 #
7) Aldrin	0.000	7.627	0	6164	N.D.	0.019 #
8) Heptachlo...	0.000	0.000	0	0	N.D.	N.D.
9) trans-Chl...	7.349	8.223f	4733	18068	0.022	0.058 #
10) cis-Chlor...	7.471	0.000	9225	0	0.045	N.D. #
11) Endosulfa...	0.000	0.000	0	0	N.D.	N.D.
12) 4,4'-DDE	0.000	0.000	0	0	N.D.	N.D.
13) Dieldrin	0.000	0.000	0	0	N.D.	N.D.
14) Endrin	0.000	8.792	0	3917	N.D.	0.017 #
15) 4,4'-DDD	0.000	8.792f	0	3917	N.D.	0.016 #
16) Endosulfa...	8.043	8.936	13278	7121	0.078	0.029 #
17) 4,4'-DDT	0.000	9.077f	0	4835	N.D.	0.052 #
18) Endrin Al...	8.336	9.171	17797	15952	0.116	0.071
19) Endosulfa...	8.638	9.362	11900	14387	0.074	0.065
20) Methoxychlor	8.475	0.000	5208	0	0.060	N.D. #
21) Endrin Ke...	8.831	9.764	6160	6852	0.032	0.027
23) Hexachlor...	3.142	0.000	8150	0	0.041	N.D. #
24) Hexachlor...	5.714	0.000	22089	0	BelowCal	N.D.
25) Oxychlorane	7.197	7.947f	11402	10965	BelowCal	0.039
26) 2,4'-DDE	7.307f	8.223f	3091	18068	0.022	0.086 #
27) trans-Non...	7.471f	8.223f	9225	18068	BelowCal	0.059
28) 2,4'-DDD	0.000	0.000	0	0	N.D.	N.D.
29) 2,4'-DDT	7.808	8.792	3150	3917	0.022	BelowCal #
30) cis-Nonac...	0.000	8.792f	0	3917	N.D.	0.011 #
31) Mirex	8.586	9.764	8285	6852	6722.986	BelowCal #
32) Chlordane...	0.000	0.000	0	0	N.D.	N.D.
33) Chlordane...	0.000	0.000	0	0	N.D.	N.D.
34) Chlordane...	8.043f	9.077f	13278	4835	1.745	0.455 #
35) Chlordane...	3.823f	0.000	3837	0	NoCal	N.D.
36) Toxaphene...	7.471f	0.000	9225	0	8.759	N.D. #
37) Toxaphene...	7.808f	8.936	3150	7121	1.620	2.045
38) Toxaphene...	0.000	8.976	0	90286	N.D.	13.672 #
39) Toxaphene...	8.336	9.077f	17797	4835	4.405	0.536 #
40) Toxaphene...	8.586	0.000	8285	0	2.520	N.D. #
41) Toxaphene...	8.638	9.611	11900	11523	2.741	2.052
42) Toxaphene...	3.823f	3.826f	3837	10323	NoCal	NoCal

(f)=RT Delta > 1/2 Window (#)=Amounts differ by > 40% (m)=manual int.

Quantitation Report (Not Reviewed)

Data Path : R:\data\2020-01\0A29038\
Data File : ECD5-01292018.D
Signal(s) : Signal #1: ECD1A.CH Signal #2: ECD2B.CH
Acq On : 29 Jan 2020 15:58
Operator : MJB
Sample : 0A29038-CCB2
Misc : A19L339
ALS Vial : 7 (Sig #1); 0 (Sig #2) Sample Multiplier: 1

Integration File signal 1: PEST1.e
Integration File signal 2: PEST2.e
Quant Time: Jan 29 16:31:07 2020
Quant Method : R:\methods\ECD5_QUANTPEST_200107RT2.M
Quant Title : Instrument: DualECD5
QLast Update : Thu Jan 09 11:11:29 2020
Response via : Initial Calibration
Integrator: ChemStation 6890 Scale Mode: Small noise peaks clipped



Quantitation Report (Not Reviewed)

Data Path : R:\data\2020-01\0A29038\
 Data File : ECD5-01292020.D
 Signal(s) : Signal #1: ECD1A.CH Signal #2: ECD2B.CH
 Acq On : 29 Jan 2020 16:32
 Operator : MJB
 Sample : 0010778-BLK1
 Misc : 1x, 8081B 2,4+4,4-DDx Only, GPC
 ALS Vial : 19 (Sig #1); 0 (Sig #2) Sample Multiplier: 1

Integration File signal 1: PEST1.e
 Integration File signal 2: PEST2.e
 Quant Time: Jan 29 16:54:58 2020
 Quant Method : R:\methods\ECD5_QUANTPEST_200107RT2.M
 Quant Title : Instrument: DualECD5
 QLast Update : Thu Jan 09 11:11:29 2020
 Response via : Initial Calibration
 Integrator: ChemStation 6890 Scale Mode: Small noise peaks clipped

MJB
1/29/20

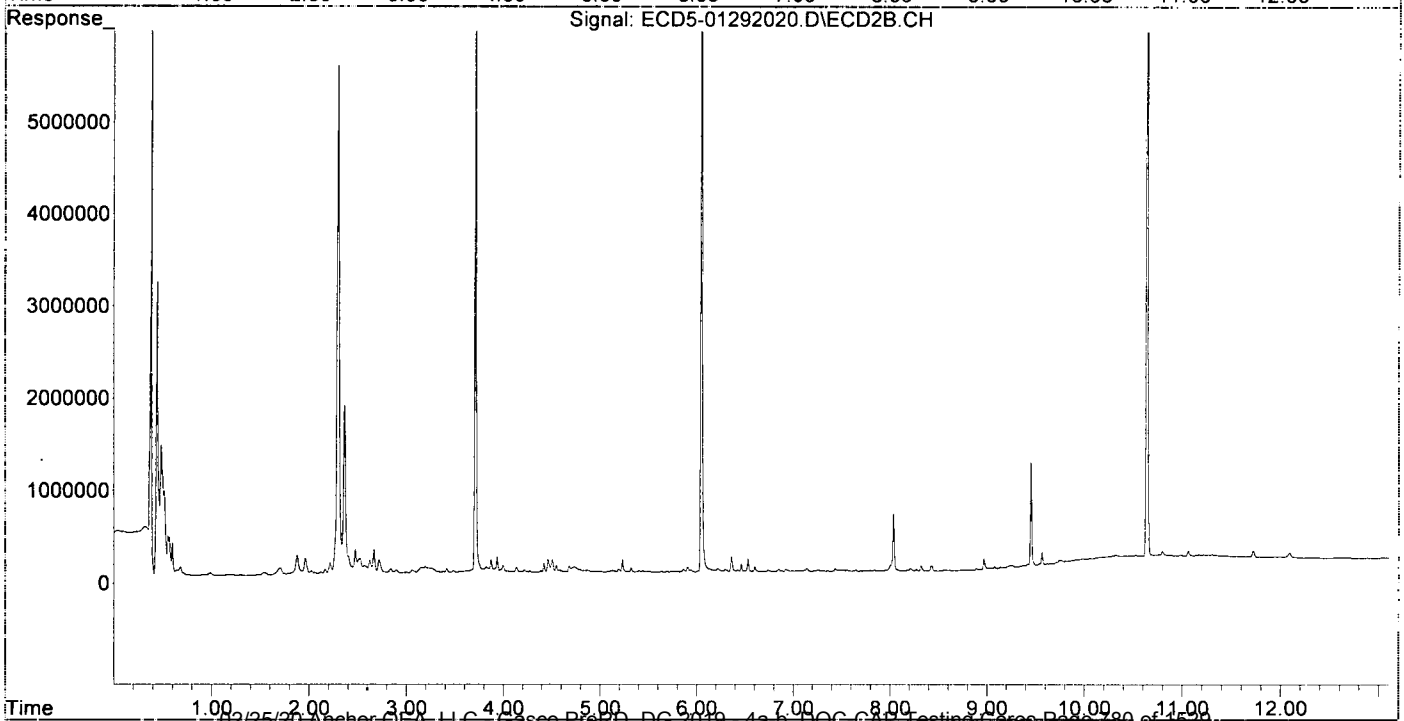
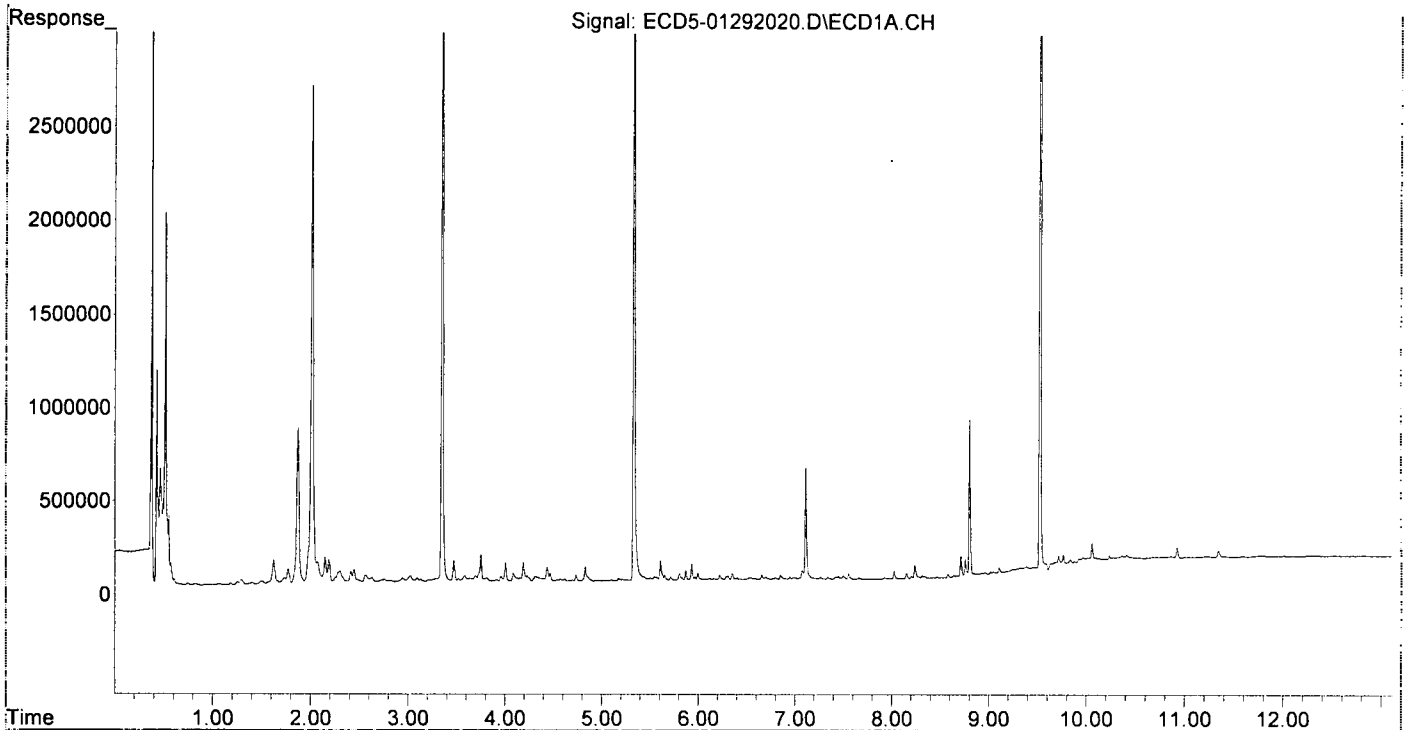
Compound	RT#1	RT#2	Resp#1	Resp#2	ng/mL	ng/mL
System Monitoring Compounds						
1) S TCMX (S)	5.332	6.047	5142594	8424710	26.337	28.263
22) S DCBP (S)	9.527	10.636	7165721	8570957	48.026	48.166
Target Compounds						
2) a-BHC	5.870	0.000	56458	0	0.215	N.D. #
3) g-BHC	6.116f	6.939f	12453	15791	0.053	0.043
4) b-BHC	6.222	7.026	29155	11158	0.130	0.069 #
5) Heptachlor	6.579	0.000	10016	0	0.044	N.D. #
6) d-BHC	6.402	7.265f	13516	13076	0.062	0.097 #
7) Aldrin	6.800	7.628	12753	10536	0.058	0.032 #
8) Heptachlo...	7.266	8.037f	12633	624050	0.061	2.026 #
9) trans-Chl...	7.340f	8.210	13542	27164	0.064	0.087
10) cis-Chlor...	7.449	8.322	16170	57277	0.079	0.193 #
11) Endosulfa...	7.554	8.322f	29795	57277	0.154	0.206
12) 4,4'-DDE	7.501f	8.424	19738	54529	0.096	0.221 #
13) Dieldrin	0.000	8.562	0	14041	N.D.	0.045 #
14) Endrin	0.000	8.787	0	3143	N.D.	0.013 #
15) 4,4'-DDD	7.941	8.825	6340	3015	0.037	0.012 #
16) Endosulfa...	8.026	8.938	42484	2143	0.249	0.009 #
17) 4,4'-DDT	8.154	9.046	28975	10965	0.175	0.081 #
18) Endrin Al...	8.341	9.170	9461	8183	0.062	0.037 #
19) Endosulfa...	8.643	9.373	10218	9665	0.064	0.044
20) Methoxychlor	8.472	9.538	3781	17201	0.044	0.145 #
21) Endrin Ke...	8.851f	9.757	14732	31536	0.077	0.126 #
23) Hexachlor...	3.129	3.709f	22209	7015890	0.111	17.508 #
24) Hexachlor...	5.715	6.530	21588	139683	BelowCal	0.436
25) Oxychlordane	0.000	7.964	0	15393	N.D.	0.055 #
26) 2,4'-DDE	7.266	8.182	12633	15116	0.089	0.072
27) trans-Non...	7.449	8.271	16170	18653	BelowCal	0.061
28) 2,4'-DDD	7.660	8.562	8313	14041	0.065	0.076
29) 2,4'-DDT	0.000	8.787	0	3143	N.D.	BelowCal
30) cis-Nonac...	7.941f	8.825	6340	3015	0.027	0.009 #
31) Mirex	8.582	9.757	16452	31536	6722.925	BelowCal #
32) Chlordane...	7.421	8.271	12971	18653	0.553	0.480
33) Chlordane...	7.501	0.000	19738	0	0.685	N.D. #
34) Chlordane...	8.099f	9.046	3422	10965	0.450	1.033 #
35) Chlordane...	3.811	0.000	26278	0	NoCal	N.D.
36) Toxaphene...	7.501	0.000	19738	0	18.740	N.D. #
37) Toxaphene...	0.000	8.938	0	2143	N.D.	0.615 #
38) Toxaphene...	8.099	8.969	3422	111890	BelowCal	17.884
39) Toxaphene...	8.341	9.046	9461	10965	2.342	1.215 #
40) Toxaphene...	8.582	9.241	16452	20024	5.004	3.987
41) Toxaphene...	8.643	9.617	10218	6842	2.353	1.219 #
42) Toxaphene...	3.811	3.823f	26278	74524	NoCal	NoCal

(f)=RT Delta > 1/2 Window (#)=Amounts differ by > 40% (m)=manual int.

Quantitation Report (Not Reviewed)

Data Path : R:\data\2020-01\0A29038\
Data File : ECD5-01292020.D
Signal(s) : Signal #1: ECD1A.CH Signal #2: ECD2B.CH
Acq On : 29 Jan 2020 16:32
Operator : MJB
Sample : 0010778-BLK1
Misc : 1x, 8081B 2,4+4,4-DDx Only, GPC
ALS Vial : 19 (Sig #1); 0 (Sig #2) Sample Multiplier: 1

Integration File signal 1: PEST1.e
Integration File signal 2: PEST2.e
Quant Time: Jan 29 16:54:58 2020
Quant Method : R:\methods\ECD5_QUANTPEST_200107RT2.M
Quant Title : Instrument: DualECD5
QLast Update : Thu Jan 09 11:11:29 2020
Response via : Initial Calibration
Integrator: ChemStation 6890 Scale Mode: Small noise peaks clipped



Quantitation Report (Not Reviewed)

Data Path : R:\data\2020-01\0A29038\
 Data File : ECD5-01292021.D
 Signal(s) : Signal #1: ECD1A.CH Signal #2: ECD2B.CH
 Acq On : 29 Jan 2020 16:49
 Operator : MJB
 Sample : 0010778-BS1
 Misc : 1x, 8081B 2,4+4,4-DDx Only, GPC
 ALS Vial : 20 (Sig #1); 0 (Sig #2) Sample Multiplier: 1

Integration File signal 1: PEST1.e
 Integration File signal 2: PEST2.e
 Quant Time: Jan 29 17:04:00 2020
 Quant Method : R:\methods\ECD5_QUANTPEST_200107RT2.M
 Quant Title : Instrument: DualECD5
 QLast Update : Thu Jan 09 11:11:29 2020
 Response via : Initial Calibration
 Integrator: ChemStation 6890 Scale Mode: Small noise peaks clipped

MJB
1/29/20

Compound	RT#1	RT#2	Resp#1	Resp#2	ng/mL	ng/mL
System Monitoring Compounds						
1) S TCMX (S)	5.330	6.045	4941430	8240728	25.307	27.646
22) S DCBP (S)	9.525	10.635	6964228	8231582	46.664	46.259
Target Compounds						
2) a-BHC	5.867	0.000	58302	0	0.222	N.D. #
3) g-BHC	0.000	6.938f	0	16938	N.D.	0.046 #
4) b-BHC	6.219	7.023	27686	15289	0.115	0.095
5) Heptachlor	6.568	0.000	11530	0	0.051	N.D. #
6) d-BHC	6.400	7.261f	9043	15519	0.042	0.104 #
7) Aldrin	6.798	7.625	8761	11126	0.040	0.033
8) Heptachlo...	7.266	8.035f	6771133	128945	32.845	0.419 #
9) trans-Chl...	7.377	8.185	11346	11369503	0.054	36.460 #
10) cis-Chlor...	7.446	8.319	22911	75233	0.112	0.254 #
11) Endosulfa...	7.517f	8.319f	11434417	75233	59.000	0.271 #
12) 4,4'-DDE	7.517	8.407	11434417	18935572	55.457	60.581
13) Dieldrin	7.720	8.559	30031	11098385	0.139	35.925 #
14) Endrin	0.000	8.785	0	11910146	N.D.	50.689 #
15) 4,4'-DDD	7.938	8.824	10081085	16797088	58.389	58.335 #
16) Endosulfa...	8.023f	8.932	75191	55894	0.441	0.229 #
17) 4,4'-DDT	8.135	9.052	10457524	15356974	63.126	64.234
18) Endrin Al...	8.315f	9.174	17761	10048	0.116	0.045 #
19) Endosulfa...	8.639	9.371	10677	8128	0.067	0.037 #
20) Methoxychlor	8.457f	9.536	3905	15547	0.045	0.131 #
21) Endrin Ke...	8.804f	9.760	873181	19721	4.572	0.079 #
23) Hexachlor...	3.128	3.707f	20566	4498709	0.103	11.226 #
24) Hexachlor...	5.713	6.528	22030	153042	BelowCal	0.478
25) Oxychlordane	7.170f	7.982	8360	20559	BelowCal	0.074
26) 2,4'-DDE	7.266	8.185	6771133	11369503	47.486	53.989
27) trans-Non...	7.446	8.258	22911	28340	BelowCal	0.092
28) 2,4'-DDD	7.638	8.559	6896505	11098385	54.203	60.173
29) 2,4'-DDT	7.820	8.785	8005525	11910146	54.654	58.325
30) cis-Nonac...	7.938f	8.824	10081085	16797088	42.772	49.238
31) Mirex	8.580	9.760	20826	19721	6722.893	BelowCal #
32) Chlordane...	7.419	8.258	14589	28340	0.622	0.729
33) Chlordane...	7.517	8.407f	11434417	18935572	396.742	589.931 #
34) Chlordane...	0.000	9.052	0	15356974	N.D.	1446.352 #
35) Chlordane...	3.808	0.000	25483	0	NoCal	N.D.
36) Toxaphene...	7.517f	0.000	11434417	0	10856.608	N.D. #
37) Toxaphene...	7.820f	8.966	8005525	125848	4116.662	36.137 #
38) Toxaphene...	8.135f	8.966f	10457524	125848	2420.363	20.604 #
39) Toxaphene...	8.315f	9.052	17761	15356974	4.396	1701.477 #
40) Toxaphene...	8.580	9.250	20826	16663	6.334	3.318 #
41) Toxaphene...	8.639	9.612	10677	8038	2.459	1.432 #
42) Toxaphene...	3.808	3.821f	25483	62016	NoCal	NoCal

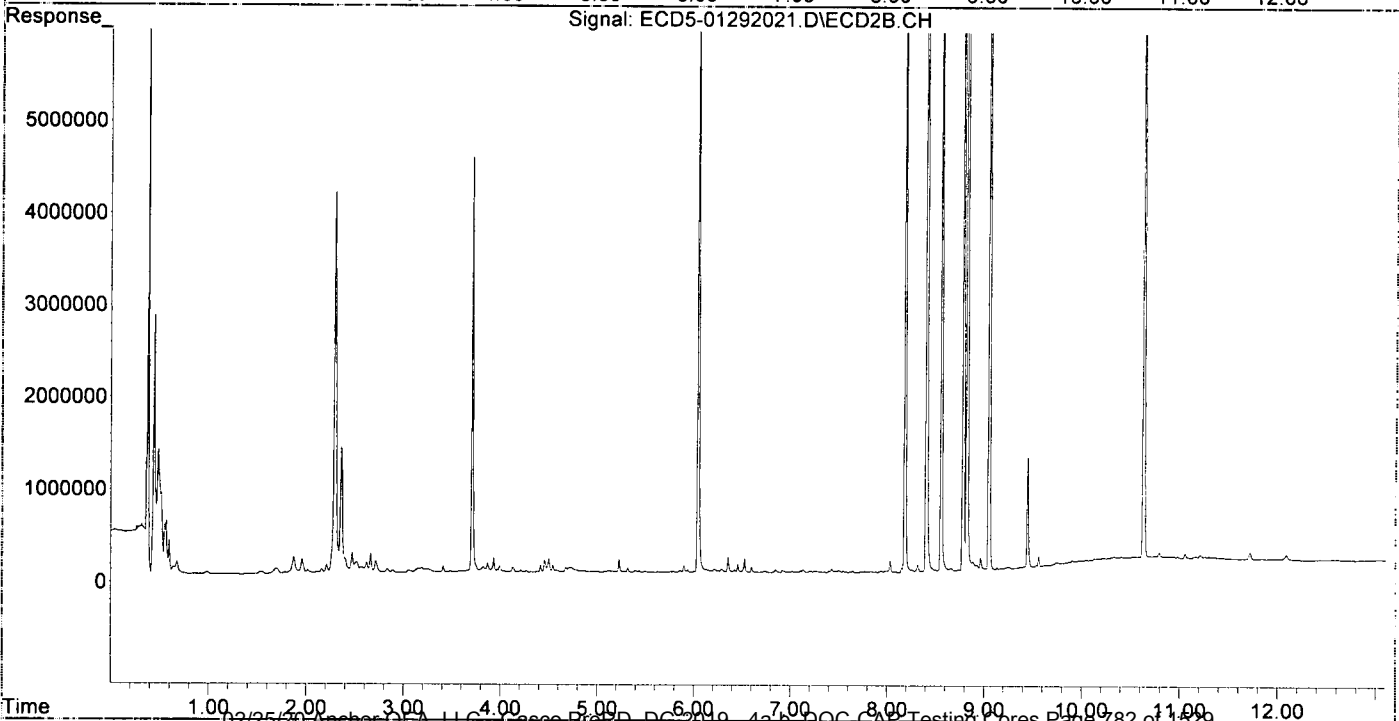
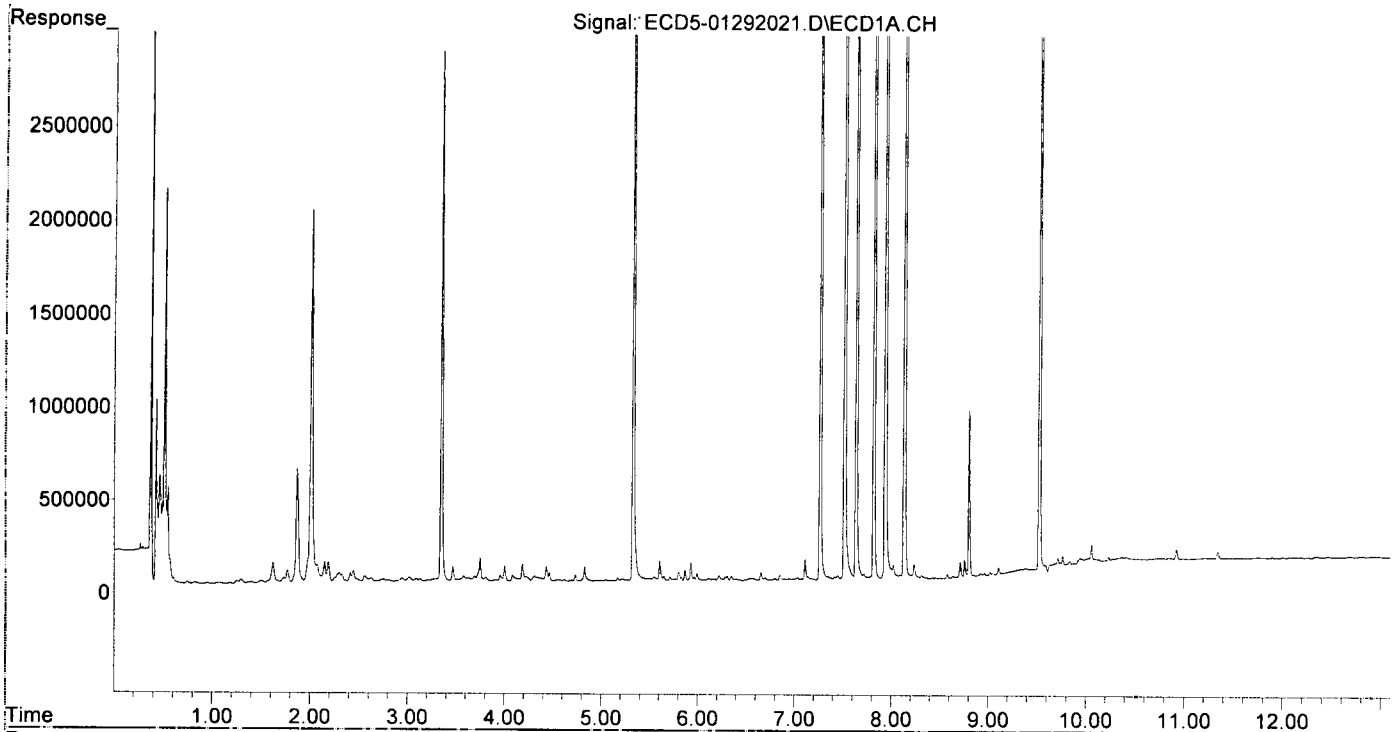
Q-31
Q-41 Q-14
MJB
1/30/20

(f)=RT Delta > 1/2 Window (#)=Amounts differ by > 40% (m)=manual int.

Quantitation Report (Not Reviewed)

Data Path : R:\data\2020-01\0A29038\
Data File : ECD5-01292021.D
Signal(s) : Signal #1: ECD1A.CH Signal #2: ECD2B.CH
Acq On : 29 Jan 2020 16:49
Operator : MJB
Sample : 0010778-BS1
Misc : 1x, 8081B 2,4+4,4-DDx Only, GPC
ALS Vial : 20 (Sig #1); 0 (Sig #2) Sample Multiplier: 1

Integration File signal 1: PEST1.e
Integration File signal 2: PEST2.e
Quant Time: Jan 29 17:04:00 2020
Quant Method : R:\methods\ECD5_QUANTPEST_200107RT2.M
Quant Title : Instrument: DualECD5
QLast Update : Thu Jan 09 11:11:29 2020
Response via : Initial Calibration
Integrator: ChemStation 6890 Scale Mode: Small noise peaks clipped



Quantitation Report (QT Reviewed)

Data Path : R:\data\2020-01\0A29038\
 Data File : ECD5-01292022.D
 Signal(s) : Signal #1: ECD1A.CH Signal #2: ECD2B.CH
 Acq On : 29 Jan 2020 17:06
 Operator : MJB
 Sample : A0A0648-06RE1
 Misc : 1x, 8081B 2,4+4,4-DDx Only, GPC
 ALS Vial : 21 (Sig #1); 0 (Sig #2) Sample Multiplier: 1

Integration File signal 1: PEST1.e
 Integration File signal 2: PEST2.e
 Quant Time: Jan 29 17:27:11 2020
 Quant Method : R:\methods\ECD5_QUANTPEST_200107RT2.M
 Quant Title : Instrument: DualECD5
 QLast Update : Thu Jan 09 11:11:29 2020
 Response via : Initial Calibration
 Integrator: ChemStation 6890 Scale Mode: Small noise peaks clipped

Compound	RT#1	RT#2	Resp#1	Resp#2	ng/mL	ng/mL
System Monitoring Compounds						
1) S TCMX (S)	5.330	6.045	5634283	9507403	28.855	31.895
22) S DCBP (S)	9.525	10.634	7129769	8583297	47.783	48.235
Target Compounds						
2) a-BHC	5.867	6.693f	78037	43943	0.297	0.106 #
3) g-BHC	0.000	6.981	0	65474	N.D.	0.179 #
4) b-BHC	6.248	7.055	29511	20001	0.134	0.124
5) Heptachlor	6.542f	7.338	20429	58774	0.090	0.166 #
6) d-BHC	6.394	7.280	35963	32205	0.165	0.154
7) Aldrin	6.796	7.606	13476	72833	0.061	0.219 #
8) Heptachlo...	7.240f	8.034f	27745	74596	0.135	0.242 #
9) trans-Chl...	7.388f	8.207	13806	31659	0.066	0.102 #
10) cis-Chlor...	7.432f	8.320	32289	39953	0.158	0.135
11) Endosulfa...	7.552	8.395f	35704	50360	0.184	0.181
12) 4,4'-DDE	7.552f	8.421	35704	64914	0.173	0.256 #
13) Dieldrin	7.720	8.551	29559	33911	0.137	0.110
14) Endrin	7.876	8.804	7616	19790	0.044	0.084 #
15) 4,4'-DDD	7.928	8.804f	11383	19790	0.066m	0.081
16) Endosulfa...	8.024f	8.924	33251	4435	0.195	0.018 #
17) 4,4'-DDT	8.152	9.043	19585	14337	0.118	0.096
18) Endrin Al...	8.315f	9.166	15467	7464	0.101	0.033 #
19) Endosulfa...	8.641	9.374	7672	13057	0.048	0.059
20) Methoxychlor	8.474	9.537	5454	22509	0.063	0.189 #
21) Endrin Ke...	8.849	9.739f	11652	42710	0.061	0.171 #
23) Hexachlor...	3.128	3.707f	17354	5660260	0.087	14.125 #
24) Hexachlor...	5.722	6.527	209876	193175	0.934	0.603
25) Oxychlorane	0.000	7.980	0	185059	N.D.	0.662 #
26) 2,4'-DDE	7.240f	8.199	27745	17585	0.195	0.084m#
27) trans-Non...	7.432	8.269	32289	17814	0.006	0.058 #
28) 2,4'-DDD	7.657	8.551	29470	33911	0.232	0.184
29) 2,4'-DDT	7.826	8.804	9267	19790	0.063	0.003 #
30) cis-Nonac...	7.913	8.804f	17877	19790	0.076	0.058
31) Mirex	8.580	9.739	17300	42710	6722.919	BelowCal #
32) Chlordane...	7.432	8.269	32289	17814	1.376	0.458 #
33) Chlordane...	7.496	8.395f	19753	50360	0.685	1.569 #
34) Chlordane...	8.095f	9.043	5394	14337	0.709	1.350 #
35) Chlordane...	3.808	0.000	23658	0	NoCal	N.D.
36) Toxaphene...	7.496	8.576f	19753	25749	18.755	9.521 #
37) Toxaphene...	7.799	8.966	7754	115957	3.987	33.297 #
38) Toxaphene...	8.095	8.966f	5394	115957	BelowCal	18.677
39) Toxaphene...	8.315f	9.043	15467	14337	3.828	1.588 #
40) Toxaphene...	8.580	9.244	17300	19953	5.262	3.973
41) Toxaphene...	8.641	9.614	7672	10748	1.767	1.915
42) Toxaphene...	3.808	3.821f	23658	77335	NoCal	NoCal

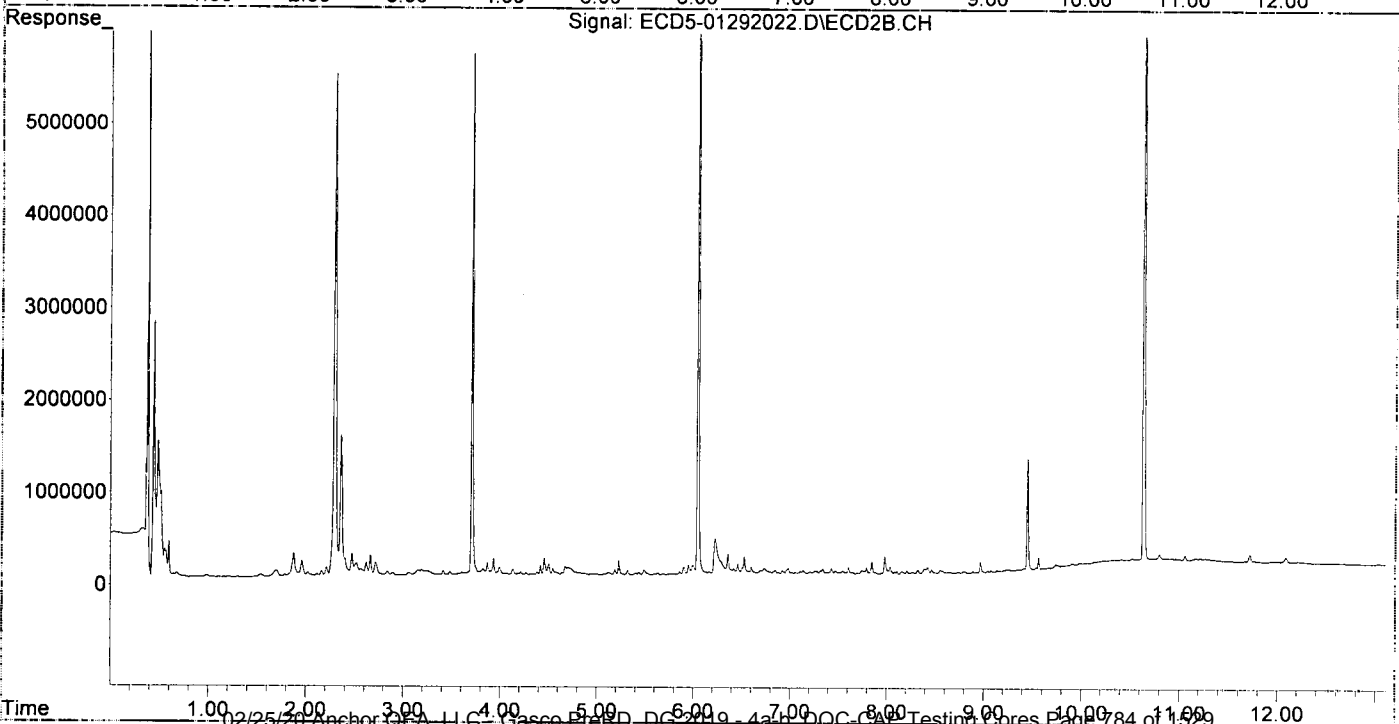
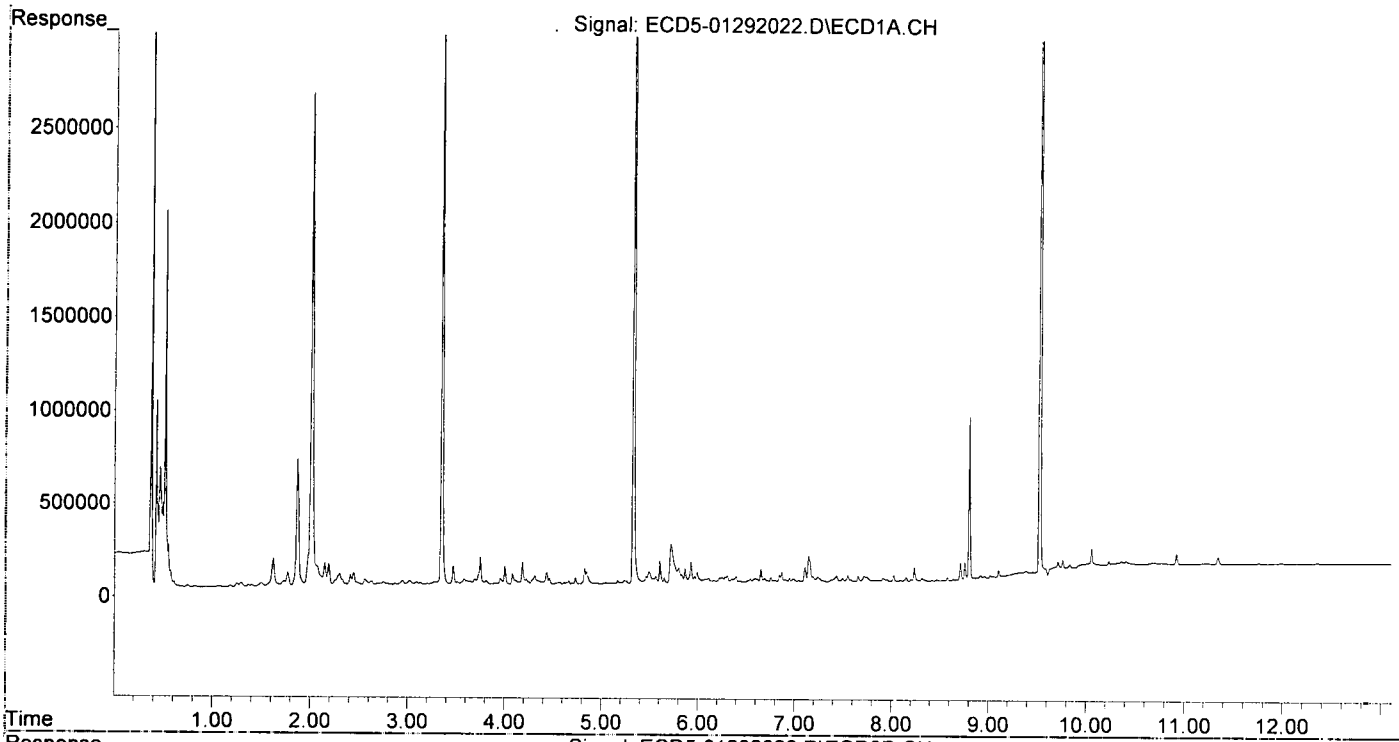
WB
1/29/20

(f)=RT Delta > 1/2 Window (#)=Amounts differ by > 40% (m)=manual int.

Quantitation Report (QT Reviewed)

Data Path : R:\data\2020-01\0A29038\
Data File : ECD5-01292022.D
Signal(s) : Signal #1: ECD1A.CH Signal #2: ECD2B.CH
Acq On : 29 Jan 2020 17:06
Operator : MJB
Sample : A0A0648-06RE1
Misc : 1x, 8081B 2,4+4,4-DDx Only, GPC
ALS Vial : 21 (Sig #1); 0 (Sig #2) Sample Multiplier: 1

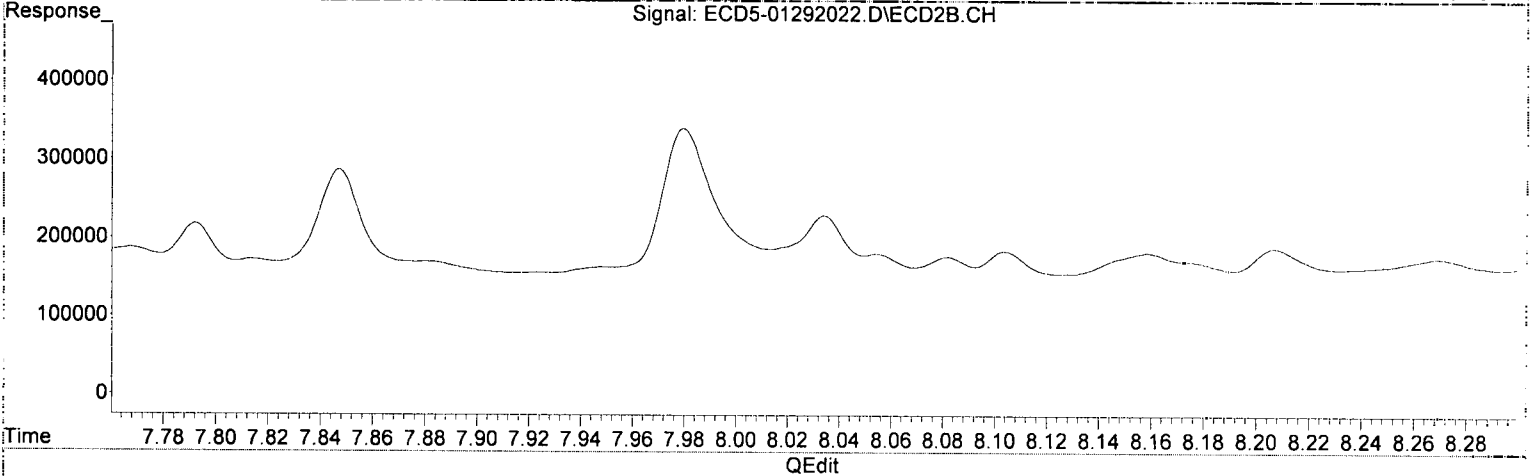
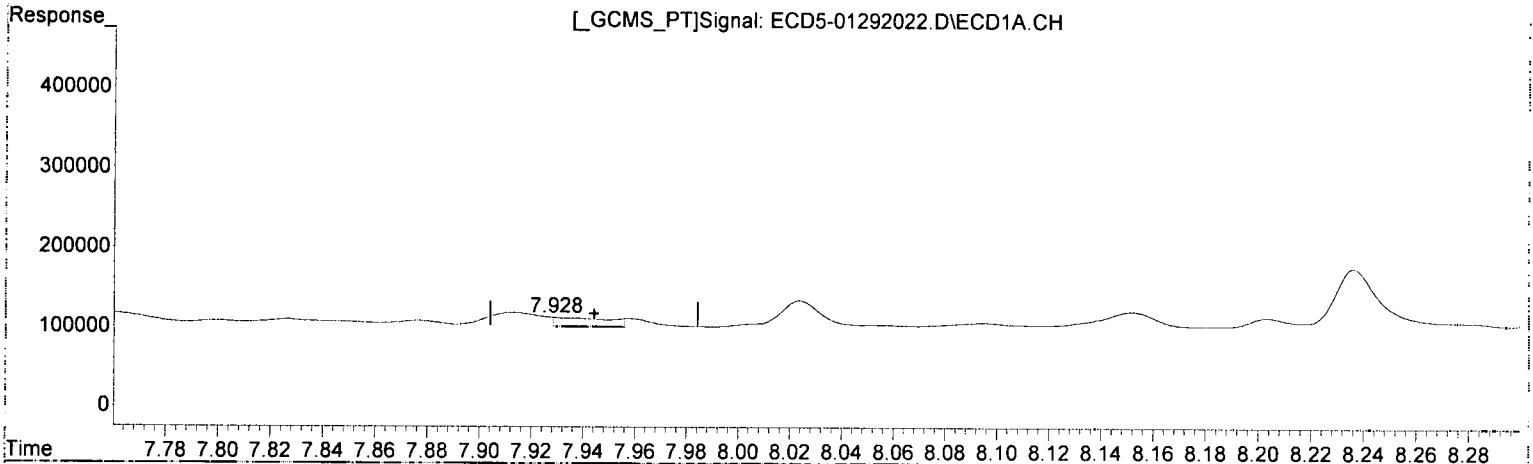
Integration File signal 1: PEST1.e
Integration File signal 2: PEST2.e
Quant Time: Jan 29 17:27:11 2020
Quant Method : R:\methods\ECD5_QUANTPEST_200107RT2.M
Quant Title : Instrument: DualECD5
QLast Update : Thu Jan 09 11:11:29 2020
Response via : Initial Calibration
Integrator: ChemStation 6890 Scale Mode: Small noise peaks clipped



Quantitation Report (Qedit)

Data Path : R:\data\2020-01\0A29038\
Data File : ECD5-01292022.D
Signal(s) : Signal #1: ECD1A.CH Signal #2: ECD2B.CH
Acq On : 29 Jan 2020 17:06
Operator : MJB
Sample : A0A0648-06RE1
Misc : 1x, 8081B 2,4+4,4-DDx Only, GPC
ALS Vial : 21 (Sig #1); 0 (Sig #2) Sample Multiplier: 1

Integration File signal 1: PEST1.e
Integration File signal 2: PEST2.e
Quant Time: Jan 29 17:26:17 2020
Quant Method : R:\methods\ECD5_QUANTPEST_200107RT2.M
Quant Title : Instrument: DualECD5
QLast Update : Thu Jan 09 11:11:29 2020
Response via : Initial Calibration
Integrator: ChemStation 6890 Scale Mode: Small noise peaks clipped



(15) 4,4'-DDD
7.928min 0.066 ng/mL (m)
response 11383

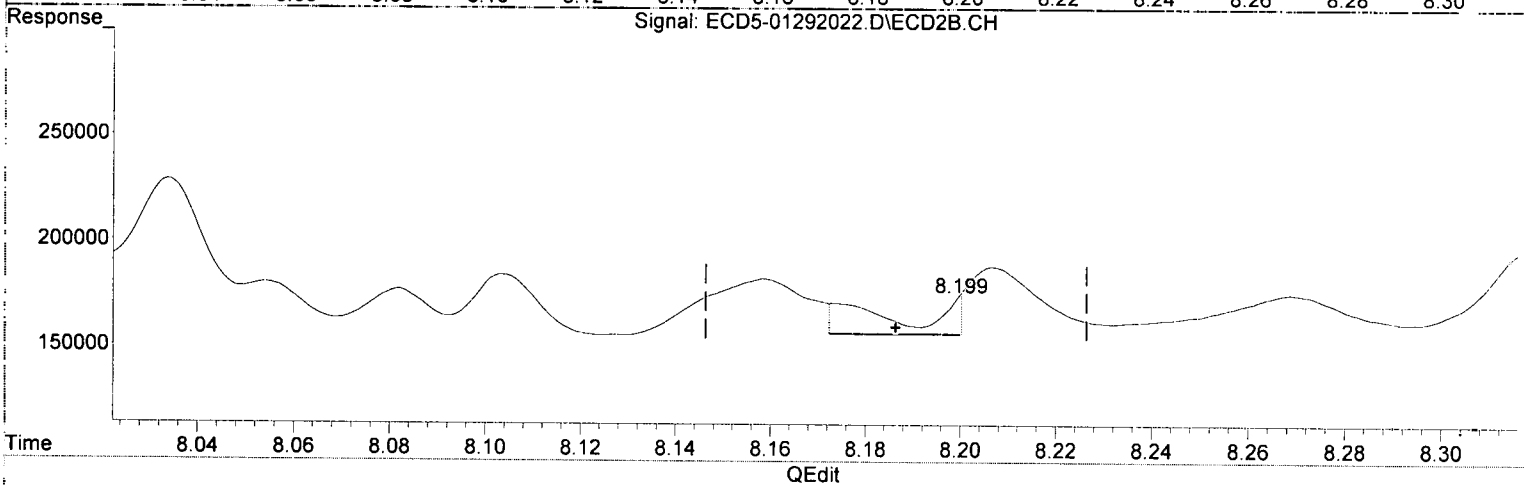
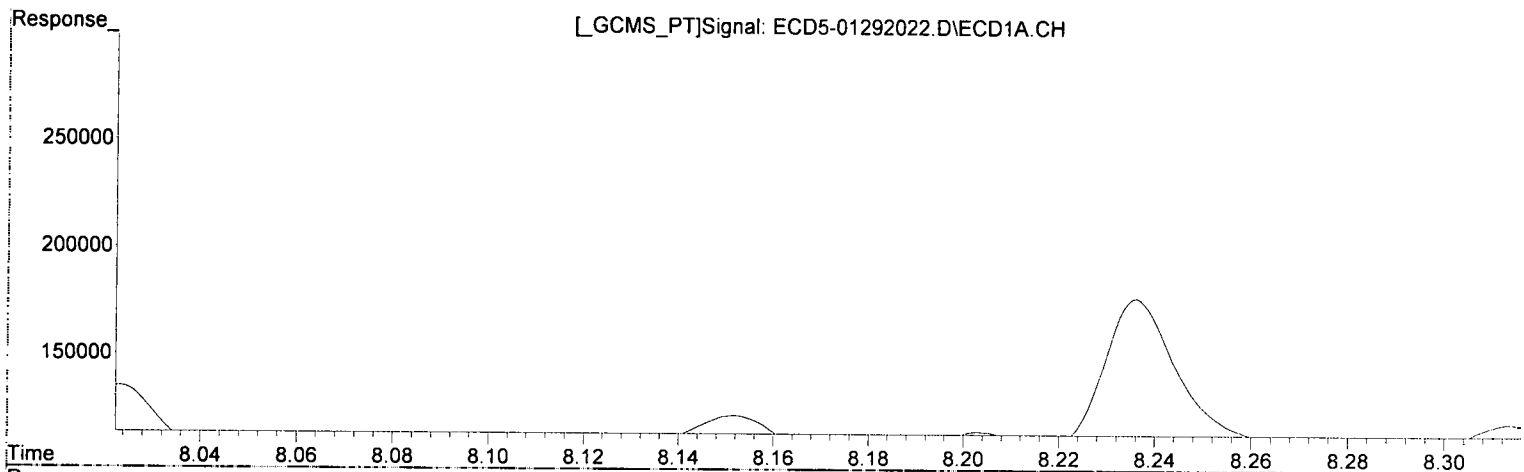
MJB 1/29/20

(15) 4,4'-DDD #2
8.804min 0.081 ng/mL
response 19790

Quantitation Report (Qedit)

Data Path : R:\data\2020-01\0A29038\
Data File : ECD5-01292022.D
Signal(s) : Signal #1: ECD1A.CH Signal #2: ECD2B.CH
Acq On : 29 Jan 2020 17:06
Operator : MJB
Sample : A0A0648-06RE1
Misc : 1x, 8081B 2,4+4,4-DDx Only, GPC
ALS Vial : 21 (Sig #1); 0 (Sig #2) Sample Multiplier: 1

Integration File signal 1: PEST1.e
Integration File signal 2: PEST2.e
Quant Time: Jan 29 17:26:17 2020
Quant Method : R:\methods\ECD5_QUANTPEST_200107RT2.M
Quant Title : Instrument: DualECD5
QLast Update : Thu Jan 09 11:11:29 2020
Response via : Initial Calibration
Integrator: ChemStation 6890 Scale Mode: Small noise peaks clipped



(26) 2,4'-DDE
7.240min 0.195 ng/mL
response 27745

MJB
1/29/20

(26) 2,4'-DDE #2
8.199min 0.084 ng/mL (m)
response 17585

Quantitation Report (Not Reviewed)

Data Path : R:\data\2020-01\0A29038\
 Data File : ECD5-01292022.D
 Signal(s) : Signal #1: ECD1A.CH Signal #2: ECD2B.CH
 Acq On : 29 Jan 2020 17:06
 Operator : MJB
 Sample : AOA0648-06RE1
 Misc : 1x, 8081B 2,4+4,4-DDx Only, GPC
 ALS Vial : 21 (Sig #1); 0 (Sig #2) Sample Multiplier: 1

Integration File signal 1: PEST1.e
 Integration File signal 2: PEST2.e
 Quant Time: Jan 29 17:26:17 2020
 Quant Method : R:\methods\ECD5_QUANTPEST_200107RT2.M
 Quant Title : Instrument: DualECD5
 QLast Update : Thu Jan 09 11:11:29 2020
 Response via : Initial Calibration
 Integrator: ChemStation 6890 Scale Mode: Small noise peaks clipped

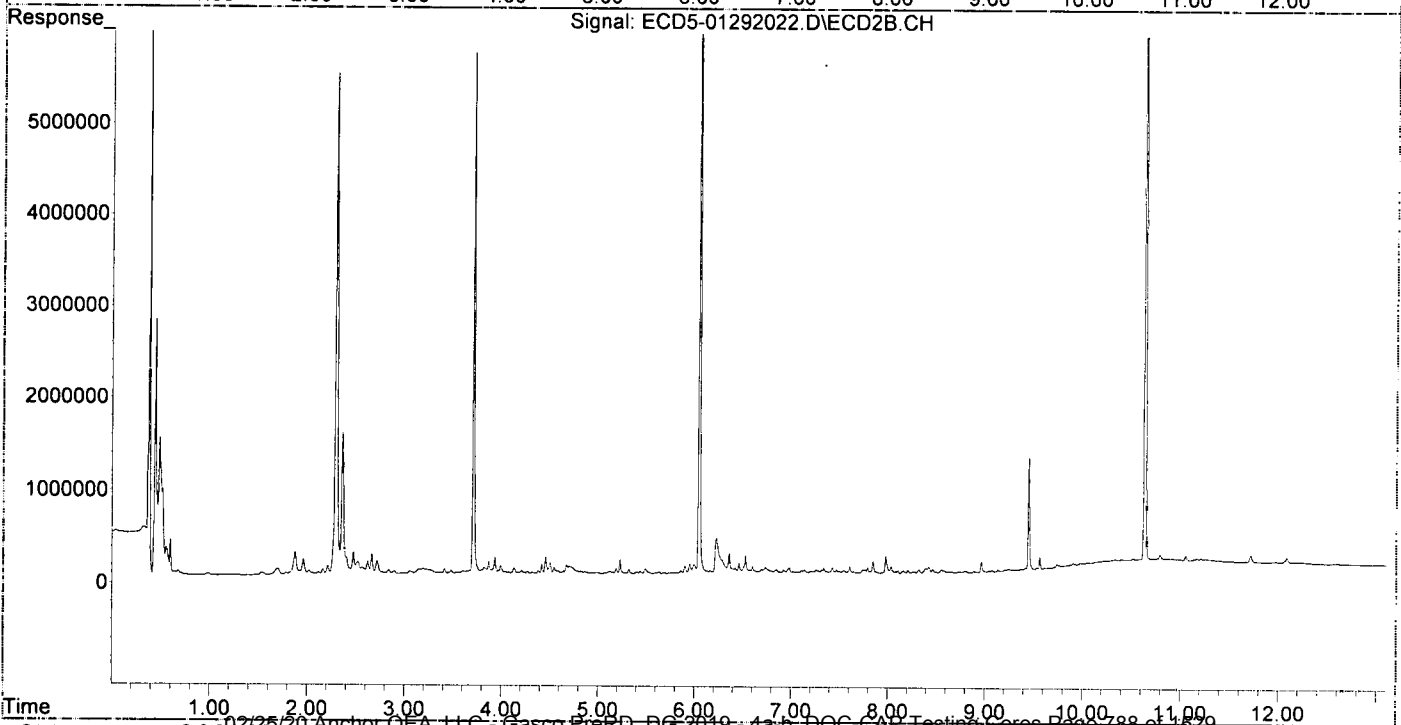
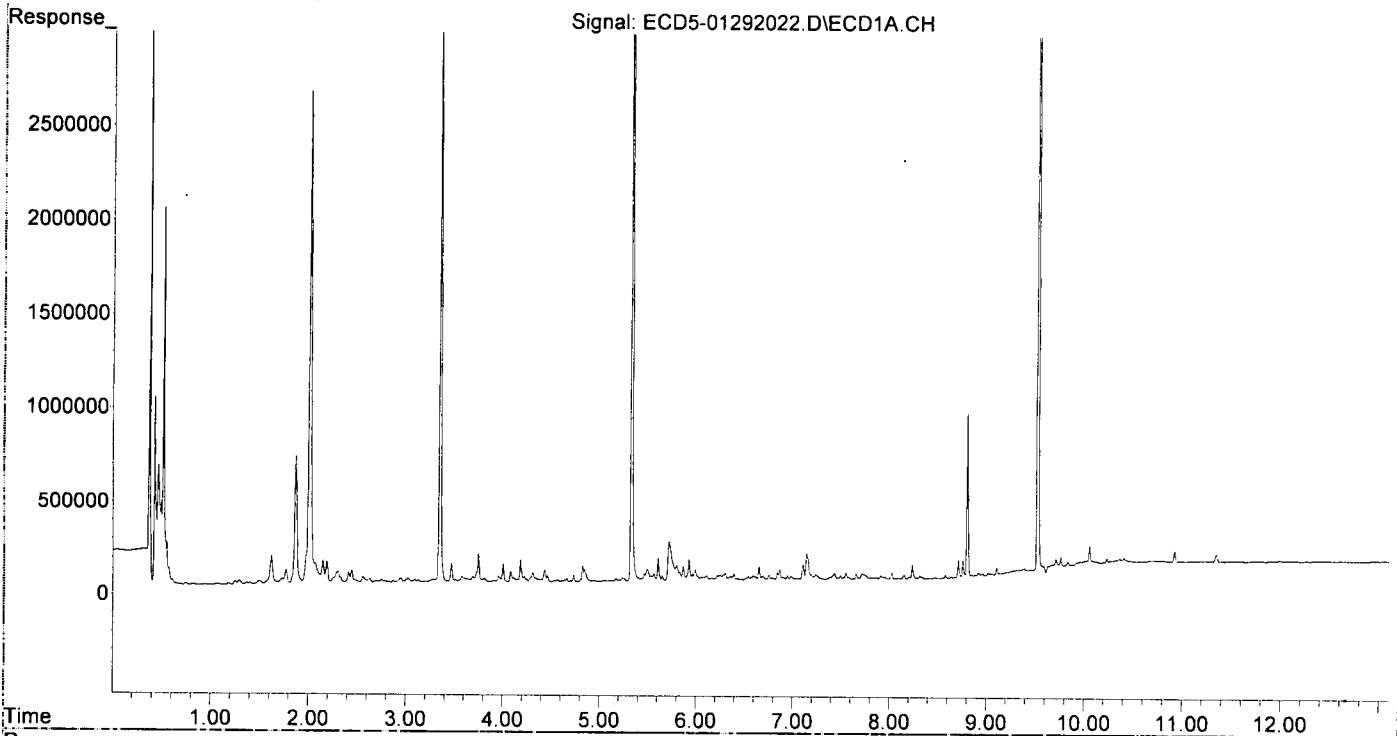
MS
MJB
1/29/20

Compound	RT#1	RT#2	Resp#1	Resp#2	ng/mL	ng/mL
System Monitoring Compounds						
1) S TCMX (S)	5.330	6.045	5634283	9507403	28.855	31.895
22) S DCBP (S)	9.525	10.634	7129769	8583297	47.783	48.235
Target Compounds						
2) a-BHC	5.867	6.693f	78037	43943	0.297	0.106 #
3) g-BHC	0.000	6.981	0	65474	N.D.	0.179 #
4) b-BHC	6.248	7.055	29511	20001	0.134	0.124
5) Heptachlor	6.542f	7.338	20429	58774	0.090	0.166 #
6) d-BHC	6.394	7.280	35963	32205	0.165	0.154
7) Aldrin	6.796	7.606	13476	72833	0.061	0.219 #
8) Heptachlo...	7.240f	8.034f	27745	74596	0.135	0.242 #
9) trans-Chl...	7.388f	8.207	13806	31659	0.066	0.102 #
10) cis-Chlor...	7.432f	8.320	32289	39953	0.158	0.135
11) Endosulfa...	7.552	8.395f	35704	50360	0.184	0.181
12) 4,4'-DDE	7.552f	8.421	35704	64914	0.173	0.256 #
13) Dieldrin	7.720	8.551	29559	33911	0.137	0.110
14) Endrin	7.876	8.804	7616	19790	0.044	0.084 #
15) 4,4'-DDD	7.958	8.804f	10514	19790	0.061	0.081
16) Endosulfa...	8.024f	8.924	33251	4435	0.195	0.018 #
17) 4,4'-DDT	8.152	9.043	19585	14337	0.118	0.096
18) Endrin Al...	8.315f	9.166	15467	7464	0.101	0.033 #
19) Endosulfa...	8.641	9.374	7672	13057	0.048	0.059
20) Methoxychlor	8.474	9.537	5454	22509	0.063	0.189 #
21) Endrin Ke...	8.849	9.739f	11652	42710	0.061	0.171 #
23) Hexachlor...	3.128	3.707f	17354	5660260	0.087	14.125 #
24) Hexachlor...	5.722	6.527	209876	193175	0.934	0.603
25) Oxychlorane	0.000	7.980	0	185059	N.D.	0.662 #
26) 2,4'-DDE	7.240f	8.207f	27745	31659	0.195	0.150
27) trans-Non...	7.432	8.269	32289	17814	0.006	0.058 #
28) 2,4'-DDD	7.657	8.551	29470	33911	0.232	0.184
29) 2,4'-DDT	7.826	8.804	9267	19790	0.063	0.003 #
30) cis-Nonac...	7.913	8.804f	17877	19790	0.076	0.058
31) Mirex	8.580	9.739	17300	42710	6722.919	BelowCal #
32) Chlordane...	7.432	8.269	32289	17814	1.376	0.458 #
33) Chlordane...	7.496	8.395f	19753	50360	0.685	1.569 #
34) Chlordane...	8.095f	9.043	5394	14337	0.709	1.350 #
35) Chlordane...	3.808	0.000	23658	0	NoCal	N.D.
36) Toxaphene...	7.496	8.576f	19753	25749	18.755	9.521 #
37) Toxaphene...	7.799	8.966	7754	115957	3.987	33.297 #
38) Toxaphene...	8.095	8.966f	5394	115957	BelowCal	18.677
39) Toxaphene...	8.315f	9.043	15467	14337	3.828	1.588 #
40) Toxaphene...	8.580	9.244	17300	19953	5.262	3.973
41) Toxaphene...	8.641	9.614	7672	10748	1.767	1.915
42) Toxaphene...	3.808	3.821f	23658	77335	NoCal	NoCal

(f)=RT Delta > 1/2 Window (#)=Amounts differ by > 40% (m)=manual int.

Data Path : R:\data\2020-01\0A29038\
 Data File : ECD5-01292022.D
 Signal(s) : Signal #1: ECD1A.CH Signal #2: ECD2B.CH
 Acq On : 29 Jan 2020 17:06
 Operator : MJB
 Sample : AOA0648-06RE1
 Misc : 1x, 8081B 2,4+4,4-DDx Only, GPC
 ALS Vial : 21 (Sig #1); 0 (Sig #2) Sample Multiplier: 1

Integration File signal 1: PEST1.e
 Integration File signal 2: PEST2.e
 Quant Time: Jan 29 17:26:17 2020
 Quant Method : R:\methods\ECD5_QUANTPEST_200107RT2.M
 Quant Title : Instrument: DualECD5
 QLast Update : Thu Jan 09 11:11:29 2020
 Response via : Initial Calibration
 Integrator: ChemStation 6890 Scale Mode: Small noise peaks clipped



Quantitation Report (Not Reviewed)

Data Path : R:\data\2020-01\0A29038\
 Data File : ECD5-01292032.D
 Signal(s) : Signal #1: ECD1A.CH Signal #2: ECD2B.CH
 Acq On : 29 Jan 2020 20:08
 Operator : MJB
 Sample : 0A29038-CCV4
 Misc : A19K133, AB 50 ppb
 ALS Vial : 3 (Sig #1); 0 (Sig #2) Sample Multiplier: 1

Integration File signal 1: PEST1.e
 Integration File signal 2: PEST2.e
 Quant Time: Jan 30 10:20:52 2020
 Quant Method : R:\methods\ECD5_QUANTPEST_200107RT2.M
 Quant Title : Instrument: DualECD5
 QLast Update : Thu Jan 09 11:11:29 2020
 Response via : Initial Calibration
 Integrator: ChemStation 6890 Scale Mode: Small noise peaks clipped

Compound	RT#1	RT#2	Resp#1	Resp#2	ng/mL	ng/mL
System Monitoring Compounds						
1) S TCMX (S)	5.329	6.044	8189855	12994567	41.943	43.594
22) S DCBP (S)	9.526	10.632	6966199	9222068	46.677	51.825
Target Compounds						
2) a-BHC	5.867	6.651	12806444	21509341	48.663	52.087
3) g-BHC	6.151	6.970	10780119	18507671	46.167	50.692
4) b-BHC	6.231	7.034	3367503	6582145	34.382	40.919
5) Heptachlor	6.559	7.347	11072634	18239473	48.727	51.453
6) d-BHC	6.381	7.291	7781777	16288989	35.722	46.043
7) Aldrin	6.799	7.615	10852687	17607692	49.188	52.867
8) Heptachlo...	7.260	8.053	9743533	16196010	47.263	52.578
9) trans-Chl...	7.355	8.194	9709826	16058173	46.080	51.496
10) cis-Chlor...	7.452	8.302	9459447	15334487	46.228	51.693
11) Endosulfa...	7.548	8.353	9715554	14407057	50.131	51.846
12) 4,4'-DDE	7.521	8.407	8348767	14606445	40.491	47.459
13) Dieldrin	7.720	8.554	10548184	16904263	48.975	54.719
14) Endrin	7.884	8.783	8875800	13442570	51.300 ^{0.31}	57.211
15) 4,4'-DDD	7.941	8.825	6837921	12246080	39.605	49.820
16) Endosulfa...	8.041	8.930	7909871	12778601	46.360	52.307
17) 4,4'-DDT	8.137	9.051	6380245	9439568	38.514 ^{0.31}	41.090
18) Endrin Al...	8.330	9.167	6852926	10194805	44.758	45.593
19) Endosulfa...	8.631	9.358	8041461	12080774	50.248	54.499
20) Methoxychlor	8.476	9.530	3044816	4750648	35.156	39.945
21) Endrin Ke...	8.824	9.761	9509671	13970556	49.797	55.786
23) Hexachlor...	3.141	0.000	7609	0	0.038	N.D. #
24) Hexachlor...	5.710	0.000	13257	0	BelowCal	N.D.
25) Oxychlorane	7.195	7.980	53445	5667	0.103	0.020 #
26) 2,4'-DDE	7.260	8.194	9743533	16058173	68.332	76.253
27) trans-Non...	7.452	8.253	9459447	72950	47.362	0.237 #
28) 2,4'-DDD	0.000	8.554	0	16904263	N.D.	91.652 #
29) 2,4'-DDT	7.821	8.783	39977	13442570	0.273	65.101 #
30) cis-Nonac...	7.941f	8.825	6837921	12246080	29.012	35.898
31) Mirex	8.580	9.761	49107	13970556	0.117	74.586 #
32) Chlordane...	7.452f	8.253	9459447	72950	403.188	1.875 #
33) Chlordane...	7.521	8.353	8348767	14407057	289.679	448.847 #
34) Chlordane...	8.041f	9.051	7909871	9439568	1039.734	889.038
35) Chlordane...	0.000	0.000	0	0	N.D.	N.D.
36) Toxaphene...	7.521f	0.000	8348767	0	7926.883	N.D. #
37) Toxaphene...	7.821f	8.930f	39977	12778601	20.557	3669.315 #
38) Toxaphene...	8.094	9.006	172036	120565	36.992	19.575 #
39) Toxaphene...	8.330	9.051	6852926	9439568	1696.253	1045.857
40) Toxaphene...	8.580	9.257f	49107	234325	14.936	46.660 #
41) Toxaphene...	8.631	9.614	8041461	55238	1851.865	9.839 #
42) Toxaphene...	0.000	0.000	0	0	N.D.	N.D.

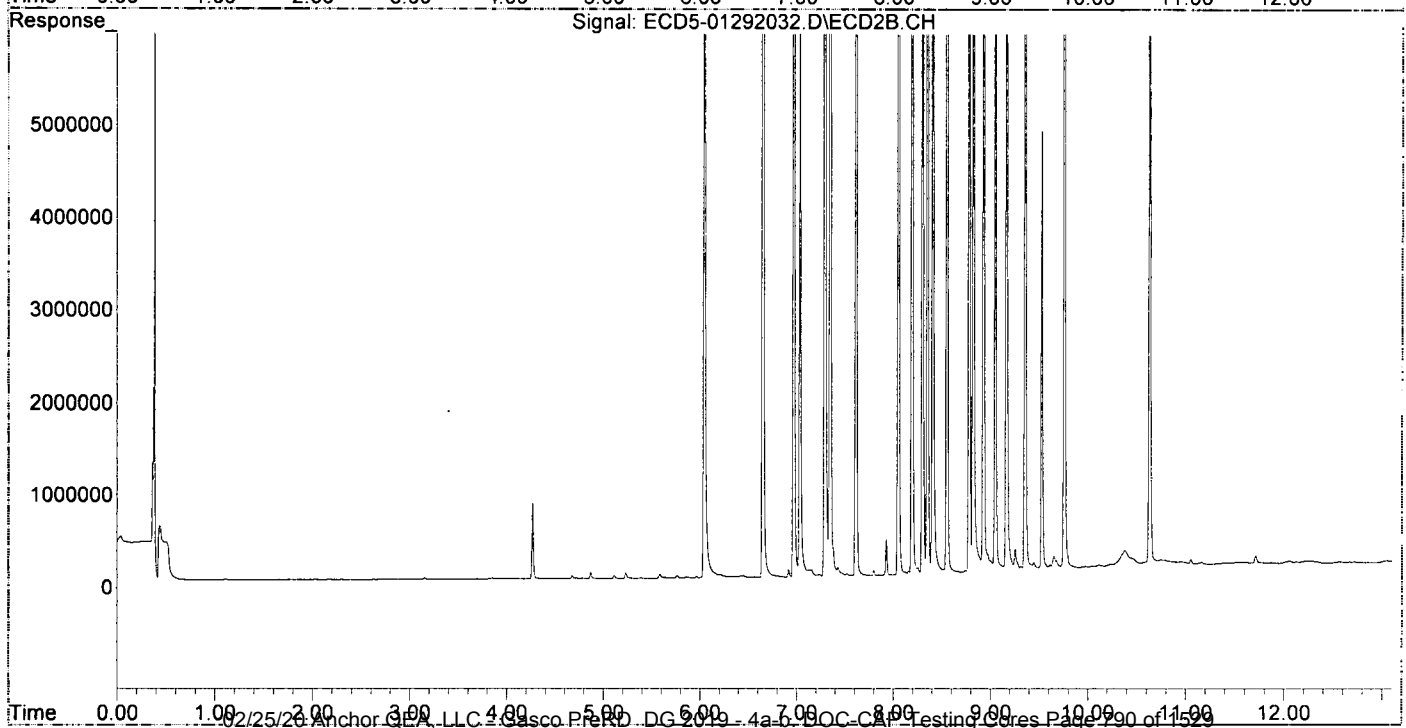
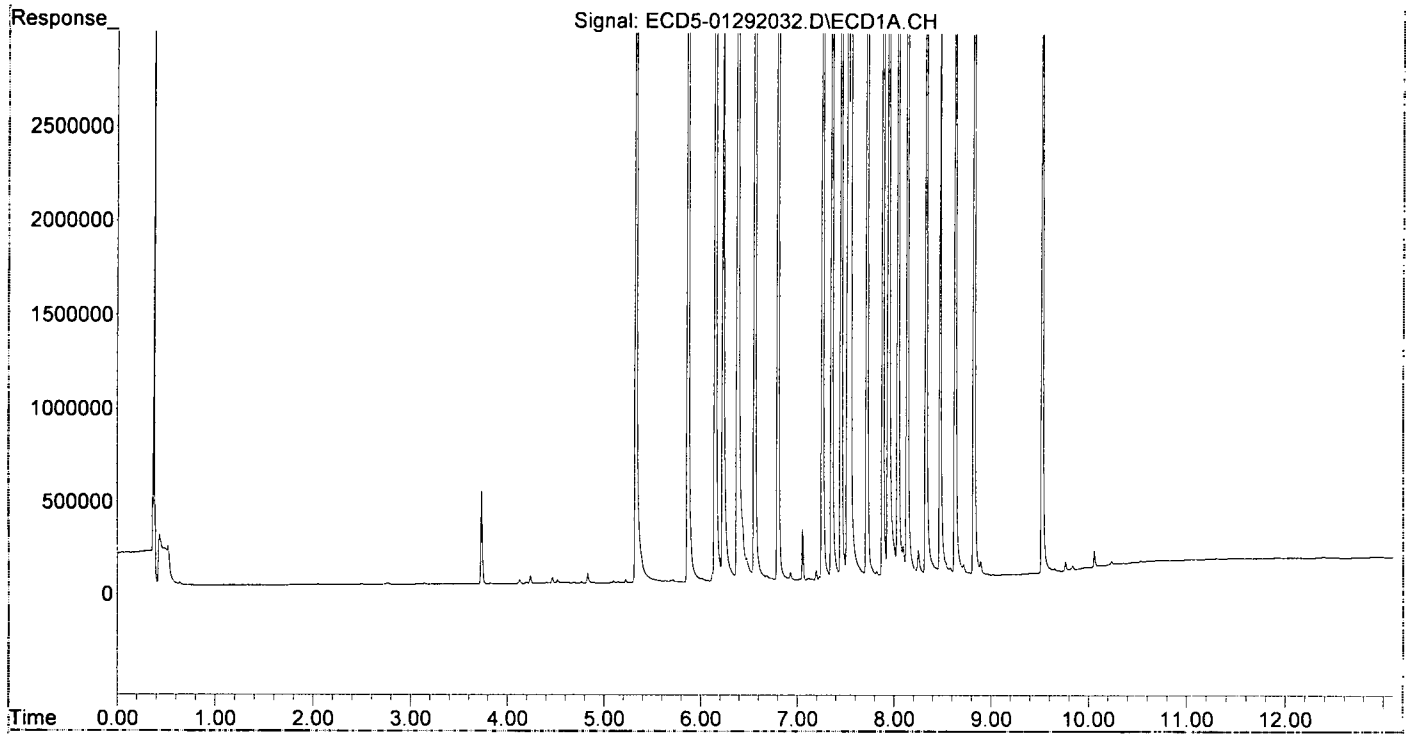
MJB
1/30/20

(f)=RT Delta > 1/2 Window (#)=Amounts differ by > 40% (m)=manual int.

Quantitation Report (Not Reviewed)

Data Path : R:\data\2020-01\0A29038\
Data File : ECD5-01292032.D
Signal(s) : Signal #1: ECD1A.CH Signal #2: ECD2B.CH
Acq On : 29 Jan 2020 20:08
Operator : MJB
Sample : 0A29038-CCV4
Misc : A19K133, AB 50 ppb
ALS Vial : 3 (Sig #1); 0 (Sig #2) Sample Multiplier: 1

Integration File signal 1: PEST1.e
Integration File signal 2: PEST2.e
Quant Time: Jan 30 10:20:52 2020
Quant Method : R:\methods\ECD5_QUANTPEST_200107RT2.M
Quant Title : Instrument: DualECD5
QLast Update : Thu Jan 09 11:11:29 2020
Response via : Initial Calibration
Integrator: ChemStation 6890 Scale Mode: Small noise peaks clipped



Quantitation Report (Not Reviewed)

Data Path : R:\data\2020-01\0A29038\
 Data File : ECD5-01292033.D
 Signal(s) : Signal #1: ECD1A.CH Signal #2: ECD2B.CH
 Acq On : 29 Jan 2020 20:25
 Operator : MJB
 Sample : 0A29038-CCV5
 Misc : A19J408, 9-42 50 ppb
 ALS Vial : 4 (Sig #1); 0 (Sig #2) Sample Multiplier: 1

Integration File signal 1: PEST1.e
 Integration File signal 2: PEST2.e
 Quant Time: Jan 30 10:20:58 2020
 Quant Method : R:\methods\ECD5_QUANTPEST_200107RT2.M
 Quant Title : Instrument: DualECD5
 QLast Update : Thu Jan 09 11:11:29 2020
 Response via : Initial Calibration
 Integrator: ChemStation 6890 Scale Mode: Small noise peaks clipped

MJB
1/30/20

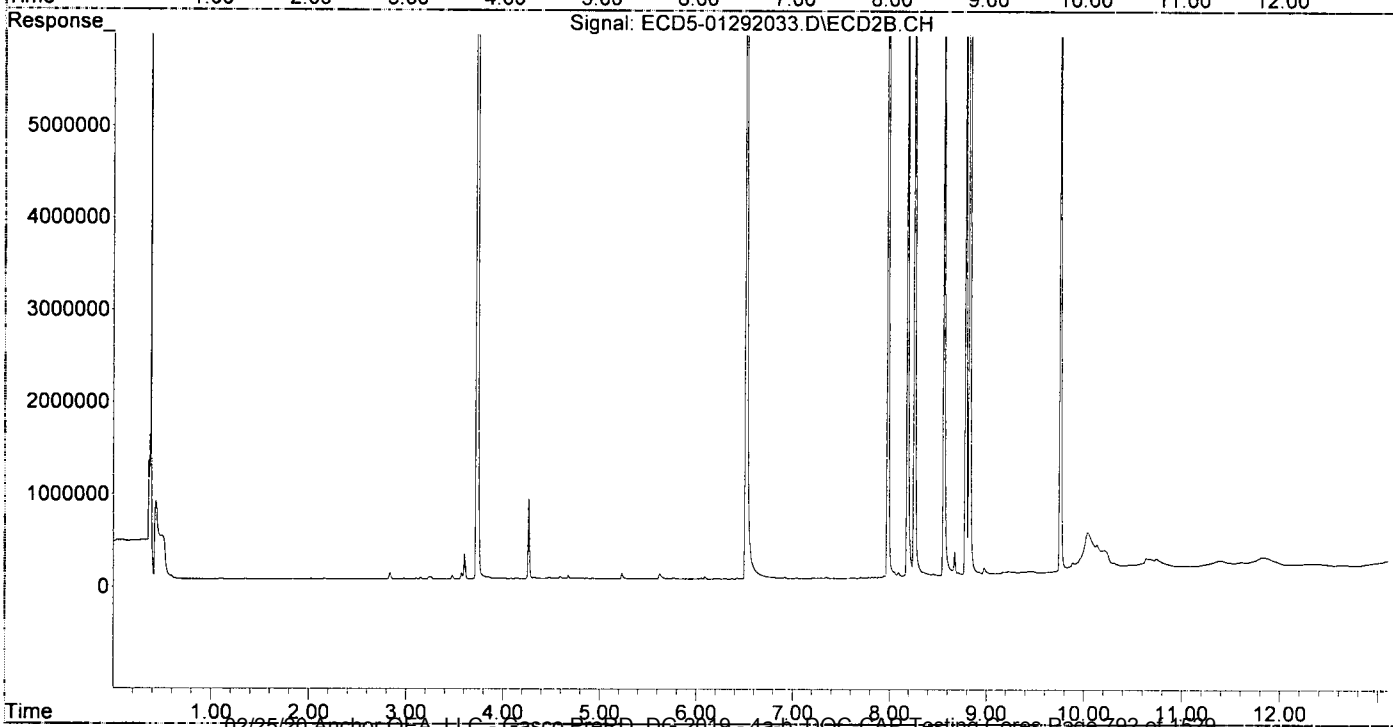
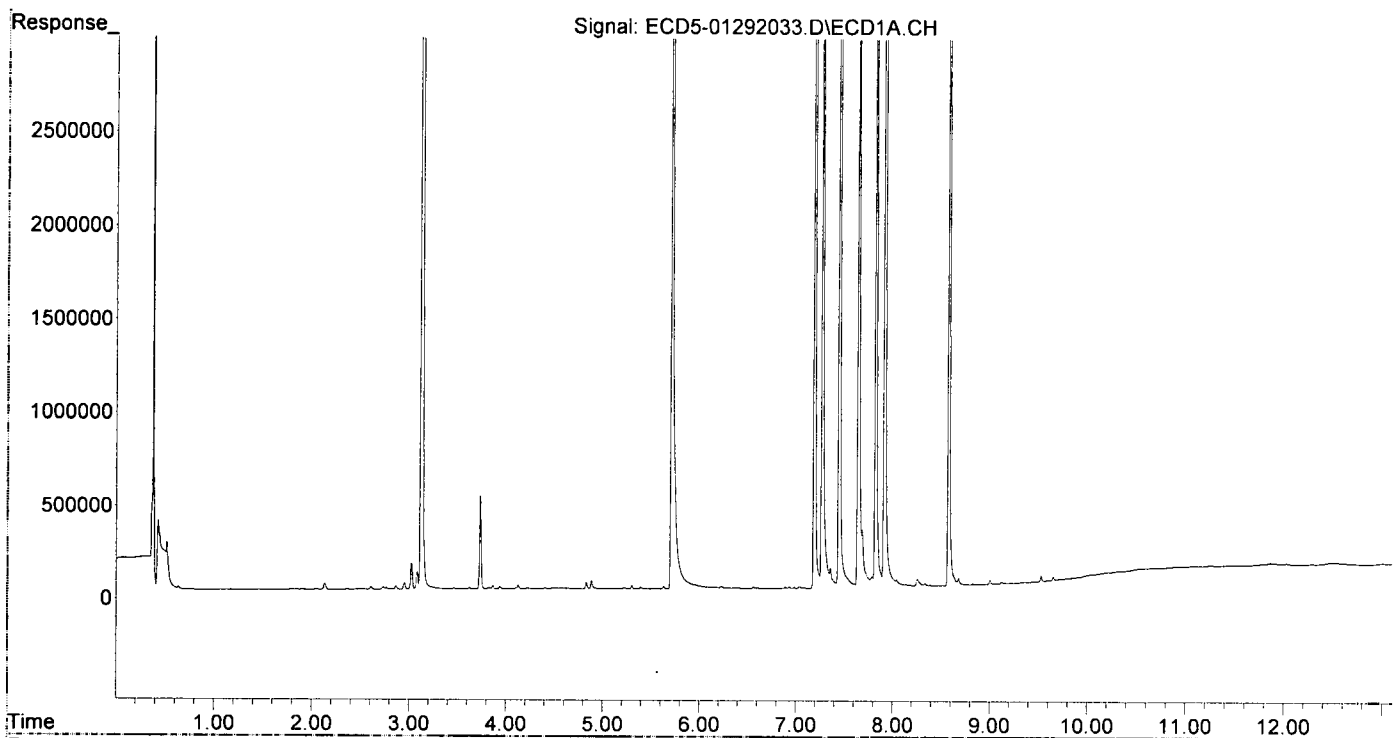
Compound	RT#1	RT#2	Resp#1	Resp#2	ng/mL	ng/mL
System Monitoring Compounds						
1) S TCMX (S)	5.303f	6.053	19289	8107	0.099	0.027 #
22) S DCBP (S)	9.530	10.638	30231	106629	0.047	0.599 #
Target Compounds						
2) a-BHC	0.000	0.000	0	0	N.D.	N.D.
3) g-BHC	0.000	0.000	0	0	N.D.	N.D.
4) b-BHC	6.229	0.000	10452	0	5931.895	N.D. #
5) Heptachlor	6.563	7.349	9177	15318	0.040	0.043
6) d-BHC	0.000	7.297	0	6566	N.D.	0.077 #
7) Aldrin	0.000	7.626	0	6327	N.D.	0.019 #
8) Heptachlo...	7.272	8.053	5207487	58810	25.260	0.191 #
9) trans-Chl...	7.358	8.187	110150	9413580	0.523	30.188 #
10) cis-Chlor...	7.448	0.000	9068103	0	44.315	N.D. #
11) Endosulfa...	0.000	8.363	0	34860	N.D.	0.125 #
12) 4,4'-DDE	0.000	0.000	0	0	N.D.	N.D.
13) Dieldrin	0.000	8.562	0	8282291	N.D.	26.810 #
14) Endrin	7.917f	8.787	10038276	8590854	58.019	36.562
15) 4,4'-DDD	7.917f	8.827	10038276	16766557	58.141	68.210
16) Endosulfa...	8.042	0.000	34909	0	0.205	N.D. #
17) 4,4'-DDT	0.000	0.000	0	0	N.D.	N.D.
18) Endrin Al...	8.337	9.171	9737	14955	0.064	0.067
19) Endosulfa...	0.000	9.362	0	16524	N.D.	0.075 #
20) Methoxychlor	0.000	0.000	0	0	N.D.	N.D.
21) Endrin Ke...	8.829	9.758	3978	9144618	0.021	36.515 #
23) Hexachlor...	3.128	3.733	10320130	21908135	51.744	54.671
24) Hexachlor...	5.714	6.516	6864509	12130955	35.466	37.897
25) Oxychlordane	7.191	7.985	8061582	13442000	45.790	48.060
26) 2,4'-DDE	7.272	8.187	5207487	9413580	36.520	44.701
27) trans-Non...	7.448	8.260	9068103	14986908	45.404	48.740
28) 2,4'-DDD	7.645	8.562	4450814	8282291	34.981	44.905
29) 2,4'-DDT	7.825	8.787	5348947	8590854	36.517	43.144
30) cis-Nonac...	7.917	8.827	10038276	16766557	42.590	49.149
31) Mirex	8.580	9.758	6233399	9144618	46.289	49.986
32) Chlordane...	7.448f	8.260	9068103	14986908	386.508	385.298
33) Chlordane...	0.000	8.363	0	34860	N.D.	1.086 #
34) Chlordane...	8.042f	0.000	34909	0	4.589	N.D. #
35) Chlordane...	3.824f	0.000	7583	0	NoCal	N.D.
36) Toxaphene...	0.000	8.562f	0	8282291	N.D.	3062.629 #
37) Toxaphene...	7.825f	8.979f	5348947	63085	2750.576	18.115 #
38) Toxaphene...	0.000	8.979	0	63085	N.D.	8.364 #
39) Toxaphene...	8.337	0.000	9737	0	2.410	N.D. #
40) Toxaphene...	8.580	9.233	6233399	20057	1895.930	3.994 #
41) Toxaphene...	0.000	0.000	0	0	N.D.	N.D.
42) Toxaphene...	3.824f	0.000	7583	0	NoCal	N.D.

(f)=RT Delta > 1/2 Window (#)=Amounts differ by > 40% (m)=manual int.

Quantitation Report (Not Reviewed)

Data Path : R:\data\2020-01\0A29038\
Data File : ECD5-01292033.D
Signal(s) : Signal #1: ECD1A.CH Signal #2: ECD2B.CH
Acq On : 29 Jan 2020 20:25
Operator : MJB
Sample : 0A29038-CCV5
Misc : A19J408, 9-42 50 ppb
ALS Vial : 4 (Sig #1); 0 (Sig #2) Sample Multiplier: 1

Integration File signal 1: PEST1.e
Integration File signal 2: PEST2.e
Quant Time: Jan 30 10:20:58 2020
Quant Method : R:\methods\ECD5_QUANTPEST_200107RT2.M
Quant Title : Instrument: DualECD5
QLast Update : Thu Jan 09 11:11:29 2020
Response via : Initial Calibration
Integrator: ChemStation 6890 Scale Mode: Small noise peaks clipped



Data Path : R:\data\2020-01\0A29038\
 Data File : ECD5-01292034.D
 Signal(s) : Signal #1: ECD1A.CH Signal #2: ECD2B.CH
 Acq On : 29 Jan 2020 20:42
 Operator : MJB
 Sample : 0A29038-CCB3
 Misc : A19L339
 ALS Vial : 7 (Sig #1); 0 (Sig #2) Sample Multiplier: 1

Integration File signal 1: PEST1.e
 Integration File signal 2: PEST2.e
 Quant Time: Jan 30 10:21:04 2020
 Quant Method : R:\methods\ECD5_QUANTPEST_200107RT2.M
 Quant Title : Instrument: DualECD5
 QLast Update : Thu Jan 09 11:11:29 2020
 Response via : Initial Calibration
 Integrator: ChemStation 6890 Scale Mode: Small noise peaks clipped

MJB 1/30/20

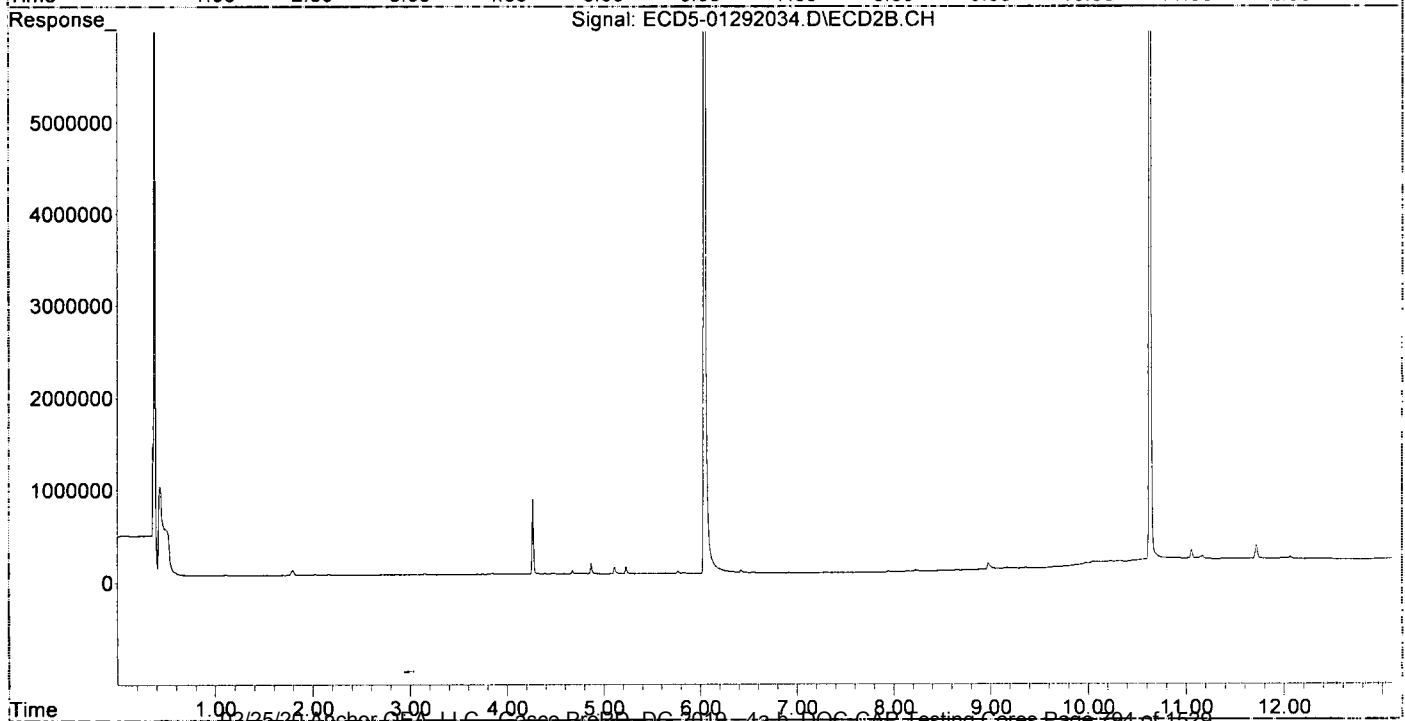
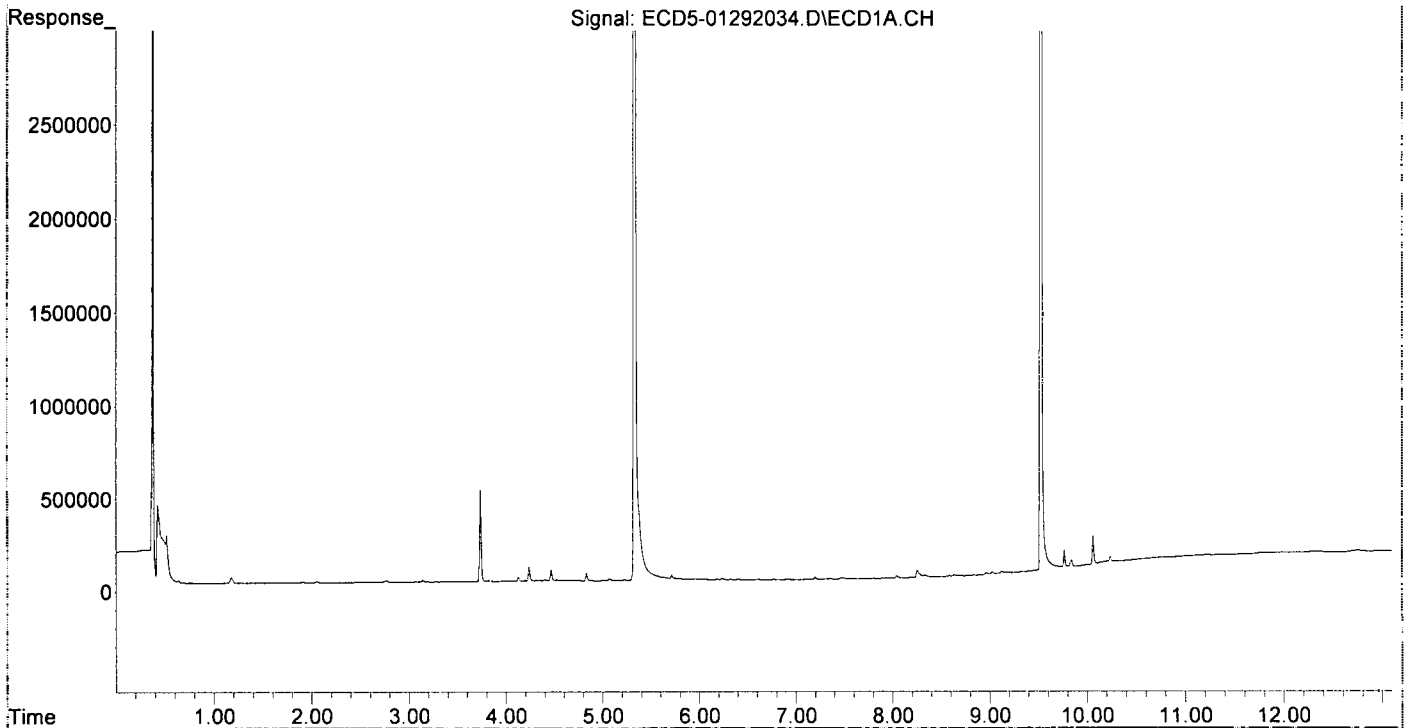
Compound	RT#1	RT#2	Resp#1	Resp#2	ng/mL	ng/mL
System Monitoring Compounds						
1) S TCMX (S)	5.330	6.044	16222582	28119037	83.082	94.333
22) S DCBP (S)	9.527	10.633	13439894	18954152	90.693	106.516
Target Compounds						
2) a-BHC	5.891	0.000	3159	0	0.012	N.D. #
3) g-BHC	0.000	0.000	0	0	N.D.	N.D.
4) b-BHC	6.234	0.000	6747	0	5931.933	N.D. #
5) Heptachlor	0.000	0.000	0	0	N.D.	N.D.
6) d-BHC	0.000	7.297	0	6394	N.D.	0.077 #
7) Aldrin	0.000	7.627	0	6192	N.D.	0.019 #
8) Heptachlo...	0.000	0.000	0	0	N.D.	N.D.
9) trans-Chl...	7.348	8.226f	4204	12821	0.020	0.041 #
10) cis-Chlor...	7.476	0.000	6714	0	0.033	N.D. #
11) Endosulfa...	0.000	0.000	0	0	N.D.	N.D.
12) 4,4'-DDE	0.000	0.000	0	0	N.D.	N.D.
13) Dieldrin	0.000	0.000	0	0	N.D.	N.D.
14) Endrin	0.000	0.000	0	0	N.D.	N.D.
15) 4,4'-DDD	0.000	0.000	0	0	N.D.	N.D.
16) Endosulfa...	8.042	8.933	11815	4774	0.069	0.020 #
17) 4,4'-DDT	0.000	9.074	0	5162	N.D.	0.053 #
18) Endrin Al...	8.334	9.169	14494	9493	0.095	0.042 #
19) Endosulfa...	8.636	9.361	9189	8666	0.057	0.039 #
20) Methoxychlor	8.477	0.000	3796	0	0.044	N.D. #
21) Endrin Ke...	8.830	9.763	3516	5336	0.018	0.021 #
23) Hexachlor...	3.142	0.000	8624	0	0.043	N.D. #
24) Hexachlor...	5.713	6.540f	24447	2430	BelowCal	0.008
25) Oxychlordane	7.197	7.947f	10651	12734	BelowCal	0.046
26) 2,4'-DDE	0.000	8.226f	0	12821	N.D.	0.061 #
27) trans-Non...	7.476f	8.226f	6714	12821	BelowCal	0.042
28) 2,4'-DDD	0.000	0.000	0	0	N.D.	N.D.
29) 2,4'-DDT	0.000	0.000	0	0	N.D.	N.D.
30) cis-Nonac...	0.000	0.000	0	0	N.D.	N.D.
31) Mirex	8.586	9.763	5622	5336	6723.006	BelowCal #
32) Chlordane...	0.000	8.226f	0	12821	N.D.	0.330 #
33) Chlordane...	7.476f	0.000	6714	0	0.233	N.D. #
34) Chlordane...	8.042f	9.074f	11815	5162	1.553	0.486 #
35) Chlordane...	3.823f	0.000	4618	0	NoCal	N.D.
36) Toxaphene...	7.476	0.000	6714	0	6.375	N.D. #
37) Toxaphene...	0.000	8.933	0	4774	N.D.	1.371 #
38) Toxaphene...	0.000	8.977	0	66969	N.D.	9.123 #
39) Toxaphene...	8.334	9.074	14494	5162	3.587	0.572 #
40) Toxaphene...	8.586	0.000	5622	0	1.710	N.D. #
41) Toxaphene...	8.636	9.612	9189	6447	2.116	1.148 #
42) Toxaphene...	3.823f	0.000	4618	0	NoCal	N.D.

(f)=RT Delta > 1/2 Window (#)=Amounts differ by > 40% (m)=manual int.

Quantitation Report (Not Reviewed)

Data Path : R:\data\2020-01\0A29038\
Data File : ECD5-01292034.D
Signal(s) : Signal #1: ECD1A.CH Signal #2: ECD2B.CH
Acq On : 29 Jan 2020 20:42
Operator : MJB
Sample : 0A29038-CCB3
Misc : A19L339
ALS Vial : 7 (Sig #1); 0 (Sig #2) Sample Multiplier: 1

Integration File signal 1: PEST1.e
Integration File signal 2: PEST2.e
Quant Time: Jan 30 10:21:04 2020
Quant Method : R:\methods\ECD5_QUANTPEST_200107RT2.M
Quant Title : Instrument: DualECD5
QLast Update : Thu Jan 09 11:11:29 2020
Response via : Initial Calibration
Integrator: ChemStation 6890 Scale Mode: Small noise peaks clipped



Quantitation Report (QT Reviewed)

Data Path : R:\data\2020-01\0A29038\
 Data File : ECD5-01292043.D
 Signal(s) : Signal #1: ECD1A.CH Signal #2: ECD2B.CH
 Acq On : 29 Jan 2020 23:29
 Operator : MJB
 Sample : 0A29038-CCV6
 Misc : A19K134, AB 100 ppb
 ALS Vial : 5 (Sig #1); 0 (Sig #2) Sample Multiplier: 1

Integration File signal 1: PEST1.e
 Integration File signal 2: PEST2.e
 Quant Time: Jan 30 12:24:28 2020
 Quant Method : R:\methods\ECD5_QUANTPEST_200107RT2.M
 Quant Title : Instrument: DualECD5
 QLast Update : Thu Jan 09 11:11:29 2020
 Response via : Initial Calibration
 Integrator: ChemStation 6890 Scale Mode: Small noise peaks clipped

MJB
1/30/20

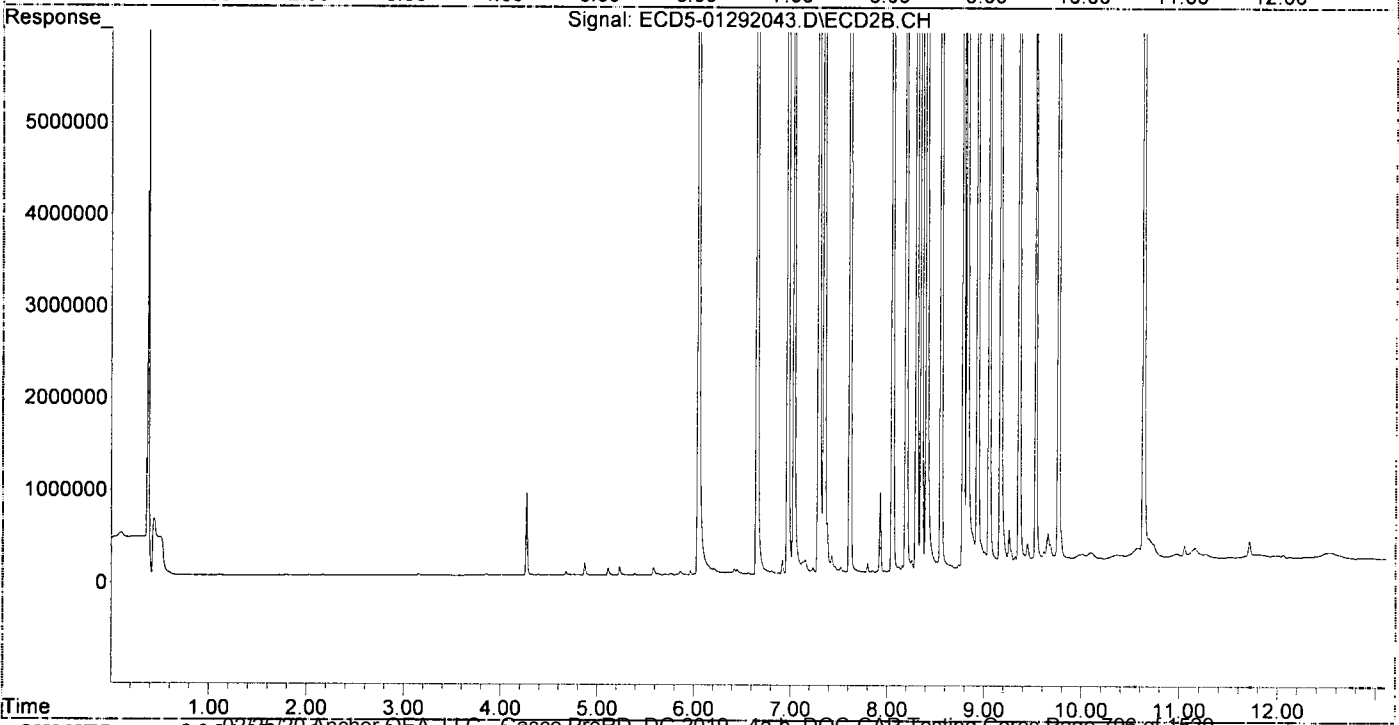
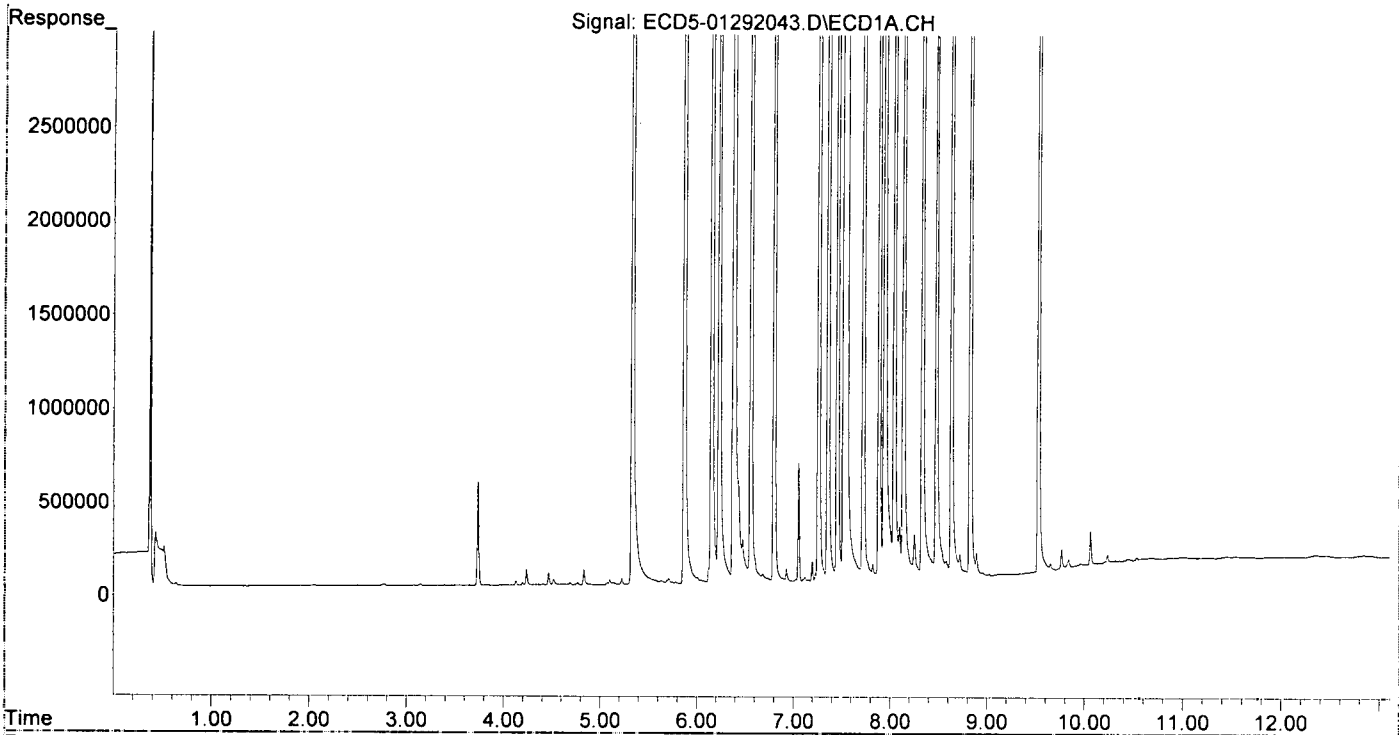
Compound	RT#1	RT#2	Resp#1	Resp#2	ng/mL	ng/mL
System Monitoring Compounds						
1) S TCMX (S)	5.329	6.045	19420492	32390410	99.459	108.662
22) S DCBP (S)	9.525	10.632	16489919	22682241	111.601	127.466 Q-41
Target Compounds						
2) a-BHC	5.868	6.652	29425470	53146947	111.814	128.700
3) g-BHC	6.150	6.970	25722777	44910193	110.161	123.009
4) b-BHC	6.227	7.033	8802352	16709264	91.017	103.877
5) Heptachlor	6.558	7.347	26770638	45836473	117.810	129.303
6) d-BHC	6.377	7.290	19922196	41900743	91.453	110.376
7) Aldrin	6.798	7.615	25508960	44327883	115.614	133.094
8) Heptachlo...	7.259	8.053	22885191	38798379	111.010	125.954
9) trans-Chl...	7.355	8.194	23467412	39107824	111.369	125.414
10) cis-Chlor...	7.452	8.302	23124447	37368018	113.008	125.968
11) Endosulfa...	7.548	8.353	22153927	35484370	114.311	127.695
12) 4,4'-DDE	7.518	8.407	20458550	36649938	99.224m	110.782
13) Dieldrin	7.720	8.555	24171442	40681363	112.229	131.685
14) Endrin	7.884	8.783	21389954	33887956	123.628	144.225
15) 4,4'-DDD	7.939	8.824	17147586	30603935	99.318	124.504 Q-41
16) Endosulfa...	8.040	8.930	19155013	31131593	112.268	127.433
17) 4,4'-DDT	8.135	9.051	17135132	26415494	103.434	103.616
18) Endrin Al...	8.330	9.167	15782063	25260743	103.075	112.971
19) Endosulfa...	8.631	9.358	19105745	31146898	119.384	140.510
20) Methoxychlor	8.474	9.529	8120910	12800152	93.766	107.627
21) Endrin Ke...	8.824	9.761	22269816	35286246	116.614	140.901
23) Hexachlor...	3.142	0.000	9313	0	0.047	N.D. #
24) Hexachlor...	5.711	0.000	30332	0	0.002	N.D. #
25) Oxychlorane	7.194	7.978	106889	12404	0.409	0.044 #
26) 2,4'-DDE	7.259	8.194	22885191	39107824	160.495	185.705
27) trans-Non...	7.452	8.254	23124447	120135	115.310	0.391 #
28) 2,4'-DDD	0.000	8.555	0	40681363	N.D.	220.567 #
29) 2,4'-DDT	7.820	8.783	79773	33887956	0.545	145.011 #
30) cis-Nonac...	7.939f	8.824	17147586	30603935	72.753	89.711
31) Mirex	0.000	9.761	0	35286246	N.D.	171.783 #
32) Chlordane...	7.452f	8.254	23124447	120135	985.629	3.089 #
33) Chlordane...	7.548f	8.353	22153927	35484370	768.680	1105.504 #
34) Chlordane...	8.040f	9.051	19155013	26415494	2517.882	2487.866
35) Chlordane...	3.826f	0.000	3936	0	NoCal	N.D.
36) Toxaphene...	0.000	0.000	0	0	N.D.	N.D.
37) Toxaphene...	7.820f	8.930f	79773	31131593	41.022	8939.290 #
38) Toxaphene...	8.135f	9.006	17135132	186545	3894.307	32.417 #
39) Toxaphene...	8.330	9.051	15782063	26415494	3906.416	2926.706
40) Toxaphene...	0.000	9.256f	0	416339	N.D.	82.904 #
41) Toxaphene...	8.631	9.613	19105745	174159	4399.854	31.021 #
42) Toxaphene...	3.826f	0.000	3936	0	NoCal	N.D.

(f)=RT Delta > 1/2 Window (#)=Amounts differ by > 40% (m)=manual int.

Quantitation Report (QT Reviewed)

Data Path : R:\data\2020-01\0A29038\
Data File : ECD5-01292043.D
Signal(s) : Signal #1: ECD1A.CH Signal #2: ECD2B.CH
Acq On : 29 Jan 2020 23:29
Operator : MJB
Sample : 0A29038-CCV6
Misc : A19K134, AB 100 ppb
ALS Vial : 5 (Sig #1); 0 (Sig #2) Sample Multiplier: 1

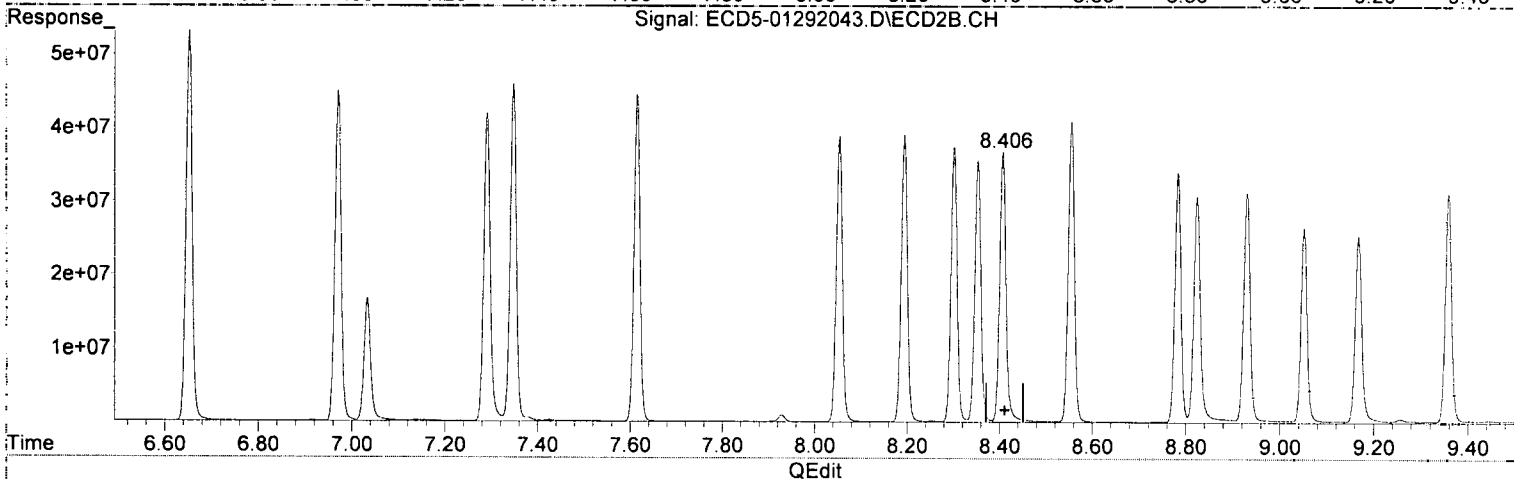
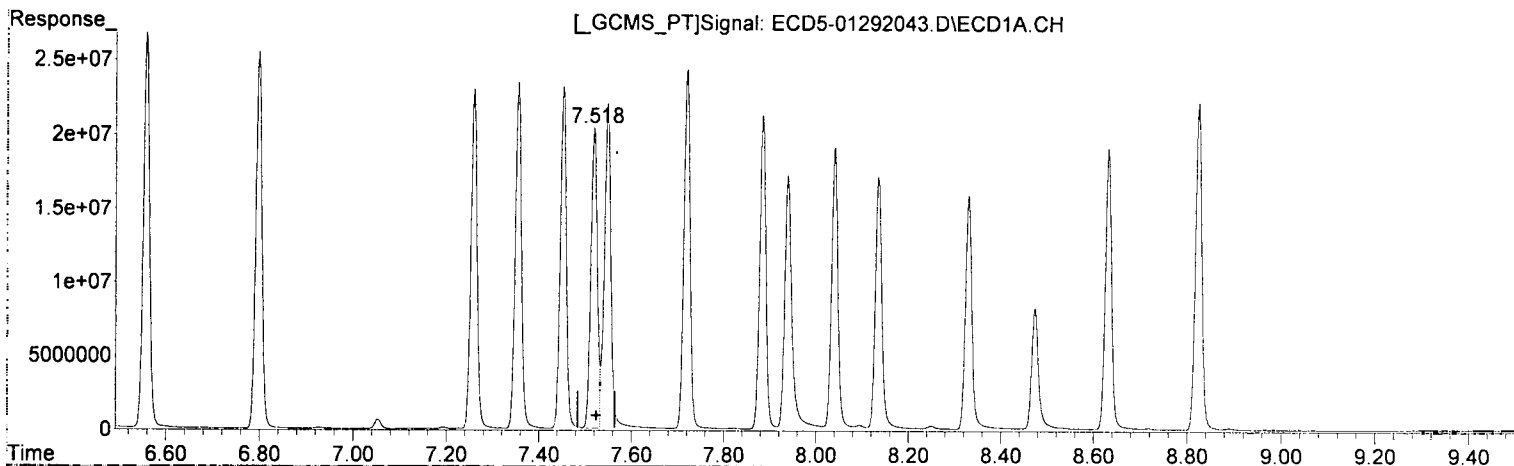
Integration File signal 1: PEST1.e
Integration File signal 2: PEST2.e
Quant Time: Jan 30 12:24:28 2020
Quant Method : R:\methods\ECD5_QUANTPEST_200107RT2.M
Quant Title : Instrument: DualECD5
QLast Update : Thu Jan 09 11:11:29 2020
Response via : Initial Calibration
Integrator: ChemStation 6890 Scale Mode: Small noise peaks clipped



Quantitation Report (Qedit)

Data Path : R:\data\2020-01\0A29038\
Data File : ECD5-01292043.D
Signal(s) : Signal #1: ECD1A.CH Signal #2: ECD2B.CH
Acq On : 29 Jan 2020 23:29
Operator : MJB
Sample : 0A29038-CCV6
Misc : A19K134, AB 100 ppb
ALS Vial : 5 (Sig #1); 0 (Sig #2) Sample Multiplier: 1

Integration File signal 1: PEST1.e
Integration File signal 2: PEST2.e
Quant Time: Jan 30 10:21:35 2020
Quant Method : R:\methods\ECD5_QUANTPEST_200107RT2.M
Quant Title : Instrument: DualECD5
QLast Update : Thu Jan 09 11:11:29 2020
Response via : Initial Calibration
Integrator: ChemStation 6890 Scale Mode: Small noise peaks clipped



(12) 4,4'-DDE

7.518min 99.224 ng/mL(m)
response 20458550

MJB 1/30/20

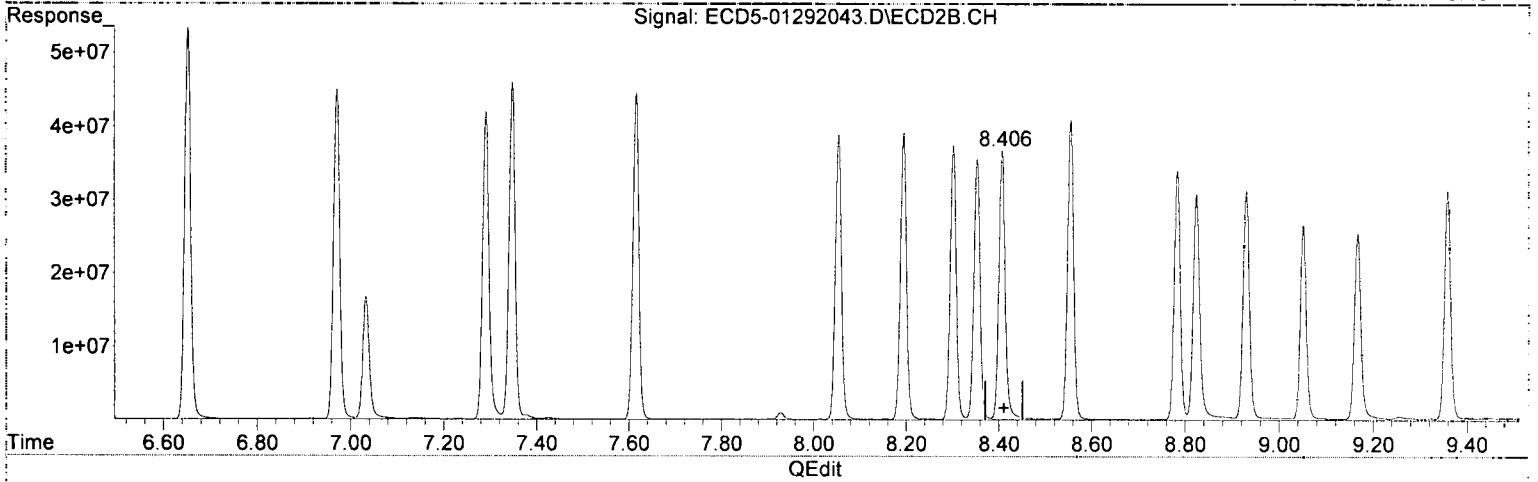
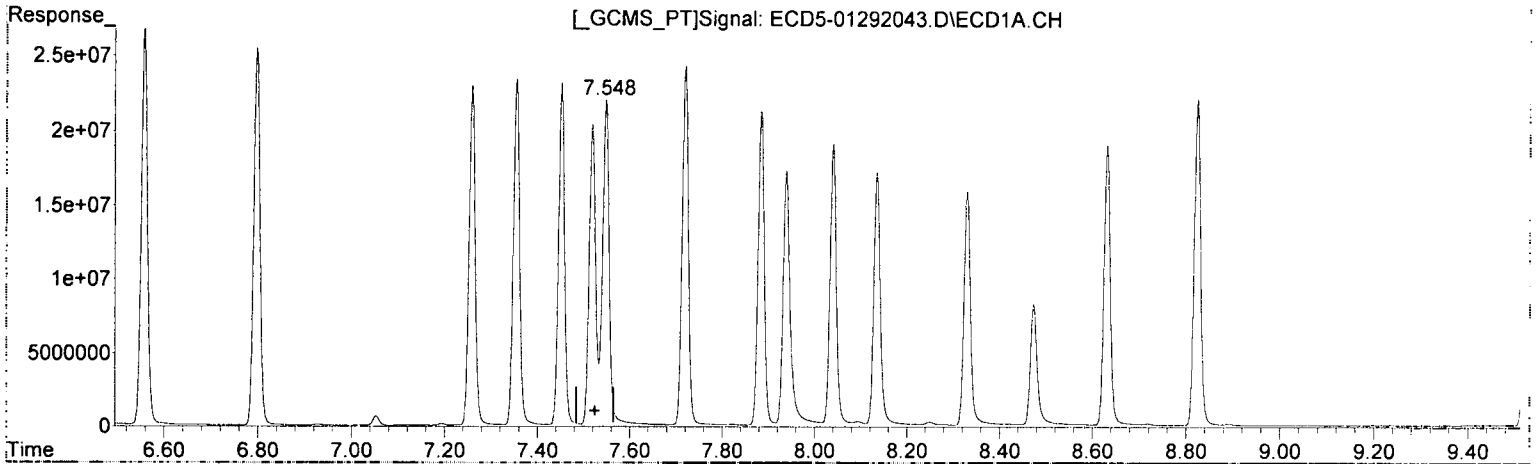
(12) 4,4'-DDE #2

8.407min 110.782 ng/mL
response 36649938

Quantitation Report (Qedit)

Data Path : R:\data\2020-01\0A29038\
Data File : ECD5-01292043.D
Signal(s) : Signal #1: ECD1A.CH Signal #2: ECD2B.CH
Acq On : 29 Jan 2020 23:29
Operator : MJB
Sample : 0A29038-CCV6
Misc : A19K134, AB 100 ppb
ALS Vial : 5 (Sig #1); 0 (Sig #2) Sample Multiplier: 1

Integration File signal 1: PEST1.e
Integration File signal 2: PEST2.e
Quant Time: Jan 30 10:21:35 2020
Quant Method : R:\methods\ECD5_QUANTPEST_200107RT2.M
Quant Title : Instrument: DualECD5
QLast Update : Thu Jan 09 11:11:29 2020
Response via : Initial Calibration
Integrator: ChemStation 6890 Scale Mode: Small noise peaks clipped



(12) 4,4'-DDE
7.548min 107.448 ng/mL
response 22153927

MJB
1/30/20

(12) 4,4'-DDE #2
8.407min 110.782 ng/mL
response 36649938

Quantitation Report (Not Reviewed)

Data Path : R:\data\2020-01\0A29038\
 Data File : ECD5-01292043.D
 Signal(s) : Signal #1: ECD1A.CH Signal #2: ECD2B.CH
 Acq On : 29 Jan 2020 23:29
 Operator : MJB
 Sample : 0A29038-CCV6
 Misc : A19K134, AB 100 ppb
 ALS Vial : 5 (Sig #1); 0 (Sig #2) Sample Multiplier: 1

Integration File signal 1: PEST1.e
 Integration File signal 2: PEST2.e
 Quant Time: Jan 30 10:21:35 2020
 Quant Method : R:\methods\ECD5_QUANTPEST_200107RT2.M
 Quant Title : Instrument: DualECD5
 QLast Update : Thu Jan 09 11:11:29 2020
 Response via : Initial Calibration
 Integrator: ChemStation 6890 Scale Mode: Small noise peaks clipped

ME

MJB 1/30/20

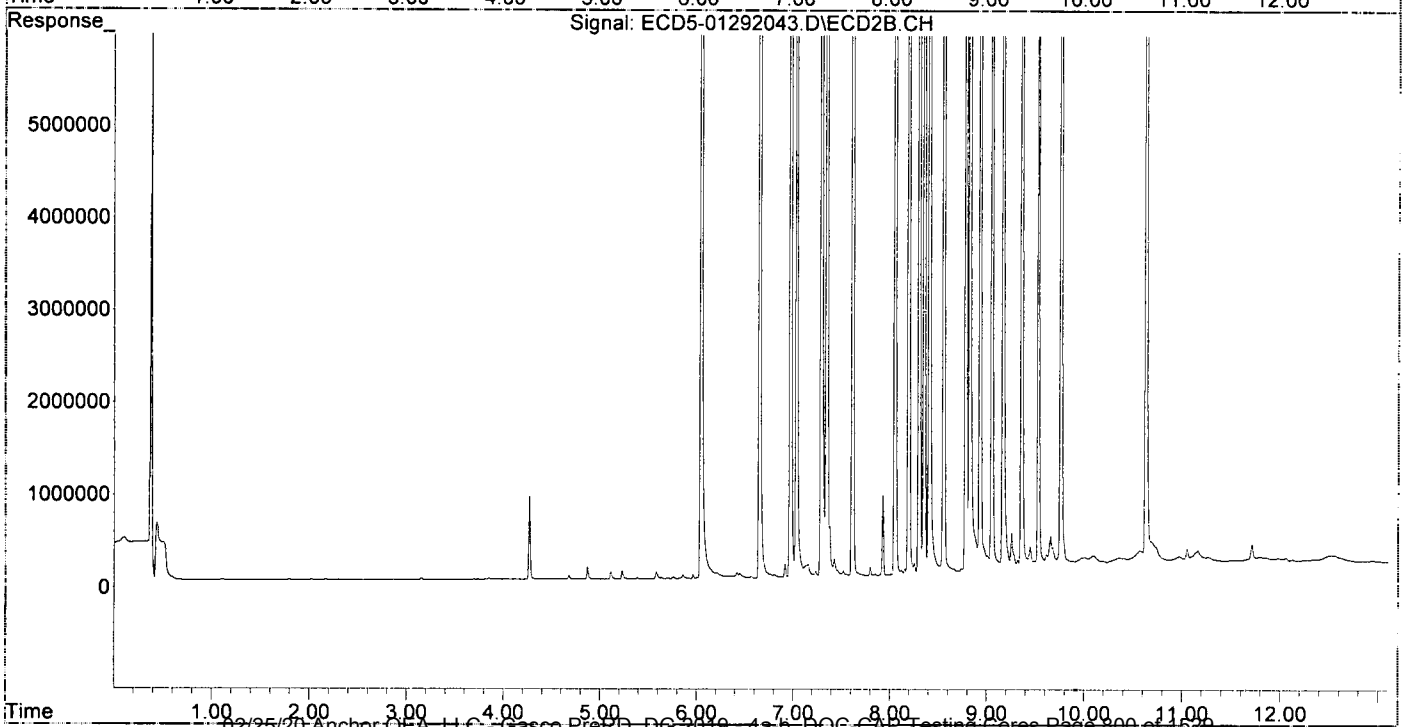
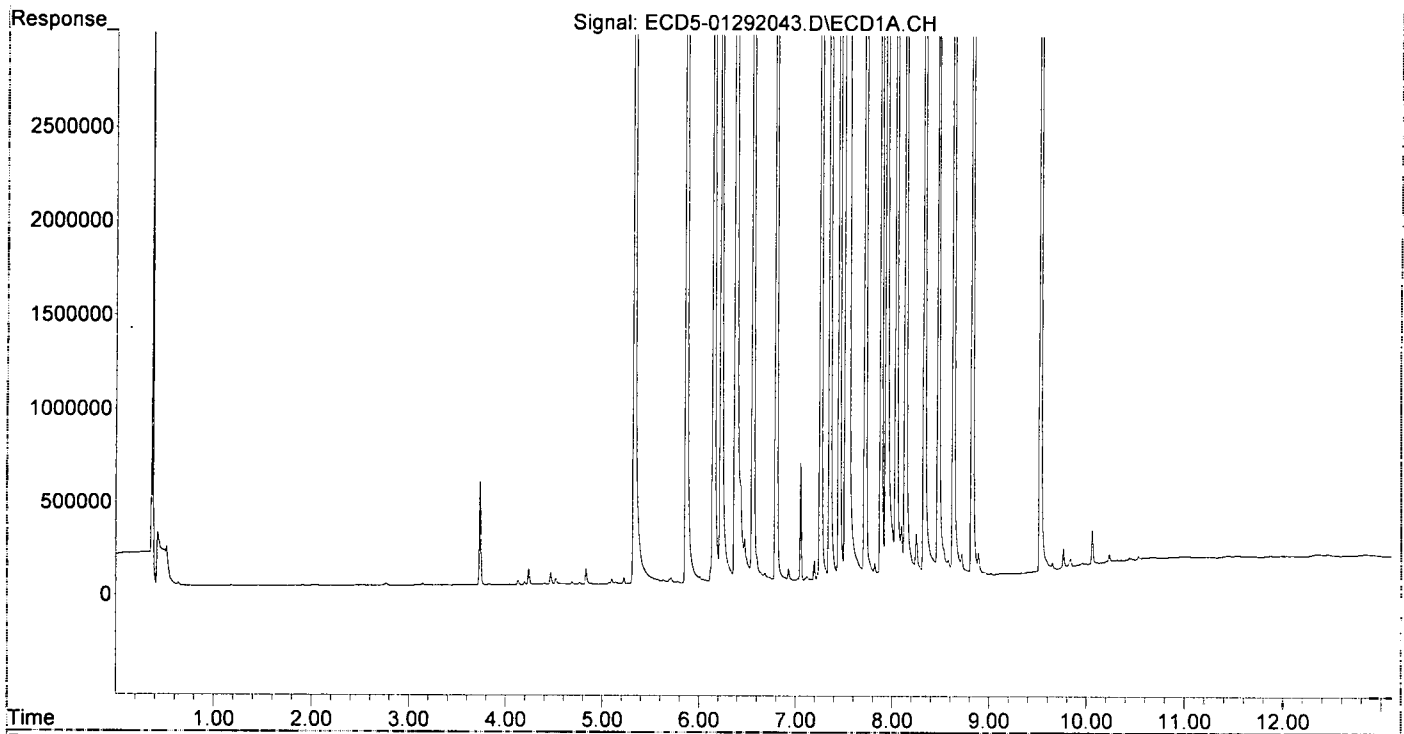
Compound	RT#1	RT#2	Resp#1	Resp#2	ng/mL	ng/mL
System Monitoring Compounds						
1) S TCMX (S)	5.329	6.045	19420492	32390410	99.459	108.662
22) S DCBP (S)	9.525	10.632	16489919	22682241	111.601	127.466 Q-u1
Target Compounds						
2) a-BHC	5.868	6.652	29425470	53146947	111.814	128.700
3) g-BHC	6.150	6.970	25727777	44910193	110.161	123.009
4) b-BHC	6.227	7.033	8822352	16709264	91.017	103.877
5) Heptachlor	6.558	7.347	26770638	45836473	117.810	129.303
6) d-BHC	6.377	7.290	19222196	41900743	91.453	110.376
7) Aldrin	6.798	7.615	25508960	44327883	115.614	133.094
8) Heptachlo...	7.259	8.053	22885191	38798379	111.010	125.954
9) trans-Chl...	7.355	8.194	23467412	39107824	111.369	125.414
10) cis-Chlor...	7.452	8.302	23124447	37368018	113.008	125.968
11) Endosulfa...	7.548	8.353	22153927	35484370	114.311	127.695
12) 4,4'-DDE	7.548f	8.407	22153927	36649938	107.446	110.782
13) Dieldrin	7.720	8.555	24171442	40681363	112.229	131.685
14) Endrin	7.884	8.783	21389954	33887956	123.628	144.225
15) 4,4'-DDD	7.939	8.824	17147586	30603935	99.318	124.504 Q-u1
16) Endosulfa...	8.040	8.930	19155013	31131593	112.268	127.433
17) 4,4'-DDT	8.135	9.051	17135132	26415494	103.434	103.616
18) Endrin Al...	8.330	9.167	15782063	25260743	103.075	112.971
19) Endosulfa...	8.631	9.358	19105745	31146898	119.384	140.510
20) Methoxychlor	8.474	9.529	8120910	12800152	93.766	107.627
21) Endrin Ke...	8.824	9.761	22269816	35286246	116.614	140.901
23) Hexachlor...	3.142	0.000	9313	0	0.047	N.D. #
24) Hexachlor...	5.711	0.000	30332	0	0.002	N.D. #
25) Oxychlor dane	7.194	7.978	106889	12404	0.409	0.044 #
26) 2,4'-DDE	7.259	8.194	22885191	39107824	160.495	185.705
27) trans-Non...	7.452	8.254	23124447	120135	115.310	0.391 #
28) 2,4'-DDD	0.000	8.555	0	40681363	N.D.	220.567 #
29) 2,4'-DDT	7.820	8.783	79773	33887956	0.545	145.011 #
30) cis-Nonac...	7.939f	8.824	17147586	30603935	72.753	89.711
31) Mirex	0.000	9.761	0	35286246	N.D.	171.783 #
32) Chlordane...	7.452f	8.254	23124447	120135	985.629	3.089 #
33) Chlordane...	7.548f	8.353	22153927	35484370	768.680	1105.504 #
34) Chlordane...	8.040f	9.051	19155013	26415494	2517.882	2487.866
35) Chlordane...	3.826f	0.000	3936	0	NoCal	N.D.
36) Toxaphene...	0.000	0.000	0	0	N.D.	N.D.
37) Toxaphene...	7.820f	8.930f	79773	31131593	41.022	8939.290 #
38) Toxaphene...	8.135f	9.006	17135132	186545	3894.307	32.417 #
39) Toxaphene...	8.330	9.051	15782063	26415494	3906.416	2926.706
40) Toxaphene...	0.000	9.256f	0	416339	N.D.	82.904 #
41) Toxaphene...	8.631	9.613	19105745	174159	4399.854	31.021 #
42) Toxaphene...	3.826f	0.000	3936	0	NoCal	N.D.

(f)=RT Delta > 1/2 Window (#)=Amounts differ by > 40% (m)=manual int.

Quantitation Report (Not Reviewed)

Data Path : R:\data\2020-01\0A29038\
Data File : ECD5-01292043.D
Signal(s) : Signal #1: ECD1A.CH Signal #2: ECD2B.CH
Acq On : 29 Jan 2020 23:29
Operator : MJB
Sample : 0A29038-CCV6
Misc : A19K134, AB 100 ppb
ALS Vial : 5 (Sig #1); 0 (Sig #2) Sample Multiplier: 1

Integration File signal 1: PEST1.e
Integration File signal 2: PEST2.e
Quant Time: Jan 30 10:21:35 2020
Quant Method : R:\methods\ECD5_QUANTPEST_200107RT2.M
Quant Title : Instrument: DualECD5
QLast Update : Thu Jan 09 11:11:29 2020
Response via : Initial Calibration
Integrator: ChemStation 6890 Scale Mode: Small noise peaks clipped



Quantitation Report (Not Reviewed)

Data Path : R:\data\2020-01\0A29038\
 Data File : ECD5-01292044.D
 Signal(s) : Signal #1: ECD1A.CH Signal #2: ECD2B.CH
 Acq On : 29 Jan 2020 23:47
 Operator : MJB
 Sample : 0A29038-CCV7
 Misc : A19J409, 9-42 100 ppb
 ALS Vial : 6 (Sig #1); 0 (Sig #2) Sample Multiplier: 1

Integration File signal 1: PEST1.e
 Integration File signal 2: PEST2.e
 Quant Time: Jan 30 10:21:41 2020
 Quant Method : R:\methods\ECD5_QUANTPEST_200107RT2.M
 Quant Title : Instrument: DualECD5
 QLast Update : Thu Jan 09 11:11:29 2020
 Response via : Initial Calibration
 Integrator: ChemStation 6890 Scale Mode: Small noise peaks clipped

MJB
1/30/20

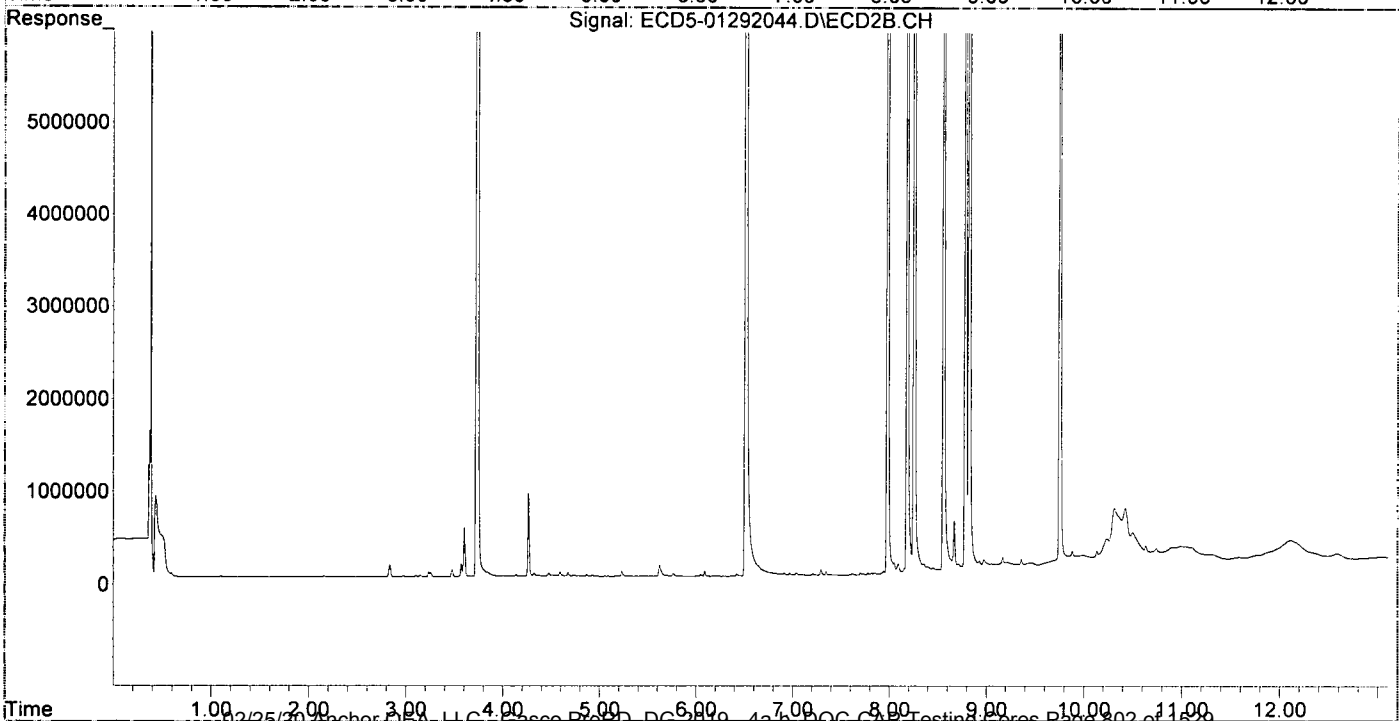
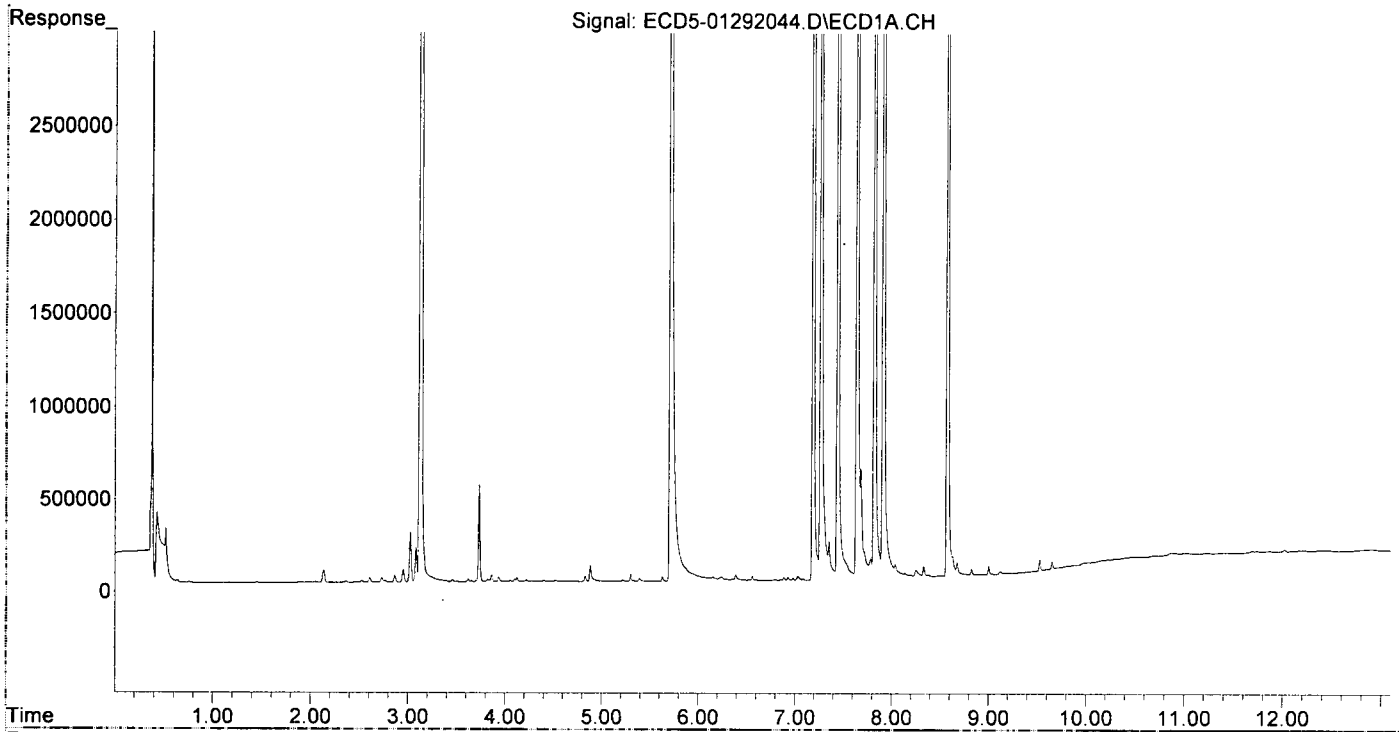
Compound	RT#1	RT#2	Resp#1	Resp#2	ng/mL	ng/mL
System Monitoring Compounds						
1) S TCMX (S)	5.302f	6.050	36817	17553	0.189	0.059 #
22) S DCBP (S)	9.528	10.633	63582	186687	0.269	1.049 #
Target Compounds						
2) a-BHC	0.000	0.000	0	0	N.D.	N.D.
3) g-BHC	6.153	6.970	21288	20576	0.091	0.056
4) b-BHC	6.242	7.039	20710	25357	0.044	0.158 #
5) Heptachlor	6.562	7.346	23868	34296	0.105	0.097
6) d-BHC	6.390	7.293	31363	57598	0.144	0.229 #
7) Aldrin	6.800	7.619	5063	14723	0.023	0.044 #
8) Heptachlo...	7.269	8.050	11312900	112868	54.876	0.366 #
9) trans-Chl...	7.355	8.185	207293	20345917	0.984	65.247 #
10) cis-Chlor...	7.445	0.000	19953507	0	97.512	N.D. #
11) Endosulfa...	0.000	8.354	0	74330	N.D.	0.267 #
12) 4,4'-DDE	0.000	8.450f	0	27545	N.D.	0.128 #
13) Dieldrin	0.000	8.559	0	18343154	N.D.	59.376 #
14) Endrin	7.914f	8.785	21824743	19565452	126.141	83.269
15) 4,4'-DDD	7.914f	8.825	21824743	37466332	126.408	152.422
16) Endosulfa...	8.042	8.929	73617	50164	0.431	0.205 #
17) 4,4'-DDT	8.140	0.000	22162	0	0.134	N.D. #
18) Endrin Al...	8.334	9.168	56531	78358	0.369	0.350
19) Endosulfa...	0.000	9.359	0	58706	N.D.	0.265 #
20) Methoxychlor	8.483	0.000	3714	0	0.043	N.D. #
21) Endrin Ke...	8.827	9.755	32513	19909497	0.170	79.501 #
23) Hexachlor...	3.128	3.732	22091258	48339578	110.763	120.630
24) Hexachlor...	5.712	6.514	15574445	28319672	80.628	88.471
25) Oxychlordane	7.189	7.982	17488376	29578708	98.923	105.754
26) 2,4'-DDE	7.269	8.185	11312900	20345917	79.338	96.613
27) trans-Non...	7.445	8.257	19953507	32738129	99.615	106.469
28) 2,4'-DDD	7.641	8.559	9646352	18343154	75.816	99.453
29) 2,4'-DDT	7.823	8.785	11931862	19565452	81.459	90.901
30) cis-Nonac...	7.914	8.825	21824743	37466332	92.597	109.827
31) Mirex	8.578	9.755	13202168	19909497	99.099	103.372
32) Chlordane...	7.445f	8.257	19953507	32738129	850.475	841.663
33) Chlordane...	0.000	8.354	0	74330	N.D.	2.316 #
34) Chlordane...	8.042f	0.000	73617	0	9.677	N.D. #
35) Chlordane...	3.822f	0.000	11610	0	NoCal	N.D.
36) Toxaphene...	0.000	0.000	0	0	N.D.	N.D.
37) Toxaphene...	7.788	8.929f	106362	50164	54.695	14.404 #
38) Toxaphene...	0.000	8.976	0	58689	N.D.	7.506 #
39) Toxaphene...	8.334	0.000	56531	0	13.993	N.D. #
40) Toxaphene...	8.578	9.219	13202168	23651	4015.529	4.710 #
41) Toxaphene...	0.000	0.000	0	0	N.D.	N.D.
42) Toxaphene...	3.822f	0.000	11610	0	NoCal	N.D.

(f)=RT Delta > 1/2 Window (#)=Amounts differ by > 40% (m)=manual int.

Quantitation Report (Not Reviewed)

Data Path : R:\data\2020-01\0A29038\
Data File : ECD5-01292044.D
Signal(s) : Signal #1: ECD1A.CH Signal #2: ECD2B.CH
Acq On : 29 Jan 2020 23:47
Operator : MJB
Sample : 0A29038-CCV7
Misc : A19J409, 9-42 100 ppb
ALS Vial : 6 (Sig #1); 0 (Sig #2) Sample Multiplier: 1

Integration File signal 1: PEST1.e
Integration File signal 2: PEST2.e
Quant Time: Jan 30 10:21:41 2020
Quant Method : R:\methods\ECD5_QUANTPEST_200107RT2.M
Quant Title : Instrument: DualECD5
QLast Update : Thu Jan 09 11:11:29 2020
Response via : Initial Calibration
Integrator: ChemStation 6890 Scale Mode: Small noise peaks clipped



Data Path : R:\data\2020-01\0A29038\
 Data File : ECD5-01292045.D
 Signal(s) : Signal #1: ECD1A.CH Signal #2: ECD2B.CH
 Acq On : 30 Jan 2020 0:04
 Operator : MJB
 Sample : 0A29038-CCB4
 Misc : A19L339
 ALS Vial : 7 (Sig #1); 0 (Sig #2) Sample Multiplier: 1

Integration File signal 1: PEST1.e
 Integration File signal 2: PEST2.e
 Quant Time: Jan 30 10:21:47 2020
 Quant Method : R:\methods\ECD5_QUANTPEST_200107RT2.M
 Quant Title : Instrument: DualECD5
 QLast Update : Thu Jan 09 11:11:29 2020
 Response via : Initial Calibration
 Integrator: ChemStation 6890 Scale Mode: Small noise peaks clipped

MJB
11/30/20

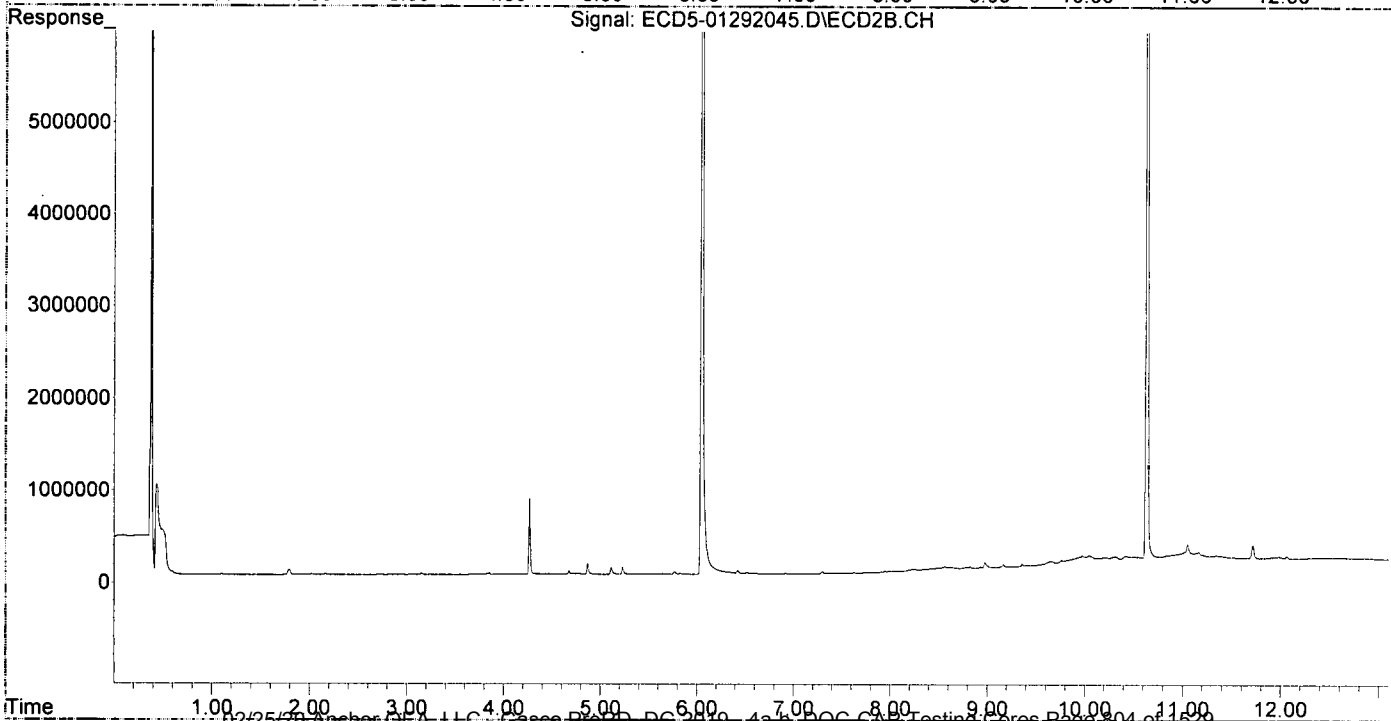
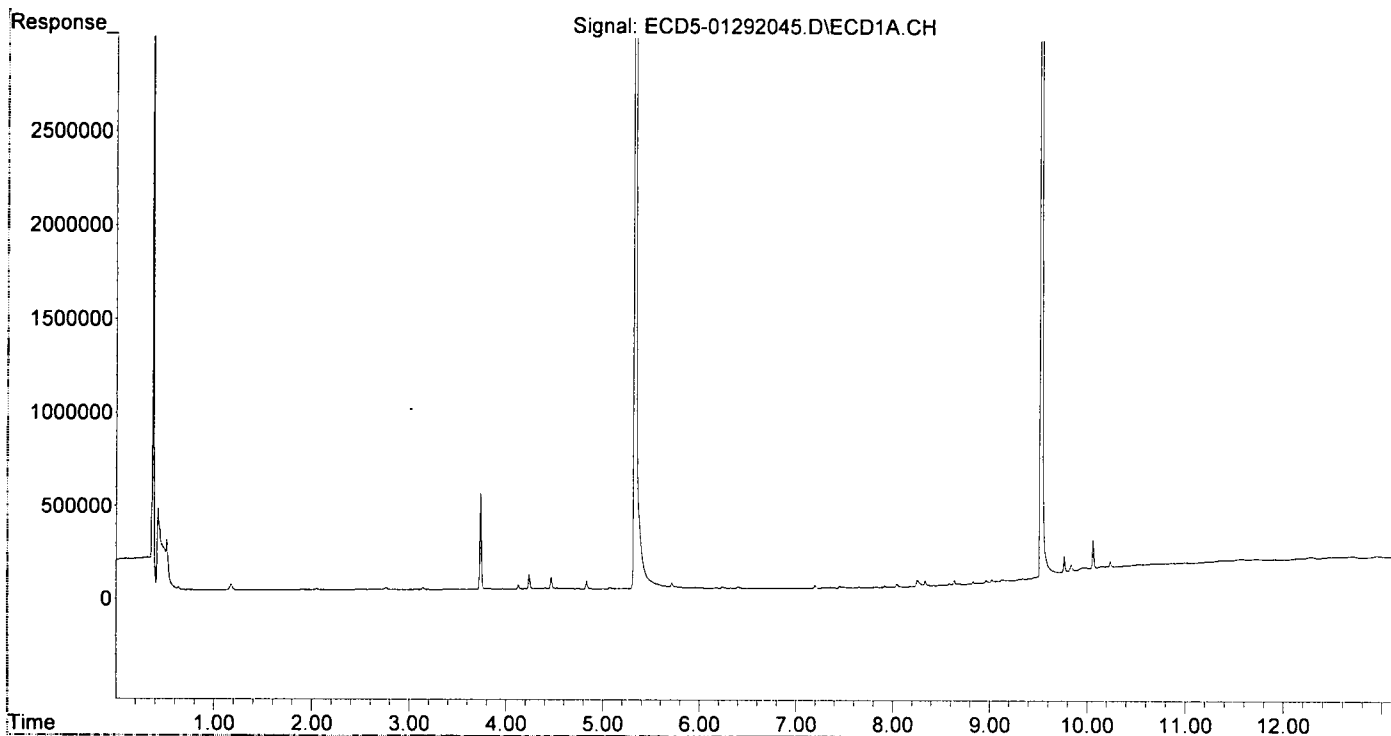
Compound	RT#1	RT#2	Resp#1	Resp#2	ng/mL	ng/mL
System Monitoring Compounds						
1) S TCMX (S)	5.331	6.045	17035312	28921674	87.244	97.025
22) S DCBP (S)	9.528	10.633	13882389	18958581	93.720	106.541
Target Compounds						
2) a-BHC	5.891	0.000	3323	0	0.013	N.D. #
3) g-BHC	0.000	0.000	0	0	N.D.	N.D.
4) b-BHC	6.235	0.000	6896	0	5931.932	N.D. #
5) Heptachlor	0.000	0.000	0	0	N.D.	N.D.
6) d-BHC	6.399	7.298	8482	21184	0.039	0.121 #
7) Aldrin	0.000	7.627	0	5750	N.D.	0.017 #
8) Heptachlo...	7.279	0.000	4417	0	0.021	N.D. #
9) trans-Chl...	7.350	8.227f	4655	9857	0.022	0.032 #
10) cis-Chlor...	7.452	0.000	8793	0	0.043	N.D. #
11) Endosulfa...	0.000	0.000	0	0	N.D.	N.D.
12) 4,4'-DDE	0.000	0.000	0	0	N.D.	N.D.
13) Dieldrin	7.725	8.563	1835	27922	0.009	0.090 #
14) Endrin	7.919f	8.790	8349	15164	0.048	0.065 #
15) 4,4'-DDD	7.958	8.827	1956	19639	0.011	0.080 #
16) Endosulfa...	8.045	8.934	16369	13528	0.096	0.055 #
17) 4,4'-DDT	0.000	0.000	0	0	N.D.	N.D.
18) Endrin Al...	8.336	9.169	29765	29672	0.194	0.133 #
19) Endosulfa...	8.637	9.360	25229	26912	0.158	0.121 #
20) Methoxychlor	8.479	0.000	4834	0	0.056	N.D. #
21) Endrin Ke...	8.830	9.763	12414	42513	0.065	0.170 #
23) Hexachlor...	3.142	0.000	9490	0	0.048	N.D. #
24) Hexachlor...	5.715	6.518	29865	8070	BelowCal	0.025 #
25) Oxychlorane	7.197	7.984	14862	6452	BelowCal	0.023 #
26) 2,4'-DDE	7.279	0.000	4417	0	0.031	N.D. #
27) trans-Non...	7.452	8.258	8793	9848	BelowCal	0.032 #
28) 2,4'-DDD	7.651	8.563	5123	27922	0.040	0.151 #
29) 2,4'-DDT	7.829	8.790	2166	15164	0.015	BelowCal #
30) cis-Nonac...	7.919	8.827	8349	19639	0.035	0.058 #
31) Mirex	8.585	9.763	9547	42513	6722.977	BelowCal #
32) Chlordane...	7.452f	8.258	8793	9848	0.375	0.253 #
33) Chlordane...	0.000	0.000	0	0	N.D.	N.D.
34) Chlordane...	8.045	0.000	16369	0	2.152	N.D. #
35) Chlordane...	3.823f	0.000	5464	0	NoCal	N.D.
36) Toxaphene...	0.000	8.563f	0	27922	N.D.	10.325 #
37) Toxaphene...	7.802	8.934	1917	13528	0.986	3.885 #
38) Toxaphene...	0.000	8.978	0	57284	N.D.	7.232 #
39) Toxaphene...	8.336	0.000	29765	0	7.367	N.D. #
40) Toxaphene...	8.585	0.000	9547	0	2.904	N.D. #
41) Toxaphene...	8.637	9.657f	25229	37506	5.810	6.681 #
42) Toxaphene...	3.823f	0.000	5464	0	NoCal	N.D.

(f)=RT Delta > 1/2 Window (#)=Amounts differ by > 40% (m)=manual int.

Quantitation Report (Not Reviewed)

Data Path : R:\data\2020-01\0A29038\
Data File : ECD5-01292045.D
Signal(s) : Signal #1: ECD1A.CH Signal #2: ECD2B.CH
Acq On : 30 Jan 2020 0:04
Operator : MJB
Sample : 0A29038-CCB4
Misc : A19L339
ALS Vial : 7 (Sig #1); 0 (Sig #2) Sample Multiplier: 1

Integration File signal 1: PEST1.e
Integration File signal 2: PEST2.e
Quant Time: Jan 30 10:21:47 2020
Quant Method : R:\methods\ECD5_QUANTPEST_200107RT2.M
Quant Title : Instrument: DualECD5
QLast Update : Thu Jan 09 11:11:29 2020
Response via : Initial Calibration
Integrator: ChemStation 6890 Scale Mode: Small noise peaks clipped



**Organochloride Pesticides by EPA 8081B
Benchsheet & Analysis Sequence Data**

Sequence 0B06026 (QC Only)



ELEMENT SEQUENCE LOG

Apex Laboratories

Sequence: **0B06026**

Instrument: **DUALECD5**

Date: **02/06/20 11:04**

Calibration: **A0B0506**

#	Lab Number	Matrix	Analysis	Client	Due	Batch	ISTD ID	STD ID
1	0B06026-BKD1	Water	QC	QC				A20A019
2	0B06026-CCV1	Water	QC	QC				A19K133
3	0B06026-CCV2	Water	QC	QC				A19J408
4	0B06026-CCB1	Water	QC	QC				A20A395
5	0010867-BLK1	Water	QC	QC		0010867		
6	0010867-BS1	Water	QC	QC		0010867		
7	0010867-BSD1	Water	QC	QC		0010867		
8	A0A0838-01RE1	Water	608 Pesticides (TTO)		02/06/20	0010867		
9	A0A0884-01RE1	Water	608 Pesticides (SW)		02/07/20	0010867		
10	A0A0886-01RE1	Water	608 Pesticides (SW)		02/07/20	0010867		
11	A0A0886-02RE1	Water	608 Pesticides (SW)		02/07/20	0010867		
12	A0A0886-03RE1	Water	608 Pesticides (SW)		02/07/20	0010867		
13	0010778-BS2	Sediment	QC	QC		0010778		
14	A0A0712-01RE2	Sediment	8081B 2,4+4,4-DDx Only (+Add)	Anchor QEA, LLC	02/05/20	0010778		
15	0B06026-IBL1	Water	QC	QC				
16	0B06026-CCV3	Water	QC	QC				A19K134
17	0B06026-CCV4	Water	QC	QC				A19J409
18	0B06026-CCB2	Water	QC	QC				A20A395
19	0010778-DUP2	Sediment	QC	QC		0010778		
20	0B06026-IBL2	Water	QC	QC				
21	A0A0715-01RE2	Sediment	8081B 2,4+4,4-DDx Only (+Add)	Anchor QEA, LLC	02/05/20	0010778		
22	0B06026-IBL3	Water	QC	QC				
23	A0A0715-02RE2	Sediment	8081B 2,4+4,4-DDx Only (+Add)	Anchor QEA, LLC	02/05/20	0010778		
24	0B06026-IBL4	Water	QC	QC				
25	A0A0715-03RE2	Sediment	8081B 2,4+4,4-DDx Only (+Add)	Anchor QEA, LLC	02/05/20	0010778		
26	0B06026-IBL5	Water	QC	QC				
27	A0A0715-04RE2	Sediment	8081B 2,4+4,4-DDx Only (+Add)	Anchor QEA, LLC	02/05/20	0010778		
28	0B06026-IBL6	Water	QC	QC				
29	A0A0981-01RE1	Water	608 Pesticides (SW)	Anchor QEA, LLC	02/11/20	0011020		
30	A0A0989-01RE1	Water	8081B Pesticides + Add		02/11/20	0011020		
31	A0A0989-02RE1	Water	8081B Pesticides + Add		02/11/20	0011020		
32	A0A0989-03RE1	Water	8081B Pesticides + Add		02/11/20	0011020		
33	A0A0989-04RE1	Water	8081B Pesticides + Add		02/11/20	0011020		
34	0B06026-CCV5	Water	QC	QC				A19K133
35	0B06026-CCV6	Water	QC	QC				A19J408
36	0B06026-CCB3	Water	QC	QC				A20A395

Data Entered By: MWB 2/7/20

Comments:

Data Reviewed By: MWB 2/10/20

Quantitation Report (QT Reviewed)

Data Path : C:\msdchem\4\data\2020-02\0B06026\
 Data File : ECD5-02062003.D
 Signal(s) : Signal #1: ECD1A.CH Signal #2: ECD2B.CH
 Acq On : 06 Feb 2020 11:53
 Operator : MJB
 Sample : 0B06026-BKD1
 Misc : AOA019
 ALS Vial : 2 (Sig #1); 0 (Sig #2) Sample Multiplier: 1

Integration File signal 1: PEST1.e
 Integration File signal 2: PEST2.e
 Quant Time: Feb 06 12:14:10 2020
 Quant Method : C:\msdchem\4\methods\PestBreakdownCHK_200204.M
 Quant Title : Pesticides
 QLast Update : Thu Aug 21 11:53:22 2014
 Response via : Initial Calibration
 Integrator: ChemStation 6890 Scale Mode: Small noise peaks clipped

Compound	R.T.	Response	Conc	Units

Target Compounds				
1) 4,4'-DDE	7.442	962765	NoCal	ng/mL
2) Endrin	7.802	89932604	NoCal	ng/mL
3) 4,4'-DDD	7.861	9947476	NoCal	ng/mL
4) 4,4'-DDT	8.056	147593758	NoCal	ng/mL
5) Endrin Aldehyde	8.249	3245306	NoCal	ng/mL
6) Endrin Ketone	8.741	7602364	NoCal	ng/mL
8) 4,4'-DDE [2C]	8.317	1914892	NoCal	ng/mL
9) Endrin [2C]	8.685	138528373	NoCal	ng/mL
10) 4,4'-DDD [2C]	8.731	18627165	NoCal	ng/mL
11) Endrin Aldehyde [2C]	9.069	3840998	NoCal	ng/mL
12) 4,4'-DDT [2C]	8.956	191717268	NoCal	ng/mL
13) Endrin Ketone [2C]	9.660	11467390	NoCal	ng/mL

(f)=RT Delta > 1/2 Window

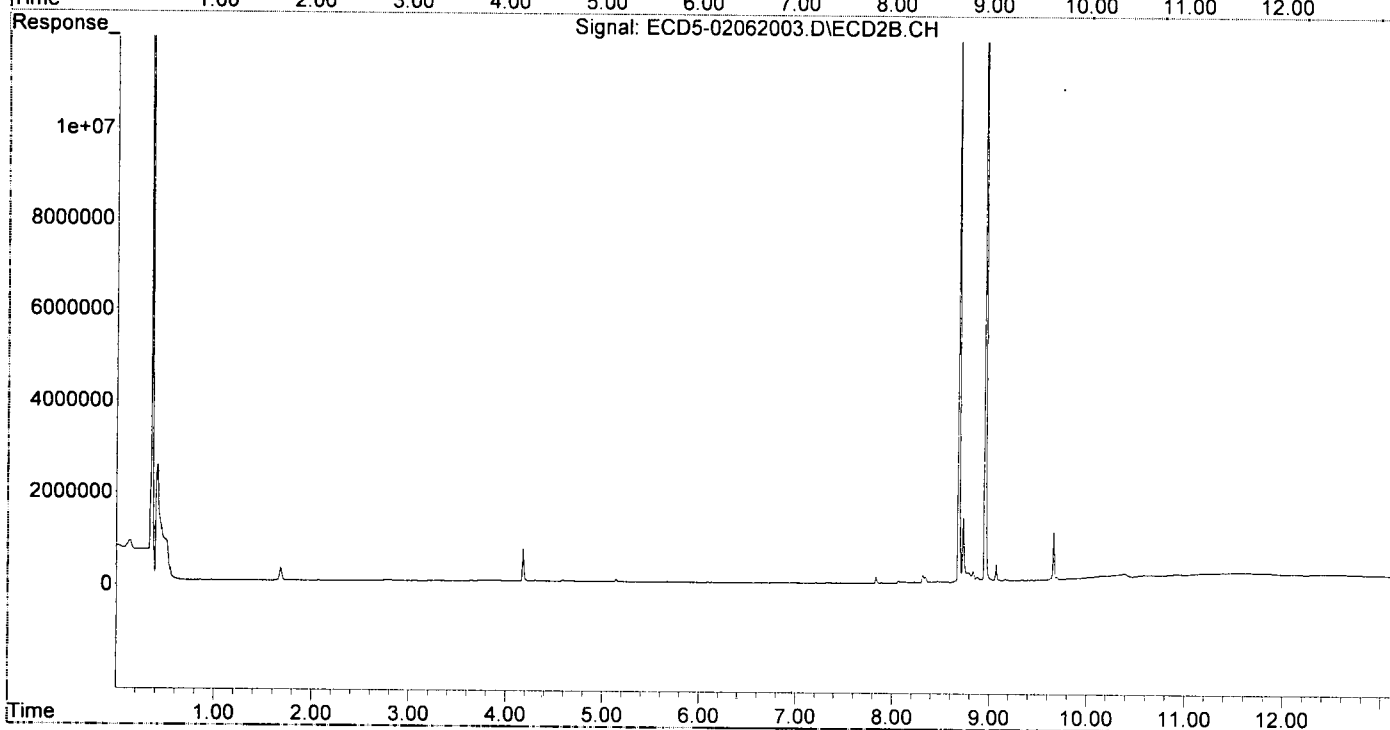
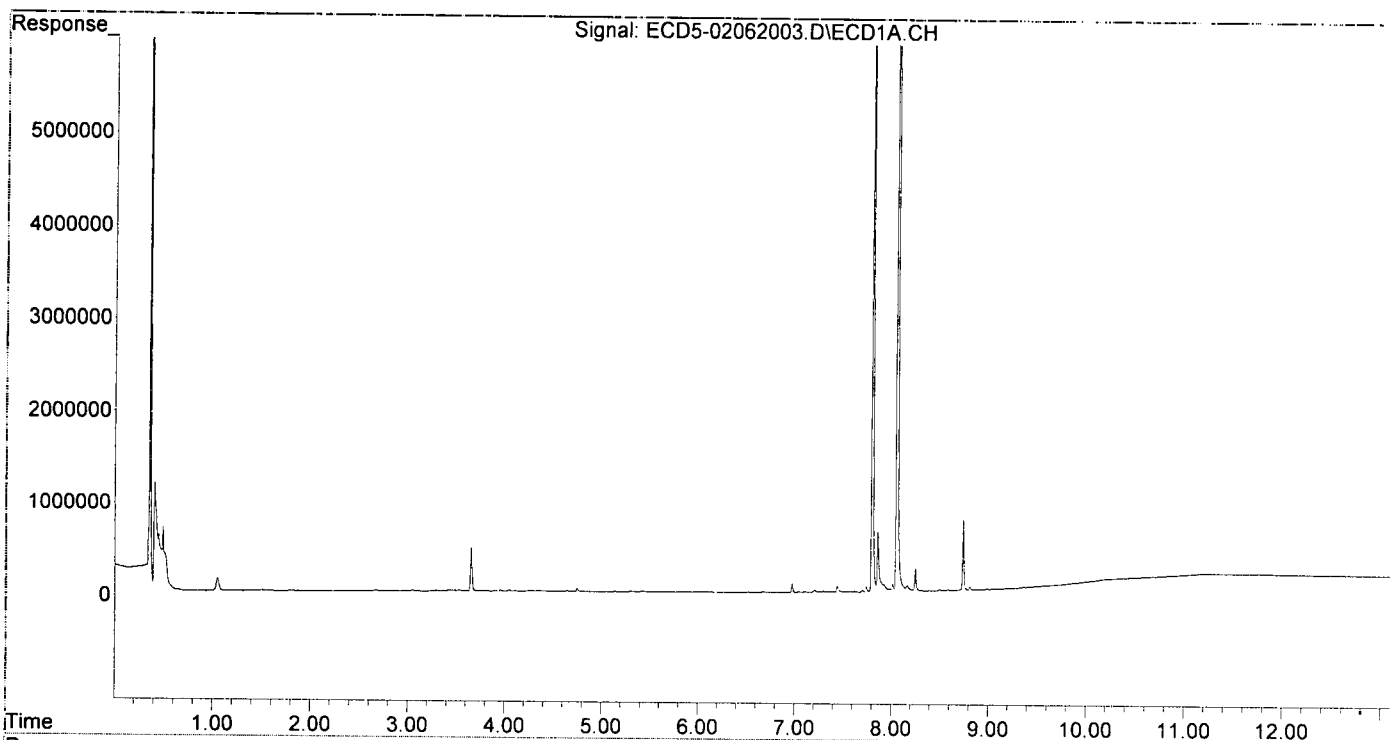
(m)=manual int.

*MJB
2/6/20*

Quantitation Report (QT Reviewed)

Data Path : C:\msdchem\4\data\2020-02\0B06026\
 Data File : ECD5-02062003.D
 Signal(s) : Signal #1: ECD1A.CH Signal #2: ECD2B.CH
 Acq On : 06 Feb 2020 11:53
 Operator : MJB
 Sample : 0B06026-BKD1
 Misc : A0A019
 ALS Vial : 2 (Sig #1); 0 (Sig #2) Sample Multiplier: 1

Integration File signal 1: PEST1.e
 Integration File signal 2: PEST2.e
 Quant Time: Feb 06 12:14:10 2020
 Quant Method : C:\msdchem\4\methods\PestBreakdownCHK_200204.M
 Quant Title : Pesticides
 QLast Update : Thu Aug 21 11:53:22 2014
 Response via : Initial Calibration
 Integrator: ChemStation 6890 Scale Mode: Small noise peaks clipped



Data Path : R:\data\2020-02\0B06026\
 Data File : ECD5-02062004.D
 Signal(s) : Signal #1: ECD1A.CH Signal #2: ECD2B.CH
 Acq On : 06 Feb 2020 12:11
 Operator : MJB
 Sample : 0B06026-CCV1
 Misc : A19K133, AB 50 ppb
 ALS Vial : 3 (Sig #1); 0 (Sig #2) Sample Multiplier: 1

Integration File signal 1: PEST1.e
 Integration File signal 2: PEST2.e
 Quant Time: Feb 06 17:56:32 2020
 Quant Method : R:\methods\ECD5_QUANTPEST_200204.M
 Quant Title : Instrument: DualECD5
 QLast Update : Tue Feb 04 18:01:02 2020
 Response via : Initial Calibration
 Integrator: ChemStation 6890 Scale Mode: Small noise peaks clipped

*MJB
2/6/20*

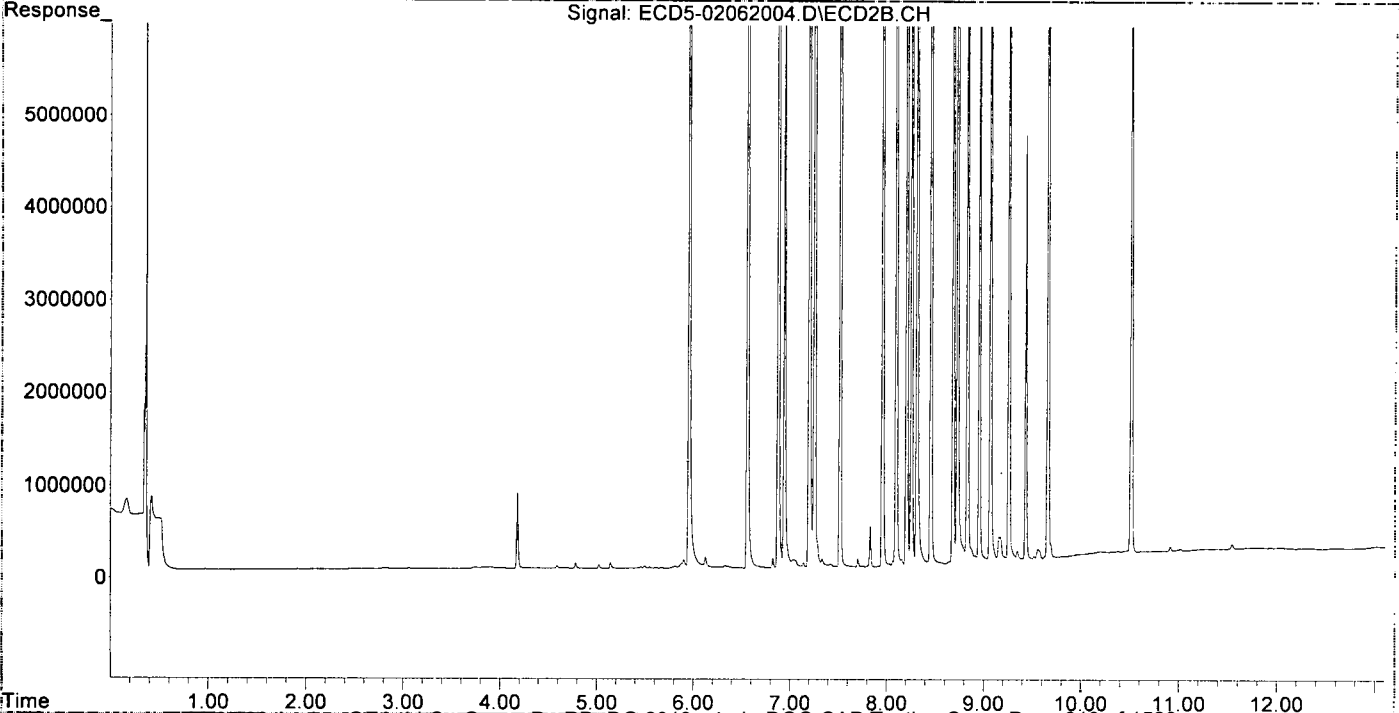
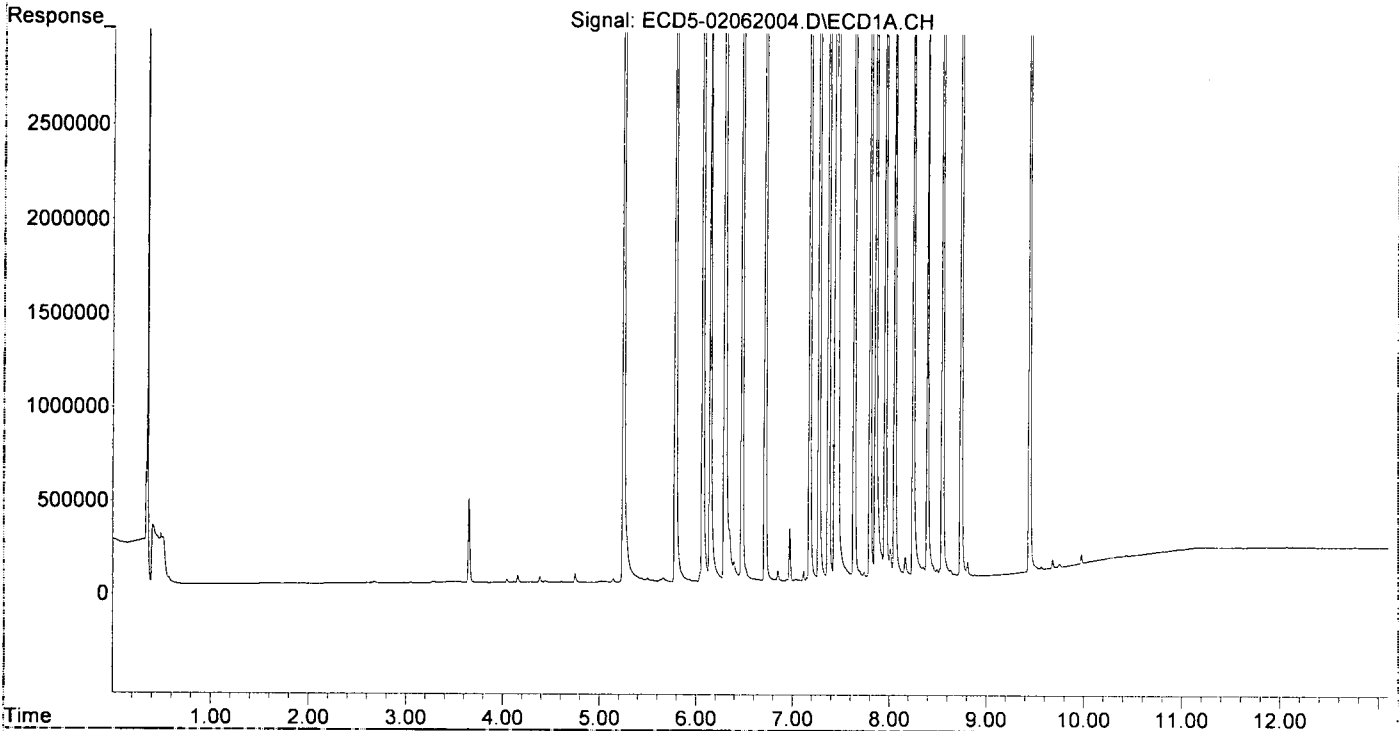
Compound	RT#1	RT#2	Resp#1	Resp#2	ng/mL	ng/mL
System Monitoring Compounds						
1) S TCMX (S)	5.248	5.953	8383995	13886412	47.981	53.562
22) S DCBP (S)	9.443	10.512	7466513	9717537	50.029	50.550
Target Compounds						
2) a-BHC	5.786	6.559	13053291	22066986	52.137	53.530
3) g-BHC	6.069	6.878	11409514	19952592	51.785	53.850
4) b-BHC	6.147	6.942	4024789	7668169	51.419	53.802
5) Heptachlor	6.476	7.253	11322192	19504375	51.253	55.961
6) d-BHC	6.295	7.198	8899893	17319844	54.974	55.124
7) Aldrin	6.716	7.519	11427235	19901074	50.943	53.862
8) Heptachlo...	7.177	7.957	10082130	17558252	47.665	52.231
9) trans-Chl...	7.273	8.098	10347360	17006358	49.457	50.683
10) cis-Chlor...	7.370	8.206	9908342	16454727	47.538	50.445
11) Endosulfa...	7.465	8.256	9833907	15818843	47.547	52.080
12) 4,4'-DDE	7.439	8.312	8825310	16034694	51.647	52.305
13) Dieldrin	7.637	8.456	10749572	17845566	49.482	53.208
14) Endrin	7.801	8.684	9263676	14089849	54.112	56.186
15) 4,4'-DDD	7.859	8.729	7577583	13698565	54.976	54.803
16) Endosulfa...	7.957	8.832	8325334	13664764	50.497	54.533
17) 4,4'-DDT	8.055	8.955	7104947	9548726	55.802	54.992
18) Endrin Al...	8.247	9.068	7032942	11286235	54.748	54.339
19) Endosulfa...	8.548	9.259	8299290	13000719	57.071	60.735
20) Methoxychlor	8.394	9.432	3294695	4586808	57.694	54.528
21) Endrin Ke...	8.740	9.659	9955392	14112159	52.420	58.412
23) Hexachlor...	0.000	0.000	0	0	N.D.	N.D.
24) Hexachlor...	5.659f	0.000	21073	0	BelowCal	N.D.
25) Oxychlorane	7.114	7.921f	51431	4918	0.091	0.018 #
26) 2,4'-DDE	7.177	8.098	10082130	17006358	70.706	80.755
27) trans-Non...	7.370	8.158	9908342	68252	49.607	0.222 #
28) 2,4'-DDD	0.000	8.456	0	17845566	N.D.	96.755 #
29) 2,4'-DDT	7.739	8.684	36318	14089849	0.248	67.922 #
30) cis-Nonac...	7.801f	8.729	9263676	13698565	39.304	40.155
31) Mirex	8.493	9.659	40415	14112159	0.053	75.290 #
32) Chlordane...	7.273	8.098	10347360	17006358	441.034	437.216
33) Chlordane...	7.370	8.206	9908342	16454727	343.792	512.641 #
34) Chlordane...	0.000	8.912f	0	68850	N.D.	6.484 #
35) Chlordane...	0.000	3.735	0	8898	N.D.	NoCal
36) Toxaphene...	7.465	0.000	9833907	0	9336.975	N.D. #
37) Toxaphene...	7.739	8.912	36318	68850	18.676	19.770
38) Toxaphene...	8.055	8.955	7104947	9548726	1659.437	1635.832
39) Toxaphene...	0.000	0.000	0	0	N.D.	N.D.
40) Toxaphene...	8.548	9.175f	8299290	261958	2524.285	52.162 #
41) Toxaphene...	0.000	9.575	0	86125	N.D.	15.341 #
42) Toxaphene...	0.000	3.756	0	5017	N.D.	NoCal

(f)=RT Delta > 1/2 Window (#)=Amounts differ by > 40% (m)=manual int.

Quantitation Report (Not Reviewed)

Data Path : R:\data\2020-02\0B06026\
Data File : ECD5-02062004.D
Signal(s) : Signal #1: ECD1A.CH Signal #2: ECD2B.CH
Acq On : 06 Feb 2020 12:11
Operator : MJB
Sample : 0B06026-CCV1
Misc : A19K133, AB 50 ppb
ALS Vial : 3 (Sig #1); 0 (Sig #2) Sample Multiplier: 1

Integration File signal 1: PEST1.e
Integration File signal 2: PEST2.e
Quant Time: Feb 06 17:56:32 2020
Quant Method : R:\methods\ECD5_QUANTPEST_200204.M
Quant Title : Instrument: DualECD5
QLast Update : Tue Feb 04 18:01:02 2020
Response via : Initial Calibration
Integrator: ChemStation 6890 Scale Mode: Small noise peaks clipped



Quantitation Report (Not Reviewed)

Data Path : R:\data\2020-02\0B06026\
 Data File : ECD5-02062005.D
 Signal(s) : Signal #1: ECD1A.CH Signal #2: ECD2B.CH
 Acq On : 06 Feb 2020 12:28
 Operator : MJB
 Sample : 0B06026-CCV2
 Misc : A19J408, 9-42 50 ppb
 ALS Vial : 4 (Sig #1); 0 (Sig #2) Sample Multiplier: 1

Integration File signal 1: PEST1.e
 Integration File signal 2: PEST2.e
 Quant Time: Feb 06 17:56:39 2020
 Quant Method : R:\methods\ECD5_QUANTPEST_200204.M
 Quant Title : Instrument: DualECD5
 QLast Update : Tue Feb 04 18:01:02 2020
 Response via : Initial Calibration
 Integrator: ChemStation 6890 Scale Mode: Small noise peaks clipped

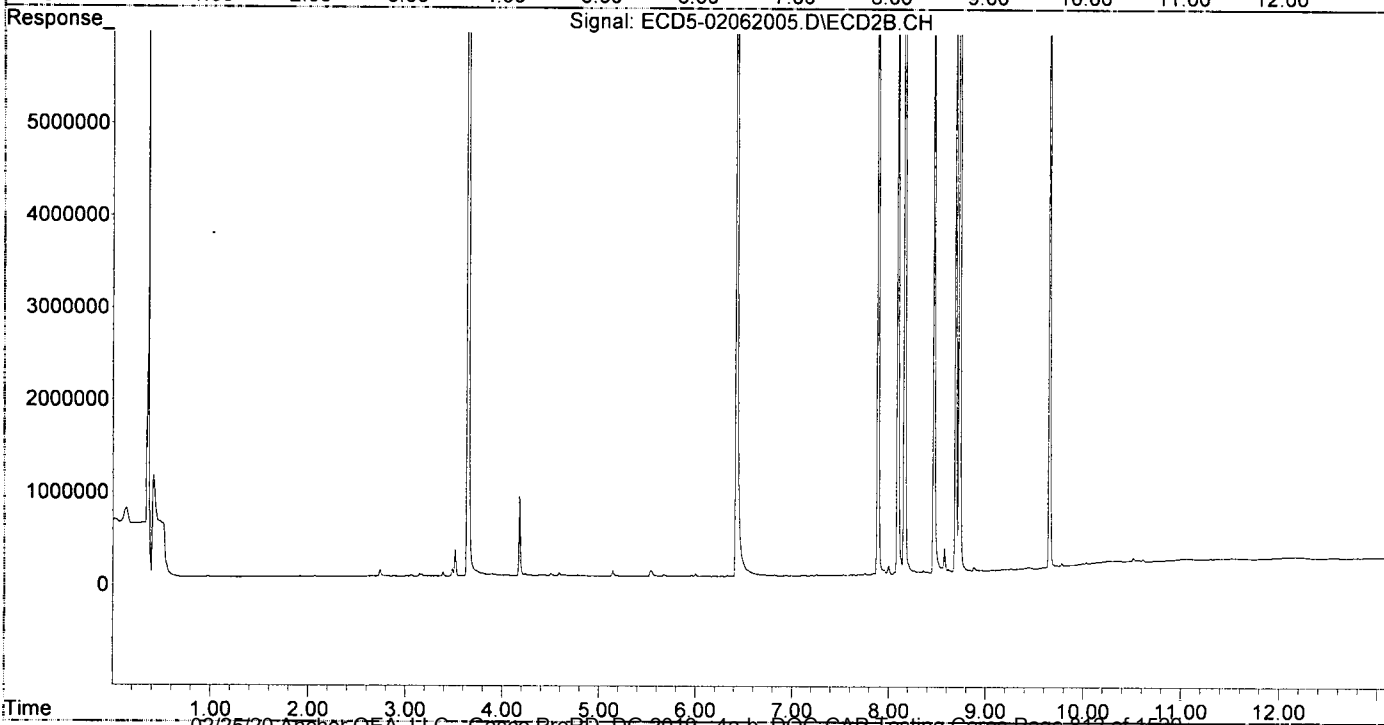
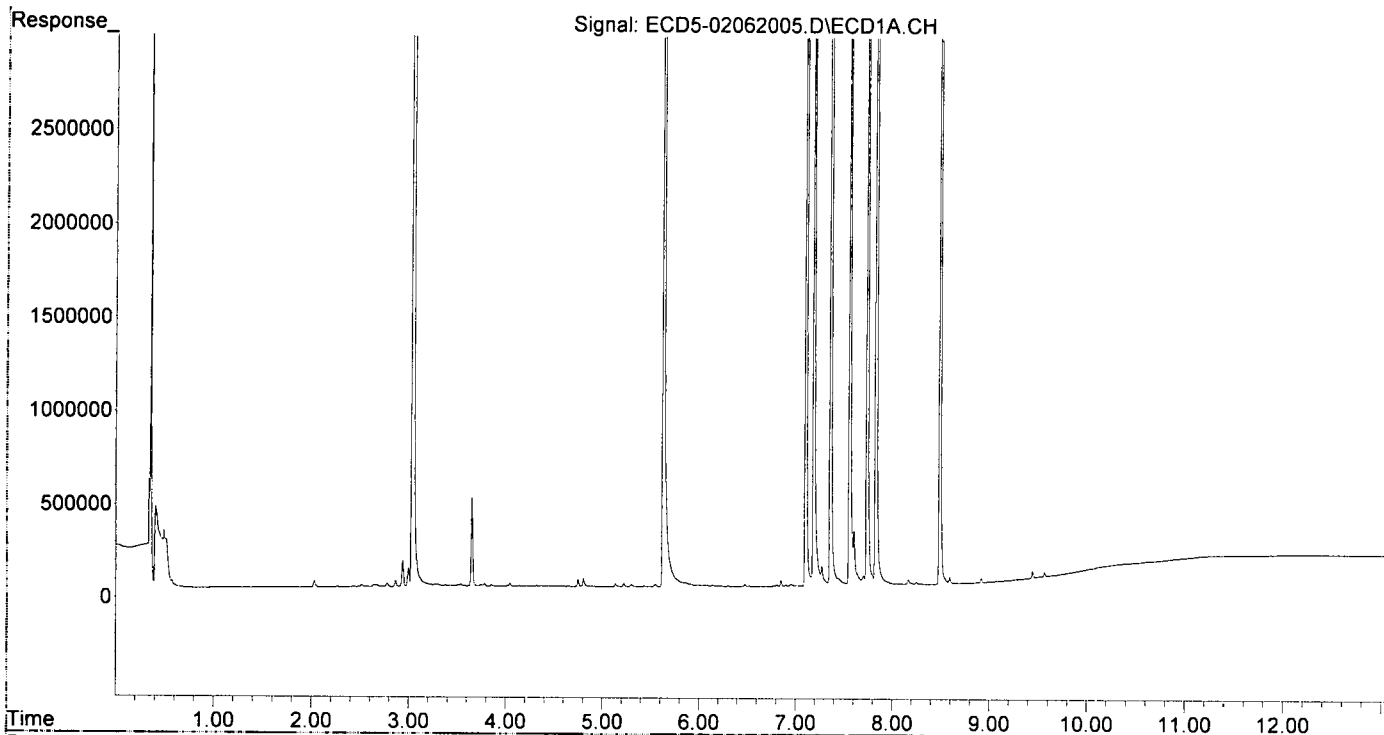
MJB 2/6/20

Compound	RT#1	RT#2	Resp#1	Resp#2	ng/mL	ng/mL
System Monitoring Compounds						
1) S TCMX (S)	5.221f	5.956	19295	11366	0.110	BelowCal #
22) S DCBP (S)	9.443	10.511	37329	54400	BelowCal	0.089
Target Compounds						
2) a-BHC	0.000	0.000	0	0	N.D.	N.D.
3) g-BHC	0.000	0.000	0	0	N.D.	N.D.
4) b-BHC	6.137	6.944	6251	4480	BelowCal	BelowCal
5) Heptachlor	6.475	7.251	10850	14898	0.049	BelowCal #
6) d-BHC	0.000	0.000	0	0	N.D.	N.D.
7) Aldrin	0.000	7.530	0	9110	N.D.	0.025 #
8) Heptachlo...	7.187	7.953	6123483	50496	28.950	0.150 #
9) trans-Chl...	7.271	8.089	105080	10641263	0.502	31.714 #
10) cis-Chlor...	7.361	0.000	10134639	0	48.624	N.D. #
11) Endosulfa...	0.000	8.264	0	25581	N.D.	0.084 #
12) 4,4'-DDE	0.000	0.000	0	0	N.D.	N.D.
13) Dieldrin	7.604f	8.463	290599	9541740	1.338	29.379 #
14) Endrin	7.830f	8.687	11648696	9287773	68.043	38.322 #
15) 4,4'-DDD	7.830f	8.727	11648696	19606759	80.912	75.280
16) Endosulfa...	0.000	0.000	0	0	N.D.	N.D.
17) 4,4'-DDT	0.000	0.000	0	0	N.D.	N.D.
18) Endrin Al...	8.248	9.067	10214	10070	BelowCal	BelowCal
19) Endosulfa...	0.000	9.258	0	9339	N.D.	BelowCal
20) Methoxychlor	0.000	9.440	0	15886	N.D.	0.445 #
21) Endrin Ke...	8.740	9.652	3517	10332758	0.019	44.064 #
23) Hexachlor...	3.040	3.642	10725170	23114893	53.775	57.682
24) Hexachlor...	5.629	6.422	8515740	14264683	44.031	44.563
25) Oxychlorane	7.105	7.885	9166795	15216760	52.056	54.405
26) 2,4'-DDE	7.187	8.089	6123483	10641263	42.944	50.530
27) trans-Non...	7.361	8.161	10134639	16654640	50.738	54.163
28) 2,4'-DDD	7.558	8.463	5435477	9541740	42.720	51.734
29) 2,4'-DDT	7.740	8.687	6208883	9287773	42.388	46.393
30) cis-Nonac...	7.830	8.727	11648696	19606759	49.423	57.474
31) Mirex	8.491	9.652	6910442	10332758	51.382	56.152
32) Chlordane...	7.271	8.089	105080	10641263	4.479	273.576 #
33) Chlordane...	7.361	0.000	10134639	0	351.644	N.D. #
34) Chlordane...	0.000	8.876	0	40487	N.D.	3.813 #
35) Chlordane...	3.779	0.000	17594	0	NoCal	N.D.
36) Toxaphene...	0.000	8.575	0	257621	N.D.	95.263 #
37) Toxaphene...	7.740	8.876f	6208883	40487	3192.779	11.626 #
38) Toxaphene...	0.000	0.000	0	0	N.D.	N.D.
39) Toxaphene...	0.000	0.000	0	0	N.D.	N.D.
40) Toxaphene...	0.000	9.202	0	9959	N.D.	1.983 #
41) Toxaphene...	8.593	0.000	36131	0	8.321	N.D. #
42) Toxaphene...	3.743	0.000	9428	0	NoCal	N.D.

(f)=RT Delta > 1/2 Window (#)=Amounts differ by > 40% (m)=manual int.

Data Path : R:\data\2020-02\0B06026\
Data File : ECD5-02062005.D
Signal(s) : Signal #1: ECD1A.CH Signal #2: ECD2B.CH
Acq On : 06 Feb 2020 12:28
Operator : MJB
Sample : 0B06026-CCV2
Misc : A19J408, 9-42 50 ppb
ALS Vial : 4 (Sig #1); 0 (Sig #2) Sample Multiplier: 1

Integration File signal 1: PEST1.e
Integration File signal 2: PEST2.e
Quant Time: Feb 06 17:56:39 2020
Quant Method : R:\methods\ECD5_QUANTPEST_200204.M
Quant Title : Instrument: DualECD5
QLast Update : Tue Feb 04 18:01:02 2020
Response via : Initial Calibration
Integrator: ChemStation 6890 Scale Mode: Small noise peaks clipped



Data Path : R:\data\2020-02\0B06026\
 Data File : ECD5-02062006.D
 Signal(s) : Signal #1: ECD1A.CH Signal #2: ECD2B.CH
 Acq On : 06 Feb 2020 12:45
 Operator : MJB
 Sample : 0B06026-CCB1
 Misc : A0A395
 ALS Vial : 7 (Sig #1); 0 (Sig #2) Sample Multiplier: 1

Integration File signal 1: PEST1.e
 Integration File signal 2: PEST2.e
 Quant Time: Feb 06 17:56:45 2020
 Quant Method : R:\methods\ECD5_QUANTPEST_200204.M
 Quant Title : Instrument: DualECD5
 QLast Update : Tue Feb 04 18:01:02 2020
 Response via : Initial Calibration
 Integrator: ChemStation 6890 Scale Mode: Small noise peaks clipped

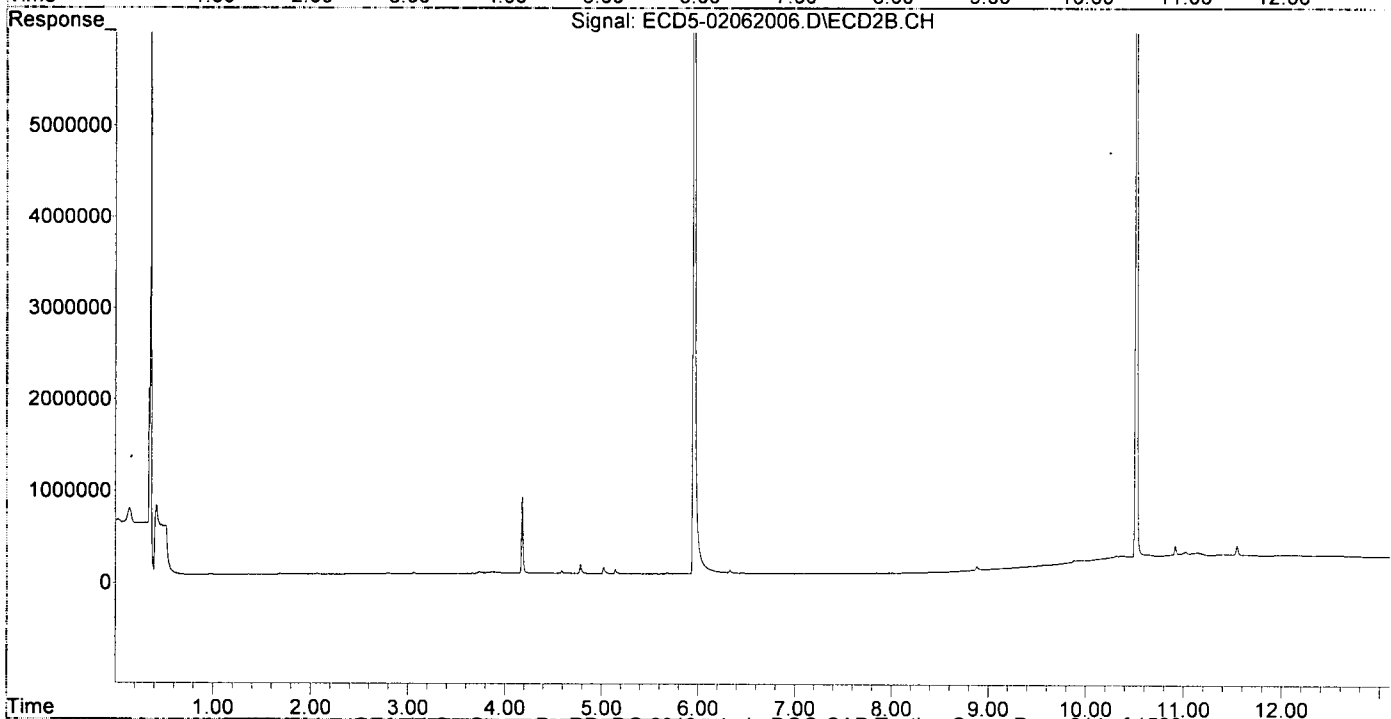
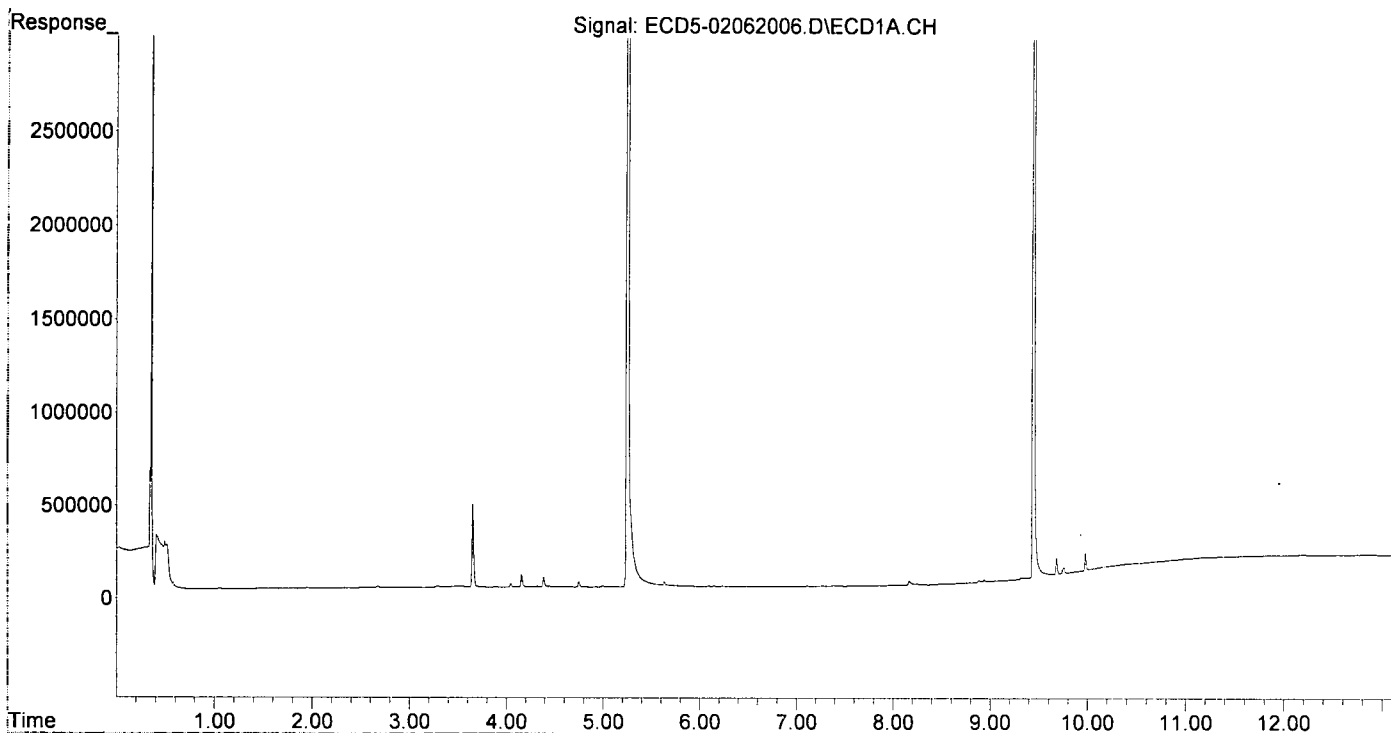
MJP
2/6/20

Compound	RT#1	RT#2	Resp#1	Resp#2	ng/mL	ng/mL
System Monitoring Compounds						
1) S TCMX (S)	5.247	5.952	16329969	28217244	93.455	98.765
22) S DCBP (S)	9.443	10.511	14516899	19603918	95.945	97.555
Target Compounds						
2) a-BHC	0.000	0.000	0	0	N.D.	N.D.
3) g-BHC	0.000	0.000	0	0	N.D.	N.D.
4) b-BHC	0.000	0.000	0	0	N.D.	N.D.
5) Heptachlor	0.000	0.000	0	0	N.D.	N.D.
6) d-BHC	0.000	0.000	0	0	N.D.	N.D.
7) Aldrin	0.000	7.533	0	5414	N.D.	0.015 #
8) Heptachlo...	0.000	0.000	0	0	N.D.	N.D.
9) trans-Chl...	7.265	8.130f	4152	5133	0.020	0.015
10) cis-Chlor...	7.382	0.000	3541	0	0.017	N.D. #
11) Endosulfa...	0.000	0.000	0	0	N.D.	N.D.
12) 4,4'-DDE	0.000	0.000	0	0	N.D.	N.D.
13) Dieldrin	0.000	8.472	0	1401	N.D.	BelowCal
14) Endrin	0.000	0.000	0	0	N.D.	N.D.
15) 4,4'-DDD	0.000	0.000	0	0	N.D.	N.D.
16) Endosulfa...	7.961	0.000	2452	0	0.015	N.D. #
17) 4,4'-DDT	0.000	0.000	0	0	N.D.	N.D.
18) Endrin Al...	8.249	9.069	10643	5684	BelowCal	BelowCal
19) Endosulfa...	8.550	9.258	4724	5909	BelowCal	BelowCal
20) Methoxychlor	0.000	9.433	0	6072	N.D.	0.302 #
21) Endrin Ke...	0.000	9.622f	0	2199	N.D.	BelowCal
23) Hexachlor...	0.000	0.000	0	0	N.D.	N.D.
24) Hexachlor...	5.629	0.000	24213	0	BelowCal	N.D.
25) Oxychlordane	0.000	0.000	0	0	N.D.	N.D.
26) 2,4'-DDE	0.000	0.000	0	0	N.D.	N.D.
27) trans-Non...	7.382f	8.130f	3541	5133	BelowCal	0.017
28) 2,4'-DDD	0.000	8.472	0	1401	N.D.	0.008 #
29) 2,4'-DDT	0.000	0.000	0	0	N.D.	N.D.
30) cis-Nonac...	0.000	0.000	0	0	N.D.	N.D.
31) Mirex	8.502	9.622f	4694	2199	6723.013	BelowCal #
32) Chlordane...	7.265	8.130f	4152	5133	0.177	0.132
33) Chlordane...	7.382	0.000	3541	0	0.123	N.D. #
34) Chlordane...	0.000	8.877	0	38253	N.D.	3.603 #
35) Chlordane...	0.000	3.734	0	16863	N.D.	NoCal
36) Toxaphene...	0.000	0.000	0	0	N.D.	N.D.
37) Toxaphene...	0.000	8.877f	0	38253	N.D.	10.984 #
38) Toxaphene...	0.000	0.000	0	0	N.D.	N.D.
39) Toxaphene...	8.341f	9.020	6243	1501	1.545	0.166 #
40) Toxaphene...	8.550	0.000	4724	0	1.437	N.D. #
41) Toxaphene...	0.000	9.591	0	4013	N.D.	0.715 #
42) Toxaphene...	0.000	3.734	0	16863	N.D.	NoCal

(f)=RT Delta > 1/2 Window (#)=Amounts differ by > 40% (m)=manual int.

Data Path : R:\data\2020-02\0B06026\
Data File : ECD5-02062006.D
Signal(s) : Signal #1: ECD1A.CH Signal #2: ECD2B.CH
Acq On : 06 Feb 2020 12:45
Operator : MJB
Sample : 0B06026-CCB1
Misc : AOA395
ALS Vial : 7 (Sig #1); 0 (Sig #2) Sample Multiplier: 1

Integration File signal 1: PEST1.e
Integration File signal 2: PEST2.e
Quant Time: Feb 06 17:56:45 2020
Quant Method : R:\methods\ECD5_QUANTPEST_200204.M
Quant Title : Instrument: DualECD5
QLast Update : Tue Feb 04 18:01:02 2020
Response via : Initial Calibration
Integrator: ChemStation 6890 Scale Mode: Small noise peaks clipped



Data Path : R:\data\2020-02\0B06026\
 Data File : ECD5-02062007.D
 Signal(s) : Signal #1: ECD1A.CH Signal #2: ECD2B.CH
 Acq On : 06 Feb 2020 13:02
 Operator : MJB
 Sample : 0010867-BLK1
 Misc : 1x, 608 (SW/TTO), GPC
 ALS Vial : 8 (Sig #1); 0 (Sig #2) Sample Multiplier: 1

Integration File signal 1: PEST1.e
 Integration File signal 2: PEST2.e
 Quant Time: Feb 06 17:56:51 2020
 Quant Method : R:\methods\ECD5_QUANTPEST_200204.M
 Quant Title : Instrument: DualECD5
 QLast Update : Tue Feb 04 18:01:02 2020
 Response via : Initial Calibration
 Integrator: ChemStation 6890 Scale Mode: Small noise peaks clipped

Compound	RT#1	RT#2	Resp#1	Resp#2	ng/mL	ng/mL

System Monitoring Compounds						
1) S TCMX (S)	5.246	5.951	1294641	2015472	7.409	8.487
22) S DCBP (S)	9.440	10.508	7085450	8853880	47.505	46.240
Target Compounds						
2) a-BHC	5.783	6.556	47203	39448	0.189	0.110 #
3) g-BHC	6.066	6.875	34591	48036	0.157	0.124
4) b-BHC	6.147	6.940	22671	25787	0.218	0.049 #
5) Heptachlor	6.473	7.250	27503	35391	0.124	0.041 #
6) d-BHC	6.294	7.195	25323	39127	0.198	0.425 #
7) Aldrin	6.713	7.516	18532	22261	0.083	0.060
8) Heptachlo...	7.175	7.953	38949	59136	0.184	0.176
9) trans-Chl...	7.269	8.094	29805	43892	0.142	0.131
10) cis-Chlor...	7.366	8.202	32222	40383	0.155	0.124
11) Endosulfa...	7.465	8.253	30348	37491	0.147	0.123
12) 4,4'-DDE	7.433	8.332f	16975	48262	0.058	0.145 #
13) Dieldrin	7.634	8.454	18065	23418	0.083	0.047 #
14) Endrin	7.798	8.681	10456	15093	0.061	0.020 #
15) 4,4'-DDD	7.852	8.725	6376	5919	BelowCal	BelowCal
16) Endosulfa...	7.938	8.815	53742	7999	0.326	BelowCal #
17) 4,4'-DDT	8.066	8.947	33303	14069	0.536	0.494
18) Endrin Al...	8.259	9.064	12005	6105	BelowCal	BelowCal
19) Endosulfa...	8.558	9.276	4614	7753	BelowCal	BelowCal
20) Methoxychlor	8.389	9.431	9787	14150	0.039	0.419 #
21) Endrin Ke...	8.722	9.658	330231	44222	1.739	0.092 #
23) Hexachlor...	3.038	3.616f	19456	638652	0.098	1.594 #
24) Hexachlor...	5.629	6.436	19762	54331	BelowCal	0.170
25) Oxychlorane	0.000	0.000	0	0	N.D.	N.D.
26) 2,4'-DDE	7.175	8.094	38949	43892	0.273	0.208
27) trans-Non...	7.366	8.162	32222	14037	0.006	0.046 #
28) 2,4'-DDD	0.000	8.454	0	23418	N.D.	0.127 #
29) 2,4'-DDT	7.733	8.681	7287	15093	0.050	BelowCal #
30) cis-Nonac...	7.852f	8.725	6376	5919	0.027	0.017
31) Mirex	8.494	9.658	5362	44222	6723.008	BelowCal #
32) Chlordane...	7.269	8.094	29805	43892	1.270	1.128
33) Chlordane...	7.366	8.202	32222	40383	1.118	1.258
34) Chlordane...	7.938f	8.868	53742	51657	7.064	4.865
35) Chlordane...	0.000	3.716f	0	192338	N.D.	NoCal
36) Toxaphene...	7.465	0.000	30348	0	28.815	N.D. #
37) Toxaphene...	7.733	8.915	7287	6483	3.747	1.862 #
38) Toxaphene...	8.066	8.947	33303	14069	3.809	BelowCal #
39) Toxaphene...	0.000	9.037	0	28410	N.D.	3.148 #
40) Toxaphene...	8.558f	9.167f	4614	2997	1.403	0.597 #
41) Toxaphene...	8.579f	9.574	3393	13751	0.781	2.449 #
42) Toxaphene...	3.721f	3.716f	13177	192338	NoCal	NoCal

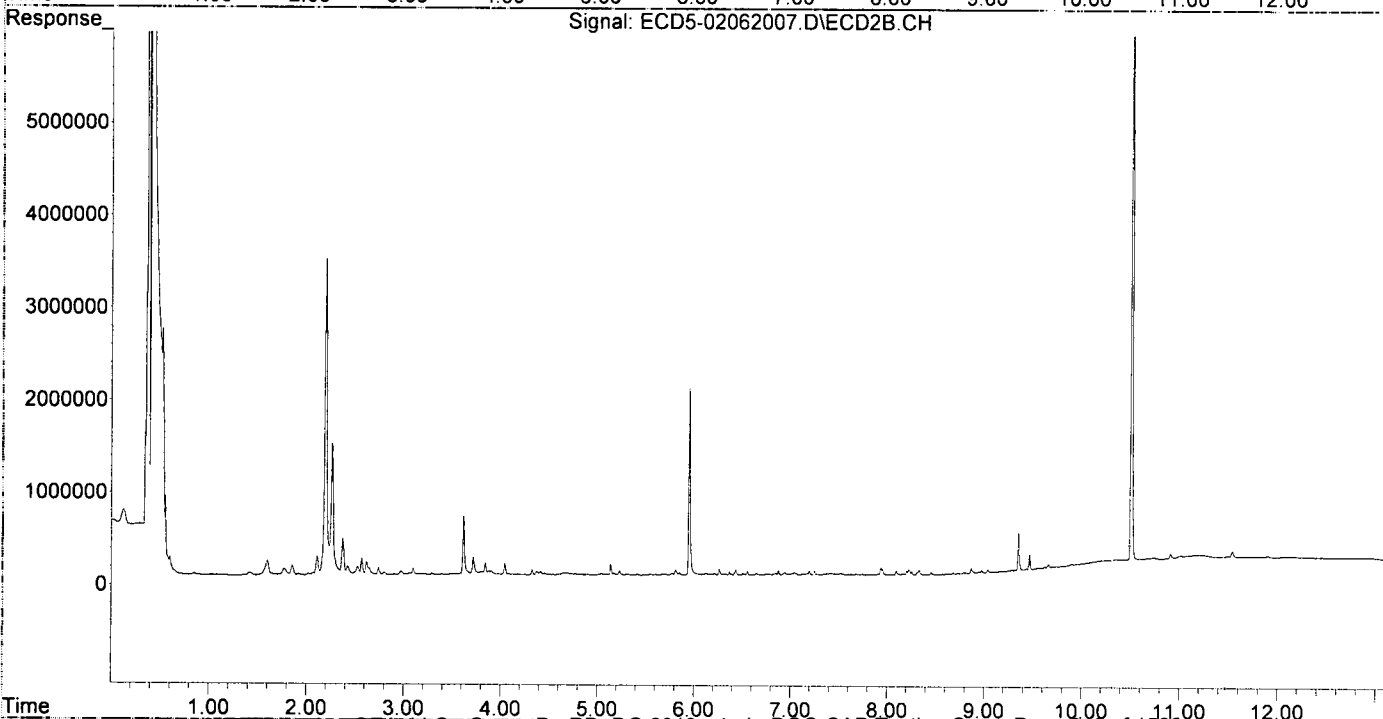
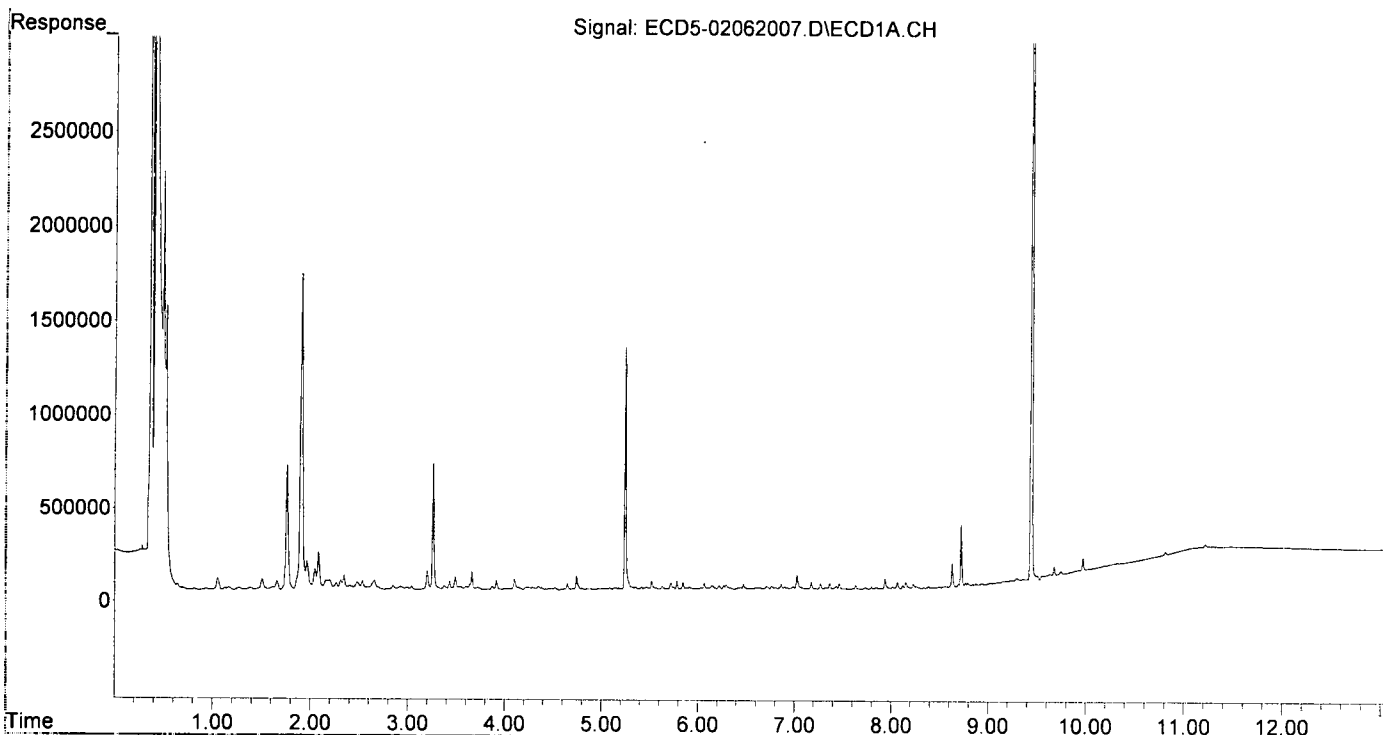
MJB
2/6/20

5.06

(f)=RT Delta > 1/2 Window (#)=Amounts differ by > 40% (m)=manual int.

Data Path : R:\data\2020-02\0B06026\
Data File : ECD5-02062007.D
Signal(s) : Signal #1: ECD1A.CH Signal #2: ECD2B.CH
Acq On : 06 Feb 2020 13:02
Operator : MJB
Sample : 0010867-BLK1
Misc : 1x, 608 (SW/TTO), GPC
ALS Vial : 8 (Sig #1); 0 (Sig #2) Sample Multiplier: 1

Integration File signal 1: PEST1.e
Integration File signal 2: PEST2.e
Quant Time: Feb 06 17:56:51 2020
Quant Method : R:\methods\ECD5_QUANTPEST_200204.M
Quant Title : Instrument: DualECD5
QLast Update : Tue Feb 04 18:01:02 2020
Response via : Initial Calibration
Integrator: ChemStation 6890 Scale Mode: Small noise peaks clipped



Quantitation Report (Not Reviewed)

Data Path : R:\data\2020-02\0B06026\
 Data File : ECD5-02062008.D
 Signal(s) : Signal #1: ECD1A.CH Signal #2: ECD2B.CH
 Acq On : 06 Feb 2020 13:19
 Operator : MJB
 Sample : 0010867-BS1
 Misc : 1x, 608 (SW/TTO), GPC
 ALS Vial : 9 (Sig #1); 0 (Sig #2) Sample Multiplier: 1

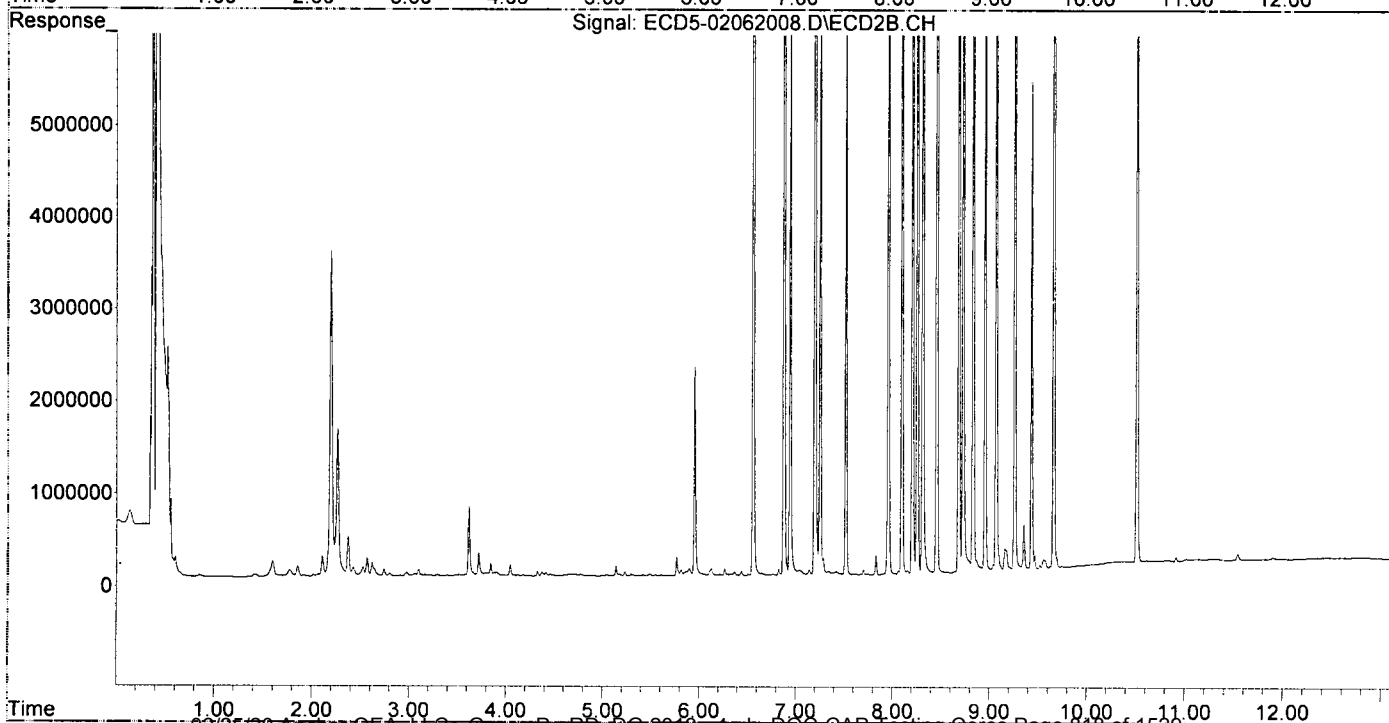
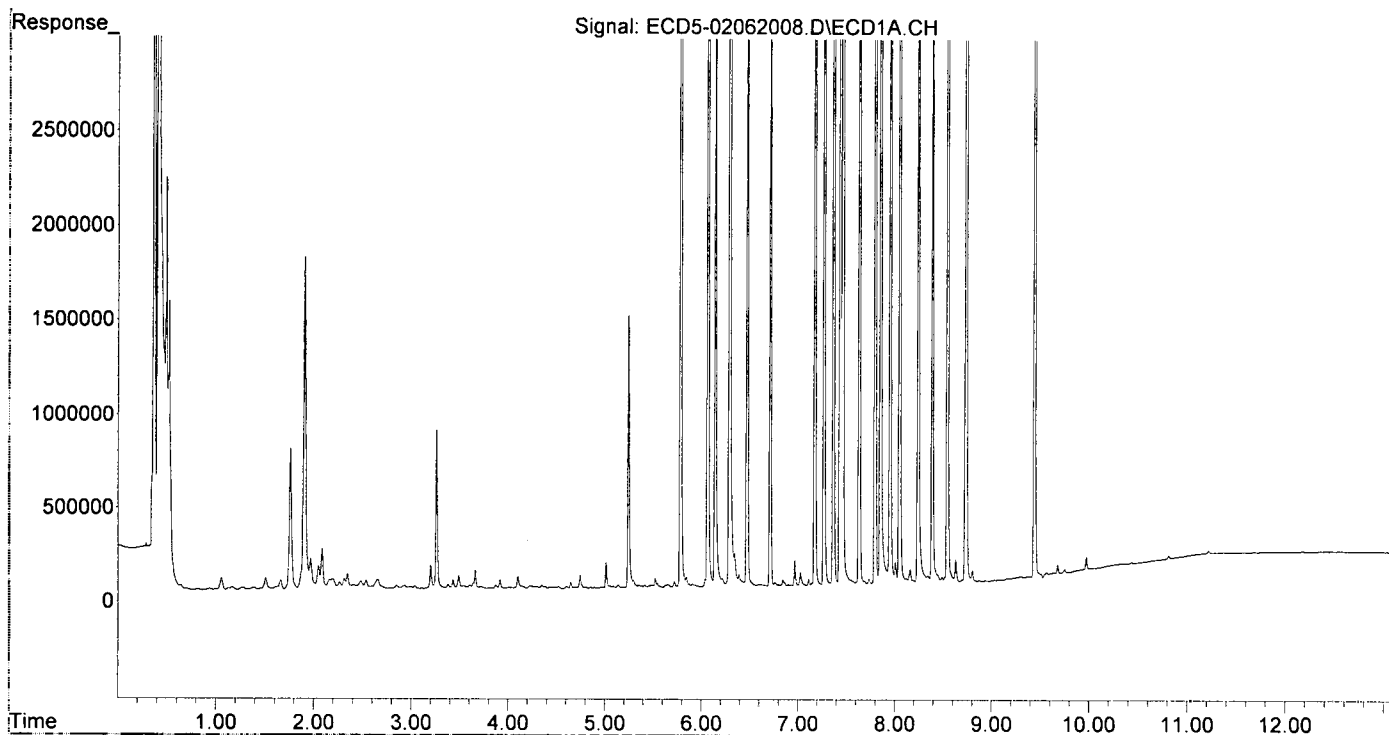
Integration File signal 1: PEST1.e
 Integration File signal 2: PEST2.e
 Quant Time: Feb 06 17:56:57 2020
 Quant Method : R:\methods\ECD5_QUANTPEST_200204.M
 Quant Title : Instrument: DualECD5
 QLast Update : Tue Feb 04 18:01:02 2020
 Response via : Initial Calibration
 Integrator: ChemStation 6890 Scale Mode: Small noise peaks clipped

Compound	RT#1	RT#2	Resp#1	Resp#2	ng/mL	ng/mL
System Monitoring Compounds						
1) S TCMX (S)	5.245	5.951	1449459	2255516	8.295	9.499
22) S DCBP (S)	9.440	10.509	7357172	9211625	49.305	48.030
Target Compounds						
2) a-BHC	5.783	6.556	8695182	15145137	34.730	38.029
3) g-BHC	6.066	6.875	7836777	13857979	35.569	38.479
4) b-BHC	6.143	6.939	3549645	6246463	45.823	44.470
5) Heptachlor	6.474	7.250	5207762	8428508	23.574	25.523
6) d-BHC	6.291	7.195	8133498	14752576	50.756	47.850
7) Aldrin	6.713	7.517	4303156	7050997	19.184	19.084
8) Heptachlo...	7.174	7.955	7975584	12736138	37.706	37.887
9) trans-Chl...	7.269	8.095	7694781	12418251	36.779	37.009
10) cis-Chlor...	7.367	8.203	7683416	12387166	36.863	37.975
11) Endosulfa...	7.462	8.254	7824537	12205923	37.832	40.185
12) 4,4'-DDE	7.434	8.310	7598738	12786090	44.941	42.502
13) Dieldrin	7.634	8.455	9326388	14637726	42.931	44.175
14) Endrin	7.798	8.682	8354886	12286521	48.803	49.609
15) 4,4'-DDD	7.853	8.725	7120171	12280600	51.928	49.653
16) Endosulfa...	7.954	8.829	8179113	12795423	49.610	51.351
17) 4,4'-DDT	8.050	8.952	7143294	9954816	56.066	56.896
18) Endrin Al...	8.244	9.066	6436375	9748615	50.259	47.390
19) Endosulfa...	8.544	9.257	8281246	12727272	56.953	59.618
20) Methoxychlor	8.389	9.429	3839652	5270797	65.917	61.215
21) Endrin Ke...	8.736	9.657	9855471	13882367	51.894	57.561
23) Hexachlor...	3.039	3.616f	19908	751867	0.100	1.876 #
24) Hexachlor...	5.653f	6.436	16110	49265	BelowCal	0.154
25) Oxychlordane	7.111	7.889	36361	8596	0.005	0.031 #
26) 2,4'-DDE	7.174	8.095	7975584	12418251	55.933	58.969
27) trans-Non...	7.367	8.157	7683416	40653	38.471	0.132 #
28) 2,4'-DDD	0.000	8.455	0	14637726	N.D.	79.363 #
29) 2,4'-DDT	7.736	8.682	26253	12286521	0.179	60.003 #
30) cis-Nonac...	7.853f	8.725	7120171	12280600	30.209	35.999
31) Mirex	8.492	9.657	29050	13882367	6722.832	74.147 #
32) Chlordane...	7.269	8.095	7694781	12418251	327.973	319.260
33) Chlordane...	7.367	8.203	7683416	12387166	266.593	385.918 #
34) Chlordane...	7.954f	8.909f	8179113	46395	1075.126	4.370 #
35) Chlordane...	0.000	3.717f	0	244271	N.D.	NoCal
36) Toxaphene...	7.462	0.000	7824537	0	7429.144	N.D. #
37) Toxaphene...	7.736	8.909	26253	46395	13.500	13.322
38) Toxaphene...	8.050	8.952	7143294	9954816	1668.224	1697.723
39) Toxaphene...	0.000	9.036	0	66025	N.D.	7.315 #
40) Toxaphene...	8.544	9.207	8281246	30180	2518.797	6.010 #
41) Toxaphene...	8.631f	9.574	118593	82210	27.311	14.643 #
42) Toxaphene...	3.721f	3.717f	14312	244271	NoCal	NoCal

(f)=RT Delta > 1/2 Window (#)=Amounts differ by > 40% (m)=manual int.

Data Path : R:\data\2020-02\0B06026\
 Data File : ECD5-02062008.D
 Signal(s) : Signal #1: ECD1A.CH Signal #2: ECD2B.CH
 Acq On : 06 Feb 2020 13:19
 Operator : MJB
 Sample : 0010867-BS1
 Misc : 1x, 608 (SW/TTO), GPC
 ALS Vial : 9 (Sig #1); 0 (Sig #2) Sample Multiplier: 1

Integration File signal 1: PEST1.e
 Integration File signal 2: PEST2.e
 Quant Time: Feb 06 17:56:57 2020
 Quant Method : R:\methods\ECD5_QUANTPEST_200204.M
 Quant Title : Instrument: DualECD5
 QLast Update : Tue Feb 04 18:01:02 2020
 Response via : Initial Calibration
 Integrator: ChemStation 6890 Scale Mode: Small noise peaks clipped



Data Path : R:\data\2020-02\0B06026\
 Data File : ECD5-02062009.D
 Signal(s) : Signal #1: ECD1A.CH Signal #2: ECD2B.CH
 Acq On : 06 Feb 2020 13:36
 Operator : MJB
 Sample : 0010867-BSD1
 Misc : 1x, 608 (SW/TTO), GPC
 ALS Vial : 10 (Sig #1); 0 (Sig #2) Sample Multiplier: 1

Integration File signal 1: PEST1.e
 Integration File signal 2: PEST2.e
 Quant Time: Feb 06 17:57:04 2020
 Quant Method : R:\methods\ECD5_QUANTPEST_200204.M
 Quant Title : Instrument: DualECD5
 QLast Update : Tue Feb 04 18:01:02 2020
 Response via : Initial Calibration
 Integrator: ChemStation 6890 Scale Mode: Small noise peaks clipped

Q-19
MJP
2/6/20

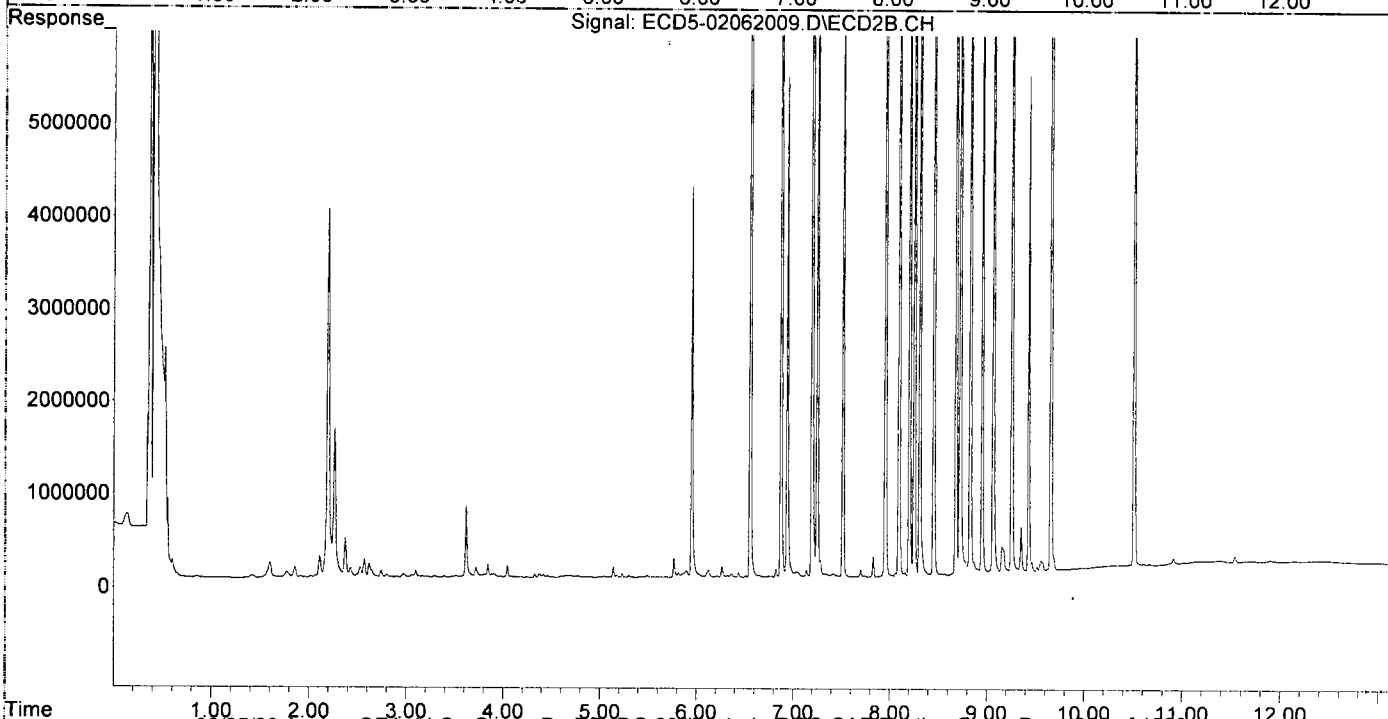
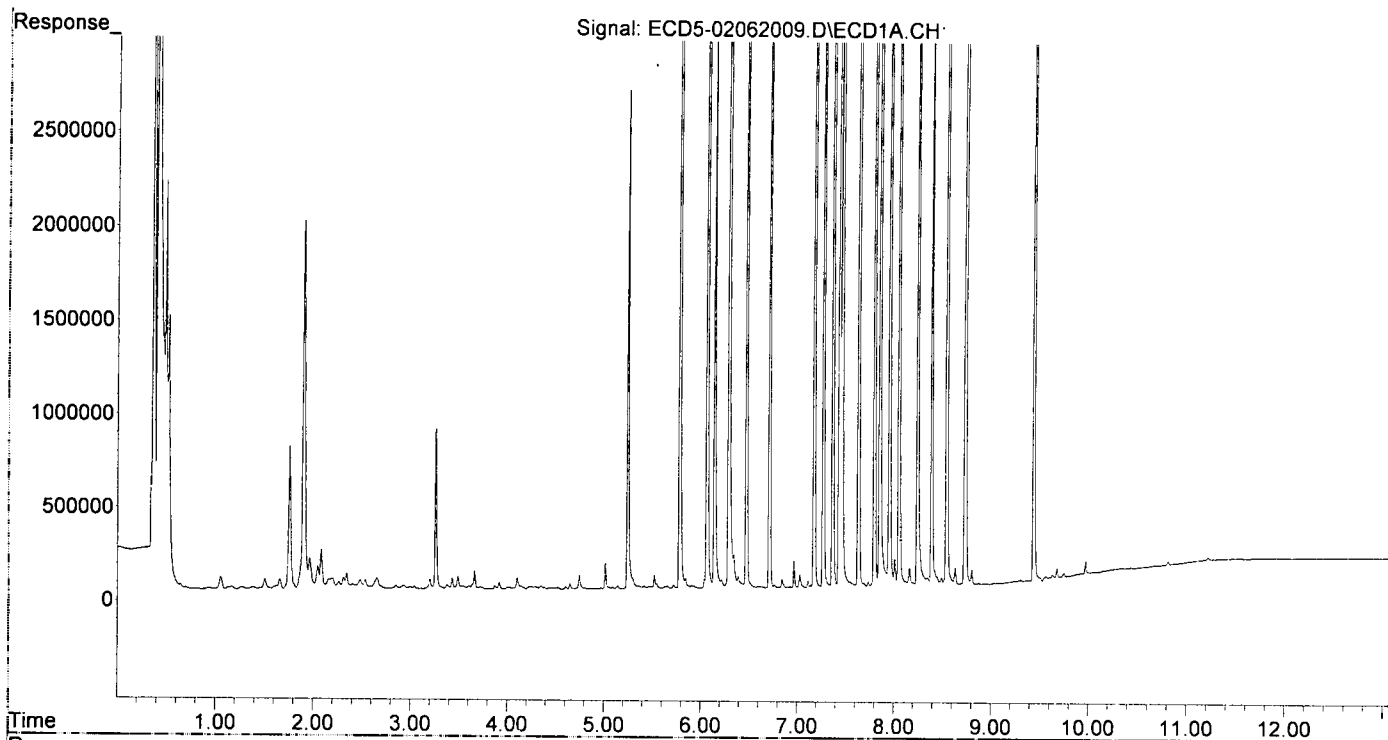
Compound	RT#1	RT#2	Resp#1	Resp#2	ng/mL	ng/mL
System Monitoring Compounds						
1) S TCMX (S)	5.246	5.951	2653360	4216291	15.185	17.583
22) S DCBP (S)	9.440	10.509	7499300	9356796	50.246	48.754
Target Compounds						
2) a-BHC	5.783	6.556	8857961	15322177	35.380	38.438
3) g-BHC	6.066	6.875	8114081	13735134	36.828	38.160
4) b-BHC	6.143	6.939	3141309	5400892	40.925	38.792
5) Heptachlor	6.474	7.250	5882639	9690209	26.629	29.156
6) d-BHC	6.291	7.195	7485352	13731558	47.128	44.890
7) Aldrin	6.713	7.516	5067762	8091250	22.592	21.899
8) Heptachlo...	7.174	7.955	7682065	12532330	36.319	37.281
9) trans-Chl...	7.269	8.095	7377077	12023999	35.260	35.834
10) cis-Chlor...	7.367	8.203	7288424	11624272	34.968	35.636
11) Endosulfa...	7.462	8.253	8061478	12526350	38.977	41.240
12) 4,4'-DDE	7.434	8.309	6862751	11471772	40.852	38.436
13) Dieldrin	7.634	8.454	9738382	15527112	44.827	46.701
14) Endrin	7.798	8.682	8523335	12957157	49.787	52.072
15) 4,4'-DDD	7.854	8.725	7317791	12247835	53.248	49.533
16) Endosulfa...	7.954	8.829	8573120	13343736	52.000	53.362
17) 4,4'-DDT	8.051	8.952	6641218	9342773	52.586	54.018
18) Endrin Al...	8.244	9.066	6838055	10540375	53.285	50.985
19) Endosulfa...	8.545	9.257	8456338	13185522	58.096	61.487
20) Methoxychlor	8.389	9.429	3976701	5344362	67.940	61.919
21) Endrin Ke...	8.736	9.657	10382146	14533546	54.667	59.964
23) Hexachlor...	3.038	3.616f	18998	758484	0.095	1.893 #
24) Hexachlor...	5.629	6.435	11866	49222	BelowCal	0.154
25) Oxychlorane	7.111	7.889	36494	6292	0.005	0.022 #
26) 2,4'-DDE	7.174	8.095	7682065	12023999	53.875	57.096
27) trans-Non...	7.367	8.157	7288424	32684	36.491	0.106 #
28) 2,4'-DDD	0.000	8.454	0	15527112	N.D.	84.185 #
29) 2,4'-DDT	7.736	8.682	24730	12957157	0.169	62.970 #
30) cis-Nonac...	7.854f	8.725	7317791	12247835	31.048	35.903
31) Mirex	8.492	9.657	41376	14533546	0.060	77.381 #
32) Chlordane...	7.269	8.095	7377077	12023999	314.432	309.125
33) Chlordane...	7.367	8.203	7288424	11624272	252.888	362.150 #
34) Chlordane...	7.954f	8.909f	8573120	52507	1126.917	4.945 #
35) Chlordane...	0.000	3.716f	0	108173	N.D.	NoCal
36) Toxaphene...	7.462	0.000	8061478	0	7654.111	N.D. #
37) Toxaphene...	7.736	8.909	24730	52507	12.717	15.077
38) Toxaphene...	8.051	8.952	6641218	9342773	1553.018	1604.249
39) Toxaphene...	0.000	0.000	0	0	N.D.	N.D.
40) Toxaphene...	8.545	9.210	8456338	34074	2572.052	6.785 #
41) Toxaphene...	8.632f	9.573	92025	84437	21.192	15.040
42) Toxaphene...	0.000	3.716f	0	108173	N.D.	NoCal

(f)=RT Delta > 1/2 Window (#)=Amounts differ by > 40% (m)=manual int.

Quantitation Report (Not Reviewed)

Data Path : R:\data\2020-02\0B06026\
Data File : ECD5-02062009.D
Signal(s) : Signal #1: ECD1A.CH Signal #2: ECD2B.CH
Acq On : 06 Feb 2020 13:36
Operator : MJB
Sample : 0010867-BSD1
Misc : 1x, 608 (SW/TTO), GPC
ALS Vial : 10 (Sig #1); 0 (Sig #2) Sample Multiplier: 1

Integration File signal 1: PEST1.e
Integration File signal 2: PEST2.e
Quant Time: Feb 06 17:57:04 2020
Quant Method : R:\methods\ECD5_QUANTPEST_200204.M
Quant Title : Instrument: DualECD5
QLast Update : Tue Feb 04 18:01:02 2020
Response via : Initial Calibration
Integrator: ChemStation 6890 Scale Mode: Small noise peaks clipped



Quantitation Report (Not Reviewed)

Data Path : R:\data\2020-02\0B06026\
 Data File : ECD5-02062015.D
 Signal(s) : Signal #1: ECD1A.CH Signal #2: ECD2B.CH
 Acq On : 06 Feb 2020 15:20
 Operator : MJB
 Sample : 0010778-BS2
 Misc : 1x, 2,4+4,4-DDx, Only, GPC, 4,4-DDD Only
 ALS Vial : 16 (Sig #1); 0 (Sig #2) Sample Multiplier: 1

Integration File signal 1: PEST1.e
 Integration File signal 2: PEST2.e
 Quant Time: Feb 06 17:57:44 2020
 Quant Method : R:\methods\ECD5_QUANTPEST_200204.M
 Quant Title : Instrument: DualECD5
 QLast Update : Tue Feb 04 18:01:02 2020
 Response via : Initial Calibration
 Integrator: ChemStation 6890 Scale Mode: Small noise peaks clipped

Compound	RT#1	RT#2	Resp#1	Resp#2	ng/mL	ng/mL	
System Monitoring Compounds							
1) S TCMX (S)	5.246	5.952	5126540	8237603	29.339	33.249	
22) S DCBP (S)	9.441	10.511	7491641	8855634	50.195	46.249	
Target Compounds							
2) a-BHC	5.785	0.000	50437	0	0.201	N.D.	#
3) g-BHC	6.032f	6.846f	9697	12319	0.044	0.017	#
4) b-BHC	6.137	6.930	15710	10131	0.120	BelowCal	#
5) Heptachlor	6.490	0.000	5341	0	0.024	N.D.	#
6) d-BHC	6.317f	7.172f	8349	13239	0.077	0.330	#
7) Aldrin	6.716	7.532	9219	7428	0.041	0.020	#
8) Heptachlo...	7.183	7.938	6895109	98536	32.598	0.293	#
9) trans-Chl...	7.294f	8.088	16683	11353918	0.080	33.837	#
10) cis-Chlor...	7.360	8.226f	18504	64727	0.089	0.198	#
11) Endosulfa...	7.435f	8.226f	11002804	64727	53.199	0.213	#
12) 4,4'-DDE	7.435	8.311	11002804	18770289	63.237	60.308	#
13) Dieldrin	7.633	8.462	43083	11314169	0.198	34.591	#
14) Endrin	0.000	8.687	0	10309016	N.D.	42.217	#
15) 4,4'-DDD	7.854	8.727	10171890	16988610	71.737	66.390	#
16) Endosulfa...	7.938	8.830	94904	215908	0.576	0.855	#
17) 4,4'-DDT	8.051	8.953	10614382	11431116	78.838	63.633	#
18) Endrin Al...	8.260	9.072	9808	9095	BelowCal	BelowCal	
19) Endosulfa...	8.557	9.279f	8029	13399	BelowCal	BelowCal	
20) Methoxychlor	8.419f	9.466f	4254	127651	BelowCal	2.061	
21) Endrin Ke...	8.724	9.662	913050	52380	4.808	0.131	#
23) Hexachlor...	3.038	3.658	37594	48046	0.188	0.120	
24) Hexachlor...	5.629	6.436	23635	21386	BelowCal	0.067	
25) Oxychlorane	0.000	7.845f	0	10343	N.D.	0.037	#
26) 2,4'-DDE	7.183	8.088	6895109	11353918	48.356	53.915	
27) trans-Non...	7.360	0.000	18504	0	BelowCal	N.D.	
28) 2,4'-DDD	7.555	8.462	6971381	11314169	54.792	61.343	
29) 2,4'-DDT	7.737	8.687	8185640	10309016	55.884	51.093	
30) cis-Nonac...	7.854f	8.727	10171890	16988610	43.157	49.800	
31) Mirex	8.495	9.662	13615	52380	6722.947	0.034	#
32) Chlordane...	7.294	8.088	16683	11353918	0.711	291.897	#
33) Chlordane...	7.360	8.226	18504	64727	0.642	2.017	#
34) Chlordane...	7.938f	8.862	94904	197316	12.475	18.584	#
35) Chlordane...	3.723f	3.733	22925	49823	NoCal	NoCal	
36) Toxaphene...	7.435f	8.597f	11002804	128912	10446.805	47.669	#
37) Toxaphene...	7.737	8.953f	8185640	11431116	4209.282	3282.391	
38) Toxaphene...	8.051	8.953	10614382	11431116	2455.609	1918.590	
39) Toxaphene...	0.000	9.039f	0	14975	N.D.	1.659	#
40) Toxaphene...	8.557f	9.217f	8029	8278	2.442	1.648	
41) Toxaphene...	8.581	9.575	2042	26779	0.470	4.770	#
42) Toxaphene...	3.723f	3.733	22925	49823	NoCal	NoCal	

MJB
2/6/20

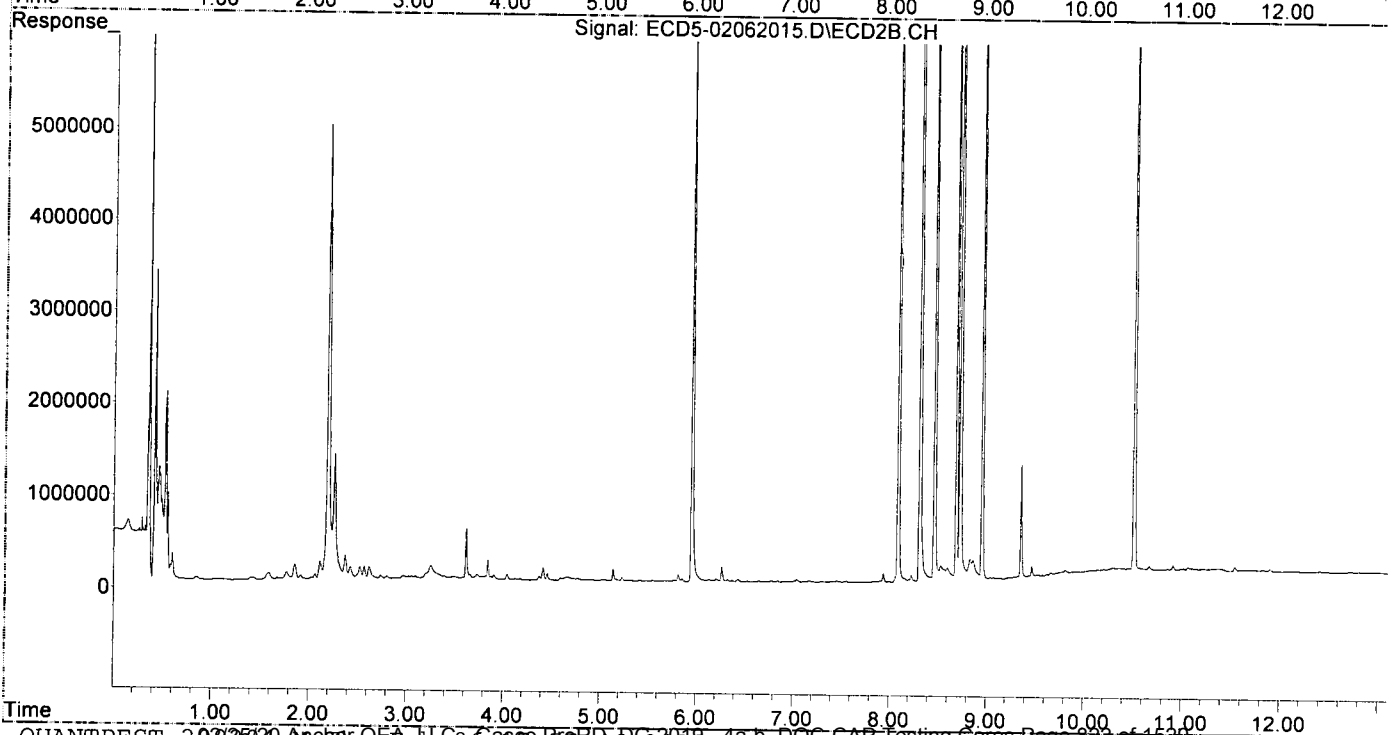
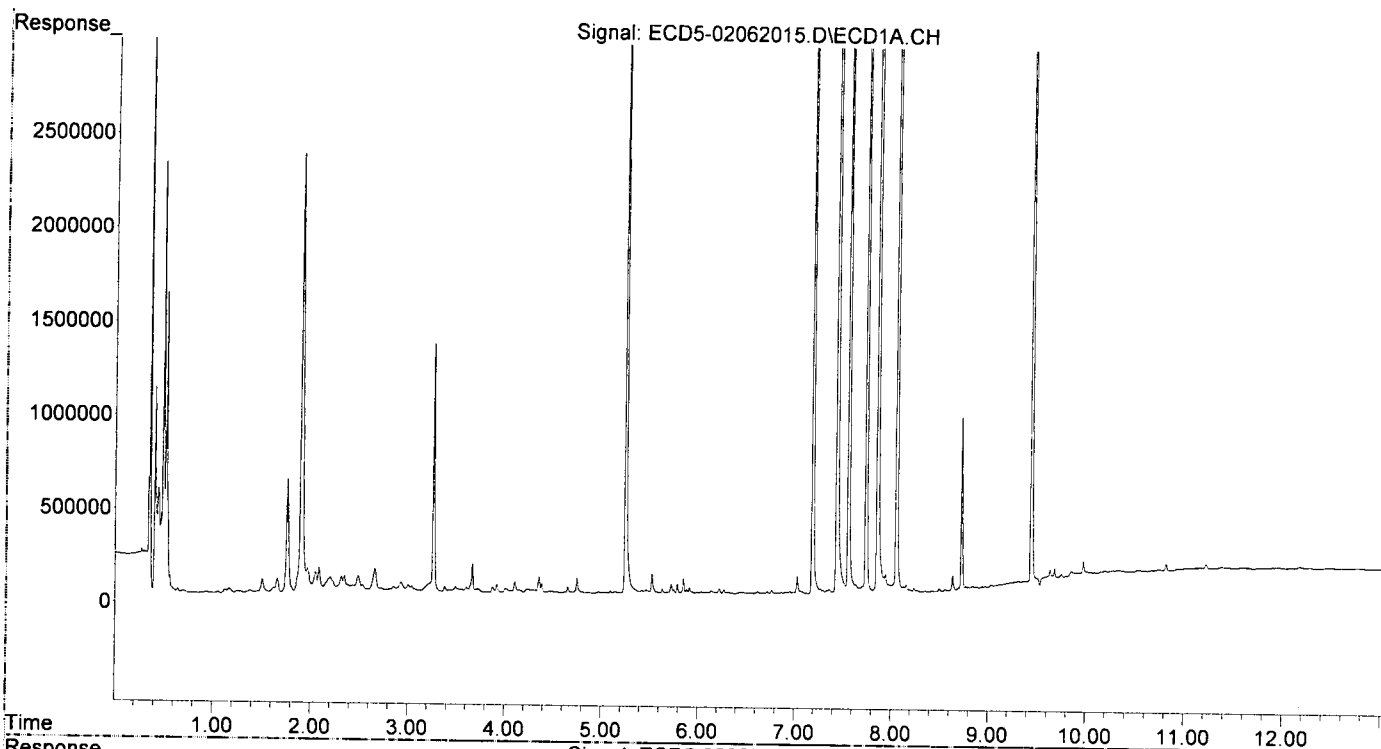
71.737
66.390

(f)=RT Delta > 1/2 Window (#)=Amounts differ by > 40% (m)=manual int.

Quantitation Report (Not Reviewed)

Data Path : R:\data\2020-02\0B06026\
Data File : ECD5-02062015.D
Signal(s) : Signal #1: ECD1A.CH Signal #2: ECD2B.CH
Acq On : 06 Feb 2020 15:20
Operator : MJB
Sample : 0010778-BS2
Misc : 1x, 2,4+4,4-DDx, Only, GPC, 4,4-DDD Only
ALS Vial : 16 (Sig #1); 0 (Sig #2) Sample Multiplier: 1

Integration File signal 1: PEST1.e
Integration File signal 2: PEST2.e
Quant Time: Feb 06 17:57:44 2020
Quant Method : R:\methods\ECD5_QUANTPEST_200204.M
Quant Title : Instrument: DualECD5
QLast Update : Tue Feb 04 18:01:02 2020
Response via : Initial Calibration
Integrator: ChemStation 6890 Scale Mode: Small noise peaks clipped



Quantitation Report (QT Reviewed)

Data Path : R:\data\2020-02\0B06026\
 Data File : ECD5-02062018.D
 Signal(s) : Signal #1: ECD1A.CH Signal #2: ECD2B.CH
 Acq On : 06 Feb 2020 16:15
 Operator : MJB
 Sample : 0B06026-CCV3
 Misc : A19K134, AB 50 ppb
 ALS Vial : 5 (Sig #1); 0 (Sig #2) Sample Multiplier: 1

Integration File signal 1: PEST1.e
 Integration File signal 2: PEST2.e
 Quant Time: Feb 06 18:36:43 2020
 Quant Method : R:\methods\ECD5_QUANTPEST_200204.M
 Quant Title : Instrument: DualECD5
 QLast Update : Tue Feb 04 18:01:02 2020
 Response via : Initial Calibration
 Integrator: ChemStation 6890 Scale Mode: Small noise peaks clipped

MJB
2/6/20

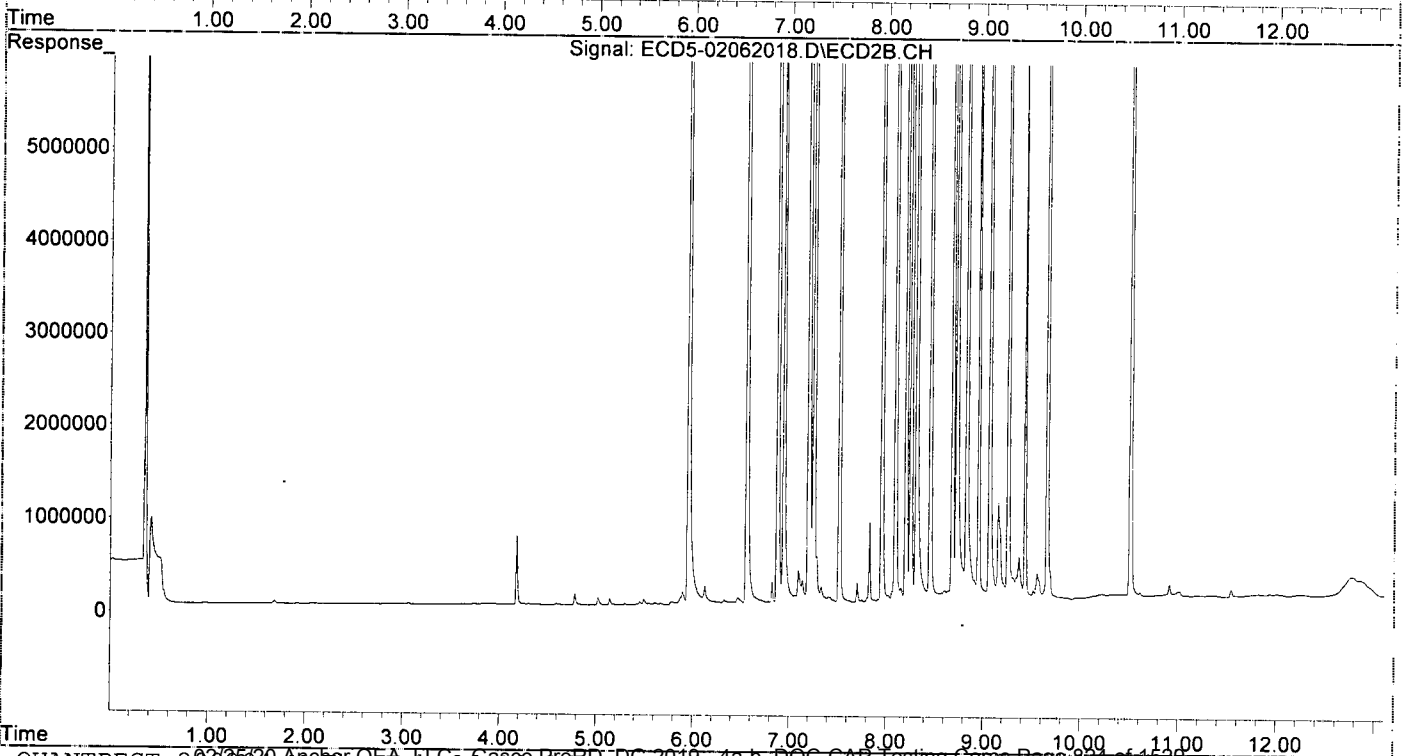
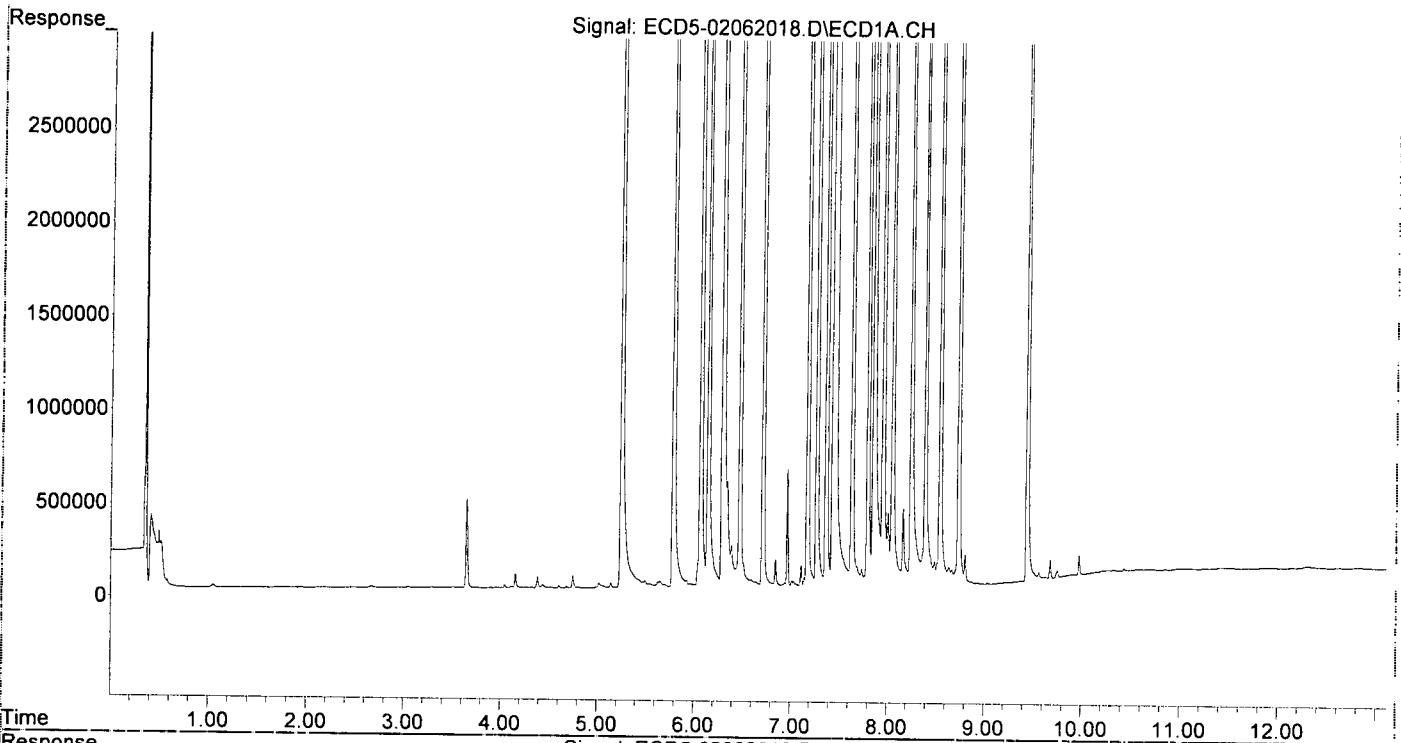
Compound	RT#1	RT#2	Resp#1	Resp#2	ng/mL	ng/mL
System Monitoring Compounds						
1) S TCMX (S)	5.245	5.952	18513412	30064910	105.951	104.089
22) S DCBP (S)	9.440	10.510	16524149	22981836	108.756	112.747
Target Compounds						
2) a-BHC	5.783	6.558	28632246	50767824	114.362	109.679
3) g-BHC	6.065	6.876	25097816	43492871	113.912	106.991
4) b-BHC	6.142	6.940	9266537	15834035	107.183	103.062
5) Heptachlor	6.473	7.251	24613765	36235567	111.420	96.972
6) d-BHC	6.290	7.196	20427103	37439002	111.146	105.666
7) Aldrin	6.712	7.517	26101614	43246604	116.362	117.047
8) Heptachlo...	7.173	7.956	22417277	38002925	105.982	113.049
9) trans-Chl...	7.269	8.096	23075825	38225526	110.296	113.921
10) cis-Chlor...	7.366	8.204	22086476	37264993	105.966	114.243
11) Endosulfa...	7.461	8.254	22317517	34063938	107.905m	112.148
12) 4,4'-DDE	7.434	8.311	19168886	35088539	103.669m	104.138
13) Dieldrin	7.634	8.455	24433612	39727300	112.472	110.062
14) Endrin	7.797	8.683	20087051	29725792	117.334	107.967
15) 4,4'-DDD	7.855	8.727	16305701	29081492	108.353	105.394
16) Endosulfa...	7.953	8.830	18387294	30284515	111.527	110.032
17) 4,4'-DDT	8.051	8.953	14529905	14853852	102.307	78.279 Q-31
18) Endrin Al...	8.243	9.066	15556353	24751118	115.849	110.318
19) Endosulfa...	8.544	9.257	17594514	27386564	114.727	113.447
20) Methoxychlor	8.390	9.430	6882990	6619818	107.433	73.716 Q-31
21) Endrin Ke...	8.736	9.657	21359754	28398396	112.470	106.822
23) Hexachlor...	3.044	0.000	3859	0	0.019	N.D. #
24) Hexachlor...	5.650f	0.000	33470	0	0.018	N.D. #
25) Oxychlorthane	7.109	7.917f	109230	27093	0.423	0.097 #
26) 2,4'-DDE	7.173	8.096	22417277	38225526	157.213	181.516
27) trans-Non...	7.366	8.156	22086476	143738	110.177	0.467 #
28) 2,4'-DDD	0.000	8.455	0	39727300	N.D.	215.394 #
29) 2,4'-DDT	7.735	8.683	84832	29725792	0.579	130.044 #
30) cis-Nonac...	7.855f	8.727	16305701	29081492	69.181	85.248
31) Mirex	8.489	9.657	121132	28398396	0.652	142.110 #
32) Chlordane...	7.269	8.096	23075825	38225526	983.557	982.739
33) Chlordane...	7.366	8.204	22086476	37264993	766.339	1160.978 #
34) Chlordane...	7.953f	0.000	18387294	0	2416.967	N.D. #
35) Chlordane...	3.739f	3.736	3498	7967	NoCal	NoCal
36) Toxaphene...	7.461	8.572	22451682	87634	21317.143	32.405 #
37) Toxaphene...	7.735	8.953f	84832	14853852	43.623	4265.213 #
38) Toxaphene...	8.051	8.953	14529905	14853852	3325.588	2408.089
39) Toxaphene...	0.000	0.000	0	0	N.D.	N.D.
40) Toxaphene...	8.544	9.156f	17594514	1049546	5351.491	208.992 #
41) Toxaphene...	8.635f	9.556f	92903	278475	21.395	49.602 #
42) Toxaphene...	3.739	3.736	3498	7967	NoCal	NoCal

(f)=RT Delta > 1/2 Window (#)=Amounts differ by > 40% (m)=manual int.

Quantitation Report (QT Reviewed)

Data Path : R:\data\2020-02\0B06026\
Data File : ECD5-02062018.D
Signal(s) : Signal #1: ECD1A.CH Signal #2: ECD2B.CH
Acq On : 06 Feb 2020 16:15
Operator : MJB
Sample : 0B06026-CCV3
Misc : A19K134, AB 50 ppb
ALS Vial : 5 (Sig #1); 0 (Sig #2) Sample Multiplier: 1

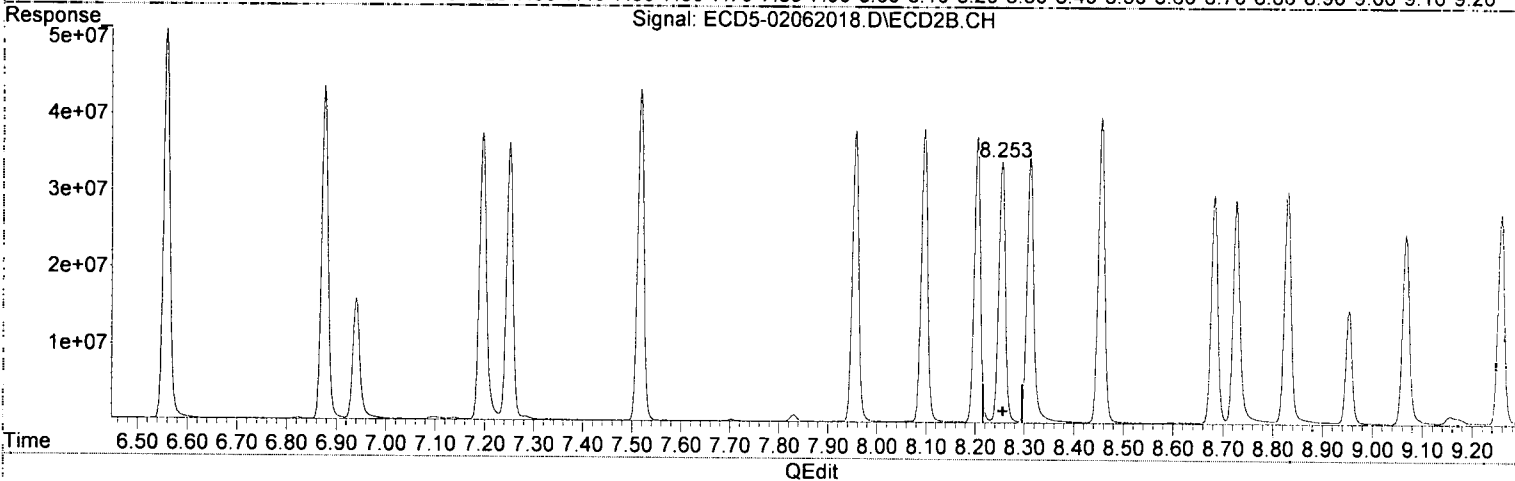
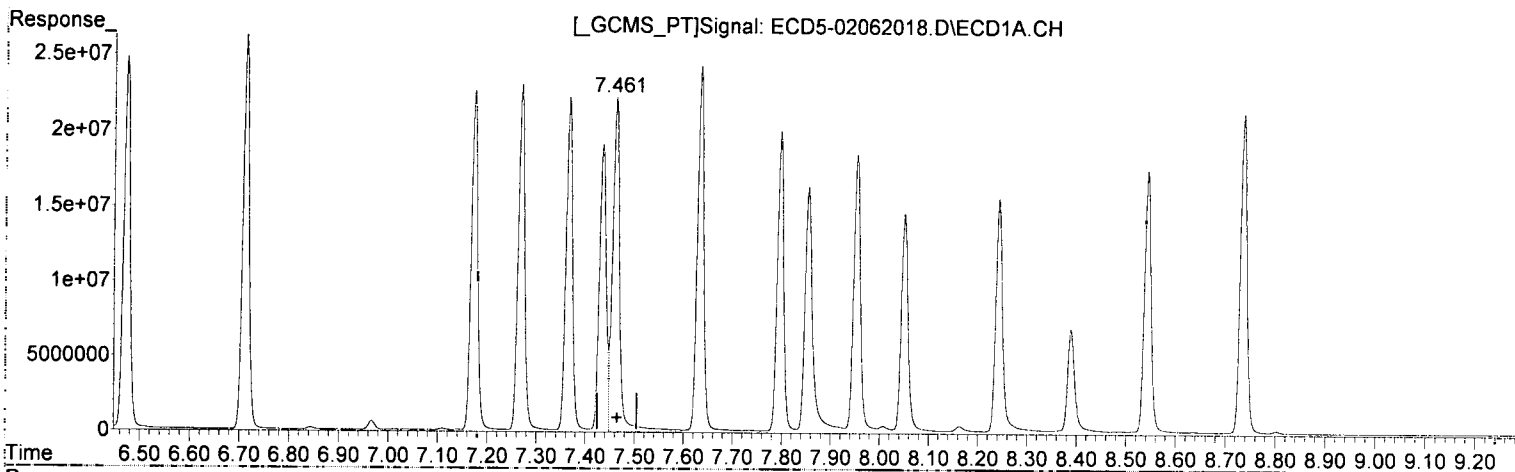
Integration File signal 1: PEST1.e
Integration File signal 2: PEST2.e
Quant Time: Feb 06 18:36:43 2020
Quant Method : R:\methods\ECD5_QUANTPEST_200204.M
Quant Title : Instrument: DualECD5
QLast Update : Tue Feb 04 18:01:02 2020
Response via : Initial Calibration
Integrator: ChemStation 6890 Scale Mode: Small noise peaks clipped



Quantitation Report (Qedit)

Data Path : R:\data\2020-02\0B06026\
Data File : ECD5-02062018.D
Signal(s) : Signal #1: ECD1A.CH Signal #2: ECD2B.CH
Acq On : 06 Feb 2020 16:15
Operator : MJB
Sample : 0B06026-CCV3
Misc : A19K134, AB 50 ppb
ALS Vial : 5 (Sig #1); 0 (Sig #2) Sample Multiplier: 1

Integration File signal 1: PEST1.e
Integration File signal 2: PEST2.e
Quant Time: Feb 06 17:57:58 2020
Quant Method : R:\methods\ECD5_QUANTPEST_200204.M
Quant Title : Instrument: DualECD5
QLast Update : Tue Feb 04 18:01:02 2020
Response via : Initial Calibration
Integrator: ChemStation 6890 Scale Mode: Small noise peaks clipped



(11) Endosulfan I
7.461min 107.905 ng/mL (M)
response 22317517

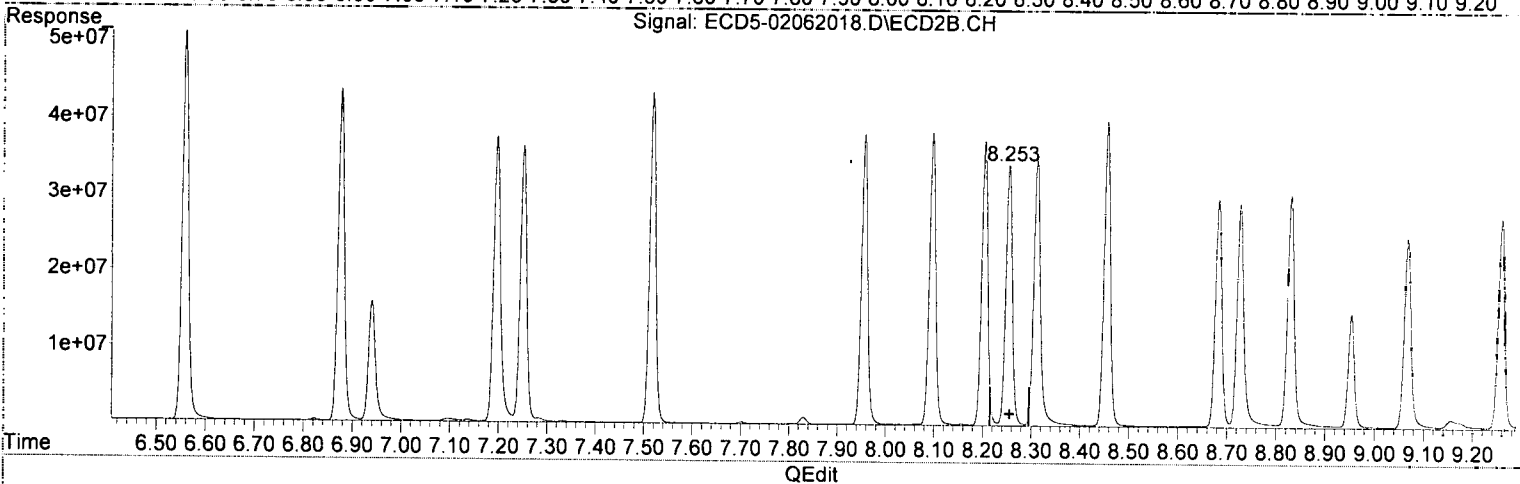
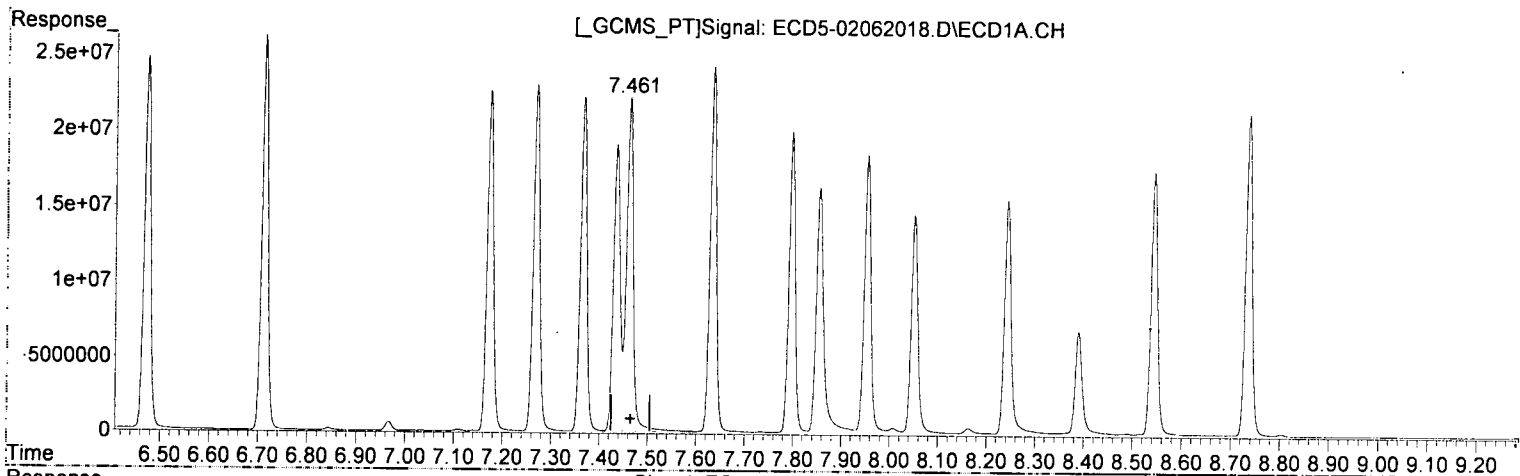
MJB 2/6/20

(11) Endosulfan I #2
8.254min 112.148 ng/mL
response 34063938

Quantitation Report (Qedit)

Data Path : R:\data\2020-02\0B06026\
Data File : ECD5-02062018.D
Signal(s) : Signal #1: ECD1A.CH Signal #2: ECD2B.CH
Acq On : 06 Feb 2020 16:15
Operator : MJB
Sample : 0B06026-CCV3
Misc : A19K134, AB 50 ppb
ALS Vial : 5 (Sig #1); 0 (Sig #2) Sample Multiplier: 1

Integration File signal 1: PEST1.e
Integration File signal 2: PEST2.e
Quant Time: Feb 06 17:57:58 2020
Quant Method : R:\methods\ECD5_QUANTPEST_200204.M
Quant Title : Instrument: DualECD5
QLast Update : Tue Feb 04 18:01:02 2020
Response via : Initial Calibration
Integrator: ChemStation 6890 Scale Mode: Small noise peaks clipped



(11) Endosulfan I
7.461min 108.554 ng/mL
response 22481682

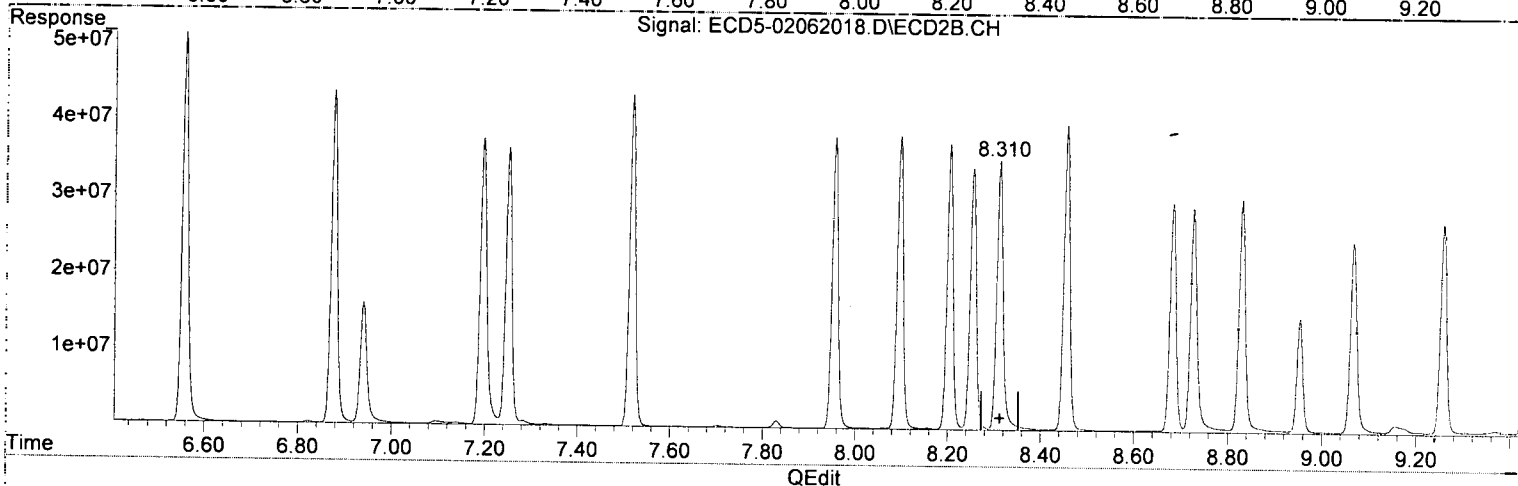
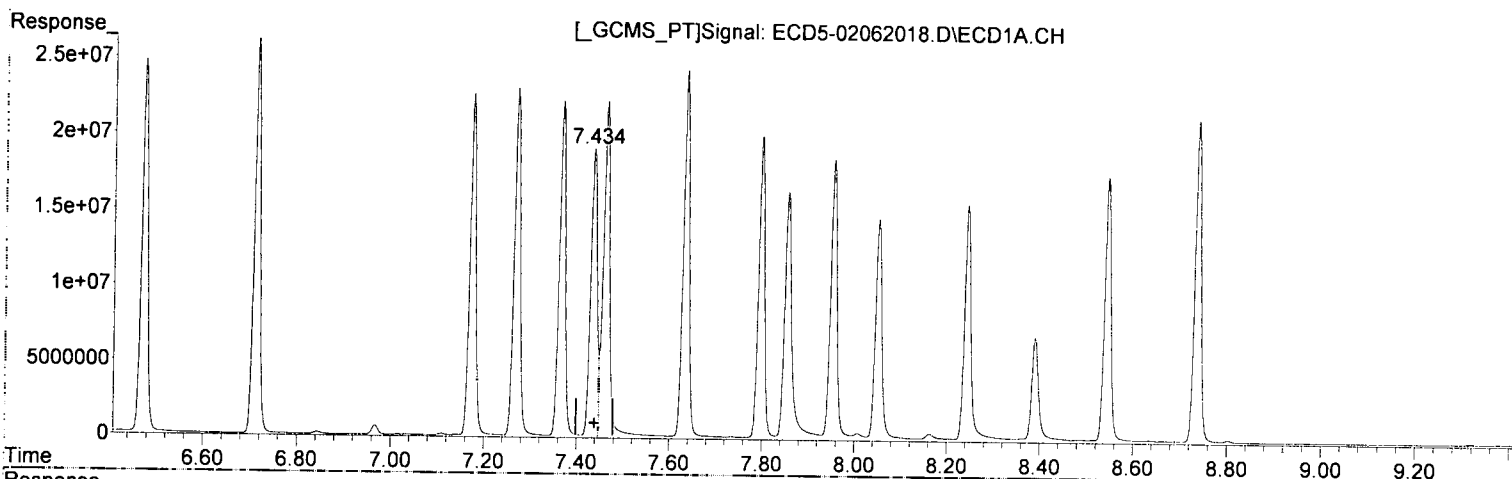
MJB
2/6/20

(11) Endosulfan I #2
8.254min 112.148 ng/mL
response 34063938

Quantitation Report (Qedit)

Data Path : R:\data\2020-02\0B06026\
 Data File : ECD5-02062018.D
 Signal(s) : Signal #1: ECD1A.CH Signal #2: ECD2B.CH
 Acq On : 06 Feb 2020 16:15
 Operator : MJB
 Sample : 0B06026-CCV3
 Misc : A19K134, AB 50 ppb
 ALS Vial : 5 (Sig #1); 0 (Sig #2) Sample Multiplier: 1

Integration File signal 1: PEST1.e
 Integration File signal 2: PEST2.e
 Quant Time: Feb 06 17:57:58 2020
 Quant Method : R:\methods\ECD5_QUANTPEST_200204.M
 Quant Title : Instrument: DualECD5
 QLast Update : Tue Feb 04 18:01:02 2020
 Response via : Initial Calibration
 Integrator: ChemStation 6890 Scale Mode: Small noise peaks clipped



(12) 4,4'-DDE
 7.434min 103.669 ng/mL(m)
 response 19168886

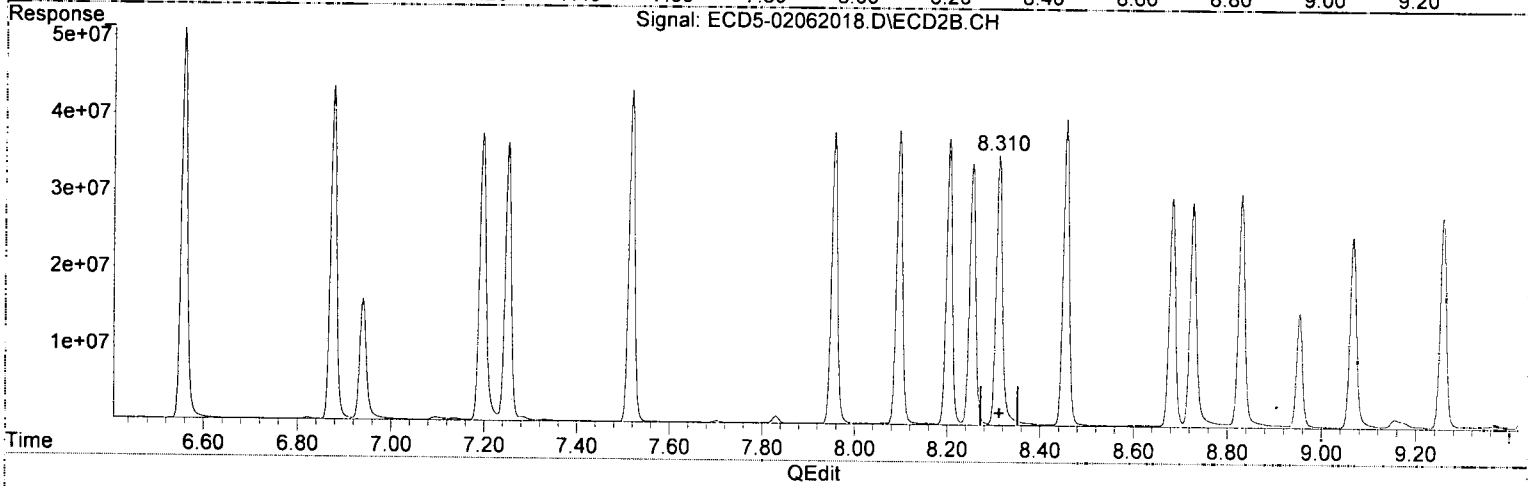
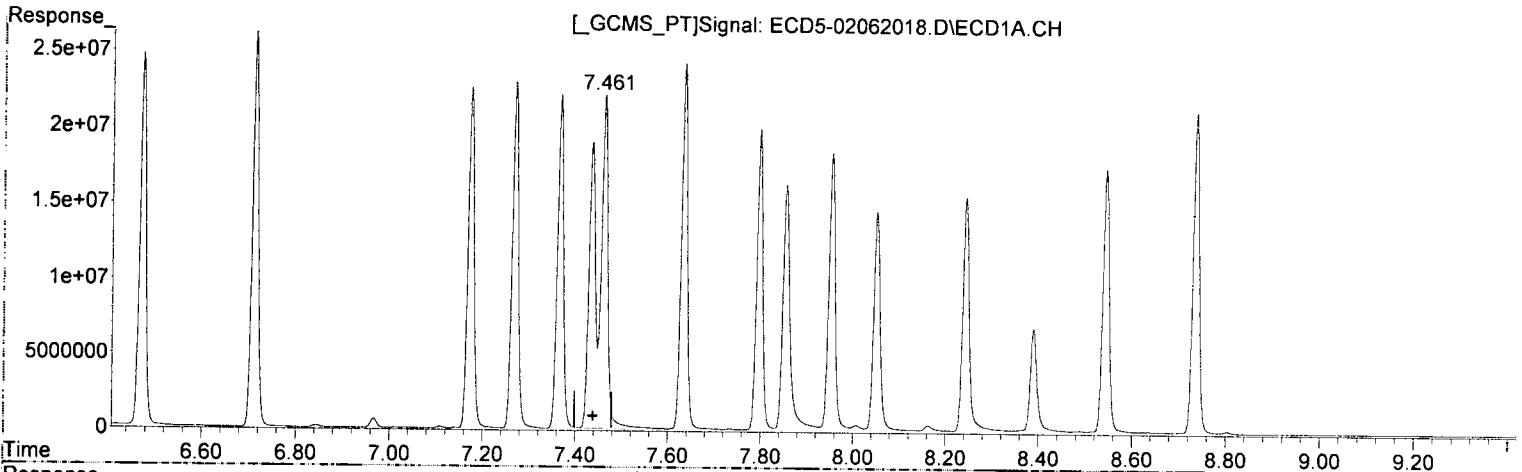
*MJB
2/6/20*

(12) 4,4'-DDE #2
 8.311min 104.138 ng/mL
 response 35088539

Quantitation Report (Qedit)

Data Path : R:\data\2020-02\0B06026\
Data File : ECD5-02062018.D
Signal(s) : Signal #1: ECD1A.CH Signal #2: ECD2B.CH
Acq On : 06 Feb 2020 16:15
Operator : MJB
Sample : 0B06026-CCV3
Misc : A19K134, AB 50 ppb
ALS Vial : 5 (Sig #1); 0 (Sig #2) Sample Multiplier: 1

Integration File signal 1: PEST1.e
Integration File signal 2: PEST2.e
Quant Time: Feb 06 17:57:58 2020
Quant Method : R:\methods\ECD5_QUANTPEST_200204.M
Quant Title : Instrument: DualECD5
QLast Update : Tue Feb 04 18:01:02 2020
Response via : Initial Calibration
Integrator: ChemStation 6890 Scale Mode: Small noise peaks clipped



(12) 4,4'-DDE
7.461min 118.795 ng/mL
response 22451682

MJB
2/6/20

(12) 4,4'-DDE #2
8.311min 104.138 ng/mL
response 35088539

Data Path : R:\data\2020-02\0B06026\
 Data File : ECD5-02062018.D
 Signal(s) : Signal #1: ECD1A.CH Signal #2: ECD2B.CH
 Acq On : 06 Feb 2020 16:15
 Operator : MJB
 Sample : 0B06026-CCV3
 Misc : A19K134, AB 50 ppb
 ALS Vial : 5 (Sig #1); 0 (Sig #2) Sample Multiplier: 1

Integration File signal 1: PEST1.e
 Integration File signal 2: PEST2.e
 Quant Time: Feb 06 17:57:58 2020
 Quant Method : R:\methods\ECD5_QUANTPEST_200204.M
 Quant Title : Instrument: DualECD5
 QLast Update : Tue Feb 04 18:01:02 2020
 Response via : Initial Calibration
 Integrator: ChemStation 6890 Scale Mode: Small noise peaks clipped

MJL
MJB
2/6/20

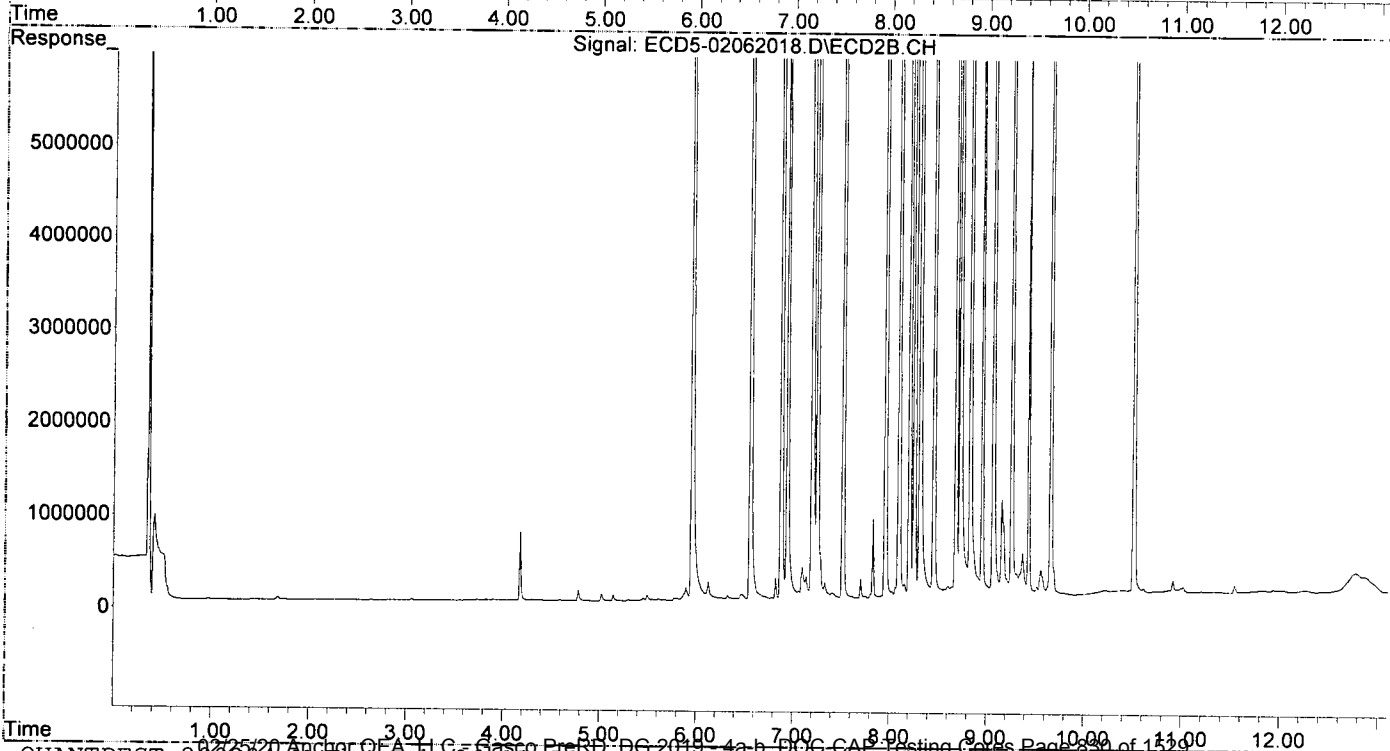
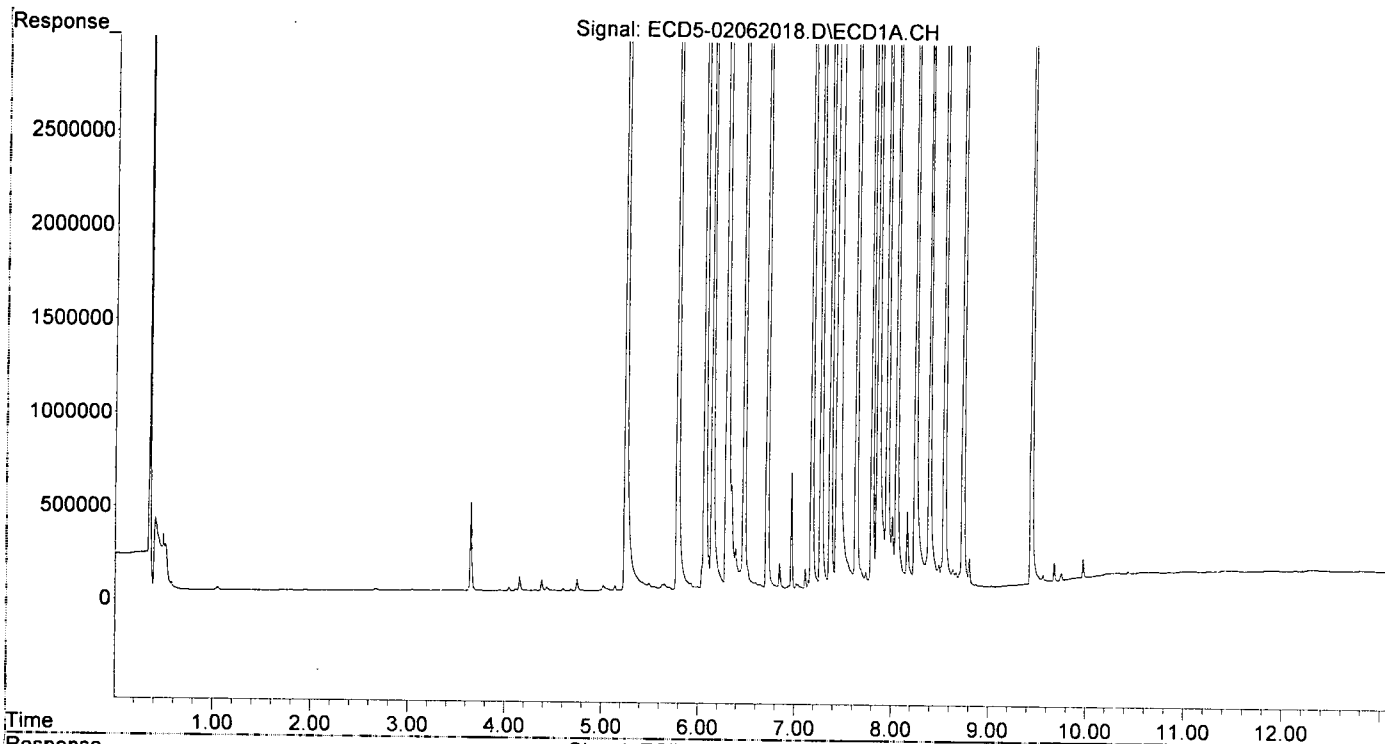
Compound	RT#1	RT#2	Resp#1	Resp#2	ng/mL	ng/mL
System Monitoring Compounds						
1) S TCMX (S)	5.245	5.952	18513412	30064910	105.951	104.089
22) S DCBP (S)	9.440	10.510	16524149	22981836	108.756	112.747
Target Compounds						
2) a-BHC	5.783	6.558	28632246	50767824	114.362	109.679
3) g-BHC	6.065	6.876	25097816	43492871	113.912	106.991
4) b-BHC	6.142	6.940	9266537	15834035	107.183	103.062
5) Heptachlor	6.473	7.251	24613765	36235567	111.420	96.972
6) d-BHC	6.290	7.196	20427103	37439002	111.146	105.666
7) Aldrin	6.712	7.517	26101614	43246604	116.362	117.047
8) Heptachlo...	7.173	7.956	22417277	38002925	105.982	113.049
9) trans-Chl...	7.269	8.096	23075825	38225526	110.296	113.921
10) cis-Chlor...	7.366	8.204	22086476	37264993	105.966	114.243
11) Endosulfa...	7.461	8.254	22451682	34063938	108.554	112.148
12) 4,4'-DDE	7.461f	8.311	22451682	35088539	118.795	104.138
13) Dieldrin	7.634	8.455	24433612	39727300	112.472	110.062
14) Endrin	7.797	8.683	22086476	29725792	117.334	107.967
15) 4,4'-DDD	7.855	8.727	16305701	29081492	108.353	105.394
16) Endosulfa...	7.953	8.830	18387294	30284515	111.527	110.032
17) 4,4'-DDT	8.051	8.953	14529905	14853852	102.307	78.279
18) Endrin Al...	8.243	9.066	15556353	24751118	115.849	110.318
19) Endosulfa...	8.544	9.257	17594514	27386564	114.727	113.447
20) Methoxychlor	8.390	9.430	6882990	6619818	107.433	73.716
21) Endrin Ke...	8.736	9.657	21359754	28398396	112.470	106.822
23) Hexachlor...	3.044	0.000	3859	0	0.019	N.D. #
24) Hexachlor...	5.650f	0.000	33470	0	0.018	N.D. #
25) Oxychlorane	7.109	7.917f	109230	27093	0.423	0.097 #
26) 2,4'-DDE	7.173	8.096	22417277	38225526	157.213	181.516
27) trans-Non...	7.366	8.156	22086476	143738	110.177	0.467 #
28) 2,4'-DDD	0.000	8.455	0	39727300	N.D.	215.394 #
29) 2,4'-DDT	7.735	8.683	84832	29725792	0.579	130.044 #
30) cis-Nonac...	7.855f	8.727	16305701	29081492	69.181	85.248
31) Mirex	8.489	9.657	121132	28398396	0.652	142.110 #
32) Chlordane...	7.269	8.096	23075825	38225526	983.557	982.739
33) Chlordane...	7.366	8.204	22086476	37264993	766.339	1160.978 #
34) Chlordane...	7.953f	0.000	18387294	0	2416.967	N.D. #
35) Chlordane...	3.739f	3.736	3498	7967	NoCal	NoCal
36) Toxaphene...	7.461	8.572	22451682	87634	21317.143	32.405 #
37) Toxaphene...	7.735	8.953f	84832	14853852	43.623	4265.213 #
38) Toxaphene...	8.051	8.953	14529905	14853852	3325.588	2408.089
39) Toxaphene...	0.000	0.000	0	0	N.D.	N.D.
40) Toxaphene...	8.544	9.156f	17594514	1049546	5351.491	208.992 #
41) Toxaphene...	8.635f	9.556f	92903	278475	21.395	49.602 #
42) Toxaphene...	3.739	3.736	3498	7967	NoCal	NoCal

(f)=RT Delta > 1/2 Window (#)=Amounts differ by > 40% (m)=manual int.

Quantitation Report (Not Reviewed)

Data Path : R:\data\2020-02\0B06026\
Data File : ECD5-02062018.D
Signal(s) : Signal #1: ECD1A.CH Signal #2: ECD2B.CH
Acq On : 06 Feb 2020 16:15
Operator : MJB
Sample : 0B06026-CCV3
Misc : A19K134, AB 50 ppb
ALS Vial : 5 (Sig #1); 0 (Sig #2) Sample Multiplier: 1

Integration File signal 1: PEST1.e
Integration File signal 2: PEST2.e
Quant Time: Feb 06 17:57:58 2020
Quant Method : R:\methods\ECD5_QUANTPEST_200204.M
Quant Title : Instrument: DualECD5
QLast Update : Tue Feb 04 18:01:02 2020
Response via : Initial Calibration
Integrator: ChemStation 6890 Scale Mode: Small noise peaks clipped



Quantitation Report (Not Reviewed)

Data Path : R:\data\2020-02\0B06026\
 Data File : ECD5-02062019.D
 Signal(s) : Signal #1: ECD1A.CH Signal #2: ECD2B.CH
 Acq On : 06 Feb 2020 16:32
 Operator : MJB
 Sample : 0B06026-CCV4
 Misc : A19J409, 9-42 50 ppb
 ALS Vial : 6 (Sig #1); 0 (Sig #2) Sample Multiplier: 1

Integration File signal 1: PEST1.e
 Integration File signal 2: PEST2.e
 Quant Time: Feb 06 17:58:05 2020
 Quant Method : R:\methods\ECD5_QUANTPEST_200204.M
 Quant Title : Instrument: DualECD5
 QLast Update : Tue Feb 04 18:01:02 2020
 Response via : Initial Calibration
 Integrator: ChemStation 6890 Scale Mode: Small noise peaks clipped

*MJB
2/6/20*

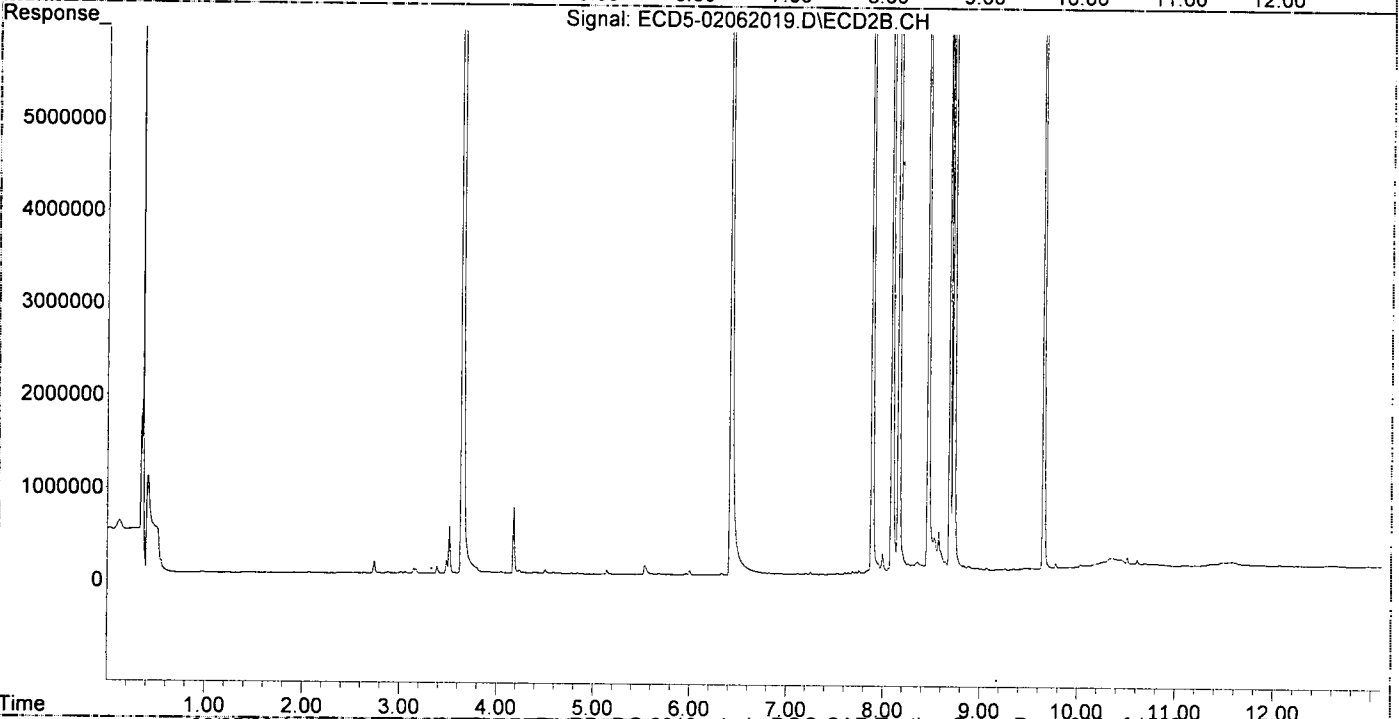
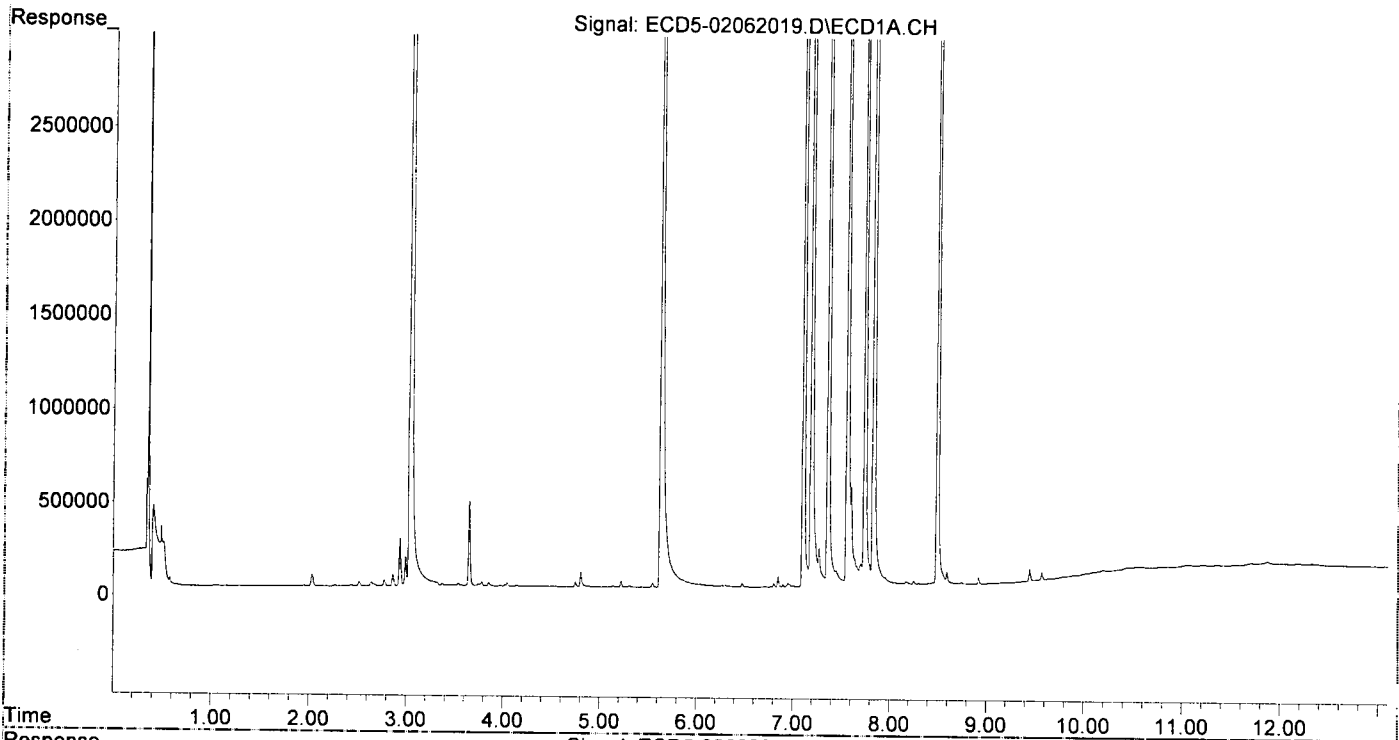
Compound	RT#1	RT#2	Resp#1	Resp#2	ng/mL	ng/mL	
System Monitoring Compounds							
1) S TCMX (S)	5.219f	5.959	33069	12091	0.189	BelowCal	#
22) S DCBP (S)	9.442	10.510	66104	66817	0.181	0.157	
Target Compounds							
2) a-BHC	0.000	0.000	0	0	N.D.	N.D.	
3) g-BHC	6.040f	0.000	15783	0	0.072	N.D.	#
4) b-BHC	6.151	0.000	10487	0	0.046	N.D.	#
5) Heptachlor	6.474	7.251	18373	21300	0.083	BelowCal	#
6) d-BHC	6.301	7.199	7988	9253	0.075	0.316	#
7) Aldrin	0.000	7.531	0	6875	N.D.	0.019	#
8) Heptachlo...	7.185	7.952	11679018	100077	55.215	0.298	#
9) trans-Chl...	7.269	8.089	205181	20608410	0.981	61.418	#
10) cis-Chlor...	7.359	0.000	19699250	0	94.513	N.D.	#
11) Endosulfa...	7.441f	8.263	82349	79356	0.398	0.261	
12) 4,4'-DDE	7.441	8.298	82349	69932	0.474	0.223	#
13) Dieldrin	7.601f	8.462	531463	18102506	2.446	53.922	#
14) Endrin	7.829f	8.686	22534553	13119967	131.631	52.667	#
15) 4,4'-DDD	7.829f	8.726	22534553	36902218	142.147	128.266	
16) Endosulfa...	0.000	8.830	0	35232	N.D.	0.056	#
17) 4,4'-DDT	0.000	0.000	0	0	N.D.	N.D.	
18) Endrin Al...	8.248	9.067	19309	18592	BelowCal	BelowCal	
19) Endosulfa...	0.000	9.257	0	15984	N.D.	BelowCal	
20) Methoxychlor	0.000	9.464f	0	14573	N.D.	0.426	#
21) Endrin Ke...	8.739	9.651	8554	18467035	0.045	74.045	#
23) Hexachlor...	3.039	3.641	20202916	44376814	101.295	110.741	
24) Hexachlor...	5.627	6.420	15949380	26953514	82.571	84.203	
25) Oxychlorane	7.103	7.885	17239144	29002938	97.528	103.696	
26) 2,4'-DDE	7.185	8.089	11679018	20608410	81.905	97.860	
27) trans-Non...	7.359	8.160	19699250	32833773	98.354	106.780	
28) 2,4'-DDD	7.557	8.462	10114700	18102506	79.497	98.149	
29) 2,4'-DDT	7.738	8.686	11240622	13119967	<u>76.740</u>	63.686	Q-3
30) cis-Nonac...	7.829	8.726	22534553	36902218	95.609	108.173	
31) Mirex	8.490	9.651	13284746	18467035	99.730	96.519	
32) Chlordane...	7.269	8.089	205181	20608410	8.745	529.821	#
33) Chlordane...	7.359	0.000	19699250	0	683.509	N.D.	#
34) Chlordane...	0.000	8.881	0	29788	N.D.	2.805	#
35) Chlordane...	3.777	0.000	22828	0	NoCal	N.D.	
36) Toxaphene...	7.441	8.574	82349	417198	78.188	154.272	#
37) Toxaphene...	7.738	8.881f	11240622	29788	5780.238	8.553	#
38) Toxaphene...	0.000	0.000	0	0	N.D.	N.D.	
39) Toxaphene...	8.298	0.000	8212	0	2.033	N.D.	#
40) Toxaphene...	0.000	9.217f	0	7581	N.D.	1.510	#
41) Toxaphene...	8.591	9.566	64037	2604	14.747	0.464	#
42) Toxaphene...	3.743	0.000	11733	0	NoCal	N.D.	

(f)=RT Delta > 1/2 Window (#)=Amounts differ by > 40% (m)=manual int.

Quantitation Report (Not Reviewed)

Data Path : R:\data\2020-02\0B06026\
Data File : ECD5-02062019.D
Signal(s) : Signal #1: ECD1A.CH Signal #2: ECD2B.CH
Acq On : 06 Feb 2020 16:32
Operator : MJB
Sample : 0B06026-CCV4
Misc : A19J409, 9-42 50 ppb
ALS Vial : 6 (Sig #1); 0 (Sig #2) Sample Multiplier: 1

Integration File signal 1: PEST1.e
Integration File signal 2: PEST2.e
Quant Time: Feb 06 17:58:05 2020
Quant Method : R:\methods\ECD5_QUANTPEST_200204.M
Quant Title : Instrument: DualECD5
QLast Update : Tue Feb 04 18:01:02 2020
Response via : Initial Calibration
Integrator: ChemStation 6890 Scale Mode: Small noise peaks clipped



Quantitation Report (Not Reviewed)

Data Path : R:\data\2020-02\0B06026\
 Data File : ECD5-02062020.D
 Signal(s) : Signal #1: ECD1A.CH Signal #2: ECD2B.CH
 Acq On : 06 Feb 2020 16:49
 Operator : MJB
 Sample : 0B06026-CCB2
 Misc : A0A395
 ALS Vial : 7 (Sig #1); 0 (Sig #2) Sample Multiplier: 1

Integration File signal 1: PEST1.e
 Integration File signal 2: PEST2.e
 Quant Time: Feb 06 17:58:11 2020
 Quant Method : R:\methods\ECD5_QUANTPEST_200204.M
 Quant Title : Instrument: DualECD5
 QLast Update : Tue Feb 04 18:01:02 2020
 Response via : Initial Calibration
 Integrator: ChemStation 6890 Scale Mode: Small noise peaks clipped

MJB
2/6/20

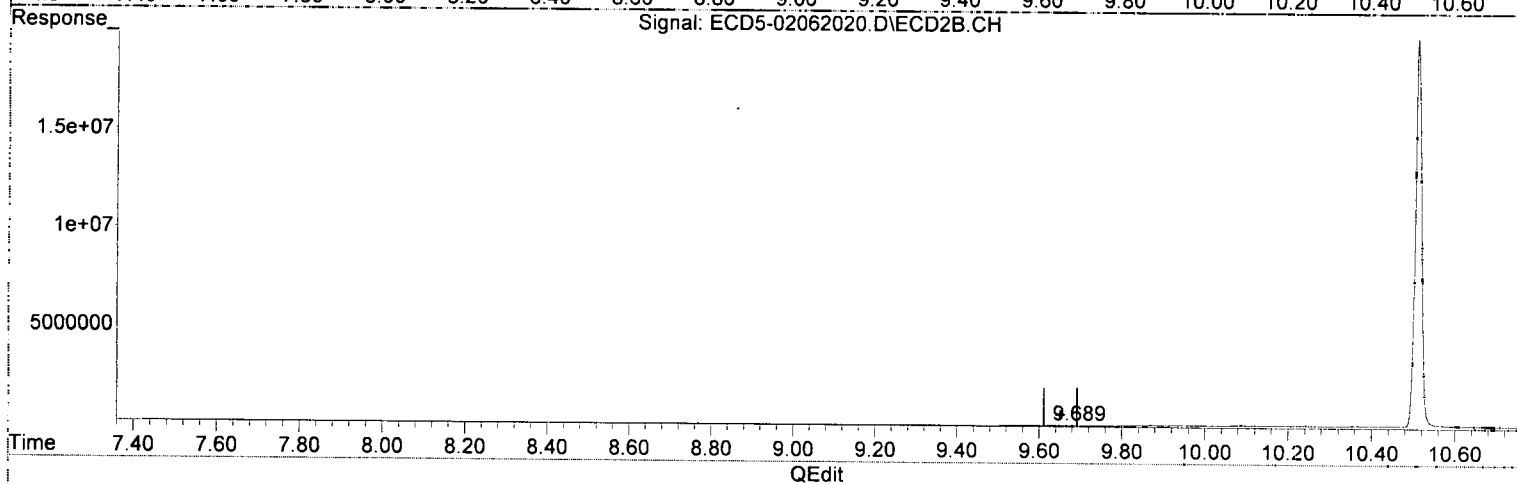
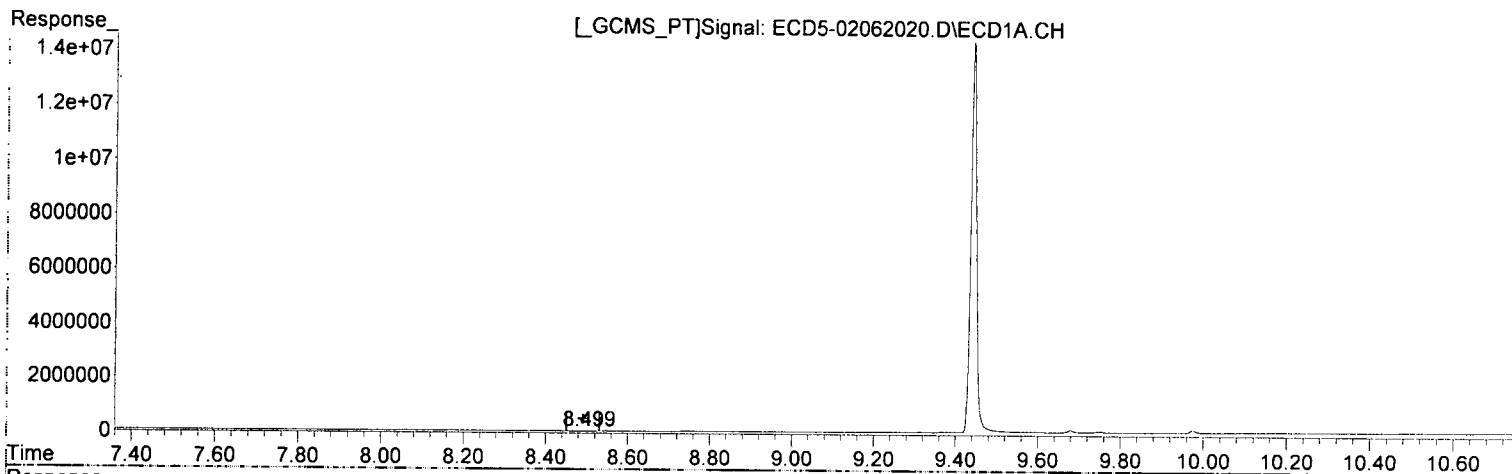
Compound	RT#1	RT#2	Resp#1	Resp#2	ng/mL	ng/mL
System Monitoring Compounds						
1) S TCMX (S)	5.245	5.951	16591141	26865600	94.950	94.808
22) S DCBP (S)	9.441	10.510	14354723	19684377	94.905	97.921
Target Compounds						
2) a-BHC	0.000	0.000	0	0	N.D.	N.D.
3) g-BHC	0.000	0.000	0	0	N.D.	N.D.
4) b-BHC	0.000	0.000	0	0	N.D.	N.D.
5) Heptachlor	0.000	0.000	0	0	N.D.	N.D.
6) d-BHC	0.000	0.000	0	0	N.D.	N.D.
7) Aldrin	0.000	0.000	0	0	N.D.	N.D.
8) Heptachlo...	0.000	0.000	0	0	N.D.	N.D.
9) trans-Chl...	7.265	0.000	4419	0	0.021	N.D. #
10) cis-Chlor...	0.000	0.000	0	0	N.D.	N.D.
11) Endosulfa...	0.000	0.000	0	0	N.D.	N.D.
12) 4,4'-DDE	0.000	0.000	0	0	N.D.	N.D.
13) Dieldrin	0.000	0.000	0	0	N.D.	N.D.
14) Endrin	0.000	0.000	0	0	N.D.	N.D.
15) 4,4'-DDD	0.000	0.000	0	0	N.D.	N.D.
16) Endosulfa...	7.960	0.000	3093	0	0.019	N.D. #
17) 4,4'-DDT	0.000	0.000	0	0	N.D.	N.D.
18) Endrin Al...	8.248	9.067	12209	9271	BelowCal	BelowCal
19) Endosulfa...	8.548	9.258	7031	5330	BelowCal	BelowCal
20) Methoxychlor	0.000	9.433	0	4398	N.D.	0.277 #
21) Endrin Ke...	8.740	9.683f	2915	8563	0.015	BelowCal #
23) Hexachlor...	3.049	0.000	3089	0	0.015	N.D. #
24) Hexachlor...	5.628	0.000	24763	0	BelowCal	N.D.
25) Oxychlordane	0.000	0.000	0	0	N.D.	N.D.
26) 2,4'-DDE	0.000	0.000	0	0	N.D.	N.D.
27) trans-Non...	0.000	0.000	0	0	N.D.	N.D.
28) 2,4'-DDD	0.000	0.000	0	0	N.D.	N.D.
29) 2,4'-DDT	0.000	0.000	0	0	N.D.	N.D.
30) cis-Nonac...	0.000	0.000	0	0	N.D.	N.D.
31) Mirex	8.497	9.683f	4762	8563	6723-012	BelowCal #
32) Chlordane...	7.265	0.000	4419	0	0.188	N.D. #
33) Chlordane...	0.000	0.000	0	0	N.D.	N.D.
34) Chlordane...	0.000	8.883	0	23421	N.D.	2.206 #
35) Chlordane...	3.737f	3.733	4612	7094	NoCal	NoCal
36) Toxaphene...	0.000	0.000	0	0	N.D.	N.D.
37) Toxaphene...	0.000	8.883f	0	23421	N.D.	6.725 #
38) Toxaphene...	0.000	0.000	0	0	N.D.	N.D.
39) Toxaphene...	8.338f	0.000	5683	0	1.407	N.D. #
40) Toxaphene...	8.548	0.000	7031	0	2.139	N.D. #
41) Toxaphene...	8.586	0.000	3600	0	0.829	N.D. #
42) Toxaphene...	3.737	3.733	4612	7094	NoCal	NoCal

(f)=RT Delta > 1/2 Window (#)=Amounts differ by > 40% (m)=manual int.

Quantitation Report (Qedit)

Data Path : R:\data\2020-02\0B06026\
Data File : ECD5-02062020.D
Signal(s) : Signal #1: ECD1A.CH Signal #2: ECD2B.CH
Acq On : 06 Feb 2020 16:49
Operator : MJB
Sample : 0B06026-CCB2
Misc : A0A395
ALS Vial : 7 (Sig #1); 0 (Sig #2) Sample Multiplier: 1

Integration File signal 1: PEST1.e
Integration File signal 2: PEST2.e
Quant Time: Feb 06 17:58:11 2020
Quant Method : R:\methods\ECD5_QUANTPEST_200204.M
Quant Title : Instrument: DualECD5
QLast Update : Tue Feb 04 18:01:02 2020
Response via : Initial Calibration
Integrator: ChemStation 6890 Scale Mode: Small noise peaks clipped



(31) Mirex
8.497min 6723.012 ng/mL
response 4782

A0A

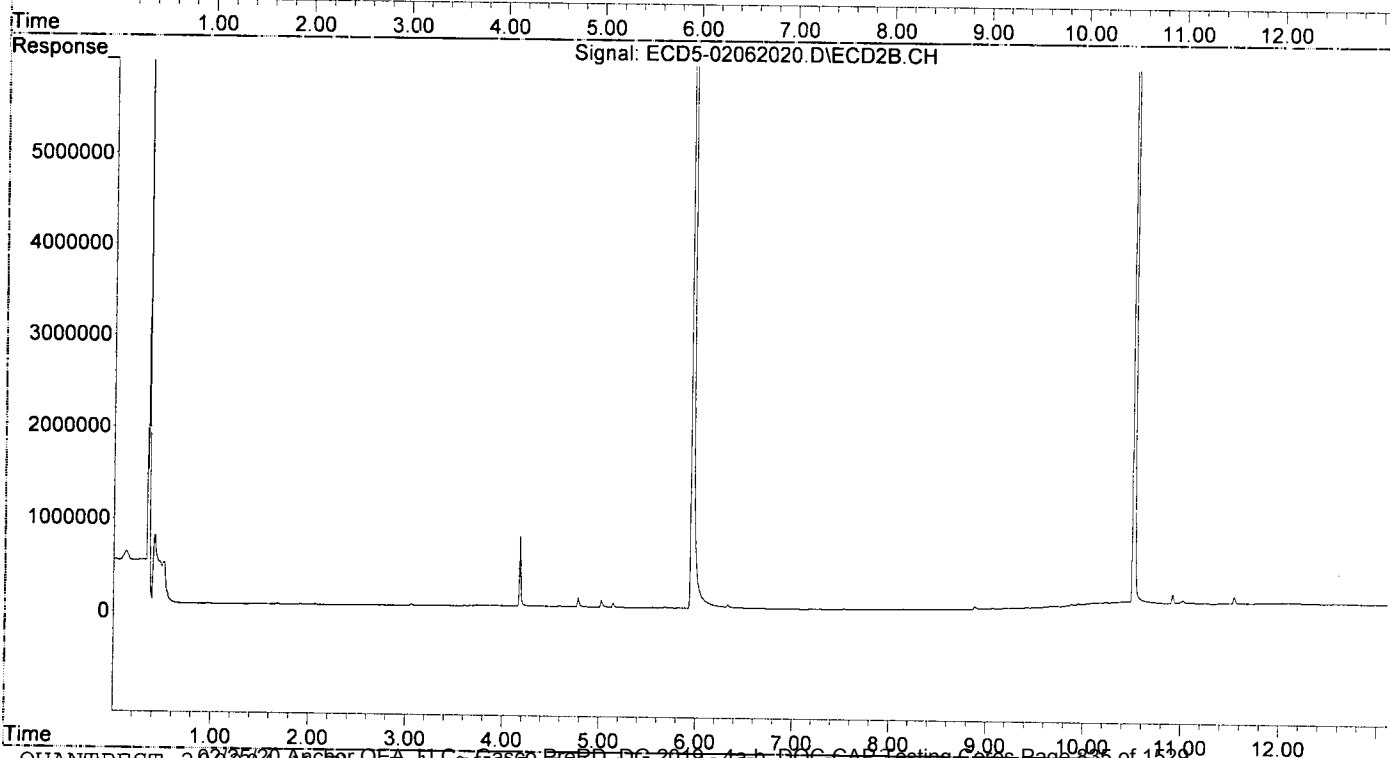
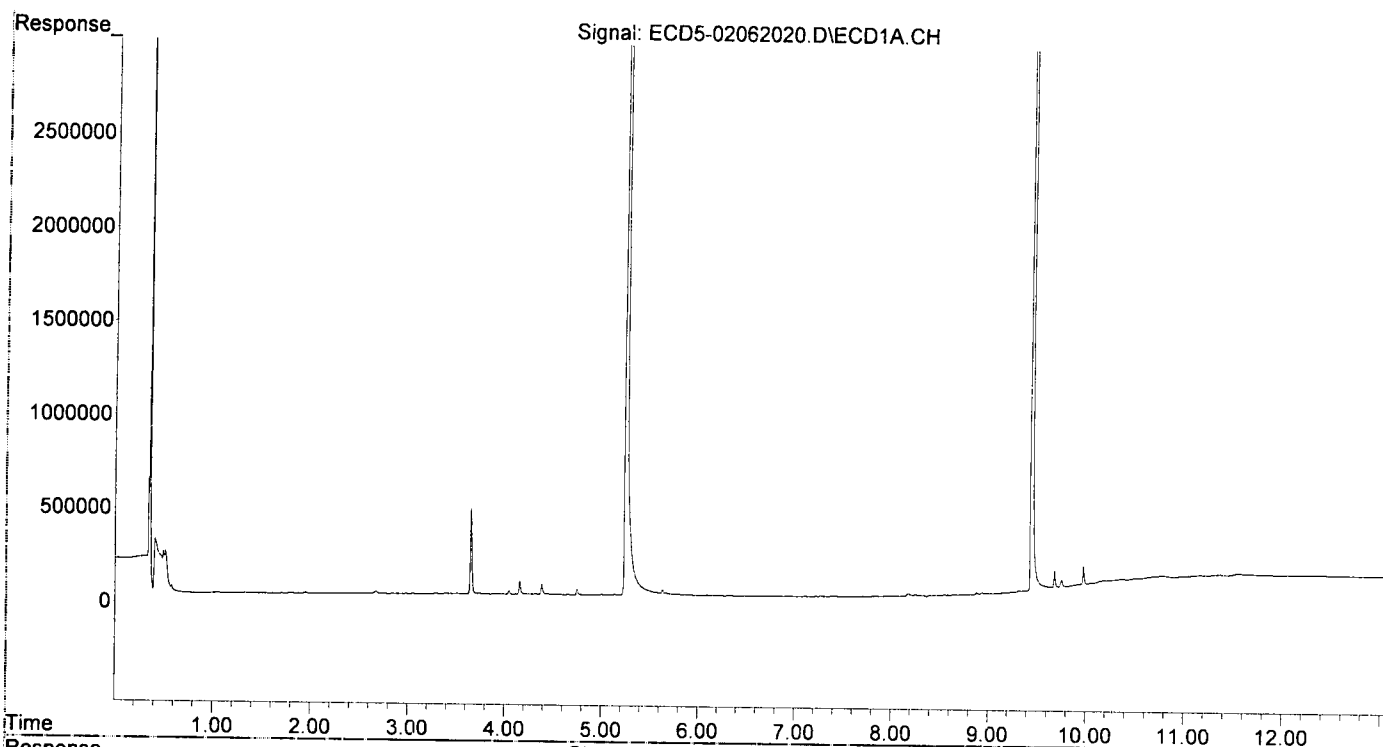
*MJB
2/6/20*

(31) Mirex #2
9.683min -0.220 ng/mL
response 8563

Quantitation Report (Not Reviewed)

Data Path : R:\data\2020-02\0B06026\
Data File : ECD5-02062020.D
Signal(s) : Signal #1: ECD1A.CH Signal #2: ECD2B.CH
Acq On : 06 Feb 2020 16:49
Operator : MJB
Sample : 0B06026-CCB2
Misc : A0A395
ALS Vial : 7 (Sig #1); 0 (Sig #2) Sample Multiplier: 1

Integration File signal 1: PEST1.e
Integration File signal 2: PEST2.e
Quant Time: Feb 06 17:58:11 2020
Quant Method : R:\methods\ECD5_QUANTPEST_200204.M
Quant Title : Instrument: DualECD5
QLast Update : Tue Feb 04 18:01:02 2020
Response via : Initial Calibration
Integrator: ChemStation 6890 Scale Mode: Small noise peaks clipped



Data Path : R:\data\2020-02\0B06026\
 Data File : ECD5-02062036.D
 Signal(s) : Signal #1: ECD1A.CH Signal #2: ECD2B.CH
 Acq On : 06 Feb 2020 21:40
 Operator : MJB
 Sample : 0B06026-CCV5
 Misc : A19K133, AB 50 ppb
 ALS Vial : 3 (Sig #1); 0 (Sig #2) Sample Multiplier: 1

Integration File signal 1: PEST1.e
 Integration File signal 2: PEST2.e
 Quant Time: Feb 07 12:28:18 2020
 Quant Method : R:\methods\ECD5_QUANTPEST_200204.M
 Quant Title : Instrument: DualECD5
 QLast Update : Tue Feb 04 18:01:02 2020
 Response via : Initial Calibration
 Integrator: ChemStation 6890 Scale Mode: Small noise peaks clipped

MJB
2/7/20

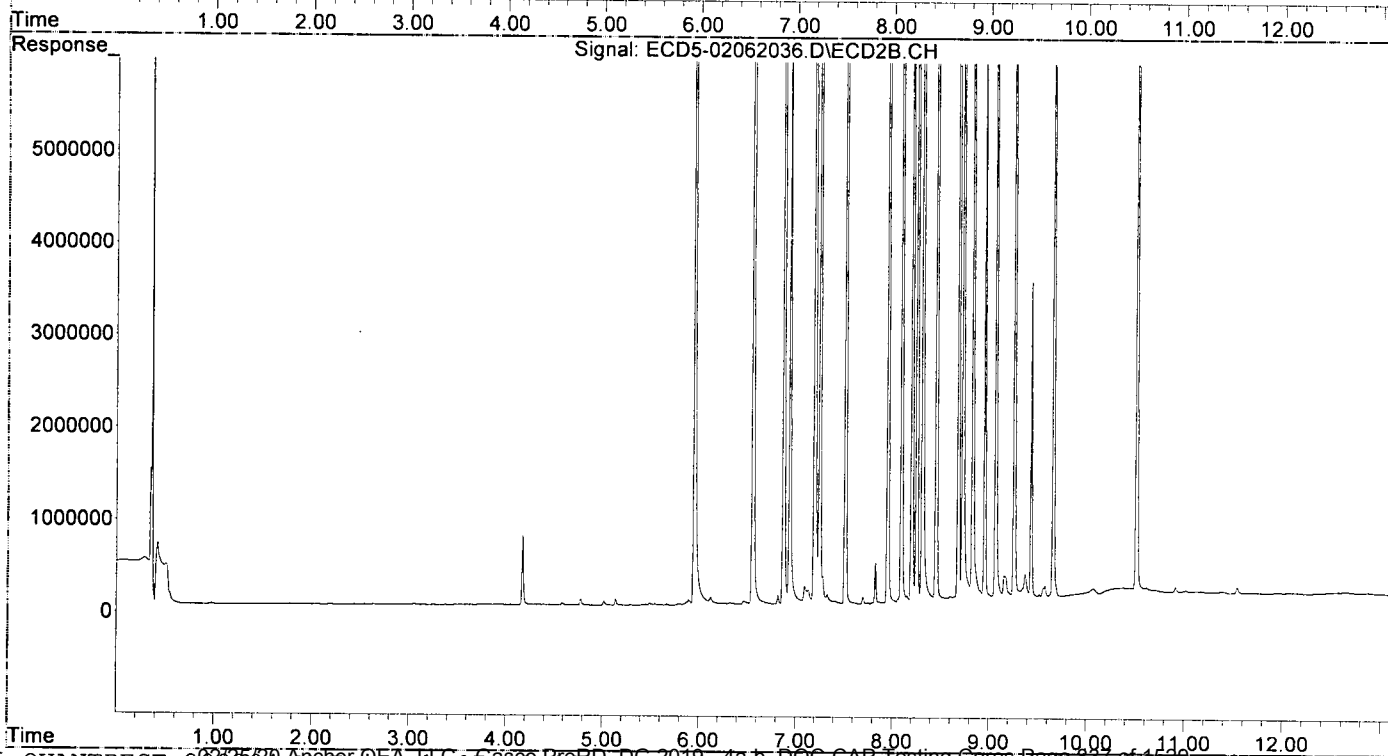
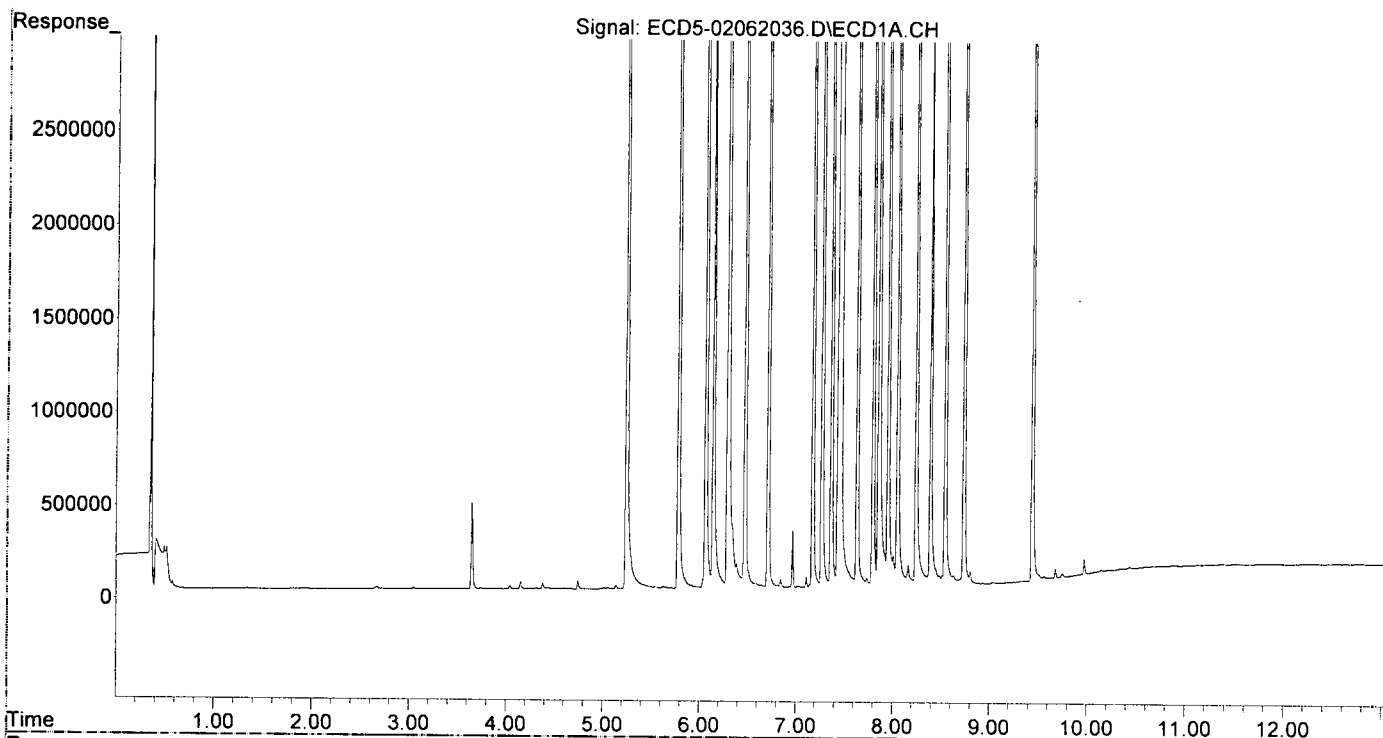
Compound	RT#1	RT#2	Resp#1	Resp#2	ng/mL	ng/mL
System Monitoring Compounds						
1) S TCMX (S)	5.243	5.948	8374245	13337623	47.925	51.664
22) S DCBP (S)	9.439	10.506	7574094	9689326	50.741	50.409
Target Compounds						
2) a-BHC	5.781	6.554	13537732	22245837	54.072	53.918
3) g-BHC	6.064	6.873	11754111	19969797	53.349	53.892
4) b-BHC	6.142	6.937	3986992	7029904	50.977	49.645
5) Heptachlor	6.472	7.248	12145033	18076179	54.977	52.206
6) d-BHC	6.291	7.193	8739885	16925204	54.099	54.021
7) Aldrin	6.711	7.514	11734425	19164139	52.313	51.868
8) Heptachlo...	7.173	7.953	10430199	17134809	49.311	50.972
9) trans-Chl...	7.268	8.093	10739321	17194989	51.331	51.245
10) cis-Chlor...	7.365	8.200	10218345	16126565	49.025	49.439
11) Endosulfa...	7.460	8.251	10378600	15697069	50.181m	51.679
12) 4,4'-DDE	7.434	8.308	8651225	14958735	50.703m	49.096
13) Dieldrin	7.633	8.452	11121221	17928843	51.193	53.439
14) Endrin	7.796	8.679	9573425	14455635	55.921	57.502
15) 4,4'-DDD	7.855	8.724	7072319	12674697	51.607	51.094
16) Endosulfa...	7.952	8.827	8603836	14016831	52.186	55.813
17) 4,4'-DDT	8.051	8.950	7265104	7148718	56.903	43.227
18) Endrin Al...	8.242	9.063	7178340	11541062	55.838	55.478
19) Endosulfa...	8.543	9.254	8387746	12799370	57.649	59.913
20) Methoxychlor	8.391	9.428	3379493	3411421	58.993	42.384
21) Endrin Ke...	8.735	9.654	9947821	12902006	52.380	53.903
23) Hexachlor...	3.048	0.000	6612	0	0.033	N.D. #
24) Hexachlor...	5.626	0.000	14585	0	BelowCal	N.D. #
25) Oxychlordane	7.109	7.913f	55963	9516	0.117	0.034 #
26) 2,4'-DDE	7.173	8.093	10430199	17194989	73.147	81.651 #
27) trans-Non...	7.365	8.154	10218345	73446	51.157	0.239 #
28) 2,4'-DDD	0.000	8.452	0	17928843	N.D.	97.207 #
29) 2,4'-DDT	7.735	8.679	42485	14455635	0.290	69.506 #
30) cis-Nonac...	7.855f	8.724	7072319	12674697	30.006	37.154 #
31) Mirex	0.000	9.654	0	12902006	N.D.	69.239 #
32) Chlordane...	7.268	8.093	10739321	17194989	457.740	442.065 #
33) Chlordane...	7.365	8.200	10218345	16126565	354.548	502.418 #
34) Chlordane...	7.952f	0.000	8603836	0	1130.954	N.D. #
35) Chlordane...	3.736f	3.731	4395	4368	NoCal	NoCal #
36) Toxaphene...	7.460	8.599f	10448563	46397	9920.572	17.157 #
37) Toxaphene...	7.735	8.950f	42485	7148718	21.847	2052.721 #
38) Toxaphene...	8.051	8.950	7265104	7148718	1696.123	1259.133 #
39) Toxaphene...	0.000	0.000	0	0	N.D.	N.D. #
40) Toxaphene...	8.543	0.000	8387746	0	2551.190	N.D. #
41) Toxaphene...	0.000	9.572	0	116408	N.D.	20.735 #
42) Toxaphene...	3.736f	3.731	4395	4368	NoCal	NoCal #

(f)=RT Delta > 1/2 Window (#)=Amounts differ by > 40% (m)=manual int.

Quantitation Report (QT Reviewed)

Data Path : R:\data\2020-02\0B06026\
Data File : ECD5-02062036.D
Signal(s) : Signal #1: ECD1A.CH Signal #2: ECD2B.CH
Acq On : 06 Feb 2020 21:40
Operator : MJB
Sample : 0B06026-CCV5
Misc : A19K133, AB 50 ppb
ALS Vial : 3 (Sig #1); 0 (Sig #2) Sample Multiplier: 1

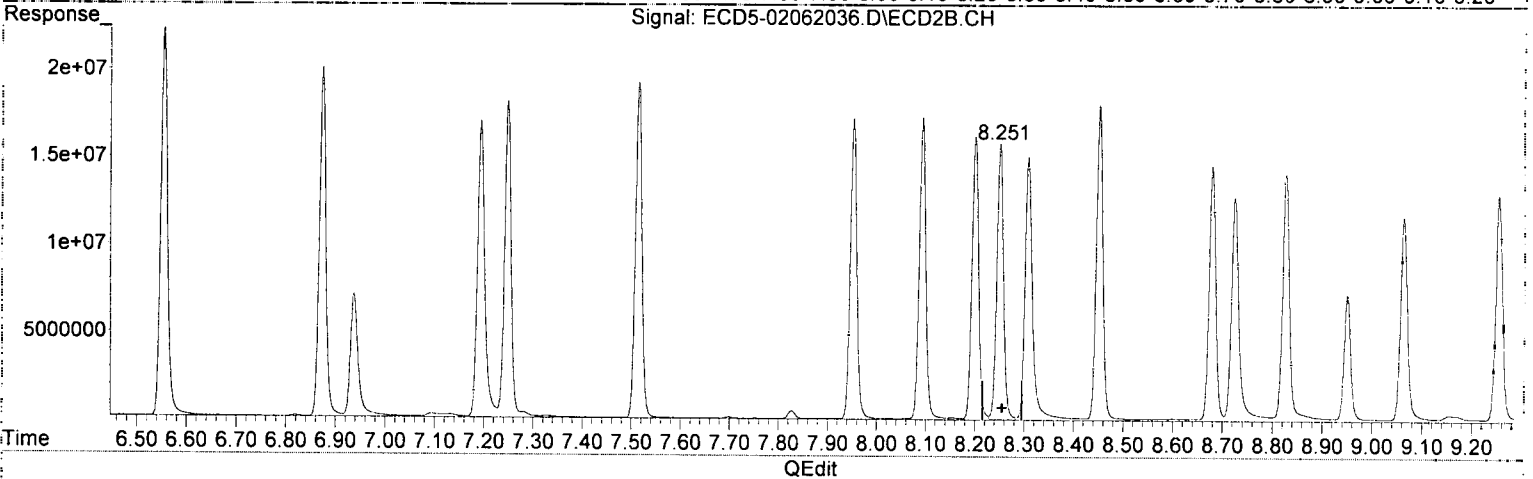
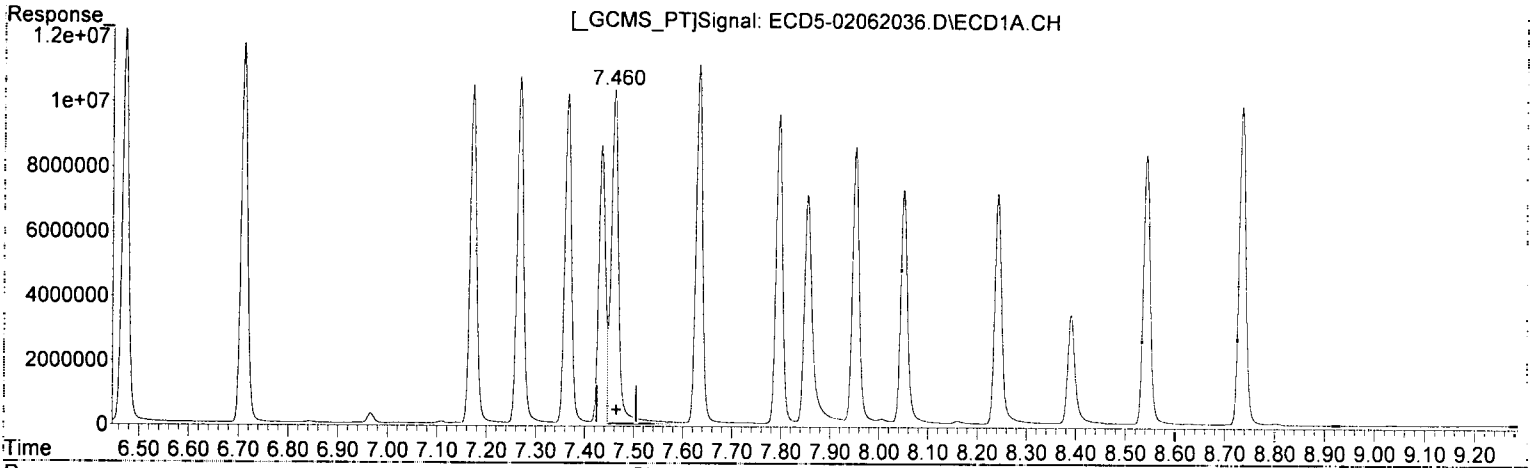
Integration File signal 1: PEST1.e
Integration File signal 2: PEST2.e
Quant Time: Feb 07 12:28:18 2020
Quant Method : R:\methods\ECD5_QUANTPEST_200204.M
Quant Title : Instrument: DualECD5
QLast Update : Tue Feb 04 18:01:02 2020
Response via : Initial Calibration
Integrator: ChemStation 6890 Scale Mode: Small noise peaks clipped



Quantitation Report (Qedit)

Data Path : R:\data\2020-02\0B06026\
Data File : ECD5-02062036.D
Signal(s) : Signal #1: ECD1A.CH Signal #2: ECD2B.CH
Acq On : 06 Feb 2020 21:40
Operator : MJB
Sample : 0B06026-CCV5
Misc : A19K133, AB 50 ppb
ALS Vial : 3 (Sig #1); 0 (Sig #2) Sample Multiplier: 1

Integration File signal 1: PEST1.e
Integration File signal 2: PEST2.e
Quant Time: Feb 07 11:02:21 2020
Quant Method : R:\methods\ECD5_QUANTPEST_200204.M
Quant Title : Instrument: DualECD5
QLast Update : Tue Feb 04 18:01:02 2020
Response via : Initial Calibration
Integrator: ChemStation 6890 Scale Mode: Small noise peaks clipped



(11) Endosulfan I
7.460min 50.181 ng/mL m
response 10378600

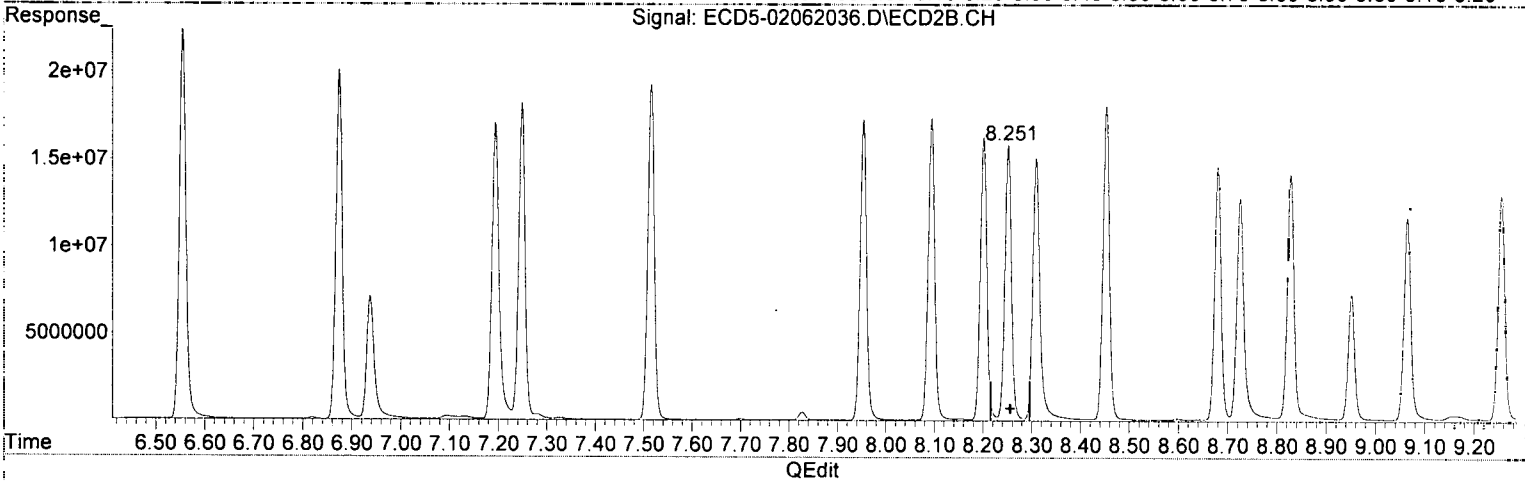
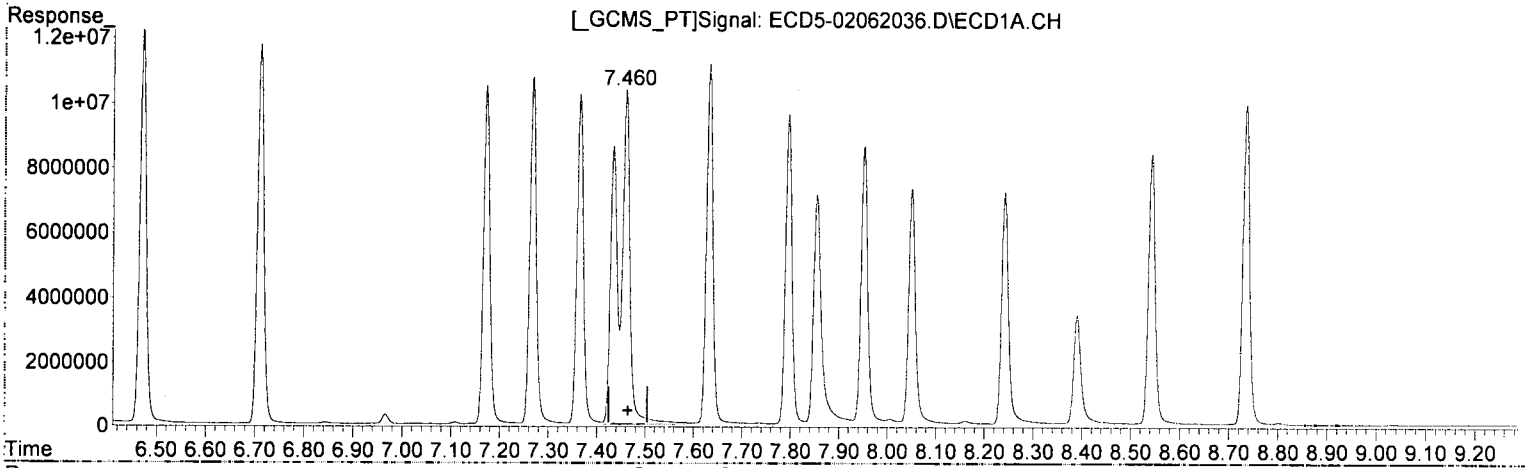
MJB
2/7/20

(11) Endosulfan I #2
8.251min 51.679 ng/mL
response 15697069

Quantitation Report (Qedit)

Data Path : R:\data\2020-02\0B06026\
Data File : ECD5-02062036.D
Signal(s) : Signal #1: ECD1A.CH Signal #2: ECD2B.CH
Acq On : 06 Feb 2020 21:40
Operator : MJB
Sample : 0B06026-CCV5
Misc : A19K133, AB 50 ppb
ALS Vial : 3 (Sig #1); 0 (Sig #2) Sample Multiplier: 1

Integration File signal 1: PEST1.e
Integration File signal 2: PEST2.e
Quant Time: Feb 07 11:02:21 2020
Quant Method : R:\methods\ECD5_QUANTPEST_200204.M
Quant Title : Instrument: DualECD5
QLast Update : Tue Feb 04 18:01:02 2020
Response via : Initial Calibration
Integrator: ChemStation 6890 Scale Mode: Small noise peaks clipped



(11) Endosulfan I
7.460min 50.519 ng/mL
response 10448563

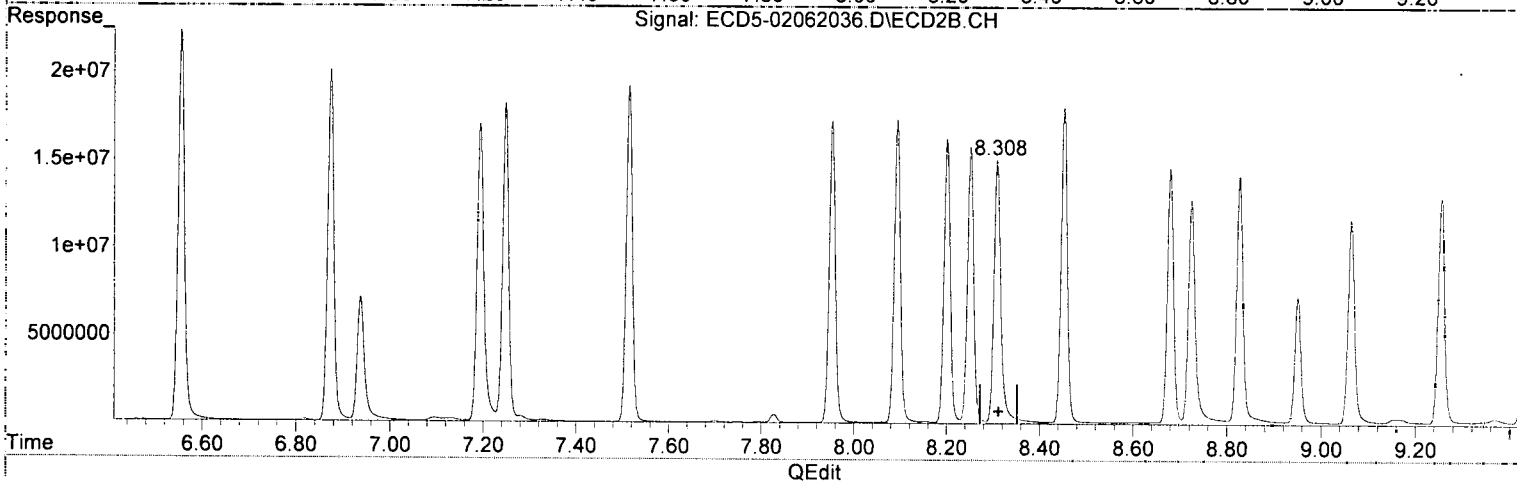
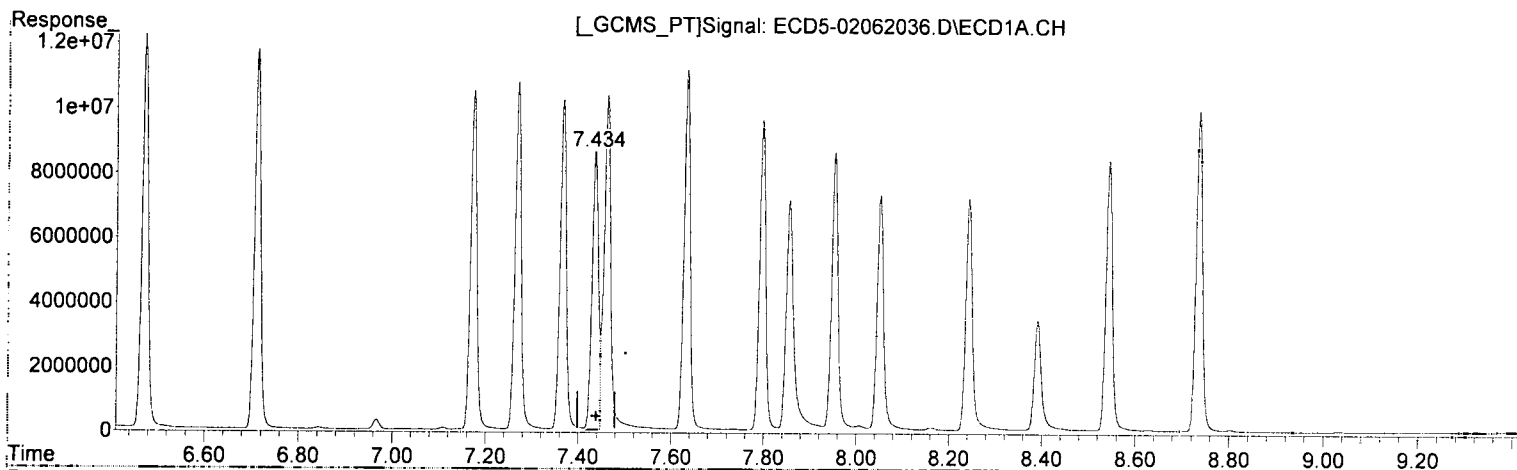
MJB 2/7/20

(11) Endosulfan I #2
8.251min 51.679 ng/mL
response 15697069

Quantitation Report (Qedit)

Data Path : R:\data\2020-02\0B06026\
Data File : ECD5-02062036.D
Signal(s) : Signal #1: ECD1A.CH Signal #2: ECD2B.CH
Acq On : 06 Feb 2020 21:40
Operator : MJB
Sample : 0B06026-CCV5
Misc : A19K133, AB 50 ppb
ALS Vial : 3 (Sig #1); 0 (Sig #2) Sample Multiplier: 1

Integration File signal 1: PEST1.e
Integration File signal 2: PEST2.e
Quant Time: Feb 07 11:02:21 2020
Quant Method : R:\methods\ECD5_QUANTPEST_200204.M
Quant Title : Instrument: DualECD5
QLast Update : Tue Feb 04 18:01:02 2020
Response via : Initial Calibration
Integrator: ChemStation 6890 Scale Mode: Small noise peaks clipped



(12) 4,4'-DDE
7.434min 50.703 ng/mL(m)
response 8651225

MJB
2/7/20

(12) 4,4'-DDE #2
8.308min 49.096 ng/mL
response 14958735

Data Path : R:\data\2020-02\0B06026\
 Data File : ECD5-02062036.D
 Signal(s) : Signal #1: ECD1A.CH Signal #2: ECD2B.CH
 Acq On : 06 Feb 2020 21:40
 Operator : MJB
 Sample : 0B06026-CCV5
 Misc : A19K133, AB 50 ppb
 ALS Vial : 3 (Sig #1); 0 (Sig #2) Sample Multiplier: 1

Integration File signal 1: PEST1.e
 Integration File signal 2: PEST2.e
 Quant Time: Feb 07 11:02:21 2020
 Quant Method : R:\methods\ECD5_QUANTPEST_200204.M
 Quant Title : Instrument: DualECD5
 QLast Update : Tue Feb 04 18:01:02 2020
 Response via : Initial Calibration
 Integrator: ChemStation 6890 Scale Mode: Small noise peaks clipped

ME
WB
2/7/20

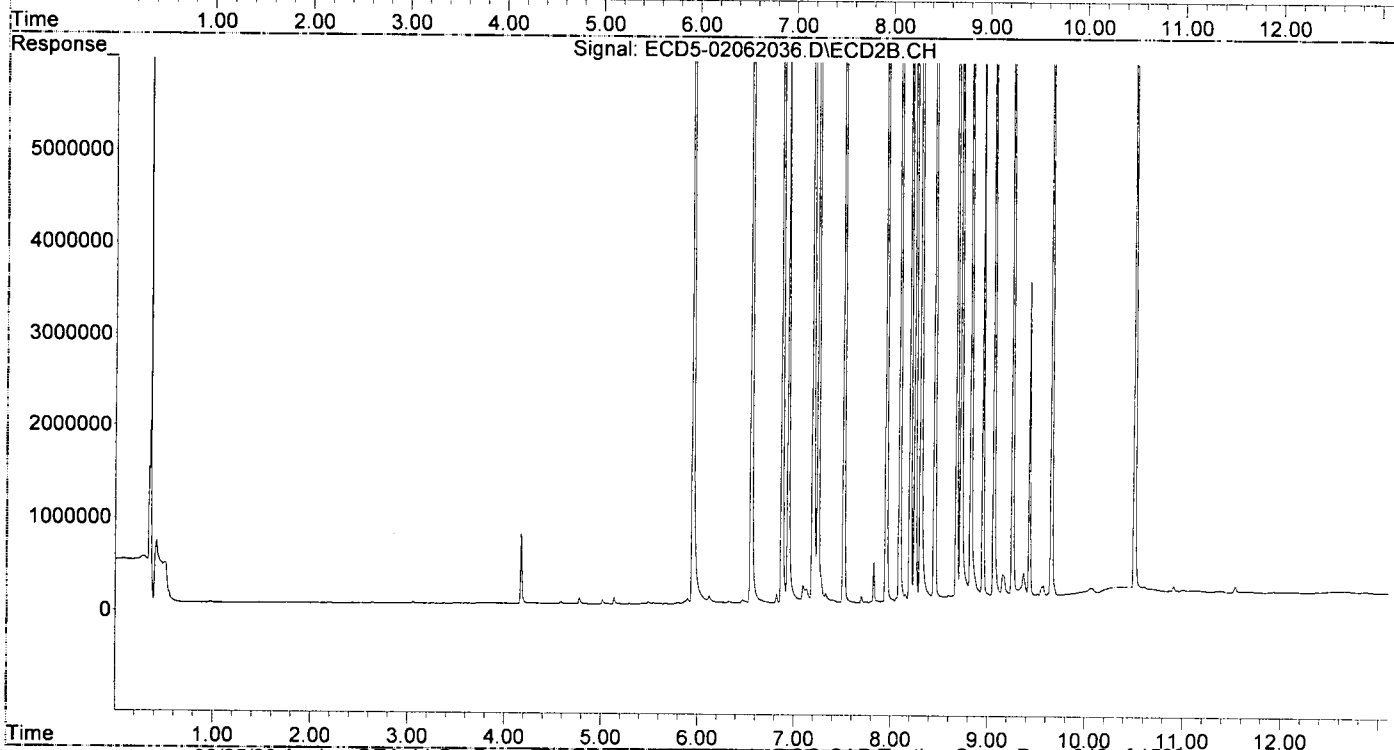
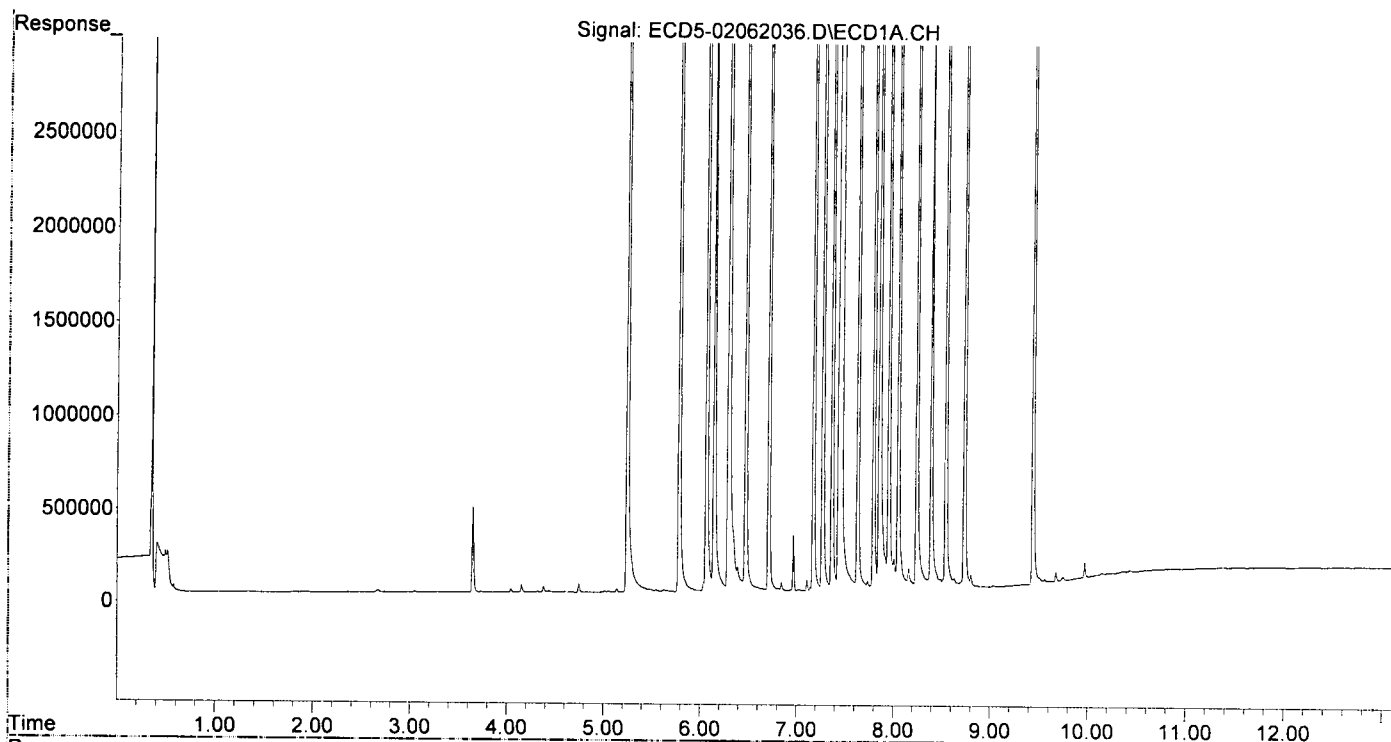
Compound		RT#1	RT#2	Resp#1	Resp#2	ng/mL	ng/mL
System Monitoring Compounds							
1)	S TCMX (S)	5.243	5.948	8374245	13337623	47.925	51.664
22)	S DCBP (S)	9.439	10.506	7574094	9689326	50.741	50.409
Target Compounds							
2)	a-BHC	5.781	6.554	13537732	22245837	54.072	53.918
3)	g-BHC	6.064	6.873	11754111	19969797	53.349	53.892
4)	b-BHC	6.142	6.937	3986992	7029904	50.977	49.645
5)	Heptachlor	6.472	7.248	12145033	18076179	54.977	52.206
6)	d-BHC	6.291	7.193	8739885	16925204	54.099	54.021
7)	Aldrin	6.711	7.514	11734425	19164139	52.313	51.868
8)	Heptachlo...	7.173	7.953	10430199	17134809	49.311	50.972
9)	trans-Chl...	7.268	8.093	10739721	17194989	51.331	51.245
10)	cis-Chlor...	7.365	8.200	10218345	16126565	49.025	49.439
11)	Endosulfa...	7.460	8.251	10448563	15697069	50.519	51.679
12)	4,4'-DDE	7.460f	8.308	10448563	14958735	60.324	49.096
13)	Dieldrin	7.633	8.452	11121221	17928843	51.193	53.439
14)	Endrin	7.796	8.679	9573425	14455635	55.921	57.502
15)	4,4'-DDD	7.855	8.724	7072319	12674697	51.607	51.094
16)	Endosulfa...	7.952	8.827	8603836	14016831	52.186	55.813
17)	4,4'-DDT	8.051	8.950	7265104	7148718	56.903	43.227
18)	Endrin Al...	8.242	9.063	7178340	11541062	55.838	55.478
19)	Endosulfa...	8.543	9.254	8387746	12799370	57.649	59.913
20)	Methoxychlor	8.391	9.428	3379493	3411421	58.993	42.384
21)	Endrin Ke...	8.735	9.654	9947821	12902006	52.380	53.903
23)	Hexachlor...	3.048	0.000	6612	0	0.033	N.D. #
24)	Hexachlor...	5.626	0.000	14585	0	BelowCal	N.D.
25)	Oxychlorthane	7.109	7.913f	55963	9516	0.117	0.034 #
26)	2,4'-DDE	7.173	8.093	10430199	17194989	73.147	81.651
27)	trans-Non...	7.365	8.154	10218345	73446	51.157	0.239 #
28)	2,4'-DDD	0.000	8.452	0	17928843	N.D.	97.207 #
29)	2,4'-DDT	7.735	8.679	42485	14455635	0.290	69.506 #
30)	cis-Nonac...	7.855f	8.724	7072319	12674697	30.006	37.154
31)	Mirex	0.000	9.654	0	12902006	N.D.	69.239 #
32)	Chlordane...	7.268	8.093	10739321	17194989	457.740	442.065
33)	Chlordane...	7.365	8.200	10218345	16126565	354.548	502.418 #
34)	Chlordane...	7.952f	0.000	8603836	0	1130.954	N.D. #
35)	Chlordane...	3.736f	3.731	4395	4368	NoCal	NoCal
36)	Toxaphene...	7.460	8.599f	10448563	46397	9920.572	17.157 #
37)	Toxaphene...	7.735	8.950f	42485	7148718	21.847	2052.721 #
38)	Toxaphene...	8.051	8.950	7265104	7148718	1696.123	1259.133
39)	Toxaphene...	0.000	0.000	0	0	N.D.	N.D.
40)	Toxaphene...	8.543	0.000	8387746	0	2551.190	N.D. #
41)	Toxaphene...	0.000	9.572	0	116408	N.D.	20.735 #
42)	Toxaphene...	3.736f	3.731	4395	4368	NoCal	NoCal

(f)=RT Delta > 1/2 Window (#)=Amounts differ by > 40% (m)=manual int.

Quantitation Report (Not Reviewed)

Data Path : R:\data\2020-02\0B06026\
Data File : ECD5-02062036.D
Signal(s) : Signal #1: ECD1A.CH Signal #2: ECD2B.CH
Acq On : 06 Feb 2020 21:40
Operator : MJB
Sample : 0B06026-CCV5
Misc : A19K133, AB 50 ppb
ALS Vial : 3 (Sig #1); 0 (Sig #2) Sample Multiplier: 1

Integration File signal 1: PEST1.e
Integration File signal 2: PEST2.e
Quant Time: Feb 07 11:02:21 2020
Quant Method : R:\methods\ECD5_QUANTPEST_200204.M
Quant Title : Instrument: DualECD5
QLast Update : Tue Feb 04 18:01:02 2020
Response via : Initial Calibration
Integrator: ChemStation 6890 Scale Mode: Small noise peaks clipped



Data Path : R:\data\2020-02\0B06026\
 Data File : ECD5-02062037.D
 Signal(s) : Signal #1: ECD1A.CH Signal #2: ECD2B.CH
 Acq On : 06 Feb 2020 21:57
 Operator : MJB
 Sample : 0B06026-CCV6
 Misc : A19J408, 9-42 50 ppb
 ALS Vial : 4 (Sig #1); 0 (Sig #2) Sample Multiplier: 1

Integration File signal 1: PEST1.e
 Integration File signal 2: PEST2.e
 Quant Time: Feb 07 11:02:27 2020
 Quant Method : R:\methods\ECD5_QUANTPEST_200204.M
 Quant Title : Instrument: DualECD5
 QLast Update : Tue Feb 04 18:01:02 2020
 Response via : Initial Calibration
 Integrator: ChemStation 6890 Scale Mode: Small noise peaks clipped

MJB
2/7/20

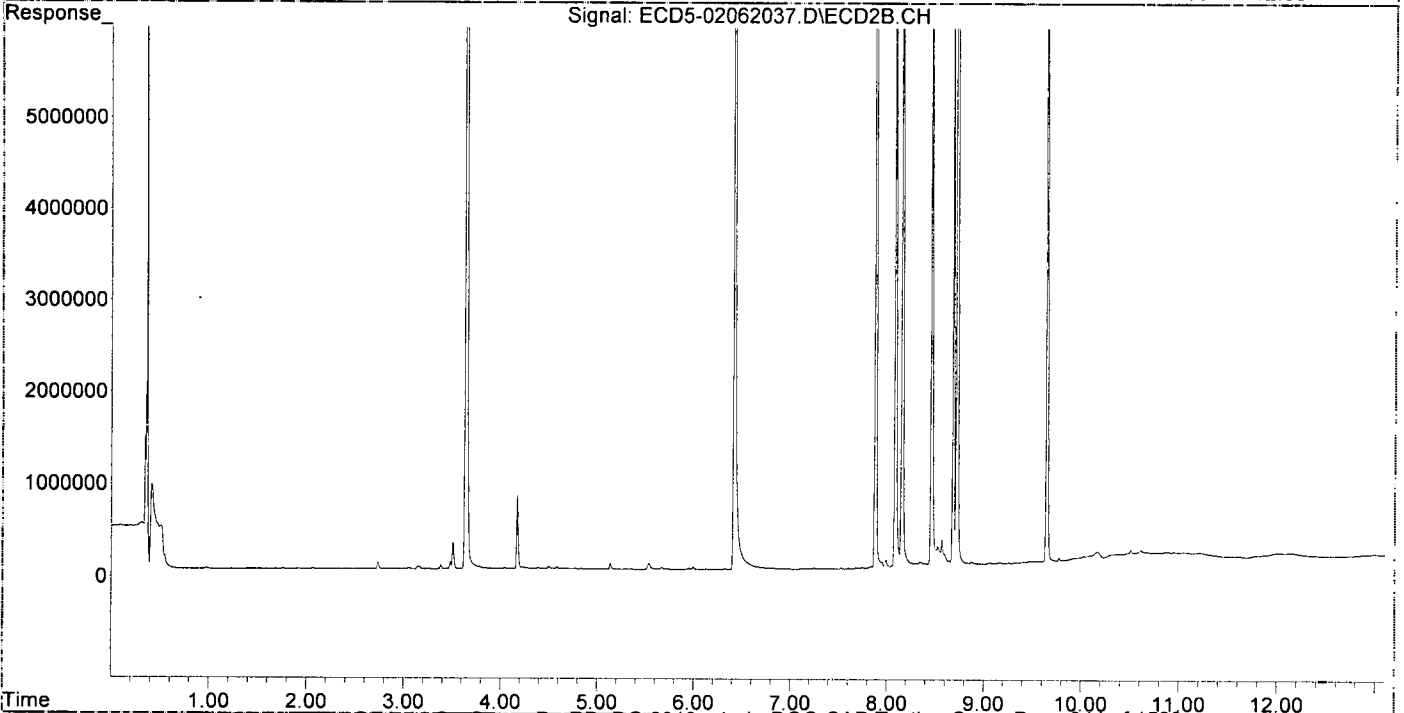
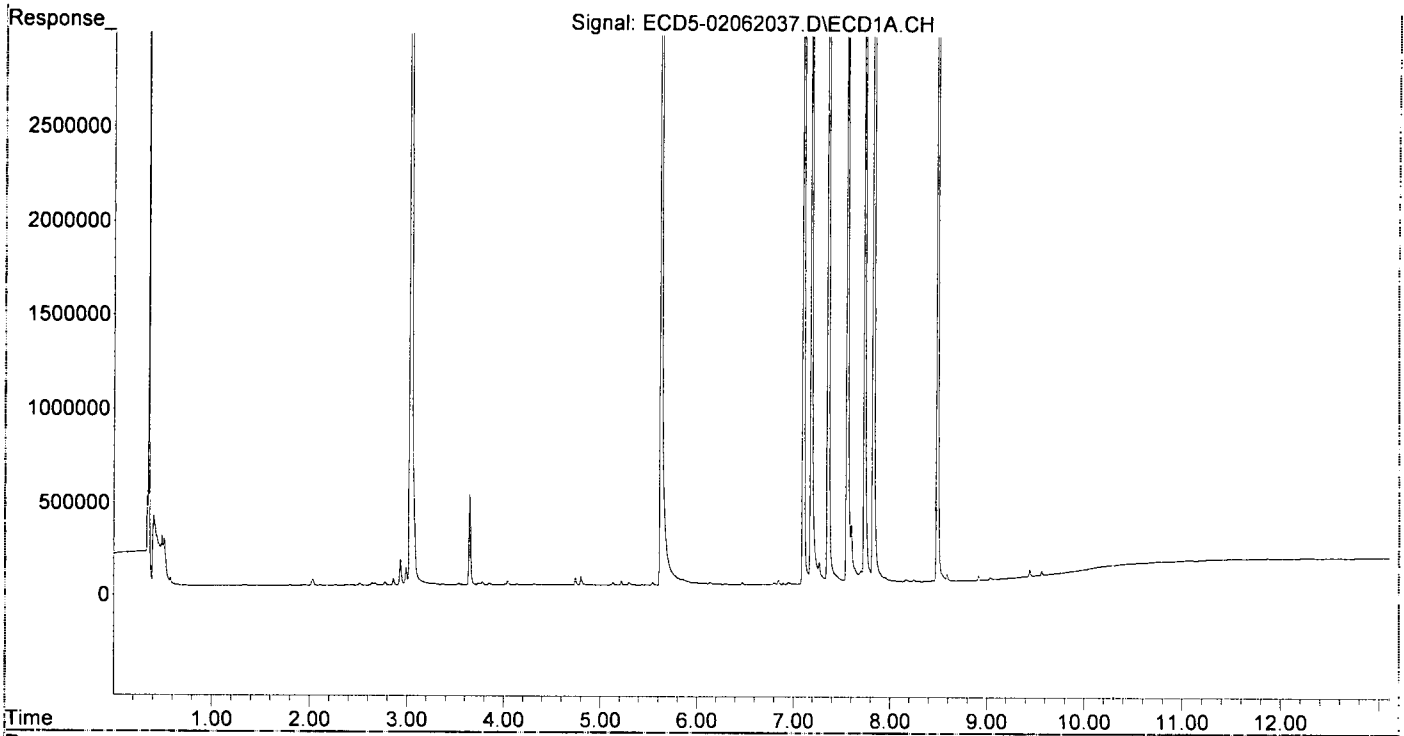
Compound	RT#1	RT#2	Resp#1	Resp#2	ng/mL	ng/mL
System Monitoring Compounds						
1) S TCMX (S)	5.217f	5.955	20522	13287	0.117	BelowCal #
22) S DCBP (S)	9.440	10.507	39465	53612	BelowCal	0.085
Target Compounds						
2) a-BHC	0.000	0.000	0	0	N.D.	N.D.
3) g-BHC	0.000	0.000	0	0	N.D.	N.D.
4) b-BHC	6.135	6.943	12900	4322	0.080	BelowCal #
5) Heptachlor	6.472	7.248	12022	12763	0.054	BelowCal #
6) d-BHC	6.298	7.197	5867	6199	0.059	0.305 #
7) Aldrin	0.000	7.529	0	14251	N.D.	0.039 #
8) Heptachlo...	7.184	7.951	5961589	58802	28.185	0.175 #
9) trans-Chl...	7.268	8.087	118782	10328087	0.568	30.780 #
10) cis-Chlor...	7.358	0.000	10180793	0	48.845	N.D. #
11) Endosulfa...	0.000	0.000	0	0	N.D.	N.D.
12) 4,4'-DDE	0.000	8.352f	0	40832	N.D.	0.118 #
13) Dieldrin	0.000	8.460	0	9066739	N.D.	27.970 #
14) Endrin	7.827f	8.685	11712703	7448141	68.417	31.161 #
15) 4,4'-DDD	7.827f	8.724	11712703	18704567	81.304	72.247
16) Endosulfa...	0.000	8.829	0	18863	N.D.	BelowCal
17) 4,4'-DDT	0.000	0.000	0	0	N.D.	N.D.
18) Endrin Al...	8.245	9.064	10682	12797	BelowCal	BelowCal
19) Endosulfa...	0.000	9.255	0	7503	N.D.	BelowCal
20) Methoxychlor	0.000	0.000	0	0	N.D.	N.D.
21) Endrin Ke...	8.736	9.648	4276	9625052	0.023	41.287 #
23) Hexachlor...	3.039	3.639	10302043	22286602	51.653	55.615
24) Hexachlor...	5.626	6.419	8058320	13290625	41.658	41.520
25) Oxychlordane	7.102	7.882	9180613	14960325	52.134	53.488
26) 2,4'-DDE	7.184	8.087	5961589	10328087	41.809	49.043
27) trans-Non...	7.358	8.158	10180793	16647267	50.969	54.139
28) 2,4'-DDD	7.556	8.460	5211959	9066739	40.964	49.158
29) 2,4'-DDT	7.737	8.685	6408437	7448141	43.751	37.744 Q-31
30) cis-Nonac...	7.827	8.724	11712703	18704567	49.694	54.830
31) Mirex	8.489	9.648	7145547	9625052	53.153	52.488
32) Chlordane...	7.268	8.087	118782	10328087	5.063	265.524 #
33) Chlordane...	7.358	0.000	10180793	0	353.245	N.D. #
34) Chlordane...	0.000	8.877	0	22344	N.D.	2.104 #
35) Chlordane...	3.777	0.000	16217	0	NoCal	N.D.
36) Toxaphene...	0.000	8.572	0	271550	N.D.	100.414 #
37) Toxaphene...	7.737	8.877f	6408437	22344	3295.395	6.416 #
38) Toxaphene...	0.000	0.000	0	0	N.D.	N.D.
39) Toxaphene...	0.000	0.000	0	0	N.D.	N.D.
40) Toxaphene...	0.000	9.168f	0	4859	N.D.	0.968 #
41) Toxaphene...	8.590	0.000	37578	0	8.654	N.D. #
42) Toxaphene...	3.739	0.000	8713	0	NoCal	N.D.

(f)=RT Delta > 1/2 Window (#)=Amounts differ by > 40% (m)=manual int.

Quantitation Report (Not Reviewed)

Data Path : R:\data\2020-02\0B06026\
Data File : ECD5-02062037.D
Signal(s) : Signal #1: ECD1A.CH Signal #2: ECD2B.CH
Acq On : 06 Feb 2020 21:57
Operator : MJB
Sample : 0B06026-CCV6
Misc : A19J408, 9-42 50 ppb
ALS Vial : 4 (Sig #1); 0 (Sig #2) Sample Multiplier: 1

Integration File signal 1: PEST1.e
Integration File signal 2: PEST2.e
Quant Time: Feb 07 11:02:27 2020
Quant Method : R:\methods\ECD5_QUANTPEST_200204.M
Quant Title : Instrument: DualECD5
QLast Update : Tue Feb 04 18:01:02 2020
Response via : Initial Calibration
Integrator: ChemStation 6890 Scale Mode: Small noise peaks clipped



Data Path : R:\data\2020-02\0B06026\
 Data File : ECD5-02062038.D
 Signal(s) : Signal #1: ECD1A.CH Signal #2: ECD2B.CH
 Acq On : 06 Feb 2020 22:15
 Operator : MJB
 Sample : 0B06026-CCB3
 Misc : AOA395
 ALS Vial : 7 (Sig #1); 0 (Sig #2) Sample Multiplier: 1

Integration File signal 1: PEST1.e
 Integration File signal 2: PEST2.e
 Quant Time: Feb 07 11:02:33 2020
 Quant Method : R:\methods\ECD5_QUANTPEST_200204.M
 Quant Title : Instrument: DualECD5
 QLast Update : Tue Feb 04 18:01:02 2020
 Response via : Initial Calibration
 Integrator: ChemStation 6890 Scale Mode: Small noise peaks clipped

MJB
2/17/20

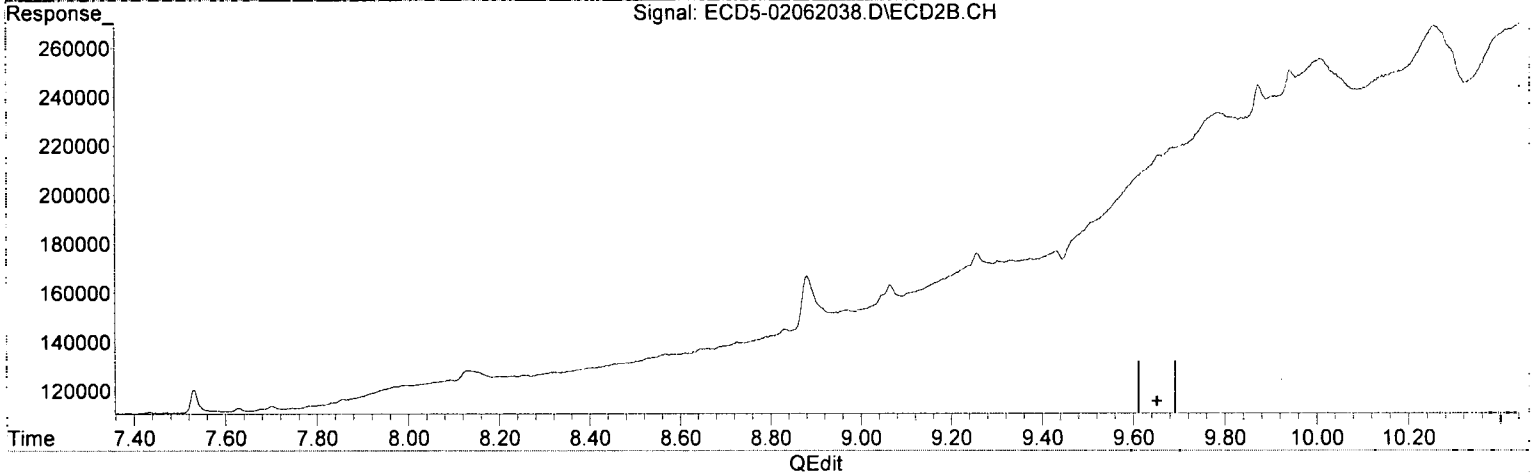
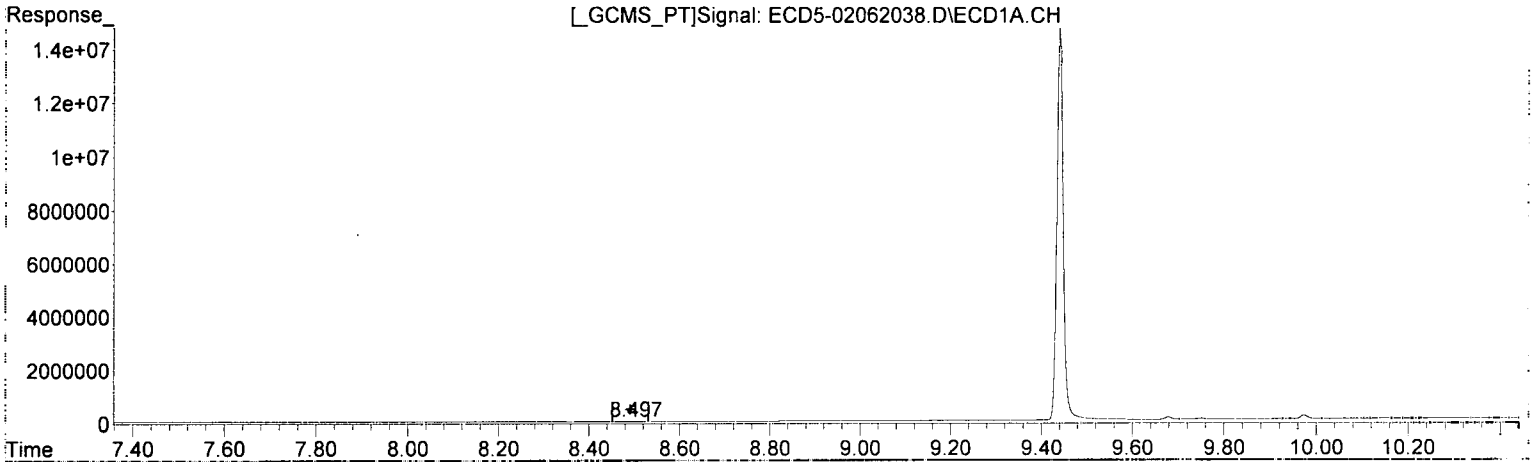
Compound	RT#1	RT#2	Resp#1	Resp#2	ng/mL	ng/mL
System Monitoring Compounds						
1) S TCMX (S)	5.243	5.949	17363808	27546476	99.372	96.808
22) S DCBP (S)	9.441	10.507	14700267	20315345	97.120	100.788
Target Compounds						
2) a-BHC	5.800	0.000	4750	0	0.019	N.D. #
3) g-BHC	0.000	0.000	0	0	N.D.	N.D.
4) b-BHC	6.143	0.000	6057	0	BelowCal	N.D.
5) Heptachlor	0.000	0.000	0	0	N.D.	N.D.
6) d-BHC	0.000	0.000	0	0	N.D.	N.D.
7) Aldrin	0.000	7.530	0	8794	N.D.	0.024 #
8) Heptachlo...	0.000	0.000	0	0	N.D.	N.D.
9) trans-Chl...	7.262	8.134f	5813	4213	0.028	0.013 #
10) cis-Chlor...	0.000	0.000	0	0	N.D.	N.D.
11) Endosulfa...	0.000	0.000	0	0	N.D.	N.D.
12) 4,4'-DDE	0.000	0.000	0	0	N.D.	N.D.
13) Dieldrin	0.000	0.000	0	0	N.D.	N.D.
14) Endrin	0.000	0.000	0	0	N.D.	N.D.
15) 4,4'-DDD	0.000	0.000	0	0	N.D.	N.D.
16) Endosulfa...	7.954	0.000	2603	0	0.016	N.D. #
17) 4,4'-DDT	0.000	0.000	0	0	N.D.	N.D.
18) Endrin Al...	8.246	9.064	5764	6320	BelowCal	BelowCal
19) Endosulfa...	8.546	9.256	6620	10667	BelowCal	BelowCal
20) Methoxychlor	0.000	9.431	0	3907	N.D.	0.270 #
21) Endrin Ke...	8.739	0.000	3097	0	0.016	N.D. #
23) Hexachlor...	3.049	0.000	7397	0	0.037	N.D. #
24) Hexachlor...	5.627	0.000	28419	0	BelowCal	N.D.
25) Oxychlorane	7.108	0.000	7940	0	BelowCal	N.D.
26) 2,4'-DDE	0.000	0.000	0	0	N.D.	N.D.
27) trans-Non...	0.000	8.134f	0	4213	N.D.	0.014 #
28) 2,4'-DDD	0.000	0.000	0	0	N.D.	N.D.
29) 2,4'-DDT	0.000	0.000	0	0	N.D.	N.D.
30) cis-Nonac...	0.000	0.000	0	0	N.D.	N.D.
31) Mirex	8.499	0.000	4493	0	6723-014	N.D. #
32) Chlordane...	7.262	8.134f	5813	4213	0.248	0.108 #
33) Chlordane...	0.000	0.000	0	0	N.D.	N.D.
34) Chlordane...	7.954f	0.000	2603	0	0.342	N.D. #
35) Chlordane...	3.736f	3.732	5196	5723	NoCal	NoCal
36) Toxaphene...	0.000	0.000	0	0	N.D.	N.D.
37) Toxaphene...	0.000	0.000	0	0	N.D.	N.D.
38) Toxaphene...	0.000	0.000	0	0	N.D.	N.D.
39) Toxaphene...	0.000	0.000	0	0	N.D.	N.D.
40) Toxaphene...	8.546	0.000	6620	0	2.014	N.D. #
41) Toxaphene...	8.584	0.000	3813	0	0.878	N.D. #
42) Toxaphene...	3.736f	3.732	5196	5723	NoCal	NoCal

(f)=RT Delta > 1/2 Window (#)=Amounts differ by > 40% (m)=manual int.

Quantitation Report (Qedit)

Data Path : R:\data\2020-02\0B06026\
Data File : ECD5-02062038.D
Signal(s) : Signal #1: ECD1A.CH Signal #2: ECD2B.CH
Acq On : 06 Feb 2020 22:15
Operator : MJB
Sample : 0B06026-CCB3
Misc : A0A395
ALS Vial : 7 (Sig #1); 0 (Sig #2) Sample Multiplier: 1

Integration File signal 1: PEST1.e
Integration File signal 2: PEST2.e
Quant Time: Feb 07 11:02:33 2020
Quant Method : R:\methods\ECD5_QUANTPEST_200204.M
Quant Title : Instrument: DualECD5
QLast Update : Tue Feb 04 18:01:02 2020
Response via : Initial Calibration
Integrator: ChemStation 6890 Scale Mode: Small noise peaks clipped



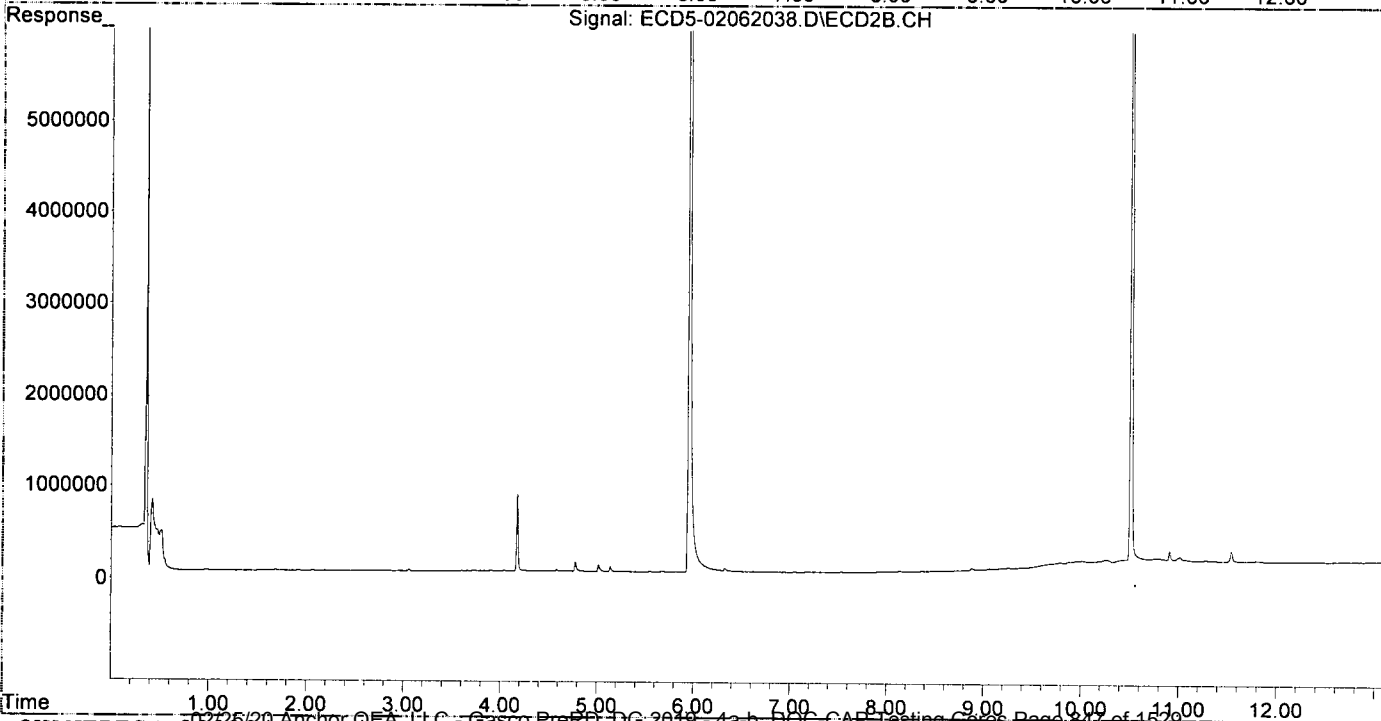
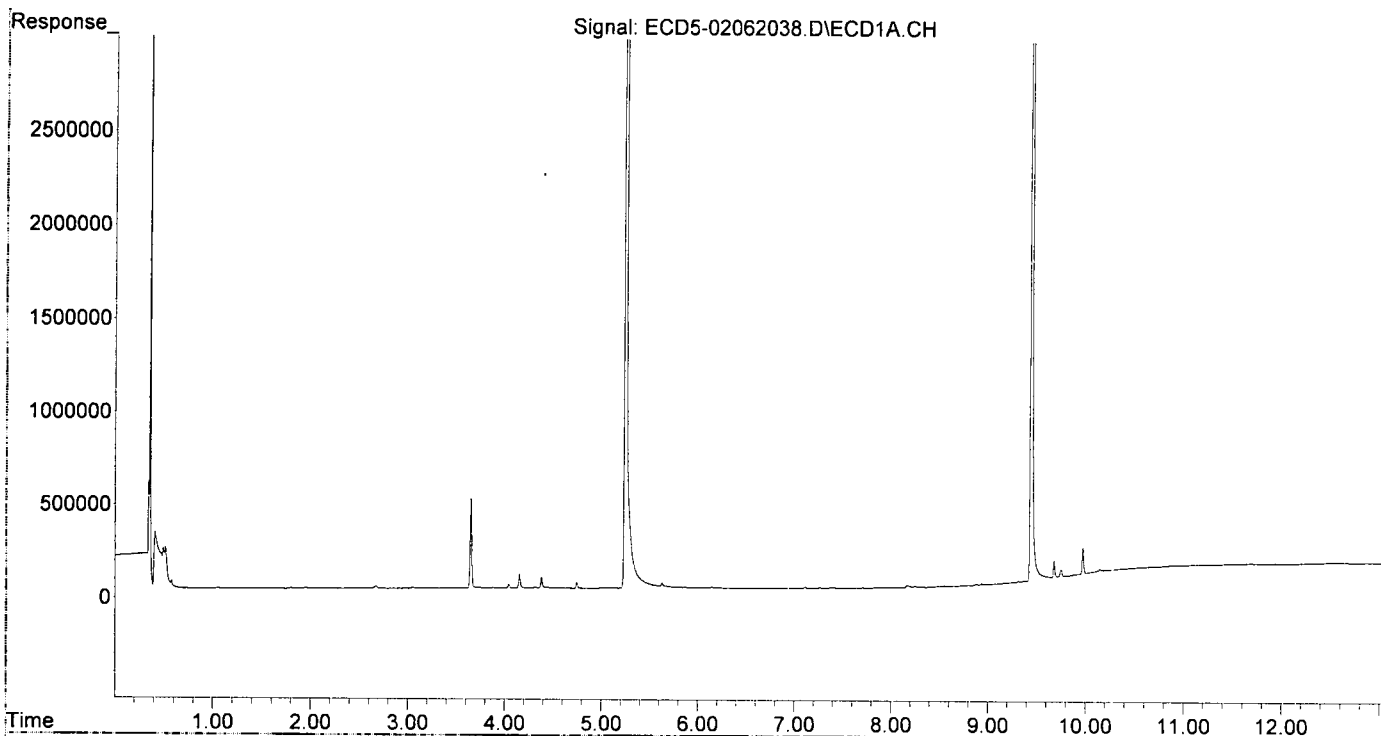
(31) Mirex
8.499min 6723.014 ng/mL *Q-del*
response 4493

MJB
2/7/20

(31) Mirex #2
0.000min 0.000 ng/mL
response 0

Data Path : R:\data\2020-02\0B06026\
 Data File : ECD5-02062038.D
 Signal(s) : Signal #1: ECD1A.CH Signal #2: ECD2B.CH
 Acq On : 06 Feb 2020 22:15
 Operator : MJB
 Sample : 0B06026-CCB3
 Misc : A0A395
 ALS Vial : 7 (Sig #1); 0 (Sig #2) Sample Multiplier: 1

Integration File signal 1: PEST1.e
 Integration File signal 2: PEST2.e
 Quant Time: Feb 07 11:02:33 2020
 Quant Method : R:\methods\ECD5_QUANTPEST_200204.M
 Quant Title : Instrument: DualECD5
 QLast Update : Tue Feb 04 18:01:02 2020
 Response via : Initial Calibration
 Integrator: ChemStation 6890 Scale Mode: Small noise peaks clipped



**Organochloride Pesticides by EPA 8081B
Calibration Data**

Sequence 0A08041 (Cal ID A0A0906) DualECD5



ELEMENT SEQUENCE LOG

Apex Laboratories

Sequence: **0A08041**
Date: **01/08/20 11:11**

Instrument: **DUALECD5**
Calibration: **A0A0906**

#	Lab Number	Matrix	Analysis	Client	Due	Batch	ISTD ID	STD ID
1	0A08041-BKD2	Water	QC	QC				A20A019
2	0A08041-ICB1	Water	QC	QC				A19L339
3	0A08041-CAL1	Water	QC	QC				A20A094
4	0A08041-CAL2	Water	QC	QC				A20A095
5	0A08041-CAL3	Water	QC	QC				A19K128
6	0A08041-CAL4	Water	QC	QC				A19K130
7	0A08041-CAL5	Water	QC	QC				A19K131
8	0A08041-CAL6	Water	QC	QC				A19K132
9	0A08041-CAL7	Water	QC	QC				A19K133
10	0A08041-CAL8	Water	QC	QC				A19K134
11	0A08041-CAL9	Water	QC	QC				A19K126
12	0A08041-IBL1	Water	QC	QC				
13	0A08041-ICV1	Water	QC	QC				A19I209
14	0A08041-CALA	Water	QC	QC				A20A096
15	0A08041-CALB	Water	QC	QC				A19K263
16	0A08041-CALC	Water	QC	QC				A19K264
17	0A08041-CALD	Water	QC	QC				A19K265
18	0A08041-CALE	Water	QC	QC				A19K266
19	0A08041-CALF	Water	QC	QC				A19J407
20	0A08041-CALG	Water	QC	QC				A19J408
21	0A08041-CALH	Water	QC	QC				A19J409
22	0A08041-CALI	Water	QC	QC				A19K262
23	0A08041-IBL2	Water	QC	QC				
24	0A08041-ICV2	Water	QC	QC				A19J410
25	0A08041-CALJ	Water	QC	QC				A20A097
26	0A08041-CALK	Water	QC	QC				A19K307
27	0A08041-CALL	Water	QC	QC				A19K308
28	0A08041-CALM	Water	QC	QC				A19K309
29	0A08041-CALN	Water	QC	QC				A19K310
30	0A08041-CALO	Water	QC	QC				A19K311
31	0A08041-CALP	Water	QC	QC				A19K306
32	0A08041-IBL3	Water	QC	QC				
33	0A08041-ICV3	Water	QC	QC				A19K312
34	0A08041-CALQ	Water	QC	QC				A20A098
35	0A08041-CALR	Water	QC	QC				A19J417
36	0A08041-CALS	Water	QC	QC				A19J418
37	0A08041-CALT	Water	QC	QC				A19J419
38	0A08041-CALU	Water	QC	QC				A19J420
39	0A08041-CALV	Water	QC	QC				A19J421
40	0A08041-CALW	Water	QC	QC				A19J416
41	0A08041-IBL4	Water	QC	QC				
42	0A08041-ICV4	Water	QC	QC				A19J422

Data Entered By: MJB 1/9/20

Comments: ICAL

Data Reviewed By: MJB 1/9/20

Calibration Status Report DUALECD5

Method Path : R:\methods\
 Method File : ECD5_QUANTPEST_200107.M
 Title : Instrument: DualECD5
 Last Update : Thu Jan 09 11:11:29 2020
 Response Via : Initial Calibration

AOA 0906

*MJB
1/9/20*

#	ID	Conc	ISTD Conc	Path\File
1	1	10	0	R:\data\2020-01\0A08041\ECD5-01082042.D
2	2	50	0	R:\data\2020-01\0A08041\ECD5-01082043.D
3	3	100	0	R:\data\2020-01\0A08041\ECD5-01082044.D
4	4	200	0	R:\data\2020-01\0A08041\ECD5-01082045.D
5	5	500	0	R:\data\2020-01\0A08041\ECD5-01082046.D
6	6	1000	0	R:\data\2020-01\0A08041\ECD5-01082047.D
7	7	2000	0	R:\data\2020-01\0A08041\ECD5-01082048.D
8	8	-1	0	R:\data\2020-01\0A08041\ECD5-01082029.D
9	9	-1	0	R:\data\2020-01\0A08041\ECD5-01082030.D

#	ID	Update Time	Quant Time	Acquisition Time
1	1	Jan 09 11:10 2020	Jan 09 11:03 2020	08 Jan 2020 23:41
2	2	Jan 09 11:10 2020	Jan 09 11:04 2020	08 Jan 2020 23:58
3	3	Jan 09 11:10 2020	Jan 09 11:05 2020	09 Jan 2020 0:15
4	4	Jan 09 11:11 2020	Jan 09 11:05 2020	09 Jan 2020 0:32
5	5	Jan 09 11:11 2020	Jan 09 11:07 2020	09 Jan 2020 0:50
6	6	Jan 09 11:11 2020	Jan 09 11:06 2020	09 Jan 2020 1:07
7	7	Jan 09 11:11 2020	Jan 09 11:07 2020	09 Jan 2020 1:24
8	8	Jan 09 11:09 2020	Jan 09 10:53 2020	08 Jan 2020 19:59
9	9	Jan 09 11:09 2020	Jan 09 10:54 2020	08 Jan 2020 20:16

ECD5_QUANTPEST_200107.M Thu Jan 09 14:29:55 2020

Calibration Report DUALECD5

Method Path R:\methods\
 Method File ECD5_QUANTPEST_200107.M
 Title Instrument: DualECD5
 Last Update Thu Jan 09 11:11:29 2020
 Response Via Initial Calibration

Calibration Files

1 =ECD5-01082042 2 =ECD5-01082043 3 =ECD5-01082044 4 =ECD5-01082045 5 =ECD5-01082046
 6 =ECD5-01082047 7 =ECD5-01082048 8 =ECD5-01082029 9 =ECD5-01082030

	Compound	Fit	Constant	Linear	Quad	RSD/Cf
1) S	TCMX (S)	Avg	-----	1.9526 e5	-----	0.0804
2)	a-BHC	Avg	-----	2.6316 e5	-----	0.0190
3)	g-BHC	Avg	-----	2.3350 e5	-----	0.0183
4)	b-BHC	Quad	1.6419 e4	9.8035 e4	-1.6527 e1	0.9994
5)	Heptachlor	Avg	-----	2.2724 e5	-----	0.0407
6)	d-BHC	Avg	-----	2.1784 e5	-----	0.0334
7)	Aldrin	Avg	-----	2.2064 e5	-----	0.0214
8)	Heptachlor Epoxide	Avg	-----	2.0616 e5	-----	0.0518
9)	trans-Chlordane	Avg	-----	2.1072 e5	-----	0.0349
10)	cis-Chlordane	Avg	-----	2.0463 e5	-----	0.0485
11)	Endosulfan I	Avg	-----	1.9380 e5	-----	0.0513
12)	4,4'-DDE	Avg	-----	2.0619 e5	-----	0.0166
13)	Dieldrin	Avg	-----	2.1538 e5	-----	0.0214
14)	Endrin	Avg	-----	1.7302 e5	-----	0.0668
15)	4,4'-DDD	Avg	-----	1.7265 e5	-----	0.0218
16)	Endosulfan II	Avg	-----	1.7062 e5	-----	0.0756
17)	4,4'-DDT	Avg	-----	1.6566 e5	-----	0.0435
18)	Endrin Aldehyde	Avg	-----	1.5311 e5	-----	0.0800
19)	Endosulfan Sulfate	Avg	-----	1.6004 e5	-----	0.0532
20)	Methoxychlor	Avg	-----	8.6608 e4	-----	0.0605
21)	Endrin Ketone	Avg	-----	1.9097 e5	-----	0.0236
22) S	DCBP (S)	Quad	2.3268 e4	1.4960 e5	-1.8397 e1	0.9989
23)	Hexachlorobutadiene	Avg	-----	1.9945 e5	-----	0.0981
24)	Hexachlorobenzene	Quad	2.9978 e4	1.9264 e5	1.8763	0.9962
25)	Oxychlorane	Quad	3.5543 e4	1.7429 e5	2.1636 e1	0.9947
26)	2,4'-DDE	Avg	-----	1.4259 e5	-----	0.0981
27)	trans-Nonachlor	Quad	3.1077 e4	1.9823 e5	1.7689 e1	0.9961
28)	2,4'-DDD	Avg	-----	1.2723 e5	-----	0.0899
29)	2,4'-DDT	Avg	-----	1.4648 e5	-----	0.0983
30)	cis-Nonachlor	Avg	-----	2.3570 e5	-----	0.0909
31)	Mirex	Quad	3.3267 e4	1.3487 e5	-2.0062 e1	0.9918
32)	Chlordane (1)	Avg	-----	2.3462 e4	-----	0.0395
33)	Chlordane (2)	Avg	-----	2.8821 e4	-----	0.0350
34)	Chlordane (3)	Avg	-----	7.6076 e3	-----	0.0633
35)	Chlordane - AVE	Avg	-----	-----	-----	0.0000
36)	Toxaphene (1)	Avg	-----	1.0532 e3	-----	0.0794
37)	Toxaphene (2)	Avg	-----	1.9447 e3	-----	0.0738
38)	Toxaphene (3)	Quad	1.7387 e4	4.1786 e3	0.0557	0.9986
39)	Toxaphene (4)	Avg	-----	4.0400 e3	-----	0.0497
40)	Toxaphene (5)	Avg	-----	3.2878 e3	-----	0.0355
41)	Toxaphene (6)	Avg	-----	4.3424 e3	-----	0.0566
42)	Toxaphene - AVE	Avg	-----	-----	-----	0.0000

MJB
1/9/20

Signal #2

	Compound	Fit	Constant	Linear	Quad	RSD/Cf
1) S	TCMX (S)	Avg	-----	2.9808 e5	-----	0.0587
2)	a-BHC	Avg	-----	4.1295 e5	-----	0.0894
3)	g-BHC	Avg	-----	3.6510 e5	-----	0.0715
4)	b-BHC	Avg	-----	1.6086 e5	-----	0.0718
5)	Heptachlor	Avg	-----	3.5449 e5	-----	0.0728
6)	d-BHC	Quad	-1.9393 e4	3.3588 e5	3.9787 e2	0.9968
7)	Aldrin	Avg	-----	3.3308 e5	-----	0.0839

8)	Heptachlor Expoxide	Avg	-----	3.0804 e5	-----	0.0552
9)	trans-Chlordane	Avg	-----	3.1183 e5	-----	0.0623
10)	cis-Chlordane	Avg	-----	2.9665 e5	-----	0.0474
11)	Endosulfan I	Avg	-----	2.7788 e5	-----	0.0595
12)	4,4'-DDE	Quad	-9.6262 e3	2.9077 e5	3.6238 e2	0.9979
13)	Dieldrin	Avg	-----	3.0893 e5	-----	0.0776
14)	Endrin	Avg	-----	2.3497 e5	-----	0.0933
15)	4,4'-DDD	Avg	-----	2.4581 e5	-----	0.0971
16)	Endosulfan II	Avg	-----	2.4430 e5	-----	0.0776
17)	4,4'-DDT	Quad	-6.2328 e3	2.1337 e5	4.0170 e2	0.9966
18)	Endrin Aldehyde	Avg	-----	2.2360 e5	-----	0.0489
19)	Endosulfan Sulfate	Avg	-----	2.2167 e5	-----	0.0799
20)	Methoxychlor	Avg	-----	1.1893 e5	-----	0.0918
21)	Endrin Ketone	Avg	-----	2.5043 e5	-----	0.0975
22) S	DCBP (S)	Avg	-----	1.7795 e5	-----	0.0846
23)	Hexachlorobutadiene	Avg	-----	4.0073 e5	-----	0.0684
24)	Hexachlorobenzene	Avg	-----	3.2010 e5	-----	0.0850
25)	Oxychlordane	Avg	-----	2.7969 e5	-----	0.0948
26)	2,4'-DDE	Avg	-----	2.1059 e5	-----	0.0853
27)	trans-Nonachlor	Avg	-----	3.0749 e5	-----	0.0865
28)	2,4'-DDD	Avg	-----	1.8444 e5	-----	0.0961
29)	2,4'-DDT	Quad	1.9201 e4	1.8390 e5	3.4248 e2	0.9962
30)	cis-Nonachlor	Avg	-----	3.4114 e5	-----	0.0896
31)	Mirex	Quad	4.6564 e4	1.7252 e5	1.8989 e2	0.9939
32)	Chlordane (1)	Avg	-----	3.8897 e4	-----	0.0816
33)	Chlordane (2)	Avg	-----	3.2098 e4	-----	0.0642
34)	Chlordane (3)	Avg	-----	1.0618 e4	-----	0.0935
35)	Chlordane - AVE	Avg	-----	-----	-----	0.0000
36)	Toxaphene (1)	Avg	-----	2.7043 e3	-----	0.0563
37)	Toxaphene (2)	Avg	-----	3.4826 e3	-----	0.0559
38)	Toxaphene (3)	Quad	2.0271 e4	5.1151 e3	0.4339	0.9999
39)	Toxaphene (4)	Avg	-----	9.0257 e3	-----	0.0752
40)	Toxaphene (5)	Avg	-----	5.0220 e3	-----	0.0635
41)	Toxaphene (6)	Avg	-----	5.6142 e3	-----	0.0691
42)	Toxaphene - AVE	Avg	-----	-----	-----	0.0000

ECD5_QUANTPEST_200107.M Thu Jan 09 15:22:53 2020

Element Calibration Review Sheet

Calibration ID: **AOA0906**

Instrument: **DUALECD5**

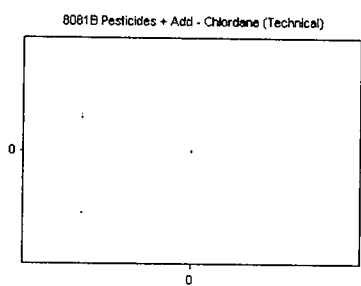
Calibration Date: **01/09/2020**

Analysis: **8081B Pesticides + Add**

Instrument Cal ID: **ECD5_QUANTPEST_20010**

Chlordane (Technical)

Curve Fit: **AVERAGE RF**

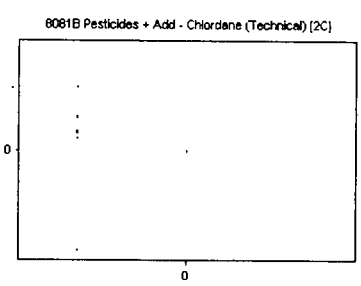


Standard	Concentration	Response	Response Factor	RT
0A08041-CALJ	40	0	0.000	0.00
0A08041-CALK	50	0	0.000	0.00
0A08041-CALL	100	0	0.000	0.00
0A08041-CALM	200	0	0.000	0.00
0A08041-CALN	500	0	0.000	0.00
0A08041-CALO	1000	0	0.000	0.00
0A08041-CALP	2000	0	0.000	0.00

AVE RF 0.000 RF RSD 0.00 AVE RT 0.00

Chlordane (Technical) [2C]

Curve Fit: **AVERAGE RF**

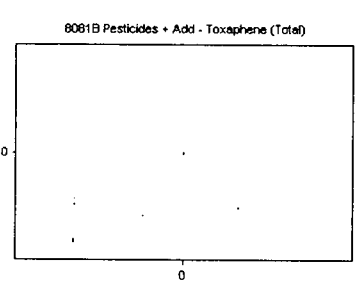


Standard	Concentration	Response	Response Factor	RT
0A08041-CALJ	40	0	0.000	0.00
0A08041-CALK	50	0	0.000	0.00
0A08041-CALL	100	0	0.000	0.00
0A08041-CALM	200	0	0.000	0.00
0A08041-CALN	500	0	0.000	0.00
0A08041-CALO	1000	0	0.000	0.00
0A08041-CALP	2000	0	0.000	0.00

AVE RF 0.000 RF RSD 0.00 AVE RT 0.00

Toxaphene (Total)

Curve Fit: **AVERAGE RF**




Standard	Concentration	Response	Response Factor	RT
0A08041-CALQ	40	0	0.000	0.00
0A08041-CALR	50	0	0.000	0.00
0A08041-CALS	100	0	0.000	0.00
0A08041-CALT	200	0	0.000	0.00
0A08041-CALU	500	0	0.000	0.00
0A08041-CALV	1000	0	0.000	0.00
0A08041-CALW	2000	0	0.000	0.00

AVE RF 0.000 RF RSD 0.00 AVE RT 0.00

Toxaphene (Total) [2C]

Curve Fit: **AVERAGE RF**



Standard	Concentration	Response	Response Factor	RT
0A08041-CALQ	40	0	0.000	0.00
0A08041-CALR	50	0	0.000	0.00
0A08041-CALS	100	0	0.000	0.00
0A08041-CALT	200	0	0.000	0.00
0A08041-CALU	500	0	0.000	0.00
0A08041-CALV	1000	0	0.000	0.00
0A08041-CALW	2000	0	0.000	0.00

AVE RF 0.000 RF RSD 0.00 AVE RT 0.00

Element Calibration Review Sheet

Calibration ID: **AOA0906**

Instrument: **DUALECD5**

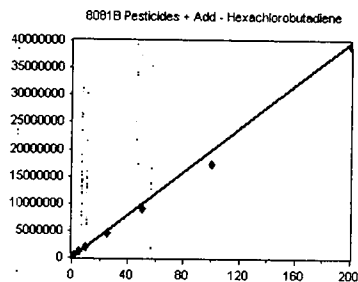
Calibration Date: **01/09/2020**

Analysis: **8081B Pesticides + Add**

Instrument Cal ID: **ECD5_QUANTPEST_20010**

Hexachlorobutadiene

Curve Fit: **AVERAGE RF**

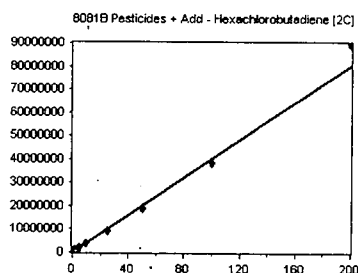


Standard	Concentration	Response	Response Factor	RT
0A08041-CALA	0.5	111441	222882.000	3.20
0A08041-CALB	1	233620	233620.000	3.20
0A08041-CALC	2	399253	199626.500	3.20
0A08041-CALD	5	1045541	209108.200	3.20
0A08041-CALE	10	1945769	194576.900	3.20
0A08041-CALF	25	4597497	183899.900	3.20
0A08041-CALG	50	9074096	181481.900	3.21
0A08041-CALH	100	1.739457E+07	173945.700	3.21
0A08041-CALI	200	3.917575E+07	195878.800	3.21

AVE RF 199446.700 **RF RSD** 9.81 **AVE RT** 3.20

Hexachlorobutadiene [2C]

Curve Fit: **AVERAGE RF**

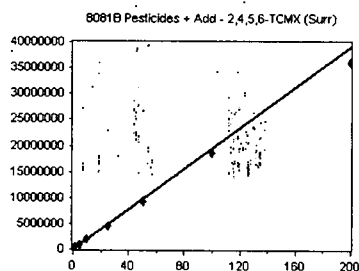


Standard	Concentration	Response	Response Factor	RT
0A08041-CALA	0.5	211151	422302.000	3.81
0A08041-CALB	1	433391	433391.000	3.81
0A08041-CALC	2	769290	384645.000	3.81
0A08041-CALD	5	2029333	405866.600	3.81
0A08041-CALE	10	3803037	380303.700	3.81
0A08041-CALF	25	9313071	372522.800	3.81
0A08041-CALG	50	1.891409E+07	378281.800	3.81
0A08041-CALH	100	3.822985E+07	382298.500	3.82
0A08041-CALI	200	8.938687E+07	446934.400	3.82

AVE RF 400727.300 **RF RSD** 6.84 **AVE RT** 3.81

2,4,5,6-TCMX (Surr)

Curve Fit: **AVERAGE RF**

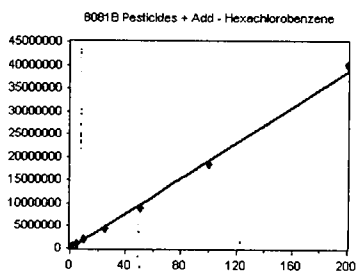


Standard	Concentration	Response	Response Factor	RT
0A08041-CAL1	0.5	112863	225726.000	5.40
0A08041-CAL2	1	211254	211254.000	5.40
0A08041-CAL3	2	415516	207758.000	5.40
0A08041-CAL4	5	950074	190014.800	5.40
0A08041-CAL5	10	1840383	184038.300	5.40
0A08041-CAL6	25	4644520	185780.800	5.40
0A08041-CAL7	50	9333732	186674.600	5.40
0A08041-CAL8	100	1.860801E+07	186080.100	5.40
0A08041-CAL9	200	3.600419E+07	180021.000	5.40

AVE RF 195260.800 **RF RSD** 8.04 **AVE RT** 5.40

Hexachlorobenzene

Curve Fit: **QUADRATIC: Weighting: (1/a^2), Origin: Ignore**



Standard	Concentration	Response	Response Factor	RT
0A08041-CALA	0.5	122709	245418.000	5.78
0A08041-CALB	1	233462	233462.000	5.78
0A08041-CALC	2	418552	209276.000	5.78
0A08041-CALD	5	1068601	213720.200	5.78
0A08041-CALE	10	2009121	200912.100	5.78
0A08041-CALF	25	4493137	179725.500	5.78
0A08041-CALG	50	9072972	181459.400	5.78
0A08041-CALH	100	1.858538E+07	185853.800	5.78
0A08041-CALI	200	4.017022E+07	200851.100	5.79

AVE RF 205630.900 **RF RSD** 11.05 **AVE RT** 5.78

Element Calibration Review Sheet

Calibration ID: **AOA0906**

Instrument: **DUALECD5**

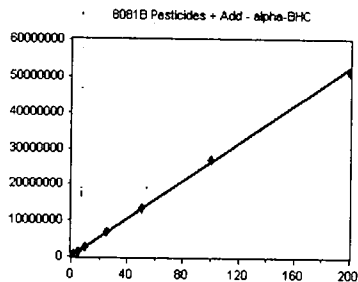
Calibration Date: **01/09/2020**

Analysis: **8081B Pesticides + Add**

Instrument Cal ID: **ECD5_QUANTPEST_20010**

alpha-BHC

Curve Fit: **AVERAGE RF**

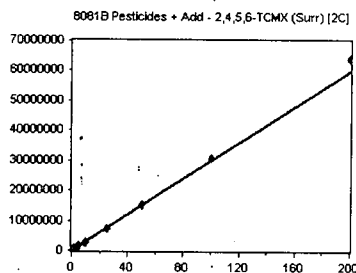


Standard	Concentration	Response	Response Factor	RT
0A08041-CAL1	0.5	133246	266492.000	5.94
0A08041-CAL2	1	256973	256973.000	5.94
0A08041-CAL3	2	537497	268748.500	5.94
0A08041-CAL4	5	1306500	261300.000	5.94
0A08041-CAL5	10	2577924	257792.400	5.94
0A08041-CAL6	25	6708027	268321.100	5.94
0A08041-CAL7	50	1.321685E+07	264337.000	5.94
0A08041-CAL8	100	2.676178E+07	267617.800	5.94
0A08041-CAL9	200	5.137859E+07	256893.000	5.94

AVE RF 263163.900 **RF RSD** 1.90 **AVE RT** 5.94

2,4,5,6-TCMX (Surr) [2C]

Curve Fit: **AVERAGE RF**

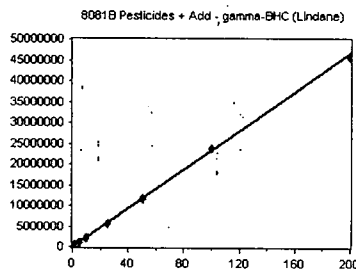


Standard	Concentration	Response	Response Factor	RT
0A08041-CAL1	0.5	158219	316438.000	6.12
0A08041-CAL2	1	311231	311231.000	6.13
0A08041-CAL3	2	589045	294522.500	6.13
0A08041-CAL4	5	1376103	275220.600	6.13
0A08041-CAL5	10	2696320	269632.000	6.13
0A08041-CAL6	25	7248704	289948.200	6.13
0A08041-CAL7	50	1.49735E+07	299470.000	6.13
0A08041-CAL8	100	3.072632E+07	307263.200	6.13
0A08041-CAL9	200	6.380501E+07	319025.000	6.13

AVE RF 298083.400 **RF RSD** 5.87 **AVE RT** 6.13

gamma-BHC (Lindane)

Curve Fit: **AVERAGE RF**

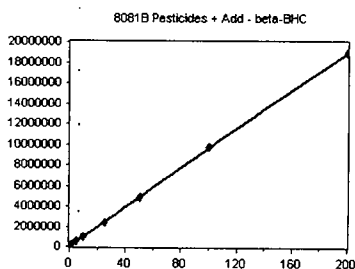


Standard	Concentration	Response	Response Factor	RT
0A08041-CAL1	0.5	120283	240566.000	6.23
0A08041-CAL2	1	234366	234366.000	6.23
0A08041-CAL3	2	471506	235753.000	6.23
0A08041-CAL4	5	1166721	233344.200	6.22
0A08041-CAL5	10	2268745	226874.500	6.22
0A08041-CAL6	25	5763650	230546.000	6.23
0A08041-CAL7	50	1.170812E+07	234162.400	6.23
0A08041-CAL8	100	2.371919E+07	237191.900	6.23
0A08041-CAL9	200	4.574073E+07	228703.600	6.23

AVE RF 233500.800 **RF RSD** 1.83 **AVE RT** 6.23

beta-BHC

Curve Fit: **QUADRATIC: Weighting: (1/a^2), Origin: Ignore**



Standard	Concentration	Response	Response Factor	RT
0A08041-CAL1	0.5	65009	130018.000	6.30
0A08041-CAL2	1	114282	114282.000	6.30
0A08041-CAL3	2	220797	110398.500	6.30
0A08041-CAL4	5	509830	101966.000	6.30
0A08041-CAL5	10	961397	96139.700	6.30
0A08041-CAL6	25	2412054	96482.160	6.30
0A08041-CAL7	50	4896621	97932.420	6.30
0A08041-CAL8	100	9778496	97784.960	6.30
0A08041-CAL9	200	1.888572E+07	94428.600	6.30

AVE RF 104381.400 **RF RSD** 11.29 **AVE RT** 6.30

Element Calibration Review Sheet

Calibration ID: **AOA0906**

Instrument: **DUALECD5**

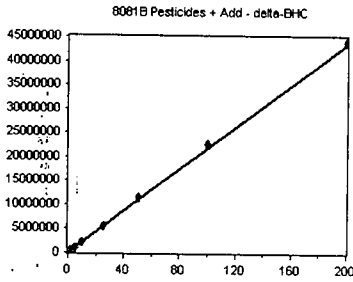
Calibration Date: **01/09/2020**

Analysis: **8081B Pesticides + Add**

Instrument Cal ID: **ECD5_QUANTPEST_20010**

delta-BHC

Curve Fit: **AVERAGE RF**

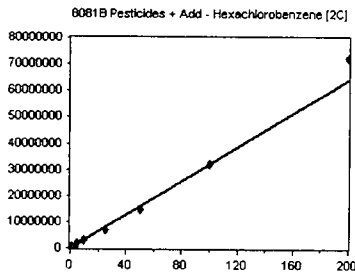


Standard	Concentration	Response	Response Factor	RT
0A08041-CAL1	0.5	111153	222306.000	6.45
0A08041-CAL2	1	208419	208419.000	6.45
0A08041-CAL3	2	432587	216293.500	6.45
0A08041-CAL4	5	1063446	212689.200	6.45
0A08041-CAL5	10	2076601	207660.100	6.45
0A08041-CAL6	25	5473600	218944.000	6.45
0A08041-CAL7	50	1.142903E+07	228580.600	6.45
0A08041-CAL8	100	2.255994E+07	225599.400	6.45
0A08041-CAL9	200	4.401698E+07	220084.900	6.45

AVE RF 217841.900 **RF RSD** 3.34 **AVE RT** 6.45

Hexachlorobenzene [2C]

Curve Fit: **AVERAGE RF**

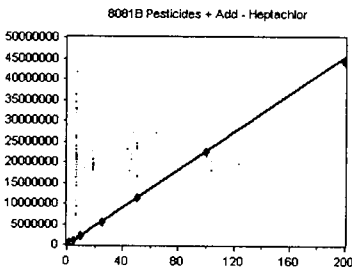


Standard	Concentration	Response	Response Factor	RT
0A08041-CALA	0.5	175732	351464.000	6.60
0A08041-CALB	1	346466	346466.000	6.60
0A08041-CALC	2	608347	304173.500	6.60
0A08041-CALD	5	1591805	318361.000	6.60
0A08041-CALE	10	3000124	300012.400	6.59
0A08041-CALF	25	7094857	283794.300	6.59
0A08041-CALG	50	1.472284E+07	294456.800	6.59
0A08041-CALH	100	3.220521E+07	322052.100	6.60
0A08041-CALI	200	7.202848E+07	360142.400	6.60

AVE RF 320102.500 **RF RSD** 8.50 **AVE RT** 6.59

Heptachlor

Curve Fit: **AVERAGE RF**

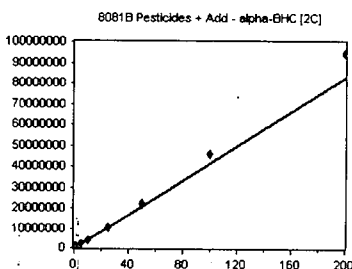


Standard	Concentration	Response	Response Factor	RT
0A08041-CAL1	0.5	122190	244380.000	6.64
0A08041-CAL2	1	233856	233856.000	6.64
0A08041-CAL3	2	456995	228497.500	6.64
0A08041-CAL4	5	1163113	232622.600	6.64
0A08041-CAL5	10	2147477	214747.700	6.64
0A08041-CAL6	25	5435552	217422.100	6.64
0A08041-CAL7	50	1.143657E+07	228731.400	6.64
0A08041-CAL8	100	2.252592E+07	225259.200	6.64
0A08041-CAL9	200	4.392158E+07	219607.900	6.64

AVE RF 227236.000 **RF RSD** 4.07 **AVE RT** 6.64

alpha-BHC [2C]

Curve Fit: **AVERAGE RF**



Standard	Concentration	Response	Response Factor	RT
0A08041-CAL1	0.5	185876	371752.000	6.73
0A08041-CAL2	1	379209	379209.000	6.74
0A08041-CAL3	2	767270	383635.000	6.73
0A08041-CAL4	5	1977180	395436.000	6.73
0A08041-CAL5	10	3955799	395579.900	6.73
0A08041-CAL6	25	1.041547E+07	416618.800	6.74
0A08041-CAL7	50	2.208932E+07	441786.400	6.74
0A08041-CAL8	100	4.600992E+07	460099.200	6.73
0A08041-CAL9	200	9.449035E+07	472451.800	6.74

AVE RF 412952.000 **RF RSD** 8.94 **AVE RT** 6.73

Element Calibration Review Sheet

Calibration ID: **AOA0906**

Instrument: **DUALECD5**

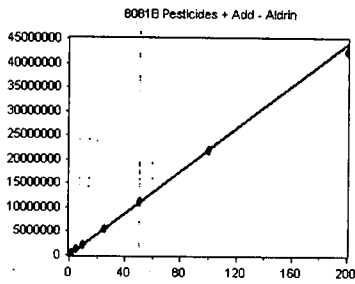
Calibration Date: **01/09/2020**

Analysis: **8081B Pesticides + Add**

Instrument Cal ID: **ECD5_QUANTPEST_20010**

Aldrin

Curve Fit: **AVERAGE RF**

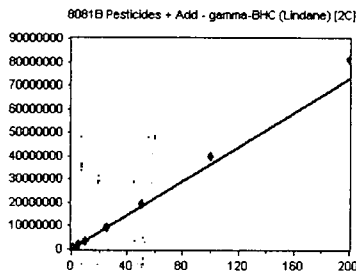


Standard	Concentration	Response	Response Factor	RT
0A08041-CAL1	0.5	113031	226062.000	6.88
0A08041-CAL2	1	224047	224047.000	6.88
0A08041-CAL3	2	440039	220019.500	6.88
0A08041-CAL4	5	1111711	222342.200	6.88
0A08041-CAL5	10	2163245	216324.500	6.88
0A08041-CAL6	25	5637637	225505.500	6.88
0A08041-CAL7	50	1.108784E+07	221756.800	6.88
0A08041-CAL8	100	2.182767E+07	218276.700	6.88
0A08041-CAL9	200	4.228299E+07	211415.000	6.88

AVE RF 220638.800 **RF RSD** 2.14 **AVE RT** 6.88

gamma-BHC (Lindane) [2C]

Curve Fit: **AVERAGE RF**

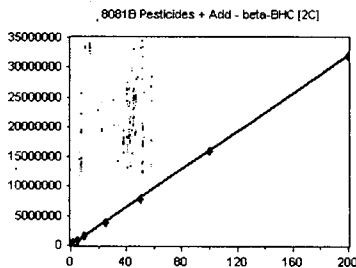


Standard	Concentration	Response	Response Factor	RT
0A08041-CAL1	0.5	175442	350884.000	7.05
0A08041-CAL2	1	343398	343398.000	7.06
0A08041-CAL3	2	677169	338584.500	7.05
0A08041-CAL4	5	1723036	344607.200	7.05
0A08041-CAL5	10	3502209	350220.900	7.05
0A08041-CAL6	25	9109081	364363.300	7.05
0A08041-CAL7	50	1.934841E+07	386968.200	7.06
0A08041-CAL8	100	4.010865E+07	401086.500	7.05
0A08041-CAL9	200	8.115283E+07	405764.200	7.06

AVE RF 365097.400 **RF RSD** 7.15 **AVE RT** 7.05

beta-BHC [2C]

Curve Fit: **AVERAGE RF**

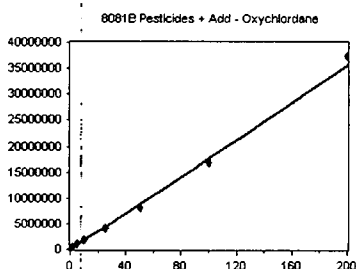


Standard	Concentration	Response	Response Factor	RT
0A08041-CAL1	0.5	92509	185018.000	7.11
0A08041-CAL2	1	172988	172988.000	7.12
0A08041-CAL3	2	320899	160449.500	7.12
0A08041-CAL4	5	782957	156591.400	7.11
0A08041-CAL5	10	1480627	148062.700	7.11
0A08041-CAL6	25	3735653	149426.100	7.12
0A08041-CAL7	50	7821870	156437.400	7.12
0A08041-CAL8	100	1.587219E+07	158721.900	7.11
0A08041-CAL9	200	3.200316E+07	160015.800	7.11

AVE RF 160856.800 **RF RSD** 7.18 **AVE RT** 7.11

Oxychlorane

Curve Fit: **QUADRATIC: Weighting: (1/a^2), Origin: Ignore**



Standard	Concentration	Response	Response Factor	RT
0A08041-CALA	0.5	118861	237722.000	7.27
0A08041-CALB	1	223883	223883.000	7.27
0A08041-CALC	2	376867	188433.500	7.27
0A08041-CALD	5	992877	198575.400	7.27
0A08041-CALE	10	1829348	182934.800	7.27
0A08041-CALF	25	4098780	163951.200	7.27
0A08041-CALG	50	8215656	164313.100	7.27
0A08041-CALH	100	1.680522E+07	168052.200	7.27
0A08041-CALI	200	3.739266E+07	186963.300	7.27

AVE RF 190536.500 **RF RSD** 13.61 **AVE RT** 7.27

Element Calibration Review Sheet

Calibration ID: **AOA0906**

Instrument: **DUALECD5**

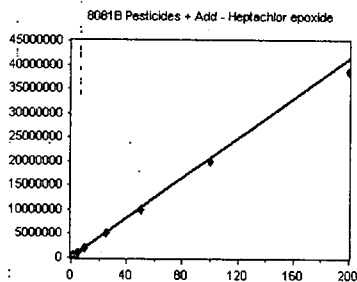
Calibration Date: **01/09/2020**

Analysis: **8081B Pesticides + Add**

Instrument Cal ID: **ECD5_QUANTPEST_20010**

Heptachlor epoxide

Curve Fit: **AVERAGE RF**

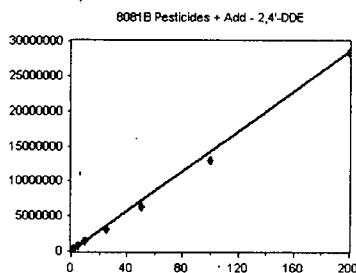


Standard	Concentration	Response	Response Factor	RT
0A08041-CAL1	0.5	112198	224396.000	7.34
0A08041-CAL2	1	218282	218282.000	7.34
0A08041-CAL3	2	427014	213507.000	7.34
0A08041-CAL4	5	1035468	207093.600	7.34
0A08041-CAL5	10	1956671	195667.100	7.34
0A08041-CAL6	25	5116716	204668.600	7.34
0A08041-CAL7	50	9998611	199972.200	7.34
0A08041-CAL8	100	1.986637E+07	198663.700	7.34
0A08041-CAL9	200	3.8629E+07	193145.000	7.34

AVE RF 206155.000 RF RSD 5.18 AVE RT 7.34

2,4'-DDE

Curve Fit: **AVERAGE RF**

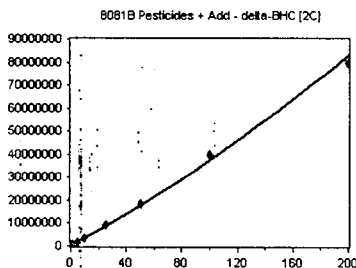


Standard	Concentration	Response	Response Factor	RT
0A08041-CALA	0.5	81726	163452.000	7.34
0A08041-CALB	1	161136	161136.000	7.34
0A08041-CALC	2	286330	143165.000	7.34
0A08041-CALD	5	750391	150078.200	7.34
0A08041-CALE	10	1426392	142639.200	7.34
0A08041-CALF	25	3149574	125983.000	7.34
0A08041-CALG	50	6308999	126180.000	7.34
0A08041-CALH	100	1.290157E+07	129015.700	7.34
0A08041-CALI	200	2.833477E+07	141673.800	7.34

AVE RF 142591.400 RF RSD 9.81 AVE RT 7.34

delta-BHC [2C]

Curve Fit: **QUADRATIC: Weighting: (1/a^2), Origin: Ignore**

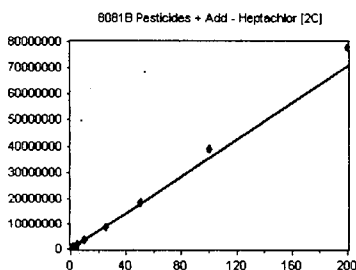


Standard	Concentration	Response	Response Factor	RT
0A08041-CAL1	0.5	153966	307932.000	7.37
0A08041-CAL2	1	310209	310209.000	7.38
0A08041-CAL3	2	603549	301774.500	7.37
0A08041-CAL4	5	1616218	323243.600	7.37
0A08041-CAL5	10	3263098	326309.800	7.37
0A08041-CAL6	25	9124505	364980.200	7.37
0A08041-CAL7	50	1.865751E+07	373150.200	7.38
0A08041-CAL8	100	3.988898E+07	398889.800	7.37
0A08041-CAL9	200	7.956368E+07	397818.400	7.37

AVE RF 344923.100 RF RSD 11.30 AVE RT 7.37

Heptachlor [2C]

Curve Fit: **AVERAGE RF**



Standard	Concentration	Response	Response Factor	RT
0A08041-CAL1	0.5	183474	366948.000	7.43
0A08041-CAL2	1	337319	337319.000	7.44
0A08041-CAL3	2	655441	327720.500	7.43
0A08041-CAL4	5	1661120	332224.000	7.43
0A08041-CAL5	10	3263335	326333.500	7.43
0A08041-CAL6	25	8726365	349054.600	7.44
0A08041-CAL7	50	1.847601E+07	369520.200	7.44
0A08041-CAL8	100	3.912069E+07	391206.900	7.43
0A08041-CAL9	200	7.801242E+07	390062.100	7.43

AVE RF 354487.600 RF RSD 7.28 AVE RT 7.43

Element Calibration Review Sheet

Calibration ID: **AOA0906**

Instrument: **DUALECD5**

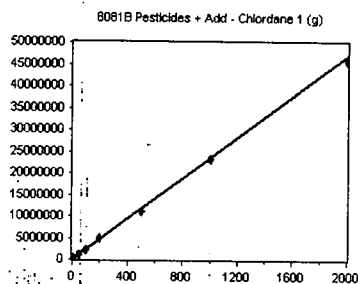
Calibration Date: **01/09/2020**

Analysis: **8081B Pesticides + Add**

Instrument Cal ID: **ECD5_QUANTPEST_20010'**

Chlordane 1 (g)

Curve Fit: **AVERAGE RF**

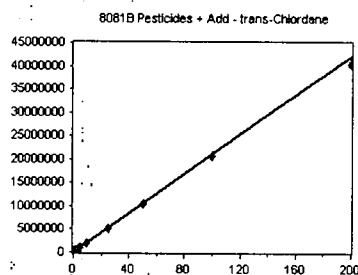


Standard	Concentration	Response	Response Factor	RT
OA08041-CALJ	10	252150	25215.000	7.44
OA08041-CALK	50	1178611	23572.220	7.44
OA08041-CALL	100	2294923	22949.230	7.44
OA08041-CALM	200	4793058	23965.290	7.44
OA08041-CALN	500	1.120629E+07	22412.580	7.44
OA08041-CALO	1000	2.330687E+07	23306.870	7.44
OA08041-CALP	2000	4.562026E+07	22810.130	7.44

AVE RF 23461.620 **RF RSD** 3.95 **AVE RT** 7.44

trans-Chlordane

Curve Fit: **AVERAGE RF**

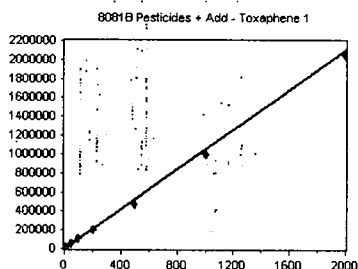


Standard	Concentration	Response	Response Factor	RT
OA08041-CAL1	0.5	112737	225474.000	7.44
OA08041-CAL2	1	218441	218441.000	7.44
OA08041-CAL3	2	425200	212600.000	7.44
OA08041-CAL4	5	1044033	208806.600	7.44
OA08041-CAL5	10	2032056	203205.600	7.44
OA08041-CAL6	25	5203493	208139.700	7.44
OA08041-CAL7	50	1.053302E+07	210660.400	7.44
OA08041-CAL8	100	2.068412E+07	206841.200	7.44
OA08041-CAL9	200	4.045936E+07	202296.800	7.44

AVE RF 210718.400 **RF RSD** 3.49 **AVE RT** 7.44

Toxaphene 1

Curve Fit: **AVERAGE RF**

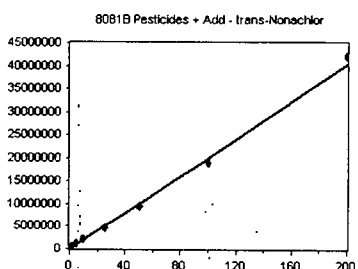


Standard	Concentration	Response	Response Factor	RT
OA08041-CALQ	10	12164	1216.400	7.51
OA08041-CALR	50	54826	1096.520	7.51
OA08041-CALS	100	104733	1047.330	7.51
OA08041-CALT	200	206853	1034.265	7.51
OA08041-CALU	500	479175	958.350	7.51
OA08041-CALV	1000	998436	998.436	7.51
OA08041-CALW	2000	2042518	1021.259	7.51

AVE RF 1053.223 **RF RSD** 7.94 **AVE RT** 7.51

trans-Nonachlor

Curve Fit: **QUADRATIC: Weighting: (1/a^2), Origin: Ignore**



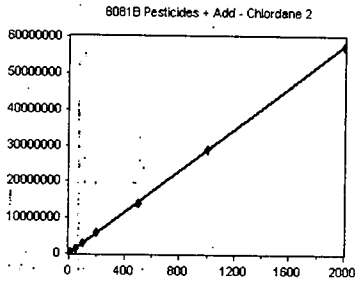
Standard	Concentration	Response	Response Factor	RT
OA08041-CALA	0.5	126746	253492.000	7.53
OA08041-CALB	1	240849	240849.000	7.53
OA08041-CALC	2	424879	212439.500	7.53
OA08041-CALD	5	1102633	220526.600	7.53
OA08041-CALE	10	2076481	207648.100	7.53
OA08041-CALF	25	4606719	184268.800	7.53
OA08041-CALG	50	9587997	191759.900	7.53
OA08041-CALH	100	1.903902E+07	190390.200	7.53
OA08041-CALI	200	4.20211E+07	210105.500	7.52

AVE RF 212386.600 **RF RSD** 10.91 **AVE RT** 7.53

Element Calibration Review Sheet

Calibration ID: **AOA0906**Instrument: **DUALECD5**Calibration Date: **01/09/2020**Analysis: **8081B Pesticides + Add**Instrument Cal ID: **ECD5_QUANTPEST_20010'**

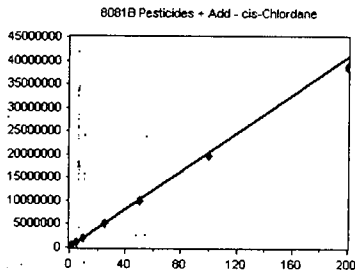
Chlordane 2

Curve Fit: **AVERAGE RF**

Standard	Concentration	Response	Response Factor	RT
0A08041-CALJ	10	308195	30819.500	7.53
0A08041-CALK	50	1443194	28863.880	7.53
0A08041-CALL	100	2780199	27801.990	7.53
0A08041-CALM	200	5801810	29009.050	7.53
0A08041-CALN	500	1.390836E+07	27816.720	7.53
0A08041-CALO	1000	2.873399E+07	28733.990	7.53
0A08041-CALP	2000	5.740022E+07	28700.110	7.53

AVE RF 28820.750 **RF RSD** 3.50 **AVE RT** 7.53

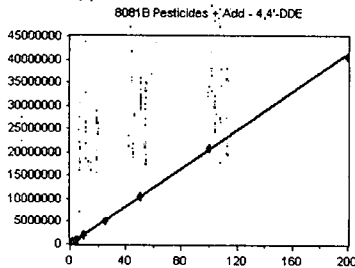
cis-Chlordane

Curve Fit: **AVERAGE RF**

Standard	Concentration	Response	Response Factor	RT
0A08041-CAL1	0.5	112650	225300.000	7.54
0A08041-CAL2	1	212625	212625.000	7.54
0A08041-CAL3	2	422427	211213.500	7.54
0A08041-CAL4	5	1008295	201659.000	7.54
0A08041-CAL5	10	1994276	199427.600	7.53
0A08041-CAL6	25	5032396	201295.800	7.54
0A08041-CAL7	50	9997532	199950.600	7.54
0A08041-CAL8	100	1.962255E+07	196225.500	7.53
0A08041-CAL9	200	3.87896E+07	193948.000	7.53

AVE RF 204627.200 **RF RSD** 4.85 **AVE RT** 7.53

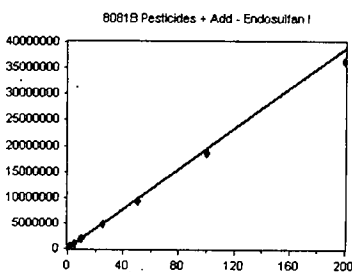
4,4'-DDE

Curve Fit: **AVERAGE RF**

Standard	Concentration	Response	Response Factor	RT
0A08041-CAL1	0.5	102992	205984.000	7.60
0A08041-CAL2	1	201598	201598.000	7.60
0A08041-CAL3	2	411765	205882.500	7.59
0A08041-CAL4	5	1040350	208070.000	7.59
0A08041-CAL5	10	2021392	202139.200	7.59
0A08041-CAL6	25	5211626	208465.000	7.60
0A08041-CAL7	50	1.054831E+07	210966.200	7.60
0A08041-CAL8	100	2.098132E+07	209813.200	7.59
0A08041-CAL9	200	4.055079E+07	202754.000	7.59

AVE RF 206185.800 **RF RSD** 1.66 **AVE RT** 7.59

Endosulfan I

Curve Fit: **AVERAGE RF**

Standard	Concentration	Response	Response Factor	RT
0A08041-CAL1	0.5	104610	209220.000	7.63
0A08041-CAL2	1	208482	208482.000	7.63
0A08041-CAL3	2	400706	200353.000	7.63
0A08041-CAL4	5	958781	191756.200	7.63
0A08041-CAL5	10	1890427	189042.700	7.63
0A08041-CAL6	25	4772332	190893.300	7.63
0A08041-CAL7	50	9321509	186430.200	7.63
0A08041-CAL8	100	1.866818E+07	186681.800	7.63
0A08041-CAL9	200	3.627396E+07	181369.800	7.63

AVE RF 193803.200 **RF RSD** 5.13 **AVE RT** 7.63

Element Calibration Review Sheet

Calibration ID: **A0A0906**

Instrument: **DUALECD5**

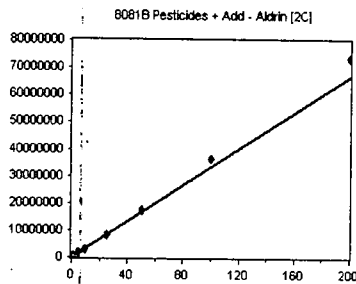
Calibration Date: **01/09/2020**

Analysis: **8081B Pesticides + Add**

Instrument Cal ID: **ECD5_QUANTPEST_20010'**

Aldrin [2C]

Curve Fit: **AVERAGE RF**

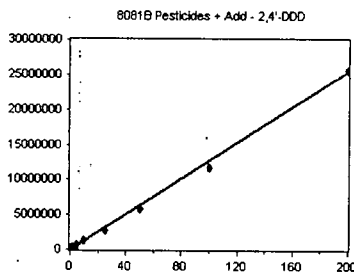


Standard	Concentration	Response	Response Factor	RT
0A08041-CAL1	0.5	161218	322436.000	7.70
0A08041-CAL2	1	314514	314514.000	7.71
0A08041-CAL3	2	629279	314639.500	7.70
0A08041-CAL4	5	1579995	315999.000	7.70
0A08041-CAL5	10	3173256	317325.600	7.70
0A08041-CAL6	25	8363357	334534.300	7.70
0A08041-CAL7	50	1.741975E+07	348395.000	7.71
0A08041-CAL8	100	3.611846E+07	361184.600	7.70
0A08041-CAL9	200	7.369712E+07	368485.600	7.70

AVE RF 333057.100 RF RSD 6.39 AVE RT 7.70

2,4'-DDD

Curve Fit: **AVERAGE RF**

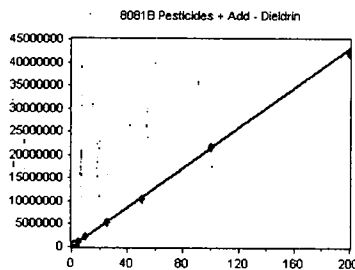


Standard	Concentration	Response	Response Factor	RT
0A08041-CALA	0.5	71868	143736.000	7.72
0A08041-CALB	1	143303	143303.000	7.72
0A08041-CALC	2	258533	129266.500	7.72
0A08041-CALD	5	654513	130902.600	7.72
0A08041-CALE	10	1263326	126332.600	7.72
0A08041-CALF	25	2775117	111004.700	7.71
0A08041-CALG	50	5793992	115879.800	7.72
0A08041-CALH	100	1.169251E+07	116925.100	7.71
0A08041-CALI	200	2.555101E+07	127755.000	7.71

AVE RF 127233.900 RF RSD 8.99 AVE RT 7.72

Dieldrin

Curve Fit: **AVERAGE RF**

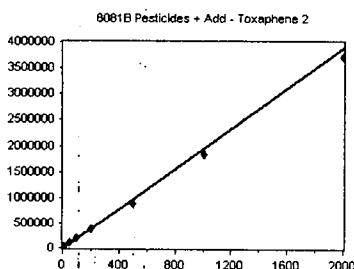


Standard	Concentration	Response	Response Factor	RT
0A08041-CAL1	0.5	111857	223714.000	7.81
0A08041-CAL2	1	218083	218083.000	7.81
0A08041-CAL3	2	434619	217309.500	7.80
0A08041-CAL4	5	1070134	214026.800	7.80
0A08041-CAL5	10	2096792	209679.200	7.80
0A08041-CAL6	25	5425309	217012.400	7.80
0A08041-CAL7	50	1.054024E+07	210804.800	7.80
0A08041-CAL8	100	2.175207E+07	217520.700	7.80
0A08041-CAL9	200	4.204825E+07	210241.200	7.80

AVE RF 215376.800 RF RSD 2.14 AVE RT 7.80

Toxaphene 2

Curve Fit: **AVERAGE RF**



Standard	Concentration	Response	Response Factor	RT
0A08041-CALQ	10	21367	2136.700	7.81
0A08041-CALR	50	106490	2129.800	7.81
0A08041-CALS	100	197183	1971.830	7.81
0A08041-CALT	200	382017	1910.085	7.81
0A08041-CALU	500	883414	1766.828	7.81
0A08041-CALV	1000	1834370	1834.370	7.80
0A08041-CALW	2000	3726169	1863.084	7.80

AVE RF 1944.671 RF RSD 7.38 AVE RT 7.80

Element Calibration Review Sheet

Calibration ID: **AOA0906**

Instrument: **DUALECD5**

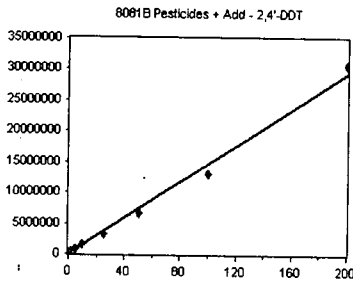
Calibration Date: **01/09/2020**

Analysis: **8081B Pesticides + Add**

Instrument Cal ID: **ECD5_QUANTPEST_20010**

2,4'-DDT

Curve Fit: **AVERAGE RF**

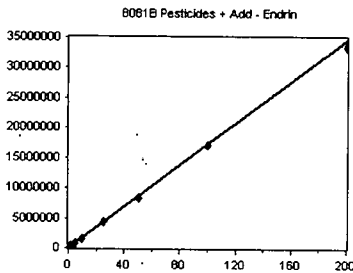


Standard	Concentration	Response	Response Factor	RT
OA08041-CALA	0.5	83331	166662.000	7.90
OA08041-CALB	1	162358	162358.000	7.90
OA08041-CALC	2	289368	144684.000	7.90
OA08041-CALD	5	769647	153929.400	7.90
OA08041-CALE	10	1485096	148509.600	7.90
OA08041-CALF	25	3121710	124868.400	7.90
OA08041-CALG	50	6696394	133927.900	7.90
OA08041-CALH	100	1.301874E+07	130187.400	7.90
OA08041-CALI	200	3.063201E+07	153160.000	7.90

AVE RF 146476.300 **RF RSD** 9.83 **AVE RT** 7.90

Endrin

Curve Fit: **AVERAGE RF**

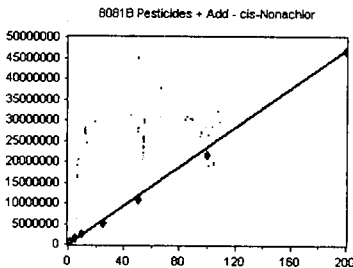


Standard	Concentration	Response	Response Factor	RT
OA08041-CAL1	0.5	93909	187818.000	7.97
OA08041-CAL2	1	188900	188900.000	7.97
OA08041-CAL3	2	366871	183435.500	7.97
OA08041-CAL4	5	807889	161577.800	7.97
OA08041-CAL5	10	1559818	155981.800	7.97
OA08041-CAL6	25	4355756	174230.200	7.97
OA08041-CAL7	50	8377116	167542.300	7.97
OA08041-CAL8	100	1.69906E+07	169906.000	7.97
OA08041-CAL9	200	3.35544E+07	167772.000	7.97

AVE RF 173018.200 **RF RSD** 6.68 **AVE RT** 7.97

cis-Nonachlor

Curve Fit: **AVERAGE RF**

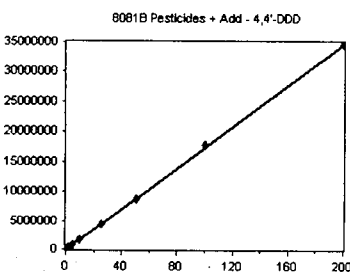


Standard	Concentration	Response	Response Factor	RT
OA08041-CALA	0.5	134243	268486.000	8.00
OA08041-CALB	1	263651	263651.000	8.00
OA08041-CALC	2	471473	235736.500	8.00
OA08041-CALD	5	1247247	249449.400	8.00
OA08041-CALE	10	2325112	232511.200	8.00
OA08041-CALF	25	5230489	209219.600	8.00
OA08041-CALG	50	1.069194E+07	213838.800	8.00
OA08041-CALH	100	2.148972E+07	214897.200	8.00
OA08041-CALI	200	4.669321E+07	233466.000	8.00

AVE RF 235695.100 **RF RSD** 9.09 **AVE RT** 8.00

4,4'-DDD

Curve Fit: **AVERAGE RF**



Standard	Concentration	Response	Response Factor	RT
OA08041-CAL1	0.5	86424	172848.000	8.02
OA08041-CAL2	1	170626	170626.000	8.02
OA08041-CAL3	2	350808	175404.000	8.02
OA08041-CAL4	5	829598	165919.600	8.02
OA08041-CAL5	10	1682077	168207.700	8.02
OA08041-CAL6	25	4392393	175695.700	8.02
OA08041-CAL7	50	8716356	174327.100	8.02
OA08041-CAL8	100	1.77532E+07	177532.000	8.02
OA08041-CAL9	200	3.466444E+07	173322.200	8.01

AVE RF 172653.600 **RF RSD** 2.18 **AVE RT** 8.02

Element Calibration Review Sheet

Calibration ID: **AOA0906**

Instrument: **DUALECD5**

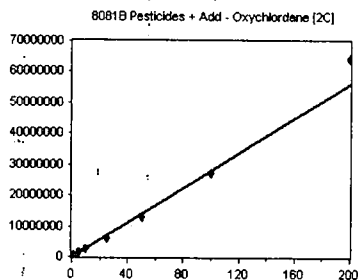
Calibration Date: **01/09/2020**

Analysis: **8081B Pesticides + Add**

Instrument Cal ID: **ECD5_QUANTPEST_20010**

Oxychlorane [2C]

Curve Fit: **AVERAGE RF**

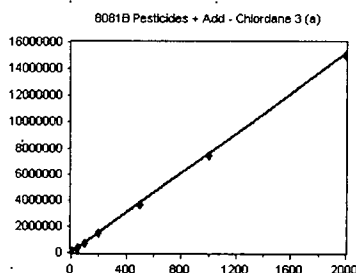


Standard	Concentration	Response	Response Factor	RT
0A08041-CALA	0.5	156922	313844.000	8.07
0A08041-CALB	1	298417	298417.000	8.07
0A08041-CALC	2	529184	264592.000	8.07
0A08041-CALD	5	1413459	282691.800	8.07
0A08041-CALE	10	2670941	267094.100	8.07
0A08041-CALF	25	6058612	242344.500	8.07
0A08041-CALG	50	1.280108E+07	256021.600	8.07
0A08041-CALH	100	2.714008E+07	271400.800	8.07
0A08041-CALI	200	6.416695E+07	320834.800	8.07

AVE RF 279693.400 RF RSD 9.48 AVE RT 8.07

Chlordane 3 (a)

Curve Fit: **AVERAGE RF**

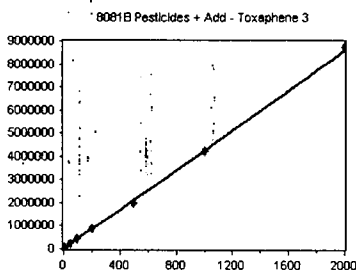


Standard	Concentration	Response	Response Factor	RT
0A08041-CALJ	10	86683	8668.300	8.08
0A08041-CALK	50	377844	7556.880	8.08
0A08041-CALL	100	729916	7299.160	8.08
0A08041-CALM	200	1505062	7525.310	8.08
0A08041-CALN	500	3625557	7251.114	8.08
0A08041-CALO	1000	7448098	7448.098	8.08
0A08041-CALP	2000	1.500854E+07	7504.270	8.08

AVE RF 7607.590 RF RSD 6.33 AVE RT 8.08

Toxaphene 3

Curve Fit: **QUADRATIC: Weighting: (1/a^2), Origin: Ignore**

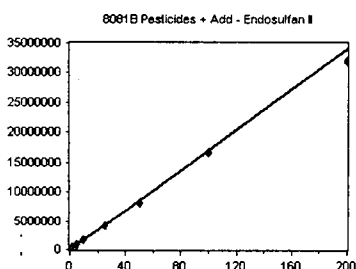


Standard	Concentration	Response	Response Factor	RT
0A08041-CALQ	10	58763	5876.300	8.12
0A08041-CALR	50	237969	4759.380	8.12
0A08041-CALS	100	433935	4339.350	8.12
0A08041-CALT	200	864754	4323.770	8.12
0A08041-CALU	500	1995985	3991.970	8.12
0A08041-CALV	1000	4209954	4209.954	8.12
0A08041-CALW	2000	8745207	4372.604	8.12

AVE RF 4553.333 RF RSD 13.76 AVE RT 8.12

Endosulfan II

Curve Fit: **AVERAGE RF**



Standard	Concentration	Response	Response Factor	RT
0A08041-CAL1	0.5	99640	199280.000	8.13
0A08041-CAL2	1	182518	182518.000	8.13
0A08041-CAL3	2	347787	173893.500	8.13
0A08041-CAL4	5	804988	160997.600	8.13
0A08041-CAL5	10	1622090	162209.000	8.13
0A08041-CAL6	25	4183901	167356.000	8.13
0A08041-CAL7	50	8170502	163410.000	8.13
0A08041-CAL8	100	1.657103E+07	165710.300	8.12
0A08041-CAL9	200	3.203793E+07	160189.700	8.12

AVE RF 170618.200 RF RSD 7.56 AVE RT 8.13

Element Calibration Review Sheet

Calibration ID: **A0A0906**

Instrument: **DUALECD5**

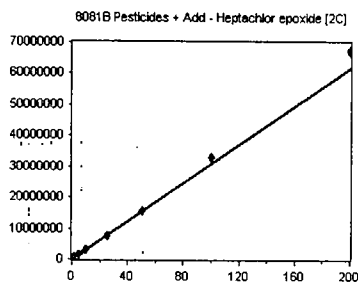
Calibration Date: **01/09/2020**

Analysis: **8081B Pesticides + Add**

Instrument Cal ID: **ECD5_QUANTPEST_20010'**

Heptachlor epoxide [2C]

Curve Fit: **AVERAGE RF**

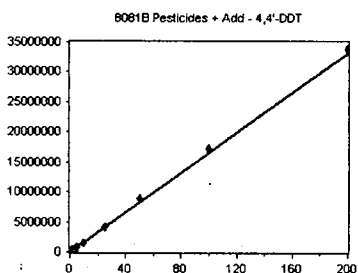


Standard	Concentration	Response	Response Factor	RT
0A08041-CAL1	0.5	158898	317796.000	8.14
0A08041-CAL2	1	296140	296140.000	8.14
0A08041-CAL3	2	586030	293015.000	8.14
0A08041-CAL4	5	1479273	295854.600	8.14
0A08041-CAL5	10	2879584	287958.400	8.14
0A08041-CAL6	25	7570159	302806.400	8.14
0A08041-CAL7	50	1.566857E+07	313371.400	8.14
0A08041-CAL8	100	3.290561E+07	329056.100	8.14
0A08041-CAL9	200	6.72669E+07	336334.500	8.14

AVE RF 308036.900 RF RSD 5.52 AVE RT 8.14

4,4'-DDT

Curve Fit: **AVERAGE RF**

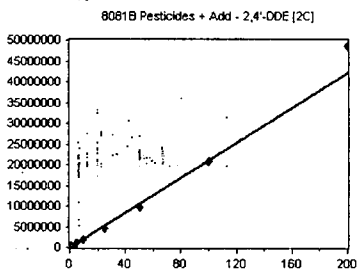


Standard	Concentration	Response	Response Factor	RT
0A08041-CAL1	0.5	84911	169822.000	8.22
0A08041-CAL2	1	163203	163203.000	8.22
0A08041-CAL3	2	319688	159844.000	8.22
0A08041-CAL4	5	789969	157993.800	8.22
0A08041-CAL5	10	1545752	154575.200	8.21
0A08041-CAL6	25	4195442	167817.700	8.22
0A08041-CAL7	50	8824873	176497.500	8.22
0A08041-CAL8	100	1.723039E+07	172303.900	8.21
0A08041-CAL9	200	3.37797E+07	168898.500	8.21

AVE RF 165661.700 RF RSD 4.35 AVE RT 8.21

2,4'-DDE [2C]

Curve Fit: **AVERAGE RF**

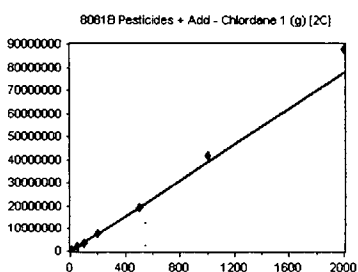


Standard	Concentration	Response	Response Factor	RT
0A08041-CALA	0.5	115006	230012.000	8.27
0A08041-CALB	1	220925	220925.000	8.27
0A08041-CALC	2	399650	199825.000	8.27
0A08041-CALD	5	1064459	212891.800	8.27
0A08041-CALE	10	2004027	200402.700	8.27
0A08041-CALF	25	4686277	187451.100	8.27
0A08041-CALG	50	9671234	193424.700	8.27
0A08041-CALH	100	2.076304E+07	207630.400	8.27
0A08041-CALI	200	4.855114E+07	242755.700	8.27

AVE RF 210590.900 RF RSD 8.53 AVE RT 8.27

Chlordane 1 (g) [2C]

Curve Fit: **AVERAGE RF**



Standard	Concentration	Response	Response Factor	RT
0A08041-CALJ	10	382772	38277.200	8.28
0A08041-CALK	50	1787106	35742.120	8.28
0A08041-CALL	100	3516336	35163.360	8.28
0A08041-CALM	200	7736201	38681.000	8.28
0A08041-CALN	500	1.923403E+07	38468.060	8.28
0A08041-CALO	1000	4.181503E+07	41815.030	8.28
0A08041-CALP	2000	8.826362E+07	44131.810	8.29

AVE RF 38896.940 RF RSD 8.16 AVE RT 8.28

Element Calibration Review Sheet

Calibration ID: **A0A0906**

Instrument: **DUALECD5**

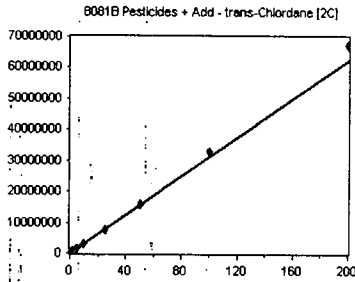
Calibration Date: **01/09/2020**

Analysis: **8081B Pesticides + Add**

Instrument Cal ID: **ECD5_QUANTPEST_20010**

trans-Chlordane [2C]

Curve Fit: **AVERAGE RF**

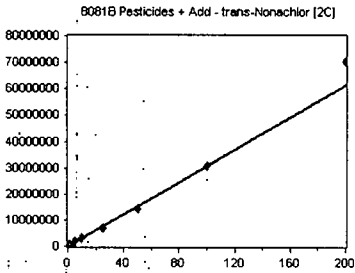


Standard	Concentration	Response	Response Factor	RT
0A08041-CAL1	0.5	169582	339164.000	8.28
0A08041-CAL2	1	302694	302694.000	8.29
0A08041-CAL3	2	579921	289960.500	8.28
0A08041-CAL4	5	1455802	291160.400	8.28
0A08041-CAL5	10	2933717	293371.700	8.28
0A08041-CAL6	25	7709066	308362.600	8.28
0A08041-CAL7	50	1.582814E+07	316562.800	8.28
0A08041-CAL8	100	3.278841E+07	327884.100	8.28
0A08041-CAL9	200	6.746357E+07	337317.800	8.28

AVE RF 311830.900 RF RSD 6.23 AVE RT 8.28

trans-Nonachlor [2C]

Curve Fit: **AVERAGE RF**

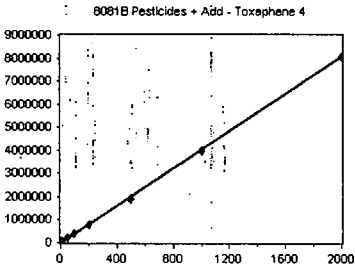


Standard	Concentration	Response	Response Factor	RT
0A08041-CALA	0.5	167484	334968.000	8.35
0A08041-CALB	1	328300	328300.000	8.35
0A08041-CALC	2	574207	287103.500	8.35
0A08041-CALD	5	1536268	307253.600	8.35
0A08041-CALE	10	2924036	292403.600	8.34
0A08041-CALF	25	6806494	272259.800	8.34
0A08041-CALG	50	1.423711E+07	284742.200	8.34
0A08041-CALH	100	3.073836E+07	307383.600	8.35
0A08041-CALI	200	7.05968E+07	352984.000	8.35

AVE RF 307488.700 RF RSD 8.65 AVE RT 8.34

Toxaphene 4

Curve Fit: **AVERAGE RF**

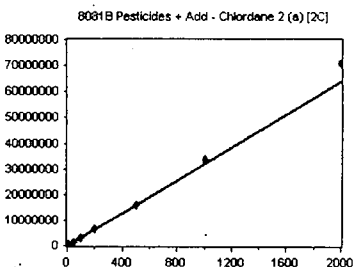


Standard	Concentration	Response	Response Factor	RT
0A08041-CALQ	10	44260	4426.000	8.36
0A08041-CALR	50	207485	4149.700	8.36
0A08041-CALS	100	392871	3928.710	8.36
0A08041-CALT	200	791104	3955.520	8.36
0A08041-CALU	500	1900476	3800.952	8.36
0A08041-CALV	1000	3974783	3974.783	8.36
0A08041-CALW	2000	8089085	4044.542	8.36

AVE RF 4040.030 RF RSD 4.97 AVE RT 8.36

Chlordane 2 (a) [2C]

Curve Fit: **AVERAGE RF**



Standard	Concentration	Response	Response Factor	RT
0A08041-CALJ	10	324236	32423.600	8.39
0A08041-CALK	50	1486141	29722.820	8.39
0A08041-CALL	100	2986956	29869.560	8.39
0A08041-CALM	200	6344746	31723.730	8.39
0A08041-CALN	500	1.581953E+07	31639.060	8.39
0A08041-CALO	1000	3.382648E+07	33826.480	8.39
0A08041-CALP	2000	7.096038E+07	35480.190	8.39

AVE RF 32097.920 RF RSD 6.42 AVE RT 8.39

Element Calibration Review Sheet

Calibration ID: **AOA0906**

Instrument: **DUALECD5**

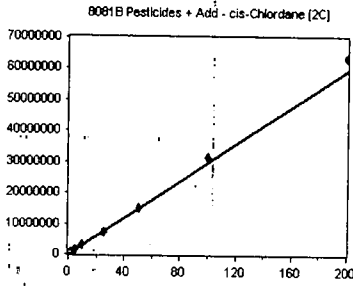
Calibration Date: **01/09/2020**

Analysis: **8081B Pesticides + Add**

Instrument Cal ID: **ECD5_QUANTPEST_20010'**

cis-Chlordane [2C]

Curve Fit: **AVERAGE RF**

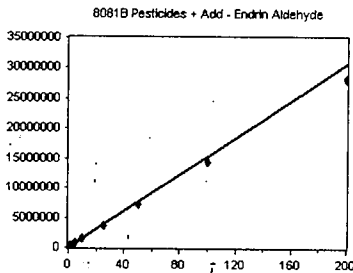


Standard	Concentration	Response	Response Factor	RT
0A08041-CAL1	0.5	150400	300800.000	8.39
0A08041-CAL2	1	292944	292944.000	8.39
0A08041-CAL3	2	574813	287406.500	8.39
0A08041-CAL4	5	1373040	274608.000	8.39
0A08041-CAL5	10	2847805	284780.500	8.39
0A08041-CAL6	25	7320817	292832.700	8.39
0A08041-CAL7	50	1.522267E+07	304453.400	8.39
0A08041-CAL8	100	3.132551E+07	313255.100	8.39
0A08041-CAL9	200	6.374887E+07	318744.400	8.39

AVE RF 296647.200 RF RSD 4.74 AVE RT 8.39

Endrin Aldehyde

Curve Fit: **AVERAGE RF**

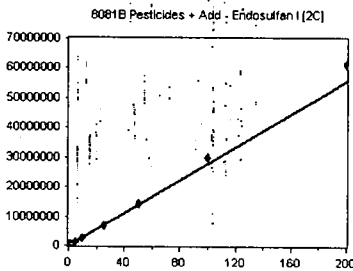


Standard	Concentration	Response	Response Factor	RT
0A08041-CAL1	0.5	87242	174484.000	8.42
0A08041-CAL2	1	168637	168637.000	8.42
0A08041-CAL3	2	322362	161181.000	8.42
0A08041-CAL4	5	766938	153387.600	8.42
0A08041-CAL5	10	1482366	148236.600	8.42
0A08041-CAL6	25	3592714	143708.600	8.42
0A08041-CAL7	50	7206121	144122.400	8.42
0A08041-CAL8	100	1.432283E+07	143228.300	8.41
0A08041-CAL9	200	2.820526E+07	141026.300	8.41

AVE RF 153112.400 RF RSD 8.00 AVE RT 8.42

Endosulfan I [2C]

Curve Fit: **AVERAGE RF**

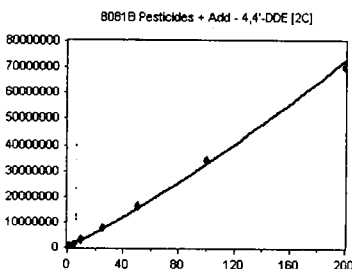


Standard	Concentration	Response	Response Factor	RT
0A08041-CAL1	0.5	140878	281756.000	8.44
0A08041-CAL2	1	271809	271809.000	8.45
0A08041-CAL3	2	526399	263199.500	8.44
0A08041-CAL4	5	1296862	259372.400	8.44
0A08041-CAL5	10	2609537	260953.700	8.44
0A08041-CAL6	25	6856889	274275.600	8.44
0A08041-CAL7	50	1.424768E+07	284953.600	8.44
0A08041-CAL8	100	2.983737E+07	298373.700	8.44
0A08041-CAL9	200	6.125123E+07	306256.200	8.44

AVE RF 277883.300 RF RSD 5.95 AVE RT 8.44

4,4'-DDE [2C]

Curve Fit: **QUADRATIC: Weighting: (1/a^2), Origin: Ignore**



Standard	Concentration	Response	Response Factor	RT
0A08041-CAL1	0.5	139141	278282.000	8.49
0A08041-CAL2	1	277811	277811.000	8.49
0A08041-CAL3	2	541435	270717.500	8.49
0A08041-CAL4	5	1423065	284613.000	8.49
0A08041-CAL5	10	2826462	282646.200	8.49
0A08041-CAL6	25	7706129	308245.200	8.49
0A08041-CAL7	50	1.6343E+07	326860.000	8.49
0A08041-CAL8	100	3.424016E+07	342401.600	8.49
0A08041-CAL9	200	7.013343E+07	350667.200	8.49

AVE RF 302471.500 RF RSD 10.10 AVE RT 8.49

Element Calibration Review Sheet

Calibration ID: **AOA0906**

Instrument: **DUALECD5**

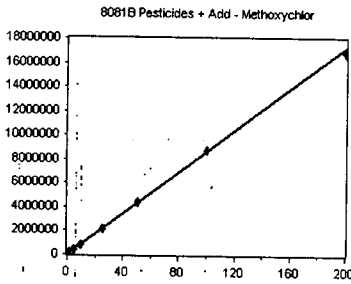
Calibration Date: **01/09/2020**

Analysis: **8081B Pesticides + Add**

Instrument Cal ID: **ECD5_QUANTPEST_20010'**

Methoxychlor

Curve Fit: **AVERAGE RF**

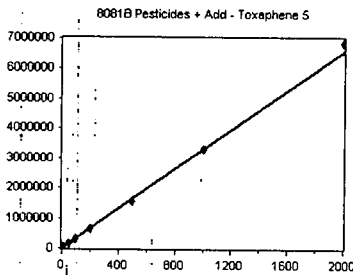


Standard	Concentration	Response	Response Factor	RT
0A08041-CAL1	0.5	48528	97056.000	8.55
0A08041-CAL2	1	89885	89885.000	8.55
0A08041-CAL3	2	177451	88725.500	8.55
0A08041-CAL4	5	413384	82676.800	8.55
0A08041-CAL5	10	785011	78501.100	8.55
0A08041-CAL6	25	2096804	83872.160	8.55
0A08041-CAL7	50	4344332	86886.640	8.55
0A08041-CAL8	100	8765747	87657.470	8.55
0A08041-CAL9	200	1.684284E+07	84214.200	8.55

AVE RF 86608.320 **RF RSD** 6.05 **AVE RT** 8.55

Toxaphene 5

Curve Fit: **AVERAGE RF**

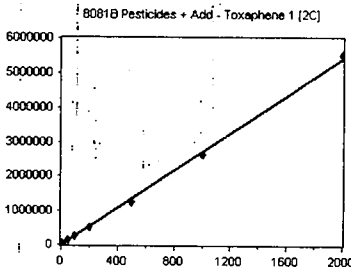


Standard	Concentration	Response	Response Factor	RT
0A08041-CALQ	10	33626	3362.600	8.59
0A08041-CALR	50	169348	3386.960	8.59
0A08041-CALS	100	321308	3213.080	8.59
0A08041-CALT	200	655616	3278.080	8.59
0A08041-CALU	500	1539706	3079.412	8.59
0A08041-CALV	1000	3276318	3276.318	8.59
0A08041-CALW	2000	6836043	3418.021	8.59

AVE RF 3287.782 **RF RSD** 3.55 **AVE RT** 8.59

Toxaphene 1 [2C]

Curve Fit: **AVERAGE RF**

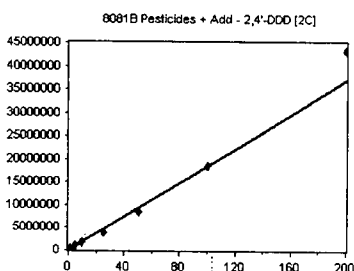


Standard	Concentration	Response	Response Factor	RT
0A08041-CALQ	10	29639	2963.900	8.62
0A08041-CALR	50	140732	2814.640	8.62
0A08041-CALS	100	261214	2612.140	8.62
0A08041-CALT	200	527041	2635.205	8.62
0A08041-CALU	500	1253802	2507.604	8.62
0A08041-CALV	1000	2637347	2637.347	8.62
0A08041-CALW	2000	5518631	2759.315	8.62

AVE RF 2704.307 **RF RSD** 5.63 **AVE RT** 8.62

2,4'-DDD [2C]

Curve Fit: **AVERAGE RF**



Standard	Concentration	Response	Response Factor	RT
0A08041-CALA	0.5	101849	203698.000	8.64
0A08041-CALB	1	193608	193608.000	8.64
0A08041-CALC	2	345575	172787.500	8.64
0A08041-CALD	5	924181	184836.200	8.64
0A08041-CALE	10	1737598	173759.800	8.64
0A08041-CALF	25	4001030	160041.200	8.64
0A08041-CALG	50	8525916	170518.300	8.64
0A08041-CALH	100	1.843792E+07	184379.200	8.64
0A08041-CALI	200	4.326622E+07	216331.100	8.64

AVE RF 184439.900 **RF RSD** 9.61 **AVE RT** 8.64

Element Calibration Review Sheet

Calibration ID: **AOA0906**

Instrument: **DUALECD5**

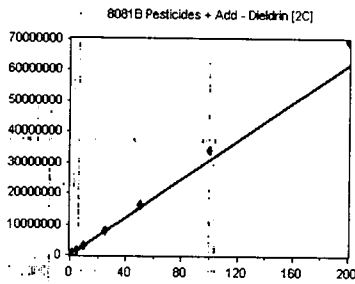
Calibration Date: **01/09/2020**

Analysis: **8081B Pesticides + Add**

Instrument Cal ID: **ECD5_QUANTPEST_20010'**

Dieldrin [2C]

Curve Fit: **AVERAGE RF**

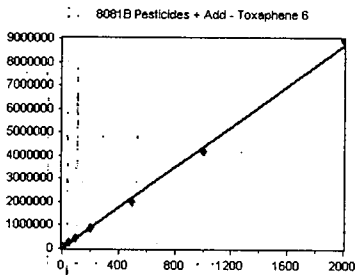


Standard	Concentration	Response	Response Factor	RT
0A08041-CAL1	0.5	147653	295306.000	8.64
0A08041-CAL2	1	291554	291554.000	8.65
0A08041-CAL3	2	580943	290471.500	8.64
0A08041-CAL4	5	1422623	284524.600	8.64
0A08041-CAL5	10	2906015	290601.500	8.64
0A08041-CAL6	25	7861083	314443.300	8.65
0A08041-CAL7	50	1.621846E+07	324369.200	8.65
0A08041-CAL8	100	3.406723E+07	340672.300	8.64
0A08041-CAL9	200	6.968513E+07	348425.600	8.64

AVE RF 308929.800 **RF RSD** 7.76 **AVE RT** 8.64

Toxaphene 6

Curve Fit: **AVERAGE RF**

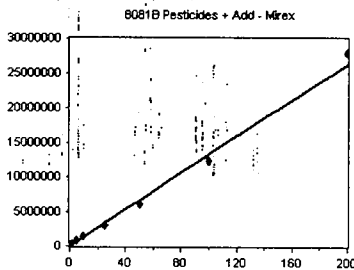


Standard	Concentration	Response	Response Factor	RT
0A08041-CALQ	10	47173	4717.300	8.65
0A08041-CALR	50	225107	4502.140	8.65
0A08041-CALS	100	426816	4268.160	8.65
0A08041-CALT	200	851655	4258.275	8.65
0A08041-CALU	500	1981771	3963.542	8.65
0A08041-CALV	1000	4202272	4202.272	8.65
0A08041-CALW	2000	8969660	4484.830	8.65

AVE RF 4342.360 **RF RSD** 5.66 **AVE RT** 8.65

Mirex

Curve Fit: **QUADRATIC: Weighting: (1/a^2), Origin: Ignore**

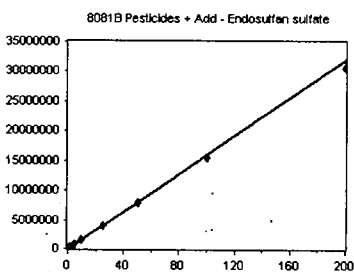


Standard	Concentration	Response	Response Factor	RT
0A08041-CALA	0.5	96444	192888.000	8.67
0A08041-CALB	1	181371	181371.000	8.67
0A08041-CALC	2	308615	154307.500	8.67
0A08041-CALD	5	779540	155908.000	8.67
0A08041-CALE	10	1404908	140490.800	8.67
0A08041-CALF	25	3051838	122073.500	8.67
0A08041-CALG	50	6228349	124567.000	8.66
0A08041-CALH	100	1.240228E+07	124022.800	8.67
0A08041-CALI	200	2.785054E+07	139252.700	8.66

AVE RF 148320.100 **RF RSD** 17.12 **AVE RT** 8.67

Endosulfan sulfate

Curve Fit: **AVERAGE RF**



Standard	Concentration	Response	Response Factor	RT
0A08041-CAL1	0.5	88205	176410.000	8.72
0A08041-CAL2	1	168846	168846.000	8.72
0A08041-CAL3	2	330471	165235.500	8.72
0A08041-CAL4	5	770166	154033.200	8.72
0A08041-CAL5	10	1505195	150519.500	8.72
0A08041-CAL6	25	3934236	157369.400	8.72
0A08041-CAL7	50	7989432	159788.600	8.72
0A08041-CAL8	100	1.55178E+07	155178.000	8.72
0A08041-CAL9	200	3.058988E+07	152949.400	8.72

AVE RF 160036.600 **RF RSD** 5.32 **AVE RT** 8.72

Element Calibration Review Sheet

Calibration ID: **AOA0906**

Instrument: **DUALECD5**

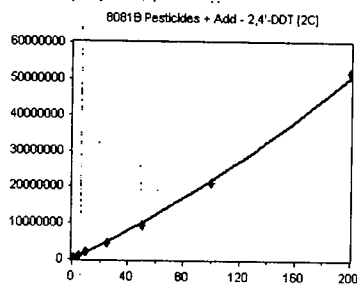
Calibration Date: **01/09/2020**

Analysis: **8081B Pesticides + Add**

Instrument Cal ID: **ECD5_QUANTPEST_20010**

2,4'-DDT [2C]

Curve Fit: **QUADRATIC: Weighting: (1/a^2), Origin: Ignore**

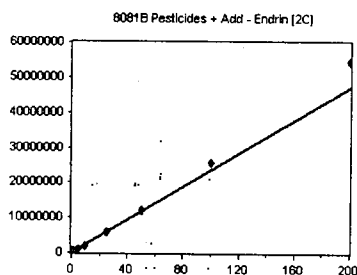


Standard	Concentration	Response	Response Factor	RT
0A08041-CALA	0.5	108578	217156.000	8.87
0A08041-CALB	1	215626	215626.000	8.87
0A08041-CALC	2	367900	183950.000	8.87
0A08041-CALD	5	1030344	206068.800	8.87
0A08041-CALE	10	1992196	199219.600	8.87
0A08041-CALF	25	4507962	180318.500	8.87
0A08041-CALG	50	9539513	190790.300	8.87
0A08041-CALH	100	2.121051E+07	212105.100	8.87
0A08041-CALI	200	5.180249E+07	259012.400	8.87

AVE RF 207138.500 RF RSD 11.42 AVE RT 8.87

Endrin [2C]

Curve Fit: **AVERAGE RF**

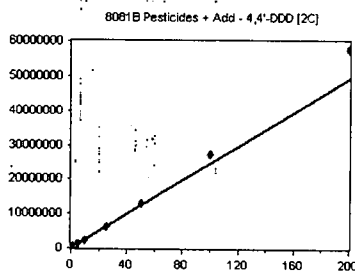


Standard	Concentration	Response	Response Factor	RT
0A08041-CAL1	0.5	120788	241576.000	8.87
0A08041-CAL2	1	230377	230377.000	8.88
0A08041-CAL3	2	456874	228437.000	8.87
0A08041-CAL4	5	1044563	208912.600	8.87
0A08041-CAL5	10	2003395	200339.500	8.87
0A08041-CAL6	25	5981930	239277.200	8.87
0A08041-CAL7	50	1.189736E+07	237947.200	8.88
0A08041-CAL8	100	2.551129E+07	255112.900	8.87
0A08041-CAL9	200	5.454211E+07	272710.600	8.87

AVE RF 234965.600 RF RSD 9.33 AVE RT 8.87

4,4'-DDD [2C]

Curve Fit: **AVERAGE RF**

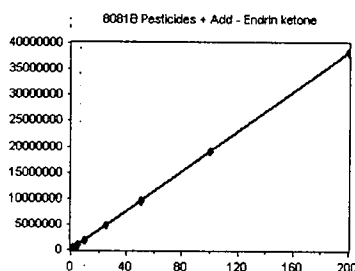


Standard	Concentration	Response	Response Factor	RT
0A08041-CAL1	0.5	113285	226570.000	8.91
0A08041-CAL2	1	228024	228024.000	8.91
0A08041-CAL3	2	453406	226703.000	8.91
0A08041-CAL4	5	1143673	228734.600	8.91
0A08041-CAL5	10	2301063	230106.300	8.91
0A08041-CAL6	25	6163457	246538.300	8.91
0A08041-CAL7	50	1.310563E+07	262112.600	8.91
0A08041-CAL8	100	2.740475E+07	274047.500	8.91
0A08041-CAL9	200	5.788464E+07	289423.200	8.91

AVE RF 245806.600 RF RSD 9.71 AVE RT 8.91

Endrin ketone

Curve Fit: **AVERAGE RF**



Standard	Concentration	Response	Response Factor	RT
0A08041-CAL1	0.5	99629	199258.000	8.91
0A08041-CAL2	1	194086	194086.000	8.91
0A08041-CAL3	2	383553	191776.500	8.91
0A08041-CAL4	5	939876	187975.200	8.91
0A08041-CAL5	10	1825019	182501.900	8.91
0A08041-CAL6	25	4735111	189404.400	8.91
0A08041-CAL7	50	9580043	191600.900	8.91
0A08041-CAL8	100	1.910356E+07	191035.600	8.91
0A08041-CAL9	200	3.821815E+07	191090.800	8.91

AVE RF 190969.900 RF RSD 2.36 AVE RT 8.91

Element Calibration Review Sheet

Calibration ID: **AOA0906**

Instrument: **DUALECD5**

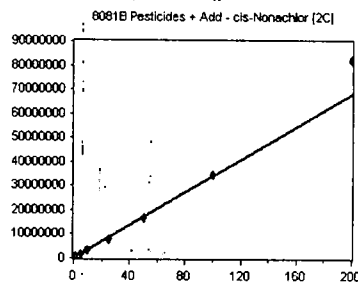
Calibration Date: **01/09/2020**

Analysis: **8081B Pesticides + Add**

Instrument Cal ID: **ECD5_QUANTPEST_20010**

cis-Nonachlor [2C]

Curve Fit: **AVERAGE RF**

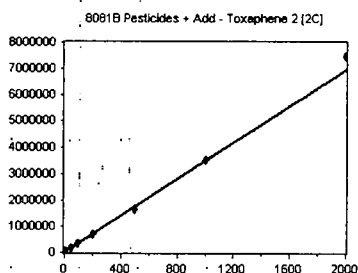


Standard	Concentration	Response	Response Factor	RT
0A08041-CALA	0.5	177850	355700.000	8.91
0A08041-CALB	1	344851	344851.000	8.91
0A08041-CALC	2	627227	313613.500	8.91
0A08041-CALD	5	1678168	335633.600	8.91
0A08041-CALE	10	3312382	331238.200	8.91
0A08041-CALF	25	7616878	304675.100	8.91
0A08041-CALG	50	1.648161E+07	329632.200	8.91
0A08041-CALH	100	3.438324E+07	343832.400	8.91
0A08041-CALI	200	8.221611E+07	411080.600	8.91

AVE RF 341139.600 **RF RSD** 8.96 **AVE RT** 8.91

Toxaphene 2 [2C]

Curve Fit: **AVERAGE RF**

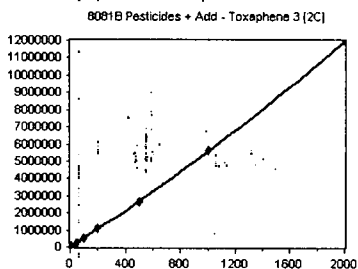


Standard	Concentration	Response	Response Factor	RT
0A08041-CALQ	10	37237	3723.700	8.97
0A08041-CALR	50	174093	3481.860	8.97
0A08041-CALS	100	329715	3297.150	8.97
0A08041-CALT	200	671993	3359.965	8.97
0A08041-CALU	500	1627963	3255.926	8.97
0A08041-CALV	1000	3517411	3517.411	8.97
0A08041-CALW	2000	7483834	3741.917	8.97

AVE RF 3482.561 **RF RSD** 5.59 **AVE RT** 8.97

Toxaphene 3 [2C]

Curve Fit: **QUADRATIC: Weighting: (1/x²), Origin: Ignore**

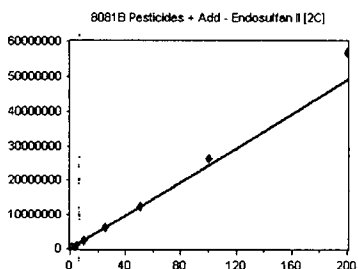


Standard	Concentration	Response	Response Factor	RT
0A08041-CALQ	10	70419	7041.900	9.00
0A08041-CALR	50	285157	5703.140	9.01
0A08041-CALS	100	528362	5283.620	9.01
0A08041-CALT	200	1076876	5384.380	9.01
0A08041-CALU	500	2635386	5270.772	9.01
0A08041-CALV	1000	5617496	5617.496	9.01
0A08041-CALW	2000	1.197311E+07	5986.555	9.01

AVE RF 5755.409 **RF RSD** 10.82 **AVE RT** 9.01

Endosulfan II [2C]

Curve Fit: **AVERAGE RF**



Standard	Concentration	Response	Response Factor	RT
0A08041-CAL1	0.5	122597	245194.000	9.02
0A08041-CAL2	1	234291	234291.000	9.02
0A08041-CAL3	2	461782	230891.000	9.02
0A08041-CAL4	5	1119541	223908.200	9.02
0A08041-CAL5	10	2276288	227628.800	9.02
0A08041-CAL6	25	6151164	246046.600	9.02
0A08041-CAL7	50	1.220787E+07	244157.400	9.02
0A08041-CAL8	100	2.628592E+07	262859.200	9.02
0A08041-CAL9	200	5.674212E+07	283710.600	9.02

AVE RF 244298.500 **RF RSD** 7.76 **AVE RT** 9.02

Element Calibration Review Sheet

Calibration ID: **AOA0906**

Instrument: **DUALECD5**

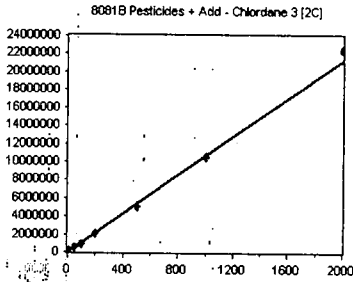
Calibration Date: **01/09/2020**

Analysis: **8081B Pesticides + Add**

Instrument Cal ID: **ECD5_QUANTPEST_20010**

Chlordane 3 [2C]

Curve Fit: **AVERAGE RF**

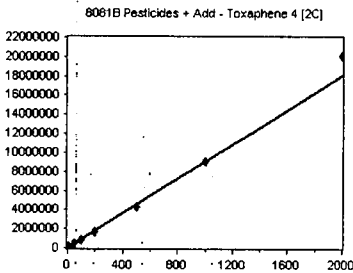


Standard	Concentration	Response	Response Factor	RT
0A08041-CALJ	10	125739	12573.900	9.06
0A08041-CALK	50	498592	9971.840	9.06
0A08041-CALL	100	972427	9724.270	9.06
0A08041-CALM	200	2047397	10236.990	9.06
0A08041-CALN	500	5010516	10021.030	9.06
0A08041-CALO	1000	1.056913E+07	10569.130	9.06
0A08041-CALP	2000	2.245395E+07	11226.970	9.06

AVE RF 10617.730 RF RSD 9.35 AVE RT 9.06

Toxaphene 4 [2C]

Curve Fit: **AVERAGE RF**

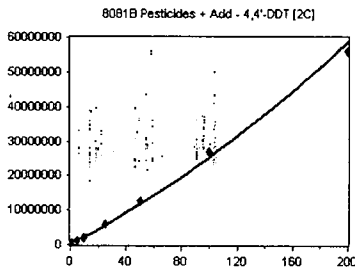


Standard	Concentration	Response	Response Factor	RT
0A08041-CALQ	10	99104	9910.400	9.07
0A08041-CALR	50	435032	8700.640	9.07
0A08041-CALS	100	848142	8481.420	9.07
0A08041-CALT	200	1691190	8455.950	9.07
0A08041-CALU	500	4280691	8561.382	9.07
0A08041-CALV	1000	9024517	9024.517	9.07
0A08041-CALW	2000	2.009073E+07	10045.370	9.07

AVE RF 9025.668 RF RSD 7.52 AVE RT 9.07

4,4'-DDT [2C]

Curve Fit: **QUADRATIC: Weighting: (1/a^2), Origin: Ignore**

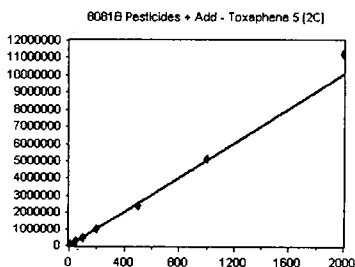


Standard	Concentration	Response	Response Factor	RT
0A08041-CAL1	0.5	103096	206192.000	9.14
0A08041-CAL2	1	203174	203174.000	9.14
0A08041-CAL3	2	408673	204336.500	9.14
0A08041-CAL4	5	1027268	205453.600	9.14
0A08041-CAL5	10	2023340	202334.000	9.14
0A08041-CAL6	25	5749572	229982.900	9.14
0A08041-CAL7	50	1.257699E+07	251539.800	9.14
0A08041-CAL8	100	2.704597E+07	270459.700	9.14
0A08041-CAL9	200	5.616077E+07	280803.800	9.14

AVE RF 228252.900 RF RSD 13.83 AVE RT 9.14

Toxaphene 5 [2C]

Curve Fit: **AVERAGE RF**



Standard	Concentration	Response	Response Factor	RT
0A08041-CALQ	10	51910	5191.000	9.25
0A08041-CALR	50	244237	4884.740	9.25
0A08041-CALS	100	465078	4650.780	9.25
0A08041-CALT	200	985020	4925.100	9.25
0A08041-CALU	500	2386520	4773.040	9.25
0A08041-CALV	1000	5120001	5120.001	9.25
0A08041-CALW	2000	1.121801E+07	5609.005	9.25

AVE RF 5021.952 RF RSD 6.35 AVE RT 9.25

Element Calibration Review Sheet

Calibration ID: **A0A0906**

Instrument: **DUALECD5**

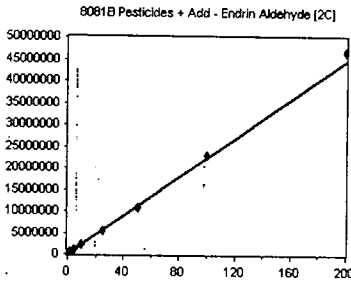
Calibration Date: **01/09/2020**

Analysis: **8081B Pesticides + Add**

Instrument Cal ID: **ECD5_QUANTPEST_20010**

Endrin Aldehyde [2C]

Curve Fit: **AVERAGE RF**

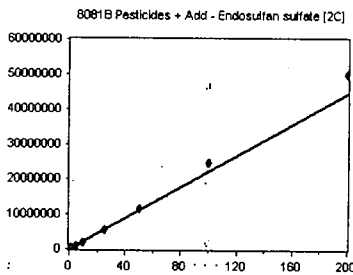


Standard	Concentration	Response	Response Factor	RT
0A08041-CAL1	0.5	118008	236016.000	9.26
0A08041-CAL2	1	234689	234689.000	9.26
0A08041-CAL3	2	453653	226826.500	9.26
0A08041-CAL4	5	1047866	209573.200	9.26
0A08041-CAL5	10	2117172	211717.200	9.26
0A08041-CAL6	25	5279915	211196.600	9.26
0A08041-CAL7	50	1.091033E+07	218206.600	9.26
0A08041-CAL8	100	2.308823E+07	230882.300	9.26
0A08041-CAL9	200	4.666444E+07	233322.200	9.26

AVE RF 223603.300 **RF RSD** 4.89 **AVE RT** 9.26

Endosulfan sulfate [2C]

Curve Fit: **AVERAGE RF**

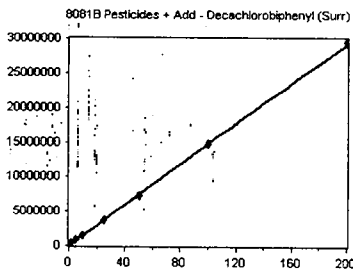


Standard	Concentration	Response	Response Factor	RT
0A08041-CAL1	0.5	112283	224566.000	9.45
0A08041-CAL2	1	210935	210935.000	9.45
0A08041-CAL3	2	410957	205478.500	9.45
0A08041-CAL4	5	1024703	204940.600	9.45
0A08041-CAL5	10	2032510	203251.000	9.45
0A08041-CAL6	25	5454073	218162.900	9.45
0A08041-CAL7	50	1.159902E+07	231980.400	9.45
0A08041-CAL8	100	2.453126E+07	245312.600	9.45
0A08041-CAL9	200	5.008053E+07	250402.600	9.45

AVE RF 221670.000 **RF RSD** 7.99 **AVE RT** 9.45

Decachlorobiphenyl (Surr)

Curve Fit: **QUADRATIC: Weighting: (1/a^2), Origin: Ignore**

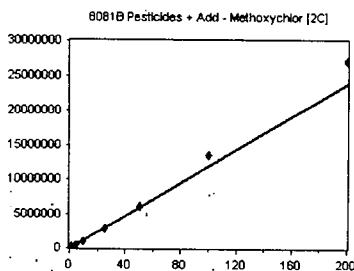


Standard	Concentration	Response	Response Factor	RT
0A08041-CAL1	0.5	96104	192208.000	9.61
0A08041-CAL2	1	176609	176609.000	9.61
0A08041-CAL3	2	340423	170211.500	9.61
0A08041-CAL4	5	775613	155122.600	9.61
0A08041-CAL5	10	1477683	147768.300	9.61
0A08041-CAL6	25	3649221	145968.800	9.61
0A08041-CAL7	50	7324286	146485.700	9.61
0A08041-CAL8	100	1.473636E+07	147363.600	9.61
0A08041-CAL9	200	2.95221E+07	147610.500	9.61

AVE RF 158816.500 **RF RSD** 10.61 **AVE RT** 9.61

Methoxychlor [2C]

Curve Fit: **AVERAGE RF**



Standard	Concentration	Response	Response Factor	RT
0A08041-CAL1	0.5	60619	121238.000	9.62
0A08041-CAL2	1	117569	117569.000	9.62
0A08041-CAL3	2	224516	112258.000	9.62
0A08041-CAL4	5	532720	106544.000	9.62
0A08041-CAL5	10	1038753	103875.300	9.61
0A08041-CAL6	25	2923508	116940.300	9.62
0A08041-CAL7	50	6115403	122308.100	9.62
0A08041-CAL8	100	1.340149E+07	134014.900	9.62
0A08041-CAL9	200	2.712554E+07	135627.700	9.61

AVE RF 118930.600 **RF RSD** 9.18 **AVE RT** 9.62

Element Calibration Review Sheet

Calibration ID: **AOA0906**

Instrument: **DUALECD5**

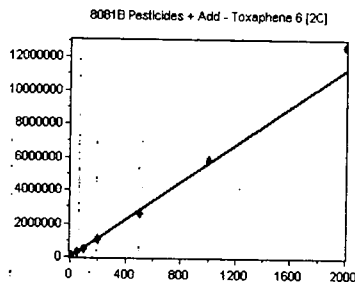
Calibration Date: **01/09/2020**

Analysis: **8081B Pesticides + Add**

Instrument Cal ID: **ECD5_QUANTPEST_20010'**

Toxaphene 6 [2C]

Curve Fit: **AVERAGE RF**

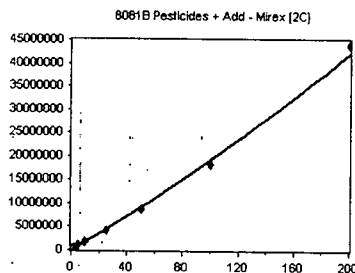


Standard	Concentration	Response	Response Factor	RT
0A08041-CALQ	10	57037	5703.700	9.63
0A08041-CALR	50	279398	5587.960	9.63
0A08041-CALS	100	522567	5225.670	9.63
0A08041-CALT	200	1071997	5359.985	9.63
0A08041-CALU	500	2631287	5262.574	9.63
0A08041-CALV	1000	5832985	5832.985	9.63
0A08041-CALW	2000	1.26526E+07	6326.300	9.63

AVE RF 5614.168 **RF RSD** 6.91 **AVE RT** 9.63

Mirex [2C]

Curve Fit: **QUADRATIC: Weighting: (1/a^2), Origin: Ignore**

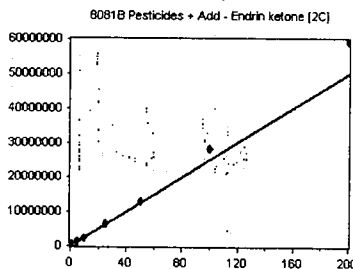


Standard	Concentration	Response	Response Factor	RT
0A08041-CALA	0.5	127755	255510.000	9.85
0A08041-CALB	1	237397	237397.000	9.85
0A08041-CALC	2	390163	195081.500	9.85
0A08041-CALD	5	1002877	200575.400	9.85
0A08041-CALE	10	1814573	181457.300	9.85
0A08041-CALF	25	4062388	162495.500	9.85
0A08041-CALG	50	8711340	174226.800	9.85
0A08041-CALH	100	1.814861E+07	181486.100	9.85
0A08041-CALI	200	4.392362E+07	219618.100	9.85

AVE RF 200872.000 **RF RSD** 15.38 **AVE RT** 9.85

Endrin ketone [2C]

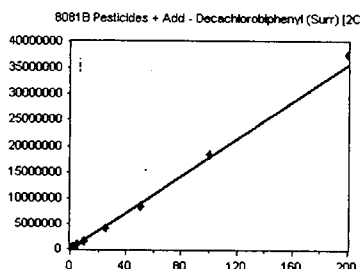
Curve Fit: **AVERAGE RF**



Standard	Concentration	Response	Response Factor	RT
0A08041-CAL1	0.5	120422	240844.000	9.85
0A08041-CAL2	1	227922	227922.000	9.86
0A08041-CAL3	2	459705	229852.500	9.86
0A08041-CAL4	5	1162953	232590.600	9.85
0A08041-CAL5	10	2330210	233021.000	9.85
0A08041-CAL6	25	6356172	254246.900	9.85
0A08041-CAL7	50	1.290512E+07	258102.400	9.86
0A08041-CAL8	100	2.805764E+07	280576.400	9.85
0A08041-CAL9	200	5.934686E+07	296734.300	9.85

AVE RF 250432.200 **RF RSD** 9.75 **AVE RT** 9.85

Decachlorobiphenyl (Surr) [2C] Curve Fit: AVERAGE RF



Standard	Concentration	Response	Response Factor	RT
0A08041-CAL1	0.5	101208	202416.000	10.74
0A08041-CAL2	1	194428	194428.000	10.74
0A08041-CAL3	2	355105	177552.500	10.74
0A08041-CAL4	5	834483	166896.600	10.74
0A08041-CAL5	10	1586829	158682.900	10.74
0A08041-CAL6	25	4087662	163506.500	10.74
0A08041-CAL7	50	8356479	167129.600	10.74
0A08041-CAL8	100	1.832586E+07	183258.600	10.74
0A08041-CAL9	200	3.753051E+07	187652.600	10.74

AVE RF 177947.000 **RF RSD** 8.46 **AVE RT** 10.74

CALIBRATION SEQUENCE REVIEW SHEET

SEQUENCE: 0A08041

Analysis Included

1311/8081B TCLP Pest Reg List
1311/8081B TCLP Pest Reg List +ADD
1311/8081B TCLP Pesticides (All)
1311/8081B TCLP Pesticides + Add (All)
1312/8081B SPLP Pesticides
608 Additional Only (QC)
608 Pest (Chlordane)
608 Pesticides
608 Pesticides (DDT Only)
608 Pesticides (SW)
608 Pesticides (SW) Full List
608 Pesticides (TTO)
608.3 Pesticides
8081B Pesticides
8081B 2,4+4,4-DDx Only (+Add)
8081B Chlordane
8081B DDT Only
8081B Pesticides + Add
8081B RSET FW Sed (+Add) (2016)
8081B RSET Sediment List (+Add)
8081B RSET Sediment Marine (2016) (+Add)
8081B Toxaphene

CALIBRATION SEQUENCE REVIEW SHEET

SEQUENCE: 0A08041

INSTRUMENT SEQUENCE LOG

SampleID	SampleName	Matrix	STDID	ISTD_ID	Analyzed
0A08041-ICB1	Initial Cal Blank	Water	A19L339		1/8/2020 2:26:00PM
0A08041-CAL1	Cal Standard	Water	A20A094	"	1/8/2020 2:50:00PM
0A08041-CAL2	Cal Standard	Water	A20A095	"	1/8/2020 3:07:00PM
0A08041-CAL3	Cal Standard	Water	A19K128	"	1/8/2020 3:24:00PM
0A08041-CAL4	Cal Standard	Water	A19K130	"	1/8/2020 3:41:00PM
0A08041-CAL5	Cal Standard	Water	A19K131	"	1/8/2020 3:58:00PM
0A08041-CAL6	Cal Standard	Water	A19K132	"	1/8/2020 4:16:00PM
0A08041-CAL7	Cal Standard	Water	A19K133	"	1/8/2020 4:33:00PM
0A08041-CAL8	Cal Standard	Water	A19K134	"	1/8/2020 4:50:00PM
0A08041-CAL9	Cal Standard	Water	A19K126	"	1/8/2020 5:07:00PM
0A08041-ICV1	Initial Cal Check	Water	A19I209	"	1/8/2020 5:42:00PM
0A08041-CALA	Cal Standard	Water	A20A096	"	1/8/2020 5:59:00PM
0A08041-CALB	Cal Standard	Water	A19K263	"	1/8/2020 6:16:00PM
0A08041-CALC	Cal Standard	Water	A19K264	"	1/8/2020 6:33:00PM
0A08041-CALD	Cal Standard	Water	A19K265	"	1/8/2020 6:51:00PM
0A08041-CALE	Cal Standard	Water	A19K266	"	1/8/2020 7:08:00PM
0A08041-CALF	Cal Standard	Water	A19J407	"	1/8/2020 7:25:00PM
0A08041-CALG	Cal Standard	Water	A19J408	"	1/8/2020 7:42:00PM
0A08041-CALH	Cal Standard	Water	A19J409	"	1/8/2020 7:59:00PM
0A08041-CALI	Cal Standard	Water	A19K262	"	1/8/2020 8:16:00PM
0A08041-ICV2	Initial Cal Check	Water	A19J410	"	1/8/2020 8:50:00PM
0A08041-CALJ	Cal Standard	Water	A20A097	"	1/8/2020 9:07:00PM
0A08041-CALK	Cal Standard	Water	A19K307	"	1/8/2020 9:25:00PM
0A08041-CALL	Cal Standard	Water	A19K308	"	1/8/2020 9:42:00PM
0A08041-CALM	Cal Standard	Water	A19K309	"	1/8/2020 9:59:00PM
0A08041-CALN	Cal Standard	Water	A19K310	"	1/8/2020 10:16:00PM
0A08041-CALO	Cal Standard	Water	A19K311	"	1/8/2020 10:33:00PM
0A08041-CALP	Cal Standard	Water	A19K306	"	1/8/2020 10:50:00PM
0A08041-ICV3	Initial Cal Check	Water	A19K312	"	1/8/2020 11:24:00PM
0A08041-CALQ	Cal Standard	Water	A20A098	"	1/8/2020 11:41:00PM
0A08041-CALR	Cal Standard	Water	A19J417	"	1/8/2020 11:58:00PM
0A08041-CALS	Cal Standard	Water	A19J418	"	1/9/2020 12:15:00AM
0A08041-CALT	Cal Standard	Water	A19J419	"	1/9/2020 12:32:00AM
0A08041-CALU	Cal Standard	Water	A19J420	"	1/9/2020 12:50:00AM
0A08041-CALV	Cal Standard	Water	A19J421	"	1/9/2020 1:07:00AM
0A08041-CALW	Cal Standard	Water	A19J416	"	1/9/2020 1:24:00AM
0A08041-ICV4	Initial Cal Check	Water	A19J422	"	1/9/2020 1:58:00AM

CALIBRATION STANDARD RECOVERIES

Calibration: A0A0906

Instrument: DualECD5F

1311/8081B TCLP Pest Reg L

Sequence: 0A08041

Matrix: Water

SampleID	Inst. MRL	Recalc Res.	Cal Level	%Rec.	Qual
0A08041-CAL1					
0A08041-CAL2					
0A08041-CAL3					

CALIBRATION SEQUENCE REVIEW SHEET

SEQUENCE: 0A08041

0A08041-CAL4	Inst. MRL	Recalc Res.	Cal Level	%Rec.	Qual
0A08041-CAL5	Inst. MRL	Recalc Res.	Cal Level	%Rec.	Qual
0A08041-CAL6	Inst. MRL	Recalc Res.	Cal Level	%Rec.	Qual
0A08041-CAL7	Inst. MRL	Recalc Res.	Cal Level	%Rec.	Qual
0A08041-CAL8	Inst. MRL	Recalc Res.	Cal Level	%Rec.	Qual
0A08041-CAL9	Inst. MRL	Recalc Res.	Cal Level	%Rec.	Qual
0A08041-CALA	Inst. MRL	Recalc Res.	Cal Level	%Rec.	Qual
0A08041-CALB	Inst. MRL	Recalc Res.	Cal Level	%Rec.	Qual
0A08041-CALC	Inst. MRL	Recalc Res.	Cal Level	%Rec.	Qual
0A08041-CALD	Inst. MRL	Recalc Res.	Cal Level	%Rec.	Qual
0A08041-CALE	Inst. MRL	Recalc Res.	Cal Level	%Rec.	Qual
0A08041-CALF	Inst. MRL	Recalc Res.	Cal Level	%Rec.	Qual
0A08041-CALG	Inst. MRL	Recalc Res.	Cal Level	%Rec.	Qual
0A08041-CALH	Inst. MRL	Recalc Res.	Cal Level	%Rec.	Qual
0A08041-CALI	Inst. MRL	Recalc Res.	Cal Level	%Rec.	Qual
0A08041-CALJ	Inst. MRL	Recalc Res.	Cal Level	%Rec.	Qual
0A08041-CALK	Inst. MRL	Recalc Res.	Cal Level	%Rec.	Qual
0A08041-CALL	Inst. MRL	Recalc Res.	Cal Level	%Rec.	Qual
0A08041-CALM	Inst. MRL	Recalc Res.	Cal Level	%Rec.	Qual
0A08041-CALN	Inst. MRL	Recalc Res.	Cal Level	%Rec.	Qual
0A08041-CALO	Inst. MRL	Recalc Res.	Cal Level	%Rec.	Qual
0A08041-CALP	Inst. MRL	Recalc Res.	Cal Level	%Rec.	Qual
0A08041-CALQ	Inst. MRL	Recalc Res.	Cal Level	%Rec.	Qual
0A08041-CALR	Inst. MRL	Recalc Res.	Cal Level	%Rec.	Qual
0A08041-CALS	Inst. MRL	Recalc Res.	Cal Level	%Rec.	Qual
0A08041-CALT	Inst. MRL	Recalc Res.	Cal Level	%Rec.	Qual
0A08041-CALU	Inst. MRL	Recalc Res.	Cal Level	%Rec.	Qual
0A08041-CALV	Inst. MRL	Recalc Res.	Cal Level	%Rec.	Qual
0A08041-CALW	Inst. MRL	Recalc Res.	Cal Level	%Rec.	Qual

CALIBRATION SEQUENCE REVIEW SHEET

SEQUENCE: 0A08041

Compounds listed above have recalculated recoveries outside 70-130% of the true values, and the calibration levels are above the reporting level. If no compounds are listed, all are OK. Please see the next section for quadratic fit compounds.

Analytes With Quadratic Curve Fits

Qualifier iMDL iMRL Spike Amt %Difference OK? Raise MRL to ?
 _____ _____

Analytes listed above have quadratic curve fits. If they are using a weighting option, they must be checked against the requested curve points to determine if the recalculated results are within limits (70-130 or as specified).

ICV RECOVERIES

Calibration: **A0A0906** Instrument: **DualECD5F**

608 Pesticides Sequence: **0A08041** Matrix: **Water**

ICV ID	Inst. MRL	ICV Level	Result	%Rec.	Qual
0A08041-ICV1					
0A08041-ICV2					
0A08041-ICV3					
0A08041-ICV4					

Compounds listed above have Initial Calibration Verification standard recoveries outside 70-130% of the true values. If no compounds are listed, all have passing recoveries.

Compound List Report DUALECD5

Method Path : R:\methods\
 Method File : ECD5_QUANTPEST_200107.M
 Title : Instrument: DualECD5
 Last Update : Thu Jan 09 11:11:29 2020
 Response Via : Initial Calibration

Total Cpnds : 85

MOB
1/9/20

PK#	Compound Name	Exp_RT	Rel_RT	Cal	A/H	ID
1	S TCMX (S)	5.404	1.000	A	H	R
2	a-BHC	5.944	1.000	A	H	R
3	g-BHC	6.226	1.000	A	H	R
4	b-BHC	6.302	1.000	-Q	H	R
5	Heptachlor	6.640	1.000	A	H	R
6	d-BHC	6.451	1.000	A	H	R
7	Aldrin	6.882	1.000	A	H	R
8	Heptachlor Epoxide	7.342	1.000	A	H	R
9	trans-Chlordane	7.438	1.000	A	H	R
10	cis-Chlordane	7.535	1.000	A	H	R
11	Endosulfan I	7.631	1.000	A	H	R
12	4,4'-DDE	7.595	1.000	A	H	R
13	Dieldrin	7.804	1.000	A	H	R
14	Endrin	7.969	1.000	A	H	R
15	4,4'-DDD	8.016	1.000	A	H	R
16	Endosulfan II	8.126	1.000	A	H	R
17	4,4'-DDT	8.215	1.000	A	H	R
18	Endrin Aldehyde	8.416	1.000	A	H	R
19	Endosulfan Sulfate	8.718	1.000	A	H	R
20	Methoxychlor	8.552	1.000	A	H	R
21	Endrin Ketone	8.911	1.000	A	H	R
22	S DCBP (S)	9.610	1.000	Q	H	R
23	Hexachlorobutadiene	3.205	1.000	A	H	R
24	Hexachlorobenzene	5.782	1.000	-Q	H	R
25	Oxychlorane	7.268	1.000	-Q	H	R
26	2,4'-DDE	7.342	1.000	A	H	R
27	trans-Nonachlor	7.524	1.000	Q	H	R
28	2,4'-DDD	7.715	1.000	A	H	R
29	2,4'-DDT	7.898	1.000	A	H	R
30	cis-Nonachlor	7.996	1.000	A	H	R
31	Mirex	8.664	1.000	-Q	H	R
32	Chlordane (1)	7.437	1.000	A	H	R
33	Chlordane (2)	7.530	1.000	A	H	R
34	Chlordane (3)	8.080	1.000	A	H	R
35	Chlordane - AVE	3.816	1.000	A	H	R
36	Toxaphene (1)	7.511	1.000	A	H	R
37	Toxaphene (2)	7.804	1.000	A	H	R
38	Toxaphene (3)	8.116	1.000	-Q	H	R
39	Toxaphene (4)	8.358	1.000	A	H	R
40	Toxaphene (5)	8.586	1.000	A	H	R
41	Toxaphene (6)	8.653	1.000	A	H	R
42	Toxaphene - AVE	3.810	1.000	A	H	R
43	Signal #2	3.940	1.000	A	H	R
44	S TCMX (S) #2	6.128	1.000	A	H	R
45	a-BHC #2	6.736	1.000	A	H	R
46	g-BHC #2	7.055	1.000	A	H	R
47	b-BHC #2	7.116	1.000	A	H	R
48	Heptachlor #2	7.436	1.000	A	H	R
49	d-BHC #2	7.374	1.000	Q	H	R
50	Aldrin #2	7.705	1.000	A	H	R
51	Heptachlor Epoxide #2	8.143	1.000	A	H	R
52	trans-Chlordane #2	8.284	1.000	A	H	R
53	cis-Chlordane #2	8.392	1.000	A	H	R
54	Endosulfan I #2	8.444	1.000	A	H	R
55	4,4'-DDE #2	8.492	1.000	A	H	R
56	Dieldrin #2	8.646	1.000	A	H	R

57	Endrin #2	8.875	1.000	A	H	R
58	4,4'-DDD #2	8.909	1.000	A	H	R
59	Endosulfan II #2	9.022	1.000	A	H	R
60	4,4'-DDT #2	9.139	1.000	Q	H	R
61	Endrin Aldehyde #2	9.258	1.000	A	H	R
62	Endosulfan Sulfate #2	9.449	1.000	A	H	R
63	Methoxychlor #2	9.616	1.000	A	H	R
64	Endrin Ketone #2	9.855	1.000	A	H	R
65	S DCBP (S) #2	10.743	1.000	A	H	R
66	Hexachlorobutadiene #2	3.813	1.000	A	H	R
67	Hexachlorobenzene #2	6.594	1.000	A	H	R
68	Oxychlorane #2	8.069	1.000	A	H	R
69	2,4'-DDE #2	8.268	1.000	A	H	R
70	trans-Nonachlor #2	8.344	1.000	A	H	R
71	2,4'-DDD #2	8.643	1.000	A	H	R
72	2,4'-DDT #2	8.869	1.000	Q	H	R
73	cis-Nonachlor #2	8.913	1.000	A	H	R
74	Mirex #2	9.849	1.000	Q	H	R
75	Chlordane (1) #2	8.282	1.000	A	H	R
76	Chlordane (2) #2	8.389	1.000	A	H	R
77	Chlordane (3) #2	9.058	1.000	A	H	R
78	Chlordane - AVE #2	3.797	1.000	A	H	R
79	Toxaphene (1) #2	8.619	1.000	A	H	R
80	Toxaphene (2) #2	8.969	1.000	A	H	R
81	Toxaphene (3) #2	9.005	1.000	Q	H	R
82	Toxaphene (4) #2	9.072	1.000	A	H	R
83	Toxaphene (5) #2	9.249	1.000	A	H	R
84	Toxaphene (6) #2	9.634	1.000	A	H	R
85	Toxaphene - AVE #2	3.803	1.000	A	H	R

Cal A = Average L = Linear LO = Linear w/origin Q = Quad QO = Quad w/origin

A/H = Area or Height

ID R = R.T. B = R.T. & Q Q = Qvalue L = Largest A = All

ECD5_QUANTPEST_200107.M Thu Jan 09 14:30:03 2020

Response Factor Report DUALECD5

Method Path : R:\methods\
 Method File : ECD5_QUANTPEST_200107.M
 Title : Instrument: DualECD5
 Last Update : Thu Jan 09 11:11:29 2020
 Response Via : Initial Calibration

Calibration Files

1 =ECD5-01082042.D 2 =ECD5-01082043.D 3 =ECD5-01082044.D
 4 =ECD5-01082045.D 5 =ECD5-01082046.D 6 =ECD5-01082047.D

Compound	1	2	3	4	5	6	Avg	%RSD
1) S TCMX (S)	2.257	2.113	2.078	1.900	1.840	1.858	1.953	E5 8.04
2) a-BHC	2.665	2.570	2.687	2.613	2.578	2.683	2.632	E5 1.90
3) g-BHC	2.406	2.344	2.358	2.333	2.269	2.305	2.335	E5 1.83
4) b-BHC	1.300	1.143	1.104	1.020	0.961	0.965	1.044	E5 11.29
5) Heptachlor	2.444	2.339	2.285	2.326	2.147	2.174	2.272	E5 4.07
6) d-BHC	2.223	2.084	2.163	2.127	2.077	2.189	2.178	E5 3.34
7) Aldrin	2.261	2.240	2.200	2.223	2.163	2.255	2.206	E5 2.14
8) Heptachlor Ex...	2.244	2.183	2.135	2.071	1.957	2.047	2.062	E5 5.18
9) trans-Chlordane	2.255	2.184	2.126	2.088	2.032	2.081	2.107	E5 3.49
10) cis-Chlordane	2.253	2.126	2.112	2.017	1.994	2.013	2.046	E5 4.85
11) Endosulfan I	2.092	2.085	2.004	1.918	1.890	1.909	1.938	E5 5.13
12) 4,4'-DDE	2.060	2.016	2.059	2.081	2.021	2.085	2.062	E5 1.66
13) Dieldrin	2.237	2.181	2.173	2.140	2.097	2.170	2.154	E5 2.14
14) Endrin	1.878	1.889	1.834	1.616	1.560	1.742	1.730	E5 6.68
15) 4,4'-DDD	1.728	1.706	1.754	1.659	1.682	1.757	1.727	E5 2.18
16) Endosulfan II	1.993	1.825	1.739	1.610	1.622	1.674	1.706	E5 7.56
17) 4,4'-DDT	1.698	1.632	1.598	1.580	1.546	1.678	1.657	E5 4.35
18) Endrin Aldehyde	1.745	1.686	1.612	1.534	1.482	1.437	1.531	E5 8.00
19) Endosulfan Su...	1.764	1.688	1.652	1.540	1.505	1.574	1.600	E5 5.32
20) Methoxychlor	9.706	8.989	8.873	8.268	7.850	8.387	8.661	E4 6.05
21) Endrin Ketone	1.993	1.941	1.918	1.880	1.825	1.894	1.910	E5 2.36
22) S DCBP (S)	1.922	1.766	1.702	1.551	1.478	1.460	1.588	E5 10.61
23) Hexachlorobut...	2.229	2.336	1.996	2.091	1.946	1.839	1.994	E5 9.81
24) Hexachloroben...	2.454	2.335	2.093	2.137	2.009	1.797	2.056	E5 11.05
25) Oxychlordane	2.377	2.239	1.884	1.986	1.829	1.640	1.905	E5 13.61
26) 2,4'-DDE	1.635	1.611	1.432	1.501	1.426	1.260	1.426	E5 9.81
27) trans-Nonachlor	2.535	2.408	2.124	2.205	2.076	1.843	2.124	E5 10.91
28) 2,4'-DDD	1.437	1.433	1.293	1.309	1.263	1.110	1.272	E5 8.99
29) 2,4'-DDT	1.667	1.624	1.447	1.539	1.485	1.249	1.465	E5 9.83
30) cis-Nonachlor	2.685	2.637	2.357	2.494	2.325	2.092	2.357	E5 9.09
31) Mirex	1.929	1.814	1.543	1.559	1.405	1.221	1.483	E5 17.12
32) Chlordane (1)	2.521	2.357	2.295	2.397	2.241	2.331	2.346	E4 3.95
33) Chlordane (2)	3.082	2.886	2.780	2.901	2.782	2.873	2.882	E4 3.50
34) Chlordane (3)	8.668	7.557	7.299	7.525	7.251	7.448	7.608	E3 6.33
35) Chlordane - AVE							0.000	-1.00
36) Toxaphene (1)	1.216	1.097	1.047	1.034	0.958	0.998	1.053	E3 7.94
37) Toxaphene (2)	2.137	2.130	1.972	1.910	1.767	1.834	1.945	E3 7.38
38) Toxaphene (3)	5.876	4.759	4.339	4.324	3.992	4.210	4.553	E3 13.76
39) Toxaphene (4)	4.426	4.150	3.929	3.956	3.801	3.975	4.040	E3 4.97
40) Toxaphene (5)	3.363	3.387	3.213	3.278	3.079	3.276	3.288	E3 3.55
41) Toxaphene (6)	4.717	4.502	4.268	4.258	3.964	4.202	4.342	E3 5.66
42) Toxaphene - AVE							0.000	-1.00

MJB
1/9/20

Signal #2 Calibration Files

1 =ECD5-01082042.D 2 =ECD5-01082043.D 3 =ECD5-01082044.D
 4 =ECD5-01082045.D 5 =ECD5-01082046.D 6 =ECD5-01082047.D

Compound	1	2	3	4	5	6	Avg	%RSD
1) S TCMX (S)	3.164	3.112	2.945	2.752	2.696	2.899	2.981	E5 5.87
2) a-BHC	3.718	3.792	3.836	3.954	3.956	4.166	4.130	E5 8.94
3) g-BHC	3.509	3.434	3.386	3.446	3.502	3.644	3.651	E5 7.15
4) b-BHC	1.850	1.730	1.604	1.566	1.481	1.494	1.609	E5 7.18
5) Heptachlor	3.669	3.373	3.277	3.322	3.263	3.491	3.545	E5 7.28
6) d-BHC	3.079	3.102	3.018	3.232	3.263	3.650	3.449	E5 11.30
7) Aldrin	3.224	3.145	3.146	3.160	3.173	3.345	3.331	E5 6.39
8) Heptachlor Ex...	3.178	2.961	2.930	2.959	2.880	3.028	3.080	E5 5.52
9) trans-Chlordane	3.392	3.027	2.900	2.912	2.934	3.084	3.118	E5 6.23
10) cis-Chlordane	3.008	2.929	2.874	2.746	2.848	2.928	2.966	E5 4.74
11) Endosulfan I	2.818	2.718	2.632	2.594	2.610	2.743	2.779	E5 5.95

Response Factor Report DUALECD5

Method Path : R:\methods\
 Method File : ECD5_QUANTPEST_200107.M
 Title : Instrument: DualECD5
 Last Update : Thu Jan 09 11:11:29 2020
 Response Via : Initial Calibration

Calibration Files

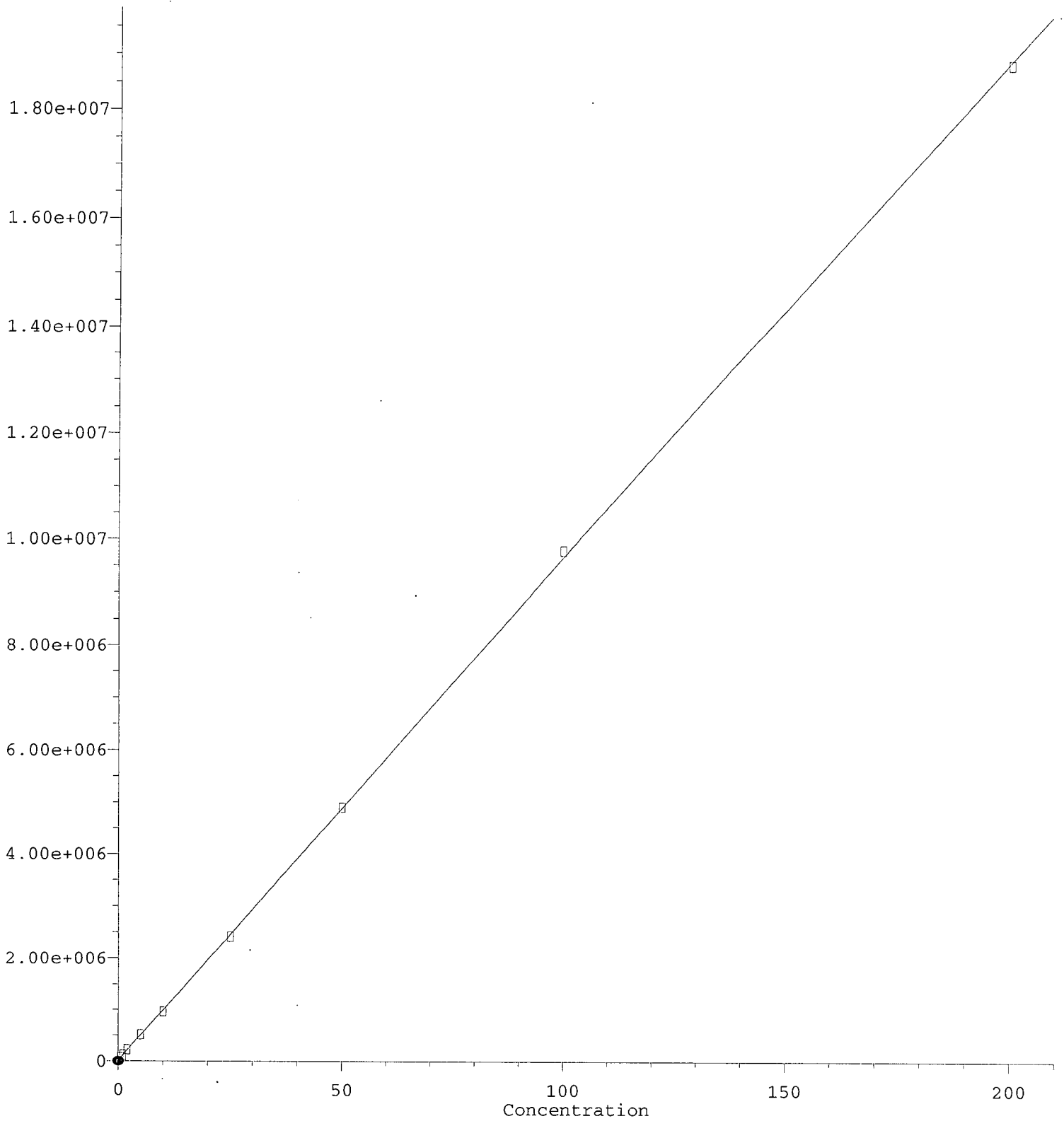
1 =ECD5-01082042.D 2 =ECD5-01082043.D 3 =ECD5-01082044.D
 4 =ECD5-01082045.D 5 =ECD5-01082046.D 6 =ECD5-01082047.D

Compound	1	2	3	4	5	6	Avg	%RSD
12) 4,4'-DDE	2.783	2.778	2.707	2.846	2.826	3.082	3.025	E5 10.10
13) Dieldrin	2.953	2.916	2.905	2.845	2.906	3.144	3.089	E5 7.76
14) Endrin	2.416	2.304	2.284	2.089	2.003	2.393	2.350	E5 9.33
15) 4,4'-DDD	2.266	2.280	2.267	2.287	2.301	2.465	2.458	E5 9.71
16) Endosulfan II	2.452	2.343	2.309	2.239	2.276	2.460	2.443	E5 7.76
17) 4,4'-DDT	2.062	2.032	2.043	2.055	2.023	2.300	2.283	E5 13.83
18) Endrin Aldehyde	2.360	2.347	2.268	2.096	2.117	2.112	2.236	E5 4.89
19) Endosulfan Su...	2.246	2.109	2.055	2.049	2.033	2.182	2.217	E5 7.99
20) Methoxychlor	1.212	1.176	1.123	1.065	1.039	1.169	1.189	E5 9.18
21) Endrin Ketone	2.408	2.279	2.299	2.326	2.330	2.542	2.504	E5 9.75
22) S DCBP (S)	2.024	1.944	1.776	1.669	1.587	1.635	1.779	E5 8.46
23) Hexachlorobut...	4.223	4.334	3.846	4.059	3.803	3.725	4.007	E5 6.84
24) Hexachloroben...	3.515	3.465	3.042	3.184	3.000	2.838	3.201	E5 8.50
25) Oxychlorane	3.138	2.984	2.646	2.827	2.671	2.423	2.797	E5 9.48
26) 2,4'-DDE	2.300	2.209	1.998	2.129	2.004	1.875	2.106	E5 8.53
27) trans-Nonachlor	3.350	3.283	2.871	3.073	2.924	2.723	3.075	E5 8.65
28) 2,4'-DDD	2.037	1.936	1.728	1.848	1.738	1.600	1.844	E5 9.61
29) 2,4'-DDT	2.172	2.156	1.839	2.061	1.992	1.803	2.071	E5 11.42
30) cis-Nonachlor	3.557	3.449	3.136	3.356	3.312	3.047	3.411	E5 8.96
31) Mirex	2.555	2.374	1.951	2.006	1.815	1.625	2.009	E5 15.38
32) Chlordane (1)	3.828	3.574	3.516	3.868	3.847	4.182	3.890	E4 8.16
33) Chlordane (2)	3.242	2.972	2.987	3.172	3.164	3.383	3.210	E4 6.42
34) Chlordane (3)	1.257	0.997	0.972	1.024	1.002	1.057	1.062	E4 9.35
35) Chlordane - AVE							0.000	-1.00
36) Toxaphene (1)	2.964	2.815	2.612	2.635	2.508	2.637	2.704	E3 5.63
37) Toxaphene (2)	3.724	3.482	3.297	3.360	3.256	3.517	3.483	E3 5.59
38) Toxaphene (3)	7.042	5.703	5.284	5.384	5.271	5.617	5.755	E3 10.82
39) Toxaphene (4)	0.991	0.870	0.848	0.846	0.856	0.902	0.903	E4 7.52
40) Toxaphene (5)	5.191	4.885	4.651	4.925	4.773	5.120	5.022	E3 6.35
41) Toxaphene (6)	5.704	5.588	5.226	5.360	5.263	5.833	5.614	E3 6.91
42) Toxaphene - AVE							0.000	-1.00

(#) = Out of Range ### Number of calibration levels exceeded format ###

b-BHC

Response

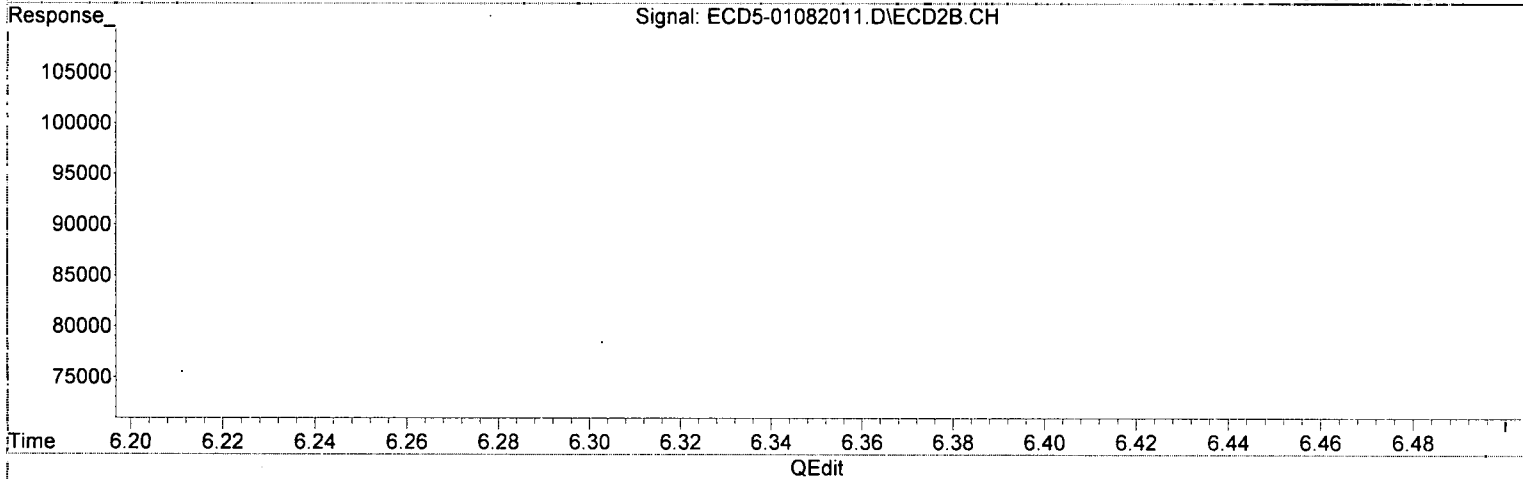
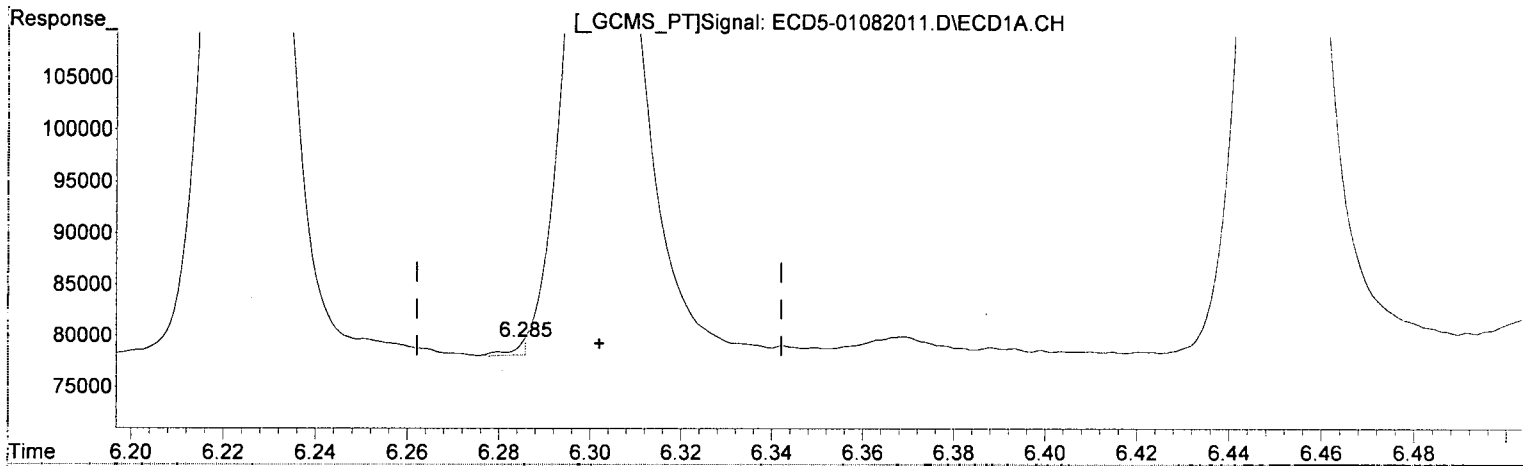


R = -1.65e+001 A*A + 9.80e+004 A + 1.64e+004
Coef of Det (r^2) = 0.999 Curve Fit: Quadratic w(1/a^2)
Method Name: R:\methods\ECD5_QUANTPEST_200107.M
Calibration Table Last Updated: Wed Jan 08 17:29:24 2020

Quantitation Report (Qedit)

Data Path : R:\data\2020-01\0A08041\REQUANT\
Data File : ECD5-01082011.D
Signal(s) : Signal #1: ECD1A.CH Signal #2: ECD2B.CH
Acq On : 08 Jan 2020 14:50
Operator : MJB
Sample : 0A08041-CAL1
Misc : A20A094, AB 0.5 ppb
ALS Vial : 8 (Sig #1); 0 (Sig #2) Sample Multiplier: 1

Integration File signal 1: PEST1.e
Integration File signal 2: PEST2.e
Quant Time: Jan 08 17:31:47 2020
Quant Method : R:\methods\ECD5_QUANTPEST_200107.M
Quant Title : Instrument: DualECD5
QLast Update : Wed Jan 08 17:25:24 2020
Response via : Initial Calibration
Integrator: ChemStation 6890 Scale Mode: Small noise peaks clipped

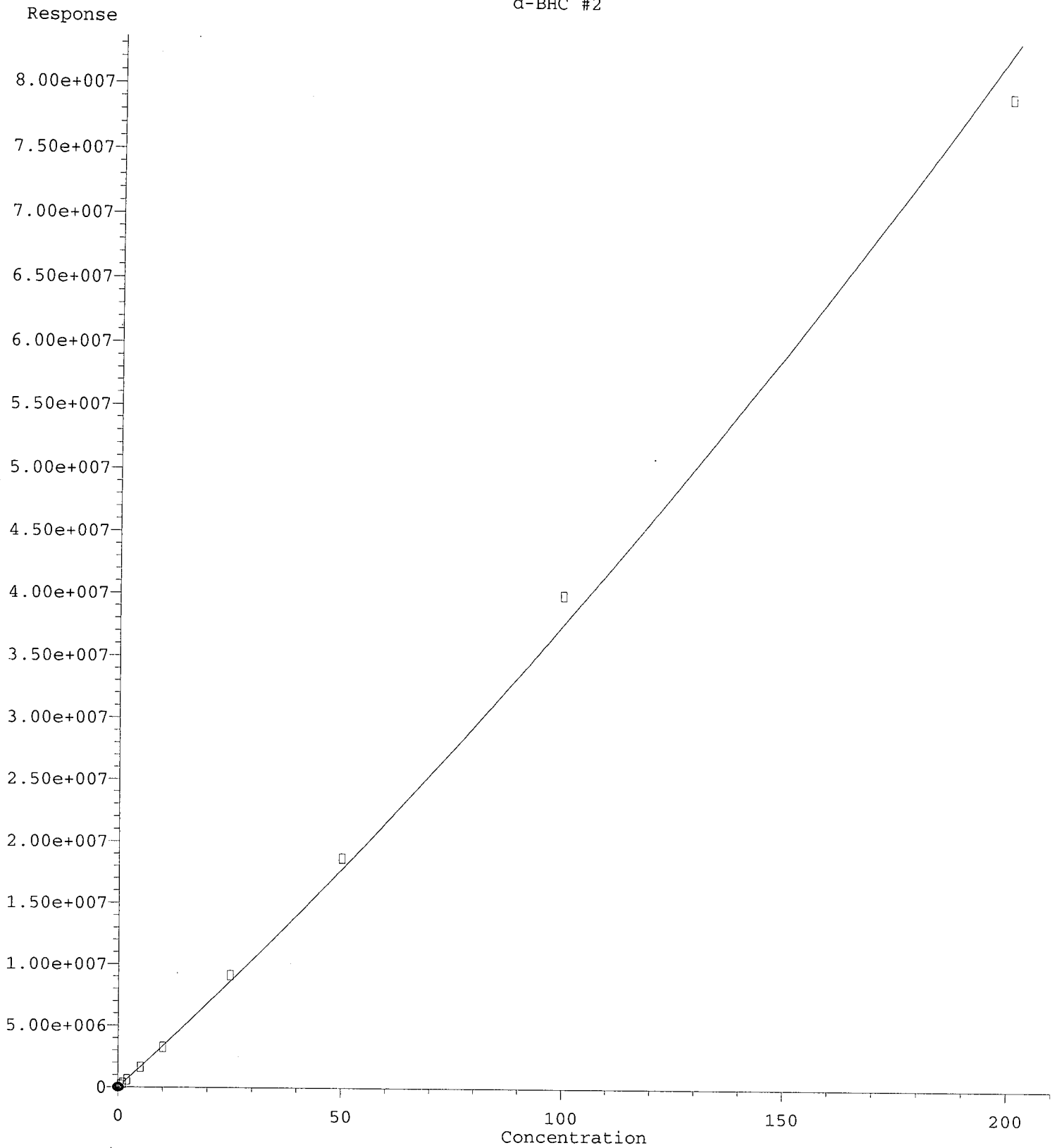


(4) b-BHC

6.285min 5931.989 ng/mL (m) *Qedit*
response 1246

(4) b-BHC #2

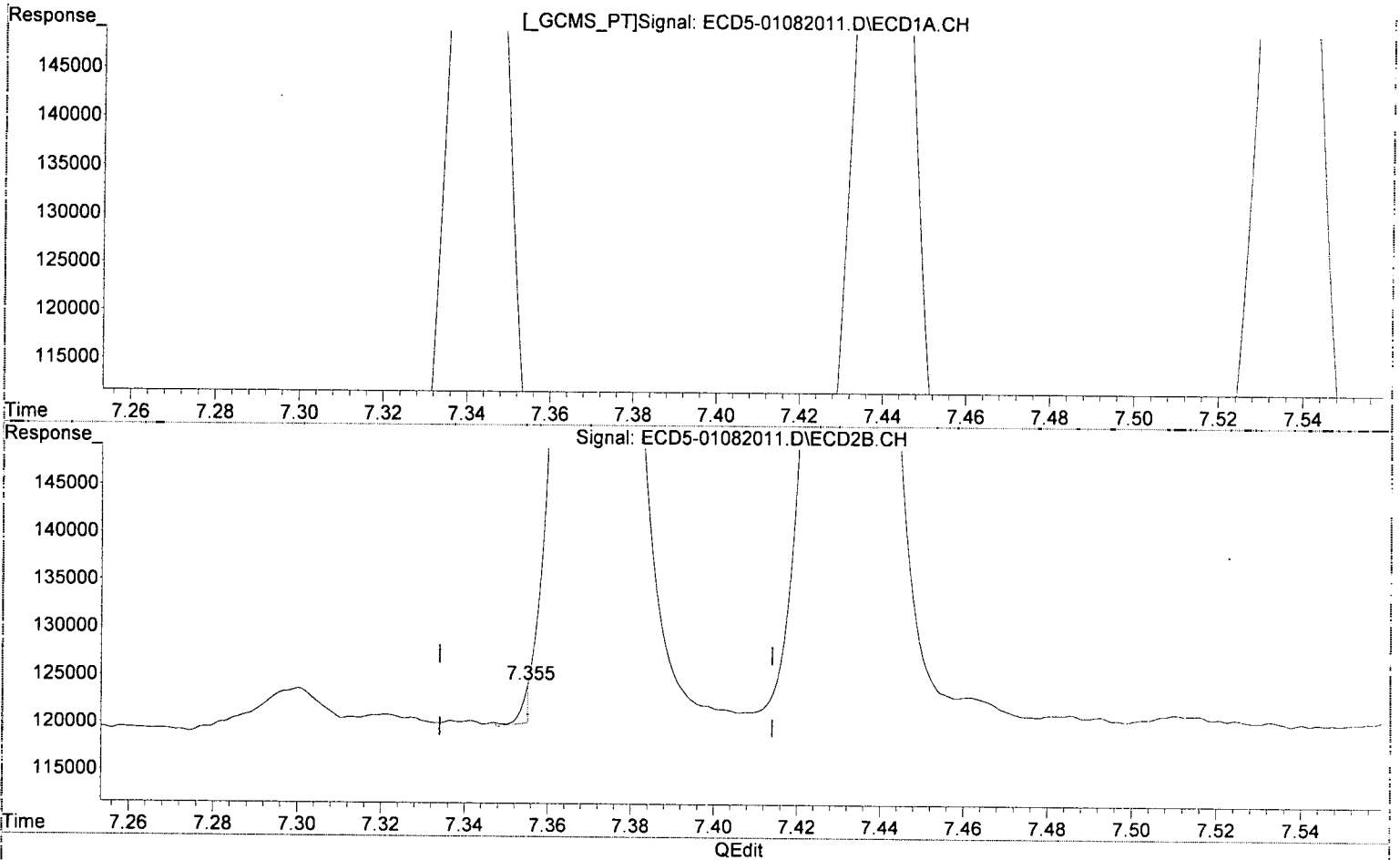
7.113min 0.575 ng/mL
response 92509



Quantitation Report (Qedit)

Data Path : R:\data\2020-01\0A08041\REQUANT\
Data File : ECD5-01082011.D
Signal(s) : Signal #1: ECD1A.CH Signal #2: ECD2B.CH
Acq On : 08 Jan 2020 14:50
Operator : MJB
Sample : 0A08041-CAL1
Misc : A20A094, AB 0.5 ppb
ALS Vial : 8 (Sig #1); 0 (Sig #2) Sample Multiplier: 1

Integration File signal 1: PEST1.e
Integration File signal 2: PEST2.e
Quant Time: Jan 08 17:31:47 2020
Quant Method : R:\methods\ECD5_QUANTPEST_200107.M
Quant Title : Instrument: DualECD5
QLast Update : Wed Jan 08 17:25:24 2020
Response via : Initial Calibration
Integrator: ChemStation 6890 Scale Mode: Small noise peaks clipped

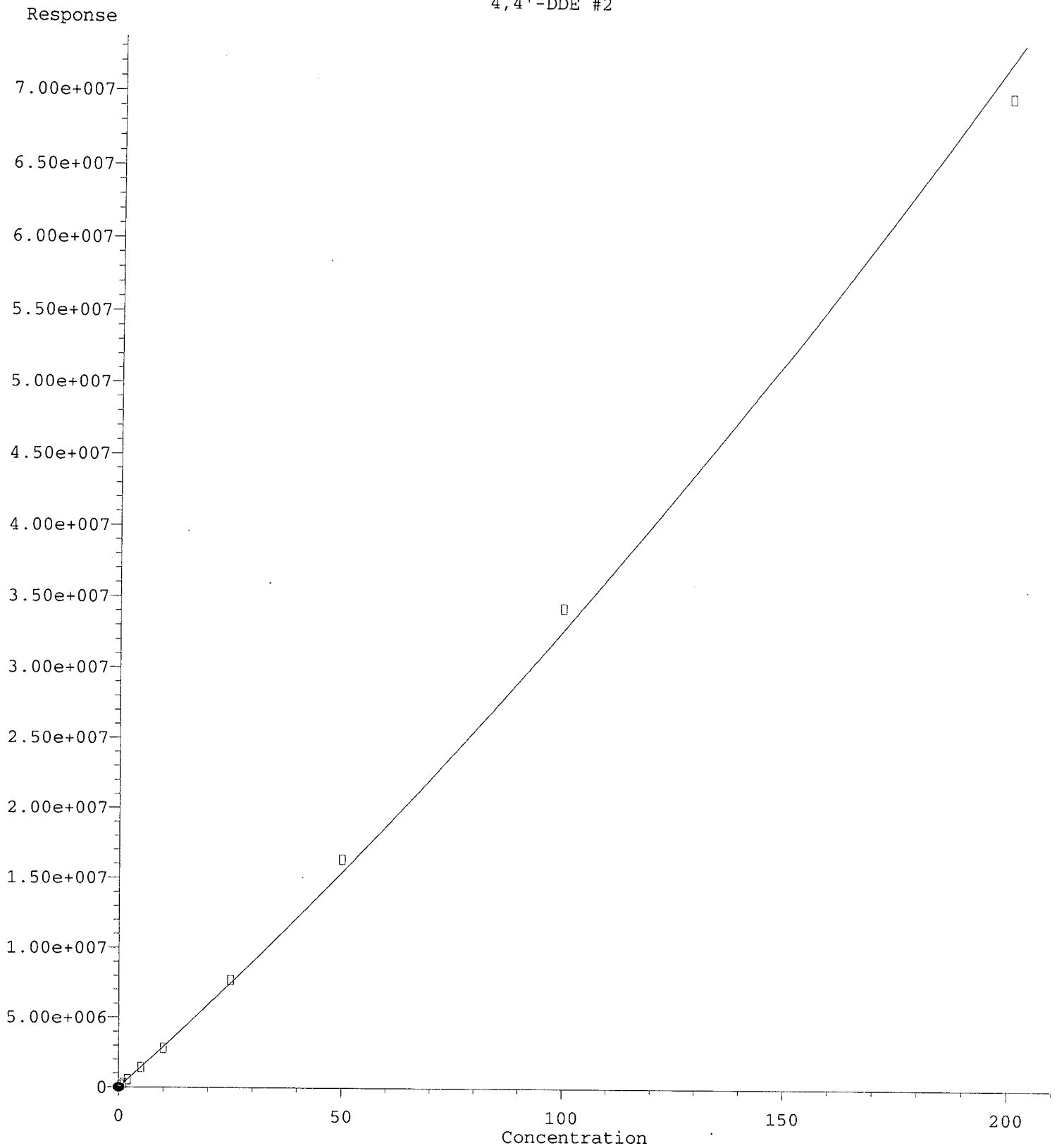


(6) d-BHC
6.451min 0.510 ng/mL
response 111153

MJB
1/8/20

(6) d-BHC #2
7.355min 0.070 ng/mL (m)
response 4087

4,4'-DDE #2

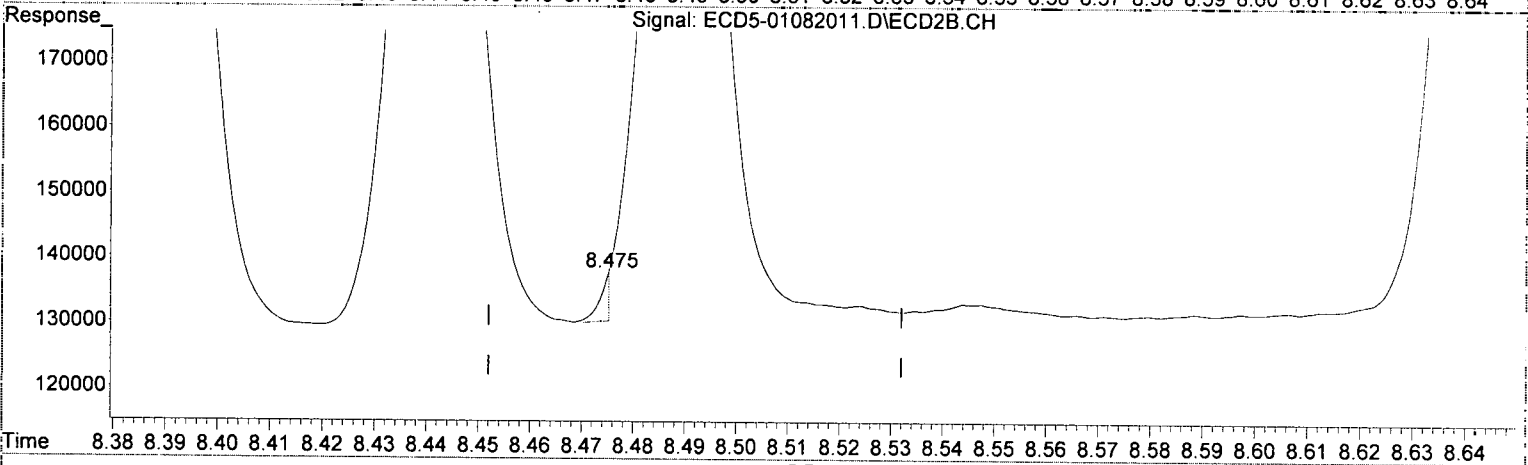
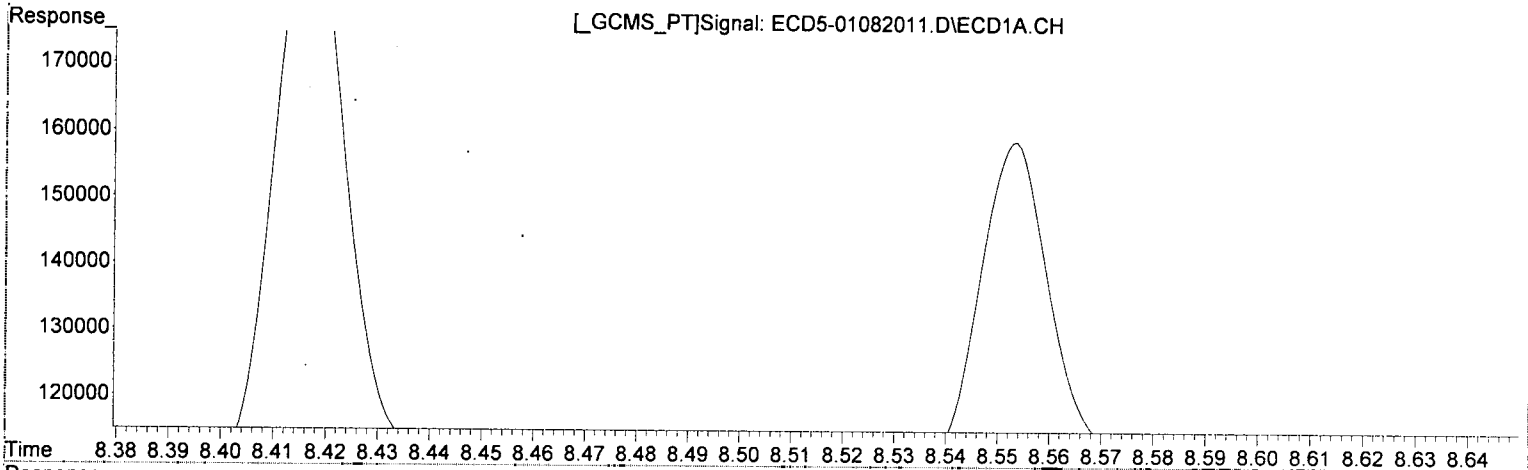


R = 3.62e+002 A*A + 2.91e+005 A - 9.63e+003
Coef of Det (r^2) = 0.998 Curve Fit: Quadratic w(1/a^2)
02/25/20 Anchor OEA LLC Gasco Brand DG 2019 - 4a-b. DOC-CAP Testing Cores Page 886 of 1529
Method Name: R:\methods\ECD5_QUANTPEST_200107.M
Calibration Table Last Updated: Wed Jan 08 17:29:24 2020

Quantitation Report (Qedit)

Data Path : R:\data\2020-01\0A08041\REQUANT\
Data File : ECD5-01082011.D
Signal(s) : Signal #1: ECD1A.CH Signal #2: ECD2B.CH
Acq On : 08 Jan 2020 14:50
Operator : MJB
Sample : 0A08041-CAL1
Misc : A20A094, AB 0.5 ppb
ALS Vial : 8 (Sig #1); 0 (Sig #2) Sample Multiplier: 1

Integration File signal 1: PEST1.e
Integration File signal 2: PEST2.e
Quant Time: Jan 08 17:31:47 2020
Quant Method : R:\methods\ECD5_QUANTPEST_200107.M
Quant Title : Instrument: DualECD5
QLast Update : Wed Jan 08 17:25:24 2020
Response via : Initial Calibration
Integrator: ChemStation 6890 Scale Mode: Small noise peaks clipped

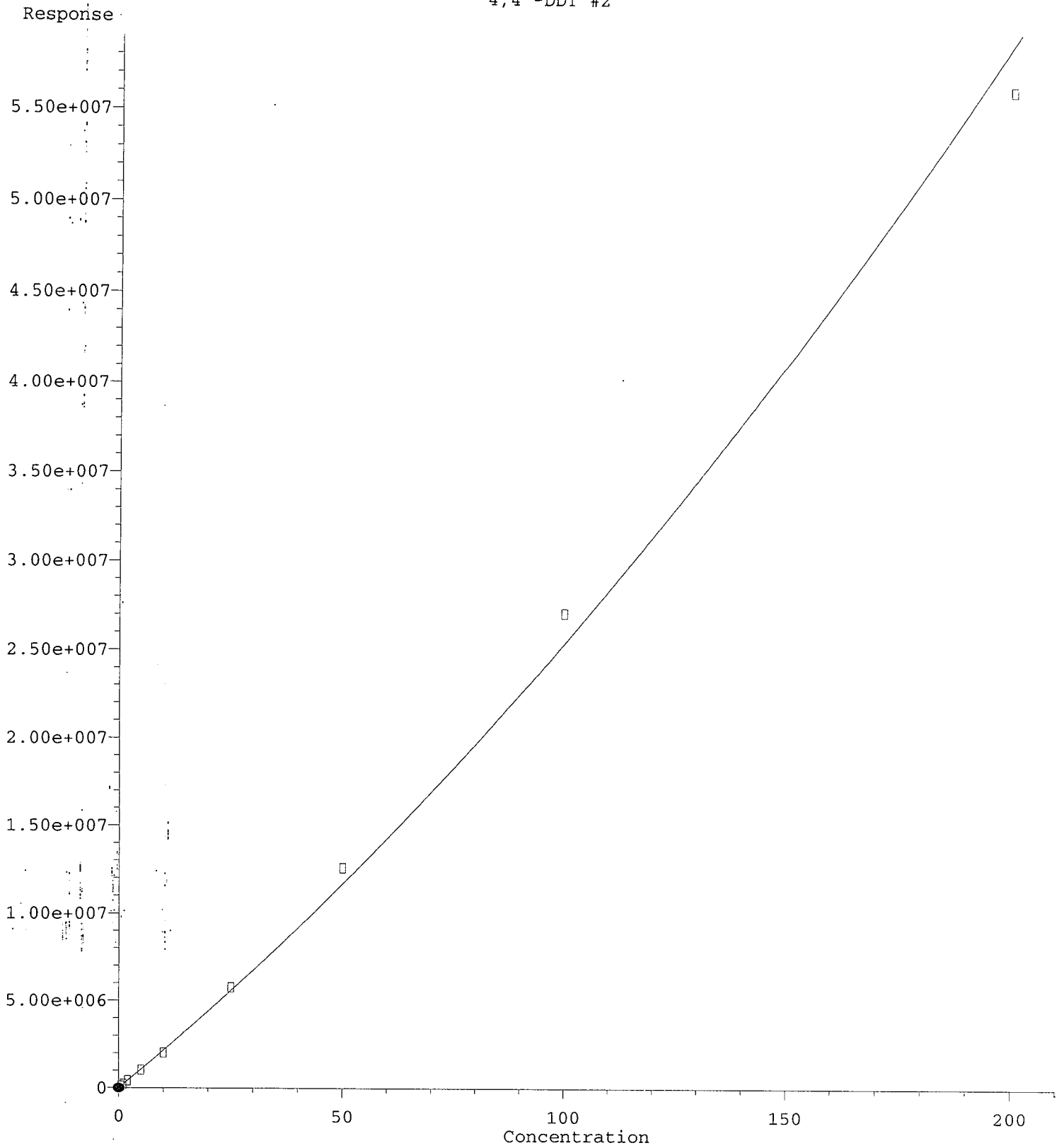


(12) 4,4'-DDE
7.596min 0.500 ng/mL
response 102992

MJB
1/8/20

(12) 4,4'-DDE #2
8.475min 0.058 ng/mL (m)
response 7374

4,4'-DDT #2

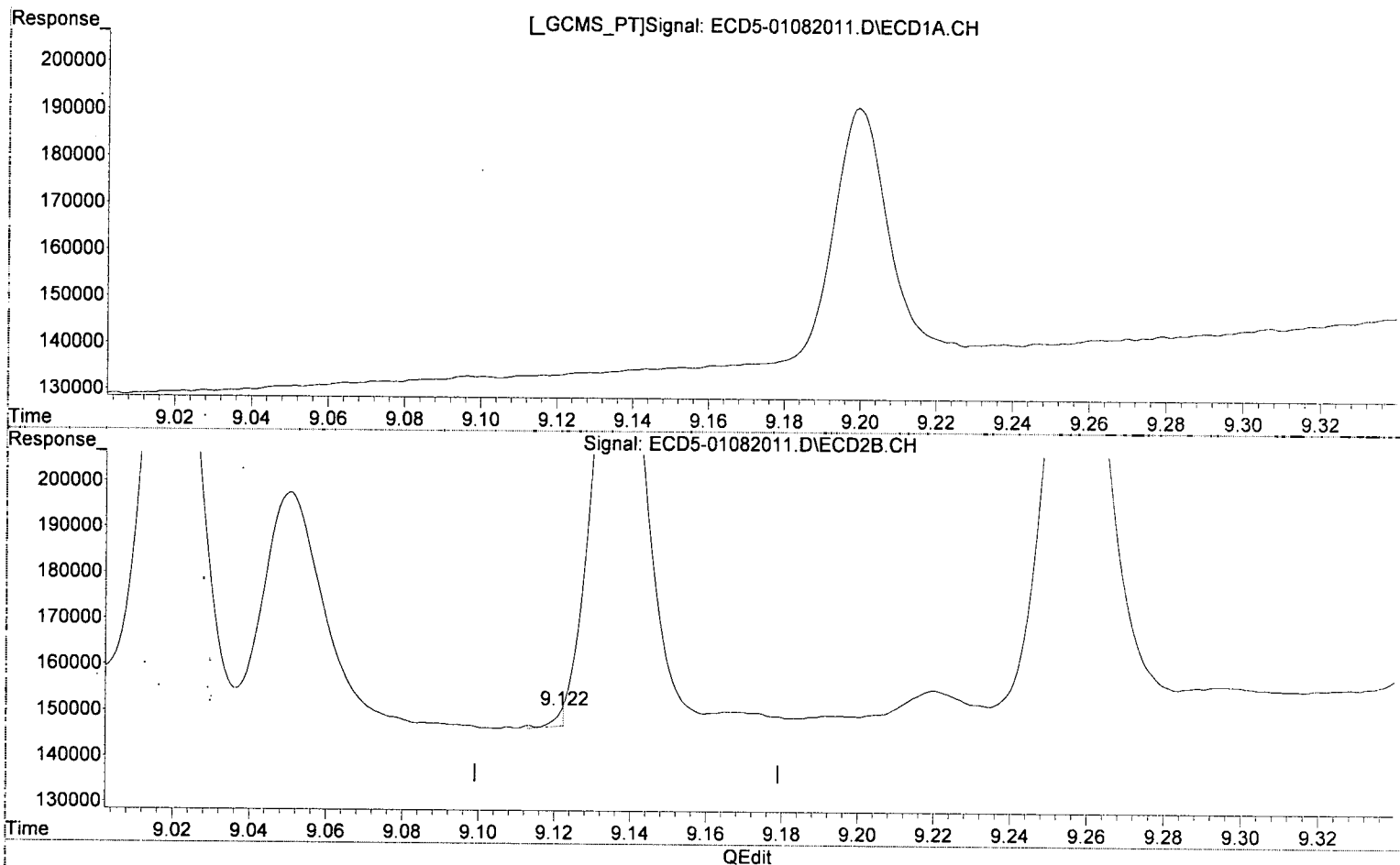


R = 4.02e+002 A*A + 2.13e+005 A - 6.23e+003
Coef. of Det. (r^2) = 0.997 Curve Fit: Quadratic w(1/a^2)
Method Name: R:\methods\ECD5_QUANTPEST_200107.M
Calibration Table Last Updated: Thu Jan 09 15:10:49 2020

Quantitation Report (Qedit)

Data Path : R:\data\2020-01\0A08041\REQUANT\
Data File : ECD5-01082011.D
Signal(s) : Signal #1: ECD1A.CH Signal #2: ECD2B.CH
Acq On : 08 Jan 2020 14:50
Operator : MJB
Sample : 0A08041-CAL1
Misc : A20A094, AB 0.5 ppb
ALS Vial : 8 (Sig #1); 0 (Sig #2) Sample Multiplier: 1

Integration File signal 1: PEST1.e
Integration File signal 2: PEST2.e
Quant Time: Jan 09 15:20:50 2020
Quant Method : R:\methods\ECD5_QUANTPEST_200107.M
Quant Title : Instrument: DualECD5
QLast Update : Thu Jan 09 11:11:29 2020
Response via : Initial Calibration
Integrator: ChemStation 6890 Scale Mode: Small noise peaks clipped



(17) 4,4'-DDT

8.216min 0.513 ng/mL

response 84911

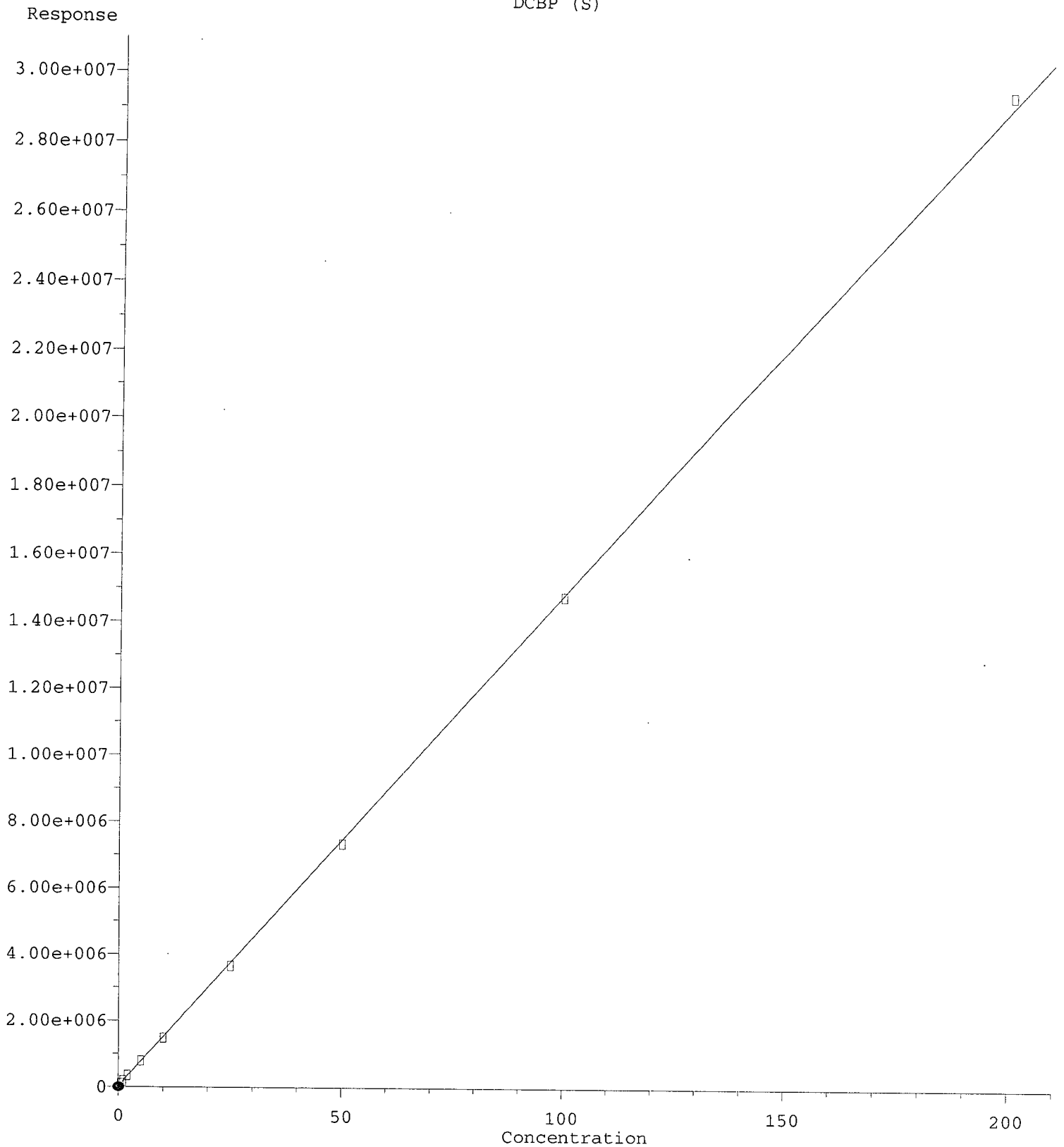
MJB
1/9/20

(17) 4,4'-DDT #2

9.122min 0.046 ng/mL (m)

response 3532

DCBP (S)

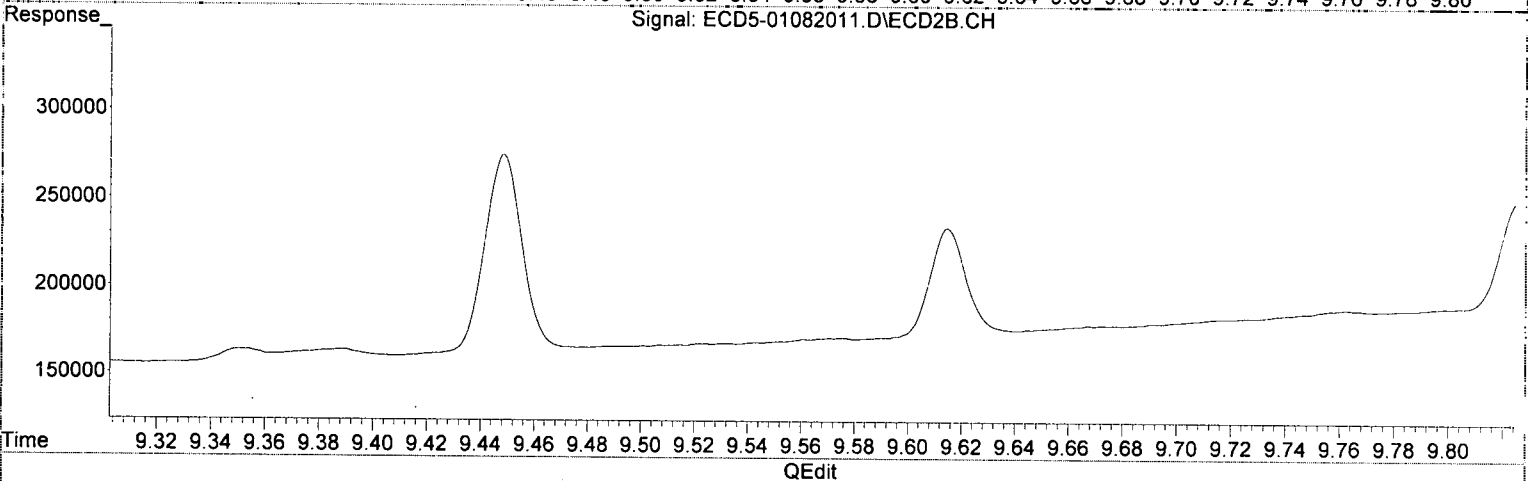
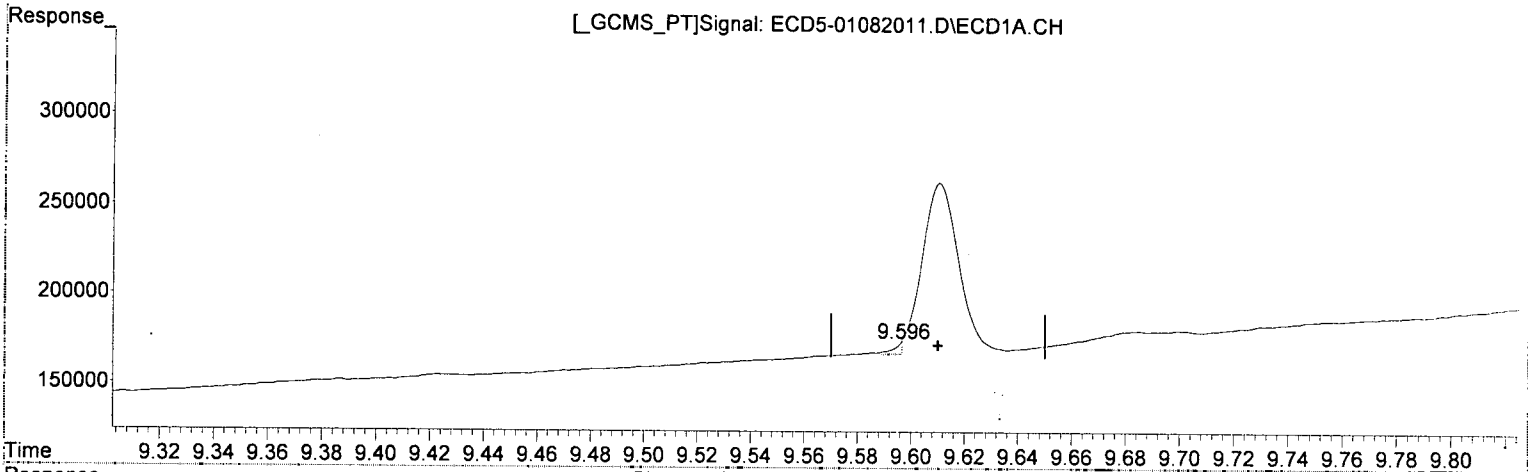


R = -1.84e+001 A*A + 1.50e+005 A + 2.33e+004
Coef of Det (r^2) = 0.999 Curve Fit: Quadratic w(1/a^2)
02/25/20 Anchor OEA LLC Gasco Field DG 2019-4a-b. DOC-CAP Testing Cores Page 890 of 1529
Method Name: R:\methods\ECD5_QUANTPEST_200107.M
Calibration Table Last Updated: Wed Jan 08 17:29:24 2020

Quantitation Report (Qedit)

Data Path : R:\data\2020-01\0A08041\REQUANT\
 Data File : ECD5-01082011.D
 Signal(s) : Signal #1: ECD1A.CH Signal #2: ECD2B.CH
 Acq On : 08 Jan 2020 14:50
 Operator : MJB
 Sample : 0A08041-CAL1
 Misc : A20A094, AB 0.5 ppb
 ALS Vial : 8 (Sig #1); 0 (Sig #2) Sample Multiplier: 1

Integration File signal 1: PEST1.e
 Integration File signal 2: PEST2.e
 Quant Time: Jan 08 17:31:47 2020
 Quant Method : R:\methods\ECD5_QUANTPEST_200107.M
 Quant Title : Instrument: DualECD5
 QLast Update : Wed Jan 08 17:25:24 2020
 Response via : Initial Calibration
 Integrator: ChemStation 6890 Scale Mode: Small noise peaks clipped



(22) DCBP (S) (S)

9.596min 8131.946 ng/mL (m)
 response 5921

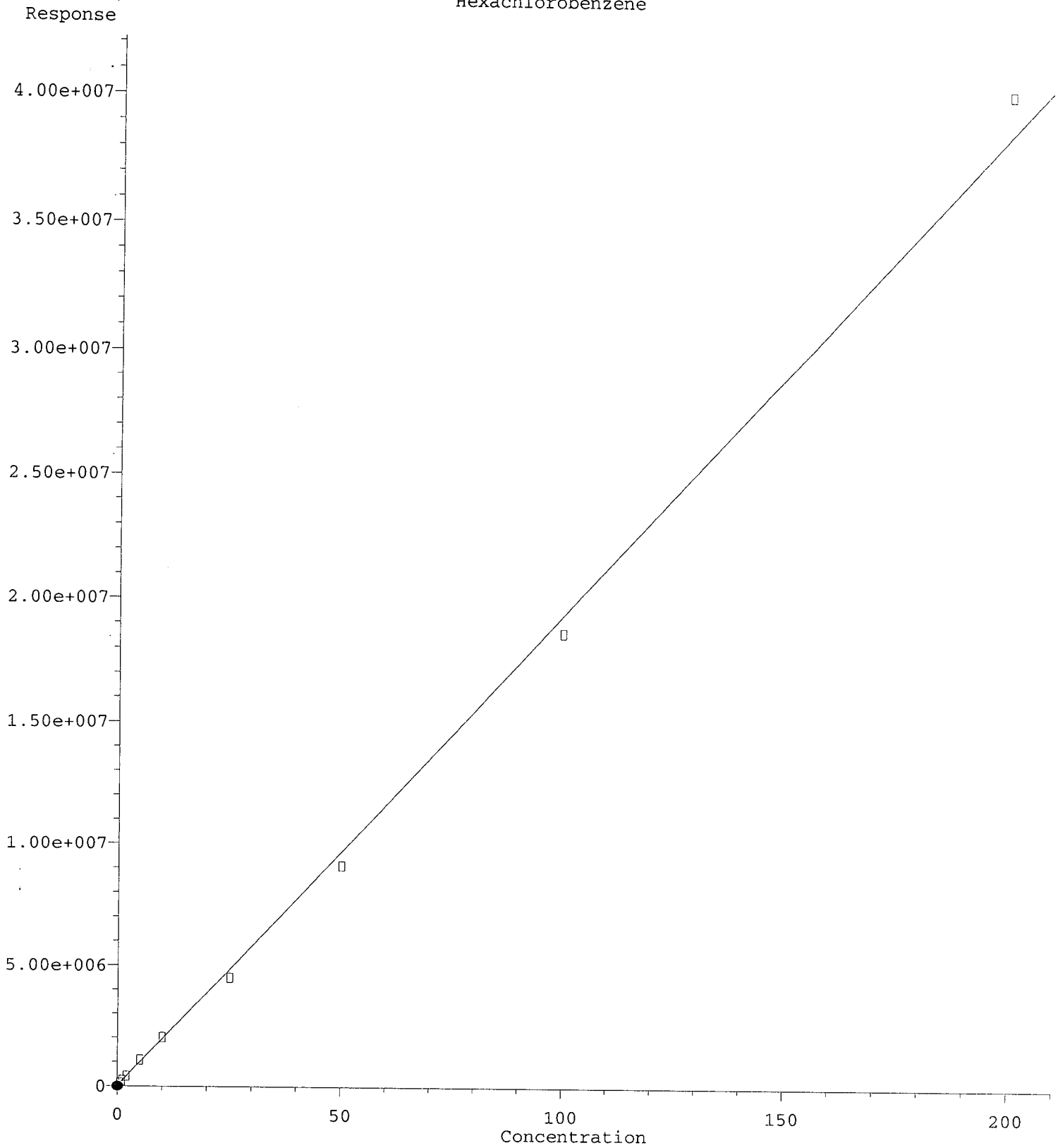
Q-PU

MJB 1/8/20

(22) DCBP (S) #2 (S)

10.741min 0.569 ng/mL
 response 101208

Hexachlorobenzene

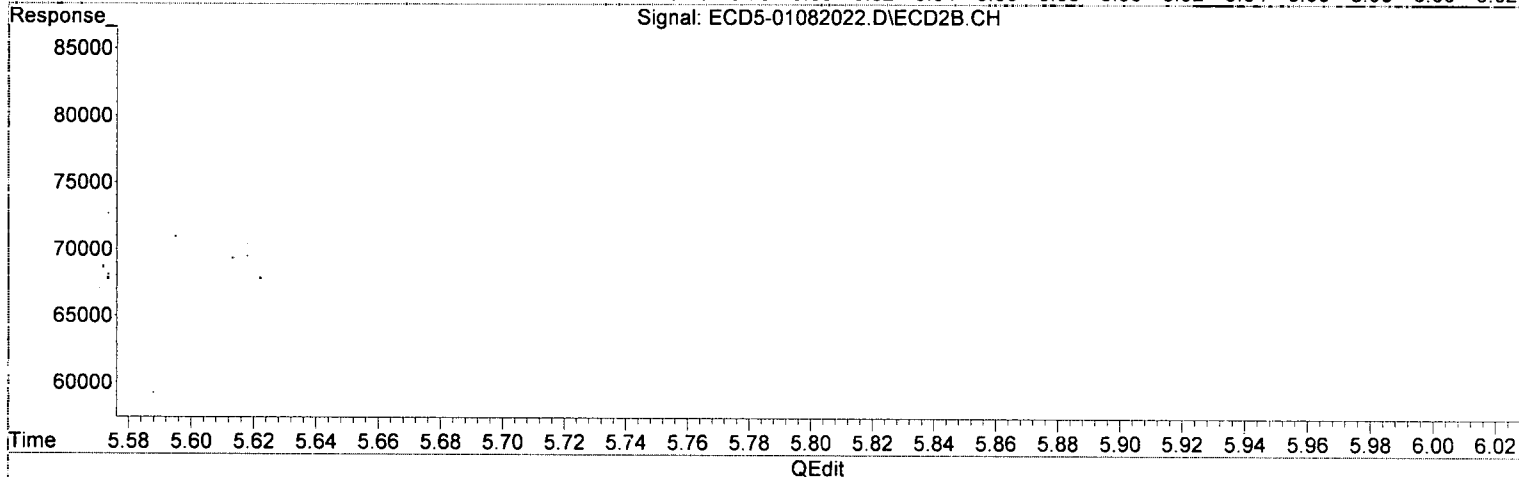
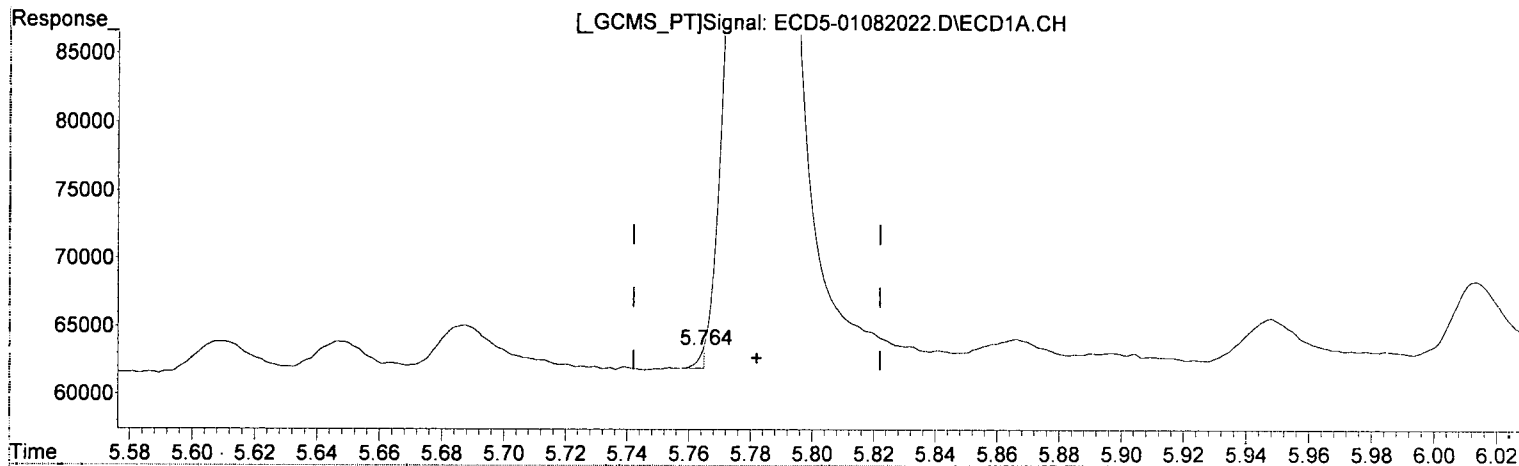


R = 1.88e+000 A*A + 1.93e+005 A + 3.00e+004
Coef of Det (r^2) = 0.996 Curve Fit: Quadratic w (1/A^2)
Method Name: R:\methods\ANCHOR_QEA_FLG_Gasco_Prep_DG_2019-4a-b_BOC-CAP Testing Cores Page 892 of 1529
Calibration Table Last Updated: Thu Jan 09 11:15:03 2020

Quantitation Report (Qedit)

Data Path : R:\data\2020-01\0A08041\REQUANT\
Data File : ECD5-01082022.D
Signal(s) : Signal #1: ECD1A.CH Signal #2: ECD2B.CH
Acq On : 08 Jan 2020 17:59
Operator : MJB
Sample : 0A08041-CALA
Misc : A20A096, 9-42 0.5 ppb
ALS Vial : 18 (Sig #1); 0 (Sig #2) Sample Multiplier: 1

Integration File signal 1: PEST1.e
Integration File signal 2: PEST2.e
Quant Time: Jan 09 11:28:46 2020
Quant Method : R:\methods\ECD5_QUANTPEST_200107.M
Quant Title : Instrument: DualECD5
QLast Update : Thu Jan 09 11:11:29 2020
Response via : Initial Calibration
Integrator: ChemStation 6890 Scale Mode: Small noise peaks clipped



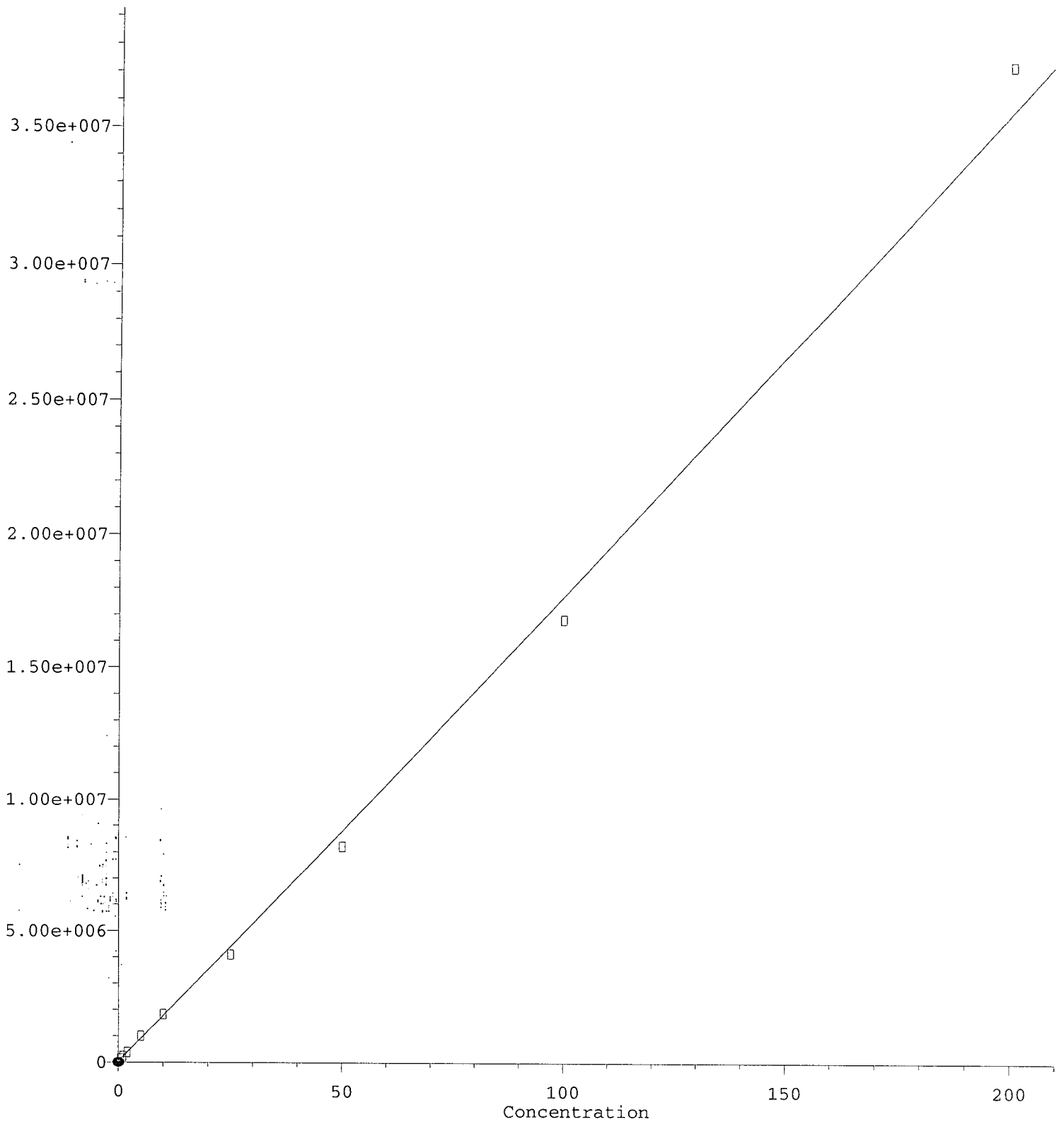
(24) Hexachlorobenzene
5.764min -0.148 ng/mL (m)
response 1411

MJB 1/9/20

(24) Hexachlorobenzene #2
6.595min 0.549 ng/mL
response 175732

Oxychlorthane

Response

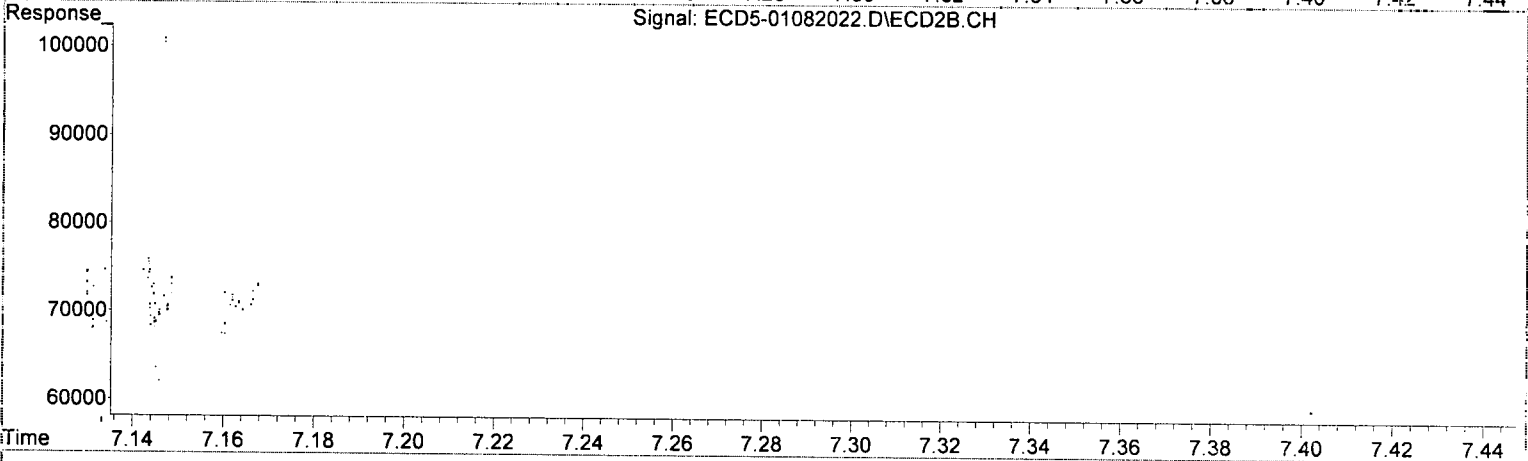
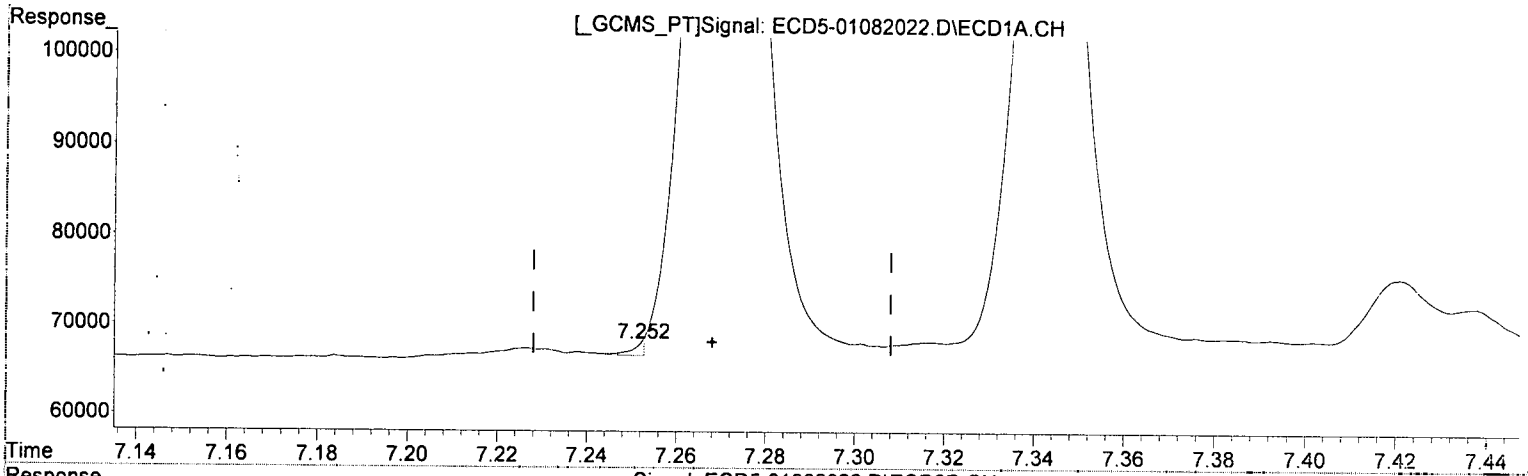


R = 2.16e+001 A*A + 1.74e+005 A + 3.55e+004
Coef of Det (r^2) = 0.995
Curve Fit: Quadratic w(1/a^2)
Method Name: R:\methods\ECD5_QUANTPEST_200107.M
Calibration Table Last Updated: Thu Jan 09 11:15:03 2020
02/25/20 Anchor DEALIC Gasco PIRB DG 2019 -4a-b: DOC-CAP Testing Cores Page 894 of 1529

Quantitation Report (Qedit)

Data Path : R:\data\2020-01\0A08041\REQUANT\
Data File : ECD5-01082022.D
Signal(s) : Signal #1: ECD1A.CH Signal #2: ECD2B.CH
Acq On : 08 Jan 2020 17:59
Operator : MJB
Sample : 0A08041-CALA
Misc : A20A096, 9-42 0.5 ppb
ALS Vial : 18 (Sig #1); 0 (Sig #2) Sample Multiplier: 1

Integration File signal 1: PEST1.e
Integration File signal 2: PEST2.e
Quant Time: Jan 09 11:28:46 2020
Quant Method : R:\methods\ECD5_QUANTPEST_200107.M
Quant Title : Instrument: DualECD5
QLast Update : Thu Jan 09 11:11:29 2020
Response via : Initial Calibration
Integrator: ChemStation 6890 Scale Mode: Small noise peaks clipped

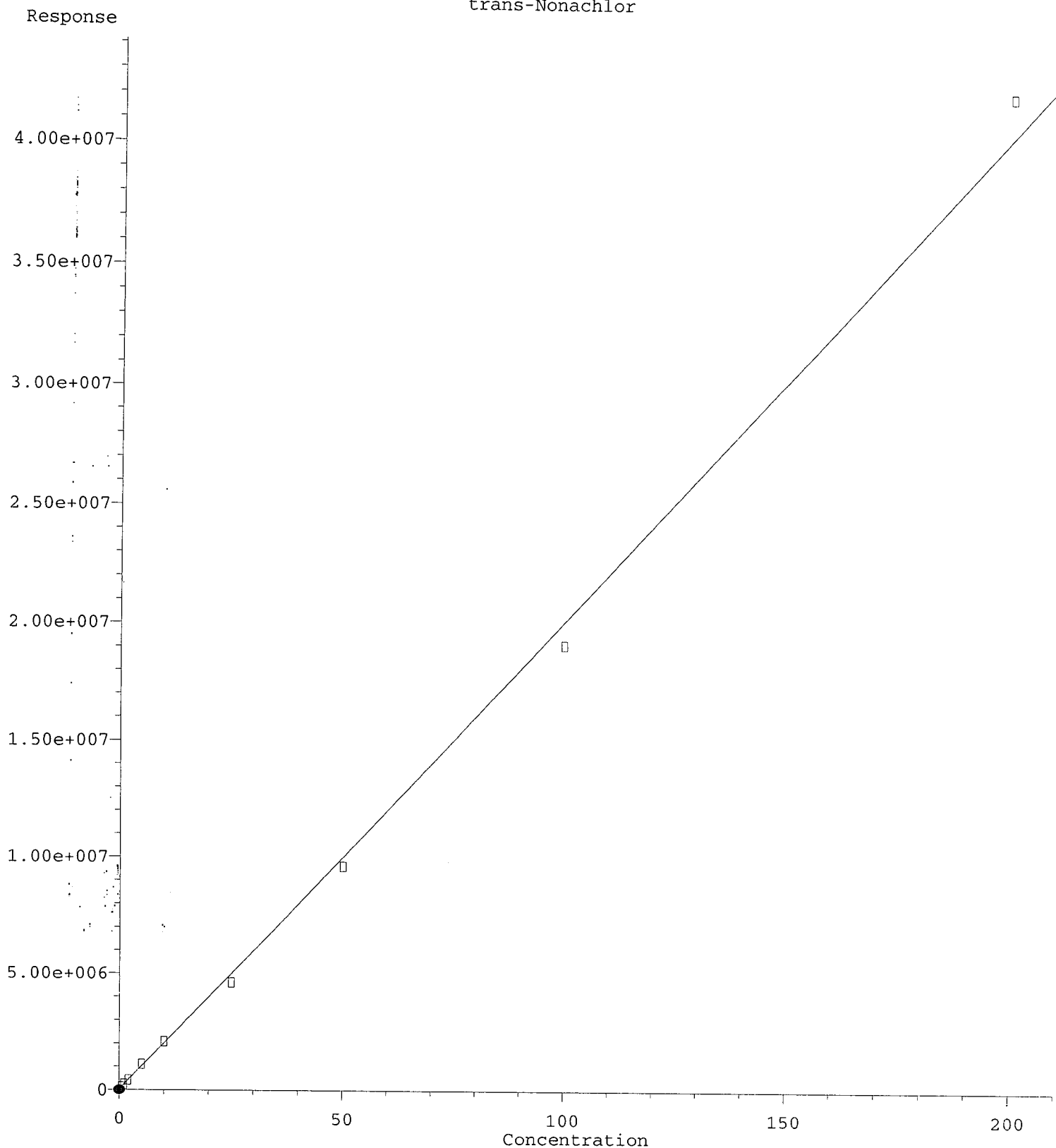


(25) Oxychlordane
7.252min 0.196 ng/mL(m)
response 1369

MJB
1/9/20

(25) Oxychlordane #2
8.069min 0.561 ng/mL
response 156922

trans-Nonachlor

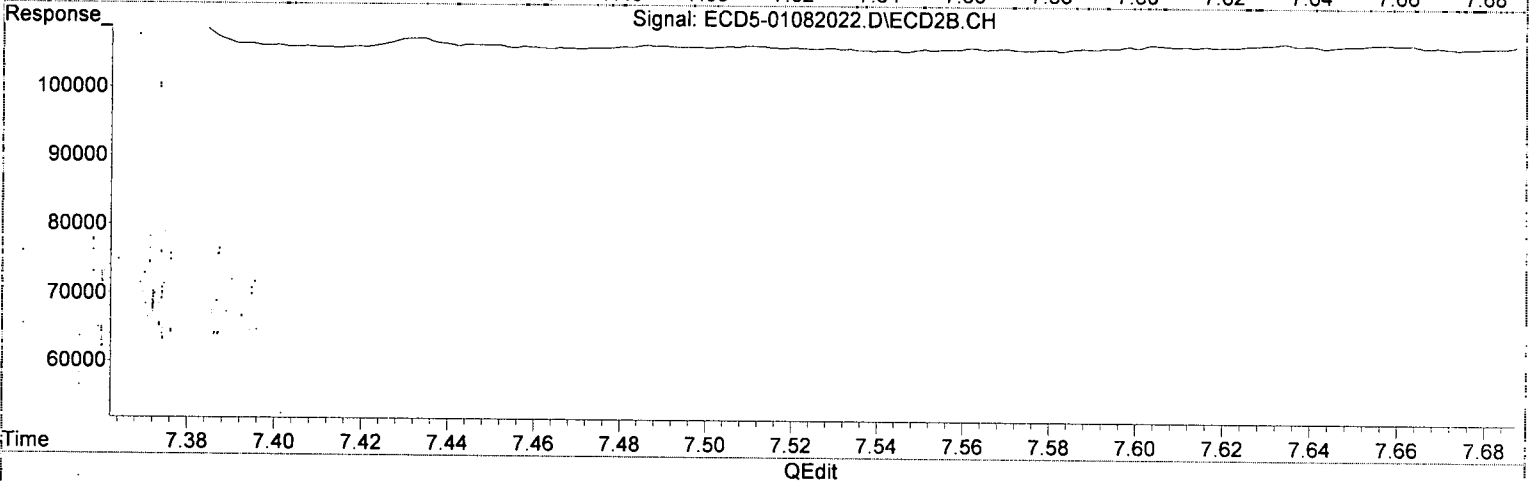
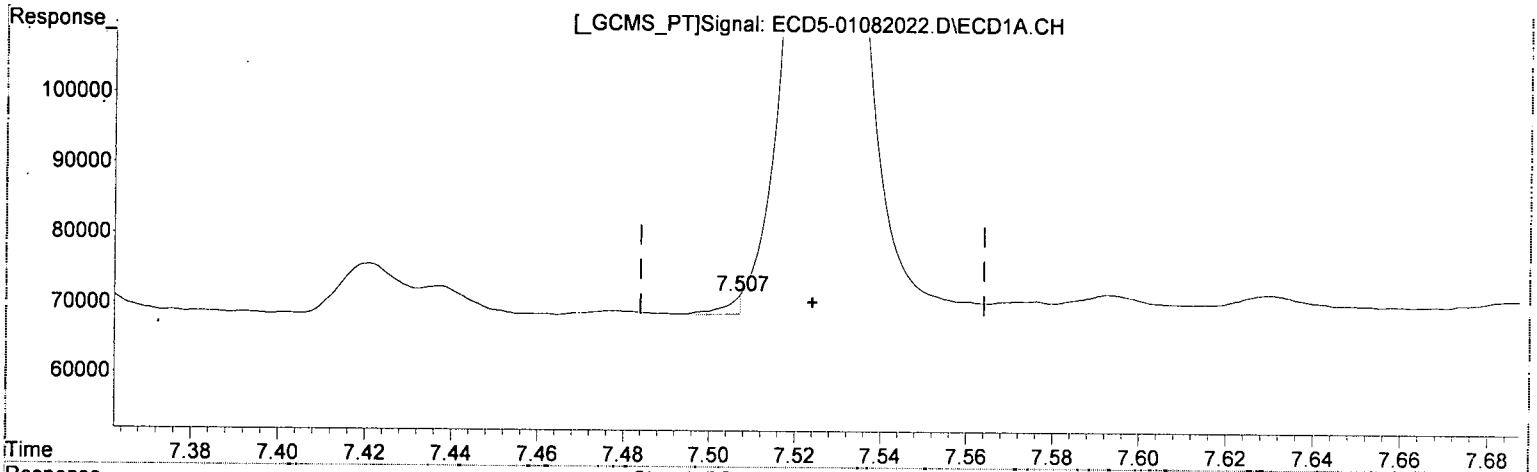


R = 1.77e+001 A*A + 1.98e+005 A + 3.11e+004
Coef of Det (r^2) = 0.996 Curve Fit: Quadratic w (1/a^2)
Method Name: R:\methods\ECD5_QUANTPEST_200107.M
Calibration Table Last Updated: Thu Jan 09 11:15:03 2020

Quantitation Report (Qedit)

Data Path : R:\data\2020-01\0A08041\REQUANT\
Data File : ECD5-01082022.D
Signal(s) : Signal #1: ECD1A.CH Signal #2: ECD2B.CH
Acq On : 08 Jan 2020 17:59
Operator : MJB
Sample : 0A08041-CALA
Misc : A20A096, 9-42 0.5 ppb
ALS Vial : 18 (Sig #1); 0 (Sig #2) Sample Multiplier: 1

Integration File signal 1: PEST1.e
Integration File signal 2: PEST2.e
Quant Time: Jan 09 11:28:46 2020
Quant Method : R:\methods\ECD5_QUANTPEST_200107.M
Quant Title : Instrument: DualECD5
QLast Update : Thu Jan 09 11:11:29 2020
Response via : Initial Calibration
Integrator: ChemStation 6890 Scale Mode: Small noise peaks clipped



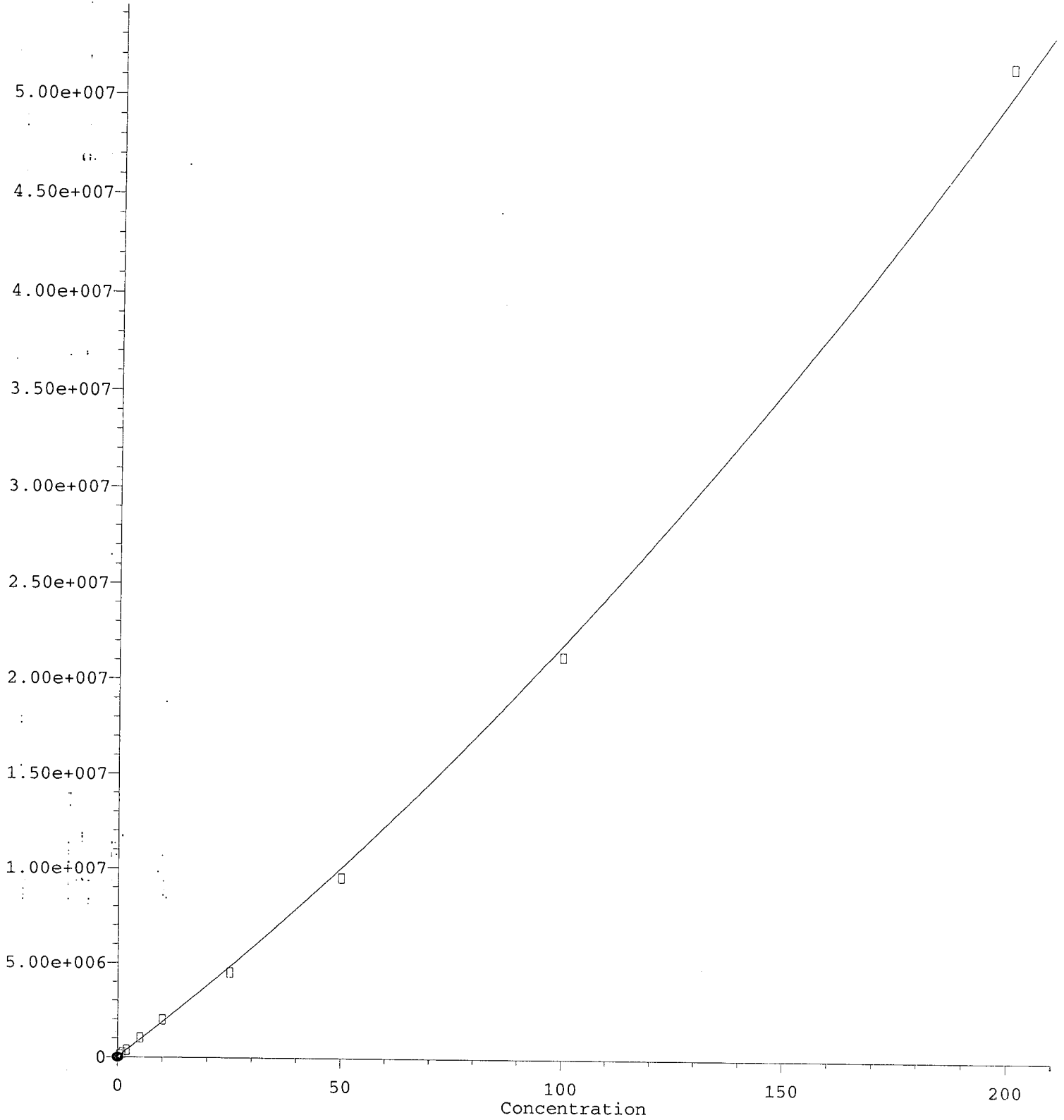
(27) trans-Nonachlor
7.507min -0.144 ng/mL (m)
response 2555

MJB
1/9/20

(27) trans-Nonachlor #2
8.345min 0.545 ng/mL
response 167484

2,4'-DDT #2

Response

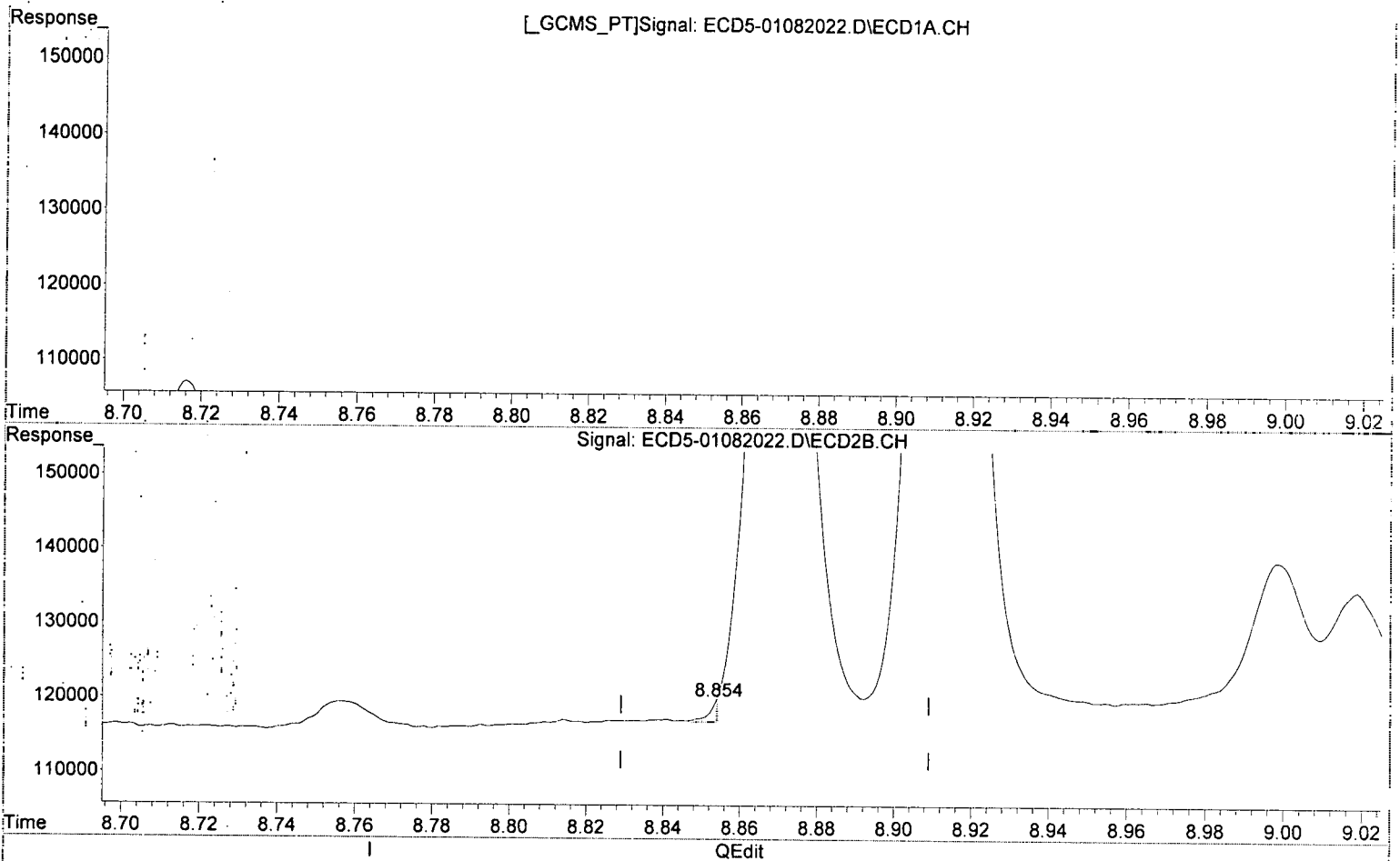


R = 3.42e+002 A*A + 1.84e+005 A + 1.92e+004
Coef of Det (r^2) = 0.996 Curve Fit: Quadratic w(1/a^2)
02/25/20 Anchor DE A LC Gasco Field DG 2019-4a-b. DOC-CAP Testing Cores Page 898 of 1529
Method Name: R:\methods\ECD5_QUANTPEST_200107.M
Calibration Table Last Updated: Thu Jan 09 11:15:03 2020

Quantitation Report (Qedit)

Data Path : R:\data\2020-01\0A08041\REQUANT\
Data File : ECD5-01082022.D
Signal(s) : Signal #1: ECD1A.CH Signal #2: ECD2B.CH
Acq On : 08 Jan 2020 17:59
Operator : MJB
Sample : 0A08041-CALA
Misc : A20A096, 9-42 0.5 ppb
ALS Vial : 18 (Sig #1); 0 (Sig #2) Sample Multiplier: 1

Integration File signal 1: PEST1.e
Integration File signal 2: PEST2.e
Quant Time: Jan 09 11:28:46 2020
Quant Method : R:\methods\ECD5_QUANTPEST_200107.M
Quant Title : Instrument: DualECD5
QLast Update : Thu Jan 09 11:11:29 2020
Response via : Initial Calibration
Integrator: ChemStation 6890 Scale Mode: Small noise peaks clipped

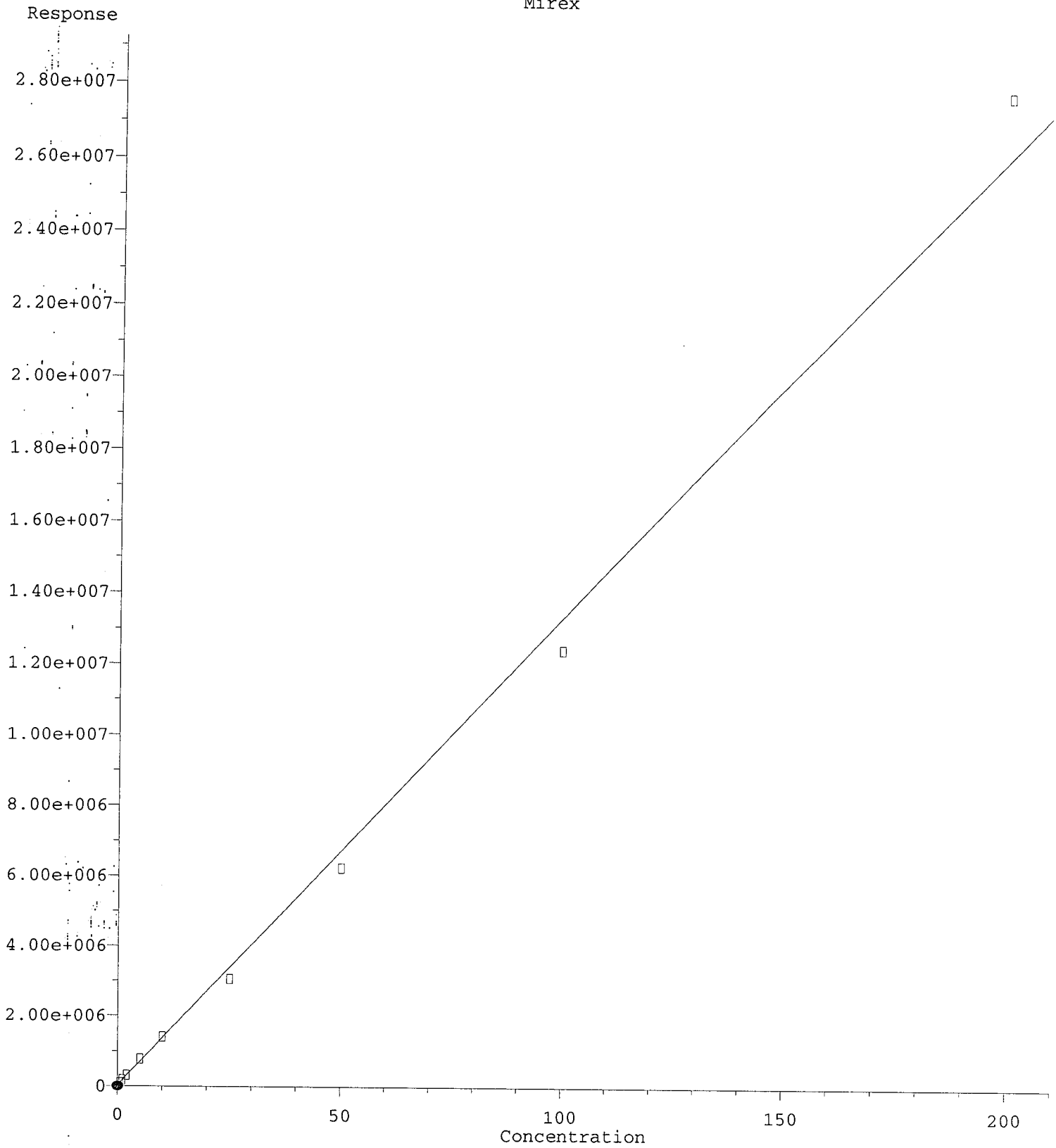


(29) 2,4'-DDT
7.899min 0.569 ng/mL
response 83331

*MJB
1/9/20*

(29) 2,4'-DDT #2
8.854min -0.089 ng/mL (m)
response 2826

Mirex

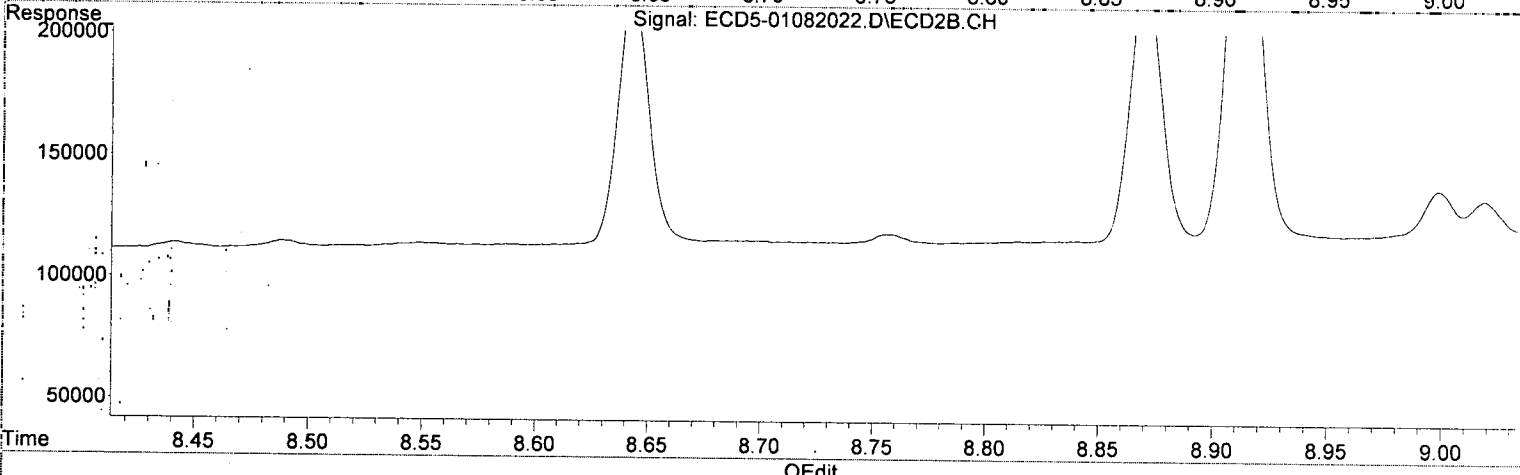
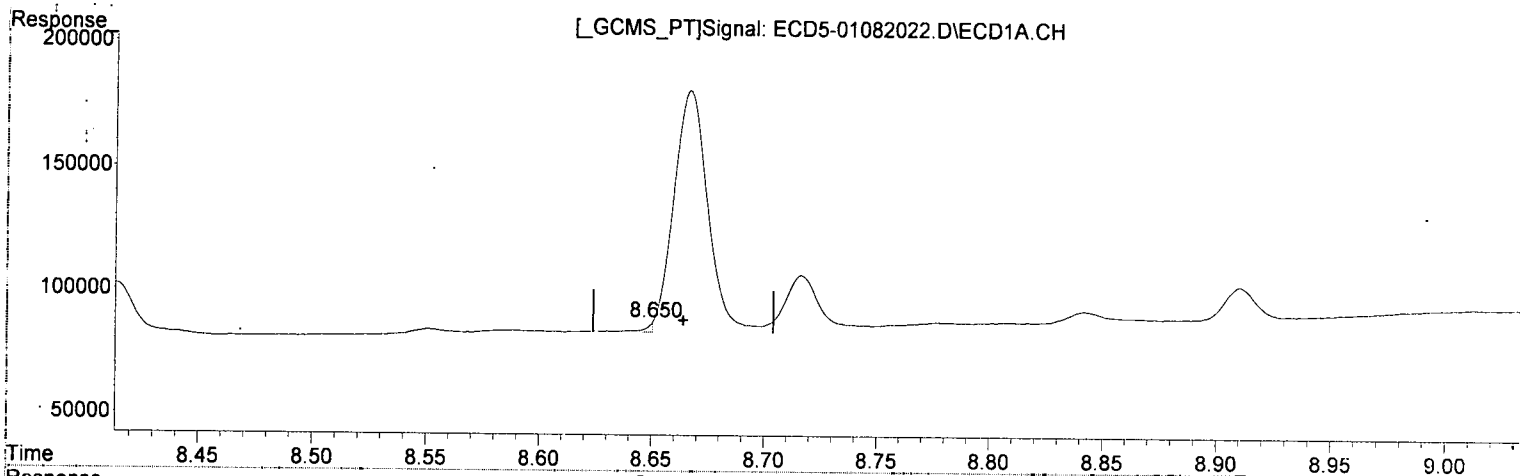


R = -2.01e+001 A*A + 1.35e+005 A + 3.33e+004
Coef of Det (r^2) = 0.992 Curve Fit: Quadratic w(1/a^2)
Method Name: R:\methods\ANCHOR DEA LLC Gasco Field DG 2019-4a-b.DOC-CAP Testing Cores Page 900 of 1529
Calibration Table Last Updated: Thu Jan 09 11:15:03 2020

Quantitation Report (Qedit)

Data Path : R:\data\2020-01\0A08041\REQUANT\
Data File : ECD5-01082022.D
Signal(s) : Signal #1: ECD1A.CH Signal #2: ECD2B.CH
Acq On : 08 Jan 2020 17:59
Operator : MJB
Sample : 0A08041-CALA
Misc : A20A096, 9-42 0.5 ppb
ALS Vial : 18 (Sig #1); 0 (Sig #2) Sample Multiplier: 1

Integration File signal 1: PEST1.e
Integration File signal 2: PEST2.e
Quant Time: Jan 09 11:28:46 2020
Quant Method : R:\methods\ECD5_QUANTPEST_200107.M
Quant Title : Instrument: DualECD5
QLast Update : Thu Jan 09 11:11:29 2020
Response via : Initial Calibration
Integrator: ChemStation 6890 Scale Mode: Small noise peaks clipped



(31) Mirex

8.650min 6723.018 ng/mL(m)

response 4035

QDA

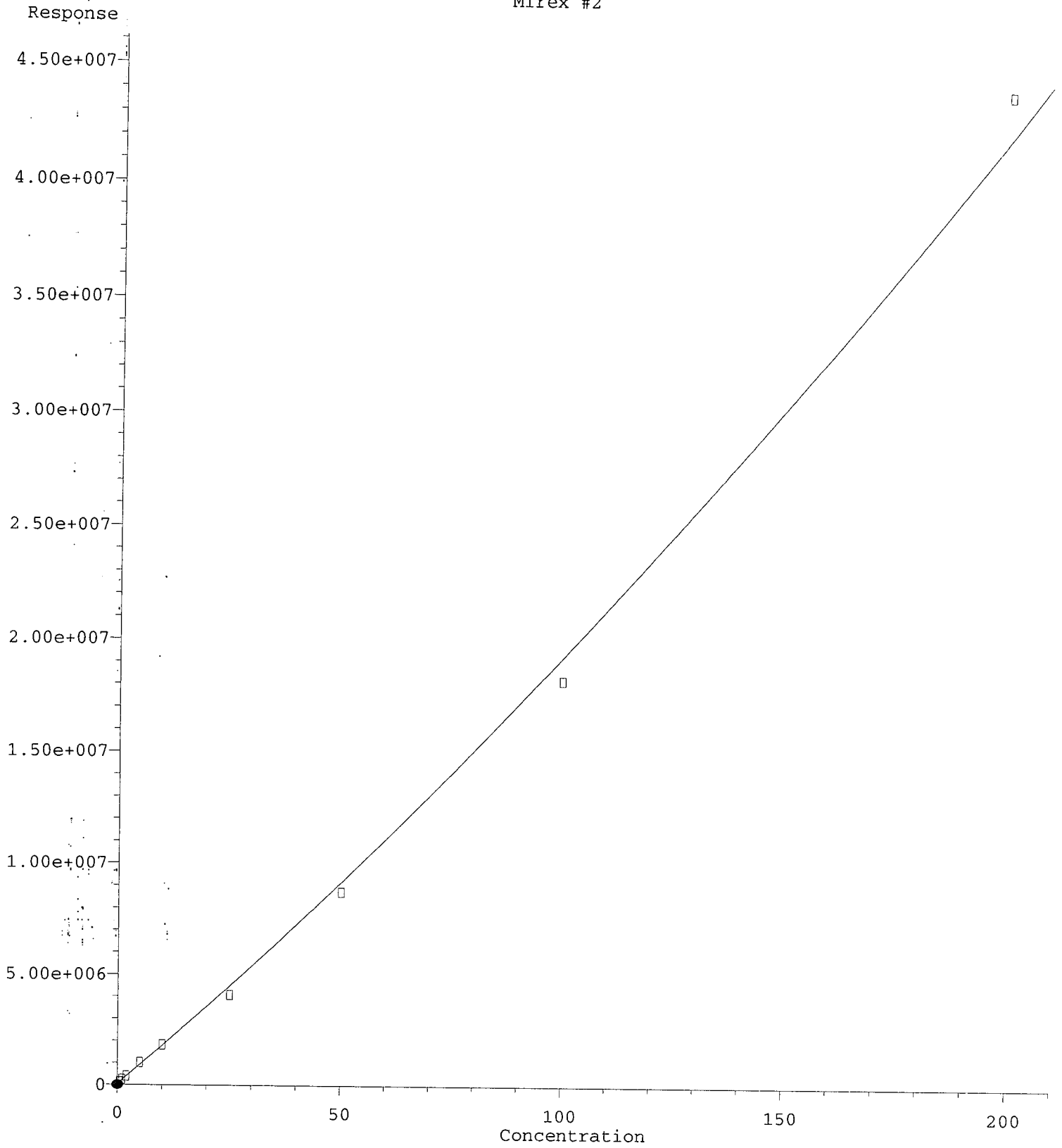
MJB 1/9/20

(31) Mirex #2

9.851min 0.470 ng/mL

response 127755

Mirex #2

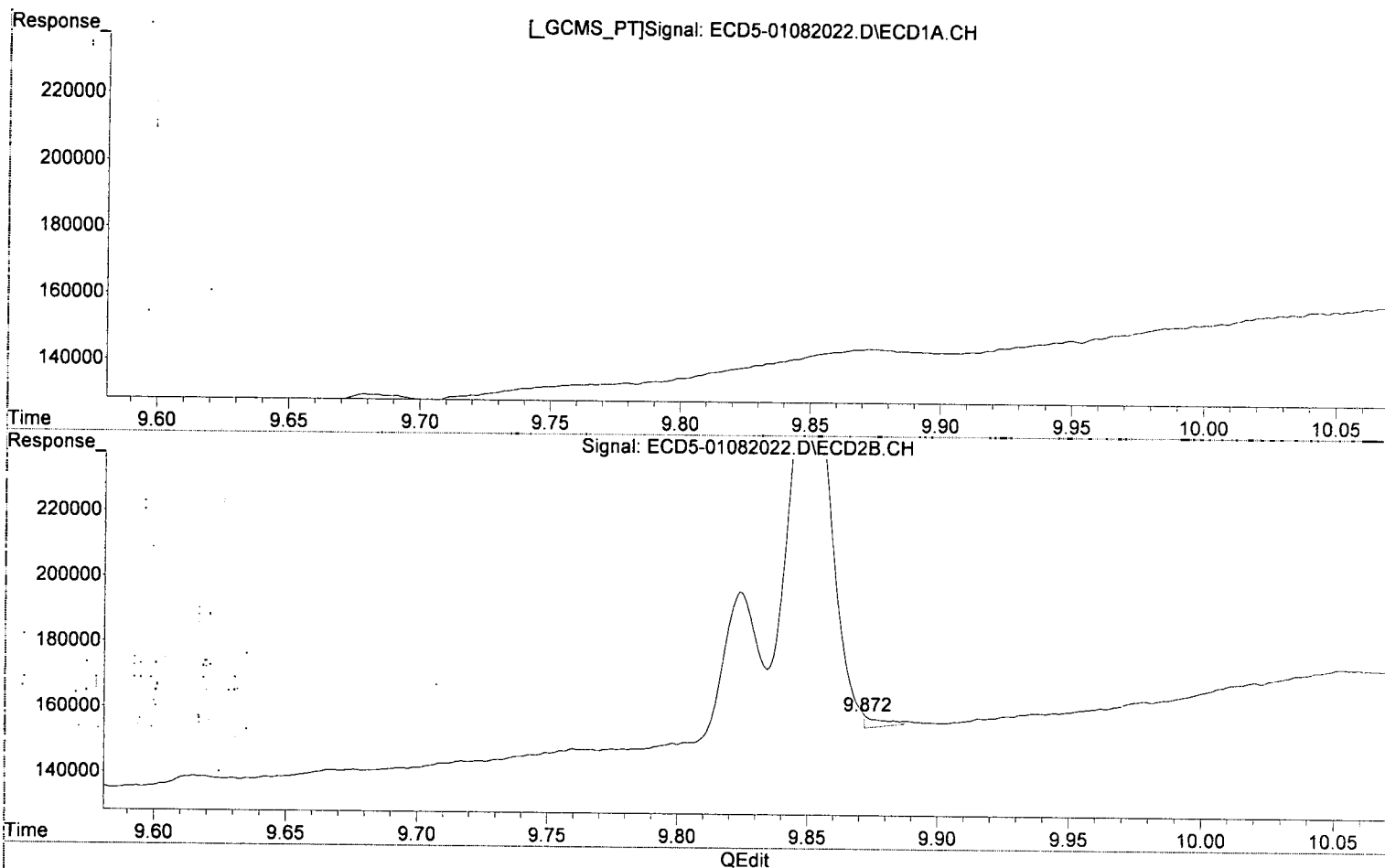


R = 1.90e+002 A*A + 1.73e+005 A + 4.66e+004
Coef of Det (r^2) = 0.994 Curve Fit: Quadratic w(1/s^2)
Method Name: R:\methods\ECD5_QUANTPEST_200107.M
Calibration Table Last Updated: Thu Jan 09 11:15:03 2020

Quantitation Report (Qedit)

Data Path : R:\data\2020-01\0A08041\REQUANT\
Data File : ECD5-01082022.D
Signal(s) : Signal #1: ECD1A.CH Signal #2: ECD2B.CH
Acq On : 08 Jan 2020 17:59
Operator : MJB
Sample : 0A08041-CALA
Misc : A20A096, 9-42 0.5 ppb
ALS Vial : 18 (Sig #1); 0 (Sig #2) Sample Multiplier: 1

Integration File signal 1: PEST1.e
Integration File signal 2: PEST2.e
Quant Time: Jan 09 11:28:46 2020
Quant Method : R:\methods\ECD5_QUANTPEST_200107.M
Quant Title : Instrument: DualECD5
QLast Update : Thu Jan 09 11:11:29 2020
Response via : Initial Calibration
Integrator: ChemStation 6890 Scale Mode: Small noise peaks clipped



(31) Mirex

8.650min 6723.018 ng/mL m

response 4035

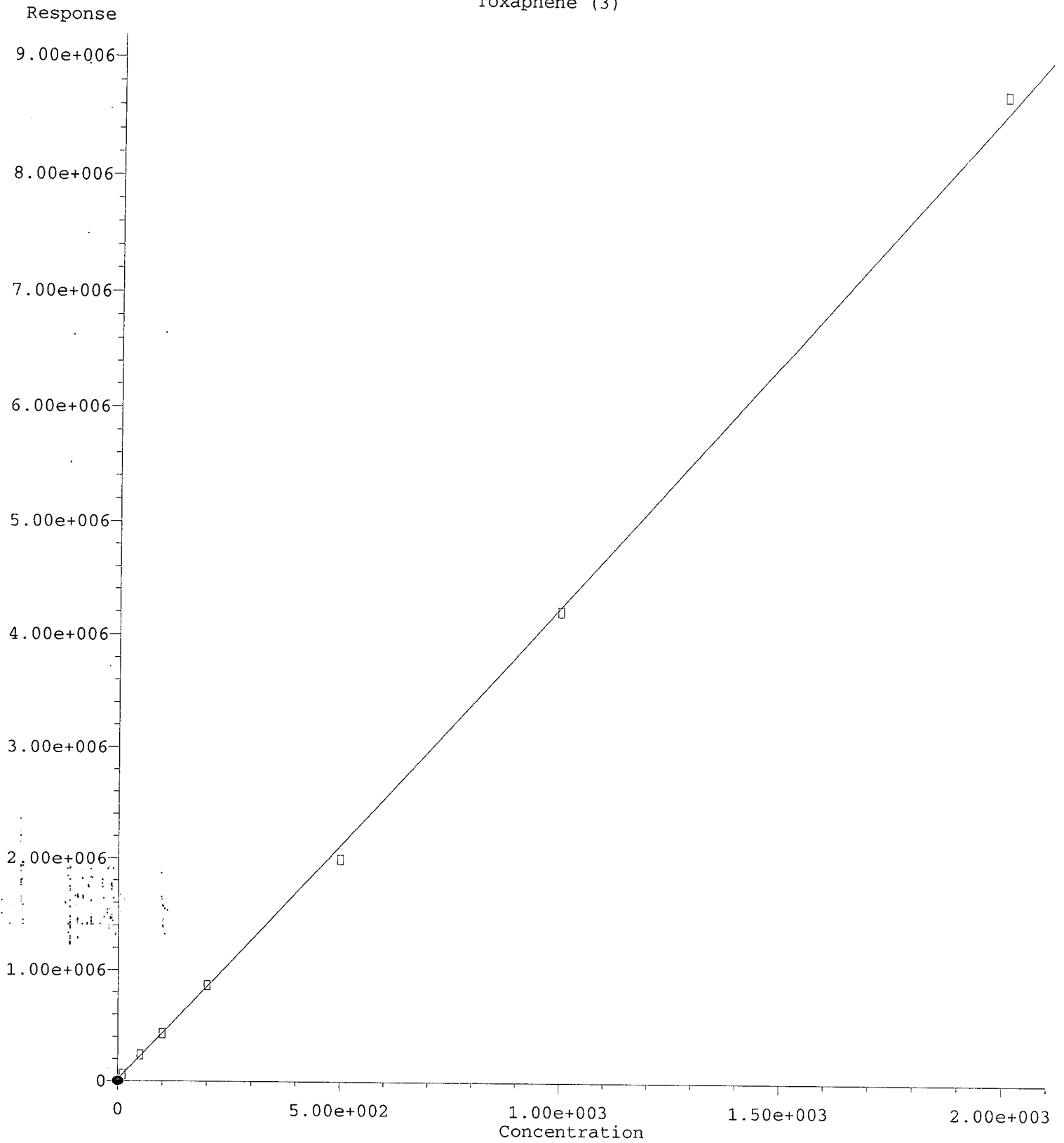
MJB
1/9/20

(31) Mirex #2

9.872min -0.247 ng/mL (m)

response 3982

Toxaphene (3)

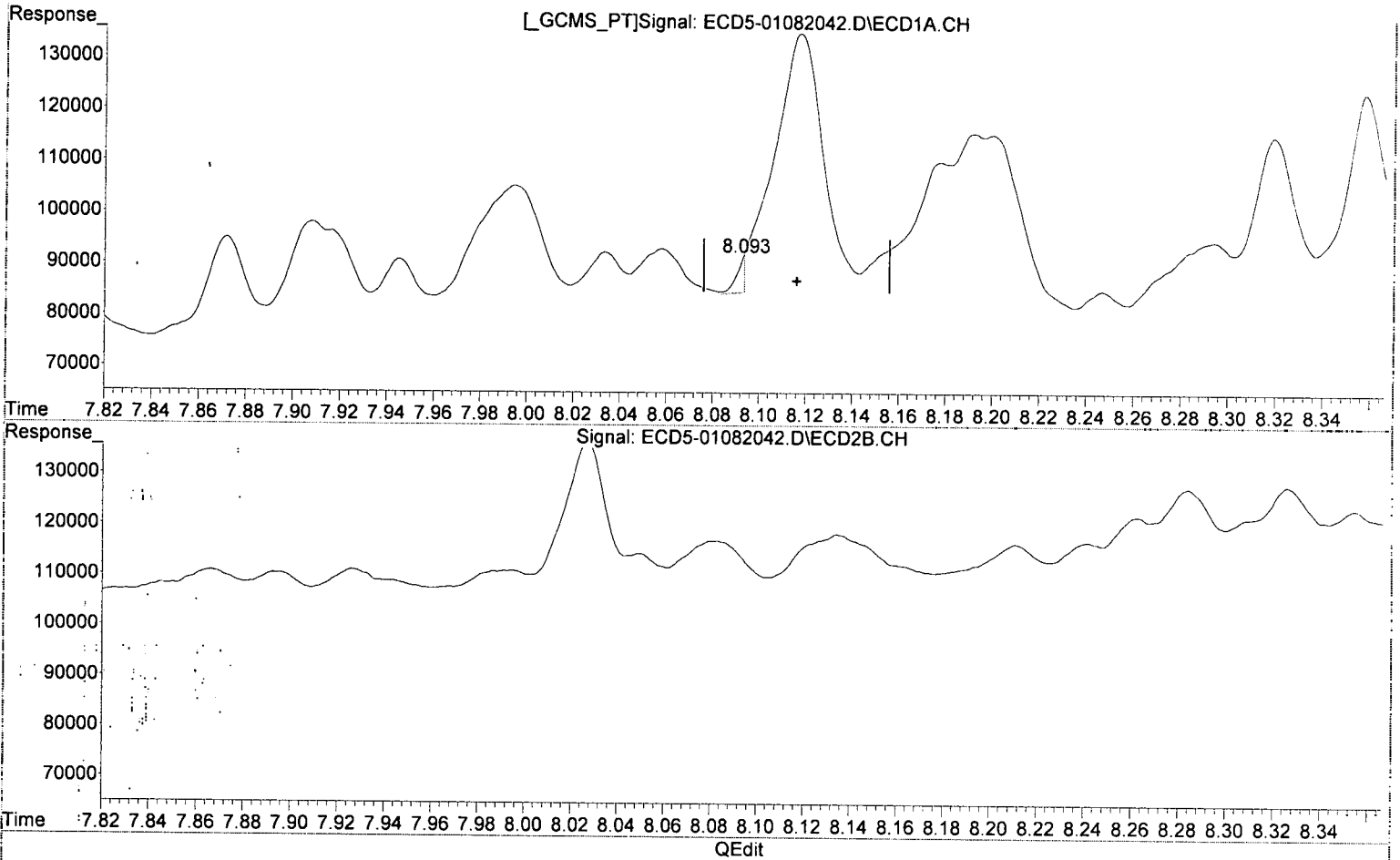


R = 5.57e+002 A*A + 4.18e+003 A + 1.74e+004
Coef of Det (r^2) = 0.999 Curve Fit: Quadratic w(1/x^2)
Method Name: R:\methods\ANCHOR_QEALC-Gasco-PRRD-DG-2019-4a-b.DOC-CAP Testing Cores Page 904 of 1529
Calibration Table Last Updated: Thu Jan 09 11:15:03 2020

Quantitation Report (Qedit)

Data Path : R:\data\2020-01\0A08041\REQUANT\
Data File : ECD5-01082042.D
Signal(s) : Signal #1: ECD1A.CH Signal #2: ECD2B.CH
Acq On : 08 Jan 2020 23:41
Operator : MJB
Sample : 0A08041-CALQ
Misc : A20A098, TOX 10 ppb
ALS Vial : 36 (Sig #1); 0 (Sig #2) Sample Multiplier: 1

Integration File signal 1: PEST1.e
Integration File signal 2: PEST2.e
Quant Time: Jan 09 11:33:28 2020
Quant Method : R:\methods\ECD5_QUANTPEST_200107.M
Quant Title : Instrument: DualECD5
QLast Update : Thu Jan 09 11:11:29 2020
Response via : Initial Calibration
Integrator: ChemStation 6890 Scale Mode: Small noise peaks clipped

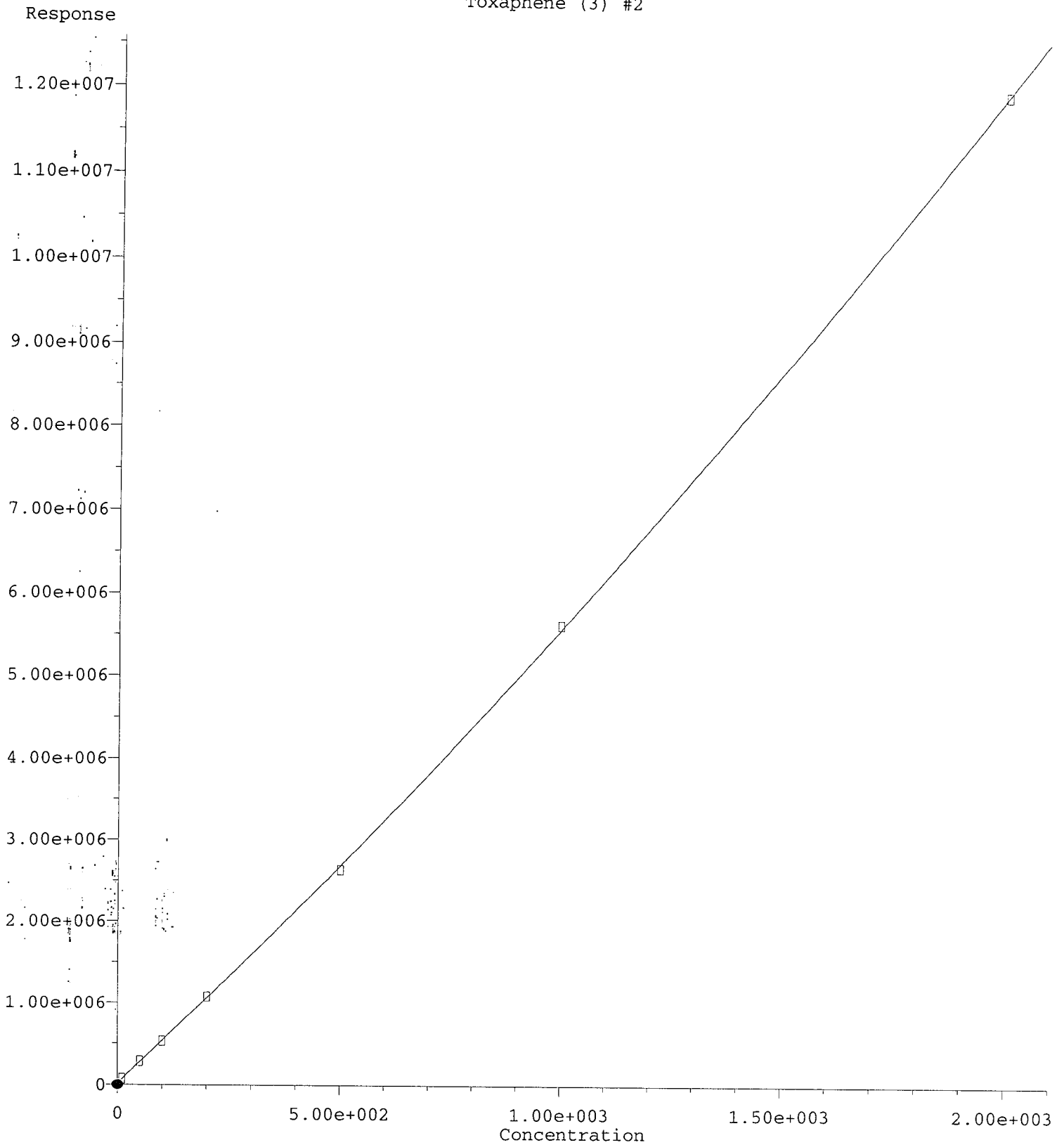


(38) Toxaphene (3)
8.093min -2.517 ng/mL (m)
response 6869

(38) Toxaphene (3) #2
9.004min 9.796 ng/mL
response 70419

MJB
1/9/20

Toxaphene (3) #2

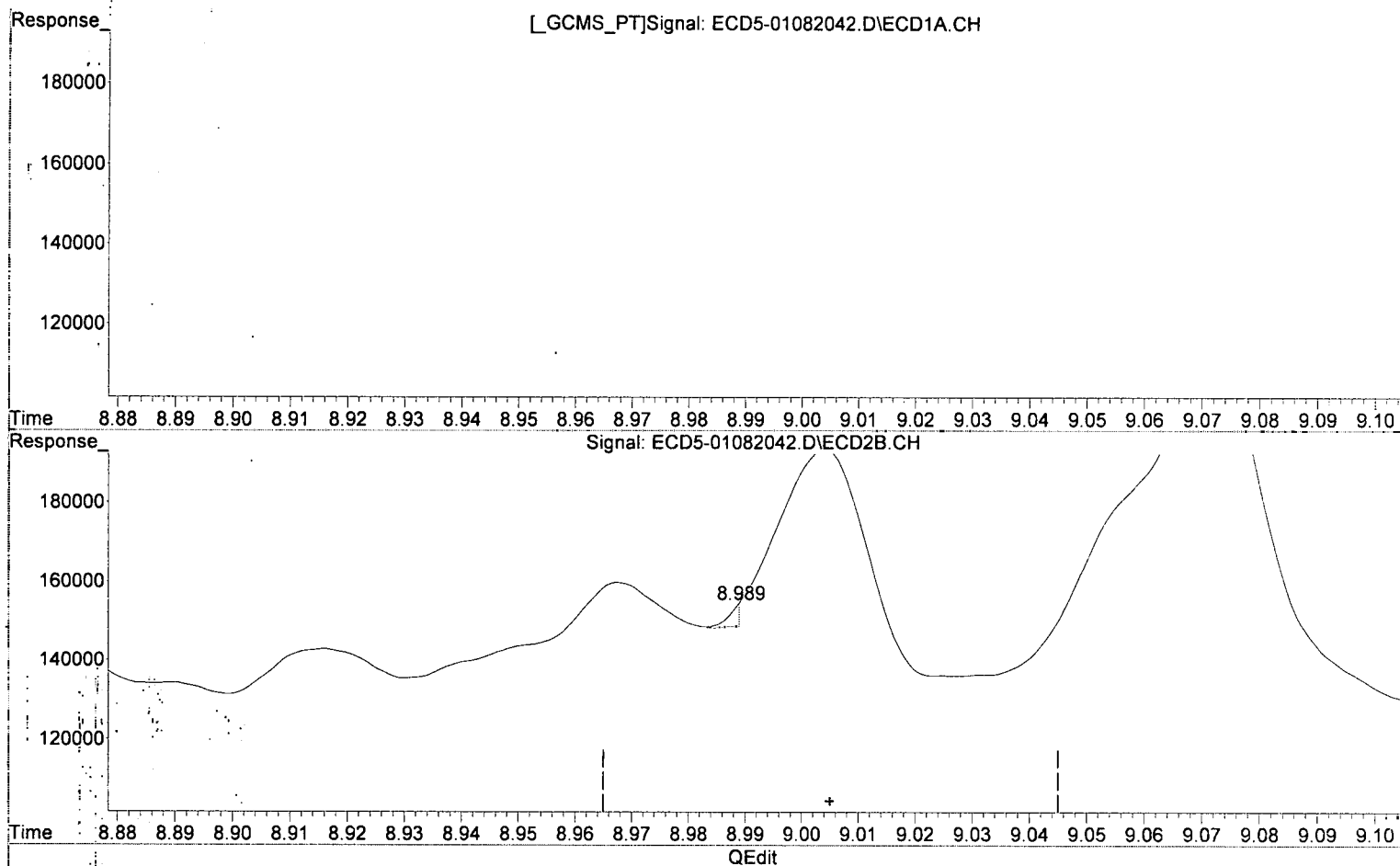


R = 4.34e-001 A*A + 5.12e+003 A + 2.03e+004
Coef of Det (r^2) = 1.000
Method Name: R:\methods\ECD5_QUANTPEST_200107.M
Calibration Table Last Updated: Thu Jan 09 11:15:03 2020
02/25/20 Anchor DE ALC Gasco PreRD DG 2019 4a-b DOC-CAP Testing Cores Page 906 of 1529

Quantitation Report (Qedit)

Data Path : R:\data\2020-01\0A08041\REQUANT\
Data File : ECD5-01082042.D
Signal(s) : Signal #1: ECD1A.CH Signal #2: ECD2B.CH
Acq On : 08 Jan 2020 23:41
Operator : MJB
Sample : 0A08041-CALQ
Misc : A20A098, TOX 10 ppb
ALS Vial : 36 (Sig #1); 0 (Sig #2) Sample Multiplier: 1

Integration File signal 1: PEST1.e
Integration File signal 2: PEST2.e
Quant Time: Jan 09 11:33:28 2020
Quant Method : R:\methods\ECD5_QUANTPEST_200107.M
Quant Title : Instrument: DualECD5
QLast Update : Thu Jan 09 11:11:29 2020
Response via : Initial Calibration
Integrator: ChemStation 6890 Scale Mode: Small noise peaks clipped



(38) Toxaphene (3)
8.093min -2.517 ng/mL m
response 6869

MJB
1/9/20

(38) Toxaphene (3) #2
8.989min -2.864 ng/mL (m)
response 5624

Data Path: R:\data\2020-01\0A08041\
 Data File: ECD5-01082010.D
 Signal(s): Signal #1: ECD1A.CH Signal #2: ECD2B.CH
 Acq On: 08 Jan 2020 14:26
 Operator: MJB
 Sample: 0A08041-ICB1
 Misc: A19L339
 ALS Vial: 7 (Sig #1); 0 (Sig #2) Sample Multiplier: 1

Integration File signal 1: PEST1.e
 Integration File signal 2: PEST2.e
 Quant Time: Jan 09 15:19:22 2020
 Quant Method: R:\methods\ECD5_QUANTPEST_200107.M
 Quant Title: Instrument: DualECD5
 Last Update: Thu Jan 09 11:11:29 2020
 Response via: Initial Calibration
 Integrator: ChemStation 6890 Scale Mode: Small noise peaks clipped

MJB
1/9/20

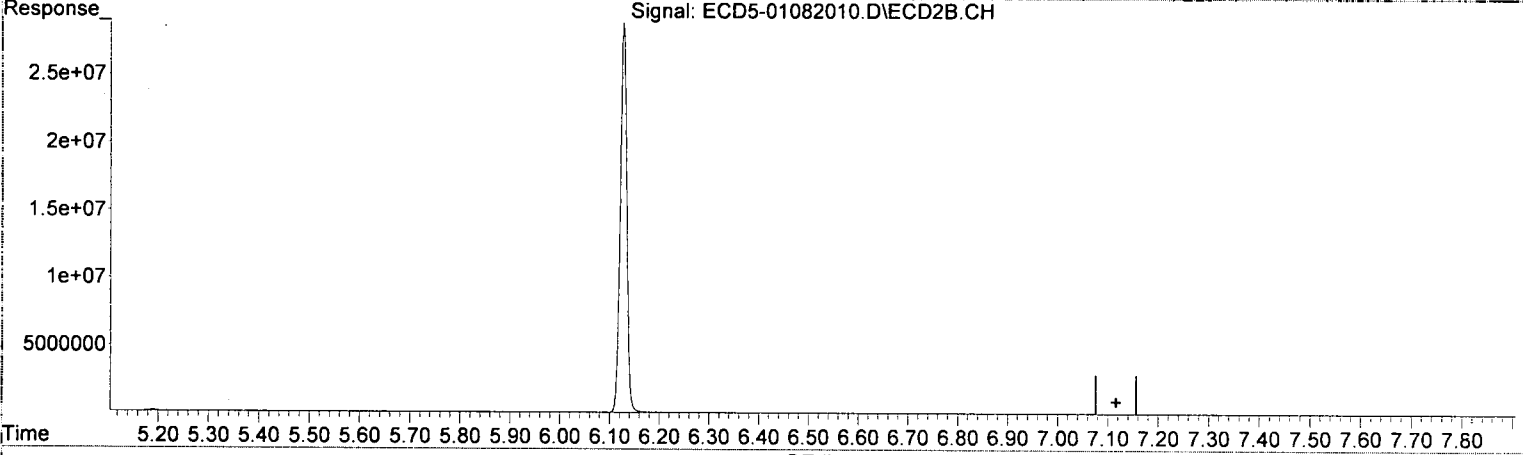
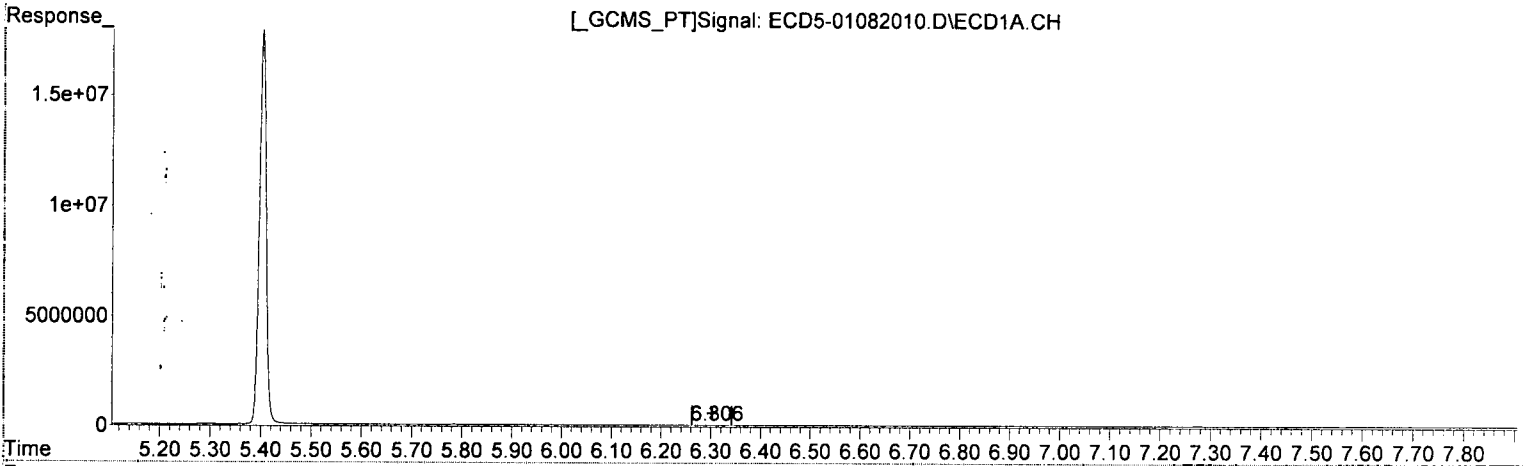
Compound	RT#1	RT#2	Resp#1	Resp#2	ng/mL	ng/mL
System Monitoring Compounds						
1) S TCMX (S)	5.403	6.127	17766073	28691382	90.986	96.253
22) S DCBP (S)	9.609	10.740	14225686	16525508	96.069	92.868
Target Compounds						
2) a-BHC	0.000	0.000	0	0	N.D.	N.D.
3) g-BHC	0.000	0.000	0	0	N.D.	N.D.
4) b-BHC	6.306	0.000	9896	0	5931.901 <i>Q.D.U.</i>	N.D. #
5) Heptachlor	0.000	0.000	0	0	N.D.	N.D.
6) d-BHC	0.000	0.000	0	0	N.D.	N.D.
7) Aldrin	0.000	7.705	0	8780	N.D.	0.026 #
8) Heptachlo...	0.000	0.000	0	0	N.D.	N.D.
9) trans-Chl...	7.423	8.287	4671	14140	0.022	0.045 #
10) cis-Chlor...	7.522	0.000	7488	0	0.037	N.D. #
11) Endosulfa...	7.632	0.000	556	0	0.003	N.D. #
12) 4,4'-DDE	7.632f	0.000	556	0	0.003	N.D. #
13) Dieldrin	0.000	0.000	0	0	N.D.	N.D.
14) Endrin	7.996f	8.914f	1601	1747	0.009	0.007
15) 4,4'-DDD	7.996f	8.914	1601	1747	0.009	0.007
16) Endosulfa...	8.122	9.019	14545	1664	0.085	0.007 #
17) 4,4'-DDT	0.000	9.141	0	1142	N.D.	0.035 #
18) Endrin Al...	8.416	9.258	4058	5535	0.027	0.025
19) Endosulfa...	8.718	9.449	3436	4055	0.021	0.018
20) Methoxychlor	8.543	0.000	1661	0	0.019	N.D. #
21) Endrin Ke...	8.913	9.853	2109	5540	0.011	0.022 #
23) Hexachlor...	3.224	0.000	6869	0	0.034	N.D. #
24) Hexachlor...	5.784	6.613	22787	7433	BelowCal	0.023
25) Oxychlorthane	7.275	8.031f	13155	19724	BelowCal	0.071
26) 2,4'-DDE	0.000	8.287	0	14140	N.D.	0.067 #
27) trans-Non...	7.522	0.000	7488	0	BelowCal	N.D.
28) 2,4'-DDD	7.692f	0.000	818	0	0.006	N.D. #
29) 2,4'-DDT	7.881	0.000	1003	0	0.007	N.D. #
30) cis-Nonac...	7.996	8.914	1601	1747	0.007	0.005
31) Mirex	8.665	9.853	2535	5540	6723.029 <i>Q.D.U.</i>	BelowCal #
32) Chlordane...	7.423	8.287	4671	14140	0.199	0.364 #
33) Chlordane...	7.522	0.000	7488	0	0.260	N.D. #
34) Chlordane...	8.077	9.052	5256	36258	0.691	3.415 #
35) Chlordane...	3.809	0.000	396017	0	NoCal	N.D.
36) Toxaphene...	7.522	0.000	7488	0	7.110	N.D. #
37) Toxaphene...	0.000	9.000f	0	15397	N.D.	4.421 #
38) Toxaphene...	8.122	9.000	14545	15397	BelowCal	BelowCal
39) Toxaphene...	0.000	9.052	0	36258	N.D.	4.017 #
40) Toxaphene...	0.000	9.258	0	5535	N.D.	1.102 #
41) Toxaphene...	8.665	9.671f	2535	1204	0.584	0.215 #
42) Toxaphene...	3.809	0.000	396017	0	NoCal	N.D.

(f)=RT Delta > 1/2 Window (#)=Amounts differ by > 40% (m)=manual int.

Quantitation Report (Qedit)

Data Path : R:\data\2020-01\0A08041\
Data File : ECD5-01082010.D
Signal(s) : Signal #1: ECD1A.CH Signal #2: ECD2B.CH
Acq On : 08 Jan 2020 14:26
Operator : MJB
Sample : 0A08041-ICB1
Misc : A19L339
ALS Vial : 7 (Sig #1); 0 (Sig #2) Sample Multiplier: 1

Integration File signal 1: PEST1.e
Integration File signal 2: PEST2.e
Quant Time: Jan 09 14:17:11 2020
Quant Method : R:\methods\ECD5_QUANTPEST_200107.M
Quant Title : Instrument: DualECD5
QLast Update : Thu Jan 09 11:11:29 2020
Response via : Initial Calibration
Integrator: ChemStation 6890 Scale Mode: Small noise peaks clipped



QEdit

(4) b-BHC
6.306min 5931.981 ng/mL *Q-201*
response 9896

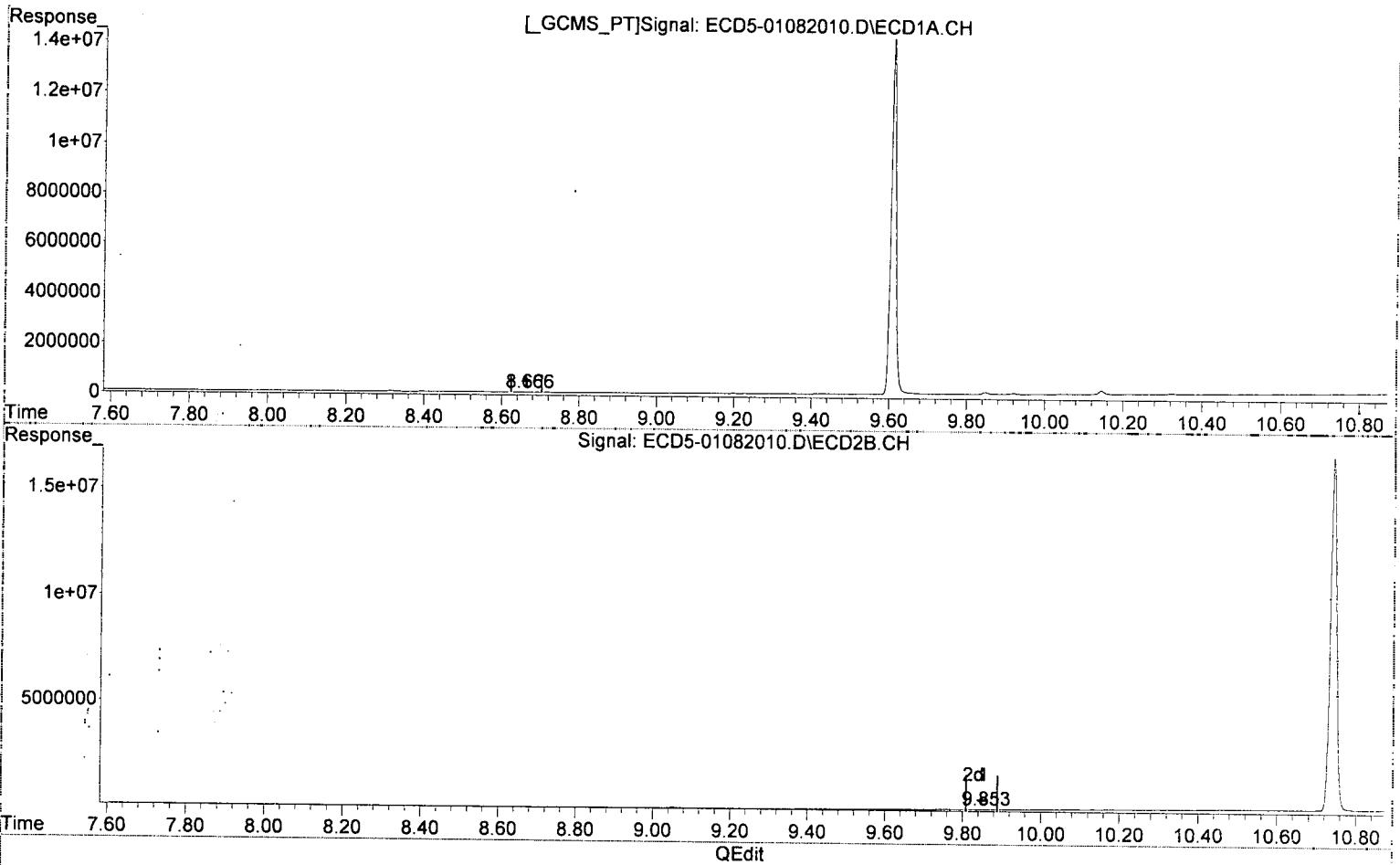
MJB
1/9/20

(4) b-BHC #2
0.000min 0.000 ng/mL
response 0

Quantitation Report (Qedit)

Data Path : R:\data\2020-01\0A08041\
Data File : ECD5-01082010.D
Signal(s) : Signal #1: ECD1A.CH Signal #2: ECD2B.CH
Acq On : 08 Jan 2020 14:26
Operator : MJB
Sample : 0A08041-ICB1
Misc : A19L339
ALS Vial : 7 (Sig #1); 0 (Sig #2) Sample Multiplier: 1

Integration File signal 1: PEST1.e
Integration File signal 2: PEST2.e
Quant Time: Jan 09 14:17:11 2020
Quant Method : R:\methods\ECD5_QUANTPEST_200107.M
Quant Title : Instrument: DualECD5
QLast Update : Thu Jan 09 11:11:29 2020
Response via : Initial Calibration
Integrator: ChemStation 6890 Scale Mode: Small noise peaks clipped



(31) Mirex

8.665min 6723.029 ng/mL QDA
response 2535

MJB
1/9/20

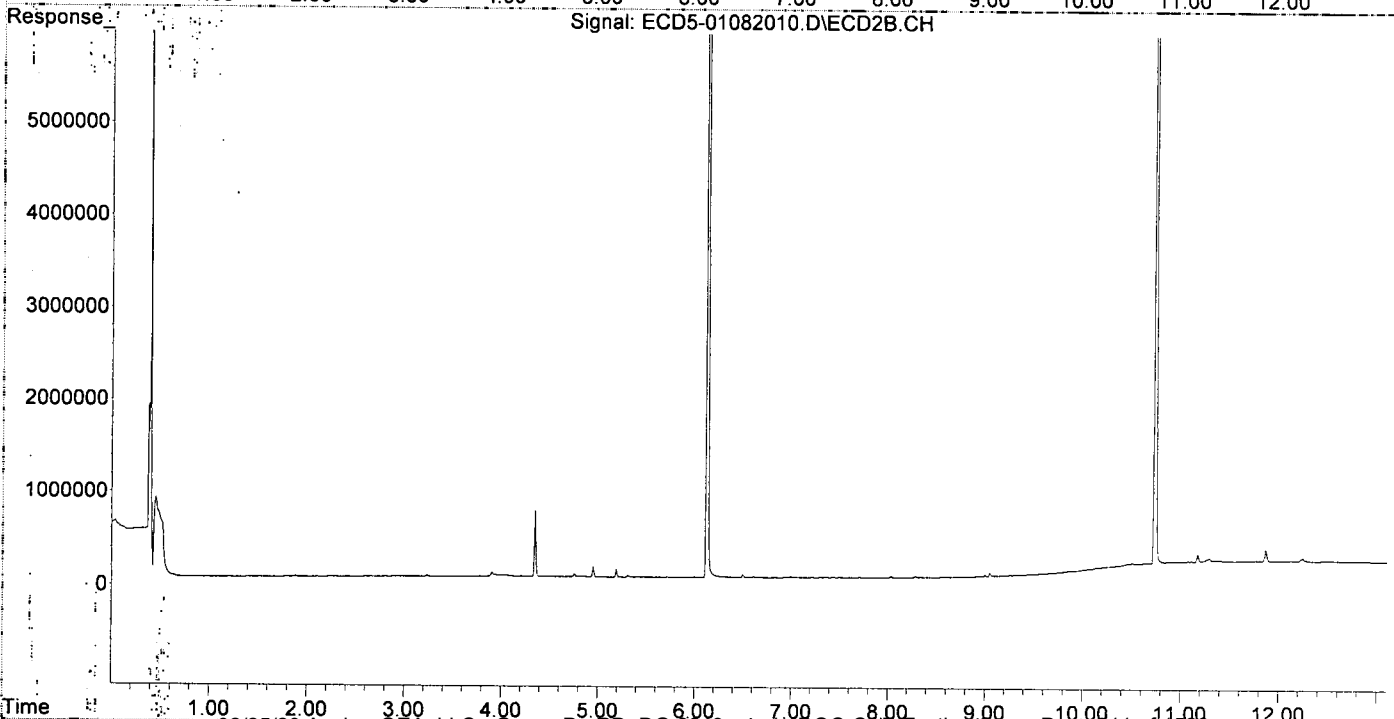
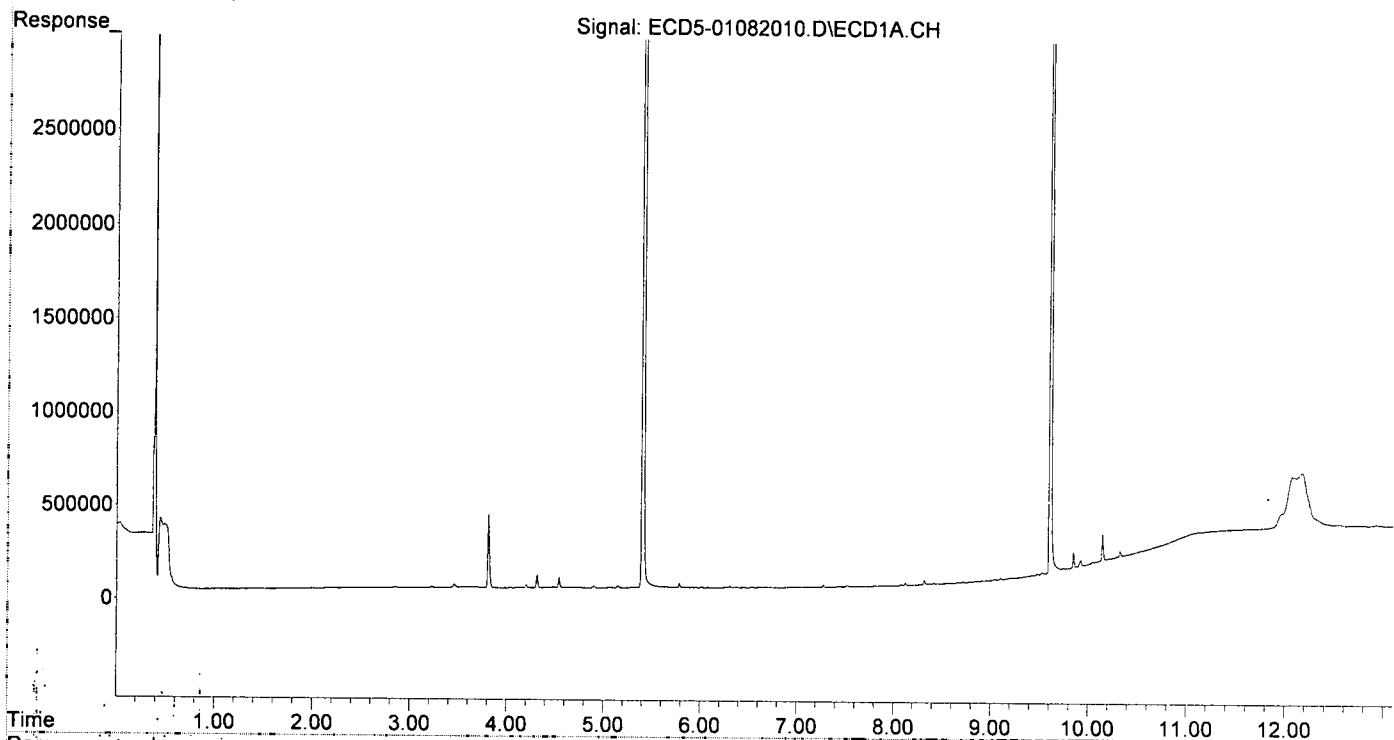
(31) Mirex #2

9.853min -0.238 ng/mL
response 5540

Quantitation Report (Not Reviewed)

Data Path : R:\data\2020-01\0A08041\
 Data File : ECD5-01082010.D
 Signal(s) : Signal #1: ECD1A.CH Signal #2: ECD2B.CH
 Acq On : 08 Jan 2020 14:26
 Operator : MJB
 Sample : 0A08041-ICB1
 Misc : A19L339
 ALS Vial : 7 (Sig #1); 0 (Sig #2) Sample Multiplier: 1

Integration File signal 1: PEST1.e
 Integration File signal 2: PEST2.e
 Quant Time: Jan 09 15:19:22 2020
 Quant Method : R:\methods\ECD5_QUANTPEST_200107.M
 Quant Title : Instrument: DualECD5
 QLast Update : Thu Jan 09 11:11:29 2020
 Response via : Initial Calibration
 Integrator: ChemStation 6890 Scale Mode: Small noise peaks clipped



Data Path : R:\data\2020-01\0A08041\
 Data File : ECD5-01082020.D
 Signal(s) : Signal #1: ECD1A.CH Signal #2: ECD2B.CH
 Acq On : 08 Jan 2020 17:24
 Operator : MJB
 Sample : 0A08041-IBL1
 Misc : Instrument Blank
 ALS Vial : 1 (Sig #1); 0 (Sig #2) Sample Multiplier: 1

Integration File signal 1: PEST1.e
 Integration File signal 2: PEST2.e
 Quant Time: Jan 09 14:17:18 2020
 Quant Method : R:\methods\ECD5_QUANTPEST_200107.M
 Quant Title : Instrument: DualECD5
 QLast Update : Thu Jan 09 11:11:29 2020
 Response via : Initial Calibration
 Integrator: ChemStation 6890 Scale Mode: Small noise peaks clipped

clear

Compound	RT#1	RT#2	Resp#1	Resp#2	ng/mL	ng/mL
System Monitoring Compounds						
1) S TCMX (S)	5.407	0.000	3155	0	0.016	N.D. #
22) S DCBP (S)	0.000	10.743	0	10635	N.D.	0.060 #
Target Compounds						
2) a-BHC	5.942	0.000	6334	0	0.024	N.D. #
3) g-BHC	0.000	0.000	0	0	N.D.	N.D.
4) b-BHC	6.293	0.000	23325	0	0.070	N.D. #
5) Heptachlor	6.676f	0.000	3628	0	0.016	N.D. #
6) d-BHC	6.452	7.374	12249	17449	0.056	0.110 #
7) Aldrin	6.893	0.000	7519	0	0.034	N.D. #
8) Heptachlo...	7.304f	0.000	2278	0	0.011	N.D. #
9) trans-Chl...	7.447	8.285	6561	14817	0.031	0.048 #
10) cis-Chlor...	7.521	0.000	14085	0	0.069	N.D. #
11) Endosulfa...	0.000	0.000	0	0	N.D.	N.D.
12) 4,4'-DDE	0.000	0.000	0	0	N.D.	N.D.
13) Dieldrin	7.808	8.644	3833	14703	0.018	0.048 #
14) Endrin	7.967	8.877	6345	7476	0.037	0.032
15) 4,4'-DDD	7.994f	8.907	8147	4540	0.047	0.018 #
16) Endosulfa...	8.116	9.021	20423	10539	0.120	0.043 #
17) 4,4'-DDT	0.000	0.000	0	0	N.D.	N.D.
18) Endrin Al...	8.416	9.258	38642	48088	0.252	0.215
19) Endosulfa...	8.718	9.449	29549	33167	0.185	0.150
20) Methoxychlor	8.554	0.000	2252	0	0.026	N.D. #
21) Endrin Ke...	8.911	9.854	16387	26754	0.086	0.107
23) Hexachlor...	3.225	3.822	9749	6689	0.049	0.017 #
24) Hexachlor...	5.778	6.608	6648	16008	BelowCal	0.050
25) Oxychlorane	7.265	0.000	19560	0	BelowCal	N.D.
26) 2,4'-DDE	7.304f	8.285	2278	14817	0.016	0.070 #
27) trans-Non...	7.521	0.000	14085	0	BelowCal	N.D.
28) 2,4'-DDD	0.000	8.644	0	14703	N.D.	0.080 #
29) 2,4'-DDT	0.000	8.877	0	7476	N.D.	BelowCal
30) cis-Nonac...	7.994	8.907	8147	4540	0.035	0.013 #
31) Mirex	0.000	9.854	0	26754	N.D.	BelowCal
32) Chlordane...	7.447	8.285	6561	14817	0.280	0.381
33) Chlordane...	7.521	0.000	14085	0	0.489	N.D. #
34) Chlordane...	8.116f	9.053	20423	26825	2.685	2.526
35) Chlordane...	3.810	3.777	591046	5978	NoCal	NoCal
36) Toxaphene...	7.521	8.644f	14085	14703	13.373	5.437 #
37) Toxaphene...	7.808	8.998f	3833	18383	1.971	5.279 #
38) Toxaphene...	8.116	8.998	20423	18383	0.727	BelowCal #
39) Toxaphene...	8.319f	9.053	19690	26825	4.874	2.972
40) Toxaphene...	8.554f	9.258	2252	48088	0.685	9.575 #
41) Toxaphene...	0.000	0.000	0	0	N.D.	N.D.
42) Toxaphene...	3.810	3.822	591046	6689	NoCal	NoCal

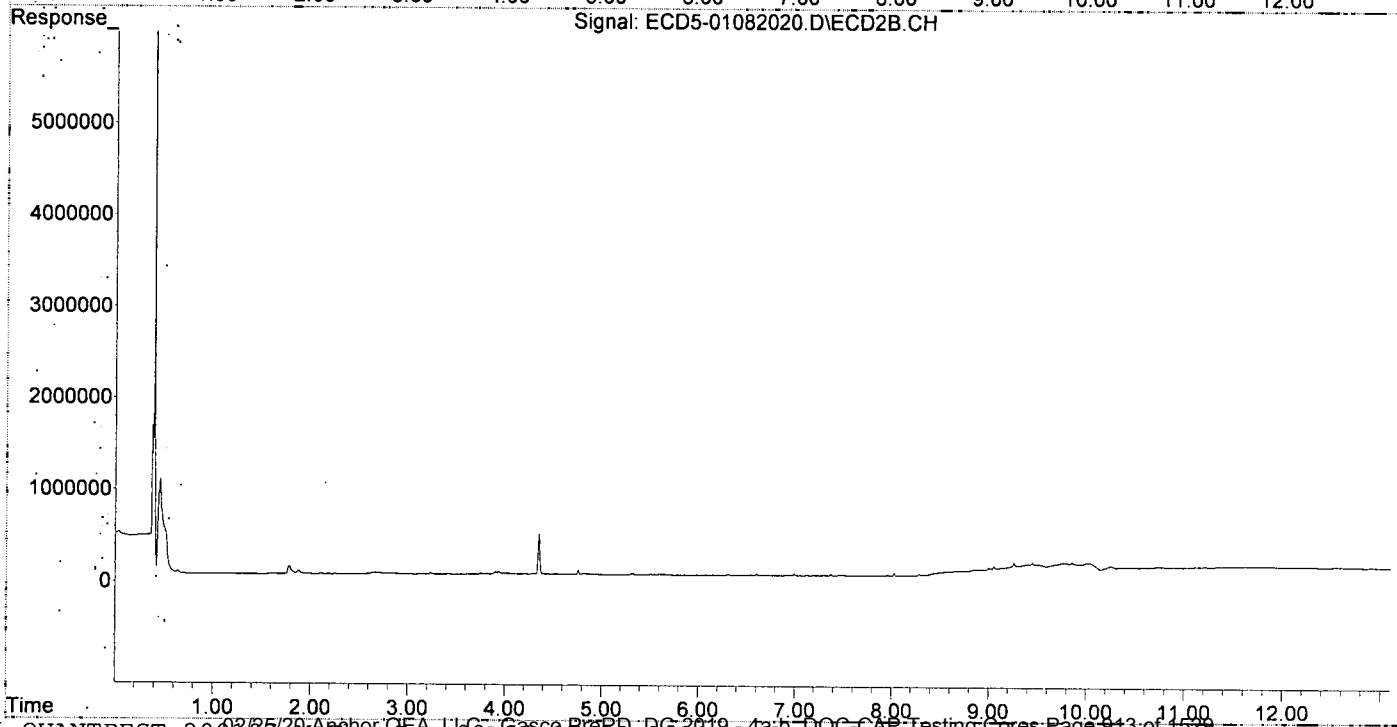
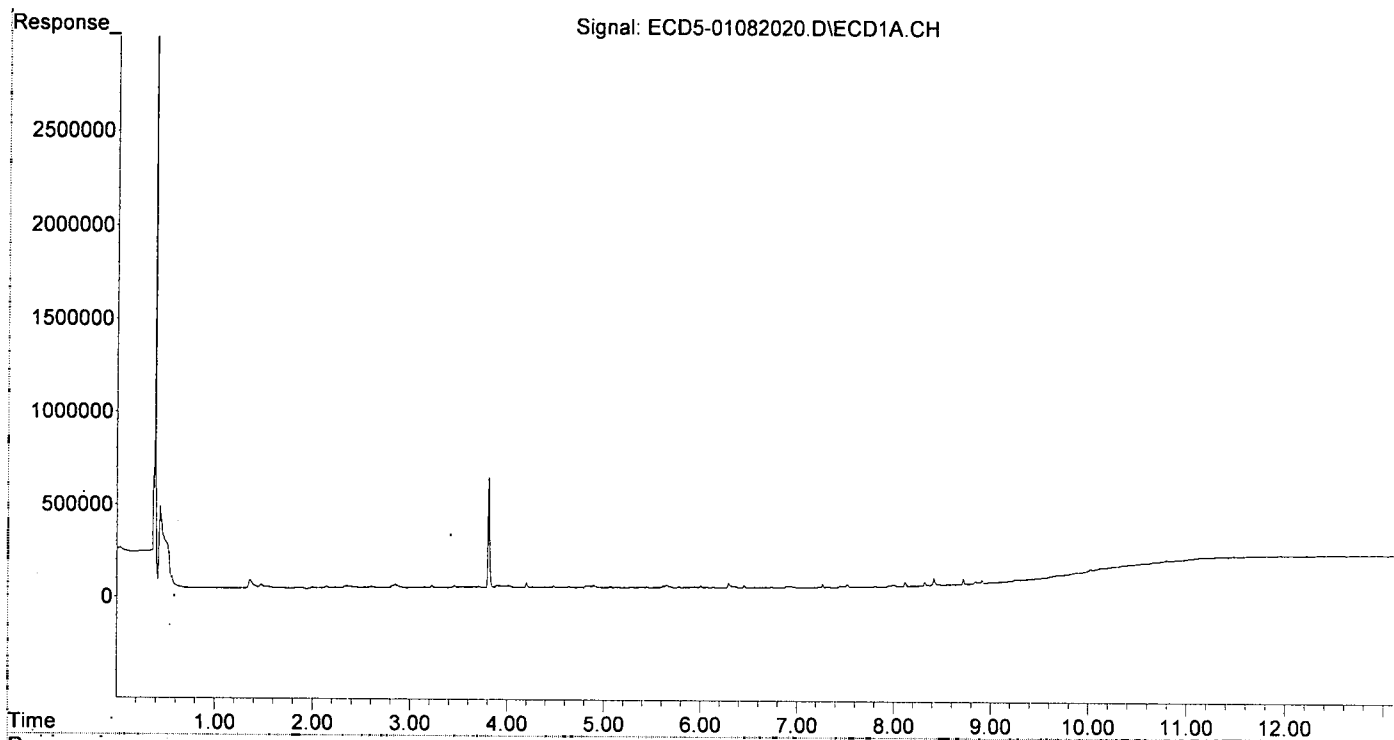
MJB 1/9/20

(f)=RT Delta > 1/2 Window (#)=Amounts differ by > 40% (m)=manual int.

Quantitation Report (Not Reviewed)

Data Path : R:\data\2020-01\0A08041\
Data File : ECD5-01082020.D
Signal(s) : Signal #1: ECD1A.CH Signal #2: ECD2B.CH
Acq On : 08 Jan 2020 17:24
Operator : MJB
Sample : 0A08041-IBL1
Misc : Instrument Blank
ALS Vial : 1 (Sig #1); 0 (Sig #2) Sample Multiplier: 1

Integration File signal 1: PEST1.e
Integration File signal 2: PEST2.e
Quant Time: Jan 09 14:17:18 2020
Quant Method : R:\methods\ECD5_QUANTPEST_200107.M
Quant Title : Instrument: DualECD5
QLast Update : Thu Jan 09 11:11:29 2020
Response via : Initial Calibration
Integrator: ChemStation 6890 Scale Mode: Small noise peaks clipped



Data Path : R:\data\2020-01\0A08041\
 Data File : ECD5-01082021.D
 Signal(s) : Signal #1: ECD1A.CH Signal #2: ECD2B.CH
 Acq On : 08 Jan 2020 17:42
 Operator : MJB
 Sample : 0A08041-ICV1
 Misc : A19I209, AB 50 ppb
 ALS Vial : 17 (Sig #1); 0 (Sig #2) Sample Multiplier: 1

Integration File signal 1: PEST1.e
 Integration File signal 2: PEST2.e
 Quant Time: Jan 09 15:19:34 2020
 Quant Method : R:\methods\ECD5_QUANTPEST_200107.M
 Quant Title : Instrument: DualECD5
 QLast Update : Thu Jan 09 11:11:29 2020
 Response via : Initial Calibration
 Integrator : ChemStation 6890 Scale Mode: Small noise peaks clipped

MJB
1/9/20

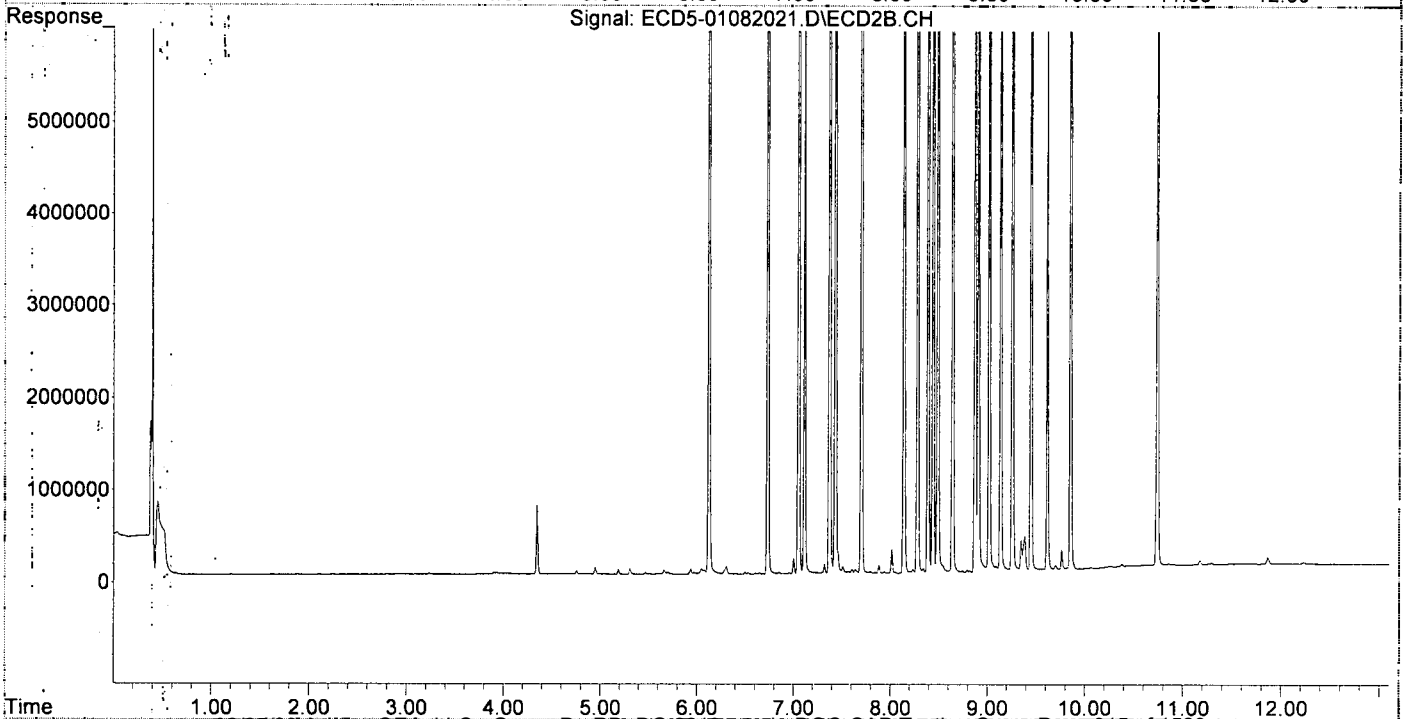
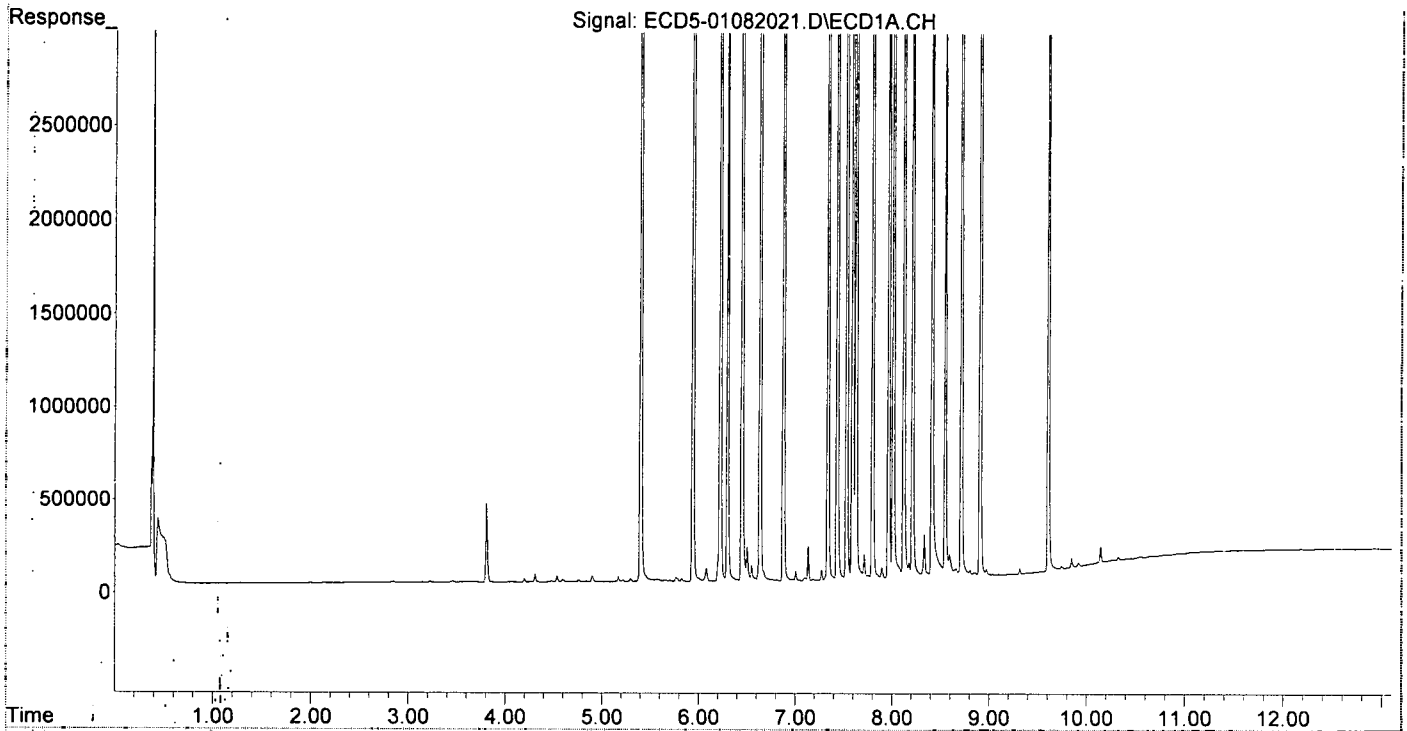
	Compound	RT#1	RT#2	Resp#1	Resp#2	ng/mL	ng/mL
System Monitoring Compounds							
1)	S TCMX (S)	5.402	6.125	9103628	14066594	46.623	47.190
22)	S DCBP (S)	9.608	10.740	7112275	8081936	47.665	45.418
Target Compounds							
2)	a-BHC	5.941	6.733	12790994	21224953	48.605	51.398
3)	g-BHC	6.225	7.053	11683208	18879724	50.035	51.711
4)	b-BHC	6.300	7.114	4706924	7535163	48.238	46.844
5)	Heptachlor	6.637	7.433	10590293	17122257	46.605	48.301
6)	d-BHC	6.450	7.372	10837514	17920851	49.749	50.404
7)	Aldrin	6.879	7.703	10814138	16957853	49.013	50.916
8)	Heptachlo...	7.339	8.141	9791145	15366677	47.494	49.886
9)	trans-Chl...	7.435	8.282	10221604	15198295	48.508	48.739
10)	cis-Chlor...	7.532	8.390	9592137	14376121	46.876	48.462
11)	Endosulfa...	7.629	8.442	9304629	13863731	48.011	49.890
12)	4,4'-DDE	7.592	8.490	10130543	15472928	49.133	50.116
13)	Dieldrin	7.801	8.643	10489078	15965611	48.701	51.680
14)	Endrin	7.966	8.873	8592222	12278386	49.661	52.256
15)	4,4'-DDD	8.014	8.908	8248067	12471144	47.772	50.736
16)	Endosulfa...	8.123	9.020	8434356	12701179	49.434	51.990
17)	4,4'-DDT	8.213	9.137	8208299	12016612	49.549	51.377
18)	Endrin Al...	8.414	9.257	7950732	12212103	51.927	54.615
19)	Endosulfa...	8.716	9.448	7923307	11786967	49.509	53.174
20)	Methoxychlor	8.550	9.615	4148884	5960918	47.904	50.121
21)	Endrin, Ke...	8.910	9.853	9320771	12631849	48.808	50.440
23)	Hexachlor...	3.224	0.000	5802	0	0.029	N.D. #
24)	Hexachlor...	5.767	6.610	24739	10021	BelowCal	0.031
25)	Oxychlorane	7.275	0.000	55008	0	0.112	N.D. #
26)	2,4'-DDE	7.339	8.282	9791145	15198295	68.666	72.170
27)	trans-Non...	7.532	8.344	9592137	44865	48.026	0.146 #
28)	2,4'-DDD	7.715	8.643	132532	15965611	1.042	86.563 #
29)	2,4'-DDT	7.897	8.873	57700	12278386	0.394	59.966 #
30)	cis-Nonac...	8.014	8.908	8248067	12471144	34.995	36.557
31)	Mirex	8.664	9.853	39909	12631849	0.049	67.878 #
32)	Chlordane...	7.435	8.282	10221604	15198295	435.674	390.732
33)	Chlordane...	7.532	8.390	9592137	14376121	332.820	447.883
34)	Chlordane...	0.000	9.092f	0	59578	N.D.	5.611 #
35)	Chlordane...	3.808	0.000	418059	0	NoCal	N.D.
36)	Toxaphene...	7.532f	8.643f	9592137	15965611	9107.422	5903.771
37)	Toxaphene...	7.801	0.000	10489078	0	5393.774	N.D. #
38)	Toxaphene...	8.123	9.020	8434356	12701179	1962.925	2103.723
39)	Toxaphene...	8.335f	9.092	226518	59578	56.068	6.601 #
40)	Toxaphene...	8.595	9.257	118127	12212103	35.929	2431.744 #
41)	Toxaphene...	8.664	9.615	39909	5960918	9.191	1061.764 #
42)	Toxaphene...	3.808	0.000	418059	0	NoCal	N.D.

(f)=RT Delta > 1/2 Window (#)=Amounts differ by > 40% (m)=manual int.

Quantitation Report (Not Reviewed)

Data Path : R:\data\2020-01\0A08041\
Data File : ECD5-01082021.D
Signal(s) : Signal #1: ECD1A.CH Signal #2: ECD2B.CH
Acq On : 08 Jan 2020 17:42
Operator : MJB
Sample : 0A08041-ICV1
Misc : A19I209, AB 50 ppb
ALS Vial : 17 (Sig #1); 0 (Sig #2) Sample Multiplier: 1

Integration File signal 1: PEST1.e
Integration File signal 2: PEST2.e
Quant Time: Jan 09 15:19:34 2020
Quant Method : R:\methods\ECD5_QUANTPEST_200107.M
Quant Title : Instrument: DualECD5
QLast Update : Thu Jan 09 11:11:29 2020
Response via : Initial Calibration
Integrator: ChemStation 6890 Scale Mode: Small noise peaks clipped



Data Path : R:\data\2020-01\0A08041\
 Data File : ECD5-01082031.D
 Signal(s) : Signal #1: ECD1A.CH Signal #2: ECD2B.CH
 Acq On : 08 Jan 2020 20:33
 Operator : MJB
 Sample : 0A08041-IBL2
 Misc : Instrument Blank
 ALS Vial : 1 (Sig #1); 0 (Sig #2) Sample Multiplier: 1
 Integration File signal 1: PEST1.e
 Integration File signal 2: PEST2.e
 Quant Time: Jan 09 14:17:30 2020
 Quant Method: R:\methods\ECD5_QUANTPEST_200107.M
 Quant Title: Instrument: DualECD5
 QLast Update: Thu Jan 09 11:11:29 2020
 Response via: Initial Calibration
 Integrator: ChemStation 6890 Scale Mode: Small noise peaks clipped

Clear

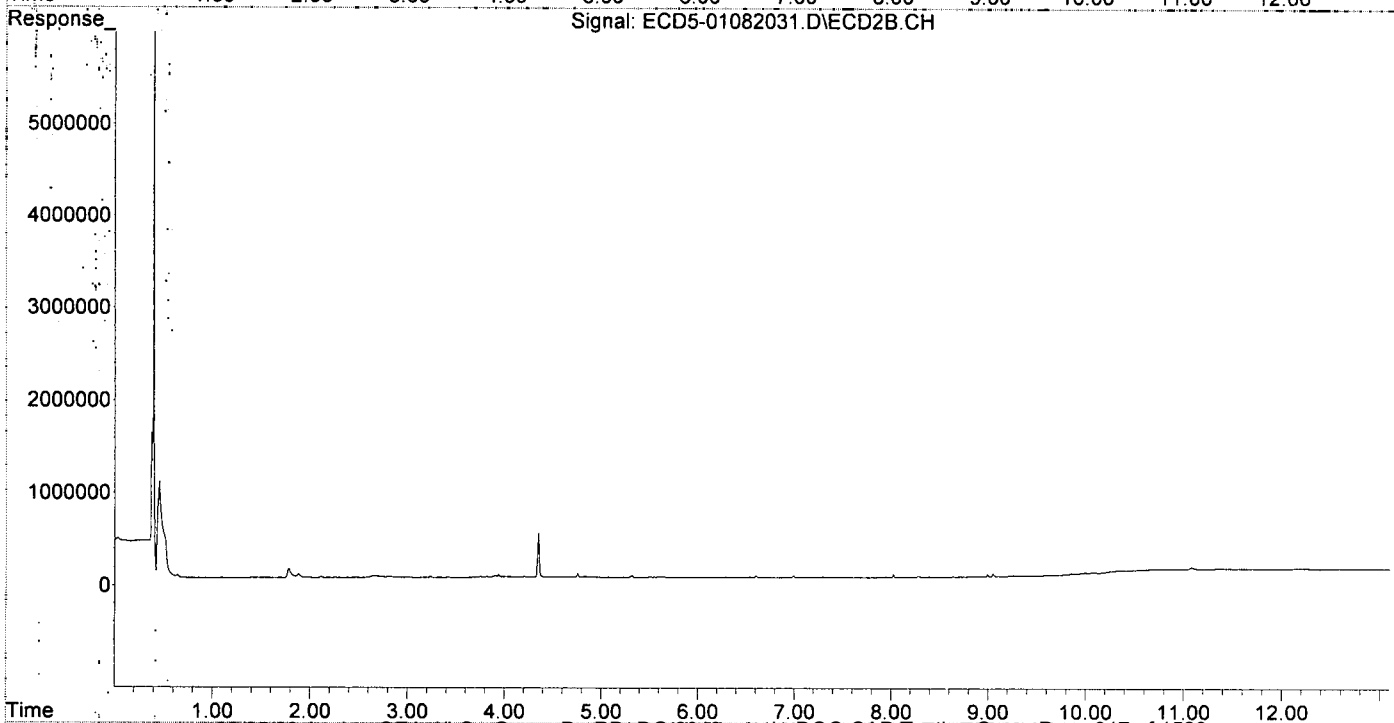
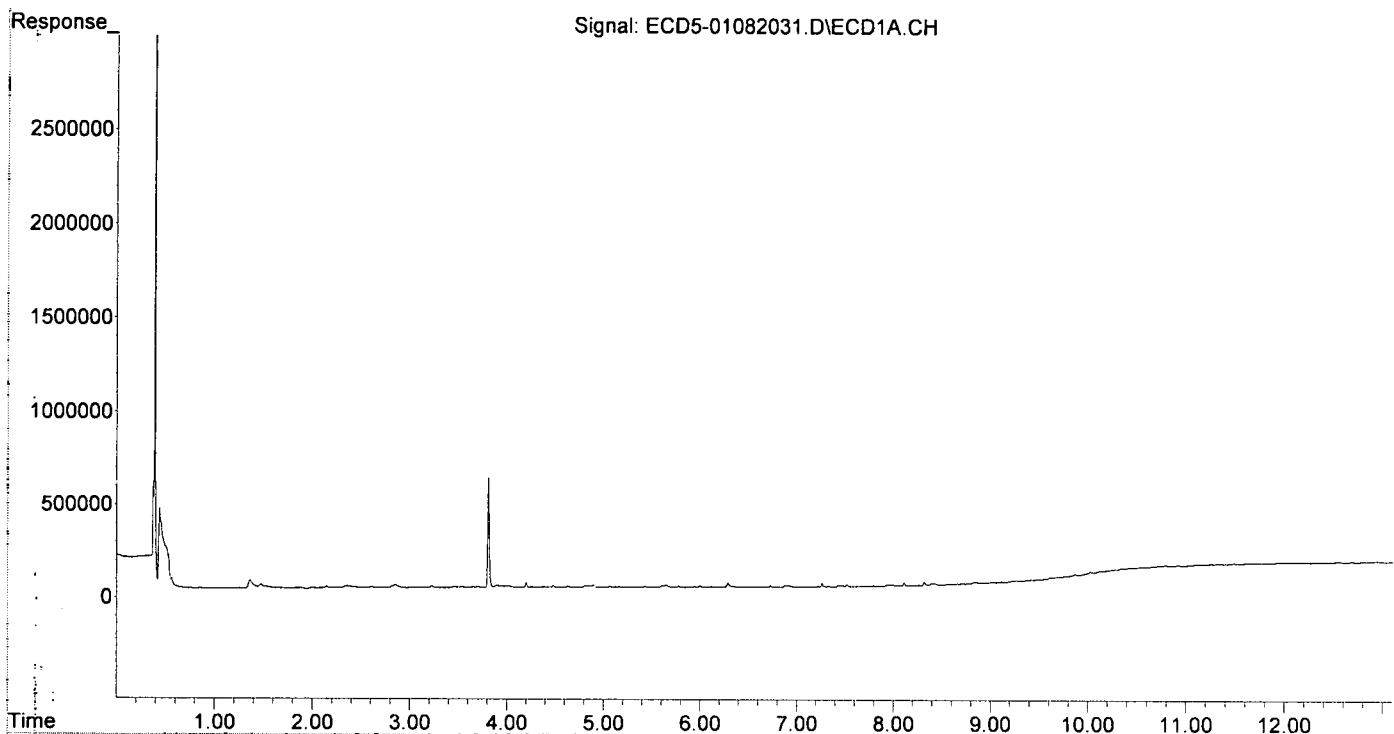
MJB 1/9/20

Compound	RT#1	RT#2	Resp#1	Resp#2	ng/mL	ng/mL
System Monitoring Compounds						
1) S TCMX (S)	5.433f	0.000	5598	0	0.029	N.D. #
22) S DCBP (S)	9.611	10.744	10150	4503	8131.917	0.025 #
Target Compounds						
2) a-BHC	5.941	0.000	5055	0	0.019	N.D. #
3) g-BHC	0.000	0.000	0	0	N.D.	N.D.
4) b-BHC	6.291	0.000	22364	0	0.061	N.D. #
5) Heptachlor	6.674f	0.000	3785	0	0.017	N.D. #
6) d-BHC	0.000	0.000	0	0	N.D.	N.D.
7) Aldrin	6.882	0.000	8653	0	0.039	N.D. #
8) Heptachlo...	0.000	0.000	0	0	N.D.	N.D.
9) trans-Chl...	7.436	8.282	7357	13631	0.035	0.044
10) cis-Chlor...	7.520	8.389	11723	3404	0.057	0.011 #
11) Endosulfa...	0.000	0.000	0	0	N.D.	N.D.
12) 4,4'-DDE	0.000	0.000	0	0	N.D.	N.D.
13) Dieldrin	0.000	8.642	0	5313	N.D.	0.017 #
14) Endrin	7.965	8.911f	5834	5682	0.034	0.024
15) 4,4'-DDD	7.993f	8.911	8759	5682	0.051	0.023 #
16) Endosulfa...	8.111	8.995f	17658	25073	0.103	0.103
17) 4,4'-DDT	0.000	0.000	0	0	N.D.	N.D.
18) Endrin Al...	8.413	9.257	9045	7452	0.059	0.033 #
19) Endosulfa...	8.716	0.000	3724	0	0.023	N.D. #
20) Methoxychlor	8.558	9.613	990	4034	0.011	0.034 #
21) Endrin Ke...	8.910	9.851	3001	12022	0.016	0.048 #
23) Hexachlor...	3.225f	3.812	10570	6895	0.053	0.017 #
24) Hexachlor...	5.778	6.605	7733	18943	BelowCal	0.059
25) Oxychlordane	7.263	0.000	20987	0	BelowCal	N.D.
26) 2,4'-DDE	0.000	8.282	0	13631	N.D.	0.065 #
27) trans-Non...	7.520	0.000	11723	0	BelowCal	N.D.
28) 2,4'-DDD	0.000	8.642	0	5313	N.D.	0.029 #
29) 2,4'-DDT	0.000	0.000	0	0	N.D.	N.D.
30) cis-Nonac...	7.993	8.911	8759	5682	0.037	0.017 #
31) Mirex	8.664	9.851	2560	12022	6723.028	BelowCal #
32) Chlordane...	7.436	8.282	7357	13631	0.314	0.350
33) Chlordane...	7.520	8.389	11723	3404	0.407	0.106 #
34) Chlordane...	8.111f	9.052	17658	31858	2.321	3.000
35) Chlordane...	3.810	3.812	587214	6895	NoCal	NoCal
36) Toxaphene...	7.520	8.642f	11723	5313	11.131	1.964 #
37) Toxaphene...	0.000	8.995f	0	25073	N.D.	7.200 #
38) Toxaphene...	8.111	8.995	17658	25073	0.065	0.939 #
39) Toxaphene...	8.319f	9.052f	16925	31858	4.189	3.530
40) Toxaphene...	8.591	9.257	617	7452	0.188	1.484 #
41) Toxaphene...	8.664	9.646	2560	2177	0.590	0.388
42) Toxaphene...	3.810	3.812	587214	6895	NoCal	NoCal

(f)=RT Delta > 1/2 Window (#)=Amounts differ by > 40% (m)=manual int.

Data Path : R:\data\2020-01\0A08041\
Data File : ECD5-01082031.D
Signal(s) : Signal #1: ECD1A.CH Signal #2: ECD2B.CH
Acq On : 08 Jan 2020 20:33
Operator : MJB
Sample : 0A08041-IBL2
Misc : Instrument Blank
ALS Vial : 1 (Sig #1); 0 (Sig #2) Sample Multiplier: 1

Integration File signal 1: PEST1.e
Integration File signal 2: PEST2.e
Quant Time: Jan 09 14:17:30 2020
Quant Method : R:\methods\ECD5_QUANTPEST_200107.M
Quant Title : Instrument: DualECD5
QLast Update : Thu Jan 09 11:11:29 2020
Response via : Initial Calibration
Integrator: ChemStation 6890 Scale Mode: Small noise peaks clipped



Data Path : R:\data\2020-01\0A08041\
 Data File : ECD5-01082032.D
 Signal(s) : Signal #1: ECD1A.CH Signal #2: ECD2B.CH
 Acq On : 08 Jan 2020 20:50
 Operator : MJB
 Sample : 0A08041-ICV2
 Misc : A19J410, 9-42 50 ppb
 ALS Vial : 27 (Sig #1); 0 (Sig #2) Sample Multiplier: 1

Integration File signal 1: PEST1.e
 Integration File signal 2: PEST2.e
 Quant Time: Jan 09 14:17:36 2020
 Quant Method : R:\methods\ECD5_QUANTPEST_200107.M
 Quant Title : Instrument: DualECD5
 Last Update : Thu Jan 09 11:11:29 2020
 Response via : Initial Calibration
 Integrator : ChemStation 6890 Scale Mode: Small noise peaks clipped

MJB
1/9/20

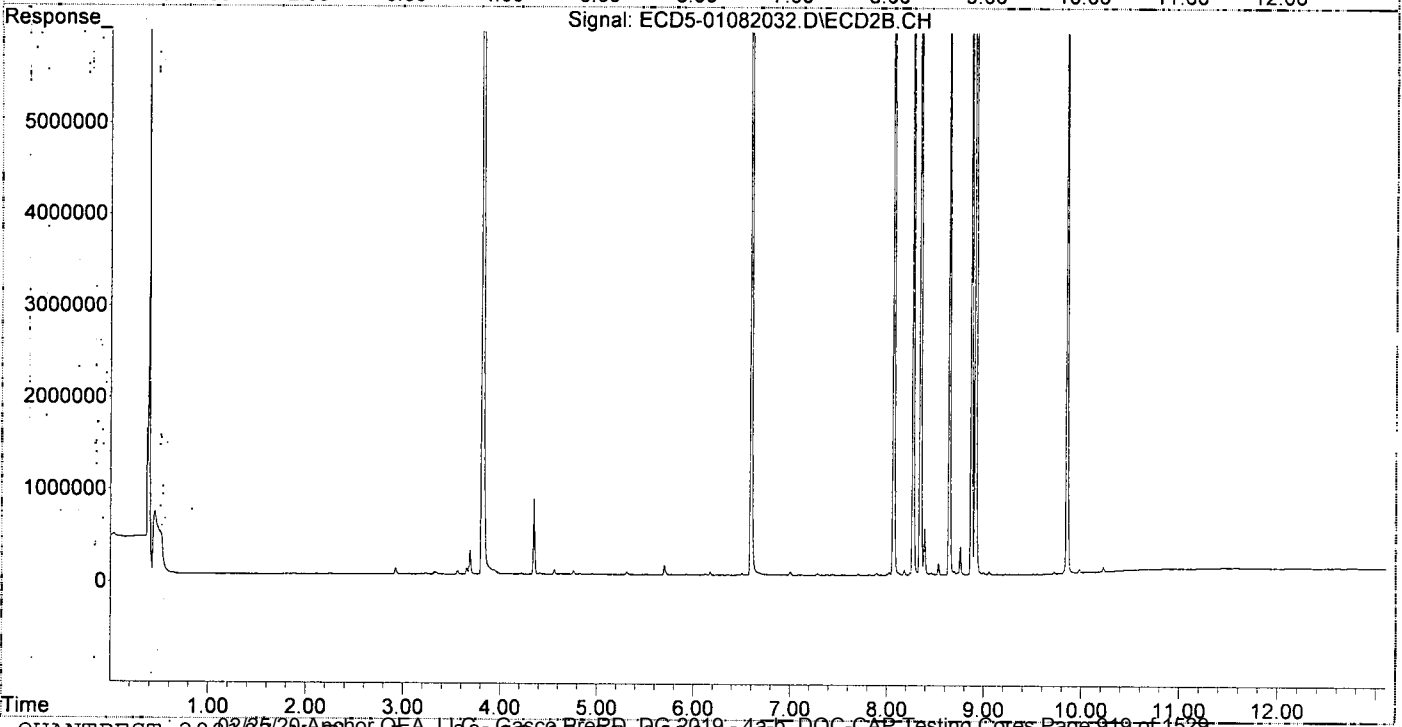
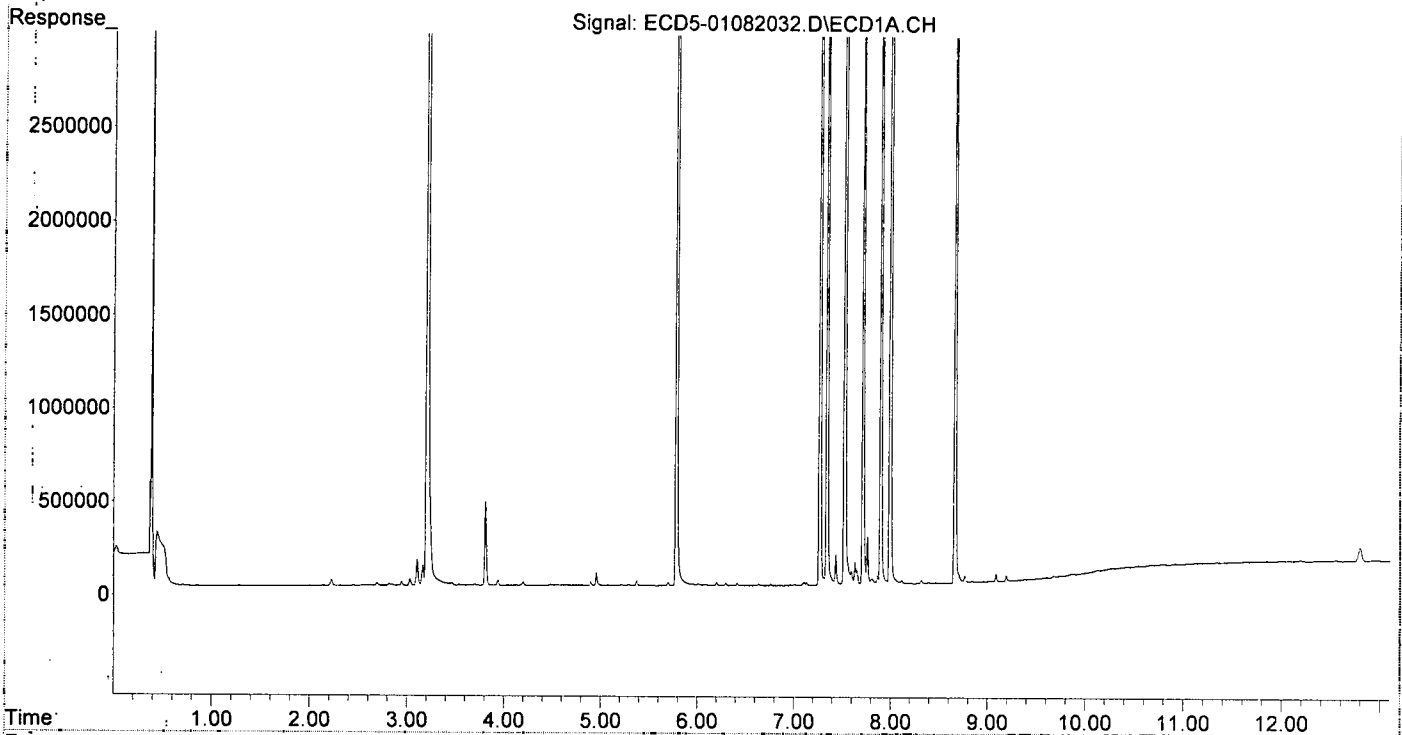
	Compound	RT#1	RT#2	Resp#1	Resp#2	ng/mL	ng/mL	
System Monitoring Compounds								
1)	S TCMX (S)	5.376f	6.123	25167	13037	0.129	0.044	#
22)	S DCBP (S)	9.607	0.000	7014	0	8131.938	N.D.	#
Target Compounds								
2)	a-BHC	5.947	0.000	7607	0	0.029	N.D.	#
3)	g-BHC	6.203f	0.000	15439	0	0.066	N.D.	#
4)	b-BHC	6.298	0.000	13249	0	5931.867	N.D.	#
5)	Heptachlor	6.639	7.433	8749	13294	0.039	0.038	
6)	d-BHC	6.416f	0.000	12607	0	0.058	N.D.	#
7)	Aldrin	0.000	7.703	0	18523	N.D.	0.056	#
8)	Heptachlo...	7.342	8.116f	6694017	32673	32.471	0.106	#
9)	trans-Chl...	7.436	8.269	158249	10510336	0.751	33.705	#
10)	cis-Chlor...	7.525	8.390	10195026	501217	49.822	1.690	#
11)	Endosulfa...	7.635	8.461	120882	21669	0.624	0.078	#
12)	4,4'-DDE	7.596	8.461f	71466	21669	0.347	0.108	#
13)	Dieldrin	7.809	8.643	30332	9201062	0.141	29.784	#
14)	Endrin	7.996f	8.870	10954602	10194467	63.315	43.387	
15)	4,4'-DDD	7.996f	8.914	10954602	16802825	63.448	68.358	
16)	Endosulfa...	8.117	8.997f	19840	27498	0.116	0.113	
17)	4,4'-DDT	8.214	9.135	5452	6193	0.033	0.116	#
18)	Endrin Al...	8.394f	9.262	5487	5803	0.036	0.026	
19)	Endosulfa...	0.000	0.000	0	0	N.D.	N.D.	
20)	Methoxychlor	0.000	0.000	0	0	N.D.	N.D.	
21)	Endrin, Ke...	8.910	9.850	1754	9090504	0.009	36.299	#
23)	Hexachlor...	3.207	3.815	10072232	21112946	50.501	52.687	
24)	Hexachlor...	5.785	6.596	9669445	15917355	50.014	49.726	
25)	Oxychlorane	7.269	8.070	8984587	14293373	51.023	51.104	
26)	2,4'-DDE	7.342	8.269	6694017	10510336	46.945	49.909	
27)	trans-Non...	7.525	8.345	10195026	15779786	51.040	51.318	
28)	2,4'-DDD	7.715	8.643	6105769	9201062	47.989	49.887	
29)	2,4'-DDT	7.899	8.870	6895039	10194467	47.073	50.569	
30)	cis-Nonac...	7.996	8.914	10954602	16802825	46.478	49.255	
31)	Mirex	8.665	9.850	6553927	9090504	48.699	49.703	
32)	Chlordane...	7.436	8.269	158249	10510336	6.745	270.210	#
33)	Chlordane...	7.525	8.390	10195026	501217	353.739	15.615	#
34)	Chlordane...	8.117f	9.052	19840	33600	2.608	3.165	
35)	Chlordane...	3.810	3.815	447351	21112946	NoCal	NoCal	
36)	Toxaphene...	7.525	8.643f	10195026	9201062	9679.846	3402.373	#
37)	Toxaphene...	7.809	8.997f	30332	27498	15.598	7.896	#
38)	Toxaphene...	8.117	8.997	19840	27498	0.587	1.413	#
39)	Toxaphene...	8.394f	9.052f	5487	33600	1.358	3.723	#
40)	Toxaphene...	0.000	9.262	0	5803	N.D.	1.156	#
41)	Toxaphene...	8.665	0.000	6553927	0	1509.301	N.D.	#
42)	Toxaphene...	3.810	3.815	447351	21112946	NoCal	NoCal	

(f)=RT Delta > 1/2 Window (#)=Amounts differ by > 40% (m)=manual int.

Quantitation Report (Not Reviewed)

Data Path : R:\data\2020-01\0A08041\
Data File : ECD5-01082032.D
Signal(s) : Signal #1: ECD1A.CH Signal #2: ECD2B.CH
Acq On : 08 Jan 2020 20:50
Operator : MJB
Sample : 0A08041-ICV2
Misc : A19J410, 9-42 50 ppb
ALS Vial : 27 (Sig #1); 0 (Sig #2) Sample Multiplier: 1

Integration File signal 1: PEST1.e
Integration File signal 2: PEST2.e
Quant Time: Jan 09 14:17:36 2020
Quant Method : R:\methods\ECD5_QUANTPEST_200107.M
Quant Title : Instrument: DualECD5
QLast Update : Thu Jan 09 11:11:29 2020
Response via : Initial Calibration
Integrator: ChemStation 6890 Scale Mode: Small noise peaks clipped



Quantitation Report (Not Reviewed)

Data Path : R:\data\2020-01\0A08041\
 Data File : ECD5-01082040.D
 Signal(s) : Signal #1: ECD1A.CH Signal #2: ECD2B.CH
 Acq On : 08 Jan 2020 23:07
 Operator : MJB
 Sample : 0A08041-IBL3
 Misc : Instrument Blank
 ALS Vial : 1 (Sig #1); 0 (Sig #2) Sample Multiplier: 1

Integration File signal 1: PEST1.e
 Integration File signal 2: PEST2.e
 Quant Time: Jan 09 14:17:42 2020
 Quant Method : R:\methods\ECD5_QUANTPEST_200107.M
 Quant Title : Instrument: DualECD5
 QLast Update : Thu Jan 09 11:11:29 2020
 Response via : Initial Calibration
 Integrator: ChemStation 6890 Scale Mode: Small noise peaks clipped

Clean

Compound	RT#1	RT#2	Resp#1	Resp#2	ng/mL	ng/mL	
System Monitoring Compounds							
1) S TCMX (S)	5.431f	0.000	5524	0	0.028	N.D.	#
22) S DCBP (S)	9.607	10.744	12785	3537	8131.900	0.020	#
Target Compounds							
2) a-BHC	5.942	0.000	4990	0	0.019	N.D.	#
3) g-BHC	0.000	0.000	0	0	N.D.	N.D.	
4) b-BHC	6.291	0.000	22514	0	0.062	N.D.	#
5) Heptachlor	6.674f	0.000	3691	0	0.016	N.D.	#
6) d-BHC	0.000	0.000	0	0	N.D.	N.D.	
7) Aldrin	6.882	0.000	9215	0	0.042	N.D.	#
8) Heptachlo...	0.000	0.000	0	0	N.D.	N.D.	
9) trans-Chl...	7.435	8.283	9061	14462	0.043	0.046	
10) cis-Chlor...	7.522	8.388	11351	5119	0.055	0.017	#
11) Endosulfa...	0.000	0.000	0	0	N.D.	N.D.	
12) 4,4'-DDE	0.000	0.000	0	0	N.D.	N.D.	
13) Dieldrin	7.789	0.000	2902	0	0.013	N.D.	#
14) Endrin	7.964	0.000	5653	0	0.033	N.D.	#
15) 4,4'-DDD	7.992f	0.000	4934	0	0.029	N.D.	#
16) Endosulfa...	8.112	8.996f	18004	25076	0.106	0.103	
17) 4,4'-DDT	0.000	0.000	0	0	N.D.	N.D.	
18) Endrin Al...	8.413	9.257	8551	5515	0.056	0.025	#
19) Endosulfa...	8.717	9.448	3254	3683	0.020	0.017	
20) Methoxychlor	8.584f	9.583f	646	2988	0.007	0.025	#
21) Endrin Ke...	8.910	9.852	2279	5952	0.012	0.024	#
23) Hexachlor...	3.225f	3.812	11744	7072	0.059	0.018	#
24) Hexachlor...	5.778	6.606	6979	18274	BelowCal	0.057	
25) Oxychlorthane	7.263	0.000	20092	0	BelowCal	N.D.	
26) 2,4'-DDE	0.000	8.283	0	14462	N.D.	0.069	#
27) trans-Non...	7.522	0.000	11351	0	BelowCal	N.D.	
28) 2,4'-DDD	0.000	0.000	0	0	N.D.	N.D.	
29) 2,4'-DDT	7.932f	0.000	6317	0	0.043	N.D.	#
30) cis-Nonac...	7.992	0.000	4934	0	0.021	N.D.	#
31) Mirex	0.000	9.852	0	5952	N.D.	BelowCal	
32) Chlordane...	7.435	8.283	9061	14462	0.386	0.372	
33) Chlordane...	7.522	8.388	11351	5119	0.394	0.159	#
34) Chlordane...	8.112f	9.053	18004	30330	2.367	2.857	
35) Chlordane...	3.810	3.812	578025	7072	NoCal	NoCal	
36) Toxaphene...	7.522	0.000	11351	0	10.777	N.D.	#
37) Toxaphene...	7.789	8.996f	2902	25076	1.493	7.201	#
38) Toxaphene...	8.112	8.996	18004	25076	0.148	0.939	#
39) Toxaphene...	8.320f	9.053	16287	30330	4.031	3.360	
40) Toxaphene...	8.584	9.257	646	5515	0.197	1.098	#
41) Toxaphene...	0.000	0.000	0	0	N.D.	N.D.	
42) Toxaphene...	3.810	3.812	578025	7072	NoCal	NoCal	

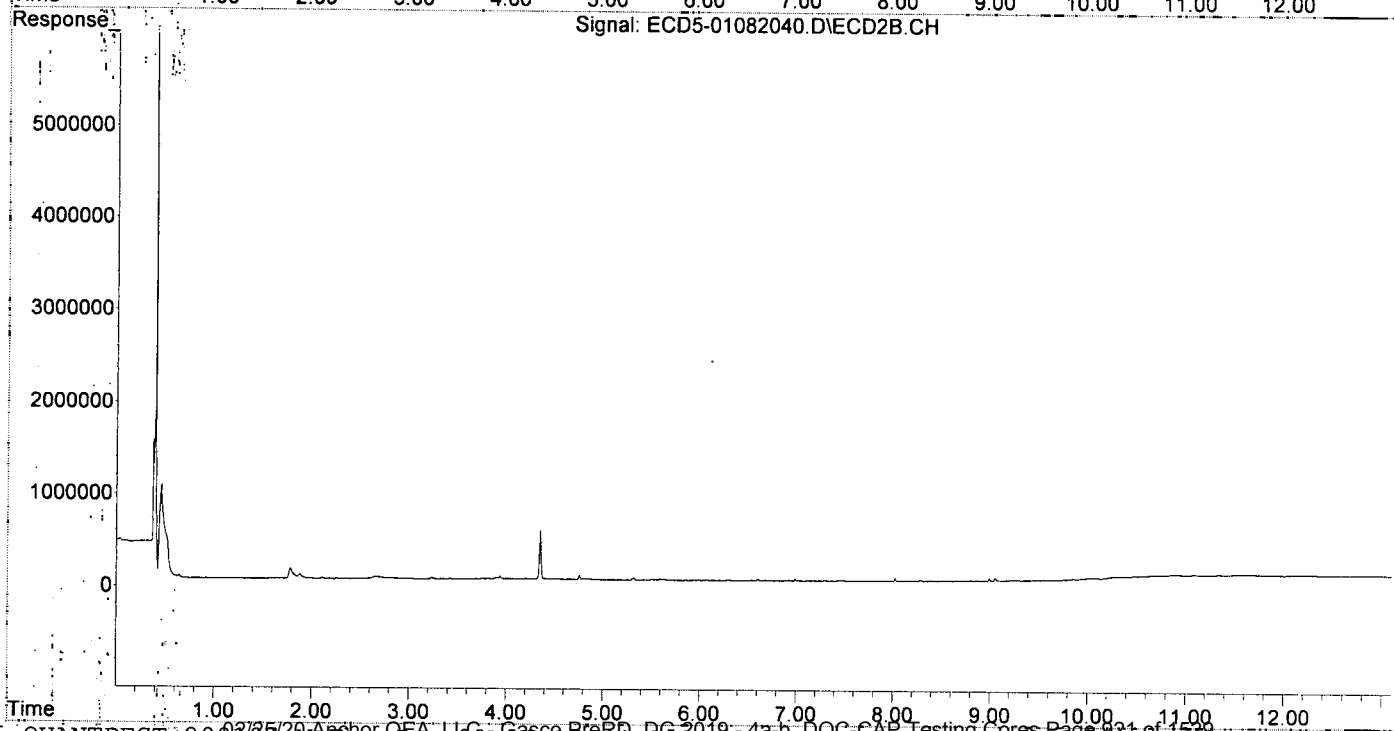
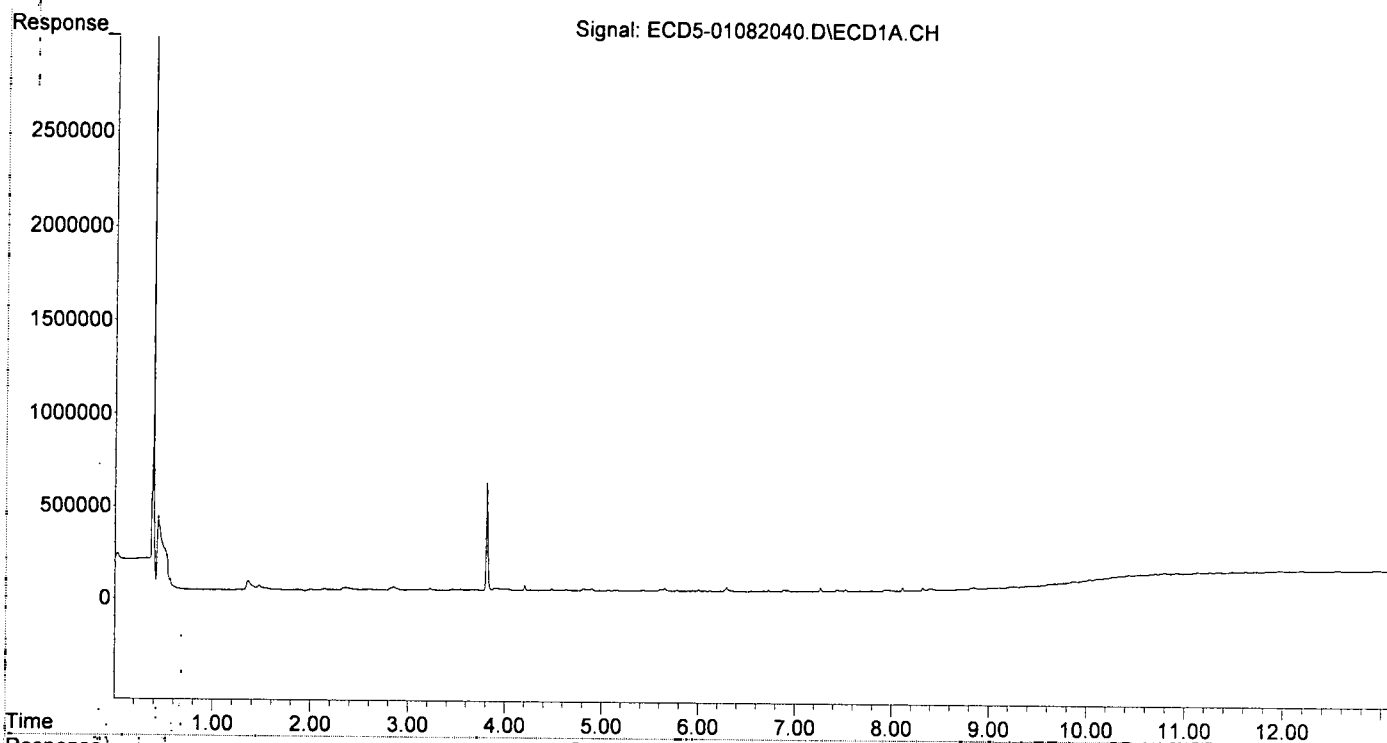
MJB 1/9/20

(f)=RT Delta > 1/2 Window (#)=Amounts differ by > 40% (m)=manual int.

Quantitation Report (Not Reviewed)

Data Path : R:\data\2020-01\0A08041\
Data File : ECD5-01082040.D
Signal(s) : Signal #1: ECD1A.CH Signal #2: ECD2B.CH
Acq On : 08 Jan 2020 23:07
Operator : MJB
Sample : 0A08041-IBL3
Misc : Instrument Blank
ALS Vial : 1 (Sig #1); 0 (Sig #2) Sample Multiplier: 1

Integration File signal 1: PEST1.e
Integration File signal 2: PEST2.e
Quant Time: Jan 09 14:17:42 2020
Quant Method : R:\methods\ECD5_QUANTPEST_200107.M
Quant Title : Instrument: DualECD5
QLast Update : Thu Jan 09 11:11:29 2020
Response via : Initial Calibration
Integrator: ChemStation 6890 Scale Mode: Small noise peaks clipped



Data Path : R:\data\2020-01\0A08041\
 Data File : ECD5-01082041.D
 Signal(s) : Signal #1: ECD1A.CH Signal #2: ECD2B.CH
 Acq On : 08 Jan 2020 23:24
 Operator : MJB
 Sample : 0A08041-ICV3
 Misc : A19K312, CHLOR 500 ppb
 ALS Vial : 35 (Sig #1); 0 (Sig #2) Sample Multiplier: 1

Integration File signal 1: PEST1.e
 Integration File signal 2: PEST2.e
 Quant Time: Jan 09 14:17:48 2020
 Quant Method: R:\methods\ECD5_QUANTPEST_200107.M
 Quant Title: Instrument: DualECD5
 QLast Update: Thu Jan 09 11:11:29 2020
 Response via: Initial Calibration
 Integrator: ChemStation 6890 Scale Mode: Small noise peaks clipped

MJB
1/9/20

	Compound	RT#1	RT#2	Resp#1	Resp#2	ng/mL	ng/mL
System Monitoring Compounds							
1)	S TCMX (S)	0.000	6.124	0	10486	N.D.	0.035 #
22)	S DCBP (S)	9.616	10.754	25442	5308	0.015	0.030 #
Target Compounds							
2)	a-BHC	5.911f	6.761f	10062	353809	0.038	0.857 #
3)	g-BHC	6.246	7.064	11488	181584	0.049	0.497 #
4)	b-BHC	6.328f	7.100	144854	86205	1.310	0.536 #
5)	Heptachlor	6.637	7.433	5422846	8713879	23.864	24.582
6)	d-BHC	6.418f	7.363	410659	59133	1.885	0.234 #
7)	Aldrin	6.883	7.702	77062	103060	0.349	0.309
8)	Heptachlo...	7.348	8.159	869763	466536	4.219	1.515 #
9)	trans-Chl...	7.436	8.281	11710233	19966791	55.573	64.031
10)	cis-Chlor...	7.530	8.389	13828969	16278342	67.581	54.874
11)	Endosulfa...	7.649	8.465f	311472	310110	1.607	1.116
12)	4,4'-DDE	7.588	8.484	345577	441449	1.676	1.548
13)	Dieldrin	7.817	8.644	386347	1634017	1.794	5.289 #
14)	Endrin	7.995f	8.852f	2016713	790482	11.656	3.364 #
15)	4,4'-DDD	7.995f	8.914	2016713	2906392	11.681	11.824
16)	Endosulfa...	8.129	9.029	244476	322376	1.433	1.320
17)	4,4'-DDT	8.254f	9.149	694660	97300	4.193	0.536 #
18)	Endrin Al...	8.440f	9.228f	80944	93879	0.529	0.420
19)	Endosulfa...	8.722	9.433	153288	13800	0.958	0.062 #
20)	Methoxychlor	8.565	9.621	79652	16072	0.920	0.135 #
21)	Endrin Ke...	8.905	9.854	22990	166987	0.120	0.667 #
23)	Hexachlor...	3.226f	0.000	8040	0	0.040	N.D. #
24)	Hexachlor...	5.775	6.607	7557	13836	BelowCal	0.043
25)	Oxychlorthane	7.263	8.082	124974	261108	0.513	0.934 #
26)	2,4'-DDE	7.348	8.281	869763	19966791	6.100	94.813 #
27)	trans-Non...	7.530	8.345	13828969	14871810	69.177	48.365
28)	2,4'-DDD	7.685f	8.644	928281	1634017	7.296	8.859
29)	2,4'-DDT	7.924f	8.852	325252	790482	2.221	4.162 #
30)	cis-Nonac...	7.995	8.914	2016713	2906392	8.556	8.520
31)	Mirex	8.656	9.854	30302	166987	6722.823	0.697 # A
32)	Chlordane...	7.436	8.281	11710233	19966791	499.123	513.325 #
33)	Chlordane...	7.530	8.389	13828969	16278342	479.827	507.146 #
34)	Chlordane...	8.079	9.057	3785041	5213363	497.535	491.005 #
35)	Chlordane...	3.810	0.000	427334	0	NoCal	N.D.
36)	Toxaphene...	7.530	8.644f	13828969	1634017	13130.157	604.228 #
37)	Toxaphene...	7.817	8.969	386347	486622	198.670	139.731
38)	Toxaphene...	8.129	9.009	244476	403845	54.307	74.518
39)	Toxaphene...	8.359	9.057	160843	5213363	39.812	577.615 #
40)	Toxaphene...	8.565f	9.228f	79652	93879	24.227	18.694
41)	Toxaphene...	8.656	9.621	30302	16072	6.978	2.863 #
42)	Toxaphene...	3.810	0.000	427334	0	NoCal	N.D.

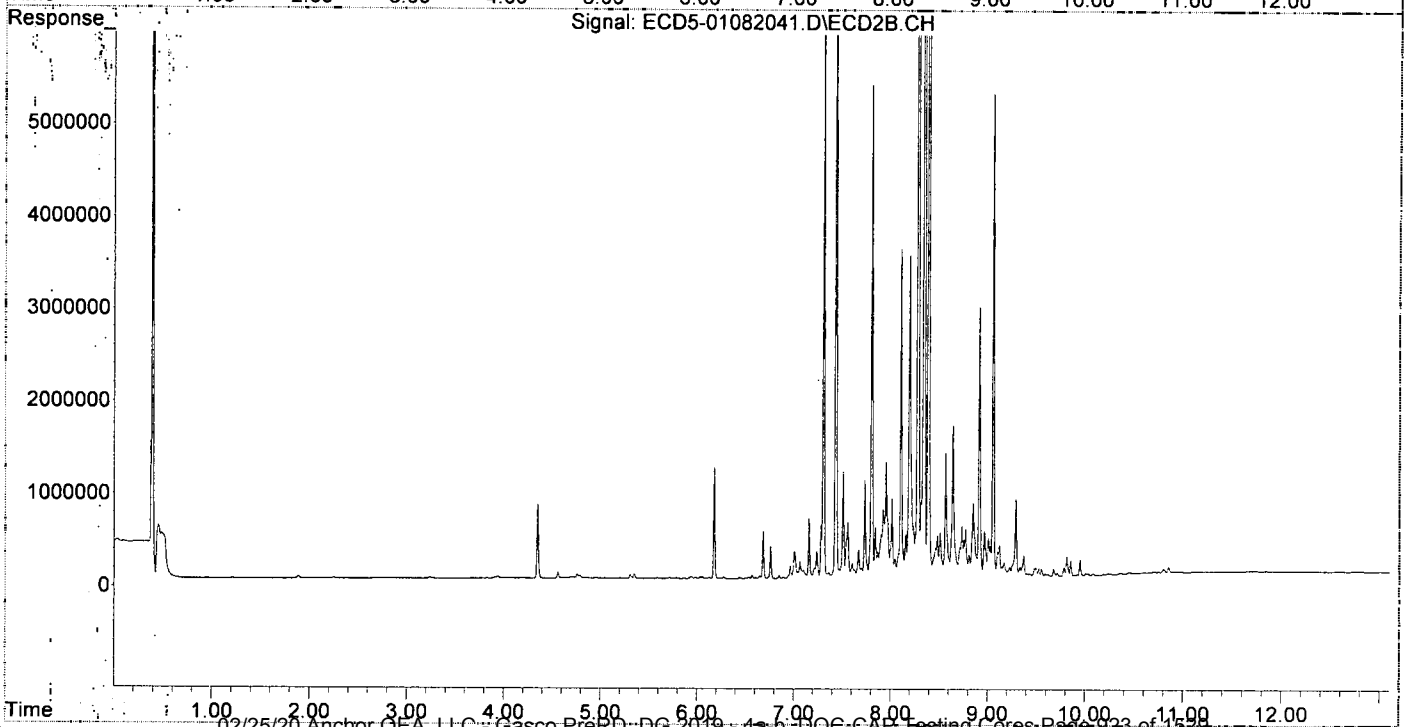
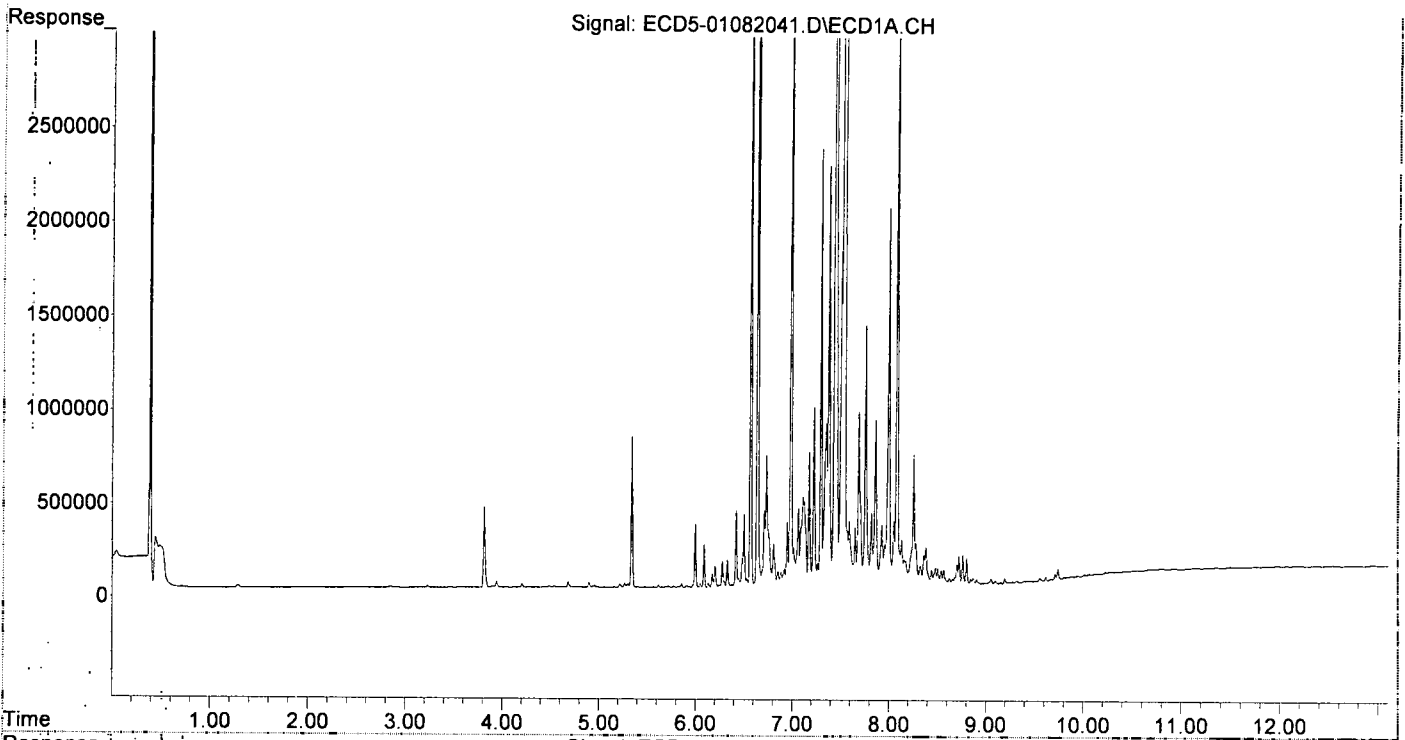
492.16
503.83

(f)=RT Delta > 1/2 Window (#)=Amounts differ by > 40% (m)=manual int.

Quantitation Report (Not Reviewed)

Data Path : R:\data\2020-01\0A08041\
Data File : ECD5-01082041.D
Signal(s) : Signal #1: ECD1A.CH Signal #2: ECD2B.CH
Acq On : 08 Jan 2020 23:24
Operator : MJB
Sample : 0A08041-ICV3
Misc : A19K312, CHLOR 500 ppb
ALS Vial : 35 (Sig #1); 0 (Sig #2) Sample Multiplier: 1

Integration File signal 1: PEST1.e
Integration File signal 2: PEST2.e
Quant Time: Jan 09 14:17:48 2020
Quant Method : R:\methods\ECD5_QUANTPEST_200107.M
Quant Title : Instrument: DualECD5
QLast Update : Thu Jan 09 11:11:29 2020
Response via : Initial Calibration
Integrator: ChemStation 6890 Scale Mode: Small noise peaks clipped



Data Path : R:\data\2020-01\0A08041\
 Data File : ECD5-01082049.D
 Signal(s) : Signal #1: ECD1A.CH Signal #2: ECD2B.CH
 Acq On : 09 Jan 2020 1:41
 Operator : MJB
 Sample : 0A08041-IBL4
 Misc : Instrument Blank
 ALS Vial : 1 (Sig #1); 0 (Sig #2) Sample Multiplier: 1
 Integration File signal 1: PEST1.e
 Integration File signal 2: PEST2.e
 Quant Time: Jan 09 14:17:54 2020
 Quant Method: R:\methods\ECD5_QUANTPEST_200107.M
 Quant Title: Instrument: DualECD5
 QLast Update: Thu Jan 09 11:11:29 2020
 Response via: Initial Calibration
 Integrator: ChemStation 6890 Scale Mode: Small noise peaks clipped

Clean

Compound	RT#1	RT#2	Resp#1	Resp#2	ng/mL	ng/mL
System Monitoring Compounds						
1) S TCMX (S)	5.428f	0.000	5811	0	0.030	N.D. #
22) S DCBP (S)	9.605	10.714f	12113	18262	8131.904	0.103 #
Target Compounds						
2) a-BHC	5.942	0.000	4960	0	0.019	N.D. #
3) g-BHC	0.000	0.000	0	0	N.D.	N.D.
4) b-BHC	6.291	0.000	21552	0	0.052	N.D. #
5) Heptachlor	6.674f	0.000	3448	0	0.015	N.D. #
6) d-BHC	0.000	0.000	0	0	N.D.	N.D.
7) Aldrin	6.881	0.000	8894	0	0.040	N.D. #
8) Heptachlo...	0.000	0.000	0	0	N.D.	N.D.
9) trans-Chl...	7.431	8.283	7434	12435	0.035	0.040
10) cis-Chlor...	7.521	8.389	9040	3275	0.044	0.011 #
11) Endosulfa...	0.000	0.000	0	0	N.D.	N.D.
12) 4,4'-DDE	0.000	0.000	0	0	N.D.	N.D.
13) Dieldrin	7.782f	0.000	2818	0	0.013	N.D. #
14) Endrin	7.996f	0.000	2334	0	0.013	N.D. #
15) 4,4'-DDD	7.996f	0.000	2334	0	0.014	N.D. #
16) Endosulfa...	8.111	8.996f	16671	24032	0.098	0.098
17) 4,4'-DDT	0.000	0.000	0	0	N.D.	N.D.
18) Endrin Al...	8.412	9.256	7986	5162	0.052	0.023 #
19) Endosulfa...	8.717	9.448	2975	3747	0.019	0.017
20) Methoxychlor	0.000	0.000	0	0	N.D.	N.D.
21) Endrin Ke...	8.910	0.000	2156	0	0.011	N.D. #
23) Hexachlor...	3.225f	3.814	10276	7117	0.052	0.018 #
24) Hexachlor...	5.777	6.606	6345	17600	BelowCal	0.055
25) Oxychlorane	7.263	0.000	19737	0	BelowCal	N.D.
26) 2,4'-DDE	0.000	8.283	0	12435	N.D.	0.059 #
27) trans-Non...	7.521	0.000	9040	0	BelowCal	N.D.
28) 2,4'-DDD	0.000	0.000	0	0	N.D.	N.D.
29) 2,4'-DDT	7.925f	0.000	5911	0	0.040	N.D. #
30) cis-Nonac...	7.996	0.000	2334	0	0.010	N.D. #
31) Mirex	8.687f	0.000	2088	0	6723.032	N.D. #
32) Chlordane...	7.431	8.283	7434	12435	0.317	0.320
33) Chlordane...	7.521	8.389	9040	3275	0.314	0.102 #
34) Chlordane...	8.111f	9.053	16671	29371	2.191	2.766
35) Chlordane...	3.810	3.814	541313	7117	NoCal	NoCal
36) Toxaphene...	7.521	0.000	9040	0	8.583	N.D. #
37) Toxaphene...	7.782f	8.996f	2818	24032	1.449	6.901 #
38) Toxaphene...	8.111	8.996	16671	24032	BelowCal	0.735
39) Toxaphene...	8.321f	9.053	15505	29371	3.838	3.254
40) Toxaphene...	8.600	9.256	641	5162	0.195	1.028 #
41) Toxaphene...	8.687f	0.000	2088	0	0.481	N.D. #
42) Toxaphene...	3.810	3.814	541313	7117	NoCal	NoCal

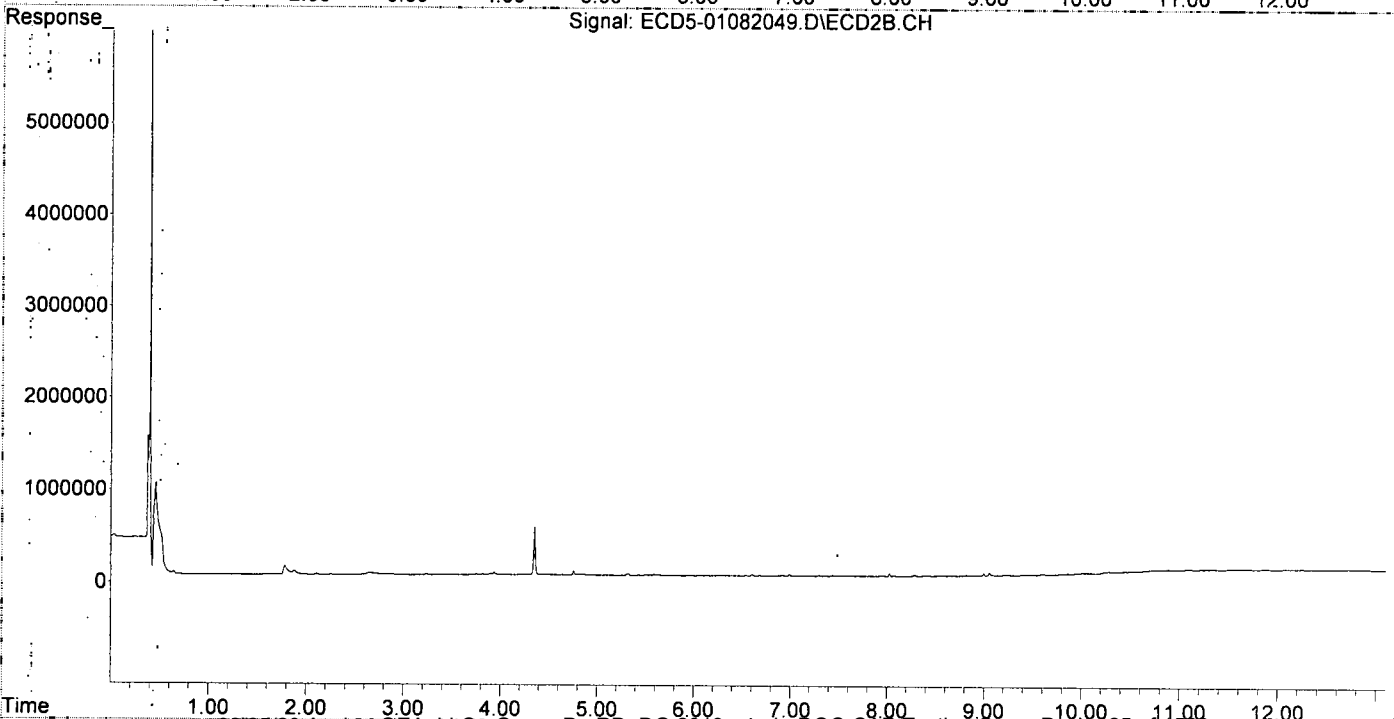
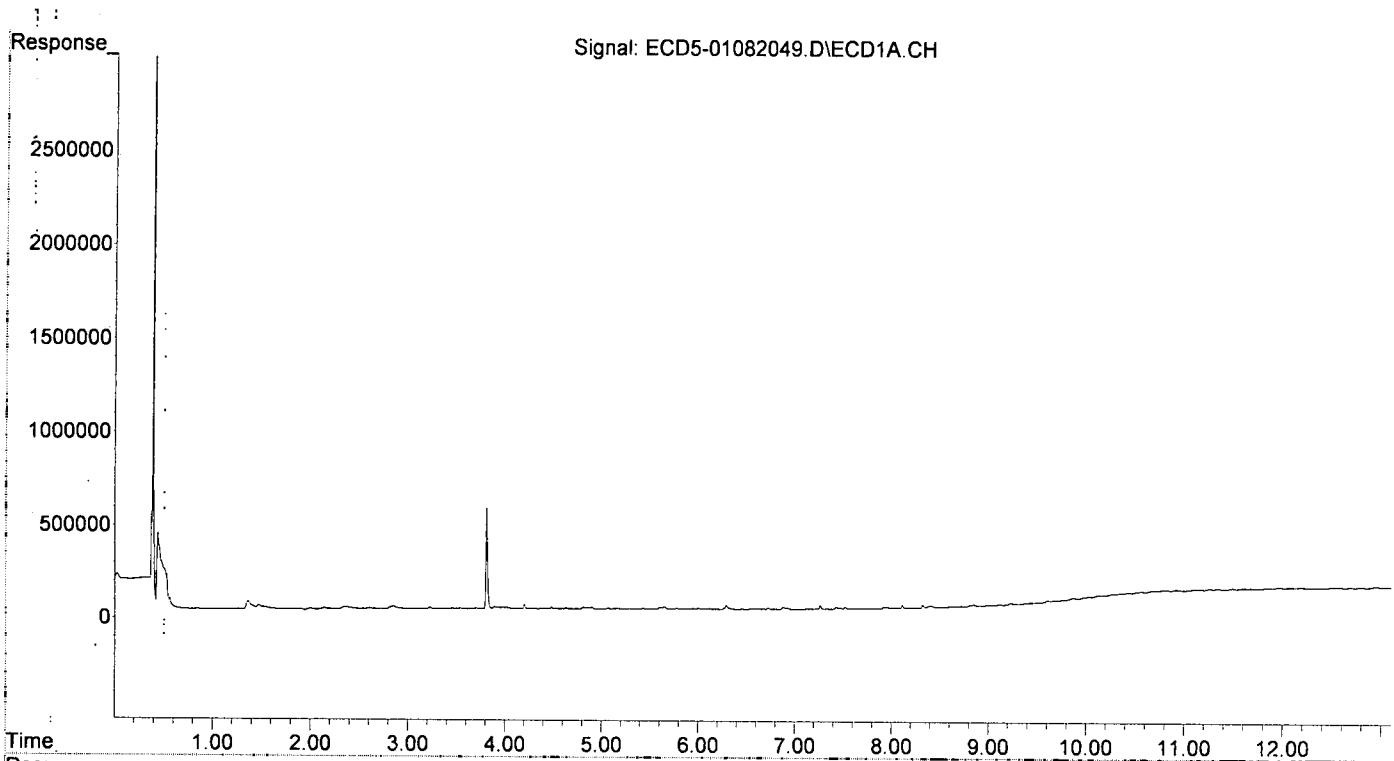
MJB 7/9/20

(f)=RT Delta > 1/2 Window (#)=Amounts differ by > 40% (m)=manual int.

Quantitation Report (Not Reviewed)

Data Path : R:\data\2020-01\0A08041\
Data File : ECD5-01082049.D
Signal(s) : Signal #1: ECD1A.CH Signal #2: ECD2B.CH
Acq On : 09 Jan 2020 1:41
Operator : MJB
Sample : 0A08041-IBL4
Misc : Instrument Blank
ALS Vial : 1 (Sig #1); 0 (Sig #2) Sample Multiplier: 1

Integration File signal 1: PEST1.e
Integration File signal 2: PEST2.e
Quant Time: Jan 09 14:17:54 2020
Quant Method : R:\methods\ECD5_QUANTPEST_200107.M
Quant Title : Instrument: DualECD5
QLast Update : Thu Jan 09 11:11:29 2020
Response via : Initial Calibration
Integrator: ChemStation 6890 Scale Mode: Small noise peaks clipped



Quantitation Report (Not Reviewed)

Data Path : R:\data\2020-01\0A08041\
 Data File : ECD5-01082050.D
 Signal(s) : Signal #1: ECD1A.CH Signal #2: ECD2B.CH
 Acq On : 09 Jan 2020 1:58
 Operator : MJB
 Sample : 0A08041-ICV4
 Misc : A19J422, TOX 500 ppb
 ALS Vial : 43 (Sig #1); 0 (Sig #2) Sample Multiplier: 1

Integration File signal 1: PEST1.e
 Integration File signal 2: PEST2.e
 Quant Time: Jan 09 14:18:00 2020
 Quant Method : R:\methods\ECD5_QUANTPEST_200107.M
 Quant Title : Instrument: DualECD5
 QLast Update : Thu Jan 09 11:11:29 2020
 Response via : Initial Calibration
 Integrator: ChemStation 6890 Scale Mode: Small noise peaks clipped

MJB
1/9/20

Compound	RT#1	RT#2	Resp#1	Resp#2	ng/mL	ng/mL
System Monitoring Compounds						
1) S TCMX (S)	0.000	6.123	0	14573	N.D.	0.049 #
22) S DCBP (S)	9.605	10.721f	49070	60766	0.172	0.341 #
Target Compounds						
2) a-BHC	5.943	6.732	6515	5978	0.025	0.014 #
3) g-BHC	6.234	7.045	3820	12245	0.016	0.034 #
4) b-BHC	6.297	7.107	17235	21055	0.008	0.131 #
5) Heptachlor	6.638	7.434	17073	31564	0.075	0.089
6) d-BHC	6.438	7.372	6031	22887	0.028	0.126 #
7) Aldrin	6.878	7.726f	46144	94160	0.209	0.283
8) Heptachlo...	7.343	8.133	163855	419169	0.795	1.361 #
9) trans-Chl...	7.452	8.261f	359933	506635	1.708	1.625
10) cis-Chlor...	7.559f	8.411	415717	519448	2.032	1.751
11) Endosulfa...	7.638	8.445	614135	645485	3.169	2.323
12) 4,4'-DDE	7.559f	8.476	415717	697378	2.016	2.424
13) Dieldrin	7.804	8.658	932463	837259	4.329	2.710
14) Endrin	7.992f	8.864	1373686	1768789	7.940	7.528
15) 4,4'-DDD	8.032	8.918	900218	1084974	5.214	4.414
16) Endosulfa...	8.116	9.005	2143737	2837077	12.565	11.613
17) 4,4'-DDT	8.196	9.136	1824191	1185349	11.012	5.499 #
18) Endrin Al...	8.404	9.249	1497962	2571198	9.783	11.499
19) Endosulfa...	8.722	9.452	854118	1178730	5.337	5.318
20) Methoxychlor	8.556	9.633	743091	2921504	8.580	24.625 #
21) Endrin Ke...	8.906	9.874	591269	605739	3.096	2.419
23) Hexachlor...	3.226f	3.814	9723	5338	0.049	0.013 #
24) Hexachlor...	0.000	6.608	0	12009	N.D.	0.038 #
25) Oxychlorane	7.272	8.083	399221	368934	2.086	1.319
26) 2,4'-DDE	7.343	8.261	163855	506635	1.149	2.406 #
27) trans-Non...	7.510	8.355	505624	530485	2.393	1.725
28) 2,4'-DDD	7.722	8.658	716890	837259	5.634	4.539
29) 2,4'-DDT	7.907	8.864	1160341	1768789	7.922	9.351
30) cis-Nonac...	7.992	8.918	1373686	1084974	5.828	3.180 #
31) Mirex	8.652	9.874f	2183505	605739	15.981	3.230 #
32) Chlordane...	7.452	8.261f	359933	506635	15.341	13.025
33) Chlordane...	7.510f	8.411f	505624	519448	17.544	16.183
34) Chlordane...	8.056f	9.072	962547	4516827	126.525	425.404 #
35) Chlordane...	3.810	3.814	458190	5338	NoCal	NoCal
36) Toxaphene...	7.510	8.618	505624	1346656	480.074	497.967
37) Toxaphene...	7.804	8.967	932463	1754946	479.498	503.925
38) Toxaphene...	8.116	9.005	2143737	2837077	505.459	527.117
39) Toxaphene...	8.357	9.072	2022112	4516827	500.518	500.442
40) Toxaphene...	8.585	9.249	1632011	2571198	496.387	511.992
41) Toxaphene...	8.652	9.633	2183505	2921504	502.838	520.381
42) Toxaphene...	3.810	3.814	458190	5338	NoCal	NoCal

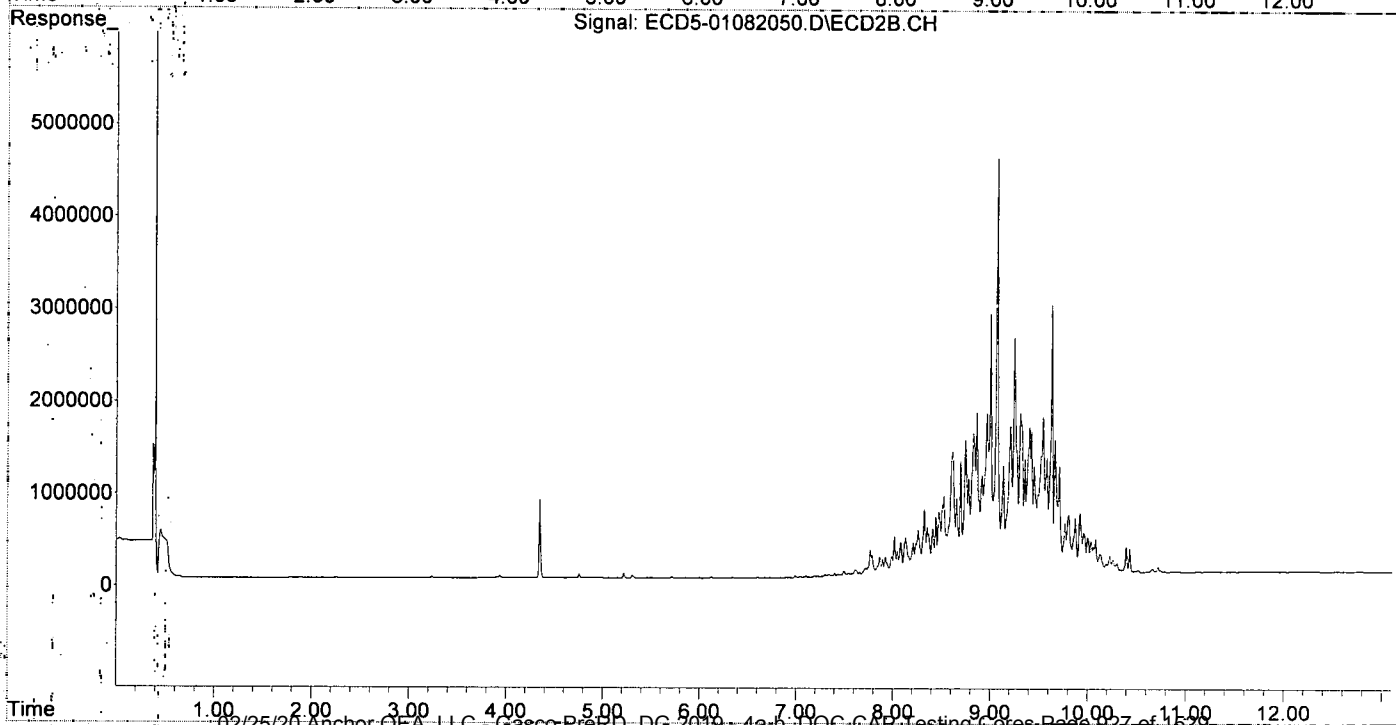
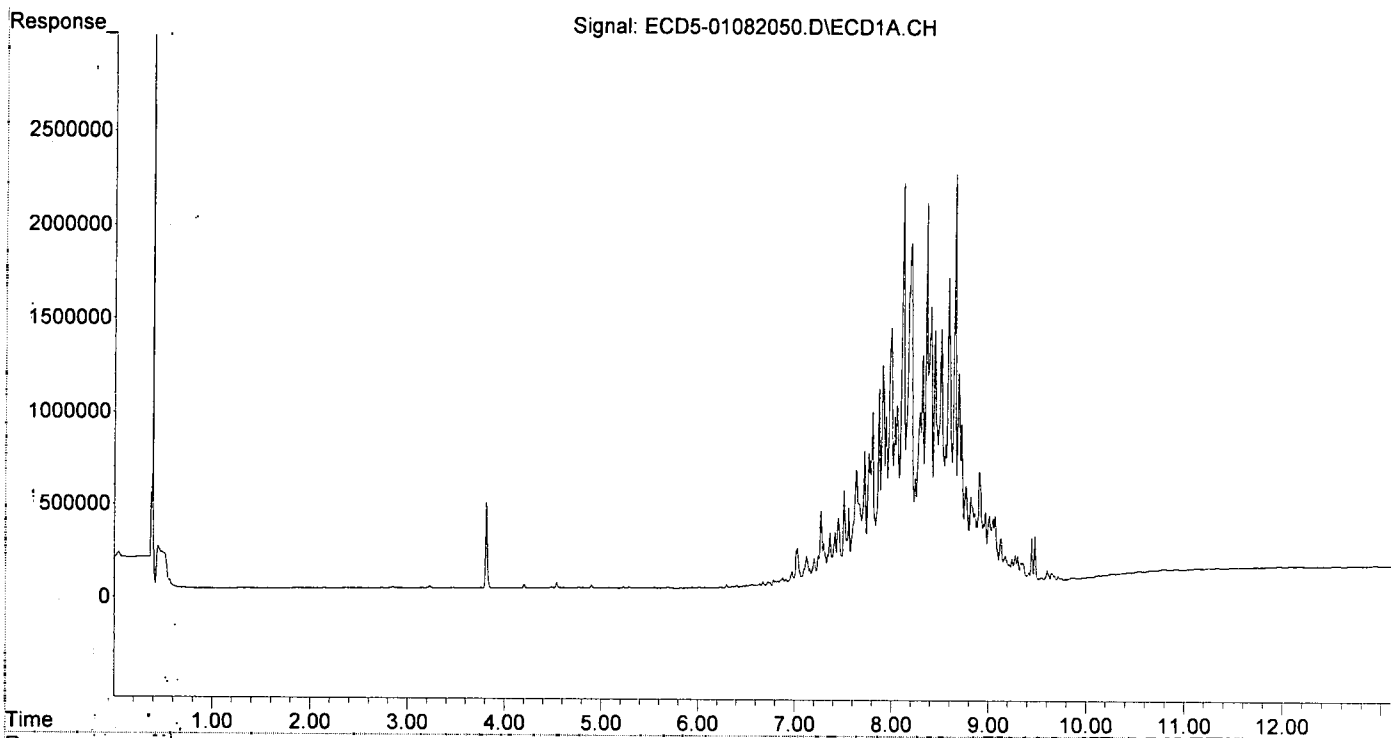
A B
494.13 510.30

(f)=RT Delta > 1/2 Window (#)=Amounts differ by > 40% (m)=manual int.

Quantitation Report (Not Reviewed)

Data Path : R:\data\2020-01\0A08041\
Data File : ECD5-01082050.D
Signal(s) : Signal #1: ECD1A.CH Signal #2: ECD2B.CH
Acq On : 09 Jan 2020 1:58
Operator : MJB
Sample : 0A08041-ICV4
Misc : A19J422, TOX 500 ppb
ALS Vial : 43 (Sig #1); 0 (Sig #2) Sample Multiplier: 1

Integration File signal 1: PEST1.e
Integration File signal 2: PEST2.e
Quant Time: Jan 09 14:18:00 2020
Quant Method : R:\methods\ECD5_QUANTPEST_200107.M
Quant Title : Instrument: DualECD5
QLast Update : Thu Jan 09 11:11:29 2020
Response via : Initial Calibration
Integrator: ChemStation 6890 Scale Mode: Small noise peaks clipped



Data Path : R:\data\2020-01\0A08041\REQUANT\
 Data File : ECD5-01082011.D
 Signal(s) : Signal #1: ECD1A.CH Signal #2: ECD2B.CH
 Acq On : 08 Jan 2020 14:50
 Operator : MJB
 Sample : QA08041-CAL1
 Misc : A20A094, AB 0.5 ppb
 ALS Vial : 8 (Sig #1); 0 (Sig #2) Sample Multiplier: 1
 Integration File signal 1: PEST1.e
 Integration File signal 2: PEST2.e
 Quant Time: Jan 09 15:20:50 2020
 Quant Method : R:\methods\ECD5_QUANTPEST_200107.M
 Quant Title : Instrument: DualECD5
 QLast Update : Thu Jan 09 11:11:29 2020
 Response via : Initial Calibration
 Integrator: ChemStation 6890 Scale Mode: Small noise peaks clipped

MJB
1/9/20

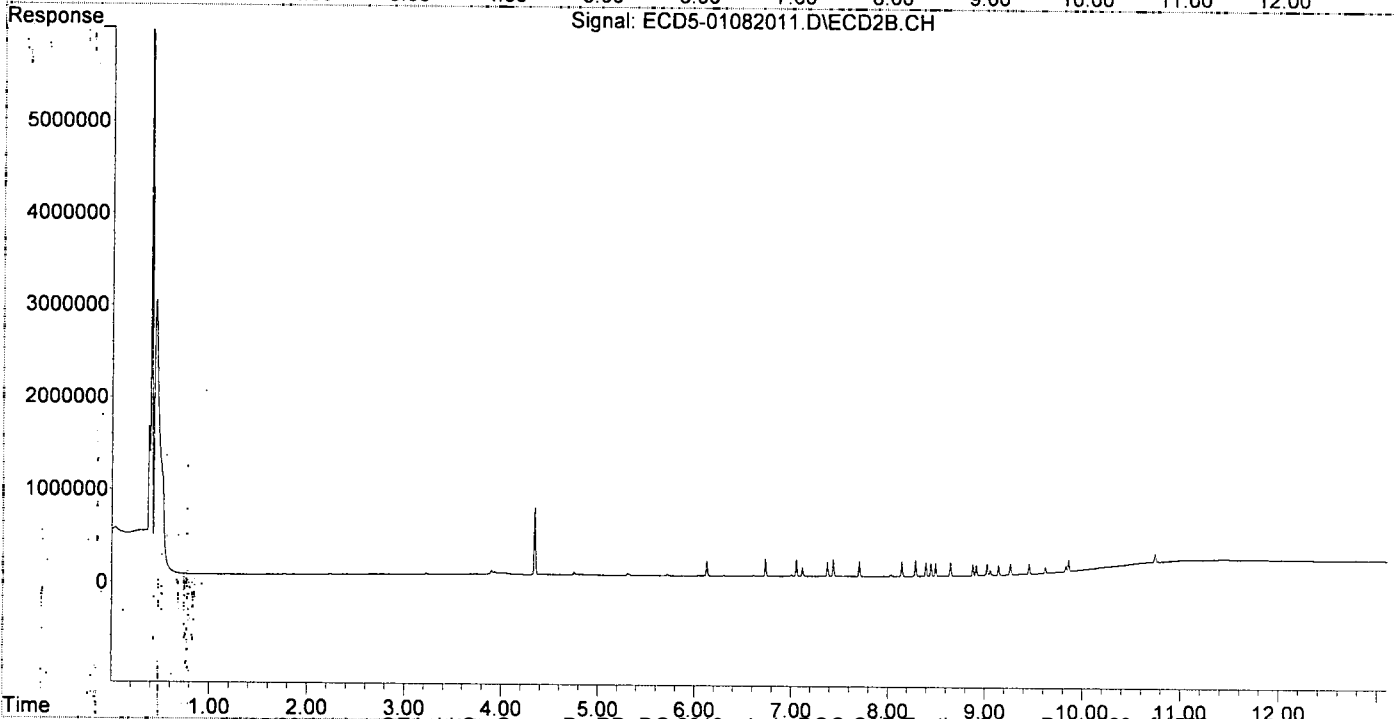
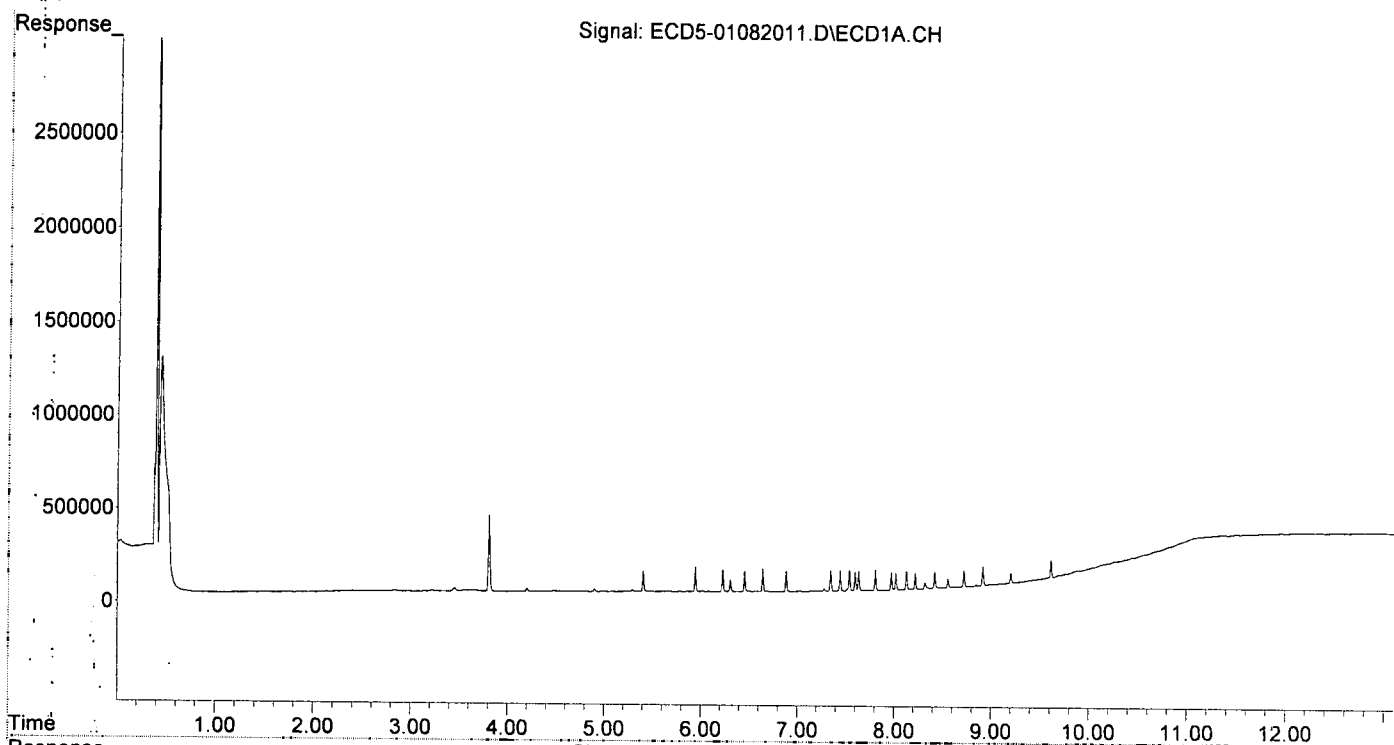
Compound	RT#1	RT#2	Resp#1	Resp#2	ng/mL	ng/mL
System Monitoring Compounds						
1) S TCMX (S)	5.402	6.123	112863	158219	0.578	0.531
22) S DCBP (S)	9.611	10.741	96104	101208	0.487	0.569
Target Compounds						
2) a-BHC	5.942	6.731	133246	185876	0.506	0.450
3) g-BHC	6.225	7.051	120283	175442	0.515	0.481
4) b-BHC	6.302	7.113	65009	92509	0.496	0.575
5) Heptachlor	6.640	7.432	122190	183474	0.538	0.518
6) d-BHC	6.451	7.371	111153	153966	0.510	0.516
7) Aldrin	6.882	7.702	113031	161218	0.512	0.484
8) Heptachlo...	7.343	8.141	112198	158898	0.544	0.516
9) trans-Chl...	7.440	8.282	112737	169582	0.535	0.544
10) cis-Chlor...	7.537	8.390	112650	150400	0.551	0.507
11) Endosulfa...	7.633	8.442	104610	140878	0.540	0.507
12) 4,4'-DDE	7.596	8.489	102992	139141	0.500	0.511
13) Dieldrin	7.805	8.643	111857	147653	0.519	0.478
14) Endrin	7.970	8.873	93909	120788	0.543	0.514
15) 4,4'-DDD	8.017	8.907	86424	113285	0.501	0.461
16) Endosulfa...	8.126	9.020	99640	122597	0.584	0.502
17) 4,4'-DDT	8.216	9.137	84911	103096	0.513	0.512
18) Endrin Al...	8.417	9.257	87242	118008	0.570	0.528
19) Endosulfa...	8.719	9.449	88205	112283	0.551	0.507
20) Methoxychlor	8.553	9.615	48528	60619	0.560	0.510
21) Endrin Ke...	8.913	9.854	99629	120422	0.522	0.481
23) Hexachlor...	3.220	0.000	7715	0	0.039	N.D. #
24) Hexachlor...	0.000	6.611	0	7424	N.D.	0.023 #
25) Oxychlordane	7.276	8.029f	13119	20564	BelowCal	0.074
26) 2,4'-DDE	7.343	8.282	112198	169582	0.787	0.805
27) trans-Non...	7.537	0.000	112650	0	0.411	N.D. #
28) 2,4'-DDD	0.000	8.643	0	147653	N.D.	0.801 #
29) 2,4'-DDT	0.000	8.873	0	120788	N.D.	0.552 #
30) cis-Nonac...	8.017f	8.907	86424	113285	0.367	0.332
31) Mirex	0.000	9.854	0	120422	N.D.	0.428 #
32) Chlordane...	7.440	8.282	112737	169582	4.805	4.360
33) Chlordane...	7.537	8.390	112650	150400	3.909	4.686
34) Chlordane...	0.000	9.051	0	53055	N.D.	4.997 #
35) Chlordane...	3.806	0.000	407145	0	NoCal	N.D.
36) Toxaphene...	7.537f	8.643f	112650	147653	106.957	54.599 #
37) Toxaphene...	7.805	0.000	111857	0	57.520	N.D. #
38) Toxaphene...	8.126	9.020	99640	122597	19.679	19.971
39) Toxaphene...	0.000	9.051f	0	53055	N.D.	5.878 #
40) Toxaphene...	8.553f	9.257	48528	118008	14.760	23.498 #
41) Toxaphene...	0.000	9.615	0	60619	N.D.	10.797 #
42) Toxaphene...	3.806	0.000	407145	0	NoCal	N.D.

(f)=RT Delta > 1/2 Window (#)=Amounts differ by > 40% (m)=manual int.

Quantitation Report (Not Reviewed)

Data Path : R:\data\2020-01\0A08041\REQUANT\
Data File : ECD5-01082011.D
Signal(s) : Signal #1: ECD1A.CH Signal #2: ECD2B.CH
Acq On : 08 Jan 2020 14:50
Operator : MJB
Sample : 0A08041-CAL1
Misc : A20A094, AB 0.5 ppb
ALS Vial : 8 (Sig #1); 0 (Sig #2) Sample Multiplier: 1

Integration File signal 1: PEST1.e
Integration File signal 2: PEST2.e
Quant Time: Jan 09 15:20:50 2020
Quant Method : R:\methods\ECD5_QUANTPEST_200107.M
Quant Title : Instrument: DualECD5
QLast Update : Thu Jan 09 11:11:29 2020
Response via : Initial Calibration
Integrator: ChemStation 6890 Scale Mode: Small noise peaks clipped



Data Path: R:\data\2020-01\0A08041\REQUANT\
 Data File: ECD5-01082012.D
 Signal(s): Signal #1: ECD1A.CH Signal #2: ECD2B.CH
 Acq On: 08 Jan 2020 15:07
 Operator: MJB
 Sample: 0A08041-CAL2
 Misc: A20A095, AB 1 ppb
 ALS Vial: 9 (Sig #1); 0 (Sig #2) Sample Multiplier: 1
 Integration File signal 1: PEST1.e
 Integration File signal 2: PEST2.e
 Quant Time: Jan 09 15:20:56 2020
 Quant Method: R:\methods\ECD5_QUANTPEST_200107.M
 Quant Title: Instrument: DualECD5
 QLast Update: Thu Jan 09 11:11:29 2020
 Response via: Initial Calibration
 Integrator: ChemStation 6890 Scale Mode: Small noise peaks clipped

MJB
1/9/20

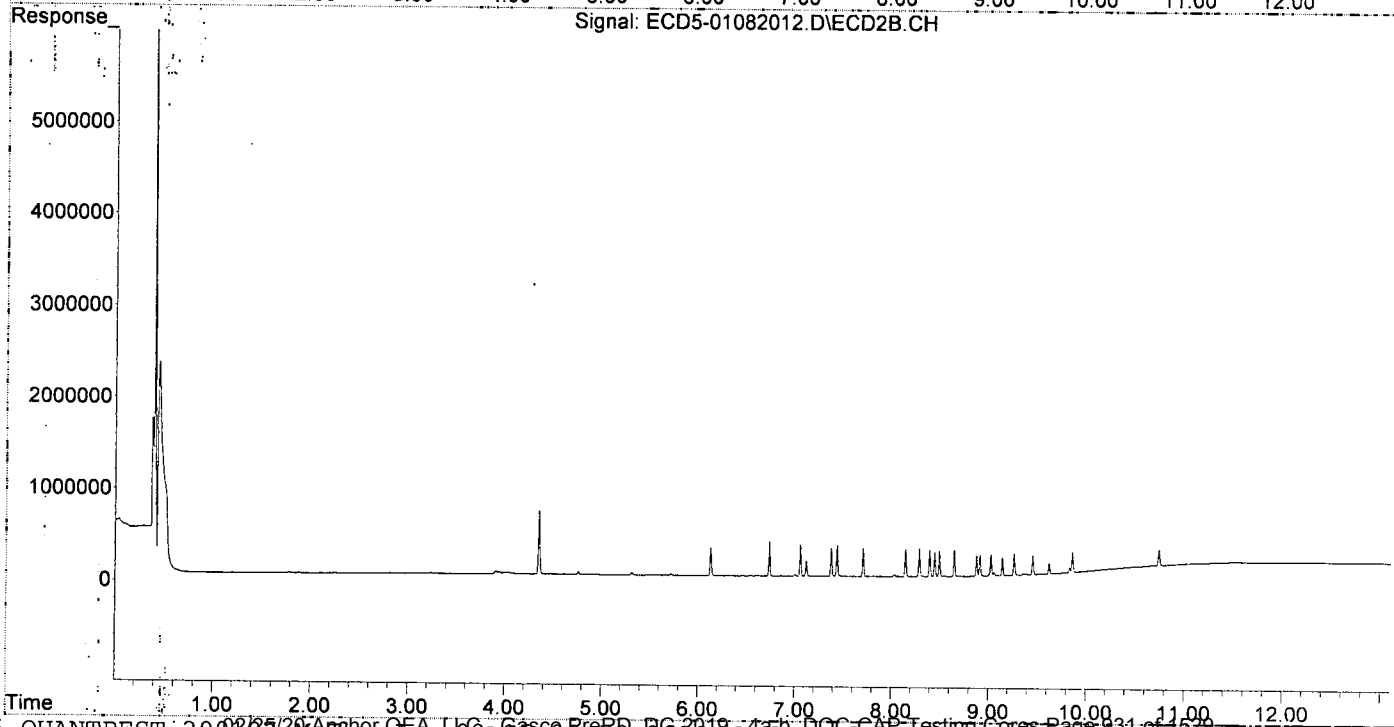
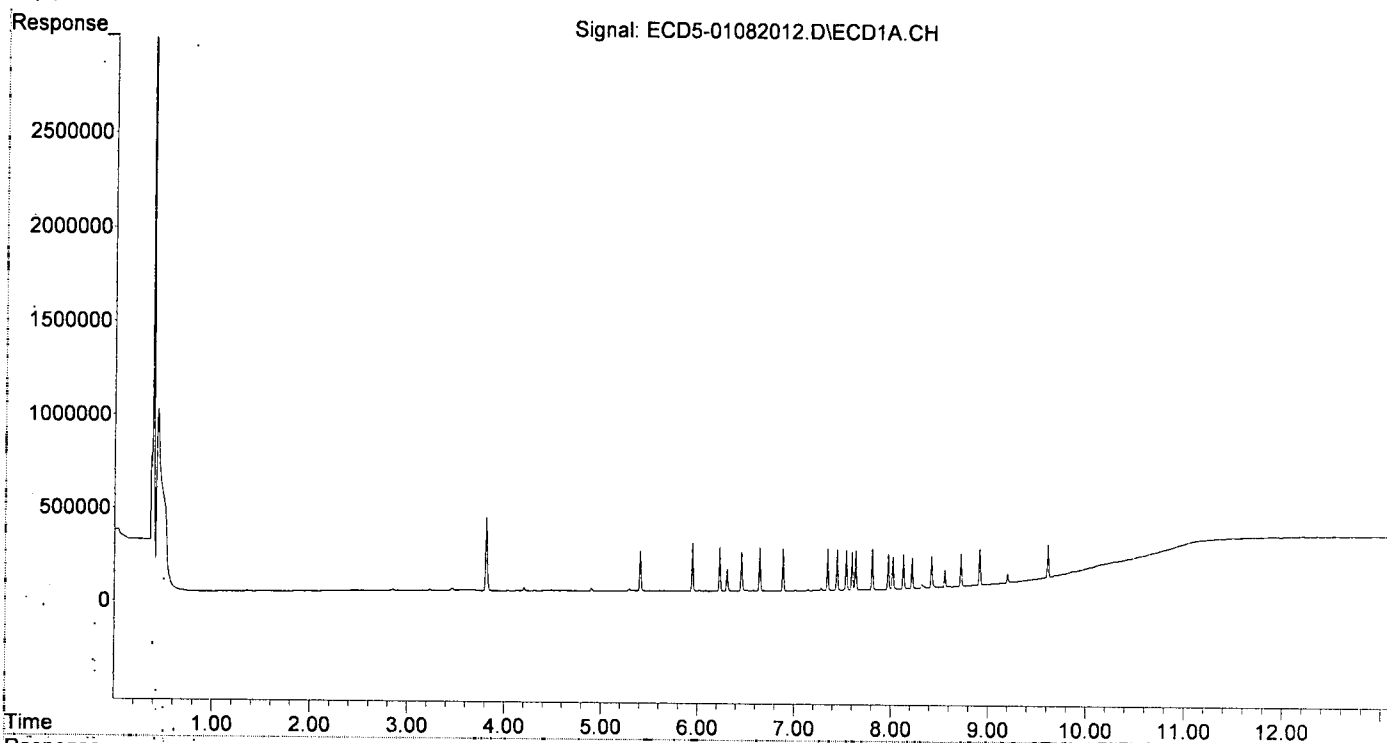
Compound	RT#1	RT#2	Resp#1	Resp#2	ng/mL	ng/mL
System Monitoring Compounds						
1) S TCMX (S)	5.404	6.128	211254	311231	1.082	1.044
22) S DCBP (S)	9.612	10.743	176609	194428	1.025	1.093
Target Compounds						
2) a-BHC	5.944	6.735	256973	379209	0.976	0.918
3) g-BHC	6.227	7.055	234366	343398	1.004	0.941
4) b-BHC	6.304	7.117	114282	172988	0.998	1.075
5) Heptachlor	6.642	7.436	233856	337319	1.029	0.952
6) d-BHC	6.453	7.375	208419	310209	0.957	0.980
7) Aldrin	6.883	7.705	224047	314514	1.015	0.944
8) Heptachlo...	7.344	8.144	218282	296140	1.059	0.961
9) trans-Chl...	7.441	8.285	218441	302694	1.037	0.971
10) cis-Chlor...	7.538	8.393	212625	292944	1.039	0.988
11) Endosulfa...	7.634	8.445	208482	271809	1.076	0.978
12) 4,4'-DDE	7.597	8.492	201598	277811	0.978	0.987
13) Dieldrin	7.806	8.646	218083	291554	1.013	0.944
14) Endrin	7.971	8.876	188900	230377	1.092	0.980
15) 4,4'-DDD	8.018	8.910	170626	228024	0.988	0.928
16) Endosulfa...	8.128	9.023	182518	234291	1.070	0.959
17) 4,4'-DDT	8.217	9.139	163203	203174	0.985	0.980
18) Endrin Al...	8.418	9.260	168637	234689	1.101	1.050
19) Endosulfa...	8.720	9.451	168846	210935	1.055	0.952
20) Methoxychlor	8.554	9.618	89885	117569	1.038	0.989
21) Endrin Ke...	8.914	9.856	194086	227922	1.016	0.910
23) Hexachlor...	3.226f	0.000	5940	0	0.030	N.D. #
24) Hexachlor...	0.000	6.615f	0	8208	N.D.	0.026 #
25) Oxychlorthane	7.277	8.032f	12988	20706	BelowCal	0.074
26) 2,4'-DDE	7.344	8.285	218282	302694	1.531	1.437
27) trans-Non...	7.538	0.000	212625	0	0.916	N.D. #
28) 2,4'-DDD	0.000	8.646	0	291554	N.D.	1.581 #
29) 2,4'-DDT	0.000	8.876	0	230377	N.D.	1.146 #
30) cis-Nonac...	8.018f	8.910	170626	228024	0.724	0.668
31) Mirex	8.673	9.856	1174	227922	6723.039	1.050 #
32) Chlordane...	7.441	8.285	218441	302694	9.311	7.782
33) Chlordane...	7.538	8.393	212625	292944	7.377	9.127
34) Chlordane...	0.000	9.054	0	34335	N.D.	3.234 #
35) Chlordane...	3.811	0.000	395584	0	NoCal	N.D.
36) Toxaphene...	7.538f	8.646f	212625	291554	201.880	107.811 #
37) Toxaphene...	7.806	0.000	218083	0	112.144	N.D. #
38) Toxaphene...	8.128	9.023	182518	234291	39.497	41.694
39) Toxaphene...	8.319f	9.054	21265	34335	5.264	3.804
40) Toxaphene...	8.599	9.260	2084	234689	0.634	46.733 #
41) Toxaphene...	8.673	9.618	1174	117569	0.270	20.941 #
42) Toxaphene...	3.811	0.000	395584	0	NoCal	N.D.

(f)=RT Delta > 1/2 Window (#)=Amounts differ by > 40% (m)=manual int.

Quantitation Report (Not Reviewed)

Data Path : R:\data\2020-01\0A08041\REQUANT\
Data File : ECD5-01082012.D
Signal(s) : Signal #1: ECD1A.CH Signal #2: ECD2B.CH
Acq On : 08 Jan 2020 15:07
Operator : MJB
Sample : 0A08041-CAL2
Misc : A20A095, AB 1 ppb
ALS Vial : 9 (Sig #1); 0 (Sig #2) Sample Multiplier: 1

Integration File signal 1: PEST1.e
Integration File signal 2: PEST2.e
Quant Time: Jan 09 15:20:56 2020
Quant Method : R:\methods\ECD5_QUANTPEST_200107.M
Quant Title : Instrument: DualECD5
QLast Update : Thu Jan 09 11:11:29 2020
Response via : Initial Calibration
Integrator: ChemStation 6890 Scale Mode: Small noise peaks clipped



Data Path: R:\data\2020-01\0A08041\REQUANT\
 Data File: ECD5-01082013.D
 Signal(s): Signal #1: ECD1A.CH Signal #2: ECD2B.CH
 Acq On: 08 Jan 2020 15:24
 Operator: MJB
 Sample: 0A08041-CAL3
 Misc: A19K128, AB 2 ppb
 ALS Vial: 10 (Sig #1); 0 (Sig #2) Sample Multiplier: 1
 Integration File signal 1: PEST1.e
 Integration File signal 2: PEST2.e
 Quant Time: Jan 09 15:21:03 2020
 Quant Method: R:\methods\ECD5_QUANTPEST_200107.M
 Quant Title: Instrument: DualECD5
 QLast Update: Thu Jan 09 11:11:29 2020
 Response via: Initial Calibration
 Integrator: ChemStation 6890 Scale Mode: Small noise peaks clipped

Compound	RT#1	RT#2	Resp#1	Resp#2	ng/mL	ng/mL
System Monitoring Compounds						
1) S TCMX (S)	5.402	6.126	415516	589045	2.128	1.976
22) S DCBP (S)	9.609	10.743	340423	355105	2.121	1.996
Target Compounds						
2) a-BHC	5.942	6.734	537497	767270	2.042	1.858
3) g-BHC	6.225	7.053	471506	677169	2.019	1.855
4) b-BHC	6.301	7.115	220797	320899	2.085	1.995
5) Heptachlor	6.639	7.434	456995	655441	2.011	1.849
6) d-BHC	6.451	7.373	432587	603549	1.986	1.851
7) Aldrin	6.881	7.703	440039	629279	1.994	1.889
8) Heptachlo...	7.341	8.141	427014	586030	2.071	1.902
9) trans-Chl...	7.439	8.283	425200	579921	2.018	1.860
10) cis-Chlor...	7.535	8.390	422427	574813	2.064	1.938
11) Endosulfa...	7.632	8.443	400706	526399	2.068	1.894
12) 4,4'-DDE	7.594	8.491	411765	541435	1.997	1.891
13) Dieldrin	7.803	8.644	434619	580943	2.018	1.881
14) Endrin	7.968	8.873	366871	456874	2.120	1.944
15) 4,4'-DDD	8.016	8.908	350808	453406	2.032	1.845
16) Endosulfa...	8.125	9.020	347787	461782	2.038	1.890
17) 4,4'-DDT	8.215	9.137	319688	408673	1.930	1.937
18) Endrin Al...	8.415	9.257	322362	453653	2.105	2.029
19) Endosulfa...	8.718	9.448	330471	410957	2.065	1.854
20) Methoxychlor	8.552	9.616	177451	224516	2.049	1.888
21) Endrin Ke...	8.911	9.855	383553	459705	2.008	1.836
23) Hexachlor...	3.226f	0.000	7369	0	0.037	N.D. #
24) Hexachlor...	0.000	6.613	0	8334	N.D.	0.026 #
25) Oxychlordane	7.275	0.000	14570	0	BelowCal	N.D.
26) 2,4'-DDE	7.341	8.283	427014	579921	2.995	2.754
27) trans-Non...	7.535	0.000	422427	0	1.974	N.D. #
28) 2,4'-DDD	0.000	8.644	0	580943	N.D.	3.150 #
29) 2,4'-DDT	0.000	8.873	0	456874	N.D.	2.370 #
30) cis-Nonac...	8.016f	8.908	350808	453406	1.488	1.329
31) Mirex	8.668	9.855	1406	459705	6723.037	2.388 #
32) Chlordane...	7.439	8.283	425200	579921	18.123	14.909
33) Chlordane...	7.535	8.390	422427	574813	14.657	17.908
34) Chlordane...	0.000	9.051	0	37109	N.D.	3.495 #
35) Chlordane...	3.809	0.000	407584	0	NoCal	N.D.
36) Toxaphene...	7.535f	8.644f	422427	580943	401.080	214.822 #
37) Toxaphene...	7.803	0.000	434619	0	223.493	N.D. #
38) Toxaphene...	8.125	9.020	347787	461782	78.986	85.693
39) Toxaphene...	8.337f	9.051f	16425	37109	4.066	4.112
40) Toxaphene...	8.596	9.257	4382	453653	1.333	90.334 #
41) Toxaphene...	8.668	9.616	1406	224516	0.324	39.991 #
42) Toxaphene...	3.809	0.000	407584	0	NoCal	N.D.

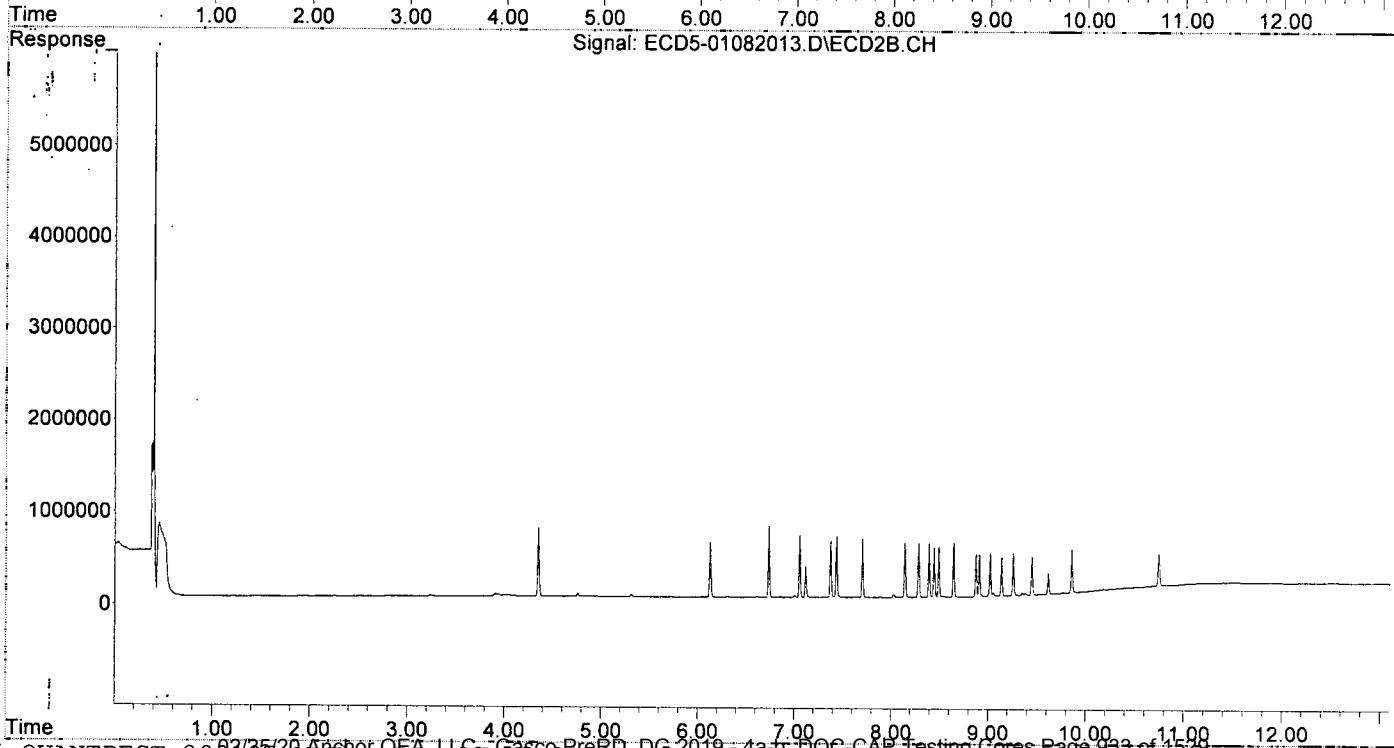
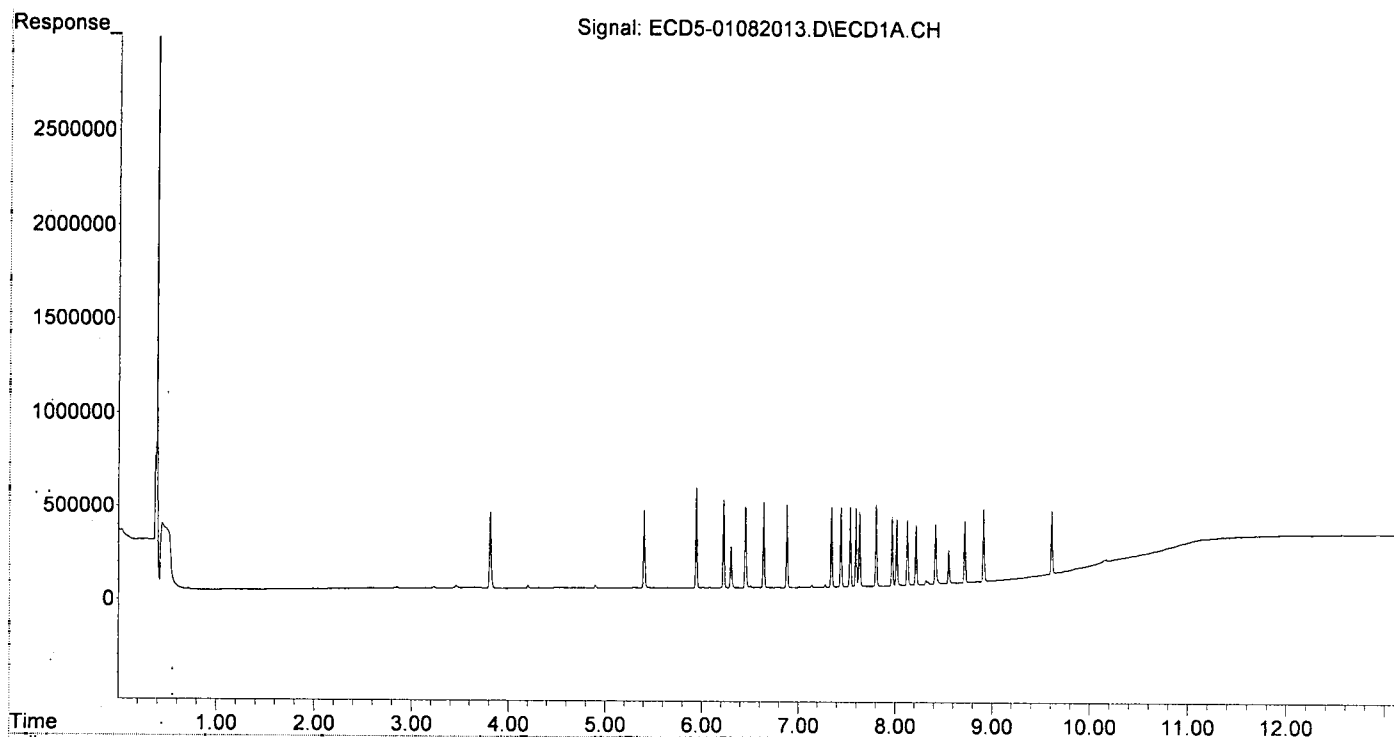
MJB
1/9/20

(f)=RT Delta > 1/2 Window (#)=Amounts differ by > 40% (m)=manual int.

Quantitation Report (Not Reviewed)

Data Path : R:\data\2020-01\0A08041\REQUANT\
Data File : ECD5-01082013.D
Signal(s) : Signal #1: ECD1A.CH Signal #2: ECD2B.CH
Acq On : 08 Jan 2020 15:24
Operator : MJB
Sample : 0A08041-CAL3
Misc : A19K128, AB 2 ppb
ALS Vial : 10 (Sig #1); 0 (Sig #2) Sample Multiplier: 1

Integration File signal 1: PEST1.e
Integration File signal 2: PEST2.e
Quant Time: Jan 09 15:21:03 2020
Quant Method : R:\methods\ECD5_QUANTPEST_200107.M
Quant Title : Instrument: DualECD5
QLast Update : Thu Jan 09 11:11:29 2020
Response via : Initial Calibration
Integrator: ChemStation 6890 Scale Mode: Small noise peaks clipped



Data Path : R:\data\2020-01\0A08041\REQUANT\
 Data File : ECD5-01082014.D
 Signal(s) : Signal #1: ECD1A.CH Signal #2: ECD2B.CH
 Acq On : 08 Jan 2020 15:41
 Operator : MJB
 Sample : 0A08041-CAL4
 Misc : A19K130, AB 5 ppb
 ALS Vial : 11 (Sig #1); 0 (Sig #2) Sample Multiplier: 1

Integration File signal 1: PEST1.e
 Integration File signal 2: PEST2.e
 Quant Time: Jan 09 15:21:10 2020
 Quant Method : R:\methods\ECD5_QUANTPEST_200107.M
 Quant Title : Instrument: DualECD5
 Last Update : Thu Jan 09 11:11:29 2020
 Response via : Initial Calibration
 Integrator : ChemStation 6890 Scale Mode: Small noise peaks clipped

MJB
1/9/20

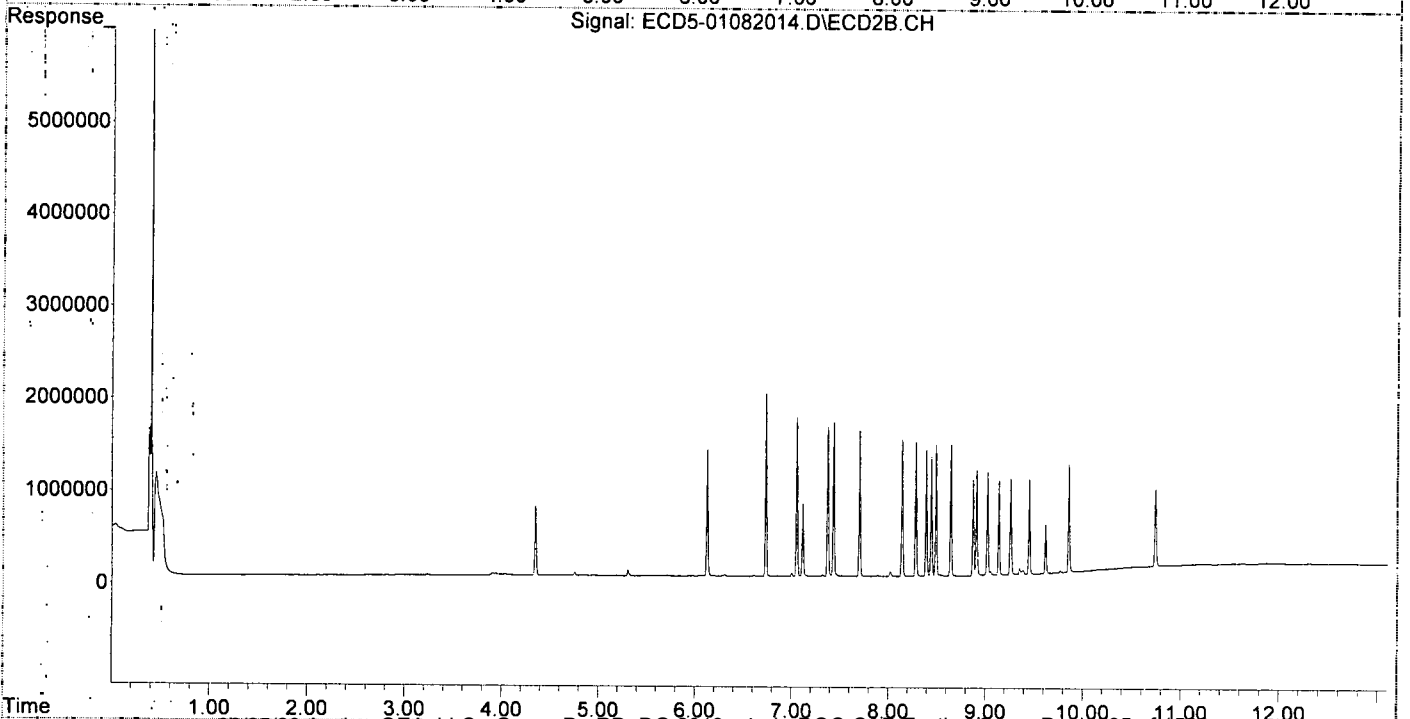
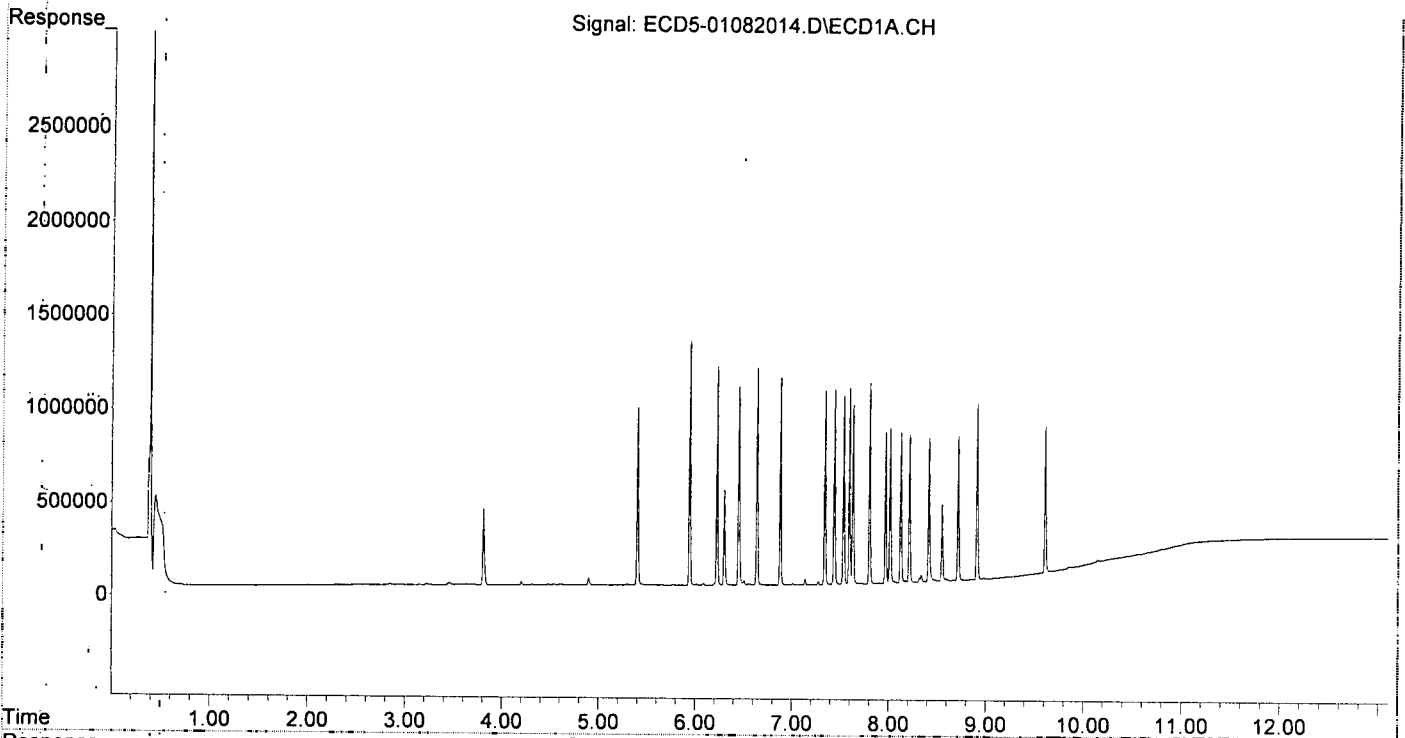
Compound	RT#1	RT#2	Resp#1	Resp#2	ng/mL	ng/mL
System Monitoring Compounds						
1) S TCMX (S)	5.402	6.125	950074	1376103	4.866	4.617
22) S DCBP (S)	9.610	10.741	775613	834483	5.032	4.689
Target Compounds						
2) a-BHC	5.941	6.732	1306500	1977180	4.965	4.788
3) g-BHC	6.224	7.052	1166721	1723036	4.997	4.719
4) b-BHC	6.301	7.114	509830	782957	5.037	4.867
5) Heptachlor	6.638	7.433	1163113	1661120	5.119	4.686
6) d-BHC	6.450	7.372	1063446	1616218	4.882	4.842
7) Aldrin	6.880	7.702	1111711	1579995	5.039	4.744
8) Heptachlo...	7.341	8.141	1035468	1479273	5.023	4.802
9) trans-Chl...	7.439	8.282	1044033	1455802	4.955	4.669
10) cis-Chlor...	7.535	8.390	1008295	1373040	4.927	4.629
11) Endosulfa...	7.631	8.442	958781	1296862	4.947	4.667
12) 4,4'-DDE	7.594	8.490	1040350	1423065	5.046	4.897
13) Dieldrin	7.803	8.644	1070134	1422623	4.969	4.605
14) Endrin	7.968	8.874	807889	1044563	4.669	4.446
15) 4,4'-DDD	8.016	8.908	829598	1143673	4.805	4.653
16) Endosulfa...	8.125	9.020	804988	1119541	4.718	4.583
17) 4,4'-DDT	8.215	9.137	789969	1027268	4.769	4.800
18) Endrin Al...	8.415	9.258	766938	1047866	5.009	4.686
19) Endosulfa...	8.718	9.449	770166	1024703	4.812	4.623
20) Methoxychlor	8.552	9.615	413384	532720	4.773	4.479
21) Endrin Ke...	8.912	9.854	939876	1162953	4.922	4.644
23) Hexachlor...	3.225	0.000	7482	0	0.038	N.D. #
24) Hexachlor...	0.000	6.612	0	9346	N.D.	0.029 #
25) Oxychlorane	7.274	0.000	17244	0	BelowCal	N.D.
26) 2,4'-DDE	7.341	8.282	1035468	1455802	7.262	6.913
27) trans-Non...	7.535	8.346	1008295	5985	4.927	0.019 #
28) 2,4'-DDD	0.000	8.644	0	1422623	N.D.	7.713 #
29) 2,4'-DDT	7.902	8.874	4064	1044563	0.028	5.519 #
30) cis-Nonac...	8.016f	8.908	829598	1143673	3.520	3.353
31) Mirex	8.667	9.854	4555	1162953	6723.014	6.426 #
32) Chlordane...	7.439	8.282	1044033	1455802	44.500	37.427
33) Chlordane...	7.535	8.390	1008295	1373040	34.985	42.777
34) Chlordane...	0.000	9.051	0	41194	N.D.	3.880 #
35) Chlordane...	3.809	0.000	411330	0	NoCal	N.D.
36) Toxaphene...	7.535f	8.644f	1008295	1422623	957.343	526.058 #
37) Toxaphene...	7.803	0.000	1070134	0	550.293	N.D. #
38) Toxaphene...	8.125	9.020	804988	1119541	188.013	211.126
39) Toxaphene...	8.337f	9.051f	38293	41194	9.478	4.564 #
40) Toxaphene...	8.596	9.258	11272	1047866	3.429	208.657 #
41) Toxaphene...	8.667	9.615	4555	532720	1.049	94.888 #
42) Toxaphene...	3.809	0.000	411330	0	NoCal	N.D.

(f)=RT Delta > 1/2 Window (#)=Amounts differ by > 40% (m)=manual int.

Quantitation Report (Not Reviewed)

Data Path : R:\data\2020-01\0A08041\REQUANT\
Data File : ECD5-01082014.D
Signal(s) : Signal #1: ECD1A.CH Signal #2: ECD2B.CH
Acq On : 08 Jan 2020 15:41
Operator : MJB
Sample : 0A08041-CAL4
Misc : A19K130, AB 5 ppb
ALS Vial : 11 (Sig #1); 0 (Sig #2) Sample Multiplier: 1

Integration File signal 1: PEST1.e
Integration File signal 2: PEST2.e
Quant Time: Jan 09 15:21:10 2020
Quant Method : R:\methods\ECD5_QUANTPEST_200107.M
Quant Title : Instrument: DualECD5
QLast Update : Thu Jan 09 11:11:29 2020
Response via : Initial Calibration
Integrator: ChemStation 6890 Scale Mode: Small noise peaks clipped



Data Path: R:\data\2020-01\0A08041\REQUANT\
 Data File: ECD5-01082015.D
 Signal(s): Signal #1: ECD1A.CH Signal #2: ECD2B.CH
 Acq On: 08 Jan 2020 15:58
 Operator: MJB
 Sample: 0A08041-CAL5
 Misc: A19K131, AB 10 ppb
 ALS Vial: 12 (Sig #1); 0 (Sig #2) Sample Multiplier: 1
 Integration File signal 1: PEST1.e
 Integration File signal 2: PEST2.e
 Quant Time: Jan 09 15:21:16 2020
 Quant Method: R:\methods\ECD5_QUANTPEST_200107.M
 Quant Title: Instrument: DualECD5
 Last Update: Thu Jan 09 11:11:29 2020
 Response via: Initial Calibration
 Integrator: ChemStation 6890 Scale Mode: Small noise peaks clipped

MJB
1/9/20

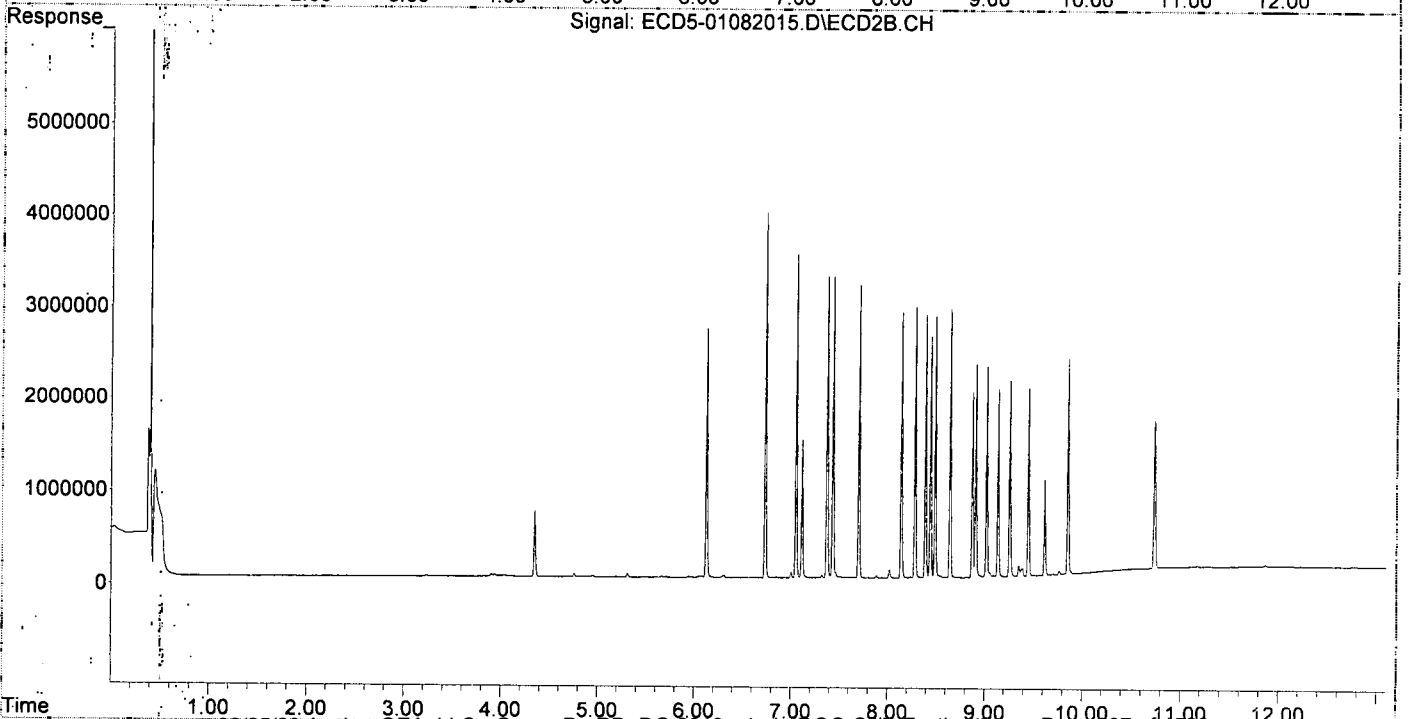
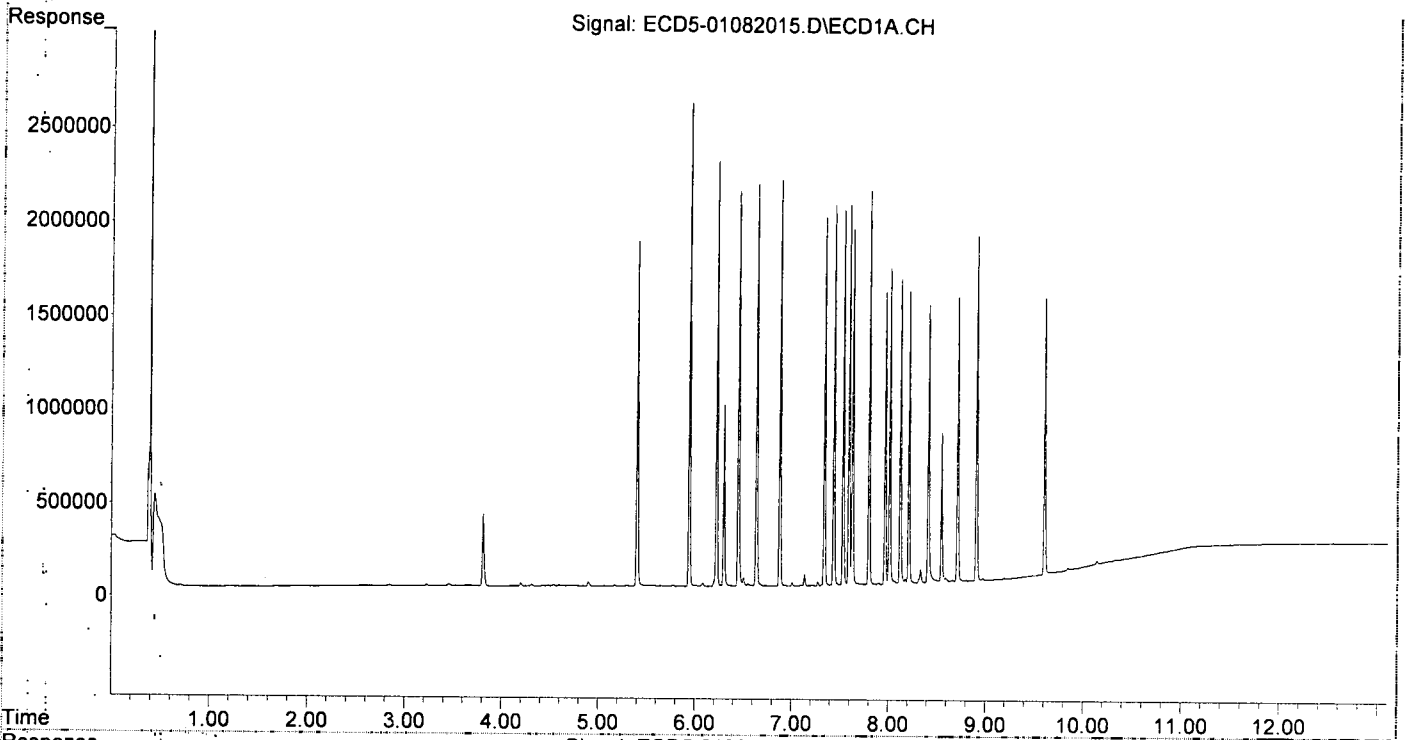
Compound	RT#1	RT#2	Resp#1	Resp#2	ng/mL	ng/mL
System Monitoring Compounds						
1) S TCMX (S)	5.402	6.126	1840383	2696320	9.425	9.046
22) S DCBP (S)	9.608	10.739	1477683	1586829	9.733	8.917
Target Compounds						
2) a-BHC	5.942	6.733	2577924	3955799	9.796	9.579
3) g-BHC	6.224	7.053	2268745	3502209	9.716	9.593
4) b-BHC	6.301	7.114	961397	1480627	9.655	9.205
5) Heptachlor	6.638	7.433	2147477	3263335	9.450	9.206
6) d-BHC	6.450	7.372	2076601	3263098	9.533	9.662
7) Aldrin	6.880	7.702	2163245	3173256	9.804	9.528
8) Heptachlo...	7.341	8.140	1956671	2879584	9.491	9.348
9) trans-Chl...	7.438	8.282	2032056	2933717	9.643	9.408
10) cis-Chlor...	7.534	8.389	1994276	2847805	9.746	9.600
11) Endosulfa...	7.631	8.441	1890427	2609537	9.754	9.391
12) 4,4'-DDE	7.594	8.489	2021392	2826462	9.804	9.638
13) Dieldrin	7.803	8.643	2096792	2906015	9.735	9.407
14) Endrin	7.968	8.873	1559818	2003395	9.015	8.526
15) 4,4'-DDD	8.015	8.907	1682077	2301063	9.742	9.361
16) Endosulfa...	8.125	9.019	1622090	2276288	9.507	9.318
17) 4,4'-DDT	8.214	9.136	1545752	2023340	9.331	9.347
18) Endrin Al...	8.415	9.256	1482366	2117172	9.682	9.468
19) Endosulfa...	8.717	9.447	1505195	2032510	9.405	9.169
20) Methoxychlor	8.551	9.614	785011	1038753	9.064	8.734
21) Endrin Ke...	8.910	9.853	1825019	2330210	9.557	9.305
23) Hexachlor...	3.224	0.000	7308	0	0.037	N.D. #
24) Hexachlor...	5.773	6.611	4641	9140	BelowCal	0.029
25) Oxylordane	7.275	0.000	20896	0	BelowCal	N.D.
26) 2,4'-DDE	7.341	8.282	1956671	2933717	13.722	13.931
27) trans-Non...	7.534	8.344	1994276	11919	9.895	0.039 #
28) 2,4'-DDD	0.000	8.643	0	2906015	N.D.	15.756 #
29) 2,4'-DDT	7.903	8.873	8132	2003395	0.056	10.581 #
30) cis-Nonac...	8.015	8.907	1682077	2301063	7.137	6.745
31) Mirex	8.665	9.853	9422	2330210	6722.978	13.049 #
32) Chlordane...	7.438	8.282	2032056	2933717	86.612	75.423
33) Chlordane...	7.534	8.389	1994276	2847805	69.196	88.722
34) Chlordane...	0.000	9.050	0	46839	N.D.	4.411 #
35) Chlordane...	3.809	0.000	387318	0	NoCal	N.D.
36) Toxaphene...	7.534f	8.643f	1994276	2906015	1893.501	1074.588 #
37) Toxaphene...	7.803	0.000	2096792	0	1078.228	N.D. #
38) Toxaphene...	8.125	9.019	1622090	2276288	382.082	425.681
39) Toxaphene...	8.336f	9.050f	73451	46839	18.181	5.189 #
40) Toxaphene...	8.551f	9.256	785011	2117172	238.766	421.583 #
41) Toxaphene...	8.665	9.614f	9422	1038753	2.170	185.024 #
42) Toxaphene...	3.809	0.000	387318	0	NoCal	N.D.

(f)=RT Delta > 1/2 Window (#)=Amounts differ by > 40% (m)=manual int.

Quantitation Report (Not Reviewed)

Data Path : R:\data\2020-01\0A08041\REQUANT\
Data File : ECD5-01082015.D
Signal(s) : Signal #1: ECD1A.CH Signal #2: ECD2B.CH
Acq On : 08 Jan 2020 15:58
Operator : MJB
Sample : 0A08041-CAL5
Misc : A19K131, AB 10 ppb
ALS Vial : 12 (Sig #1); 0 (Sig #2) Sample Multiplier: 1

Integration File signal 1: PEST1.e
Integration File signal 2: PEST2.e
Quant Time: Jan 09 15:21:16 2020
Quant Method : R:\methods\ECD5_QUANTPEST_200107.M
Quant Title : Instrument: DualECD5
QLast Update : Thu Jan 09 11:11:29 2020
Response via : Initial Calibration
Integrator: ChemStation 6890 Scale Mode: Small noise peaks clipped



Data Path : R:\data\2020-01\0A08041\REQUANT\
 Data File : ECD5-01082016.D
 Signal(s) : Signal #1: ECD1A.CH Signal #2: ECD2B.CH
 Acq On : 08 Jan 2020 16:16
 Operator : MJB
 Sample : 0A08041-CAL6
 Misc : A19K132, AB 25 ppb
 ALS Vial : 13 (Sig #1); 0 (Sig #2) Sample Multiplier: 1
 Integration File signal 1: PEST1.e
 Integration File signal 2: PEST2.e
 Quant Time : Jan 09 15:21:23 2020
 Quant Method : R:\methods\ECD5_QUANTPEST_200107.M
 Quant Title : Instrument: DualECD5
 QLast Update : Thu Jan 09 11:11:29 2020
 Response via : Initial Calibration
 Integrator : ChemStation 6890 Scale Mode: Small noise peaks clipped

MJB
1/9/20

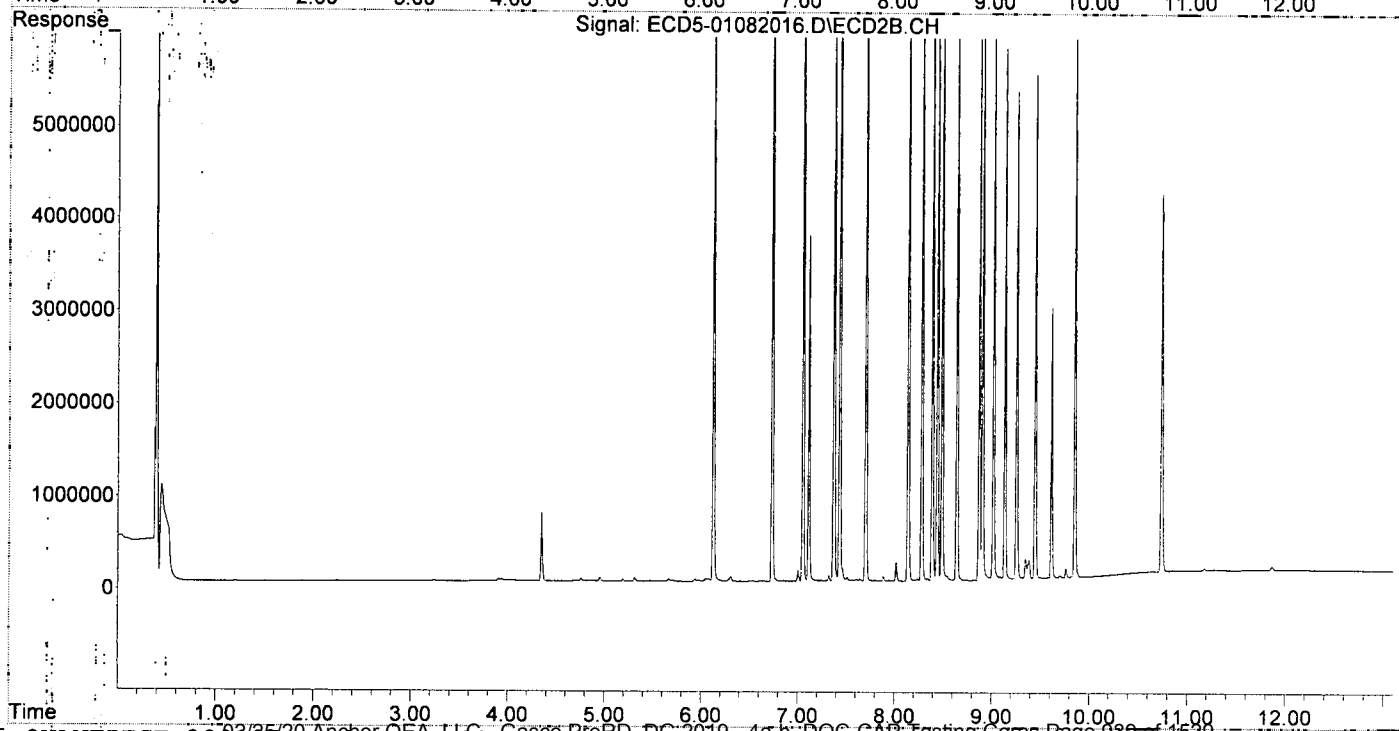
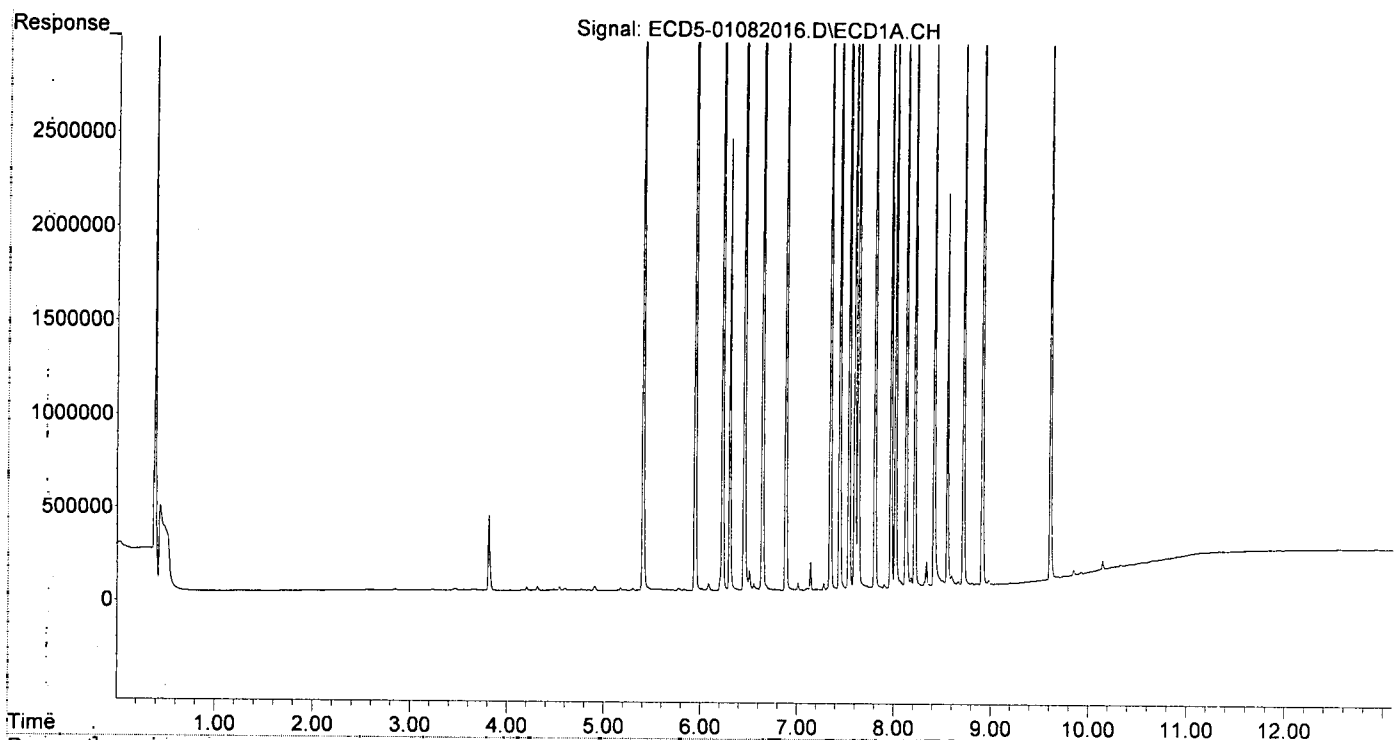
Compound	RT#1	RT#2	Resp#1	Resp#2	ng/mL	ng/mL
System Monitoring Compounds						
1) S TCMX (S)	5.403	6.127	4644520	7248704	23.786	24.318
22) S DCBP (S)	9.609	10.741	3649221	4087662	24.310	22.971
Target Compounds						
2) a-BHC	5.943	6.735	6708027	10415470	25.490	25.222
3) g-BHC	6.226	7.054	5763650	9109081	24.684	24.950
4) b-BHC	6.302	7.115	2412054	3735653	24.538	23.223
5) Heptachlor	6.640	7.435	5435552	8726365	23.920	24.617
6) d-BHC	6.452	7.374	5473600	9124505	25.126	26.398
7) Aldrin	6.882	7.704	5637637	8363357	25.551	25.111
8) Heptachlo...	7.342	8.142	5116716	7570159	24.820	24.576
9) trans-Chl...	7.439	8.283	5203493	7709066	24.694	24.722
10) cis-Chlor...	7.535	8.391	5032396	7320817	24.593	24.679
11) Endosulfa...	7.632	8.443	4772332	6856889	24.625	24.675
12) 4,4'-DDE	7.595	8.491	5211626	7706129	25.276	25.712
13) Dieldrin	7.804	8.645	5425309	7861083	25.190	25.446
14) Endrin	7.968	8.874	4355756	5981930	25.175	25.459
15) 4,4'-DDD	8.016	8.909	4392393	6163457	25.440	25.074
16) Endosulfa...	8.126	9.021	4183901	6151164	24.522	25.179
17) 4,4'-DDT	8.215	9.138	4195442	5749572	25.325	25.729
18) Endrin Al...	8.416	9.258	3592714	5279915	23.465	23.613
19) Endosulfa...	8.718	9.449	3934236	5454073	24.583	24.604
20) Methoxychlor	8.552	9.616	2096804	2923508	24.210	24.582
21) Endrin Ke...	8.912	9.854	4735111	6356172	24.795	25.381
23) Hexachlor...	3.226f	0.000	6551	0	0.033	N.D. #
24) Hexachlor...	5.770	6.614	12135	9199	BelowCal	0.029
25) Oxylordane	7.277	0.000	34653	0	BelowCal	N.D.
26) 2,4'-DDE	7.342	8.283	5116716	7709066	35.884	36.607
27) trans-Non...	7.535	8.345	5032396	27116	25.173	0.088 #
28) 2,4'-DDD	0.000	8.645	0	7861083	N.D.	42.621 #
29) 2,4'-DDT	7.902	8.874	19168	5981930	0.131	30.672 #
30) cis-Nonac...	8.016f	8.909	4392393	6163457	18.636	18.067
31) Mirex	8.666	9.854	20784	6356172	6722.893	35.208 #
32) Chlordane...	7.439	8.283	5203493	7709066	221.788	198.192
33) Chlordane...	7.535	8.391	5032396	7320817	174.610	228.078
34) Chlordane...	0.000	9.093f	0	33760	N.D.	3.180 #
35) Chlordane...	3.810	0.000	402494	0	NoCal	N.D.
36) Toxaphene...	7.535f	8.645f	5032396	7861083	4778.097	2906.875
37) Toxaphene...	7.804	0.000	5425309	0	2789.844	N.D. #
38) Toxaphene...	8.126	9.021	4183901	6151164	984.191	1096.590
39) Toxaphene...	8.337f	9.093f	132833	33760	32.879	3.740 #
40) Toxaphene...	8.596	9.258	52143	5279915	15.860	1051.367 #
41) Toxaphene...	8.666	9.616	20784	2923508	4.786	520.738 #
42) Toxaphene...	3.810	0.000	402494	0	NoCal	N.D.

(f)=RT Delta > 1/2 Window (#)=Amounts differ by > 40% (m)=manual int.

Quantitation Report (Not Reviewed)

Data Path : R:\data\2020-01\0A08041\REQUANT\
Data File : ECD5-01082016.D
Signal(s) : Signal #1: ECD1A.CH Signal #2: ECD2B.CH
Acq On : 08 Jan 2020 16:16
Operator : MJB
Sample : 0A08041-CAL6
Misc : A19K132, AB 25 ppb
ALS Vial : 13 (Sig #1); 0 (Sig #2) Sample Multiplier: 1

Integration File signal 1: PEST1.e
Integration File signal 2: PEST2.e
Quant Time: Jan 09 15:21:23 2020
Quant Method : R:\methods\ECD5_QUANTPEST_200107.M
Quant Title : Instrument: DualECD5
QLast Update : Thu Jan 09 11:11:29 2020
Response via : Initial Calibration
Integrator: ChemStation 6890 Scale Mode: Small noise peaks clipped



Data Path : R:\data\2020-01\0A08041\REQUANT\
 Data File : ECD5-01082017.D
 Signal(s) : Signal #1: ECD1A.CH Signal #2: ECD2B.CH
 Acq On : 08 Jan 2020 16:33
 Operator : MJB
 Sample : 0A08041-CAL7
 Misc : A19K133, AB 50 ppb
 ALS Vial : 14 (Sig #1); 0 (Sig #2) Sample Multiplier: 1

Integration File signal 1: PEST1.e
 Integration File signal 2: PEST2.e
 Quant Time: Jan 09 15:21:30 2020
 Quant Method : R:\methods\ECD5_QUANTPEST_200107.M
 Quant Title : Instrument: DualECD5
 QLast Update : Thu Jan 09 11:11:29 2020
 Response via : Initial Calibration
 Integrator: ChemStation 6890 Scale Mode: Small noise peaks clipped

MJB
 1/9/20

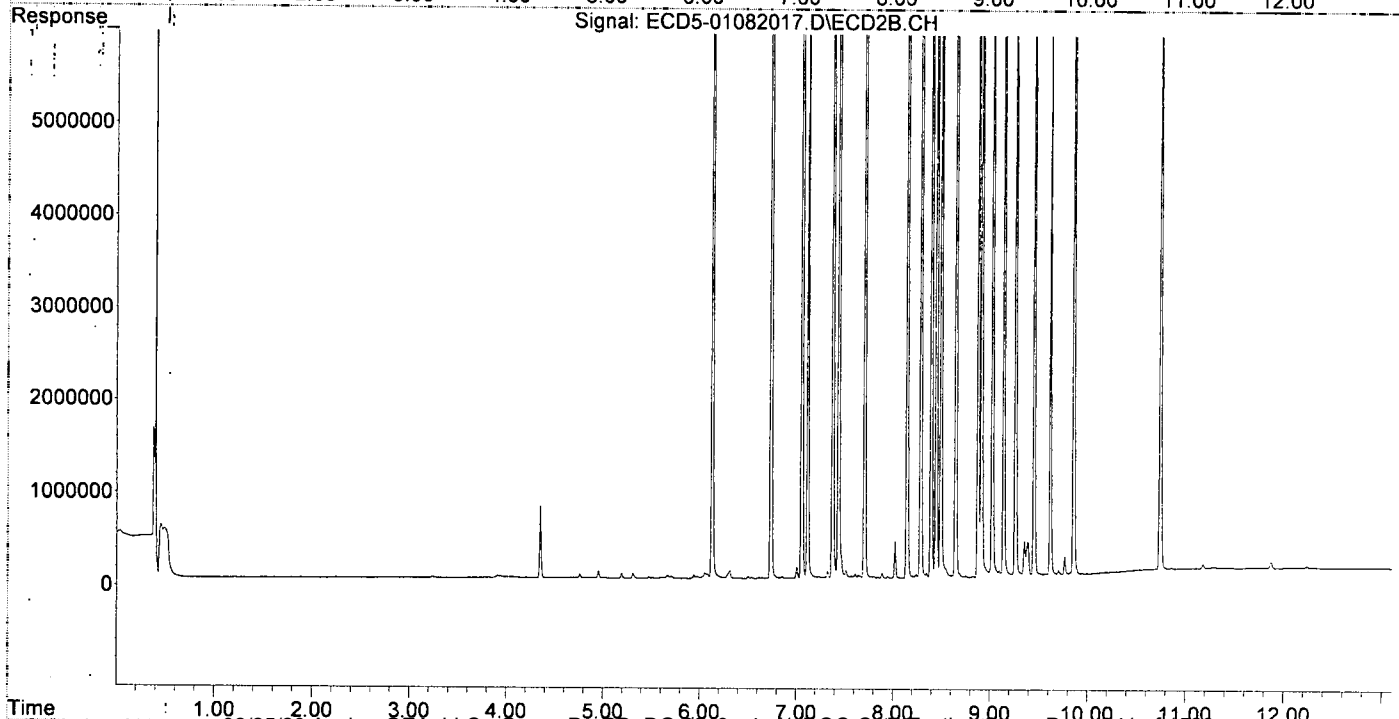
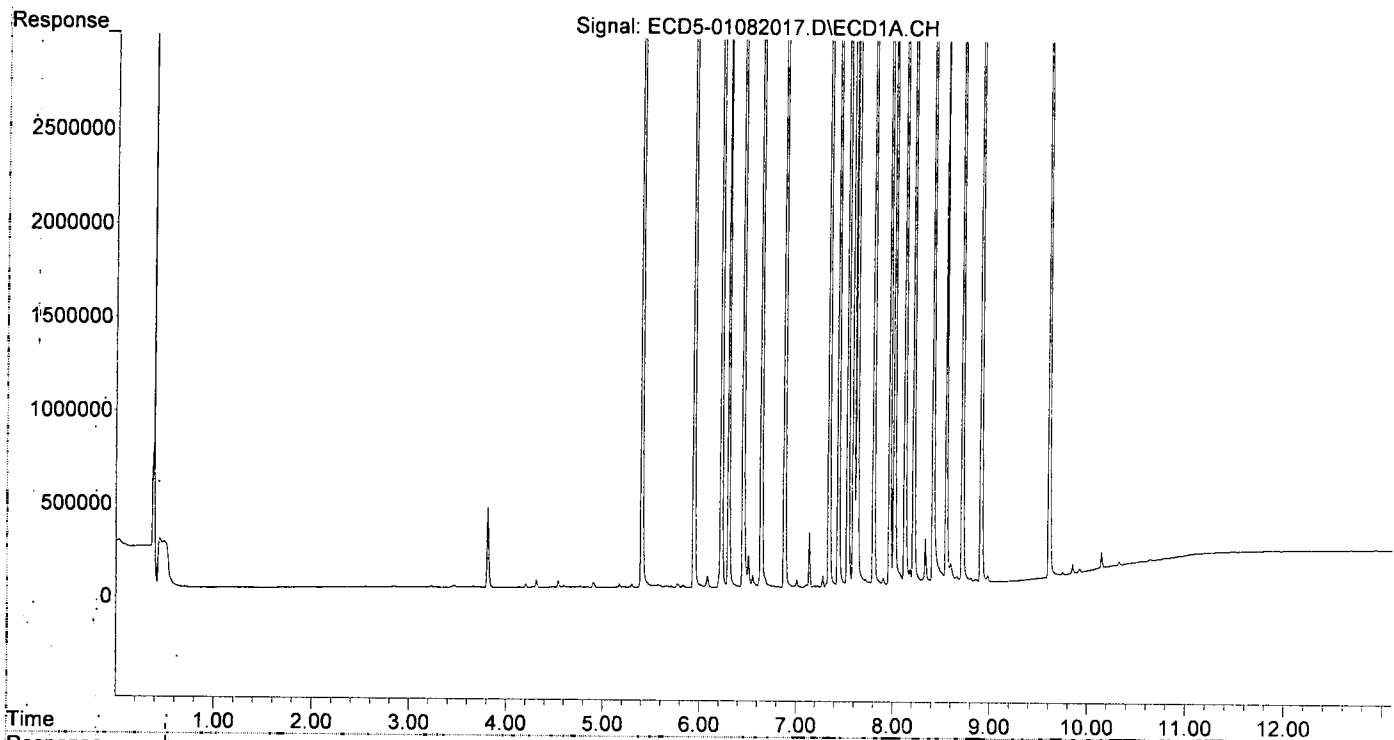
Compound	RT#1	RT#2	Resp#1	Resp#2	ng/mL	ng/mL
System Monitoring Compounds						
1) S TCMX (S)	5.404	6.128	9333732	14973503	47.801	50.233
22) S DCBP (S)	9.610	10.743	7324286	8356479	49.099	46.960
Target Compounds						
2) a-BHC	5.944	6.736	13216845	22089318	50.223	53.491
3) g-BHC	6.226	7.055	11708116	19348411	50.142	52.995
4) b-BHC	6.302	7.116	4896621	7821870	50.205	48.626
5) Heptachlor	6.640	7.436	11436571	18476010	50.329	52.120
6) d-BHC	6.452	7.375	11429030	18657508	52.465	52.359
7) Aldrin	6.882	7.705	11087840	17419751	50.253	52.303
8) Heptachlo...	7.342	8.143	9998611	15668568	48.500	50.866
9) trans-Chl...	7.438	8.284	10533023	15828140	49.986	50.759
10) cis-Chlor...	7.535	8.392	9997532	15222666	48.857	51.316
11) Endosulfa...	7.631	8.444	9321509	14247679	48.098	51.272
12) 4,4'-DDE	7.595	8.492	10548305	16343004	51.159	52.768
13) Dieldrin	7.804	8.646	10540242	16218456	48.939	52.499
14) Endrin	7.969	8.875	8377116	11897358	48.418	50.634
15) 4,4'-DDD	8.016	8.910	8716356	13105625	50.485	53.317
16) Endosulfa...	8.126	9.022	8170502	12207870	47.888	49.971
17) 4,4'-DDT	8.215	9.139	8824873	12576988	53.270	53.570
18) Endrin Al...	8.416	9.259	7206121	10910333	47.064	48.793
19) Endosulfa...	8.718	9.450	7989432	11599024	49.923	52.326
20) Methoxychlor	8.552	9.616	4344332	6115403	50.161	51.420
21) Endrin Ke...	8.912	9.855	9580043	12905122	50.165	51.531
23) Hexachlor...	3.225f	0.000	7000	0	0.035	N.D. #
24) Hexachlor...	5.769	6.613	20287	10058	BelowCal	0.031
25) Oxychlordane	7.277	0.000	57135	0	0.124	N.D. #
26) 2,4'-DDE	7.342	8.284	9998611	15828140	70.121	75.161
27) trans-Non...	7.535	8.346	9997532	49880	50.053	0.162 #
28) 2,4'-DDD	0.000	8.646	0	16218456	N.D.	87.934 #
29) 2,4'-DDT	7.901	8.875	38527	11897358	0.263	58.268 #
30) cis-Nonac...	8.016f	8.910	8716356	13105625	36.982	38.417
31) Mirex	8.665	9.855	33796	12905122	0.004	69.254 #
32) Chlordane...	7.438	8.284	10533023	15828140	448.947	406.925
33) Chlordane...	7.535	8.392	9997532	15222666	346.887	474.257
34) Chlordane...	0.000	9.094f	0	56142	N.D.	5.288 #
35) Chlordane...	3.810	0.000	427449	0	NoCal	N.D.
36) Toxaphene...	7.535f	8.646f	9997532	16218456	9492.332	5997.268
37) Toxaphene...	7.804	0.000	10540242	0	5420.083	N.D. #
38) Toxaphene...	8.126	9.022	8170502	12207870	1902.876	2032.329
39) Toxaphene...	8.337f	9.094f	240812	56142	59.606	6.220 #
40) Toxaphene...	8.597	9.259	106499	10910333	32.393	2172.528 #
41) Toxaphene...	8.665	9.616	33796	6115403	7.783	1089.281 #
42) Toxaphene...	3.810	0.000	427449	0	NoCal	N.D.

(f)=RT Delta > 1/2 Window (#)=Amounts differ by > 40% (m)=manual int.

Quantitation Report (Not Reviewed)

Data Path : R:\data\2020-01\0A08041\REQUANT\
Data File : ECD5-01082017.D
Signal(s) : Signal #1: ECD1A.CH Signal #2: ECD2B.CH
Acq On : 08 Jan 2020 16:33
Operator : MJB
Sample : 0A08041-CAL7
Misc : A19K133, AB 50 ppb
ALS Vial : 14 (Sig #1); 0 (Sig #2) Sample Multiplier: 1

Integration File signal 1: PEST1.e
Integration File signal 2: PEST2.e
Quant Time: Jan 09 15:21:30 2020
Quant Method : R:\methods\ECD5_QUANTPEST_200107.M
Quant Title : Instrument: DualECD5
QLast Update : Thu Jan 09 11:11:29 2020
Response via : Initial Calibration
Integrator: ChemStation 6890 Scale Mode: Small noise peaks clipped



Data Path : R:\data\2020-01\0A08041\REQUANT\
 Data File : ECD5-01082018.D
 Signal(s) : Signal #1: ECD1A.CH Signal #2: ECD2B.CH
 Acq On : 08 Jan 2020 16:50
 Operator : MJB
 Sample : 0A08041-CAL8
 Misc : A19K134, AB 100 ppb
 ALS Vial : 15 (Sig #1); 0 (Sig #2) Sample Multiplier: 1

Integration File signal 1: PEST1.e
 Integration File signal 2: PEST2.e
 Quant Time: Jan 09 15:21:37 2020
 Quant Method : R:\methods\ECD5_QUANTPEST_200107.M
 Quant Title : Instrument: DualECD5
 Last Update : Thu Jan 09 11:11:29 2020
 Response via : Initial Calibration
 Integrator: ChemStation 6890 Scale Mode: Small noise peaks clipped

Compound	RT#1	RT#2	Resp#1	Resp#2	ng/mL	ng/mL
System Monitoring Compounds						
1) S TCMX (S)	5.402	6.126	18608009	30726323	95.298	103.080
2) S DCBP (S)	9.609	10.740	14736356	18325862	99.567	102.985
Target Compounds						
2) a-BHC	5.942	6.734	26761777	46009925	101.692	111.417
3) g-BHC	6.225	7.054	23719186	40108652	101.581	109.857
4) b-BHC	6.301	7.114	9778496	15872194	101.308	98.673
5) Heptachlor	6.638	7.434	22525924	39120687	99.130	110.358
6) d-BHC	6.450	7.373	22559943	39888976	103.561	105.607
7) Aldrin	6.879	7.703	21827668	36118456	98.929	108.445
8) Heptachlo...	7.340	8.141	19866372	32905611	96.366	106.824
9) trans-Chl...	7.436	8.282	20684116	32788413	98.160	105.148
10) cis-Chlor...	7.533	8.390	19622551	31325513	95.894	105.599
11) Endosulfa...	7.630	8.442	18668180	29837370	96.325	107.374
12) 4,4'-DDE	7.593	8.491	20981322	34240158	101.759	104.246
13) Dieldrin	7.802	8.644	21752074	34067227	100.995	110.275
14) Endrin	7.967	8.873	16990601	25511288	98.201	108.575
15) 4,4'-DDD	8.015	8.908	17753200	27404752	102.825	111.489
16) Endosulfa...	8.124	9.020	16571029	26285916	97.123	107.598
17) 4,4'-DDT	8.214	9.138	17230392	27045966	104.009	105.736
18) Endrin Al...	8.414	9.257	14322834	23088226	93.545	103.255
19) Endosulfa...	8.716	9.448	15517798	24531265	96.964	110.666
20) Methoxychlor	8.550	9.615	8765747	13401490	101.211	112.683
21) Endrin Ke...	8.910	9.854	19103565	28057636	100.034	112.037
23) Hexachlor...	3.224	0.000	6894	0	0.035	N.D. #
24) Hexachlor...	5.768	6.611	38414	10513	0.044	0.033
25) Oxychlorane	7.275	8.101f	98982	7937	0.364	0.028 #
26) 2,4'-DDE	7.340	8.282	19866372	32788413	139.324	155.697
27) trans-Non...	7.533	8.344	19622551	86189	97.974	0.280 #
28) 2,4'-DDD	7.715	8.644	57668	34067227	0.453	184.706 #
29) 2,4'-DDT	7.899	8.873	74166	25511288	0.506	114.294 #
30) cis-Nonac...	8.015	8.908	17753200	27404752	75.323	80.333
31) Mirex	8.663	9.854	69764	28057636	0.271	140.604 #
32) Chlordane...	7.436	8.282	20684116	32788413	881.615	842.956
33) Chlordane...	7.533	8.390	19622551	31325513	680.848	975.936 #
34) Chlordane...	0.000	9.092f	0	110953	N.D.	10.450 #
35) Chlordane...	3.808	0.000	409999	0	NoCal	N.D.
36) Toxaphene...	7.533f	8.611	19622551	37888	18630.975	14.010 #
37) Toxaphene...	7.802	0.000	21752074	0	11185.517	N.D. #
38) Toxaphene...	8.124	9.020	16571029	26285916	3771.828	3866.715
39) Toxaphene...	8.335f	9.092	462719	110953	114.533	12.293 #
40) Toxaphene...	8.595	9.257	202701	23088226	61.653	4597.460 #
41) Toxaphene...	8.663	9.615	69764	13401490	16.066	2387.084 #
42) Toxaphene...	3.808	0.000	409999	0	NoCal	N.D.

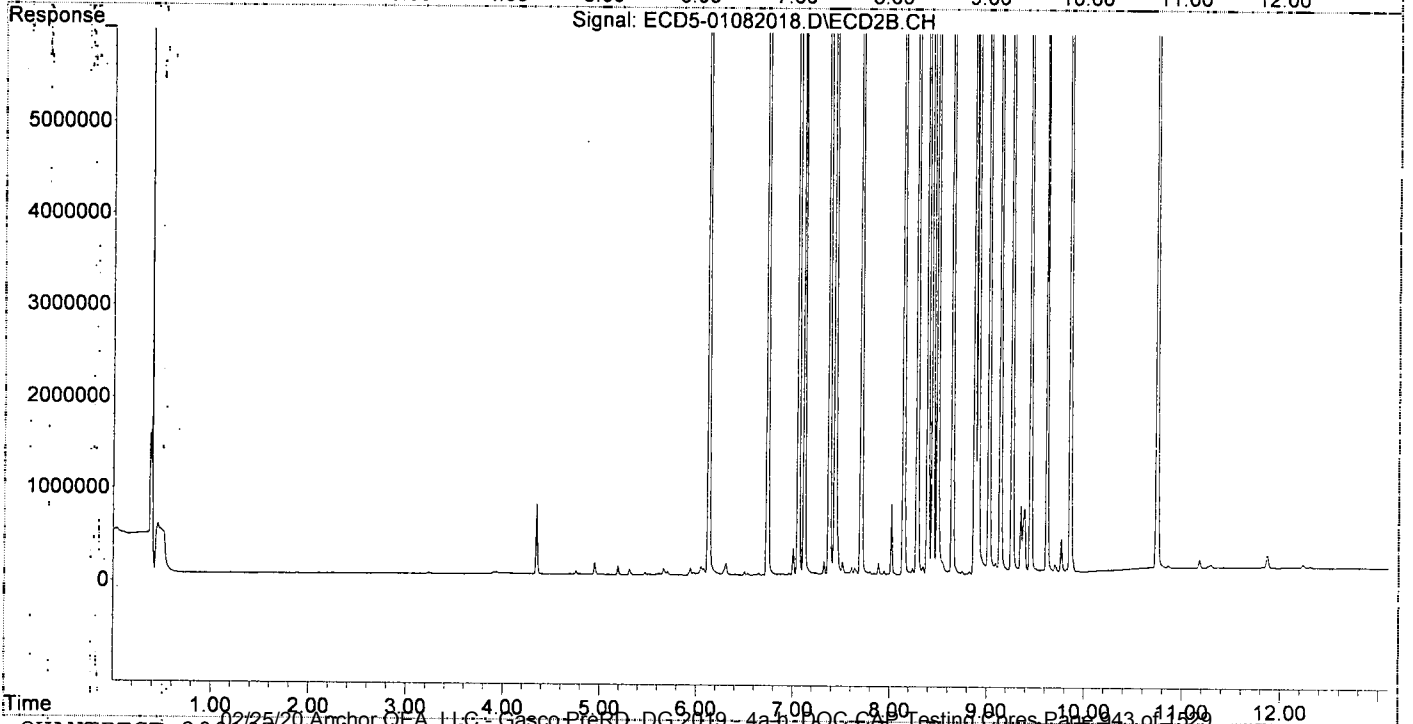
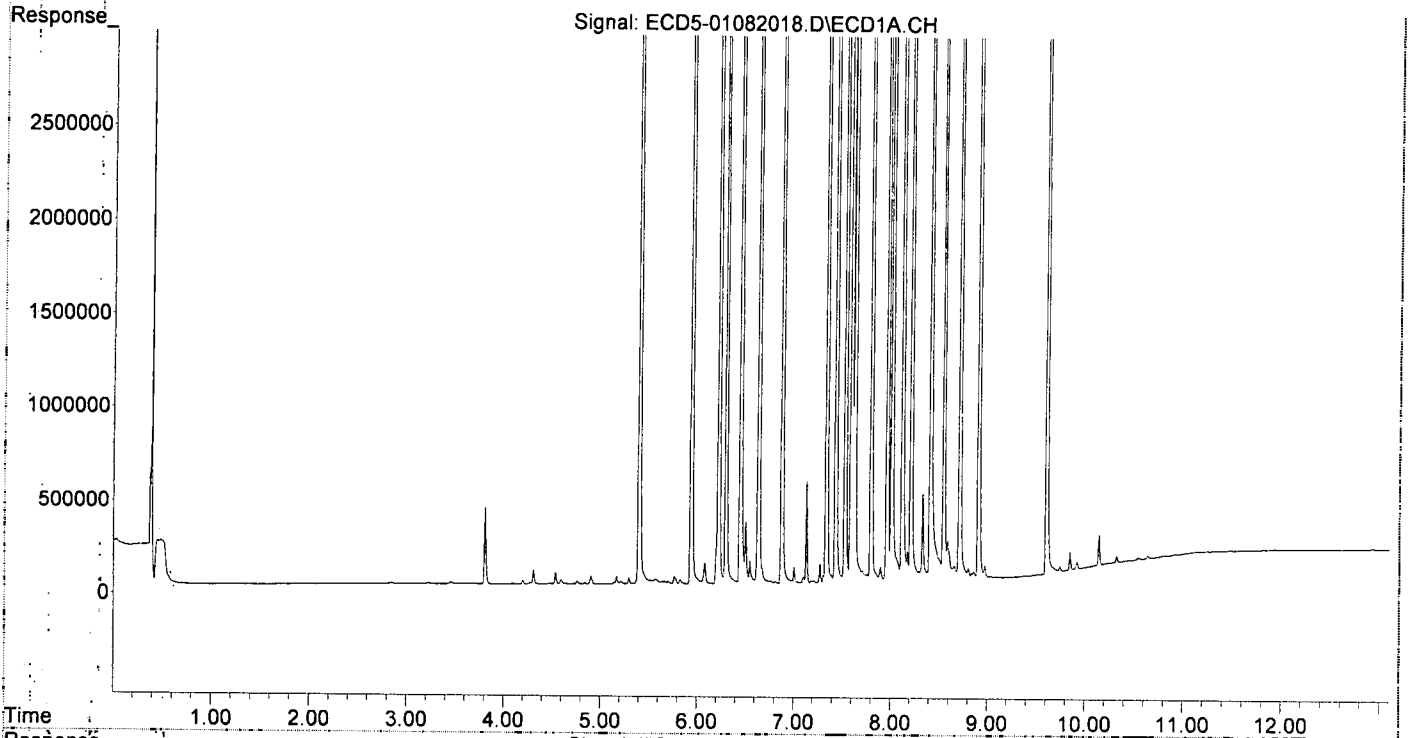
MJB
1/9/20

(f)=RT Delta > 1/2 Window (#)=Amounts differ by > 40% (m)=manual int.

Quantitation Report (Not Reviewed)

Data Path : R:\data\2020-01\0A08041\REQUANT\
Data File : ECD5-01082018.D
Signal(s) : Signal #1: ECD1A.CH Signal #2: ECD2B.CH
Acq On : 08 Jan 2020 16:50
Operator : MJB
Sample : 0A08041-CAL8
Misc : A19K134, AB 100 ppb
ALS Vial : 15 (Sig #1); 0 (Sig #2) Sample Multiplier: 1

Integration File signal 1: PEST1.e
Integration File signal 2: PEST2.e
Quant Time: Jan 09 15:21:37 2020
Quant Method : R:\methods\ECD5_QUANTPEST_200107.M
Quant Title : Instrument: DualECD5
QLast Update : Thu Jan 09 11:11:29 2020
Response via : Initial Calibration
Integrator: ChemStation 6890 Scale Mode: Small noise peaks clipped



Data Path R:\data\2020-01\0A08041\REQUANT\
 Data File ECD5-01082019.D
 Signal(s) Signal #1: ECD1A.CH Signal #2: ECD2B.CH
 Acq On 08 Jan 2020 17:07
 Operator MJB
 Sample 0A08041-CAL9
 Misc : A19K126, AB 200 ppb
 ALS Vial : 16 (Sig #1); 0 (Sig #2) Sample Multiplier: 1
 Integration File signal 1: PEST1.e
 Integration File signal 2: PEST2.e
 Quant Time: Jan 09 15:21:44 2020
 Quant Method : R:\methods\ECD5_QUANTPEST_200107.M
 Quant Title : Instrument: DualECD5
 QLast Update : Thu Jan 09 11:11:29 2020
 Response via : Initial Calibration
 Integrator: ChemStation 6890 Scale Mode: Small noise peaks clipped

MJB
1/9/20

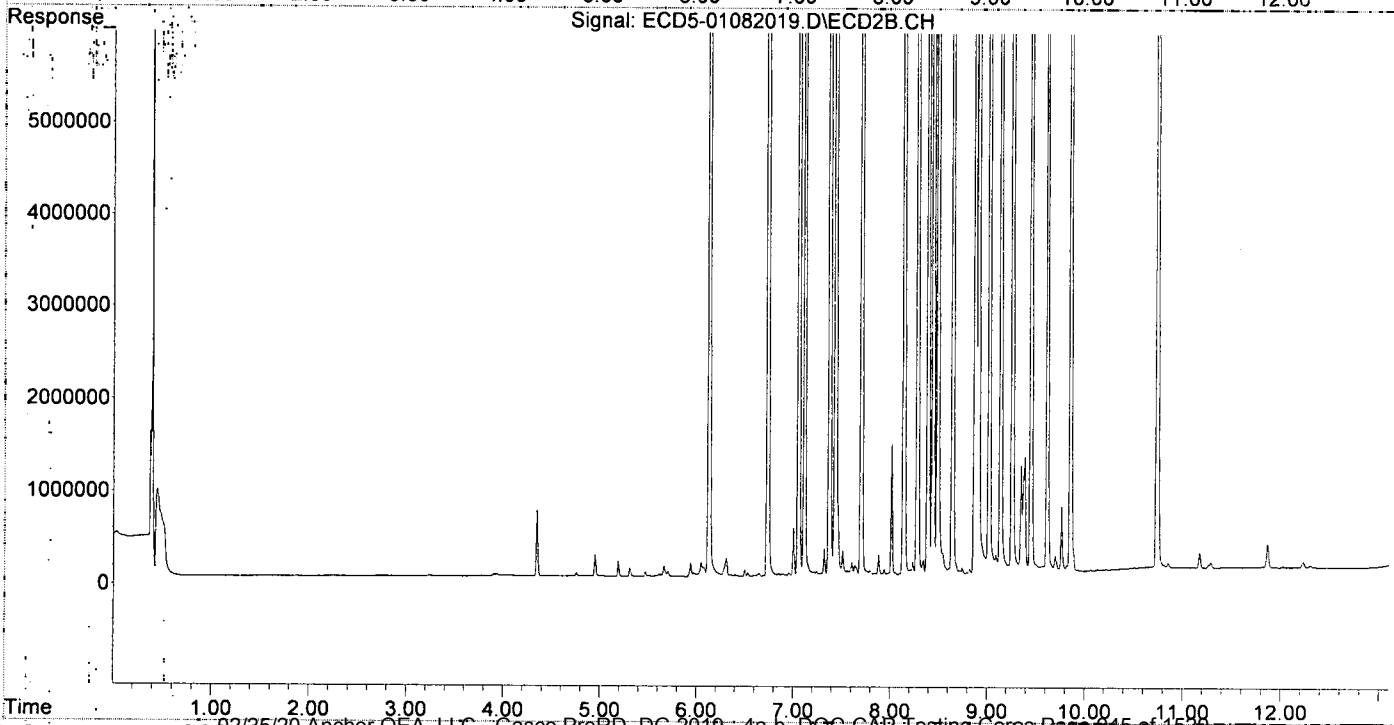
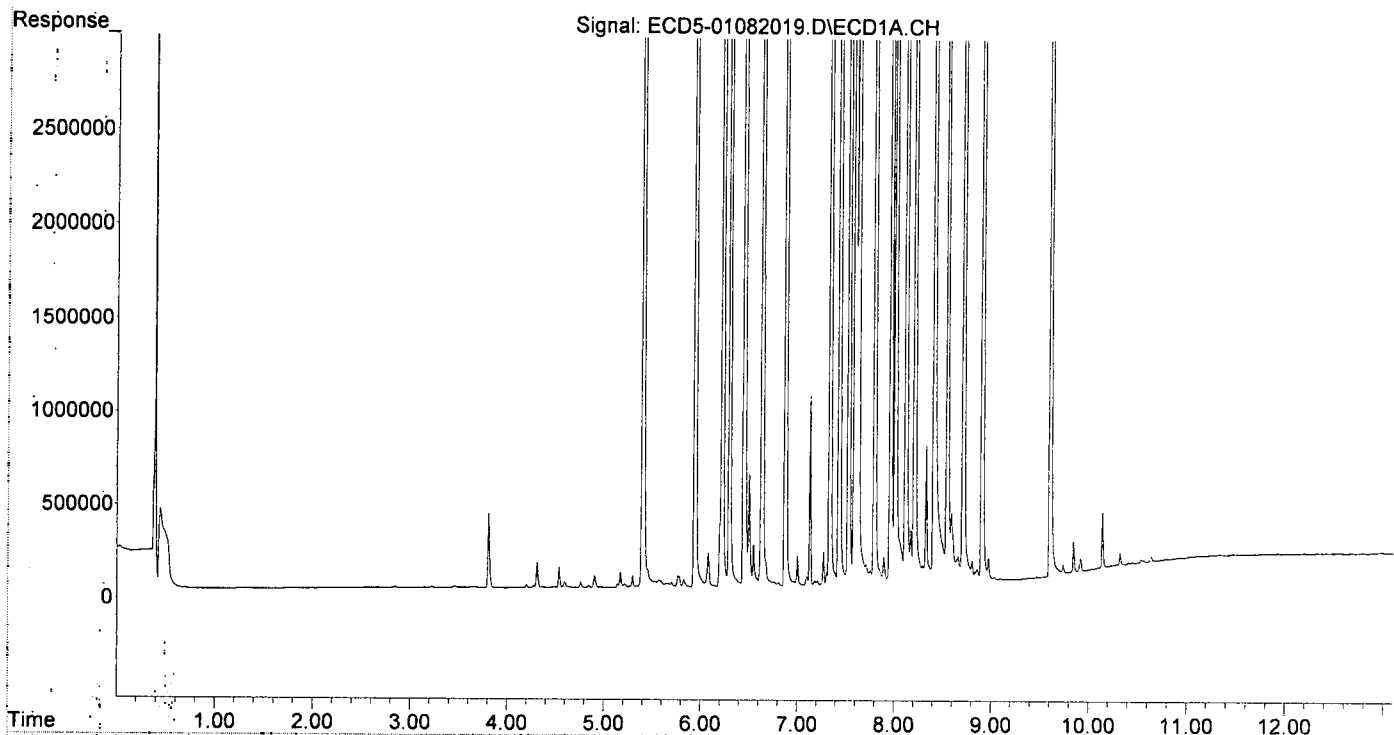
Compound	RT#1	RT#2	Resp#1	Resp#2	ng/mL	ng/mL
System Monitoring Compounds						
1) S TCMX (S)	5.402	6.127	36004194	63805007	184.390	214.051
22) S DCBP (S)	9.608	10.740	29522105	37530513	202.209	210.908
Target Compounds						
2) a-BHC	5.942	6.735	51378594	94490351	195.234	228.817
3) g-BHC	6.225	7.055	45740727	81152836	195.891	222.277
4) b-BHC	6.300	7.114	18885723	32003158	199.163	198.954
5) Heptachlor	6.637	7.434	43921584	78012422	193.286	220.071
6) d-BHC	6.450	7.373	44016986	79563682	202.059	192.875
7) Aldrin	6.878	7.703	42282992	73697118	191.639	221.275
8) Heptachlo...	7.339	8.141	38629005	67266896	187.378	218.373
9) trans-Chl...	7.435	8.282	40459355	67463571	192.007	216.347
10) cis-Chlor...	7.532	8.390	38789603	63748867	189.562	214.898
11) Endosulfa...	7.629	8.442	36273958	61251233	187.169	220.421
12) 4,4'-DDE	7.592	8.491	40550794	70133432	196.671	194.220
13) Dieldrin	7.801	8.643	42048253	69685127	195.231	225.569
14) Endrin	7.966	8.874	33554398	54542107	193.936	232.128
15) 4,4'-DDD	8.014	8.909	34664444	57884644	200.774	235.489
16) Endosulfa...	8.123	9.020	32037931	56742124	187.775	232.266
17) 4,4'-DDT	8.213	9.138	33779701	56160769	203.908	193.063
18) Endrin Al...	8.414	9.257	28205265	46664440	184.213	208.693
19) Endosulfa...	8.716	9.449	30589878	50080530	191.143	225.924
20) Methoxychlor	8.549	9.614	16842837	27125539	194.471	228.079
21) Endrin Ke...	8.911	9.854	38218148	59346864	200.126	236.978
23) Hexachlor...	3.223	0.000	6084	0	0.031	N.D. #
24) Hexachlor...	5.768	6.605	62990	11865	0.171	0.037 #
25) Oxychlordane	7.274	8.058	176557	22974	0.809	0.082 #
26) 2,4'-DDE	7.339	8.282	38629005	67463571	270.907	320.354
27) trans-Non...	7.532	8.343	38789603	148824	192.223	0.484 #
28) 2,4'-DDD	7.714	8.643	101817	69685127	0.800	377.820 #
29) 2,4'-DDT	7.897	8.874	137514	54542107	0.939	212.438 #
30) cis-Nonac...	8.014	8.909	34664444	57884644	147.073	169.680
31) Mirex	8.663	9.854	128855	59346864	0.709	265.905 #
32) Chlordane...	7.435	8.282	40459355	67463571	1724.492	1734.418
33) Chlordane...	7.532	8.390	38789603	63748867	1345.891	1986.074 #
34) Chlordane...	0.000	9.091f	0	190257	N.D.	17.919 #
35) Chlordane...	3.808	0.000	397238	0	NoCal	N.D.
36) Toxaphene...	7.532f	8.610	38789603	58664	36829.468	21.693 #
37) Toxaphene...	7.801	0.000	42048253	0	21622.373	N.D. #
38) Toxaphene...	8.123	9.020	32037931	56742124	7008.109	6969.259
39) Toxaphene...	8.334f	9.091	724794	190257	179.403	21.080 #
40) Toxaphene...	8.594	9.257	363464	46664440	110.550	9292.091 #
41) Toxaphene...	8.663	9.614	128855	27125539	29.674	4831.623 #
42) Toxaphene...	3.808	0.000	397238	0	NoCal	N.D.

(f)=RT Delta > 1/2 Window (#)=Amounts differ by > 40% (m)=manual int.

Quantitation Report (Not Reviewed)

Data Path : R:\data\2020-01\0A08041\REQUANT\
Data File : ECD5-01082019.D
Signal(s) : Signal #1: ECD1A.CH Signal #2: ECD2B.CH
Acq On : 08 Jan 2020 17:07
Operator : MJB
Sample : 0A08041-CAL9
Misc : A19K126, AB 200 ppb
ALS Vial : 16 (Sig #1); 0 (Sig #2) Sample Multiplier: 1

Integration File signal 1: PEST1.e
Integration File signal 2: PEST2.e
Quant Time: Jan 09 15:21:44 2020
Quant Method : R:\methods\ECD5_QUANTPEST_200107.M
Quant Title : Instrument: DualECD5
QLast Update : Thu Jan 09 11:11:29 2020
Response via : Initial Calibration
Integrator: ChemStation 6890 Scale Mode: Small noise peaks clipped



Data Path : R:\data\2020-01\0A08041\REQUANT\
 Data File : ECD5-01082022.D
 Signal(s) : Signal #1: ECD1A.CH Signal #2: ECD2B.CH
 Acq On : 08 Jan 2020 17:59
 Operator : MJB
 Sample : 0A08041-CALA
 Misc : A20A096, 9-42 0.5 ppb
 ALS Vial : 18 (Sig #1); 0 (Sig #2) Sample Multiplier: 1
 Integration File signal 1: PEST1.e
 Integration File signal 2: PEST2.e
 Quant Time: Jan 09 11:28:46 2020
 Quant Method : R:\methods\ECD5_QUANTPEST_200107.M
 Quant Title : Instrument: DualECD5
 QLast Update : Thu Jan 09 11:11:29 2020
 Response via : Initial Calibration
 Integrator: ChemStation 6890 Scale Mode: Small noise peaks clipped

MJB
1/9/20

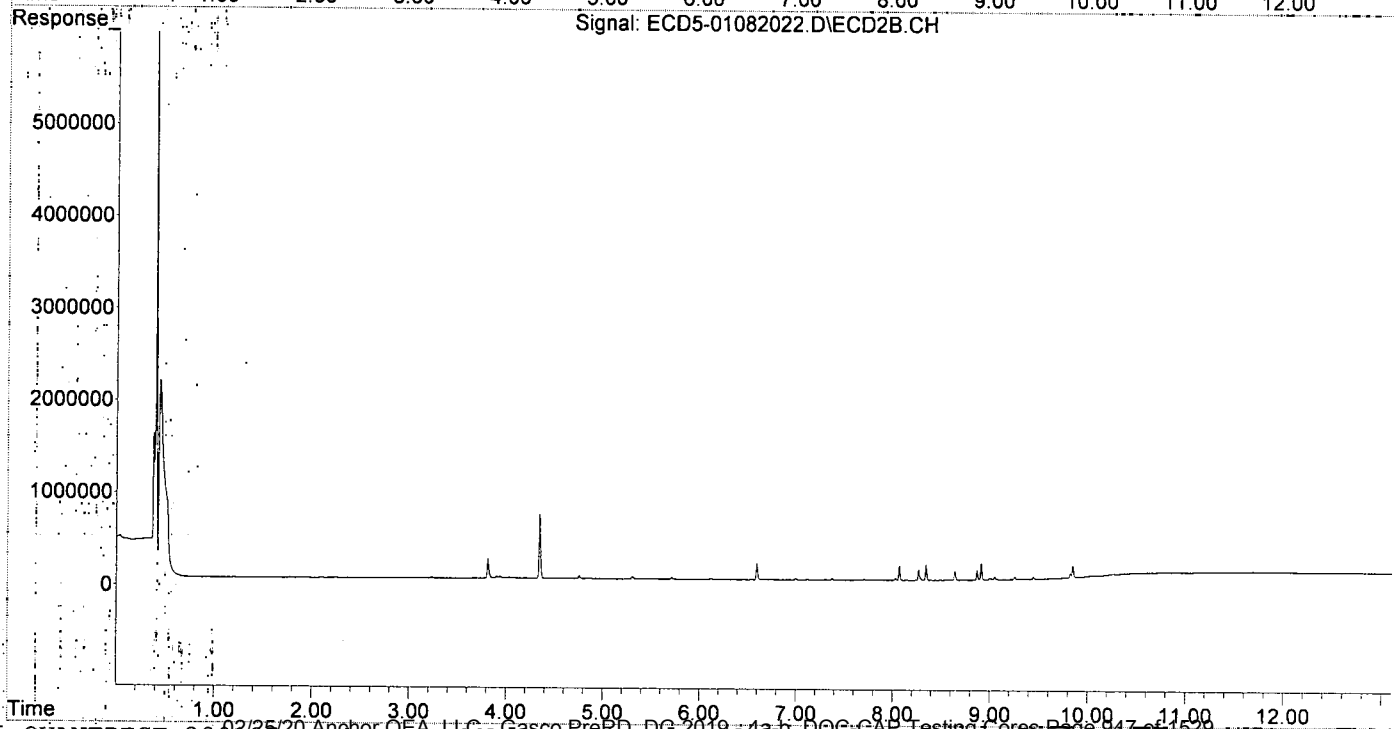
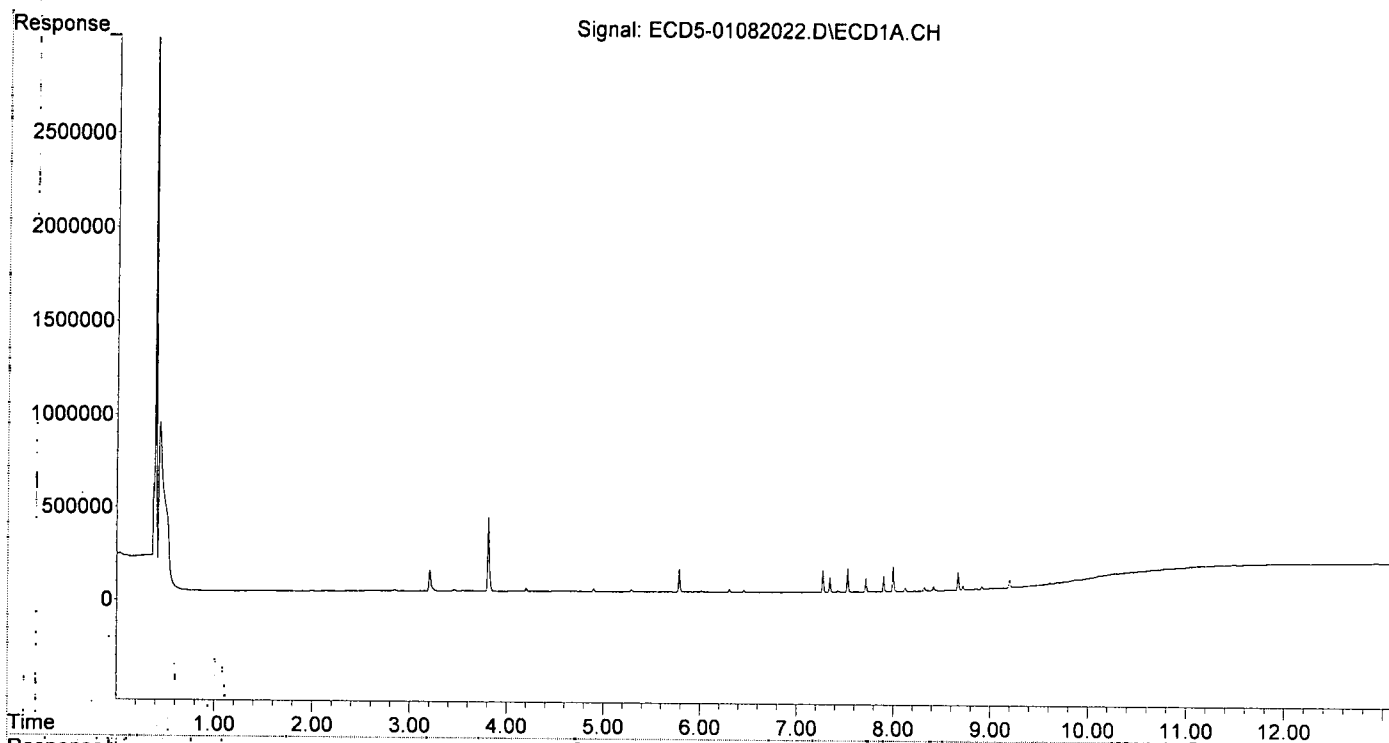
	Compound	RT#1	RT#2	Resp#1	Resp#2	ng/mL	ng/mL	
System Monitoring Compounds								
1)	S TCMX (S)	0.000	6.123	0	9793	N.D.	0.033	#
22)	S DCBP (S)	9.609	10.742	7330	5225	8131.936	0.029	#
Target Compounds								
2)	a-BHC	5.948	0.000	3356	0	0.013	N.D.	#
3)	g-BHC	0.000	0.000	0	0	N.D.	N.D.	
4)	b-BHC	6.303	7.114	14822	8788	5931.851	0.055	#
5)	Heptachlor	0.000	0.000	0	0	N.D.	N.D.	
6)	d-BHC	6.451	7.372	10898	16667	0.050	0.107	#
7)	Aldrin	0.000	7.704	0	13478	N.D.	0.040	#
8)	Heptachlo...	7.343	0.000	81726	0	0.396	N.D.	#
9)	trans-Chl...	7.421	8.268	7409	115006	0.035	0.369	#
10)	cis-Chlor...	7.527	0.000	126746	0	0.619	N.D.	#
11)	Endosulfa...	0.000	0.000	0	0	N.D.	N.D.	
12)	4,4'-DDE	0.000	0.000	0	0	N.D.	N.D.	
13)	Dieldrin	7.764f	8.643	3361	101849	0.016	0.330	#
14)	Endrin	7.997f	8.870	134243	108578	0.776	0.462	#
15)	4,4'-DDD	7.997	8.913	134243	177850	0.778	0.724	
16)	Endosulfa...	8.121	9.019	20280	13820	0.119	0.057	#
17)	4,4'-DDT	8.214	0.000	1986	0	0.012	N.D.	#
18)	Endrin Al...	8.415	9.256	21782	29354	0.142	0.131	
19)	Endosulfa...	8.717	9.447	20857	24871	0.130	0.112	
20)	Methoxychlor	0.000	9.615	0	2009	N.D.	0.017	#
21)	Endrin Ke...	8.911	9.851	12498	127755	0.065	0.510	#
23)	Hexachlor...	3.203	3.812	111441	211151	0.559	0.527	
24)	Hexachlor...	5.783	6.595	122709	175732	0.481	0.549	
25)	Oxychlorthane	7.270	8.069	118861	156922	0.478	0.561	
26)	2,4'-DDE	7.343	8.268	81726	115006	0.573	0.546	
27)	trans-Non...	7.527	8.345	126746	167484	0.483	0.545	
28)	2,4'-DDD	7.716	8.643	71868	101849	0.565	0.552	
29)	2,4'-DDT	7.899	8.870	83331	108578	0.569	0.486	
30)	cis-Nonac...	7.997	8.913	134243	177850	0.570	0.521	
31)	Mirex	8.667	9.851	96444	127755	0.468	0.470	
32)	Chlordane...	7.421	8.268	7409	115006	0.316	2.957	#
33)	Chlordane...	7.527	0.000	126746	0	4.398	N.D.	#
34)	Chlordane...	0.000	9.051	0	32420	N.D.	3.053	#
35)	Chlordane...	3.808	3.812	394864	211151	NoCal	NoCal	
36)	Toxaphene...	7.527	8.643f	126746	101849	120.341	37.662	#
37)	Toxaphene...	0.000	8.999f	0	18267	N.D.	5.245	#
38)	Toxaphene...	8.121	8.999	20280	18267	0.692	BelowCal	#
39)	Toxaphene...	0.000	9.051f	0	32420	N.D.	3.592	#
40)	Toxaphene...	0.000	9.256	0	29354	N.D.	5.845	#
41)	Toxaphene...	8.667	9.615	96444	2009	22.210	0.358	#
42)	Toxaphene...	3.808	3.812	394864	211151	NoCal	NoCal	

(f)=RT Delta > 1/2 Window (#)=Amounts differ by > 40% (m)=manual int.

Quantitation Report (Not Reviewed)

Data Path : R:\data\2020-01\0A08041\REQUANT\
Data File : ECD5-01082022.D
Signal(s) : Signal #1: ECD1A.CH Signal #2: ECD2B.CH
Acq On : 08 Jan 2020 17:59
Operator : MJB
Sample : 0A08041-CALA
Misc : A20A096, 9-42 0.5 ppb
ALS Vial : 18 (Sig #1); 0 (Sig #2) Sample Multiplier: 1

Integration File signal 1: PEST1.e
Integration File signal 2: PEST2.e
Quant Time: Jan 09 11:28:46 2020
Quant Method : R:\methods\ECD5_QUANTPEST_200107.M
Quant Title : Instrument: DualECD5
QLast Update : Thu Jan 09 11:11:29 2020
Response via : Initial Calibration
Integrator: ChemStation 6890 Scale Mode: Small noise peaks clipped



Data Path: R:\data\2020-01\0A08041\REQUANT\
 Data File: ECD5-01082023.D
 Signal(s): Signal #1: ECD1A.CH Signal #2: ECD2B.CH
 Acq On: 08 Jan 2020 18:16
 Operator: MJB
 Sample: 0A08041-CALB
 Misc: A19K263, 9-42 1 ppb
 ALS Vial: 19 (Sig #1); 0 (Sig #2) Sample Multiplier: 1

Integration File signal 1: PEST1.e
 Integration File signal 2: PEST2.e
 Quant Time: Jan 09 11:29:07 2020
 Quant Method: R:\methods\ECD5_QUANTPEST_200107.M
 Quant Title: Instrument: DualECD5
 Last Update: Thu Jan 09 11:11:29 2020
 Response via: Initial Calibration
 Integrator: ChemStation 6890 Scale Mode: Small noise peaks clipped

Compound	RT#1	RT#2	Resp#1	Resp#2	ng/mL	ng/mL
System Monitoring Compounds						
1) S TCMX (S)	0.000	6.125	0	9319	N.D.	0.031 #
22) S DCBP (S)	9.609	10.740	8276	6867	8131.930	0.039 #
Target Compounds						
2) a-BHC	5.948	0.000	3587	0	0.014	N.D. #
3) g-BHC	0.000	0.000	0	0	N.D.	N.D.
4) b-BHC	6.303	7.115	18553	12880	0.022	0.080 #
5) Heptachlor	0.000	0.000	0	0	N.D.	N.D.
6) d-BHC	6.451	7.372	7294	11154	0.033	0.091 #
7) Aldrin	0.000	7.705	0	13529	N.D.	0.041 #
8) Heptachlo...	7.343	0.000	161136	0	0.782	N.D. #
9) trans-Chl...	7.423	8.269	7950	220925	0.038	0.708 #
10) cis-Chlor...	7.527	0.000	240849	0	1.177	N.D. #
11) Endosulfa...	7.593f	0.000	2151	0	0.011	N.D. #
12) 4,4'-DDE	7.593	0.000	2151	0	0.010	N.D. #
13) Dieldrin	7.804	8.644	3226	193608	0.015	0.627 #
14) Endrin	7.997f	8.871	263651	215626	1.524	0.918
15) 4,4'-DDD	7.997	8.914	263651	344851	1.527	1.403
16) Endosulfa...	8.122	9.019	19206	9934	0.113	0.041 #
17) 4,4'-DDT	8.214	0.000	2581	0	0.016	N.D. #
18) Endrin Al...	8.415	9.257	12354	15833	0.081	0.071
19) Endosulfa...	8.717	9.448	12580	14348	0.079	0.065
20) Methoxychlor	0.000	0.000	0	0	N.D.	N.D.
21) Endrin. Ke...	8.911	9.851	9517	237397	0.050	0.948 #
23) Hexachlor...	3.204	3.812	233620	433391	1.171	1.082
24) Hexachlor...	5.783	6.595	233462	346466	1.056	1.082
25) Oxychlordane	7.271	8.070	223883	298417	1.080	1.067
26) 2,4'-DDE	7.343	8.269	161136	220925	1.130	1.049
27) trans-Non...	7.527	8.345	240849	328300	1.058	1.068
28) 2,4'-DDD	7.716	8.644	143303	193608	1.126	1.050
29) 2,4'-DDT	7.900	8.871	162358	215626	1.108	1.066
30) cis-Nonac...	7.997	8.914	263651	344851	1.119	1.011
31) Mirex	8.667	9.851	181371	237397	1.098	1.105
32) Chlordane...	7.423	8.269	7950	220925	0.339	5.680 #
33) Chlordane...	7.527	0.000	240849	0	8.357	N.D. #
34) Chlordane...	0.000	9.053	0	30787	N.D.	2.900 #
35) Chlordane...	3.808	3.812	430003	433391	NoCal	NoCal
36) Toxaphene...	7.527	8.644f	240849	193608	228.678	71.592 #
37) Toxaphene...	7.804	8.999f	3226	19180	1.659	5.507 #
38) Toxaphene...	8.122	8.999	19206	19180	0.435	BelowCal #
39) Toxaphene...	8.319f	9.053	17752	30787	4.394	3.411
40) Toxaphene...	0.000	9.257	0	15833	N.D.	3.153 #
41) Toxaphene...	8.667	0.000	181371	0	41.768	N.D. #
42) Toxaphene...	3.808	3.812	430003	433391	NoCal	NoCal

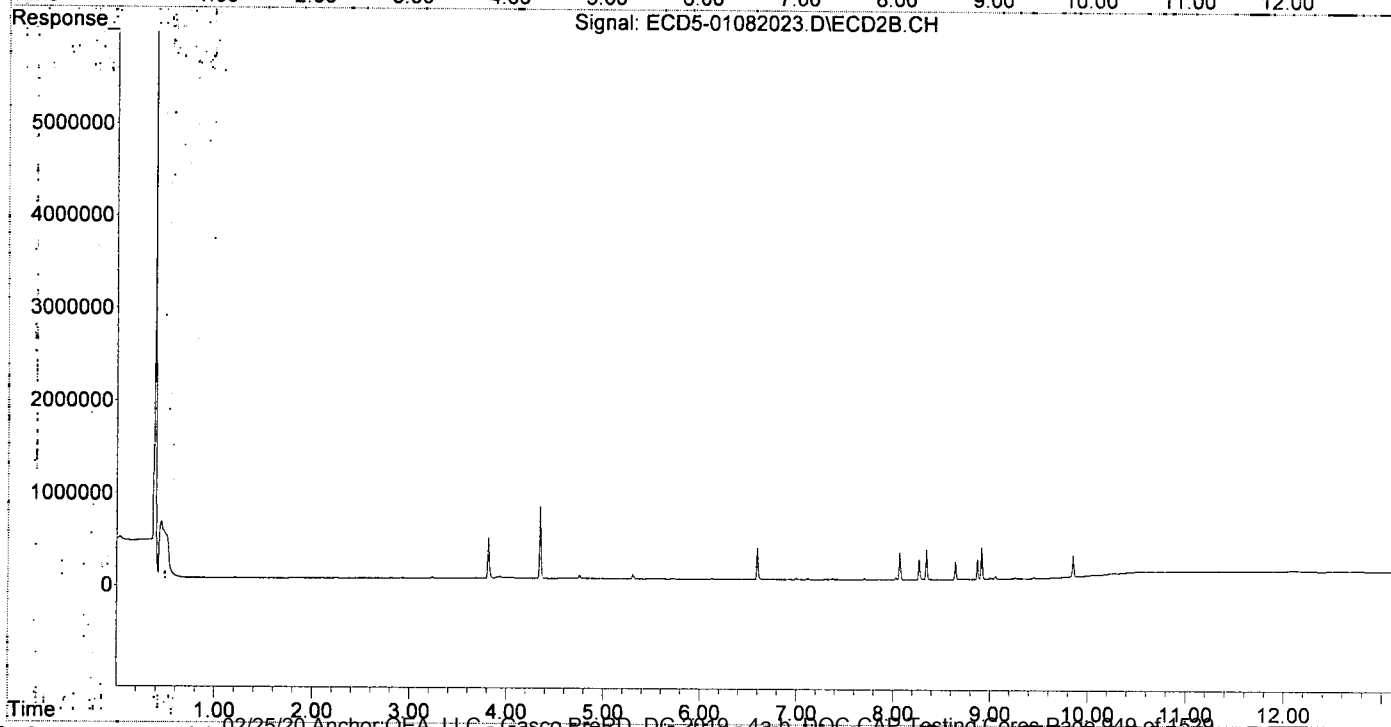
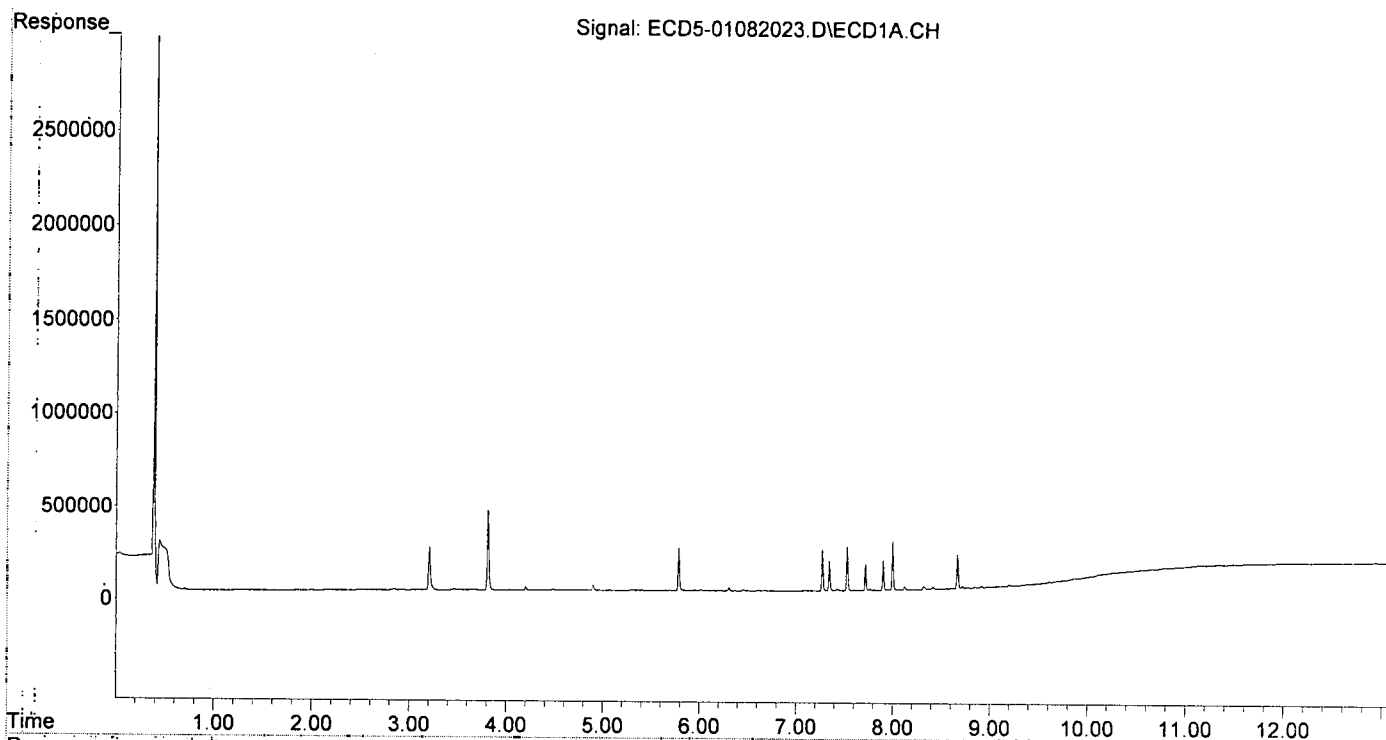
MJB
1/9/20

(f)=RT Delta > 1/2 Window (#)=Amounts differ by > 40% (m)=manual int.

Quantitation Report (Not Reviewed)

Data Path : R:\data\2020-01\0A08041\REQUANT\
Data File : ECD5-01082023.D
Signal(s) : Signal #1: ECD1A.CH Signal #2: ECD2B.CH
Acq On : 08 Jan 2020 18:16
Operator : MJB
Sample : 0A08041-CALB
Misc : A19K263, 9-42 1 ppb
ALS Vial : 19 (Sig #1); 0 (Sig #2) Sample Multiplier: 1

Integration File signal 1: PEST1.e
Integration File signal 2: PEST2.e
Quant Time: Jan 09 11:29:07 2020
Quant Method : R:\methods\ECD5_QUANTPEST_200107.M
Quant Title : Instrument: DualECD5
QLast Update : Thu Jan 09 11:11:29 2020
Response via : Initial Calibration
Integrator: ChemStation 6890 Scale Mode: Small noise peaks clipped



Data Path : R:\data\2020-01\0A08041\REQUANT\
 Data File : ECD5-01082024.D
 Signal(s) : Signal #1: ECD1A.CH Signal #2: ECD2B.CH
 Acq On : 08 Jan 2020 18:33
 Operator : MJB
 Sample : 0A08041-CALC
 Misc : A19K264, 9-42 2 ppb
 ALS Vial : 20 (Sig #1); 0 (Sig #2) Sample Multiplier: 1

Integration File signal 1: PEST1.e
 Integration File signal 2: PEST2.e
 Quant Time: Jan 09 11:29:23 2020
 Quant Method: R:\methods\ECD5_QUANTPEST_200107.M
 Quant Title: Instrument: DualECD5
 QLast Update: Thu Jan 09 11:11:29 2020
 Response via: Initial Calibration
 Integrator: ChemStation 6890 Scale Mode: Small noise peaks clipped

MJB
4/9/20

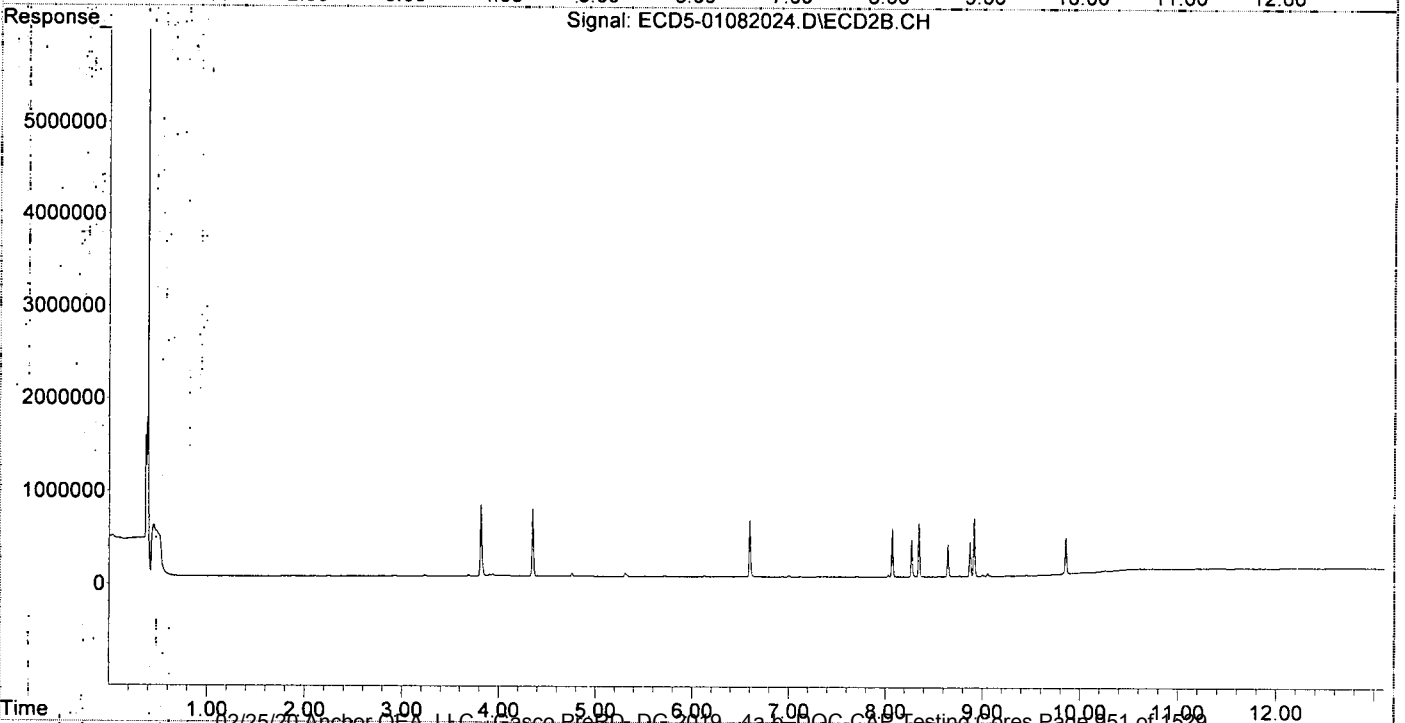
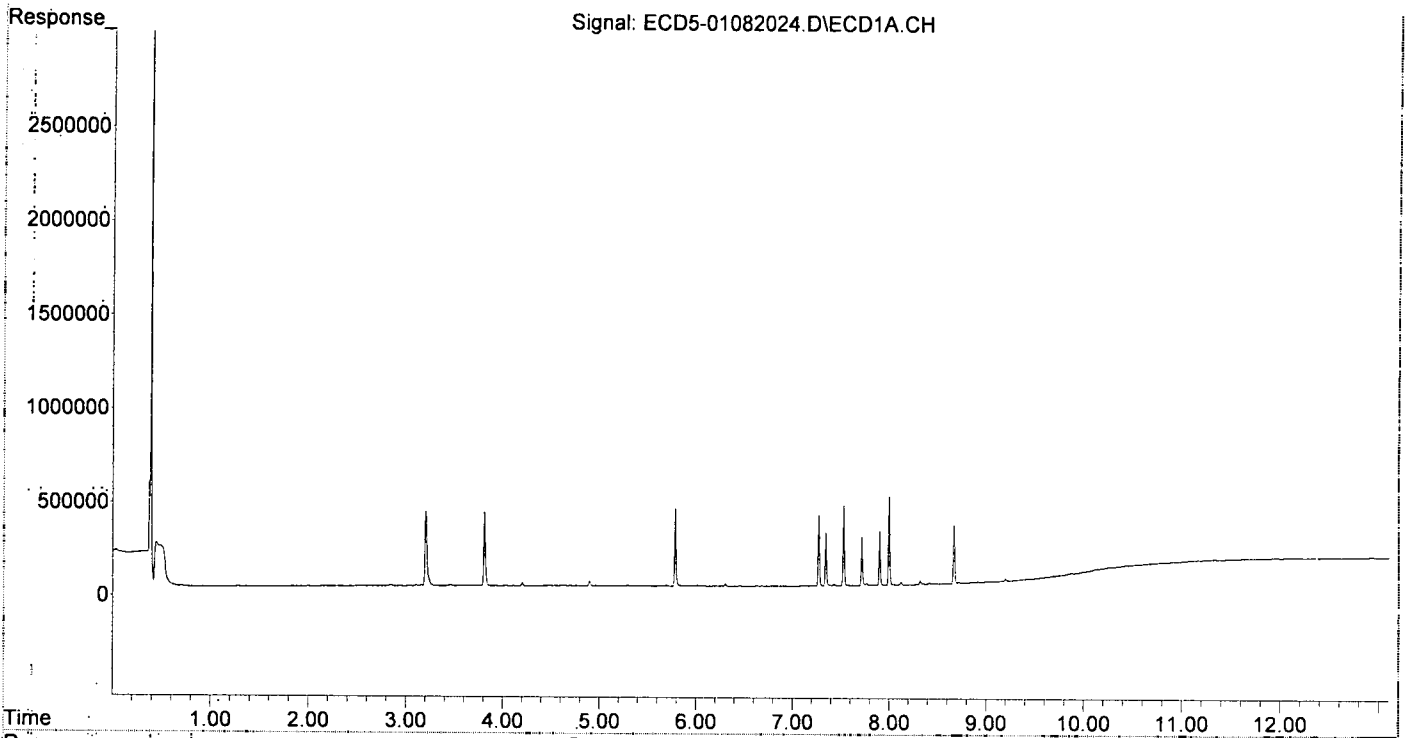
Compound	RT#1	RT#2	Resp#1	Resp#2	ng/mL	ng/mL
System-Monitoring Compounds						
1) S TCMX (S)	0.000	6.125	0	9225	N.D.	0.031 #
22) S DCBP (S)	9.609	10.744	8599	6530	8131.928	0.037 #
Target Compounds						
2) a-BHC	5.948	0.000	2896	0	0.011	N.D. #
3) g-BHC	0.000	0.000	0	0	N.D.	N.D.
4) b-BHC	6.303	0.000	12293	0	5931.877	N.D. #
5) Heptachlor	0.000	0.000	0	0	N.D.	N.D.
6) d-BHC	6.452	7.372	4541	6885	0.021	0.078 #
7) Aldrin	0.000	7.705	0	11016	N.D.	0.033 #
8) Heptachlo...	7.343	0.000	286330	0	1.389	N.D. #
9) trans-Chl...	7.423	8.269	6682	399650	0.032	1.282 #
10) cis-Chlor...	7.527	0.000	424879	0	2.076	N.D. #
11) Endosulfa...	0.000	0.000	0	0	N.D.	N.D.
12) 4,4'-DDE	0.000	0.000	0	0	N.D.	N.D.
13) Dieldrin	7.764f	8.644	12244	345575	0.057	1.119 #
14) Endrin	7.997f	8.871	471473	367900	2.725	1.566 #
15) 4,4'-DDD	7.997	8.914	471473	627227	2.731	2.552
16) Endosulfa...	8.120	8.999f	15406	17250	0.090	0.071
17) 4,4'-DDT	0.000	0.000	0	0	N.D.	N.D.
18) Endrin Al...	8.415	9.257	7625	9030	0.050	0.040
19) Endosulfa...	8.717	9.448	6228	7337	0.039	0.033
20) Methoxychlor	0.000	0.000	0	0	N.D.	N.D.
21) Endrin Ke...	8.911	9.851	4458	390163	0.023	1.558 #
23) Hexachlor...	3.204	3.812	399253	769290	2.002	1.920
24) Hexachlor...	5.783	6.595	418552	608347	2.017	1.900
25) Oxychlordane	7.270	8.070	376867	529184	1.958	1.892
26) 2,4'-DDE	7.343	8.269	286330	399650	2.008	1.898
27) trans-Non...	7.527	8.345	424879	574207	1.986	1.867
28) 2,4'-DDD	7.716	8.644	258533	345575	2.032	1.874
29) 2,4'-DDT	7.899	8.871	289368	367900	1.976	1.890
30) cis-Nonac...	7.997	8.914	471473	627227	2.000	1.839
31) Mirex	8.667	9.851	308615	390163	2.042	1.987
32) Chlordane...	7.423	8.269	6682	399650	0.285	10.275 #
33) Chlordane...	7.527	0.000	424879	0	14.742	N.D. #
34) Chlordane...	0.000	9.053	0	32232	N.D.	3.036 #
35) Chlordane...	3.808	3.812	396227	769290	NoCal	NoCal
36) Toxaphene...	7.527	8.644f	424879	345575	403.409	127.787 #
37) Toxaphene...	7.764f	8.999f	12244	17250	6.296	4.953
38) Toxaphene...	8.120	8.999	15406	17250	BelowCal	BelowCal
39) Toxaphene...	8.319f	9.053	17956	32232	4.444	3.571
40) Toxaphene...	0.000	9.257	0	9030	N.D.	1.798 #
41) Toxaphene...	8.667	0.000	308615	0	71.071	N.D. #
42) Toxaphene...	3.808	3.812	396227	769290	NoCal	NoCal

(f)=RT Delta > 1/2 Window (#)=Amounts differ by > 40% (m)=manual int.

Quantitation Report (Not Reviewed)

Data Path : R:\data\2020-01\0A08041\REQUANT\
Data File : ECD5-01082024.D
Signal(s) : Signal #1: ECD1A.CH Signal #2: ECD2B.CH
Acq On : 08 Jan 2020 18:33
Operator : MJB
Sample : 0A08041-CALC
Misc : A19K264, 9-42 2 ppb
ALS Vial : 20 (Sig #1); 0 (Sig #2) Sample Multiplier: 1

Integration File signal 1: PEST1.e
Integration File signal 2: PEST2.e
Quant Time: Jan 09 11:29:23 2020
Quant Method : R:\methods\ECD5_QUANTPEST_200107.M
Quant Title : Instrument: DualECD5
QLast Update : Thu Jan 09 11:11:29 2020
Response via : Initial Calibration
Integrator: ChemStation 6890 Scale Mode: Small noise peaks clipped



Data Path : R:\data\2020-01\0A08041\REQUANT\
 Data File : ECD5-01082025.D
 Signal(s) : Signal #1: ECD1A.CH Signal #2: ECD2B.CH
 Acq On : 08 Jan 2020 18:51
 Operator : MJB
 Sample : 0A08041-CALD
 Misc : A19K265, 9-42 5 ppb
 ALS Vial : 21 (Sig #1); 0 (Sig #2) Sample Multiplier: 1

Integration File signal 1: PEST1.e
 Integration File signal 2: PEST2.e
 Quant Time: Jan 09 11:29:37 2020
 Quant Method : R:\methods\ECD5_QUANTPEST_200107.M
 Quant Title : Instrument: DualECD5
 Last Update : Thu Jan 09 11:11:29 2020
 Response via : Initial Calibration
 Integrator : ChemStation 6890 Scale Mode: Small noise peaks clipped

MJB
1/9/20

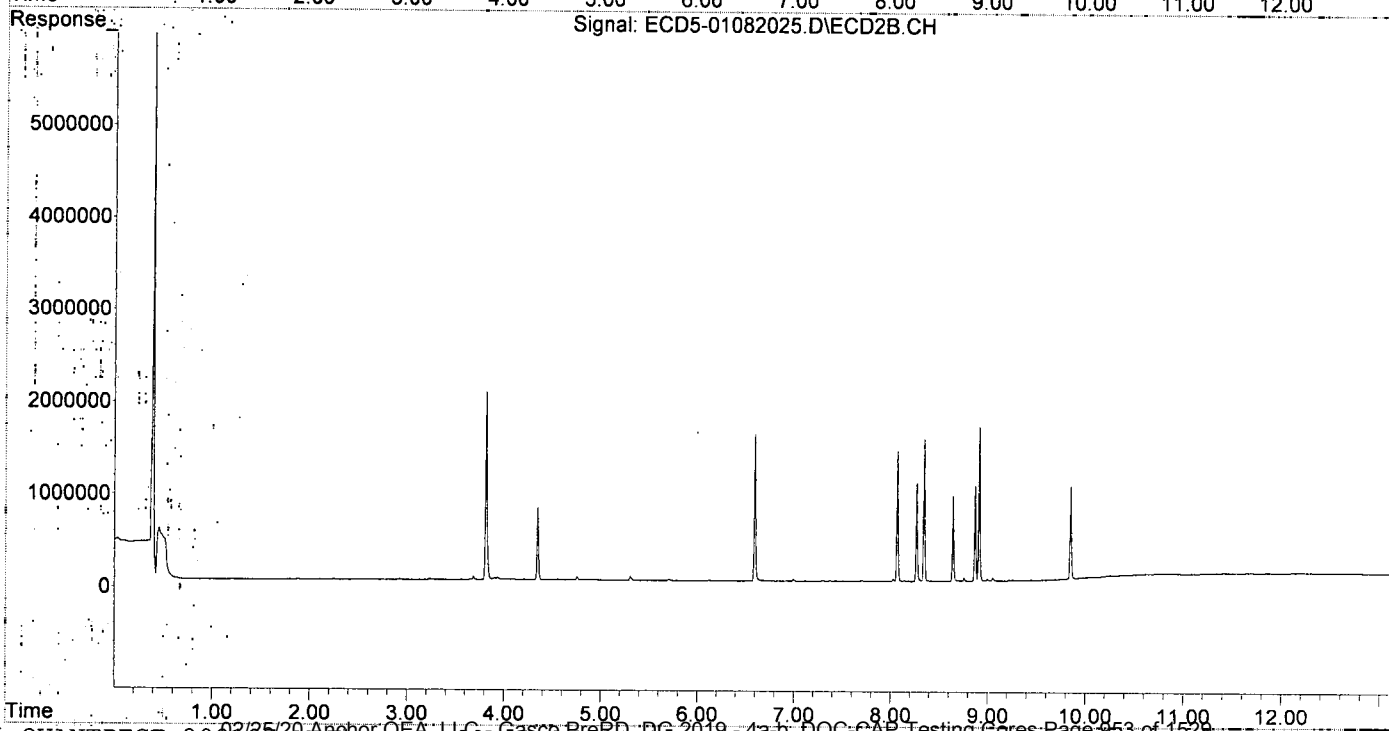
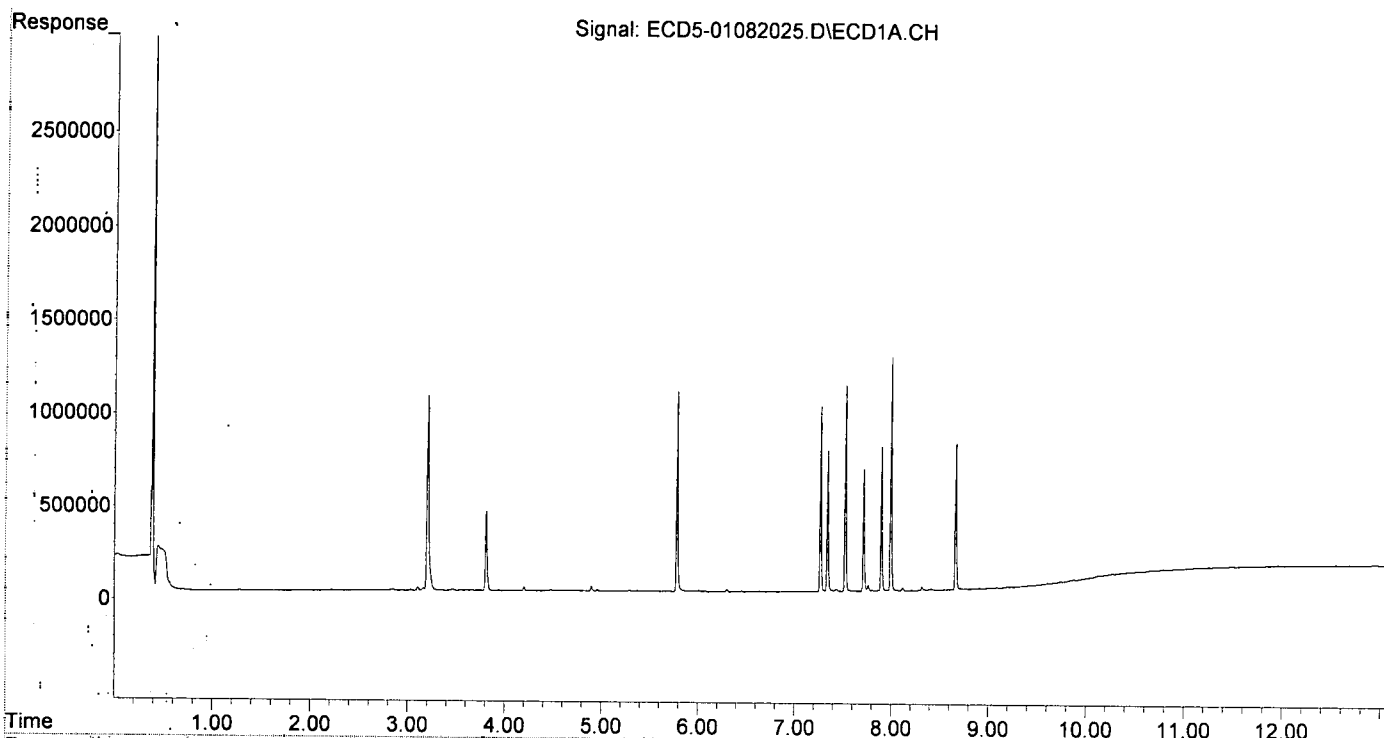
Compound	RT#1	RT#2	Resp#1	Resp#2	ng/mL	ng/mL
System Monitoring Compounds						
1) S TCMX (S)	5.374f	0.000	2937	0	0.015	N.D. #
22) S DCBP (S)	9.607	10.740	8489	13065	8131.928	0.073 #
Target Compounds						
2) a-BHC	5.944	0.000	5372	0	0.020	N.D. #
3) g-BHC	0.000	0.000	0	0	N.D.	N.D.
4) b-BHC	6.300	0.000	15250	0	5931.847	N.D. #
5) Heptachlor	6.637	0.000	3578	0	0.016	N.D. #
6) d-BHC	6.451	7.372	5501	7862	0.025	0.081 #
7) Aldrin	0.000	7.704	0	12874	N.D.	0.039 #
8) Heptachlo...	7.342	8.141	750391	8611	3.640	0.028 #
9) trans-Chl...	7.437	8.269	11992	1064459	0.057	3.414 #
10) cis-Chlor...	7.526	8.387	1102633	7682	5.388	0.026 #
11) Endosulfa...	0.000	0.000	0	0	N.D.	N.D.
12) 4,4'-DDE	0.000	0.000	0	0	N.D.	N.D.
13) Dieldrin	0.000	8.643	0	924181	N.D.	2.992 #
14) Endrin	7.996f	8.870	1247247	1030344	7.209	4.385
15) 4,4'-DDD	7.996	8.913	1247247	1678168	7.224	6.827
16) Endosulfa...	8.118	8.998f	16102	20216	0.094	0.083
17) 4,4'-DDT	0.000	0.000	0	0	N.D.	N.D.
18) Endrin Al...	8.414	9.256	6990	8524	0.046	0.038
19) Endosulfa...	8.715	9.447	7222	6140	0.045	0.028
20) Methoxychlor	0.000	0.000	0	0	N.D.	N.D.
21) Endrin Ke...	8.911	9.850	3719	1002877	0.019	4.005 #
23) Hexachlor...	3.204	3.812	1045541	2029333	5.242	5.064 #
24) Hexachlor...	5.783	6.595	1068601	1591805	5.391	4.973
25) Oxychlordane	7.269	8.069	992877	1413459	5.489	5.054
26) 2,4'-DDE	7.342	8.269	750391	1064459	5.263	5.055
27) trans-Non...	7.526	8.345	1102633	1536268	5.403	4.996
28) 2,4'-DDD	7.715	8.643	654513	924181	5.144	5.011
29) 2,4'-DDT	7.899	8.870	769647	1030344	5.254	5.443
30) cis-Nonac...	7.996	8.913	1247247	1678168	5.292	4.919
31) Mirex	8.666	9.850	779540	1002877	5.538	5.510 #
32) Chlordane...	7.437	8.269	11992	1064459	0.511	27.366 #
33) Chlordane...	7.526	8.387	1102633	7682	38.258	0.239 #
34) Chlordane...	8.118f	9.052	16102	32317	2.117	3.044 #
35) Chlordane...	3.808	3.812	428028	2029333	NoCal	NoCal
36) Toxaphene...	7.526	8.643f	1102633	924181	1046.915	341.744 #
37) Toxaphene...	0.000	8.998f	0	20216	N.D.	5.805 #
38) Toxaphene...	8.118	8.998	16102	20216	BelowCal	BelowCal
39) Toxaphene...	8.318f	9.052f	18822	32317	4.659	3.581
40) Toxaphene...	0.000	9.256	0	8524	N.D.	1.697 #
41) Toxaphene...	8.666	0.000	779540	0	179.520	N.D. #
42) Toxaphene...	3.808	3.812	428028	2029333	NoCal	NoCal

(f)=RT Delta > 1/2 Window (#)=Amounts differ by > 40% (m)=manual int.

Quantitation Report (Not Reviewed)

Data Path : R:\data\2020-01\0A08041\REQUANT\
Data File : ECD5-01082025.D
Signal(s) : Signal #1: ECD1A.CH Signal #2: ECD2B.CH
Acq:On : 08 Jan 2020 18:51
Operator : MJB
Sample : 0A08041-CALD
Misc : A19K265, 9-42 5 ppb
ALS Vial : 21 (Sig #1); 0 (Sig #2) Sample Multiplier: 1

Integration File signal 1: PEST1.e
Integration File signal 2: PEST2.e
Quant Time: Jan 09 11:29:37 2020
Quant Method : R:\methods\ECD5_QUANTPEST_200107.M
Quant Title : Instrument: DualECD5
QLast Update : Thu Jan 09 11:11:29 2020
Response via : Initial Calibration
Integrator: ChemStation 6890 Scale Mode: Small noise peaks clipped



Data Path: R:\data\2020-01\0A08041\REQUANT\
 Data File: ECD5-01082026.D
 Signal(s): Signal #1: ECD1A.CH Signal #2: ECD2B.CH
 Acq On: 08 Jan 2020 19:08
 Operator: MJB
 Sample: 0A08041-CALE
 Misc: A19K266, 9-42 10 ppb
 ALS Vial: 22 (Sig #1); 0 (Sig #2) Sample Multiplier: 1

Integration File signal 1: PEST1.e
 Integration File signal 2: PEST2.e
 Quant Time: Jan 09 11:29:53 2020
 Quant Method: R:\methods\ECD5_QUANTPEST_200107.M
 Quant Title: Instrument: DualECD5
 Last Update: Thu Jan 09 11:11:29 2020
 Response via: Initial Calibration
 Integrator: ChemStation 6890 Scale Mode: Small noise peaks clipped

MJP
1/9/20

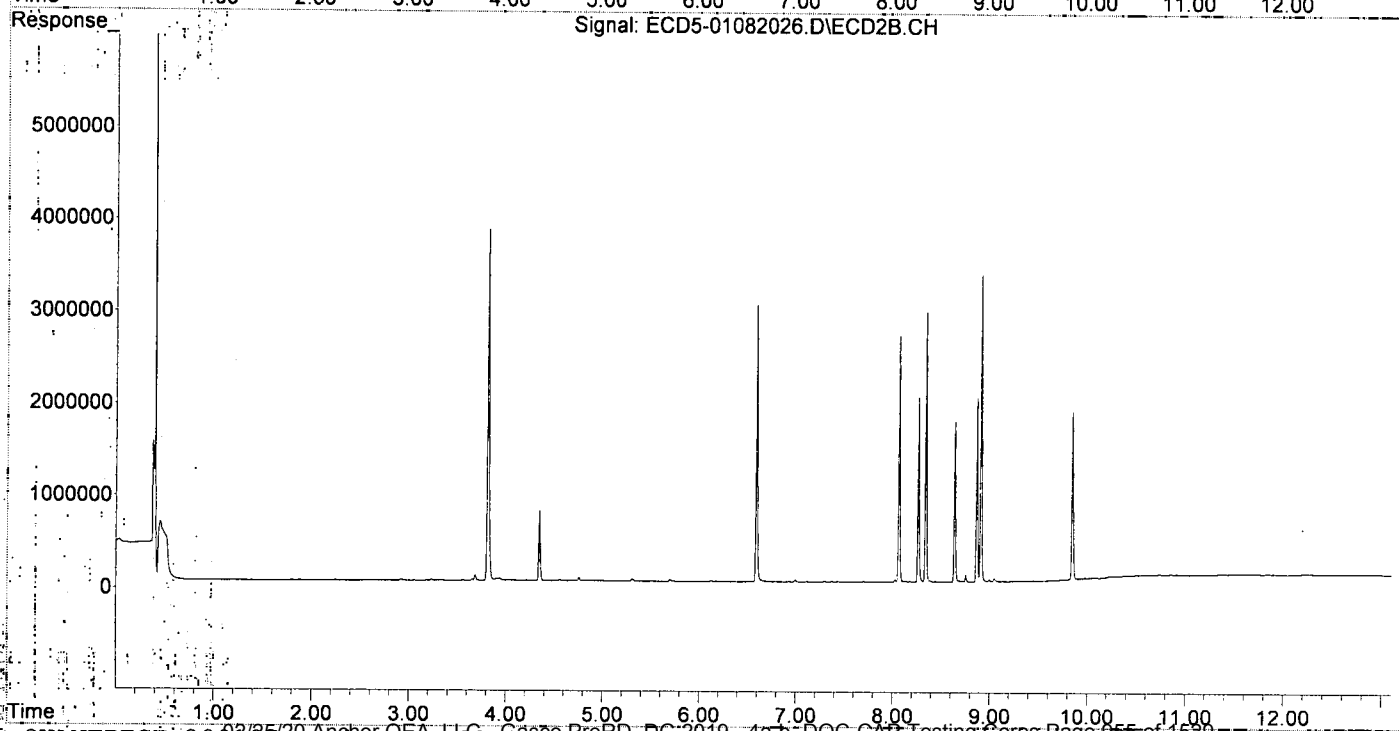
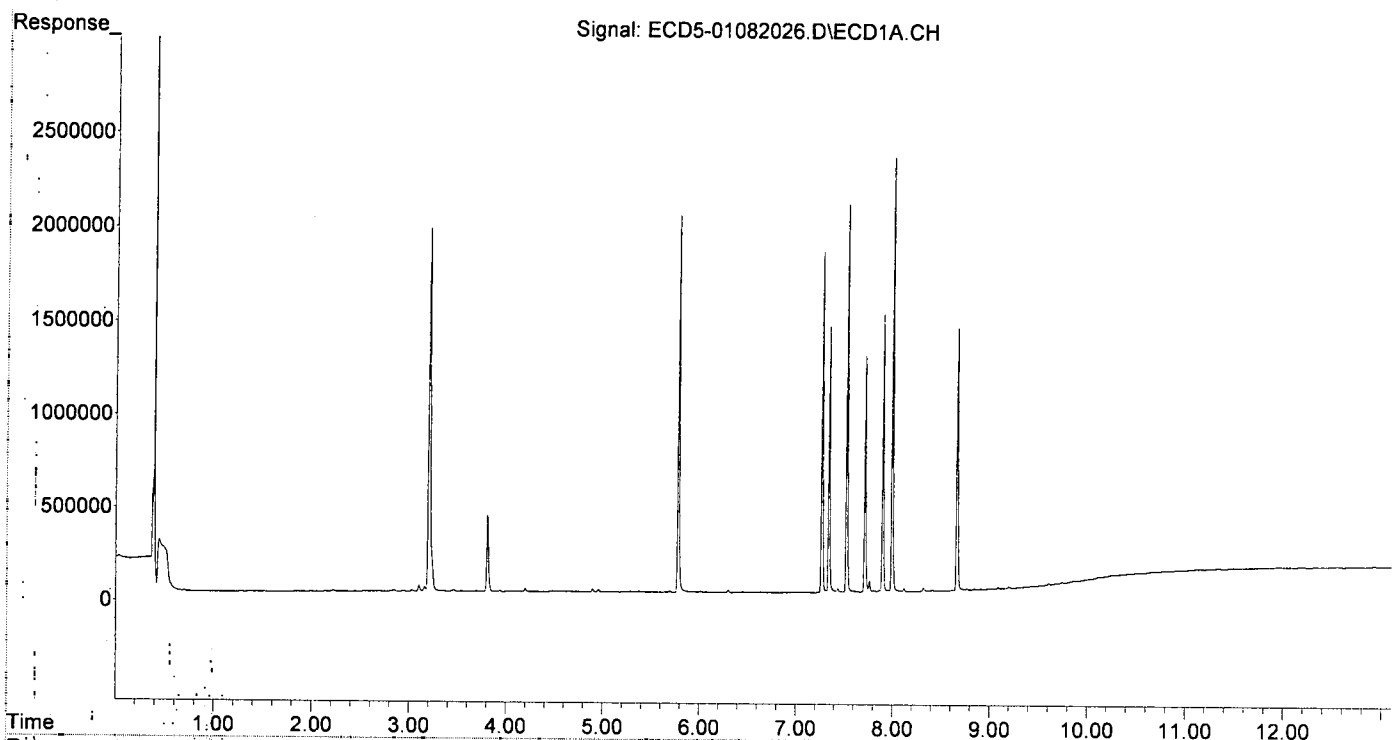
	Compound	RT#1	RT#2	Resp#1	Resp#2	ng/mL	ng/mL
System Monitoring Compounds							
1)	S TCMX (S)	5.374f	6.123	4995	9213	0.026	0.031
22)	S DCBP (S)	9.608	10.738	14339	10091	8131.889	0.057 #
Target Compounds							
2)	a-BHC	5.947	0.000	5246	0	0.020	N.D. #
3)	g-BHC	0.000	0.000	0	0	N.D.	N.D.
4)	b-BHC	6.301	0.000	13900	0	5931.860	N.D. #
5)	Heptachlor	6.637	0.000	3836	0	0.017	N.D. #
6)	d-BHC	6.451	7.371	4222	6789	0.019	0.078 #
7)	Aldrin	0.000	7.703	0	7202	N.D.	0.022 #
8)	Heptachlo...	7.342	8.138	1426392	11026	6.919	0.036 #
9)	trans-Chl...	7.436	8.268	20121	2004027	0.095	6.427 #
10)	cis-Chlor...	7.525	8.386	2076481	12938	10.148	0.044 #
11)	Endosulfa...	0.000	0.000	0	0	N.D.	N.D.
12)	4,4'-DDE	0.000	0.000	0	0	N.D.	N.D.
13)	Dieldrin	7.805	8.642	7225	1737598	0.034	5.625 #
14)	Endrin	7.961	8.870	6678	1992196	0.039	8.479 #
15)	4,4'-DDD	7.995f	8.912	2325112	3312382	13.467	13.476
16)	Endosulfa...	8.119	8.997f	16894	20873	0.099	0.085
17)	4,4'-DDT	0.000	0.000	0	0	N.D.	N.D.
18)	Endrin Al...	8.414	9.255	5403	6201	0.035	0.028
19)	Endosulfa...	0.000	9.447	0	4463	N.D.	0.020 #
20)	Methoxychlor	0.000	0.000	0	0	N.D.	N.D.
21)	Endrin Ke...	8.910	9.849	3444	1814573	0.018	7.246 #
23)	Hexachlor...	3.204	3.812	1945769	3803037	9.756	9.490
24)	Hexachlor...	5.782	6.594	2009121	3000124	10.273	9.372
25)	Oxychlorthane	7.269	8.069	1829348	2670941	10.279	9.550
26)	2,4'-DDE	7.342	8.268	1426392	2004027	10.003	9.516
27)	trans-Non...	7.525	8.344	2076481	2924036	10.309	9.509
28)	2,4'-DDD	7.715	8.642	1263326	1737598	9.929	9.421
29)	2,4'-DDT	7.898	8.870	1485096	1992196	10.139	10.523
30)	cis-Nonac...	7.995	8.912	2325112	3312382	9.865	9.710
31)	Mirex	8.665	9.849	1404908	1814573	10.185	10.135
32)	Chlordane...	7.436	8.268	20121	2004027	0.858	51.521 #
33)	Chlordane...	7.525	8.386	2076481	12938	72.048	0.403 #
34)	Chlordane...	8.119f	9.051	16894	32249	2.221	3.037
35)	Chlordane...	3.808	3.812	406071	3803037	NoCal	NoCal
36)	Toxaphene...	7.525	8.642f	2076481	1737598	1971.551	642.530 #
37)	Toxaphene...	7.805	8.997f	7225	20873	3.715	5.994 #
38)	Toxaphene...	8.119	8.997	16894	20873	BelowCal	0.118
39)	Toxaphene...	8.318f	9.051f	17636	32249	4.365	3.573
40)	Toxaphene...	0.000	9.255	0	6201	N.D.	1.235 #
41)	Toxaphene...	8.665	0.000	1404908	0	323.536	N.D. #
42)	Toxaphene...	3.808	3.812	406071	3803037	NoCal	NoCal

(f)=RT Delta > 1/2 Window (#)=Amounts differ by > 40% (m)=manual int.

Quantitation Report (Not Reviewed)

Data Path : R:\data\2020-01\0A08041\REQUANT\
Data File : ECD5-01082026.D
Signal(s) : Signal #1: ECD1A.CH Signal #2: ECD2B.CH
Acq On : 08 Jan 2020 19:08
Operator : MJB
Sample : 0A08041-CALE
Misc : A19K266, 9-42 10 ppb
ALS Vial : 22 (Sig #1); 0 (Sig #2) Sample Multiplier: 1

Integration File signal 1: PEST1.e
Integration File signal 2: PEST2.e
Quant Time: Jan 09 11:29:53 2020
Quant Method : R:\methods\ECD5_QUANTPEST_200107.M
Quant Title : Instrument: DualECD5
QLast Update : Thu Jan 09 11:11:29 2020
Response via : Initial Calibration
Integrator: ChemStation 6890 Scale Mode: Small noise peaks clipped



Data Path: R:\data\2020-01\0A08041\REQUANT\
 Data File: ECD5-01082027.D
 Signal(s): Signal #1: ECD1A.CH Signal #2: ECD2B.CH
 Acq On: 08 Jan 2020 19:25
 Operator: MJB
 Sample: 0A08041-CALF
 Misc: A19J407, 9-42 25 ppb
 ALS Vial: 23 (Sig #1); 0 (Sig #2) Sample Multiplier: 1

Integration File signal 1: PEST1.e
 Integration File signal 2: PEST2.e
 Quant Time: Jan 09 11:30:07 2020
 Quant Method: R:\methods\ECD5_QUANTPEST_200107.M
 Quant Title: Instrument: DualECD5
 QLast Update: Thu Jan 09 11:11:29 2020
 Response via: Initial Calibration
 Integrator: ChemStation 6890 Scale Mode: Small noise peaks clipped

MB
 1/9/20

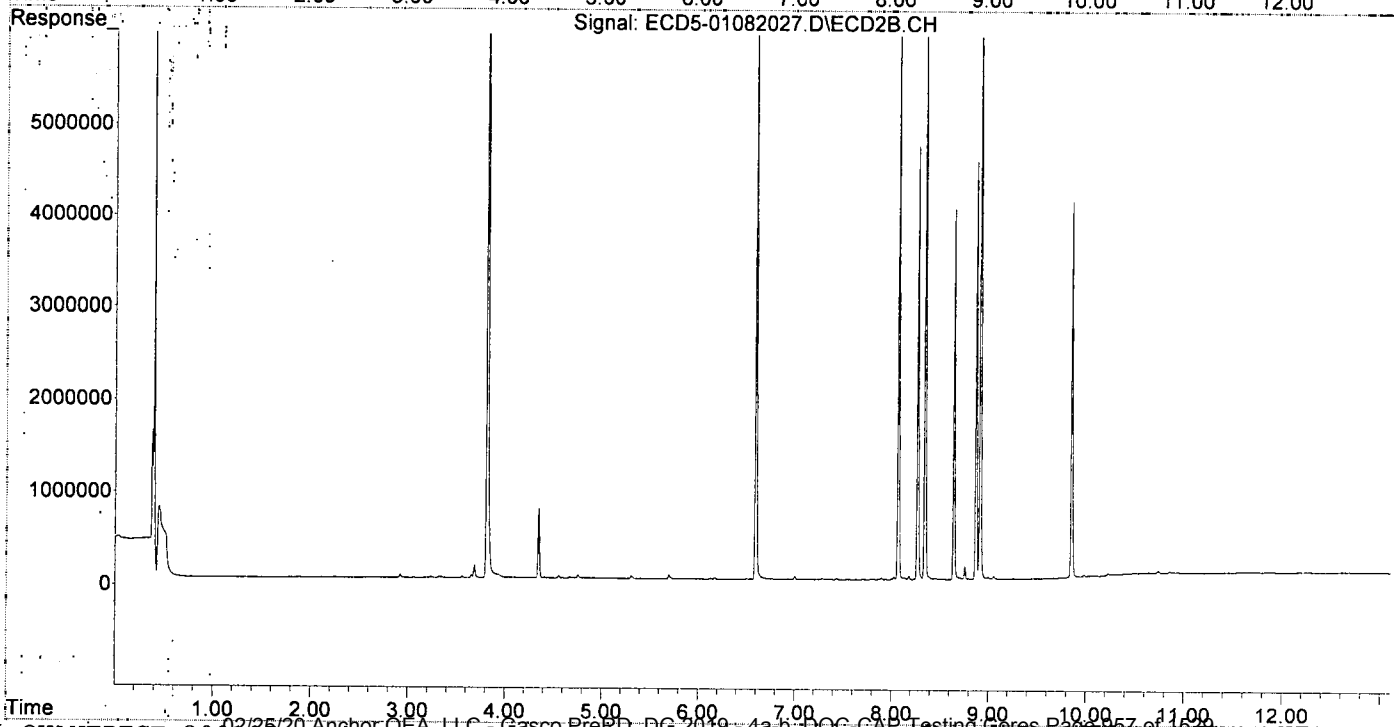
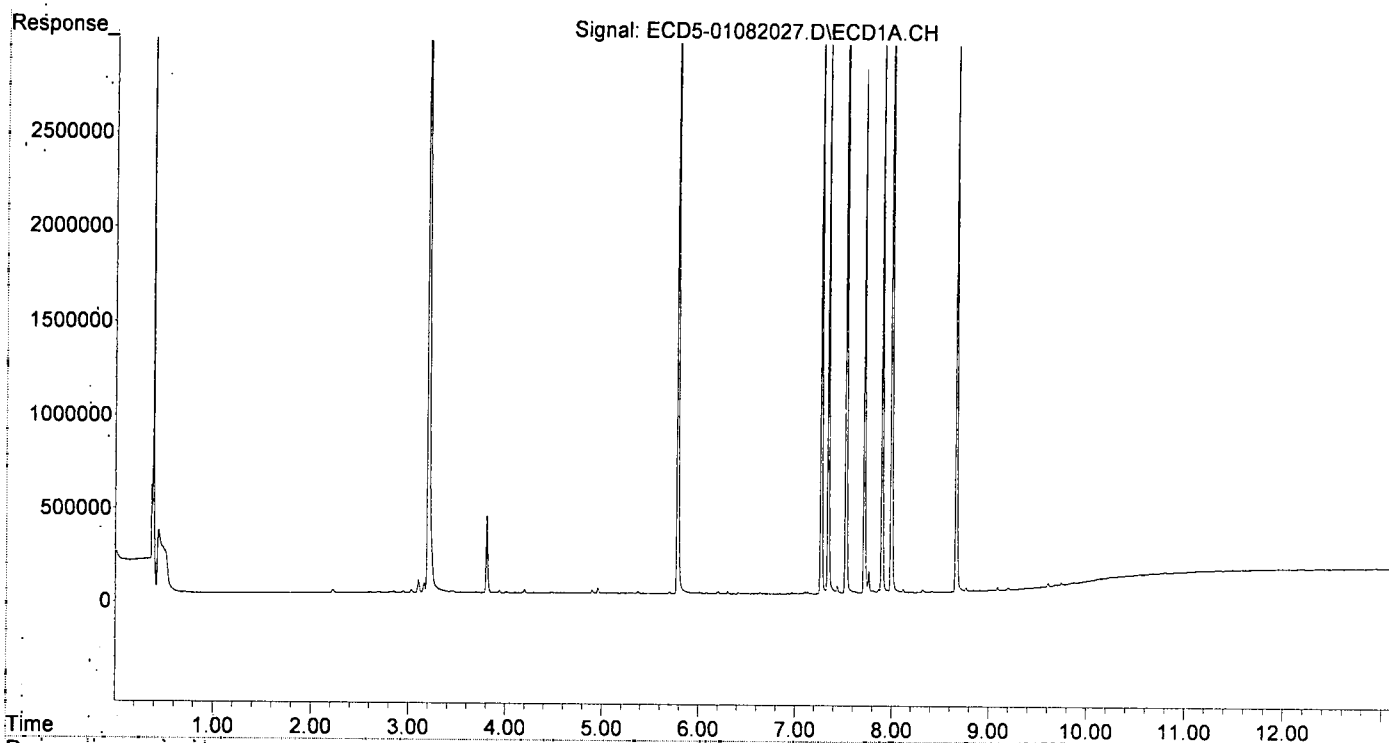
	Compound	RT#1	RT#2	Resp#1	Resp#2	ng/mL	ng/mL
System Monitoring Compounds							
1)	S TCMX (S)	5.374f	6.125	10462	8629	0.054	0.029 #
22)	S DCBP (S)	9.608	10.738	23456	23405	0.001	0.132 #
Target Compounds							
2)	a-BHC	5.948	0.000	6445	0	0.024	N.D. #
3)	g-BHC	6.202f	0.000	12426	0	0.053	N.D. #
4)	b-BHC	6.301	0.000	12856	0	5931.871	N.D. #
5)	Heptachlor	6.638	7.432	8641	12126	0.038	0.034 #
6)	d-BHC	6.415f	0.000	8269	0	0.038	N.D. #
7)	Aldrin	0.000	0.000	0	0	N.D.	N.D. #
8)	Heptachlo...	7.342	8.138	3149574	20977	15.278	0.068 #
9)	trans-Chlor...	7.436	8.267	41169	4686277	0.195	15.028 #
10)	cis-Chlor...	7.525	0.000	4606719	0	22.513	N.D. #
11)	Endosulfa...	0.000	8.444	0	6975	N.D.	0.025 #
12)	4,4'-DDE	0.000	0.000	0	0	N.D.	N.D. #
13)	Dieldrin	7.805	8.642	15102	4001030	0.070	12.951 #
14)	Endrin	7.959	8.870	15860	4507962	0.092	19.186 #
15)	4,4'-DDD	7.996f	8.912	5230489	7616878	30.295	30.987 #
16)	Endosulfa...	8.119	8.998f	18600	21696	0.109	0.089 #
17)	4,4'-DDT	0.000	0.000	0	0	N.D.	N.D. #
18)	Endrin Al...	8.414	0.000	4206	0	0.027	N.D. #
19)	Endosulfa...	0.000	0.000	0	0	N.D.	N.D. #
20)	Methoxychlor	0.000	0.000	0	0	N.D.	N.D. #
21)	Endrin Ke...	8.910	9.850	3115	4062388	0.016	16.222 #
23)	Hexachlor...	3.204	3.812	4597497	9313071	23.051	23.240 #
24)	Hexachlor...	5.782	6.594	4493137	7094857	23.163	22.164 #
25)	Oxychlorane	7.269	8.068	4098780	6058612	23.246	21.662 #
26)	2,4'-DDE	7.342	8.267	3149574	4686277	22.088	22.253 #
27)	trans-Non...	7.525	8.344	4606719	6806494	23.035	22.136 #
28)	2,4'-DDD	7.714	8.642	2775117	4001030	21.811	21.693 #
29)	2,4'-DDT	7.898	8.870	3121710	4507962	21.312	23.390 #
30)	cis-Nonac...	7.996	8.912	5230489	7616878	22.192	22.328 #
31)	Mirex	8.665	9.850	3051838	4062388	22.456	22.710 #
32)	Chlordane...	7.436	8.267	41169	4686277	1.755	120.479 #
33)	Chlordane...	7.525	0.000	4606719	0	159.840	N.D. #
34)	Chlordane...	8.119f	9.052	18600	29242	2.445	2.754 #
35)	Chlordane...	3.807	3.812	409963	9313071	NoCal	NoCal #
36)	Toxaphene...	7.525	8.642f	4606719	4001030	4373.930	1479.503 #
37)	Toxaphene...	7.805	8.998f	15102	21696	7.766	6.230 #
38)	Toxaphene...	8.119	8.998	18600	21696	0.290	0.279 #
39)	Toxaphene...	8.319f	9.052f	15632	29242	3.869	3.240 #
40)	Toxaphene...	0.000	0.000	0	0	N.D.	N.D. #
41)	Toxaphene...	8.665	0.000	3051838	0	702.806	N.D. #
42)	Toxaphene...	3.807	3.812	409963	9313071	NoCal	NoCal #

(f)=RT Delta > 1/2 Window (#)=Amounts differ by > 40% (m)=manual int.

Quantitation Report (Not Reviewed)

Data Path : R:\data\2020-01\0A08041\REQUANT\
Data File : ECD5-01082027.D
Signal(s) : Signal #1: ECD1A.CH Signal #2: ECD2B.CH
Acq On : 08 Jan 2020 19:25
Operator : MJB
Sample : 0A08041-CALF
Misc : A19J407, 9-42 25 ppb
ALS Vial : 23 (Sig #1); 0 (Sig #2) Sample Multiplier: 1

Integration File signal 1: PEST1.e
Integration File signal 2: PEST2.e
Quant Time: Jan 09 11:30:07 2020
Quant Method : R:\methods\ECD5_QUANTPEST_200107.M
Quant Title : Instrument: DualECD5
QLast Update : Thu Jan 09 11:11:29 2020
Response via : Initial Calibration
Integrator: ChemStation 6890 Scale Mode: Small noise peaks clipped



Data Path : R:\data\2020-01\0A08041\REQUANT\
 Data File : ECD5-01082028.D
 Signal(s) : Signal #1: ECD1A.CH Signal #2: ECD2B.CH
 Acq On : 08 Jan 2020 19:42
 Operator : MJB
 Sample : 0A08041-CALG
 Misc : A19J408, 9-42 50 ppb
 ALS Vial : 24 (Sig #1); 0 (Sig #2) Sample Multiplier: 1

Integration File signal 1: PEST1.e
 Integration File signal 2: PEST2.e
 Quant Time: Jan 09 11:30:19 2020
 Quant Method : R:\methods\ECD5_QUANTPEST_200107.M
 Quant Title : Instrument: DualECD5
 QLast Update : Thu Jan 09 11:11:29 2020
 Response via : Initial Calibration
 Integrator: ChemStation 6890 Scale Mode: Small noise peaks clipped

MJB
1/9/20

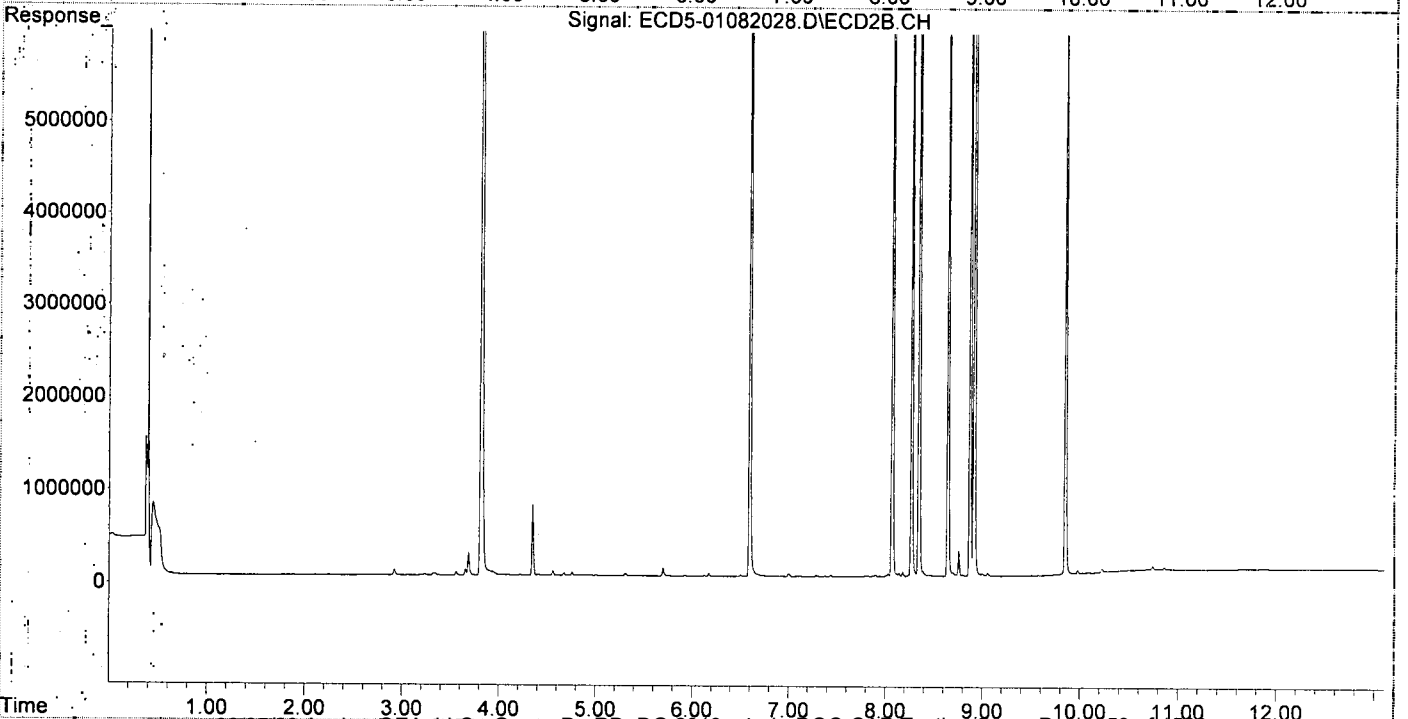
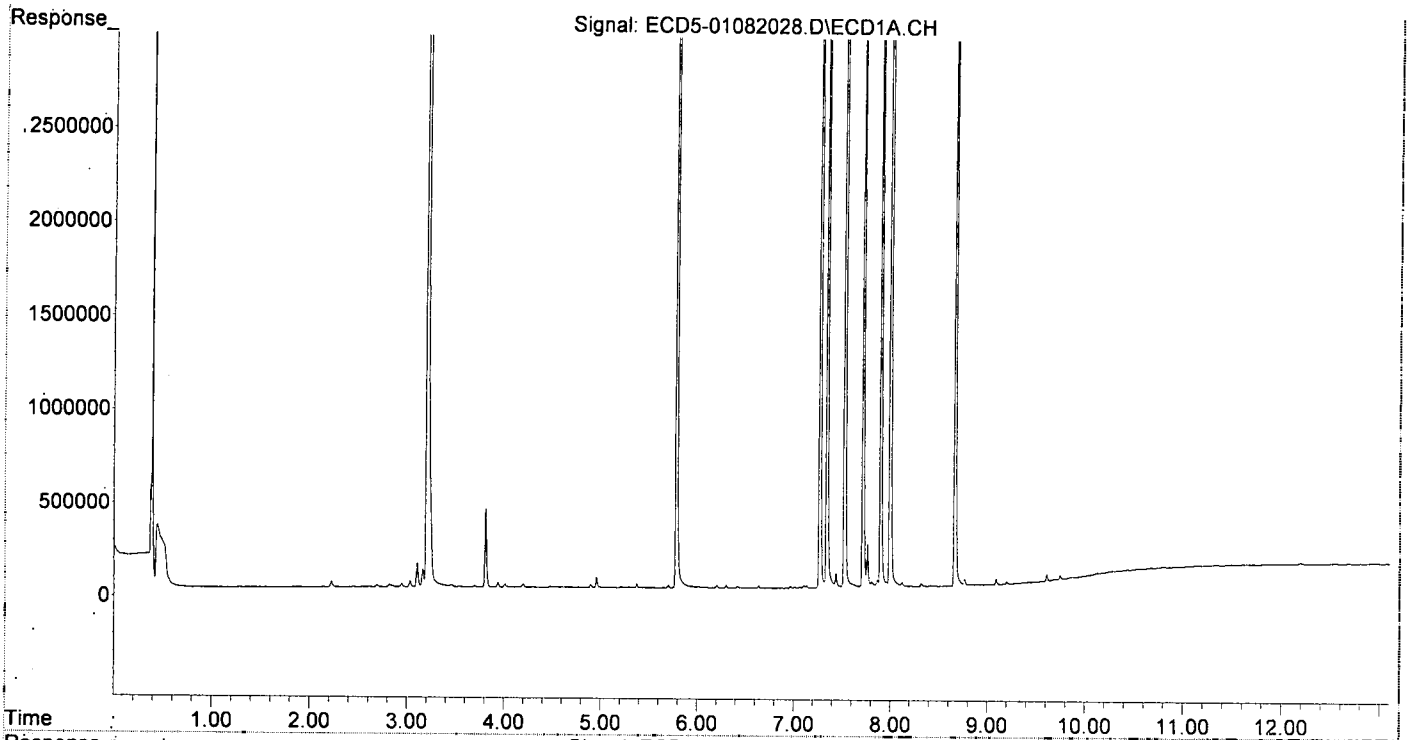
Compound	RT#1	RT#2	Resp#1	Resp#2	ng/mL	ng/mL
System Monitoring Compounds						
1) S TCMX (S)	5.374f	6.124	20641	6974	0.106	0.023 #
22) S DCBP (S)	9.609	10.738	39867	38817	0.111	0.218 #
Target Compounds						
2) a-BHC	5.946	0.000	7578	0	0.029	N.D. #
3) g-BHC	6.202f	0.000	13753	0	0.059	N.D. #
4) b-BHC	6.299	0.000	14173	0	5931.857	N.D. #
5) Heptachlor	6.637	7.432	12261	19209	0.054	0.054 #
6) d-BHC	6.416f	0.000	9155	0	0.042	N.D. #
7) Aldrin	0.000	7.704	0	6969	N.D.	0.021 #
8) Heptachlo...	7.342	8.138	6308999	38602	30.603	0.125 #
9) trans-Chl...	7.436	8.268	77462	9671234	0.368	31.014 #
10) cis-Chlor...	7.525	8.386	9587997	47587	46.856	0.160 #
11) Endosulfa...	0.000	8.443	0	11810	N.D.	0.043 #
12) 4,4'-DDE	0.000	0.000	0	0	N.D.	N.D. #
13) Dieldrin	7.805	8.643	28794	8525916	0.134	27.598 #
14) Endrin	7.996f	8.870	10691936	9539513	61.797	40.600 #
15) 4,4'-DDD	7.996f	8.913	10691936	16481609	61.927	67.051 #
16) Endosulfa...	8.119	8.997f	24089	27763	0.141	0.114 #
17) 4,4'-DDT	8.213	0.000	6279	0	0.038	N.D. #
18) Endrin Al...	8.416	9.221f	4513	5191	0.029	0.023 #
19) Endosulfa...	0.000	0.000	0	0	N.D.	N.D. #
20) Methoxychlor	0.000	0.000	0	0	N.D.	N.D. #
21) Endrin Ke...	8.910	9.849	3156	8711340	0.017	34.785 #
23) Hexachlor...	3.205	3.813	9074096	18914087	45.496	47.199 #
24) Hexachlor...	5.783	6.594	9072972	14722842	46.921	45.994 #
25) Oxychlorthane	7.269	8.069	8215656	12801082	46.664	45.768 #
26) 2,4'-DDE	7.342	8.268	6308999	9671234	44.245	45.924 #
27) trans-Non...	7.525	8.344	9587997	14237107	48.005	46.301 #
28) 2,4'-DDD	7.715	8.643	5793992	8525916	45.538	46.226 #
29) 2,4'-DDT	7.898	8.870	6696394	9539513	45.717	47.558 #
30) cis-Nonac...	7.996	8.913	10691936	16481609	45.363	48.313 #
31) Mirex	8.664	9.849	6228349	8711340	46.251	47.718 #
32) Chlordane...	7.436	8.268	77462	9671234	3.302	248.637 #
33) Chlordane...	7.525	8.386	9587997	47587	332.677	1.483 #
34) Chlordane...	8.119f	9.052	24089	31523	3.167	2.969 #
35) Chlordane...	3.808	3.813	418830	18914087	NoCal	NoCal #
36) Toxaphene...	7.525	8.643f	9587997	8525916	9103.492	3152.717 #
37) Toxaphene...	7.805	8.997f	28794	27763	14.807	7.972 #
38) Toxaphene...	8.119	8.997	24089	27763	1.604	1.465 #
39) Toxaphene...	8.319f	9.052	17295	31523	4.281	3.493 #
40) Toxaphene...	0.000	9.221f	0	5191	N.D.	1.034 #
41) Toxaphene...	8.664	0.000	6228349	0	1434.324	N.D. #
42) Toxaphene...	3.808	3.813	418830	18914087	NoCal	NoCal #

(f)=RT Delta > 1/2 Window (#)=Amounts differ by > 40% (m)=manual int.

Quantitation Report (Not Reviewed)

Data Path : R:\data\2020-01\0A08041\REQUANT\
Data File : ECD5-01082028.D
Signal(s) : Signal #1: ECD1A.CH Signal #2: ECD2B.CH
Acq On : 08 Jan 2020 19:42
Operator : MJB
Sample : 0A08041-CALG
Misc : A19J408, 9-42 50 ppb
ALS Vial : 24 (Sig #1); 0 (Sig #2) Sample Multiplier: 1

Integration File signal 1: PEST1.e
Integration File signal 2: PEST2.e
Quant Time: Jan 09 11:30:19 2020
Quant Method : R:\methods\ECD5_QUANTPEST_200107.M
Quant Title : Instrument: DualECD5
QLast Update : Thu Jan 09 11:11:29 2020
Response via : Initial Calibration
Integrator: ChemStation 6890 Scale Mode: Small noise peaks clipped



Data Path : R:\data\2020-01\0A08041\REQUANT\
 Data File : ECD5-01082029.D
 Signal(s) : Signal #1: ECD1A.CH Signal #2: ECD2B.CH
 Acq On : 08 Jan 2020 19:59
 Operator : MJB
 Sample : 0A08041-CALH
 Misc : Al9J409, 9-42 100 ppb
 ALS Vial : 25 (Sig #1); 0 (Sig #2) Sample Multiplier: 1

Integration File signal 1: PEST1.e
 Integration File signal 2: PEST2.e
 Quant Time: Jan 09 11:30:31 2020
 Quant Method : R:\methods\ECD5_QUANTPEST_200107.M
 Quant Title : Instrument: DualECD5
 QLast Update : Thu Jan 09 11:11:29 2020
 Response via : Initial Calibration
 Integrator: ChemStation 6890 Scale Mode: Small noise peaks clipped

MJB
1/9/20

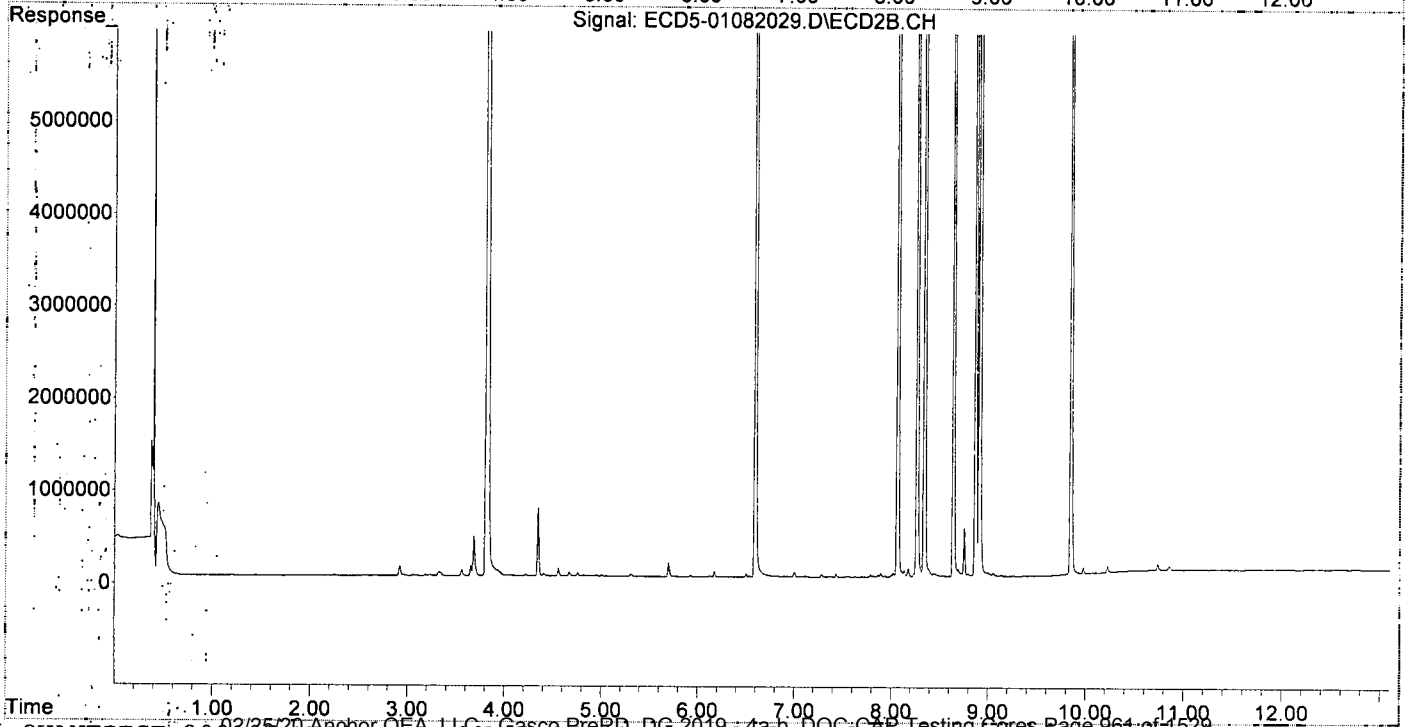
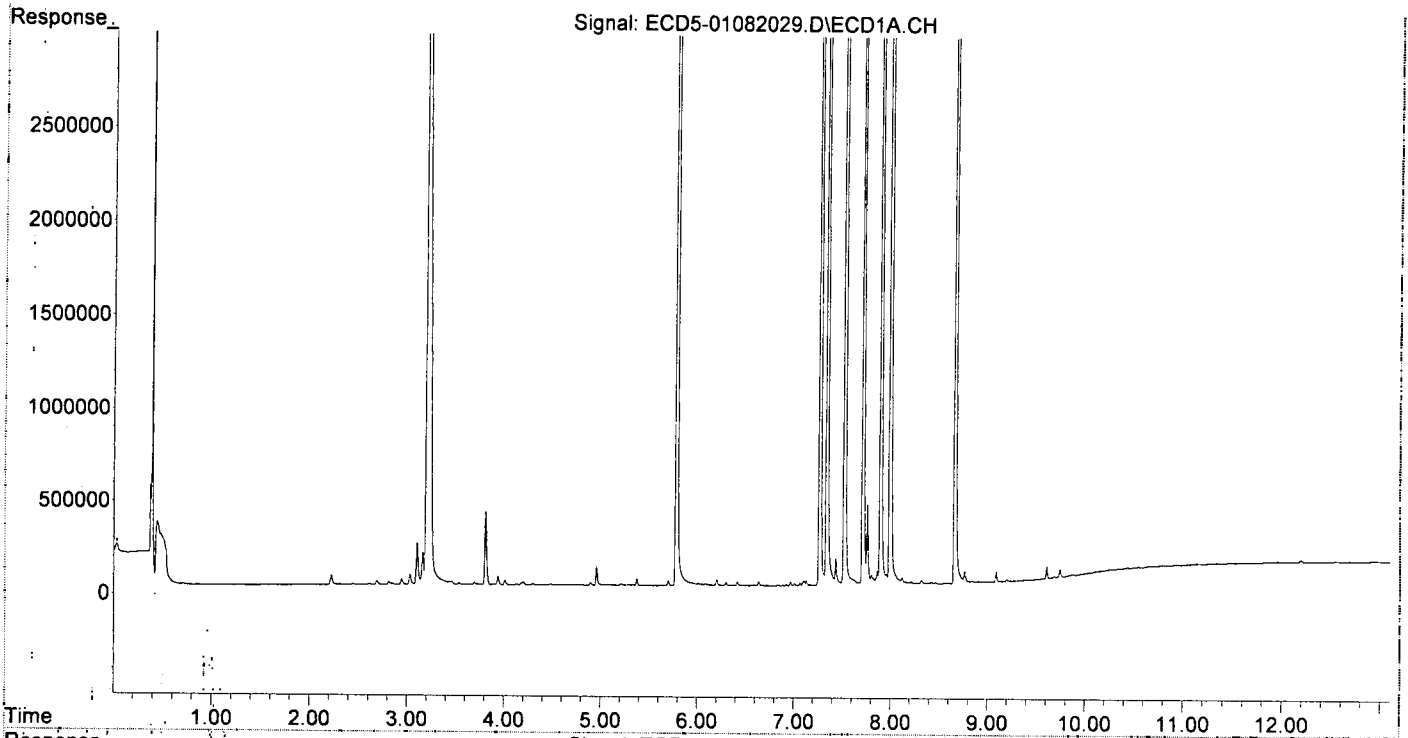
	Compound	RT#1	RT#2	Resp#1	Resp#2	ng/mL	ng/mL	
System Monitoring Compounds								
1)	S TCMX (S)	5.375f	6.126	36871	9637	0.189	0.032	#
22)	S DCBP (S)	9.609	10.739	68331	65015	0.301	0.365	
Target Compounds								
2)	a-BHC	5.945	0.000	15235	0	0.058	N.D.	#
3)	g-BHC	6.202f	0.000	30660	0	0.131	N.D.	#
4)	b-BHC	6.299	7.114	16763	8201	0.004	0.051	#
5)	Heptachlor	6.638	7.433	23176	34769	0.102	0.098	
6)	d-BHC	6.416f	7.376	19008	8415	0.087	0.083	
7)	Aldrin	6.844f	0.000	4416	0	0.020	N.D.	#
8)	Heptachlo...	7.342	8.138	12901574	70023	62.582	0.227	#
9)	trans-Chl...	7.435	8.268	143863	20763038	0.683	66.584	#
10)	cis-Chlor...	7.525	8.386	19039022	81301	93.042	0.274	#
11)	Endosulfa...	0.000	8.444	0	21316	N.D.	0.077	#
12)	4,4'-DDE	0.000	0.000	0	0	N.D.	N.D.	
13)	Dieldrin	7.804	8.643	53205	18437918	0.247	59.683	#
14)	Endrin	7.957	8.871	55563	21210506	0.321	90.271	#
15)	4,4'-DDD	7.995f	8.914	21489716	34383242	124.467	139.879	
16)	Endosulfa...	8.121	9.053f	34413	34746	0.202	0.142	
17)	4,4'-DDT	8.213	9.136	12645	11481	0.076	0.141	#
18)	Endrin Al...	8.428	0.000	5960	0	0.039	N.D.	#
19)	Endosulfa...	0.000	0.000	0	0	N.D.	N.D.	
20)	Methoxychlor	0.000	0.000	0	0	N.D.	N.D.	
21)	Endrin Ke...	8.910	9.850	5090	18148608	0.027	72.469	#
23)	Hexachlor...	3.206	3.815	17394566	38229851	87.214	95.401	
24)	Hexachlor...	5.784	6.596	18585378	32205210	96.231	100.609	
25)	Oxychlorane	7.268	8.069	16805225	27140079	95.096	97.035	
26)	2,4'-DDE	7.342	8.268	12901574	20763038	90.479	98.594	
27)	trans-Non...	7.525	8.345	19039022	30738362	95.080	99.966	
28)	2,4'-DDD	7.714	8.643	11692511	18437918	91.898	99.967	
29)	2,4'-DDT	7.898	8.871	13018738	21210506	88.879	97.523	
30)	cis-Nonac...	7.995	8.914	21489716	34383242	91.176	100.789	
31)	Mirex	8.665	9.850	12402281	18148608	92.994	94.994	
32)	Chlordane...	7.435	8.268	143863	20763038	6.132	533.796	#
33)	Chlordane...	7.525	8.386	19039022	81301	660.601	2.533	#
34)	Chlordane...	0.000	9.053	0	34746	N.D.	3.272	#
35)	Chlordane...	3.809	3.815	394443	38229851	NoCal	NoCal	
36)	Toxaphene...	7.525	8.643f	19039022	18437918	18076.933	6817.982	#
37)	Toxaphene...	7.804	0.000	53205	0	27.360	N.D.	#
38)	Toxaphene...	8.121	0.000	34413	0	4.075	N.D.	#
39)	Toxaphene...	8.320f	9.053	17030	34746	4.215	3.850	
40)	Toxaphene...	0.000	0.000	0	0	N.D.	N.D.	
41)	Toxaphene...	8.665	0.000	12402281	0	2856.116	N.D.	#
42)	Toxaphene...	3.809	3.815	394443	38229851	NoCal	NoCal	

(f)=RT Delta > 1/2 Window (#)=Amounts differ by > 40% (m)=manual int.

Quantitation Report (Not Reviewed)

Data Path : R:\data\2020-01\0A08041\REQUANT\
Data File : ECD5-01082029.D
Signal(s) : Signal #1: ECD1A.CH Signal #2: ECD2B.CH
Acq On : 08 Jan 2020 19:59
Operator : MJB
Sample : 0A08041-CALH
Misc : A19J409, 9-42 100 ppb
ALS Vial : 25 (Sig #1); 0 (Sig #2) Sample Multiplier: 1

Integration File signal 1: PEST1.e
Integration File signal 2: PEST2.e
Quant Time: Jan 09 11:30:31 2020
Quant Method : R:\methods\ECD5_QUANTPEST_200107.M
Quant Title : Instrument: DualECD5
QLast Update : Thu Jan 09 11:11:29 2020
Response via : Initial Calibration
Integrator: ChemStation 6890 Scale Mode: Small noise peaks clipped



Data Path: R:\data\2020-01\0A08041\REQUANT\
 Data File: ECD5-01082033.D
 Signal(s): Signal #1: ECD1A.CH Signal #2: ECD2B.CH
 Acq On: 08 Jan 2020 21:07
 Operator: MJB
 Sample: 0A08041-CALJ
 Misc: A20A097, CHLOR 10 ppb
 ALS Vial: 28 (Sig #1); 0 (Sig #2) Sample Multiplier: 1

Integration File signal 1: PEST1.e
 Integration File signal 2: PEST2.e
 Quant Time: Jan 09 11:31:15 2020
 Quant Method: R:\methods\ECD5_QUANTPEST_200107.M
 Quant Title: Instrument: DualECD5
 QLast Update: Thu Jan 09 11:11:29 2020
 Response via: Initial Calibration
 Integrator: ChemStation 6890 Scale Mode: Small noise peaks clipped

MJB
1/9/20

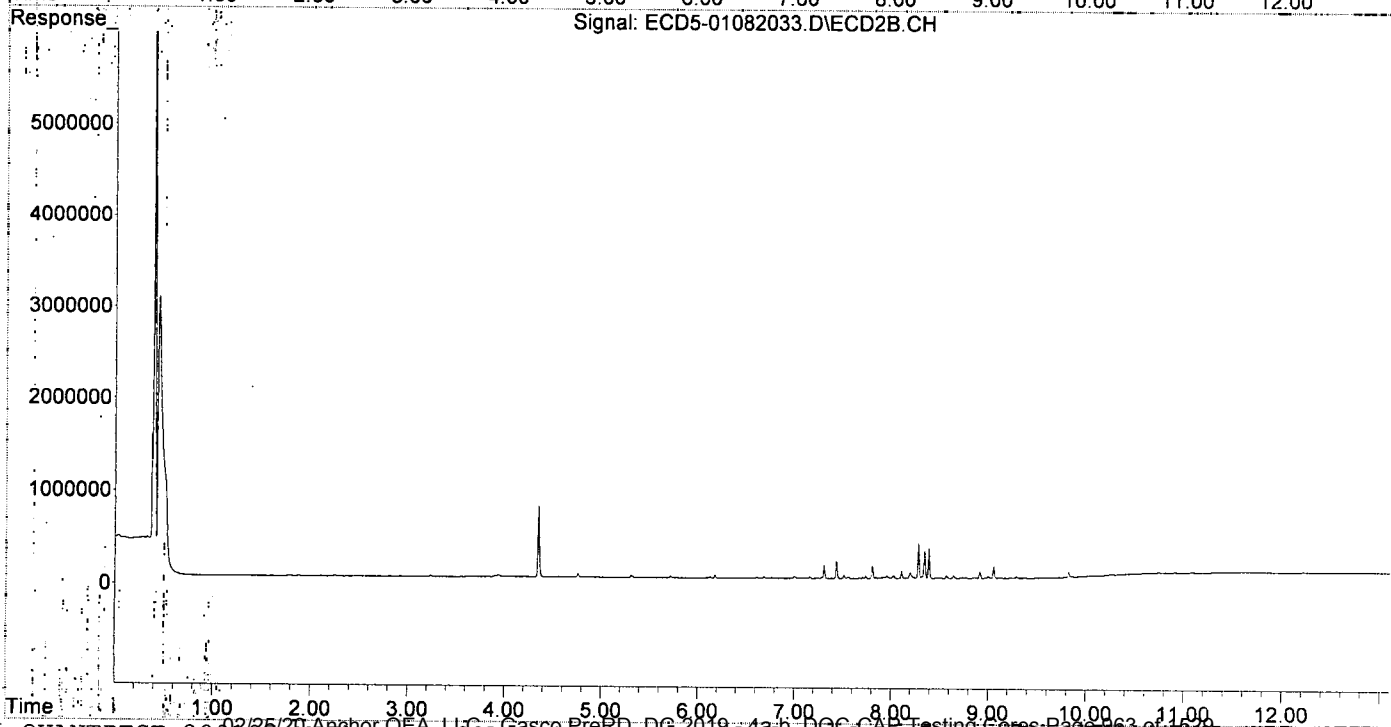
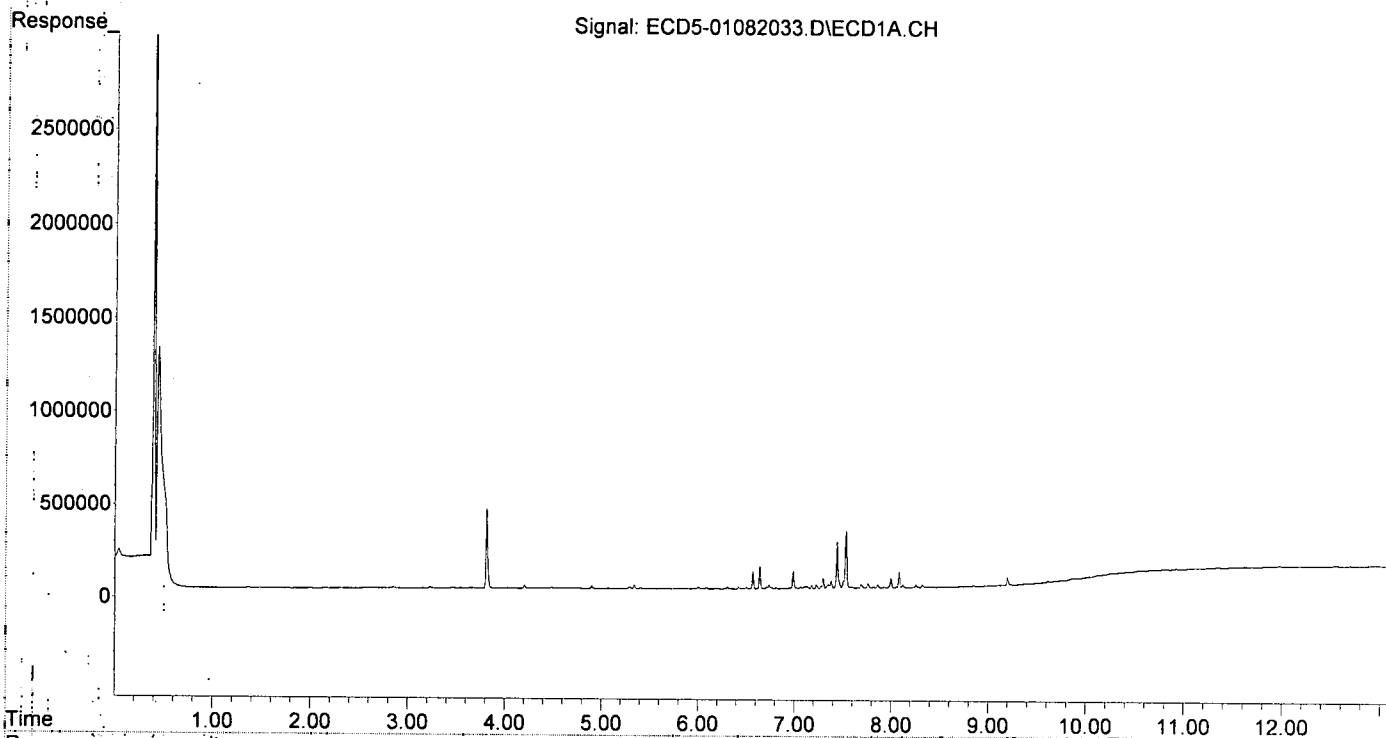
	Compound	RT#1	RT#2	Resp#1	Resp#2	ng/mL	ng/mL
System Monitoring Compounds							
1)	S TCMX (S)	5.404	6.127	4841	11873	0.025	0.040 #
22)	S DCBP (S)	9.611	10.741	11801	10666	8131.906	0.060 #
Target Compounds							
2)	a-BHC	0.000	6.763f	0	10691	N.D.	0.026 #
3)	g-BHC	6.203f	0.000	3432	0	0.015	N.D. #
4)	b-BHC	6.304	0.000	12447	0	5931.875	N.D. #
5)	Heptachlor	6.640	7.435	123576	186844	0.544	0.527
6)	d-BHC	6.419f	0.000	10700	0	0.049	N.D. #
7)	Aldrin	0.000	7.706	0	13966	N.D.	0.042 #
8)	Heptachlo...	7.349	8.160	22127	10132	0.107	0.033 #
9)	trans-Chl...	7.440	8.283	252150	382772	1.197	1.227
10)	cis-Chlor...	7.533	8.391	308195	324236	1.506	1.093
11)	Endosulfa...	7.652f	0.000	6146	0	0.032	N.D. #
12)	4,4'-DDE	7.591	8.485	7975	9369	0.039	0.065 #
13)	Dieldrin	7.819	8.645	8636	31380	0.040	0.102 #
14)	Endrin	7.998f	8.871	54061	9389	0.312	0.040 #
15)	4,4'-DDD	7.998	8.915	54061	73029	0.313	0.297
16)	Endosulfa...	8.119	9.000f	15945	22484	0.093	0.092
17)	4,4'-DDT	0.000	9.124	0	6694	N.D.	0.118 #
18)	Endrin Al...	8.397	9.224f	4594	7159	0.030	0.032
19)	Endosulfa...	8.723	0.000	4481	0	0.028	N.D. #
20)	Methoxychlor	0.000	0.000	0	0	N.D.	N.D. #
21)	Endrin Ke...	8.912	9.854	1498	7421	0.008	0.030 #
23)	Hexachlor...	3.227f	0.000	7661	0	0.038	N.D. #
24)	Hexachlor...	0.000	6.613	0	10091	N.D.	0.032 #
25)	Oxychlorane	7.295f	8.109f	57202	84109	0.124	0.301 #
26)	2,4'-DDE	7.349	8.283	22127	382772	0.155	1.818 #
27)	trans-Non...	7.533	8.346	308195	298005	1.398	0.969
28)	2,4'-DDD	7.688f	8.645	21088	31380	0.166	0.170
29)	2,4'-DDT	7.928f	8.871	5806	9389	0.040	BelowCal #
30)	cis-Nonac...	7.998	8.915	54061	73029	0.229	0.214
31)	Mirex	8.670	9.854	1261	7421	6723.038	BelowCal #
32)	Chlordane...	7.440	8.283	252150	382772	10.747	9.841
33)	Chlordane...	7.533	8.391	308195	324236	10.694	10.101
34)	Chlordane...	8.082	9.059	86683	125739	11.394	11.842
35)	Chlordane...	3.811	0.000	423556	0	NoCal	N.D.
36)	Toxaphene...	7.533f	8.645f	308195	31380	292.621	11.604 #
37)	Toxaphene...	7.819	8.970	8636	11029	4.441	3.167
38)	Toxaphene...	8.119	9.000	15945	22484	BelowCal	0.433
39)	Toxaphene...	8.360	9.059	4471	125739	1.107	13.931 #
40)	Toxaphene...	0.000	9.224f	0	7159	N.D.	1.426 #
41)	Toxaphene...	8.670	0.000	1261	0	0.290	N.D. #
42)	Toxaphene...	3.811	0.000	423556	0	NoCal	N.D.

(f)=RT Delta > 1/2 Window (#)=Amounts differ by > 40% (m)=manual int.

Quantitation Report (Not Reviewed)

Data Path : R:\data\2020-01\0A08041\REQUANT\
Data File : ECD5-01082033.D
Signal(s) : Signal #1: ECD1A.CH Signal #2: ECD2B.CH
Acq On : 08 Jan 2020 21:07
Operator : MJB
Sample : 0A08041-CALJ
Misc : A20A097, CHLOR 10 ppb
ALS Vial : 28 (Sig #1); 0 (Sig #2) Sample Multiplier: 1

Integration File signal 1: PEST1.e
Integration File signal 2: PEST2.e
Quant Time: Jan 09 11:31:15 2020
Quant Method : R:\methods\ECD5_QUANTPEST_200107.M
Quant Title : Instrument: DualECD5
QLast Update : Thu Jan 09 11:11:29 2020
Response via : Initial Calibration
Integrator: ChemStation 6890 Scale Mode: Small noise peaks clipped



Data Path: R:\data\2020-01\0A08041\REQUANT\
 Data File: ECD5-01082034.D
 Signal(s): Signal #1: ECD1A.CH Signal #2: ECD2B.CH
 Acq On: 08 Jan 2020 21:25
 Operator: MJB
 Sample: 0A08041-CALK
 Misc: A19K307, CHLOR 50 ppb
 ALS Vial: 29- (Sig #1); 0 (Sig #2) Sample Multiplier: 1

Integration File signal 1: PEST1.e
 Integration File signal 2: PEST2.e
 Quant Time: Jan.09 11:31:33 2020
 Quant Method: R:\methods\ECD5_QUANTPEST_200107.M
 Quant Title: Instrument: DualECD5
 Last Update: Thu Jan 09 11:11:29 2020
 Response via: Initial Calibration.
 Integrator: ChemStation 6890 Scale Mode: Small noise peaks clipped

MJB
1/9/20

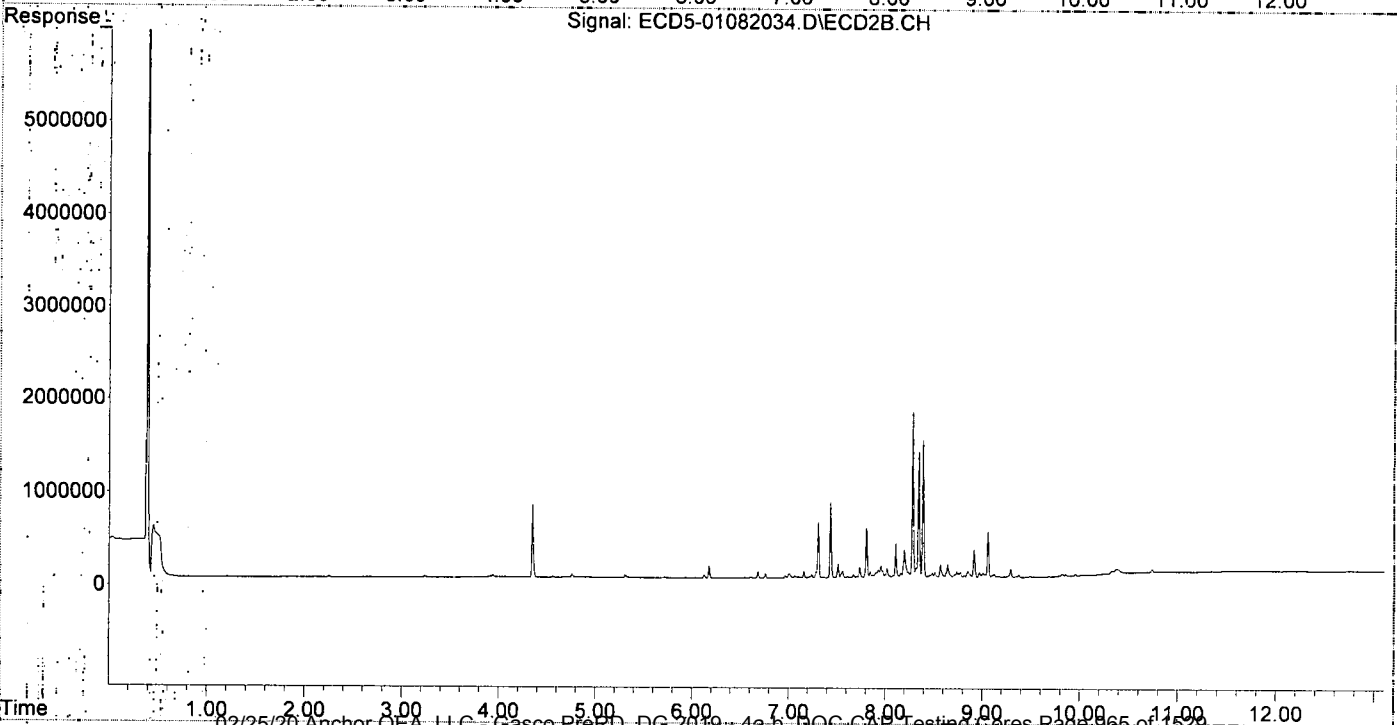
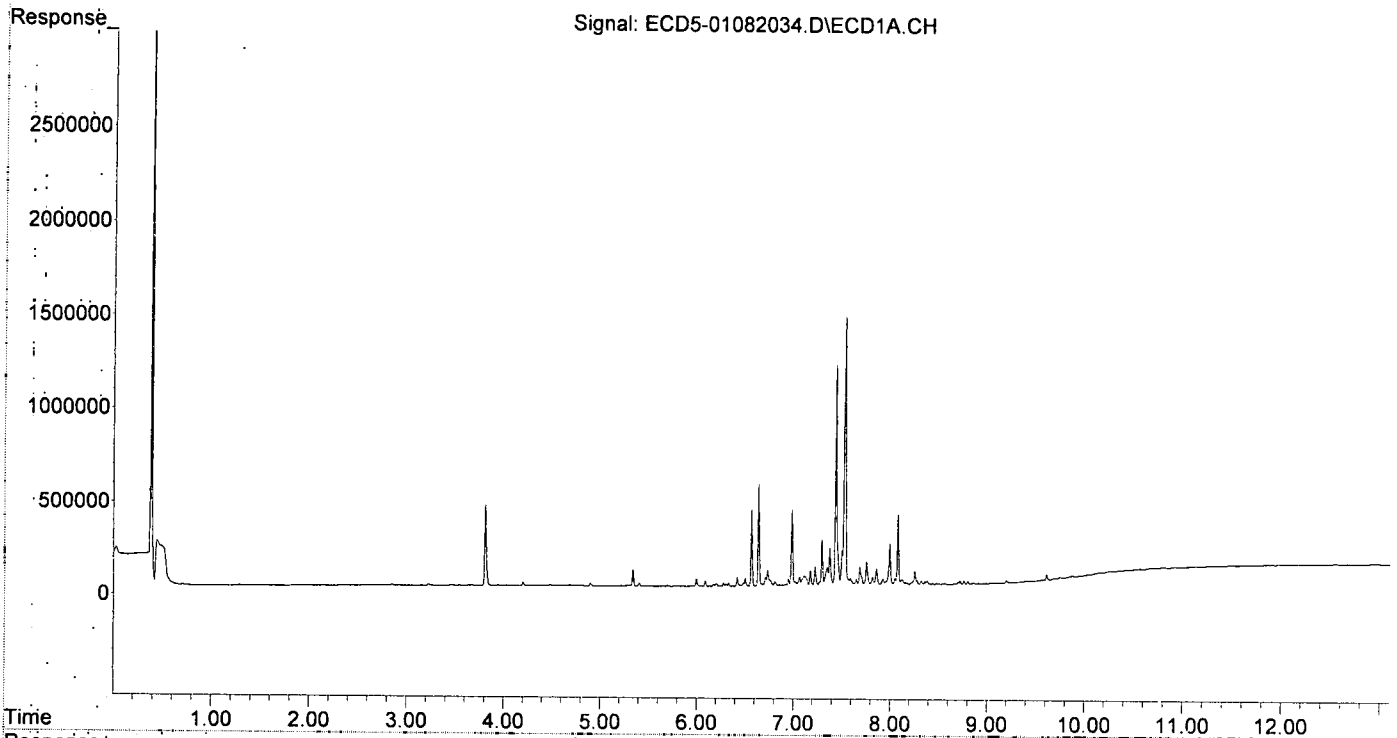
Compound	RT#1	RT#2	Resp#1	Resp#2	ng/mL	ng/mL
System Monitoring Compounds						
1) S TCMX (S)	5.403	6.125	16846	31854	0.086	0.107
22) S DCBP (S)	9.609	10.739	30071	34846	0.045	0.196 #
Target Compounds						
2) a-BHC	0.000	6.761f	0	46153	N.D.	0.112 #
3) g-BHC	6.202f	7.063	16156	23098	0.069	0.063
4) b-BHC	6.302	7.103	13789	14465	5931.861	0.090 #
5) Heptachlor	6.639	7.433	547595	815015	2.410	2.299
6) d-BHC	6.418f	0.000	47233	0	0.217	N.D. #
7) Aldrin	6.884	7.704	6880	19621	0.031	0.059 #
8) Heptachlo...	7.349	8.160	98755	50612	0.479	0.164 #
9) trans-Chl...	7.438	8.282	1178611	1787106	5.593	5.731
10) cis-Chlor...	7.531	8.389	1443194	1486141	7.053	5.010
11) Endosulfa...	7.651	0.000	33000	0	0.170	N.D. #
12) 4,4'-DDE	7.589	8.484	38759	50237	0.188	0.206
13) Dieldrin	7.818	8.644	43688	142008	0.203	0.460 #
14) Endrin	7.996f	8.869	222422	44284	1.286	0.188 #
15) 4,4'-DDD	7.996	8.915	222422	302390	1.288	1.230
16) Endosulfa...	8.126	9.029	26665	34319	0.156	0.140
17) 4,4'-DDT	8.255f	9.122	75087	36318	0.453	0.255 #
18) Endrin Al...	8.440f	9.228f	7918	10030	0.052	0.045
19) Endosulfa...	8.722	9.482f	18852	7895	0.118	0.036 #
20) Methoxychlor	8.540	0.000	6140	0	0.071	N.D. #
21) Endrin, Ke...	8.909	9.854	3630	20411	0.019	0.082 #
23) Hexachlor...	3.225f	0.000	9175	0	0.046	N.D. #
24) Hexachlor...	0.000	6.610	0	10604	N.D.	0.033 #
25) Oxychlordane	7.294f	8.083	245741	26609	1.206	0.095 #
26) 2,4'-DDE	7.349	8.282	98755	1787106	0.693	8.486 #
27) trans-Non...	7.531	8.345	1443194	1362209	7.119	4.430
28) 2,4'-DDD	7.686f	8.644	98756	142008	0.776	0.770
29) 2,4'-DDT	7.926f	8.869	32686	44284	0.223	0.136
30) cis-Nonac...	7.996	8.915	222422	302390	0.944	0.886
31) Mirex	8.660	9.854	2950	20411	6723.026	BelowCal #
32) Chlordane...	7.438	8.282	1178611	1787106	50.236	45.945 #
33) Chlordane...	7.531	8.389	1443194	1486141	50.075	46.300 #
34) Chlordane...	8.080	9.057	377844	498592	49.667	46.958 #
35) Chlordane...	3.810	0.000	433481	0	NoCal	N.D.
36) Toxaphene...	7.531f	8.644f	1443194	142008	1370.266	52.512 #
37) Toxaphene...	7.818	8.969	43688	53529	22.465	15.371 #
38) Toxaphene...	8.126	9.007	26665	46017	2.220	5.031 #
39) Toxaphene...	8.360	9.057	16865	498592	4.174	55.241 #
40) Toxaphene...	8.566f	9.228f	6969	10030	2.120	1.997
41) Toxaphene...	8.660	0.000	2950	0	0.679	N.D. #
42) Toxaphene...	3.810	0.000	433481	0	NoCal	N.D.

(f)=RT Delta > 1/2 Window (#)=Amounts differ by > 40% (m)=manual int.

Quantitation Report (Not Reviewed)

Data Path : R:\data\2020-01\0A08041\REQUANT\
Data File : ECD5-01082034.D
Signal(s) : Signal #1: ECD1A.CH Signal #2: ECD2B.CH
Acq On : 08 Jan 2020 21:25
Operator : MJB
Sample : 0A08041-CALK
Misc : A19K307, CHLOR 50 ppb
ALS Vial : 29 (Sig #1); 0 (Sig #2) Sample Multiplier: 1

Integration File signal 1: PEST1.e
Integration File signal 2: PEST2.e
Quant Time: Jan 09 11:31:33 2020
Quant Method : R:\methods\ECD5_QUANTPEST_200107.M
Quant Title : Instrument: DualECD5
QLast Update : Thu Jan 09 11:11:29 2020
Response via : Initial Calibration
Integrator: ChemStation 6890 Scale Mode: Small noise peaks clipped



Data Path : R:\data\2020-01\0A08041\REQUANT\
 Data File : ECD5-01082035.D
 Signal(s) : Signal #1: ECD1A.CH Signal #2: ECD2B.CH
 Acq On : 08 Jan 2020 21:42
 Operator : MJB
 Sample : 0A08041-CALL
 Misc : A19K308, CHLOR 100 ppb
 ALS Vial : 30 (Sig #1); 0 (Sig #2) Sample Multiplier: 1

Integration File signal 1: PEST1.e
 Integration File signal 2: PEST2.e
 Quant Time: Jan 09 11:31:44 2020
 Quant Method : R:\methods\ECD5_QUANTPEST_200107.M
 Quant Title : Instrument: DualECD5
 QLast Update : Thu Jan 09 11:11:29 2020
 Response via: Initial Calibration
 Integrator: ChemStation 6890 Scale Mode: Small noise peaks clipped

MJB
1/9/20

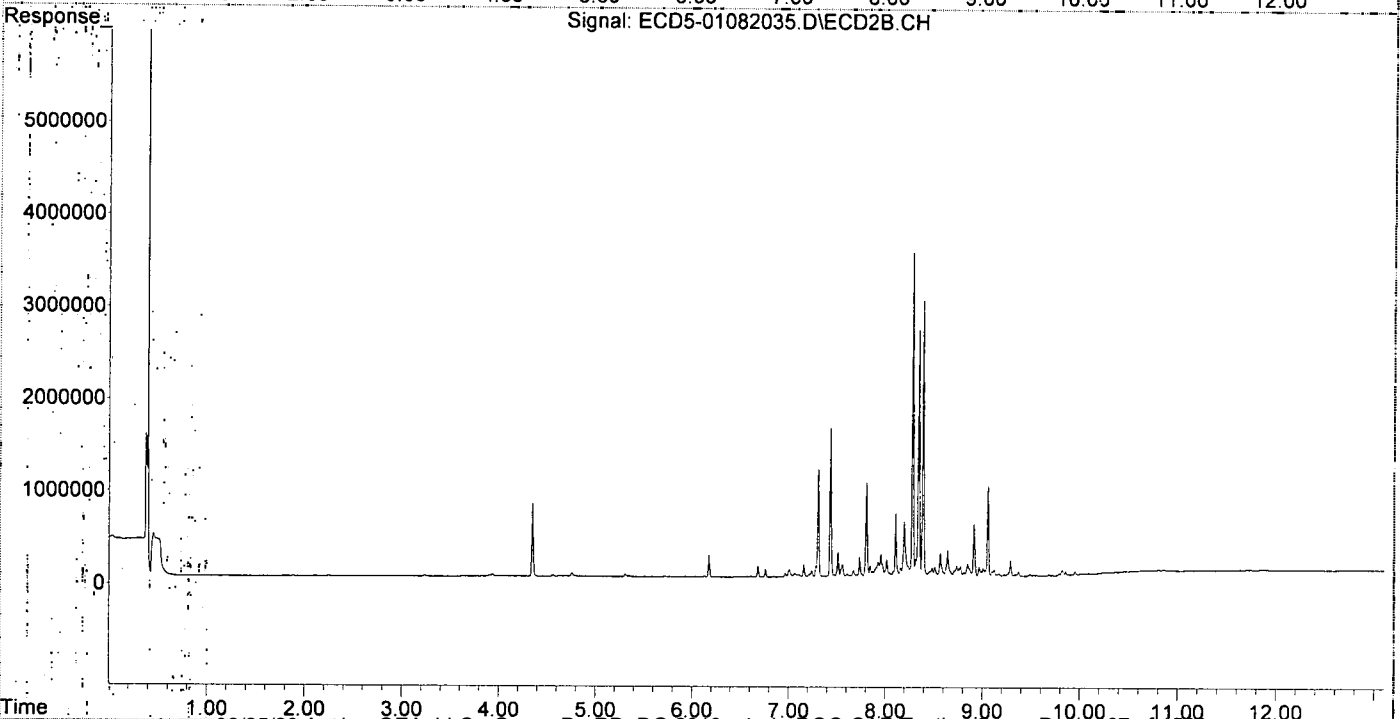
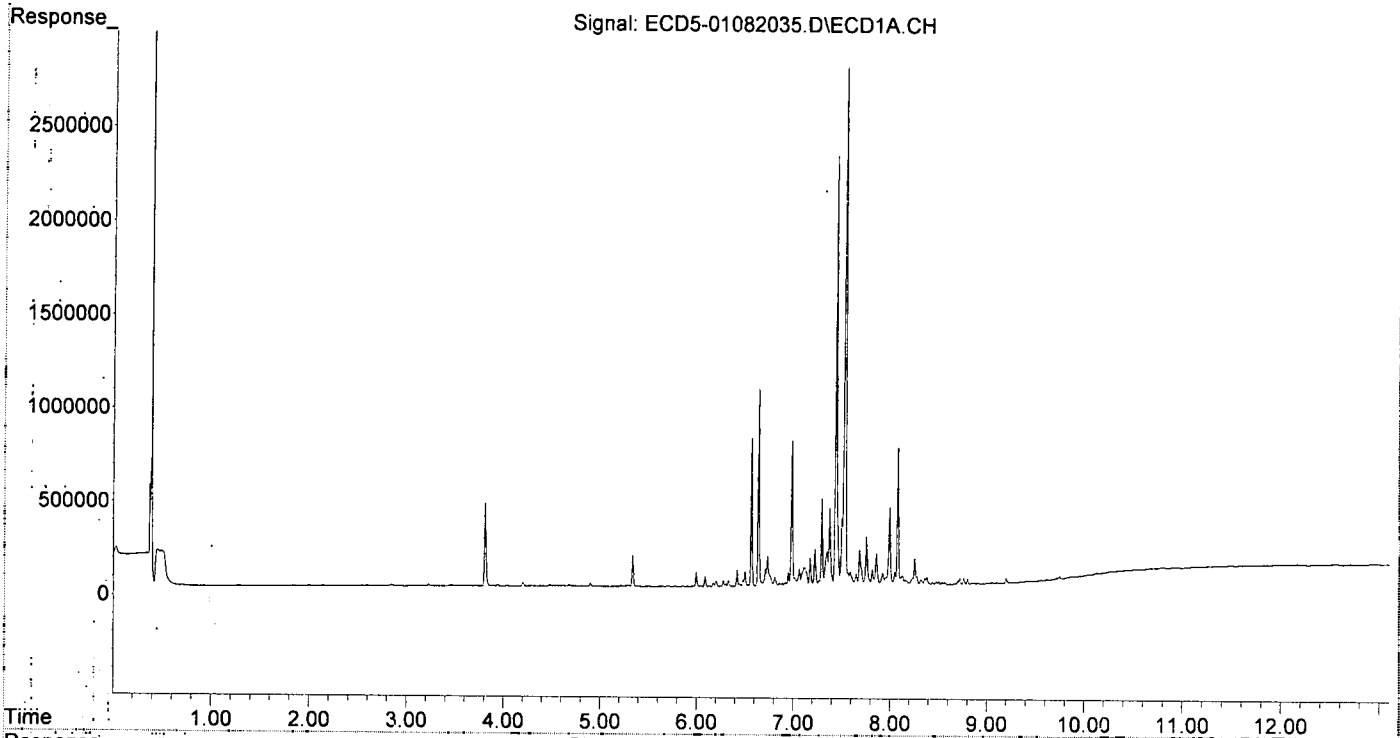
Compound	RT#1	RT#2	Resp#1	Resp#2	ng/mL	ng/mL
System Monitoring Compounds						
1) S TCMX (S)	0.000	6.126	0	10378	N.D.	0.035 #
22) S DCBP (S)	9.620	0.000	8934	0	8131.925	N.D. #
Target Compounds						
2) a-BHC	0.000	6.761f	0	83361	N.D.	0.202 #
3) g-BHC	6.202f	7.064	30271	40761	0.130	0.112
4) b-BHC	6.301	7.103	14589	22227	5931.853	0.138 #
5) Heptachlor	6.640	7.433	1054122	1603167	4.639	4.522
6) d-BHC	6.418f	0.000	89774	0	0.412	N.D. #
7) Aldrin	6.884	7.704	15310	17715	0.069	0.053
8) Heptachlo...	7.348	8.159	183542	95220	0.890	0.309 #
9) trans-Chl...	7.439	8.282	2294923	3516336	10.891	11.276
10) cis-Chlor...	7.531	8.389	2780199	2986956	13.587	10.069
11) Endosulfa...	7.651	8.465f	63879	54433	0.330	0.196 #
12) 4,4'-DDE	7.589	8.484	73125	89822	0.355	0.342
13) Dieldrin	7.818	8.644	84602	279889	0.393	0.906 #
14) Endrin	7.997f	8.852f	416132	134340	2.405	0.572 #
15) 4,4'-DDD	7.997	8.915	416132	563461	2.410	2.292
16) Endosulfa...	8.129	9.030	50553	64805	0.296	0.265
17) 4,4'-DDT	8.255f	9.122	143744	66621	0.868	0.394 #
18) Endrin Al...	8.441f	9.228f	14674	16834	0.096	0.075
19) Endosulfa...	8.722	9.481f	32787	16109	0.205	0.073 #
20) Methoxychlor	8.540	0.000	12166	0	0.140	N.D. #
21) Endrin Ke...	8.907	9.854	4348	33600	0.023	0.134 #
23) Hexachlor...	3.226f	0.000	8426	0	0.042	N.D. #
24) Hexachlor...	0.000	6.611	0	10145	N.D.	0.032 #
25) Oxychlorthane	7.294f	8.084	465241	51277	2.465	0.183 #
26) 2,4'-DDE	7.348	8.282	183542	3516336	1.287	16.697 #
27) trans-Non...	7.531	8.345	2780199	2671207	13.851	8.687
28) 2,4'-DDD	7.686f	8.644	190161	279889	1.495	1.518
29) 2,4'-DDT	7.926f	8.852	65453	134340	0.447	0.625
30) cis-Nonac...	7.997	8.915	416132	563461	1.766	1.652
31) Mirex	8.624f	9.854	3462	33600	6723.022	BelowCal #
32) Chlordane...	7.439	8.282	2294923	3516336	97.816	90.401 #
33) Chlordane...	7.531	8.389	2780199	2986956	96.465	93.058 #
34) Chlordane...	8.080	9.058	729916	972427	95.946	91.585 #
35) Chlordane...	3.810	0.000	439554	0	NoCal	N.D. #
36) Toxaphene...	7.531f	8.644f	2780199	279889	2639.709	103.498 #
37) Toxaphene...	7.818	8.970	84602	99401	43.504	28.543
38) Toxaphene...	8.129	9.008	50553	82791	7.936	12.210 #
39) Toxaphene...	8.360	9.058	34008	972427	8.418	107.740 #
40) Toxaphene...	8.566f	9.228f	12931	16834	3.933	3.352
41) Toxaphene...	8.624f	0.000	3462	0	0.797	N.D. #
42) Toxaphene...	3.810	0.000	439554	0	NoCal	N.D. #

(f)=RT Delta > 1/2 Window (#)=Amounts differ by > 40% (m)=manual int.

Quantitation Report (Not Reviewed)

Data Path : R:\data\2020-01\0A08041\REQUANT\
Data File : ECD5-01082035.D
Signal(s) : Signal #1: ECD1A.CH Signal #2: ECD2B.CH
Acq On : 08 Jan 2020 21:42
Operator : MJB
Sample : 0A08041-CALL
Misc : A19K308, CHLOR 100 ppb
ALS Vial : 30 (Sig #1); 0 (Sig #2) Sample Multiplier: 1

Integration File signal 1: PEST1.e
Integration File signal 2: PEST2.e
Quant Time: Jan 09 11:31:44 2020
Quant Method : R:\methods\ECD5_QUANTPEST_200107.M
Quant Title : Instrument: DualECD5
QLast Update : Thu Jan 09 11:11:29 2020
Response via : Initial Calibration
Integrator: ChemStation 6890 Scale Mode: Small noise peaks clipped



Data Path: R:\data\2020-01\0A08041\REQUANT\
 Data File: ECD5-01082036.D
 Signal(s): Signal #1: ECD1A.CH Signal #2: ECD2B.CH
 Acq On: 08 Jan 2020 21:59
 Operator: MJB
 Sample: 0A08041-CALM
 Misc: A19K309, CHLOR 200 ppb
 ALS Vial: 31 (Sig #1); 0 (Sig #2) Sample Multiplier: 1
 Integration File signal 1: PEST1.e
 Integration File signal 2: PEST2.e
 Quant Time: Jan 09 11:31:56 2020
 Quant Method: R:\methods\ECD5_QUANTPEST_200107.M
 Quant Title: Instrument: DualECD5
 QLast Update: Thu Jan 09 11:11:29 2020
 Response via: Initial Calibration
 Integrator: ChemStation 6890 Scale Mode: Small noise peaks clipped

MJB
1/9/20

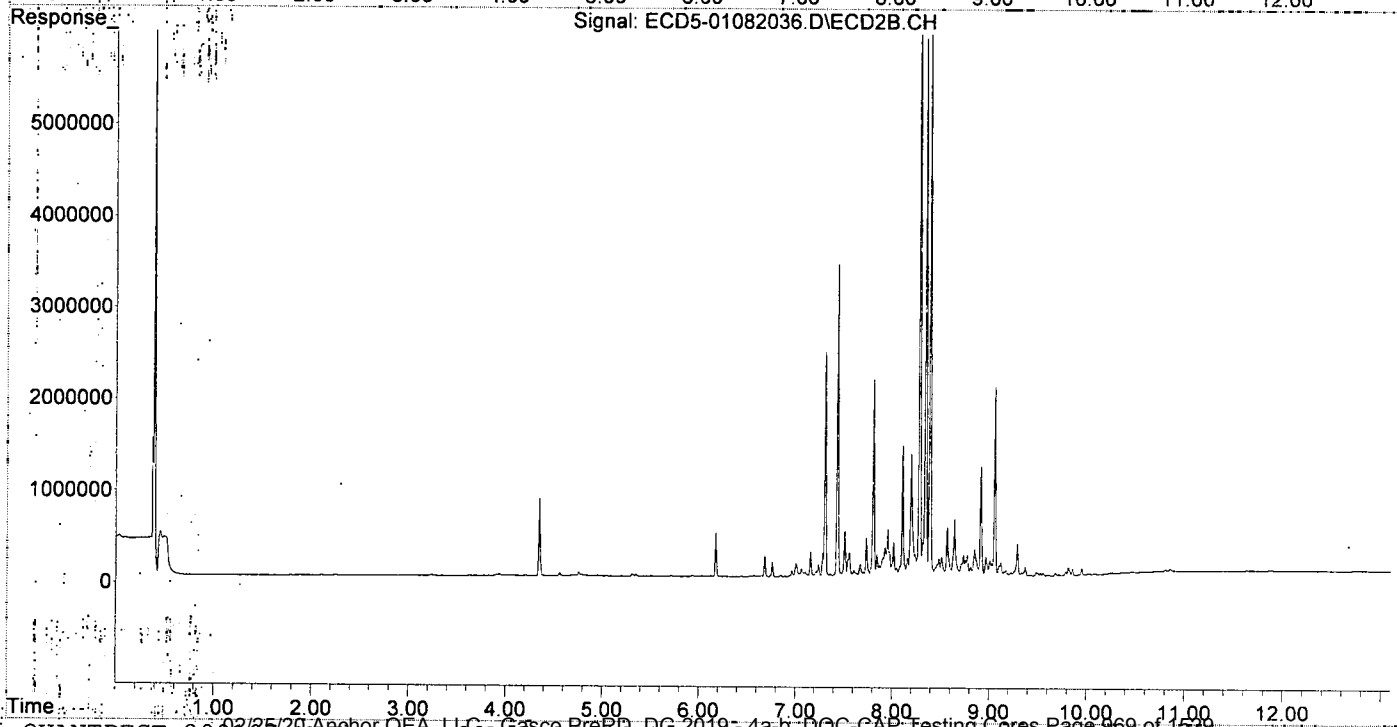
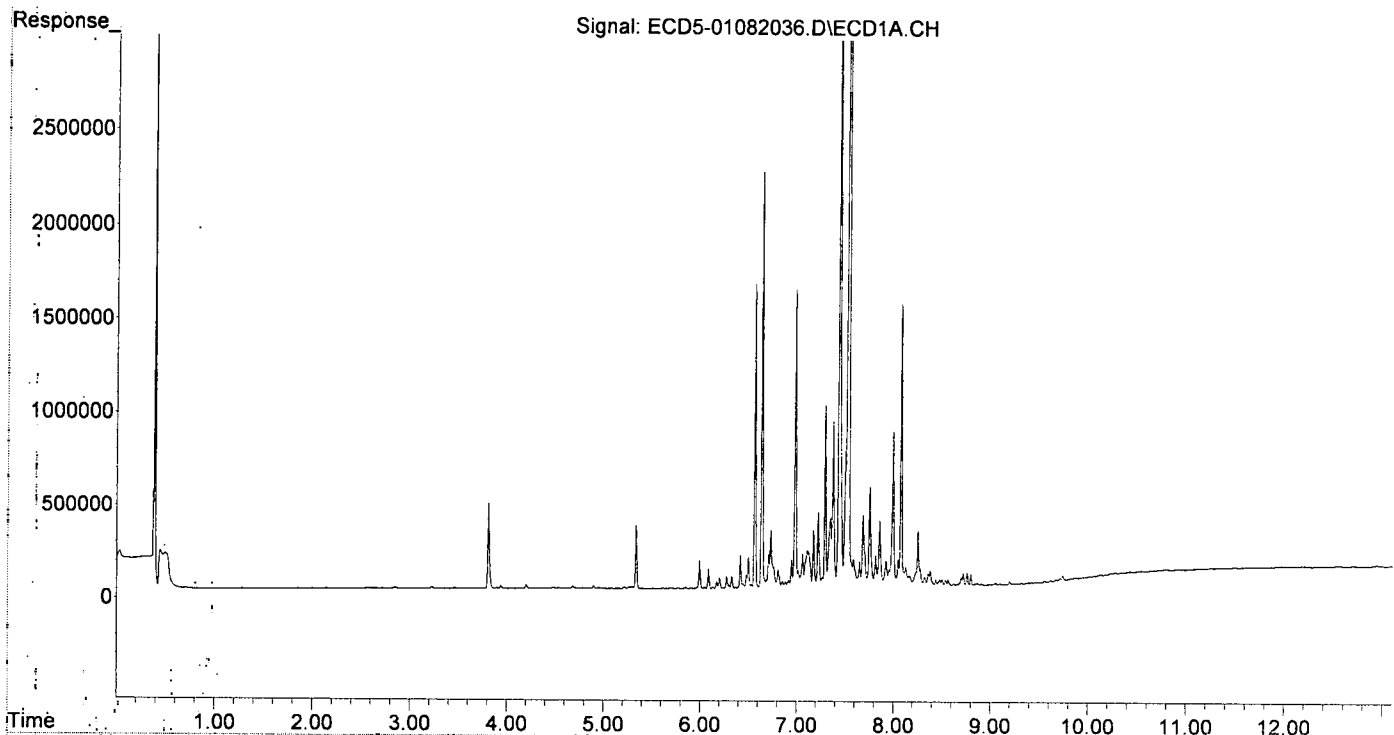
Compound	RT#1	RT#2	Resp#1	Resp#2	ng/mL	ng/mL
System Monitoring Compounds						
1) S TCMX (S)	0.000	6.124	0	8765	N.D.	0.029 #
22) S DCBP (S)	9.620	10.756	12919	2318	8131.899	0.013 #
Target Compounds						
2) a-BHC	5.911f	6.762f	5081	159887	0.019	0.387 #
3) g-BHC	6.201f	7.064	56389	85762	0.241	0.235 #
4) b-BHC	6.329f	7.102	65167	46832	0.497	0.291 #
5) Heptachlor	6.639	7.433	2226004	3388584	9.796	9.559 #
6) d-BHC	6.418f	7.362	178418	27894	0.819	0.141 #
7) Aldrin	6.884	7.704	31975	48695	0.145	0.146 #
8) Heptachlo...	7.348	8.159	370878	202363	1.799	0.657 #
9) trans-Chl...	7.438	8.281	4793058	7736201	22.746	24.809 #
10) cis-Chlor...	7.531	8.389	5801810	6344746	28.353	21.388 #
11) Endosulfa...	7.650	8.466f	134421	128320	0.694	0.462 #
12) 4,4'-DDE	7.588	8.484	150613	193799	0.730	0.699 #
13) Dieldrin	7.818	8.644	168622	619374	0.783	2.005 #
14) Endrin	7.997f	8.853f	836171	293651	4.833	1.250 #
15) 4,4'-DDD	7.997	8.914	836171	1185376	4.843	4.822 #
16) Endosulfa...	8.129	9.030	103123	138183	0.604	0.566 #
17) 4,4'-DDT	8.255f	9.149	297526	44919	1.796	0.295 #
18) Endrin Al...	8.440f	9.228f	31746	42213	0.207	0.189 #
19) Endosulfa...	8.723	9.481f	66481	36008	0.415	0.162 #
20) Methoxychlor	8.540	9.590f	29143	9388	0.336	0.079 #
21) Endrin Ke...	8.906	9.854	8782	71564	0.046	0.286 #
23) Hexachlor...	3.226f	0.000	7900	0	0.040	N.D. #
24) Hexachlor...	5.775	6.611	4164	10474	BelowCal	0.033 #
25) Oxychlorthane	7.294f	8.083	961252	113717	5.308	0.407 #
26) 2,4'-DDE	7.348	8.281	370878	7736201	2.601	36.736 #
27) trans-Non...	7.531	8.345	5801810	5824881	29.036	18.943 #
28) 2,4'-DDD	7.686f	8.644	385747	619374	3.032	3.358 #
29) 2,4'-DDT	7.925f	8.853	137414	293651	0.938	1.488 #
30) cis-Nonac...	7.997	8.914	836171	1185376	3.548	3.475 #
31) Mirex	8.657	9.854	8652	71564	6722.983	0.145 #
32) Chlordane...	7.438	8.281	4793058	7736201	204.294	198.890 #
33) Chlordane...	7.531	8.389	5801810	6344746	201.307	197.668 #
34) Chlordane...	8.080	9.058	1505062	2047397	197.837	192.828 #
35) Chlordane...	3.810	0.000	458168	0	NoCal	N.D. #
36) Toxaphene...	7.531f	8.644f	5801810	619374	5508.631	229.032 #
37) Toxaphene...	7.818	8.968	168622	210960	86.710	60.576 #
38) Toxaphene...	8.129	9.009	103123	171668	20.512	29.524 #
39) Toxaphene...	8.360	9.058	68331	2047397	16.913	226.842 #
40) Toxaphene...	8.566f	9.228f	31865	42213	9.692	8.406 #
41) Toxaphene...	8.657	0.000	8652	0	1.993	N.D. #
42) Toxaphene...	3.810	0.000	458168	0	NoCal	N.D. #

(f)=RT Delta > 1/2 Window (#)=Amounts differ by > 40% (m)=manual int.

Quantitation Report (Not Reviewed)

Data Path : R:\data\2020-01\0A08041\REQUANT\
Data File : ECD5-01082036.D
Signal(s) : Signal #1: ECD1A.CH Signal #2: ECD2B.CH
Acq On : 08 Jan 2020 21:59
Operator : MJB
Sample : 0A08041-CALM
Misc : A19K309, CHLOR 200 ppb
ALS Vial : 31 (Sig #1); 0 (Sig #2) Sample Multiplier: 1

Integration File signal 1: PEST1.e
Integration File signal 2: PEST2.e
Quant Time: Jan 09 11:31:56 2020
Quant Method : R:\methods\ECD5_QUANTPEST_200107.M
Quant Title : Instrument: DualECD5
QLast Update : Thu Jan 09 11:11:29 2020
Response via : Initial Calibration
Integrator: ChemStation 6890 Scale Mode: Small noise peaks clipped



Data Path: R:\data\2020-01\0A08041\REQUANT\
 Data File: ECD5-01082037.D
 Signal(s): Signal #1: ECD1A.CH Signal #2: ECD2B.CH
 Acq On: 08 Jan 2020 22:16
 Operator: MJB
 Sample: 0A08041-CALN
 Misc: At 9K310, CHLOR 500 ppb
 ALS Vial: 32 (Sig #1); 0 (Sig #2) Sample Multiplier: 1

Integration File signal 1: PEST1.e
 Integration File signal 2: PEST2.e
 Quant Time: Jan 09 11:32:07 2020
 Quant Method: R:\methods\ECD5_QUANTPEST_200107.M
 Quant Title: Instrument: DualECD5
 QLast Update: Thu Jan 09 11:11:29 2020
 Response via: Initial Calibration
 Integrator: ChemStation 6890 Scale Mode: Small noise peaks clipped

MJB
1/9/20

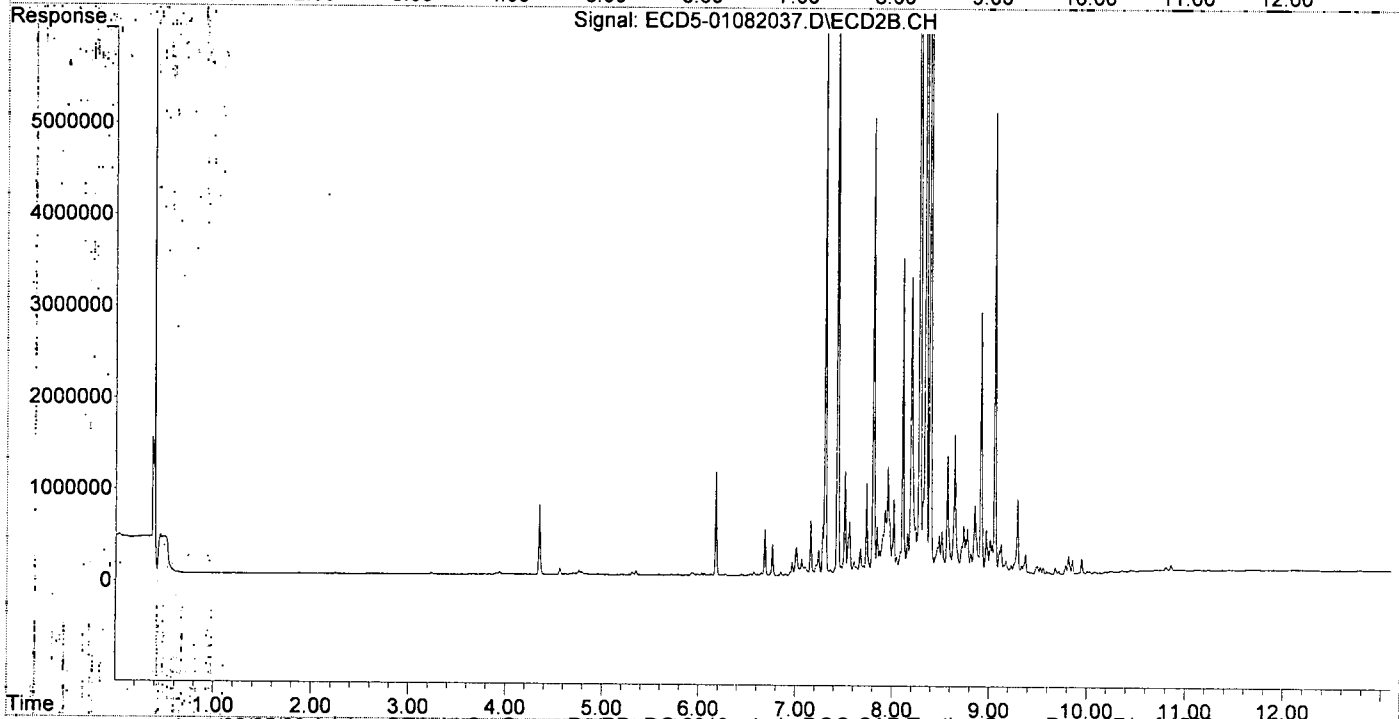
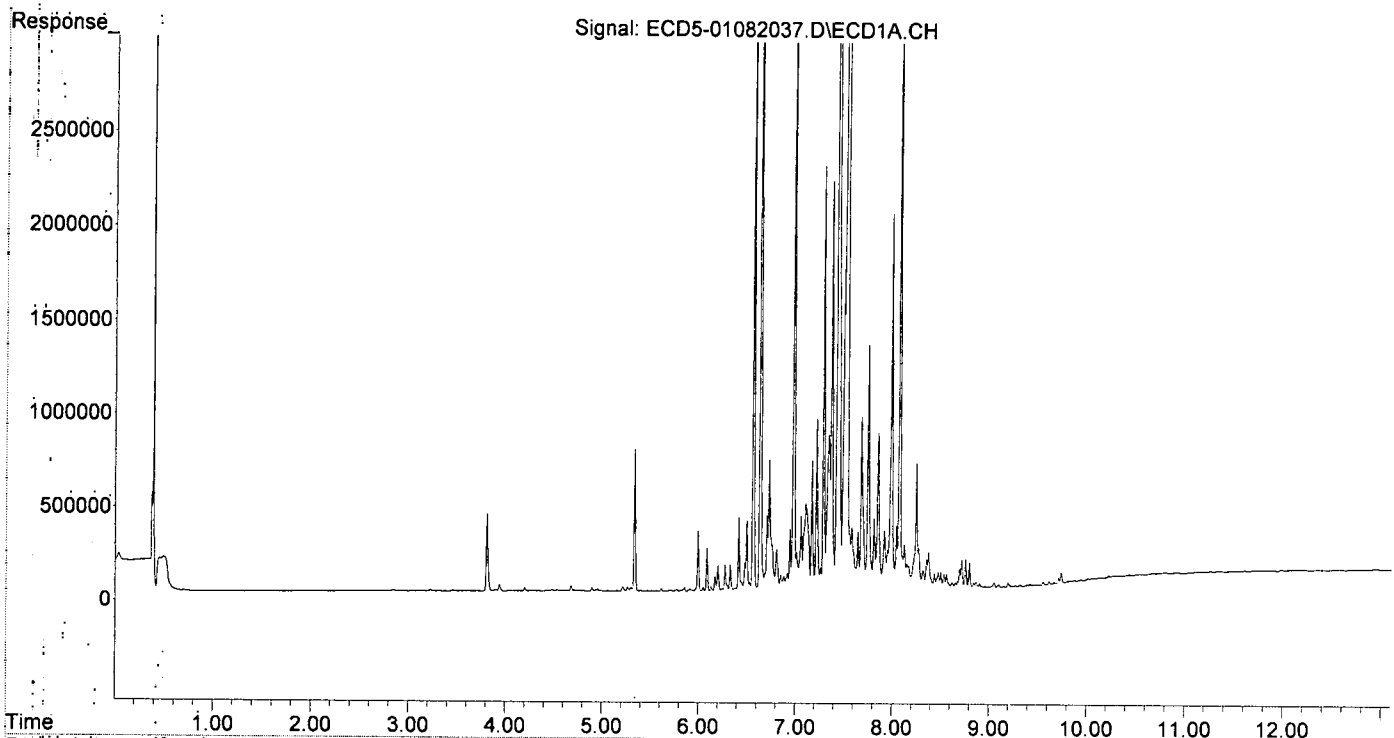
	Compound	RT#1	RT#2	Resp#1	Resp#2	ng/mL	ng/mL
System Monitoring Compounds							
1)	S TCMX (S)	5.403	6.124	5420	8555	0.028	0.029
22)	S DCBP (S)	9.620	10.755	23667	4289	0.003	0.024 #
Target Compounds							
2)	a-BHC	5.910f	6.761f	12838	336901	0.049	0.816 #
3)	g-BHC	6.245	7.064	11348	176353	0.049	0.483 #
4)	b-BHC	6.328f	7.102	141046	88808	1.272	0.552 #
5)	Heptachlor	6.638	7.433	5083320	7935143	22.370	22.385
6)	d-BHC	6.418f	7.362	395426	59766	1.815	0.236 #
7)	Aldrin	6.884	7.703	75211	103926	0.341	0.312
8)	Heptachlo...	7.347	8.158	833474	450789	4.043	1.463 #
9)	trans-Chl...	7.437	8.282	11206289	19234034	53.181	61.681
10)	cis-Chlor...	7.530	8.389	13908359	15819527	67.969	53.328
11)	Endosulfa...	7.650	8.466f	304132	302200	1.569	1.088
12)	4,4'-DDE	7.588	8.484	333708	431319	1.618	1.514
13)	Dieldrin	7.817	8.644	381182	1518068	1.770	4.914 #
14)	Endrin	7.996f	8.852f	1992240	749318	11.515	3.189 #
15)	4,4'-DDD	7.996	8.914	1992240	2843982	11.539	11.570
16)	Endosulfa...	8.130	9.030	235105	324102	1.378	1.327
17)	4,4'-DDT	8.254f	9.149	670131	106323	4.045	0.577 #
18)	Endrin Al...	8.440f	9.228f	76784	99309	0.501	0.444
19)	Endosulfa...	8.723	9.432	149201	23857	0.932	0.108 #
20)	Methoxychlor	8.539	9.621	74034	17193	0.855	0.145 #
21)	Endrin Ke...	8.906	9.854	23022	158095	0.121	0.631 #
23)	Hexachlor...	3.226f	0.000	7857	0	0.039	N.D. #
24)	Hexachlor...	5.775	6.610	9790	10353	BelowCal	0.032
25)	Oxychlorthane	7.293f	8.083	2256772	253876	12.725	0.908 #
26)	2,4'-DDE	7.347	8.282	833474	19234034	5.845	91.334 #
27)	trans-Non...	7.530	8.345	13908359	14000556	69.573	45.532
28)	2,4'-DDD	7.685f	8.644	920140	1518068	7.232	8.231
29)	2,4'-DDT	7.925f	8.852	314330	749318	2.146	3.941 #
30)	cis-Nonac...	7.996	8.914	1992240	2843982	8.453	8.337
31)	Mirex	8.657	9.854	26831	158095	6722.849	0.646 #
32)	Chlordane...	7.437	8.282	11206289	19234034	477.644	494.487
33)	Chlordane...	7.530	8.389	13908359	15819527	482.581	492.852
34)	Chlordane...	8.080	9.058	3625557	5010516	476.571	471.901
35)	Chlordane...	3.810	0.000	411441	0	NoCal	N.D.
36)	Toxaphene...	7.530	8.644f	13908359	1518068	13205.535	561.352 #
37)	Toxaphene...	7.817	8.969	381182	487291	196.015	139.923
38)	Toxaphene...	8.130	9.009	235105	389443	52.067	71.737
39)	Toxaphene...	8.360	9.058	157774	5010516	39.053	555.140 #
40)	Toxaphene...	8.566f	9.228f	77473	99309	23.564	19.775
41)	Toxaphene...	8.657	9.621	26831	17193	6.179	3.062 #
42)	Toxaphene...	3.810	0.000	411441	0	NoCal	N.D.

(f)=RT Delta > 1/2 Window (#)=Amounts differ by > 40% (m)=manual int.

Quantitation Report (Not Reviewed)

Data Path : R:\data\2020-01\0A08041\REQUANT\
Data File : ECD5-01082037.D
Signal(s) : Signal #1: ECD1A.CH Signal #2: ECD2B.CH
Acq On : 08 Jan 2020 22:16
Operator : MJB
Sample : 0A08041-CALN
Misc : A19K310, CHLOR 500 ppb
ALS Vial : 32 (Sig #1); 0 (Sig #2) Sample Multiplier: 1

Integration File signal 1: PEST1.e
Integration File signal 2: PEST2.e
Quant Time: Jan 09 11:32:07 2020
Quant Method : R:\methods\ECD5_QUANTPEST_200107.M
Quant Title : Instrument: DualECD5
QLast Update : Thu Jan 09 11:11:29 2020
Response via : Initial Calibration
Integrator: ChemStation 6890 Scale Mode: Small noise peaks clipped



Data Path : R:\data\2020-01\0A08041\REQUANT\
 Data File : ECD5-01082038.D
 Signal(s) : Signal #1: ECD1A.CH Signal #2: ECD2B.CH
 Acq On : 08 Jan 2020 22:33
 Operator : MJB
 Sample : 0A08041-CALO
 Misc : A19K311, CHLOR 1000 ppb
 ALS Vial : 33 (Sig #1); 0 (Sig #2) Sample Multiplier: 1

Integration File signal 1: PEST1.e
 Integration File signal 2: PEST2.e
 Quant Time: Jan 09 11:32:17 2020
 Quant Method : R:\methods\ECD5_QUANTPEST_200107.M
 Quant Title : Instrument: DualECD5
 Last Update : Thu Jan 09 11:11:29 2020
 Response via : Initial Calibration
 Integrator: ChemStation 6890 Scale Mode: Small noise peaks clipped

MJB
1/9/21

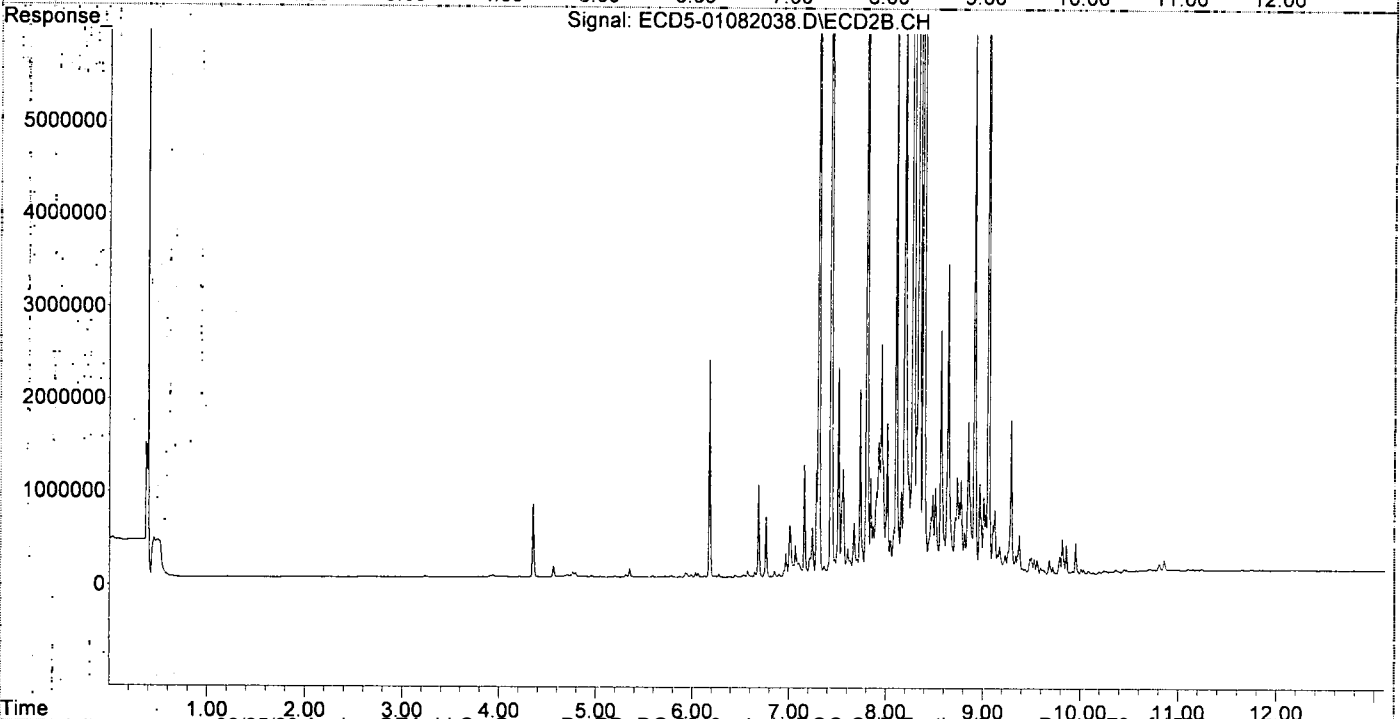
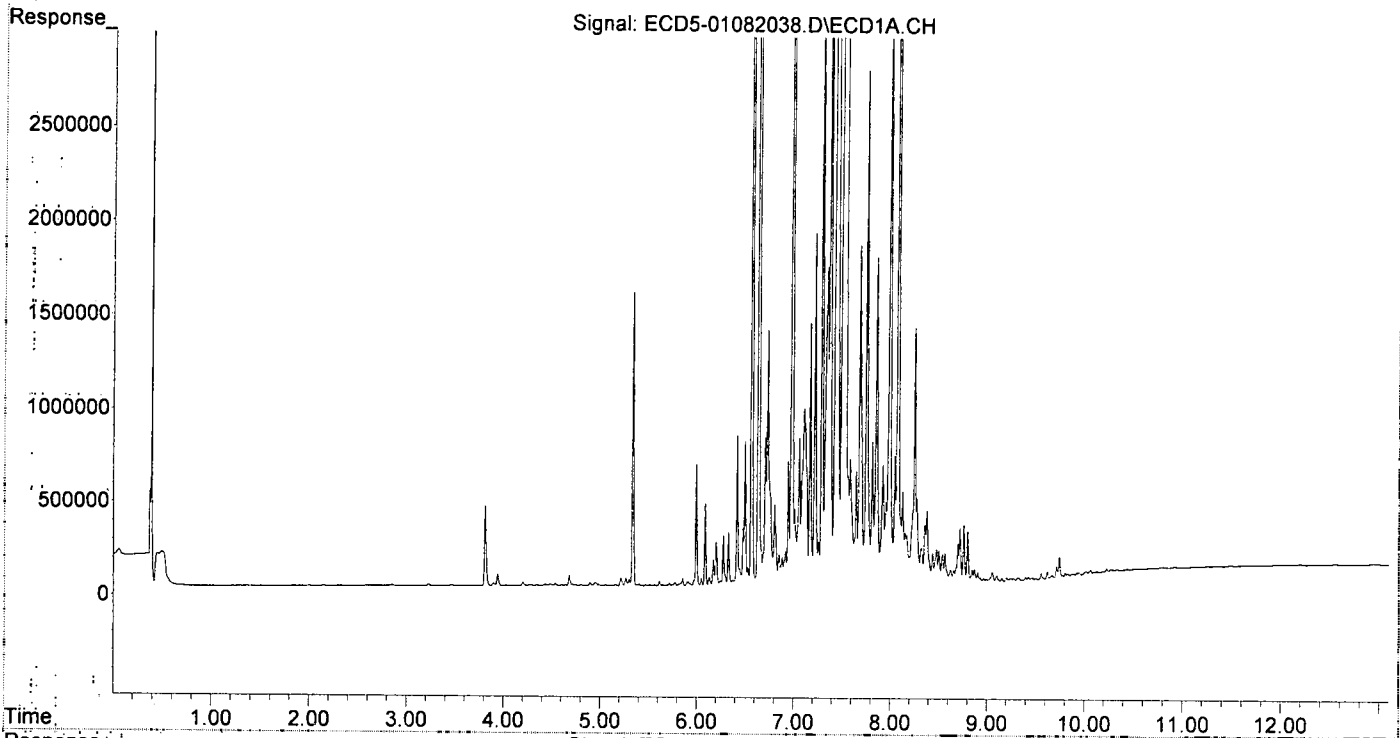
Compound	RT#1	RT#2	Resp#1	Resp#2	ng/mL	ng/mL
System Monitoring Compounds						
1) S TCMX (S)	5.402	6.123	9798	12771	0.050	0.043
22) S DCBP (S)	9.620	10.755	40124	12879	0.113	0.072
Target Compounds						
2) a-BHC	5.910f	6.761f	21496	647692	0.082	1.568 #
3) g-BHC	6.245	7.064	22195	335475	0.095	0.919 #
4) b-BHC	6.328f	7.100	285005	146085	2.741	0.908 #
5) Heptachlor	6.637	7.433	10535400	17179217	46.363	48.462
6) d-BHC	6.417f	7.363	795830	108547	3.653	0.381 #
7) Aldrin	6.883	7.702	143935	184021	0.652	0.553
8) Heptachlo...	7.348	8.159	1702985	910754	8.261	2.957 #
9) trans-Chl...	7.436	8.282	23306867	41815031	110.607	134.095
10) cis-Chlor...	7.530	8.390	28733989	33826481	140.421	114.029
11) Endosulfa...	7.649	8.465f	600773	632501	3.100	2.276
12) 4,4'-DDE	7.587	8.484	662790	876502	3.215	3.036
13) Dieldrin	7.816	8.644	751833	3369901	3.491	10.908 #
14) Endrin	7.996f	8.852f	4008014	1646182	23.165	7.006 #
15) 4,4'-DDD	7.996f	8.915	4008014	5868870	23.214	23.876
16) Endosulfa...	8.130	9.030	482837	655952	2.830	2.685
17) 4,4'-DDT	8.254f	9.150	1366468	218307	8.249	1.092 #
18) Endrin Al...	8.440f	9.229f	153954	208997	1.005	0.935
19) Endosulfa...	8.722	9.432	289883	58736	1.811	0.265 #
20) Methoxychlor	8.539	9.622	150060	41628	1.733	0.351 #
21) Endrin Ke...	8.906	9.854	47909	312372	0.251	1.247 #
23) Hexachlor...	3.226f	0.000	9074	0	0.045	N.D. #
24) Hexachlor...	5.774	6.608	16566	12343	BelowCal	0.039
25) Oxychlordane	7.261	8.082	224230	504968	1.082	1.805 #
26) 2,4'-DDE	7.348	8.282	1702985	41815031	11.943	198.560 #
27) trans-Non...	7.530	8.345	28733989	31332982	142.970	101.900
28) 2,4'-DDD	7.685f	8.644	1800544	3369901	14.151	18.271
29) 2,4'-DDT	7.924f	8.852	633565	1646182	4.325	8.706 #
30) cis-Nonac...	7.996	8.915	4008014	5868870	17.005	17.204
31) Mirex	8.657	9.854	60242	312372	0.200	1.538 #
32) Chlordane...	7.436	8.282	23306867	41815031	993.404	1075.021 #
33) Chlordane...	7.530	8.390	28733989	33826481	996.990	1053.853 #
34) Chlordane...	8.079	9.058	7448098	10569130	979.035	995.423 #
35) Chlordane...	3.810	0.000	423208	0	NoCal	N.D.
36) Toxaphene...	7.530	8.644f	28733989	3369901	27281.990	1246.124 #
37) Toxaphene...	7.816	8.969	751833	984931	386.613	282.818
38) Toxaphene...	8.130	9.009	482837	837849	111.224	157.726 #
39) Toxaphene...	8.360	9.058	308612	10569130	76.388	1171.007 #
40) Toxaphene...	8.566f	9.229	155406	208997	47.268	41.617
41) Toxaphene...	8.657	9.622	60242	41628	13.873	7.415 #
42) Toxaphene...	3.810	0.000	423208	0	NoCal	N.D.

(f)=RT Delta > 1/2 Window (#)=Amounts differ by > 40% (m)=manual int.

Quantitation Report (Not Reviewed)

Data Path : R:\data\2020-01\0A08041\REQUANT\
Data File : ECD5-01082038.D
Signal(s) : Signal #1: ECD1A.CH Signal #2: ECD2B.CH
Acq On : 08 Jan 2020 22:33
Operator : MJB
Sample : 0A08041-CALO
Misc : A19K311, CHLOR 1000 ppb
ALS Vial : 33 (Sig #1); 0 (Sig #2) Sample Multiplier: 1

Integration File signal 1: PEST1.e
Integration File signal 2: PEST2.e
Quant Time: Jan 09 11:32:17 2020
Quant Method : R:\methods\ECD5_QUANTPEST_200107.M
Quant Title : Instrument: DualECD5
QLast Update : Thu Jan 09 11:11:29 2020
Response via : Initial Calibration
Integrator: ChemStation 6890 Scale Mode: Small noise peaks clipped



Data Path: R:\data\2020-01\0A08041\REQUANT\
 Data File: ECD5-01082039.D
 Signal(s): Signal #1: ECD1A.CH Signal #2: ECD2B.CH
 Acq On: 08 Jan 2020 22:50
 Operator: MJB
 Sample: 0A08041-CALP
 Misc: A19K306, CHLOR 2000 ppb
 ALS Vial: 34 (Sig #1); 0 (Sig #2) Sample Multiplier: 1

Integration File signal 1: PEST1.e
 Integration File signal 2: PEST2.e
 Quant Time: Jan 09 11:32:28 2020
 Quant Method: R:\methods\ECD5_QUANTPEST_200107.M
 Quant Title: Instrument: DualECD5
 Last Update: Thu Jan 09 11:11:29 2020
 Response via: Initial Calibration
 Integrator: ChemStation 6890 Scale Mode: Small noise peaks clipped

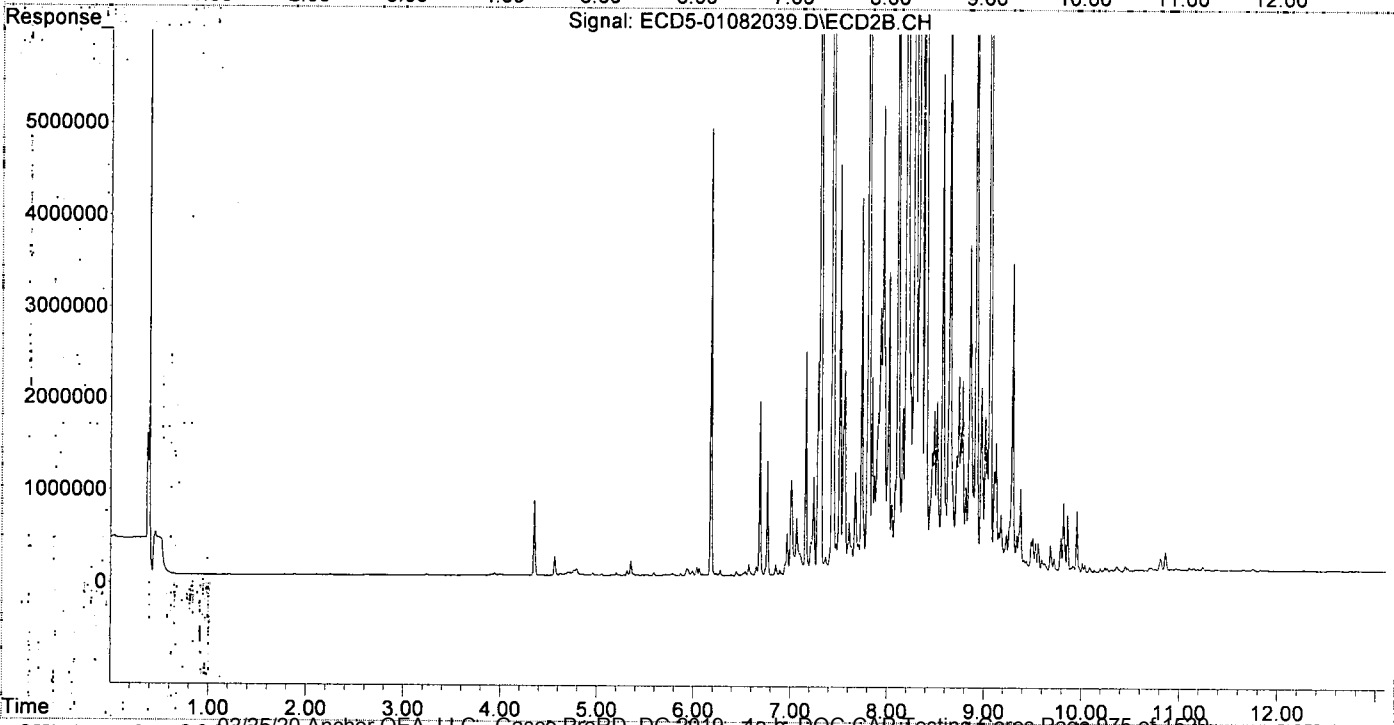
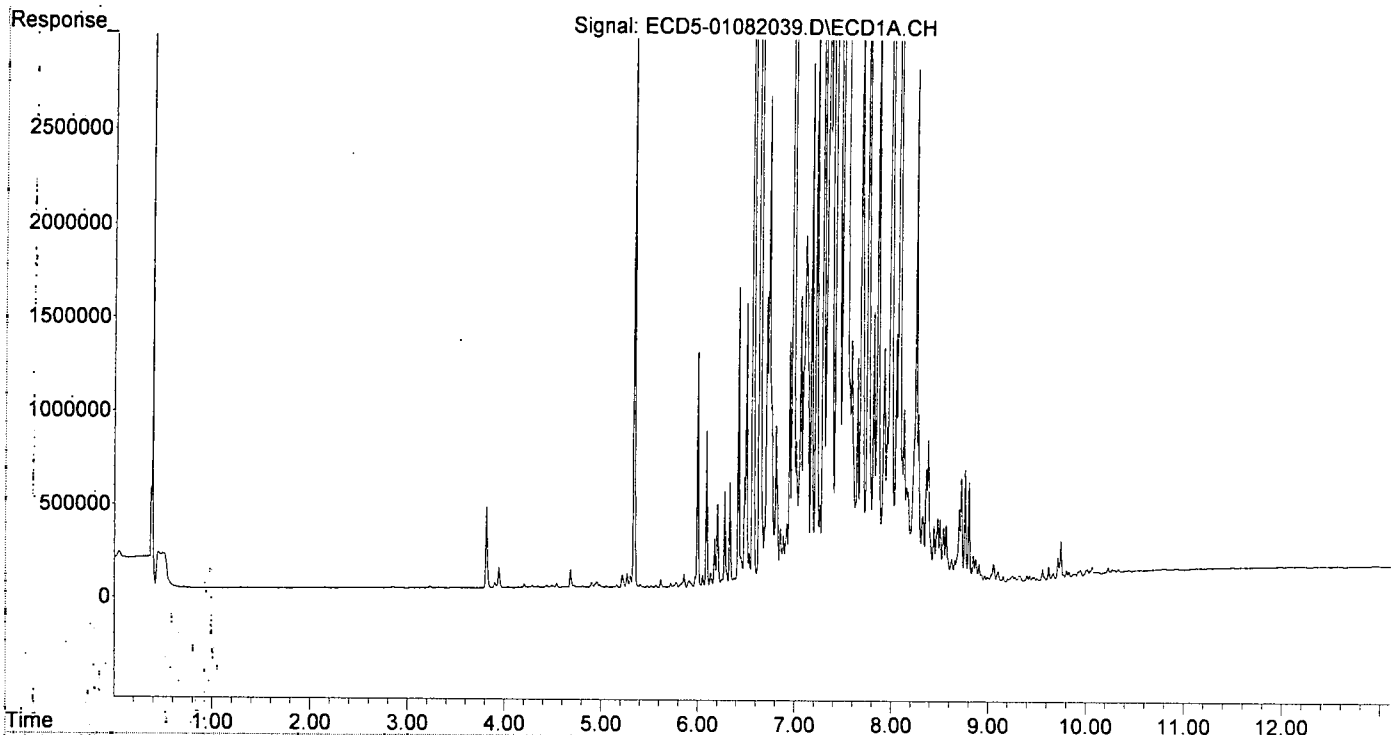
MJB
1/9/20

Compound	RT#1	RT#2	Resp#1	Resp#2	ng/mL	ng/mL
System Monitoring Compounds						
1) S TCMX (S)	5.405	6.093f	18762	10250	0.096	0.034 #
22) S DCBP (S)	9.622	10.757	70733	20529	0.317	0.115 #
Target Compounds						
2) a-BHC	5.912f	6.763f	37181	1243796	0.141	3.012 #
3) g-BHC	6.202f	7.066	446709	623981	1.913	1.709
4) b-BHC	6.277f	7.101	511971	234905	5.059	1.460 #
5) Heptachlor	6.639	7.435	21169046	36522630	93.159	103.029
6) d-BHC	6.419f	7.365	1596353	196886	7.328	0.643 #
7) Aldrin	6.884	7.705	271904	337413	1.232	1.013
8) Heptachlo...	7.348	8.160	3311763	1797851	16.064	5.836 #
9) trans-Chl...	7.438	8.285	45620260	88263621	216.499	283.050
10) cis-Chlor...	7.532	8.392	57400215	70960383	280.511	239.208
11) Endosulfa...	7.650	8.466f	1205884	1313552	6.222	4.727
12) 4,4'-DDE	7.588	8.486	1308468	1763283	6.346	6.052
13) Dieldrin	7.818	8.645	1463073	7392199	6.793	23.928 #
14) Endrin	7.997f	8.890	8045747	854577	46.502	3.637 #
15) 4,4'-DDD	7.997	8.916	8045747	12115047	46.600	49.287
16) Endosulfa...	8.131	9.031	933707	1342410	5.472	5.495
17) 4,4'-DDT	0.000	9.151	0	440296	N.D.	2.110 #
18) Endrin Al...	8.441f	9.230f	302898	420267	1.978	1.880
19) Endosulfa...	8.724	9.435	562784	134010	3.517	0.605 #
20) Methoxychlor	8.540	9.625	298859	98601	3.451	0.831 #
21) Endrin Ke...	8.907	9.856	94863	625998	0.497	2.500 #
23) Hexachlor...	3.228f	0.000	9401	0	0.047	N.D. #
24) Hexachlor...	5.776	6.572f	27126	123312	BelowCal	0.385
25) Oxylordane	7.262	8.084	431510	1016838	2.271	3.636 #
26) 2,4'-DDE	7.348	8.285	3311763	88263621	23.226	419.124 #
27) trans-Non...	7.532	8.347	57400215	65752002	282.292	213.836
28) 2,4'-DDD	7.686f	8.645	3641213	7392199	28.618	40.079 #
29) 2,4'-DDT	7.925f	8.854	1270102	3572195	8.671	18.671 #
30) cis-Nonac...	7.997	8.916	8045747	12115047	34.136	35.513
31) Mirex	8.659	9.856	121574	625998	0.655	3.346 #
32) Chlordane...	7.438	8.285	45620260	88263621	1944.464	2269.166
33) Chlordane...	7.532	8.392	57400215	70960383	1991.628	2210.747
34) Chlordane...	8.081	9.060	15008543	22453950	1972.838	2114.760
35) Chlordane...	3.812	0.000	438160	0	NoCal	N.D.
36) Toxaphene...	7.532f	8.645f	57400215	7392199	54499.640	2733.491 #
37) Toxaphene...	7.818	8.971	1463073	2013867	752.353	578.272
38) Toxaphene...	8.131	9.011	933707	1688639	218.651	317.609 #
39) Toxaphene...	8.382f	9.060	768519	22453950	190.226	2487.787 #
40) Toxaphene...	8.567	9.230	308699	420267	93.893	83.686
41) Toxaphene...	8.659	9.625	121574	98601	27.997	17.563
42) Toxaphene...	3.812	0.000	438160	0	NoCal	N.D.

(f)=RT Delta > 1/2 Window (#)=Amounts differ by > 40% (m)=manual int.

Data Path : R:\data\2020-01\0A08041\REQUANT\
Data File : ECD5-01082039.D
Signal(s) : Signal #1: ECD1A.CH Signal #2: ECD2B.CH
Acq On : 08 Jan 2020 22:50
Operator : MJB
Sample : 0A08041-CALP
Misc : A19K306, CHLOR 2000 ppb
ALS Vial : 34 (Sig #1); 0 (Sig #2) Sample Multiplier: 1

Integration File signal 1: PEST1.e
Integration File signal 2: PEST2.e
Quant Time: Jan 09 11:32:28 2020
Quant Method : R:\methods\ECD5_QUANTPEST_200107.M
Quant Title : Instrument: DualECD5
QLast Update : Thu Jan 09 11:11:29 2020
Response via : Initial Calibration
Integrator: ChemStation 6890 Scale Mode: Small noise peaks clipped



Quantitation Report (QT Reviewed)

Data Path: R:\data\2020-01\0A08041\REQUANT\
 Data File: ECD5-01082042.D
 Signal(s): Signal #1: ECD1A.CH Signal #2: ECD2B.CH
 Acq On: 08 Jan 2020 23:41
 Operator: MJB
 Sample: 0A08041-CALQ
 Misc: A20A098, TOX 10 ppb
 ALS Vial: 36 (Sig #1); 0 (Sig #2) Sample Multiplier: 1

Integration File signal 1: PEST1.e
 Integration File signal 2: PEST2.e
 Quant Time: Jan 09 11:33:28 2020
 Quant Method: R:\methods\ECD5_QUANTPEST_200107.M
 Quant Title: Instrument: DualECD5
 QLast Update: Thu Jan 09 11:11:29 2020
 Response via: Initial Calibration
 Integrator: ChemStation 6890 Scale Mode: Small noise peaks clipped

MJB
1/9/20

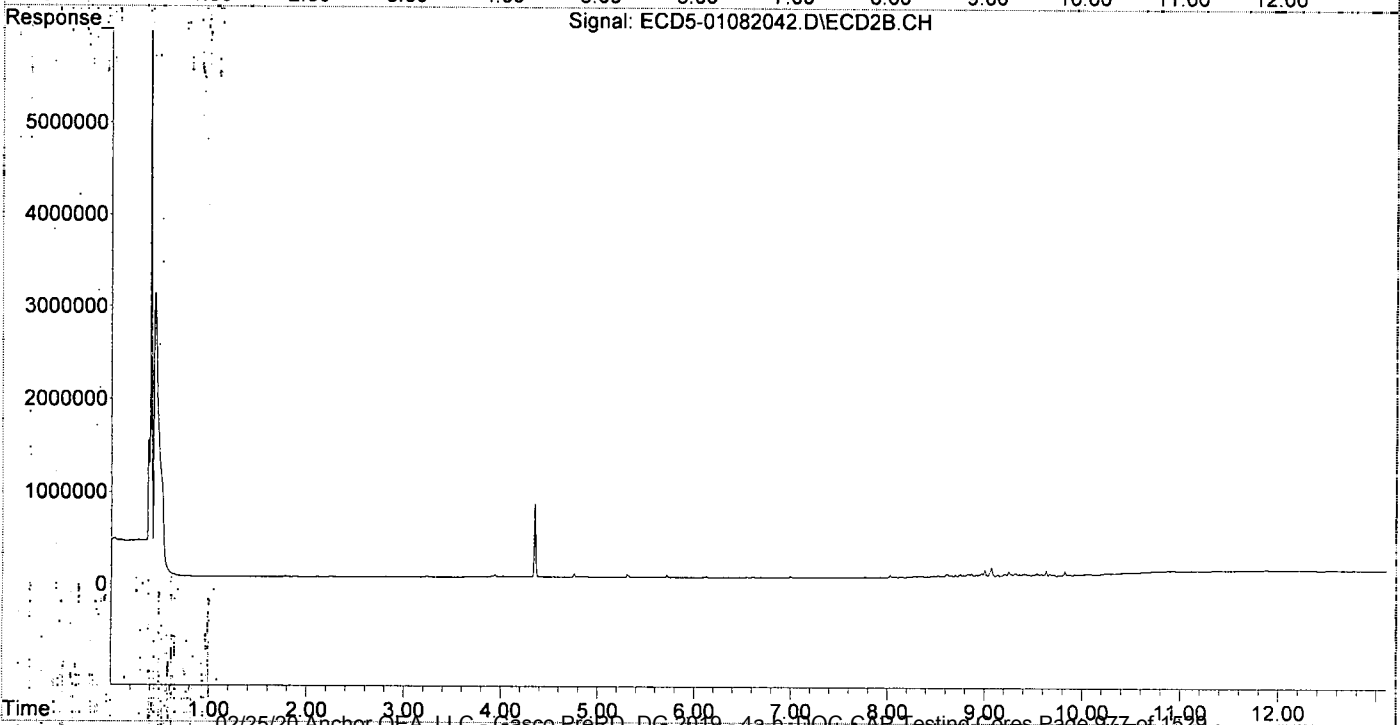
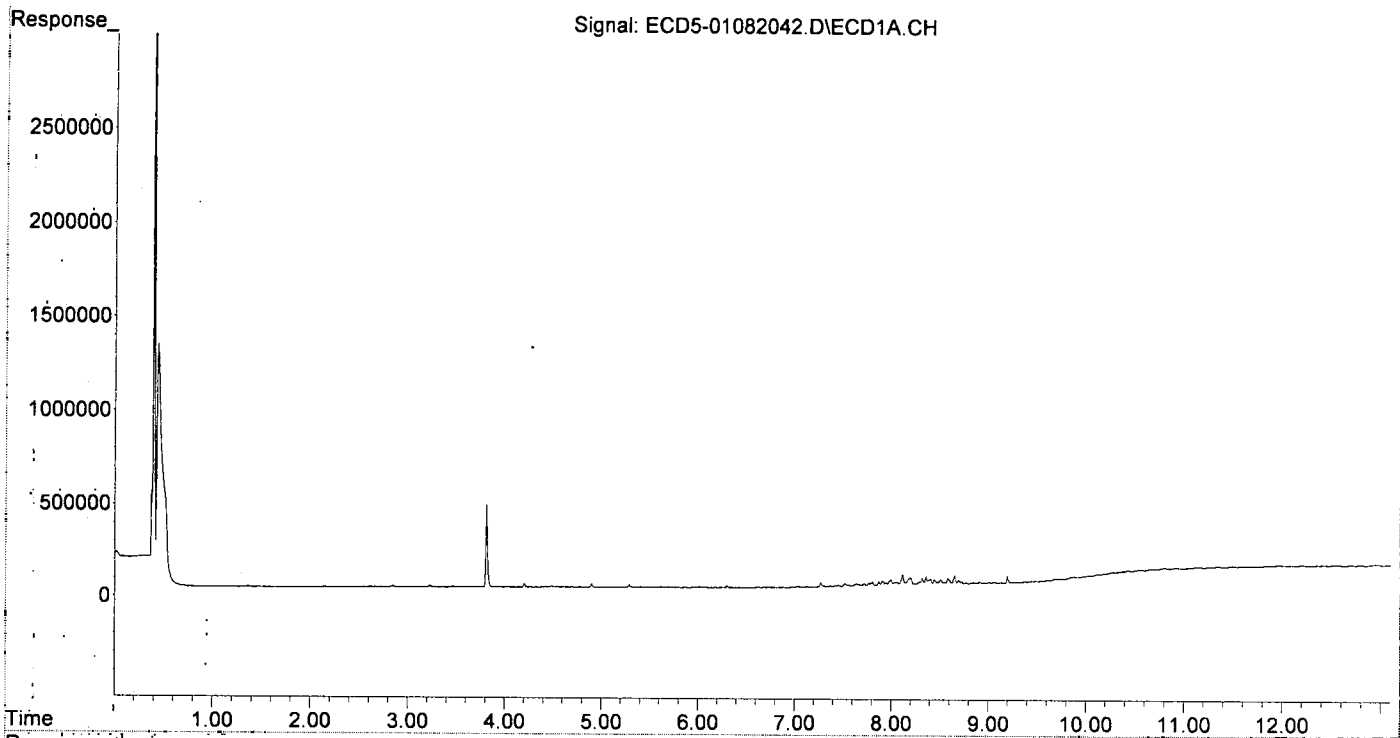
Compound	RT#1	RT#2	Resp#1	Resp#2	ng/mL	ng/mL
System Monitoring Compounds						
1) S TCMX (S)	0.000	6.124	0	10629	N.D.	0.036 #
22) S DCBP (S)	9.609	0.000	6815	0	8131.940	N.D. #
Target Compounds						
2) a-BHC	5.947	0.000	3461	0	0.013	N.D. #
3) g-BHC	0.000	0.000	0	0	N.D.	N.D.
4) b-BHC	6.302	0.000	12620	0	5931.873	N.D. #
5) Heptachlor	0.000	0.000	0	0	N.D.	N.D.
6) d-BHC	0.000	0.000	0	0	N.D.	N.D.
7) Aldrin	0.000	0.000	0	0	N.D.	N.D.
8) Heptachlo...	7.367f	8.135	5219	8047	0.025	0.026
9) trans-Chl...	7.451	8.284	6675	15210	0.032	0.049 #
10) cis-Chlor...	7.523	8.413f	14451	8223	0.071	0.028 #
11) Endosulfa...	7.639	8.446	13158	13219	0.068	0.048
12) 4,4'-DDE	7.561f	8.477	8579	14922	0.042	0.084 #
13) Dieldrin	7.806	8.659	21367	17989	0.099	0.058 #
14) Endrin	7.945f	8.865	16660	36793	0.096	0.157 #
15) 4,4'-DDD	8.034	8.916	16954	21078	0.098	0.086
16) Endosulfa...	8.118	9.004	58763	70419	0.344	0.288
17) 4,4'-DDT	8.196	9.138	37833	22478	0.228	0.191
18) Endrin Al...	8.405	9.249	30288	51910	0.198	0.232
19) Endosulfa...	8.723	9.453	13816	19892	0.086	0.090
20) Methoxychlor	8.586f	9.634	33626	57037	0.388	0.481
21) Endrin Ke...	8.908	9.875	9140	9995	0.048	0.040
23) Hexachlor...	3.226f	0.000	9767	0	0.049	N.D. #
24) Hexachlor...	0.000	6.610	0	10990	N.D.	0.034 #
25) Oxychlorane	7.271	8.083	23041	7291	BelowCal	0.026
26) 2,4'-DDE	7.367f	8.263	5219	9920	0.037	0.047
27) trans-Non...	7.523	8.355	14451	10080	BelowCal	0.033
28) 2,4'-DDD	7.723	8.659	13907	17989	0.109	0.098
29) 2,4'-DDT	7.909	8.865	24195	36793	0.165	0.096 #
30) cis-Nonac...	7.995	8.916	30542	21078	0.130	0.062 #
31) Mirex	8.654	9.823f	47173	51078	0.103	0.026 #
32) Chlordane...	7.451	8.284	6675	15210	0.284	0.391
33) Chlordane...	7.523	8.413f	14451	8223	0.501	0.256 #
34) Chlordane...	8.058f	9.072	17437	99104	2.292	9.334 #
35) Chlordane...	3.810	0.000	440668	0	NoCal	N.D.
36) Toxaphene...	7.514	8.619	12440	29639	11.812m	10.960
37) Toxaphene...	7.806	8.968	21367	37237	10.987	10.692
38) Toxaphene...	8.118	9.004	58763	70419	9.901	9.796
39) Toxaphene...	8.358	9.072	44260	99104	10.955	10.980
40) Toxaphene...	8.586	9.249	33626	51910	10.228	10.337
41) Toxaphene...	8.654	9.634	47173	57037	10.863	10.159
42) Toxaphene...	3.810	0.000	440668	0	NoCal	N.D.

(f)=RT Delta > 1/2 Window (#)=Amounts differ by > 40% (m)=manual int.

Quantitation Report (QT Reviewed)

Data Path : R:\data\2020-01\0A08041\REQUANT\
Data File : ECD5-01082042.D
Signal(s) : Signal #1: ECD1A.CH Signal #2: ECD2B.CH
Acq On : 08 Jan 2020 23:41
Operator : MJB
Sample : 0A08041-CALQ
Misc : A20A098, TOX 10 ppb
ALS Vial : 36 (Sig #1); 0 (Sig #2) Sample Multiplier: 1

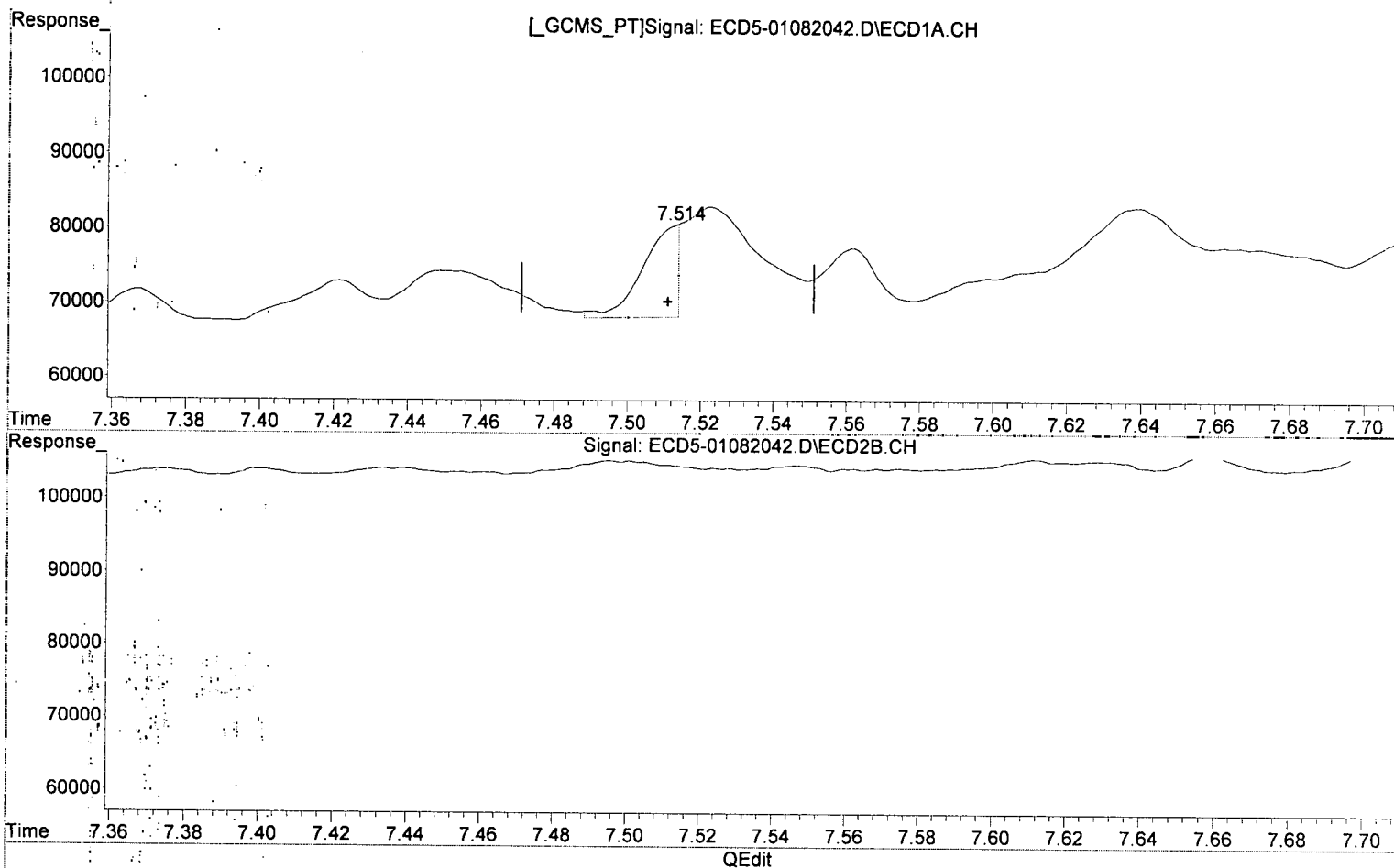
Integration File signal 1: PEST1.e
Integration File signal 2: PEST2.e
Quant Time: Jan 09 11:33:28 2020
Quant Method : R:\methods\ECD5_QUANTPEST_200107.M
Quant Title : Instrument: DualECD5
QLast Update : Thu Jan 09 11:11:29 2020
Response via : Initial Calibration
Integrator: ChemStation 6890 Scale Mode: Small noise peaks clipped



Quantitation Report (Qedit)

Data Path : R:\data\2020-01\0A08041\REQUANT\
Data File : ECD5-01082042.D
Signal(s) : Signal #1: ECD1A.CH Signal #2: ECD2B.CH
Acq On : 08 Jan 2020 23:41
Operator : MJB
Sample : 0A08041-CALQ
Misc : A20A098, TOX 10 ppb
ALS Vial : 36 (Sig #1); 0 (Sig #2) Sample Multiplier: 1

Integration File signal 1: PEST1.e
Integration File signal 2: PEST2.e
Quant Time: Jan 09 11:32:57 2020
Quant Method : R:\methods\ECD5_QUANTPEST_200107.M
Quant Title : Instrument: DualECD5
QLast Update : Thu Jan 09 11:11:29 2020
Response via : Initial Calibration
Integrator: ChemStation 6890 Scale Mode: Small noise peaks clipped



(36) Toxaphene (1)

7.514min 11.812 ng/mL

response 12440

MJB
1/9/20

(36) Toxaphene (1) #2

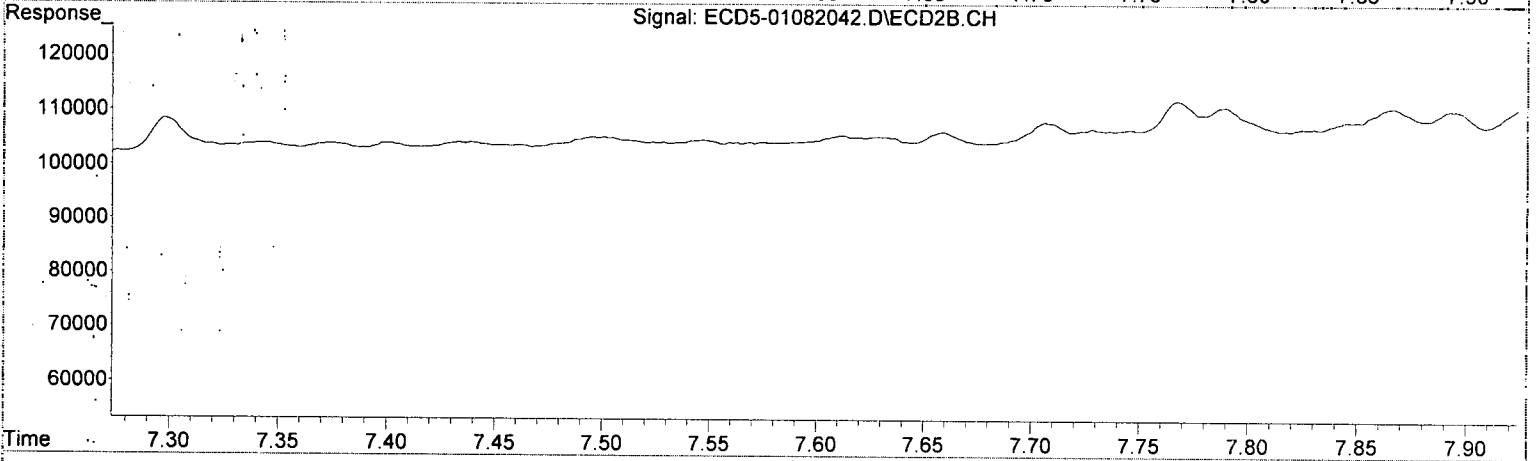
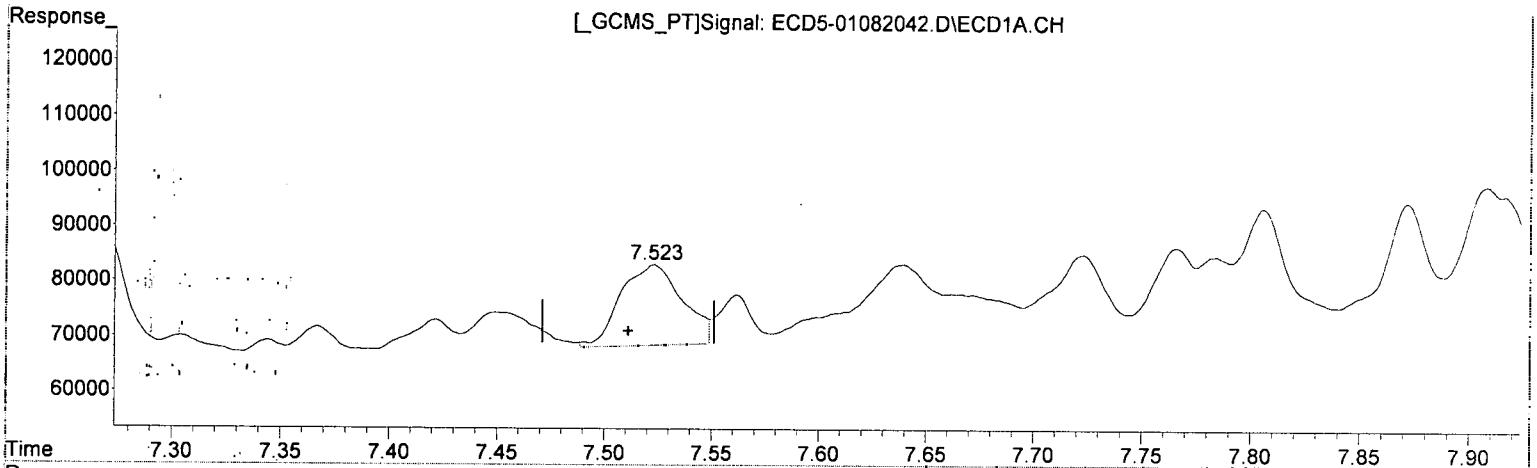
8.619min 10.960 ng/mL

response 29639

Quantitation Report (Qedit)

Data Path : R:\data\2020-01\0A08041\REQUANT\
Data File : ECD5-01082042.D
Signal(s) : Signal #1: ECD1A.CH Signal #2: ECD2B.CH
Acq On : 08 Jan 2020 23:41
Operator : MJB
Sample : 0A08041-CALQ
Misc : A20A098, TOX 10 ppb
ALS Vial : 36 (Sig #1); 0 (Sig #2) Sample Multiplier: 1

Integration File signal 1: PEST1.e
Integration File signal 2: PEST2.e
Quant Time: Jan 09 11:32:57 2020
Quant Method : R:\methods\ECD5_QUANTPEST_200107.M
Quant Title : Instrument: DualECD5
QLast Update : Thu Jan 09 11:11:29 2020
Response via : Initial Calibration
Integrator: ChemStation 6890 Scale Mode: Small noise peaks clipped



QEdit

(36) Toxaphene (1)
7.523min 13.720 ng/mL
response 14451

MJB
1/9/20

(36) Toxaphene (1) #2
8.619min 10.960 ng/mL
response 29639

Quantitation Report (Not Reviewed)

Data Path: R:\data\2020-01\0A08041\REQUANT\
 Data File: ECD5-01082042.D
 Signal(s): Signal #1: ECD1A.CH Signal #2: ECD2B.CH
 Acq On: 08 Jan 2020 23:41
 Operator: MJB
 Sample: 0A08041-CALQ
 Misc: A20A098, TOX 10 ppb
 ALS Vial: 36 (Sig #1); 0 (Sig #2) Sample Multiplier: 1
 Integration File signal 1: PEST1.e
 Integration File signal 2: PEST2.e
 Quant Time: Jan 09 11:32:57 2020
 Quant Method: R:\methods\ECD5_QUANTPEST_200107.M
 Quant Title: Instrument: DualECD5
 QLast Update: Thu Jan 09 11:11:29 2020
 Response via: Initial Calibration
 Integrator: ChemStation 6890 Scale Mode: Small noise peaks clipped

MJB
MJB
1/9/20

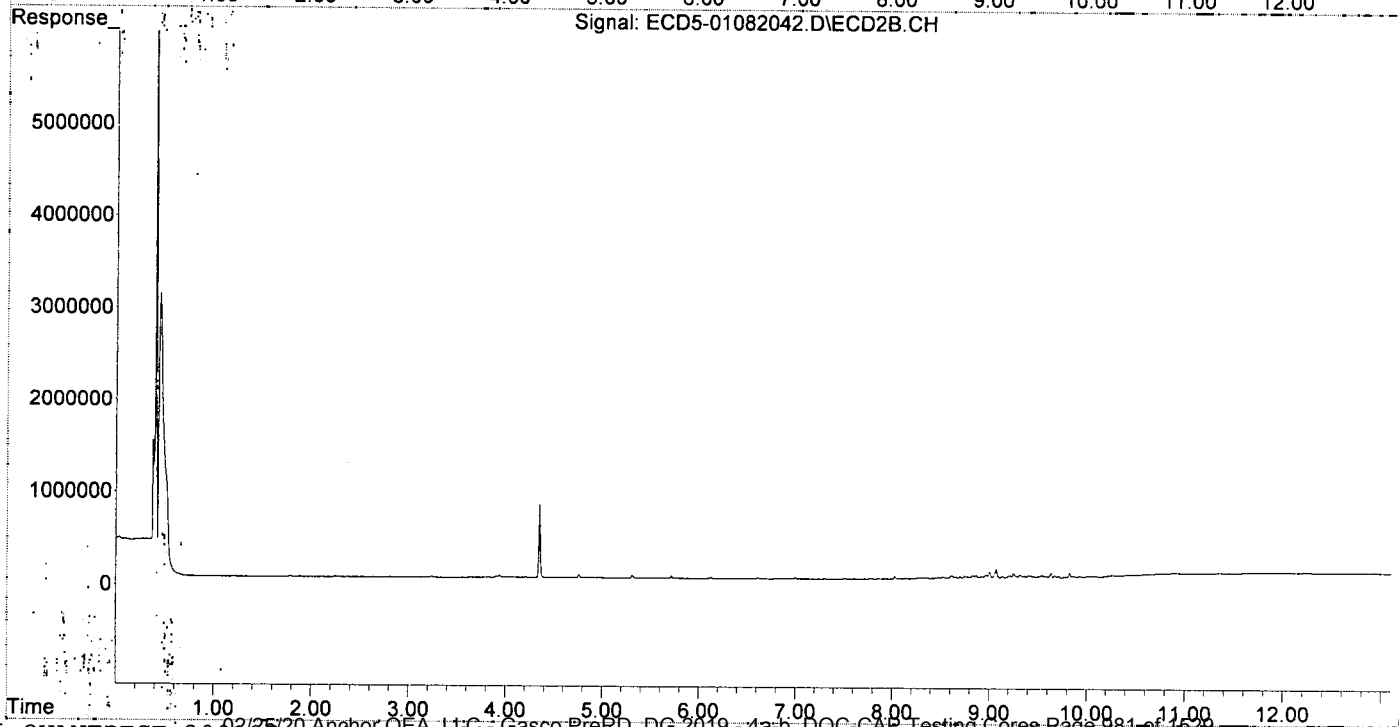
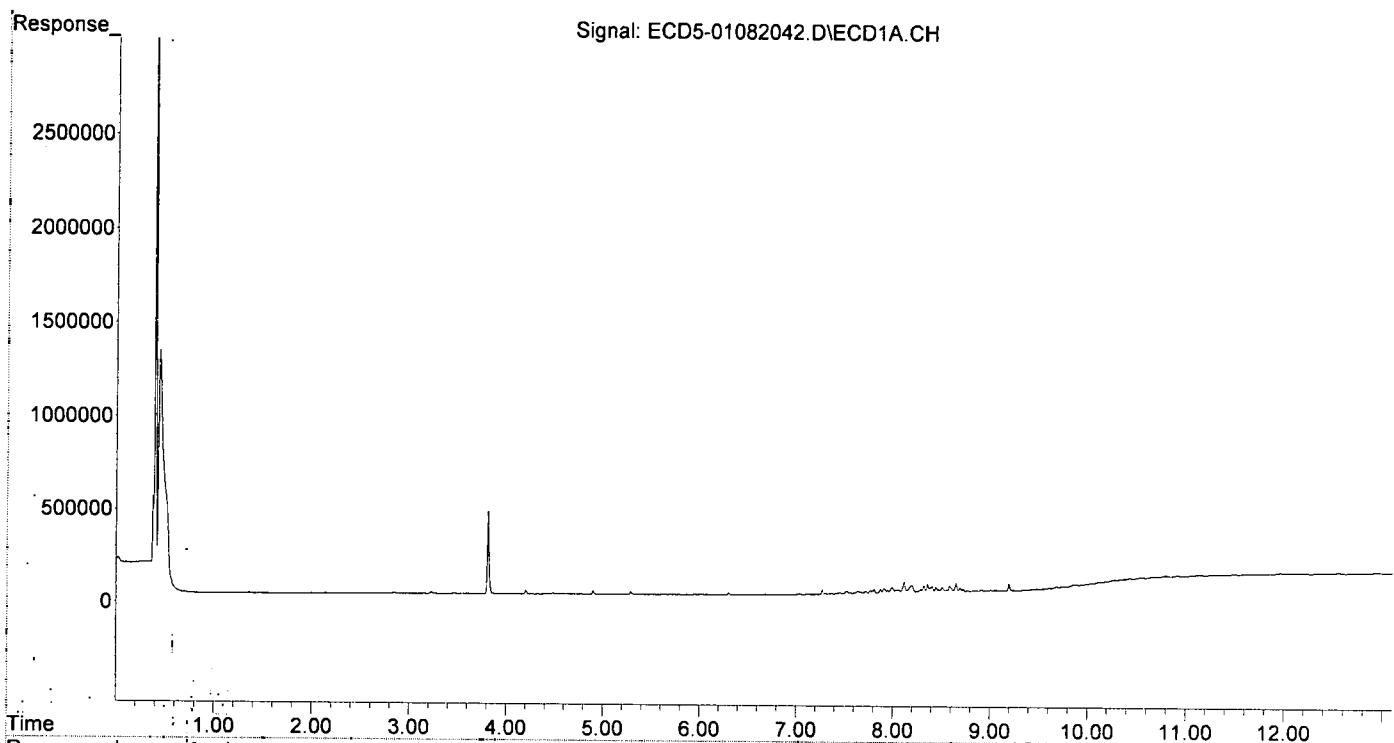
Compound	RT#1	RT#2	Resp#1	Resp#2	ng/mL	ng/mL
System Monitoring Compounds						
1) S TCMX (S)	0.000	6.124	0	10629	N.D.	0.036 #
22) S DCBP (S)	9.609	0.000	6815	0	8131.940	N.D. #
Target Compounds						
2) a-BHC	5.947	0.000	3461	0	0.013	N.D. #
3) g-BHC	0.000	0.000	0	0	N.D.	N.D.
4) b-BHC	6.302	0.000	12620	0	5931.873	N.D. #
5) Heptachlor	0.000	0.000	0	0	N.D.	N.D.
6) d-BHC	0.000	0.000	0	0	N.D.	N.D.
7) Aldrin	0.000	0.000	0	0	N.D.	N.D.
8) Heptachlo...	7.367f	8.135	5219	8047	0.025	0.026
9) trans-Chl...	7.451	8.284	6675	15210	0.032	0.049 #
10) cis-Chlor...	7.523	8.413f	14451	8223	0.071	0.028 #
11) Endosulfa...	7.639	8.446	13158	13219	0.068	0.048
12) 4,4'-DDE	7.561f	8.477	8579	14922	0.042	0.084 #
13) Dieldrin	7.806	8.659	21367	17989	0.099	0.058 #
14) Endrin	7.945f	8.865	16660	36793	0.096	0.157 #
15) 4,4'-DDD	8.034	8.916	16954	21078	0.098	0.086
16) Endosulfa...	8.118	9.004	58763	70419	0.344	0.288
17) 4,4'-DDT	8.196	9.138	37833	22478	0.228	0.191
18) Endrin Al...	8.405	9.249	30288	51910	0.198	0.232
19) Endosulfa...	8.723	9.453	13816	19892	0.086	0.090
20) Methoxychlor	8.586f	9.634	33626	57037	0.388	0.481
21) Endrin Ke...	8.908	9.875	9140	9995	0.048	0.040
23) Hexachlor...	3.226f	0.000	9767	0	0.049	N.D. #
24) Hexachlor...	0.000	6.610	0	10990	N.D.	0.034 #
25) Oxychlorane	7.271	8.083	23041	7291	BelowCal	0.026
26) 2,4'-DDE	7.367f	8.263	5219	9920	0.037	0.047
27) trans-Non...	7.523	8.355	14451	10080	BelowCal	0.033
28) 2,4'-DDD	7.723	8.659	13907	17989	0.109	0.098
29) 2,4'-DDT	7.909	8.865	24195	36793	0.165	0.096 #
30) cis-Nonac...	7.995	8.916	30542	21078	0.130	0.062 #
31) Mirex	8.654	9.823f	47173	51078	0.103	0.026 #
32) Chlordane...	7.451	8.284	6675	15210	0.284	0.391
33) Chlordane...	7.523	8.413f	14451	8223	0.501	0.256 #
34) Chlordane...	8.058f	9.072	17437	99104	2.292	9.334 #
35) Chlordane...	3.810	0.000	440668	0	NoCal	N.D.
36) Toxaphene...	7.523	8.619	14451	29639	13.720	10.960
37) Toxaphene...	7.806	8.968	21367	37237	10.987	10.692
38) Toxaphene...	8.118	9.004	58763	70419	9.901	9.796
39) Toxaphene...	8.358	9.072	44260	99104	10.955	10.980
40) Toxaphene...	8.586	9.249	33626	51910	10.228	10.337
41) Toxaphene...	8.654	9.634	47173	57037	10.863	10.159
42) Toxaphene...	3.810	0.000	440668	0	NoCal	N.D.

(f)=RT Delta > 1/2 Window (#)=Amounts differ by > 40% (m)=manual int.

Quantitation Report (Not Reviewed)

Data Path : R:\data\2020-01\0A08041\REQUANT\
Data File : ECD5-01082042.D
Signal(s) : Signal #1: ECD1A.CH Signal #2: ECD2B.CH
Acq On : 08 Jan 2020 23:41
Operator : MJB
Sample : 0A08041-CALQ
Misc : A20A098, TOX 10 ppb
ALS Vial : 136 (Sig #1); 0 (Sig #2) Sample Multiplier: 1

Integration File signal 1: PEST1.e
Integration File signal 2: PEST2.e
Quant Time: Jan 09 11:32:57 2020
Quant Method : R:\methods\ECD5_QUANTPEST_200107.M
Quant Title : Instrument: DualECD5
QLast Update : Thu Jan 09 11:11:29 2020
Response via : Initial Calibration
Integrator: ChemStation 6890 Scale Mode: Small noise peaks clipped



Data Path : R:\data\2020-01\0A08041\REQUANT\
 Data File : ECD5-01082043.D
 Signal(s) : Signal #1: ECD1A.CH Signal #2: ECD2B.CH
 Acq On : 08 Jan 2020 23:58
 Operator : MJB
 Sample : 0A08041-CALR
 Misc : A19J417, TOX 50 ppb
 ALS Vial : 37 (Sig #1); 0 (Sig #2) Sample Multiplier: 1

Integration File signal 1: PEST1.e
 Integration File signal 2: PEST2.e
 Quant Time: Jan 09 11:34:03 2020
 Quant Method: R:\methods\ECD5_QUANTPEST_200107.M
 Quant Title: Instrument: DualECD5
 QLast Update: Thu Jan 09 11:11:29 2020
 Response via: Initial Calibration
 Integrator: ChemStation 6890 Scale Mode: Small noise peaks clipped

MJB
11/12/20

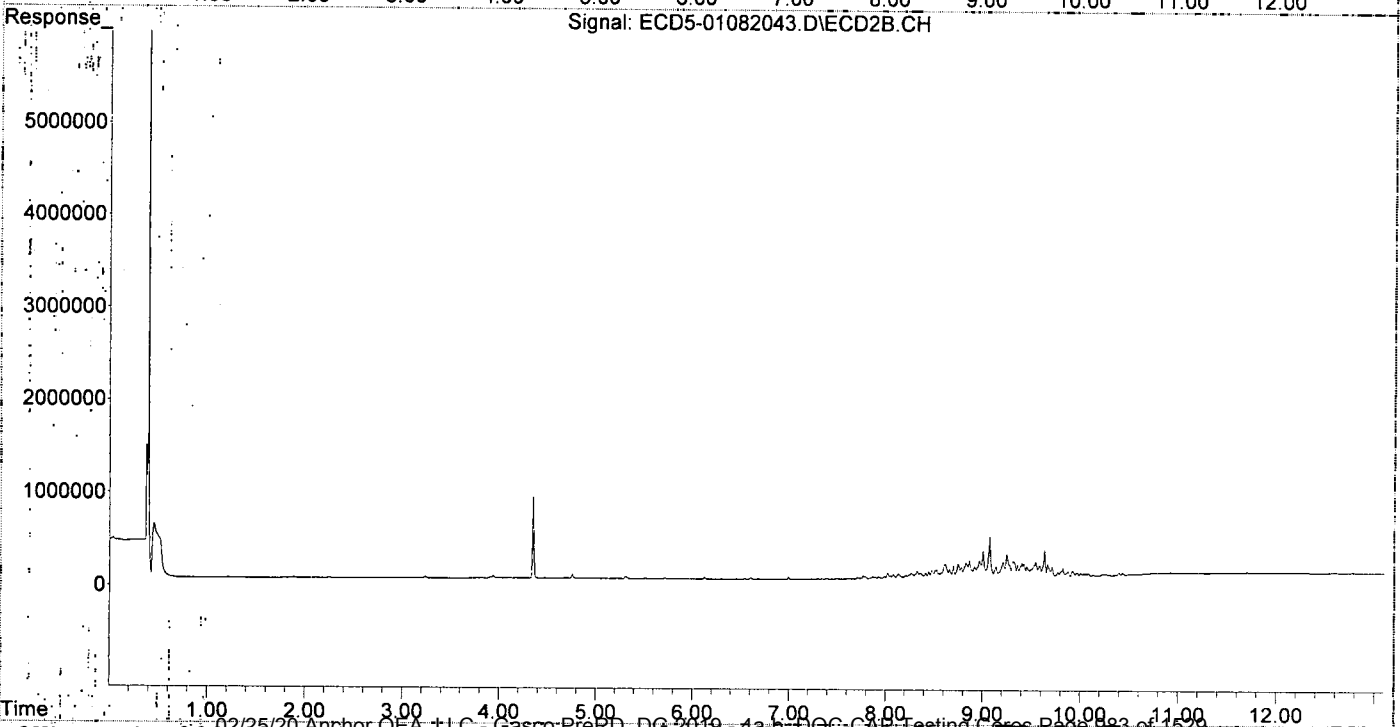
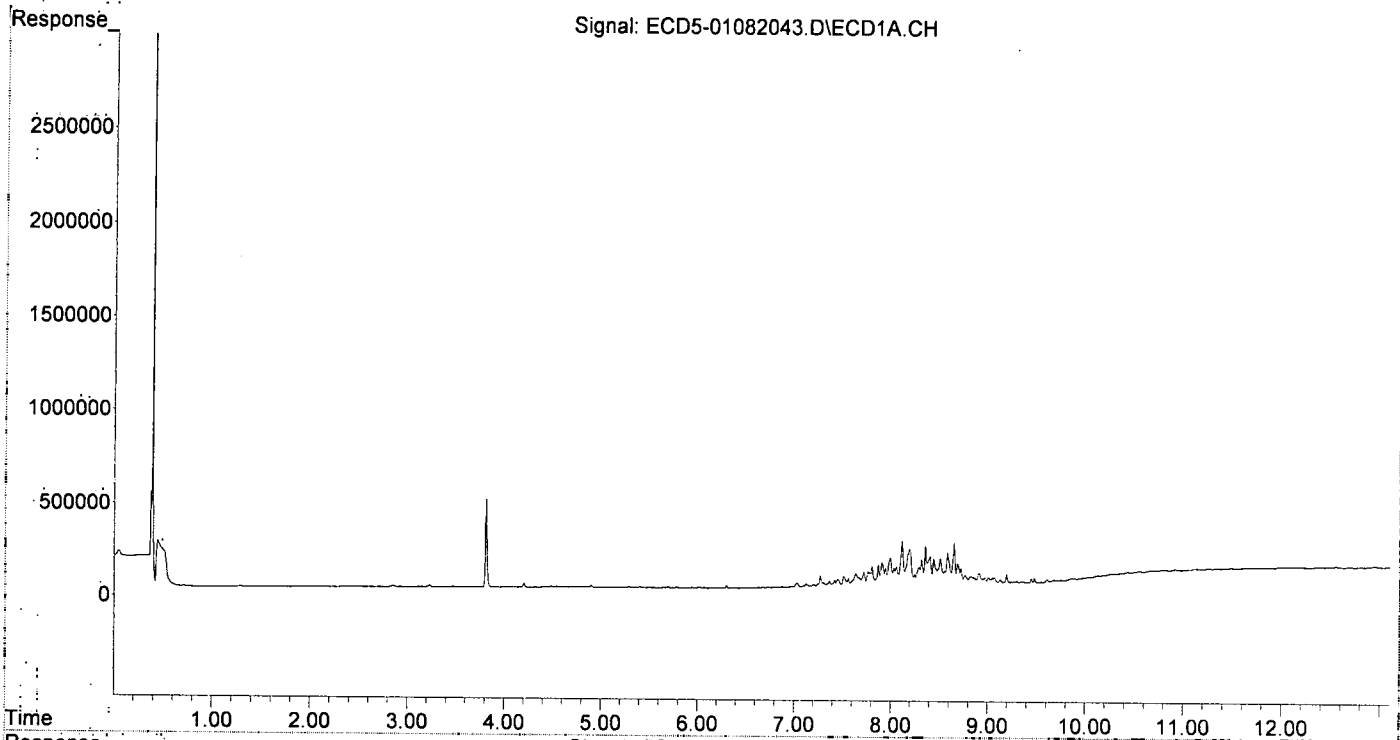
Compound	RT#1	RT#2	Resp#1	Resp#2	ng/mL	ng/mL
System Monitoring Compounds						
1) S TCMX (S)	5.403	6.125	4956	18487	0.025	0.062 #
22) S DCBP (S)	9.608	10.740	15430	13649	8131.882	0.077 #
Target Compounds						
2) a-BHC	5.945	0.000	4448	0	0.017	N.D. #
3) g-BHC	0.000	0.000	0	0	N.D.	N.D.
4) b-BHC	6.299	0.000	14109	0	5931.858	N.D. #
5) Heptachlor	6.637	0.000	2680	0	0.012	N.D. #
6) d-BHC	0.000	7.394f	0	6876	N.D.	0.078 #
7) Aldrin	6.878	7.706	4224	17228	0.019	0.052 #
8) Heptachlo...	7.366f	8.134	30277	46441	0.147	0.151
9) trans-Chl...	7.453	8.262f	38731	53450	0.184	0.171
10) cis-Chlor...	7.512f	8.413f	54826	53475	0.268	0.180
11) Endosulfa...	7.639	8.446	68993	69495	0.356	0.250
12) 4,4'-DDE	7.561f	8.477	45498	78224	0.221	0.302
13) Dieldrin	7.805	8.659	106490	90092	0.494	0.292 #
14) Endrin	7.945f	8.865	94051	179102	0.544	0.762 #
15) 4,4'-DDD	8.033	8.916	93357	109578	0.541	0.446
16) Endosulfa...	8.117	9.005	237969	285157	1.395	1.167
17) 4,4'-DDT	8.196	9.137	192154	112855	1.160	0.607 #
18) Endrin Al...	8.405	9.249	153760	244237	1.004	1.092
19) Endosulfa...	8.723	9.453	84184	107759	0.526	0.486
20) Methoxychlor	8.586f	9.634	169348	279398	1.955	2.355
21) Endrin Ke...	8.907	9.856	57105	30499	0.299	0.122 #
23) Hexachlor...	3.226f	3.815	9354	6744	0.047	0.017 #
24) Hexachlor...	5.785	6.608	5505	12862	BelowCal	0.040
25) Oxychlorane	7.271	8.082	60504	40121	0.143	0.143
26) 2,4'-DDE	7.366f	8.262	30277	53450	0.212	0.254
27) trans-Non...	7.512	8.355	54826	54464	0.120	0.177 #
28) 2,4'-DDD	7.723	8.659	76945	90092	0.605	0.488
29) 2,4'-DDT	7.909	8.865	124749	179102	0.852	0.868
30) cis-Nonac...	7.995	8.916	149342	109578	0.634	0.321 #
31) Mirex	8.654	9.856	225107	30499	1.423	BelowCal #
32) Chlordane...	7.453	8.262	38731	53450	1.651	1.374
33) Chlordane...	7.512	8.413f	54826	53475	1.902	1.666
34) Chlordane...	8.058f	9.073	99499	435032	13.079	40.972 #
35) Chlordane...	3.810	3.815	473784	6744	NoCal	NoCal
36) Toxaphene...	7.512	8.618	54826	140732	52.056	52.040
37) Toxaphene...	7.805	8.968	106490	174093	54.760	49.990
38) Toxaphene...	8.117	9.005	237969	285157	52.751	51.560
39) Toxaphene...	8.358	9.073	207485	435032	51.357	48.199
40) Toxaphene...	8.586	9.249	169348	244237	51.508	48.634
41) Toxaphene...	8.654	9.634	225107	279398	51.840	49.767
42) Toxaphene...	3.810	3.815	473784	6744	NoCal	NoCal

(f)=RT Delta > 1/2 Window (#)=Amounts differ by > 40% (m)=manual int.

Quantitation Report (Not Reviewed)

Data Path : R:\data\2020-01\0A08041\REQUANT\
Data File : ECD5-01082043.D
Signal(s) : Signal #1: ECD1A.CH Signal #2: ECD2B.CH
Acq On : 08 Jan 2020 23:58
Operator : MJB
Sample : 0A08041-CALR
Misc : A19J417, TOX 50 ppb
ALS Vial : 37 (Sig #1); 0 (Sig #2) Sample Multiplier: 1

Integration File signal 1: PEST1.e
Integration File signal 2: PEST2.e
Quant Time: Jan 09 11:34:03 2020
Quant Method : R:\methods\ECD5_QUANTPEST_200107.M
Quant Title : Instrument: DualeCD5
QLast Update : Thu Jan 09 11:11:29 2020
Response via : Initial Calibration
Integrator: ChemStation 6890 Scale Mode: Small noise peaks clipped



Data Path : R:\data\2020-01\0A08041\REQUANT\
 Data File : ECD5-01082044.D
 Signal(s) : Signal #1: ECD1A.CH Signal #2: ECD2B.CH
 Acq On : 09 Jan 2020 0:15
 Operator : MJB
 Sample : 0A08041-CALS
 Misc : A19J418, TOX 100 ppb
 ALS Vial : 38 (Sig #1); 0 (Sig #2) Sample Multiplier: 1

Integration File signal 1: PEST1.e
 Integration File signal 2: PEST2.e
 Quant Time: Jan 09 11:34:14 2020
 Quant Method : R:\methods\ECD5_QUANTPEST_200107.M
 Quant Title : Instrument: DualECD5
 QLast update: Thu Jan 09 11:11:29 2020
 Response via: Initial Calibration
 Integrator: ChemStation 6890 Scale Mode: Small noise peaks clipped

MJB
1/9/20

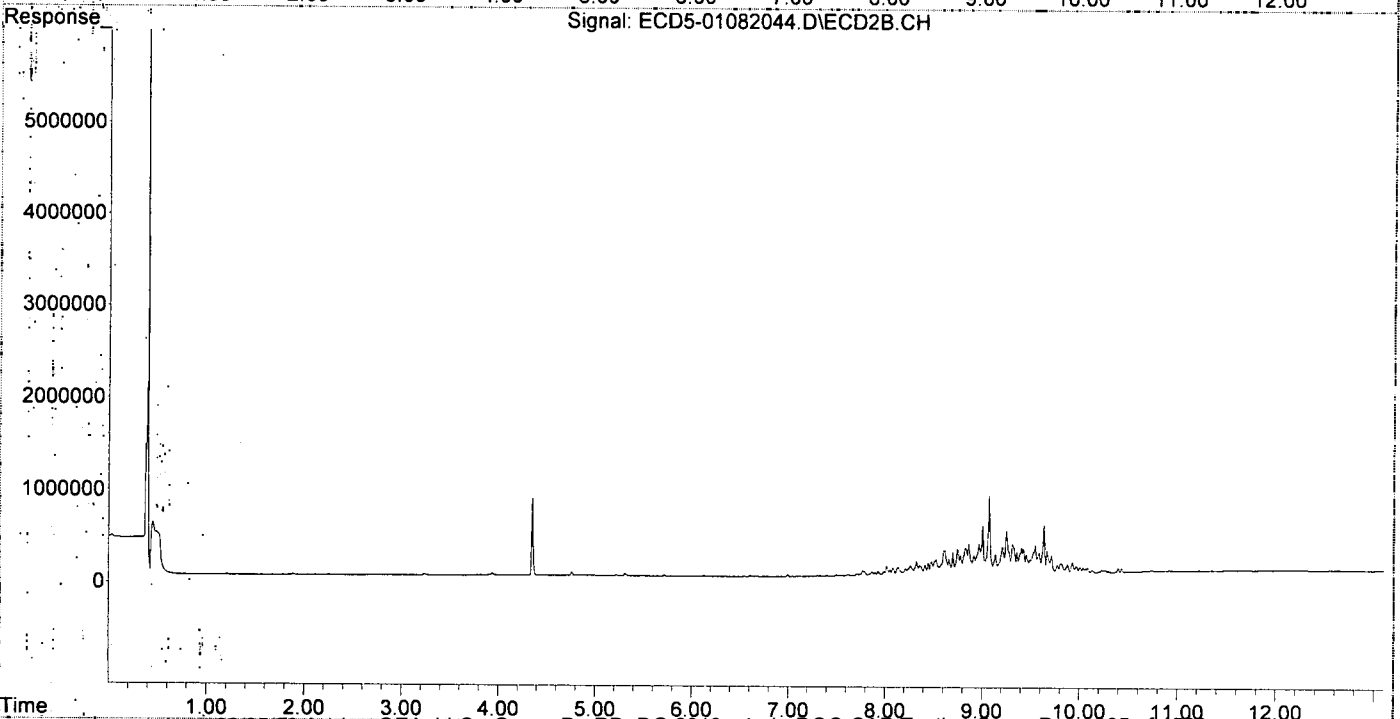
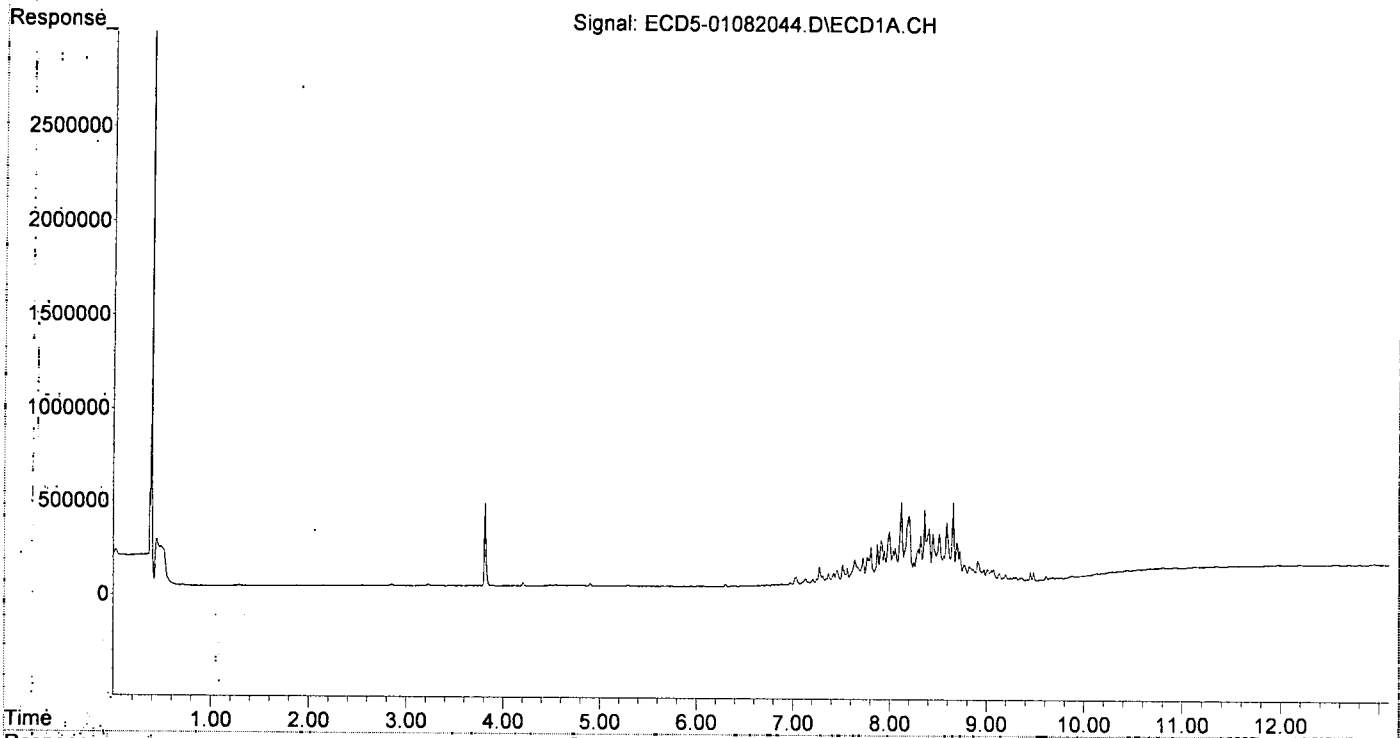
	Compound	RT#1	RT#2	Resp#1	Resp#2	ng/mL	ng/mL	
System Monitoring Compounds								
1)	S TCMX (S)	0.000	6.126	0	8106	N.D.	0.027	#
22)	S DCBP (S)	9.608	10.741	20760	14805	8131.846	0.083	#
Target Compounds								
2)	a-BHC	5.945	0.000	4256	0	0.016	N.D.	#
3)	g-BHC	0.000	0.000	0	0	N.D.	N.D.	
4)	b-BHC	6.299	0.000	14047	0	5931.859	N.D.	#
5)	Heptachlor	6.637	7.400f	4439	7279	0.020	0.021	
6)	d-BHC	6.472f	7.400f	3119	7279	0.014	0.079	#
7)	Aldrin	6.879	7.707	9410	22138	0.043	0.066	#
8)	Heptachlo...	7.366f	8.135	60918	85649	0.295	0.278	
9)	trans-Chl...	7.454	8.262f	76453	98390	0.363	0.316	
10)	cis-Chlor...	7.511f	8.413f	104733	102933	0.512	0.347	
11)	Endosulfa...	7.638	8.446	130286	127365	0.672	0.458	
12)	4,4'-DDE	7.561f	8.477	87855	143399	0.426	0.526	
13)	Diêldrin	7.805	8.659	197183	167470	0.916	0.542	#
14)	Endrin	7.945f	8.865	178491	330092	1.032	1.405	
15)	4,4'-DDD	8.033	8.918	176992	198023	1.025	0.806	
16)	Endosulfa...	8.117	9.006	433935	528362	2.543	2.163	
17)	4,4'-DDT	8.197	9.138	361054	213221	2.179	1.069	#
18)	Endrin Al...	8.405	9.250	291406	465078	1.903	2.080	
19)	Endosulfa...	8.723	9.454	161890	205588	1.012	0.927	
20)	Methoxychlor	8.586f	9.634	321308	522567	3.710	4.405	
21)	Endrin Ke...	8.907	9.875f	109946	96053	0.576	0.384	
23)	Hexachlor...	3.226f	3.814	8764	5943	0.044	0.015	#
24)	Hexachlor...	0.000	6.610	0	10986	N.D.	0.034	#
25)	Oxychlorthane	7.272	8.084	96647	77711	0.351	0.278	
26)	2,4'-DDE	7.366f	8.262	60918	98390	0.427	0.467	
27)	trans-Non...	7.511	8.357	104733	103623	0.372	0.337	
28)	2,4'-DDD	7.723	8.659	143433	167470	1.127	0.908	
29)	2,4'-DDT	7.909	8.865	230670	330092	1.575	1.685	
30)	cis-Nonac...	7.994	8.918	276275	198023	1.172	0.580	#
31)	Mirex	8.654	9.875f	426816	96053	2.919	0.287	#
32)	Chlordane...	7.454	8.262	76453	98390	3.259	2.530	
33)	Chlordane...	7.511	8.413f	104733	102933	3.634	3.207	
34)	Chlordane...	8.057f	9.073	187839	848142	24.691	79.880	#
35)	Chlordane...	3.810	3.814	438290	5943	NoCal	NoCal	
36)	Toxaphene...	7.511	8.619	104733	261214	99.440	96.592	
37)	Toxaphene...	7.805	8.969	197183	329715	101.397	94.676	
38)	Toxaphene...	8.117	9.006	433935	528362	99.554	98.509	
39)	Toxaphene...	8.359	9.073	392871	848142	97.244	93.970	
40)	Toxaphene...	8.586	9.250	321308	465078	97.728	92.609	
41)	Toxaphene...	8.654	9.634	426816	522567	98.291	93.080	
42)	Toxaphene...	3.810	3.814	438290	5943	NoCal	NoCal	

(f)=RT: Delta > 1/2 Window (#)=Amounts differ by > 40% (m)=manual int.

Quantitation Report (Not Reviewed)

Data Path : R:\data\2020-01\0A08041\REQUANT\
Data File : ECD5-01082044.D
Signal(s) : Signal #1: ECD1A.CH Signal #2: ECD2B.CH
Acq On : 09 Jan 2020 0:15
Operator : MJB
Sample : 0A08041-CALS
Misc : A19J418, TOX 100 ppb
ALS Vial : 38 (Sig #1); 0 (Sig #2) Sample Multiplier: 1

Integration File signal 1: PEST1.e
Integration File signal 2: PEST2.e
Quant Time: Jan 09 11:34:14 2020
Quant Method : R:\methods\ECD5_QUANTPEST_200107.M
Quant Title : Instrument: DualECD5
QLast Update : Thu Jan 09 11:11:29 2020
Response via : Initial Calibration
Integrator: ChemStation 6890 Scale Mode: Small noise peaks clipped



Data Path R:\data\2020-01\0A08041\REQUANT\
 Data File ECD5-01082045.D
 Signal(s) Signal #1: ECD1A.CH Signal #2: ECD2B.CH
 Acq On 09 Jan 2020 0:32
 Operator MJB
 Sample 0A08041-CALT
 Misc A19J419, TOX 200 ppb
 ALS Vial 39 (Sig #1); 0 (Sig #2) Sample Multiplier: 1
 Integration File signal 1: PEST1.e
 Integration File signal 2: PEST2.e
 Quant Time: Jan 09 11:34:29 2020
 Quant Method: R:\methods\ECD5_QUANTPEST_200107.M
 Quant Title: Instrument: DualECD5
 Last Update: Thu Jan 09 11:11:29 2020
 Response via: Initial Calibration
 Integrator: ChemStation 6890 Scale Mode: Small noise peaks clipped

MJB
1/9/20

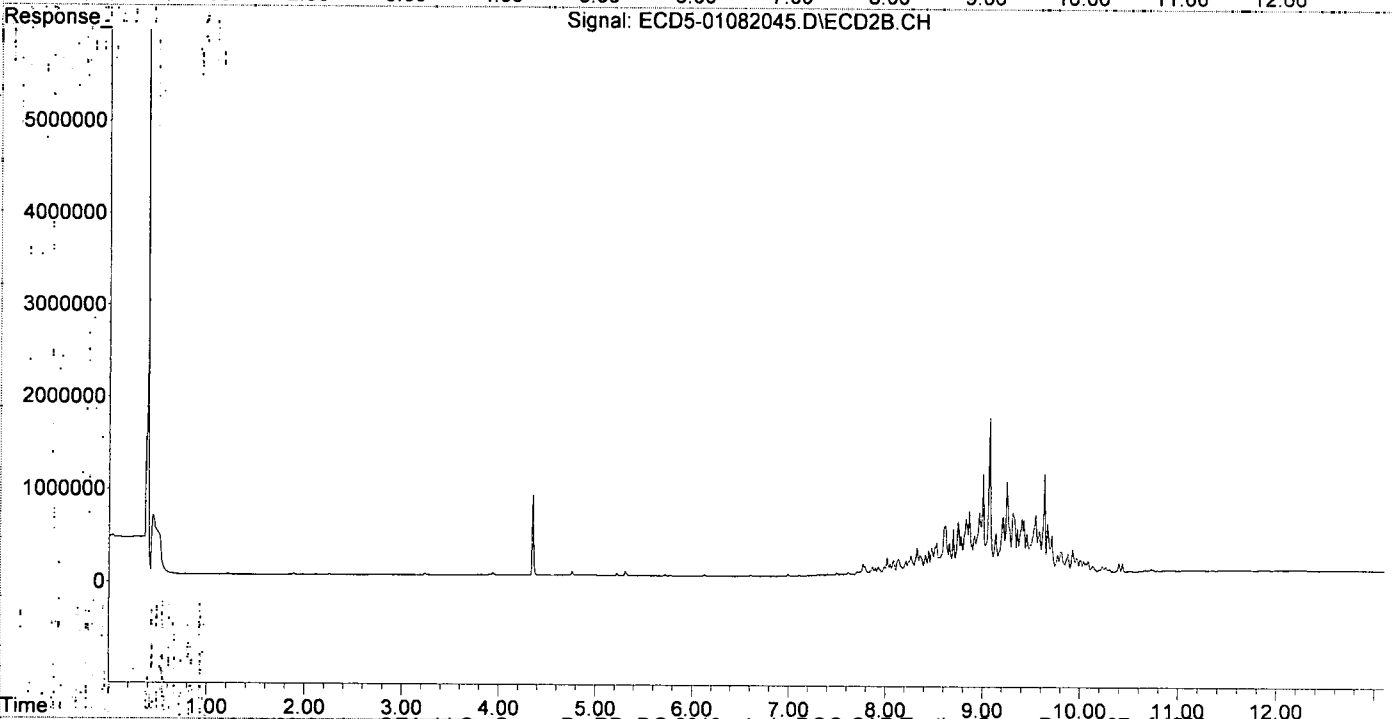
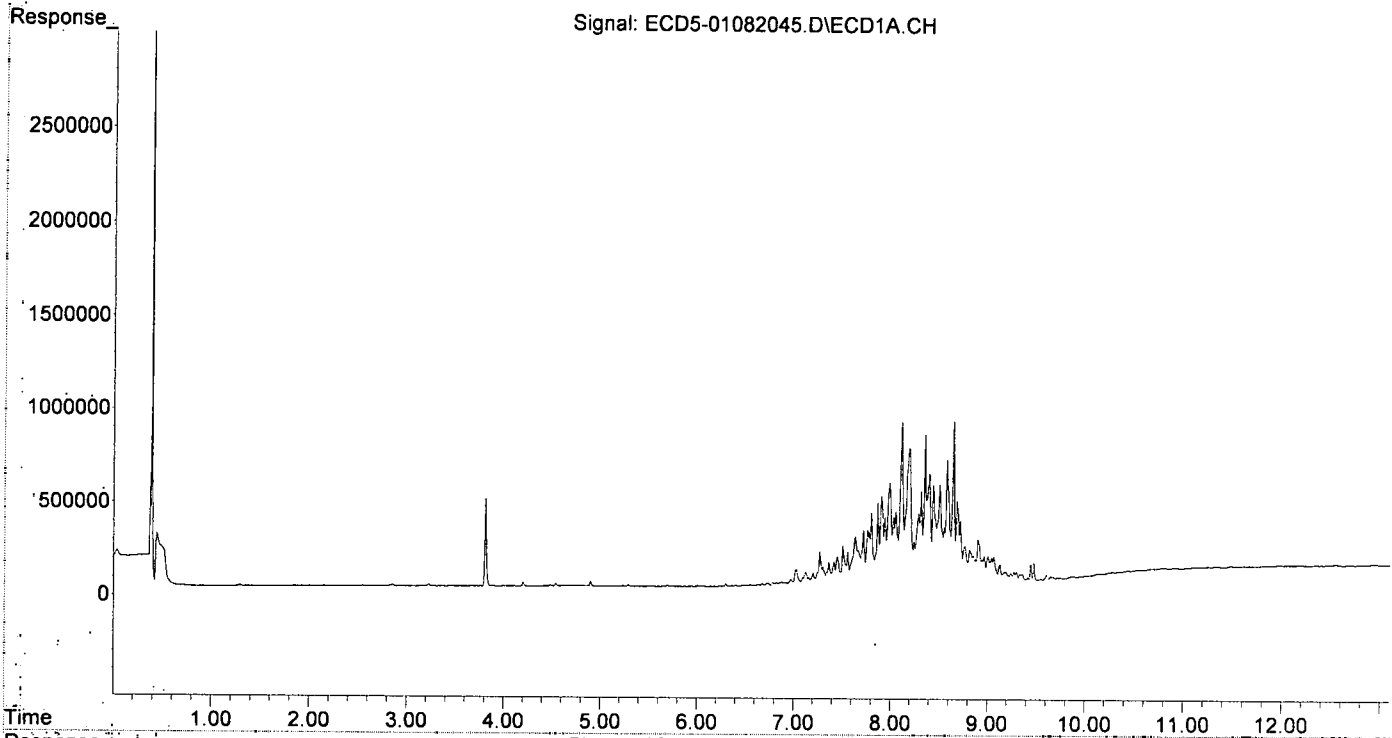
Compound	RT#1	RT#2	Resp#1	Resp#2	ng/mL	ng/mL
System Monitoring Compounds						
1) S TCMX (S)	0.000	6.126	0	13896	N.D.	0.047 #
22) S DCBP (S)	9.606	10.739	25272	19008	0.013	0.107 #
Target Compounds						
2) a-BHC	5.945	0.000	5360	0	0.020	N.D. #
3) g-BHC	6.234	7.043	3329	4622	0.014	0.013
4) h-BHC	6.299	7.108	15844	8082	5931.840	0.050 #
5) Heptachlor	6.638	7.438	8500	6202	0.037	0.017 #
6) d-BHC	6.472f	7.402f	5212	11332	0.024	0.091 #
7) Aldrin	6.878	7.709	20493	34233	0.093	0.103
8) Heptachlo...	7.366f	8.134	119705	169749	0.581	0.551
9) trans-Chl...	7.453	8.262f	149190	200771	0.708	0.644
10) cis-Chlor...	7.511f	8.413f	206853	209041	1.011	0.705
11) Endosulfa...	7.638	8.446	256038	256404	1.321	0.923
12) 4,4'-DDE	7.561f	8.477	173165	286308	0.840	1.016
13) Dieldrin	7.805	8.659	382017	334326	1.774	1.082
14) Endrin	7.945f	8.865	355839	682951	2.057	2.907 #
15) 4,4'-DDD	8.033	8.918	355791	411161	2.061	1.673
16) Endosulfa...	8.117	9.006	864754	1076876	5.068	4.408
17) 4,4'-DDT	8.196	9.138	722209	438860	4.360	2.103 #
18) Endrin Al...	8.404	9.250	588881	985020	3.846	4.405
19) Endosulfa...	8.722	9.454	326495	429108	2.040	1.936
20) Methoxychlor	8.586f	9.634	655616	1071997	7.570	9.036
21) Endrin Ke...	8.907	9.875f	225853	208324	1.183	0.832
23) Hexachlor...	3.227f	0.000	10049	0	0.050	N.D. #
24) Hexachlor...	0.000	6.609	0	11407	N.D.	0.036 #
25) Oxychlorane	7.273	8.084	177787	150553	0.816	0.538
26) 2,4'-DDE	7.366f	8.262	119705	200771	0.839	0.953
27) trans-Non...	7.511	8.356	206853	209284	0.887	0.681
28) 2,4'-DDD	7.723	8.659	287006	334326	2.256	1.813
29) 2,4'-DDT	7.909	8.865	470166	682951	3.210	3.585
30) cis-Nonac...	7.994	8.918	540540	411161	2.293	1.205 #
31) Mirex	8.653	9.875f	851655	208324	6.073	0.937 #
32) Chlordane...	7.453	8.262	149190	200771	6.359	5.162
33) Chlordane...	7.511	8.413f	206853	209041	7.177	6.513
34) Chlordane...	8.057f	9.073	383346	1691190	50.390	159.280 #
35) Chlordane...	3.811	0.000	469257	0	NoCal	N.D.
36) Toxaphene...	7.511	8.619	206853	527041	196.400	194.889
37) Toxaphene...	7.805	8.968	382017	671993	196.444	192.960
38) Toxaphene...	8.117	9.006	864754	1076876	202.242	203.068
39) Toxaphene...	8.358	9.073	791104	1691190	195.816	187.375
40) Toxaphene...	8.586	9.250	655616	985020	199.410	196.143
41) Toxaphene...	8.653	9.634	851655	1071997	196.127	190.945
42) Toxaphene...	3.811	0.000	469257	0	NoCal	N.D.

(f)=RT Delta > 1/2 Window (#)=Amounts differ by > 40% (m)=manual int.

Quantitation Report (Not Reviewed)

Data Path : R:\data\2020-01\0A08041\REQUANT\
Data File : ECD5-01082045.D
Signal(s) : Signal #1: ECD1A.CH Signal #2: ECD2B.CH
Acq On : 09 Jan 2020 0:32
Operator : MJB
Sample : 0A08041-CALT
Misc : A19J419, TOX 200 ppb
ALS Vial : 39 (Sig #1); 0 (Sig #2) Sample Multiplier: 1

Integration File signal 1: PEST1.e
Integration File signal 2: PEST2.e
Quant Time: Jan 09 11:34:29 2020
Quant Method : R:\methods\ECD5_QUANTPEST_200107.M
Quant Title : Instrument: DualECD5
QLast Update : Thu Jan 09 11:11:29 2020
Response via : Initial Calibration
Integrator: ChemStation 6890 Scale Mode: Small noise peaks clipped



Data Path : R:\data\2020-01\0A08041\REQUANT\
 Data File : ECD5-01082046.D
 Signal(s) : Signal #1: ECD1A.CH Signal #2: ECD2B.CH
 Acq On : 09 Jan 2020 0:50
 Operator : MJB
 Sample : 0A08041-CALU
 Misc : A19J420, TOX 500 ppb
 ALS Vial : 40 (Sig #1); 0 (Sig #2) Sample Multiplier: 1

Integration File signal 1: PEST1.e
 Integration File signal 2: PEST2.e
 Quant Time: Jan 09 11:34:42 2020
 Quant Method: R:\methods\ECD5_QUANTPEST_200107.M
 Quant Title: Instrument: DualECD5
 Last Update: Thu Jan 09 11:11:29 2020
 Response via: Initial Calibration
 Integrator: ChemStation 6890 Scale Mode: Small noise peaks clipped

MJB
1/9/20

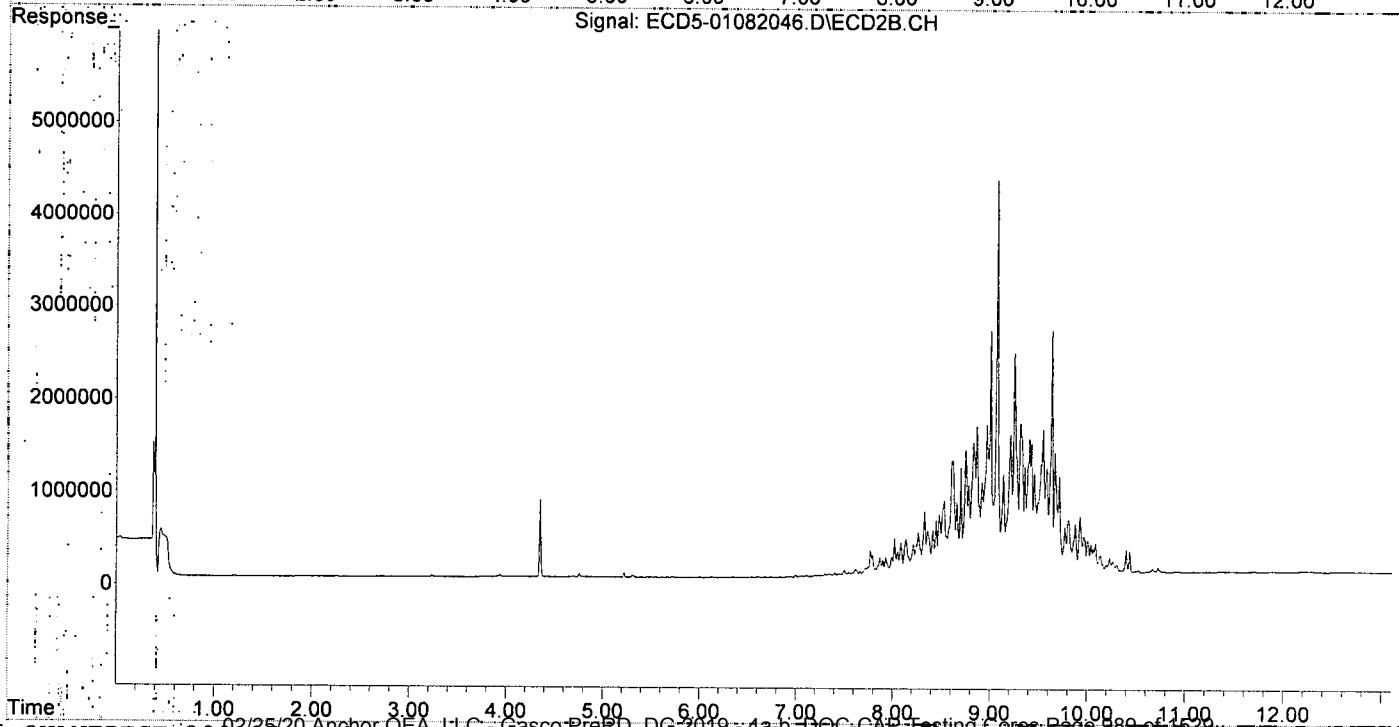
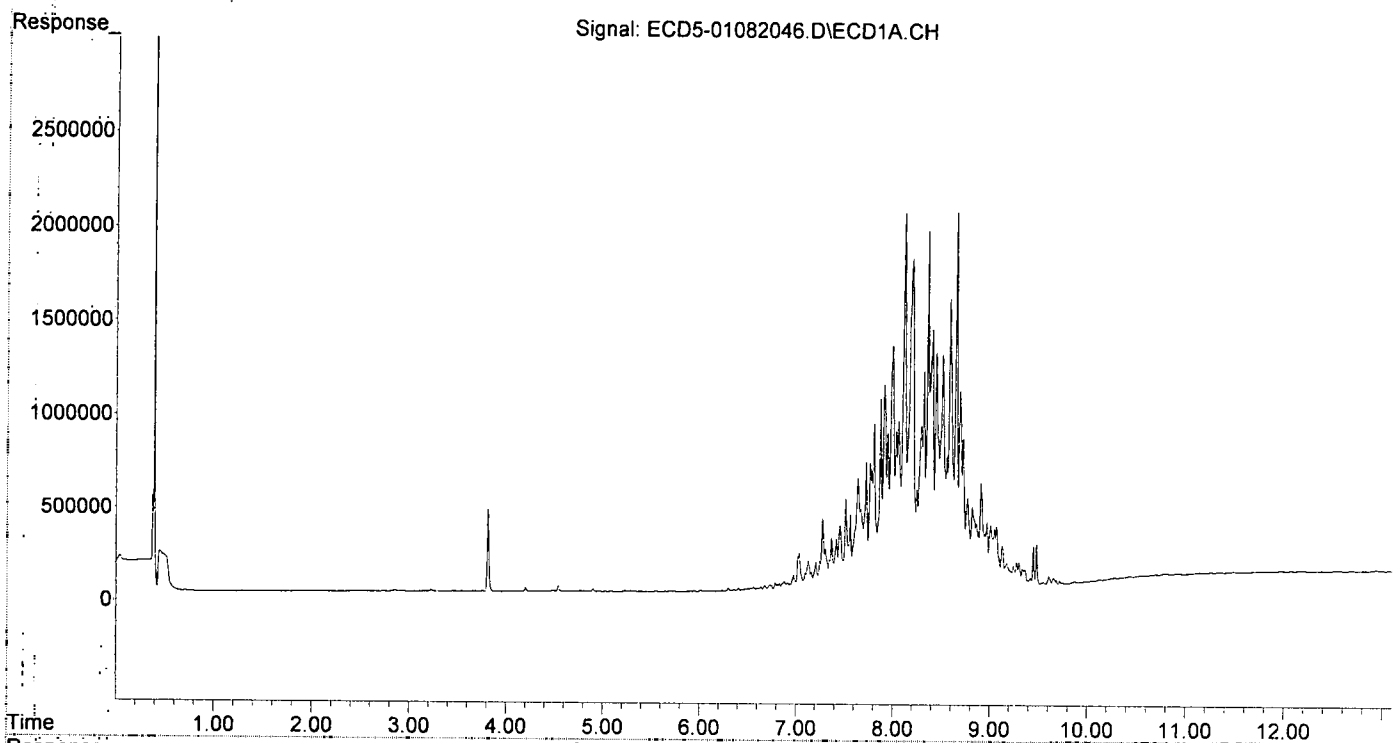
Compound	RT#1	RT#2	Resp#1	Resp#2	ng/mL	ng/mL
System Monitoring Compounds						
1) S TCMX (S)	0.000	6.129	0	7804	N.D.	0.026 #
22) S DCBP (S)	9.606	10.721f	44055	55400	0.139	0.311 #
Target Compounds						
2) a-BHC	5.946	6.735	6193	6032	0.024	0.015
3) g-BHC	6.236	7.046	2957	14791	0.013	0.041 #
4) b-BHC	6.300	7.108	16971	20876	0.006	0.130 #
5) Heptachlor	6.639	7.437	16984	32563	0.075	0.092
6) d-BHC	6.439	7.373	7193	24755	0.033	0.131 #
7) Aldrin	6.880	7.727f	45255	91537	0.205	0.275
8) Heptachlo...	7.367f	8.135	271381	400897	1.316	1.301
9) trans-Chl...	7.453	8.262f	338887	469423	1.608	1.505
10) cis-Chlor...	7.511f	8.413f	479175	489431	2.342	1.650
11) Endosulfa...	7.639	8.446	593579	597367	3.063	2.150
12) 4,4'-DDE	7.561f	8.477	393792	654626	1.910	2.278
13) Dieldrin	7.805	8.659	883414	789058	4.102	2.554
14) Endrin	7.944f	8.865	832925	1611975	4.814	6.860 #
15) 4,4'-DDD	8.033	8.917	839321	1005541	4.861	4.091
16) Endosulfa...	8.117	9.006	1995985	2635386	11.699	10.788
17) 4,4'-DDT	8.196	9.138	1749906	1090152	10.563	5.068 #
18) Endrin Al...	8.404	9.249	1392184	2386520	9.093	10.673
19) Endosulfa...	8.723	9.453	792604	1091537	4.953	4.924
20) Methoxychlor	8.556	9.634	694113	2631287	8.014	22.178 #
21) Endrin Ke...	8.908	9.875	544417	538507	2.851	2.150
23) Hexachlor...	3.226f	0.000	8479	0	0.043	N.D. #
24) Hexachlor...	0.000	6.611	0	10085	N.D.	0.032 #
25) Oxychlordane	7.274	8.084	380573	355581	1.979	1.271
26) 2,4'-DDE	7.367f	8.262	271381	469423	1.903	2.229
27) trans-Non...	7.511	8.357	479175	487144	2.260	1.584
28) 2,4'-DDD	7.723	8.659	674807	789058	5.304	4.278
29) 2,4'-DDT	7.909	8.865	1092106	1611975	7.456	8.526
30) cis-Nonac...	7.994	8.917	1307739	1005541	5.548	2.948 #
31) Mirex	8.653	9.875f	1981771	538507	14.478	2.843 #
32) Chlordane...	7.453	8.262	338887	469423	14.444	12.068
33) Chlordane...	7.511	8.413f	479175	489431	16.626	15.248
34) Chlordane...	8.057f	9.072	896286	4280691	117.815	403.164 #
35) Chlordane...	3.810	0.000	441054	0	NoCal	N.D.
36) Toxaphene...	7.511	8.619	479175	1253802	454.961	463.631
37) Toxaphene...	7.805	8.969	883414	1627963	454.276	467.462
38) Toxaphene...	8.117	9.006	1995985	2635386	470.554	490.821
39) Toxaphene...	8.358	9.072	1900476	4280691	470.411	474.279
40) Toxaphene...	8.586	9.249	1539706	2386520	468.312	475.218
41) Toxaphene...	8.653	9.634	1981771	2631287	456.381	468.687
42) Toxaphene...	3.810	0.000	441054	0	NoCal	N.D.

(f)=RT Delta > 1/2 Window (#)=Amounts differ by > 40% (m)=manual int.

Quantitation Report (Not Reviewed)

Data Path : R:\data\2020-01\0A08041\REQUANT\
Data File : ECD5-01082046.D
Signal(s) : Signal #1: ECD1A.CH Signal #2: ECD2B.CH
Acq On : 09 Jan 2020 0:50
Operator : MJB
Sample : 0A08041-CALU
Misc : A19J420, TOX 500 ppb
ALS Vial : 40 (Sig #1); 0 (Sig #2) Sample Multiplier: 1

Integration File signal 1: PEST1.e
Integration File signal 2: PEST2.e
Quant Time: Jan 09 11:34:42 2020
Quant Method : R:\methods\ECD5_QUANTPEST_200107.M
Quant Title : Instrument: DualECD5
QLast Update : Thu Jan 09 11:11:29 2020
Response via : Initial Calibration
Integrator: ChemStation 6890 Scale Mode: Small noise peaks clipped



Data Path : R:\data\2020-01\0A08041\REQUANT\
 Data File : ECD5-01082047.D
 Signal(s) : Signal #1: ECD1A.CH Signal #2: ECD2B.CH
 Acq On : 09 Jan 2020 1:07
 Operator : MJB
 Sample : 0A08041-CALV
 Misc : A19J421, TOX 1000 ppb
 ALS Vial : 41 (Sig #1); 0 (Sig #2) Sample Multiplier: 1

Integration File signal 1: PEST1.e
 Integration File signal 2: PEST2.e
 Quant Time: Jan 09 11:34:54 2020
 Quant Method : R:\methods\ECD5_QUANTPEST_200107.M
 Quant Title : Instrument: DualECD5
 QLast Update : Thu Jan 09 11:11:29 2020
 Response via : Initial Calibration
 Integrator: ChemStation 6890 Scale Mode: Small noise peaks clipped

MJB
1/9/20

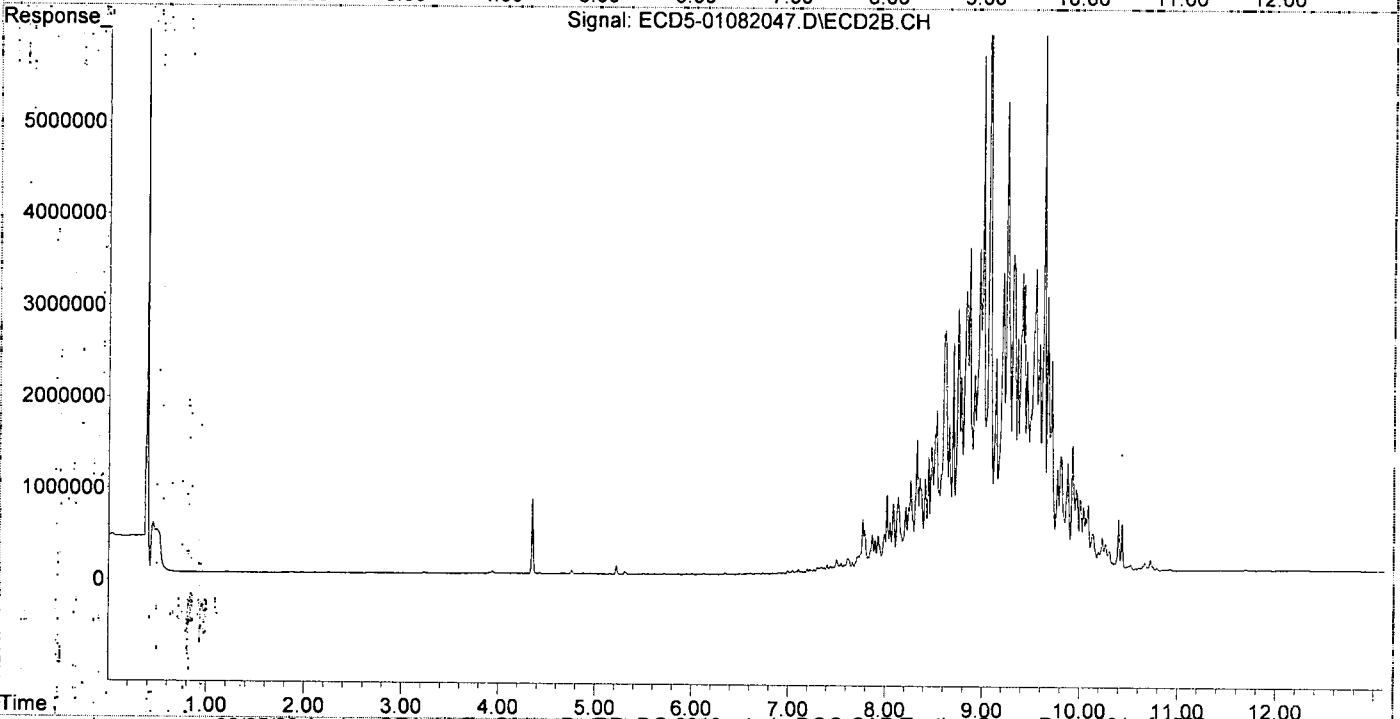
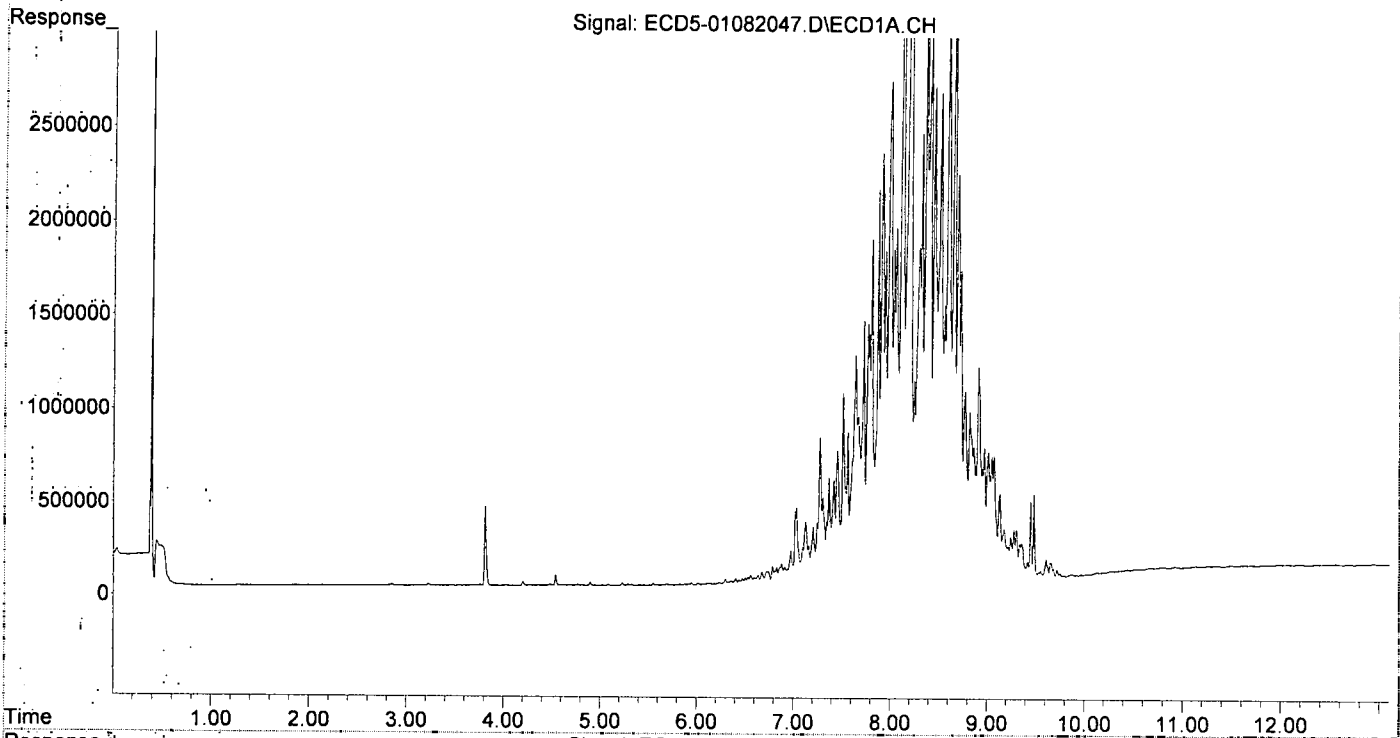
Compound	RT#1	RT#2	Resp#1	Resp#2	ng/mL	ng/mL
System Monitoring Compounds						
1) S TCMX (S)	0.000	6.126	0	13047	N.D.	0.044 #
22) S DCBP (S)	9.606	10.722f	95692	121145	0.484	0.681 #
Target Compounds						
2) a-BHC	5.944	6.734	11109	14015	0.042	0.034
3) g-BHC	6.236	7.045	9004	40492	0.039	0.111 #
4) b-BHC	6.298	7.107	25729	49440	0.095	0.307 #
5) Heptachlor	6.637	7.436	42305	81211	0.186	0.229
6) d-BHC	6.438	7.372	22094	66016	0.101	0.254 #
7) Aldrin	6.879	7.727f	103392	193690	0.469	0.582
8) Heptachlo...	7.367f	8.134	557310	830095	2.703	2.695
9) trans-Chl...	7.454	8.261f	707627	1011385	3.358	3.243
10) cis-Chlor...	7.511f	8.412f	998436	1028397	4.879	3.467
11) Endosulfa...	7.638	8.445	1217140	1264131	6.280	4.549
12) 4,4'-DDE	7.560f	8.475	802655	1377731	3.893	4.743
13) Dieldrin	7.804	8.658	1834370	1616816	8.517	5.234
14) Endrin	7.992f	8.864	2666080	3528992	15.409	15.019
15) 4,4'-DDD	8.032	8.918	1772227	2155338	10.265	8.768
16) Endosulfa...	8.116	9.006	4209954	5617496	24.675	22.994
17) 4,4'-DDT	8.197	9.137	3669550	2330535	22.151	10.634 #
18) Endrin Al...	8.404	9.249	2941624	5120001	19.212	22.898
19) Endosulfa...	8.722	9.453	1652825	2284792	10.328	10.307
20) Methoxychlor	8.556	9.634	1470218	5832985	16.975	49.165 #
21) Endrin Ke...	8.907	9.875f	1124761	1183656	5.890	4.726
23) Hexachlor...	3.225f	0.000	9925	0	0.050	N.D. #
24) Hexachlor...	0.000	6.610	0	13117	N.D.	0.041 #
25) Oxychlorthane	7.273	8.083	779241	764569	4.265	2.734
26) 2,4'-DDE	7.367f	8.261	557310	1011385	3.908	4.803
27) trans-Non...	7.511	8.356	998436	1030447	4.878	3.351
28) 2,4'-DDD	7.722	8.658	1400046	1616816	11.004	8.766
29) 2,4'-DDT	7.908	8.864	2261371	3528992	15.438	18.452
30) cis-Nonac...	7.992	8.918	2666080	2155338	11.312	6.318 #
31) Mirex	8.652	9.875f	4202272	1183656	31.054	6.544 #
32) Chlordane...	7.454	8.261f	707627	1011385	30.161	26.002
33) Chlordane...	7.511	8.412f	998436	1028397	34.643	32.039
34) Chlordane...	8.056f	9.073	1893624	9024517	248.912	849.948 #
35) Chlordane...	3.810	0.000	422216	0	NoCal	N.D.
36) Toxaphene...	7.511	8.618	998436	2637347	947.982	975.239
37) Toxaphene...	7.804	8.968	1834370	3517411	943.284	1010.008
38) Toxaphene...	8.116	9.006	4209954	5617496	990.266	1008.062
39) Toxaphene...	8.358	9.073	3974783	9024517	983.848	999.872
40) Toxaphene...	8.586	9.249	3276318	5120001	996.514	1019.524
41) Toxaphene...	8.652	9.634	4202272	5832985	967.739	1038.976
42) Toxaphene...	3.810	0.000	422216	0	NoCal	N.D.

(f)=RT Delta > 1/2 Window (#)=Amounts differ by > 40% (m)=manual int.

Quantitation Report (Not Reviewed)

Data Path : R:\data\2020-01\0A08041\REQUANT\
Data File : ECD5-01082047.D
Signal(s) : Signal #1: ECD1A.CH Signal #2: ECD2B.CH
Acq On : 09 Jan 2020 1:07
Operator : MJB
Sample : 0A08041-CALV
Misc : A19J421, TOX 1000 ppb
ALS Vial : 41 (Sig #1); 0 (Sig #2) Sample Multiplier: 1

Integration File signal 1: PEST1.e
Integration File signal 2: PEST2.e
Quant Time: Jan 09 11:34:54 2020
Quant Method : R:\methods\ECD5_QUANTPEST_200107.M
Quant Title : Instrument: DualECD5
QLast Update : Thu Jan 09 11:11:29 2020
Response via : Initial Calibration
Integrator: ChemStation 6890 Scale Mode: Small noise peaks clipped



Data Path : R:\data\2020-01\0A08041\REQUANT\
 Data File : ECD5-01082048.D
 Signal(s) : Signal #1: ECD1A.CH Signal #2: ECD2B.CH
 Acq On : 09 Jan 2020 1:24
 Operator : MJB
 Sample : 0A08041-CALW
 Misc : A19J416, TOX 2000 ppb
 ALS Vial : 42 (Sig #1); 0 (Sig #2) Sample Multiplier: 1

Integration File signal 1: PEST1.e
 Integration File signal 2: PEST2.e
 Quant Time: Jan 09 11:35:07 2020
 Quant Method : R:\methods\ECD5_QUANTPEST_200107.M
 Quant Title : Instrument: DualECD5
 QLast Update : Thu Jan 09 11:11:29 2020
 Response via: Initial Calibration
 Integrator: ChemStation 6890 Scale Mode: Small noise peaks clipped

MJB
1/9/20

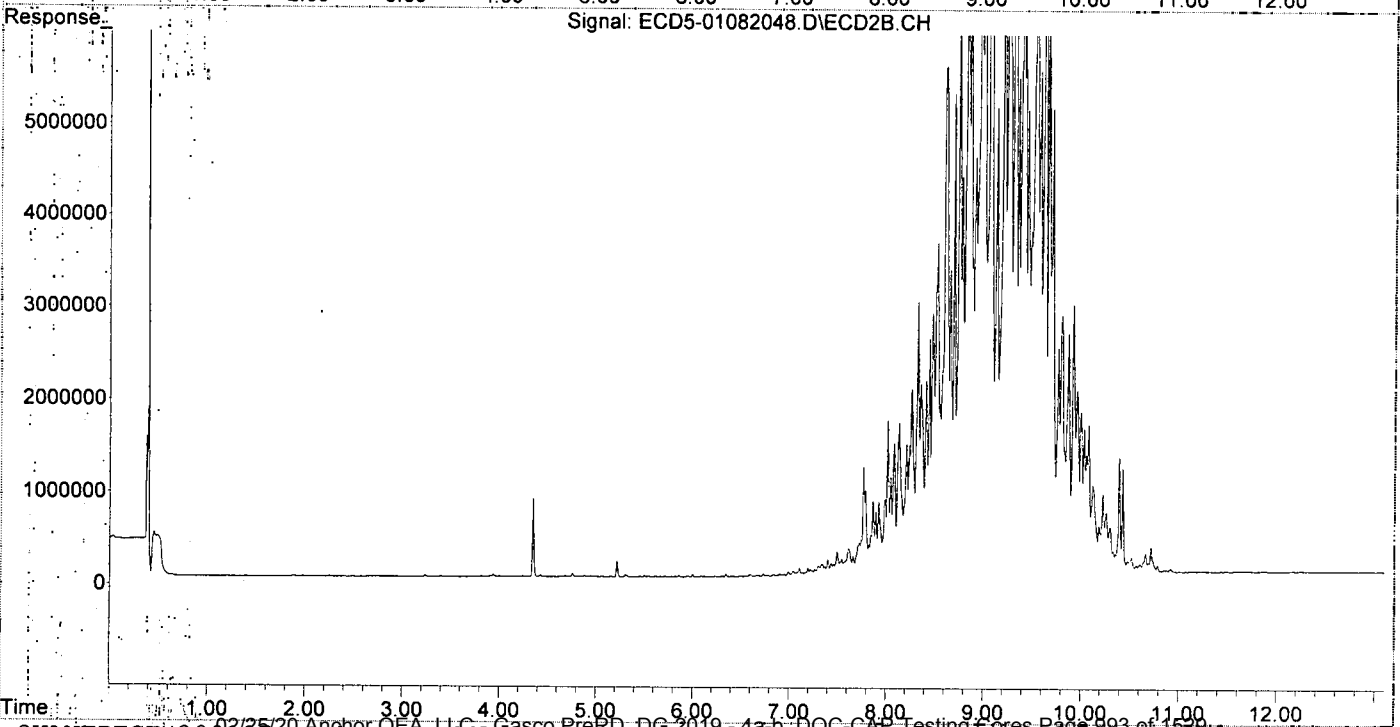
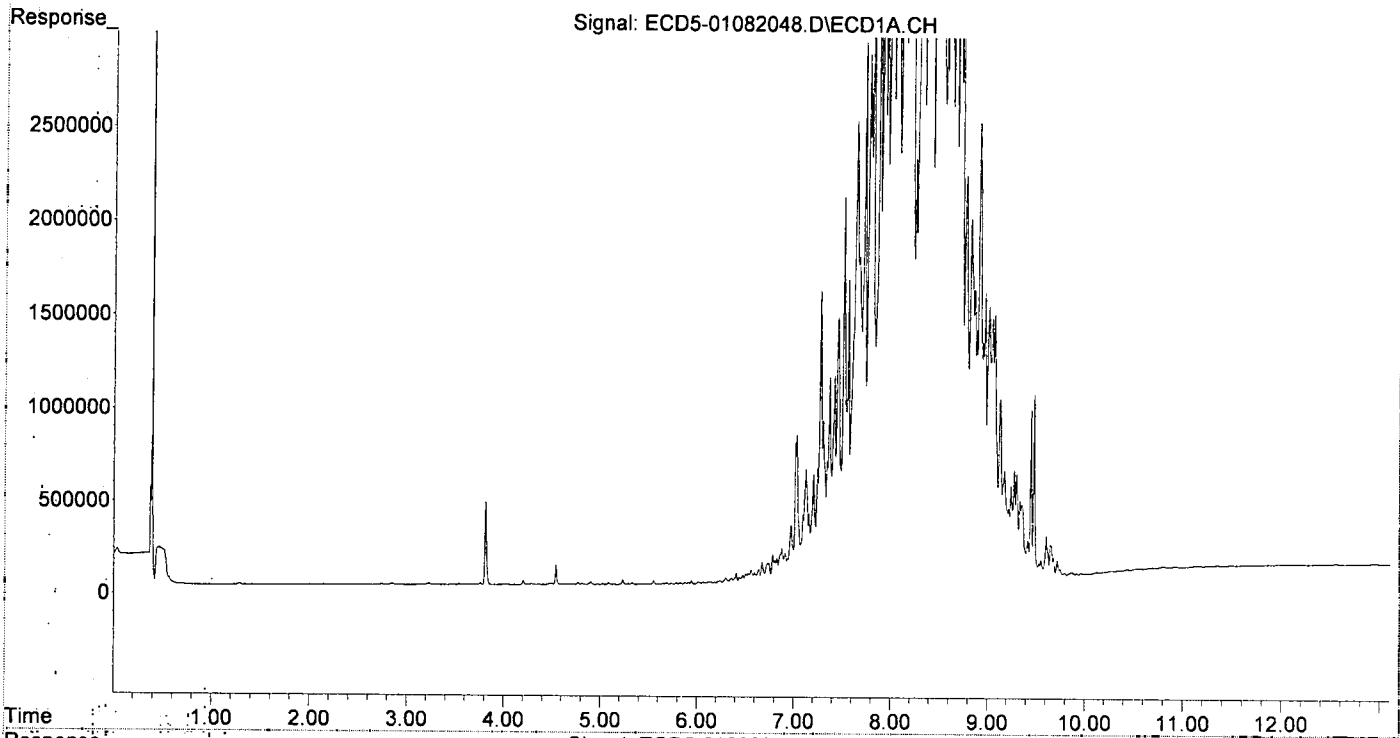
Compound	RT#1	RT#2	Resp#1	Resp#2	ng/mL	ng/mL
System Monitoring Compounds						
1) S TCMX (S)	0.000	6.122	0	8337	N.D.	0.028 #
22) S DCBP (S)	9.604	10.720f	210895	271602	1.254	1.526
Target Compounds						
2) a-BHC	5.942	6.733	18262	25451	0.069	0.062
3) g-BHC	6.233	7.044	13706	57200	0.059	0.157 #
4) b-BHC	6.295	7.107	30266	89465	0.141	0.556 #
5) Heptachlor	6.638	7.435	69077	134683	0.304	0.380
6) d-BHC	6.437	7.371	30544	100930	0.140	0.358 #
7) Aldrin	6.877	7.726f	178785	356770	0.810	1.071
8) Heptachlo...	7.365f	8.133	1094958	1648597	5.311	5.352
9) trans-Chl...	7.451	8.261f	1414627	2017677	6.713	6.470
10) cis-Chlor...	7.558f	8.411	1611078	2099671	7.873	7.078
11) Endosulfa...	7.636	8.444	2462674	2550745	12.707	9.179
12) 4,4'-DDE	7.558f	8.474	1611078	2822174	7.814	9.623
13) Dieldrin	7.803	8.658	3726169	3299618	17.301	10.681
14) Endrin	7.991f	8.863	5584779	7569912	32.279	32.217
15) 4,4'-DDD	8.031	8.917	3635045	4516982	21.054	18.376
16) Endosulfa...	8.115	9.005	8745207	11973110	51.256	49.010
17) 4,4'-DDT	8.195f	9.136	7437975	5062502	44.899	22.541 #
18) Endrin Al...	8.402	9.249	6078340	11218014	39.699	50.169
19) Endosulfa...	8.721	9.453	3549340	5027515	22.178	22.680
20) Methoxychlor	8.555	9.633	3078150	12652600	35.541	106.645 #
21) Endrin Ke...	8.906	9.874	2424035	2592440	12.693	10.352
23) Hexachlor...	3.226f	3.814	8179	7869	0.041	0.020 #
24) Hexachlor...	5.785	6.596	8236	22464	BelowCal	0.070
25) Oxychlorthane	7.271	8.082	1549062	1430330	8.675	5.114 #
26) 2,4'-DDE	7.365f	8.261	1094958	2017677	7.679	9.581
27) trans-Non...	7.509	8.355	2042518	2068875	10.138	6.728
28) 2,4'-DDD	7.721	8.658	2872671	3299618	22.578	17.890
29) 2,4'-DDT	7.907	8.863	4627961	7569912	31.595	38.324
30) cis-Nonac...	7.991	8.917	5584779	4516982	23.695	13.241 #
31) Mirex	8.651	9.874f	8969660	2592440	66.924	14.525 #
32) Chlordane...	7.451	8.261f	1414627	2017677	60.295	51.872
33) Chlordane...	7.509f	8.411f	2042518	2099671	70.870	65.415
34) Chlordane...	8.055f	9.072	3914408	20090728	514.540	1892.187 #
35) Chlordane...	3.810	3.814	450030	7869	NoCal	NoCal
36) Toxaphene...	7.509	8.617	2042518	5518631	1939.304	2040.682
37) Toxaphene...	7.803	8.967	3726169	7483834	1916.099	2148.947
38) Toxaphene...	8.115	9.005	8745207	11973110	2033.552	1998.126
39) Toxaphene...	8.356	9.072	8089085	20090728	2002.230	2225.953
40) Toxaphene...	8.585	9.249	6836043	11218014	2079.229	2233.795
41) Toxaphene...	8.651	9.633	8969660	12652600	2065.619	2253.691
42) Toxaphene...	3.810	3.814	450030	7869	NoCal	NoCal

(f)=RT Delta > 1/2 Window (#)=Amounts differ by > 40% (m)=manual int.

Quantitation Report (Not Reviewed)

Data Path : R:\data\2020-01\0A08041\REQUANT\
Data File : ECD5-01082048.D
Signal(s) : Signal #1: ECD1A.CH Signal #2: ECD2B.CH
Acq On : 09 Jan 2020 1:24
Operator : MJB
Sample : 0A08041-CALW
Misc : A19J416, TOX 2000 ppb
ALS Vial : 42 (Sig #1); 0 (Sig #2) Sample Multiplier: 1

Integration File signal 1: PEST1.e
Integration File signal 2: PEST2.e
Quant Time: Jan 09 11:35:07 2020
Quant Method : R:\methods\ECD5_QUANTPEST_200107.M
Quant Title : Instrument: DualECD5
QLast Update : Thu Jan 09 11:11:29 2020
Response via : Initial Calibration
Integrator: ChemStation 6890 Scale Mode: Small noise peaks clipped



Sequence Name: C:\msdchem\4\sequence\0A08041.s

Comment: Pesticides

Operator: MJB

Data Path: C:\MSDCHEM\4\DATA\2020-01\0A08041\

Instrument Control Pre-Seq Cmd:

Data Analysis Pre-Seq Cmd:

Instrument Control Post-Seq Cmd:

Data Analysis Post-Seq Cmd:

Method Sections To Run Sequence Barcode Options
 (X) Full Method (X) On Mismatch, Inject Anyway
 () Reprocessing Only () On Mismatch, Don't Inject
 () Barcode Disabled

Line	Sample Name/Misc Info
1) Sample	1 Hexane
Datafile	ECD5-01082001
Method	ECD5_AQUPEST_160111
2) Sample	1 Hexane
Datafile	ECD5-01082002
Method	ECD5_AQUPEST_160111
3) Sample	2 0A08041-BKD1
Datafile	ECD5-01082003
Method	ECD5_AQUPEST_160111
4) Sample	3 0A08041-CCV1
Datafile	ECD5-01082004
Method	ECD5_AQUPEST_160111
5) Sample	1 Hexane
Datafile	ECD5-01082005
Method	ECD5_AQUPEST_160111
6) Sample	1 Hexane
Datafile	ECD5-01082006
Method	ECD5_AQUPEST_160111
7) Sample	2 0A08041-BKD2
Datafile	ECD5-01082007
Method	ECD5_AQUPEST_160111
8) Sample	3 0A08041-CCV2
Datafile	ECD5-01082008
Method	ECD5_AQUPEST_160111
9) Sample	4 0A08041-CCV3
Datafile	ECD5-01082009
Method	ECD5_AQUPEST_160111
10) Sample	7 0A08041-ICB1
Datafile	ECD5-01082010
Method	ECD5_AQUPEST_160111
11) Sample	8 0A08041-CAL1
Datafile	ECD5-01082011
Method	ECD5_AQUPEST_160111
12) Sample	9 0A08041-CAL2
Datafile	ECD5-01082012
Method	ECD5_AQUPEST_160111
13) Sample	10 0A08041-CAL3
Datafile	ECD5-01082013
Method	ECD5_AQUPEST_160111
14) Sample	11 0A08041-CAL4
Datafile	ECD5-01082014
Method	ECD5_AQUPEST_160111
15) Sample	12 0A08041-CAL5
Datafile	ECD5-01082015
Method	ECD5_AQUPEST_160111
16) Sample	13 0A08041-CAL6
Datafile	ECD5-01082016
Method	ECD5_AQUPEST_160111
17) Sample	14 0A08041-CAL7
Datafile	ECD5-01082017
Method	ECD5_AQUPEST_160111
18) Sample	15 0A08041-CAL8
Datafile	ECD5-01082018
Method	ECD5_AQUPEST_160111
19) Sample	16 0A08041-CAL9
Datafile	ECD5-01082019
Method	ECD5_AQUPEST_160111
20) Sample	1 0A08041-IBL1

Not Entered. ccv failed,

Replaced found column. MJB 1/9/20

Not Entered.

	Datafile		ECD5-01082020
	Method		ECD5_AQUPEST_160111
21)	Sample	17	0A08041-ICV1
	Datafile		ECD5-01082021
	Method		ECD5_AQUPEST_160111
22)	Sample	18	0A08041-CALA
	Datafile		ECD5-01082022
	Method		ECD5_AQUPEST_160111
23)	Sample	19	0A08041-CALB
	Datafile		ECD5-01082023
	Method		ECD5_AQUPEST_160111
24)	Sample	20	0A08041-CALC
	Datafile		ECD5-01082024
	Method		ECD5_AQUPEST_160111
25)	Sample	21	0A08041-CALD
	Datafile		ECD5-01082025
	Method		ECD5_AQUPEST_160111
26)	Sample	22	0A08041-CALE
	Datafile		ECD5-01082026
	Method		ECD5_AQUPEST_160111
27)	Sample	23	0A08041-CALF
	Datafile		ECD5-01082027
	Method		ECD5_AQUPEST_160111
28)	Sample	24	0A08041-CALG
	Datafile		ECD5-01082028
	Method		ECD5_AQUPEST_160111
29)	Sample	25	0A08041-CALH
	Datafile		ECD5-01082029
	Method		ECD5_AQUPEST_160111
30)	Sample	26	0A08041-CALI
	Datafile		ECD5-01082030
	Method		ECD5_AQUPEST_160111
31)	Sample	1	0A08041-IBL2
	Datafile		ECD5-01082031
	Method		ECD5_AQUPEST_160111
32)	Sample	27	0A08041-ICV2
	Datafile		ECD5-01082032
	Method		ECD5_AQUPEST_160111
33)	Sample	28	0A08041-CALJ
	Datafile		ECD5-01082033
	Method		ECD5_AQUPEST_160111
34)	Sample	29	0A08041-CALK
	Datafile		ECD5-01082034
	Method		ECD5_AQUPEST_160111
35)	Sample	30	0A08041-CALL
	Datafile		ECD5-01082035
	Method		ECD5_AQUPEST_160111
36)	Sample	31	0A08041-CALM
	Datafile		ECD5-01082036
	Method		ECD5_AQUPEST_160111
37)	Sample	32	0A08041-CALN
	Datafile		ECD5-01082037
	Method		ECD5_AQUPEST_160111
38)	Sample	33	0A08041-CALO
	Datafile		ECD5-01082038
	Method		ECD5_AQUPEST_160111
39)	Sample	34	0A08041-CALP
	Datafile		ECD5-01082039
	Method		ECD5_AQUPEST_160111
40)	Sample	1	0A08041-IBL3
	Datafile		ECD5-01082040
	Method		ECD5_AQUPEST_160111
41)	Sample	35	0A08041-ICV3
	Datafile		ECD5-01082041
	Method		ECD5_AQUPEST_160111
42)	Sample	36	0A08041-CALQ
	Datafile		ECD5-01082042
	Method		ECD5_AQUPEST_160111
43)	Sample	37	0A08041-CALR
	Datafile		ECD5-01082043
	Method		ECD5_AQUPEST_160111

Line	Type	Vial	DataFile	Method	Sample Name
44)	Sample	38	0A08041-CALS		
	Datafile		ECD5-01082044		
	Method		ECD5_AQUPEST_160111		
45)	Sample	39	0A08041-CALT		
	Datafile		ECD5-01082045		
	Method		ECD5_AQUPEST_160111		
46)	Sample	40	0A08041-CALU		
	Datafile		ECD5-01082046		
	Method		ECD5_AQUPEST_160111		
47)	Sample	41	0A08041-CALV		
	Datafile		ECD5-01082047		
	Method		ECD5_AQUPEST_160111		
48)	Sample	42	0A08041-CALW		
	Datafile		ECD5-01082048		
	Method		ECD5_AQUPEST_160111		
49)	Sample	1	0A08041-IBL4		
	Datafile		ECD5-01082049		
	Method		ECD5_AQUPEST_160111		
50)	Sample	43	0A08041-ICV4		
	Datafile		ECD5-01082050		
	Method		ECD5_AQUPEST_160111		

Pesticide BKD

Pesticide Breakdown Check (Validated 8/8/2013)

Sequence: 0A08041 BKD2
Data File: ECD5-01082007.D

First Column Area Counts		Percent Breakdown	
DDE	694215		
DDD	2585201		
DDT	157269365	2.04	PASS
Endrin	86077062	4.85	PASS
Endrin Aldehyde	1367276		
Endrin Ketone	3024431		

Second Column Area Counts		Percent Breakdown	
DDE	1173559		
DDD	6068732		
DDT	223202763	3.14	PASS
Endrin	118030441	5.35	PASS
Endrin Aldehyde	2741749		
Endrin Ketone	3932905		

Breakdown must be less than 15% to accept sample data.

*WJB
4/6/20*

Data Path : C:\msdchem\4\data\2020-01\0A08041\
 Data File : ECD5-01082007.D
 Signal(s) : Signal #1: ECD1A.CH Signal #2: ECD2B.CH
 Acq On : 08 Jan 2020 13:35
 Operator : MJB
 Sample : 0A08041-BKD2
 Misc : A20A019
 ALS Vial : 2 (Sig #1); 0 (Sig #2) Sample Multiplier: 1

Integration File signal 1: PEST1.e
 Integration File signal 2: PEST2.e
 Quant Time: Jan 08 17:07:19 2020
 Quant Method : C:\msdchem\4\methods\PestBreakdownCHK_200107.M
 Quant Title : Pesticides
 QLast Update : Wed Jan 08 14:21:31 2020
 Response via : Initial Calibration
 Integrator: ChemStation 6890 Scale Mode: Small noise peaks clipped

Compound	R.T.	Response	Conc	Units

Target Compounds				
1) 4,4'-DDE	7.600	694215	NoCal	ng/mL
2) Endrin	7.973	86077062	NoCal	ng/mL
3) 4,4'-DDD	8.021	2585201	NoCal	ng/mL
4) 4,4'-DDT	8.220	157269365	NoCal	ng/mL
5) Endrin Aldehyde	8.420	1367276	NoCal	ng/mL
6) Endrin Ketone	8.917	3024431	NoCal	ng/mL
8) 4,4'-DDE [2C]	8.497	1173559	NoCal	ng/mL
9) Endrin [2C]	8.879	118030441	NoCal	ng/mL
10) 4,4'-DDD [2C]	8.914	6068732	NoCal	ng/mL
11) Endrin Aldehyde [2C]	9.263	2741749	NoCal	ng/mL
12) 4,4'-DDT [2C]	9.143	223202763	NoCal	ng/mL
13) Endrin Ketone [2C]	9.859	3932905	NoCal	ng/mL

(f)=RT Delta > 1/2 Window

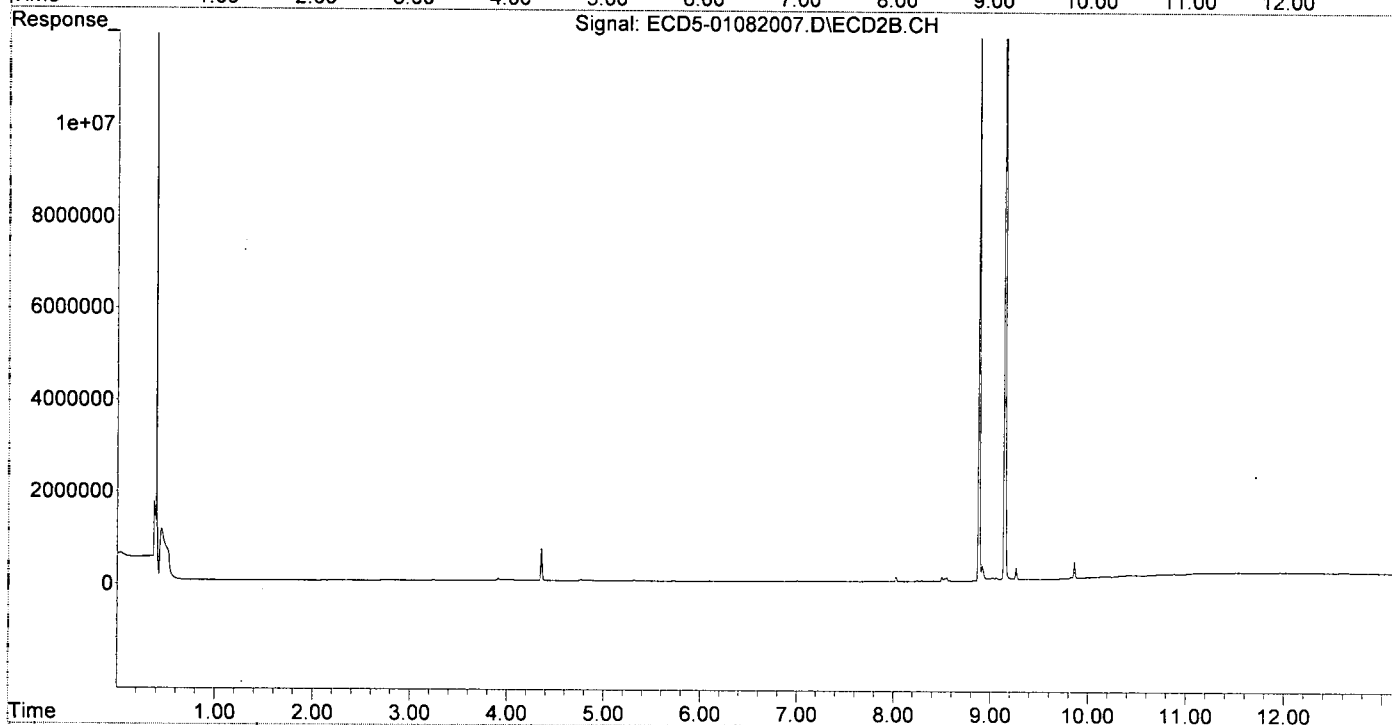
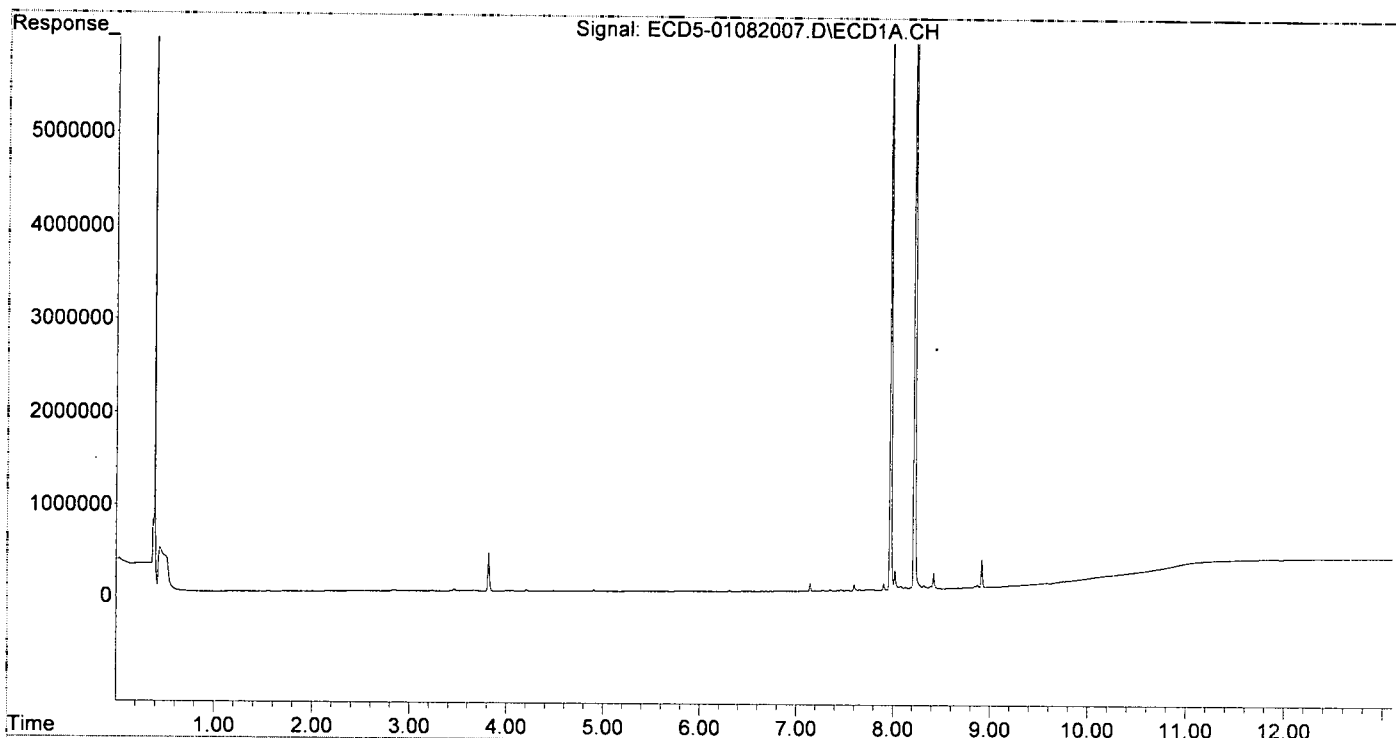
(m)=manual int.

MJB 1/8/20

Quantitation Report (QT Reviewed)

Data Path : C:\msdchem\4\data\2020-01\0A08041\
Data File : ECD5-01082007.D
Signal(s) : Signal #1: ECD1A.CH Signal #2: ECD2B.CH
Acq On : 08 Jan 2020 13:35
Operator : MJB
Sample : 0A08041-BKD2
Misc : A20A019
ALS Vial : 2 (Sig #1); 0 (Sig #2) Sample Multiplier: 1

Integration File signal 1: PEST1.e
Integration File signal 2: PEST2.e
Quant Time: Jan 08 17:07:19 2020
Quant Method : C:\msdchem\4\methods\PestBreakdownCHK_200107.M
Quant Title : Pesticides
QLast Update : Wed Jan 08 14:21:31 2020
Response via : Initial Calibration
Integrator: ChemStation 6890 Scale Mode: Small noise peaks clipped



Quantitation Report (QT Reviewed)

Data Path : R:\data\2020-01\0A08041\
 Data File : ECD5-01082011.D
 Signal(s) : Signal #1: ECD1A.CH Signal #2: ECD2B.CH
 Acq On : 08 Jan 2020 14:50
 Operator : MJB
 Sample : 0A08041-CAL1
 Misc : A20A094, AB 0.5 ppb
 ALS Vial : 8 (Sig #1); 0 (Sig #2) Sample Multiplier: 1

Integration File signal 1: PEST1.e
 Integration File signal 2: PEST2.e
 Quant Time: Jan 08 17:12:57 2020
 Quant Method : R:\methods\ECD5_QUANTPEST_200107.M
 Quant Title : Instrument: DualECD5
 QLast Update : Wed Jan 08 17:11:43 2020
 Response via : Initial Calibration
 Integrator: ChemStation 6890 Scale Mode: Small noise peaks clipped

MJB
1/8/20

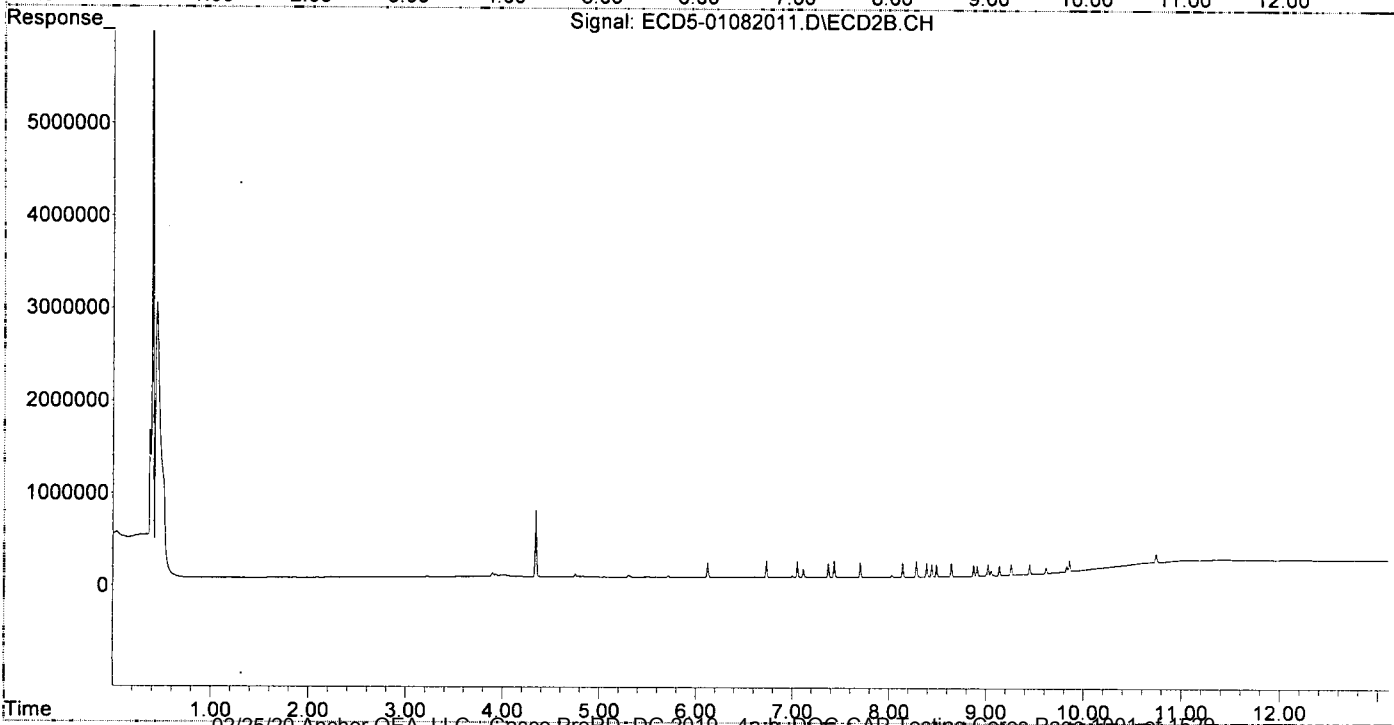
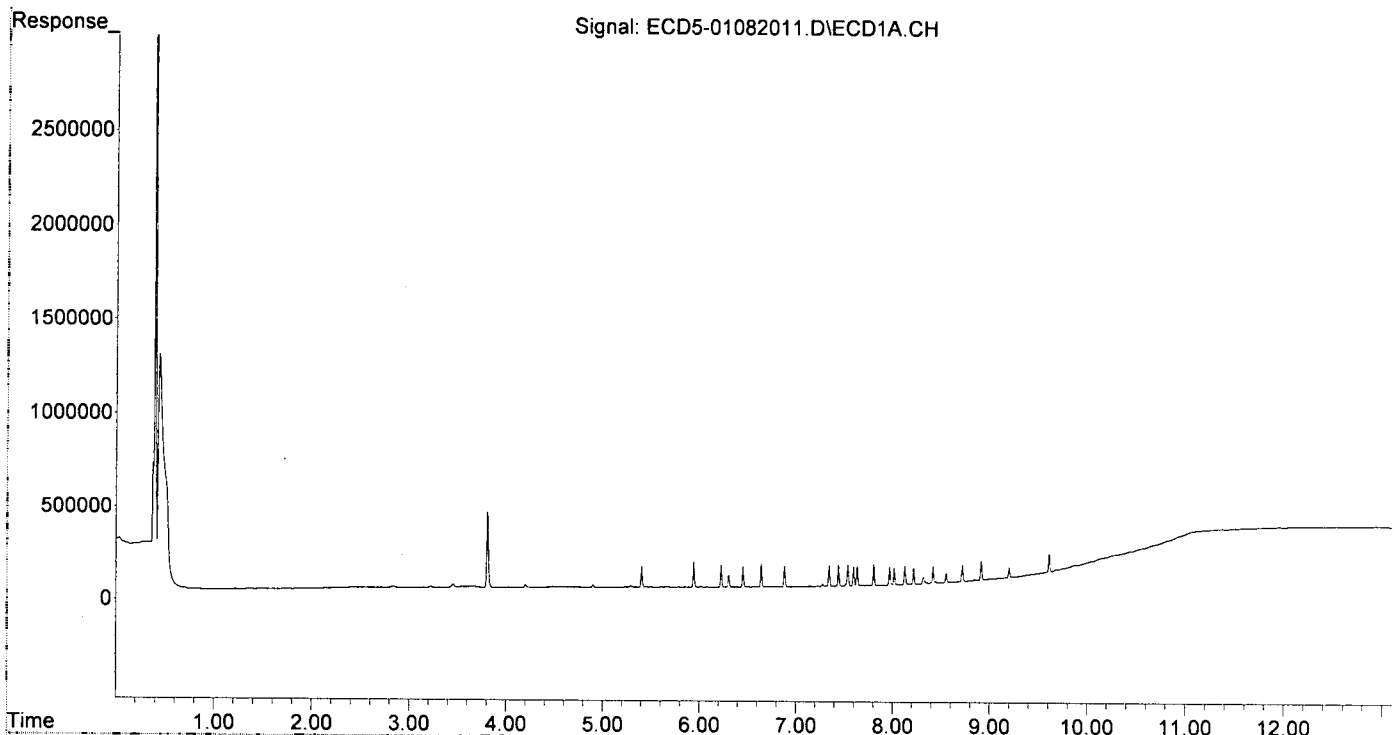
Compound	RT#1	RT#2	Resp#1	Resp#2	ng/mL	ng/mL
System Monitoring Compounds						
1) S TCMX (S)	5.402	6.123	112863	158219	0.633	0.533
22) S DCBP (S)	9.611	10.741	96104	101208	0.512	0.594
Target Compounds						
2) a-BHC	5.942	6.731	133246	185876	0.555	0.467
3) g-BHC	6.225	7.051	120283	175442	0.591	0.518
4) b-BHC	6.302	7.113	65009	92509	0.917	0.668
5) Heptachlor	6.640	7.432	122190	183474	0.665	0.613
6) d-BHC	6.451	7.371	111153	153966	0.773	0.504
7) Aldrin	6.882	7.702	113031	161218	0.595	0.520
8) Heptachlo...	7.343	8.141	112198	158898	0.624	0.555
9) trans-Chl...	7.440	8.282	112737	169582	0.625	0.581
10) cis-Chlor...	7.537	8.390	112650	150400	0.492	0.536
11) Endosulfa...	7.633	8.442	104610	140878	0.595	0.536
12) 4,4'-DDE	7.596	8.489	102992	139141	0.670	0.493
13) Dieldrin	7.805	8.643	111857	147653	0.570	0.497
14) Endrin	7.970	8.873	93909	120788	0.615	0.540
15) 4,4'-DDD	8.017	8.907	86424	113285	0.549	0.393
16) Endosulfa...	8.126	9.020	99640	122597	0.652	0.518
17) 4,4'-DDT	8.216	9.137	84911	103096	0.901	0.929
18) Endrin Al...	8.417	9.257	87242	118008	0.730	0.601
19) Endosulfa...	8.719	9.449	88205	112283	0.363	0.309
20) Methoxychlor	8.553	9.615	48528	60619	1.079	0.962
21) Endrin Ke...	8.913	9.854	99629	120422	0.394	0.374
23) Hexachlor...	0.000	0.000	0	0	N.D. d	N.D. d
24) Hexachlor...	0.000	0.000	0	0	N.D. d	N.D. d
25) Oxychlorthane	0.000	0.000	0	0	N.D. d	N.D. d
26) 2,4'-DDE	0.000	0.000	0	0	N.D. d	N.D. d
27) trans-Non...	0.000	0.000	0	0	N.D. d	N.D. d
28) 2,4'-DDD	0.000	0.000	0	0	N.D. d	N.D. d
29) 2,4'-DDT	0.000	0.000	0	0	N.D. d	N.D. d
30) cis-Nonac...	0.000	0.000	0	0	N.D. d	N.D. d
31) Mirex	0.000	0.000	0	0	N.D. d	N.D. d
32) Chlordane...	0.000	0.000	0	0	N.D. d	N.D. d
33) Chlordane...	0.000	0.000	0	0	N.D. d	N.D. d
34) Chlordane...	0.000	0.000	0	0	N.D. d	N.D. d
35) Chlordane...	0.000	0.000	0	0	N.D. d	N.D. d
36) Toxaphene...	0.000	0.000	0	0	N.D. d	N.D. d
37) Toxaphene...	0.000	0.000	0	0	N.D. d	N.D. d
38) Toxaphene...	0.000	0.000	0	0	N.D. d	N.D. d
39) Toxaphene...	0.000	0.000	0	0	N.D. d	N.D. d
40) Toxaphene...	0.000	0.000	0	0	N.D. d	N.D. d
41) Toxaphene...	0.000	0.000	0	0	N.D. d	N.D. d
42) Toxaphene...	0.000	0.000	0	0	N.D. d	N.D. d

(f)=RT Delta > 1/2 Window (#)=Amounts differ by > 40% (m)=manual int.

Quantitation Report (QT Reviewed)

Data Path : R:\data\2020-01\0A08041\
Data File : ECD5-01082011.D
Signal(s) : Signal #1: ECD1A.CH Signal #2: ECD2B.CH
Acq On : 08 Jan 2020 14:50
Operator : MJB
Sample : 0A08041-CAL1
Misc : A20A094, AB 0.5 ppb
ALS Vial : 8 (Sig #1); 0 (Sig #2) Sample Multiplier: 1

Integration File signal 1: PEST1.e
Integration File signal 2: PEST2.e
Quant Time: Jan 08 17:12:57 2020
Quant Method : R:\methods\ECD5_QUANTPEST_200107.M
Quant Title : Instrument: DualECD5
QLast Update : Wed Jan 08 17:11:43 2020
Response via : Initial Calibration
Integrator: ChemStation 6890 Scale Mode: Small noise peaks clipped



Quantitation Report (QT Reviewed)

Data Path : R:\data\2020-01\0A08041\
 Data File : ECD5-01082012.D
 Signal(s) : Signal #1: ECD1A.CH Signal #2: ECD2B.CH
 Acq On : 08 Jan 2020 15:07
 Operator : MJB
 Sample : 0A08041-CAL2
 Misc : A20A095, AB 1 ppb
 ALS Vial : 9 (Sig #1); 0 (Sig #2) Sample Multiplier: 1

Integration File signal 1: PEST1.e
 Integration File signal 2: PEST2.e
 Quant Time: Jan 08 17:13:40 2020
 Quant Method : R:\methods\ECD5_QUANTPEST_200107.M
 Quant Title : Instrument: DualECD5
 QLast Update : Wed Jan 08 17:11:43 2020
 Response via : Initial Calibration
 Integrator: ChemStation 6890 Scale Mode: Small noise peaks clipped

MJB
1/8/20

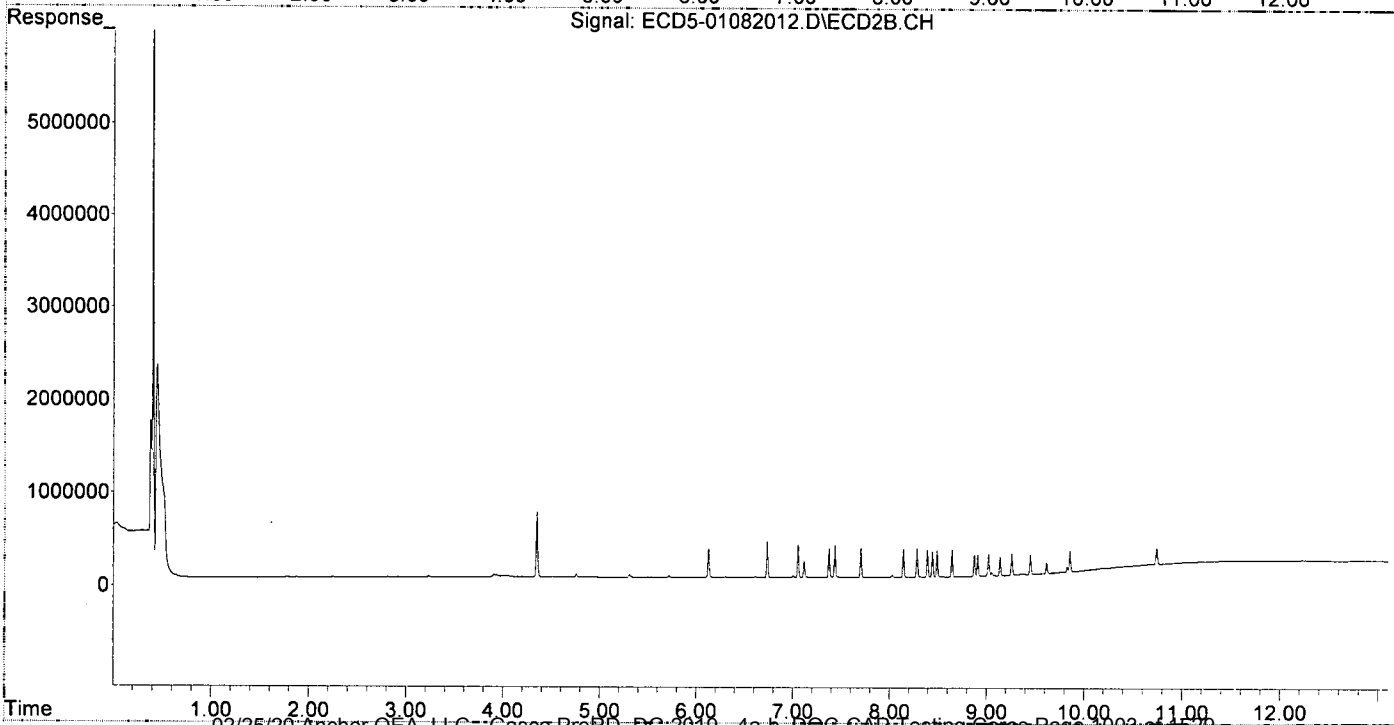
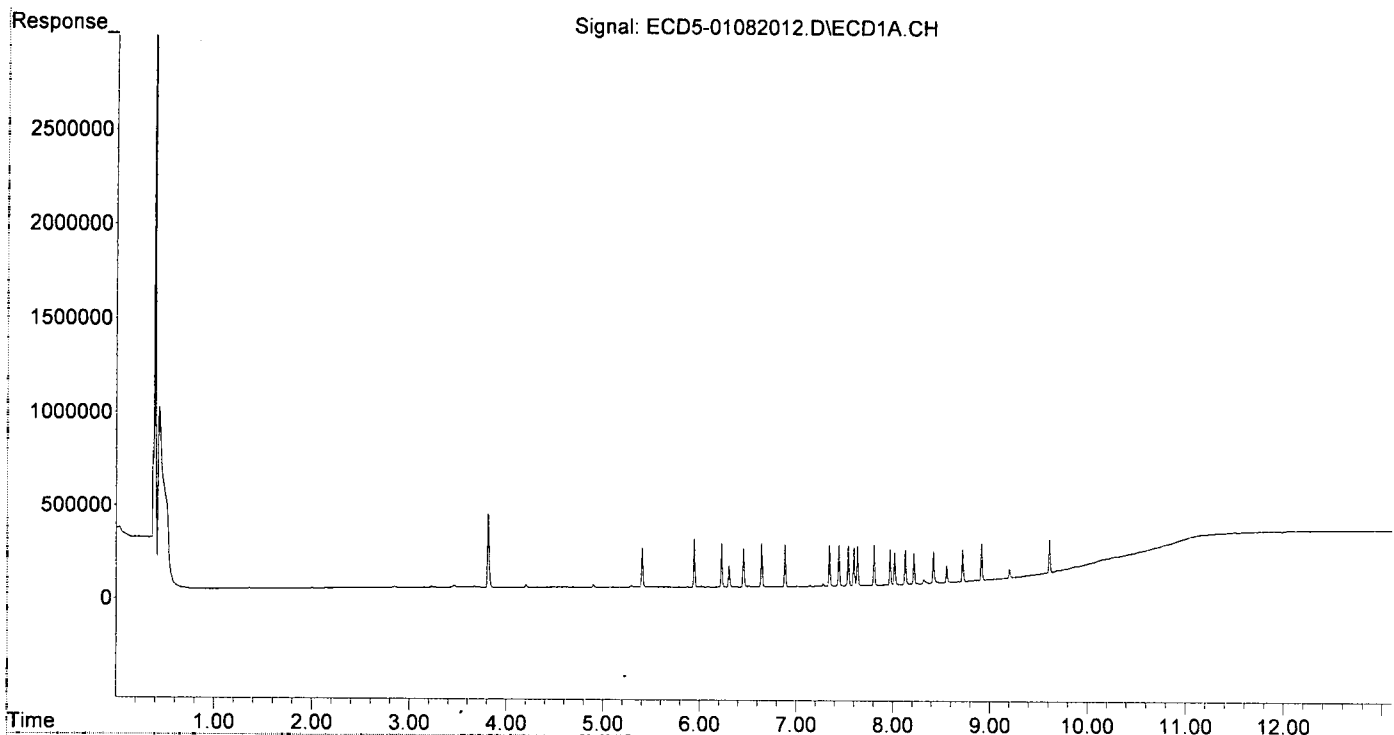
Compound	RT#1	RT#2	Resp#1	Resp#2	ng/mL	ng/mL
System Monitoring Compounds						
1) S TCMX (S)	5.404	6.128	211254	311231	1.184	1.048
22) S DCBP (S)	9.612	10.743	176609	194428	1.121	1.142
Target Compounds						
2) a-BHC	5.944	6.735	256973	379209	1.070	0.953
3) g-BHC	6.227	7.055	234366	343398	1.152	1.014
4) b-BHC	6.304	7.117	114282	172988	1.612	1.248
5) Heptachlor	6.642	7.436	233856	337319	1.272	1.127
6) d-BHC	6.453	7.375	208419	310209	1.478	1.061
7) Aldrin	6.883	7.705	224047	314514	1.180	1.014
8) Heptachlo...	7.344	8.144	218282	296140	1.215	1.034
9) trans-Chl...	7.441	8.285	218441	302694	1.212	1.038
10) cis-Chlor...	7.538	8.393	212625	292944	1.096	1.044
11) Endosulfa...	7.634	8.445	208482	271809	1.186	1.034
12) 4,4'-DDE	7.597	8.492	201598	277811	1.372	1.040
13) Dieldrin	7.806	8.646	218083	291554	1.111	0.982
14) Endrin	7.971	8.876	188900	230377	1.236	1.087
15) 4,4'-DDD	8.018	8.910	170626	228024	1.254	0.952
16) Endosulfa...	8.128	9.023	182518	234291	1.195	0.990
17) 4,4'-DDT	8.217	9.139	163203	203174	1.757	1.617
18) Endrin Al...	8.418	9.260	168637	234689	1.411	1.196
19) Endosulfa...	8.720	9.451	168846	210935	0.959	0.828
20) Methoxychlor	8.554	9.618	89885	117569	1.940	1.739
21) Endrin Ke...	8.914	9.856	194086	227922	0.991	0.893
23) Hexachlor...	0.000	0.000	0	0	N.D. d	N.D. d
24) Hexachlor...	0.000	0.000	0	0	N.D. d	N.D. d
25) Oxychlorane	0.000	0.000	0	0	N.D. d	N.D. d
26) 2,4'-DDE	0.000	0.000	0	0	N.D. d	N.D. d
27) trans-Non...	0.000	0.000	0	0	N.D. d	N.D. d
28) 2,4'-DDD	0.000	0.000	0	0	N.D. d	N.D. d
29) 2,4'-DDT	0.000	0.000	0	0	N.D. d	N.D. d
30) cis-Nonac...	0.000	0.000	0	0	N.D. d	N.D. d
31) Mirex	0.000	0.000	0	0	N.D. d	N.D. d
32) Chlordane...	0.000	0.000	0	0	N.D. d	N.D. d
33) Chlordane...	0.000	0.000	0	0	N.D. d	N.D. d
34) Chlordane...	0.000	0.000	0	0	N.D. d	N.D. d
35) Chlordane...	0.000	0.000	0	0	N.D. d	N.D. d
36) Toxaphene...	0.000	0.000	0	0	N.D. d	N.D. d
37) Toxaphene...	0.000	0.000	0	0	N.D. d	N.D. d
38) Toxaphene...	0.000	0.000	0	0	N.D. d	N.D. d
39) Toxaphene...	0.000	0.000	0	0	N.D. d	N.D. d
40) Toxaphene...	0.000	0.000	0	0	N.D. d	N.D. d
41) Toxaphene...	0.000	0.000	0	0	N.D. d	N.D. d
42) Toxaphene...	0.000	0.000	0	0	N.D. d	N.D. d

(f)=RT Delta > 1/2 Window (#)=Amounts differ by > 40% (m)=manual int.

Quantitation Report (QT Reviewed)

Data Path : R:\data\2020-01\0A08041\
 Data File : ECD5-01082012.D
 Signal(s) : Signal #1: ECD1A.CH Signal #2: ECD2B.CH
 Acq On : 08 Jan 2020 15:07
 Operator : MJB
 Sample : 0A08041-CAL2
 Misc : A20A095, AB 1 ppb
 ALS Vial : 9 (Sig #1); 0 (Sig #2) Sample Multiplier: 1

Integration File signal 1: PEST1.e
 Integration File signal 2: PEST2.e
 Quant Time: Jan 08 17:13:40 2020
 Quant Method : R:\methods\ECD5_QUANTPEST_200107.M
 Quant Title : Instrument: DualECD5
 QLast Update : Wed Jan 08 17:11:43 2020
 Response via : Initial Calibration
 Integrator: ChemStation 6890 Scale Mode: Small noise peaks clipped



Quantitation Report (QT Reviewed)

Data Path : R:\data\2020-01\0A08041\
 Data File : ECD5-01082013.D
 Signal(s) : Signal #1: ECD1A.CH Signal #2: ECD2B.CH
 Acq On : 08 Jan 2020 15:24
 Operator : MJB
 Sample : 0A08041-CAL3
 Misc : A19K128, AB 2 ppb
 ALS Vial : 10 (Sig #1); 0 (Sig #2) Sample Multiplier: 1

Integration File signal 1: PEST1.e
 Integration File signal 2: PEST2.e
 Quant Time: Jan 08 17:14:17 2020
 Quant Method : R:\methods\ECD5_QUANTPEST_200107.M
 Quant Title : Instrument: DualECD5
 QLast Update : Wed Jan 08 17:11:43 2020
 Response via : Initial Calibration
 Integrator: ChemStation 6890 Scale Mode: Small noise peaks clipped

MJB
 1/8/20

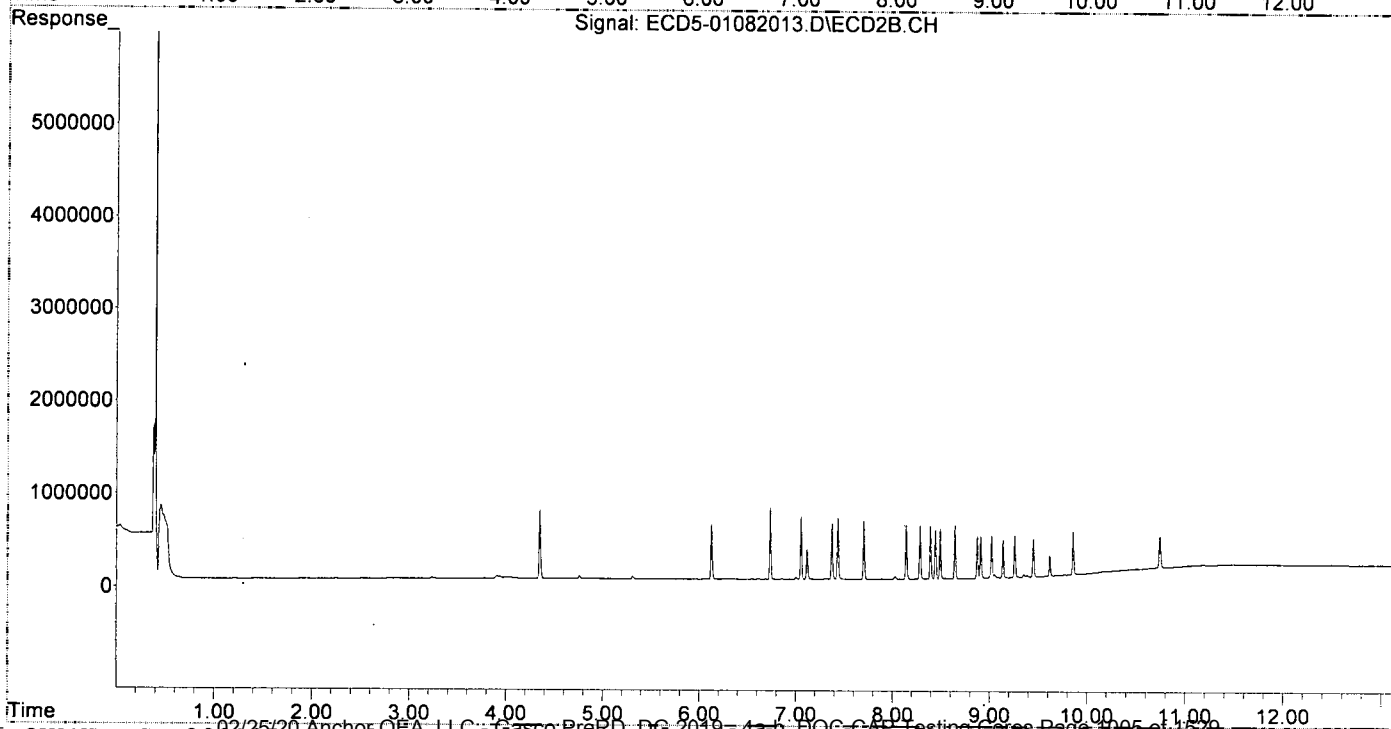
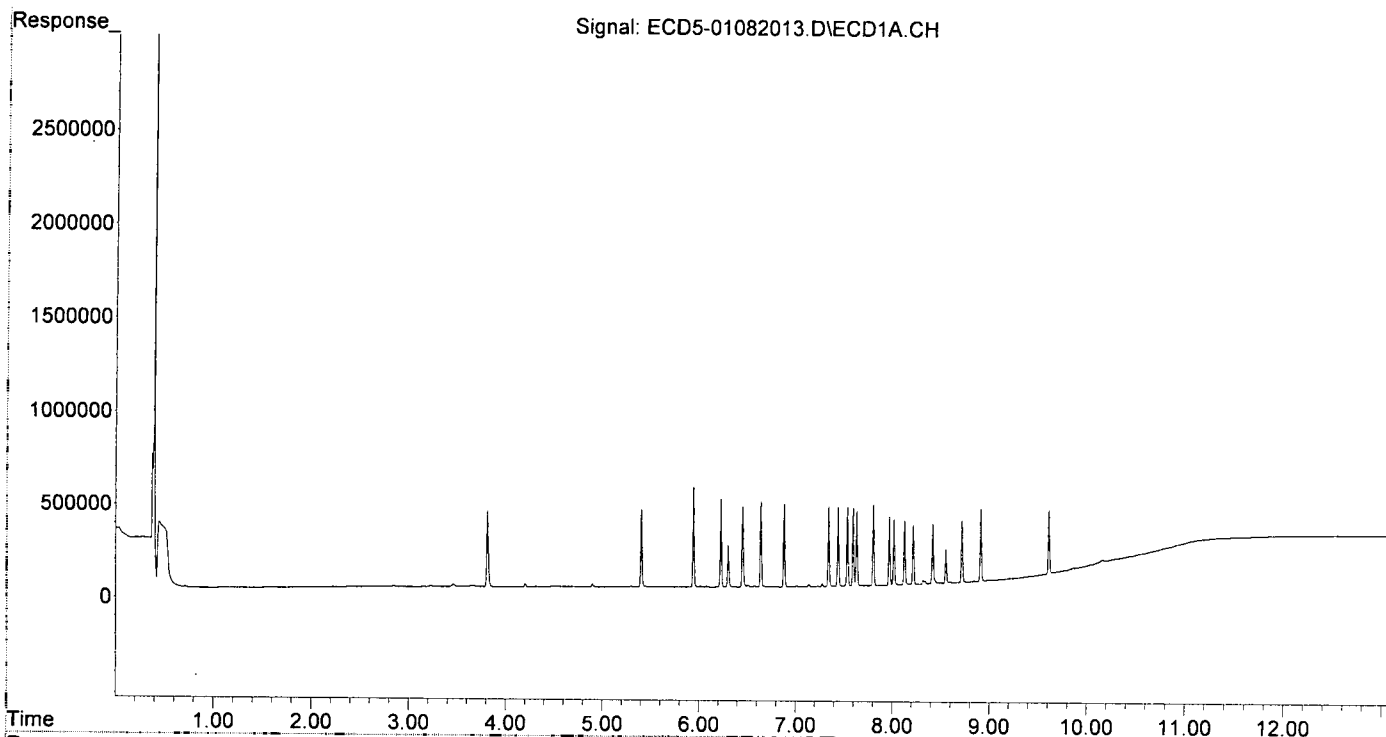
Compound	RT#1	RT#2	Resp#1	Resp#2	ng/mL	ng/mL
System Monitoring Compounds						
1) S TCMX (S)	5.402	6.126	415516	589045	2.330	1.984
22) S DCBP (S)	9.609	10.743	340423	355105	2.358	2.085
Target Compounds						
2) a-BHC	5.942	6.734	537497	767270	2.239	1.928
3) g-BHC	6.225	7.053	471506	677169	2.319	2.000
4) b-BHC	6.301	7.115	220797	320899	3.114	2.316
5) Heptachlor	6.639	7.434	456995	655441	2.486	2.191
6) d-BHC	6.451	7.373	432587	603549	3.094	2.103
7) Aldrin	6.881	7.703	440039	629279	2.317	2.028
8) Heptachlo...	7.341	8.141	427014	586030	2.377	2.046
9) trans-Chl...	7.439	8.283	425200	579921	2.358	1.988
10) cis-Chlor...	7.535	8.390	422427	574813	2.361	2.048
11) Endosulfa...	7.632	8.443	400706	526399	2.280	2.003
12) 4,4'-DDE	7.594	8.491	411765	541435	2.680	2.076
13) Dieldrin	7.803	8.644	434619	580943	2.214	1.956
14) Endrin	7.968	8.873	366871	456874	2.401	2.215
15) 4,4'-DDD	8.016	8.908	350808	453406	2.756	2.046
16) Endosulfa...	8.125	9.020	347787	461782	2.276	1.951
17) 4,4'-DDT	8.215	9.137	319688	408673	3.454	3.021
18) Endrin Al...	8.415	9.257	322362	453653	2.697	2.311
19) Endosulfa...	8.718	9.448	330471	410957	2.153	1.879
20) Methoxychlor	8.552	9.616	177451	224516	3.753	3.189
21) Endrin Ke...	8.911	9.855	383553	459705	2.185	2.008
23) Hexachlor...	0.000	0.000	0	0	N.D. d	N.D. d
24) Hexachlor...	0.000	0.000	0	0	N.D. d	N.D. d
25) Oxychlorane	0.000	0.000	0	0	N.D. d	N.D. d
26) 2,4'-DDE	0.000	0.000	0	0	N.D. d	N.D. d
27) trans-Non...	0.000	0.000	0	0	N.D. d	N.D. d
28) 2,4'-DDD	0.000	0.000	0	0	N.D. d	N.D. d
29) 2,4'-DDT	0.000	0.000	0	0	N.D. d	N.D. d
30) cis-Nonac...	0.000	0.000	0	0	N.D. d	N.D. d
31) Mirex	0.000	0.000	0	0	N.D. d	N.D. d
32) Chlordane...	0.000	0.000	0	0	N.D. d	N.D. d
33) Chlordane...	0.000	0.000	0	0	N.D. d	N.D. d
34) Chlordane...	0.000	0.000	0	0	N.D. d	N.D. d
35) Chlordane...	0.000	0.000	0	0	N.D. d	N.D. d
36) Toxaphene...	0.000	0.000	0	0	N.D. d	N.D. d
37) Toxaphene...	0.000	0.000	0	0	N.D. d	N.D. d
38) Toxaphene...	0.000	0.000	0	0	N.D. d	N.D. d
39) Toxaphene...	0.000	0.000	0	0	N.D. d	N.D. d
40) Toxaphene...	0.000	0.000	0	0	N.D. d	N.D. d
41) Toxaphene...	0.000	0.000	0	0	N.D. d	N.D. d
42) Toxaphene...	0.000	0.000	0	0	N.D. d	N.D. d

(f)=RT Delta > 1/2 Window (#)=Amounts differ by > 40% (m)=manual int.

Quantitation Report (QT Reviewed)

Data Path : R:\data\2020-01\0A08041\
 Data File : ECD5-01082013.D
 Signal(s) : Signal #1: ECD1A.CH Signal #2: ECD2B.CH
 Acq On : 08 Jan 2020 15:24
 Operator : MJB
 Sample : 0A08041-CAL3
 Misc : A19K128, AB 2 ppb
 ALS Vial : 10 (Sig #1); 0 (Sig #2) Sample Multiplier: 1

Integration File signal 1: PEST1.e
 Integration File signal 2: PEST2.e
 Quant Time: Jan 08 17:14:17 2020
 Quant Method : R:\methods\ECD5_QUANTPEST_200107.M
 Quant Title : Instrument: DualECD5
 QLast Update : Wed Jan 08 17:11:43 2020
 Response via : Initial Calibration
 Integrator: ChemStation 6890 Scale Mode: Small noise peaks clipped



Quantitation Report (QT Reviewed)

Data Path : R:\data\2020-01\0A08041\
 Data File : ECD5-01082014.D
 Signal(s) : Signal #1: ECD1A.CH Signal #2: ECD2B.CH
 Acq On : 08 Jan 2020 15:41
 Operator : MJB
 Sample : 0A08041-CAL4
 Misc : A19K130, AB 5 ppb
 ALS Vial : 11 (Sig #1); 0 (Sig #2) Sample Multiplier: 1

Integration File signal 1: PEST1.e
 Integration File signal 2: PEST2.e
 Quant Time: Jan 08 17:15:03 2020
 Quant Method : R:\methods\ECD5_QUANTPEST_200107.M
 Quant Title : Instrument: DualECD5
 QLast Update : Wed Jan 08 17:11:43 2020
 Response via : Initial Calibration
 Integrator: ChemStation 6890 Scale Mode: Small noise peaks clipped

MJB
1/8/20

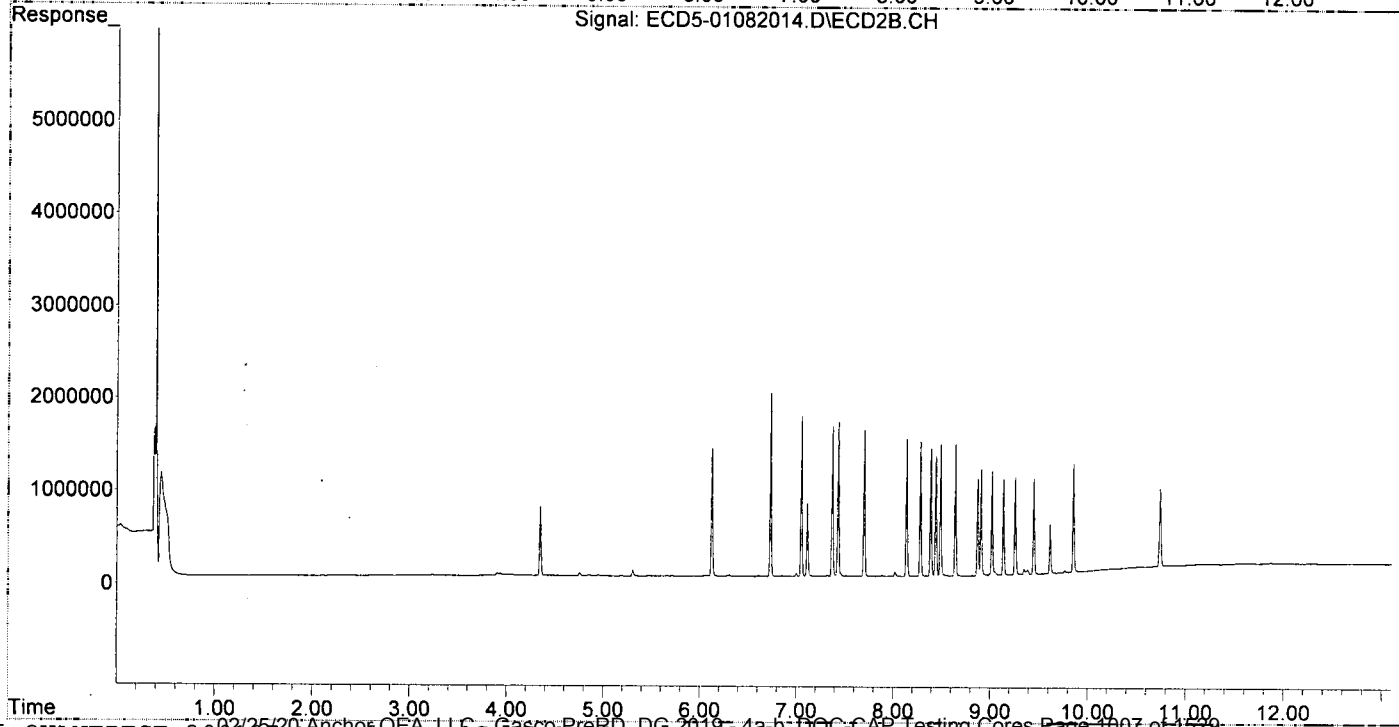
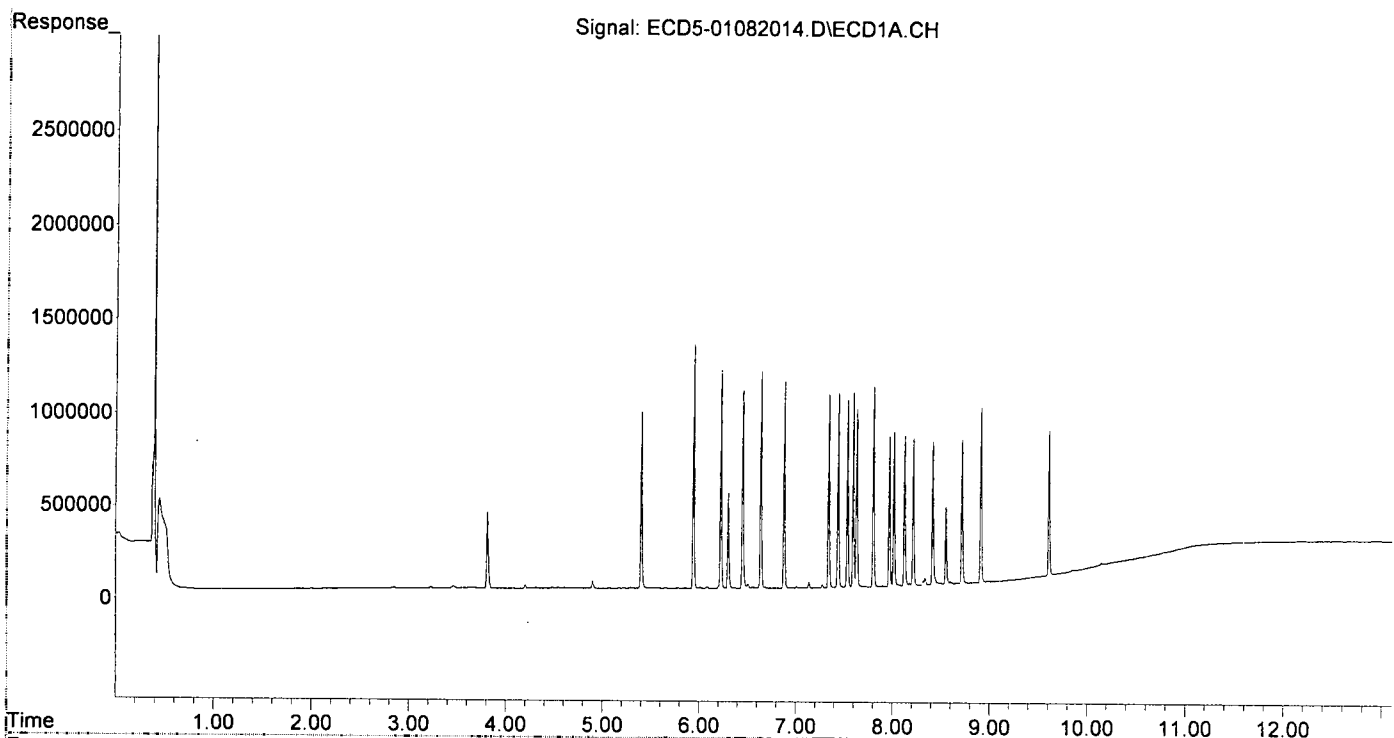
Compound	RT#1	RT#2	Resp#1	Resp#2	ng/mL	ng/mL
System Monitoring Compounds						
1) S TCMX (S)	5.402	6.125	950074	1376103	5.326	4.635
22) S DCBP (S)	9.610	10.741	775613	834483	5.640	4.901
Target Compounds						
2) a-BHC	5.941	6.732	1306500	1977180	5.442	4.968
3) g-BHC	6.224	7.052	1166721	1723036	5.737	5.088
4) b-BHC	6.301	7.114	509830	782957	7.191	5.650
5) Heptachlor	6.638	7.433	1163113	1661120	6.326	5.552
6) d-BHC	6.450	7.372	1063446	1616218	7.586	5.669
7) Aldrin	6.880	7.702	1111711	1579995	5.855	5.092
8) Heptachlo...	7.341	8.141	1035468	1479273	5.763	5.165
9) trans-Chl...	7.439	8.282	1044033	1455802	5.791	4.991
10) cis-Chlor...	7.535	8.390	1008295	1373040	5.885	4.892
11) Endosulfa...	7.631	8.442	958781	1296862	5.456	4.934
12) 4,4'-DDE	7.594	8.490	1040350	1423065	6.771	5.513
13) Dieldrin	7.803	8.644	1070134	1422623	5.452	4.789
14) Endrin	7.968	8.874	807889	1044563	5.288	5.121
15) 4,4'-DDD	8.016	8.908	829598	1143673	6.717	5.371
16) Endosulfa...	8.125	9.020	804988	1119541	5.269	4.729
17) 4,4'-DDT	8.215	9.137	789969	1027268	8.447	7.174
18) Endrin Al...	8.415	9.258	766938	1047866	6.416	5.338
19) Endosulfa...	8.718	9.449	770166	1024703	5.388	5.077
20) Methoxychlor	8.552	9.615	413384	532720	8.569	7.309
21) Endrin Ke...	8.912	9.854	939876	1162953	5.678	5.362
23) Hexachlor...	0.000	0.000	0	0	N.D. d	N.D. d
24) Hexachlor...	0.000	0.000	0	0	N.D. d	N.D. d
25) Oxychlorthane	0.000	0.000	0	0	N.D. d	N.D. d
26) 2,4'-DDE	0.000	0.000	0	0	N.D. d	N.D. d
27) trans-Non...	0.000	0.000	0	0	N.D. d	N.D. d
28) 2,4'-DDD	0.000	0.000	0	0	N.D. d	N.D. d
29) 2,4'-DDT	0.000	0.000	0	0	N.D. d	N.D. d
30) cis-Nonac...	0.000	0.000	0	0	N.D. d	N.D. d
31) Mirex	0.000	0.000	0	0	N.D. d	N.D. d
32) Chlordane...	0.000	0.000	0	0	N.D. d	N.D. d
33) Chlordane...	0.000	0.000	0	0	N.D. d	N.D. d
34) Chlordane...	0.000	0.000	0	0	N.D. d	N.D. d
35) Chlordane...	0.000	0.000	0	0	N.D. d	N.D. d
36) Toxaphene...	0.000	0.000	0	0	N.D. d	N.D. d
37) Toxaphene...	0.000	0.000	0	0	N.D. d	N.D. d
38) Toxaphene...	0.000	0.000	0	0	N.D. d	N.D. d
39) Toxaphene...	0.000	0.000	0	0	N.D. d	N.D. d
40) Toxaphene...	0.000	0.000	0	0	N.D. d	N.D. d
41) Toxaphene...	0.000	0.000	0	0	N.D. d	N.D. d
42) Toxaphene...	0.000	0.000	0	0	N.D. d	N.D. d

(f)=RT Delta > 1/2 Window (#)=Amounts differ by > 40% (m)=manual int.

Quantitation Report (QT Reviewed)

Data Path : R:\data\2020-01\0A08041\
Data File : ECD5-01082014.D
Signal(s) : Signal #1: ECD1A.CH Signal #2: ECD2B.CH
Acq On : 08 Jan 2020 15:41
Operator : MJB
Sample : 0A08041-CAL4
Misc : A19K130, AB 5 ppb
ALS Vial : 11 (Sig #1); 0 (Sig #2) Sample Multiplier: 1

Integration File signal 1: PEST1.e
Integration File signal 2: PEST2.e
Quant Time: Jan 08 17:15:03 2020
Quant Method : R:\methods\ECD5_QUANTPEST_200107.M
Quant Title : Instrument: DualECD5
QLast Update : Wed Jan 08 17:11:43 2020
Response via : Initial Calibration
Integrator: ChemStation 6890 Scale Mode: Small noise peaks clipped



Data Path : R:\data\2020-01\0A08041\
 Data File : ECD5-01082015.D
 Signal(s) : Signal #1: ECD1A.CH Signal #2: ECD2B.CH
 Acq On : 08 Jan 2020 15:58
 Operator : MJB
 Sample : 0A08041-CAL5
 Misc : A19K131, AB 10 ppb
 ALS Vial : 12 (Sig #1); 0 (Sig #2) Sample Multiplier: 1

Integration File signal 1: PEST1.e
 Integration File signal 2: PEST2.e
 Quant Time: Jan 08 17:15:39 2020
 Quant Method : R:\methods\ECD5_QUANTPEST_200107.M
 Quant Title : Instrument: DualECD5
 QLast Update : Wed Jan 08 17:11:43 2020
 Response via : Initial Calibration
 Integrator: ChemStation 6890 Scale Mode: Small noise peaks clipped

MJB
1/8/20

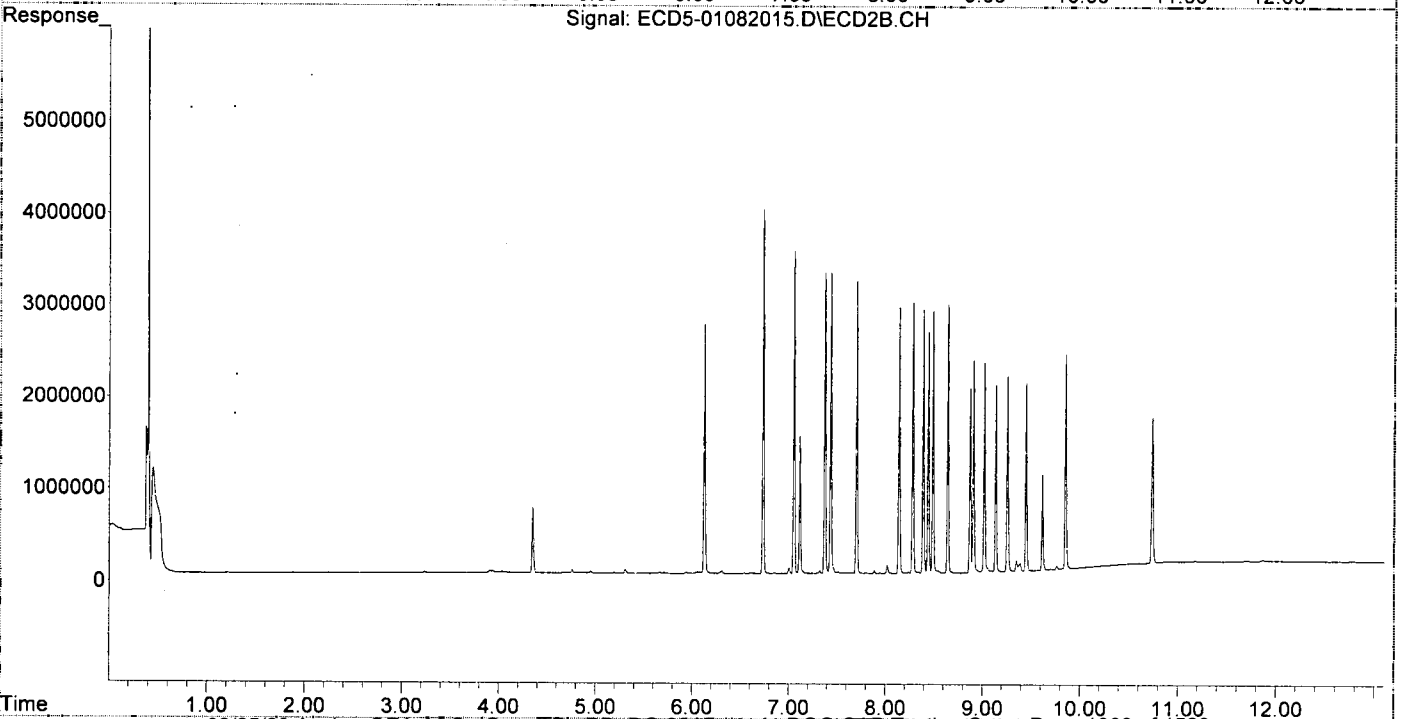
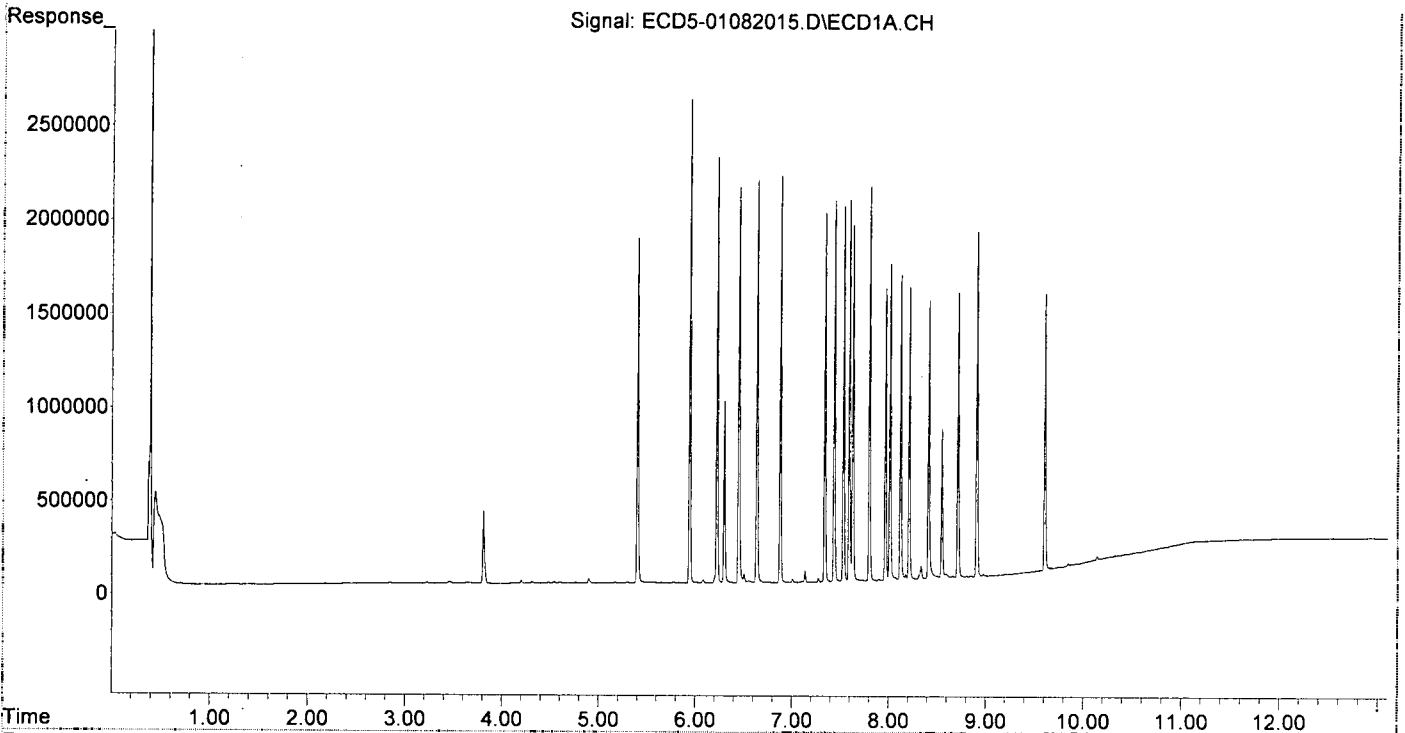
Compound	RT#1	RT#2	Resp#1	Resp#2	ng/mL	ng/mL
System Monitoring Compounds						
1) S TCMX (S)	5.402	6.126	1840383	2696320	10.318	9.083
22) S DCBP (S)	9.608	10.739	1477683	1586829	10.920	9.319
Target Compounds						
2) a-BHC	5.942	6.733	2577924	3955799	10.738	9.941
3) g-BHC	6.224	7.053	2268745	3502209	11.156	10.343
4) b-BHC	6.301	7.114	961397	1480627	13.559	10.684
5) Heptachlor	6.638	7.433	2147477	3263335	11.680	10.907
6) d-BHC	6.450	7.372	2076601	3263098	14.634	11.366
7) Aldrin	6.880	7.702	2163245	3173256	11.392	10.227
8) Heptachlo...	7.341	8.140	1956671	2879584	10.891	10.055
9) trans-Chl...	7.438	8.282	2032056	2933717	11.271	10.058
10) cis-Chlor...	7.534	8.389	1994276	2847805	11.782	10.147
11) Endosulfa...	7.631	8.441	1890427	2609537	10.757	9.928
12) 4,4'-DDE	7.594	8.489	2021392	2826462	13.157	10.894
13) Dieldrin	7.803	8.643	2096792	2906015	10.683	9.783
14) Endrin	7.968	8.873	1559818	2003395	10.209	9.799
15) 4,4'-DDD	8.015	8.907	1682077	2301063	13.657	10.857
16) Endosulfa...	8.125	9.019	1622090	2276288	10.617	9.615
17) 4,4'-DDT	8.214	9.136	1545752	2023340	16.165	13.647
18) Endrin Al...	8.415	9.256	1482366	2117172	12.401	10.785
19) Endosulfa...	8.717	9.447	1505195	2032510	10.762	10.253
20) Methoxychlor	8.551	9.614	785011	1038753	15.965	13.893
21) Endrin Ke...	8.910	9.853	1825019	2330210	11.197	10.836
23) Hexachlor...	0.000	0.000	0	0	N.D. d	N.D. d
24) Hexachlor...	0.000	0.000	0	0	N.D. d	N.D. d
25) Oxychlordan	0.000	0.000	0	0	N.D. d	N.D. d
26) 2,4'-DDE	0.000	0.000	0	0	N.D. d	N.D. d
27) trans-Non...	0.000	0.000	0	0	N.D. d	N.D. d
28) 2,4'-DDD	0.000	0.000	0	0	N.D. d	N.D. d
29) 2,4'-DDT	0.000	0.000	0	0	N.D. d	N.D. d
30) cis-Nonac...	0.000	0.000	0	0	N.D. d	N.D. d
31) Mirex	0.000	0.000	0	0	N.D. d	N.D. d
32) Chlordane...	0.000	0.000	0	0	N.D. d	N.D. d
33) Chlordane...	0.000	0.000	0	0	N.D. d	N.D. d
34) Chlordane...	0.000	0.000	0	0	N.D. d	N.D. d
35) Chlordane...	0.000	0.000	0	0	N.D. d	N.D. d
36) Toxaphene...	0.000	0.000	0	0	N.D. d	N.D. d
37) Toxaphene...	0.000	0.000	0	0	N.D. d	N.D. d
38) Toxaphene...	0.000	0.000	0	0	N.D. d	N.D. d
39) Toxaphene...	0.000	0.000	0	0	N.D. d	N.D. d
40) Toxaphene...	0.000	0.000	0	0	N.D. d	N.D. d
41) Toxaphene...	0.000	0.000	0	0	N.D. d	N.D. d
42) Toxaphene...	0.000	0.000	0	0	N.D. d	N.D. d

(f)=RT Delta > 1/2 Window (#)=Amounts differ by > 40% (m)=manual int.

Quantitation Report (QT Reviewed)

Data Path : R:\data\2020-01\0A08041\
Data File : ECD5-01082015.D
Signal(s) : Signal #1: ECD1A.CH Signal #2: ECD2B.CH
Acq On : 08 Jan 2020 15:58
Operator : MJB
Sample : 0A08041-CAL5
Misc : A19K131, AB 10 ppb
ALS Vial : 12 (Sig #1); 0 (Sig #2) Sample Multiplier: 1

Integration File signal 1: PEST1.e
Integration File signal 2: PEST2.e
Quant Time: Jan 08 17:15:39 2020
Quant Method : R:\methods\ECD5_QUANTPEST_200107.M
Quant Title : Instrument: DualECD5
QLast Update : Wed Jan 08 17:11:43 2020
Response via : Initial Calibration
Integrator: ChemStation 6890 Scale Mode: Small noise peaks clipped



Data Path : R:\data\2020-01\0A08041\
 Data File : ECD5-01082016.D
 Signal(s) : Signal #1: ECD1A.CH Signal #2: ECD2B.CH
 Acq On : 08 Jan 2020 16:16
 Operator : MJB
 Sample : 0A08041-CAL6
 Misc : A19K132, AB 25 ppb
 ALS Vial : 13 (Sig #1); 0 (Sig #2) Sample Multiplier: 1

Integration File signal 1: PEST1.e
 Integration File signal 2: PEST2.e
 Quant Time: Jan 08 17:16:16 2020
 Quant Method : R:\methods\ECD5_QUANTPEST_200107.M
 Quant Title : Instrument: DualECD5
 QLast Update : Wed Jan 08 17:11:43 2020
 Response via : Initial Calibration
 Integrator: ChemStation 6890 Scale Mode: Small noise peaks clipped

MJB
1/8/20

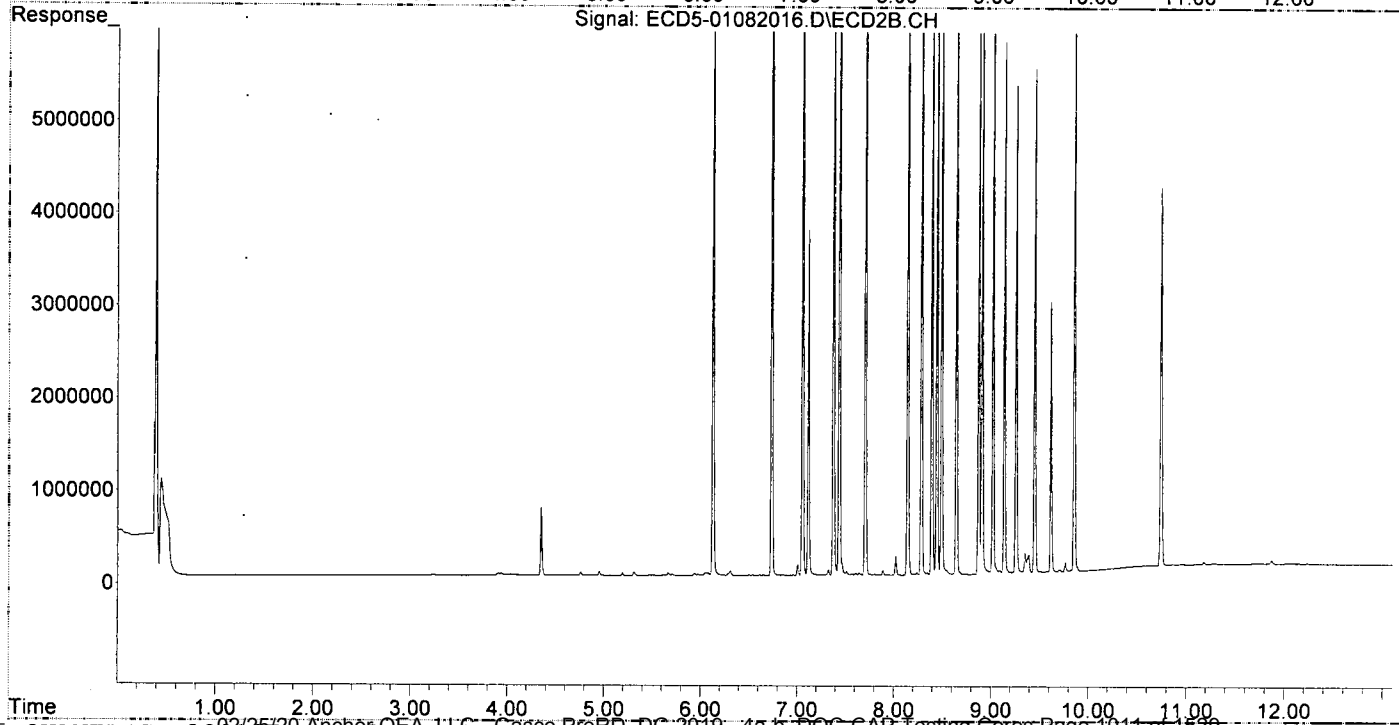
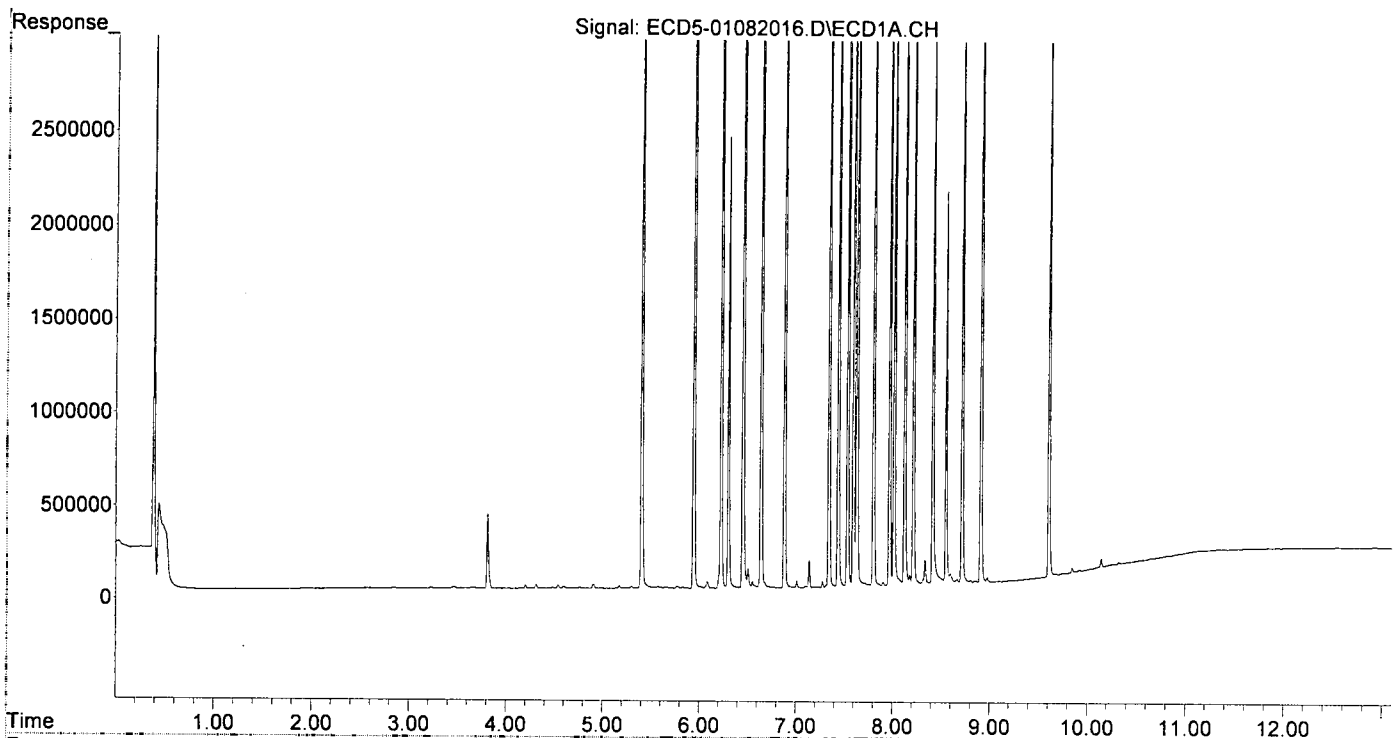
Compound	RT#1	RT#2	Resp#1	Resp#2	ng/mL	ng/mL
System Monitoring Compounds						
1) S TCMX (S)	5.403	6.127	4644520	7248704	26.039	24.417
22) S DCBP (S)	9.609	10.741	3649221	4087662	27.139	24.006
Target Compounds						
2) a-BHC	5.943	6.735	6708027	10415470	27.943	26.173
3) g-BHC	6.226	7.054	5763650	9109081	28.342	26.901
4) b-BHC	6.302	7.115	2412054	3735653	34.019	26.956
5) Heptachlor	6.640	7.435	5435552	8726365	29.564	29.167
6) d-BHC	6.452	7.374	5473600	9124505	36.967	30.715
7) Aldrin	6.882	7.704	5637637	8363357	29.689	26.954
8) Heptachlo...	7.342	8.142	5116716	7570159	28.479	26.434
9) trans-Chl...	7.439	8.283	5203493	7709066	28.862	26.429
10) cis-Chlor...	7.535	8.391	5032396	7320817	29.702	26.085
11) Endosulfa...	7.632	8.443	4772332	6856889	27.155	26.088
12) 4,4'-DDE	7.595	8.491	5211626	7706129	33.922	28.840
13) Dieldrin	7.804	8.645	5425309	7861083	27.640	26.464
14) Endrin	7.968	8.874	4355756	5981930	28.510	28.439
15) 4,4'-DDD	8.016	8.909	4392393	6163457	34.856	28.442
16) Endosulfa...	8.126	9.021	4183901	6151164	27.383	25.982
17) 4,4'-DDT	8.215	9.138	4195442	5749572	40.824	35.924
18) Endrin Al...	8.416	9.258	3592714	5279915	30.055	26.897
19) Endosulfa...	8.718	9.449	3934236	5454073	28.218	27.172
20) Methoxychlor	8.552	9.616	2096804	2923508	40.465	36.746
21) Endrin Ke...	8.912	9.854	4735111	6356172	29.010	28.902
23) Hexachlor...	0.000	0.000	0	0	N.D. d	N.D. d
24) Hexachlor...	0.000	0.000	0	0	N.D. d	N.D. d
25) Oxychlorthane	0.000	0.000	0	0	N.D. d	N.D. d
26) 2,4'-DDE	0.000	0.000	0	0	N.D. d	N.D. d
27) trans-Non...	0.000	0.000	0	0	N.D. d	N.D. d
28) 2,4'-DDD	0.000	0.000	0	0	N.D. d	N.D. d
29) 2,4'-DDT	0.000	0.000	0	0	N.D. d	N.D. d
30) cis-Nonac...	0.000	0.000	0	0	N.D. d	N.D. d
31) Mirex	0.000	0.000	0	0	N.D. d	N.D. d
32) Chlordane...	0.000	0.000	0	0	N.D. d	N.D. d
33) Chlordane...	0.000	0.000	0	0	N.D. d	N.D. d
34) Chlordane...	0.000	0.000	0	0	N.D. d	N.D. d
35) Chlordane...	0.000	0.000	0	0	N.D. d	N.D. d
36) Toxaphene...	0.000	0.000	0	0	N.D. d	N.D. d
37) Toxaphene...	0.000	0.000	0	0	N.D. d	N.D. d
38) Toxaphene...	0.000	0.000	0	0	N.D. d	N.D. d
39) Toxaphene...	0.000	0.000	0	0	N.D. d	N.D. d
40) Toxaphene...	0.000	0.000	0	0	N.D. d	N.D. d
41) Toxaphene...	0.000	0.000	0	0	N.D. d	N.D. d
42) Toxaphene...	0.000	0.000	0	0	N.D. d	N.D. d

(f)=RT Delta > 1/2 Window (#)=Amounts differ by > 40% (m)=manual int.

Quantitation Report (QT Reviewed)

Data Path : R:\data\2020-01\0A08041\
Data File : ECD5-01082016.D
Signal(s) : Signal #1: ECD1A.CH Signal #2: ECD2B.CH
Acq On : 08 Jan 2020 16:16
Operator : MJB
Sample : 0A08041-CAL6
Misc : A19K132, AB 25 ppb
ALS Vial : 13 (Sig #1); 0 (Sig #2) Sample Multiplier: 1

Integration File signal 1: PEST1.e
Integration File signal 2: PEST2.e
Quant Time: Jan 08 17:16:16 2020
Quant Method : R:\methods\ECD5_QUANTPEST_200107.M
Quant Title : Instrument: DualECD5
QLast Update : Wed Jan 08 17:11:43 2020
Response via : Initial Calibration
Integrator: ChemStation 6890 Scale Mode: Small noise peaks clipped



Data Path : R:\data\2020-01\0A08041\
 Data File : ECD5-01082017.D
 Signal(s) : Signal #1: ECD1A.CH Signal #2: ECD2B.CH
 Acq On : 08 Jan 2020 16:33
 Operator : MJB
 Sample : 0A08041-CAL7
 Misc : A19K133, AB 50 ppb
 ALS Vial : 14 (Sig #1); 0 (Sig #2) Sample Multiplier: 1

Integration File signal 1: PEST1.e
 Integration File signal 2: PEST2.e
 Quant Time: Jan 08 17:11:26 2020
 Quant Method : R:\methods\ECD5_QUANTPEST_200107.M
 Quant Title : Instrument: DualECD5
 QLast Update : Wed Dec 18 11:44:50 2019
 Response via : Initial Calibration
 Integrator: ChemStation 6890 Scale Mode: Small noise peaks clipped

MJB
1/4/20

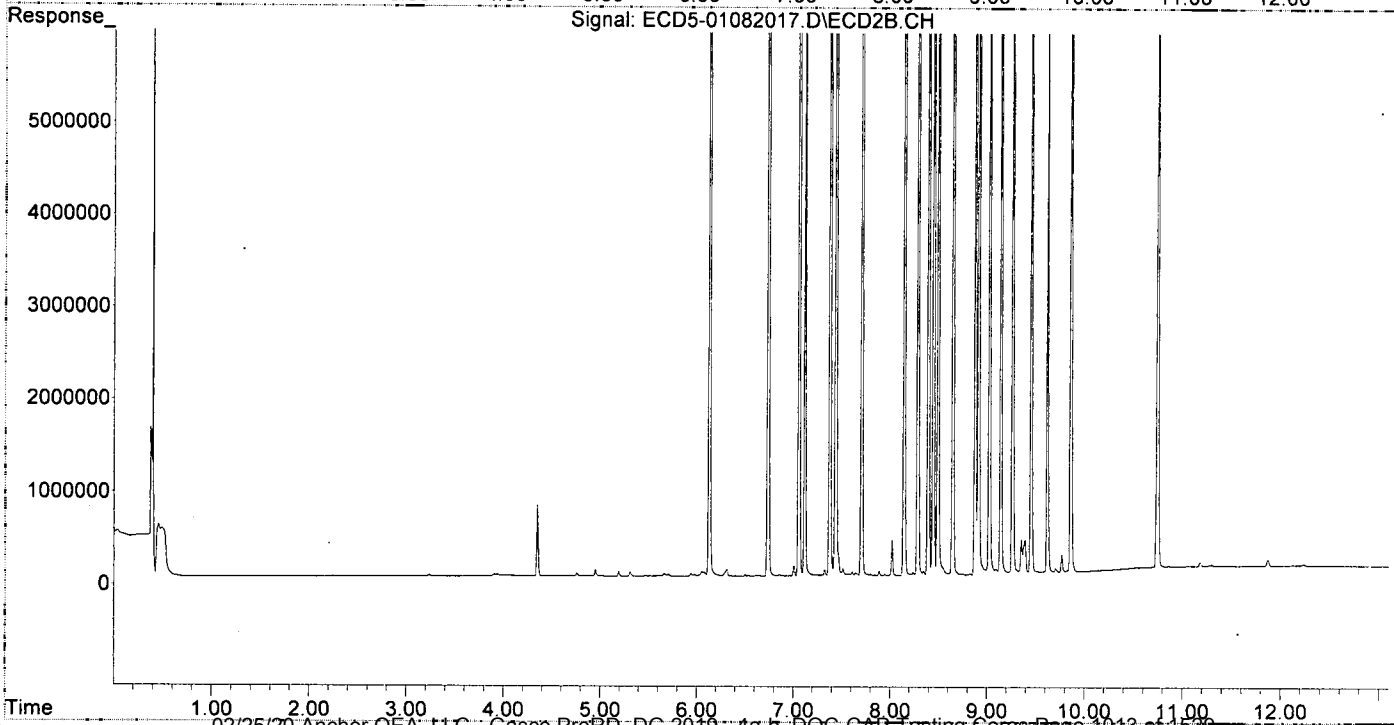
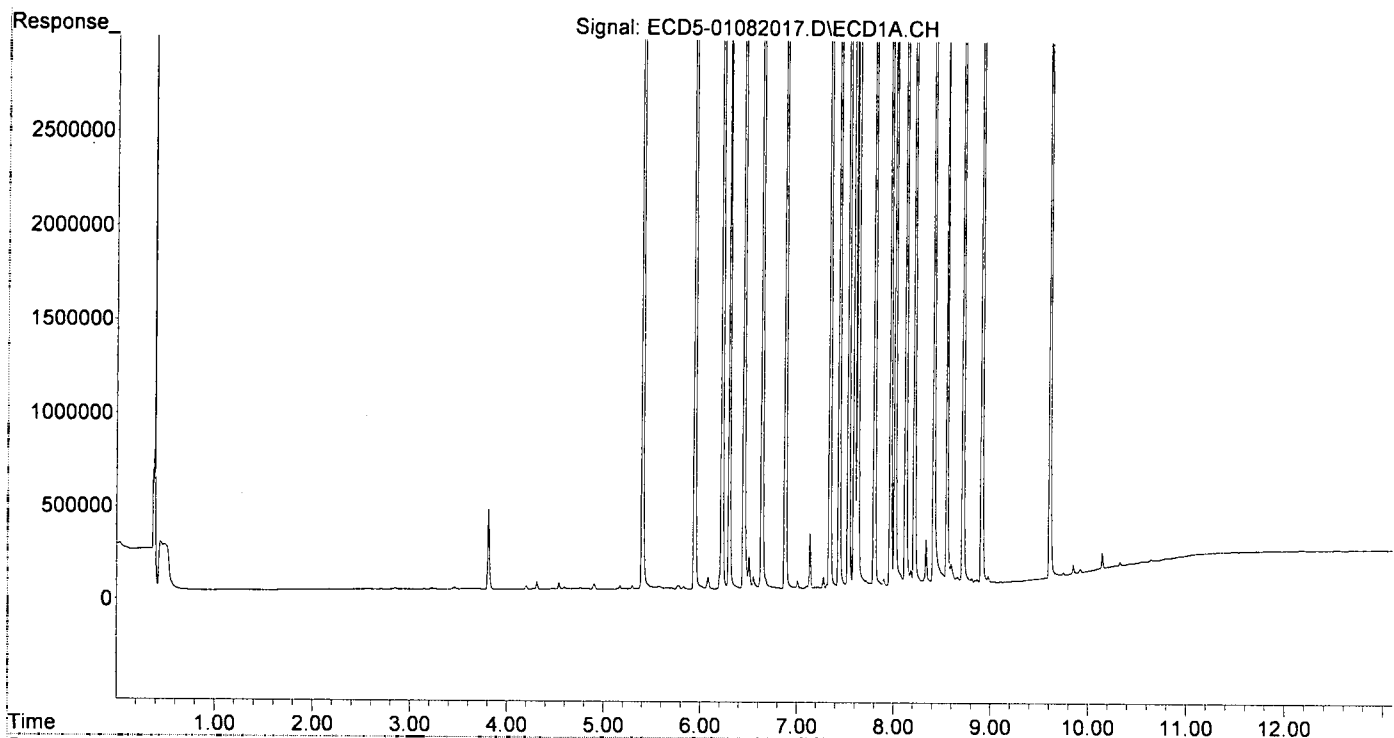
Compound	RT#1	RT#2	Resp#1	Resp#2	ng/mL	ng/mL
System Monitoring Compounds						
1) S TCMX (S)	5.404	6.128	9333732	14973503	52.328	50.438
22) S DCBP (S)	9.610	10.743	7324286	8356479	54.215	49.075
Target Compounds						
2) a-BHC	5.944	6.736	13216845	22089318	55.056	55.508
3) g-BHC	6.226	7.055	11708116	19348411	57.573	57.139
4) b-BHC	6.302	7.116	4896621	7821870	69.062	56.442
5) Heptachlor	6.640	7.436	11436571	18476010	62.203	61.754
6) d-BHC	6.452	7.375	11429030	18657508	72.302	59.637
7) Aldrin	6.882	7.705	11087840	17419751	58.391	56.142
8) Heptachlo...	7.342	8.143	9998611	15668568	55.652	54.712
9) trans-Chl...	7.438	8.284	10533023	15828140	58.423	54.264
10) cis-Chlor...	7.535	8.392	9997532	15222666	58.218	54.241
11) Endosulfa...	7.631	8.444	9321509	14247679	53.041	54.207
12) 4,4'-DDE	7.595	8.492	10548305	16343004	68.657	58.168
13) Dieldrin	7.804	8.646	10540242	16218456	53.700	54.599
14) Endrin	7.969	8.875	8377116	11897358	54.830	54.213
15) 4,4'-DDD	8.016	8.910	8716356	13105625	66.362	57.695
16) Endosulfa...	8.126	9.022	8170502	12207870	53.476	51.564
17) 4,4'-DDT	8.215	9.139	8824873	12576988	77.695	71.115
18) Endrin Al...	8.416	9.259	7206121	10910333	60.283	55.580
19) Endosulfa...	8.718	9.450	7989432	11599024	56.402	55.415
20) Methoxychlor	8.552	9.616	4344332	6115403	77.959	70.938
21) Endrin Ke...	8.912	9.855	9580043	12905122	57.630	56.045
23) Hexachlor...	0.000	0.000	0	0	N.D. d	N.D. d
24) Hexachlor...	0.000	0.000	0	0	N.D. d	N.D. d
25) Oxychlorane	0.000	0.000	0	0	N.D. d	N.D. d
26) 2,4'-DDE	0.000	0.000	0	0	N.D. d	N.D. d
27) trans-Non...	0.000	0.000	0	0	N.D. d	N.D. d
28) 2,4'-DDD	0.000	0.000	0	0	N.D. d	N.D. d
29) 2,4'-DDT	0.000	0.000	0	0	N.D. d	N.D. d
30) cis-Nonac...	0.000	0.000	0	0	N.D. d	N.D. d
31) Mirex	0.000	0.000	0	0	N.D. d	N.D. d
32) Chlordane...	0.000	0.000	0	0	N.D. d	N.D. d
33) Chlordane...	0.000	0.000	0	0	N.D. d	N.D. d
34) Chlordane...	0.000	0.000	0	0	N.D. d	N.D. d
35) Chlordane...	0.000	0.000	0	0	N.D. d	N.D. d
36) Toxaphene...	0.000	0.000	0	0	N.D. d	N.D. d
37) Toxaphene...	0.000	0.000	0	0	N.D. d	N.D. d
38) Toxaphene...	0.000	0.000	0	0	N.D. d	N.D. d
39) Toxaphene...	0.000	0.000	0	0	N.D. d	N.D. d
40) Toxaphene...	0.000	0.000	0	0	N.D. d	N.D. d
41) Toxaphene...	0.000	0.000	0	0	N.D. d	N.D. d
42) Toxaphene...	0.000	0.000	0	0	N.D. d	N.D. d

(f)=RT Delta > 1/2 Window (#)=Amounts differ by > 40% (m)=manual int.

Quantitation Report (QT Reviewed)

Data Path : R:\data\2020-01\0A08041\
Data File : ECD5-01082017.D
Signal(s) : Signal #1: ECD1A.CH Signal #2: ECD2B.CH
Acq On : 08 Jan 2020 16:33
Operator : MJB
Sample : 0A08041-CAL7
Misc : A19K133, AB 50 ppb
ALS Vial : 14 (Sig #1); 0 (Sig #2) Sample Multiplier: 1

Integration File signal 1: PEST1.e
Integration File signal 2: PEST2.e
Quant Time: Jan 08 17:11:26 2020
Quant Method : R:\methods\ECD5_QUANTPEST_200107.M
Quant Title : Instrument: DualECD5
QLast Update : Wed Dec 18 11:44:50 2019
Response via : Initial Calibration
Integrator: ChemStation 6890 Scale Mode: Small noise peaks clipped



Data Path : R:\data\2020-01\0A08041\
 Data File : ECD5-01082018.D
 Signal(s) : Signal #1: ECD1A.CH Signal #2: ECD2B.CH
 Acq On : 08 Jan 2020 16:50
 Operator : MJB
 Sample : 0A08041-CAL8
 Misc : A19K134, AB 100 ppb
 ALS Vial : 15 (Sig #1); 0 (Sig #2) Sample Multiplier: 1

Integration File signal 1: PEST1.e
 Integration File signal 2: PEST2.e
 Quant Time: Jan 08 17:16:56 2020
 Quant Method : R:\methods\ECD5_QUANTPEST_200107.M
 Quant Title : Instrument: DualECD5
 QLast Update : Wed Jan 08 17:11:43 2020
 Response via : Initial Calibration
 Integrator: ChemStation 6890 Scale Mode: Small noise peaks clipped

MJB
1/8/20

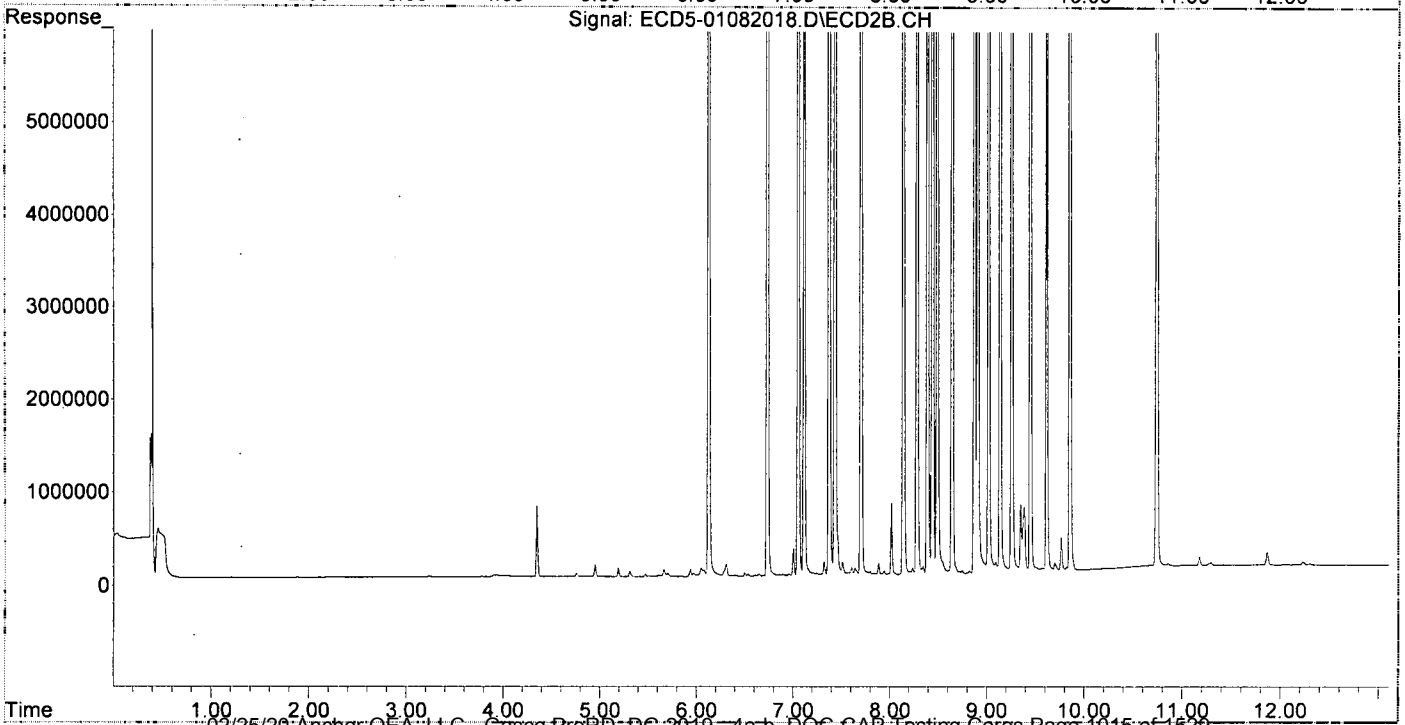
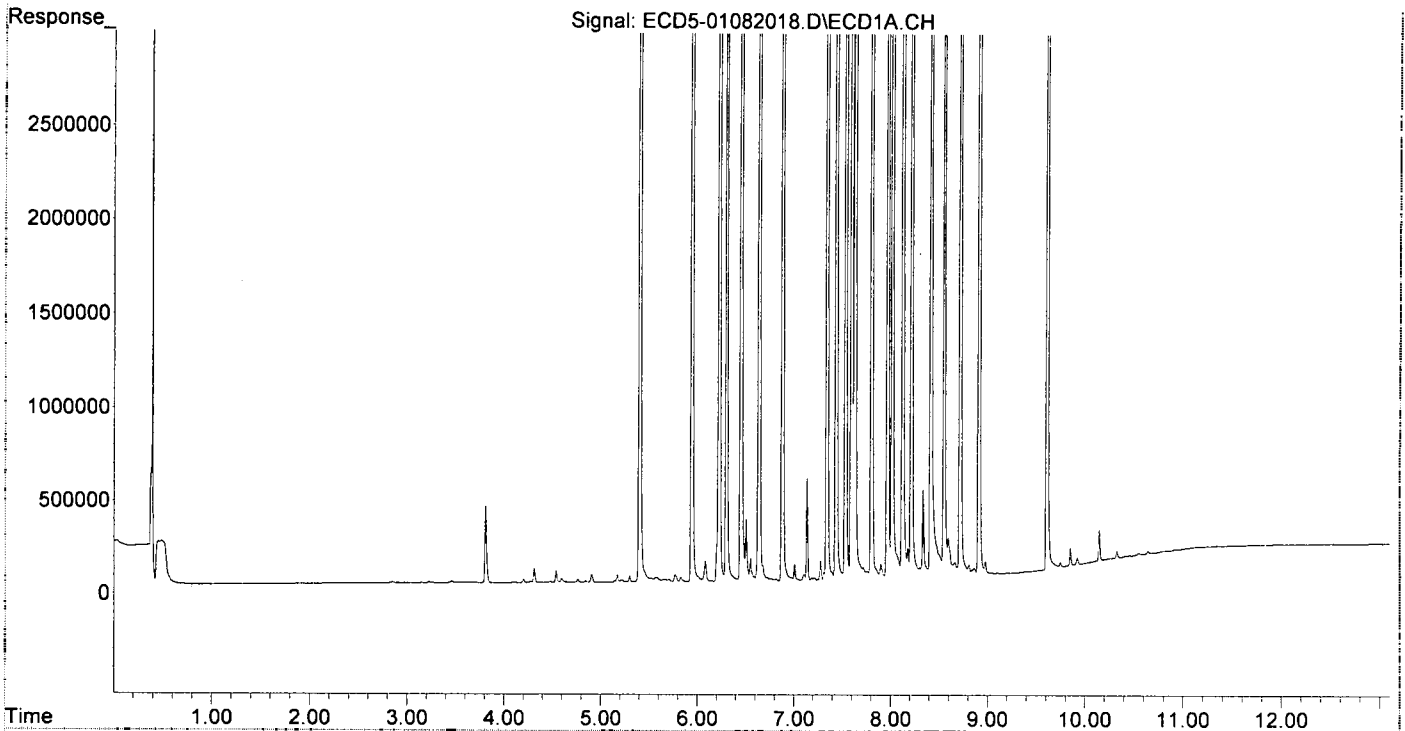
Compound	RT#1	RT#2	Resp#1	Resp#2	ng/mL	ng/mL
System Monitoring Compounds						
1) S TCMX (S)	5.402	6.126	18608009	30726323	104.323	103.502
22) S DCBP (S)	9.609	10.740	14736356	18325862	107.476	107.622
Target Compounds						
2) a-BHC	5.942	6.734	26761777	46009925	111.478	115.619
3) g-BHC	6.225	7.054	23719186	40108652	116.636	118.448
4) b-BHC	6.301	7.114	9778496	15872194	137.915	114.532
5) Heptachlor	6.638	7.434	22525924	39120687	122.517	130.756
6) d-BHC	6.450	7.373	22559943	39888976	129.417	115.993
7) Aldrin	6.879	7.703	21827668	36118456	114.949	116.406
8) Heptachlo...	7.340	8.141	19866372	32905611	110.575	114.901
9) trans-Chl...	7.436	8.282	20684116	32788413	114.727	112.408
10) cis-Chlor...	7.533	8.390	19622551	31325513	111.066	111.618
11) Endosulfa...	7.630	8.442	18668180	29837370	106.225	113.519
12) 4,4'-DDE	7.593	8.491	20981322	34240158	136.564	111.741
13) Dieldrin	7.802	8.644	21752074	34067227	110.821	114.686
14) Endrin	7.967	8.873	16990601	25511288	111.208	106.990
15) 4,4'-DDD	8.015	8.908	17753200	27404752	125.287	110.962
16) Endosulfa...	8.124	9.020	16571029	26285916	108.457	111.028
17) 4,4'-DDT	8.214	9.138	17230392	27045966	132.772	131.755
18) Endrin Al...	8.414	9.257	14322834	23088226	119.818	117.618
19) Endosulfa...	8.716	9.448	15517798	24531265	105.955	108.178
20) Methoxychlor	8.550	9.615	8765747	13401490	140.843	135.844
21) Endrin Ke...	8.910	9.854	19103565	28057636	110.632	111.181
23) Hexachlor...	0.000	0.000	0	0	N.D. d	N.D. d
24) Hexachlor...	0.000	0.000	0	0	N.D. d	N.D. d
25) Oxychlordan	0.000	0.000	0	0	N.D. d	N.D. d
26) 2,4'-DDE	0.000	0.000	0	0	N.D. d	N.D. d
27) trans-Non...	0.000	0.000	0	0	N.D. d	N.D. d
28) 2,4'-DDD	0.000	0.000	0	0	N.D. d	N.D. d
29) 2,4'-DDT	0.000	0.000	0	0	N.D. d	N.D. d
30) cis-Nonac...	0.000	0.000	0	0	N.D. d	N.D. d
31) Mirex	0.000	0.000	0	0	N.D. d	N.D. d
32) Chlordane...	0.000	0.000	0	0	N.D. d	N.D. d
33) Chlordane...	0.000	0.000	0	0	N.D. d	N.D. d
34) Chlordane...	0.000	0.000	0	0	N.D. d	N.D. d
35) Chlordane...	0.000	0.000	0	0	N.D. d	N.D. d
36) Toxaphene...	0.000	0.000	0	0	N.D. d	N.D. d
37) Toxaphene...	0.000	0.000	0	0	N.D. d	N.D. d
38) Toxaphene...	0.000	0.000	0	0	N.D. d	N.D. d
39) Toxaphene...	0.000	0.000	0	0	N.D. d	N.D. d
40) Toxaphene...	0.000	0.000	0	0	N.D. d	N.D. d
41) Toxaphene...	0.000	0.000	0	0	N.D. d	N.D. d
42) Toxaphene...	0.000	0.000	0	0	N.D. d	N.D. d

(f)=RT Delta > 1/2 Window (#)=Amounts differ by > 40% (m)=manual int.

Quantitation Report (QT Reviewed)

Data Path : R:\data\2020-01\0A08041\
Data File : ECD5-01082018.D
Signal(s) : Signal #1: ECD1A.CH Signal #2: ECD2B.CH
Acq On : 08 Jan 2020 16:50
Operator : MJB
Sample : 0A08041-CAL8
Misc : A19K134, AB 100 ppb
ALS Vial : 15 (Sig #1); 0 (Sig #2) Sample Multiplier: 1

Integration File signal 1: PEST1.e
Integration File signal 2: PEST2.e
Quant Time: Jan 08 17:16:56 2020
Quant Method : R:\methods\ECD5_QUANTPEST_200107.M
Quant Title : Instrument: DualECD5
QLast Update : Wed Jan 08 17:11:43 2020
Response via : Initial Calibration
Integrator: ChemStation 6890 Scale Mode: Small noise peaks clipped



Data Path : R:\data\2020-01\0A08041\
 Data File : ECD5-01082019.D
 Signal(s) : Signal #1: ECD1A.CH Signal #2: ECD2B.CH
 Acq On : 08 Jan 2020 17:07
 Operator : MJB
 Sample : 0A08041-CAL9
 Misc : A19K126, AB 200 ppb
 ALS Vial : 16 (Sig #1); 0 (Sig #2) Sample Multiplier: 1

Integration File signal 1: PEST1.e
 Integration File signal 2: PEST2.e
 Quant Time: Jan 08 17:23:52 2020
 Quant Method : R:\methods\ECD5_QUANTPEST_200107.M
 Quant Title : Instrument: DualECD5
 QLast Update : Wed Jan 08 17:11:43 2020
 Response via : Initial Calibration
 Integrator: ChemStation 6890 Scale Mode: Small noise peaks clipped

MJB
1/8/20

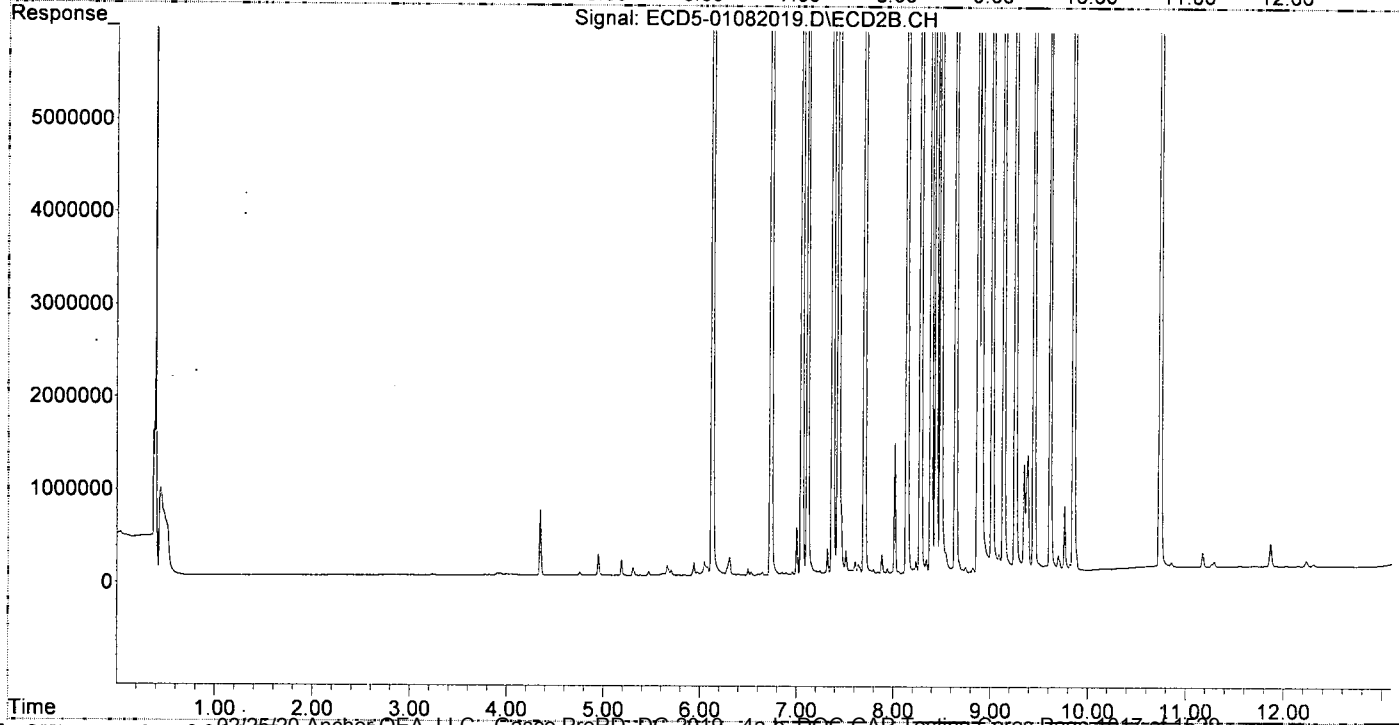
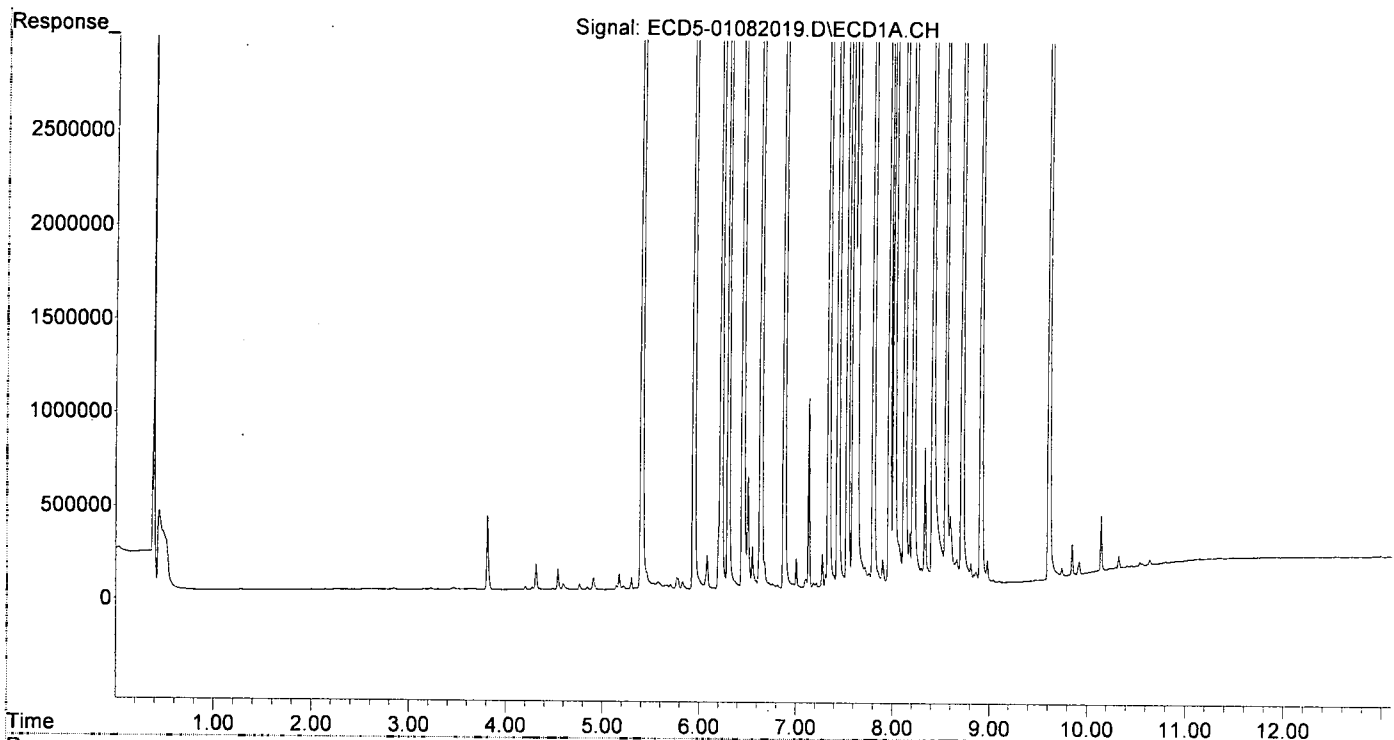
Compound	RT#1	RT#2	Resp#1	Resp#2	ng/mL	ng/mL
System Monitoring Compounds						
1) S TCMX (S)	5.402	6.127	36004194	63805007	201.851	214.927
22) S DCBP (S)	9.608	10.740	29522105	37530513	208.911	220.404
Target Compounds						
2) a-BHC	5.942	6.735	51378594	94490351	214.020	237.445
3) g-BHC	6.225	7.055	45740727	81152836	224.925	249.658
4) b-BHC	6.300	7.114	18885723	32003158	266.363	230.932
5) Heptachlor	6.637	7.434	43921584	78012422	238.886	260.746
6) d-BHC	6.450	7.373	44016986	79563682	219.966	203.005
7) Aldrin	6.878	7.703	42282992	73697118	222.671	237.518
8) Heptachlo...	7.339	8.141	38629005	67266896	215.007	234.884
9) trans-Chl...	7.435	8.282	40459355	67463571	224.413	231.285
10) cis-Chlor...	7.532	8.390	38789603	63748867	208.402	227.148
11) Endosulfa...	7.629	8.442	36273958	61251233	206.404	233.036
12) 4,4'-DDE	7.592	8.491	40550794	70133432	263.939	200.970
13) Dieldrin	7.801	8.643	42048253	69685127	214.224	234.591
14) Endrin	7.966	8.874	33554398	54542107	219.622	200.376
15) 4,4'-DDD	8.014	8.909	34664444	57884644	218.948	205.031
16) Endosulfa...	8.123	9.020	32037931	56742124	209.687	239.671
17) 4,4'-DDT	8.213	9.138	33779701	56160769	218.109	225.532
18) Endrin Al...	8.414	9.257	28205265	46664440	235.952	237.722
19) Endosulfa...	8.716	9.449	30589878	50080530	196.514	195.472
20) Methoxychlor	8.549	9.614	16842837	27125539	234.271	231.850
21) Endrin Ke...	8.911	9.854	38218148	59346864	206.833	204.485
23) Hexachlor...	0.000	0.000	0	0	N.D. d	N.D. d
24) Hexachlor...	0.000	0.000	0	0	N.D. d	N.D. d
25) Oxychlorane	0.000	0.000	0	0	N.D. d	N.D. d
26) 2,4'-DDE	0.000	0.000	0	0	N.D. d	N.D. d
27) trans-Non...	0.000	0.000	0	0	N.D. d	N.D. d
28) 2,4'-DDD	0.000	0.000	0	0	N.D. d	N.D. d
29) 2,4'-DDT	0.000	0.000	0	0	N.D. d	N.D. d
30) cis-Nonac...	0.000	0.000	0	0	N.D. d	N.D. d
31) Mirex	0.000	0.000	0	0	N.D. d	N.D. d
32) Chlordane...	0.000	0.000	0	0	N.D. d	N.D. d
33) Chlordane...	0.000	0.000	0	0	N.D. d	N.D. d
34) Chlordane...	0.000	0.000	0	0	N.D. d	N.D. d
35) Chlordane...	0.000	0.000	0	0	N.D. d	N.D. d
36) Toxaphene...	0.000	0.000	0	0	N.D. d	N.D. d
37) Toxaphene...	0.000	0.000	0	0	N.D. d	N.D. d
38) Toxaphene...	0.000	0.000	0	0	N.D. d	N.D. d
39) Toxaphene...	0.000	0.000	0	0	N.D. d	N.D. d
40) Toxaphene...	0.000	0.000	0	0	N.D. d	N.D. d
41) Toxaphene...	0.000	0.000	0	0	N.D. d	N.D. d
42) Toxaphene...	0.000	0.000	0	0	N.D. d	N.D. d

(f)=RT Delta > 1/2 Window (#)=Amounts differ by > 40% (m)=manual int.

Quantitation Report (QT Reviewed)

Data Path : R:\data\2020-01\0A08041\
Data File : ECD5-01082019.D
Signal(s) : Signal #1: ECD1A.CH Signal #2: ECD2B.CH
Acq On : 08 Jan 2020 17:07
Operator : MJB
Sample : 0A08041-CAL9
Misc : A19K126, AB 200 ppb
ALS Vial : 16 (Sig #1); 0 (Sig #2) Sample Multiplier: 1

Integration File signal 1: PEST1.e
Integration File signal 2: PEST2.e
Quant Time: Jan 08 17:23:52 2020
Quant Method : R:\methods\ECD5_QUANTPEST_200107.M
Quant Title : Instrument: DualECD5
QLast Update : Wed Jan 08 17:11:43 2020
Response via : Initial Calibration
Integrator: ChemStation 6890 Scale Mode: Small noise peaks clipped



Quantitation Report (QT Reviewed)

Data Path: R:\data\2020-01\0A08041\
 Data File: ECD5-01082022.D
 Signal(s): Signal #1: ECD1A.CH Signal #2: ECD2B.CH
 Acq On: 08 Jan 2020 17:59
 Operator: MJB
 Sample: 0A08041-CALA
 Misc: A20A096, 9-42 0.5 ppb
 ALS Vial: 18 (Sig #1); 0 (Sig #2) Sample Multiplier: 1

Integration File signal 1: PEST1.e
 Integration File signal 2: PEST2.e
 Quant Time: Jan 09 10:49:36 2020
 Quant Method: R:\methods\ECD5_QUANTPEST_200107.M
 Quant Title: Instrument: DualECD5
 Last Update: Thu Jan 09 10:48:41 2020
 Response via: Initial Calibration
 Integrator: ChemStation 6890 Scale Mode: Small noise peaks clipped

MJB
1/9/20

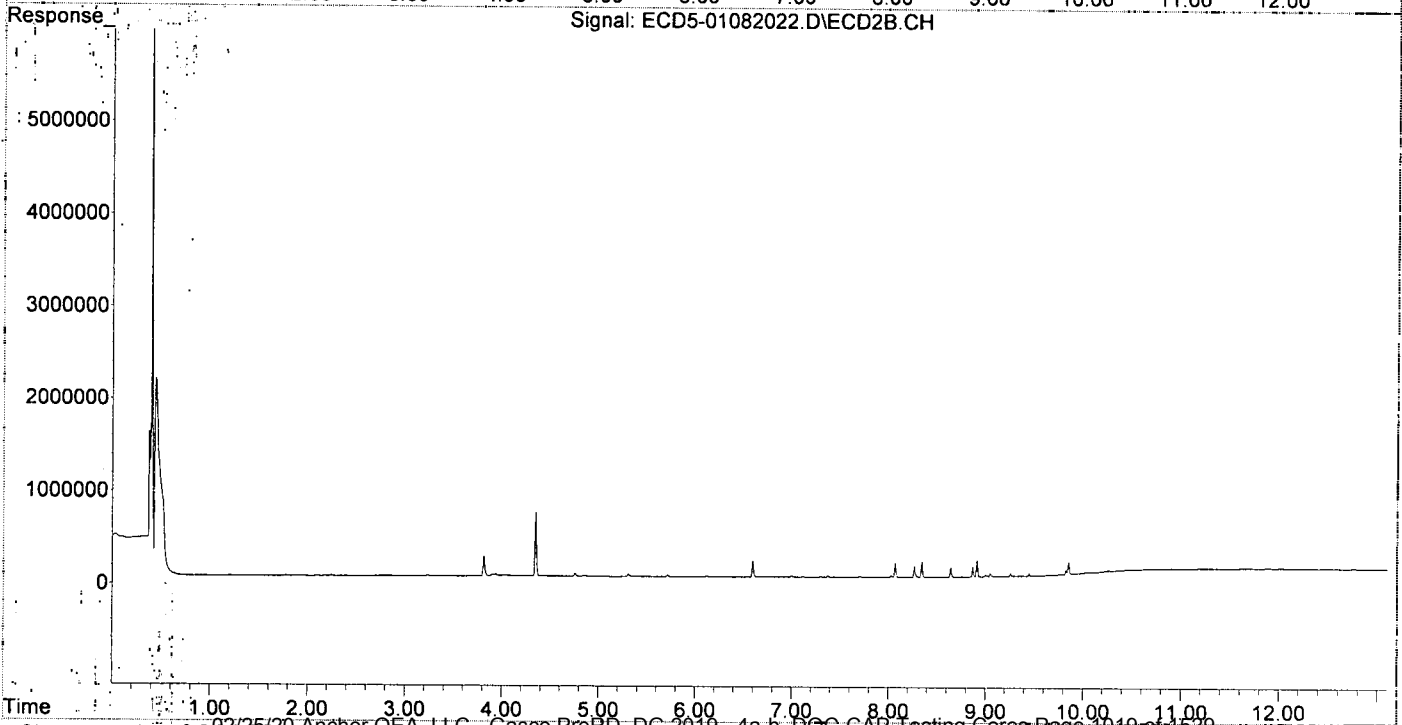
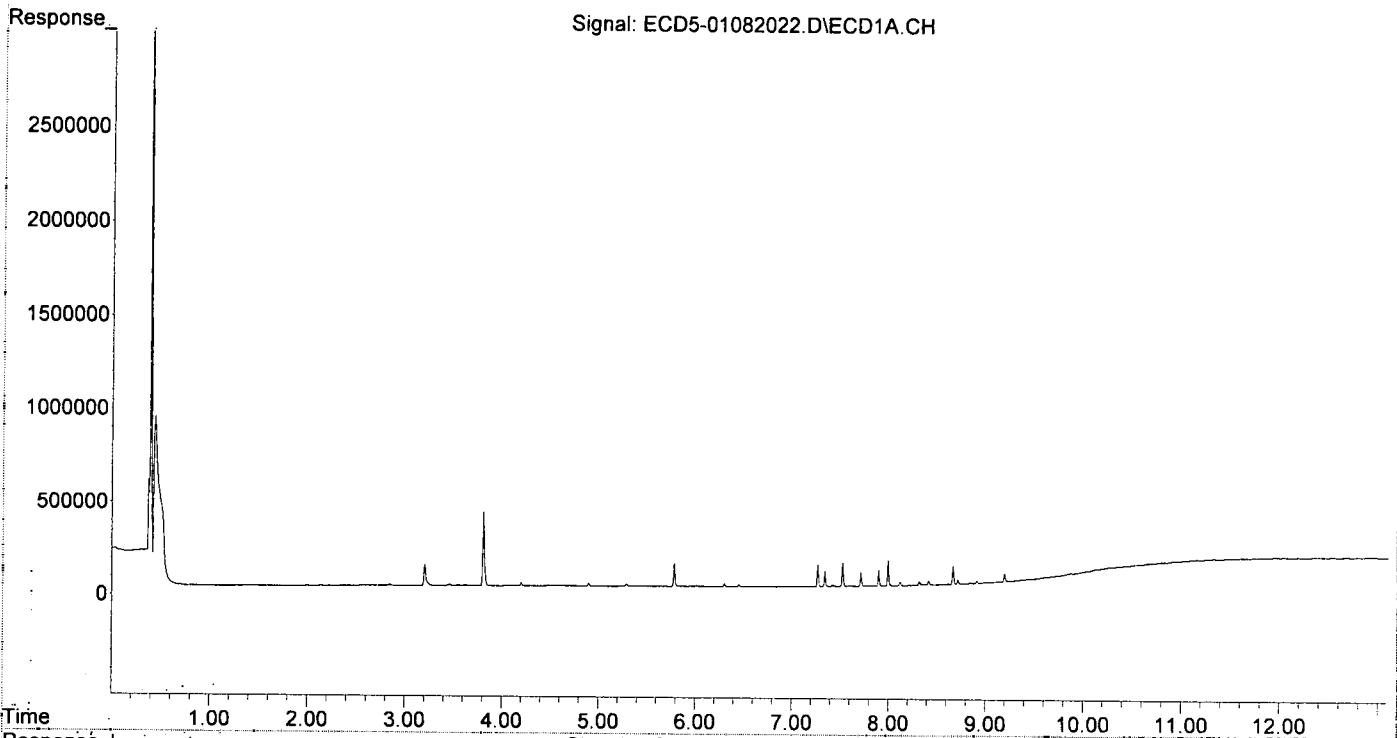
Compound	RT#1	RT#2	Resp#1	Resp#2	ng/mL	ng/mL
System Monitoring Compounds						
1) S TCMX (S)	0.000	0.000	0	0	N.D. d	N.D. d
22) S DCBP (S)	0.000	0.000	0	0	N.D. d	N.D. d
Target Compounds						
2) a-BHC	0.000	0.000	0	0	N.D. d	N.D. d
3) g-BHC	0.000	0.000	0	0	N.D. d	N.D. d
4) b-BHC	0.000	0.000	0	0	N.D. d	N.D. d
5) Heptachlor	0.000	0.000	0	0	N.D. d	N.D. d
6) d-BHC	0.000	0.000	0	0	N.D. d	N.D. d
7) Aldrin	0.000	0.000	0	0	N.D. d	N.D. d
8) Heptachlo...	0.000	0.000	0	0	N.D. d	N.D. d
9) trans-Chl...	0.000	0.000	0	0	N.D. d	N.D. d
10) cis-Chlor...	0.000	0.000	0	0	N.D. d	N.D. d
11) Endosulfa...	0.000	0.000	0	0	N.D. d	N.D. d
12) 4,4'-DDE	0.000	0.000	0	0	N.D. d	N.D. d
13) Dieldrin	0.000	0.000	0	0	N.D. d	N.D. d
14) Endrin	0.000	0.000	0	0	N.D. d	N.D. d
15) 4,4'-DDD	0.000	0.000	0	0	N.D. d	N.D. d
16) Endosulfa...	0.000	0.000	0	0	N.D. d	N.D. d
17) 4,4'-DDT	0.000	0.000	0	0	N.D. d	N.D. d
18) Endrin Al...	0.000	0.000	0	0	N.D. d	N.D. d
19) Endosulfa...	0.000	0.000	0	0	N.D. d	N.D. d
20) Methoxychlor	0.000	0.000	0	0	N.D. d	N.D. d
21) Endrin Ke...	0.000	0.000	0	0	N.D. d	N.D. d
23) Hexachlor...	3.203	3.812	111441	211151	0.527	0.583
24) Hexachlor...	5.783	6.595	122709	175732	0.603	0.600
25) Oxychlorthane	7.270	8.069	118861	156922	0.647	0.620
26) 2,4'-DDE	7.343	8.268	81726	115006	0.758	0.605
27) trans-Non...	7.527	8.345	126746	167484	0.705	0.594
28) 2,4'-DDD	7.716	8.643	71868	101849	0.731	0.601
29) 2,4'-DDT	7.899	8.870	83331	108578	0.861	0.733
30) cis-Nonac...	7.997	8.913	134243	177850	0.652	0.555
31) Mirex	8.667	9.851	96444	127755	0.565	0.472
32) Chlordane...	0.000	0.000	0	0	N.D. d	N.D. d
33) Chlordane...	0.000	0.000	0	0	N.D. d	N.D. d
34) Chlordane...	0.000	0.000	0	0	N.D. d	N.D. d
35) Chlordane...	0.000	0.000	0	0	N.D. d	N.D. d
36) Toxaphene...	0.000	0.000	0	0	N.D. d	N.D. d
37) Toxaphene...	0.000	0.000	0	0	N.D. d	N.D. d
38) Toxaphene...	0.000	0.000	0	0	N.D. d	N.D. d
39) Toxaphene...	0.000	0.000	0	0	N.D. d	N.D. d
40) Toxaphene...	0.000	0.000	0	0	N.D. d	N.D. d
41) Toxaphene...	0.000	0.000	0	0	N.D. d	N.D. d
42) Toxaphene...	0.000	0.000	0	0	N.D. d	N.D. d

(f)=RT Delta > 1/2 Window (#)=Amounts differ by > 40% (m)=manual int.

Quantitation Report (QT Reviewed)

Data Path : R:\data\2020-01\0A08041\
Data File : ECD5-01082022.D
Signal(s) : Signal #1: ECD1A.CH Signal #2: ECD2B.CH
Acq On : 08 Jan 2020 17:59
Operator : MJB
Sample : 0A08041-CALA
Misc : A20A096, 9-42 0.5 ppb
ALS Vial : 18 (Sig #1); 0 (Sig #2) Sample Multiplier: 1

Integration File signal 1: PEST1.e
Integration File signal 2: PEST2.e
Quant Time: Jan 09 10:49:36 2020
Quant Method : R:\methods\ECD5_QUANTPEST_200107.M
Quant Title : Instrument: DualECD5
QLast Update : Thu Jan 09 10:48:41 2020
Response via : Initial Calibration
Integrator: ChemStation 6890 Scale Mode: Small noise peaks clipped



Quantitation Report (QT Reviewed)

Data Path: R:\data\2020-01\0A08041\
 Data File: ECD5-01082023.D
 Signal(s): Signal #1: ECD1A.CH Signal #2: ECD2B.CH
 Acq On: 08-Jan-2020 18:16
 Operator: MJB
 Sample: 0A08041-CALB
 Misc: A19K263, 9-42 1 ppb
 ALS Vial: 19 (Sig #1); 0 (Sig #2) Sample Multiplier: 1

Integration File signal 1: PEST1.e
 Integration File signal 2: PEST2.e
 Quant Time: Jan 09 10:50:16 2020
 Quant Method: R:\methods\ECD5_QUANTPEST_200107.M
 Quant Title: Instrument: DualECD5
 QLast Update: Thu Jan 09 10:48:41 2020
 Response via: Initial Calibration
 Integrator: ChemStation 6890 Scale Mode: Small noise peaks clipped

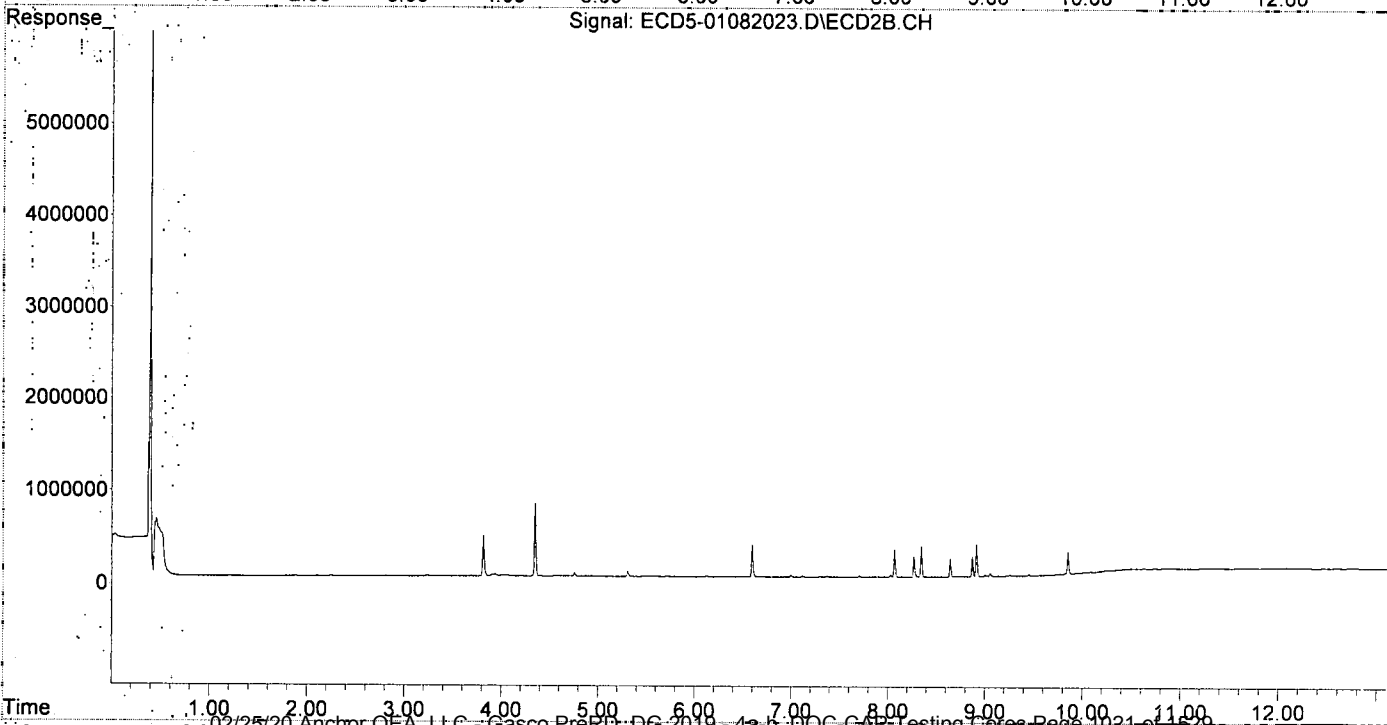
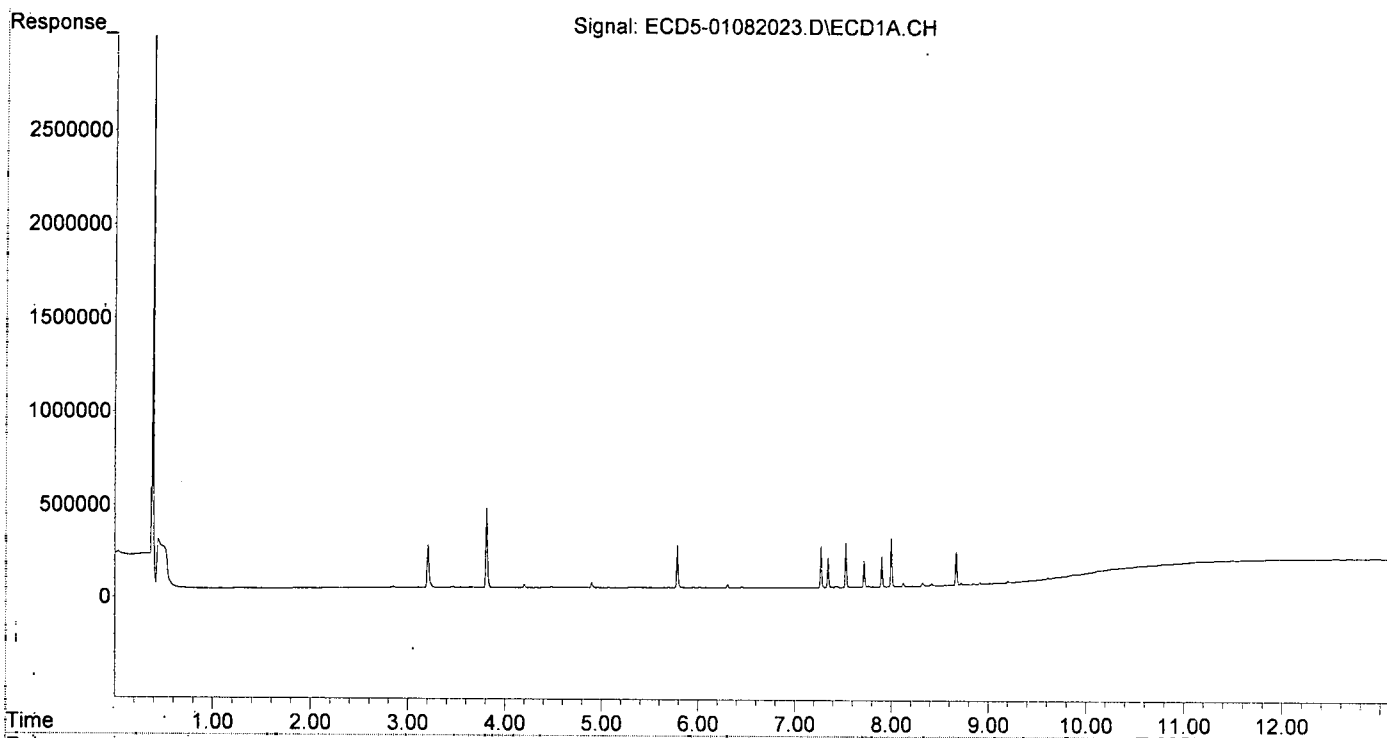
MJB
1/9/20

Compound	RT#1	RT#2	Resp#1	Resp#2	ng/mL	ng/mL
System Monitoring Compounds						
1) S TCMX (S)	0.000	0.000	0	0	N.D. d	N.D. d
2) S DCBP (S)	0.000	0.000	0	0	N.D. d	N.D. d
Target Compounds						
2) a-BHC	0.000	0.000	0	0	N.D. d	N.D. d
3) g-BHC	0.000	0.000	0	0	N.D. d	N.D. d
4) b-BHC	0.000	0.000	0	0	N.D. d	N.D. d
5) Heptachlor	0.000	0.000	0	0	N.D. d	N.D. d
6) d-BHC	0.000	0.000	0	0	N.D. d	N.D. d
7) Aldrin	0.000	0.000	0	0	N.D. d	N.D. d
8) Heptachlo...	0.000	0.000	0	0	N.D. d	N.D. d
9) trans-Chl...	0.000	0.000	0	0	N.D. d	N.D. d
10) cis-Chlor...	0.000	0.000	0	0	N.D. d	N.D. d
11) Endosulfa...	0.000	0.000	0	0	N.D. d	N.D. d
12) 4,4'-DDE	0.000	0.000	0	0	N.D. d	N.D. d
13) Dieldrin	0.000	0.000	0	0	N.D. d	N.D. d
14) Endrin	0.000	0.000	0	0	N.D. d	N.D. d
15) 4,4'-DDD	0.000	0.000	0	0	N.D. d	N.D. d
16) Endosulfa...	0.000	0.000	0	0	N.D. d	N.D. d
17) 4,4'-DDT	0.000	0.000	0	0	N.D. d	N.D. d
18) Endrin Al...	0.000	0.000	0	0	N.D. d	N.D. d
19) Endosulfa...	0.000	0.000	0	0	N.D. d	N.D. d
20) Methoxychlor	0.000	0.000	0	0	N.D. d	N.D. d
21) Endrin Ke...	0.000	0.000	0	0	N.D. d	N.D. d
23) Hexachlor...	3.204	3.812	233620	433391	1.290	1.197
24) Hexachlor...	5.783	6.595	233462	346466	1.321	1.182
25) Oxychlorane	7.271	8.070	223883	298417	1.388	1.180
26) 2,4'-DDE	7.343	8.269	161136	220925	1.494	1.162
27) trans-Non...	7.527	8.345	240849	328300	1.340	1.164
28) 2,4'-DDD	7.716	8.644	143303	193608	1.457	1.142
29) 2,4'-DDT	7.900	8.871	162358	215626	1.678	1.544
30) cis-Nonac...	7.997	8.914	263651	344851	1.290	1.077
31) Mirex	8.667	9.851	181371	237397	1.288	1.199
32) Chlordane...	0.000	0.000	0	0	N.D. d	N.D. d
33) Chlordane...	0.000	0.000	0	0	N.D. d	N.D. d
34) Chlordane...	0.000	0.000	0	0	N.D. d	N.D. d
35) Chlordane...	0.000	0.000	0	0	N.D. d	N.D. d
36) Toxaphene...	0.000	0.000	0	0	N.D. d	N.D. d
37) Toxaphene...	0.000	0.000	0	0	N.D. d	N.D. d
38) Toxaphene...	0.000	0.000	0	0	N.D. d	N.D. d
39) Toxaphene...	0.000	0.000	0	0	N.D. d	N.D. d
40) Toxaphene...	0.000	0.000	0	0	N.D. d	N.D. d
41) Toxaphene...	0.000	0.000	0	0	N.D. d	N.D. d
42) Toxaphene...	0.000	0.000	0	0	N.D. d	N.D. d

(f)=RT Delta > 1/2 Window (#)=Amounts differ by > 40% (m)=manual int.

Data Path : R:\data\2020-01\0A08041\
 Data File : ECD5-01082023.D
 Signal(s) : Signal #1: ECD1A.CH Signal #2: ECD2B.CH
 Acq On : 08 Jan 2020 18:16
 Operator : MJB
 Sample : 0A08041-CALB
 Misc : A19K263, 9-42 1 ppb
 ALS Vial : 19 (Sig #1); 0 (Sig #2) Sample Multiplier: 1

Integration File signal 1: PEST1.e
 Integration File signal 2: PEST2.e
 Quant Time: Jan 09 10:50:16 2020
 Quant Method : R:\methods\ECD5_QUANTPEST_200107.M
 Quant Title : Instrument: DualECD5
 QLast Update : Thu Jan 09 10:48:41 2020
 Response via : Initial Calibration
 Integrator: ChemStation 6890 Scale Mode: Small noise peaks clipped



Data Path: R:\data\2020-01\0A08041\
 Data File: ECD5-01082024.D
 Signal(s): Signal #1: ECD1A.CH Signal #2: ECD2B.CH
 Acq On: 08 Jan 2020 18:33
 Operator: MJB
 Sample: 0A08041-CALC
 Misc: A19K264, 9-42 2 ppb
 ALS Vial: 20 (Sig #1); 0 (Sig #2) Sample Multiplier: 1

Integration File signal 1: PEST1.e
 Integration File signal 2: PEST2.e
 Quant Time: Jan 09 10:50:54 2020
 Quant Method: R:\methods\ECD5_QUANTPEST_200107.M
 Quant Title: Instrument: DualECD5
 Last Update: Thu Jan 09 10:48:41 2020
 Response via: Initial Calibration
 Integrator: ChemStation 6890 Scale Mode: Small noise peaks clipped

MR
1/9/20

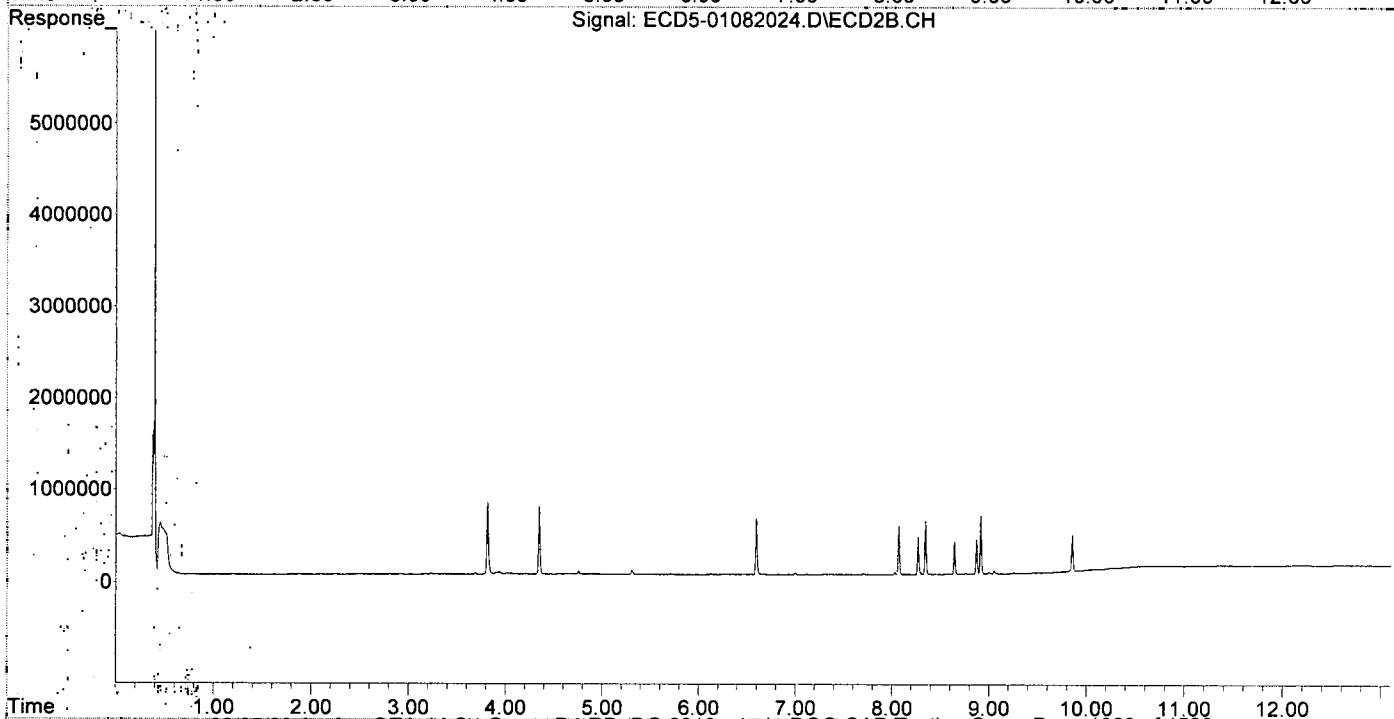
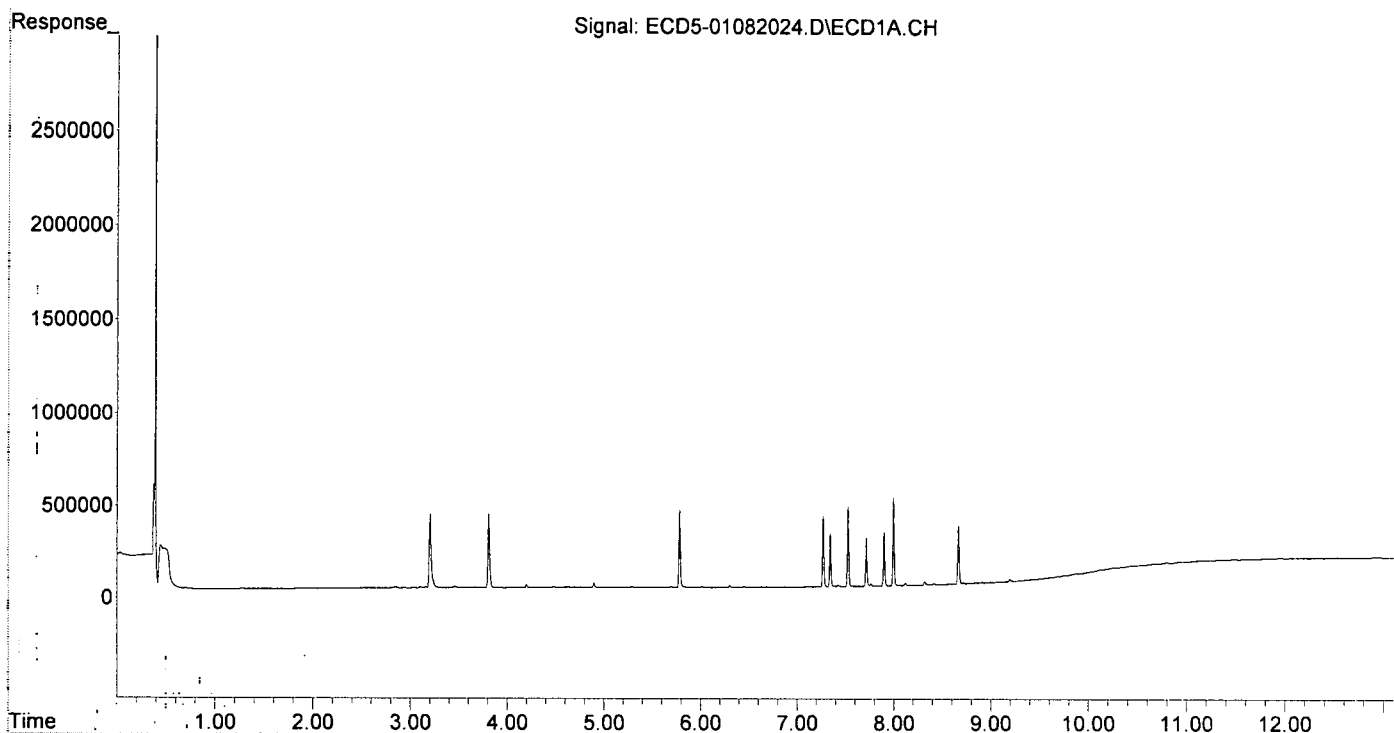
Compound	RT#1	RT#2	Resp#1	Resp#2	ng/mL	ng/mL
System Monitoring Compounds						
1) S TCMX (S)	0.000	0.000	0	0	N.D. d	N.D. d
22) S DCBP (S)	0.000	0.000	0	0	N.D. d	N.D. d
Target Compounds						
2) a-BHC	0.000	0.000	0	0	N.D. d	N.D. d
3) g-BHC	0.000	0.000	0	0	N.D. d	N.D. d
4) b-BHC	0.000	0.000	0	0	N.D. d	N.D. d
5) Heptachlor	0.000	0.000	0	0	N.D. d	N.D. d
6) d-BHC	0.000	0.000	0	0	N.D. d	N.D. d
7) Aldrin	0.000	0.000	0	0	N.D. d	N.D. d
8) Heptachlo...	0.000	0.000	0	0	N.D. d	N.D. d
9) trans-Chl...	0.000	0.000	0	0	N.D. d	N.D. d
10) cis-Chlor...	0.000	0.000	0	0	N.D. d	N.D. d
11) Endosulfa...	0.000	0.000	0	0	N.D. d	N.D. d
12) 4,4'-DDE	0.000	0.000	0	0	N.D. d	N.D. d
13) Dieldrin	0.000	0.000	0	0	N.D. d	N.D. d
14) Endrin	0.000	0.000	0	0	N.D. d	N.D. d
15) 4,4'-DDD	0.000	0.000	0	0	N.D. d	N.D. d
16) Endosulfa...	0.000	0.000	0	0	N.D. d	N.D. d
17) 4,4'-DDT	0.000	0.000	0	0	N.D. d	N.D. d
18) Endrin Al...	0.000	0.000	0	0	N.D. d	N.D. d
19) Endosulfa...	0.000	0.000	0	0	N.D. d	N.D. d
20) Methoxychlor	0.000	0.000	0	0	N.D. d	N.D. d
21) Endrin Ke...	0.000	0.000	0	0	N.D. d	N.D. d
23) Hexachlor...	3.204	3.812	399253	769290	2.325	2.124
24) Hexachlor...	5.783	6.595	418552	608347	2.518	2.076
25) Oxychlorane	7.270	8.070	376867	529184	2.467	2.092
26) 2,4'-DDE	7.343	8.269	286330	399650	2.656	2.101
27) trans-Non...	7.527	8.345	424879	574207	2.364	2.035
28) 2,4'-DDD	7.716	8.644	258533	345575	2.629	2.038
29) 2,4'-DDT	7.899	8.871	289368	367900	2.951	2.692
30) cis-Nonac...	7.997	8.914	471473	627227	2.290	1.959
31) Mirex	8.667	9.851	308615	390163	2.371	2.209
32) Chlordane...	0.000	0.000	0	0	N.D. d	N.D. d
33) Chlordane...	0.000	0.000	0	0	N.D. d	N.D. d
34) Chlordane...	0.000	0.000	0	0	N.D. d	N.D. d
35) Chlordane...	0.000	0.000	0	0	N.D. d	N.D. d
36) Toxaphene...	0.000	0.000	0	0	N.D. d	N.D. d
37) Toxaphene...	0.000	0.000	0	0	N.D. d	N.D. d
38) Toxaphene...	0.000	0.000	0	0	N.D. d	N.D. d
39) Toxaphene...	0.000	0.000	0	0	N.D. d	N.D. d
40) Toxaphene...	0.000	0.000	0	0	N.D. d	N.D. d
41) Toxaphene...	0.000	0.000	0	0	N.D. d	N.D. d
42) Toxaphene...	0.000	0.000	0	0	N.D. d	N.D. d

(f)=RT Delta > 1/2 Window (#)=Amounts differ by > 40% (m)=manual int.

Quantitation Report (QT Reviewed)

Data Path : R:\data\2020-01\0A08041\
Data File : ECD5-01082024.D
Signal(s) : Signal #1: ECD1A.CH Signal #2: ECD2B.CH
Acq On : 08 Jan 2020 18:33
Operator : MJB
Sample : 0A08041-CALC
Misc : A19K264, 9-42 2 ppb
ALS Vial : 20 (Sig #1); 0 (Sig #2) Sample Multiplier: 1

Integration File signal 1: PEST1.e
Integration File signal 2: PEST2.e
Quant Time: Jan 09 10:50:54 2020
Quant Method : R:\methods\ECD5_QUANTPEST_200107.M
Quant Title : Instrument: DualECD5
QLast Update : Thu Jan 09 10:48:41 2020
Response via : Initial Calibration
Integrator: ChemStation 6890 Scale Mode: Small noise peaks clipped



Quantitation Report (QT Reviewed)

Data Path: R:\data\2020-01\0A08041\
 Data File: ECD5-01082025.D
 Signal(s): Signal #1: ECD1A.CH Signal #2: ECD2B.CH
 Acq On: 08 Jan 2020 18:51
 Operator: MJB
 Sample: 0A08041-CALD
 Misc: A19K265, 9-42 5 ppb
 ALS Vial: 21 (Sig #1); 0 (Sig #2) Sample Multiplier: 1
 Integration File signal 1: PEST1.e
 Integration File signal 2: PEST2.e
 Quant Time: Jan 09 10:51:42 2020
 Quant Method: R:\methods\ECD5_QUANTPEST_200107.M
 Quant Title: Instrument: DualECD5
 QLast Update: Thu Jan 09 10:48:41 2020
 Response via: Initial Calibration
 Integrator: ChemStation 6890 Scale Mode: Small noise peaks clipped

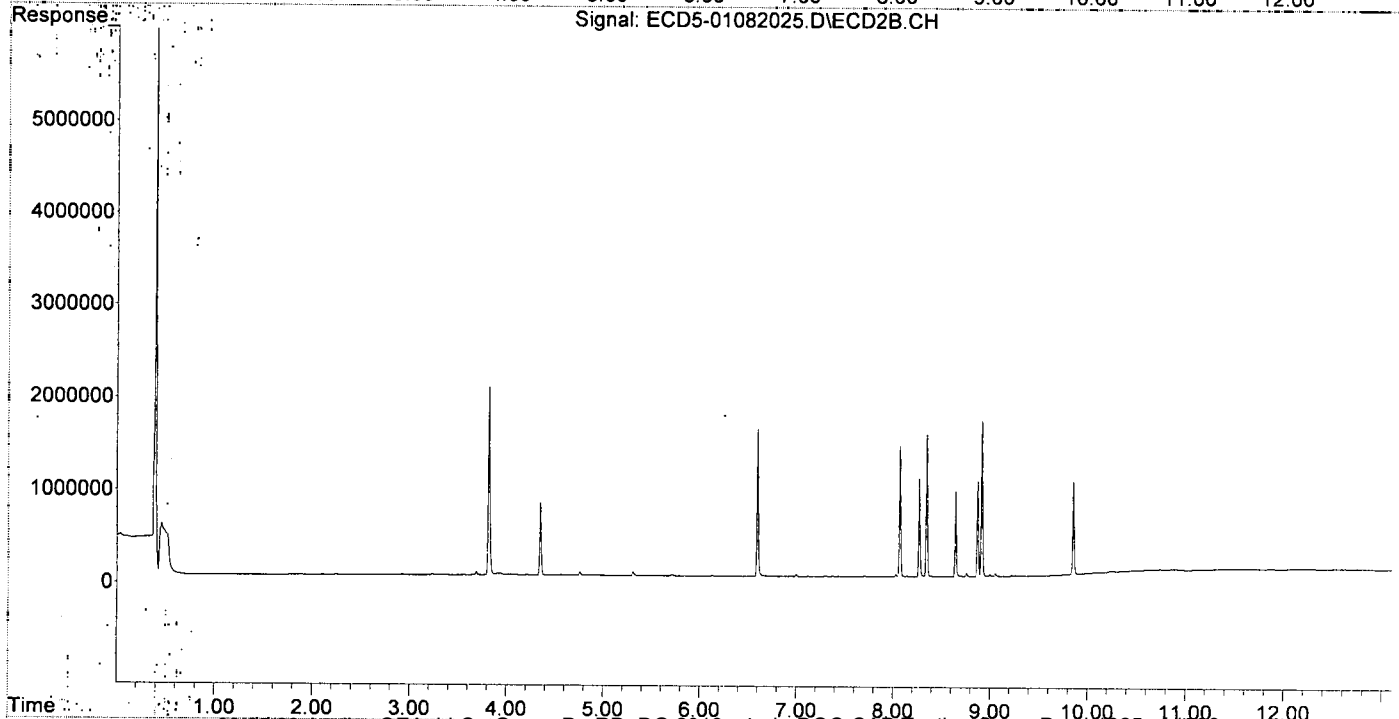
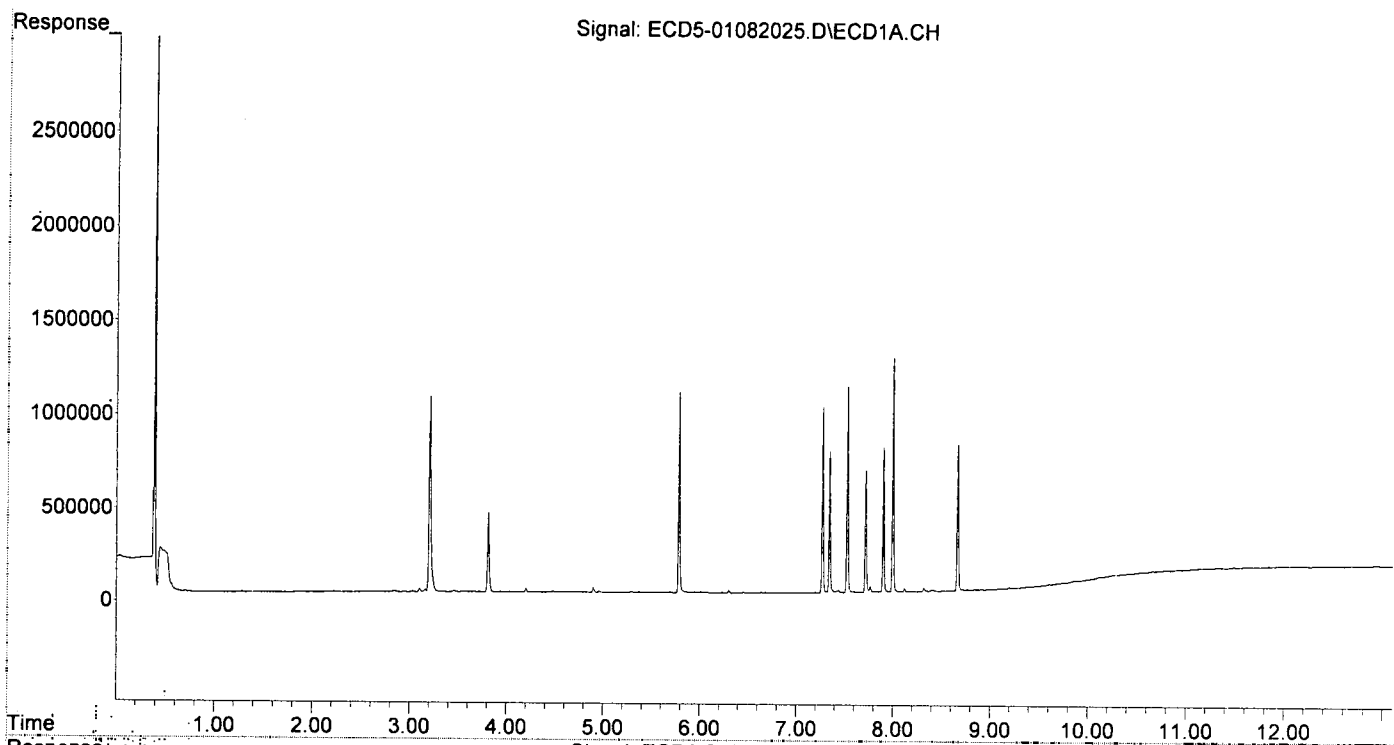
MJB
1/9/20

Compound	RT#1	RT#2	Resp#1	Resp#2	ng/mL	ng/mL
System Monitoring Compounds						
1) S TCMX (S)	0.000	0.000	0	0	N.D. d	N.D. d
22) S DCBP (S)	0.000	0.000	0	0	N.D. d	N.D. d
Target Compounds						
2) a-BHC	0.000	0.000	0	0	N.D. d	N.D. d
3) g-BHC	0.000	0.000	0	0	N.D. d	N.D. d
4) b-BHC	0.000	0.000	0	0	N.D. d	N.D. d
5) Heptachlor	0.000	0.000	0	0	N.D. d	N.D. d
6) d-BHC	0.000	0.000	0	0	N.D. d	N.D. d
7) Aldrin	0.000	0.000	0	0	N.D. d	N.D. d
8) Heptachlo...	0.000	0.000	0	0	N.D. d	N.D. d
9) trans-Chl...	0.000	0.000	0	0	N.D. d	N.D. d
10) cis-Chlor...	0.000	0.000	0	0	N.D. d	N.D. d
11) Endosulfa...	0.000	0.000	0	0	N.D. d	N.D. d
12) 4,4'-DDE	0.000	0.000	0	0	N.D. d	N.D. d
13) Dieldrin	0.000	0.000	0	0	N.D. d	N.D. d
14) Endrin	0.000	0.000	0	0	N.D. d	N.D. d
15) 4,4'-DDD	0.000	0.000	0	0	N.D. d	N.D. d
16) Endosulfa...	0.000	0.000	0	0	N.D. d	N.D. d
17) 4,4'-DDT	0.000	0.000	0	0	N.D. d	N.D. d
18) Endrin Al...	0.000	0.000	0	0	N.D. d	N.D. d
19) Endosulfa...	0.000	0.000	0	0	N.D. d	N.D. d
20) Methoxychlor	0.000	0.000	0	0	N.D. d	N.D. d
21) Endrin Ke...	0.000	0.000	0	0	N.D. d	N.D. d
23) Hexachlor...	3.204	3.812	1045541	2029333	6.355	5.603
24) Hexachlor...	5.783	6.595	1068601	1591805	6.695	5.432
25) Oxychlorthane	7.269	8.069	992877	1413459	6.791	5.587
26) 2,4'-DDE	7.342	8.269	750391	1064459	6.960	5.597
27) trans-Non...	7.526	8.345	1102633	1536268	6.134	5.445
28) 2,4'-DDD	7.715	8.643	654513	924181	6.657	5.451
29) 2,4'-DDT	7.899	8.870	769647	1030344	7.954	7.619
30) cis-Nonac...	7.996	8.913	1247247	1678168	6.057	5.241
31) Mirex	8.666	9.850	779540	1002877	6.374	6.236
32) Chlordane...	0.000	0.000	0	0	N.D. d	N.D. d
33) Chlordane...	0.000	0.000	0	0	N.D. d	N.D. d
34) Chlordane...	0.000	0.000	0	0	N.D. d	N.D. d
35) Chlordane...	0.000	0.000	0	0	N.D. d	N.D. d
36) Toxaphene...	0.000	0.000	0	0	N.D. d	N.D. d
37) Toxaphene...	0.000	0.000	0	0	N.D. d	N.D. d
38) Toxaphene...	0.000	0.000	0	0	N.D. d	N.D. d
39) Toxaphene...	0.000	0.000	0	0	N.D. d	N.D. d
40) Toxaphene...	0.000	0.000	0	0	N.D. d	N.D. d
41) Toxaphene...	0.000	0.000	0	0	N.D. d	N.D. d
42) Toxaphene...	0.000	0.000	0	0	N.D. d	N.D. d

(f)=RT Delta > 1/2 Window (#)=Amounts differ by > 40% (m)=manual int.

Data Path : R:\data\2020-01\0A08041\
Data File : ECD5-01082025.D
Signal(s) : Signal #1: ECD1A.CH Signal #2: ECD2B.CH
Acq On : 08 Jan 2020 18:51
Operator : MJB
Sample : 0A08041-CALD
Misc : A19K265, 9-42 5 ppb
ALS Vial : 21 (Sig #1); 0 (Sig #2) Sample Multiplier: 1

Integration File signal 1: PEST1.e
Integration File signal 2: PEST2.e
Quant Time: Jan 09 10:51:42 2020
Quant Method : R:\methods\ECD5_QUANTPEST_200107.M
Quant Title : Instrument: DualECD5
QLast Update : Thu Jan 09 10:48:41 2020
Response via : Initial Calibration
Integrator: ChemStation 6890 Scale Mode: Small noise peaks clipped



Data Path : R:\data\2020-01\0A08041\
 Data File : ECD5-01082026.D
 Signal(s) : Signal #1: ECD1A.CH Signal #2: ECD2B.CH
 Acq On : 08 Jan 2020 19:08
 Operator : MJB
 Sample : 0A08041-CALE
 Misc : A19K266, 9-42 10 ppb
 ALS Vial : 22 (Sig #1); 0 (Sig #2) Sample Multiplier: 1

Integration File signal 1: PEST1.e
 Integration File signal 2: PEST2.e
 Quant Time: Jan 09 10:52:20 2020
 Quant Method : R:\methods\ECD5_QUANTPEST_200107.M
 Quant Title : Instrument: DualECD5
 QLast Update : Thu Jan 09 10:48:41 2020
 Response via : Initial Calibration
 Integrator : ChemStation 6890 Scale Mode: Small noise peaks clipped

MJB
 1/9/20

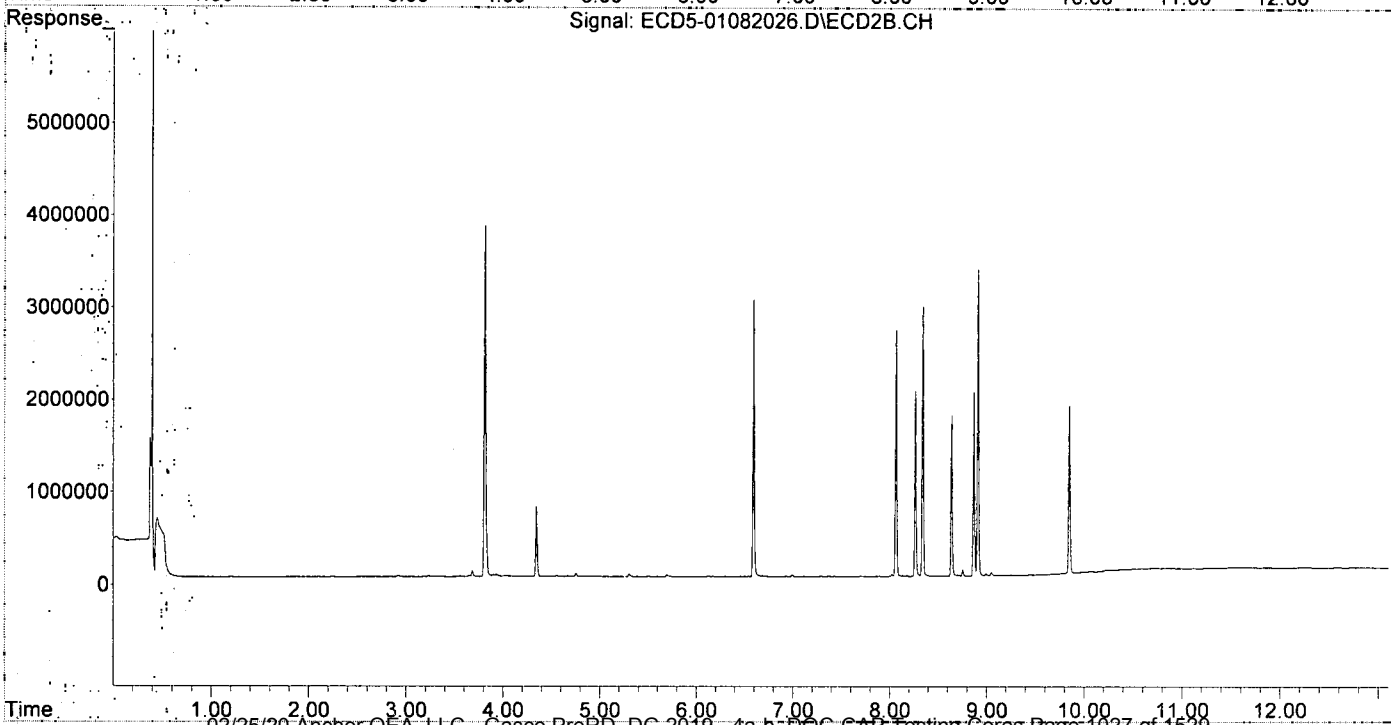
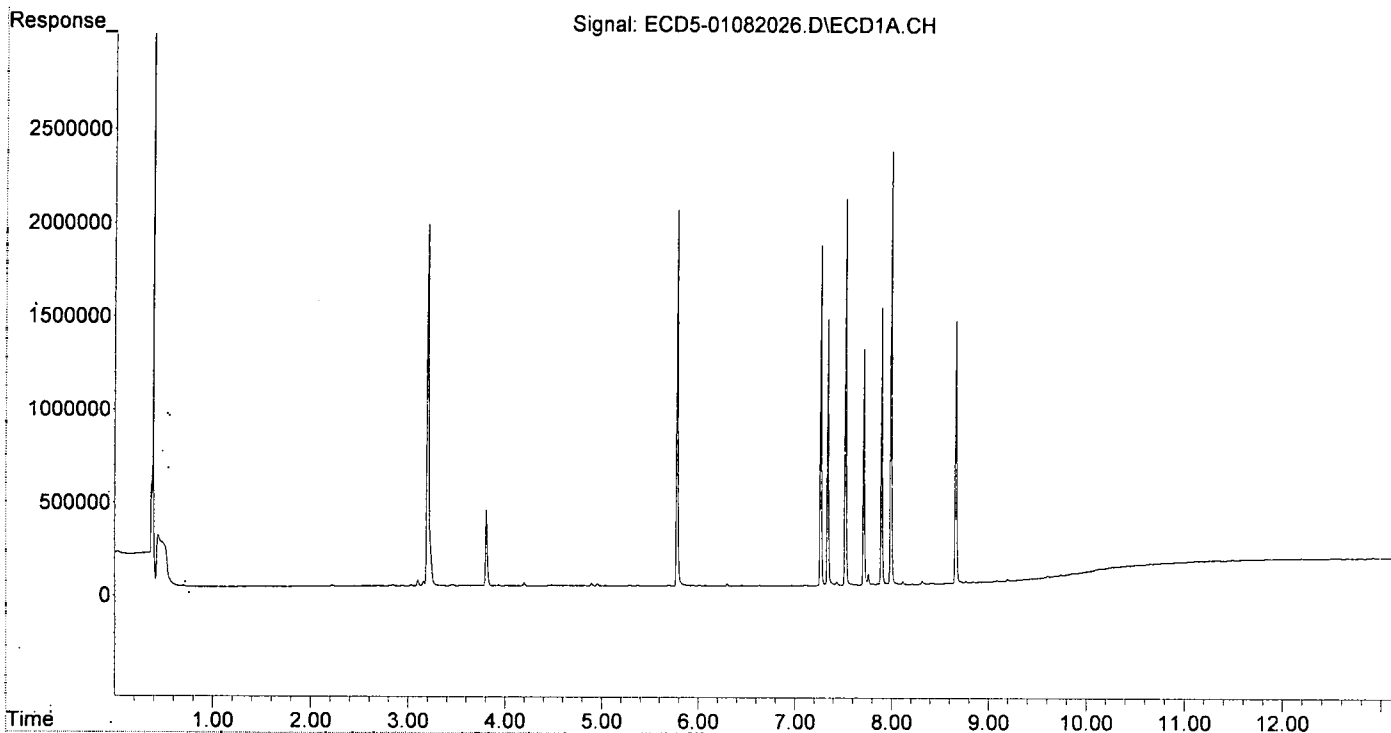
Compound	RT#1	RT#2	Resp#1	Resp#2	ng/mL	ng/mL
System Monitoring Compounds						
1) S TCMX (S)	0.000	0.000	0	0	N.D. d	N.D. d
22) S DCBP (S)	0.000	0.000	0	0	N.D. d	N.D. d
Target Compounds						
2) a-BHC	0.000	0.000	0	0	N.D. d	N.D. d
3) g-BHC	0.000	0.000	0	0	N.D. d	N.D. d
4) b-BHC	0.000	0.000	0	0	N.D. d	N.D. d
5) Heptachlor	0.000	0.000	0	0	N.D. d	N.D. d
6) d-BHC	0.000	0.000	0	0	N.D. d	N.D. d
7) Aldrin	0.000	0.000	0	0	N.D. d	N.D. d
8) Heptachlo...	0.000	0.000	0	0	N.D. d	N.D. d
9) trans-Chl...	0.000	0.000	0	0	N.D. d	N.D. d
10) cis-Chlor...	0.000	0.000	0	0	N.D. d	N.D. d
11) Endosulfa...	0.000	0.000	0	0	N.D. d	N.D. d
12) 4,4'-DDE	0.000	0.000	0	0	N.D. d	N.D. d
13) Dieldrin	0.000	0.000	0	0	N.D. d	N.D. d
14) Endrin	0.000	0.000	0	0	N.D. d	N.D. d
15) 4,4'-DDD	0.000	0.000	0	0	N.D. d	N.D. d
16) Endosulfa...	0.000	0.000	0	0	N.D. d	N.D. d
17) 4,4'-DDT	0.000	0.000	0	0	N.D. d	N.D. d
18) Endrin Al...	0.000	0.000	0	0	N.D. d	N.D. d
19) Endosulfa...	0.000	0.000	0	0	N.D. d	N.D. d
20) Methoxychlor	0.000	0.000	0	0	N.D. d	N.D. d
21) Endrin Ke...	0.000	0.000	0	0	N.D. d	N.D. d
23) Hexachlor...	3.204	3.812	1945769	3803037	11.951	10.500
24) Hexachlor...	5.782	6.594	2009121	3000124	12.672	10.239
25) Oxychlordane	7.269	8.069	1829348	2670941	12.616	10.557
26) 2,4'-DDE	7.342	8.268	1426392	2004027	13.229	10.538
27) trans-Non...	7.525	8.344	2076481	2924036	11.552	10.364
28) 2,4'-DDD	7.715	8.642	1263326	1737598	12.849	10.249
29) 2,4'-DDT	7.898	8.870	1485096	1992196	15.348	14.581
30) cis-Nonac...	7.995	8.912	2325112	3312382	11.291	10.344
31) Mirex	8.665	9.849	1404908	1814573	11.680	11.513
32) Chlordane...	0.000	0.000	0	0	N.D. d	N.D. d
33) Chlordane...	0.000	0.000	0	0	N.D. d	N.D. d
34) Chlordane...	0.000	0.000	0	0	N.D. d	N.D. d
35) Chlordane...	0.000	0.000	0	0	N.D. d	N.D. d
36) Toxaphene...	0.000	0.000	0	0	N.D. d	N.D. d
37) Toxaphene...	0.000	0.000	0	0	N.D. d	N.D. d
38) Toxaphene...	0.000	0.000	0	0	N.D. d	N.D. d
39) Toxaphene...	0.000	0.000	0	0	N.D. d	N.D. d
40) Toxaphene...	0.000	0.000	0	0	N.D. d	N.D. d
41) Toxaphene...	0.000	0.000	0	0	N.D. d	N.D. d
42) Toxaphene...	0.000	0.000	0	0	N.D. d	N.D. d

(f)=RT Delta > 1/2 Window (#)=Amounts differ by > 40% (m)=manual int.

Quantitation Report (QT Reviewed)

Data Path : R:\data\2020-01\0A08041\
Data File : ECD5-01082026.D
Signal(s) : Signal #1: ECD1A.CH Signal #2: ECD2B.CH
Acq On : 08 Jan 2020 19:08
Operator : MJB
Sample : 0A08041-CALE
Misc : A19K266, 9-42 10 ppb
ALS Vial : 22 (Sig #1); 0 (Sig #2) Sample Multiplier: 1

Integration File signal 1: PEST1.e
Integration File signal 2: PEST2.e
Quant Time: Jan 09 10:52:20 2020
Quant Method : R:\methods\ECD5_QUANTPEST_200107.M
Quant Title : Instrument: DualECD5
QLast Update : Thu Jan 09 10:48:41 2020
Response via : Initial Calibration
Integrator: ChemStation 6890 Scale Mode: Small noise peaks clipped



Data Path: R:\data\2020-01\0A08041\
 Data File: ECD5-01082027.D
 Signal(s): Signal #1: ECD1A.CH Signal #2: ECD2B.CH
 Acq On: 08 Jan 2020 19:25
 Operator: MJB
 Sample: 0A08041-CALF
 Misc: CA19J407, 9-42 25 ppb
 ALS Vial: 23 (Sig #1); 0 (Sig #2) Sample Multiplier: 1

Integration File signal 1: PEST1.e
 Integration File signal 2: PEST2.e
 Quant Time: Jan 09 10:53:01 2020
 Quant Method: R:\methods\ECD5_QUANTPEST_200107.M
 Quant Title: Instrument: DualECD5
 QLast Update: Thu Jan 09 10:48:41 2020
 Response via: Initial Calibration
 Integrator: ChemStation 6890 Scale Mode: Small noise peaks clipped

MJB
1/9/20

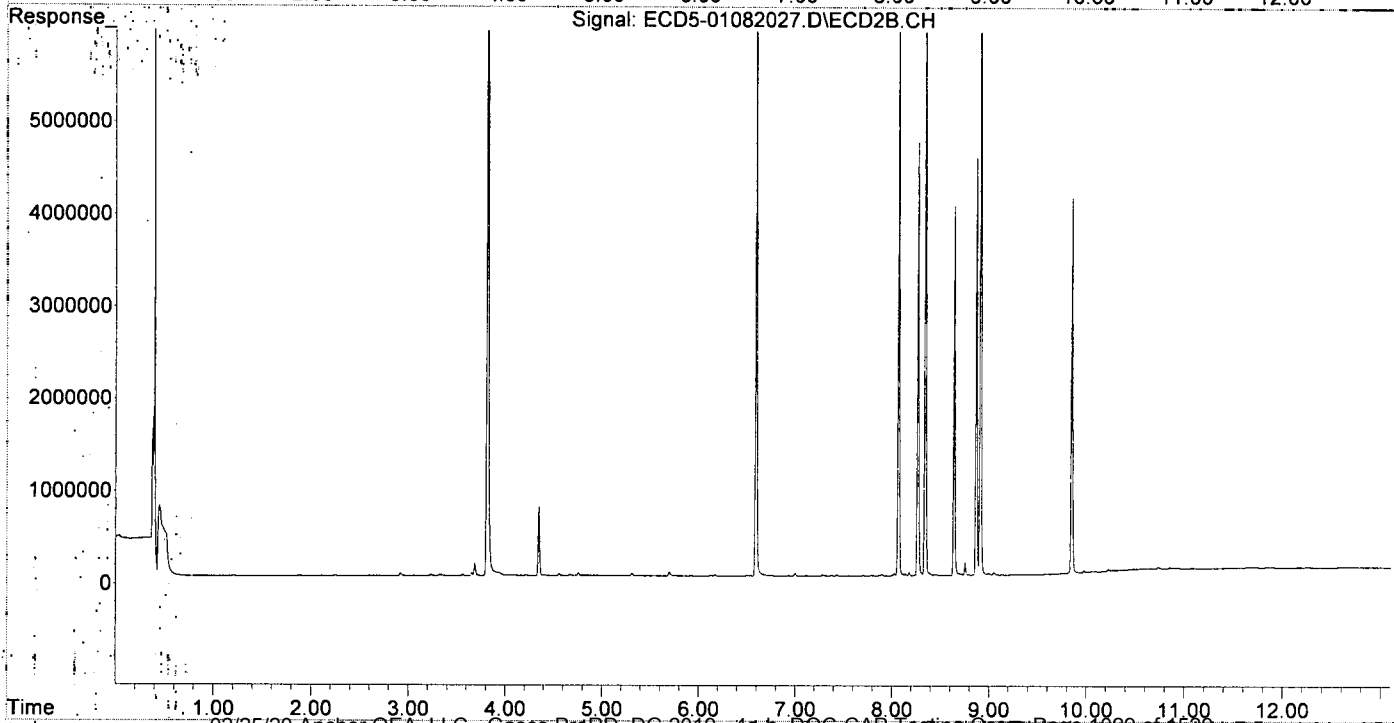
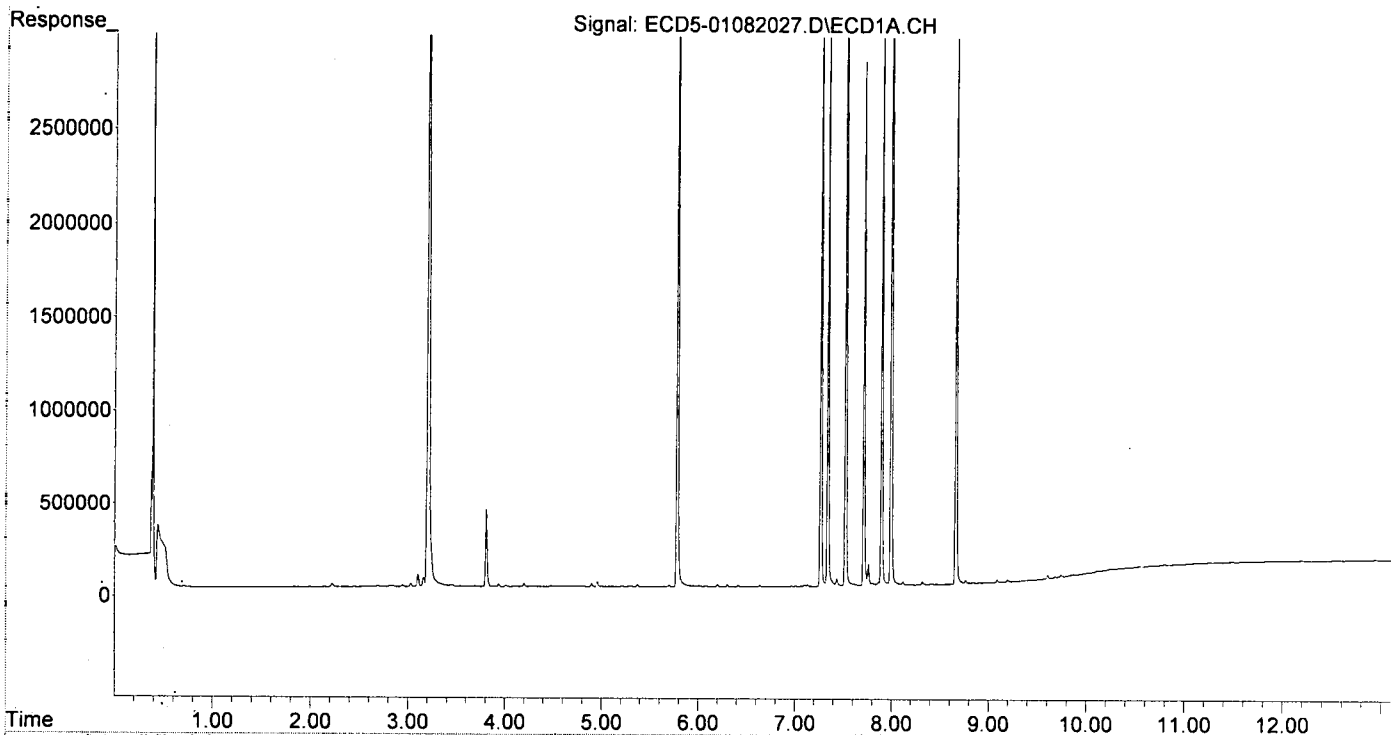
Compound	RT#1	RT#2	Resp#1	Resp#2	ng/mL	ng/mL
System Monitoring Compounds						
1) S TCMX (S)	0.000	0.000	0	0	N.D. d	N.D. d
22) S DCBP (S)	0.000	0.000	0	0	N.D. d	N.D. d
Target Compounds						
2) a-BHC	0.000	0.000	0	0	N.D. d	N.D. d
3) g-BHC	0.000	0.000	0	0	N.D. d	N.D. d
4) b-BHC	0.000	0.000	0	0	N.D. d	N.D. d
5) Heptachlor	0.000	0.000	0	0	N.D. d	N.D. d
6) d-BHC	0.000	0.000	0	0	N.D. d	N.D. d
7) Aldrin	0.000	0.000	0	0	N.D. d	N.D. d
8) Heptachlo...	0.000	0.000	0	0	N.D. d	N.D. d
9) trans-Chl...	0.000	0.000	0	0	N.D. d	N.D. d
10) cis-Chlor...	0.000	0.000	0	0	N.D. d	N.D. d
11) Endosulfa...	0.000	0.000	0	0	N.D. d	N.D. d
12) 4,4'-DDE	0.000	0.000	0	0	N.D. d	N.D. d
13) Dieldrin	0.000	0.000	0	0	N.D. d	N.D. d
14) Endrin	0.000	0.000	0	0	N.D. d	N.D. d
15) 4,4'-DDD	0.000	0.000	0	0	N.D. d	N.D. d
16) Endosulfa...	0.000	0.000	0	0	N.D. d	N.D. d
17) 4,4'-DDT	0.000	0.000	0	0	N.D. d	N.D. d
18) Endrin Al...	0.000	0.000	0	0	N.D. d	N.D. d
19) Endosulfa...	0.000	0.000	0	0	N.D. d	N.D. d
20) Methoxychlor	0.000	0.000	0	0	N.D. d	N.D. d
21) Endrin Ke...	0.000	0.000	0	0	N.D. d	N.D. d
23) Hexachlor...	3.204	3.812	4597497	9313071	28.326	25.713
24) Hexachlor...	5.782	6.594	4493137	7094857	28.091	24.213
25) Oxychlordane	7.269	8.068	4098780	6058612	28.153	23.947
26) 2,4'-DDE	7.342	8.267	3149574	4686277	29.211	24.641
27) trans-Non...	7.525	8.344	4606719	6806494	25.628	24.126
28) 2,4'-DDD	7.714	8.642	2775117	4001030	28.224	23.600
29) 2,4'-DDT	7.898	8.870	3121710	4507962	32.262	31.851
30) cis-Nonac...	7.996	8.912	5230489	7616878	25.400	23.787
31) Mirex	8.665	9.850	3051838	4062388	25.597	25.799
32) Chlordane...	0.000	0.000	0	0	N.D. d	N.D. d
33) Chlordane...	0.000	0.000	0	0	N.D. d	N.D. d
34) Chlordane...	0.000	0.000	0	0	N.D. d	N.D. d
35) Chlordane...	0.000	0.000	0	0	N.D. d	N.D. d
36) Toxaphene...	0.000	0.000	0	0	N.D. d	N.D. d
37) Toxaphene...	0.000	0.000	0	0	N.D. d	N.D. d
38) Toxaphene...	0.000	0.000	0	0	N.D. d	N.D. d
39) Toxaphene...	0.000	0.000	0	0	N.D. d	N.D. d
40) Toxaphene...	0.000	0.000	0	0	N.D. d	N.D. d
41) Toxaphene...	0.000	0.000	0	0	N.D. d	N.D. d
42) Toxaphene...	0.000	0.000	0	0	N.D. d	N.D. d

(f)=RT Delta > 1/2 Window (#)=Amounts differ by > 40% (m)=manual int.

Quantitation Report (QT Reviewed)

Data Path : R:\data\2020-01\0A08041\
Data File : ECD5-01082027.D
Signal(s) : Signal #1: ECD1A.CH Signal #2: ECD2B.CH
Acq On : 08 Jan 2020 19:25
Operator : MJB
Sample : 0A08041-CALF
Misc : A19J407, 9-42 25 ppb
ALS Vial : 23 (Sig #1); 0 (Sig #2) Sample Multiplier: 1

Integration File signal 1: PEST1.e
Integration File signal 2: PEST2.e
Quant Time: Jan 09 10:53:01 2020
Quant Method : R:\methods\ECD5_QUANTPEST_200107.M
Quant Title : Instrument: DualECD5
QLast Update : Thu Jan 09 10:48:41 2020
Response via : Initial Calibration
Integrator: ChemStation 6890 Scale Mode: Small noise peaks clipped



Quantitation Report (QT Reviewed)

Data Path : R:\data\2020-01\0A08041\
 Data File : ECD5-01082028.D
 Signal(s) : Signal #1: ECD1A.CH Signal #2: ECD2B.CH
 Acq On : 08 Jan 2020 19:42
 Operator : MJB
 Sample : 0A08041-CALG
 Misc : A19J408, 9-42 50 ppb
 ALS Vial : 24 (Sig #1); 0 (Sig #2) Sample Multiplier: 1

Integration File signal 1: PEST1.e
 Integration File signal 2: PEST2.e
 Quant Time: Jan 09 10:48:30 2020
 Quant Method: R:\methods\ECD5_QUANTPEST_200107.M
 Quant Title: Instrument: DualECD5
 Last Update: Wed Jan 08 17:25:24 2020
 Response via: Initial Calibration
 Integrator: ChemStation 6890 Scale Mode: Small noise peaks clipped

MJB
1/9/20

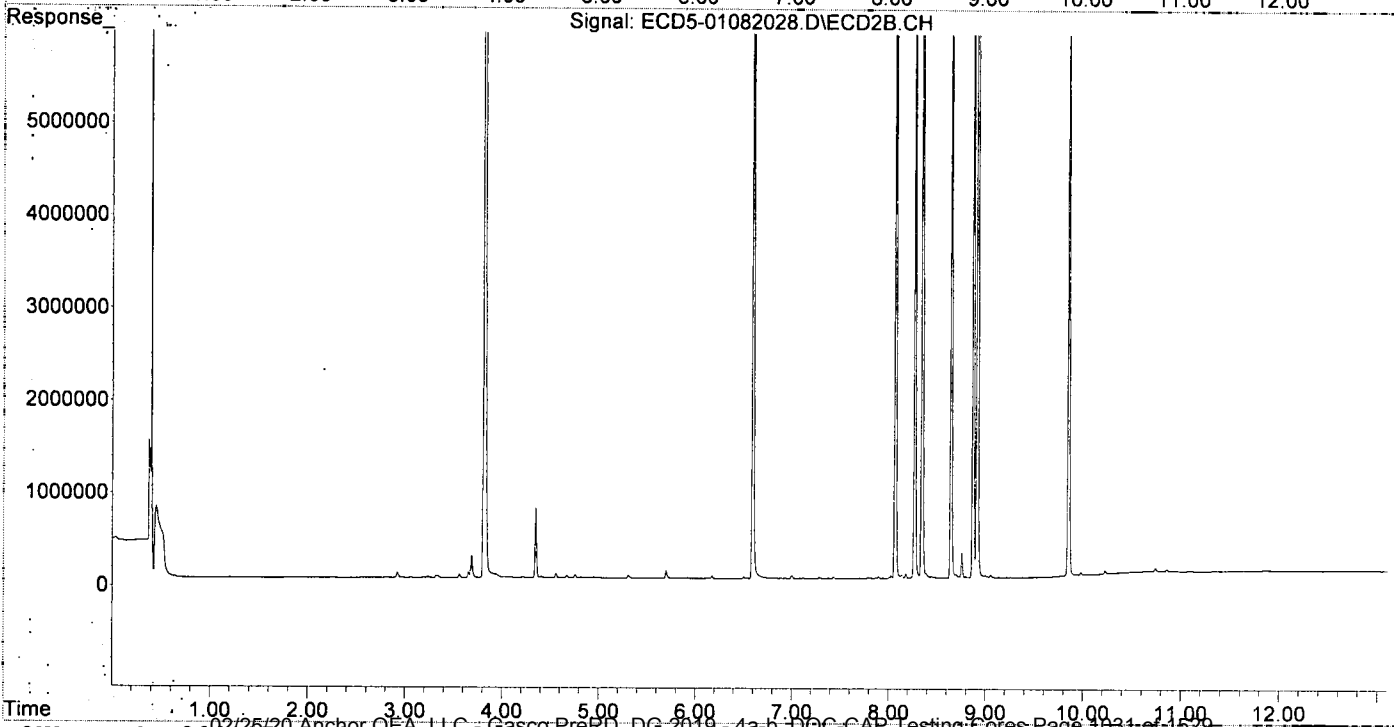
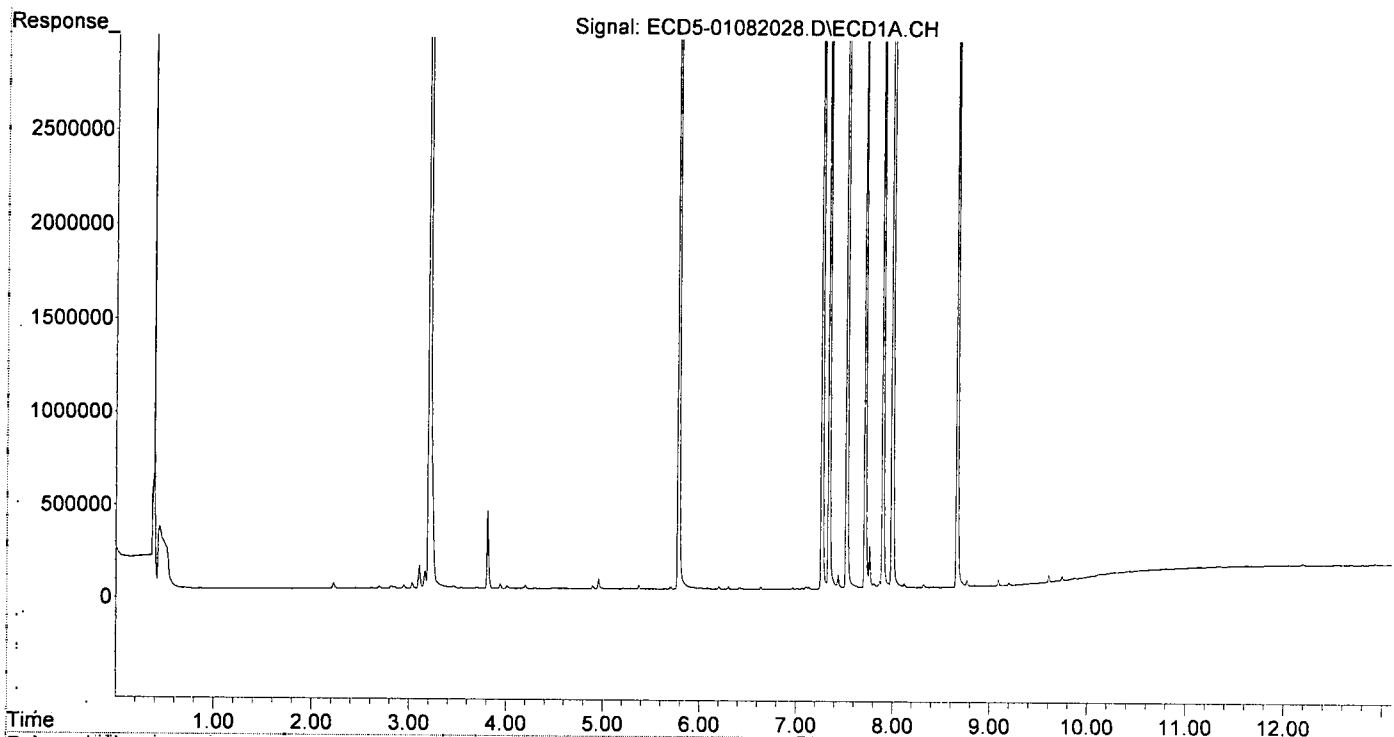
Compound	RT#1	RT#2	Resp#1	Resp#2	ng/mL	ng/mL
System Monitoring Compounds						
1) S TCMX (S)	0.000	0.000	0	0	N.D. d	N.D. d
22) S DCBP (S)	0.000	0.000	0	0	N.D. d	N.D. d
Target Compounds						
2) a-BHC	0.000	0.000	0	0	N.D. d	N.D. d
3) g-BHC	0.000	0.000	0	0	N.D. d	N.D. d
4) b-BHC	0.000	0.000	0	0	N.D. d	N.D. d
5) Heptachlor	0.000	0.000	0	0	N.D. d	N.D. d
6) d-BHC	0.000	0.000	0	0	N.D. d	N.D. d
7) Aldrin	0.000	0.000	0	0	N.D. d	N.D. d
8) Heptachlo...	0.000	0.000	0	0	N.D. d	N.D. d
9) trans-Chl...	0.000	0.000	0	0	N.D. d	N.D. d
10) cis-Chlor...	0.000	0.000	0	0	N.D. d	N.D. d
11) Endosulfa...	0.000	0.000	0	0	N.D. d	N.D. d
12) 4,4'-DDE	0.000	0.000	0	0	N.D. d	N.D. d
13) Dieldrin	0.000	0.000	0	0	N.D. d	N.D. d
14) Endrin	0.000	0.000	0	0	N.D. d	N.D. d
15) 4,4'-DDD	0.000	0.000	0	0	N.D. d	N.D. d
16) Endosulfa...	0.000	0.000	0	0	N.D. d	N.D. d
17) 4,4'-DDT	0.000	0.000	0	0	N.D. d	N.D. d
18) Endrin Al...	0.000	0.000	0	0	N.D. d	N.D. d
19) Endosulfa...	0.000	0.000	0	0	N.D. d	N.D. d
20) Methoxychlor	0.000	0.000	0	0	N.D. d	N.D. d
21) Endrin Ke...	0.000	0.000	0	0	N.D. d	N.D. d
23) Hexachlor...	3.205	3.813	9074096	18914087	55.606	52.221
24) Hexachlor...	5.783	6.594	9072972	14722842	55.268	50.245
25) Oxychlordane	7.269	8.069	8215656	12801082	55.423	50.598
26) 2,4'-DDE	7.342	8.268	6308999	9671234	58.514	50.853
27) trans-Non...	7.525	8.344	9587997	14237107	53.340	50.464
28) 2,4'-DDD	7.715	8.643	5793992	8525916	58.927	50.289
29) 2,4'-DDT	7.898	8.870	6696394	9539513	69.206	63.156
30) cis-Nonac...	7.996	8.913	10691936	16481609	51.923	51.471
31) Mirex	8.664	9.849	6228349	8711340	52.219	53.974
32) Chlordane...	0.000	0.000	0	0	N.D. d	N.D. d
33) Chlordane...	0.000	0.000	0	0	N.D. d	N.D. d
34) Chlordane...	0.000	0.000	0	0	N.D. d	N.D. d
35) Chlordane...	0.000	0.000	0	0	N.D. d	N.D. d
36) Toxaphene...	0.000	0.000	0	0	N.D. d	N.D. d
37) Toxaphene...	0.000	0.000	0	0	N.D. d	N.D. d
38) Toxaphene...	0.000	0.000	0	0	N.D. d	N.D. d
39) Toxaphene...	0.000	0.000	0	0	N.D. d	N.D. d
40) Toxaphene...	0.000	0.000	0	0	N.D. d	N.D. d
41) Toxaphene...	0.000	0.000	0	0	N.D. d	N.D. d
42) Toxaphene...	0.000	0.000	0	0	N.D. d	N.D. d

(f)=RT Delta > 1/2 Window (#)=Amounts differ by > 40% (m)=manual int.

Quantitation Report (QT Reviewed)

Data Path : R:\data\2020-01\0A08041\
Data File : ECD5-01082028.D
Signal(s) : Signal #1: ECD1A.CH Signal #2: ECD2B.CH
Acq On : 08 Jan 2020 19:42
Operator : MJB
Sample : 0A08041-CALG
Misc : A19J408, 9-42 50 ppb
ALS Vial : 24 (Sig #1); 0 (Sig #2) Sample Multiplier: 1

Integration File signal 1: PEST1.e
Integration File signal 2: PEST2.e
Quant Time: Jan 09 10:48:30 2020
Quant Method : R:\methods\ECD5_QUANTPEST_200107.M
Quant Title : Instrument: DualECD5
QLast Update : Wed Jan 08 17:25:24 2020
Response via : Initial Calibration
Integrator: ChemStation 6890 Scale Mode: Small noise peaks clipped



Data Path: R:\data\2020-01\0A08041\
 Data File: ECD5-01082029.D
 Signal(s): Signal #1: ECD1A.CH Signal #2: ECD2B.CH
 Acq On: 08 Jan 2020 19:59
 Operator: MJB
 Sample: 0A08041-CALH
 Misc: A19J409, 9-42 100 ppb
 ALS Vial: 25 (Sig #1); 0 (Sig #2) Sample Multiplier: 1

Integration File signal 1: PEST1.e
 Integration File signal 2: PEST2.e
 Quant Time: Jan 09 10:53:40 2020
 Quant Method: R:\methods\ECD5_QUANTPEST_200107.M
 Quant Title: Instrument: DualECD5
 QLast Update: Thu Jan 09 10:48:41 2020
 Response via: Initial Calibration
 Integrator: ChemStation 6890 Scale Mode: Small noise peaks clipped

MJB
1/9/20

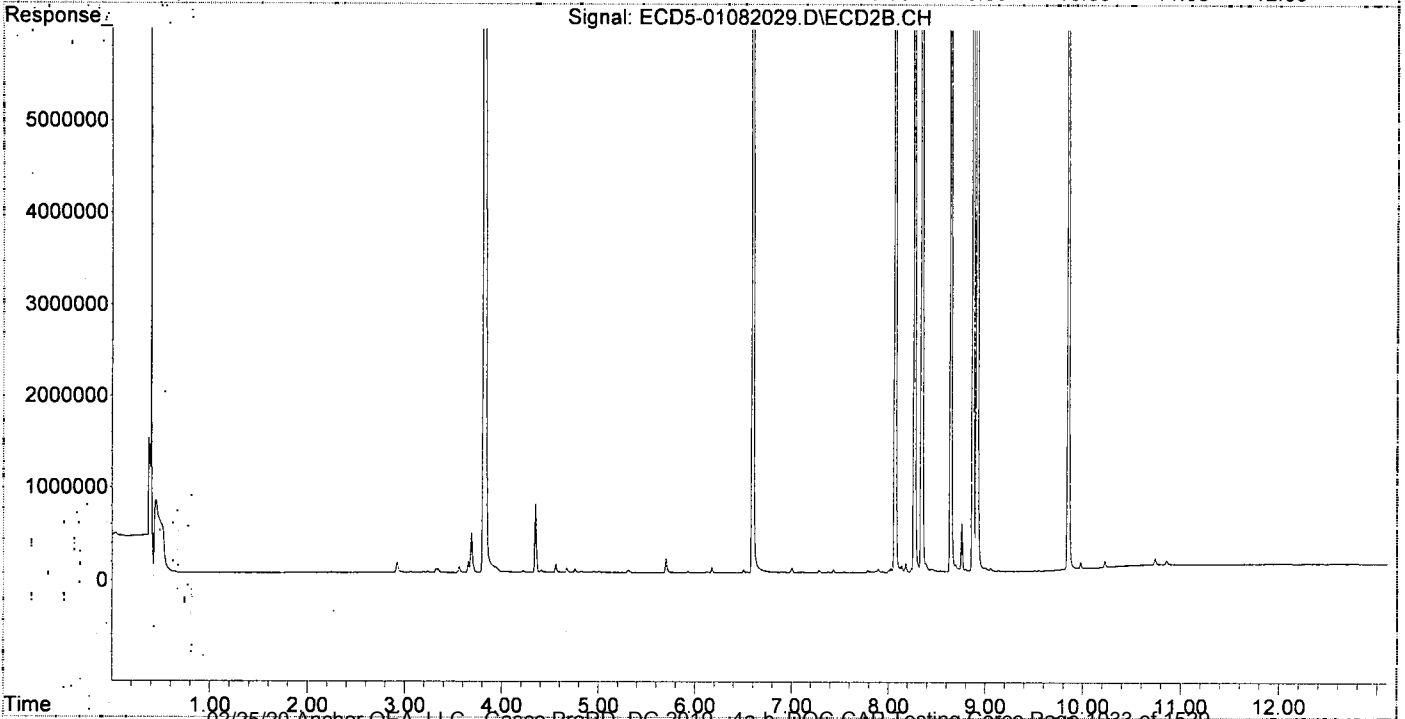
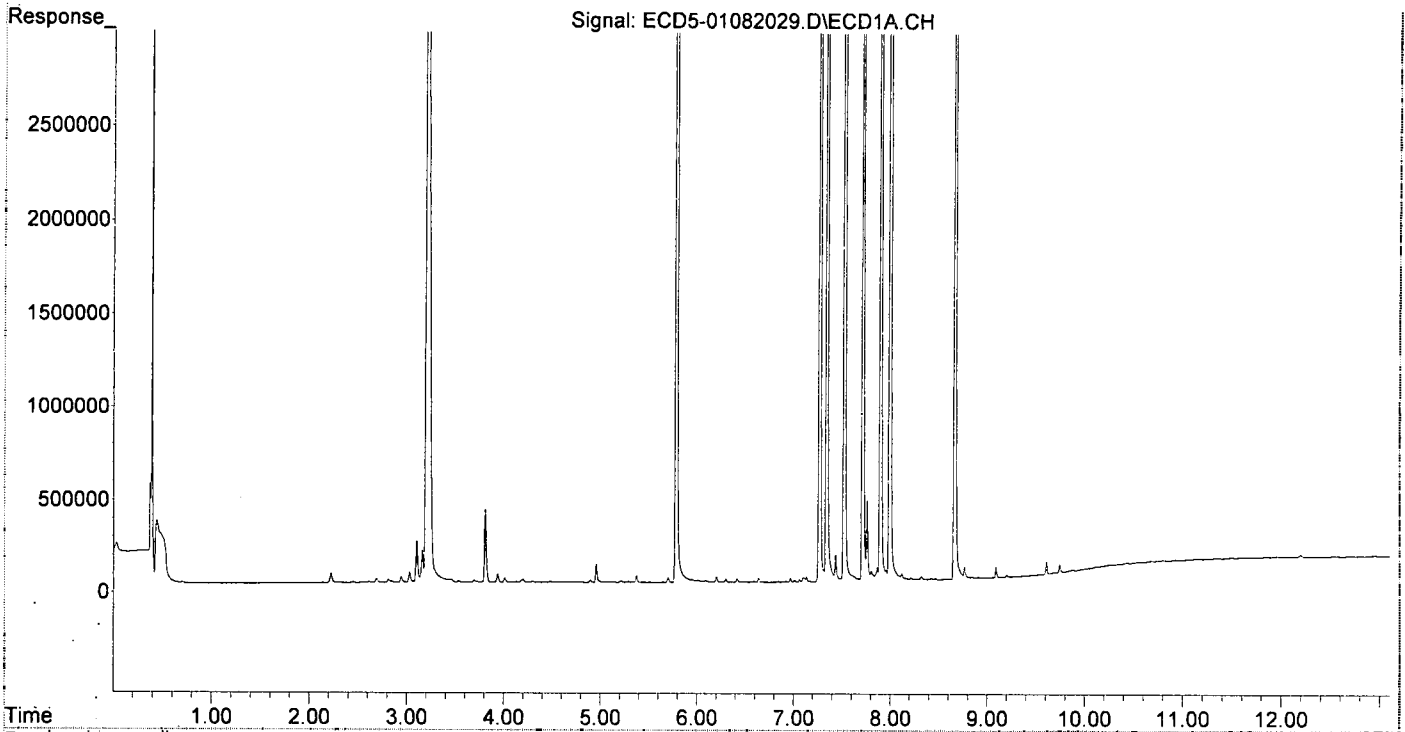
Compound	RT#1	RT#2	Resp#1	Resp#2	ng/mL	ng/mL
System Monitoring Compounds						
1) S TCMX (S)	0.000	0.000	0	0	N.D. d	N.D. d
22) S DCBP (S)	0.000	0.000	0	0	N.D. d	N.D. d
Target Compounds						
2) a-BHC	0.000	0.000	0	0	N.D. d	N.D. d
3) g-BHC	0.000	0.000	0	0	N.D. d	N.D. d
4) b-BHC	0.000	0.000	0	0	N.D. d	N.D. d
5) Heptachlor	0.000	0.000	0	0	N.D. d	N.D. d
6) d-BHC	0.000	0.000	0	0	N.D. d	N.D. d
7) Aldrin	0.000	0.000	0	0	N.D. d	N.D. d
8) Heptachlo...	0.000	0.000	0	0	N.D. d	N.D. d
9) trans-Chl...	0.000	0.000	0	0	N.D. d	N.D. d
10) cis-Chlor...	0.000	0.000	0	0	N.D. d	N.D. d
11) Endosulfa...	0.000	0.000	0	0	N.D. d	N.D. d
12) 4,4'-DDE	0.000	0.000	0	0	N.D. d	N.D. d
13) Dieldrin	0.000	0.000	0	0	N.D. d	N.D. d
14) Endrin	0.000	0.000	0	0	N.D. d	N.D. d
15) 4,4'-DDD	0.000	0.000	0	0	N.D. d	N.D. d
16) Endosulfa...	0.000	0.000	0	0	N.D. d	N.D. d
17) 4,4'-DDT	0.000	0.000	0	0	N.D. d	N.D. d
18) Endrin Al...	0.000	0.000	0	0	N.D. d	N.D. d
19) Endosulfa...	0.000	0.000	0	0	N.D. d	N.D. d
20) Methoxychlor	0.000	0.000	0	0	N.D. d	N.D. d
21) Endrin Ke...	0.000	0.000	0	0	N.D. d	N.D. d
23) Hexachlor...	3.206	3.815	17394566	38229851	105.161	105.551
24) Hexachlor...	5.784	6.596	18585378	32205210	107.439	109.908
25) Oxychlorane	7.268	8.069	16805225	27140079	109.028	107.274
26) 2,4'-DDE	7.342	8.268	12901574	20763038	119.659	109.177
27) trans-Non...	7.525	8.345	19039022	30738362	105.918	108.953
28) 2,4'-DDD	7.714	8.643	11692511	18437918	118.918	108.755
29) 2,4'-DDT	7.898	8.871	13018738	21210506	134.546	124.733
30) cis-Nonac...	7.995	8.914	21489716	34383242	104.359	107.378
31) Mirex	8.665	9.850	12402281	18148608	103.158	106.532
32) Chlordane...	0.000	0.000	0	0	N.D. d	N.D. d
33) Chlordane...	0.000	0.000	0	0	N.D. d	N.D. d
34) Chlordane...	0.000	0.000	0	0	N.D. d	N.D. d
35) Chlordane...	0.000	0.000	0	0	N.D. d	N.D. d
36) Toxaphene...	0.000	0.000	0	0	N.D. d	N.D. d
37) Toxaphene...	0.000	0.000	0	0	N.D. d	N.D. d
38) Toxaphene...	0.000	0.000	0	0	N.D. d	N.D. d
39) Toxaphene...	0.000	0.000	0	0	N.D. d	N.D. d
40) Toxaphene...	0.000	0.000	0	0	N.D. d	N.D. d
41) Toxaphene...	0.000	0.000	0	0	N.D. d	N.D. d
42) Toxaphene...	0.000	0.000	0	0	N.D. d	N.D. d

(f)=RT Delta > 1/2 Window (#)=Amounts differ by > 40% (m)=manual int.

Quantitation Report (QT Reviewed)

Data Path : R:\data\2020-01\0A08041\
Data File : ECD5-01082029.D
Signal(s) : Signal #1: ECD1A.CH Signal #2: ECD2B.CH
Acq On : 08 Jan 2020 19:59
Operator : MJB
Sample : 0A08041-CALH
Misc : A19J409, 9-42 100 ppb
ALS Vial : 25 (Sig #1); 0 (Sig #2) Sample Multiplier: 1

Integration File signal 1: PEST1.e
Integration File signal 2: PEST2.e
Quant Time: Jan 09 10:53:40 2020
Quant Method : R:\methods\ECD5_QUANTPEST_200107.M
Quant Title : Instrument: DualECD5
QLast Update : Thu Jan 09 10:48:41 2020
Response via : Initial Calibration
Integrator: ChemStation 6890 Scale Mode: Small noise peaks clipped



Data Path : R:\data\2020-01\0A08041\
 Data File : ECD5-01082030.D
 Signal(s) : Signal #1: ECD1A.CH Signal #2: ECD2B.CH
 Acq On : 08 Jan 2020 20:16
 Operator : MJB
 Sample : 0A08041-CALI
 Misc : A19K262, 9-42 200 ppb
 ALS Vial : 26 (Sig #1); 0 (Sig #2) Sample Multiplier: 1

Integration File signal 1: PEST1.e
 Integration File signal 2: PEST2.e
 Quant Time: Jan 09 10:54:22 2020
 Quant Method : R:\methods\ECD5_QUANTPEST_200107.M
 Quant Title : Instrument: DualECD5
 Last Update : Thu Jan 09 10:48:41 2020
 Response via : Initial Calibration
 Integrator: ChemStation 6890 Scale Mode: Small noise peaks clipped

MJB
1/9/20

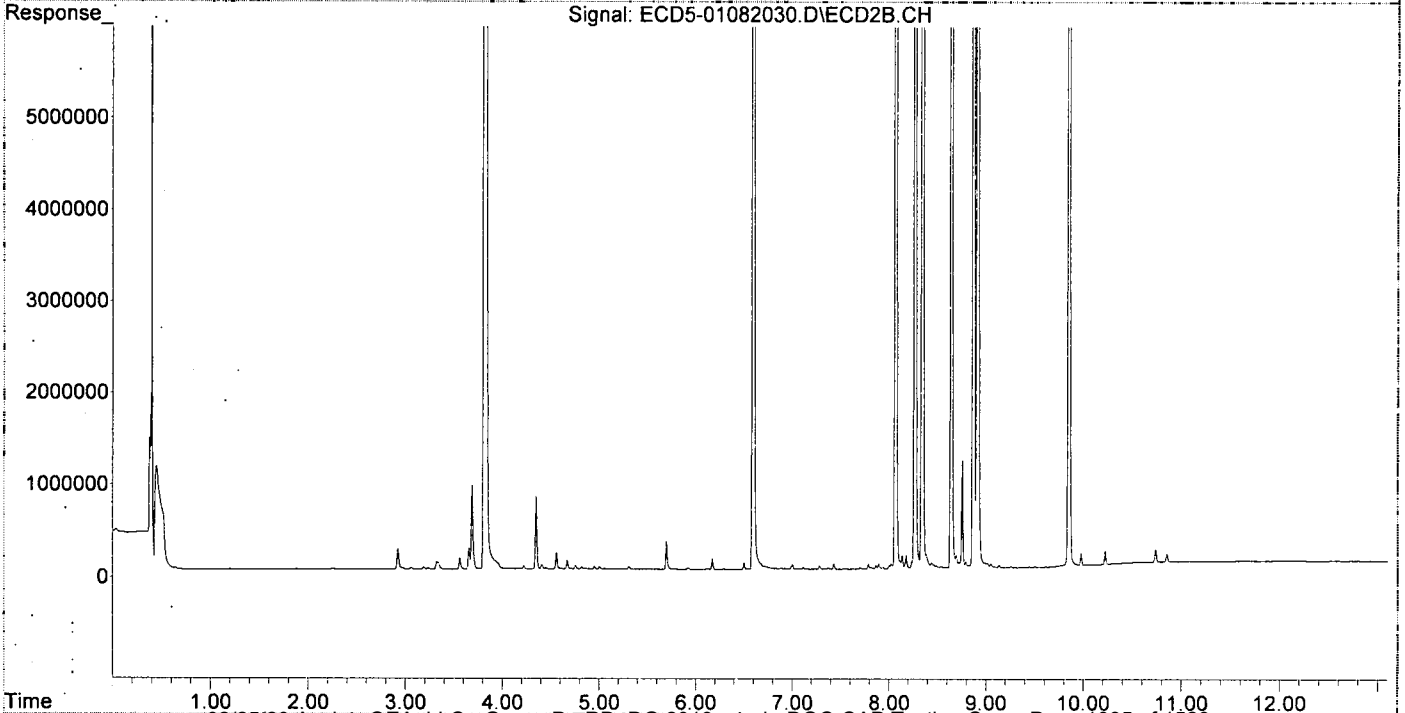
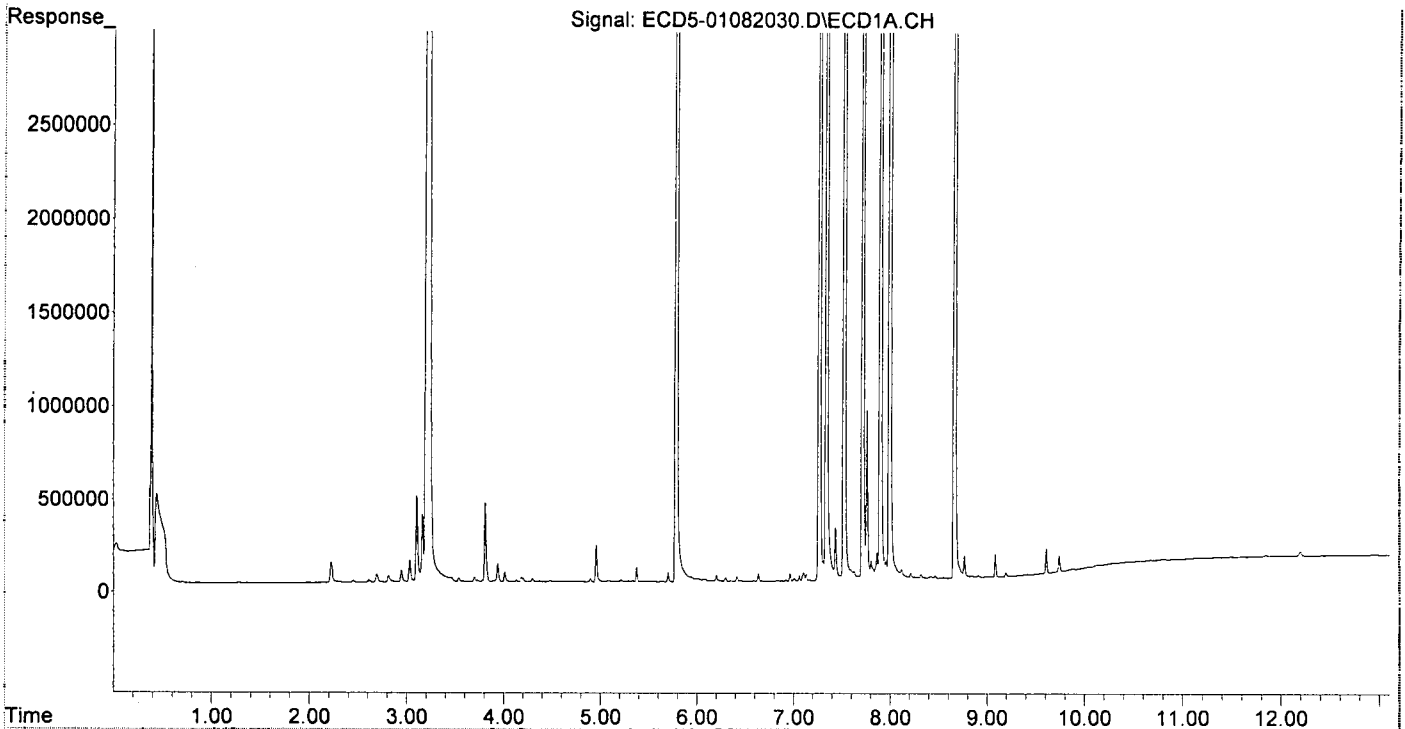
Compound	RT#1	RT#2	Resp#1	Resp#2	ng/mL	ng/mL
System Monitoring Compounds						
1) S TCMX (S)	0.000	0.000	0	0	N.D. d	N.D. d
22) S DCBP (S)	0.000	0.000	0	0	N.D. d	N.D. d
Target Compounds						
2) a-BHC	0.000	0.000	0	0	N.D. d	N.D. d
3) g-BHC	0.000	0.000	0	0	N.D. d	N.D. d
4) b-BHC	0.000	0.000	0	0	N.D. d	N.D. d
5) Heptachlor	0.000	0.000	0	0	N.D. d	N.D. d
6) d-BHC	0.000	0.000	0	0	N.D. d	N.D. d
7) Aldrin	0.000	0.000	0	0	N.D. d	N.D. d
8) Heptachlo...	0.000	0.000	0	0	N.D. d	N.D. d
9) trans-Chl...	0.000	0.000	0	0	N.D. d	N.D. d
10) cis-Chlor...	0.000	0.000	0	0	N.D. d	N.D. d
11) Endosulfa...	0.000	0.000	0	0	N.D. d	N.D. d
12) 4,4'-DDE	0.000	0.000	0	0	N.D. d	N.D. d
13) Dieldrin	0.000	0.000	0	0	N.D. d	N.D. d
14) Endrin	0.000	0.000	0	0	N.D. d	N.D. d
15) 4,4'-DDD	0.000	0.000	0	0	N.D. d	N.D. d
16) Endosulfa...	0.000	0.000	0	0	N.D. d	N.D. d
17) 4,4'-DDT	0.000	0.000	0	0	N.D. d	N.D. d
18) Endrin Al...	0.000	0.000	0	0	N.D. d	N.D. d
19) Endosulfa...	0.000	0.000	0	0	N.D. d	N.D. d
20) Methoxychlor	0.000	0.000	0	0	N.D. d	N.D. d
21) Endrin Ke...	0.000	0.000	0	0	N.D. d	N.D. d
23) Hexachlor...	3.207	3.816	39175750	89386875	228.590	246.793
24) Hexachlor...	5.785	6.596	40170217	72028476	210.537	245.814
25) Oxychlorane	7.268	8.070	37392659	64166951	223.707	253.627
26) 2,4'-DDE	7.341	8.269	28334770	48551140	262.798	255.292
27) trans-Non...	7.524	8.345	42021101	70596801	233.773	250.232
28) 2,4'-DDD	7.714	8.644	25551013	43266219	259.864	255.202
29) 2,4'-DDT	7.898	8.871	30632011	51802491	316.576	248.573
30) cis-Nonac...	7.995	8.914	46693209	82216113	226.753	256.758
31) Mirex	8.664	9.851	27850544	43923618	226.322	228.660
32) Chlordane...	0.000	0.000	0	0	N.D. d	N.D. d
33) Chlordane...	0.000	0.000	0	0	N.D. d	N.D. d
34) Chlordane...	0.000	0.000	0	0	N.D. d	N.D. d
35) Chlordane...	0.000	0.000	0	0	N.D. d	N.D. d
36) Toxaphene...	0.000	0.000	0	0	N.D. d	N.D. d
37) Toxaphene...	0.000	0.000	0	0	N.D. d	N.D. d
38) Toxaphene...	0.000	0.000	0	0	N.D. d	N.D. d
39) Toxaphene...	0.000	0.000	0	0	N.D. d	N.D. d
40) Toxaphene...	0.000	0.000	0	0	N.D. d	N.D. d
41) Toxaphene...	0.000	0.000	0	0	N.D. d	N.D. d
42) Toxaphene...	0.000	0.000	0	0	N.D. d	N.D. d

(f)=RT Delta > 1/2 Window (#)=Amounts differ by > 40% (m)=manual int.

Quantitation Report (QT Reviewed)

Data Path : R:\data\2020-01\0A08041\
Data File : ECD5-01082030.D
Signal(s) : Signal #1: ECD1A.CH Signal #2: ECD2B.CH
Acq On : 08 Jan 2020 20:16
Operator : MJB
Sample : 0A08041-CALI
Misc : A19K262, 9-42 200 ppb
ALS Vial : 26 (Sig #1); 0 (Sig #2) Sample Multiplier: 1

Integration File signal 1: PEST1.e
Integration File signal 2: PEST2.e
Quant Time: Jan 09 10:54:22 2020
Quant Method : R:\methods\ECD5_QUANTPEST_200107.M
Quant Title : Instrument: DualECD5
QLast Update : Thu Jan 09 10:48:41 2020
Response via : Initial Calibration
Integrator: ChemStation 6890 Scale Mode: Small noise peaks clipped



Data Path : R:\data\2020-01\0A08041\
 Data File : ECD5-01082033.D
 Signal(s) : Signal #1: ECD1A.CH Signal #2: ECD2B.CH
 Acq On : 08 Jan 2020 21:07
 Operator : MJB
 Sample : 0A08041-CALJ
 Misc : A20A097, CHLOR 10 ppb
 ALS Vial : 28 (Sig #1); 0 (Sig #2) Sample Multiplier: 1

Integration File signal 1: PEST1.e
 Integration File signal 2: PEST2.e
 Quant Time : Jan 09 10:56:50 2020
 Quant Method : R:\methods\ECD5_QUANTPEST_200107.M
 Quant Title : Instrument: DualECD5
 Last Update : Thu Jan 09 10:55:56 2020
 Response via : Initial Calibration
 Integrator : ChemStation 6890 Scale Mode: Small noise peaks clipped

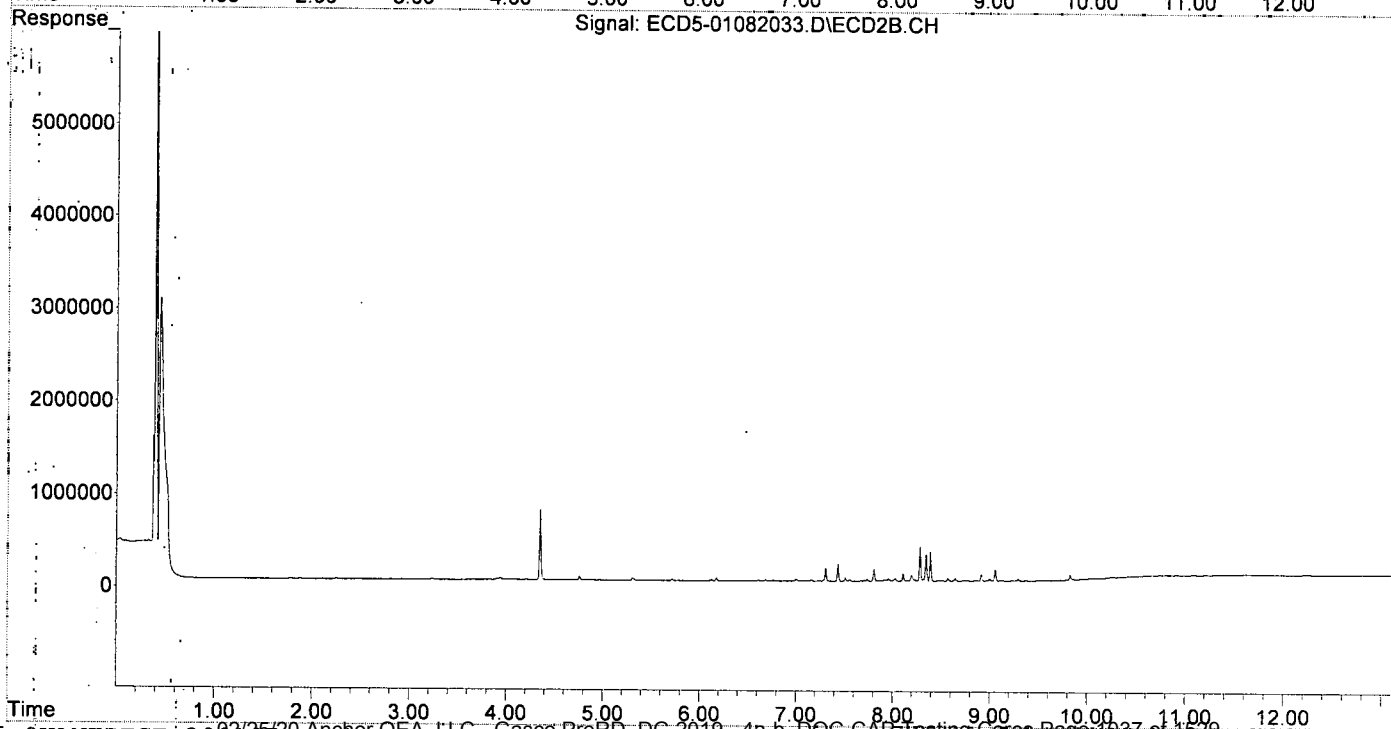
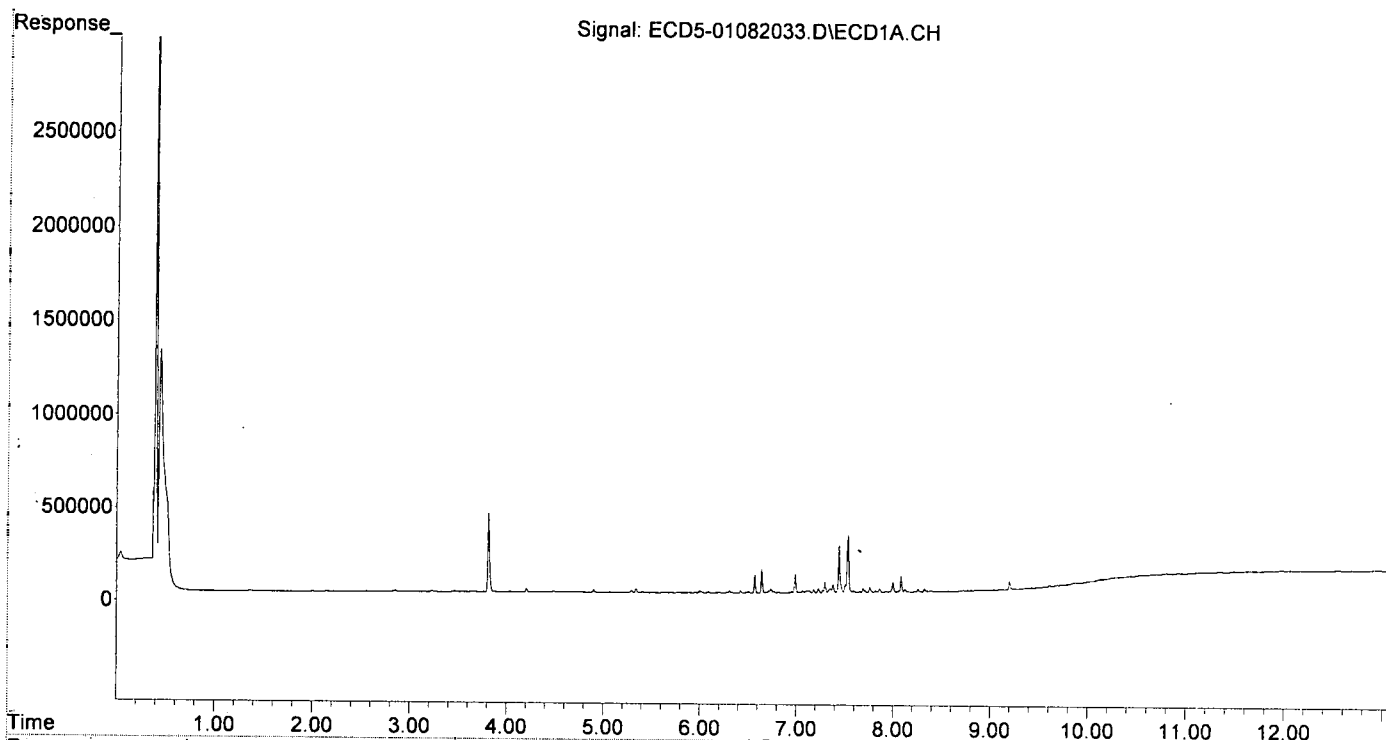
MJB
1/9/20

Compound	RT#1	RT#2	Resp#1	Resp#2	ng/mL	ng/mL
System Monitoring Compounds						
1) S TCMX (S)	0.000	0.000	0	0	N.D. d	N.D. d
22) S DCBP (S)	0.000	0.000	0	0	N.D. d	N.D. d
Target Compounds						
2) a-BHC	0.000	0.000	0	0	N.D. d	N.D. d
3) g-BHC	0.000	0.000	0	0	N.D. d	N.D. d
4) b-BHC	0.000	0.000	0	0	N.D. d	N.D. d
5) Heptachlor	0.000	0.000	0	0	N.D. d	N.D. d
6) d-BHC	0.000	0.000	0	0	N.D. d	N.D. d
7) Aldrin	0.000	0.000	0	0	N.D. d	N.D. d
8) Heptachlo...	0.000	0.000	0	0	N.D. d	N.D. d
9) trans-Chl...	0.000	0.000	0	0	N.D. d	N.D. d
10) cis-Chlor...	0.000	0.000	0	0	N.D. d	N.D. d
11) Endosulfa...	0.000	0.000	0	0	N.D. d	N.D. d
12) 4,4'-DDE	0.000	0.000	0	0	N.D. d	N.D. d
13) Dieldrin	0.000	0.000	0	0	N.D. d	N.D. d
14) Endrin	0.000	0.000	0	0	N.D. d	N.D. d
15) 4,4'-DDD	0.000	0.000	0	0	N.D. d	N.D. d
16) Endosulfa...	0.000	0.000	0	0	N.D. d	N.D. d
17) 4,4'-DDT	0.000	0.000	0	0	N.D. d	N.D. d
18) Endrin Al...	0.000	0.000	0	0	N.D. d	N.D. d
19) Endosulfa...	0.000	0.000	0	0	N.D. d	N.D. d
20) Methoxychlor	0.000	0.000	0	0	N.D. d	N.D. d
21) Endrin Ke...	0.000	0.000	0	0	N.D. d	N.D. d
23) Hexachlor...	0.000	0.000	0	0	N.D. d	N.D. d
24) Hexachlor...	0.000	0.000	0	0	N.D. d	N.D. d
25) Oxychlorthane	0.000	0.000	0	0	N.D. d	N.D. d
26) 2,4'-DDE	0.000	0.000	0	0	N.D. d	N.D. d
27) trans-Non...	0.000	0.000	0	0	N.D. d	N.D. d
28) 2,4'-DDD	0.000	0.000	0	0	N.D. d	N.D. d
29) 2,4'-DDT	0.000	0.000	0	0	N.D. d	N.D. d
30) cis-Nonac...	0.000	0.000	0	0	N.D. d	N.D. d
31) Mirex	0.000	0.000	0	0	N.D. d	N.D. d
32) Chlordane...	7.440	8.283	252150	382772	13.197	11.271
33) Chlordane...	7.533	8.391	308195	324236	13.680	11.224
34) Chlordane...	8.082	9.059	86683	125739	15.186	2.515 #
35) Chlordane...	0.000	0.000	0	0	N.D. d	N.D. d
36) Toxaphene...	0.000	0.000	0	0	N.D. d	N.D. d
37) Toxaphene...	0.000	0.000	0	0	N.D. d	N.D. d
38) Toxaphene...	0.000	0.000	0	0	N.D. d	N.D. d
39) Toxaphene...	0.000	0.000	0	0	N.D. d	N.D. d
40) Toxaphene...	0.000	0.000	0	0	N.D. d	N.D. d
41) Toxaphene...	0.000	0.000	0	0	N.D. d	N.D. d
42) Toxaphene...	0.000	0.000	0	0	N.D. d	N.D. d

(f)=RT Delta > 1/2 Window (#)=Amounts differ by > 40% (m)=manual int.

Data Path : R:\data\2020-01\0A08041\
Data File : ECD5-01082033.D
Signal(s) : Signal #1: ECD1A.CH Signal #2: ECD2B.CH
Acq On : 08 Jan 2020 21:07
Operator : MJB
Sample : 0A08041-CALJ
Misc : A20A097, CHLOR 10 ppb
ALS Vial : 28 (Sig #1); 0 (Sig #2) Sample Multiplier: 1

Integration File signal 1: PEST1.e
Integration File signal 2: PEST2.e
Quant Time: Jan 09 10:56:50 2020
Quant Method : R:\methods\ECD5_QUANTPEST_200107.M
Quant Title : Instrument: DualECD5
QLast Update : Thu Jan 09 10:55:56 2020
Response via : Initial Calibration
Integrator: ChemStation 6890 Scale Mode: Small noise peaks clipped



Data Path: R:\data\2020-01\0A08041\
 Data File: ECD5-01082034.D
 Signal(s): Signal #1: ECD1A.CH Signal #2: ECD2B.CH
 Acq On: 08 Jan 2020 21:25
 Operator: MJB
 Sample: 0A08041-CALK
 Misc: A19K307, CHLOR 50 ppb
 ALS Vial: 29 (Sig #1); 0 (Sig #2) Sample Multiplier: 1

Integration File signal 1: PEST1.e
 Integration File signal 2: PEST2.e
 Quant Time: Jan 09 10:57:35 2020
 Quant Method: R:\methods\ECD5_QUANTPEST_200107.M
 Quant Title: Instrument: DualECD5
 QLast Update: Thu Jan 09 10:55:56 2020
 Response via: Initial Calibration
 Integrator: ChemStation 6890 Scale Mode: Small noise peaks clipped

MJB
1/9/20

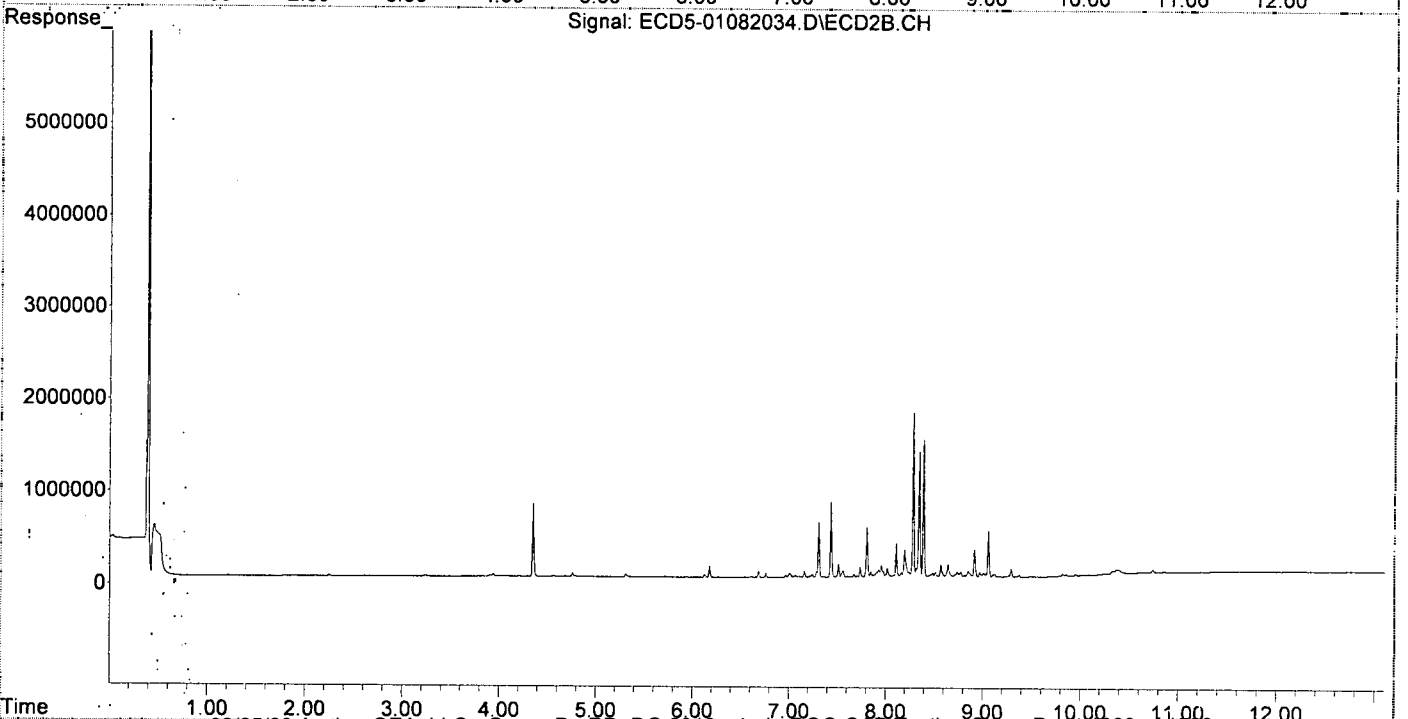
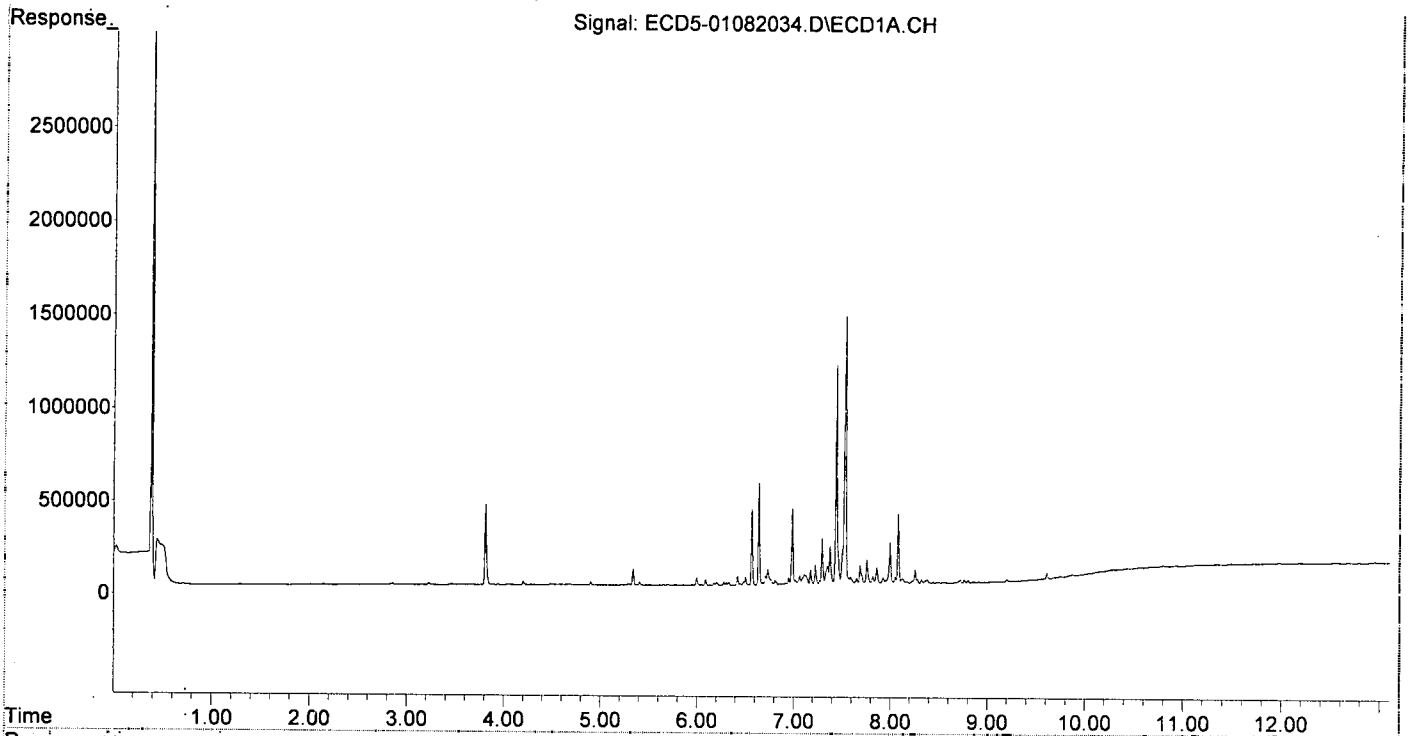
Compound	RT#1	RT#2	Resp#1	Resp#2	ng/mL	ng/mL
System Monitoring Compounds						
1) S TCMX (S)	0.000	0.000	0	0	N.D. d	N.D. d
22) S DCBP (S)	0.000	0.000	0	0	N.D. d	N.D. d
Target Compounds						
2) a-BHC	0.000	0.000	0	0	N.D. d	N.D. d
3) g-BHC	0.000	0.000	0	0	N.D. d	N.D. d
4) b-BHC	0.000	0.000	0	0	N.D. d	N.D. d
5) Heptachlor	0.000	0.000	0	0	N.D. d	N.D. d
6) d-BHC	0.000	0.000	0	0	N.D. d	N.D. d
7) Aldrin	0.000	0.000	0	0	N.D. d	N.D. d
8) Heptachlo...	0.000	0.000	0	0	N.D. d	N.D. d
9) trans-Chl...	0.000	0.000	0	0	N.D. d	N.D. d
10) cis-Chlor...	0.000	0.000	0	0	N.D. d	N.D. d
11) Endosulfa...	0.000	0.000	0	0	N.D. d	N.D. d
12) 4,4'-DDE	0.000	0.000	0	0	N.D. d	N.D. d
13) Dieldrin	0.000	0.000	0	0	N.D. d	N.D. d
14) Endrin	0.000	0.000	0	0	N.D. d	N.D. d
15) 4,4'-DDD	0.000	0.000	0	0	N.D. d	N.D. d
16) Endosulfa...	0.000	0.000	0	0	N.D. d	N.D. d
17) 4,4'-DDT	0.000	0.000	0	0	N.D. d	N.D. d
18) Endrin Al...	0.000	0.000	0	0	N.D. d	N.D. d
19) Endosulfa...	0.000	0.000	0	0	N.D. d	N.D. d
20) Methoxychlor	0.000	0.000	0	0	N.D. d	N.D. d
21) Endrin Ke...	0.000	0.000	0	0	N.D. d	N.D. d
23) Hexachlor...	0.000	0.000	0	0	N.D. d	N.D. d
24) Hexachlor...	0.000	0.000	0	0	N.D. d	N.D. d
25) Oxychlordan	0.000	0.000	0	0	N.D. d	N.D. d
26) 2,4'-DDE	0.000	0.000	0	0	N.D. d	N.D. d
27) trans-Non...	0.000	0.000	0	0	N.D. d	N.D. d
28) 2,4'-DDD	0.000	0.000	0	0	N.D. d	N.D. d
29) 2,4'-DDT	0.000	0.000	0	0	N.D. d	N.D. d
30) cis-Nonac...	0.000	0.000	0	0	N.D. d	N.D. d
31) Mirex	0.000	0.000	0	0	N.D. d	N.D. d
32) Chlordane...	7.438	8.282	1178611	1787106	61.686	52.624
33) Chlordane...	7.531	8.389	1443194	1486141	64.061	51.447
34) Chlordane...	8.080	9.057	377844	498592	66.195	50.592
35) Chlordane...	0.000	0.000	0	0	N.D. d	N.D. d
36) Toxaphene...	0.000	0.000	0	0	N.D. d	N.D. d
37) Toxaphene...	0.000	0.000	0	0	N.D. d	N.D. d
38) Toxaphene...	0.000	0.000	0	0	N.D. d	N.D. d
39) Toxaphene...	0.000	0.000	0	0	N.D. d	N.D. d
40) Toxaphene...	0.000	0.000	0	0	N.D. d	N.D. d
41) Toxaphene...	0.000	0.000	0	0	N.D. d	N.D. d
42) Toxaphene...	0.000	0.000	0	0	N.D. d	N.D. d

(f)=RT Delta > 1/2 Window (#)=Amounts differ by > 40% (m)=manual int.

Quantitation Report (QT Reviewed)

Data Path : R:\data\2020-01\0A08041\
 Data File : ECD5-01082034.D
 Signal(s) : Signal #1: ECD1A.CH Signal #2: ECD2B.CH
 Acq On : 08 Jan 2020 21:25
 Operator : MJB
 Sample : 0A08041-CALK
 Misc : A19K307, CHLOR 50 ppb
 ALS Vial : 29 (Sig #1); 0 (Sig #2) Sample Multiplier: 1

Integration File signal 1: PEST1.e
 Integration File signal 2: PEST2.e
 Quant Time: Jan 09 10:57:35 2020
 Quant Method : R:\methods\ECD5_QUANTPEST_200107.M
 Quant Title : Instrument: DualECD5
 QLast Update : Thu Jan 09 10:55:56 2020
 Response via : Initial Calibration
 Integrator: ChemStation 6890 Scale Mode: Small noise peaks clipped



Data Path: R:\data\2020-01\0A08041\
 Data File: ECD5-01082035.D
 Signal(s): Signal #1: ECD1A.CH Signal #2: ECD2B.CH
 Acq On: 08 Jan 2020 21:42
 Operator: MJB
 Sample: 0A08041-CALL
 Misc: A19K308, CHLOR 100 ppb
 ALS Vial: 30 (Sig #1); 0 (Sig #2) Sample Multiplier: 1

Integration File signal 1: PEST1.e
 Integration File signal 2: PEST2.e
 Quant Time: Jan 09 10:58:11 2020
 Quant Method: R:\methods\ECD5_QUANTPEST_200107.M
 Quant Title: Instrument: DualECD5
 QLast Update: Thu Jan 09 10:55:56 2020
 Response via: Initial Calibration
 Integrator: ChemStation 6890 Scale Mode: Small noise peaks clipped

MJB
1/9/20

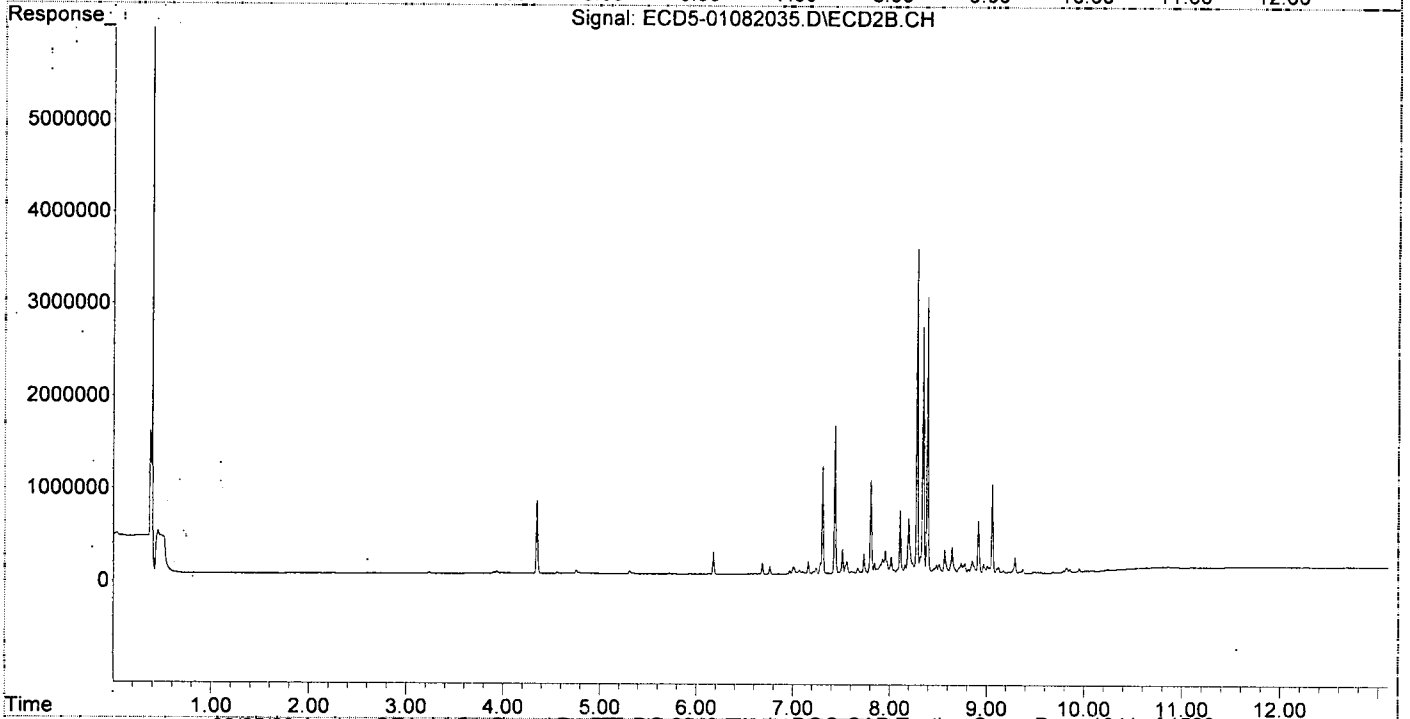
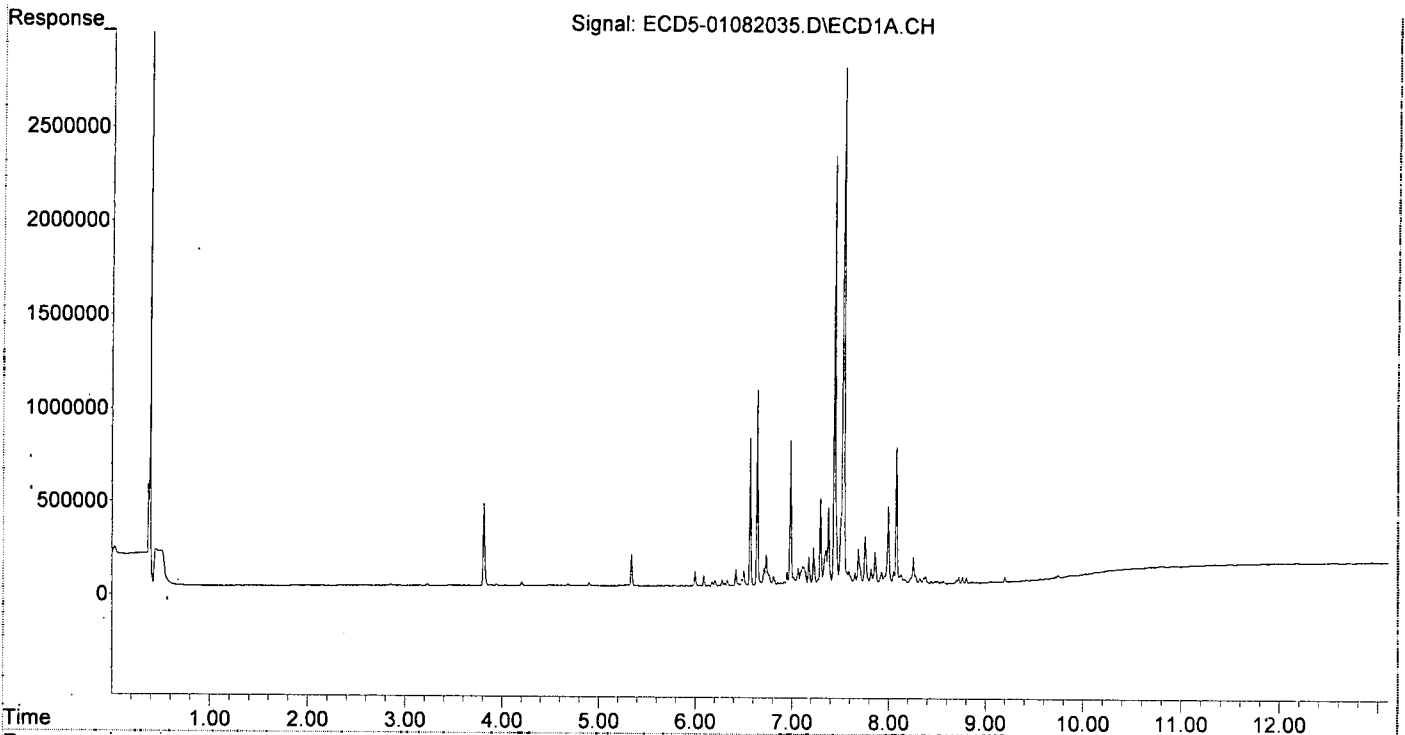
	Compound	RT#1	RT#2	Resp#1	Resp#2	ng/mL	ng/mL
System Monitoring Compounds							
1)	S TCMX (S)	0.000	0.000	0	0	N.D. d	N.D. d
22)	S DCBP (S)	0.000	0.000	0	0	N.D. d	N.D. d
Target Compounds							
2)	a-BHC	0.000	0.000	0	0	N.D. d	N.D. d
3)	g-BHC	0.000	0.000	0	0	N.D. d	N.D. d
4)	b-BHC	0.000	0.000	0	0	N.D. d	N.D. d
5)	Heptachlor	0.000	0.000	0	0	N.D. d	N.D. d
6)	d-BHC	0.000	0.000	0	0	N.D. d	N.D. d
7)	Aldrin	0.000	0.000	0	0	N.D. d	N.D. d
8)	Heptachlo...	0.000	0.000	0	0	N.D. d	N.D. d
9)	trans-Chl...	0.000	0.000	0	0	N.D. d	N.D. d
10)	cis-Chlor...	0.000	0.000	0	0	N.D. d	N.D. d
11)	Endosulfa...	0.000	0.000	0	0	N.D. d	N.D. d
12)	4,4'-DDE	0.000	0.000	0	0	N.D. d	N.D. d
13)	Dieldrin	0.000	0.000	0	0	N.D. d	N.D. d
14)	Endrin	0.000	0.000	0	0	N.D. d	N.D. d
15)	4,4'-DDD	0.000	0.000	0	0	N.D. d	N.D. d
16)	Endosulfa...	0.000	0.000	0	0	N.D. d	N.D. d
17)	4,4'-DDT	0.000	0.000	0	0	N.D. d	N.D. d
18)	Endrin Al...	0.000	0.000	0	0	N.D. d	N.D. d
19)	Endosulfa...	0.000	0.000	0	0	N.D. d	N.D. d
20)	Methoxychlor	0.000	0.000	0	0	N.D. d	N.D. d
21)	Endrin Ke...	0.000	0.000	0	0	N.D. d	N.D. d
23)	Hexachlor...	0.000	0.000	0	0	N.D. d	N.D. d
24)	Hexachlor...	0.000	0.000	0	0	N.D. d	N.D. d
25)	Oxychlorane	0.000	0.000	0	0	N.D. d	N.D. d
26)	2,4'-DDE	0.000	0.000	0	0	N.D. d	N.D. d
27)	trans-Non...	0.000	0.000	0	0	N.D. d	N.D. d
28)	2,4'-DDD	0.000	0.000	0	0	N.D. d	N.D. d
29)	2,4'-DDT	0.000	0.000	0	0	N.D. d	N.D. d
30)	cis-Nonac...	0.000	0.000	0	0	N.D. d	N.D. d
31)	Mirex	0.000	0.000	0	0	N.D. d	N.D. d
32)	Chlordane...	7.439	8.282	2294923	3516336	120.111	103.543
33)	Chlordane...	7.531	8.389	2780199	2986956	123.408	103.402
34)	Chlordane...	8.080	9.058	729916	972427	127.875	111.196
35)	Chlordane...	0.000	0.000	0	0	N.D. d	N.D. d
36)	Toxaphene...	0.000	0.000	0	0	N.D. d	N.D. d
37)	Toxaphene...	0.000	0.000	0	0	N.D. d	N.D. d
38)	Toxaphene...	0.000	0.000	0	0	N.D. d	N.D. d
39)	Toxaphene...	0.000	0.000	0	0	N.D. d	N.D. d
40)	Toxaphene...	0.000	0.000	0	0	N.D. d	N.D. d
41)	Toxaphene...	0.000	0.000	0	0	N.D. d	N.D. d
42)	Toxaphene...	0.000	0.000	0	0	N.D. d	N.D. d

(f)=RT Delta > 1/2 Window (#)=Amounts differ by > 40% (m)=manual int.

Quantitation Report (QT Reviewed)

Data Path : R:\data\2020-01\0A08041\
Data File : ECD5-01082035.D
Signal(s) : Signal #1: ECD1A.CH Signal #2: ECD2B.CH
Acq On : 08 Jan 2020 21:42
Operator : MJB
Sample : 0A08041-CALL
Misc : A19K308, CHLOR 100 ppb
ALS Vial : 30 (Sig #1); 0 (Sig #2) Sample Multiplier: 1

Integration File signal 1: PEST1.e
Integration File signal 2: PEST2.e
Quant Time: Jan 09 10:58:11 2020
Quant Method : R:\methods\ECD5_QUANTPEST_200107.M
Quant Title : Instrument: DualECD5
QLast Update : Thu Jan 09 10:55:56 2020
Response via : Initial Calibration
Integrator: ChemStation 6890 Scale Mode: Small noise peaks clipped



Data Path: R:\data\2020-01\0A08041\
 Data File: ECD5-01082036.D
 Signal(s): Signal #1: ECD1A.CH Signal #2: ECD2B.CH
 Acq On: 08 Jan 2020 21:59
 Operator: MJB
 Sample: 0A08041-CALM
 Misc: A19K309, CHLOR 200 ppb
 ALS Vial: 31 (Sig #1); 0 (Sig #2) Sample Multiplier: 1

Integration File signal 1: PEST1.e
 Integration File signal 2: PEST2.e
 Quant Time: Jan 09 10:58:49 2020
 Quant Method: R:\methods\ECD5_QUANTPEST_200107.M
 Quant Title: Instrument: DualECD5
 QLast Update: Thu Jan 09 10:55:56 2020
 Response via: Initial Calibration
 Integrator: ChemStation 6890 Scale Mode: Small noise peaks clipped

*MJB
1/9/20*

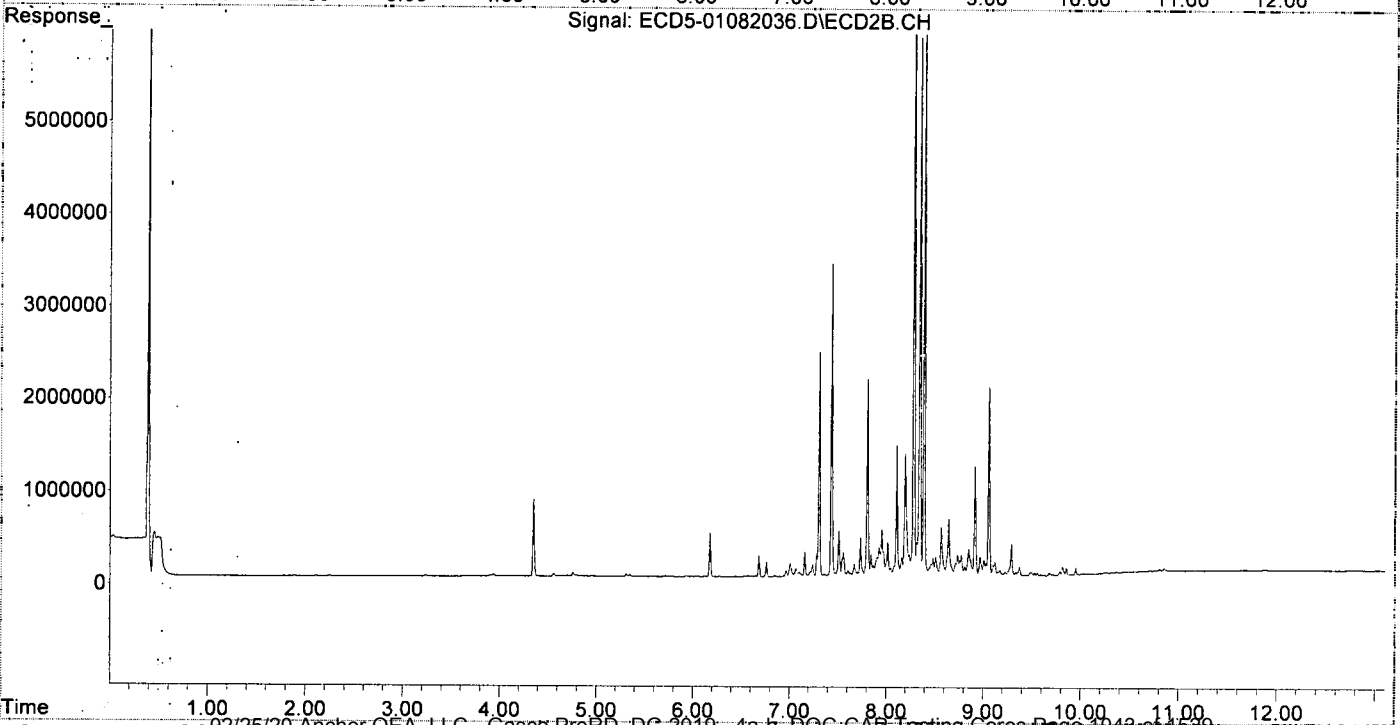
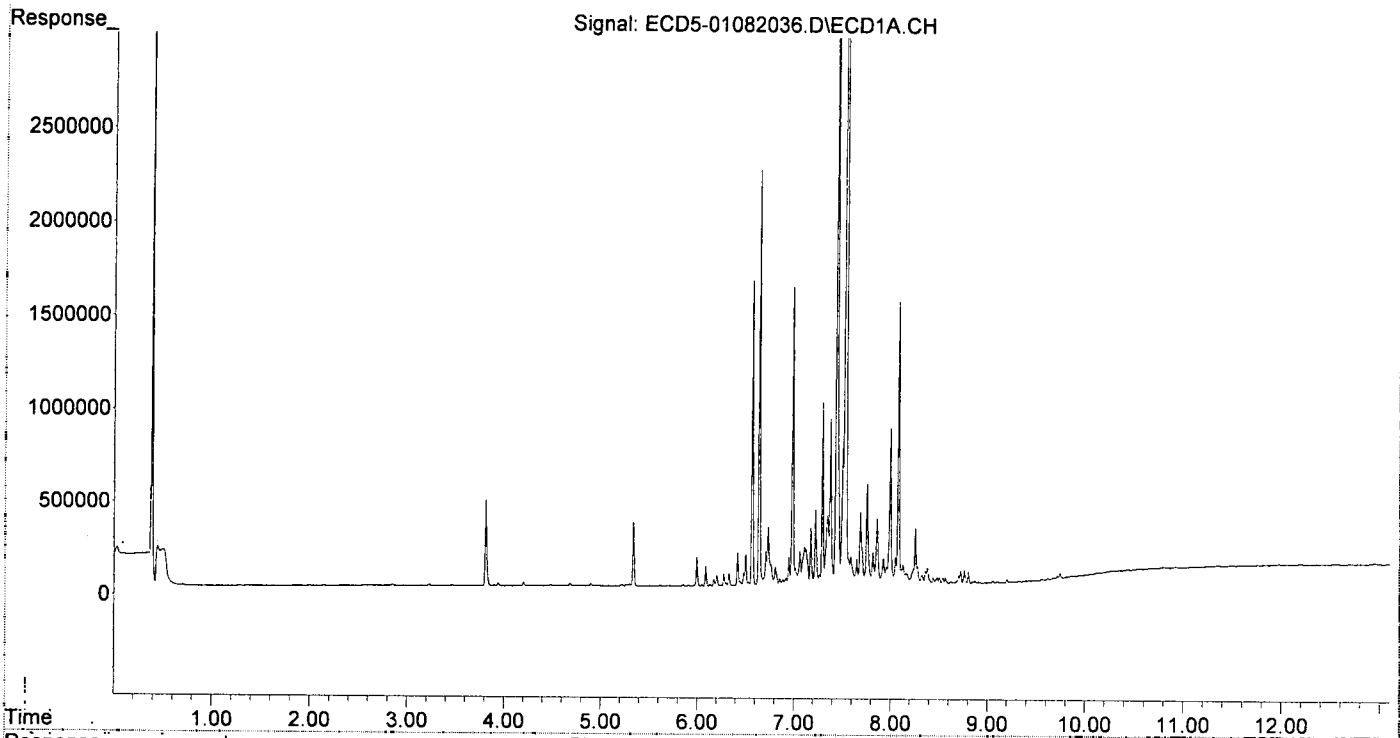
	Compound	RT#1	RT#2	Resp#1	Resp#2	ng/mL	ng/mL
System Monitoring Compounds							
1)	S TCMX (S)	0.000	0.000	0	0	N.D. d	N.D. d
22)	S DCBP (S)	0.000	0.000	0	0	N.D. d	N.D. d
Target Compounds							
2)	a-BHC	0.000	0.000	0	0	N.D. d	N.D. d
3)	g-BHC	0.000	0.000	0	0	N.D. d	N.D. d
4)	b-BHC	0.000	0.000	0	0	N.D. d	N.D. d
5)	Heptachlor	0.000	0.000	0	0	N.D. d	N.D. d
6)	d-BHC	0.000	0.000	0	0	N.D. d	N.D. d
7)	Aldrin	0.000	0.000	0	0	N.D. d	N.D. d
8)	Heptachlo...	0.000	0.000	0	0	N.D. d	N.D. d
9)	trans-Chl...	0.000	0.000	0	0	N.D. d	N.D. d
10)	cis-Chlor...	0.000	0.000	0	0	N.D. d	N.D. d
11)	Endosulfa...	0.000	0.000	0	0	N.D. d	N.D. d
12)	4,4'-DDE	0.000	0.000	0	0	N.D. d	N.D. d
13)	Dieldrin	0.000	0.000	0	0	N.D. d	N.D. d
14)	Endrin	0.000	0.000	0	0	N.D. d	N.D. d
15)	4,4'-DDD	0.000	0.000	0	0	N.D. d	N.D. d
16)	Endosulfa...	0.000	0.000	0	0	N.D. d	N.D. d
17)	4,4'-DDT	0.000	0.000	0	0	N.D. d	N.D. d
18)	Endrin Al...	0.000	0.000	0	0	N.D. d	N.D. d
19)	Endosulfa...	0.000	0.000	0	0	N.D. d	N.D. d
20)	Methoxychlor	0.000	0.000	0	0	N.D. d	N.D. d
21)	Endrin Ke...	0.000	0.000	0	0	N.D. d	N.D. d
23)	Hexachlor...	0.000	0.000	0	0	N.D. d	N.D. d
24)	Hexachlor...	0.000	0.000	0	0	N.D. d	N.D. d
25)	Oxychlorthane	0.000	0.000	0	0	N.D. d	N.D. d
26)	2,4'-DDE	0.000	0.000	0	0	N.D. d	N.D. d
27)	trans-Non...	0.000	0.000	0	0	N.D. d	N.D. d
28)	2,4'-DDD	0.000	0.000	0	0	N.D. d	N.D. d
29)	2,4'-DDT	0.000	0.000	0	0	N.D. d	N.D. d
30)	cis-Nonac...	0.000	0.000	0	0	N.D. d	N.D. d
31)	Mirex	0.000	0.000	0	0	N.D. d	N.D. d
32)	Chlordane...	7.438	8.281	4793058	7736201	250.857	227.803
33)	Chlordane...	7.531	8.389	5801810	6344746	257.533	219.641
34)	Chlordane...	8.080	9.058	1505062	2047397	263.675	246.714
35)	Chlordane...	0.000	0.000	0	0	N.D. d	N.D. d
36)	Toxaphene...	0.000	0.000	0	0	N.D. d	N.D. d
37)	Toxaphene...	0.000	0.000	0	0	N.D. d	N.D. d
38)	Toxaphene...	0.000	0.000	0	0	N.D. d	N.D. d
39)	Toxaphene...	0.000	0.000	0	0	N.D. d	N.D. d
40)	Toxaphene...	0.000	0.000	0	0	N.D. d	N.D. d
41)	Toxaphene...	0.000	0.000	0	0	N.D. d	N.D. d
42)	Toxaphene...	0.000	0.000	0	0	N.D. d	N.D. d

(f)=RT Delta > 1/2 Window (#)=Amounts differ by > 40% (m)=manual int.

Quantitation Report (QT Reviewed)

Data Path : R:\data\2020-01\0A08041\
Data File : ECD5-01082036.D
Signal(s) : Signal #1: ECD1A.CH Signal #2: ECD2B.CH
Acq On : 08 Jan 2020 21:59
Operator : MJB
Sample : 0A08041-CALM
Misc : A19K309, CHLOR 200 ppb
ALS Vial : 31 (Sig #1); 0 (Sig #2) Sample Multiplier: 1

Integration File signal 1: PEST1.e
Integration File signal 2: PEST2.e
Quant Time: Jan 09 10:58:49 2020
Quant Method : R:\methods\ECD5_QUANTPEST_200107.M
Quant Title : Instrument: DualECD5
QLast Update : Thu Jan 09 10:55:56 2020
Response via : Initial Calibration
Integrator: ChemStation 6890 Scale Mode: Small noise peaks clipped



Data Path : R:\data\2020-01\0A08041\
 Data File : ECD5-01082037.D
 Signal(s) : Signal #1: ECD1A.CH Signal #2: ECD2B.CH
 Acq On : 08 Jan 2020 22:16
 Operator : MJB
 Sample : 0A08041-CALN
 Misc : A19K310, CHLOR 500 ppb
 ALS Vial : 32 (Sig #1); 0 (Sig #2) Sample Multiplier: 1
 Integration File signal 1: PEST1.e
 Integration File signal 2: PEST2.e
 Quant Time : Jan 09 10:55:39 2020
 Quant Method : R:\methods\ECD5_QUANTPEST_200107.M
 Quant Title : Instrument: DualECD5
 QLast Update : Thu Jan 09 10:48:41 2020
 Response via : Initial Calibration
 Integrator: ChemStation 6890 Scale Mode: Small noise peaks clipped

MJB
1/9/20

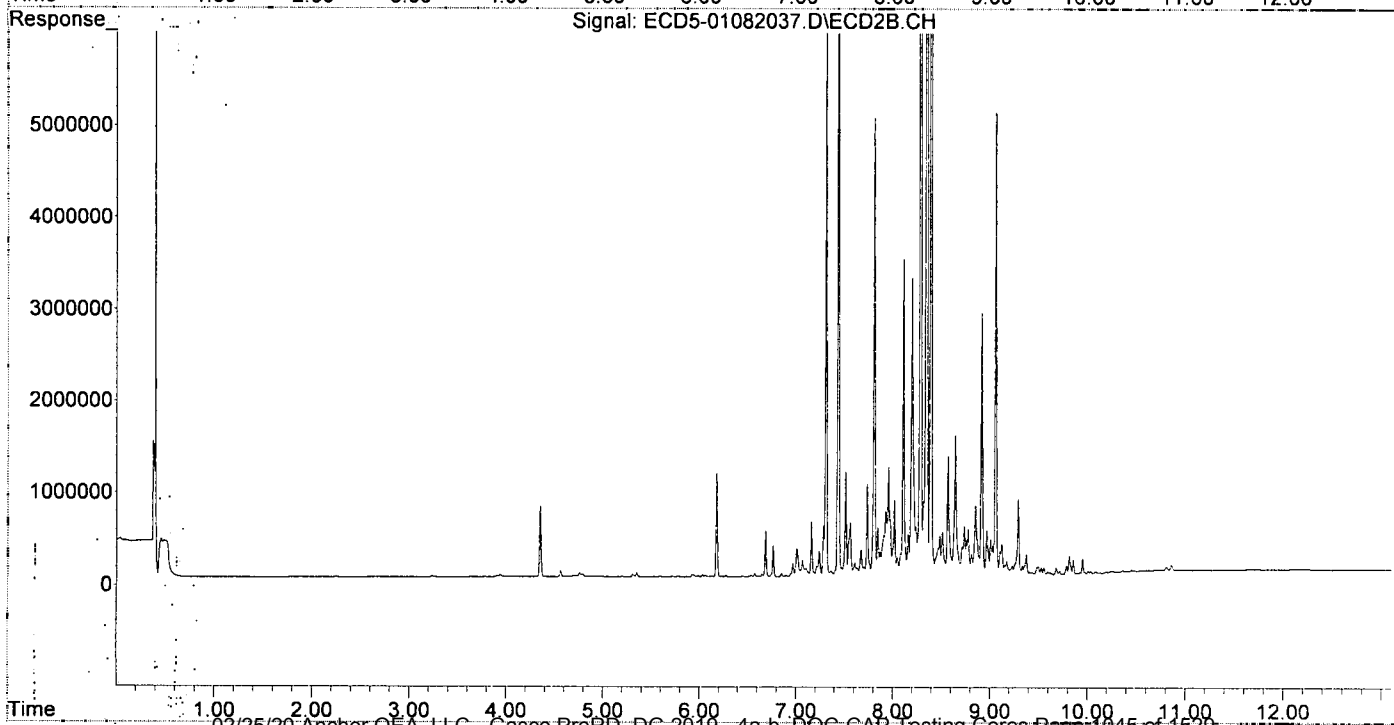
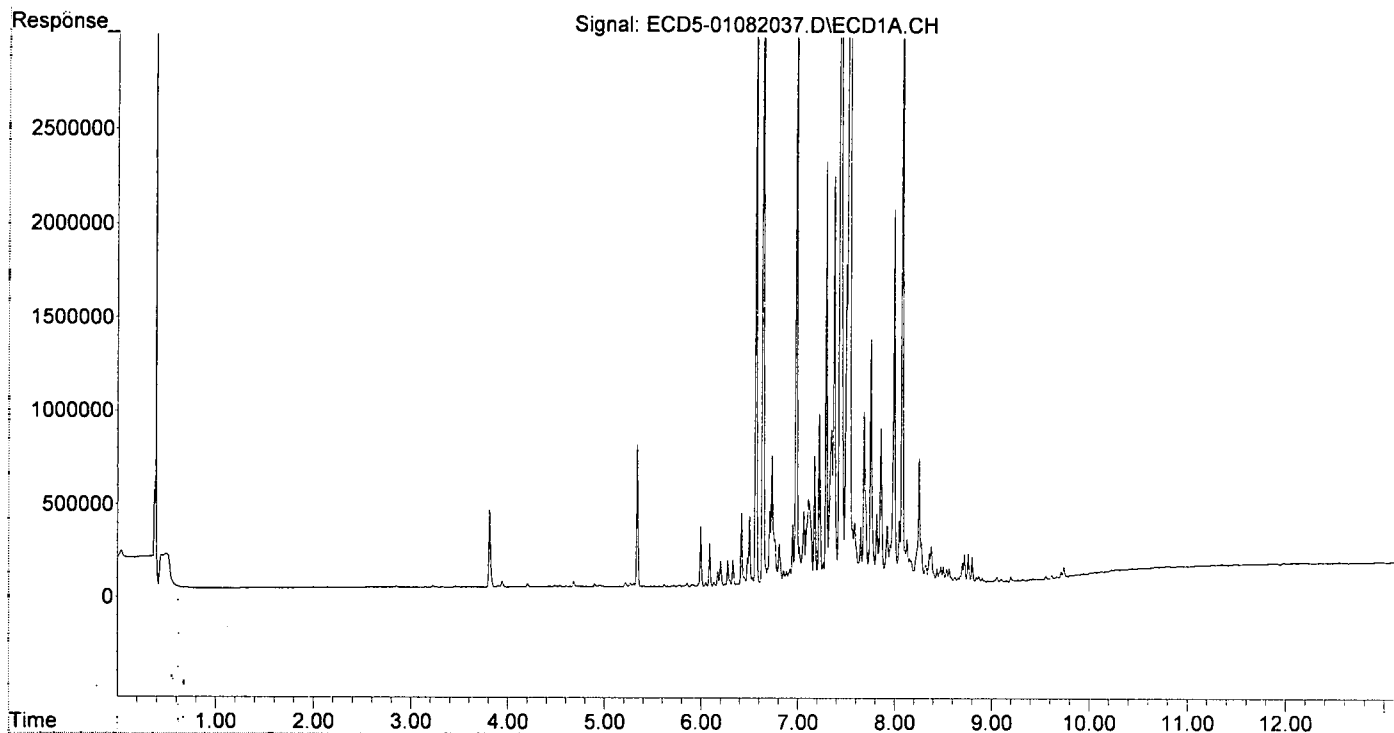
Compound	RT#1	RT#2	Resp#1	Resp#2	ng/mL	ng/mL
System Monitoring Compounds						
1) S TCMX (S)	0.000	0.000	0	0	N.D. d	N.D. d
22) S DCBP (S)	0.000	0.000	0	0	N.D. d	N.D. d
Target Compounds						
2) a-BHC	0.000	0.000	0	0	N.D. d	N.D. d
3) g-BHC	0.000	0.000	0	0	N.D. d	N.D. d
4) b-BHC	0.000	0.000	0	0	N.D. d	N.D. d
5) Heptachlor	0.000	0.000	0	0	N.D. d	N.D. d
6) d-BHC	0.000	0.000	0	0	N.D. d	N.D. d
7) Aldrin	0.000	0.000	0	0	N.D. d	N.D. d
8) Heptachlo...	0.000	0.000	0	0	N.D. d	N.D. d
9) trans-Chl...	0.000	0.000	0	0	N.D. d	N.D. d
10) cis-Chlor...	0.000	0.000	0	0	N.D. d	N.D. d
11) Endosulfa...	0.000	0.000	0	0	N.D. d	N.D. d
12) 4,4'-DDE	0.000	0.000	0	0	N.D. d	N.D. d
13) Dieldrin	0.000	0.000	0	0	N.D. d	N.D. d
14) Endrin	0.000	0.000	0	0	N.D. d	N.D. d
15) 4,4'-DDD	0.000	0.000	0	0	N.D. d	N.D. d
16) Endosulfa...	0.000	0.000	0	0	N.D. d	N.D. d
17) 4,4'-DDT	0.000	0.000	0	0	N.D. d	N.D. d
18) Endrin Al...	0.000	0.000	0	0	N.D. d	N.D. d
19) Endosulfa...	0.000	0.000	0	0	N.D. d	N.D. d
20) Methoxychlor	0.000	0.000	0	0	N.D. d	N.D. d
21) Endrin Ke...	0.000	0.000	0	0	N.D. d	N.D. d
23) Hexachlor...	0.000	0.000	0	0	N.D. d	N.D. d
24) Hexachlor...	0.000	0.000	0	0	N.D. d	N.D. d
25) Oxychlorane	0.000	0.000	0	0	N.D. d	N.D. d
26) 2,4'-DDE	0.000	0.000	0	0	N.D. d	N.D. d
27) trans-Non...	0.000	0.000	0	0	N.D. d	N.D. d
28) 2,4'-DDD	0.000	0.000	0	0	N.D. d	N.D. d
29) 2,4'-DDT	0.000	0.000	0	0	N.D. d	N.D. d
30) cis-Nonac...	0.000	0.000	0	0	N.D. d	N.D. d
31) Mirex	0.000	0.000	0	0	N.D. d	N.D. d
32) Chlordane...	7.437	8.282	11206289	19234034	586.509	566.373
33) Chlordane...	7.530	8.389	13908359	15819527	617.369	547.638
34) Chlordane...	8.080	9.058	3625557	5010516	635.188	607.184
35) Chlordane...	0.000	0.000	0	0	N.D. d	N.D. d
36) Toxaphene...	0.000	0.000	0	0	N.D. d	N.D. d
37) Toxaphene...	0.000	0.000	0	0	N.D. d	N.D. d
38) Toxaphene...	0.000	0.000	0	0	N.D. d	N.D. d
39) Toxaphene...	0.000	0.000	0	0	N.D. d	N.D. d
40) Toxaphene...	0.000	0.000	0	0	N.D. d	N.D. d
41) Toxaphene...	0.000	0.000	0	0	N.D. d	N.D. d
42) Toxaphene...	0.000	0.000	0	0	N.D. d	N.D. d

(f)=RT Delta > 1/2 Window (#)=Amounts differ by > 40% (m)=manual int.

Quantitation Report (QT Reviewed)

Data Path : R:\data\2020-01\0A08041\
Data File : ECD5-01082037.D
Signal(s) : Signal #1: ECD1A.CH Signal #2: ECD2B.CH
Acq On : 08 Jan 2020 22:16
Operator : MJB
Sample : 0A08041-CALN
Misc. : A19K310, CHLOR 500 ppb
ALS Vial : 32 (Sig #1); 0 (Sig #2) Sample Multiplier: 1

Integration File signal 1: PEST1.e
Integration File signal 2: PEST2.e
Quant Time: Jan 09 10:55:39 2020
Quant Method : R:\methods\ECD5_QUANTPEST_200107.M
Quant Title : Instrument: DualECD5
QLast Update : Thu Jan 09 10:48:41 2020
Response via : Initial Calibration
Integrator: ChemStation 6890 Scale Mode: Small noise peaks clipped



Data Path: R:\data\2020-01\0A08041\
 Data File: ECD5-01082038.D
 Signal(s): Signal #1: ECD1A.CH Signal #2: ECD2B.CH
 Acq On: 08 Jan 2020 22:33
 Operator: MJB
 Sample: 0A08041-CALO
 Misc: CA19K311, CHLOR 1000 ppb
 ALS Vial: 33 (Sig #1); 0 (Sig #2) Sample Multiplier: 1

Integration File signal 1: PEST1.e
 Integration File signal 2: PEST2.e
 Quant Time: Jan 09 10:59:33 2020
 Quant Method: R:\methods\ECD5_QUANTPEST_200107.M
 Quant Title: Instrument: DualECD5
 Last Update: Thu Jan 09 10:55:56 2020
 Response via: Initial Calibration
 Integrator: ChemStation 6890 Scale Mode: Small noise peaks clipped

MJB
1/9/20

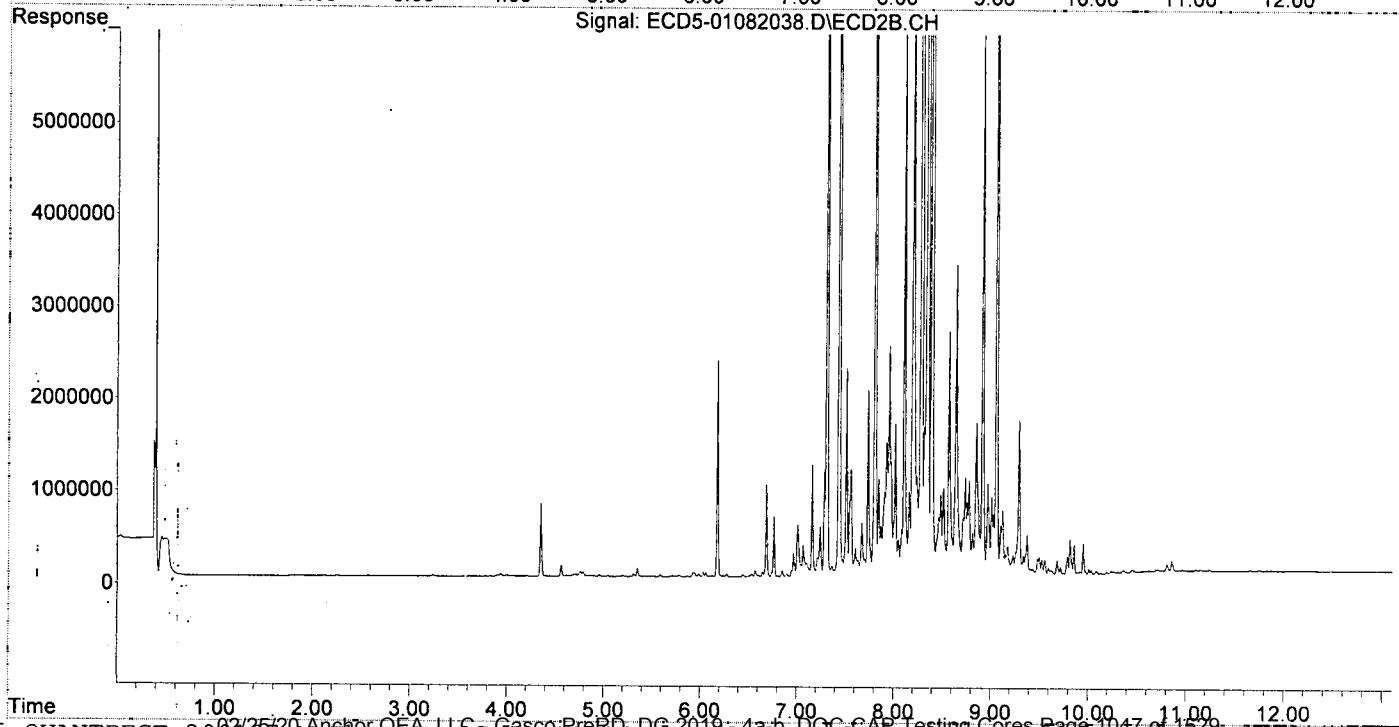
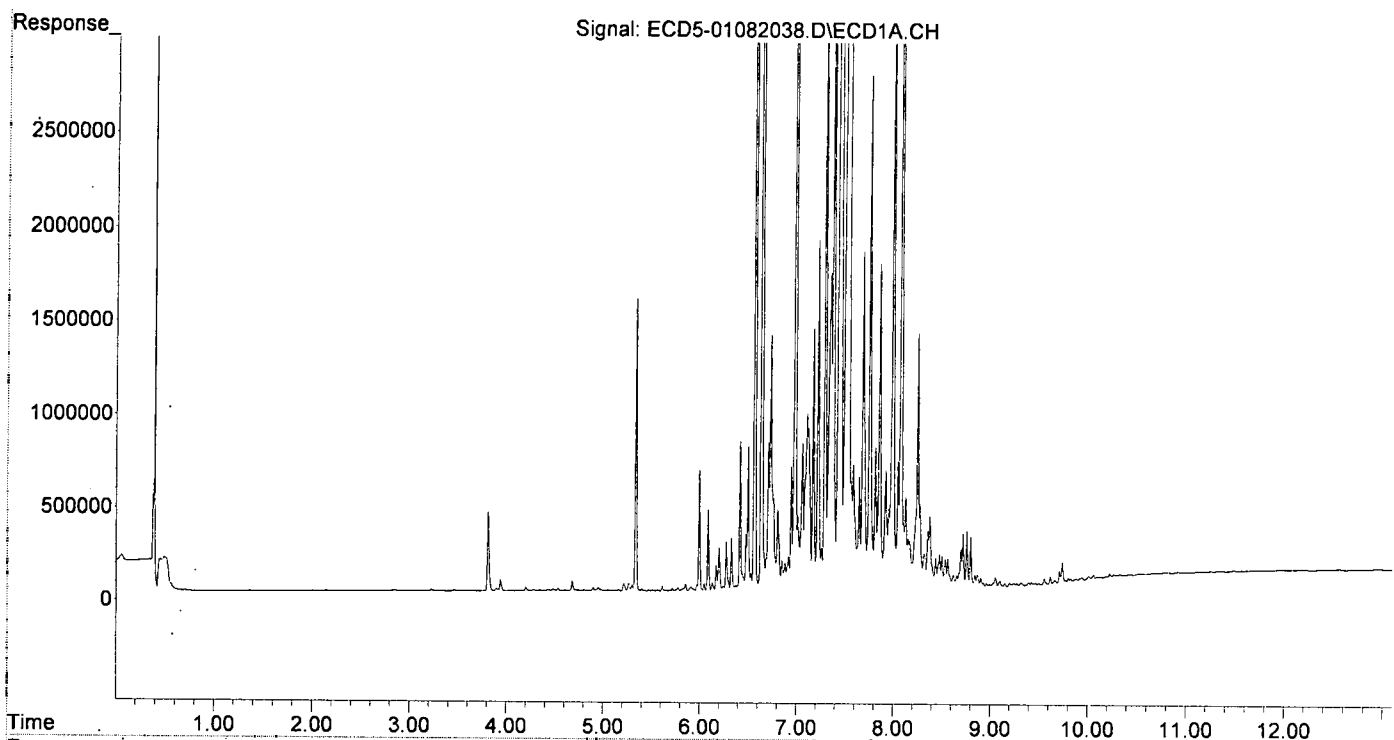
Compound	RT#1	RT#2	Resp#1	Resp#2	ng/mL	ng/mL
System Monitoring Compounds						
1) S FCMX (S)	0.000	0.000	0	0	N.D. d	N.D. d
22) S DCBP (S)	0.000	0.000	0	0	N.D. d	N.D. d
Target Compounds						
2) a-BHC	0.000	0.000	0	0	N.D. d	N.D. d
3) g-BHC	0.000	0.000	0	0	N.D. d	N.D. d
4) b-BHC	0.000	0.000	0	0	N.D. d	N.D. d
5) Heptachlor	0.000	0.000	0	0	N.D. d	N.D. d
6) d-BHC	0.000	0.000	0	0	N.D. d	N.D. d
7) Aldrin	0.000	0.000	0	0	N.D. d	N.D. d
8) Heptachlo...	0.000	0.000	0	0	N.D. d	N.D. d
9) trans-Chl...	0.000	0.000	0	0	N.D. d	N.D. d
10) cis-Chlor...	0.000	0.000	0	0	N.D. d	N.D. d
11) Endosulfa...	0.000	0.000	0	0	N.D. d	N.D. d
12) 4,4'-DDE	0.000	0.000	0	0	N.D. d	N.D. d
13) Dieldrin	0.000	0.000	0	0	N.D. d	N.D. d
14) Endrin	0.000	0.000	0	0	N.D. d	N.D. d
15) 4,4'-DDD	0.000	0.000	0	0	N.D. d	N.D. d
16) Endosulfa...	0.000	0.000	0	0	N.D. d	N.D. d
17) 4,4'-DDT	0.000	0.000	0	0	N.D. d	N.D. d
18) Endrin Al...	0.000	0.000	0	0	N.D. d	N.D. d
19) Endosulfa...	0.000	0.000	0	0	N.D. d	N.D. d
20) Methoxychlor	0.000	0.000	0	0	N.D. d	N.D. d
21) Endrin Ke...	0.000	0.000	0	0	N.D. d	N.D. d
23) Hexachlor...	0.000	0.000	0	0	N.D. d	N.D. d
24) Hexachlor...	0.000	0.000	0	0	N.D. d	N.D. d
25) Oxychlordane	0.000	0.000	0	0	N.D. d	N.D. d
26) 2,4'-DDE	0.000	0.000	0	0	N.D. d	N.D. d
27) trans-Non...	0.000	0.000	0	0	N.D. d	N.D. d
28) 2,4'-DDD	0.000	0.000	0	0	N.D. d	N.D. d
29) 2,4'-DDT	0.000	0.000	0	0	N.D. d	N.D. d
30) cis-Nonac...	0.000	0.000	0	0	N.D. d	N.D. d
31) Mirex	0.000	0.000	0	0	N.D. d	N.D. d
32) Chlordane...	7.436	8.282	23306867	41815031	1219.823	1231.302
33) Chlordane...	7.530	8.390	28733989	33826481	1275.454	1171.000
34) Chlordane...	8.079	9.058	7448098	10569130	1304.847	1239.129
35) Chlordane...	0.000	0.000	0	0	N.D. d	N.D. d
36) Toxaphene...	0.000	0.000	0	0	N.D. d	N.D. d
37) Toxaphene...	0.000	0.000	0	0	N.D. d	N.D. d
38) Toxaphene...	0.000	0.000	0	0	N.D. d	N.D. d
39) Toxaphene...	0.000	0.000	0	0	N.D. d	N.D. d
40) Toxaphene...	0.000	0.000	0	0	N.D. d	N.D. d
41) Toxaphene...	0.000	0.000	0	0	N.D. d	N.D. d
42) Toxaphene...	0.000	0.000	0	0	N.D. d	N.D. d

(f)=RT Delta > 1/2 Window (#)=Amounts differ by > 40% (m)=manual int.

Quantitation Report (QT Reviewed)

Data Path : R:\data\2020-01\0A08041\
Data File : ECD5-01082038.D
Signal(s) : Signal #1: ECD1A.CH Signal #2: ECD2B.CH
Acq On : 08 Jan 2020 22:33
Operator : MJB
Sample : 0A08041-CALO
Misc : A19K311, CHLOR 1000 ppb
ALS Vial : 33 (Sig #1); 0 (Sig #2) Sample Multiplier: 1

Integration File signal 1: PEST1.e
Integration File signal 2: PEST2.e
Quant Time: Jan 09 10:59:33 2020
Quant Method : R:\methods\ECD5_QUANTPEST_200107.M
Quant Title : Instrument: DualECD5
QLast Update : Thu Jan 09 10:55:56 2020
Response via : Initial Calibration
Integrator: ChemStation 6890 Scale Mode: Small noise peaks clipped



Data Path : R:\data\2020-01\0A08041\
 Data File : ECD5-01082039.D
 Signal(s) : Signal #1: ECD1A.CH Signal #2: ECD2B.CH
 Acq On : 08 Jan 2020 22:50
 Operator : MJB
 Sample : 0A08041-CALP
 Misc : A19K306, CHLOR 2000 ppb
 ALS Vial : 34 (Sig #1); 0 (Sig #2) Sample Multiplier: 1

Integration File signal 1: PEST1.e
 Integration File signal 2: PEST2.e
 Quant Time: Jan 09 11:00:12 2020
 Quant Method : R:\methods\ECD5_QUANTPEST_200107.M
 Quant Title : Instrument: DualECD5
 QLast Update : Thu Jan 09 10:55:56 2020
 Response via : Initial Calibration
 Integrator : ChemStation 6890 Scale Mode: Small noise peaks clipped

MJB
1/9/20

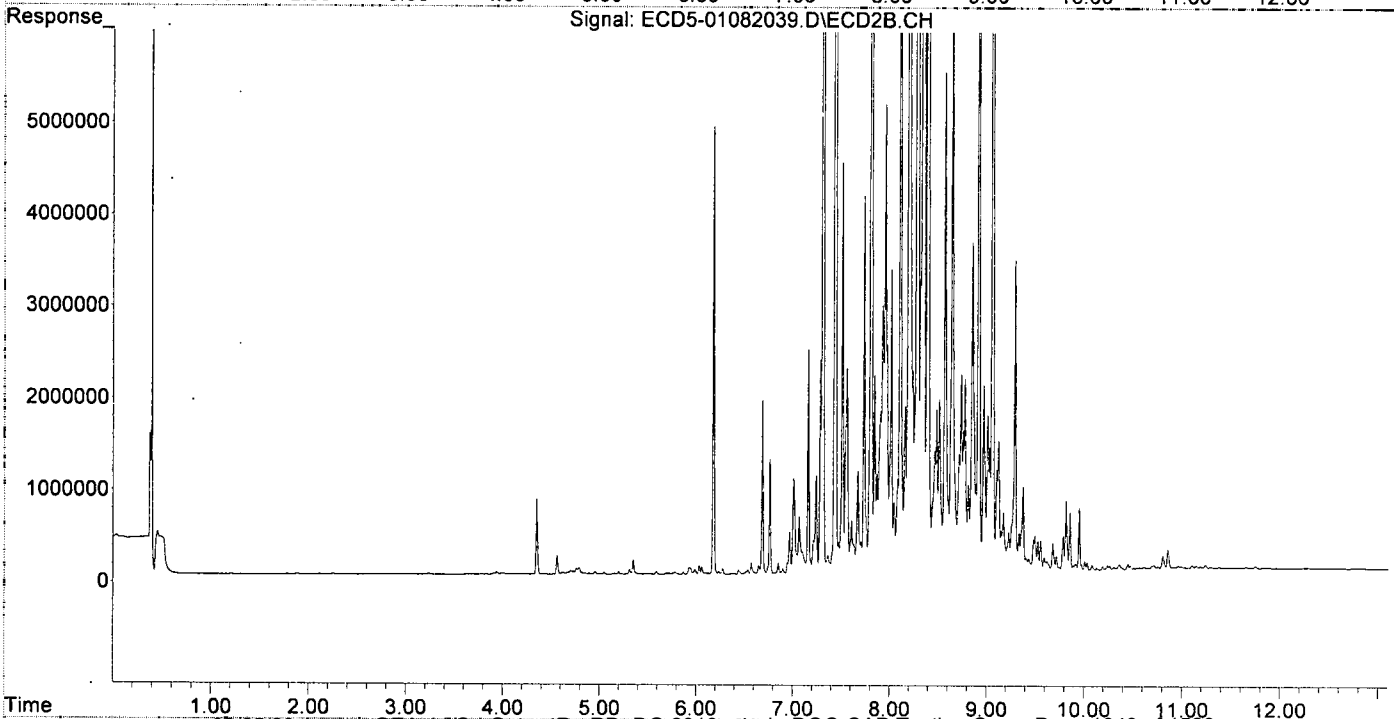
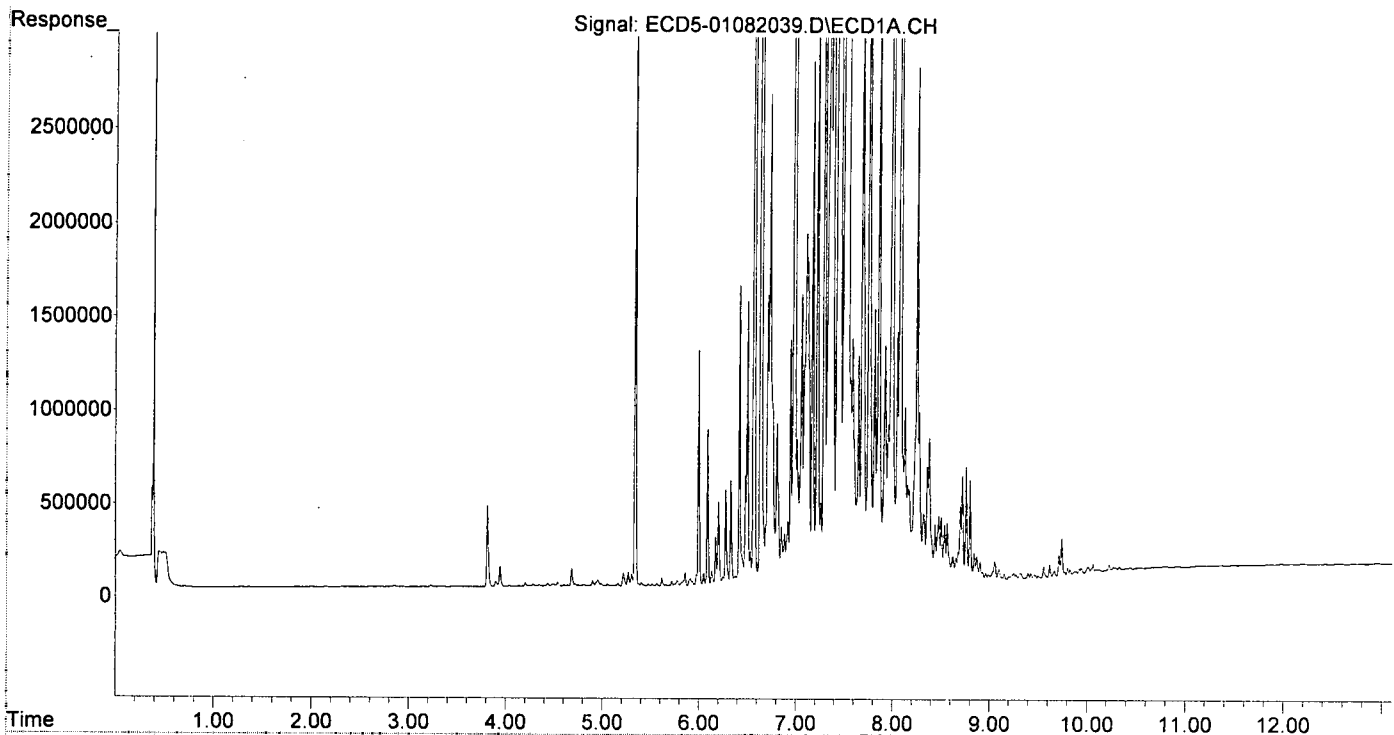
	Compound	RT#1	RT#2	Resp#1	Resp#2	ng/mL	ng/mL
System Monitoring Compounds							
1)	S TCMX (S)	0.000	0.000	0	0	N.D. d	N.D. d
22)	S DCBP (S)	0.000	0.000	0	0	N.D. d	N.D. d
Target Compounds							
2)	a-BHC	0.000	0.000	0	0	N.D. d	N.D. d
3)	g-BHC	0.000	0.000	0	0	N.D. d	N.D. d
4)	b-BHC	0.000	0.000	0	0	N.D. d	N.D. d
5)	Heptachlor	0.000	0.000	0	0	N.D. d	N.D. d
6)	d-BHC	0.000	0.000	0	0	N.D. d	N.D. d
7)	Aldrin	0.000	0.000	0	0	N.D. d	N.D. d
8)	Heptachlo...	0.000	0.000	0	0	N.D. d	N.D. d
9)	trans-Chl...	0.000	0.000	0	0	N.D. d	N.D. d
10)	cis-Chlor...	0.000	0.000	0	0	N.D. d	N.D. d
11)	Endosulfa...	0.000	0.000	0	0	N.D. d	N.D. d
12)	4,4'-DDE	0.000	0.000	0	0	N.D. d	N.D. d
13)	Dieldrin	0.000	0.000	0	0	N.D. d	N.D. d
14)	Endrin	0.000	0.000	0	0	N.D. d	N.D. d
15)	4,4'-DDD	0.000	0.000	0	0	N.D. d	N.D. d
16)	Endosulfa...	0.000	0.000	0	0	N.D. d	N.D. d
17)	4,4'-DDT	0.000	0.000	0	0	N.D. d	N.D. d
18)	Endrin Al...	0.000	0.000	0	0	N.D. d	N.D. d
19)	Endosulfa...	0.000	0.000	0	0	N.D. d	N.D. d
20)	Methoxychlor	0.000	0.000	0	0	N.D. d	N.D. d
21)	Endrin Ke...	0.000	0.000	0	0	N.D. d	N.D. d
23)	Hexachlor...	0.000	0.000	0	0	N.D. d	N.D. d
24)	Hexachlor...	0.000	0.000	0	0	N.D. d	N.D. d
25)	Oxychlorthane	0.000	0.000	0	0	N.D. d	N.D. d
26)	2,4'-DDE	0.000	0.000	0	0	N.D. d	N.D. d
27)	trans-Non...	0.000	0.000	0	0	N.D. d	N.D. d
28)	2,4'-DDD	0.000	0.000	0	0	N.D. d	N.D. d
29)	2,4'-DDT	0.000	0.000	0	0	N.D. d	N.D. d
30)	cis-Nonac...	0.000	0.000	0	0	N.D. d	N.D. d
31)	Mirex	0.000	0.000	0	0	N.D. d	N.D. d
32)	Chlordane...	7.438	8.285	45620260	88263621	2387.651	2599.045
33)	Chlordane...	7.532	8.392	57400215	70960383	2547.901	2456.495
34)	Chlordane...	8.081	9.060	15008543	22453950	2629.376	2444.230
35)	Chlordane...	0.000	0.000	0	0	N.D. d	N.D. d
36)	Toxaphene...	0.000	0.000	0	0	N.D. d	N.D. d
37)	Toxaphene...	0.000	0.000	0	0	N.D. d	N.D. d
38)	Toxaphene...	0.000	0.000	0	0	N.D. d	N.D. d
39)	Toxaphene...	0.000	0.000	0	0	N.D. d	N.D. d
40)	Toxaphene...	0.000	0.000	0	0	N.D. d	N.D. d
41)	Toxaphene...	0.000	0.000	0	0	N.D. d	N.D. d
42)	Toxaphene...	0.000	0.000	0	0	N.D. d	N.D. d

(f)=RT Delta > 1/2 Window (#)=Amounts differ by > 40% (m)=manual int.

Quantitation Report (QT Reviewed)

Data Path : R:\data\2020-01\0A08041\
Data File : ECD5-01082039.D
Signal(s) : Signal #1: ECD1A.CH Signal #2: ECD2B.CH
Acq On : 08 Jan 2020 22:50
Operator : MJB
Sample : 0A08041-CALP
Misc : A19K306, CHLOR 2000 ppb
ALS Vial : 34 (Sig #1); 0 (Sig #2) Sample Multiplier: 1

Integration File signal 1: PEST1.e
Integration File signal 2: PEST2.e
Quant Time: Jan 09 11:00:12 2020
Quant Method : R:\methods\ECD5_QUANTPEST_200107.M
Quant Title : Instrument: DualECD5
QLast Update : Thu Jan 09 10:55:56 2020
Response via : Initial Calibration
Integrator: ChemStation 6890 Scale Mode: Small noise peaks clipped



Data Path : R:\data\2020-01\0A08041\
 Data File : ECD5-01082042.D
 Signal(s) : Signal #1: ECD1A.CH Signal #2: ECD2B.CH
 Acq On : 08 Jan 2020 23:41
 Operator : MJB
 Sample : 0A08041-CALQ
 Misc : A20A098, TOX 10 ppb
 ALS Vial : 36 (Sig #1); 0 (Sig #2) Sample Multiplier: 1

Integration File signal 1: PEST1.e
 Integration File signal 2: PEST2.e
 Quant Time: Jan 09 11:03:52 2020
 Quant Method: R:\methods\ECD5_QUANTPEST_200107.M
 Quant Title: Instrument: DualECD5
 QLast Update: Thu Jan 09 11:01:59 2020
 Response via: Initial Calibration
 Integrator: ChemStation 6890 Scale Mode: Small noise peaks clipped

MJB 1/9/20

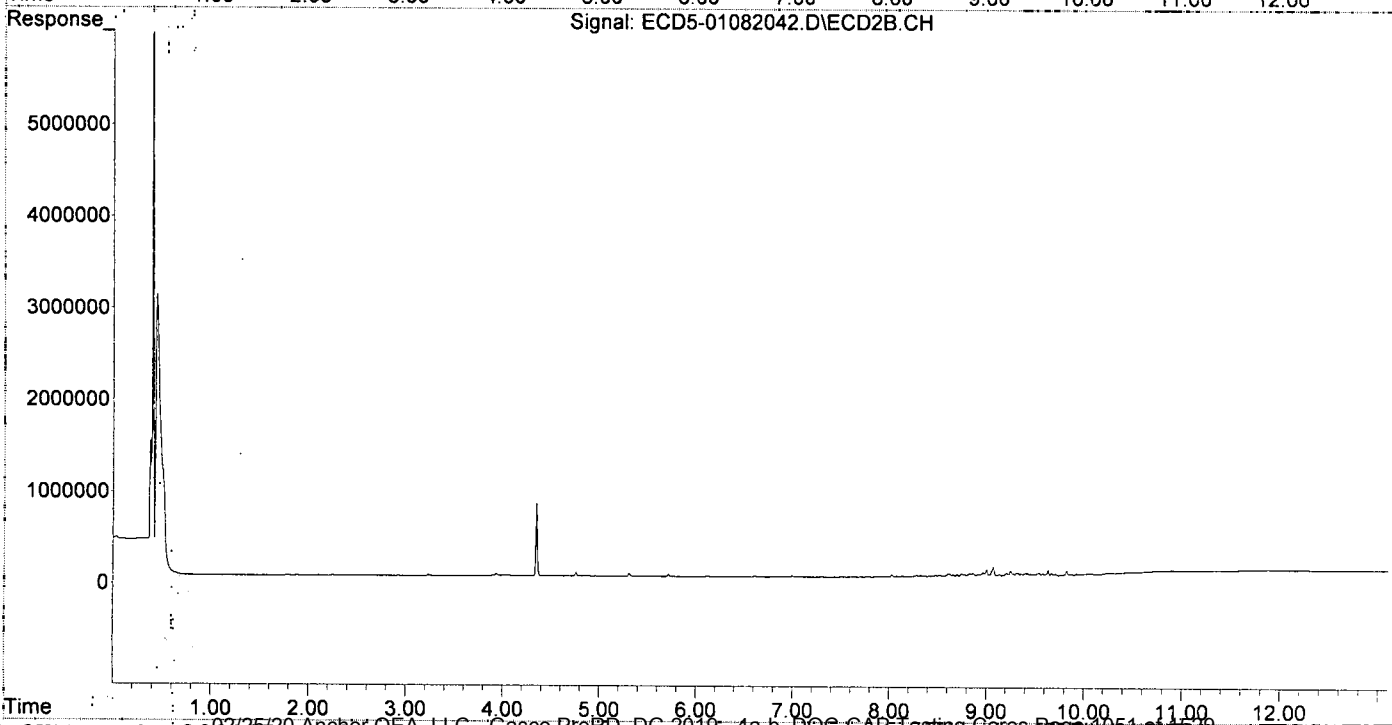
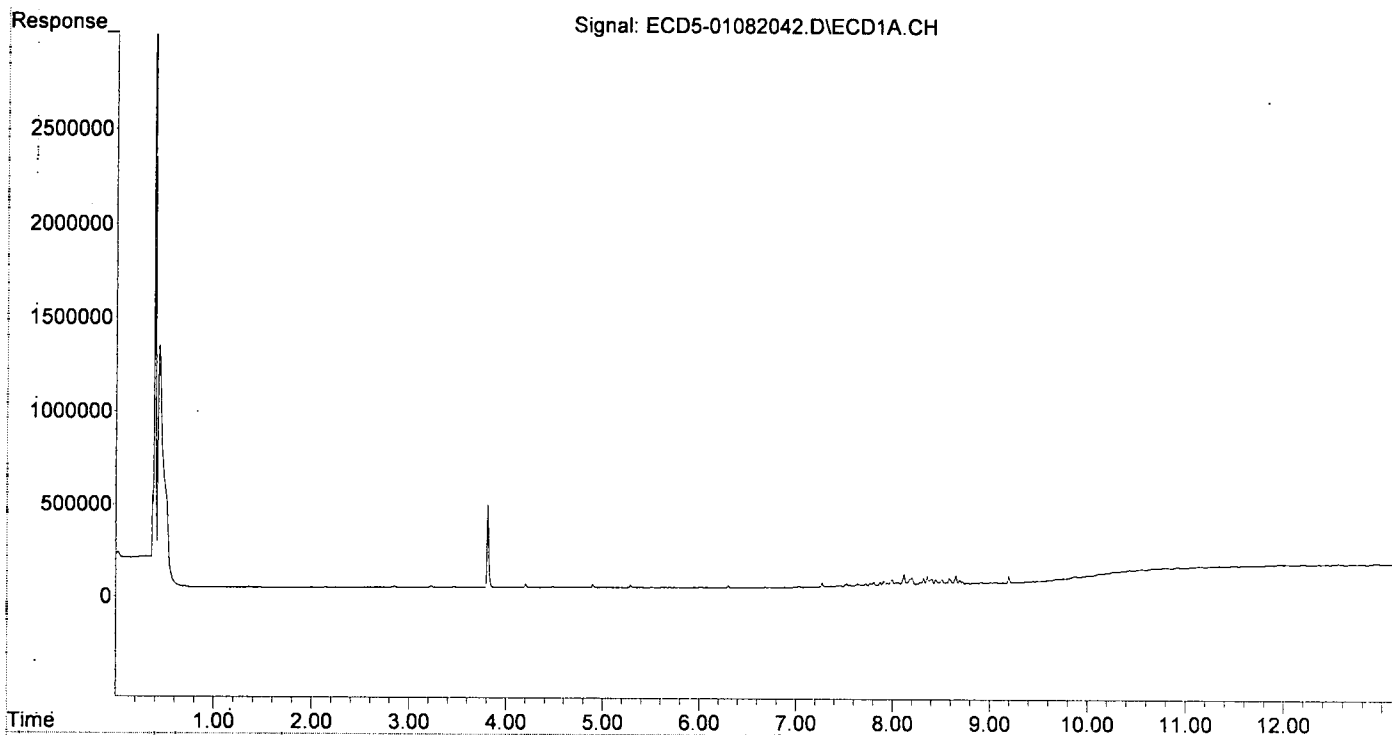
Compound	RT#1	RT#2	Resp#1	Resp#2	ng/mL	ng/mL
System Monitoring Compounds						
1) S TCMX (S)	0.000	0.000	0	0	N.D. d	N.D. d
22) S DCBP (S)	0.000	0.000	0	0	N.D. d	N.D. d
Target Compounds						
2) a-BHC	0.000	0.000	0	0	N.D. d	N.D. d
3) g-BHC	0.000	0.000	0	0	N.D. d	N.D. d
4) b-BHC	0.000	0.000	0	0	N.D. d	N.D. d
5) Heptachlor	0.000	0.000	0	0	N.D. d	N.D. d
6) d-BHC	0.000	0.000	0	0	N.D. d	N.D. d
7) Aldrin	0.000	0.000	0	0	N.D. d	N.D. d
8) Heptachlo...	0.000	0.000	0	0	N.D. d	N.D. d
9) trans-Chl...	0.000	0.000	0	0	N.D. d	N.D. d
10) cis-Chlor...	0.000	0.000	0	0	N.D. d	N.D. d
11) Endosulfa...	0.000	0.000	0	0	N.D. d	N.D. d
12) 4,4'-DDE	0.000	0.000	0	0	N.D. d	N.D. d
13) Dieldrin	0.000	0.000	0	0	N.D. d	N.D. d
14) Endrin	0.000	0.000	0	0	N.D. d	N.D. d
15) 4,4'-DDD	0.000	0.000	0	0	N.D. d	N.D. d
16) Endosulfa...	0.000	0.000	0	0	N.D. d	N.D. d
17) 4,4'-DDT	0.000	0.000	0	0	N.D. d	N.D. d
18) Endrin Al...	0.000	0.000	0	0	N.D. d	N.D. d
19) Endosulfa...	0.000	0.000	0	0	N.D. d	N.D. d
20) Methoxychlor	0.000	0.000	0	0	N.D. d	N.D. d
21) Endrin Ke...	0.000	0.000	0	0	N.D. d	N.D. d
23) Hexachlor...	0.000	0.000	0	0	N.D. d	N.D. d
24) Hexachlor...	0.000	0.000	0	0	N.D. d	N.D. d
25) Oxychlorthane	0.000	0.000	0	0	N.D. d	N.D. d
26) 2,4'-DDE	0.000	0.000	0	0	N.D. d	N.D. d
27) trans-Non...	0.000	0.000	0	0	N.D. d	N.D. d
28) 2,4'-DDD	0.000	0.000	0	0	N.D. d	N.D. d
29) 2,4'-DDT	0.000	0.000	0	0	N.D. d	N.D. d
30) cis-Nonac...	0.000	0.000	0	0	N.D. d	N.D. d
31) Mirex	0.000	0.000	0	0	N.D. d	N.D. d
32) Chlordane...	0.000	0.000	0	0	N.D. d	N.D. d
33) Chlordane...	0.000	0.000	0	0	N.D. d	N.D. d
34) Chlordane...	0.000	0.000	0	0	N.D. d	N.D. d
35) Chlordane...	0.000	0.000	0	0	N.D. d	N.D. d
36) Toxaphene...	7.513	8.619	12164	29639	11.777m	12.527
37) Toxaphene...	7.806	8.968	21367	37237	9.752	12.572
38) Toxaphene...	8.118	9.004	58763	70419	15.060	14.531
39) Toxaphene...	8.358	9.072	44260	99104	7.718	5.700
40) Toxaphene...	8.586	9.249	33626	51910	13.272	9.659
41) Toxaphene...	8.654	9.634	47173	57037	13.871	12.438
42) Toxaphene...	0.000	0.000	0	0	N.D. d	N.D. d

(f)=RT Delta > 1/2 Window (#)=Amounts differ by > 40% (m)=manual int.

Quantitation Report (QT Reviewed)

Data Path : R:\data\2020-01\0A08041\
 Data File : ECD5-01082042.D
 Signal(s) : Signal #1: ECD1A.CH Signal #2: ECD2B.CH
 Acq On : 08 Jan 2020 23:41
 Operator : MJB
 Sample : 0A08041-CALQ
 Misc : A20A098, TOX 10 ppb
 ALS Vial : 36 (Sig #1); 0 (Sig #2) Sample Multiplier: 1

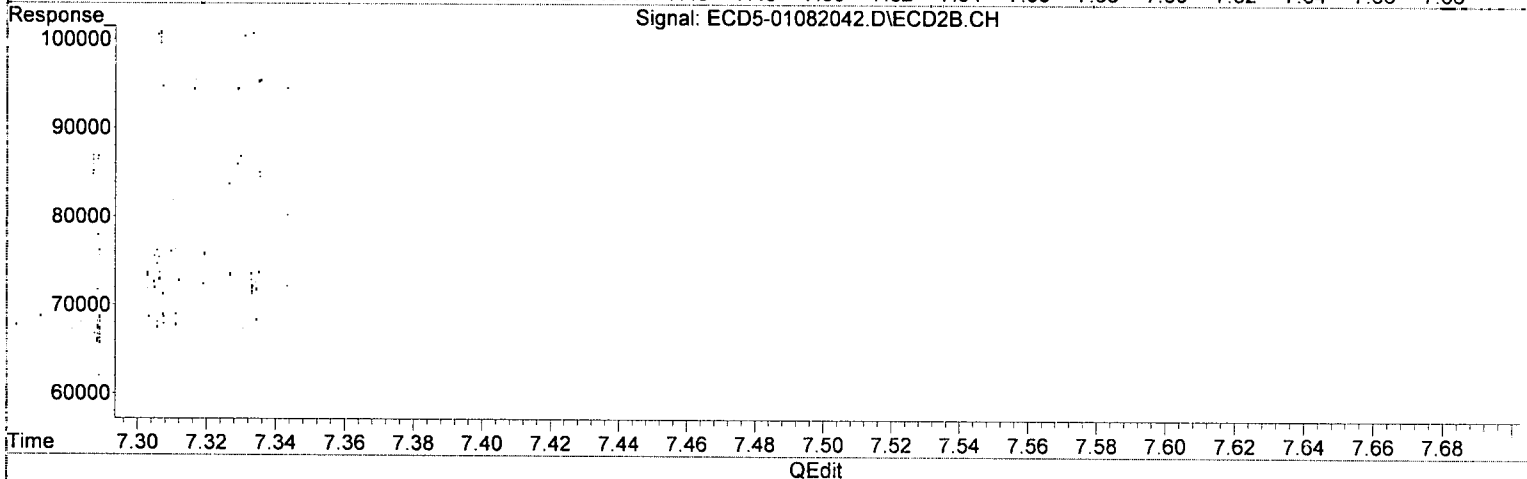
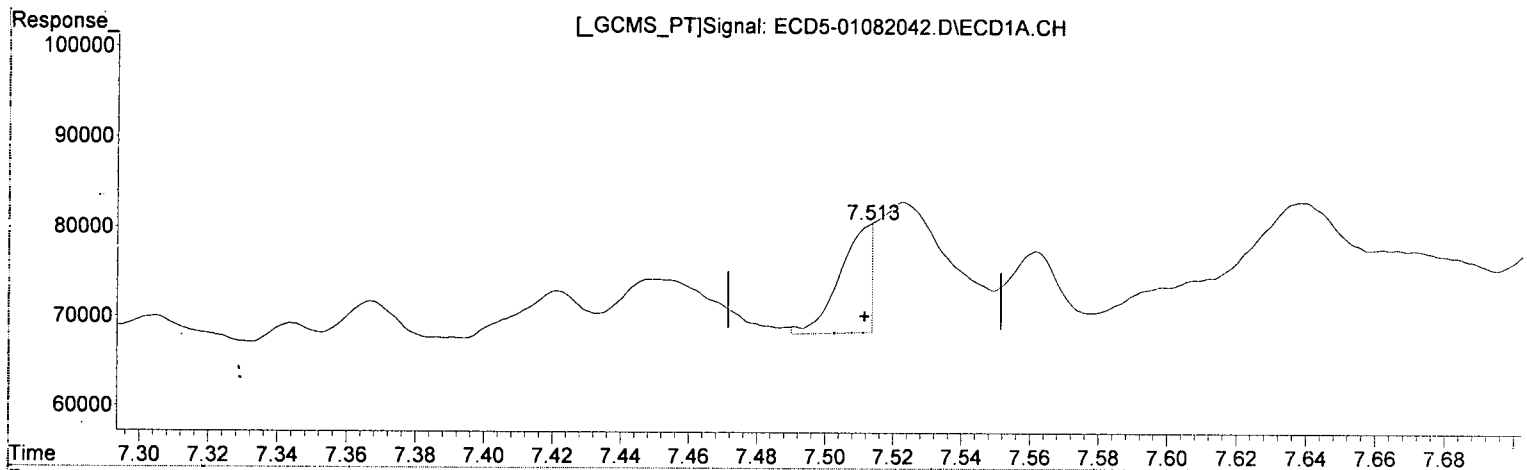
Integration File signal 1: PEST1.e
 Integration File signal 2: PEST2.e
 Quant Time: Jan 09 11:03:52 2020
 Quant Method : R:\methods\ECD5_QUANTPEST_200107.M
 Quant Title : Instrument: DualECD5
 QLast Update : Thu Jan 09 11:01:59 2020
 Response via : Initial Calibration
 Integrator: ChemStation 6890 Scale Mode: Small noise peaks clipped



Quantitation Report (Qedit)

Data Path : R:\data\2020-01\0A08041\
Data File : ECD5-01082042.D
Signal(s) : Signal #1: ECD1A.CH Signal #2: ECD2B.CH
Acq On : 08 Jan 2020 23:41
Operator : MJB
Sample : 0A08041-CALQ
Misc : A20A098, TOX 10 ppb
ALS Vial : 36 (Sig #1); 0 (Sig #2) Sample Multiplier: 1

Integration File signal 1: PEST1.e
Integration File signal 2: PEST2.e
Quant Time: Jan 09 11:02:40 2020
Quant Method : R:\methods\ECD5_QUANTPEST_200107.M
Quant Title : Instrument: DualECD5
QLast Update : Thu Jan 09 11:01:59 2020
Response via : Initial Calibration
Integrator: ChemStation 6890 Scale Mode: Small noise peaks clipped



(36) Toxaphene (1)
7.513min 11.777 ng/mL (m)
response 12164

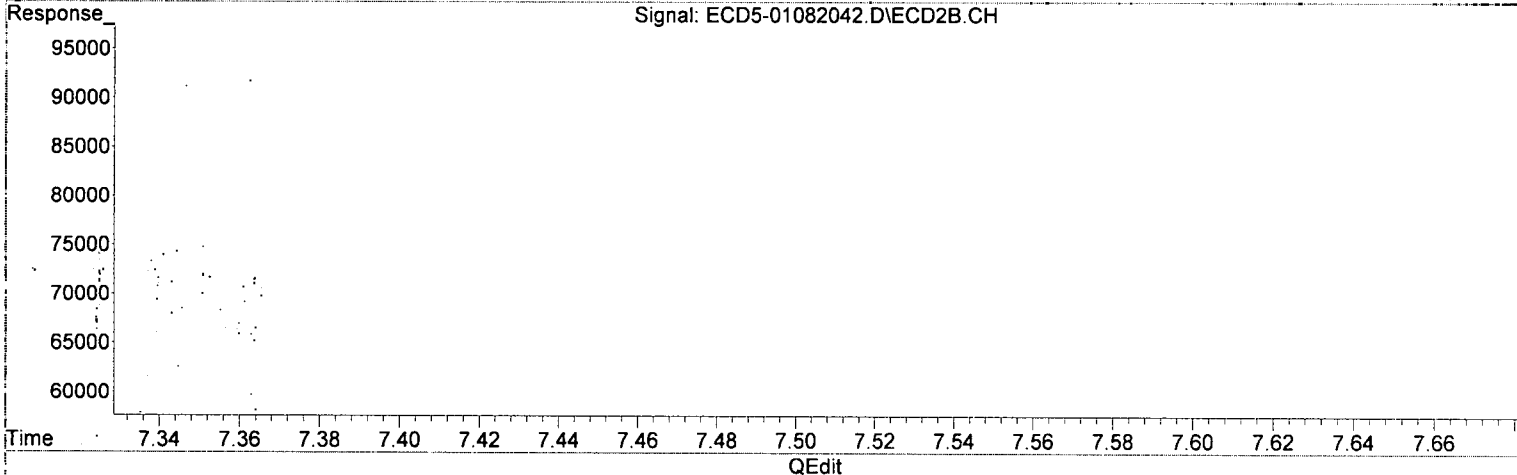
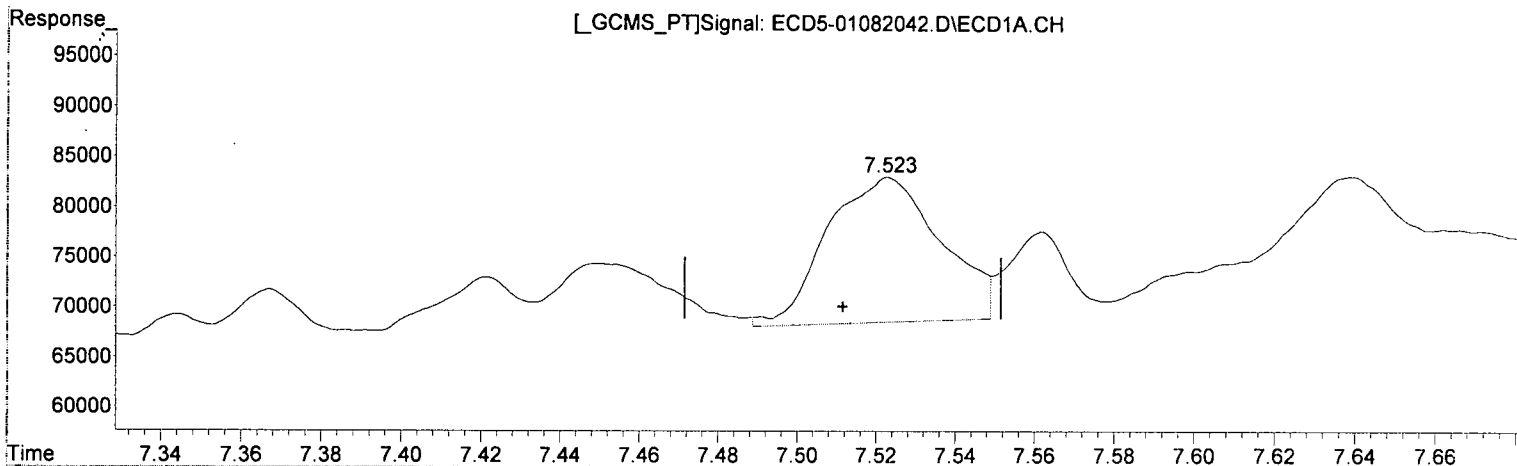
MJB
1/9/20

(36) Toxaphene (1) #2
8.619min 12.527 ng/mL
response 29639

Quantitation Report (Qedit)

Data Path : R:\data\2020-01\0A08041\
Data File : ECD5-01082042.D
Signal(s) : Signal #1: ECD1A.CH Signal #2: ECD2B.CH
Acq On : 08 Jan 2020 23:41
Operator : MJB
Sample : 0A08041-CALQ
Misc : A20A098, TOX 10 ppb
ALS Vial : 36 (Sig #1); 0 (Sig #2) Sample Multiplier: 1

Integration File signal 1: PEST1.e
Integration File signal 2: PEST2.e
Quant Time: Jan 09 11:02:40 2020
Quant Method : R:\methods\ECD5_QUANTPEST_200107.M
Quant Title : Instrument: DualECD5
QLast Update : Thu Jan 09 11:01:59 2020
Response via : Initial Calibration
Integrator: ChemStation 6890 Scale Mode: Small noise peaks clipped



QEdit

~~(36) Toxaphene (1)
7.523min 14.554 ng/mL
response 14451~~

*MJB
1/9/20*

(36) Toxaphene (1) #2
8.619min 12.527 ng/mL
response 29639

Quantitation Report (QT Reviewed)

Data Path : R:\data\2020-01\0A08041\
 Data File : ECD5-01082042.D
 Signal(s) : Signal #1: ECD1A.CH Signal #2: ECD2B.CH
 Acq On : 08 Jan 2020 23:41
 Operator : MJB
 Sample : 0A08041-CALQ
 Misc : A20A098, TOX 10 ppb
 ALS Vial : 36 (Sig #1); 0 (Sig #2) Sample Multiplier: 1
 Integration File signal 1: PEST1.e
 Integration File signal 2: PEST2.e
 Quant Time: Jan 09 11:02:40 2020
 Quant Method : R:\methods\ECD5_QUANTPEST_200107.M
 Quant Title : Instrument: DualECD5
 Last Update : Thu Jan 09 11:01:59 2020
 Response via : Initial Calibration
 Integrator: ChemStation 6890 Scale Mode: Small noise peaks clipped

MJB
1/9/20

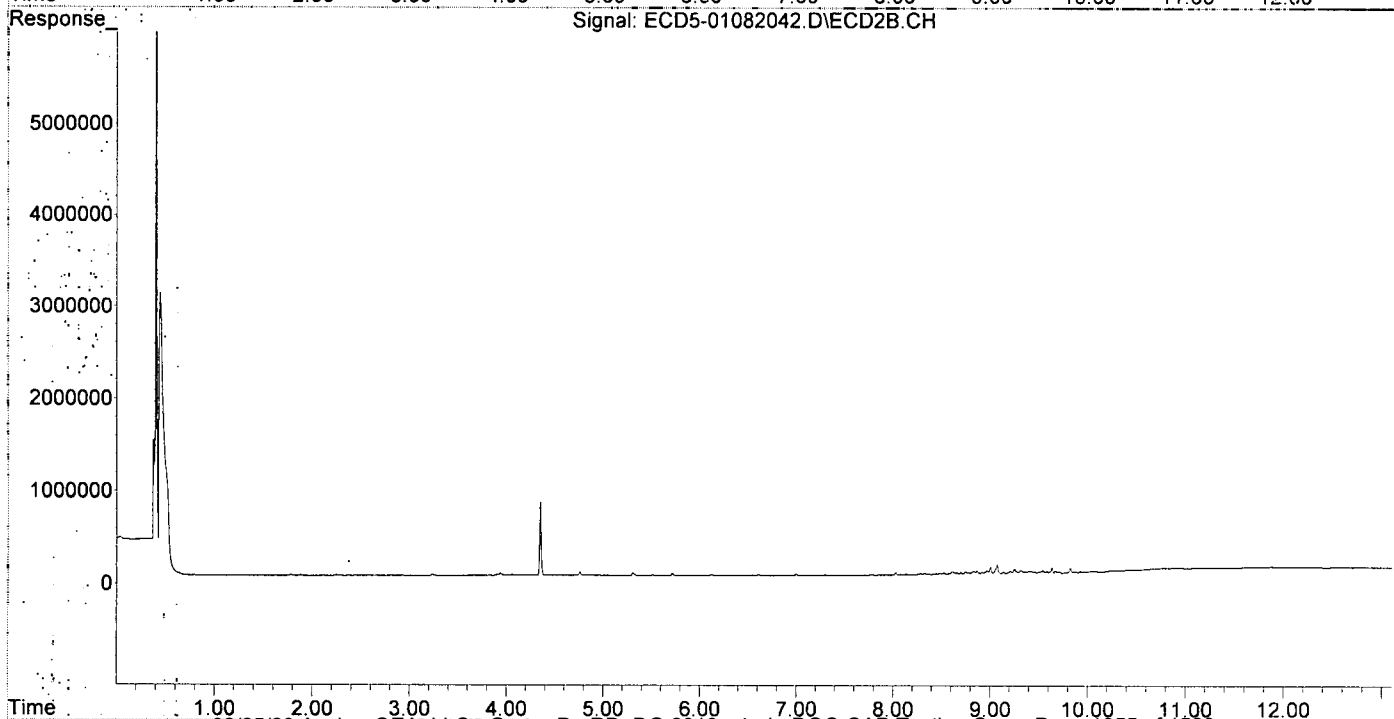
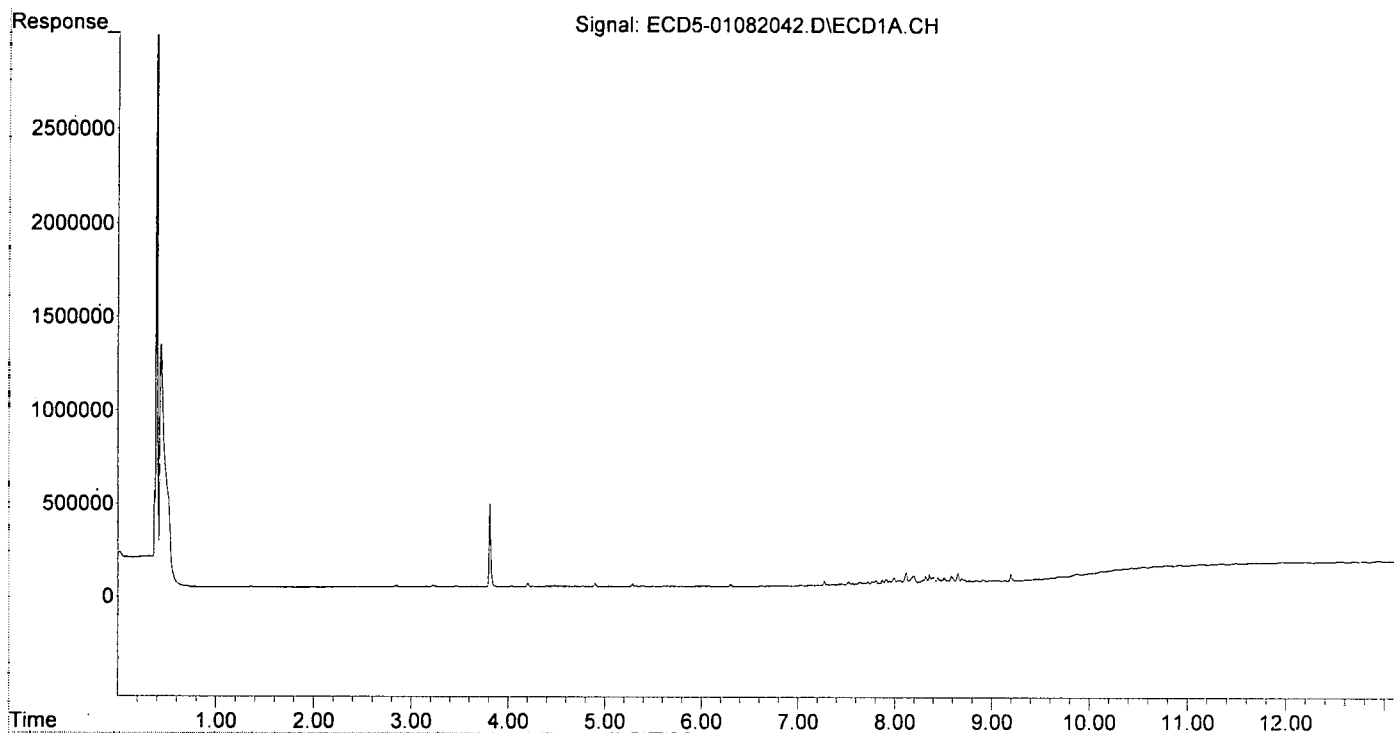
Compound	RT#1	RT#2	Resp#1	Resp#2	ng/mL	ng/mL
System Monitoring Compounds						
1) S TCMX (S)	0.000	0.000	0	0	N.D. d	N.D. d
22) S DCBP (S)	0.000	0.000	0	0	N.D. d	N.D. d
Target Compounds						
2) a-BHC	0.000	0.000	0	0	N.D. d	N.D. d
3) g-BHC	0.000	0.000	0	0	N.D. d	N.D. d
4) b-BHC	0.000	0.000	0	0	N.D. d	N.D. d
5) Heptachlor	0.000	0.000	0	0	N.D. d	N.D. d
6) d-BHC	0.000	0.000	0	0	N.D. d	N.D. d
7) Aldrin	0.000	0.000	0	0	N.D. d	N.D. d
8) Heptachlo...	0.000	0.000	0	0	N.D. d	N.D. d
9) trans-Chl...	0.000	0.000	0	0	N.D. d	N.D. d
10) cis-Chlor...	0.000	0.000	0	0	N.D. d	N.D. d
11) Endosulfa...	0.000	0.000	0	0	N.D. d	N.D. d
12) 4,4'-DDE	0.000	0.000	0	0	N.D. d	N.D. d
13) Dieldrin	0.000	0.000	0	0	N.D. d	N.D. d
14) Endrin	0.000	0.000	0	0	N.D. d	N.D. d
15) 4,4'-DDD	0.000	0.000	0	0	N.D. d	N.D. d
16) Endosulfa...	0.000	0.000	0	0	N.D. d	N.D. d
17) 4,4'-DDT	0.000	0.000	0	0	N.D. d	N.D. d
18) Endrin Al...	0.000	0.000	0	0	N.D. d	N.D. d
19) Endosulfa...	0.000	0.000	0	0	N.D. d	N.D. d
20) Methoxychlor	0.000	0.000	0	0	N.D. d	N.D. d
21) Endrin Ke...	0.000	0.000	0	0	N.D. d	N.D. d
23) Hexachlor...	0.000	0.000	0	0	N.D. d	N.D. d
24) Hexachlor...	0.000	0.000	0	0	N.D. d	N.D. d
25) Oxychlordan	0.000	0.000	0	0	N.D. d	N.D. d
26) 2,4'-DDE	0.000	0.000	0	0	N.D. d	N.D. d
27) trans-Non...	0.000	0.000	0	0	N.D. d	N.D. d
28) 2,4'-DDD	0.000	0.000	0	0	N.D. d	N.D. d
29) 2,4'-DDT	0.000	0.000	0	0	N.D. d	N.D. d
30) cis-Nonac...	0.000	0.000	0	0	N.D. d	N.D. d
31) Mirex	0.000	0.000	0	0	N.D. d	N.D. d
32) Chlordane...	0.000	0.000	0	0	N.D. d	N.D. d
33) Chlordane...	0.000	0.000	0	0	N.D. d	N.D. d
34) Chlordane...	0.000	0.000	0	0	N.D. d	N.D. d
35) Chlordane...	0.000	0.000	0	0	N.D. d	N.D. d
36) Toxaphene...	7.523	8.619	14451	29639	14.554	12.527
37) Toxaphene...	7.806	8.968	21367	37237	9.752	12.572
38) Toxaphene...	8.118	9.004	58763	70419	15.060	14.531
39) Toxaphene...	8.358	9.072	44260	99104	7.718	5.700
40) Toxaphene...	8.586	9.249	33626	51910	13.272	9.659
41) Toxaphene...	8.654	9.634	47173	57037	13.871	12.438
42) Toxaphene...	3.810	0.000	440668	0	NoCal	N.D.

(f)=RT Delta > 1/2 Window (#)=Amounts differ by > 40% (m)=manual int.

Quantitation Report (QT Reviewed)

Data Path : R:\data\2020-01\0A08041\
Data File : ECD5-01082042.D
Signal(s) : Signal #1: ECD1A.CH Signal #2: ECD2B.CH
Acq On : 08 Jan 2020 23:41
Operator : MJB
Sample : 0A08041-CALQ
Misc : A20A098, TOX 10 ppb
ALS Vial : 36 (Sig #1); 0 (Sig #2) Sample Multiplier: 1

Integration File signal 1: PEST1.e
Integration File signal 2: PEST2.e
Quant Time: Jan 09 11:02:40 2020
Quant Method : R:\methods\ECD5_QUANTPEST_200107.M
Quant Title : Instrument: DualECD5
QLast Update : Thu Jan 09 11:01:59 2020
Response via : Initial Calibration
Integrator: ChemStation 6890 Scale Mode: Small noise peaks clipped



Data Path: R:\data\2020-01\0A08041\
 Data File: ECD5-01082043.D
 Signal(s): Signal #1: ECD1A.CH Signal #2: ECD2B.CH
 Acq On: 08 Jan 2020 23:58
 Operator: MJB
 Sample: 0A08041-CALR
 Misc: A19J417, TOX 50 ppb
 ALS Vial: 37 (Sig #1); 0 (Sig #2) Sample Multiplier: 1

Integration File signal 1: PEST1.e
 Integration File signal 2: PEST2.e
 Quant Time: Jan 09 11:04:40 2020
 Quant Method: R:\methods\ECD5_QUANTPEST_200107.M
 Quant Title: Instrument: DualECD5
 Last Update: Thu Jan 09 11:01:59 2020
 Response via: Initial Calibration
 Integrator: ChemStation 6890 Scale Mode: Small noise peaks clipped

MJB
1/9/20

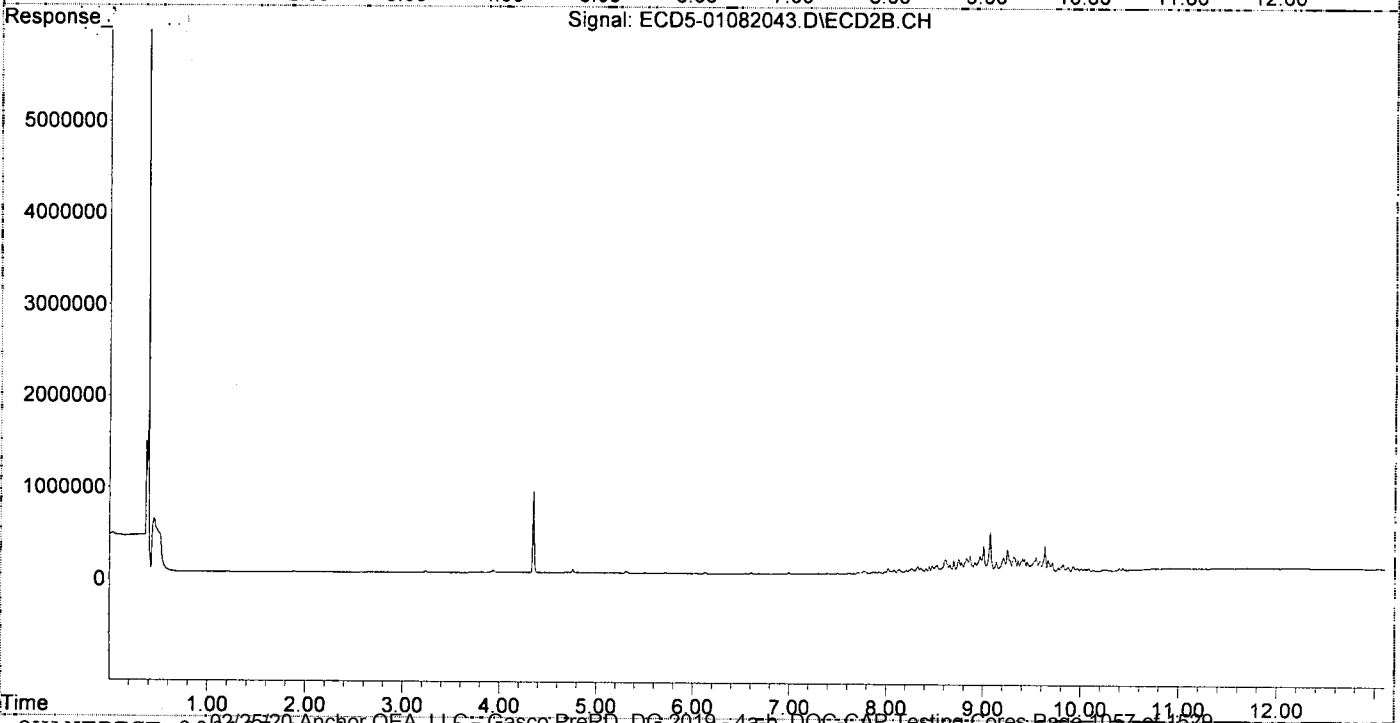
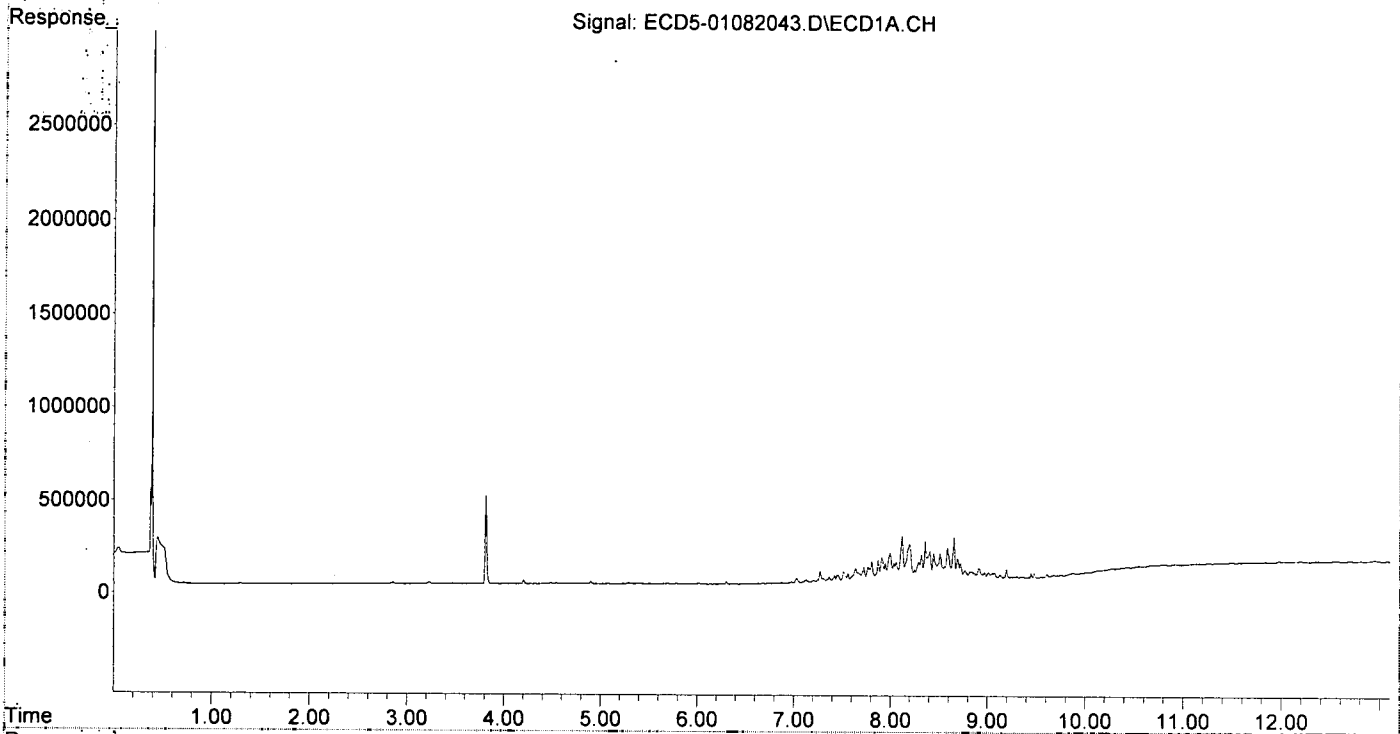
Compound	RT#1	RT#2	Resp#1	Resp#2	ng/mL	ng/mL
System Monitoring Compounds						
1) S TCMX (S)	0.000	0.000	0	0	N.D. d	N.D. d
22) S DCBP (S)	0.000	0.000	0	0	N.D. d	N.D. d
Target Compounds						
2) a-BHC	0.000	0.000	0	0	N.D. d	N.D. d
3) g-BHC	0.000	0.000	0	0	N.D. d	N.D. d
4) b-BHC	0.000	0.000	0	0	N.D. d	N.D. d
5) Heptachlor	0.000	0.000	0	0	N.D. d	N.D. d
6) d-BHC	0.000	0.000	0	0	N.D. d	N.D. d
7) Aldrin	0.000	0.000	0	0	N.D. d	N.D. d
8) Heptachlo...	0.000	0.000	0	0	N.D. d	N.D. d
9) trans-Chl...	0.000	0.000	0	0	N.D. d	N.D. d
10) cis-Chlor...	0.000	0.000	0	0	N.D. d	N.D. d
11) Endosulfa...	0.000	0.000	0	0	N.D. d	N.D. d
12) 4,4'-DDE	0.000	0.000	0	0	N.D. d	N.D. d
13) Dieldrin	0.000	0.000	0	0	N.D. d	N.D. d
14) Endrin	0.000	0.000	0	0	N.D. d	N.D. d
15) 4,4'-DDD	0.000	0.000	0	0	N.D. d	N.D. d
16) Endosulfa...	0.000	0.000	0	0	N.D. d	N.D. d
17) 4,4'-DDT	0.000	0.000	0	0	N.D. d	N.D. d
18) Endrin Al...	0.000	0.000	0	0	N.D. d	N.D. d
19) Endosulfa...	0.000	0.000	0	0	N.D. d	N.D. d
20) Methoxychlor	0.000	0.000	0	0	N.D. d	N.D. d
21) Endrin Ke...	0.000	0.000	0	0	N.D. d	N.D. d
23) Hexachlor...	0.000	0.000	0	0	N.D. d	N.D. d
24) Hexachlor...	0.000	0.000	0	0	N.D. d	N.D. d
25) Oxychlorane	0.000	0.000	0	0	N.D. d	N.D. d
26) 2,4'-DDE	0.000	0.000	0	0	N.D. d	N.D. d
27) trans-Non...	0.000	0.000	0	0	N.D. d	N.D. d
28) 2,4'-DDD	0.000	0.000	0	0	N.D. d	N.D. d
29) 2,4'-DDT	0.000	0.000	0	0	N.D. d	N.D. d
30) cis-Nonac...	0.000	0.000	0	0	N.D. d	N.D. d
31) Mirex	0.000	0.000	0	0	N.D. d	N.D. d
32) Chlordane...	0.000	0.000	0	0	N.D. d	N.D. d
33) Chlordane...	0.000	0.000	0	0	N.D. d	N.D. d
34) Chlordane...	0.000	0.000	0	0	N.D. d	N.D. d
35) Chlordane...	0.000	0.000	0	0	N.D. d	N.D. d
36) Toxaphene...	7.512	8.618	54826	140732	63.545	59.480
37) Toxaphene...	7.805	8.968	106490	174093	63.115	58.779
38) Toxaphene...	8.117	9.005	237969	285157	70.211	58.843
39) Toxaphene...	8.358	9.073	207485	435032	59.746	54.114
40) Toxaphene...	8.586	9.249	169348	244237	66.841	57.573
41) Toxaphene...	8.654	9.634	225107	279398	66.194	60.928
42) Toxaphene...	0.000	0.000	0	0	N.D. d	N.D. d

(f)=RT Delta > 1/2 Window (#)=Amounts differ by > 40% (m)=manual int.

Quantitation Report (QT Reviewed)

Data Path : R:\data\2020-01\0A08041\
Data File : ECD5-01082043.D
Signal(s) : Signal #1: ECD1A.CH Signal #2: ECD2B.CH
Acq On : 08 Jan 2020 23:58
Operator : MJB
Sample : 0A08041-CALR
Misc : A19J417, TOX 50 ppb
ALS Vial : 37 (Sig #1); 0 (Sig #2) Sample Multiplier: 1

Integration File signal 1: PEST1.e
Integration File signal 2: PEST2.e
Quant Time: Jan 09 11:04:40 2020
Quant Method : R:\methods\ECD5_QUANTPEST_200107.M
Quant Title : Instrument: DualeCD5
QLast Update : Thu Jan 09 11:01:59 2020
Response via : Initial Calibration
Integrator: ChemStation 6890 Scale Mode: Small noise peaks clipped



Data Path : R:\data\2020-01\0A08041\
 Data File : ECD5-01082044.D
 Signal(s) : Signal #1: ECD1A.CH Signal #2: ECD2B.CH
 Acq On : 09 Jan 2020 0:15
 Operator : MJB
 Sample : 0A08041-CALS
 Misc : A19J418, TOX 100 ppb
 ALS Vial : 38 (Sig #1); 0 (Sig #2) Sample Multiplier: 1
 Integration File signal 1: PEST1.e
 Integration File signal 2: PEST2.e
 Quant Time: Jan 09 11:05:16 2020
 Quant Method : R:\methods\ECD5_QUANTPEST_200107.M
 Quant Title : Instrument: DualECD5
 Last Update : Thu Jan 09 11:01:59 2020
 Response via : Initial Calibration
 Integrator: ChemStation 6890 Scale Mode: Small noise peaks clipped

MJB
1/9/20

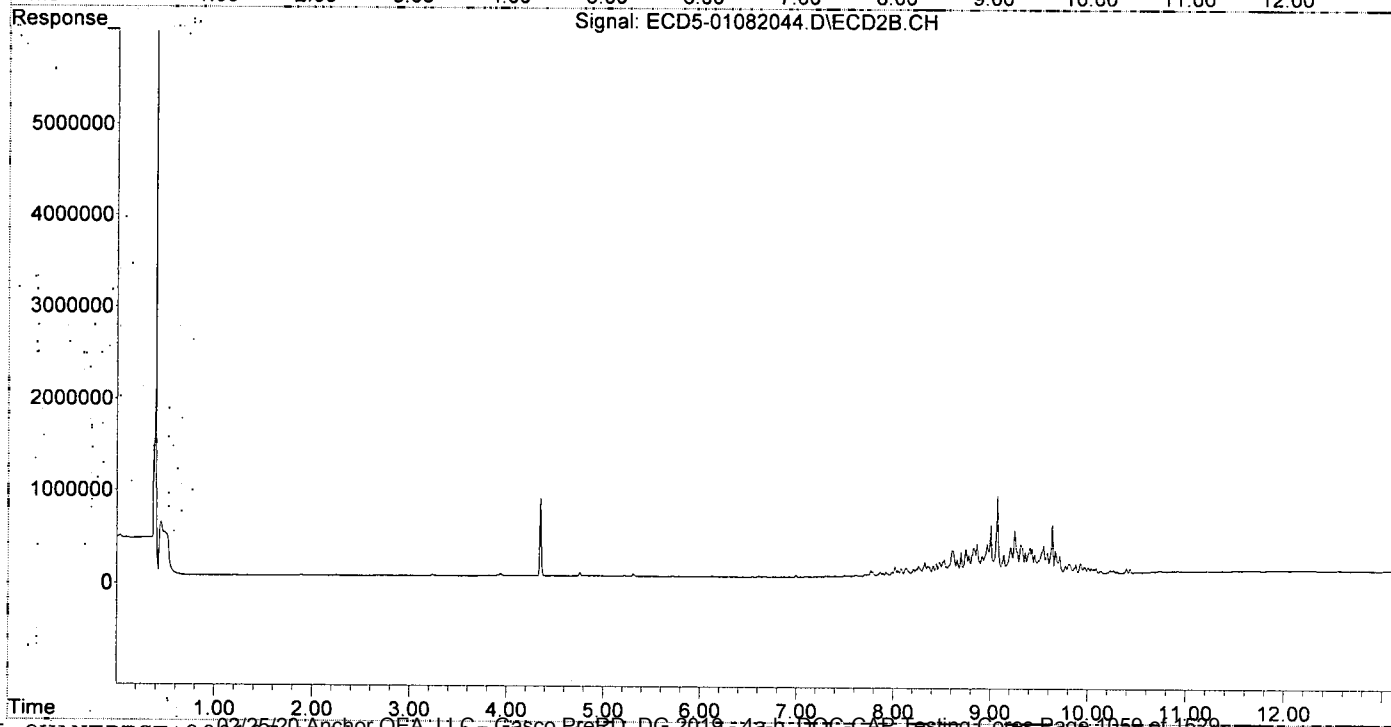
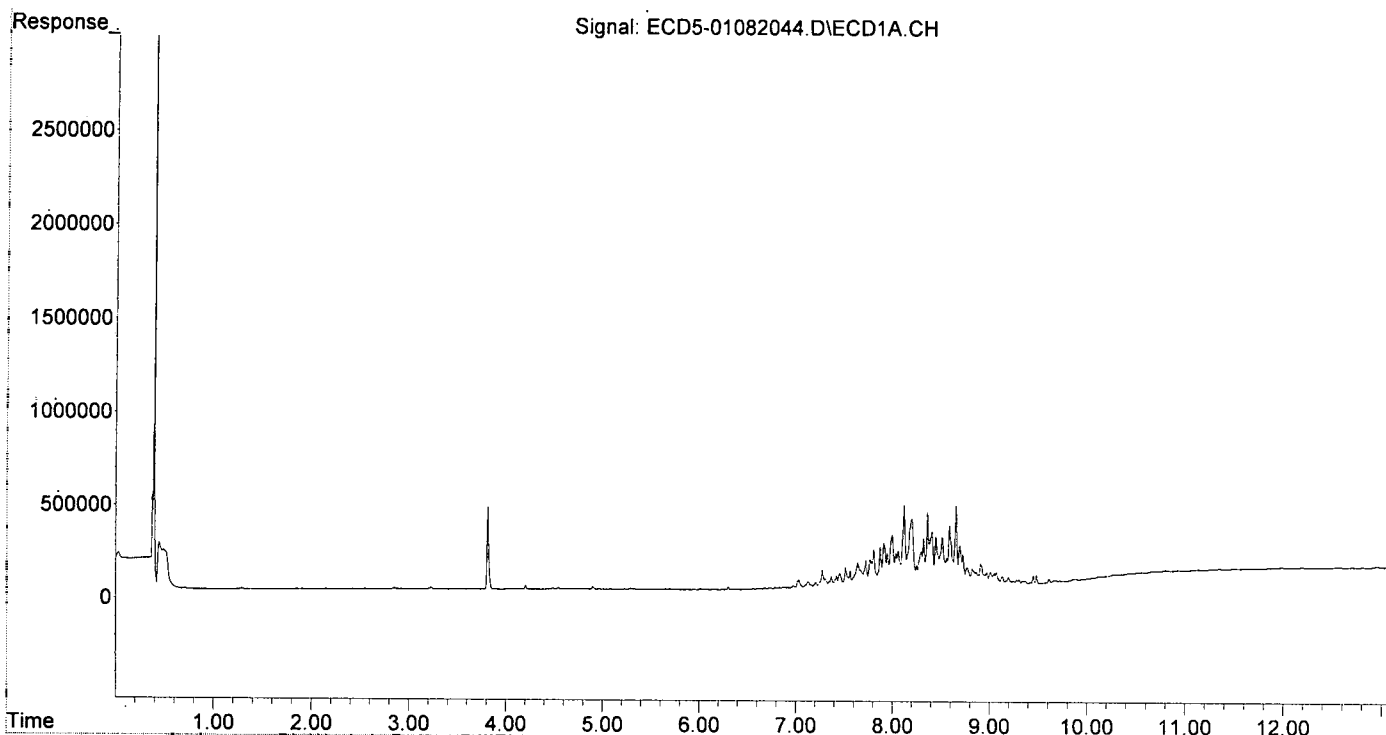
Compound	RT#1	RT#2	Resp#1	Resp#2	ng/mL	ng/mL
System Monitoring Compounds						
1) S TCMX (S)	0.000	0.000	0	0	N.D. d	N.D. d
22) S DCBP (S)	0.000	0.000	0	0	N.D. d	N.D. d
Target Compounds						
2) a-BHC	0.000	0.000	0	0	N.D. d	N.D. d
3) g-BHC	0.000	0.000	0	0	N.D. d	N.D. d
4) b-BHC	0.000	0.000	0	0	N.D. d	N.D. d
5) Heptachlor	0.000	0.000	0	0	N.D. d	N.D. d
6) d-BHC	0.000	0.000	0	0	N.D. d	N.D. d
7) Aldrin	0.000	0.000	0	0	N.D. d	N.D. d
8) Heptachlo...	0.000	0.000	0	0	N.D. d	N.D. d
9) trans-Chl...	0.000	0.000	0	0	N.D. d	N.D. d
10) cis-Chlor...	0.000	0.000	0	0	N.D. d	N.D. d
11) Endosulfa...	0.000	0.000	0	0	N.D. d	N.D. d
12) 4,4'-DDE	0.000	0.000	0	0	N.D. d	N.D. d
13) Dieldrin	0.000	0.000	0	0	N.D. d	N.D. d
14) Endrin	0.000	0.000	0	0	N.D. d	N.D. d
15) 4,4'-DDD	0.000	0.000	0	0	N.D. d	N.D. d
16) Endosulfa...	0.000	0.000	0	0	N.D. d	N.D. d
17) 4,4'-DDT	0.000	0.000	0	0	N.D. d	N.D. d
18) Endrin Al...	0.000	0.000	0	0	N.D. d	N.D. d
19) Endosulfa...	0.000	0.000	0	0	N.D. d	N.D. d
20) Methoxychlor	0.000	0.000	0	0	N.D. d	N.D. d
21) Endrin Ke...	0.000	0.000	0	0	N.D. d	N.D. d
23) Hexachlor...	0.000	0.000	0	0	N.D. d	N.D. d
24) Hexachlor...	0.000	0.000	0	0	N.D. d	N.D. d
25) Oxychlordane	0.000	0.000	0	0	N.D. d	N.D. d
26) 2,4'-DDE	0.000	0.000	0	0	N.D. d	N.D. d
27) trans-Non...	0.000	0.000	0	0	N.D. d	N.D. d
28) 2,4'-DDD	0.000	0.000	0	0	N.D. d	N.D. d
29) 2,4'-DDT	0.000	0.000	0	0	N.D. d	N.D. d
30) cis-Nonac...	0.000	0.000	0	0	N.D. d	N.D. d
31) Mirex	0.000	0.000	0	0	N.D. d	N.D. d
32) Chlordane...	0.000	0.000	0	0	N.D. d	N.D. d
33) Chlordane...	0.000	0.000	0	0	N.D. d	N.D. d
34) Chlordane...	0.000	0.000	0	0	N.D. d	N.D. d
35) Chlordane...	0.000	0.000	0	0	N.D. d	N.D. d
36) Toxaphene...	7.511	8.619	104733	261214	123.977	110.401
37) Toxaphene...	7.805	8.969	197183	329715	120.048	111.321
38) Toxaphene...	8.117	9.006	433935	528362	130.122	109.028
39) Toxaphene...	8.359	9.073	392871	848142	118.511	112.911
40) Toxaphene...	8.586	9.250	321308	465078	126.818	112.129
41) Toxaphene...	8.654	9.634	426816	522567	125.507	113.956
42) Toxaphene...	0.000	0.000	0	0	N.D. d	N.D. d

(f)=RT Delta > 1/2 Window (#)=Amounts differ by > 40% (m)=manual int.

Quantitation Report (QT Reviewed)

Data Path : R:\data\2020-01\0A08041\
Data File : ECD5-01082044.D
Signal(s) : Signal #1: ECD1A.CH Signal #2: ECD2B.CH
Acq On : 09 Jan 2020 0:15
Operator : MJB
Sample : 0A08041-CALS
Misc : A19J418, TOX 100 ppb
ALS Vial : 38 (Sig #1); 0 (Sig #2) Sample Multiplier: 1

Integration File signal 1: PEST1.e
Integration File signal 2: PEST2.e
Quant Time: Jan 09 11:05:16 2020
Quant Method : R:\methods\ECD5_QUANTPEST_200107.M
Quant Title : Instrument: DualECD5
QLast Update : Thu Jan 09 11:01:59 2020
Response via : Initial Calibration
Integrator: ChemStation 6890 Scale Mode: Small noise peaks clipped



Quantitation Report (QT Reviewed)

Data Path : R:\data\2020-01\0A08041\
 Data File : ECD5-01082045.D
 Signal(s) : Signal #1: ECD1A.CH Signal #2: ECD2B.CH
 Acq On : 09 Jan 2020 0:32
 Operator : MJB
 Sample : 0A08041-CALT
 Misc : A19J419, TOX 200 ppb
 ALS Vial : 39 (Sig #1); 0 (Sig #2) Sample Multiplier: 1

Integration File signal 1: PEST1.e
 Integration File signal 2: PEST2.e
 Quant Time: Jan 09 11:05:56 2020
 Quant Method : R:\methods\ECD5_QUANTPEST_200107.M
 Quant Title : Instrument: DualECD5
 Last Update : Thu Jan 09 11:01:59 2020
 Response via : Initial Calibration
 Integrator: ChemStation 6890 Scale Mode: Small noise peaks clipped

MJB
1/9/20

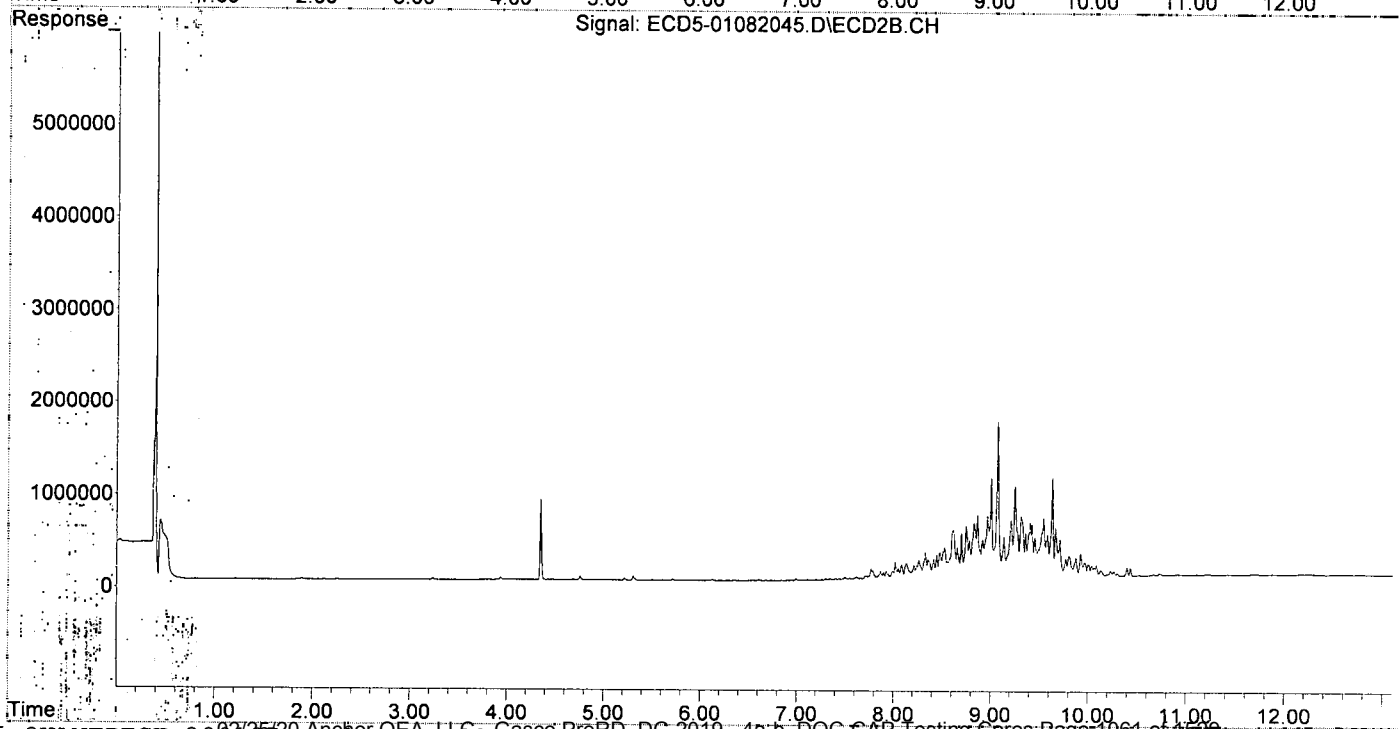
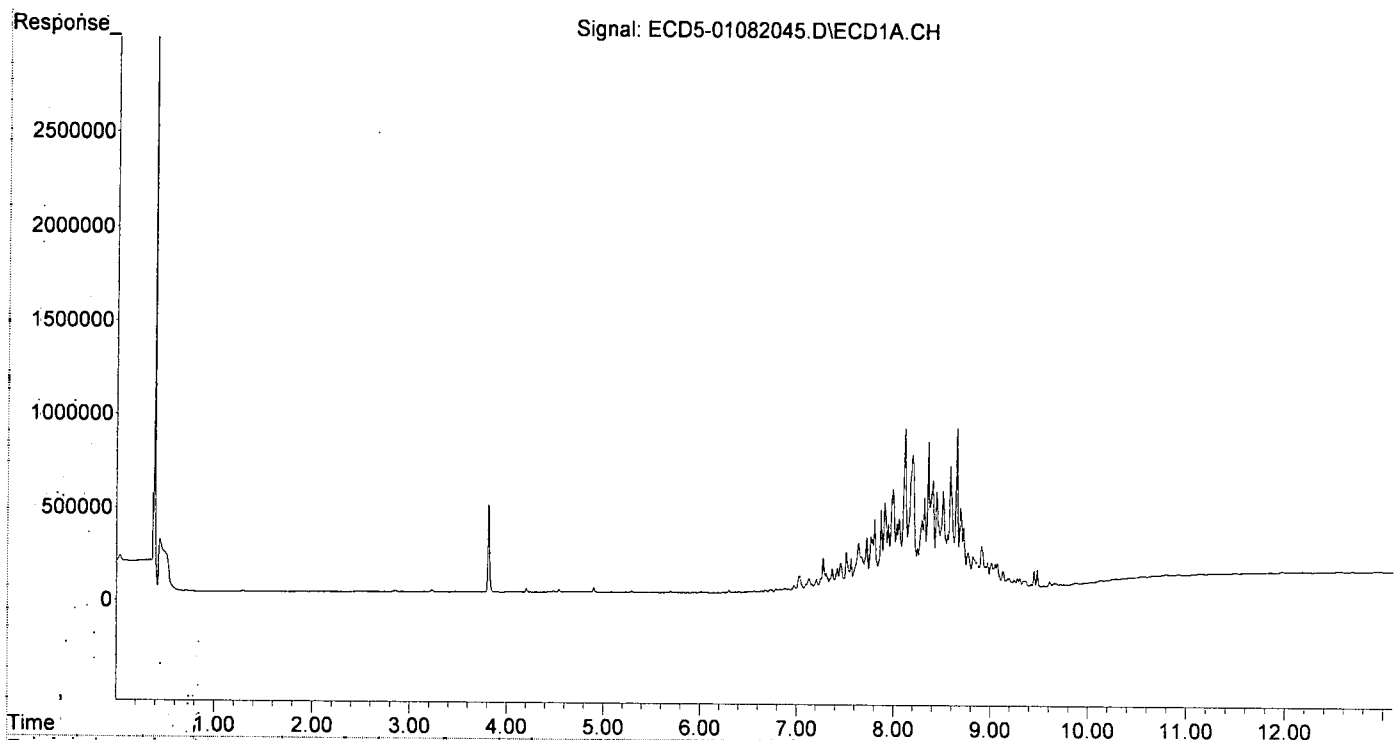
	Compound	RT#1	RT#2	Resp#1	Resp#2	ng/mL	ng/mL
System Monitoring Compounds							
1)	S TCMX (S)	0.000	0.000	0	0	N.D. d	N.D. d
22)	S DCBP (S)	0.000	0.000	0	0	N.D. d	N.D. d
Target Compounds							
2)	a-BHC	0.000	0.000	0	0	N.D. d	N.D. d
3)	g-BHC	0.000	0.000	0	0	N.D. d	N.D. d
4)	b-BHC	0.000	0.000	0	0	N.D. d	N.D. d
5)	Heptachlor	0.000	0.000	0	0	N.D. d	N.D. d
6)	d-BHC	0.000	0.000	0	0	N.D. d	N.D. d
7)	Aldrin	0.000	0.000	0	0	N.D. d	N.D. d
8)	Heptachlo...	0.000	0.000	0	0	N.D. d	N.D. d
9)	trans-Chl...	0.000	0.000	0	0	N.D. d	N.D. d
10)	cis-Chlor...	0.000	0.000	0	0	N.D. d	N.D. d
11)	Endosulfa...	0.000	0.000	0	0	N.D. d	N.D. d
12)	4,4'-DDE	0.000	0.000	0	0	N.D. d	N.D. d
13)	Dieldrin	0.000	0.000	0	0	N.D. d	N.D. d
14)	Endrin	0.000	0.000	0	0	N.D. d	N.D. d
15)	4,4'-DDD	0.000	0.000	0	0	N.D. d	N.D. d
16)	Endosulfa...	0.000	0.000	0	0	N.D. d	N.D. d
17)	4,4'-DDT	0.000	0.000	0	0	N.D. d	N.D. d
18)	Endrin Al...	0.000	0.000	0	0	N.D. d	N.D. d
19)	Endosulfa...	0.000	0.000	0	0	N.D. d	N.D. d
20)	Methoxychlor	0.000	0.000	0	0	N.D. d	N.D. d
21)	Endrin Ke...	0.000	0.000	0	0	N.D. d	N.D. d
23)	Hexachlor...	0.000	0.000	0	0	N.D. d	N.D. d
24)	Hexachlor...	0.000	0.000	0	0	N.D. d	N.D. d
25)	Oxychlorane	0.000	0.000	0	0	N.D. d	N.D. d
26)	2,4'-DDE	0.000	0.000	0	0	N.D. d	N.D. d
27)	trans-Non...	0.000	0.000	0	0	N.D. d	N.D. d
28)	2,4'-DDD	0.000	0.000	0	0	N.D. d	N.D. d
29)	2,4'-DDT	0.000	0.000	0	0	N.D. d	N.D. d
30)	cis-Nonac...	0.000	0.000	0	0	N.D. d	N.D. d
31)	Mirex	0.000	0.000	0	0	N.D. d	N.D. d
32)	Chlordane...	0.000	0.000	0	0	N.D. d	N.D. d
33)	Chlordane...	0.000	0.000	0	0	N.D. d	N.D. d
34)	Chlordane...	0.000	0.000	0	0	N.D. d	N.D. d
35)	Chlordane...	0.000	0.000	0	0	N.D. d	N.D. d
36)	Toxaphene...	7.511	8.619	206853	527041	247.218	222.751
37)	Toxaphene...	7.805	8.968	382017	671993	236.335	226.884
38)	Toxaphene...	8.117	9.006	864754	1076876	260.412	222.215
39)	Toxaphene...	8.358	9.073	791104	1691190	243.603	230.495
40)	Toxaphene...	8.586	9.250	655616	985020	258.768	238.691
41)	Toxaphene...	8.653	9.634	851655	1071997	250.433	233.770
42)	Toxaphene...	0.000	0.000	0	0	N.D. d	N.D. d

(f)=RT Delta > 1/2 Window (#)=Amounts differ by > 40% (m)=manual int.

Quantitation Report (QT Reviewed)

Data Path : R:\data\2020-01\0A08041\
Data File : ECD5-01082045.D
Signal(s) : Signal #1: ECD1A.CH Signal #2: ECD2B.CH
Acq On : 09 Jan 2020 0:32
Operator : MJB
Sample : 0A08041-CALT
Misc : A19J419, TOX 200 ppb
ALS Vial : 39 (Sig #1); 0 (Sig #2) Sample Multiplier: 1

Integration File signal 1: PEST1.e
Integration File signal 2: PEST2.e
Quant Time: Jan 09 11:05:56 2020
Quant Method : R:\methods\ECD5_QUANTPEST_200107.M
Quant Title : Instrument: DualECD5
QLast Update : Thu Jan 09 11:01:59 2020
Response via : Initial Calibration
Integrator: ChemStation 6890 Scale Mode: Small noise peaks clipped



Data Path : R:\data\2020-01\0A08041\
 Data File : ECD5-01082046.D
 Signal(s) : Signal #1: ECD1A.CH Signal #2: ECD2B.CH
 Acq On : 09 Jan 2020 0:50
 Operator : MJB
 Sample : 0A08041-CALU
 Misc : A19J420, TOX 500 ppb
 ALS Vial : 40 (Sig #1); 0 (Sig #2) Sample Multiplier: 1
 Integration File signal 1: PEST1.e
 Integration File signal 2: PEST2.e
 Quant Time: Jan 09 11:07:37 2020
 Quant Method : R:\methods\ECD5_QUANTPEST_200107.M
 Quant Title : Instrument: DualECD5
 QLast Update : Thu Jan 09 10:55:56 2020
 Response via : Initial Calibration
 Integrator: ChemStation 6890 Scale Mode: Small noise peaks clipped

MJB
1/9/20

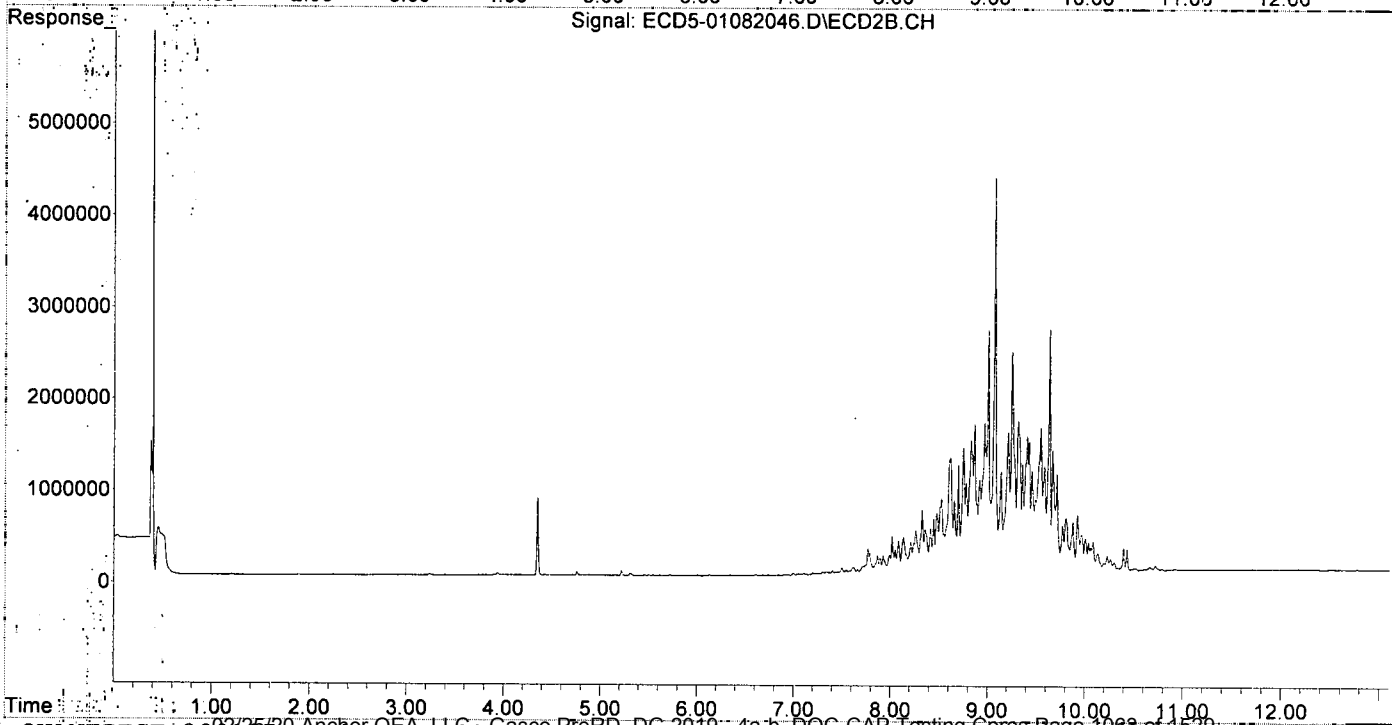
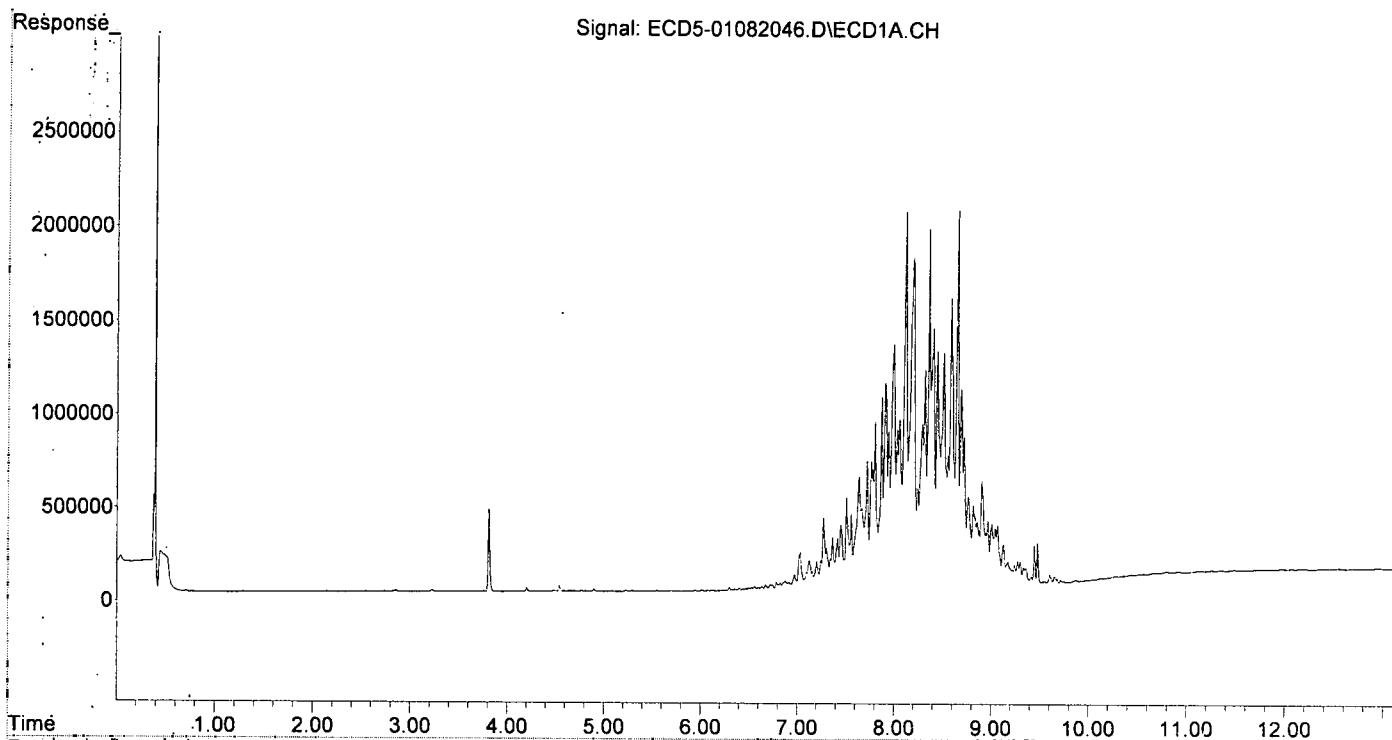
Compound	RT#1	RT#2	Resp#1	Resp#2	ng/mL	ng/mL
System Monitoring Compounds						
1) S TCMX (S)	0.000	0.000	0	0	N.D. d	N.D. d
22) S DCBP (S)	0.000	0.000	0	0	N.D. d	N.D. d
Target Compounds						
2) a-BHC	0.000	0.000	0	0	N.D. d	N.D. d
3) g-BHC	0.000	0.000	0	0	N.D. d	N.D. d
4) b-BHC	0.000	0.000	0	0	N.D. d	N.D. d
5) Heptachlor	0.000	0.000	0	0	N.D. d	N.D. d
6) d-BHC	0.000	0.000	0	0	N.D. d	N.D. d
7) Aldrin	0.000	0.000	0	0	N.D. d	N.D. d
8) Heptachlo...	0.000	0.000	0	0	N.D. d	N.D. d
9) trans-Chl...	0.000	0.000	0	0	N.D. d	N.D. d
10) cis-Chlor...	0.000	0.000	0	0	N.D. d	N.D. d
11) Endosulfa...	0.000	0.000	0	0	N.D. d	N.D. d
12) 4,4'-DDE	0.000	0.000	0	0	N.D. d	N.D. d
13) Dieldrin	0.000	0.000	0	0	N.D. d	N.D. d
14) Endrin	0.000	0.000	0	0	N.D. d	N.D. d
15) 4,4'-DDD	0.000	0.000	0	0	N.D. d	N.D. d
16) Endosulfa...	0.000	0.000	0	0	N.D. d	N.D. d
17) 4,4'-DDT	0.000	0.000	0	0	N.D. d	N.D. d
18) Endrin Al...	0.000	0.000	0	0	N.D. d	N.D. d
19) Endosulfa...	0.000	0.000	0	0	N.D. d	N.D. d
20) Methoxychlor	0.000	0.000	0	0	N.D. d	N.D. d
21) Endrin Ke...	0.000	0.000	0	0	N.D. d	N.D. d
23) Hexachlor...	0.000	0.000	0	0	N.D. d	N.D. d
24) Hexachlor...	0.000	0.000	0	0	N.D. d	N.D. d
25) Oxychlorthane	0.000	0.000	0	0	N.D. d	N.D. d
26) 2,4'-DDE	0.000	0.000	0	0	N.D. d	N.D. d
27) trans-Non...	0.000	0.000	0	0	N.D. d	N.D. d
28) 2,4'-DDD	0.000	0.000	0	0	N.D. d	N.D. d
29) 2,4'-DDT	0.000	0.000	0	0	N.D. d	N.D. d
30) cis-Nonac...	0.000	0.000	0	0	N.D. d	N.D. d
31) Mirex	0.000	0.000	0	0	N.D. d	N.D. d
32) Chlordane...	0.000	0.000	0	0	N.D. d	N.D. d
33) Chlordane...	0.000	0.000	0	0	N.D. d	N.D. d
34) Chlordane...	0.000	0.000	0	0	N.D. d	N.D. d
35) Chlordane...	0.000	0.000	0	0	N.D. d	N.D. d
36) Toxaphene...	7.511	8.619	479175	1253802	573.165	529.913
37) Toxaphene...	7.805	8.969	883414	1627963	553.541	549.647
38) Toxaphene...	8.117	9.006	1995985	2635386	593.751	543.817
39) Toxaphene...	8.358	9.072	1900476	4280691	584.252	573.694
40) Toxaphene...	8.586	9.249	1539706	2386520	607.714	567.711
41) Toxaphene...	8.653	9.634	1981771	2631287	582.748	573.804
42) Toxaphene...	0.000	0.000	0	0	N.D. d	N.D. d

(f)=RT Delta > 1/2 Window (#)=Amounts differ by > 40% (m)=manual int.

Quantitation Report (QT Reviewed)

Data Path : R:\data\2020-01\0A08041\
Data File : ECD5-01082046.D
Signal(s) : Signal #1: ECD1A.CH Signal #2: ECD2B.CH
Acq On : 09 Jan 2020 0:50
Operator : MJB
Sample : 0A08041-CALU
Misc : A19J420, TOX 500 ppb
ALS Vial : 40 (Sig #1); 0 (Sig #2) Sample Multiplier: 1

Integration File signal 1: PEST1.e
Integration File signal 2: PEST2.e
Quant Time: Jan 09 11:07:37 2020
Quant Method : R:\methods\ECD5_QUANTPEST_200107.M
Quant Title : Instrument: DualECD5
QLast Update : Thu Jan 09 10:55:56 2020
Response via : Initial Calibration
Integrator: ChemStation 6890 Scale Mode: Small noise peaks clipped



Data Path : R:\data\2020-01\0A08041\
 Data File : ECD5-01082047.D
 Signal(s) : Signal #1: ECD1A.CH Signal #2: ECD2B.CH
 Acq On : 09 Jan 2020 1:07
 Operator : MJB
 Sample : 0A08041-CALV
 Misc : A19J421, TOX 1000 ppb
 ALS Vial : 41 (Sig #1); 0 (Sig #2) Sample Multiplier: 1
 Integration File signal 1: PEST1.e
 Integration File signal 2: PEST2.e
 Quant Time: Jan 09 11:06:41 2020
 Quant Method : R:\methods\ECD5_QUANTPEST_200107.M
 Quant Title : Instrument: DualECD5
 Last Update : Thu Jan 09 11:01:59 2020
 Response via : Initial Calibration
 Integrator: ChemStation 6890 Scale Mode: Small noise peaks clipped

MJP
1/9/20

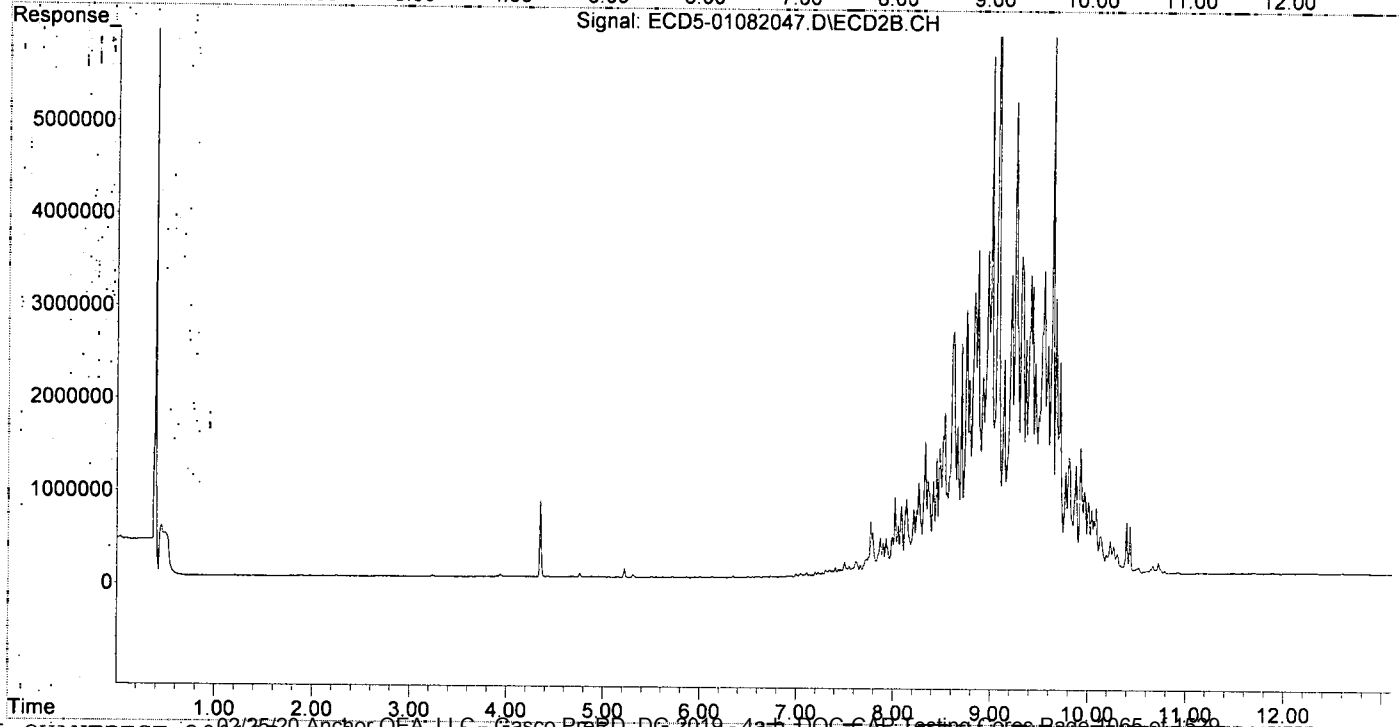
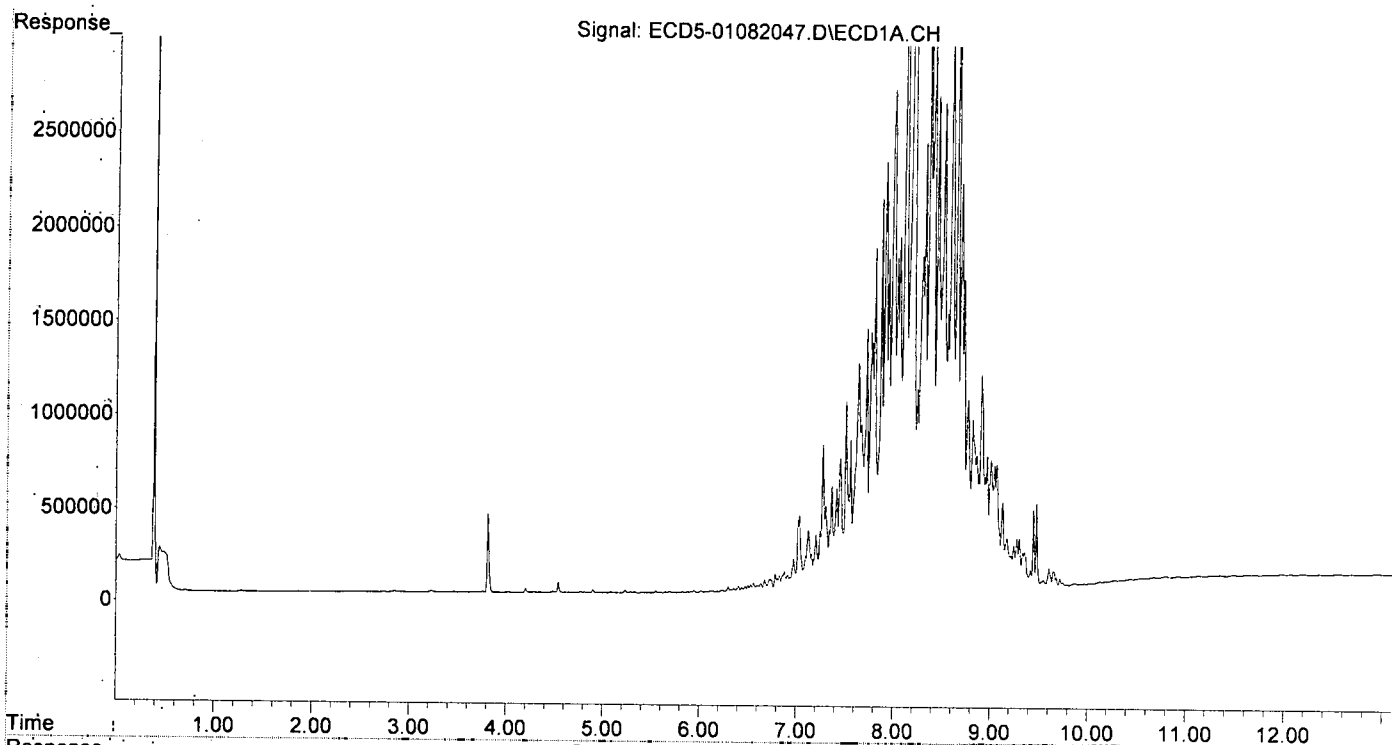
Compound	RT#1	RT#2	Resp#1	Resp#2	ng/mL	ng/mL
System Monitoring Compounds						
1) S TCMX (S)	0.000	0.000	0	0	N.D. d	N.D. d
22) S DCBP (S)	0.000	0.000	0	0	N.D. d	N.D. d
Target Compounds						
2) a-BHC	0.000	0.000	0	0	N.D. d	N.D. d
3) g-BHC	0.000	0.000	0	0	N.D. d	N.D. d
4) b-BHC	0.000	0.000	0	0	N.D. d	N.D. d
5) Heptachlor	0.000	0.000	0	0	N.D. d	N.D. d
6) d-BHC	0.000	0.000	0	0	N.D. d	N.D. d
7) Aldrin	0.000	0.000	0	0	N.D. d	N.D. d
8) Heptachlo...	0.000	0.000	0	0	N.D. d	N.D. d
9) trans-Chl...	0.000	0.000	0	0	N.D. d	N.D. d
10) cis-Chlor...	0.000	0.000	0	0	N.D. d	N.D. d
11) Endosulfa...	0.000	0.000	0	0	N.D. d	N.D. d
12) 4,4'-DDE	0.000	0.000	0	0	N.D. d	N.D. d
13) Dieldrin	0.000	0.000	0	0	N.D. d	N.D. d
14) Endrin	0.000	0.000	0	0	N.D. d	N.D. d
15) 4,4'-DDD	0.000	0.000	0	0	N.D. d	N.D. d
16) Endosulfa...	0.000	0.000	0	0	N.D. d	N.D. d
17) 4,4'-DDT	0.000	0.000	0	0	N.D. d	N.D. d
18) Endrin Al...	0.000	0.000	0	0	N.D. d	N.D. d
19) Endosulfa...	0.000	0.000	0	0	N.D. d	N.D. d
20) Methoxychlor	0.000	0.000	0	0	N.D. d	N.D. d
21) Endrin Ke...	0.000	0.000	0	0	N.D. d	N.D. d
23) Hexachlor...	0.000	0.000	0	0	N.D. d	N.D. d
24) Hexachlor...	0.000	0.000	0	0	N.D. d	N.D. d
25) Oxychlorthane	0.000	0.000	0	0	N.D. d	N.D. d
26) 2,4'-DDE	0.000	0.000	0	0	N.D. d	N.D. d
27) trans-Non...	0.000	0.000	0	0	N.D. d	N.D. d
28) 2,4'-DDD	0.000	0.000	0	0	N.D. d	N.D. d
29) 2,4'-DDT	0.000	0.000	0	0	N.D. d	N.D. d
30) cis-Nonac...	0.000	0.000	0	0	N.D. d	N.D. d
31) Mirex	0.000	0.000	0	0	N.D. d	N.D. d
32) Chlordane...	0.000	0.000	0	0	N.D. d	N.D. d
33) Chlordane...	0.000	0.000	0	0	N.D. d	N.D. d
34) Chlordane...	0.000	0.000	0	0	N.D. d	N.D. d
35) Chlordane...	0.000	0.000	0	0	N.D. d	N.D. d
36) Toxaphene...	7.511	8.618	998436	2637347	1184.210	1114.662
37) Toxaphene...	7.804	8.968	1834370	3517411	1162.389	1187.580
38) Toxaphene...	8.116	9.006	4209954	5617496	1213.484	1159.182
39) Toxaphene...	8.358	9.073	3974783	9024517	1193.317	1145.858
40) Toxaphene...	8.586	9.249	3276318	5120001	1293.146	1166.121
41) Toxaphene...	8.652	9.634	4202272	5832985	1235.695	1271.998
42) Toxaphene...	0.000	0.000	0	0	N.D. d	N.D. d

(f)=RT Delta > 1/2 Window (#)=Amounts differ by > 40% (m)=manual int.

Quantitation Report (QT Reviewed)

Data Path : R:\data\2020-01\0A08041\
Data File : ECD5-01082047.D
Signal(s) : Signal #1: ECD1A.CH Signal #2: ECD2B.CH
Acq On : 09 Jan 2020 1:07
Operator : MJB
Sample : 0A08041-CALV
Misc : A19J421, TOX 1000 ppb
ALS Vial : 41 (Sig #1); 0 (Sig #2) Sample Multiplier: 1

Integration File signal 1: PEST1.e
Integration File signal 2: PEST2.e
Quant Time: Jan 09 11:06:41 2020
Quant Method : R:\methods\ECD5_QUANTPEST_200107.M
Quant Title : Instrument: DualECD5
QLast Update : Thu Jan 09 11:01:59 2020
Response via : Initial Calibration
Integrator: ChemStation 6890 Scale Mode: Small noise peaks clipped



Data Path : R:\data\2020-01\0A08041\
 Data File : ECD5-01082048.D
 Signal(s) : Signal #1: ECD1A.CH Signal #2: ECD2B.CH
 Acq On : 09 Jan 2020 1:24
 Operator : MJB
 Sample : 0A08041-CALW
 Misc : A19J416, TOX 2000 ppb
 ALS Vial : 42 (Sig #1); 0 (Sig #2) Sample Multiplier: 1

Integration File signal 1: PEST1.e
 Integration File signal 2: PEST2.e
 Quant Time: Jan 09 11:07:20 2020
 Quant Method : R:\methods\ECD5_QUANTPEST_200107.M
 Quant Title : Instrument: DualECD5
 Last Update : Thu Jan 09 11:01:59 2020
 Response via : Initial Calibration
 Integrator: ChemStation 6890 Scale Mode: Small noise peaks clipped

MJB
1/9/20

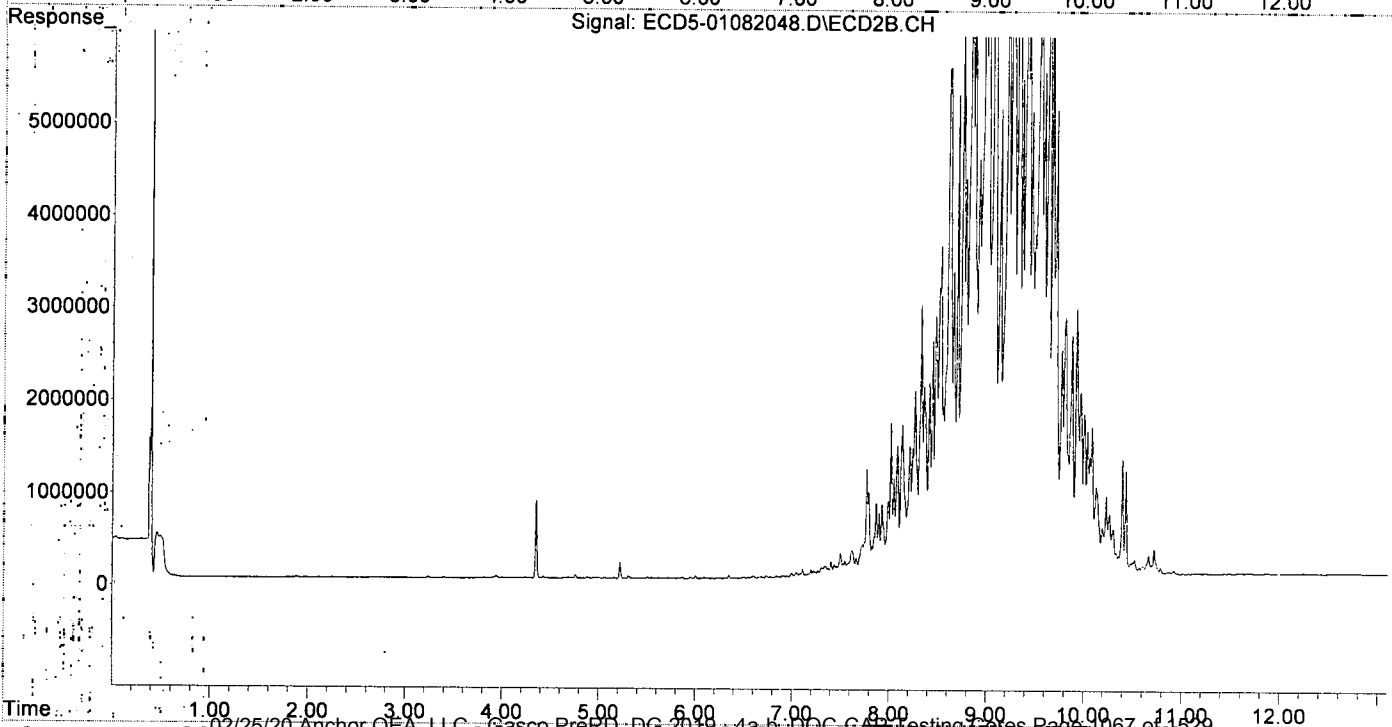
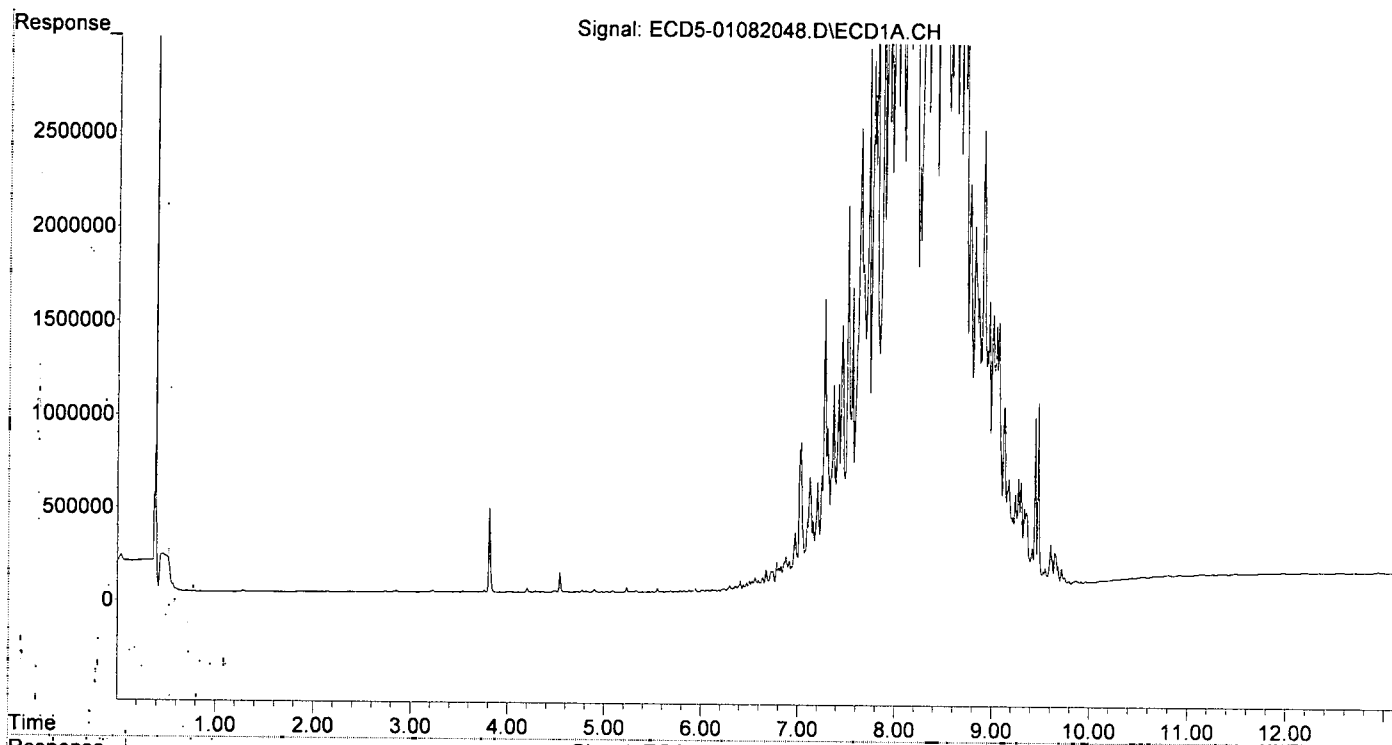
Compound	RT#1	RT#2	Resp#1	Resp#2	ng/mL	ng/mL
System Monitoring Compounds						
1) S TCMX (S)	0.000	0.000	0	0	N.D. d	N.D. d
22) S DCBP (S)	0.000	0.000	0	0	N.D. d	N.D. d
Target Compounds						
2) a-BHC	0.000	0.000	0	0	N.D. d	N.D. d
3) g-BHC	0.000	0.000	0	0	N.D. d	N.D. d
4) b-BHC	0.000	0.000	0	0	N.D. d	N.D. d
5) Heptachlor	0.000	0.000	0	0	N.D. d	N.D. d
6) d-BHC	0.000	0.000	0	0	N.D. d	N.D. d
7) Aldrin	0.000	0.000	0	0	N.D. d	N.D. d
8) Heptachlo...	0.000	0.000	0	0	N.D. d	N.D. d
9) trans-Chl...	0.000	0.000	0	0	N.D. d	N.D. d
10) cis-Chlor...	0.000	0.000	0	0	N.D. d	N.D. d
11) Endosulfa...	0.000	0.000	0	0	N.D. d	N.D. d
12) 4,4'-DDE	0.000	0.000	0	0	N.D. d	N.D. d
13) Dieldrin	0.000	0.000	0	0	N.D. d	N.D. d
14) Endrin	0.000	0.000	0	0	N.D. d	N.D. d
15) 4,4'-DDD	0.000	0.000	0	0	N.D. d	N.D. d
16) Endosulfa...	0.000	0.000	0	0	N.D. d	N.D. d
17) 4,4'-DDT	0.000	0.000	0	0	N.D. d	N.D. d
18) Endrin Al...	0.000	0.000	0	0	N.D. d	N.D. d
19) Endosulfa...	0.000	0.000	0	0	N.D. d	N.D. d
20) Methoxychlor	0.000	0.000	0	0	N.D. d	N.D. d
21) Endrin Ke...	0.000	0.000	0	0	N.D. d	N.D. d
23) Hexachlor...	0.000	0.000	0	0	N.D. d	N.D. d
24) Hexachlor...	0.000	0.000	0	0	N.D. d	N.D. d
25) Oxychlorane	0.000	0.000	0	0	N.D. d	N.D. d
26) 2,4'-DDE	0.000	0.000	0	0	N.D. d	N.D. d
27) trans-Non...	0.000	0.000	0	0	N.D. d	N.D. d
28) 2,4'-DDD	0.000	0.000	0	0	N.D. d	N.D. d
29) 2,4'-DDT	0.000	0.000	0	0	N.D. d	N.D. d
30) cis-Nonac...	0.000	0.000	0	0	N.D. d	N.D. d
31) Mirex	0.000	0.000	0	0	N.D. d	N.D. d
32) Chlordane...	0.000	0.000	0	0	N.D. d	N.D. d
33) Chlordane...	0.000	0.000	0	0	N.D. d	N.D. d
34) Chlordane...	0.000	0.000	0	0	N.D. d	N.D. d
35) Chlordane...	0.000	0.000	0	0	N.D. d	N.D. d
36) Toxaphene...	7.509	8.617	2042518	5518631	2374.324	2332.423
37) Toxaphene...	7.803	8.967	3726169	7483834	2403.406	2526.758
38) Toxaphene...	8.115	9.005	8745207	11973110	2374.415	2470.675
39) Toxaphene...	8.356	9.072	8089085	20090728	2312.250	2288.127
40) Toxaphene...	8.585	9.249	6836043	11218014	2698.152	2347.982
41) Toxaphene...	8.651	9.633	8969660	12652600	2637.565	2759.150
42) Toxaphene...	0.000	0.000	0	0	N.D. d	N.D. d

(f)=RT Delta > 1/2 Window (#)=Amounts differ by > 40% (m)=manual int.

Quantitation Report (QT Reviewed)

Data Path : R:\data\2020-01\0A08041\
Data File : ECD5-01082048.D
Signal(s) : Signal #1: ECD1A.CH Signal #2: ECD2B.CH
Acq On : 09 Jan 2020 1:24
Operator : MJB
Sample : 0A08041-CALW
Misc : A19J416, TOX 2000 ppb
ALS Vial : 42 (Sig #1); 0 (Sig #2) Sample Multiplier: 1

Integration File signal 1: PEST1.e
Integration File signal 2: PEST2.e
Quant Time: Jan 09 11:07:20 2020
Quant Method : R:\methods\ECD5_QUANTPEST_200107.M
Quant Title : Instrument: DualECD5
QLast Update : Thu Jan 09 11:01:59 2020
Response via : Initial Calibration
Integrator: ChemStation 6890 Scale Mode: Small noise peaks clipped



**Organochloride Pesticides by EPA 8081B
Calibration Data**

Sequence 0B04042 (Cal ID A0B0506) DualECD5



ELEMENT SEQUENCE LOG

Apex Laboratories

Sequence: **0B04042**

Instrument: **DUALECD5**

Date: **02/04/20 10:33**

Calibration: **A0B0506**

#	Lab Number	Matrix	Analysis	Client	Due	Batch	ISTD ID	STD ID
1	0B04042-BKD1	Water	QC	QC				
2	0B04042-ICB1	Water	QC	QC				A20A019
3	0B04042-CAL1	Water	QC	QC				A20A395
4	0B04042-CAL2	Water	QC	QC				A20B030
5	0B04042-CAL3	Water	QC	QC				A20B031
6	0B04042-CAL4	Water	QC	QC				A19K128
7	0B04042-CAL5	Water	QC	QC				A19K130
8	0B04042-CAL6	Water	QC	QC				A19K131
9	0B04042-CAL7	Water	QC	QC				A19K132
10	0B04042-CAL8	Water	QC	QC				A19K133
11	0B04042-CAL9	Water	QC	QC				A19K134
12	0B04042-IBL1	Water	QC	QC				A19K126
13	0B04042-ICV1	Water	QC	QC				A19I209

Data Entered By: MJB 2/5/20

Comments: ICAL

Data Reviewed By: MJA 2/6/20

AB Mix Only

Calibration Status Report DUALECD5

Method Path : R:\methods\
 Method File : ECD5_QUANTPEST_200204.M
 Title : Instrument: DualECD5
 Last Update : Tue Feb 04 18:01:02 2020
 Response Via : Initial Calibration

#	ID	Conc	ISTD Conc	Path\File
1	1	10	0	R:\data\2020-02\0B04042\ECD5-02042008.D
2	2	50	0	R:\data\2020-02\0B04042\ECD5-02042009.D
3	3	100	0	R:\data\2020-02\0B04042\ECD5-02042010.D
4	4	200	0	R:\data\2020-02\0B04042\ECD5-02042011.D
5	5	500	0	R:\data\2020-02\0B04042\ECD5-02042012.D
6	6	1000	0	R:\data\2020-02\0B04042\ECD5-02042013.D
7	7	2000	0	R:\data\2020-02\0B04042\ECD5-02042014.D
8	8	-1	0	R:\data\2020-02\0B04042\ECD5-02042015.D
9	9	-1	0	R:\data\2020-02\0B04042\ECD5-02042016.D

A2B0506
MJB
2/5/20

#	ID	Update Time	Quant Time	Acquisition Time
1	1	Feb 04 17:59 2020	Feb 04 17:50 2020	04 Feb 2020 12:56
2	2	Feb 04 18:00 2020	Feb 04 17:51 2020	04 Feb 2020 13:13
3	3	Feb 04 18:00 2020	Feb 04 17:52 2020	04 Feb 2020 13:30
4	4	Feb 04 18:00 2020	Feb 04 17:54 2020	04 Feb 2020 13:48
5	5	Feb 04 18:00 2020	Feb 04 17:54 2020	04 Feb 2020 14:05
6	6	Feb 04 18:00 2020	Feb 04 17:56 2020	04 Feb 2020 14:22
7	7	Feb 04 18:00 2020	Feb 04 17:49 2020	04 Feb 2020 14:39
8	8	Feb 04 18:00 2020	Feb 04 17:57 2020	04 Feb 2020 14:56
9	9	Feb 04 18:01 2020	Feb 04 17:59 2020	04 Feb 2020 15:13

ECD5_QUANTPEST_200204.M Wed Feb 05 11:48:07 2020

Calibration Report DUALECD5

Method Path : R:\methods\
 Method File : ECD5_QUANTPEST_200204.M
 Title : Instrument: DualECD5
 Last Update : Tue Feb 04 18:01:02 2020
 Response Via : Initial Calibration

Calibration Files

1 =ECD5-02042008 2 =ECD5-02042009 3 =ECD5-02042010 4 =ECD5-02042011 5 =ECD5-02042012
 6 =ECD5-02042013 7 =ECD5-02042014 8 =ECD5-02042015 9 =ECD5-02042016

Compound	Fit	Constant	Linear	Quad	RSD/Cf
1) S TCMX (S)	Avg	-----	1.7474 e5	-----	0.0937
2) a-BHC	Avg	-----	2.5036 e5	-----	0.0667
3) g-BHC	Avg	-----	2.2033 e5	-----	0.0801
4) b-BHC	Quad	7.2701 e3	7.0523 e4	1.4801 e2	0.9932
5) Heptachlor	Avg	-----	2.2091 e5	-----	0.0779
6) d-BHC	Quad	-2.4859 e3	1.4054 e5	3.8933 e2	0.9897
7) Aldrin	Avg	-----	2.2431 e5	-----	0.0576
8) Heptachlor Expoxide	Avg	-----	2.1152 e5	-----	0.0561
9) trans-Chlordane	Avg	-----	2.0922 e5	-----	0.0733
10) cis-Chlordane	Avg	-----	2.0843 e5	-----	0.0795
11) Endosulfan I	Avg	-----	2.0682 e5	-----	0.0625
12) 4,4'-DDE	Quad	7.9445 e3	1.5672 e5	2.7110 e2	0.9926
13) Dieldrin	Avg	-----	2.1724 e5	-----	0.0520
14) Endrin	Avg	-----	1.7120 e5	-----	0.0776
15) 4,4'-DDD	Quad	9.3767 e3	1.2455 e5	2.3861 e2	0.9917
16) Endosulfan II	Avg	-----	1.6487 e5	-----	0.0864
17) 4,4'-DDT	Quad	-2.5980 e4	1.1041 e5	3.1152 e2	0.9865
18) Endrin Aldehyde	Quad	3.4056 e4	1.2233 e5	1.0063 e2	0.9974
19) Endosulfan Sulfate	Quad	2.4150 e4	1.3693 e5	1.4140 e2	0.9965
20) Methoxychlor	Quad	7.8676 e3	4.8821 e4	1.4124 e2	0.9871
21) Endrin Ketone	Avg	-----	1.8992 e5	-----	0.0884
22) S DCBP (S)	Quad	3.9667 e4	1.4579 e5	5.3155 e1	0.9966
23) Hexachlorobutadiene	Avg	-----	1.9945 e5	-----	0.0981
24) Hexachlorobenzene	Quad	2.9978 e4	1.9264 e5	1.8763	0.9962
25) Oxychlorane	Quad	3.5543 e4	1.7429 e5	2.1636 e1	0.9947
26) 2,4'-DDE	Avg	-----	1.4259 e5	-----	0.0981
27) trans-Nonachlor	Quad	3.1077 e4	1.9823 e5	1.7689 e1	0.9961
28) 2,4'-DDD	Avg	-----	1.2723 e5	-----	0.0899
29) 2,4'-DDT	Avg	-----	1.4648 e5	-----	0.0983
30) cis-Nonachlor	Avg	-----	2.3570 e5	-----	0.0909
31) Mirex	Quad	3.3267 e4	1.3487 e5	-2.0062 e1	0.9918
32) Chlordane (1)	Avg	-----	2.3462 e4	-----	0.0395
33) Chlordane (2)	Avg	-----	2.8821 e4	-----	0.0350
34) Chlordane (3)	Avg	-----	7.6076 e3	-----	0.0633
35) Chlordane - AVE	Avg	-----	-----	-----	0.0000
36) Toxaphene (1)	Avg	-----	1.0532 e3	-----	0.0794
37) Toxaphene (2)	Avg	-----	1.9447 e3	-----	0.0738
38) Toxaphene (3)	Quad	1.7387 e4	4.1786 e3	0.0557	0.9986
39) Toxaphene (4)	Avg	-----	4.0400 e3	-----	0.0497
40) Toxaphene (5)	Avg	-----	3.2878 e3	-----	0.0355
41) Toxaphene (6)	Avg	-----	4.3424 e3	-----	0.0566
42) Toxaphene - AVE	Avg	-----	-----	-----	0.0000

MJB
2/5/20

Signal #2

Compound	Fit	Constant	Linear	Quad	RSD/Cf
1) S TCMX (S)	Quad	5.0618 e4	2.2647 e5	5.9457 e2	0.9924
2) a-BHC	Quad	-7.5425 e2	3.6398 e5	9.0180 e2	0.9913
3) g-BHC	Quad	6.7407 e3	3.3387 e5	6.7833 e2	0.9924
4) b-BHC	Quad	1.9382 e4	1.2984 e5	2.2902 e2	0.9954
5) Heptachlor	Quad	2.2469 e4	3.1360 e5	6.1710 e2	0.9941
6) d-BHC	Quad	-7.6881 e4	2.7257 e5	7.8045 e2	0.9904
7) Aldrin	Avg	-----	3.6948 e5	-----	0.0913

8)	Heptachlor Expoxide	Avg	-----	3.3616	e5	-----	0.0840
9)	trans-Chlordane	Avg	-----	3.3554	e5	-----	0.0991
10)	cis-Chlordane	Avg	-----	3.2619	e5	-----	0.0946
11)	Endosulfan I	Avg	-----	3.0374	e5	-----	0.0924
12)	4,4'-DDE	Quad	8.4145	e3	2.7566	e5	5.8774 e2 0.9932
13)	Dieldrin	Quad	8.9202	e3	3.1122	e5	4.5111 e2 0.9951
14)	Endrin	Quad	1.0694	e4	2.2385	e5	4.7584 e2 0.9935
15)	4,4'-DDD	Quad	1.3325	e4	2.2146	e5	5.1565 e2 0.9949
16)	Endosulfan II	Quad	2.2660	e4	2.2573	e5	4.4804 e2 0.9956
17)	4,4'-DDT	Quad	-5.3836	e4	1.3725	e5	6.7956 e2 0.9849
18)	Endrin Aldehyde	Quad	5.0431	e4	1.9014	e5	3.0606 e2 0.9965
19)	Endosulfan Sulfate	Quad	2.9223	e4	1.8181	e5	5.2306 e2 0.9917
20)	Methoxychlor	Quad	-1.4601	e4	6.8431	e4	2.9260 e2 0.9858
21)	Endrin Ketone	Quad	2.4671	e4	2.1168	e5	5.0488 e2 0.9948
22) S	DCBP (S)	Quad	3.8208	e4	1.8172	e5	1.9317 e2 0.9970
23)	Hexachlorobutadiene	Avg	-----	4.0073	e5	-----	0.0684
24)	Hexachlorobenzene	Avg	-----	3.2010	e5	-----	0.0850
25)	Oxychlordane	Avg	-----	2.7969	e5	-----	0.0948
26)	2,4'-DDE	Avg	-----	2.1059	e5	-----	0.0853
27)	trans-Nonachlor	Avg	-----	3.0749	e5	-----	0.0865
28)	2,4'-DDD	Avg	-----	1.8444	e5	-----	0.0961
29)	2,4'-DDT	Quad	1.9201	e4	1.8390	e5	3.4248 e2 0.9962
30)	cis-Nonachlor	Avg	-----	3.4114	e5	-----	0.0896
31)	Mirex	Quad	4.6564	e4	1.7252	e5	1.8989 e2 0.9939
32)	Chlordane (1)	Avg	-----	3.8897	e4	-----	0.0816
33)	Chlordane (2)	Avg	-----	3.2098	e4	-----	0.0642
34)	Chlordane (3)	Avg	-----	1.0618	e4	-----	0.0935
35)	Chlordane - AVE	Avg	-----	-----	-----	-----	0.0000
36)	Toxaphene (1)	Avg	-----	2.7043	e3	-----	0.0563
37)	Toxaphene (2)	Avg	-----	3.4826	e3	-----	0.0559
38)	Toxaphene (3)	Quad	2.0271	e4	5.1151	e3	0.4339 0.9999
39)	Toxaphene (4)	Avg	-----	9.0257	e3	-----	0.0752
40)	Toxaphene (5)	Avg	-----	5.0220	e3	-----	0.0635
41)	Toxaphene (6)	Avg	-----	5.6142	e3	-----	0.0691
42)	Toxaphene - AVE	Avg	-----	-----	-----	-----	0.0000

ECD5_QUANTPEST_200204.M Wed Feb 05 11:48:24 2020

Element Calibration Review Sheet

Calibration ID: **A0B0506**

Instrument: **DUALECD5**

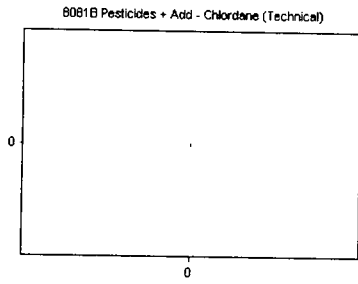
Calibration Date: **02/05/2020**

Analysis: **8081B Pesticides + Add**

Instrument Cal ID: **ECD5_QUANTPEST_20020**

Chlordane (Technical)

Curve Fit: **AVERAGE RF**

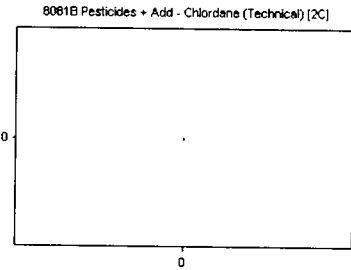


Standard	Concentration	Response	Response Factor	RT
0A08041-CALJ	40	0	0.000	0.00
0A08041-CALK	50	0	0.000	0.00
0A08041-CALL	100	0	0.000	0.00
0A08041-CALM	200	0	0.000	0.00
0A08041-CALN	500	0	0.000	0.00
0A08041-CALO	1000	0	0.000	0.00
0A08041-CALP	2000	0	0.000	0.00

AVE RF **0.000** RF RSD **0.00** AVE RT **0.00**

Chlordane (Technical) [2C]

Curve Fit: **AVERAGE RF**

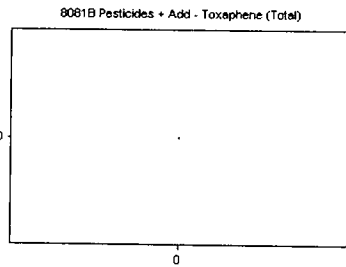


Standard	Concentration	Response	Response Factor	RT
0A08041-CALJ	40	0	0.000	0.00
0A08041-CALK	50	0	0.000	0.00
0A08041-CALL	100	0	0.000	0.00
0A08041-CALM	200	0	0.000	0.00
0A08041-CALN	500	0	0.000	0.00
0A08041-CALO	1000	0	0.000	0.00
0A08041-CALP	2000	0	0.000	0.00

AVE RF **0.000** RF RSD **0.00** AVE RT **0.00**

Toxaphene (Total)

Curve Fit: **AVERAGE RF**

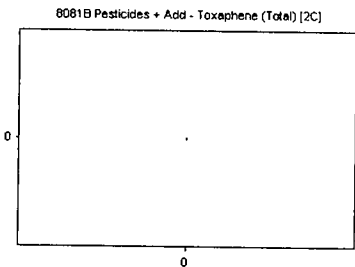


Standard	Concentration	Response	Response Factor	RT
0A08041-CALQ	40	0	0.000	0.00
0A08041-CALR	50	0	0.000	0.00
0A08041-CALS	100	0	0.000	0.00
0A08041-CALT	200	0	0.000	0.00
0A08041-CALU	500	0	0.000	0.00
0A08041-CALV	1000	0	0.000	0.00
0A08041-CALW	2000	0	0.000	0.00

AVE RF **0.000** RF RSD **0.00** AVE RT **0.00**

Toxaphene (Total) [2C]

Curve Fit: **AVERAGE RF**



Standard	Concentration	Response	Response Factor	RT
0A08041-CALQ	40	0	0.000	0.00
0A08041-CALR	50	0	0.000	0.00
0A08041-CALS	100	0	0.000	0.00
0A08041-CALT	200	0	0.000	0.00
0A08041-CALU	500	0	0.000	0.00
0A08041-CALV	1000	0	0.000	0.00
0A08041-CALW	2000	0	0.000	0.00

AVE RF **0.000** RF RSD **0.00** AVE RT **0.00**

Element Calibration Review Sheet

Calibration ID: **A0B0506**

Instrument: **DUALECD5**

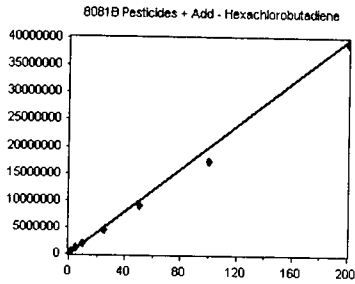
Calibration Date: **02/05/2020**

Analysis: **8081B Pesticides + Add**

Instrument Cal ID: **ECD5_QUANTPEST_20020**

Hexachlorobutadiene

Curve Fit: **AVERAGE RF**

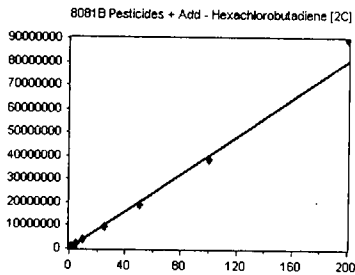


Standard	Concentration	Response	Response Factor	RT
0A08041-CALA	0.5	111441	222882.000	3.20
0A08041-CALB	1	233620	233620.000	3.20
0A08041-CALC	2	399253	199626.500	3.20
0A08041-CALD	5	1045541	209108.200	3.20
0A08041-CALE	10	1945769	194576.900	3.20
0A08041-CALF	25	4597497	183899.900	3.20
0A08041-CALG	50	9074096	181481.900	3.21
0A08041-CALH	100	1.739457E+07	173945.700	3.21
0A08041-CALI	200	3.917575E+07	195878.800	3.21

AVE RF 199446.700 RF RSD 9.81 AVE RT 3.20

Hexachlorobutadiene [2C]

Curve Fit: **AVERAGE RF**

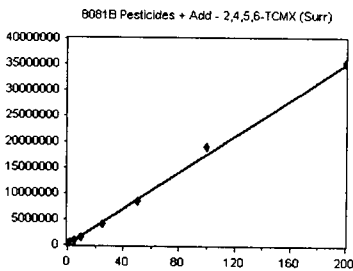


Standard	Concentration	Response	Response Factor	RT
0A08041-CALA	0.5	211151	422302.000	3.81
0A08041-CALB	1	433391	433391.000	3.81
0A08041-CALC	2	769290	384645.000	3.81
0A08041-CALD	5	2029333	405866.600	3.81
0A08041-CALE	10	3803037	380303.700	3.81
0A08041-CALF	25	9313071	372522.800	3.81
0A08041-CALG	50	1.891409E+07	378281.800	3.81
0A08041-CALH	100	3.822985E+07	382298.500	3.82
0A08041-CALI	200	8.938687E+07	446934.400	3.82

AVE RF 400727.300 RF RSD 6.84 AVE RT 3.81

2,4,5,6-TCMX (Surr)

Curve Fit: **AVERAGE RF**

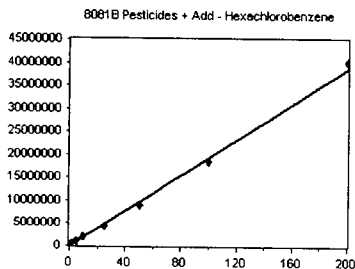


Standard	Concentration	Response	Response Factor	RT
0B04042-CAL1	0.5	104406	208812.000	5.25
0B04042-CAL2	1	180378	180378.000	5.25
0B04042-CAL3	2	337942	168971.000	5.25
0B04042-CAL4	5	792379	158475.800	5.25
0B04042-CAL5	10	1602442	160244.200	5.25
0B04042-CAL6	25	4068249	162730.000	5.25
0B04042-CAL7	50	8351584	167031.700	5.25
0B04042-CAL8	100	1.9023E+07	190230.000	5.25
0B04042-CAL9	200	3.514946E+07	175747.300	5.25

AVE RF 174735.500 RF RSD 9.37 AVE RT 5.25

Hexachlorobenzene

Curve Fit: **QUADRATIC: Weighting: (1/a^2), Origin: Ignore**



Standard	Concentration	Response	Response Factor	RT
0A08041-CALA	0.5	122709	245418.000	5.78
0A08041-CALB	1	233462	233462.000	5.78
0A08041-CALC	2	418552	209276.000	5.78
0A08041-CALD	5	1068601	213720.200	5.78
0A08041-CALE	10	2009121	200912.100	5.78
0A08041-CALF	25	4493137	179725.500	5.78
0A08041-CALG	50	9072972	181459.400	5.78
0A08041-CALH	100	1.858538E+07	185853.800	5.78
0A08041-CALI	200	4.017022E+07	200851.100	5.79

AVE RF 205630.900 RF RSD 11.05 AVE RT 5.78

Element Calibration Review Sheet

Calibration ID: **A0B0506**

Instrument: **DUALECD5**

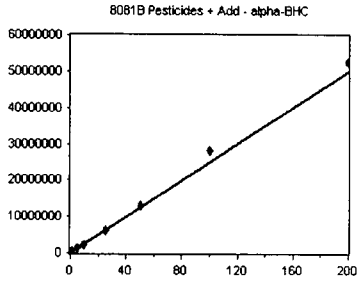
Calibration Date: **02/05/2020**

Analysis: **8081B Pesticides + Add**

Instrument Cal ID: **ECD5_QUANTPEST_20020**

alpha-BHC

Curve Fit: **AVERAGE RF**

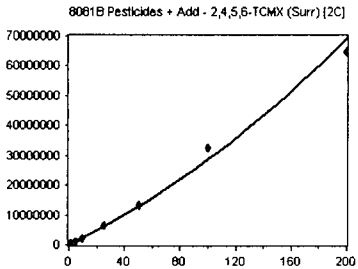


Standard	Concentration	Response	Response Factor	RT
OB04042-CAL1	0.5	129829	259658.000	5.79
OB04042-CAL2	1	234158	234158.000	5.79
OB04042-CAL3	2	461042	230521.000	5.79
OB04042-CAL4	5	1197007	239401.400	5.79
OB04042-CAL5	10	2428204	242820.400	5.79
OB04042-CAL6	25	6099068	243962.700	5.79
OB04042-CAL7	50	1.283082E+07	256616.400	5.79
OB04042-CAL8	100	2.831423E+07	283142.300	5.79
OB04042-CAL9	200	5.259933E+07	262996.600	5.79

AVE RF 250364.100 **RF RSD** 6.67 **AVE RT** 5.79

2,4,5,6-TCMX (Surr) [2C]

Curve Fit: **QUADRATIC: Weighting: (1/a^2), Origin: Ignore**

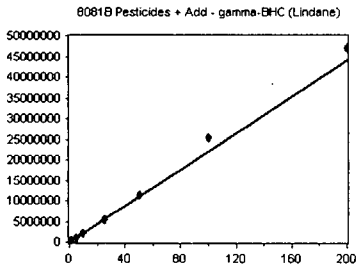


Standard	Concentration	Response	Response Factor	RT
OB04042-CAL1	0.5	172199	344398.000	5.96
OB04042-CAL2	1	251878	251878.000	5.96
OB04042-CAL3	2	486089	243044.500	5.96
OB04042-CAL4	5	1129945	225989.000	5.96
OB04042-CAL5	10	2365785	236578.500	5.96
OB04042-CAL6	25	6266572	250662.900	5.96
OB04042-CAL7	50	1.335182E+07	267036.400	5.96
OB04042-CAL8	100	3.253281E+07	325328.100	5.96
OB04042-CAL9	200	6.467648E+07	323382.400	5.96

AVE RF 274255.300 **RF RSD** 16.19 **AVE RT** 5.96

gamma-BHC (Lindane)

Curve Fit: **AVERAGE RF**

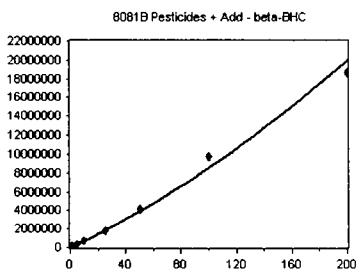


Standard	Concentration	Response	Response Factor	RT
OB04042-CAL1	0.5	114201	228402.000	6.07
OB04042-CAL2	1	203172	203172.000	6.07
OB04042-CAL3	2	398593	199296.500	6.07
OB04042-CAL4	5	1032948	206589.600	6.07
OB04042-CAL5	10	2136985	213698.500	6.07
OB04042-CAL6	25	5401702	216068.100	6.07
OB04042-CAL7	50	1.126722E+07	225344.400	6.07
OB04042-CAL8	100	2.545954E+07	254595.400	6.07
OB04042-CAL9	200	4.715322E+07	235766.100	6.07

AVE RF 220325.800 **RF RSD** 8.01 **AVE RT** 6.07

beta-BHC

Curve Fit: **QUADRATIC: Weighting: (1/a^2), Origin: Ignore**



Standard	Concentration	Response	Response Factor	RT
OB04042-CAL1	0.5	43806	87612.000	6.16
OB04042-CAL2	1	75048	75048.000	6.16
OB04042-CAL3	2	144601	72300.500	6.16
OB04042-CAL4	5	342283	68456.600	6.16
OB04042-CAL5	10	698912	69891.200	6.16
OB04042-CAL6	25	1834627	73385.080	6.15
OB04042-CAL7	50	4195858	83917.160	6.15
OB04042-CAL8	100	9738769	97387.690	6.15
OB04042-CAL9	200	1.862478E+07	93123.900	6.15

AVE RF 80124.680 **RF RSD** 13.32 **AVE RT** 6.16

Element Calibration Review Sheet

Calibration ID: **A0B0506**

Instrument: **DUALECD5**

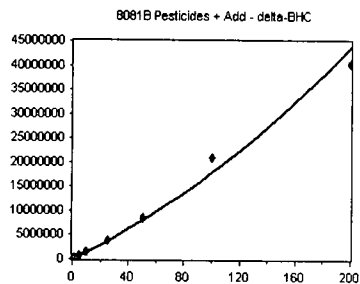
Calibration Date: **02/05/2020**

Analysis: **8081B Pesticides + Add**

Instrument Cal ID: **ECD5_QUANTPEST_20020**

delta-BHC

Curve Fit: **QUADRATIC: Weighting: (1/a^2), Origin: Ignore**

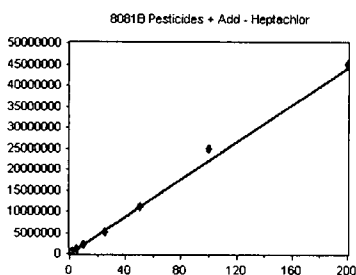


Standard	Concentration	Response	Response Factor	RT
OB04042-CAL1	0.5	73316	146632.000	6.31
OB04042-CAL2	1	124284	124284.000	6.31
OB04042-CAL3	2	253998	126999.000	6.31
OB04042-CAL4	5	669857	133971.400	6.31
OB04042-CAL5	10	1451315	145131.500	6.30
OB04042-CAL6	25	3787243	151489.700	6.30
OB04042-CAL7	50	8485276	169705.500	6.30
OB04042-CAL8	100	2.086962E+07	208696.200	6.30
OB04042-CAL9	200	4.029762E+07	201488.100	6.30

AVE RF 156488.600 RF RSD 19.68 AVE RT 6.30

Heptachlor

Curve Fit: **AVERAGE RF**

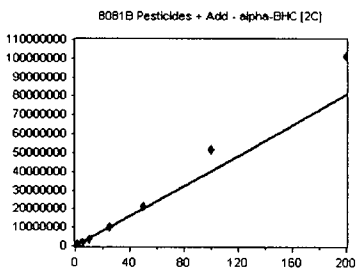


Standard	Concentration	Response	Response Factor	RT
OB04042-CAL1	0.5	123497	246994.000	6.48
OB04042-CAL2	1	209611	209611.000	6.48
OB04042-CAL3	2	416634	208317.000	6.48
OB04042-CAL4	5	1012315	202463.000	6.48
OB04042-CAL5	10	2143965	214396.500	6.48
OB04042-CAL6	25	5215054	208602.200	6.48
OB04042-CAL7	50	1.109852E+07	221970.400	6.48
OB04042-CAL8	100	2.498708E+07	249870.800	6.48
OB04042-CAL9	200	4.51916E+07	225958.000	6.48

AVE RF 220909.200 RF RSD 7.79 AVE RT 6.48

alpha-BHC [2C]

Curve Fit: **AVERAGE RF**

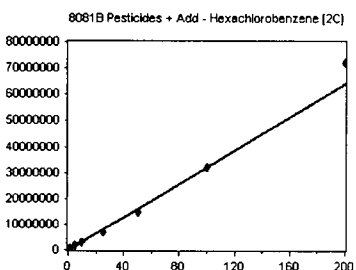


Standard	Concentration	Response	Response Factor	RT
OB04042-CAL1	0.5	195998	391996.000	6.56
OB04042-CAL2	1	322338	322338.000	6.57
OB04042-CAL3	2	673307	336653.500	6.57
OB04042-CAL4	5	1763687	352737.400	6.57
OB04042-CAL5	10	3711215	371121.500	6.57
OB04042-CAL6	25	9900797	396031.900	6.57
OB04042-CAL7	50	2.166245E+07	433249.000	6.57
OB04042-CAL8	100	5.17058E+07	517058.000	6.56
OB04042-CAL9	200	1.013082E+08	506541.000	6.57

AVE RF 403080.700 RF RSD 17.38 AVE RT 6.56

Hexachlorobenzene [2C]

Curve Fit: **AVERAGE RF**



Standard	Concentration	Response	Response Factor	RT
0A08041-CALA	0.5	175732	351464.000	6.60
0A08041-CALB	1	346466	346466.000	6.60
0A08041-CALC	2	608347	304173.500	6.60
0A08041-CALD	5	1591805	318361.000	6.60
0A08041-CALE	10	3000124	300012.400	6.59
0A08041-CALF	25	7094857	283794.300	6.59
0A08041-CALG	50	1.472284E+07	294456.800	6.59
0A08041-CALH	100	3.220521E+07	322052.100	6.60
0A08041-CALI	200	7.202848E+07	360142.400	6.60

AVE RF 320102.500 RF RSD 8.50 AVE RT 6.59

Element Calibration Review Sheet

Calibration ID: **A0B0506**

Instrument: **DUALECD5**

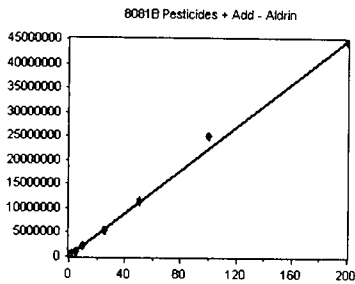
Calibration Date: **02/05/2020**

Analysis: **8081B Pesticides + Add**

Instrument Cal ID: **ECD5_QUANTPEST_20020**

Aldrin

Curve Fit: **AVERAGE RF**

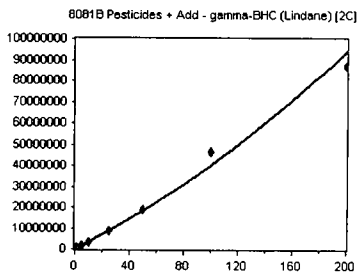


Standard	Concentration	Response	Response Factor	RT
OB04042-CAL1	0.5	118704	237408.000	6.72
OB04042-CAL2	1	212142	212142.000	6.72
OB04042-CAL3	2	428730	214365.000	6.72
OB04042-CAL4	5	1073720	214744.000	6.72
OB04042-CAL5	10	2212916	221291.600	6.72
OB04042-CAL6	25	5421161	216846.400	6.72
OB04042-CAL7	50	1.138669E+07	227733.800	6.72
OB04042-CAL8	100	2.516142E+07	251614.200	6.72
OB04042-CAL9	200	4.453472E+07	222673.600	6.72

AVE RF 224313.200 **RF RSD** 5.76 **AVE RT** 6.72

gamma-BHC (Lindane) [2C]

Curve Fit: **QUADRATIC: Weighting: (1/a^2), Origin: Ignore**

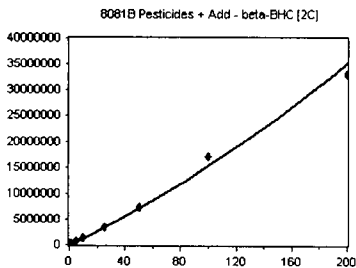


Standard	Concentration	Response	Response Factor	RT
OB04042-CAL1	0.5	182017	364034.000	6.88
OB04042-CAL2	1	321192	321192.000	6.88
OB04042-CAL3	2	638996	319498.000	6.88
OB04042-CAL4	5	1599238	319847.600	6.88
OB04042-CAL5	10	3403661	340366.100	6.88
OB04042-CAL6	25	8889256	355570.300	6.88
OB04042-CAL7	50	1.876008E+07	375201.600	6.88
OB04042-CAL8	100	4.66625E+07	466625.000	6.88
OB04042-CAL9	200	8.710598E+07	435529.900	6.88

AVE RF 366429.400 **RF RSD** 14.35 **AVE RT** 6.88

beta-BHC [2C]

Curve Fit: **QUADRATIC: Weighting: (1/a^2), Origin: Ignore**

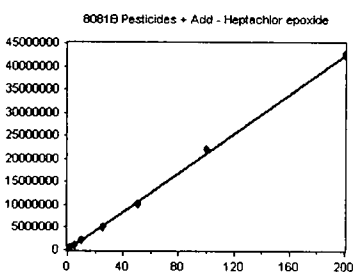


Standard	Concentration	Response	Response Factor	RT
OB04042-CAL1	0.5	86527	173054.000	6.95
OB04042-CAL2	1	141981	141981.000	6.95
OB04042-CAL3	2	281348	140674.000	6.95
OB04042-CAL4	5	635457	127091.400	6.95
OB04042-CAL5	10	1327948	132794.800	6.95
OB04042-CAL6	25	3360483	134419.300	6.95
OB04042-CAL7	50	7332595	146651.900	6.95
OB04042-CAL8	100	1.713381E+07	171338.100	6.95
OB04042-CAL9	200	3.316453E+07	165822.700	6.95

AVE RF 148203.000 **RF RSD** 11.77 **AVE RT** 6.95

Heptachlor epoxide

Curve Fit: **AVERAGE RF**



Standard	Concentration	Response	Response Factor	RT
OB04042-CAL1	0.5	118878	237756.000	7.18
OB04042-CAL2	1	211643	211643.000	7.18
OB04042-CAL3	2	414402	207201.000	7.18
OB04042-CAL4	5	997585	199517.000	7.18
OB04042-CAL5	10	2075590	207559.000	7.18
OB04042-CAL6	25	5049240	201969.600	7.18
OB04042-CAL7	50	1.018968E+07	203793.600	7.18
OB04042-CAL8	100	2.218937E+07	221893.700	7.18
OB04042-CAL9	200	4.246785E+07	212339.200	7.18

AVE RF 211519.100 **RF RSD** 5.61 **AVE RT** 7.18

Element Calibration Review Sheet

Calibration ID: **A0B0506**

Instrument: **DUALECD5**

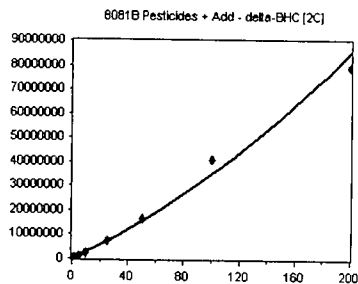
Calibration Date: **02/05/2020**

Analysis: **8081B Pesticides + Add**

Instrument Cal ID: **ECD5_QUANTPEST_20020**

delta-BHC [2C]

Curve Fit: **QUADRATIC: Weighting: (1/a^2), Origin: Ignore**

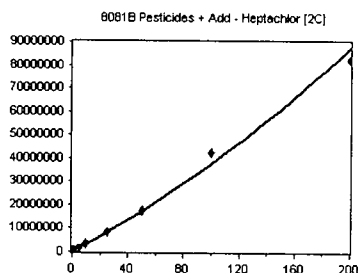


Standard	Concentration	Response	Response Factor	RT
0B04042-CAL1	0.5	130305	260610.000	7.21
0B04042-CAL2	1	206822	206822.000	7.21
0B04042-CAL3	2	454176	227088.000	7.21
0B04042-CAL4	5	1173949	234789.800	7.21
0B04042-CAL5	10	2595877	259587.700	7.21
0B04042-CAL6	25	7083973	283358.900	7.21
0B04042-CAL7	50	1.63131E+07	326262.000	7.20
0B04042-CAL8	100	4.080674E+07	408067.400	7.20
0B04042-CAL9	200	7.943446E+07	397172.300	7.20

AVE RF 292893.500 RF RSD 26.31 AVE RT 7.21

Heptachlor [2C]

Curve Fit: **QUADRATIC: Weighting: (1/a^2), Origin: Ignore**

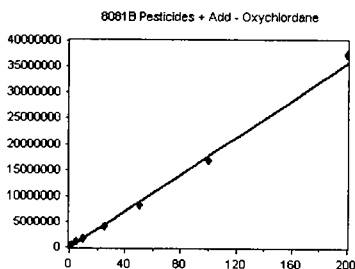


Standard	Concentration	Response	Response Factor	RT
0B04042-CAL1	0.5	186939	373878.000	7.26
0B04042-CAL2	1	314402	314402.000	7.26
0B04042-CAL3	2	634903	317451.500	7.26
0B04042-CAL4	5	1494471	298894.200	7.26
0B04042-CAL5	10	3250155	325015.500	7.26
0B04042-CAL6	25	8327651	333106.000	7.26
0B04042-CAL7	50	1.771101E+07	354220.200	7.26
0B04042-CAL8	100	4.251366E+07	425136.600	7.26
0B04042-CAL9	200	8.203329E+07	410166.400	7.26

AVE RF 350252.300 RF RSD 12.65 AVE RT 7.26

Oxychlorane

Curve Fit: **QUADRATIC: Weighting: (1/a^2), Origin: Ignore**

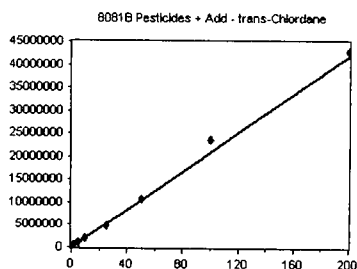


Standard	Concentration	Response	Response Factor	RT
0A08041-CALA	0.5	118861	237722.000	7.27
0A08041-CALB	1	223883	223883.000	7.27
0A08041-CALC	2	376867	188433.500	7.27
0A08041-CALD	5	992877	198575.400	7.27
0A08041-CALE	10	1829348	182934.800	7.27
0A08041-CALF	25	4098780	163951.200	7.27
0A08041-CALG	50	8215656	164313.100	7.27
0A08041-CALH	100	1.680522E+07	168052.200	7.27
0A08041-CALI	200	3.739266E+07	186963.300	7.27

AVE RF 190536.500 RF RSD 13.61 AVE RT 7.27

trans-Chlordane

Curve Fit: **AVERAGE RF**



Standard	Concentration	Response	Response Factor	RT
0B04042-CAL1	0.5	113375	226750.000	7.28
0B04042-CAL2	1	204043	204043.000	7.28
0B04042-CAL3	2	398934	199467.000	7.28
0B04042-CAL4	5	942001	188400.200	7.28
0B04042-CAL5	10	2003369	200336.900	7.28
0B04042-CAL6	25	4954356	198174.200	7.28
0B04042-CAL7	50	1.074064E+07	214812.800	7.28
0B04042-CAL8	100	2.368466E+07	236846.600	7.28
0B04042-CAL9	200	4.282592E+07	214129.600	7.28

AVE RF 209217.800 RF RSD 7.33 AVE RT 7.28

Element Calibration Review Sheet

Calibration ID: **A0B0506**

Instrument: **DUALECD5**

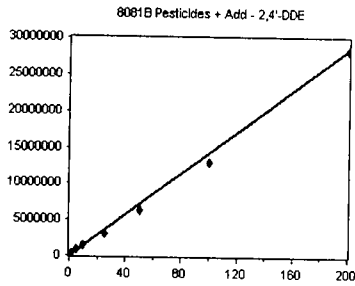
Calibration Date: **02/05/2020**

Analysis: **8081B Pesticides + Add**

Instrument Cal ID: **ECD5_QUANTPEST_20020**

2,4'-DDE

Curve Fit: **AVERAGE RF**

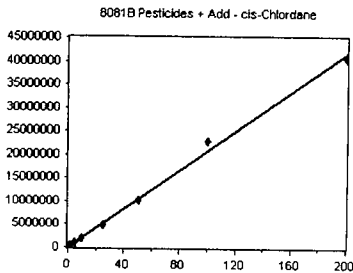


Standard	Concentration	Response	Response Factor	RT
0A08041-CALA	0.5	81726	163452.000	7.34
0A08041-CALB	1	161136	161136.000	7.34
0A08041-CALC	2	286330	143165.000	7.34
0A08041-CALD	5	750391	150078.200	7.34
0A08041-CALE	10	1426392	142639.200	7.34
0A08041-CALF	25	3149574	125983.000	7.34
0A08041-CALG	50	6308999	126180.000	7.34
0A08041-CALH	100	1.290157E+07	129015.700	7.34
0A08041-CALI	200	2.833477E+07	141673.800	7.34

AVE RF 142591.400 **RF RSD** 9.81 **AVE RT** 7.34

cis-Chlordane

Curve Fit: **AVERAGE RF**

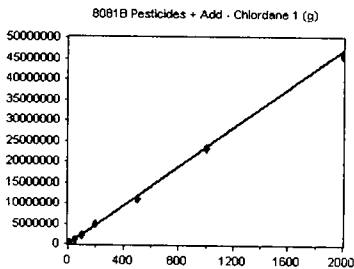


Standard	Concentration	Response	Response Factor	RT
0B04042-CAL1	0.5	121380	242760.000	7.38
0B04042-CAL2	1	212051	212051.000	7.38
0B04042-CAL3	2	407043	203521.500	7.38
0B04042-CAL4	5	966007	193201.400	7.38
0B04042-CAL5	10	1955756	195575.600	7.37
0B04042-CAL6	25	4899314	195972.600	7.37
0B04042-CAL7	50	1.013059E+07	202611.800	7.37
0B04042-CAL8	100	2.274435E+07	227443.500	7.37
0B04042-CAL9	200	4.054556E+07	202727.800	7.37

AVE RF 208429.500 **RF RSD** 7.95 **AVE RT** 7.37

Chlordane 1 (g)

Curve Fit: **AVERAGE RF**

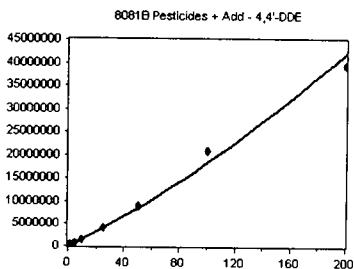


Standard	Concentration	Response	Response Factor	RT
0A08041-CALJ	10	252150	25215.000	7.44
0A08041-CALK	50	1178611	23572.220	7.44
0A08041-CALL	100	2294923	22949.230	7.44
0A08041-CALM	200	4793058	23965.290	7.44
0A08041-CALN	500	1.120629E+07	22412.580	7.44
0A08041-CALO	1000	2.330687E+07	23306.870	7.44
0A08041-CALP	2000	4.562026E+07	22810.130	7.44

AVE RF 23461.620 **RF RSD** 3.95 **AVE RT** 7.44

4,4'-DDE

Curve Fit: **QUADRATIC: Weighting: (1/a^2), Origin: Ignore**



Standard	Concentration	Response	Response Factor	RT
0B04042-CAL1	0.5	91941	183882.000	7.45
0B04042-CAL2	1	148033	148033.000	7.45
0B04042-CAL3	2	304022	152011.000	7.45
0B04042-CAL4	5	772869	154573.800	7.45
0B04042-CAL5	10	1578256	157825.600	7.44
0B04042-CAL6	25	4205162	168206.500	7.44
0B04042-CAL7	50	8929293	178585.900	7.44
0B04042-CAL8	100	2.082067E+07	208206.700	7.44
0B04042-CAL9	200	3.932945E+07	196647.200	7.44

AVE RF 171996.900 **RF RSD** 12.33 **AVE RT** 7.44

Element Calibration Review Sheet

Calibration ID: **A0B0506**

Instrument: **DUALECD5**

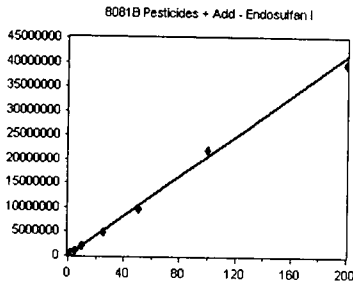
Calibration Date: **02/05/2020**

Analysis: **8081B Pesticides + Add**

Instrument Cal ID: **ECD5_QUANTPEST_2020**

Endosulfan I

Curve Fit: **AVERAGE RF**

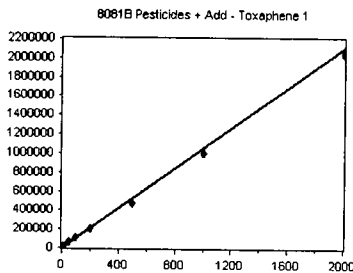


Standard	Concentration	Response	Response Factor	RT
OB04042-CAL1	0.5	117726	235452.000	7.47
OB04042-CAL2	1	209903	209903.000	7.47
OB04042-CAL3	2	408810	204405.000	7.47
OB04042-CAL4	5	1006951	201390.200	7.47
OB04042-CAL5	10	1980465	198046.500	7.47
OB04042-CAL6	25	4986217	199448.700	7.47
OB04042-CAL7	50	9798415	195968.300	7.47
OB04042-CAL8	100	2.188058E+07	218805.800	7.47
OB04042-CAL9	200	3.960061E+07	198003.000	7.47

AVE RF 206824.700 **RF RSD** 6.25 **AVE RT** 7.47

Toxaphene 1

Curve Fit: **AVERAGE RF**

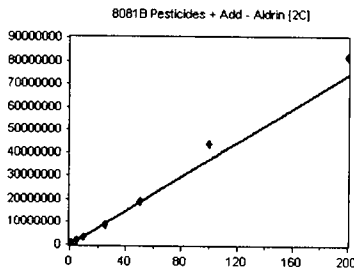


Standard	Concentration	Response	Response Factor	RT
OA08041-CALQ	10	12164	1216.400	7.51
OA08041-CALR	50	54826	1096.520	7.51
OA08041-CALS	100	104733	1047.330	7.51
OA08041-CALT	200	206853	1034.265	7.51
OA08041-CALU	500	479175	958.350	7.51
OA08041-CALV	1000	998436	998.436	7.51
OA08041-CALW	2000	2042518	1021.259	7.51

AVE RF 1053.223 **RF RSD** 7.94 **AVE RT** 7.51

Aldrin [2C]

Curve Fit: **AVERAGE RF**

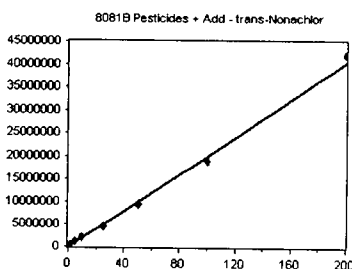


Standard	Concentration	Response	Response Factor	RT
OB04042-CAL1	0.5	186186	372372.000	7.52
OB04042-CAL2	1	342868	342868.000	7.53
OB04042-CAL3	2	683713	341856.500	7.53
OB04042-CAL4	5	1708938	341787.600	7.53
OB04042-CAL5	10	3466122	346612.200	7.52
OB04042-CAL6	25	8866178	354647.100	7.53
OB04042-CAL7	50	1.903881E+07	380776.200	7.53
OB04042-CAL8	100	4.366637E+07	436663.700	7.52
OB04042-CAL9	200	8.154754E+07	407737.700	7.53

AVE RF 369480.100 **RF RSD** 9.13 **AVE RT** 7.52

trans-Nonachlor

Curve Fit: **QUADRATIC: Weighting: (1/a^2), Origin: Ignore**



Standard	Concentration	Response	Response Factor	RT
OA08041-CALA	0.5	126746	253492.000	7.53
OA08041-CALB	1	240849	240849.000	7.53
OA08041-CALC	2	424879	212439.500	7.53
OA08041-CALD	5	1102633	220526.600	7.53
OA08041-CALE	10	2076481	207648.100	7.53
OA08041-CALF	25	4606719	184268.800	7.53
OA08041-CALG	50	9587997	191759.900	7.53
OA08041-CALH	100	1.903902E+07	190390.200	7.53
OA08041-CALI	200	4.20211E+07	210105.500	7.52

AVE RF 212386.600 **RF RSD** 10.91 **AVE RT** 7.53

Element Calibration Review Sheet

Calibration ID: **A0B0506**

Instrument: **DUALECD5**

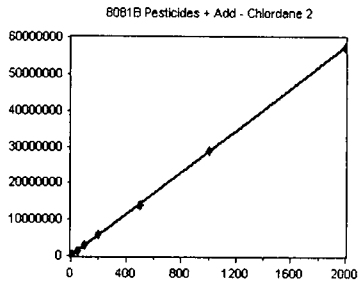
Calibration Date: **02/05/2020**

Analysis: **8081B Pesticides + Add**

Instrument Cal ID: **ECD5_QUANTPEST_20020**

Chlordane 2

Curve Fit: **AVERAGE RF**

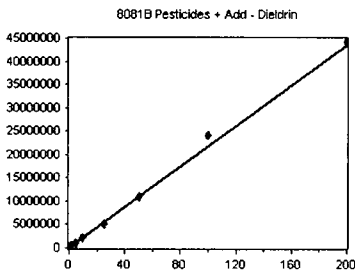


Standard	Concentration	Response	Response Factor	RT
0A08041-CALJ	10	308195	30819.500	7.53
0A08041-CALK	50	1443194	28863.880	7.53
0A08041-CALL	100	2780199	27801.990	7.53
0A08041-CALM	200	5801810	29009.050	7.53
0A08041-CALN	500	1.390836E+07	27816.720	7.53
0A08041-CALO	1000	2.873399E+07	28733.990	7.53
0A08041-CALP	2000	5.740022E+07	28700.110	7.53

AVE RF 28820.750 **RF RSD** 3.50 **AVE RT** 7.53

Dieldrin

Curve Fit: **AVERAGE RF**

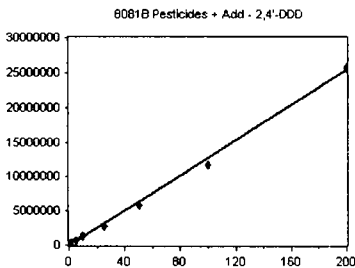


Standard	Concentration	Response	Response Factor	RT
0B04042-CAL1	0.5	114538	229076.000	7.64
0B04042-CAL2	1	209336	209336.000	7.64
0B04042-CAL3	2	410988	205494.000	7.64
0B04042-CAL4	5	1060154	212030.800	7.64
0B04042-CAL5	10	2118487	211848.700	7.64
0B04042-CAL6	25	5220185	208807.400	7.64
0B04042-CAL7	50	1.083345E+07	216669.000	7.64
0B04042-CAL8	100	2.403491E+07	240349.100	7.64
0B04042-CAL9	200	4.431271E+07	221563.600	7.64

AVE RF 217241.600 **RF RSD** 5.20 **AVE RT** 7.64

2,4'-DDD

Curve Fit: **AVERAGE RF**

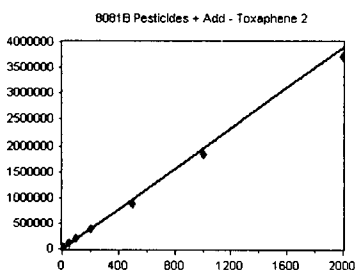


Standard	Concentration	Response	Response Factor	RT
0A08041-CALA	0.5	71868	143736.000	7.72
0A08041-CALB	1	143303	143303.000	7.72
0A08041-CALC	2	258533	129266.500	7.72
0A08041-CALD	5	654513	130902.600	7.72
0A08041-CALE	10	1263326	126332.600	7.72
0A08041-CALF	25	2775117	111004.700	7.71
0A08041-CALG	50	5793992	115879.800	7.72
0A08041-CALH	100	1.169251E+07	116925.100	7.71
0A08041-CALI	200	2.555101E+07	127755.000	7.71

AVE RF 127233.900 **RF RSD** 8.99 **AVE RT** 7.72

Toxaphene 2

Curve Fit: **AVERAGE RF**



Standard	Concentration	Response	Response Factor	RT
0A08041-CALQ	10	21367	2136.700	7.81
0A08041-CALR	50	106490	2129.800	7.81
0A08041-CALS	100	197183	1971.830	7.81
0A08041-CALT	200	382017	1910.085	7.81
0A08041-CALU	500	883414	1766.828	7.81
0A08041-CALV	1000	1834370	1834.370	7.80
0A08041-CALW	2000	3726169	1863.084	7.80

AVE RF 1944.671 **RF RSD** 7.38 **AVE RT** 7.80

Element Calibration Review Sheet

Calibration ID: **A0B0506**

Instrument: **DUALECD5**

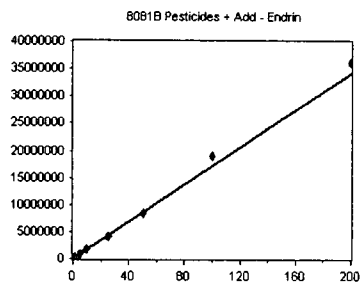
Calibration Date: **02/05/2020**

Analysis: **8081B Pesticides + Add**

Instrument Cal ID: **ECD5_QUANTPEST_20020**

Endrin

Curve Fit: **AVERAGE RF**

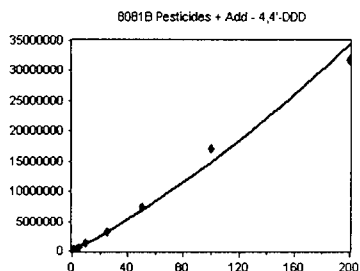


Standard	Concentration	Response	Response Factor	RT
OB04042-CAL1	0.5	96349	192698.000	7.81
OB04042-CAL2	1	160910	160910.000	7.81
OB04042-CAL3	2	323633	161816.500	7.81
OB04042-CAL4	5	774869	154973.800	7.81
OB04042-CAL5	10	1645529	164552.900	7.81
OB04042-CAL6	25	4176766	167070.600	7.81
OB04042-CAL7	50	8422182	168443.600	7.80
OB04042-CAL8	100	1.892567E+07	189256.700	7.80
OB04042-CAL9	200	3.620688E+07	181034.400	7.80

AVE RF 171195.200 RF RSD 7.76 AVE RT 7.81

4,4'-DDD

Curve Fit: **QUADRATIC: Weighting: (1/a^2), Origin: Ignore**

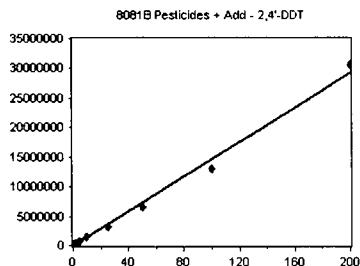


Standard	Concentration	Response	Response Factor	RT
OB04042-CAL1	0.5	75459	150918.000	7.87
OB04042-CAL2	1	124677	124677.000	7.87
OB04042-CAL3	2	242906	121453.000	7.87
OB04042-CAL4	5	595769	119153.800	7.87
OB04042-CAL5	10	1272952	127295.200	7.87
OB04042-CAL6	25	3265756	130630.200	7.86
OB04042-CAL7	50	7415330	148306.600	7.86
OB04042-CAL8	100	1.69342E+07	169342.000	7.86
OB04042-CAL9	200	3.187336E+07	159366.800	7.86

AVE RF 139015.800 RF RSD 13.16 AVE RT 7.86

2,4'-DDT

Curve Fit: **AVERAGE RF**

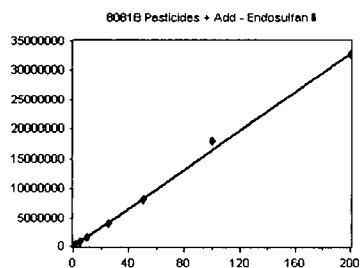


Standard	Concentration	Response	Response Factor	RT
0A08041-CALA	0.5	83331	166662.000	7.90
0A08041-CALB	1	162358	162358.000	7.90
0A08041-CALC	2	289368	144684.000	7.90
0A08041-CALD	5	769647	153929.400	7.90
0A08041-CALE	10	1485096	148509.600	7.90
0A08041-CALF	25	3121710	124868.400	7.90
0A08041-CALG	50	6696394	133927.900	7.90
0A08041-CALH	100	1.301874E+07	130187.400	7.90
0A08041-CALI	200	3.063201E+07	153160.000	7.90

AVE RF 146476.300 RF RSD 9.83 AVE RT 7.90

Endosulfan II

Curve Fit: **AVERAGE RF**



Standard	Concentration	Response	Response Factor	RT
OB04042-CAL1	0.5	97106	194212.000	7.96
OB04042-CAL2	1	166747	166747.000	7.97
OB04042-CAL3	2	309034	154517.000	7.96
OB04042-CAL4	5	735730	147146.000	7.96
OB04042-CAL5	10	1575677	157567.700	7.96
OB04042-CAL6	25	3906109	156244.400	7.96
OB04042-CAL7	50	8203101	164062.000	7.96
OB04042-CAL8	100	1.793167E+07	179316.700	7.96
OB04042-CAL9	200	3.280189E+07	164009.500	7.96

AVE RF 164869.100 RF RSD 8.64 AVE RT 7.96

Element Calibration Review Sheet

Calibration ID: **A0B0506**

Instrument: **DUALECD5**

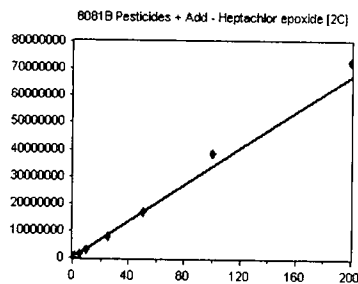
Calibration Date: **02/05/2020**

Analysis: **8081B Pesticides + Add**

Instrument Cal ID: **ECD5_QUANTPEST_20020**

Heptachlor epoxide [2C]

Curve Fit: **AVERAGE RF**

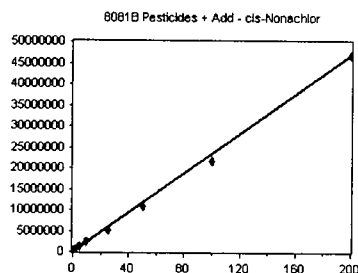


Standard	Concentration	Response	Response Factor	RT
OB04042-CAL1	0.5	183494	366988.000	7.96
OB04042-CAL2	1	324099	324099.000	7.96
OB04042-CAL3	2	633383	316691.500	7.96
OB04042-CAL4	5	1505327	301065.400	7.96
OB04042-CAL5	10	3167195	316719.500	7.96
OB04042-CAL6	25	7895454	315818.200	7.96
OB04042-CAL7	50	1.693938E+07	338787.600	7.96
OB04042-CAL8	100	3.830634E+07	383063.400	7.96
OB04042-CAL9	200	7.244705E+07	362235.300	7.96

AVE RF 336163.100 RF RSD 8.40 AVE RT 7.96

cis-Nonachlor

Curve Fit: **AVERAGE RF**

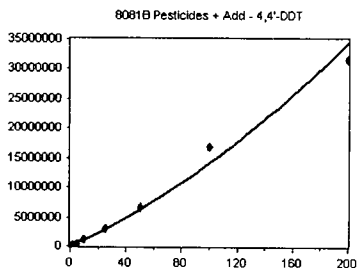


Standard	Concentration	Response	Response Factor	RT
OA08041-CALA	0.5	134243	268486.000	8.00
OA08041-CALB	1	263651	263651.000	8.00
OA08041-CALC	2	471473	235736.500	8.00
OA08041-CALD	5	1247247	249449.400	8.00
OA08041-CALE	10	2325112	232511.200	8.00
OA08041-CALF	25	5230489	209219.600	8.00
OA08041-CALG	50	1.069194E+07	213838.800	8.00
OA08041-CALH	100	2.148972E+07	214897.200	8.00
OA08041-CALI	200	4.669321E+07	233466.000	8.00

AVE RF 235695.100 RF RSD 9.09 AVE RT 8.00

4,4'-DDT

Curve Fit: **QUADRATIC: Weighting: (1/a^2), Origin: Ignore**

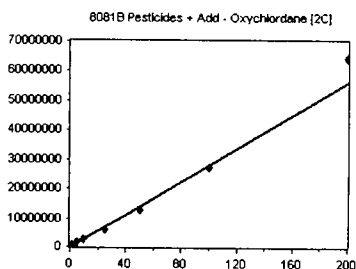


Standard	Concentration	Response	Response Factor	RT
OB04042-CAL1	0.5	56244	412488.000	8.06
OB04042-CAL2	1	91002	91002.000	8.06
OB04042-CAL3	2	183494	91747.000	8.06
OB04042-CAL4	5	455348	91069.600	8.06
OB04042-CAL5	10	1078439	107843.900	8.06
OB04042-CAL6	25	2934968	117398.700	8.06
OB04042-CAL7	50	6572658	131453.200	8.06
OB04042-CAL8	100	1.683306E+07	168330.600	8.06
OB04042-CAL9	200	3.162269E+07	158113.500	8.06

AVE RF 119619.800 RF RSD 25.57 AVE RT 8.06

Oxychlorane [2C]

Curve Fit: **AVERAGE RF**



Standard	Concentration	Response	Response Factor	RT
OA08041-CALA	0.5	156922	313844.000	8.07
OA08041-CALB	1	298417	298417.000	8.07
OA08041-CALC	2	529184	264592.000	8.07
OA08041-CALD	5	1413459	282691.800	8.07
OA08041-CALE	10	2670941	267094.100	8.07
OA08041-CALF	25	6058612	242344.500	8.07
OA08041-CALG	50	1.280108E+07	256021.600	8.07
OA08041-CALH	100	2.714008E+07	271400.800	8.07
OA08041-CALI	200	6.416695E+07	320834.800	8.07

AVE RF 279693.400 RF RSD 9.48 AVE RT 8.07

Element Calibration Review Sheet

Calibration ID: **A0B0506**

Instrument: **DUALECD5**

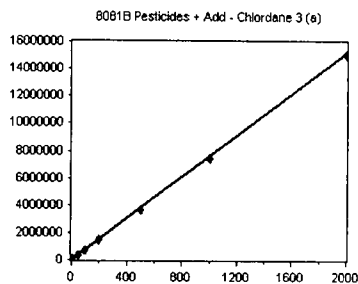
Calibration Date: **02/05/2020**

Analysis: **8081B Pesticides + Add**

Instrument Cal ID: **ECD5_QUANTPEST_20020**

Chlordane 3 (a)

Curve Fit: **AVERAGE RF**

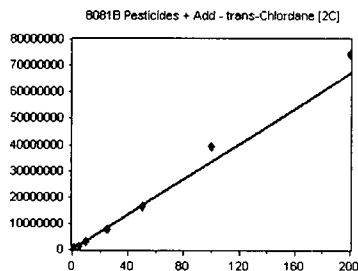


Standard	Concentration	Response	Response Factor	RT
0A08041-CALJ	10	86683	8668.300	8.08
0A08041-CALK	50	377844	7556.880	8.08
0A08041-CALL	100	729916	7299.160	8.08
0A08041-CALM	200	1505062	7525.310	8.08
0A08041-CALN	500	3625557	7251.114	8.08
0A08041-CALO	1000	7448098	7448.098	8.08
0A08041-CALP	2000	1.500854E+07	7504.270	8.08

AVE RF 7607.590 RF RSD 6.33 AVE RT 8.08

trans-Chlordane [2C]

Curve Fit: **AVERAGE RF**

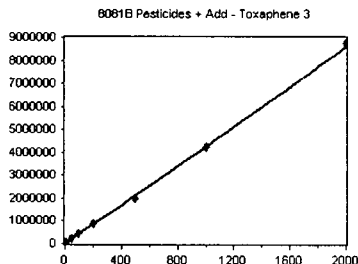


Standard	Concentration	Response	Response Factor	RT
0B04042-CAL1	0.5	181558	363116.000	8.10
0B04042-CAL2	1	315016	315016.000	8.10
0B04042-CAL3	2	629524	314762.000	8.10
0B04042-CAL4	5	1496523	299304.600	8.10
0B04042-CAL5	10	3090061	309006.100	8.10
0B04042-CAL6	25	7988048	319521.900	8.10
0B04042-CAL7	50	1.656083E+07	331216.600	8.10
0B04042-CAL8	100	3.950608E+07	395060.800	8.10
0B04042-CAL9	200	7.457599E+07	372880.000	8.10

AVE RF 335542.700 RF RSD 9.91 AVE RT 8.10

Toxaphene 3

Curve Fit: **QUADRATIC: Weighting: (1/a^2), Origin: Ignore**

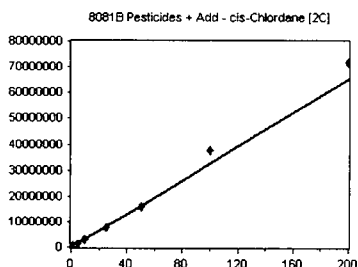


Standard	Concentration	Response	Response Factor	RT
0A08041-CALQ	10	58763	5876.300	8.12
0A08041-CALR	50	237969	4759.380	8.12
0A08041-CALS	100	433935	4339.350	8.12
0A08041-CALT	200	864754	4323.770	8.12
0A08041-CALU	500	1995985	3991.970	8.12
0A08041-CALV	1000	4209954	4209.954	8.12
0A08041-CALW	2000	8745207	4372.604	8.12

AVE RF 4553.333 RF RSD 13.76 AVE RT 8.12

cis-Chlordane [2C]

Curve Fit: **AVERAGE RF**



Standard	Concentration	Response	Response Factor	RT
0B04042-CAL1	0.5	181622	363244.000	8.21
0B04042-CAL2	1	312956	312956.000	8.21
0B04042-CAL3	2	595577	297788.500	8.21
0B04042-CAL4	5	1482328	296465.600	8.21
0B04042-CAL5	10	3019489	301948.900	8.21
0B04042-CAL6	25	7689931	307597.300	8.21
0B04042-CAL7	50	1.611205E+07	322241.000	8.21
0B04042-CAL8	100	3.752502E+07	375250.200	8.21
0B04042-CAL9	200	7.164427E+07	358221.400	8.21

AVE RF 326190.300 RF RSD 9.46 AVE RT 8.21

Element Calibration Review Sheet

Calibration ID: **A0B0506**

Instrument: **DUALECD5**

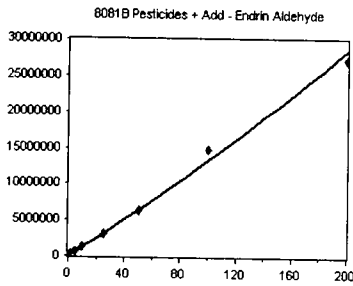
Calibration Date: **02/05/2020**

Analysis: **8081B Pesticides + Add**

Instrument Cal ID: **ECD5_QUANTPEST_20020**

Endrin Aldehyde

Curve Fit: **QUADRATIC: Weighting: (1/a^2), Origin: Ignore**

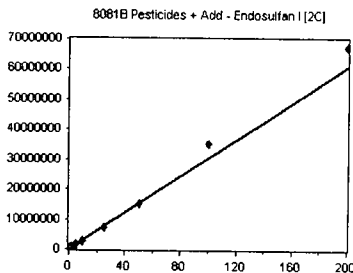


Standard	Concentration	Response	Response Factor	RT
OB04042-CAL1	0.5	95867	191734.000	8.25
OB04042-CAL2	1	154629	154629.000	8.25
OB04042-CAL3	2	280154	140077.000	8.25
OB04042-CAL4	5	630669	126133.800	8.25
OB04042-CAL5	10	1242730	124273.000	8.25
OB04042-CAL6	25	3127194	125087.800	8.25
OB04042-CAL7	50	6385158	127703.200	8.25
OB04042-CAL8	100	1.469123E+07	146912.300	8.25
OB04042-CAL9	200	2.719437E+07	135971.800	8.25

AVE RF 141391.300 **RF RSD** 15.31 **AVE RT** 8.25

Endosulfan I [2C]

Curve Fit: **AVERAGE RF**

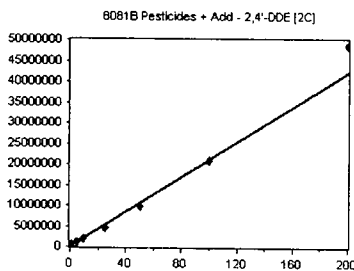


Standard	Concentration	Response	Response Factor	RT
OB04042-CAL1	0.5	163420	326840.000	8.26
OB04042-CAL2	1	289826	289826.000	8.26
OB04042-CAL3	2	570782	285391.000	8.26
OB04042-CAL4	5	1350916	270183.200	8.26
OB04042-CAL5	10	2814072	281407.200	8.26
OB04042-CAL6	25	7170153	286806.100	8.26
OB04042-CAL7	50	1.526829E+07	305365.800	8.26
OB04042-CAL8	100	3.508052E+07	350805.200	8.26
OB04042-CAL9	200	6.740784E+07	337039.200	8.26

AVE RF 303740.400 **RF RSD** 9.24 **AVE RT** 8.26

2,4'-DDE [2C]

Curve Fit: **AVERAGE RF**

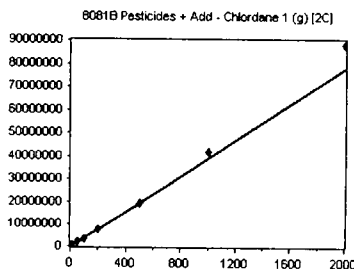


Standard	Concentration	Response	Response Factor	RT
0A08041-CALA	0.5	115006	230012.000	8.27
0A08041-CALB	1	220925	220925.000	8.27
0A08041-CALC	2	399650	199825.000	8.27
0A08041-CALD	5	1064459	212891.800	8.27
0A08041-CALE	10	2004027	200402.700	8.27
0A08041-CALF	25	4686277	187451.100	8.27
0A08041-CALG	50	9671234	193424.700	8.27
0A08041-CALH	100	2.076304E+07	207630.400	8.27
0A08041-CALI	200	4.855114E+07	242755.700	8.27

AVE RF 210590.900 **RF RSD** 8.53 **AVE RT** 8.27

Chlordane 1 (g) [2C]

Curve Fit: **AVERAGE RF**



Standard	Concentration	Response	Response Factor	RT
0A08041-CALJ	10	382772	38277.200	8.28
0A08041-CALK	50	1787106	35742.120	8.28
0A08041-CALL	100	3516336	35163.360	8.28
0A08041-CALM	200	7736201	38681.000	8.28
0A08041-CALN	500	1.923403E+07	38468.060	8.28
0A08041-CALO	1000	4.181503E+07	41815.030	8.28
0A08041-CALP	2000	8.826362E+07	44131.810	8.29

AVE RF 38896.940 **RF RSD** 8.16 **AVE RT** 8.28

Element Calibration Review Sheet

Calibration ID: **A0B0506**

Instrument: **DUALECD5**

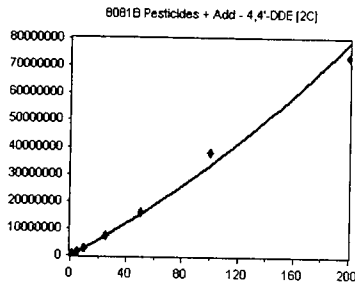
Calibration Date: **02/05/2020**

Analysis: **8081B Pesticides + Add**

Instrument Cal ID: **ECD5_QUANTPEST_20020**

4,4'-DDE [2C]

Curve Fit: **QUADRATIC: Weighting: (1/a^2), Origin: Ignore**

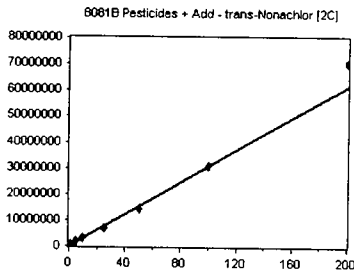


Standard	Concentration	Response	Response Factor	RT
OB04042-CAL1	0.5	152654	305308.000	8.32
OB04042-CAL2	1	272287	272287.000	8.32
OB04042-CAL3	2	526118	263059.000	8.32
OB04042-CAL4	5	1296078	259215.600	8.32
OB04042-CAL5	10	2771069	277106.900	8.32
OB04042-CAL6	25	7533609	301344.400	8.32
OB04042-CAL7	50	1.601561E+07	320312.200	8.32
OB04042-CAL8	100	3.795203E+07	379520.300	8.32
OB04042-CAL9	200	7.332708E+07	366635.400	8.32

AVE RF 304976.500 **RF RSD** 14.34 **AVE RT** 8.32

trans-Nonachlor [2C]

Curve Fit: **AVERAGE RF**

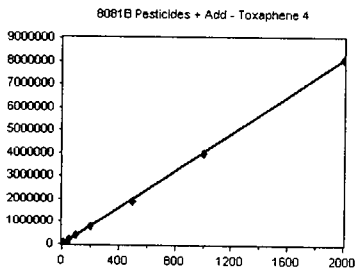


Standard	Concentration	Response	Response Factor	RT
OA08041-CALA	0.5	167484	334968.000	8.35
OA08041-CALB	1	328300	328300.000	8.35
OA08041-CALC	2	574207	287103.500	8.35
OA08041-CALD	5	1536268	307253.600	8.35
OA08041-CALE	10	2924036	292403.600	8.34
OA08041-CALF	25	6806494	272259.800	8.34
OA08041-CALG	50	1.423711E+07	284742.200	8.34
OA08041-CALH	100	3.073836E+07	307383.600	8.35
OA08041-CALI	200	7.05968E+07	352984.000	8.35

AVE RF 307488.700 **RF RSD** 8.65 **AVE RT** 8.34

Toxaphene 4

Curve Fit: **AVERAGE RF**

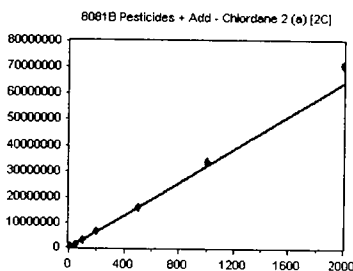


Standard	Concentration	Response	Response Factor	RT
OA08041-CALQ	10	44260	4426.000	8.36
OA08041-CALR	50	207485	4149.700	8.36
OA08041-CALS	100	392871	3928.710	8.36
OA08041-CALT	200	791104	3955.520	8.36
OA08041-CALU	500	1900476	3800.952	8.36
OA08041-CALV	1000	3974783	3974.783	8.36
OA08041-CALW	2000	8089085	4044.542	8.36

AVE RF 4040.030 **RF RSD** 4.97 **AVE RT** 8.36

Chlordane 2 (a) [2C]

Curve Fit: **AVERAGE RF**



Standard	Concentration	Response	Response Factor	RT
OA08041-CALJ	10	324236	32423.600	8.39
OA08041-CALK	50	1486141	29722.820	8.39
OA08041-CALL	100	2986956	29869.560	8.39
OA08041-CALM	200	6344746	31723.730	8.39
OA08041-CALN	500	1.581953E+07	31639.060	8.39
OA08041-CALO	1000	3.382648E+07	33826.480	8.39
OA08041-CALP	2000	7.096038E+07	35480.190	8.39

AVE RF 32097.920 **RF RSD** 6.42 **AVE RT** 8.39

Element Calibration Review Sheet

Calibration ID: **A0B0506**

Instrument: **DUALECD5**

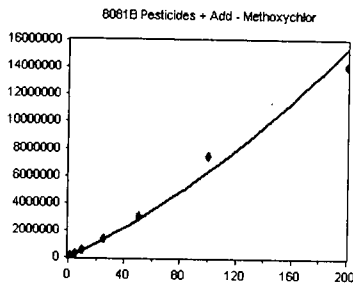
Calibration Date: **02/05/2020**

Analysis: **8081B Pesticides + Add**

Instrument Cal ID: **ECD5_QUANTPEST_20020**

Methoxychlor

Curve Fit: **QUADRATIC: Weighting: (1/a^2), Origin: Ignore**

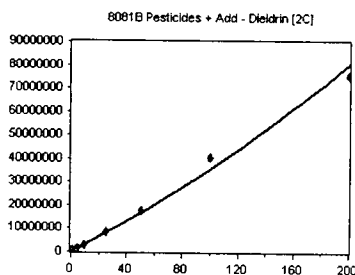


Standard	Concentration	Response	Response Factor	RT
OB04042-CAL1	0.5	34122	68244.000	8.40
OB04042-CAL2	1	52719	52719.000	8.40
OB04042-CAL3	2	97209	48604.500	8.40
OB04042-CAL4	5	229183	45836.600	8.40
OB04042-CAL5	10	497631	49763.100	8.40
OB04042-CAL6	25	1377959	55118.360	8.40
OB04042-CAL7	50	3034426	60688.520	8.40
OB04042-CAL8	100	7414955	74149.550	8.40
OB04042-CAL9	200	1.406545E+07	70327.250	8.40

AVE RF 58383.430 RF RSD 17.80 AVE RT 8.40

Dieldrin [2C]

Curve Fit: **QUADRATIC: Weighting: (1/a^2), Origin: Ignore**

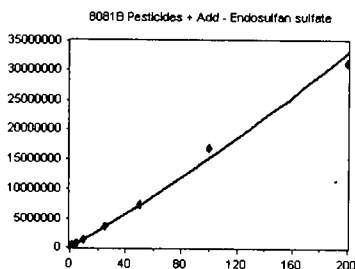


Standard	Concentration	Response	Response Factor	RT
OB04042-CAL1	0.5	168734	337468.000	8.46
OB04042-CAL2	1	312261	312261.000	8.46
OB04042-CAL3	2	616283	308141.500	8.46
OB04042-CAL4	5	1486247	297249.400	8.46
OB04042-CAL5	10	3079567	307956.700	8.46
OB04042-CAL6	25	8130635	325225.400	8.46
OB04042-CAL7	50	1.730328E+07	346065.600	8.46
OB04042-CAL8	100	4.027188E+07	402718.800	8.46
OB04042-CAL9	200	7.520204E+07	376010.200	8.46

AVE RF 334788.500 RF RSD 10.50 AVE RT 8.46

Endosulfan sulfate

Curve Fit: **QUADRATIC: Weighting: (1/a^2), Origin: Ignore**

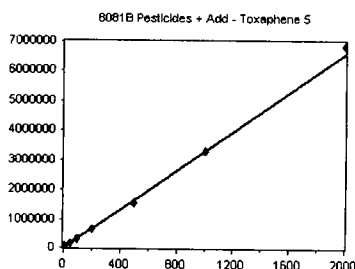


Standard	Concentration	Response	Response Factor	RT
OB04042-CAL1	0.5	94818	189636.000	8.55
OB04042-CAL2	1	156425	156425.000	8.55
OB04042-CAL3	2	285592	142796.000	8.55
OB04042-CAL4	5	695676	139135.200	8.55
OB04042-CAL5	10	1383355	138335.500	8.55
OB04042-CAL6	25	3592797	143711.900	8.55
OB04042-CAL7	50	7367241	147344.800	8.55
OB04042-CAL8	100	1.678349E+07	167834.900	8.55
OB04042-CAL9	200	3.126898E+07	156344.900	8.55

AVE RF 153507.100 RF RSD 10.83 AVE RT 8.55

Toxaphene 5

Curve Fit: **AVERAGE RF**



Standard	Concentration	Response	Response Factor	RT
0A08041-CALQ	10	33626	3362.600	8.59
0A08041-CALR	50	169348	3386.960	8.59
0A08041-CALS	100	321308	3213.080	8.59
0A08041-CALT	200	655616	3278.080	8.59
0A08041-CALU	500	1539706	3079.412	8.59
0A08041-CALV	1000	3276318	3276.318	8.59
0A08041-CALW	2000	6836043	3418.021	8.59

AVE RF 3287.782 RF RSD 3.55 AVE RT 8.59

Element Calibration Review Sheet

Calibration ID: **A0B0506**

Instrument: **DUALECD5**

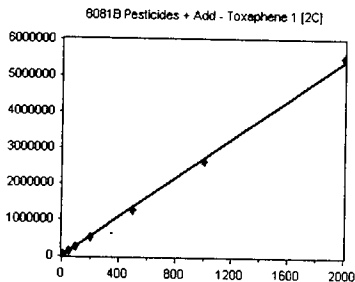
Calibration Date: **02/05/2020**

Analysis: **8081B Pesticides + Add**

Instrument Cal ID: **ECD5_QUANTPEST_20020**

Toxaphene 1 [2C]

Curve Fit: **AVERAGE RF**

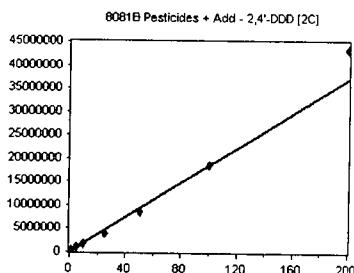


Standard	Concentration	Response	Response Factor	RT
0A08041-CALQ	10	29639	2963.900	8.62
0A08041-CALR	50	140732	2814.640	8.62
0A08041-CALS	100	261214	2612.140	8.62
0A08041-CALT	200	527041	2635.205	8.62
0A08041-CALU	500	1253802	2507.604	8.62
0A08041-CALV	1000	2637347	2637.347	8.62
0A08041-CALW	2000	5518631	2759.315	8.62

AVE RF 2704.307 **RF RSD** 5.63 **AVE RT** 8.62

2,4'-DDD [2C]

Curve Fit: **AVERAGE RF**

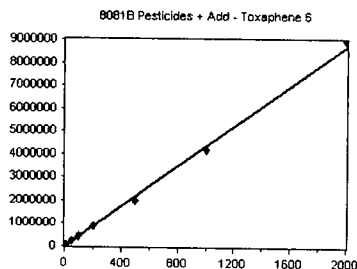


Standard	Concentration	Response	Response Factor	RT
0A08041-CALA	0.5	101849	203698.000	8.64
0A08041-CALB	1	193608	193608.000	8.64
0A08041-CALC	2	345575	172787.500	8.64
0A08041-CALD	5	924181	184836.200	8.64
0A08041-CALE	10	1737598	173759.800	8.64
0A08041-CALF	25	4001030	160041.200	8.64
0A08041-CALG	50	8525916	170518.300	8.64
0A08041-CALH	100	1.843792E+07	184379.200	8.64
0A08041-CALI	200	4.326622E+07	216331.100	8.64

AVE RF 184439.900 **RF RSD** 9.61 **AVE RT** 8.64

Toxaphene 6

Curve Fit: **AVERAGE RF**

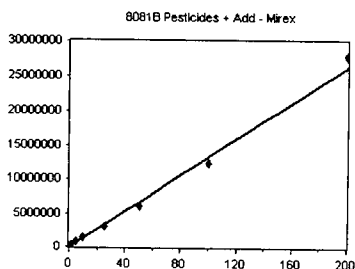


Standard	Concentration	Response	Response Factor	RT
0A08041-CALQ	10	47173	4717.300	8.65
0A08041-CALR	50	225107	4502.140	8.65
0A08041-CALS	100	426816	4268.160	8.65
0A08041-CALT	200	851655	4258.275	8.65
0A08041-CALU	500	1981771	3963.542	8.65
0A08041-CALV	1000	4202272	4202.272	8.65
0A08041-CALW	2000	8969660	4484.830	8.65

AVE RF 4342.360 **RF RSD** 5.66 **AVE RT** 8.65

Mirex

Curve Fit: **QUADRATIC: Weighting: (1/a^2), Origin: Ignore**



Standard	Concentration	Response	Response Factor	RT
0A08041-CALA	0.5	96444	192888.000	8.67
0A08041-CALB	1	181371	181371.000	8.67
0A08041-CALC	2	308615	154307.500	8.67
0A08041-CALD	5	779540	155908.000	8.67
0A08041-CALE	10	1404908	140490.800	8.67
0A08041-CALF	25	3051838	122073.500	8.67
0A08041-CALG	50	6228349	124567.000	8.66
0A08041-CALH	100	1.240228E+07	124022.800	8.67
0A08041-CALI	200	2.785054E+07	139252.700	8.66

AVE RF 148320.100 **RF RSD** 17.12 **AVE RT** 8.67

Element Calibration Review Sheet

Calibration ID: **A0B0506**

Instrument: **DUALECD5**

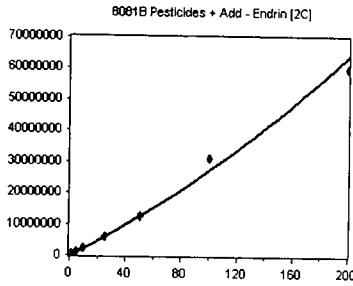
Calibration Date: **02/05/2020**

Analysis: **8081B Pesticides + Add**

Instrument Cal ID: **ECD5_QUANTPEST_2020**

Endrin [2C]

Curve Fit: **QUADRATIC: Weighting: (1/a^2), Origin: Ignore**

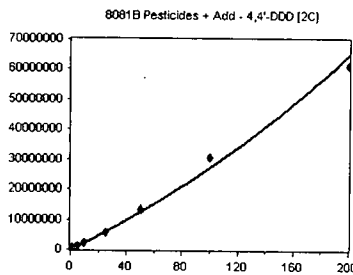


Standard	Concentration	Response	Response Factor	RT
OB04042-CAL1	0.5	128097	256194.000	8.69
OB04042-CAL2	1	220652	220652.000	8.69
OB04042-CAL3	2	439933	219966.500	8.69
OB04042-CAL4	5	1077415	215483.000	8.69
OB04042-CAL5	10	2309269	230926.900	8.69
OB04042-CAL6	25	5960790	238431.600	8.69
OB04042-CAL7	50	1.259424E+07	251884.800	8.69
OB04042-CAL8	100	3.116401E+07	311640.100	8.69
OB04042-CAL9	200	5.962695E+07	298134.800	8.69

AVE RF 249257.100 RF RSD 13.90 AVE RT 8.69

4,4'-DDD [2C]

Curve Fit: **QUADRATIC: Weighting: (1/a^2), Origin: Ignore**

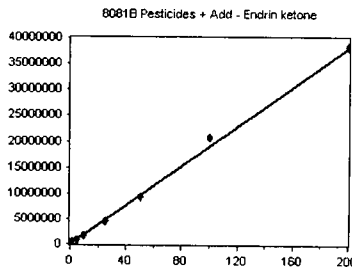


Standard	Concentration	Response	Response Factor	RT
OB04042-CAL1	0.5	129106	258212.000	8.74
OB04042-CAL2	1	223083	223083.000	8.74
OB04042-CAL3	2	435455	217727.500	8.74
OB04042-CAL4	5	1082653	216530.600	8.74
OB04042-CAL5	10	2261850	226185.000	8.74
OB04042-CAL6	25	5838954	233558.200	8.74
OB04042-CAL7	50	1.305566E+07	261113.200	8.73
OB04042-CAL8	100	3.055317E+07	305531.700	8.73
OB04042-CAL9	200	6.114468E+07	305723.400	8.73

AVE RF 249740.500 RF RSD 14.23 AVE RT 8.74

Endrin ketone

Curve Fit: **AVERAGE RF**

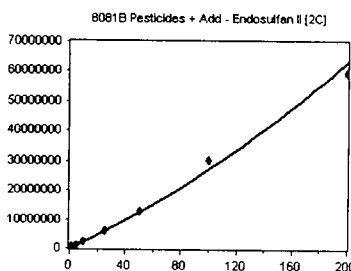


Standard	Concentration	Response	Response Factor	RT
OB04042-CAL1	0.5	112206	224412.000	8.75
OB04042-CAL2	1	189039	189039.000	8.75
OB04042-CAL3	2	363972	181986.000	8.75
OB04042-CAL4	5	864924	172984.800	8.75
OB04042-CAL5	10	1732034	173203.400	8.74
OB04042-CAL6	25	4537464	181498.600	8.74
OB04042-CAL7	50	9300915	186018.300	8.74
OB04042-CAL8	100	2.085204E+07	208520.400	8.74
OB04042-CAL9	200	3.831504E+07	191575.200	8.74

AVE RF 189915.300 RF RSD 8.84 AVE RT 8.74

Endosulfan II [2C]

Curve Fit: **QUADRATIC: Weighting: (1/a^2), Origin: Ignore**



Standard	Concentration	Response	Response Factor	RT
OB04042-CAL1	0.5	139198	278396.000	8.84
OB04042-CAL2	1	242023	242023.000	8.84
OB04042-CAL3	2	455952	227976.000	8.84
OB04042-CAL4	5	1089560	217912.000	8.84
OB04042-CAL5	10	2320414	232041.400	8.84
OB04042-CAL6	25	6044115	241764.600	8.84
OB04042-CAL7	50	1.27552E+07	255104.000	8.84
OB04042-CAL8	100	3.024762E+07	302476.200	8.84
OB04042-CAL9	200	5.959423E+07	297971.200	8.84

AVE RF 255073.800 RF RSD 12.10 AVE RT 8.84

Element Calibration Review Sheet

Calibration ID: **A0B0506**

Instrument: **DUALECD5**

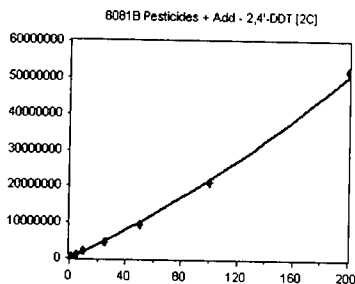
Calibration Date: **02/05/2020**

Analysis: **8081B Pesticides + Add**

Instrument Cal ID: **ECD5_QUANTPEST_20020**

2,4'-DDT [2C]

Curve Fit: **QUADRATIC: Weighting: (1/a^2), Origin: Ignore**

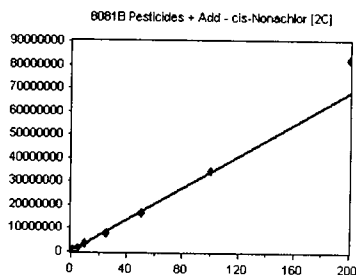


Standard	Concentration	Response	Response Factor	RT
0A08041-CALA	0.5	108578	217156.000	8.87
0A08041-CALB	1	215626	215626.000	8.87
0A08041-CALC	2	367900	183950.000	8.87
0A08041-CALD	5	1030344	206068.800	8.87
0A08041-CALE	10	1992196	199219.600	8.87
0A08041-CALF	25	4507962	180318.500	8.87
0A08041-CALG	50	9539513	190790.300	8.87
0A08041-CALH	100	2.121051E+07	212105.100	8.87
0A08041-CALI	200	5.180249E+07	259012.400	8.87

AVE RF 207138.500 **RF RSD** 11.42 **AVE RT** 8.87

cis-Nonachlor [2C]

Curve Fit: **AVERAGE RF**

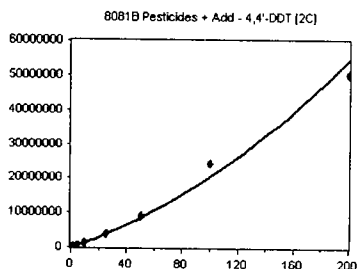


Standard	Concentration	Response	Response Factor	RT
0A08041-CALA	0.5	177850	355700.000	8.91
0A08041-CALB	1	344851	344851.000	8.91
0A08041-CALC	2	627227	313613.500	8.91
0A08041-CALD	5	1678168	335633.600	8.91
0A08041-CALE	10	3312382	331238.200	8.91
0A08041-CALF	25	7616878	304675.100	8.91
0A08041-CALG	50	1.648161E+07	329632.200	8.91
0A08041-CALH	100	3.438324E+07	343832.400	8.91
0A08041-CALI	200	8.221611E+07	411080.600	8.91

AVE RF 341139.600 **RF RSD** 8.96 **AVE RT** 8.91

4,4'-DDT [2C]

Curve Fit: **QUADRATIC: Weighting: (1/a^2), Origin: Ignore**

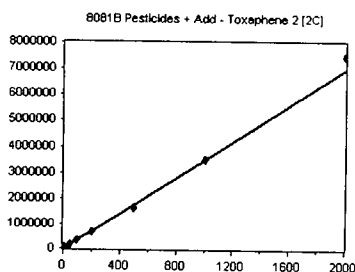


Standard	Concentration	Response	Response Factor	RT
0B04042-CAL1	0.5	60259	120518.000	8.96
0B04042-CAL2	1	94572	94572.000	8.96
0B04042-CAL3	2	199805	99902.500	8.96
0B04042-CAL4	5	539790	107958.000	8.96
0B04042-CAL5	10	1310155	131015.500	8.96
0B04042-CAL6	25	3805556	152222.200	8.96
0B04042-CAL7	50	9179553	183591.100	8.96
0B04042-CAL8	100	2.439875E+07	243987.500	8.96
0B04042-CAL9	200	5.016894E+07	250844.700	8.96

AVE RF 158011.700 **RF RSD** 39.55 **AVE RT** 8.96

Toxaphene 2 [2C]

Curve Fit: **AVERAGE RF**



Standard	Concentration	Response	Response Factor	RT
0A08041-CALQ	10	37237	3723.700	8.97
0A08041-CALR	50	174093	3481.860	8.97
0A08041-CALS	100	329715	3297.150	8.97
0A08041-CALT	200	671993	3359.965	8.97
0A08041-CALU	500	1627963	3255.926	8.97
0A08041-CALV	1000	3517411	3517.411	8.97
0A08041-CALW	2000	7483834	3741.917	8.97

AVE RF 3482.561 **RF RSD** 5.59 **AVE RT** 8.97

Element Calibration Review Sheet

Calibration ID: **A0B0506**

Instrument: **DUALECD5**

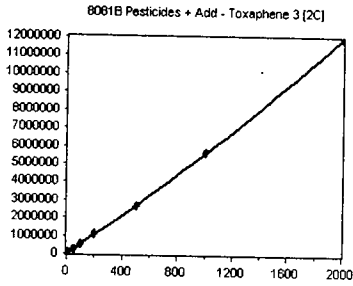
Calibration Date: **02/05/2020**

Analysis: **8081B Pesticides + Add**

Instrument Cal ID: **ECD5_QUANTPEST_20020**

Toxaphene 3 [2C]

Curve Fit: **QUADRATIC: Weighting: (1/a), Origin: Ignore**

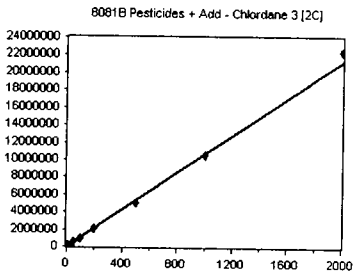


Standard	Concentration	Response	Response Factor	RT
0A08041-CALQ	10	70419	7041.900	9.00
0A08041-CALR	50	285157	5703.140	9.01
0A08041-CALS	100	528362	5283.620	9.01
0A08041-CALT	200	1076876	5384.380	9.01
0A08041-CALU	500	2635386	5270.772	9.01
0A08041-CALV	1000	5617496	5617.496	9.01
0A08041-CALW	2000	1.197311E+07	5986.555	9.01

AVE RF 5755.409 **RF RSD** 10.82 **AVE RT** 9.01

Chlordane 3 [2C]

Curve Fit: **AVERAGE RF**

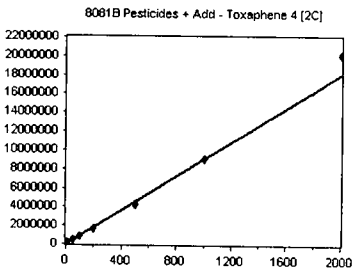


Standard	Concentration	Response	Response Factor	RT
0A08041-CALJ	10	125739	12573.900	9.06
0A08041-CALK	50	498592	9971.840	9.06
0A08041-CALL	100	972427	9724.270	9.06
0A08041-CALM	200	2047397	10236.990	9.06
0A08041-CALN	500	5010516	10021.030	9.06
0A08041-CALO	1000	1.056913E+07	10569.130	9.06
0A08041-CALP	2000	2.245395E+07	11226.970	9.06

AVE RF 10617.730 **RF RSD** 9.35 **AVE RT** 9.06

Toxaphene 4 [2C]

Curve Fit: **AVERAGE RF**

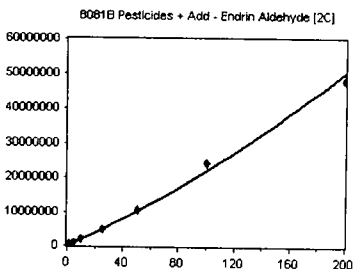


Standard	Concentration	Response	Response Factor	RT
0A08041-CALQ	10	99104	9910.400	9.07
0A08041-CALR	50	435032	8700.640	9.07
0A08041-CALS	100	848142	8481.420	9.07
0A08041-CALT	200	1691190	8455.950	9.07
0A08041-CALU	500	4280691	8561.382	9.07
0A08041-CALV	1000	9024517	9024.517	9.07
0A08041-CALW	2000	2.009073E+07	10045.370	9.07

AVE RF 9025.668 **RF RSD** 7.52 **AVE RT** 9.07

Endrin Aldehyde [2C]

Curve Fit: **QUADRATIC: Weighting: (1/a^2), Origin: Ignore**



Standard	Concentration	Response	Response Factor	RT
0B04042-CAL1	0.5	147482	294964.000	9.08
0B04042-CAL2	1	232568	232568.000	9.08
0B04042-CAL3	2	444302	222151.000	9.08
0B04042-CAL4	5	956189	191237.800	9.08
0B04042-CAL5	10	1938899	193889.900	9.08
0B04042-CAL6	25	4897074	195883.000	9.08
0B04042-CAL7	50	1.065024E+07	213004.800	9.07
0B04042-CAL8	100	2.437694E+07	243769.400	9.07
0B04042-CAL9	200	4.792961E+07	239648.000	9.08

AVE RF 225235.100 **RF RSD** 14.58 **AVE RT** 9.07

Element Calibration Review Sheet

Calibration ID: **A0B0506**

Instrument: **DUALECD5**

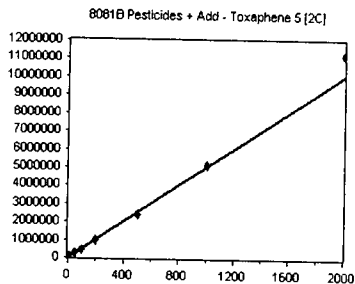
Calibration Date: **02/05/2020**

Analysis: **8081B Pesticides + Add**

Instrument Cal ID: **ECD5_QUANTPEST_20020**

Toxaphene 5 [2C]

Curve Fit: **AVERAGE RF**

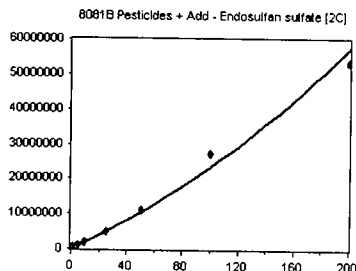


Standard	Concentration	Response	Response Factor	RT
0A08041-CALQ	10	51910	5191.000	9.25
0A08041-CALR	50	244237	4884.740	9.25
0A08041-CALS	100	465078	4650.780	9.25
0A08041-CALT	200	985020	4925.100	9.25
0A08041-CALU	500	2386520	4773.040	9.25
0A08041-CALV	1000	5120001	5120.001	9.25
0A08041-CALW	2000	1.121801E+07	5609.005	9.25

AVE RF 5021.952 **RF RSD** 6.35 **AVE RT** 9.25

Endosulfan sulfate [2C]

Curve Fit: **QUADRATIC: Weighting: (1/a^2), Origin: Ignore**

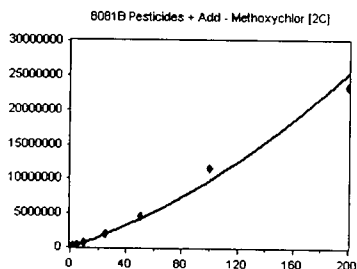


Standard	Concentration	Response	Response Factor	RT
0B04042-CAL1	0.5	124968	249936.000	9.27
0B04042-CAL2	1	201193	201193.000	9.27
0B04042-CAL3	2	370566	185283.000	9.27
0B04042-CAL4	5	888717	177743.400	9.27
0B04042-CAL5	10	1844168	184416.800	9.26
0B04042-CAL6	25	5018603	200744.100	9.27
0B04042-CAL7	50	1.096204E+07	219240.800	9.26
0B04042-CAL8	100	2.71029E+07	271029.000	9.26
0B04042-CAL9	200	5.314606E+07	265730.300	9.27

AVE RF 217257.400 **RF RSD** 16.68 **AVE RT** 9.26

Methoxychlor [2C]

Curve Fit: **QUADRATIC: Weighting: (1/a^2), Origin: Ignore**

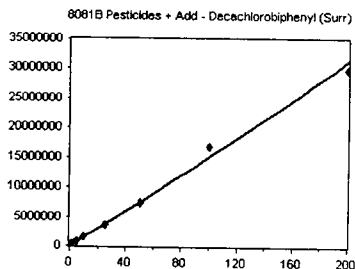


Standard	Concentration	Response	Response Factor	RT
0B04042-CAL1	0.5	37203	74406.000	9.44
0B04042-CAL2	1	58401	58401.000	9.44
0B04042-CAL3	2	115045	57522.500	9.44
0B04042-CAL4	5	288429	57685.800	9.44
0B04042-CAL5	10	636134	63613.400	9.44
0B04042-CAL6	25	1906747	76269.880	9.44
0B04042-CAL7	50	4459731	89194.620	9.44
0B04042-CAL8	100	1.158039E+07	115803.900	9.44
0B04042-CAL9	200	2.331384E+07	116569.200	9.44

AVE RF 79382.540 **RF RSD** 31.77 **AVE RT** 9.44

Decachlorobiphenyl (Surr)

Curve Fit: **QUADRATIC: Weighting: (1/a^2), Origin: Ignore**



Standard	Concentration	Response	Response Factor	RT
0B04042-CAL1	0.5	112239	224478.000	9.45
0B04042-CAL2	1	184662	184662.000	9.45
0B04042-CAL3	2	348042	174021.000	9.45
0B04042-CAL4	5	732233	146446.600	9.45
0B04042-CAL5	10	1458794	145879.400	9.45
0B04042-CAL6	25	3663453	146538.100	9.45
0B04042-CAL7	50	7366752	147335.000	9.45
0B04042-CAL8	100	1.678749E+07	167874.900	9.45
0B04042-CAL9	200	2.990313E+07	149515.700	9.45

AVE RF 165194.500 **RF RSD** 16.04 **AVE RT** 9.45

Element Calibration Review Sheet

Calibration ID: **A0B0506**

Instrument: **DUALECD5**

Calibration Date: **02/05/2020**

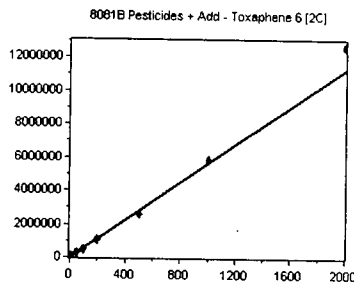
Analysis: **8081B Pesticides + Add**

Instrument Cal ID: **ECD5_QUANTPEST_20020**

Toxaphene 6 [2C]

Curve Fit: **AVERAGE RF**

Standard	Concentration	Response	Response Factor	RT
0A08041-CALQ	10	57037	5703.700	9.63
0A08041-CALR	50	279398	5587.960	9.63
0A08041-CALS	100	522567	5225.670	9.63
0A08041-CALT	200	1071997	5359.985	9.63
0A08041-CALU	500	2631287	5262.574	9.63
0A08041-CALV	1000	5832985	5832.985	9.63
0A08041-CALW	2000	1.26526E+07	6326.300	9.63

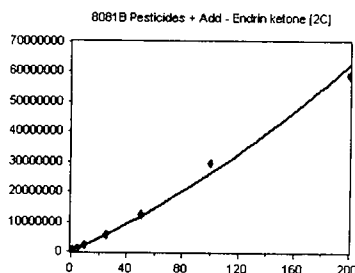


AVE RF 5614.168 **RF RSD** 6.91 **AVE RT** 9.63

Endrin ketone [2C]

Curve Fit: **QUADRATIC: Weighting: (1/a^2), Origin: Ignore**

Standard	Concentration	Response	Response Factor	RT
0B04042-CAL1	0.5	134598	269196.000	9.67
0B04042-CAL2	1	229675	229675.000	9.67
0B04042-CAL3	2	426237	213118.500	9.67
0B04042-CAL4	5	1020346	204069.200	9.67
0B04042-CAL5	10	2149088	214908.800	9.67
0B04042-CAL6	25	5852807	234112.300	9.67
0B04042-CAL7	50	1.231077E+07	246215.400	9.67
0B04042-CAL8	100	2.93432E+07	293432.000	9.66
0B04042-CAL9	200	5.894086E+07	294704.300	9.67

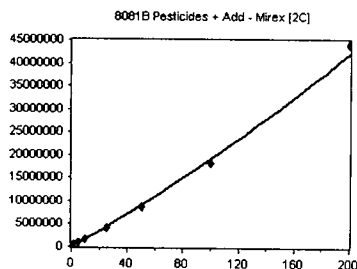


AVE RF 244381.300 **RF RSD** 13.99 **AVE RT** 9.67

Mirex [2C]

Curve Fit: **QUADRATIC: Weighting: (1/a^2), Origin: Ignore**

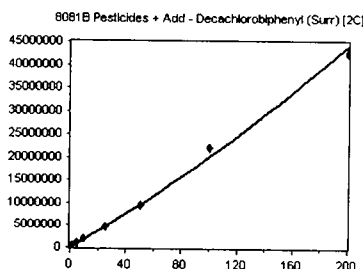
Standard	Concentration	Response	Response Factor	RT
0A08041-CALA	0.5	127755	255510.000	9.85
0A08041-CALB	1	237397	237397.000	9.85
0A08041-CALC	2	390163	195081.500	9.85
0A08041-CALD	5	1002877	200575.400	9.85
0A08041-CALE	10	1814573	181457.300	9.85
0A08041-CALF	25	4062388	162495.500	9.85
0A08041-CALG	50	8711340	174226.800	9.85
0A08041-CALH	100	1.814861E+07	181486.100	9.85
0A08041-CALI	200	4.392362E+07	219618.100	9.85



AVE RF 200872.000 **RF RSD** 15.38 **AVE RT** 9.85

Decachlorobiphenyl (Surr) [2C] Curve Fit: **QUADRATIC: Weighting: (1/a^2), Origin: Ignore**

Standard	Concentration	Response	Response Factor	RT
0B04042-CAL1	0.5	127833	255666.000	10.52
0B04042-CAL2	1	223761	223761.000	10.52
0B04042-CAL3	2	418699	209349.500	10.52
0B04042-CAL4	5	894977	178995.400	10.52
0B04042-CAL5	10	1845608	184560.800	10.52
0B04042-CAL6	25	4630620	185224.800	10.52
0B04042-CAL7	50	9425188	188503.800	10.52
0B04042-CAL8	100	2.212175E+07	221217.500	10.52
0B04042-CAL9	200	4.244835E+07	212241.800	10.52



AVE RF 206613.400 **RF RSD** 12.08 **AVE RT** 10.52

CALIBRATION SEQUENCE REVIEW SHEET

SEQUENCE: 0B04042

Analysis Included

1311/8081B TCLP Pest Reg List
 1311/8081B TCLP Pest Reg List +ADD
 1311/8081B TCLP Pesticides (All)
 1311/8081B TCLP Pesticides + Add (All)
 1312/8081B SPLP Pesticides
 608 Additional Only (QC)
 608 Pest (Chlordane)
 608 Pesticides
 608 Pesticides (DDT Only)
 608 Pesticides (SW)
 608 Pesticides (SW) Full List
 608 Pesticides (TTO)
 608.3 Pesticides
 8081B Pesticides
 8081B 2,4+4,4-DDx Only (+Add)
 8081B Chlordane
 8081B DDT Only
 8081B Pesticides + Add
 8081B Pesticides + Add (Diss)
 8081B RSET FW Sed (+Add) (2016)
 8081B RSET Sediment List (+Add)
 8081B RSET Sediment Marine (2016) (+Add)
 8081B Toxaphene

INSTRUMENT SEQUENCE LOG

<u>SampleID</u>	<u>SampleName</u>	<u>Matrix</u>	<u>STDID</u>	<u>ISTD_ID</u>	<u>Analyzed</u>
0B04042-ICB1	Initial Cal Blank	Water	A20A395		2/4/2020 12:35:00PM
0B04042-CAL1	Cal Standard	Water	A20B030	"	2/4/2020 12:56:00PM
0B04042-CAL2	Cal Standard	Water	A20B031	"	2/4/2020 1:13:00PM
0B04042-CAL3	Cal Standard	Water	A19K128	"	2/4/2020 1:30:00PM
0B04042-CAL4	Cal Standard	Water	A19K130	"	2/4/2020 1:48:00PM
0B04042-CAL5	Cal Standard	Water	A19K131	"	2/4/2020 2:05:00PM
0B04042-CAL6	Cal Standard	Water	A19K132	"	2/4/2020 2:22:00PM
0B04042-CAL7	Cal Standard	Water	A19K133	"	2/4/2020 2:39:00PM
0B04042-CAL8	Cal Standard	Water	A19K134	"	2/4/2020 2:56:00PM
0B04042-CAL9	Cal Standard	Water	A19K126	"	2/4/2020 3:13:00PM
0B04042-ICV1	Initial Cal Check	Water	A19I209	"	2/4/2020 3:48:00PM

CALIBRATION STANDARD RECOVERIES

Calibration: **A0B0506** Instrument: **DualECD5F**

1311/8081B TCLP Pest Reg L Sequence: **0B04042** Matrix: **Water**

<u>SampleID</u>	<u>Inst. MRL</u>	<u>Recalc Res.</u>	<u>Cal Level</u>	<u>%Rec.</u>	<u>Qual</u>
0B04042-CAL1					
0B04042-CAL2					
0B04042-CAL3					
0B04042-CAL4					

CALIBRATION SEQUENCE REVIEW SHEET

SEQUENCE: 0B04042

0B04042-CAL5	Inst. MRL	Recalc Res.	Cal Level	%Rec.	Qual
0B04042-CAL6	Inst. MRL	Recalc Res.	Cal Level	%Rec.	Qual
0B04042-CAL7	Inst. MRL	Recalc Res.	Cal Level	%Rec.	Qual
0B04042-CAL8	Inst. MRL	Recalc Res.	Cal Level	%Rec.	Qual
0B04042-CAL9	Inst. MRL	Recalc Res.	Cal Level	%Rec.	Qual

Compounds listed above have recalculated recoveries outside 70-130% of the true values, and the calibration levels are above the reporting level. If no compounds are listed, all are OK. Please see the next section for quadratic fit compounds.

Analytes With Quadratic Curve Fits

<u>Qualifier</u>	<u>iMDL</u>	<u>iMRL</u>	<u>Spike Amt</u>	<u>%Difference</u>	<u>OK?</u>	<u>Raise MRL to ?</u>
_____				_____	<input type="checkbox"/>	<input type="checkbox"/> _____

Analytes listed above have quadratic curve fits. If they are using a weighting option, they must be checked against the requested curve points to determine if the recalculated results are within limits (70-130 or as specified).

ICV RECOVERIES

Calibration: **A0B0506**

Instrument: **DualECD5F**

608 Pesticides

Sequence: **0B04042**

Matrix: **Water**

0B04042-ICV1	Inst. MRL	ICV Level	Result	%Rec.	Qual
--------------	-----------	-----------	--------	-------	------

Compounds listed above have Initial Calibration Verification standard recoveries outside 70-130% of the true values. If no compounds are listed, all have passing recoveries.

Compound List Report DUALECD5

Method Path : R:\methods\
 Method File : ECD5_QUANTPEST_200204.M
 Title : Instrument: DualECD5
 Last Update : Tue Feb 04 18:01:02 2020
 Response Via : Initial Calibration

Total Cpnds : 85

*MJB
2/5/20*

PK#	Compound Name	Exp_RT	Rel_RT	Cal	A/H	ID
1	S TCMX (S)	5.251	1.000	A	H	R
2	a-BHC	5.789	1.000	A	H	R
3	g-BHC	6.072	1.000	A	H	R
4	b-BHC	6.149	1.000	-Q	H	R
5	Heptachlor	6.479	1.000	A	H	R
6	d-BHC	6.298	1.000	-Q	H	R
7	Aldrin	6.719	1.000	A	H	R
8	Heptachlor Expoxide	7.180	1.000	A	H	R
9	trans-Chlordane	7.276	1.000	A	H	R
10	cis-Chlordane	7.373	1.000	A	H	R
11	Endosulfan I	7.468	1.000	A	H	R
12	4,4'-DDE	7.441	1.000	-Q	H	R
13	Dieldrin	7.640	1.000	A	H	R
14	Endrin	7.804	1.000	A	H	R
15	4,4'-DDD	7.861	1.000	-Q	H	R
16	Endosulfan II	7.961	1.000	A	H	R
17	4,4'-DDT	8.057	1.000	-Q	H	R
18	Endrin Aldehyde	8.250	1.000	-Q	H	R
19	Endosulfan Sulfate	8.550	1.000	-Q	H	R
20	Methoxychlor	8.397	1.000	-Q	H	R
21	Endrin Ketone	8.743	1.000	A	H	R
22	S DCBP (S)	9.445	1.000	-Q	H	R
23	Hexachlorobutadiene	3.091	1.000	A	H	R
24	Hexachlorobenzene	5.675	1.000	-Q	H	R
25	Oxychlordane	7.154	1.000	-Q	H	R
26	2,4'-DDE	7.233	1.000	A	H	R
27	trans-Nonachlor	7.410	1.000	-Q	H	R
28	2,4'-DDD	7.605	1.000	A	H	R
29	2,4'-DDT	7.786	1.000	A	H	R
30	cis-Nonachlor	7.879	1.000	A	H	R
31	Mirex	8.542	1.000	-Q	H	R
32	Chlordane (1)	7.383	1.000	A	H	R
33	Chlordane (2)	7.477	1.000	A	H	R
34	Chlordane (3)	8.026	1.000	A	H	R
35	Chlordane - AVE	3.763	1.000	A	H	R
36	Toxaphene (1)	7.457	1.000	A	H	R
37	Toxaphene (2)	7.750	1.000	A	H	R
38	Toxaphene (3)	8.063	1.000	-Q	H	R
39	Toxaphene (4)	8.305	1.000	A	H	R
40	Toxaphene (5)	8.533	1.000	A	H	R
41	Toxaphene (6)	8.600	1.000	A	H	R
42	Toxaphene - AVE	3.757	1.000	A	H	R
43	Signal #2	3.886	1.000	A	H	R
44	S TCMX (S) #2	5.958	1.000	-Q	H	R
45	a-BHC #2	6.565	1.000	-Q	H	R
46	g-BHC #2	6.883	1.000	-Q	H	R
47	b-BHC #2	6.946	1.000	-Q	H	R
48	Heptachlor #2	7.258	1.000	-Q	H	R
49	d-BHC #2	7.203	1.000	-Q	H	R
50	Aldrin #2	7.525	1.000	A	H	R
51	Heptachlor Expoxide #2	7.963	1.000	A	H	R
52	trans-Chlordane #2	8.103	1.000	A	H	R
53	cis-Chlordane #2	8.211	1.000	A	H	R
54	Endosulfan I #2	8.261	1.000	A	H	R
55	4,4'-DDE #2	8.317	1.000	A	H	R
56	Dieldrin #2	8.462	1.000	-Q	H	R

57	Endrin #2	8.690	1.000	Q	H	R
58	4,4'-DDD #2	8.733	1.000	Q	H	R
59	Endosulfan II #2	8.837	1.000	Q	H	R
60	4,4'-DDT #2	8.960	1.000	Q	H	R
61	Endrin Aldehyde #2	9.074	1.000	Q	H	R
62	Endosulfan Sulfate #2	9.264	1.000	Q	H	R
63	Methoxychlor #2	9.437	1.000	Q	H	R
64	Endrin Ketone #2	9.665	1.000	Q	H	R
65	S DCBP (S) #2	10.518	1.000	Q	H	R
66	Hexachlorobutadiene #2	3.695	1.000	A	H	R
67	Hexachlorobenzene #2	6.478	1.000	A	H	R
68	Oxychlorane #2	7.947	1.000	A	H	R
69	2,4'-DDE #2	8.149	1.000	A	H	R
70	trans-Nonachlor #2	8.222	1.000	A	H	R
71	2,4'-DDD #2	8.524	1.000	A	H	R
72	2,4'-DDT #2	8.750	1.000	Q	H	R
73	cis-Nonachlor #2	8.791	1.000	A	H	R
74	Mirex #2	9.721	1.000	Q	H	R
75	Chlordane (1) #2	8.228	1.000	A	H	R
76	Chlordane (2) #2	8.336	1.000	A	H	R
77	Chlordane (3) #2	9.005	1.000	A	H	R
78	Chlordane - AVE #2	3.743	1.000	A	H	R
79	Toxaphene (1) #2	8.565	1.000	A	H	R
80	Toxaphene (2) #2	8.915	1.000	A	H	R
81	Toxaphene (3) #2	8.951	1.000	Q	H	R
82	Toxaphene (4) #2	9.018	1.000	A	H	R
83	Toxaphene (5) #2	9.195	1.000	A	H	R
84	Toxaphene (6) #2	9.581	1.000	A	H	R
85	Toxaphene - AVE #2	3.749	1.000	A	H	R

Cal A = Average L = Linear LO = Linear w/origin Q = Quad QO = Quad w/origin
A/H = Area or Height
ID R = R.T. B = R.T. & Q Q = Qvalue L = Largest A = All

ECD5_QUANTPEST_200204.M Wed Feb 05 11:48:16 2020

Response Factor Report DUALECD5

Method Path : R:\methods\
 Method File : ECD5_QUANTPEST_200204.M
 Title : Instrument: DualECD5
 Last Update : Tue Feb 04 18:01:02 2020
 Response Via : Initial Calibration

Calibration Files

1 =ECD5-02042008.D 2 =ECD5-02042009.D 3 =ECD5-02042010.D
 4 =ECD5-02042011.D 5 =ECD5-02042012.D 6 =ECD5-02042013.D

Compound	1	2	3	4	5	6	Avg	%RSD
1) S TCMX (S)	2.088	1.804	1.690	1.585	1.602	1.627	1.747	E5 9.37
2) a-BHC	2.597	2.342	2.305	2.394	2.428	2.440	2.504	E5 6.67
3) g-BHC	2.284	2.032	1.993	2.066	2.137	2.161	2.203	E5 8.01
4) b-BHC	8.761	7.505	7.230	6.846	6.989	7.339	8.012	E4 13.32
5) Heptachlor	2.470	2.096	2.083	2.025	2.144	2.086	2.209	E5 7.79
6) d-BHC	1.466	1.243	1.270	1.340	1.451	1.515	1.565	E5 19.68
7) Aldrin	2.374	2.121	2.144	2.147	2.213	2.168	2.243	E5 5.76
8) Heptachlor Ex...	2.378	2.116	2.072	1.995	2.076	2.020	2.115	E5 5.61
9) trans-Chlordane	2.267	2.040	1.995	1.884	2.003	1.982	2.092	E5 7.33
10) cis-Chlordane	2.428	2.121	2.035	1.932	1.956	1.960	2.084	E5 7.95
11) Endosulfan I	2.355	2.099	2.044	2.014	1.980	1.994	2.068	E5 6.25
12) 4,4'-DDE	1.839	1.480	1.520	1.546	1.578	1.682	1.720	E5 12.33
13) Dieldrin	2.291	2.093	2.055	2.120	2.118	2.088	2.172	E5 5.20
14) Endrin	1.927	1.609	1.618	1.550	1.646	1.671	1.712	E5 7.76
15) 4,4'-DDD	1.509	1.247	1.215	1.192	1.273	1.306	1.390	E5 13.16
16) Endosulfan II	1.942	1.667	1.545	1.471	1.576	1.562	1.649	E5 8.64
17) 4,4'-DDT	0.910	0.917	0.911	1.078	1.174	1.196	E5 25.57	
18) Endrin Aldehyde	1.917	1.546	1.401	1.261	1.243	1.251	1.414	E5 15.31
19) Endosulfan Su...	1.896	1.564	1.428	1.391	1.383	1.437	1.535	E5 10.83
20) Methoxychlor	6.824	5.272	4.860	4.584	4.976	5.512	5.838	E4 17.80
21) Endrin Ketone	2.244	1.890	1.820	1.730	1.732	1.815	1.899	E5 8.84
22) S DCBP (S)	2.245	1.847	1.740	1.464	1.459	1.465	1.652	E5 16.04
23) Hexachlorobut...	2.229	2.336	1.996	2.091	1.946	1.839	1.994	E5 9.81
24) Hexachloroben...	2.454	2.335	2.093	2.137	2.009	1.797	2.056	E5 11.05
25) Oxychlordane	2.377	2.239	1.884	1.986	1.829	1.640	1.905	E5 13.61
26) 2,4'-DDE	1.635	1.611	1.432	1.501	1.426	1.260	1.426	E5 9.81
27) trans-Nonachlor	2.535	2.408	2.124	2.205	2.076	1.843	2.124	E5 10.91
28) 2,4'-DDD	1.437	1.433	1.293	1.309	1.263	1.110	1.272	E5 8.99
29) 2,4'-DDT	1.667	1.624	1.447	1.539	1.485	1.249	1.465	E5 9.83
30) cis-Nonachlor	2.685	2.637	2.357	2.494	2.325	2.092	2.357	E5 9.09
31) Mirex	1.929	1.814	1.543	1.559	1.405	1.221	1.483	E5 17.12
32) Chlordane (1)	2.521	2.357	2.295	2.397	2.241	2.331	2.346	E4 3.95
33) Chlordane (2)	3.082	2.886	2.780	2.901	2.782	2.873	2.882	E4 3.50
34) Chlordane (3)	8.668	7.557	7.299	7.525	7.251	7.448	7.608	E3 6.33
35) Chlordane - AVE							0.000	-1.00
36) Toxaphene (1)	1.216	1.097	1.047	1.034	0.958	0.998	1.053	E3 7.94
37) Toxaphene (2)	2.137	2.130	1.972	1.910	1.767	1.834	1.945	E3 7.38
38) Toxaphene (3)	5.876	4.759	4.339	4.324	3.992	4.210	4.553	E3 13.76
39) Toxaphene (4)	4.426	4.150	3.929	3.956	3.801	3.975	4.040	E3 4.97
40) Toxaphene (5)	3.363	3.387	3.213	3.278	3.079	3.276	3.288	E3 3.55
41) Toxaphene (6)	4.717	4.502	4.268	4.258	3.964	4.202	4.342	E3 5.66
42) Toxaphene - AVE							0.000	-1.00

MJB
2/5/20

Signal #2 Calibration Files

1 =ECD5-02042008.D 2 =ECD5-02042009.D 3 =ECD5-02042010.D
 4 =ECD5-02042011.D 5 =ECD5-02042012.D 6 =ECD5-02042013.D

Compound	1	2	3	4	5	6	Avg	%RSD
1) S TCMX (S)	3.444	2.519	2.430	2.260	2.366	2.507	2.743	E5 16.19
2) a-BHC	3.920	3.223	3.367	3.527	3.711	3.960	4.031	E5 17.38
3) g-BHC	3.640	3.212	3.195	3.198	3.404	3.556	3.664	E5 14.35
4) b-BHC	1.731	1.420	1.407	1.271	1.328	1.344	1.482	E5 11.77
5) Heptachlor	3.739	3.144	3.175	2.989	3.250	3.331	3.503	E5 12.65
6) d-BHC		2.068	2.271	2.348	2.596	2.834	2.929	E5 26.31
7) Aldrin	3.724	3.429	3.419	3.418	3.466	3.546	3.695	E5 9.13
8) Heptachlor Ex...	3.670	3.241	3.167	3.011	3.167	3.158	3.362	E5 8.40
9) trans-Chlordane	3.631	3.150	3.148	2.993	3.090	3.195	3.355	E5 9.91
10) cis-Chlordane	3.632	3.130	2.978	2.965	3.019	3.076	3.262	E5 9.46
11) Endosulfan I	3.268	2.898	2.854	2.702	2.814	2.868	3.037	E5 9.24

Response Factor Report DUALECD5

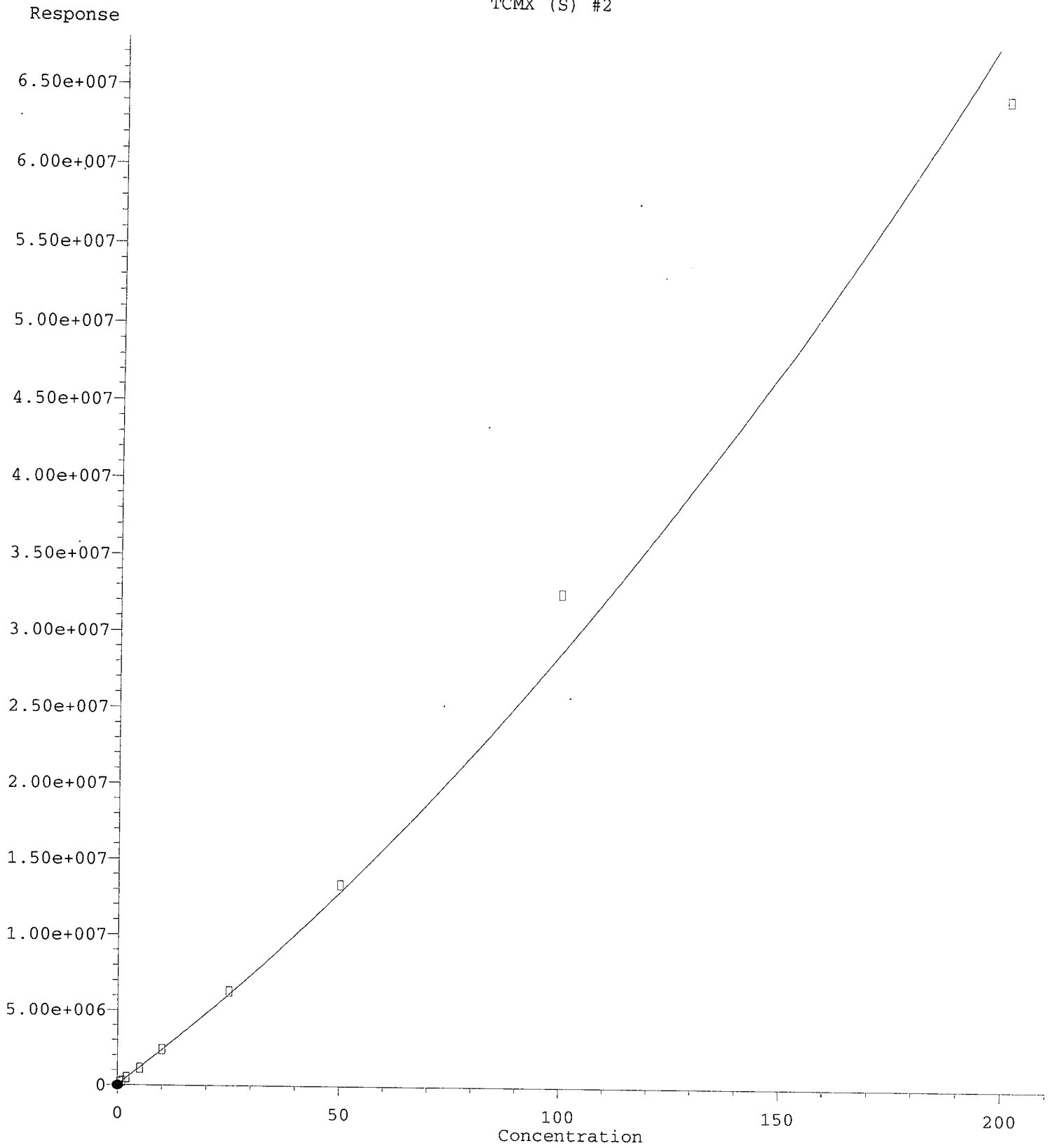
Method Path : R:\methods\
 Method File : ECD5_QUANTPEST_200204.M
 Title : Instrument: DualECD5
 Last Update : Tue Feb 04 18:01:02 2020
 Response Via : Initial Calibration

Calibration Files

1 =ECD5-02042008.D 2 =ECD5-02042009.D 3 =ECD5-02042010.D
 4 =ECD5-02042011.D 5 =ECD5-02042012.D 6 =ECD5-02042013.D

Compound	1	2	3	4	5	6	Avg	%RSD
12) 4,4'-DDE	3.053	2.723	2.631	2.592	2.771	3.013	3.050	E5 14.34
13) Dieldrin	3.375	3.123	3.081	2.972	3.080	3.252	3.348	E5 10.50
14) Endrin	2.562	2.207	2.200	2.155	2.309	2.384	2.493	E5 13.90
15) 4,4'-DDD	2.582	2.231	2.177	2.165	2.262	2.336	2.497	E5 14.23
16) Endosulfan II	2.784	2.420	2.280	2.179	2.320	2.418	2.551	E5 12.10
17) 4,4'-DDT	2.950	0.946	0.999	1.080	1.310	1.522	1.580	E5 39.55
18) Endrin Aldehyde	2.950	2.326	2.222	1.912	1.939	1.959	2.252	E5 14.58
19) Endosulfan Su...	2.499	2.012	1.853	1.777	1.844	2.007	2.173	E5 16.68
20) Methoxychlor		0.584	0.575	0.577	0.636	0.763	0.794	E5 31.77
21) Endrin Ketone	2.692	2.297	2.131	2.041	2.149	2.341	2.444	E5 13.99
22) S DCBP (S)	2.557	2.238	2.093	1.790	1.846	1.852	2.066	E5 12.08
23) Hexachlorobut...	4.223	4.334	3.846	4.059	3.803	3.725	4.007	E5 6.84
24) Hexachloroben...	3.515	3.465	3.042	3.184	3.000	2.838	3.201	E5 8.50
25) Oxychlordane	3.138	2.984	2.646	2.827	2.671	2.423	2.797	E5 9.48
26) 2,4'-DDE	2.300	2.209	1.998	2.129	2.004	1.875	2.106	E5 8.53
27) trans-Nonachlor	3.350	3.283	2.871	3.073	2.924	2.723	3.075	E5 8.65
28) 2,4'-DDD	2.037	1.936	1.728	1.848	1.738	1.600	1.844	E5 9.61
29) 2,4'-DDT	2.172	2.156	1.839	2.061	1.992	1.803	2.071	E5 11.42
30) cis-Nonachlor	3.557	3.449	3.136	3.356	3.312	3.047	3.411	E5 8.96
31) Mirex	2.555	2.374	1.951	2.006	1.815	1.625	2.009	E5 15.38
32) Chlordane (1)	3.828	3.574	3.516	3.868	3.847	4.182	3.890	E4 8.16
33) Chlordane (2)	3.242	2.972	2.987	3.172	3.164	3.383	3.210	E4 6.42
34) Chlordane (3)	1.257	0.997	0.972	1.024	1.002	1.057	1.062	E4 9.35
35) Chlordane - AVE							0.000	-1.00
36) Toxaphene (1)	2.964	2.815	2.612	2.635	2.508	2.637	2.704	E3 5.63
37) Toxaphene (2)	3.724	3.482	3.297	3.360	3.256	3.517	3.483	E3 5.59
38) Toxaphene (3)	7.042	5.703	5.284	5.384	5.271	5.617	5.755	E3 10.82
39) Toxaphene (4)	0.991	0.870	0.848	0.846	0.856	0.902	0.903	E4 7.52
40) Toxaphene (5)	5.191	4.885	4.651	4.925	4.773	5.120	5.022	E3 6.35
41) Toxaphene (6)	5.704	5.588	5.226	5.360	5.263	5.833	5.614	E3 6.91
42) Toxaphene - AVE							0.000	-1.00

(#) = Out of Range ### Number of calibration levels exceeded format ###

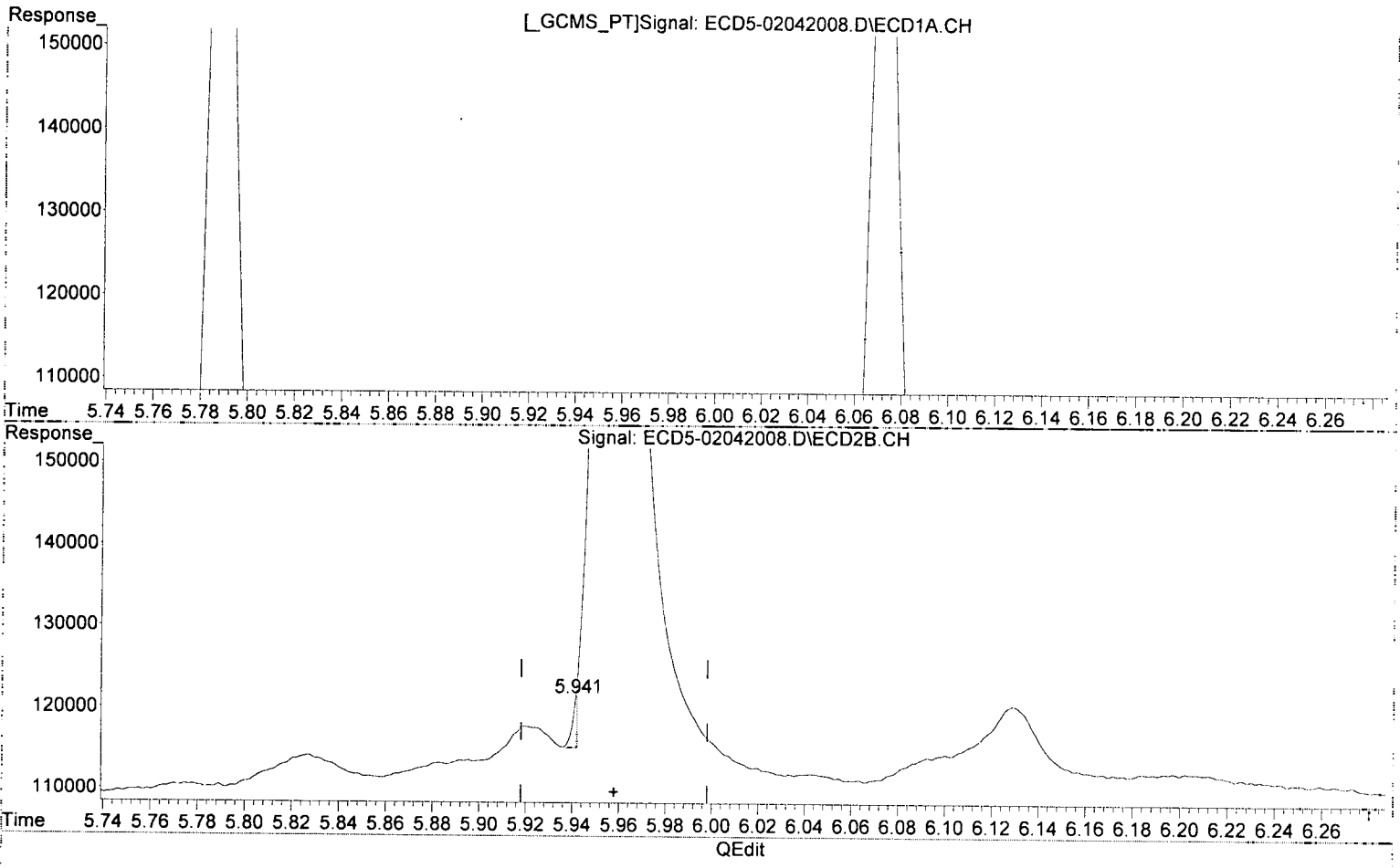


R = 5.95e+002 A*A + 2.26e+005 A + 5.06e+004
 Coef of Det (r^2) = 0.992 Curve Fit: Quadratic w(1/a^2)
 Method Name: R:\methods\ECD5_QUANTPEST_200204.M
 Calibration Table Last Updated: Tue Feb 04 18:05:25 2020

Quantitation Report (Qedit)

Data Path : R:\data\2020-02\0B04042\REQUANT\
Data File : ECD5-02042008.D
Signal(s) : Signal #1: ECD1A.CH Signal #2: ECD2B.CH
Acq On : 04 Feb 2020 12:56
Operator : MJB
Sample : 0B04042-CAL1
Misc : A20B030, AB 0.5 ppb
ALS Vial : 8 (Sig #1); 0 (Sig #2) Sample Multiplier: 1

Integration File signal 1: PEST1.e
Integration File signal 2: PEST2.e
Quant Time: Feb 04 18:06:57 2020
Quant Method : R:\methods\ECD5_QUANTPEST_200204.M
Quant Title : Instrument: DualECD5
QLast Update : Tue Feb 04 18:01:02 2020
Response via : Initial Calibration
Integrator: ChemStation 6890 Scale Mode: Small noise peaks clipped

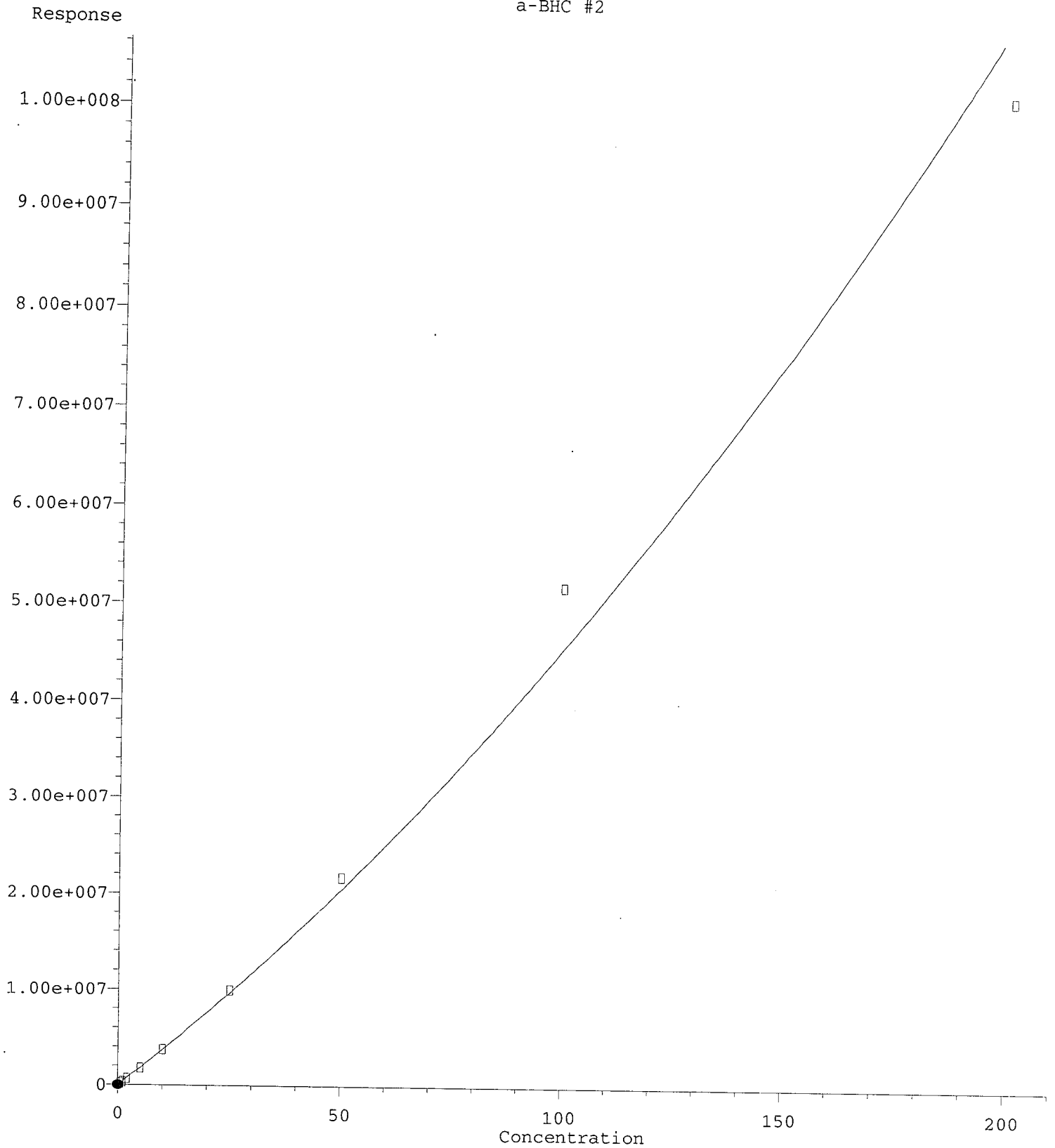


(1) TCMX (S) (S)
5.251min 0.598 ng/mL
response 104406

*MJB
2/4/20*

(1) TCMX (S) #2 (S)
5.941min -0.197 ng/mL m
response 6115

a-BHC #2

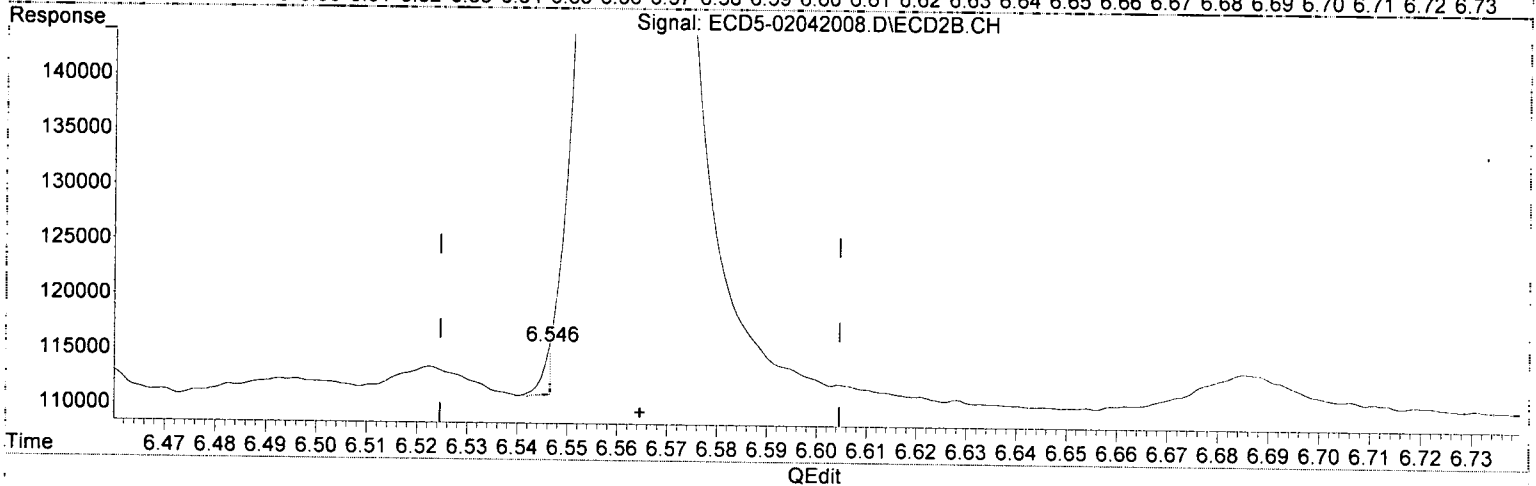
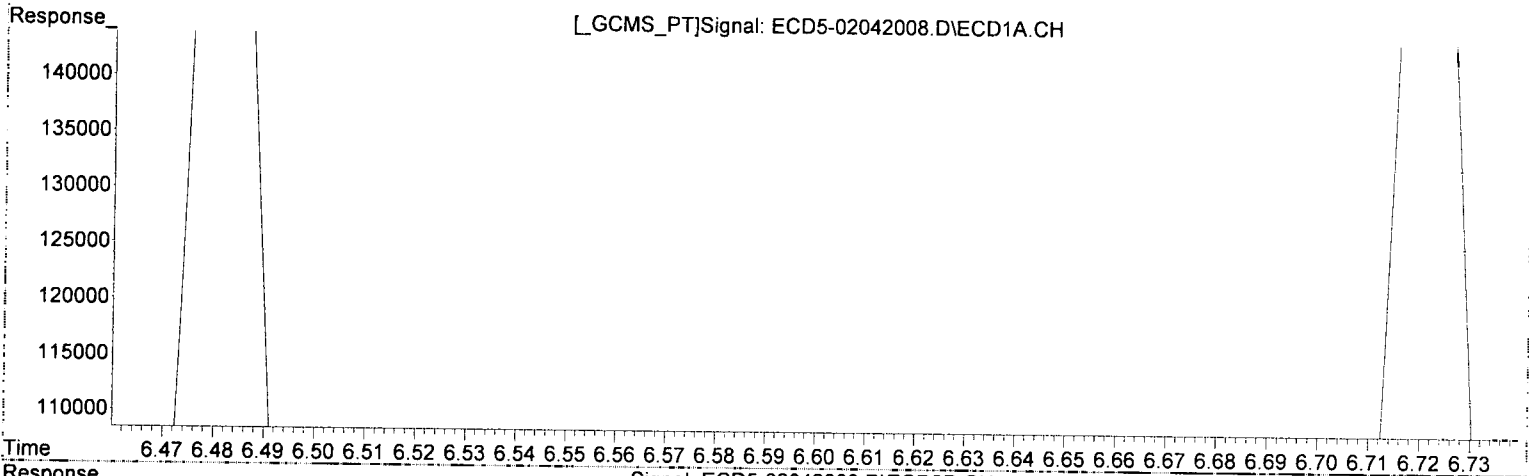


R = 9.02e+002 A*A + 3.64e+005 A - 7.54e+002
Coef of Det (r^2) = 0.991
Method Name: R:\methods\ECD5_QUANTPEST_200204.M
Calibration Table Last Updated: Tue Feb 04 18:05:25 2020

Quantitation Report (Qedit)

Data Path : R:\data\2020-02\0B04042\REQUANT\
 Data File : ECD5-02042008.D
 Signal(s) : Signal #1: ECD1A.CH Signal #2: ECD2B.CH
 Acq On : 04 Feb 2020 12:56
 Operator : MJB
 Sample : 0B04042-CAL1
 Misc : A20B030, AB 0.5 ppb
 ALS Vial : 8 (Sig #1); 0 (Sig #2) Sample Multiplier: 1

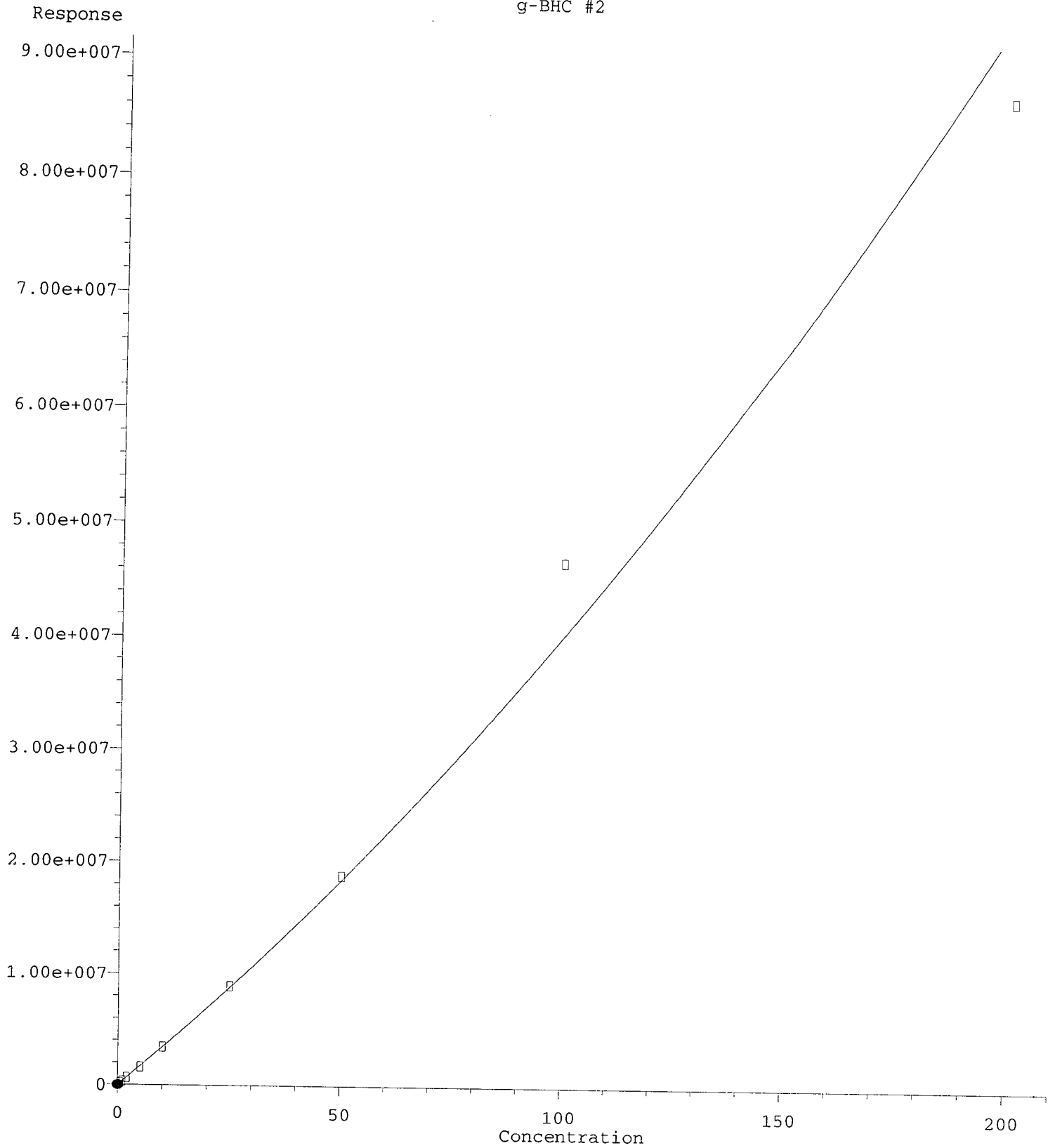
Integration File signal 1: PEST1.e
 Integration File signal 2: PEST2.e
 Quant Time: Feb 04 18:06:57 2020
 Quant Method : R:\methods\ECD5_QUANTPEST_200204.M
 Quant Title : Instrument: DualECD5
 QLast Update : Tue Feb 04 18:01:02 2020
 Response via : Initial Calibration
 Integrator: ChemStation 6890 Scale Mode: Small noise peaks clipped



(2) a-BHC
 5.789min 0.519 ng/mL
 response 129829

*MJB
2/4/20*

(2) a-BHC #2
 6.546min 0.014 ng/mL (m)
 response 4425

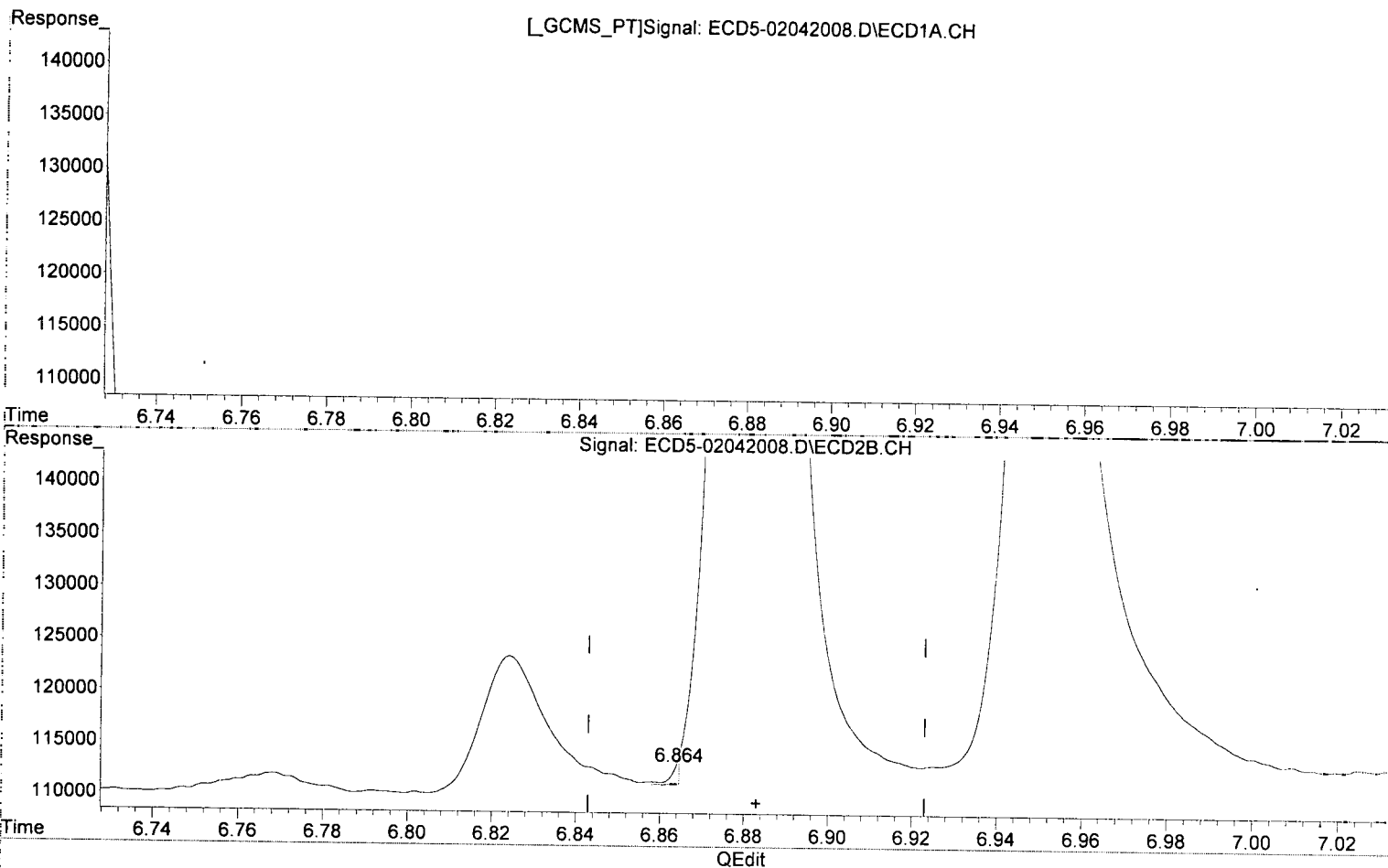


R = 6.78e+002 A*A + 3.34e+005 A + 6.74e+003
Coef of Det (r^2) = 0.992 Curve Fit: Quadratic w(1/a^2)
Method Name: R:\method48\BCH5\QUANT\PSI_200204.M
Calibration Table Last Updated: Tue Feb 04 18:05:25 2020

Quantitation Report (Qedit)

Data Path : R:\data\2020-02\0B04042\REQUANT\
Data File : ECD5-02042008.D
Signal(s) : Signal #1: ECD1A.CH Signal #2: ECD2B.CH
Acq On : 04 Feb 2020 12:56
Operator : MJB
Sample : 0B04042-CAL1
Misc : A20B030, AB 0.5 ppb
ALS Vial : 8 (Sig #1); 0 (Sig #2) Sample Multiplier: 1

Integration File signal 1: PEST1.e
Integration File signal 2: PEST2.e
Quant Time: Feb 04 18:06:57 2020
Quant Method : R:\methods\ECD5_QUANTPEST_200204.M
Quant Title : Instrument: DualECD5
QLast Update : Tue Feb 04 18:01:02 2020
Response via : Initial Calibration
Integrator: ChemStation 6890 Scale Mode: Small noise peaks clipped

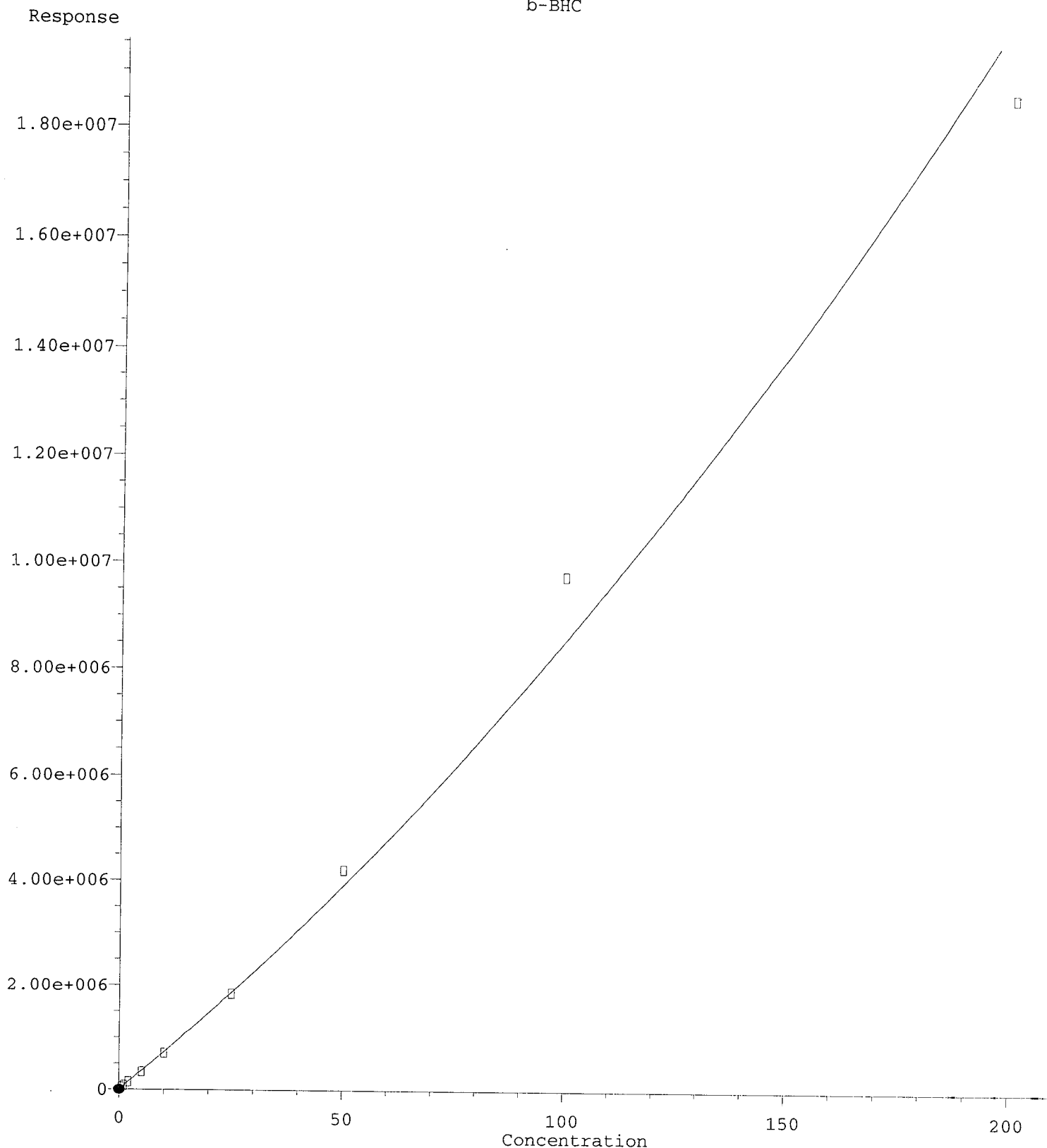


(3) g-BHC
6.073min 0.518 ng/mL
response 114201

*WB
2/4/20*

(3) g-BHC #2
6.864min -0.015 ng/mL(m)
response 1720

b-BHC

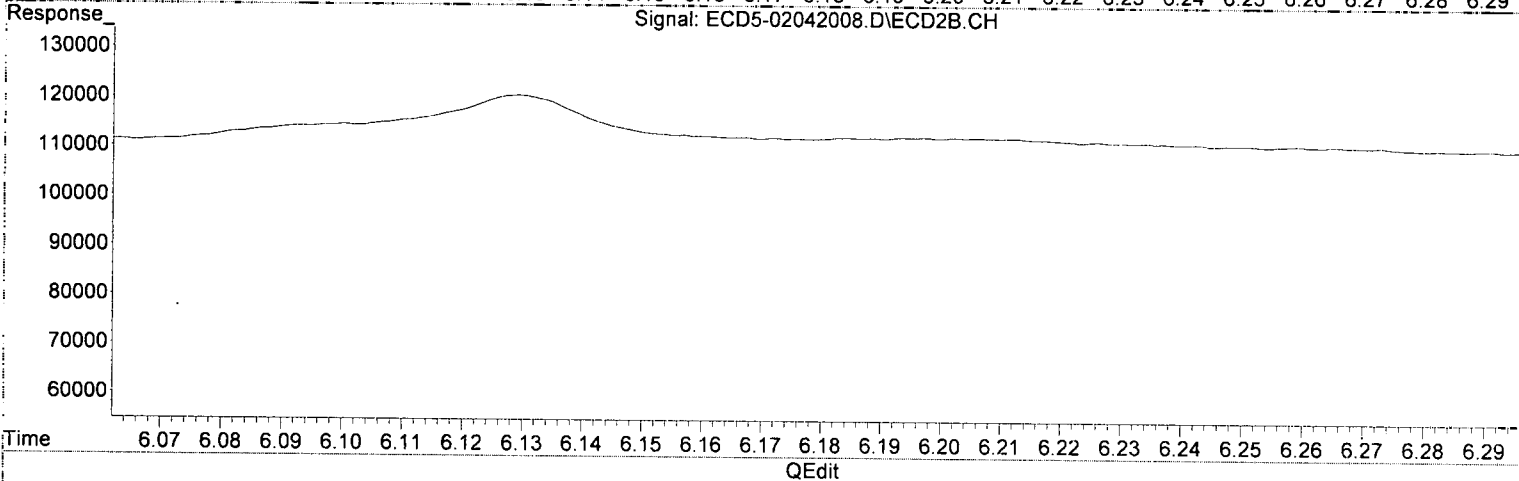
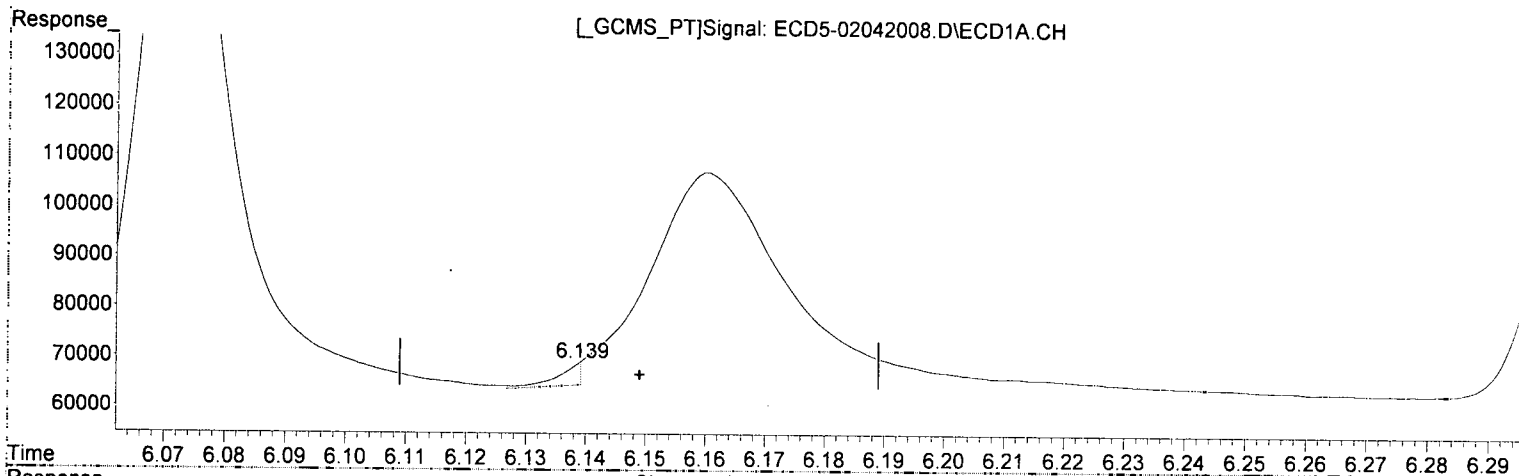


R = 1.48e+002 A*A + 7.05e+004 A + 7.27e+003
Coef of Det (r^2) = 0.993 Curve Fit: Quadratic w(1/a^2)
Method Name: R:\methods\ECD5_QUANTPEST_200204.M
Calibration Table Last Updated: Tue Feb 04 18:05:25 2020

Quantitation Report (Qedit)

Data Path : R:\data\2020-02\0B04042\REQUANT\
Data File : ECD5-02042008.D
Signal(s) : Signal #1: ECD1A.CH Signal #2: ECD2B.CH
Acq On : 04 Feb 2020 12:56
Operator : MJB
Sample : 0B04042-CAL1
Misc : A20B030, AB 0.5 ppb
ALS Vial : 8 (Sig #1); 0 (Sig #2) Sample Multiplier: 1

Integration File signal 1: PEST1.e
Integration File signal 2: PEST2.e
Quant Time: Feb 04 18:06:57 2020
Quant Method : R:\methods\ECD5_QUANTPEST_200204.M
Quant Title : Instrument: DualECD5
QLast Update : Tue Feb 04 18:01:02 2020
Response via : Initial Calibration
Integrator: ChemStation 6890 Scale Mode: Small noise peaks clipped



(4) b-BHC

6.139min -0.040 ng/mL (+)

response 4460

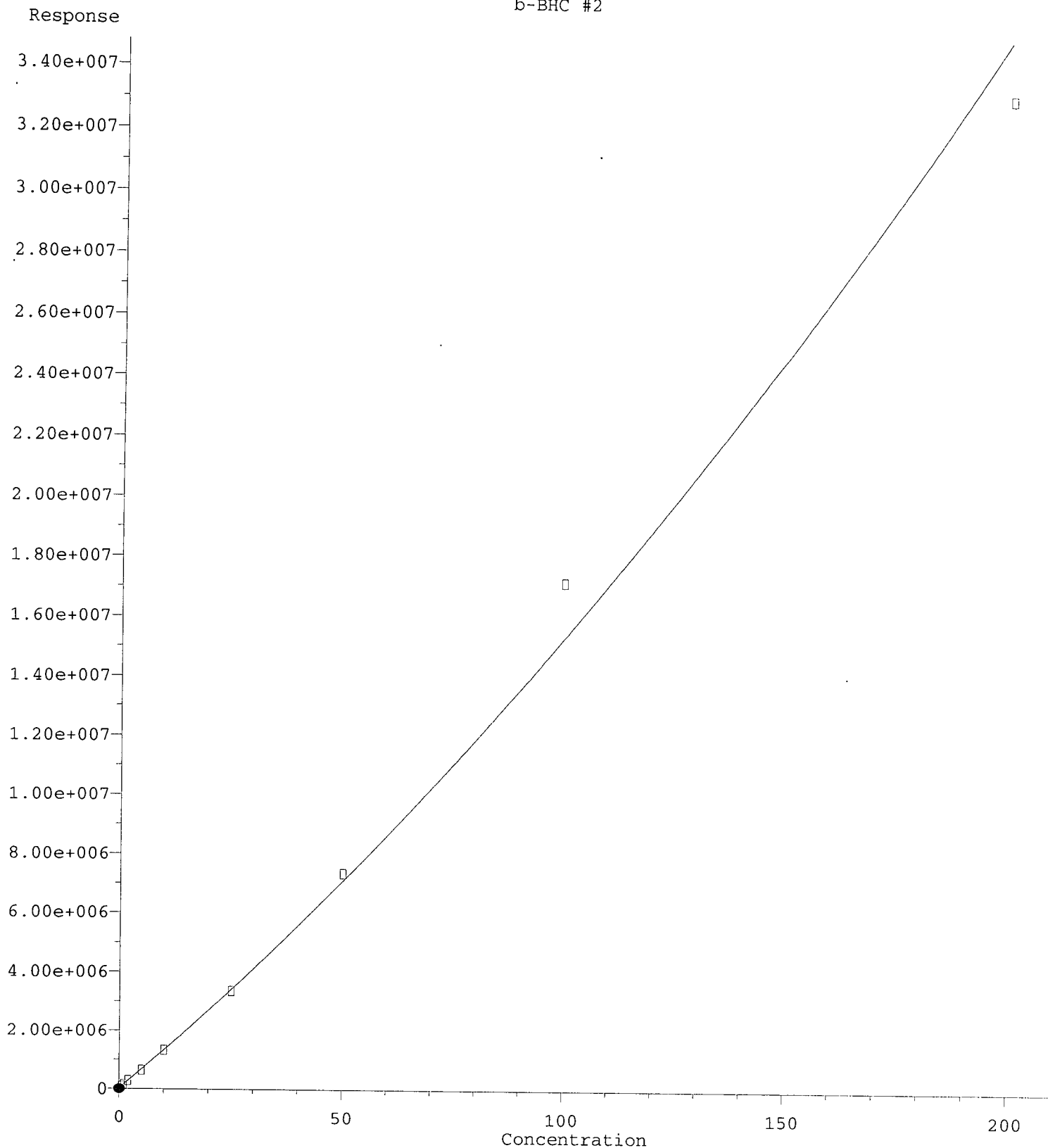
*MJB
2/4/20*

(4) b-BHC #2

6.951min 0.517 ng/mL

response 86527

(+) = Expected Retention Time

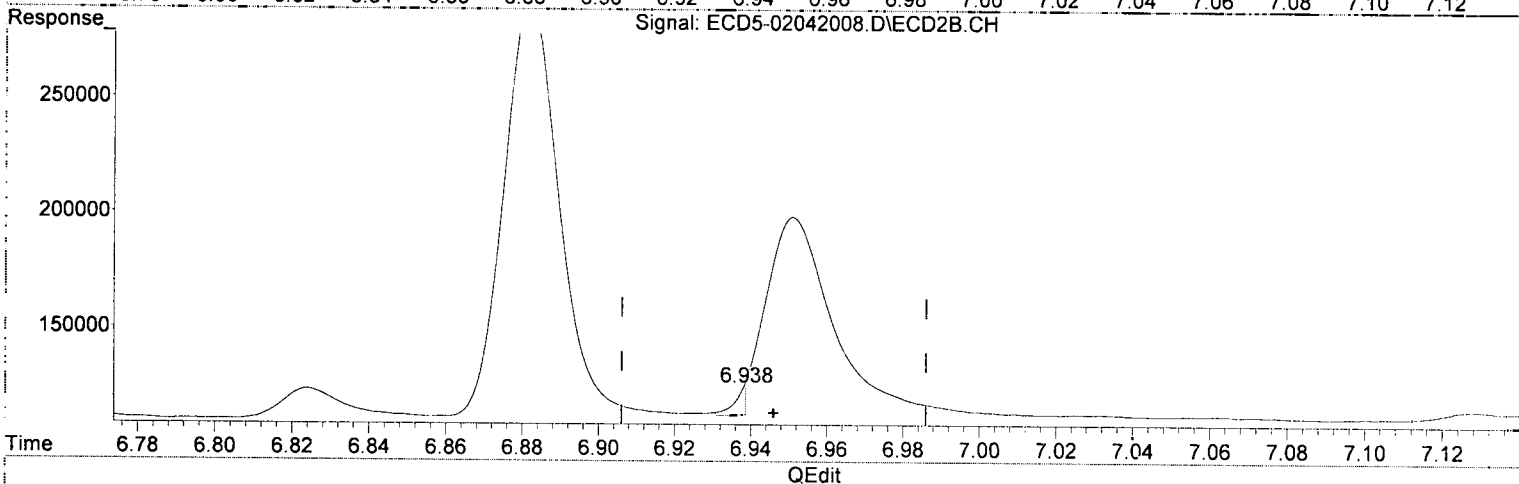
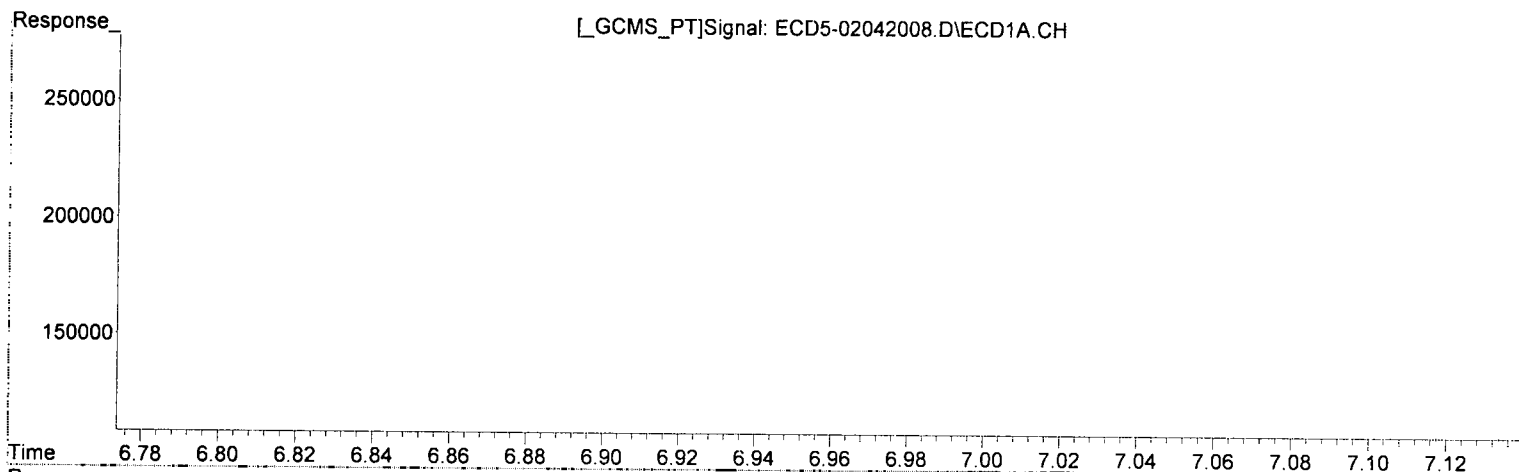


R = 2.29e+002 A*A + 1.30e+005 A + 1.94e+004
Coef of Det (r^2) = 0.995 Curve Fit: Quadratic w(1/a^2)
Method Name: R:\methods\ECDS_QUANTPEST_200204.M
Calibration Table Last Updated: Tue Feb 04 18:05:25 2020

Quantitation Report (Qedit)

Data Path : R:\data\2020-02\0B04042\REQUANT\
Data File : ECD5-02042008.D
Signal(s) : Signal #1: ECD1A.CH Signal #2: ECD2B.CH
Acq On : 04 Feb 2020 12:56
Operator : MJB
Sample : 0B04042-CAL1
Misc : A20B030, AB 0.5 ppb
ALS Vial : 8 (Sig #1); 0 (Sig #2) Sample Multiplier: 1

Integration File signal 1: PEST1.e
Integration File signal 2: PEST2.e
Quant Time: Feb 04 18:06:57 2020
Quant Method : R:\methods\ECD5_QUANTPEST_200204.M
Quant Title : Instrument: DualECD5
QLast Update : Tue Feb 04 18:01:02 2020
Response via : Initial Calibration
Integrator: ChemStation 6890 Scale Mode: Small noise peaks clipped



(4) b-BHC

6.139min -0.040 ng/mL m

response 4460

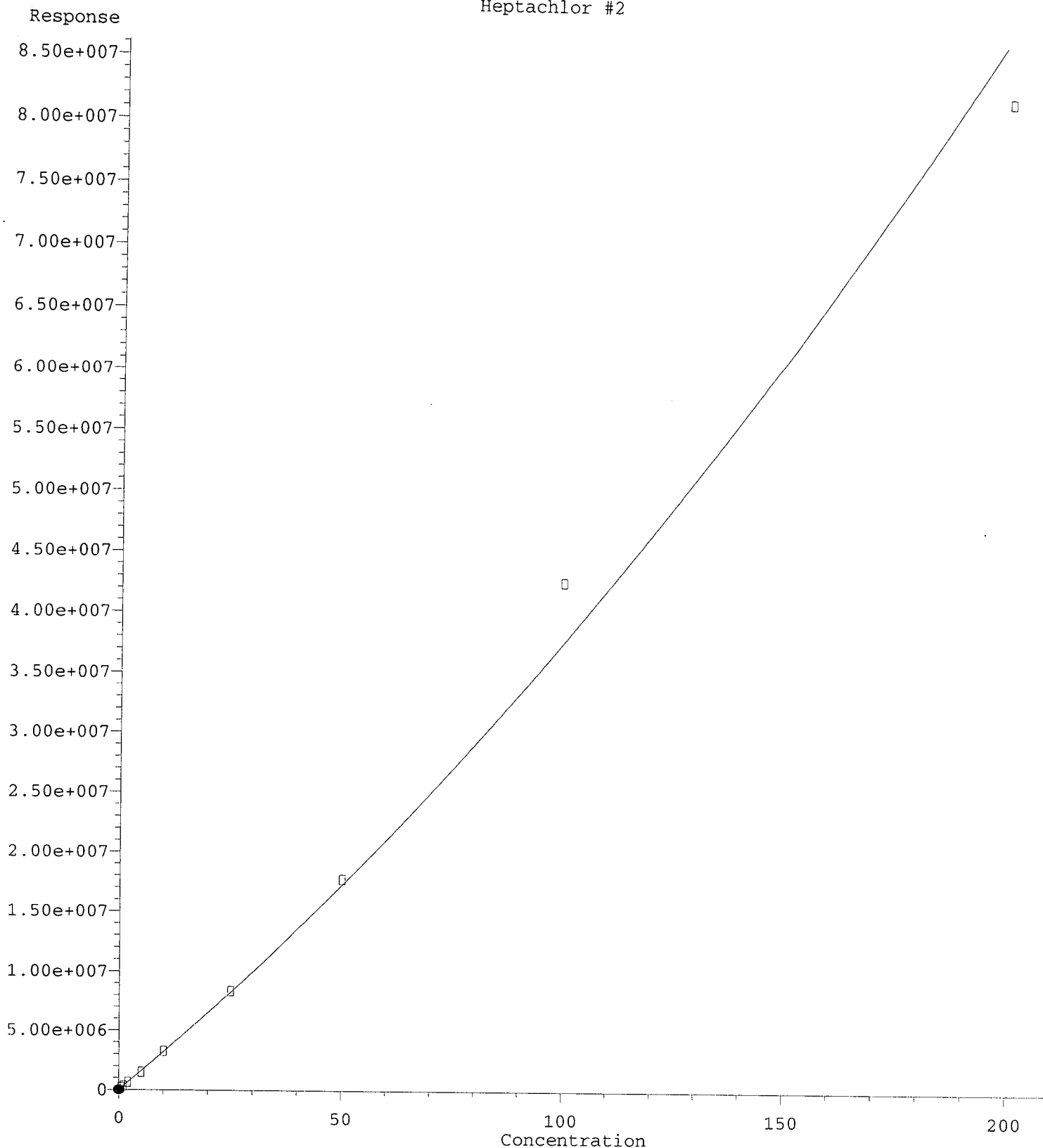
*MJB
2/11/20*

(4) b-BHC #2

6.938min -0.055 ng/mL (m)

response 12210

Heptachlor #2

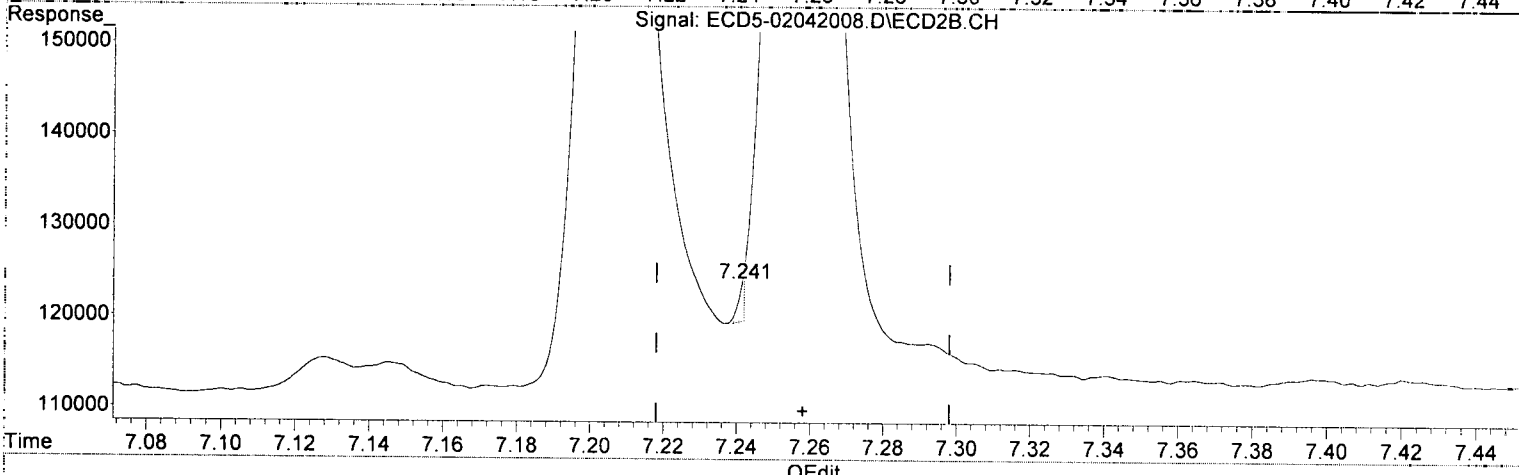
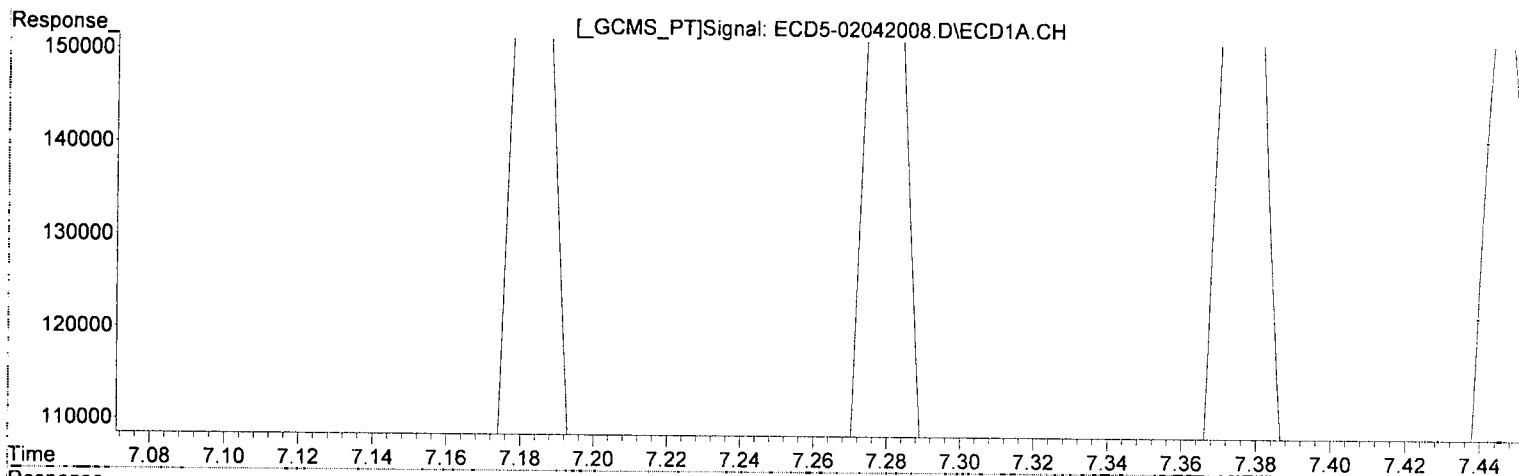


R = 6.17e+002 A*A + 3.14e+005 A + 2.25e+004
Coef of Det (r^2) = 0.994
Curve Fit: Quadratic w/ (1/a^2)
Method Name: R:\methods\ECDS_QUANTPEST_200204.M
Calibration Table Last Updated: Tue Feb 04 18:05:25 2020
02/25/20 Anchor OEA LLC - Gasco Field DG 2019-4a-b. DOC-CAP Testing Cores Page 1110 of 1529

Quantitation Report (Qedit)

Data Path : R:\data\2020-02\0B04042\REQUANT\
 Data File : ECD5-02042008.D
 Signal(s) : Signal #1: ECD1A.CH Signal #2: ECD2B.CH
 Acq On : 04 Feb 2020 12:56
 Operator : MJB
 Sample : 0B04042-CAL1
 Misc : A20B030, AB 0.5 ppb
 ALS Vial : 8 (Sig #1); 0 (Sig #2) Sample Multiplier: 1

Integration File signal 1: PEST1.e
 Integration File signal 2: PEST2.e
 Quant Time: Feb 04 18:06:57 2020
 Quant Method : R:\methods\ECD5_QUANTPEST_200204.M
 Quant Title : Instrument: DualECD5
 QLast Update : Tue Feb 04 18:01:02 2020
 Response via : Initial Calibration
 Integrator: ChemStation 6890 Scale Mode: Small noise peaks clipped

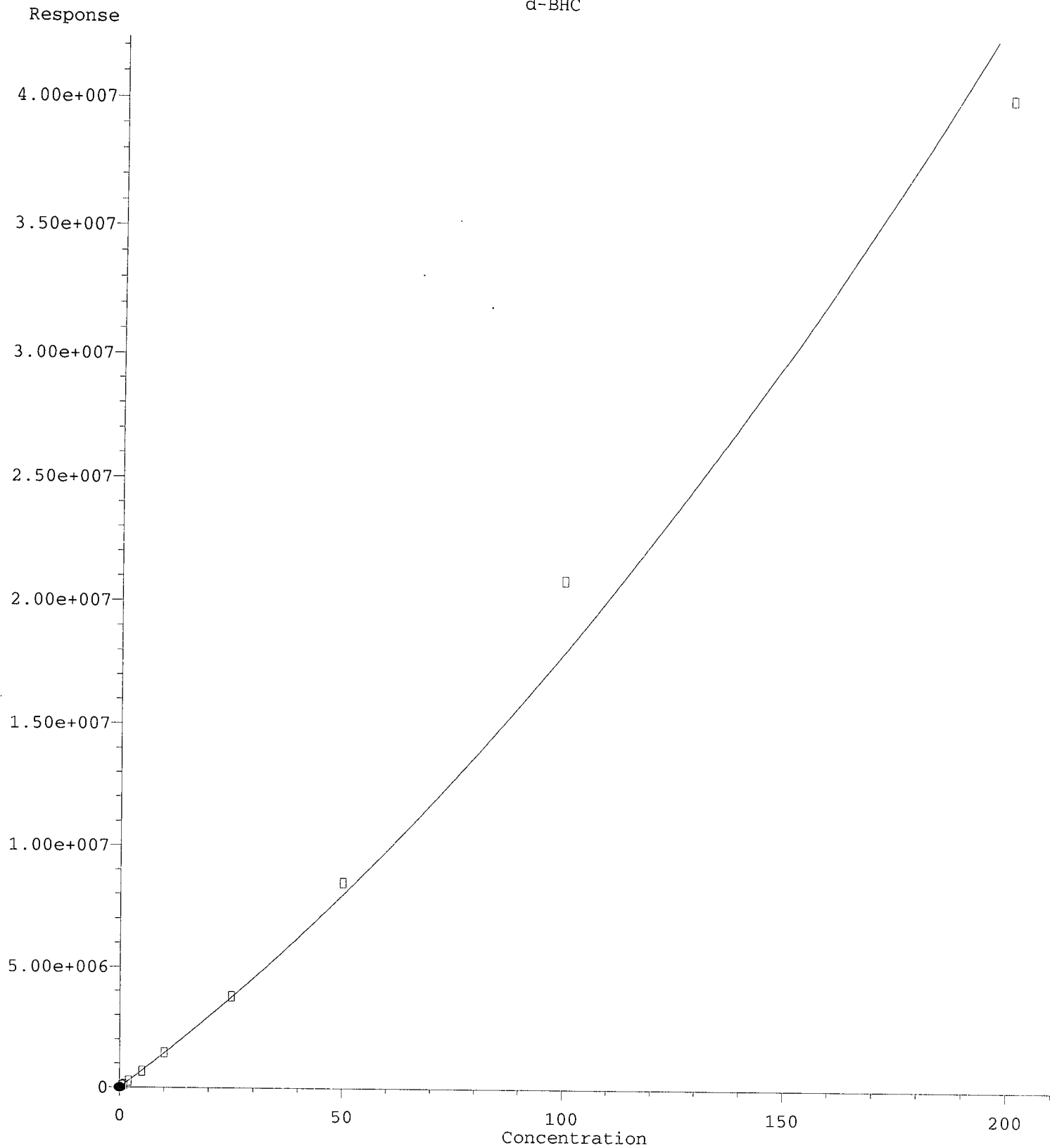


(5) Heptachlor
 6.482min 0.559 ng/mL
 response 123497

*MJB
2/4/20*

(5) Heptachlor #2
 7.241min -0.058 ng/mL (m)
 response 4130

d-BHC

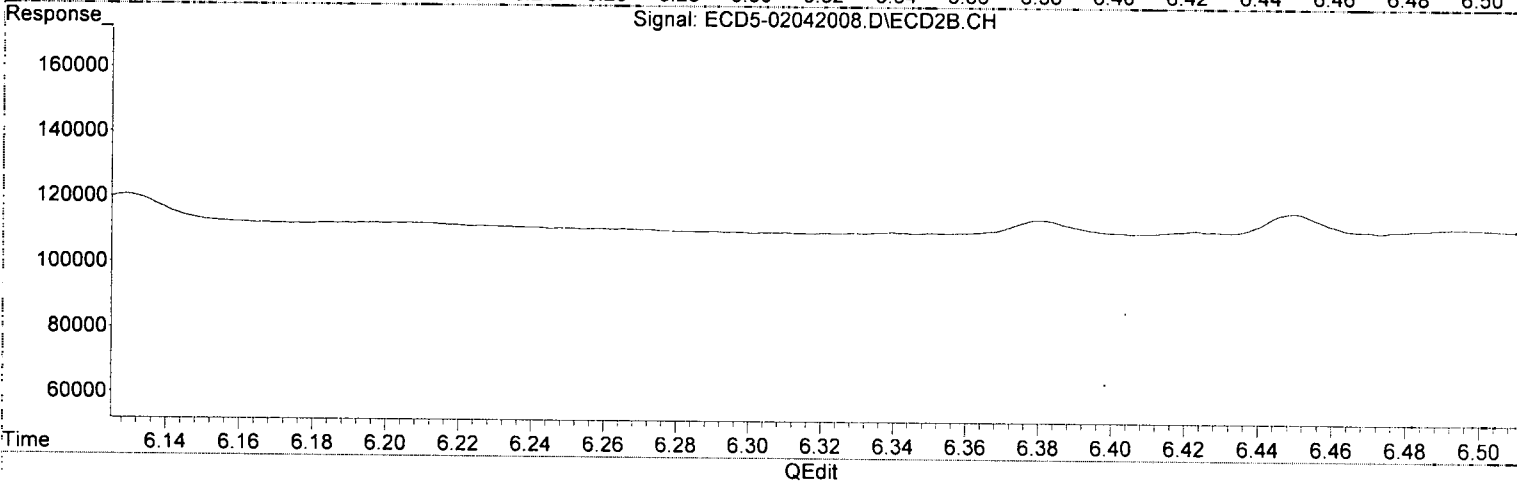
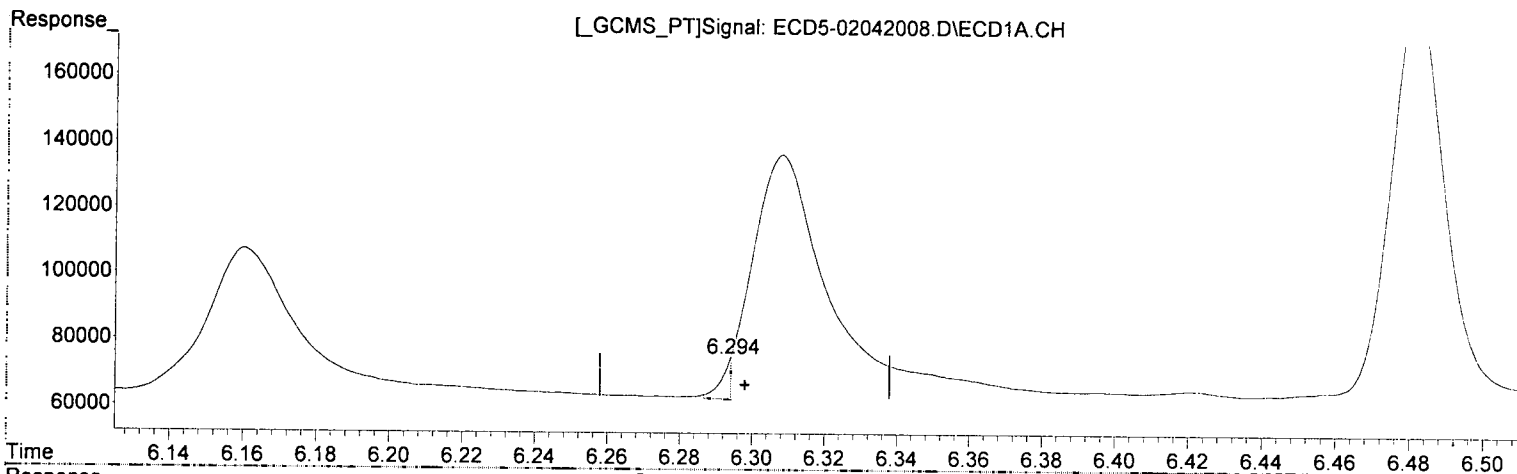


R = 3.89e+002 A*A + 1.41e+005 A - 2.49e+003
Coef of Det (r^2) = 0.990
Curve Fit: Quadratic w/ (1/a^2)
Method Name: R:\methods\ECD5_QUANTPEST_200204.M
Calibration Table Last Updated: Tue Feb 04 18:05:25 2020

Quantitation Report (Qedit)

Data Path : R:\data\2020-02\0B04042\REQUANT\
Data File : ECD5-02042008.D
Signal(s) : Signal #1: ECD1A.CH Signal #2: ECD2B.CH
Acq On : 04 Feb 2020 12:56
Operator : MJB
Sample : 0B04042-CAL1
Misc : A20B030, AB 0.5 ppb
ALS Vial : 8 (Sig #1); 0 (Sig #2) Sample Multiplier: 1

Integration File signal 1: PEST1.e
Integration File signal 2: PEST2.e
Quant Time: Feb 04 18:06:57 2020
Quant Method : R:\methods\ECD5_QUANTPEST_200204.M
Quant Title : Instrument: DualECD5
QLast Update : Tue Feb 04 18:01:02 2020
Response via : Initial Calibration
Integrator: ChemStation 6890 Scale Mode: Small noise peaks clipped



(6) d-BHC

6.294min 0.104 ng/mL(m)

response 12163

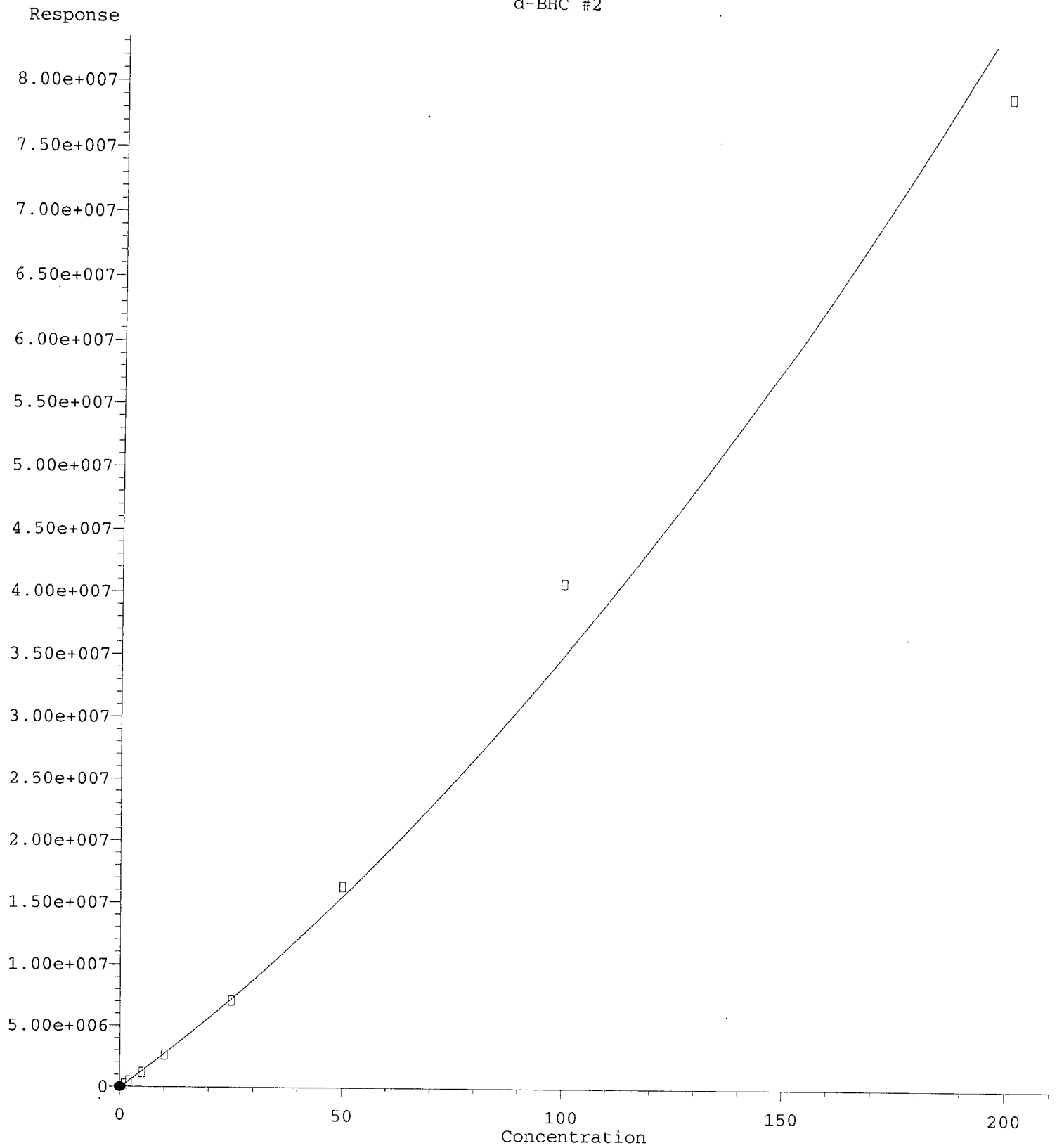
*MJB
2/4/20*

(6) d-BHC #2

7.205min 0.758 ng/mL

response 130305

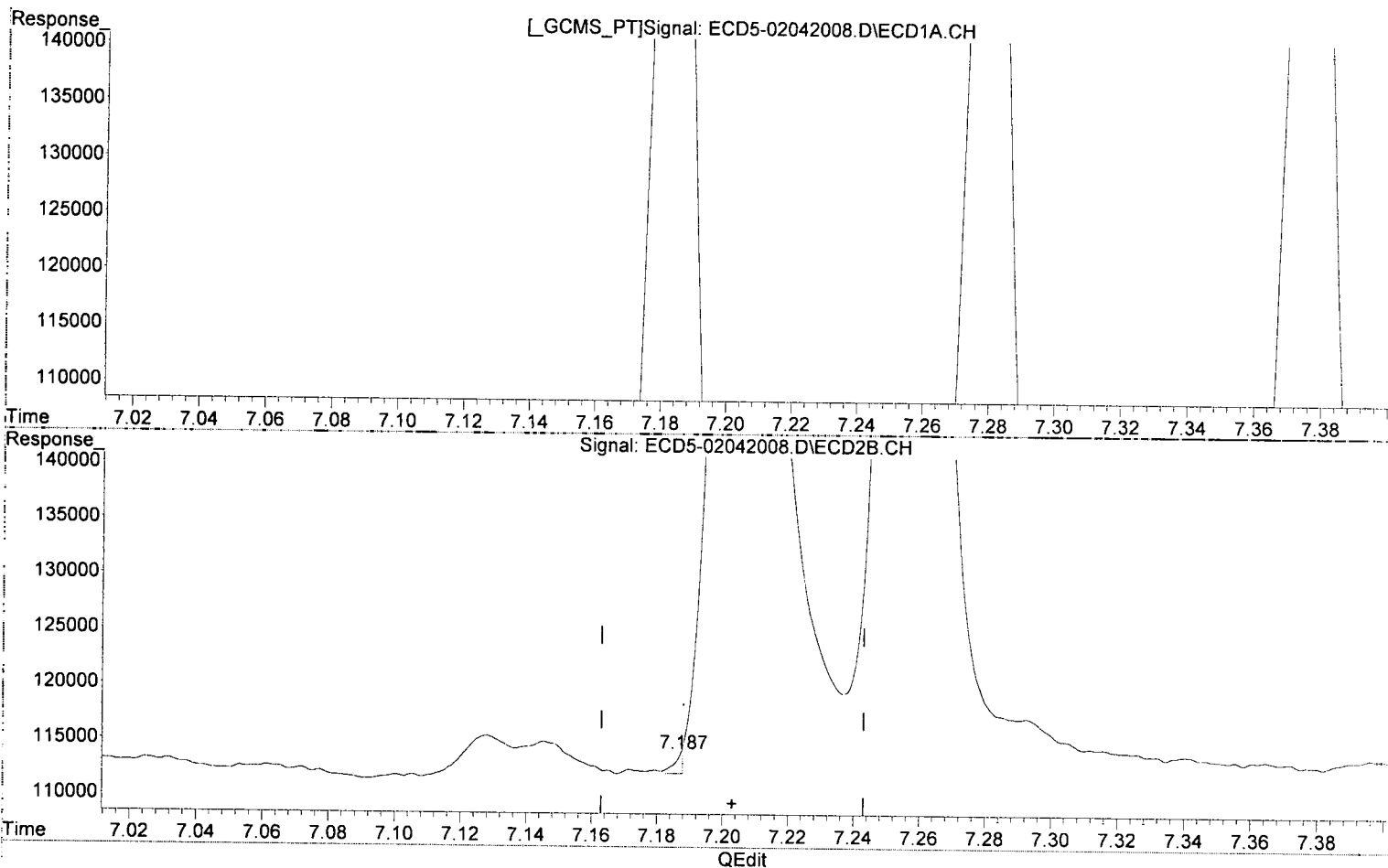
(+) = Expected Retention Time



Quantitation Report (Qedit)

Data Path : R:\data\2020-02\0B04042\REQUANT\
Data File : ECD5-02042008.D
Signal(s) : Signal #1: ECD1A.CH Signal #2: ECD2B.CH
Acq On : 04 Feb 2020 12:56
Operator : MJB
Sample : 0B04042-CAL1
Misc : A20B030, AB 0.5 ppb
ALS Vial : 8 (Sig #1); 0 (Sig #2) Sample Multiplier: 1

Integration File signal 1: PEST1.e
Integration File signal 2: PEST2.e
Quant Time: Feb 04 18:06:57 2020
Quant Method : R:\methods\ECD5_QUANTPEST_200204.M
Quant Title : Instrument: DualECD5
QLast Update : Tue Feb 04 18:01:02 2020
Response via : Initial Calibration
Integrator: ChemStation 6890 Scale Mode: Small noise peaks clipped

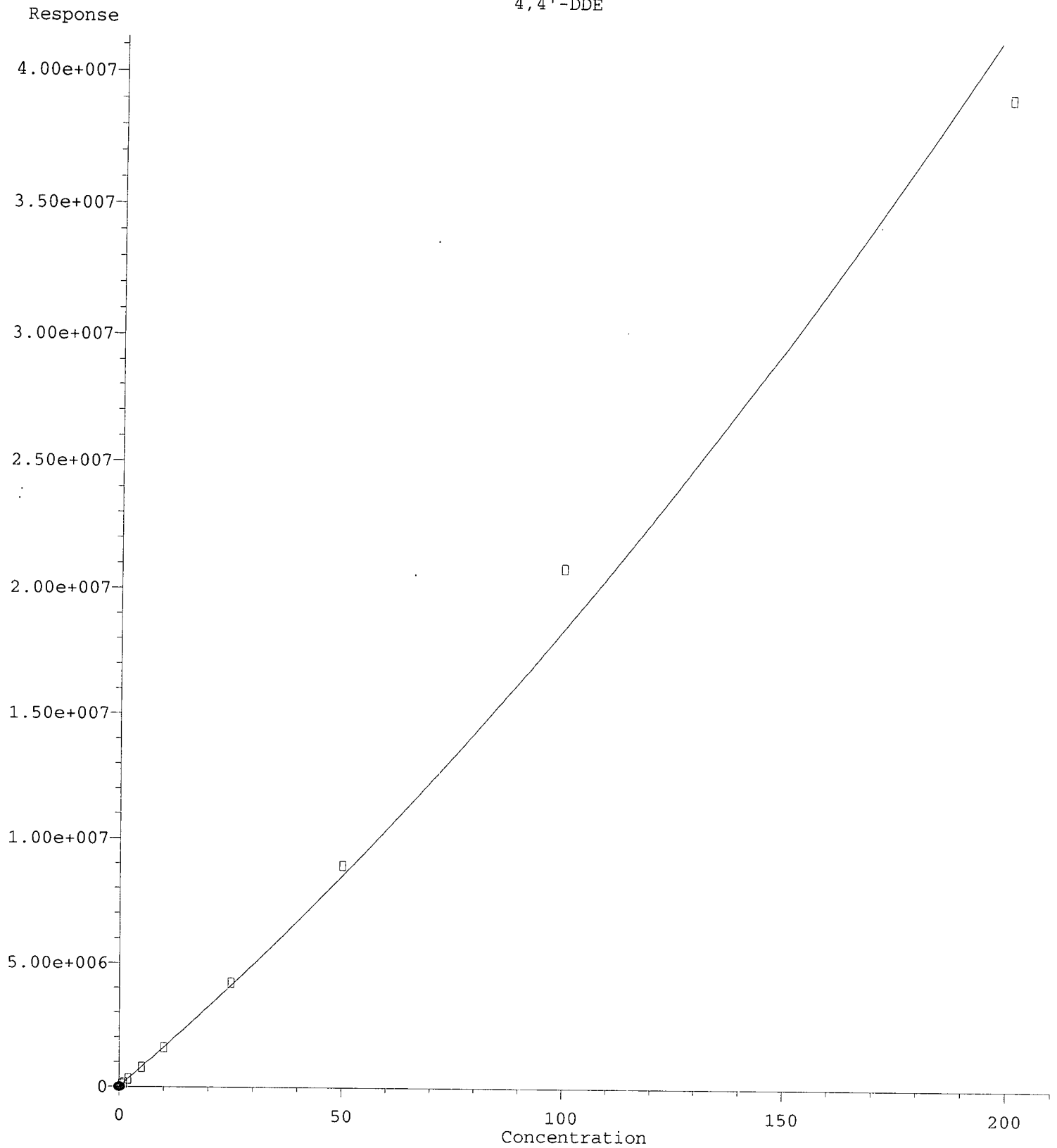


(6) d-BHC
6.294min 0.104 ng/mL m
response 12163

*MJB
2/4/20*

(6) d-BHC #2
7.187min 0.288 ng/mL (m)
response 1790

4,4'-DDE

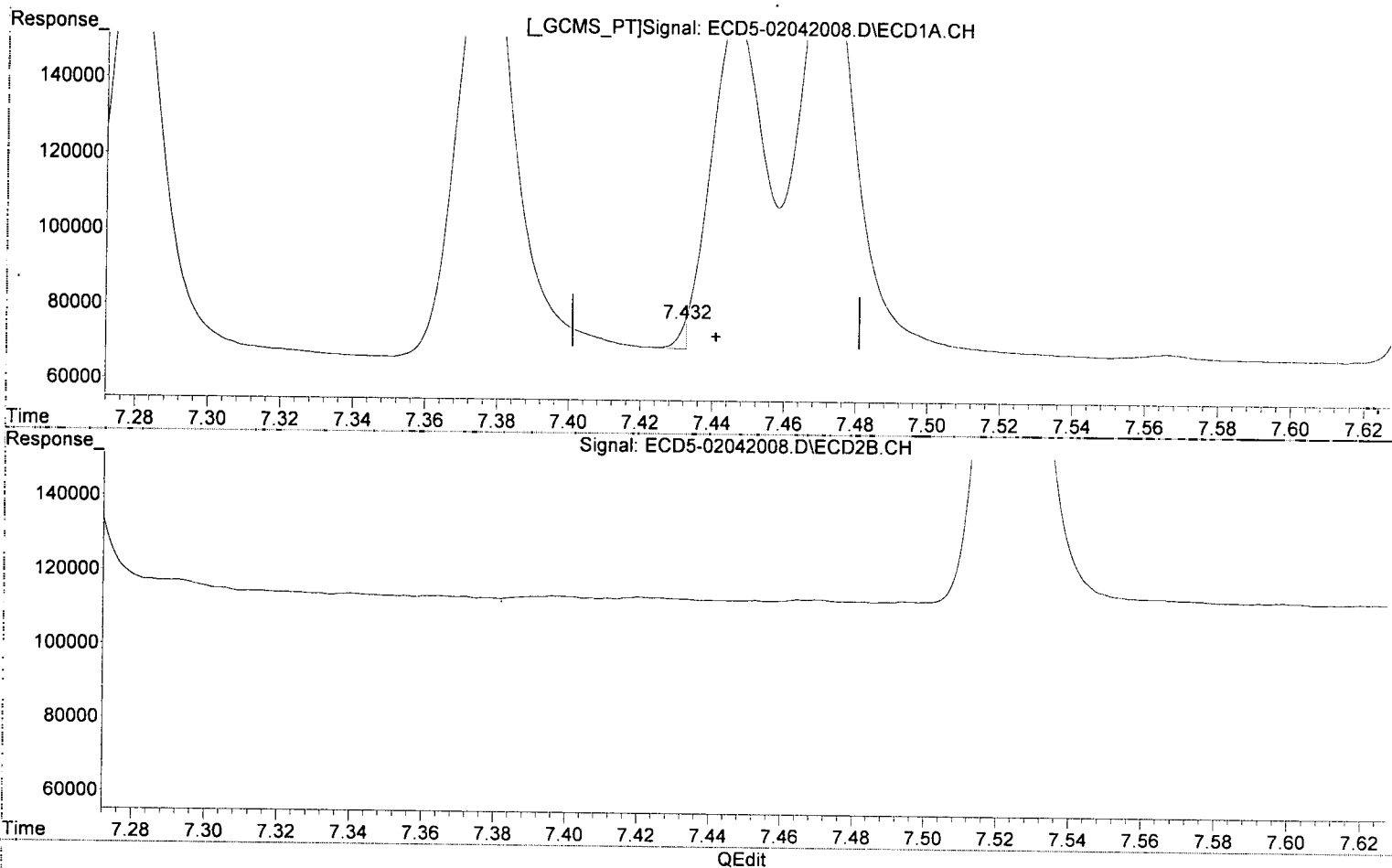


R = 2.71e+002 A*A + 1.57e+005 A + 7.94e+003
Coef of Det (r^2) = 0.993 Curve Fit: Quadratic w(1/a^2)
Method Name: R:\methods\ECDS_QUANTPEST_200204.M
Calibration Table Last Updated: Tue Feb 04 18:05:25 2020

Quantitation Report (Qedit)

Data Path : R:\data\2020-02\0B04042\REQUANT\
Data File : ECD5-02042008.D
Signal(s) : Signal #1: ECD1A.CH Signal #2: ECD2B.CH
Acq On : 04 Feb 2020 12:56
Operator : MJB
Sample : 0B04042-CAL1
Misc : A20B030, AB 0.5 ppb
ALS Vial : 8 (Sig #1); 0 (Sig #2) Sample Multiplier: 1

Integration File signal 1: PEST1.e
Integration File signal 2: PEST2.e
Quant Time: Feb 04 18:06:57 2020
Quant Method : R:\methods\ECD5_QUANTPEST_200204.M
Quant Title : Instrument: DualECD5
QLast Update : Tue Feb 04 18:01:02 2020
Response via : Initial Calibration
Integrator: ChemStation 6890 Scale Mode: Small noise peaks clipped



(12) 4,4'-DDE

7.432min -0.007 ng/mL (+)

response 6921

MJB
2/4/20

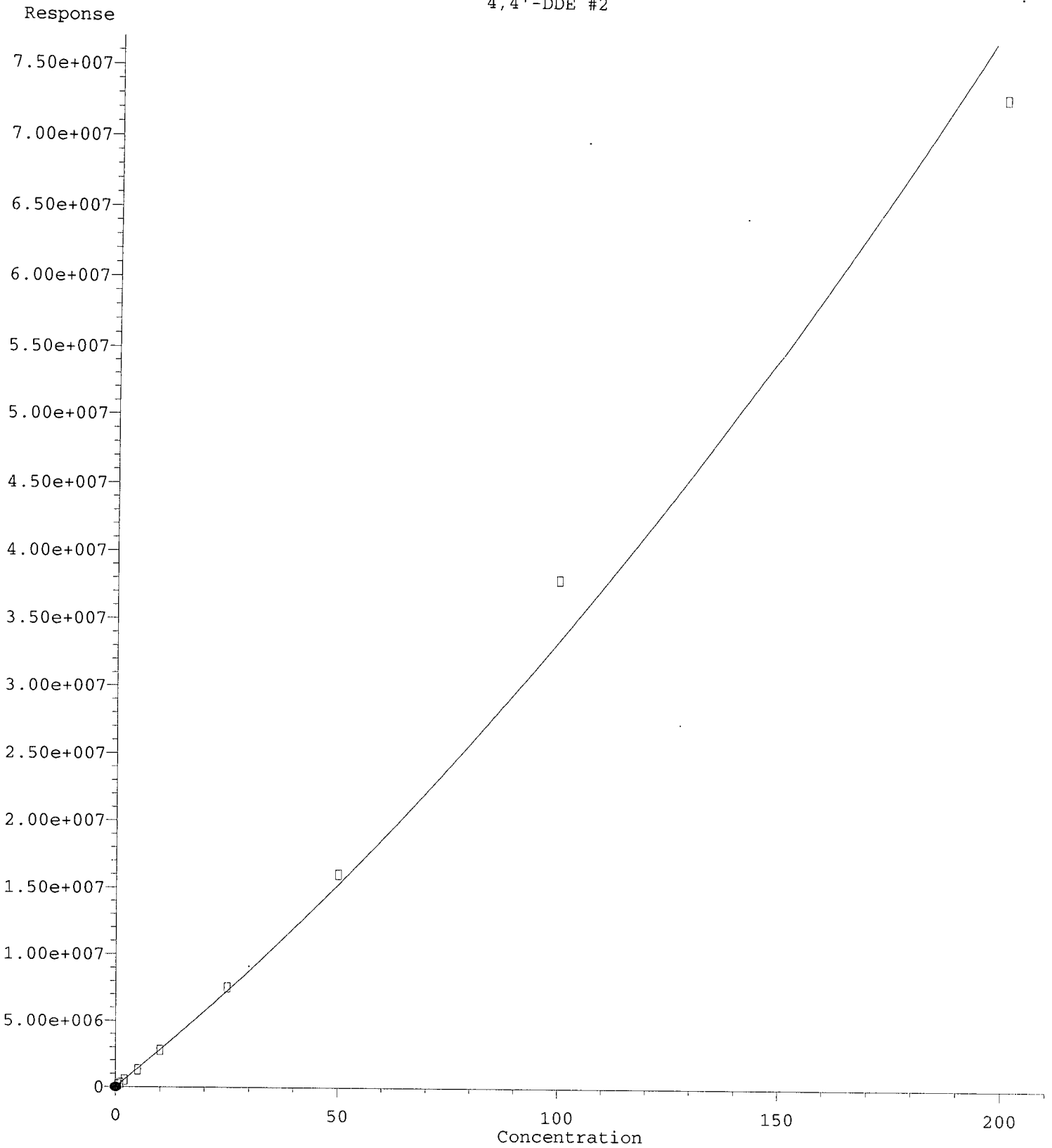
(12) 4,4'-DDE #2

8.318min 0.523 ng/mL

response 152654

(+) = Expected Retention Time

4,4'-DDE #2

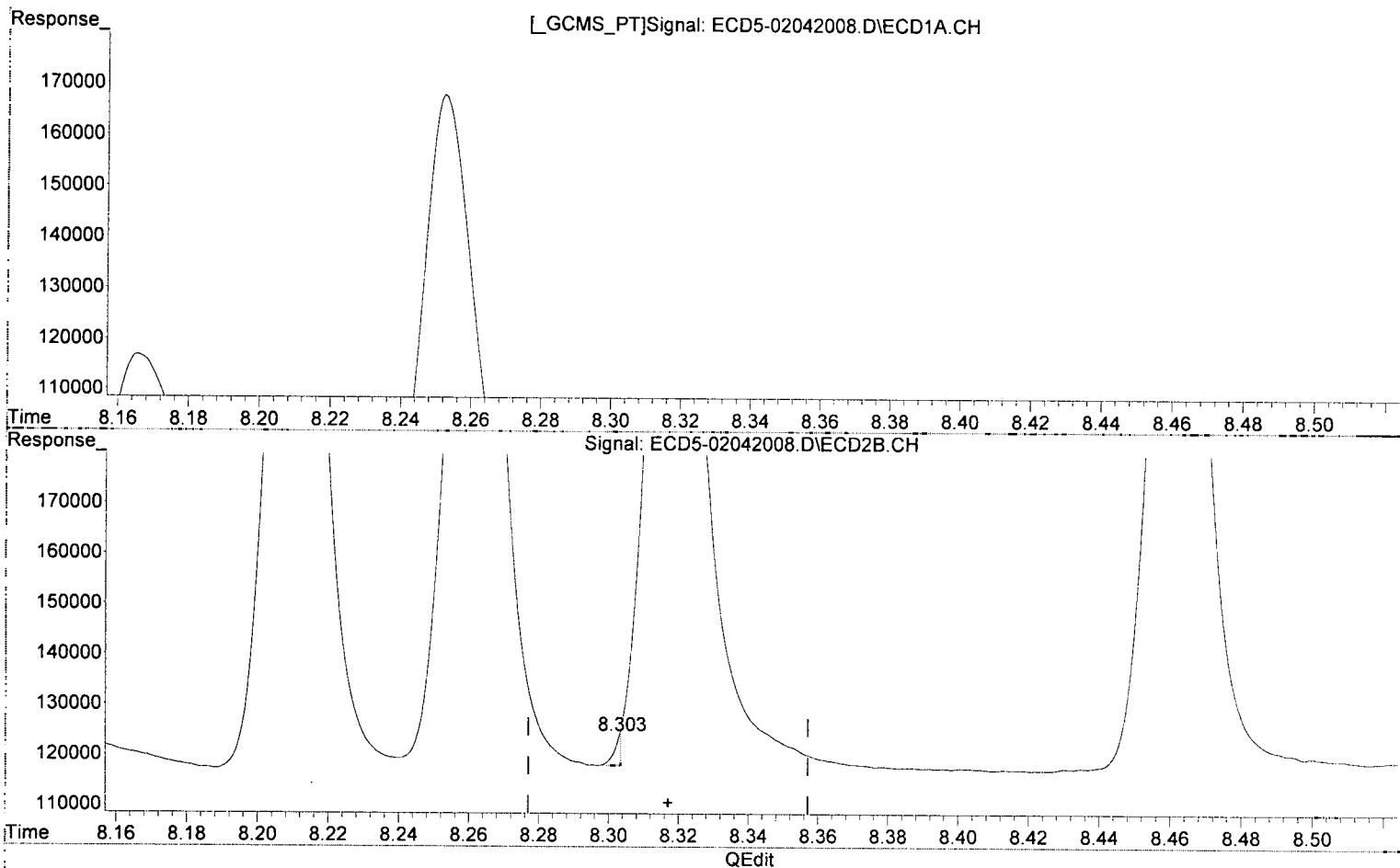


R = 5.88e+002 A*A + 2.76e+005 A + 8.41e+003
Coef of Det (r^2) = 0.993 Curve Fit: Quadratic w(1/a^2)
Method Name: R:\methods\ECD5_QUANTPEST_200204.M
Calibration Table Last Updated: Tue Feb 04 18:05:25 2020

Quantitation Report (Qedit)

Data Path : R:\data\2020-02\0B04042\REQUANT\
Data File : ECD5-02042008.D
Signal(s) : Signal #1: ECD1A.CH Signal #2: ECD2B.CH
Acq On : 04 Feb 2020 12:56
Operator : MJB
Sample : 0B04042-CAL1
Misc : A20B030, AB 0.5 ppb
ALS Vial : 8 (Sig #1); 0 (Sig #2) Sample Multiplier: 1

Integration File signal 1: PEST1.e
Integration File signal 2: PEST2.e
Quant Time: Feb 04 18:06:57 2020
Quant Method : R:\methods\ECD5_QUANTPEST_200204.M
Quant Title : Instrument: DualECD5
QLast Update : Tue Feb 04 18:01:02 2020
Response via : Initial Calibration
Integrator: ChemStation 6890 Scale Mode: Small noise peaks clipped

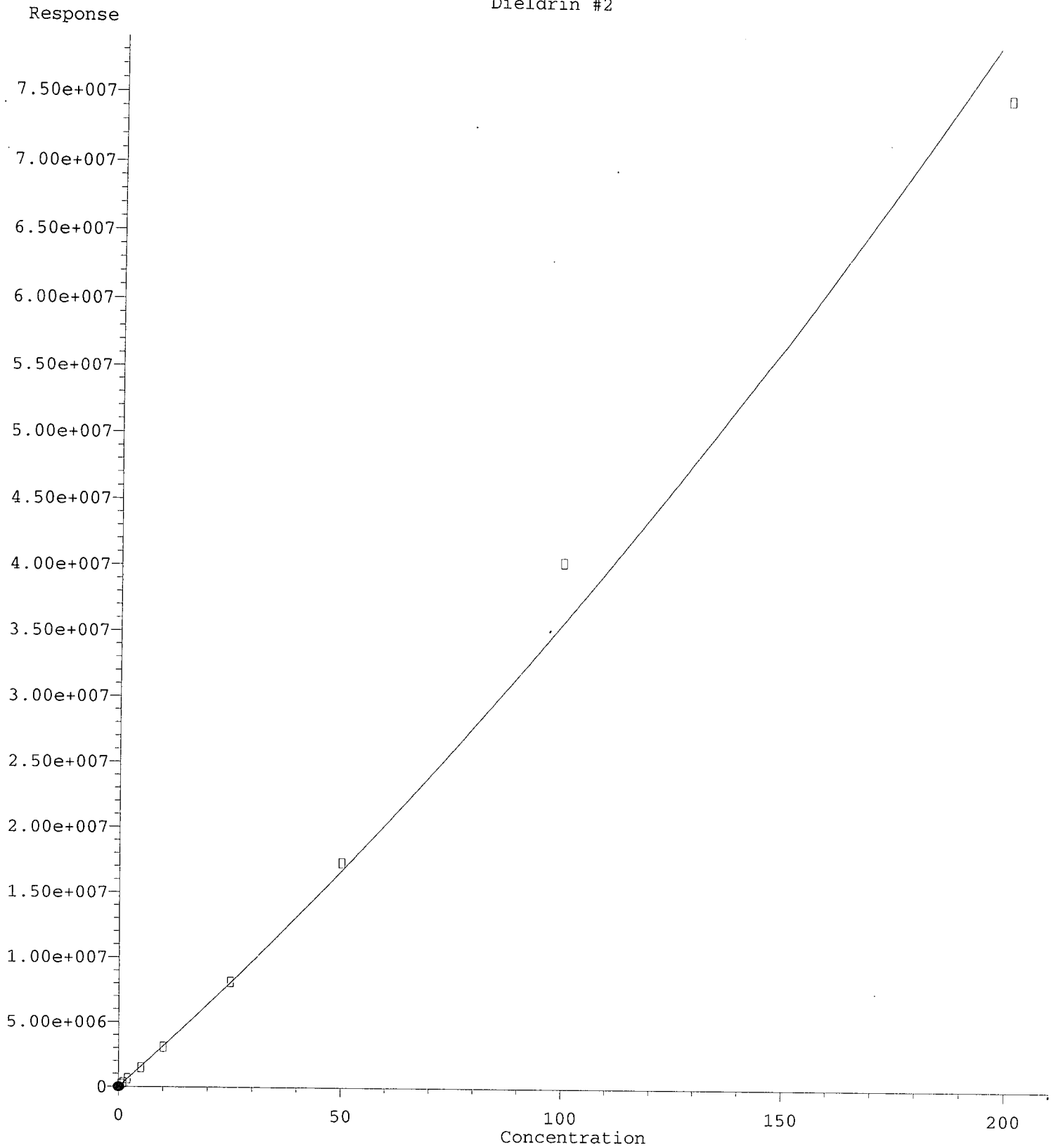


(12) 4,4'-DDE
7.432min -0.007 ng/mL m
response 6921

*MJB
2/4/20*

(12) 4,4'-DDE #2
8.303min -0.009 ng/mL (m)
response 5969

Dieldrin #2

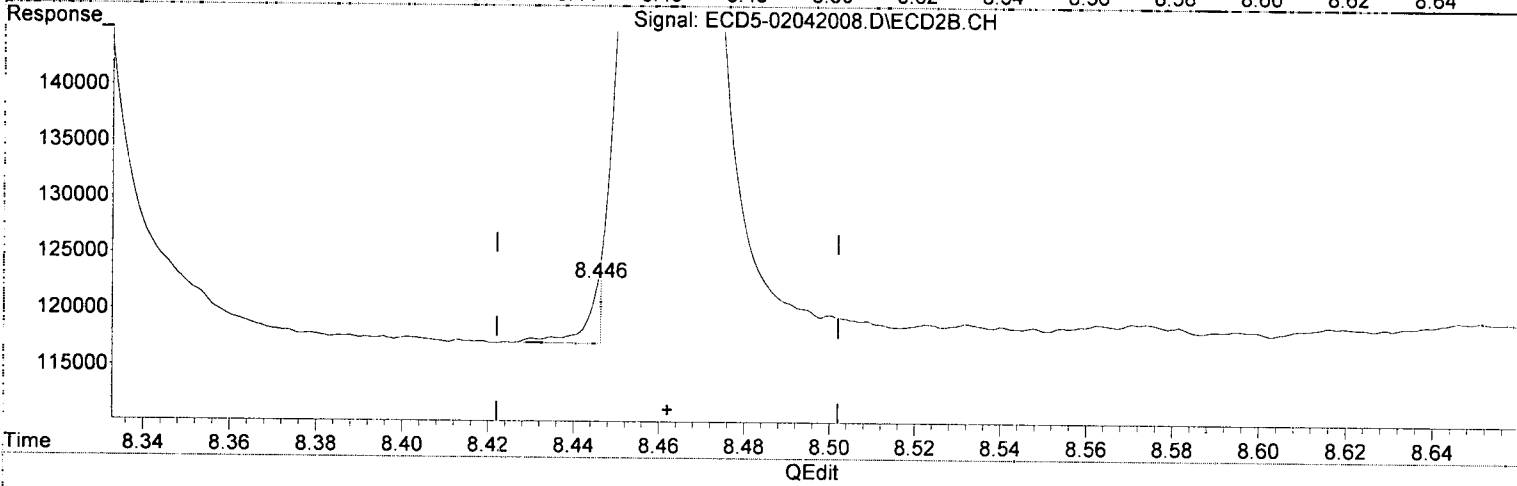
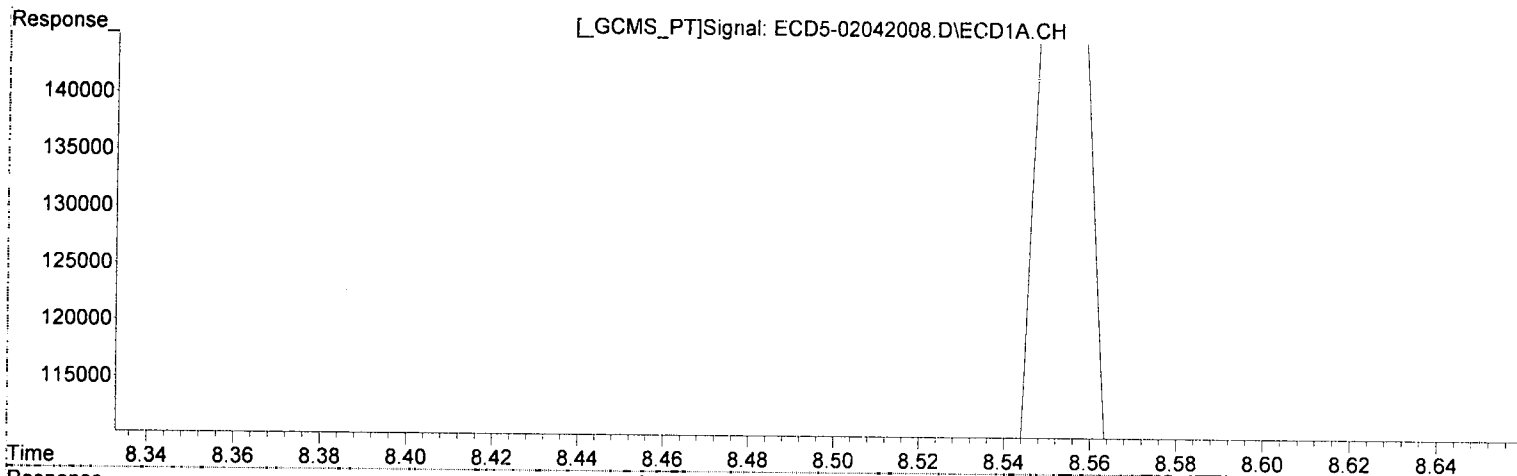


R = 4.51e+002 A*A + 3.11e+005 A + 8.92e+003
Coef of Det (r^2) = 0.995
Curve Fit: Quadratic (1/a^2)
Method Name: R:\methods\ECD5_QUANTPEST_200204.M
Calibration Table Last Updated: Tue Feb 04 18:05:25 2020
02/25/20 Anchor DEA LLC - Gasco Field DG 2019 4a-b. DOC-CAP Testing Cores Page 1120 of 1529

Quantitation Report (Qedit)

Data Path : R:\data\2020-02\0B04042\REQUANT\
Data File : ECD5-02042008.D
Signal(s) : Signal #1: ECD1A.CH Signal #2: ECD2B.CH
Acq On : 04 Feb 2020 12:56
Operator : MJB
Sample : 0B04042-CAL1
Misc : A20B030, AB 0.5 ppb
ALS Vial : 8 (Sig #1); 0 (Sig #2) Sample Multiplier: 1

Integration File signal 1: PEST1.e
Integration File signal 2: PEST2.e
Quant Time: Feb 04 18:06:57 2020
Quant Method : R:\methods\ECD5_QUANTPEST_200204.M
Quant Title : Instrument: DualECD5
QLast Update : Tue Feb 04 18:01:02 2020
Response via : Initial Calibration
Integrator: ChemStation 6890 Scale Mode: Small noise peaks clipped

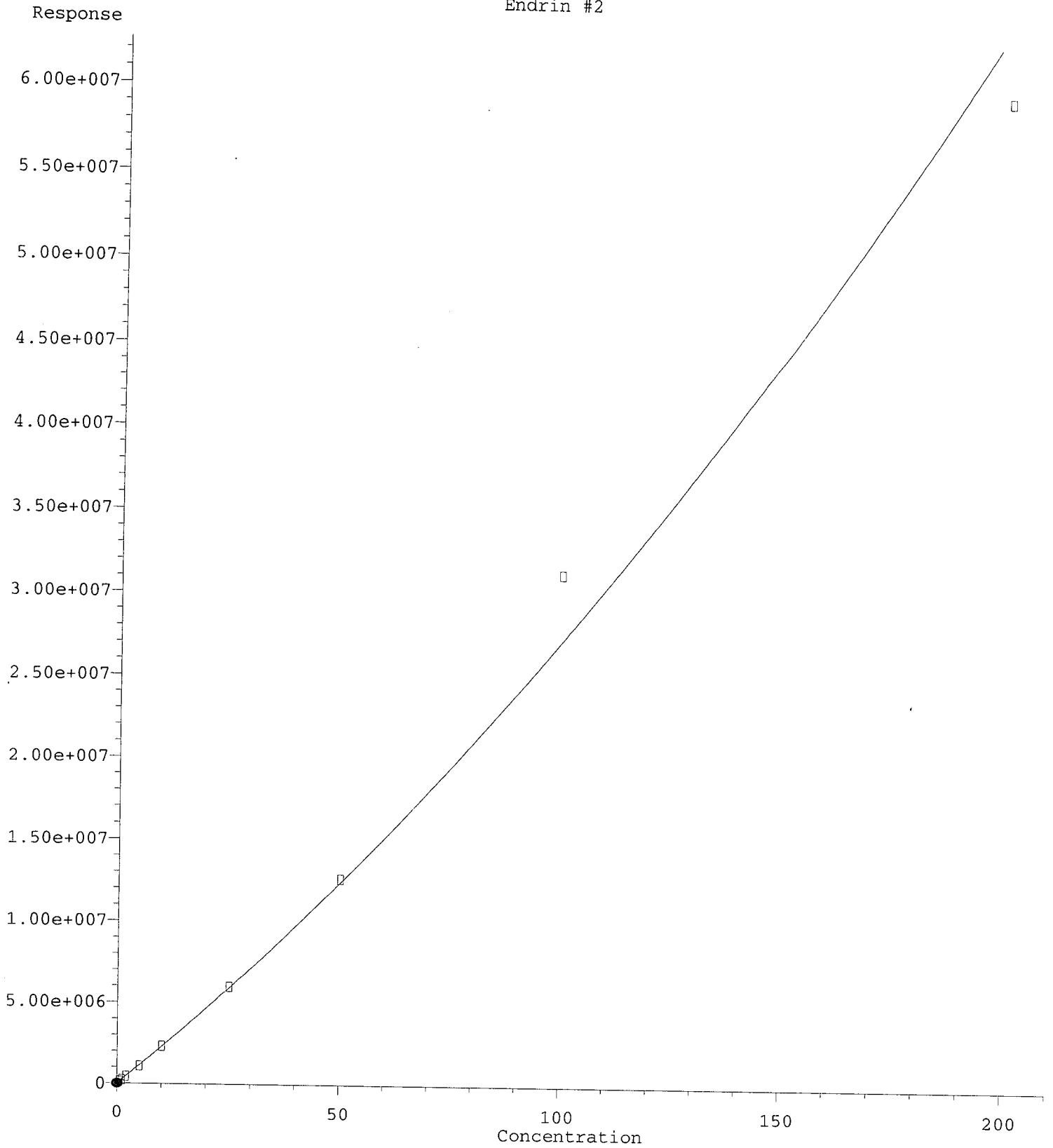


(13) Dieldrin
7.642min 0.527 ng/mL
response 114538

*MJB
2/4/20*

(13) Dieldrin #2
8.446min -0.011 ng/mL (m)
response 5452

Endrin #2

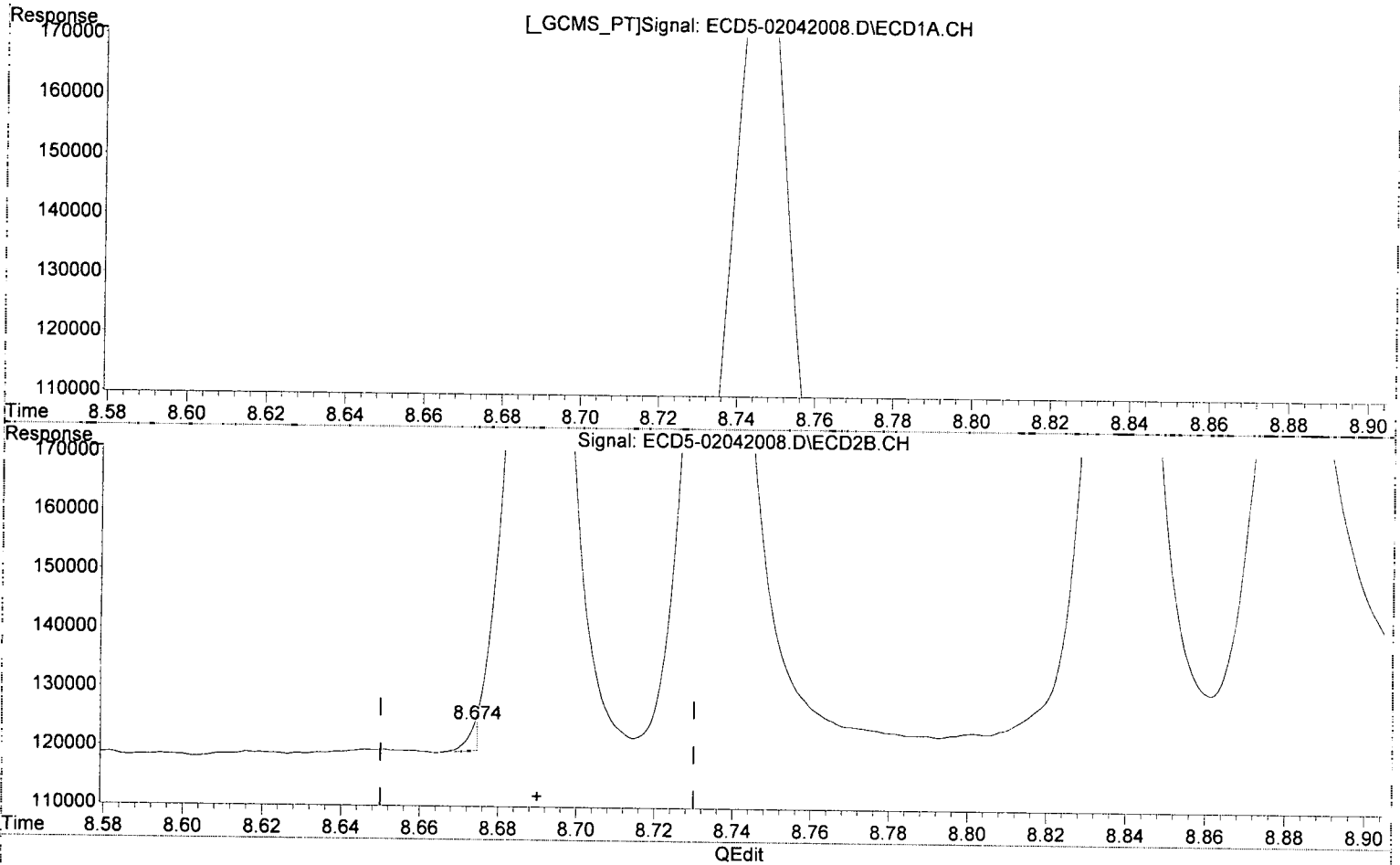


R = 4.76e+002 A*A + 2.24e+005 A + 1.07e+004
Coef of Det (r^2) = 0.993 Curve Fit: Quadratic w(1/a^2)
Method Name: R:\methods\ECD5_QUANTPEST_200204.M
Calibration Table Last Updated: Tue Feb 04 18:05:25 2020

Quantitation Report (Qedit)

Data Path : R:\data\2020-02\0B04042\REQUANT\
Data File : ECD5-02042008.D
Signal(s) : Signal #1: ECD1A.CH Signal #2: ECD2B.CH
Acq On : 04 Feb 2020 12:56
Operator : MJB
Sample : 0B04042-CAL1
Misc : A20B030, AB 0.5 ppb
ALS Vial : 8 (Sig #1); 0 (Sig #2) Sample Multiplier: 1

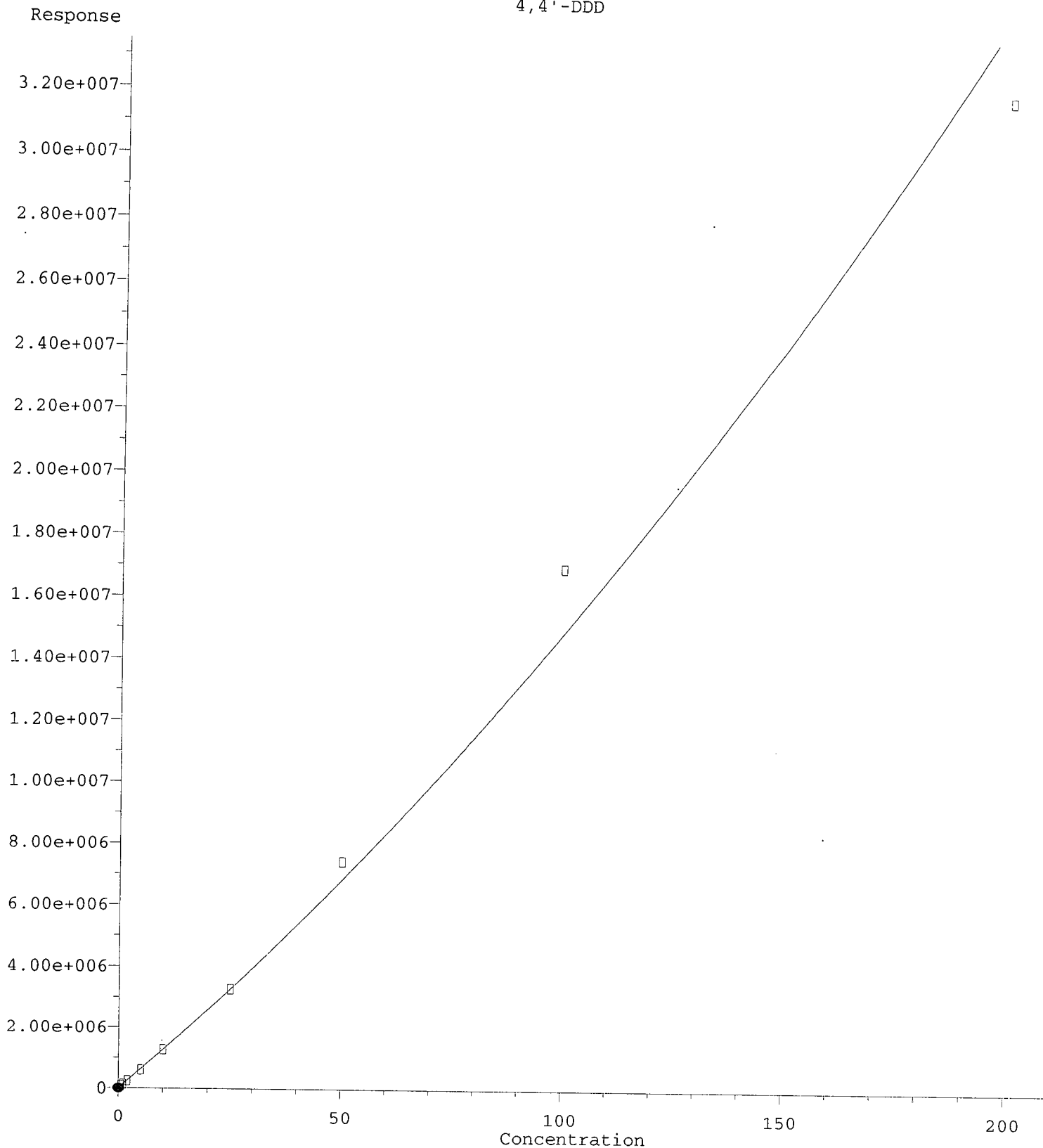
Integration File signal 1: PEST1.e
Integration File signal 2: PEST2.e
Quant Time: Feb 04 18:06:57 2020
Quant Method : R:\methods\ECD5_QUANTPEST_200204.M
Quant Title : Instrument: DualECD5
QLast Update : Tue Feb 04 18:01:02 2020
Response via : Initial Calibration
Integrator: ChemStation 6890 Scale Mode: Small noise peaks clipped



(14) Endrin
7.793min 0.055 ng/mL m
response 9491

*MJB
2/1/20*

(14) Endrin #2
8.674min -0.027 ng/mL (m)
response 4634

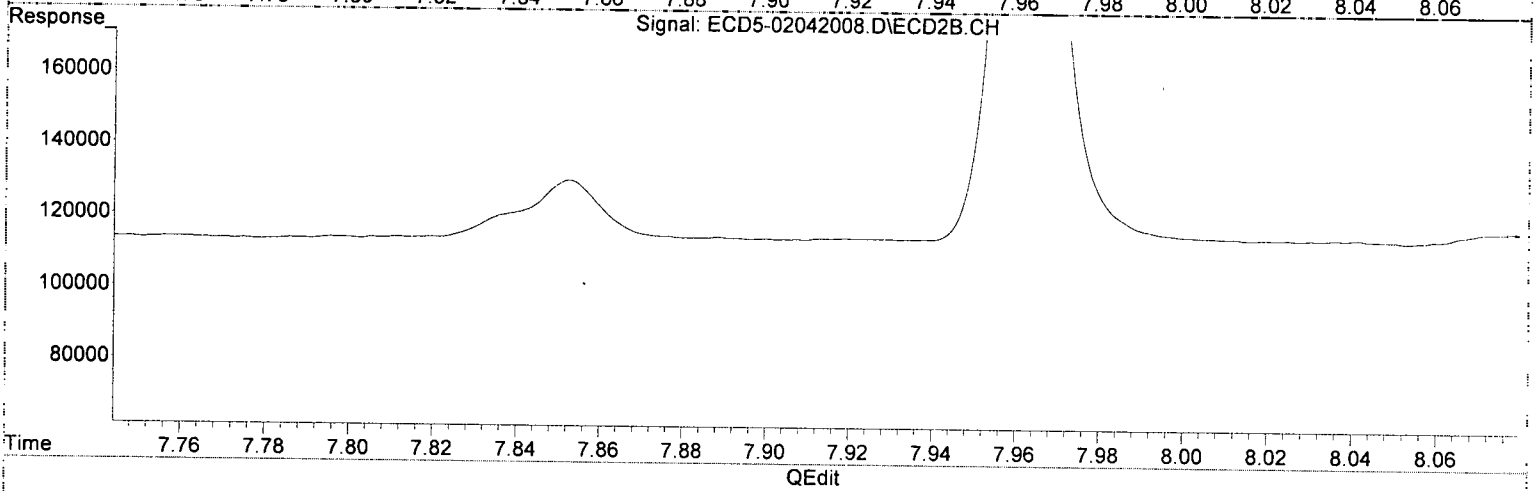
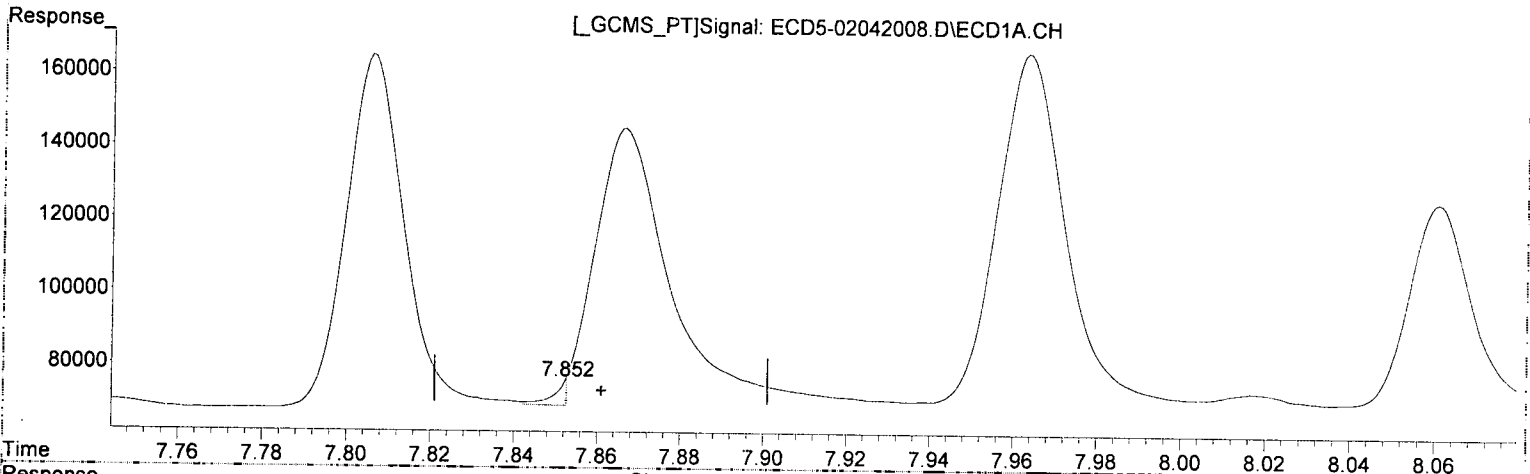


R = 2.39e+002 A*A + 1.25e+005 A + 9.38e+003
Coef of Det (r^2) = 0.992 Curve Fit: Quadratic w(1/a^2)
Method Name: R:\methods\ECDS_QUANTPEST_200204.M
Calibration Table Last Updated: Tue Feb 04 18:05:25 2020

Quantitation Report (Qedit)

Data Path : R:\data\2020-02\0B04042\REQUANT\
Data File : ECD5-02042008.D
Signal(s) : Signal #1: ECD1A.CH Signal #2: ECD2B.CH
Acq On : 04 Feb 2020 12:56
Operator : MJB
Sample : 0B04042-CAL1
Misc : A20B030, AB 0.5 ppb
ALS Vial : 8 (Sig #1); 0 (Sig #2) Sample Multiplier: 1

Integration File signal 1: PEST1.e
Integration File signal 2: PEST2.e
Quant Time: Feb 04 18:06:57 2020
Quant Method : R:\methods\ECD5_QUANTPEST_200204.M
Quant Title : Instrument: DualECD5
QLast Update : Tue Feb 04 18:01:02 2020
Response via : Initial Calibration
Integrator: ChemStation 6890 Scale Mode: Small noise peaks clipped



(15) 4,4'-DDD

7.852min -0.020 ng/mL (m)

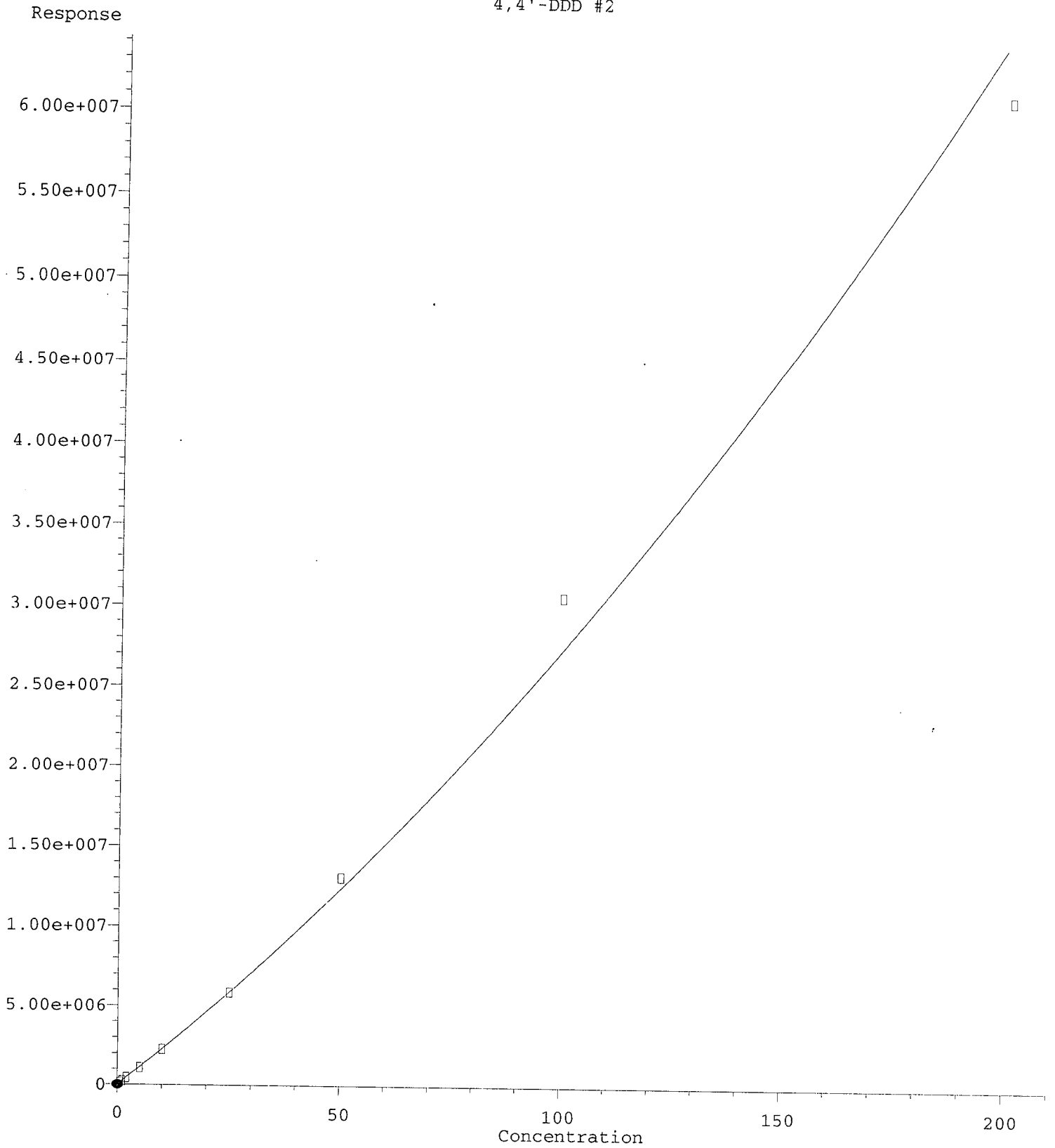
response 6859

MJB
2/4/20

(15) 4,4'-DDD #2

8.735min 0.522 ng/mL

response 129106

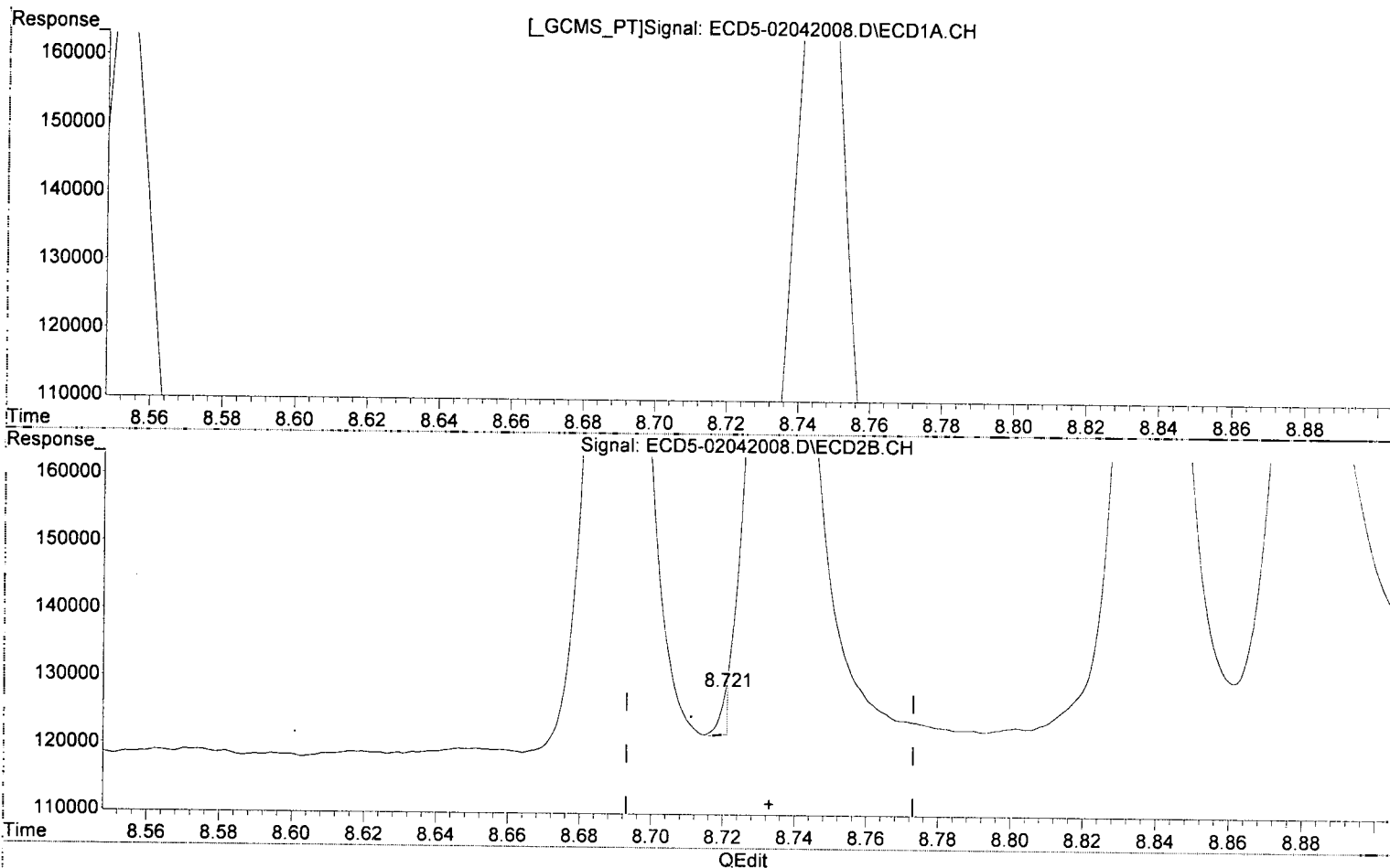


R = 5.16e+002 A*A + 2.21e+005 A + 1.33e+004
Coef of Det (r^2) = 0.995 Curve Fit: Quadratic w(1/a^2)
Method Name: R:\methods\ECD5_QUANTPEST_200204.M
Calibration Table Last Updated: Tue Feb 04 18:05:25 2020

Quantitation Report (Qedit)

Data Path : R:\data\2020-02\0B04042\REQUANT\
Data File : ECD5-02042008.D
Signal(s) : Signal #1: ECD1A.CH Signal #2: ECD2B.CH
Acq On : 04 Feb 2020 12:56
Operator : MJB
Sample : 0B04042-CAL1
Misc : A20B030, AB 0.5 ppb
ALS Vial : 8 (Sig #1); 0 (Sig #2) Sample Multiplier: 1

Integration File signal 1: PEST1.e
Integration File signal 2: PEST2.e
Quant Time: Feb 04 18:06:57 2020
Quant Method : R:\methods\ECD5_QUANTPEST_200204.M
Quant Title : Instrument: DualECD5
QLast Update : Tue Feb 04 18:01:02 2020
Response via : Initial Calibration
Integrator: ChemStation 6890 Scale Mode: Small noise peaks clipped

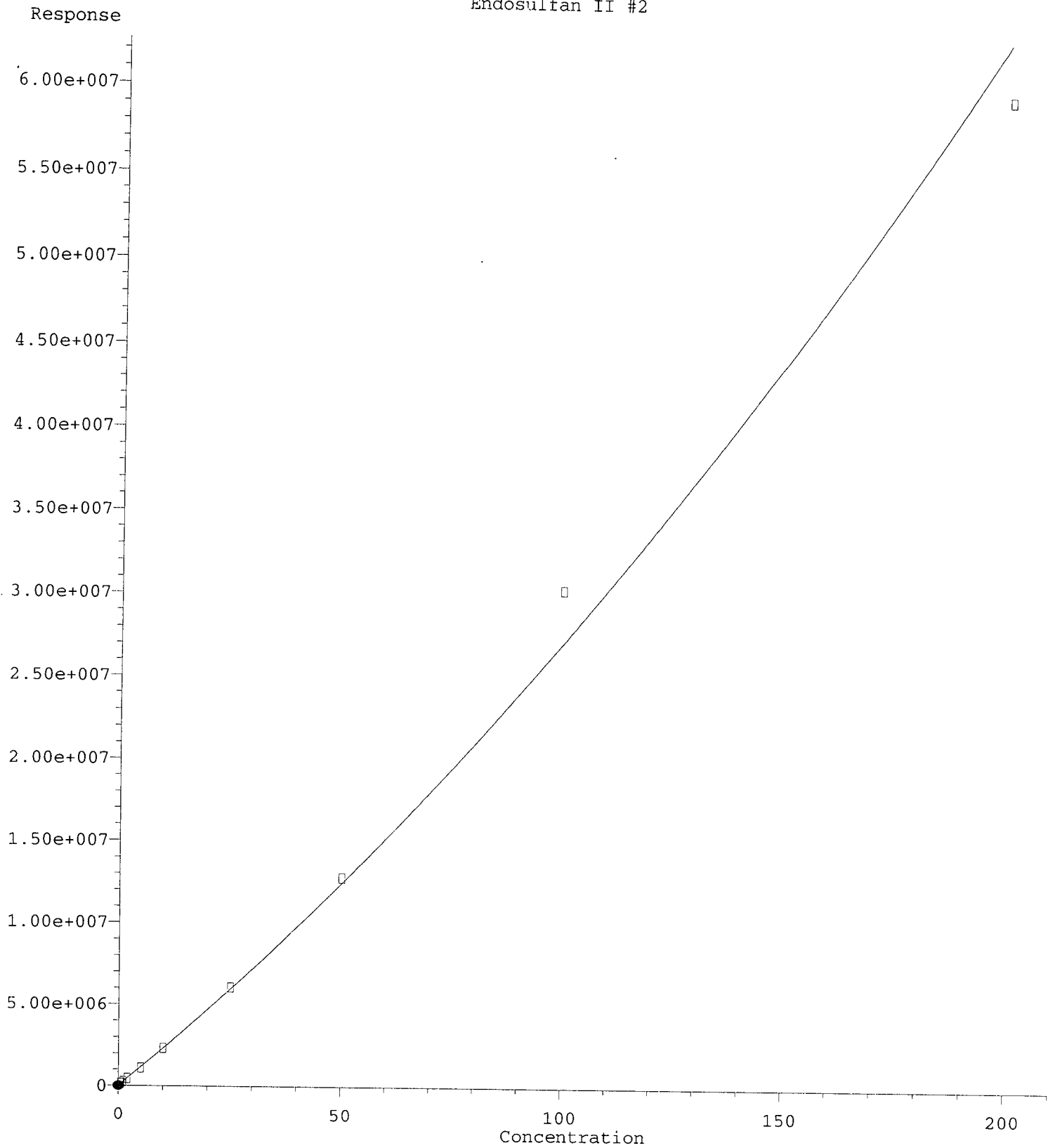


(15) 4,4'-DDD
7.852min -0.020 ng/mL m
response 6859

MJB
2/4/20

(15) 4,4'-DDD #2
8.721min -0.031 ng/mL m
response 6450

Endosulfan II #2

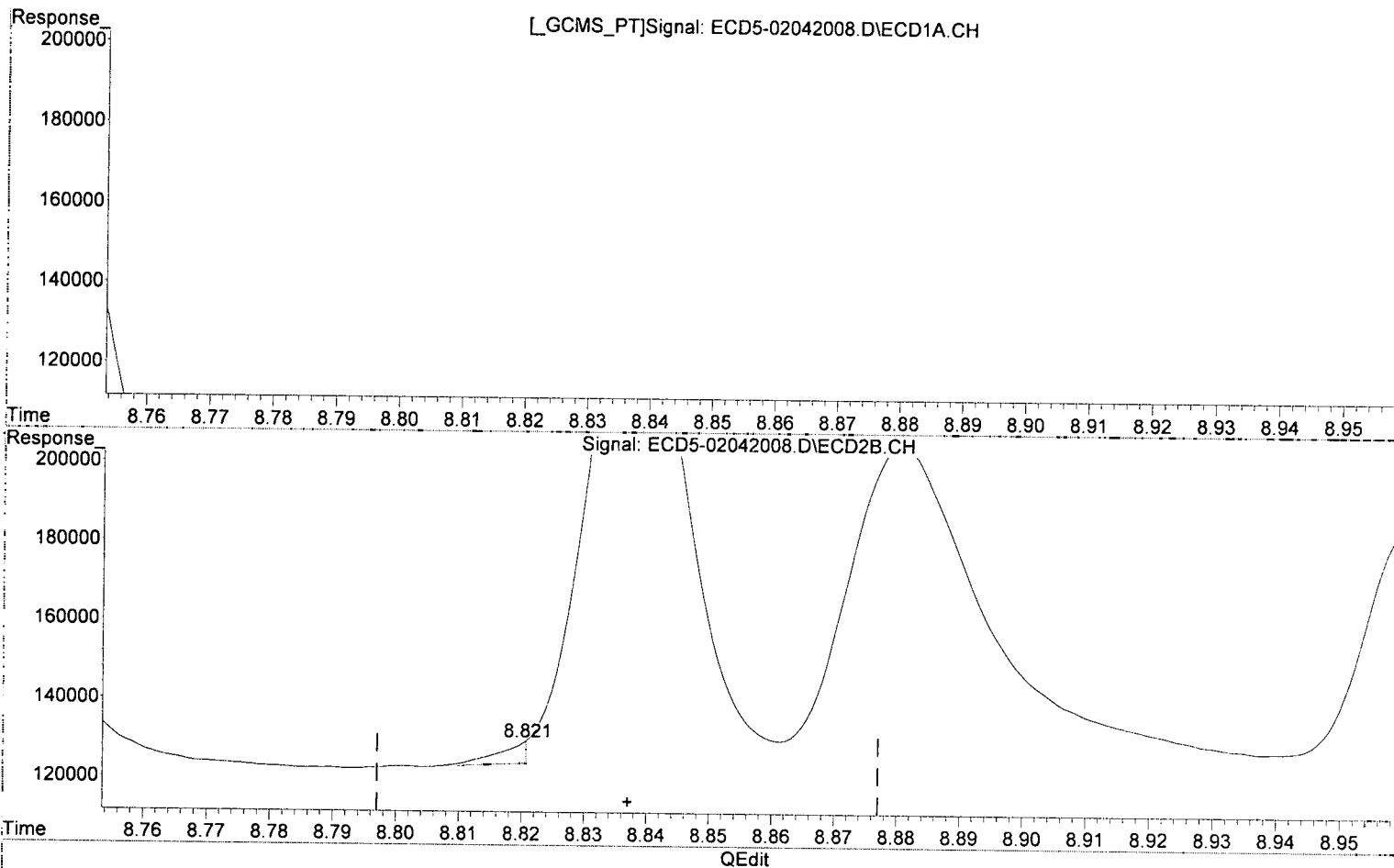


R = 4.48e+002 A*A + 2.26e+005 A + 2.27e+004
Coef of Det (r^2) = 0.996 Curve Fit: Quadratic w(1/a^2)
Method Name: R:\methods\ECD5_QUANTPEST_200204.M
Calibration Table Last Updated: Tue Feb 04 18:05:25 2020

Quantitation Report (Qedit)

Data Path : R:\data\2020-02\0B04042\REQUANT\
Data File : ECD5-02042008.D
Signal(s) : Signal #1: ECD1A.CH Signal #2: ECD2B.CH
Acq On : 04 Feb 2020 12:56
Operator : MJB
Sample : 0B04042-CAL1
Misc : A20B030, AB 0.5 ppb
ALS Vial : 8 (Sig #1); 0 (Sig #2) Sample Multiplier: 1

Integration File signal 1: PEST1.e
Integration File signal 2: PEST2.e
Quant Time: Feb 04 18:06:57 2020
Quant Method : R:\methods\ECD5_QUANTPEST_200204.M
Quant Title : Instrument: DualECD5
QLast Update : Tue Feb 04 18:01:02 2020
Response via : Initial Calibration
Integrator: ChemStation 6890 Scale Mode: Small noise peaks clipped

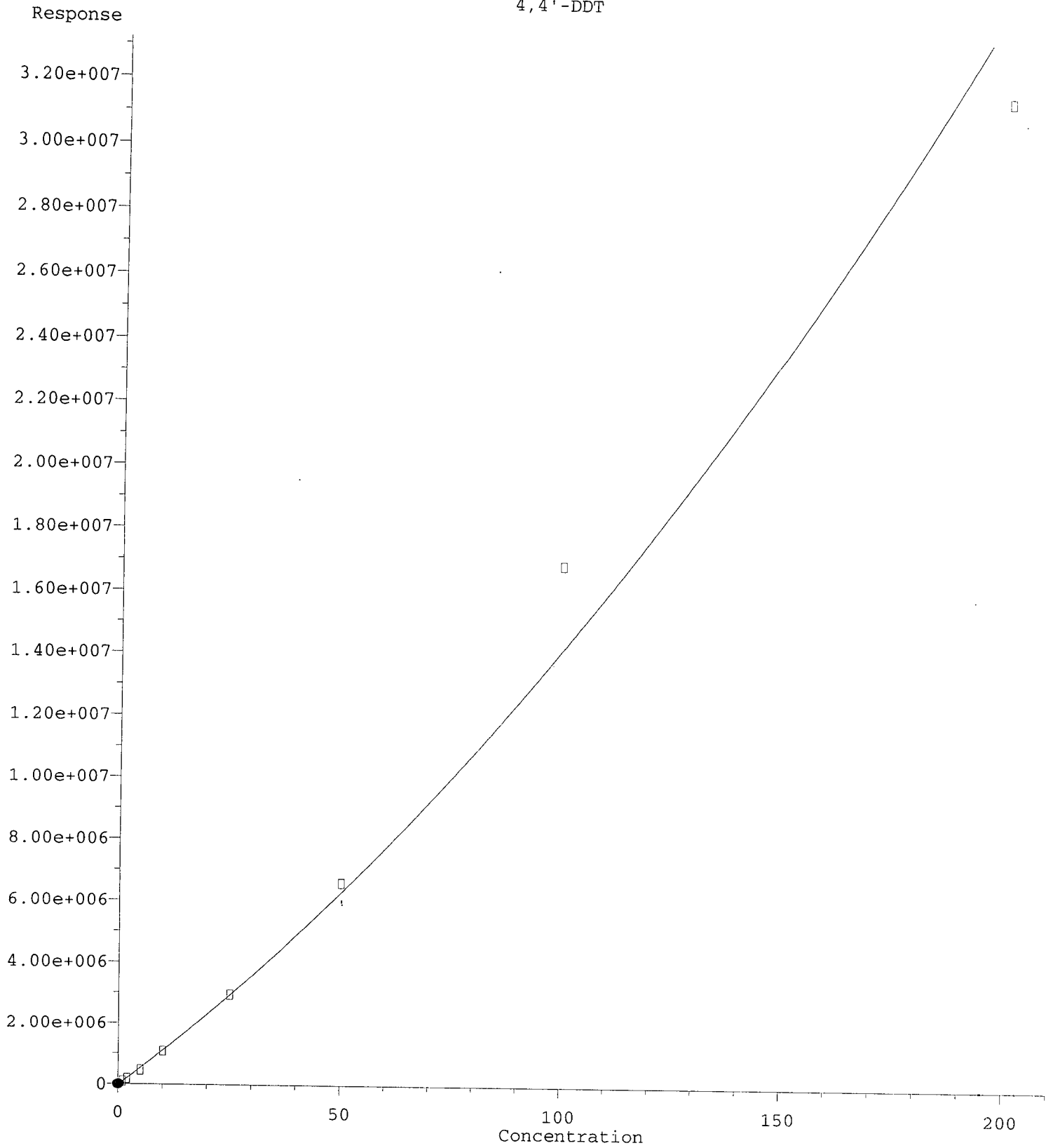


(16) Endosulfan II
7.964min 0.589 ng/mL
response 97106

MJB
2/4/20

(16) Endosulfan II #2
8.821min -0.076 ng/mL (m)
response 5400

4,4'-DDT

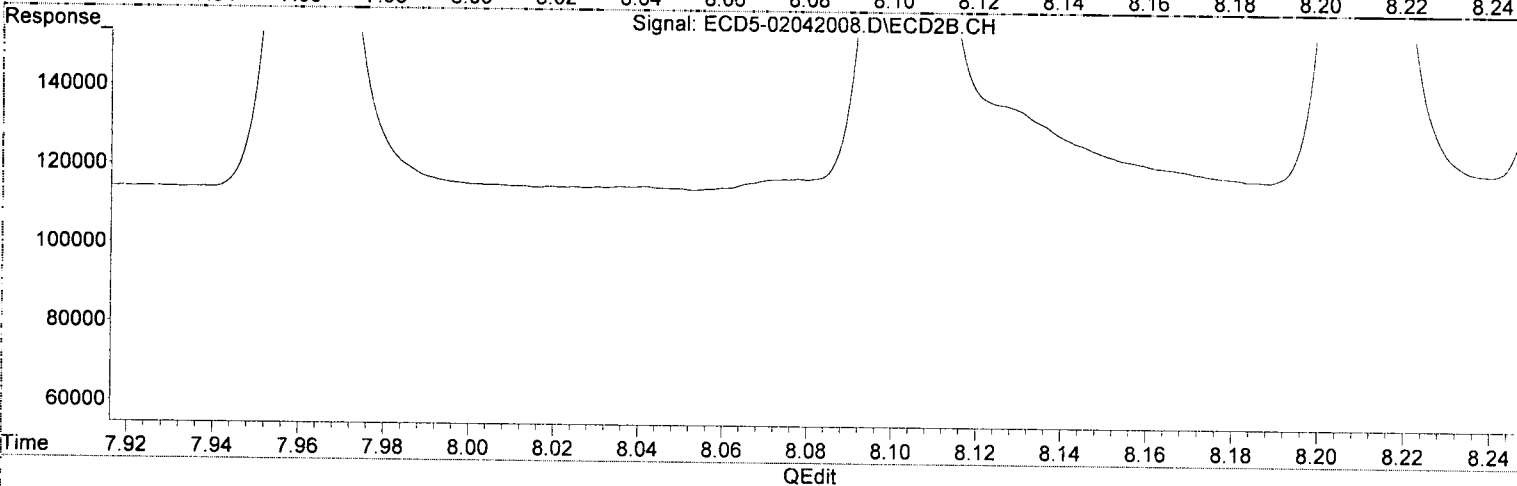
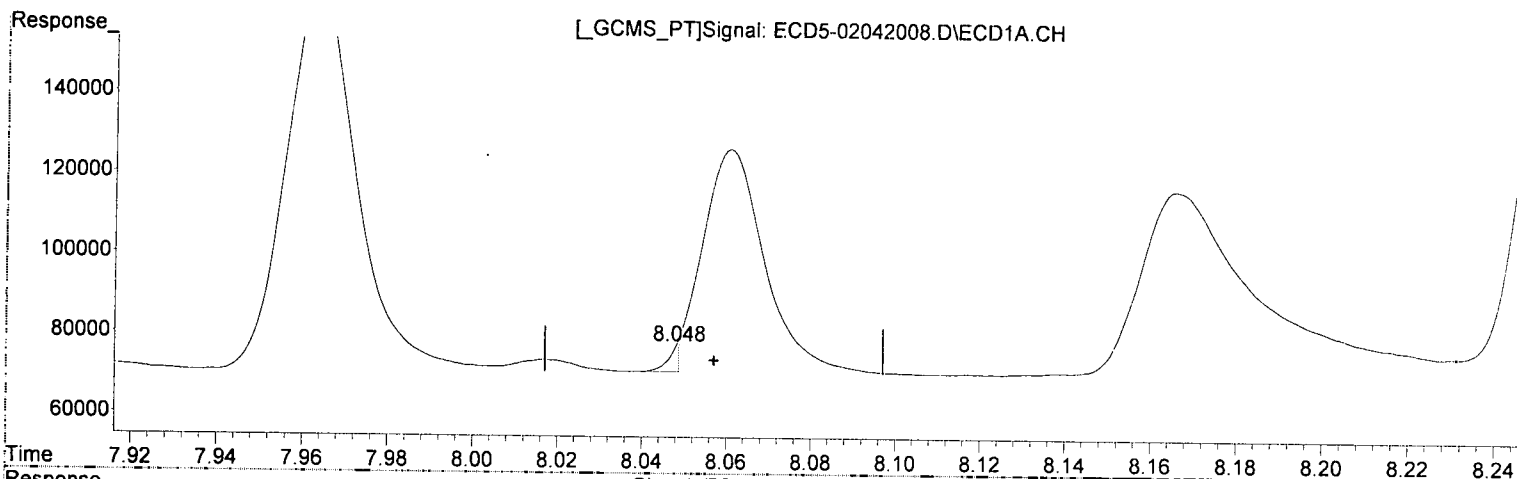


R = 3.12e+002 A*A + 1.10e+005 A - 2.60e+004
Coef of Det (r^2) = 0.987 Curve Fit: Quadratic w(1/a^2)
Method Name: R:\methods\ECD5_QUANTPEST_200204.M
Calibration Table Last Updated: Tue Feb 04 18:05:25 2020

Quantitation Report (Qedit)

Data Path : R:\data\2020-02\0B04042\REQUANT\
Data File : ECD5-02042008.D
Signal(s) : Signal #1: ECD1A.CH Signal #2: ECD2B.CH
Acq On : 04 Feb 2020 12:56
Operator : MJB
Sample : 0B04042-CAL1
Misc : A20B030, AB 0.5 ppb
ALS Vial : 8 (Sig #1); 0 (Sig #2) Sample Multiplier: 1

Integration File signal 1: PEST1.e
Integration File signal 2: PEST2.e
Quant Time: Feb 04 18:06:57 2020
Quant Method : R:\methods\ECD5_QUANTPEST_200204.M
Quant Title : Instrument: DualECD5
QLast Update : Tue Feb 04 18:01:02 2020
Response via : Initial Calibration
Integrator: ChemStation 6890 Scale Mode: Small noise peaks clipped



(17) 4,4'-DDT

8.048min 0.294 ng/mL(m)

response 6456

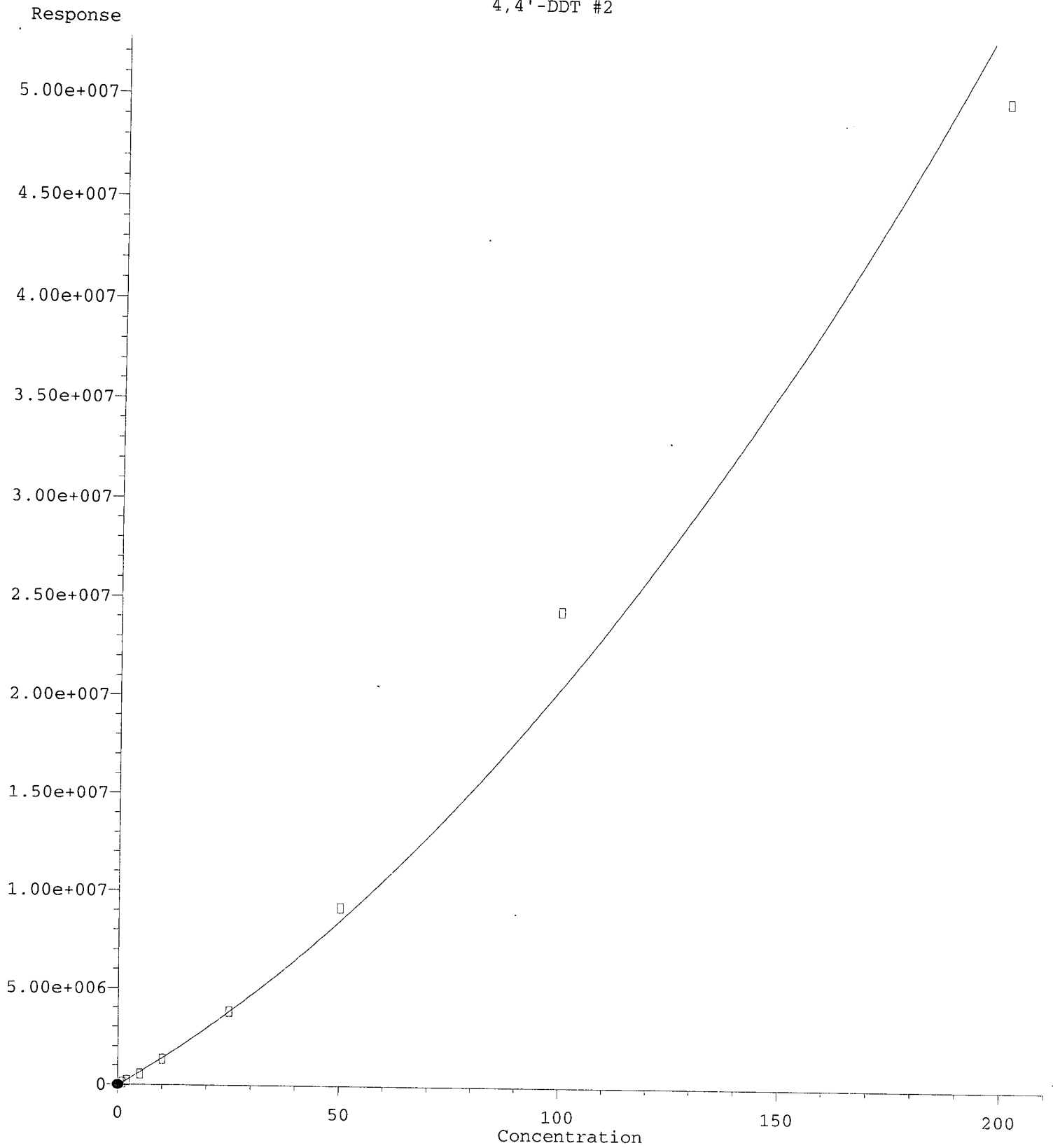
MJB
2/4/20

(17) 4,4'-DDT #2

8.960min 0.828 ng/mL

response 60259

4,4'-DDT #2

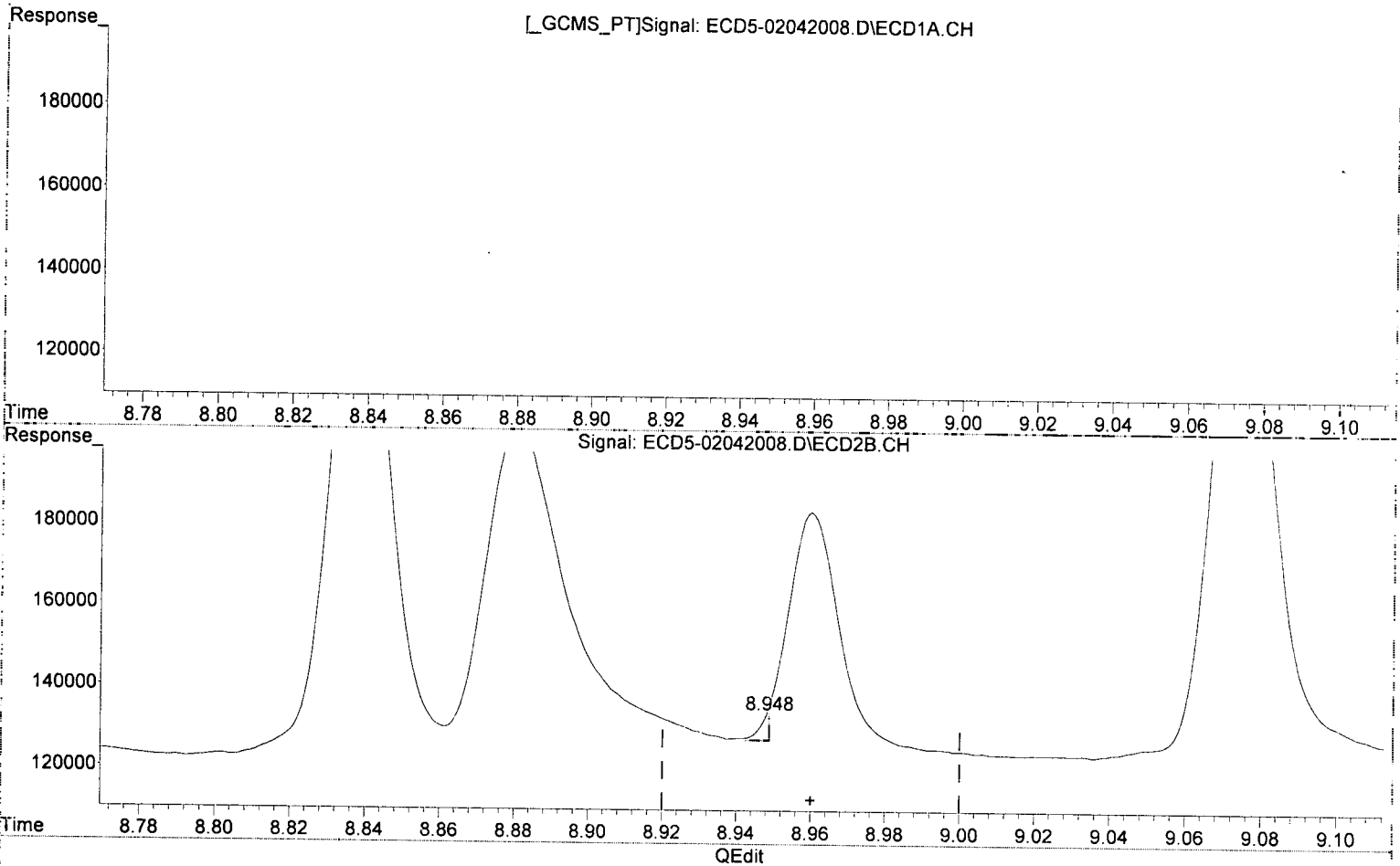


R = 6.80e+002 A*A + 1.37e+005 A - 5.38e+004
Coef of Det (r^2) = 0.985 Curve Fit: Quadratic w(1/a^2)
Method Name: R:\methods\ECD5_QUANTPEST_200204.M
Calibration Table Last Updated: Tue Feb 04 18:05:25 2020

Quantitation Report (Qedit)

Data Path : R:\data\2020-02\0B04042\REQUANT\
Data File : ECD5-02042008.D
Signal(s) : Signal #1: ECD1A.CH Signal #2: ECD2B.CH
Acq On : 04 Feb 2020 12:56
Operator : MJB
Sample : 0B04042-CAL1
Misc : A20B030, AB 0.5 ppb
ALS Vial : 8 (Sig #1); 0 (Sig #2) Sample Multiplier: 1

Integration File signal 1: PEST1.e
Integration File signal 2: PEST2.e
Quant Time: Feb 04 18:06:57 2020
Quant Method : R:\methods\ECD5_QUANTPEST_200204.M
Quant Title : Instrument: DualECD5
QLast Update : Tue Feb 04 18:01:02 2020
Response via : Initial Calibration
Integrator: ChemStation 6890 Scale Mode: Small noise peaks clipped



(17) 4,4'-DDT

8.048min 0.294 ng/mL m

response 6456

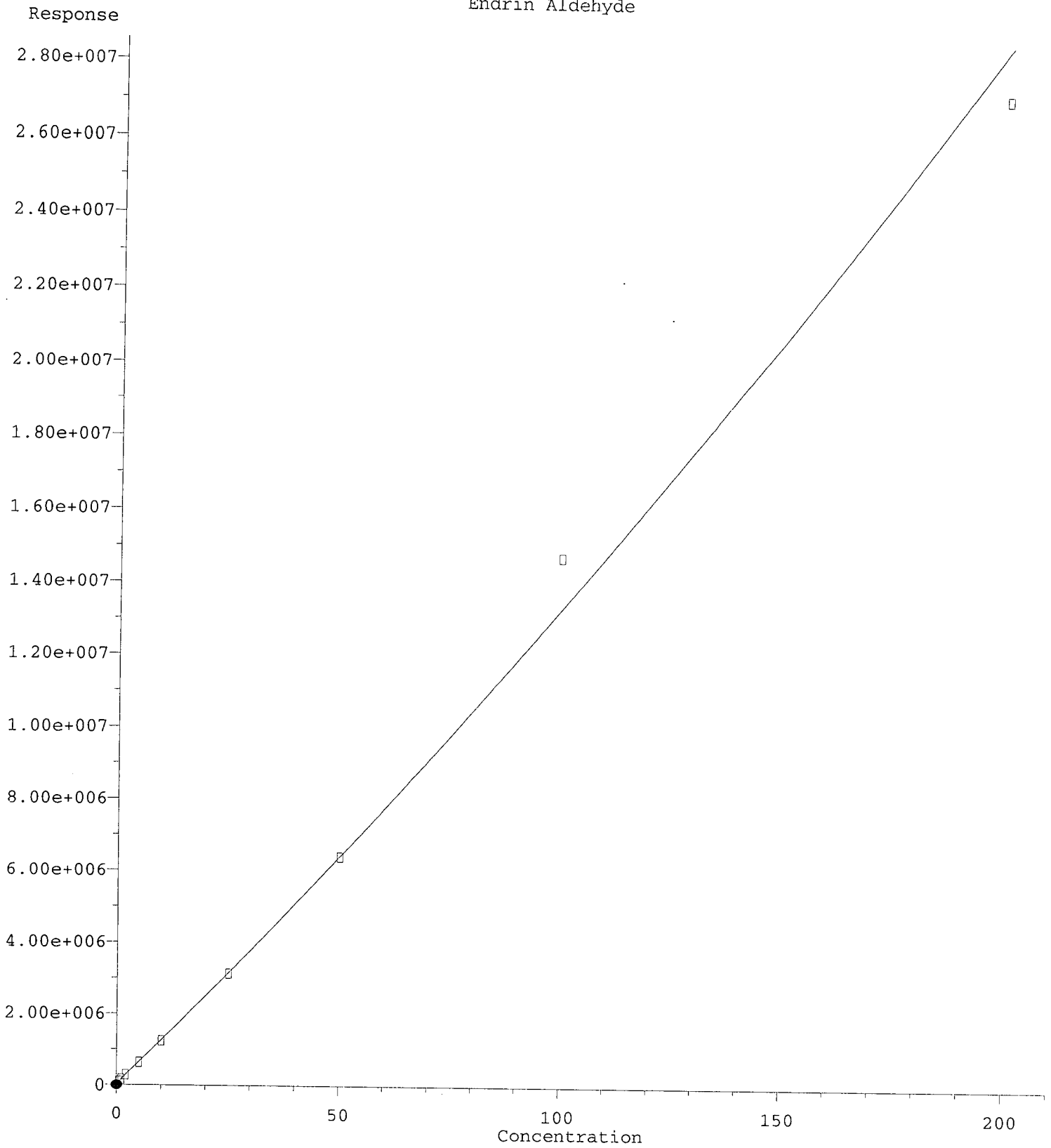
*MJB
2/4/20*

(17) 4,4'-DDT #2

8.948min 0.438 ng/mL m

response 6448

Endrin Aldehyde

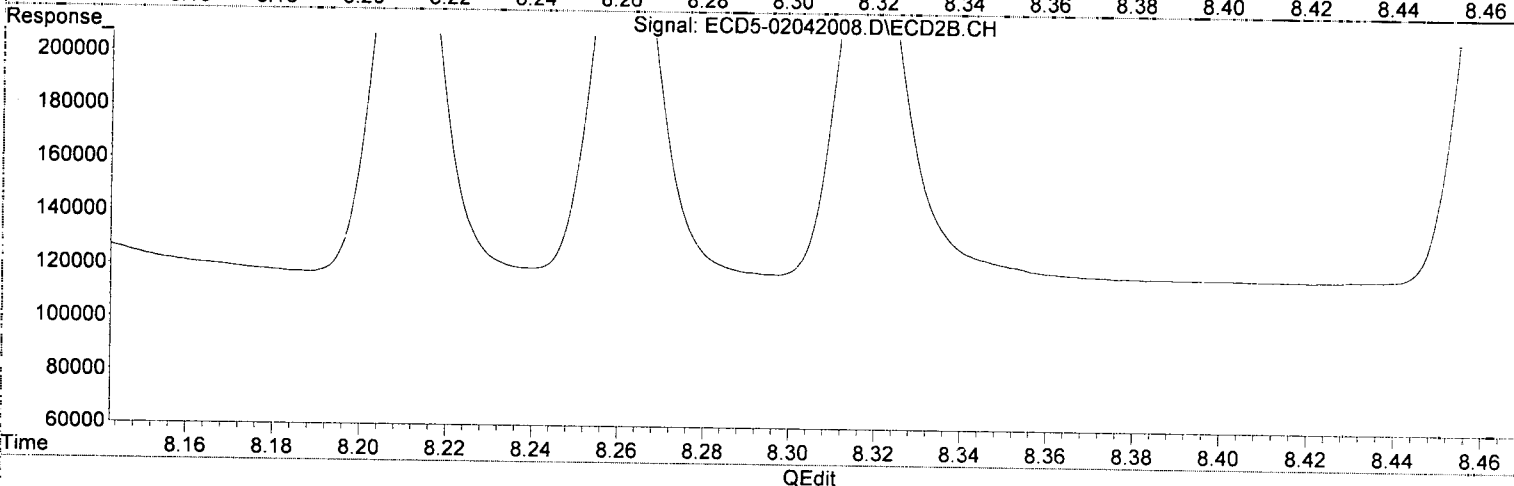
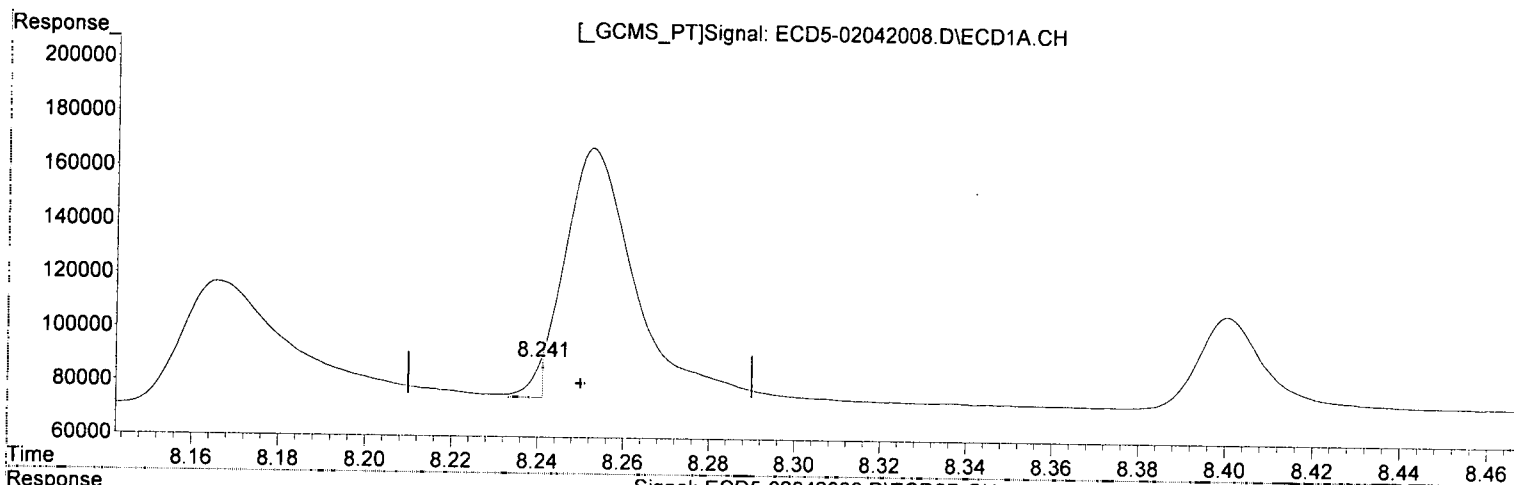


R = 1.01e+002 A*A + 1.22e+005 A + 3.41e+004
Coef of Det (r^2) = 0.997 Curve Fit: Quadratic w(1/a^2)
Method Name: R:\methods\ECD5_QUANTPESI_200204.M
Calibration Table Last Updated: Tue Feb 04 18:05:25 2020

Quantitation Report (Qedit)

Data Path : R:\data\2020-02\0B04042\REQUANT\
Data File : ECD5-02042008.D
Signal(s) : Signal #1: ECD1A.CH Signal #2: ECD2B.CH
Acq On : 04 Feb 2020 12:56
Operator : MJB
Sample : 0B04042-CAL1
Misc : A20B030, AB 0.5 ppb
ALS Vial : 8 (Sig #1); 0 (Sig #2) Sample Multiplier: 1

Integration File signal 1: PEST1.e
Integration File signal 2: PEST2.e
Quant Time: Feb 04 18:06:57 2020
Quant Method : R:\methods\ECD5_QUANTPEST_200204.M
Quant Title : Instrument: DualECD5
QLast Update : Tue Feb 04 18:01:02 2020
Response via : Initial Calibration
Integrator: ChemStation 6890 Scale Mode: Small noise peaks clipped

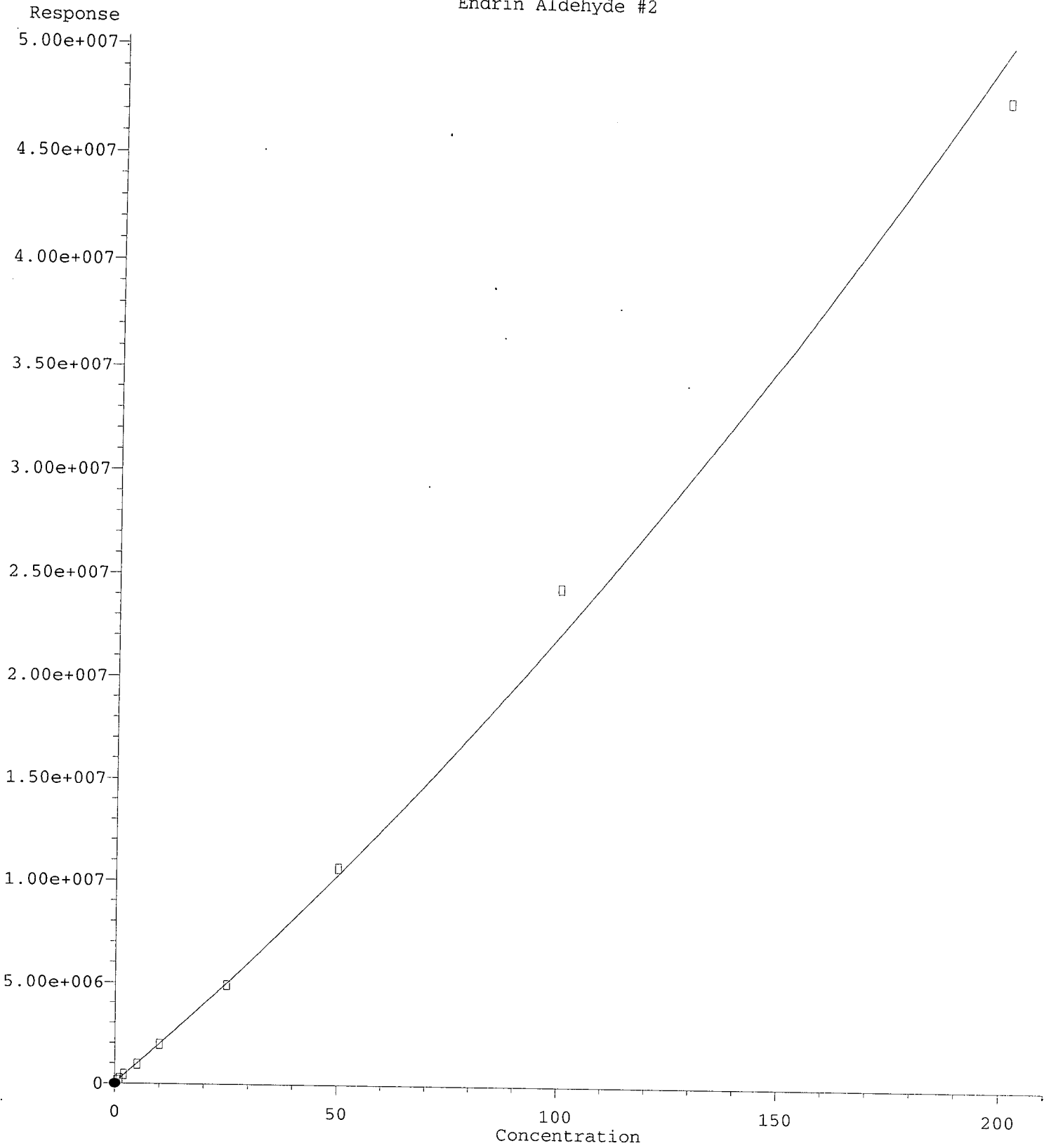


(18) Endrin Aldehyde
8.241min -0.167 ng/mL (+)
response 13681

*MJB
2/4/20*

(18) Endrin Aldehyde #2
9.075min 0.510 ng/mL
response 147482

Endrin Aldehyde #2

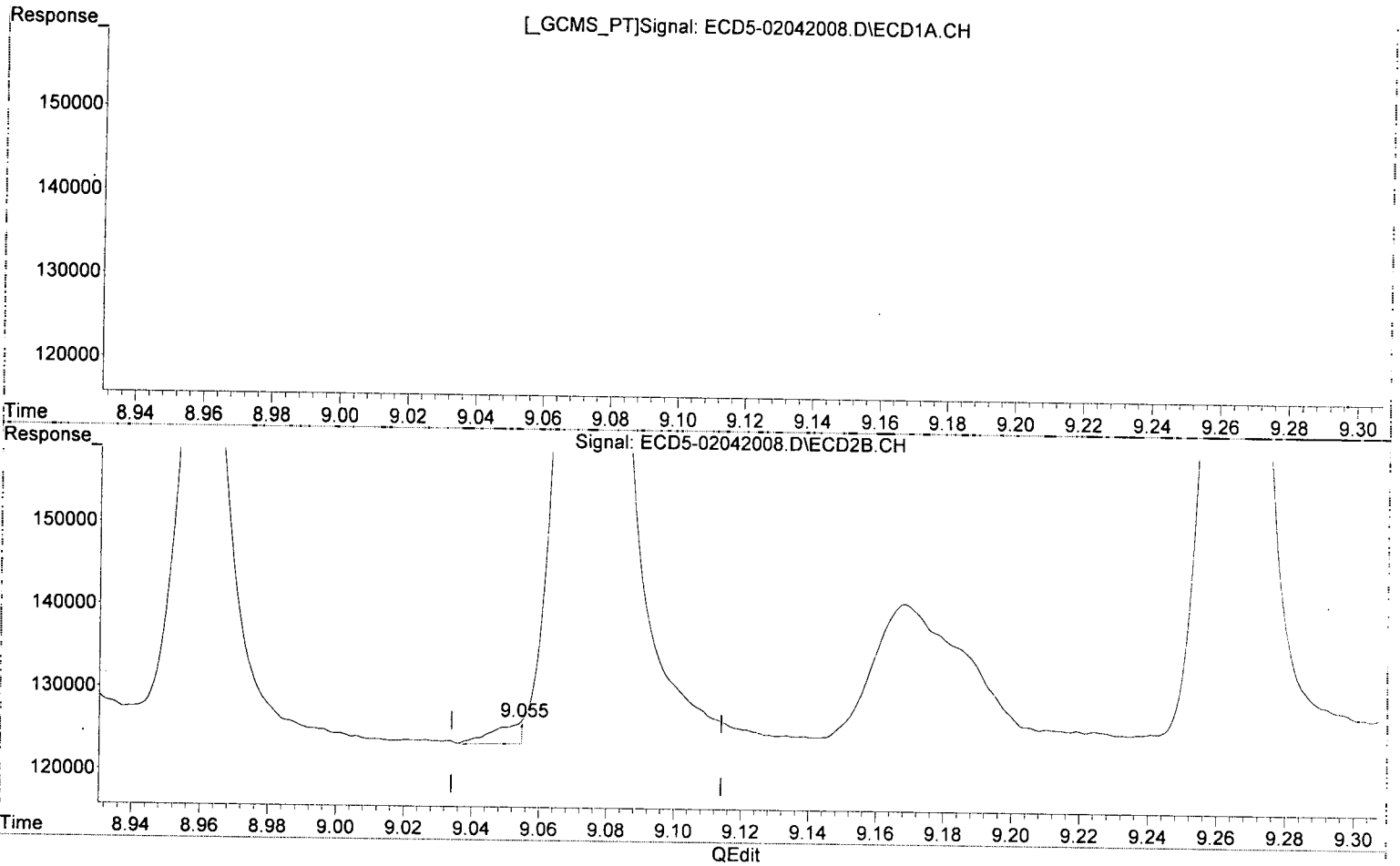


R = 3.06e+002 A*A + 1.90e+005 A + 5.04e+004
Coef of Det (r^2) = 0.996 Curve Fit: Quadratic w(1/a^2)
Method Name: R:\methods\ECD5_QUANTPEST_200204.M
Calibration Table Last Updated: Tue Feb 04 18:05:25 2020

Quantitation Report (Qedit)

Data Path : R:\data\2020-02\0B04042\REQUANT\
Data File : ECD5-02042008.D
Signal(s) : Signal #1: ECD1A.CH Signal #2: ECD2B.CH
Acq On : 04 Feb 2020 12:56
Operator : MJB
Sample : 0B04042-CAL1
Misc : A20B030, AB 0.5 ppb
ALS Vial : 8 (Sig #1); 0 (Sig #2) Sample Multiplier: 1

Integration File signal 1: PEST1.e
Integration File signal 2: PEST2.e
Quant Time: Feb 04 18:06:57 2020
Quant Method : R:\methods\ECD5_QUANTPEST_200204.M
Quant Title : Instrument: DualECD5
QLast Update : Tue Feb 04 18:01:02 2020
Response via : Initial Calibration
Integrator: ChemStation 6890 Scale Mode: Small noise peaks clipped

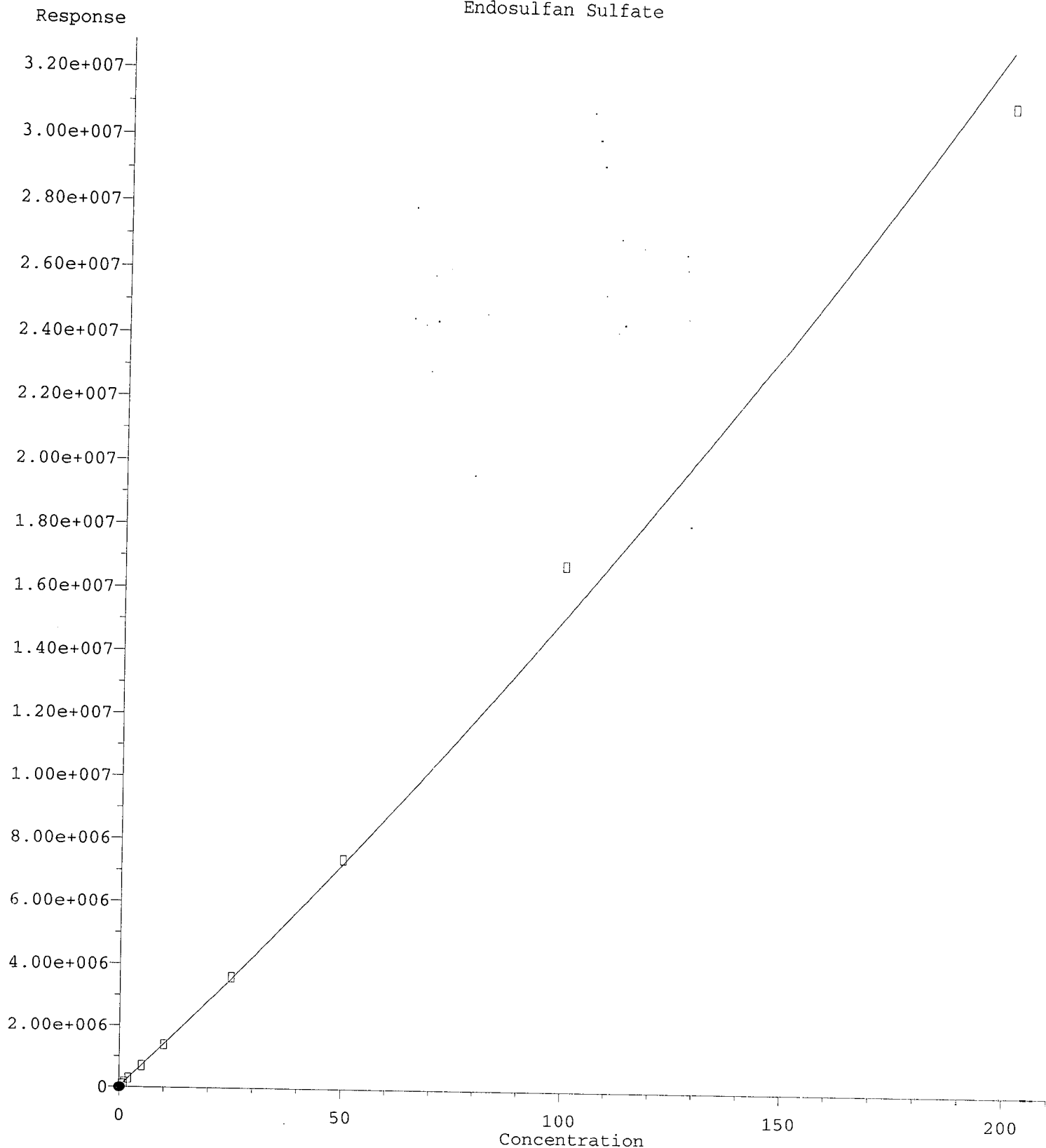


(18) Endrin Aldehyde
8.241min -0.167 ng/mL m
response 13681

(18) Endrin Aldehyde #2
9.055min -0.251 ng/mL (m)
response 2709

MJB
4/1/20

Endosulfan Sulfate

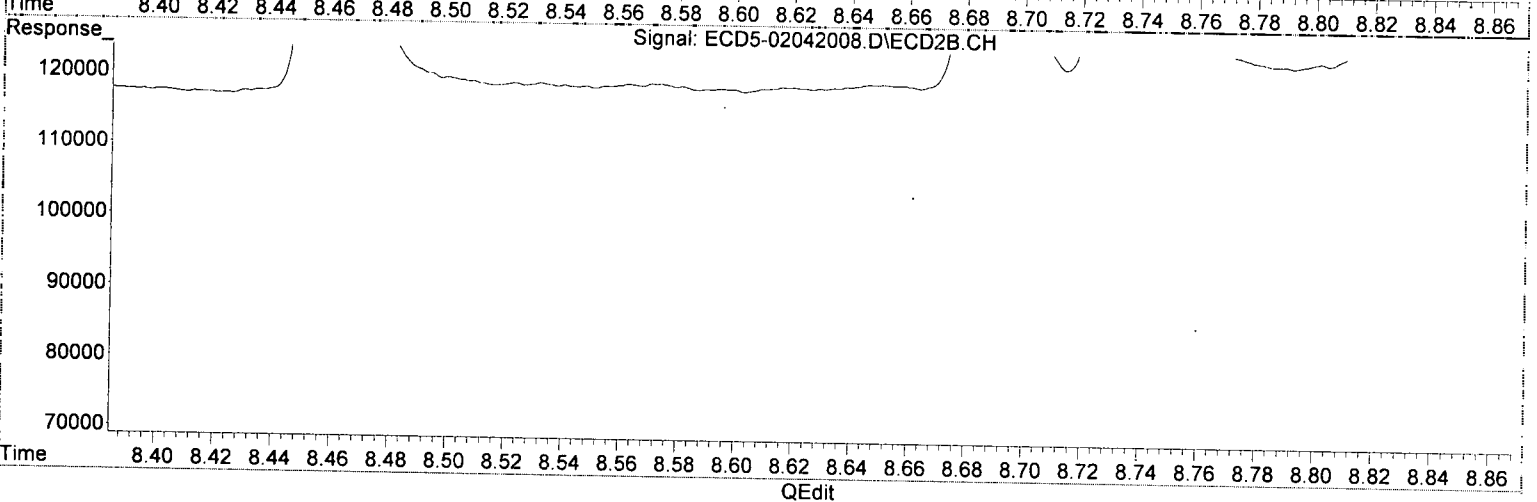
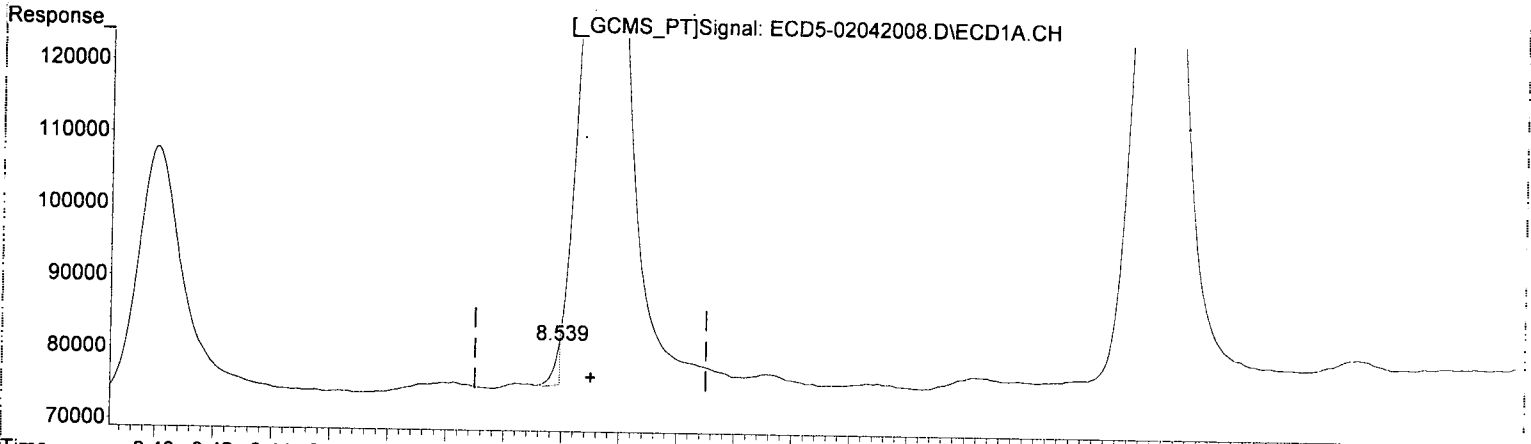


R = 1.41e+002 A*A + 1.37e+005 A + 2.42e+004
Coef of Det (r^2) = 0.996 Curve Fit: Quadratic w(1/a^2)
Method Name: R:\methods\ECDS_QUANTPEST_200204.M
Calibration Table Last Updated: Tue Feb 04 18:05:25 2020

Quantitation Report (Qedit)

Data Path : R:\data\2020-02\0B04042\REQUANT\
Data File : ECD5-02042008.D
Signal(s) : Signal #1: ECD1A.CH Signal #2: ECD2B.CH
Acq On : 04 Feb 2020 12:56
Operator : MJB
Sample : 0B04042-CAL1
Misc : A20B030, AB 0.5 ppb
ALS Vial : 8 (Sig #1); 0 (Sig #2) Sample Multiplier: 1

Integration File signal 1: PEST1.e
Integration File signal 2: PEST2.e
Quant Time: Feb 04 18:06:57 2020
Quant Method : R:\methods\ECD5_QUANTPEST_200204.M
Quant Title : Instrument: DualECD5
QLast Update : Tue Feb 04 18:01:02 2020
Response via : Initial Calibration
Integrator: ChemStation 6890 Scale Mode: Small noise peaks clipped



(19) Endosulfan Sulfate

8.539min -0.136 ng/mL(m)

response 5561

MJB
2/4/20

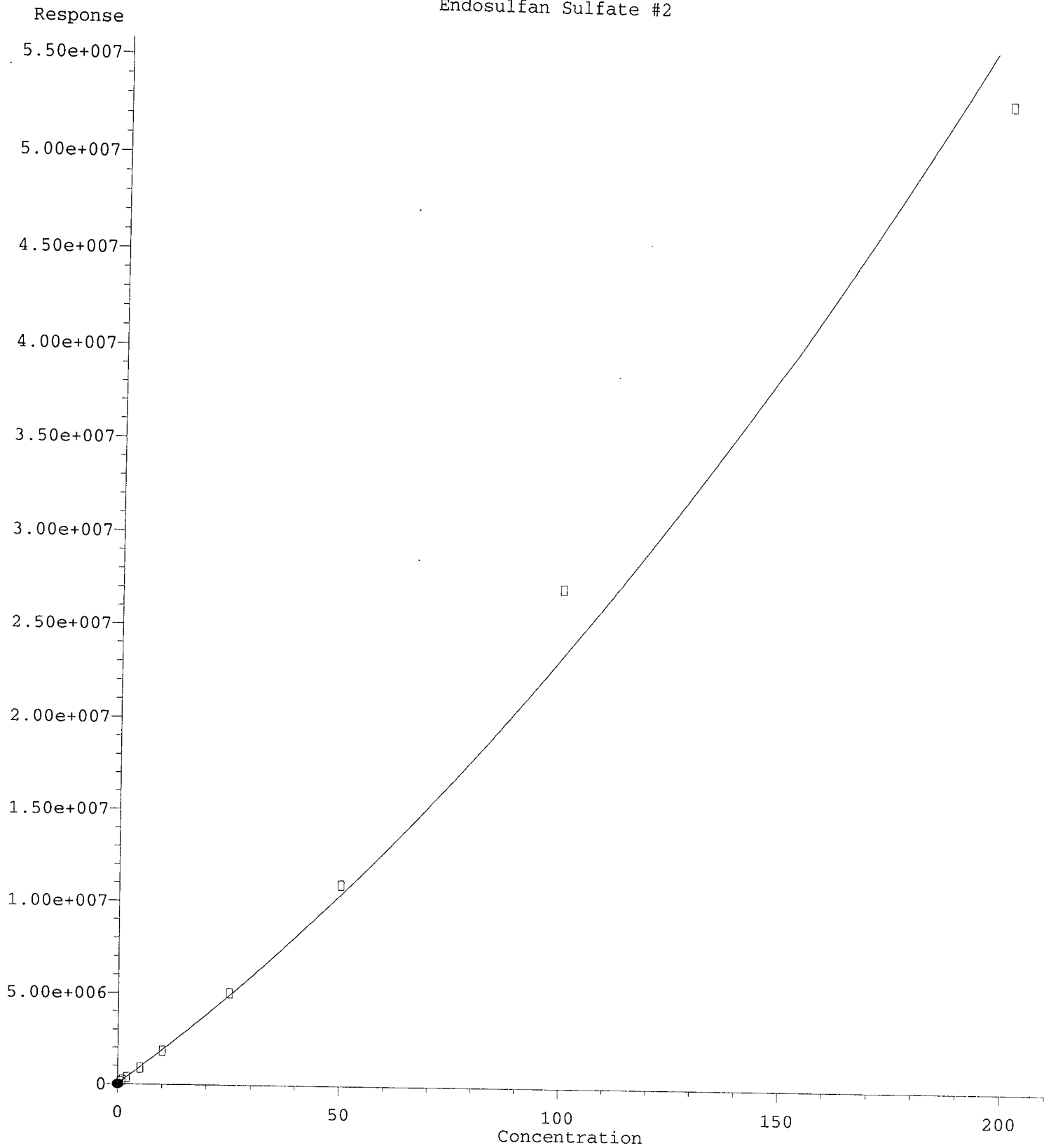
(19) Endosulfan Sulfate #2

9.265min 0.526 ng/mL

response 124968

(+) = Expected Retention Time

Endosulfan Sulfate #2

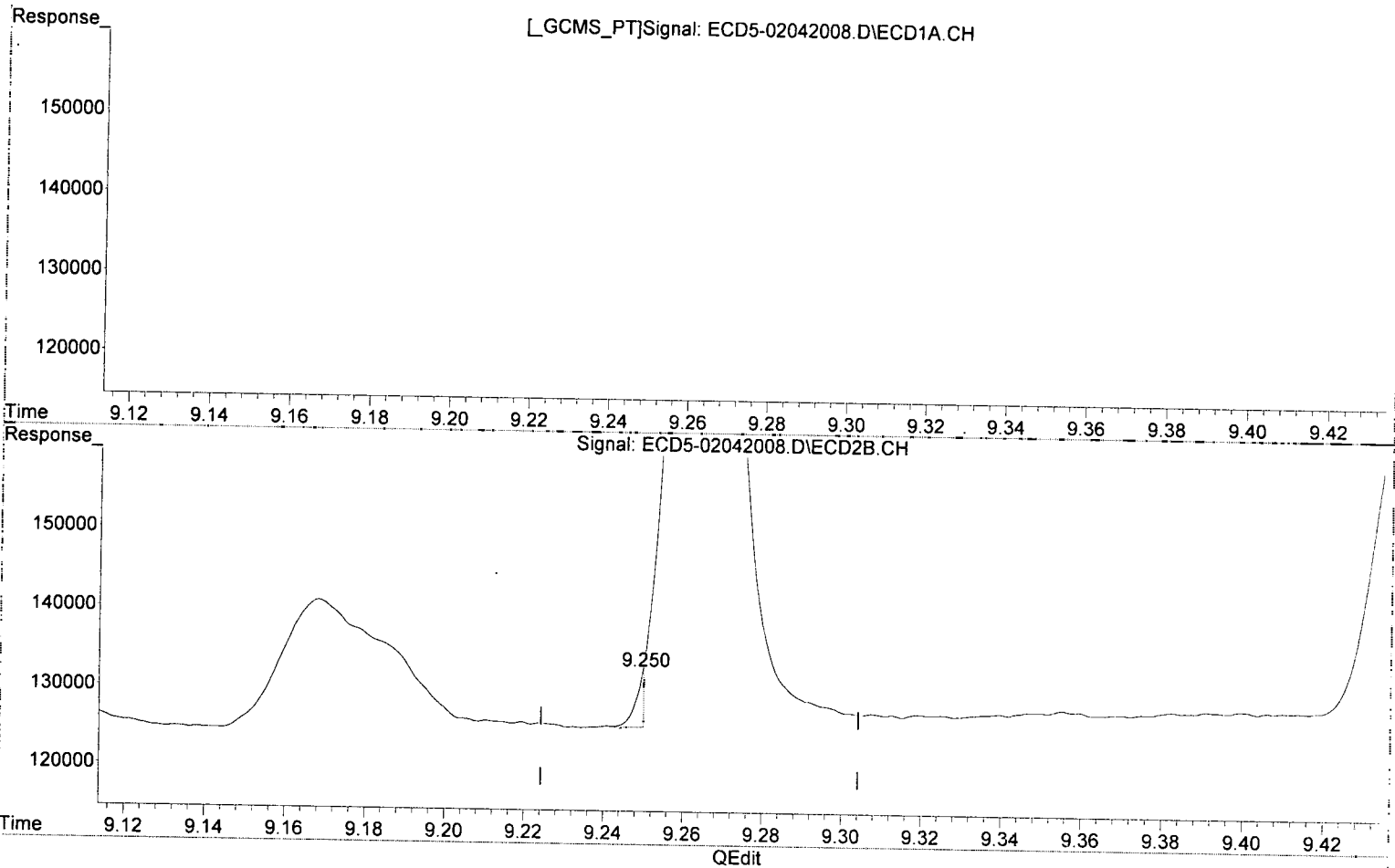


R = 5.23e+002 A*A + 1.82e+005 A + 2.92e+004
Coef of Det (r^2) = 0.992 Curve Fit: Quadratic w/(1/a^2)
Method Name: R:\methods\ECDS_QUANTPEST_200204.M
Calibration Table Last Updated: Tue Feb 04 18:05:25 2020

Quantitation Report (Qedit)

Data Path : R:\data\2020-02\0B04042\REQUANT\
Data File : ECD5-02042008.D
Signal(s) : Signal #1: ECD1A.CH Signal #2: ECD2B.CH
Acq On : 04 Feb 2020 12:56
Operator : MJB
Sample : 0B04042-CAL1
Misc : A20B030, AB 0.5 ppb
ALS Vial : 8 (Sig #1); 0 (Sig #2) Sample Multiplier: 1

Integration File signal 1: PEST1.e
Integration File signal 2: PEST2.e
Quant Time: Feb 04 18:06:57 2020
Quant Method : R:\methods\ECD5_QUANTPEST_200204.M
Quant Title : Instrument: DualECD5
QLast Update : Tue Feb 04 18:01:02 2020
Response via : Initial Calibration
Integrator: ChemStation 6890 Scale Mode: Small noise peaks clipped

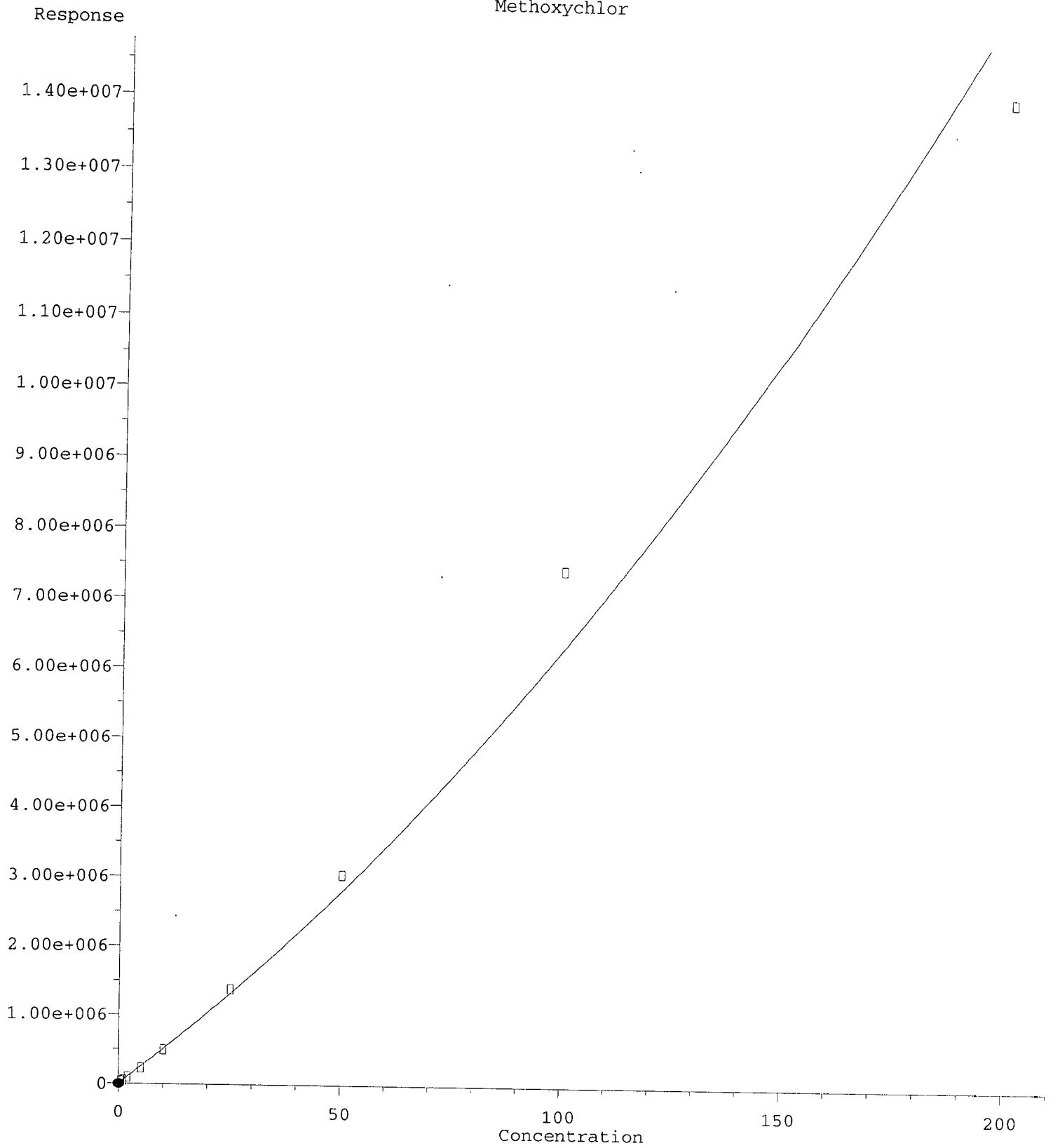


(19) Endosulfan Sulfate
8.539min -0.136 ng/mL m
response 5561

*MJB
2/4/20*

(19) Endosulfan Sulfate #2
9.250min -0.122 ng/mL(m)
response 7106

Methoxychlor

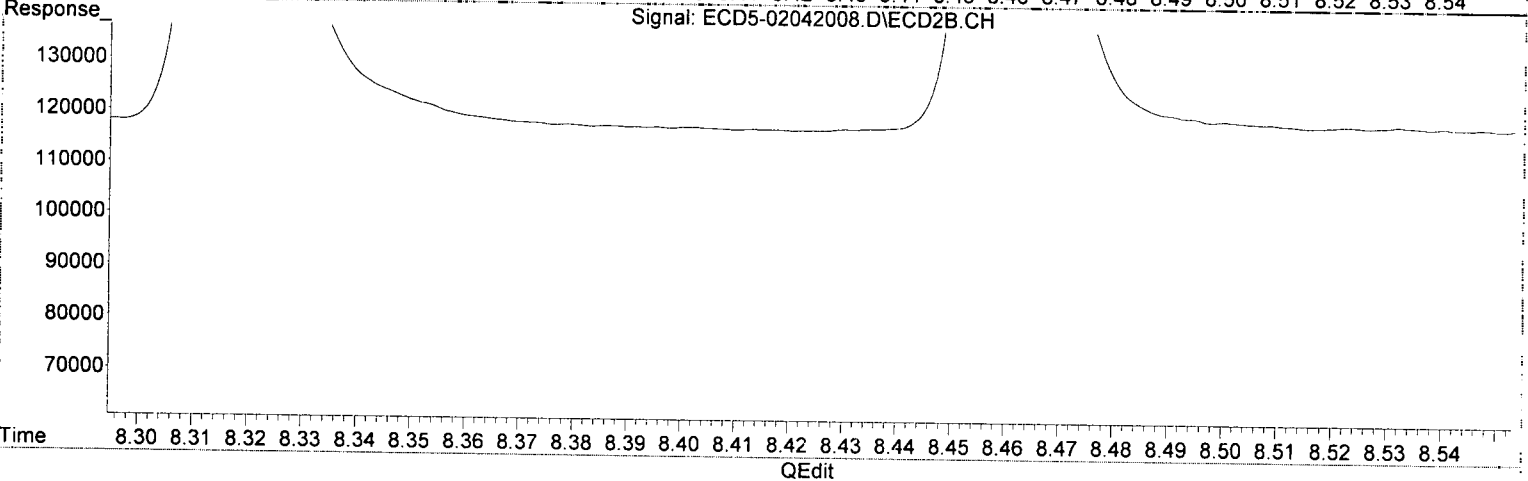
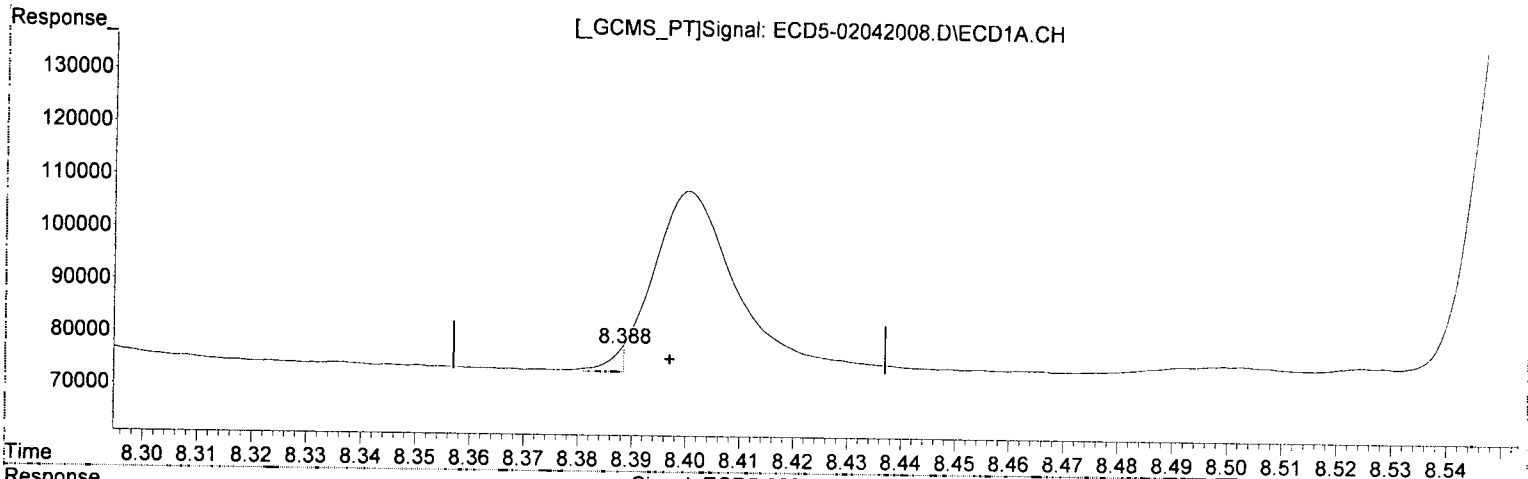


R = 1.41e+002 A*A + 4.88e+004 A + 7.87e+003
Coef of Det (r^2) = 0.987
Curve Fit: Quadratic w/ (1/a^2)
Method Name: R:\methods\ANCHOR\Anchor-QEALC-Gasoc-Peak-DG-2019-4a-b-DOC-CAP Testing Cores Page 1142 of 1529
02/25/20
Calibration Table Last Updated: Tue Feb 04 18:05:25 2020

Quantitation Report (Qedit)

Data Path : R:\data\2020-02\0B04042\REQUANT\
Data File : ECD5-02042008.D
Signal(s) : Signal #1: ECD1A.CH Signal #2: ECD2B.CH
Acq On : 04 Feb 2020 12:56
Operator : MJB
Sample : 0B04042-CAL1
Misc : A20B030, AB 0.5 ppb
ALS Vial : 8 (Sig #1); 0 (Sig #2) Sample Multiplier: 1

Integration File signal 1: PEST1.e
Integration File signal 2: PEST2.e
Quant Time: Feb 04 18:06:57 2020
Quant Method : R:\methods\ECD5_QUANTPEST_200204.M
Quant Title : Instrument: DualECD5
QLast Update : Tue Feb 04 18:01:02 2020
Response via : Initial Calibration
Integrator: ChemStation 6890 Scale Mode: Small noise peaks clipped

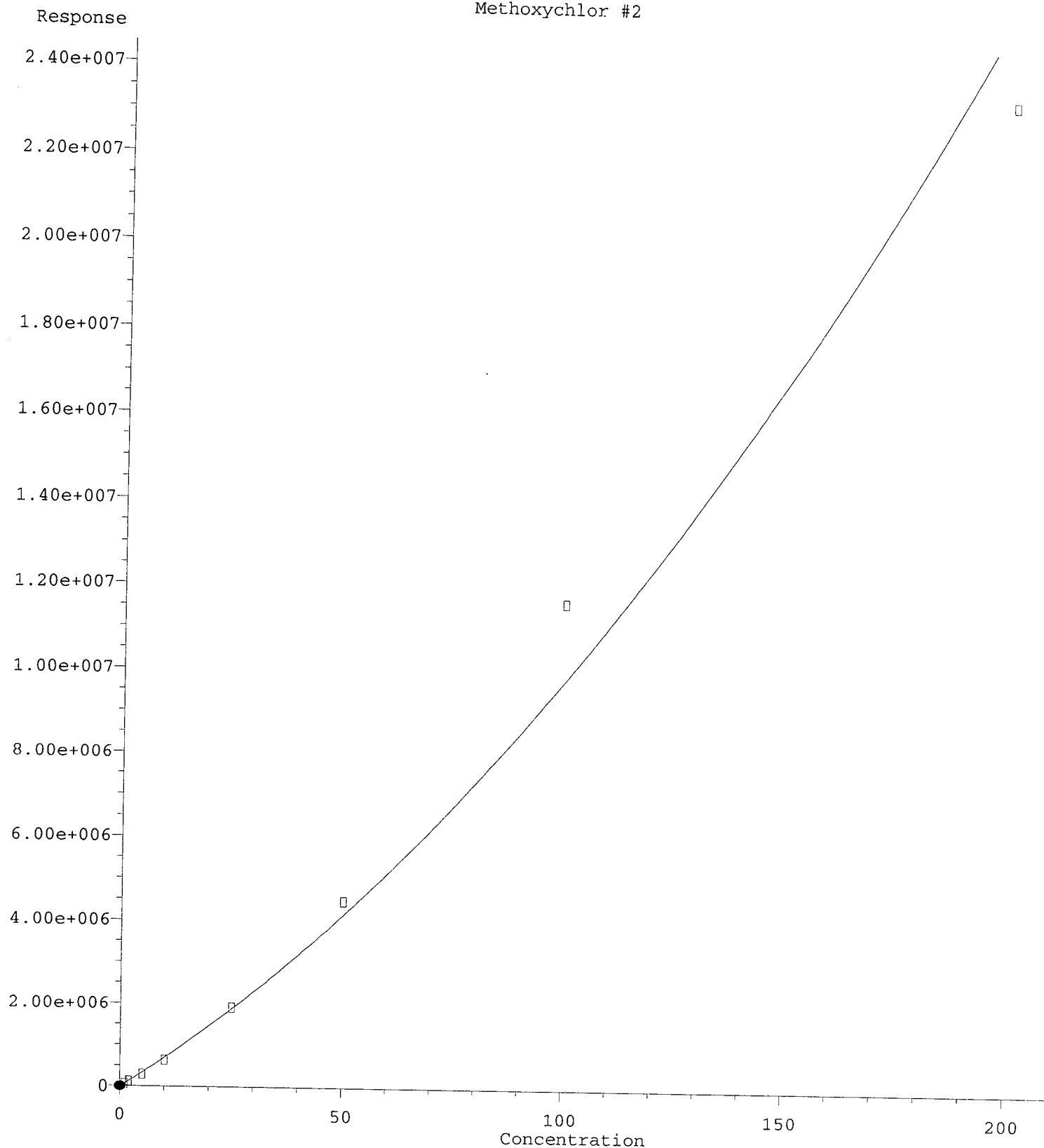


(20) Methoxychlor
8.388min -0.069 ng/mL (m)
response 4517

MJB
2/4/20

(20) Methoxychlor #2
9.439min 0.755 ng/mL
response 37203

Methoxychlor #2

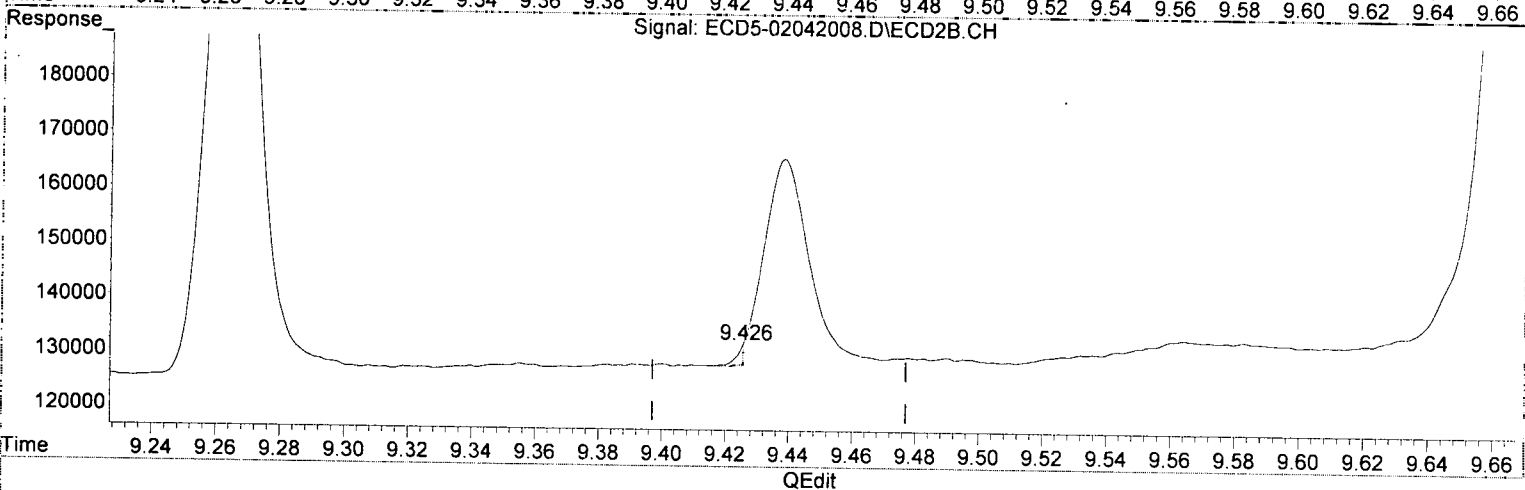
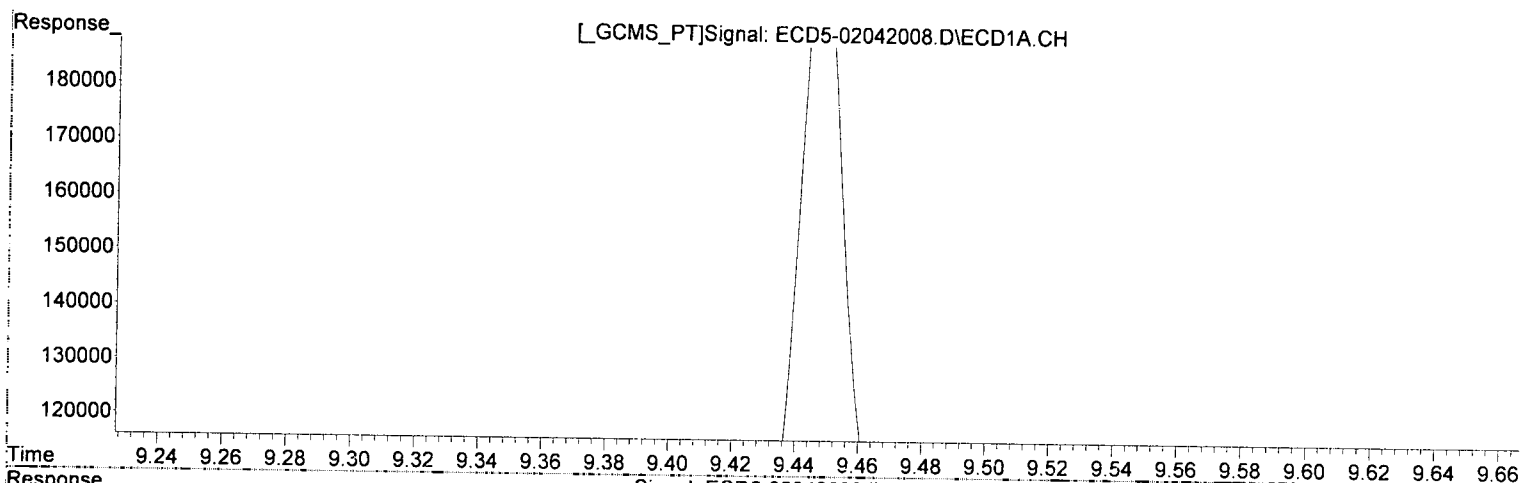


R = 2.93e+002 A*A + 6.84e+004 A - 1.46e+004
Coef of Det (r^2) = 0.986 Curve Fit: Quadratic w(1/a^2)
Method Name: R:\methods\ECOS_QUANTPEST_200204.M
Calibration Table Last Updated: Tue Feb 04 18:05:25 2020

Quantitation Report (Qedit)

Data Path : R:\data\2020-02\0B04042\REQUANT\
Data File : ECD5-02042008.D
Signal(s) : Signal #1: ECD1A.CH Signal #2: ECD2B.CH
Acq On : 04 Feb 2020 12:56
Operator : MJB
Sample : 0B04042-CAL1
Misc : A20B030, AB 0.5 ppb
ALS Vial : 8 (Sig #1); 0 (Sig #2) Sample Multiplier: 1

Integration File signal 1: PEST1.e
Integration File signal 2: PEST2.e
Quant Time: Feb 04 18:06:57 2020
Quant Method : R:\methods\ECD5_QUANTPEST_200204.M
Quant Title : Instrument: DualECD5
QLast Update : Tue Feb 04 18:01:02 2020
Response via : Initial Calibration
Integrator: ChemStation 6890 Scale Mode: Small noise peaks clipped

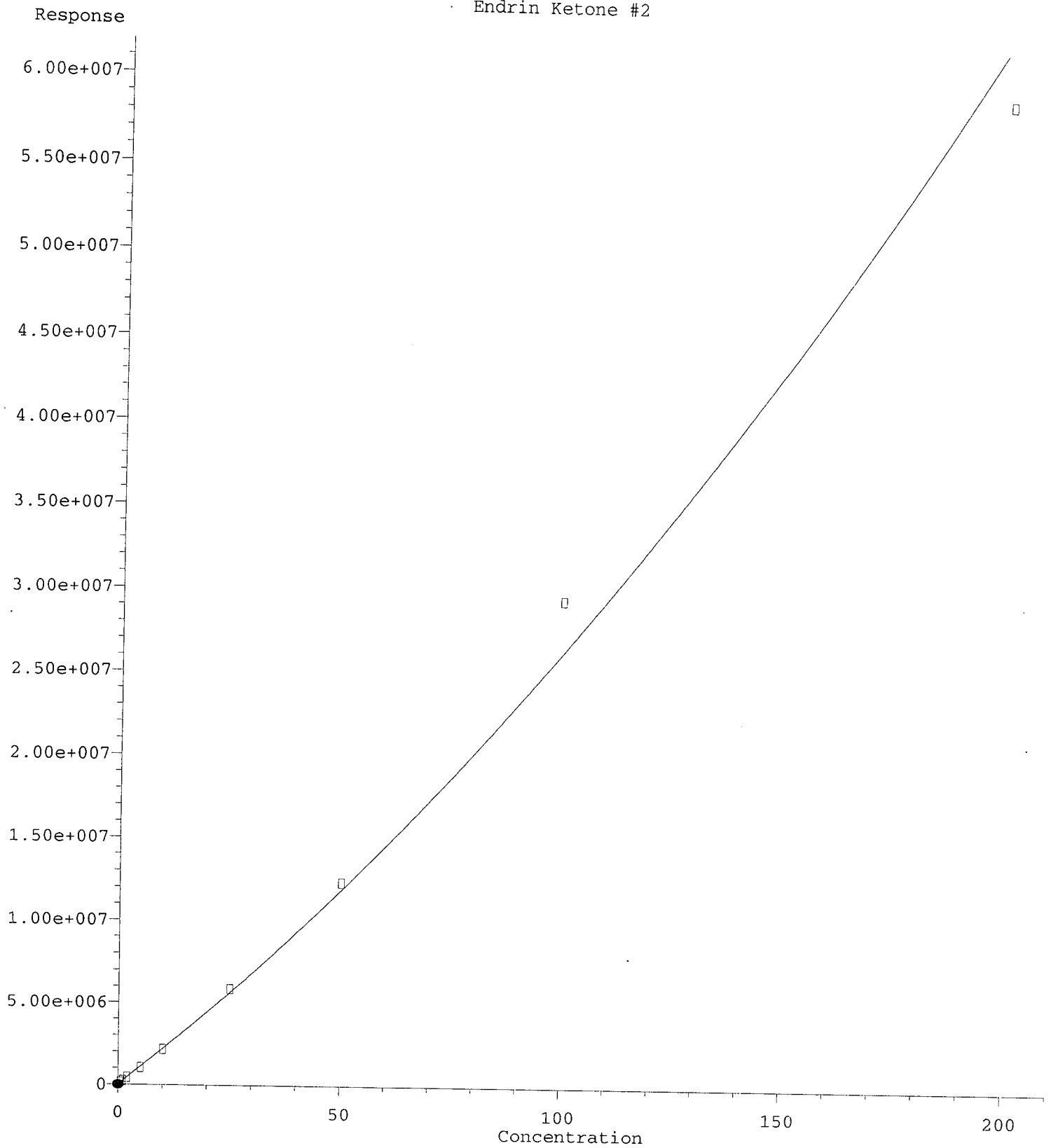


(20) Methoxychlor
8.388min -0.069 ng/mL m
response 4517

MJB
2/4/20

(20) Methoxychlor #2
9.426min 0.267 ng/mL (m)
response 3662

Endrin Ketone #2

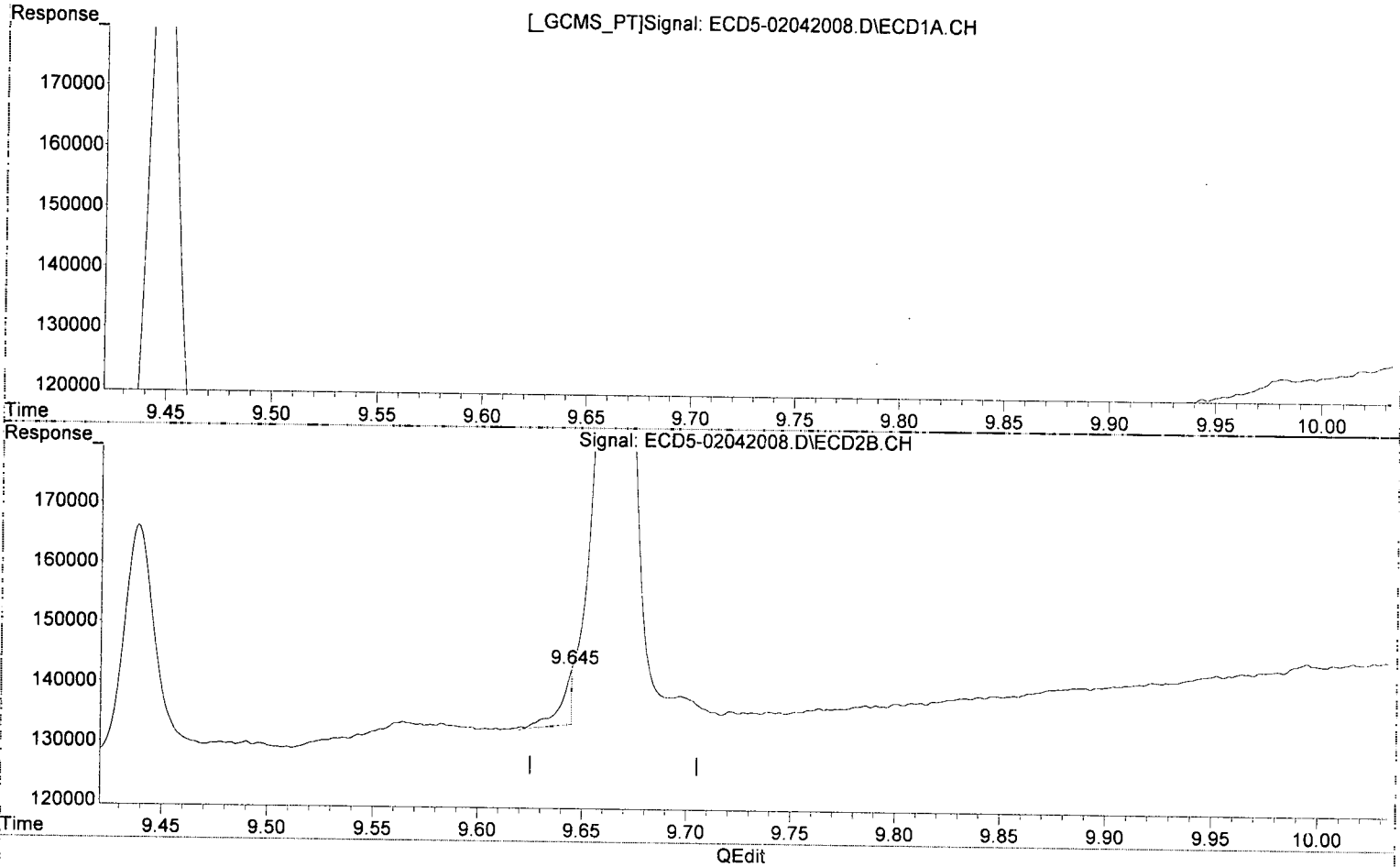


R = 5.05e+002 A*A + 2.12e+005 A + 2.47e+004
Coef of Det (r^2) = 0.995 Curve Fit: Quadratic w(1/a^2)
Method Name: R:\methods\ECD5_QUANTPEST_200204.M
Calibration Table Last Updated: Tue Feb 04 18:05:25 2020

Quantitation Report (Qedit)

Data Path : R:\data\2020-02\0B04042\REQUANT\
Data File : ECD5-02042008.D
Signal(s) : Signal #1: ECD1A.CH Signal #2: ECD2B.CH
Acq On : 04 Feb 2020 12:56
Operator : MJB
Sample : 0B04042-CAL1
Misc : A20B030, AB 0.5 ppb
ALS Vial : 8 (Sig #1); 0 (Sig #2) Sample Multiplier: 1

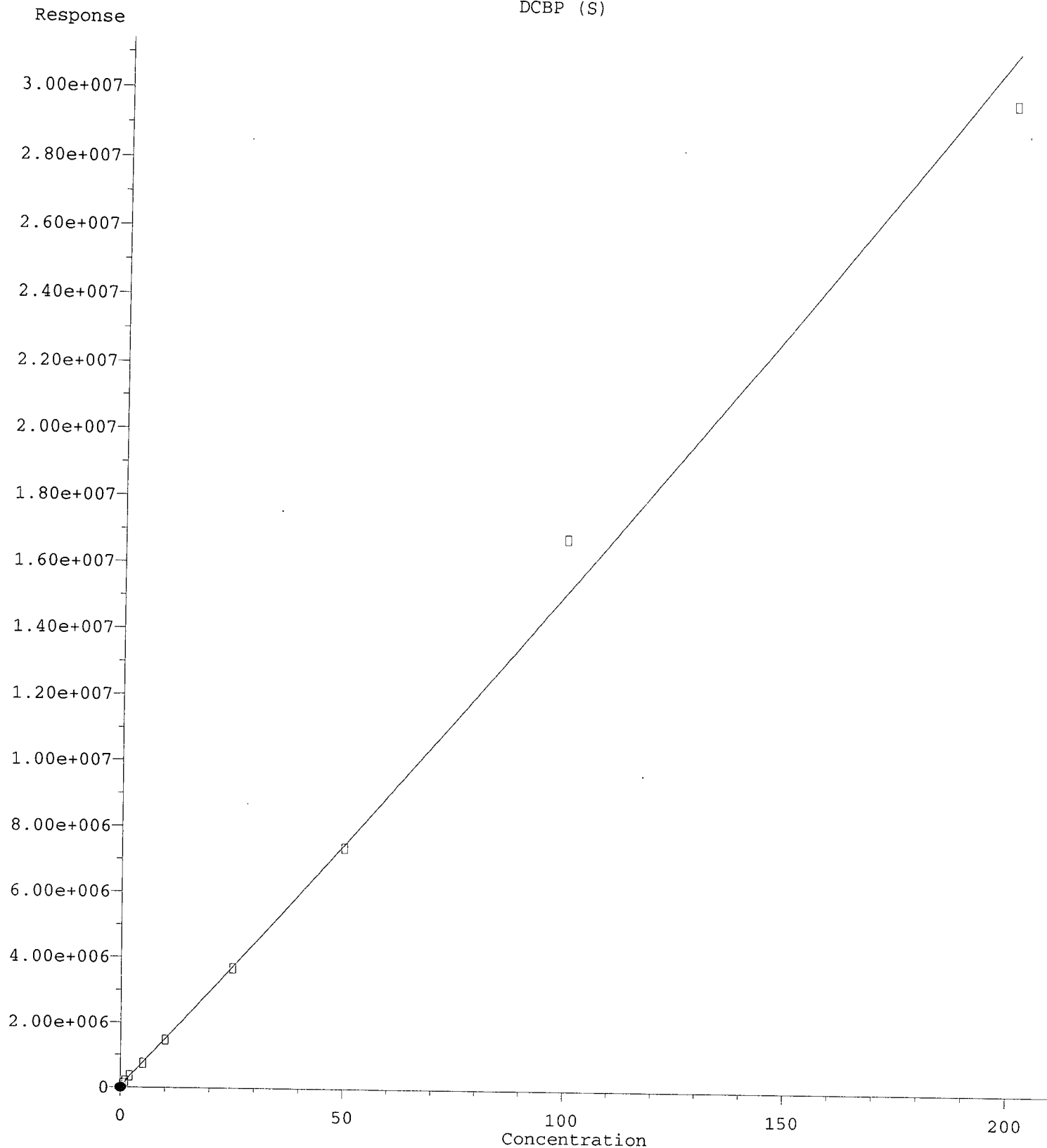
Integration File signal 1: PEST1.e
Integration File signal 2: PEST2.e
Quant Time: Feb 04 18:06:57 2020
Quant Method : R:\methods\ECD5_QUANTPEST_200204.M
Quant Title : Instrument: DualECD5
QLast Update : Tue Feb 04 18:01:02 2020
Response via : Initial Calibration
Integrator: ChemStation 6890 Scale Mode: Small noise peaks clipped



(21) Endrin Ketone
8.731min 0.032 ng/mL m
response 6147

(21) Endrin Ketone #2
9.645min -0.072 ng/mL m
response 9345

MJB
2/4/20

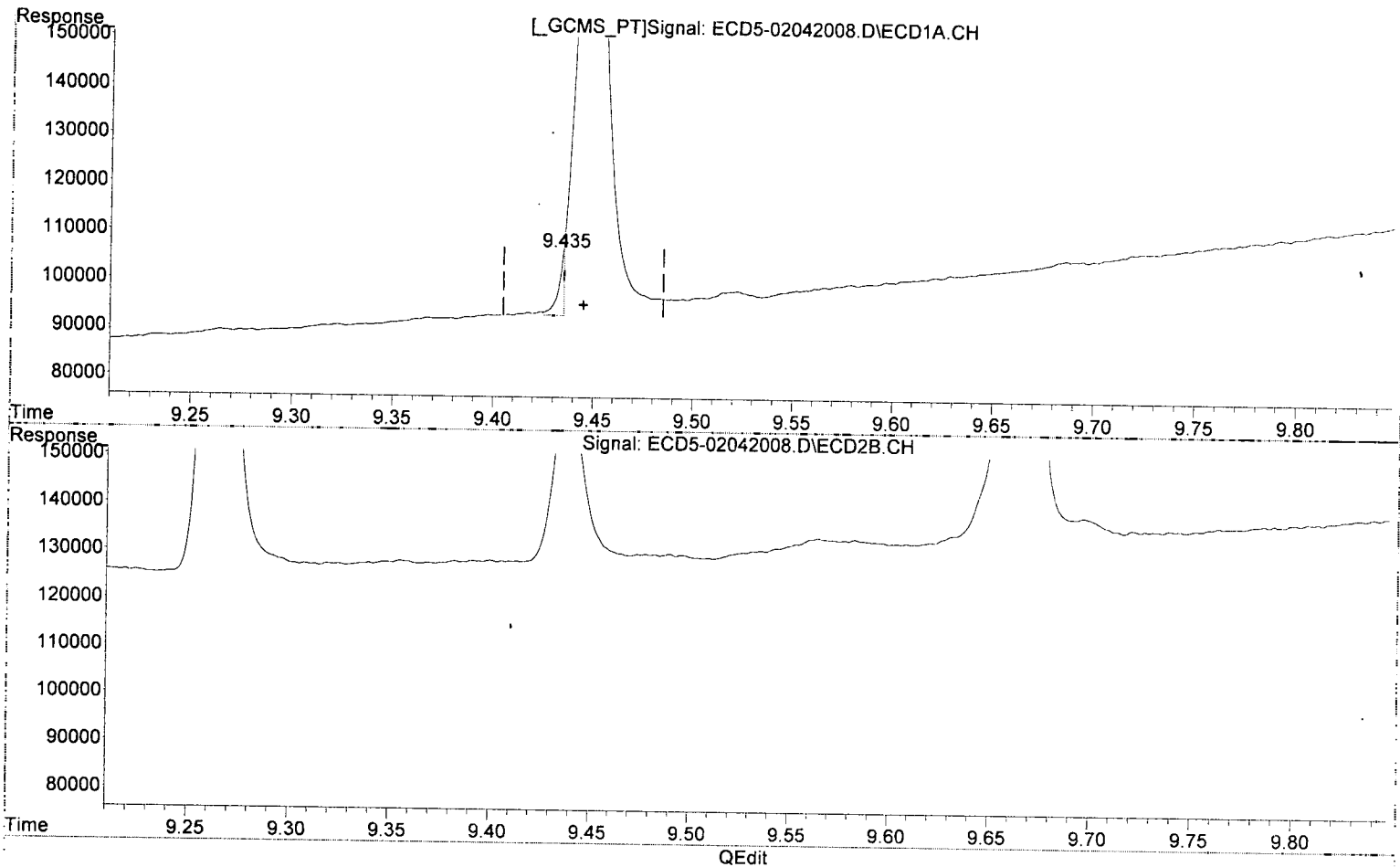


R = 5.32e+001 A*A + 1.46e+005 A + 3.97e+004
Coef of Det (r^2) = 0.997 Curve Fit: Quadratic w(1/a^2)
Method Name: R:\methods\DCBP_QUANT\PEST_200204.M
Calibration Table Last Updated: Tue Feb 04 18:05:25 2020

Quantitation Report (Qedit)

Data Path : R:\data\2020-02\0B04042\REQUANT\
Data File : ECD5-02042008.D
Signal(s) : Signal #1: ECD1A.CH Signal #2: ECD2B.CH
Acq On : 04 Feb 2020 12:56
Operator : MJB
Sample : 0B04042-CAL1
Misc : A20B030, AB 0.5 ppb
ALS Vial : 8 (Sig #1); 0 (Sig #2) Sample Multiplier: 1

Integration File signal 1: PEST1.e
Integration File signal 2: PEST2.e
Quant Time: Feb 04 18:06:57 2020
Quant Method : R:\methods\ECD5_QUANTPEST_200204.M
Quant Title : Instrument: DualECD5
QLast Update : Tue Feb 04 18:01:02 2020
Response via : Initial Calibration
Integrator: ChemStation 6890 Scale Mode: Small noise peaks clipped

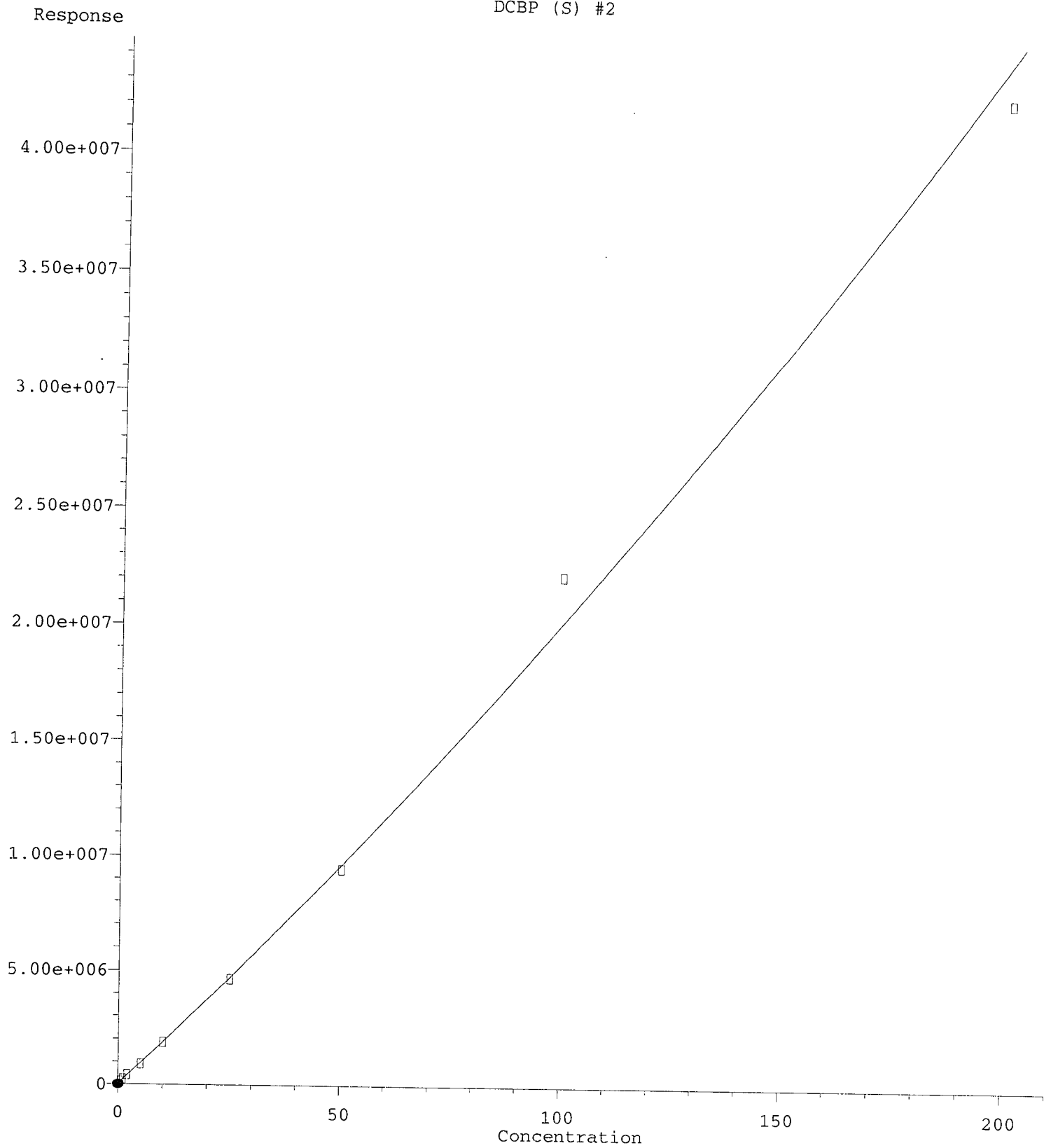


(22) DCBP (S) (S)
9.435min -0.181 ng/mL(m)
response 13255

MJB
2/4/20

(22) DCBP (S) #2 (S)
10.518min 0.493 ng/mL
response 127833

(+) = Expected Retention Time

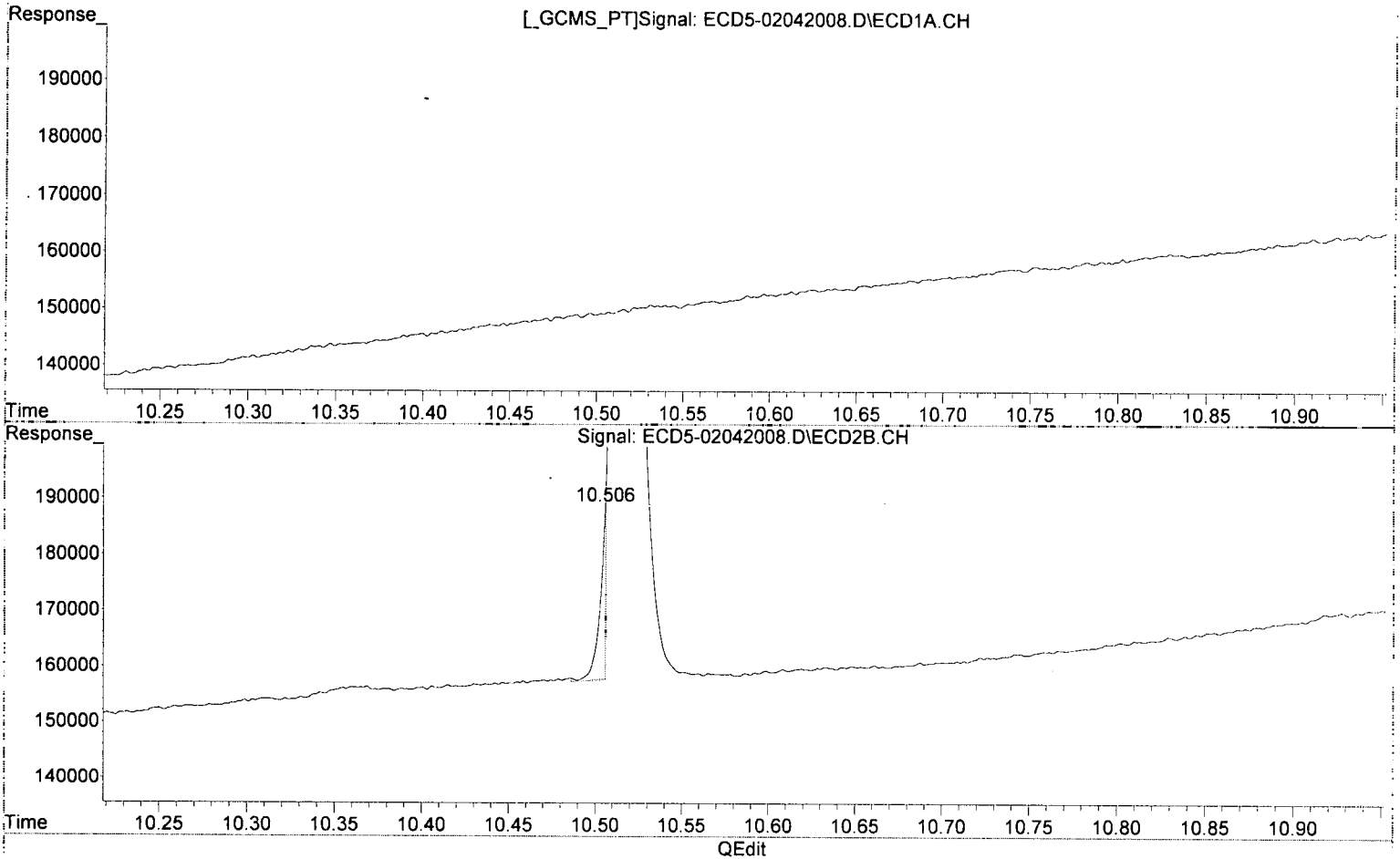


R = 1.93e+002 A*A + 1.82e+005 A + 3.82e+004
Coef of Det (r^2) = 0.997 Curve Fit: Quadratic w(1/a^2)
Method Name: R:\methods\ECDS_QUANTPEST_200204.M
Calibration Table Last Updated: Tue Feb 04 18:05:25 2020

Quantitation Report (Qedit)

Data Path : R:\data\2020-02\0B04042\REQUANT\
Data File : ECD5-02042008.D
Signal(s) : Signal #1: ECD1A.CH Signal #2: ECD2B.CH
Acq On : 04 Feb 2020 12:56
Operator : MJB
Sample : 0B04042-CAL1
Misc : A20B030, AB 0.5 ppb
ALS Vial : 8 (Sig #1); 0 (Sig #2) Sample Multiplier: 1

Integration File signal 1: PEST1.e
Integration File signal 2: PEST2.e
Quant Time: Feb 04 18:06:57 2020
Quant Method : R:\methods\ECD5_QUANTPEST_200204.M
Quant Title : Instrument: DualECD5
QLast Update : Tue Feb 04 18:01:02 2020
Response via : Initial Calibration
Integrator: ChemStation 6890 Scale Mode: Small noise peaks clipped



(22) DCBP (S) (S)
9.435min -0.181 ng/mL m
response 13255

*MJB
2/4/20*

(22) DCBP (S) #2 (S)
10.506min -0.040 ng/mL m
response 30890

Data Path : R:\data\2020-02\0B04042\
 Data File : ECD5-02042007.D
 Signal(s) : Signal #1: ECD1A.CH Signal #2: ECD2B.CH
 Acq On : 04 Feb 2020 12:35
 Operator : MJB
 Sample : 0B04042-ICB1
 Misc : A0A395
 ALS Vial : 7 (Sig #1); 0 (Sig #2) Sample Multiplier: 1

Integration File signal 1: PEST1.e
 Integration File signal 2: PEST2.e
 Quant Time: Feb 05 11:42:45 2020
 Quant Method : R:\methods\ECD5_QUANTPEST_200204.M
 Quant Title : Instrument: DualECD5
 QLast Update : Tue Feb 04 18:01:02 2020
 Response via : Initial Calibration
 Integrator: ChemStation 6890 Scale Mode: Small noise peaks clipped

MJB
2/5/20
MJB
2/5/20

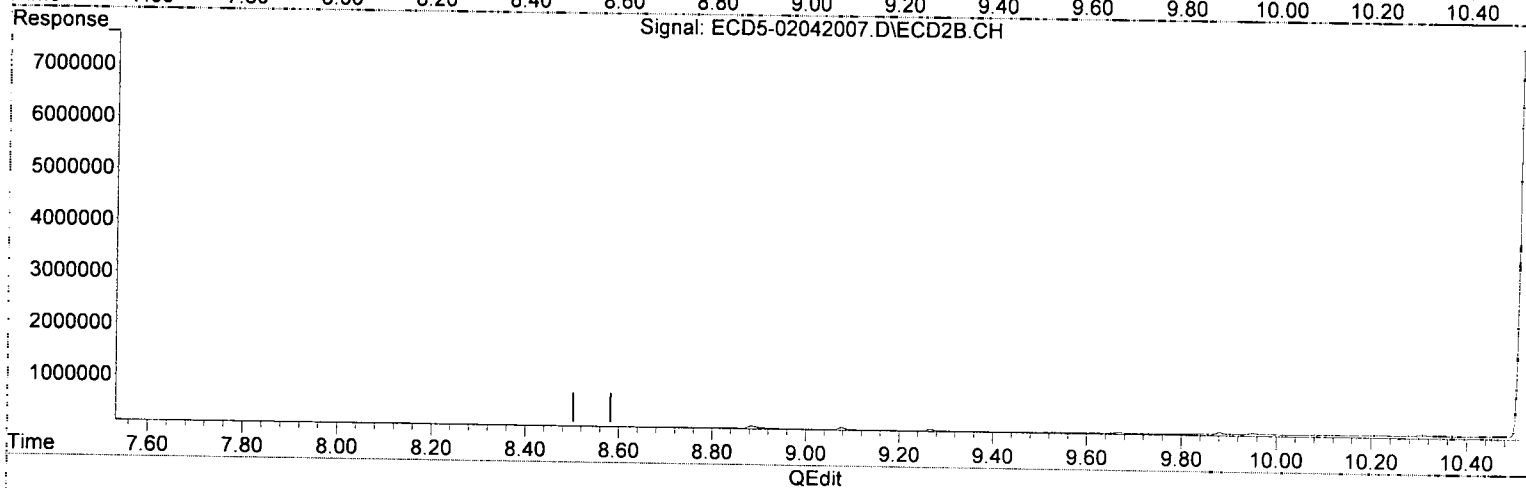
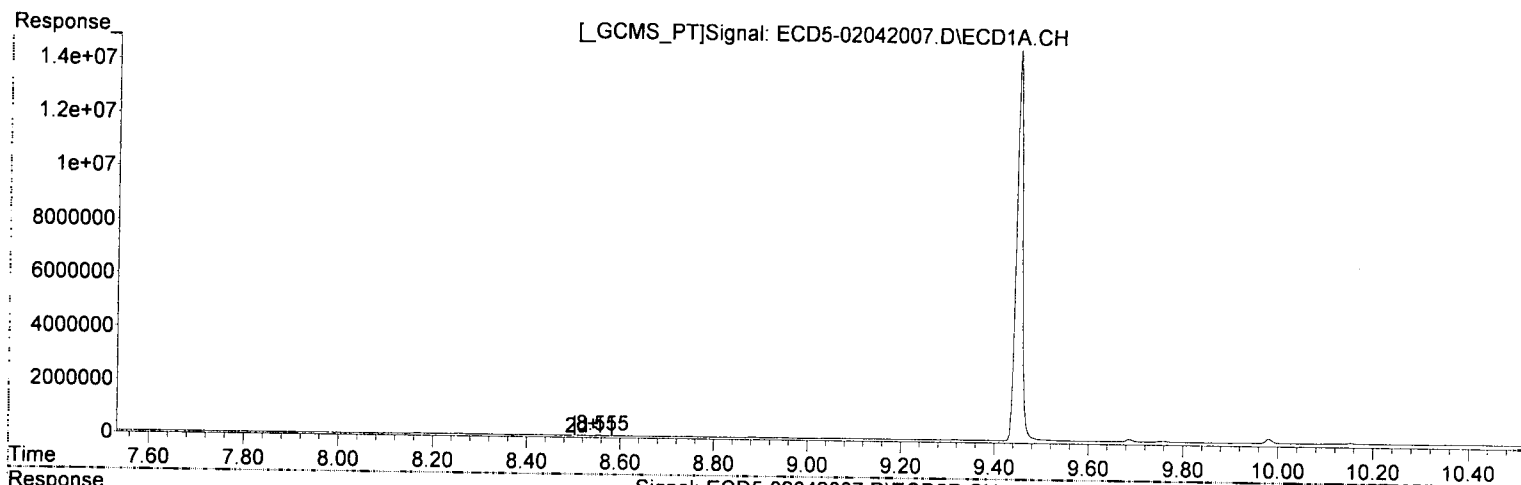
Compound	RT#1	RT#2	Resp#1	Resp#2	ng/mL	ng/mL
System Monitoring Compounds						
1) S TCMX (S)	5.254	5.962	16668993	28998015	95.396	101.027
22) S DCBP (S)	9.449	10.521	14570332	19023063	96.287	94.901
Target Compounds						
2) a-BHC	0.000	0.000	0	0	N.D.	N.D.
3) g-BHC	0.000	0.000	0	0	N.D.	N.D.
4) b-BHC	6.149	0.000	7999	0	0.010	N.D. #
5) Heptachlor	0.000	0.000	0	0	N.D.	N.D.
6) d-BHC	6.312	7.210	5833	9460	0.059	0.316 #
7) Aldrin	0.000	7.541	0	8849	N.D.	0.024 #
8) Heptachlo...	0.000	0.000	0	0	N.D.	N.D.
9) trans-Chl...	7.270	8.136f	7317	6900	0.035	0.021 #
10) cis-Chlor...	7.380	0.000	5184	0	0.025	N.D. #
11) Endosulfa...	0.000	0.000	0	0	N.D.	N.D.
12) 4,4'-DDE	0.000	0.000	0	0	N.D.	N.D.
13) Dieldrin	0.000	0.000	0	0	N.D.	N.D.
14) Endrin	0.000	0.000	0	0	N.D.	N.D.
15) 4,4'-DDD	0.000	0.000	0	0	N.D.	N.D.
16) Endosulfa...	7.963	8.842	16590	14567	0.101	BelowCal #
17) 4,4'-DDT	0.000	0.000	0	0	N.D.	N.D.
18) Endrin Al...	8.255	9.078	31259	40035	BelowCal	BelowCal
19) Endosulfa...	8.556	9.267	27780	29262	0.027	0.000 #
20) Methoxychlor	8.399	0.000	6343	0	BelowCal	N.D.
21) Endrin Ke...	8.748	9.668	12765	13401	0.067	BelowCal #
23) Hexachlor...	3.059f	0.000	6506	0	0.033	N.D. #
24) Hexachlor...	5.682	0.000	4754	0	BelowCal	N.D.
25) Oxychlorthane	7.115f	0.000	11854	0	BelowCal	N.D.
26) 2,4'-DDE	7.270f	8.136	7317	6900	0.051	0.033
27) trans-Non...	7.380f	0.000	5184	0	BelowCal	N.D.
28) 2,4'-DDD	0.000	0.000	0	0	N.D.	N.D.
29) 2,4'-DDT	0.000	0.000	0	0	N.D.	N.D.
30) cis-Nonac...	0.000	0.000	0	0	N.D.	N.D.
31) Mirex	8.556	0.000	27780	0	6722.841	N.D. #
32) Chlordane...	7.380	0.000	5184	0	0.221	N.D. #
33) Chlordane...	0.000	0.000	0	0	N.D.	N.D.
34) Chlordane...	0.000	0.000	0	0	N.D.	N.D.
35) Chlordane...	3.745	3.746	7114	29959	NoCal	NoCal
36) Toxaphene...	0.000	0.000	0	0	N.D.	N.D.
37) Toxaphene...	0.000	8.885f	0	42409	N.D.	12.178 #
38) Toxaphene...	0.000	0.000	0	0	N.D.	N.D.
39) Toxaphene...	0.000	0.000	0	0	N.D.	N.D.
40) Toxaphene...	8.556f	0.000	27780	0	8.449	N.D. #
41) Toxaphene...	0.000	0.000	0	0	N.D.	N.D.
42) Toxaphene...	3.745	3.746	7114	29959	NoCal	NoCal

(f)=RT Delta > 1/2 Window (#)=Amounts differ by > 40% (m)=manual int.

Quantitation Report (Qedit)

Data Path : R:\data\2020-02\0B04042\
Data File : ECD5-02042007.D
Signal(s) : Signal #1: ECD1A.CH Signal #2: ECD2B.CH
Acq On : 04 Feb 2020 12:35
Operator : MJB
Sample : 0B04042-ICB1
Misc : A0A395
ALS Vial : 7 (Sig #1); 0 (Sig #2) Sample Multiplier: 1

Integration File signal 1: PEST1.e
Integration File signal 2: PEST2.e
Quant Time: Feb 05 11:42:45 2020
Quant Method : R:\methods\ECD5_QUANTPEST_200204.M
Quant Title : Instrument: DualECD5
QLast Update : Tue Feb 04 18:01:02 2020
Response via : Initial Calibration
Integrator: ChemStation 6890 Scale Mode: Small noise peaks clipped



(31) Mirex

8.556min 6722.841 ng/mL

response 27780

QOL

*MJB
2/5/20*

(31) Mirex #2

0.000min 0.000 ng/mL

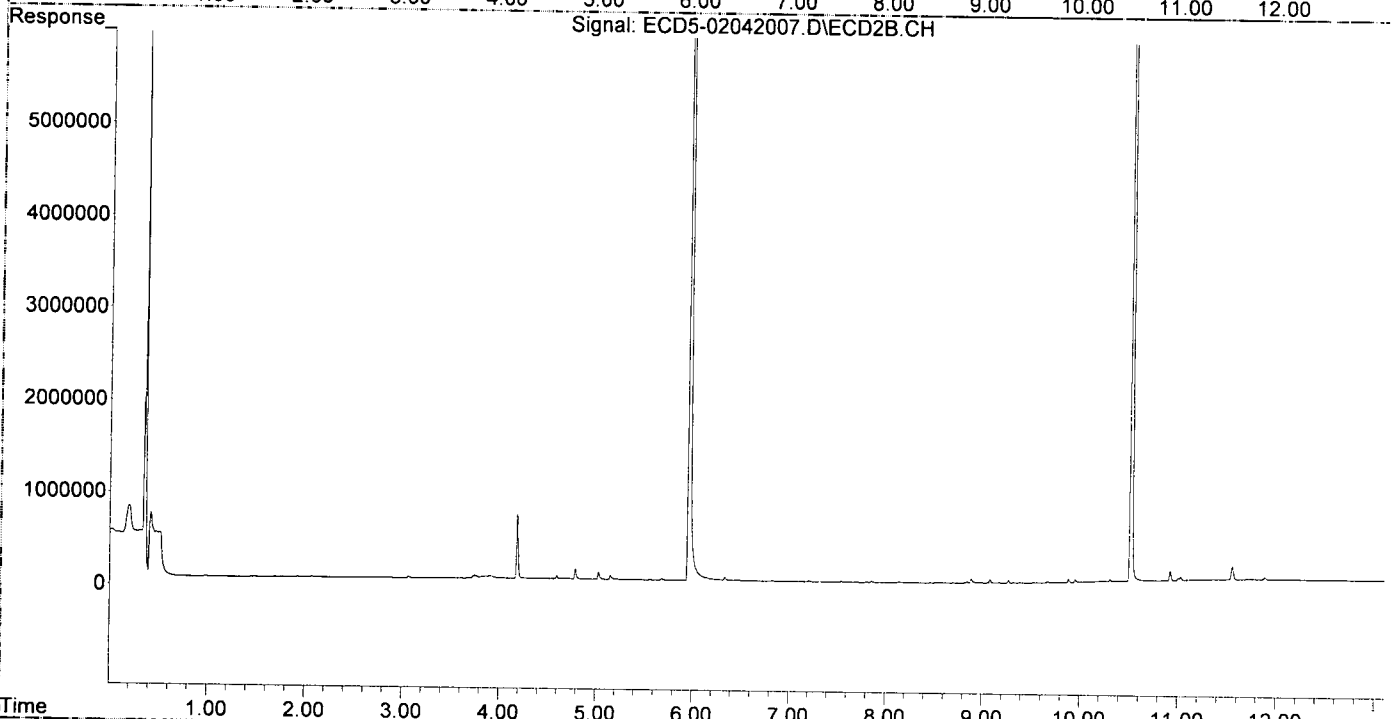
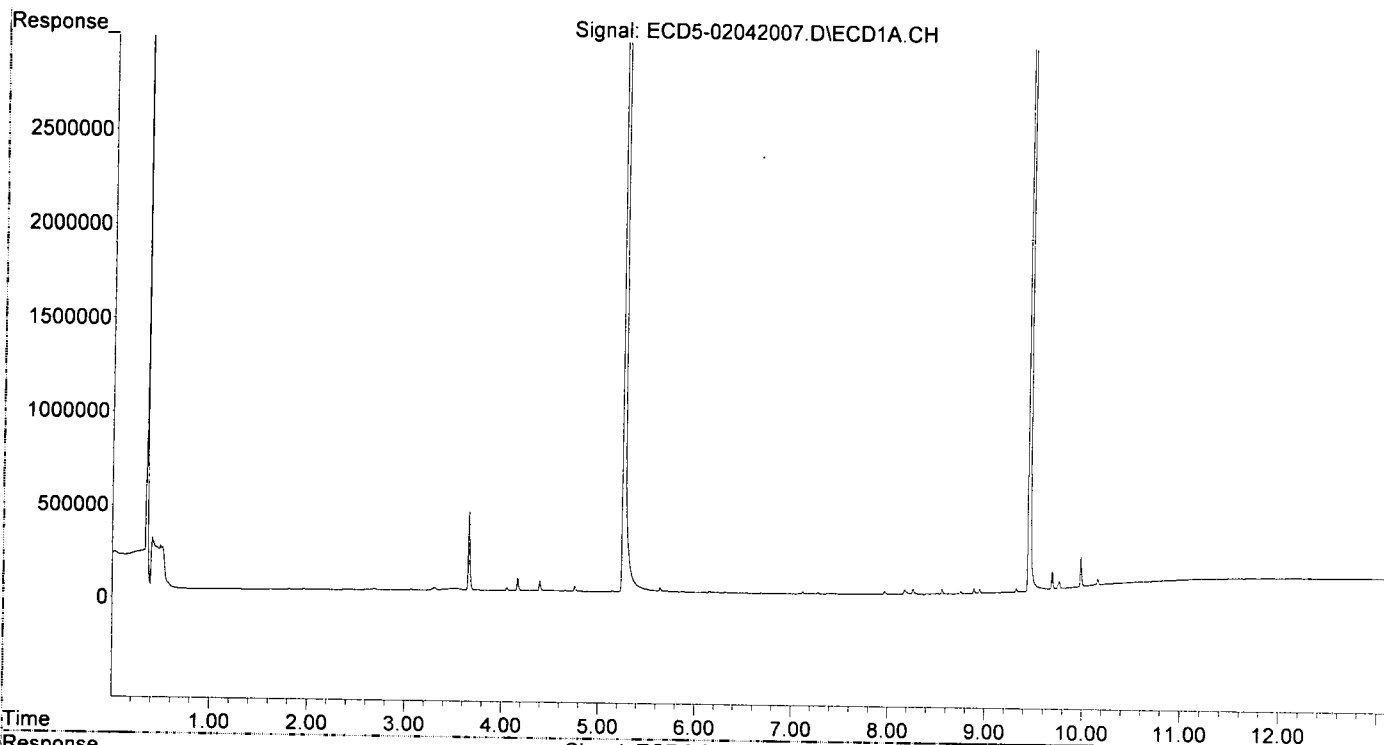
response 0

(+) = Expected Retention Time

Quantitation Report (Not Reviewed)

Data Path : R:\data\2020-02\0B04042\
Data File : ECD5-02042007.D
Signal(s) : Signal #1: ECD1A.CH Signal #2: ECD2B.CH
Acq On : 04 Feb 2020 12:35
Operator : MJB
Sample : 0B04042-ICB1
Misc : A0A395
ALS Vial : 7 (Sig #1); 0 (Sig #2) Sample Multiplier: 1

Integration File signal 1: PEST1.e
Integration File signal 2: PEST2.e
Quant Time: Feb 05 11:42:45 2020
Quant Method : R:\methods\ECD5_QUANTPEST_200204.M
Quant Title : Instrument: DualECD5
QLast Update : Tue Feb 04 18:01:02 2020
Response via : Initial Calibration
Integrator: ChemStation 6890 Scale Mode: Small noise peaks clipped



Quantitation Report (Not Reviewed)

Data Path : R:\data\2020-02\0B04042\
 Data File : ECD5-02042017.D
 Signal(s) : Signal #1: ECD1A.CH Signal #2: ECD2B.CH
 Acq On : 04 Feb 2020 15:30
 Operator : MJB
 Sample : 0B04042-IBL1
 Misc : Instrument Blank
 ALS Vial : 1 (Sig #1); 0 (Sig #2) Sample Multiplier: 1

Integration File signal 1: PEST1.e
 Integration File signal 2: PEST2.e
 Quant Time: Feb 05 11:42:51 2020
 Quant Method : R:\methods\ECD5_QUANTPEST_200204.M
 Quant Title : Instrument: DualECD5
 QLast Update : Tue Feb 04 18:01:02 2020
 Response via : Initial Calibration
 Integrator: ChemStation 6890 Scale Mode: Small noise peaks clipped

Clean
 MJB
 2/5/20

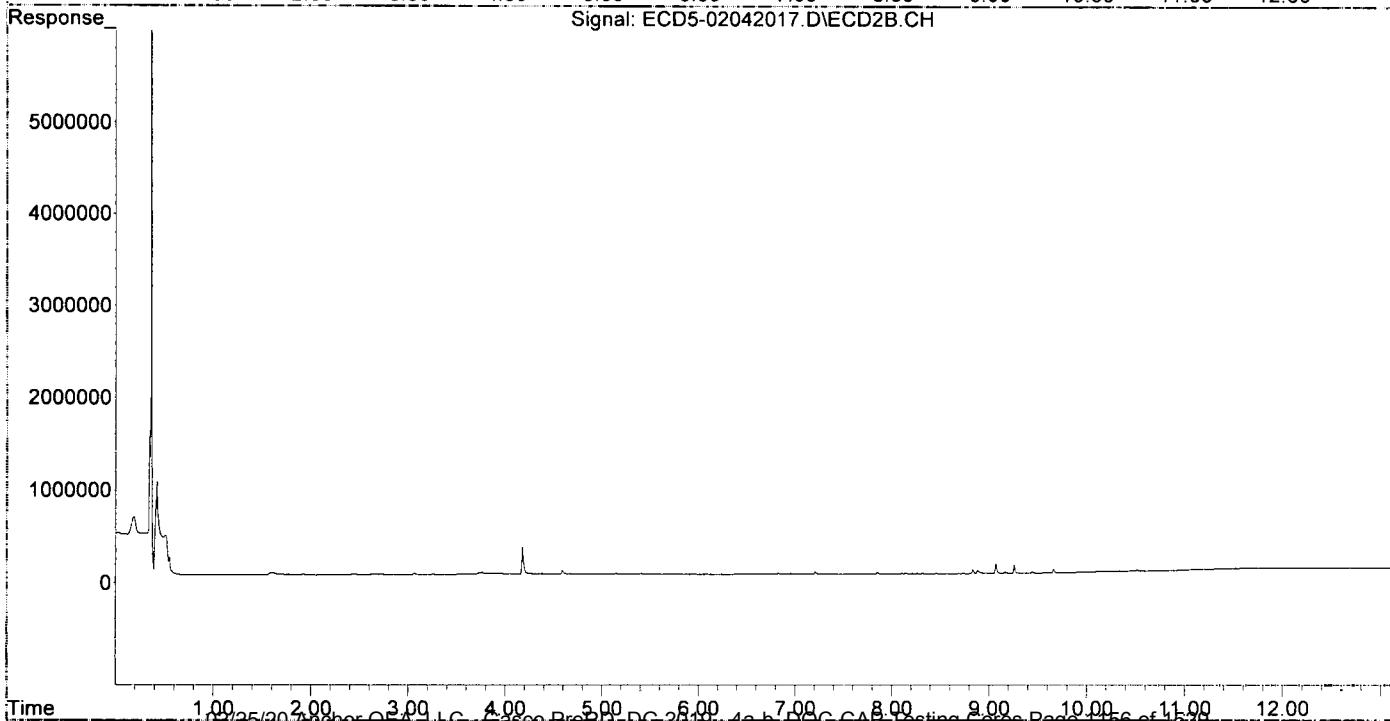
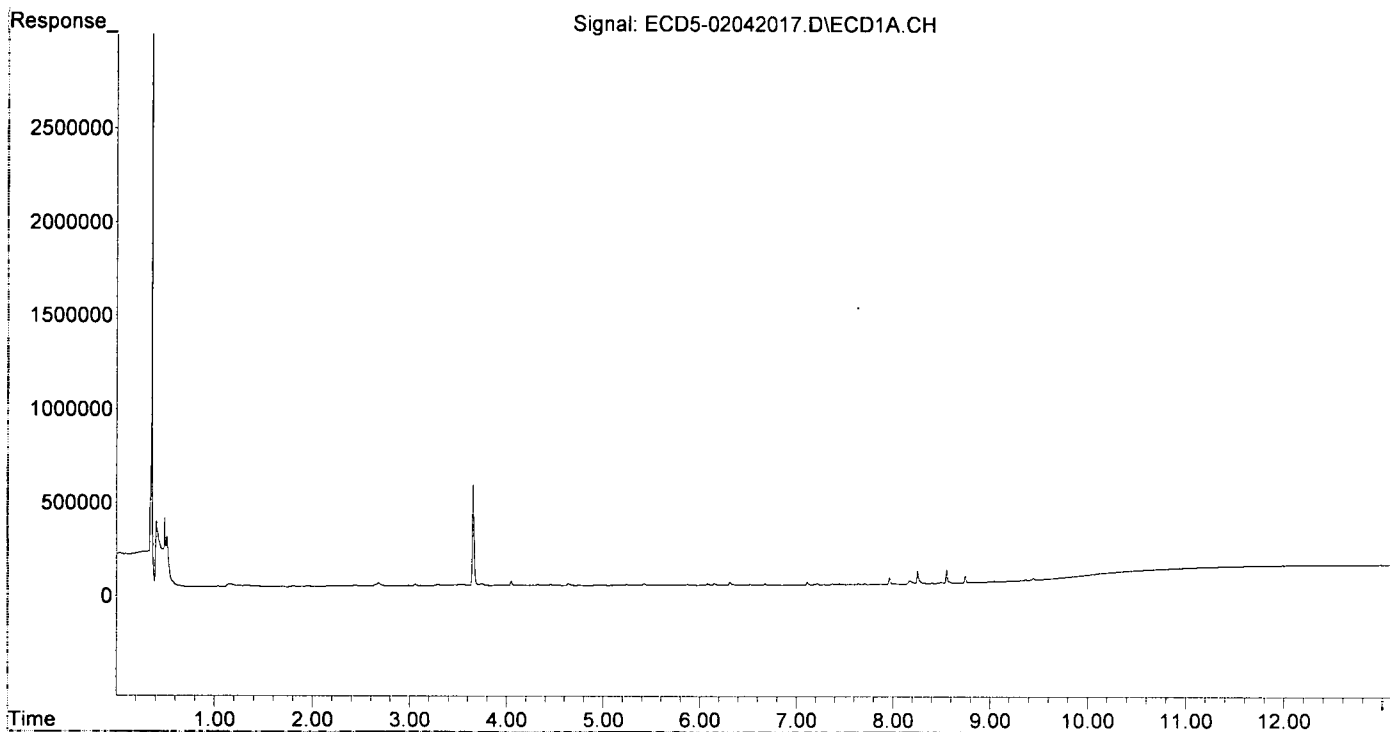
Compound	RT#1	RT#2	Resp#1	Resp#2	ng/mL	ng/mL	
System Monitoring Compounds							
1) S TCMX (S)	5.242	0.000	3833	0	0.022	N.D.	#
22) S DCBP (S)	9.447	10.518	9728	12703	BelowCal	BelowCal	
Target Compounds							
2) a-BHC	0.000	0.000	0	0	N.D.	N.D.	
3) g-BHC	6.082	0.000	7162	0	0.033	N.D.	#
4) b-BHC	6.148	6.957	9055	6497	0.025	BelowCal	#
5) Heptachlor	0.000	0.000	0	0	N.D.	N.D.	
6) d-BHC	6.312	7.210	14677	24873	0.122	0.373	#
7) Aldrin	0.000	0.000	0	0	N.D.	N.D.	
8) Heptachlo...	7.183	0.000	3387	0	0.016	N.D.	#
9) trans-Chl...	0.000	0.000	0	0	N.D.	N.D.	
10) cis-Chlor...	7.374	0.000	3326	0	0.016	N.D.	#
11) Endosulfa...	0.000	0.000	0	0	N.D.	N.D.	
12) 4,4'-DDE	0.000	0.000	0	0	N.D.	N.D.	
13) Dieldrin	7.643	8.463	5034	7201	0.023	BelowCal	#
14) Endrin	7.807	0.000	2665	0	0.016	N.D.	#
15) 4,4'-DDD	7.870	8.738	2611	5790	BelowCal	BelowCal	
16) Endosulfa...	7.965	8.839	34510	44483	0.209	0.097	#
17) 4,4'-DDT	8.019f	8.966	3402	5442	0.266	0.431	#
18) Endrin Al...	8.255	9.076	68127	102288	0.278	0.273	
19) Endosulfa...	8.554	9.266	71156	89406	0.343	0.331	
20) Methoxychlor	8.405	9.450	1990	11394	BelowCal	0.379	
21) Endrin Ke...	8.746	9.666	35161	41095	0.185	0.078	#
23) Hexachlor...	3.055f	0.000	10286	0	0.052	N.D.	#
24) Hexachlor...	0.000	6.454f	0	5841	N.D.	0.018	#
25) Oxychlorthane	7.183f	0.000	3387	0	BelowCal	N.D.	
26) 2,4'-DDE	7.216	8.148	6325	6104	0.044	0.029	
27) trans-Non...	7.374f	0.000	3326	0	BelowCal	N.D.	
28) 2,4'-DDD	7.643f	0.000	5034	0	0.040	N.D.	#
29) 2,4'-DDT	7.807f	8.738	2665	5790	0.018	BelowCal	#
30) cis-Nonac...	7.870	0.000	2611	0	0.011	N.D.	#
31) Mirex	8.554	0.000	71156	0	0.281	N.D.	#
32) Chlordane...	7.374	0.000	3326	0	0.142	N.D.	#
33) Chlordane...	0.000	0.000	0	0	N.D.	N.D.	
34) Chlordane...	8.019	8.966f	3402	5442	0.447	0.513	
35) Chlordane...	3.739f	3.739	11086	17224	NoCal	NoCal	
36) Toxaphene...	0.000	0.000	0	0	N.D.	N.D.	
37) Toxaphene...	0.000	8.889f	0	29571	N.D.	8.491	#
38) Toxaphene...	0.000	8.966	0	5442	N.D.	BelowCal	
39) Toxaphene...	0.000	0.000	0	0	N.D.	N.D.	
40) Toxaphene...	8.554f	9.170f	71156	13802	21.643	2.748	#
41) Toxaphene...	0.000	0.000	0	0	N.D.	N.D.	
42) Toxaphene...	3.739	3.739	11086	17224	NoCal	NoCal	

(f)=RT Delta > 1/2 Window (#)=Amounts differ by > 40% (m)=manual int.

Quantitation Report (Not Reviewed)

Data Path : R:\data\2020-02\0B04042\
Data File : ECD5-02042017.D
Signal(s) : Signal #1: ECD1A.CH Signal #2: ECD2B.CH
Acq On : 04 Feb 2020 15:30
Operator : MJB
Sample : 0B04042-IBL1
Misc : Instrument Blank
ALS Vial : 1 (Sig #1); 0 (Sig #2) Sample Multiplier: 1

Integration File signal 1: PEST1.e
Integration File signal 2: PEST2.e
Quant Time: Feb 05 11:42:51 2020
Quant Method : R:\methods\ECD5_QUANTPEST_200204.M
Quant Title : Instrument: DualECD5
QLast Update : Tue Feb 04 18:01:02 2020
Response via : Initial Calibration
Integrator: ChemStation 6890 Scale Mode: Small noise peaks clipped



Quantitation Report (Not Reviewed)

Data Path : R:\data\2020-02\0B04042\
 Data File : ECD5-02042018.D
 Signal(s) : Signal #1: ECD1A.CH Signal #2: ECD2B.CH
 Acq On : 04 Feb 2020 15:48
 Operator : MJB
 Sample : 0B04042-ICV1
 Misc : A19I209, AB 50 ppb
 ALS Vial : 17 (Sig #1); 0 (Sig #2) Sample Multiplier: 1

Integration File signal 1: PEST1.e
 Integration File signal 2: PEST2.e
 Quant Time: Feb 05 11:42:58 2020
 Quant Method : R:\methods\ECD5_QUANTPEST_200204.M
 Quant Title : Instrument: DualECD5
 QLast Update : Tue Feb 04 18:01:02 2020
 Response via : Initial Calibration
 Integrator: ChemStation 6890 Scale Mode: Small noise peaks clipped

*MJB
2/5/20*

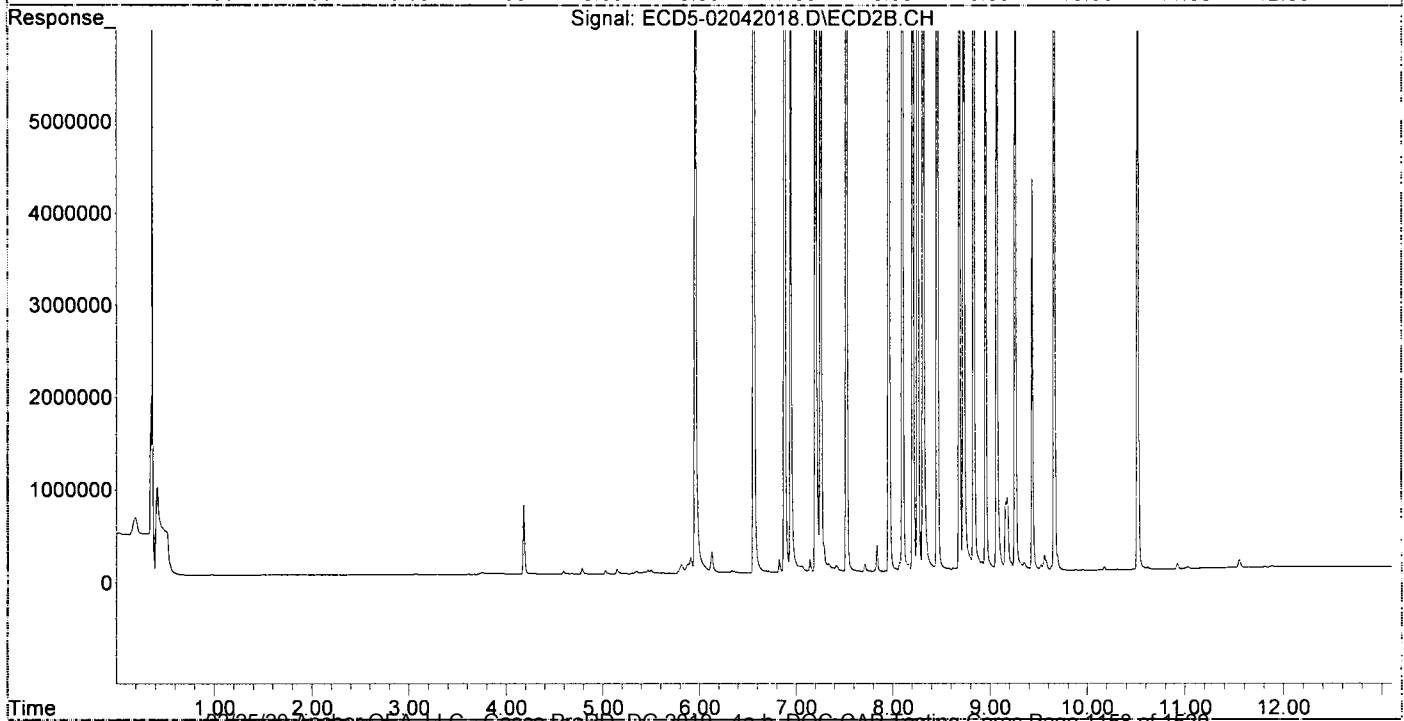
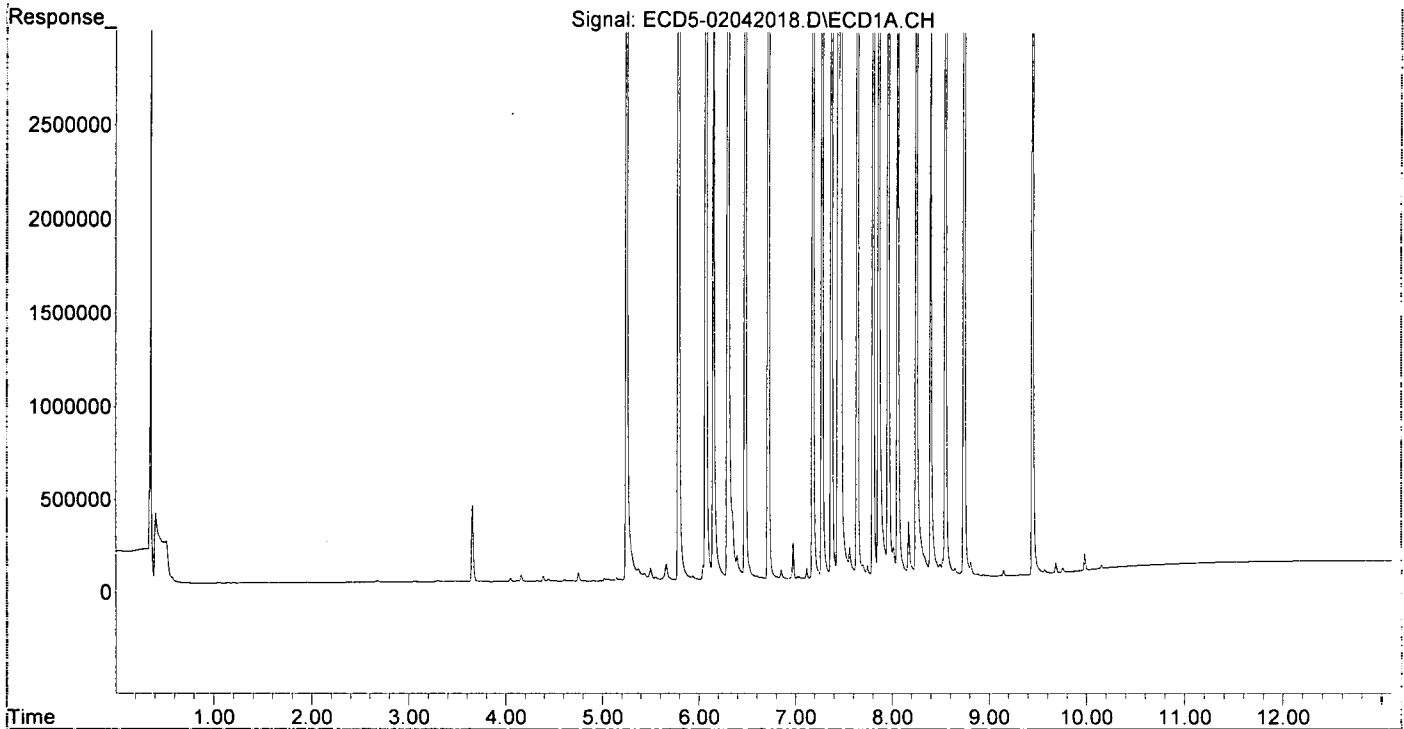
Compound	RT#1	RT#2	Resp#1	Resp#2	ng/mL	ng/mL
System Monitoring Compounds						
1) S TCMX (S)	5.250	5.958	8167536	13539750	46.742	52.365
22) S DCBP (S)	9.447	10.518	7150725	9512071	47.938	49.528
Target Compounds						
2) a-BHC	5.789	6.564	12697779	20757213	50.717	50.670
3) g-BHC	6.071	6.883	11447241	19771704	51.956	53.405
4) b-BHC	6.149	6.947	4071719	7236845	51.965	50.998
5) Heptachlor	6.479	7.258	10665658	17498435	48.281	50.674
6) d-BHC	6.299	7.204	8123250	15792836	50.699	50.825
7) Aldrin	6.719	7.524	11283356	18714356	50.302	50.651
8) Heptachlo...	7.181	7.963	9842251	16441141	46.531	48.908
9) trans-Chl...	7.276	8.103	10406108	16658097	49.738	49.645
10) cis-Chlor...	7.373	8.211	10013458	16059168	48.042	49.233
11) Endosulfa...	7.468	8.261	9973904	14716510	48.224	48.451
12) 4,4'-DDE	7.442	8.318	8555251	15228350	50.182	49.904
13) Dieldrin	7.640	8.462	10764551	16827524	49.551	50.364
14) Endrin	7.804	8.690	8675540	12984569	50.676	52.172
15) 4,4'-DDD	7.862	8.734	6831034	12459295	49.985	50.307
16) Endosulfa...	7.961	8.837	8376714	13081497	50.808	52.402
17) 4,4'-DDT	8.058	8.960	6752460	9377461	53.362	54.182
18) Endrin Al...	8.251	9.074	7163722	12221167	55.728	58.501
19) Endosulfa...	8.551	9.264	7590534	11415769	52.421	54.184
20) Methoxychlor	8.399	9.438	2979908	4248366	52.809	51.122
21) Endrin Ke...	8.743	9.665	9112240	12358254	47.981	51.851
23) Hexachlor...	3.055f	0.000	6387	0	0.032	N.D. #
24) Hexachlor...	5.661	0.000	87225	0	0.297	N.D. #
25) Oxychlorane	7.181f	7.963	9842251	16441141	55.880	58.783
26) 2,4'-DDE	0.000	8.163	0	77594	N.D.	0.368 #
27) trans-Non...	7.442f	8.211	8555251	16059168	42.837	52.227
28) 2,4'-DDD	7.640f	0.000	10764551	0	84.604	N.D. #
29) 2,4'-DDT	7.804	8.734	8675540	12459295	59.228	60.770
30) cis-Nonac...	7.862	0.000	6831034	0	28.983	N.D. #
31) Mirex	8.551	0.000	7590534	0	56.507	N.D. #
32) Chlordane...	7.373	8.211	10013458	16059168	426.802	412.865
33) Chlordane...	7.468	8.318	9973904	15228350	346.067	474.434
34) Chlordane...	8.014	0.000	164078	0	21.568	N.D. #
35) Chlordane...	3.741f	3.760	3791	17516	NoCal	NoCal
36) Toxaphene...	7.468	8.582	9973904	31460	9469.898	11.633 #
37) Toxaphene...	7.743	8.920	64015	101597	32.918	29.173
38) Toxaphene...	8.058	8.960	6752460	9377461	1578.573	1609.578
39) Toxaphene...	0.000	0.000	0	0	N.D.	N.D.
40) Toxaphene...	8.551	9.182	7590534	794102	2308.712	158.126 #
41) Toxaphene...	0.000	9.563	0	166730	N.D.	29.698 #
42) Toxaphene...	3.741	3.760	3791	17516	NoCal	NoCal

(f)=RT Delta > 1/2 Window (#)=Amounts differ by > 40% (m)=manual int.

Quantitation Report (Not Reviewed)

Data Path : R:\data\2020-02\0B04042\
Data File : ECD5-02042018.D
Signal(s) : Signal #1: ECD1A.CH Signal #2: ECD2B.CH
Acq On : 04 Feb 2020 15:48
Operator : MJB
Sample : 0B04042-ICV1
Misc : A19I209, AB 50 ppb
ALS Vial : 17 (Sig #1); 0 (Sig #2) Sample Multiplier: 1

Integration File signal 1: PEST1.e
Integration File signal 2: PEST2.e
Quant Time: Feb 05 11:42:58 2020
Quant Method : R:\methods\ECD5_QUANTPEST_200204.M
Quant Title : Instrument: DualECD5
QLast Update : Tue Feb 04 18:01:02 2020
Response via : Initial Calibration
Integrator: ChemStation 6890 Scale Mode: Small noise peaks clipped



Quantitation Report (Not Reviewed)

Data Path : R:\data\2020-02\0B04042\REQUANT\
 Data File : ECD5-02042008.D
 Signal(s) : Signal #1: ECD1A.CH Signal #2: ECD2B.CH
 Acq On : 04 Feb 2020 12:56
 Operator : MJB
 Sample : 0B04042-CAL1
 Misc : A20B030, AB 0.5 ppb
 ALS Vial : 8 (Sig #1); 0 (Sig #2) Sample Multiplier: 1

Integration File signal 1: PEST1.e
 Integration File signal 2: PEST2.e
 Quant Time: Feb 04 18:06:57 2020
 Quant Method : R:\methods\ECD5_QUANTPEST_200204.M
 Quant Title : Instrument: DualECD5
 QLast Update : Tue Feb 04 18:01:02 2020
 Response via : Initial Calibration
 Integrator: ChemStation 6890 Scale Mode: Small noise peaks clipped

Compound	RT#1	RT#2	Resp#1	Resp#2	ng/mL	ng/mL
System Monitoring Compounds						
1) S TCMX (S)	5.251	5.958	104406	172199	0.598	0.536
22) S DCBP (S)	9.448	10.518	112239	127833	0.498	0.493
Target Compounds						
2) a-BHC	5.789	6.563	129829	195998	0.519	0.540
3) g-BHC	6.073	6.882	114201	182017	0.518	0.524
4) b-BHC	6.161	6.951	43806	86527	0.518	0.517
5) Heptachlor	6.482	7.257	123497	186939	0.559	0.524
6) d-BHC	6.308	7.205	73316	130305	0.539	0.758 #
7) Aldrin	6.721	7.524	118704	186186	0.529	0.504
8) Heptachlo...	7.183	7.962	118878	183494	0.562	0.546
9) trans-Chl...	7.280	8.103	113375	181558	0.542	0.541
10) cis-Chlor...	7.376	8.211	121380	181622	0.582	0.557
11) Endosulfa...	7.471	8.261	117726	163420	0.569	0.538
12) 4,4'-DDE	7.447	8.318	91941	152654	0.535	0.523
13) Dieldrin	7.642	8.462	114538	168734	0.527	0.513
14) Endrin	7.806	8.690	96349	128097	0.563	0.524
15) 4,4'-DDD	7.867	8.735	75459	129106	0.530	0.522
16) Endosulfa...	7.964	8.838	97106	139198	0.589	0.516
17) 4,4'-DDT	8.061	8.960	56244	60259	0.743	0.828 #
18) Endrin Al...	8.253	9.075	95867	147482	0.505	0.510
19) Endosulfa...	8.553	9.265	94818	124968	0.516	0.526
20) Methoxychlor	8.401	9.439	34122	37203	0.537	0.758 #
21) Endrin Ke...	8.746	9.665	112206	134598	0.591	0.519
23) Hexachlor...	3.054f	0.000	6900	0	0.035	N.D. #
24) Hexachlor...	0.000	6.450f	0	6250	N.D.	0.020 #
25) Oxychlordane	7.183f	7.962	118878	183494	0.478	0.656
26) 2,4'-DDE	0.000	0.000	0	0	N.D.	N.D.
27) trans-Non...	7.376f	8.211	121380	181622	0.456	0.591
28) 2,4'-DDD	7.642f	0.000	114538	0	0.900	N.D. #
29) 2,4'-DDT	7.806	8.735	96349	129106	0.658	0.597
30) cis-Nonac...	7.867	0.000	75459	0	0.320	N.D. #
31) Mirex	8.553	0.000	94818	0	0.456	N.D. #
32) Chlordane...	7.376	8.211	121380	181622	5.174	4.669
33) Chlordane...	7.471	8.318	117726	152654	4.085	4.756
34) Chlordane...	8.018	0.000	3805	0	0.500	N.D. #
35) Chlordane...	3.741f	3.736	6589	34767	NoCal	NoCal
36) Toxaphene...	7.447	0.000	91941	0	87.295	N.D. #
37) Toxaphene...	0.000	8.881f	0	82647	N.D.	23.732 #
38) Toxaphene...	8.061	8.960	56244	60259	9.298	7.813
39) Toxaphene...	0.000	0.000	0	0	N.D.	N.D.
40) Toxaphene...	8.553f	9.169f	94818	16005	28.840	3.187 #
41) Toxaphene...	0.000	0.000	0	0	N.D.	N.D.
42) Toxaphene...	3.741	3.757	6589	27791	NoCal	NoCal

MJB
2/4/20

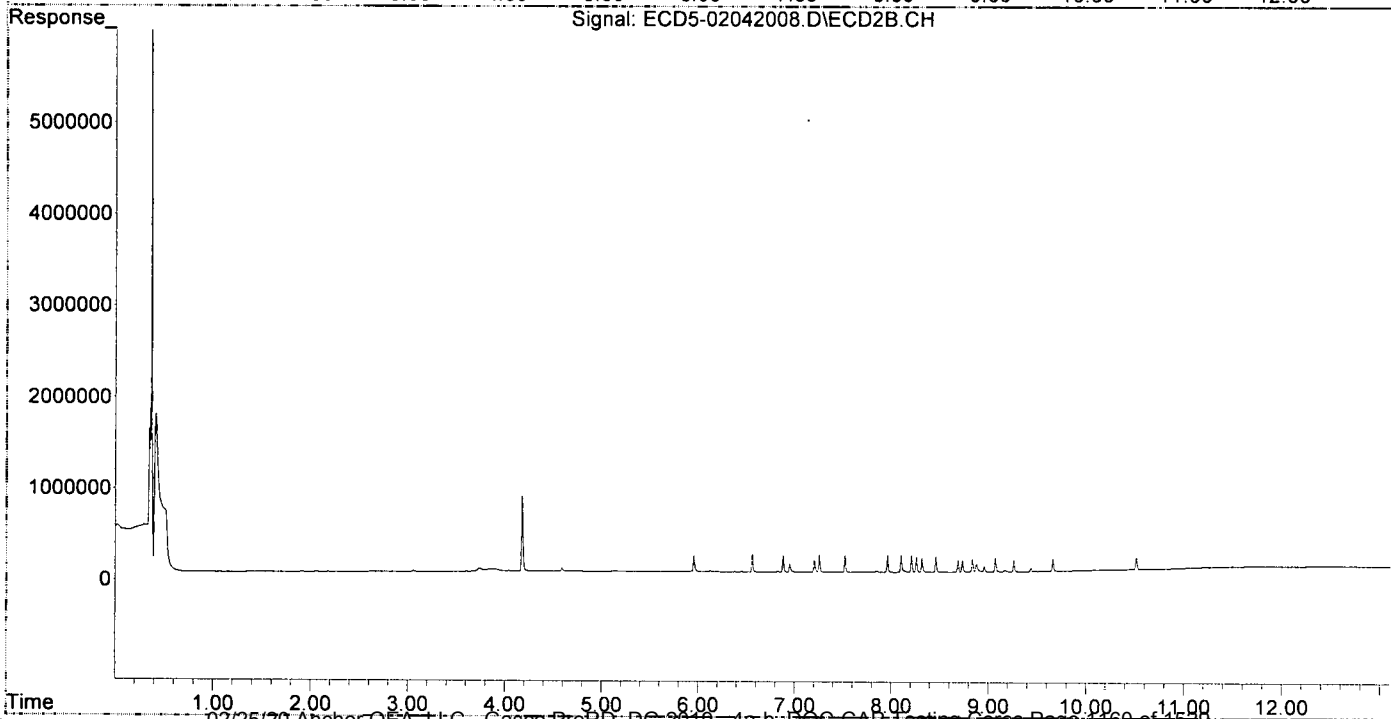
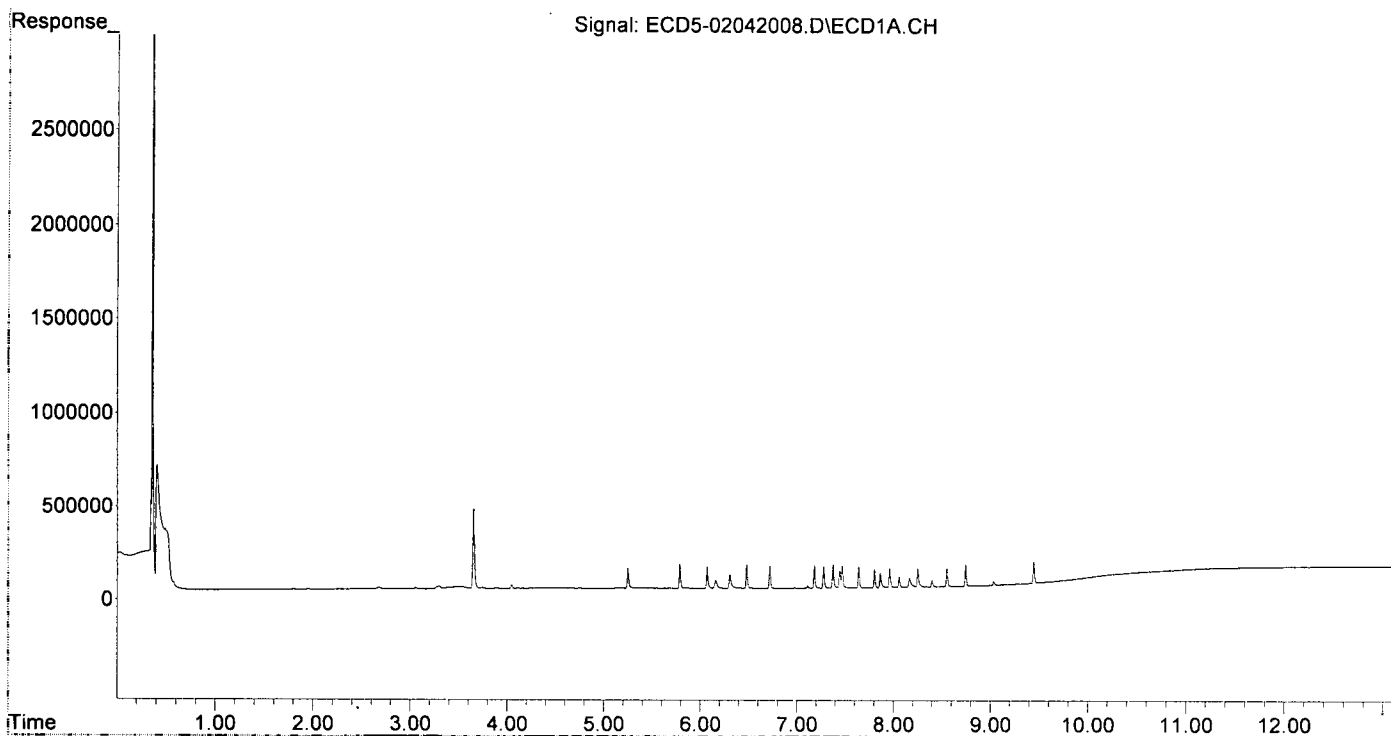
Not used
in cal.

(f)=RT Delta > 1/2 Window (#)=Amounts differ by > 40% (m)=manual int.

Quantitation Report (Not Reviewed)

Data Path : R:\data\2020-02\0B04042\REQUANT\
Data File : ECD5-02042008.D
Signal(s) : Signal #1: ECD1A.CH Signal #2: ECD2B.CH
Acq On : 04 Feb 2020 12:56
Operator : MJB
Sample : 0B04042-CAL1
Misc : A20B030, AB 0.5 ppb
ALS Vial : 8 (Sig #1); 0 (Sig #2) Sample Multiplier: 1

Integration File signal 1: PEST1.e
Integration File signal 2: PEST2.e
Quant Time: Feb 04 18:06:57 2020
Quant Method : R:\methods\ECD5_QUANTPEST_200204.M
Quant Title : Instrument: DualECD5
QLast Update : Tue Feb 04 18:01:02 2020
Response via : Initial Calibration
Integrator: ChemStation 6890 Scale Mode: Small noise peaks clipped



Quantitation Report (Not Reviewed)

Data Path : R:\data\2020-02\0B04042\REQUANT\
 Data File : ECD5-02042009.D
 Signal(s) : Signal #1: ECD1A.CH Signal #2: ECD2B.CH
 Acq On : 04 Feb 2020 13:13
 Operator : MJB
 Sample : 0B04042-CAL2
 Misc : A20B031, AB 1 ppb
 ALS Vial : 9 (Sig #1); 0 (Sig #2) Sample Multiplier: 1

Integration File signal 1: PEST1.e
 Integration File signal 2: PEST2.e
 Quant Time: Feb 04 18:07:17 2020
 Quant Method : R:\methods\ECD5_QUANTPEST_200204.M
 Quant Title : Instrument: DualeCD5
 QLast Update : Tue Feb 04 18:01:02 2020
 Response via : Initial Calibration
 Integrator: ChemStation 6890 Scale Mode: Small noise peaks clipped

MJB
2/4/20

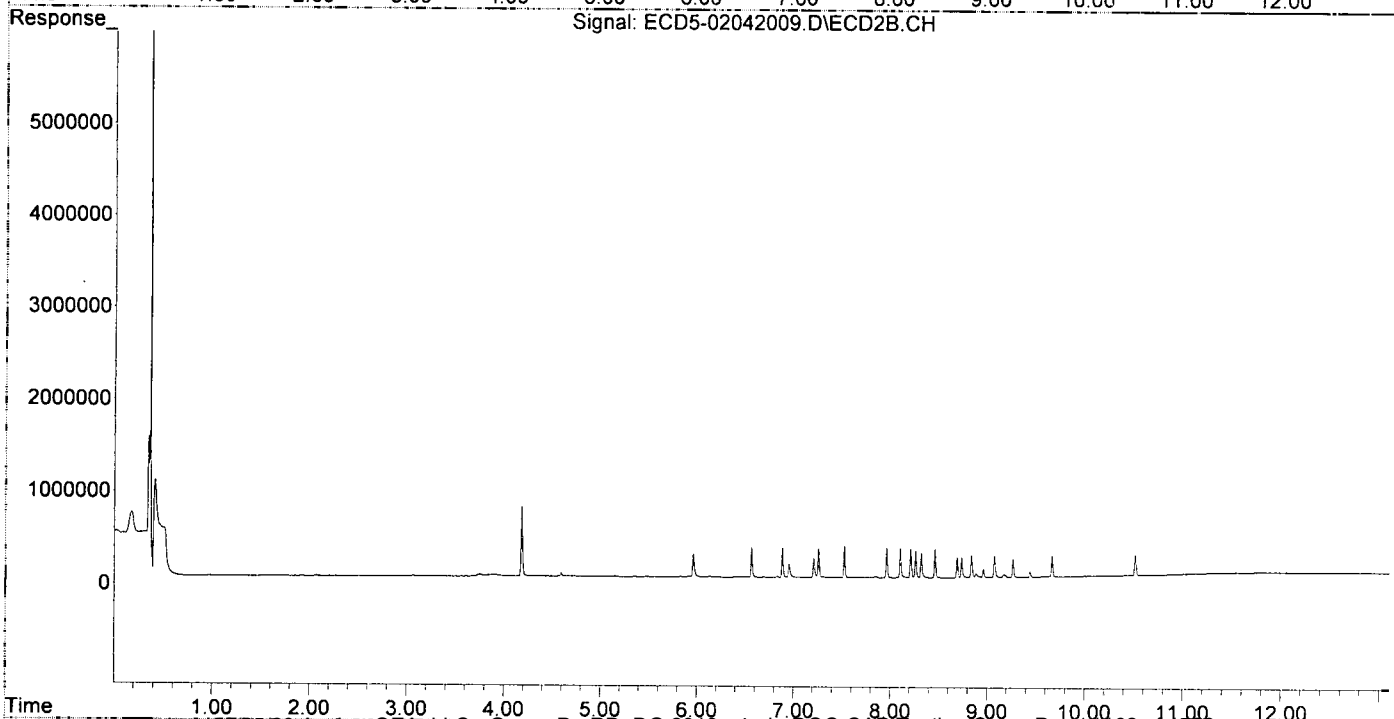
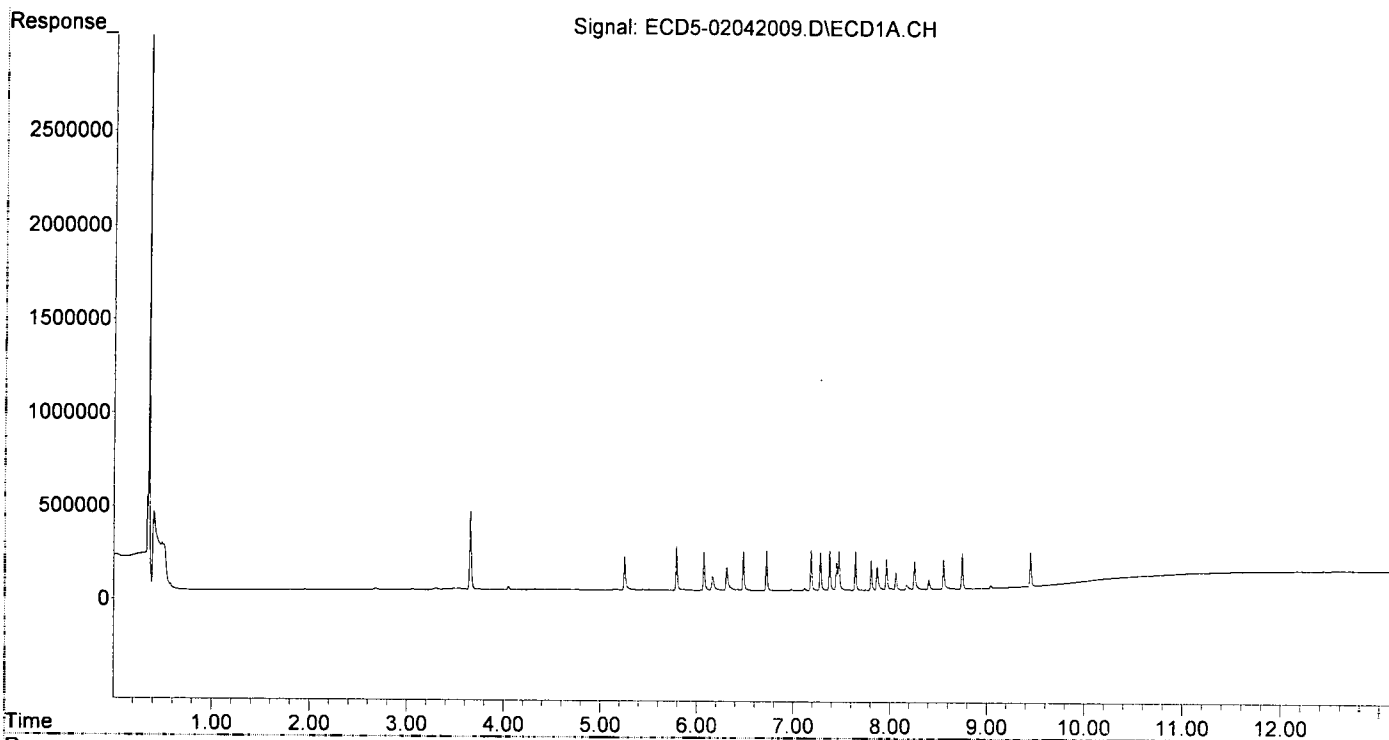
Compound	RT#1	RT#2	Resp#1	Resp#2	ng/mL	ng/mL
System Monitoring Compounds						
1) S TCMX (S)	5.253	5.961	180378	251878	1.032	0.887
22) S DCBP (S)	9.448	10.519	184662	223761	0.994	1.020
Target Compounds						
2) a-BHC	5.790	6.565	234158	322338	0.935	0.886
3) g-BHC	6.074	6.884	203172	321192	0.922	0.940
4) b-BHC	6.163	6.954	75048	141981	0.959	0.943
5) Heptachlor	6.482	7.259	209611	314402	0.949	0.929
6) d-BHC	6.310	7.208	124284	206822	0.900	1.038
7) Aldrin	6.722	7.526	212142	342868	0.946	0.928
8) Heptachlo...	7.184	7.964	211643	324099	1.001	0.964
9) trans-Chl...	7.280	8.104	204043	315016	0.975	0.939
10) cis-Chlor...	7.376	8.212	212051	312956	1.017	0.959
11) Endosulfa...	7.472	8.263	209903	289826	1.015	0.954
12) 4,4'-DDE	7.448	8.320	148033	272287	0.892	0.955
13) Dieldrin	7.643	8.463	209336	312261	0.964	0.973
14) Endrin	7.806	8.690	160910	220652	0.940	0.936
15) 4,4'-DDD	7.868	8.737	124677	223083	0.924	0.945
16) Endosulfa...	7.965	8.839	166747	242023	1.011	0.970
17) 4,4'-DDT	8.062	8.961	91002	94572	1.056	1.076
18) Endrin Al...	8.254	9.075	154629	232568	0.985	0.956
19) Endosulfa...	8.554	9.265	156425	201193	0.965	0.943
20) Methoxychlor	8.402	9.440	52719	58401	0.916	1.062
21) Endrin Ke...	8.746	9.666	189039	229675	0.995	0.966
23) Hexachlor...	3.056f	0.000	5992	0	0.030	N.D. #
24) Hexachlor...	0.000	0.000	0	0	N.D.	N.D.
25) Oxychlorane	7.184f	7.964	211643	324099	1.010	1.159
26) 2,4'-DDE	0.000	0.000	0	0	N.D.	N.D.
27) trans-Non...	7.376f	8.212	212051	312956	0.913	1.018
28) 2,4'-DDD	7.643f	0.000	209336	0	1.645	N.D. #
29) 2,4'-DDT	7.806	8.737	160910	223083	1.099	1.106
30) cis-Nonac...	7.868	0.000	124677	0	0.529	N.D. #
31) Mirex	8.554	0.000	156425	0	0.913	N.D. #
32) Chlordane...	7.376	8.212	212051	312956	9.038	8.046
33) Chlordane...	7.472	8.320	209903	272287	7.283	8.483
34) Chlordane...	8.018	0.000	7845	0	1.031	N.D. #
35) Chlordane...	3.743	3.743	4341	20169	NoCal	NoCal
36) Toxaphene...	7.448	0.000	148033	0	140.553	N.D. #
37) Toxaphene...	0.000	8.885f	0	40954	N.D.	11.760 #
38) Toxaphene...	8.062	8.961	91002	94572	17.613	14.508
39) Toxaphene...	0.000	0.000	0	0	N.D.	N.D.
40) Toxaphene...	8.554f	9.169f	156425	29462	47.578	5.867 #
41) Toxaphene...	0.000	9.566	0	7404	N.D.	1.319 #
42) Toxaphene...	3.743	3.743	4341	20169	NoCal	NoCal

(f)=RT Delta > 1/2 Window (#)=Amounts differ by > 40% (m)=manual int.

Quantitation Report (Not Reviewed)

Data Path : R:\data\2020-02\0B04042\REQUANT\
Data File : ECD5-02042009.D
Signal(s) : Signal #1: ECD1A.CH Signal #2: ECD2B.CH
Acq On : 04 Feb 2020 13:13
Operator : MJB
Sample : 0B04042-CAL2
Misc : A20B031, AB 1 ppb
ALS Vial : 9 (Sig #1); 0 (Sig #2) Sample Multiplier: 1

Integration File signal 1: PEST1.e
Integration File signal 2: PEST2.e
Quant Time: Feb 04 18:07:17 2020
Quant Method : R:\methods\ECD5_QUANTPEST_200204.M
Quant Title : Instrument: DualECD5
QLast Update : Tue Feb 04 18:01:02 2020
Response via : Initial Calibration
Integrator: ChemStation 6890 Scale Mode: Small noise peaks clipped



Quantitation Report (QT Reviewed)

Data Path : R:\data\2020-02\0B04042\REQUANT\
 Data File : ECD5-02042010.D
 Signal(s) : Signal #1: ECD1A.CH Signal #2: ECD2B.CH
 Acq On : 04 Feb 2020 13:30
 Operator : MJB
 Sample : 0B04042-CAL3
 Misc : A19K128, AB 2 ppb
 ALS Vial : 10 (Sig #1); 0 (Sig #2) Sample Multiplier: 1

Integration File signal 1: PEST1.e
 Integration File signal 2: PEST2.e
 Quant Time: Feb 04 18:47:06 2020
 Quant Method : R:\methods\ECD5_QUANTPEST_200204.M
 Quant Title : Instrument: DualECD5
 QLast Update : Tue Feb 04 18:01:02 2020
 Response via : Initial Calibration
 Integrator: ChemStation 6890 Scale Mode: Small noise peaks clipped

*MJB
2/11/20*

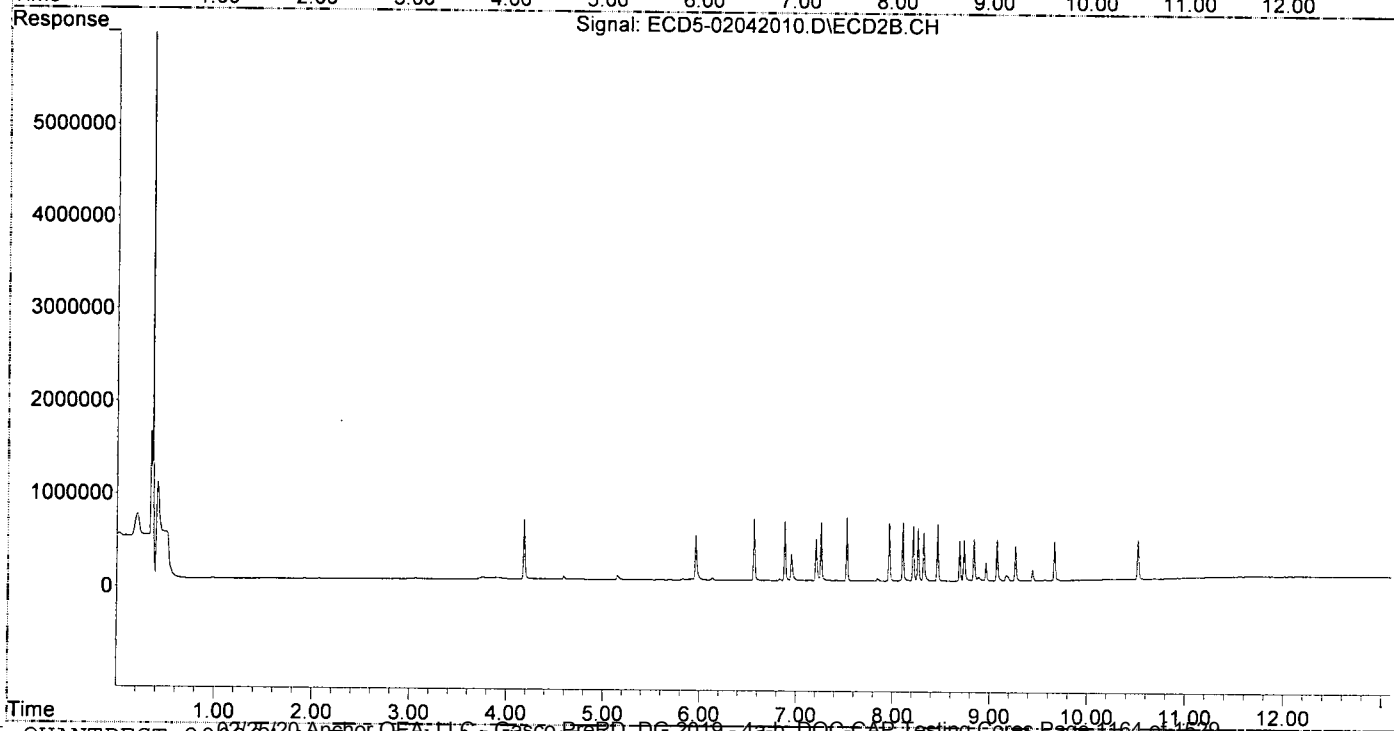
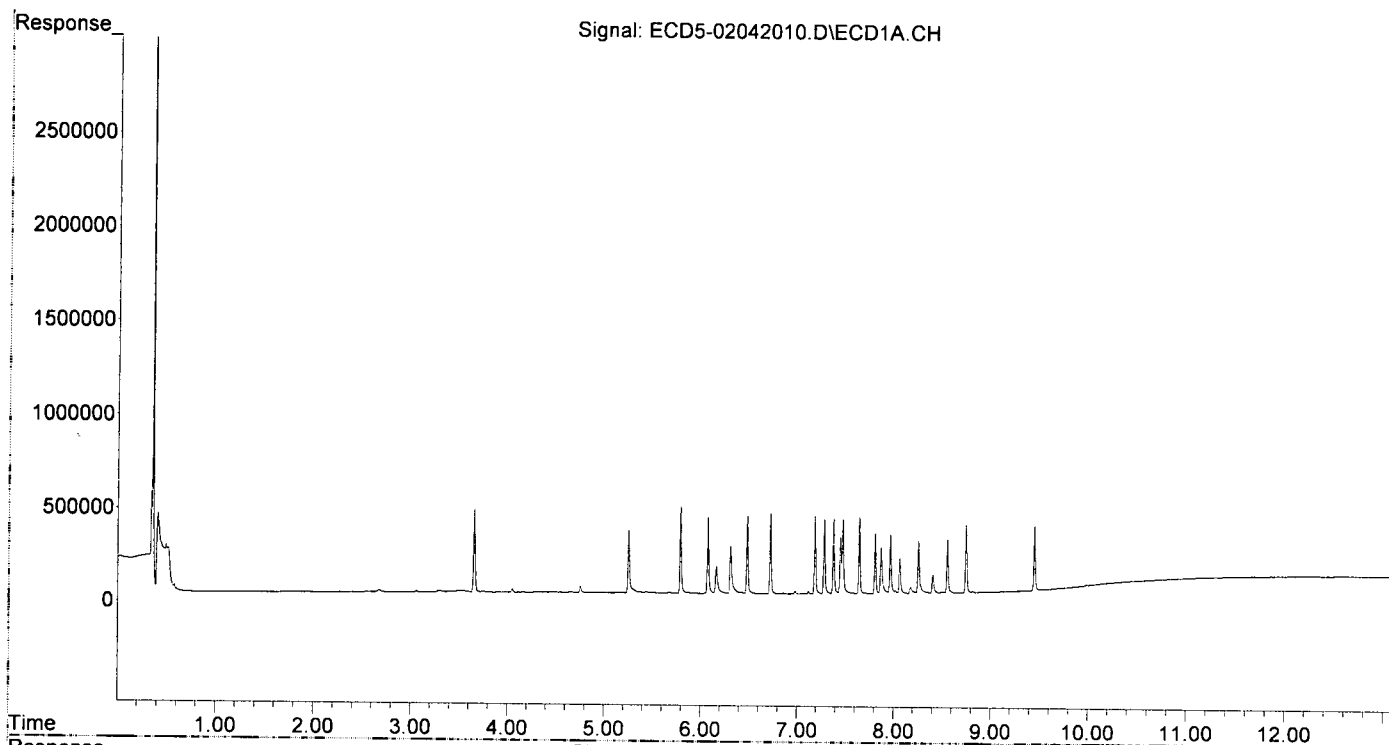
Compound	RT#1	RT#2	Resp#1	Resp#2	ng/mL	ng/mL
System Monitoring Compounds						
1) S TCMX (S)	5.252	5.961	337942	486089	1.934	1.913
22) S DCBP (S)	9.449	10.519	348042	418699	2.114	2.089
Target Compounds						
2) a-BHC	5.790	6.565	461042	673307	1.841	1.844
3) g-BHC	6.074	6.884	398593	638996	1.809	1.886
4) b-BHC	6.161	6.952	144601	281348	1.939	2.010
5) Heptachlor	6.482	7.259	416634	634903	1.886	1.945
6) d-BHC	6.309	7.207	253998	454176	1.816	1.938
7) Aldrin	6.722	7.525	428730	683713	1.911	1.850
8) Heptachlo...	7.183	7.964	414402	633383	1.959	1.884
9) trans-Chl...	7.280	8.104	398934	629524	1.907	1.876
10) cis-Chlor...	7.376	8.212	407043	595577	1.953	1.826
11) Endosulfa...	7.471	8.262	408575	570782	1.975m	1.879
12) 4,4'-DDE	7.446	8.320	303995	526118	1.883m	1.871
13) Dieldrin	7.643	8.463	410988	616283	1.892	1.946
14) Endrin	7.807	8.691	323633	439933	1.890	1.910
15) 4,4'-DDD	7.868	8.737	242906	435455	1.868	1.898
16) Endosulfa...	7.964	8.839	309034	455952	1.874	1.912
17) 4,4'-DDT	8.062	8.962	183494	199805	1.887	1.831
18) Endrin Al...	8.254	9.076	280154	444302	2.008	2.065
19) Endosulfa...	8.554	9.266	285592	370566	1.906	1.867
20) Methoxychlor	8.403	9.440	97209	115045	1.820	1.879
21) Endrin Ke...	8.746	9.666	363972	426237	1.916	1.888
23) Hexachlor...	3.056f	0.000	6928	0	0.035	N.D. #
24) Hexachlor...	5.675	0.000	5371	0	BelowCal	N.D.
25) Oxychlordane	7.183f	7.964	414402	633383	2.173	2.265
26) 2,4'-DDE	0.000	0.000	0	0	N.D.	N.D.
27) trans-Non...	7.376f	8.212	407043	595577	1.896	1.937
28) 2,4'-DDD	7.643f	0.000	410988	0	3.230	N.D. #
29) 2,4'-DDT	7.807f	8.737	323633	435455	2.209	2.254
30) cis-Nonac...	7.868	0.000	242906	0	1.031	N.D. #
31) Mirex	8.554	9.697f	285592	13351	1.871	BelowCal #
32) Chlordane...	7.376	8.212	407043	595577	17.349	15.312
33) Chlordane...	7.471	8.320	410026	526118	14.227	16.391
34) Chlordane...	8.062f	0.000	183494	0	24.120	N.D. #
35) Chlordane...	3.743	3.762	6679	22409	NoCal	NoCal
36) Toxaphene...	7.471	0.000	410026	0	389.306	N.D. #
37) Toxaphene...	0.000	8.886f	0	42774	N.D.	12.282 #
38) Toxaphene...	8.062	8.962	183494	199805	39.731	34.995
39) Toxaphene...	0.000	0.000	0	0	N.D.	N.D.
40) Toxaphene...	8.554f	9.170f	285592	56921	86.865	11.334 #
41) Toxaphene...	0.000	9.566	0	6631	N.D.	1.181 #
42) Toxaphene...	3.743	3.762	6679	22409	NoCal	NoCal

(f)=RT Delta > 1/2 Window (#)=Amounts differ by > 40% (m)=manual int.

Quantitation Report (QT Reviewed)

Data Path : R:\data\2020-02\0B04042\REQUANT\
Data File : ECD5-02042010.D
Signal(s) : Signal #1: ECD1A.CH Signal #2: ECD2B.CH
Acq On : 04 Feb 2020 13:30
Operator : MJB
Sample : 0B04042-CAL3
Misc : A19K128, AB 2 ppb
ALS Vial : 10 (Sig #1); 0 (Sig #2) Sample Multiplier: 1

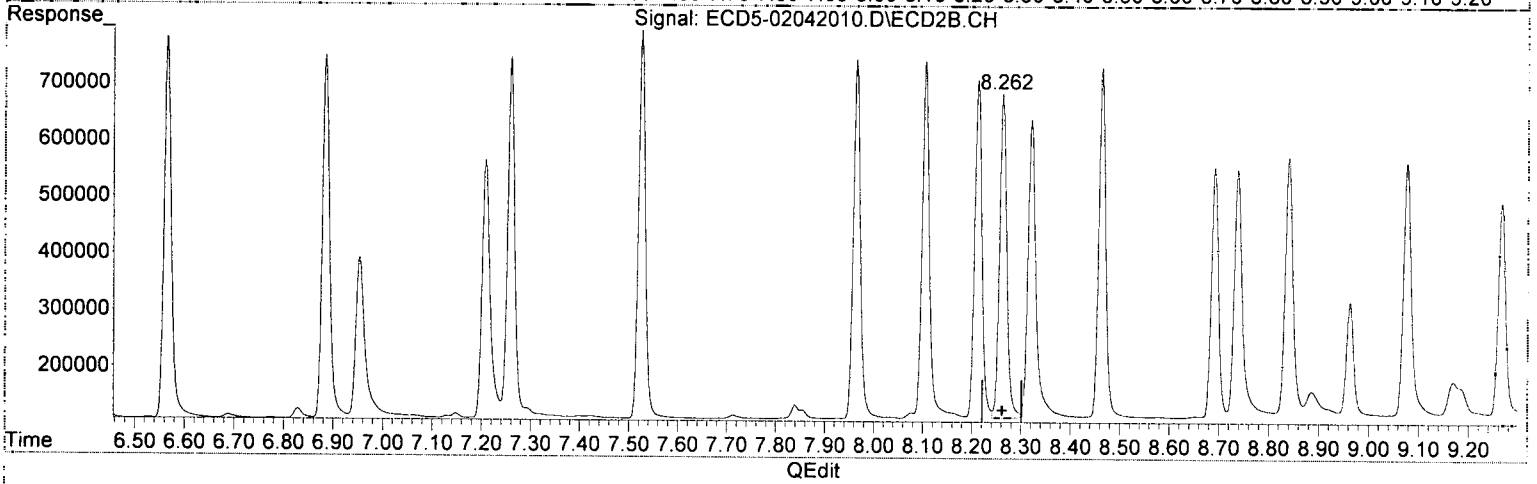
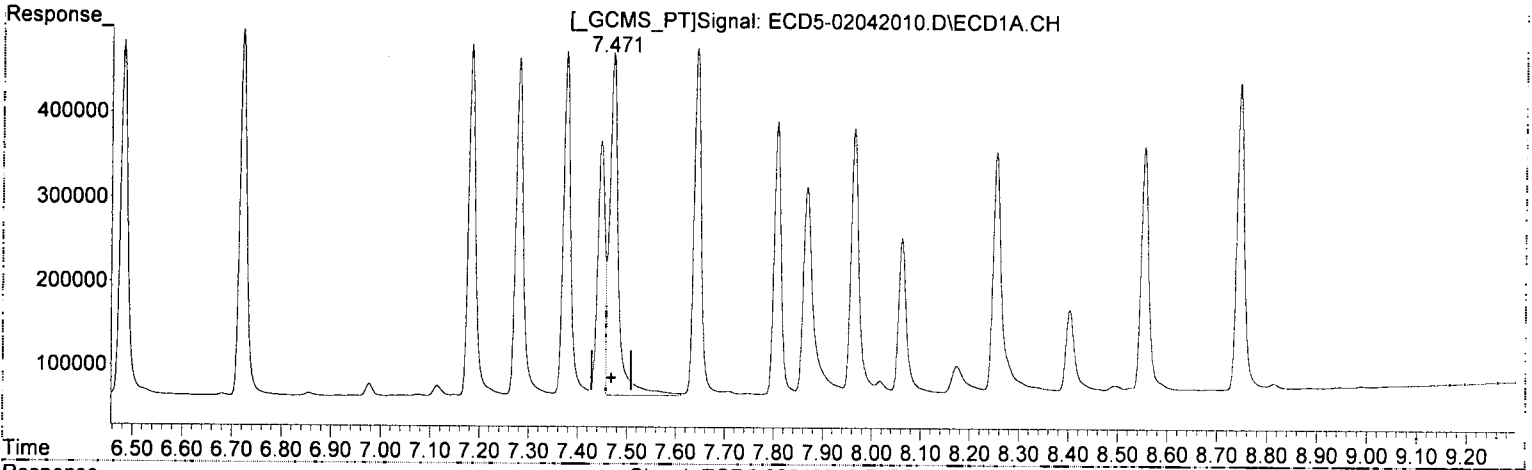
Integration File signal 1: PEST1.e
Integration File signal 2: PEST2.e
Quant Time: Feb 04 18:47:06 2020
Quant Method : R:\methods\ECD5_QUANTPEST_200204.M
Quant Title : Instrument: DualECD5
QLast Update : Tue Feb 04 18:01:02 2020
Response via : Initial Calibration
Integrator: ChemStation 6890 Scale Mode: Small noise peaks clipped



Quantitation Report (Qedit)

Data Path : R:\data\2020-02\0B04042\REQUANT\
Data File : ECD5-02042010.D
Signal(s) : Signal #1: ECD1A.CH Signal #2: ECD2B.CH
Acq On : 04 Feb 2020 13:30
Operator : MJB
Sample : 0B04042-CAL3
Misc : A19K128, AB 2 ppb
ALS Vial : 10 (Sig #1); 0 (Sig #2) Sample Multiplier: 1

Integration File signal 1: PEST1.e
Integration File signal 2: PEST2.e
Quant Time: Feb 04 18:07:38 2020
Quant Method : R:\methods\ECD5_QUANTPEST_200204.M
Quant Title : Instrument: DualECD5
QLast Update : Tue Feb 04 18:01:02 2020
Response via : Initial Calibration
Integrator: ChemStation 6890 Scale Mode: Small noise peaks clipped



(11) Endosulfan I
7.471min 1.975 ng/mL (m)
response 408575

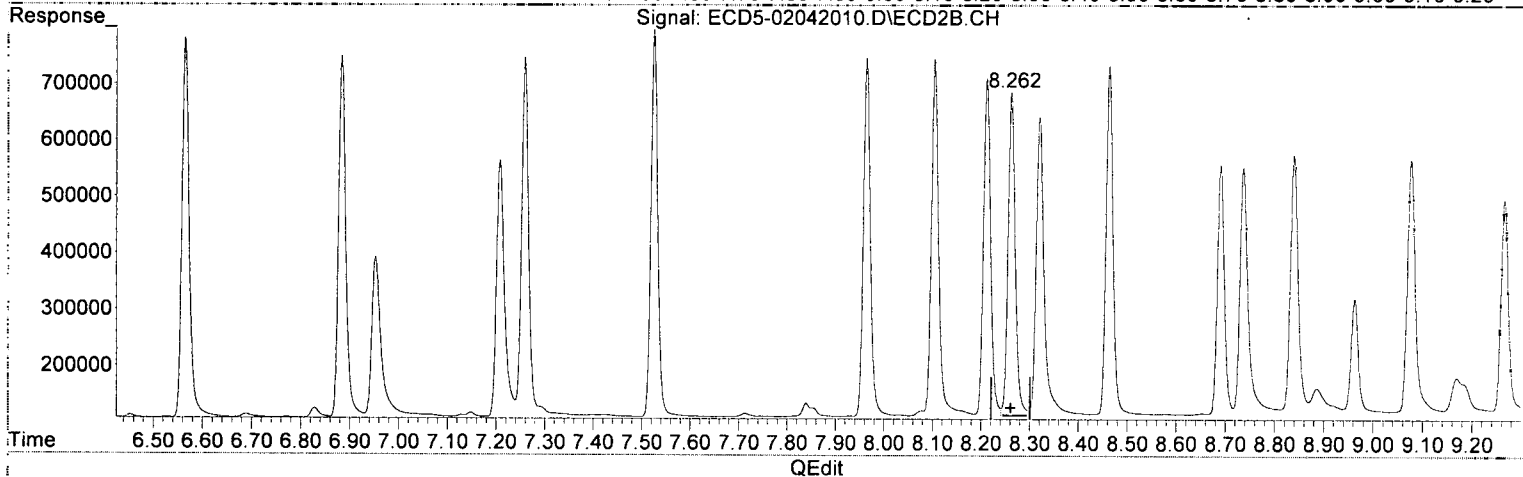
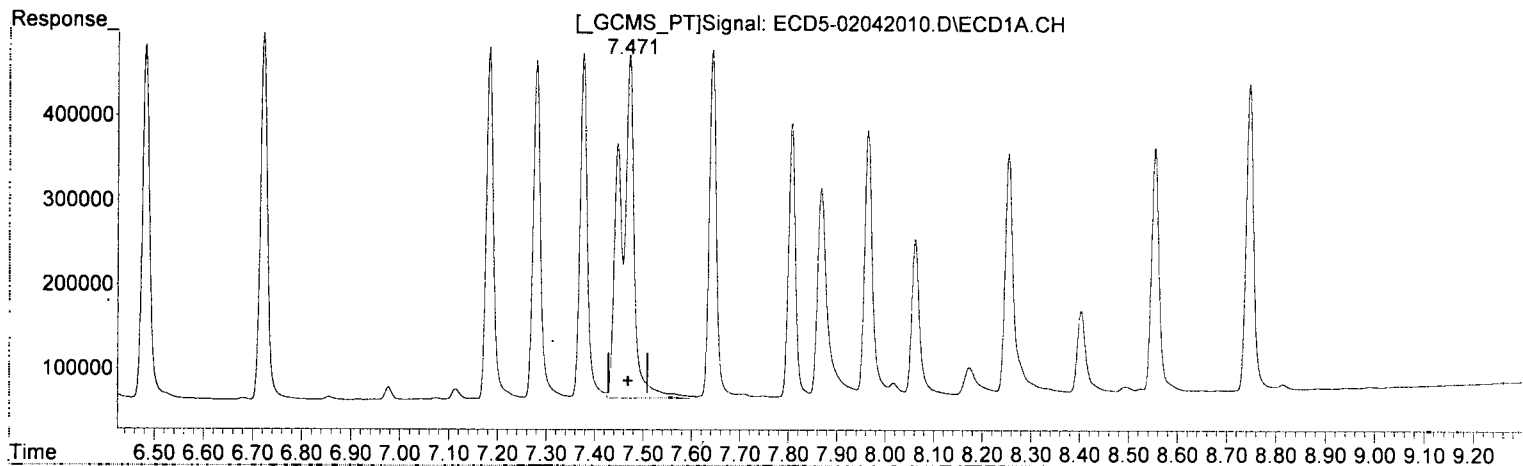
MJB
2/4/20

(11) Endosulfan I #2
8.262min 1.879 ng/mL
response 570782

Quantitation Report (Qedit)

Data Path : R:\data\2020-02\0B04042\REQUANT\
Data File : ECD5-02042010.D
Signal(s) : Signal #1: ECD1A.CH Signal #2: ECD2B.CH
Acq On : 04 Feb 2020 13:30
Operator : MJB
Sample : 0B04042-CAL3
Misc : A19K128, AB 2 ppb
ALS Vial : 10 (Sig #1); 0 (Sig #2) Sample Multiplier: 1

Integration File signal 1: PEST1.e
Integration File signal 2: PEST2.e
Quant Time: Feb 04 18:07:38 2020
Quant Method : R:\methods\ECD5_QUANTPEST_200204.M
Quant Title : Instrument: DualECD5
QLast Update : Tue Feb 04 18:01:02 2020
Response via : Initial Calibration
Integrator: ChemStation 6890 Scale Mode: Small noise peaks clipped



(11) Endosulfan I
7.471min 1.982 ng/mL
response 410026

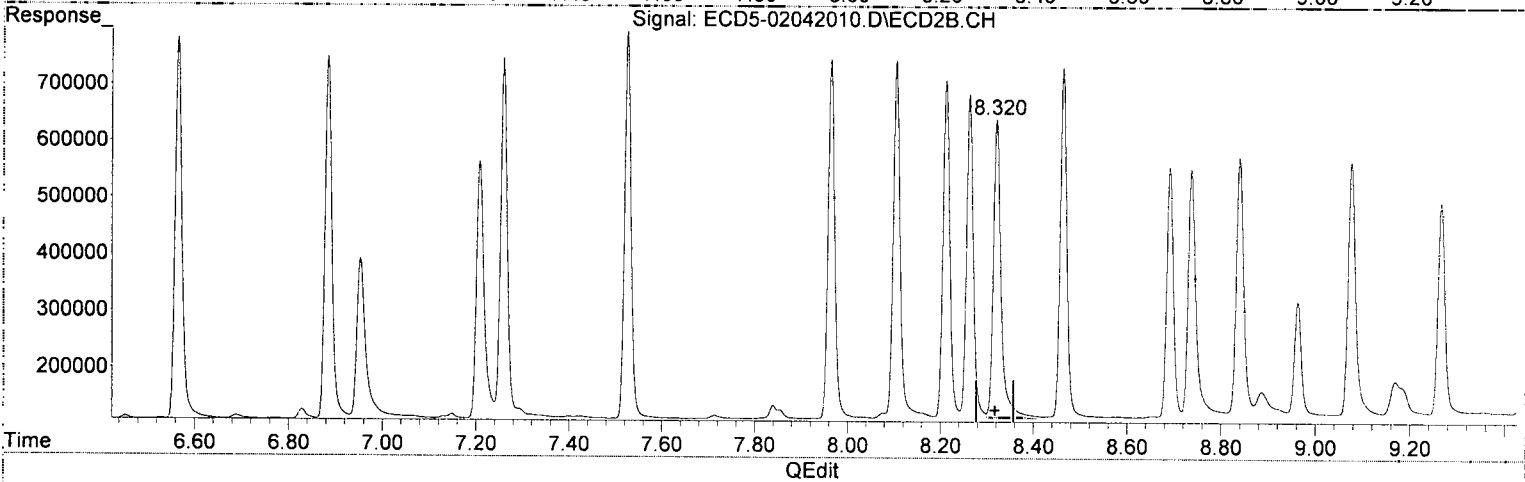
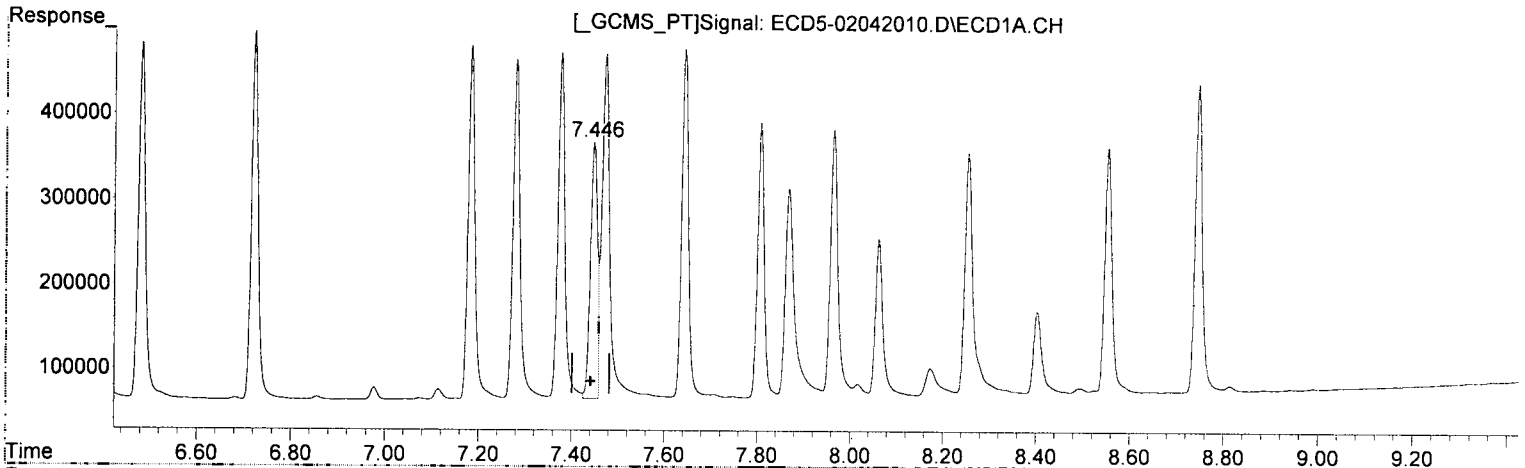
MJB
2/4/20

(11) Endosulfan I #2
8.262min 1.879 ng/mL
response 570782

Quantitation Report (Qedit)

Data Path : R:\data\2020-02\0B04042\REQUANT\
Data File : ECD5-02042010.D
Signal(s) : Signal #1: ECD1A.CH Signal #2: ECD2B.CH
Acq On : 04 Feb 2020 13:30
Operator : MJB
Sample : 0B04042-CAL3
Misc : A19K128, AB 2 ppb
ALS Vial : 10 (Sig #1); 0 (Sig #2) Sample Multiplier: 1

Integration File signal 1: PEST1.e
Integration File signal 2: PEST2.e
Quant Time: Feb 04 18:07:38 2020
Quant Method : R:\methods\ECD5_QUANTPEST_200204.M
Quant Title : Instrument: DualECD5
QLast Update : Tue Feb 04 18:01:02 2020
Response via : Initial Calibration
Integrator: ChemStation 6890 Scale Mode: Small noise peaks clipped



(12) 4,4'-DDE
7.446min 1.883 ng/mL (m)
response 303995

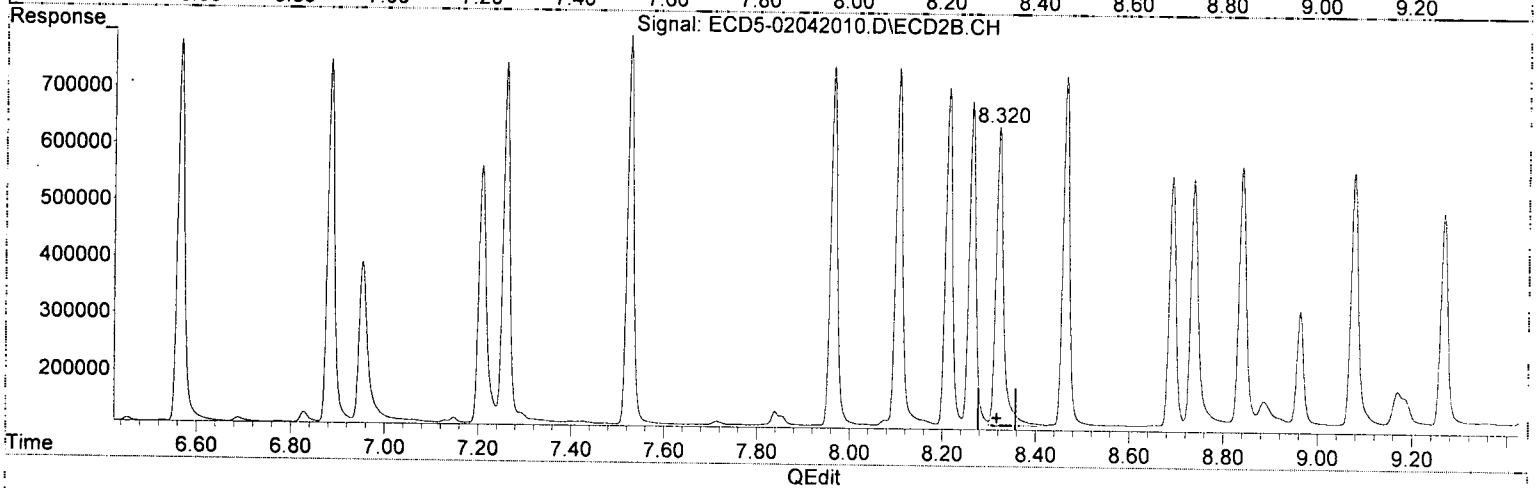
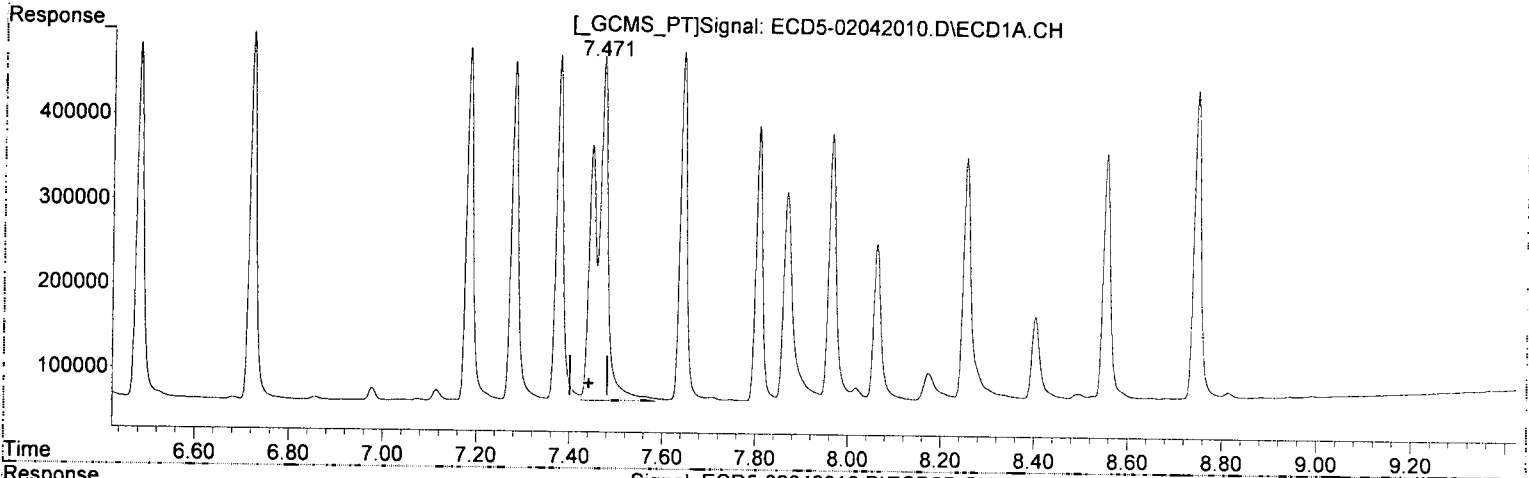
MJB
2/4/20

(12) 4,4'-DDE #2
8.320min 1.871 ng/mL
response 526118

Quantitation Report (Qedit)

Data Path : R:\data\2020-02\0B04042\REQUANT\
Data File : ECD5-02042010.D
Signal(s) : Signal #1: ECD1A.CH Signal #2: ECD2B.CH
Acq On : 04 Feb 2020 13:30
Operator : MJB
Sample : 0B04042-CAL3
Misc : A19K128, AB 2 ppb
ALS Vial : 10 (Sig #1); 0 (Sig #2) Sample Multiplier: 1

Integration File signal 1: PEST1.e
Integration File signal 2: PEST2.e
Quant Time: Feb 04 18:07:38 2020
Quant Method : R:\methods\ECD5_QUANTPEST_200204.M
Quant Title : Instrument: DualECD5
QLast Update : Tue Feb 04 18:01:02 2020
Response via : Initial Calibration
Integrator: ChemStation 6890 Scale Mode: Small noise peaks clipped



(12) 4,4'-DDE
7.471min 2.554 ng/mL
response 410026

MR
2/4/20

(12) 4,4'-DDE #2
8.320min 1.871 ng/mL
response 526118

Data Path : R:\data\2020-02\0B04042\REQUANT\
 Data File : ECD5-02042010.D
 Signal(s) : Signal #1: ECD1A.CH Signal #2: ECD2B.CH
 Acq On : 04 Feb 2020 13:30
 Operator : MJB
 Sample : 0B04042-CAL3
 Misc : A19K128, AB 2 ppb
 ALS Vial : 10 (Sig #1); 0 (Sig #2) Sample Multiplier: 1

Integration File signal 1: PEST1.e
 Integration File signal 2: PEST2.e
 Quant Time: Feb 04 18:07:38 2020
 Quant Method : R:\methods\ECD5_QUANTPEST_200204.M
 Quant Title : Instrument: DualECD5
 QLast Update : Tue Feb 04 18:01:02 2020
 Response via : Initial Calibration
 Integrator: ChemStation 6890 Scale Mode: Small noise peaks clipped

MJ
MB
2/11/20

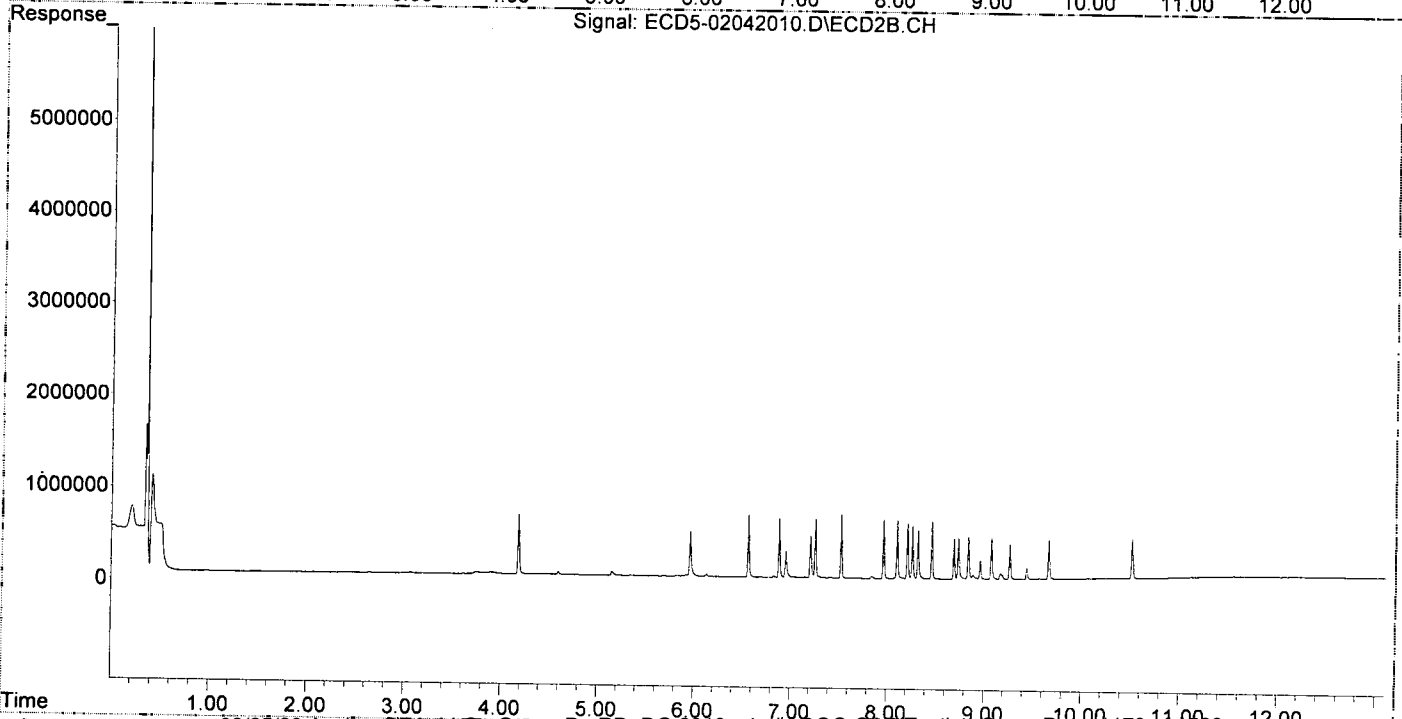
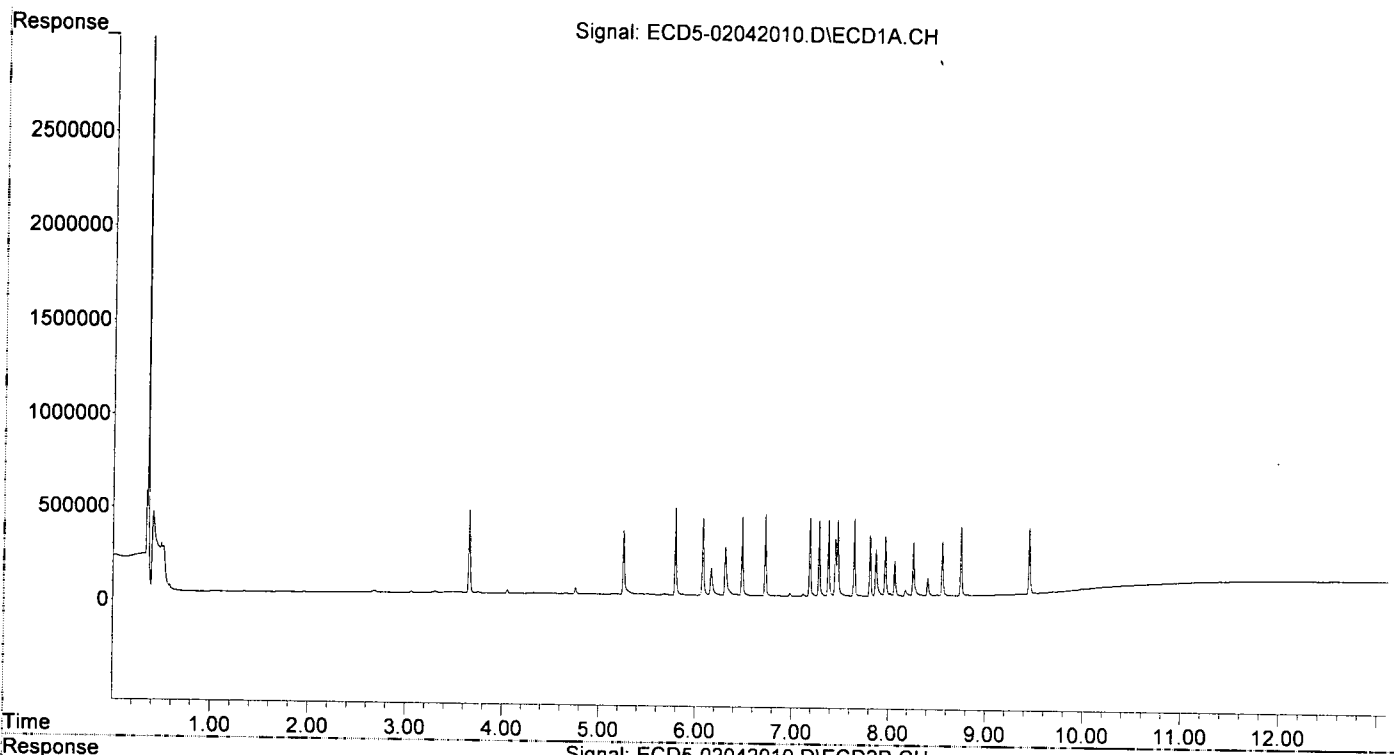
Compound	RT#1	RT#2	Resp#1	Resp#2	ng/mL	ng/mL
System Monitoring Compounds						
1) S TCMX (S)	5.252	5.961	337942	486089	1.934	1.913
22) S DCBP (S)	9.449	10.519	348042	418699	2.114	2.089
Target Compounds						
2) a-BHC	5.790	6.565	461042	673307	1.841	1.844
3) g-BHC	6.074	6.884	398593	638996	1.809	1.886
4) b-BHC	6.161	6.952	144601	281348	1.939	2.010
5) Heptachlor	6.482	7.259	416634	634903	1.886	1.945
6) d-BHC	6.309	7.207	253998	454176	1.816	1.938
7) Aldrin	6.722	7.525	428730	683713	1.911	1.850
8) Heptachlo...	7.183	7.964	414402	633383	1.959	1.884
9) trans-Chl...	7.280	8.104	399934	629524	1.907	1.876
10) cis-Chlor...	7.376	8.212	407043	595577	1.953	1.826
11) Endosulfa...	7.471	8.262	410026	570782	1.982	1.879
12) 4,4'-DDE	7.471f	8.320	410026	526118	2.554	1.871
13) Dieldrin	7.643	8.463	410988	616283	1.892	1.946
14) Endrin	7.807	8.691	323633	439933	1.890	1.910
15) 4,4'-DDD	7.868	8.737	242906	435455	1.868	1.898
16) Endosulfa...	7.964	8.839	309034	455952	1.874	1.912
17) 4,4'-DDT	8.062	8.962	183494	199805	1.887	1.831
18) Endrin Al...	8.254	9.076	280154	444302	2.008	2.065
19) Endosulfa...	8.554	9.266	285592	370566	1.906	1.867
20) Methoxychlor	8.403	9.440	97209	115045	1.820	1.879
21) Endrin Ke...	8.746	9.666	363972	426237	1.916	1.888
23) Hexachlor...	3.056f	0.000	6928	0	0.035	N.D. #
24) Hexachlor...	5.675	0.000	5371	0	BelowCal	N.D.
25) Oxylchlorane	7.183f	7.964	414402	633383	2.173	2.265
26) 2,4'-DDE	0.000	0.000	0	0	N.D.	N.D.
27) trans-Non...	7.376f	8.212	407043	595577	1.896	1.937
28) 2,4'-DDD	7.643f	0.000	410988	0	3.230	N.D. #
29) 2,4'-DDT	7.807f	8.737	323633	435455	2.209	2.254
30) cis-Nonac...	7.868	0.000	242906	0	1.031	N.D. #
31) Mirex	8.554	9.697f	285592	13351	1.871	BelowCal #
32) Chlordane...	7.376	8.212	407043	595577	17.349	15.312
33) Chlordane...	7.471	8.320	410026	526118	14.227	16.391
34) Chlordane...	8.062f	0.000	183494	0	24.120	N.D. #
35) Chlordane...	3.743	3.762	6679	22409	NoCal	NoCal
36) Toxaphene...	7.471	0.000	410026	0	389.306	N.D. #
37) Toxaphene...	0.000	8.886f	0	42774	N.D.	12.282 #
38) Toxaphene...	8.062	8.962	183494	199805	39.731	34.995
39) Toxaphene...	0.000	0.000	0	0	N.D.	N.D.
40) Toxaphene...	8.554f	9.170f	285592	56921	86.865	11.334 #
41) Toxaphene...	0.000	9.566	0	6631	N.D.	1.181 #
42) Toxaphene...	3.743	3.762	6679	22409	NoCal	NoCal

(f)=RT Delta > 1/2 Window (#)=Amounts differ by > 40% (m)=manual int.

Quantitation Report (Not Reviewed)

Data Path : R:\data\2020-02\0B04042\REQUANT\
Data File : ECD5-02042010.D
Signal(s) : Signal #1: ECD1A.CH Signal #2: ECD2B.CH
Acq On : 04 Feb 2020 13:30
Operator : MJB
Sample : 0B04042-CAL3
Misc : A19K128, AB 2 ppb
ALS Vial : 10 (Sig #1); 0 (Sig #2) Sample Multiplier: 1

Integration File signal 1: PEST1.e
Integration File signal 2: PEST2.e
Quant Time: Feb 04 18:07:38 2020
Quant Method : R:\methods\ECD5_QUANTPEST_200204.M
Quant Title : Instrument: DualECD5
QLast Update : Tue Feb 04 18:01:02 2020
Response via : Initial Calibration
Integrator: ChemStation 6890 Scale Mode: Small noise peaks clipped



Quantitation Report (QT Reviewed)

Data Path : R:\data\2020-02\0B04042\REQUANT\
 Data File : ECD5-02042011.D
 Signal(s) : Signal #1: ECD1A.CH Signal #2: ECD2B.CH
 Acq On : 04 Feb 2020 13:48
 Operator : MJB
 Sample : 0B04042-CAL4
 Misc : A19K130, AB 5 ppb.
 ALS Vial : 11 (Sig #1); 0 (Sig #2) Sample Multiplier: 1

Integration File signal 1: PEST1.e
 Integration File signal 2: PEST2.e
 Quant Time: Feb 04 18:50:20 2020
 Quant Method : R:\methods\ECD5_QUANTPEST_200204.M
 Quant Title : Instrument: DualECD5
 QLast Update : Tue Feb 04 18:01:02 2020
 Response via : Initial Calibration
 Integrator: ChemStation 6890 Scale Mode: Small noise peaks clipped

MJB
2/4/20

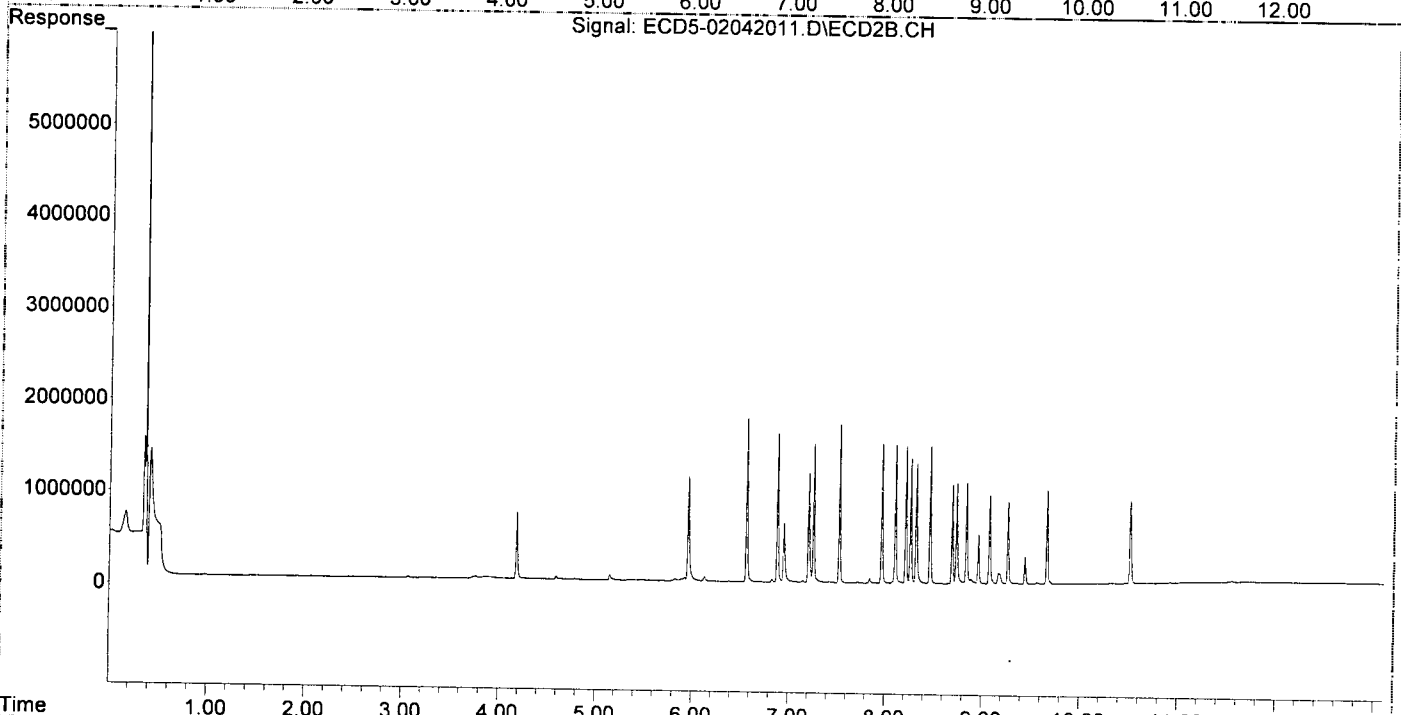
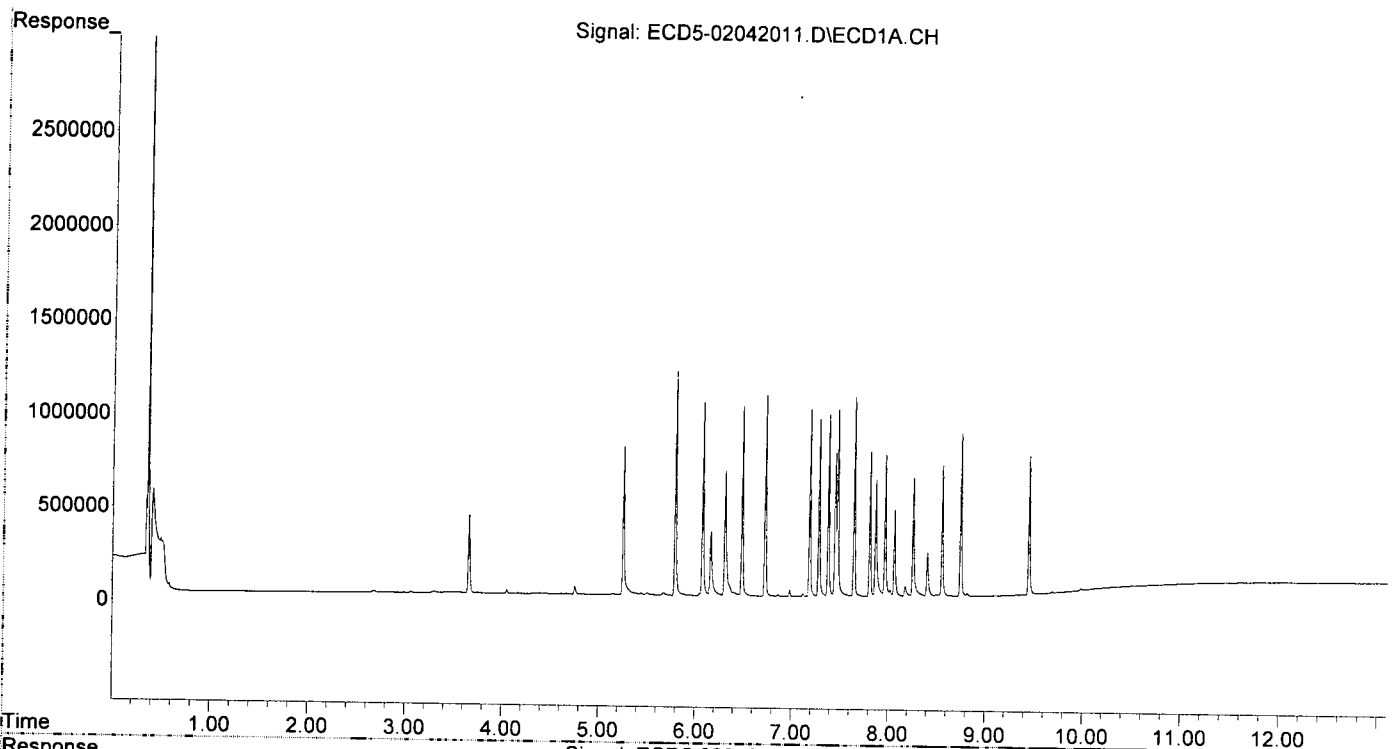
	Compound	RT#1	RT#2	Resp#1	Resp#2	ng/mL	ng/mL
System Monitoring Compounds							
1)	S TCMX (S)	5.251	5.960	792379	1129945	4.535	4.708
22)	S DCBP (S)	9.448	10.518	732233	894977	4.742	4.691
Target Compounds							
2)	a-BHC	5.789	6.565	1197007	1763687	4.781	4.791
3)	g-BHC	6.073	6.883	1032948	1599238	4.688	4.724
4)	b-BHC	6.158	6.951	342283	635457	4.704	4.706
5)	Heptachlor	6.481	7.258	1012315	1494471	4.582	4.651
6)	d-BHC	6.306	7.206	669857	1173949	4.722	4.530
7)	Aldrin	6.721	7.525	1073720	1708938	4.787	4.625
8)	Heptachlo...	7.183	7.963	997585	1505327	4.716	4.478
9)	trans-Chl...	7.279	8.104	942001	1496523	4.502	4.460
10)	cis-Chlor...	7.375	8.211	966007	1482328	4.635	4.544
11)	Endosulfa...	7.470	8.262	1005605	1350916	4.862m	4.448
12)	4,4'-DDE	7.445	8.319	772248	1296078	4.836m	4.626
13)	Dieldrin	7.642	8.462	1060154	1486247	4.880	4.715
14)	Endrin	7.806	8.690	774869	1077415	4.526	4.718
15)	4,4'-DDD	7.867	8.736	595769	1082653	4.667	4.775
16)	Endosulfa...	7.963	8.838	735730	1089560	4.463	4.683
17)	4,4'-DDT	8.061	8.961	455348	539790	4.307	4.236
18)	Endrin Al...	8.253	9.075	630669	956189	4.858	4.728
19)	Endosulfa...	8.553	9.265	695676	888717	4.880	4.665
20)	Methoxychlor	8.402	9.439	229183	288429	4.475	4.347
21)	Endrin Ke...	8.745	9.665	864924	1020346	4.554	4.652
23)	Hexachlor...	3.055f	0.000	6191	0	0.031	N.D. #
24)	Hexachlor...	5.672	0.000	12431	0	BelowCal	N.D.
25)	Oxychlorthane	7.183f	7.963	997585	1505327	5.516	5.382
26)	2,4'-DDE	0.000	0.000	0	0	N.D.	N.D.
27)	trans-Non...	7.375f	8.211	966007	1482328	4.714	4.821
28)	2,4'-DDD	7.642f	0.000	1060154	0	8.332	N.D. #
29)	2,4'-DDT	7.806	8.736	774869	1082653	5.290	5.722
30)	cis-Nonac...	7.867	0.000	595769	0	2.528	N.D. #
31)	Mirex	8.553	9.697f	695676	28703	4.915	BelowCal #
32)	Chlordane...	7.375	8.211	966007	1482328	41.174	38.109
33)	Chlordane...	7.470	8.319	1001348	1296078	34.744	40.379
34)	Chlordane...	8.061f	0.000	455348	0	59.854	N.D. #
35)	Chlordane...	3.742f	3.746	4693	17174	NoCal	NoCal
36)	Toxaphene...	7.470	0.000	1001348	0	950.747	N.D. #
37)	Toxaphene...	0.000	8.885f	0	51293	N.D.	14.729 #
38)	Toxaphene...	8.061	8.961	455348	539790	104.664	100.706
39)	Toxaphene...	0.000	0.000	0	0	N.D.	N.D.
40)	Toxaphene...	8.553	9.168f	695676	110669	211.594	22.037 #
41)	Toxaphene...	0.000	9.564	0	15704	N.D.	2.797 #
42)	Toxaphene...	3.742	3.746	4693	17174	NoCal	NoCal

(f)=RT Delta > 1/2 Window (#)=Amounts differ by > 40% (m)=manual int.

Quantitation Report (QT Reviewed)

Data Path : R:\data\2020-02\0B04042\REQUANT\
Data File : ECD5-02042011.D
Signal(s) : Signal #1: ECD1A.CH Signal #2: ECD2B.CH
Acq On : 04 Feb 2020 13:48
Operator : MJB
Sample : 0B04042-CAL4
Misc : A19K130, AB 5 ppb
ALS Vial : 11 (Sig #1); 0 (Sig #2) Sample Multiplier: 1

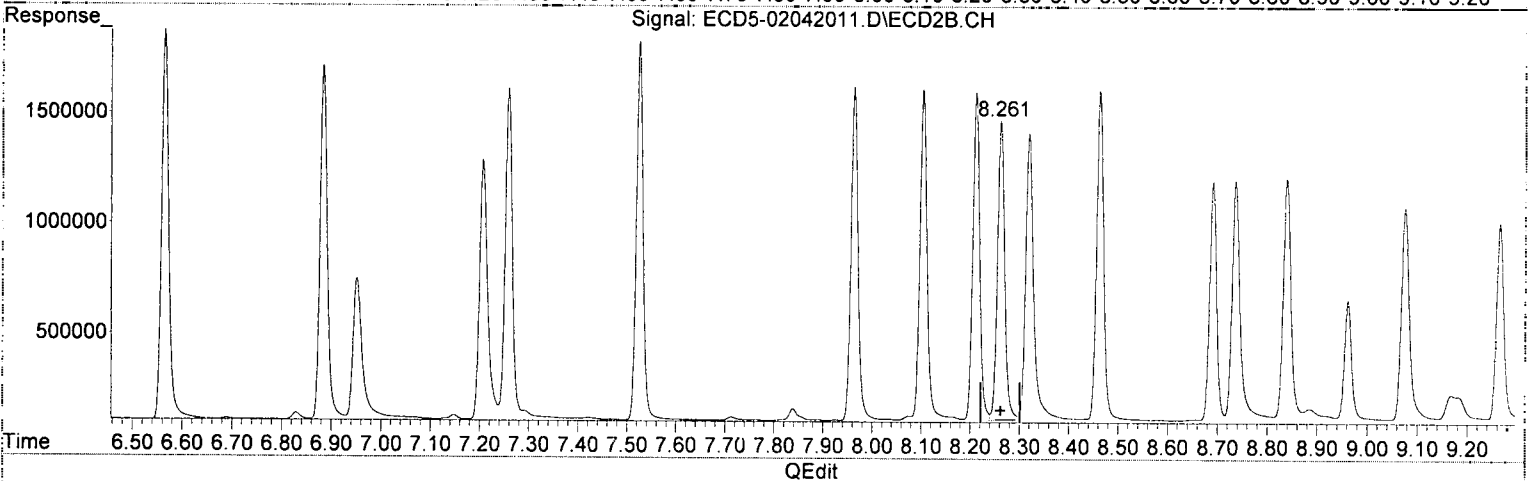
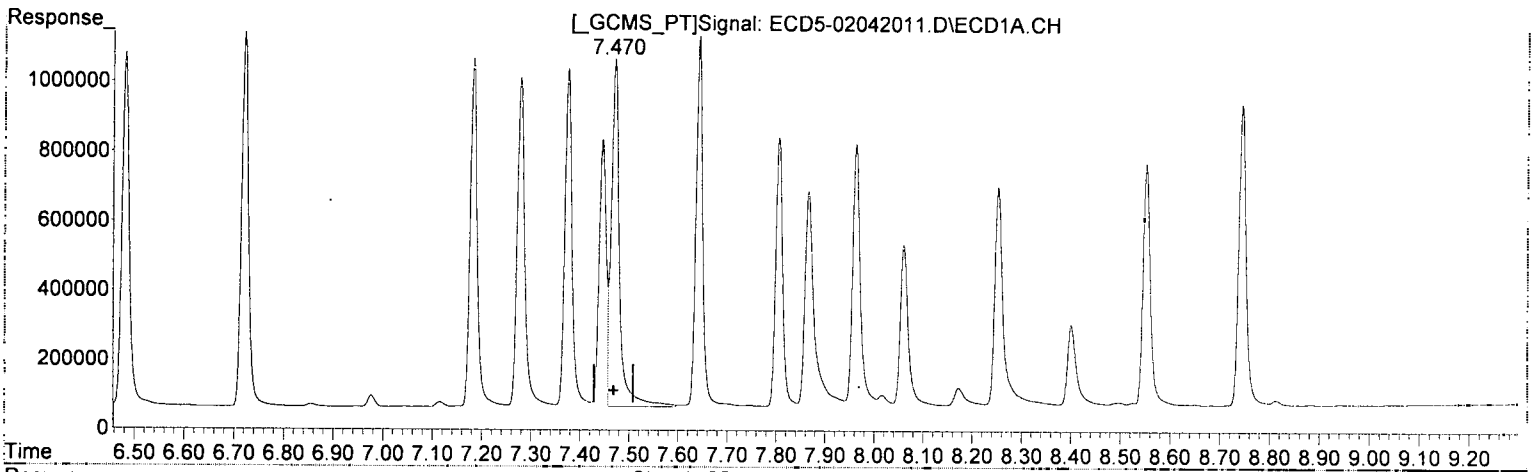
Integration File signal 1: PEST1.e
Integration File signal 2: PEST2.e
Quant Time: Feb 04 18:50:20 2020
Quant Method : R:\methods\ECD5_QUANTPEST_200204.M
Quant Title : Instrument: DualECD5
QLast Update : Tue Feb 04 18:01:02 2020
Response via : Initial Calibration
Integrator: ChemStation 6890 Scale Mode: Small noise peaks clipped



Quantitation Report (Qedit)

Data Path : R:\data\2020-02\0B04042\REQUANT\
Data File : ECD5-02042011.D
Signal(s) : Signal #1: ECD1A.CH Signal #2: ECD2B.CH
Acq On : 04 Feb 2020 13:48
Operator : MJB
Sample : 0B04042-CAL4
Misc : A19K130, AB 5 ppb
ALS Vial : 11 (Sig #1); 0 (Sig #2) Sample Multiplier: 1

Integration File signal 1: PEST1.e
Integration File signal 2: PEST2.e
Quant Time: Feb 04 18:08:36 2020
Quant Method : R:\methods\ECD5_QUANTPEST_200204.M
Quant Title : Instrument: DualECD5
QLast Update : Tue Feb 04 18:01:02 2020
Response via : Initial Calibration
Integrator: ChemStation 6890 Scale Mode: Small noise peaks clipped



(11) Endosulfan I
7.470min 4.862 ng/mL (m)
response 1005605

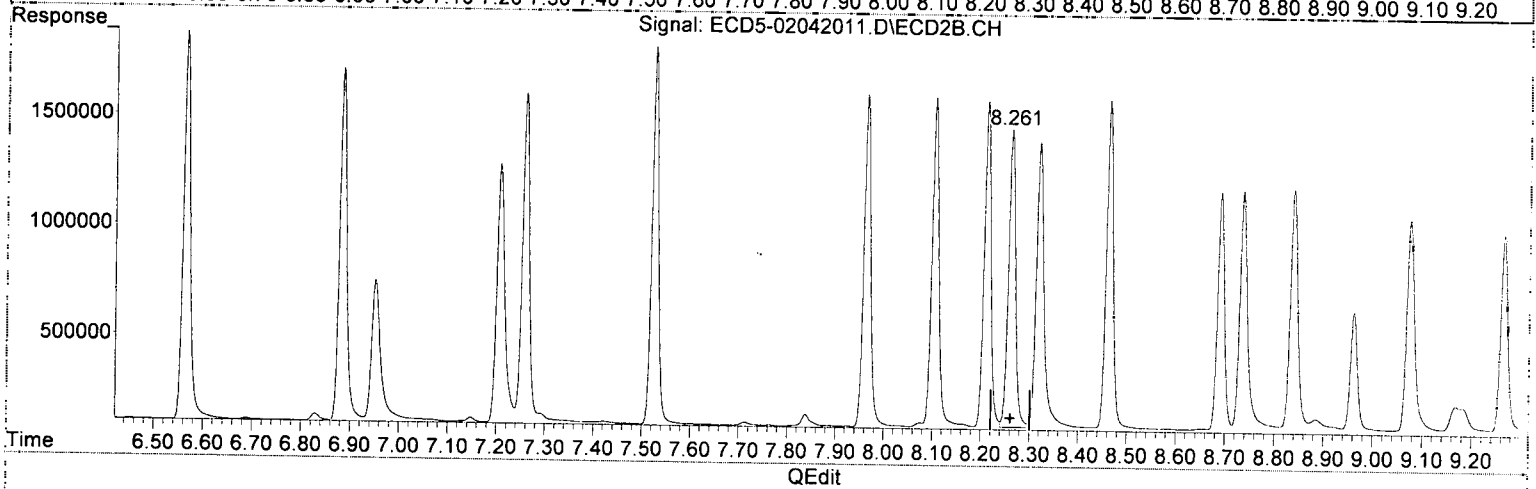
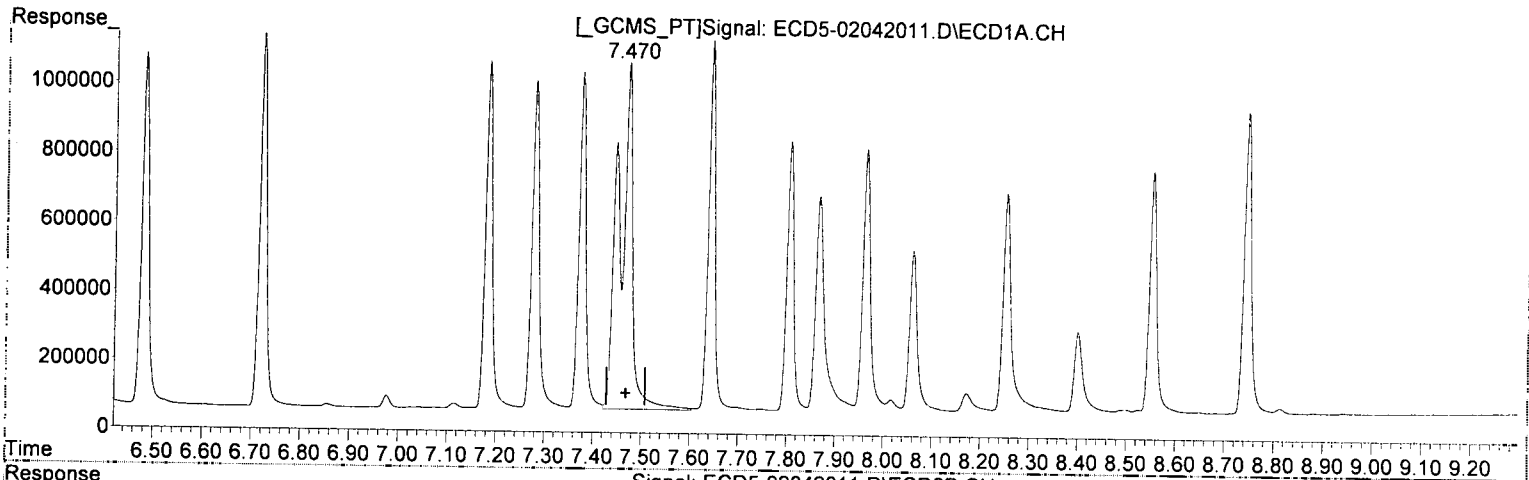
*MJB
2/4/20*

(11) Endosulfan I #2
8.262min 4.448 ng/mL
response 1350916

Quantitation Report (Qedit)

Data Path : R:\data\2020-02\0B04042\REQUANT\
Data File : ECD5-02042011.D
Signal(s) : Signal #1: ECD1A.CH Signal #2: ECD2B.CH
Acq On : 04 Feb 2020 13:48
Operator : MJB
Sample : 0B04042-CAL4
Misc : A19K130, AB 5 ppb
ALS Vial : 11 (Sig #1); 0 (Sig #2) Sample Multiplier: 1

Integration File signal 1: PEST1.e
Integration File signal 2: PEST2.e
Quant Time: Feb 04 18:08:36 2020
Quant Method : R:\methods\ECD5_QUANTPEST_200204.M
Quant Title : Instrument: DualECD5
QLast Update : Tue Feb 04 18:01:02 2020
Response via : Initial Calibration
Integrator: ChemStation 6890 Scale Mode: Small noise peaks clipped



(11) Endosulfan I
7.470min 4.842 ng/mL
response 1001348

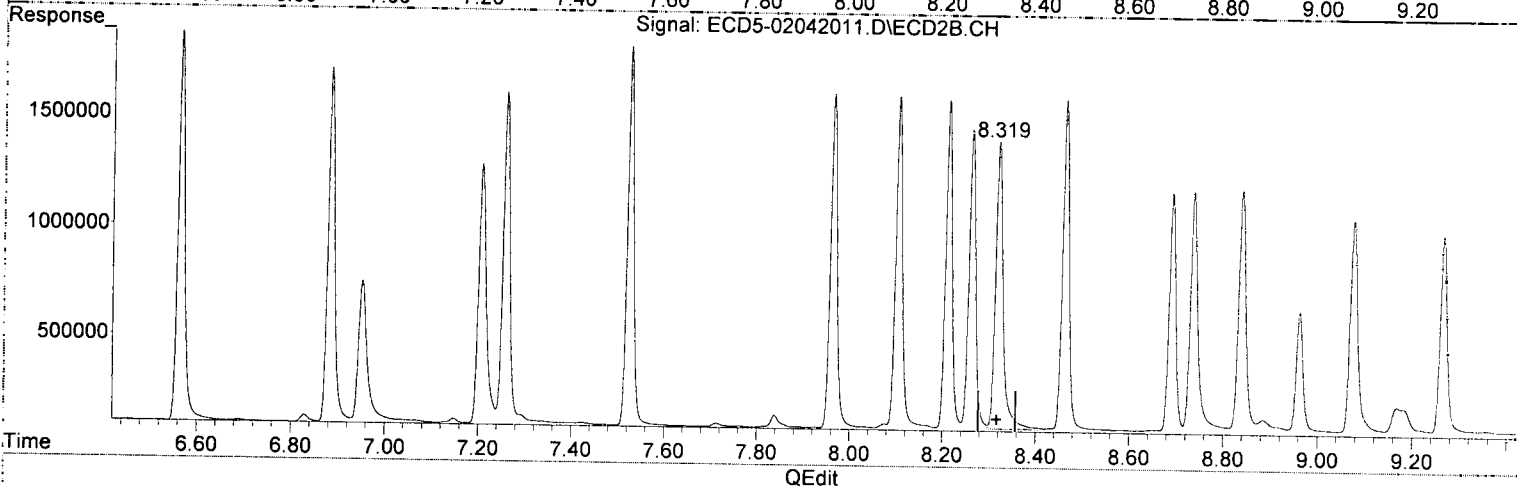
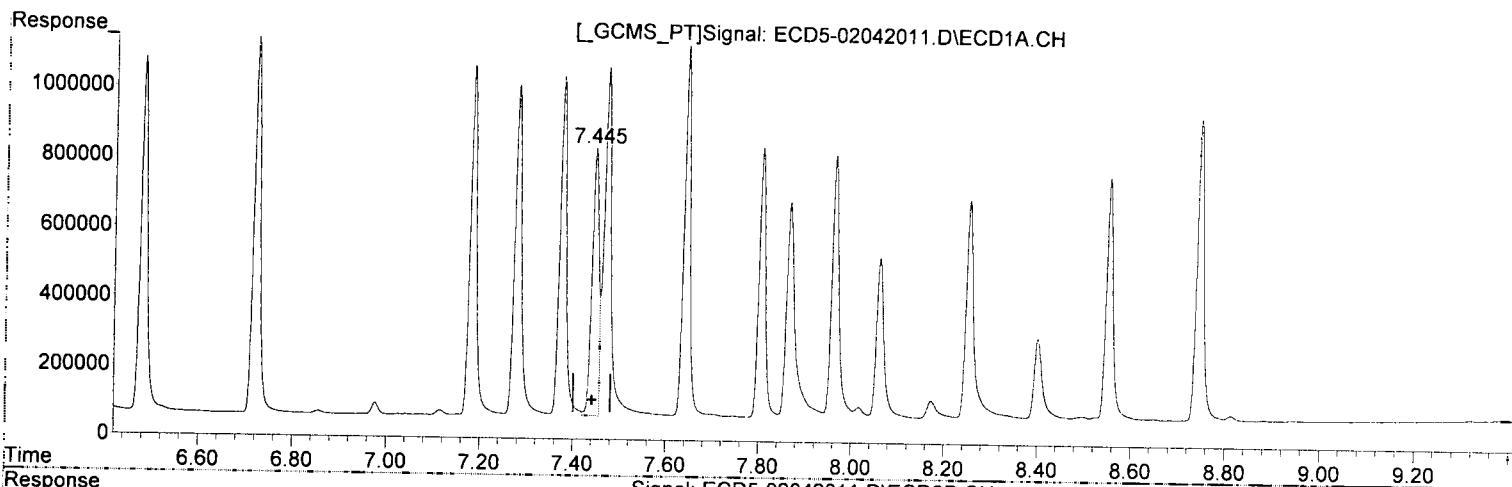
MJB
2/4/20

(11) Endosulfan I #2
8.262min 4.448 ng/mL
response 1350916

Quantitation Report (Qedit)

Data Path : R:\data\2020-02\0B04042\REQUANT\
Data File : ECD5-02042011.D
Signal(s) : Signal #1: ECD1A.CH Signal #2: ECD2B.CH
Acq On : 04 Feb 2020 13:48
Operator : MJB
Sample : 0B04042-CAL4
Misc : A19K130, AB 5 ppb
ALS Vial : 11 (Sig #1); 0 (Sig #2) Sample Multiplier: 1

Integration File signal 1: PEST1.e
Integration File signal 2: PEST2.e
Quant Time: Feb 04 18:08:36 2020
Quant Method : R:\methods\ECD5_QUANTPEST_200204.M
Quant Title : Instrument: DualECD5
QLast Update : Tue Feb 04 18:01:02 2020
Response via : Initial Calibration
Integrator: ChemStation 6890 Scale Mode: Small noise peaks clipped



(12) 4,4'-DDE
7.445min 4.836 ng/mL (m)
response 772248

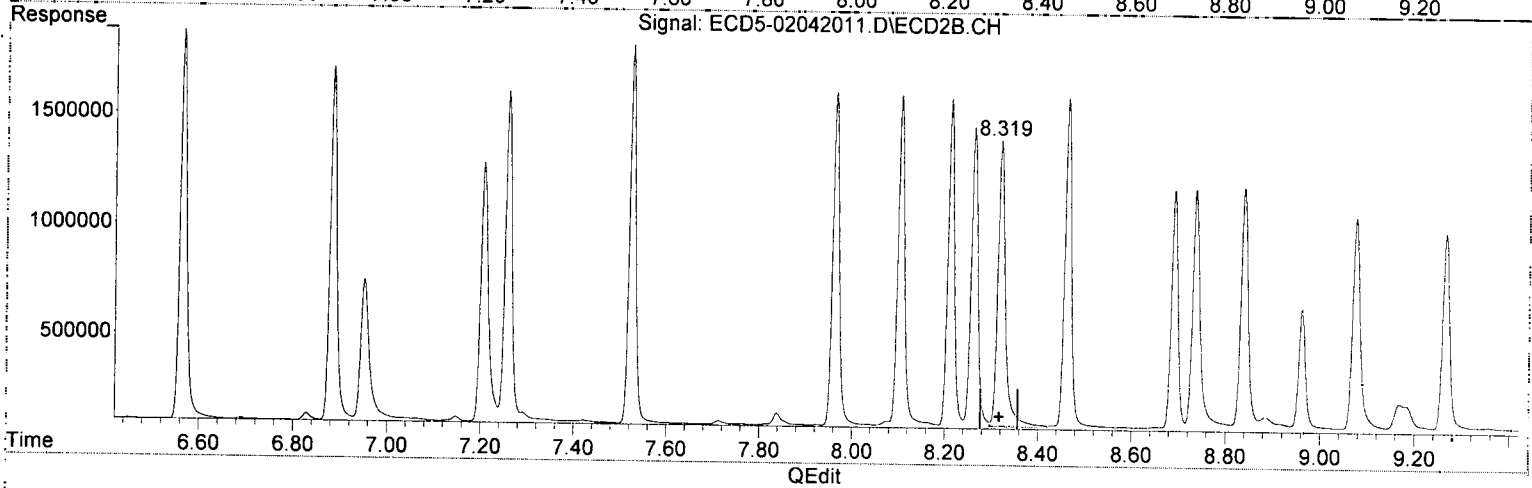
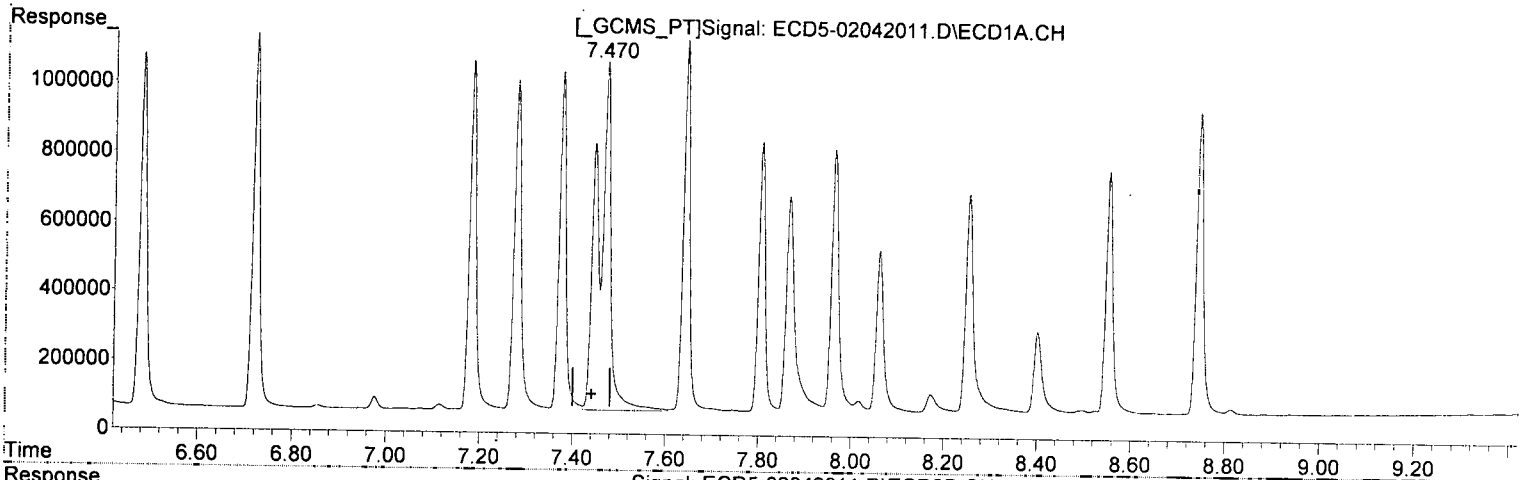
MB
2/4/20

(12) 4,4'-DDE #2
8.319min 4.626 ng/mL
response 1296078

Quantitation Report (Qedit)

Data Path : R:\data\2020-02\0B04042\REQUANT\
Data File : ECD5-02042011.D
Signal(s) : Signal #1: ECD1A.CH Signal #2: ECD2B.CH
Acq On : 04 Feb 2020 13:48
Operator : MJB
Sample : 0B04042-CAL4
Misc : A19K130, AB 5 ppb
ALS Vial : 11 (Sig #1); 0 (Sig #2) Sample Multiplier: 1

Integration File signal 1: PEST1.e
Integration File signal 2: PEST2.e
Quant Time: Feb 04 18:08:36 2020
Quant Method : R:\methods\ECD5_QUANTPEST_200204.M
Quant Title : Instrument: DualECD5
QLast Update : Tue Feb 04 18:01:02 2020
Response via : Initial Calibration
Integrator: ChemStation 6890 Scale Mode: Small noise peaks clipped



(12) 4,4'-DDE
7.470min 6.271 ng/mL
response 1001348

*MJB
2/4/20*

(12) 4,4'-DDE #2
8.319min 4.626 ng/mL
response 1296078

Quantitation Report (Not Reviewed)

Data Path : R:\data\2020-02\0B04042\REQUANT\
 Data File : ECD5-02042011.D
 Signal(s) : Signal #1: ECD1A.CH Signal #2: ECD2B.CH
 Acq On : 04 Feb 2020 13:48
 Operator : MJB
 Sample : 0B04042-CAL4
 Misc : A19K130, AB 5 ppb
 ALS Vial : 11 (Sig #1); 0 (Sig #2) Sample Multiplier: 1

Integration File signal 1: PEST1.e
 Integration File signal 2: PEST2.e
 Quant Time: Feb 04 18:08:36 2020
 Quant Method : R:\methods\ECD5_QUANTPEST_200204.M
 Quant Title : Instrument: DualECD5
 QLast Update : Tue Feb 04 18:01:02 2020
 Response via : Initial Calibration
 Integrator: ChemStation 6890 Scale Mode: Small noise peaks clipped

MJB
MJB
2/11/20

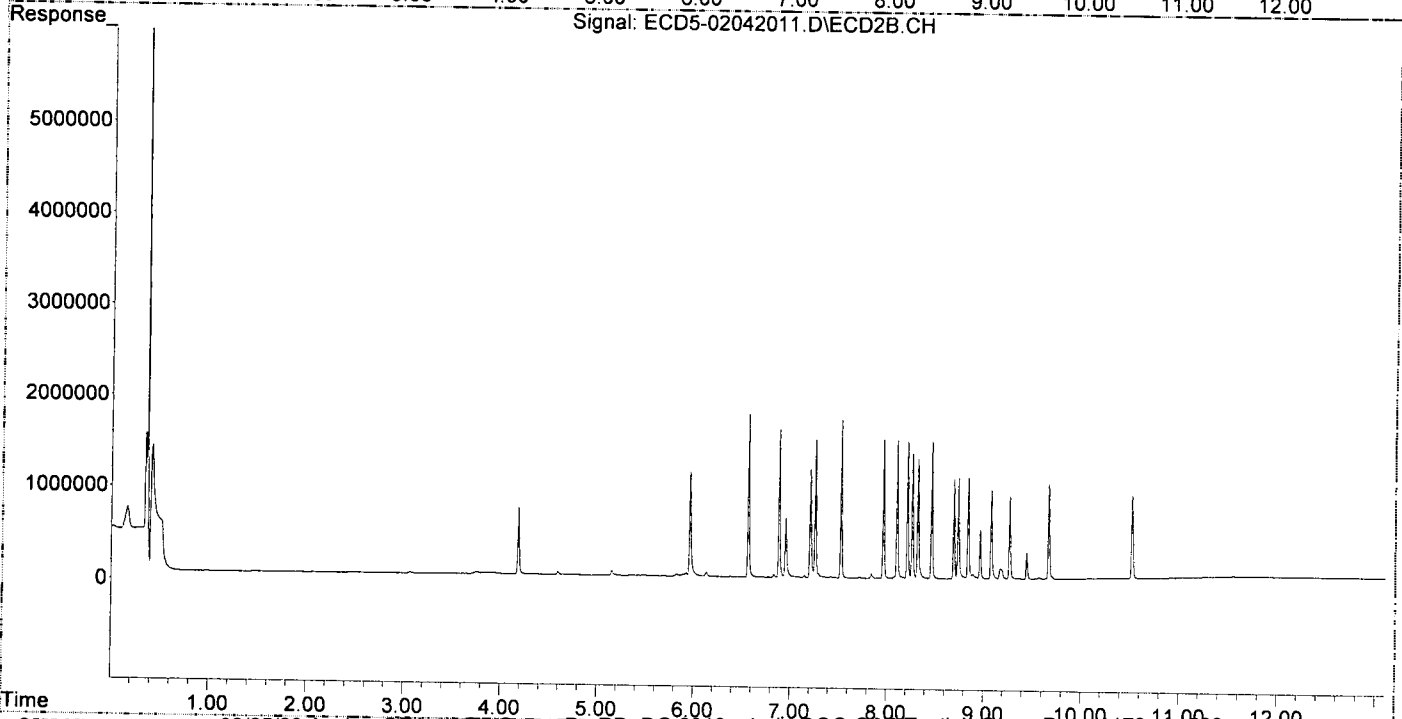
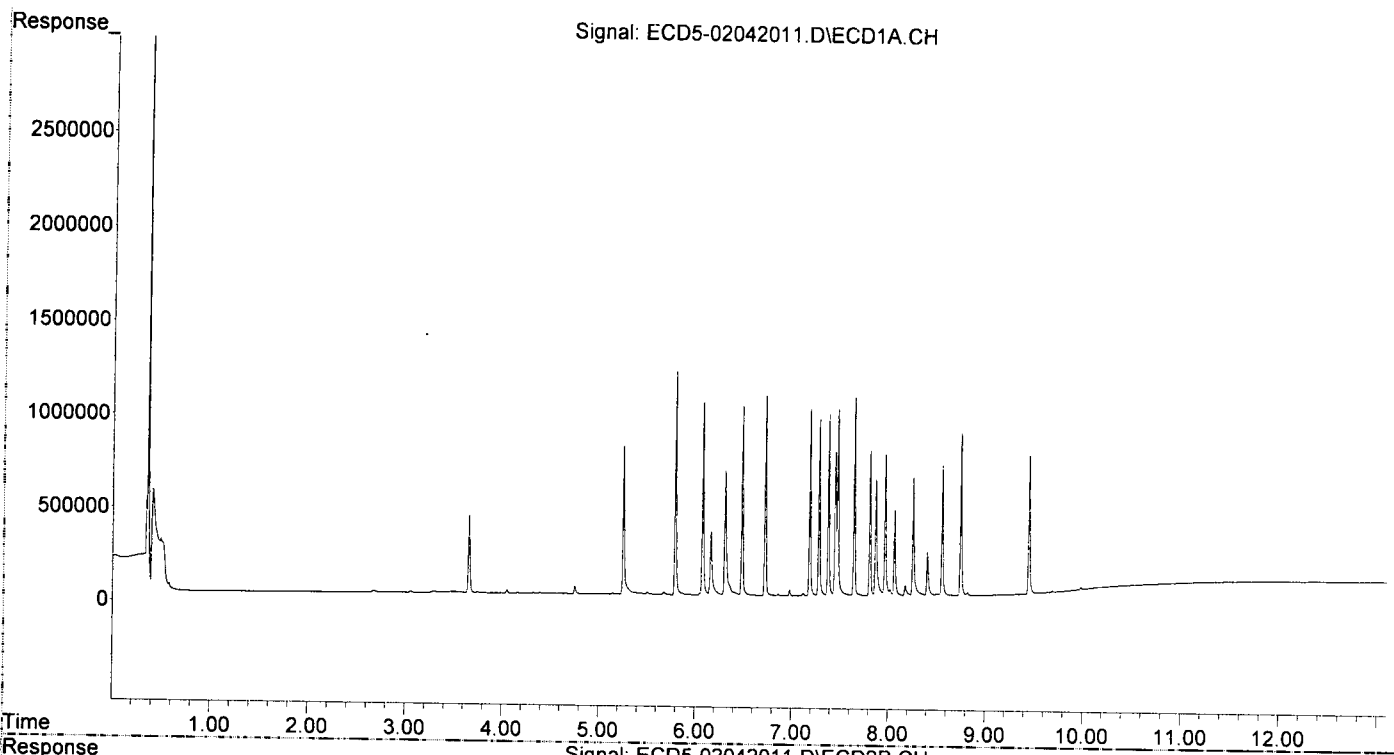
Compound	RT#1	RT#2	Resp#1	Resp#2	ng/mL	ng/mL
System Monitoring Compounds						
1) S TCMX (S)	5.251	5.960	792379	1129945	4.535	4.708
22) S DCBP (S)	9.448	10.518	732233	894977	4.742	4.691
Target Compounds						
2) a-BHC	5.789	6.565	1197007	1763687	4.781	4.791
3) g-BHC	6.073	6.883	1032948	1599238	4.688	4.724
4) b-BHC	6.158	6.951	342283	635457	4.704	4.706
5) Heptachlor	6.481	7.258	1012315	1494471	4.582	4.651
6) d-BHC	6.306	7.206	669857	1173949	4.722	4.530
7) Aldrin	6.721	7.525	1073720	1708938	4.787	4.625
8) Heptachlo...	7.183	7.963	997585	1505327	4.716	4.478
9) trans-Chl...	7.279	8.104	942001	1496523	4.502	4.460
10) cis-Chlor...	7.375	8.211	966007	1482328	4.635	4.544
11) Endosulfa...	7.470	8.262	1001348	1350916	4.842	4.448
12) 4,4'-DDE	7.470f	8.319	1001348	1296078	6.271	4.626
13) Dieldrin	7.642	8.462	1060154	1486247	4.880	4.715
14) Endrin	7.806	8.690	774869	1077415	4.526	4.718
15) 4,4'-DDD	7.867	8.736	595769	1082653	4.667	4.775
16) Endosulfa...	7.963	8.838	735730	1089560	4.463	4.683
17) 4,4'-DDT	8.061	8.961	455348	539790	4.307	4.236
18) Endrin Al...	8.253	9.075	630669	956189	4.858	4.728
19) Endosulfa...	8.553	9.265	695676	888717	4.880	4.665
20) Methoxychlor	8.402	9.439	229183	288429	4.475	4.347
21) Endrin Ke...	8.745	9.665	864924	1020346	4.554	4.652
23) Hexachlor...	3.055f	0.000	6191	0	0.031	N.D. #
24) Hexachlor...	5.672	0.000	12431	0	BelowCal	N.D. #
25) Oxychlordane	7.183f	7.963	997585	1505327	5.516	5.382
26) 2,4'-DDE	0.000	0.000	0	0	N.D.	N.D.
27) trans-Non...	7.375f	8.211	966007	1482328	4.714	4.821
28) 2,4'-DDD	7.642f	0.000	1060154	0	8.332	N.D. #
29) 2,4'-DDT	7.806	8.736	774869	1082653	5.290	5.722
30) cis-Nonac...	7.867	0.000	595769	0	2.528	N.D. #
31) Mirex	8.553	9.697f	695676	28703	4.915	BelowCal #
32) Chlordane...	7.375	8.211	966007	1482328	41.174	38.109
33) Chlordane...	7.470	8.319	1001348	1296078	34.744	40.379
34) Chlordane...	8.061f	0.000	455348	0	59.854	N.D. #
35) Chlordane...	3.742f	3.746	4693	17174	NoCal	NoCal
36) Toxaphene...	7.470	0.000	1001348	0	950.747	N.D. #
37) Toxaphene...	0.000	8.885f	0	51293	N.D.	14.729 #
38) Toxaphene...	8.061	8.961	455348	539790	104.664	100.706
39) Toxaphene...	0.000	0.000	0	0	N.D.	N.D.
40) Toxaphene...	8.553	9.168f	695676	110669	211.594	22.037 #
41) Toxaphene...	0.000	9.564	0	15704	N.D.	2.797 #
42) Toxaphene...	3.742	3.746	4693	17174	NoCal	NoCal

(f)=RT Delta > 1/2 Window (#)=Amounts differ by > 40% (m)=manual int.

Quantitation Report (Not Reviewed)

Data Path : R:\data\2020-02\0B04042\REQUANT\
Data File : ECD5-02042011.D
Signal(s) : Signal #1: ECD1A.CH Signal #2: ECD2B.CH
Acq On : 04 Feb 2020 13:48
Operator : MJB
Sample : 0B04042-CAL4
Misc : A19K130, AB 5 ppb
ALS Vial : 11 (Sig #1); 0 (Sig #2) Sample Multiplier: 1

Integration File signal 1: PEST1.e
Integration File signal 2: PEST2.e
Quant Time: Feb 04 18:08:36 2020
Quant Method : R:\methods\ECD5_QUANTPEST_200204.M
Quant Title : Instrument: DualECD5
QLast Update : Tue Feb 04 18:01:02 2020
Response via : Initial Calibration
Integrator: ChemStation 6890 Scale Mode: Small noise peaks clipped



Quantitation Report (Not Reviewed)

Data Path : R:\data\2020-02\0B04042\REQUANT\
 Data File : ECD5-02042012.D
 Signal(s) : Signal #1: ECD1A.CH Signal #2: ECD2B.CH
 Acq On : 04 Feb 2020 14:05
 Operator : MJB
 Sample : 0B04042-CAL5
 Misc : A19K131, AB 10 ppb
 ALS Vial : 12 (Sig #1); 0 (Sig #2) Sample Multiplier: 1

Integration File signal 1: PEST1.e
 Integration File signal 2: PEST2.e
 Quant Time: Feb 04 18:09:01 2020
 Quant Method : R:\methods\ECD5_QUANTPEST_200204.M
 Quant Title : Instrument: DualeCD5
 QLast Update : Tue Feb 04 18:01:02 2020
 Response via : Initial Calibration
 Integrator: ChemStation 6890 Scale Mode: Small noise peaks clipped

*MJB
2/4/20*

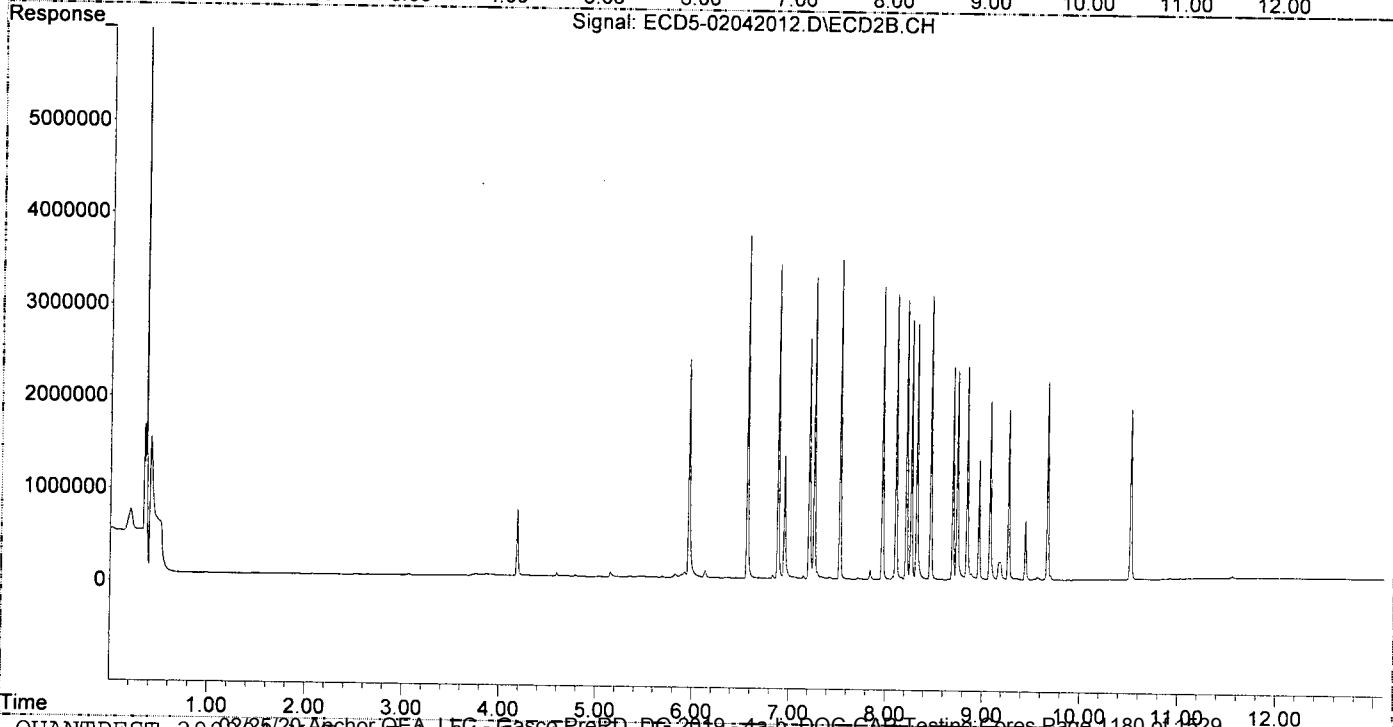
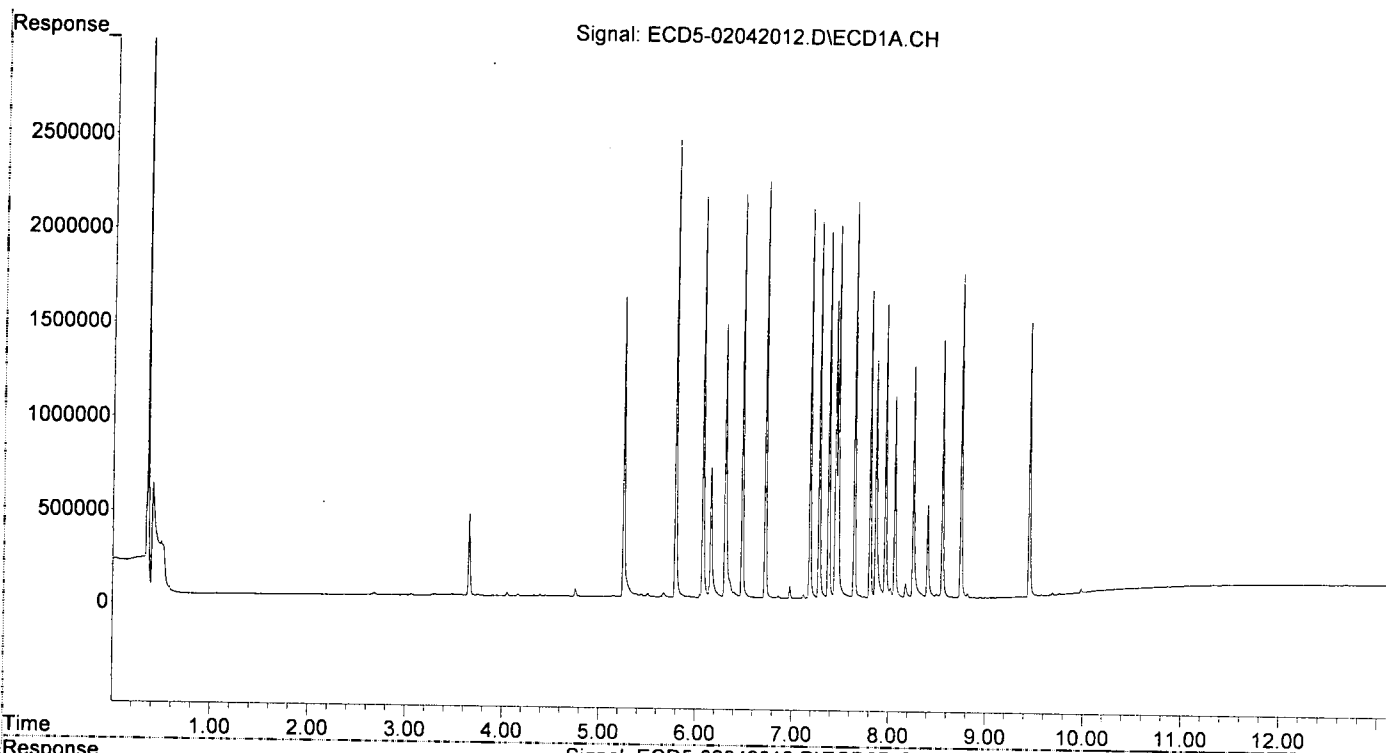
Compound	RT#1	RT#2	Resp#1	Resp#2	ng/mL	ng/mL
System Monitoring Compounds						
1) S TCMX (S)	5.252	5.960	1602442	2365785	9.171	9.962-
22) S DCBP (S)	9.447	10.518	1458794	1845608	9.700	9.843
Target Compounds						
2) a-BHC	5.790	6.565	2428204	3711215	9.699	9.953
3) g-BHC	6.073	6.884	2136985	3403661	9.699	9.972
4) b-BHC	6.156	6.950	698912	1327948	9.613	9.905
5) Heptachlor	6.481	7.258	2143965	3250155	9.705	10.092
6) d-BHC	6.304	7.206	1451315	2595877	10.064	9.545
7) Aldrin	6.721	7.524	2212916	3466122	9.865	9.381
8) Heptachlo...	7.182	7.963	2075590	3167195	9.813	9.422
9) trans-Chl...	7.278	8.103	2003369	3090061	9.576	9.209
10) cis-Chlor...	7.374	8.211	1955756	3019489	9.383	9.257
11) Endosulfa...	7.470	8.262	1980465	2814072	9.576	9.265
12) 4,4'-DDE	7.444	8.319	1578256	2771069	9.852	9.817
13) Dieldrin	7.642	8.462	2118487	3079567	9.752	9.729
14) Endrin	7.805	8.690	1645529	2309269	9.612	10.054
15) 4,4'-DDD	7.865	8.735	1272952	2261850	9.956	9.924
16) Endosulfa...	7.962	8.838	1575677	2320414	9.557	9.982
17) 4,4'-DDT	8.060	8.960	1078439	1310155	9.736	9.492
18) Endrin Al...	8.252	9.075	1242730	1938899	9.802	9.778
19) Endosulfa...	8.552	9.264	1383355	1844168	9.827	9.712
20) Methoxychlor	8.401	9.438	497631	636134	9.757	9.151
21) Endrin Ke...	8.744	9.665	1732034	2149088	9.120	9.806
23) Hexachlor...	3.055f	0.000	6400	0	0.032	N.D. #
24) Hexachlor...	5.669	0.000	24027	0	BelowCal	N.D.
25) Oxychlordane	7.182f	7.963	2075590	3167195	11.688	11.324
26) 2,4'-DDE	0.000	0.000	0	0	N.D.	N.D.
27) trans-Non...	7.444f	8.211	1578256	3019489	7.799	9.820
28) 2,4'-DDD	7.642f	0.000	2118487	0	16.650	N.D. #
29) 2,4'-DDT	7.805	8.735	1645529	2261850	11.234	11.930
30) cis-Nonac...	7.865	0.000	1272952	0	5.401	N.D. #
31) Mirex	8.552	0.000	1383355	0	10.025	N.D. #
32) Chlordane...	7.374	8.211	1955756	3019489	83.360	77.628
33) Chlordane...	7.470	8.319	1980465	2771069	68.717	86.332
34) Chlordane...	8.016	0.000	52630	0	6.918	N.D. #
35) Chlordane...	3.743	3.761	5659	19685	NoCal	NoCal
36) Toxaphene...	7.470	0.000	1980465	0	1880.388	N.D. #
37) Toxaphene...	7.746	8.883f	8810	64327	4.530	18.471 #
38) Toxaphene...	8.060	8.960	1078439	1310155	253.071	246.997
39) Toxaphene...	0.000	0.000	0	0	N.D.	N.D.
40) Toxaphene...	8.552	9.182	1383355	189367	420.757	37.708 #
41) Toxaphene...	0.000	9.563	0	30850	N.D.	5.495 #
42) Toxaphene...	3.743	3.761	5659	19685	NoCal	NoCal

(f)=RT Delta > 1/2 Window (#)=Amounts differ by > 40% (m)=manual int.

Quantitation Report (Not Reviewed)

Data Path : R:\data\2020-02\0B04042\REQUANT\
Data File : ECD5-02042012.D
Signal(s) : Signal #1: ECD1A.CH Signal #2: ECD2B.CH
Acq On : 04 Feb 2020 14:05
Operator : MJB
Sample : 0B04042-CAL5
Misc : A19K131, AB 10 ppb
ALS Vial : 12 (Sig #1); 0 (Sig #2) Sample Multiplier: 1

Integration File signal 1: PEST1.e
Integration File signal 2: PEST2.e
Quant Time: Feb 04 18:09:01 2020
Quant Method : R:\methods\ECD5_QUANTPEST_200204.M
Quant Title : Instrument: DualECD5
QLast Update : Tue Feb 04 18:01:02 2020
Response via : Initial Calibration
Integrator: ChemStation 6890 Scale Mode: Small noise peaks clipped



Quantitation Report (QT Reviewed)

Data Path : R:\data\2020-02\0B04042\REQUANT\
 Data File : ECD5-02042013.D
 Signal(s) : Signal #1: ECD1A.CH Signal #2: ECD2B.CH
 Acq On : 04 Feb 2020 14:22
 Operator : MJB
 Sample : 0B04042-CAL6
 Misc : A19K132, AB 25 ppb
 ALS Vial : 13 (Sig #1); 0 (Sig #2) Sample Multiplier: 1

Integration File signal 1: PEST1.e
 Integration File signal 2: PEST2.e
 Quant Time: Feb 04 18:53:33 2020
 Quant Method : R:\methods\ECD5_QUANTPEST_200204.M
 Quant Title : Instrument: DualECD5
 QLast Update : Tue Feb 04 18:01:02 2020
 Response via : Initial Calibration
 Integrator: ChemStation 6890 Scale Mode: Small noise peaks clipped

MJB
2/4/20

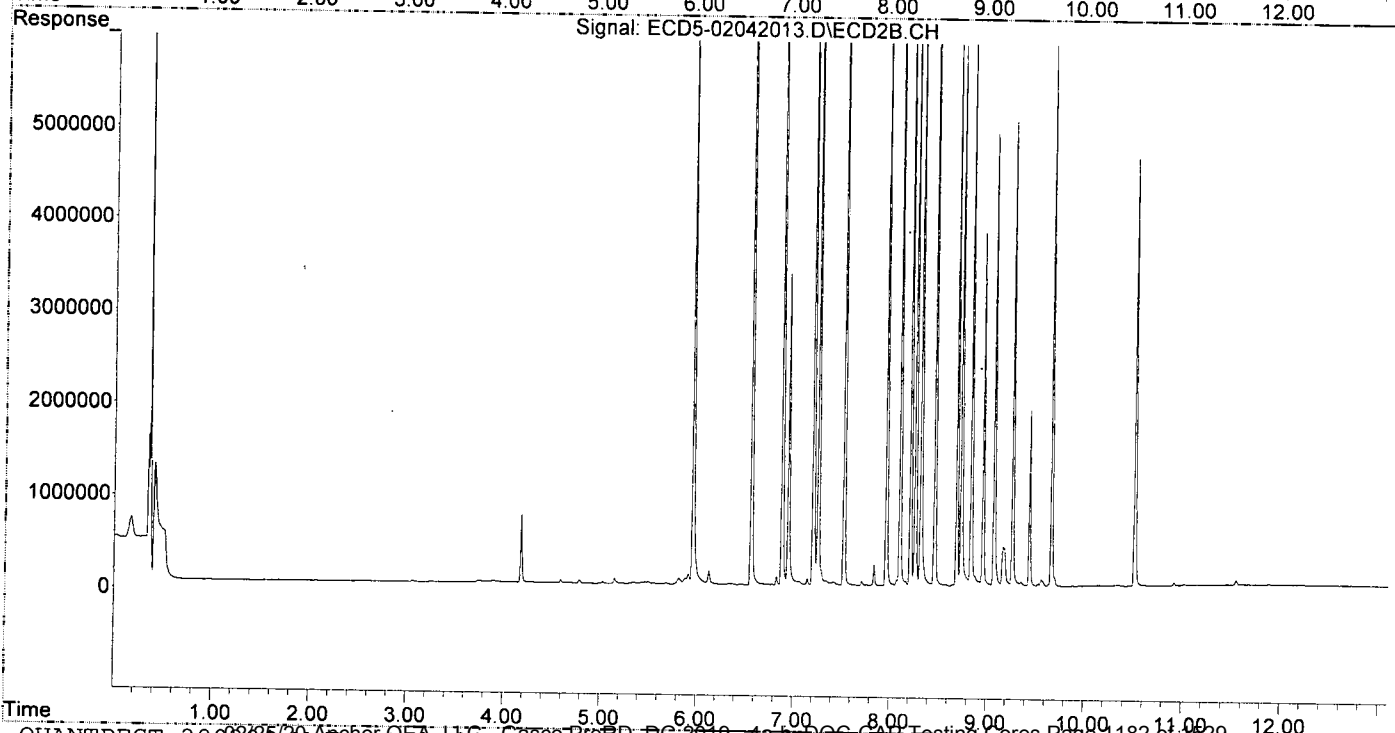
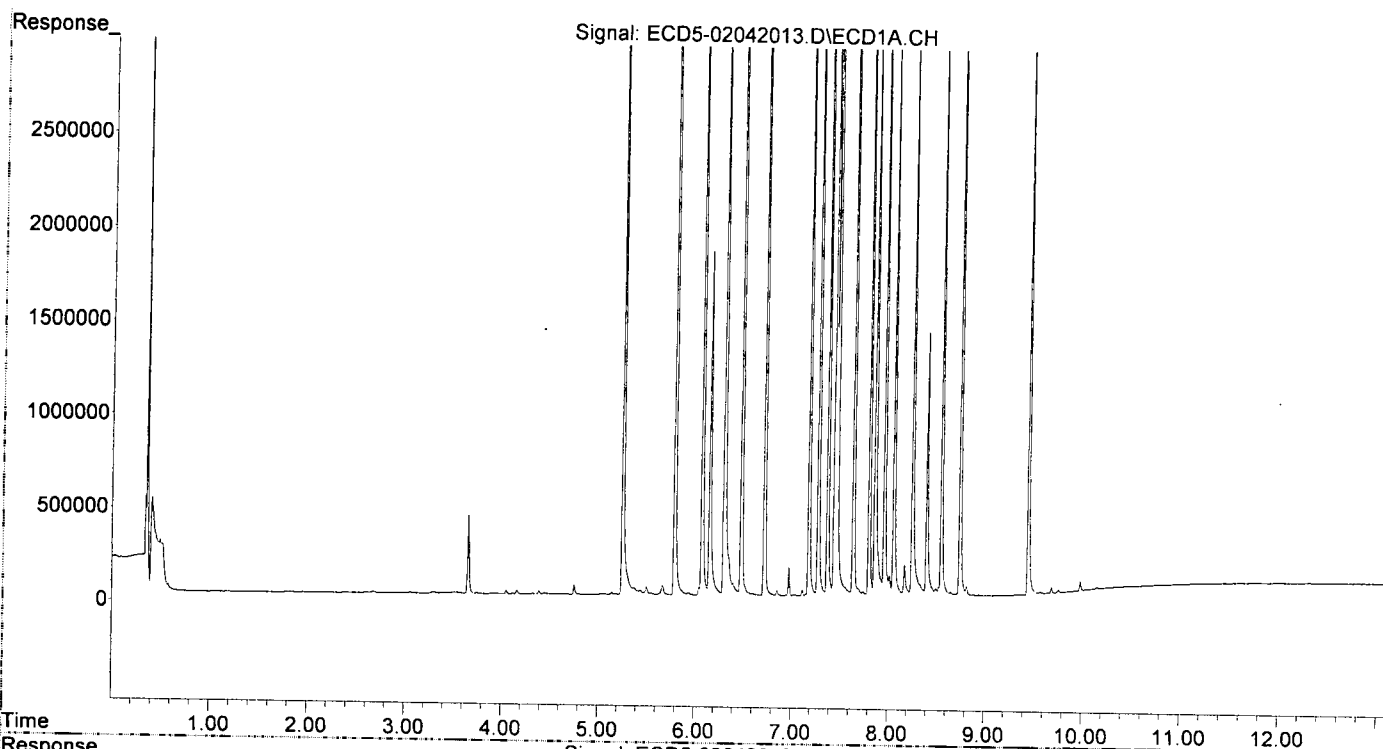
Compound	RT#1	RT#2	Resp#1	Resp#2	ng/mL	ng/mL
System Monitoring Compounds						
1) S TCMX (S)	5.251	5.959	4068249	6266572	23.282	25.712
22) S DCBP (S)	9.448	10.519	3663453	4630620	24.635	24.628
Target Compounds						
2) a-BHC	5.789	6.565	6099068	9900797	24.361	25.582
3) g-BHC	6.072	6.883	5401702	8889256	24.517	25.304
4) b-BHC	6.153	6.949	1834627	3360483	24.637	24.659
5) Heptachlor	6.480	7.258	5215054	8327651	23.607	25.231
6) d-BHC	6.303	7.205	3787243	7083973	25.206	24.546
7) Aldrin	6.720	7.525	5421161	8866178	24.168	23.996
8) Heptachlo...	7.181	7.963	5049240	7895454	23.871	23.487
9) trans-Chl...	7.277	8.103	4954356	7988048	23.680	23.806
10) cis-Chlor...	7.374	8.211	4899314	7689931	23.506	23.575
11) Endosulfa...	7.469	8.262	4979945	7170153	24.078m	23.606
12) 4,4'-DDE	7.443	8.319	4202090	7533609	25.626m	25.872
13) Dieldrin	7.641	8.463	5220185	8130635	24.029	25.177
14) Endrin	7.805	8.690	4176766	5960790	24.398	25.228
15) 4,4'-DDD	7.864	8.735	3265756	5838954	24.953	24.866
16) Endosulfa...	7.962	8.838	3906109	6044115	23.692	25.396
17) 4,4'-DDT	8.059	8.961	2934968	3805556	25.049	25.021
18) Endrin Al...	8.252	9.075	3127194	4897074	24.780	24.522
19) Endosulfa...	8.552	9.265	3592797	5018603	25.396	25.563
20) Methoxychlor	8.401	9.439	1377959	1906747	26.094	25.333
21) Endrin Ke...	8.744	9.666	4537464	5852807	23.892	25.929
23) Hexachlor...	3.056f	0.000	5992	0	0.030	N.D. #
24) Hexachlor...	5.666	0.000	50829	0	0.108	N.D. #
25) Oxychlordane	7.181f	7.963	5049240	7895454	28.665	28.229
26) 2,4'-DDE	0.000	8.163	0	42803	N.D.	0.203 #
27) trans-Non...	7.374f	8.211	4899314	7689931	24.505	25.009
28) 2,4'-DDD	7.641f	0.000	5220185	0	41.028	N.D. #
29) 2,4'-DDT	7.805	8.735	4176766	5838954	28.515	29.974
30) cis-Nonac...	7.864	0.000	3265756	0	13.856	N.D. #
31) Mirex	8.552	0.000	3592797	0	26.496	N.D. #
32) Chlordane...	7.374	8.211	4899314	7689931	208.823	197.700
33) Chlordane...	7.469	8.319	4948429	7533609	171.697	234.707
34) Chlordane...	8.059f	0.000	2934968	0	385.795	N.D. #
35) Chlordane...	3.743	3.762	4108	19476	NoCal	NoCal
36) Toxaphene...	7.469	0.000	4948429	0	4698.373	N.D. #
37) Toxaphene...	7.744	8.920	22952	51273	11.803	14.723
38) Toxaphene...	8.059	8.961	2934968	3805556	691.837	698.623
39) Toxaphene...	0.000	0.000	0	0	N.D.	N.D.
40) Toxaphene...	8.552	9.183	3592797	415985	1092.773	82.833 #
41) Toxaphene...	0.000	9.564	0	72928	N.D.	12.990 #
42) Toxaphene...	3.743	3.762	4108	19476	NoCal	NoCal

(f)=RT Delta > 1/2 Window (#)=Amounts differ by > 40% (m)=manual int.

Quantitation Report (QT Reviewed)

Data Path : R:\data\2020-02\0B04042\REQUANT\
Data File : ECD5-02042013.D
Signal(s) : Signal #1: ECD1A.CH Signal #2: ECD2B.CH
Acq On : 04 Feb 2020 14:22
Operator : MJB
Sample : 0B04042-CAL6
Misc : A19K132, AB 25 ppb
ALS Vial : 13 (Sig #1); 0 (Sig #2) Sample Multiplier: 1

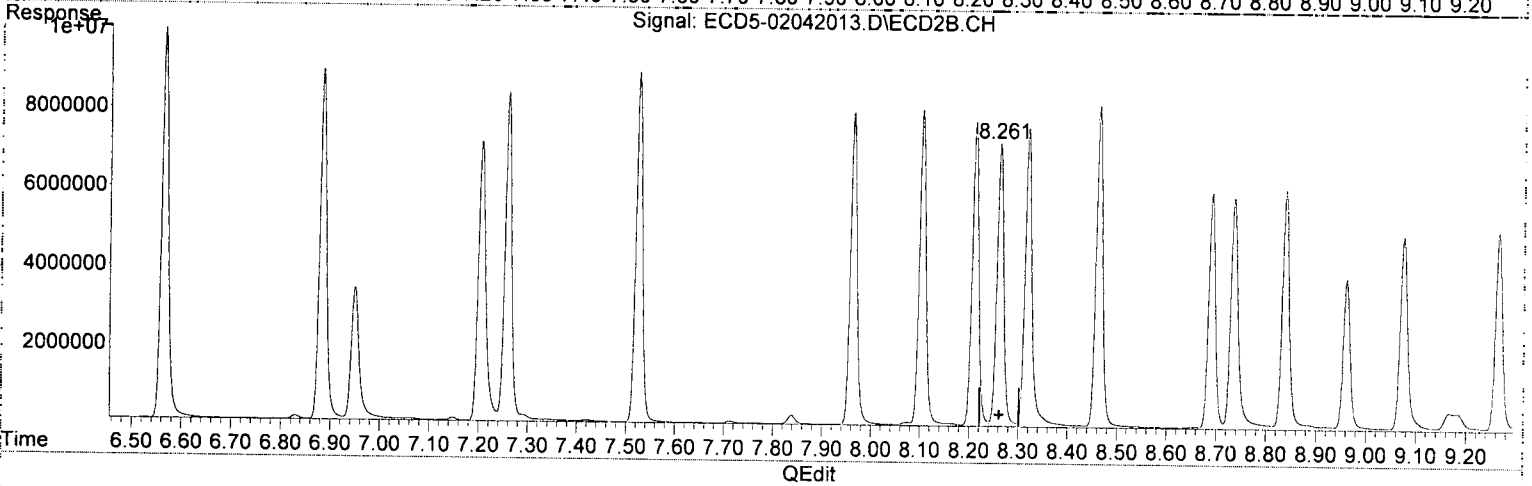
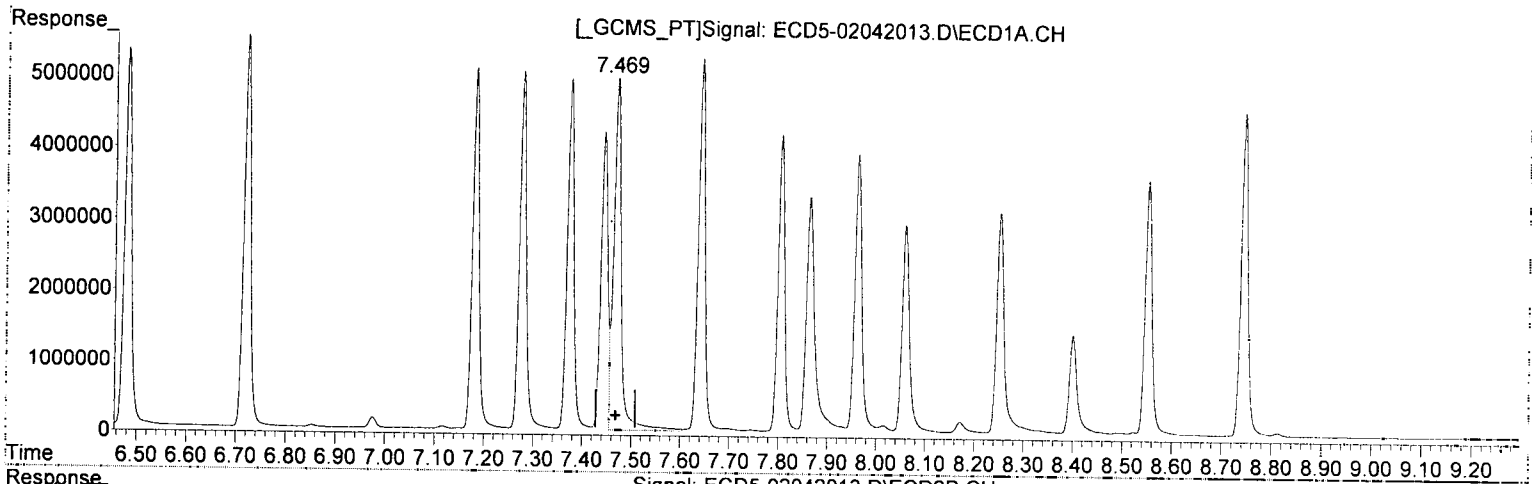
Integration File signal 1: PEST1.e
Integration File signal 2: PEST2.e
Quant Time: Feb 04 18:53:33 2020
Quant Method : R:\methods\ECD5_QUANTPEST_200204.M
Quant Title : Instrument: DualECD5
QLast Update : Tue Feb 04 18:01:02 2020
Response via : Initial Calibration
Integrator: ChemStation 6890 Scale Mode: Small noise peaks clipped



Quantitation Report (Qedit)

Data Path : R:\data\2020-02\0B04042\REQUANT\
Data File : ECD5-02042013.D
Signal(s) : Signal #1: ECD1A.CH Signal #2: ECD2B.CH
Acq On : 04 Feb 2020 14:22
Operator : MJB
Sample : 0B04042-CAL6
Misc : A19K132, AB 25 ppb
ALS Vial : 13 (Sig #1); 0 (Sig #2) Sample Multiplier: 1

Integration File signal 1: PEST1.e
Integration File signal 2: PEST2.e
Quant Time: Feb 04 18:09:32 2020
Quant Method : R:\methods\ECD5_QUANTPEST_200204.M
Quant Title : Instrument: DualECD5
QLast Update : Tue Feb 04 18:01:02 2020
Response via : Initial Calibration
Integrator: ChemStation 6890 Scale Mode: Small noise peaks clipped



(11) Endosulfan I
7.469min 24.078 ng/mL (m)
response 4979945

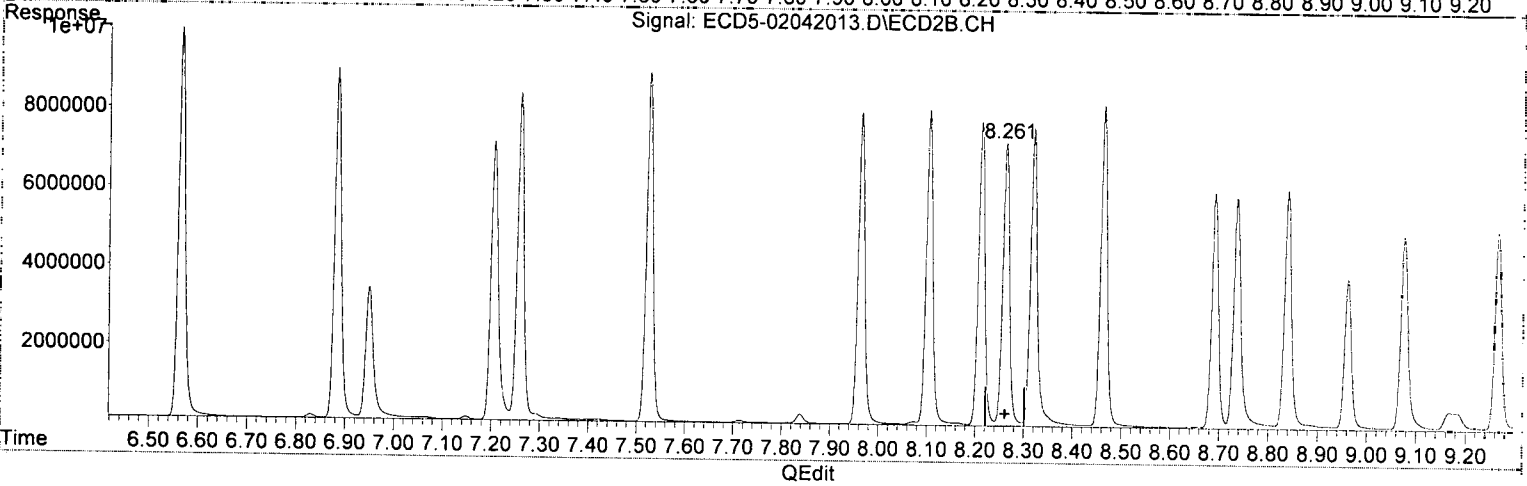
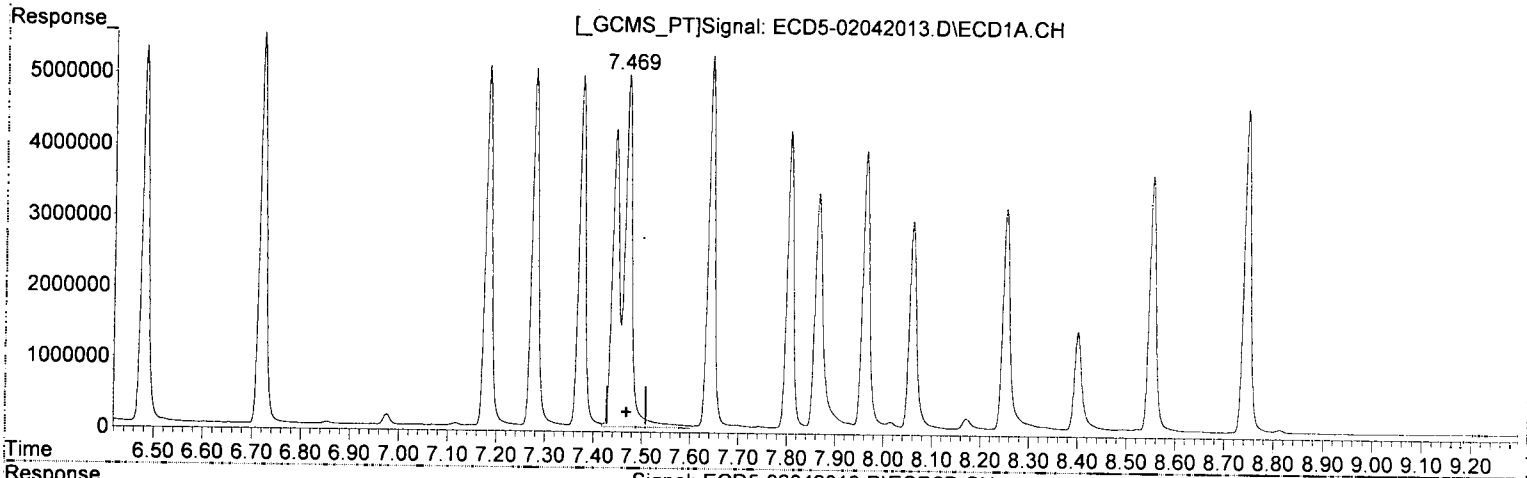
MJB
2/1/20

(11) Endosulfan I #2
8.262min 23.606 ng/mL
response 7170153

Quantitation Report (Qedit)

Data Path : R:\data\2020-02\0B04042\REQUANT\
Data File : ECD5-02042013.D
Signal(s) : Signal #1: ECD1A.CH Signal #2: ECD2B.CH
Acq On : 04 Feb 2020 14:22
Operator : MJB
Sample : 0B04042-CAL6
Misc : A19K132, AB 25 ppb
ALS Vial : 13 (Sig #1); 0 (Sig #2) Sample Multiplier: 1

Integration File signal 1: PEST1.e
Integration File signal 2: PEST2.e
Quant Time: Feb 04 18:09:32 2020
Quant Method : R:\methods\ECD5_QUANTPEST_200204.M
Quant Title : Instrument: DualeCD5
QLast Update : Tue Feb 04 18:01:02 2020
Response via : Initial Calibration
Integrator: ChemStation 6890 Scale Mode: Small noise peaks clipped



(11) Endosulfan I
7.469min 23.926 ng/mL
response ~~4648429~~

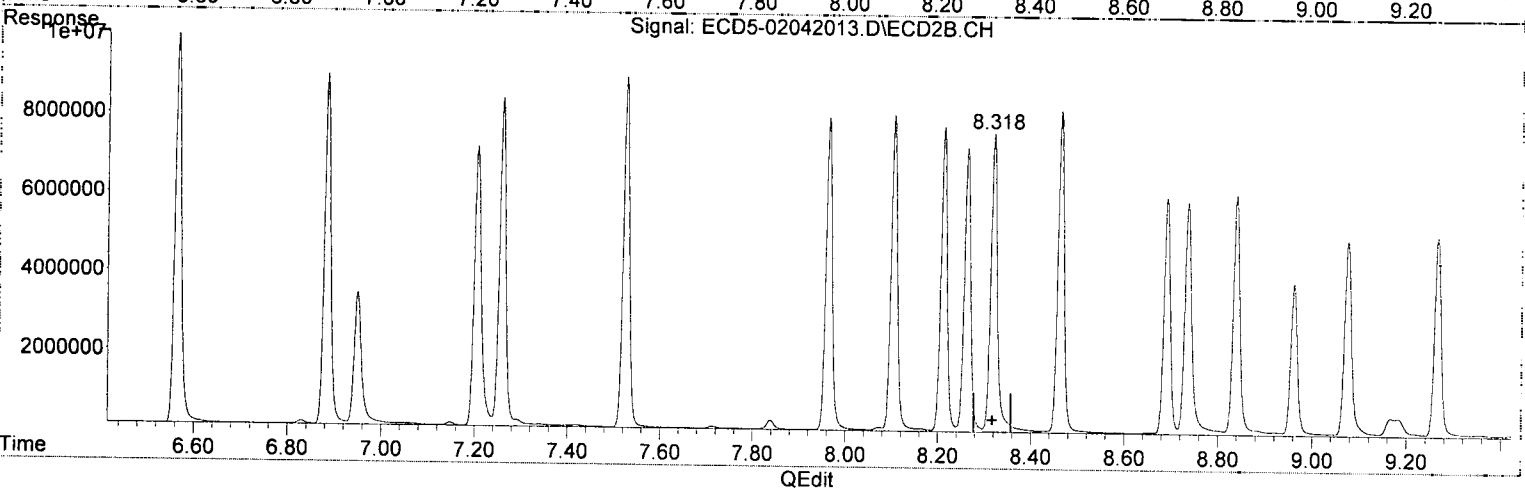
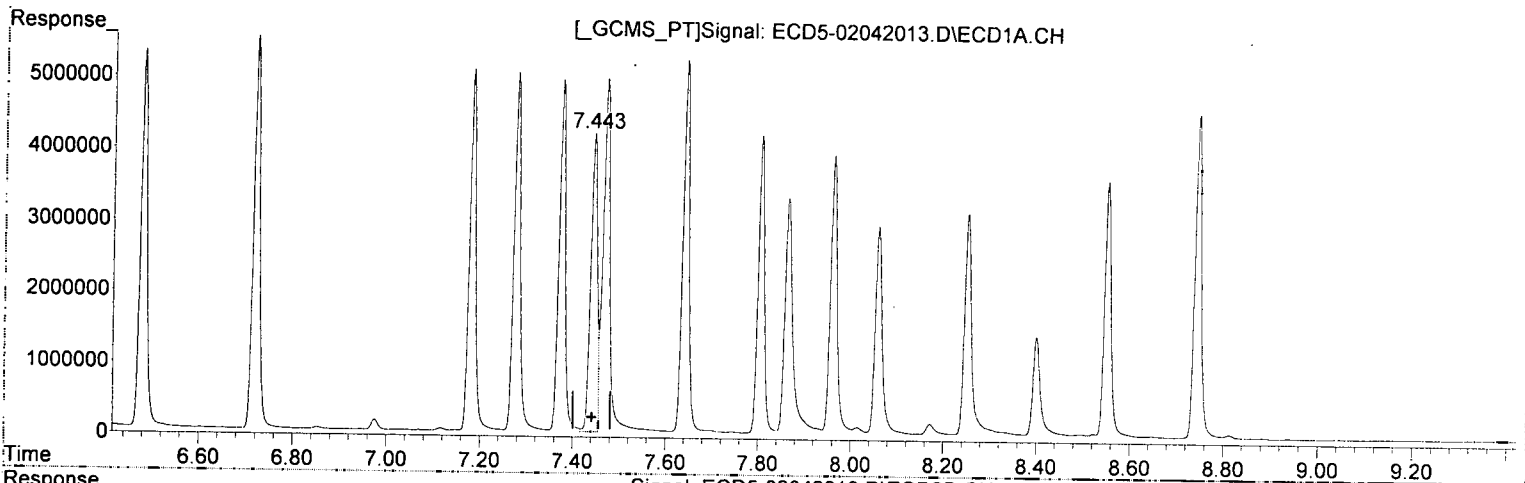
MJB
2/4/20

(11) Endosulfan I #2
8.262min 23.606 ng/mL
response 7170153

Quantitation Report (Qedit)

Data Path : R:\data\2020-02\0B04042\REQUANT\
Data File : ECD5-02042013.D
Signal(s) : Signal #1: ECD1A.CH Signal #2: ECD2B.CH
Acq On : 04 Feb 2020 14:22
Operator : MJB
Sample : 0B04042-CAL6
Misc : A19K132, AB 25 ppb
ALS Vial : 13 (Sig #1); 0 (Sig #2) Sample Multiplier: 1

Integration File signal 1: PEST1.e
Integration File signal 2: PEST2.e
Quant Time: Feb 04 18:09:32 2020
Quant Method : R:\methods\ECD5_QUANTPEST_200204.M
Quant Title : Instrument: DualECD5
QLast Update : Tue Feb 04 18:01:02 2020
Response via : Initial Calibration
Integrator: ChemStation 6890 Scale Mode: Small noise peaks clipped



(12) 4,4'-DDE
7.443min 25.626 ng/mL (m)
response 4202090

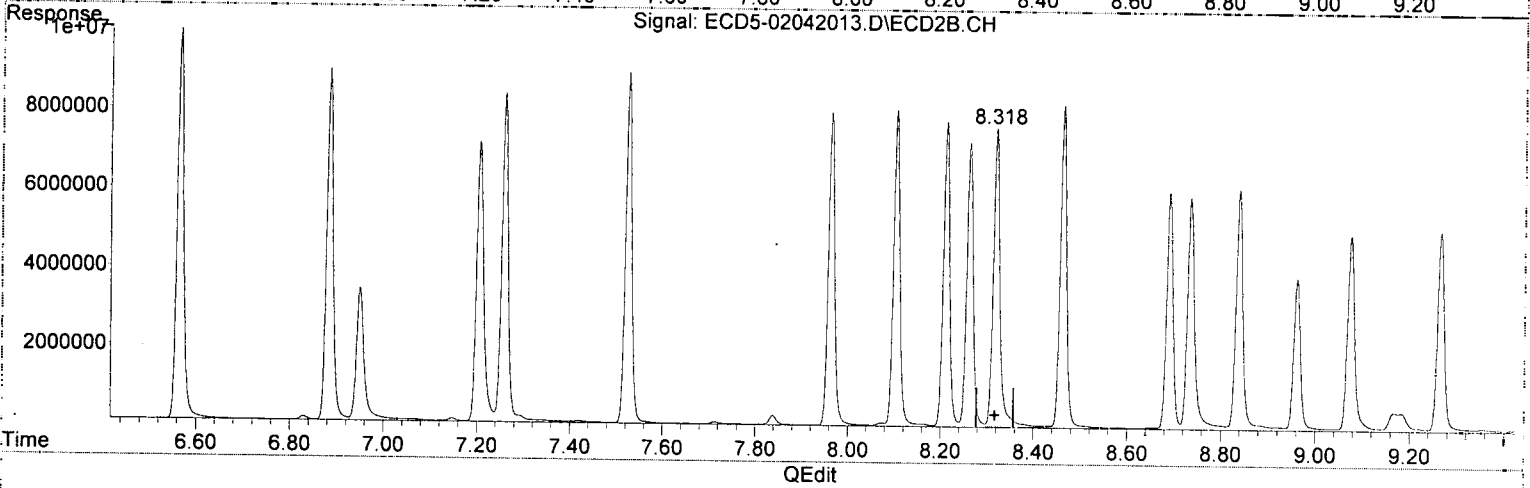
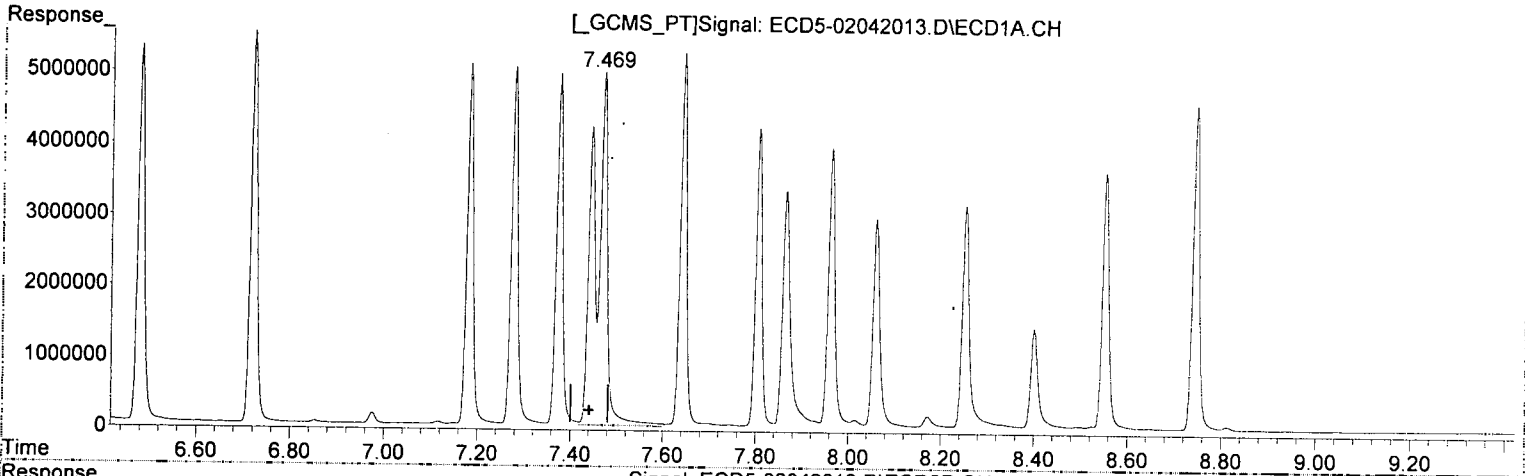
*MJB
2/4/20*

(12) 4,4'-DDE #2
8.319min 25.872 ng/mL
response 7533609

Quantitation Report (Qedit)

Data Path : R:\data\2020-02\0B04042\REQUANT\
Data File : ECD5-02042013.D
Signal(s) : Signal #1: ECD1A.CH Signal #2: ECD2B.CH
Acq On : 04 Feb 2020 14:22
Operator : MJB
Sample : 0B04042-CAL6
Misc : A19K132, AB 25 ppb
ALS Vial : 13 (Sig #1); 0 (Sig #2) Sample Multiplier: 1

Integration File signal 1: PEST1.e
Integration File signal 2: PEST2.e
Quant Time: Feb 04 18:09:32 2020
Quant Method : R:\methods\ECD5_QUANTPEST_200204.M
Quant Title : Instrument: DualECD5
QLast Update : Tue Feb 04 18:01:02 2020
Response via : Initial Calibration
Integrator: ChemStation 6890 Scale Mode: Small noise peaks clipped



(12) 4,4'-DDE
7.469min 29.970 ng/mL
response 4948429

MJB
2/4/20

(12) 4,4'-DDE #2
8.319min 25.872 ng/mL
response 7533609

Data Path : R:\data\2020-02\0B04042\REQUANT\
 Data File : ECD5-02042013.D
 Signal(s) : Signal #1: ECD1A.CH Signal #2: ECD2B.CH
 Acq On : 04 Feb 2020 14:22
 Operator : MJB
 Sample : 0B04042-CAL6
 Misc : A19K132, AB 25 ppb
 ALS Vial : 13 (Sig #1); 0 (Sig #2) Sample Multiplier: 1

Integration File signal 1: PEST1.e
 Integration File signal 2: PEST2.e
 Quant Time: Feb 04 18:09:32 2020
 Quant Method : R:\methods\ECD5_QUANTPEST_200204.M
 Quant Title : Instrument: DualECD5
 QLast Update : Tue Feb 04 18:01:02 2020
 Response via : Initial Calibration
 Integrator: ChemStation 6890 Scale Mode: Small noise peaks clipped

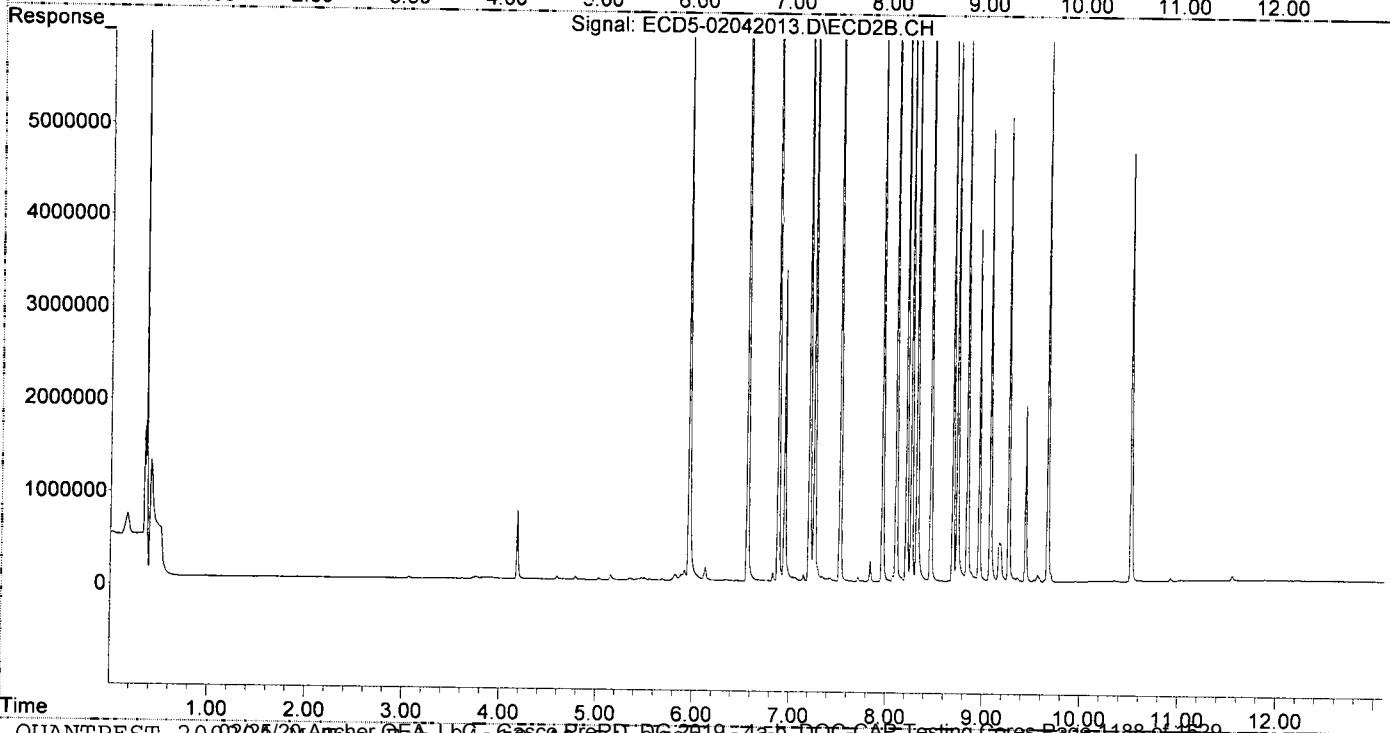
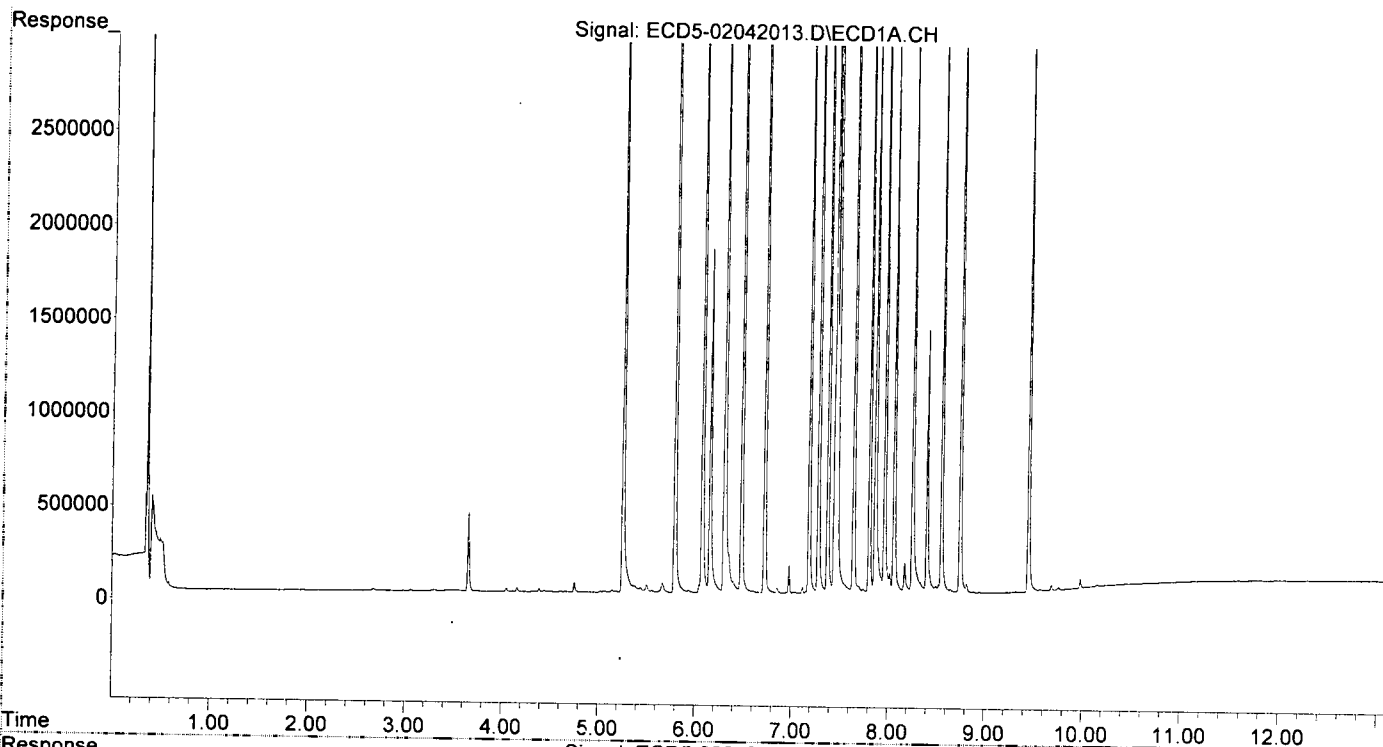
MJ
MJB
2/4/20

Compound	RT#1	RT#2	Resp#1	Resp#2	ng/mL	ng/mL
System Monitoring Compounds						
1) S TCMX (S)	5.251	5.959	4068249	6266572	23.282	25.712
22) S DCBP (S)	9.448	10.519	3663453	4630620	24.635	24.628
Target Compounds						
2) a-BHC	5.789	6.565	6099068	9900797	24.361	25.582
3) g-BHC	6.072	6.883	5401702	8889256	24.517	25.304
4) b-BHC	6.153	6.949	1834627	3360483	24.637	24.659
5) Heptachlor	6.480	7.258	5215054	8327651	23.607	25.231
6) d-BHC	6.303	7.205	3787243	7083973	25.206	24.546
7) Aldrin	6.720	7.525	5421161	8866178	24.168	23.996
8) Heptachlo...	7.181	7.963	5049240	7895454	23.871	23.487
9) trans-Chl...	7.277	8.103	4954356	7988048	23.680	23.806
10) cis-Chlor...	7.374	8.211	4899314	7689931	23.506	23.575
11) Endosulfa...	7.469	8.262	4948429	7170153	23.926	23.606
12) 4,4'-DDE	7.469f	8.319	4948429	7533609	29.970	25.872
13) Dieldrin	7.641	8.463	5220185	8130635	24.029	25.177
14) Endrin	7.805	8.690	4176766	5960790	24.398	25.228
15) 4,4'-DDD	7.864	8.735	3265756	5838954	24.953	24.866
16) Endosulfa...	7.962	8.838	3906109	6044115	23.692	25.396
17) 4,4'-DDT	8.059	8.961	2934968	3805556	25.049	25.021
18) Endrin Al...	8.252	9.075	3127194	4897074	24.780	24.522
19) Endosulfa...	8.552	9.265	3592797	5018603	25.396	25.563
20) Methoxychlor	8.401	9.439	1377959	1906747	26.094	25.333
21) Endrin Ke...	8.744	9.666	4537464	5852807	23.892	25.929
23) Hexachlor...	3.056f	0.000	5992	0	0.030	N.D. #
24) Hexachlor...	5.666	0.000	50829	0	0.108	N.D. #
25) Oxychlor dane	7.181f	7.963	5049240	7895454	28.665	28.229
26) 2,4'-DDE	0.000	8.163	0	42803	N.D.	0.203 #
27) trans-Non...	7.374f	8.211	4899314	7689931	24.505	25.009
28) 2,4'-DDD	7.641f	0.000	5220185	0	41.028	N.D. #
29) 2,4'-DDT	7.805	8.735	4176766	5838954	28.515	29.974
30) cis-Nonac...	7.864	0.000	3265756	0	13.856	N.D. #
31) Mirex	8.552	0.000	3592797	0	26.496	N.D. #
32) Chlordane...	7.374	8.211	4899314	7689931	208.823	197.700
33) Chlordane...	7.469	8.319	4948429	7533609	171.697	234.707
34) Chlordane...	8.059f	0.000	2934968	0	385.795	N.D. #
35) Chlordane...	3.743	3.762	4108	19476	NoCal	NoCal
36) Toxaphene...	7.469	0.000	4948429	0	4698.373	N.D. #
37) Toxaphene...	7.744	8.920	22952	51273	11.803	14.723
38) Toxaphene...	8.059	8.961	2934968	3805556	691.837	698.623
39) Toxaphene...	0.000	0.000	0	0	N.D.	N.D.
40) Toxaphene...	8.552	9.183	3592797	415985	1092.773	82.833 #
41) Toxaphene...	0.000	9.564	0	72928	N.D.	12.990 #
42) Toxaphene...	3.743	3.762	4108	19476	NoCal	NoCal

(f)=RT Delta > 1/2 Window (#)=Amounts differ by > 40% (m)=manual int.

Data Path : R:\data\2020-02\0B04042\REQUANT\
Data File : ECD5-02042013.D
Signal(s) : Signal #1: ECD1A.CH Signal #2: ECD2B.CH
Acq On : 04 Feb 2020 14:22
Operator : MJB
Sample : 0B04042-CAL6
Misc : A19K132, AB 25 ppb
ALS Vial : 13 (Sig #1); 0 (Sig #2) Sample Multiplier: 1

Integration File signal 1: PEST1.e
Integration File signal 2: PEST2.e
Quant Time: Feb 04 18:09:32 2020
Quant Method : R:\methods\ECD5_QUANTPEST_200204.M
Quant Title : Instrument: DualECD5
QLast Update : Tue Feb 04 18:01:02 2020
Response via : Initial Calibration
Integrator: ChemStation 6890 Scale Mode: Small noise peaks clipped



Data Path : R:\data\2020-02\0B04042\REQUANT\
 Data File : ECD5-02042014.D
 Signal(s) : Signal #1: ECD1A.CH Signal #2: ECD2B.CH
 Acq On : 04 Feb 2020 14:39
 Operator : MJB
 Sample : 0B04042-CAL7
 Misc : A19K133, AB 50 ppb
 ALS Vial : 14 (Sig #1); 0 (Sig #2) Sample Multiplier: 1

Integration File signal 1: PEST1.e
 Integration File signal 2: PEST2.e
 Quant Time: Feb 04 18:09:47 2020
 Quant Method : R:\methods\ECD5_QUANTPEST_200204.M
 Quant Title : Instrument: DualECD5
 QLast Update : Tue Feb 04 18:01:02 2020
 Response via : Initial Calibration
 Integrator: ChemStation 6890 Scale Mode: Small noise peaks clipped

MJB
2/4/20

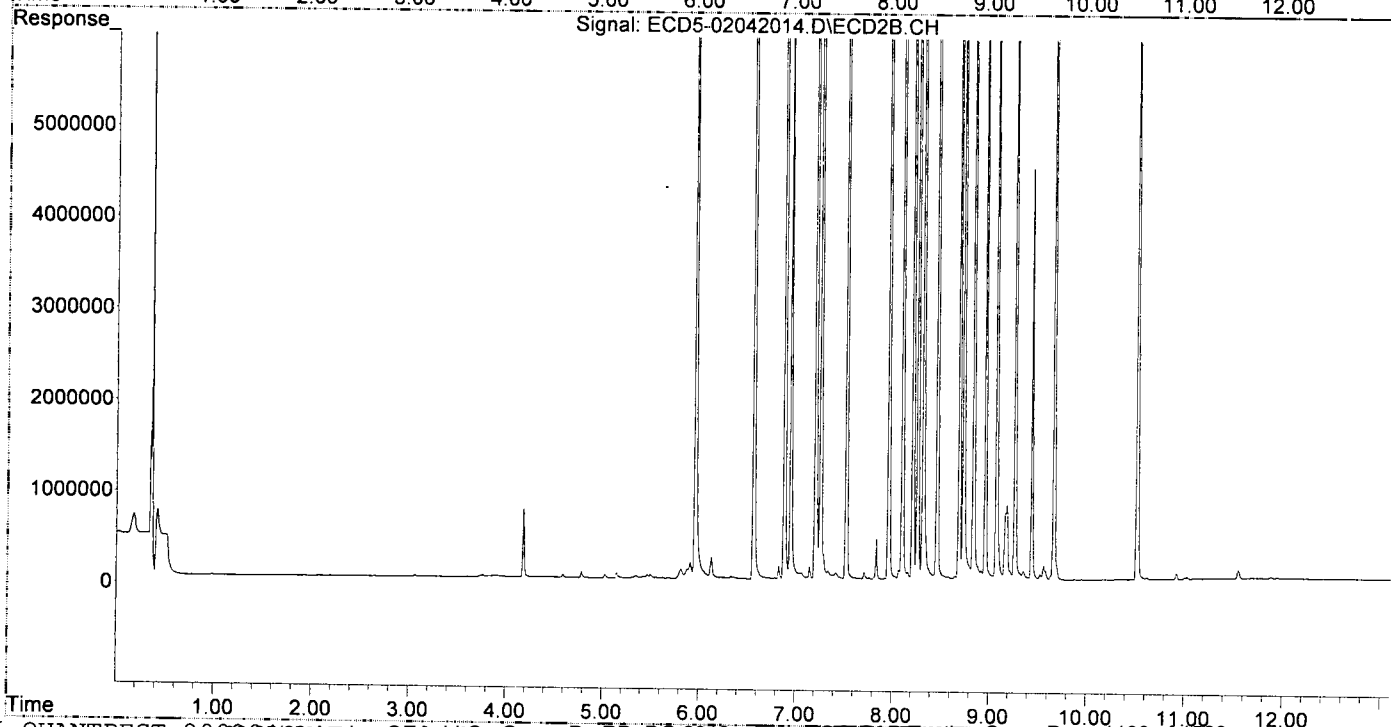
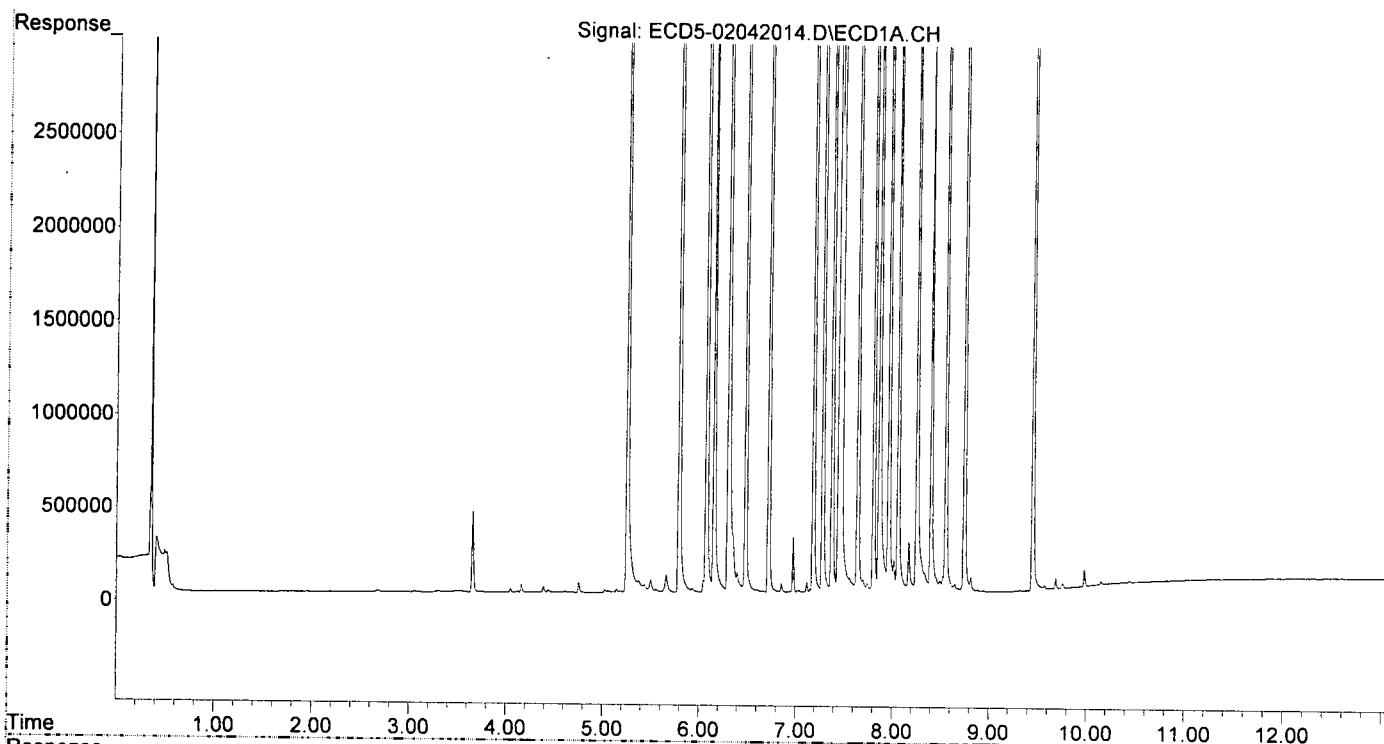
Compound	RT#1	RT#2	Resp#1	Resp#2	ng/mL	ng/mL
System Monitoring Compounds						
1) S TCMX (S)	5.251	5.958	8351584	13351818	47.796	51.713
22) S DCBP (S)	9.446	10.518	7366752	9425188	49.369	49.095
Target Compounds						
2) a-BHC	5.789	6.565	12830816	21662446	51.249	52.650
3) g-BHC	6.072	6.883	11267218	18760079	51.139	50.905
4) b-BHC	6.149	6.947	4195858	7332595	53.407	51.622
5) Heptachlor	6.479	7.258	11098517	17711011	50.240	51.239
6) d-BHC	6.298	7.203	8485276	16313096	52.701	52.299
7) Aldrin	6.719	7.525	11386687	19038806	50.762	51.529
8) Heptachlo...	7.180	7.963	10189684	16939375	48.174	50.390
9) trans-Chl...	7.276	8.103	10740640	16560830	51.337	49.355
10) cis-Chlor...	7.373	8.211	10130585	16112051	48.604	49.395
11) Endosulfa...	7.468	8.261	9798415	15268294	47.375	50.268
12) 4,4'-DDE	7.441	8.318	8929293	16015611	52.209	52.249
13) Dieldrin	7.640	8.463	10833450	17303282	49.868	51.695
14) Endrin	7.804	8.690	8422182	12594239	49.196	50.742
15) 4,4'-DDD	7.861	8.734	7415330	13055657	53.898	52.480
16) Endosulfa...	7.961	8.837	8203101	12755203	49.755	51.203
17) 4,4'-DDT	8.058	8.960	6572658	9179553	52.106	53.241
18) Endrin Al...	8.251	9.074	6385158	10650241	49.872	51.481
19) Endosulfa...	8.551	9.264	7367241	10962035	50.947	52.273
20) Methoxychlor	8.397	9.438	3034426	4459731	53.662	53.257
21) Endrin Ke...	8.743	9.665	9300915	12310773	48.974	51.672
23) Hexachlor...	3.055f	0.000	6706	0	0.034	N.D. #
24) Hexachlor...	5.659	0.000	93855	0	0.332	N.D. #
25) Oxychlor dane	7.180f	7.963	10189684	16939375	57.846	60.564
26) 2,4'-DDE	0.000	8.164	0	74284	N.D.	0.353 #
27) trans-Non...	7.441f	8.211	8929293	16112051	44.709	52.399
28) 2,4'-DDD	7.640f	0.000	10833450	0	85.146	N.D. #
29) 2,4'-DDT	7.804	8.734	8422182	13055657	57.499	63.403
30) cis-Nonac...	7.861	0.000	7415330	0	31.462	N.D. #
31) Mirex	8.551	0.000	7367241	0	54.824	N.D. #
32) Chlordane...	7.373	8.211	10130585	16112051	431.794	414.224
33) Chlordane...	7.468	8.318	9798415	16015611	339.978	498.961 #
34) Chlordane...	8.015	0.000	167070	0	21.961	N.D. #
35) Chlordane...	3.743	3.761	4576	20023	NoCal	NoCal
36) Toxaphene...	7.468	8.581	9798415	30578	9303.277	11.307 #
37) Toxaphene...	7.743	8.919	43905	89178	22.577	25.607
38) Toxaphene...	8.058	8.960	6572658	9179553	1537.260	1579.124
39) Toxaphene...	0.000	0.000	0	0	N.D.	N.D.
40) Toxaphene...	8.551	9.183	7367241	808545	2240.796	161.002 #
41) Toxaphene...	0.000	9.563	0	148210	N.D.	26.399 #
42) Toxaphene...	3.743	3.761	4576	20023	NoCal	NoCal

(f)=RT Delta > 1/2 Window (#)=Amounts differ by > 40% (m)=manual int.

Quantitation Report (Not Reviewed)

Data Path : R:\data\2020-02\0B04042\REQUANT\
Data File : ECD5-02042014.D
Signal(s) : Signal #1: ECD1A.CH Signal #2: ECD2B.CH
Acq On : 04 Feb 2020 14:39
Operator : MJB
Sample : 0B04042-CAL7
Misc : A19K133, AB 50 ppb
ALS Vial : 14 (Sig #1); 0 (Sig #2) Sample Multiplier: 1

Integration File signal 1: PEST1.e
Integration File signal 2: PEST2.e
Quant Time: Feb 04 18:09:47 2020
Quant Method : R:\methods\ECD5_QUANTPEST_200204.M
Quant Title : Instrument: DualECD5
QLast Update : Tue Feb 04 18:01:02 2020
Response via : Initial Calibration
Integrator: ChemStation 6890 Scale Mode: Small noise peaks clipped



Quantitation Report (QT Reviewed)

Data Path : R:\data\2020-02\0B04042\REQUANT\
 Data File : ECD5-02042015.D
 Signal(s) : Signal #1: ECD1A.CH Signal #2: ECD2B.CH
 Acq On : 04 Feb 2020 14:56
 Operator : MJB
 Sample : 0B04042-CAL8
 Misc : A19K134, AB 100 ppb
 ALS Vial : 15 (Sig #1); 0 (Sig #2) Sample Multiplier: 1

Integration File signal 1: PEST1.e
 Integration File signal 2: PEST2.e
 Quant Time: Feb 04 18:56:51 2020
 Quant Method : R:\methods\ECD5_QUANTPEST_200204.M
 Quant Title : Instrument: DualECD5
 QLast Update : Tue Feb 04 18:01:02 2020
 Response via : Initial Calibration
 Integrator: ChemStation 6890 Scale Mode: Small noise peaks clipped

MJB
2/4/20

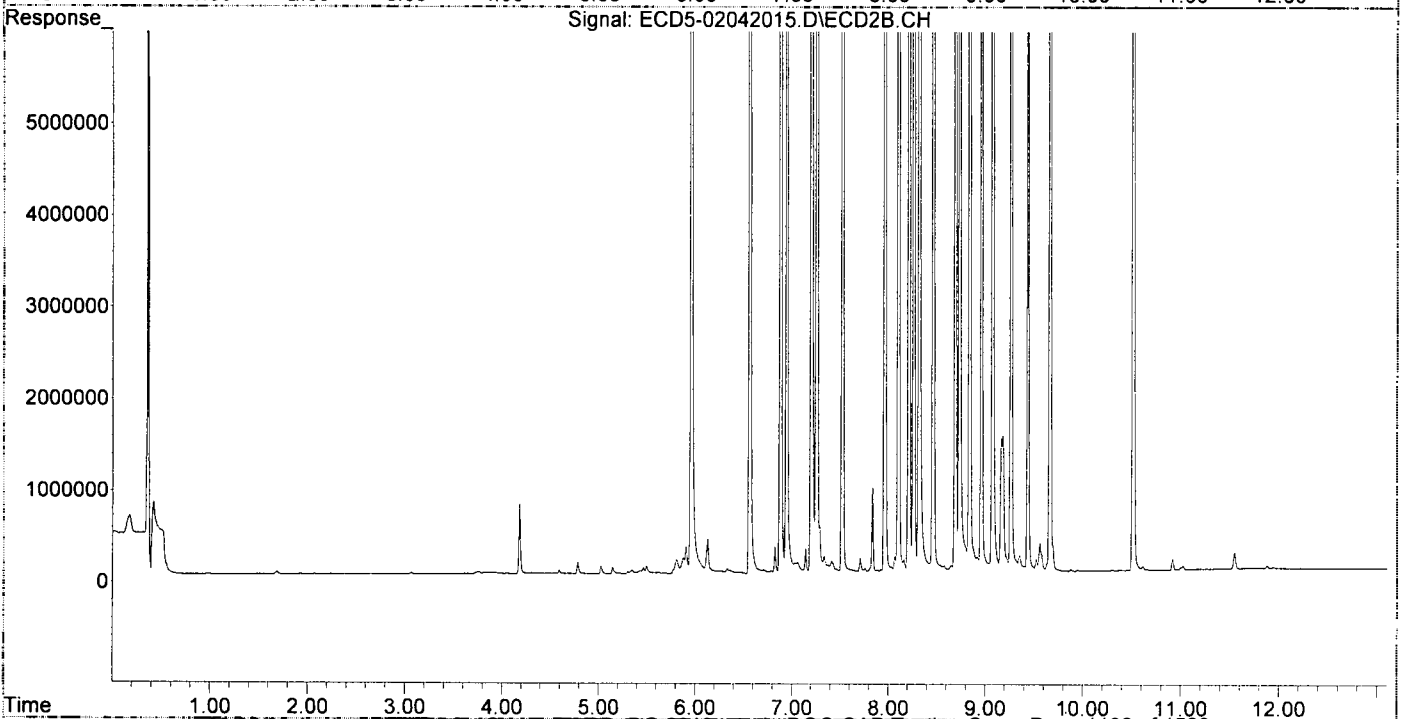
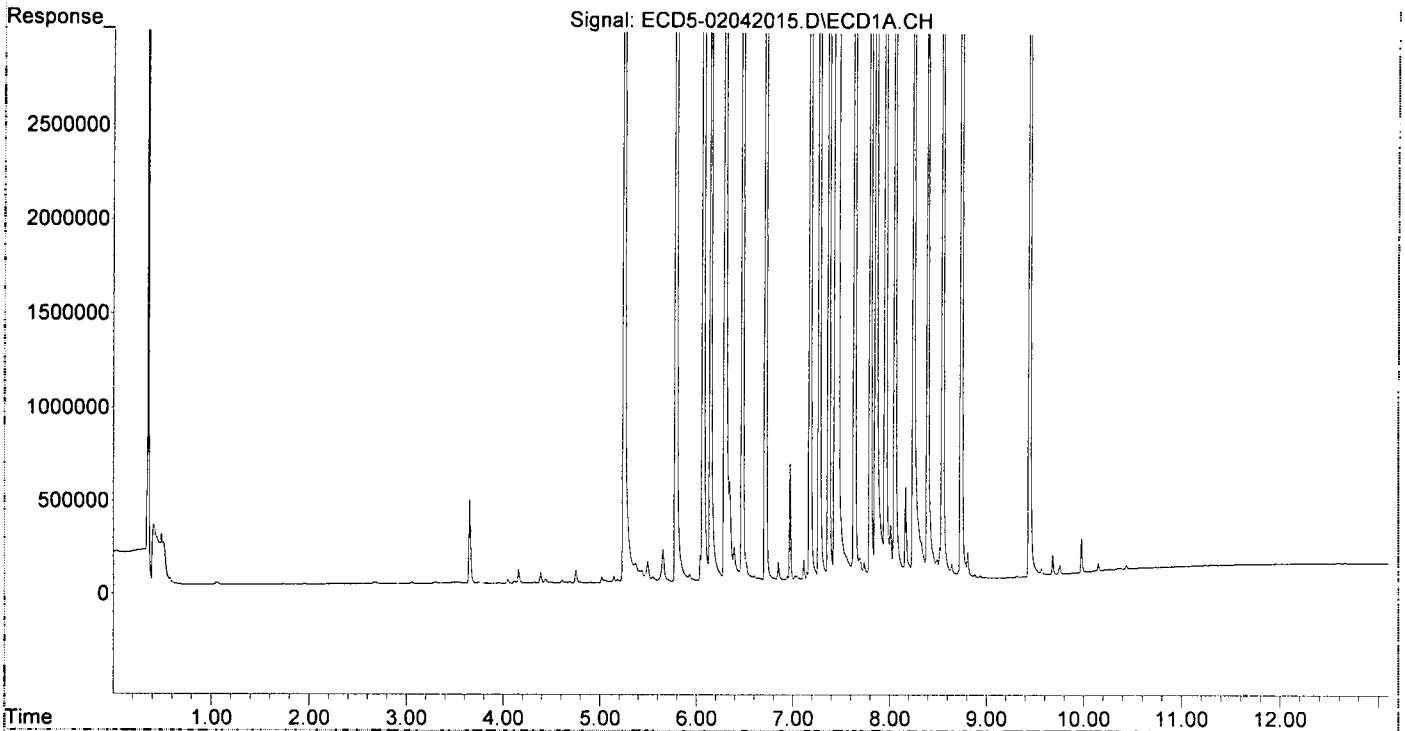
Compound	RT#1	RT#2	Resp#1	Resp#2	ng/mL	ng/mL
System Monitoring Compounds						
1) S TCMX (S)	5.251	5.958	19023002	32532813	108.867	111.053
22) S DCBP (S)	9.445	10.517	16787489	22121753	110.429	108.917
Target Compounds						
2) a-BHC	5.789	6.564	28314227	51705805	113.092	111.344
3) g-BHC	6.071	6.883	25459544	46662494	115.554	113.547
4) b-BHC	6.148	6.946	9738769	17133810	111.771	110.335
5) Heptachlor	6.478	7.257	24987082	42513664	113.110	111.174
6) d-BHC	6.296	7.203	20869621	40806745	113.088	113.261
7) Aldrin	6.718	7.524	25161419	43666369	112.171	118.183
8) Heptachlo...	7.179	7.963	22189372	38306345	104.905	113.952
9) trans-Chl...	7.275	8.103	23684655	39506082	113.206	117.738
10) cis-Chlor...	7.372	8.210	22744346	37525023	109.123	115.040
11) Endosulfa...	7.467	8.261	21884163	35080521	105.810m	115.495
12) 4,4'-DDE	7.439	8.317	20846782	37952031	111.471m	111.257
13) Dieldrin	7.640	8.462	24034912	40271876	110.637	111.386
14) Endrin	7.803	8.690	18925668	31164006	110.550	112.343
15) 4,4'-DDD	7.860	8.733	16934195	30553167	111.902	109.821
16) Endosulfa...	7.959	8.837	17931670	30247625	108.763	109.919
17) 4,4'-DDT	8.056	8.959	16833064	24398753	115.234	113.914
18) Endrin Al...	8.250	9.073	14691227	24376940	109.885	108.863
19) Endosulfa...	8.550	9.264	16783487	27102898	109.919	112.502
20) Methoxychlor	8.395	9.437	7414955	11580390	114.073	113.936
21) Endrin Ke...	8.742	9.664	20852041	29343205	109.797	109.765
23) Hexachlor...	3.055f	0.000	8255	0	0.041	N.D. #
24) Hexachlor...	5.655	6.475	172257	11436	0.739	0.036 #
25) Oxychlorane	7.179f	7.963	22189372	38306345	125.166	136.958
26) 2,4'-DDE	0.000	8.163	0	124162	N.D.	0.590 #
27) trans-Non...	7.372f	8.210	22744346	37525023	113.430	122.037
28) 2,4'-DDD	7.640f	0.000	24034912	0	188.903	N.D. #
29) 2,4'-DDT	7.803	8.733	18925668	30553167	129.206	133.064
30) cis-Nonac...	7.860	0.000	16934195	0	71.848	N.D. #
31) Mirex	8.550	0.000	16783487	0	126.575	N.D. #
32) Chlordane...	7.372	8.210	22744346	37525023	969.428	964.729
33) Chlordane...	7.467	8.317	21999611	37952031	763.325	1182.383 #
34) Chlordane...	8.056f	0.000	16833064	0	2212.667	N.D. #
35) Chlordane...	3.742f	3.742	5416	16791	NoCal	NoCal
36) Toxaphene...	7.467	8.578	21999611	59965	20887.916	22.174 #
37) Toxaphene...	7.741	8.917	93129	158319	47.890	45.461
38) Toxaphene...	8.056	8.959	16833064	24398753	3828.767	3641.318
39) Toxaphene...	0.000	0.000	0	0	N.D.	N.D.
40) Toxaphene...	8.550	9.182	16783487	1465854	5104.811	291.889 #
41) Toxaphene...	0.000	9.562	0	299600	N.D.	53.365 #
42) Toxaphene...	3.742	3.742	5416	16791	NoCal	NoCal

(f)=RT Delta > 1/2 Window (#)=Amounts differ by > 40% (m)=manual int.

Quantitation Report (QT Reviewed)

Data Path : R:\data\2020-02\0B04042\REQUANT\
Data File : ECD5-02042015.D
Signal(s) : Signal #1: ECD1A.CH Signal #2: ECD2B.CH
Acq On : 04 Feb 2020 14:56
Operator : MJB
Sample : 0B04042-CAL8
Misc : A19K134, AB 100 ppb
ALS Vial : 15 (Sig #1); 0 (Sig #2) Sample Multiplier: 1

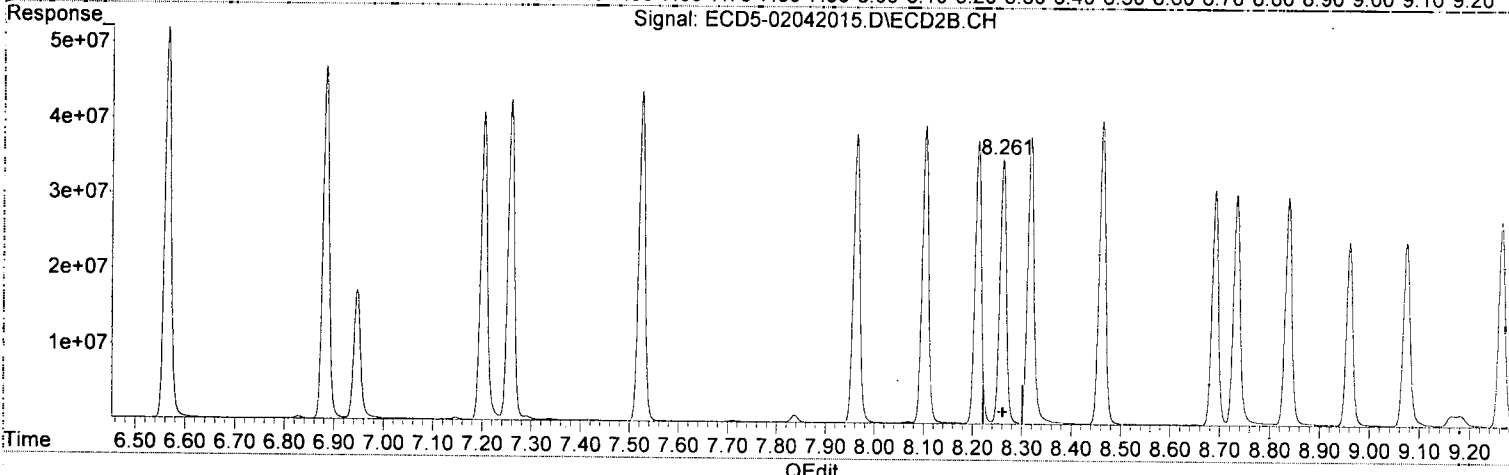
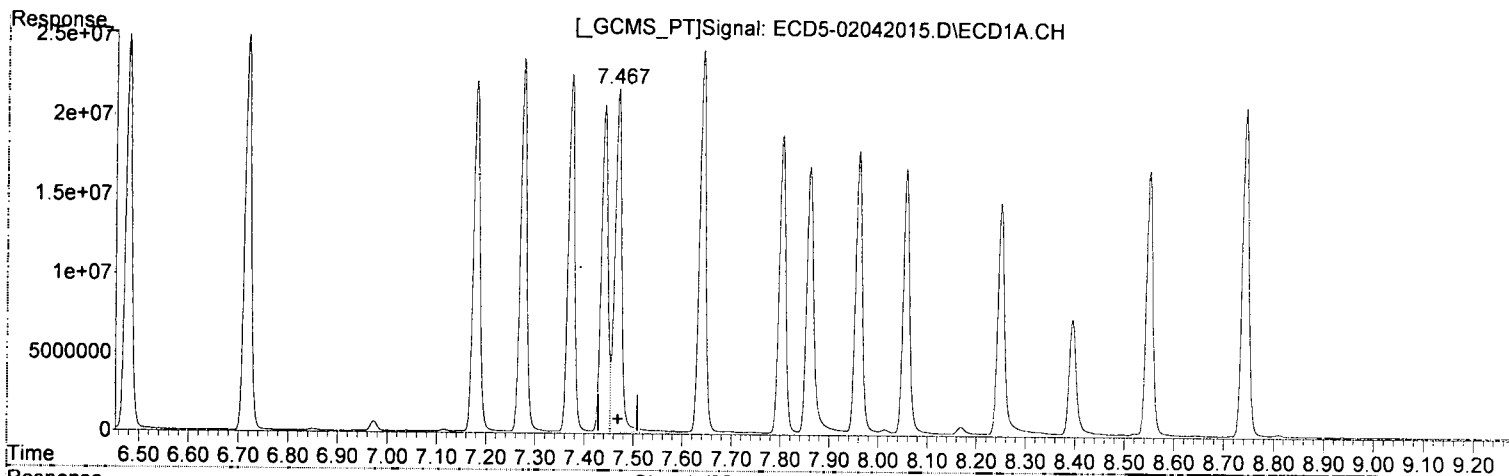
Integration File signal 1: PEST1.e
Integration File signal 2: PEST2.e
Quant Time: Feb 04 18:56:51 2020
Quant Method : R:\methods\ECD5_QUANTPEST_200204.M
Quant Title : Instrument: DualECD5
QLast Update : Tue Feb 04 18:01:02 2020
Response via : Initial Calibration
Integrator: ChemStation 6890 Scale Mode: Small noise peaks clipped



Quantitation Report (Qedit)

Data Path : R:\data\2020-02\0B04042\REQUANT\
Data File : ECD5-02042015.D
Signal(s) : Signal #1: ECD1A.CH Signal #2: ECD2B.CH
Acq On : 04 Feb 2020 14:56
Operator : MJB
Sample : 0B04042-CAL8
Misc : A19K134, AB 100 ppb
ALS Vial : 15 (Sig #1); 0 (Sig #2) Sample Multiplier: 1

Integration File signal 1: PEST1.e
Integration File signal 2: PEST2.e
Quant Time: Feb 04 18:09:59 2020
Quant Method : R:\methods\ECD5_QUANTPEST_200204.M
Quant Title : Instrument: DualECD5
QLast Update : Tue Feb 04 18:01:02 2020
Response via : Initial Calibration
Integrator: ChemStation 6890 Scale Mode: Small noise peaks clipped



(11) Endosulfan I
7.467min 105.810 ng/mL
response 21884163

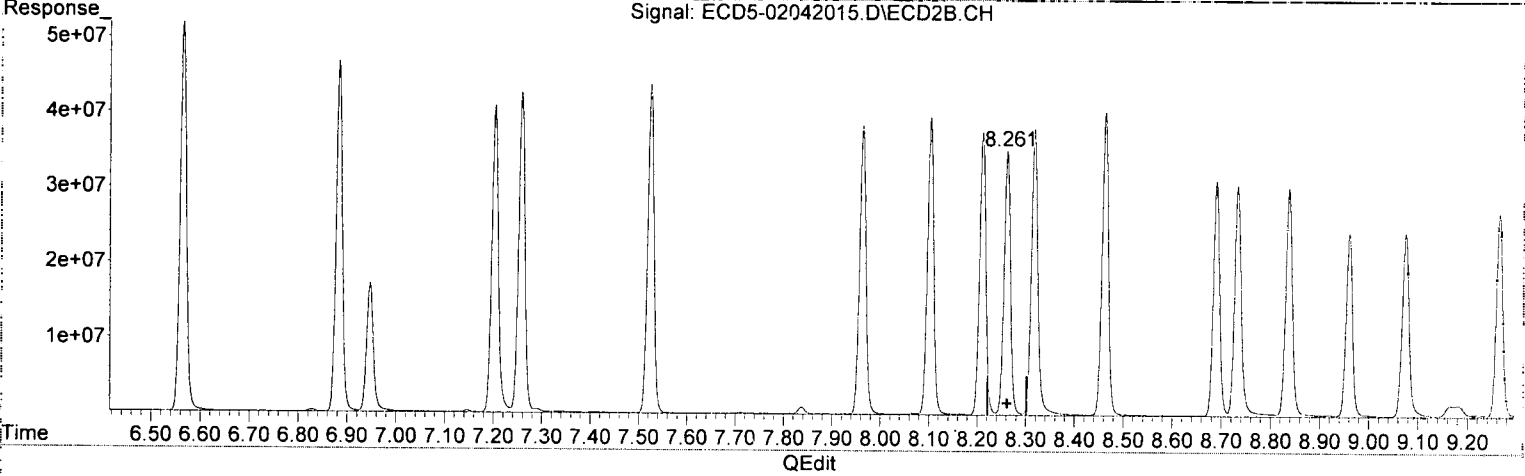
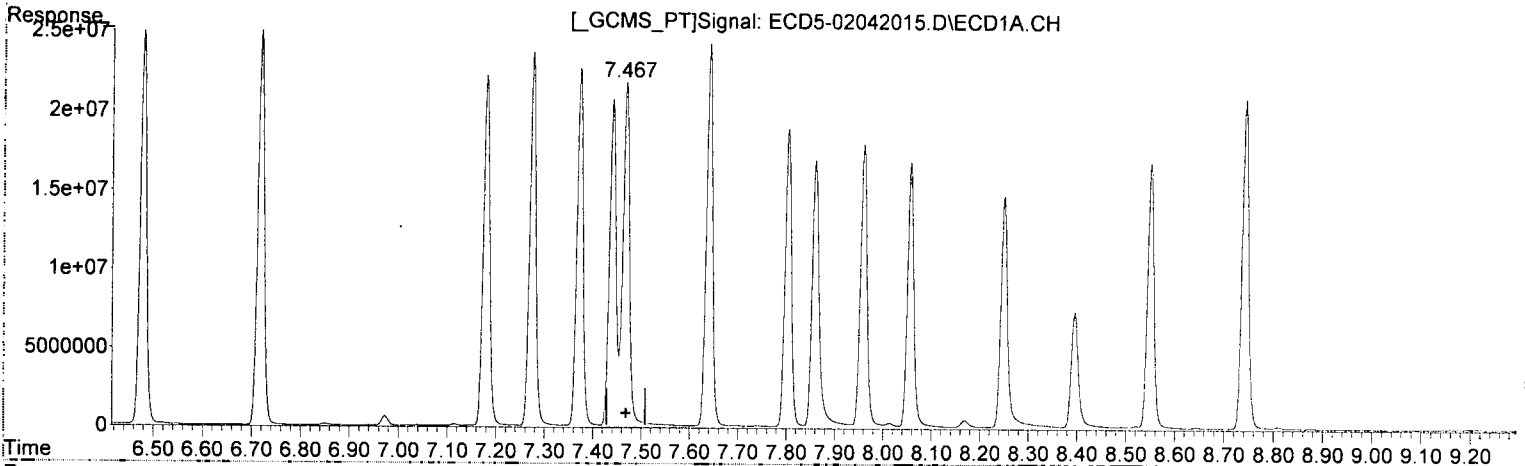
MJB
2/4/20

(11) Endosulfan I #2
8.261min 115.495 ng/mL
response 35080521

Quantitation Report (Qedit)

Data Path : R:\data\2020-02\0B04042\REQUANT\
Data File : ECD5-02042015.D
Signal(s) : Signal #1: ECD1A.CH Signal #2: ECD2B.CH
Acq On : 04 Feb 2020 14:56
Operator : MJB
Sample : 0B04042-CAL8
Misc : A19K134, AB 100 ppb
ALS Vial : 15 (Sig #1); 0 (Sig #2) Sample Multiplier: 1

Integration File signal 1: PEST1.e
Integration File signal 2: PEST2.e
Quant Time: Feb 04 18:09:59 2020
Quant Method : R:\methods\ECD5_QUANTPEST_200204.M
Quant Title : Instrument: DualECD5
QLast Update : Tue Feb 04 18:01:02 2020
Response via : Initial Calibration
Integrator: ChemStation 6890 Scale Mode: Small noise peaks clipped



(11) Endosulfan I
7.467min 106.368 ng/mL
response 2199611

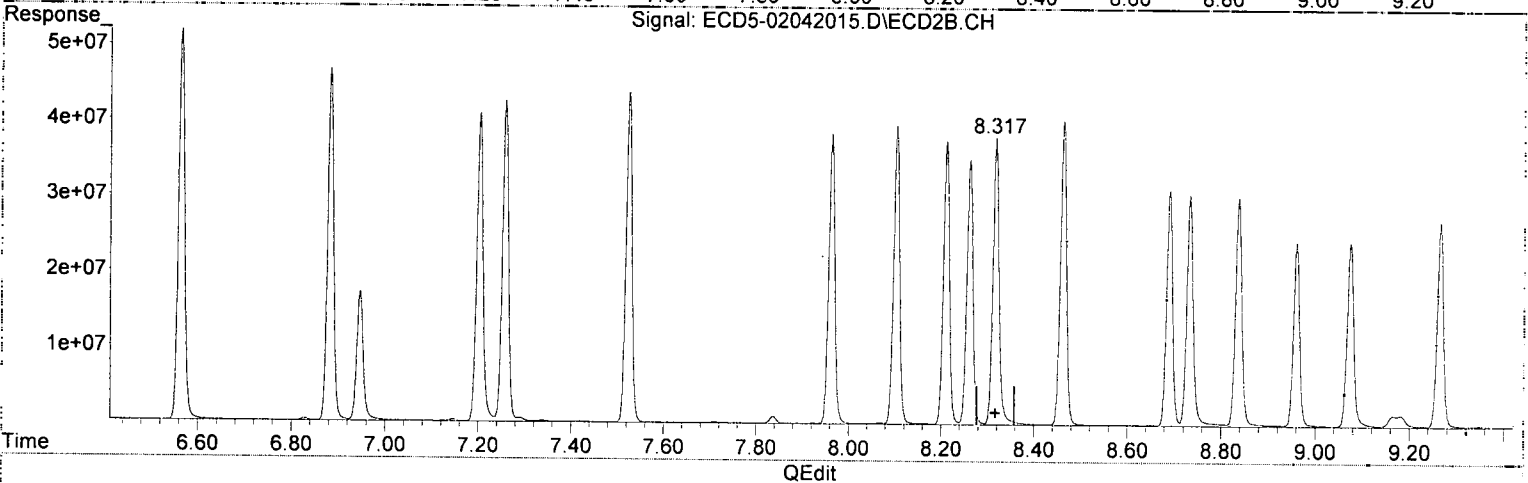
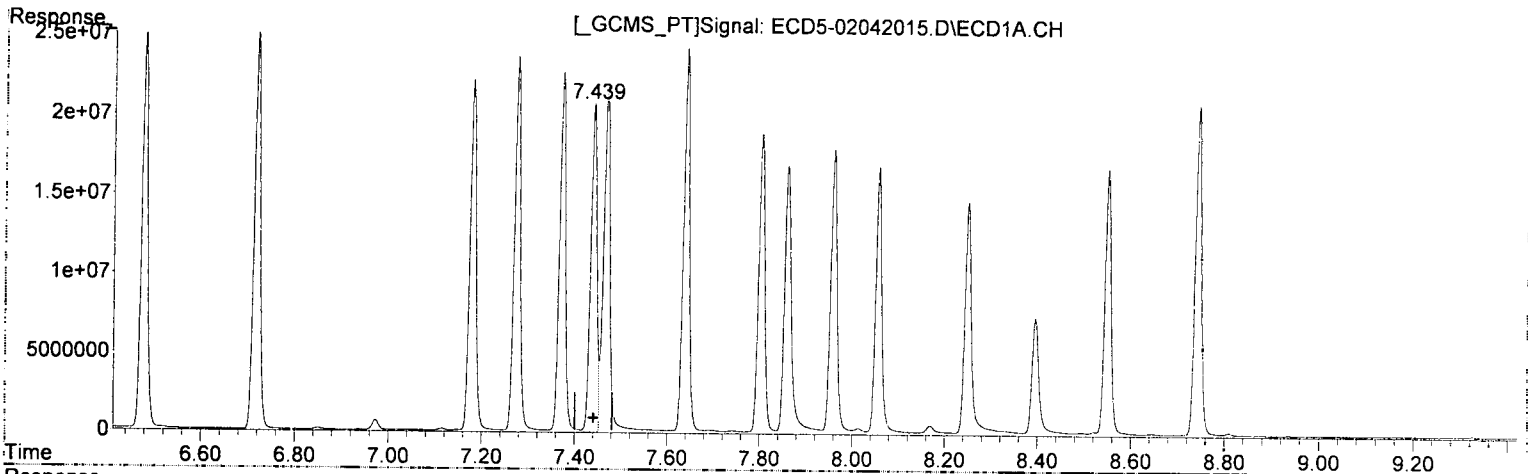
*MJB
2/4/20*

(11) Endosulfan I #2
8.261min 115.495 ng/mL
response 35080521

Quantitation Report (Qedit)

Data Path : R:\data\2020-02\0B04042\REQUANT\
Data File : ECD5-02042015.D
Signal(s) : Signal #1: ECD1A.CH Signal #2: ECD2B.CH
Acq On : 04 Feb 2020 14:56
Operator : MJB
Sample : 0B04042-CAL8
Misc : A19K134, AB 100 ppb
ALS Vial : 15 (Sig #1); 0 (Sig #2) Sample Multiplier: 1

Integration File signal 1: PEST1.e
Integration File signal 2: PEST2.e
Quant Time: Feb 04 18:09:59 2020
Quant Method : R:\methods\ECD5_QUANTPEST_200204.M
Quant Title : Instrument: DualECD5
QLast Update : Tue Feb 04 18:01:02 2020
Response via : Initial Calibration
Integrator: ChemStation 6890 Scale Mode: Small noise peaks clipped



(12) 4,4'-DDE

7.439min 111.471 ng/mL (m)
response 20846782

MJB
2/4/20

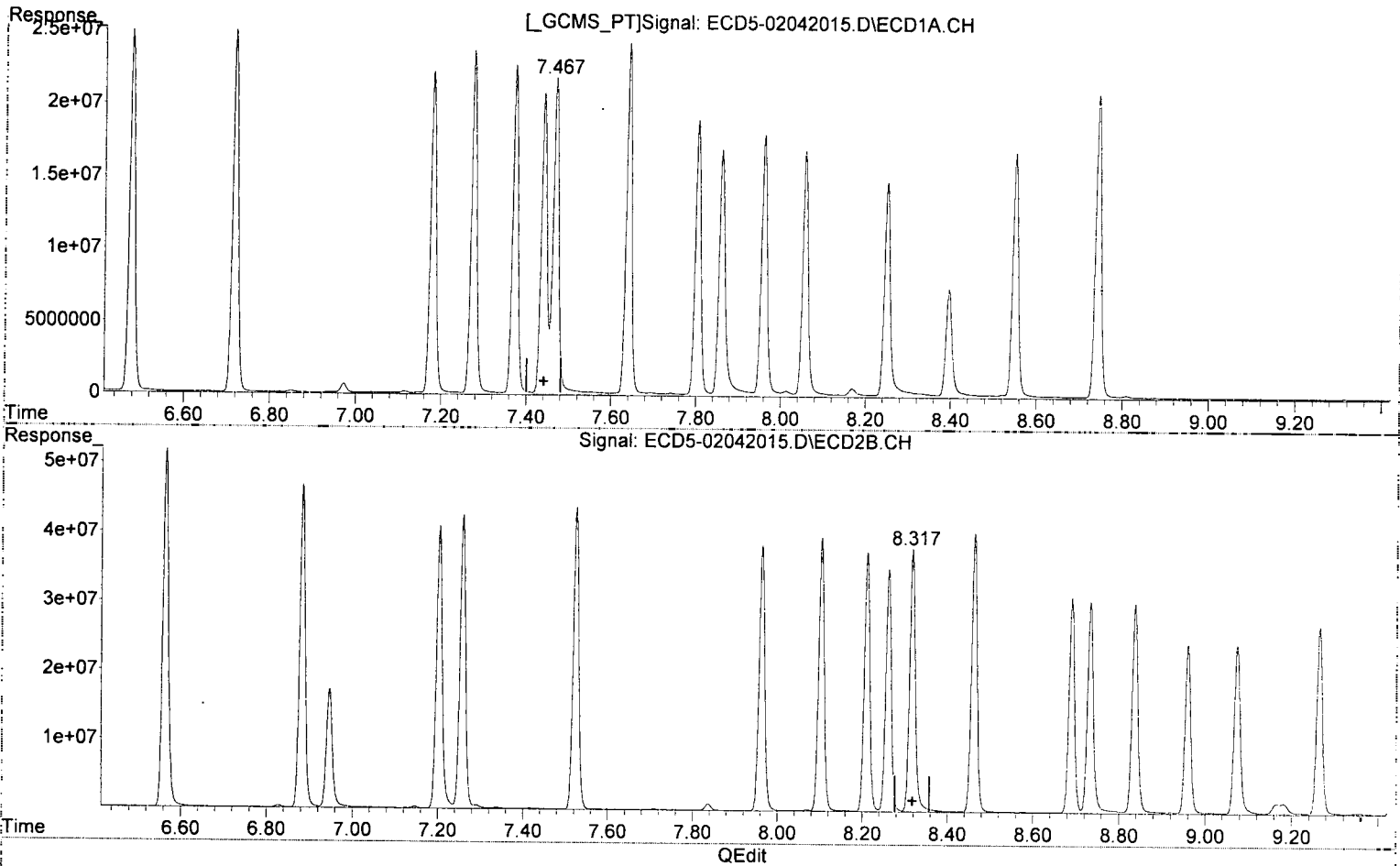
(12) 4,4'-DDE #2

8.317min 111.257 ng/mL
response 37952031

Quantitation Report (Qedit)

Data Path : R:\data\2020-02\0B04042\REQUANT\
Data File : ECD5-02042015.D
Signal(s) : Signal #1: ECD1A.CH Signal #2: ECD2B.CH
Acq On : 04 Feb 2020 14:56
Operator : MJB
Sample : 0B04042-CAL8
Misc : A19K134, AB 100 ppb
ALS Vial : 15 (Sig #1); 0 (Sig #2) Sample Multiplier: 1

Integration File signal 1: PEST1.e
Integration File signal 2: PEST2.e
Quant Time: Feb 04 18:09:59 2020
Quant Method : R:\methods\ECD5_QUANTPEST_200204.M
Quant Title : Instrument: DualECD5
QLast Update : Tue Feb 04 18:01:02 2020
Response via : Initial Calibration
Integrator: ChemStation 6890 Scale Mode: Small noise peaks clipped



(12) 4,4'-DDE
7.467min 116.745 ng/mL
response 21899611

*MJB
2/4/20*

(12) 4,4'-DDE #2
8.317min 111.257 ng/mL
response 37952031

Quantitation Report (Not Reviewed)

Data Path : R:\data\2020-02\0B04042\REQUANT\
 Data File : ECD5-02042015.D
 Signal(s) : Signal #1: ECD1A.CH Signal #2: ECD2B.CH
 Acq On : 04 Feb 2020 14:56
 Operator : MJB
 Sample : 0B04042-CAL8
 Misc : A19K134, AB 100 ppb
 ALS Vial : 15 (Sig #1); 0 (Sig #2) Sample Multiplier: 1

Integration File signal 1: PEST1.e
 Integration File signal 2: PEST2.e
 Quant Time: Feb 04 18:09:59 2020
 Quant Method : R:\methods\ECD5_QUANTPEST_200204.M
 Quant Title : Instrument: DualECD5
 QLast Update : Tue Feb 04 18:01:02 2020
 Response via : Initial Calibration
 Integrator: ChemStation 6890 Scale Mode: Small noise peaks clipped

MD
MJB
2/4/20

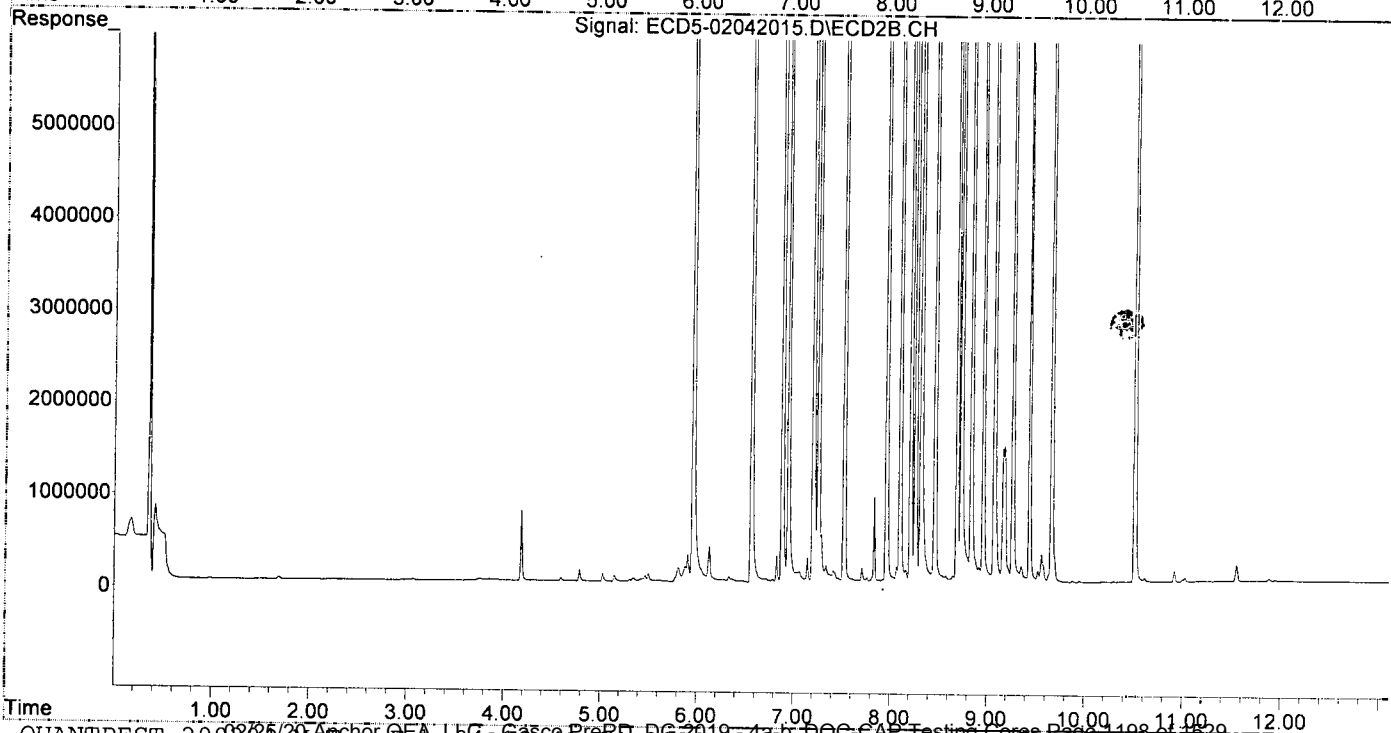
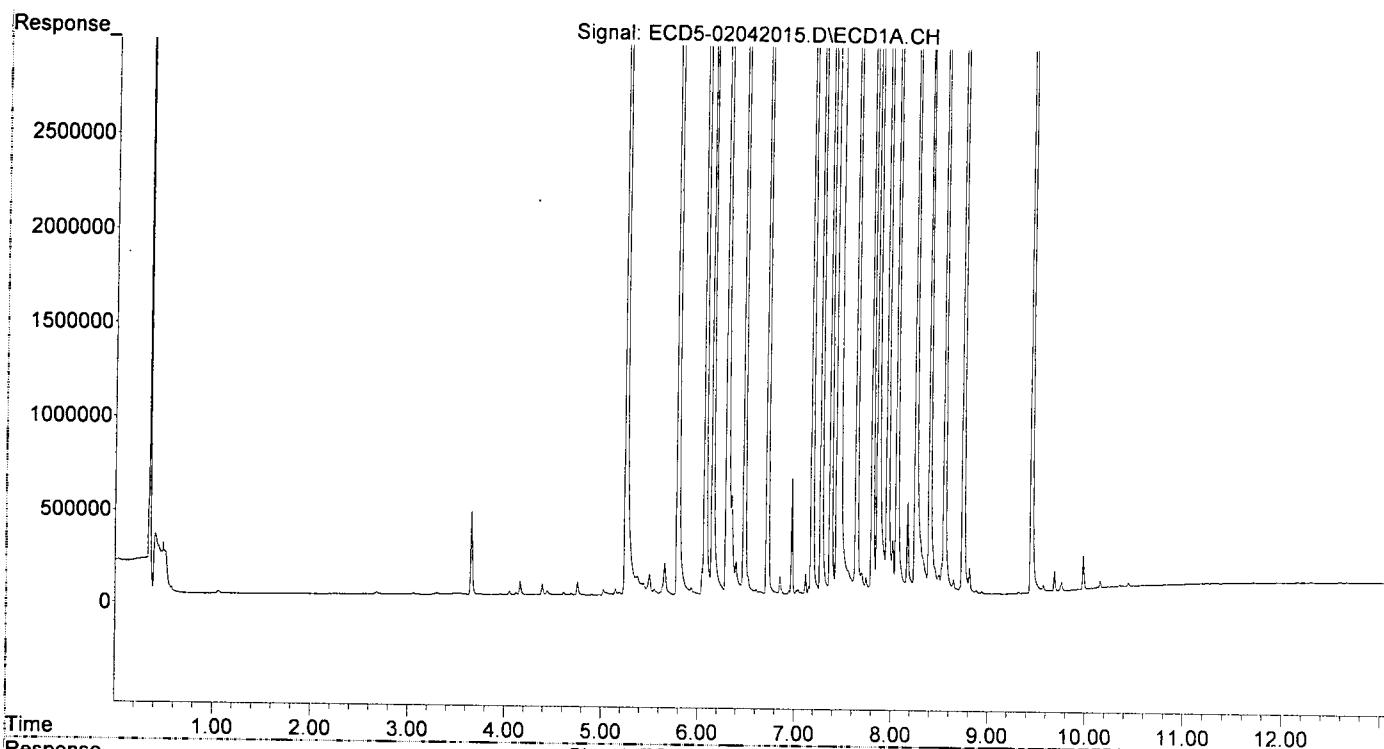
Compound	RT#1	RT#2	Resp#1	Resp#2	ng/mL	ng/mL
System Monitoring Compounds						
1) S TCMX (S)	5.251	5.958	19023002	32532813	108.867	111.053
22) S DCBP (S)	9.445	10.517	16787489	22121753	110.429	108.917
Target Compounds						
2) a-BHC	5.789	6.564	28314227	51705805	113.092	111.344
3) g-BHC	6.071	6.883	25459544	46662494	115.554	113.547
4) b-BHC	6.148	6.946	9738769	17133810	111.771	110.335
5) Heptachlor	6.478	7.257	24987082	42513664	113.110	111.174
6) d-BHC	6.296	7.203	20869621	40806745	113.088	113.261
7) Aldrin	6.718	7.524	25161419	43666369	112.171	118.183
8) Heptachlo...	7.179	7.963	22189372	38306345	104.905	113.952
9) trans-Chl...	7.275	8.103	23684655	39506082	113.206	117.738
10) cis-Chlor...	7.372	8.210	22744346	37525023	109.123	115.040
11) Endosulfa...	7.467	8.261	21999611	35080521	106.368	115.495
12) 4,4'-DDE	7.467f	8.317	21999611	37952031	116.745	111.257
13) Dieldrin	7.640	8.462	24034912	40271876	110.637	111.386
14) Endrin	7.803	8.690	18925668	31164006	110.550	112.343
15) 4,4'-DDD	7.860	8.733	16934195	30553167	111.902	109.821
16) Endosulfa...	7.959	8.837	17931670	30247625	108.763	109.919
17) 4,4'-DDT	8.056	8.959	16833064	24398753	115.234	113.914
18) Endrin Al...	8.250	9.073	14691227	24376940	109.885	108.863
19) Endosulfa...	8.550	9.264	16783487	27102898	109.919	112.502
20) Methoxychlor	8.395	9.437	7414955	11580390	114.073	113.936
21) Endrin Ke...	8.742	9.664	20852041	29343205	109.797	109.765
23) Hexachlor...	3.055f	0.000	8255	0	0.041	N.D. #
24) Hexachlor...	5.655	6.475	172257	11436	0.739	0.036 #
25) Oxychlorthane	7.179f	7.963	22189372	38306345	125.166	136.958
26) 2,4'-DDE	0.000	8.163	0	124162	N.D.	0.590 #
27) trans-Non...	7.372f	8.210	22744346	37525023	113.430	122.037
28) 2,4'-DDD	7.640f	0.000	24034912	0	188.903	N.D. #
29) 2,4'-DDT	7.803	8.733	18925668	30553167	129.206	133.064
30) cis-Nonac...	7.860	0.000	16934195	0	71.848	N.D. #
31) Mirex	8.550	0.000	16783487	0	126.575	N.D. #
32) Chlordane...	7.372	8.210	22744346	37525023	969.428	964.729
33) Chlordane...	7.467	8.317	21999611	37952031	763.325	1182.383 #
34) Chlordane...	8.056f	0.000	16833064	0	2212.667	N.D. #
35) Chlordane...	3.742f	3.742	5416	16791	NoCal	NoCal
36) Toxaphene...	7.467	8.578	21999611	59965	20887.916	22.174 #
37) Toxaphene...	7.741	8.917	93129	158319	47.890	45.461
38) Toxaphene...	8.056	8.959	16833064	24398753	3828.767	3641.318
39) Toxaphene...	0.000	0.000	0	0	N.D.	N.D.
40) Toxaphene...	8.550	9.182	16783487	1465854	5104.811	291.889 #
41) Toxaphene...	0.000	9.562	0	299600	N.D.	53.365 #
42) Toxaphene...	3.742	3.742	5416	16791	NoCal	NoCal

(f)=RT Delta > 1/2 Window (#)=Amounts differ by > 40% (m)=manual int.

Quantitation Report (Not Reviewed)

Data Path : R:\data\2020-02\0B04042\REQUANT\
Data File : ECD5-02042015.D
Signal(s) : Signal #1: ECD1A.CH Signal #2: ECD2B.CH
Acq On : 04 Feb 2020 14:56
Operator : MJB
Sample : 0B04042-CAL8
Misc : A19K134, AB 100 ppb
ALS Vial : 15 (Sig #1); 0 (Sig #2) Sample Multiplier: 1

Integration File signal 1: PEST1.e
Integration File signal 2: PEST2.e
Quant Time: Feb 04 18:09:59 2020
Quant Method : R:\methods\ECD5_QUANTPEST_200204.M
Quant Title : Instrument: DualECD5
QLast Update : Tue Feb 04 18:01:02 2020
Response via : Initial Calibration
Integrator: ChemStation 6890 Scale Mode: Small noise peaks clipped



Quantitation Report (QT Reviewed)

Data Path : R:\data\2020-02\0B04042\REQUANT\
 Data File : ECD5-02042016.D
 Signal(s) : Signal #1: ECD1A.CH Signal #2: ECD2B.CH
 Acq On : 04 Feb 2020 15:13
 Operator : MJB
 Sample : 0B04042-CAL9
 Misc : A19K126, AB 200 ppb
 ALS Vial : 16 (Sig #1); 0 (Sig #2) Sample Multiplier: 1

Integration File signal 1: PEST1.e
 Integration File signal 2: PEST2.e
 Quant Time: Feb 04 19:00:19 2020
 Quant Method : R:\methods\ECD5_QUANTPEST_200204.M
 Quant Title : Instrument: DualECD5
 QLast Update : Tue Feb 04 18:01:02 2020
 Response via : Initial Calibration
 Integrator: ChemStation 6890 Scale Mode: Small noise peaks clipped

MJB
2/4/20

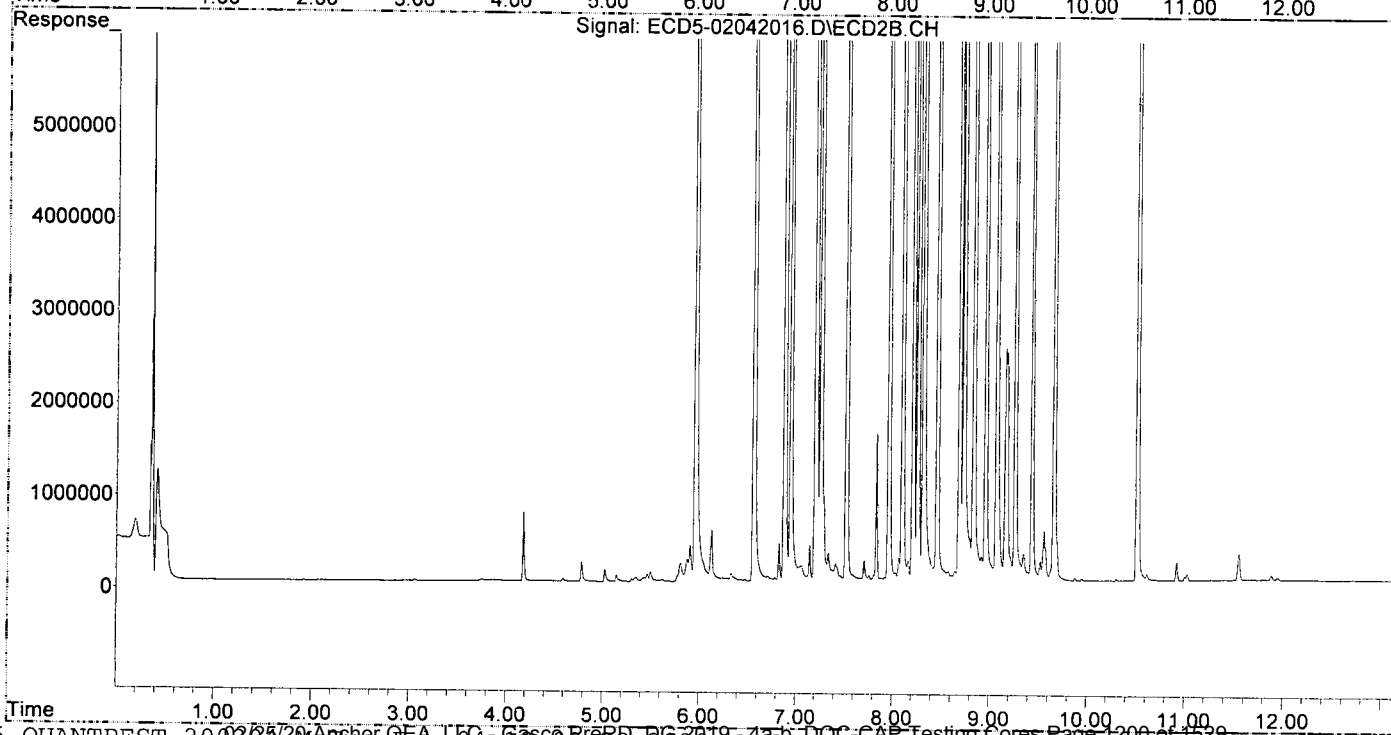
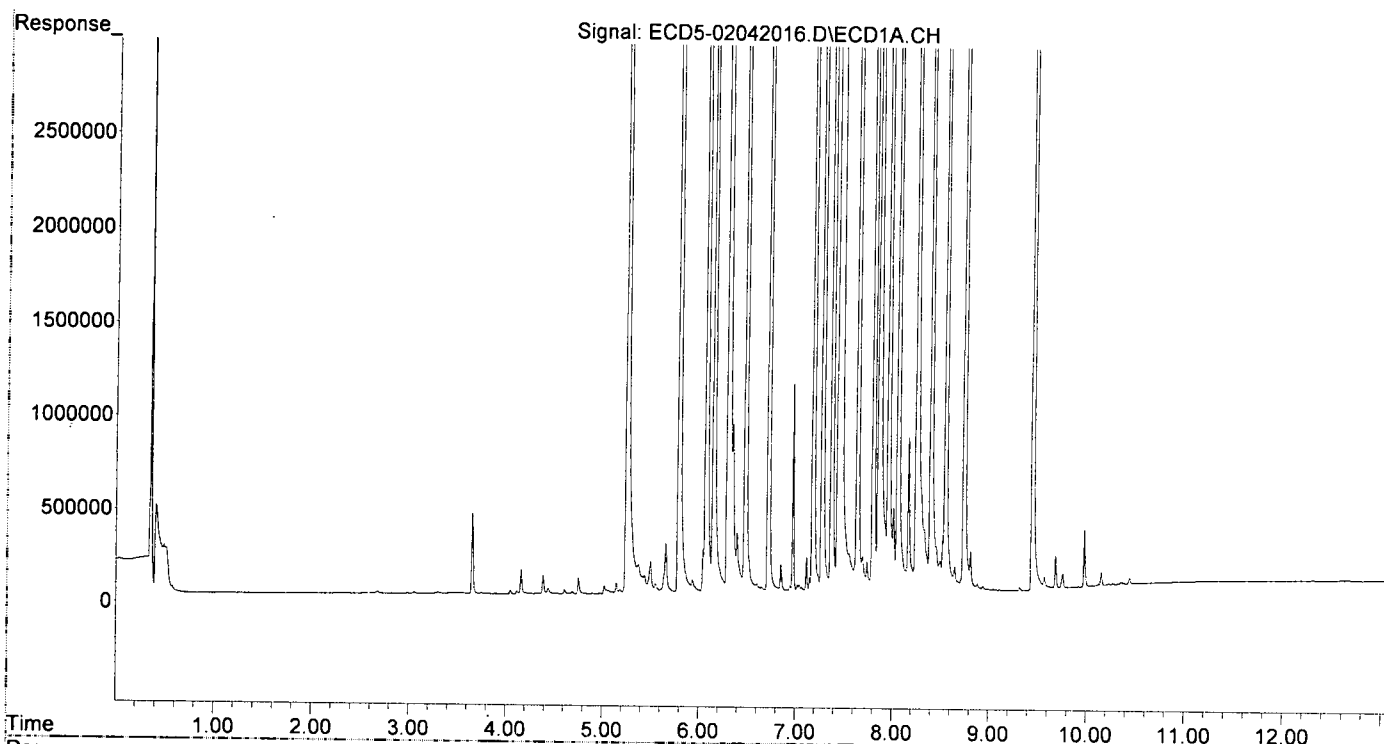
Compound		RT#1	RT#2	Resp#1	Resp#2	ng/mL	ng/mL
System Monitoring Compounds							
1)	S TCMX (S)	5.251	5.958	35149464	64676479	201.158	190.295
22)	S DCBP (S)	9.447	10.519	29903128	42448351	191.470	193.559
Target Compounds							
2)	a-BHC	5.789	6.566	52599329	101.3E6	210.091	189.431
3)	g-BHC	6.072	6.884	47153215	87105979	214.016	188.606
4)	b-BHC	6.148	6.946	18624784	33164530	189.012	190.954
5)	Heptachlor	6.479	7.259	45191598	82033288	204.571	190.274
6)	d-BHC	6.297	7.203	40297621	79434460	188.414	189.205
7)	Aldrin	6.719	7.526	44534718	81547534	198.538	220.709
8)	Heptachlo...	7.180	7.964	42467851	72447049	200.775	215.512
9)	trans-Chl...	7.275	8.103	42825920	74575992	204.696	222.255
10)	cis-Chlor...	7.372	8.211	40545561	71644273	194.529	219.640
11)	Endosulfa...	7.468	8.262	39567840	67407836	191.311m	221.926
12)	4,4'-DDE	7.440	8.318	39304872	73327078	188.970m	189.452
13)	Dieldrin	7.640	8.463	44312707	75202041	203.979	189.535
14)	Endrin	7.803	8.691	36206883	59626947	211.495	189.771
15)	4,4'-DDD	7.860	8.734	31873357	61144679	188.075	191.051
16)	Endosulfa...	7.959	8.838	32801889	59594230	198.957	191.284
17)	4,4'-DDT	8.057	8.960	31622689	50168945	187.481	189.022
18)	Endrin Al...	8.250	9.075	27194367	47929613	191.773	192.291
19)	Endosulfa...	8.550	9.265	31268979	53146057	190.651	189.188
20)	Methoxychlor	8.396	9.438	14065446	23313843	186.892	188.683
21)	Endrin Ke...	8.743	9.665	38315037	58940858	201.748	191.163
23)	Hexachlor...	3.054f	0.000	6951	0	0.035	N.D. #
24)	Hexachlor...	5.656	6.476	264989	26830	1.220	0.084 #
25)	Oxychlordan	7.180f	7.964	42467851	72447049	236.517	259.023
26)	2,4'-DDE	0.000	8.164	0	220633	N.D.	1.048 #
27)	trans-Non...	7.372f	8.211	40545561	71644273	200.781	232.998
28)	2,4'-DDD	7.640f	0.000	44312707	0	348.278	N.D. #
29)	2,4'-DDT	7.803	8.734	36206883	61144679	247.186	232.081
30)	cis-Nonac...	7.860	0.000	31873357	0	135.231	N.D. #
31)	Mirex	8.550	0.000	31268979	0	240.172	N.D. #
32)	Chlordane...	7.372	8.211	40545561	71644273	1728.166	1841.900
33)	Chlordane...	7.468	8.318	39817511	73327078	1381.557	2284.480 #
34)	Chlordane...	8.057f	0.000	31622689	0	4156.729	N.D. #
35)	Chlordane...	3.742f	3.743	4575	14876	NoCal	NoCal
36)	Toxaphene...	7.468	8.579	39817511	111495	37805.434	41.229 #
37)	Toxaphene...	7.740	8.919	154733	266367	79.568	76.486
38)	Toxaphene...	8.057	8.960	31622689	50168945	6924.304	6366.272
39)	Toxaphene...	0.000	0.000	0	0	N.D.	N.D.
40)	Toxaphene...	8.550	9.181	31268979	2479065	9510.672	493.646 #
41)	Toxaphene...	0.000	9.563	0	541629	N.D.	96.475 #
42)	Toxaphene...	3.742	3.743	4575	14876	NoCal	NoCal

(f)=RT Delta > 1/2 Window (#)=Amounts differ by > 40% (m)=manual int.

Quantitation Report (QT Reviewed)

Data Path : R:\data\2020-02\0B04042\REQUANT\
Data File : ECD5-02042016.D
Signal(s) : Signal #1: ECD1A.CH Signal #2: ECD2B.CH
Acq On : 04 Feb 2020 15:13
Operator : MJB
Sample : 0B04042-CAL9
Misc : A19K126, AB 200 ppb
ALS Vial : 16 (Sig #1); 0 (Sig #2) Sample Multiplier: 1

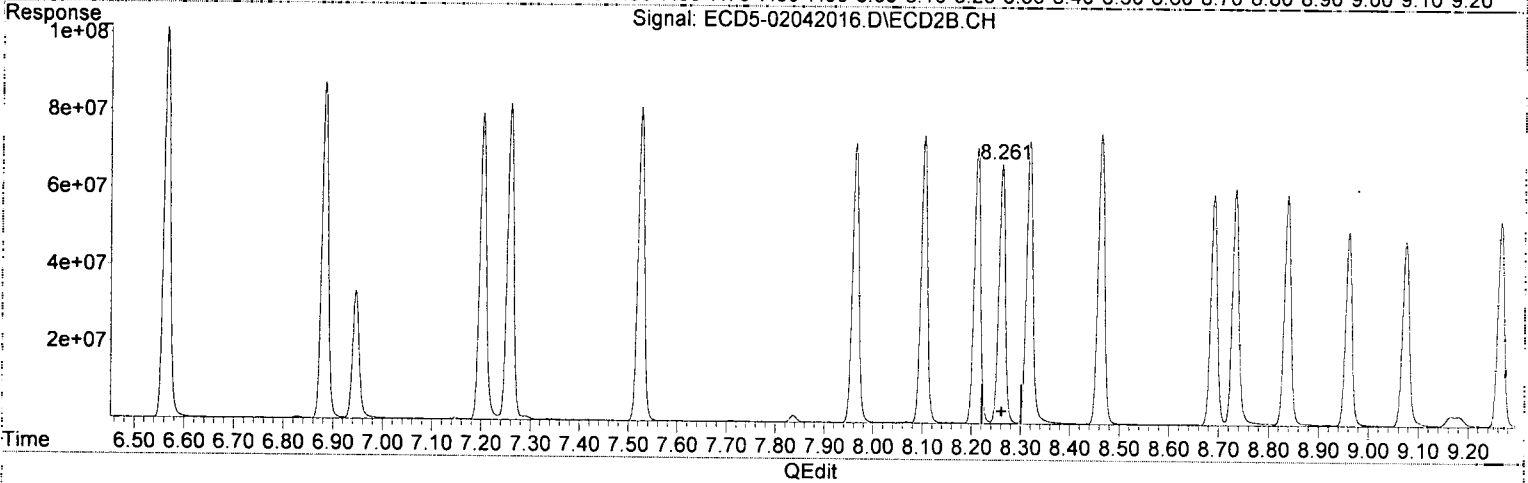
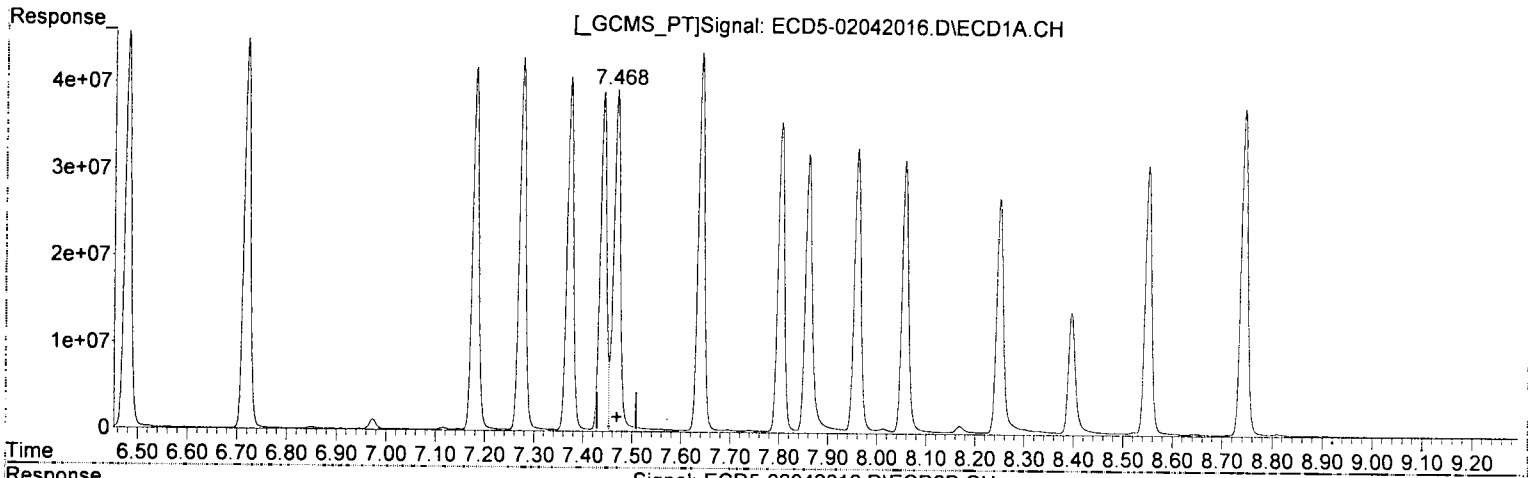
Integration File signal 1: PEST1.e
Integration File signal 2: PEST2.e
Quant Time: Feb 04 19:00:19 2020
Quant Method : R:\methods\ECD5_QUANTPEST_200204.M
Quant Title : Instrument: DualECD5
QLast Update : Tue Feb 04 18:01:02 2020
Response via : Initial Calibration
Integrator: ChemStation 6890 Scale Mode: Small noise peaks clipped



Quantitation Report (Qedit)

Data Path : R:\data\2020-02\0B04042\REQUANT\
Data File : ECD5-02042016.D
Signal(s) : Signal #1: ECD1A.CH Signal #2: ECD2B.CH
Acq On : 04 Feb 2020 15:13
Operator : MJB
Sample : 0B04042-CAL9
Misc : A19K126, AB 200 ppb
ALS Vial : 16 (Sig #1); 0 (Sig #2) Sample Multiplier: 1

Integration File signal 1: PEST1.e
Integration File signal 2: PEST2.e
Quant Time: Feb 04 18:10:17 2020
Quant Method : R:\methods\ECD5_QUANTPEST_200204.M
Quant Title : Instrument: DualECD5
QLast Update : Tue Feb 04 18:01:02 2020
Response via : Initial Calibration
Integrator: ChemStation 6890 Scale Mode: Small noise peaks clipped



(11) Endosulfan I
7.468min 191.311 ng/mL (m)
response 39567840

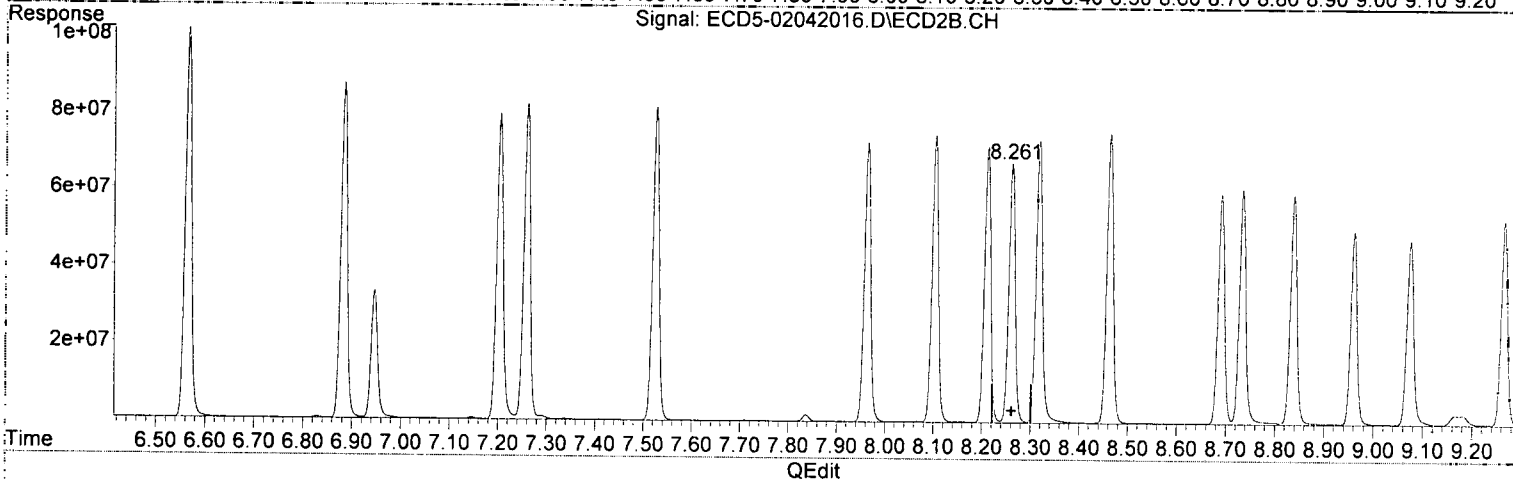
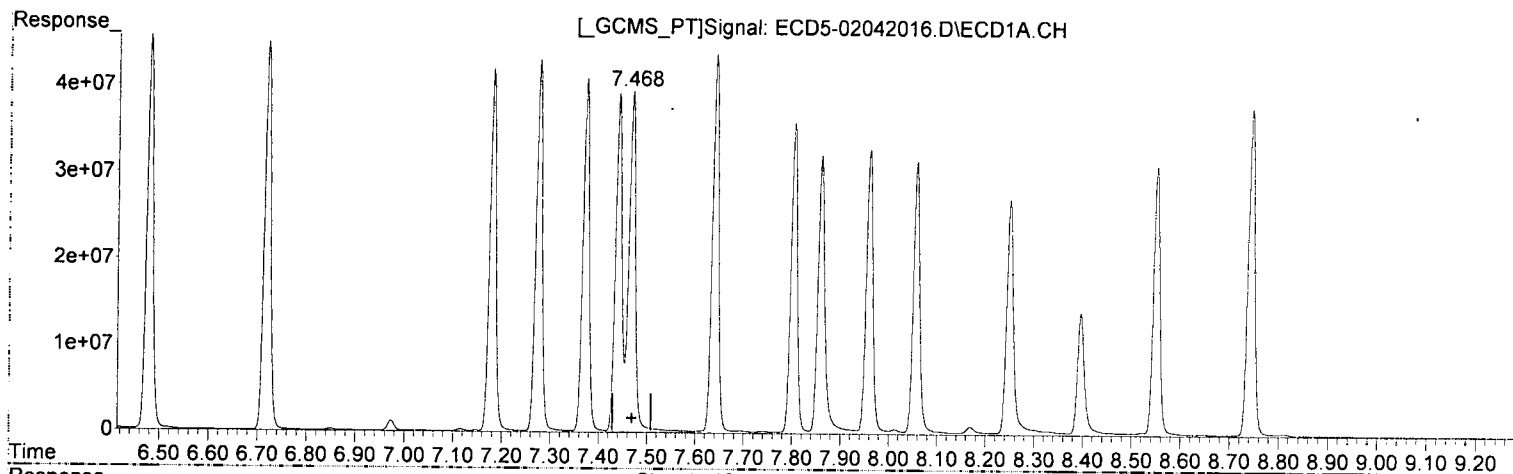
MJB
2/4/20

(11) Endosulfan I #2
8.262min 221.926 ng/mL
response 67407836

Quantitation Report (Qedit)

Data Path : R:\data\2020-02\0B04042\REQUANT\
Data File : ECD5-02042016.D
Signal(s) : Signal #1: ECD1A.CH Signal #2: ECD2B.CH
Acq On : 04 Feb 2020 15:13
Operator : MJB
Sample : 0B04042-CAL9
Misc : A19K126, AB 200 ppb
ALS Vial : 16 (Sig #1); 0 (Sig #2) Sample Multiplier: 1

Integration File signal 1: PEST1.e
Integration File signal 2: PEST2.e
Quant Time: Feb 04 18:10:17 2020
Quant Method : R:\methods\ECD5_QUANTPEST_200204.M
Quant Title : Instrument: DualECD5
QLast Update : Tue Feb 04 18:01:02 2020
Response via : Initial Calibration
Integrator: ChemStation 6890 Scale Mode: Small noise peaks clipped



(11) Endosulfan I
7.468min 192.518 ng/mL
response 39817511

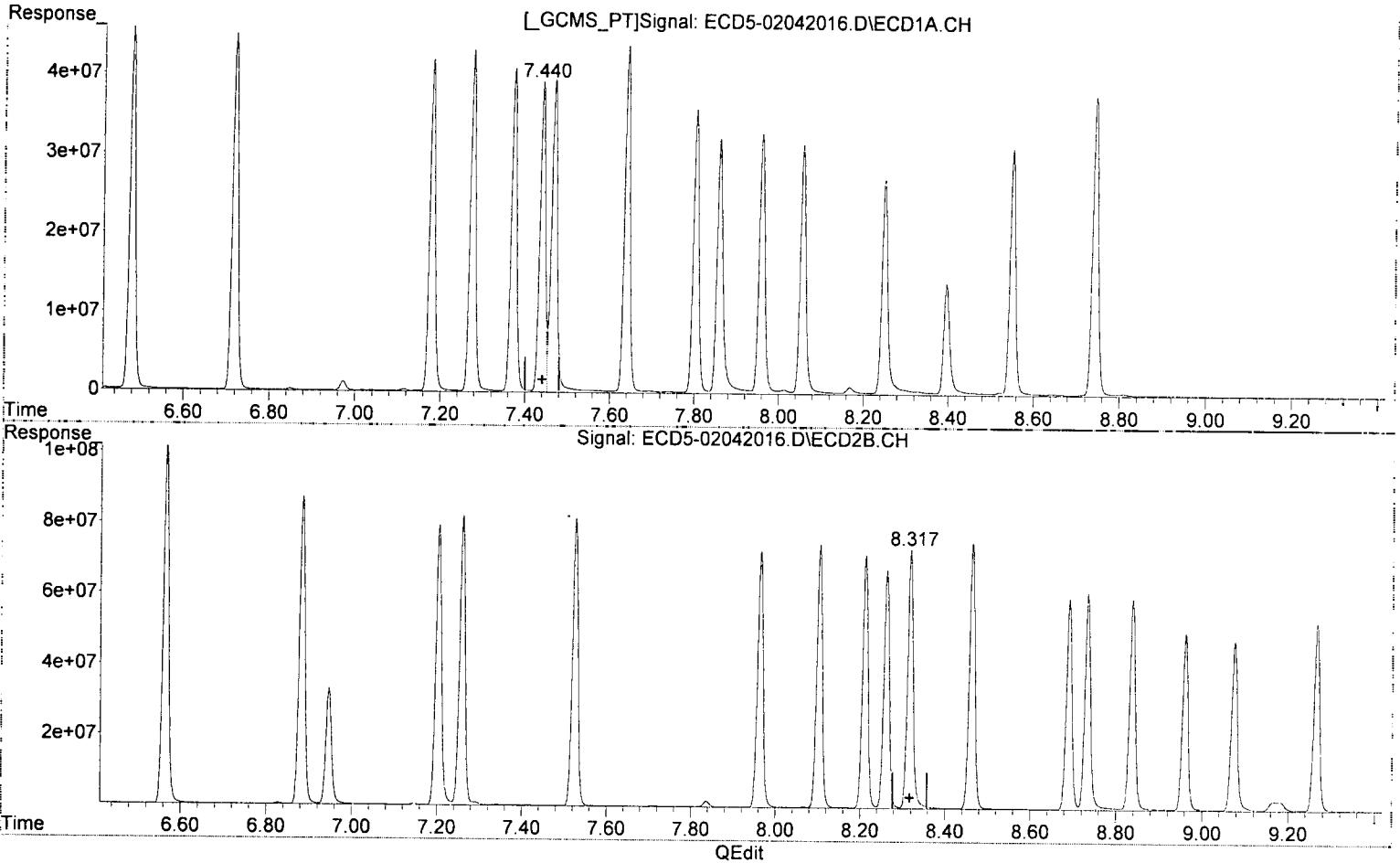
*MJB
2/4/20*

(11) Endosulfan I #2
8.262min 221.926 ng/mL
response 67407836

Quantitation Report (Qedit)

Data Path : R:\data\2020-02\0B04042\REQUANT\
Data File : ECD5-02042016.D
Signal(s) : Signal #1: ECD1A.CH Signal #2: ECD2B.CH
Acq On : 04 Feb 2020 15:13
Operator : MJB
Sample : 0B04042-CAL9
Misc : A19K126, AB 200 ppb
ALS Vial : 16 (Sig #1); 0 (Sig #2) Sample Multiplier: 1

Integration File signal 1: PEST1.e
Integration File signal 2: PEST2.e
Quant Time: Feb 04 18:10:17 2020
Quant Method : R:\methods\ECD5_QUANTPEST_200204.M
Quant Title : Instrument: DualECD5
QLast Update : Tue Feb 04 18:01:02 2020
Response via : Initial Calibration
Integrator: ChemStation 6890 Scale Mode: Small noise peaks clipped



(12) 4,4'-DDE

7.440min 188.970 ng/mL (m)

response 39304872

WB
2/4/20

(12) 4,4'-DDE #2

8.318min 189.452 ng/mL

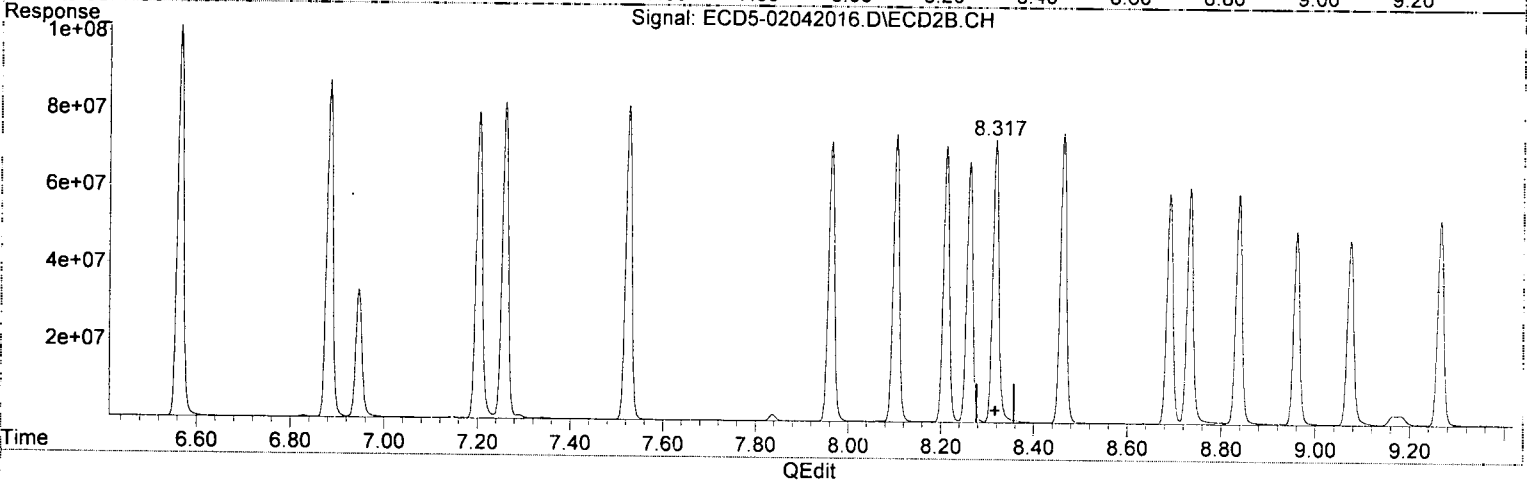
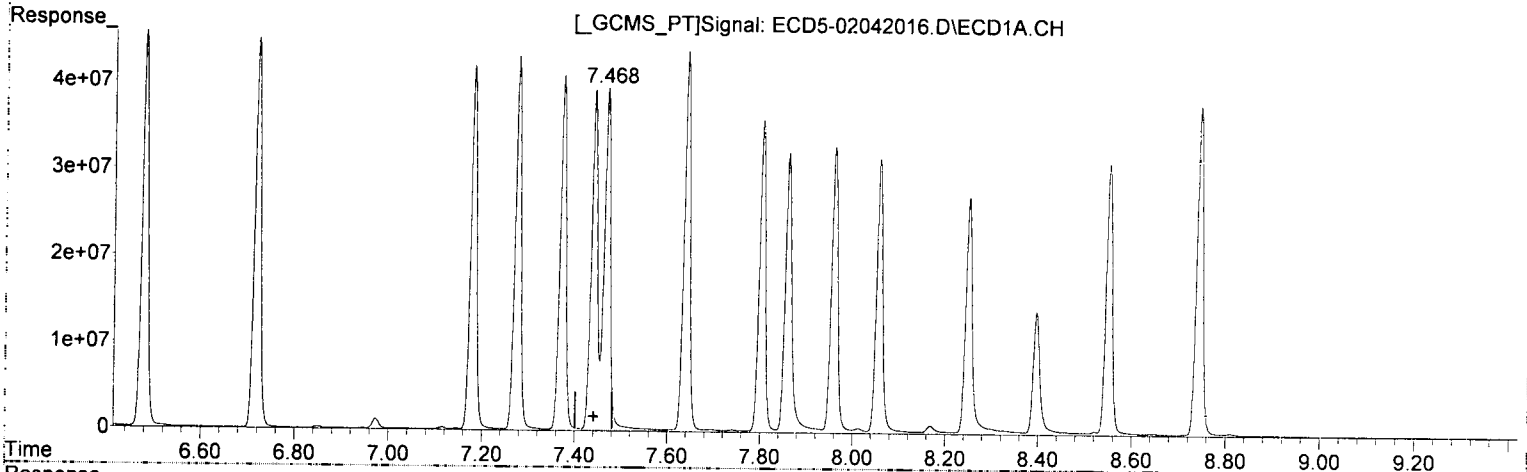
response 73327078

(+) = Expected Retention Time

Quantitation Report (Qedit)

Data Path : R:\data\2020-02\0B04042\REQUANT\
Data File : ECD5-02042016.D
Signal(s) : Signal #1: ECD1A.CH Signal #2: ECD2B.CH
Acq On : 04 Feb 2020 15:13
Operator : MJB
Sample : 0B04042-CAL9
Misc : A19K126, AB 200 ppb
ALS Vial : 16 (Sig #1); 0 (Sig #2) Sample Multiplier: 1

Integration File signal 1: PEST1.e
Integration File signal 2: PEST2.e
Quant Time: Feb 04 18:10:17 2020
Quant Method : R:\methods\ECD5_QUANTPEST_200204.M
Quant Title : Instrument: DualECD5
QLast Update : Tue Feb 04 18:01:02 2020
Response via : Initial Calibration
Integrator: ChemStation 6890 Scale Mode: Small noise peaks clipped



(12) 4,4'-DDE
7.468min 190.944 ng/mL
response 39817511

MJB
2/4/20

(12) 4,4'-DDE #2
8.318min 189.452 ng/mL
response 73327078

Data Path : R:\data\2020-02\0B04042\REQUANT\
 Data File : ECD5-02042016.D
 Signal(s) : Signal #1: ECD1A.CH Signal #2: ECD2B.CH
 Acq On : 04 Feb 2020 15:13
 Operator : MJB
 Sample : 0B04042-CAL9
 Misc : A19K126, AB 200 ppb
 ALS Vial : 16 (Sig #1); 0 (Sig #2) Sample Multiplier: 1

Integration File signal 1: PEST1.e
 Integration File signal 2: PEST2.e
 Quant Time: Feb 04 18:10:17 2020
 Quant Method : R:\methods\ECD5_QUANTPEST_200204.M
 Quant Title : Instrument: DualECD5
 QLast Update : Tue Feb 04 18:01:02 2020
 Response via : Initial Calibration
 Integrator: ChemStation 6890 Scale Mode: Small noise peaks clipped

MJB
2/4/20

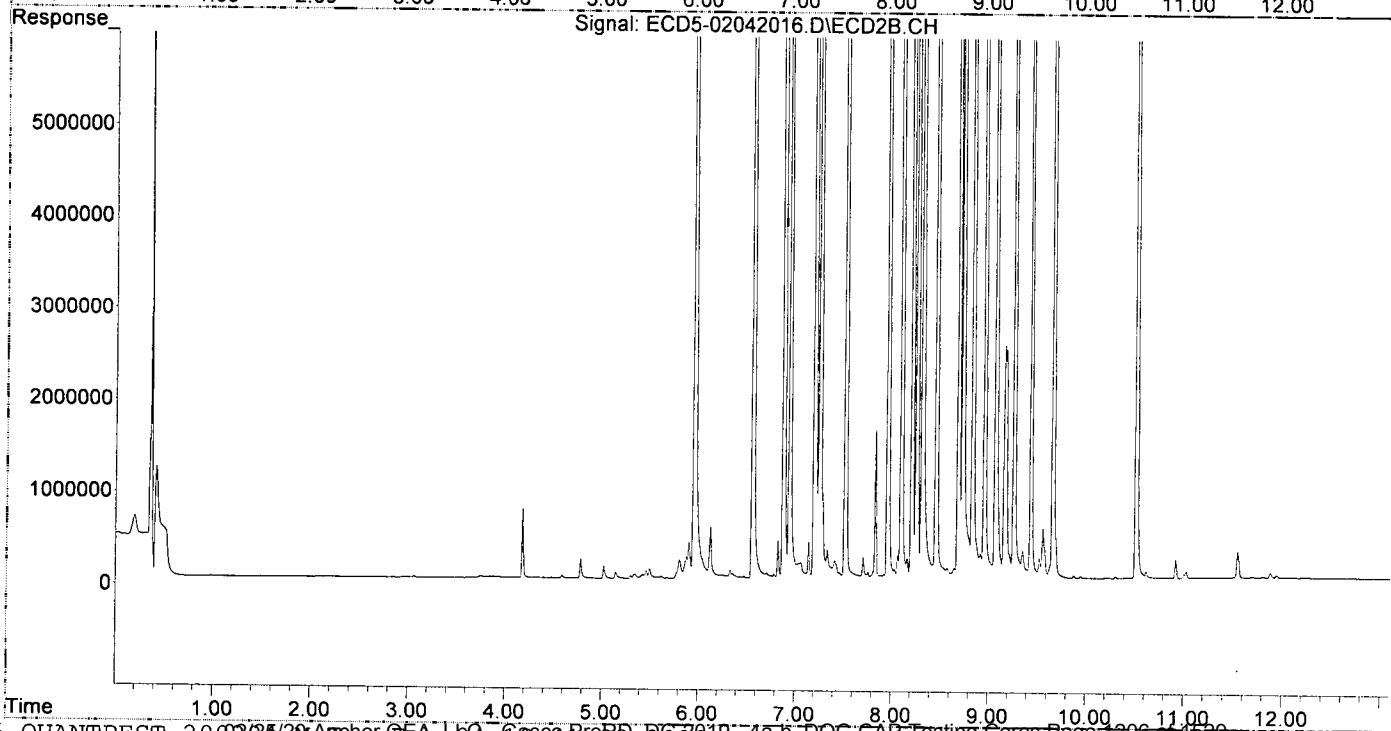
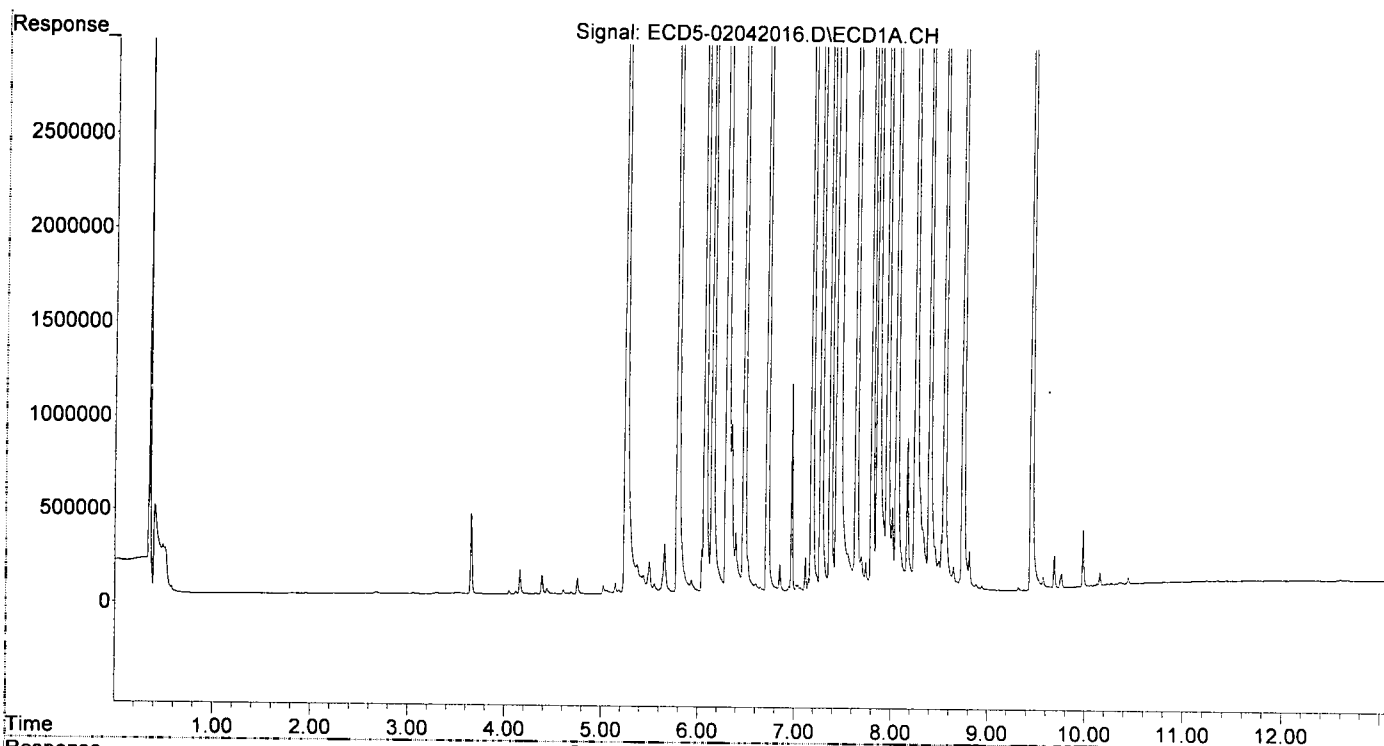
Compound	RT#1	RT#2	Resp#1	Resp#2	ng/mL	ng/mL
System Monitoring Compounds						
1) S TCMX (S)	5.251	5.958	35149464	64676479	201.158	190.295
22) S DCBP (S)	9.447	10.519	29903128	42448351	191.470	193.559
Target Compounds						
2) a-BHC	5.789	6.566	52599329	101.3E6	210.091	189.431
3) g-BHC	6.072	6.884	47153215	87105979	214.016	188.606
4) b-BHC	6.148	6.946	18624784	37164530	189.012	190.954
5) Heptachlor	6.479	7.259	45191598	82033288	204.571	190.274
6) d-BHC	6.297	7.203	40297621	79434460	188.414	189.205
7) Aldrin	6.719	7.526	44534718	81547534	198.538	220.709
8) Heptachlo...	7.180	7.964	42467851	72447049	200.775	215.512
9) trans-Chl...	7.275	8.103	42825920	74575992	204.696	222.255
10) cis-Chlor...	7.372	8.211	40547561	71644273	194.529	219.640
11) Endosulfa...	7.468	8.262	39817511	67407836	192.518	221.926
12) 4,4'-DDE	7.468f	8.318	39817511	73327078	190.944	189.452
13) Dieldrin	7.640	8.463	44312707	75202041	203.979	189.535
14) Endrin	7.803	8.691	36206883	59626947	211.495	189.771
15) 4,4'-DDD	7.860	8.734	31873357	61144679	188.075	191.051
16) Endosulfa...	7.959	8.838	32801889	59594230	198.957	191.284
17) 4,4'-DDT	8.057	8.960	31622689	50168945	187.481	189.022
18) Endrin Al...	8.250	9.075	27194367	47929613	191.773	192.291
19) Endosulfa...	8.550	9.265	31268979	53146057	190.651	189.188
20) Methoxychlor	8.396	9.438	14065446	23313843	186.892	188.683
21) Endrin Ke...	8.743	9.565	38315037	58940858	201.748	191.163
23) Hexachlor...	3.054f	0.000	6951	0	0.035	N.D. #
24) Hexachlor...	5.656	6.476	264989	26830	1.220	0.084 #
25) Oxychlorane	7.180f	7.964	42467851	72447049	236.517	259.023
26) 2,4'-DDE	0.000	8.164	0	220633	N.D.	1.048 #
27) trans-Non...	7.372f	8.211	40545561	71644273	200.781	232.998
28) 2,4'-DDD	7.640f	0.000	44312707	0	348.278	N.D. #
29) 2,4'-DDT	7.803	8.734	36206883	61144679	247.186	232.081
30) cis-Nonac...	7.860	0.000	31873357	0	135.231	N.D. #
31) Mirex	8.550	0.000	31268979	0	240.172	N.D. #
32) Chlordane...	7.372	8.211	40545561	71644273	1728.166	1841.900
33) Chlordane...	7.468	8.318	39817511	73327078	1381.557	2284.480 #
34) Chlordane...	8.057f	0.000	31622689	0	4156.729	N.D. #
35) Chlordane...	3.742f	3.743	4575	14876	NoCal	NoCal
36) Toxaphene...	7.468	8.579	39817511	111495	37805.434	41.229 #
37) Toxaphene...	7.740	8.919	154733	266367	79.568	76.486
38) Toxaphene...	8.057	8.960	31622689	50168945	6924.304	6366.272
39) Toxaphene...	0.000	0.000	0	0	N.D.	N.D.
40) Toxaphene...	8.550	9.181	31268979	2479065	9510.672	493.646 #
41) Toxaphene...	0.000	9.563	0	541629	N.D.	96.475 #
42) Toxaphene...	3.742	3.743	4575	14876	NoCal	NoCal

(f)=RT Delta > 1/2 Window (#)=Amounts differ by > 40% (m)=manual int.

Quantitation Report (Not Reviewed)

Data Path : R:\data\2020-02\0B04042\REQUANT\
Data File : ECD5-02042016.D
Signal(s) : Signal #1: ECD1A.CH Signal #2: ECD2B.CH
Acq On : 04 Feb 2020 15:13
Operator : MJB
Sample : 0B04042-CAL9
Misc : A19K126, AB 200 ppb
ALS Vial : 16 (Sig #1); 0 (Sig #2) Sample Multiplier: 1

Integration File signal 1: PEST1.e
Integration File signal 2: PEST2.e
Quant Time: Feb 04 18:10:17 2020
Quant Method : R:\methods\ECD5_QUANTPEST_200204.M
Quant Title : Instrument: DualECD5
QLast Update : Tue Feb 04 18:01:02 2020
Response via : Initial Calibration
Integrator: ChemStation 6890 Scale Mode: Small noise peaks clipped



Sequence Name: C:\msdchem\4\sequence\0B04042.s

Comment: Pesticides

Operator: MJB

Data Path: C:\MSDCHEM\4\DATA\2020-02\0B04042\

Instrument Control Pre-Seq Cmd:

Data Analysis Pre-Seq Cmd:

Instrument Control Post-Seq Cmd:

Data Analysis Post-Seq Cmd:

Method Sections To Run

(X) Full Method

() Reprocessing Only

Sequence Barcode Options

(X) On Mismatch, Inject Anyway

() On Mismatch, Don't Inject

() Barcode Disabled

Line	Sample Name/Misc Info
1) Sample	1 Hexane
Datafile	ECD5-02042001
Method	ECD5_AQUPEST_160111
2) Sample	1 Hexane
Datafile	ECD5-02042002
Method	ECD5_AQUPEST_160111
3) Sample	2 0B04042-BKD1 → Failed. Swabbed inlet w/ Hexane.
Datafile	ECD5-02042003
Method	ECD5_AQUPEST_160111
4) Sample	1 Hexane
Datafile	ECD5-02042004
Method	ECD5_AQUPEST_160111
5) Sample	2 0B04042-BKD2
Datafile	ECD5-02042005
Method	ECD5_AQUPEST_160111
6) Sample	3 0B04042-CCV1
Datafile	ECD5-02042006
Method	ECD5_AQUPEST_160111
7) Sample	7 0B04042-CCV1 ICB1 MJB 2/4/20
Datafile	ECD5-02042007
Method	ECD5_AQUPEST_160111
8) Sample	8 0B04042-CAL1
Datafile	ECD5-02042008
Method	ECD5_AQUPEST_160111
9) Sample	9 0B04042-CAL2
Datafile	ECD5-02042009
Method	ECD5_AQUPEST_160111
10) Sample	10 0B04042-CAL3
Datafile	ECD5-02042010
Method	ECD5_AQUPEST_160111
11) Sample	11 0B04042-CAL4
Datafile	ECD5-02042011
Method	ECD5_AQUPEST_160111
12) Sample	12 0B04042-CAL5
Datafile	ECD5-02042012
Method	ECD5_AQUPEST_160111
13) Sample	13 0B04042-CAL6
Datafile	ECD5-02042013
Method	ECD5_AQUPEST_160111
14) Sample	14 0B04042-CAL7
Datafile	ECD5-02042014
Method	ECD5_AQUPEST_160111
15) Sample	15 0B04042-CAL8
Datafile	ECD5-02042015
Method	ECD5_AQUPEST_160111
16) Sample	16 0B04042-CAL9
Datafile	ECD5-02042016
Method	ECD5_AQUPEST_160111
17) Sample	1 0B04042-IBL1
Datafile	ECD5-02042017
Method	ECD5_AQUPEST_160111
18) Sample	17 0B04042-ICV1
Datafile	ECD5-02042018
Method	ECD5_AQUPEST_160111

Pesticide BKD

Pesticide Breakdown Check (Validated 8/8/2013)

Sequence: 0B04042 BKD2
Data File: ECD5-02042005.D

First Column Area Counts		Percent Breakdown	
DDE	1093557		
DDD	6841597		
DDT	149214714	5.05	PASS
Endrin	86320635	11.88	PASS
Endrin Aldehyde	4253499		
Endrin Ketone	7381271		

Second Column Area Counts		Percent Breakdown	
DDE	3525984		
DDD	13042111		
DDT	203864242	7.52	PASS
Endrin	130425614	11.14	PASS
Endrin Aldehyde	6255198		
Endrin Ketone	10098641		

Breakdown must be less than 15% to accept sample data.

*MB
2/11/20*

Quantitation Report (QT Reviewed)

Data Path : C:\msdchem\4\data\2020-02\0B04042\
 Data File : ECD5-02042005.D
 Signal(s) : Signal #1: ECD1A.CH Signal #2: ECD2B.CH
 Acq On : 04 Feb 2020 12:00
 Operator : MJB
 Sample : 0B04042-BKD2
 Misc : A0A019
 ALS Vial : 2 (Sig #1); 0 (Sig #2) Sample Multiplier: 1

Integration File signal 1: PEST1.e
 Integration File signal 2: PEST2.e
 Quant Time: Feb 04 17:44:25 2020
 Quant Method : C:\msdchem\4\methods\PestBreakdownCHK_200204.M
 Quant Title : Pesticides
 QLast Update : Thu Aug 21 11:53:22 2014
 Response via : Initial Calibration
 Integrator: ChemStation 6890 Scale Mode: Small noise peaks clipped

Compound	R.T.	Response	Conc	Units

Target Compounds				
1) 4,4'-DDE	7.447	1093557	NoCal	ng/mL
2) Endrin	7.809	86320635	NoCal	ng/mL
3) 4,4'-DDD	7.865	6841597	NoCal	ng/mL
4) 4,4'-DDT	8.061	149214714	NoCal	ng/mL
5) Endrin Aldehyde	8.255	4253499	NoCal	ng/mL
6) Endrin Ketone	8.748	7381271	NoCal	ng/mL
8) 4,4'-DDE [2C]	8.325	3525984	NoCal	ng/mL
9) Endrin [2C]	8.694	130425614	NoCal	ng/mL
10) 4,4'-DDD [2C]	8.738	13042111	NoCal	ng/mL
11) Endrin Aldehyde [2C]	9.077	6255198	NoCal	ng/mL
12) 4,4'-DDT [2C]	8.963	203864242	NoCal	ng/mL
13) Endrin Ketone [2C]	9.668	10098641	NoCal	ng/mL

(f)=RT Delta > 1/2 Window

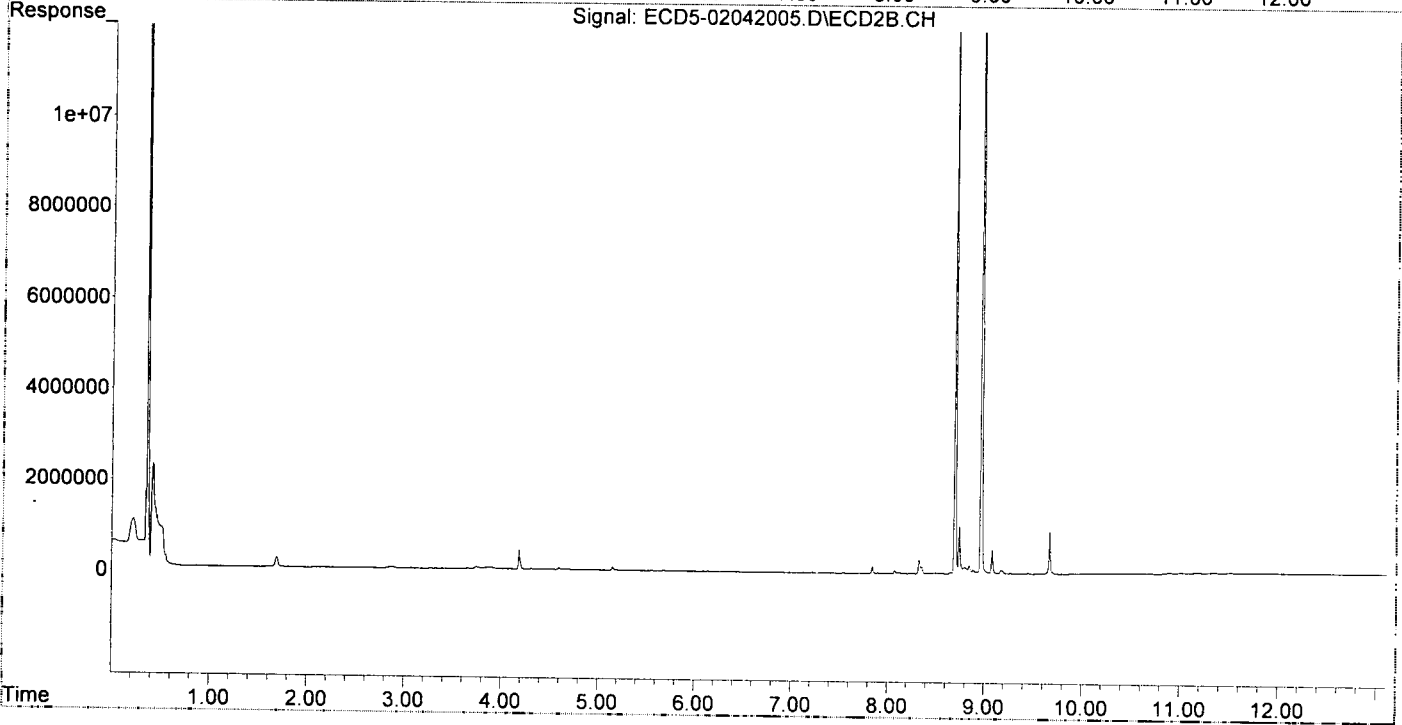
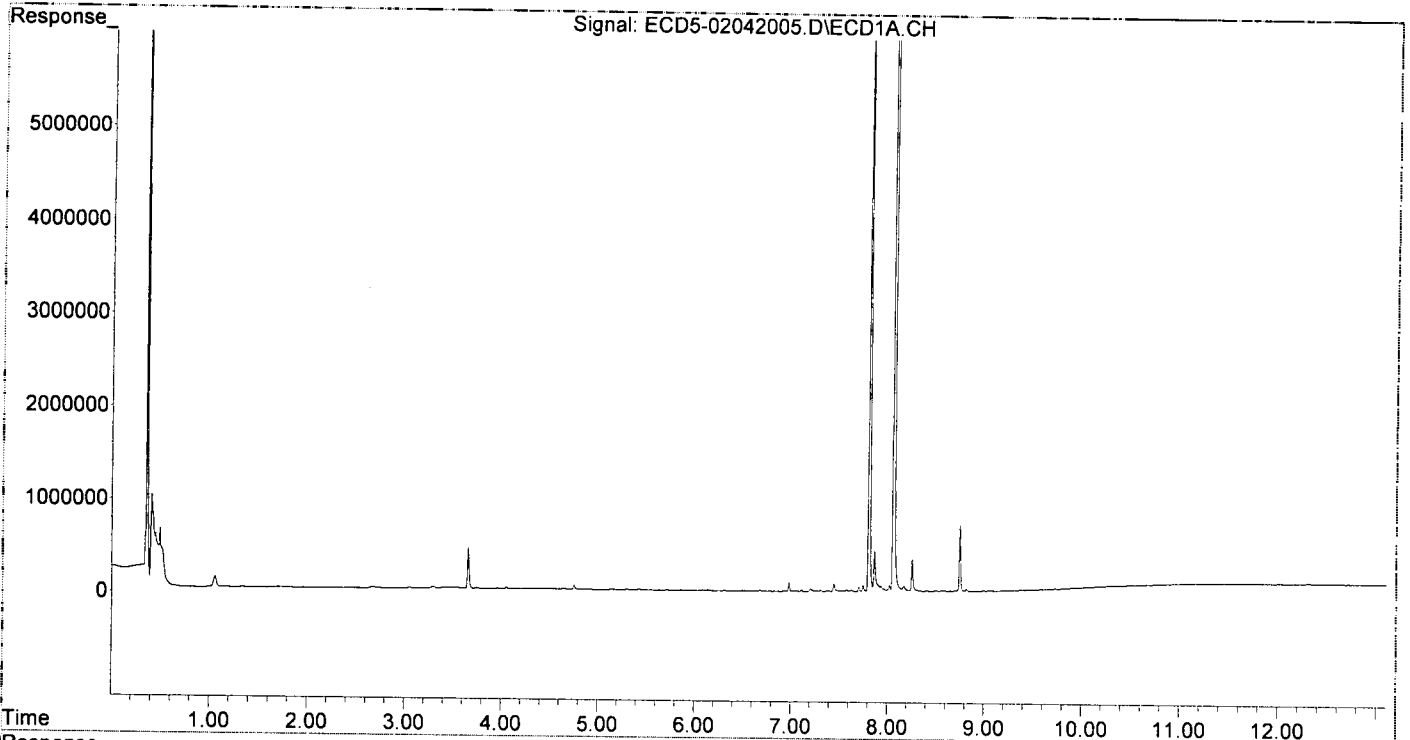
(m)=manual int.

MJB
2/4/20

Quantitation Report (QT Reviewed)

Data Path : C:\msdchem\4\data\2020-02\0B04042\
Data File : ECD5-02042005.D
Signal(s) : Signal #1: ECD1A.CH Signal #2: ECD2B.CH
Acq On : 04 Feb 2020 12:00
Operator : MJB
Sample : 0B04042-BKD2
Misc : A0A019
ALS Vial : 2 (Sig #1); 0 (Sig #2) Sample Multiplier: 1

Integration File signal 1: PEST1.e
Integration File signal 2: PEST2.e
Quant Time: Feb 04 17:44:25 2020
Quant Method : C:\msdchem\4\methods\PestBreakdownCHK_200204.M
Quant Title : Pesticides
QLast Update : Thu Aug 21 11:53:22 2014
Response via : Initial Calibration
Integrator: ChemStation 6890 Scale Mode: Small noise peaks clipped



Data Path : R:\data\2020-02\0B04042\
 Data File : ECD5-02042008.D
 Signal(s) : Signal #1: ECD1A.CH Signal #2: ECD2B.CH
 Acq On : 04 Feb 2020 12:56
 Operator : MJB
 Sample : 0B04042-CAL1
 Misc : A20B030, AB 0.5 ppb
 ALS Vial : 8 (Sig #1); 0 (Sig #2) Sample Multiplier: 1

Integration File signal 1: PEST1.e
 Integration File signal 2: PEST2.e
 Quant Time: Feb 04 17:50:16 2020
 Quant Method : R:\methods\ECD5_QUANTPEST_200204.M
 Quant Title : Instrument: DualECD5
 QLast Update : Tue Feb 04 17:49:24 2020
 Response via : Initial Calibration
 Integrator: ChemStation 6890 Scale Mode: Small noise peaks clipped

MJB
2/4/20

Compound	RT#1	RT#2	Resp#1	Resp#2	ng/mL	ng/mL
System Monitoring Compounds						
1) S TCMX (S)	5.251	5.958	104406	172199	0.592	0.538
22) S DCBP (S)	9.448	10.518	112239	127833	0.594	0.509
Target Compounds						
2) a-BHC	5.789	6.563	129829	195998	0.509	0.489
3) g-BHC	6.073	6.882	114201	182017	0.514	0.502
4) b-BHC	6.161	6.951	43806	86527	0.471	0.473
5) Heptachlor	6.482	7.257	123497	186939	0.602	0.577
6) d-BHC	6.308	7.205	73316	130305	0.430	0.439
7) Aldrin	6.721	7.524	118704	186186	0.520	0.507
8) Heptachlo...	7.183	7.962	118878	183494	0.563	0.551
9) trans-Chl...	7.280	8.103	113375	181558	0.536	0.539
10) cis-Chlor...	7.376	8.211	121380	181622	0.583	0.561
11) Endosulfa...	7.471	8.261	117726	163420	0.585	0.544
12) 4,4'-DDE	7.447	8.318	91941	152654	0.503	0.508
13) Dieldrin	7.642	8.462	114538	168734	0.529	0.502
14) Endrin	7.806	8.690	96349	128097	0.616	0.584
15) 4,4'-DDD	7.867	8.735	75459	129106	0.431	0.487
16) Endosulfa...	7.964	8.838	97106	139198	0.589	0.491
17) 4,4'-DDT	8.061	8.960	56244	60259	0.561	0.920 #
18) Endrin Al...	8.253	9.075	95867	147482	0.424	0.541
19) Endosulfa...	8.553	9.265	94818	124968	0.488	0.512
20) Methoxychlor	8.401	9.439	34122	37203	0.540	0.582
21) Endrin Ke...	8.746	9.665	112206	134598	0.622	0.558
23) Hexachlor...	0.000	0.000	0	0	N.D. d	N.D. d
24) Hexachlor...	0.000	0.000	0	0	N.D. d	N.D. d
25) Oxychlordane	0.000	0.000	0	0	N.D. d	N.D. d
26) 2,4'-DDE	0.000	0.000	0	0	N.D. d	N.D. d
27) trans-Non...	0.000	0.000	0	0	N.D. d	N.D. d
28) 2,4'-DDD	0.000	0.000	0	0	N.D. d	N.D. d
29) 2,4'-DDT	0.000	0.000	0	0	N.D. d	N.D. d
30) cis-Nonac...	0.000	0.000	0	0	N.D. d	N.D. d
31) Mirex	0.000	0.000	0	0	N.D. d	N.D. d
32) Chlordane...	0.000	0.000	0	0	N.D. d	N.D. d
33) Chlordane...	0.000	0.000	0	0	N.D. d	N.D. d
34) Chlordane...	0.000	0.000	0	0	N.D. d	N.D. d
35) Chlordane...	0.000	0.000	0	0	N.D. d	N.D. d
36) Toxaphene...	0.000	0.000	0	0	N.D. d	N.D. d
37) Toxaphene...	0.000	0.000	0	0	N.D. d	N.D. d
38) Toxaphene...	0.000	0.000	0	0	N.D. d	N.D. d
39) Toxaphene...	0.000	0.000	0	0	N.D. d	N.D. d
40) Toxaphene...	0.000	0.000	0	0	N.D. d	N.D. d
41) Toxaphene...	0.000	0.000	0	0	N.D. d	N.D. d
42) Toxaphene...	0.000	0.000	0	0	N.D. d	N.D. d

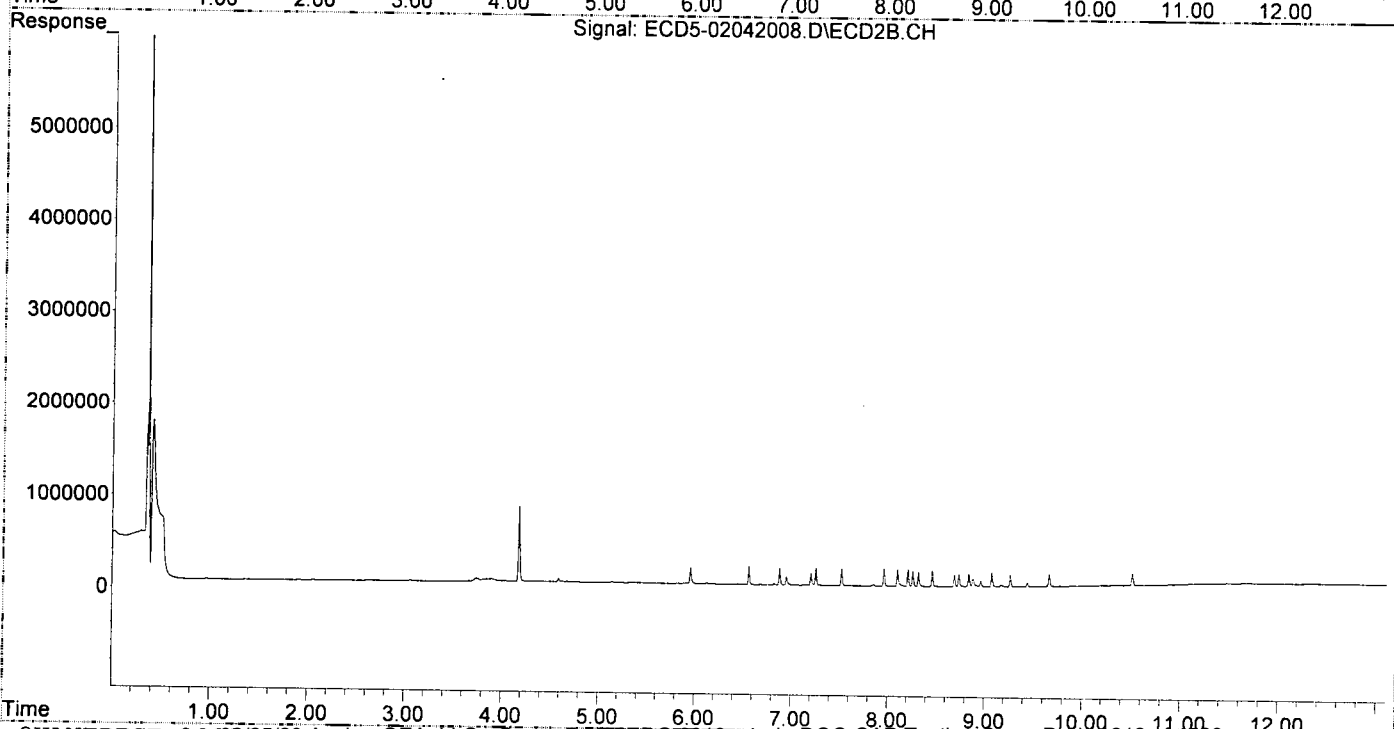
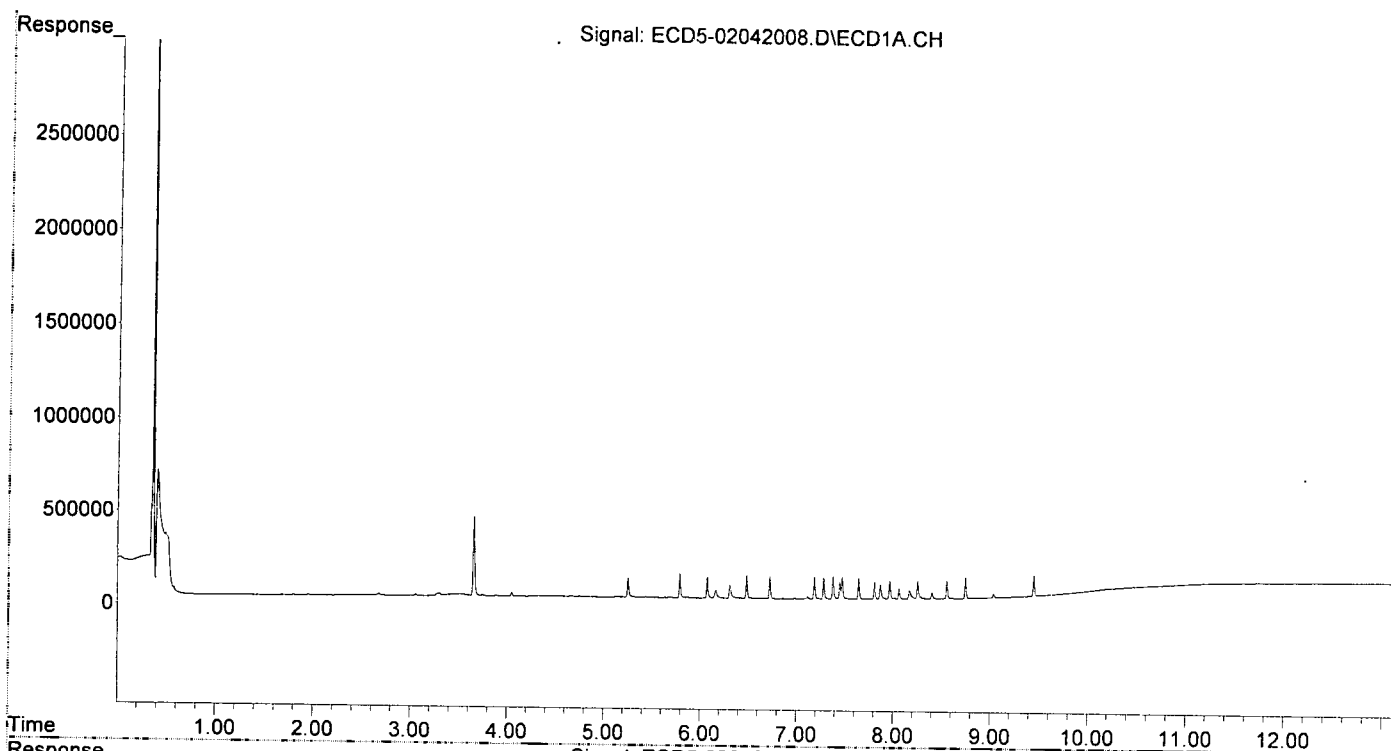
Not used cal.

(f)=RT Delta > 1/2 Window (#)=Amounts differ by > 40% (m)=manual int.

Quantitation Report . (QT Reviewed)

Data Path : R:\data\2020-02\0B04042\
Data File : ECD5-02042008.D
Signal(s) : Signal #1: ECD1A.CH Signal #2: ECD2B.CH
Acq On : 04 Feb 2020 12:56
Operator : MJB
Sample : 0B04042-CAL1
Misc : A20B030, AB 0.5 ppb
ALS Vial : 8 (Sig #1); 0 (Sig #2) Sample Multiplier: 1

Integration File signal 1: PEST1.e
Integration File signal 2: PEST2.e
Quant Time: Feb 04 17:50:16 2020
Quant Method : R:\methods\ECD5_QUANTPEST_200204.M
Quant Title : Instrument: DualECD5
QLast Update : Tue Feb 04 17:49:24 2020
Response via : Initial Calibration
Integrator: ChemStation 6890 Scale Mode: Small noise peaks clipped



Data Path : R:\data\2020-02\0B04042\
 Data File : ECD5-02042009.D
 Signal(s) : Signal #1: ECD1A.CH Signal #2: ECD2B.CH
 Acq On : 04 Feb 2020 13:13
 Operator : MJB
 Sample : 0B04042-CAL2
 Misc : A20B031, AB 1 ppb
 ALS Vial : 9 (Sig #1); 0 (Sig #2) Sample Multiplier: 1

Integration File signal 1: PEST1.e
 Integration File signal 2: PEST2.e
 Quant Time: Feb 04 17:51:03 2020
 Quant Method : R:\methods\ECD5_QUANTPEST_200204.M
 Quant Title : Instrument: DualECD5
 QLast Update : Tue Feb 04 17:49:24 2020
 Response via : Initial Calibration
 Integrator: ChemStation 6890 Scale Mode: Small noise peaks clipped

*MR
2/4/20*

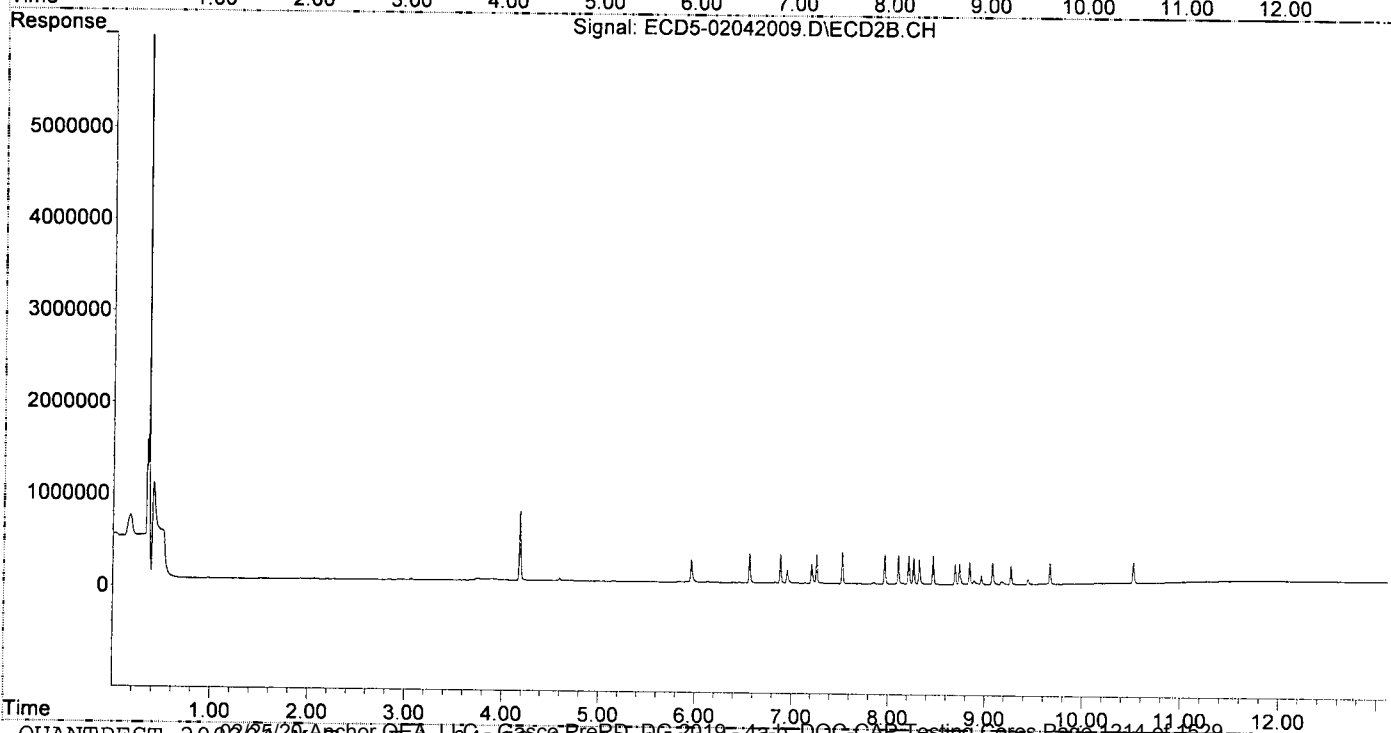
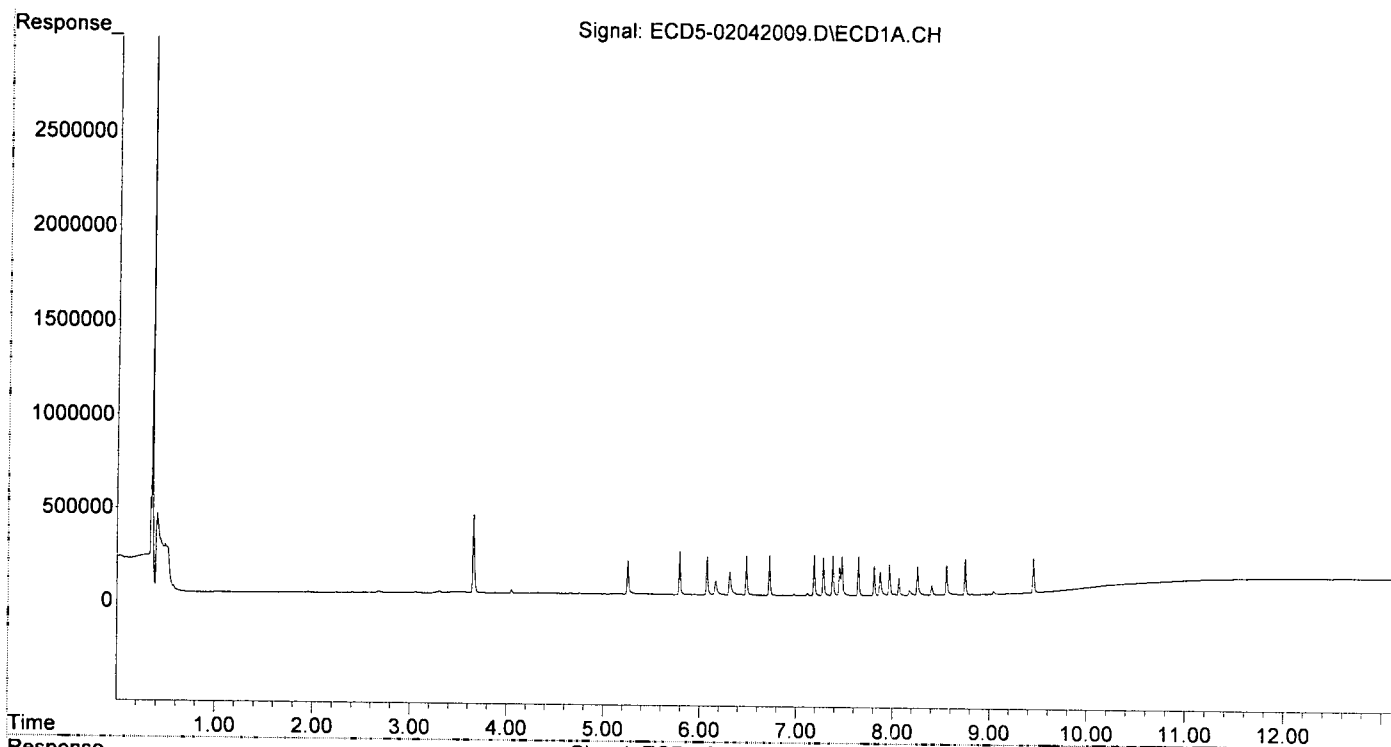
Compound	RT#1	RT#2	Resp#1	Resp#2	ng/mL	ng/mL
System Monitoring Compounds						
1) S TCMX (S)	5.253	5.961	180378	251878	1.024	0.887
22) S DCBP (S)	9.448	10.519	184662	223761	1.074	1.028
Target Compounds						
2) a-BHC	5.790	6.565	234158	322338	0.919	0.829
3) g-BHC	6.074	6.884	203172	321192	0.915	0.914
4) b-BHC	6.163	6.954	75048	141981	0.898	0.892
5) Heptachlor	6.482	7.259	209611	314402	1.021	1.018
6) d-BHC	6.310	7.208	124284	206822	0.781	0.727
7) Aldrin	6.722	7.526	212142	342868	0.929	0.933
8) Heptachlo...	7.184	7.964	211643	324099	1.002	0.974
9) trans-Chl...	7.280	8.104	204043	315016	0.965	0.935
10) cis-Chlor...	7.376	8.212	212051	312956	1.018	0.967
11) Endosulfa...	7.472	8.263	209903	289826	1.044	0.965
12) 4,4'-DDE	7.448	8.320	148033	272287	0.810	0.935
13) Dieldrin	7.643	8.463	209336	312261	0.967	0.971
14) Endrin	7.806	8.690	160910	220652	1.029	1.035
15) 4,4'-DDD	7.868	8.737	124677	223083	0.797	0.903
16) Endosulfa...	7.965	8.839	166747	242023	1.011	0.949
17) 4,4'-DDT	8.062	8.961	91002	94572	0.926	1.200
18) Endrin Al...	8.254	9.075	154629	232568	0.912	0.980
19) Endosulfa...	8.554	9.265	156425	201193	0.940	0.931
20) Methoxychlor	8.402	9.440	52719	58401	0.919	0.937
21) Endrin Ke...	8.746	9.666	189039	229675	1.047	1.034
23) Hexachlor...	0.000	0.000	0	0	N.D. d	N.D. d
24) Hexachlor...	0.000	0.000	0	0	N.D. d	N.D. d
25) Oxychlordane	0.000	0.000	0	0	N.D. d	N.D. d
26) 2,4'-DDE	0.000	0.000	0	0	N.D. d	N.D. d
27) trans-Non...	0.000	0.000	0	0	N.D. d	N.D. d
28) 2,4'-DDD	0.000	0.000	0	0	N.D. d	N.D. d
29) 2,4'-DDT	0.000	0.000	0	0	N.D. d	N.D. d
30) cis-Nonac...	0.000	0.000	0	0	N.D. d	N.D. d
31) Mirex	0.000	0.000	0	0	N.D. d	N.D. d
32) Chlordane...	0.000	0.000	0	0	N.D. d	N.D. d
33) Chlordane...	0.000	0.000	0	0	N.D. d	N.D. d
34) Chlordane...	0.000	0.000	0	0	N.D. d	N.D. d
35) Chlordane...	0.000	0.000	0	0	N.D. d	N.D. d
36) Toxaphene...	0.000	0.000	0	0	N.D. d	N.D. d
37) Toxaphene...	0.000	0.000	0	0	N.D. d	N.D. d
38) Toxaphene...	0.000	0.000	0	0	N.D. d	N.D. d
39) Toxaphene...	0.000	0.000	0	0	N.D. d	N.D. d
40) Toxaphene...	0.000	0.000	0	0	N.D. d	N.D. d
41) Toxaphene...	0.000	0.000	0	0	N.D. d	N.D. d
42) Toxaphene...	0.000	0.000	0	0	N.D. d	N.D. d

(f)=RT Delta > 1/2 Window (#)=Amounts differ by > 40% (m)=manual int.

Quantitation Report (QT Reviewed)

Data Path : R:\data\2020-02\0B04042\
Data File : ECD5-02042009.D
Signal(s) : Signal #1: ECD1A.CH Signal #2: ECD2B.CH
Acq On : 04 Feb 2020 13:13
Operator : MJB
Sample : 0B04042-CAL2
Misc : A20B031, AB 1 ppb
ALS Vial : 9 (Sig #1); 0 (Sig #2) Sample Multiplier: 1

Integration File signal 1: PEST1.e
Integration File signal 2: PEST2.e
Quant Time: Feb 04 17:51:03 2020
Quant Method : R:\methods\ECD5_QUANTPEST_200204.M
Quant Title : Instrument: DualECD5
QLast Update : Tue Feb 04 17:49:24 2020
Response via : Initial Calibration
Integrator: ChemStation 6890 Scale Mode: Small noise peaks clipped



Data Path : R:\data\2020-02\0B04042\
 Data File : ECD5-02042010.D
 Signal(s) : Signal #1: ECD1A.CH Signal #2: ECD2B.CH
 Acq On : 04 Feb 2020 13:30
 Operator : MJB
 Sample : 0B04042-CAL3
 Misc : A19K128, AB 2 ppb
 ALS Vial : 10 (Sig #1); 0 (Sig #2) Sample Multiplier: 1

Integration File signal 1: PEST1.e
 Integration File signal 2: PEST2.e
 Quant Time: Feb 04 17:52:44 2020
 Quant Method : R:\methods\ECD5_QUANTPEST_200204.M
 Quant Title : Instrument: DualECD5
 QLast Update : Tue Feb 04 17:49:24 2020
 Response via : Initial Calibration
 Integrator: ChemStation 6890 Scale Mode: Small noise peaks clipped

MJB
2/4/20

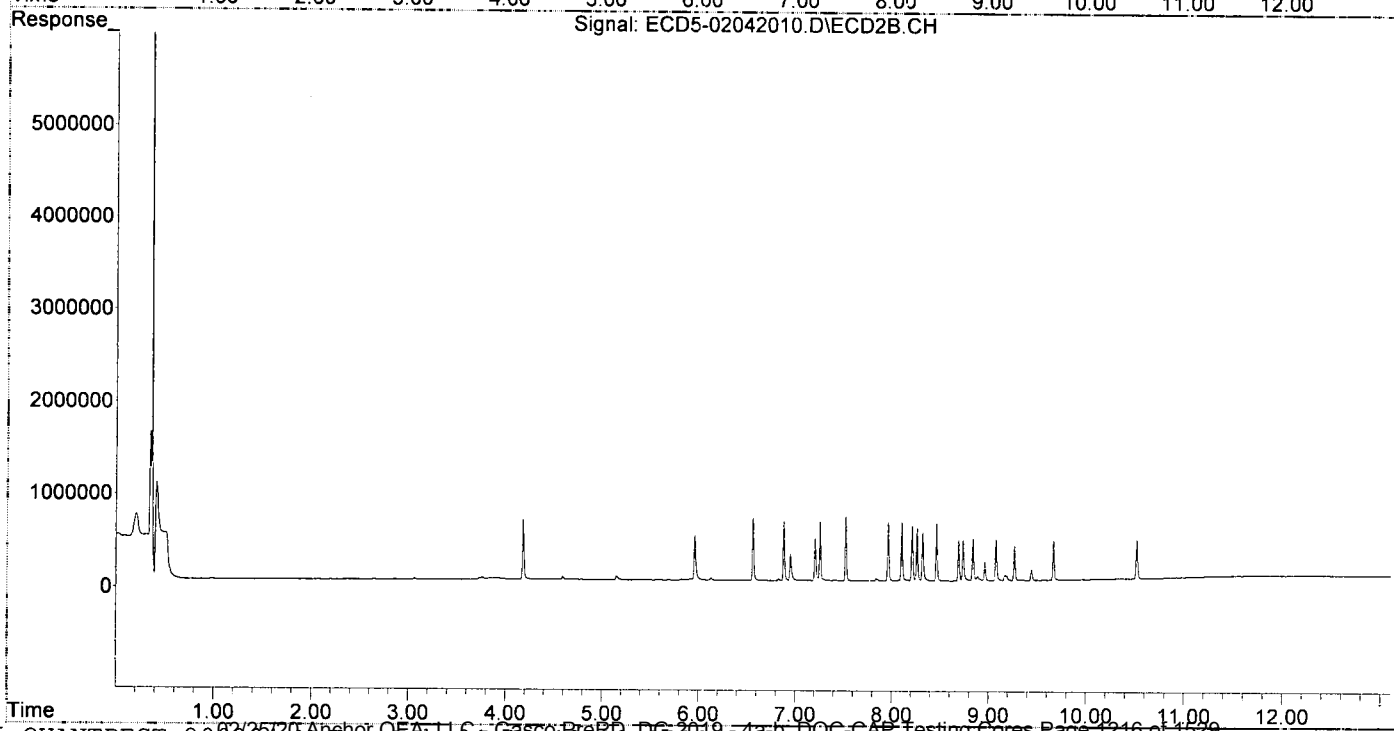
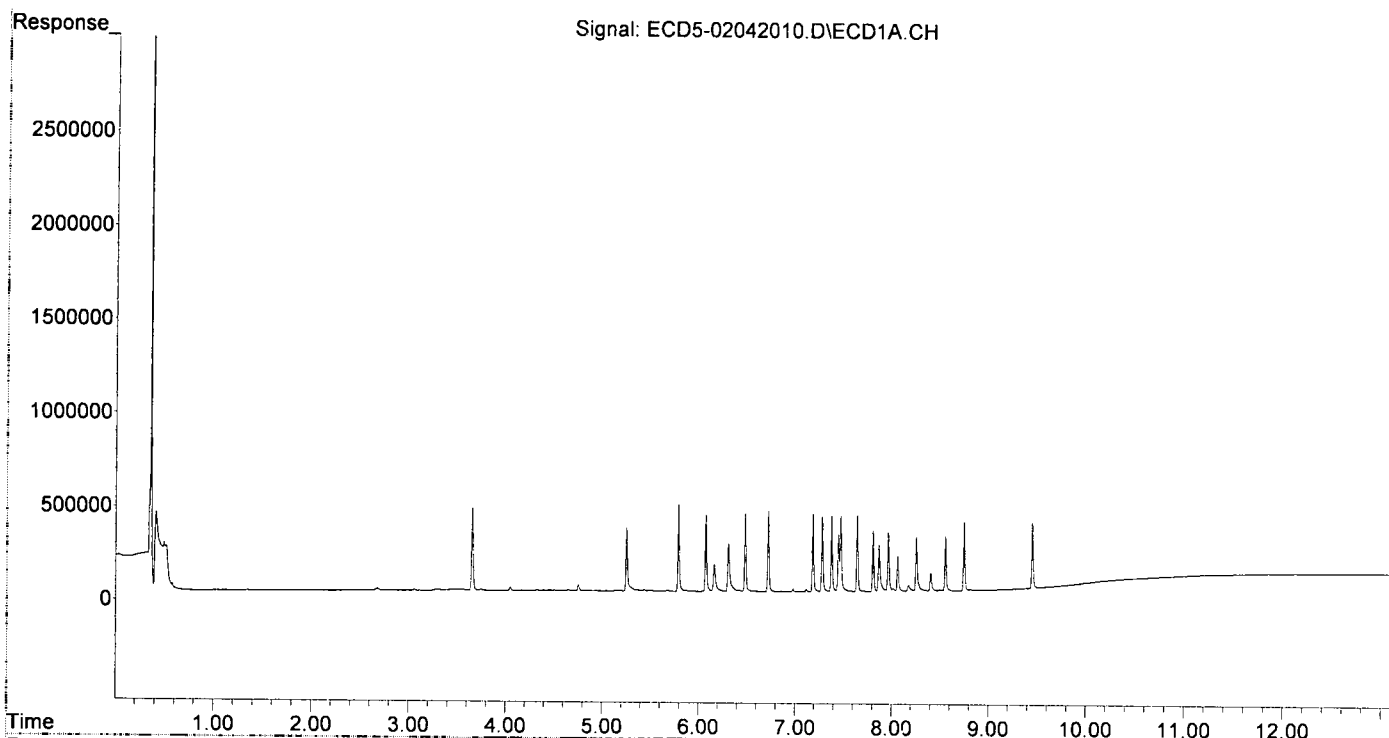
Compound	RT#1	RT#2	Resp#1	Resp#2	ng/mL	ng/mL
System Monitoring Compounds						
1) S TCMX (S)	5.252	5.961	337942	486089	1.918	1.911
22) S DCBP (S)	9.449	10.519	348042	418699	2.157	2.080
Target Compounds						
2) a-BHC	5.790	6.565	461042	673307	1.809	1.769
3) g-BHC	6.074	6.884	398593	638996	1.796	1.855
4) b-BHC	6.161	6.952	144601	281348	1.848	1.942
5) Heptachlor	6.482	7.259	416634	634903	2.030	2.125
6) d-BHC	6.309	7.207	253998	454176	1.671	1.656
7) Aldrin	6.722	7.525	428730	683713	1.877	1.861
8) Heptachlo...	7.183	7.964	414402	633383	1.962	1.903
9) trans-Chl...	7.280	8.104	398934	629524	1.886	1.868
10) cis-Chlor...	7.376	8.212	407043	595577	1.954	1.841
11) Endosulfa...	7.471	8.262	408810	570782	2.032m	1.900
12) 4,4'-DDE	7.446	8.320	304022	526118	1.663m	1.837
13) Dieldrin	7.643	8.463	410988	616283	1.899	1.962
14) Endrin	7.807	8.691	323633	439933	2.069	2.100
15) 4,4'-DDD	7.868	8.737	242906	435455	1.673	1.838
16) Endosulfa...	7.964	8.839	309034	455952	1.873	1.898
17) 4,4'-DDT	8.062	8.962	183494	199805	1.894	2.055
18) Endrin Al...	8.254	9.076	280154	444302	1.954	2.072
19) Endosulfa...	8.554	9.266	285592	370566	1.886	1.860
20) Methoxychlor	8.403	9.440	97209	115045	1.823	1.879
21) Endrin Ke...	8.746	9.666	363972	426237	2.016	2.016
23) Hexachlor...	0.000	0.000	0	0	N.D. d	N.D. d
24) Hexachlor...	0.000	0.000	0	0	N.D. d	N.D. d
25) Oxychlordane	0.000	0.000	0	0	N.D. d	N.D. d
26) 2,4'-DDE	0.000	0.000	0	0	N.D. d	N.D. d
27) trans-Non...	0.000	0.000	0	0	N.D. d	N.D. d
28) 2,4'-DDD	0.000	0.000	0	0	N.D. d	N.D. d
29) 2,4'-DDT	0.000	0.000	0	0	N.D. d	N.D. d
30) cis-Nonac...	0.000	0.000	0	0	N.D. d	N.D. d
31) Mirex	0.000	0.000	0	0	N.D. d	N.D. d
32) Chlordane...	0.000	0.000	0	0	N.D. d	N.D. d
33) Chlordane...	0.000	0.000	0	0	N.D. d	N.D. d
34) Chlordane...	0.000	0.000	0	0	N.D. d	N.D. d
35) Chlordane...	0.000	0.000	0	0	N.D. d	N.D. d
36) Toxaphene...	0.000	0.000	0	0	N.D. d	N.D. d
37) Toxaphene...	0.000	0.000	0	0	N.D. d	N.D. d
38) Toxaphene...	0.000	0.000	0	0	N.D. d	N.D. d
39) Toxaphene...	0.000	0.000	0	0	N.D. d	N.D. d
40) Toxaphene...	0.000	0.000	0	0	N.D. d	N.D. d
41) Toxaphene...	0.000	0.000	0	0	N.D. d	N.D. d
42) Toxaphene...	0.000	0.000	0	0	N.D. d	N.D. d

(f)=RT Delta > 1/2 Window (#)=Amounts differ by > 40% (m)=manual int.

Quantitation Report (QT Reviewed)

Data Path : R:\data\2020-02\0B04042\
Data File : ECD5-02042010.D
Signal(s) : Signal #1: ECD1A.CH Signal #2: ECD2B.CH
Acq On : 04 Feb 2020 13:30
Operator : MJB
Sample : 0B04042-CAL3
Misc : A19K128, AB 2 ppb
ALS Vial : 10 (Sig #1); 0 (Sig #2) Sample Multiplier: 1

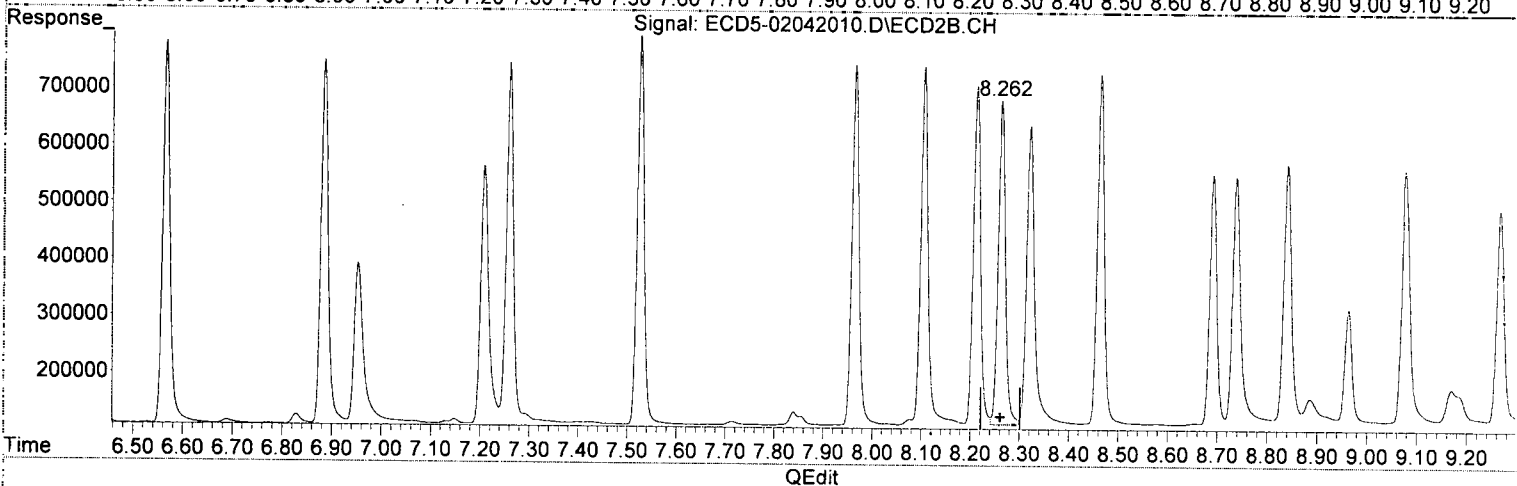
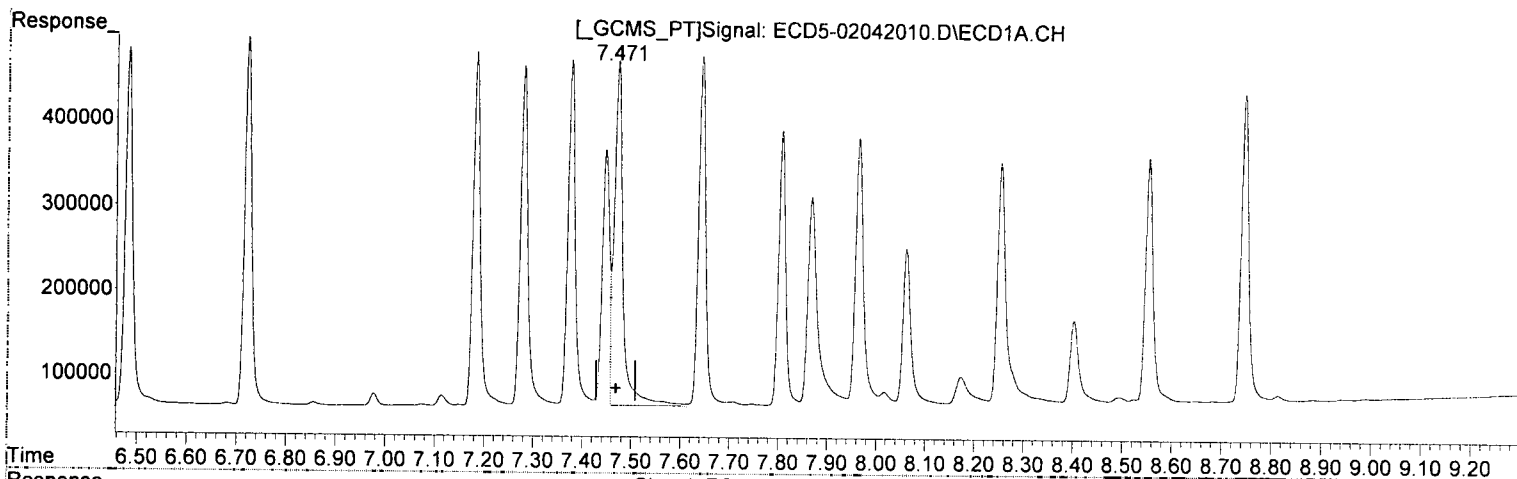
Integration File signal 1: PEST1.e
Integration File signal 2: PEST2.e
Quant Time: Feb 04 17:52:44 2020
Quant Method : R:\methods\ECD5_QUANTPEST_200204.M
Quant Title : Instrument: DualECD5
QLast Update : Tue Feb 04 17:49:24 2020
Response via : Initial Calibration
Integrator: ChemStation 6890 Scale Mode: Small noise peaks clipped



Quantitation Report (Qedit)

Data Path : R:\data\2020-02\0B04042\
Data File : ECD5-02042010.D
Signal(s) : Signal #1: ECD1A.CH Signal #2: ECD2B.CH
Acq On : 04 Feb 2020 13:30
Operator : MJB
Sample : 0B04042-CAL3
Misc : A19K128, AB 2 ppb
ALS Vial : 10 (Sig #1); 0 (Sig #2) Sample Multiplier: 1

Integration File signal 1: PEST1.e
Integration File signal 2: PEST2.e
Quant Time: Feb 04 17:51:44 2020
Quant Method : R:\methods\ECD5_QUANTPEST_200204.M
Quant Title : Instrument: DualECD5
QLast Update : Tue Feb 04 17:49:24 2020
Response via : Initial Calibration
Integrator: ChemStation 6890 Scale Mode: Small noise peaks clipped



(11) Endosulfan I
7.471min 2.032 ng/mL (m)
response 408810

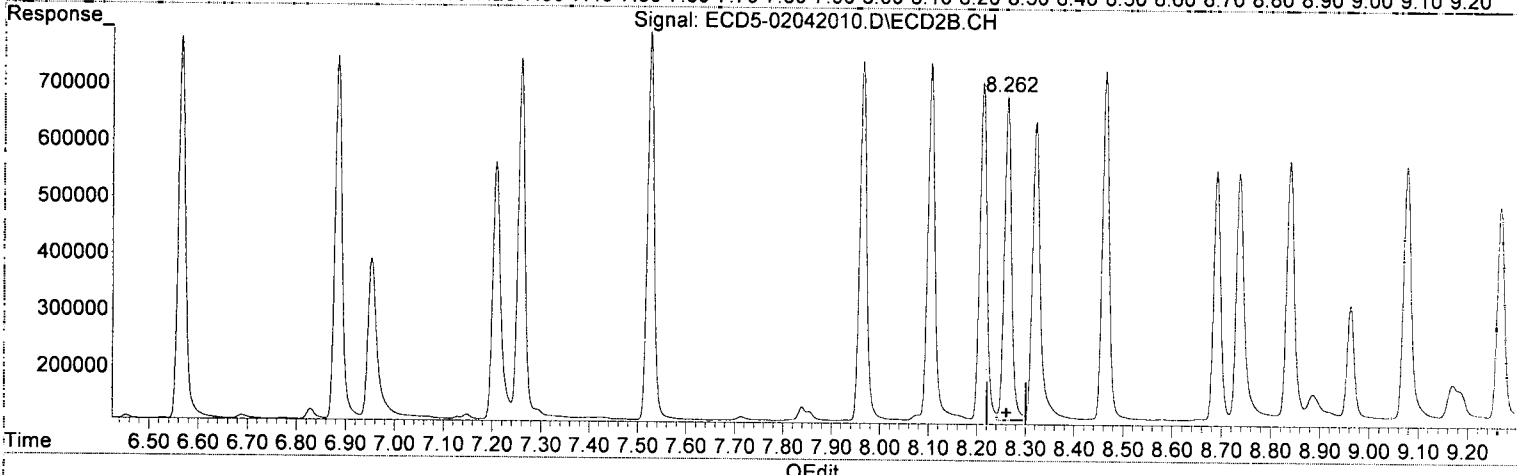
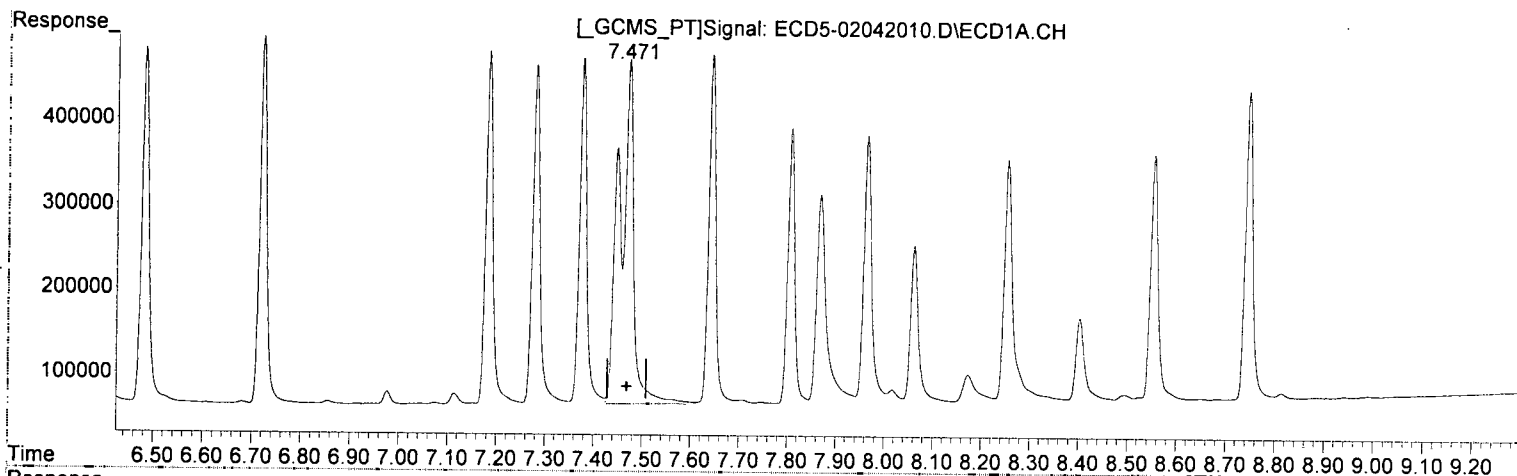
MJB
2/4/20

(11) Endosulfan I #2
8.262min 1.900 ng/mL
response 570782

Quantitation Report (Qedit)

Data Path : R:\data\2020-02\0B04042\
Data File : ECD5-02042010.D
Signal(s) : Signal #1: ECD1A.CH Signal #2: ECD2B.CH
Acq On : 04 Feb 2020 13:30
Operator : MJB
Sample : 0B04042-CAL3
Misc : A19K128, AB 2 ppb
ALS Vial : 10 (Sig #1); 0 (Sig #2) Sample Multiplier: 1

Integration File signal 1: PEST1.e
Integration File signal 2: PEST2.e
Quant Time: Feb 04 17:51:44 2020
Quant Method : R:\methods\ECD5_QUANTPEST_200204.M
Quant Title : Instrument: DualECD5
QLast Update : Tue Feb 04 17:49:24 2020
Response via : Initial Calibration
Integrator: ChemStation 6890 Scale Mode: Small noise peaks clipped



(11) Endosulfan I
7.471min 2.038 ng/mL
response 410026

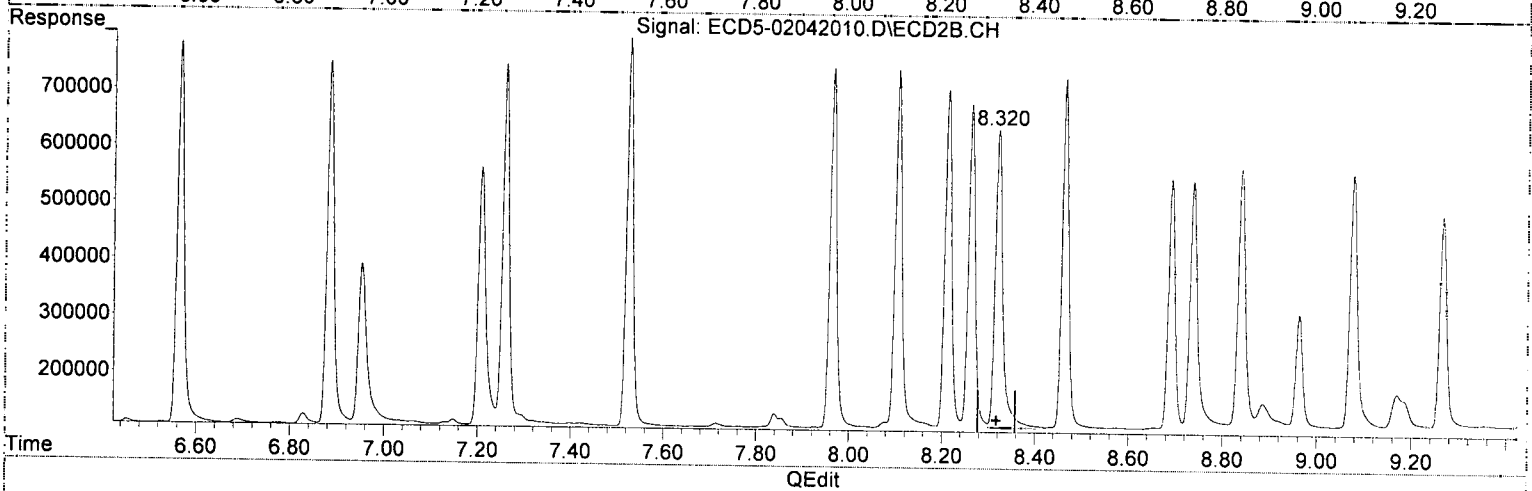
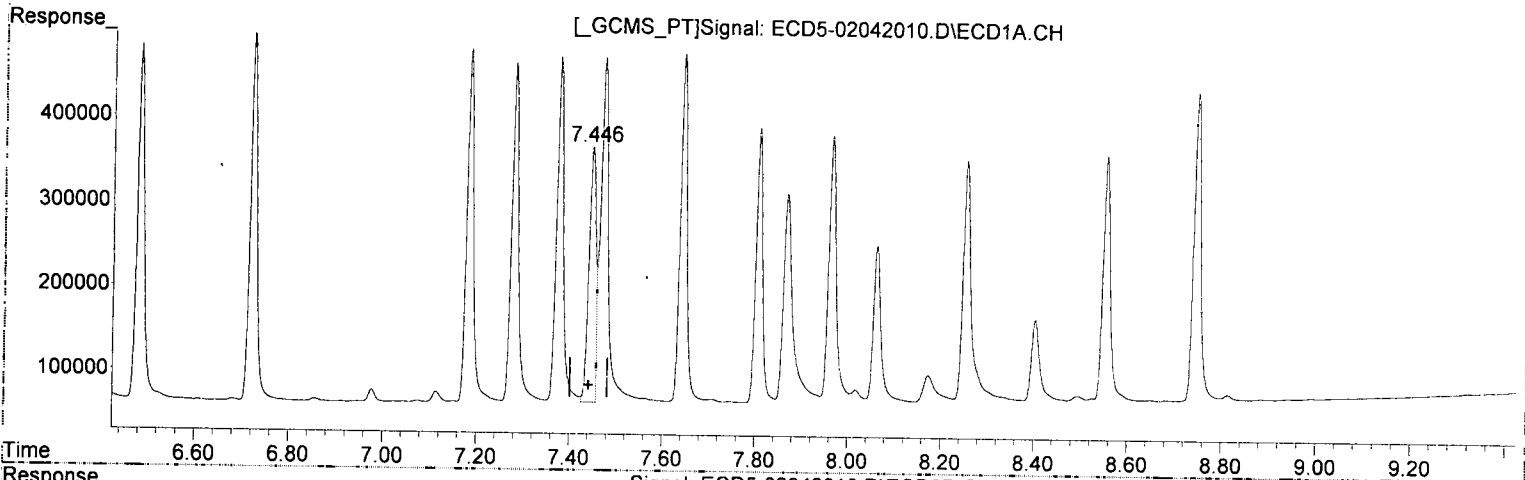
*MJB
2/4/20*

(11) Endosulfan I #2
8.262min 1.900 ng/mL
response 570782

Quantitation Report (Qedit)

Data Path : R:\data\2020-02\0B04042\
Data File : ECD5-02042010.D
Signal(s) : Signal #1: ECD1A.CH Signal #2: ECD2B.CH
Acq On : 04 Feb 2020 13:30
Operator : MJB
Sample : 0B04042-CAL3
Misc : A19K128, AB 2 ppb
ALS Vial : 10 (Sig #1); 0 (Sig #2) Sample Multiplier: 1

Integration File signal 1: PEST1.e
Integration File signal 2: PEST2.e
Quant Time: Feb 04 17:51:44 2020
Quant Method : R:\methods\ECD5_QUANTPEST_200204.M
Quant Title : Instrument: DualECD5
QLast Update : Tue Feb 04 17:49:24 2020
Response via : Initial Calibration
Integrator: ChemStation 6890 Scale Mode: Small noise peaks clipped



(12) 4,4'-DDE
7.446min 1.663 ng/mL (m)
response 304022

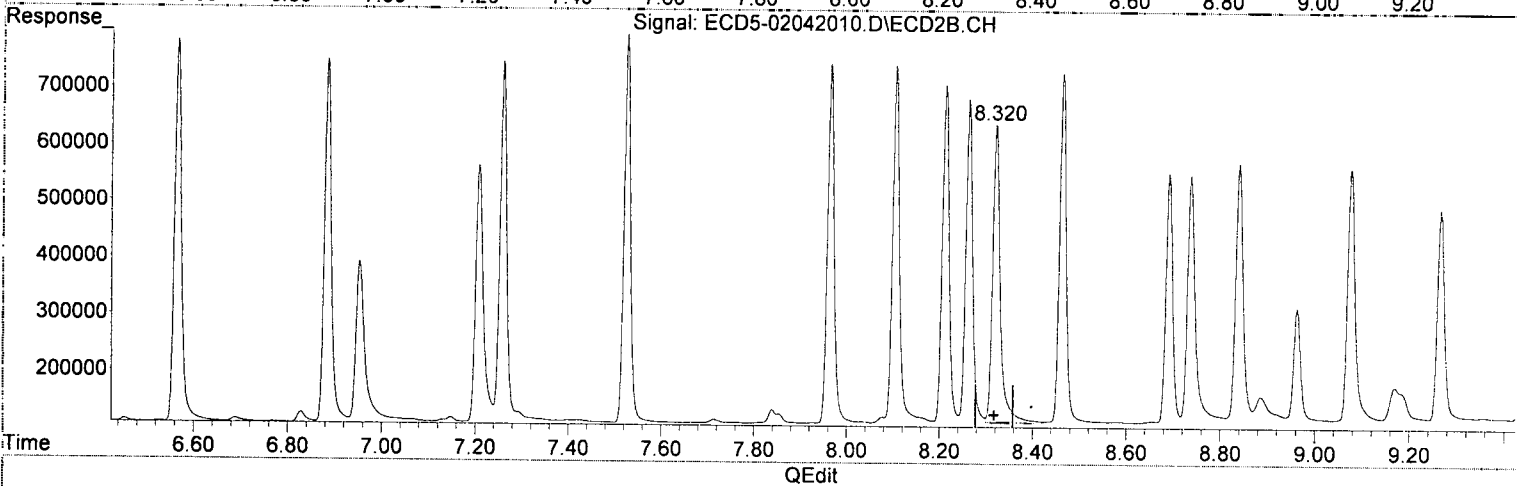
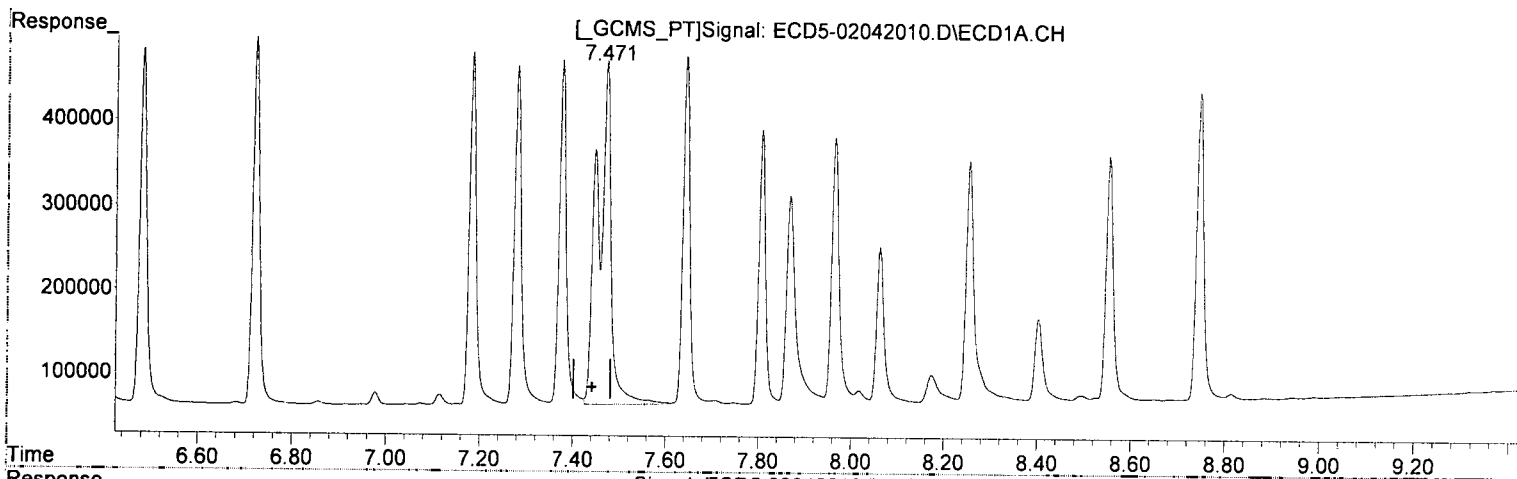
MJB
2/4/20

(12) 4,4'-DDE #2
8.320min 1.837 ng/mL
response 526118

Quantitation Report (Qedit)

Data Path : R:\data\2020-02\0B04042\
Data File : ECD5-02042010.D
Signal(s) : Signal #1: ECD1A.CH Signal #2: ECD2B.CH
Acq On : 04 Feb 2020 13:30
Operator : MJB
Sample : 0B04042-CAL3
Misc : A19K128, AB 2 ppb
ALS Vial : 10 (Sig #1); 0 (Sig #2) Sample Multiplier: 1

Integration File signal 1: PEST1.e
Integration File signal 2: PEST2.e
Quant Time: Feb 04 17:51:44 2020
Quant Method : R:\methods\ECD5_QUANTPEST_200204.M
Quant Title : Instrument: DualECD5
QLast Update : Tue Feb 04 17:49:24 2020
Response via : Initial Calibration
Integrator: ChemStation 6890 Scale Mode: Small noise peaks clipped



(12) 4,4'-DDE
7.471min 2.243 ng/mL
response 470026

*MJB
2/4/20*

(12) 4,4'-DDE #2
8.320min 1.837 ng/mL
response 526118

Quantitation Report (QT Reviewed)

Data Path : R:\data\2020-02\0B04042\
 Data File : ECD5-02042010.D
 Signal(s) : Signal #1: ECD1A.CH Signal #2: ECD2B.CH
 Acq On : 04 Feb 2020 13:30
 Operator : MJB
 Sample : 0B04042-CAL3
 Misc : A19K128, AB 2 ppb
 ALS Vial : 10 (Sig #1); 0 (Sig #2) Sample Multiplier: 1

Integration File signal 1: PEST1.e
 Integration File signal 2: PEST2.e
 Quant Time: Feb 04 17:51:44 2020
 Quant Method : R:\methods\ECD5_QUANTPEST_200204.M
 Quant Title : Instrument: DualECD5
 QLast Update : Tue Feb 04 17:49:24 2020
 Response via : Initial Calibration
 Integrator: ChemStation 6890 Scale Mode: Small noise peaks clipped

ME

*MJB
2/4/20*

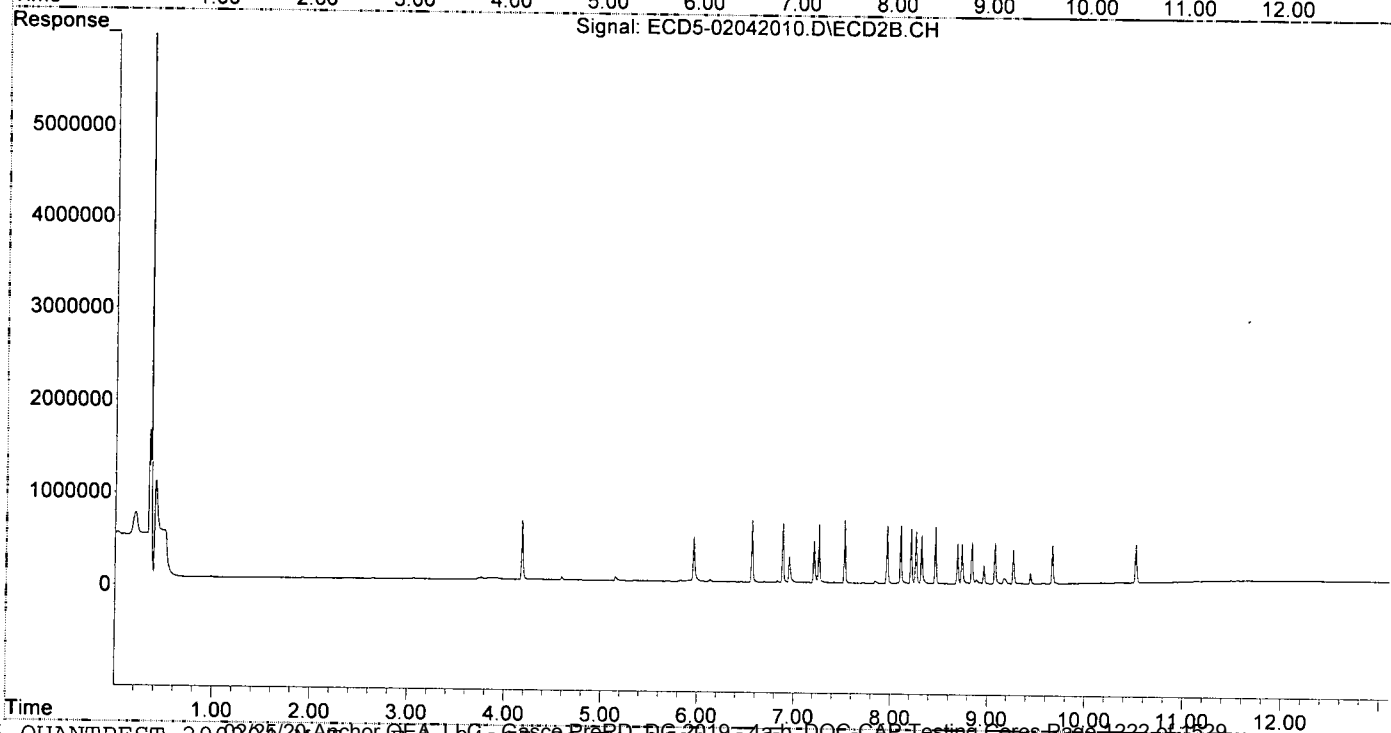
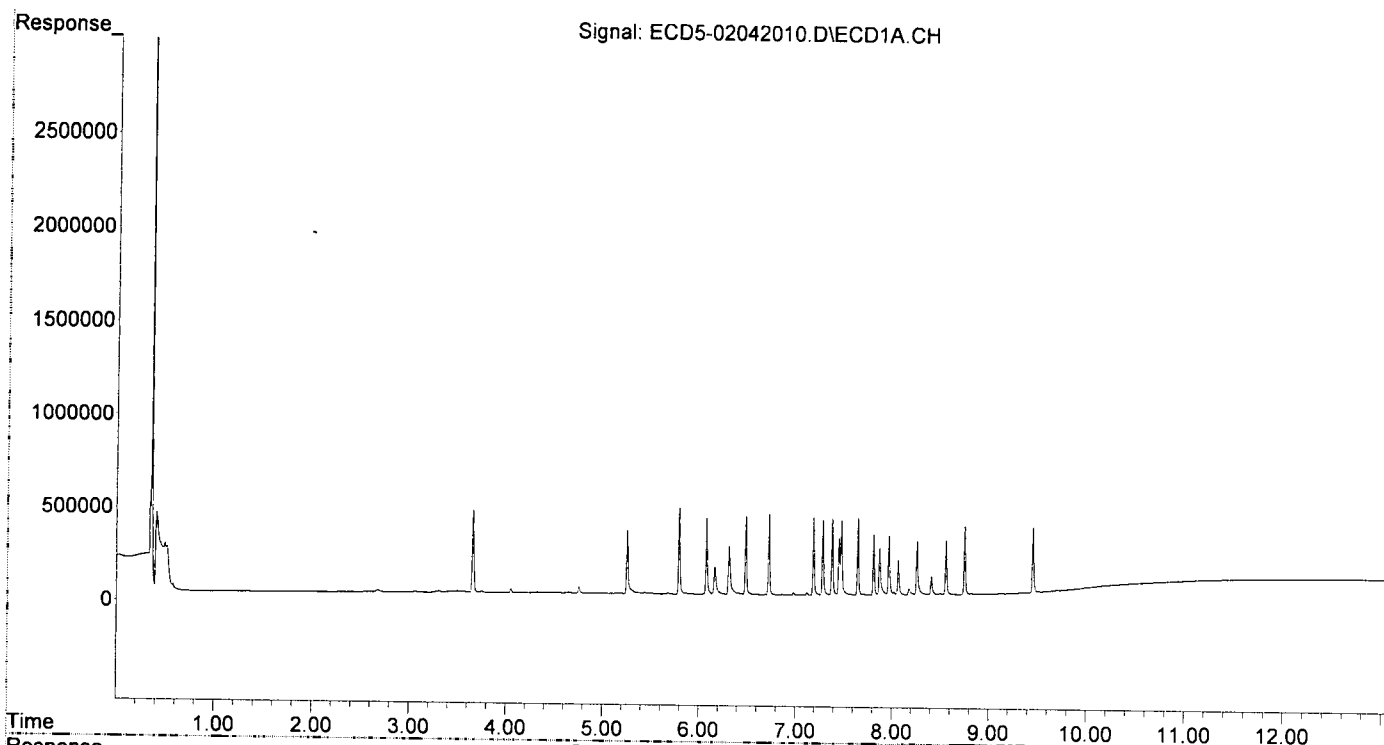
Compound	RT#1	RT#2	Resp#1	Resp#2	ng/mL	ng/mL
System Monitoring Compounds						
1) S TCMX (S)	5.252	5.961	337942	486089	1.918	1.911
22) S DCBP (S)	9.449	10.519	348042	418699	2.157	2.080
Target Compounds						
2) a-BHC	5.790	6.565	461042	673307	1.809	1.769
3) g-BHC	6.074	6.884	398593	638996	1.796	1.855
4) b-BHC	6.161	6.952	144601	281348	1.848	1.942
5) Heptachlor	6.482	7.259	416634	634903	2.030	2.125
6) d-BHC	6.309	7.207	253998	454176	1.671	1.656
7) Aldrin	6.722	7.525	428730	683713	1.877	1.861
8) Heptachlo...	7.183	7.964	414402	633383	1.962	1.903
9) trans-Chl...	7.280	8.104	398934	629524	1.886	1.868
10) cis-Chlor...	7.376	8.212	407043	595577	1.954	1.841
11) Endosulfa...	7.471	8.262	410026	570782	2.038	1.900
12) 4,4'-DDE	7.471f	8.320	410026	526118	2.243	1.837
13) Dieldrin	7.643	8.463	410988	616283	1.899	1.962
14) Endrin	7.807	8.691	323633	439933	2.069	2.100
15) 4,4'-DDD	7.868	8.737	242906	435455	1.673	1.838
16) Endosulfa...	7.964	8.839	309034	455952	1.873	1.898
17) 4,4'-DDT	8.062	8.962	183494	199805	1.894	2.055
18) Endrin Al...	8.254	9.076	280154	444302	1.954	2.072
19) Endosulfa...	8.554	9.266	285592	370566	1.886	1.860
20) Methoxychlor	8.403	9.440	97209	115049	1.823	1.879
21) Endrin Ke...	8.746	9.666	363972	426237	2.016	2.016
23) Hexachlor...	0.000	0.000	0	0	N.D. d	N.D. d
24) Hexachlor...	0.000	0.000	0	0	N.D. d	N.D. d
25) Oxychlorane	0.000	0.000	0	0	N.D. d	N.D. d
26) 2,4'-DDE	0.000	0.000	0	0	N.D. d	N.D. d
27) trans-Non...	0.000	0.000	0	0	N.D. d	N.D. d
28) 2,4'-DDD	0.000	0.000	0	0	N.D. d	N.D. d
29) 2,4'-DDT	0.000	0.000	0	0	N.D. d	N.D. d
30) cis-Nonac...	0.000	0.000	0	0	N.D. d	N.D. d
31) Mirex	0.000	0.000	0	0	N.D. d	N.D. d
32) Chlordane...	0.000	0.000	0	0	N.D. d	N.D. d
33) Chlordane...	0.000	0.000	0	0	N.D. d	N.D. d
34) Chlordane...	0.000	0.000	0	0	N.D. d	N.D. d
35) Chlordane...	0.000	0.000	0	0	N.D. d	N.D. d
36) Toxaphene...	0.000	0.000	0	0	N.D. d	N.D. d
37) Toxaphene...	0.000	0.000	0	0	N.D. d	N.D. d
38) Toxaphene...	0.000	0.000	0	0	N.D. d	N.D. d
39) Toxaphene...	0.000	0.000	0	0	N.D. d	N.D. d
40) Toxaphene...	0.000	0.000	0	0	N.D. d	N.D. d
41) Toxaphene...	0.000	0.000	0	0	N.D. d	N.D. d
42) Toxaphene...	0.000	0.000	0	0	N.D. d	N.D. d

(f)=RT Delta > 1/2 Window (#)=Amounts differ by > 40% (m)=manual int.

Quantitation Report (QT Reviewed)

Data Path : R:\data\2020-02\0B04042\
Data File : ECD5-02042010.D
Signal(s) : Signal #1: ECD1A.CH Signal #2: ECD2B.CH
Acq On : 04 Feb 2020 13:30
Operator : MJB
Sample : 0B04042-CAL3
Misc : A19K128, AB 2 ppb
ALS Vial : 10 (Sig #1); 0 (Sig #2) Sample Multiplier: 1

Integration File signal 1: PEST1.e
Integration File signal 2: PEST2.e
Quant Time: Feb 04 17:51:44 2020
Quant Method : R:\methods\ECD5_QUANTPEST_200204.M
Quant Title : Instrument: DualECD5
QLast Update : Tue Feb 04 17:49:24 2020
Response via : Initial Calibration
Integrator: ChemStation 6890 Scale Mode: Small noise peaks clipped



Quantitation Report (QT Reviewed)

Data Path : R:\data\2020-02\0B04042\
 Data File : ECD5-02042011.D
 Signal(s) : Signal #1: ECD1A.CH Signal #2: ECD2B.CH
 Acq On : 04 Feb 2020 13:48
 Operator : MJB
 Sample : 0B04042-CAL4
 Misc : A19K130, AB 5 ppb
 ALS Vial : 11 (Sig #1); 0 (Sig #2) Sample Multiplier: 1

Integration File signal 1: PEST1.e
 Integration File signal 2: PEST2.e
 Quant Time: Feb 04 17:54:10 2020
 Quant Method : R:\methods\ECD5_QUANTPEST_200204.M
 Quant Title : Instrument: DualECD5
 QLast Update : Tue Feb 04 17:49:24 2020
 Response via : Initial Calibration
 Integrator: ChemStation 6890 Scale Mode: Small noise peaks clipped

MJB
2/4/20

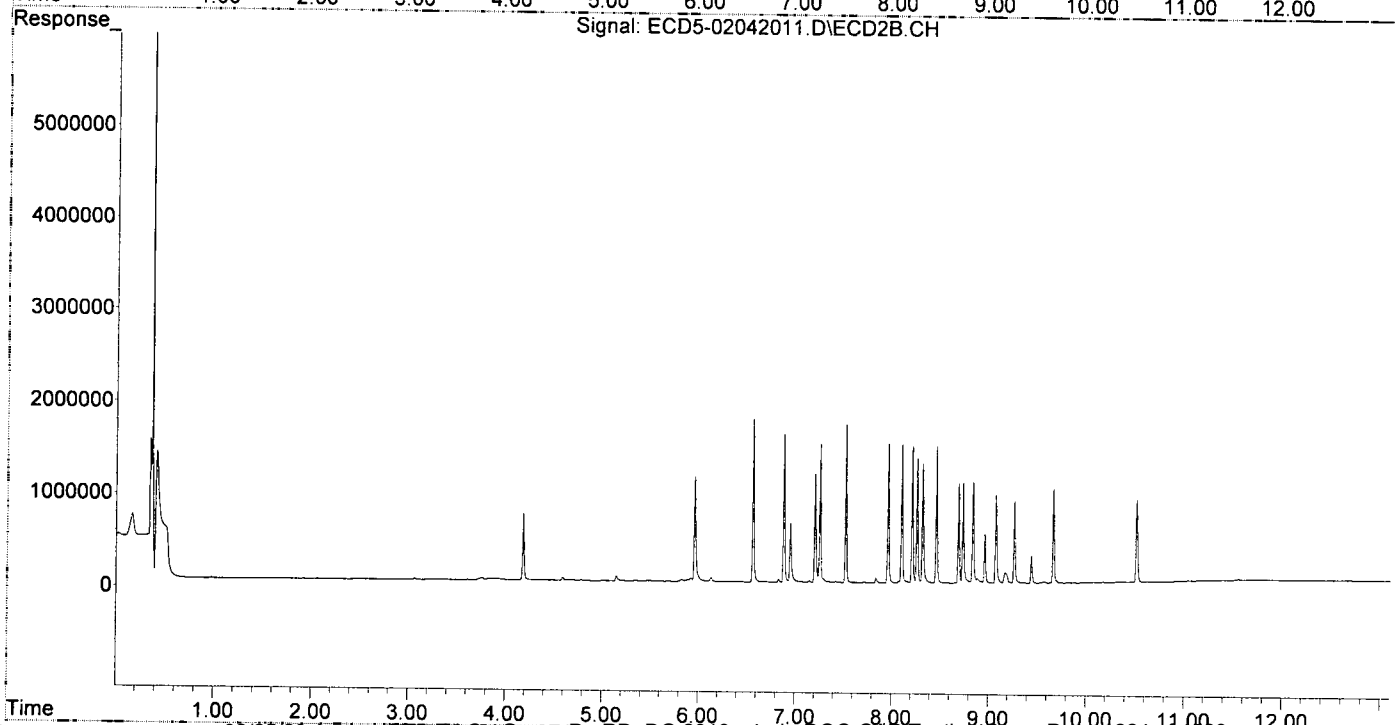
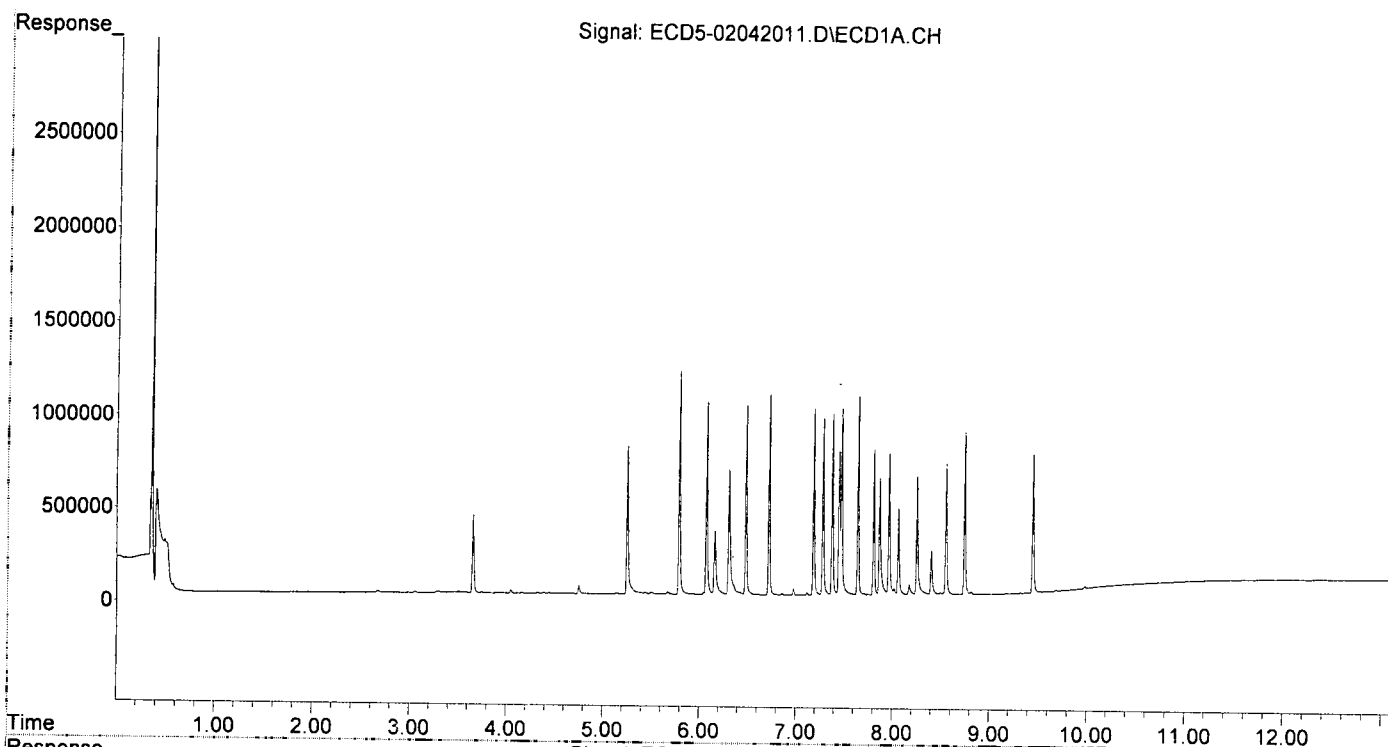
Compound	RT#1	RT#2	Resp#1	Resp#2	ng/mL	ng/mL
System Monitoring Compounds						
1) S TCMX (S)	5.251	5.960	792379	1129945	4.496	4.698
22) S DCBP (S)	9.448	10.518	732233	894977	4.705	4.645
Target Compounds						
2) a-BHC	5.789	6.565	1197007	1763687	4.697	4.665
3) g-BHC	6.073	6.883	1032948	1599238	4.653	4.674
4) b-BHC	6.158	6.951	342283	635457	4.528	4.594
5) Heptachlor	6.481	7.258	1012315	1494471	4.932	5.071
6) d-BHC	6.306	7.206	669857	1173949	4.499	4.328
7) Aldrin	6.721	7.525	1073720	1708938	4.702	4.653
8) Heptachlo...	7.183	7.963	997585	1505327	4.723	4.523
9) trans-Chl...	7.279	8.104	942001	1496523	4.453	4.441
10) cis-Chlor...	7.375	8.211	966007	1482328	4.637	4.583
11) Endosulfa...	7.470	8.262	1006951	1350916	5.006m	4.498
12) 4,4'-DDE	7.445	8.319	772869	1296078	4.228m	4.554
13) Dieldrin	7.642	8.462	1060154	1486247	4.899	4.781
14) Endrin	7.806	8.690	774869	1077415	4.954	5.173
15) 4,4'-DDD	7.867	8.736	595769	1082653	4.276	4.665
16) Endosulfa...	7.963	8.838	735730	1089560	4.460	4.692
17) 4,4'-DDT	8.061	8.961	455348	539790	4.705	4.770
18) Endrin Al...	8.253	9.075	630669	956189	4.854	4.697
19) Endosulfa...	8.553	9.265	695676	888717	4.881	4.673
20) Methoxychlor	8.402	9.439	229183	288429	4.485	4.715
21) Endrin Ke...	8.745	9.665	864924	1020346	4.791	4.953
23) Hexachlor...	0.000	0.000	0	0	N.D. d	N.D. d
24) Hexachlor...	0.000	0.000	0	0	N.D. d	N.D. d
25) Oxychlorane	0.000	0.000	0	0	N.D. d	N.D. d
26) 2,4'-DDE	0.000	0.000	0	0	N.D. d	N.D. d
27) trans-Non...	0.000	0.000	0	0	N.D. d	N.D. d
28) 2,4'-DDD	0.000	0.000	0	0	N.D. d	N.D. d
29) 2,4'-DDT	0.000	0.000	0	0	N.D. d	N.D. d
30) cis-Nonac...	0.000	0.000	0	0	N.D. d	N.D. d
31) Mirex	0.000	0.000	0	0	N.D. d	N.D. d
32) Chlordane...	0.000	0.000	0	0	N.D. d	N.D. d
33) Chlordane...	0.000	0.000	0	0	N.D. d	N.D. d
34) Chlordane...	0.000	0.000	0	0	N.D. d	N.D. d
35) Chlordane...	0.000	0.000	0	0	N.D. d	N.D. d
36) Toxaphene...	0.000	0.000	0	0	N.D. d	N.D. d
37) Toxaphene...	0.000	0.000	0	0	N.D. d	N.D. d
38) Toxaphene...	0.000	0.000	0	0	N.D. d	N.D. d
39) Toxaphene...	0.000	0.000	0	0	N.D. d	N.D. d
40) Toxaphene...	0.000	0.000	0	0	N.D. d	N.D. d
41) Toxaphene...	0.000	0.000	0	0	N.D. d	N.D. d
42) Toxaphene...	0.000	0.000	0	0	N.D. d	N.D. d

(f)=RT Delta > 1/2 Window (#)=Amounts differ by > 40% (m)=manual int.

Quantitation Report (QT Reviewed)

Data Path : R:\data\2020-02\0B04042\
Data File : ECD5-02042011.D
Signal(s) : Signal #1: ECD1A.CH Signal #2: ECD2B.CH
Acq On : 04 Feb 2020 13:48
Operator : MJB
Sample : 0B04042-CAL4
Misc : A19K130, AB 5 ppb
ALS Vial : 11 (Sig #1); 0 (Sig #2) Sample Multiplier: 1

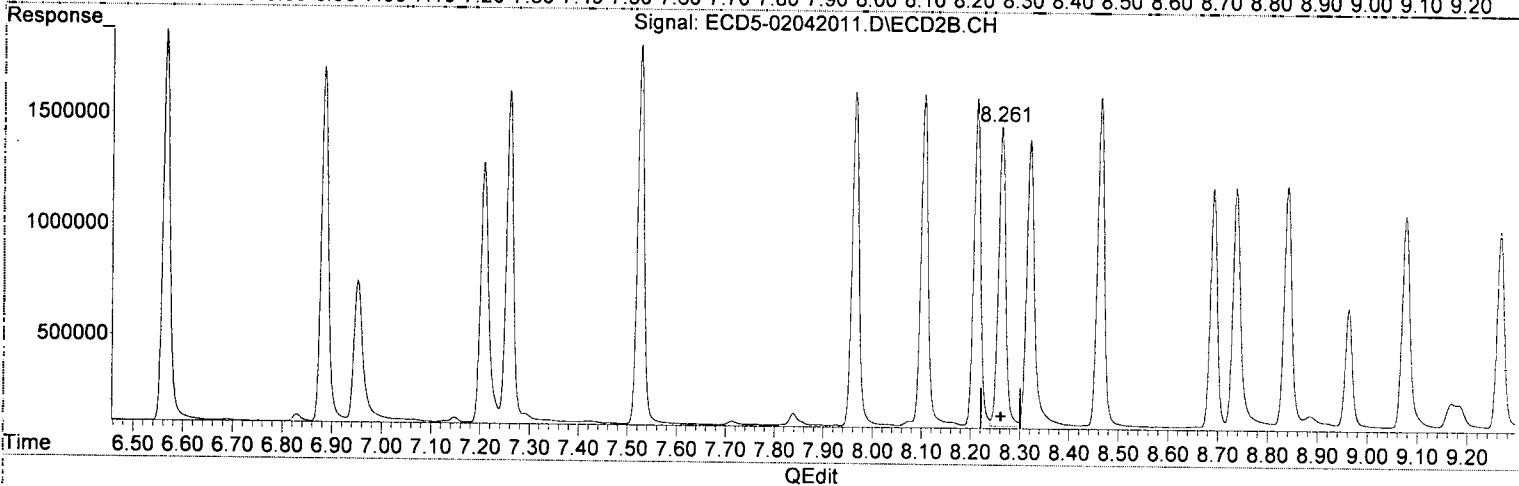
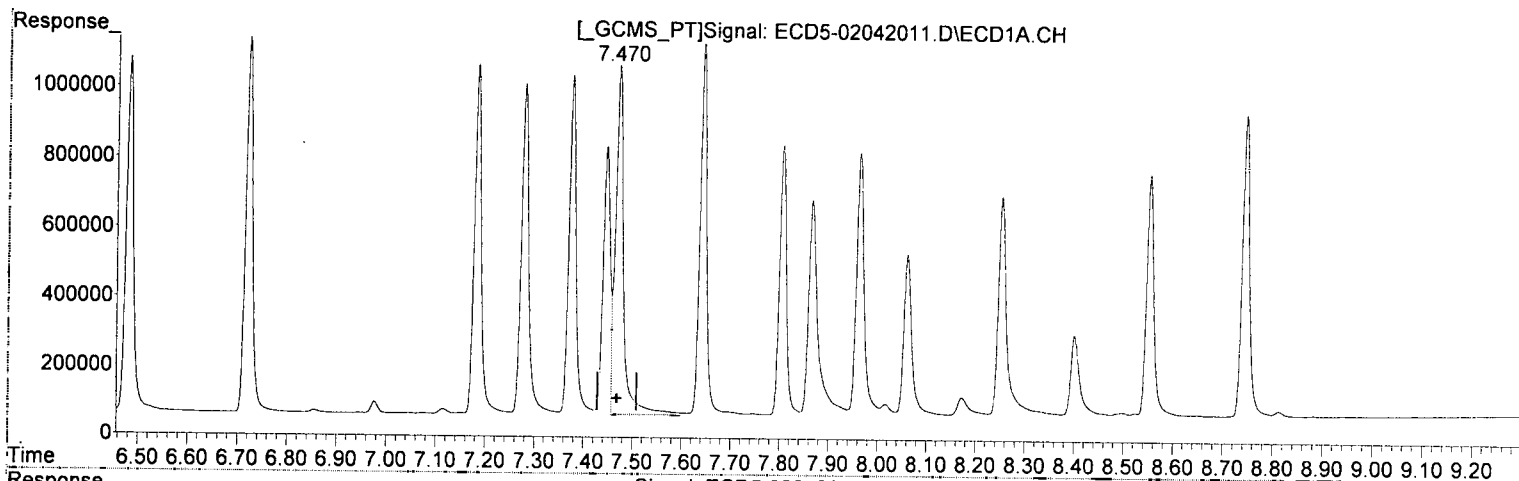
Integration File signal 1: PEST1.e
Integration File signal 2: PEST2.e
Quant Time: Feb 04 17:54:10 2020
Quant Method : R:\methods\ECD5_QUANTPEST_200204.M
Quant Title : Instrument: DualECD5
QLast Update : Tue Feb 04 17:49:24 2020
Response via : Initial Calibration
Integrator: ChemStation 6890 Scale Mode: Small noise peaks clipped



Quantitation Report (Qedit)

Data Path : R:\data\2020-02\0B04042\
Data File : ECD5-02042011.D
Signal(s) : Signal #1: ECD1A.CH Signal #2: ECD2B.CH
Acq On : 04 Feb 2020 13:48
Operator : MJB
Sample : 0B04042-CAL4
Misc : A19K130, AB 5 ppb
ALS Vial : 11 (Sig #1); 0 (Sig #2) Sample Multiplier: 1

Integration File signal 1: PEST1.e
Integration File signal 2: PEST2.e
Quant Time: Feb 04 17:53:28 2020
Quant Method : R:\methods\ECD5_QUANTPEST_200204.M
Quant Title : Instrument: DualECD5
QLast Update : Tue Feb 04 17:49:24 2020
Response via : Initial Calibration
Integrator: ChemStation 6890 Scale Mode: Small noise peaks clipped



(11) Endosulfan I
7.470min 5.006 ng/mL(m)
response 1006951

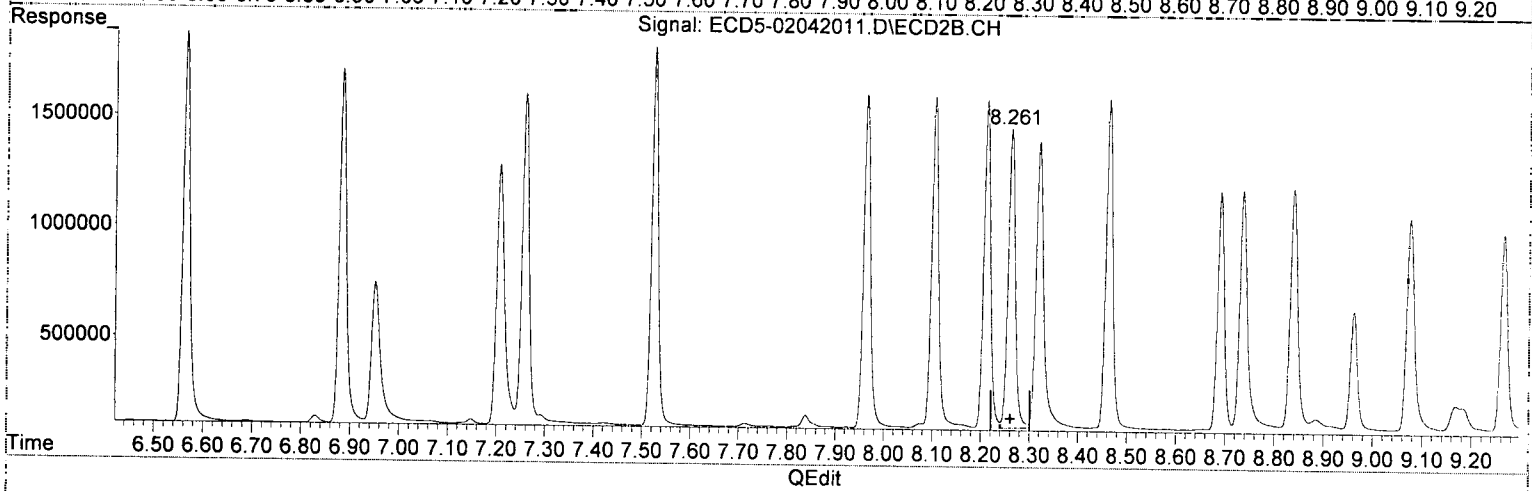
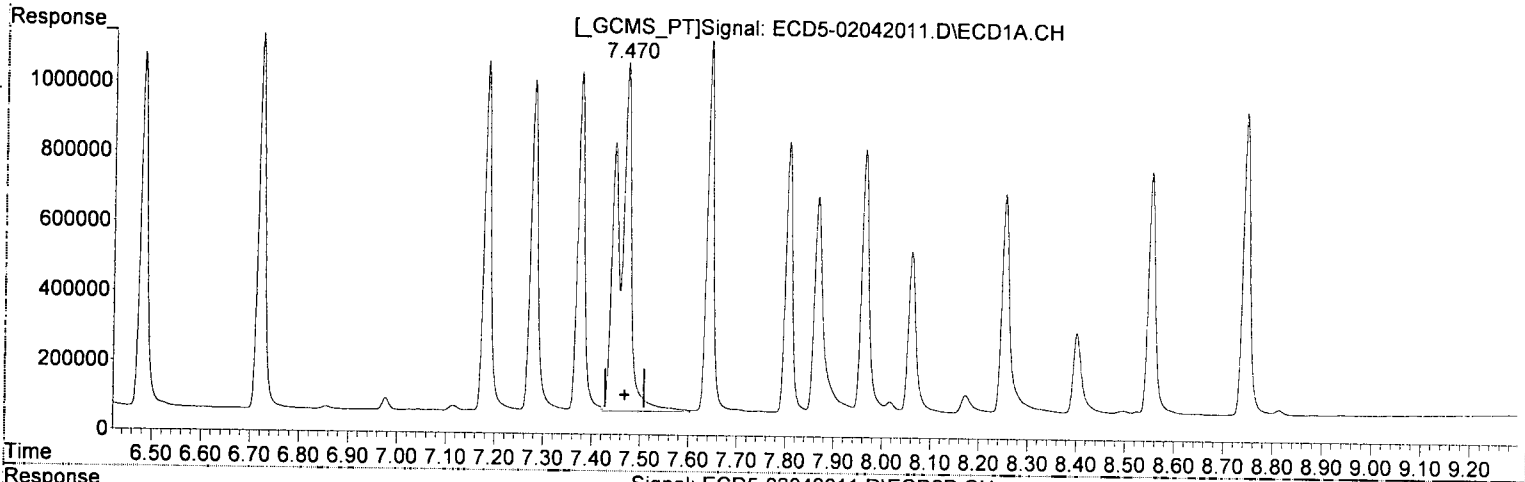
WB
2/4/20

(11) Endosulfan I #2
8.262min 4.498 ng/mL
response 1350916

Quantitation Report (Qedit)

Data Path : R:\data\2020-02\0B04042\
Data File : ECD5-02042011.D
Signal(s) : Signal #1: ECD1A.CH Signal #2: ECD2B.CH
Acq On : 04 Feb 2020 13:48
Operator : MJB
Sample : 0B04042-CAL4
Misc : A19K130, AB 5 ppb
ALS Vial : 11 (Sig #1); 0 (Sig #2) Sample Multiplier: 1

Integration File signal 1: PEST1.e
Integration File signal 2: PEST2.e
Quant Time: Feb 04 17:53:28 2020
Quant Method : R:\methods\ECD5_QUANTPEST_200204.M
Quant Title : Instrument: DualECD5
QLast Update : Tue Feb 04 17:49:24 2020
Response via : Initial Calibration
Integrator: ChemStation 6890 Scale Mode: Small noise peaks clipped



(11) Endosulfan I
7.470min 4.978 ng/mL
response 1001348

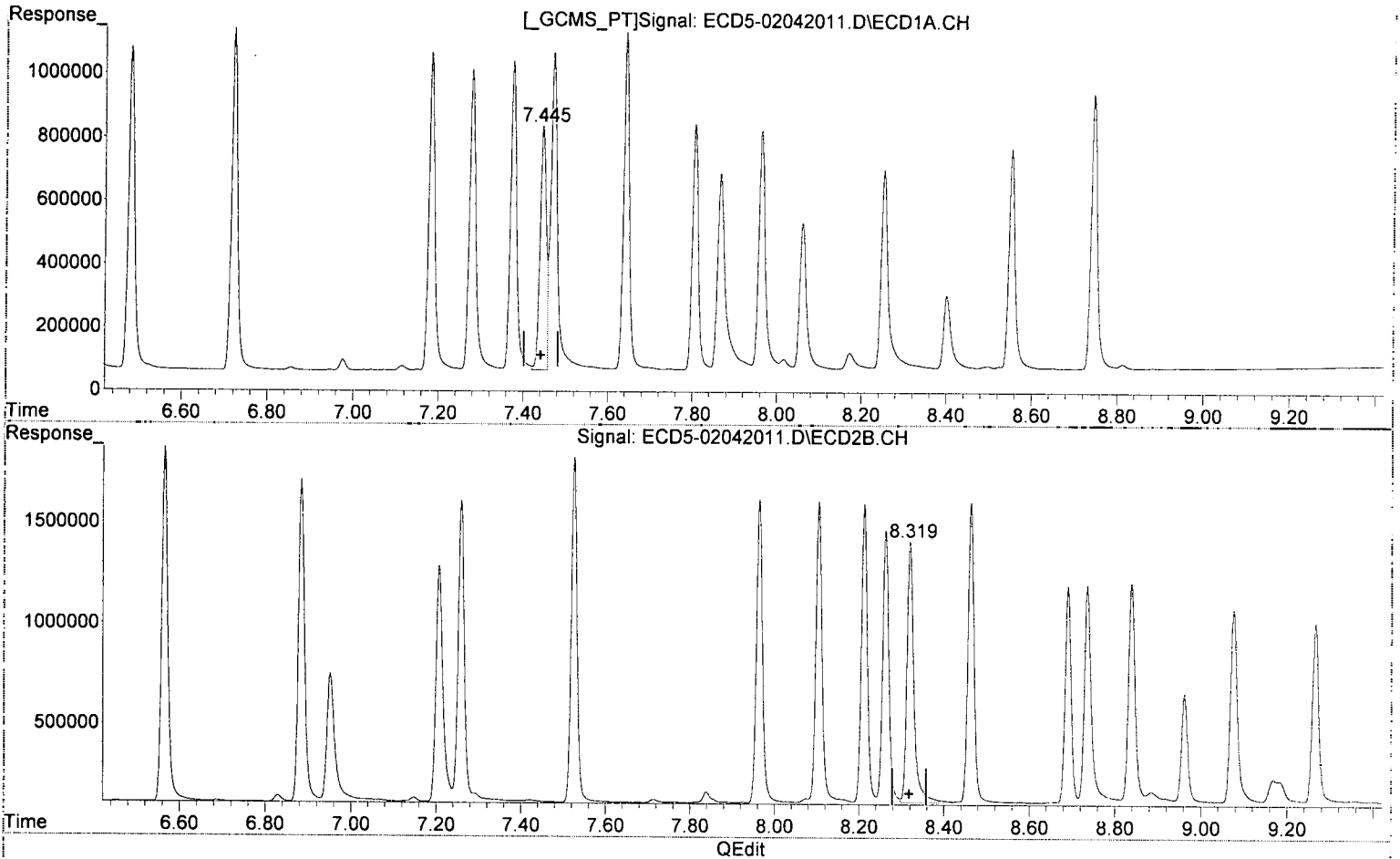
MJB
2/4/20

(11) Endosulfan I #2
8.262min 4.498 ng/mL
response 1350916

Quantitation Report (Qedit)

Data Path : R:\data\2020-02\0B04042\
Data File : ECD5-02042011.D
Signal(s) : Signal #1: ECD1A.CH Signal #2: ECD2B.CH
Acq On : 04 Feb 2020 13:48
Operator : MJB
Sample : 0B04042-CAL4
Misc : A19K130, AB 5 ppb
ALS Vial : 11 (Sig #1); 0 (Sig #2) Sample Multiplier: 1

Integration File signal 1: PEST1.e
Integration File signal 2: PEST2.e
Quant Time: Feb 04 17:53:28 2020
Quant Method : R:\methods\ECD5_QUANTPEST_200204.M
Quant Title : Instrument: DualECD5
QLast Update : Tue Feb 04 17:49:24 2020
Response via : Initial Calibration
Integrator: ChemStation 6890 Scale Mode: Small noise peaks clipped



(12) 4,4'-DDE
7.445min 4.228 ng/mL (+)
response 772869

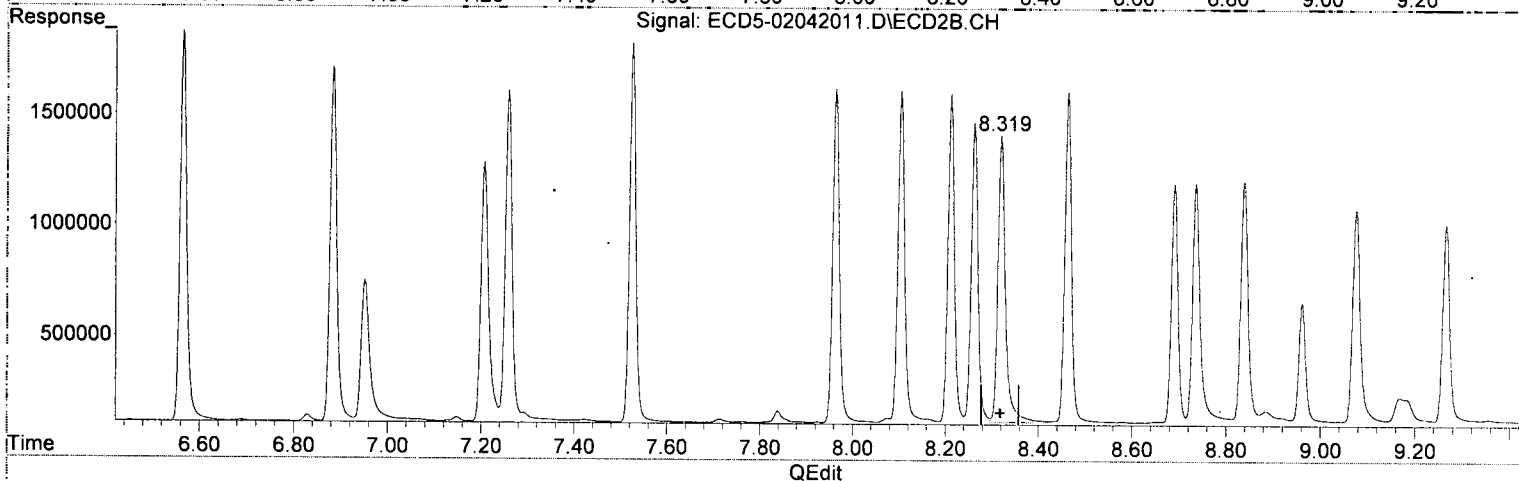
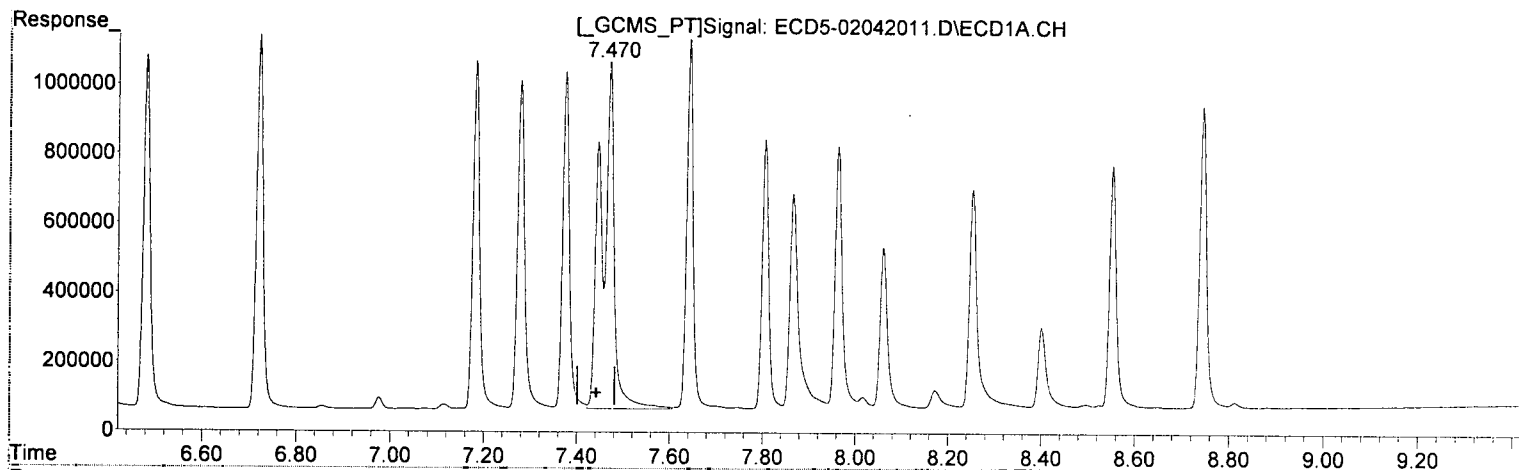
MJB
2/4/20

(12) 4,4'-DDE #2
8.319min 4.554 ng/mL
response 1296078

Quantitation Report (Qedit)

Data Path : R:\data\2020-02\0B04042\
Data File : ECD5-02042011.D
Signal(s) : Signal #1: ECD1A.CH Signal #2: ECD2B.CH
Acq On : 04 Feb 2020 13:48
Operator : MJB
Sample : 0B04042-CAL4
Misc : A19K130, AB 5 ppb
ALS Vial : 11 (Sig #1); 0 (Sig #2) Sample Multiplier: 1

Integration File signal 1: PEST1.e
Integration File signal 2: PEST2.e
Quant Time: Feb 04 17:53:28 2020
Quant Method : R:\methods\ECD5_QUANTPEST_200204.M
Quant Title : Instrument: DualECD5
QLast Update : Tue Feb 04 17:49:24 2020
Response via : Initial Calibration
Integrator: ChemStation 6890 Scale Mode: Small noise peaks clipped



(12) 4,4'-DDE
7.470min 5.478 ng/mL
response 1001348

MJB
2/4/20

(12) 4,4'-DDE #2
8.319min 4.554 ng/mL
response 1296078

Quantitation Report (QT Reviewed)

Data Path : R:\data\2020-02\0B04042\
 Data File : ECD5-02042011.D
 Signal(s) : Signal #1: ECD1A.CH Signal #2: ECD2B.CH
 Acq On : 04 Feb 2020 13:48
 Operator : MJB
 Sample : 0B04042-CAL4
 Misc : A19K130, AB 5 ppb
 ALS Vial : 11 (Sig #1); 0 (Sig #2) Sample Multiplier: 1

Integration File signal 1: PEST1.e
 Integration File signal 2: PEST2.e
 Quant Time: Feb 04 17:53:28 2020
 Quant Method : R:\methods\ECD5_QUANTPEST_200204.M
 Quant Title : Instrument: DualeCD5
 QLast Update : Tue Feb 04 17:49:24 2020
 Response via : Initial Calibration
 Integrator: ChemStation 6890 Scale Mode: Small noise peaks clipped

MJF
MB
2/4/20

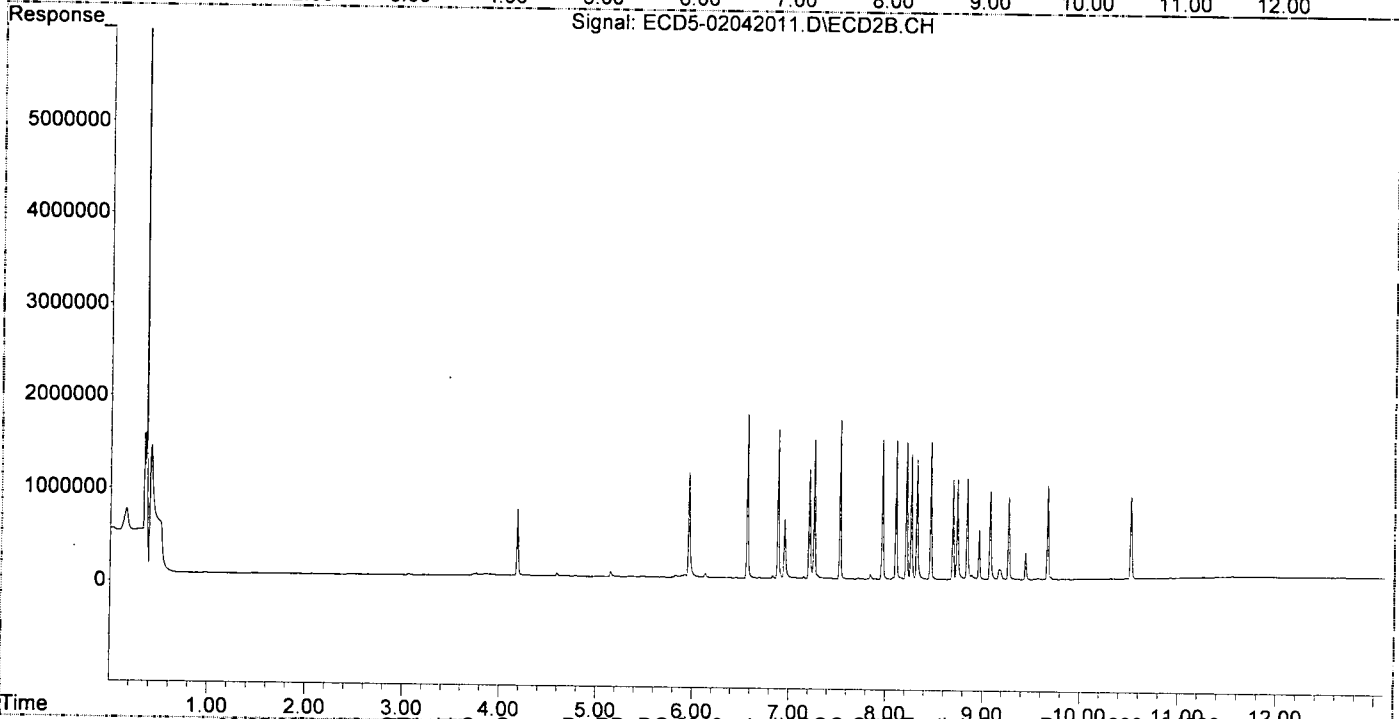
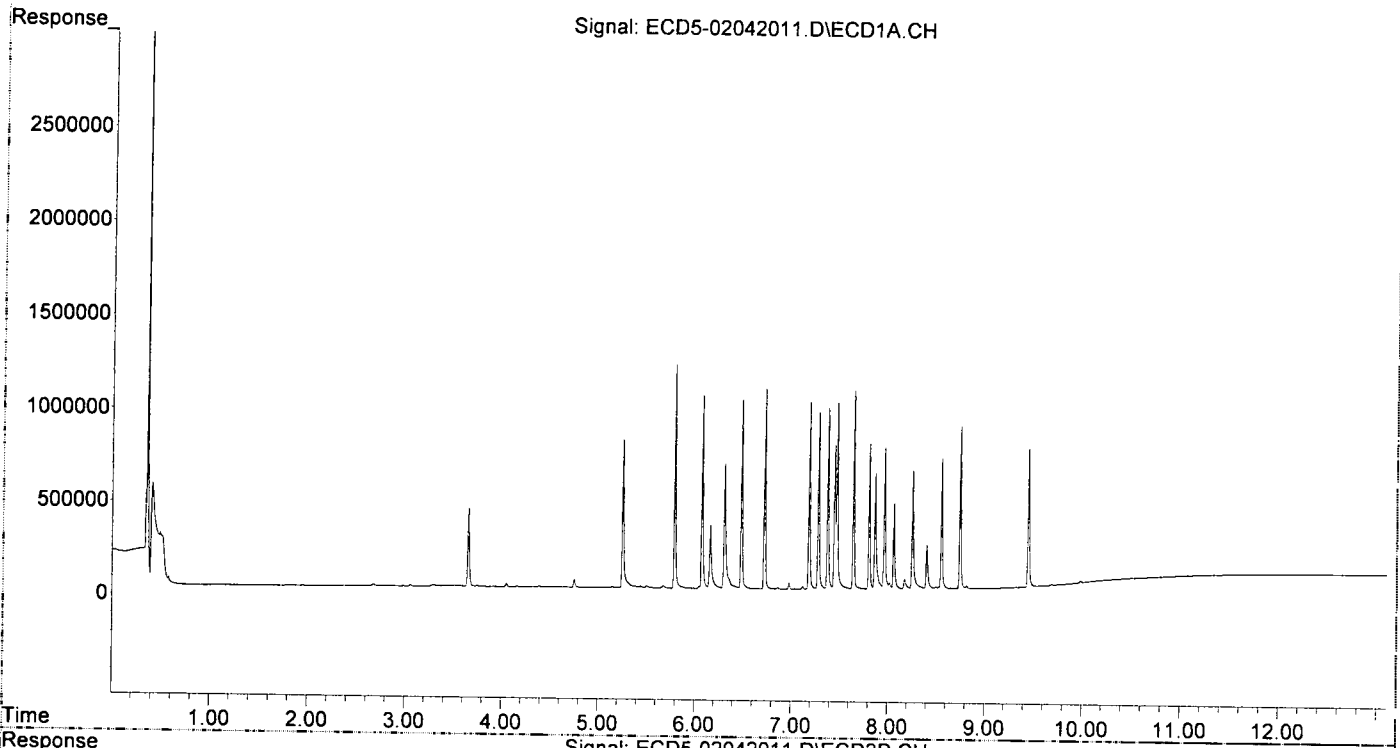
Compound	RT#1	RT#2	Resp#1	Resp#2	ng/mL	ng/mL
System Monitoring Compounds						
1) S TCMX (S)	5.251	5.960	792379	1129945	4.496	4.698
22) S DCBP (S)	9.448	10.518	732233	894977	4.705	4.645
Target Compounds						
2) a-BHC	5.789	6.565	1197007	1763687	4.697	4.665
3) g-BHC	6.073	6.883	1032948	1599238	4.653	4.674
4) b-BHC	6.158	6.951	342283	635457	4.528	4.594
5) Heptachlor	6.481	7.258	1012315	1494471	4.932	5.071
6) d-BHC	6.306	7.206	669857	1173949	4.499	4.328
7) Aldrin	6.721	7.525	1073720	1708938	4.702	4.653
8) Heptachlo...	7.183	7.963	997585	1505327	4.723	4.523
9) trans-Chl...	7.279	8.104	942001	1496523	4.453	4.441
10) cis-Chlor...	7.375	8.211	966007	1482328	4.637	4.583
11) Endosulfa...	7.470	8.262	1001348	1350916	4.978	4.498
12) 4,4'-DDE	7.470f	8.319	1001348	1296078	5.478	4.554
13) Dieldrin	7.642	8.462	1060154	1486247	4.899	4.781
14) Endrin	7.806	8.690	774869	1077415	4.954	5.173
15) 4,4'-DDD	7.867	8.736	595769	1082653	4.276	4.665
16) Endosulfa...	7.963	8.838	735730	1089560	4.460	4.692
17) 4,4'-DDT	8.061	8.961	455348	539790	4.705	4.770
18) Endrin Al...	8.253	9.075	630669	956189	4.854	4.697
19) Endosulfa...	8.553	9.265	695676	888717	4.881	4.673
20) Methoxychlor	8.402	9.439	229183	288429	4.485	4.715
21) Endrin Ke...	8.745	9.665	864924	1020346	4.791	4.953
23) Hexachlor...	0.000	0.000	0	0	N.D. d	N.D. d
24) Hexachlor...	0.000	0.000	0	0	N.D. d	N.D. d
25) Oxychlorane	0.000	0.000	0	0	N.D. d	N.D. d
26) 2,4'-DDE	0.000	0.000	0	0	N.D. d	N.D. d
27) trans-Non...	0.000	0.000	0	0	N.D. d	N.D. d
28) 2,4'-DDD	0.000	0.000	0	0	N.D. d	N.D. d
29) 2,4'-DDT	0.000	0.000	0	0	N.D. d	N.D. d
30) cis-Nonac...	0.000	0.000	0	0	N.D. d	N.D. d
31) Mirex	0.000	0.000	0	0	N.D. d	N.D. d
32) Chlordane...	0.000	0.000	0	0	N.D. d	N.D. d
33) Chlordane...	0.000	0.000	0	0	N.D. d	N.D. d
34) Chlordane...	0.000	0.000	0	0	N.D. d	N.D. d
35) Chlordane...	0.000	0.000	0	0	N.D. d	N.D. d
36) Toxaphene...	0.000	0.000	0	0	N.D. d	N.D. d
37) Toxaphene...	0.000	0.000	0	0	N.D. d	N.D. d
38) Toxaphene...	0.000	0.000	0	0	N.D. d	N.D. d
39) Toxaphene...	0.000	0.000	0	0	N.D. d	N.D. d
40) Toxaphene...	0.000	0.000	0	0	N.D. d	N.D. d
41) Toxaphene...	0.000	0.000	0	0	N.D. d	N.D. d
42) Toxaphene...	0.000	0.000	0	0	N.D. d	N.D. d

(f)=RT Delta > 1/2 Window (#)=Amounts differ by > 40% (m)=manual int.

Quantitation Report (QT Reviewed)

Data Path : R:\data\2020-02\0B04042\
Data File : ECD5-02042011.D
Signal(s) : Signal #1: ECD1A.CH Signal #2: ECD2B.CH
Acq On : 04 Feb 2020 13:48
Operator : MJB
Sample : 0B04042-CAL4
Misc : A19K130, AB 5 ppb
ALS Vial : 11 (Sig #1); 0 (Sig #2) Sample Multiplier: 1

Integration File signal 1: PEST1.e
Integration File signal 2: PEST2.e
Quant Time: Feb 04 17:53:28 2020
Quant Method : R:\methods\ECD5_QUANTPEST_200204.M
Quant Title : Instrument: DualECD5
QLast Update : Tue Feb 04 17:49:24 2020
Response via : Initial Calibration
Integrator: ChemStation 6890 Scale Mode: Small noise peaks clipped



Data Path : R:\data\2020-02\0B04042\
 Data File : ECD5-02042012.D
 Signal(s) : Signal #1: ECD1A.CH Signal #2: ECD2B.CH
 Acq On : 04 Feb 2020 14:05
 Operator : MJB
 Sample : 0B04042-CAL5
 Misc : A19K131, AB 10 ppb
 ALS Vial : 12 (Sig #1); 0 (Sig #2) Sample Multiplier: 1

Integration File signal 1: PEST1.e
 Integration File signal 2: PEST2.e
 Quant Time: Feb 04 17:54:52 2020
 Quant Method : R:\methods\ECD5_QUANTPEST_200204.M
 Quant Title : Instrument: DualeCD5
 QLast Update : Tue Feb 04 17:49:24 2020
 Response via : Initial Calibration
 Integrator: ChemStation 6890 Scale Mode: Small noise peaks clipped

MJB
2/4/20

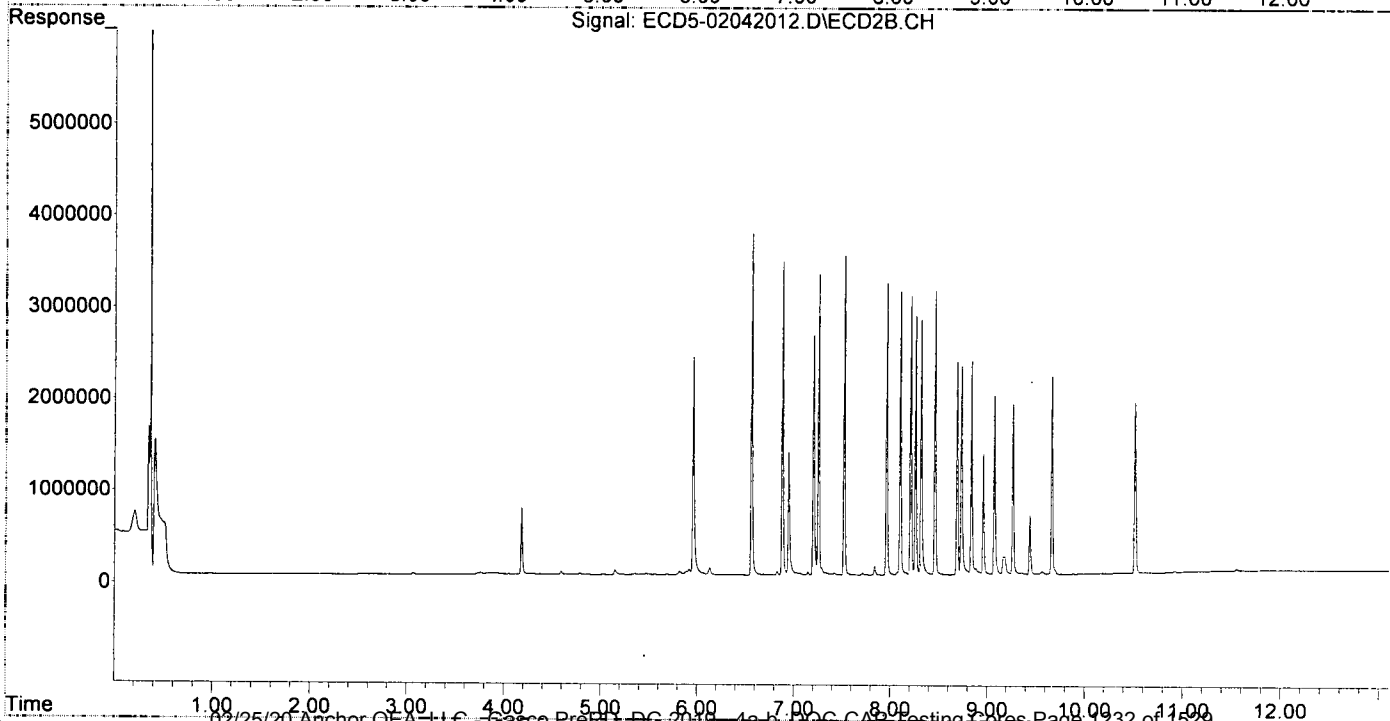
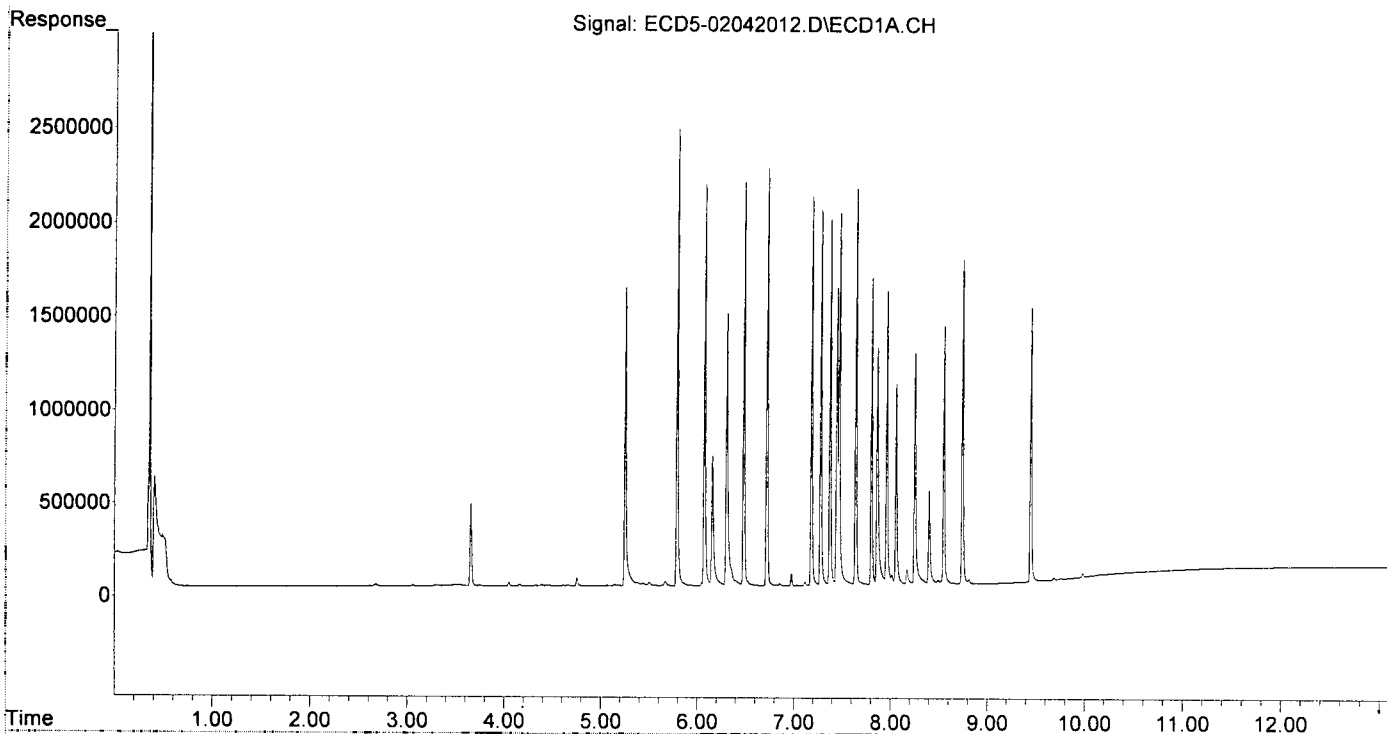
Compound	RT#1	RT#2	Resp#1	Resp#2	ng/mL	ng/mL
System Monitoring Compounds						
1) S TCMX (S)	5.252	5.960	1602442	2365785	9.093	9.948
22) S DCBP (S)	9.447	10.518	1458794	1845608	9.526	9.733
Target Compounds						
2) a-BHC	5.790	6.565	2428204	3711215	9.529	9.747
3) g-BHC	6.073	6.884	2136985	3403661	9.627	9.892
4) b-BHC	6.156	6.950	698912	1327948	9.296	9.713
5) Heptachlor	6.481	7.258	2143965	3250155	10.445	10.981
6) d-BHC	6.304	7.206	1451315	2595877	9.705	9.481
7) Aldrin	6.721	7.524	2212916	3466122	9.691	9.437
8) Heptachlo...	7.182	7.963	2075590	3167195	9.827	9.517
9) trans-Chl...	7.278	8.103	2003369	3090061	9.471	9.170
10) cis-Chlor...	7.374	8.211	1955756	3019489	9.387	9.335
11) Endosulfa...	7.470	8.262	1980465	2814072	9.846	9.369
12) 4,4'-DDE	7.444	8.319	1578256	2771069	8.635	9.677
13) Dieldrin	7.642	8.462	2118487	3079567	9.790	9.881
14) Endrin	7.805	8.690	1645529	2309269	10.521	11.009
15) 4,4'-DDD	7.865	8.735	1272952	2261850	9.218	9.723
16) Endosulfa...	7.962	8.838	1575677	2320414	9.551	10.038
17) 4,4'-DDT	8.060	8.960	1078439	1310155	10.977	10.682
18) Endrin Al...	8.252	9.075	1242730	1938899	9.887	9.683
19) Endosulfa...	8.552	9.264	1383355	1844168	9.875	9.754
20) Methoxychlor	8.401	9.438	497631	636134	9.808	10.201
21) Endrin Ke...	8.744	9.665	1732034	2149088	9.594	10.410
23) Hexachlor...	0.000	0.000	0	0	N.D. d	N.D. d
24) Hexachlor...	0.000	0.000	0	0	N.D. d	N.D. d
25) Oxychlordane	0.000	0.000	0	0	N.D. d	N.D. d
26) 2,4'-DDE	0.000	0.000	0	0	N.D. d	N.D. d
27) trans-Non...	0.000	0.000	0	0	N.D. d	N.D. d
28) 2,4'-DDD	0.000	0.000	0	0	N.D. d	N.D. d
29) 2,4'-DDT	0.000	0.000	0	0	N.D. d	N.D. d
30) cis-Nonac...	0.000	0.000	0	0	N.D. d	N.D. d
31) Mirex	0.000	0.000	0	0	N.D. d	N.D. d
32) Chlordane...	0.000	0.000	0	0	N.D. d	N.D. d
33) Chlordane...	0.000	0.000	0	0	N.D. d	N.D. d
34) Chlordane...	0.000	0.000	0	0	N.D. d	N.D. d
35) Chlordane...	0.000	0.000	0	0	N.D. d	N.D. d
36) Toxaphene...	0.000	0.000	0	0	N.D. d	N.D. d
37) Toxaphene...	0.000	0.000	0	0	N.D. d	N.D. d
38) Toxaphene...	0.000	0.000	0	0	N.D. d	N.D. d
39) Toxaphene...	0.000	0.000	0	0	N.D. d	N.D. d
40) Toxaphene...	0.000	0.000	0	0	N.D. d	N.D. d
41) Toxaphene...	0.000	0.000	0	0	N.D. d	N.D. d
42) Toxaphene...	0.000	0.000	0	0	N.D. d	N.D. d

(f)=RT Delta > 1/2 Window (#)=Amounts differ by > 40% (m)=manual int.

Quantitation Report (QT Reviewed)

Data Path : R:\data\2020-02\0B04042\
Data File : ECD5-02042012.D
Signal(s) : Signal #1: ECD1A.CH Signal #2: ECD2B.CH
Acq On : 04 Feb 2020 14:05
Operator : MJB
Sample : 0B04042-CAL5
Misc : A19K131, AB 10 ppb
ALS Vial : 12 (Sig #1); 0 (Sig #2) Sample Multiplier: 1

Integration File signal 1: PEST1.e
Integration File signal 2: PEST2.e
Quant Time: Feb 04 17:54:52 2020
Quant Method : R:\methods\ECD5_QUANTPEST_200204.M
Quant Title : Instrument: DualECD5
QLast Update : Tue Feb 04 17:49:24 2020
Response via : Initial Calibration
Integrator: ChemStation 6890 Scale Mode: Small noise peaks clipped



Quantitation Report (QT Reviewed)

Data Path : R:\data\2020-02\0B04042\
 Data File : ECD5-02042013.D
 Signal(s) : Signal #1: ECD1A.CH Signal #2: ECD2B.CH
 Acq On : 04 Feb 2020 14:22
 Operator : MJB
 Sample : 0B04042-CAL6
 Misc : A19K132, AB 25 ppb
 ALS Vial : 13 (Sig #1); 0 (Sig #2) Sample Multiplier: 1

Integration File signal 1: PEST1.e
 Integration File signal 2: PEST2.e
 Quant Time: Feb 04 17:56:14 2020
 Quant Method : R:\methods\ECD5_QUANTPEST_200204.M
 Quant Title : Instrument: DualECD5
 QLast Update : Tue Feb 04 17:49:24 2020
 Response via : Initial Calibration
 Integrator: ChemStation 6890 Scale Mode: Small noise peaks clipped

*MJB
2/4/20*

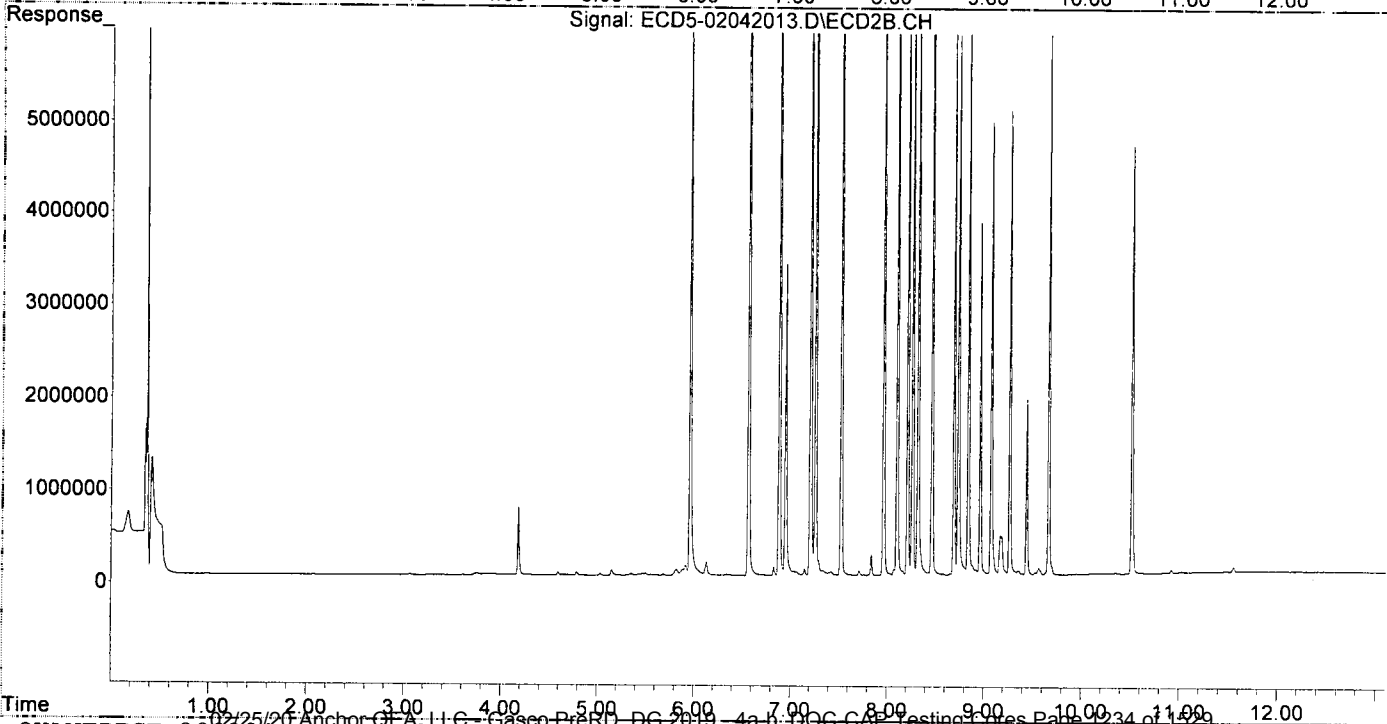
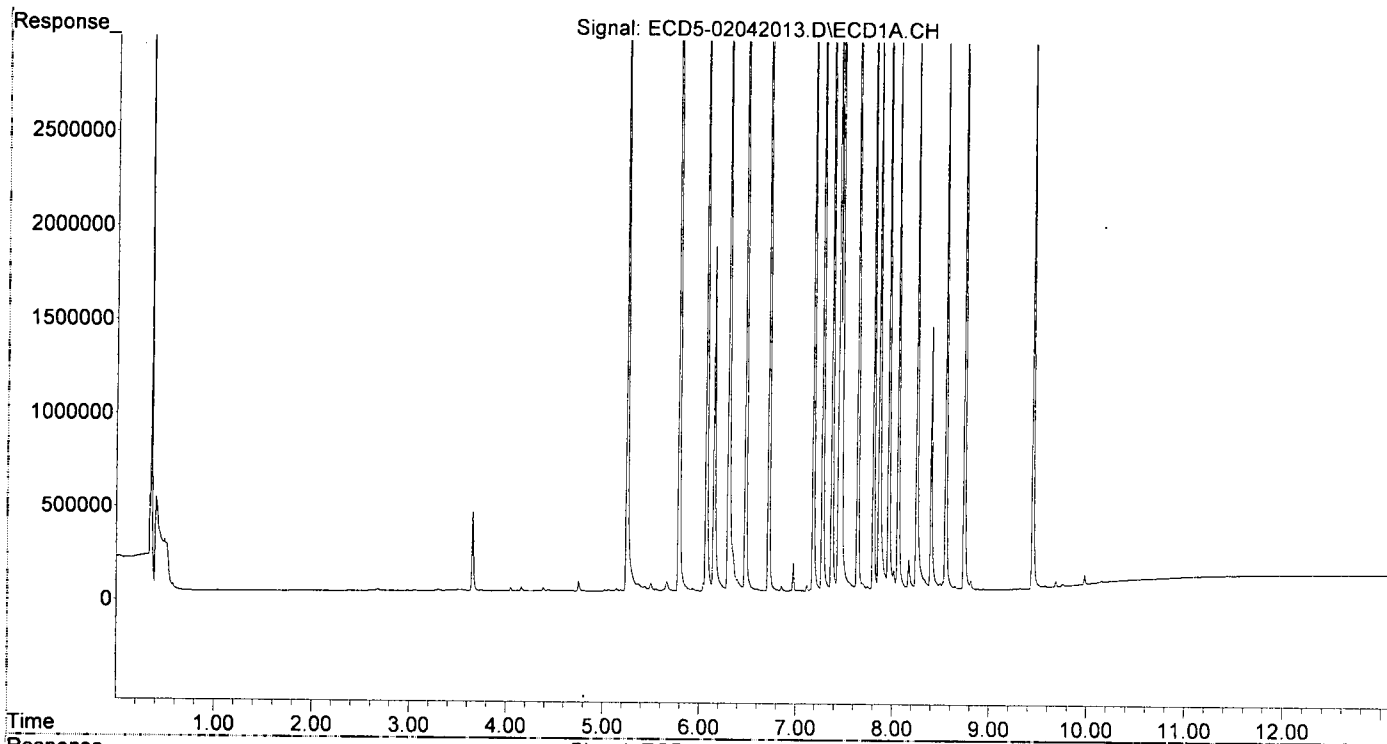
Compound	RT#1	RT#2	Resp#1	Resp#2	ng/mL	ng/mL
System Monitoring Compounds						
1) S TCMX (S)	5.251	5.959	4068249	6266572	23.086	25.740
22) S DCBP (S)	9.448	10.519	3663453	4630620	24.179	24.405
Target Compounds						
2) a-BHC	5.789	6.565	6099068	9900797	23.935	25.207
3) g-BHC	6.072	6.883	5401702	8889256	24.334	25.152
4) b-BHC	6.153	6.949	1834627	3360483	23.949	24.274
5) Heptachlor	6.480	7.258	5215054	8327651	25.406	27.358
6) d-BHC	6.303	7.205	3787243	7083973	24.512	24.785
7) Aldrin	6.720	7.525	5421161	8866178	23.740	24.139
8) Heptachlo...	7.181	7.963	5049240	7895454	23.905	23.725
9) trans-Chl...	7.277	8.103	4954356	7988048	23.422	23.706
10) cis-Chlor...	7.374	8.211	4899314	7689931	23.516	23.773
11) Endosulfa...	7.469	8.262	4986217	7170153	24.789m	23.873
12) 4,4'-DDE	7.443	8.319	4205162	7533609	23.007m	25.554
13) Dieldrin	7.641	8.463	5220185	8130635	24.123	25.548
14) Endrin	7.805	8.690	4176766	5960790	26.705	27.595
15) 4,4'-DDD	7.864	8.735	3265756	5838954	23.375	24.409
16) Endosulfa...	7.962	8.838	3906109	6044115	23.677	25.618
17) 4,4'-DDT	8.059	8.961	2934968	3805556	28.439	28.013
18) Endrin Al...	8.252	9.075	3127194	4897074	25.139	24.289
19) Endosulfa...	8.552	9.265	3592797	5018603	25.680	25.761
20) Methoxychlor	8.401	9.439	1377959	1906747	26.499	28.405
21) Endrin Ke...	8.744	9.666	4537464	5852807	25.133	27.325
23) Hexachlor...	0.000	0.000	0	0	N.D. d	N.D. d
24) Hexachlor...	0.000	0.000	0	0	N.D. d	N.D. d
25) Oxychlorane	0.000	0.000	0	0	N.D. d	N.D. d
26) 2,4'-DDE	0.000	0.000	0	0	N.D. d	N.D. d
27) trans-Non...	0.000	0.000	0	0	N.D. d	N.D. d
28) 2,4'-DDD	0.000	0.000	0	0	N.D. d	N.D. d
29) 2,4'-DDT	0.000	0.000	0	0	N.D. d	N.D. d
30) cis-Nonac...	0.000	0.000	0	0	N.D. d	N.D. d
31) Mirex	0.000	0.000	0	0	N.D. d	N.D. d
32) Chlordane...	0.000	0.000	0	0	N.D. d	N.D. d
33) Chlordane...	0.000	0.000	0	0	N.D. d	N.D. d
34) Chlordane...	0.000	0.000	0	0	N.D. d	N.D. d
35) Chlordane...	0.000	0.000	0	0	N.D. d	N.D. d
36) Toxaphene...	0.000	0.000	0	0	N.D. d	N.D. d
37) Toxaphene...	0.000	0.000	0	0	N.D. d	N.D. d
38) Toxaphene...	0.000	0.000	0	0	N.D. d	N.D. d
39) Toxaphene...	0.000	0.000	0	0	N.D. d	N.D. d
40) Toxaphene...	0.000	0.000	0	0	N.D. d	N.D. d
41) Toxaphene...	0.000	0.000	0	0	N.D. d	N.D. d
42) Toxaphene...	0.000	0.000	0	0	N.D. d	N.D. d

(f)=RT Delta > 1/2 Window (#)=Amounts differ by > 40% (m)=manual int.

Quantitation Report (QT Reviewed)

Data Path : R:\data\2020-02\0B04042\
Data File : ECD5-02042013.D
Signal(s) : Signal #1: ECD1A.CH Signal #2: ECD2B.CH
Acq On : 04 Feb 2020 14:22
Operator : MJB
Sample : 0B04042-CAL6
Misc : A19K132, AB 25 ppb
ALS Vial : 13 (Sig #1); 0 (Sig #2) Sample Multiplier: 1

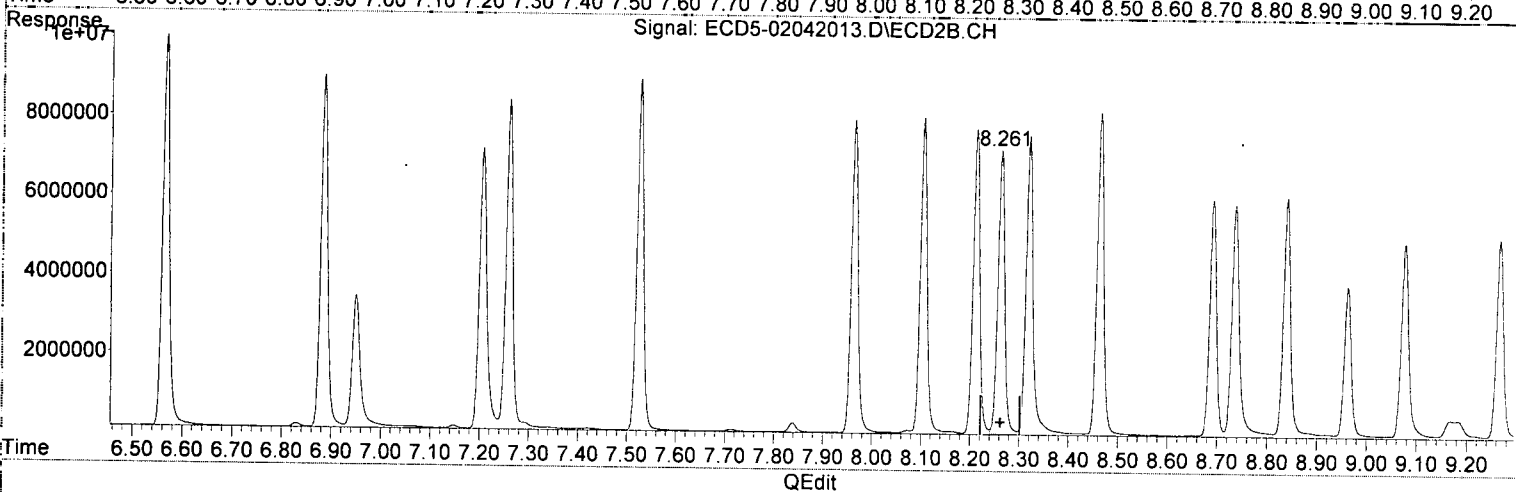
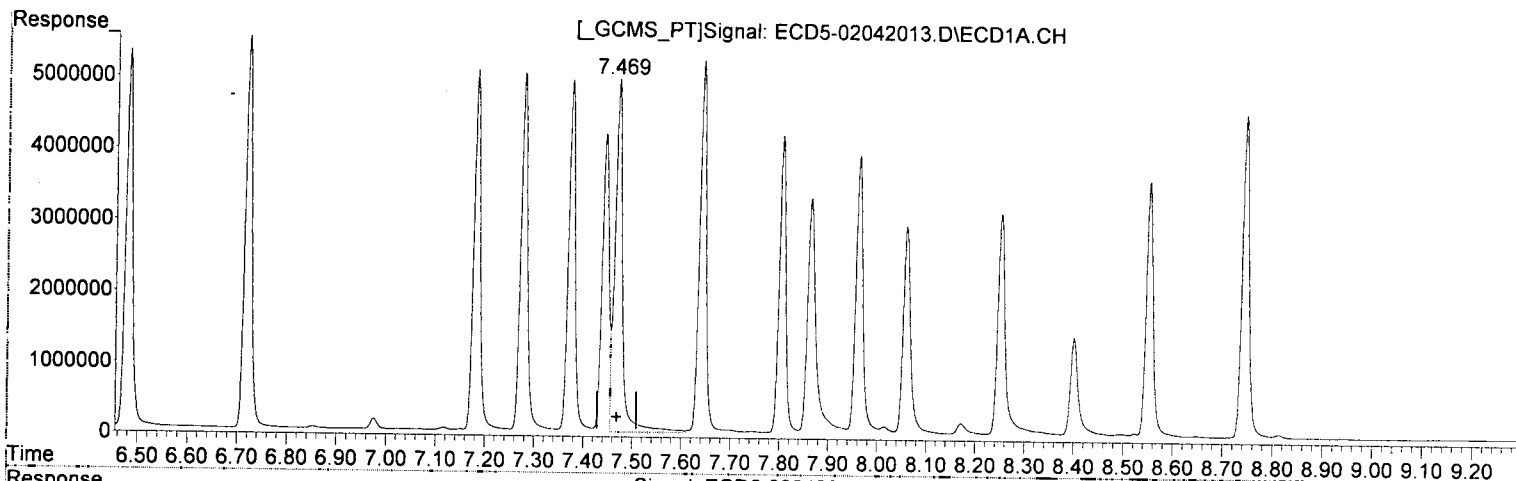
Integration File signal 1: PEST1.e
Integration File signal 2: PEST2.e
Quant Time: Feb 04 17:56:14 2020
Quant Method : R:\methods\ECD5_QUANTPEST_200204.M
Quant Title : Instrument: DualECD5
QLast Update : Tue Feb 04 17:49:24 2020
Response via : Initial Calibration
Integrator: ChemStation 6890 Scale Mode: Small noise peaks clipped



Quantitation Report (Qedit)

Data Path : R:\data\2020-02\0B04042\
Data File : ECD5-02042013.D
Signal(s) : Signal #1: ECD1A.CH Signal #2: ECD2B.CH
Acq On : 04 Feb 2020 14:22
Operator : MJB
Sample : 0B04042-CAL6
Misc : A19K132, AB 25 ppb
ALS Vial : 13 (Sig #1); 0 (Sig #2) Sample Multiplier: 1

Integration File signal 1: PEST1.e
Integration File signal 2: PEST2.e
Quant Time: Feb 04 17:55:22 2020
Quant Method : R:\methods\ECD5_QUANTPEST_200204.M
Quant Title : Instrument: DualECD5
QLast Update : Tue Feb 04 17:49:24 2020
Response via : Initial Calibration
Integrator: ChemStation 6890 Scale Mode: Small noise peaks clipped



(11) Endosulfan I
7.469min 24.789 ng/mL (m)
response 4986217

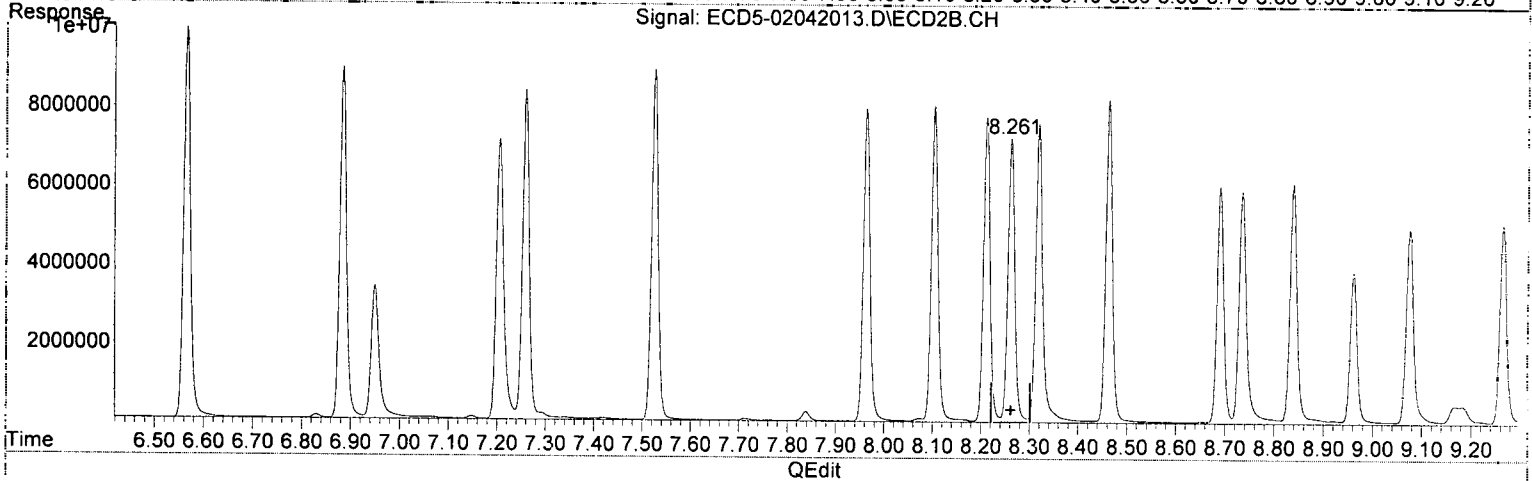
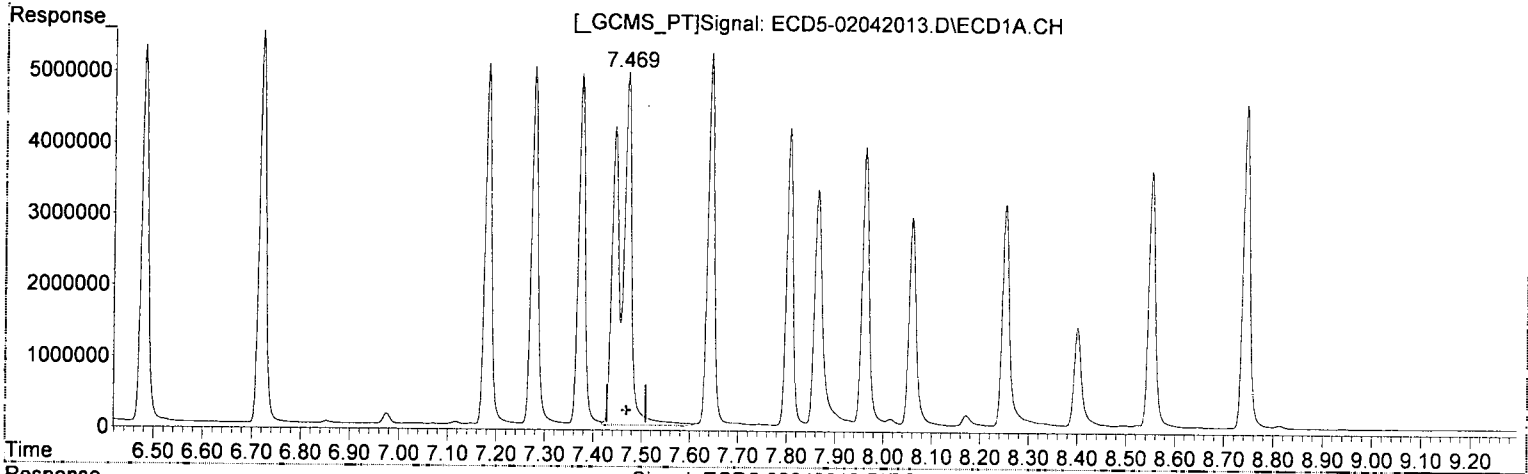
MJB
2/4/20

(11) Endosulfan I #2
8.262min 23.873 ng/mL
response 7170153

Quantitation Report (Qedit)

Data Path : R:\data\2020-02\0B04042\
Data File : ECD5-02042013.D
Signal(s) : Signal #1: ECD1A.CH Signal #2: ECD2B.CH
Acq On : 04 Feb 2020 14:22
Operator : MJB
Sample : 0B04042-CAL6
Misc : A19K132, AB 25 ppb
ALS Vial : 13 (Sig #1); 0 (Sig #2) Sample Multiplier: 1

Integration File signal 1: PEST1.e
Integration File signal 2: PEST2.e
Quant Time: Feb 04 17:55:22 2020
Quant Method : R:\methods\ECD5_QUANTPEST_200204.M
Quant Title : Instrument: DualECD5
QLast Update : Tue Feb 04 17:49:24 2020
Response via : Initial Calibration
Integrator: ChemStation 6890 Scale Mode: Small noise peaks clipped



(11) Endosulfan I
7.469min 24.601 ng/mL
response 4948429

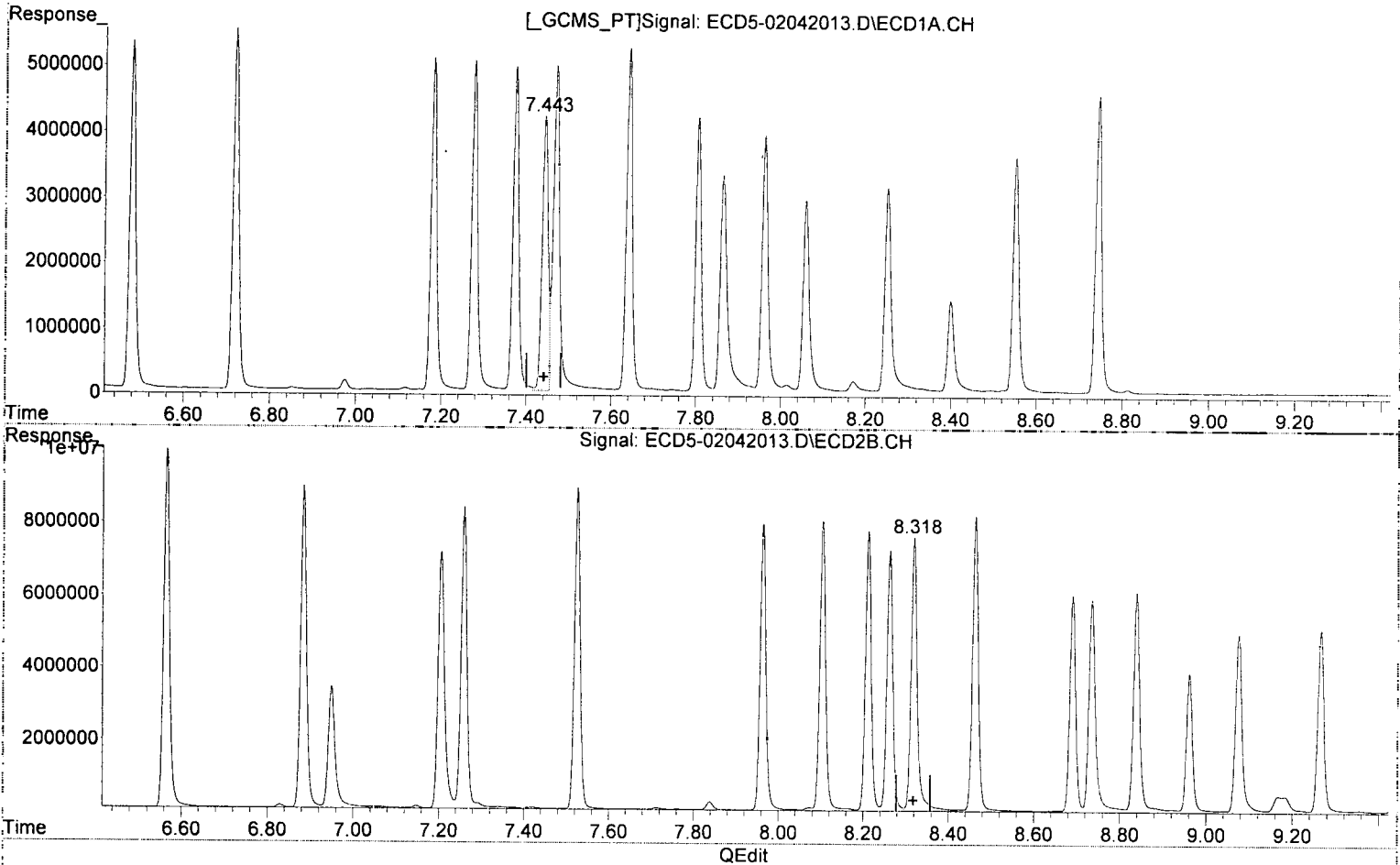
MJB
2/4/20

(11) Endosulfan I #2
8.262min 23.873 ng/mL
response 7170153

Quantitation Report (Qedit)

Data Path : R:\data\2020-02\0B04042\
Data File : ECD5-02042013.D
Signal(s) : Signal #1: ECD1A.CH Signal #2: ECD2B.CH
Acq On : 04 Feb 2020 14:22
Operator : MJB
Sample : 0B04042-CAL6
Misc : A19K132, AB 25 ppb
ALS Vial : 13 (Sig #1); 0 (Sig #2) Sample Multiplier: 1

Integration File signal 1: PEST1.e
Integration File signal 2: PEST2.e
Quant Time: Feb 04 17:55:22 2020
Quant Method : R:\methods\ECD5_QUANTPEST_200204.M
Quant Title : Instrument: DualECD5
QLast Update : Tue Feb 04 17:49:24 2020
Response via : Initial Calibration
Integrator: ChemStation 6890 Scale Mode: Small noise peaks clipped



(12) 4,4'-DDE

7.443min 23.007 ng/mL (m)

response 4205162

MJB
2/4/20

(12) 4,4'-DDE #2

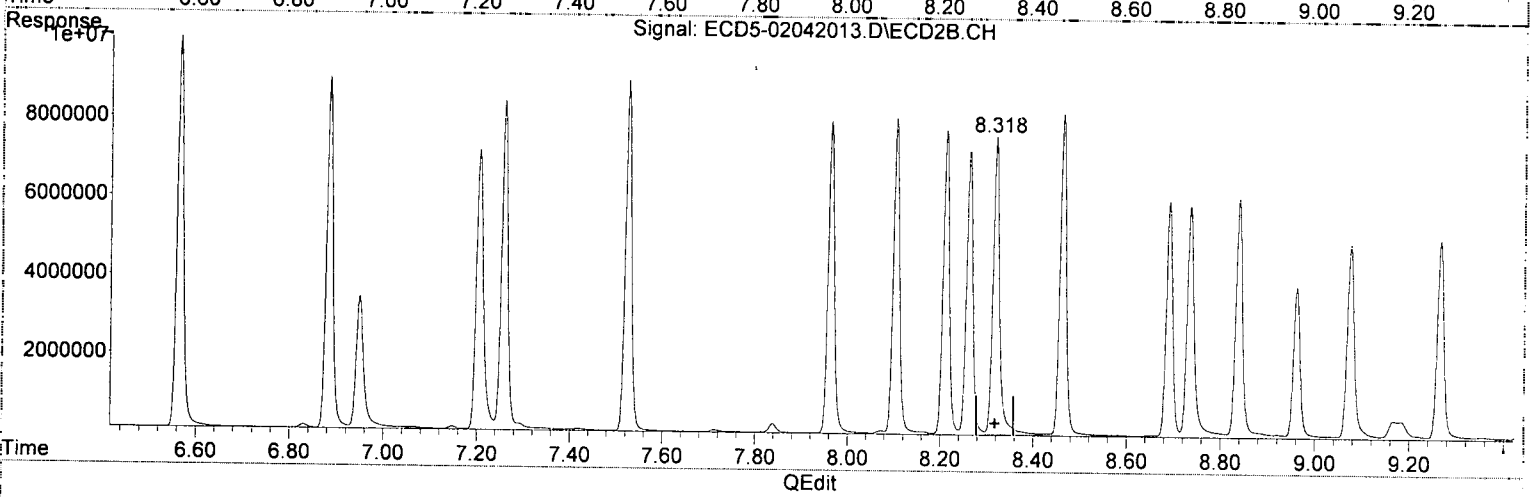
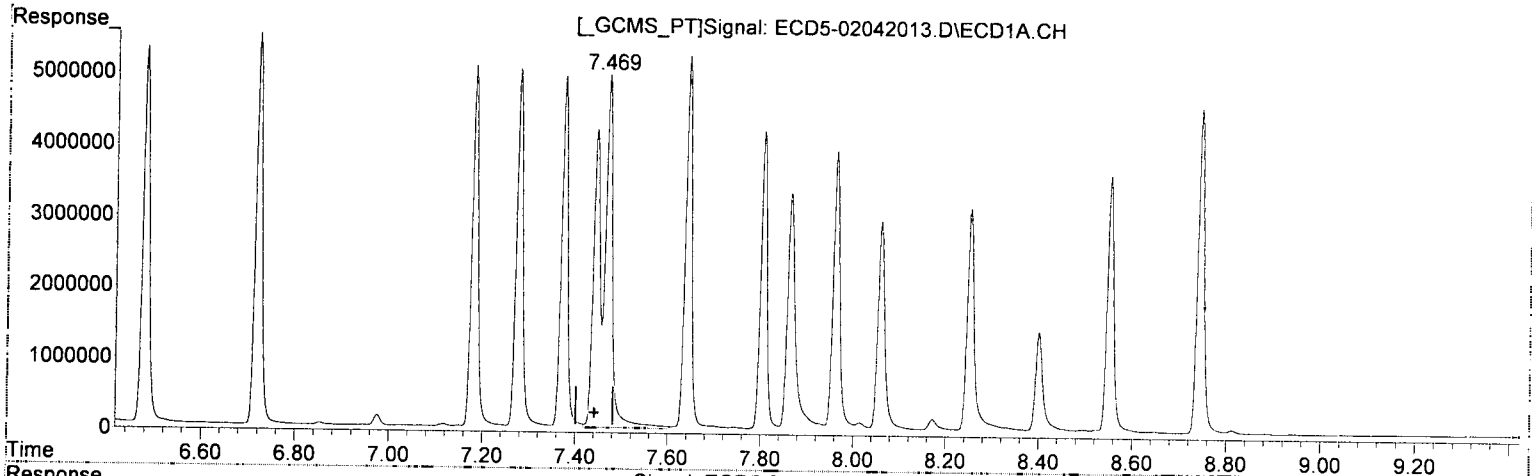
8.319min 25.554 ng/mL

response 7533609

Quantitation Report (Qedit)

Data Path : R:\data\2020-02\0B04042\
Data File : ECD5-02042013.D
Signal(s) : Signal #1: ECD1A.CH Signal #2: ECD2B.CH
Acq On : 04 Feb 2020 14:22
Operator : MJB
Sample : 0B04042-CAL6
Misc : A19K132, AB 25 ppb
ALS Vial : 13 (Sig #1); 0 (Sig #2) Sample Multiplier: 1

Integration File signal 1: PEST1.e
Integration File signal 2: PEST2.e
Quant Time: Feb 04 17:55:22 2020
Quant Method : R:\methods\ECD5_QUANTPEST_200204.M
Quant Title : Instrument: DualeCD5
QLast Update : Tue Feb 04 17:49:24 2020
Response via : Initial Calibration
Integrator: ChemStation 6890 Scale Mode: Small noise peaks clipped



(12) 4,4'-DDE
7.469min 27.073 ng/mL
response 4948429

*MJB
2/4/20*

(12) 4,4'-DDE #2
8.319min 25.554 ng/mL
response 7533609

Quantitation Report (QT Reviewed)

Data Path : R:\data\2020-02\0B04042\
 Data File : ECD5-02042013.D
 Signal(s) : Signal #1: ECD1A.CH Signal #2: ECD2B.CH
 Acq On : 04 Feb 2020 14:22
 Operator : MJB
 Sample : 0B04042-CAL6
 Misc : A19K132, AB 25 ppb
 ALS Vial : 13 (Sig #1); 0 (Sig #2) Sample Multiplier: 1

Integration File signal 1: PEST1.e
 Integration File signal 2: PEST2.e
 Quant Time: Feb 04 17:55:22 2020
 Quant Method : R:\methods\ECD5_QUANTPEST_200204.M
 Quant Title : Instrument: DualECD5
 QLast Update : Tue Feb 04 17:49:24 2020
 Response via : Initial Calibration
 Integrator: ChemStation 6890 Scale Mode: Small noise peaks clipped

ME
MJB
2/4/20

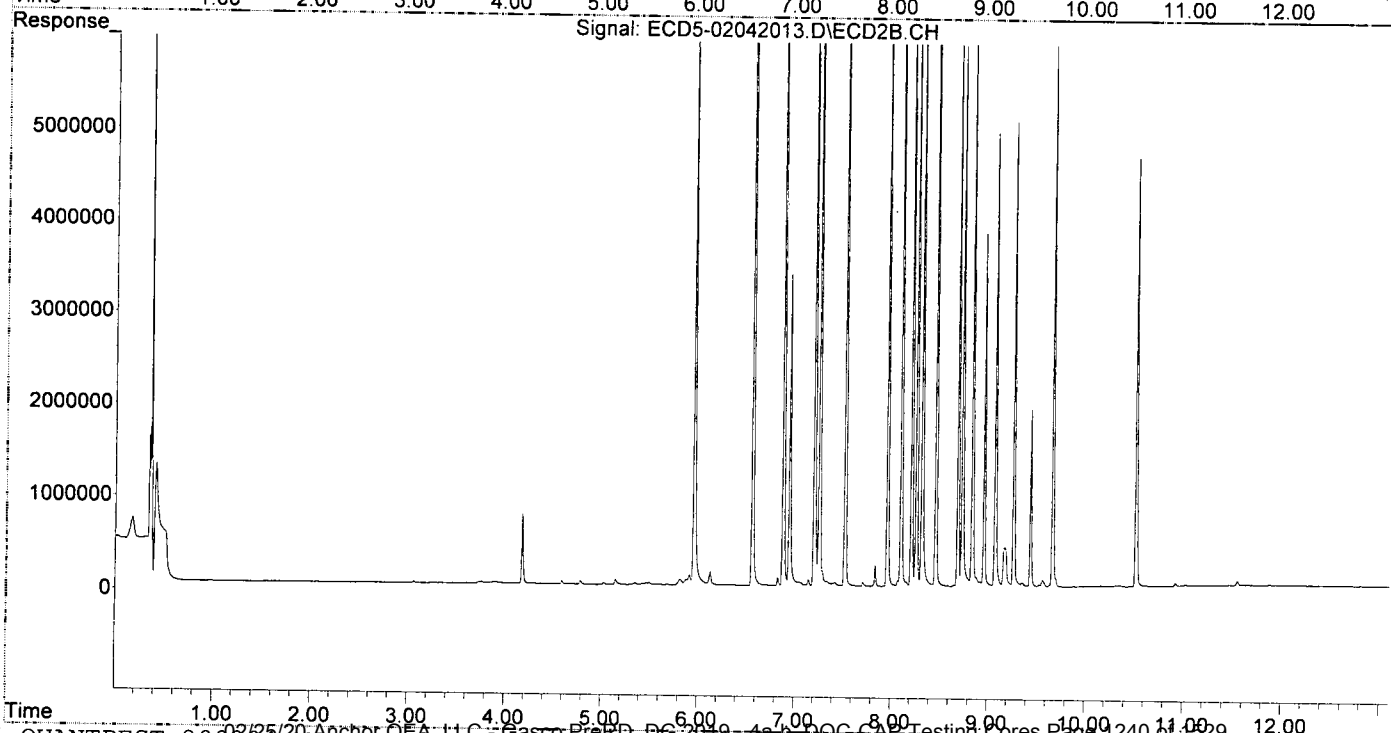
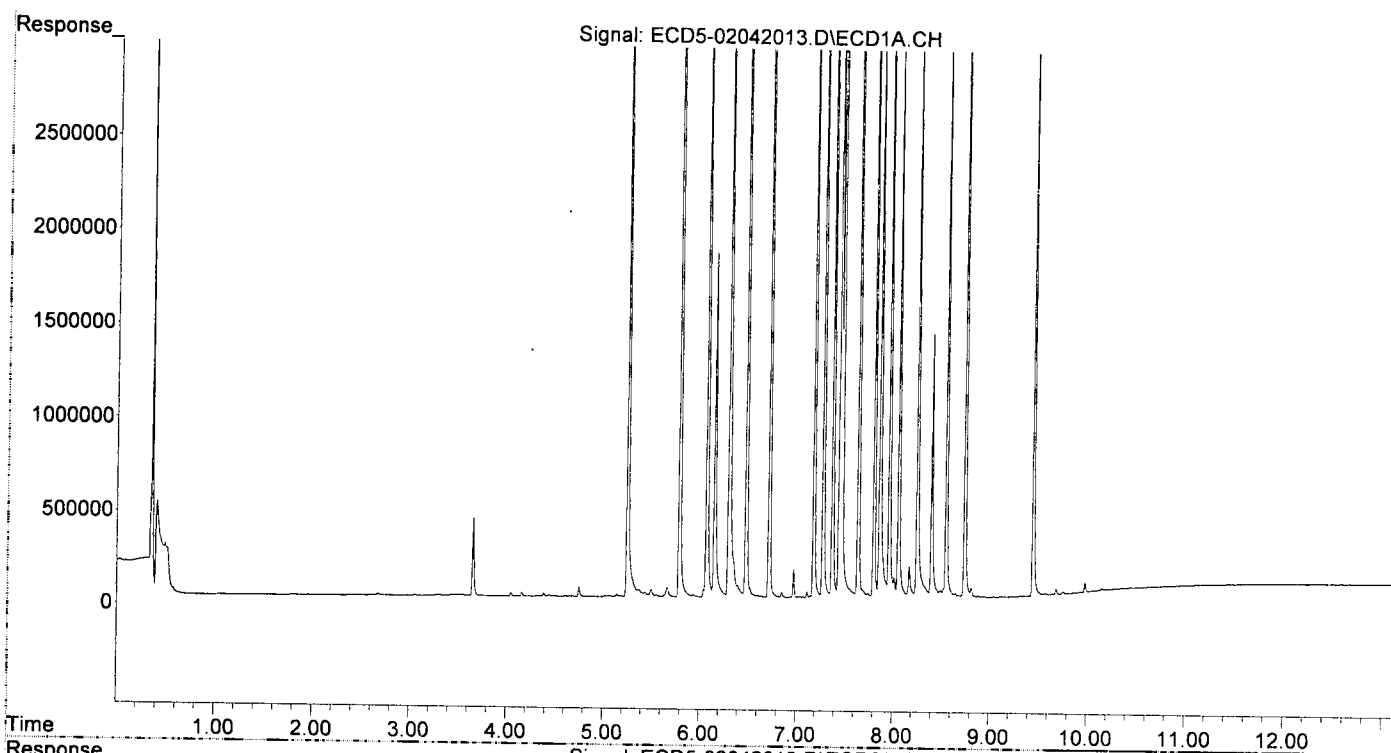
Compound	RT#1	RT#2	Resp#1	Resp#2	ng/mL	ng/mL
System Monitoring Compounds						
1) S TCMX (S)	5.251	5.959	4068249	6266572	23.086	25.740
22) S DCBP (S)	9.448	10.519	3663453	4630620	24.179	24.405
Target Compounds						
2) a-BHC	5.789	6.565	6099068	9900797	23.935	25.207
3) g-BHC	6.072	6.883	5401702	8889256	24.334	25.152
4) b-BHC	6.153	6.949	1834627	3360483	23.949	24.274
5) Heptachlor	6.480	7.258	5215054	8327651	25.406	27.358
6) d-BHC	6.303	7.205	3787243	7083973	24.512	24.785
7) Aldrin	6.720	7.525	5211161	8866178	23.740	24.139
8) Heptachlo...	7.181	7.963	5049240	7895454	23.905	23.725
9) trans-Chl...	7.277	8.103	4954356	7988048	23.422	23.706
10) cis-Chlor...	7.374	8.211	4899314	7689931	23.516	23.773
11) Endosulfa...	7.469	8.262	4948429	7170153	24.601	23.873
12) 4,4'-DDE	7.469 ^f	8.319	4948429	7533609	27.073	25.554
13) Dieldrin	7.641	8.463	5220185	8130635	24.123	25.548
14) Endrin	7.805	8.690	4176766	5960790	26.705	27.595
15) 4,4'-DDD	7.864	8.735	3265756	5838954	23.375	24.409
16) Endosulfa...	7.962	8.838	3906109	6044115	23.677	25.618
17) 4,4'-DDT	8.059	8.961	2934968	3805556	28.439	28.013
18) Endrin Al...	8.252	9.075	3127194	4897074	25.139	24.289
19) Endosulfa...	8.552	9.265	3592797	5018603	25.680	25.761
20) Methoxychlor	8.401	9.439	1377959	1906747	26.499	28.405
21) Endrin Ke...	8.744	9.666	4537464	5852807	25.133	27.325
23) Hexachlor...	0.000	0.000	0	0	N.D. d	N.D. d
24) Hexachlor...	0.000	0.000	0	0	N.D. d	N.D. d
25) Oxychlordane	0.000	0.000	0	0	N.D. d	N.D. d
26) 2,4'-DDE	0.000	0.000	0	0	N.D. d	N.D. d
27) trans-Non...	0.000	0.000	0	0	N.D. d	N.D. d
28) 2,4'-DDD	0.000	0.000	0	0	N.D. d	N.D. d
29) 2,4'-DDT	0.000	0.000	0	0	N.D. d	N.D. d
30) cis-Nonac...	0.000	0.000	0	0	N.D. d	N.D. d
31) Mirex	0.000	0.000	0	0	N.D. d	N.D. d
32) Chlordane...	0.000	0.000	0	0	N.D. d	N.D. d
33) Chlordane...	0.000	0.000	0	0	N.D. d	N.D. d
34) Chlordane...	0.000	0.000	0	0	N.D. d	N.D. d
35) Chlordane...	0.000	0.000	0	0	N.D. d	N.D. d
36) Toxaphene...	0.000	0.000	0	0	N.D. d	N.D. d
37) Toxaphene...	0.000	0.000	0	0	N.D. d	N.D. d
38) Toxaphene...	0.000	0.000	0	0	N.D. d	N.D. d
39) Toxaphene...	0.000	0.000	0	0	N.D. d	N.D. d
40) Toxaphene...	0.000	0.000	0	0	N.D. d	N.D. d
41) Toxaphene...	0.000	0.000	0	0	N.D. d	N.D. d
42) Toxaphene...	0.000	0.000	0	0	N.D. d	N.D. d

(f)=RT Delta > 1/2 Window (#)=Amounts differ by > 40% (m)=manual int.

Quantitation Report (QT Reviewed)

Data Path : R:\data\2020-02\0B04042\
Data File : ECD5-02042013.D
Signal(s) : Signal #1: ECD1A.CH Signal #2: ECD2B.CH
Acq On : 04 Feb 2020 14:22
Operator : MJB
Sample : 0B04042-CAL6
Misc : A19K132, AB 25 ppb
ALS Vial : 13 (Sig #1); 0 (Sig #2) Sample Multiplier: 1

Integration File signal 1: PEST1.e
Integration File signal 2: PEST2.e
Quant Time: Feb 04 17:55:22 2020
Quant Method : R:\methods\ECD5_QUANTPEST_200204.M
Quant Title : Instrument: DualECD5
QLast Update : Tue Feb 04 17:49:24 2020
Response via : Initial Calibration
Integrator: ChemStation 6890 Scale Mode: Small noise peaks clipped



Quantitation Report (QT Reviewed)

Data Path : R:\data\2020-02\0B04042\
 Data File : ECD5-02042014.D
 Signal(s) : Signal #1: ECD1A.CH Signal #2: ECD2B.CH
 Acq On : 04 Feb 2020 14:39
 Operator : MJB
 Sample : 0B04042-CAL7
 Misc : A19K133, AB 50 ppb
 ALS Vial : 14 (Sig #1); 0 (Sig #2) Sample Multiplier: 1

Integration File signal 1: PEST1.e
 Integration File signal 2: PEST2.e
 Quant Time: Feb 04 17:49:12 2020
 Quant Method : R:\methods\ECD5_QUANTPEST_200204.M
 Quant Title : Instrument: DualECD5
 QLast Update : Mon Feb 03 18:00:48 2020
 Response via : Initial Calibration
 Integrator: ChemStation 6890 Scale Mode: Small noise peaks clipped

MB
2/4/20

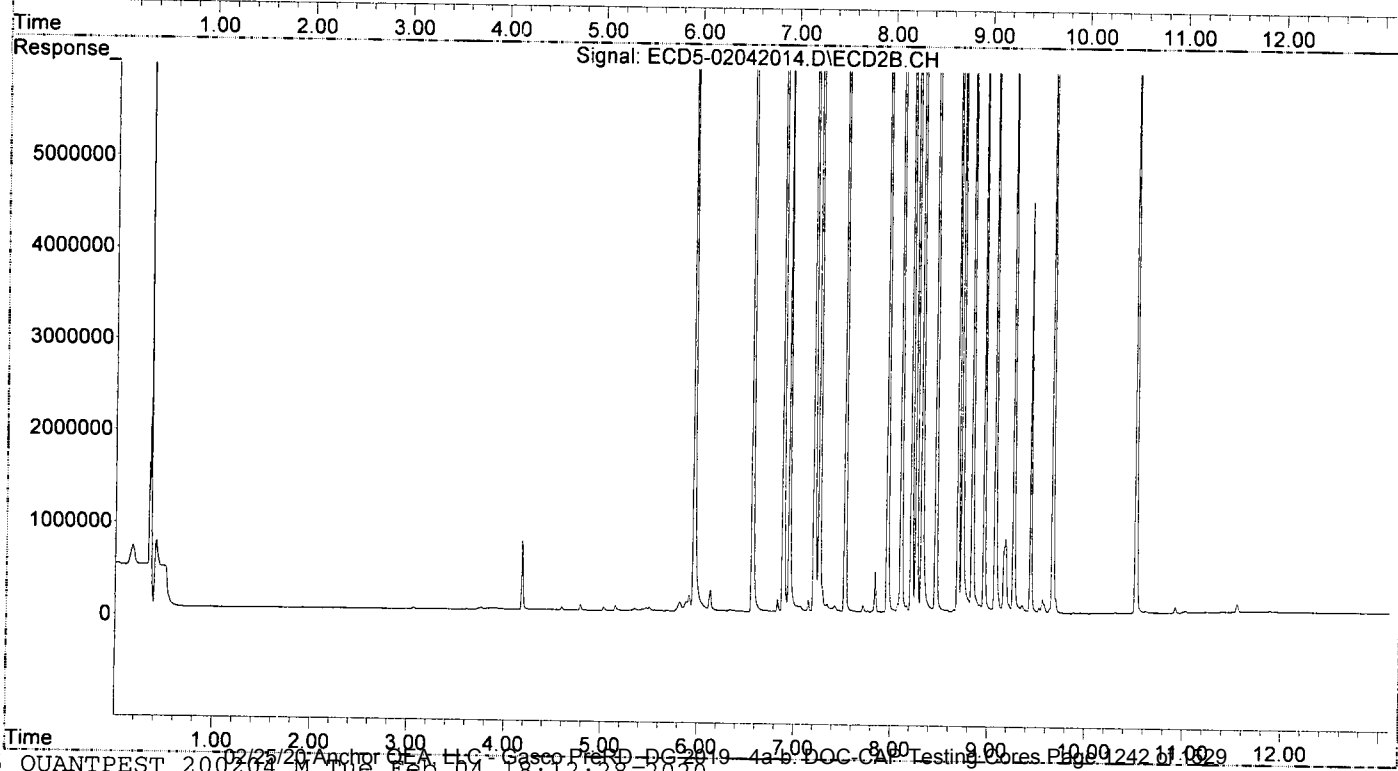
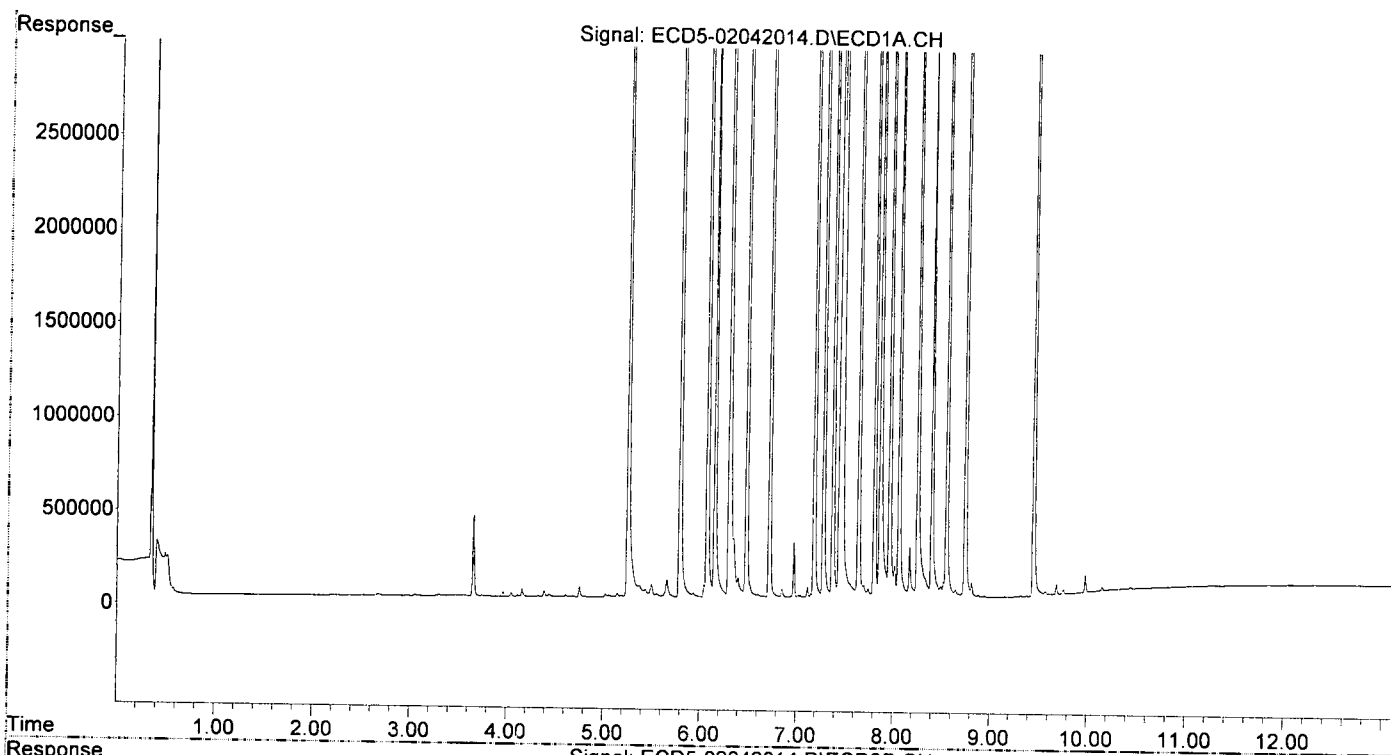
Compound	RT#1	RT#2	Resp#1	Resp#2	ng/mL	ng/mL
System Monitoring Compounds						
1) S TCMX (S)	5.251	5.958	8351584	13351818	47.392	51.959
22) S DCBP (S)	9.446	10.518	7366752	9425188	48.869	48.905
Target Compounds						
2) a-BHC	5.789	6.565	12830816	21662446	50.352	52.196
3) g-BHC	6.072	6.883	11267218	18760079	50.758	50.688
4) b-BHC	6.149	6.947	4195858	7332595	52.223	50.991
5) Heptachlor	6.479	7.258	11098517	17711011	54.069	55.290
6) d-BHC	6.298	7.203	8485276	16313096	51.555	52.763
7) Aldrin	6.719	7.525	11386687	19038806	49.864	51.834
8) Heptachlo...	7.180	7.963	10189684	16939375	48.241	50.900
9) trans-Chl...	7.276	8.103	10740640	16560830	50.777	49.148
10) cis-Chlor...	7.373	8.211	10130585	16112051	48.624	49.810
11) Endosulfa...	7.468	8.261	9798415	15268294	48.712	50.836
12) 4,4'-DDE	7.441	8.318	8929293	16015611	48.852	51.726
13) Dieldrin	7.640	8.463	10833450	17303282	50.062	52.307
14) Endrin	7.804	8.690	8422182	12594239	53.849	55.455
15) 4,4'-DDD	7.861	8.734	7415330	13055657	51.223	51.565
16) Endosulfa...	7.961	8.837	8203101	12755203	49.723	51.782
17) 4,4'-DDT	8.058	8.960	6572658	9179553	58.675	59.160
18) Endrin Al...	8.251	9.074	6385158	10650241	50.706	51.171
19) Endosulfa...	8.551	9.264	7367241	10962035	51.887	52.864
20) Methoxychlor	8.397	9.438	3034426	4459731	55.287	59.150
21) Endrin Ke...	8.743	9.665	9300915	12310773	51.517	53.953
23) Hexachlor...	0.000	0.000	0	0	N.D. d	N.D. d
24) Hexachlor...	0.000	0.000	0	0	N.D. d	N.D. d
25) Oxychlordane	0.000	0.000	0	0	N.D. d	N.D. d
26) 2,4'-DDE	0.000	0.000	0	0	N.D. d	N.D. d
27) trans-Non...	0.000	0.000	0	0	N.D. d	N.D. d
28) 2,4'-DDD	0.000	0.000	0	0	N.D. d	N.D. d
29) 2,4'-DDT	0.000	0.000	0	0	N.D. d	N.D. d
30) cis-Nonac...	0.000	0.000	0	0	N.D. d	N.D. d
31) Mirex	0.000	0.000	0	0	N.D. d	N.D. d
32) Chlordane...	0.000	0.000	0	0	N.D. d	N.D. d
33) Chlordane...	0.000	0.000	0	0	N.D. d	N.D. d
34) Chlordane...	0.000	0.000	0	0	N.D. d	N.D. d
35) Chlordane...	0.000	0.000	0	0	N.D. d	N.D. d
36) Toxaphene...	0.000	0.000	0	0	N.D. d	N.D. d
37) Toxaphene...	0.000	0.000	0	0	N.D. d	N.D. d
38) Toxaphene...	0.000	0.000	0	0	N.D. d	N.D. d
39) Toxaphene...	0.000	0.000	0	0	N.D. d	N.D. d
40) Toxaphene...	0.000	0.000	0	0	N.D. d	N.D. d
41) Toxaphene...	0.000	0.000	0	0	N.D. d	N.D. d
42) Toxaphene...	0.000	0.000	0	0	N.D. d	N.D. d

(f)=RT Delta > 1/2 Window (#)=Amounts differ by > 40% (m)=manual int.

Quantitation Report (QT Reviewed)

Data Path : R:\data\2020-02\0B04042\
Data File : ECD5-02042014.D
Signal(s) : Signal #1: ECD1A.CH Signal #2: ECD2B.CH
Acq On : 04 Feb 2020 14:39
Operator : MJB
Sample : 0B04042-CAL7
Misc : A19K133, AB 50 ppb
ALS Vial : 14 (Sig #1); 0 (Sig #2) Sample Multiplier: 1

Integration File signal 1: PEST1.e
Integration File signal 2: PEST2.e
Quant Time: Feb 04 17:49:12 2020
Quant Method : R:\methods\ECD5_QUANTPEST_200204.M
Quant Title : Instrument: DualECD5
QLast Update : Mon Feb 03 18:00:48 2020
Response via : Initial Calibration
Integrator: ChemStation 6890 Scale Mode: Small noise peaks clipped



Data Path : R:\data\2020-02\0B04042\
 Data File : ECD5-02042015.D
 Signal(s) : Signal #1: ECD1A.CH Signal #2: ECD2B.CH
 Acq On : 04 Feb 2020 14:56
 Operator : MJB
 Sample : 0B04042-CAL8
 Misc : A19K134, AB 100 ppb
 ALS Vial : 15 (Sig #1); 0 (Sig #2) Sample Multiplier: 1

Integration File signal 1: PEST1.e
 Integration File signal 2: PEST2.e
 Quant Time: Feb 04 17:57:41 2020
 Quant Method : R:\methods\ECD5_QUANTPEST_200204.M
 Quant Title : Instrument: DualECD5
 QLast Update : Tue Feb 04 17:49:24 2020
 Response via : Initial Calibration
 Integrator: ChemStation 6890 Scale Mode: Small noise peaks clipped

MJB
2/4/20

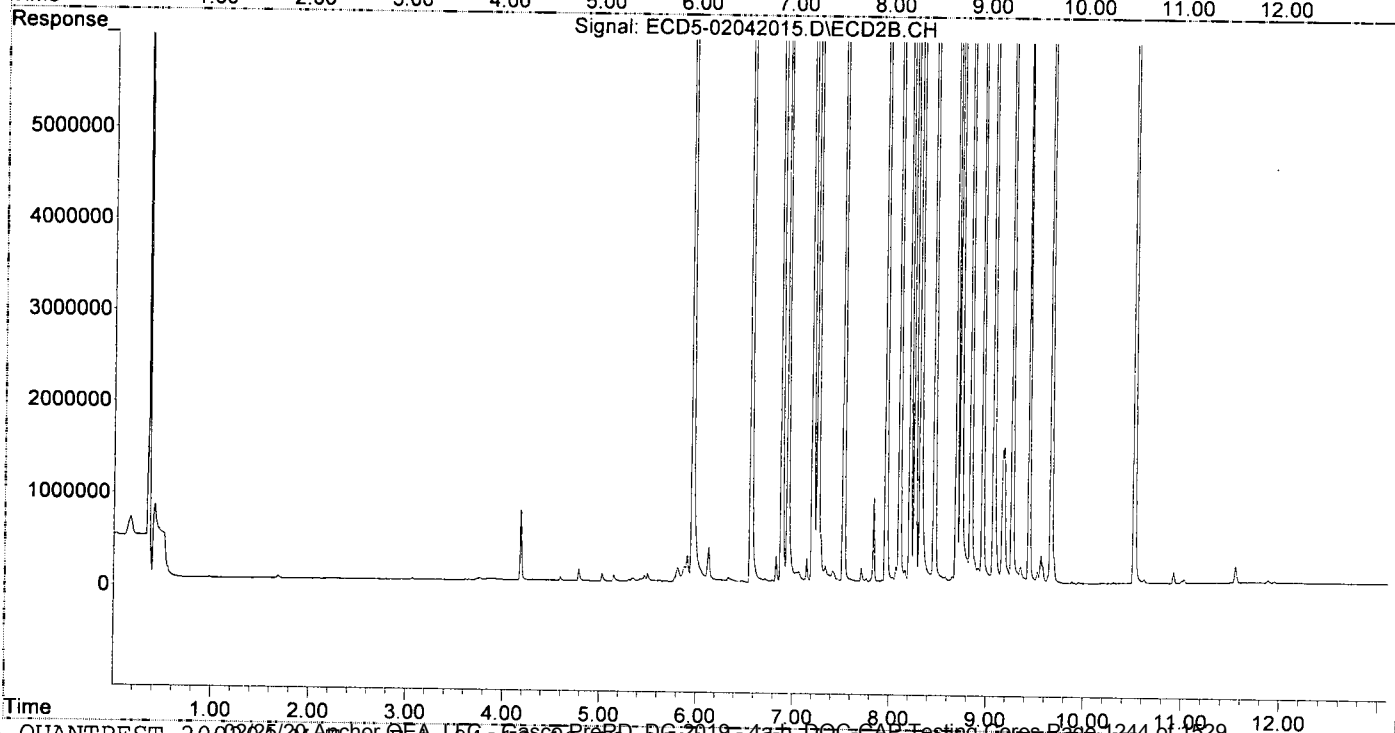
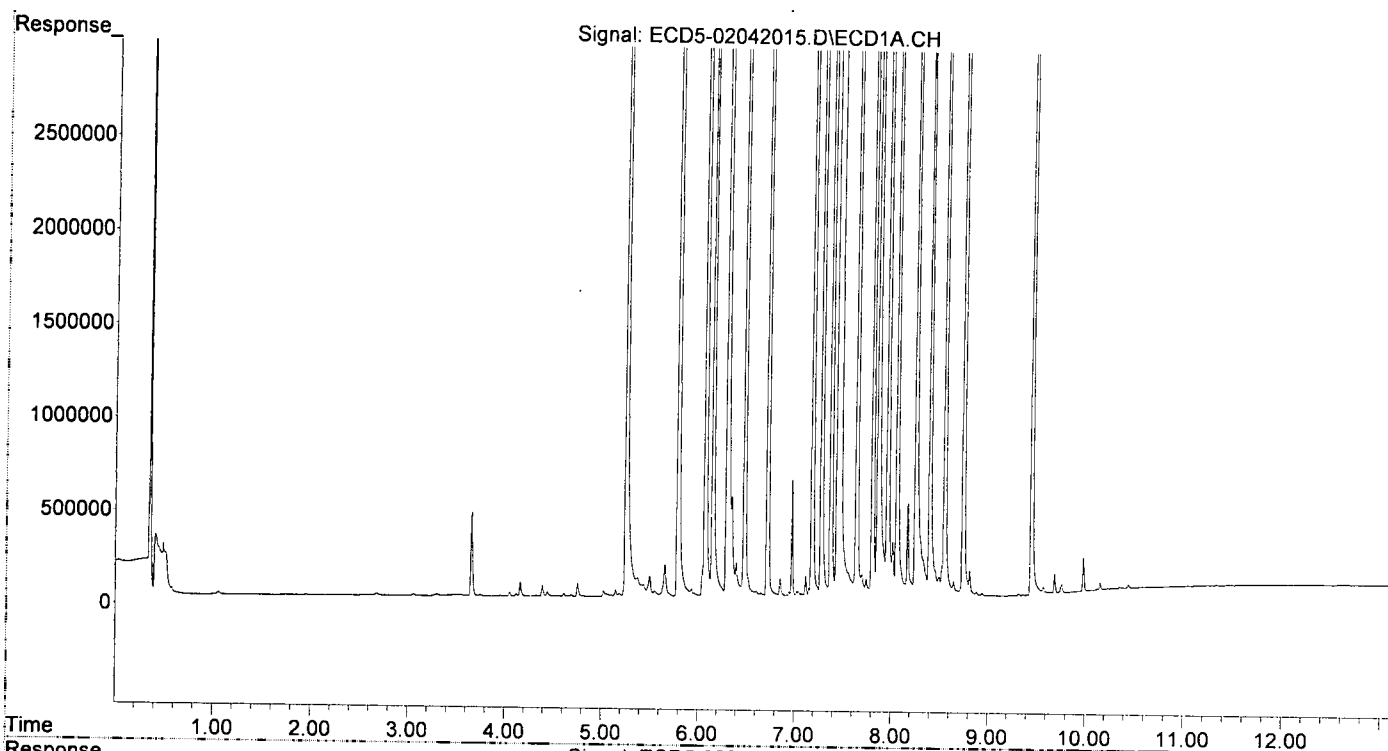
Compound	RT#1	RT#2	Resp#1	Resp#2	ng/mL	ng/mL
System Monitoring Compounds						
1) S TCMX (S)	5.251	5.958	19023002	32532813	107.948	112.270
22) S DCBP (S)	9.445	10.517	16787489	22121753	112.119	109.798
Target Compounds						
2) a-BHC	5.789	6.564	28314227	51705805	111.113	111.369
3) g-BHC	6.071	6.883	25459544	46662494	114.694	113.376
4) b-BHC	6.148	6.946	9738769	17133810	110.220	109.531
5) Heptachlor	6.478	7.257	24987082	42513664	121.730	118.974
6) d-BHC	6.296	7.203	20869621	40806745	111.420	113.283
7) Aldrin	6.718	7.524	25161419	43666369	110.186	118.884
8) Heptachlo...	7.179	7.963	22189372	38306345	105.052	115.105
9) trans-Chl...	7.275	8.103	23684655	39506082	111.970	117.243
10) cis-Chlor...	7.372	8.210	22744346	37525023	109.168	116.007
11) Endosulfa...	7.467	8.261	21880579	35080521	108.778m	116.800
12) 4,4'-DDE	7.439	8.317	20820670	37952031	113.910m	110.564
13) Dieldrin	7.640	8.462	24034912	40271876	111.066	112.066
14) Endrin	7.803	8.690	18925668	31164006	121.005	122.616
15) 4,4'-DDD	7.860	8.733	16934195	30553167	108.664	108.006
16) Endosulfa...	7.959	8.837	17931670	30247625	108.694	111.575
17) 4,4'-DDT	8.056	8.959	16833064	24398753	127.381	125.370
18) Endrin Al...	8.250	9.073	14691227	24376940	111.925	108.980
19) Endosulfa...	8.550	9.264	16783487	27102898	113.482	114.368
20) Methoxychlor	8.395	9.437	7414955	11580390	120.256	124.463
21) Endrin Ke...	8.742	9.664	20852041	29343205	115.498	112.915
23) Hexachlor...	0.000	0.000	0	0	N.D. d	N.D. d
24) Hexachlor...	0.000	0.000	0	0	N.D. d	N.D. d
25) Oxychlorane	0.000	0.000	0	0	N.D. d	N.D. d
26) 2,4'-DDE	0.000	0.000	0	0	N.D. d	N.D. d
27) trans-Non...	0.000	0.000	0	0	N.D. d	N.D. d
28) 2,4'-DDD	0.000	0.000	0	0	N.D. d	N.D. d
29) 2,4'-DDT	0.000	0.000	0	0	N.D. d	N.D. d
30) cis-Nonac...	0.000	0.000	0	0	N.D. d	N.D. d
31) Mirex	0.000	0.000	0	0	N.D. d	N.D. d
32) Chlordane...	0.000	0.000	0	0	N.D. d	N.D. d
33) Chlordane...	0.000	0.000	0	0	N.D. d	N.D. d
34) Chlordane...	0.000	0.000	0	0	N.D. d	N.D. d
35) Chlordane...	0.000	0.000	0	0	N.D. d	N.D. d
36) Toxaphene...	0.000	0.000	0	0	N.D. d	N.D. d
37) Toxaphene...	0.000	0.000	0	0	N.D. d	N.D. d
38) Toxaphene...	0.000	0.000	0	0	N.D. d	N.D. d
39) Toxaphene...	0.000	0.000	0	0	N.D. d	N.D. d
40) Toxaphene...	0.000	0.000	0	0	N.D. d	N.D. d
41) Toxaphene...	0.000	0.000	0	0	N.D. d	N.D. d
42) Toxaphene...	0.000	0.000	0	0	N.D. d	N.D. d

(f)=RT Delta > 1/2 Window (#)=Amounts differ by > 40% (m)=manual int.

Quantitation Report (QT Reviewed)

Data Path : R:\data\2020-02\0B04042\
Data File : ECD5-02042015.D
Signal(s) : Signal #1: ECD1A.CH Signal #2: ECD2B.CH
Acq On : 04 Feb 2020 14:56
Operator : MJB
Sample : 0B04042-CAL8
Misc : A19K134, AB 100 ppb
ALS Vial : 15 (Sig #1); 0 (Sig #2) Sample Multiplier: 1

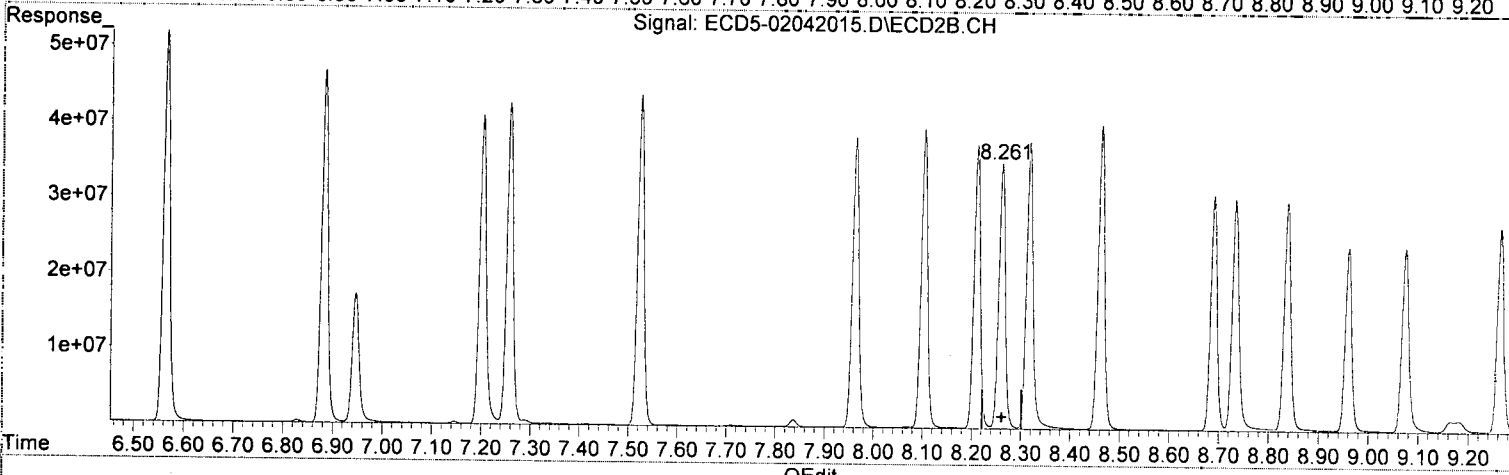
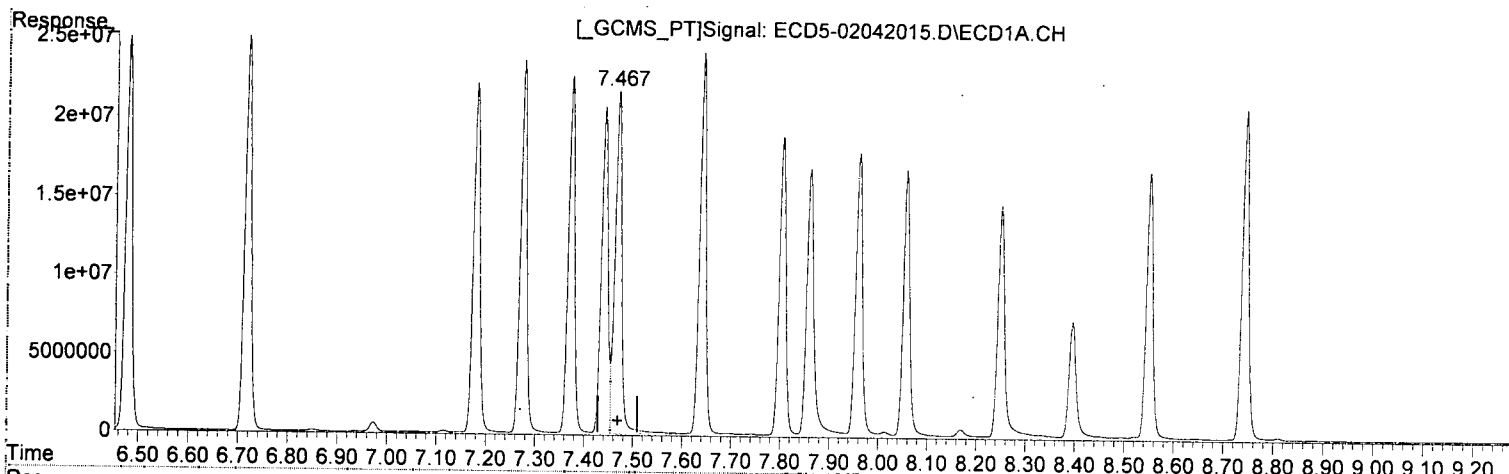
Integration File signal 1: PEST1.e
Integration File signal 2: PEST2.e
Quant Time: Feb 04 17:57:41 2020
Quant Method : R:\methods\ECD5_QUANTPEST_200204.M
Quant Title : Instrument: DualECD5
QLast Update : Tue Feb 04 17:49:24 2020
Response via : Initial Calibration
Integrator: ChemStation 6890 Scale Mode: Small noise peaks clipped



Quantitation Report (Qedit)

Data Path : R:\data\2020-02\0B04042\
Data File : ECD5-02042015.D
Signal(s) : Signal #1: ECD1A.CH Signal #2: ECD2B.CH
Acq On : 04 Feb 2020 14:56
Operator : MJB
Sample : 0B04042-CAL8
Misc : A19K134, AB 100 ppb
ALS Vial : 15 (Sig #1); 0 (Sig #2) Sample Multiplier: 1

Integration File signal 1: PEST1.e
Integration File signal 2: PEST2.e
Quant Time: Feb 04 17:56:56 2020
Quant Method : R:\methods\ECD5_QUANTPEST_200204.M
Quant Title : Instrument: DualECD5
QLast Update : Tue Feb 04 17:49:24 2020
Response via : Initial Calibration
Integrator: ChemStation 6890 Scale Mode: Small noise peaks clipped



(11) Endosulfan I
7.467min 108.778 ng/mL (m)
response 21880579

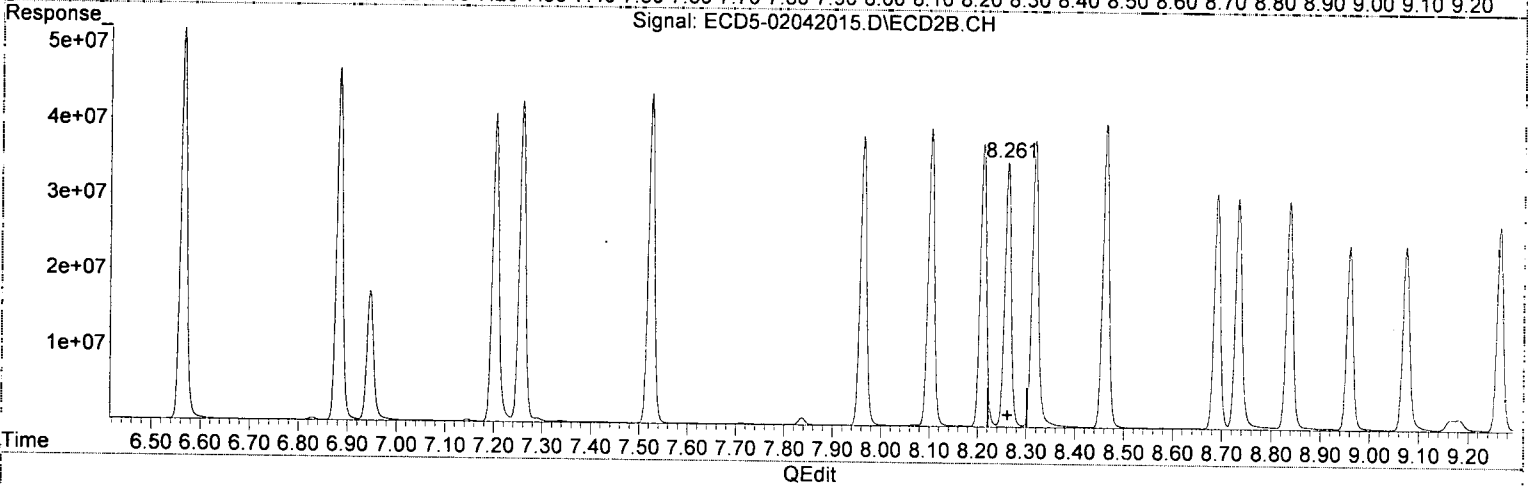
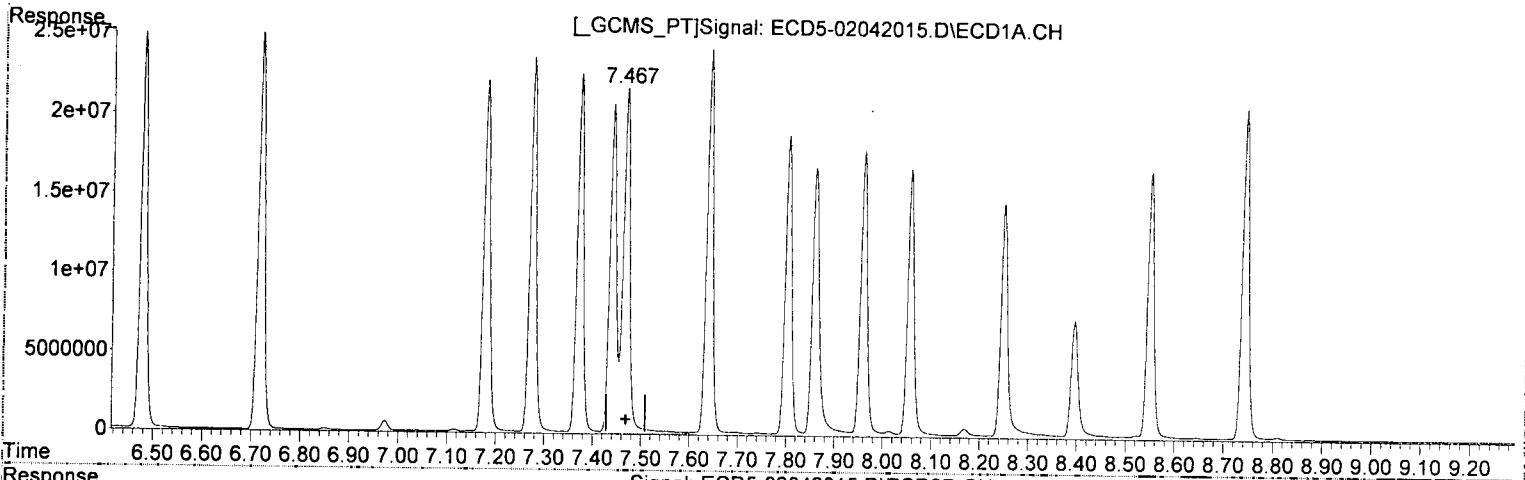
*MJB
2/4/20*

(11) Endosulfan I #2
8.261min 116.800 ng/mL
response 35080521

Quantitation Report (Qedit)

Data Path : R:\data\2020-02\0B04042\
Data File : ECD5-02042015.D
Signal(s) : Signal #1: ECD1A.CH Signal #2: ECD2B.CH
Acq On : 04 Feb 2020 14:56
Operator : MJB
Sample : 0B04042-CAL8
Misc : A19K134, AB 100 ppb
ALS Vial : 15 (Sig #1); 0 (Sig #2) Sample Multiplier: 1

Integration File signal 1: PEST1.e
Integration File signal 2: PEST2.e
Quant Time: Feb 04 17:56:56 2020
Quant Method : R:\methods\ECD5_QUANTPEST_200204.M
Quant Title : Instrument: DualECD5
QLast Update : Tue Feb 04 17:49:24 2020
Response via : Initial Calibration
Integrator: ChemStation 6890 Scale Mode: Small noise peaks clipped



(11) Endosulfan I
7.467min 109.370 ng/mL
response 21999611

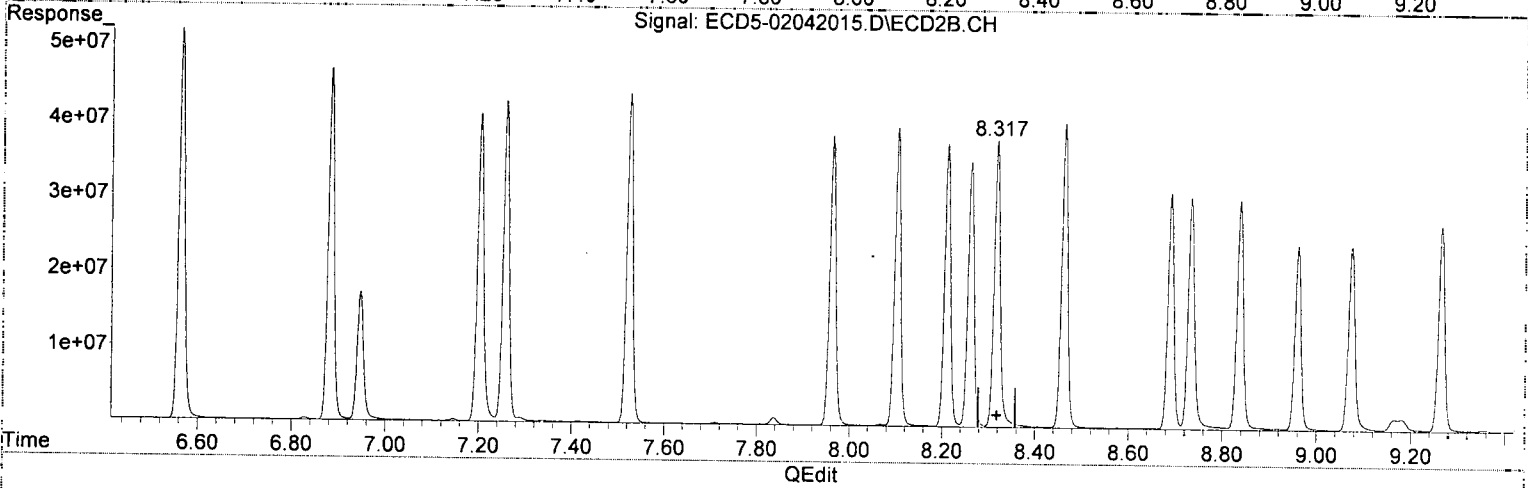
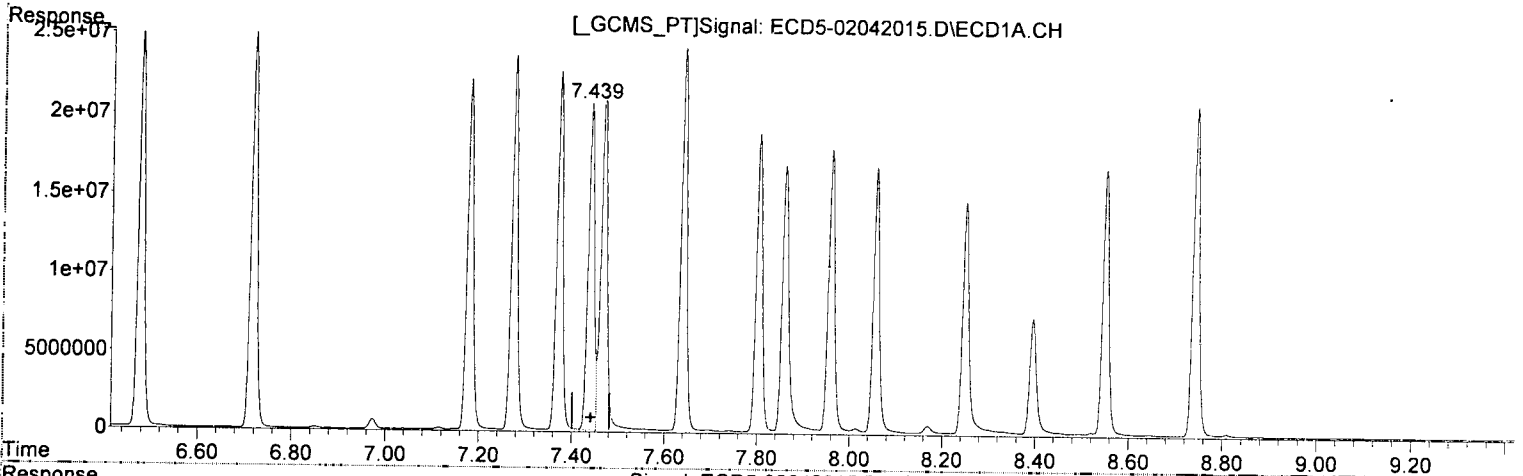
MJB
2/4/20

(11) Endosulfan I #2
8.261min 116.800 ng/mL
response 35080521

Quantitation Report (Qedit)

Data Path : R:\data\2020-02\0B04042\
Data File : ECD5-02042015.D
Signal(s) : Signal #1: ECD1A.CH Signal #2: ECD2B.CH
Acq On : 04 Feb 2020 14:56
Operator : MJB
Sample : 0B04042-CAL8
Misc : A19K134, AB 100 ppb
ALS Vial : 15 (Sig #1); 0 (Sig #2) Sample Multiplier: 1

Integration File signal 1: PEST1.e
Integration File signal 2: PEST2.e
Quant Time: Feb 04 17:56:56 2020
Quant Method : R:\methods\ECD5_QUANTPEST_200204.M
Quant Title : Instrument: DualECD5
QLast Update : Tue Feb 04 17:49:24 2020
Response via : Initial Calibration
Integrator: ChemStation 6890 Scale Mode: Small noise peaks clipped



(12) 4,4'-DDE

7.439min 113.910 ng/mL *m*
response 20820670

MJB
2/4/20

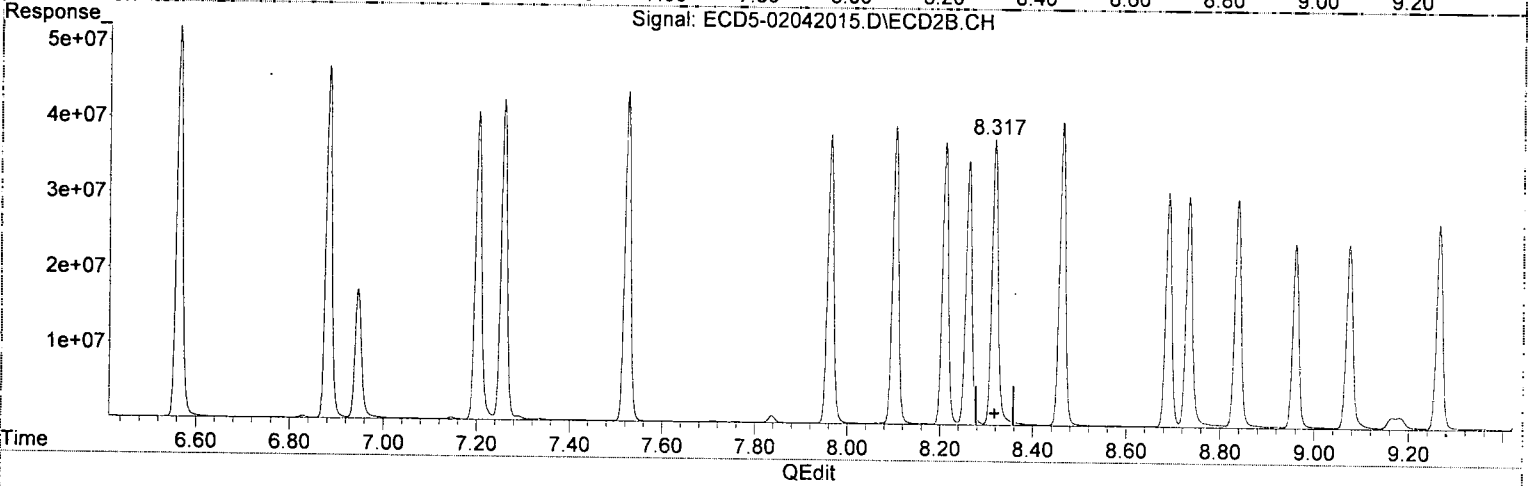
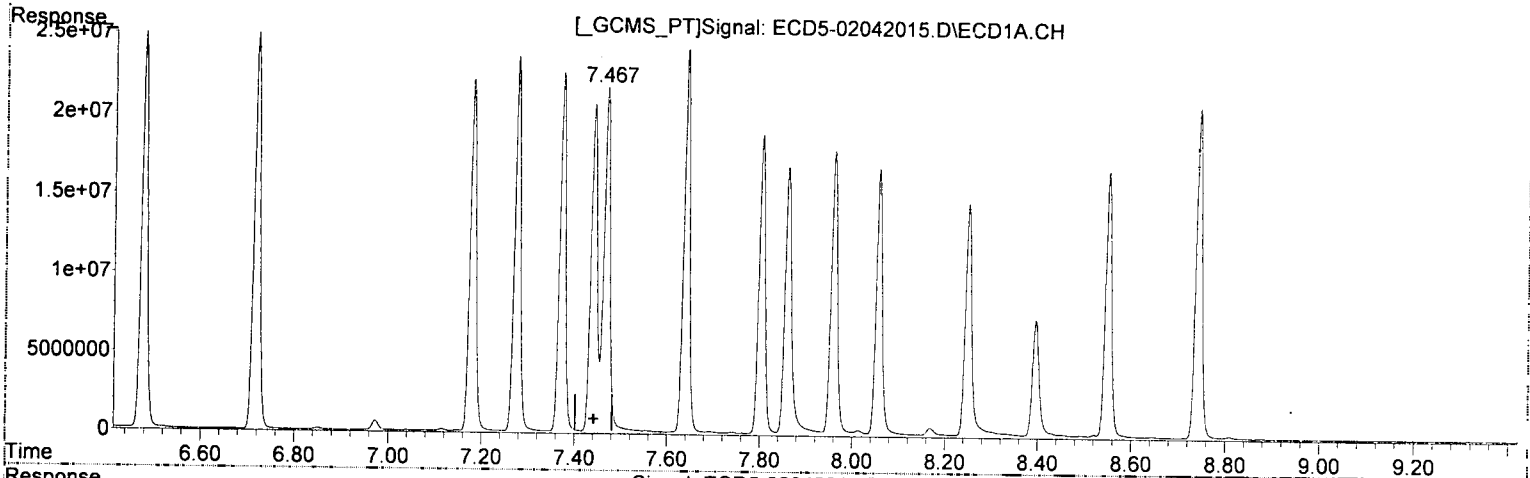
(12) 4,4'-DDE #2

8.317min 110.564 ng/mL
response 37952031

Quantitation Report (Qedit)

Data Path : R:\data\2020-02\0B04042\
Data File : ECD5-02042015.D
Signal(s) : Signal #1: ECD1A.CH Signal #2: ECD2B.CH
Acq On : 04 Feb 2020 14:56
Operator : MJB
Sample : 0B04042-CAL8
Misc : A19K134, AB 100 ppb
ALS Vial : 15 (Sig #1); 0 (Sig #2) Sample Multiplier: 1

Integration File signal 1: PEST1.e
Integration File signal 2: PEST2.e
Quant Time: Feb 04 17:56:56 2020
Quant Method : R:\methods\ECD5_QUANTPEST_200204.M
Quant Title : Instrument: DualeCD5
QLast Update : Tue Feb 04 17:49:24 2020
Response via : Initial Calibration
Integrator: ChemStation 6890 Scale Mode: Small noise peaks clipped



(12) 4,4'-DDE
7.467min 120.360 ng/mL
response 21999611

MJB
2/4/20

(12) 4,4'-DDE #2
8.317min 110.564 ng/mL
response 37952031

Data Path : R:\data\2020-02\0B04042\
 Data File : ECD5-02042015.D
 Signal(s) : Signal #1: ECD1A.CH Signal #2: ECD2B.CH
 Acq On : 04 Feb 2020 14:56
 Operator : MJB
 Sample : 0B04042-CAL8
 Misc : A19K134, AB 100 ppb
 ALS Vial : 15 (Sig #1); 0 (Sig #2) Sample Multiplier: 1

Integration File signal 1: PEST1.e
 Integration File signal 2: PEST2.e
 Quant Time: Feb 04 17:56:56 2020
 Quant Method : R:\methods\ECD5_QUANTPEST_200204.M
 Quant Title : Instrument: DualECD5
 QLast Update : Tue Feb 04 17:49:24 2020
 Response via : Initial Calibration
 Integrator: ChemStation 6890 Scale Mode: Small noise peaks clipped

MJB
 2/4/20

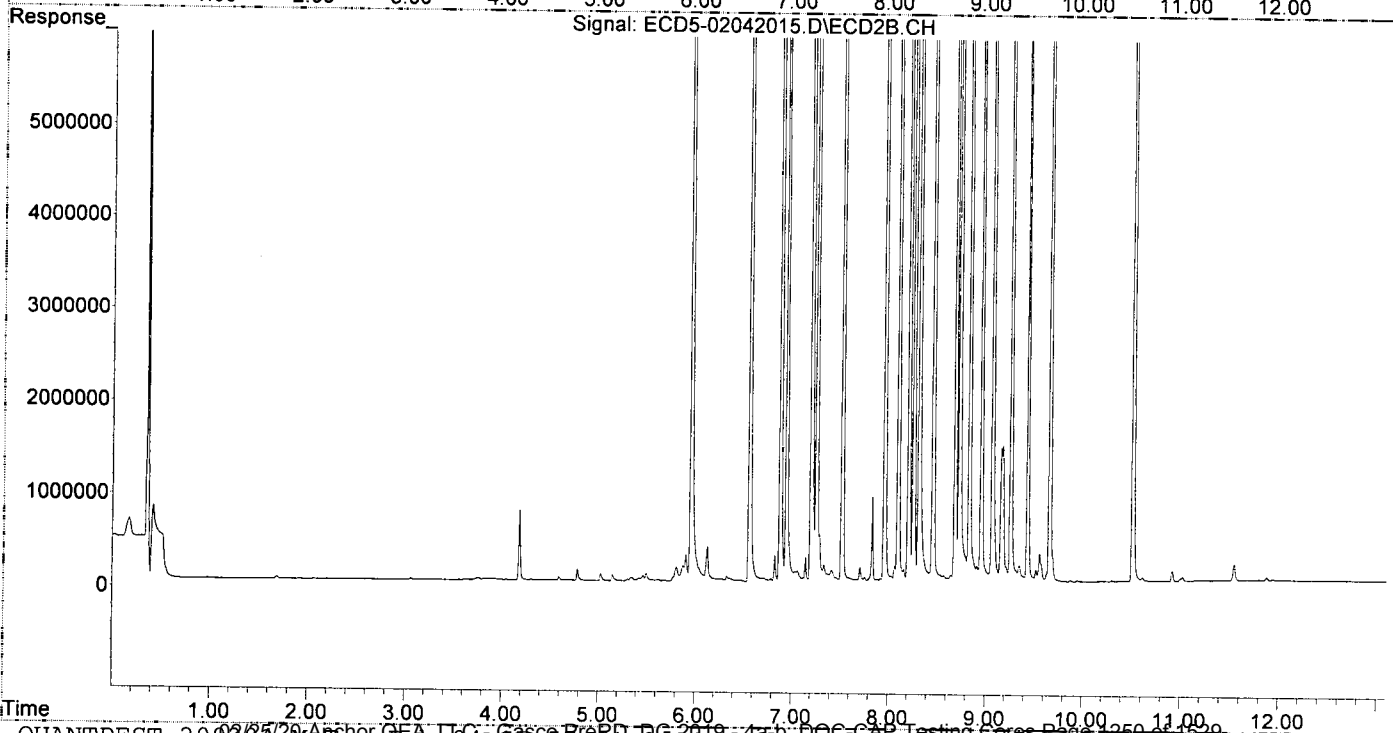
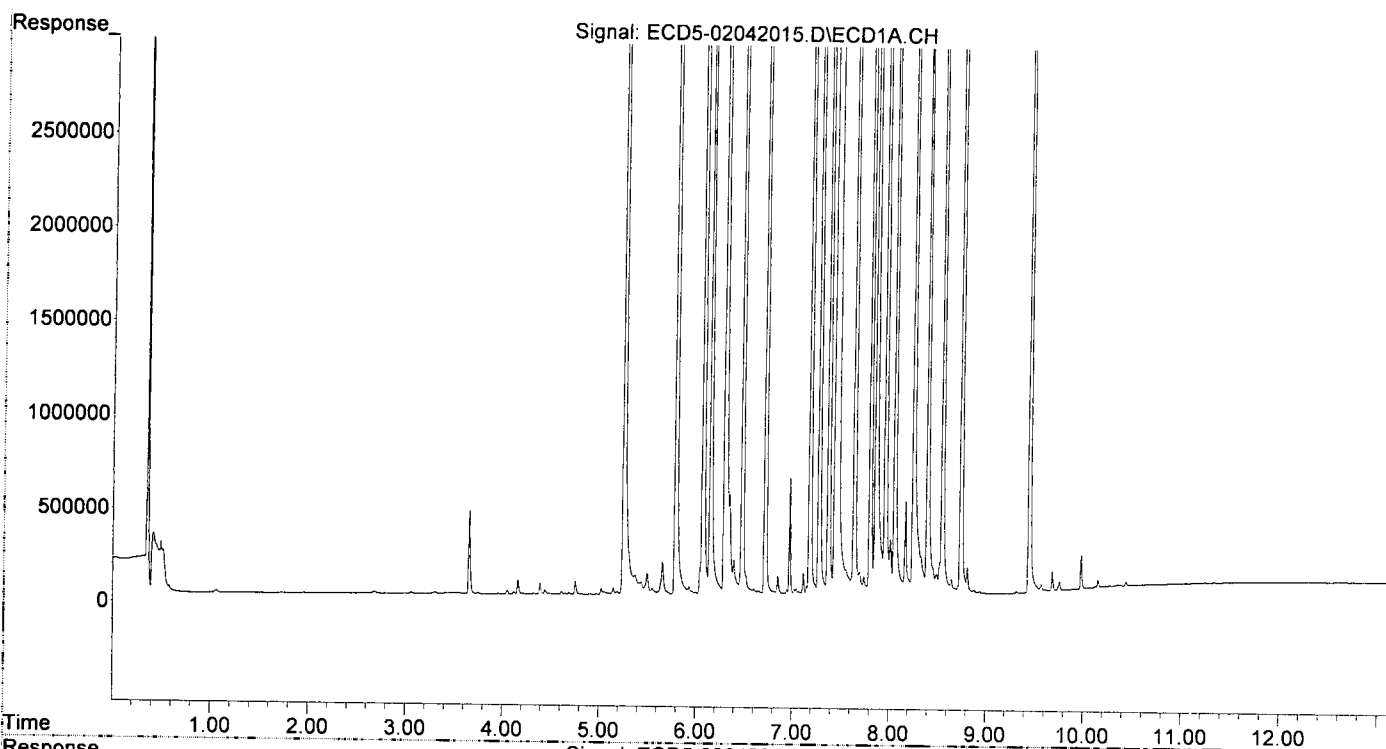
Compound	RT#1	RT#2	Resp#1	Resp#2	ng/mL	ng/mL
System Monitoring Compounds						
1) S TCMX (S)	5.251	5.958	19023002	32532813	107.948	112.270
22) S DCBP (S)	9.445	10.517	16787489	22121753	112.119	109.798
Target Compounds						
2) a-BHC	5.789	6.564	28314227	51705805	111.113	111.369
3) g-BHC	6.071	6.883	25459544	46662494	114.694	113.376
4) b-BHC	6.148	6.946	9738769	17133810	110.220	109.531
5) Heptachlor	6.478	7.257	24987082	42513664	121.730	118.974
6) d-BHC	6.296	7.203	20869621	40806745	111.420	113.283
7) Aldrin	6.718	7.524	25161419	43666369	110.186	118.884
8) Heptachlo...	7.179	7.963	22189372	38306345	105.052	115.105
9) trans-Chl...	7.275	8.103	23684655	39506082	111.970	117.243
10) cis-Chlor...	7.372	8.210	22744346	37525023	109.168	116.007
11) Endosulfa...	7.467	8.261	21999611	35080521	109.370	116.800
12) 4,4'-DDE	7.467f	8.317	21999611	37952031	120.360	110.564
13) Dieldrin	7.640	8.462	24034912	40271876	111.066	112.066
14) Endrin	7.803	8.690	18925668	31164006	121.005	122.616
15) 4,4'-DDD	7.860	8.733	16934195	30553167	108.664	108.006
16) Endosulfa...	7.959	8.837	17931670	30247625	108.694	111.575
17) 4,4'-DDT	8.056	8.959	16833064	24398753	127.381	125.370
18) Endrin Al...	8.250	9.073	14691227	24376940	111.925	108.980
19) Endosulfa...	8.550	9.254	16783487	27102898	113.482	114.368
20) Methoxychlor	8.395	9.437	7414955	11580390	120.256	124.463
21) Endrin Ke...	8.742	9.664	20852041	29343205	115.498	112.915
23) Hexachlor...	0.000	0.000	0	0	N.D. d	N.D. d
24) Hexachlor...	0.000	0.000	0	0	N.D. d	N.D. d
25) Oxychlordane	0.000	0.000	0	0	N.D. d	N.D. d
26) 2,4'-DDE	0.000	0.000	0	0	N.D. d	N.D. d
27) trans-Non...	0.000	0.000	0	0	N.D. d	N.D. d
28) 2,4'-DDD	0.000	0.000	0	0	N.D. d	N.D. d
29) 2,4'-DDT	0.000	0.000	0	0	N.D. d	N.D. d
30) cis-Nonac...	0.000	0.000	0	0	N.D. d	N.D. d
31) Mirex	0.000	0.000	0	0	N.D. d	N.D. d
32) Chlordane...	0.000	0.000	0	0	N.D. d	N.D. d
33) Chlordane...	0.000	0.000	0	0	N.D. d	N.D. d
34) Chlordane...	0.000	0.000	0	0	N.D. d	N.D. d
35) Chlordane...	0.000	0.000	0	0	N.D. d	N.D. d
36) Toxaphene...	0.000	0.000	0	0	N.D. d	N.D. d
37) Toxaphene...	0.000	0.000	0	0	N.D. d	N.D. d
38) Toxaphene...	0.000	0.000	0	0	N.D. d	N.D. d
39) Toxaphene...	0.000	0.000	0	0	N.D. d	N.D. d
40) Toxaphene...	0.000	0.000	0	0	N.D. d	N.D. d
41) Toxaphene...	0.000	0.000	0	0	N.D. d	N.D. d
42) Toxaphene...	0.000	0.000	0	0	N.D. d	N.D. d

(f)=RT Delta > 1/2 Window (#)=Amounts differ by > 40% (m)=manual int.

Quantitation Report (QT Reviewed)

Data Path : R:\data\2020-02\0B04042\
Data File : ECD5-02042015.D
Signal(s) : Signal #1: ECD1A.CH Signal #2: ECD2B.CH
Acq On : 04 Feb 2020 14:56
Operator : MJB
Sample : 0B04042-CAL8
Misc : A19K134, AB 100 ppb
ALS Vial : 15 (Sig #1); 0 (Sig #2) Sample Multiplier: 1

Integration File signal 1: PEST1.e
Integration File signal 2: PEST2.e
Quant Time: Feb 04 17:56:56 2020
Quant Method : R:\methods\ECD5_QUANTPEST_200204.M
Quant Title : Instrument: DualECD5
QLast Update : Tue Feb 04 17:49:24 2020
Response via : Initial Calibration
Integrator: ChemStation 6890 Scale Mode: Small noise peaks clipped



Data Path : R:\data\2020-02\0B04042\
 Data File : ECD5-02042016.D
 Signal(s) : Signal #1: ECD1A.CH Signal #2: ECD2B.CH
 Acq On : 04 Feb 2020 15:13
 Operator : MJB
 Sample : 0B04042-CAL9
 Misc : A19K126, AB 200 ppb
 ALS Vial : 16 (Sig #1); 0 (Sig #2) Sample Multiplier: 1

Integration File signal 1: PEST1.e
 Integration File signal 2: PEST2.e
 Quant Time: Feb 04 17:59:15 2020
 Quant Method : R:\methods\ECD5_QUANTPEST_200204.M
 Quant Title : Instrument: DualECD5
 QLast Update : Tue Feb 04 17:49:24 2020
 Response via : Initial Calibration
 Integrator: ChemStation 6890 Scale Mode: Small noise peaks clipped

*MJB
2/4/20*

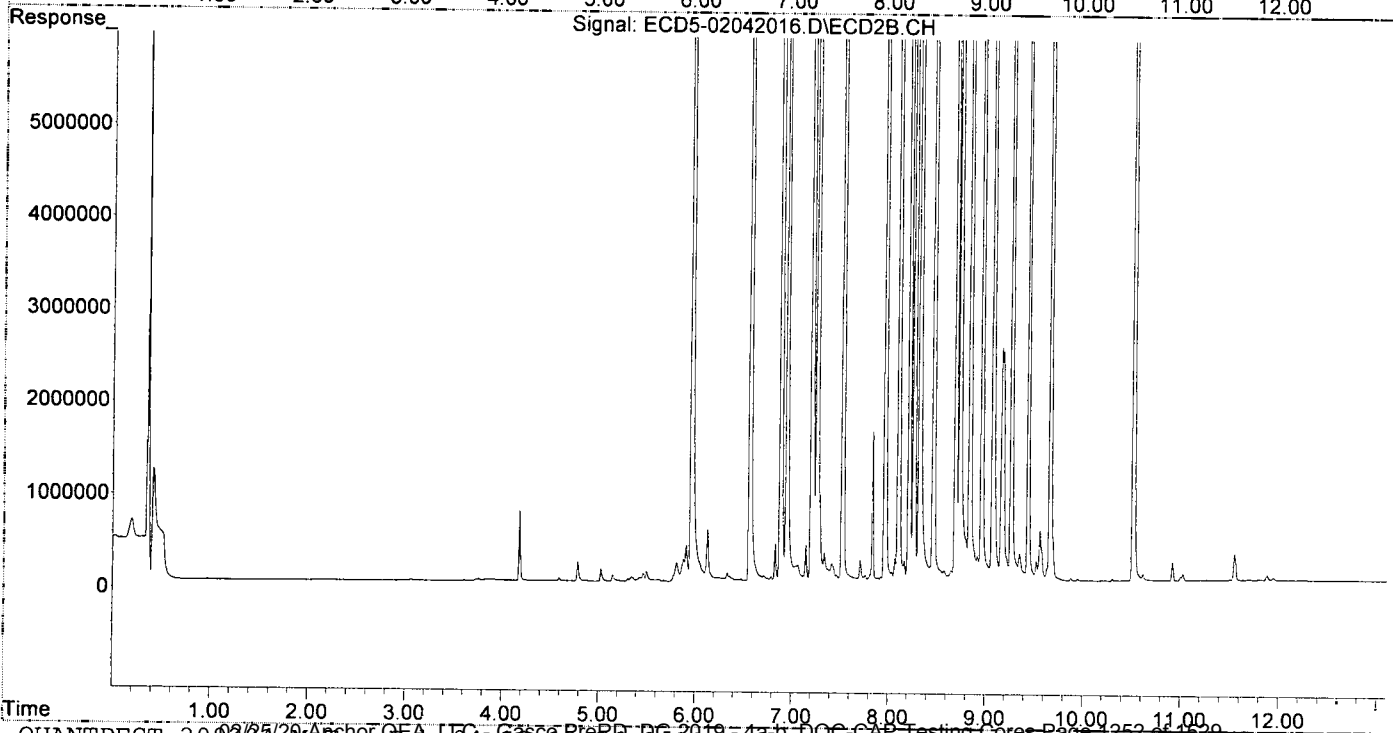
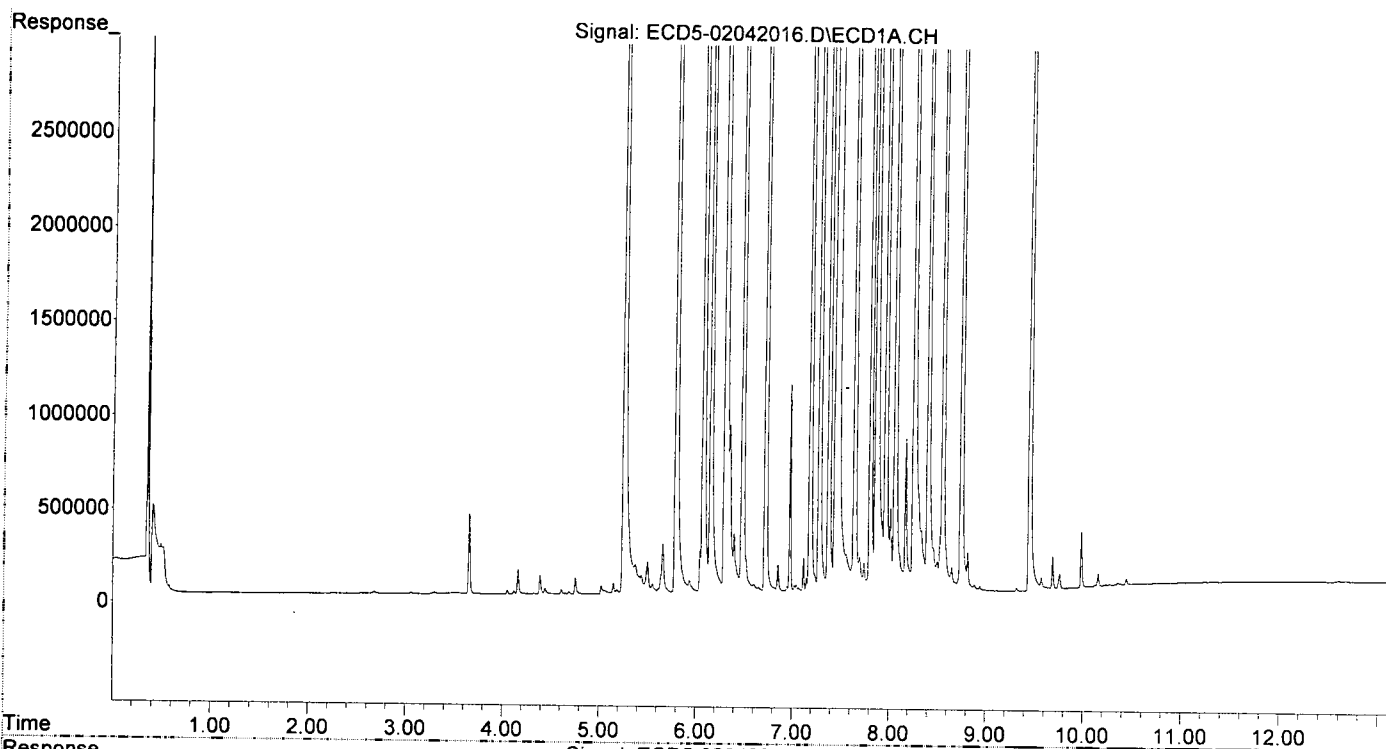
Compound	RT#1	RT#2	Resp#1	Resp#2	ng/mL	ng/mL
System Monitoring Compounds						
1) S TCMX (S)	5.251	5.958	35149464	64676479	199.459	193.406
22) S DCBP (S)	9.447	10.519	29903128	42448351	201.263	197.847
Target Compounds						
2) a-BHC	5.789	6.566	52599329	101.3E6	206.415	190.920
3) g-BHC	6.072	6.884	47153215	87105979	212.422	188.726
4) b-BHC	6.148	6.946	18624784	33164530	187.808	190.452
5) Heptachlor	6.479	7.259	45191598	82033288	220.160	202.131
6) d-BHC	6.297	7.203	40297621	79434460	186.610	187.729
7) Aldrin	6.719	7.526	44534718	81547534	195.026	222.018
8) Heptachlo...	7.180	7.964	42467851	72447049	201.056	217.693
9) trans-Chl...	7.275	8.103	42825920	74575992	202.461	221.321
10) cis-Chlor...	7.372	8.211	40545561	71644273	194.609	221.486
11) Endosulfa...	7.468	8.262	39600608	67407836	196.872m	224.433
12) 4,4'-DDE	7.440	8.318	39329448	73327078	215.172m	188.914
13) Dieldrin	7.640	8.463	44312707	75202041	204.770	189.633
14) Endrin	7.803	8.691	36206883	59626947	231.495	206.904
15) 4,4'-DDD	7.860	8.734	31873357	61144679	186.389	188.029
16) Endosulfa...	7.959	8.838	32801889	59594230	198.830	194.823
17) 4,4'-DDT	8.057	8.960	31622689	50168945	204.375	206.727
18) Endrin Al...	8.250	9.075	27194367	47929613	195.586	194.014
19) Endosulfa...	8.550	9.265	31268979	53146057	199.821	193.116
20) Methoxychlor	8.396	9.438	14065446	23313843	200.625	203.677
21) Endrin Ke...	8.743	9.665	38315037	58940858	212.225	194.066
23) Hexachlor...	0.000	0.000	0	0	N.D. d	N.D. d
24) Hexachlor...	0.000	0.000	0	0	N.D. d	N.D. d
25) Oxychlorane	0.000	0.000	0	0	N.D. d	N.D. d
26) 2,4'-DDE	0.000	0.000	0	0	N.D. d	N.D. d
27) trans-Non...	0.000	0.000	0	0	N.D. d	N.D. d
28) 2,4'-DDD	0.000	0.000	0	0	N.D. d	N.D. d
29) 2,4'-DDT	0.000	0.000	0	0	N.D. d	N.D. d
30) cis-Nonac...	0.000	0.000	0	0	N.D. d	N.D. d
31) Mirex	0.000	0.000	0	0	N.D. d	N.D. d
32) Chlordane...	0.000	0.000	0	0	N.D. d	N.D. d
33) Chlordane...	0.000	0.000	0	0	N.D. d	N.D. d
34) Chlordane...	0.000	0.000	0	0	N.D. d	N.D. d
35) Chlordane...	0.000	0.000	0	0	N.D. d	N.D. d
36) Toxaphene...	0.000	0.000	0	0	N.D. d	N.D. d
37) Toxaphene...	0.000	0.000	0	0	N.D. d	N.D. d
38) Toxaphene...	0.000	0.000	0	0	N.D. d	N.D. d
39) Toxaphene...	0.000	0.000	0	0	N.D. d	N.D. d
40) Toxaphene...	0.000	0.000	0	0	N.D. d	N.D. d
41) Toxaphene...	0.000	0.000	0	0	N.D. d	N.D. d
42) Toxaphene...	0.000	0.000	0	0	N.D. d	N.D. d

(f)=RT Delta > 1/2 Window (#)=Amounts differ by > 40% (m)=manual int.

Quantitation Report (QT Reviewed)

Data Path : R:\data\2020-02\0B04042\
Data File : ECD5-02042016.D
Signal(s) : Signal #1: ECD1A.CH Signal #2: ECD2B.CH
Acq On : 04 Feb 2020 15:13
Operator : MJB
Sample : 0B04042-CAL9
Misc : A19K126, AB 200 ppb
ALS Vial : 16 (Sig #1); 0 (Sig #2) Sample Multiplier: 1

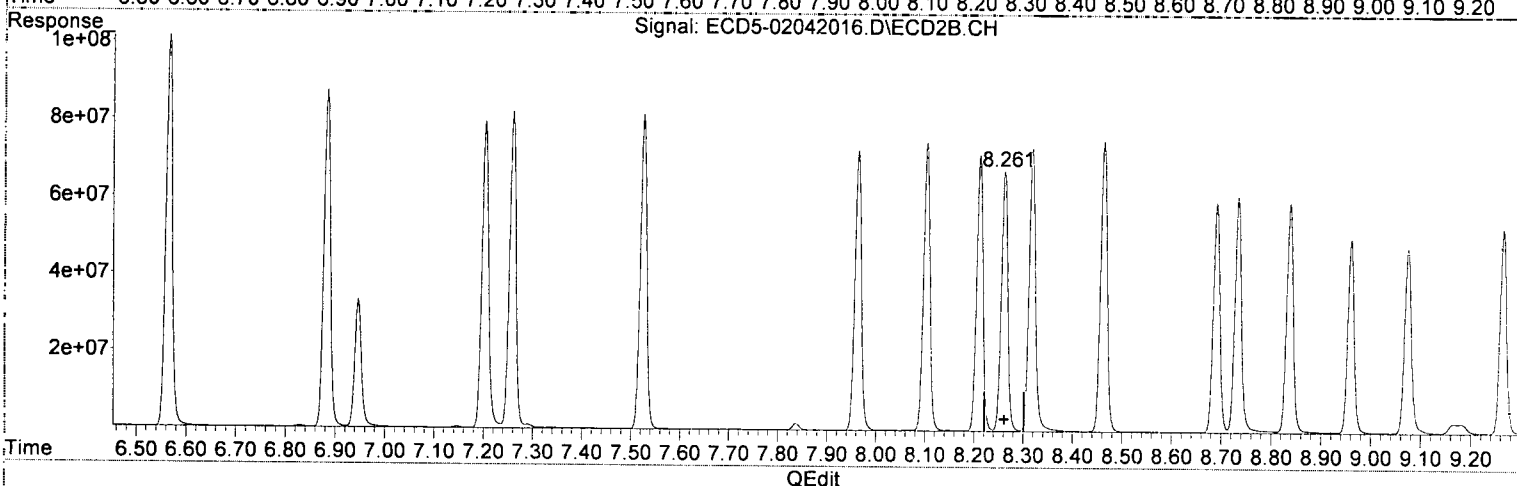
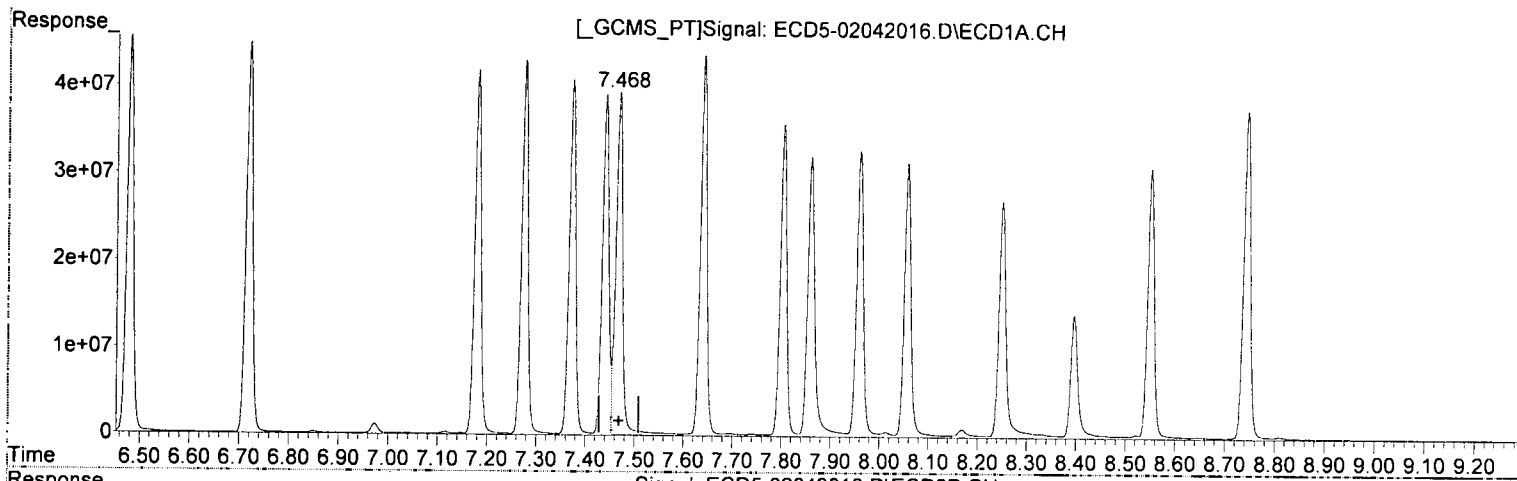
Integration File signal 1: PEST1.e
Integration File signal 2: PEST2.e
Quant Time: Feb 04 17:59:15 2020
Quant Method : R:\methods\ECD5_QUANTPEST_200204.M
Quant Title : Instrument: DualECD5
QLast Update : Tue Feb 04 17:49:24 2020
Response via : Initial Calibration
Integrator: ChemStation 6890 Scale Mode: Small noise peaks clipped



Quantitation Report (Qedit)

Data Path : R:\data\2020-02\0B04042\
Data File : ECD5-02042016.D
Signal(s) : Signal #1: ECD1A.CH Signal #2: ECD2B.CH
Acq On : 04 Feb 2020 15:13
Operator : MJB
Sample : 0B04042-CAL9
Misc : A19K126, AB 200 ppb
ALS Vial : 16 (Sig #1); 0 (Sig #2) Sample Multiplier: 1

Integration File signal 1: PEST1.e
Integration File signal 2: PEST2.e
Quant Time: Feb 04 17:58:25 2020
Quant Method : R:\methods\ECD5_QUANTPEST_200204.M
Quant Title : Instrument: DualECD5
QLast Update : Tue Feb 04 17:49:24 2020.
Response via : Initial Calibration
Integrator: ChemStation 6890 Scale Mode: Small noise peaks clipped



(11) Endosulfan I

7.468min 196.872 ng/mL (m)
response 39600608

MJB
2/4/20

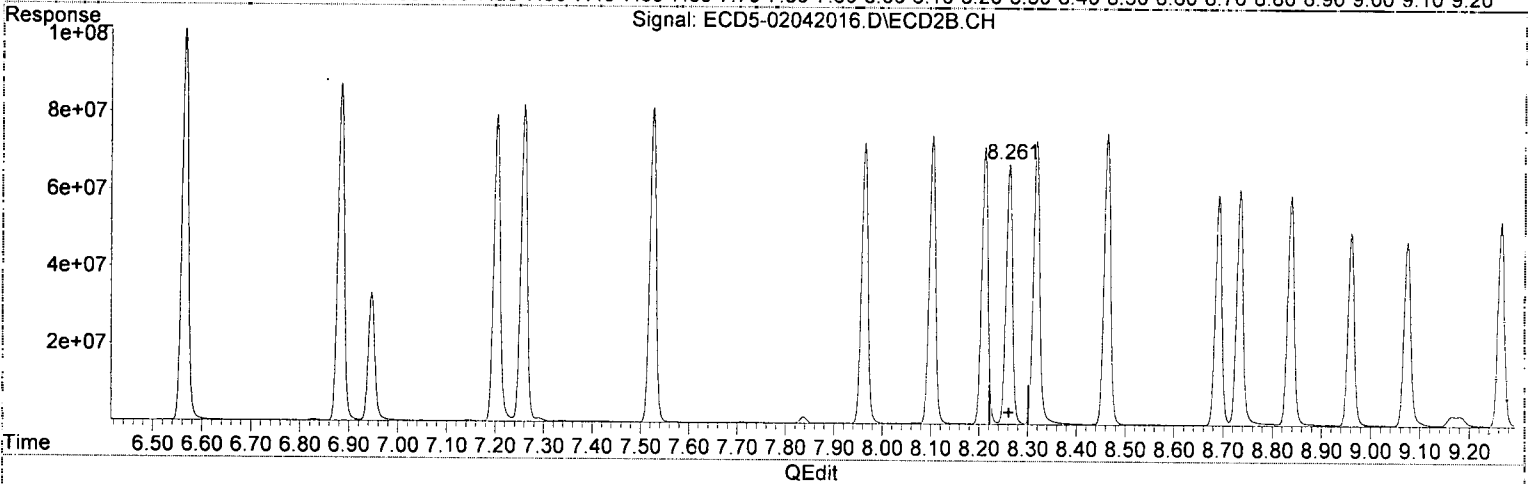
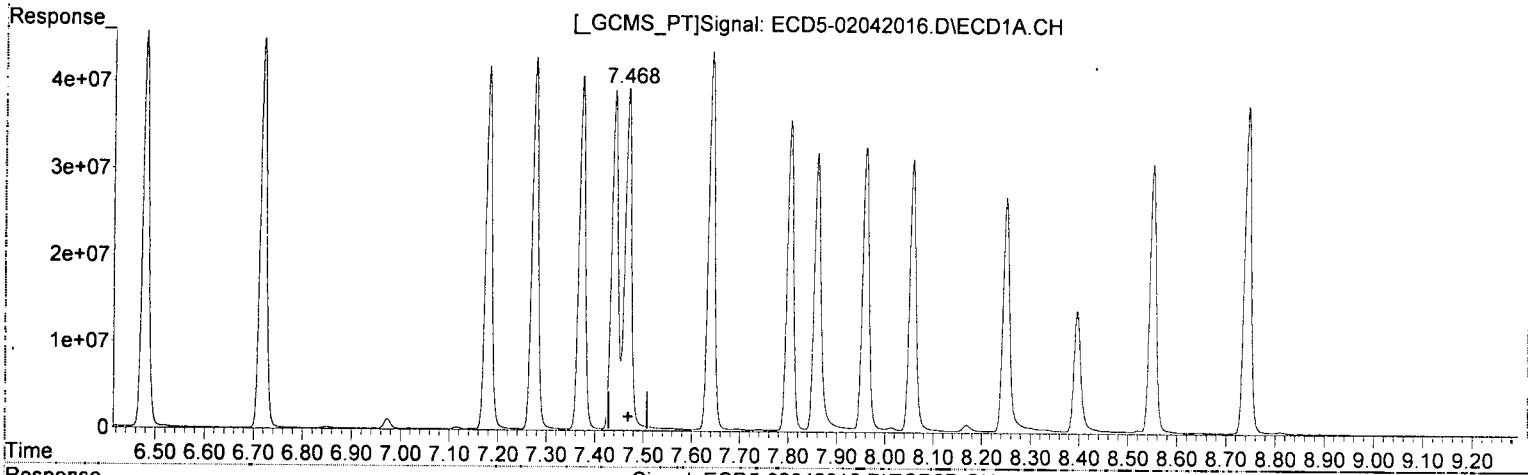
(11) Endosulfan I #2

8.262min 224.433 ng/mL
response 67407836

Quantitation Report (Qedit)

Data Path : R:\data\2020-02\0B04042\
Data File : ECD5-02042016.D
Signal(s) : Signal #1: ECD1A.CH Signal #2: ECD2B.CH
Acq On : 04 Feb 2020 15:13
Operator : MJB
Sample : 0B04042-CAL9
Misc : A19K126, AB 200 ppb
ALS Vial : 16 (Sig #1); 0 (Sig #2) Sample Multiplier: 1

Integration File signal 1: PEST1.e
Integration File signal 2: PEST2.e
Quant Time: Feb 04 17:58:25 2020
Quant Method : R:\methods\ECD5_QUANTPEST_200204.M
Quant Title : Instrument: DualECD5
QLast Update : Tue Feb 04 17:49:24 2020
Response via : Initial Calibration
Integrator: ChemStation 6890 Scale Mode: Small noise peaks clipped



(11) Endosulfan I
7.468min 197.950 ng/mL
response 39817511

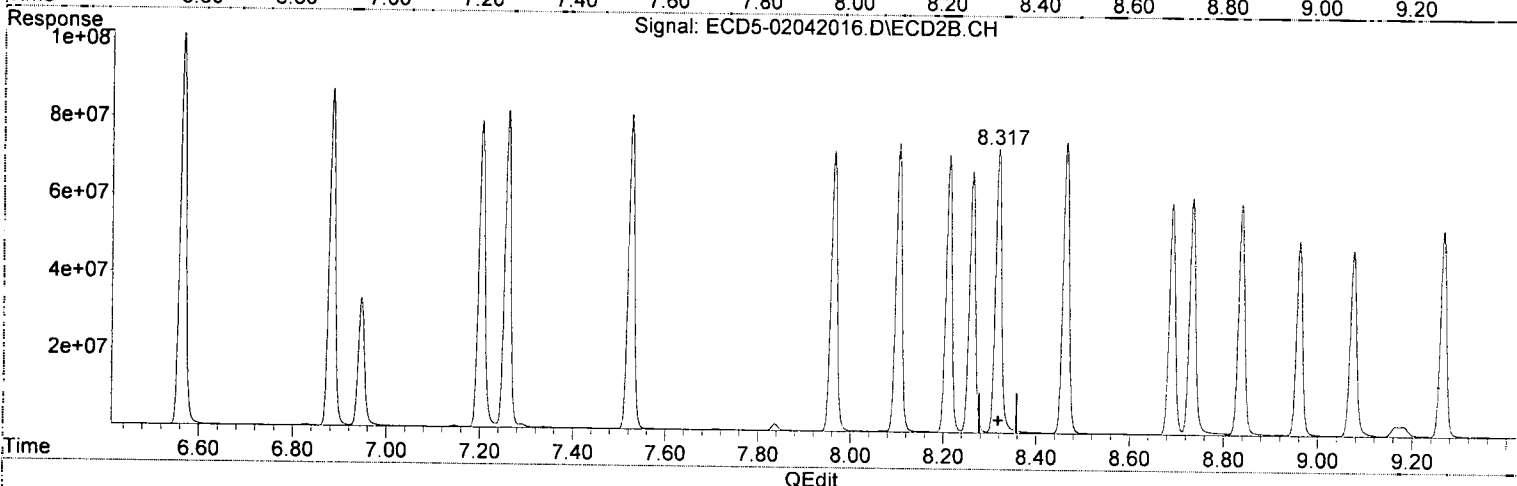
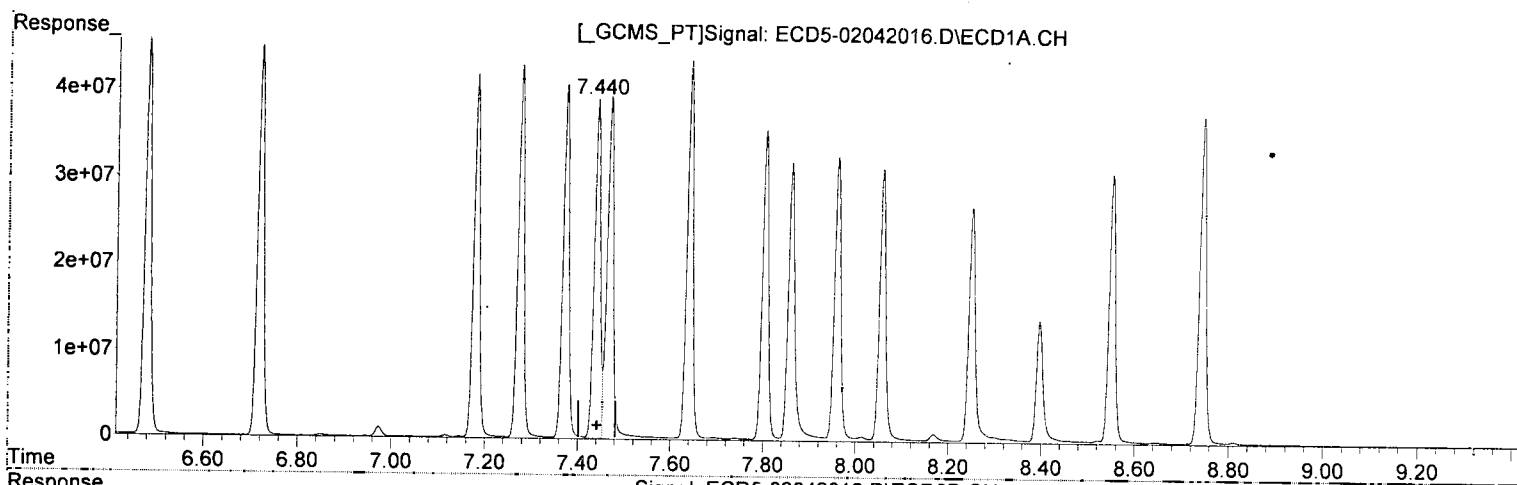
MJB 2/4/20

(11) Endosulfan I #2
8.262min 224.433 ng/mL
response 67407836

Quantitation Report (Qedit)

Data Path : R:\data\2020-02\0B04042\
Data File : ECD5-02042016.D
Signal(s) : Signal #1: ECD1A.CH Signal #2: ECD2B.CH
Acq On : 04 Feb 2020 15:13
Operator : MJB
Sample : 0B04042-CAL9
Misc : A19K126, AB 200 ppb
ALS Vial : 16 (Sig #1); 0 (Sig #2) Sample Multiplier: 1

Integration File signal 1: PEST1.e
Integration File signal 2: PEST2.e
Quant Time: Feb 04 17:58:25 2020
Quant Method : R:\methods\ECD5_QUANTPEST_200204.M
Quant Title : Instrument: DualECD5
QLast Update : Tue Feb 04 17:49:24 2020
Response via : Initial Calibration
Integrator: ChemStation 6890 Scale Mode: Small noise peaks clipped



(12) 4,4'-DDE

7.440min 215.172 ng/mL (m)

response 39329448

MJB
2/4/20

(12) 4,4'-DDE #2

8.318min 188.914 ng/mL

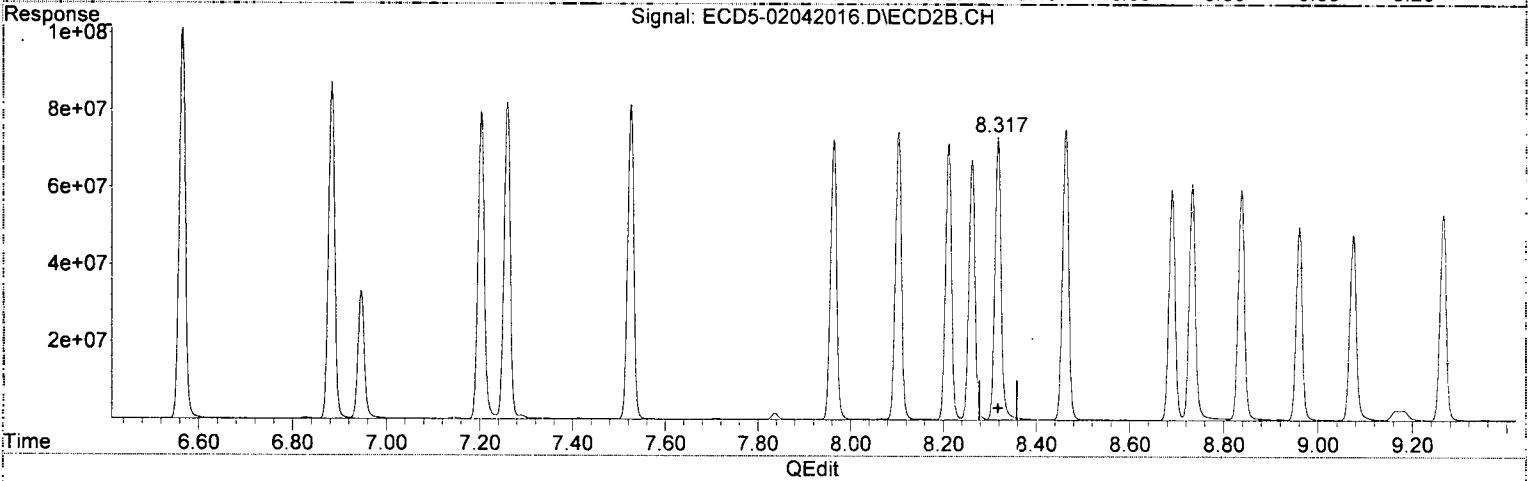
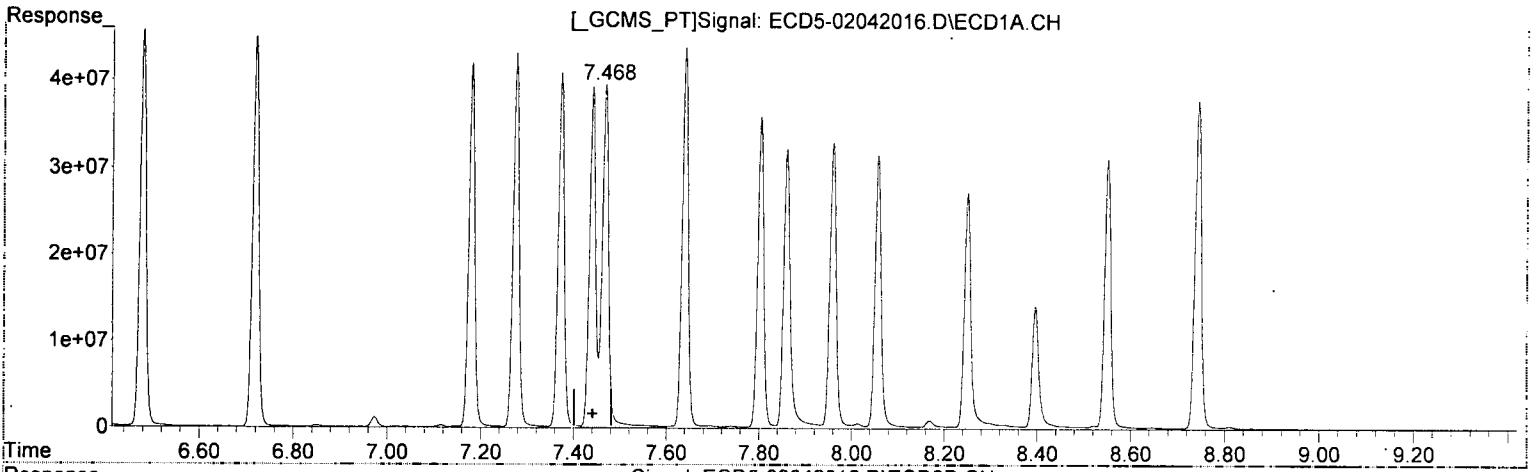
response 73327078

(+) = Expected Retention Time

Quantitation Report (Qedit)

Data Path : R:\data\2020-02\0B04042\
Data File : ECD5-02042016.D
Signal(s) : Signal #1: ECD1A.CH Signal #2: ECD2B.CH
Acq On : 04 Feb 2020 15:13
Operator : MJB
Sample : 0B04042-CAL9
Misc : A19K126, AB 200 ppb
ALS Vial : 16 (Sig #1); 0 (Sig #2) Sample Multiplier: 1

Integration File signal 1: PEST1.e
Integration File signal 2: PEST2.e
Quant Time: Feb 04 17:58:25 2020
Quant Method : R:\methods\ECD5_QUANTPEST_200204.M
Quant Title : Instrument: DualECD5
QLast Update : Tue Feb 04 17:49:24 2020
Response via : Initial Calibration
Integrator: ChemStation 6890 Scale Mode: Small noise peaks clipped



(12) 4,4'-DDE
7.468min 217.842 ng/mL
response 39817511

MJB
2/4/20

(12) 4,4'-DDE #2
8.318min 188.914 ng/mL
response 73327078

Quantitation Report (QT Reviewed)

Data Path : R:\data\2020-02\0B04042\
 Data File : ECD5-02042016.D
 Signal(s) : Signal #1: ECD1A.CH Signal #2: ECD2B.CH
 Acq On : 04 Feb 2020 15:13
 Operator : MJB
 Sample : 0B04042-CAL9
 Misc : A19K126, AB 200 ppb
 ALS Vial : 16 (Sig #1); 0 (Sig #2) Sample Multiplier: 1

Integration File signal 1: PEST1.e
 Integration File signal 2: PEST2.e
 Quant Time: Feb 04 17:58:25 2020
 Quant Method : R:\methods\ECD5_QUANTPEST_200204.M
 Quant Title : Instrument: DualECD5
 QLast Update : Tue Feb 04 17:49:24 2020
 Response via : Initial Calibration
 Integrator: ChemStation 6890 Scale Mode: Small noise peaks clipped

MJ
MJB
2/4/20

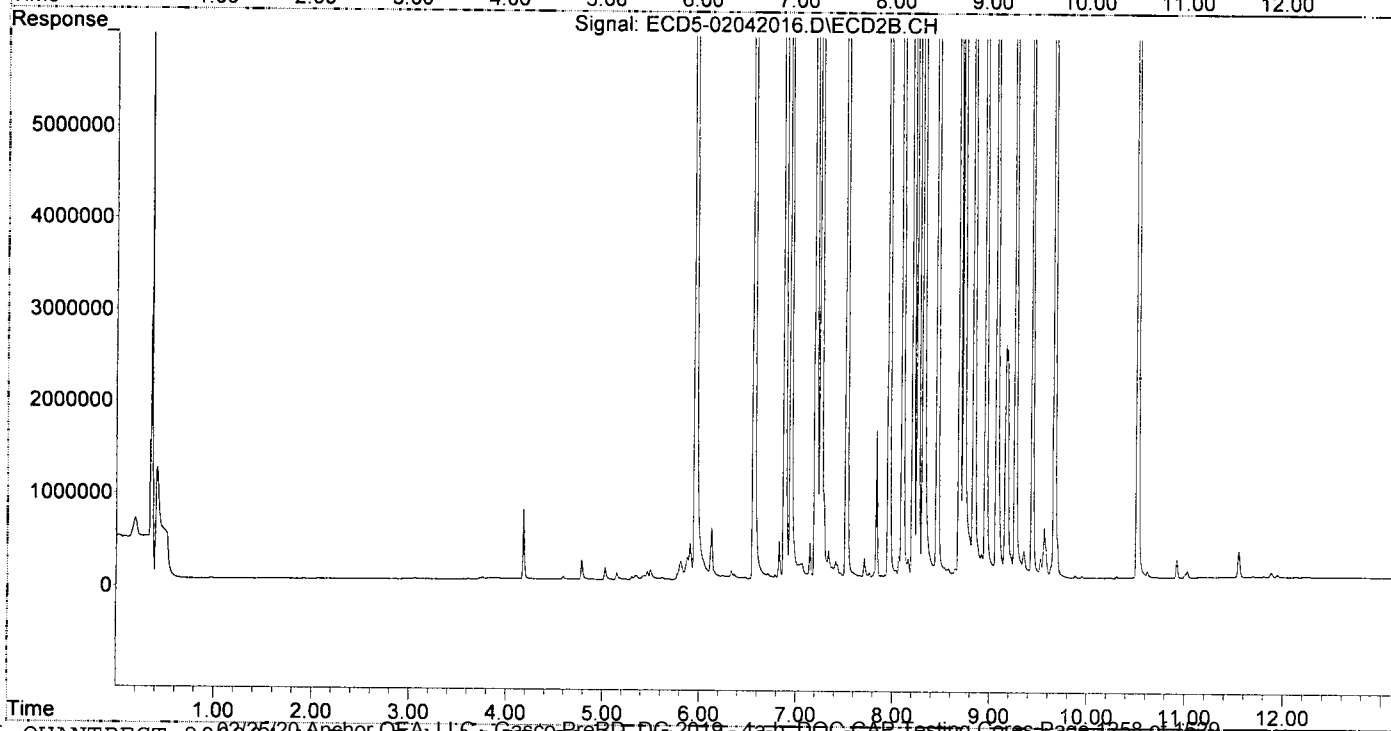
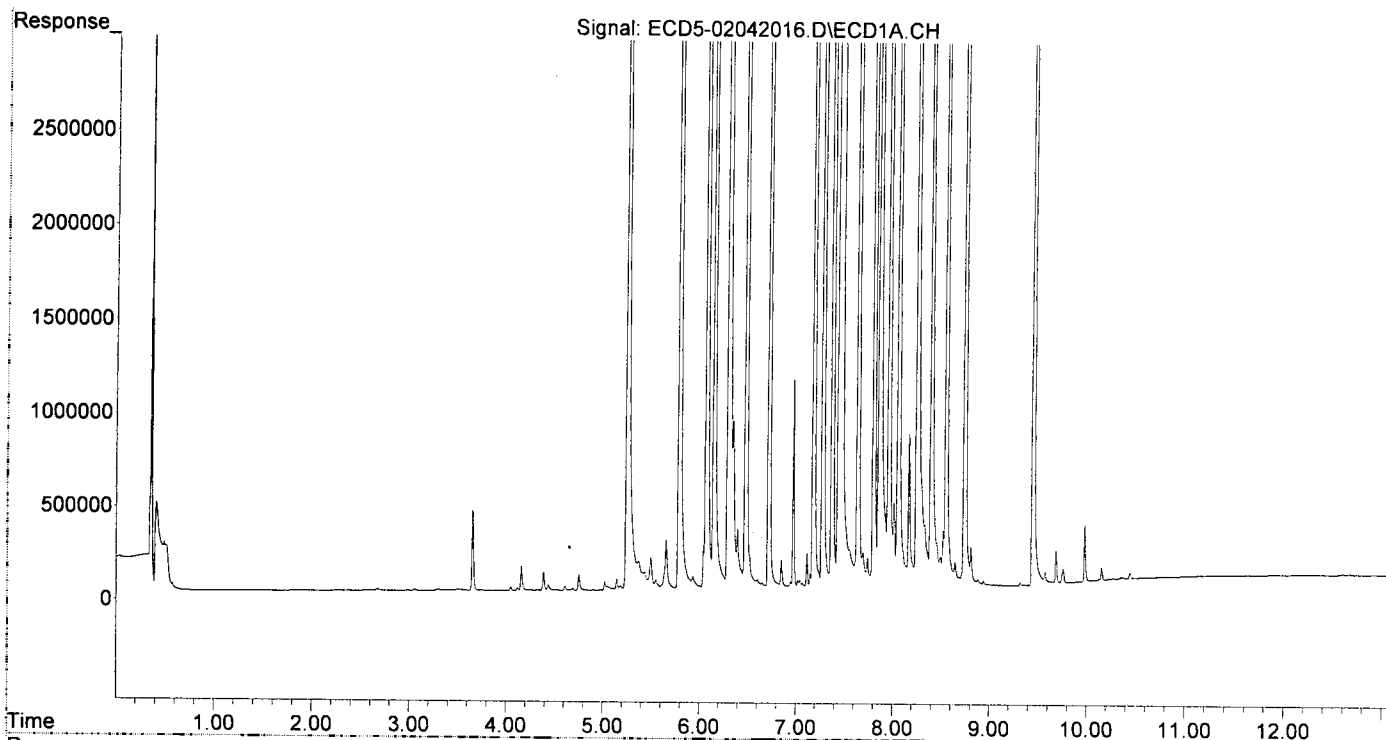
Compound	RT#1	RT#2	Resp#1	Resp#2	ng/mL	ng/mL
System Monitoring Compounds						
1) S TCMX (S)	5.251	5.958	35149464	64676479	199.459	193.406
22) S DCBP (S)	9.447	10.519	29903128	42448351	201.263	197.847
Target Compounds						
2) a-BHC	5.789	6.566	52599329	101.3E6	206.415	190.920
3) g-BHC	6.072	6.884	47153215	87105979	212.422	188.726
4) b-BHC	6.148	6.946	18624784	33164530	187.808	190.452
5) Heptachlor	6.479	7.259	45191598	82033288	220.160	202.131
6) d-BHC	6.297	7.203	40297621	79434460	186.610	187.729
7) Aldrin	6.719	7.526	44534718	81547534	195.026	222.018
8) Heptachlo...	7.180	7.964	42467851	72447049	201.056	217.693
9) trans-Chl...	7.275	8.103	42825920	74575992	202.461	221.321
10) cis-Chlor...	7.372	8.211	40545561	71644273	194.609	221.486
11) Endosulfa...	7.468	8.262	39817511	67407836	197.950	224.433
12) 4,4'-DDE	7.468f	8.318	39817511	73327078	217.842	188.914
13) Dieldrin	7.640	8.463	44312707	75202041	204.770	189.633
14) Endrin	7.803	8.691	36206883	59626947	231.495	206.904
15) 4,4'-DDD	7.860	8.734	31873357	61144679	186.389	188.029
16) Endosulfa...	7.959	8.838	32801889	59594230	198.830	194.823
17) 4,4'-DDT	8.057	8.960	31622689	50168945	204.375	206.727
18) Endrin Al...	8.250	9.075	27194367	47929613	195.586	194.014
19) Endosulfa...	8.550	9.765	31268979	53146057	199.821	193.116
20) Methoxychlor	8.396	9.438	14065446	23313843	200.625	203.677
21) Endrin Ke...	8.743	9.665	38315037	58940858	212.225	194.066
23) Hexachlor...	0.000	0.000	0	0	N.D. d	N.D. d
24) Hexachlor...	0.000	0.000	0	0	N.D. d	N.D. d
25) Oxychlordane	0.000	0.000	0	0	N.D. d	N.D. d
26) 2,4'-DDE	0.000	0.000	0	0	N.D. d	N.D. d
27) trans-Non...	0.000	0.000	0	0	N.D. d	N.D. d
28) 2,4'-DDD	0.000	0.000	0	0	N.D. d	N.D. d
29) 2,4'-DDT	0.000	0.000	0	0	N.D. d	N.D. d
30) cis-Nonac...	0.000	0.000	0	0	N.D. d	N.D. d
31) Mirex	0.000	0.000	0	0	N.D. d	N.D. d
32) Chlordane...	0.000	0.000	0	0	N.D. d	N.D. d
33) Chlordane...	0.000	0.000	0	0	N.D. d	N.D. d
34) Chlordane...	0.000	0.000	0	0	N.D. d	N.D. d
35) Chlordane...	0.000	0.000	0	0	N.D. d	N.D. d
36) Toxaphene...	0.000	0.000	0	0	N.D. d	N.D. d
37) Toxaphene...	0.000	0.000	0	0	N.D. d	N.D. d
38) Toxaphene...	0.000	0.000	0	0	N.D. d	N.D. d
39) Toxaphene...	0.000	0.000	0	0	N.D. d	N.D. d
40) Toxaphene...	0.000	0.000	0	0	N.D. d	N.D. d
41) Toxaphene...	0.000	0.000	0	0	N.D. d	N.D. d
42) Toxaphene...	0.000	0.000	0	0	N.D. d	N.D. d

(f)=RT Delta > 1/2 Window (#)=Amounts differ by > 40% (m)=manual int.

Quantitation Report (QT Reviewed)

Data Path : R:\data\2020-02\0B04042\
Data File : ECD5-02042016.D
Signal(s) : Signal #1: ECD1A.CH Signal #2: ECD2B.CH
Acq On : 04 Feb 2020 15:13
Operator : MJB
Sample : 0B04042-CAL9
Misc : A19K126, AB 200 ppb
ALS Vial : 16 (Sig #1); 0 (Sig #2) Sample Multiplier: 1

Integration File signal 1: PEST1.e
Integration File signal 2: PEST2.e
Quant Time: Feb 04 17:58:25 2020
Quant Method : R:\methods\ECD5_QUANTPEST_200204.M
Quant Title : Instrument: DualECD5
QLast Update : Tue Feb 04 17:49:24 2020
Response via : Initial Calibration
Integrator: ChemStation 6890 Scale Mode: Small noise peaks clipped



**Semivolatile Organic Compounds (PAHs) by EPA 8270D
Benchsheet & Analysis Sequence Data**

Batch 0010640

Batch 0010712

Sequence 0A22027 (A0A0648-02,03,05)



Apex Laboratories
PREPARATION BENCH SHEET

BATCH #: 0010640 (Sediment)

Prep Method: EPA 3546

#	Lab Number	Analysis	Prepared	Initial (g)	Final (mL)	Spike ID	Source ID	ul Spike	ul Surr.	Sample ID	Extraction Comments	pH		
												<2	7-8	>11
	0010640-BLK1	QC	01/22/20 07:40	11	5				100					
	0010640-BS1	QC	01/22/20 07:40	10	5	A19H078		100	100					
	A0A0639-05	A 8270D LL PAH Only (Scan)	01/22/20 07:40	10.32	5				100	PDI-028SC-A-10-11-191003				
	0010640-DUP1	QC	01/22/20 07:40	10.22	5		A0A0639-05		100					
	A0A0639-06	A 8270D LL PAH Only (Scan)	01/22/20 07:40	10.42	5				100	PDI-028SC-A-11-12-191003				
	A0A0639-07	A 8270D LL PAH Only (Scan)	01/22/20 07:40	10.05	5				100	PDI-081SC-A-08-09-191002				
	A0A0639-08	A 8270D LL PAH Only (Scan)	01/22/20 07:40	10.05	5				100	PDI-081SC-A-09-10-191002				
	A0A0639-09	A 8270D LL PAH Only (Scan)	01/22/20 07:40	10.27	5				100	PDI-082SC-A-04-05-191002				
	A0A0639-10	A 8270D LL PAH Only (Scan)	01/22/20 07:40	10.33	5				100	PDI-082SC-A-05-06-191002				
	A0A0639-11	A 8270D LL PAH Only (Scan)	01/22/20 07:40	10.43	5				100	PDI-084SC-A-01-02-191002				
	A0A0639-12	A 8270D LL PAH Only (Scan)	01/22/20 07:40	10.41	5				100	PDI-084SC-A-02-03-191002				
	0010640-MS1	QC	01/22/20 07:40	10.48	5	A19H078	A0A0639-12	100	100					
	0010640-MSD1	QC	01/22/20 07:40	10.64	5	A19H078	A0A0639-12	100	100					
	A0A0645-01	A 8270D LL PAH Only (Scan)	01/22/20 10:24	10.72	5				100	PDI-019SC-A-04-05-191008				
	A0A0645-02	A 8270D LL PAH Only (Scan)	01/22/20 10:24	10.81	5				100	PDI-019SC-A-05-06-191008				
	A0A0645-02RE1	A 8270D LL PAH Only (Scan)	01/22/20 10:24	10.81	5				100	PDI-019SC-A-05-06-191008	Added 1/23/2020 By ams			
	A0A0645-03	B 8270D LL PAH Only (Scan)	01/22/20 10:24	10.09	5				100	PDI-020SC-A-00-01-191008				
	A0A0645-04	B 8270D LL PAH Only (Scan)	01/22/20 10:24	10.1	5				100	PDI-020SC-A-01-02-191008				
	A0A0645-05	A 8270D LL PAH Only (Scan)	01/22/20 10:24	10.81	5				100	PDI-033SC-A-02-03-191008				
	A0A0645-06	A 8270D LL PAH Only (Scan)	01/22/20 10:24	10.36	5				100	PDI-033SC-A-03-04-191008				

Prepared By: _____ Date: _____

Reviewed By: JMW Date: 1/24/20

Apex Laboratories
PREPARATION BENCH SHEET

BATCH #: 0010640 (Sediment)

Prep Method: EPA 3546

#	Lab Number	Analysis	Prepared	Initial (g)	Final (mL)	Spike ID	Source ID	ul Spike	ul Surr.	Sample ID	Extraction Comments	pH		
												<2	5-8	>11
	A0A0645-07	A 8270D LL PAH Only (Scan)	01/22/20 10:24	10.34	5				100	PDI-043SC-A-04-05-191008				
	A0A0648-01	A 8270D LL PAH Only (Scan)	01/22/20 10:24	10.28	5				100	PDI-016SC-A-02-03-191009				
	A0A0648-02	A 8270D LL PAH Only (Scan)	01/22/20 10:24	10.77	5				100	PDI-023SC-A-06-07-191009				
	A0A0648-02RE1	A 8270D LL PAH Only (Scan)	01/22/20 10:24	10.77	5				100	PDI-023SC-A-06-07-191009	Added 1/23/2020 By ams			
	A0A0648-03	A 8270D LL PAH Only (Scan)	01/22/20 10:24	10.64	5				100	PDI-023SC-A-07-08-191009				
	A0A0648-04	A 8270D LL PAH Only (Scan)	01/22/20 10:24	10.36	5				100	PDI-029SC-A-02-03-191009				
	A0A0648-05	A 8270D LL PAH Only (Scan)	01/22/20 10:24	10.18	5				100	PDI-029SC-A-03-04-191009	MS/MSD			

Standards/Reagents

Reagent(s)			Analyte Spike(s)			Surrogate(s)		
Std ID	Exp. Date	Description	Std ID	Exp. Date	Description	Std ID	Exp. Date	Description
A13L219	11/30/23	Extractions Balance	A19H078	02/02/20	LVI PAH Spike @2000ng/ml	A19L265	06/07/20	8270D LL PAH Only Surr. (5ppm)
A18K311	12/31/20	Glass Wool						
A19I263	03/18/20	DCM CHEM PROD. 194934						
A19L136	06/06/20	Sodium Sulfate Lot # 194950						

Method 3546 digestion time and temperature achieved.

Initial: _____

Witness: _____

Prepared By: _____ Date _____

Reviewed By: _____ Date _____



Apex Laboratories
PREPARATION BENCH SHEET
BATCH #: 0010640 (Sediment)

Prep Method: EPA 3546

#	Lab Number	Analysis	Prepared	Initial (g)	Final (mL)	Spike ID	Source ID	ul Spike	ul Surr.	Sample ID	Extraction Comments	pH		
												<2	8-11	>11
	0010640-BLK1	QC	01/22/20 07:40	10	5				100					
	0010640-BS1	QC	01/22/20 07:40	10	5	A19H078		100	100					
	A0A0639-05	A 8270D LL PAH Only (Scan)	01/22/20 07:40	10	5				100	PDI-028SC-A-10-11-191003				
	0010640-DUP1	QC	01/22/20 07:40	10	5		A0A0639-05		100					
	A0A0639-06	A 8270D LL PAH Only (Scan)	01/22/20 07:40	10	5				100	PDI-028SC-A-11-12-191003				
	A0A0639-07	A 8270D LL PAH Only (Scan)	01/22/20 07:40	10	5				100	PDI-081SC-A-08-09-191002				
	A0A0639-08	A 8270D LL PAH Only (Scan)	01/22/20 07:40	10	5				100	PDI-081SC-A-09-10-191002				
	A0A0639-09	A 8270D LL PAH Only (Scan)	01/22/20 07:40	10	5				100	PDI-082SC-A-04-05-191002				
	A0A0639-10	A 8270D LL PAH Only (Scan)	01/22/20 07:40	10	5				100	PDI-082SC-A-05-06-191002				
	A0A0639-11	A 8270D LL PAH Only (Scan)	01/22/20 07:40	10	5				100	PDI-084SC-A-01-02-191002				
	A0A0639-12	A 8270D LL PAH Only (Scan)	01/22/20 07:40	10	5				100	PDI-084SC-A-02-03-191002				
	0010640-MS1	QC	01/22/20 07:40	10	5	A19H078	A0A0639-12	100	100					
	0010640-MSD1	QC	01/22/20 07:40	10	5	A19H078	A0A0639-12	100	100					
1	A0A0645-01	A 8270D LL PAH Only (Scan)	01/22/20 10:24	10	5				100	PDI-019SC-A-04-05-191008	dirt odor			
2	A0A0645-02	A 8270D LL PAH Only (Scan)	01/22/20 10:24	10	5				100	PDI-019SC-A-05-06-191008	Mud			
3	A0A0645-03	B 8270D LL PAH Only (Scan)	01/22/20 10:24	10	5				100	PDI-020SC-A-00-01-191008	Mud			
4	A0A0645-04	B 8270D LL PAH Only (Scan)	01/22/20 10:24	10	5				100	PDI-020SC-A-01-02-191008	Mud			
5	A0A0645-05	A 8270D LL PAH Only (Scan)	01/22/20 10:24	10	5				100	PDI-033SC-A-02-03-191008	dirt odor			
6	A0A0645-06	A 8270D LL PAH Only (Scan)	01/22/20 10:24	10	5				100	PDI-033SC-A-03-04-191008	dirt			
7	A0A0645-07	A 8270D LL PAH Only (Scan)	01/22/20 10:24	10	5				100	PDI-043SC-A-04-05-191008	dirt			

Prepared By: [Signature] Date: 1/22/20
 1-22-20

Reviewed By: [Signature] Date: 01/22/2020

Apex Laboratories
PREPARATION BENCH SHEET
BATCH #: 0010640 (Sediment)

Prep Method: EPA 3546

#	Lab Number	Analysis	Prepared	Initial (g)	Final (mL)	Spike ID	Source ID	ul Spike	ul Surr.	Sample ID	Extraction Comments	pH		
												<2	8	>11
8	A0A0648-01	A 8270D LL PAH Only (Scan)	01/22/20 10:24	10.28	5	/			100	PDI-016SC-A-02-03-191009	dirt			
9	A0A0648-02	A 8270D LL PAH Only (Scan)	01/22/20 10:24	10.77	5	/			100	PDI-023SC-A-06-07-191009	dirt Mud			
10	A0A0648-03	A 8270D LL PAH Only (Scan)	01/22/20 10:24	10.64	5	/			100	PDI-023SC-A-07-08-191009	dirt			
11	A0A0648-04	A 8270D LL PAH Only (Scan)	01/22/20 10:24	10.36	5	/			100	PDI-029SC-A-02-03-191009	dirt Odor			
12	A0A0648-05	A 8270D LL PAH Only (Scan)	01/22/20 10:24	10.18	5	/			100	PDI-029SC-A-03-04-191009	MS/MSD dirt			

Standards/Reagents

Reagent(s)			Analyte Spike(s)			Surrogate(s)		
Std ID	Exp. Date	Description	Std ID	Exp. Date	Description	Std ID	Exp. Date	Description
A13L219	11/30/23	Extractions Balance	A19H078	02/02/20	LVI PAH Spike @2000ng/ml	A19L265	06/07/20	8270D LL PAH Only Surr. (5ppm)
A18K311	12/31/20	Glass Wool						
A19I263	03/18/20	DCM CHEM PROD. 194934						
A19L136	06/06/20	Sodium Sulfate Lot # 194950						

Method 3546 digestion time and temperature achieved.

Initial: *em*

Witness: _____

Prepared By: _____ Date _____

Reviewed By: _____ Date _____



Apex Laboratories
PREPARATION BENCH SHEET
 BATCH #: 0010640 (Sediment)

Prep Method: EPA 3546

#	Lab Number	Analysis	Prepared	Initial (g)	Final (mL)	Spike ID	Source ID	ul Spike	ul Surr.	Sample ID	Extraction Comments	pH		
												<2	8	>11
	0010640-BLK1	QC	01/22/20 07:40	10	11.00	5			100					
	0010640-BS1	QC	01/22/20 07:40	10	5	A19H078		100	100					
	A0A0639-05	A 8270D LL PAH Only (Scan)	01/22/20 07:40	10	10.32	5			100	PDI-028SC-A-10 -11-191003	mud/sand ader	*		S
	0010640-DUP1	QC	01/22/20 07:40	10	10.22	5	A0A0639-05		100			*		S
	A0A0639-06	A 8270D LL PAH Only (Scan)	01/22/20 07:40	10	10.42	5			100	PDI-028SC-A-11 -12-191003	sand			
	A0A0639-07	A 8270D LL PAH Only (Scan)	01/22/20 07:40	10	10.05	5			100	PDI-081SC-A-08 -09-191002	mud	*		S
	A0A0639-08	A 8270D LL PAH Only (Scan)	01/22/20 07:40	10	10.05	5			100	PDI-081SC-A-09 -10-191002	mud	*		S
	A0A0639-09	A 8270D LL PAH Only (Scan)	01/22/20 07:40	10	10.27	5			100	PDI-082SC-A-04 -05-191002	mud	*		S
	A0A0639-10	A 8270D LL PAH Only (Scan)	01/22/20 07:40	10	10.33	5			100	PDI-082SC-A-05 -06-191002	mud			
	A0A0639-11	A 8270D LL PAH Only (Scan)	01/22/20 07:40	10	10.3	5			100	PDI-084SC-A-01 -02-191002	mud			
	A0A0639-12	A 8270D LL PAH Only (Scan)	01/22/20 07:40	10	10.41	5			100	PDI-084SC-A-02 -03-191002	mud			
	0010640-MS1	QC	01/22/20 07:40	10	10.48	5	A19H078	A0A0639-12	100	100				
	0010640-MSD1	QC	01/22/20 07:40	10	10.10	5	A19H078	A0A0639-12	100	100				

Standards/Reagents

Reagent(s)			Analyte Spike(s)			Surrogate(s)		
Std ID	Exp. Date	Description	Std ID	Exp. Date	Description	Std ID	Exp. Date	Description
A13L219	11/30/23	Extractions Balance	A19H078	02/02/20	LVI PAH Spike @2000ng/ml	A19L265	06/07/20	8270D LL PAH Only Surr. (5ppm)
A18K311	12/31/20	Glass Wool						
A19I263	03/18/20	DCM CHEM PROD. 194934						
A19L136	06/06/20	Sodium Sulfate Lot # 194950						

Method 3546 digestion time and temperature achieved. Initial: AJS

Witness: JAG 1/22/20

yes

S = staining on turbid tube
 1/22/20

* = concentrated separate from QC ^{batch} but together to avoid contamination. 1/22/20

Prepared By: AJS Date: 1-22-20
JAG 1/22/20

Reviewed By: SCG Date: 01/22/2020



Apex Laboratories
PREPARATION BENCH SHEET

BATCH #: 0010712 (Sediment)

Prep Method: EPA 3546

#	Lab Number	Analysis	Prepared	Initial (g)	Final (mL)	Spike ID	Source ID	ul Spike	ul Surr.	Sample ID	Extraction Comments	pH		
												<2	7.8	>11
	0010712-BLK1	QC	01/23/20 12:43	11	5				100					
	0010712-BS1	QC	01/23/20 12:43	10	5	A19H078		100	100					
	A0A0639-01	A 8270D LL PAH Only (Scan)	01/23/20 12:43	10.07	5				100	PDI-014SC-A-02-03-191003				
	0010712-DUP1	QC	01/23/20 12:43	10.07	5		A0A0639-01		100					
	A0A0639-06RE1	A 8270D LL PAH Only (Scan)	01/23/20 14:38	10.25	5				100	PDI-028SC-A-11-12-191003	Blank contamination			
	A0A0645-07RE1	A 8270D LL PAH Only (Scan)	01/23/20 14:38	10.42	5				100	PDI-043SC-A-04-05-191008	Blank contamination			
	A0A0645-07RE2	A 8270D LL PAH Only (Scan)	01/23/20 14:38	10.42	5				100	PDI-043SC-A-04-05-191008	Blank contamination			
	A0A0645-07RE3	A 8270D LL PAH Only (Scan)	01/23/20 14:38	10.42	5				100	PDI-043SC-A-04-05-191008	Added 1/27/2020 By ams			
	A0A0648-03RE1	A 8270D LL PAH Only (Scan)	01/23/20 14:38	10.39	5				100	PDI-023SC-A-07-08-191009	Blank contamination			
	A0A0648-06	A 8270D LL PAH Only (Scan)	01/23/20 12:43	10.17	5				100	PDI-038SC-A-11-12-191009				
	A0A0712-01	A 8270D LL PAH Only (Scan)	01/23/20 12:43	10.53	5				100	PDI-079SC-A-08-09-191014				
	A0A0712-02	A 8270D LL PAH Only (Scan)	01/23/20 12:43	10.72	5				100	PDI-079SC-A-09-10-191014				
	A0A0715-01	A 8270D LL PAH Only (Scan)	01/23/20 12:43	10.32	5				100	PDI-049SC-A-01-02-191015				
	A0A0715-02	A 8270D LL PAH Only (Scan)	01/23/20 12:43	10.8	5				100	PDI-049SC-A-02-03-191015				
	A0A0715-03	A 8270D LL PAH Only (Scan)	01/23/20 12:43	10.11	5				100	PDI-052SC-A-05-06-191015				
	A0A0715-03RE1	A 8270D LL PAH Only (Scan)	01/23/20 12:43	10.11	5				100	PDI-052SC-A-05-06-191015	Added 1/27/2020 by ams			
	A0A0715-04	A 8270D LL PAH Only (Scan)	01/23/20 12:43	10.05	5				100	PDI-052SC-A-06-07-191015				
	A0A0715-05	A 8270D LL PAH Only (Scan)	01/23/20 12:43	10.05	5				100	PDI-055SC-A-02-03-191015				
	A0A0715-06	A 8270D LL PAH Only (Scan)	01/23/20 12:43	10.18	5				100	PDI-055SC-A-03-04-191015				

Prepared By: _____ Date: _____

Reviewed By: DA Date: 1/27/20

Apex Laboratories
PREPARATION BENCH SHEET

BATCH #: 0010712 (Sediment)

Prep Method: EPA 3546

#	Lab Number	Analysis	Prepared	Initial (g)	Final (mL)	Spike ID	Source ID	ul Spike	ul Surr.	Sample ID	Extraction Comments	pH		
												<2	2-8	>11
	A0A0716-01	A 8270D LL PAH Only (Scan)	01/23/20 12:43	10.92	5				100	PDI-022SC-A-01-02-191016				
	A0A0716-02	A 8270D LL PAH Only (Scan)	01/23/20 12:43	10.36	5				100	PDI-022SC-A-02-03-191016				
	A0A0716-03	A 8270D LL PAH Only (Scan)	01/23/20 12:43	10.35	5				100	PDI-059SC-A-12-13-191016				
	A0A0718-01	A 8270D LL PAH Only (Scan)	01/23/20 12:43	10.1	5				100	PDI-031SC-A-03-04-191017				
	A0A0718-02	A 8270D LL PAH Only (Scan)	01/23/20 12:43	10.08	5				100	PDI-031SC-A-04-05-191017				
	0010712-MS1	QC	01/23/20 12:43	10.18	5	A19H078	A0A0718-02	100	100					
	0010712-MSD1	QC	01/23/20 12:44	10.13	5	A19H078	A0A0718-02	100	100					

Standards/Reagents

Reagent(s)			Analyte Spike(s)			Surrogate(s)		
Std ID	Exp. Date	Description	Std ID	Exp. Date	Description	Std ID	Exp. Date	Description
A13L219	11/30/23	Extractions Balance	A19H078	02/02/20	LVI PAH Spike @2000ng/ml	A19L265	06/07/20	8270D LL PAH Only Surr. (5ppm)
A18K311	12/31/20	Glass Wool						
A19I263	03/18/20	DCM CHEM PROD. 194934						
A19L136	06/06/20	Sodium Sulfate Lot # 194950						

Method 3546 digestion time and temperature achieved.

Initial:

Witness: _____

Prepared By: _____ Date _____

Reviewed By: _____ Date _____



Apex Laboratories
PREPARATION BENCH SHEET

BATCH #: 0010712 (Sediment)

Prep Method: EPA 3546

#	Lab Number	Analysis	Prepared	Initial (g)	Final (mL)	Spike ID	Source ID	ul Spike	ul Surr.	Sample ID	Extraction Comments	pH		
												<2	one	>11
	0010712-BLK1	QC	01/23/20 12:43	11	5				100					
	0010712-BS1	QC	01/23/20 12:43	10	5	A19H078		100	100					
	A0A0639-01	A 8270D LL PAH Only (Scan)	01/23/20 12:43	10.07	5				100	PDI-014SC-A-02-03-191003				
	0010712-DUP1	QC	01/23/20 12:43	10.07	5		A0A0639-01		100					
20	A0A0639-06RE1	A 8270D LL PAH Only (Scan)	01/23/20 14:38	10.25	5 ✓				100	PDI-028SC-A-11-12-191003	Blank contamination			
21	A0A0645-07RE1	A 8270D LL PAH Only (Scan)	01/23/20 14:38	10.42	5 ✓				100	PDI-043SC-A-04-05-191008	Blank contamination			
22	A0A0648-03RE1	A 8270D LL PAH Only (Scan)	01/23/20 14:38	10.34	5 ✓				100	PDI-023SC-A-07-08-191009	Blank contamination			
	A0A0648-06	A 8270D LL PAH Only (Scan)	01/23/20 12:43	10.17	5				100	PDI-038SC-A-11-12-191009				
	A0A0712-01	A 8270D LL PAH Only (Scan)	01/23/20 12:43	10.53	5				100	PDI-079SC-A-08-09-191014				
	A0A0712-02	A 8270D LL PAH Only (Scan)	01/23/20 12:43	10.72	5				100	PDI-079SC-A-09-10-191014				
	A0A0715-01	A 8270D LL PAH Only (Scan)	01/23/20 12:43	10.32	5				100	PDI-049SC-A-01-02-191015				
	A0A0715-02	A 8270D LL PAH Only (Scan)	01/23/20 12:43	10.8	5				100	PDI-049SC-A-02-03-191015				
	A0A0715-03	A 8270D LL PAH Only (Scan)	01/23/20 12:43	10.11	5				100	PDI-052SC-A-05-06-191015				
	A0A0715-04	A 8270D LL PAH Only (Scan)	01/23/20 12:43	10.05	5				100	PDI-052SC-A-06-07-191015				
	A0A0715-05	A 8270D LL PAH Only (Scan)	01/23/20 12:43	10.05	5				100	PDI-055SC-A-02-03-191015				
	A0A0715-06	A 8270D LL PAH Only (Scan)	01/23/20 12:43	10.18	5				100	PDI-055SC-A-03-04-191015				
	A0A0716-01	A 8270D LL PAH Only (Scan)	01/23/20 12:43	10.92	5				100	PDI-022SC-A-01-02-191016				
	A0A0716-02	A 8270D LL PAH Only (Scan)	01/23/20 12:43	10.36	5				100	PDI-022SC-A-02-03-191016				
	A0A0716-03	A 8270D LL PAH Only (Scan)	01/23/20 12:43	10.35	5				100	PDI-059SC-A-12-13-191016				

Prepared By: am Date: 1/23/20
am 1/23/20

Reviewed By: SCG Date: 01/23/2020

Apex Laboratories

PREPARATION BENCH SHEET

BATCH #: 0010712 (Sediment)

Prep Method: EPA 3546

#	Lab Number	Analysis	Prepared	Initial (g)	Final (mL)	Spike ID	Source ID	ul Spike	ul Surr.	Sample ID	Extraction Comments	pH		
												<2	8	>11
	A0A0718-01	A 8270D LL PAH Only (Scan)	01/23/20 12:43	10.1	5				100	PDI-031SC-A-03-04-191017				
	A0A0718-02	A 8270D LL PAH Only (Scan)	01/23/20 12:43	10.08	5				100	PDI-031SC-A-04-05-191017				
	0010712-MS1	QC	01/23/20 12:43	10.18	5	A19H078	A0A0718-02	100	100					
	0010712-MSD1	QC	01/23/20 12:44	10.13	5	A19H078	A0A0718-02	100	100					

Standards/Reagents

Reagent(s)			Analyte Spike(s)			Surrogate(s)		
Std ID	Exp. Date	Description	Std ID	Exp. Date	Description	Std ID	Exp. Date	Description
A13L219	11/30/23	Extractions Balance	A19H078	02/02/20	LVI PAH Spike @2000ng/ml	A19L265	06/07/20	8270D LL PAH Only Surr. (5ppm)
A18K311	12/31/20	Glass Wool						
A19I263	03/18/20	DCM CHEM PROD. 194934						
A19L136	06/06/20	Sodium Sulfate Lot # 194950						

Method 3546 digestion time and temperture achieved.
Initial: *im*

Witness: _____

Prepared By: _____ Date _____

Reviewed By: _____ Date _____



Apex Laboratories
PREPARATION BENCH SHEET

BATCH #: 0010712 (Sediment)

Prep Method: EPA 3546

#	Lab Number	Analysis	Prepared	Initial (g)	Final (mL)	Spike ID	Source ID	ul Spike	ul Surr.	Sample ID	Extraction Comments	pH		
												<2	5-11	>11
1	0010712-BLK1	QC	01/23/20 12:43	10	5 ✓				100					
2	0010712-BS1	QC	01/23/20 12:43	10	5 ✓	A19H078		100	100					
3	A0A0639-01	A 8270D LL PAH Only (Scan)	01/23/20 12:43	10 10.07	5 ✓				100	PDI-014SC-A-02-03-191003	sand, odor			
4	0010712-DUP1	QC	01/23/20 12:43	10 10.07	5 ✓		A0A0639-01		100					
5	A0A0648-06	A 8270D LL PAH Only (Scan)	01/23/20 12:43	10 10.17	5 ✓				100	PDI-038SC-A-11-12-191009				
6	A0A0712-01	A 8270D LL PAH Only (Scan)	01/23/20 12:43	10 10.53	5 ✓				100	PDI-079SC-A-08-09-191014	mud			
7	A0A0712-02	A 8270D LL PAH Only (Scan)	01/23/20 12:43	10 10.72	5 ✓				100	PDI-079SC-A-09-10-191014	soil			
8	A0A0715-01	A 8270D LL PAH Only (Scan)	01/23/20 12:43	10 10.32	5 ✓				100	PDI-049SC-A-01-02-191015	mud			
9	A0A0715-02	A 8270D LL PAH Only (Scan)	01/23/20 12:43	10 10.80	5 ✓				100	PDI-049SC-A-02-03-191015	mud, odor			
10	A0A0715-03	A 8270D LL PAH Only (Scan)	01/23/20 12:43	10 10.11	5 ✓				100	PDI-052SC-A-05-06-191015	mud, odor			
11	A0A0715-04	A 8270D LL PAH Only (Scan)	01/23/20 12:43	10 10.05	5 ✓				100	PDI-052SC-A-06-07-191015	mud, odor			
12	A0A0715-05	A 8270D LL PAH Only (Scan)	01/23/20 12:43	10 10.05	5 ✓				100	PDI-055SC-A-02-03-191015	mud, odor			
13	A0A0715-06	A 8270D LL PAH Only (Scan)	01/23/20 12:43	10 10.18	5 ✓				100	PDI-055SC-A-03-04-191015	mud, odor			
14	A0A0716-01	A 8270D LL PAH Only (Scan)	01/23/20 12:43	10 10.92	5 ✓				100	PDI-022SC-A-01-02-191016	soil			
15	A0A0716-02	A 8270D LL PAH Only (Scan)	01/23/20 12:43	10 10.36	5 ✓				100	PDI-022SC-A-02-03-191016	soil			
16	A0A0716-03	A 8270D LL PAH Only (Scan)	01/23/20 12:43	10 10.35	5 ✓				100	PDI-059SC-A-12-13-191016	soil			
17	A0A0718-01	A 8270D LL PAH Only (Scan)	01/23/20 12:43	10 10.10	5 ✓				100	PDI-031SC-A-03-04-191017	soil, mud, odor			
18	A0A0718-02	A 8270D LL PAH Only (Scan)	01/23/20 12:43	10 10.08	5 ✓				100	PDI-031SC-A-04-05-191017	soil, odor			
19	0010712-MS1	QC	01/23/20 12:43	10 10.19	5 ✓	A19H078	A0A0718-02	100	100		soil			
20	0010712-MSD1	QC	01/23/20 12:44	10 10.13	5 ✓	A19H078	A0A0718-02	100	100		soil			

Prepared By: CAH Date: 01/23/2020
JAG Date: 01/23/2020

Reviewed By: SCG Date: 01/23/2020

Apex Laboratories

PREPARATION BENCH SHEET

BATCH #: 0010712 (Sediment)

Prep Method: EPA 3546

#	Lab Number	Analysis	Prepared	Initial (g)	Final (mL)	Spike ID	Source ID	ul Spike	ul Surr.	Sample ID	Extraction Comments	pH	
												<2	>11

Standards/Reagents

Reagent(s)			Analyte Spike(s)			Surrogate(s)		
Std ID	Exp. Date	Description	Std ID	Exp. Date	Description	Std ID	Exp. Date	Description
A13L219	11/30/23	Extractions Balance	<u>A19H078</u>	02/02/20	LVI PAH Spike @2000ng/ml	<u>A19L265</u>	06/07/20	8270D LL PAH Only Surr. (5ppm)
A18K311	12/31/20	Glass Wool						
A19I263	03/18/20	DCM CHEM PROD. 194934						
A19L136	06/06/20	Sodium Sulfate Lot # 194950						

Method 3546 digestion time and temperture achieved.

Initial: CAH

Witness: SLG 01/23/2020

S-stained TurboVap

Prepared By: _____ Date _____

Reviewed By: _____ Date _____



ELEMENT SEQUENCE LOG

Apex Laboratories

Sequence: **0A22027**

Instrument: **SV-GCMS14**

Date: **01/22/20 08:01**

Calibration: **A9I1001**

#	Lab Number	Matrix	Analysis	Client	Due	Batch	ISTD ID	STD ID
1	0A22027-TUN1	Sediment	QC	QC			A19K048	A20A236
2	0A22027-CCV1	Sediment	QC	QC			A19K048	A19K012
3	0A22027-IBL1	Sediment	QC	QC			A19K048	
4	0A22027-TUN2	Sediment	QC	QC			A19K048	A20A236
5	0A22027-CCV2	Sediment	QC	QC			A19K048	A19K012
6	0A22027-CCB1	Sediment	QC	QC			A19K048	
7	0010640-BLK1	Sediment	QC	QC		0010640	A19K048	
8	0010640-BS1	Sediment	QC	QC		0010640	A19K048	
9	A0A0639-06	Sediment	8270D LL PAH Only (Scan)	Anchor QEA, LLC	02/03/20	0010640	A19K048	
10	A0A0639-05	Sediment	8270D LL PAH Only (Scan)	Anchor QEA, LLC	02/03/20	0010640	A19K048	
11	0010640-DUP1	Sediment	QC	QC		0010640	A19K048	
12	A0A0639-12	Sediment	8270D LL PAH Only (Scan)	Anchor QEA, LLC	02/03/20	0010640	A19K048	
13	0010640-MS1	Sediment	QC	QC		0010640	A19K048	
14	0010640-MSD1	Sediment	QC	QC		0010640	A19K048	
15	A0A0645-07	Sediment	8270D LL PAH Only (Scan)	Anchor QEA, LLC	02/04/20	0010640	A19K048	
16	A0A0648-02	Sediment	8270D LL PAH Only (Scan)	Anchor QEA, LLC	02/04/20	0010640	A19K048	
17	A0A0648-03	Sediment	8270D LL PAH Only (Scan)	Anchor QEA, LLC	02/04/20	0010640	A19K048	
18	A0A0648-05	Sediment	8270D LL PAH Only (Scan)	Anchor QEA, LLC	02/04/20	0010640	A19K048	
19	A0A0636-02	Sediment	8270D LL PAH Only (Scan)	Anchor QEA, LLC	02/03/20	0010609	A19K048	
20	A0A0636-03RE1	Sediment	8270D LL PAH Only (Scan)	Anchor QEA, LLC	02/03/20	0010609	A19K048	
21	A0A0636-05	Sediment	8270D LL PAH Only (Scan)	Anchor QEA, LLC	02/03/20	0010609	A19K048	
22	A0A0638-01	Sediment	8270D LL PAH Only (Scan)	Anchor QEA, LLC	02/03/20	0010609	A19K048	
23	A0A0638-02	Sediment	8270D LL PAH Only (Scan)	Anchor QEA, LLC	02/03/20	0010609	A19K048	
24	A0A0638-04	Sediment	8270D LL PAH Only (Scan)	Anchor QEA, LLC	02/03/20	0010609	A19K048	
25	A0A0639-07	Sediment	8270D LL PAH Only (Scan)	Anchor QEA, LLC	02/03/20	0010640	A19K048	
26	A0A0639-08	Sediment	8270D LL PAH Only (Scan)	Anchor QEA, LLC	02/03/20	0010640	A19K048	
27	A0A0645-02	Sediment	8270D LL PAH Only (Scan)	Anchor QEA, LLC	02/04/20	0010640	A19K048	
28	0A22027-IBL2	Sediment	QC	QC			A19K048	

Data Entered By:

AMS 1/23/20

Comments:

Data Reviewed By:

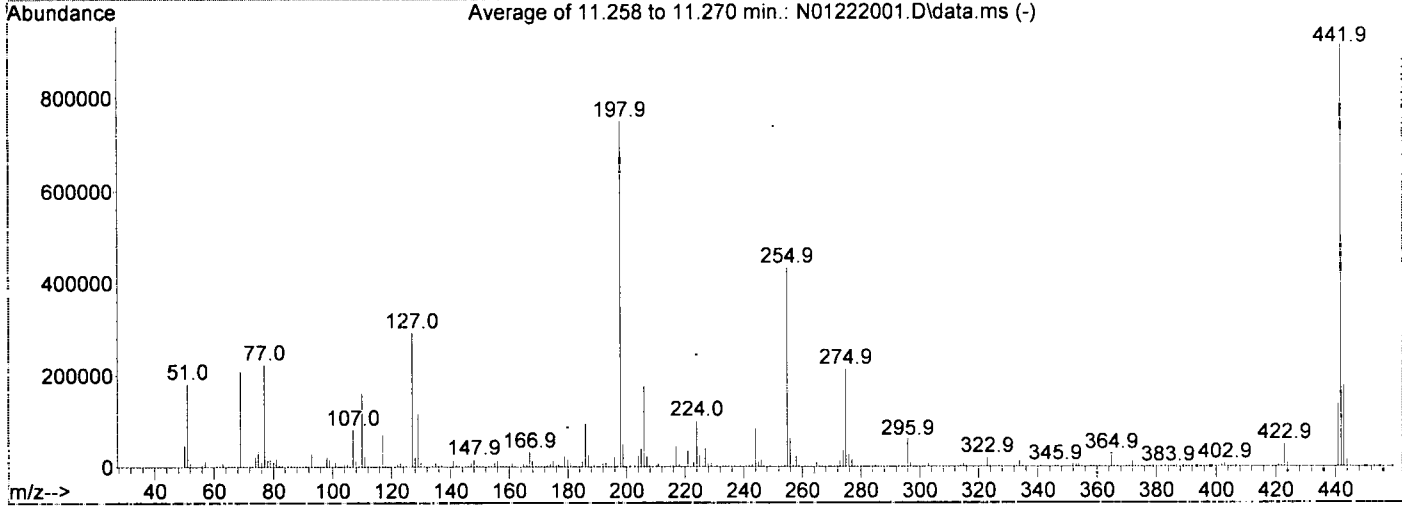
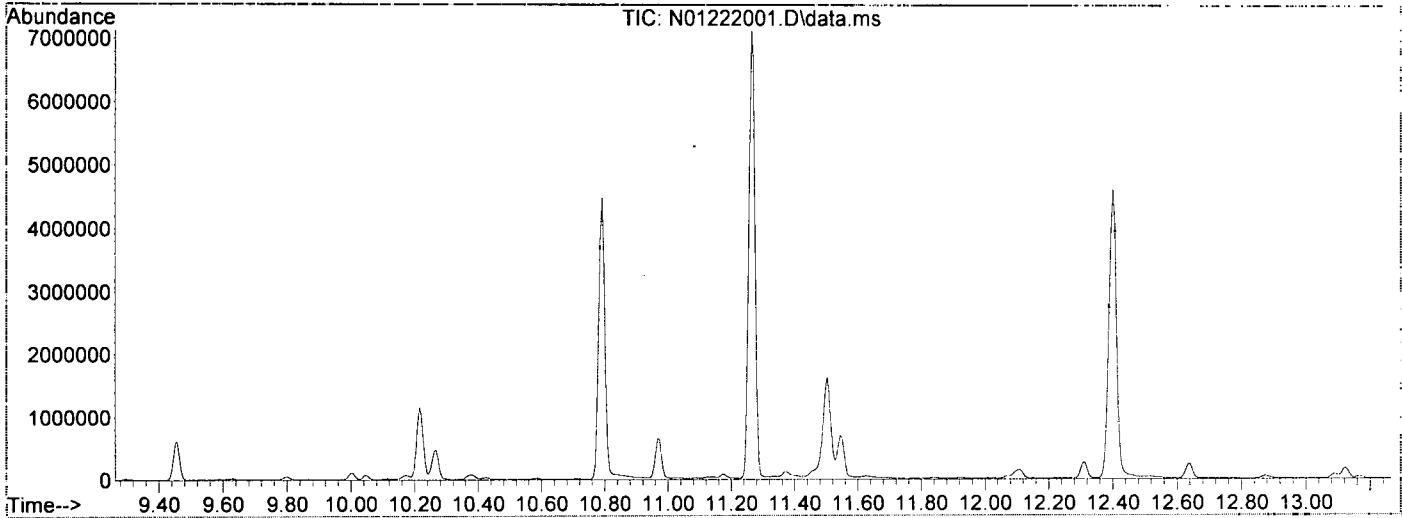
AMS 1/24/20

Data Path : U:\data\2020-01\0A22027\
 Data File : N01222001.D
 Acq On : 22 Jan 2020 09:35
 Operator : JK/ AMS/ DTH
 Sample : 0A22027-TUN1
 Misc : 1x, A20A236 DFTPP
 ALS Vial : 1 Sample Multiplier: 1

AMS
 1/22/20
 Q-14

Integration File: rteint.p

Method : U:\methods\DFTPP.M
 Title : 8270 DFTPP Tune Method
 Last Update : Wed Nov 06 13:10:03 2019



AutoFind: Scans 1195, 1196, 1197; Background Corrected with Scan 1189

Target Mass	Rel. to Mass	Lower Limit%	Upper Limit%	Rel. Abn%	Raw Abn	Result Pass/Fail
68	69	0.00	2	1.6	3267	PASS
69	69	100	100	100.0	209397	PASS
70	69	0.00	2	0.5	1026	PASS
197	198	0.00	2	0.3	2468	PASS
198	198	100	100	100.0	748032	PASS
199	198	5	9	6.8	50996	PASS
365	198	1	100	3.9	29024	PASS
441	443	0.01	150	77.3	136749	PASS
442	198	0.10	200	121.9	911765	PASS
443	442	15	24	19.4	176883	PASS

Data Path : U:\data\2020-01\0A22027\
 Data File : N01222001.D
 Acq On : 22 Jan 2020 09:35
 Operator : JK/ AMS/ DTH
 Sample : 0A22027-TUN1
 Misc : 1x, A20A236 DFTPP
 ALS Vial : 1 Sample Multiplier: 1
 DataAcq Meth:DFTPP.M

Quant Time: Jan 22 15:00:08 2020
 Quant Method : U:\methods\DFTPP.M
 Quant Title : 8270 DFTPP Tune Method
 QLast Update : Wed Nov 06 13:10:03 2019
 Response via : Initial Calibration
 InstName : SV-GCMS14

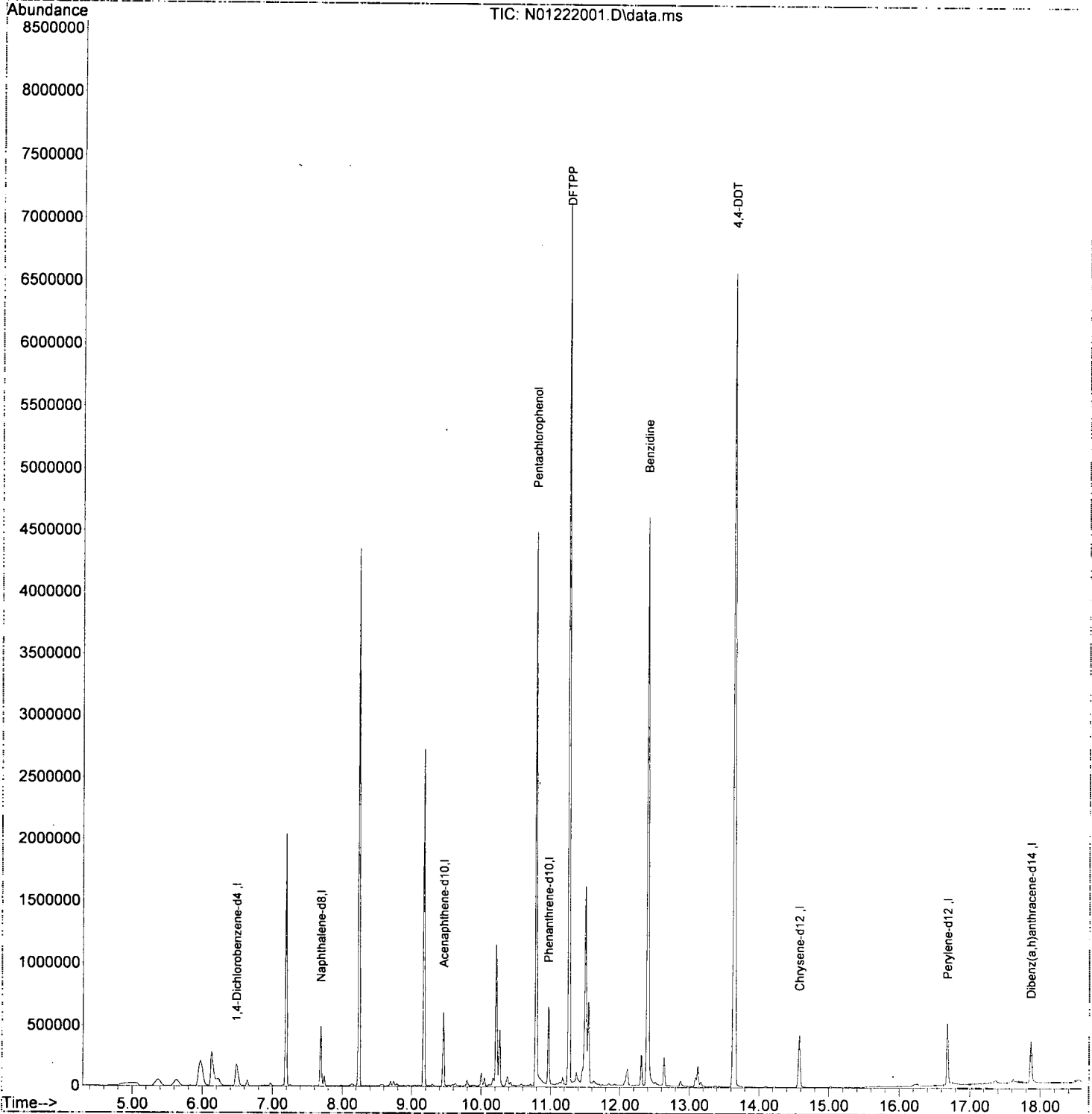
Compound	R.T.	QIon	Response	Conc	Units	Dev(Min)

Internal Standards						
1) 1,4-Dichlorobenzene-d4	6.484	150	132272	2.00	ug/mL	-0.04
2) Naphthalene-d8	7.691	136	343555	2.00	ug/mL	-0.04
3) Acenaphthene-d10	9.457	162	184630	2.00	ug/mL	-0.04
5) Phenanthrene-d10	10.966	188	346571	2.00	ug/mL	-0.04
11) Chrysene-d12	14.574	240	302624	2.00	ug/mL	-0.06
12) Perylene-d12	16.679	264	296737	2.00	ug/mL	-0.05
13) Dibenz(a,h)anthracene-...	17.862	292	258328	2.00	ug/mL	#-0.06
Target Compounds						Qvalue
4) Pentachlorophenol	10.792	266	850549	48.78	ug/mL	82
6) DFTPP	11.270	442	1489583	53.24	ug/mL	72
7) Benzidine	12.400	184	3286056	26.65	ug/mL	98
8) 4,4-DDE	12.639	TIC	340103	No Calib		
9) 4,4-DDD	13.123	TIC	250238	No Calib		
10) 4,4-DDT	13.648	TIC	12226213	34.40	ug/mL	95

(#) = qualifier out of range (m) = manual integration (+) = signals summed

Data Path : U:\data\2020-01\0A22027\
Data File : N01222001.D
Acq On : 22 Jan 2020 09:35
Operator : JK/ AMS/ DTH
Sample : 0A22027-TUN1
Misc : 1x, A20A236 DFTPP
ALS Vial : 1 Sample Multiplier: 1
DataAcq Meth:DFTPP.M

Quant Time: Jan 22 15:00:08 2020
Quant Method : U:\methods\DFTPP.M
Quant Title : 8270 DFTPP Tune Method
QLast Update : Wed Nov 06 13:10:03 2019
Response via : Initial Calibration
InstName : SV-GCMS14



Data Path : U:\data\2020-01\0A22027\
 Data File : N01222002.D
 Acq On : 22 Jan 2020 10:02
 Operator : JK/ AMS/ DTH
 Sample : 0A22027-CCV1
 Misc : 1x, A19K012@50
 ALS Vial : 2 Sample Multiplier: 1
 DataAcq Meth:LVI14_BNA_ACQ.M

Quant Time: Jan 22 14:49:32 2020
 Quant Method : U:\methods\SV14_090619_PAHR7.M
 Quant Title : EPA 8270D: Semivolatile Organics
 QLast Update : Fri Dec 20 12:46:03 2019
 Response via : Initial Calibration
 InstName : SV-GCMS14

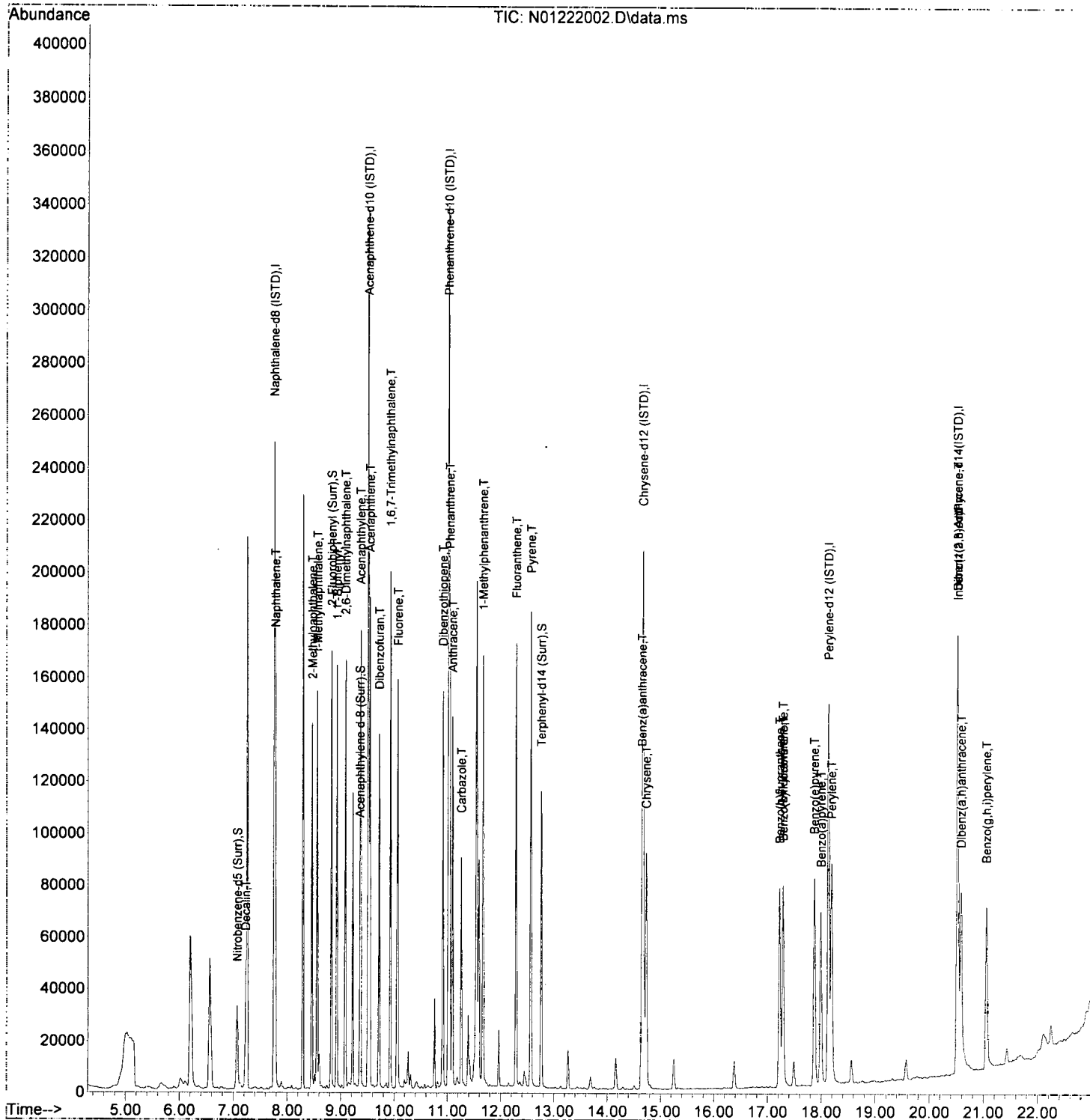
Q-14
 AMS
 1/22/20

Compound	R.T.	QIon	Response	Conc	Units	Dev(Min)	
Internal Standards							
1) Naphthalene-d8 (ISTD)	7.755	136	171815	100.00	ng/ml	0.00	
9) Acenaphthene-d10 (ISTD)	9.509	162	101449	100.00	ng/ml	0.00	
17) Phenanthrene-d10 (ISTD)	11.013	188	180063	100.00	ng/ml	0.00	
24) Chrysene-d12 (ISTD)	14.668	240	138624	100.00	ng/ml	-0.02	
29) Perylene-d12 (ISTD)	18.130	264	130367	100.00	ng/ml	-0.01	
37) Dibenz(a,h)Anthrcene-d...	20.514	292	103245	100.00	ng/ml	-0.02	
System Monitoring Compounds							
2) Nitrobenzene-d5 (Surr)	7.067	82	24814	43.46	ng/ml	0.00	
10) 2-Fluorobiphenyl (Surr)	8.822	172	77420	51.15	ng/ml	0.00	
11) Acenaphthylene d-8 (Surr)	9.352	160	10173	3.56	ng/ml	0.00	
26) Terphenyl-d14 (Surr)	12.756	244	66519	45.63	ng/ml	-0.01	
33) Benzo(a)pyrene d-12 (S...	0.000	264	0	0.00	ng/ml		
Target Compounds							
							Qvalue
3) Decalin	7.224	138	6679	52.21	ng/ml		88
4) Naphthalene	7.772	128	91944	48.52	ng/ml		99
5) 2-Methylnaphthalene	8.460	142	61664	38.40	ng/ml		97
6) 1-Methylnaphthalene	8.559	142	64488	40.17	ng/ml		98
7) 1,1'-Biphenyl	8.921	154	77362	35.82	ng/ml		95
8) 2,6-Dimethylnaphthalene	9.084	156	56204	35.63	ng/ml		98
12) Acenaphthylene	9.364	152	111356	50.56	ng/ml		99
13) Acenaphthene	9.538	153	68217	47.29	ng/ml		100
14) Dibenzofuran	9.713	168	84187	46.59	ng/ml		96
15) 1,6,7-Trimethylnaphtha...	9.923	170	57355	47.41	ng/ml		98
16) Fluorene	10.063	166	63723	43.17	ng/ml		99
18) Dibenzothiopene	10.908	184	88823	47.17	ng/ml		96
19) Phenanthrene	11.036	178	100085	47.50	ng/ml		100
20) Anthracene	11.089	178	83572	42.64	ng/ml		99
21) Carbazole	11.252	167	58198	36.70	ng/ml		99
22) 1-Methylphenanthrene	11.666	192	70348	48.06	ng/ml		99
23) Fluoranthene	12.284	202	108107	50.92	ng/ml		96
25) Pyrene	12.564	202	113271	52.30	ng/ml		99
27) Benz(a)anthracene	14.644	228	69571	43.23	ng/ml		99
28) Chrysene	14.726	228	70302	46.16	ng/ml		99
30) Benzo(b)fluoranthene	17.221	252	71041	47.23	ng/ml		93
31) Benzo(k)fluoranthene	17.285	252	67330	45.46	ng/ml		93
32) Benzo(b+k)fluoranthene	17.285	252	143701	93.39	ng/ml		93
34) Benzo(e)pyrene	17.868	252	70829	46.56	ng/ml		98
35) Benzo(a)pyrene	17.990	252	60393	46.91	ng/ml		97
36) Perylene	18.188	252	76717	48.38	ng/ml		100
38) Indeno(1,2,3-cd)Pyrene	20.520	276	58183	45.69	ng/ml		80
39) Dibenz(a,h)anthracene	20.584	278	55967	46.78	ng/ml		82
40) Benzo(g,h,i)perylene	21.050	276	61890	45.82	ng/ml		99

(#) = qualifier out of range (m) = manual integration (+) = signals summed

Data Path : U:\data\2020-01\0A22027\
 Data File : N01222002.D
 Acq On : 22 Jan 2020 10:02
 Operator : JK/ AMS/ DTH
 Sample : 0A22027-CCV1
 Misc : 1x, A19K012@50
 ALS Vial : 2 Sample Multiplier: 1
 DataAcq Meth:LVI14_BNA_ACQ.M

Quant Time: Jan 22 14:49:32 2020
 Quant Method : U:\methods\SV14_090619_PAHR7.M
 Quant Title : EPA 8270D: Semivolatile Organics
 QLast Update : Fri Dec 20 12:46:03 2019
 Response via : Initial Calibration
 InstName : SV-GCMS14



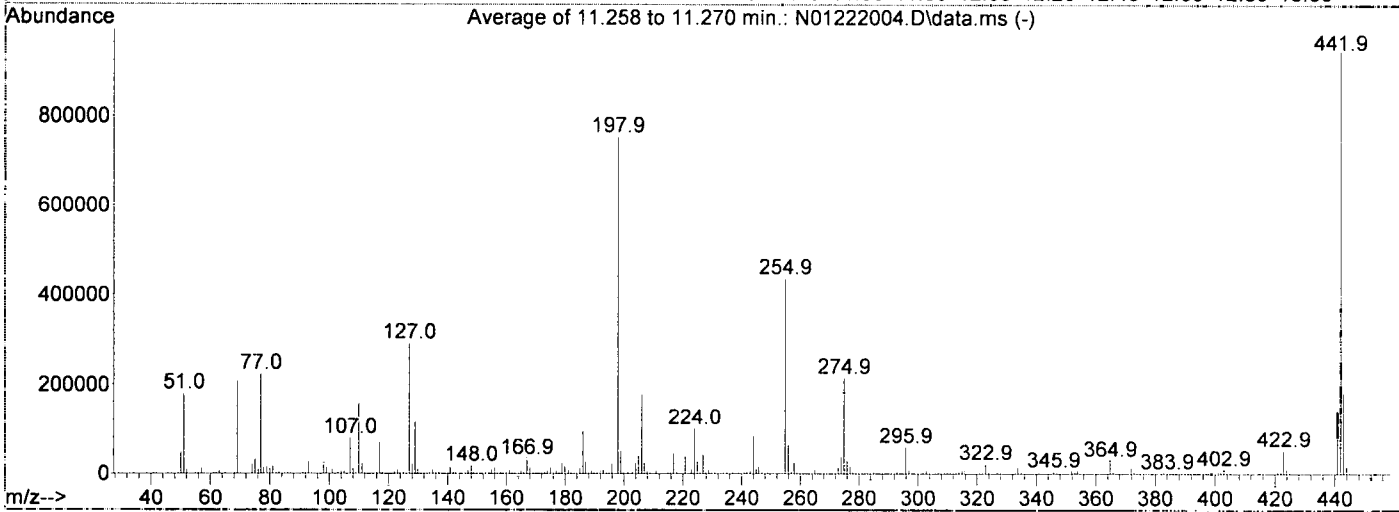
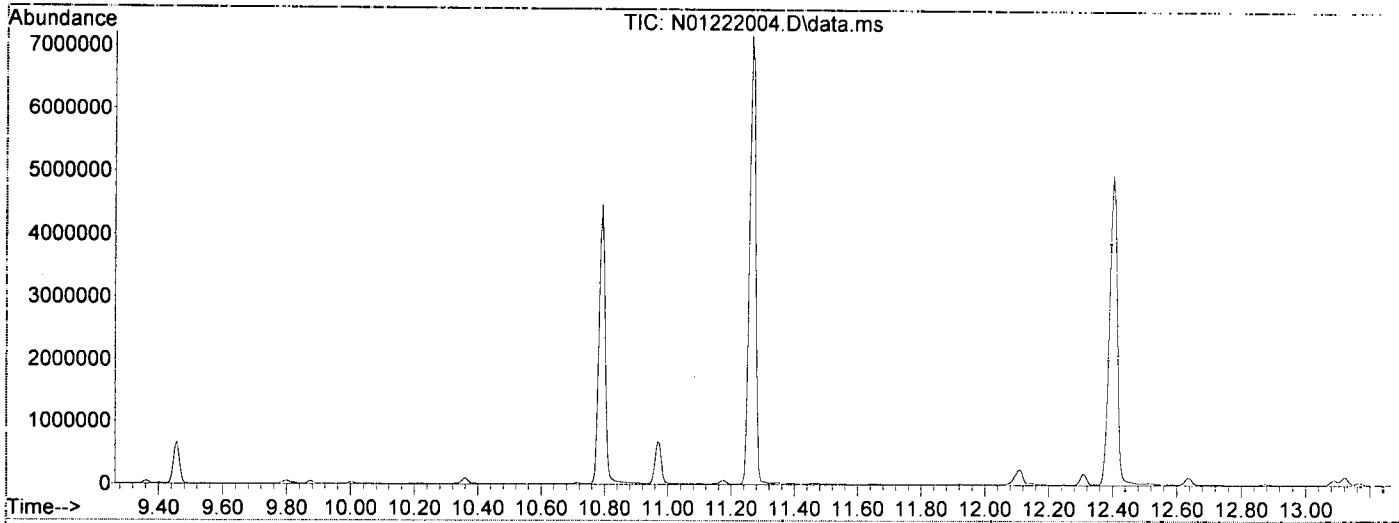
Data Path : U:\data\2020-01\0A22027\
 Data File : N01222004.D
 Acq On : 22 Jan 2020 11:37
 Operator : JK/ AMS/ DTH
 Sample : 0A22027-TUN2
 Misc : 1x, A20A236 DFTPP
 ALS Vial : 1 Sample Multiplier: 1

Replaced lines

*AMS
1/22/20*

Integration File: rteint.p

Method : U:\methods\DFTPP.M
 Title : 8270 DFTPP Tune Method
 Last Update : Wed Nov 06 13:10:03 2019



AutoFind: Scans 1195, 1196, 1197; Background Corrected with Scan 1189

Target Mass	Rel. to Mass	Lower Limit%	Upper Limit%	Rel. Abn%	Raw Abn	Result Pass/Fail
68	69	0.00	2	1.7	3509	PASS
69	69	100	100	100.0	207739	PASS
70	69	0.00	2	0.5	1105	PASS
197	198	0.00	2	0.0	0	PASS
198	198	100	100	100.0	753643	PASS
199	198	5	9	6.9	51803	PASS
365	198	1	100	3.8	28669	PASS
441	443	0.01	150	76.8	141179	PASS
442	198	0.10	200	125.1	942720	PASS
443	442	15	24	19.5	183789	PASS

Data Path : U:\data\2020-01\0A22027\
 Data File : N01222004.D
 Acq On : 22 Jan 2020 11:37
 Operator : JK/ AMS/ DTH
 Sample : 0A22027-TUN2
 Misc : 1x, A20A236 DFTPP
 ALS Vial : 1 Sample Multiplier: 1
 DataAcq Meth:DFTPP.M

Quant Time: Jan 22 15:00:26 2020
 Quant Method : U:\methods\DFTPP.M
 Quant Title : 8270 DFTPP Tune Method
 QLast Update : Wed Nov 06 13:10:03 2019
 Response via : Initial Calibration
 InstName : SV-GCMS14

Compound	R.T.	QIon	Response	Conc	Units	Dev(Min)

Internal Standards						
1) 1,4-Dichlorobenzene-d4	6.490	150	123208	2.00	ug/mL	-0.03
2) Naphthalene-d8	7.697	136	345681	2.00	ug/mL	-0.04
3) Acenaphthene-d10	9.457	162	200395	2.00	ug/mL	-0.04
5) Phenanthrene-d10	10.967	188	367655	2.00	ug/mL	-0.04
11) Chrysene-d12	14.574	240	320956	2.00	ug/mL	-0.06
12) Perylene-d12	16.673	264	311922	2.00	ug/mL	-0.05
13) Dibenz(a,h)anthracene-...	17.856	292	277173	2.00	ug/mL	#-0.06

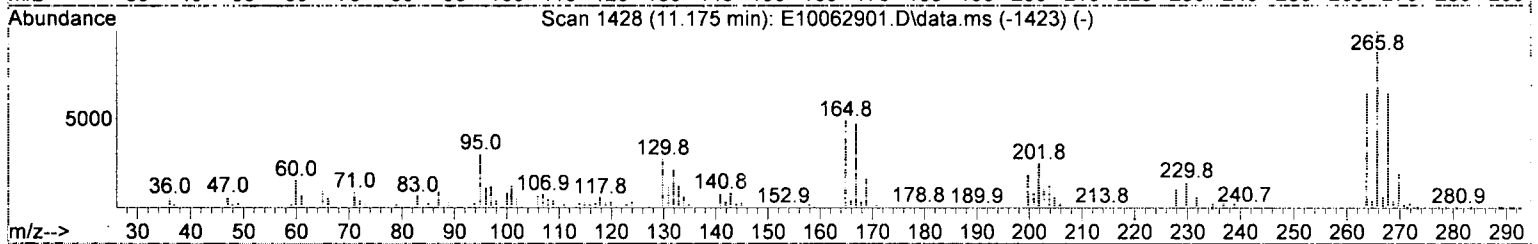
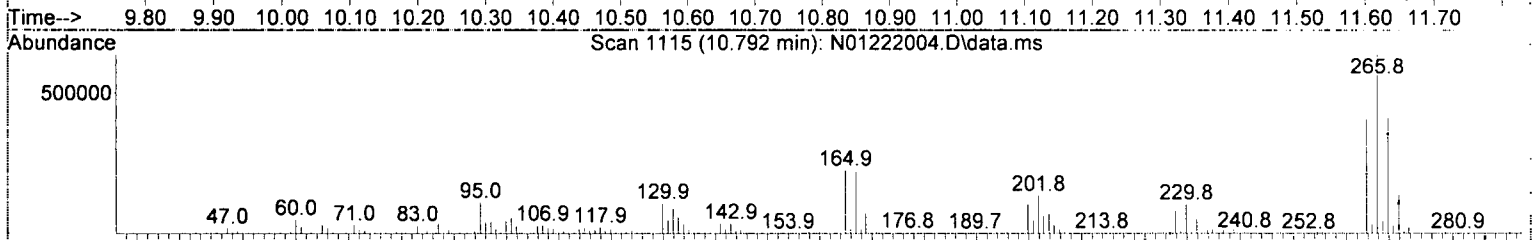
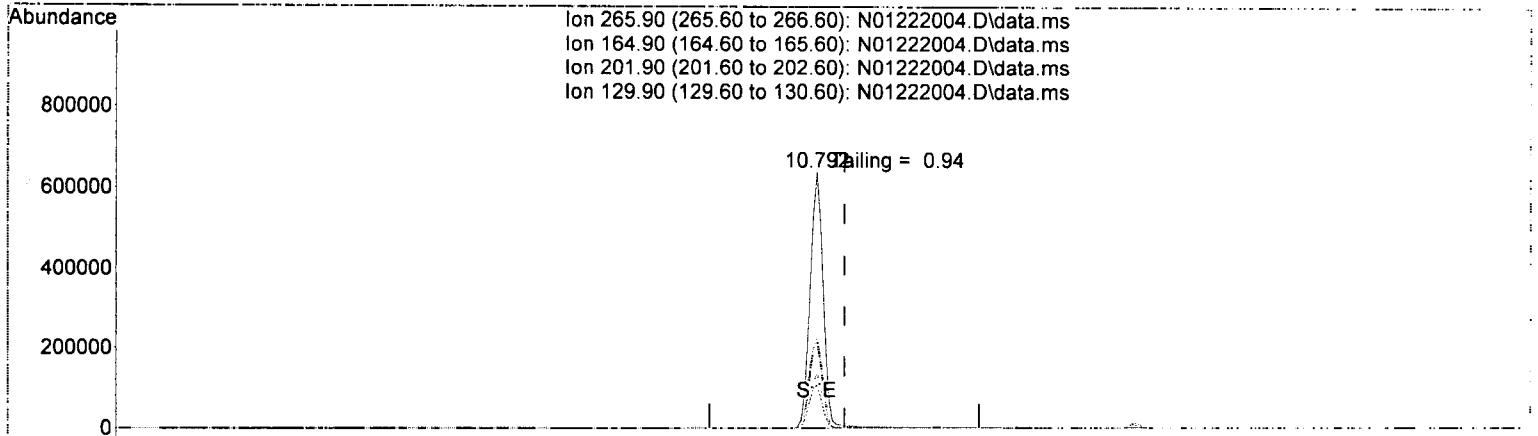
Target Compounds						Qvalue
4) Pentachlorophenol	10.792	266	848430	44.83	ug/mL	81
6) DFTPP	11.270	442	1516792	51.10	ug/mL	70
7) Benzidine	12.400	184	3618332	27.67	ug/mL	97
8) 4,4-DDE	12.634	TIC	176493	No Calib		
9) 4,4-DDD	13.123	TIC	207126	No Calib		
10) 4,4-DDT	13.648	TIC	12871170	34.14	ug/mL	95

(#) = qualifier out of range (m) = manual integration (+) = signals summed

Quantitation Report (Qedit)

Data Path : U:\data\2020-01\0A22027\
 Data File : N01222004.D
 Acq On : 22 Jan 2020 11:37
 Operator : JK/ AMS/ DTH
 Sample : 0A22027-TUN2
 Misc : 1x, A20A236 DFTPP
 ALS Vial : 1 Sample Multiplier: 1
 DataAcq Meth:DFTPP.M

Quant Time: Jan 22 15:00:26 2020
 Quant Method : U:\methods\DFTPP.M
 Quant Title : 8270 DFTPP Tune Method
 QLast Update : Wed Nov 06 13:10:03 2019
 Response via : Initial Calibration
 InstName : SV-GCMS14



TIC: N01222004.D\data.ms

(4) Pentachlorophenol

10.792min (-0.041) 44.83 ug/mL

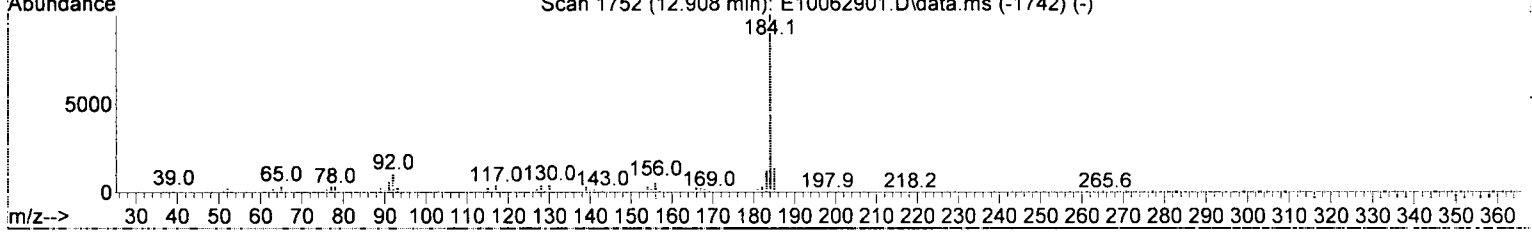
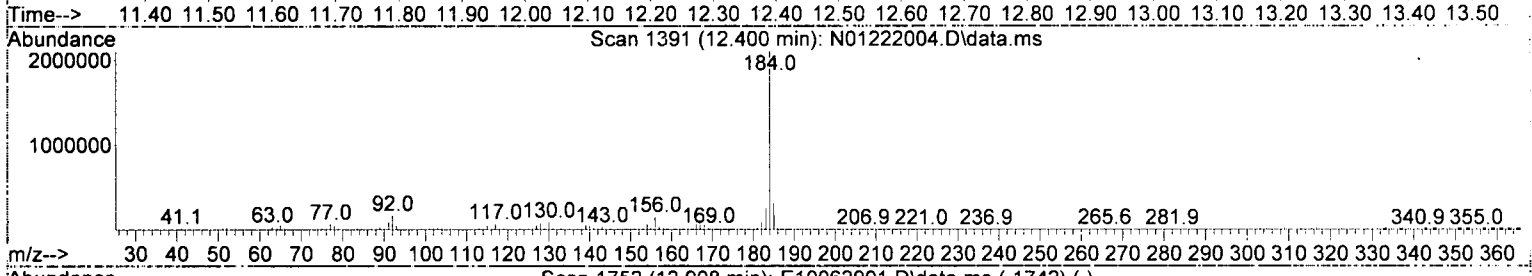
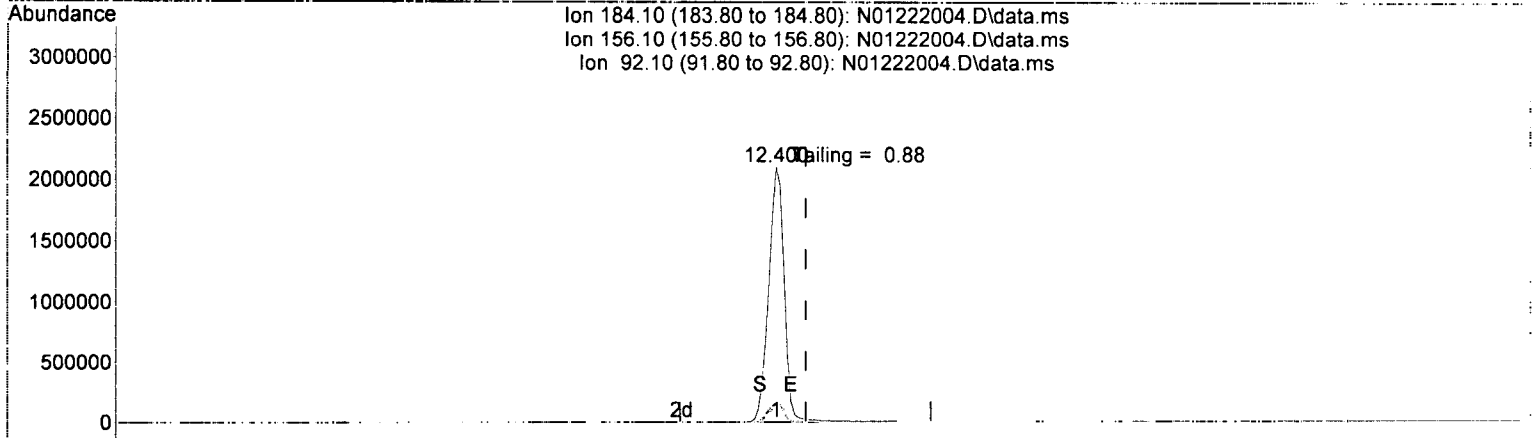
response 848430

Ion	Exp%	Act%
265.90	100.00	100.00
164.90	50.60	34.91
201.90	25.80	20.98
129.90	27.30	16.70

Quantitation Report (Qedit)

Data Path : U:\data\2020-01\0A22027\
 Data File : N01222004.D
 Acq On : 22 Jan 2020 11:37
 Operator : JK/ AMS/ DTH
 Sample : 0A22027-TUN2
 Misc : 1x, A20A236 DFTPP
 ALS Vial : 1 Sample Multiplier: 1
 DataAcq Meth:DFTPP.M

Quant Time: Jan 22 15:00:26 2020
 Quant Method : U:\methods\DFTPP.M
 Quant Title : 8270 DFTPP Tune Method
 QLast Update : Wed Nov 06 13:10:03 2019
 Response via : Initial Calibration
 InstName : SV-GCMS14



TIC: N01222004.D\data.ms

(7) Benzidine

12.400min (-0.047) 27.67 ug/mL

response 3618332

Ion	Exp%	Act%
184.10	100.00	100.00
156.10	8.50	7.00
92.10	8.20	7.81
0.00	0.00	0.00

DDT Breakdown Check (Validated 5/1/2013)

From:
0A22027-TUN2
SV-GCMS14

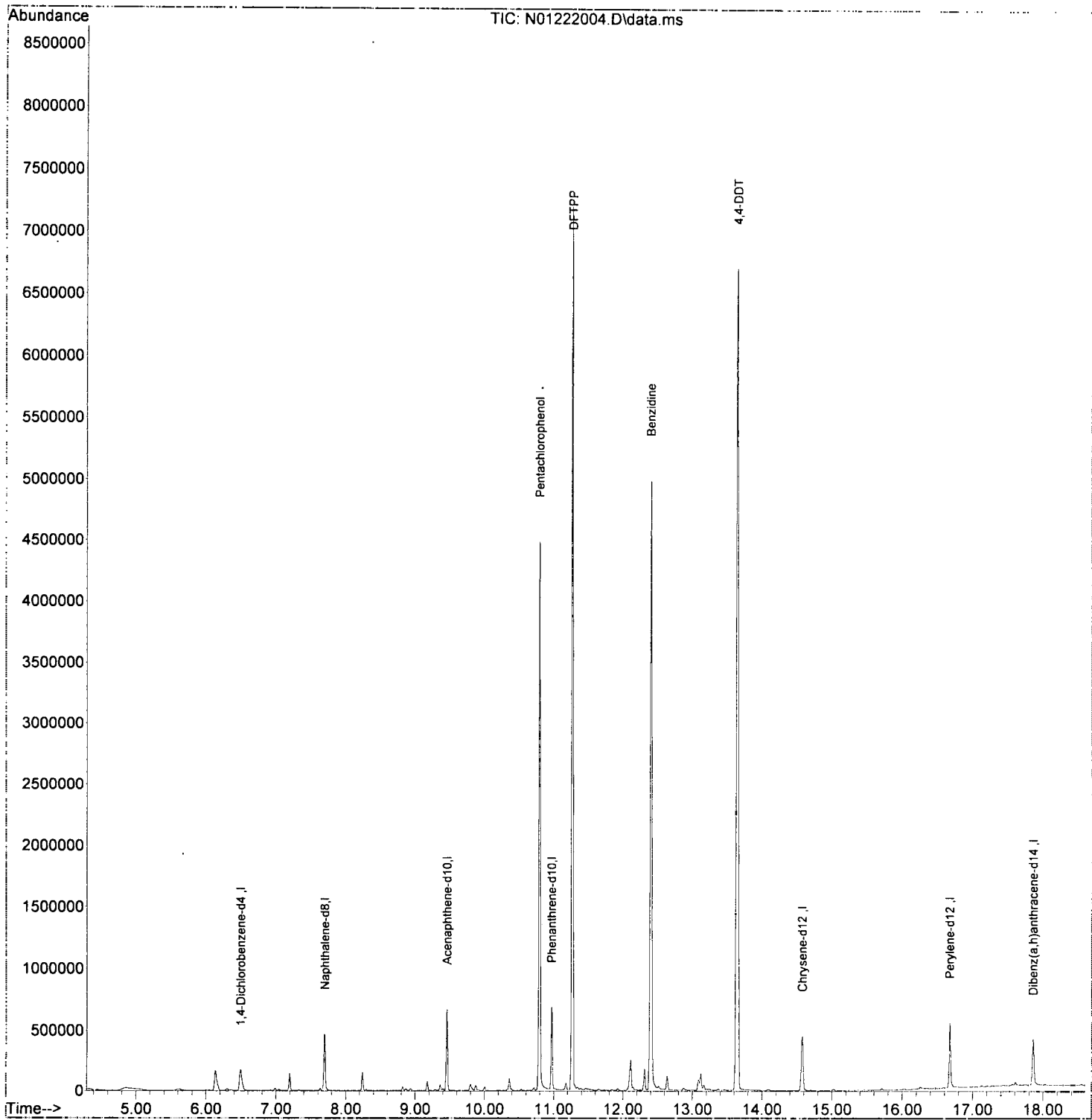
First Column Area Counts		Percent Breakdown
DDE	176493	
DDD	207126	

DDT	12871170	2.89	PASS
------------	-----------------	-------------	-------------

Breakdown must be less than 20% to accept sample data.

Data Path : U:\data\2020-01\0A22027\
Data File : N01222004.D
Acq On : 22 Jan 2020 11:37
Operator : JK/ AMS/ DTH
Sample : 0A22027-TUN2
Misc : 1x, A20A236 DFTPP
ALS Vial : 1 Sample Multiplier: 1
DataAcq Meth:DFTPP.M

Quant Time: Jan 22 15:00:26 2020
Quant Method : U:\methods\DFTPP.M
Quant Title : 8270 DFTPP Tune Method
QLast Update : Wed Nov 06 13:10:03 2019
Response via : Initial Calibration
InstName : SV-GCMS14



Evaluate Continuing Calibration Report

Data Path : U:\data\2020-01\0A22027\
 Data File : N01222005.D
 Acq On : 22 Jan 2020 12:05
 Operator : JK/ AMS/ DTH
 Sample : 0A22027-CCV2
 Misc : 1x, A19K012@50
 ALS Vial : 2 Sample Multiplier: 1
 DataAcq Meth:LVI14_BNA_ACQ.M

AMS
1/22/20

Quant Time: Jan 22 15:01:54 2020
 Quant Method : U:\methods\SV14_090619_PAHR7.M
 Quant Title : EPA 8270D: Semivolatile Organics
 QLast Update : Fri Dec 20 12:46:03 2019
 Response via : Initial Calibration
 InstName : SV-GCMS14

Min. RRF : 0.000 Min. Rel. Area : 50% Max. R.T. Dev 0.50min
 Max. RRF Dev : 20% Max. Rel. Area : 200%

Compound	Amount	Calc.	%Dev	Area%	Dev(min)
1 I Naphthalene-d8 (ISTD)	100.000	100.000	0.0	118	0.00
2 S Nitrobenzene-d5 (Surr)	50.000	45.539	8.9	110	0.00
3 T Decalin	50.000	46.774	6.5	109	0.00
4 T Naphthalene	50.000	49.351	1.3	118	0.00
5 T 2-Methylnaphthalene	50.000	43.280	13.4	101	0.00
6 T 1-Methylnaphthalene	50.000	43.197	13.6	99	0.00
7 T 1,1'-Biphenyl	50.000	39.900	20.2#	94	0.00
8 T 2,6-Dimethylnaphthalene	50.000	41.525	17.0	95	0.00
9 I Acenaphthene-d10 (ISTD)	100.000	100.000	0.0	99	0.00
10 S 2-Fluorobiphenyl (Surr)	50.000	49.342	1.3	98	0.00
11 S Acenaphthylene d-8 (Surr)	50.000	-1.000	102.0#	1	0.00
12 T Acenaphthylene	50.000	46.034	7.9	91	0.00
13 T Acenaphthene	50.000	48.654	2.7	98	0.00
14 T Dibenzofuran	50.000	46.218	7.6	92	0.00
15 T 1,6,7-Trimethylnaphthalene	50.000	48.564	2.9	98	0.00
16 T Fluorene	50.000	47.698	4.6	95	0.00
17 I Phenanthrene-d10 (ISTD)	100.000	100.000	0.0	97	0.00
18 T Dibenzothiopene	50.000	48.662	2.7	95	0.00
19 T Phenanthrene	50.000	48.798	2.4	96	0.00
20 T Anthracene	50.000	48.095	3.8	94	0.00
21 T Carbazole	50.000	47.607	4.8	93	0.00
22 T 1-Methylphenanthrene	50.000	52.302	-4.6	102	0.00
23 T Fluoranthene	50.000	52.761	-5.5	103	0.00
24 I Chrysene-d12 (ISTD)	100.000	100.000	0.0	111	-0.01
25 T Pyrene	50.000	47.012	6.0	104	0.00
26 S Terphenyl-d14 (Surr)	50.000	46.648	6.7	104	0.00
27 T Benzo(a)anthracene	50.000	44.837	10.3	105	-0.01
28 T Chrysene	50.000	46.517	7.0	105	-0.01
29 I Perylene-d12 (ISTD)	100.000	100.000	0.0	121	0.00
30 T Benzo(b)fluoranthene	50.000	46.395	7.2	111	0.00
31 T Benzo(k)fluoranthene	50.000	47.720	4.6	117	0.00
32 T Benzo(b+k)fluoranthene	100.000	94.522	5.5	114	0.00
33 S Benzo(a)pyrene d-12 (Surr)	50.000	0.000	100.0#	0	-17.96#
34 T Benzo(e)pyrene	50.000	46.270	7.5	113	-0.01
35 T Benzo(a)pyrene	50.000	47.702	4.6	113	-0.01
36 T Perylene	50.000	47.798	4.4	115	0.00
37 I Dibenz(a,h)Anthracene-d14 (IS	100.000	100.000	0.0	146	-0.01
38 T Indeno(1,2,3-cd)Pyrene	50.000	45.893	8.2	135	-0.01
39 T Dibenz(a,h)anthracene	50.000	47.560	4.9	141	-0.01
40 T Benzo(g,h,i)perylene	50.000	45.557	8.9	131	-0.01

(#) = Out of Range

SPCC's out = 0 CCC's out = 0

Data Path : U:\data\2020-01\0A22027\
 Data File : N01222005.D
 Acq On : 22 Jan 2020 12:05
 Operator : JK/ AMS/ DTH
 Sample : 0A22027-CCV2
 Misc : 1x, A19K012@50
 ALS Vial : 2 Sample Multiplier: 1
 DataAcq Meth:LVI14_BNA_ACQ.M

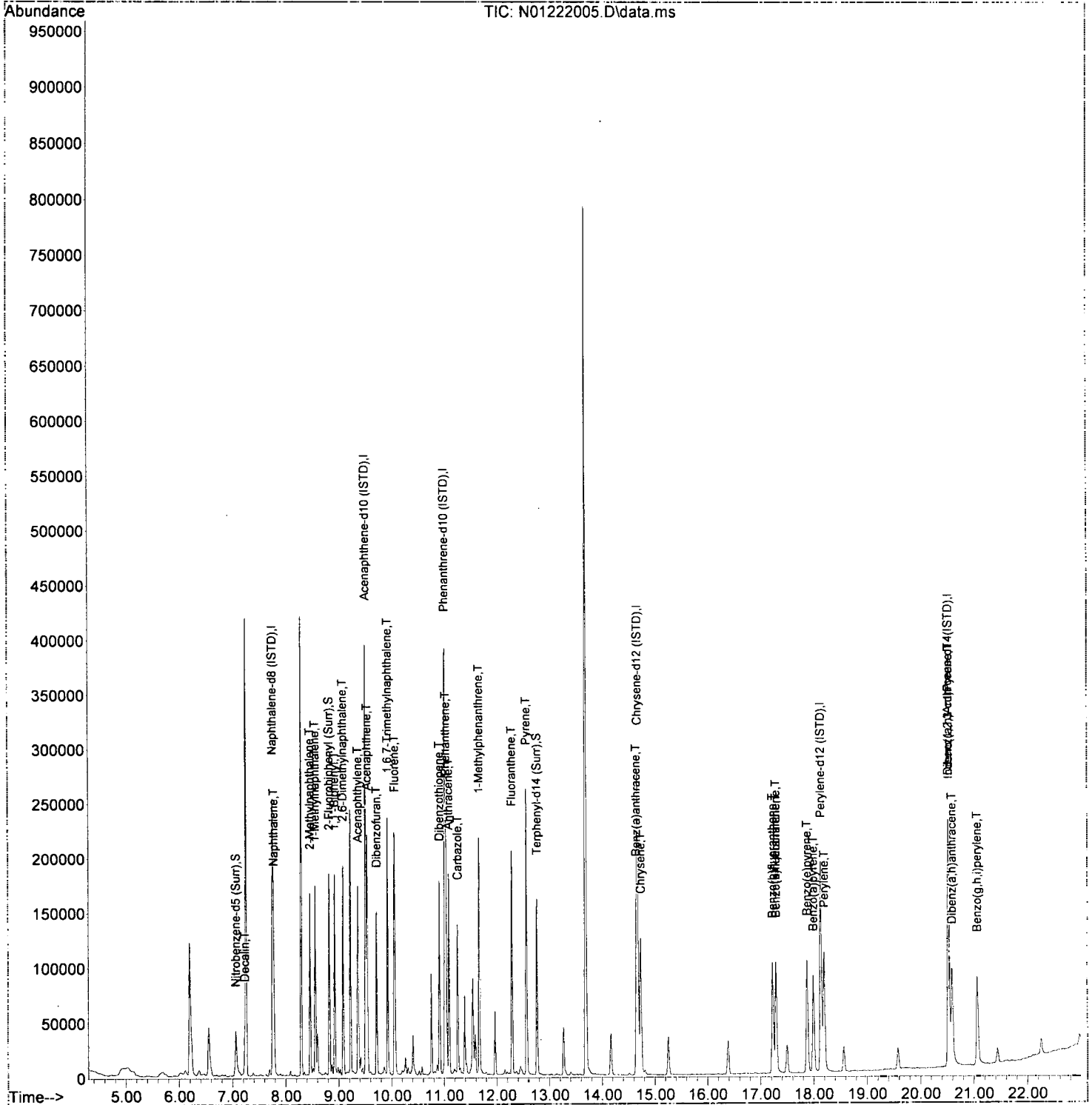
Quant Time: Jan 22 15:01:54 2020
 Quant Method : U:\methods\SV14_090619_PAHR7.M
 Quant Title : EPA 8270D: Semivolatile Organics
 QLast Update : Fri Dec 20 12:46:03 2019
 Response via : Initial Calibration
 InstName : SV-GCMS14

Compound	R.T.	QIon	Response	Conc	Units	Dev(Min)	
Internal Standards							
1) Naphthalene-d8 (ISTD)	7.755	136	174793	100.00	ng/ml	0.00	
9) Acenaphthene-d10 (ISTD)	9.509	162	116824	100.00	ng/ml	0.00	
17) Phenanthrene-d10 (ISTD)	11.013	188	212077	100.00	ng/ml	0.00	
24) Chrysene-d12 (ISTD)	14.673	240	188227	100.00	ng/ml	-0.01	
29) Perylene-d12 (ISTD)	18.136	264	172066	100.00	ng/ml	0.00	
37) Dibenz(a,h)Anthrcene-d...	20.520	292	135964	100.00	ng/ml	-0.01	
System Monitoring Compounds							
2) Nitrobenzene-d5 (Surr)	7.061	82	26450	45.54	ng/ml	0.00	
10) 2-Fluorobiphenyl (Surr)	8.822	172	85995	49.34	ng/ml	0.00	
11) Acenaphthylene d-8 (Surr)	9.352	160	1629	-1.00	ng/ml	0.00	
26) Terphenyl-d14 (Surr)	12.762	244	92345	46.65	ng/ml	0.00	
33) Benzo(a)pyrene d-12 (S...	0.000	264	0	0.00	ng/ml		
Target Compounds							
							Qvalue
3) Decalin	7.230	138	6087	46.77	ng/ml		86
4) Naphthalene	7.778	128	95141	49.35	ng/ml		100
5) 2-Methylnaphthalene	8.460	142	70704	43.28	ng/ml		98
6) 1-Methylnaphthalene	8.559	142	70555	43.20	ng/ml		98
7) 1,1'-Biphenyl	8.926	154	87668	39.90	ng/ml		97
8) 2,6-Dimethylnaphthalene	9.084	156	66632	41.53	ng/ml		98
12) Acenaphthylene	9.369	152	116752	46.03	ng/ml		99
13) Acenaphthene	9.544	153	80824	48.65	ng/ml		100
14) Dibenzofuran	9.719	168	96166	46.22	ng/ml		95
15) 1,6,7-Trimethylnaphtha...	9.929	170	67658	48.56	ng/ml		99
16) Fluorene	10.063	166	81082	47.70	ng/ml		99
18) Dibenzothiopene	10.914	184	107935	48.66	ng/ml		95
19) Phenanthrene	11.036	178	121101	48.80	ng/ml		100
20) Anthracene	11.089	178	111020	48.10	ng/ml		99
21) Carbazole	11.258	167	88922	47.61	ng/ml		99
22) 1-Methylphenanthrene	11.666	192	90165	52.30	ng/ml		99
23) Fluoranthene	12.284	202	131921	52.76	ng/ml		96
25) Pyrene	12.563	202	138251	47.01	ng/ml		99
27) Benz(a)anthracene	14.650	228	97986	44.84	ng/ml		99
28) Chrysene	14.732	228	96200	46.52	ng/ml		100
30) Benzo(b)fluoranthene	17.226	252	92115	46.40	ng/ml		94
31) Benzo(k)fluoranthene	17.291	252	93285	47.72	ng/ml		92
32) Benzo(b+k)fluoranthene	17.291	252	191958	94.52	ng/ml		92
34) Benzo(e)pyrene	17.873	252	92893	46.27	ng/ml		98
35) Benzo(a)pyrene	17.990	252	81065	47.70	ng/ml		96
36) Perylene	18.194	252	100044	47.80	ng/ml		100
38) Indeno(1,2,3-cd)Pyrene	20.525	276	76955	45.89	ng/ml		78
39) Dibenz(a,h)anthracene	20.590	278	74937	47.56	ng/ml		82
40) Benzo(g,h,i)perylene	21.056	276	81038	45.56	ng/ml		98

(#) = qualifier out of range (m) = manual integration (+) = signals summed

Data Path : U:\data\2020-01\0A22027\
 Data File : N01222005.D
 Acq On : 22 Jan 2020 12:05
 Operator : JK/ AMS/ DTH
 Sample : 0A22027-CCV2
 Misc : 1x, A19K012@50
 ALS Vial : 2 Sample Multiplier: 1
 DataAcq Meth:LVI14_BNA_ACQ.M

Quant Time: Jan 22 15:01:54 2020
 Quant Method : U:\methods\SV14_090619_PAHR7.M
 Quant Title : EPA 8270D: Semivolatile Organics
 QLast Update : Fri Dec 20 12:46:03 2019
 Response via : Initial Calibration
 InstName : SV-GCMS14



Data Path : U:\data\2020-01\0A22027\
 Data File : N01222006.D
 Acq On : 22 Jan 2020 12:37
 Operator : JK/ AMS/ DTH
 Sample : 0A22027-CCB1
 Misc : 1x, DCM + ISTD
 ALS Vial : 3 Sample Multiplier: 1
 DataAcq Meth:LVI14_BNA_ACQ.M

AMS
1/22/20

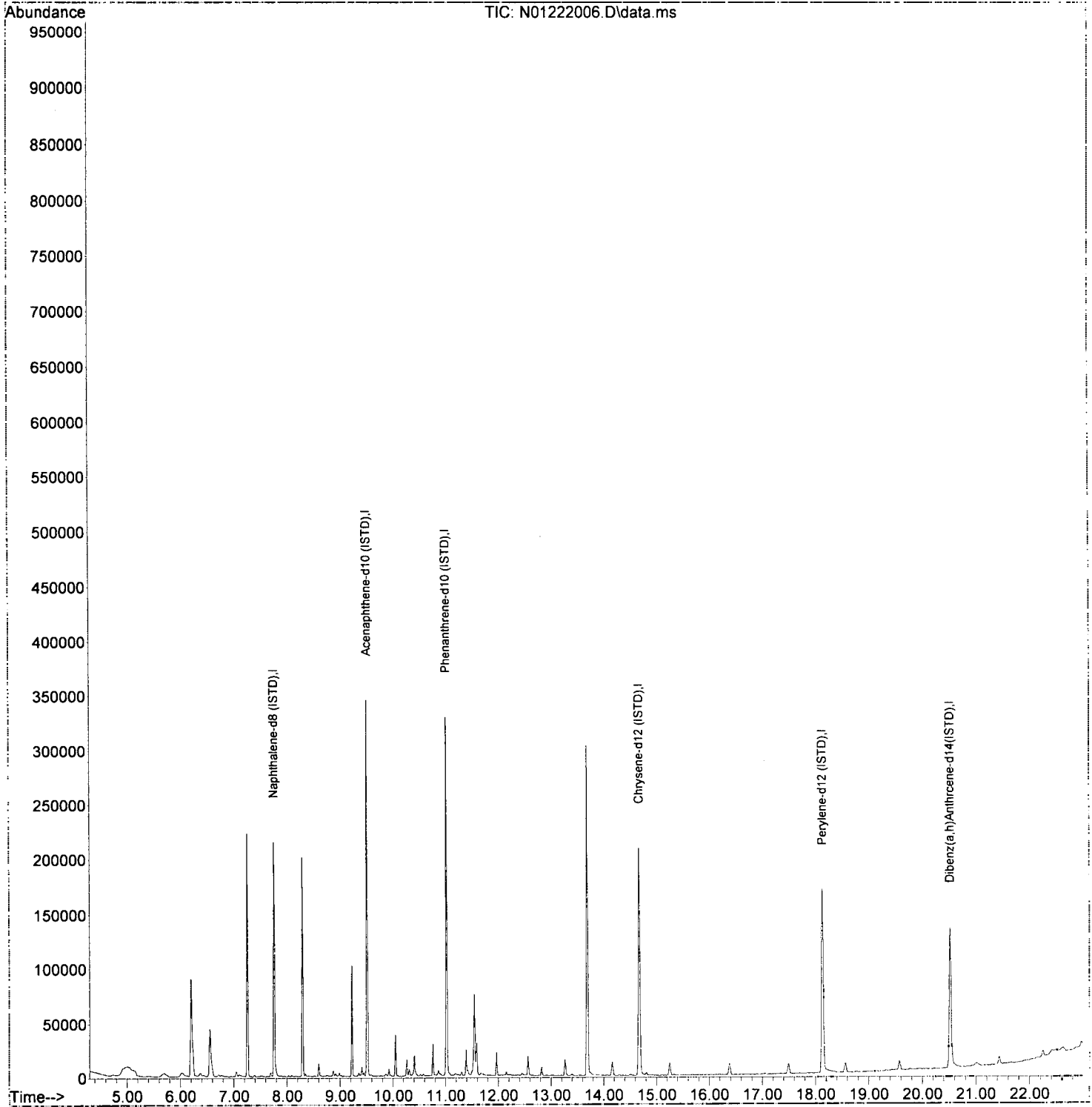
Quant Time: Jan 22 15:02:14 2020
 Quant Method : U:\methods\SV14_090619_PAHR7.M
 Quant Title : EPA 8270D: Semivolatile Organics
 QLast Update : Fri Dec 20 12:46:03 2019
 Response via : Initial Calibration
 InstName : SV-GCMS14

Compound	R.T.	QIon	Response	Conc	Units	Dev(Min)	
Internal Standards							
1) Naphthalene-d8 (ISTD)	7.755	136	158253	100.00	ng/ml	0.00	
9) Acenaphthene-d10 (ISTD)	9.509	162	104042	100.00	ng/ml	0.00	
17) Phenanthrene-d10 (ISTD)	11.013	188	186456	100.00	ng/ml	0.00	
24) Chrysene-d12 (ISTD)	14.674	240	159364	100.00	ng/ml	-0.01	
29) Perylene-d12 (ISTD)	18.130	264	146830	100.00	ng/ml	-0.01	
37) Dibenz(a,h)Anthracene-d...	20.514	292	124519	100.00	ng/ml	-0.02	
System Monitoring Compounds							
2) Nitrobenzene-d5 (Surr)	7.050	82	189	0.36	ng/ml	-0.02	
10) 2-Fluorobiphenyl (Surr)	0.000	172	0	0.00	ng/ml		
11) Acenaphthylene d-8 (Surr)	9.352	160	1767	-1.00	ng/ml	0.00	
26) Terphenyl-d14 (Surr)	12.762	244	72	0.04	ng/ml	0.00	
33) Benzo(a)pyrene d-12 (S...	0.000	264	0	0.00	ng/ml		
Target Compounds							
3) Decalin	0.000		0	N.D.			Qvalue
4) Naphthalene	7.784	128	640	N.D.			
5) 2-Methylnaphthalene	0.000		0	N.D.			
6) 1-Methylnaphthalene	0.000		0	N.D.			
7) 1,1'-Biphenyl	8.932	154	240	N.D.			
8) 2,6-Dimethylnaphthalene	0.000		0	N.D.			
12) Acenaphthylene	9.364	152	69	N.D.			
13) Acenaphthene	0.000		0	N.D.			
14) Dibenzofuran	0.000		0	N.D.			
15) 1,6,7-Trimethylnaphtha...	0.000		0	N.D.			
16) Fluorene	10.069	166	50	N.D.			
18) Dibenzothiopene	0.000		0	N.D.			
19) Phenanthrene	11.036	178	314	N.D.			
20) Anthracene	11.089	178	50	N.D.			
21) Carbazole	11.019	167	65	N.D.			
22) 1-Methylphenanthrene	0.000		0	N.D.			
23) Fluoranthene	12.290	202	127	N.D.			
25) Pyrene	12.569	202	145	N.D.			
27) Benz(a)anthracene	14.674	228	449	N.D.			
28) Chrysene	14.726	228	76	N.D.			
30) Benzo(b)fluoranthene	0.000		0	N.D.			
31) Benzo(k)fluoranthene	0.000		0	N.D.			
32) Benzo(b+k)fluoranthene	0.000		0	N.D.			
34) Benzo(e)pyrene	17.873	252	50	N.D.			
35) Benzo(a)pyrene	0.000		0	N.D.			
36) Perylene	18.130	252	428	N.D.			
38) Indeno(1,2,3-cd)Pyrene	20.514	276	98	N.D.			
39) Dibenz(a,h)anthracene	0.000		0	N.D.			
40) Benzo(g,h,i)perylene	0.000		0	N.D.			

(#) = qualifier out of range (m) = manual integration (+) = signals summed

Data Path : U:\data\2020-01\0A22027\
Data File : N01222006.D
Acq On : 22 Jan 2020 12:37
Operator : JK/ AMS/ DTH
Sample : 0A22027-CCB1
Misc : 1x, DCM + ISTD
ALS Vial : 3 Sample Multiplier: 1
DataAcq Meth:LVI14_BNA_ACQ.M

Quant Time: Jan 22 15:02:14 2020
Quant Method : U:\methods\SV14_090619_PAHR7.M
Quant Title : EPA 8270D: Semivolatile Organics
QLast Update : Fri Dec 20 12:46:03 2019
Response via : Initial Calibration
InstName : SV-GCMS14



Data Path : U:\data\2020-01\0A22027\
 Data File : N01222007.D
 Acq On : 22 Jan 2020 13:10
 Operator : JK/ AMS/ DTH
 Sample : 0010640-BLK1
 Misc : 1x, 8270D LL PAH
 ALS Vial : 4 Sample Multiplier: 1
 DataAcq Meth:LVI14_BNA_ACQ.M

B02

AMS
1/22/20

Quant Time: Jan 22 15:02:19 2020
 Quant Method : U:\methods\SV14_090619_PAHR7.M
 Quant Title : EPA 8270D: Semivolatile Organics
 QLast Update : Fri Dec 20 12:46:03 2019
 Response via : Initial Calibration
 InstName : SV-GCMS14

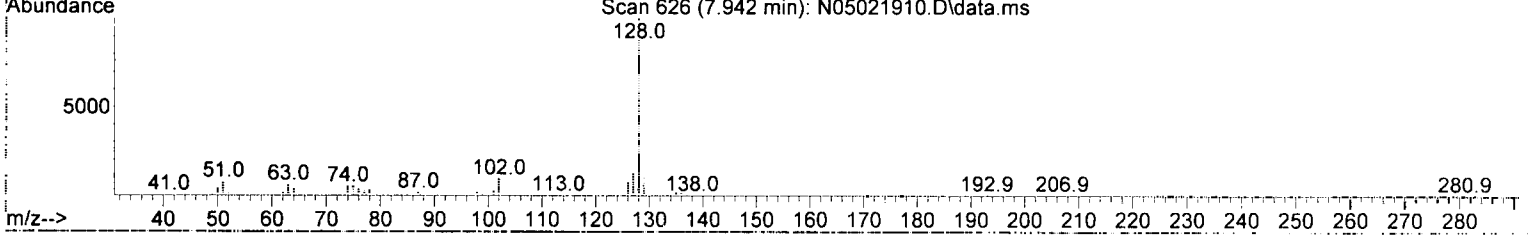
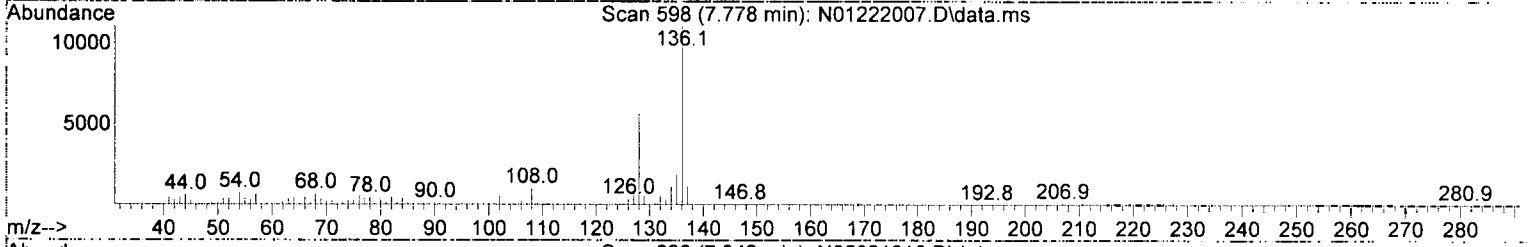
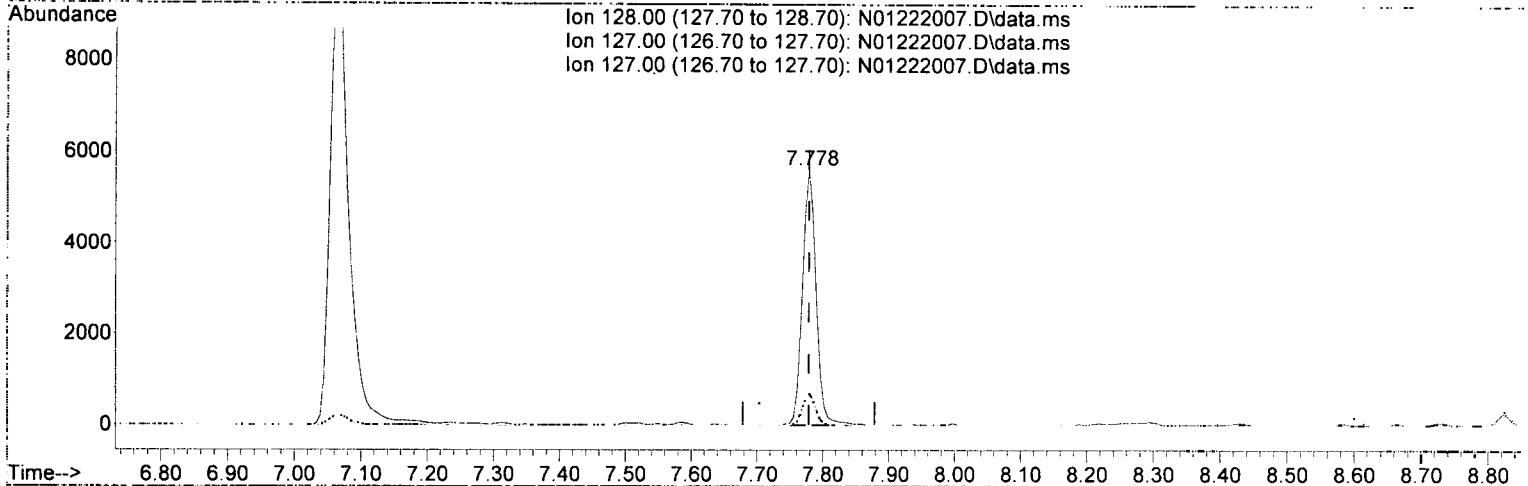
Compound	R.T.	QIon	Response	Conc	Units	Dev(Min)	
Internal Standards							
1) Naphthalene-d8 (ISTD)	7.755	136	161944	100.00	ng/ml	0.00	
9) Acenaphthene-d10 (ISTD)	9.509	162	105662	100.00	ng/ml	0.00	
17) Phenanthrene-d10 (ISTD)	11.019	188	193069	100.00	ng/ml	0.00	
24) Chrysene-d12 (ISTD)	14.674	240	172995	100.00	ng/ml	-0.01	
29) Perylene-d12 (ISTD)	18.130	264	162083	100.00	ng/ml	-0.01	
37) Dibenz(a,h)Anthracene-d...	20.520	292	135758	100.00	ng/ml	-0.01	
System Monitoring Compounds							
2) Nitrobenzene-d5 (Surr)	7.061	82	38489	71.52	ng/ml	0.00	
10) 2-Fluorobiphenyl (Surr)	8.822	172	133124	84.45	ng/ml	0.00	
11) Acenaphthylene d-8 (Surr)	9.352	160	1712	-1.00	ng/ml	0.00	
26) Terphenyl-d14 (Surr)	12.762	244	157403	86.51	ng/ml	0.00	
33) Benzo(a)pyrene d-12 (S...	0.000	264	0	0.00	ng/ml		
Target Compounds							
							Qvalue
3) Decalin	0.000		0	N.D.			
4) Naphthalene	7.778	128	8088	(4.53)	ng/ml	99	B02
5) 2-Methylnaphthalene	8.460	142	1795	1.19	ng/ml	98	
6) 1-Methylnaphthalene	8.559	142	1135	0.75	ng/ml	97	
7) 1,1'-Biphenyl	8.926	154	620	N.D.			
8) 2,6-Dimethylnaphthalene	9.090	156	611	0.41	ng/ml	83	
12) Acenaphthylene	9.369	152	341	N.D.			
13) Acenaphthene	9.544	153	1079	0.72	ng/ml	83	
14) Dibenzofuran	9.719	168	200	N.D.			
15) 1,6,7-Trimethylnaphtha...	9.929	170	188	N.D.			
16) Fluorene	10.063	166	363	N.D.			
18) Dibenzothiopene	10.914	184	351	N.D.			
19) Phenanthrene	11.042	178	2593	1.15	ng/ml	99	
20) Anthracene	11.095	178	415	N.D.			
21) Carbazole	11.264	167	98	N.D.			
22) 1-Methylphenanthrene	11.666	192	439	N.D.			
23) Fluoranthene	12.290	202	1659	0.73	ng/ml	93	
25) Pyrene	12.564	202	1891	0.70	ng/ml	99	
27) Benz(a)anthracene	14.668	228	893	0.44	ng/ml	82	
28) Chrysene	14.726	228	653	N.D.			
30) Benzo(b)fluoranthene	17.226	252	635	N.D.			
31) Benzo(k)fluoranthene	17.226	252	852	0.46	ng/ml	74	
32) Benzo(b+k)fluoranthene	17.226	252	860	0.45	ng/ml	74	
34) Benzo(e)pyrene	17.873	252	475	N.D.			
35) Benzo(a)pyrene	17.990	252	383	N.D.			
36) Perylene	18.188	252	98	N.D.			
38) Indeno(1,2,3-cd)Pyrene	20.520	276	620	N.D.			
39) Dibenz(a,h)anthracene	0.000		0	N.D.			
40) Benzo(g,h,i)perylene	21.062	276	722	0.41	ng/ml	86	

(#) = qualifier out of range (m) = manual integration (+) = signals summed

Quantitation Report (Qedit)

Data Path : U:\data\2020-01\0A22027\
 Data File : N01222007.D
 Acq On : 22 Jan 2020 13:10
 Operator : JK/ AMS/ DTH
 Sample : 0010640-BLK1
 Misc : 1x, 8270D LL PAH
 ALS Vial : 4 Sample Multiplier: 1
 DataAcq Meth:LVI14_BNA_ACQ.M

Quant Time: Jan 22 15:02:19 2020
 Quant Method : U:\methods\SV14_090619_PAHR7.M
 Quant Title : EPA 8270D: Semivolatile Organics
 QLast Update : Fri Dec 20 12:46:03 2019
 Response via : Initial Calibration
 InstName : SV-GCMS14



TIC: N01222007.D\data.ms

(4) Naphthalene (T)

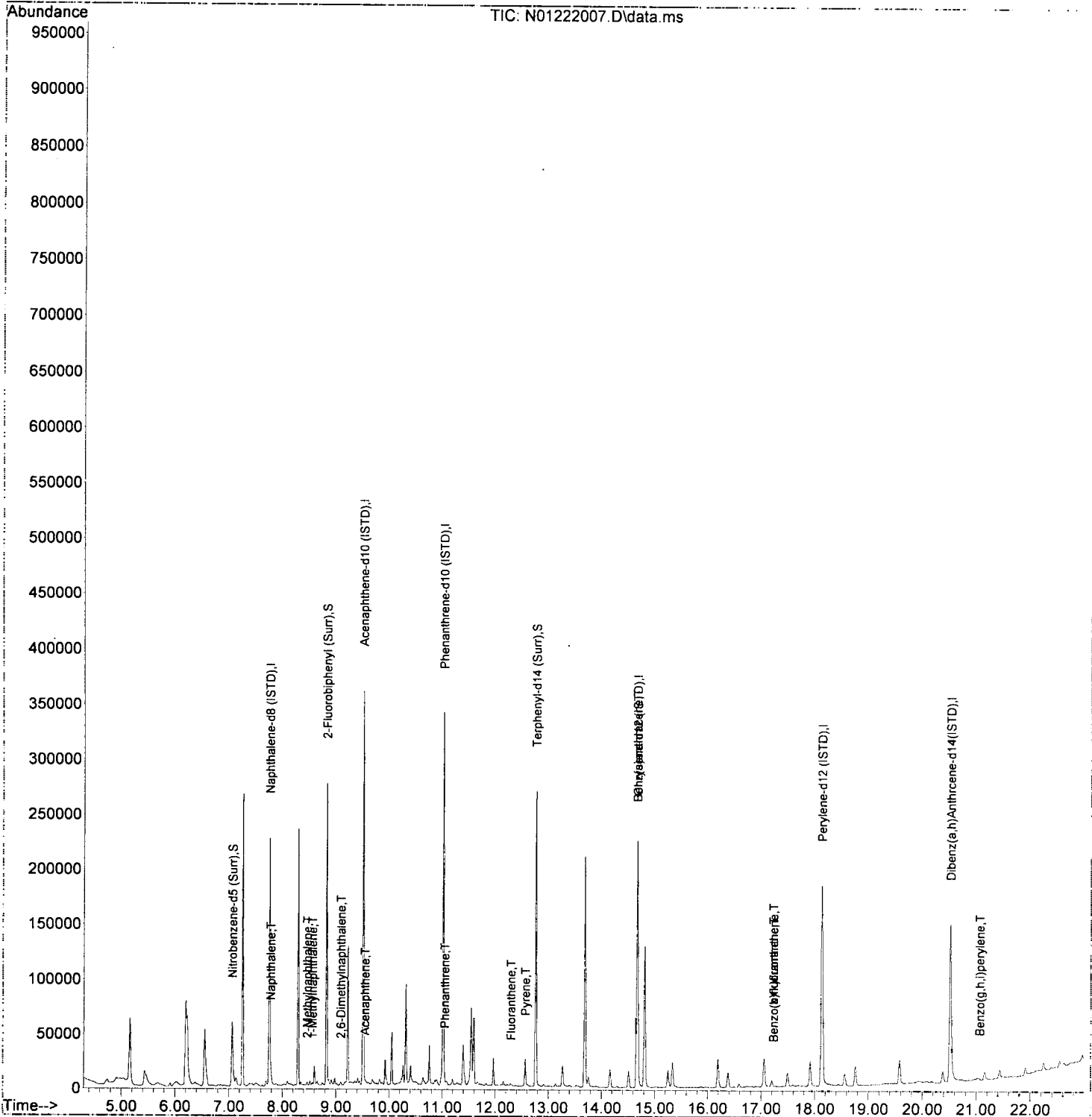
7.778min (-0.000) 4.53 ng/ml

response	8088	
Ion	Exp%	Act%
128.00	100.00	100.00
127.00	12.60	12.35
127.00	12.60	12.35
0.00	0.00	0.00

Boz

Data Path : U:\data\2020-01\0A22027\
 Data File : N01222007.D
 Acq On : 22 Jan 2020 13:10
 Operator : JK/ AMS/ DTH
 Sample : 0010640-BLK1
 Misc : 1x, 8270D LL PAH
 ALS Vial : 4 Sample Multiplier: 1
 DataAcq Meth:LVI14_BNA_ACQ.M

Quant Time: Jan 22 15:02:19 2020
 Quant Method : U:\methods\SV14_090619_PAHR7.M
 Quant Title : EPA 8270D: Semivolatile Organics
 QLast Update : Fri Dec 20 12:46:03 2019
 Response via : Initial Calibration
 InstName : SV-GCMS14



Data Path : U:\data\2020-01\0A22027\
 Data File : N01222008.D
 Acq On : 22 Jan 2020 13:42
 Operator : JK/ AMS/ DTH
 Sample : 0010640-BS1
 Misc : 1x, 8270D LL PAH
 ALS Vial : 5 Sample Multiplier: 1
 DataAcq Meth:LVI14_BNA_ACQ.M

Quant Time: Jan 22 15:02:24 2020
 Quant Method : U:\methods\SV14_090619_PAHR7.M
 Quant Title : EPA 8270D: Semivolatile Organics
 QLast Update : Fri Dec 20 12:46:03 2019
 Response via : Initial Calibration
 InstName : SV-GCMS14

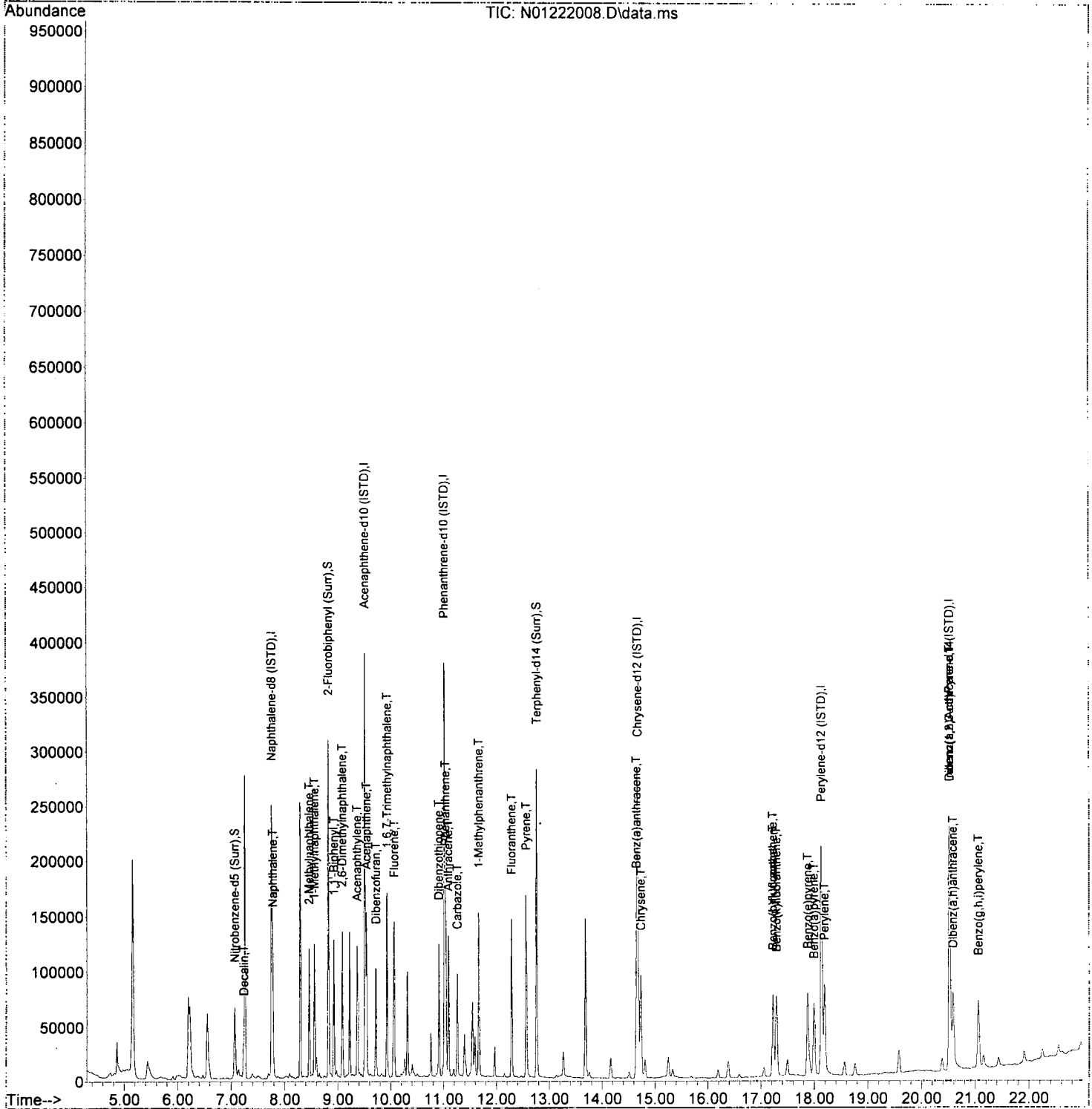
AMS
1/22/20

Compound	R.T.	QIon	Response	Conc	Units	Dev(Min)	
Internal Standards							
1) Naphthalene-d8 (ISTD)	7.755	136	171982	100.00	ng/ml	0.00	
9) Acenaphthene-d10 (ISTD)	9.509	162	113539	100.00	ng/ml	0.00	
17) Phenanthrene-d10 (ISTD)	11.013	188	209302	100.00	ng/ml	0.00	
24) Chrysene-d12 (ISTD)	14.673	240	193840	100.00	ng/ml	-0.01	
29) Perylene-d12 (ISTD)	18.130	264	181725	100.00	ng/ml	-0.01	
37) Dibenz(a,h)Anthracene-d...	20.520	292	152999	100.00	ng/ml	-0.01	
System Monitoring Compounds							
2) Nitrobenzene-d5 (Surr)	7.061	82	43275	75.72	ng/ml	0.00	
10) 2-Fluorobiphenyl (Surr)	8.822	172	142410	84.08	ng/ml	0.00	
11) Acenaphthylene d-8 (Surr)	9.352	160	1427	-1.00	ng/ml	0.00	
26) Terphenyl-d14 (Surr)	12.762	244	163235	80.07	ng/ml	0.00	
33) Benzo(a)pyrene d-12 (S...	0.000	264	0	0.00	ng/ml		
Target Compounds							
							Qvalue
3) Decalin	7.230	138	4560	35.61	ng/ml		87
4) Naphthalene	7.778	128	71514	37.70	ng/ml		99
5) 2-Methylnaphthalene	8.460	142	49519	30.81	ng/ml		98
6) 1-Methylnaphthalene	8.559	142	49334	30.70	ng/ml		97
7) 1,1'-Biphenyl	8.926	154	60932	28.19	ng/ml		97
8) 2,6-Dimethylnaphthalene	9.084	156	45447	28.79	ng/ml		98
12) Acenaphthylene	9.364	152	79677	32.32	ng/ml		99
13) Acenaphthene	9.544	153	55337	34.28	ng/ml		98
14) Dibenzofuran	9.719	168	65428	32.35	ng/ml		96
15) 1,6,7-Trimethylnaphtha...	9.929	170	45467	33.58	ng/ml		97
16) Fluorene	10.063	166	55239	33.44	ng/ml		100
18) Dibenzothiopene	10.908	184	72545	33.14	ng/ml		96
19) Phenanthrene	11.036	178	84896	34.66	ng/ml		100
20) Anthracene	11.089	178	76455	33.56	ng/ml		99
21) Carbazole	11.258	167	62755	34.04	ng/ml		98
22) 1-Methylphenanthrene	11.666	192	61486	36.14	ng/ml		98
23) Fluoranthene	12.284	202	92500	37.49	ng/ml		96
25) Pyrene	12.563	202	95350	31.48	ng/ml		99
27) Benz(a)anthracene	14.650	228	71670	31.85	ng/ml		99
28) Chrysene	14.732	228	73240	34.39	ng/ml		100
30) Benzo(b)fluoranthene	17.221	252	70553	33.65	ng/ml		92
31) Benzo(k)fluoranthene	17.291	252	69061	33.45	ng/ml		93
32) Benzo(b+k)fluoranthene	17.221	252	144973	67.59	ng/ml		91
34) Benzo(e)pyrene	17.873	252	69431	32.75	ng/ml		98
35) Benzo(a)pyrene	17.990	252	59778	33.31	ng/ml		95
36) Perylene	18.188	252	74029	33.49	ng/ml		99
38) Indeno(1,2,3-cd)Pyrene	20.520	276	60409	32.01	ng/ml		81
39) Dibenz(a,h)anthracene	20.584	278	57319	32.33	ng/ml		82
40) Benzo(g,h,i)perylene	21.056	276	64356	32.15	ng/ml		97

(#) = qualifier out of range (m) = manual integration (+) = signals summed

Data Path : U:\data\2020-01\0A22027\
 Data File : N01222008.D
 Acq On : 22 Jan 2020 13:42
 Operator : JK/ AMS/ DTH
 Sample : 0010640-BS1
 Misc : 1x, 8270D LL PAH
 ALS Vial : 5 Sample Multiplier: 1
 DataAcq Meth:LVI14_BNA_ACQ.M

Quant Time: Jan 22 15:02:24 2020
 Quant Method : U:\methods\SV14_090619_PAHR7.M
 Quant Title : EPA 8270D: Semivolatile Organics
 QLast Update : Fri Dec 20 12:46:03 2019
 Response via : Initial Calibration
 InstName : SV-GCMS14



Data Path : U:\data\2020-01\0A22027\
 Data File : N01222014.D
 Acq On : 22 Jan 2020 17:08
 Operator : JK/ AMS/ DTH
 Sample : 0010640-MSD1@1000
 Misc : 1000x, 8270D LL PAH
 ALS Vial : 11 Sample Multiplier: 1
 DataAcq Meth:LVI14_BNA_ACQ.M

Quant Time: Jan 22 18:26:06 2020
 Quant Method : U:\methods\SV14_090619_PAHR7.M
 Quant Title : EPA 8270D: Semivolatile Organics
 QLast Update : Fri Dec 20 12:46:03 2019
 Response via : Initial Calibration
 InstName : SV-GCMS14

AMS
1/23/20

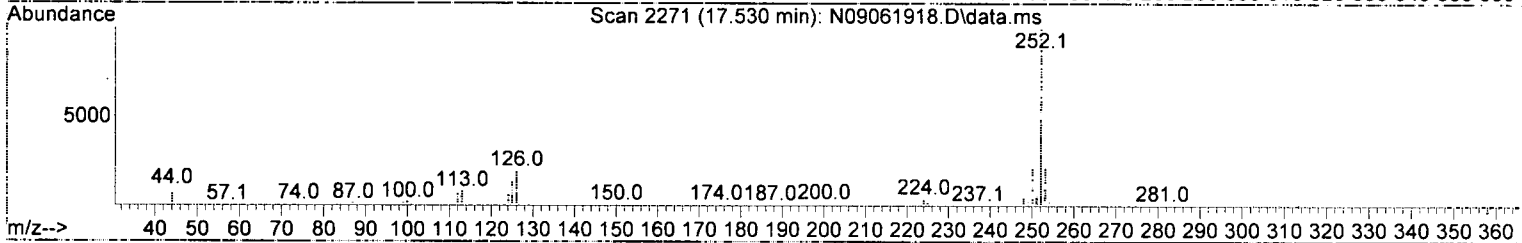
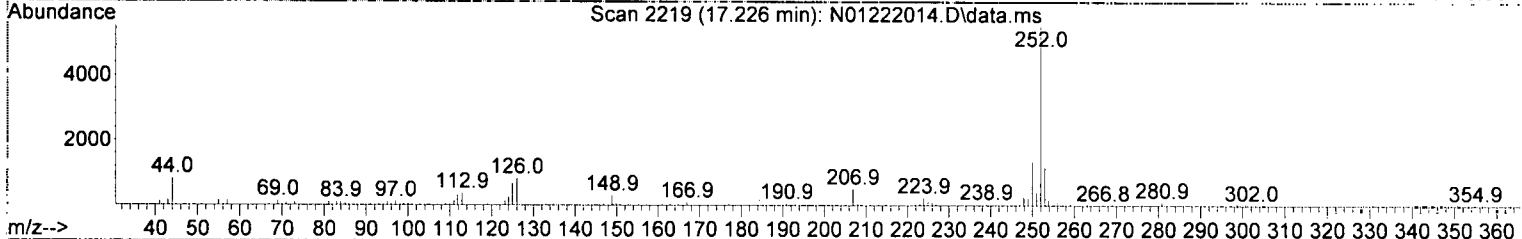
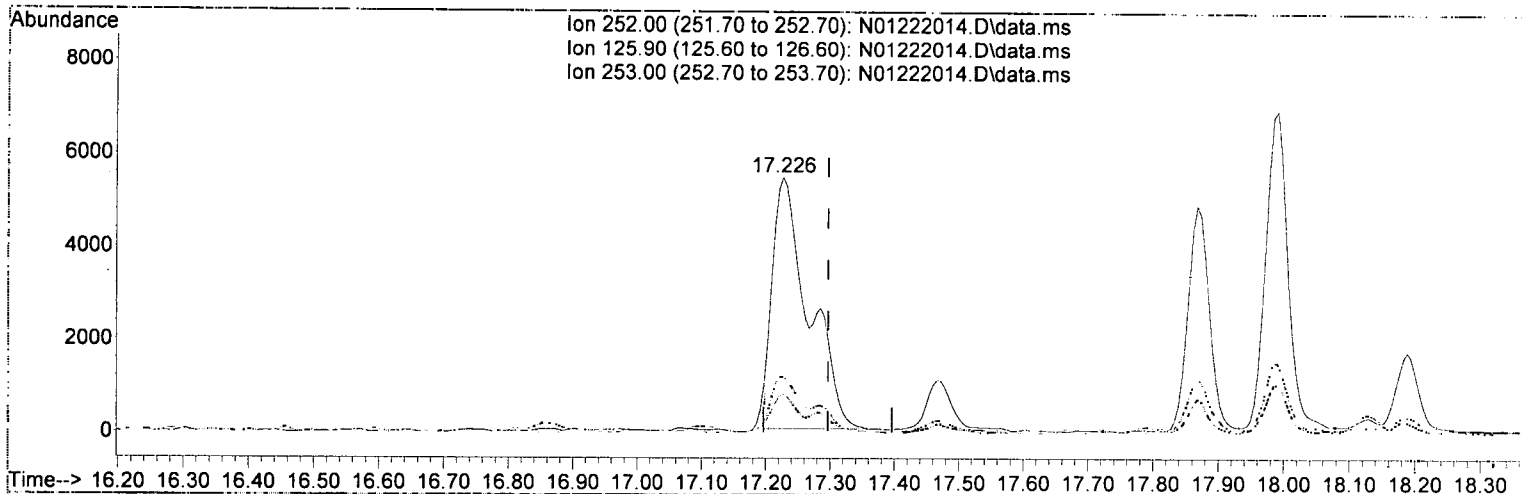
Compound	R.T.	QIon	Response	Conc	Units	Dev(Min)	
Internal Standards							
1) Naphthalene-d8 (ISTD)	7.755	136	173130	100.00	ng/ml	0.00	
9) Acenaphthene-d10 (ISTD)	9.509	162	110483	100.00	ng/ml	0.00	
17) Phenanthrene-d10 (ISTD)	11.013	188	197811	100.00	ng/ml	0.00	
24) Chrysene-d12 (ISTD)	14.673	240	169999	100.00	ng/ml	-0.01	
29) Perylene-d12 (ISTD)	18.130	264	161722	100.00	ng/ml	-0.01	
37) Dibenz(a,h)Anthracene-d...	20.514	292	131263	100.00	ng/ml	-0.02	
System Monitoring Compounds							
2) Nitrobenzene-d5 (Surr)	7.143	82	78	0.14	ng/ml	0.08	
10) 2-Fluorobiphenyl (Surr)	8.827	172	112	0.07	ng/ml	0.00	
11) Acenaphthylene d-8 (Surr)	9.352	160	2102	-1.00	ng/ml	0.00	
26) Terphenyl-d14 (Surr)	12.756	244	246	0.14	ng/ml	-0.01	
33) Benzo(a)pyrene d-12 (S...	0.000	264	0	0.00	ng/ml		
Target Compounds							
3) Decalin	0.000		0	N.D.			Qvalue
4) Naphthalene	7.778	128	8145	4.27	ng/ml	97	
5) 2-Methylnaphthalene	8.466	142	2433	1.50	ng/ml	96	
6) 1-Methylnaphthalene	8.559	142	1321	0.82	ng/ml	97	
7) 1,1'-Biphenyl	8.926	154	613	N.D.			
8) 2,6-Dimethylnaphthalene	9.090	156	6259	3.94	ng/ml	98	
12) Acenaphthylene	9.369	152	6058	2.53	ng/ml	94	
13) Acenaphthene	9.538	153	42499	27.05	ng/ml	99	
14) Dibenzofuran	9.719	168	21401	10.88	ng/ml	97	
15) 1,6,7-Trimethylnaphtha...	9.929	170	3887	2.95	ng/ml	91	
16) Fluorene	10.063	166	25757	16.02	ng/ml	99	
18) Dibenzothiopene	10.914	184	15851	7.66	ng/ml	96	
19) Phenanthrene	11.036	178	163597	70.68	ng/ml	99	
20) Anthracene	11.089	178	22734	10.56	ng/ml	97	
21) Carbazole	11.258	167	716	0.41	ng/ml#	43	
22) 1-Methylphenanthrene	11.666	192	11258	7.00	ng/ml	96	
23) Fluoranthene	12.284	202	84838	36.38	ng/ml	97	
25) Pyrene	12.563	202	107971	40.65	ng/ml	100	
27) Benz(a)anthracene	14.650	228	19636	9.95	ng/ml	74	
28) Chrysene	14.726	228	24703	13.23	ng/ml	95	
30) Benzo(b)fluoranthene	17.226	252	16625	8.91	ng/ml	94	
31) Benzo(k)fluoranthene	17.226	252	21130	11.50	ng/ml	92	MS
32) Benzo(b+k)fluoranthene	17.226	252	23391	12.25	ng/ml	92	
34) Benzo(e)pyrene	17.868	252	11175	5.92	ng/ml	98	
35) Benzo(a)pyrene	17.990	252	15926	9.97	ng/ml	97	
36) Perylene	18.188	252	4432	2.25	ng/ml	98	
38) Indeno(1,2,3-cd)Pyrene	20.520	276	9701	5.99	ng/ml	87	
39) Dibenz(a,h)anthracene	20.584	278	1472	0.97	ng/ml	90	
40) Benzo(g,h,i)perylene	21.056	276	11970	6.97	ng/ml	94	

(#) = qualifier out of range (m) = manual integration (+) = signals summed

Quantitation Report (Qedit)

Data Path : U:\data\2020-01\0A22027\
 Data File : N01222014.D
 Acq On : 22 Jan 2020 17:08
 Operator : JK/ AMS/ DTH
 Sample : 0010640-MSD1@1000
 Misc : 1000x, 8270D LL PAH
 ALS Vial : 11 Sample Multiplier: 1
 DataAcq Meth:LVI14_BNA_ACQ.M

Quant Time: Jan 22 18:26:06 2020
 Quant Method : U:\methods\SV14_090619_PAHR7.M
 Quant Title : EPA 8270D: Semivolatile Organics
 QLast Update : Fri Dec 20 12:46:03 2019
 Response via : Initial Calibration
 InstName : SV-GCMS14



TIC: N01222014.D\data.ms


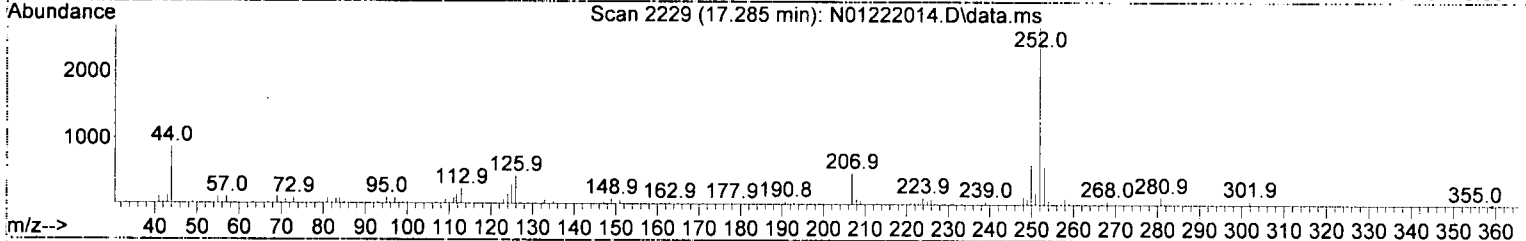
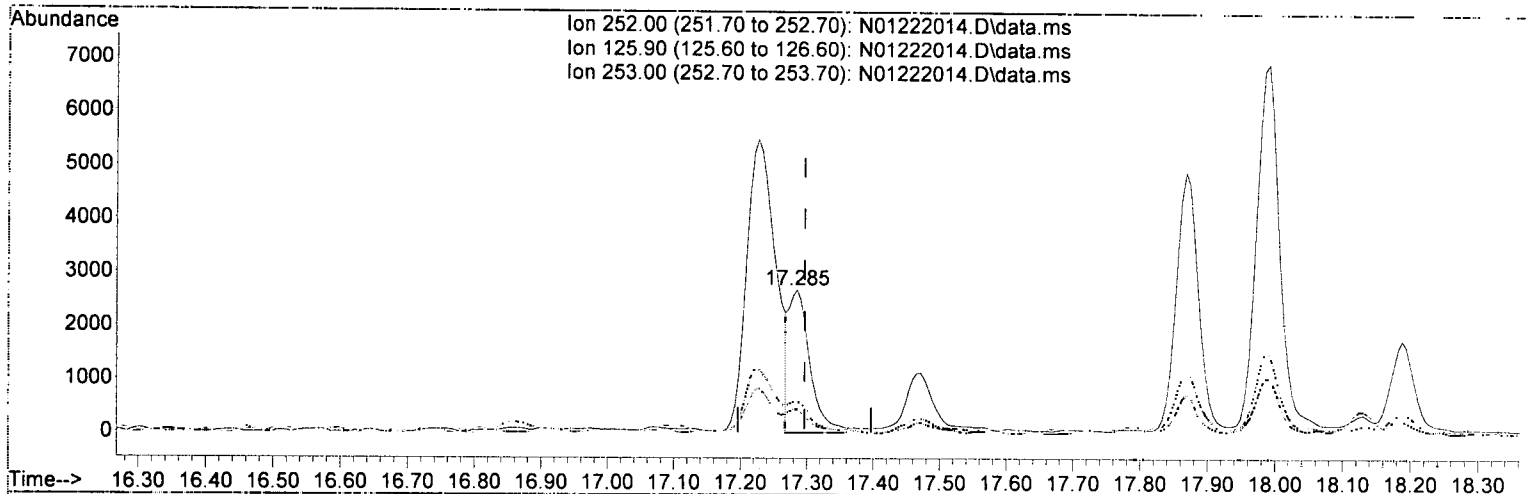
(31) Benzo(k)fluoranthene (T)		
17.226min (-0.070)	11.50	ng/ml
response	21130	
Ion	Exp%	Act%
252.00	100.00	100.00
125.90	22.10	15.14
253.00	21.50	21.79
0.00	0.00	0.00

AMS
1/23/20

Quantitation Report (Qedit)

Data Path : U:\data\2020-01\0A22027\
 Data File : N01222014.D
 Acq On : 22 Jan 2020 17:08
 Operator : JK/ AMS/ DTH
 Sample : 0010640-MSD1@1000
 Misc : 1000x, 8270D LL PAH
 ALS Vial : 11 Sample Multiplier: 1
 DataAcq Meth:LVI14_BNA_ACQ.M

Quant Time: Jan 22 18:26:06 2020
 Quant Method : U:\methods\SV14_090619_PAHR7.M
 Quant Title : EPA 8270D: Semivolatile Organics
 QLast Update : Fri Dec 20 12:46:03 2019
 Response via : Initial Calibration
 InstName : SV-GCMS14



TIC: N01222014.D\data.ms

(31) Benzo(k)fluoranthene (T)

17.285min (-0.012) 3.22 ng/ml m

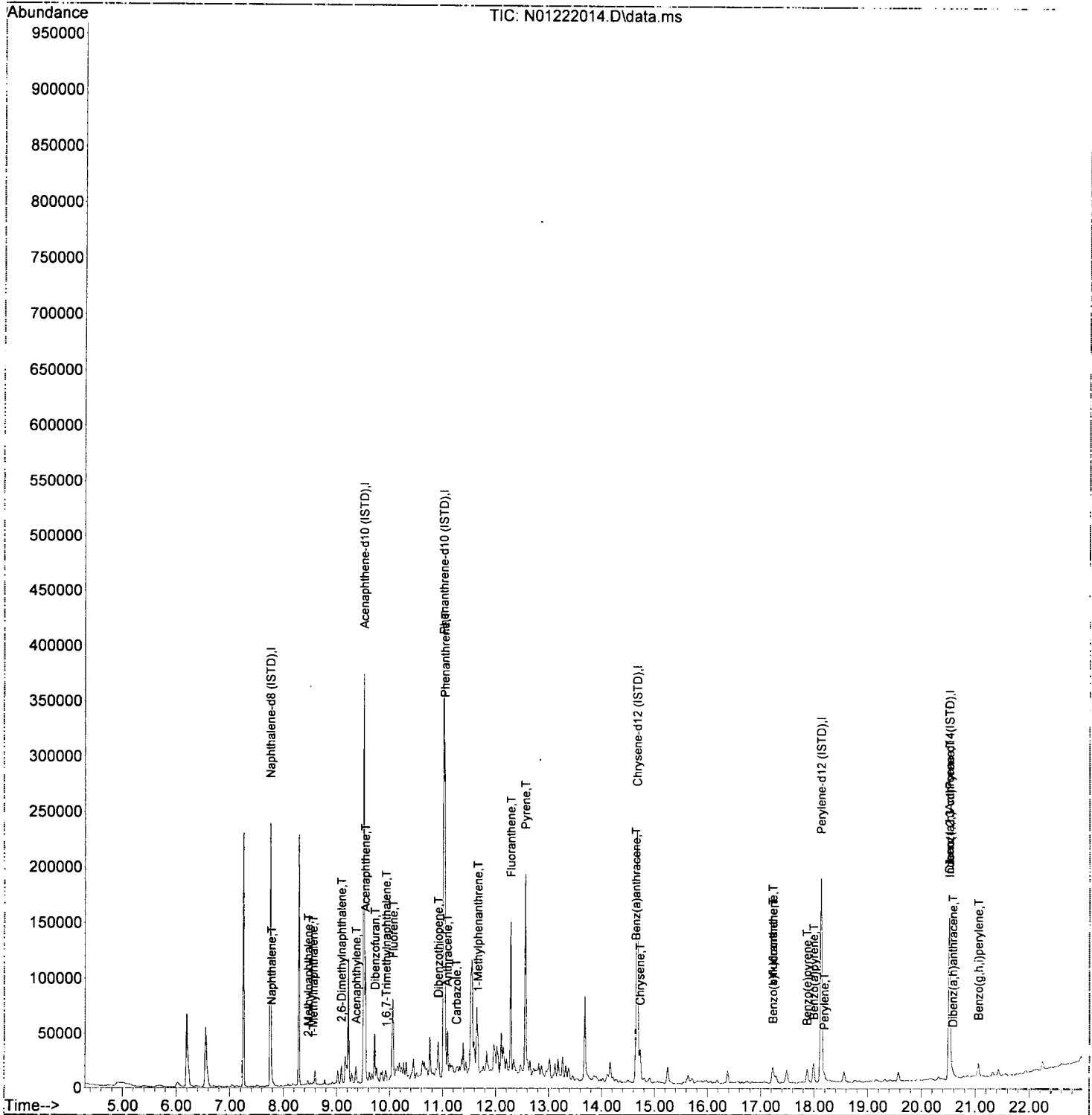
response 5917

Ion	Exp%	Act%
252.00	100.00	100.00
125.90	22.10	16.24
253.00	21.50	21.85
0.00	0.00	0.00

AMS
1/23/20

Data Path : U:\data\2020-01\0A22027\
Data File : N01222014.D
Acq On : 22 Jan 2020 17:08
Operator : JK/ AMS/ DTH
Sample : 0010640-MSD1@1000
Misc : 1000x, 8270D LL PAH
ALS Vial : 11 Sample Multiplier: 1
DataAcq Meth:LVI14_BNA_ACQ.M

Quant Time: Jan 22 18:26:06 2020
Quant Method : U:\methods\SV14_090619_PAHR7.M
Quant Title : EPA 8270D: Semivolatile Organics
QLast Update : Fri Dec 20 12:46:03 2019
Response via : Initial Calibration
InstName : SV-GCMS14



Data Path : U:\data\2020-01\0A22027\
Data File : N01222016.D
Acq On : 22 Jan 2020 18:13
Operator : JK/ AMS/ DTH
Sample : A0A0648-02
Misc : 1x, 8270D LL PAH
ALS Vial : 13 Sample Multiplier: 1
DataAcq Meth:LVI14_BNA_ACQ.M

AMS
1/23/20
RR2

Quant Time: Jan 23 07:19:23 2020
Quant Method : U:\methods\SV14_090619_PAHR7.M
Quant Title : EPA 8270D: Semivolatile Organics
QLast Update : Fri Dec 20 12:46:03 2019
Response via : Initial Calibration
InstName : SV-GCMS14

Compound	R.T.	QIon	Response	Conc	Units	Dev (Min)	Qvalue
Internal Standards							
1) Naphthalene-d8 (ISTD)	7.761	136	175533	100.00	ng/ml	0.00	
9) Acenaphthene-d10 (ISTD)	9.509	162	111608	100.00	ng/ml	0.00	
17) Phenanthrene-d10 (ISTD)	11.019	188	211207	100.00	ng/ml	0.00	
24) Chrysene-d12 (ISTD)	14.674	240	177614	100.00	ng/ml	-0.01	
29) Perylene-d12 (ISTD)	18.136	264	162081	100.00	ng/ml	0.00	
37) Dibenz(a,h)Anthracene-d...	20.520	292	123216	100.00	ng/ml	-0.01	
System Monitoring Compounds							
2) Nitrobenzene-d5 (Surr)	7.067	82	37604	64.47	ng/ml	0.00	
10) 2-Fluorobiphenyl (Surr)	8.827	172	122708	73.70	ng/ml	0.00	
11) Acenaphthylene d-8 (Surr)	9.352	160	2345	-1.00	ng/ml	0.00	
26) Terphenyl-d14 (Surr)	12.762	244	151774	81.25	ng/ml	0.00	
33) Benzo(a)pyrene d-12 (S...	0.000	264	0	0.00	ng/ml		
Target Compounds							
3) Decalin	7.230	138	149	1.14	ng/ml		80
4) Naphthalene	7.778	128	585792	302.58	ng/ml		99
5) 2-Methylnaphthalene	8.460	142	71473	43.57	ng/ml		96
6) 1-Methylnaphthalene	8.559	142	97698	59.56	ng/ml		98
7) 1,1'-Biphenyl	8.927	154	6927	3.14	ng/ml		97
8) 2,6-Dimethylnaphthalene	9.090	156	52476	32.57	ng/ml		100
12) Acenaphthylene	9.370	152	30916	12.76	ng/ml		94
13) Acenaphthene	9.544	153	592951	373.63	ng/ml		100
14) Dibenzofuran	9.719	168	44019	22.14	ng/ml		99
15) 1,6,7-Trimethylnaphtha...	9.929	170	13277	9.98	ng/ml		90
16) Fluorene	10.063	166	269321	165.84	ng/ml		99
18) Dibenzothiopene	10.914	184	349654	158.29	ng/ml		96
19) Phenanthrene	11.048	178	2743491	1110.06	ng/ml		99
20) Anthracene	11.095	178	286647	124.69	ng/ml		99
21) Carbazole	11.258	167	101494	54.56	ng/ml		99
22) 1-Methylphenanthrene	11.666	192	35360	20.60	ng/ml		96
23) Fluoranthene	12.290	202	578645	232.38	ng/ml		95
25) Pyrene	12.564	202	530273	191.09	ng/ml		99
27) Benz(a)anthracene	14.650	228	9043	4.39	ng/ml		82
28) Chrysene	14.732	228	13149	6.74	ng/ml		98
30) Benzo(b)fluoranthene	17.227	252	4881	2.61	ng/ml		95
31) Benzo(k)fluoranthene	17.227	252	5784	3.14	ng/ml		93
32) Benzo(b+k)fluoranthene	17.227	252	6489	3.39	ng/ml		93
34) Benzo(e)pyrene	17.873	252	3340	1.77	ng/ml		99
35) Benzo(a)pyrene	17.990	252	3828	2.39	ng/ml		99
36) Perylene	18.194	252	60778	30.83	ng/ml		99
38) Indeno(1,2,3-cd)Pyrene	20.526	276	2343	1.54	ng/ml		97
39) Dibenz(a,h)anthracene	20.584	278	335	N.D.			
40) Benzo(g,h,i)perylene	21.056	276	2680	1.66	ng/ml		85

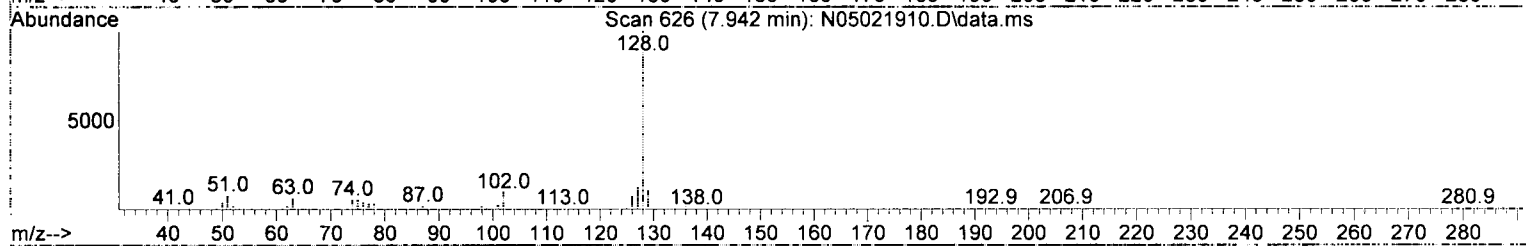
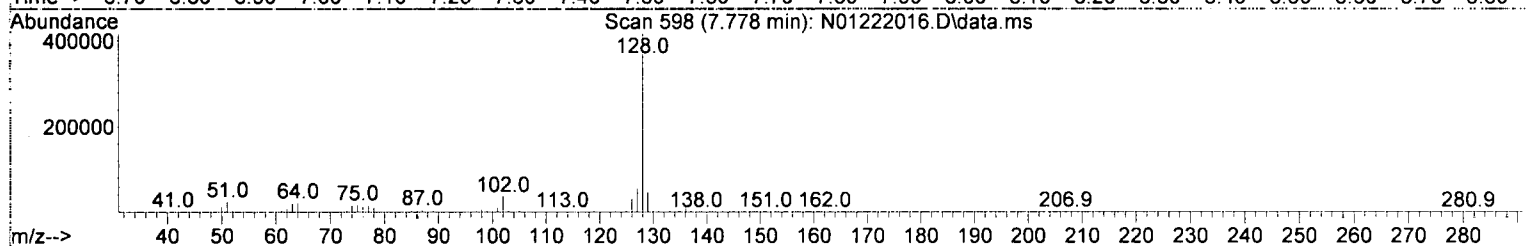
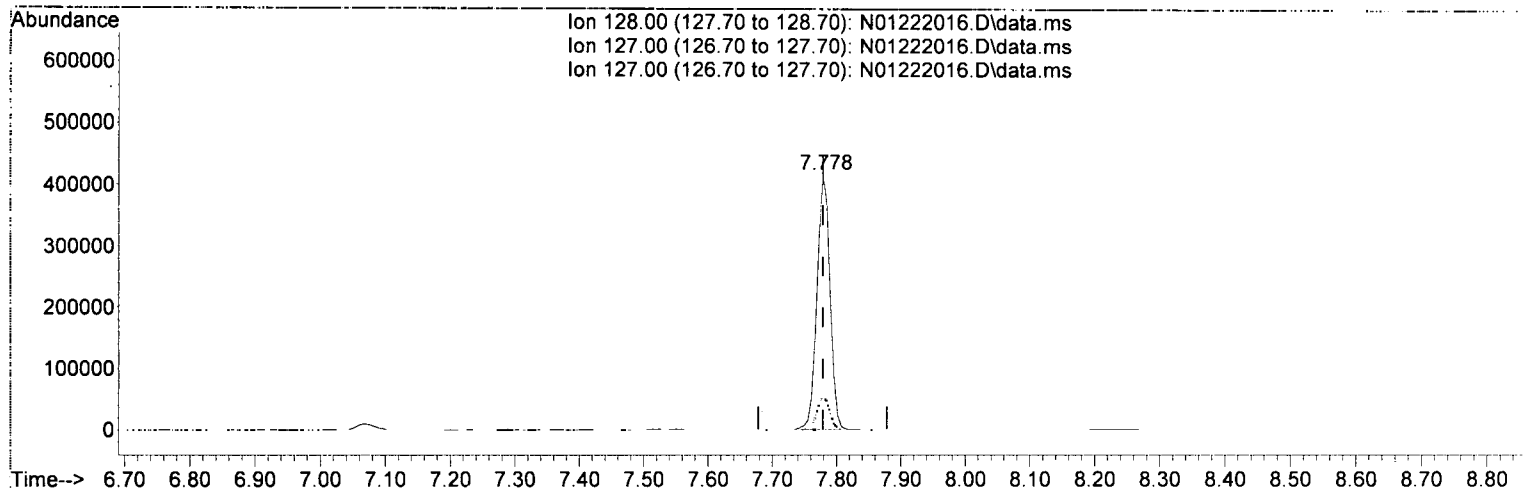
MI-HIT
RR2
MI-ND

(#) = qualifier out of range (m) = manual integration (+) = signals summed

Quantitation Report (Qedit)

Data Path : U:\data\2020-01\0A22027\
 Data File : N01222016.D
 Acq On : 22 Jan 2020 18:13
 Operator : JK/ AMS/ DTH
 Sample : A0A0648-02
 Misc : 1x, 8270D LL PAH
 ALS Vial : 13 Sample Multiplier: 1
 DataAcq Meth:LVI14_BNA_ACQ.M

Quant Time: Jan 23 07:19:23 2020
 Quant Method : U:\methods\SV14_090619_PAHR7.M
 Quant Title : EPA 8270D: Semivolatile Organics
 QLast Update : Fri Dec 20 12:46:03 2019
 Response via : Initial Calibration
 InstName : SV-GCMS14



TIC: N01222016.D\data.ms

(4) Naphthalene (T)

7.778min (-0.000) 302.58 ng/ml

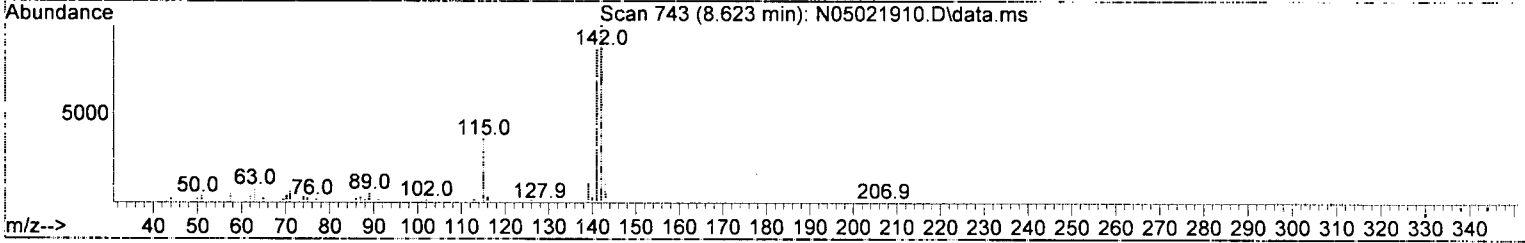
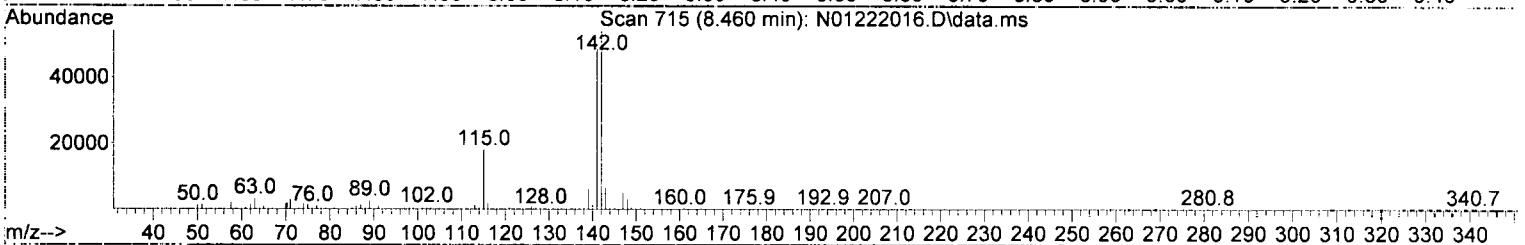
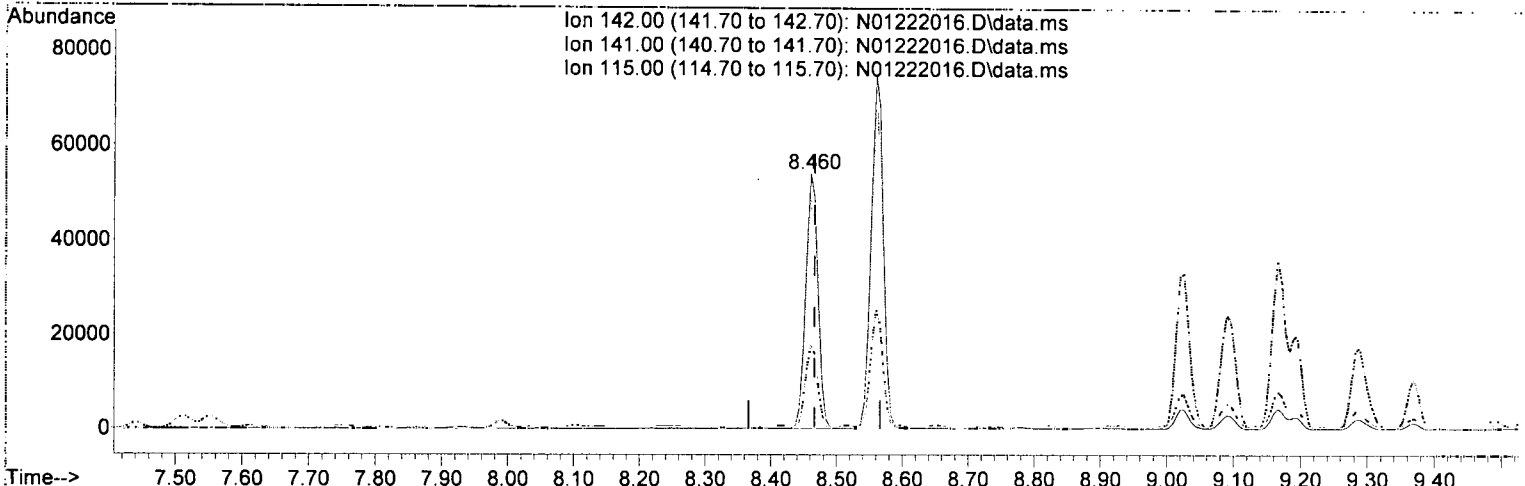
response 585792

Ion	Exp%	Act%
128.00	100.00	100.00
127.00	12.60	13.03
127.00	12.60	13.03
0.00	0.00	0.00

Quantitation Report (Qedit)

Data Path : U:\data\2020-01\0A22027\
 Data File : N01222016.D
 Acq On : 22 Jan 2020 18:13
 Operator : JK/ AMS/ DTH
 Sample : A0A0648-02
 Misc : 1x, 8270D LL PAH
 ALS Vial : 13 Sample Multiplier: 1
 DataAcq Meth:LVI14_BNA_ACQ.M

Quant Time: Jan 23 07:19:23 2020
 Quant Method : U:\methods\SV14_090619_PAHR7.M
 Quant Title : EPA 8270D: Semivolatile Organics
 QLast Update : Fri Dec 20 12:46:03 2019
 Response via : Initial Calibration
 InstName : SV-GCMS14



TIC: N01222016.D\data.ms

(5) 2-Methylnaphthalene (T)

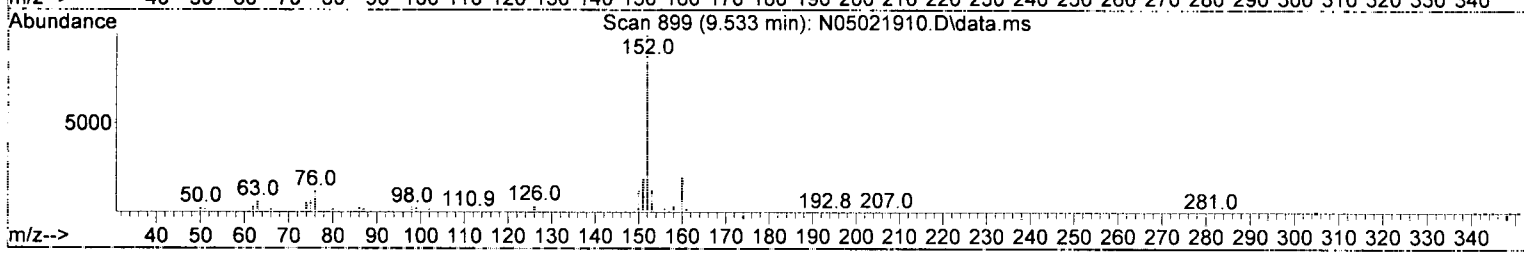
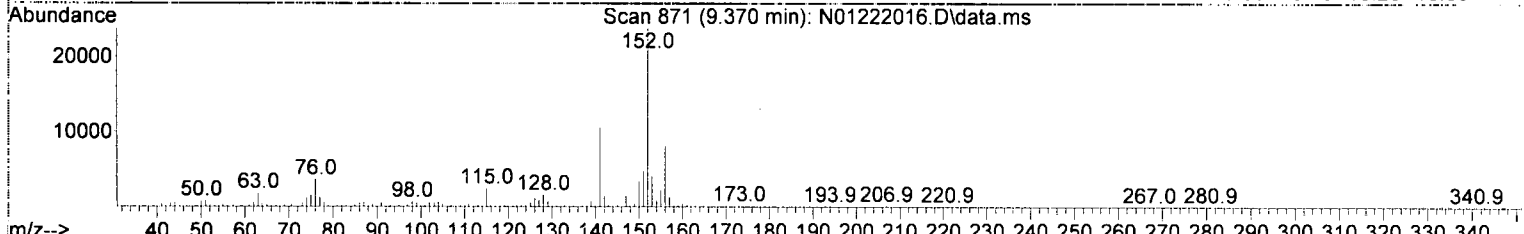
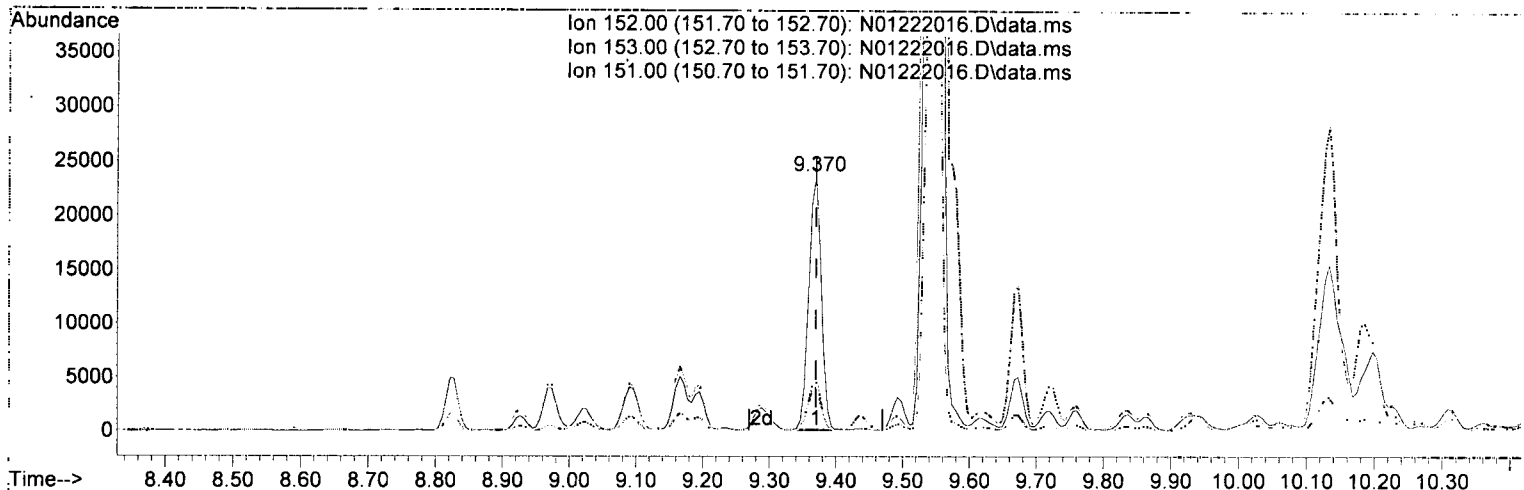
8.460min (-0.006) 43.57 ng/ml

response	71473
Ion	Exp% Act%
142.00	100.00 100.00
141.00	86.60 89.97
115.00	35.70 33.09
0.00	0.00 0.00

Quantitation Report (Qedit)

Data Path : U:\data\2020-01\0A22027\
 Data File : N01222016.D
 Acq On : 22 Jan 2020 18:13
 Operator : JK/ AMS/ DTH
 Sample : A0A0648-02
 Misc : 1x, 8270D LL PAH
 ALS Vial : 13 Sample Multiplier: 1
 DataAcq Meth:LVI14_BNA_ACQ.M

Quant Time: Jan 23 07:19:23 2020
 Quant Method : U:\methods\SV14_090619_PAHR7.M
 Quant Title : EPA 8270D: Semivolatile Organics
 QLast Update : Fri Dec 20 12:46:03 2019
 Response via : Initial Calibration
 InstName : SV-GCMS14



TIC: N01222016.D\data.ms

(12) Acenaphthylene (T)

9.370min (-0.000) 12.76 ng/ml

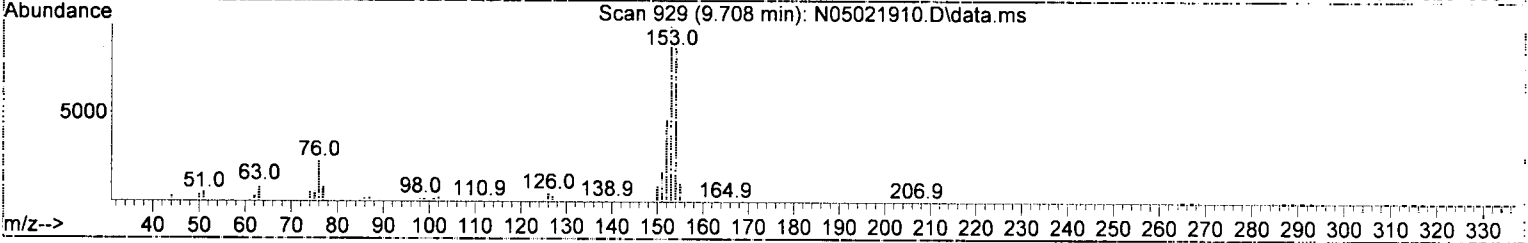
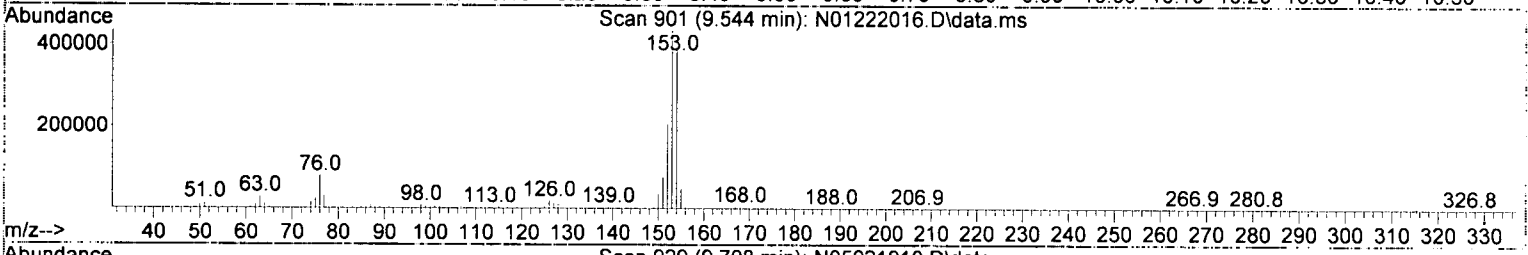
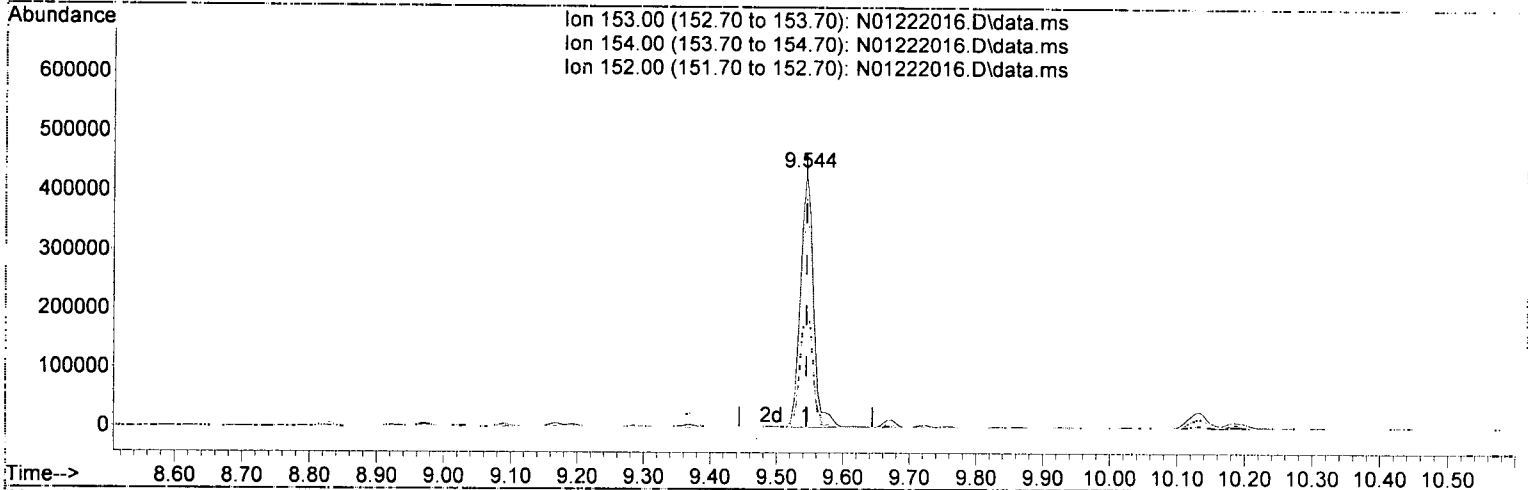
response 30916

Ion	Exp%	Act%
152.00	100.00	100.00
153.00	12.70	17.67
151.00	19.30	20.17
0.00	0.00	0.00

Quantitation Report (Qedit)

Data Path : U:\data\2020-01\0A22027\
 Data File : N01222016.D
 Acq On : 22 Jan 2020 18:13
 Operator : JK/ AMS/ DTH
 Sample : A0A0648-02
 Misc : 1x, 8270D LL PAH
 ALS Vial : 13 Sample Multiplier: 1
 DataAcq Meth:LVI14_BNA_ACQ.M

Quant Time: Jan 23 07:19:23 2020
 Quant Method : U:\methods\SV14_090619_PAHR7.M
 Quant Title : EPA 8270D: Semivolatile Organics
 QLast Update : Fri Dec 20 12:46:03 2019
 Response via : Initial Calibration
 InstName : SV-GCMS14



TIC: N01222016.D\data.ms

(13) Acenaphthene (T)

9.544min (-0.000) 373.63 ng/ml


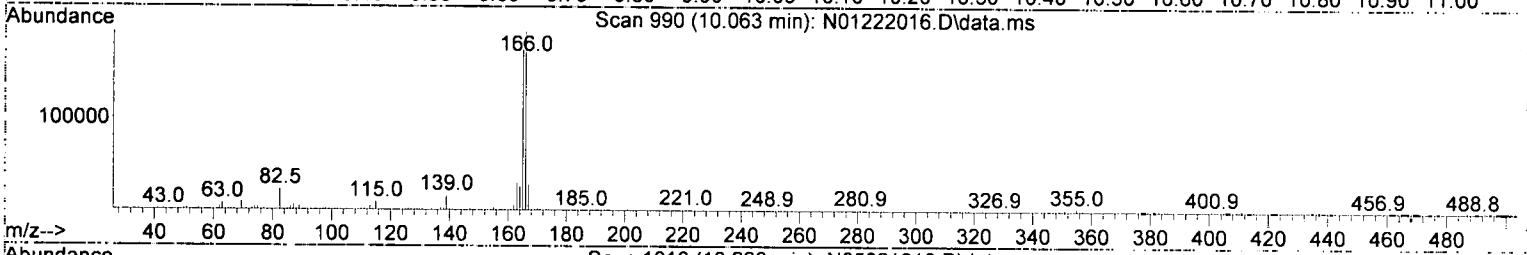
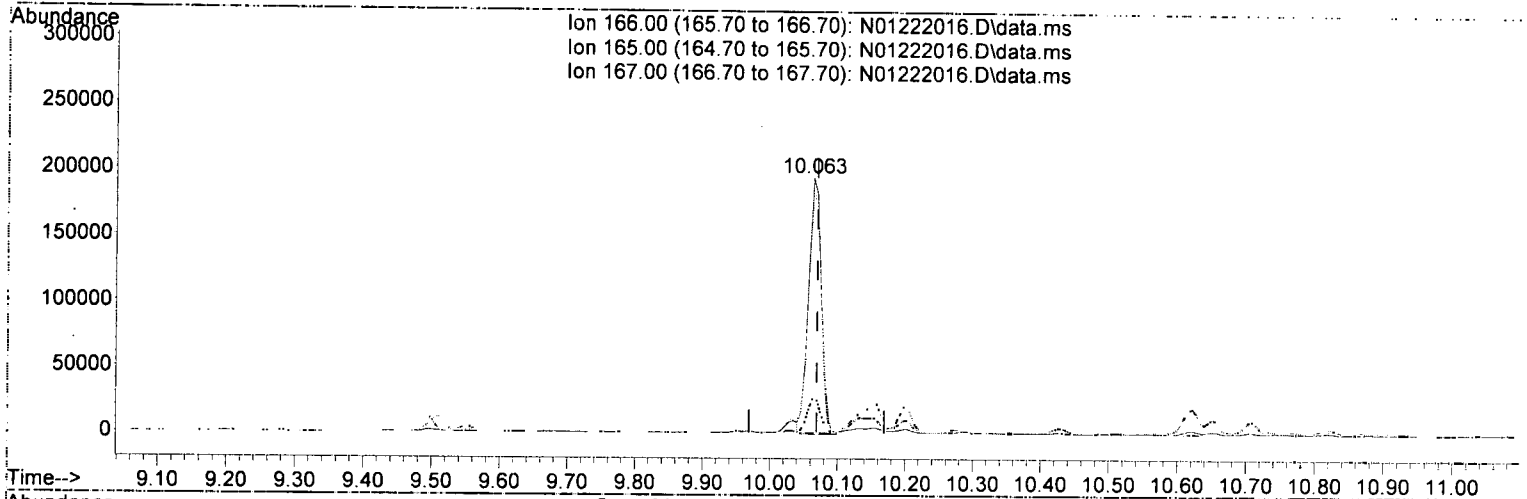
response 592951

Ion	Exp%	Act%
153.00	100.00	100.00
154.00	90.70	90.28
152.00	46.80	47.13
0.00	0.00	0.00

Quantitation Report (Qedit)

Data Path : U:\data\2020-01\0A22027\
 Data File : N01222016.D
 Acq On : 22 Jan 2020 18:13
 Operator : JK/ AMS/ DTH
 Sample : A0A0648-02
 Misc : 1x, 8270D LL PAH
 ALS Vial : 13 Sample Multiplier: 1
 DataAcq Meth:LVI14_BNA_ACQ.M

Quant Time: Jan 23 07:19:23 2020
 Quant Method : U:\methods\SV14_090619_PAHR7.M
 Quant Title : EPA 8270D: Semivolatile Organics
 QLast Update : Fri Dec 20 12:46:03 2019
 Response via : Initial Calibration
 InstName : SV-GCMS14



TIC: N01222016.D\data.ms

(16) Fluorene (T)

10.063min (-0.006) 159.22 ng/ml m

response 258573

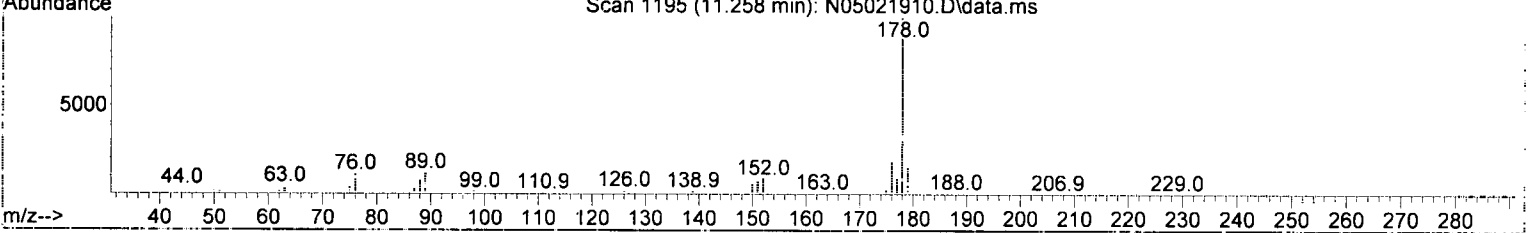
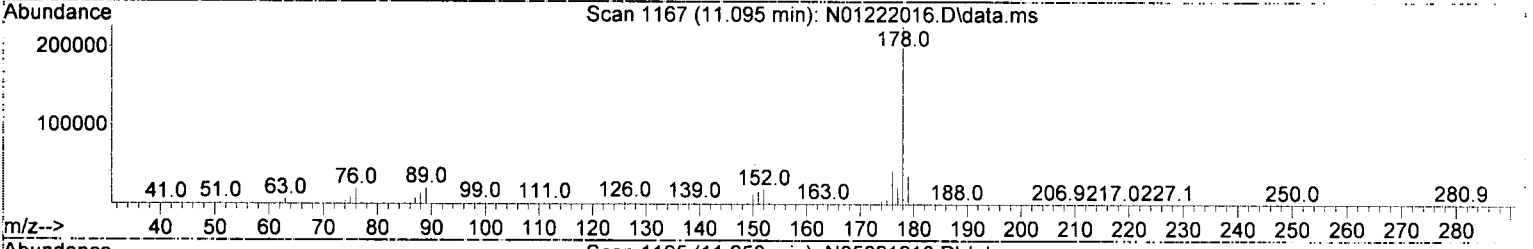
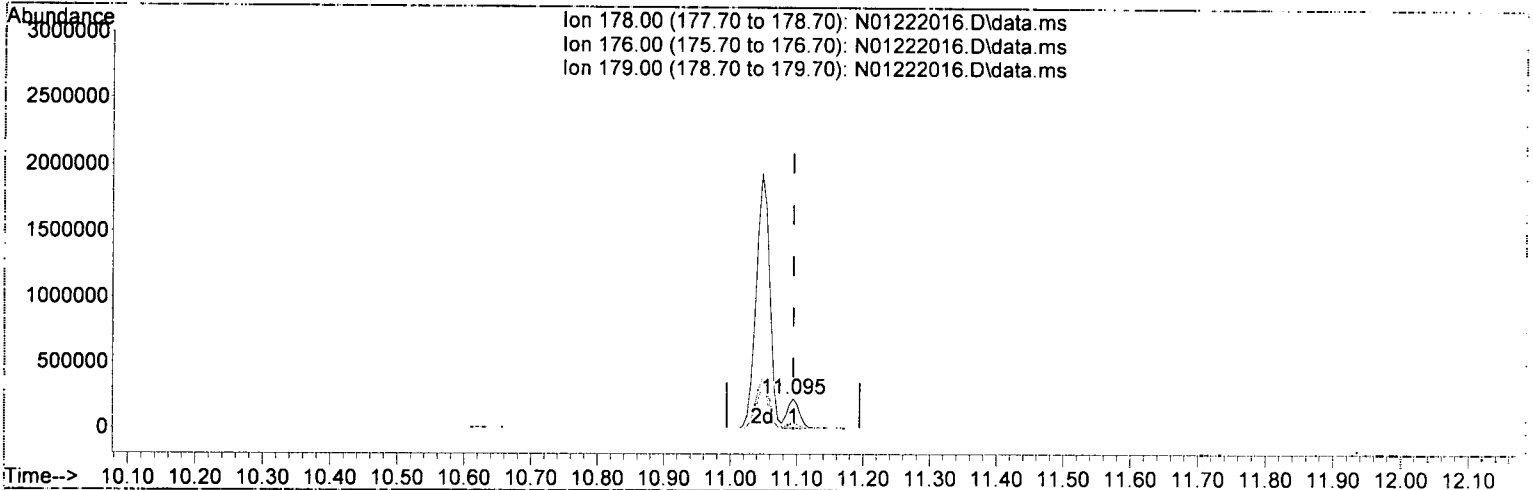
AMS
1/23/20

Ion	Exp%	Act%
166.00	100.00	100.00
165.00	95.70	94.65
167.00	13.60	14.34
0.00	0.00	0.00

Quantitation Report (Qedit)

Data Path : U:\data\2020-01\0A22027\
 Data File : N01222016.D
 Acq On : 22 Jan 2020 18:13
 Operator : JK/ AMS/ DTH
 Sample : A0A0648-02
 Misc : 1x, 8270D LL PAH
 ALS Vial : 13 Sample Multiplier: 1
 DataAcq Meth:LVI14_BNA_ACQ.M

Quant Time: Jan 23 07:19:23 2020
 Quant Method : U:\methods\SV14_090619_PAHR7.M
 Quant Title : EPA 8270D: Semivolatile Organics
 QLast Update : Fri Dec 20 12:46:03 2019
 Response via : Initial Calibration
 InstName : SV-GCMS14



TIC: N01222016.D\data.ms

(20) Anthracene (T)

11.095min (-0.000) 124.69 ng/ml

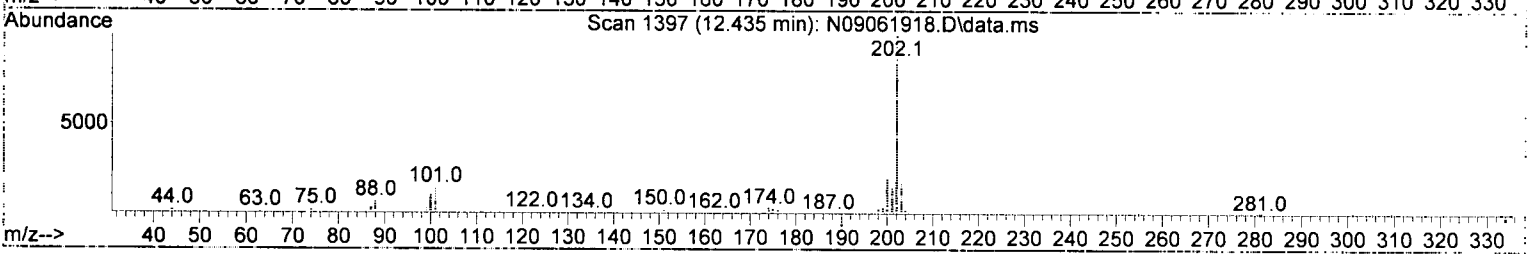
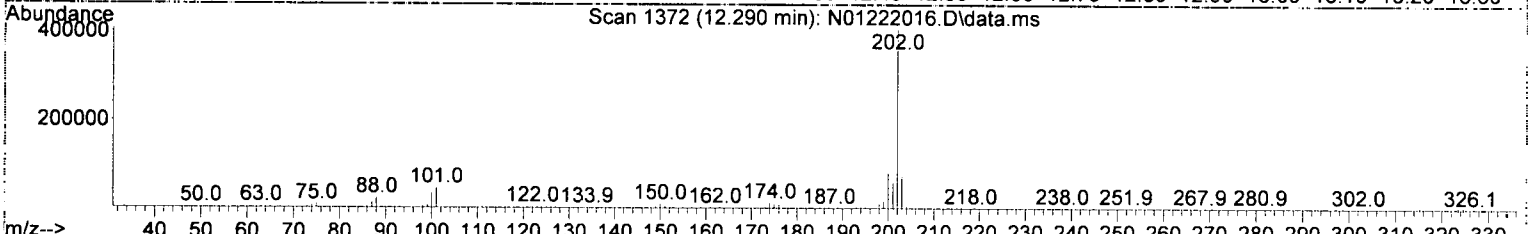
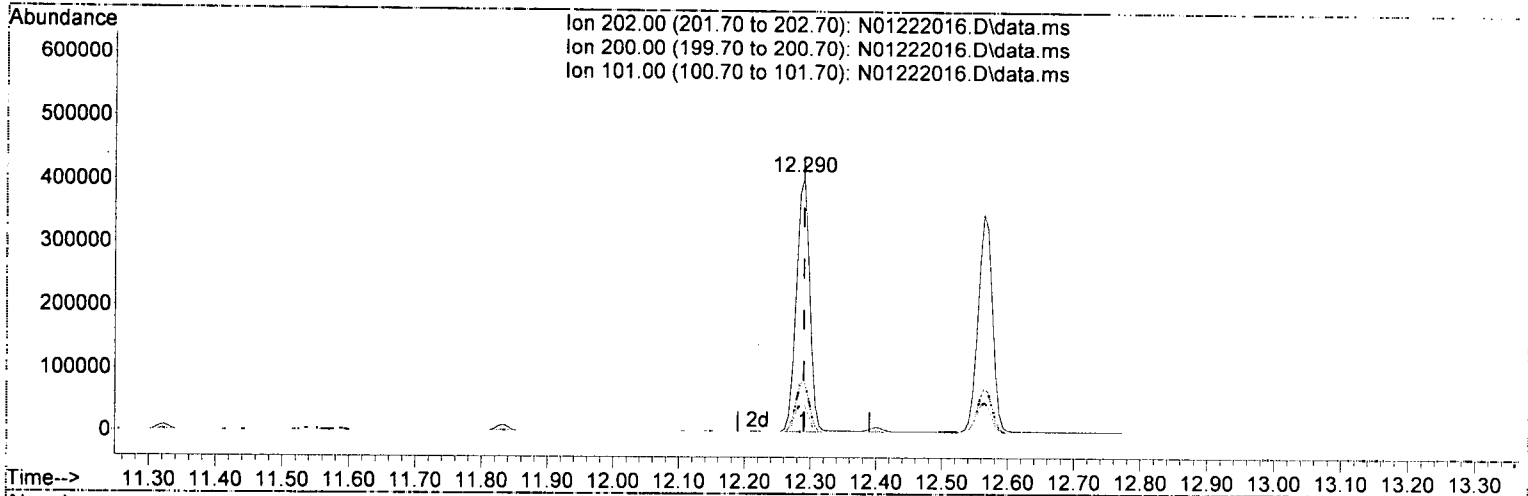
response 286647

Ion	Exp%	Act%
178.00	100.00	100.00
176.00	18.90	18.50
179.00	15.30	15.69
0.00	0.00	0.00

Quantitation Report (Qedit)

Data Path : U:\data\2020-01\0A22027\
 Data File : N01222016.D
 Acq On : 22 Jan 2020 18:13
 Operator : JK/ AMS/ DTH
 Sample : A0A0648-02
 Misc : 1x, 8270D LL PAH
 ALS Vial : 13 Sample Multiplier: 1
 DataAcq Meth:LVI14_BNA_ACQ.M

Quant Time: Jan 23 07:19:23 2020
 Quant Method : U:\methods\SV14_090619_PAHR7.M
 Quant Title : EPA 8270D: Semivolatile Organics
 QLast Update : Fri Dec 20 12:46:03 2019
 Response via : Initial Calibration
 InstName : SV-GCMS14



TIC: N01222016.D\data.ms

(23) Fluoranthene (T)

12.290min (-0.000) 232.38 ng/ml

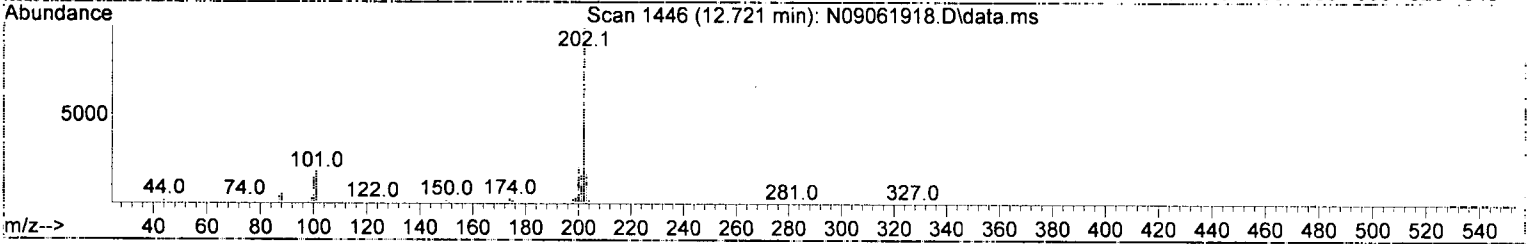
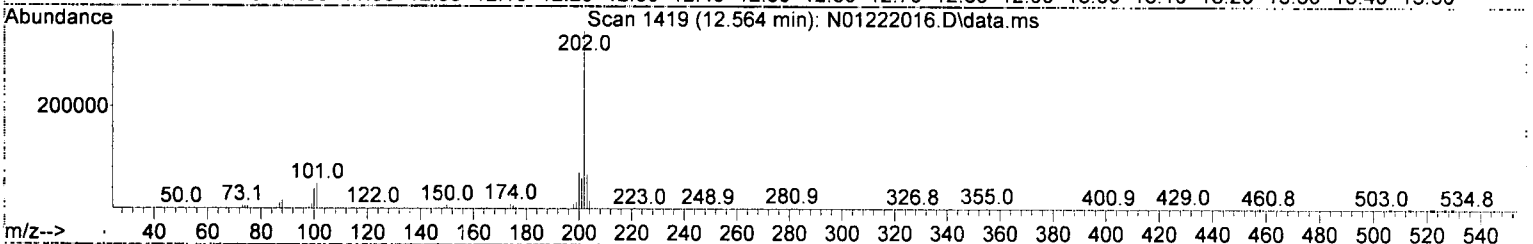
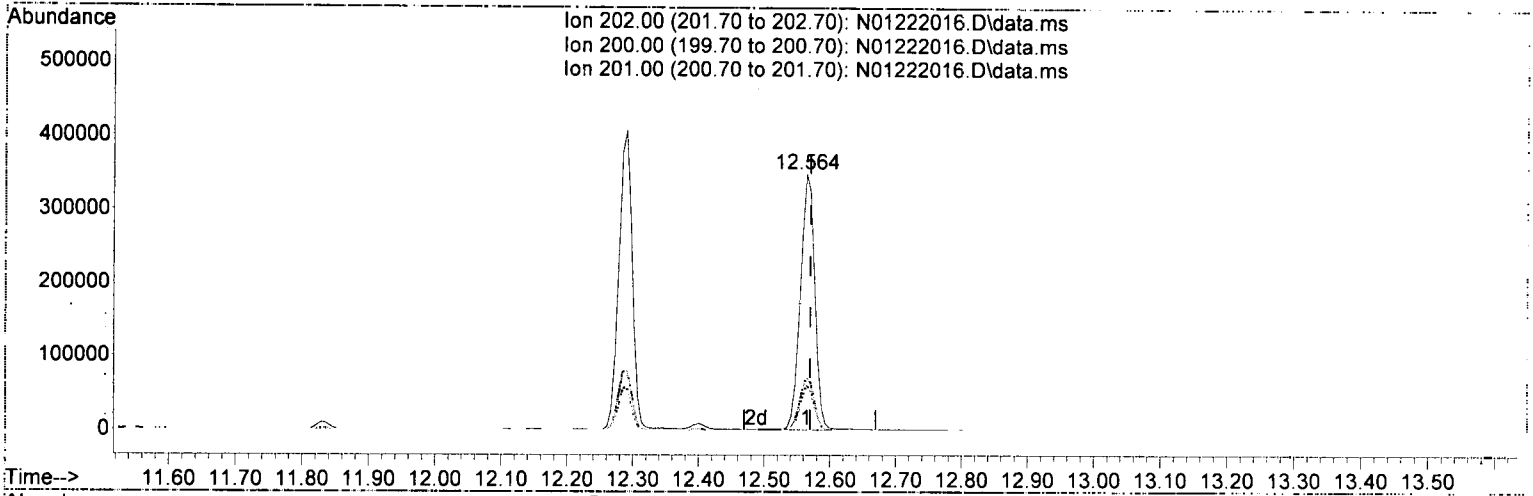
response 578645

Ion	Exp%	Act%
202.00	100.00	100.00
200.00	19.70	20.30
101.00	15.30	11.19
0.00	0.00	0.00

Quantitation Report (Qedit)

Data Path : U:\data\2020-01\0A22027\
 Data File : N01222016.D
 Acq On : 22 Jan 2020 18:13
 Operator : JK/ AMS/ DTH
 Sample : AOA0648-02
 Misc : 1x, 8270D LL PAH
 ALS Vial : 13 Sample Multiplier: 1
 DataAcq Meth:LVI14_BNA_ACQ.M

Quant Time: Jan 23 07:19:23 2020
 Quant Method : U:\methods\SV14_090619_PAHR7.M
 Quant Title : EPA 8270D: Semivolatile Organics
 QLast Update : Fri Dec 20 12:46:03 2019
 Response via : Initial Calibration
 InstName : SV-GCMS14



TIC: N01222016.D\data.ms

(25) Pyrene (T)

12.564min (-0.006) 191.09 ng/ml

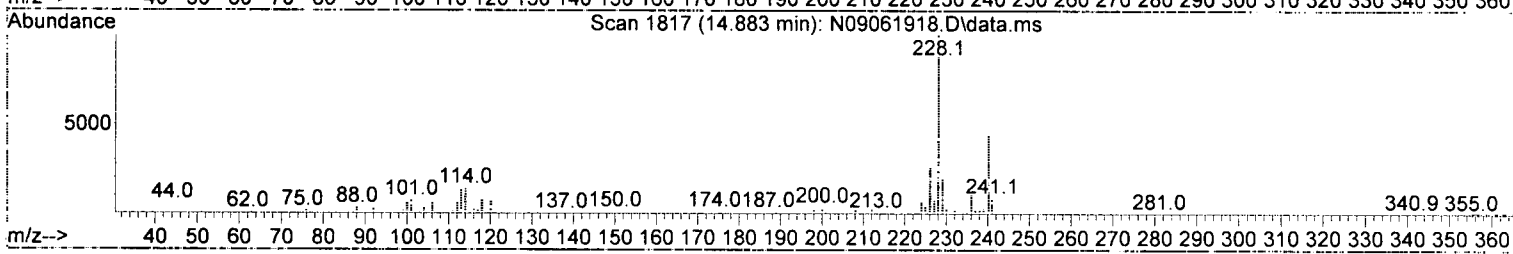
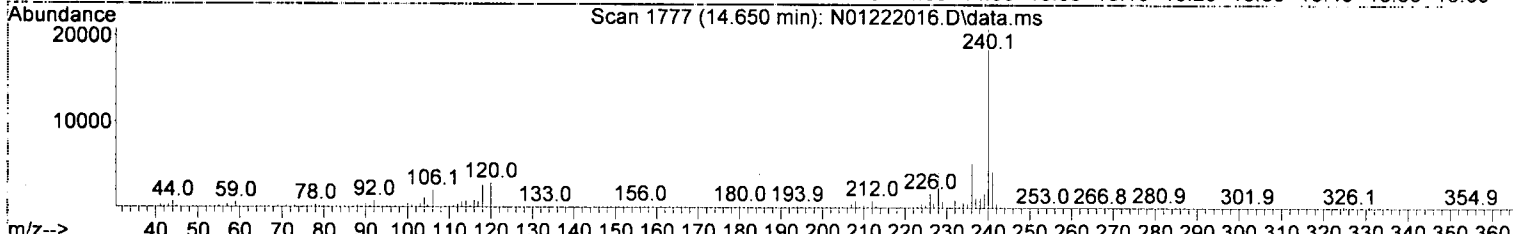
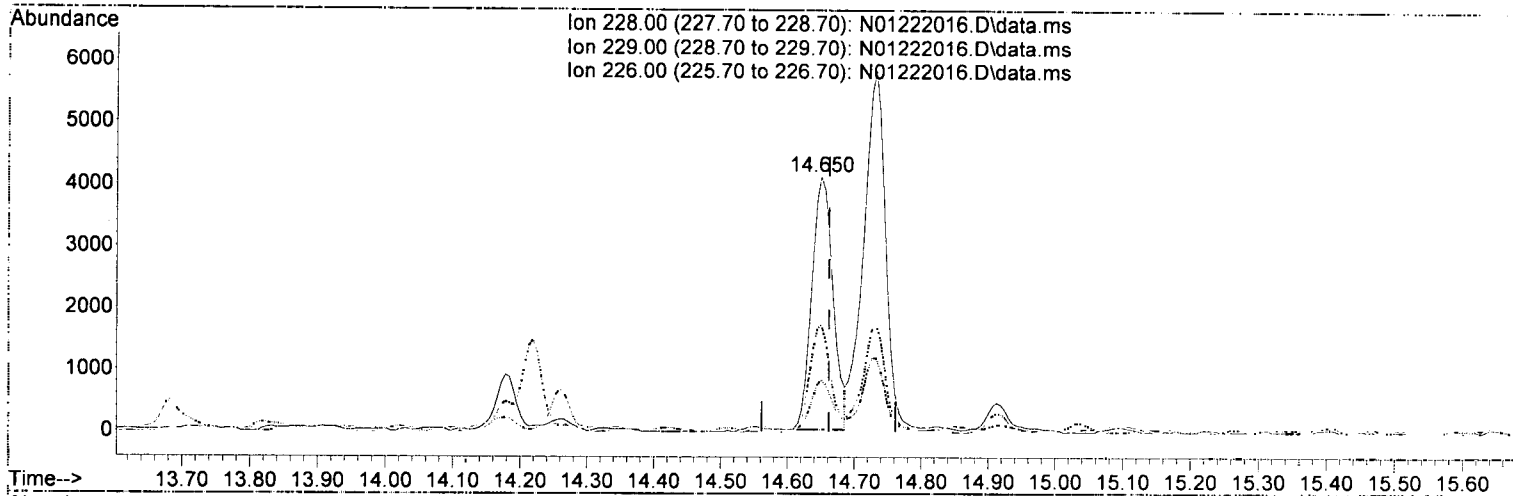
response 530273

Ion	Exp%	Act%
202.00	100.00	100.00
200.00	20.70	20.43
201.00	16.80	17.10
0.00	0.00	0.00

Quantitation Report (Qedit)

Data Path : U:\data\2020-01\0A22027\
 Data File : N01222016.D
 Acq On : 22 Jan 2020 18:13
 Operator : JK/ AMS/ DTH
 Sample : AOA0648-02
 Misc : 1x, 8270D LL PAH
 ALS Vial : 13 Sample Multiplier: 1
 DataAcq Meth:LVI14_BNA_ACQ.M

Quant Time: Jan 23 07:19:23 2020
 Quant Method : U:\methods\SV14_090619_PAHR7.M
 Quant Title : EPA 8270D: Semivolatile Organics
 QLast Update : Fri Dec 20 12:46:03 2019
 Response via : Initial Calibration
 InstName : SV-GCMS14



TIC: N01222016.D\data.ms

(27) Benz(a)anthracene (T)

14.650min (-0.012) 4.39 ng/ml

response 9043

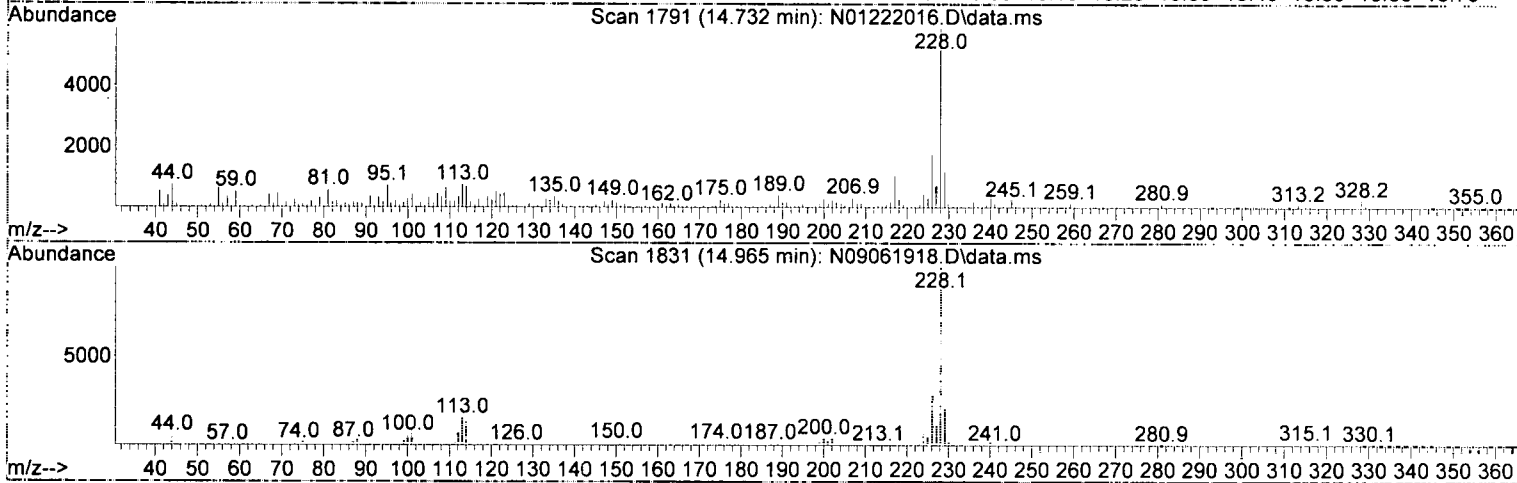
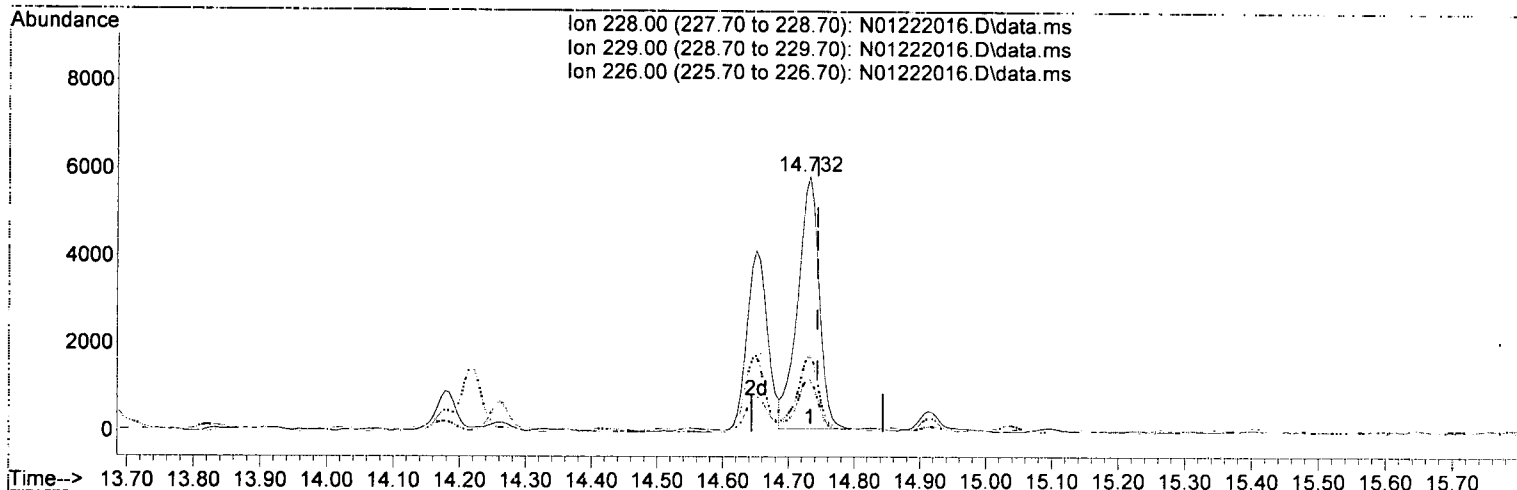
Ion	Exp%	Act%
228.00	100.00	100.00
229.00	19.40	20.27
226.00	26.20	41.78
0.00	0.00	0.00

J

Quantitation Report (Qedit)

Data Path : U:\data\2020-01\0A22027\
 Data File : N01222016.D
 Acq On : 22 Jan 2020 18:13
 Operator : JK/ AMS/ DTH
 Sample : A0A0648-02
 Misc : 1x, 8270D LL PAH
 ALS Vial : 13 Sample Multiplier: 1
 DataAcq Meth:LVI14_BNA_ACQ.M

Quant Time: Jan 23 07:19:23 2020
 Quant Method : U:\methods\SV14_090619_PAHR7.M
 Quant Title : EPA 8270D: Semivolatile Organics
 QLast Update : Fri Dec 20 12:46:03 2019
 Response via : Initial Calibration
 InstName : SV-GCMS14



TIC: N01222016.D\data.ms

(28) Chrysene (T)

14.732min (-0.012) 6.74 ng/ml



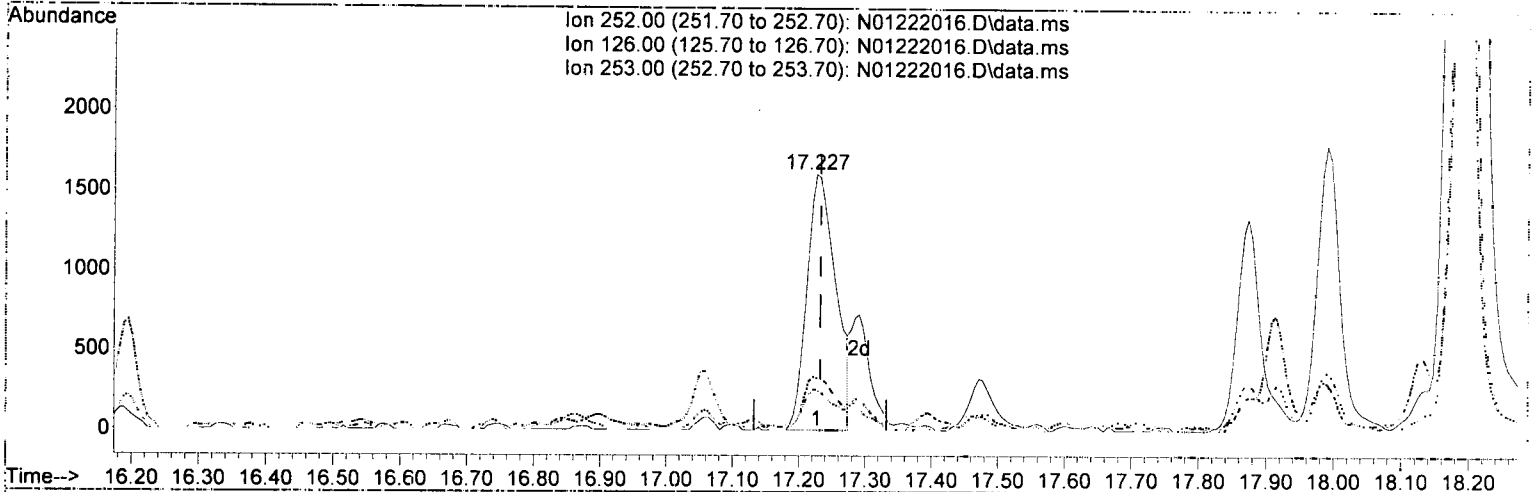
response 13149

Ion	Exp%	Act%
228.00	100.00	100.00
229.00	19.60	20.50
226.00	28.60	29.80
0.00	0.00	0.00

Quantitation Report (Qedit)

Data Path : U:\data\2020-01\0A22027\
 Data File : N01222016.D
 Acq On : 22 Jan 2020 18:13
 Operator : JK/ AMS/ DTH
 Sample : A0A0648-02
 Misc : 1x, 8270D LL PAH
 ALS Vial : 13 Sample Multiplier: 1
 DataAcq Meth:LVI14_BNA_ACQ.M

Quant Time: Jan 23 07:19:23 2020
 Quant Method : U:\methods\SV14_090619_PAHR7.M
 Quant Title : EPA 8270D: Semivolatile Organics
 QLast Update : Fri Dec 20 12:46:03 2019
 Response via : Initial Calibration
 InstName : SV-GCMS14



TIC: N01222016.D\data.ms

(30) Benzo(b)fluoranthene (T)

17.227min (-0.006) 2.61 ng/ml

response 4881


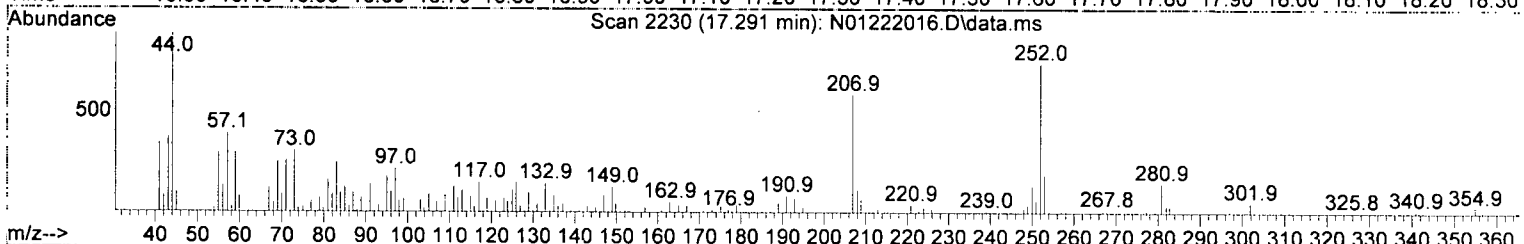
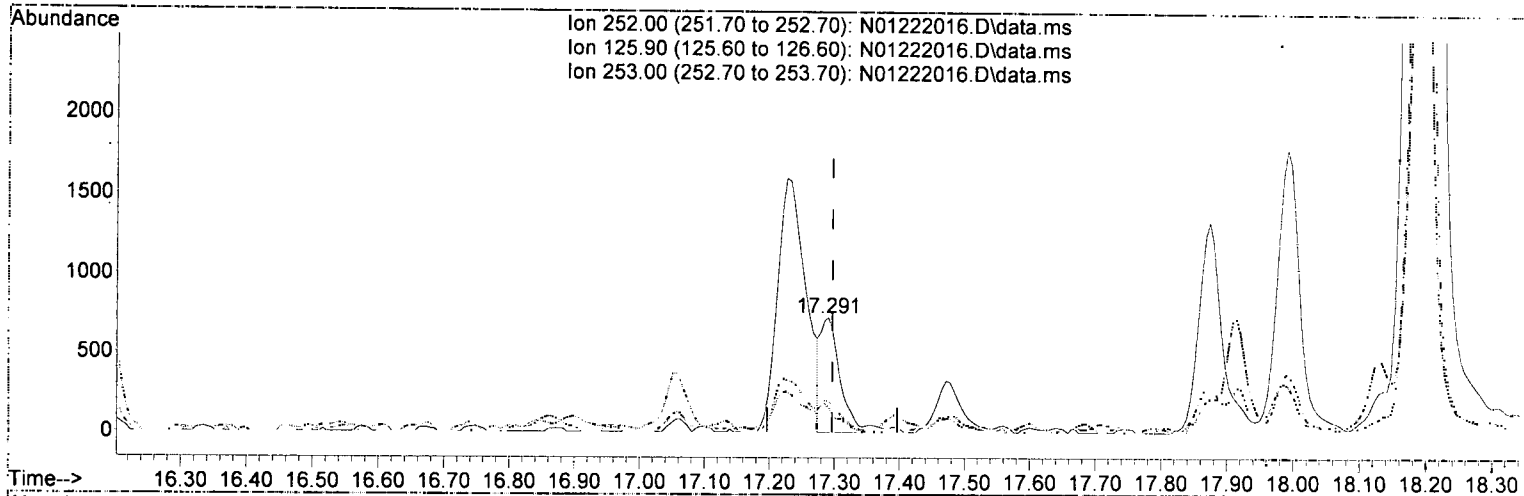
Ion	Exp%	Act%
252.00	100.00	100.00
126.00	20.00	16.03
253.00	21.10	20.57
0.00	0.00	0.00

J

Quantitation Report (Qedit)

Data Path : U:\data\2020-01\0A22027\
 Data File : N01222016.D
 Acq On : 22 Jan 2020 18:13
 Operator : JK/ AMS/ DTH
 Sample : AOA0648-02
 Misc : 1x, 8270D LL PAH
 ALS Vial : 13 Sample Multiplier: 1
 DataAcq Meth:LVI14_BNA_ACQ.M

Quant Time: Jan 23 07:19:23 2020
 Quant Method : U:\methods\SV14_090619_PAHR7.M
 Quant Title : EPA 8270D: Semivolatile Organics
 QLast Update : Fri Dec 20 12:46:03 2019
 Response via : Initial Calibration
 InstName : SV-GCMS14



TIC: N01222016.D\data.ms

(31) Benzo(k)fluoranthene (T)

17.291min (-0.006) 0.81 ng/ml

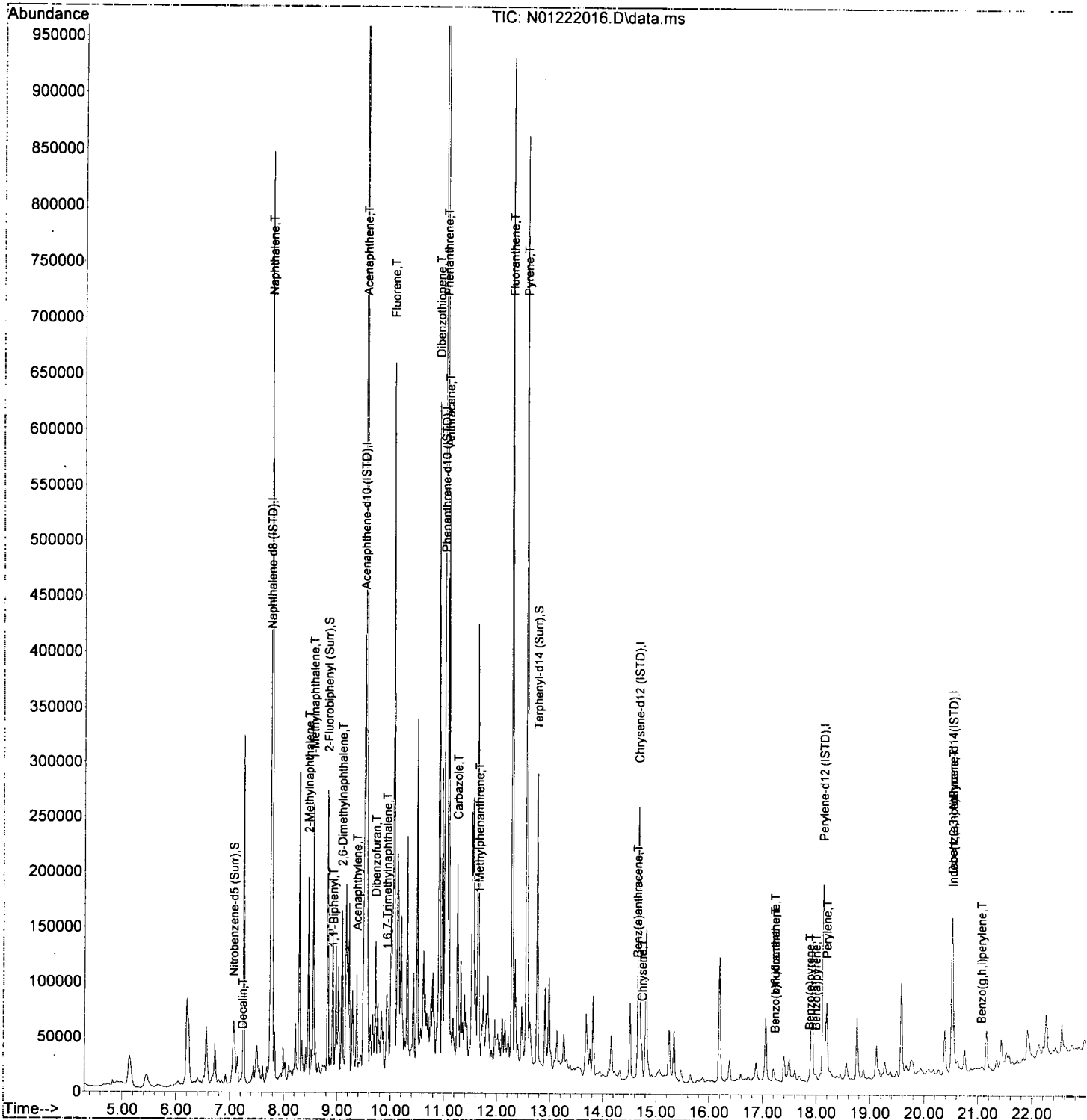
response 1487

Ion	Exp%	Act%
252.00	100.00	100.00
125.90	22.10	21.73
253.00	21.50	27.10
0.00	0.00	0.00

AMS
 1/23/20

Data Path : U:\data\2020-01\0A22027\
 Data File : N01222016.D
 Acq On : 22 Jan 2020 18:13
 Operator : JK/ AMS/ DTH
 Sample : A0A0648-02
 Misc : 1x, 8270D LL PAH
 ALS Vial : 13 Sample Multiplier: 1
 DataAcq Meth:LVI14_BNA_ACQ.M

Quant Time: Jan 23 07:19:23 2020
 Quant Method : U:\methods\SV14_090619_PAHR7.M
 Quant Title : EPA 8270D: Semivolatile Organics
 QLast Update : Fri Dec 20 12:46:03 2019
 Response via : Initial Calibration
 InstName : SV-GCMS14



Data Path : U:\data\2020-01\0A22027\
 Data File : N01222017.D
 Acq On : 22 Jan 2020 18:45
 Operator : JK/ AMS/ DTH
 Sample : A0A0648-03
 Misc : 1x, 8270D LL PAH
 ALS Vial : 14 Sample Multiplier: 1
 DataAcq Meth:LVI14_BNA_ACQ.M

AMS
1/23/20

Quant Time: Jan 23 07:19:26 2020
 Quant Method : U:\methods\SV14_090619_PAHR7.M
 Quant Title : EPA 8270D: Semivolatile Organics
 QLast Update : Fri Dec 20 12:46:03 2019
 Response via : Initial Calibration
 InstName : SV-GCMS14

Compound	R.T.	QIon	Response	Conc	Units	Dev (Min)	Qvalue
Internal Standards							
1) Naphthalene-d8 (ISTD)	7.761	136	167250	100.00	ng/ml	0.00	
9) Acenaphthene-d10 (ISTD)	9.509	162	106013	100.00	ng/ml	0.00	
17) Phenanthrene-d10 (ISTD)	11.019	188	191735	100.00	ng/ml	0.00	
24) Chrysene-d12 (ISTD)	14.674	240	159110	100.00	ng/ml	-0.01	
29) Perylene-d12 (ISTD)	18.130	264	150410	100.00	ng/ml	-0.01	
37) Dibenz(a,h)Anthracene-d...	20.514	292	116090	100.00	ng/ml	-0.02	
System Monitoring Compounds							
2) Nitrobenzene-d5 (Surr)	7.067	82	40263	72.45	ng/ml	0.00	
10) 2-Fluorobiphenyl (Surr)	8.827	172	130291	82.38	ng/ml	0.00	
11) Acenaphthylene d-8 (Surr)	9.352	160	2616	-1.00	ng/ml	0.00	
26) Terphenyl-d14 (Surr)	12.762	244	147068	87.89	ng/ml	0.00	
33) Benzo(a)pyrene d-12 (S...	0.000	264	0	0.00	ng/ml		
Target Compounds							
3) Decalin	7.230	138	185	1.49	ng/ml#		45
4) Naphthalene	7.778	128	62340	33.80	ng/ml		99
5) 2-Methylnaphthalene	8.460	142	8806	5.63	ng/ml		98
6) 1-Methylnaphthalene	8.559	142	9022	5.77	ng/ml		98
7) 1,1'-Biphenyl	8.926	154	2141	1.02	ng/ml		92
8) 2,6-Dimethylnaphthalene	9.090	156	5705	3.72	ng/ml		99
12) Acenaphthylene	9.369	152	10305	4.48	ng/ml		97
13) Acenaphthene	9.544	153	64428	42.74	ng/ml		99
14) Dibenzofuran	9.719	168	1730	0.92	ng/ml		83
15) 1,6,7-Trimethylnaphtha...	9.929	170	1635	1.29	ng/ml#		62
16) Fluorene	10.063	166	26133	16.94	ng/ml		99
18) Dibenzothiopene	10.914	184	26073	13.00	ng/ml		96
19) Phenanthrene	11.042	178	247414	110.27	ng/ml		100
20) Anthracene	11.095	178	25957	12.44	ng/ml		98
21) Carbazole	11.258	167	2535	1.50	ng/ml		84
22) 1-Methylphenanthrene	11.666	192	3763	2.41	ng/ml		92
23) Fluoranthene	12.284	202	47081	20.83	ng/ml		96
25) Pyrene	12.564	202	28892	11.62	ng/ml		99
27) Benz(a)anthracene	14.650	228	3801	2.06	ng/ml#		2
28) Chrysene	14.732	228	5678	3.25	ng/ml		99
30) Benzo(b)fluoranthene	17.226	252	8931	5.15	ng/ml		91
31) Benzo(k)fluoranthene	17.226	252	10566	6.18	ng/ml		89
32) Benzo(b+k)fluoranthene	17.226	252	12069	6.80	ng/ml		89
34) Benzo(e)pyrene	17.873	252	6785	3.87	ng/ml		98
35) Benzo(a)pyrene	17.990	252	6429	4.33	ng/ml		97
36) Perylene	18.194	252	6453	3.53	ng/ml		98
38) Indeno(1,2,3-cd)Pyrene	20.525	276	10019	7.00	ng/ml		86
39) Dibenz(a,h)anthracene	20.584	278	1089	0.81	ng/ml		92
40) Benzo(g,h,i)perylene	21.056	276	12956	8.53	ng/ml		97

MI-HIT

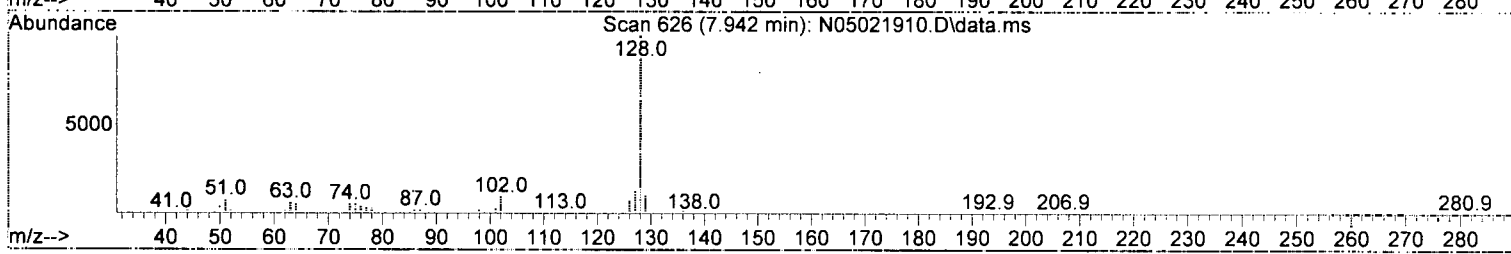
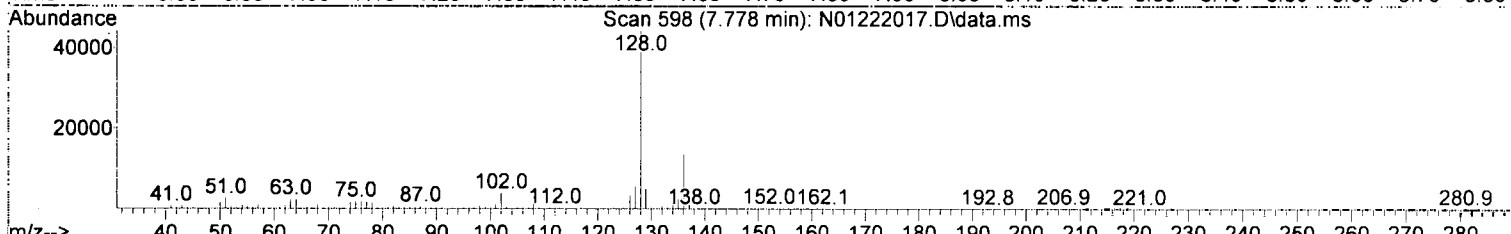
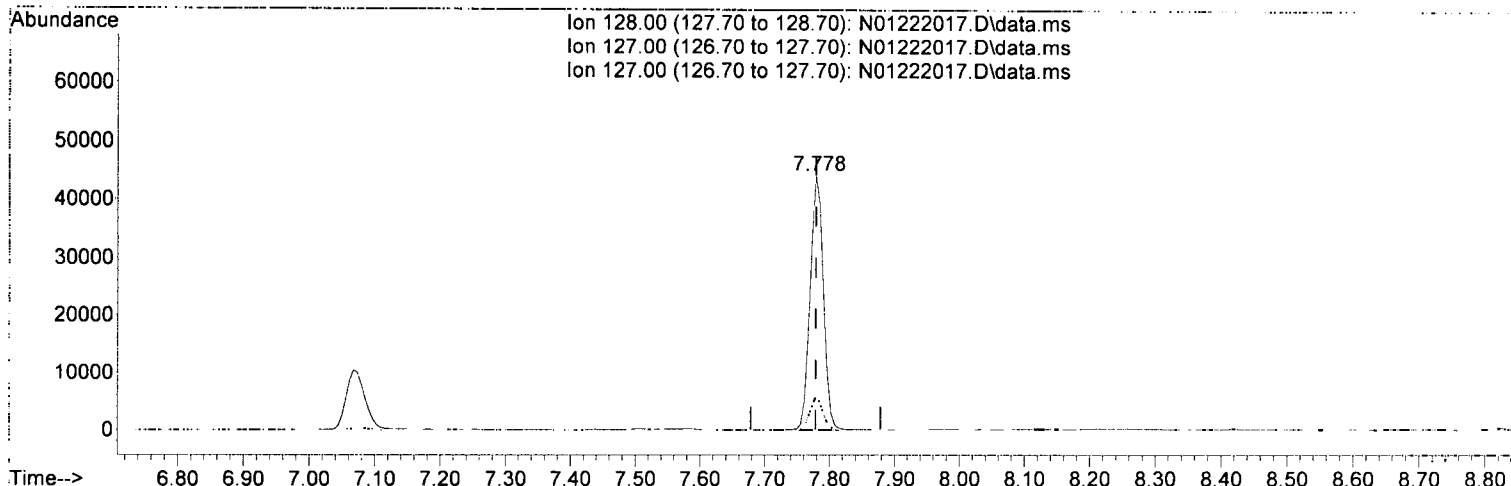
MI-NI

(#) = qualifier out of range (m) = manual integration (+) = signals summed

Quantitation Report (Qedit)

Data Path : U:\data\2020-01\0A22027\
 Data File : N01222017.D
 Acq On : 22 Jan 2020 18:45
 Operator : JK/ AMS/ DTH
 Sample : A0A0648-03
 Misc : 1x, 8270D LL PAH
 ALS Vial : 14 Sample Multiplier: 1
 DataAcq Meth:LVI14_BNA_ACQ.M

Quant Time: Jan 23 07:19:26 2020
 Quant Method : U:\methods\SV14_090619_PAHR7.M
 Quant Title : EPA 8270D: Semivolatile Organics
 QLast Update : Fri Dec 20 12:46:03 2019
 Response via : Initial Calibration
 InstName : SV-GCMS14



TIC: N01222017.D\data.ms

(4) Naphthalene (T)

7.778min (-0.000) 33.80 ng/ml

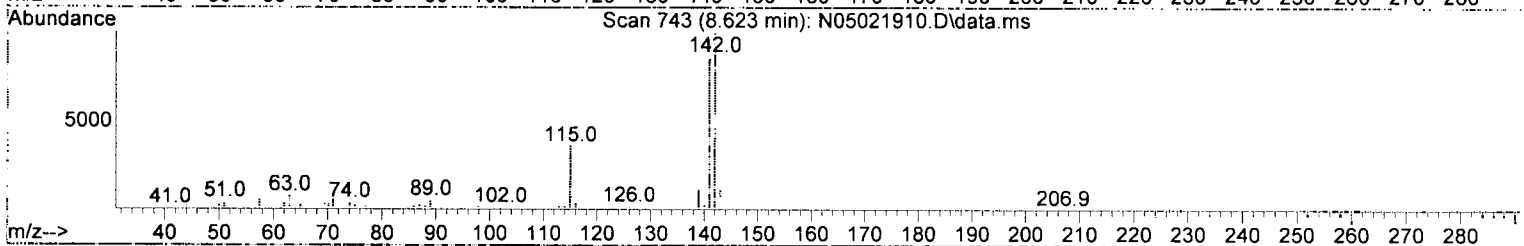
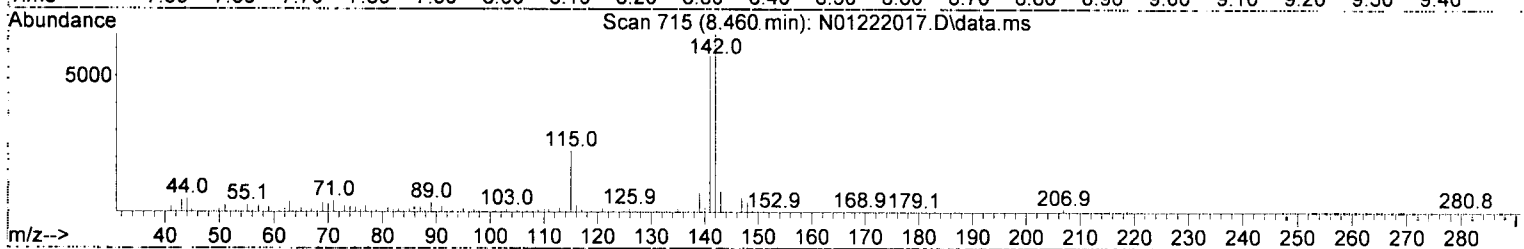
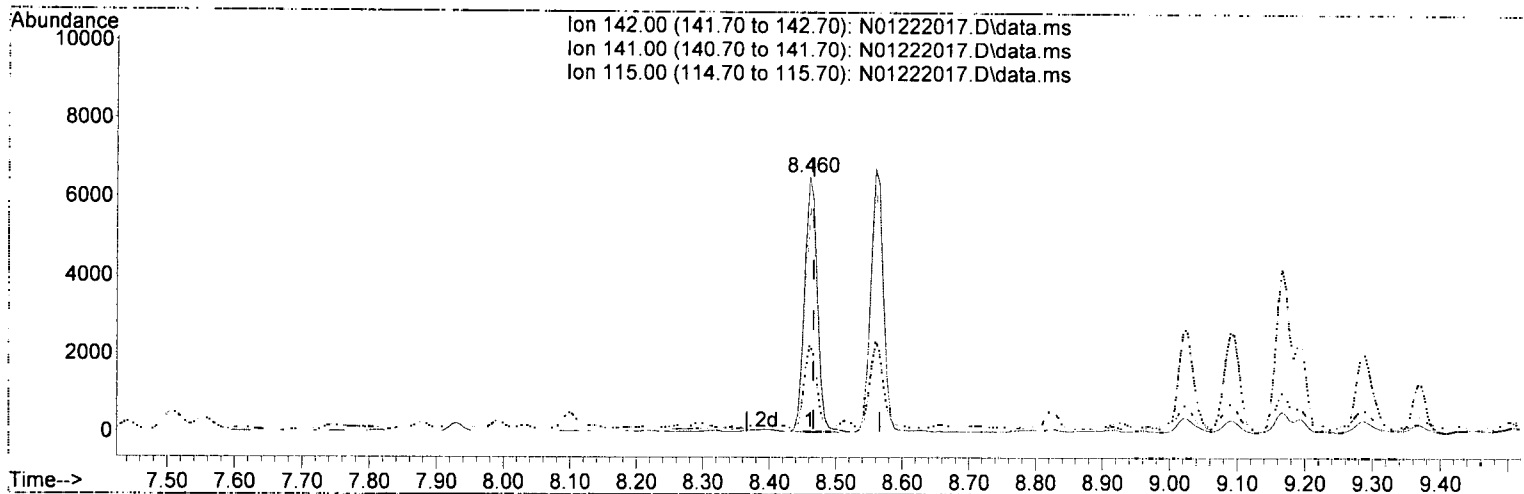
response 62340

Ion	Exp%	Act%
128.00	100.00	100.00
127.00	12.60	12.81
127.00	12.60	12.81
0.00	0.00	0.00

Quantitation Report (Qedit)

Data Path : U:\data\2020-01\0A22027\
 Data File : N01222017.D
 Acq On : 22 Jan 2020 18:45
 Operator : JK/ AMS/ DTH
 Sample : A0A0648-03
 Misc : 1x, 8270D LL PAH
 ALS Vial : 14 Sample Multiplier: 1
 DataAcq Meth:LVI14_BNA_ACQ.M

Quant Time: Jan 23 07:19:26 2020
 Quant Method : U:\methods\SV14_090619_PAHR7.M
 Quant Title : EPA 8270D: Semivolatile Organics
 QLast Update : Fri Dec 20 12:46:03 2019
 Response via : Initial Calibration
 InstName : SV-GCMS14



TIC: N01222017.D\data.ms

(5) 2-Methylnaphthalene (T)

8.460min (-0.006) 5.63 ng/ml

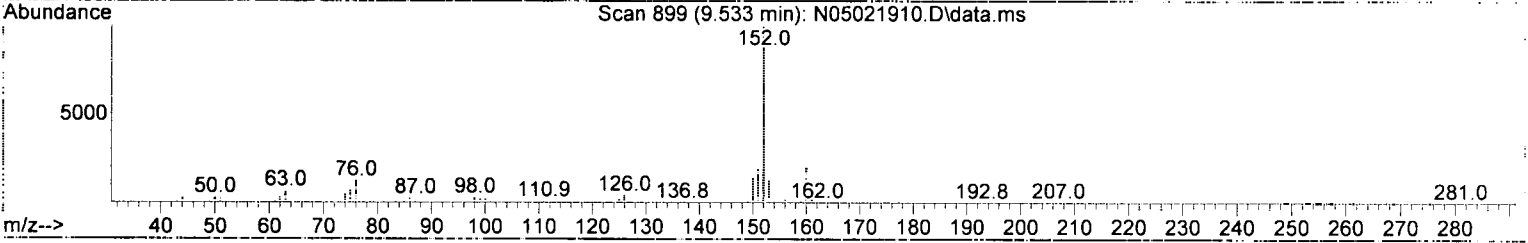
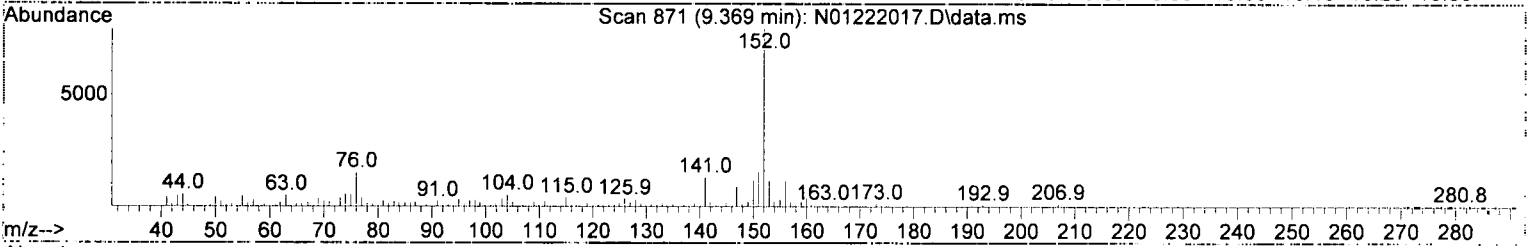
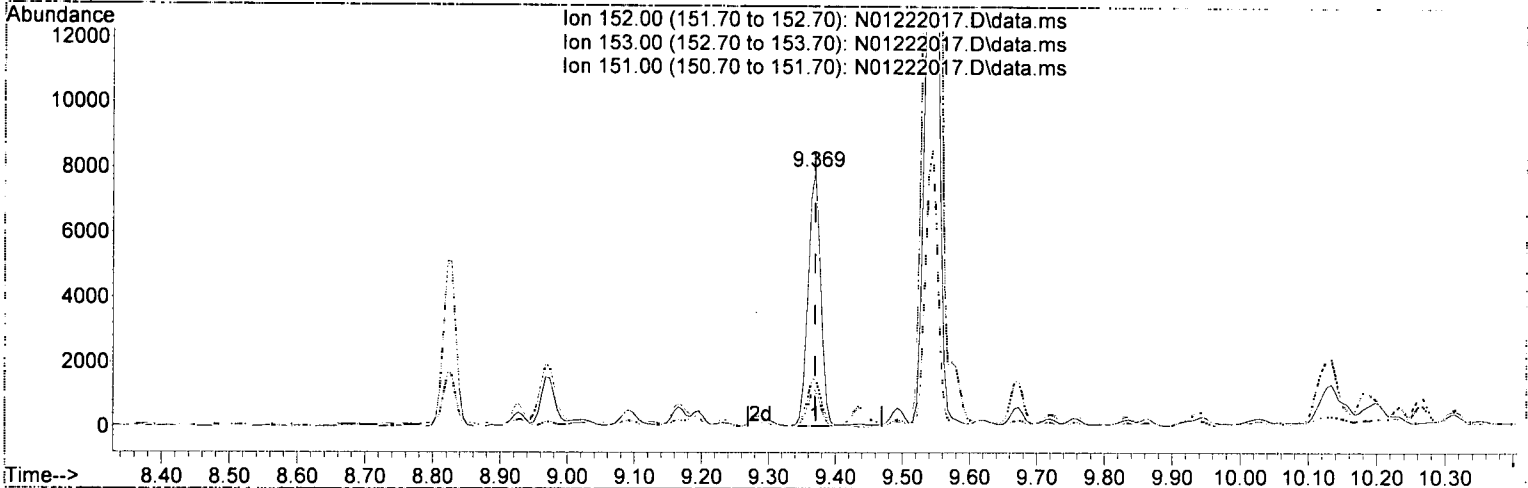
response 8806

Ion	Exp%	Act%
142.00	100.00	100.00
141.00	86.60	87.96
115.00	35.70	34.60
0.00	0.00	0.00

Quantitation Report (Qedit)

Data Path : U:\data\2020-01\0A22027\
 Data File : N01222017.D
 Acq On : 22 Jan 2020 18:45
 Operator : JK/ AMS/ DTH
 Sample : A0A0648-03
 Misc : 1x, 8270D LL PAH
 ALS Vial : 14 Sample Multiplier: 1
 DataAcq Meth:LVI14_BNA_ACQ.M

Quant Time: Jan 23 07:19:26 2020
 Quant Method : U:\methods\SV14_090619_PAHR7.M
 Quant Title : EPA 8270D: Semivolatile Organics
 QLast Update : Fri Dec 20 12:46:03 2019
 Response via : Initial Calibration
 InstName : SV-GCMS14



TIC: N01222017.D\data.ms

(12) Acenaphthylene (T)

9.369min (-0.000) 4.48 ng/ml

response 10305


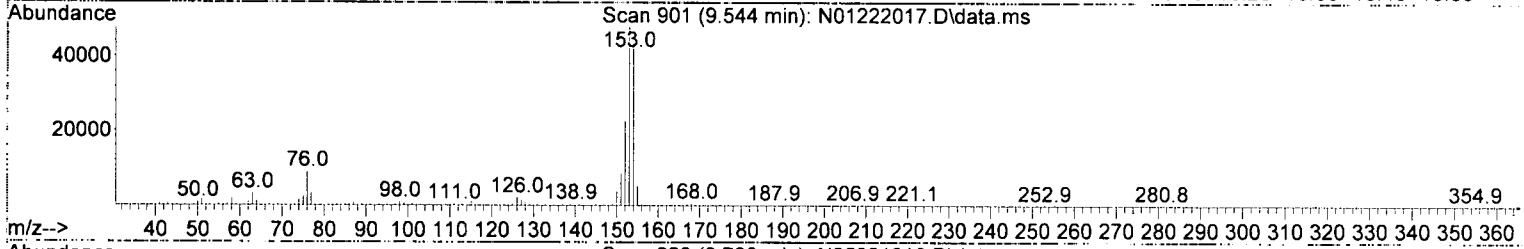
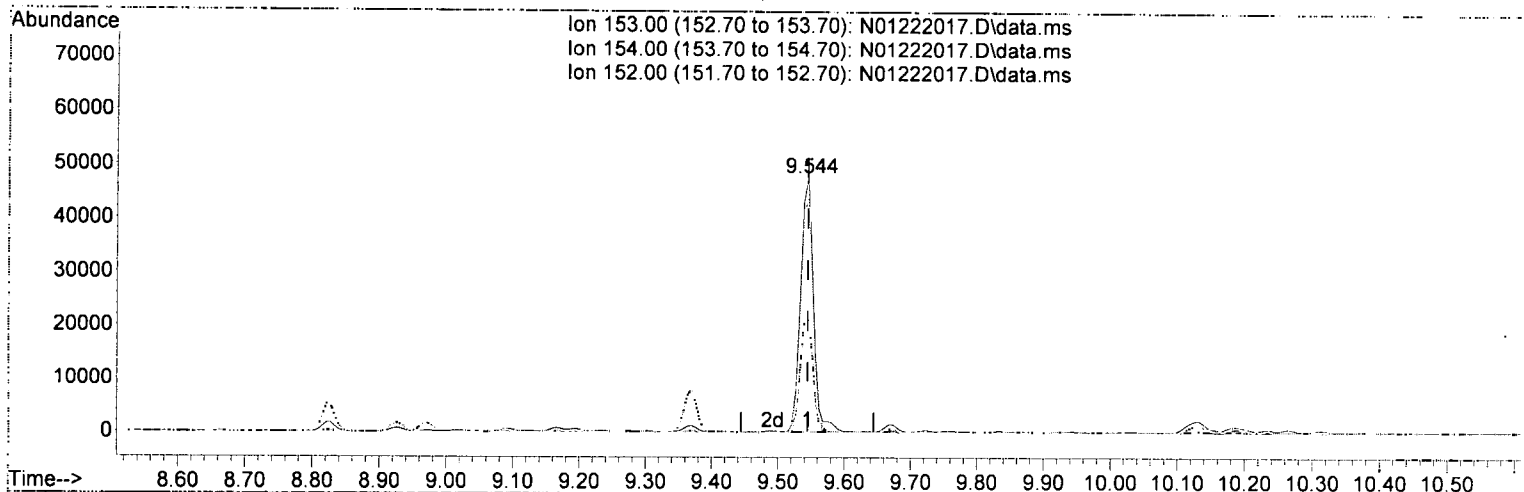
Ion	Exp%	Act%
152.00	100.00	100.00
153.00	12.70	14.93
151.00	19.30	19.72
0.00	0.00	0.00

(Handwritten mark)

Quantitation Report (Qedit)

Data Path : U:\data\2020-01\0A22027\
 Data File : N01222017.D
 Acq On : 22 Jan 2020 18:45
 Operator : JK/ AMS/ DTH
 Sample : A0A0648-03
 Misc : 1x, 8270D LL PAH
 ALS Vial : 14 Sample Multiplier: 1
 DataAcq Meth:LVI14_BNA_ACQ.M

Quant Time: Jan 23 07:19:26 2020
 Quant Method : U:\methods\SV14_090619_PAHR7.M
 Quant Title : EPA 8270D: Semivolatile Organics
 QLast Update : Fri Dec 20 12:46:03 2019
 Response via : Initial Calibration
 InstName : SV-GCMS14



TIC: N01222017.D\data.ms

(13) Acenaphthene (T)

9.544min (-0.000) 42.74 ng/ml

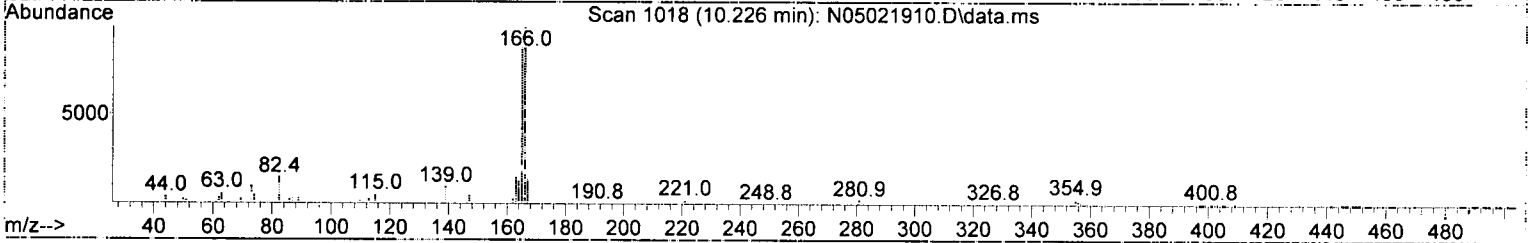

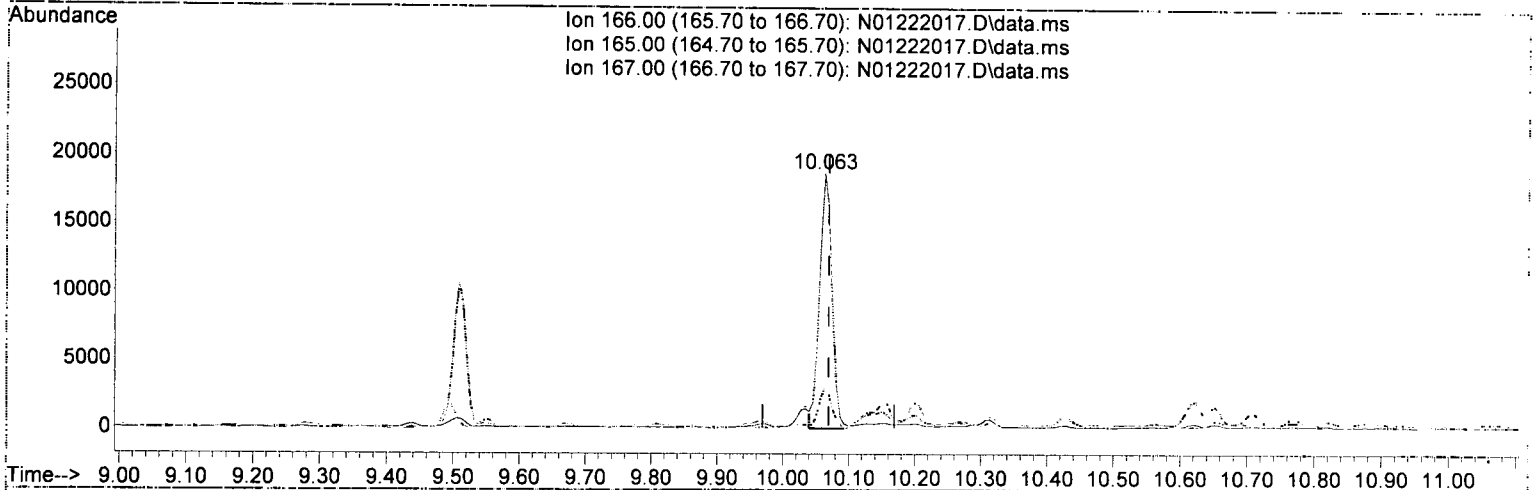
response 64428

Ion	Exp%	Act%
153.00	100.00	100.00
154.00	90.70	91.51
152.00	46.80	47.34
0.00	0.00	0.00

Quantitation Report (Qedit)

Data Path : U:\data\2020-01\0A22027\
 Data File : N01222017.D
 Acq On : 22 Jan 2020 18:45
 Operator : JK/ AMS/ DTH
 Sample : A0A0648-03
 Misc : 1x, 8270D LL PAH
 ALS Vial : 14 Sample Multiplier: 1
 DataAcq Meth:LVI14_BNA_ACQ.M

Quant Time: Jan 23 07:19:26 2020
 Quant Method : U:\methods\SV14_090619_PAHR7.M
 Quant Title : EPA 8270D: Semivolatile Organics
 QLast Update : Fri Dec 20 12:46:03 2019
 Response via : Initial Calibration
 InstName : SV-GCMS14



TIC: N01222017.D\data.ms

(16) Fluorene (T)

10.063min (-0.006) 15.93 ng/ml m

response 24573

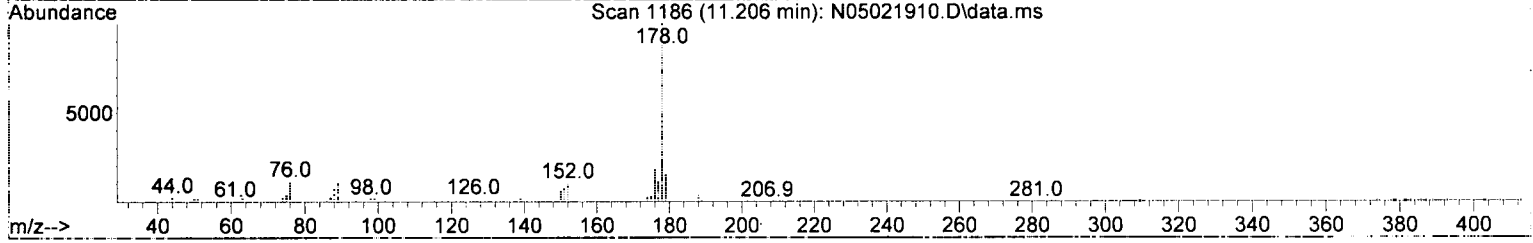
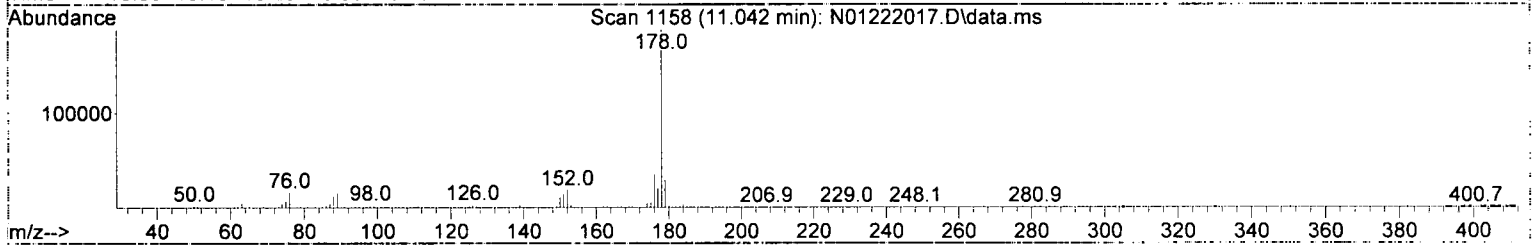
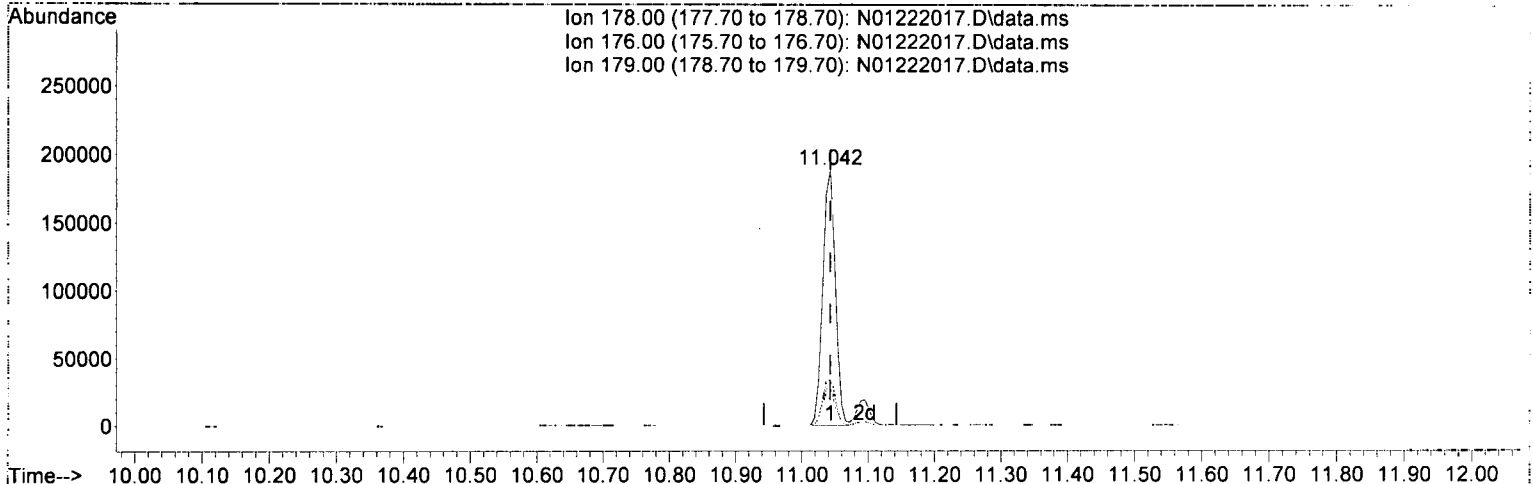
Ion	Exp%	Act%
166.00	100.00	100.00
165.00	95.70	95.67
167.00	13.60	15.90
0.00	0.00	0.00

AMS
1/23/20

Quantitation Report (Qedit)

Data Path : U:\data\2020-01\0A22027\
 Data File : N01222017.D
 Acq On : 22 Jan 2020 18:45
 Operator : JK/ AMS/ DTH
 Sample : A0A0648-03
 Misc : 1x, 8270D LL PAH
 ALS Vial : 14 Sample Multiplier: 1
 DataAcq Meth:LVI14_BNA_ACQ.M

Quant Time: Jan 23 07:19:26 2020
 Quant Method : U:\methods\SV14_090619_PAHR7.M
 Quant Title : EPA 8270D: Semivolatile Organics
 QLast Update : Fri Dec 20 12:46:03 2019
 Response via : Initial Calibration
 InstName : SV-GCMS14



TIC: N01222017.D\data.ms

(19) Phenanthrene (T)

11.042min (-0.000) 110.27 ng/ml

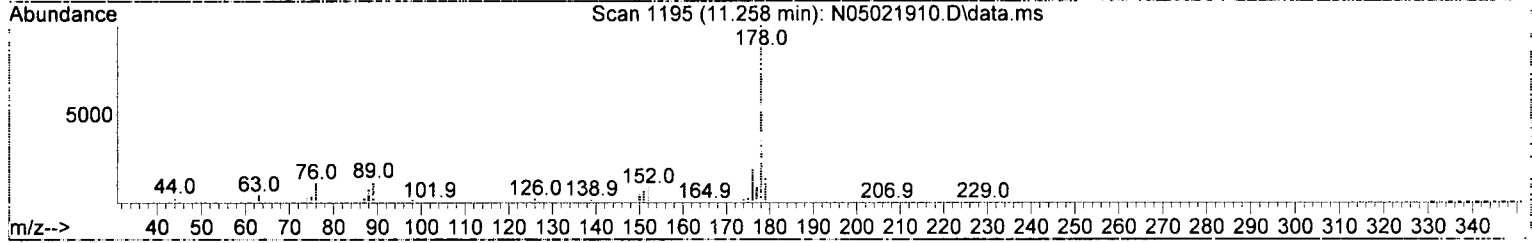
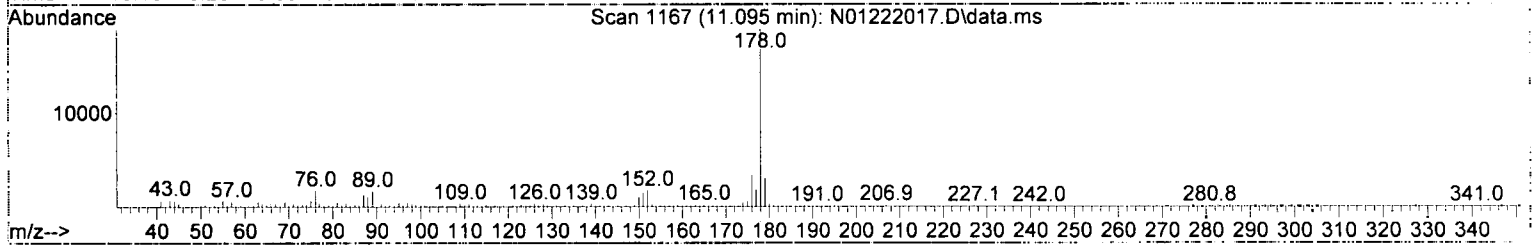
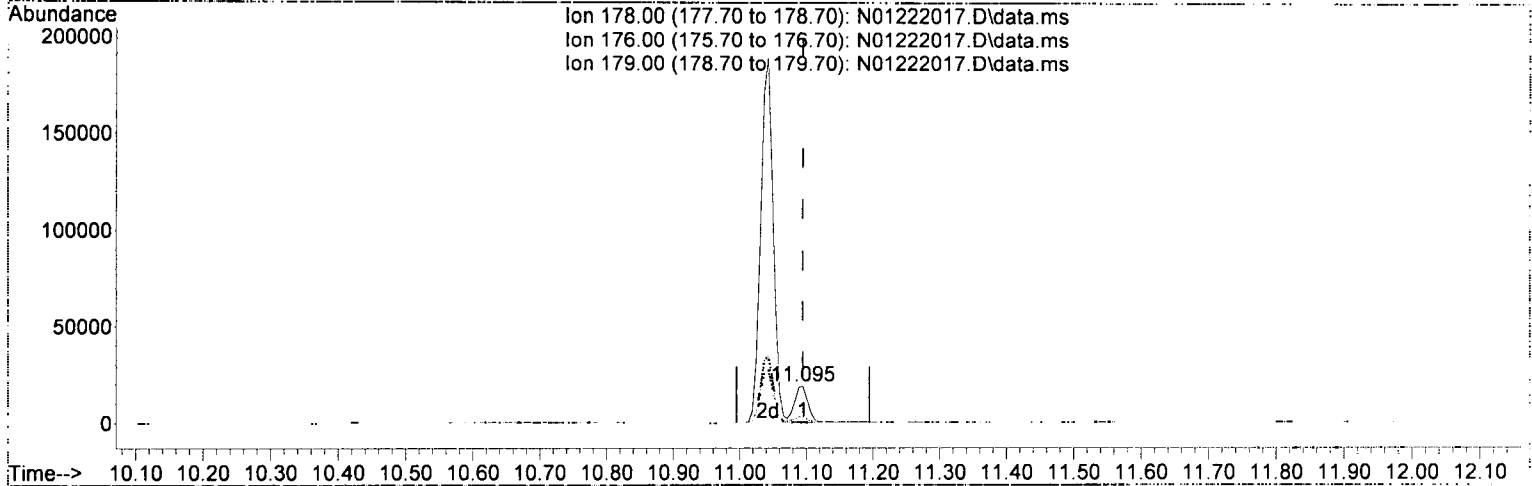
response 247414

Ion	Exp%	Act%
178.00	100.00	100.00
176.00	19.00	18.68
179.00	15.10	15.11
0.00	0.00	0.00

Quantitation Report (Qedit)

Data Path : U:\data\2020-01\0A22027\
 Data File : N01222017.D
 Acq On : 22 Jan 2020 18:45
 Operator : JK/ AMS/ DTH
 Sample : AOA0648-03
 Misc : 1x, 8270D LL PAH
 ALS Vial : 14 Sample Multiplier: 1
 DataAcq Meth:LVI14_BNA_ACQ.M

Quant Time: Jan 23 07:19:26 2020
 Quant Method : U:\methods\SV14_090619_PAHR7.M
 Quant Title : EPA 8270D: Semivolatile Organics
 QLast Update : Fri Dec 20 12:46:03 2019
 Response via : Initial Calibration
 InstName : SV-GCMS14



TIC: N01222017.D\data.ms

(20) Anthracene (T)

11.095min (-0.000) 12.44 ng/ml

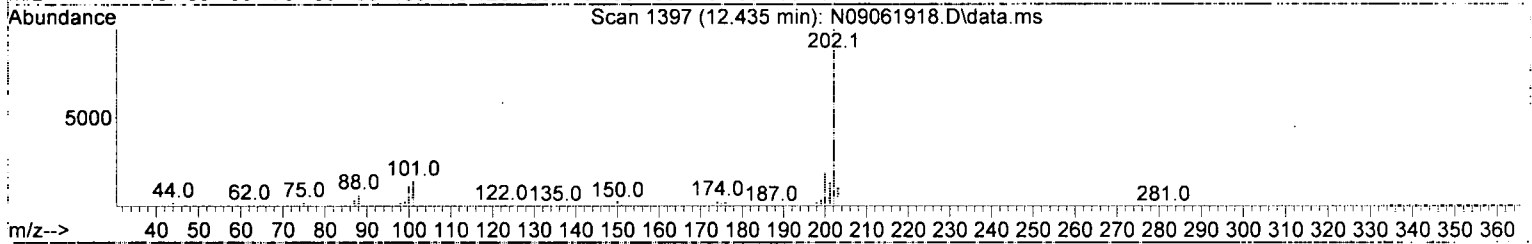
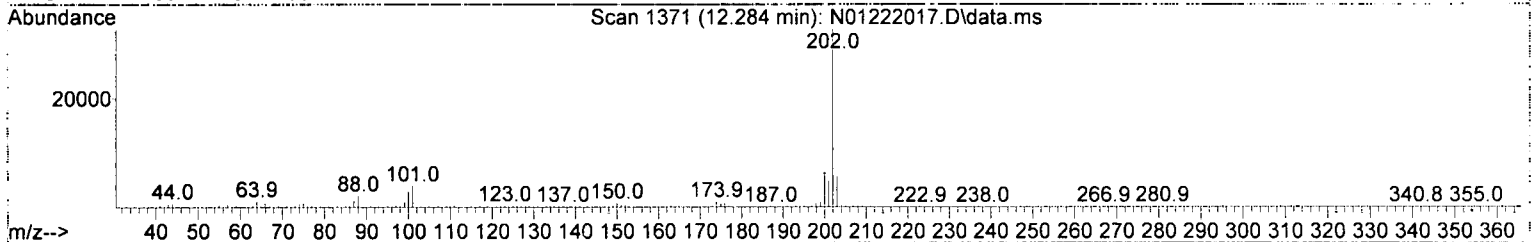
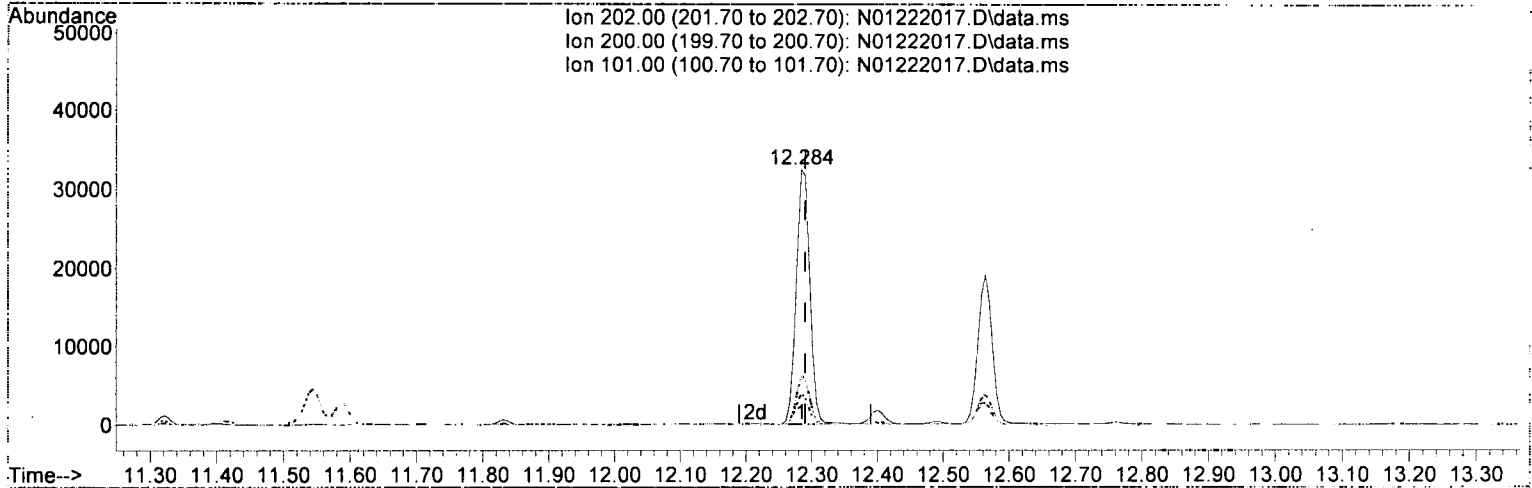
response 25957

Ion	Exp%	Act%
178.00	100.00	100.00
176.00	18.90	17.85
179.00	15.30	16.00
0.00	0.00	0.00

Quantitation Report (Qedit)

Data Path : U:\data\2020-01\0A22027\
 Data File : N01222017.D
 Acq On : 22 Jan 2020 18:45
 Operator : JK/ AMS/ DTH
 Sample : A0A0648-03
 Misc : 1x, 8270D LL PAH
 ALS Vial : 14 Sample Multiplier: 1
 DataAcq Meth:LVI14_BNA_ACQ.M

Quant Time: Jan 23 07:19:26 2020
 Quant Method : U:\methods\SV14_090619_PAHR7.M
 Quant Title : EPA 8270D: Semivolatile Organics
 QLast Update : Fri Dec 20 12:46:03 2019
 Response via : Initial Calibration
 InstName : SV-GCMS14



TIC: N01222017.D\data.ms

(23) Fluoranthene (T)

12.284min (-0.006) 20.83 ng/ml

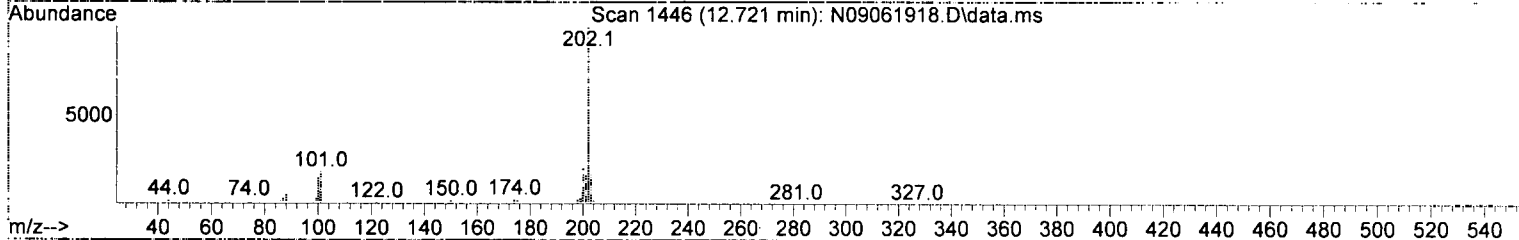
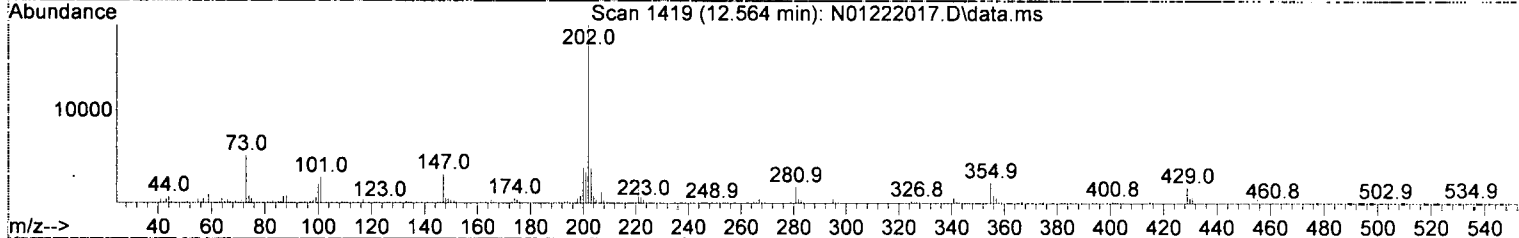
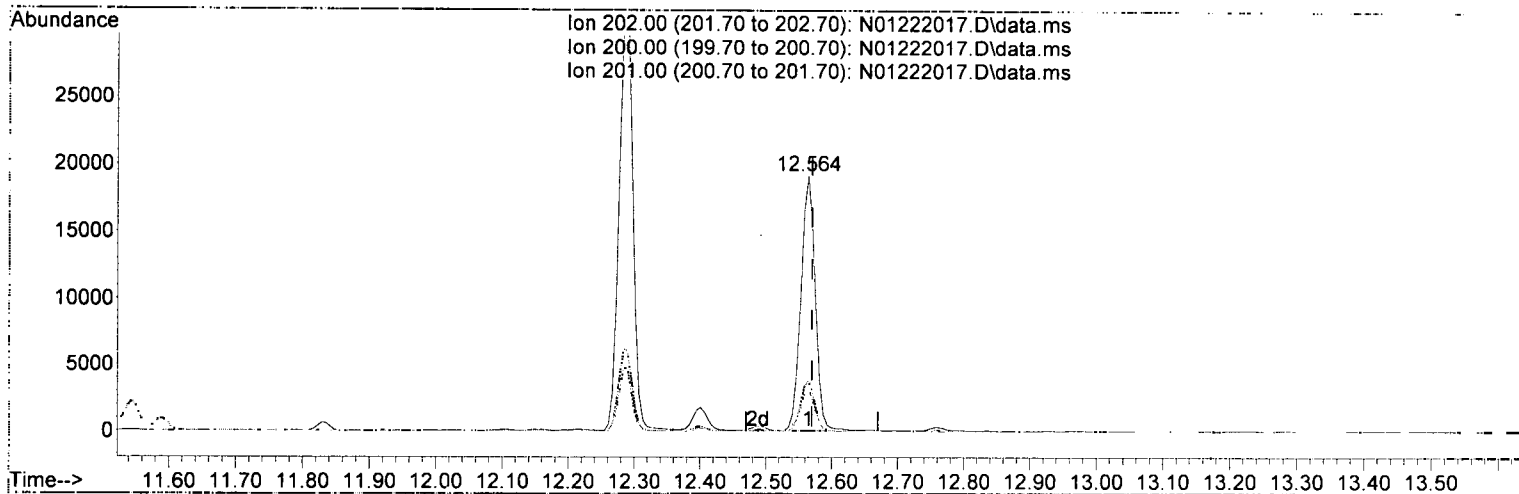
response 47081

Ion	Exp%	Act%
202.00	100.00	100.00
200.00	19.70	19.00
101.00	15.30	11.91
0.00	0.00	0.00

Quantitation Report (Qedit)

Data Path : U:\data\2020-01\0A22027\
 Data File : N01222017.D
 Acq On : 22 Jan 2020 18:45
 Operator : JK/ AMS/ DTH
 Sample : A0A0648-03
 Misc : 1x, 8270D LL PAH
 ALS Vial : 14 Sample Multiplier: 1
 DataAcq Meth:LVI14_BNA_ACQ.M

Quant Time: Jan 23 07:19:26 2020
 Quant Method : U:\methods\SV14_090619_PAHR7.M
 Quant Title : EPA 8270D: Semivolatile Organics
 QLast Update : Fri Dec 20 12:46:03 2019
 Response via : Initial Calibration
 InstName : SV-GCMS14



TIC: N01222017.D\data.ms

(25) Pyrene (T)

12.564min (-0.006) 11.62 ng/ml

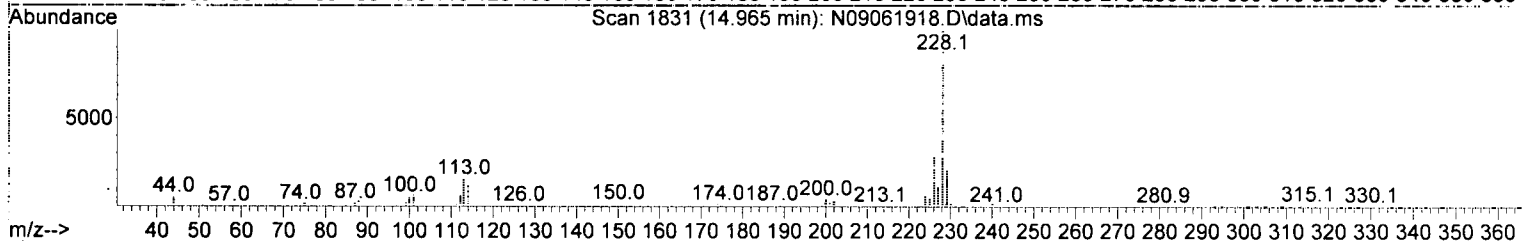

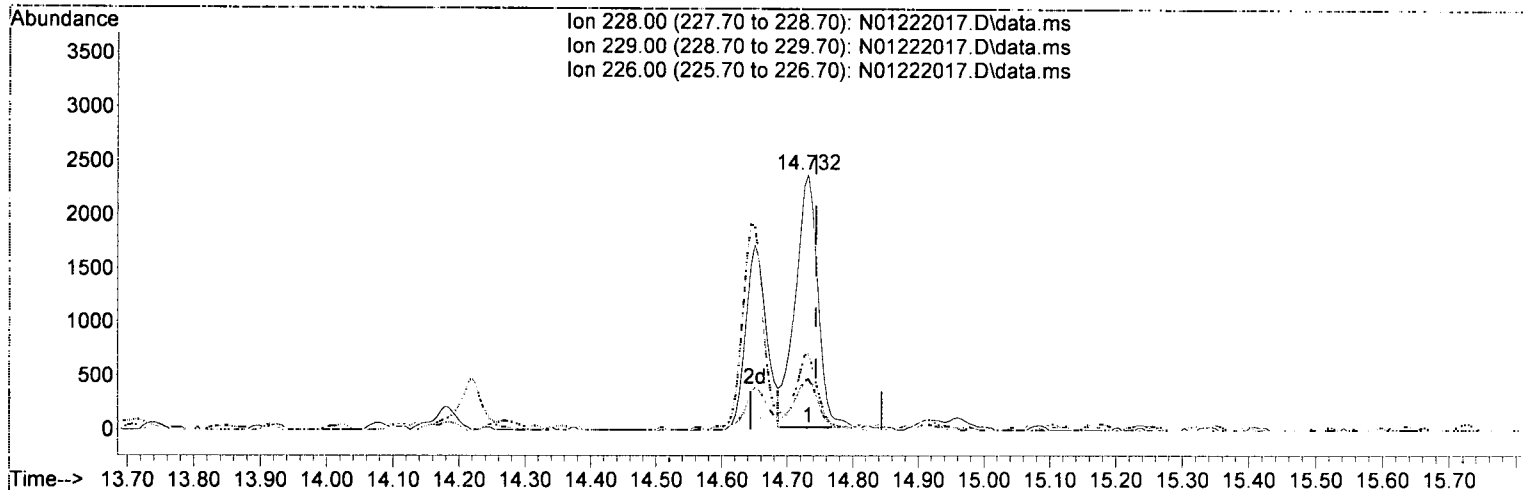
response 28892

Ion	Exp%	Act%
202.00	100.00	100.00
200.00	20.70	19.96
201.00	16.80	17.34
0.00	0.00	0.00

Quantitation Report (Qedit)

Data Path : U:\data\2020-01\0A22027\
 Data File : N01222017.D
 Acq On : 22 Jan 2020 18:45
 Operator : JK/ AMS/ DTH
 Sample : A0A0648-03
 Misc : 1x, 8270D LL PAH
 ALS Vial : 14 Sample Multiplier: 1
 DataAcq Meth:LVI14_BNA_ACQ.M

Quant Time: Jan 23 07:19:26 2020
 Quant Method : U:\methods\SV14_090619_PAHR7.M
 Quant Title : EPA 8270D: Semivolatile Organics
 QLast Update : Fri Dec 20 12:46:03 2019
 Response via : Initial Calibration
 InstName : SV-GCMS14



TIC: N01222017.D\data.ms

(28) Chrysene (T)

14.732min (-0.012) 3.25 ng/ml

response 5678

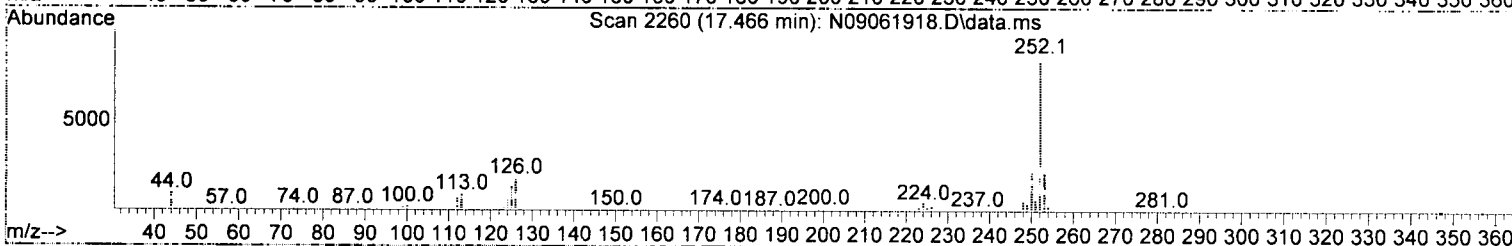

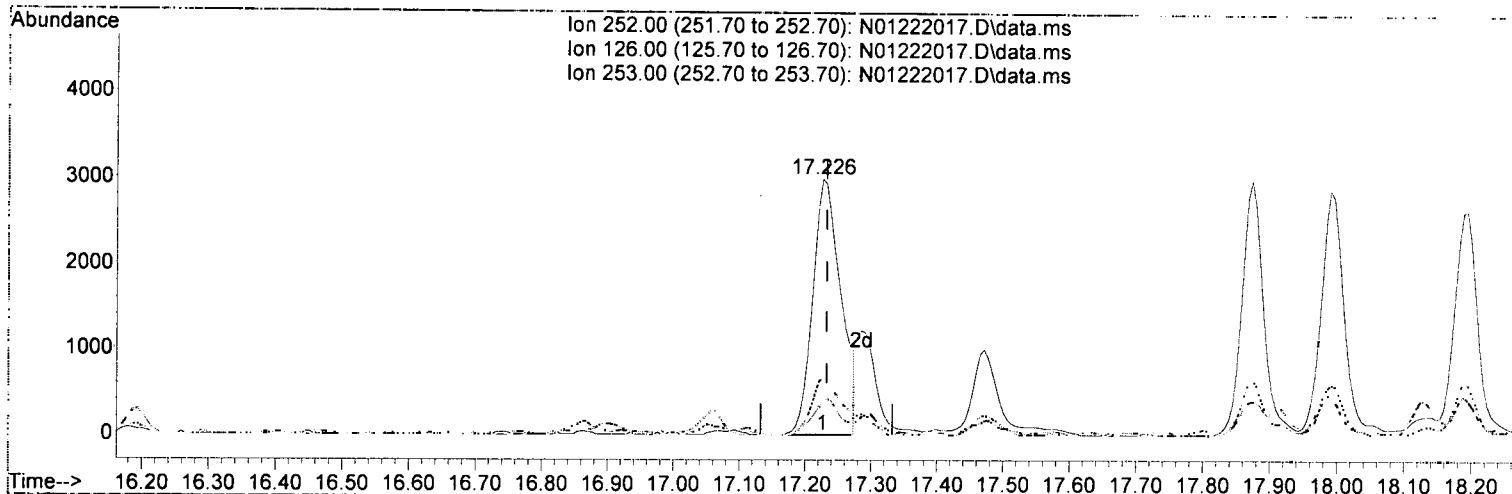
Ion	Exp%	Act%
228.00	100.00	100.00
229.00	19.60	19.75
226.00	28.60	29.79
0.00	0.00	0.00

Handwritten mark resembling the number '5'.

Quantitation Report (Qedit)

Data Path : U:\data\2020-01\0A22027\
 Data File : N01222017.D
 Acq On : 22 Jan 2020 18:45
 Operator : JK/ AMS/ DTH
 Sample : A0A0648-03
 Misc : 1x, 8270D LL PAH
 ALS Vial : 14 Sample Multiplier: 1
 DataAcq Meth:LVI14_BNA_ACQ.M

Quant Time: Jan 23 07:19:26 2020
 Quant Method : U:\methods\SV14_090619_PAHR7.M
 Quant Title : EPA 8270D: Semivolatile Organics
 QLast Update : Fri Dec 20 12:46:03 2019
 Response via : Initial Calibration
 InstName : SV-GCMS14



TIC: N01222017.D\data.ms

(30) Benzo (b)fluoranthene (T)

17.226min (-0.006) 5.15 ng/ml


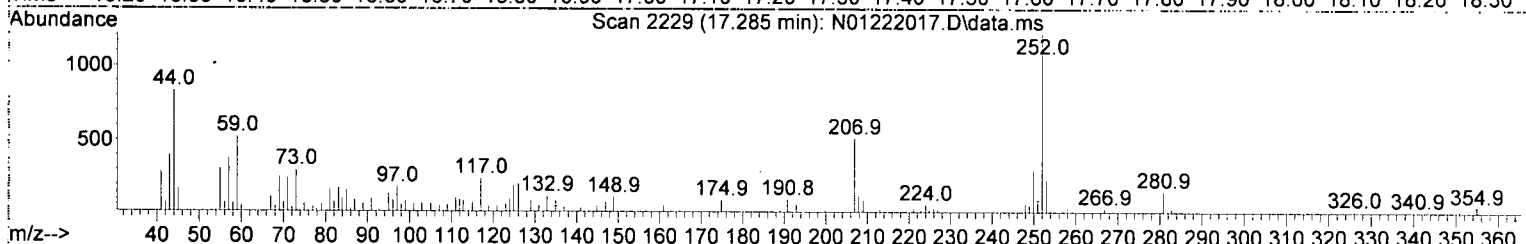
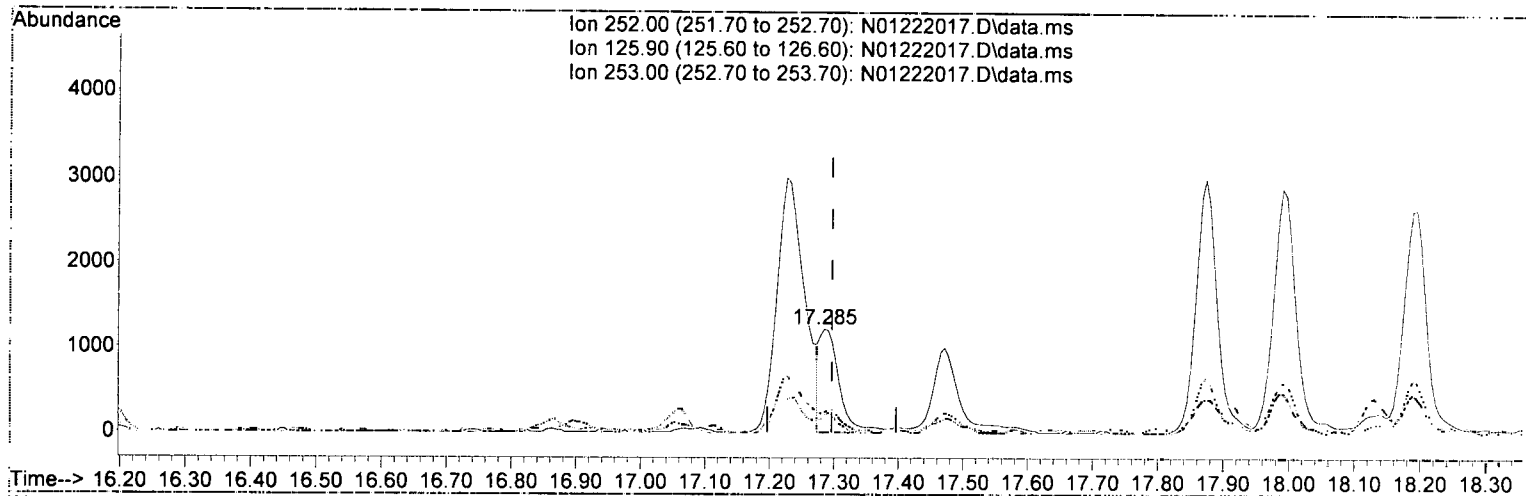
response 8931

Ion	Exp%	Act%
252.00	100.00	100.00
126.00	20.00	12.39
253.00	21.10	22.28
0.00	0.00	0.00

Quantitation Report (Qedit)

Data Path : U:\data\2020-01\0A22027\
 Data File : N01222017.D
 Acq On : 22 Jan 2020 18:45
 Operator : JK/ AMS/ DTH
 Sample : A0A0648-03
 Misc : 1x, 8270D LL PAH
 ALS Vial : 14 Sample Multiplier: 1
 DataAcq Meth:LVI14_BNA_ACQ.M

Quant Time: Jan 23 07:19:26 2020
 Quant Method : U:\methods\SV14_090619_PAHR7.M
 Quant Title : EPA 8270D: Semivolatile Organics
 QLast Update : Fri Dec 20 12:46:03 2019
 Response via : Initial Calibration
 InstName : SV-GCMS14



TIC: N01222017.D\data.ms

(31) Benzo(k)fluoranthene (T)

17.285min (-0.012) 1.46 ng/ml m

response 2489

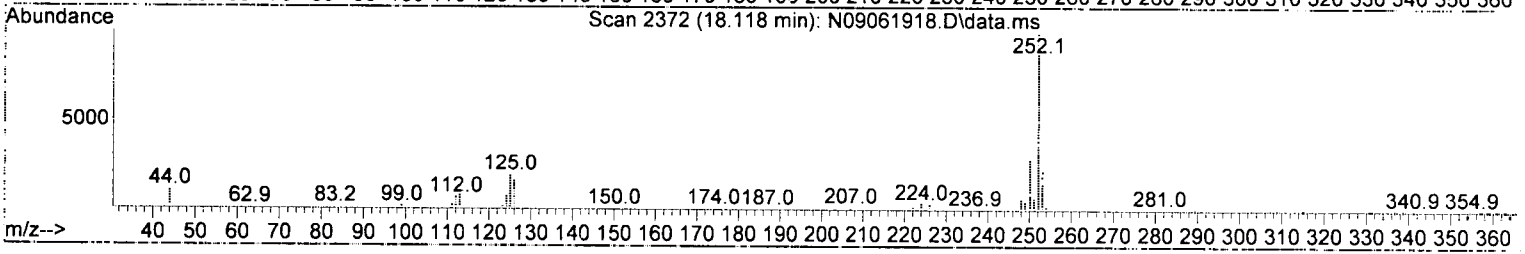
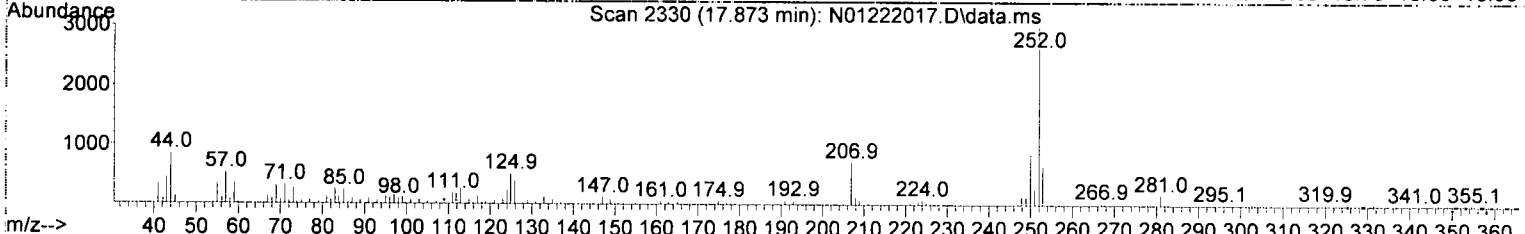
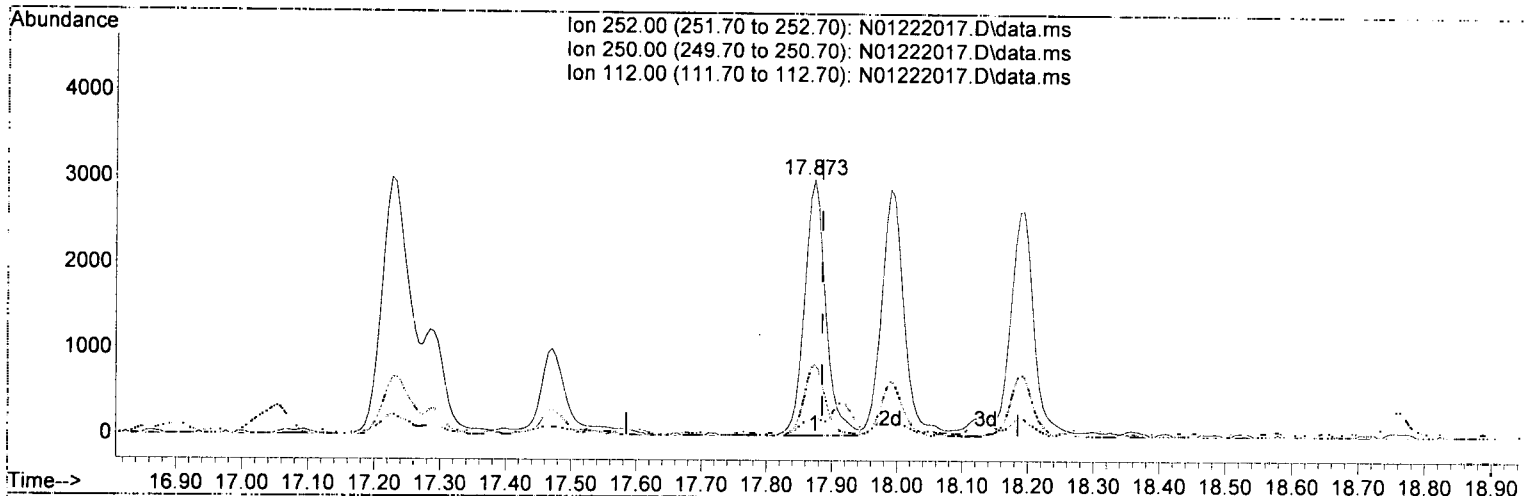
Ion	Exp%	Act%
252.00	100.00	100.00
125.90	22.10	17.09
253.00	21.50	19.39
0.00	0.00	0.00

AMS
1/23/20

Quantitation Report (Qedit)

Data Path : U:\data\2020-01\0A22027\
 Data File : N01222017.D
 Acq On : 22 Jan 2020 18:45
 Operator : JK/ AMS/ DTH
 Sample : A0A0648-03
 Misc : 1x, 8270D LL PAH
 ALS Vial : 14 Sample Multiplier: 1
 DataAcq Meth:LVI14_BNA_ACQ.M

Quant Time: Jan 23 07:19:26 2020
 Quant Method : U:\methods\SV14_090619_PAHR7.M
 Quant Title : EPA 8270D: Semivolatile Organics
 QLast Update : Fri Dec 20 12:46:03 2019
 Response via : Initial Calibration
 InstName : SV-GCMS14



TIC: N01222017.D\data.ms

(34) Benzo (e) pyrene (T)

17.873min (-0.012) 3.87 ng/ml

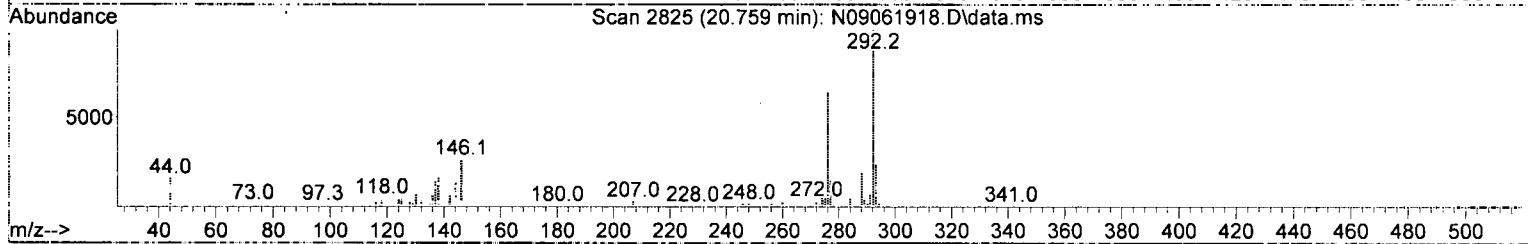
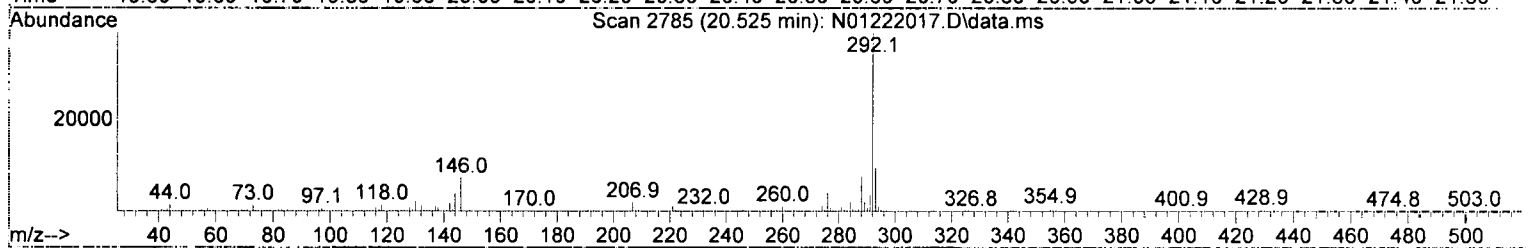
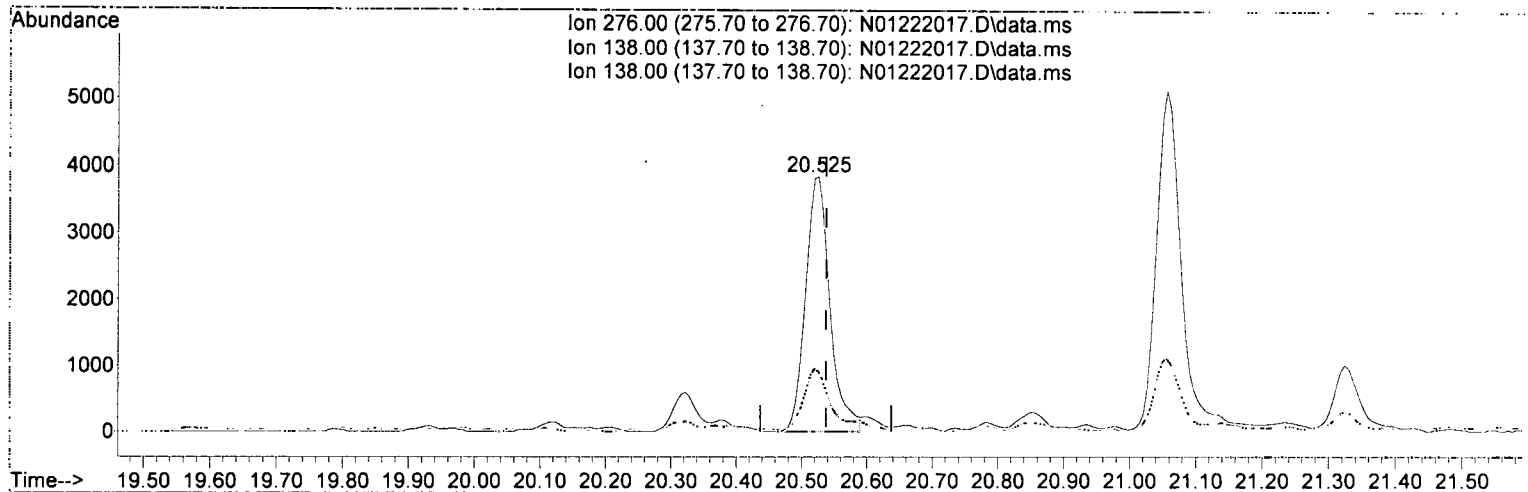
response	6785	
Ion	Exp%	Act%
252.00	100.00	100.00
250.00	29.00	27.89
112.00	7.70	6.43
0.00	0.00	0.00

J

Quantitation Report (Qedit)

Data Path : U:\data\2020-01\0A22027\
 Data File : N01222017.D
 Acq On : 22 Jan 2020 18:45
 Operator : JK/ AMS/ DTH
 Sample : A0A0648-03
 Misc : 1x, 8270D LL PAH
 ALS Vial : 14 Sample Multiplier: 1
 DataAcq Meth:LVI14_BNA_ACQ.M

Quant Time: Jan 23 07:19:26 2020
 Quant Method : U:\methods\SV14_090619_PAHR7.M
 Quant Title : EPA 8270D: Semivolatile Organics
 QLast Update : Fri Dec 20 12:46:03 2019
 Response via : Initial Calibration
 InstName : SV-GCMS14



TIC: N01222017.D\data.ms

(38) Indeno (1,2,3-cd) Pyrene (T)

20.525min (-0.012) 7.00 ng/ml


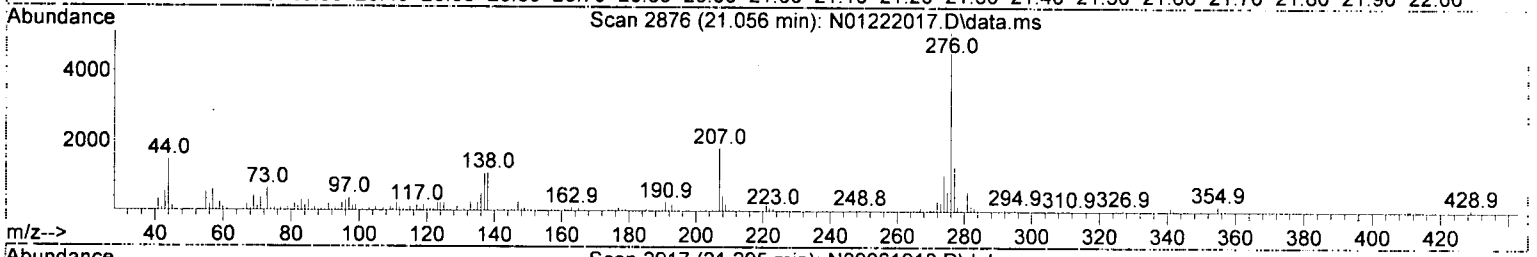
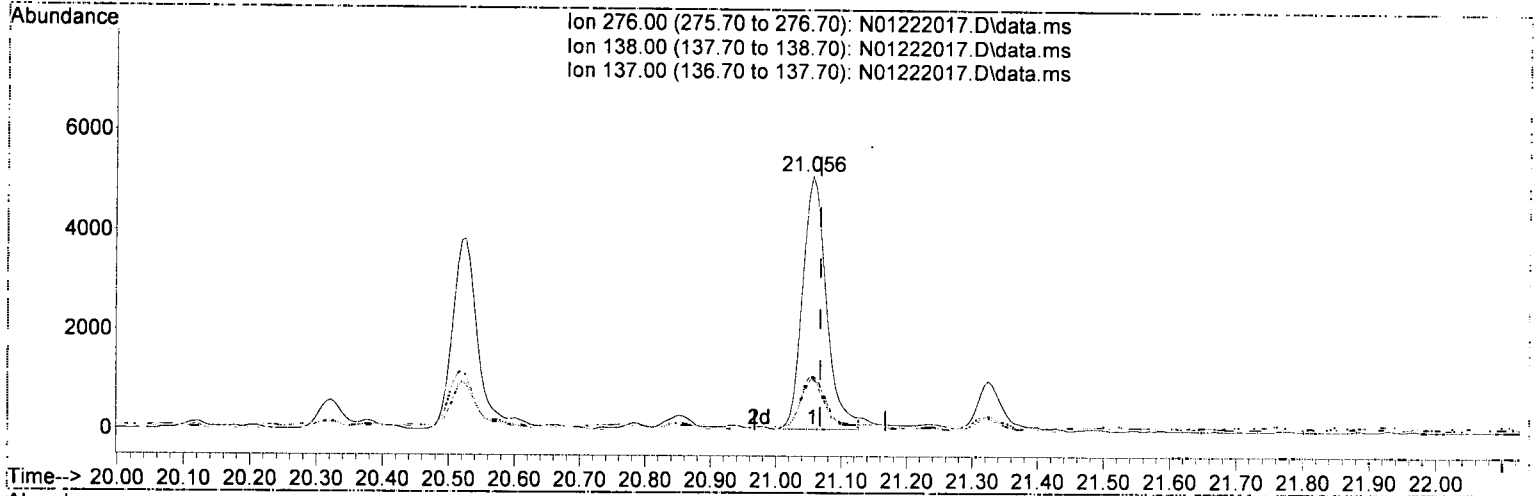
response 10019

Ion	Exp%	Act%
276.00	100.00	100.00
138.00	31.60	23.75
138.00	31.60	23.75
0.00	0.00	0.00

Quantitation Report (Qedit)

Data Path : U:\data\2020-01\0A22027\
 Data File : N01222017.D
 Acq On : 22 Jan 2020 18:45
 Operator : JK/ AMS/ DTH
 Sample : A0A0648-03
 Misc : 1x, 8270D LL PAH
 ALS Vial : 14 Sample Multiplier: 1
 DataAcq Meth:LVI14_BNA_ACQ.M

Quant Time: Jan 23 07:19:26 2020
 Quant Method : U:\methods\SV14_090619_PAHR7.M
 Quant Title : EPA 8270D: Semivolatile Organics
 QLast Update : Fri Dec 20 12:46:03 2019
 Response via : Initial Calibration
 InstName : SV-GCMS14



TIC: N01222017.D\data.ms

(40) Benzo(g,h,i)perylene (T)

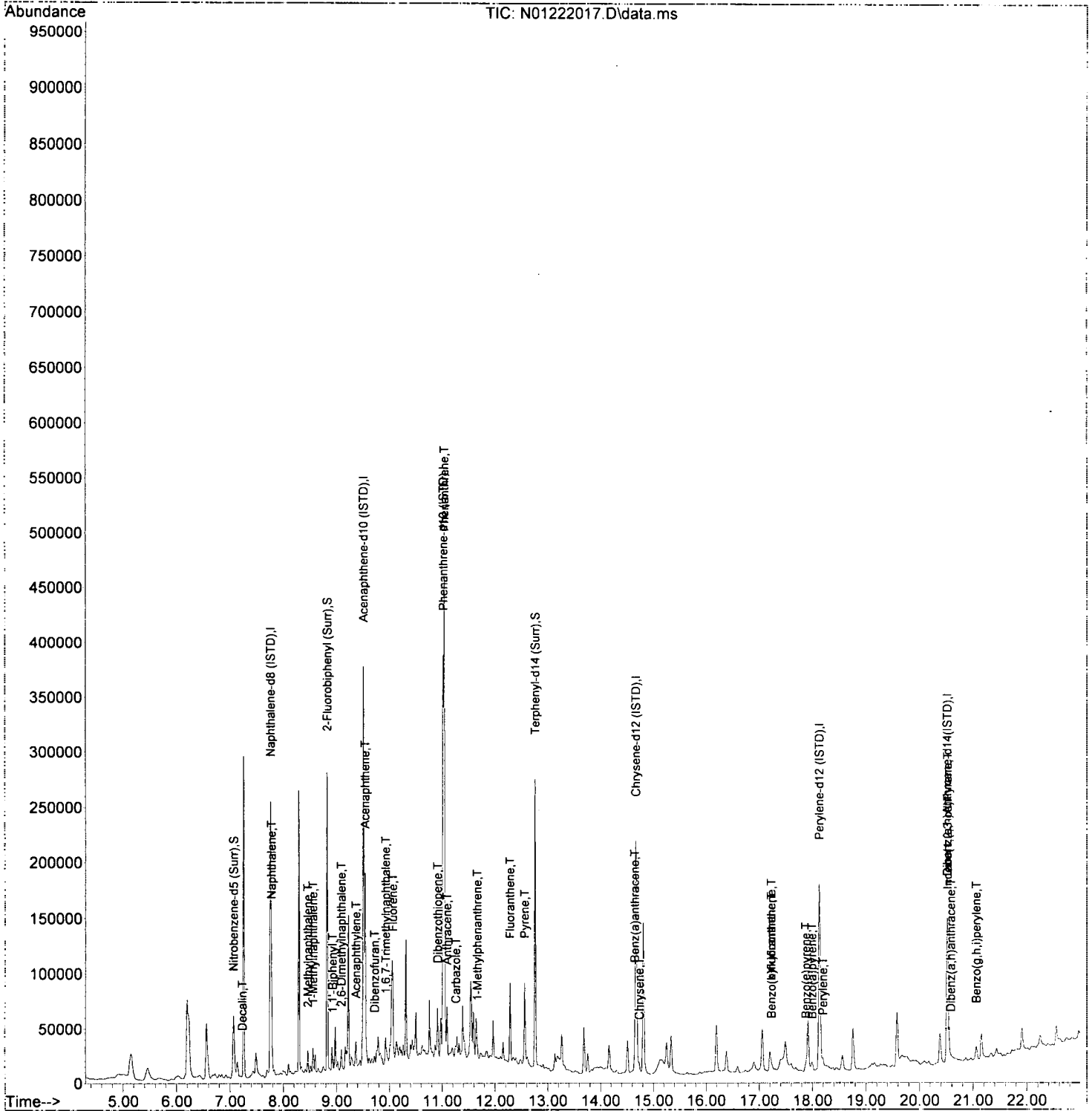
21.056min (-0.012) 8.53 ng/ml

response 12956

Ion	Exp%	Act%
276.00	100.00	100.00
138.00	21.00	21.45
137.00	18.60	20.79
0.00	0.00	0.00

Data Path : U:\data\2020-01\0A22027\
 Data File : N01222017.D
 Acq On : 22 Jan 2020 18:45
 Operator : JK/ AMS/ DTH
 Sample : A0A0648-03
 Misc : 1x, 8270D LL PAH
 ALS Vial : 14 Sample Multiplier: 1
 DataAcq Meth:LVI14_BNA_ACQ.M

Quant Time: Jan 23 07:19:26 2020
 Quant Method : U:\methods\SV14_090619_PAHR7.M
 Quant Title : EPA 8270D: Semivolatile Organics
 QLast Update : Fri Dec 20 12:46:03 2019
 Response via : Initial Calibration
 InstName : SV-GCMS14



Data Path : U:\data\2020-01\0A22027\
 Data File : N01222018.D
 Acq On : 22 Jan 2020 19:18
 Operator : JK/ AMS/ DTH
 Sample : AOA0648-05
 Misc : 1x, 8270D LL PAH
 ALS Vial : 15 Sample Multiplier: 1
 DataAcq Meth:LVI14_BNA_ACQ.M

AMS
1/23/20

Quant Time: Jan 23 07:19:29 2020
 Quant Method : U:\methods\SV14_090619_PAHR7.M
 Quant Title : EPA 8270D: Semivolatile Organics
 QLast Update : Fri Dec 20 12:46:03 2019
 Response via : Initial Calibration
 InstName : SV-GCMS14

Compound	R.T.	QIon	Response	Conc	Units	Dev(Min)	
Internal Standards							
1) Naphthalene-d8 (ISTD)	7.761	136	171475	100.00	ng/ml	0.00	
9) Acenaphthene-d10 (ISTD)	9.509	162	118343	100.00	ng/ml	0.00	
17) Phenanthrene-d10 (ISTD)	11.019	188	219101	100.00	ng/ml	0.00	
24) Chrysene-d12 (ISTD)	14.674	240	198018	100.00	ng/ml	-0.01	
29) Perylene-d12 (ISTD)	18.136	264	181744	100.00	ng/ml	0.00	
37) Dibenz(a,h)Anthracene-d...	20.520	292	146185	100.00	ng/ml	-0.01	
System Monitoring Compounds							
2) Nitrobenzene-d5 (Surr)	7.067	82	37710	66.18	ng/ml	0.00	
10) 2-Fluorobiphenyl (Surr)	8.827	172	131632	74.56	ng/ml	0.00	
11) Acenaphthylene d-8 (Surr)	9.352	160	1453	-1.00	ng/ml	0.00	
26) Terphenyl-d14 (Surr)	12.762	244	176548	84.77	ng/ml	0.00	
33) Benzo(a)pyrene d-12 (S...	0.000	264	0	0.00	ng/ml		
Target Compounds							
							Qvalue
3) Decalin	7.230	138	111	0.87	ng/ml#		78
4) Naphthalene	7.778	128	171564	90.71	ng/ml		100
5) 2-Methylnaphthalene	8.460	142	29333	18.30	ng/ml		98
6) 1-Methylnaphthalene	8.559	142	37696	23.53	ng/ml		98
7) 1,1'-Biphenyl	8.927	154	8993	4.17	ng/ml		98
8) 2,6-Dimethylnaphthalene	9.090	156	25335	16.09	ng/ml		98
12) Acenaphthylene	9.369	152	6670	2.60	ng/ml		87
13) Acenaphthene	9.544	153	110379	65.59	ng/ml		100
14) Dibenzofuran	9.719	168	16101	7.64	ng/ml		98
15) 1,6,7-Trimethylnaphtha...	9.929	170	6565	4.65	ng/ml		82
16) Fluorene	10.063	166	67022	38.92	ng/ml		99
18) Dibenzothiopene	10.914	184	72785	31.76	ng/ml		96
19) Phenanthrene	11.042	178	516906	201.61	ng/ml		99
20) Anthracene	11.095	178	62602	26.25	ng/ml		99
21) Carbazole	11.258	167	22526	11.67	ng/ml		99
22) 1-Methylphenanthrene	11.666	192	11909	6.69	ng/ml		94
23) Fluoranthene	12.290	202	205113	79.40	ng/ml		95
25) Pyrene	12.564	202	278576	90.05	ng/ml		99
27) Benz(a)anthracene	14.650	228	28190	12.26	ng/ml		85
28) Chrysene	14.732	228	30279	13.92	ng/ml		98
30) Benzo(b)fluoranthene	17.232	252	9505	4.53	ng/ml		90
31) Benzo(k)fluoranthene	17.232	252	11878	5.75	ng/ml		89
32) Benzo(b+k)fluoranthene	17.232	252	13813	6.44	ng/ml		89
34) Benzo(e)pyrene	17.873	252	6503	3.07	ng/ml		98
35) Benzo(a)pyrene	17.990	252	9157	5.10	ng/ml		98
36) Perylene	18.188	252	5962	2.70	ng/ml		98
38) Indeno(1,2,3-cd)Pyrene	20.526	276	5126	2.84	ng/ml		88
39) Dibenz(a,h)anthracene	20.584	278	770	0.45	ng/ml		83
40) Benzo(g,h,i)perylene	21.056	276	6349	3.32	ng/ml		94

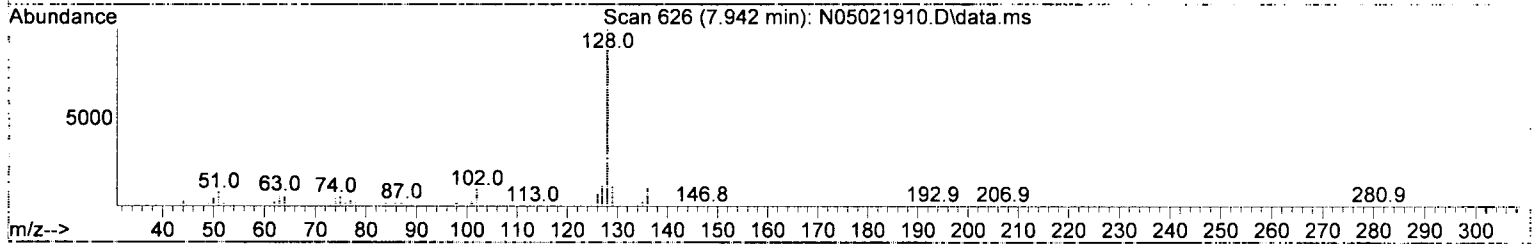
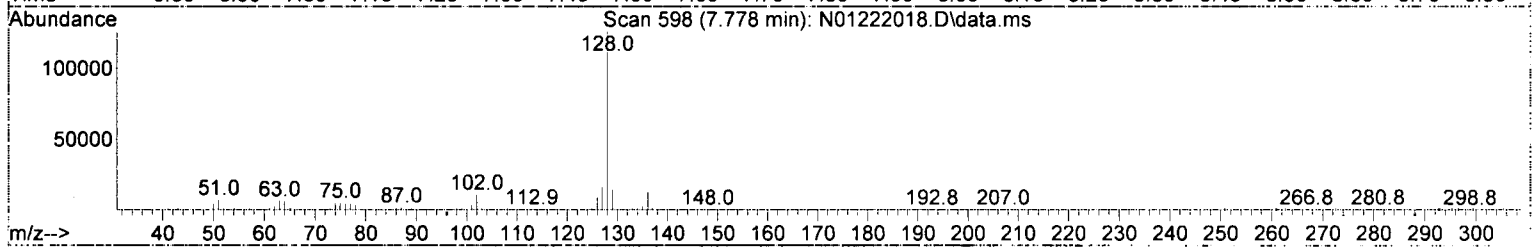
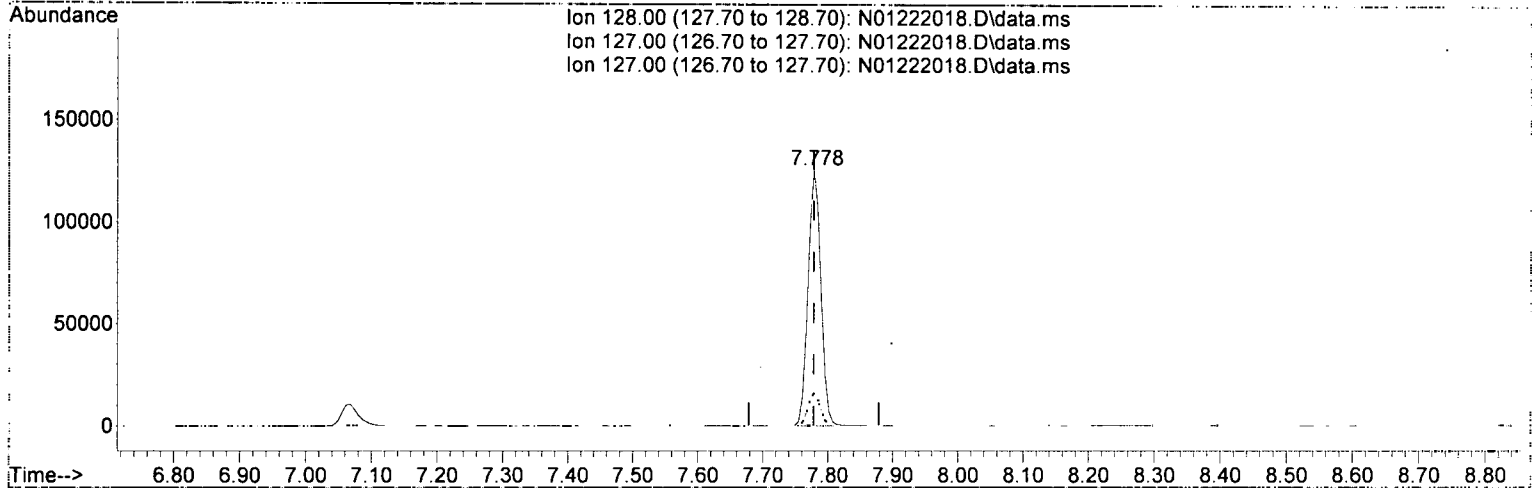
MI-ND

(#) = qualifier out of range (m) = manual integration (+) = signals summed

Quantitation Report (Qedit)

Data Path : U:\data\2020-01\0A22027\
 Data File : N01222018.D
 Acq On : 22 Jan 2020 19:18
 Operator : JK/ AMS/ DTH
 Sample : A0A0648-05
 Misc : 1x, 8270D LL PAH
 ALS Vial : 15 Sample Multiplier: 1
 DataAcq Meth:LVI14_BNA_ACQ.M

Quant Time: Jan 23 07:19:29 2020
 Quant Method : U:\methods\SV14_090619_PAHR7.M
 Quant Title : EPA 8270D: Semivolatile Organics
 QLast Update : Fri Dec 20 12:46:03 2019
 Response via : Initial Calibration
 InstName : SV-GCMS14



TIC: N01222018.D\data.ms

(4) Naphthalene (T)

7.778min (-0.000) 90.71 ng/ml

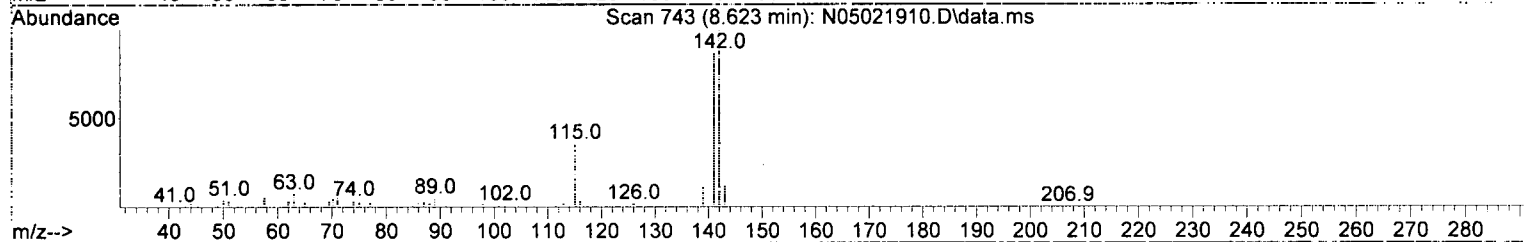
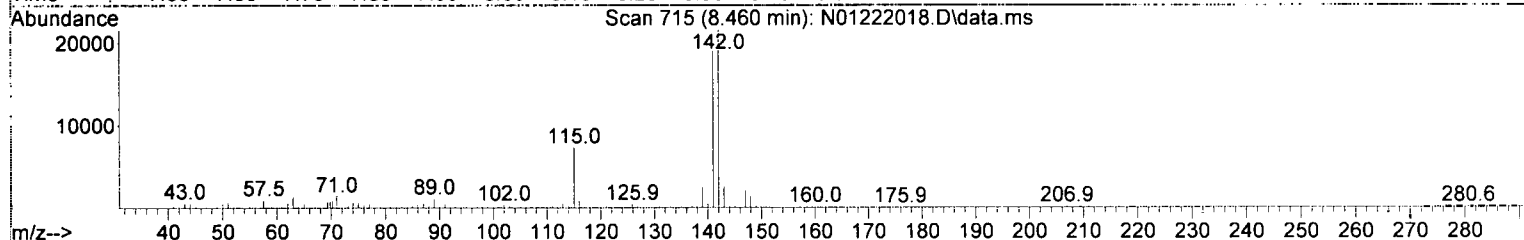
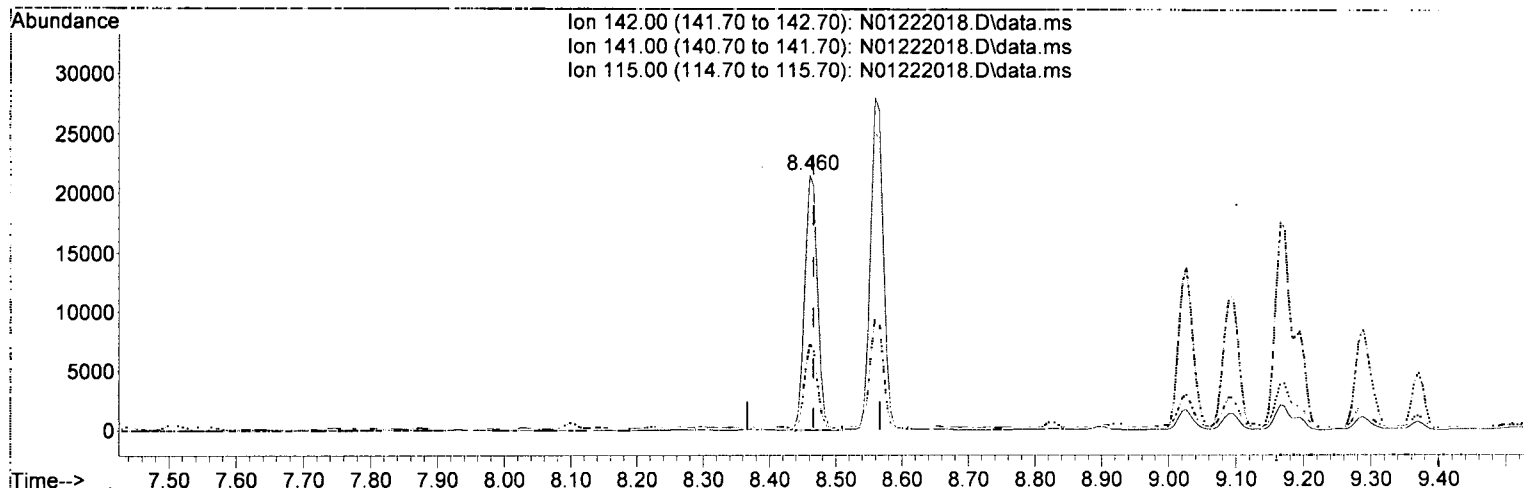
response 171564

Ion	Exp%	Act%
128.00	100.00	100.00
127.00	12.60	12.72
127.00	12.60	12.72
0.00	0.00	0.00

Quantitation Report (Qedit)

Data Path : U:\data\2020-01\0A22027\
 Data File : N01222018.D
 Acq On : 22 Jan 2020 19:18
 Operator : JK/ AMS/ DTH
 Sample : A0A0648-05
 Misc : 1x, 8270D LL PAH
 ALS Vial : 15 Sample Multiplier: 1
 DataAcq Meth:LVI14_BNA_ACQ.M

Quant Time: Jan 23 07:19:29 2020
 Quant Method : U:\methods\SV14_090619_PAHR7.M
 Quant Title : EPA 8270D: Semivolatile Organics
 QLast Update : Fri Dec 20 12:46:03 2019
 Response via : Initial Calibration
 InstName : SV-GCMS14



TIC: N01222018.D\data.ms

(5) 2-Methylnaphthalene (T)

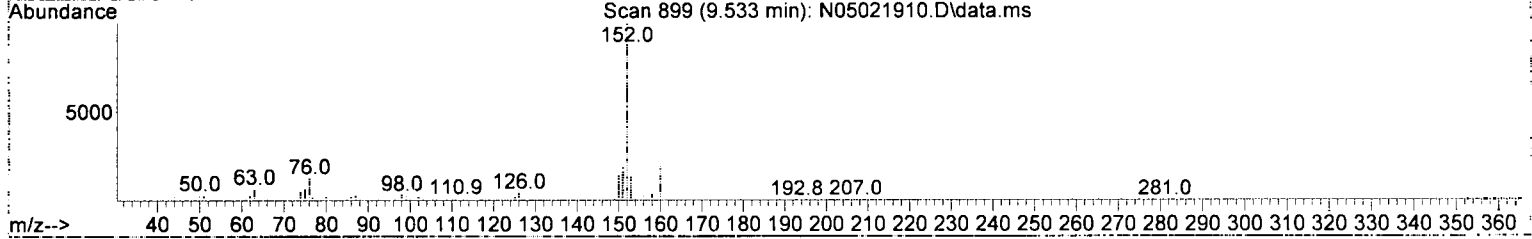
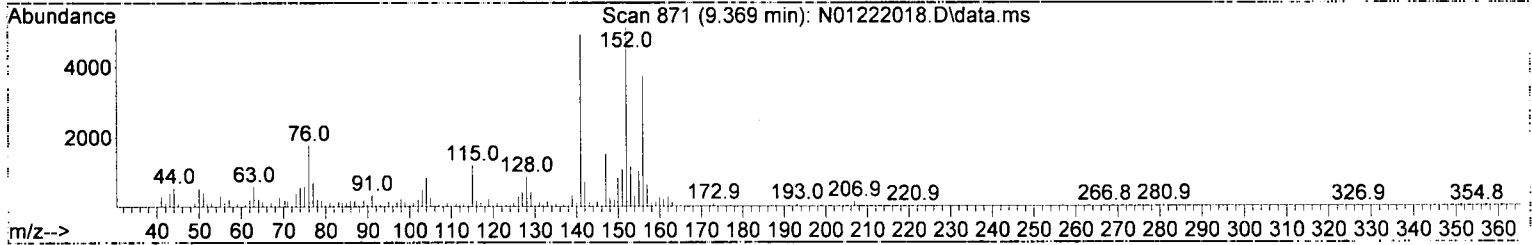
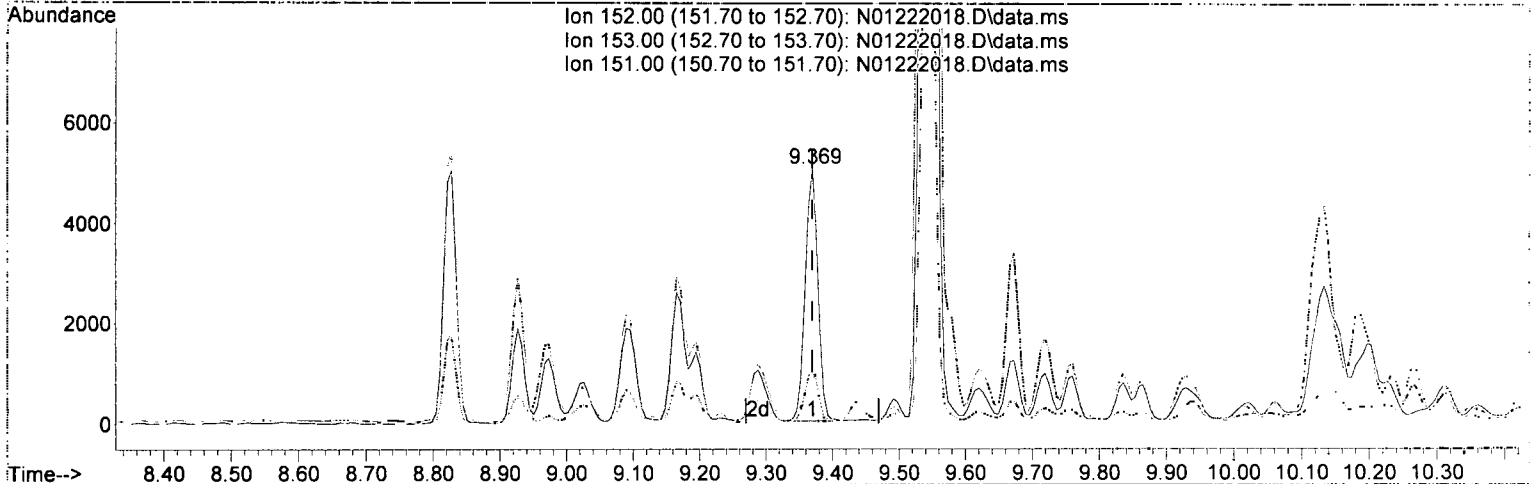
8.460min (-0.006) 18.30 ng/ml

response	29333
Ion	Exp% Act%
142.00	100.00 100.00
141.00	86.60 87.88
115.00	35.70 33.59
0.00	0.00 0.00

Quantitation Report (Qedit)

Data Path : U:\data\2020-01\0A22027\
 Data File : N01222018.D
 Acq On : 22 Jan 2020 19:18
 Operator : JK/ AMS/ DTH
 Sample : A0A0648-05
 Misc : 1x, 8270D LL PAH
 ALS Vial : 15 Sample Multiplier: 1
 DataAcq Meth:LVI14_BNA_ACQ.M

Quant Time: Jan 23 07:19:29 2020
 Quant Method : U:\methods\SV14_090619_PAHR7.M
 Quant Title : EPA 8270D: Semivolatile Organics
 QLast Update : Fri Dec 20 12:46:03 2019
 Response via : Initial Calibration
 InstName : SV-GCMS14



TIC: N01222018.D\data.ms

(12) Acenaphthylene (T)

9.369min (-0.000) 2.60 ng/ml



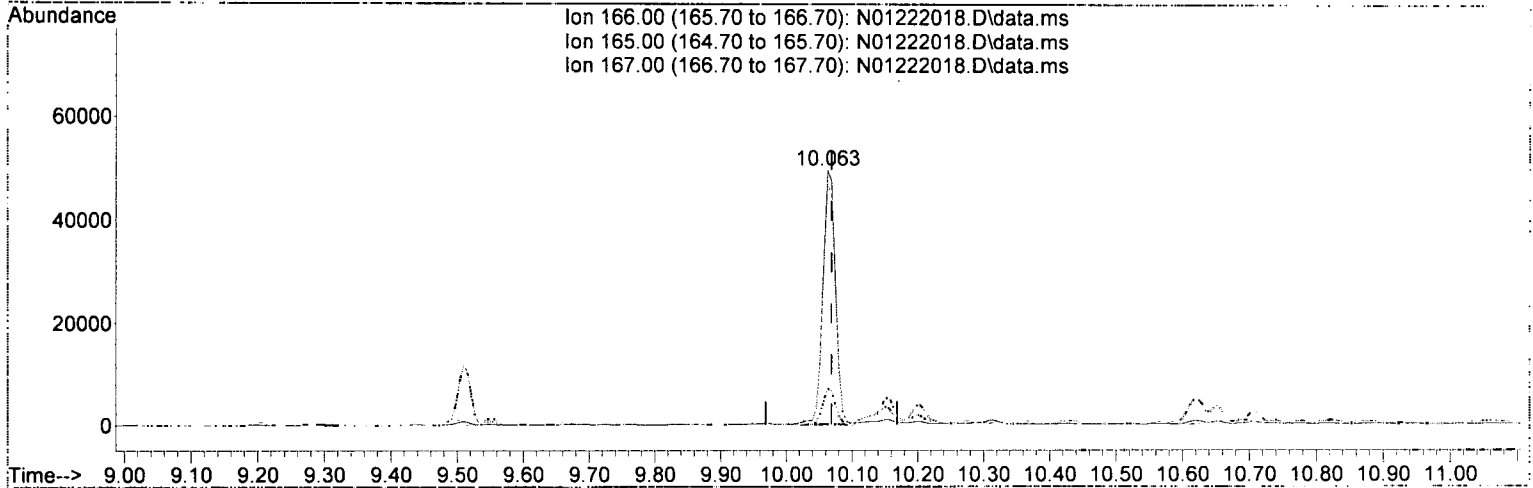
response	6670	
Ion	Exp%	Act%
152.00	100.00	100.00
153.00	12.70	22.49
151.00	19.30	21.49
0.00	0.00	0.00

Handwritten mark resembling a stylized 'J' or '5'.

Quantitation Report (Qedit)

Data Path : U:\data\2020-01\0A22027\
 Data File : N01222018.D
 Acq On : 22 Jan 2020 19:18
 Operator : JK/ AMS/ DTH
 Sample : A0A0648-05
 Misc : 1x, 8270D LL PAH
 ALS Vial : 15 Sample Multiplier: 1
 DataAcq Meth:LVI14_BNA_ACQ.M

Quant Time: Jan 23 07:19:29 2020
 Quant Method : U:\methods\SV14_090619_PAHR7.M
 Quant Title : EPA 8270D: Semivolatile Organics
 QLast Update : Fri Dec 20 12:46:03 2019
 Response via : Initial Calibration
 InstName : SV-GCMS14



TIC: N01222018.D\data.ms

(16) Fluorene (T)

10.063min (-0.006) 38.92 ng/ml

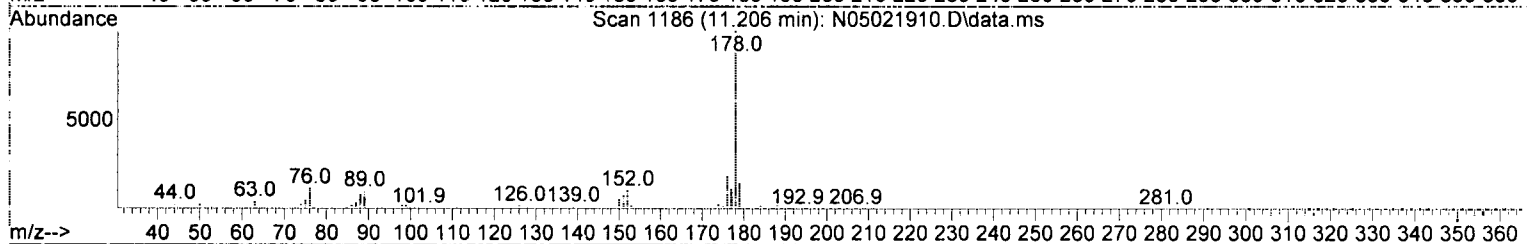
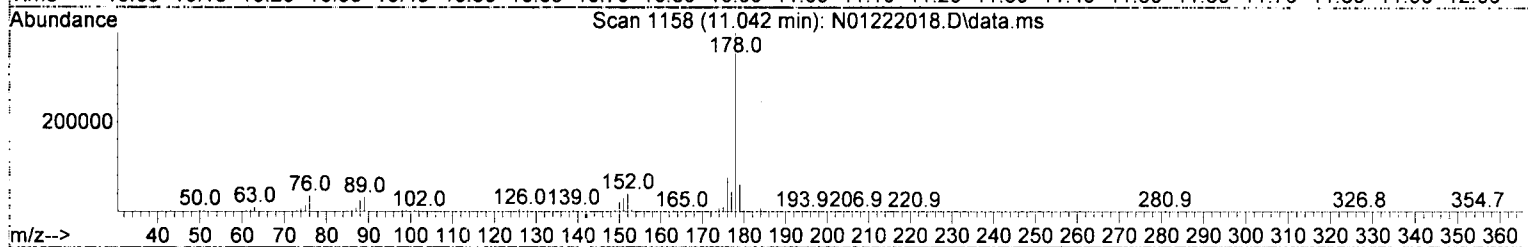
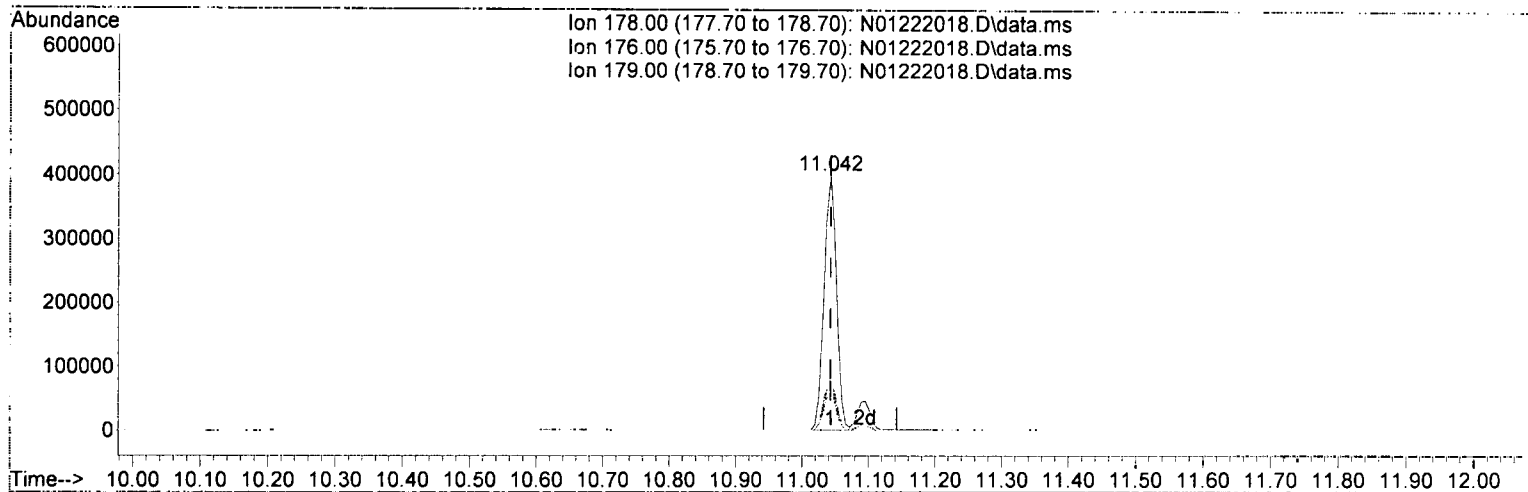
response 67022

Ion	Exp%	Act%
166.00	100.00	100.00
165.00	95.70	94.37
167.00	13.60	14.32
0.00	0.00	0.00

Quantitation Report (Qedit)

Data Path : U:\data\2020-01\0A22027\
 Data File : N01222018.D
 Acq On : 22 Jan 2020 19:18
 Operator : JK/ AMS/ DTH
 Sample : A0A0648-05
 Misc : 1x, 8270D LL PAH
 ALS Vial : 15 Sample Multiplier: 1
 DataAcq Meth:LVI14_BNA_ACQ.M

Quant Time: Jan 23 07:19:29 2020
 Quant Method : U:\methods\SV14_090619_PAHR7.M
 Quant Title : EPA 8270D: Semivolatile Organics
 QLast Update : Fri Dec 20 12:46:03 2019
 Response via : Initial Calibration
 InstName : SV-GCMS14



TIC: N01222018.D\data.ms

(19) Phenanthrene (T)

11.042min (-0.000) 201.61 ng/ml

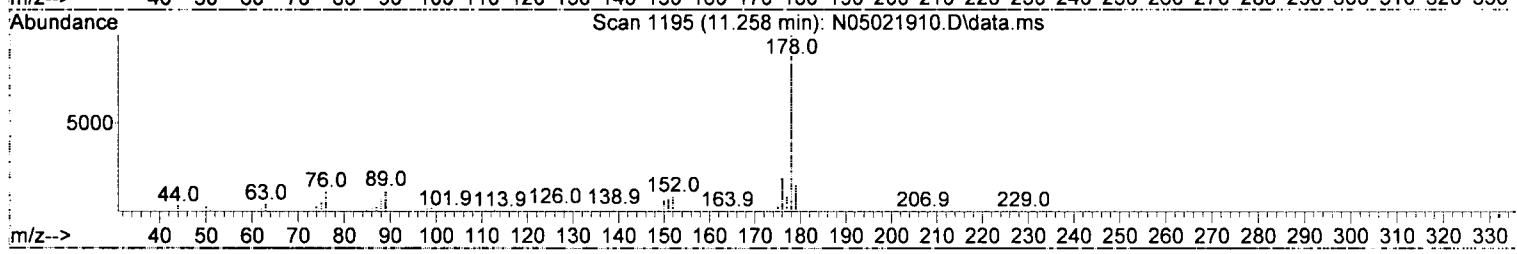
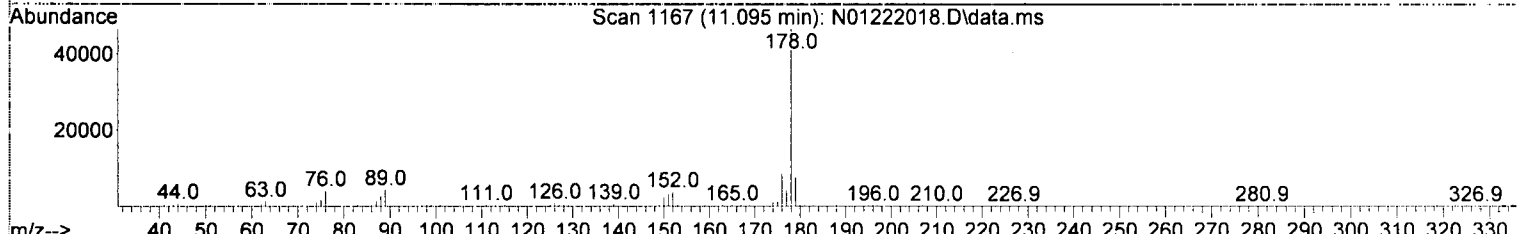
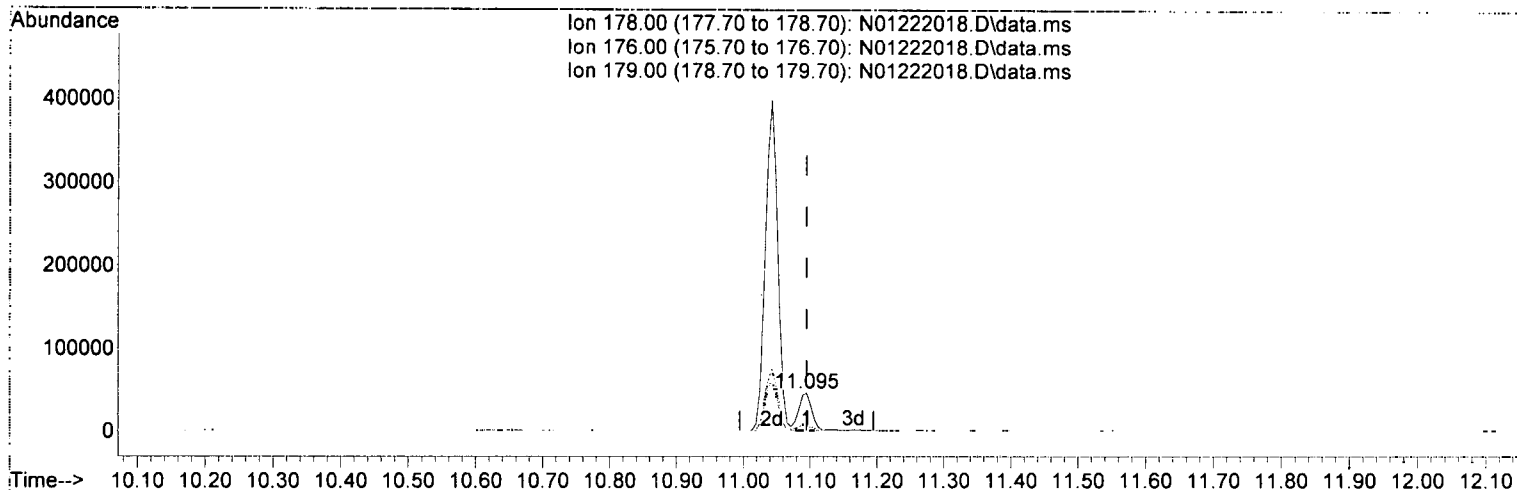
response 516906

Ion	Exp%	Act%
178.00	100.00	100.00
176.00	19.00	18.83
179.00	15.10	15.38
0.00	0.00	0.00

Quantitation Report (Qedit)

Data Path : U:\data\2020-01\0A22027\
 Data File : N01222018.D
 Acq On : 22 Jan 2020 19:18
 Operator : JK/ AMS/ DTH
 Sample : A0A0648-05
 Misc : 1x, 8270D LL PAH
 ALS Vial : 15 Sample Multiplier: 1
 DataAcq Meth:LVI14_BNA_ACQ.M

Quant Time: Jan 23 07:19:29 2020
 Quant Method : U:\methods\SV14_090619_PAHR7.M
 Quant Title : EPA 8270D: Semivolatile Organics
 QLast Update : Fri Dec 20 12:46:03 2019
 Response via : Initial Calibration
 InstName : SV-GCMS14



TIC: N01222018.D\data.ms

(20) Anthracene (T)

11.095min (-0.000) 26.25 ng/ml

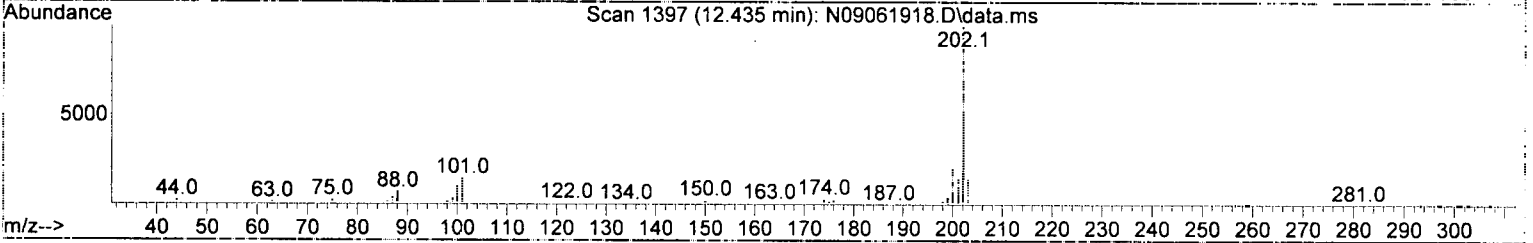
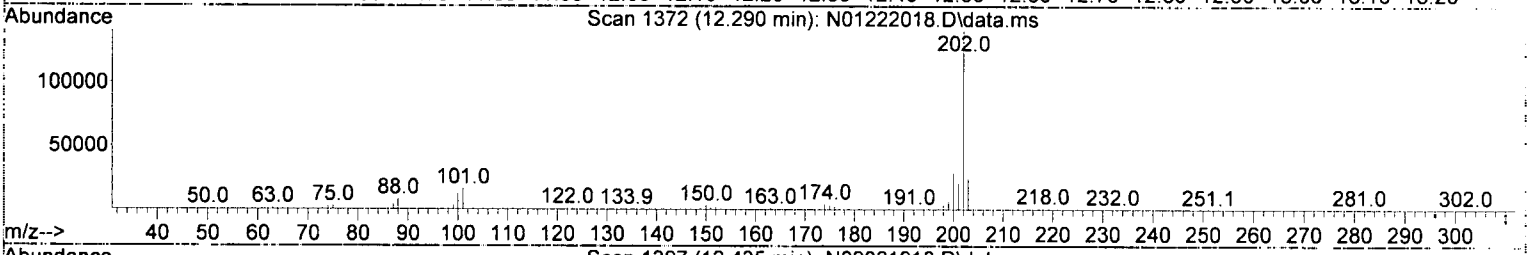
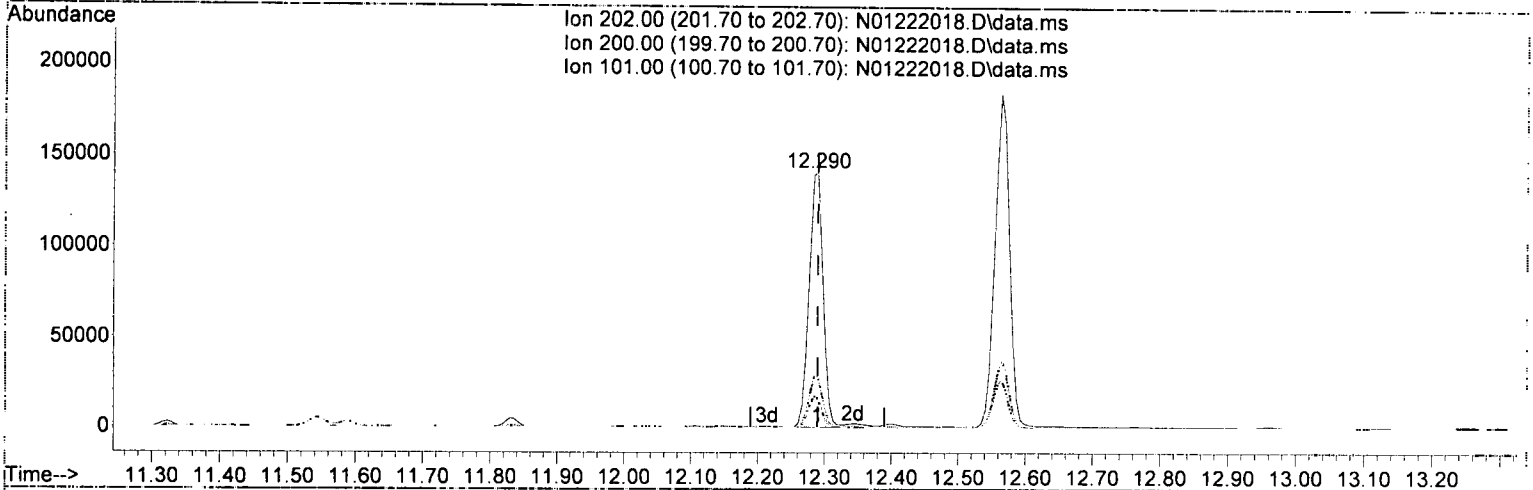
response 62602

Ion	Exp%	Act%
178.00	100.00	100.00
176.00	18.90	18.41
179.00	15.30	16.10
0.00	0.00	0.00

Quantitation Report (Qedit)

Data Path : U:\data\2020-01\0A22027\
 Data File : N01222018.D
 Acq On : 22 Jan 2020 19:18
 Operator : JK/ AMS/ DTH
 Sample : AOA0648-05
 Misc : 1x, 8270D LL PAH
 ALS Vial : 15 Sample Multiplier: 1
 DataAcq Meth:LVI14_BNA_ACQ.M

Quant Time: Jan 23 07:19:29 2020
 Quant Method : U:\methods\SV14_090619_PAHR7.M
 Quant Title : EPA 8270D: Semivolatile Organics
 QLast Update : Fri Dec 20 12:46:03 2019
 Response via : Initial Calibration
 InstName : SV-GCMS14



TIC: N01222018.D\data.ms

(23) Fluoranthene (T)

12.290min (-0.000) 79.40 ng/ml

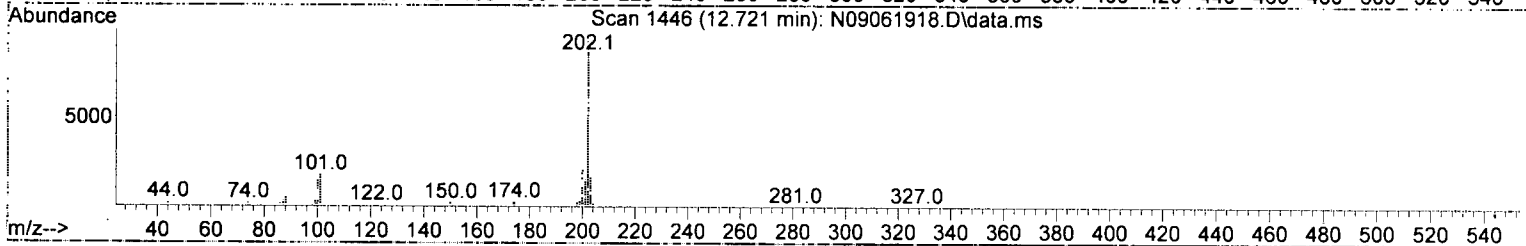
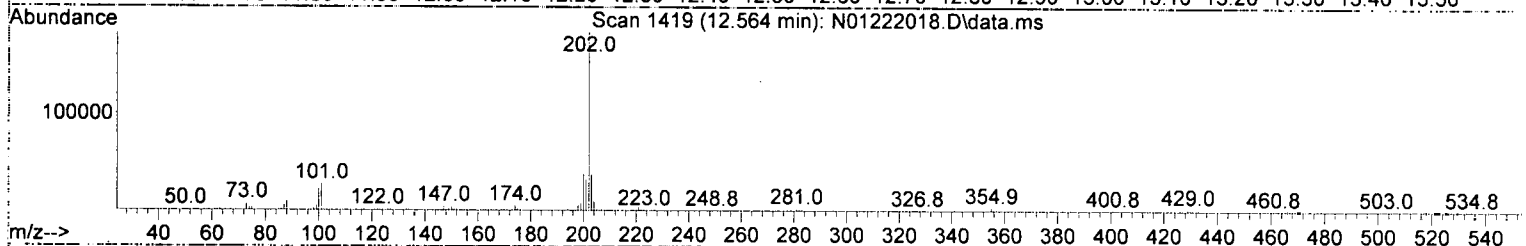
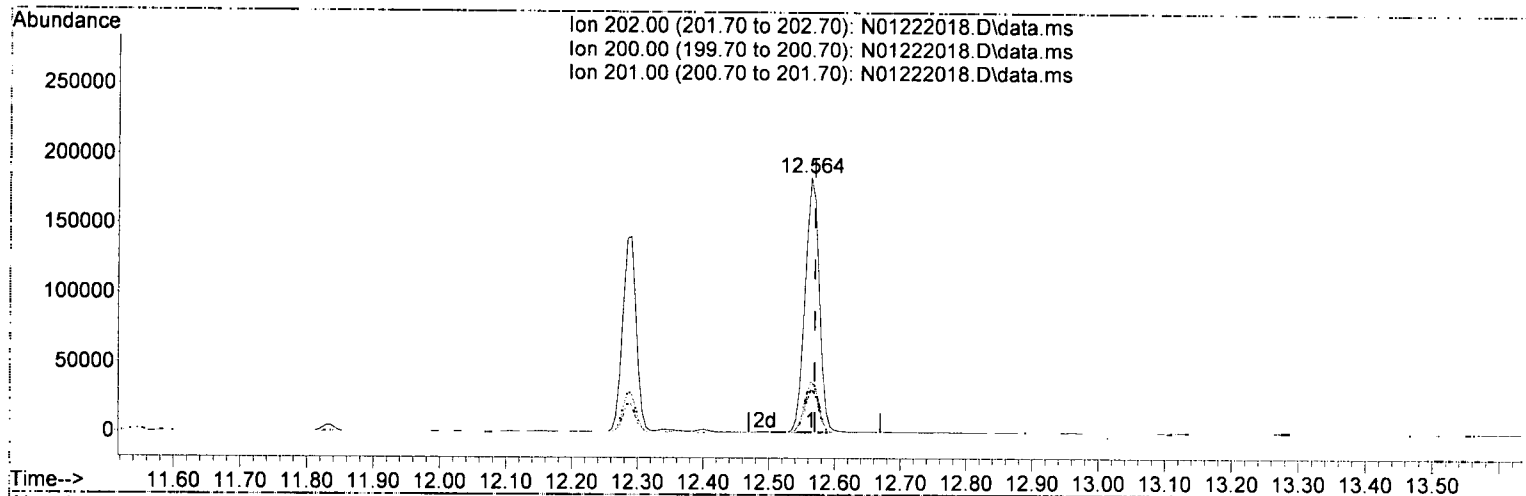
response 205113

Ion	Exp%	Act%
202.00	100.00	100.00
200.00	19.70	20.25
101.00	15.30	11.40
0.00	0.00	0.00

Quantitation Report (Qedit)

Data Path : U:\data\2020-01\0A22027\
 Data File : N01222018.D
 Acq On : 22 Jan 2020 19:18
 Operator : JK/ AMS/ DTH
 Sample : A0A0648-05
 Misc : 1x, 8270D LL PAH
 ALS Vial : 15 Sample Multiplier: 1
 DataAcq Meth:LVI14_BNA_ACQ.M

Quant Time: Jan 23 07:19:29 2020
 Quant Method : U:\methods\SV14_090619_PAHR7.M
 Quant Title : EPA 8270D: Semivolatile Organics
 QLast Update : Fri Dec 20 12:46:03 2019
 Response via : Initial Calibration
 InstName : SV-GCMS14



TIC: N01222018.D\data.ms

(25) Pyrene (T)

12.564min (-0.006) 90.05 ng/ml

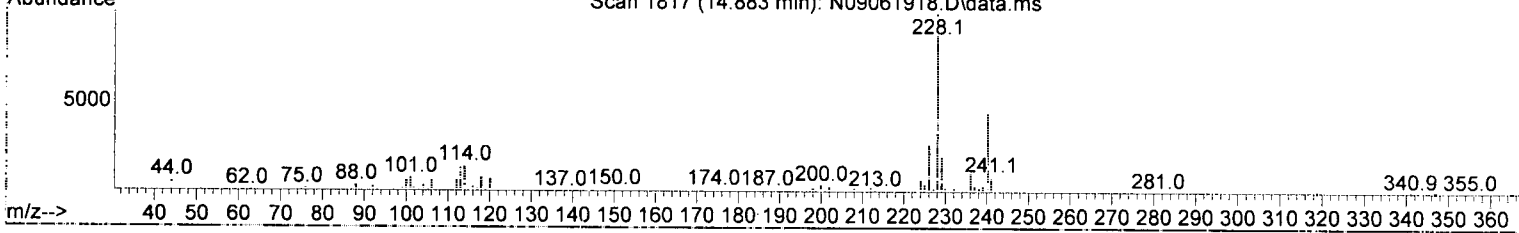

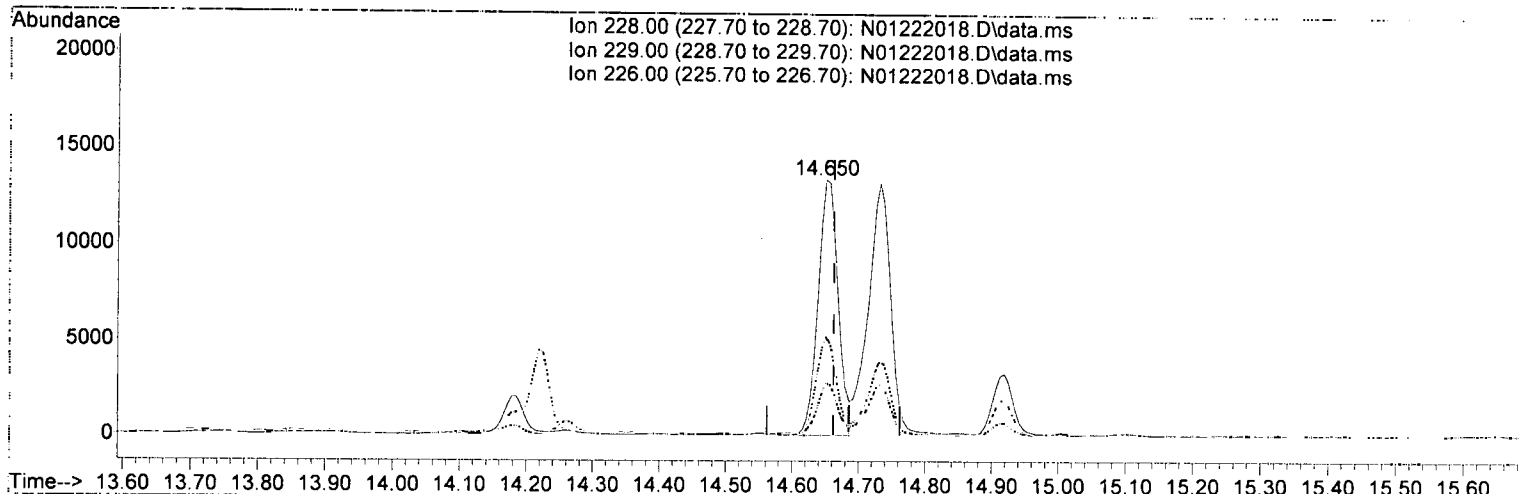
response 278576

Ion	Exp%	Act%
202.00	100.00	100.00
200.00	20.70	20.17
201.00	16.80	17.17
0.00	0.00	0.00

Quantitation Report (Qedit)

Data Path : U:\data\2020-01\0A22027\
 Data File : N01222018.D
 Acq On : 22 Jan 2020 19:18
 Operator : JK/ AMS/ DTH
 Sample : A0A0648-05
 Misc : 1x, 8270D LL PAH
 ALS Vial : 15 Sample Multiplier: 1
 DataAcq Meth:LVI14_BNA_ACQ.M

Quant Time: Jan 23 07:19:29 2020
 Quant Method : U:\methods\SV14_090619_PAHR7.M
 Quant Title : EPA 8270D: Semivolatile Organics
 QLast Update : Fri Dec 20 12:46:03 2019
 Response via : Initial Calibration
 InstName : SV-GCMS14



TIC: N01222018.D\data.ms

(27) Benz(a)anthracene (T)

14.650min (-0.012) 12.26 ng/ml

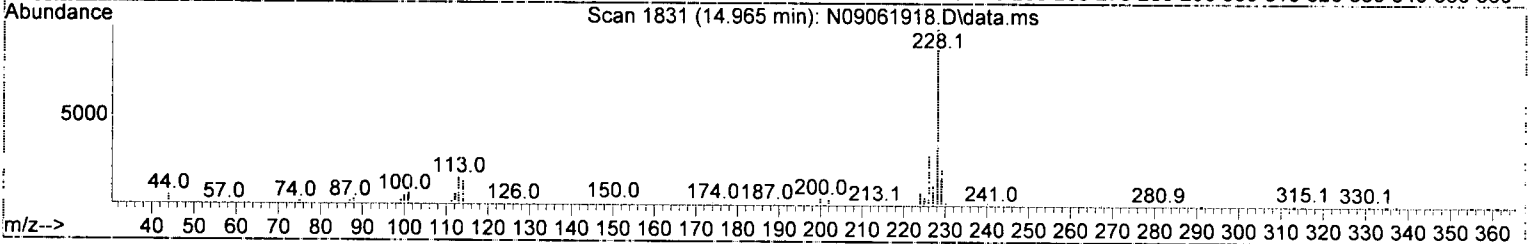
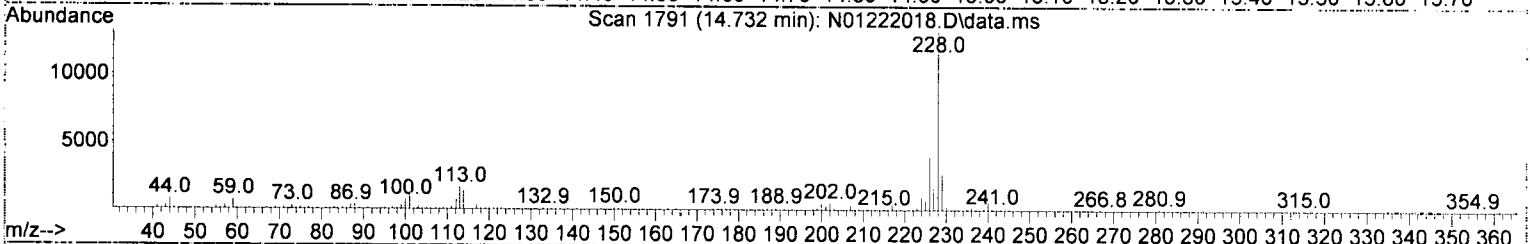
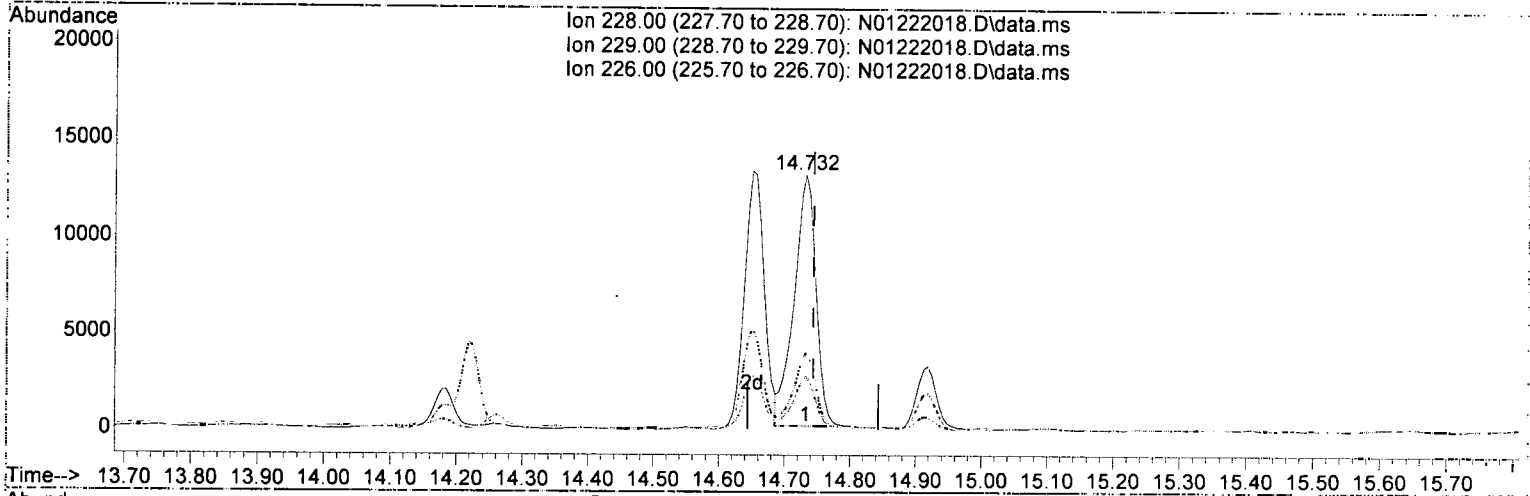
response 28190

Ion	Exp%	Act%
228.00	100.00	100.00
229.00	19.40	20.70
226.00	26.20	38.83
0.00	0.00	0.00

Quantitation Report (Qedit)

Data Path : U:\data\2020-01\0A22027\
 Data File : N01222018.D
 Acq On : 22 Jan 2020 19:18
 Operator : JK/ AMS/ DTH
 Sample : A0A0648-05
 Misc : 1x, 8270D LL PAH
 ALS Vial : 15 Sample Multiplier: 1
 DataAcq Meth:LVI14_BNA_ACQ.M

Quant Time: Jan 23 07:19:29 2020
 Quant Method : U:\methods\SV14_090619_PAHR7.M
 Quant Title : EPA 8270D: Semivolatile Organics
 QLast Update : Fri Dec 20 12:46:03 2019
 Response via : Initial Calibration
 InstName : SV-GCMS14



TIC: N01222018.D\data.ms

(28) Chrysene (T)

14.732min (-0.012) 13.92 ng/ml

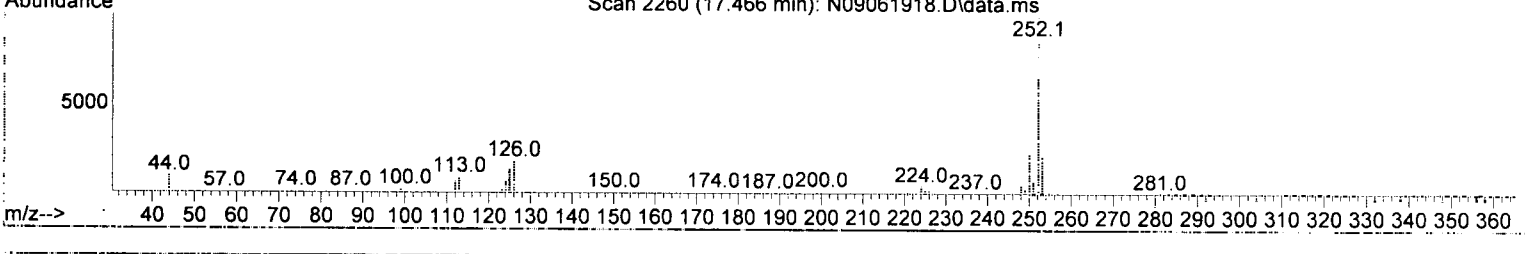
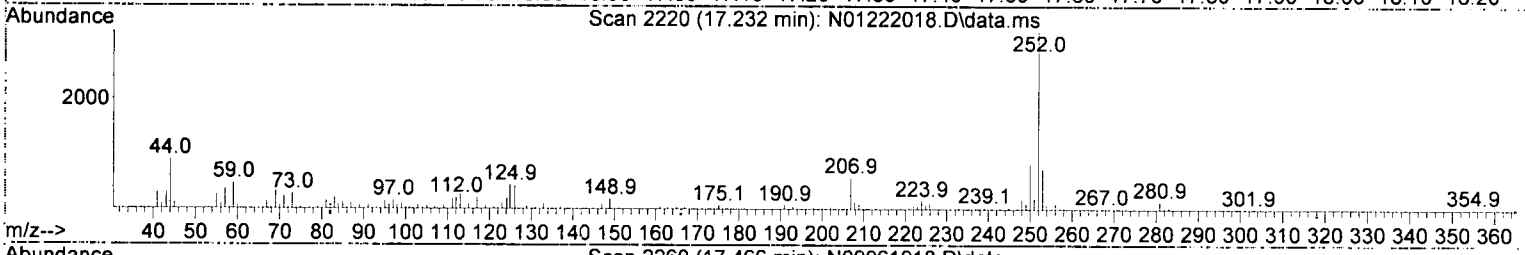
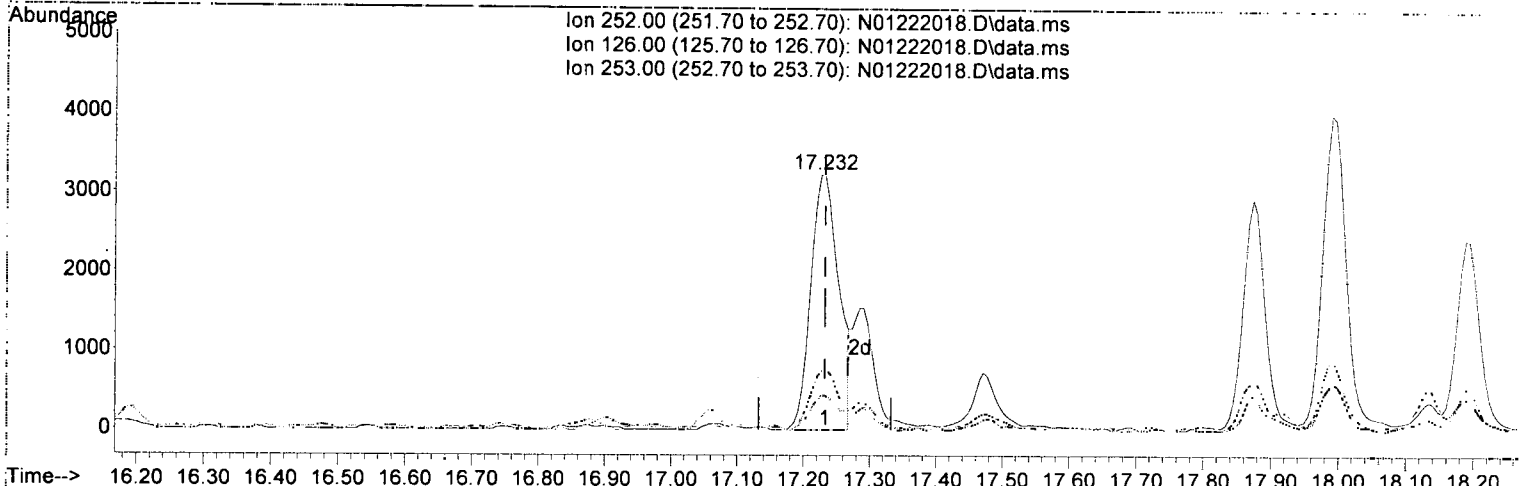
response 30279

Ion	Exp%	Act%
228.00	100.00	100.00
229.00	19.60	20.61
226.00	28.60	30.02
0.00	0.00	0.00

Quantitation Report (Qedit)

Data Path : U:\data\2020-01\0A22027\
 Data File : N01222018.D
 Acq On : 22 Jan 2020 19:18
 Operator : JK/ AMS/ DTH
 Sample : A0A0648-05
 Misc : 1x, 8270D LL PAH
 ALS Vial : 15 Sample Multiplier: 1
 DataAcq Meth:LVI14_BNA_ACQ.M

Quant Time: Jan 23 07:19:29 2020
 Quant Method : U:\methods\SV14_090619_PAHR7.M
 Quant Title : EPA 8270D: Semivolatile Organics
 QLast Update : Fri Dec 20 12:46:03 2019
 Response via : Initial Calibration
 InstName : SV-GCMS14



TIC: N01222018.D\data.ms

(30) Benzo (b)fluoranthene (T)

17.232min (-0.000) 4.53 ng/ml

response 9505



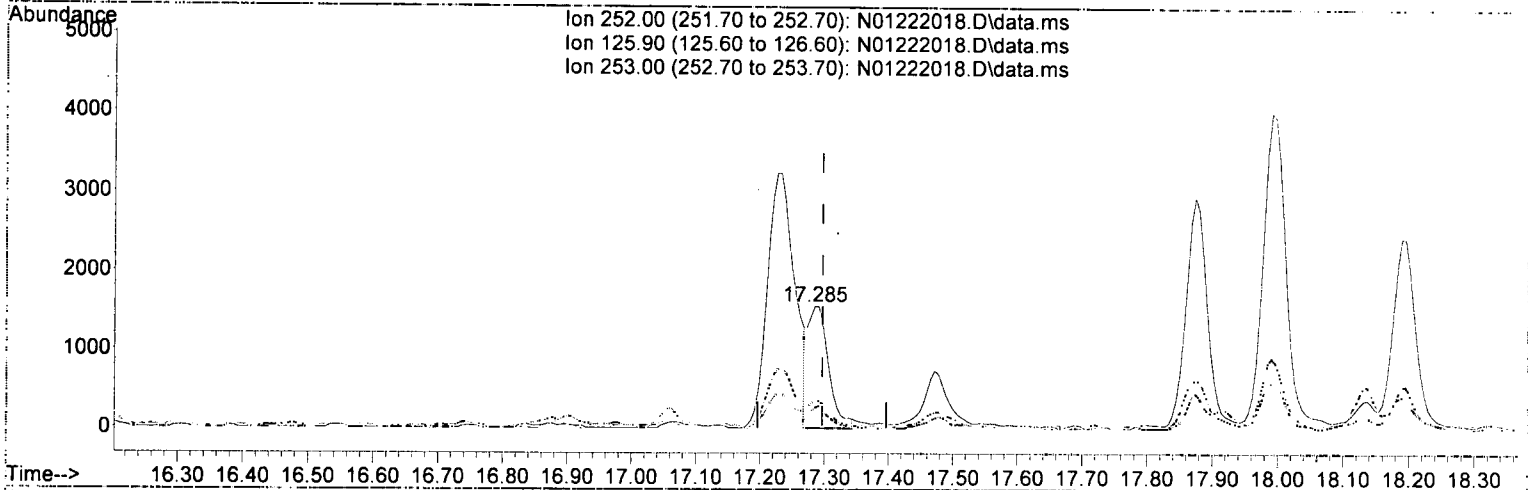
Ion	Exp%	Act%
252.00	100.00	100.00
126.00	20.00	13.39
253.00	21.10	23.50
0.00	0.00	0.00

J

Quantitation Report (Qedit)

Data Path : U:\data\2020-01\0A22027\
 Data File : N01222018.D
 Acq On : 22 Jan 2020 19:18
 Operator : JK/ AMS/ DTH
 Sample : AOA0648-05
 Misc : 1x, 8270D LL PAH
 ALS Vial : 15 Sample Multiplier: 1
 DataAcq Meth:LVI14_BNA_ACQ.M

Quant Time: Jan 23 07:19:29 2020
 Quant Method : U:\methods\SV14_090619_PAHR7.M
 Quant Title : EPA 8270D: Semivolatile Organics
 QLast Update : Fri Dec 20 12:46:03 2019
 Response via : Initial Calibration
 InstName : SV-GCMS14



TIC: N01222018.D\data.ms

(31) Benzo(k)fluoranthene (T)

17.285min (-0.012) 1.71 ng/ml m

response 3523

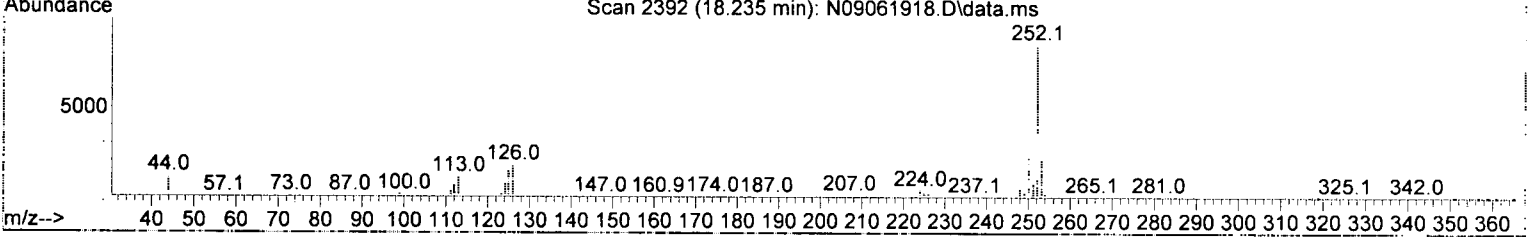
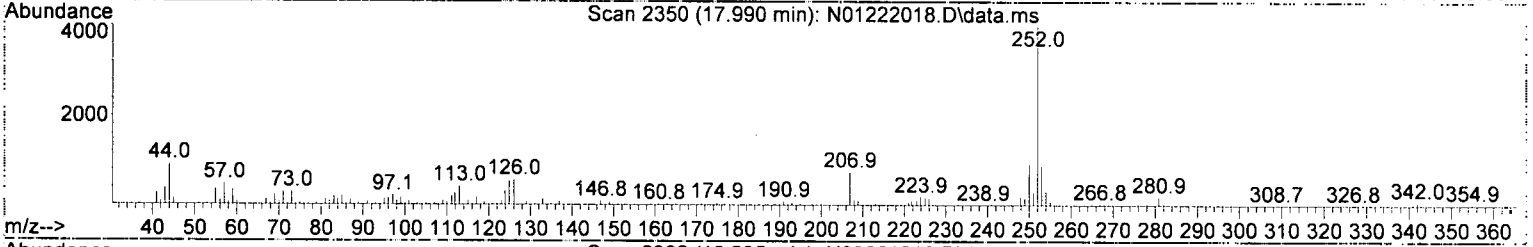
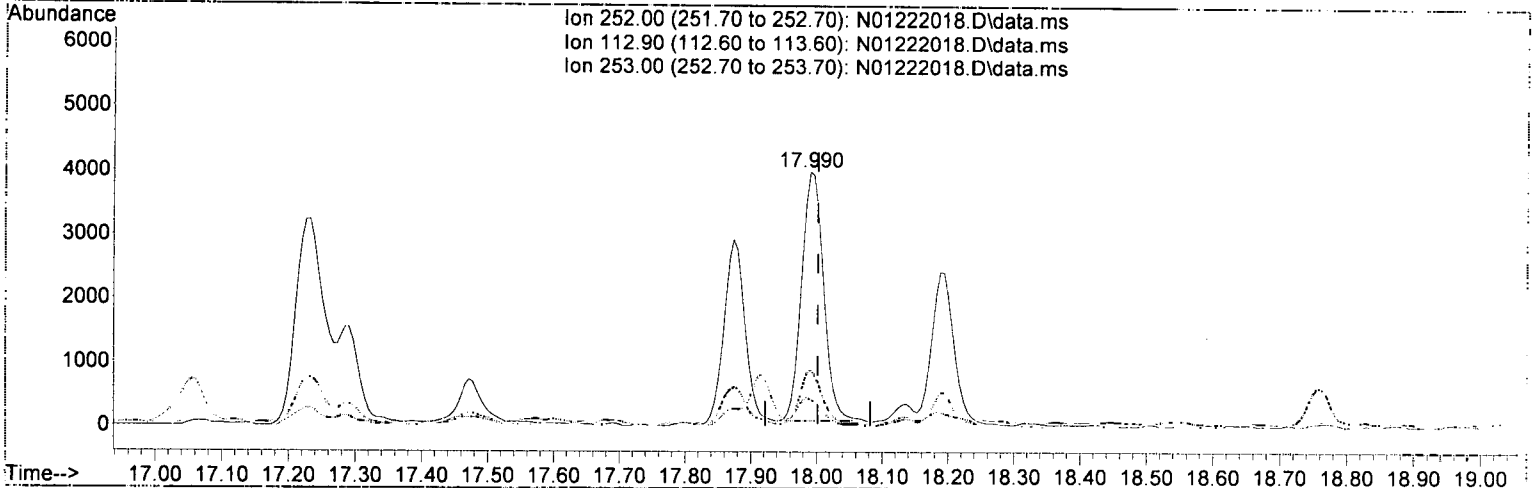
Ion	Exp%	Act%
252.00	100.00	100.00
125.90	22.10	16.45
253.00	21.50	22.58
0.00	0.00	0.00

AMS
1/23/20

Quantitation Report (Qedit)

Data Path : U:\data\2020-01\0A22027\
 Data File : N01222018.D
 Acq On : 22 Jan 2020 19:18
 Operator : JK/ AMS/ DTH
 Sample : AOA0648-05
 Misc : 1x, 8270D LL PAH
 ALS Vial : 15 Sample Multiplier: 1
 DataAcq Meth:LVI14_BNA_ACQ.M

Quant Time: Jan 23 07:19:29 2020
 Quant Method : U:\methods\SV14_090619_PAHR7.M
 Quant Title : EPA 8270D: Semivolatile Organics
 QLast Update : Fri Dec 20 12:46:03 2019
 Response via : Initial Calibration
 InstName : SV-GCMS14



TIC: N01222018.D\data.ms

(35) Benzo (a)pyrene (T)

17.990min (-0.012) 5.10 ng/ml

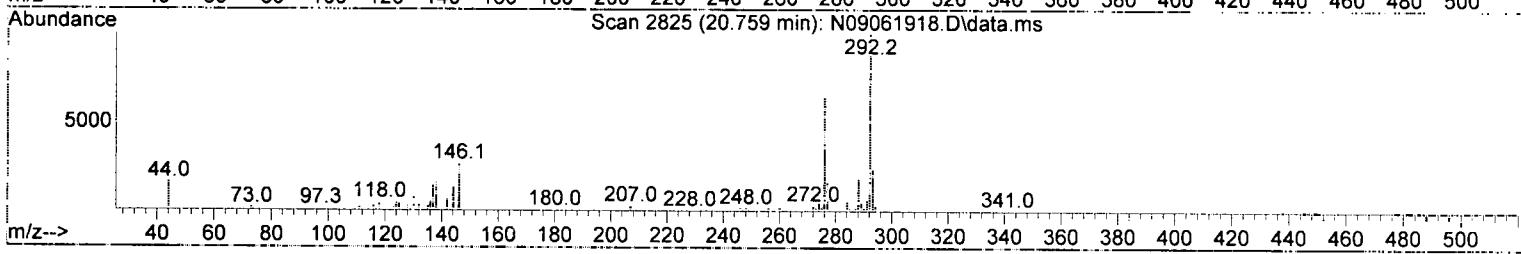
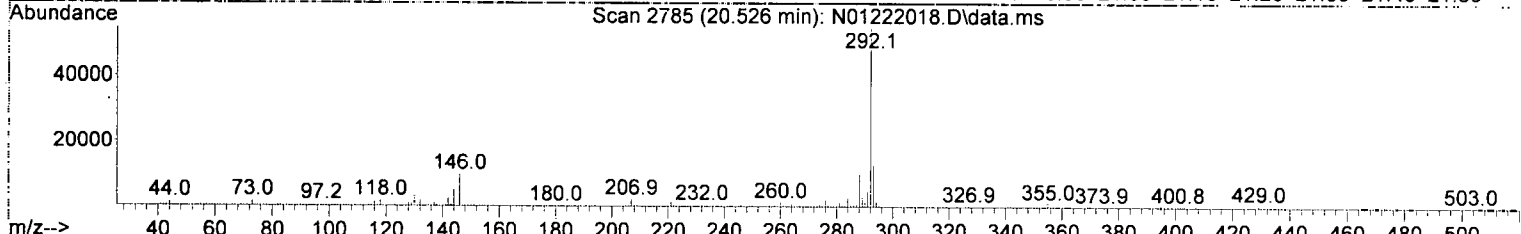
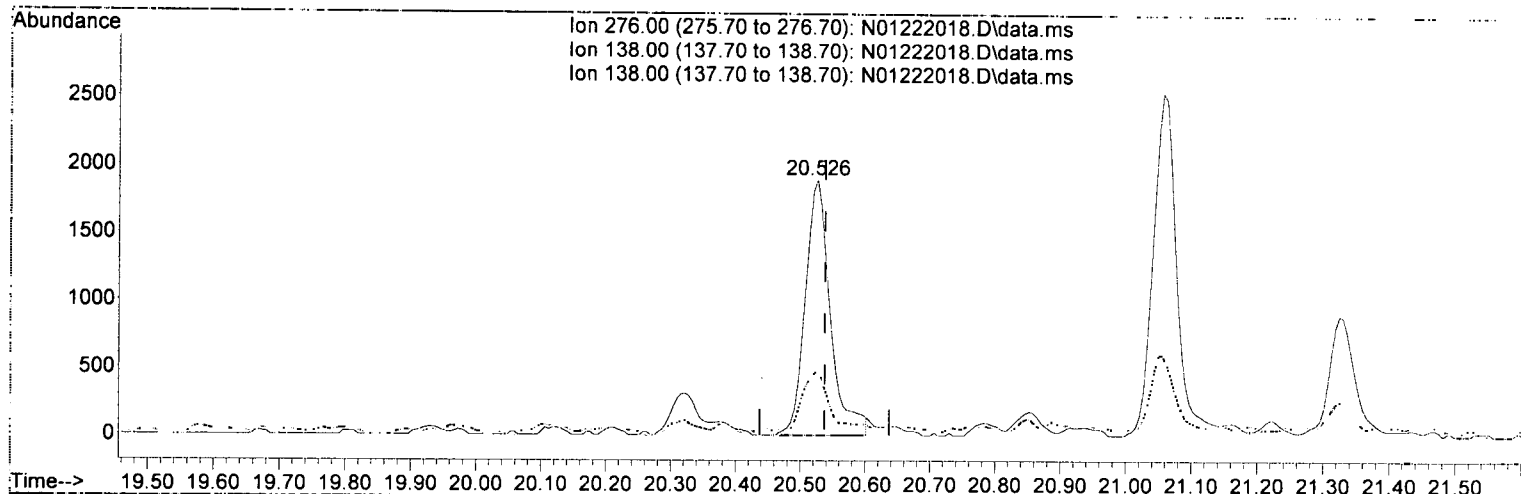
response 9157

Ion	Exp%	Act%
252.00	100.00	100.00
112.90	12.70	10.73
253.00	21.90	22.34
0.00	0.00	0.00

Quantitation Report (Qedit)

Data Path : U:\data\2020-01\0A22027\
 Data File : N01222018.D
 Acq On : 22 Jan 2020 19:18
 Operator : JK/ AMS/ DTH
 Sample : AOA0648-05
 Misc : 1x, 8270D LL PAH
 ALS Vial : 15 Sample Multiplier: 1
 DataAcq Meth:LVI14_BNA_ACQ.M

Quant Time: Jan 23 07:19:29 2020
 Quant Method : U:\methods\SV14_090619_PAHR7.M
 Quant Title : EPA 8270D: Semivolatile Organics
 QLast Update : Fri Dec 20 12:46:03 2019
 Response via : Initial Calibration
 InstName : SV-GCMS14



TIC: N01222018.D\data.ms

(38) Indeno(1,2,3-cd)Pyrene (T)

20.526min (-0.012) 2.84 ng/ml

response 5126

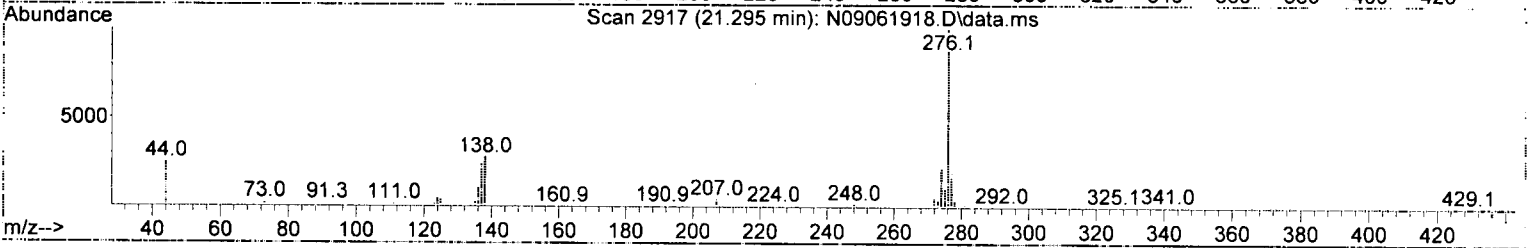
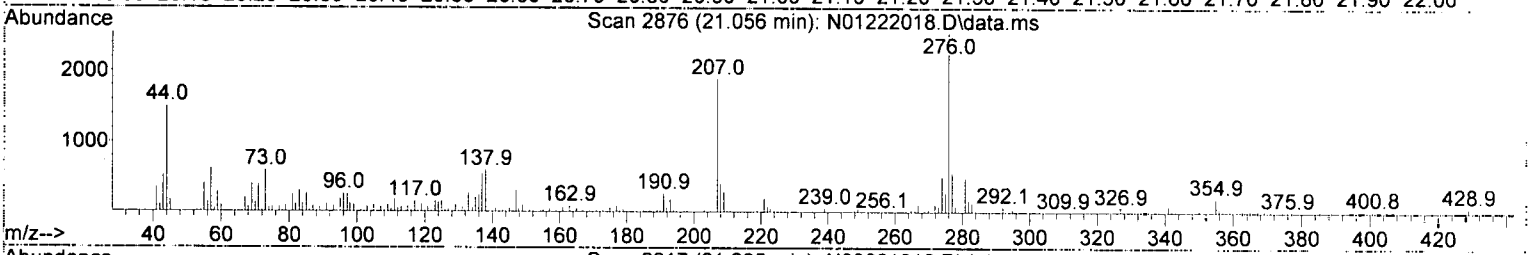
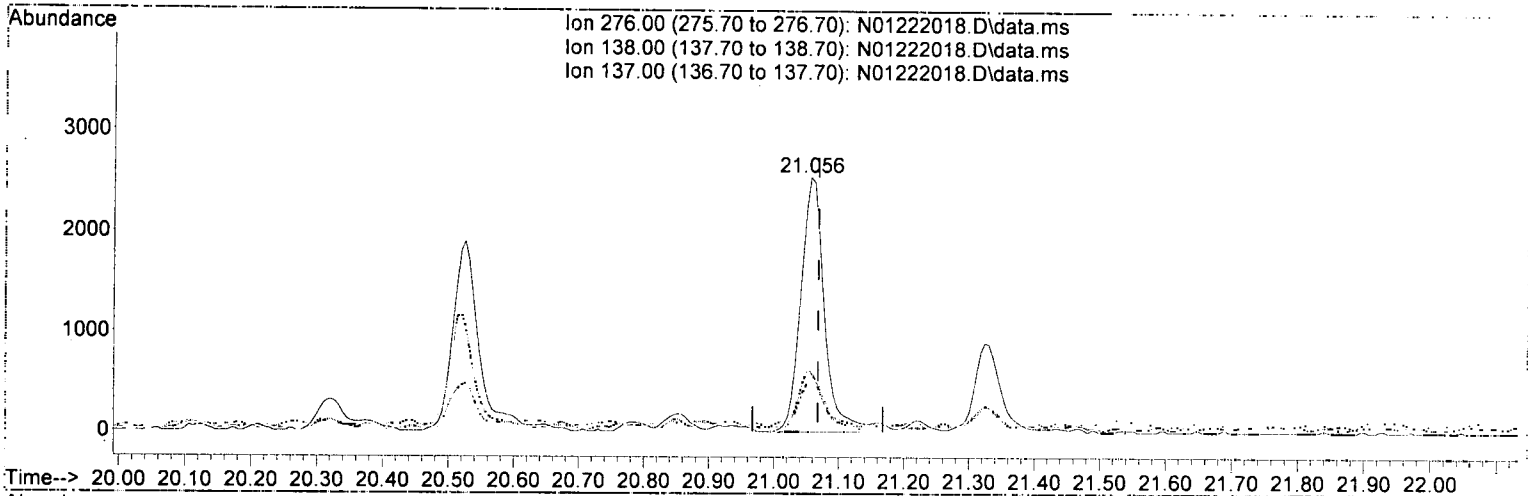
Ion	Exp%	Act%
276.00	100.00	100.00
138.00	31.60	25.12
138.00	31.60	25.12
0.00	0.00	0.00

J

Quantitation Report (Qedit)

Data Path : U:\data\2020-01\0A22027\
 Data File : N01222018.D
 Acq On : 22 Jan 2020 19:18
 Operator : JK/ AMS/ DTH
 Sample : A0A0648-05
 Misc : 1x, 8270D LL PAH
 ALS Vial : 15 Sample Multiplier: 1
 DataAcq Meth:LVI14_BNA_ACQ.M

Quant Time: Jan 23 07:19:29 2020
 Quant Method : U:\methods\SV14_090619_PAHR7.M
 Quant Title : EPA 8270D: Semivolatile Organics
 QLast Update : Fri Dec 20 12:46:03 2019
 Response via : Initial Calibration
 InstName : SV-GCMS14



TIC: N01222018.D\data.ms

(40) Benzo(g,h,i)perylene (T)

21.056min (-0.012) 3.32 ng/ml

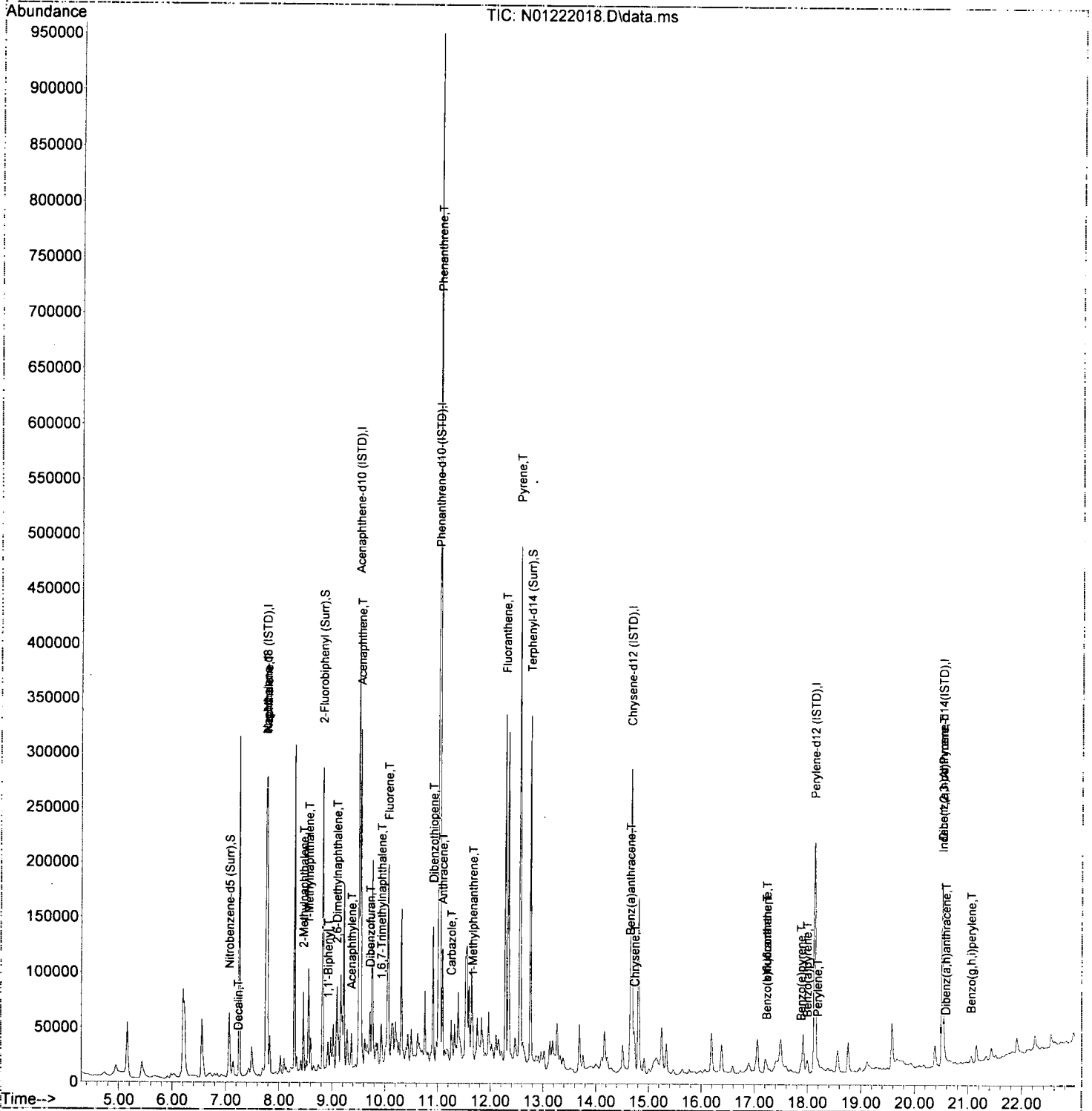
response 6349

Ion	Exp%	Act%
276.00	100.00	100.00
138.00	21.00	23.66
137.00	18.60	21.34
0.00	0.00	0.00

J

Data Path : U:\data\2020-01\0A22027\
 Data File : N01222018.D
 Acq On : 22 Jan 2020 19:18
 Operator : JK/ AMS/ DTH
 Sample : A0A0648-05
 Misc : 1x, 8270D LL PAH
 ALS Vial : 15 Sample Multiplier: 1
 DataAcq Meth:LVI14_BNA_ACQ.M

Quant Time: Jan 23 07:19:29 2020
 Quant Method : U:\methods\SV14_090619_PAHR7.M
 Quant Title : EPA 8270D: Semivolatile Organics
 QLast Update : Fri Dec 20 12:46:03 2019
 Response via : Initial Calibration
 InstName : SV-GCMS14



**Semivolatile Organic Compounds (PAHs) by EPA 8270D
Benchsheet & Analysis Sequence Data**

Sequence 0A23020 (A0A0648-01,02RE1,04,06)



ELEMENT SEQUENCE LOG

Apex Laboratories

Sequence: 0A23020

Instrument: SV-GCMS14

Date: 01/23/20 08:02

Calibration: A911001

#	Lab Number	Matrix	Analysis	Client	Due	Batch	ISTD ID	STD ID
1	0A23020-TUN1	Solid	QC	QC			A19K048	A20A236
2	0A23020-CCV1	Solid	QC	QC			A19K048	A19K012
3	0A23020-IBL1	Solid	QC	QC			A19K048	
4	0A23020-TUN2	Solid	QC	QC			A19K048	A20A236
5	0A23020-CCV2	Solid	QC	QC			A19K048	A19K012
6	0A23020-IBL2	Solid	QC	QC			A19K048	
7	0A23020-TUN3	Solid	QC	QC			A19K048	A20A236
8	0A23020-CCV3	Solid	QC	QC			A19K048	A19K012
9	0A23020-CCB1	Solid	QC	QC			A19K048	
10	A0A0639-09	Sediment	8270D LL PAH Only (Scan)	Anchor QEA, LLC	02/03/20	0010640	A19K048	
11	A0A0639-10	Sediment	8270D LL PAH Only (Scan)	Anchor QEA, LLC	02/03/20	0010640	A19K048	
12	A0A0639-11	Sediment	8270D LL PAH Only (Scan)	Anchor QEA, LLC	02/03/20	0010640	A19K048	
13	0010712-BLK1	Sediment	QC	QC		0010712	A19K048	
14	0010712-BS1	Sediment	QC	QC		0010712	A19K048	
15	A0A0639-01	Sediment	8270D LL PAH Only (Scan)	Anchor QEA, LLC	02/03/20	0010712	A19K048	
16	0010712-DUP1	Sediment	QC	QC		0010712	A19K048	
17	A0A0718-02	Sediment	8270D LL PAH Only (Scan)	Anchor QEA, LLC	02/05/20	0010712	A19K048	
18	0010712-MS1	Sediment	QC	QC		0010712	A19K048	
19	0010712-MSD1	Sediment	QC	QC		0010712	A19K048	
20	A0A0645-01	Sediment	8270D LL PAH Only (Scan)	Anchor QEA, LLC	02/04/20	0010640	A19K048	
21	A0A0645-03	Sediment	8270D LL PAH Only (Scan)	Anchor QEA, LLC	02/04/20	0010640	A19K048	
22	A0A0645-04	Sediment	8270D LL PAH Only (Scan)	Anchor QEA, LLC	02/04/20	0010640	A19K048	
23	A0A0645-05	Sediment	8270D LL PAH Only (Scan)	Anchor QEA, LLC	02/04/20	0010640	A19K048	
24	A0A0645-06	Sediment	8270D LL PAH Only (Scan)	Anchor QEA, LLC	02/04/20	0010640	A19K048	
25	A0A0648-01	Sediment	8270D LL PAH Only (Scan)	Anchor QEA, LLC	02/04/20	0010640	A19K048	
26	A0A0648-04	Sediment	8270D LL PAH Only (Scan)	Anchor QEA, LLC	02/04/20	0010640	A19K048	
27	A0A0645-02RE1	Sediment	8270D LL PAH Only (Scan)	Anchor QEA, LLC	02/04/20	0010640	A19K048	
28	A0A0648-02RE1	Sediment	8270D LL PAH Only (Scan)	Anchor QEA, LLC	02/04/20	0010640	A19K048	
29	A0A0648-06	Sediment	8270D LL PAH Only (Scan)	Anchor QEA, LLC	02/04/20	0010712	A19K048	
30	A0A0716-03	Sediment	8270D LL PAH Only (Scan)	Anchor QEA, LLC	02/05/20	0010712	A19K048	
31	0A23020-IBL3	Solid	QC	QC			A19K048	

Data Entered By: *JEAN 1/24/20*

Comments:

Data Reviewed By: *MA 1/27/20*

02/25/20 Anchor QEA, LLC - Gasco PreRD_DG 2019 - 4a-b. DOC-CAP Testing Cores Page 1347 of 1529

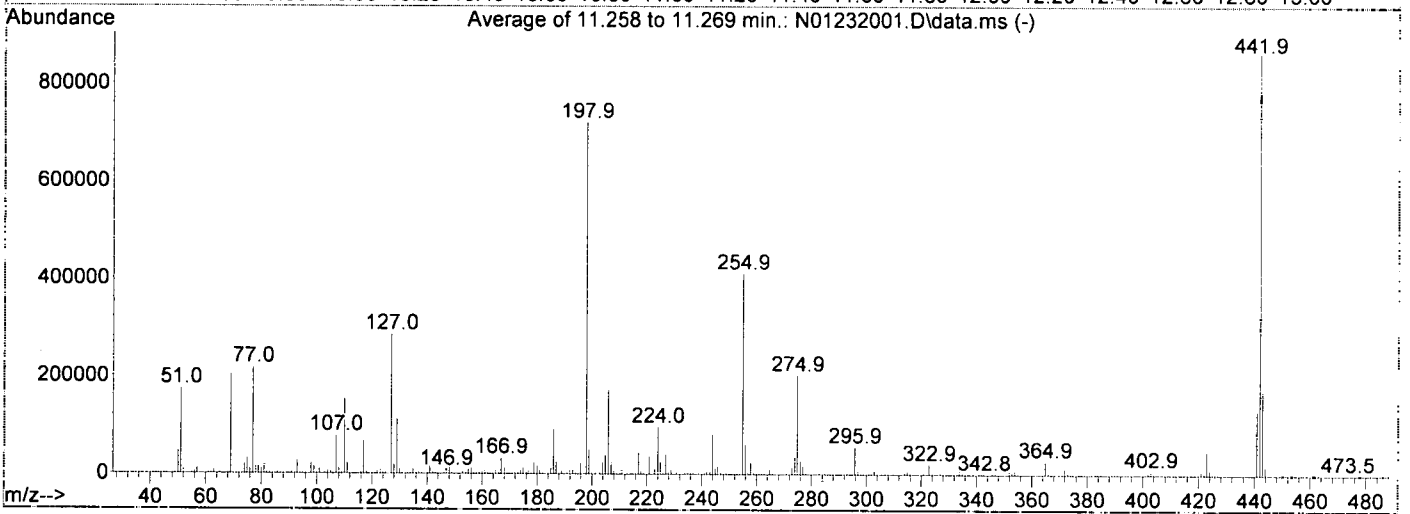
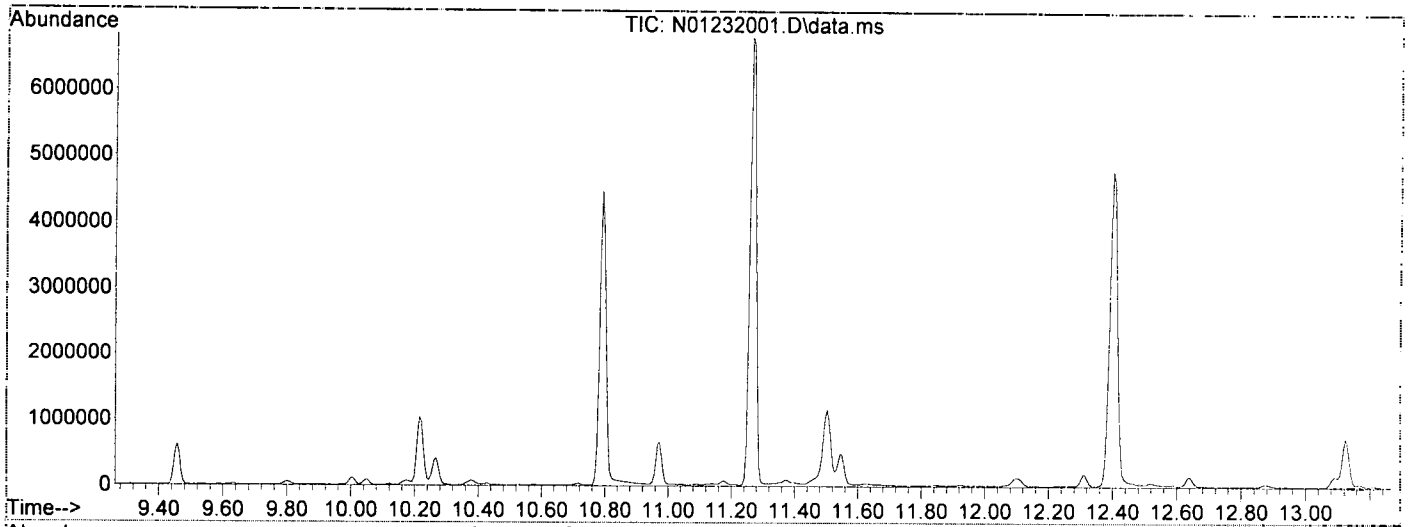
Data Path : R:\data\2020-01\0A23020\
 Data File : N01232001.D
 Acq On : 23 Jan 2020 08:22 am
 Operator : JK/ AMS/ DTH
 Sample : 0A23020-TUN1
 Misc : 1x, A20A236 DFTPP
 ALS Vial : 1 Sample Multiplier: 1

form 1/24/20

Q14

Integration File: rteint.p

Method : R:\methods\DFTPP.M
 Title : 8270 DFTPP Tune Method
 Last Update : Wed Nov 06 13:10:03 2019



AutoFind: Scans 1195, 1196, 1197; Background Corrected with Scan 1190

Target Mass	Rel. to Mass	Lower Limit%	Upper Limit%	Rel. Abn%	Raw Abn	Result Pass/Fail
68	69	0.00	2	1.6	3328	PASS
69	69	100	100	100.0	202314	PASS
70	69	0.00	2	0.5	1011	PASS
197	198	0.00	2	0.1	963	PASS
198	198	100	100	100.0	718578	PASS
199	198	5	9	6.8	48587	PASS
365	198	1	100	3.8	27088	PASS
441	443	0.01	150	76.9	129701	PASS
442	198	0.10	200	120.0	862549	PASS
443	442	15	24	19.6	168733	PASS

Quantitation Report (Not Reviewed)

Data Path : R:\data\2020-01\0A23020\
 Data File : N01232001.D
 Acq On : 23 Jan 2020 08:22 am
 Operator : JK/ AMS/ DTH
 Sample : 0A23020-TUN1
 Misc : 1x, A20A236 DFTPP
 ALS Vial : 1 Sample Multiplier: 1

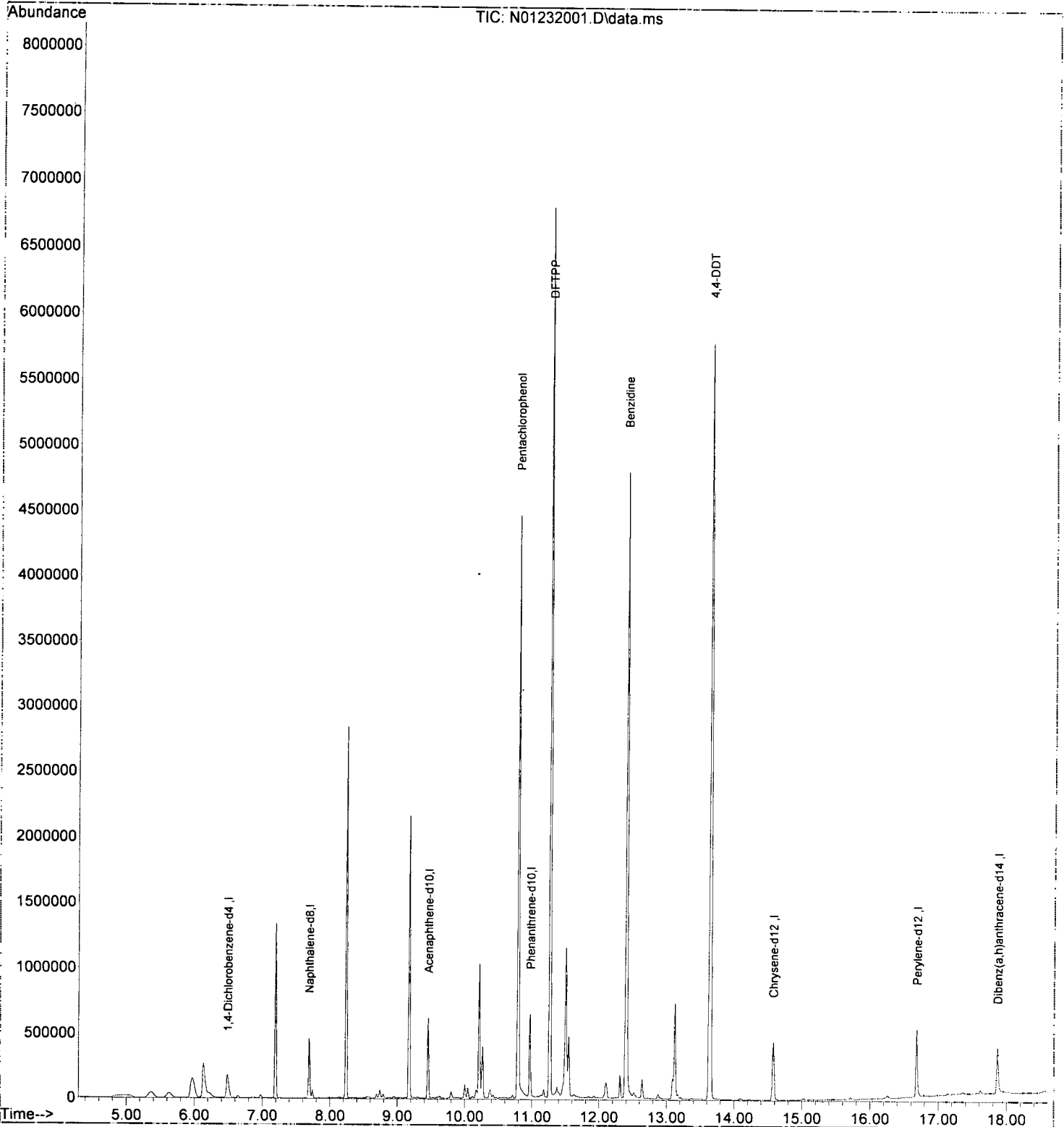
Quant Time: Jan 24 12:25:40 2020
 Quant Method : R:\methods\DFTPP.M
 Quant Title : 8270 DFTPP Tune Method
 QLast Update : Wed Nov 06 13:10:03 2019
 Response via : Initial Calibration

Compound	R.T.	QIon	Response	Conc	Units	Dev(Min)
Internal Standards						
1) 1,4-Dichlorobenzene-d4	6.490	150	121360	2.00	ug/mL	-0.04
2) Naphthalene-d8	7.691	136	329858	2.00	ug/mL	-0.04
3) Acenaphthene-d10	9.457	162	183264	2.00	ug/mL	-0.04
5) Phenanthrene-d10	10.972	188	347947	2.00	ug/mL	-0.04
11) Chrysene-d12	14.574	240	318567	2.00	ug/mL	-0.06
12) Perylene-d12	16.678	264	300609	2.00	ug/mL	-0.05
13) Dibenz(a,h)anthracene-...	17.862	292	257492	2.00	ug/mL	#-0.06
Target Compounds						
4) Pentachlorophenol	10.792	266	855103	49.41	ug/mL	82
6) DFTPP	11.269	442	1429749	50.90	ug/mL	73
7) Benzidine	12.400	184	3465525	28.00	ug/mL	97
8) 4,4-DDE	12.639	TIC	210474	No Calib		
9) 4,4-DDD	13.123	TIC	1105788	No Calib		
10) 4,4-DDT	13.648	TIC	10599450	29.71	ug/mL	95

(#) = qualifier out of range (m) = manual integration (+) = signals summed

Data Path : R:\data\2020-01\0A23020\
 Data File : N01232001.D
 Acq On : 23 Jan 2020 08:22 am
 Operator : JK/ AMS/ DTH
 Sample : 0A23020-TUN1
 Misc : 1x, A20A236 DFTPP
 ALS Vial : 1 Sample Multiplier: 1

Quant Time: Jan 24 12:25:40 2020
 Quant Method : R:\methods\DFTPP.M
 Quant Title : 8270 DFTPP Tune Method
 QLast Update : Wed Nov 06 13:10:03 2019
 Response via : Initial Calibration



Evaluate Continuing Calibration Report

Data Path : R:\data\2020-01\0A23020\
 Data File : N01232002.D
 Acq On : 23 Jan 2020 08:50 am
 Operator : JK/ AMS/ DTH
 Sample : 0A23020-CCV1
 Misc : 1x, A19K012@50
 ALS Vial : 2 Sample Multiplier: 1

FRML 1/24/20
 Q14

Quant Time: Jan 23 09:15:16 2020
 Quant Method : N:\methods\SV14_090619_PAHR7.M
 Quant Title : EPA 8270D: Semivolatile Organics
 QLast Update : Fri Dec 20 12:46:03 2019
 Response via : Initial Calibration

Min. RRF : 0.000 Min. Rel. Area : 50% Max. R.T. Dev 0.50min
 Max. RRF Dev : 20% Max. Rel. Area : 200%

Compound	Amount	Calc.	%Dev	Area%	Dev(min)
1 I Naphthalene-d8 (ISTD)	100.000	100.000	0.0	119	0.00
2 S Nitrobenzene-d5 (Surr)	50.000	42.859	14.3	105	0.00
3 T Decalin	50.000	52.306	-4.6	123	0.00
4 T Naphthalene	50.000	48.979	2.0	119	0.00
5 T 2-Methylnaphthalene	50.000	39.047	21.9#	92	0.00
6 T 1-Methylnaphthalene	50.000	40.443	19.1	93	0.00
7 T 1,1'-Biphenyl	50.000	36.204	27.6#	86	0.00
8 T 2,6-Dimethylnaphthalene	50.000	37.129	25.7#	86	0.00
9 I Acenaphthene-d10 (ISTD)	100.000	100.000	0.0	91	0.00
10 S 2-Fluorobiphenyl (Surr)	50.000	50.524	-1.0	92	0.00
11 S Acenaphthylene d-8 (Surr)	50.000	1.191	97.6#	5	0.00
12 T Acenaphthylene	50.000	48.759	2.5	88	0.00
13 T Acenaphthene	50.000	47.851	4.3	88	0.00
14 T Dibenzofuran	50.000	45.841	8.3	83	0.00
15 T 1,6,7-Trimethylnaphthalene	50.000	47.298	5.4	87	0.00
16 T Fluorene	50.000	44.958	10.1	82	0.00
17 I Phenanthrene-d10 (ISTD)	100.000	100.000	0.0	86	0.00
18 T Dibenzothiopene	50.000	47.380	5.2	83	0.00
19 T Phenanthrene	50.000	48.071	3.9	84	0.00
20 T Anthracene	50.000	44.227	11.5	77	0.00
21 T Carbazole	50.000	37.112	25.8#	65	0.00
22 T 1-Methylphenanthrene	50.000	49.976	0.0	87	0.00
23 T Fluoranthene	50.000	51.045	-2.1	89	0.00
24 I Chrysene-d12 (ISTD)	100.000	100.000	0.0	84	-0.02
25 T Pyrene	50.000	53.091	-6.2	89	0.00
26 S Terphenyl-d14 (Surr)	50.000	46.545	6.9	79	0.00
27 T Benz(a)anthracene	50.000	43.533	12.9	78	-0.01
28 T Chrysene	50.000	46.883	6.2	80	-0.02
29 I Perylene-d12 (ISTD)	100.000	100.000	0.0	90	-0.01
30 T Benzo(b)fluoranthene	50.000	47.800	4.4	85	-0.01
31 T Benzo(k)fluoranthene	50.000	47.034	5.9	86	0.00
32 T Benzo(b+k)fluoranthene	100.000	95.670	4.3	86	0.00
33 S Benzo(a)pyrene d-12 (Surr)	50.000	0.000	100.0#	0	-17.96#
34 T Benzo(e)pyrene	50.000	46.863	6.3	85	-0.01
35 T Benzo(a)pyrene	50.000	47.066	5.9	83	-0.01
36 T Perylene	50.000	47.671	4.7	85	-0.01
37 I Dibenz(a,h)Anthrcene-d14 (IS	100.000	100.000	0.0	104	-0.01
38 T Indeno(1,2,3-cd)Pyrene	50.000	45.851	8.3	96	-0.02
39 T Dibenz(a,h)anthracene	50.000	47.547	4.9	100	-0.02
40 T Benzo(g,h,i)perylene	50.000	46.486	7.0	95	-0.01

(#) = Out of Range SPCC's out = 0 CCC's out = 0

Quantitation Report (Not Reviewed)

Data Path : R:\data\2020-01\0A23020\
 Data File : N01232002.D
 Acq On : 23 Jan 2020 08:50 am
 Operator : JK/ AMS/ DTH
 Sample : 0A23020-CCV1
 Misc : 1x, A19K012@50
 ALS Vial : 2 Sample Multiplier: 1


Quant Time: Jan 23 09:15:16 2020
 Quant Method : N:\methods\SV14_090619_PAHR7.M
 Quant Title : EPA 8270D: Semivolatile Organics
 QLast Update : Fri Dec 20 12:46:03 2019
 Response via : Initial Calibration

Compound	R.T.	QIon	Response	Conc	Units	Dev(Min)	
Internal Standards							
1) Naphthalene-d8 (ISTD)	7.755	136	176489	100.00	ng/ml	0.00	
9) Acenaphthene-d10 (ISTD)	9.509	162	106795	100.00	ng/ml	0.00	
17) Phenanthrene-d10 (ISTD)	11.013	188	189490	100.00	ng/ml	0.00	
24) Chrysene-d12 (ISTD)	14.668	240	143004	100.00	ng/ml	-0.02	
29) Perylene-d12 (ISTD)	18.130	264	127533	100.00	ng/ml	-0.01	
37) Dibenz(a,h)Anthracene-d...	20.520	292	96739	100.00	ng/ml	-0.01	
System Monitoring Compounds							
2) Nitrobenzene-d5 (Surr)	7.067	82	25135	42.86	ng/ml	0.00	
10) 2-Fluorobiphenyl (Surr)	8.821	172	80496	50.52	ng/ml	0.00	
11) Acenaphthylene d-8 (Surr)	9.352	160	5656	1.19	ng/ml	0.00	
26) Terphenyl-d14 (Surr)	12.762	244	70004	46.54	ng/ml	0.00	
33) Benzo(a)pyrene d-12 (S...	0.000	264	0	0.00	ng/ml		
Target Compounds							
3) Decalin	7.230	138	6873	52.31	ng/ml		Qvalue 89
4) Naphthalene	7.778	128	95340	48.98	ng/ml		100
5) 2-Methylnaphthalene	8.460	142	64408	39.05	ng/ml		97
6) 1-Methylnaphthalene	8.559	142	66699	40.44	ng/ml		98
7) 1,1'-Biphenyl	8.926	154	80318	36.20	ng/ml		96
8) 2,6-Dimethylnaphthalene	9.084	156	60155	37.13	ng/ml		98
12) Acenaphthylene	9.364	152	113048	48.76	ng/ml		99
13) Acenaphthene	9.538	153	72665	47.85	ng/ml		99
14) Dibenzofuran	9.713	168	87194	45.84	ng/ml		96
15) 1,6,7-Trimethylnaphtha...	9.923	170	60237	47.30	ng/ml		96
16) Fluorene	10.063	166	69863	44.96	ng/ml		99
18) Dibenzothiopene	10.908	184	93900	47.38	ng/ml		96
19) Phenanthrene	11.036	178	106590	48.07	ng/ml		100
20) Anthracene	11.089	178	91217	44.23	ng/ml		99
21) Carbazole	11.258	167	61937	37.11	ng/ml		99
22) 1-Methylphenanthrene	11.666	192	76980	49.98	ng/ml		100
23) Fluoranthene	12.284	202	114036	51.04	ng/ml		96
25) Pyrene	12.563	202	118616	53.09	ng/ml		99
27) Benzo(a)anthracene	14.650	228	72279	43.53	ng/ml		99
28) Chrysene	14.726	228	73662	46.88	ng/ml		99
30) Benzo(b)fluoranthene	17.221	252	70342	47.80	ng/ml		91
31) Benzo(k)fluoranthene	17.290	252	68147	47.03	ng/ml		93
32) Benzo(b+k)fluoranthene	17.290	252	144005	95.67	ng/ml		93
34) Benzo(e)pyrene	17.873	252	69733	46.86	ng/ml		98
35) Benzo(a)pyrene	17.990	252	59283	47.07	ng/ml		96
36) Perylene	18.188	252	73955	47.67	ng/ml		100
38) Indeno(1,2,3-cd)Pyrene	20.520	276	54704	45.85	ng/ml		78
39) Dibenz(a,h)anthracene	20.584	278	53303	47.55	ng/ml		82
40) Benzo(g,h,i)perylene	21.056	276	58834	46.49	ng/ml		99

(#) = qualifier out of range (m) = manual integration (+) = signals summed

Data Path : R:\data\2020-01\0A23020\
 Data File : N01232002.D
 Acq On : 23 Jan 2020 08:50 am
 Operator : JK/ AMS/ DTH
 Sample : 0A23020-CCV1
 Misc : 1x, A19K012@50
 ALS Vial : 2 Sample Multiplier: 1

Quant Time: Jan 23 09:15:16 2020
 Quant Method : N:\methods\SV14_090619_PAHR7.M
 Quant Title : EPA 8270D: Semivolatile Organics
 QLast Update : Fri Dec 20 12:46:03 2019
 Response via : Initial Calibration



Data Path : R:\data\2020-01\0A23020\
 Data File : N01232004.D
 Acq On : 23 Jan 2020 11:08 am
 Operator : JK/ AMS/ DTH
 Sample : 0A23020-TUN2
 Misc : 1x, A20A236 DFTPP
 ALS Vial : 1 Sample Multiplier: 1

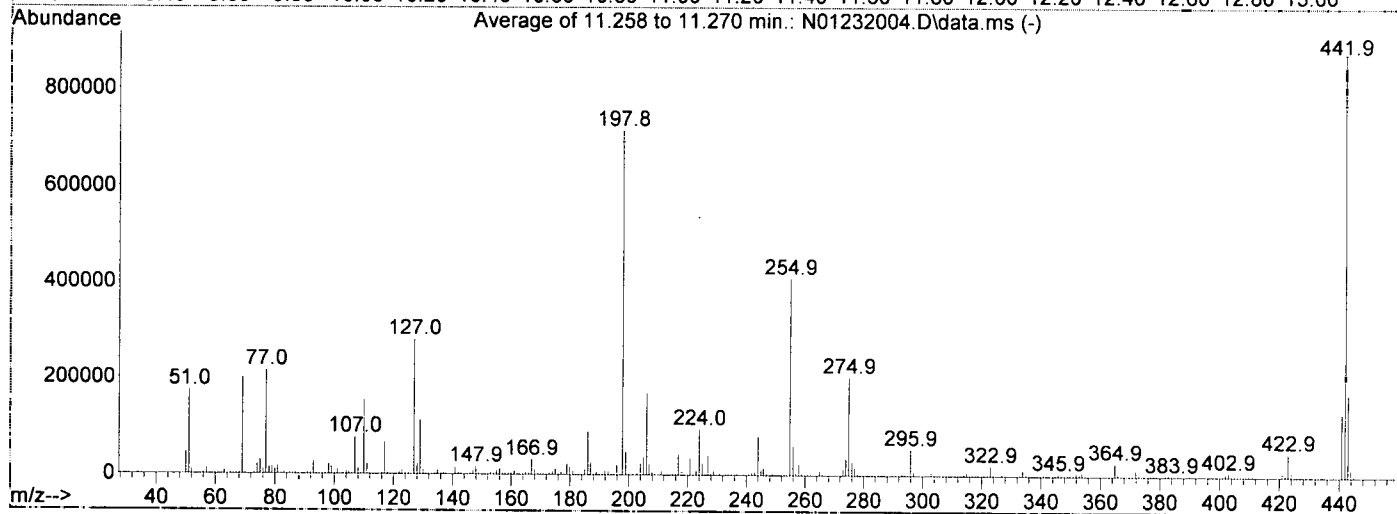
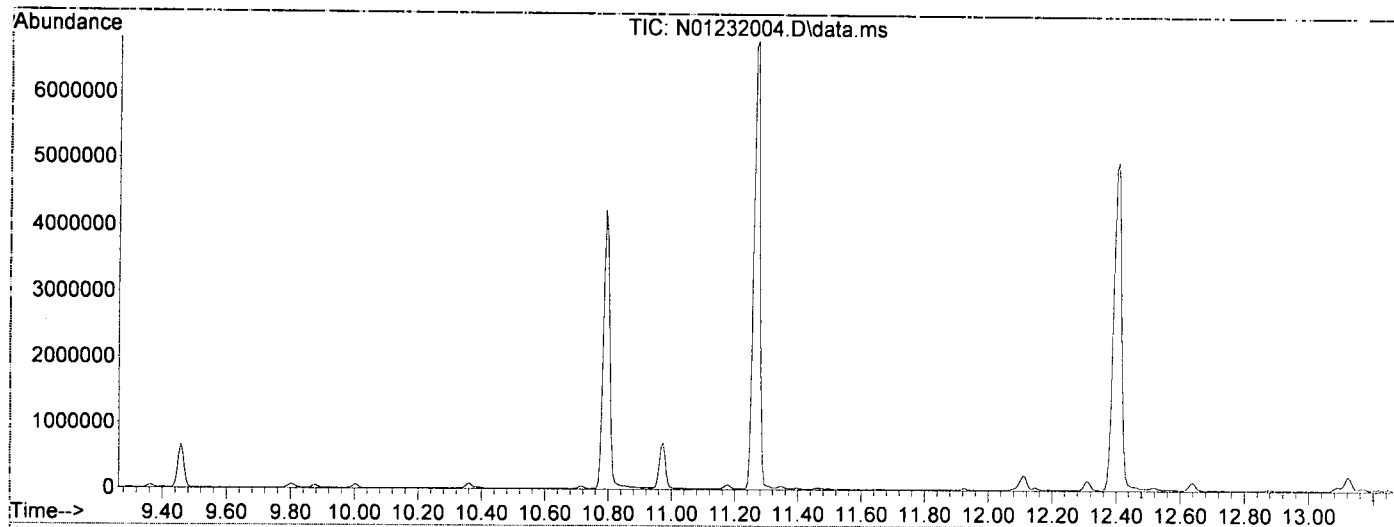
form 1/24/20

Replaced lines

Q14

Integration File: rteint.p

Method : R:\methods\DFTPP.M
 Title : 8270 DFTPP Tune Method
 Last Update : Wed Nov 06 13:10:03 2019



AutoFind: Scans 1195, 1196, 1197; Background Corrected with Scan 1190

Target Mass	Rel. to Mass	Lower Limit%	Upper Limit%	Rel. Abn%	Raw Abn	Result Pass/Fail
68	69	0.00	2	1.7	3355	PASS
69	69	100	100	100.0	200132	PASS
70	69	0.00	2	0.6	1130	PASS
197	198	0.00	2	0.1	947	PASS
198	198	100	100	100.0	713806	PASS
199	198	5	9	6.9	49125	PASS
365	198	1	100	3.8	26776	PASS
441	443	0.01	150	76.3	131269	PASS
442	198	0.10	200	122.2	872533	PASS
443	442	15	24	19.7	172067	PASS

Data Path : R:\data\2020-01\0A23020\
 Data File : N01232004.D
 Acq On : 23 Jan 2020 11:08 am
 Operator : JK/ AMS/ DTH
 Sample : 0A23020-TUN2
 Misc : 1x, A20A236 DFTPP
 ALS Vial : 1 Sample Multiplier: 1

Quant Time: Jan 24 12:26:01 2020
 Quant Method : R:\methods\DFTPP.M
 Quant Title : 8270 DFTPP Tune Method
 QLast Update : Wed Nov 06 13:10:03 2019
 Response via : Initial Calibration


Compound	R.T.	QIon	Response	Conc	Units	Dev(Min)	
Internal Standards							
1) 1,4-Dichlorobenzene-d4	6.496	150	111858	2.00	ug/mL	-0.03	
2) Naphthalene-d8	7.697	136	342090	2.00	ug/mL	-0.04	
3) Acenaphthene-d10	9.457	162	198390	2.00	ug/mL	-0.04	
5) Phenanthrene-d10	10.972	188	367179	2.00	ug/mL	-0.04	
11) Chrysene-d12	14.574	240	329246	2.00	ug/mL	-0.06	
12) Perylene-d12	16.673	264	314228	2.00	ug/mL	-0.05	
13) Dibenz(a,h)anthracene-...	17.856	292	281752	2.00	ug/mL	#-0.06	
Target Compounds							
4) Pentachlorophenol	10.792	266	825498	44.06	ug/mL		Qvalue 83
6) DFTPP	11.270	442	1488922	50.23	ug/mL		72
7) Benzidine	12.406	184	3739659	28.63	ug/mL		97
8) 4,4-DDE	12.639	TIC	165702	No Calib			
9) 4,4-DDD	13.123	TIC	318881	No Calib			
10) 4,4-DDT	13.648	TIC	12437868	33.03	ug/mL		95

(#) = qualifier out of range (m) = manual integration (+) = signals summed

✓

Data Path : R:\data\2020-01\0A23020\
 Data File : N01232004.D
 Acq On : 23 Jan 2020 11:08 am
 Operator : JK/ AMS/ DTH
 Sample : 0A23020-TUN2
 Misc : 1x, A20A236 DFTPP
 ALS Vial : 1 Sample Multiplier: 1

Quant Time: Jan 24 12:26:01 2020
 Quant Method : R:\methods\DFTPP.M
 Quant Title : 8270 DFTPP Tune Method
 QLast Update : Wed Nov 06 13:10:03 2019
 Response via : Initial Calibration



Evaluate Continuing Calibration Report

Data Path : R:\data\2020-01\0A23020\
 Data File : N01232005.D
 Acq On : 23 Jan 2020 11:36 am
 Operator : JK/ AMS/ DTH
 Sample : 0A23020-CCV2
 Misc : 1x, A19K012@50
 ALS Vial : 2 Sample Multiplier: 1

Peak 1/24/20

*Bad liner.
 peak splitting*

Quant Time: Jan 23 11:59:24 2020
 Quant Method : N:\methods\SV14_090619_PAHR7.M
 Quant Title : EPA 8270D: Semivolatile Organics
 QLast Update : Fri Dec 20 12:46:03 2019
 Response via : Initial Calibration

Min. RRF : 0.000 Min. Rel. Area : 50% Max. R.T. Dev 0.50min
 Max. RRF Dev : 20% Max. Rel. Area : 200%

Compound	Amount	Calc.	%Dev	Area%	Dev(min)
1 I Naphthalene-d8 (ISTD)	100.000	100.000	0.0	89	0.00
2 S Nitrobenzene-d5 (Surr)	50.000	49.234	1.5	90	0.00
3 T Decalin	50.000	58.656	-17.3	104	0.00
4 T Naphthalene	50.000	47.487	5.0	86	0.00
5 T 2-Methylnaphthalene	50.000	54.468	-8.9	96	0.00
6 T 1-Methylnaphthalene	50.000	41.040	17.9	71	0.00
7 T 1,1'-Biphenyl	50.000	38.714	22.6#	69	0.00
8 T 2,6-Dimethylnaphthalene	50.000	38.975	22.0#	68	0.00
9 I Acenaphthene-d10 (ISTD)	100.000	100.000	0.0	70	0.00
10 S 2-Fluorobiphenyl (Surr)	50.000	50.803	-1.6	71	0.00
11 S Acenaphthylene d-8 (Surr)	50.000	6.718	86.6#	11	0.06
12 T Acenaphthylene	50.000	44.328	11.3	62	0.00
13 T Acenaphthene	50.000	48.321	3.4	69	0.00
14 T Dibenzofuran	50.000	48.013	4.0	67	0.00
15 T 1,6,7-Trimethylnaphthalene	50.000	46.058	7.9	66	0.00
16 T Fluorene	50.000	47.652	4.7	67	0.00
17 I Phenanthrene-d10 (ISTD)	100.000	100.000	0.0	70	0.00
18 T Dibenzothiopene	50.000	56.036	-12.1	79	0.00
19 T Phenanthrene	50.000	45.270	9.5	64	0.00
20 T Anthracene	50.000	45.231	9.5	64	0.00
21 T Carbazole	50.000	53.001	-6.0	75	0.00
22 T 1-Methylphenanthrene	50.000	48.675	2.7	69	0.00
23 T Fluoranthene	50.000	49.009	2.0	69	0.00
24 I Chrysene-d12 (ISTD)	100.000	100.000	0.0	79	-0.01
25 T Pyrene	50.000	44.678	10.6	70	0.00
26 S Terphenyl-d14 (Surr)	50.000	46.615	6.8	74	0.00
27 T Benz(a)anthracene	50.000	42.585	14.8	71	0.00
28 T Chrysene	50.000	46.831	6.3	75	0.00
29 I Perylene-d12 (ISTD)	100.000	100.000	0.0	92	0.00
30 T Benzo(b)fluoranthene	50.000	43.721	12.6	80	0.00
31 T Benzo(k)fluoranthene	50.000	45.467	9.1	85	0.00
32 T Benzo(b+k)fluoranthene	100.000	102.328	-2.3	94	-0.07
33 S Benzo(a)pyrene d-12 (Surr)	50.000	18.854	62.3#	34	-0.02
34 T Benzo(e)pyrene	50.000	54.288	-8.6	101	0.00
35 T Benzo(a)pyrene	50.000	58.358	-16.7	105	0.00
36 T Perylene	50.000	45.577	8.8	84	0.00
37 I Dibenz(a,h)Anthracene-d14 (IS	100.000	100.000	0.0	125	-0.01
38 T Indeno(1,2,3-cd)Pyrene	50.000	36.758	26.5#	92	-0.01
39 T Dibenz(a,h)anthracene	50.000	45.175	9.7	114	-0.01
40 T Benzo(g,h,i)perylene	50.000	39.079	21.8#	96	0.00

(#) = Out of Range

SPCC's out = 0 CCC's out = 0

Quantitation Report (Not Reviewed)

Data Path : R:\data\2020-01\0A23020\
 Data File : N01232005.D
 Acq On : 23 Jan 2020 11:36 am
 Operator : JK/ AMS/ DTH
 Sample : 0A23020-CCV2
 Misc : 1x, A19K012@50
 ALS Vial : 2 Sample Multiplier: 1

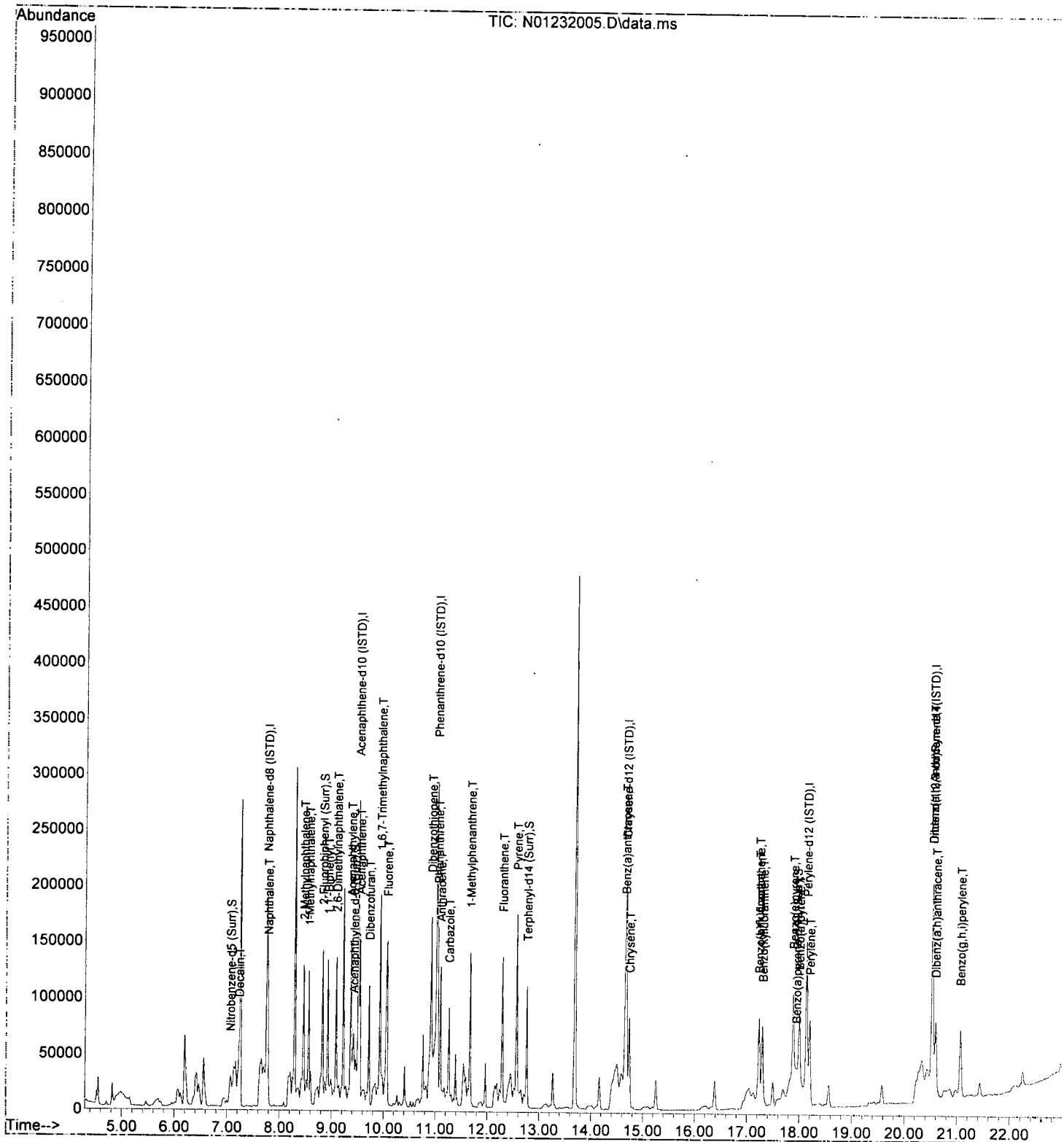
Quant Time: Jan 24 12:28:23 2020
 Quant Method : R:\methods\SV14_090619_PAHR7.M
 Quant Title : EPA 8270D: Semivolatile Organics
 QLast Update : Fri Dec 20 12:46:03 2019
 Response via : Initial Calibration

Compound	R.T.	QIon	Response	Conc	Units	Dev(Min)	
Internal Standards							
1) Naphthalene-d8 (ISTD)	7.761	136	132127	100.00	ng/ml	0.00	
9) Acenaphthene-d10 (ISTD)	9.509	162	82318	100.00	ng/ml	0.00	
17) Phenanthrene-d10 (ISTD)	11.019	188	153570	100.00	ng/ml	0.00	
24) Chrysene-d12 (ISTD)	14.674	240	134196	100.00	ng/ml	-0.01	
29) Perylene-d12 (ISTD)	18.136	264	130839	100.00	ng/ml	0.00	
37) Dibenz(a,h)Anthracene-d...	20.520	292	116389	100.00	ng/ml	-0.01	
System Monitoring Compounds							
2) Nitrobenzene-d5 (Surr)	7.067	82	21616	49.23	ng/ml	0.00	
10) 2-Fluorobiphenyl (Surr)	8.828	172	62389	50.80	ng/ml	0.00	
11) Acenaphthylene d-8 (Surr)	9.422	160	13441	6.72	ng/ml	0.06	
26) Terphenyl-d14 (Surr)	12.762	244	65791	46.61	ng/ml	0.00	
33) Benzo(a)pyrene d-12 (S...	17.943	264	19728	18.85	ng/ml	-0.02	
Target Compounds							
3) Decalin	7.230	138	5770	58.66	ng/ml		Qvalue 91
4) Naphthalene	7.778	128	69201	47.49	ng/ml		100
5) 2-Methylnaphthalene	8.460	142	67261	54.47	ng/ml		97
6) 1-Methylnaphthalene	8.559	142	50670	41.04	ng/ml		97
7) 1,1'-Biphenyl	8.927	154	64299	38.71	ng/ml		96
8) 2,6-Dimethylnaphthalene	9.090	156	47274	38.97	ng/ml		98
12) Acenaphthylene	9.370	152	79219	44.33	ng/ml		98
13) Acenaphthene	9.544	153	56561	48.32	ng/ml		99
14) Dibenzofuran	9.719	168	70394	48.01	ng/ml		96
15) 1,6,7-Trimethylnaphtha...	9.929	170	45214	46.06	ng/ml		99
16) Fluorene	10.063	166	57078	47.65	ng/ml		100
18) Dibenzothiopene	10.914	184	90003	56.04	ng/ml		95
19) Phenanthrene	11.042	178	81351	45.27	ng/ml		100
20) Anthracene	11.095	178	75605	45.23	ng/ml		99
21) Carbazole	11.258	167	71686	53.00	ng/ml		98
22) 1-Methylphenanthrene	11.666	192	60763	48.67	ng/ml		97
23) Fluoranthene	12.290	202	88733	49.01	ng/ml		95
25) Pyrene	12.564	202	93672	44.68	ng/ml		99
27) Benz(a)anthracene	14.656	228	66350	42.59	ng/ml		99
28) Chrysene	14.738	228	69048	46.83	ng/ml		99
30) Benzo(b)fluoranthene	17.227	252	66007	43.72	ng/ml		92
31) Benzo(k)fluoranthene	17.297	252	67584	45.47	ng/ml		92
32) Benzo(b+k)fluoranthene	17.227	252	158020	102.33	ng/ml		90
34) Benzo(e)pyrene	17.879	252	82875	54.29	ng/ml		97
35) Benzo(a)pyrene	17.996	252	75411	58.36	ng/ml		96
36) Perylene	18.194	252	72540	45.58	ng/ml		99
38) Indeno(1,2,3-cd)Pyrene	20.526	276	52764	36.76	ng/ml		81
39) Dibenz(a,h)anthracene	20.590	278	60931	45.17	ng/ml		82
40) Benzo(g,h,i)perylene	21.062	276	59507	39.08	ng/ml		98

(#) = qualifier out of range (m) = manual integration (+) = signals summed

Data Path : R:\data\2020-01\0A23020\
 Data File : N01232005.D
 Acq On : 23 Jan 2020 11:36 am
 Operator : JK/ AMS/ DTH
 Sample : 0A23020-CCV2
 Misc : 1x, A19K012@50
 ALS Vial : 2 Sample Multiplier: 1

Quant Time: Jan 24 12:28:23 2020
 Quant Method : R:\methods\SV14_090619_PAHR7.M
 Quant Title : EPA 8270D: Semivolatile Organics
 QLast Update : Fri Dec 20 12:46:03 2019
 Response via : Initial Calibration

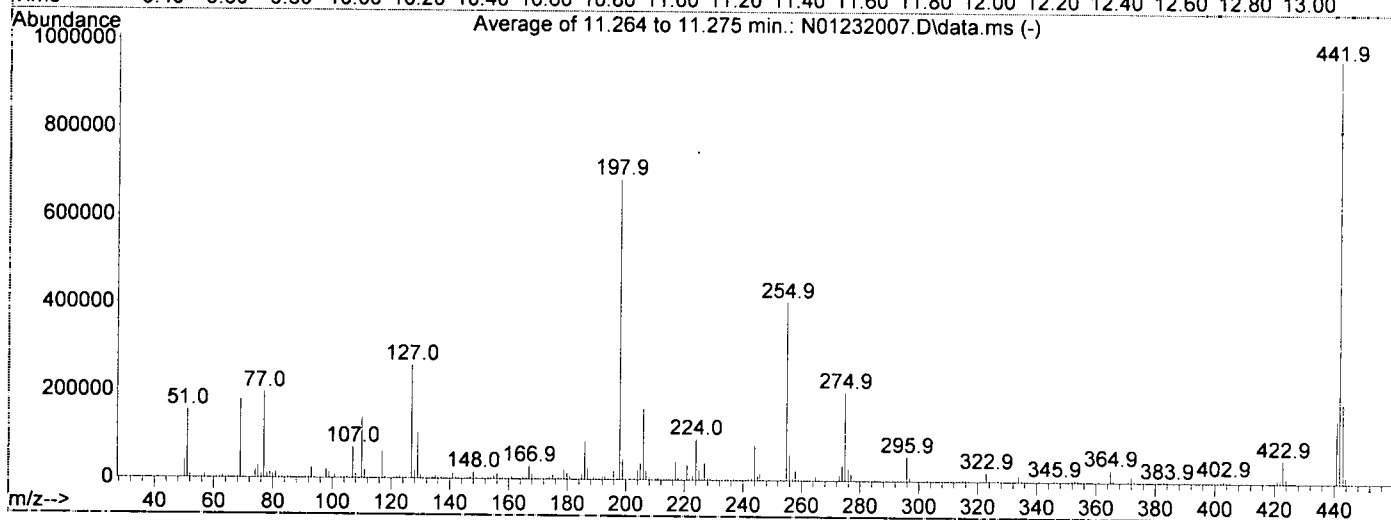
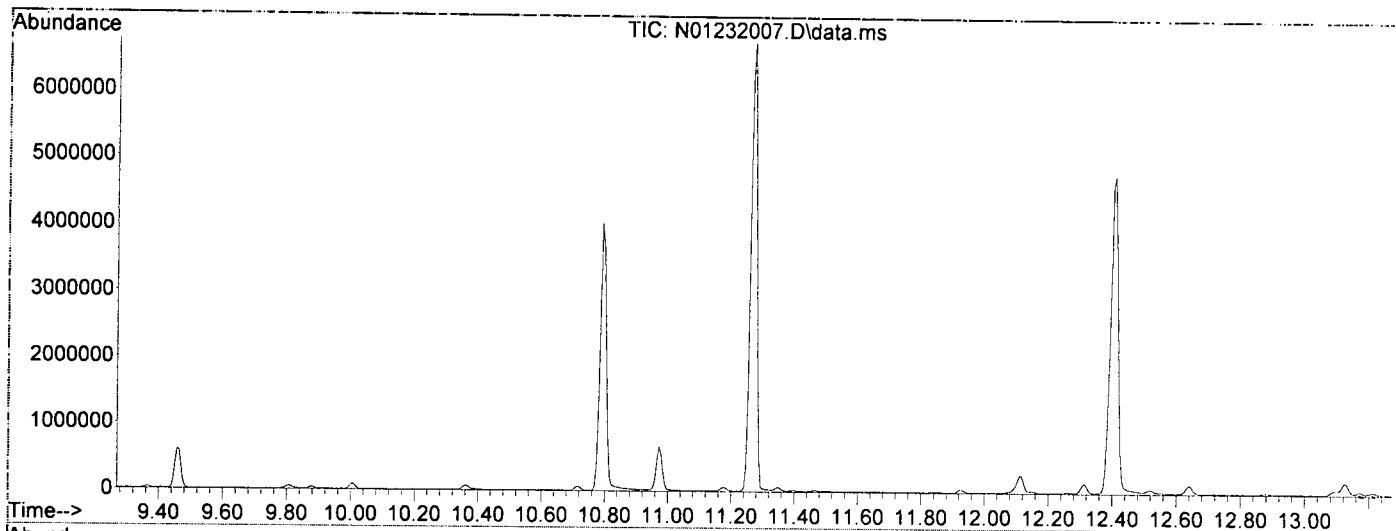


Data Path : R:\data\2020-01\0A23020\
 Data File : N01232007.D
 Acq On : 23 Jan 2020 01:39 pm
 Operator : JK/ AMS/ DTH
 Sample : 0A23020-TUN3
 Misc : 1x, A20A236 DFTPP
 ALS Vial : 1 Sample Multiplier: 1

Jerr 1/24/20

Integration File: rteint.p

Method : R:\methods\DFTPP.M
 Title : 8270 DFTPP Tune Method
 Last Update : Wed Nov 06 13:10:03 2019



AutoFind: Scans 1196, 1197, 1198; Background Corrected with Scan 1190

Target Mass	Rel. to Mass	Lower Limit%	Upper Limit%	Rel. Abn%	Raw Abn	Result Pass/Fail
68	69	0.00	2	1.7	2980	PASS
69	69	100	100	100.0	179280	PASS
70	69	0.00	2	0.5	879	PASS
197	198	0.00	2	0.5	3624	PASS
198	198	100	100	100.0	684288	PASS
199	198	5	9	6.8	46232	PASS
365	198	1	100	4.2	28565	PASS
441	443	0.01	150	77.1	142144	PASS
442	198	0.10	200	140.4	960832	PASS
443	442	15	24	19.2	184256	PASS

Data Path : R:\data\2020-01\0A23020\
 Data File : N01232007.D
 Acq On : 23 Jan 2020 01:39 pm
 Operator : JK/ AMS/ DTH
 Sample : 0A23020-TUN3
 Misc : 1x, A20A236 DFTPP
 ALS Vial : 1 Sample Multiplier: 1

Quant Time: Jan 24 12:26:36 2020
 Quant Method : R:\methods\DFTPP.M
 Quant Title : 8270 DFTPP Tune Method
 QLast Update : Wed Nov 06 13:10:03 2019
 Response via : Initial Calibration

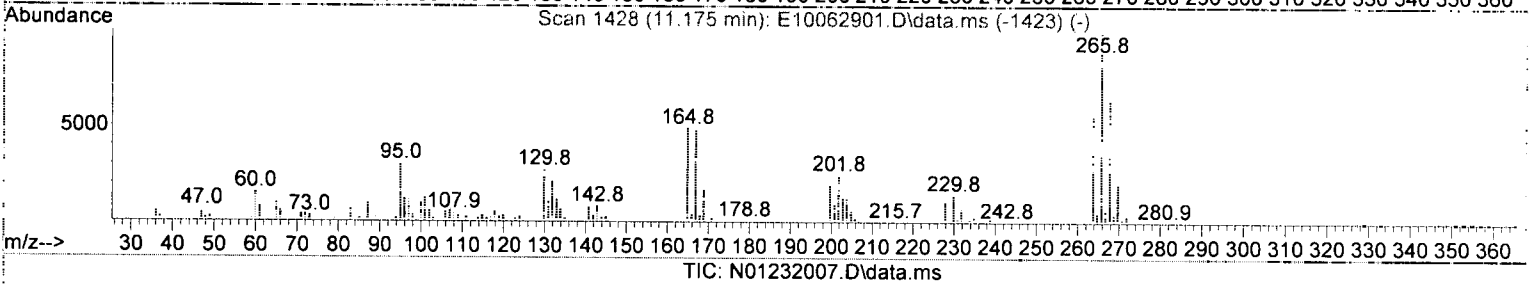
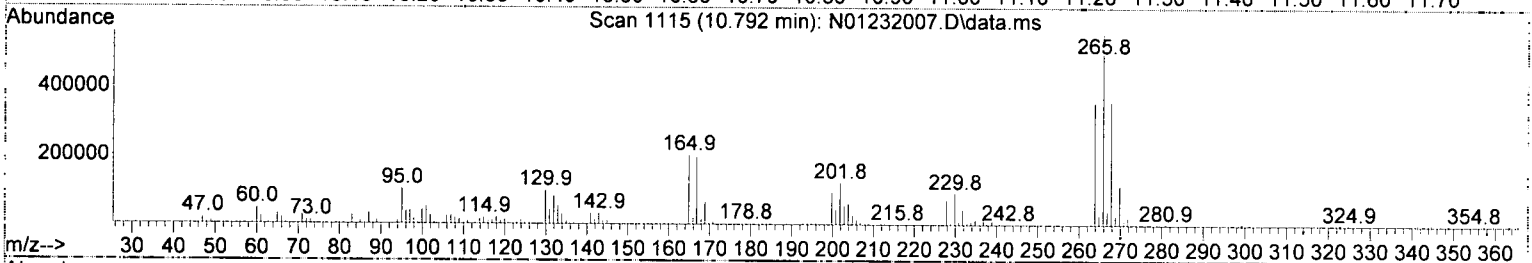
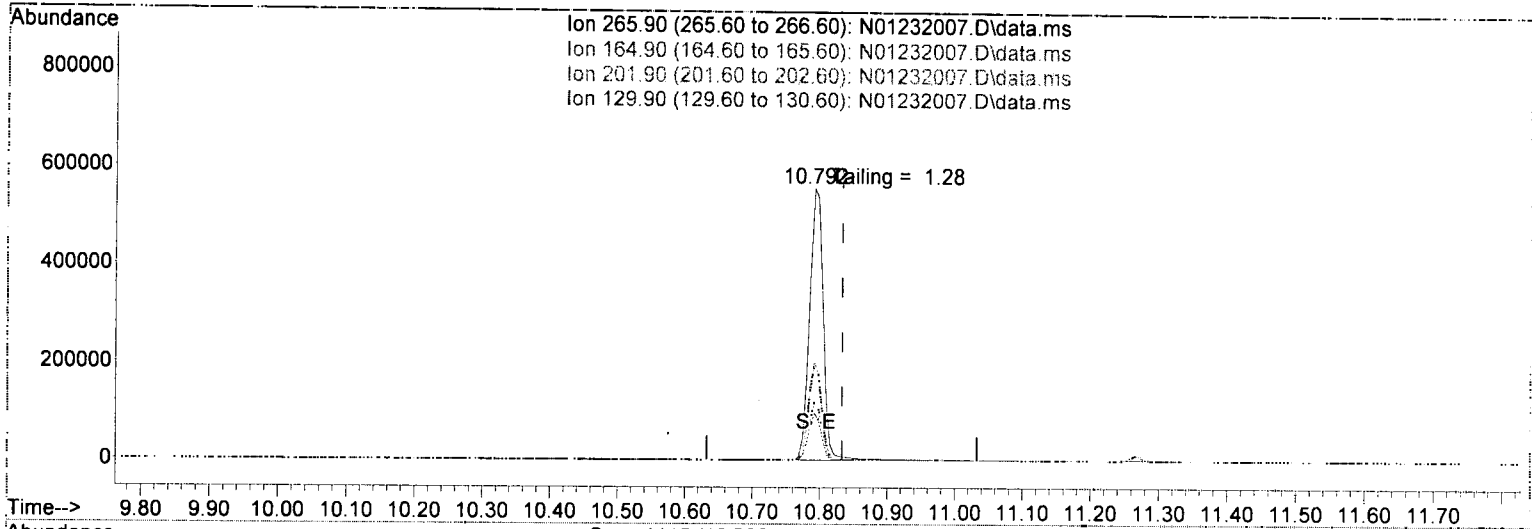
Compound	R.T.	QIon	Response	Conc	Units	Dev(Min)
Internal Standards						
1) 1,4-Dichlorobenzene-d4	6.496	150	104043	2.00	ug/mL	-0.03
2) Naphthalene-d8	7.697	136	320084	2.00	ug/mL	-0.04
3) Acenaphthene-d10	9.457	162	185116	2.00	ug/mL	-0.04
5) Phenanthrene-d10	10.972	188	346032	2.00	ug/mL	-0.04
11) Chrysene-d12	14.580	240	304532	2.00	ug/mL	-0.06
12) Perylene-d12	16.679	264	285037	2.00	ug/mL	-0.05
13) Dibenz(a,h)anthracene-...	17.856	292	259217	2.00	ug/mL	#-0.06
Target Compounds						
4) Pentachlorophenol	10.792	266	769634	44.03	ug/mL	Qvalue 83
6) DFTPP	11.270	442	1432224	51.27	ug/mL	73
7) Benzidine	12.406	184	3400112	27.62	ug/mL	97
8) 4,4-DDE	12.639	TIC	179713	No Calib		
9) 4,4-DDD	13.123	TIC	270467	No Calib		
10) 4,4-DDT	13.648	TIC	11788373	33.22	ug/mL	95

(#) = qualifier out of range (m) = manual integration (+) = signals summed

Quantitation Report (Qedit)

Data Path : R:\data\2020-01\0A23020\
 Data File : N01232007.D
 Acq On : 23 Jan 2020 01:39 pm
 Operator : JK/ AMS/ DTH
 Sample : 0A23020-TUN3
 Misc : 1x, A20A236 DFTPP
 ALS Vial : 1 Sample Multiplier: 1

Quant Time: Jan 24 12:26:36 2020
 Quant Method : R:\methods\DFTPP.M
 Quant Title : 8270 DFTPP Tune Method
 QLast Update : Wed Nov 06 13:10:03 2019
 Response via : Initial Calibration



(4) Pentachlorophenol

10.792min (-0.041) 44.03 ug/mL

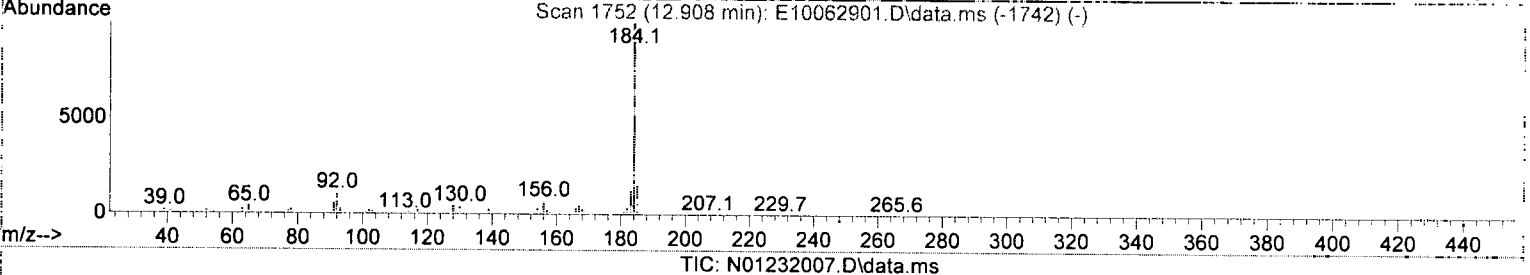
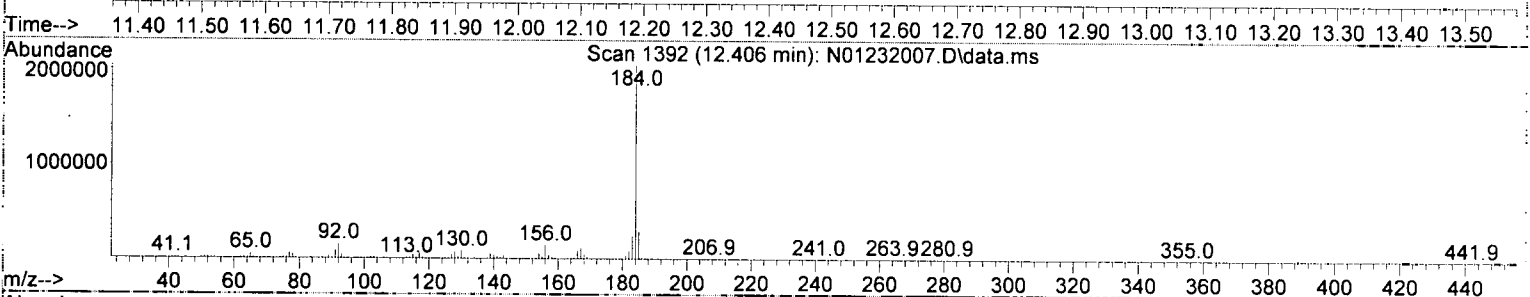
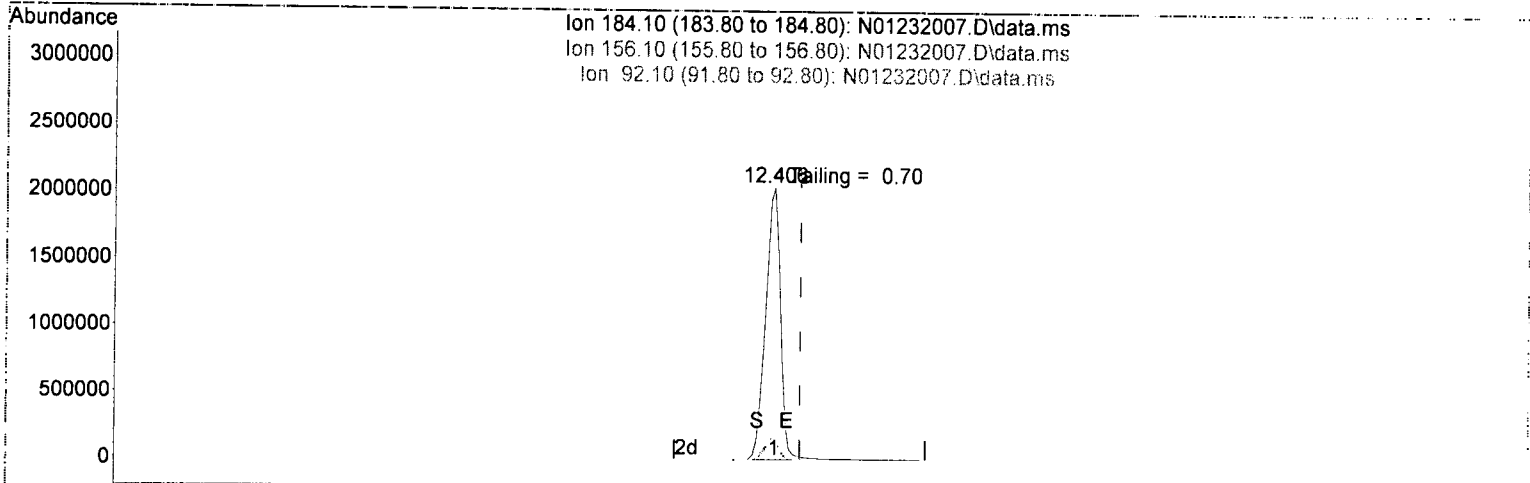
response 769634

Ion	Exp%	Act%
265.90	100.00	100.00
164.90	50.60	36.10
201.90	25.80	21.58
129.90	27.30	17.52

Quantitation Report (Qedit)

Data Path : R:\data\2020-01\0A23020\
 Data File : N01232007.D
 Acq On : 23 Jan 2020 01:39 pm
 Operator : JK/ AMS/ DTH
 Sample : 0A23020-TUN3
 Misc : 1x, A20A236 DFTPP
 ALS Vial : 1 Sample Multiplier: 1

Quant Time: Jan 24 12:26:36 2020
 Quant Method : R:\methods\DFTPP.M
 Quant Title : 8270 DFTPP Tune Method
 QLast Update : Wed Nov 06 13:10:03 2019
 Response via : Initial Calibration



(7) Benzidine

12.406min (-0.041) 27.62 ug/mL

response 3400112

Ion	Exp%	Act%
184.10	100.00	100.00
156.10	8.50	6.92
92.10	8.20	7.44
0.00	0.00	0.00

DDT Breakdown Check (Validated 5/1/2013)

From:

0A23020-TUN3


SV-GCMS *M*

First Column Area Counts	Percent Breakdown
DDE 179713	
DDD 270467	
DDT 11788373	3.68 PASS

Breakdown must be less than 20% to accept sample data.

Data Path : R:\data\2020-01\0A23020\
 Data File : N01232007.D
 Acq On : 23 Jan 2020 01:39 pm
 Operator : JK/ AMS/ DTH
 Sample : 0A23020-TUN3
 Misc : 1x, A20A236 DFTPP
 ALS Vial : 1 Sample Multiplier: 1

Quant Time: Jan 24 12:26:36 2020
 Quant Method : R:\methods\DFTPP.M
 Quant Title : 8270 DFTPP Tune Method
 QLast Update : Wed Nov 06 13:10:03 2019
 Response via : Initial Calibration



Evaluate Continuing Calibration Report

Data Path : R:\data\2020-01\0A23020\
 Data File : N01232008.D
 Acq On : 23 Jan 2020 02:07 pm
 Operator : JK/ AMS/ DTH
 Sample : 0A23020-CCV3
 Misc : 1x, A19K012@50
 ALS Vial : 2 Sample Multiplier: 1

Jan 1/24/20

Quant Time: Jan 23 14:37:35 2020
 Quant Method : N:\methods\SV14_090619_PAHR7.M
 Quant Title : EPA 8270D: Semivolatile Organics
 QLast Update : Fri Dec 20 12:46:03 2019
 Response via : Initial Calibration

Min. RRF : 0.000 Min. Rel. Area : 50% Max. R.T. Dev 0.50min
 Max. RRF Dev : 20% Max. Rel. Area : 200%

Compound		Amount	Calc.	%Dev	Area%	Dev(min)
1 I	Naphthalene-d8 (ISTD)	100.000	100.000	0.0	105	0.00
2 S	Nitrobenzene-d5 (Surr)	50.000	45.310	9.4	98	0.01
3 T	Decalin	50.000	23.055	53.9#	48	0.01
4 T	Naphthalene	50.000	49.010	2.0	105	0.01
5 T	2-Methylnaphthalene	50.000	48.649	2.7	102	0.00
6 T	1-Methylnaphthalene	50.000	47.473	5.1	97	0.00
7 T	1,1'-Biphenyl	50.000	48.294	3.4	102	0.01
8 T	2,6-Dimethylnaphthalene	50.000	49.740	0.5	102	0.00
9 I	Acenaphthene-d10 (ISTD)	100.000	100.000	0.0	104	0.00
10 S	2-Fluorobiphenyl (Surr)	50.000	49.359	1.3	104	0.00
11 S	Acenaphthylene d-8 (Surr)	50.000	-1.000	102.0#	2	0.00
12 T	Acenaphthylene	50.000	46.604	6.8	97	0.00
13 T	Acenaphthene	50.000	48.305	3.4	103	0.00
14 T	Dibenzofuran	50.000	47.882	4.2	100	0.00
15 T	1,6,7-Trimethylnaphthalene	50.000	47.314	5.4	101	0.00
16 T	Fluorene	50.000	48.906	2.2	103	0.00
17 I	Phenanthrene-d10 (ISTD)	100.000	100.000	0.0	105	0.00
18 T	Dibenzothiopene	50.000	47.683	4.6	101	0.00
19 T	Phenanthrene	50.000	47.342	5.3	101	0.00
20 T	Anthracene	50.000	46.699	6.6	99	0.00
21 T	Carbazole	50.000	44.131	11.7	93	0.00
22 T	1-Methylphenanthrene	50.000	50.383	-0.8	106	0.00
23 T	Fluoranthene	50.000	50.141	-0.3	106	0.00
24 I	Chrysene-d12 (ISTD)	100.000	100.000	0.0	115	0.00
25 T	Pyrene	50.000	46.502	7.0	107	0.00
26 S	Terphenyl-d14 (Surr)	50.000	46.177	7.6	107	0.00
27 T	Benz(a)anthracene	50.000	44.115	11.8	108	0.00
28 T	Chrysene	50.000	46.159	7.7	108	0.00
29 I	Perylene-d12 (ISTD)	100.000	100.000	0.0	126	0.00
30 T	Benzo(b)fluoranthene	50.000	46.062	7.9	115	0.01
31 T	Benzo(k)fluoranthene	50.000	46.270	7.5	119	0.01
32 T	Benzo(b+k)fluoranthene	100.000	92.643	7.4	117	0.01
33 S	Benzo(a)pyrene d-12 (Surr)	50.000	0.000	100.0#	0	-17.96#
34 T	Benzo(e)pyrene	50.000	45.109	9.8	116	0.00
35 T	Benzo(a)pyrene	50.000	46.829	6.3	116	0.00
36 T	Perylene	50.000	47.258	5.5	119	0.01
37 I	Dibenz(a,h)Anthracene-d14 (IS	100.000	100.000	0.0	156	0.00
38 T	Indeno(1,2,3-cd)Pyrene	50.000	44.054	11.9	139	0.00
39 T	Dibenz(a,h)anthracene	50.000	46.727	6.5	148	0.00
40 T	Benzo(g,h,i)perylene	50.000	43.753	12.5	135	0.00

(#) = Out of Range

SPCC's out = 0 CCC's out = 0

Quantitation Report (Not Reviewed)

Data Path : R:\data\2020-01\0A23020\
 Data File : N01232008.D
 Acq On : 23 Jan 2020 02:07 pm
 Operator : JK/ AMS/ DTH
 Sample : 0A23020-CCV3
 Misc : 1x, A19K012@50
 ALS Vial : 2 Sample Multiplier: 1

Quant Time: Jan 23 14:37:35 2020
 Quant Method : N:\methods\SV14_090619_PAHR7.M
 Quant Title : EPA 8270D: Semivolatile Organics
 QLast Update : Fri Dec 20 12:46:03 2019
 Response via : Initial Calibration


Compound	R.T.	QIon	Response	Conc	Units	Dev(Min)	
Internal Standards							
1) Naphthalene-d8 (ISTD)	7.766	136	156247	100.00	ng/ml	0.00	
9) Acenaphthene-d10 (ISTD)	9.521	162	123099	100.00	ng/ml	0.00	
17) Phenanthrene-d10 (ISTD)	11.025	188	229789	100.00	ng/ml	0.00	
24) Chrysene-d12 (ISTD)	14.691	240	196133	100.00	ng/ml	0.00	
29) Perylene-d12 (ISTD)	18.147	264	179951	100.00	ng/ml	0.00	
37) Dibenz(a,h)Anthracene-d...	20.537	292	145959	100.00	ng/ml	0.00	
System Monitoring Compounds							
2) Nitrobenzene-d5 (Surr)	7.079	82	23525	45.31	ng/ml	0.01	
10) 2-Fluorobiphenyl (Surr)	8.833	172	90645	49.36	ng/ml	0.00	
11) Acenaphthylene d-8 (Surr)	9.364	160	1997	-1.00	ng/ml	0.00	
26) Terphenyl-d14 (Surr)	12.773	244	95254	46.18	ng/ml	0.00	
33) Benzo(a)pyrene d-12 (S...	0.000	264	0	0.00	ng/ml		
Target Compounds							
3) Decalin	7.242	138	2682	23.06	ng/ml		Qvalue 86
4) Naphthalene	7.790	128	84458	49.01	ng/ml		99
5) 2-Methylnaphthalene	8.472	142	71043	48.65	ng/ml		97
6) 1-Methylnaphthalene	8.571	142	69312	47.47	ng/ml		97
7) 1,1'-Biphenyl	8.938	154	94852	48.29	ng/ml		96
8) 2,6-Dimethylnaphthalene	9.095	156	71345	49.74	ng/ml		98
12) Acenaphthylene	9.375	152	124547	46.60	ng/ml		99
13) Acenaphthene	9.550	153	84553	48.30	ng/ml		100
14) Dibenzofuran	9.725	168	104979	47.88	ng/ml		96
15) 1,6,7-Trimethylnaphtha...	9.935	170	69457	47.31	ng/ml		96
16) Fluorene	10.075	166	87601	48.91	ng/ml		98
18) Dibenzothiopene	10.920	184	114597	47.68	ng/ml		96
19) Phenanthrene	11.048	178	127300	47.34	ng/ml		100
20) Anthracene	11.100	178	116801	46.70	ng/ml		99
21) Carbazole	11.264	167	89314	44.13	ng/ml		99
22) 1-Methylphenanthrene	11.677	192	94111	50.38	ng/ml		99
23) Fluoranthene	12.295	202	135841	50.14	ng/ml		95
25) Pyrene	12.575	202	142494	46.50	ng/ml		100
27) Benz(a)anthracene	14.668	228	100456	44.11	ng/ml		100
28) Chrysene	14.749	228	99470	46.16	ng/ml		99
30) Benzo(b)fluoranthene	17.244	252	95644	46.06	ng/ml		92
31) Benzo(k)fluoranthene	17.308	252	94594	46.27	ng/ml		92
32) Benzo(b+k)fluoranthene	17.308	252	196765	92.64	ng/ml		92
34) Benzo(e)pyrene	17.891	252	94711	45.11	ng/ml		98
35) Benzo(a)pyrene	18.007	252	83228	46.83	ng/ml		96
36) Perylene	18.211	252	103448	47.26	ng/ml		99
38) Indeno(1,2,3-cd)Pyrene	20.543	276	79303	44.05	ng/ml		78
39) Dibenz(a,h)anthracene	20.601	278	79036	46.73	ng/ml		82
40) Benzo(g,h,i)perylene	21.073	276	83550	43.75	ng/ml		99

(#) = qualifier out of range (m) = manual integration (+) = signals summed

Quantitation Report (Not Reviewed)

Data Path : R:\data\2020-01\0A23020\
 Data File : N01232008.D
 Acq On : 23 Jan 2020 02:07 pm
 Operator : JK/ AMS/ DTH
 Sample : 0A23020-CCV3
 Misc : 1x, A19K012@50
 ALS Vial : 2 Sample Multiplier: 1

Quant Time: Jan 23 14:37:35 2020
 Quant Method : N:\methods\SV14_090619_PAHR7.M
 Quant Title : EPA 8270D: Semivolatile Organics
 QLast Update : Fri Dec 20 12:46:03 2019
 Response via : Initial Calibration



Data Path : R:\data\2020-01\0A23020\
 Data File : N01232009.D
 Acq On : 23 Jan 2020 02:40 pm
 Operator : JK/ AMS/ DTH
 Sample : 0A23020-CCB1
 Misc : 1x, DCM + ISTD
 ALS Vial : 3 Sample Multiplier: 1

rem 1/24/20

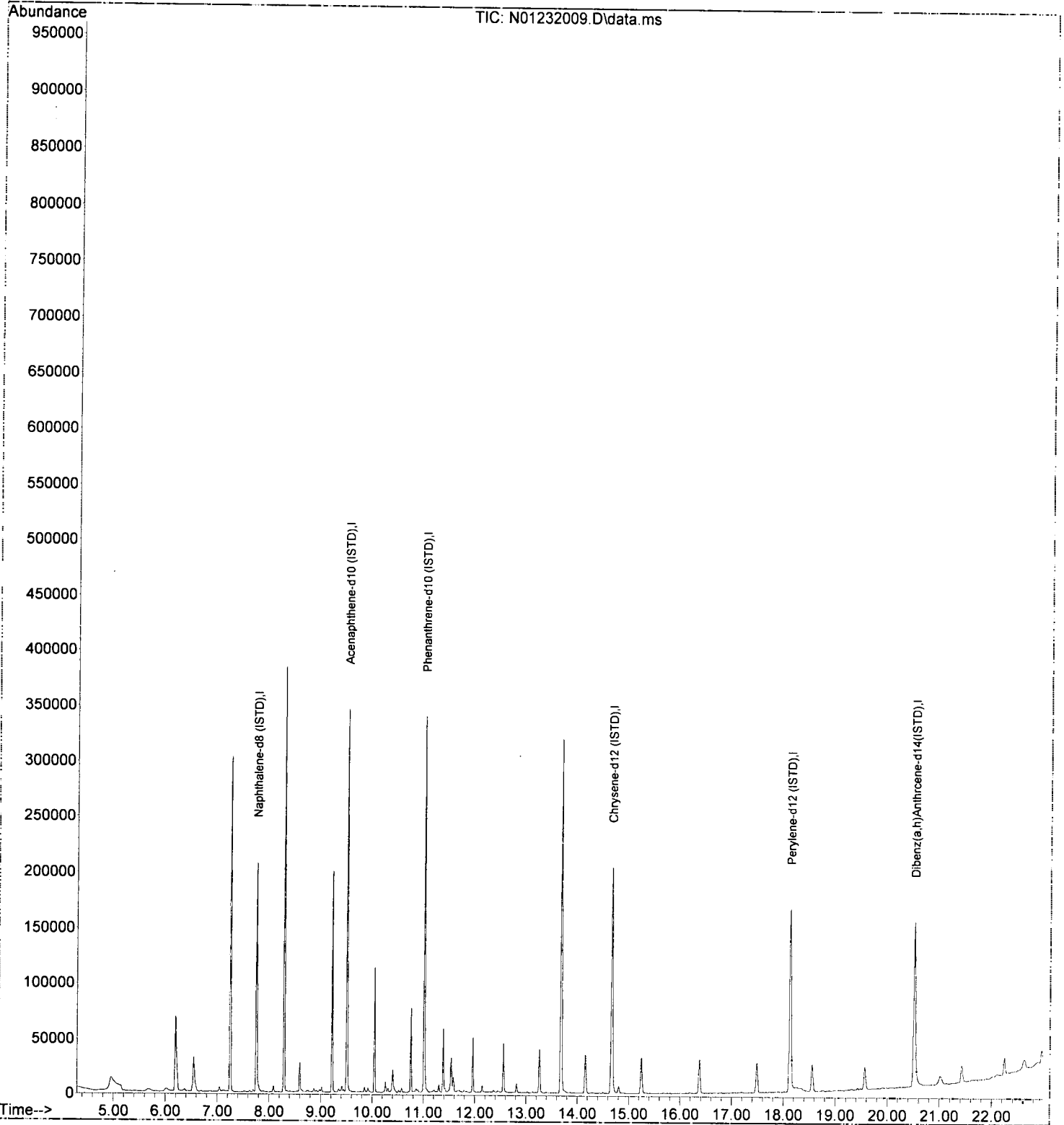
Quant Time: Jan 24 12:39:36 2020
 Quant Method : R:\methods\SV14_090619_PAHR7.M
 Quant Title : EPA 8270D: Semivolatile Organics
 QLast Update : Fri Dec 20 12:46:03 2019
 Response via : Initial Calibration

Compound	R.T.	QIon	Response	Conc	Units	Dev(Min)	
Internal Standards							
1) Naphthalene-d8 (ISTD)	7.755	136	154389	100.00	ng/ml	0.00	
9) Acenaphthene-d10 (ISTD)	9.509	162	105635	100.00	ng/ml	0.00	
17) Phenanthrene-d10 (ISTD)	11.013	188	189822	100.00	ng/ml	0.00	
24) Chrysene-d12 (ISTD)	14.668	240	161182	100.00	ng/ml	-0.02	
29) Perylene-d12 (ISTD)	18.130	264	151964	100.00	ng/ml	-0.01	
37) Dibenz(a,h)Anthracene-d...	20.514	292	131978	100.00	ng/ml	-0.02	
System Monitoring Compounds							
2) Nitrobenzene-d5 (Surr)	7.044	82	107	0.21	ng/ml	-0.02	
10) 2-Fluorobiphenyl (Surr)	0.000	172	0	0.00	ng/ml		
11) Acenaphthylene d-8 (Surr)	9.352	160	2024	-1.00	ng/ml	0.00	
26) Terphenyl-d14 (Surr)	12.768	244	69	0.04	ng/ml	0.00	
33) Benzo(a)pyrene d-12 (S...	0.000	264	0	0.00	ng/ml		
Target Compounds							
3) Decalin	0.000		0		N.D.		Qvalue
4) Naphthalene	7.784	128	298		N.D.		
5) 2-Methylnaphthalene	0.000		0		N.D.		
6) 1-Methylnaphthalene	0.000		0		N.D.		
7) 1,1'-Biphenyl	8.932	154	147		N.D.		
8) 2,6-Dimethylnaphthalene	0.000		0		N.D.		
12) Acenaphthylene	0.000		0		N.D.		
13) Acenaphthene	0.000		0		N.D.		
14) Dibenzofuran	0.000		0		N.D.		
15) 1,6,7-Trimethylnaphtha...	0.000		0		N.D.		
16) Fluorene	0.000		0		N.D.		
18) Dibenzothiopene	0.000		0		N.D.		
19) Phenanthrene	11.037	178	280		N.D.		
20) Anthracene	11.037	178	257		N.D.		
21) Carbazole	11.538	167	192		N.D.		
22) 1-Methylphenanthrene	0.000		0		N.D.		
23) Fluoranthene	12.290	202	51		N.D.		
25) Pyrene	12.569	202	112		N.D.		
27) Benz(a)anthracene	14.668	228	472		N.D.		
28) Chrysene	14.726	228	98		N.D.		
30) Benzo(b)fluoranthene	0.000		0		N.D.		
31) Benzo(k)fluoranthene	0.000		0		N.D.		
32) Benzo(b+k)fluoranthene	0.000		0		N.D.		
34) Benzo(e)pyrene	18.124	252	400		N.D.		
35) Benzo(a)pyrene	0.000		0		N.D.		
36) Perylene	18.124	252	427		N.D.		
38) Indeno(1,2,3-cd)Pyrene	20.526	276	96		N.D.		
39) Dibenz(a,h)anthracene	0.000		0		N.D.		
40) Benzo(g,h,i)perylene	0.000		0		N.D.		

(#) = qualifier out of range (m) = manual integration (+) = signals summed

Data Path : R:\data\2020-01\0A23020\
 Data File : N01232009.D
 Acq On : 23 Jan 2020 02:40 pm
 Operator : JK/ AMS/ DTH
 Sample : 0A23020-CCB1
 Misc : 1x, DCM + ISTD
 ALS Vial : 3 Sample Multiplier: 1

Quant Time: Jan 24 12:39:36 2020
 Quant Method : R:\methods\SV14_090619_PAHR7.M
 Quant Title : EPA 8270D: Semivolatile Organics
 QLast Update : Fri Dec 20 12:46:03 2019
 Response via : Initial Calibration



Quantitation Report (Not Reviewed)

Data Path : R:\data\2020-01\0A23020\
 Data File : N01232013.D
 Acq On : 23 Jan 2020 04:50 pm
 Operator : JK/ AMS/ DTH
 Sample : 0010712-BLK1
 Misc : 1x, 8270D LL PAH
 ALS Vial : 7 Sample Multiplier: 1

MML 1/24/20
 602

Quant Time: Jan 24 12:39:49 2020
 Quant Method : R:\methods\SV14_090619_PAHR7.M
 Quant Title : EPA 8270D: Semivolatile Organics
 QLast Update : Fri Dec 20 12:46:03 2019
 Response via : Initial Calibration



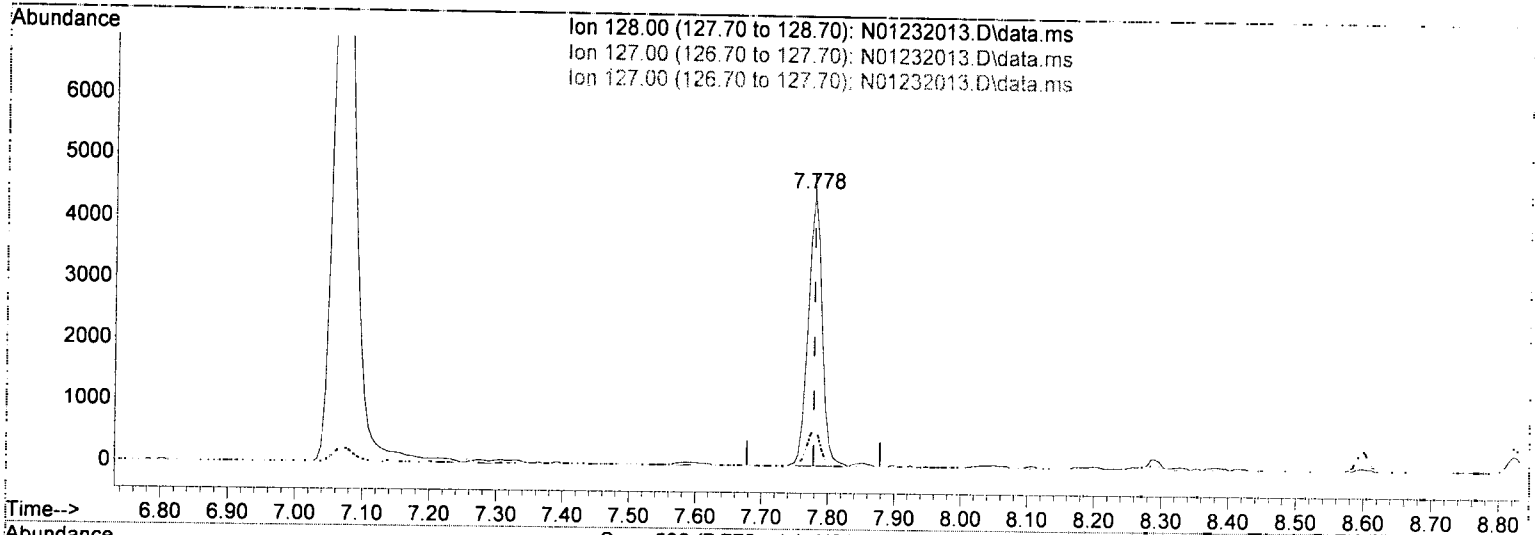
Compound	R.T.	QIon	Response	Conc	Units	Dev(Min)	
Internal Standards							
1) Naphthalene-d8 (ISTD)	7.755	136	155113	100.00	ng/ml	0.00	
9) Acenaphthene-d10 (ISTD)	9.509	162	103751	100.00	ng/ml	0.00	
17) Phenanthrene-d10 (ISTD)	11.013	188	181478	100.00	ng/ml	0.00	
24) Chrysene-d12 (ISTD)	14.668	240	146958	100.00	ng/ml	-0.02	
29) Perylene-d12 (ISTD)	18.130	264	137115	100.00	ng/ml	-0.01	
37) Dibenz(a,h)Anthracene-d...	20.514	292	119315	100.00	ng/ml	-0.02	
System Monitoring Compounds							
2) Nitrobenzene-d5 (Surr)	7.067	82	42321	82.11	ng/ml	0.00	
10) 2-Fluorobiphenyl (Surr)	8.822	172	149555	96.62	ng/ml	0.00	
11) Acenaphthylene d-8 (Surr)	9.352	160	3295	0.13	ng/ml	0.00	
26) Terphenyl-d14 (Surr)	12.762	244	159942	103.48	ng/ml	0.00	
33) Benzo(a)pyrene d-12 (S...	0.000	264	0	0.00	ng/ml		
Target Compounds							
3) Decalin	0.000		0		N.D.		
4) Naphthalene	7.778	128	6475	(3.78)	ng/ml	98	602
5) 2-Methylnaphthalene	8.460	142	1441	0.99	ng/ml	98	
6) 1-Methylnaphthalene	8.559	142	975	0.67	ng/ml	95	
7) 1,1'-Biphenyl	8.927	154	666		N.D.		
8) 2,6-Dimethylnaphthalene	9.096	156	505		N.D.		
12) Acenaphthylene	9.370	152	735		N.D.		
13) Acenaphthene	9.544	153	1047	0.71	ng/ml	96	
14) Dibenzofuran	9.719	168	222		N.D.		
15) 1,6,7-Trimethylnaphtha...	9.923	170	127		N.D.		
16) Fluorene	10.063	166	398		N.D.		
18) Dibenzothiopene	10.914	184	273		N.D.		
19) Phenanthrene	11.037	178	2556	1.20	ng/ml	92	
20) Anthracene	11.095	178	445		N.D.		
21) Carbazole	11.258	167	168		N.D.		
22) 1-Methylphenanthrene	11.666	192	169		N.D.		
23) Fluoranthene	12.284	202	2310	1.08	ng/ml	97	
25) Pyrene	12.564	202	2743	1.19	ng/ml	98	
27) Benz(a)anthracene	14.656	228	1289	0.76	ng/ml	80	
28) Chrysene	14.726	228	1125	0.70	ng/ml	94	
30) Benzo(b)fluoranthene	17.232	252	956	0.60	ng/ml	92	
31) Benzo(k)fluoranthene	17.291	252	312		N.D.		
32) Benzo(b+k)fluoranthene	17.232	252	1302	0.80	ng/ml	91	
34) Benzo(e)pyrene	17.874	252	587		N.D.		
35) Benzo(a)pyrene	17.990	252	754	0.56	ng/ml	71	
36) Perylene	18.188	252	185		N.D.		
38) Indeno(1,2,3-cd)Pyrene	20.520	276	627	0.43	ng/ml#	36	
39) Dibenz(a,h)anthracene	20.584	278	190		N.D.		
40) Benzo(g,h,i)perylene	21.056	276	831	0.53	ng/ml	74	

(#) = qualifier out of range (m) = manual integration (+) = signals summed

Quantitation Report (Qedit)

Data Path : R:\data\2020-01\0A23020\
 Data File : N01232013.D
 Acq On : 23 Jan 2020 04:50 pm
 Operator : JK/ AMS/ DTH
 Sample : 0010712-BLK1
 Misc : 1x, 8270D LL PAH
 ALS Vial : 7 Sample Multiplier: 1

Quant Time: Jan 24 12:39:49 2020
 Quant Method : R:\methods\SV14_090619_PAHR7.M
 Quant Title : EPA 8270D: Semivolatile Organics
 QLast Update : Fri Dec 20 12:46:03 2019
 Response via : Initial Calibration



(4) Naphthalene (T)

7.778min (-0.000) 3.78 ng/ml

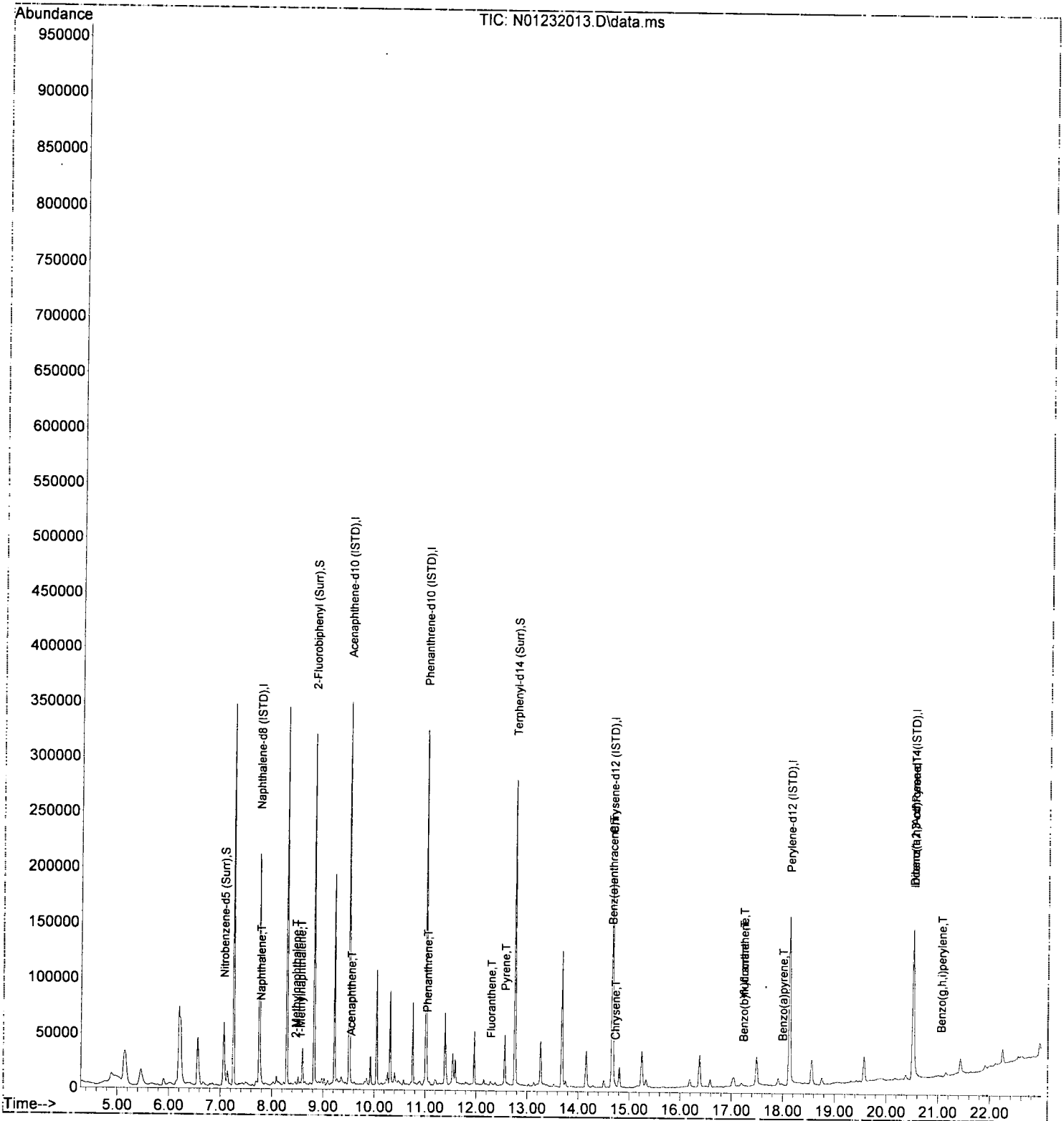
response 6475

BOZ

Ion	Exp%	Act%
128.00	100.00	100.00
127.00	12.60	13.24
127.00	12.60	13.24
0.00	0.00	0.00

Data Path : R:\data\2020-01\0A23020\
Data File : N01232013.D
Acq On : 23 Jan 2020 04:50 pm
Operator : JK/ AMS/ DTH
Sample : 0010712-BLK1
Misc : 1x, 8270D LL PAH
ALS Vial : 7 Sample Multiplier: 1

Quant Time: Jan 24 12:39:49 2020
Quant Method : R:\methods\SV14_090619_PAHR7.M
Quant Title : EPA 8270D: Semivolatile Organics
QLast Update : Fri Dec 20 12:46:03 2019
Response via : Initial Calibration



Quantitation Report (Not Reviewed)

Data Path : R:\data\2020-01\0A23020\
 Data File : N01232014.D
 Acq On : 23 Jan 2020 05:22 pm
 Operator : JK/ AMS/ DTH
 Sample : 0010712-BS1
 Misc : 1x, 8270D LL PAH
 ALS Vial : 8 Sample Multiplier: 1

Jan 1/24/20

Quant Time: Jan 24 12:39:52 2020
 Quant Method : R:\methods\SV14_090619_PAHR7.M
 Quant Title : EPA 8270D: Semivolatile Organics
 QLast Update : Fri Dec 20 12:46:03 2019
 Response via : Initial Calibration

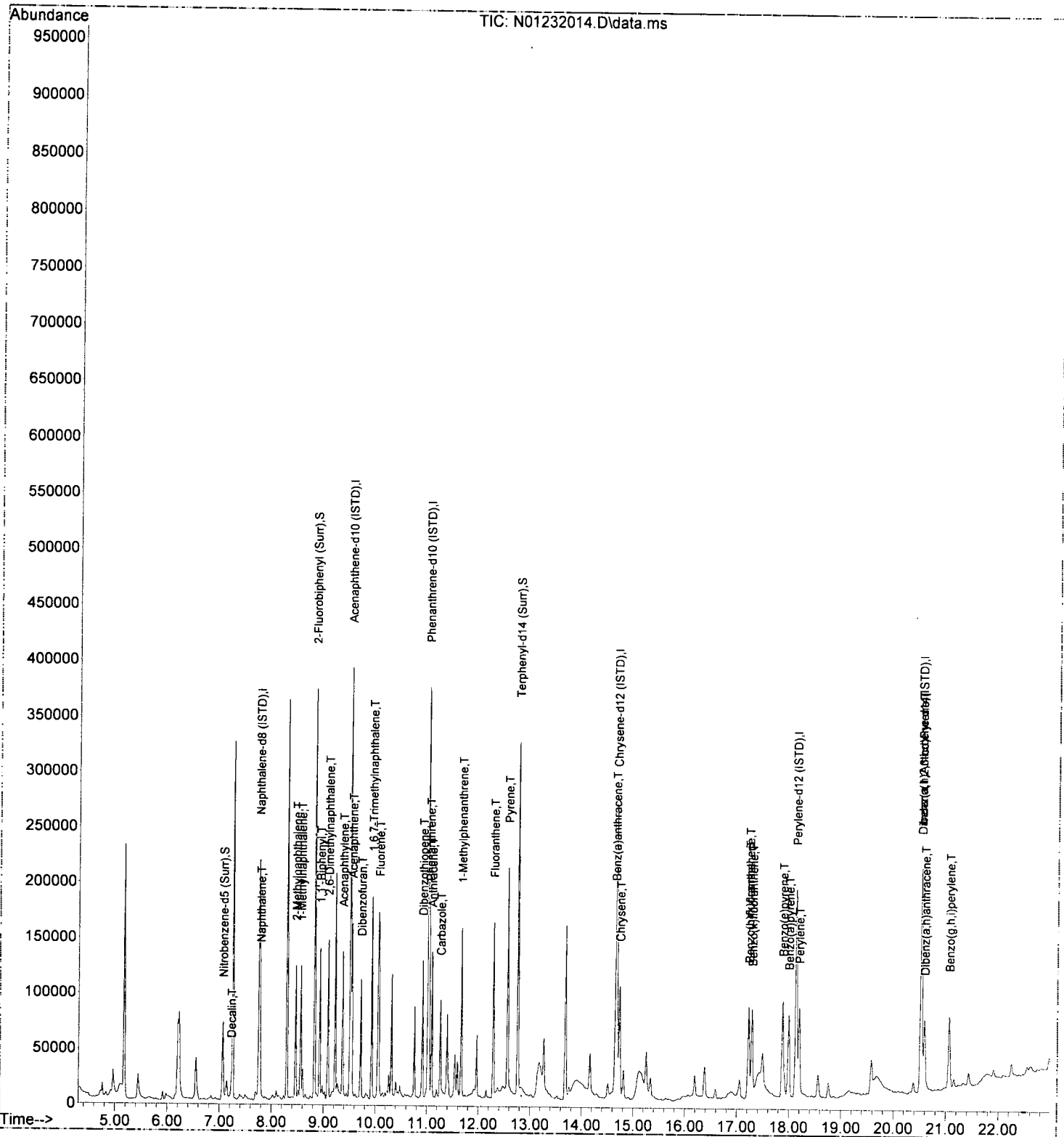
Compound	R.T.	QIon	Response	Conc	Units	Dev(Min)	
Internal Standards							
1) Naphthalene-d8 (ISTD)	7.755	136	150698	100.00	ng/ml	0.00	
9) Acenaphthene-d10 (ISTD)	9.509	162	114412	100.00	ng/ml	0.00	
17) Phenanthrene-d10 (ISTD)	11.013	188	204173	100.00	ng/ml	0.00	
24) Chrysene-d12 (ISTD)	14.673	240	176841	100.00	ng/ml	-0.01	
29) Perylene-d12 (ISTD)	18.130	264	163218	100.00	ng/ml	-0.01	
37) Dibenz(a,h)Anthracene-d...	20.514	292	128734	100.00	ng/ml	-0.02	
System Monitoring Compounds							
2) Nitrobenzene-d5 (Surr)	7.061	82	45028	89.92	ng/ml	0.00	
10) 2-Fluorobiphenyl (Surr)	8.821	172	172328	100.96	ng/ml	0.00	
11) Acenaphthylene d-8 (Surr)	9.352	160	1860	-1.00	ng/ml	0.00	
26) Terphenyl-d14 (Surr)	12.762	244	186167	100.10	ng/ml	0.00	
33) Benzo(a)pyrene d-12 (S...	0.000	264	0	0.00	ng/ml		
Target Compounds							
3) Decalin	7.224	138	2416	21.53	ng/ml	90	
4) Naphthalene	7.778	128	63538	38.23	ng/ml	99	
5) 2-Methylnaphthalene	8.460	142	51097	36.28	ng/ml	98	- 802
6) 1-Methylnaphthalene	8.559	142	50050	35.54	ng/ml	98	
7) 1,1'-Biphenyl	8.926	154	66780	35.25	ng/ml	95	
8) 2,6-Dimethylnaphthalene	9.084	156	49027	35.44	ng/ml	98	
12) Acenaphthylene	9.364	152	87472	35.22	ng/ml	99	
13) Acenaphthene	9.544	153	58992	36.26	ng/ml	100	
14) Dibenzofuran	9.719	168	71116	34.90	ng/ml	95	
15) 1,6,7-Trimethylnaphtha...	9.929	170	48489	35.54	ng/ml	98	
16) Fluorene	10.063	166	59104	35.50	ng/ml	100	
18) Dibenzothiopene	10.908	184	75625	35.42	ng/ml	96	
19) Phenanthrene	11.042	178	89041	37.27	ng/ml	99	
20) Anthracene	11.089	178	79669	35.85	ng/ml	99	
21) Carbazole	11.258	167	56573	31.46	ng/ml	98	
22) 1-Methylphenanthrene	11.666	192	64646	38.95	ng/ml	98	
23) Fluoranthene	12.284	202	99661	41.40	ng/ml	96	
25) Pyrene	12.563	202	105271	38.10	ng/ml	99	
27) Benz(a)anthracene	14.650	228	76833	37.42	ng/ml	98	
28) Chrysene	14.732	228	78625	40.47	ng/ml	99	
30) Benzo(b)fluoranthene	17.226	252	78234	41.54	ng/ml	93	
31) Benzo(k)fluoranthene	17.291	252	71371	38.49	ng/ml	92	
32) Benzo(b+k)fluoranthene	17.226	252	155326	80.63	ng/ml	91	
34) Benzo(e)pyrene	17.873	252	75132	39.45	ng/ml	98	
35) Benzo(a)pyrene	17.990	252	67025	41.58	ng/ml	96	
36) Perylene	18.188	252	71961	36.24	ng/ml	100	
38) Indeno(1,2,3-cd)Pyrene	20.520	276	60486	38.10	ng/ml	78	
39) Dibenz(a,h)anthracene	20.584	278	51837	34.75	ng/ml	83	
40) Benzo(g,h,i)perylene	21.056	276	65705	39.01	ng/ml	98	

(#) = qualifier out of range (m) = manual integration (+) = signals summed

Quantitation Report (Not Reviewed)

Data Path : R:\data\2020-01\0A23020\
 Data File : N01232014.D
 Acq On : 23 Jan 2020 05:22 pm
 Operator : JK/ AMS/ DTH
 Sample : 0010712-BS1
 Misc : 1x, 8270D LL PAH
 ALS Vial : 8 Sample Multiplier: 1

Quant Time: Jan 24 12:39:52 2020
 Quant Method : R:\methods\SV14_090619_PAHR7.M
 Quant Title : EPA 8270D: Semivolatile Organics
 QLast Update : Fri Dec 20 12:46:03 2019
 Response via : Initial Calibration



Quantitation Report (Not Reviewed)

Data Path : R:\data\2020-01\0A23020\
 Data File : N01232019.D
 Acq On : 23 Jan 2020 08:05 pm
 Operator : JK/ AMS/ DTH
 Sample : 0010712-MSD1@10
 Misc : 10x, 8270D LL PAH
 ALS Vial : 13 Sample Multiplier: 1

rem 1/24/20

Quant Time: Jan 24 12:40:07 2020
 Quant Method : R:\methods\SV14_090619_PAHR7.M
 Quant Title : EPA 8270D: Semivolatile Organics
 QLast Update : Fri Dec 20 12:46:03 2019
 Response via : Initial Calibration

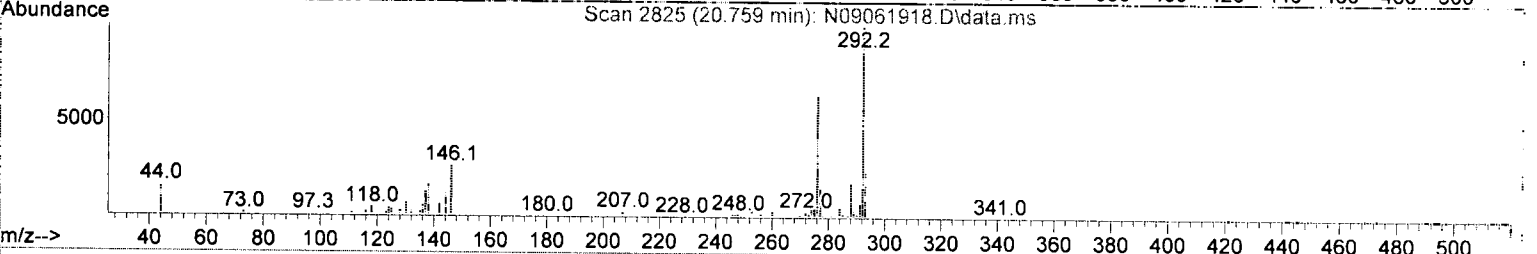
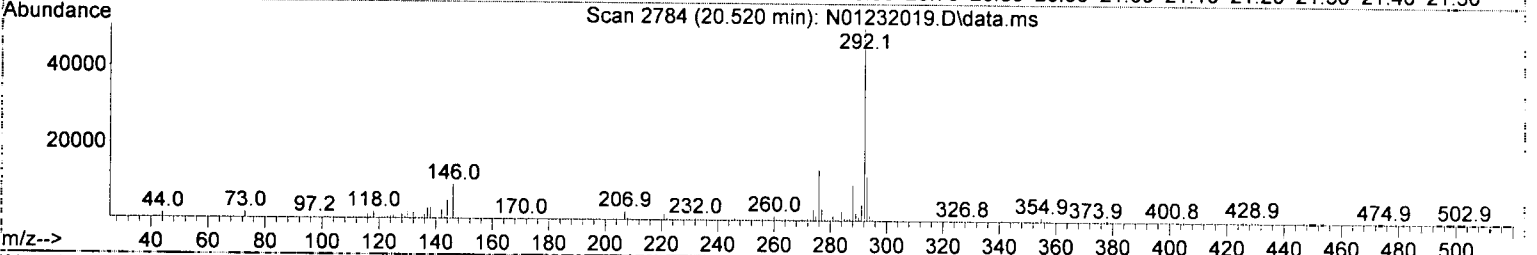
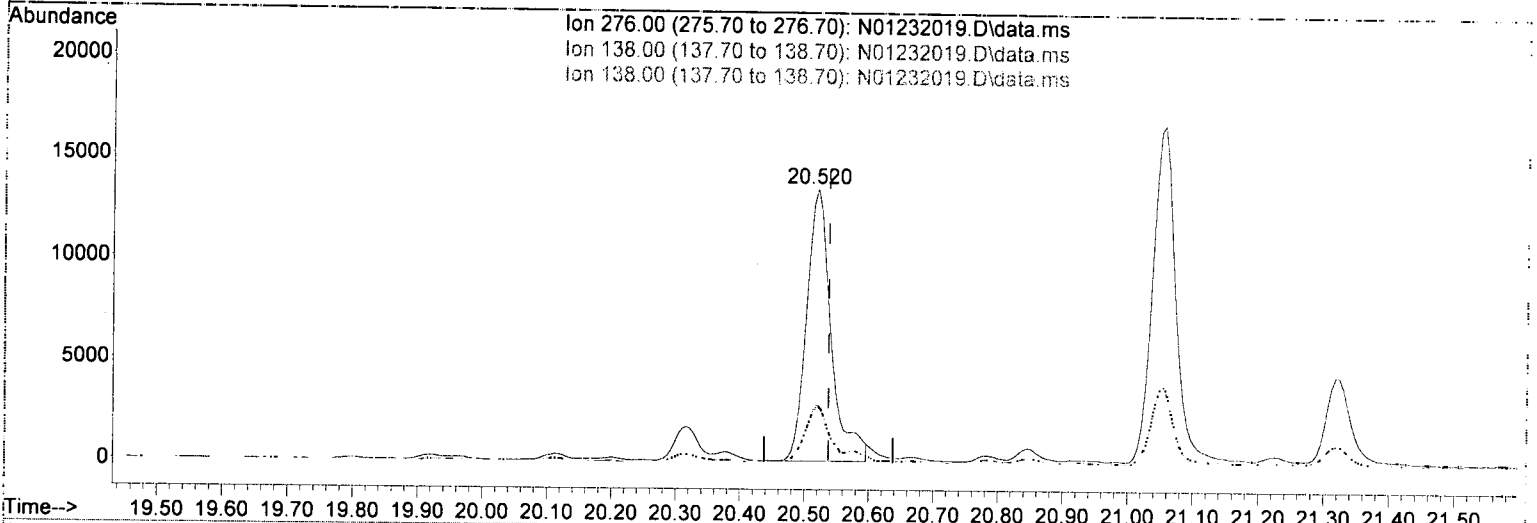
Compound	R.T.	QIon	Response	Conc	Units	Dev(Min)	
Internal Standards							
1) Naphthalene-d8 (ISTD)	7.755	136	163889	100.00	ng/ml	0.00	
9) Acenaphthene-d10 (ISTD)	9.509	162	115709	100.00	ng/ml	0.00	
17) Phenanthrene-d10 (ISTD)	11.013	188	207527	100.00	ng/ml	0.00	
24) Chrysene-d12 (ISTD)	14.668	240	177826	100.00	ng/ml	-0.02	
29) Perylene-d12 (ISTD)	18.124	264	168376	100.00	ng/ml	-0.02	
37) Dibenz(a,h)Anthracene-d...	20.514	292	136155	100.00	ng/ml	-0.02	
System Monitoring Compounds							
2) Nitrobenzene-d5 (Surr)	7.061	82	4579	8.41	ng/ml	0.00	
10) 2-Fluorobiphenyl (Surr)	8.822	172	15769	9.14	ng/ml	0.00	
11) Acenaphthylene d-8 (Surr)	9.352	160	2600	-1.00	ng/ml	0.00	
26) Terphenyl-d14 (Surr)	12.756	244	16371	8.75	ng/ml	-0.01	
33) Benzo(a)pyrene d-12 (S...	0.000	264	0	0.00	ng/ml		
Target Compounds							
3) Decalin	7.225	138	325	2.66	ng/ml#		Qvalue 69
4) Naphthalene	7.772	128	89710	49.63	ng/ml		99
5) 2-Methylnaphthalene	8.460	142	50525	32.99	ng/ml		99
6) 1-Methylnaphthalene	8.559	142	30970	20.22	ng/ml		98
7) 1,1'-Biphenyl	8.921	154	35653	17.31	ng/ml		97
8) 2,6-Dimethylnaphthalene	9.090	156	23236	15.44	ng/ml		97
12) Acenaphthylene	9.364	152	21539	8.57	ng/ml		96
13) Acenaphthene	9.539	153	82521	50.15	ng/ml		99
14) Dibenzofuran	9.713	168	16073	7.80	ng/ml		98
15) 1,6,7-Trimethylnaphtha...	9.923	170	11895	8.62	ng/ml		91
16) Fluorene	10.063	166	58787	34.92	ng/ml		99
18) Dibenzothiopene	10.908	184	60759	27.99	ng/ml		96
19) Phenanthrene	11.036	178	428615	176.50	ng/ml		99
20) Anthracene	11.089	178	58051	25.70	ng/ml		99
21) Carbazole	11.258	167	13512	7.39	ng/ml		98
22) 1-Methylphenanthrene	11.660	192	32746	19.41	ng/ml		95
23) Fluoranthene	12.284	202	224603	91.80	ng/ml		96
25) Pyrene	12.564	202	274814	98.92	ng/ml		99
27) Benz(a)anthracene	14.644	228	47161	22.84	ng/ml		79
28) Chrysene	14.726	228	60673	31.05	ng/ml		97
30) Benzo(b)fluoranthene	17.226	252	50113	25.79	ng/ml		92
31) Benzo(k)fluoranthene	17.285	252	18134	9.48	ng/ml		92
32) Benzo(b+k)fluoranthene	17.226	252	74100	37.29	ng/ml		90
34) Benzo(e)pyrene	17.868	252	35867	18.26	ng/ml		98
35) Benzo(a)pyrene	17.990	252	47851	28.77	ng/ml		97
36) Perylene	18.188	252	20871	10.19	ng/ml		100
38) Indeno(1,2,3-cd)Pyrene	20.520	276	35887	21.37	ng/ml		81 MI
39) Dibenz(a,h)anthracene	20.578	278	8481	5.38	ng/ml		85
40) Benzo(g,h,i)perylene	21.056	276	40969	23.00	ng/ml		97

(#) = qualifier out of range (m) = manual integration (+) = signals summed

Quantitation Report (Qedit)

Data Path : R:\data\2020-01\0A23020\
 Data File : N01232019.D
 Acq On : 23 Jan 2020 08:05 pm
 Operator : JK/ AMS/ DTH
 Sample : 0010712-MSD1@10
 Misc : 10x, 8270D LL PAH
 ALS Vial : 13 Sample Multiplier: 1

Quant Time: Jan 24 12:40:07 2020
 Quant Method : R:\methods\SV14_090619_PAHR7.M
 Quant Title : EPA 8270D: Semivolatile Organics
 QLast Update : Fri Dec 20 12:46:03 2019
 Response via : Initial Calibration



TIC: N01232019.D\data.ms

(38) Indeno(1,2,3-cd)Pyrene (T)

20.520min (-0.018) 21.37 ng/ml

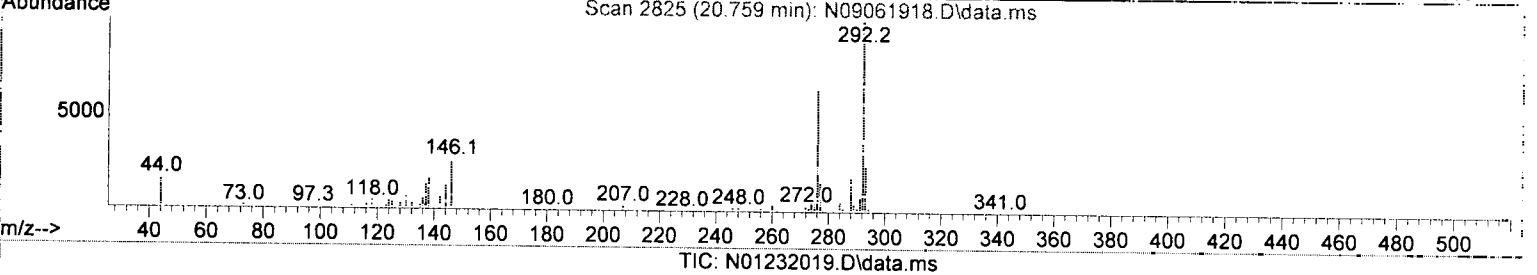
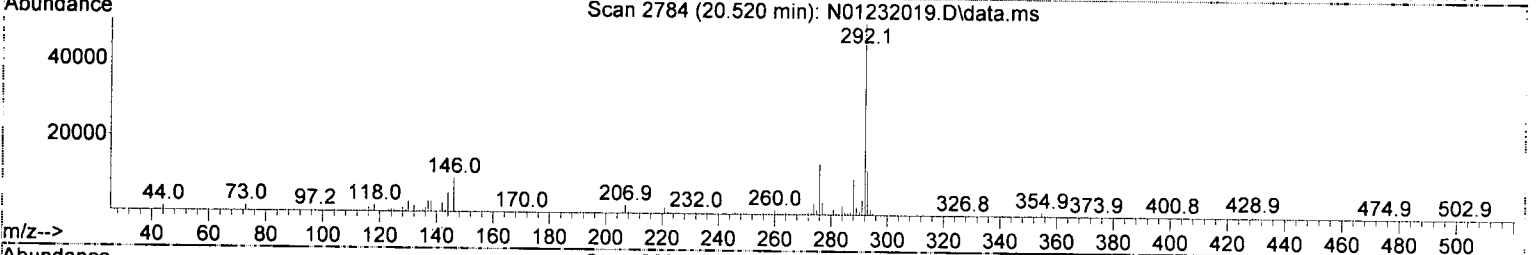
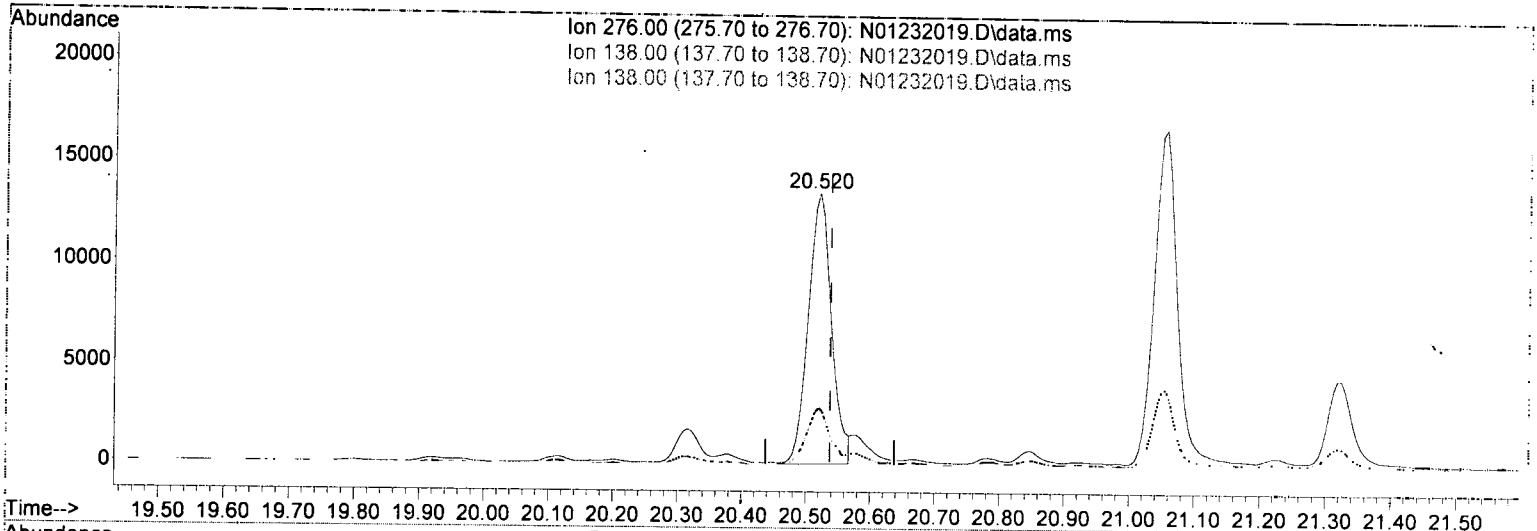
response 35887

Ion	Exp%	Act%
276.00	100.00	100.00
138.00	31.60	21.17
138.00	31.60	21.17
0.00	0.00	0.00

Quantitation Report (Qedit)

Data Path : R:\data\2020-01\0A23020\
 Data File : N01232019.D
 Acq On : 23 Jan 2020 08:05 pm
 Operator : JK/ AMS/ DTH
 Sample : 0010712-MSD1@10
 Misc : 10x, 8270D LL PAH
 ALS Vial : 13 Sample Multiplier: 1

Quant Time: Jan 24 12:40:07 2020
 Quant Method : R:\methods\SV14_090619_PAHR7.M
 Quant Title : EPA 8270D: Semivolatile Organics
 QLast Update : Fri Dec 20 12:46:03 2019
 Response via : Initial Calibration



(38) Indeno(1,2,3-cd)Pyrene (T)

20.520min (-0.018) 20.28 ng/ml/m

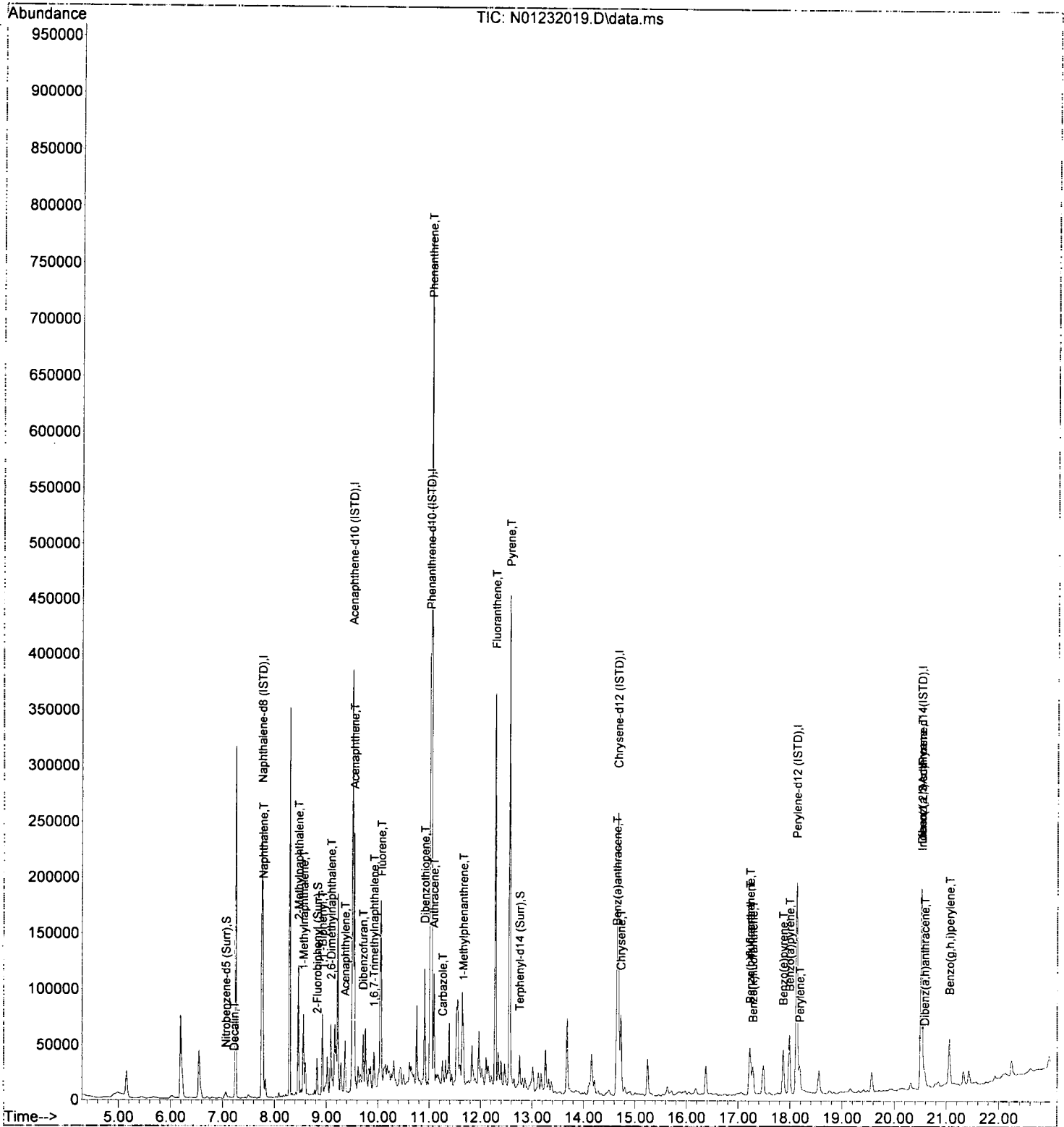
Handwritten: Peak 1/24/20

response 34046

Ion	Exp%	Act%
276.00	100.00	100.00
138.00	31.60	21.17
138.00	31.60	21.17
0.00	0.00	0.00

Data Path : R:\data\2020-01\0A23020\
 Data File : N01232019.D
 Acq On : 23 Jan 2020 08:05 pm
 Operator : JK/ AMS/ DTH
 Sample : 0010712-MSD1@10
 Misc : 10x, 8270D LL PAH
 ALS Vial : 13 Sample Multiplier: 1

Quant Time: Jan 24 12:40:07 2020
 Quant Method : R:\methods\SV14_090619_PAHR7.M
 Quant Title : EPA 8270D: Semivolatile Organics
 QLast Update : Fri Dec 20 12:46:03 2019
 Response via : Initial Calibration



Quantitation Report (Not Reviewed)

Data Path : R:\data\2020-01\0A23020\
 Data File : N01232025.D
 Acq On : 23 Jan 2020 11:20 pm
 Operator : JK/ AMS/ DTH
 Sample : A0A0648-01@40
 Misc : 40x, 8270D LL PAH
 ALS Vial : 19 Sample Multiplier: 1

Jan 1/24/20

Quant Time: Jan 24 12:40:25 2020
 Quant Method : R:\methods\SV14_090619_PAHR7.M
 Quant Title : EPA 8270D: Semivolatile Organics
 QLast Update : Fri Dec 20 12:46:03 2019
 Response via : Initial Calibration

Compound	R.T.	QIon	Response	Conc	Units	Dev(Min)	Qvalue
Internal Standards							
1) Naphthalene-d8 (ISTD)	7.749	136	173727	100.00	ng/ml	-0.01	
9) Acenaphthene-d10 (ISTD)	9.503	162	113023	100.00	ng/ml	-0.01	
17) Phenanthrene-d10 (ISTD)	11.013	188	204098	100.00	ng/ml	0.00	
24) Chrysene-d12 (ISTD)	14.662	240	197621	100.00	ng/ml	-0.02	
29) Perylene-d12 (ISTD)	18.124	264	194810	100.00	ng/ml	-0.02	
37) Dibenz(a,h)Anthracene-d...	20.508	292	160263	100.00	ng/ml	-0.02	
System Monitoring Compounds							
2) Nitrobenzene-d5 (Surr)	7.067	82	1019	1.77	ng/ml	0.00	
10) 2-Fluorobiphenyl (Surr)	8.822	172	2952	1.75	ng/ml	0.00	
11) Acenaphthylene d-8 (Surr)	9.346	160	2909	-1.00	ng/ml	-0.01	
26) Terphenyl-d14 (Surr)	12.756	244	4358	2.10	ng/ml	-0.01	
33) Benzo(a)pyrene d-12 (S...	0.000	264	0	0.00	ng/ml		
Target Compounds							
3) Decalin	0.000		0	N.D.			
4) Naphthalene	7.772	128	7467	(3.90)	ng/ml		98 j
5) 2-Methylnaphthalene	8.460	142	1743	1.07	ng/ml		
6) 1-Methylnaphthalene	8.553	142	1131	0.70	ng/ml		84
7) 1,1'-Biphenyl	8.921	154	787	N.D.			
8) 2,6-Dimethylnaphthalene	9.084	156	26003	16.30	ng/ml		99
12) Acenaphthylene	9.364	152	18909	7.71	ng/ml		92
13) Acenaphthene	9.538	153	120024	74.68	ng/ml		99
14) Dibenzofuran	9.713	168	9488	4.71	ng/ml		90
15) 1,6,7-Trimethylnaphtha...	9.923	170	10329	7.66	ng/ml		90
16) Fluorene	10.057	166	63683	38.72	ng/ml		99
18) Dibenzothiopene	10.908	184	67874	31.80	ng/ml		97
19) Phenanthrene	11.036	178	569763	238.56	ng/ml		99
20) Anthracene	11.089	178	101843	45.84	ng/ml		99
21) Carbazole	11.258	167	1254	0.70	ng/ml#		46
22) 1-Methylphenanthrene	11.660	192	19202	11.57	ng/ml		96
23) Fluoranthene	12.278	202	342949	142.52	ng/ml		96
25) Pyrene	12.558	202	432819	140.18	ng/ml		99
27) Benz(a)anthracene	14.644	228	80758	35.20	ng/ml#		65
28) Chrysene	14.720	228	102253	47.09	ng/ml		98
30) Benzo(b)fluoranthene	17.221	252	93363	41.53	ng/ml		92
31) Benzo(k)fluoranthene	17.221	252	116156	52.48	ng/ml		90
32) Benzo(b+k)fluoranthene	17.221	252	128939	56.08	ng/ml		90
34) Benzo(e)pyrene	17.862	252	60686	26.70	ng/ml		98
35) Benzo(a)pyrene	17.984	252	93924	48.82	ng/ml		97
36) Perylene	18.182	252	25977	10.96	ng/ml		99
38) Indeno(1,2,3-cd)Pyrene	20.514	276	64032	32.40	ng/ml		79
39) Dibenz(a,h)anthracene	20.572	278	7403	3.99	ng/ml		89 j
40) Benzo(g,h,i)perylene	21.050	276	76599	36.53	ng/ml		97

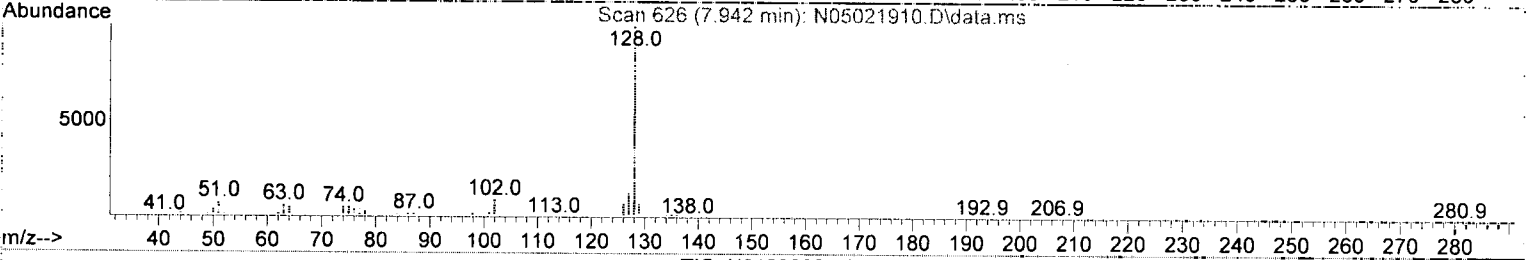
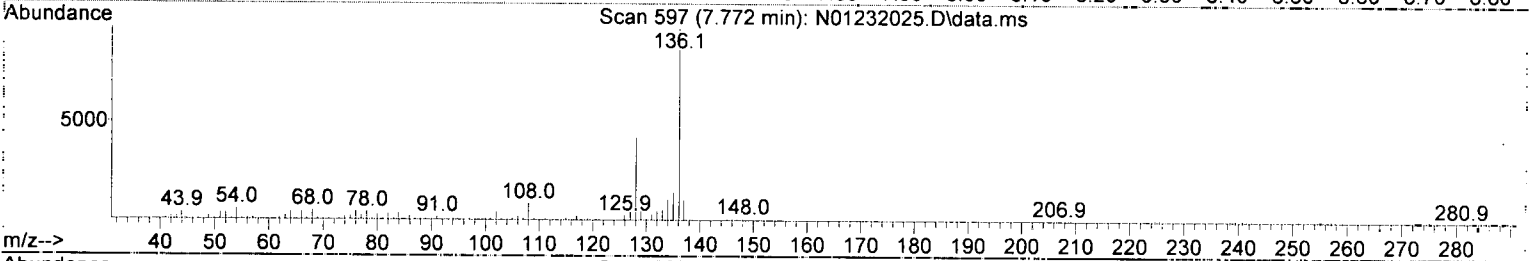
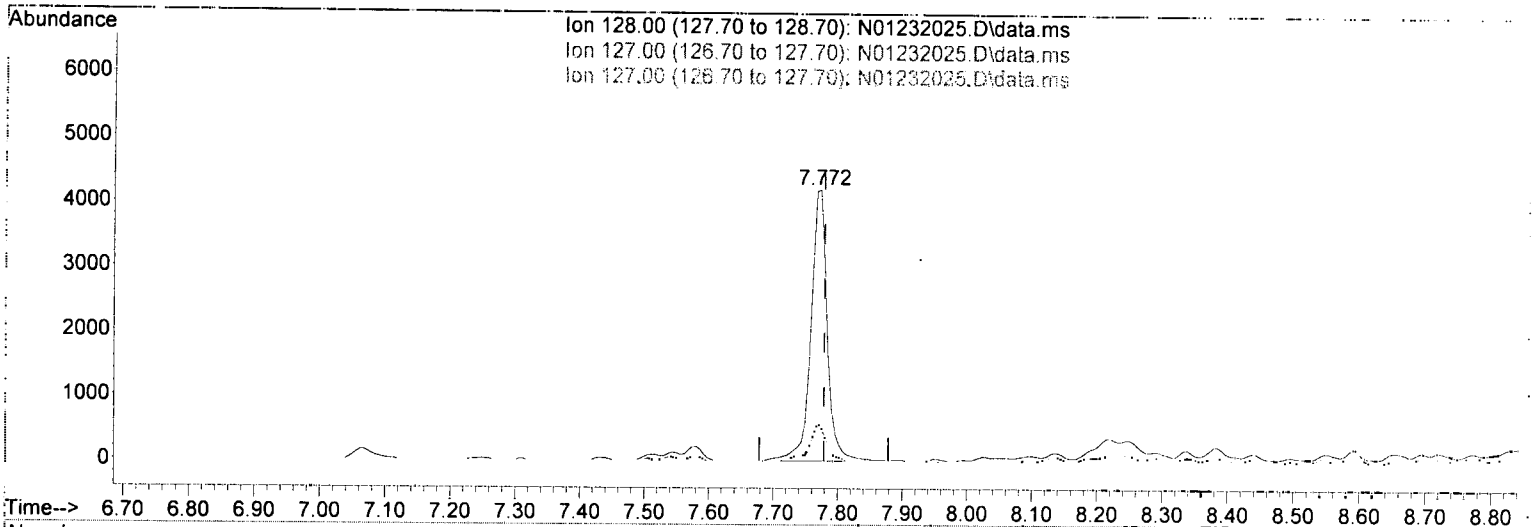
(#) = qualifier out of range (m) = manual integration (+) = signals summed

MS - 405

Quantitation Report (Qedit)

Data Path : R:\data\2020-01\0A23020\
 Data File : N01232025.D
 Acq On : 23 Jan 2020 11:20 pm
 Operator : JK/ AMS/ DTH
 Sample : A0A0648-01@40
 Misc : 40x, 8270D LL PAH
 ALS Vial : 19 Sample Multiplier: 1

Quant Time: Jan 24 12:40:25 2020
 Quant Method : R:\methods\SV14_090619_PAHR7.M
 Quant Title : EPA 8270D: Semivolatile Organics
 QLast Update : Fri Dec 20 12:46:03 2019
 Response via : Initial Calibration



TIC: N01232025.D\data.ms

(4) Naphthalene (T)

7.772min (-0.006) 3.90 ng/ml

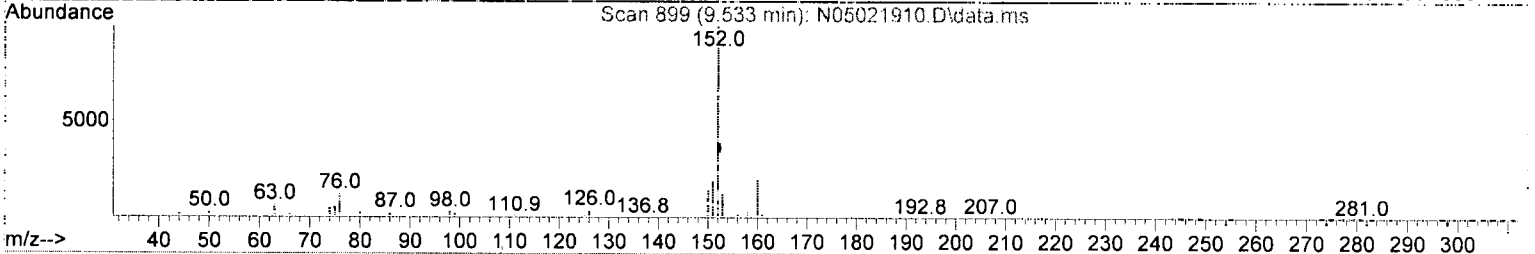
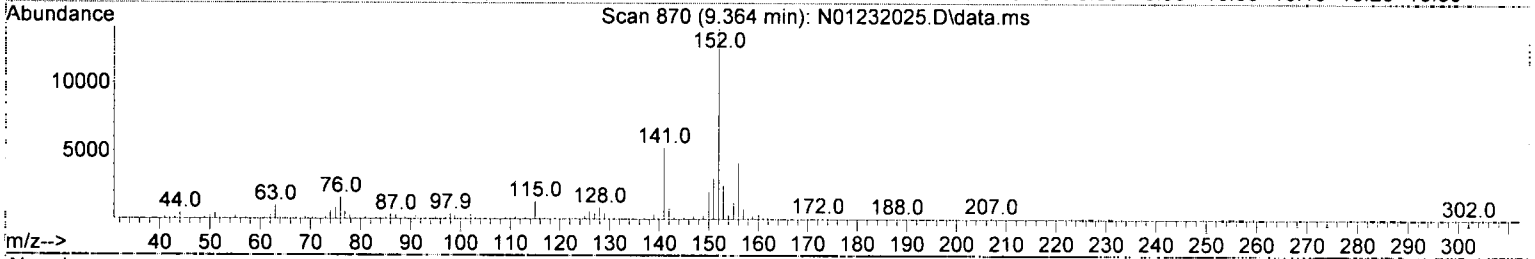
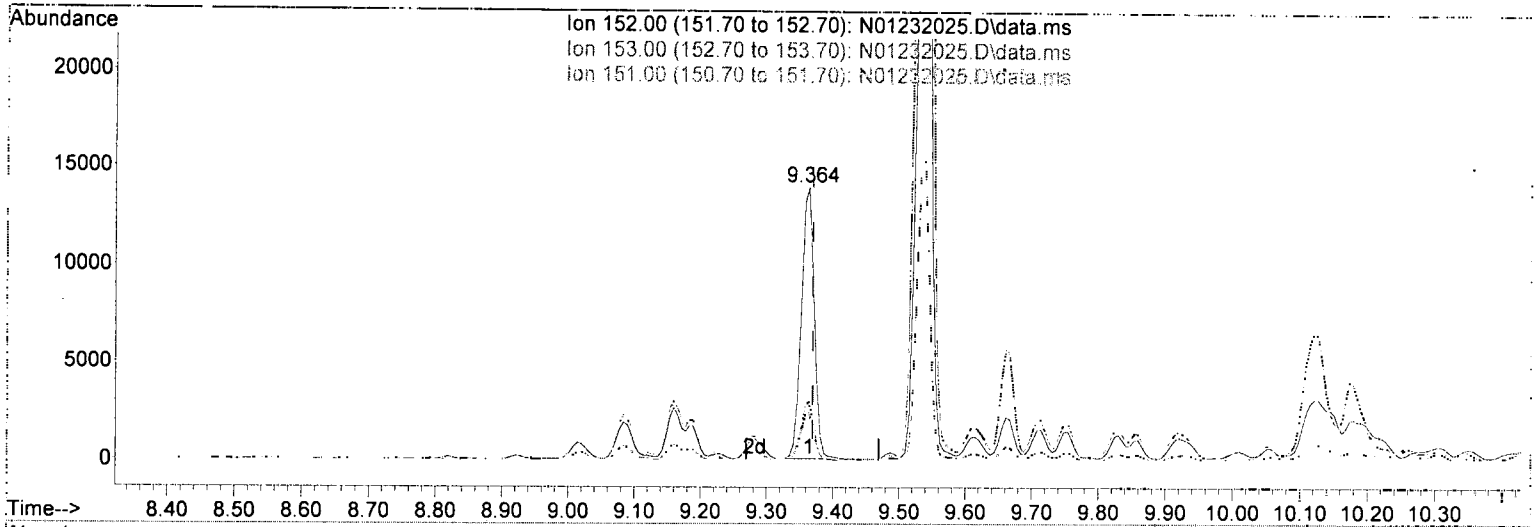
response 7467

Ion	Exp%	Act%
128.00	100.00	100.00
127.00	12.60	13.34
127.00	12.60	13.34
0.00	0.00	0.00

Quantitation Report (Qedit)

Data Path : R:\data\2020-01\0A23020\
 Data File : N01232025.D
 Acq On : 23 Jan 2020 11:20 pm
 Operator : JK/ AMS/ DTH
 Sample : A0A0648-01@40
 Misc : 40x, 8270D LL PAH
 ALS Vial : 19 Sample Multiplier: 1

Quant Time: Jan 24 12:40:25 2020
 Quant Method : R:\methods\SV14_090619_PAHR7.M
 Quant Title : EPA 8270D: Semivolatile Organics
 QLast Update : Fri Dec 20 12:46:03 2019
 Response via : Initial Calibration



TIC: N01232025.D\data.ms

(12) Acenaphthylene (T)

9.364min (-0.006) 7.71 ng/ml

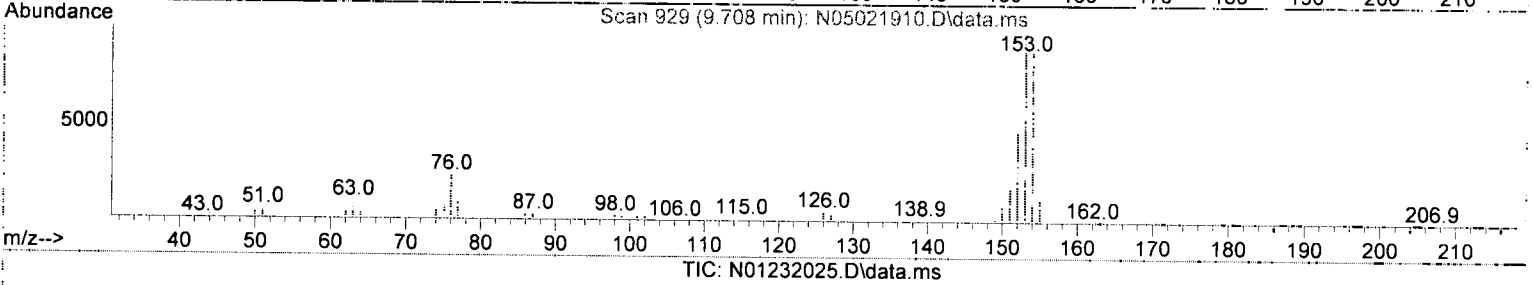
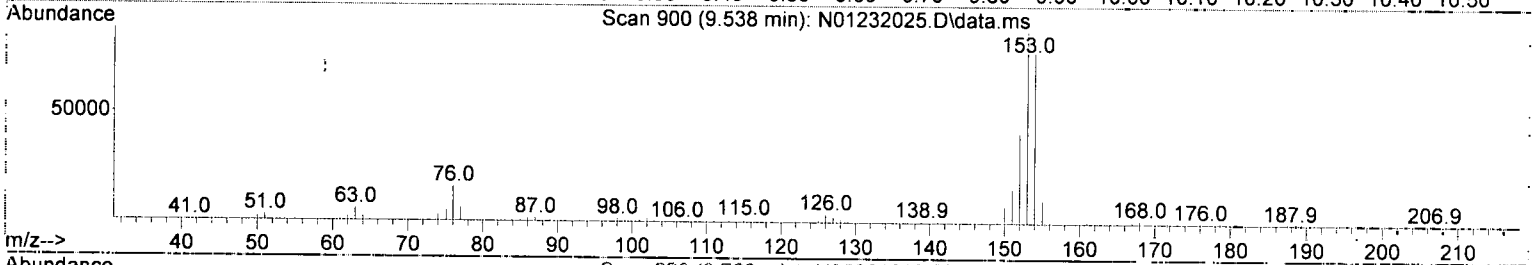
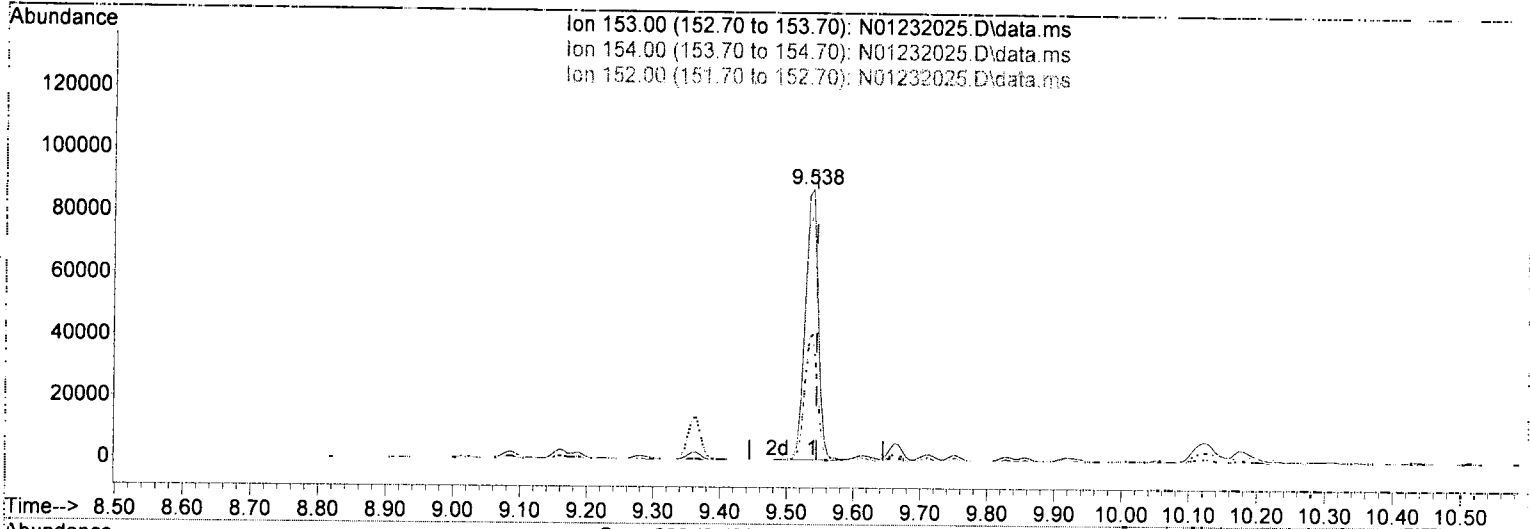
response 18909

Ion	Exp%	Act%
152.00	100.00	100.00
153.00	12.70	17.50
151.00	19.30	21.38
0.00	0.00	0.00

Quantitation Report (Qedit)

Data Path : R:\data\2020-01\0A23020\
 Data File : N01232025.D
 Acq On : 23 Jan 2020 11:20 pm
 Operator : JK/ AMS/ DTH
 Sample : A0A0648-01@40
 Misc : 40x, 8270D LL PAH
 ALS Vial : 19 Sample Multiplier: 1

Quant Time: Jan 24 12:40:25 2020
 Quant Method : R:\methods\SV14_090619_PAHR7.M
 Quant Title : EPA 8270D: Semivolatile Organics
 QLast Update : Fri Dec 20 12:46:03 2019
 Response via : Initial Calibration



TIC: N01232025.D\data.ms

(13) Acenaphthene (T)

9.538min (-0.006) 74.68 ng/ml

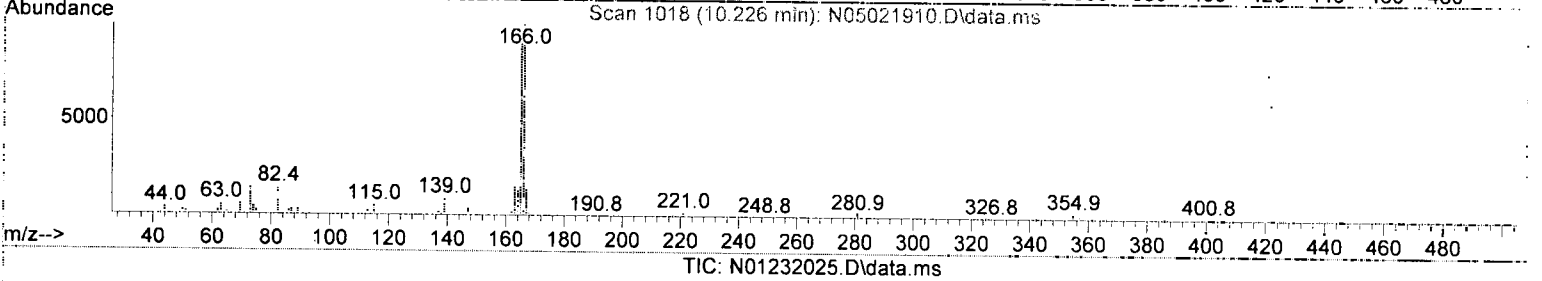
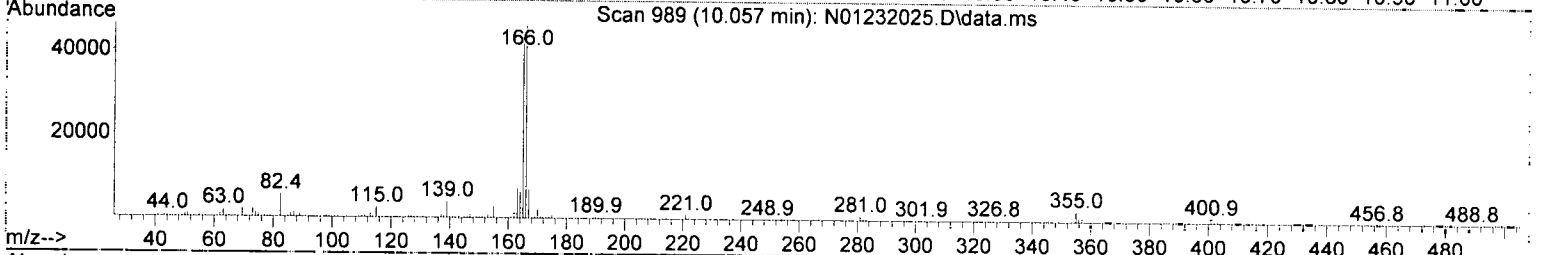
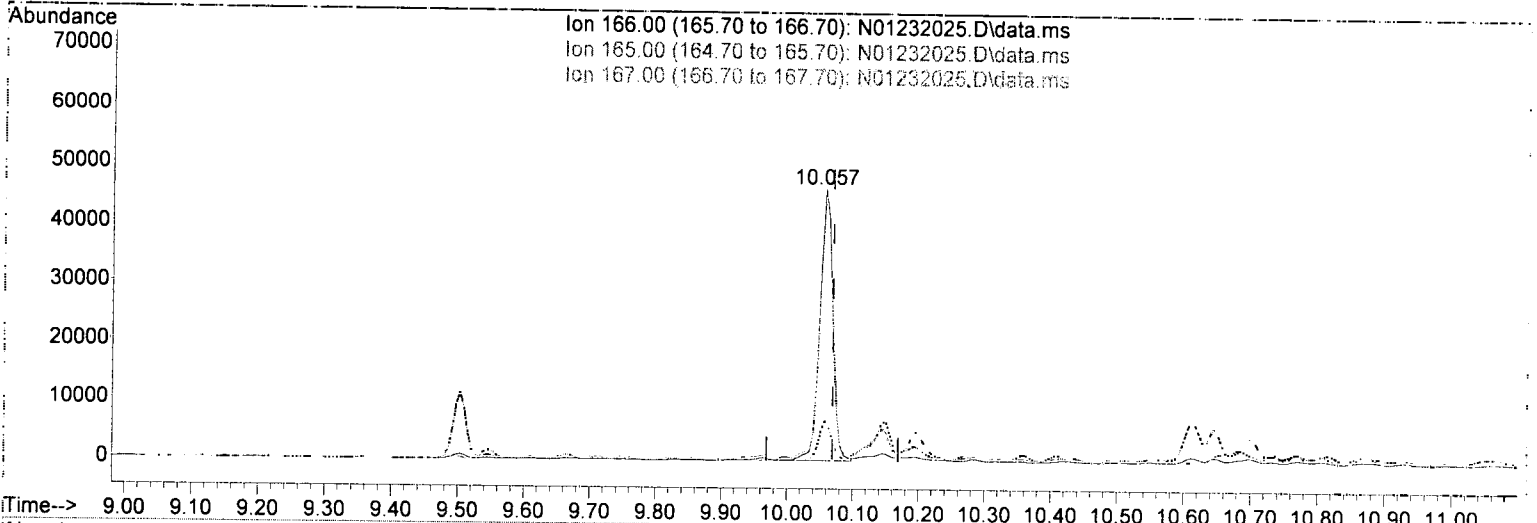
response 120024

Ion	Exp%	Act%
153.00	100.00	100.00
154.00	90.70	89.70
152.00	46.80	46.77
0.00	0.00	0.00

Quantitation Report (Qedit)

Data Path : R:\data\2020-01\0A23020\
 Data File : N01232025.D
 Acq On : 23 Jan 2020 11:20 pm
 Operator : JK/ AMS/ DTH
 Sample : A0A0648-01@40
 Misc : 40x, 8270D LL PAH
 ALS Vial : 19 Sample Multiplier: 1

Quant Time: Jan 24 12:40:25 2020
 Quant Method : R:\methods\SV14_090619_PAHR7.M
 Quant Title : EPA 8270D: Semivolatile Organics
 QLast Update : Fri Dec 20 12:46:03 2019
 Response via : Initial Calibration



(16) Fluorene (T)

10.057min (-0.012) 38.72 ng/ml

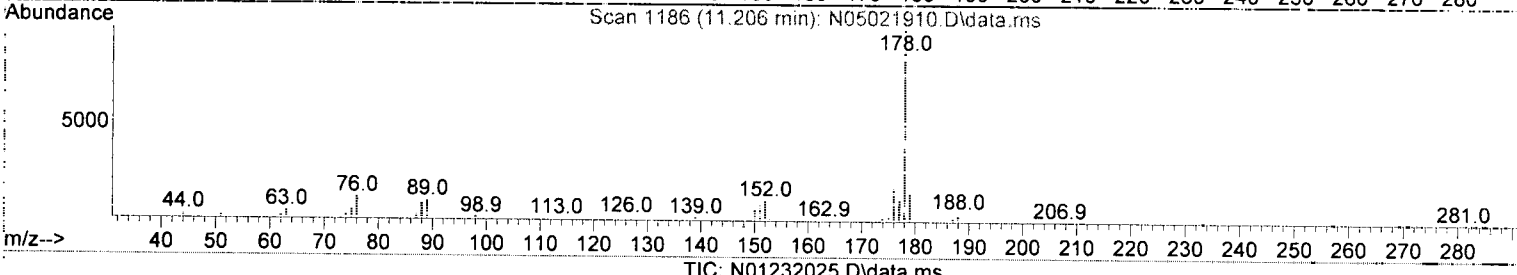
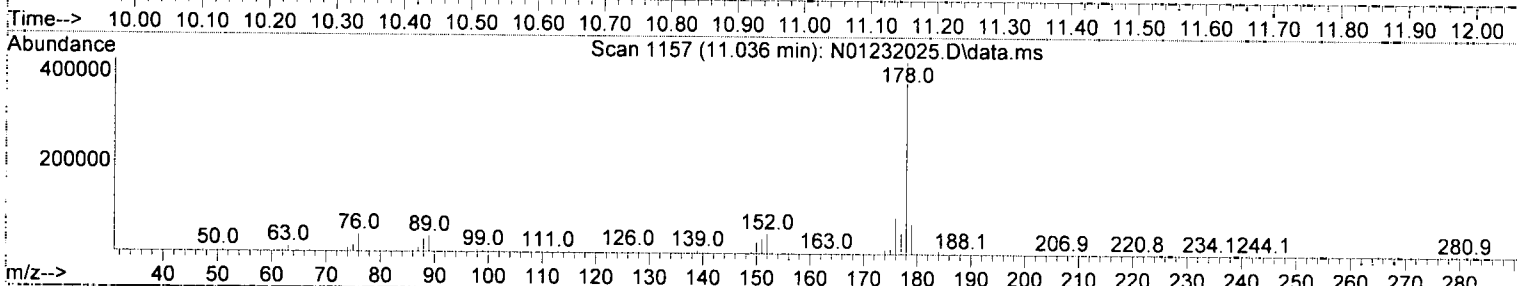
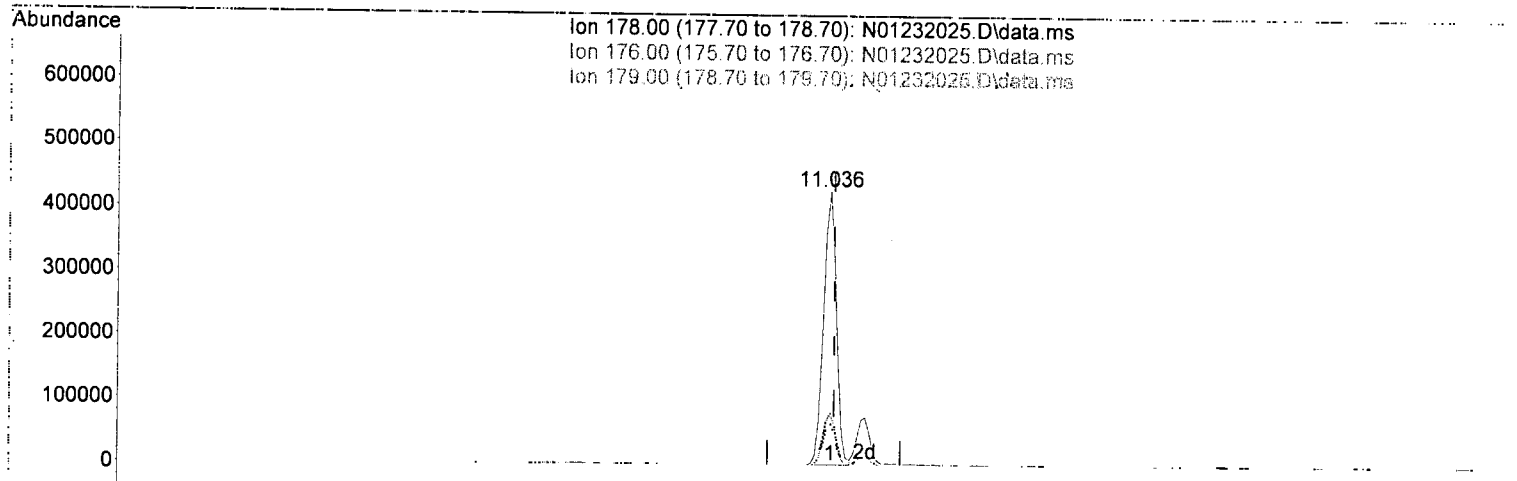
response 63683

Ion	Exp%	Act%
166.00	100.00	100.00
165.00	95.70	95.21
167.00	13.60	14.75
0.00	0.00	0.00

Quantitation Report (Qedit)

Data Path : R:\data\2020-01\0A23020\
 Data File : N01232025.D
 Acq On : 23 Jan 2020 11:20 pm
 Operator : JK/ AMS/ DTH
 Sample : A0A0648-01@40
 Misc : 40x, 8270D LL PAH
 ALS Vial : 19 Sample Multiplier: 1

Quant Time: Jan 24 12:40:25 2020
 Quant Method : R:\methods\SV14_090619_PAHR7.M
 Quant Title : EPA 8270D: Semivolatile Organics
 QLast Update : Fri Dec 20 12:46:03 2019
 Response via : Initial Calibration



TIC: N01232025.D\data.ms

(19) Phenanthrene (T)

11.036min (-0.006) 238.56 ng/ml

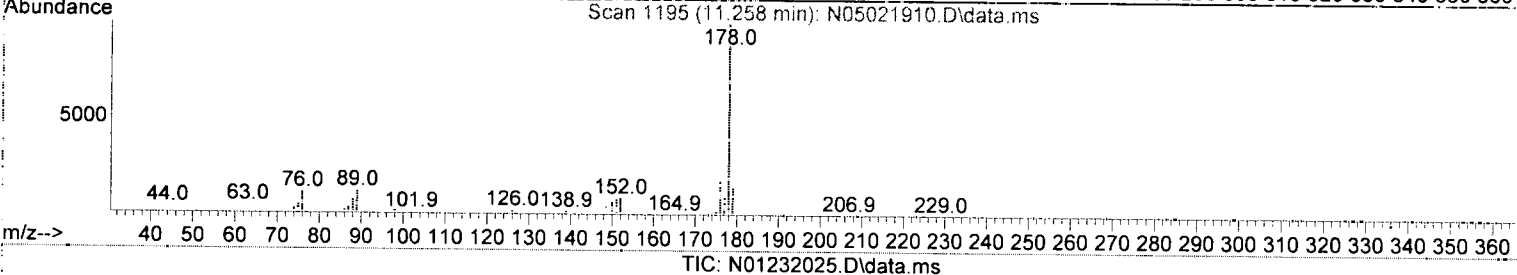
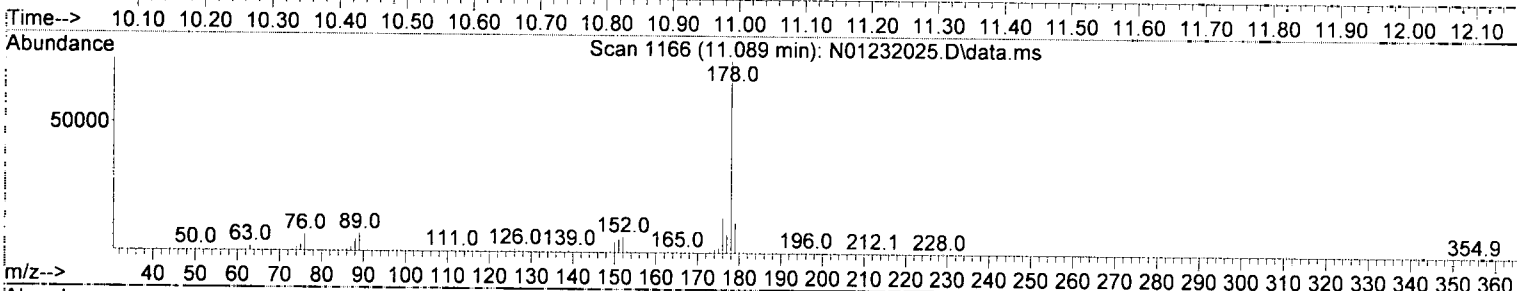
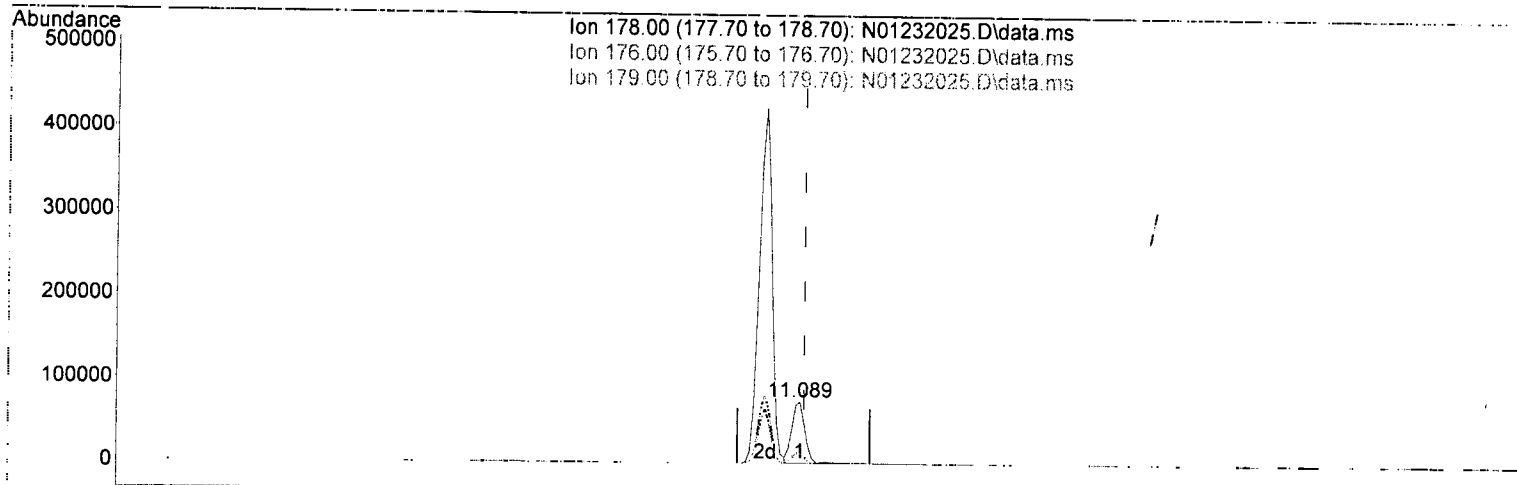
response 569763

Ion	Exp%	Act%
178.00	100.00	100.00
176.00	19.00	19.19
179.00	15.10	15.37
0.00	0.00	0.00

Quantitation Report (Qedit)

Data Path : R:\data\2020-01\0A23020\
 Data File : N01232025.D
 Acq On : 23 Jan 2020 11:20 pm
 Operator : JK/ AMS/ DTH
 Sample : A0A0648-01@40
 Misc : 40x, 8270D LL PAH
 ALS Vial : 19 Sample Multiplier: 1

Quant Time: Jan 24 12:40:25 2020
 Quant Method : R:\methods\SV14_090619_PAHR7.M
 Quant Title : EPA 8270D: Semivolatile Organics
 QLast Update : Fri Dec 20 12:46:03 2019
 Response via : Initial Calibration



TIC: N01232025.D\data.ms

(20) Anthracene (T)

11.089min (-0.006) 45.84 ng/ml

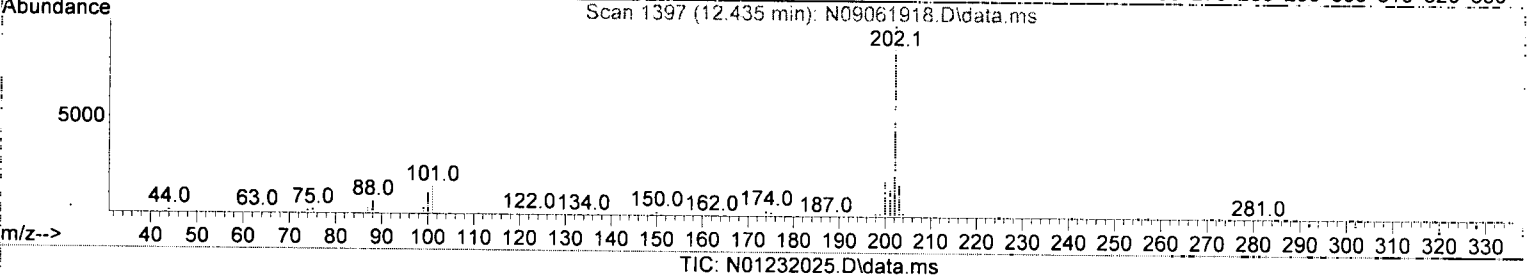
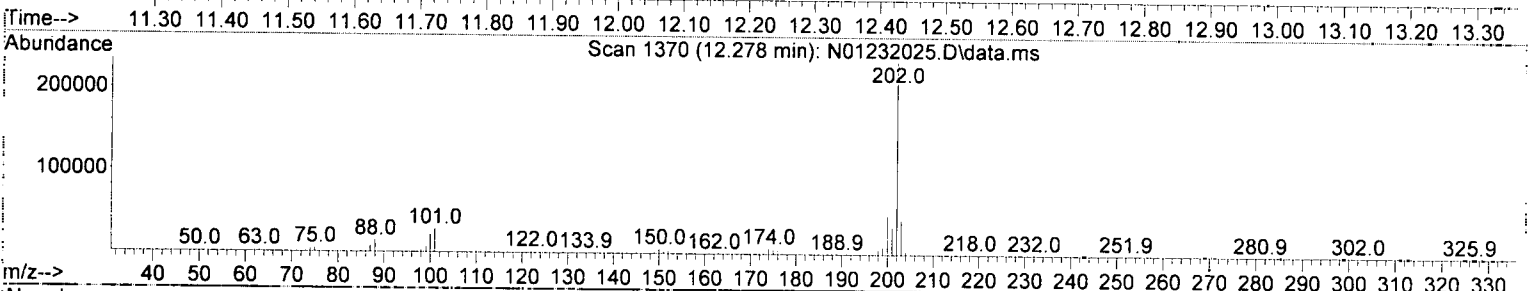
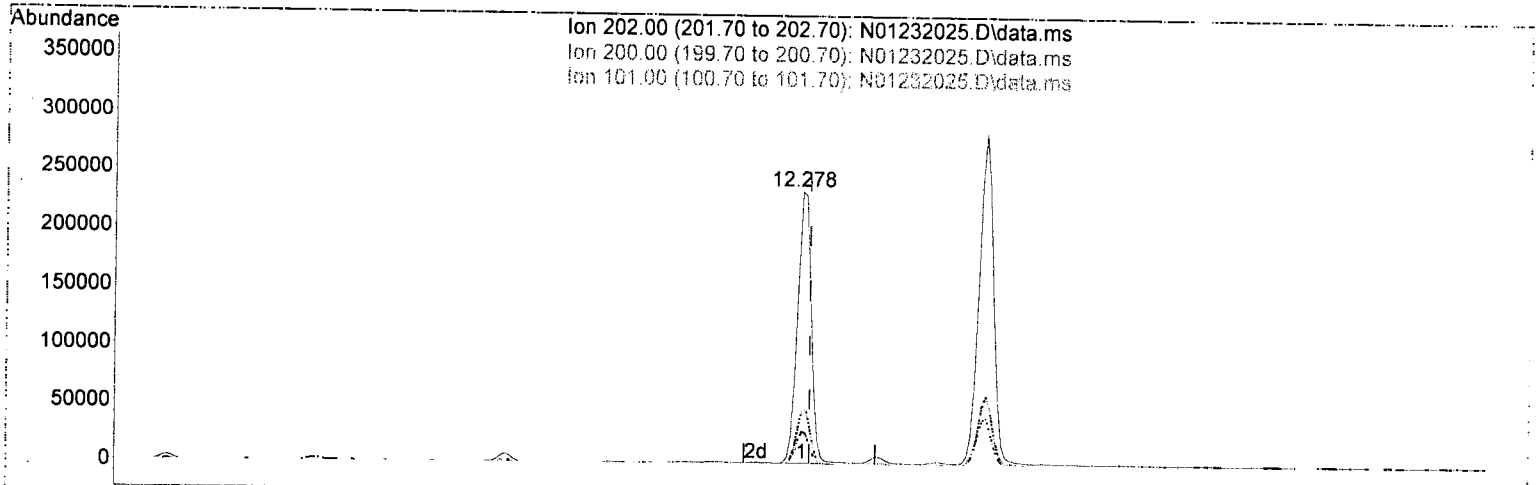
response 101843

Ion	Exp%	Act%
178.00	100.00	100.00
176.00	18.90	18.45
179.00	15.30	15.84
0.00	0.00	0.00

Quantitation Report (Qedit)

Data Path : R:\data\2020-01\0A23020\
 Data File : N01232025.D
 Acq On : 23 Jan 2020 11:20 pm
 Operator : JK/ AMS/ DTH
 Sample : A0A0648-01@40
 Misc : 40x, 8270D LL PAH
 ALS Vial : 19 Sample Multiplier: 1

Quant Time: Jan 24 12:40:25 2020
 Quant Method : R:\methods\SV14_090619_PAHR7.M
 Quant Title : EPA 8270D: Semivolatile Organics
 QLast Update : Fri Dec 20 12:46:03 2019
 Response via : Initial Calibration



(23) Fluoranthene (T)

12.278min (-0.012) 142.52 ng/ml

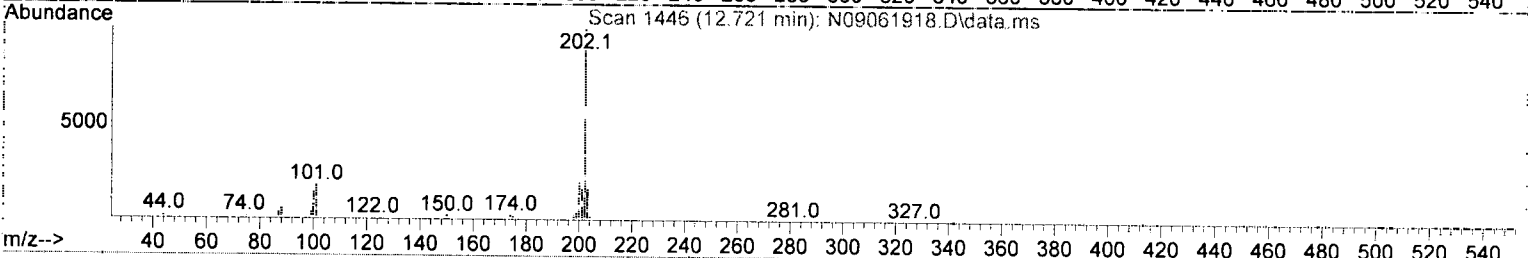
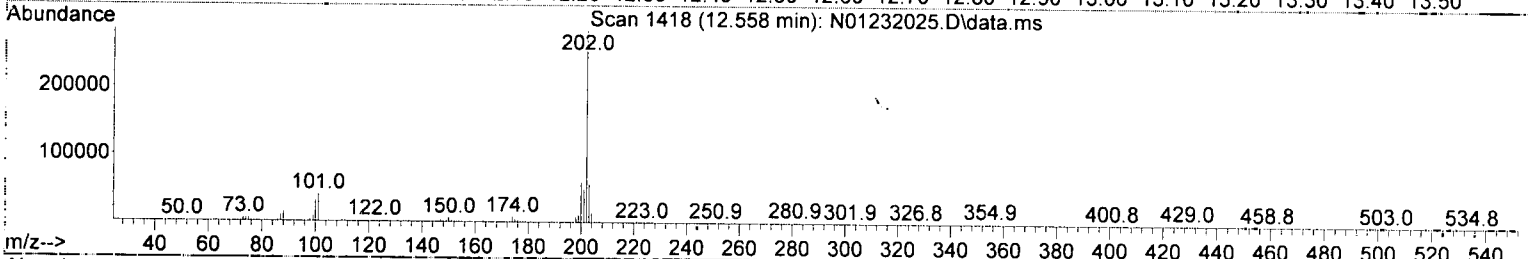
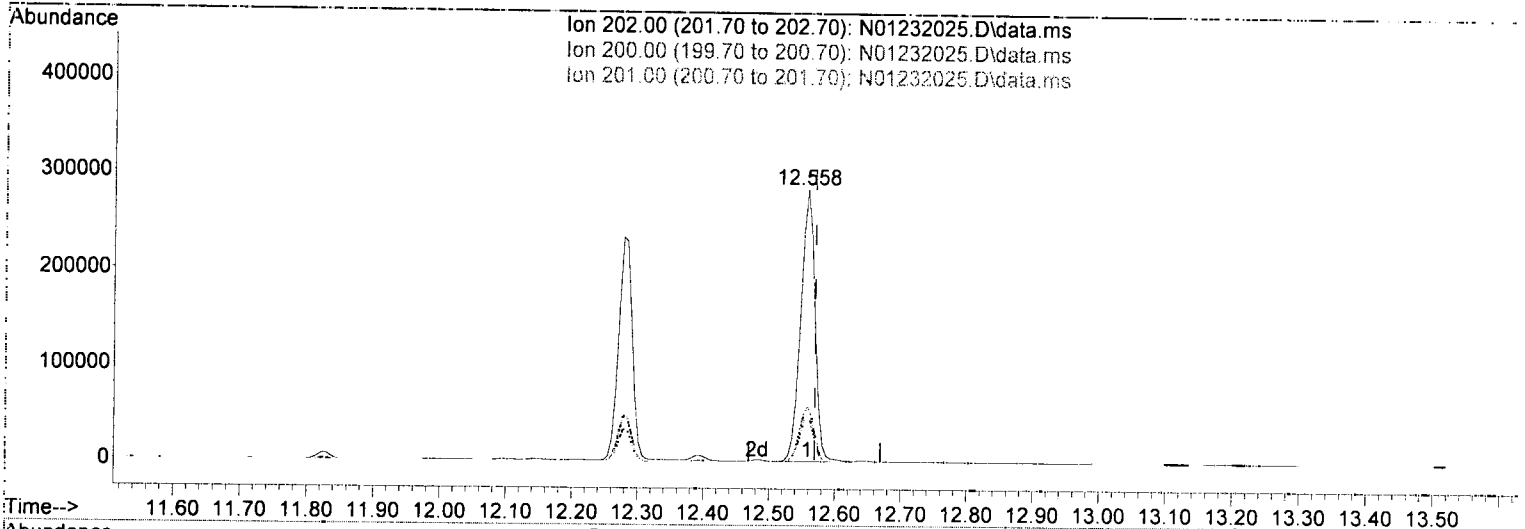
response 342949

Ion	Exp%	Act%
202.00	100.00	100.00
200.00	19.70	20.03
101.00	15.30	12.16
0.00	0.00	0.00

Quantitation Report (Qedit)

Data Path : R:\data\2020-01\0A23020\
 Data File : N01232025.D
 Acq On : 23 Jan 2020 11:20 pm
 Operator : JK/ AMS/ DTH
 Sample : A0A0648-01@40
 Misc : 40x, 8270D LL PAH
 ALS Vial : 19 Sample Multiplier: 1

Quant Time: Jan 24 12:40:25 2020
 Quant Method : R:\methods\SV14_090619_PAHR7.M
 Quant Title : EPA 8270D: Semivolatile Organics
 QLast Update : Fri Dec 20 12:46:03 2019
 Response via : Initial Calibration



TIC: N01232025.D\data.ms

(25) Pyrene (T)

12.558min (-0.012) 140.18 ng/ml

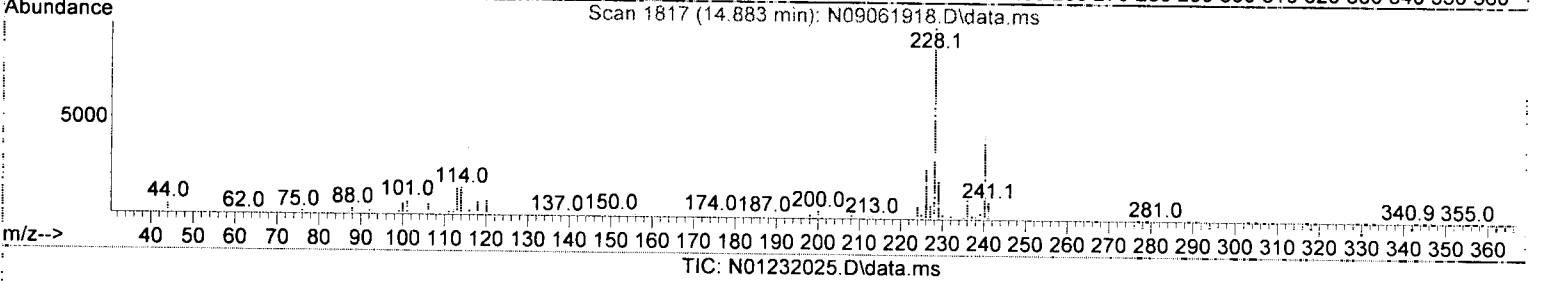
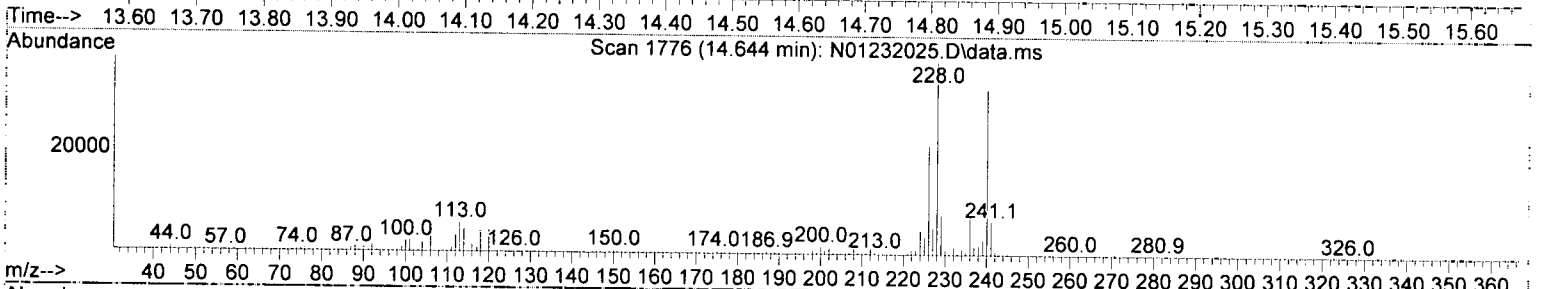
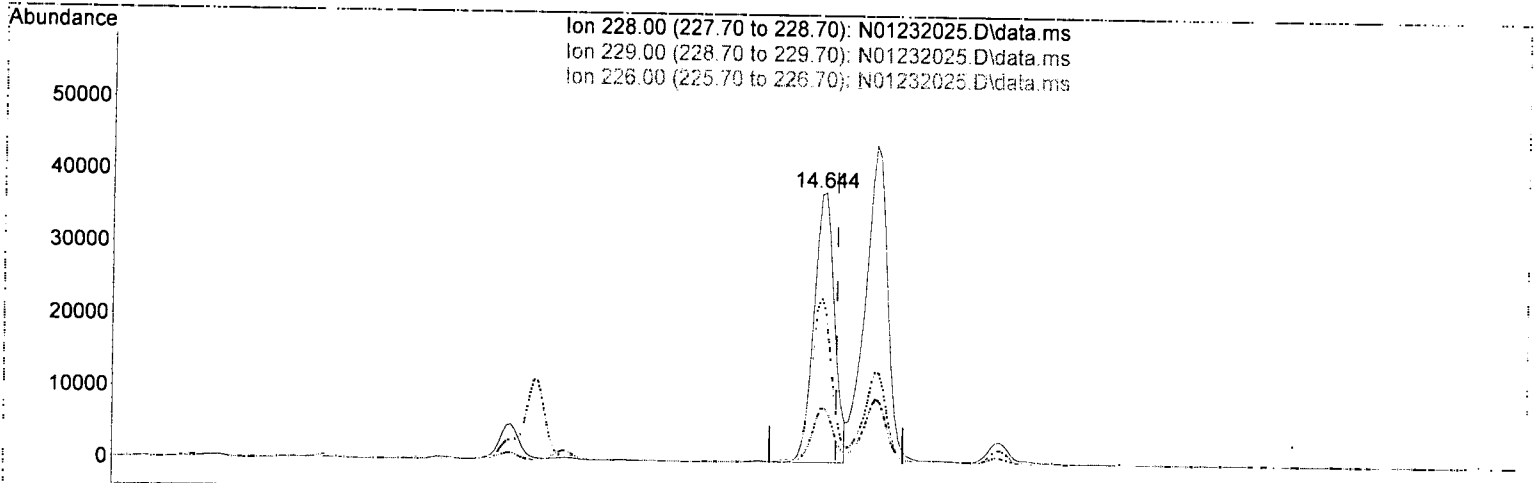
response 432819

Ion	Exp%	Act%
202.00	100.00	100.00
200.00	20.70	20.64
201.00	16.80	17.27
0.00	0.00	0.00

Quantitation Report (Qedit)

Data Path : R:\data\2020-01\0A23020\
 Data File : N01232025.D
 Acq On : 23 Jan 2020 11:20 pm
 Operator : JK/ AMS/ DTH
 Sample : A0A0648-01@40
 Misc : 40x, 8270D LL PAH
 ALS Vial : 19 Sample Multiplier: 1

Quant Time: Jan 24 12:40:25 2020
 Quant Method : R:\methods\SV14_090619_PAHR7.M
 Quant Title : EPA 8270D: Semivolatile Organics
 QLast Update : Fri Dec 20 12:46:03 2019
 Response via : Initial Calibration



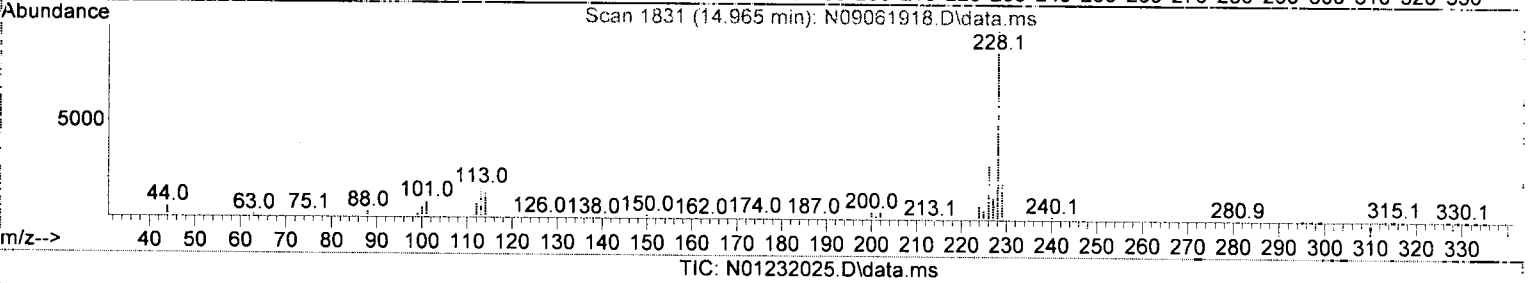
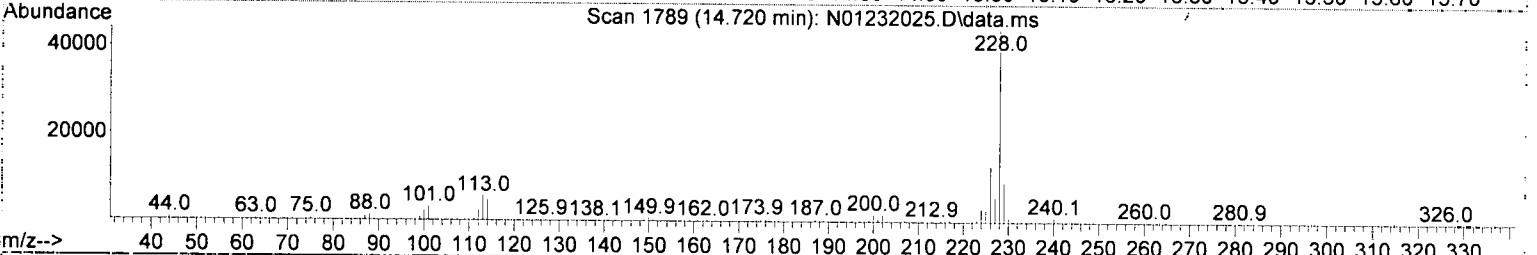
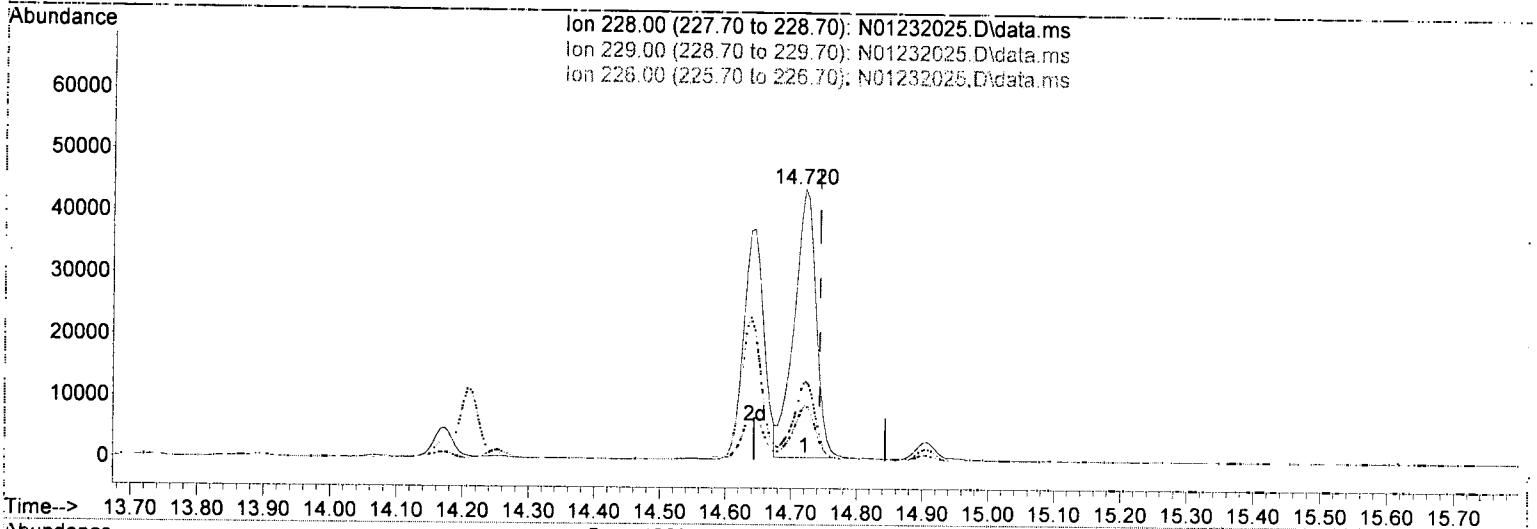
(27) Benz(a)anthracene (T)

14.644min (-0.018)	35.20	ng/ml
response	80758	
Ion	Exp%	Act%
228.00	100.00	100.00
229.00	19.40	20.26
226.00	26.20	56.61#
0.00	0.00	0.00

Quantitation Report (Qedit)

Data Path : R:\data\2020-01\0A23020\
 Data File : N01232025.D
 Acq On : 23 Jan 2020 11:20 pm
 Operator : JK/ AMS/ DTH
 Sample : A0A0648-01@40
 Misc : 40x, 8270D LL PAH
 ALS Vial : 19 Sample Multiplier: 1

Quant Time: Jan 24 12:40:25 2020
 Quant Method : R:\methods\SV14_090619_PAHR7.M
 Quant Title : EPA 8270D: Semivolatile Organics
 QLast Update : Fri Dec 20 12:46:03 2019
 Response via : Initial Calibration



(28) Chrysene (T)

14.720min (-0.023) 47.09 ng/ml

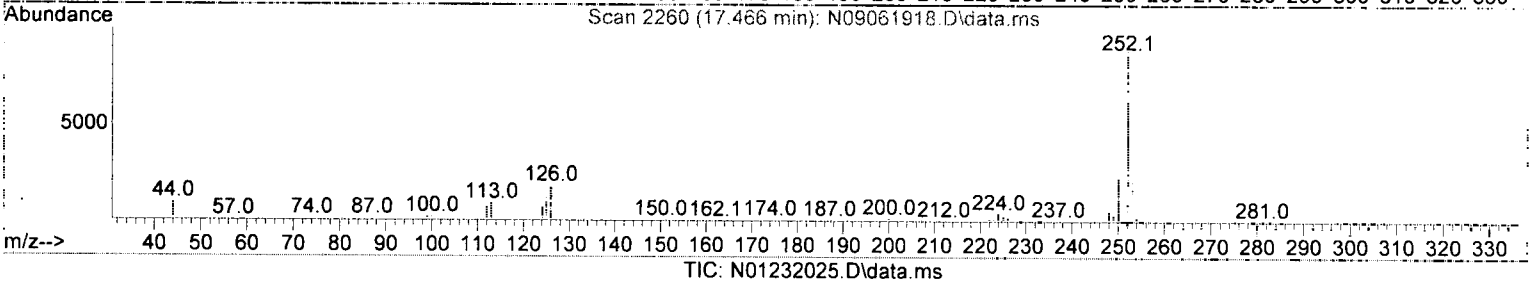
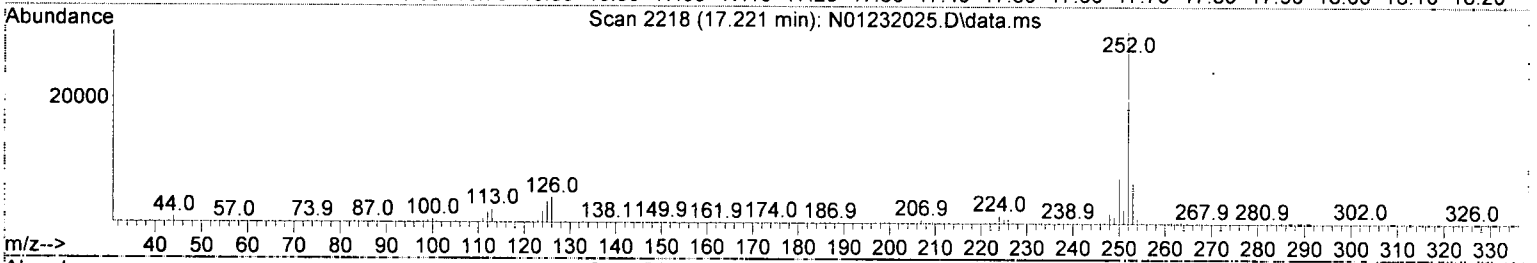
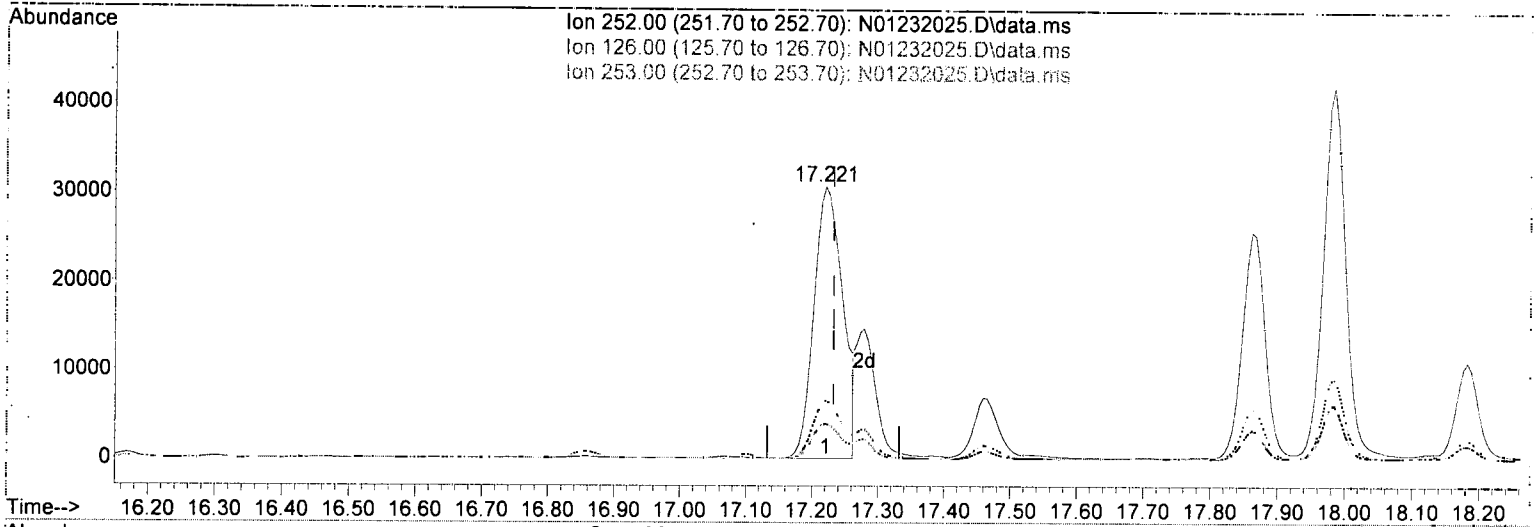
response 102253

Ion	Exp%	Act%
228.00	100.00	100.00
229.00	19.60	20.43
226.00	28.60	29.41
0.00	0.00	0.00

Quantitation Report (Qedit)

Data Path : R:\data\2020-01\0A23020\
 Data File : N01232025.D
 Acq On : 23 Jan 2020 11:20 pm
 Operator : JK/ AMS/ DTH
 Sample : A0A0648-01@40
 Misc : 40x, 8270D LL PAH
 ALS Vial : 19 Sample Multiplier: 1

Quant Time: Jan 24 12:40:25 2020
 Quant Method : R:\methods\SV14_090619_PAHR7.M
 Quant Title : EPA 8270D: Semivolatile Organics
 QLast Update : Fri Dec 20 12:46:03 2019
 Response via : Initial Calibration



(30) Benzo(b)fluoranthene (T)

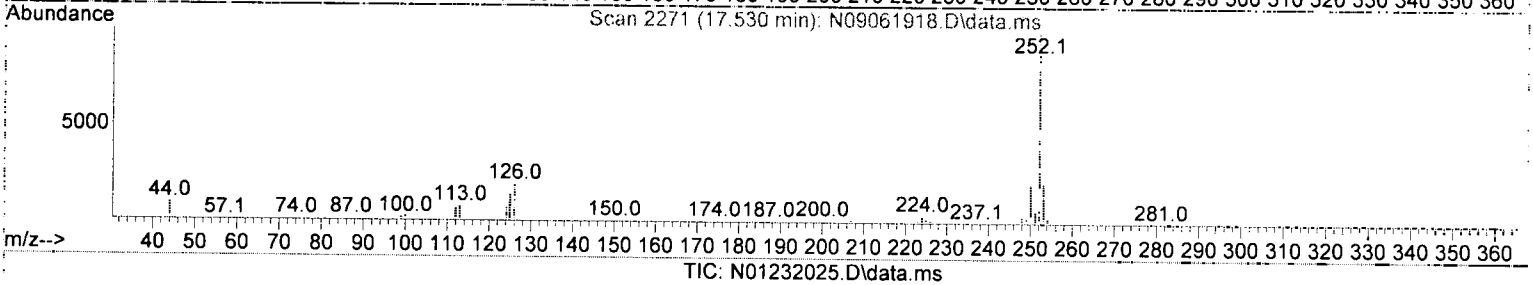
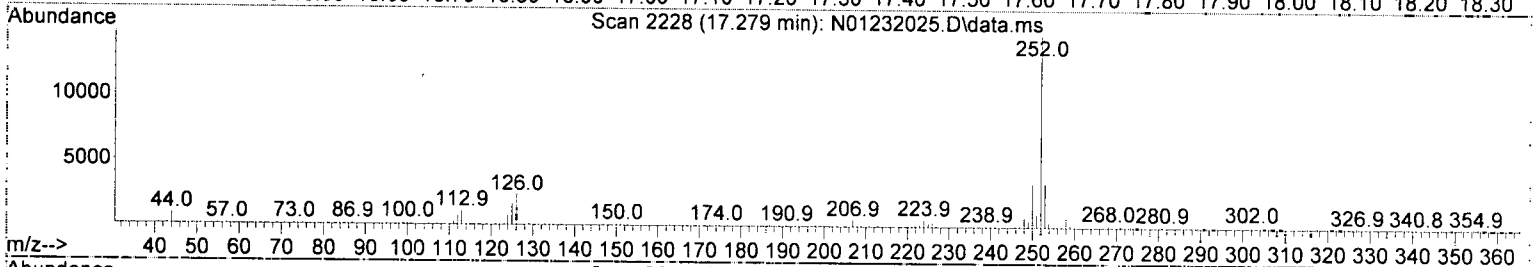
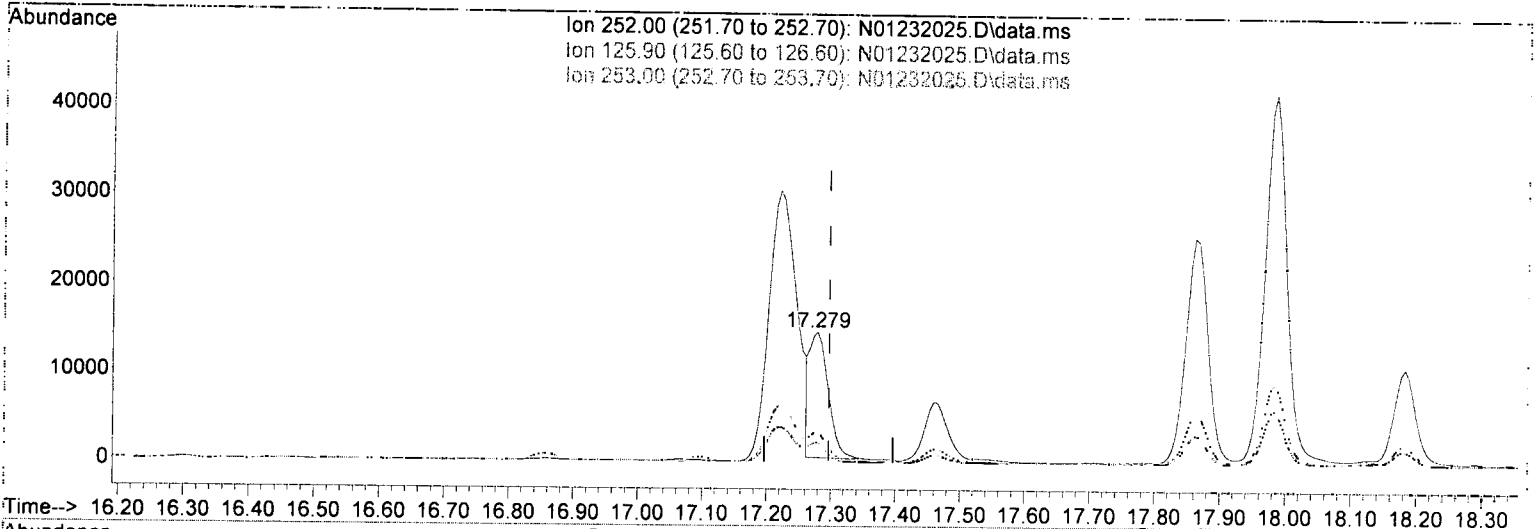
17.221min (-0.012) 41.53 ng/ml

response	93363
Ion	Exp% Act%
252.00	100.00 100.00
126.00	20.00 12.94
253.00	21.10 21.19
0.00	0.00 0.00

Quantitation Report (Qedit)

Data Path : R:\data\2020-01\0A23020\
 Data File : N01232025.D
 Acq On : 23 Jan 2020 11:20 pm
 Operator : JK/ AMS/ DTH
 Sample : A0A0648-01@40
 Misc : 40x, 8270D LL PAH
 ALS Vial : 19 Sample Multiplier: 1

Quant Time: Jan 24 12:40:25 2020
 Quant Method : R:\methods\SV14_090619_PAHR7.M
 Quant Title : EPA 8270D: Semivolatile Organics
 QLast Update : Fri Dec 20 12:46:03 2019
 Response via : Initial Calibration



TIC: N01232025.D\data.ms

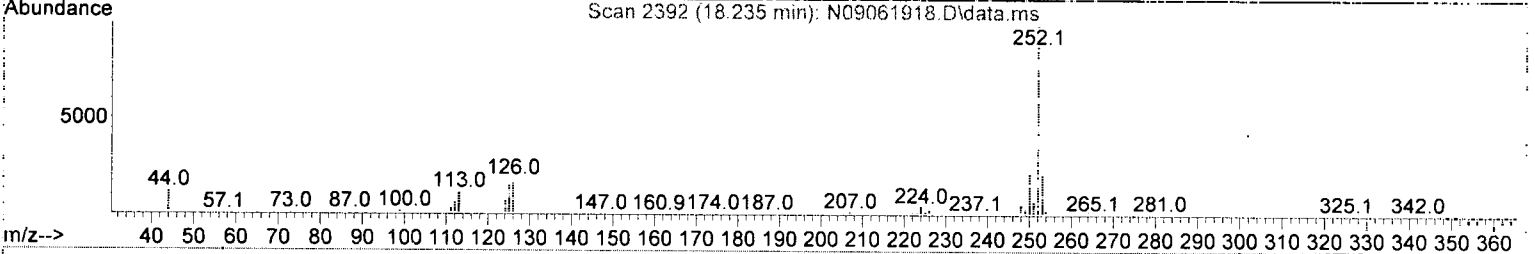
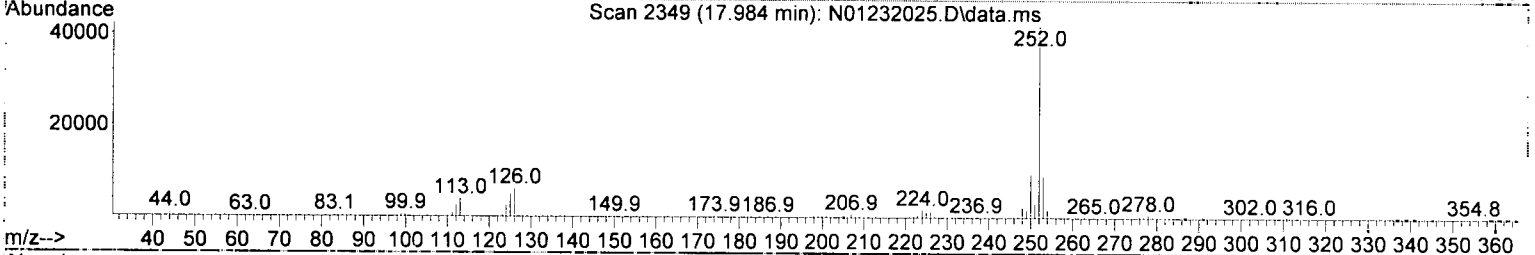
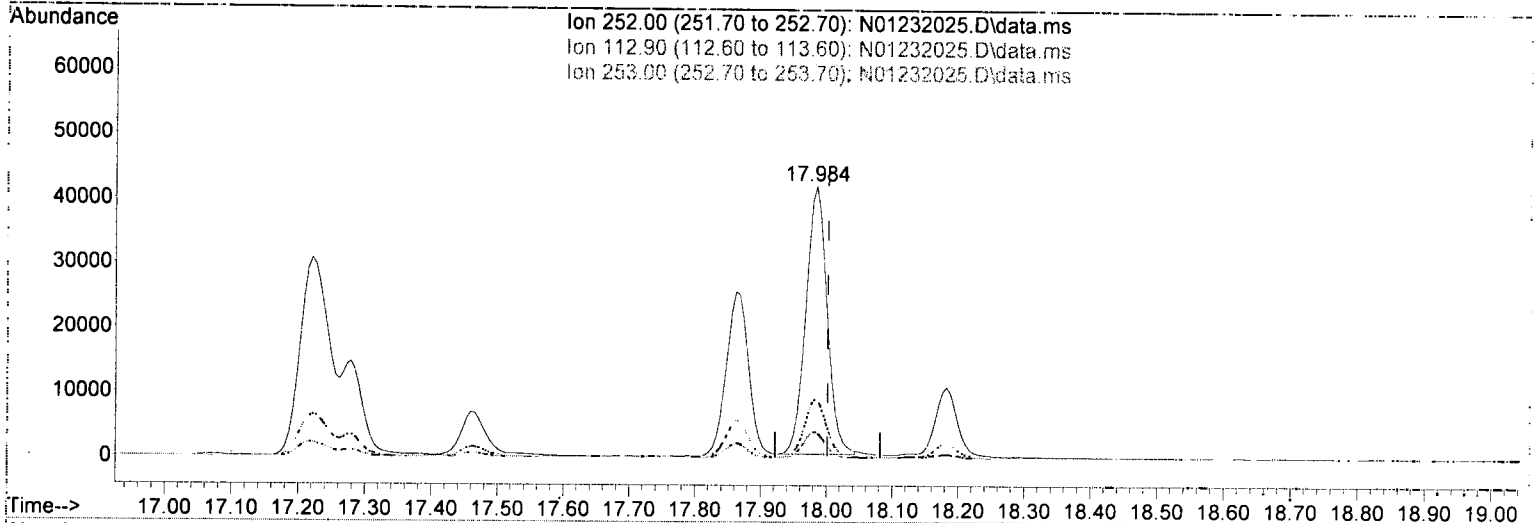
(31) Benzo(k)fluoranthene (T)

17.279min (-0.018)	12.86 ng/ml (m)	<i>km</i>	<i>1/24/20</i>
response	28465		
Ion	Exp%	Act%	
252.00	100.00	100.00	<i>MS</i> ✓
125.90	22.10	15.50	
253.00	21.50	23.26	
0.00	0.00	0.00	

Quantitation Report (Qedit)

Data Path : R:\data\2020-01\0A23020\
 Data File : N01232025.D
 Acq On : 23 Jan 2020 11:20 pm
 Operator : JK/ AMS/ DTH
 Sample : A0A0648-01@40
 Misc : 40x, 8270D LL PAH
 ALS Vial : 19 Sample Multiplier: 1

Quant Time: Jan 24 12:40:25 2020
 Quant Method : R:\methods\SV14_090619_PAHR7.M
 Quant Title : EPA 8270D: Semivolatile Organics
 QLast Update : Fri Dec 20 12:46:03 2019
 Response via : Initial Calibration



TIC: N01232025.D\data.ms

(35) Benzo(a)pyrene (T)

17.984min (-0.018) 48.82 ng/ml

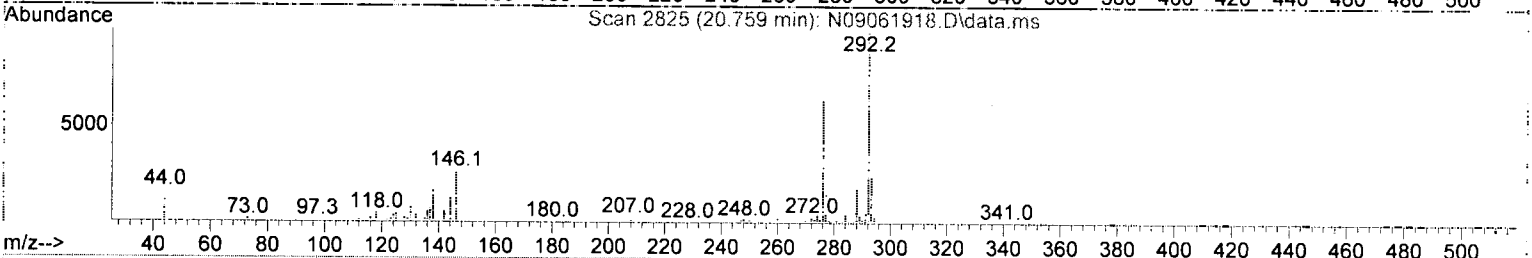
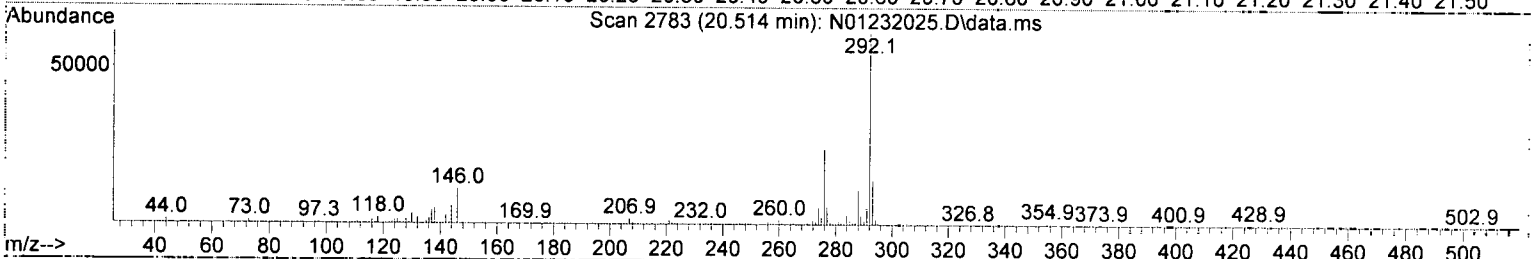
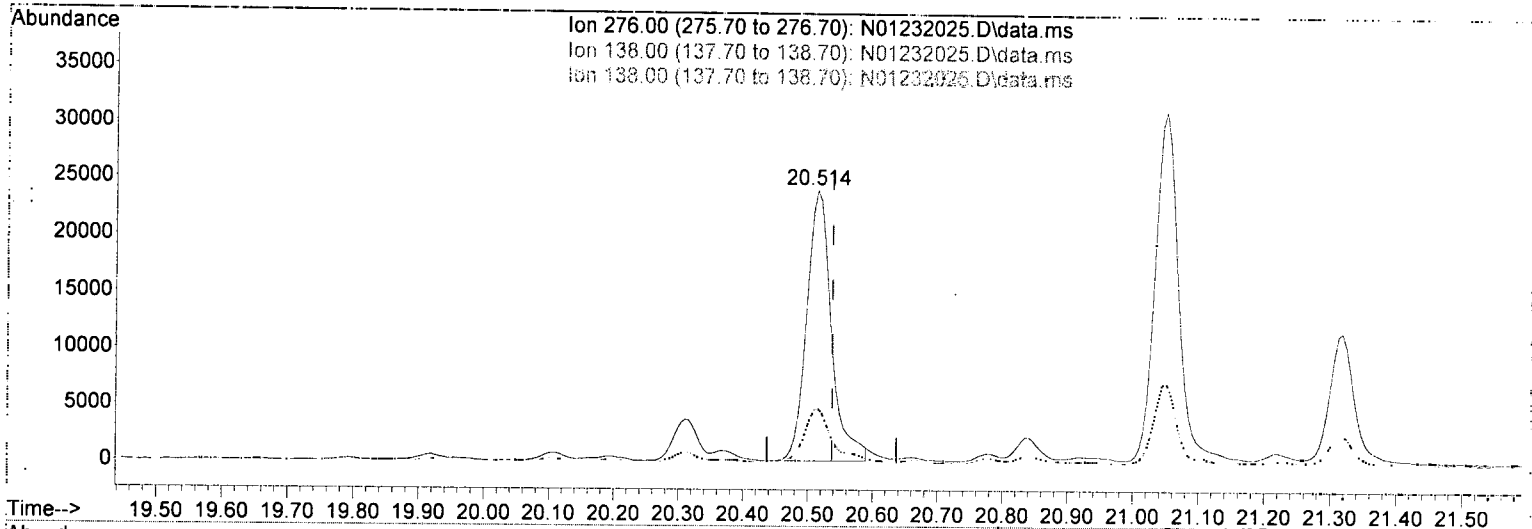
response 93924

Ion	Exp%	Act%
252.00	100.00	100.00
112.90	12.70	9.34
253.00	21.90	21.65
0.00	0.00	0.00

Quantitation Report (Qedit)

Data Path : R:\data\2020-01\0A23020\
 Data File : N01232025.D
 Acq On : 23 Jan 2020 11:20 pm
 Operator : JK/ AMS/ DTH
 Sample : A0A0648-01@40
 Misc : 40x, 8270D LL PAH
 ALS Vial : 19 Sample Multiplier: 1

Quant Time: Jan 24 12:40:25 2020
 Quant Method : R:\methods\SV14_090619_PAHR7.M
 Quant Title : EPA 8270D: Semivolatile Organics
 QLast Update : Fri Dec 20 12:46:03 2019
 Response via : Initial Calibration



TIC: N01232025.D\data.ms

(38) Indeno(1,2,3-cd)Pyrene (T)

20.514min (-0.023) 32.40 ng/ml


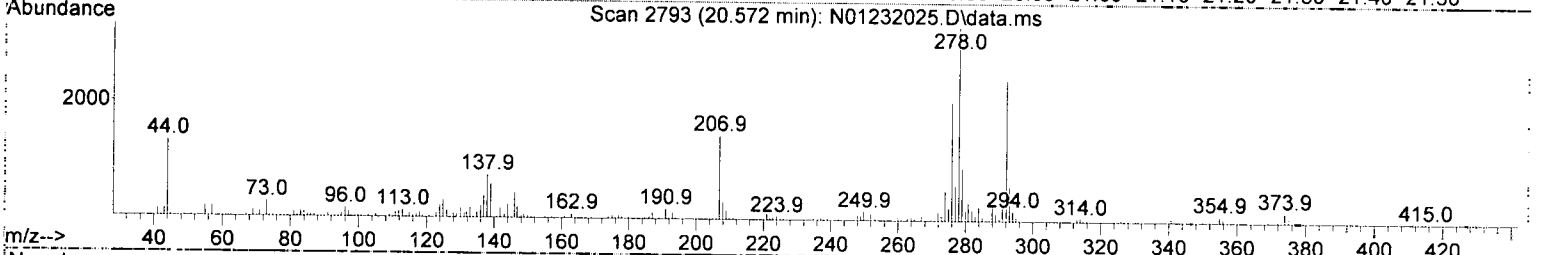
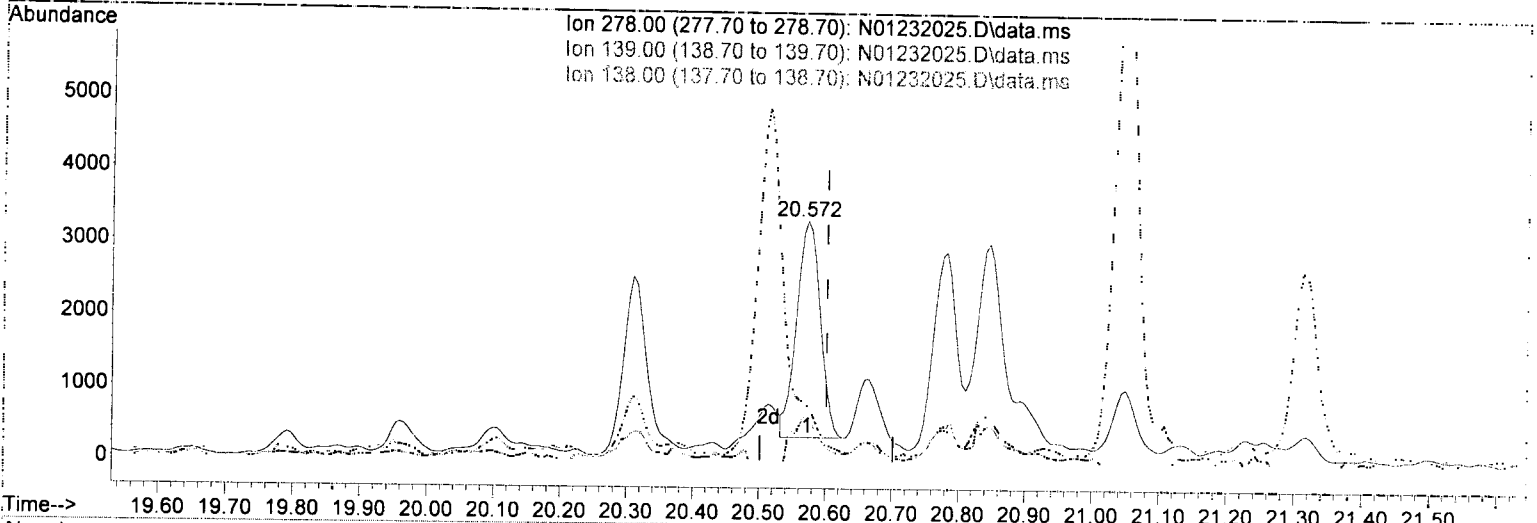
response 64032

Ion	Exp%	Act%
276.00	100.00	100.00
138.00	31.60	20.21
138.00	31.60	20.21
0.00	0.00	0.00

Quantitation Report (Qedit)

Data Path : R:\data\2020-01\0A23020\
 Data File : N01232025.D
 Acq On : 23 Jan 2020 11:20 pm
 Operator : JK/ AMS/ DTH
 Sample : A0A0648-01@40
 Misc : 40x, 8270D LL PAH
 ALS Vial : 19 Sample Multiplier: 1

Quant Time: Jan 24 12:40:25 2020
 Quant Method : R:\methods\SV14_090619_PAHR7.M
 Quant Title : EPA 8270D: Semivolatile Organics
 QLast Update : Fri Dec 20 12:46:03 2019
 Response via : Initial Calibration



TIC: N01232025.D\data.ms

(39) Dibenz(a,h)anthracene (T)

20.572min (-0.029) 3.99 ng/ml

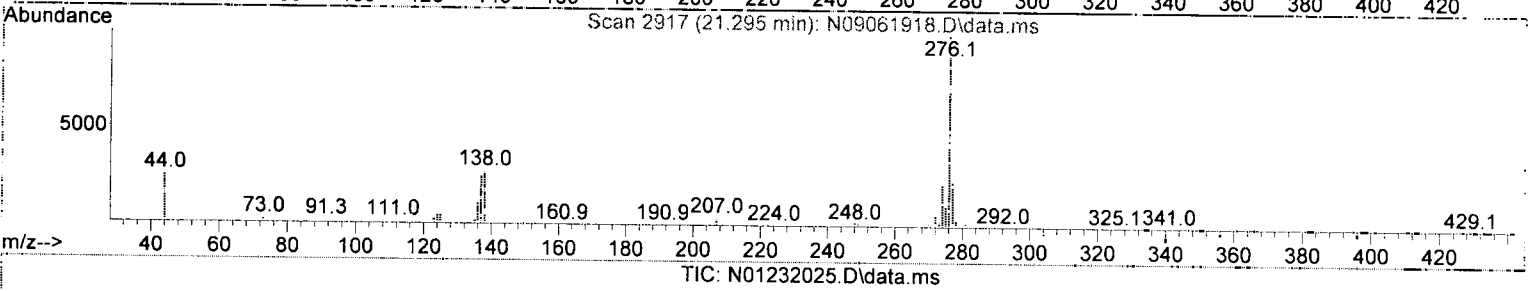
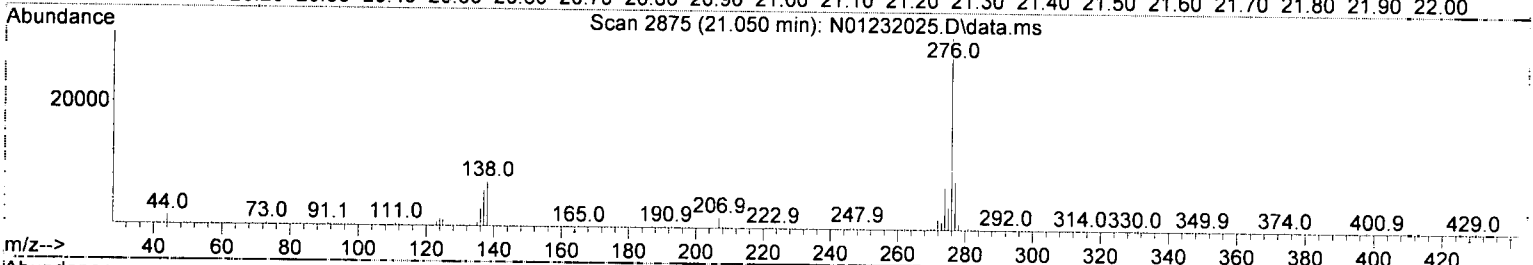
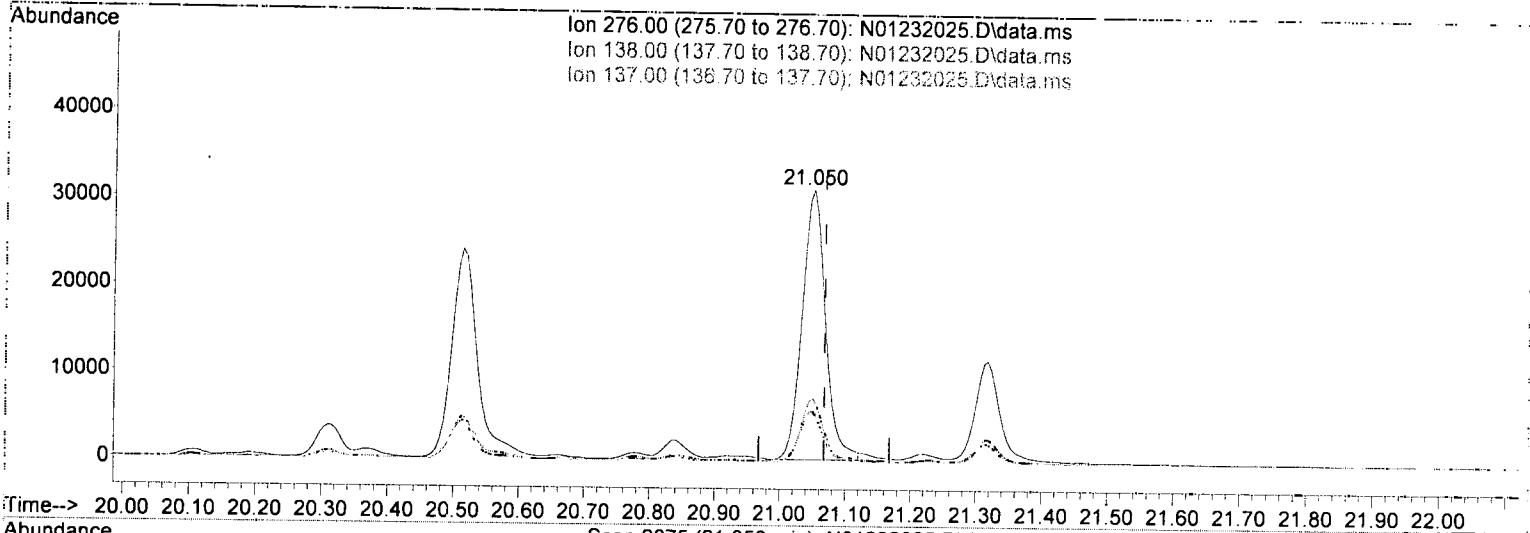
response 7403

Ion	Exp%	Act%
278.00	100.00	100.00
139.00	26.00	18.03
138.00	19.90	22.69
0.00	0.00	0.00

Quantitation Report (Qedit)

Data Path : R:\data\2020-01\0A23020\
 Data File : N01232025.D
 Acq On : 23 Jan 2020 11:20 pm
 Operator : JK/ AMS/ DTH
 Sample : A0A0648-01@40
 Misc : 40x, 8270D LL PAH
 ALS Vial : 19 Sample Multiplier: 1

Quant Time: Jan 24 12:40:25 2020
 Quant Method : R:\methods\SV14_090619_PAHR7.M
 Quant Title : EPA 8270D: Semivolatile Organics
 QLast Update : Fri Dec 20 12:46:03 2019
 Response via : Initial Calibration



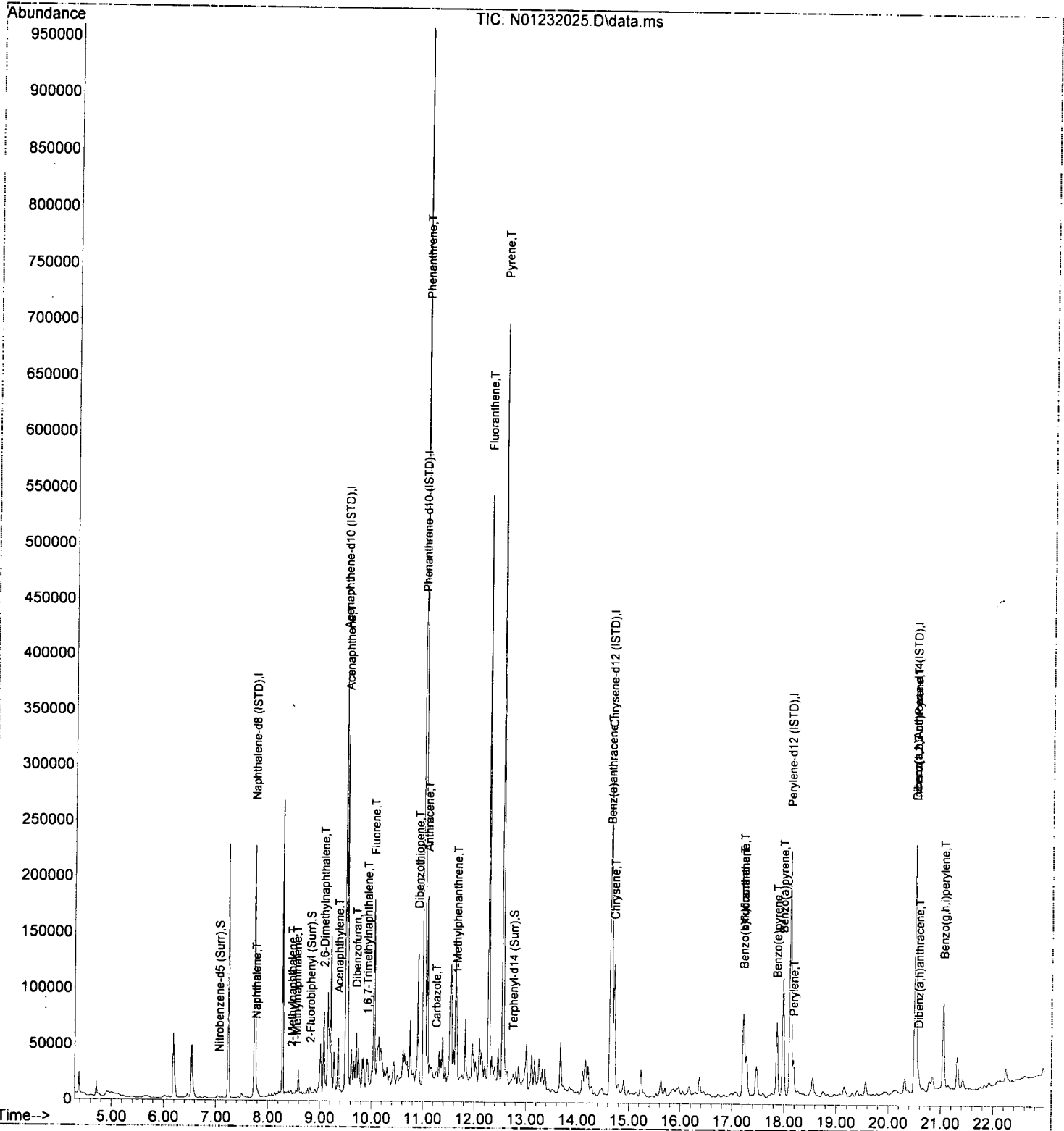
(40) Benzo(g,h,i)perylene (T)

21.050min (-0.018) 36.53 ng/ml

response	76599	
Ion	Exp%	Act%
276.00	100.00	100.00
138.00	21.00	23.30
137.00	18.60	18.37
0.00	0.00	0.00

Data Path : R:\data\2020-01\0A23020\
 Data File : N01232025.D
 Acq On : 23 Jan 2020 11:20 pm
 Operator : JK/ AMS/ DTH
 Sample : A0A0648-01@40
 Misc : 40x, 8270D LL PAH
 ALS Vial : 19 Sample Multiplier: 1

Quant Time: Jan 24 12:40:25 2020
 Quant Method : R:\methods\SV14_090619_PAHR7.M
 Quant Title : EPA 8270D: Semivolatile Organics
 QLast Update : Fri Dec 20 12:46:03 2019
 Response via : Initial Calibration



Data Path : R:\data\2020-01\0A23020\
 Data File : N01232026.D
 Acq On : 23 Jan 2020 11:53 pm
 Operator : JK/ AMS/ DTH
 Sample : A0A0648-04@100
 Misc : 100x, 8270D LL PAH
 ALS Vial : 20 Sample Multiplier: 1

RM 1/24/20

Quant Time: Jan 24 12:40:28 2020
 Quant Method : R:\methods\SV14_090619_PAHR7.M
 Quant Title : EPA 8270D: Semivolatile Organics
 QLast Update : Fri Dec 20 12:46:03 2019
 Response via : Initial Calibration

Compound	R.T.	QIon	Response	Conc	Units	Dev(Min)	
Internal Standards							
1) Naphthalene-d8 (ISTD)	7.749	136	166822	100.00	ng/ml	-0.01	
9) Acenaphthene-d10 (ISTD)	9.503	162	114272	100.00	ng/ml	-0.01	
17) Phenanthrene-d10 (ISTD)	11.013	188	208416	100.00	ng/ml	0.00	
24) Chrysene-d12 (ISTD)	14.668	240	191736	100.00	ng/ml	-0.02	
29) Perylene-d12 (ISTD)	18.124	264	186879	100.00	ng/ml	-0.02	
37) Dibenz(a,h)Anthracene-d...	20.514	292	150074	100.00	ng/ml	-0.02	
System Monitoring Compounds							
2) Nitrobenzene-d5 (Surr)	7.067	82	409	0.74	ng/ml	0.00	
10) 2-Fluorobiphenyl (Surr)	8.821	172	1531	0.90	ng/ml	0.00	
11) Acenaphthylene d-8 (Surr)	9.346	160	3202	-1.00	ng/ml	-0.01	
26) Terphenyl-d14 (Surr)	12.756	244	1769	0.88	ng/ml	-0.01	
33) Benzo(a)pyrene d-12 (S...	0.000	264	0	0.00	ng/ml		
Target Compounds							
3) Decalin	0.000		0				Qvalue
4) Naphthalene	7.772	128	90249	N.D.			
5) 2-Methylnaphthalene	8.454	142	26055	49.05	ng/ml		99
6) 1-Methylnaphthalene	8.553	142	36730	16.71	ng/ml		99
7) 1,1'-Biphenyl	8.921	154	6991	23.56	ng/ml		98
8) 2,6-Dimethylnaphthalene	9.084	156	41786	3.33	ng/ml		96
12) Acenaphthylene	9.364	152	25732	27.29	ng/ml		99
13) Acenaphthene	9.538	153	150215	10.37	ng/ml		94
14) Dibenzofuran	9.713	168	13766	92.45	ng/ml		100
15) 1,6,7-Trimethylnaphtha...	9.923	170	12041	6.76	ng/ml		91
16) Fluorene	10.057	166	72541	8.84	ng/ml		91
18) Dibenzothiopene	10.908	184	69539	43.63	ng/ml		99
19) Phenanthrene	11.036	178	576821	31.90	ng/ml		97
20) Anthracene	11.089	178	92738	236.52	ng/ml		99
21) Carbazole	11.252	167	3233	40.88	ng/ml		98
22) 1-Methylphenanthrene	11.660	192	23488	1.76	ng/ml		85
23) Fluoranthene	12.278	202	334824	13.86	ng/ml		98
25) Pyrene	12.558	202	445927	136.26	ng/ml		96
27) Benz(a)anthracene	14.644	228	78140	148.86	ng/ml		99
28) Chrysene	14.726	228	89013	35.10	ng/ml		66
30) Benzo(b)fluoranthene	17.221	252	82654	42.25	ng/ml		96
31) Benzo(k)fluoranthene	17.221	252	105995	38.33	ng/ml		92
32) Benzo(b+k)fluoranthene	17.221	252	112600	49.92	ng/ml		90
34) Benzo(e)pyrene	17.868	252	56491	51.05	ng/ml		90
35) Benzo(a)pyrene	17.984	252	86276	25.91	ng/ml		97
36) Perylene	18.182	252	22844	46.74	ng/ml		96
38) Indeno(1,2,3-cd)Pyrene	20.514	276	54860	10.05	ng/ml		99
39) Dibenz(a,h)anthracene	20.572	278	6442	29.64	ng/ml		81
40) Benzo(g,h,i)perylene	21.050	276	69142	3.70	ng/ml		88
				35.21	ng/ml		98

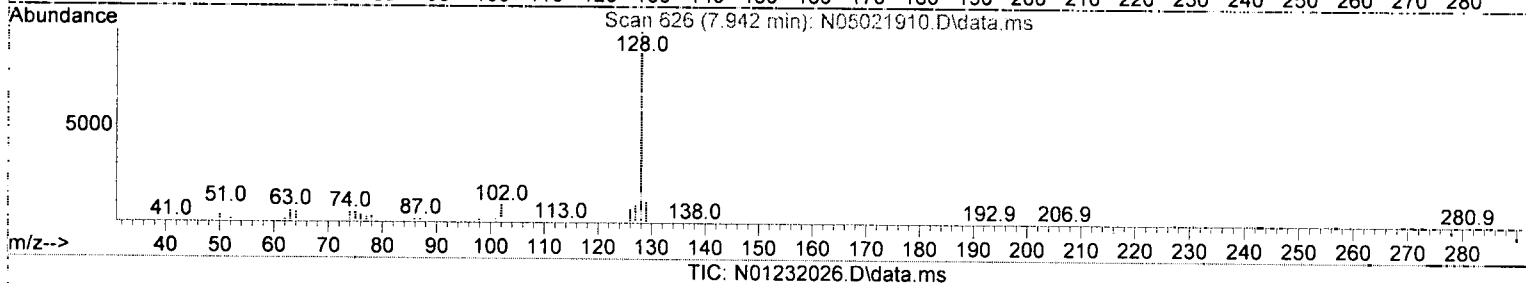
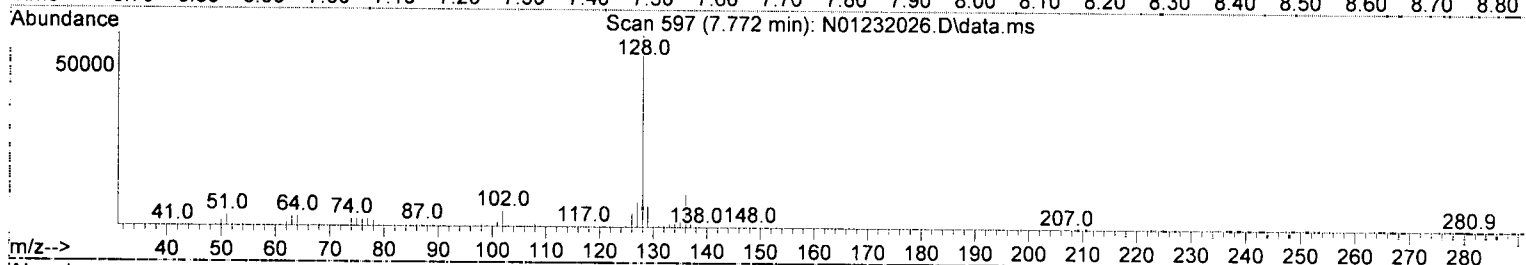
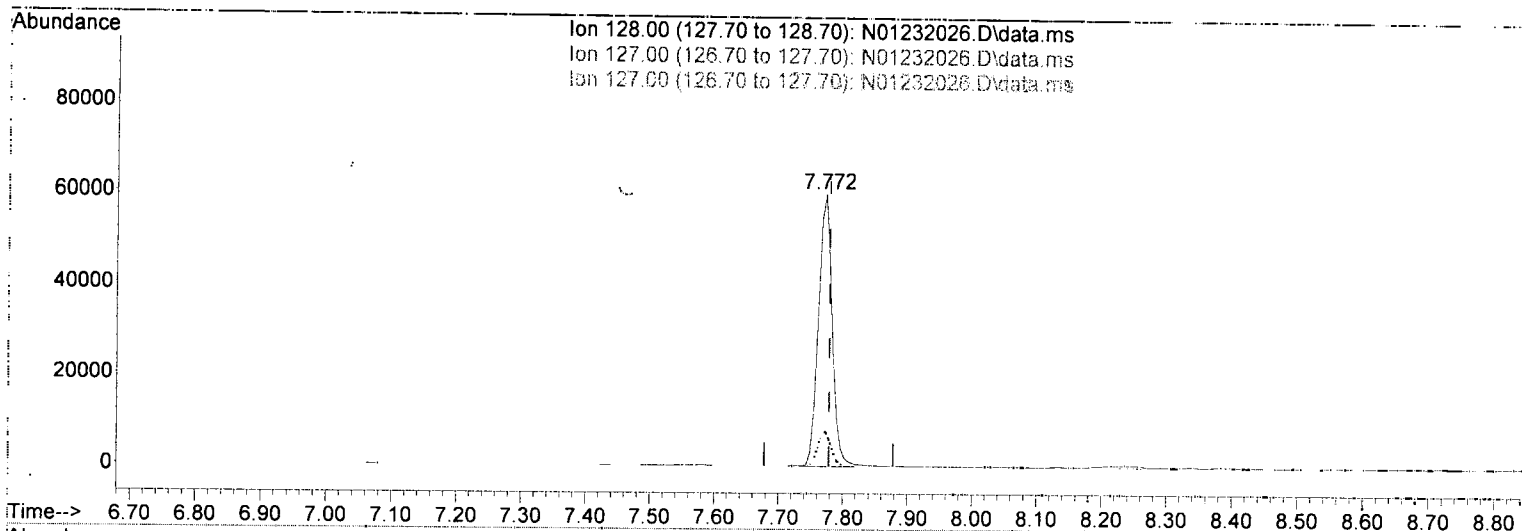
MS-MOS

(#) = qualifier out of range (m) = manual integration (+) = signals summed

Quantitation Report (Qedit)

Data Path : R:\data\2020-01\0A23020\
 Data File : N01232026.D
 Acq On : 23 Jan 2020 11:53 pm
 Operator : JK/ AMS/ DTH
 Sample : A0A0648-04@100
 Misc : 100x, 8270D LL PAH
 ALS Vial : 20 Sample Multiplier: 1

Quant Time: Jan 24 12:40:28 2020
 Quant Method : R:\methods\SV14_090619_PAHR7.M
 Quant Title : EPA 8270D: Semivolatile Organics
 QLast Update : Fri Dec 20 12:46:03 2019
 Response via : Initial Calibration



TIC: N01232026.D\data.ms

(4) Naphthalene (T)

7.772min (-0.006) 49.05 ng/ml

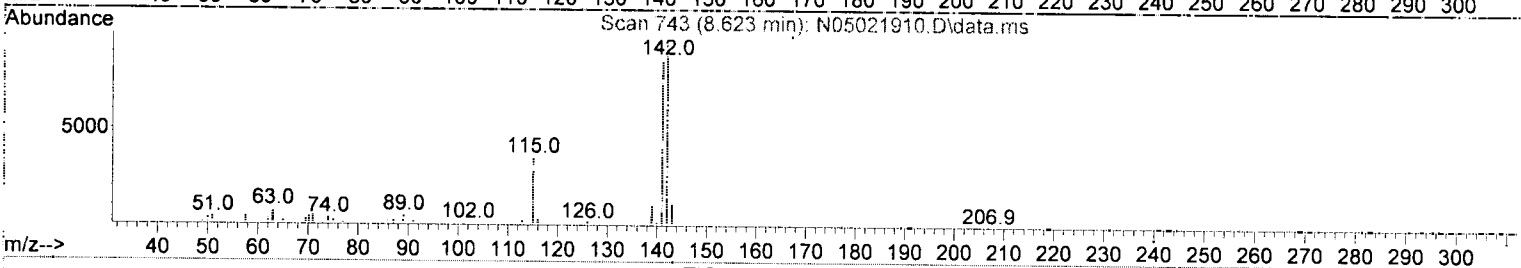
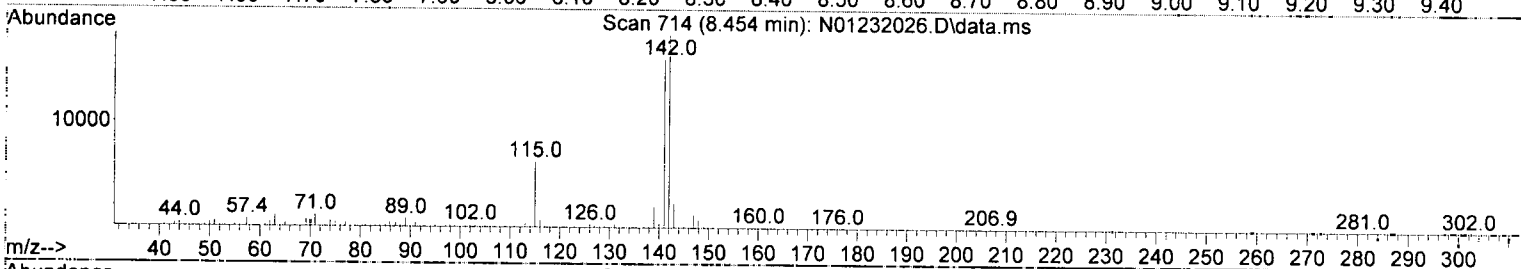
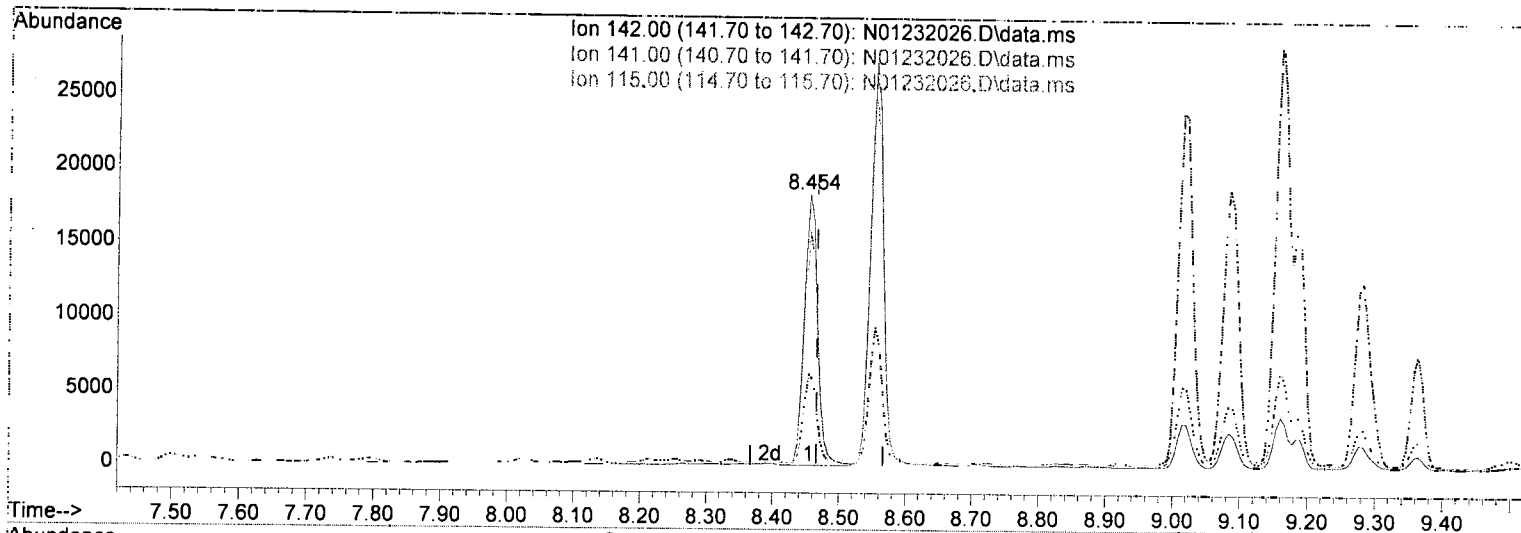
response 90249

Ion	Exp%	Act%
128.00	100.00	100.00
127.00	12.60	12.88
127.00	12.60	12.88
0.00	0.00	0.00

Quantitation Report (Qedit)

Data Path : R:\data\2020-01\0A23020\
 Data File : N01232026.D
 Acq On : 23 Jan 2020 11:53 pm
 Operator : JK/ AMS/ DTH
 Sample : A0A0648-04@100
 Misc : 100x, 8270D LL PAH
 ALS Vial : 20 Sample Multiplier: 1

Quant Time: Jan 24 12:40:28 2020
 Quant Method : R:\methods\SV14_090619_PAHR7.M
 Quant Title : EPA 8270D: Semivolatile Organics
 QLast Update : Fri Dec 20 12:46:03 2019
 Response via : Initial Calibration



TIC: N01232026.D\data.ms

(5) 2-Methylnaphthalene (T)

8.454min (-0.012) 16.71 ng/ml

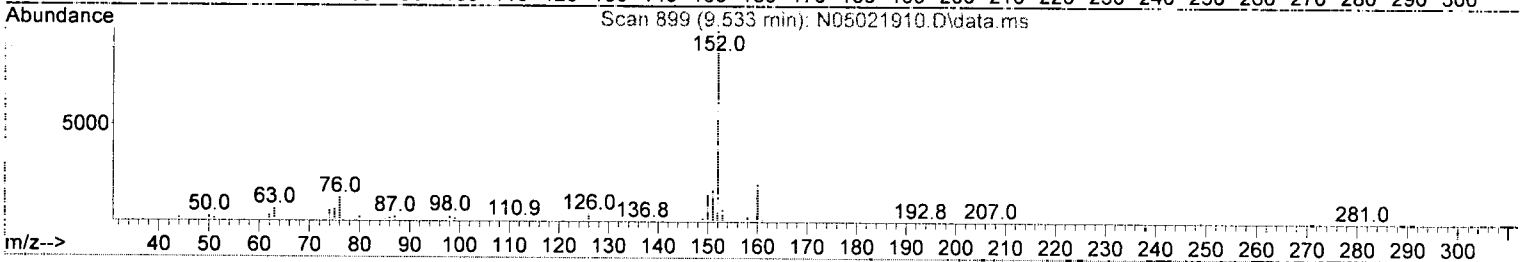
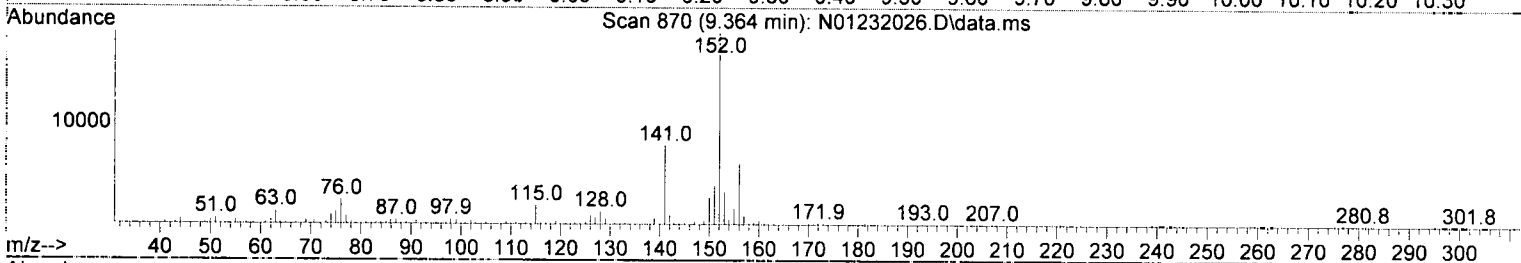
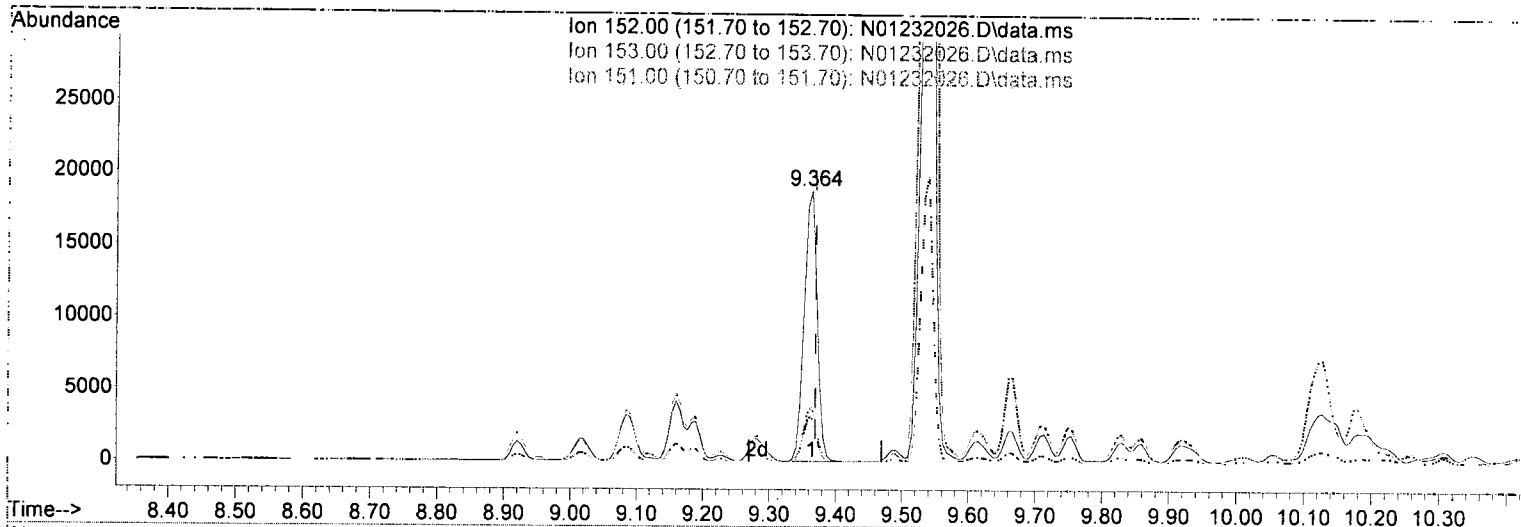
response 26055

Ion	Exp%	Act%
142.00	100.00	100.00
141.00	86.60	87.16
115.00	35.70	34.39
0.00	0.00	0.00

Quantitation Report (Qedit)

Data Path : R:\data\2020-01\0A23020\
 Data File : N01232026.D
 Acq On : 23 Jan 2020 11:53 pm
 Operator : JK/ AMS/ DTH
 Sample : A0A0648-04@100
 Misc : 100x, 8270D LL PAH
 ALS Vial : 20 Sample Multiplier: 1

Quant Time: Jan 24 12:40:28 2020
 Quant Method : R:\methods\SV14_090619_PAHR7.M
 Quant Title : EPA 8270D: Semivolatile Organics
 QLast Update : Fri Dec 20 12:46:03 2019
 Response via : Initial Calibration



TIC: N01232026.D\data.ms

(12) Acenaphthylene (T)

9.364min (-0.006) 10.37 ng/ml

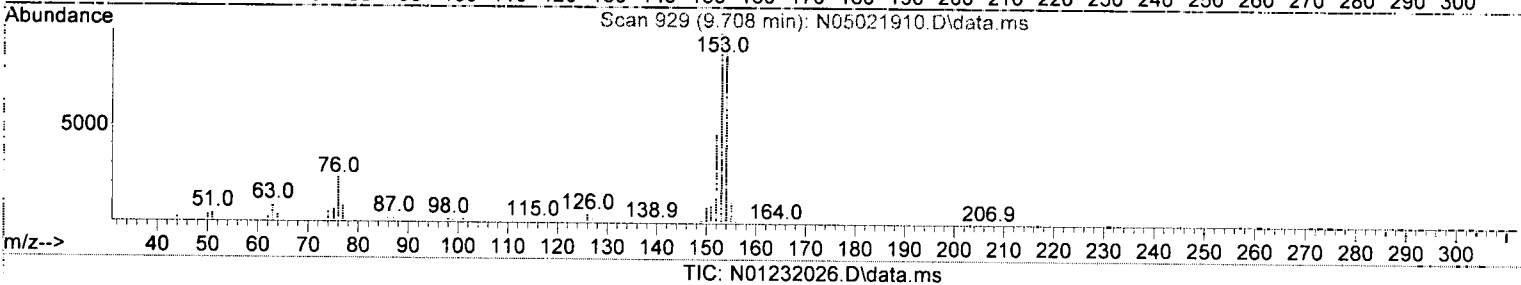
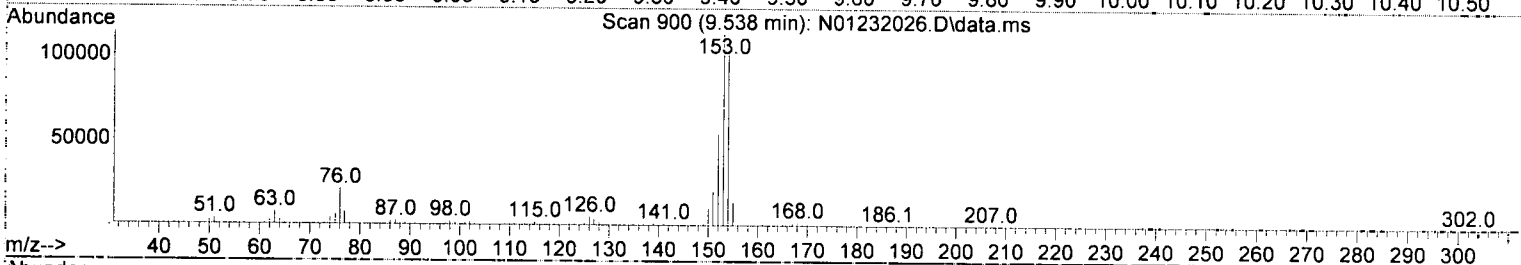
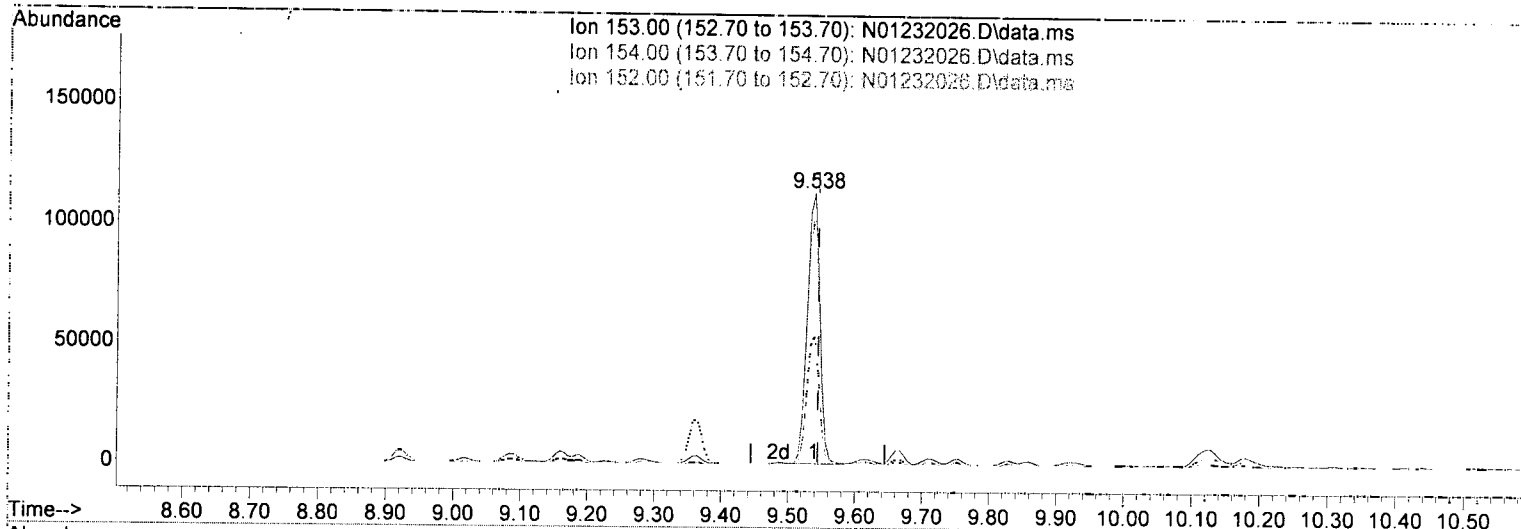
response 25732

Ion	Exp%	Act%
152.00	100.00	100.00
153.00	12.70	17.09
151.00	19.30	20.40
0.00	0.00	0.00

Quantitation Report (Qedit)

Data Path : R:\data\2020-01\0A23020\
 Data File : N01232026.D
 Acq On : 23 Jan 2020 11:53 pm
 Operator : JK/ AMS/ DTH
 Sample : A0A0648-04@100
 Misc : 100x, 8270D LL PAH
 ALS Vial : 20 Sample Multiplier: 1

Quant Time: Jan 24 12:40:28 2020
 Quant Method : R:\methods\SV14_090619_PAHR7.M
 Quant Title : EPA 8270D: Semivolatile Organics
 QLast Update : Fri Dec 20 12:46:03 2019
 Response via : Initial Calibration



(13) Acenaphthene (T)

9.538min (-0.006) 92.45 ng/ml

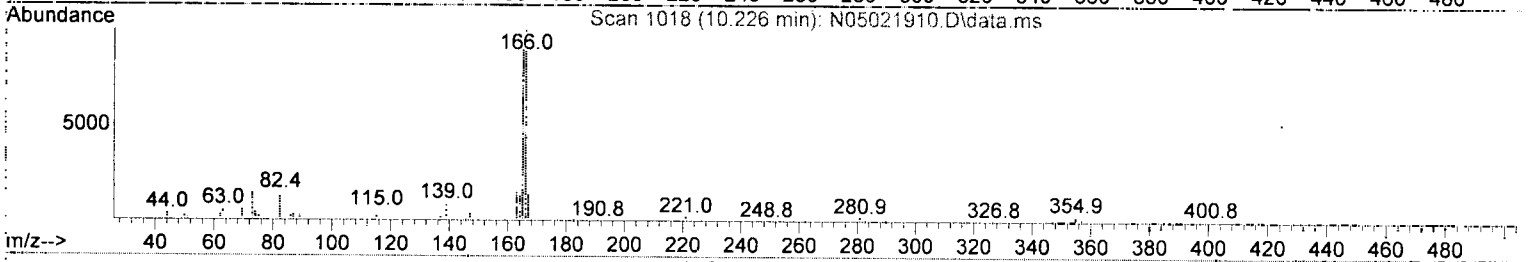
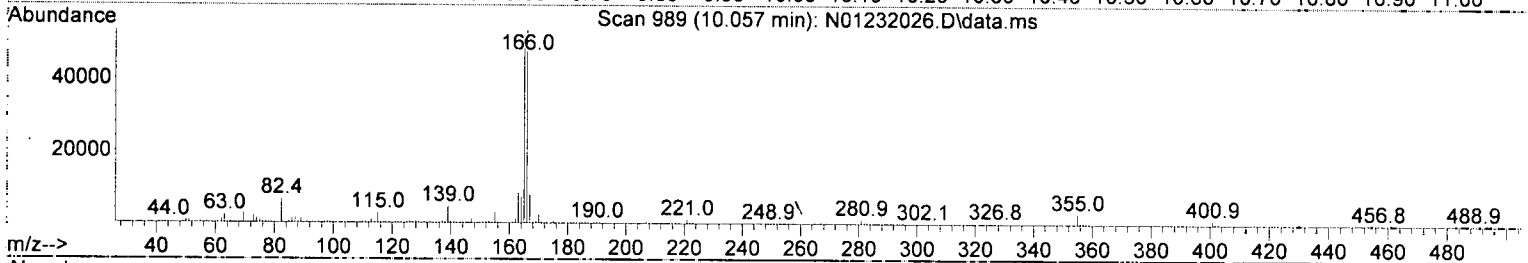
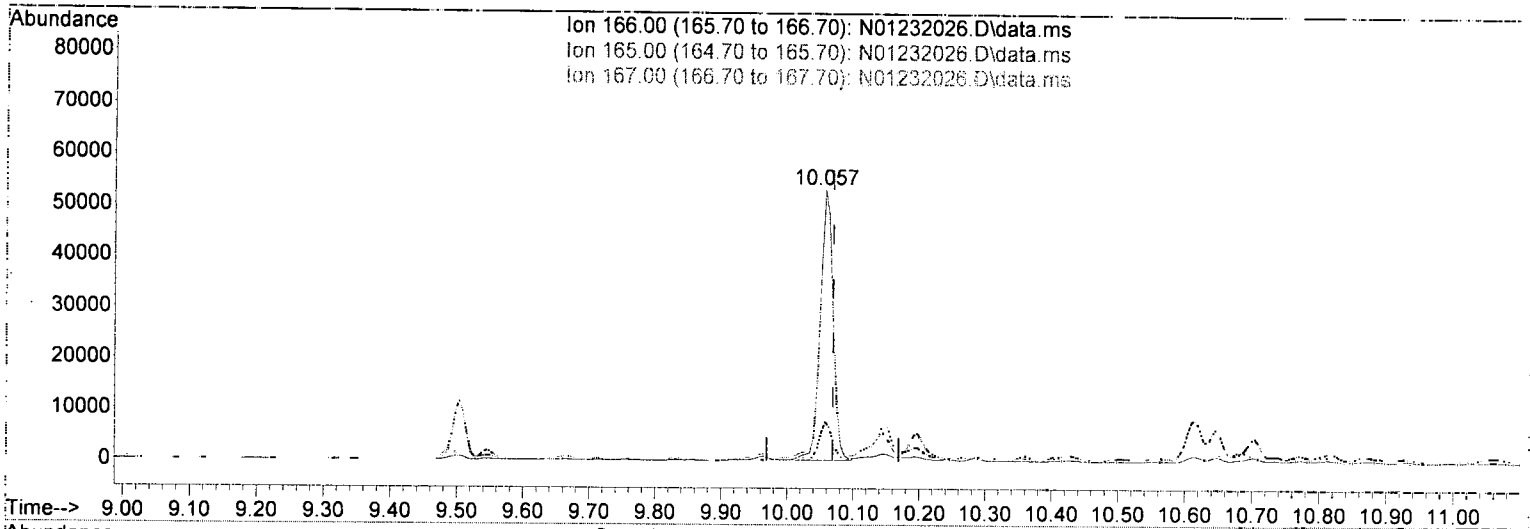
response 150215

Ion	Exp%	Act%
153.00	100.00	100.00
154.00	90.70	90.56
152.00	46.80	47.48
0.00	0.00	0.00

Quantitation Report (Qedit)

Data Path : R:\data\2020-01\0A23020\
 Data File : N01232026.D
 Acq On : 23 Jan 2020 11:53 pm
 Operator : JK/ AMS/ DTH
 Sample : A0A0648-04@100
 Misc : 100x, 8270D LL PAH
 ALS Vial : 20 Sample Multiplier: 1

Quant Time: Jan 24 12:40:28 2020
 Quant Method : R:\methods\SV14_090619_PAHR7.M
 Quant Title : EPA 8270D: Semivolatile Organics
 QLast Update : Fri Dec 20 12:46:03 2019
 Response via : Initial Calibration



TIC: N01232026.D\data.ms

(16) Fluorene (T)

10.057min (-0.012) 43.63 ng/ml

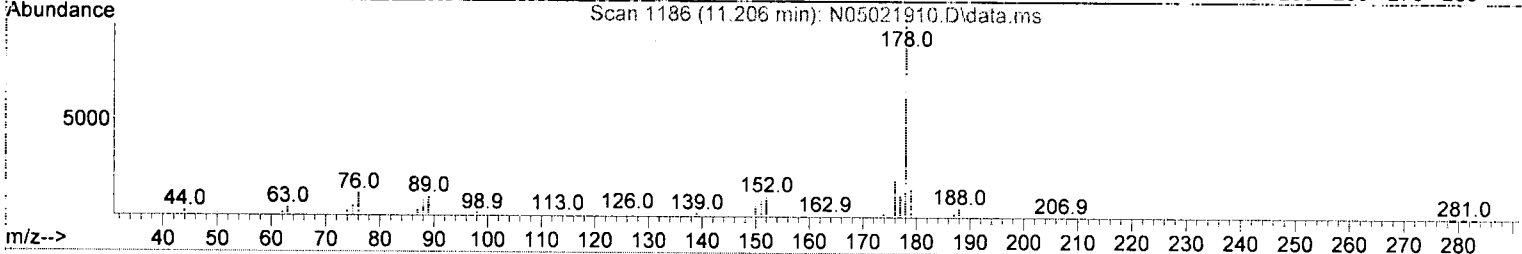
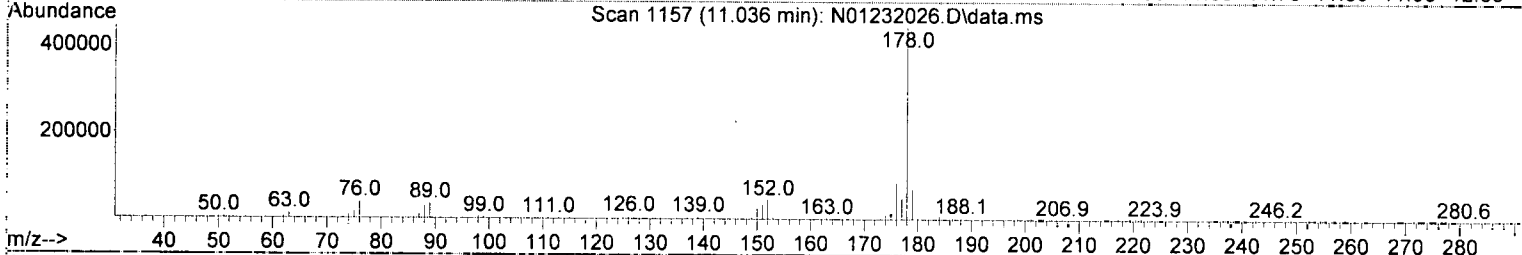
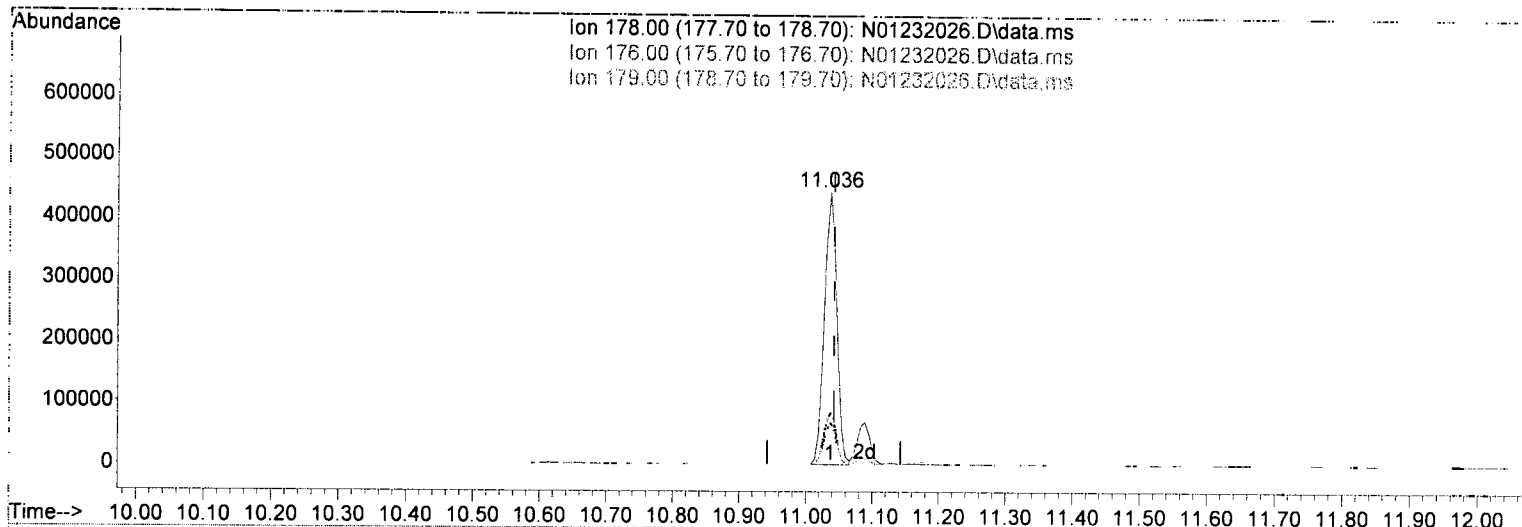
response 72541

Ion	Exp%	Act%
166.00	100.00	100.00
165.00	95.70	96.31
167.00	13.60	14.52
0.00	0.00	0.00

Quantitation Report (Qedit)

Data Path : R:\data\2020-01\0A23020\
 Data File : N01232026.D
 Acq On : 23 Jan 2020 11:53 pm
 Operator : JK/ AMS/ DTH
 Sample : A0A0648-04@100
 Misc : 100x, 8270D LL PAH
 ALS Vial : 20 Sample Multiplier: 1

Quant Time: Jan 24 12:40:28 2020
 Quant Method : R:\methods\SV14_090619_PAHR7.M
 Quant Title : EPA 8270D: Semivolatile Organics
 QLast Update : Fri Dec 20 12:46:03 2019
 Response via : Initial Calibration



TIC: N01232026.D\data.ms

(19) Phenanthrene (T)

11.036min (-0.006) 236.52 ng/ml

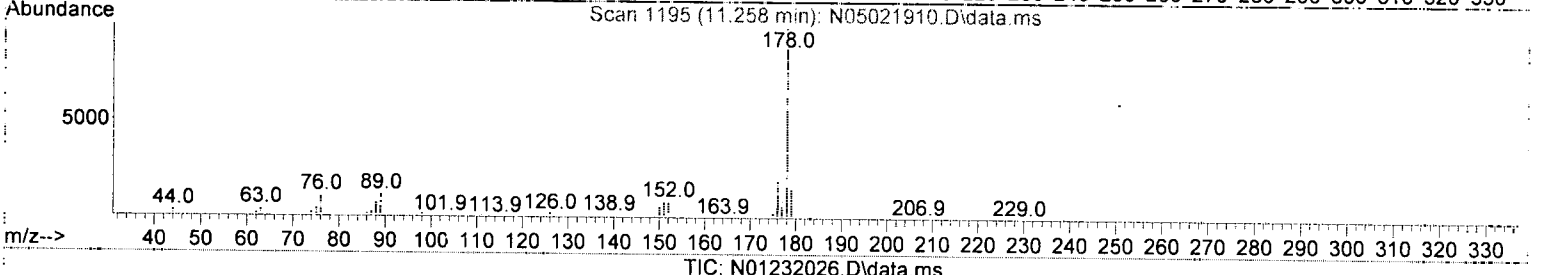
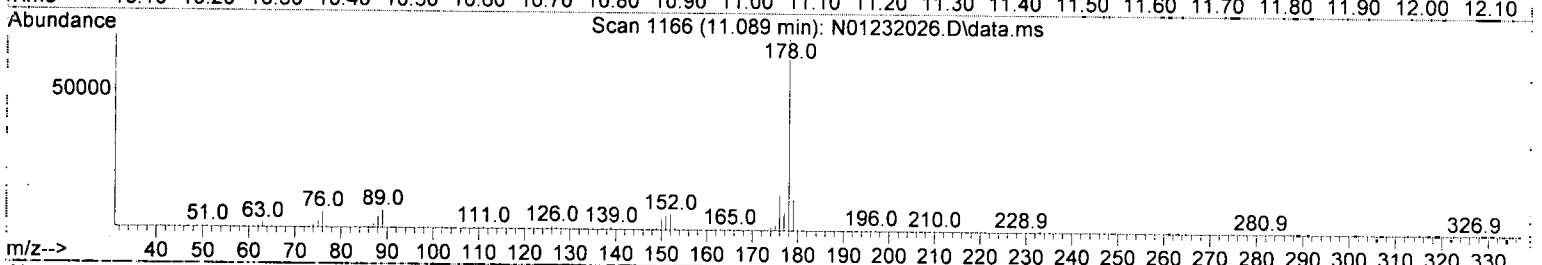
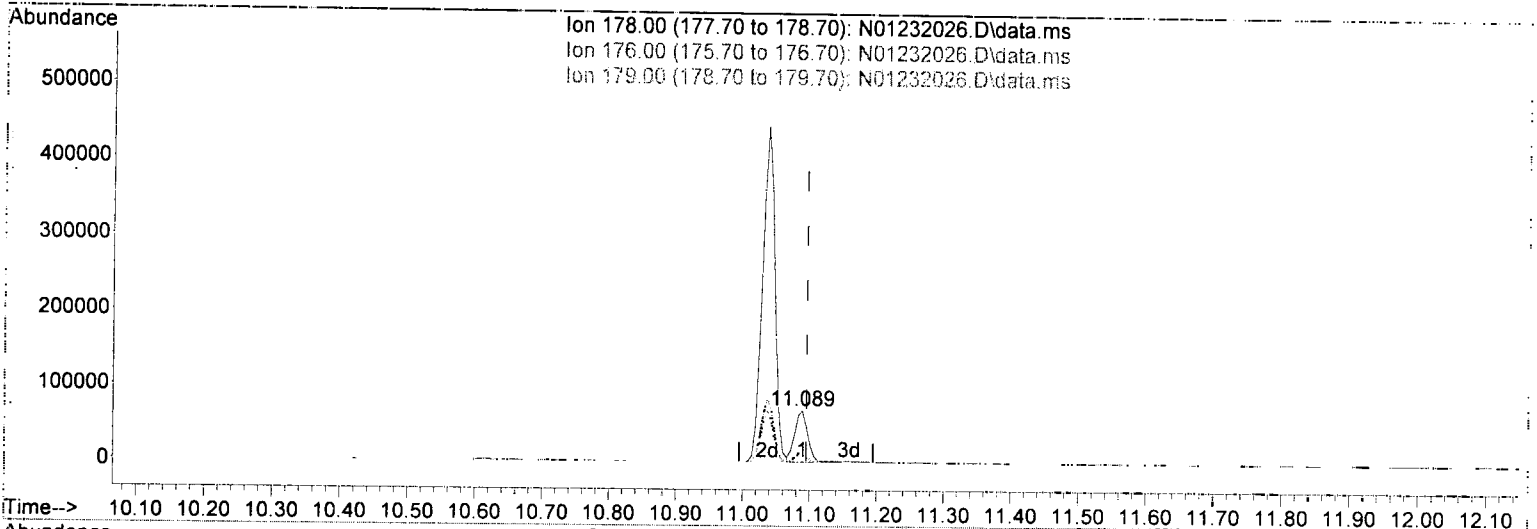
response 576821

Ion	Exp%	Act%
178.00	100.00	100.00
176.00	19.00	19.09
179.00	15.10	15.62
0.00	0.00	0.00

Quantitation Report (Qedit)

Data Path : R:\data\2020-01\0A23020\
 Data File : N01232026.D
 Acq On : 23 Jan 2020 11:53 pm
 Operator : JK/ AMS/ DTH
 Sample : A0A0648-04@100
 Misc : 100x, 8270D LL PAH
 ALS Vial : 20 Sample Multiplier: 1

Quant Time: Jan 24 12:40:28 2020
 Quant Method : R:\methods\SV14_090619_PAHR7.M
 Quant Title : EPA 8270D: Semivolatile Organics
 QLast Update : Fri Dec 20 12:46:03 2019
 Response via : Initial Calibration



(20) Anthracene (T)

11.089min (-0.006) 40.88 ng/ml

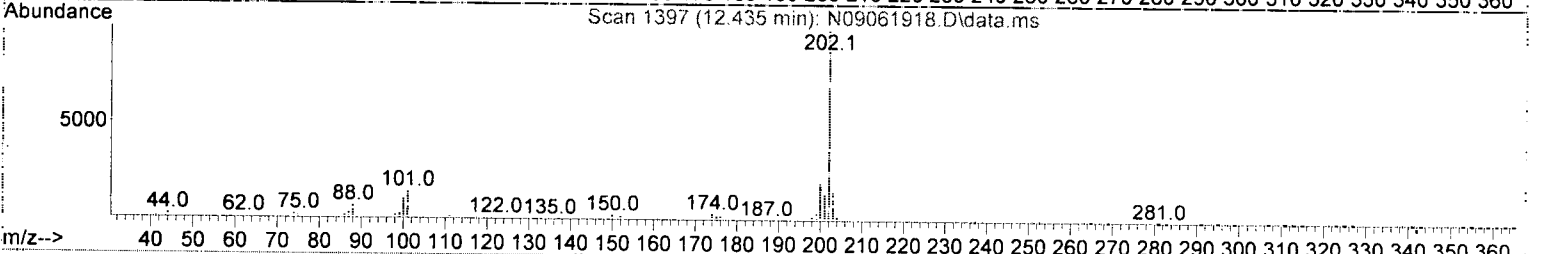
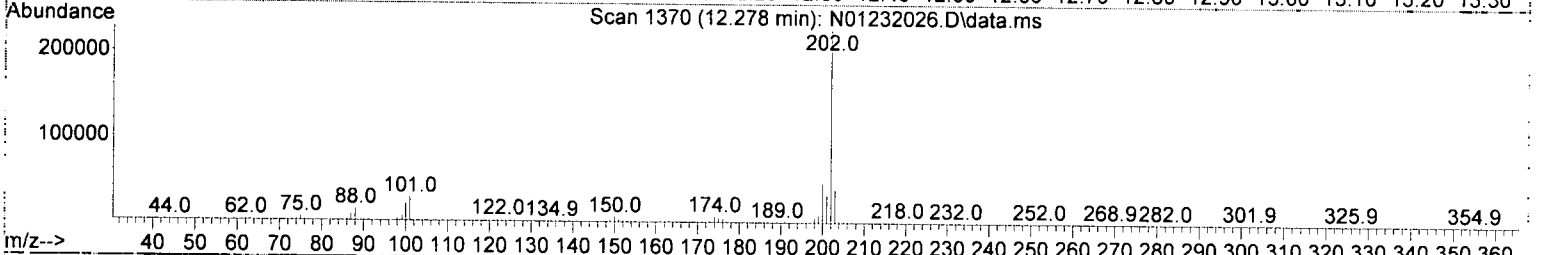
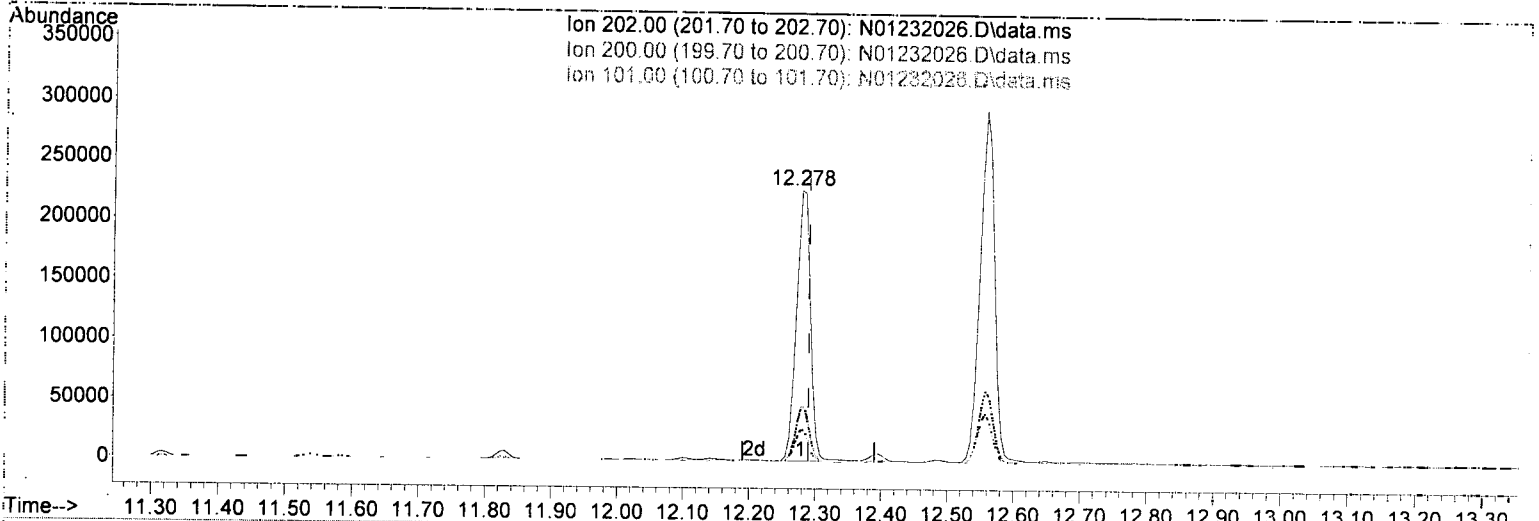
response 92738

Ion	Exp%	Act%
178.00	100.00	100.00
176.00	18.90	18.33
179.00	15.30	16.15
0.00	0.00	0.00

Quantitation Report (Qedit)

Data Path : R:\data\2020-01\0A23020\
 Data File : N01232026.D
 Acq On : 23 Jan 2020 11:53 pm
 Operator : JK/ AMS/ DTH
 Sample : A0A0648-04@100
 Misc : 100x, 8270D LL PAH
 ALS Vial : 20 Sample Multiplier: 1

Quant Time: Jan 24 12:40:28 2020
 Quant Method : R:\methods\SV14_090619_PAHR7.M
 Quant Title : EPA 8270D: Semivolatile Organics
 QLast Update : Fri Dec 20 12:46:03 2019
 Response via : Initial Calibration



TIC: N01232026.D\data.ms

(23) Fluoranthene (T)

12.278min (-0.012) 136.26 ng/ml

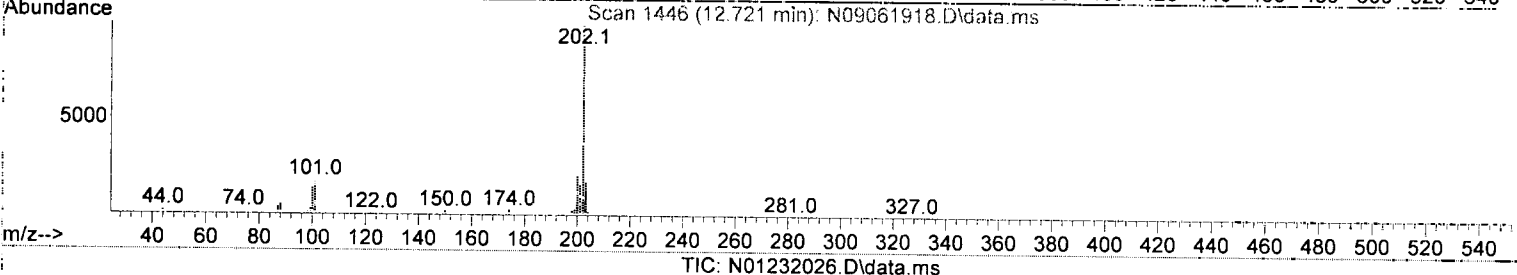
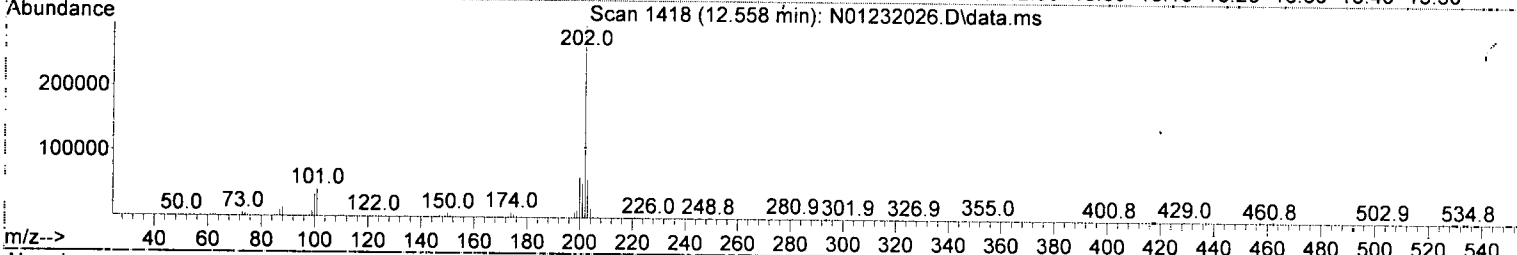
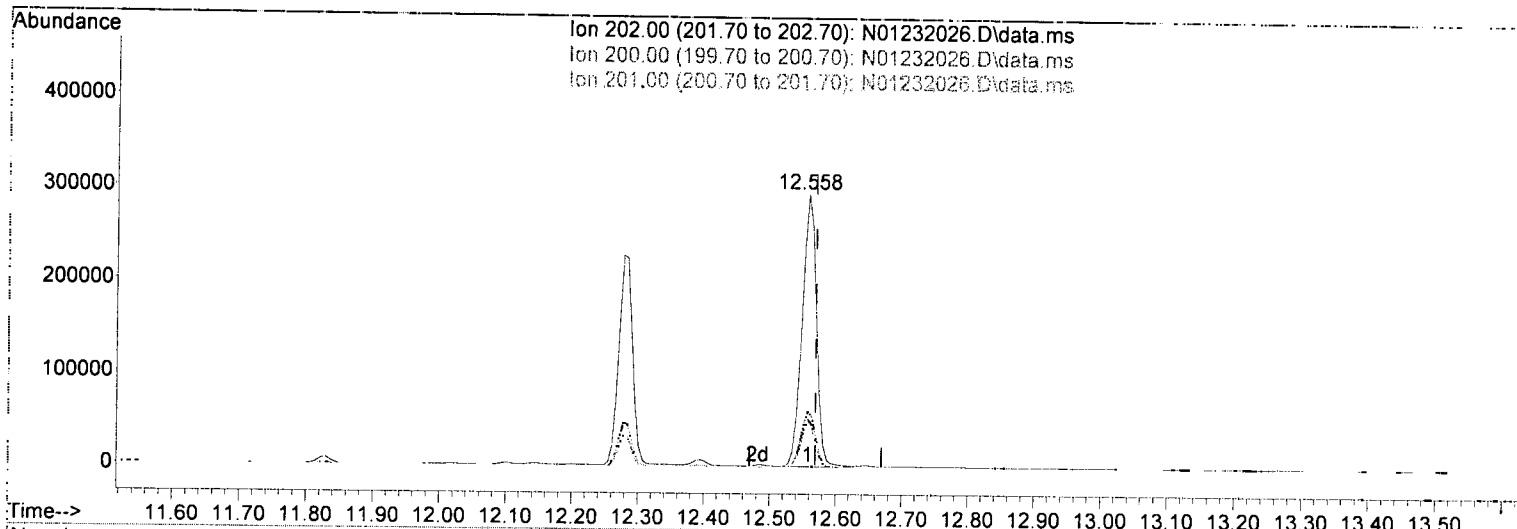
response 334824

Ion	Exp%	Act%
202.00	100.00	100.00
200.00	19.70	20.38
101.00	15.30	12.25
0.00	0.00	0.00

Quantitation Report (Qedit)

Data Path : R:\data\2020-01\0A23020\
 Data File : N01232026.D
 Acq On : 23 Jan 2020 11:53 pm
 Operator : JK/ AMS/ DTH
 Sample : A0A0648-04@100
 Misc : 100x, 8270D LL PAH
 ALS Vial : 20 Sample Multiplier: 1

Quant Time: Jan 24 12:40:28 2020
 Quant Method : R:\methods\SV14_090619_PAHR7.M
 Quant Title : EPA 8270D: Semivolatile Organics
 QLast Update : Fri Dec 20 12:46:03 2019
 Response via : Initial Calibration



TIC: N01232026.D\data.ms

(25) Pyrene (T)

12.558min (-0.012) 148.86 ng/ml

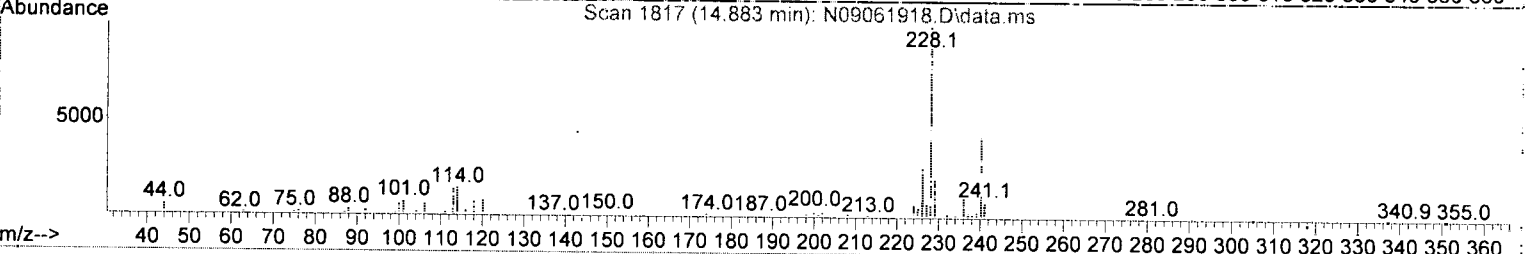
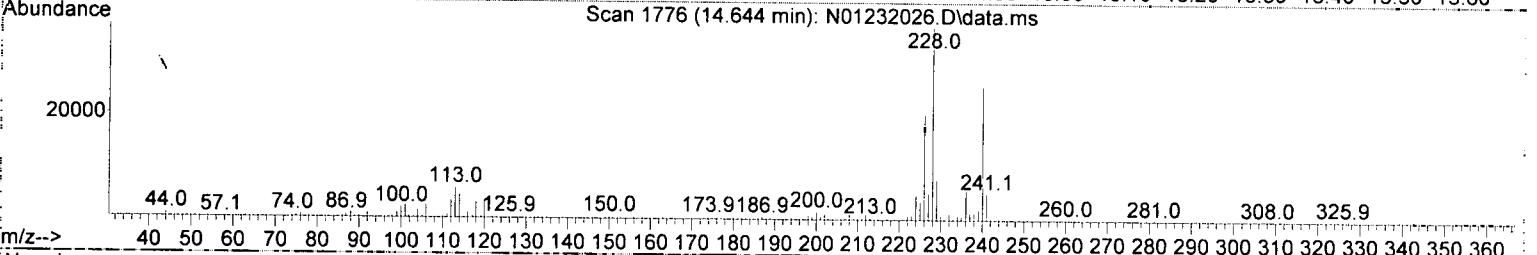
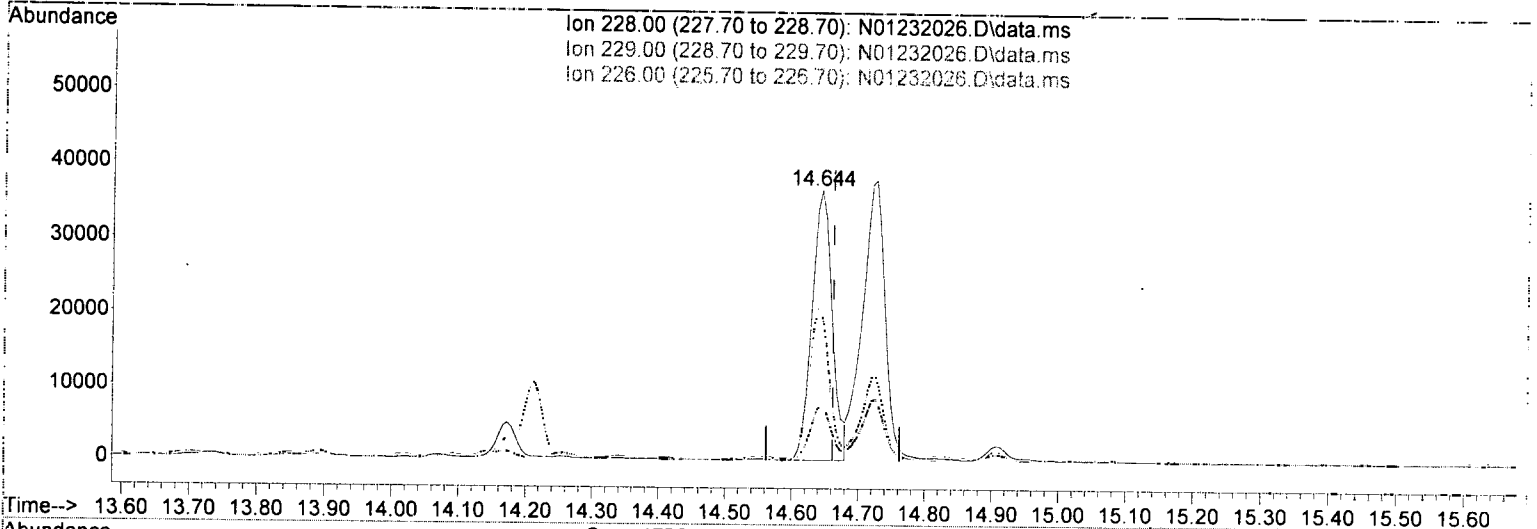
response 445927

Ion	Exp%	Act%
202.00	100.00	100.00
200.00	20.70	20.74
201.00	16.80	17.43
0.00	0.00	0.00

Quantitation Report (Qedit)

Data Path : R:\data\2020-01\0A23020\
 Data File : N01232026.D
 Acq On : 23 Jan 2020 11:53 pm
 Operator : JK/ AMS/ DTH
 Sample : A0A0648-04@100
 Misc : 100x, 8270D LL PAH
 ALS Vial : 20 Sample Multiplier: 1

Quant Time: Jan 24 12:40:28 2020
 Quant Method : R:\methods\SV14_090619_PAHR7.M
 Quant Title : EPA 8270D: Semivolatile Organics
 QLast Update : Fri Dec 20 12:46:03 2019
 Response via : Initial Calibration



(27) Benz(a)anthracene (T)

14.644min (-0.018) 35.10 ng/ml

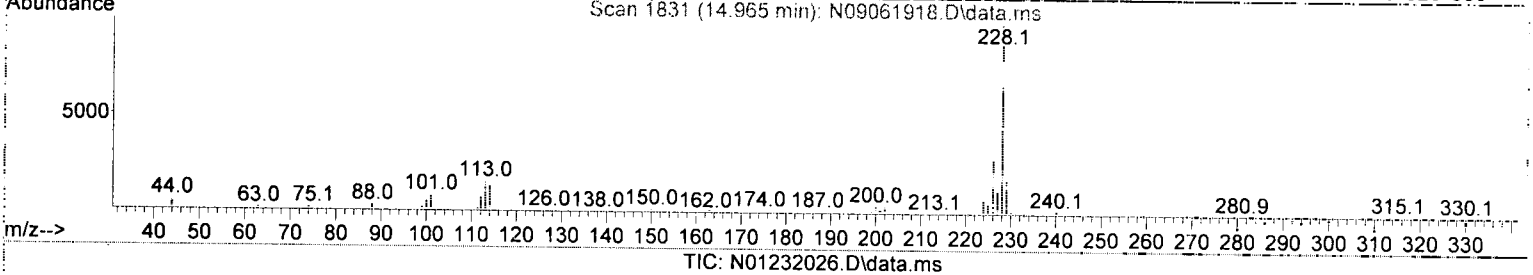
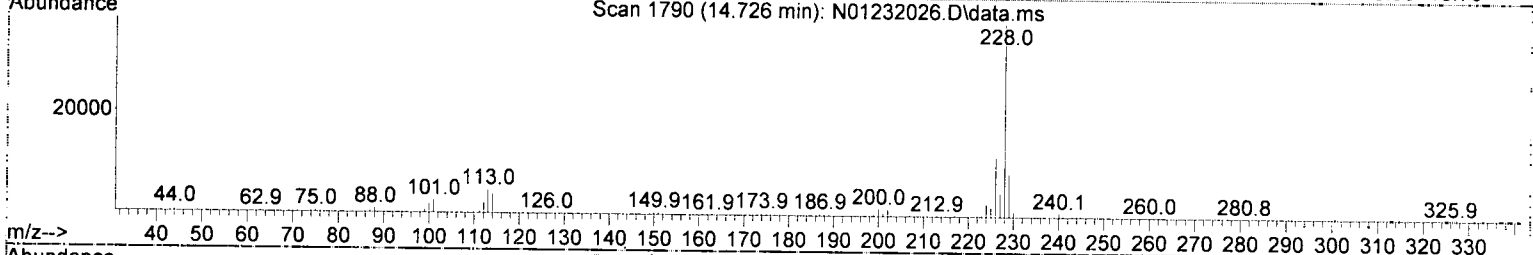
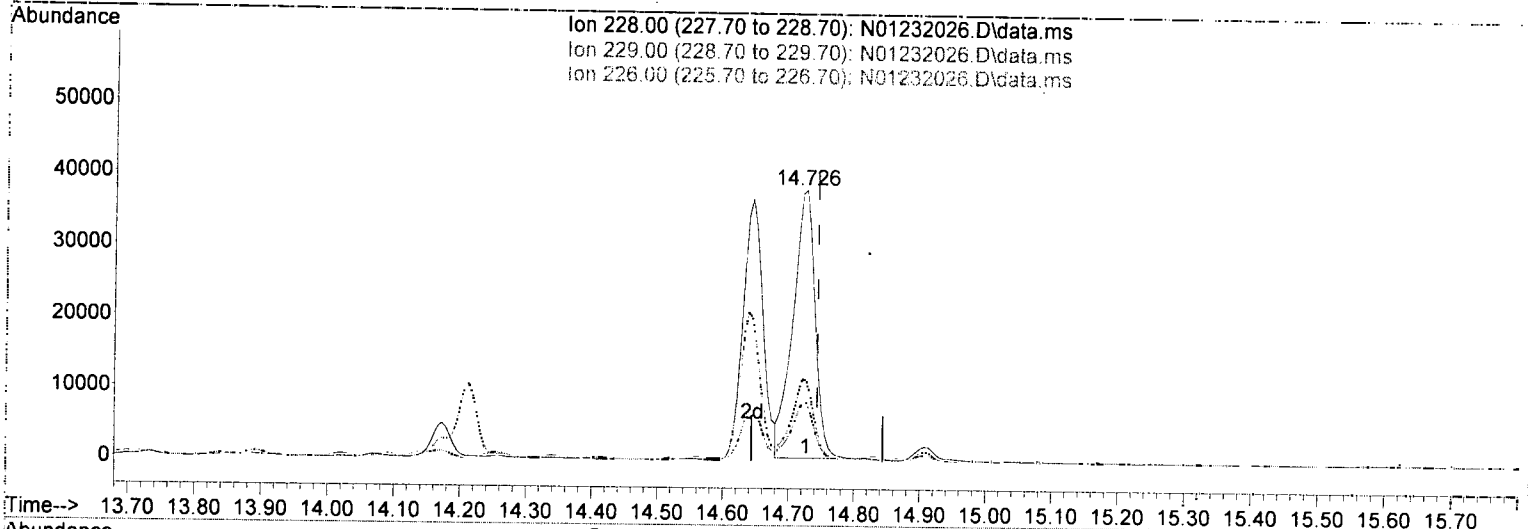
response 78140

Ion	Exp%	Act%
228.00	100.00	100.00
229.00	19.40	20.71
226.00	26.20	54.97
0.00	0.00	0.00

Quantitation Report (Qedit)

Data Path : R:\data\2020-01\0A23020\
 Data File : N01232026.D
 Acq On : 23 Jan 2020 11:53 pm
 Operator : JK/ AMS/ DTH
 Sample : A0A0648-04@100
 Misc : 100x, 8270D LL PAH
 ALS Vial : 20 Sample Multiplier: 1

Quant Time: Jan 24 12:40:28 2020
 Quant Method : R:\methods\SV14_090619_PAHR7.M
 Quant Title : EPA 8270D: Semivolatile Organics
 QLast Update : Fri Dec 20 12:46:03 2019
 Response via : Initial Calibration



(28) Chrysene (T)

14.726min (-0.018) 42.25 ng/ml

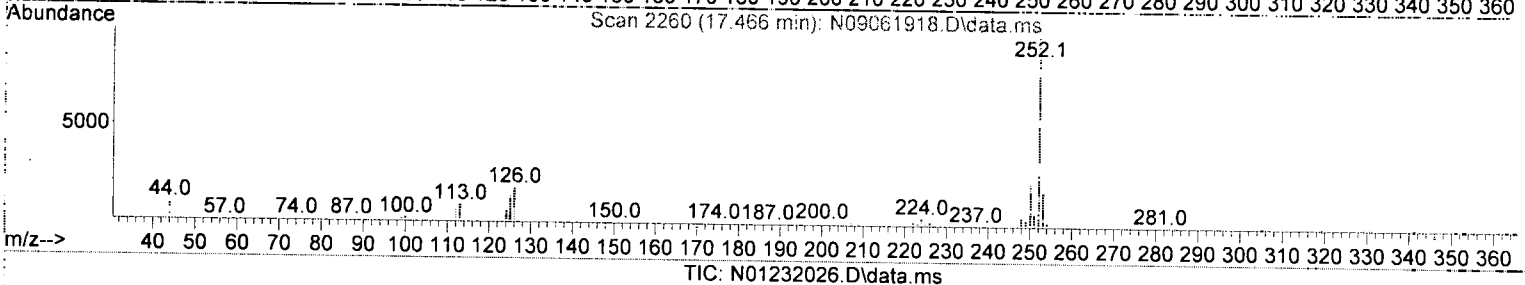
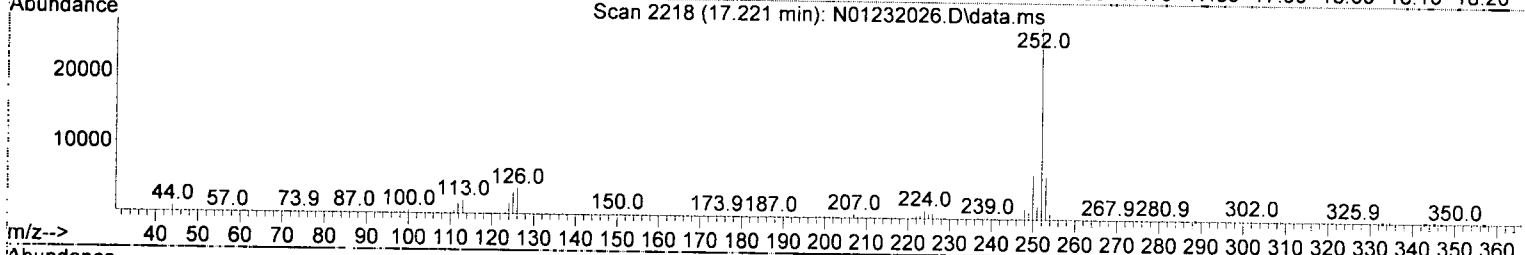
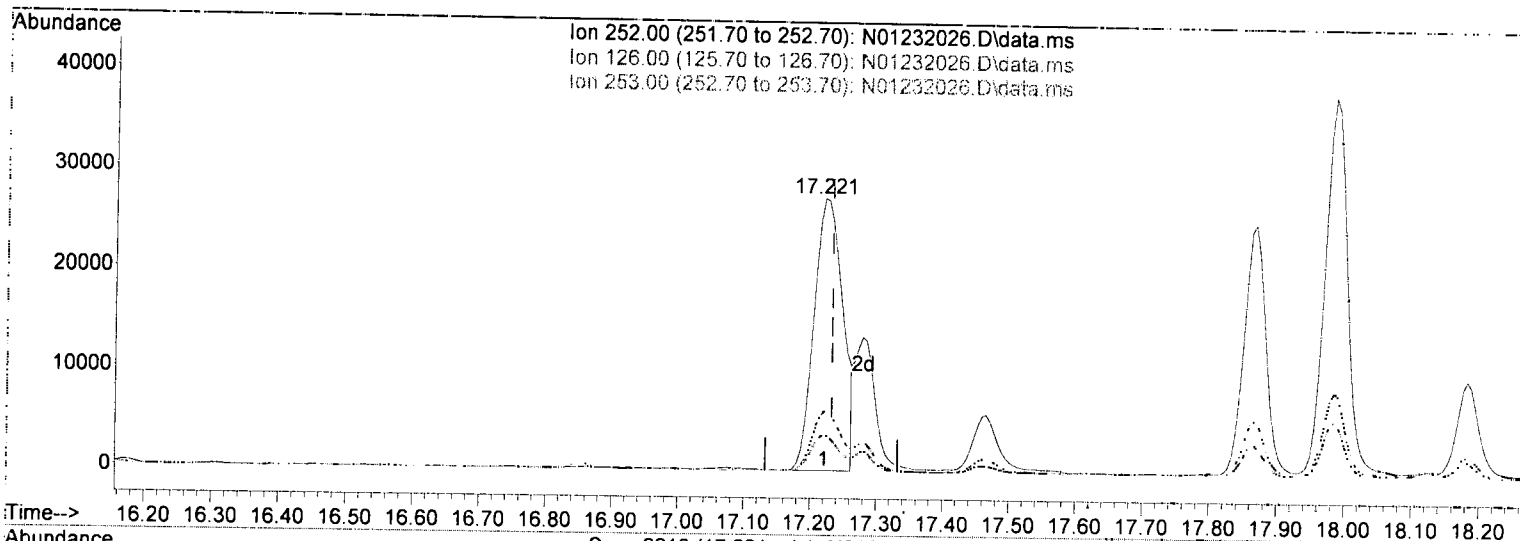
response 89013

Ion	Exp%	Act%
228.00	100.00	100.00
229.00	19.60	22.04
226.00	28.60	30.27
0.00	0.00	0.00

Quantitation Report (Qedit)

Data Path : R:\data\2020-01\0A23020\
 Data File : N01232026.D
 Acq On : 23 Jan 2020 11:53 pm
 Operator : JK/ AMS/ DTH
 Sample : AOA0648-04@100
 Misc : 100x, 8270D LL PAH
 ALS Vial : 20 Sample Multiplier: 1

Quant Time: Jan 24 12:40:28 2020
 Quant Method : R:\methods\SV14_090619_PAHR7.M
 Quant Title : EPA 8270D: Semivolatile Organics
 QLast Update : Fri Dec 20 12:46:03 2019
 Response via : Initial Calibration



(30) Benzo(b)fluoranthene (T)

17.221min (-0.012) 38.33 ng/ml

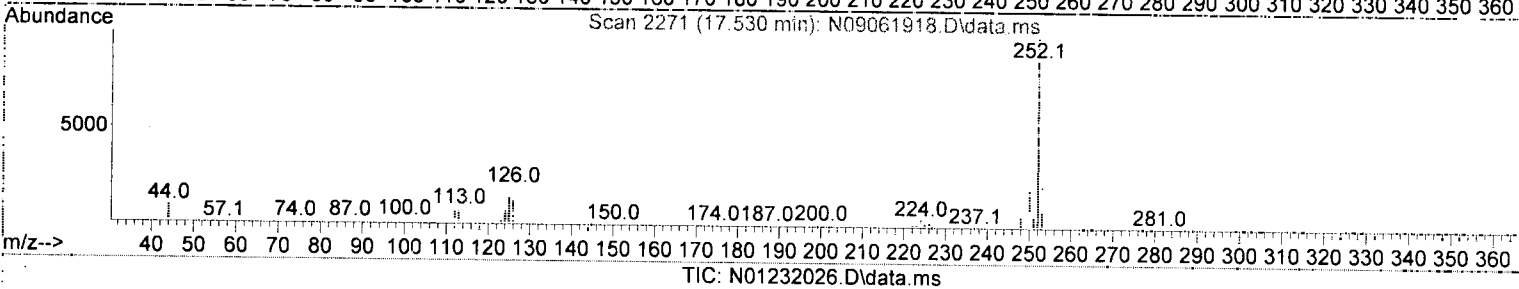
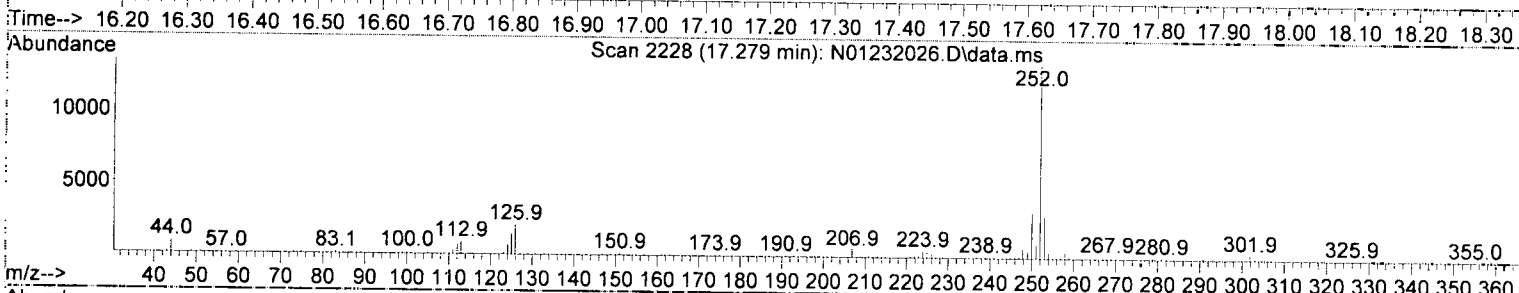
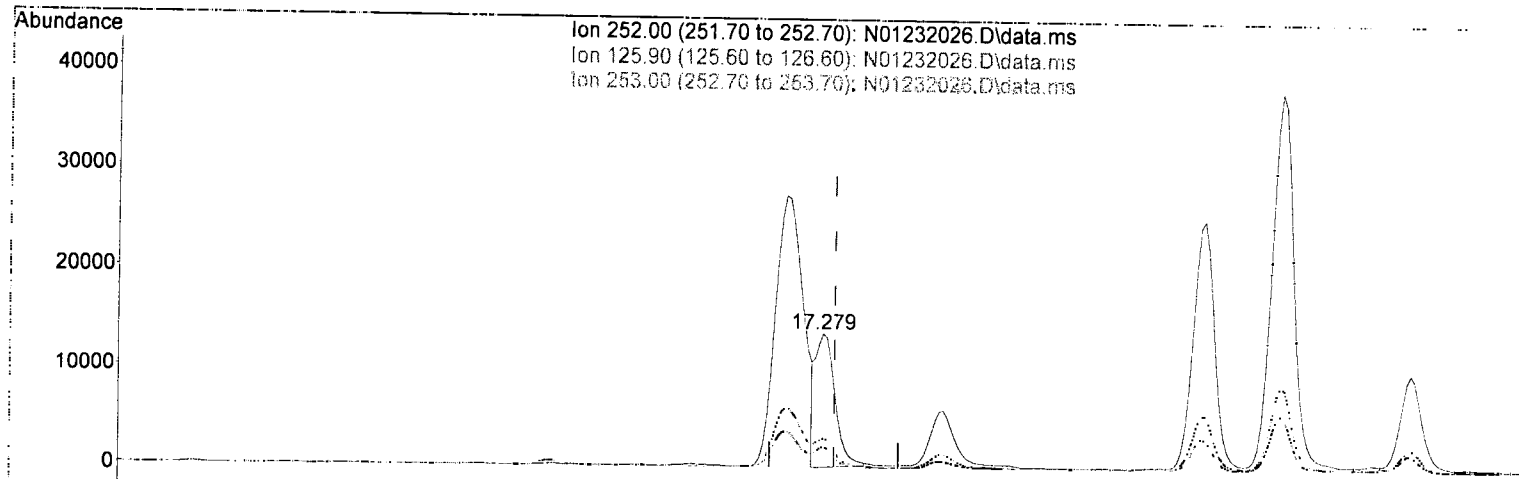
response 82654

Ion	Exp%	Act%
252.00	100.00	100.00
126.00	20.00	13.56
253.00	21.10	22.24
0.00	0.00	0.00

Quantitation Report (Qedit)

Data Path : R:\data\2020-01\0A23020\
 Data File : N01232026.D
 Acq On : 23 Jan 2020 11:53 pm
 Operator : JK/ AMS/ DTH
 Sample : A0A0648-04@100
 Misc : 100x, 8270D LL PAH
 ALS Vial : 20 Sample Multiplier: 1

Quant Time: Jan 24 12:40:28 2020
 Quant Method : R:\methods\SV14_090619_PAHR7.M
 Quant Title : EPA 8270D: Semivolatile Organics
 QLast Update : Fri Dec 20 12:46:03 2019
 Response via : Initial Calibration



(31) Benzo(k)fluoranthene (T)

17.279min (-0.018) 13.46 ng/ml \bar{m}

response 28578

Ion	Exp%	Act%
252.00	100.00	100.00
125.90	22.10	15.64
253.00	21.50	21.72
0.00	0.00	0.00

Jan 1 2020

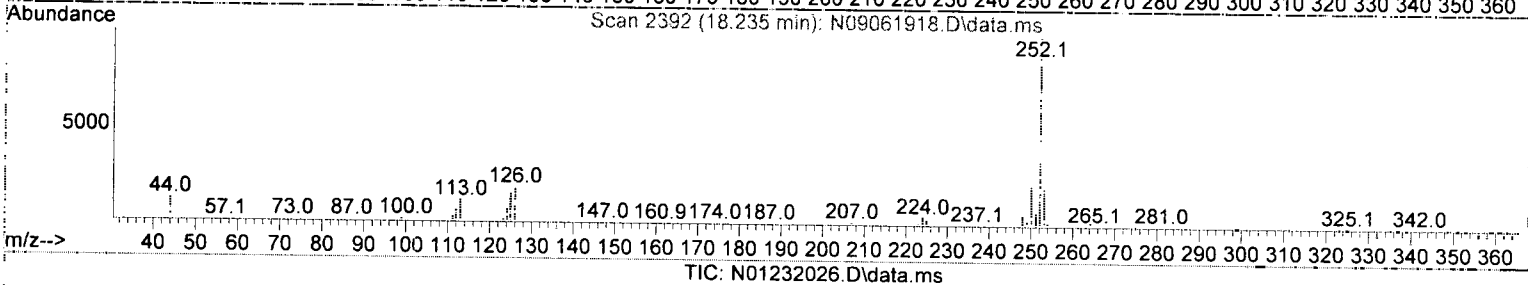
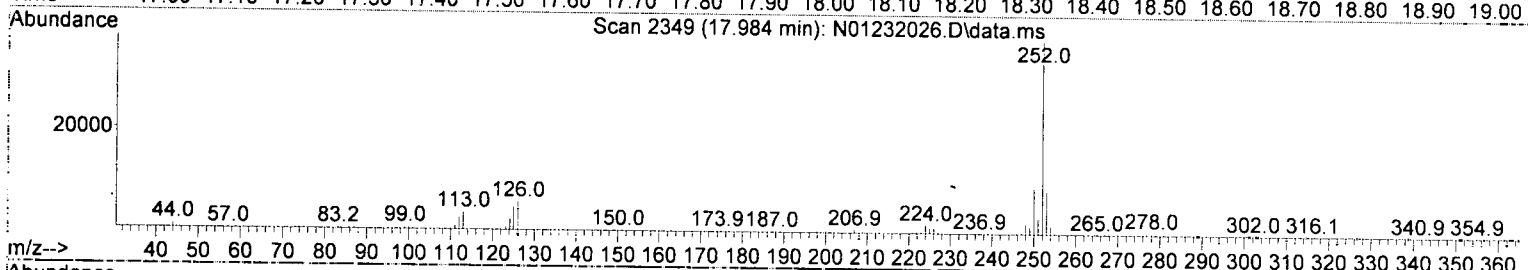
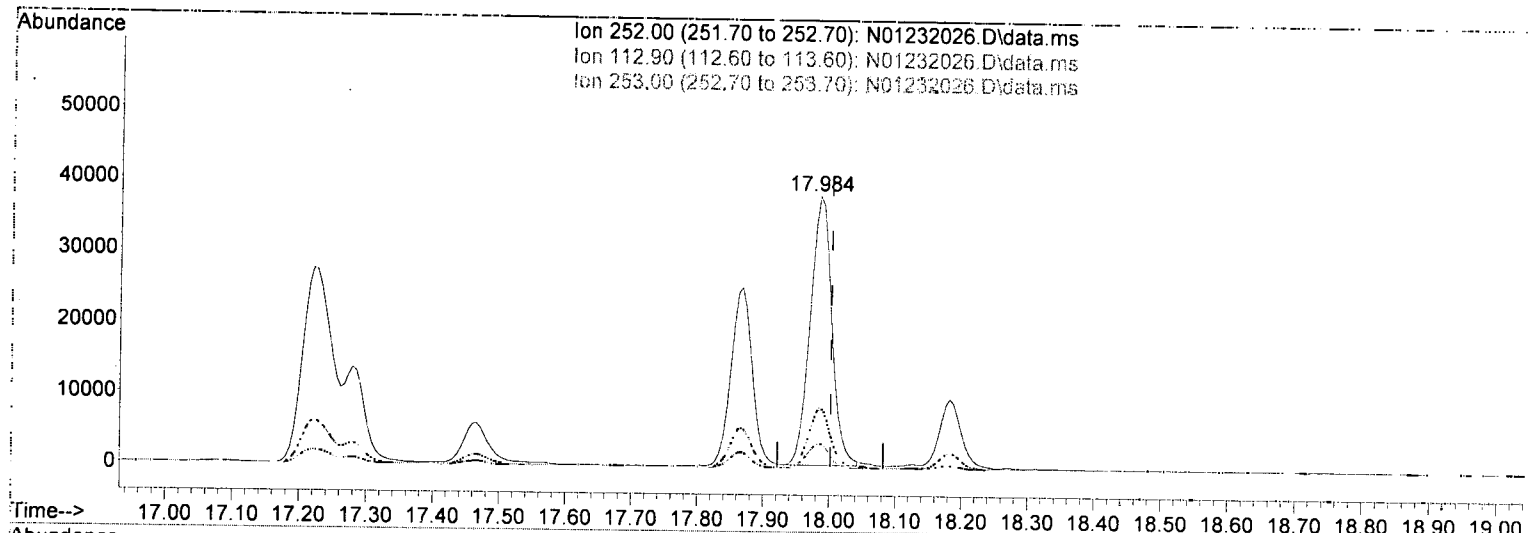
MS

J

Quantitation Report (Qedit)

Data Path : R:\data\2020-01\0A23020\
 Data File : N01232026.D
 Acq On : 23 Jan 2020 11:53 pm
 Operator : JK/ AMS/ DTH
 Sample : A0A0648-04@100
 Misc : 100x, 8270D LL PAH
 ALS Vial : 20 Sample Multiplier: 1

Quant Time: Jan 24 12:40:28 2020
 Quant Method : R:\methods\SV14_090619_PAHR7.M
 Quant Title : EPA 8270D: Semivolatile Organics
 QLast Update : Fri Dec 20 12:46:03 2019
 Response via : Initial Calibration



(35) Benzo(a)pyrene (T)

17.984min (-0.018) 46.74 ng/ml

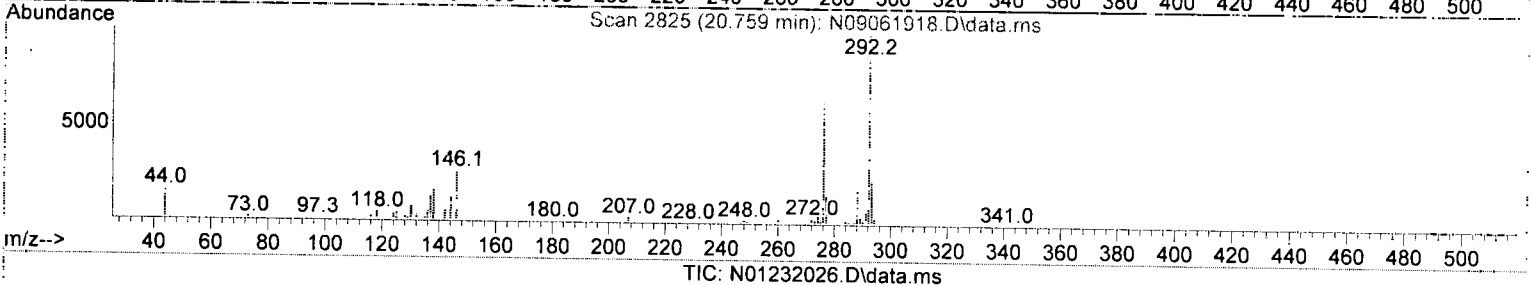
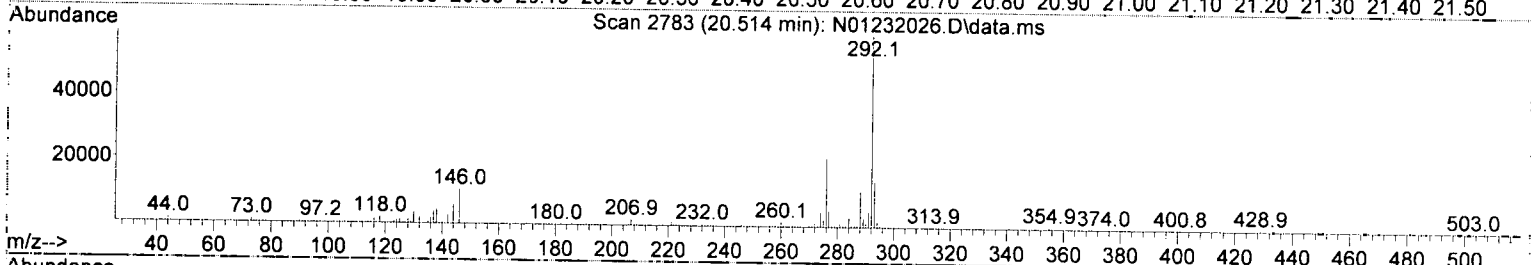
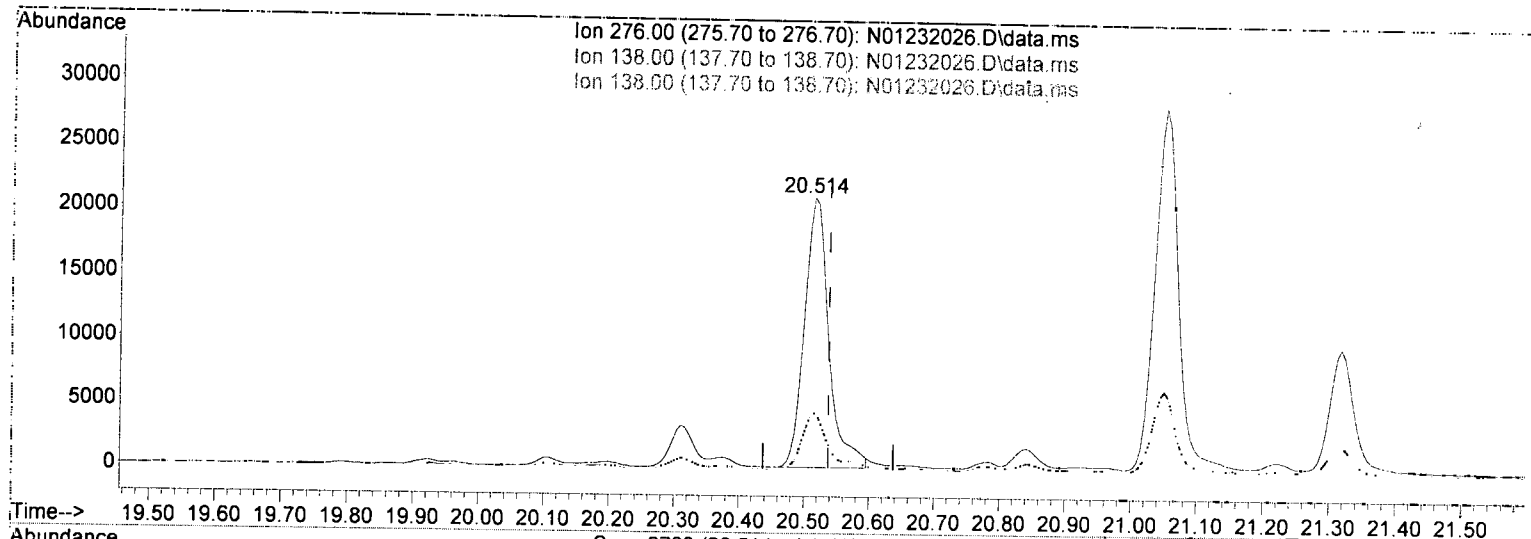
response 86276

Ion	Exp%	Act%
252.00	100.00	100.00
112.90	12.70	9.20
253.00	21.90	22.40
0.00	0.00	0.00

Quantitation Report (Qedit)

Data Path : R:\data\2020-01\0A23020\
 Data File : N01232026.D
 Acq On : 23 Jan 2020 11:53 pm
 Operator : JK/ AMS/ DTH
 Sample : A0A0648-04@100
 Misc : 100x, 8270D LL PAH
 ALS Vial : 20 Sample Multiplier: 1

Quant Time: Jan 24 12:40:28 2020
 Quant Method : R:\methods\SV14_090619_PAHR7.M
 Quant Title : EPA 8270D: Semivolatile Organics
 QLast Update : Fri Dec 20 12:46:03 2019
 Response via : Initial Calibration



(38) Indeno(1,2,3-cd)Pyrene (T)

20.514min (-0.023) 29.64 ng/ml


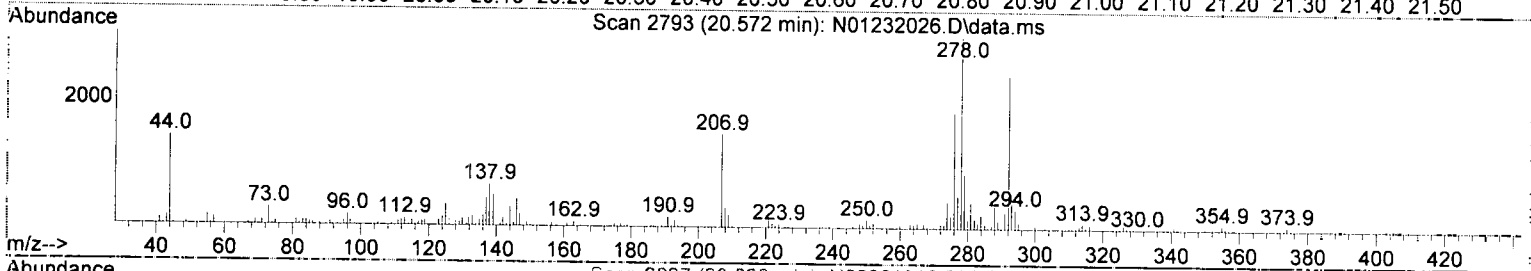
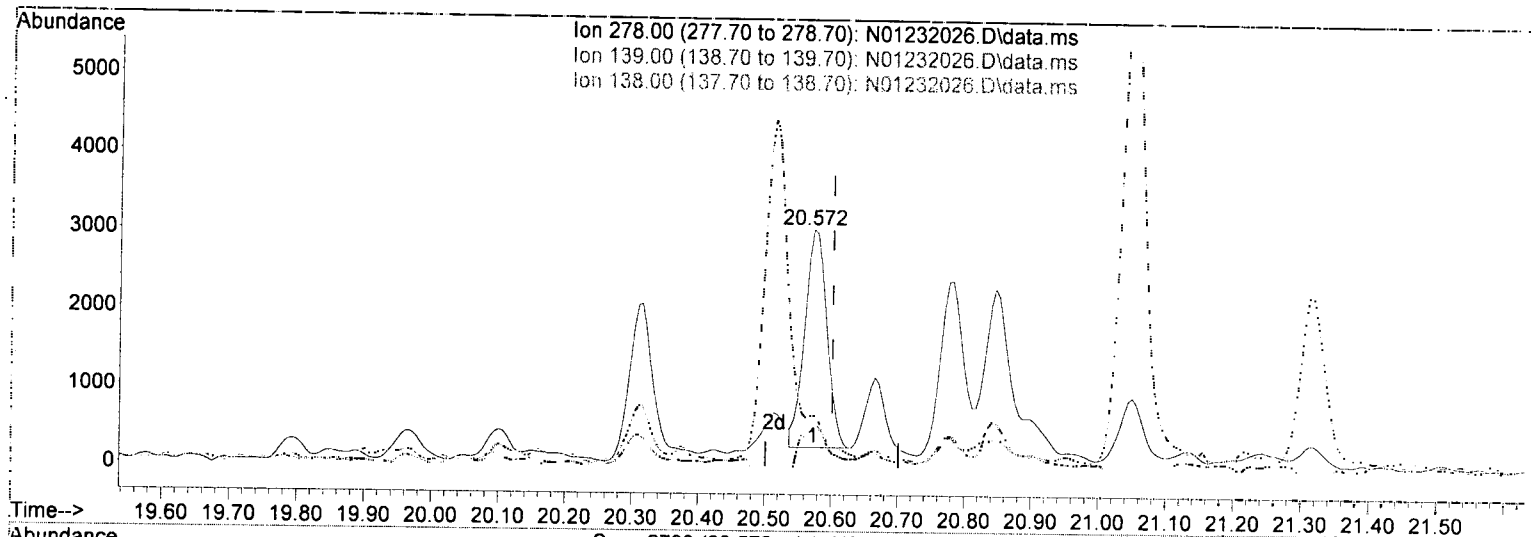
response 54860

Ion	Exp%	Act%
276.00	100.00	100.00
138.00	31.60	21.04
138.00	31.60	21.04
0.00	0.00	0.00

Quantitation Report (Qedit)

Data Path : R:\data\2020-01\0A23020\
 Data File : N01232026.D
 Acq On : 23 Jan 2020 11:53 pm
 Operator : JK/ AMS/ DTH
 Sample : A0A0648-04@100
 Misc : 100x, 8270D LL PAH
 ALS Vial : 20 Sample Multiplier: 1

Quant Time: Jan 24 12:40:28 2020
 Quant Method : R:\methods\SV14_090619_PAHR7.M
 Quant Title : EPA 8270D: Semivolatile Organics
 QLast Update : Fri Dec 20 12:46:03 2019
 Response via : Initial Calibration



(39) Dibenz(a,h)anthracene (T)

20.572min (-0.029) 3.70 ng/ml

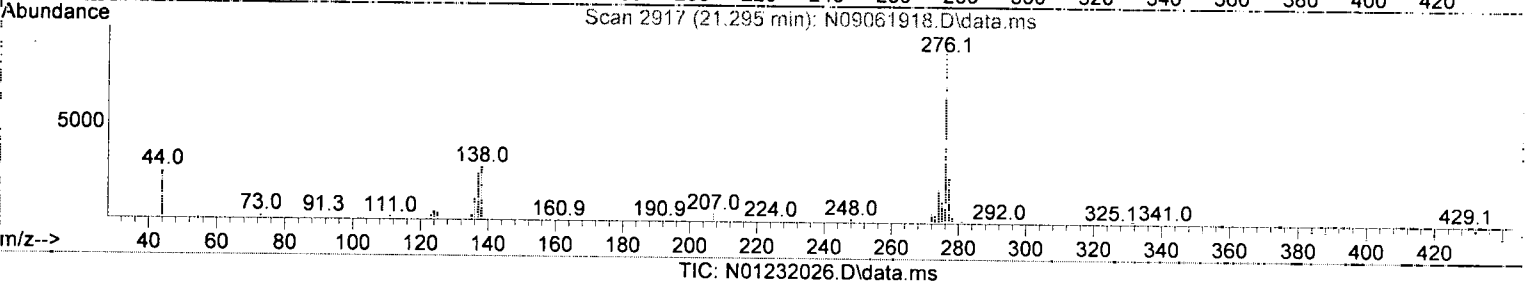

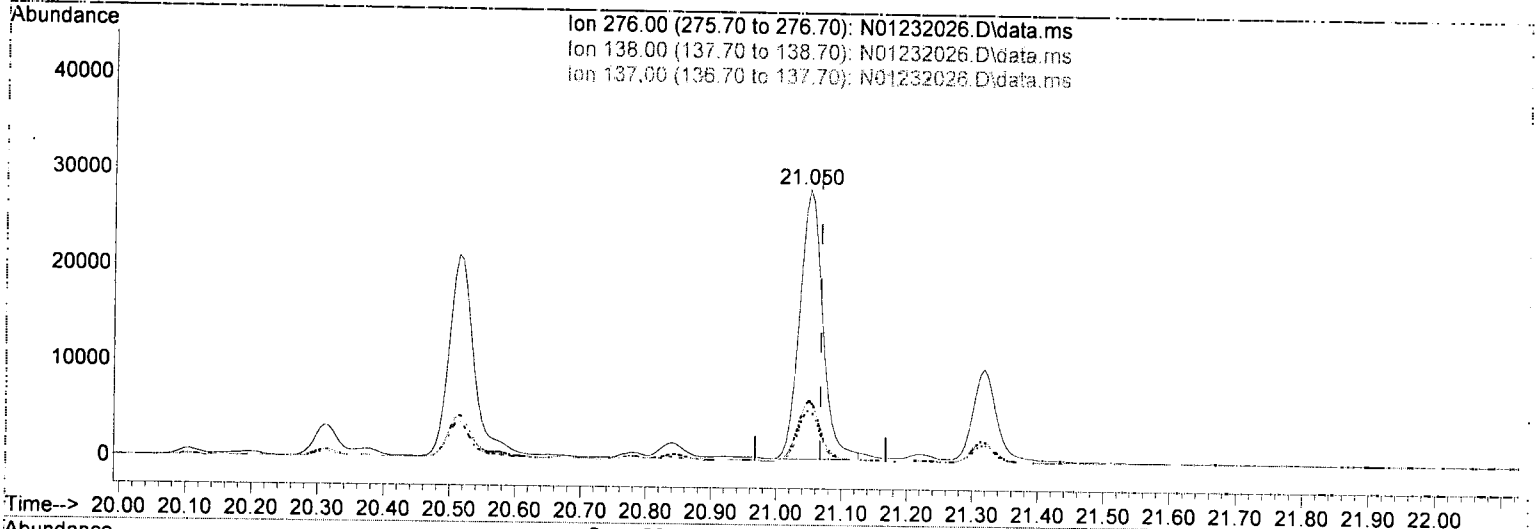
response 6442

Ion	Exp%	Act%
278.00	100.00	100.00
139.00	26.00	16.99
138.00	19.90	21.94
0.00	0.00	0.00

Quantitation Report (Qedit)

Data Path : R:\data\2020-01\0A23020\
 Data File : N01232026.D
 Acq On : 23 Jan 2020 11:53 pm
 Operator : JK/ AMS/ DTH
 Sample : A0A0648-04@100
 Misc : 100x, 8270D LL PAH
 ALS Vial : 20 Sample Multiplier: 1

Quant Time: Jan 24 12:40:28 2020
 Quant Method : R:\methods\SV14_090619_PAHR7.M
 Quant Title : EPA 8270D: Semivolatile Organics
 QLast Update : Fri Dec 20 12:46:03 2019
 Response via : Initial Calibration



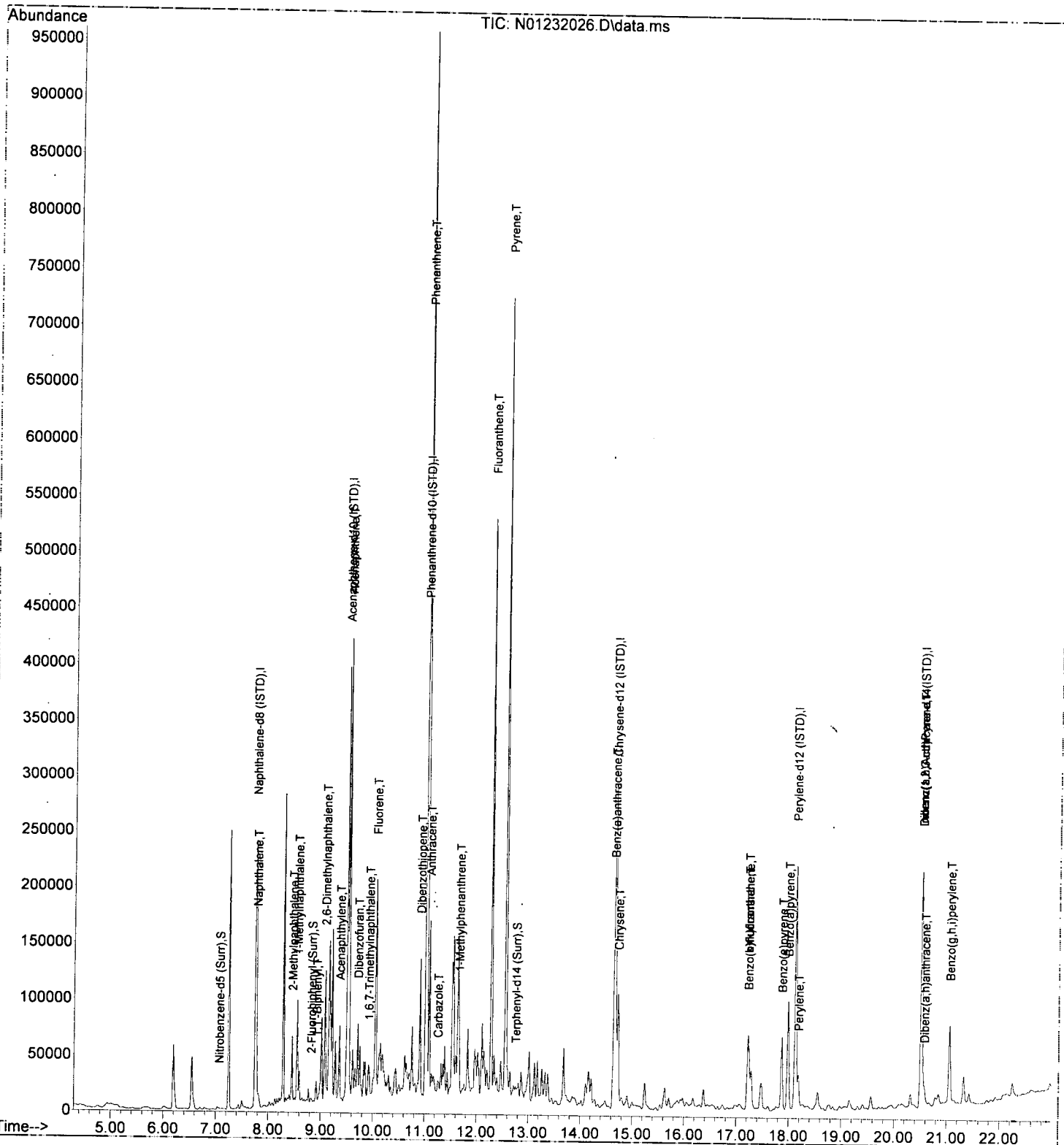
(40) Benzo(g,h,i)perylene (T)

21.050min (-0.018) 35.21 ng/ml

response	Exp%	Act%
69142		
Ion	Exp%	Act%
276.00	100.00	100.00
138.00	21.00	22.22
137.00	18.60	18.85
0.00	0.00	0.00

Data Path : R:\data\2020-01\0A23020\
 Data File : N01232026.D
 Acq On : 23 Jan 2020 11:53 pm
 Operator : JK/ AMS/ DTH
 Sample : A0A0648-04@100
 Misc : 100x, 8270D LL PAH
 ALS Vial : 20 Sample Multiplier: 1

Quant Time: Jan 24 12:40:28 2020
 Quant Method : R:\methods\SV14_090619_PAHR7.M
 Quant Title : EPA 8270D: Semivolatile Organics
 QLast Update : Fri Dec 20 12:46:03 2019
 Response via : Initial Calibration



Quantitation Report (Not Reviewed)

Data Path : R:\data\2020-01\0A23020\
 Data File : N01232028.D
 Acq On : 24 Jan 2020 12:57 am
 Operator : JK/ AMS/ DTH
 Sample : A0A0648-02RE1@10
 Misc : 10x, #19
 ALS Vial : 22 Sample Multiplier: 1

Paul 1/24/20

Quant Time: Jan 24 12:40:35 2020
 Quant Method : R:\methods\SV14_090619_PAHR7.M
 Quant Title : EPA 8270D: Semivolatile Organics
 QLast Update : Fri Dec 20 12:46:03 2019
 Response via : Initial Calibration

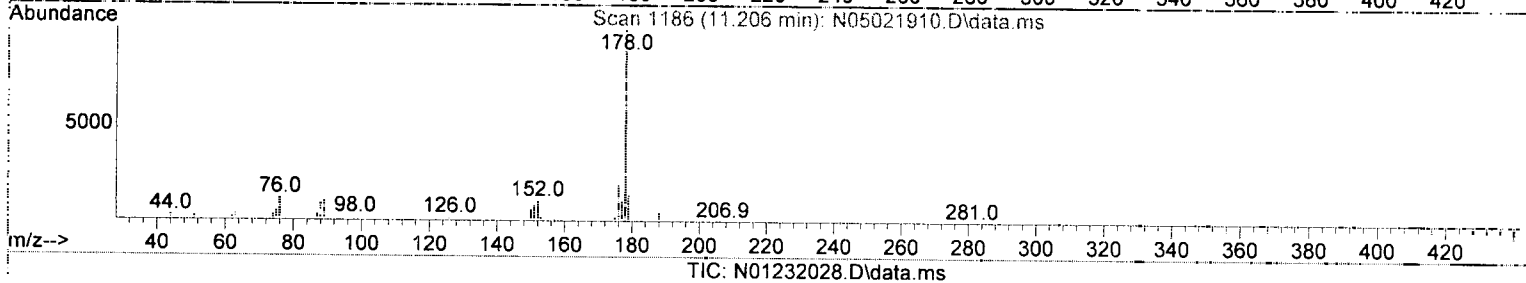
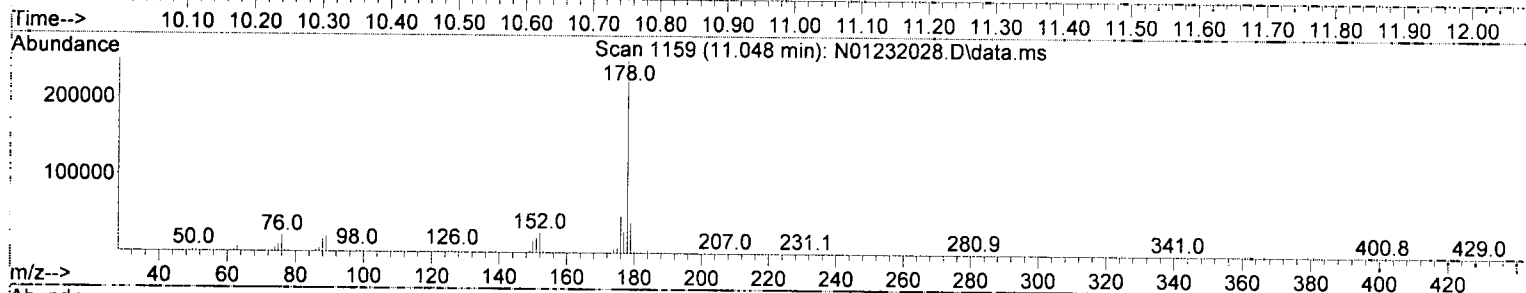
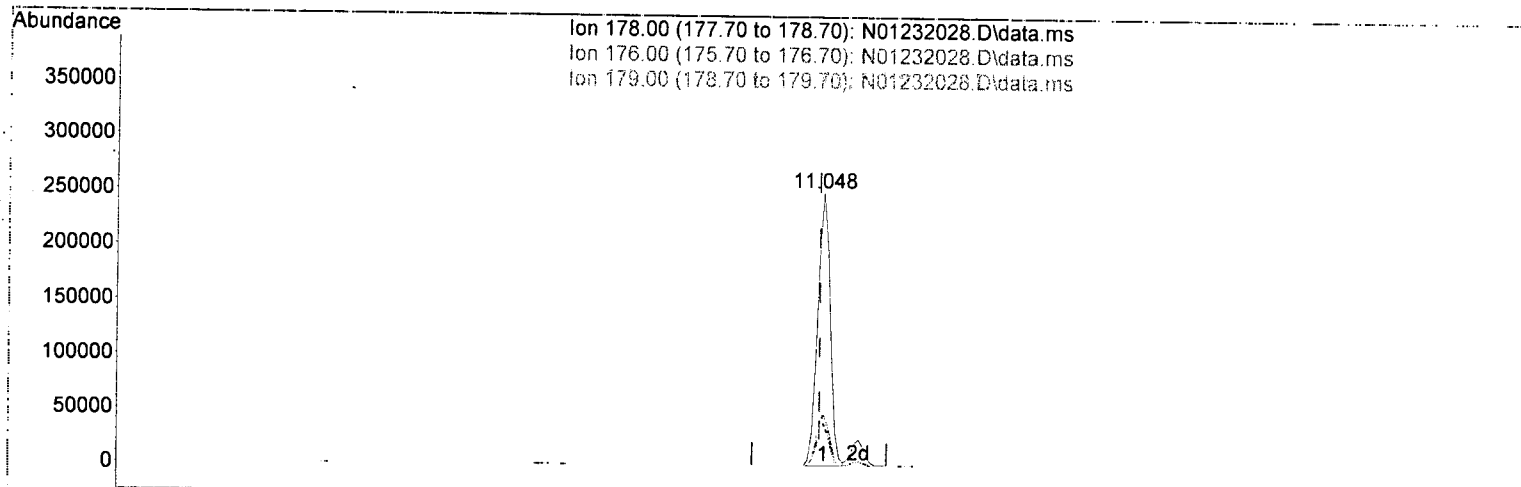
Compound	R.T.	QIon	Response	Conc	Units	Dev(Min)	
Internal Standards							
1) Naphthalene-d8 (ISTD)	7.766	136	155292	100.00	ng/ml	0.00	
9) Acenaphthene-d10 (ISTD)	9.515	162	110432	100.00	ng/ml	0.00	
17) Phenanthrene-d10 (ISTD)	11.025	188	205898	100.00	ng/ml	0.00	
24) Chrysene-d12 (ISTD)	14.685	240	200118	100.00	ng/ml	0.00	
29) Perylene-d12 (ISTD)	18.147	264	198056	100.00	ng/ml	0.00	
37) Dibenz(a,h)Anthracene-d...	20.537	292	168134	100.00	ng/ml	0.00	
System Monitoring Compounds							
2) Nitrobenzene-d5 (Surr)	7.073	82	3484	6.75	ng/ml	0.00	
10) 2-Fluorobiphenyl (Surr)	8.833	172	12746	7.74	ng/ml	0.00	
11) Acenaphthylene d-8 (Surr)	9.364	160	1602	-1.00	ng/ml	0.00	
26) Terphenyl-d14 (Surr)	12.767	244	17340	8.24	ng/ml	0.00	
33) Benzo(a)pyrene d-12 (S...	17.978	264	93	0.06	ng/ml	0.02	
Target Compounds							
							Qvalue
3) Decalin	7.254	138	51	0.44	ng/ml		# 35
4) Naphthalene	7.784	128	56732	33.12	ng/ml		100
5) 2-Methylnaphthalene	8.472	142	7515	5.18	ng/ml		97
6) 1-Methylnaphthalene	8.571	142	10030	6.91	ng/ml		94
7) 1,1'-Biphenyl	8.932	154	1413	0.72	ng/ml		99
8) 2,6-Dimethylnaphthalene	9.101	156	5440	3.82	ng/ml		98
12) Acenaphthylene	9.375	152	2350	0.98	ng/ml		83
13) Acenaphthene	9.550	153	63602	40.50	ng/ml		99
14) Dibenzofuran	9.725	168	4693	2.39	ng/ml		98
15) 1,6,7-Trimethylnaphtha...	9.935	170	1373	1.04	ng/ml		89
16) Fluorene	10.075	166	28915	17.99	ng/ml		100
18) Dibenzothiopene	10.920	184	36843	17.11	ng/ml		95
19) Phenanthrene	11.048	178	325249	134.99	ng/ml		99
20) Anthracene	11.100	178	32521	14.51	ng/ml		99
21) Carbazole	11.264	167	11783	6.50	ng/ml		99
22) 1-Methylphenanthrene	11.672	192	8244	4.93	ng/ml		86
23) Fluoranthene	12.295	202	60684	25.00	ng/ml		95
25) Pyrene	12.569	202	56328	18.02	ng/ml		98
27) Benz(a)anthracene	14.668	228	1847	0.79	ng/ml		77
28) Chrysene	14.743	228	1535	0.70	ng/ml		88
30) Benzo(b)fluoranthene	17.244	252	871	N.D.			
31) Benzo(k)fluoranthene	17.308	252	257	N.D.			
32) Benzo(b+k)fluoranthene	17.244	252	1128	0.48	ng/ml		56
34) Benzo(e)pyrene	17.891	252	532	N.D.			
35) Benzo(a)pyrene	18.007	252	603	N.D.			
36) Perylene	18.206	252	7666	3.18	ng/ml		97
38) Indeno(1,2,3-cd)Pyrene	20.531	276	503	N.D.			
39) Dibenz(a,h)anthracene	20.590	278	143	N.D.			
40) Benzo(g,h,i)perylene	21.073	276	522	N.D.			

(#) = qualifier out of range (m) = manual integration (+) = signals summed

Quantitation Report (Qedit)

Data Path : R:\data\2020-01\0A23020\
 Data File : N01232028.D
 Acq On : 24 Jan 2020 12:57 am
 Operator : JK/ AMS/ DTH
 Sample : A0A0648-02RE1@10
 Misc : 10x, #19
 ALS Vial : 22 Sample Multiplier: 1

Quant Time: Jan 24 12:40:35 2020
 Quant Method : R:\methods\SV14_090619_PAHR7.M
 Quant Title : EPA 8270D: Semivolatile Organics
 QLast Update : Fri Dec 20 12:46:03 2019
 Response via : Initial Calibration



TIC: N01232028.D\data.ms

(19) Phenanthrene (T)

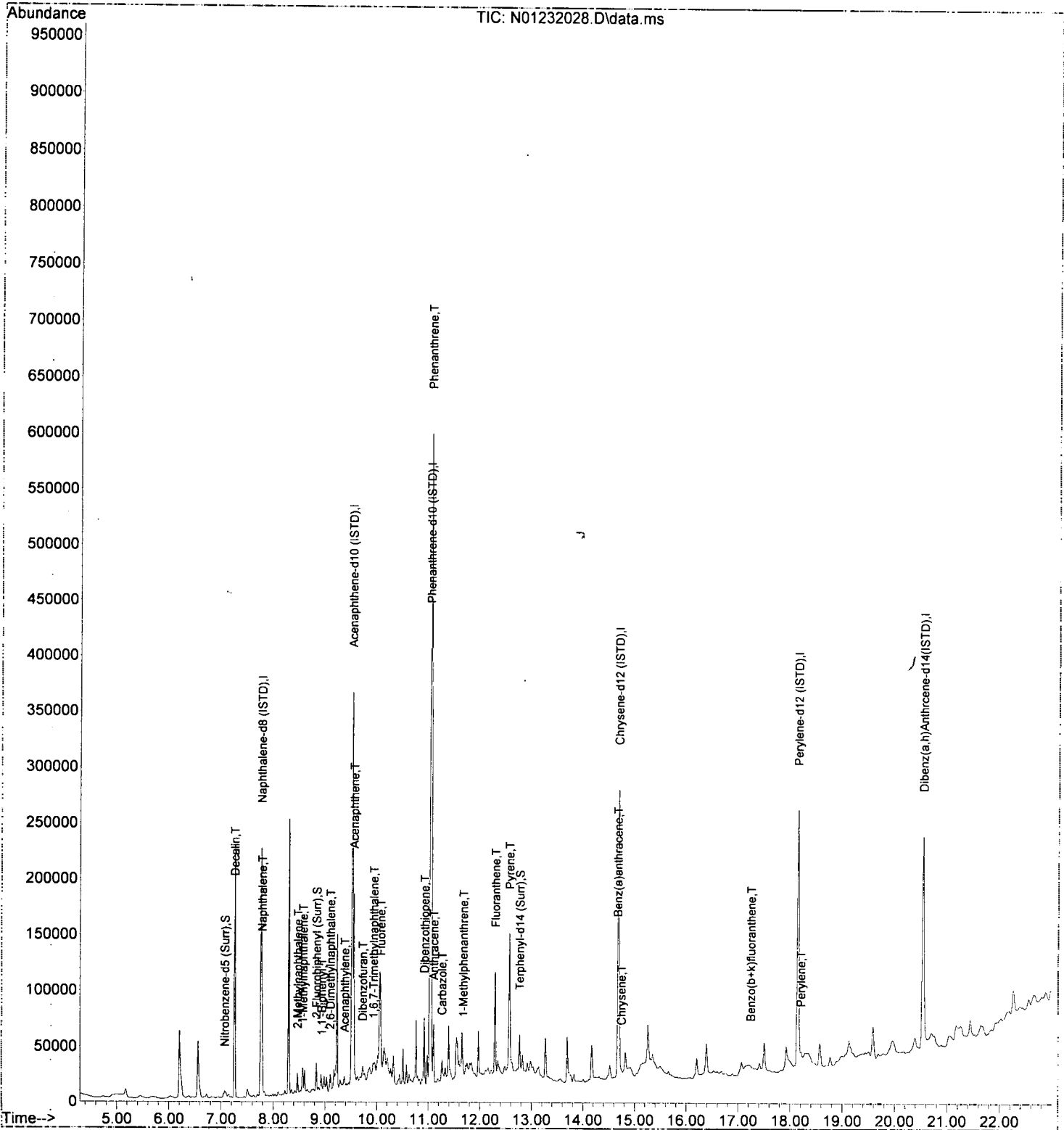
11.048min (+ 0.006) 134.99 ng/ml

response 325249

Ion	Exp%	Act%
178.00	100.00	100.00
176.00	19.00	18.84
179.00	15.10	15.50
0.00	0.00	0.00

Data Path : R:\data\2020-01\0A23020\
 Data File : N01232028.D
 Acq On : 24 Jan 2020 12:57 am
 Operator : JK/ AMS/ DTH
 Sample : A0A0648-02RE1@10
 Misc : 10x, #19
 ALS Vial : 22 Sample Multiplier: 1

Quant Time: Jan 24 12:40:35 2020
 Quant Method : R:\methods\SV14_090619_PAHR7.M
 Quant Title : EPA 8270D: Semivolatile Organics
 QLast Update : Fri Dec 20 12:46:03 2019
 Response via : Initial Calibration



Data Path : R:\data\2020-01\0A23020\
 Data File : N01232029.D
 Acq On : 24 Jan 2020 01:30 am
 Operator : JK/ AMS/ DTH
 Sample : A0A0648-06
 Misc : 1x, 8270D LL PAH
 ALS Vial : 23 Sample Multiplier: 1

RMM 1/24/20

Quant Time: Jan 24 12:40:38 2020
 Quant Method : R:\methods\SV14_090619_PAHR7.M
 Quant Title : EPA 8270D: Semivolatile Organics
 QLast Update : Fri Dec 20 12:46:03 2019
 Response via : Initial Calibration


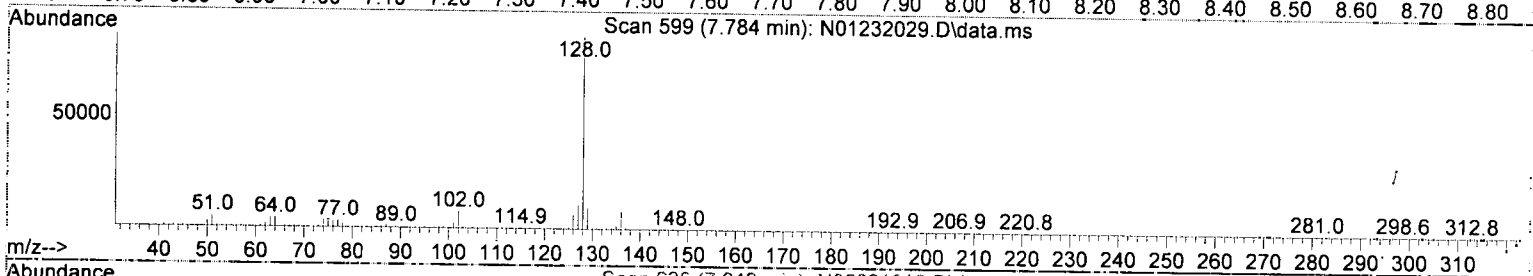
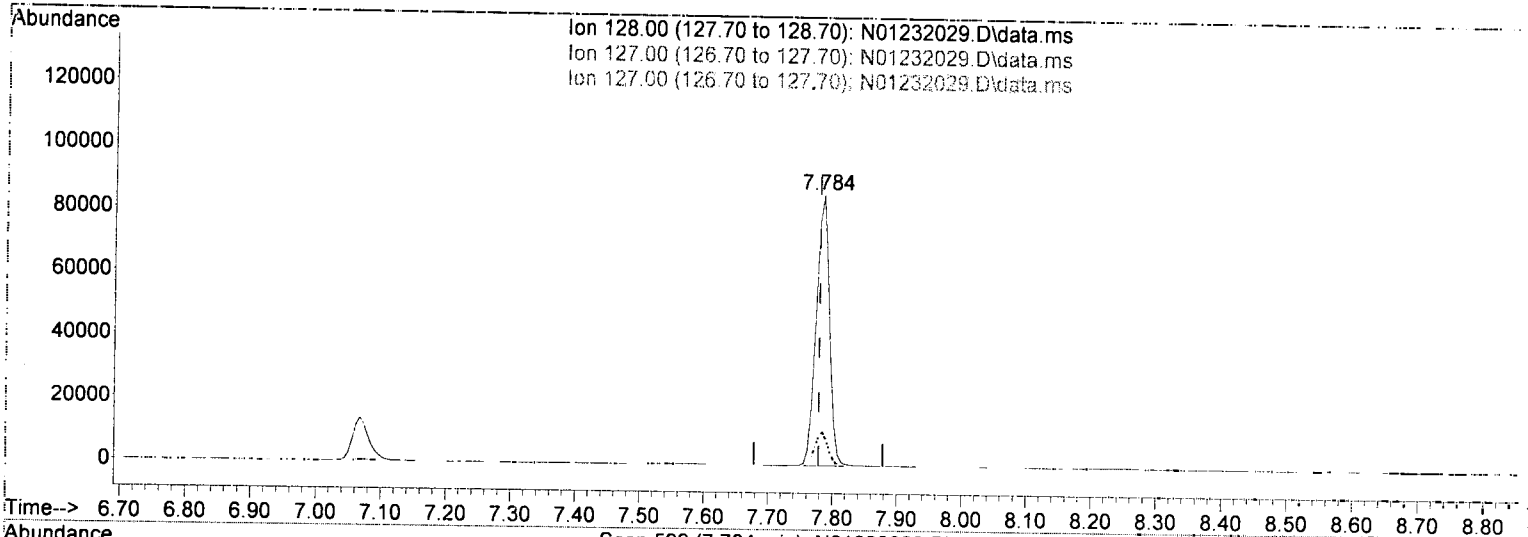
Compound	R.T.	QIon	Response	Conc	Units	Dev(Min)	
Internal Standards							
1) Naphthalene-d8 (ISTD)	7.761	136	155323	100.00	ng/ml	0.00	
9) Acenaphthene-d10 (ISTD)	9.515	162	124932	100.00	ng/ml	0.00	
17) Phenanthrene-d10 (ISTD)	11.025	188	235065	100.00	ng/ml	0.00	
24) Chrysene-d12 (ISTD)	14.685	240	209077	100.00	ng/ml	0.00	
29) Perylene-d12 (ISTD)	18.147	264	194424	100.00	ng/ml	0.00	
37) Dibenz(a,h)Anthracene-d...	20.531	292	153343	100.00	ng/ml	0.00	
System Monitoring Compounds							
2) Nitrobenzene-d5 (Surr)	7.067	82	43425	84.14	ng/ml	0.00	
10) 2-Fluorobiphenyl (Surr)	8.827	172	177020	94.98	ng/ml	0.00	
11) Acenaphthylene d-8 (Surr)	9.358	160	1539	-1.00	ng/ml	0.00	
26) Terphenyl-d14 (Surr)	12.768	244	215590	98.04	ng/ml	0.00	
33) Benzo(a)pyrene d-12 (S...	17.955	264	58	0.04	ng/ml	0.00	
Target Compounds							
							Qvalue
3) Decalin	7.236	138	97	0.84	ng/ml#		78
4) Naphthalene	7.784	128	124093	72.44	ng/ml		100
5) 2-Methylnaphthalene	8.466	142	76949	53.01	ng/ml		97
6) 1-Methylnaphthalene	8.565	142	68993	47.54	ng/ml		97
7) 1,1'-Biphenyl	8.932	154	33543	17.18	ng/ml		95
8) 2,6-Dimethylnaphthalene	9.096	156	39089	27.41	ng/ml		99
12) Acenaphthylene	9.375	152	11787	4.35	ng/ml		87
13) Acenaphthene	9.550	153	164175	92.42	ng/ml		100
14) Dibenzofuran	9.725	168	25831	11.61	ng/ml		98
15) 1,6,7-Trimethylnaphtha...	9.935	170	11345	7.61	ng/ml		87
16) Fluorene	10.069	166	102171	56.20	ng/ml		99
18) Dibenzothiopene	10.920	184	110731	45.04	ng/ml		96
19) Phenanthrene	11.048	178	800980	291.20	ng/ml		99
20) Anthracene	11.101	178	107699	42.09	ng/ml		99
21) Carbazole	11.264	167	44252	21.37	ng/ml		97
22) 1-Methylphenanthrene	11.672	192	22492	11.77	ng/ml		96
23) Fluoranthene	12.295	202	357727	129.08	ng/ml		96
25) Pyrene	12.569	202	458570	140.39	ng/ml		99
27) Benz(a)anthracene	14.662	228	9806	4.04	ng/ml#		56
28) Chrysene	14.743	228	11796	5.14	ng/ml		94
30) Benzo(b)fluoranthene	17.244	252	9721	4.33	ng/ml		92
31) Benzo(k)fluoranthene	17.244	252	11848	5.36	ng/ml		88
32) Benzo(b+k)fluoranthene	17.244	252	14096	6.14	ng/ml		88
34) Benzo(e)pyrene	17.885	252	6728	2.97	ng/ml		97
35) Benzo(a)pyrene	18.002	252	9190	4.79	ng/ml		95
36) Perylene	18.206	252	11525	4.87	ng/ml		99
38) Indeno(1,2,3-cd)Pyrene	20.537	276	6168	3.26	ng/ml		90
39) Dibenz(a,h)anthracene	20.595	278	1117	0.63	ng/ml		67
40) Benzo(g,h,i)perylene	21.073	276	7855	3.92	ng/ml		91

(#) = qualifier out of range (m) = manual integration (+) = signals summed

Quantitation Report (Qedit)

Data Path : R:\data\2020-01\0A23020\
 Data File : N01232029.D
 Acq On : 24 Jan 2020 01:30 am
 Operator : JK/ AMS/ DTH
 Sample : AOA0648-06
 Misc : 1x, 8270D LL PAH
 ALS Vial : 23 Sample Multiplier: 1

Quant Time: Jan 24 12:40:38 2020
 Quant Method : R:\methods\SV14_090619_PAHR7.M
 Quant Title : EPA 8270D: Semivolatile Organics
 QLast Update : Fri Dec 20 12:46:03 2019
 Response via : Initial Calibration



TIC: N01232029.D\data.ms

(4) Naphthalene (T)

7.784min (+ 0.006) 72.44 ng/ml


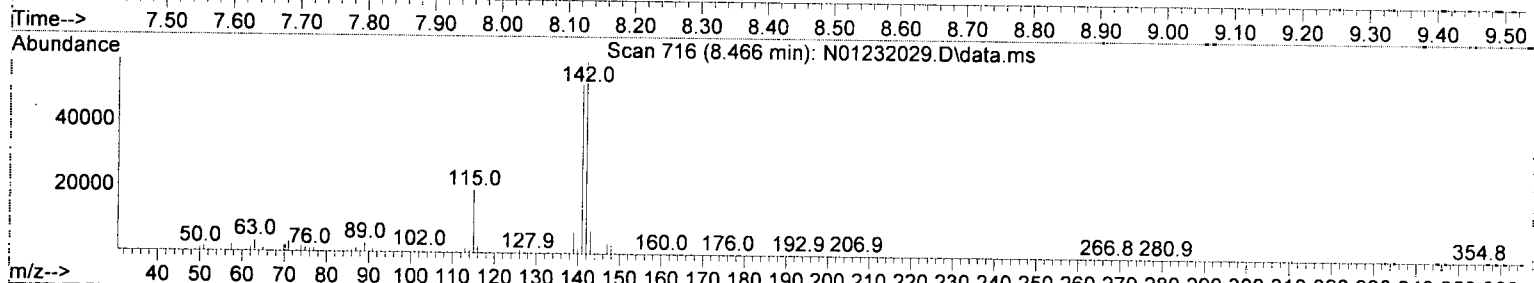
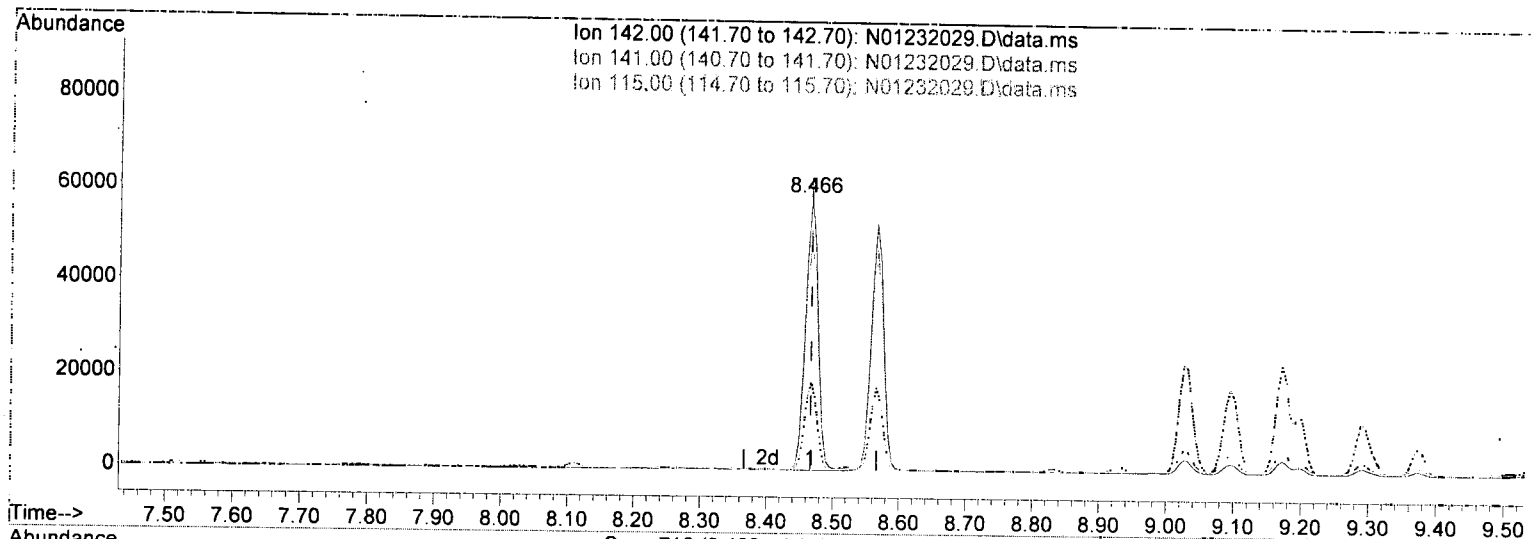
response 124093

Ion	Exp%	Act%
128.00	100.00	100.00
127.00	12.60	12.64
127.00	12.60	12.64
0.00	0.00	0.00

Quantitation Report (Qedit)

Data Path : R:\data\2020-01\0A23020\
 Data File : N01232029.D
 Acq On : 24 Jan 2020 01:30 am
 Operator : JK/ AMS/ DTH
 Sample : A0A0648-06
 Misc : 1x, 8270D LL PAH
 ALS Vial : 23 Sample Multiplier: 1

Quant Time: Jan 24 12:40:38 2020
 Quant Method : R:\methods\SV14_090619_PAHR7.M
 Quant Title : EPA 8270D: Semivolatile Organics
 QLast Update : Fri Dec 20 12:46:03 2019
 Response via : Initial Calibration



(5) 2-Methylnaphthalene (T)

8.466min (-0.000) 53.01 ng/ml

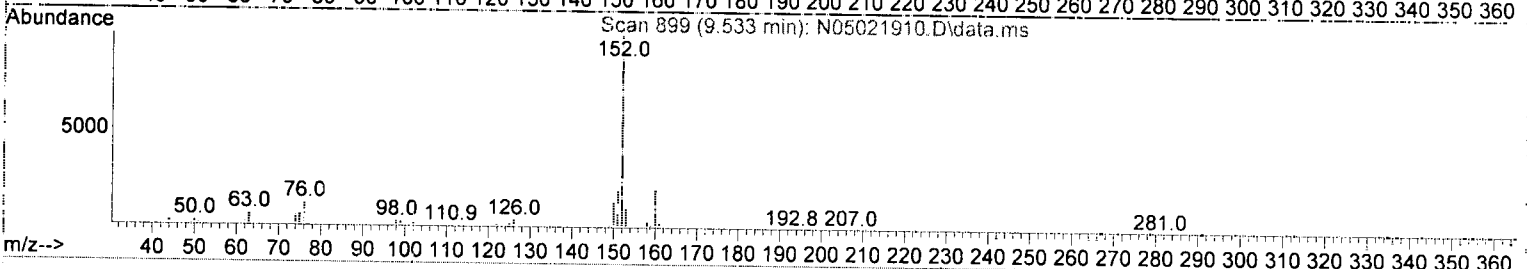
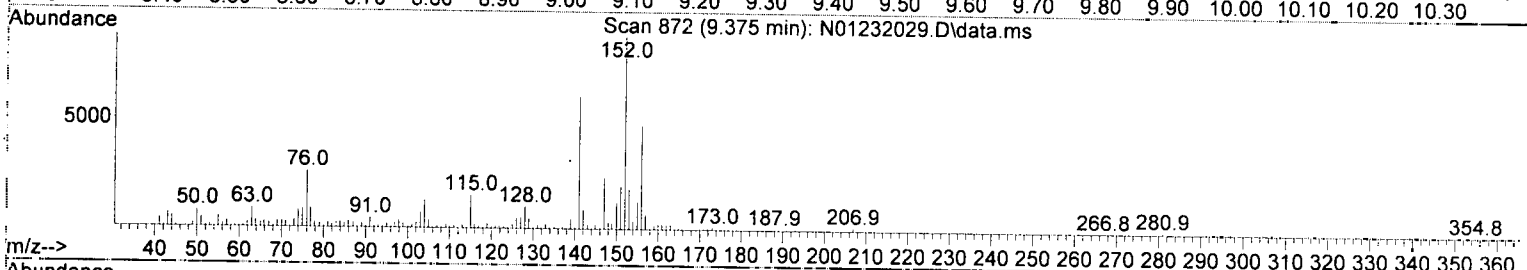
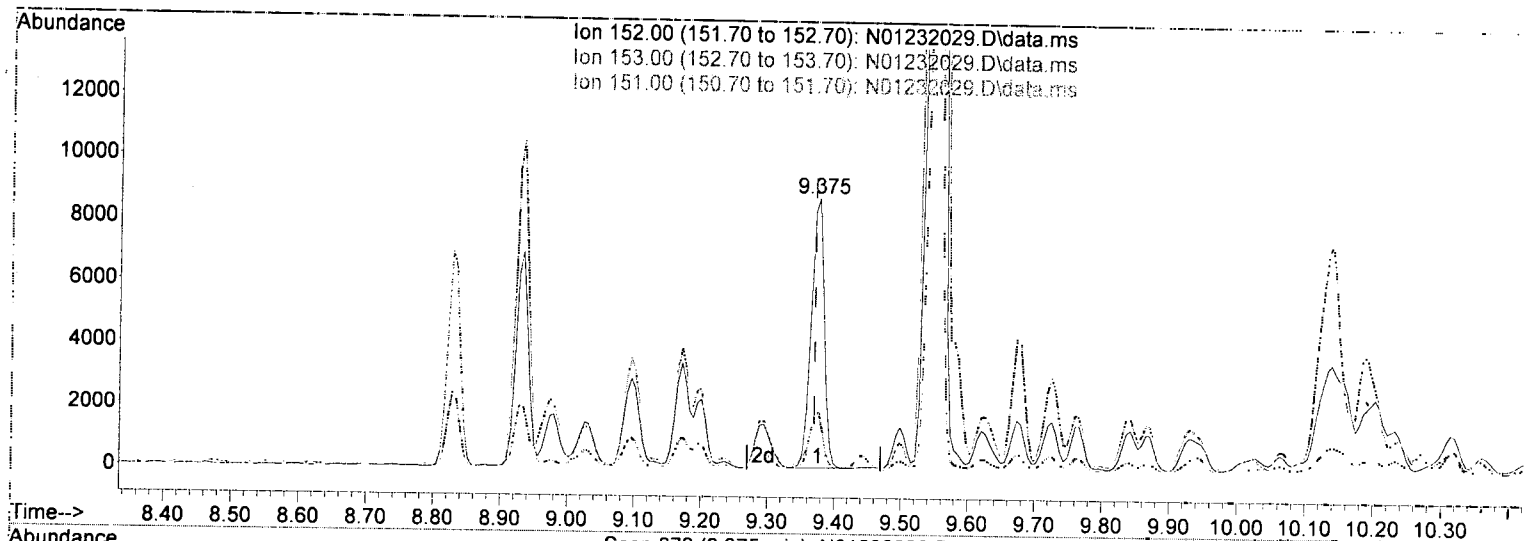
response 76949

Ion	Exp%	Act%
142.00	100.00	100.00
141.00	86.60	87.95
115.00	35.70	32.47
0.00	0.00	0.00

Quantitation Report (Qedit)

Data Path : R:\data\2020-01\0A23020\
 Data File : N01232029.D
 Acq On : 24 Jan 2020 01:30 am
 Operator : JK/ AMS/ DTH
 Sample : AOA0648-06
 Misc : 1x, 8270D LL PAH
 ALS Vial : 23 Sample Multiplier: 1

Quant Time: Jan 24 12:40:38 2020
 Quant Method : R:\methods\SV14_090619_PAHR7.M
 Quant Title : EPA 8270D: Semivolatile Organics
 QLast Update : Fri Dec 20 12:46:03 2019
 Response via : Initial Calibration



TIC: N01232029.D\data.ms

(12) Acenaphthylene (T)

9.375min (+ 0.006) 4.35 ng/ml

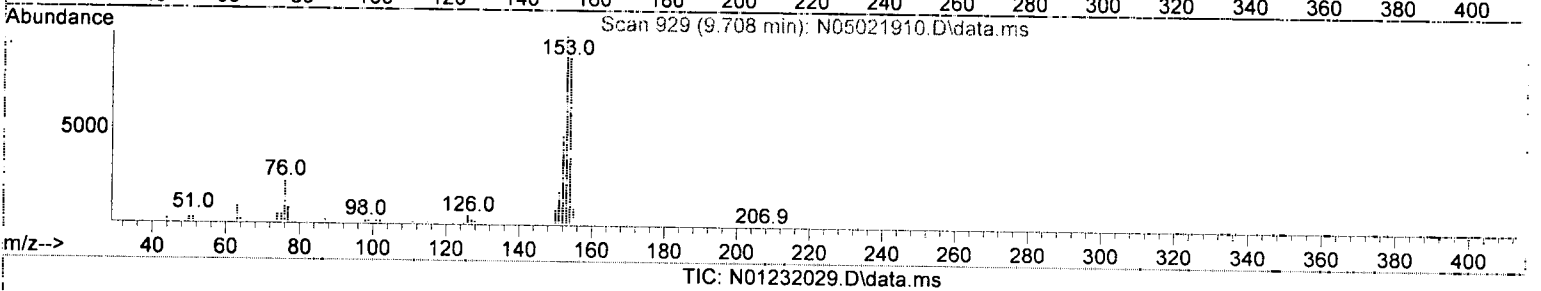
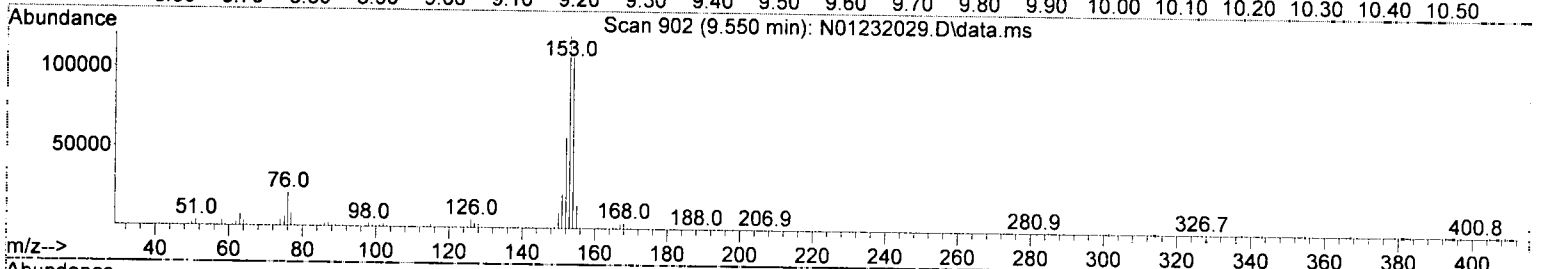
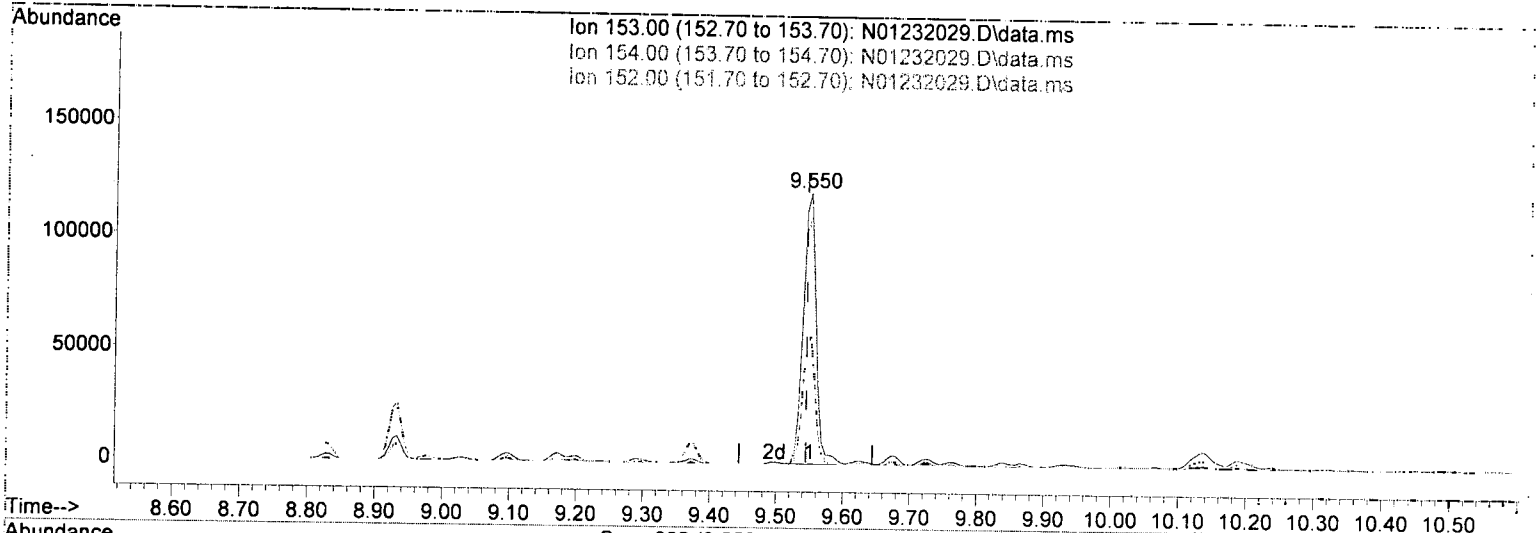
response 11787

Ion	Exp%	Act%
152.00	100.00	100.00
153.00	12.70	21.17
151.00	19.30	22.60
0.00	0.00	0.00

Quantitation Report (Qedit)

Data Path : R:\data\2020-01\0A23020\
 Data File : N01232029.D
 Acq On : 24 Jan 2020 01:30 am
 Operator : JK/ AMS/ DTH
 Sample : A0A0648-06
 Misc : 1x, 8270D LL PAH
 ALS Vial : 23 Sample Multiplier: 1

Quant Time: Jan 24 12:40:38 2020
 Quant Method : R:\methods\SV14_090619_PAHR7.M
 Quant Title : EPA 8270D: Semivolatile Organics
 QLast Update : Fri Dec 20 12:46:03 2019
 Response via : Initial Calibration



TIC: N01232029.D\data.ms

(13) Acenaphthene (T)

9.550min (+ 0.006) 92.42 ng/ml



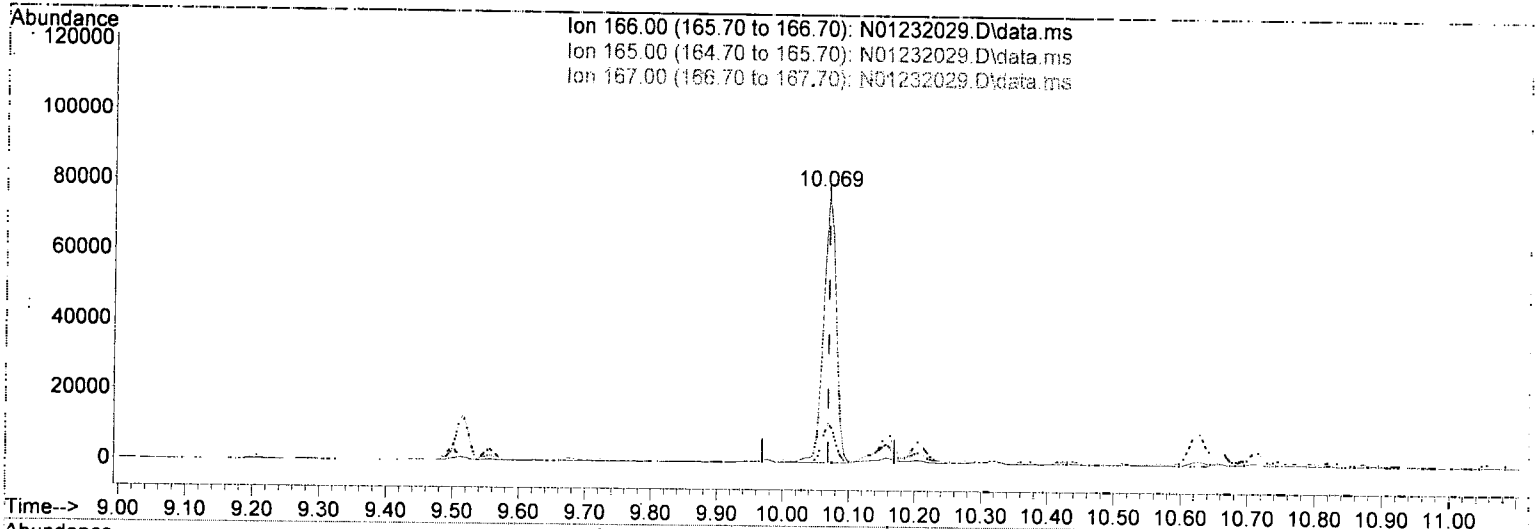
response 164175

Ion	Exp%	Act%
153.00	100.00	100.00
154.00	90.70	90.77
152.00	46.80	47.26
0.00	0.00	0.00

Quantitation Report (Qedit)

Data Path : R:\data\2020-01\0A23020\
 Data File : N01232029.D
 Acq On : 24 Jan 2020 01:30 am
 Operator : JK/ AMS/ DTH
 Sample : A0A0648-06
 Misc : 1x, 8270D LL PAH
 ALS Vial : 23 Sample Multiplier: 1

Quant Time: Jan 24 12:40:38 2020
 Quant Method : R:\methods\SV14_090619_PAHR7.M
 Quant Title : EPA 8270D: Semivolatile Organics
 QLast Update : Fri Dec 20 12:46:03 2019
 Response via : Initial Calibration



TIC: N01232029.D\data.ms

(16) Fluorene (T)

10.069min (-0.000) 56.20 ng/ml

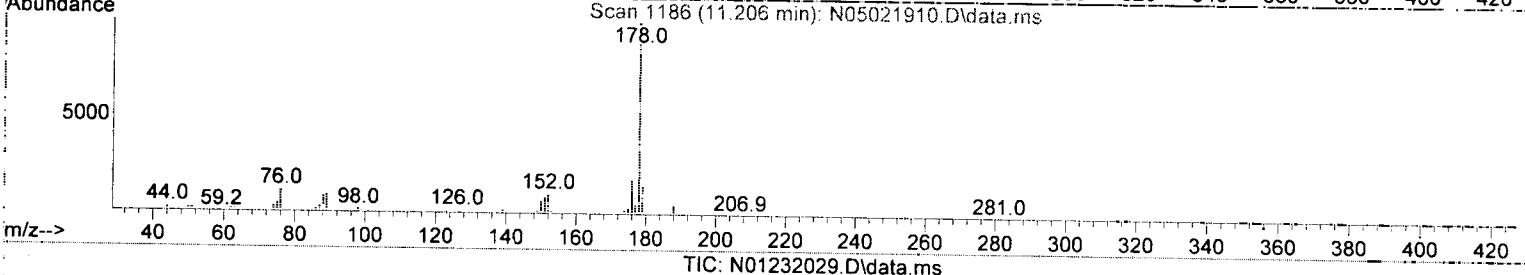
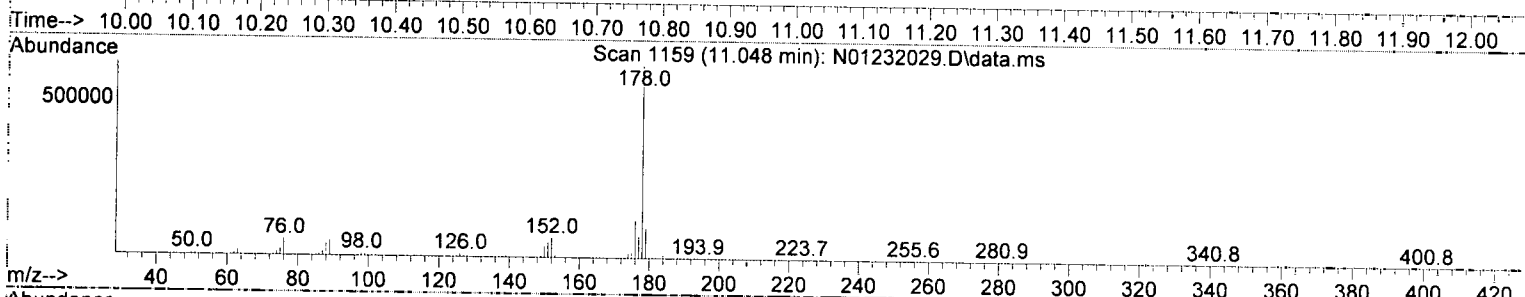
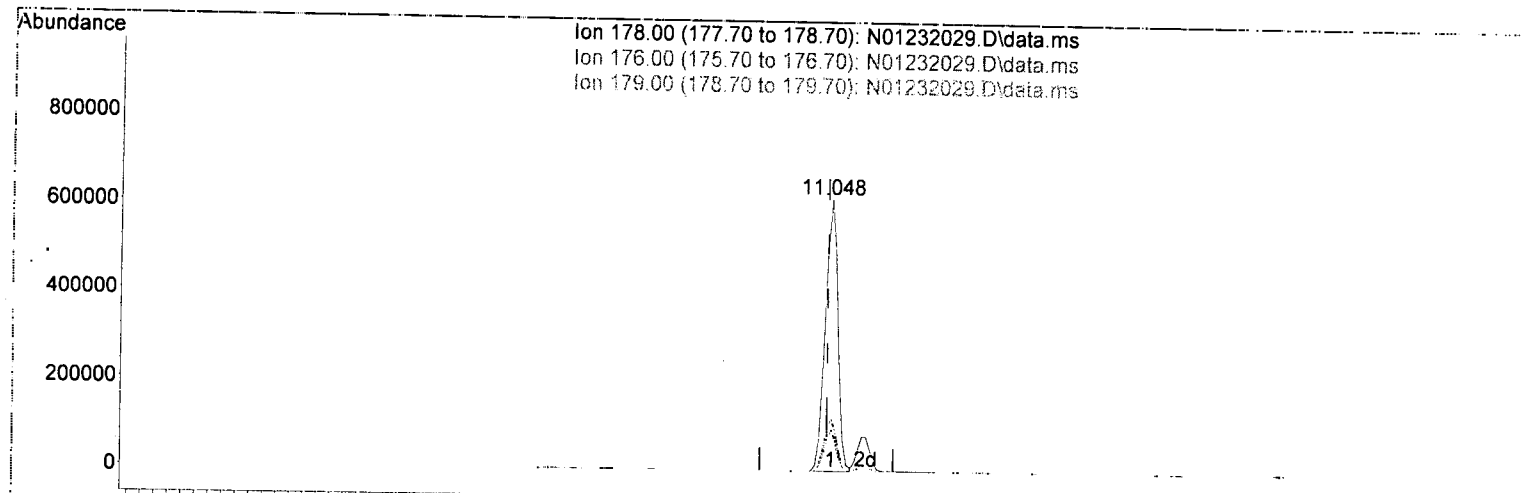
response 102171

Ion	Exp%	Act%
166.00	100.00	100.00
165.00	95.70	96.05
167.00	13.60	14.87
0.00	0.00	0.00

Quantitation Report (Qedit)

Data Path : R:\data\2020-01\0A23020\
 Data File : N01232029.D
 Acq On : 24 Jan 2020 01:30 am
 Operator : JK/ AMS/ DTH
 Sample : A0A0648-06
 Misc : 1x, 8270D LL PAH
 ALS Vial : 23 Sample Multiplier: 1

Quant Time: Jan 24 12:40:38 2020
 Quant Method : R:\methods\SV14_090619_PAHR7.M
 Quant Title : EPA 8270D: Semivolatile Organics
 QLast Update : Fri Dec 20 12:46:03 2019
 Response via : Initial Calibration



(19) Phenanthrene (T)

11.048min (+ 0.006) 291.20 ng/ml

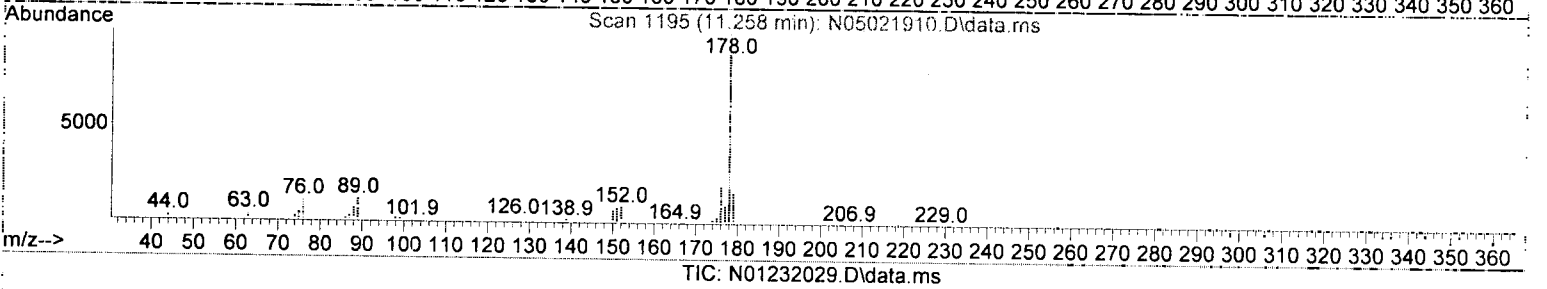
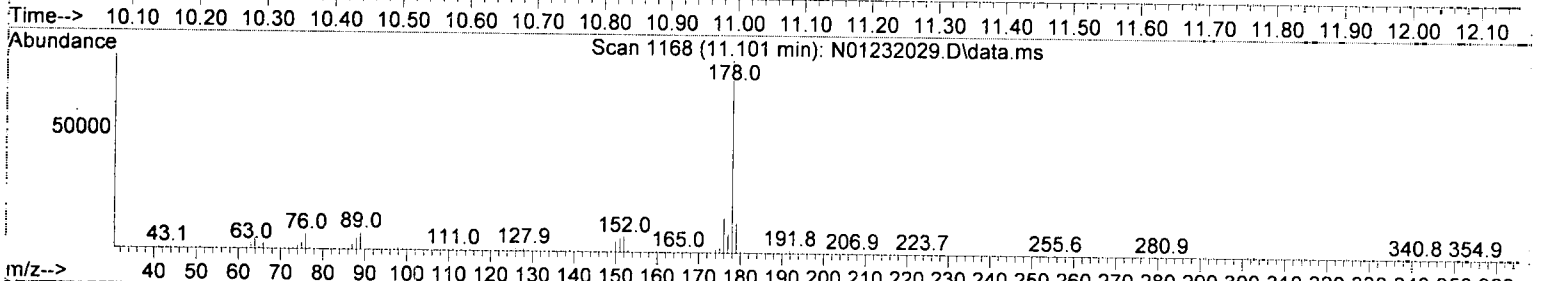
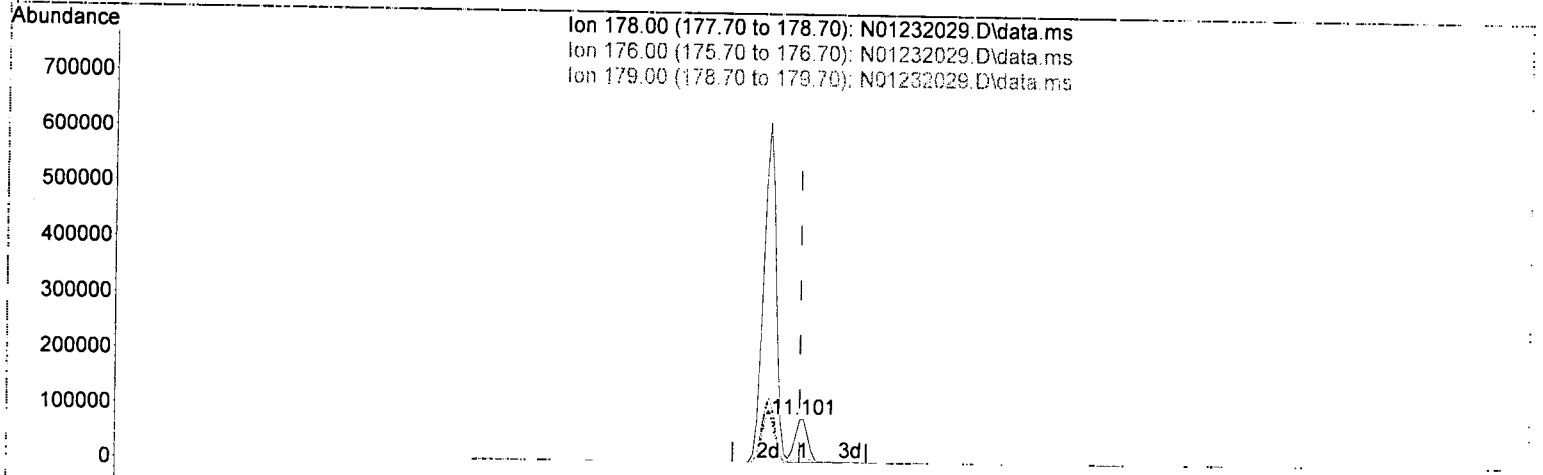
response 800980

Ion	Exp%	Act%
178.00	100.00	100.00
176.00	19.00	19.21
179.00	15.10	15.41
0.00	0.00	0.00

Quantitation Report (Qedit)

Data Path : R:\data\2020-01\0A23020\
 Data File : N01232029.D
 Acq On : 24 Jan 2020 01:30 am
 Operator : JK/ AMS/ DTH
 Sample : A0A0648-06
 Misc : 1x, 8270D LL PAH
 ALS Vial : 23 Sample Multiplier: 1

Quant Time: Jan 24 12:40:38 2020
 Quant Method : R:\methods\SV14_090619_PAHR7.M
 Quant Title : EPA 8270D: Semivolatile Organics
 QLast Update : Fri Dec 20 12:46:03 2019
 Response via : Initial Calibration



(20) Anthracene (T)

11.101min (+ 0.006) 42.09 ng/ml

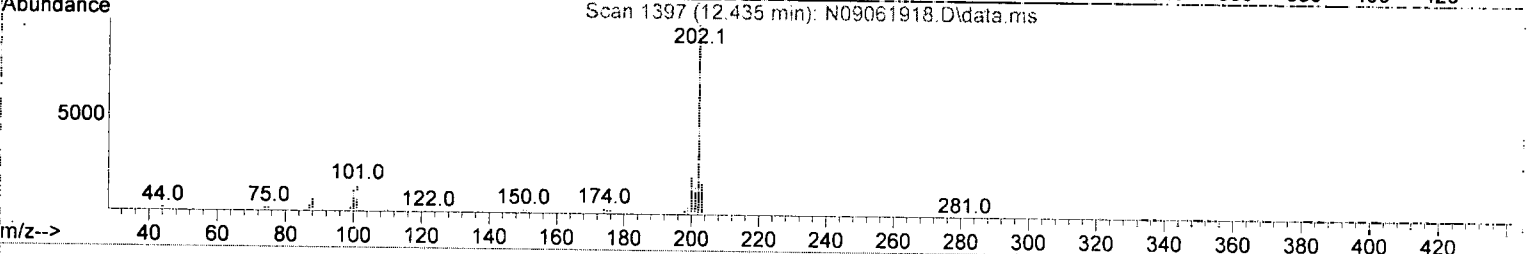
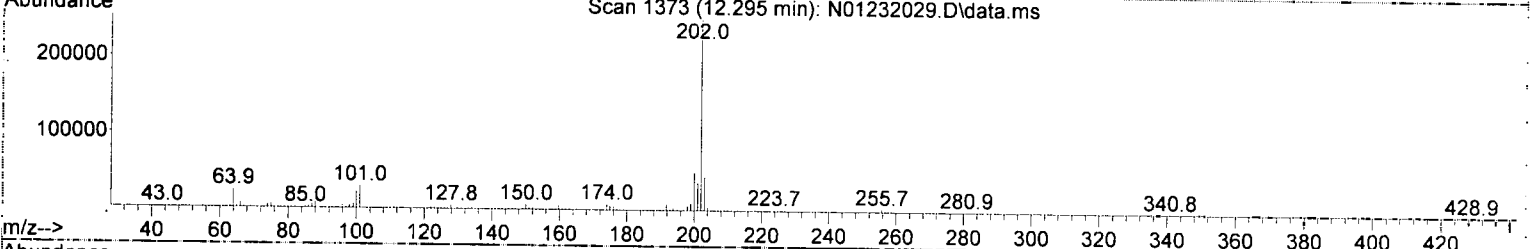
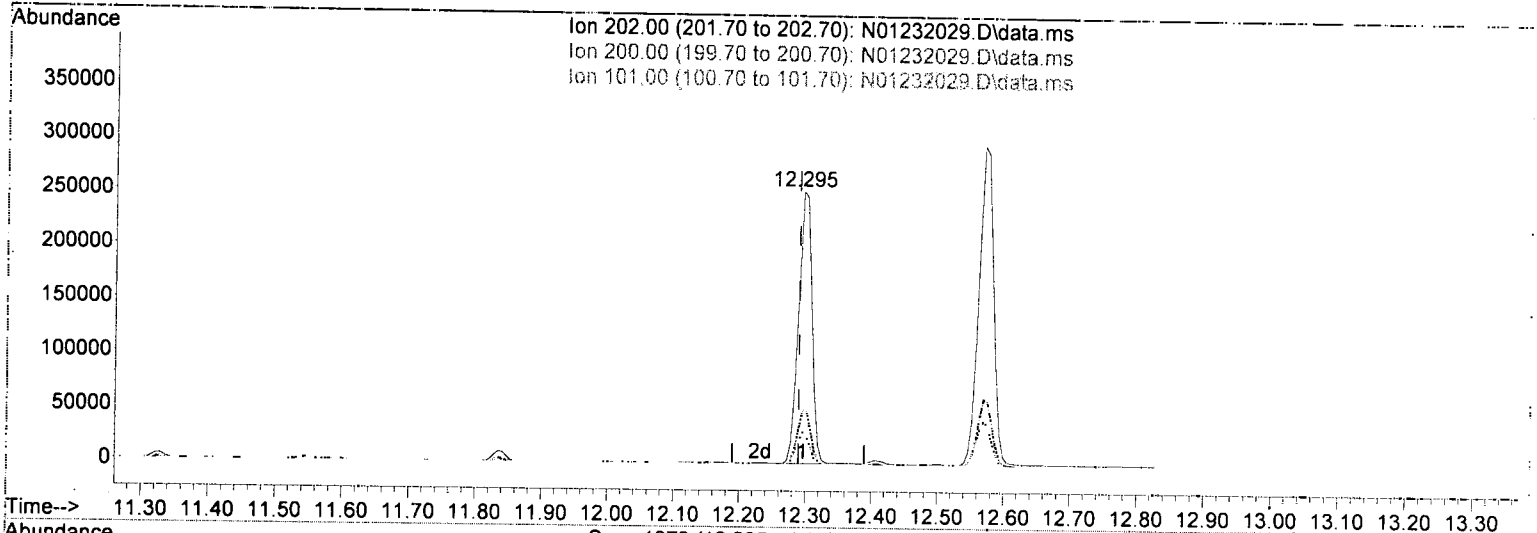
response 107699

Ion	Exp%	Act%
178.00	100.00	100.00
176.00	18.90	17.89
179.00	15.30	15.40
0.00	0.00	0.00

Quantitation Report (Qedit)

Data Path : R:\data\2020-01\0A23020\
 Data File : N01232029.D
 Acq On : 24 Jan 2020 01:30 am
 Operator : JK/ AMS/ DTH
 Sample : A0A0648-06
 Misc : 1x, 8270D LL PAH
 ALS Vial : 23 Sample Multiplier: 1

Quant Time: Jan 24 12:40:38 2020
 Quant Method : R:\methods\SV14_090619_PAHR7.M
 Quant Title : EPA 8270D: Semivolatile Organics
 QLast Update : Fri Dec 20 12:46:03 2019
 Response via : Initial Calibration



TIC: N01232029.D\data.ms

(23) Fluoranthene (T)

12.295min (+ 0.006) 129.08 ng/ml

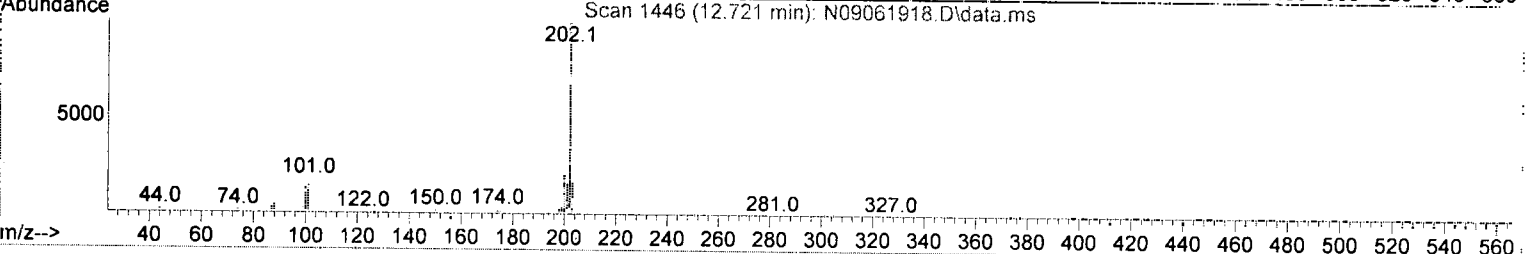
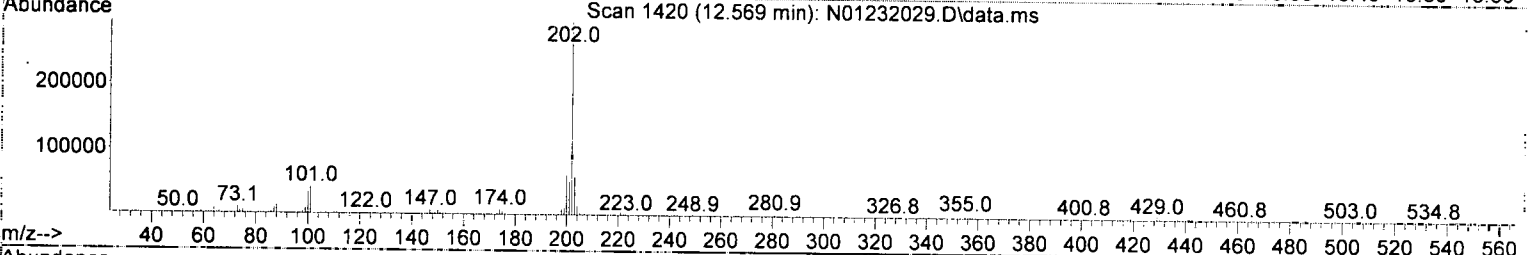
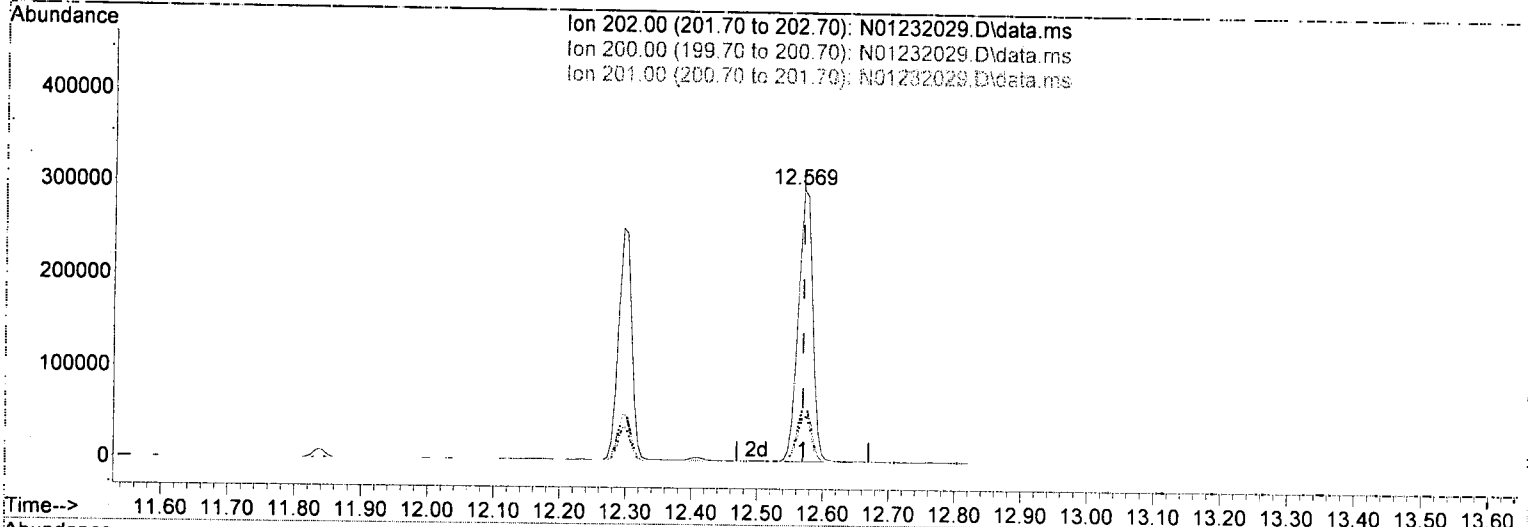
response 357727

Ion	Exp%	Act%
202.00	100.00	100.00
200.00	19.70	20.04
101.00	15.30	11.69
0.00	0.00	0.00

Quantitation Report (Qedit)

Data Path : R:\data\2020-01\0A23020\
 Data File : N01232029.D
 Acq On : 24 Jan 2020 01:30 am
 Operator : JK/ AMS/ DTH
 Sample : A0A0648-06
 Misc : 1x, 8270D LL PAH
 ALS Vial : 23 Sample Multiplier: 1

Quant Time: Jan 24 12:40:38 2020
 Quant Method : R:\methods\SV14_090619_PAHR7.M
 Quant Title : EPA 8270D: Semivolatile Organics
 QLast Update : Fri Dec 20 12:46:03 2019
 Response via : Initial Calibration



TIC: N01232029.D\data.ms

(25) Pyrene (T)

12.569min (-0.000) 140.39 ng/ml

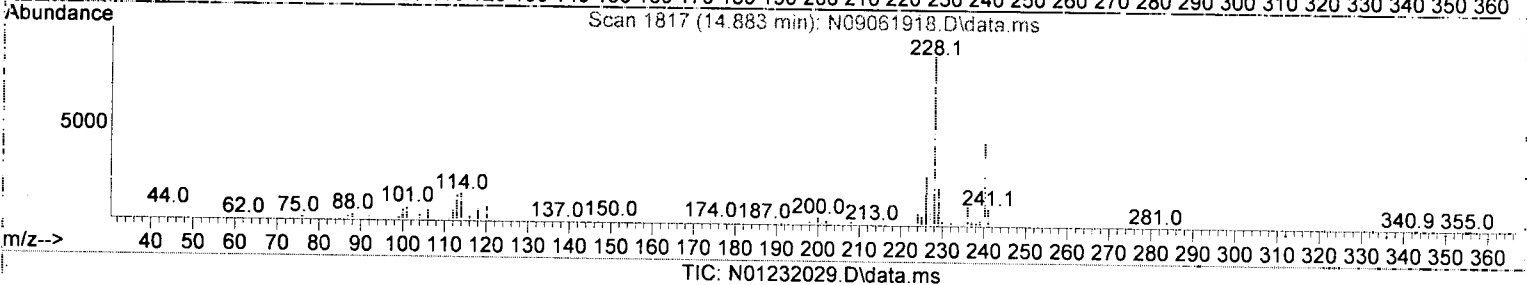
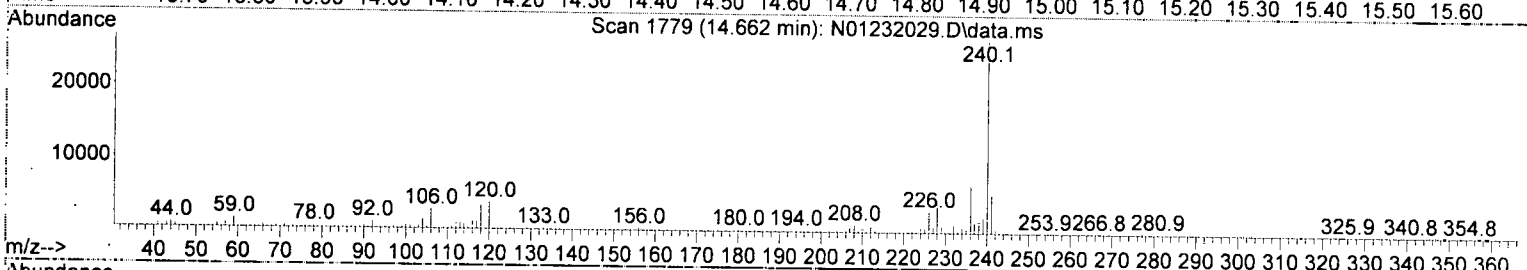
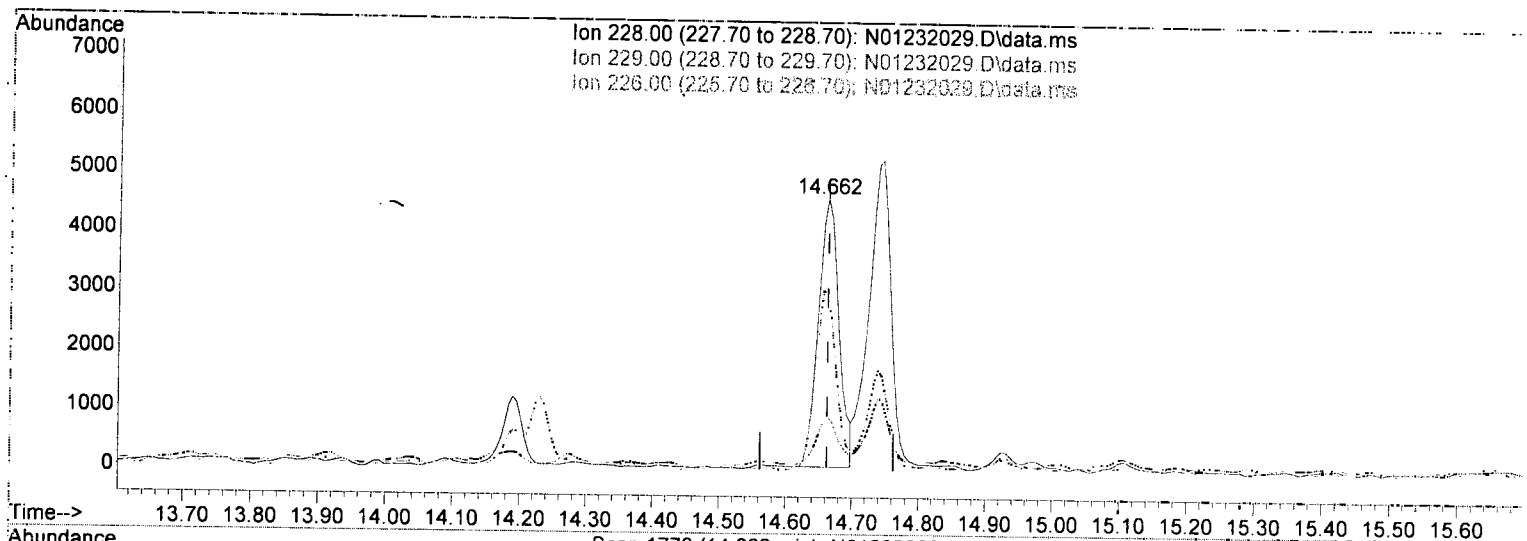
response 458570

Ion	Exp%	Act%
202.00	100.00	100.00
200.00	20.70	20.64
201.00	16.80	17.29
0.00	0.00	0.00

Quantitation Report (Qedit)

Data Path : R:\data\2020-01\0A23020\
 Data File : N01232029.D
 Acq On : 24 Jan 2020 01:30 am
 Operator : JK/ AMS/ DTH
 Sample : A0A0648-06
 Misc : 1x, 8270D LL PAH
 ALS Vial : 23 Sample Multiplier: 1

Quant Time: Jan 24 12:40:38 2020
 Quant Method : R:\methods\SV14_090619_PAHR7.M
 Quant Title : EPA 8270D: Semivolatile Organics
 QLast Update : Fri Dec 20 12:46:03 2019
 Response via : Initial Calibration



(27) Benz(a)anthracene (T)

14.662min (-0.000) 4.04 ng/ml

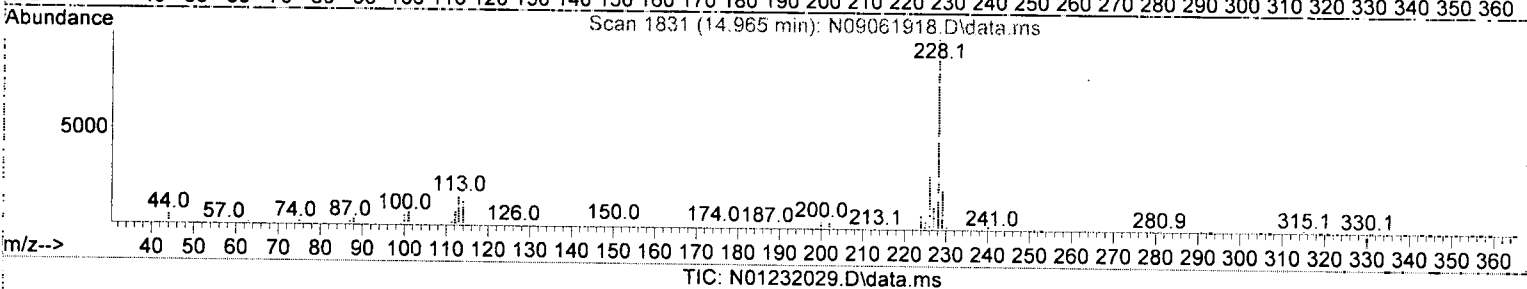
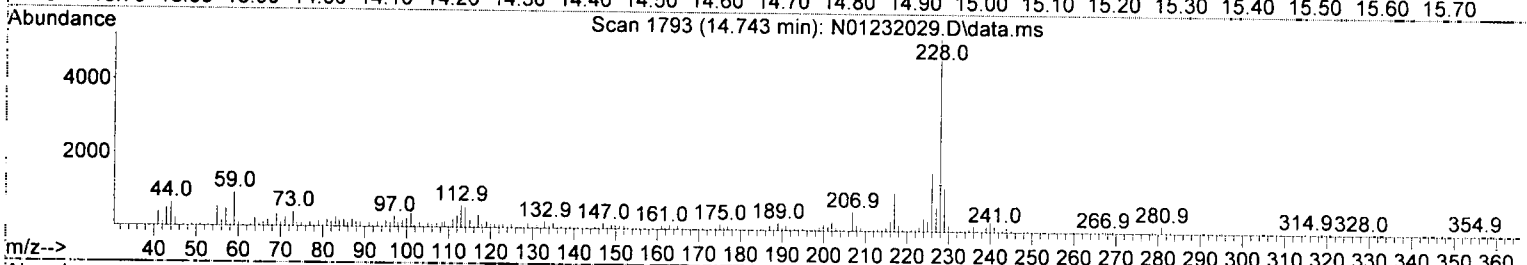
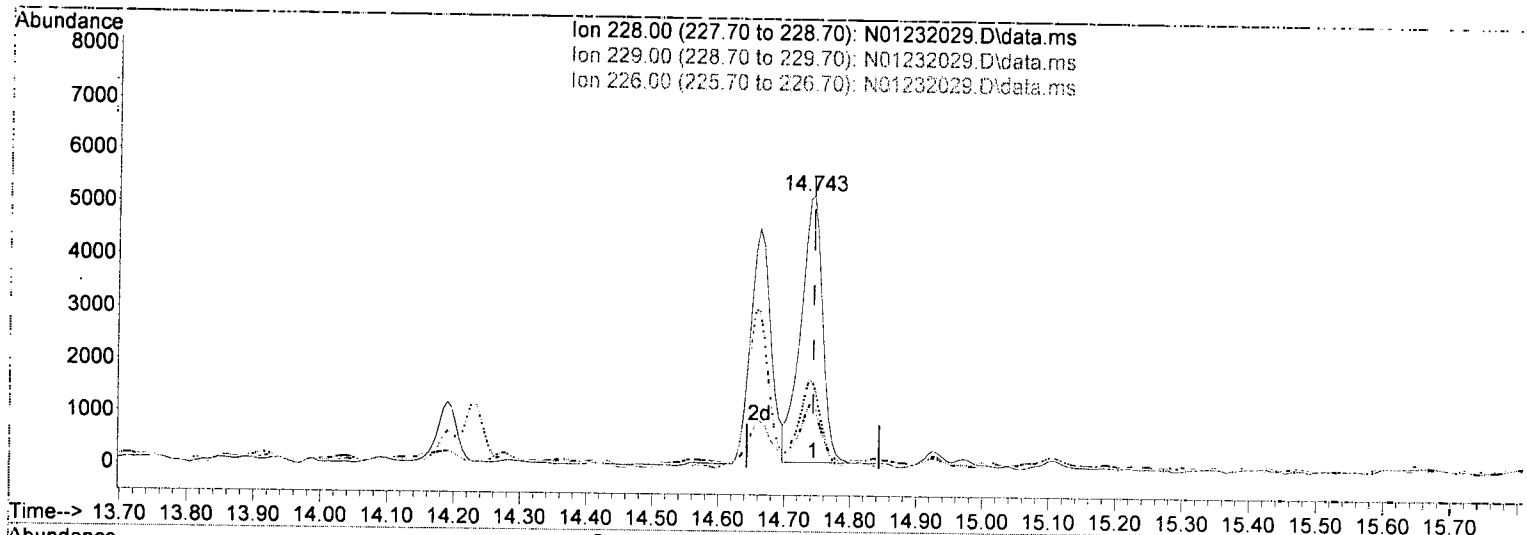
response 9806

Ion	Exp%	Act%
228.00	100.00	100.00
229.00	19.40	19.85
226.00	26.20	65.43#
0.00	0.00	0.00

Quantitation Report (Qedit)

Data Path : R:\data\2020-01\0A23020\
 Data File : N01232029.D
 Acq On : 24 Jan 2020 01:30 am
 Operator : JK/ AMS/ DTH
 Sample : A0A0648-06
 Misc : 1x, 8270D LL PAH
 ALS Vial : 23 Sample Multiplier: 1

Quant Time: Jan 24 12:40:38 2020
 Quant Method : R:\methods\SV14_090619_PAHR7.M
 Quant Title : EPA 8270D: Semivolatile Organics
 QLast Update : Fri Dec 20 12:46:03 2019
 Response via : Initial Calibration



(28) Chrysene (T)

14.743min (-0.000) 5.14 ng/ml

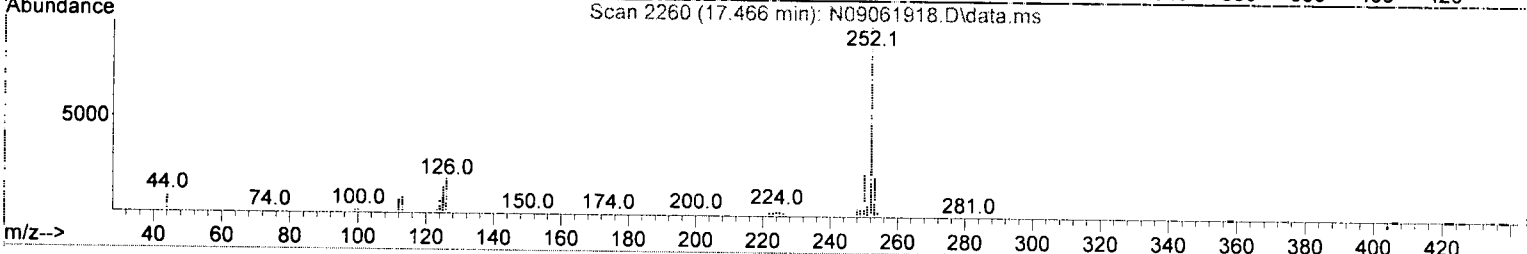
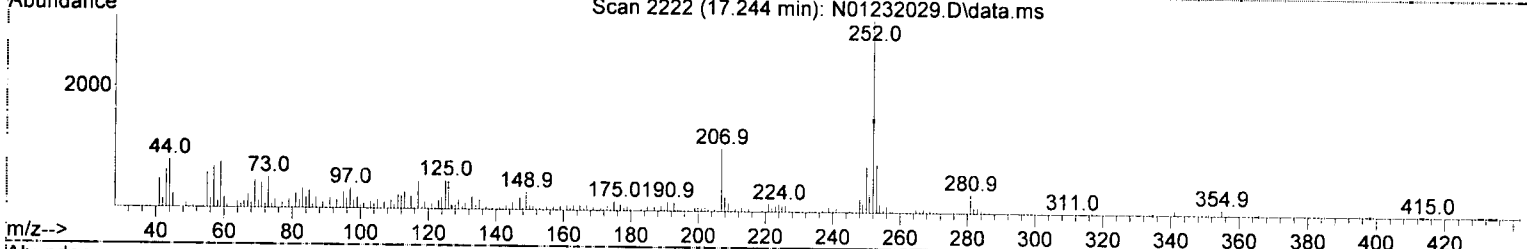
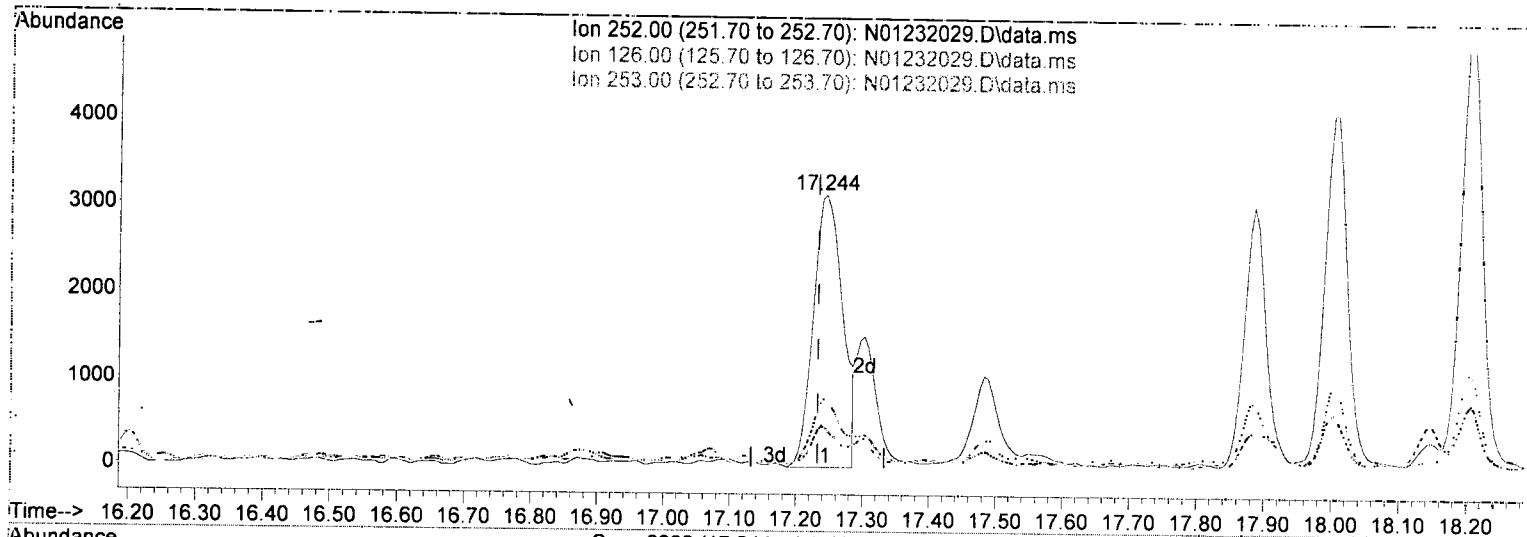
response 11796

Ion	Exp%	Act%
228.00	100.00	100.00
229.00	19.60	23.12
226.00	28.60	30.90
0.00	0.00	0.00

Quantitation Report (Qedit)

Data Path : R:\data\2020-01\0A23020\
 Data File : N01232029.D
 Acq On : 24 Jan 2020 01:30 am
 Operator : JK/ AMS/ DTH
 Sample : A0A0648-06
 Misc : 1x, 8270D LL PAH
 ALS Vial : 23 Sample Multiplier: 1

Quant Time: Jan 24 12:40:38 2020
 Quant Method : R:\methods\SV14_090619_PAHR7.M
 Quant Title : EPA 8270D: Semivolatile Organics
 QLast Update : Fri Dec 20 12:46:03 2019
 Response via : Initial Calibration



TIC: N01232029.D\data.ms

(30) Benzo (b) fluoranthene (T)

17.244min (+ 0.012) 4.33 ng/ml

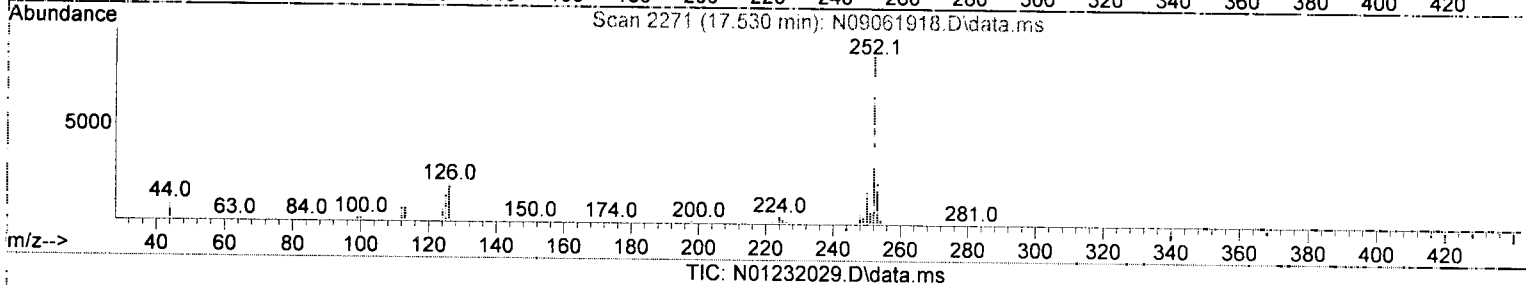
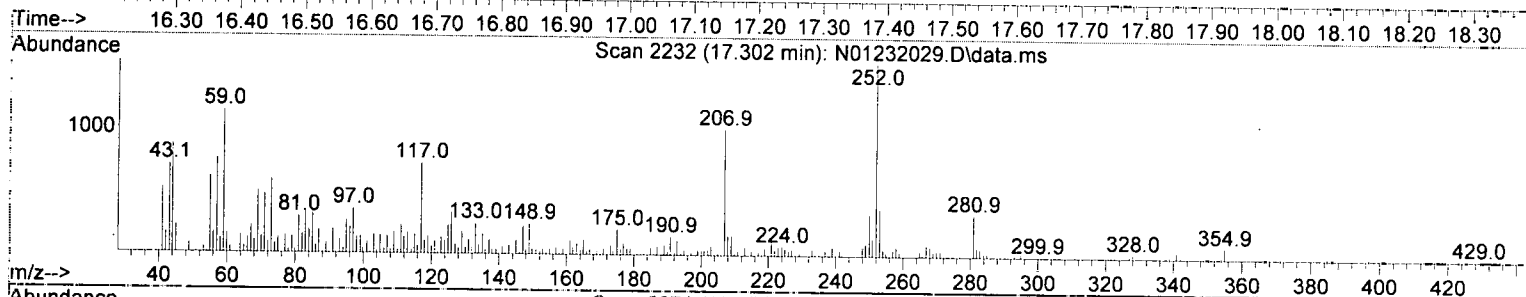
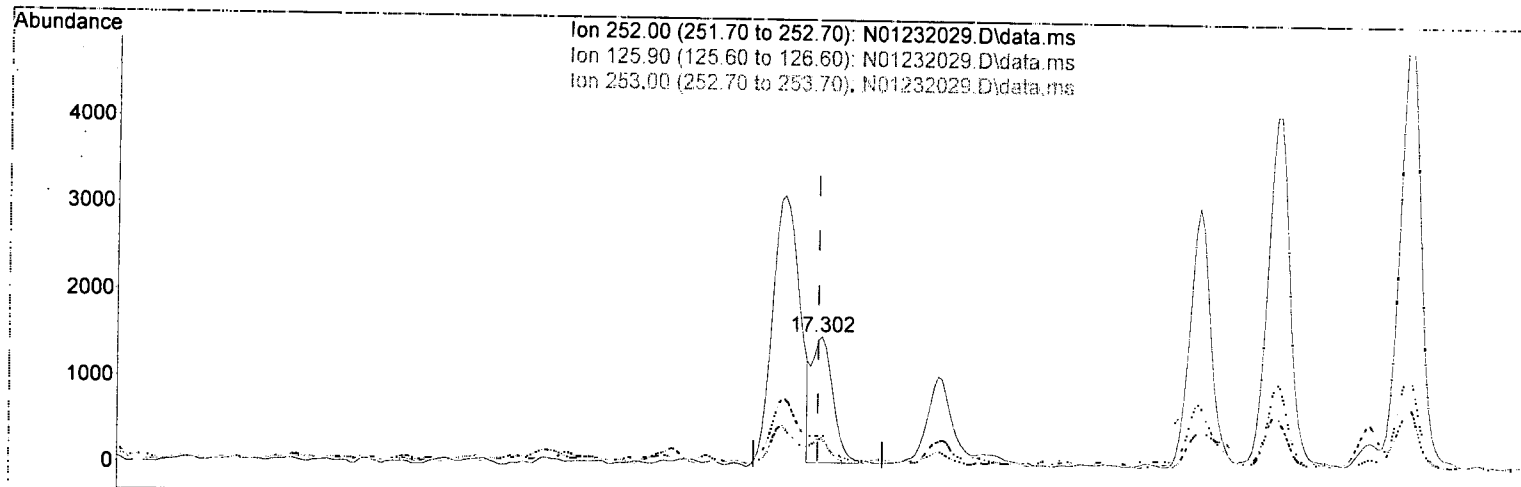
response 9721

Ion	Exp%	Act%
252.00	100.00	100.00
126.00	20.00	17.24
253.00	21.10	25.44
0.00	0.00	0.00

Quantitation Report (Qedit)

Data Path : R:\data\2020-01\0A23020\
 Data File : N01232029.D
 Acq On : 24 Jan 2020 01:30 am
 Operator : JK/ AMS/ DTH
 Sample : A0A0648-06
 Misc : 1x, 8270D LL PAH
 ALS Vial : 23 Sample Multiplier: 1

Quant Time: Jan 24 12:40:38 2020
 Quant Method : R:\methods\SV14_090619_PAHR7.M
 Quant Title : EPA 8270D: Semivolatile Organics
 QLast Update : Fri Dec 20 12:46:03 2019
 Response via : Initial Calibration



(31) Benzo(k)fluoranthene (T)

17.302min (+ 0.006) 1.54 ng/ml/m *RML 1/24/20*

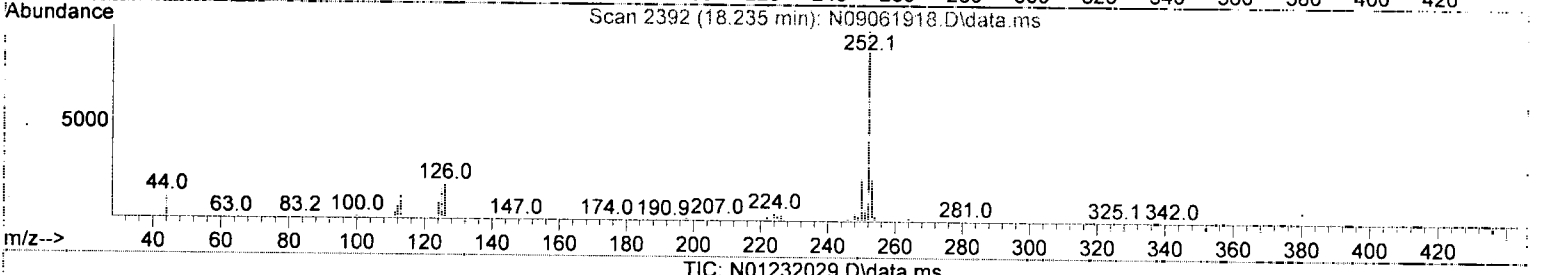
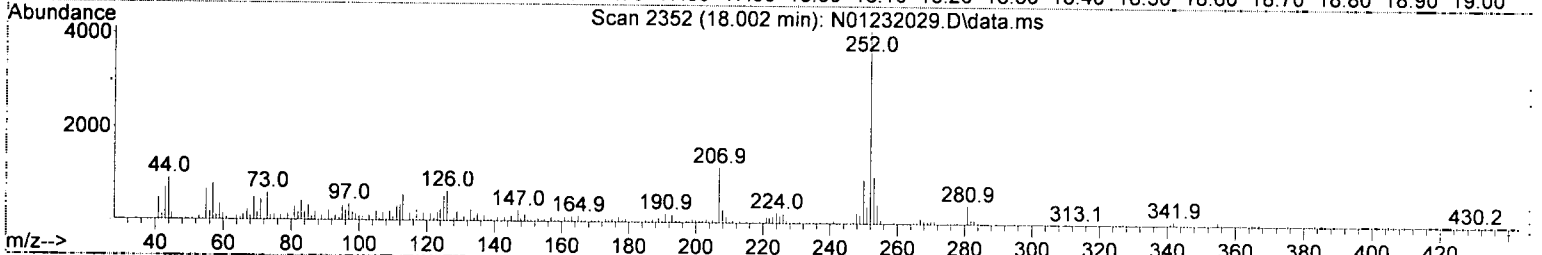
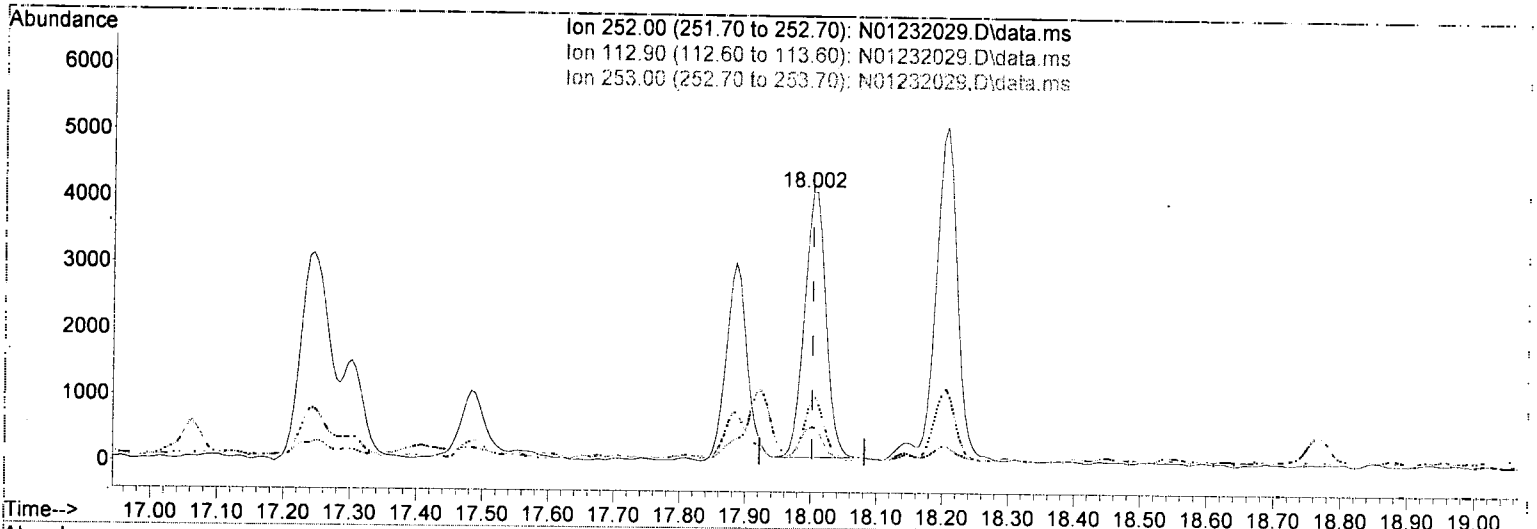
response 3398

Ion	Exp%	Act%
252.00	100.00	100.00
125.90	22.10	22.25
253.00	21.50	24.93
0.00	0.00	0.00

Quantitation Report (Qedit)

Data Path : R:\data\2020-01\0A23020\
 Data File : N01232029.D
 Acq On : 24 Jan 2020 01:30 am
 Operator : JK/ AMS/ DTH
 Sample : A0A0648-06
 Misc : 1x, 8270D LL PAH
 ALS Vial : 23 Sample Multiplier: 1

Quant Time: Jan 24 12:40:38 2020
 Quant Method : R:\methods\SV14_090619_PAHR7.M
 Quant Title : EPA 8270D: Semivolatile Organics
 QLast Update : Fri Dec 20 12:46:03 2019
 Response via : Initial Calibration



TIC: N01232029.D\data.ms

(35) Benzo(a)pyrene (T)

18.002min (-0.000) 4.79 ng/ml

response 9190

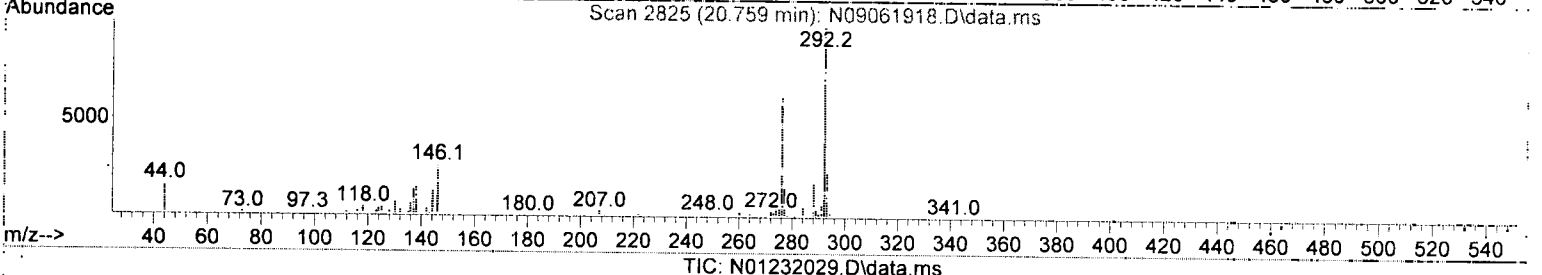
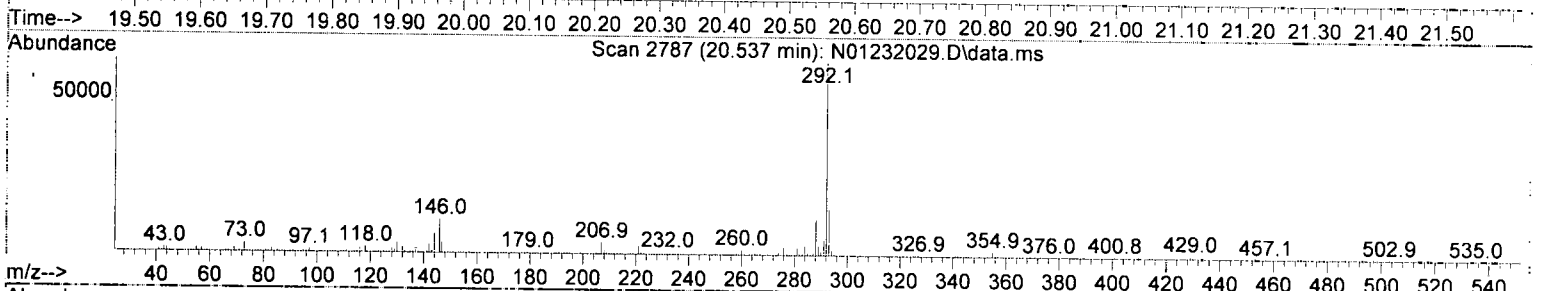
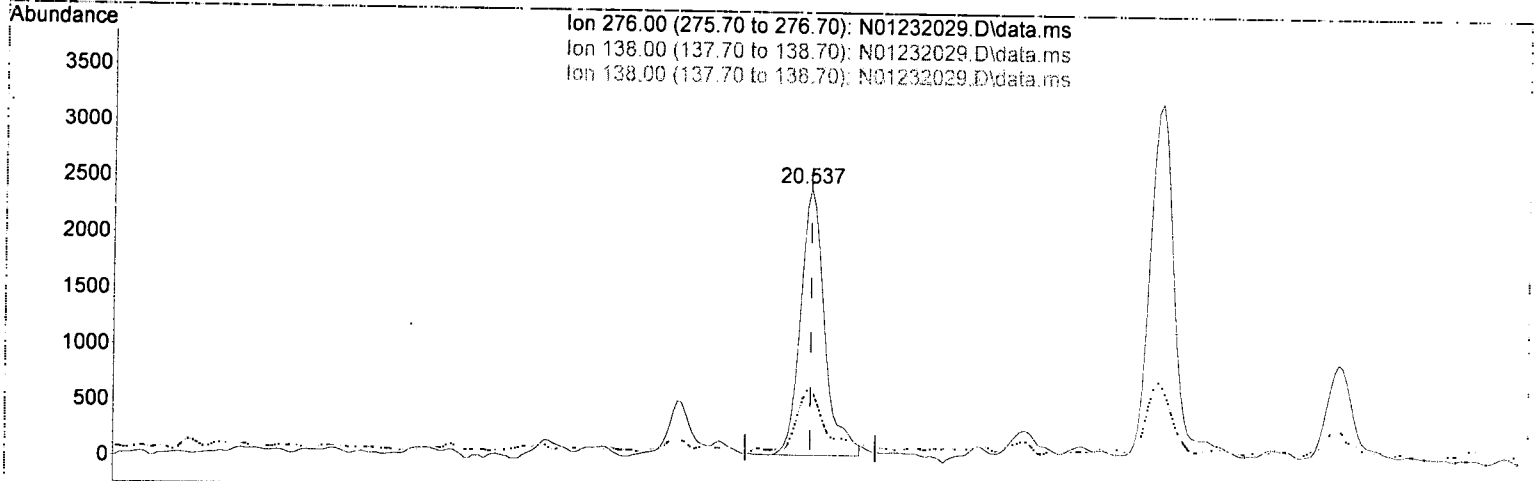
Ion	Exp%	Act%
252.00	100.00	100.00
112.90	12.70	13.82
253.00	21.90	24.83
0.00	0.00	0.00

J

Quantitation Report (Qedit)

Data Path : R:\data\2020-01\0A23020\
 Data File : N01232029.D
 Acq On : 24 Jan 2020 01:30 am
 Operator : JK/ AMS/ DTH
 Sample : A0A0648-06
 Misc : 1x, 8270D LL PAH
 ALS Vial : 23 Sample Multiplier: 1

Quant Time: Jan 24 12:40:38 2020
 Quant Method : R:\methods\SV14_090619_PAHR7.M
 Quant Title : EPA 8270D: Semivolatile Organics
 QLast Update : Fri Dec 20 12:46:03 2019
 Response via : Initial Calibration



(38) Indeno(1,2,3-cd)Pyrene (T)

20.537min (-0.000) 3.26 ng/ml

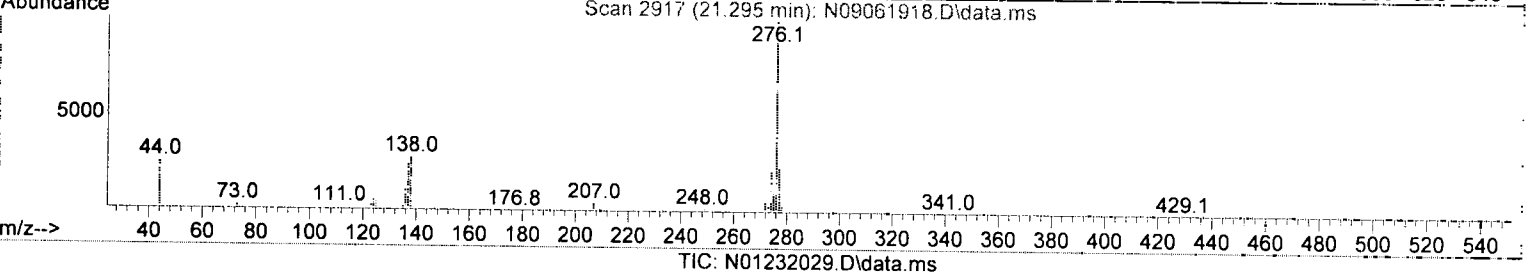
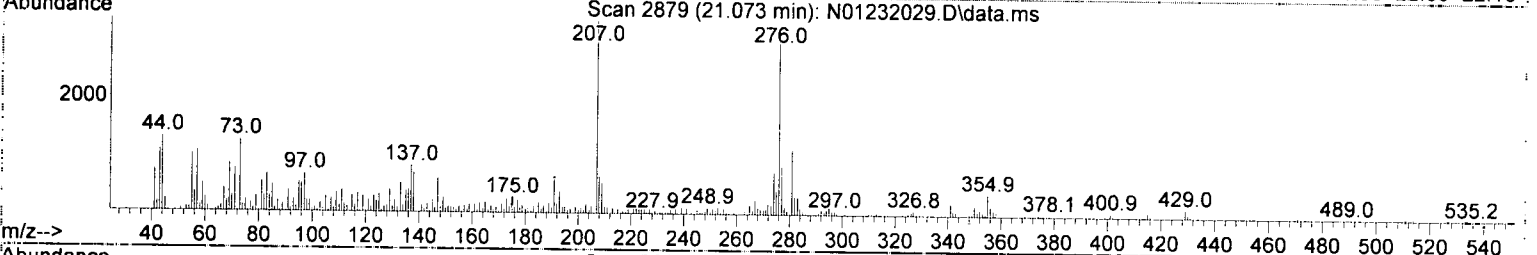
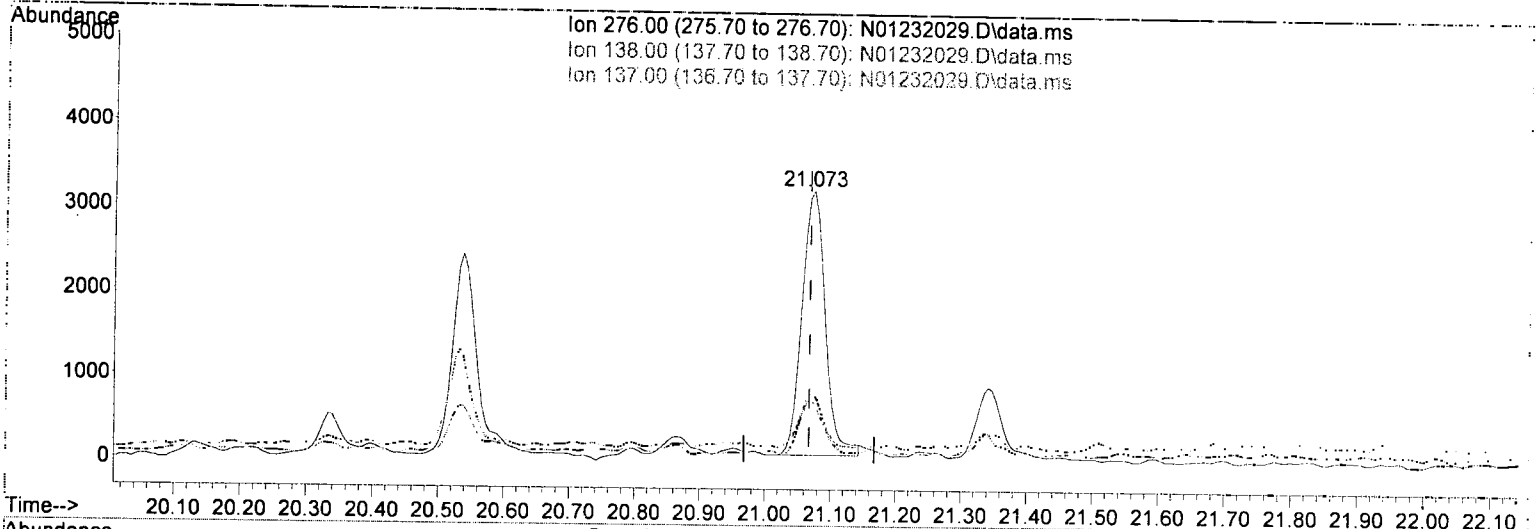
response 6168

Ion	Exp%	Act%
276.00	100.00	100.00
138.00	31.60	26.23
138.00	31.60	26.23
0.00	0.00	0.00

Quantitation Report (Qedit)

Data Path : R:\data\2020-01\0A23020\
 Data File : N01232029.D
 Acq On : 24 Jan 2020 01:30 am
 Operator : JK/ AMS/ DTH
 Sample : A0A0648-06
 Misc : 1x, 8270D LL PAH
 ALS Vial : 23 Sample Multiplier: 1

Quant Time: Jan 24 12:40:38 2020
 Quant Method : R:\methods\SV14_090619_PAHR7.M
 Quant Title : EPA 8270D: Semivolatile Organics
 QLast Update : Fri Dec 20 12:46:03 2019
 Response via : Initial Calibration



(40) Benzo(g,h,i)perylene (T)

21.073min (+ 0.006) 3.92 ng/ml

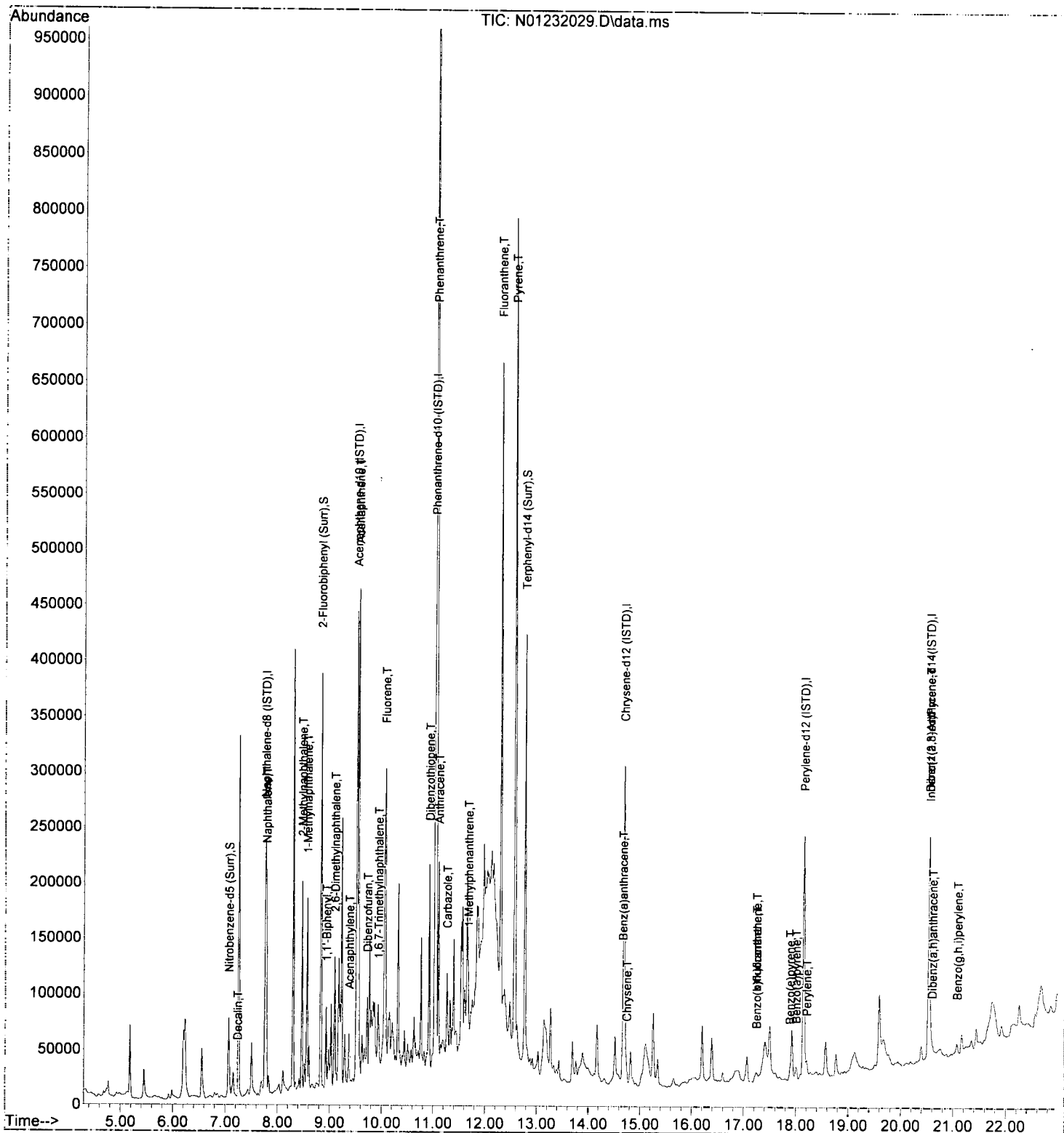
response 7855

Ion	Exp%	Act%
276.00	100.00	100.00
138.00	21.00	22.16
137.00	18.60	25.52
0.00	0.00	0.00

Quantitation Report (Not Reviewed)

Data Path : R:\data\2020-01\0A23020\
 Data File : N01232029.D
 Acq On : 24 Jan 2020 01:30 am
 Operator : JK/ AMS/ DTH
 Sample : A0A0648-06
 Misc : 1x, 8270D LL PAH
 ALS Vial : 23 Sample Multiplier: 1

Quant Time: Jan 24 12:40:38 2020
 Quant Method : R:\methods\SV14_090619_PAHR7.M
 Quant Title : EPA 8270D: Semivolatile Organics
 QLast Update : Fri Dec.20 12:46:03 2019
 Response via : Initial Calibration



**Semivolatile Organic Compounds (PAHs) by EPA 8270D
Benchsheet & Analysis Sequence Data**

Sequence 0A24014 (A0A0648-03RE1)



ELEMENT SEQUENCE LOG

Apex Laboratories

Sequence: **0A24014**

Instrument: **SV-GCMS14**

Date: **01/24/20 07:57**

Calibration: **A911001**

#	Lab Number	Matrix	Analysis	Client	Due	Batch	ISTD ID	STD ID
1	0A24014-TUN1	Sediment	QC	QC			A19K048	A20A236
2	0A24014-CCV1	Sediment	QC	QC			A19K048	A19K012
3	0A24014-CCB1	Sediment	QC	QC			A19K048	
4	A0A0712-01	Sediment	8270D LL PAH Only (Scan)	Anchor QEA, LLC	02/05/20	0010712	A19K048	
5	A0A0712-02	Sediment	8270D LL PAH Only (Scan)	Anchor QEA, LLC	02/05/20	0010712	A19K048	
6	A0A0715-01	Sediment	8270D LL PAH Only (Scan)	Anchor QEA, LLC	02/05/20	0010712	A19K048	
7	A0A0715-02	Sediment	8270D LL PAH Only (Scan)	Anchor QEA, LLC	02/05/20	0010712	A19K048	
8	A0A0715-03	Sediment	8270D LL PAH Only (Scan)	Anchor QEA, LLC	02/05/20	0010712	A19K048	
9	A0A0715-04	Sediment	8270D LL PAH Only (Scan)	Anchor QEA, LLC	02/05/20	0010712	A19K048	
10	A0A0715-05	Sediment	8270D LL PAH Only (Scan)	Anchor QEA, LLC	02/05/20	0010712	A19K048	
11	A0A0715-06	Sediment	8270D LL PAH Only (Scan)	Anchor QEA, LLC	02/05/20	0010712	A19K048	
12	A0A0716-01	Sediment	8270D LL PAH Only (Scan)	Anchor QEA, LLC	02/05/20	0010712	A19K048	
13	A0A0716-02	Sediment	8270D LL PAH Only (Scan)	Anchor QEA, LLC	02/05/20	0010712	A19K048	
14	A0A0718-01	Sediment	8270D LL PAH Only (Scan)	Anchor QEA, LLC	02/05/20	0010712	A19K048	
15	A0A0648-03RE1	Sediment	8270D LL PAH Only (Scan)	Anchor QEA, LLC	02/04/20	0010712	A19K048	
16	A0A0639-06RE1	Sediment	8270D LL PAH Only (Scan)	Anchor QEA, LLC	02/03/20	0010712	A19K048	
17	A0A0645-07RE1	Sediment	8270D LL PAH Only (Scan)	Anchor QEA, LLC	02/04/20	0010712	A19K048	
18	A0A0715-03RE1	Sediment	8270D LL PAH Only (Scan)	Anchor QEA, LLC	02/05/20	0010712	A19K048	
19	A0A0645-07RE2	Sediment	8270D LL PAH Only (Scan)	Anchor QEA, LLC	02/04/20	0010712	A19K048	
20	0A24014-IBL1	Sediment	QC	QC			A19K048	

Data Entered By:

AMS 1/27/20

Comments:

Data Reviewed By:

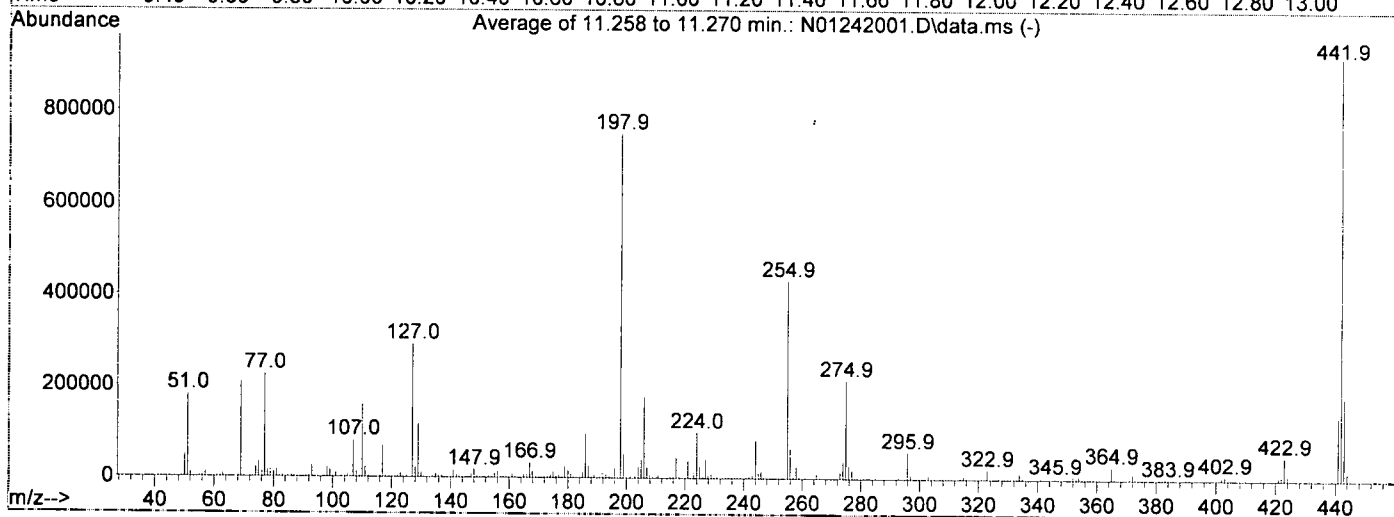
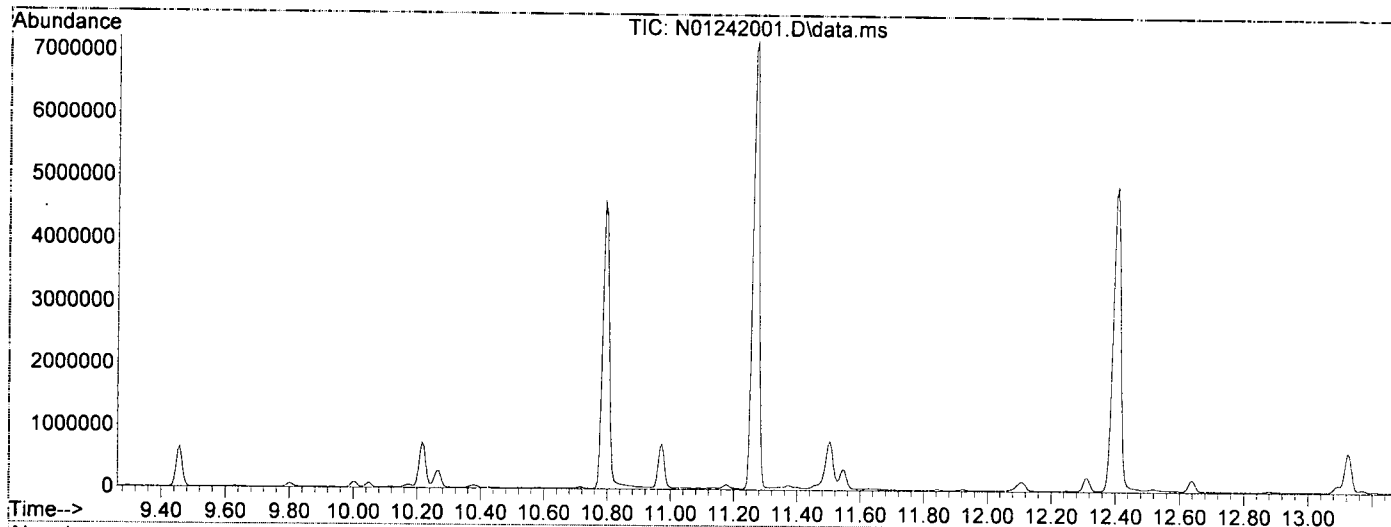
gd 1/28/20

Data Path : U:\data\2020-01\0A24014\
 Data File : N01242001.D
 Acq On : 24 Jan 2020 08:42
 Operator : JK/ AMS/ DTH
 Sample : 0A24014-TUN1
 Misc : 1x, A20A236 DFTPP
 ALS Vial : 1 Sample Multiplier: 1

AMS
1/27/20

Integration File: rteint.p

Method : U:\methods\DFTPP.M
 Title : 8270 DFTPP Tune Method
 Last Update : Wed Nov 06 13:10:03 2019



AutoFind: Scans 1195, 1196, 1197; Background Corrected with Scan 1189

Target Mass	Rel. to Mass	Lower Limit%	Upper Limit%	Rel. Abn%	Raw Abn	Result Pass/Fail
68	69	0.00	2	1.7	3568	PASS
69	69	100	100	100.0	207824	PASS
70	69	0.00	2	0.5	1128	PASS
197	198	0.00	2	0.0	0	PASS
198	198	100	100	100.0	749419	PASS
199	198	5	9	6.8	51041	PASS
365	198	1	100	3.8	28221	PASS
441	443	0.01	150	76.6	137368	PASS
442	198	0.10	200	122.6	918997	PASS
443	442	15	24	19.5	179429	PASS

Data Path : U:\data\2020-01\0A24014\
 Data File : N01242001.D
 Acq On : 24 Jan 2020 08:42
 Operator : JK/ AMS/ DTH
 Sample : 0A24014-TUN1
 Misc : 1x, A20A236 DFTPP
 ALS Vial : 1 Sample Multiplier: 1
 DataAcq Meth:DFTPP.M

Quant Time: Jan 27 10:36:12 2020
 Quant Method : U:\methods\DFTPP.M
 Quant Title : 8270 DFTPP Tune Method
 QLast Update : Wed Nov 06 13:10:03 2019
 Response via : Initial Calibration
 InstName : SV-GCMS14

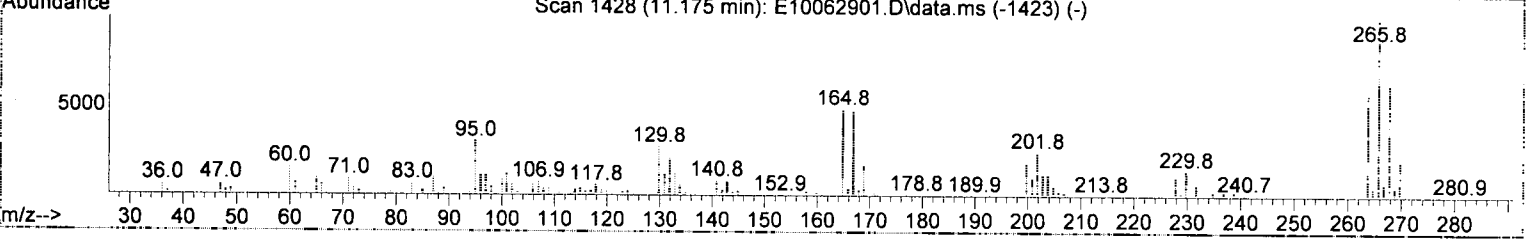
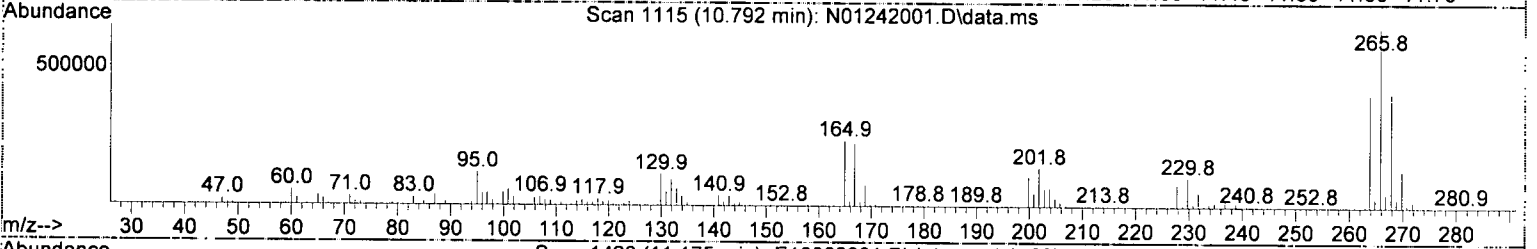
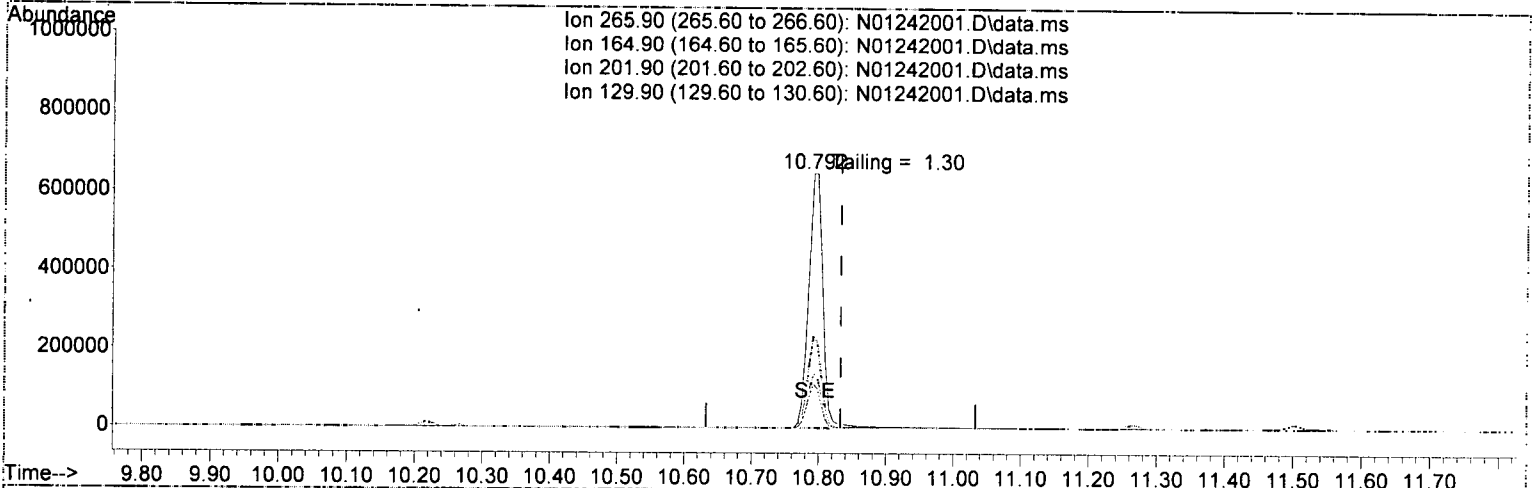
Compound	R.T.	QIon	Response	Conc	Units	Dev(Min)	
Internal Standards							
1) 1,4-Dichlorobenzene-d4	6.490	150	110557	2.00	ug/mL	-0.03	
2) Naphthalene-d8	7.691	136	349430	2.00	ug/mL	-0.04	
3) Acenaphthene-d10	9.457	162	197956	2.00	ug/mL	-0.04	
5) Phenanthrene-d10	10.972	188	378105	2.00	ug/mL	-0.04	
11) Chrysene-d12	14.580	240	342064	2.00	ug/mL	-0.06	
12) Perylene-d12	16.685	264	328965	2.00	ug/mL	-0.04	
13) Dibenz(a,h)anthracene-...	17.868	292	289844	2.00	ug/mL	#-0.05	
Target Compounds							
4) Pentachlorophenol	10.792	266	932416	49.88	ug/mL		Qvalue 83
6) DFTPP	11.270	442	1583886	51.89	ug/mL		72
7) Benzidine	12.406	184	3559835	26.47	ug/mL		97
8) 4,4-DDE	12.639	TIC	265092		No Calib		
9) 4,4-DDD	13.123	TIC	972317		No Calib		
10) 4,4-DDT	13.648	TIC	11903717	30.70	ug/mL		95

(#) = qualifier out of range (m) = manual integration (+) = signals summed

Quantitation Report (Qedit)

Data Path : U:\data\2020-01\0A24014\
 Data File : N01242001.D
 Acq On : 24 Jan 2020 08:42
 Operator : JK/ AMS/ DTH
 Sample : 0A24014-TUN1
 Misc : 1x, A20A236 DFTPP
 ALS Vial : 1 Sample Multiplier: 1
 DataAcq Meth:DFTPP.M

Quant Time: Jan 27 10:36:12 2020
 Quant Method : U:\methods\DFTPP.M
 Quant Title : 8270 DFTPP Tune Method
 QLast Update : Wed Nov 06 13:10:03 2019
 Response via : Initial Calibration
 InstName : SV-GCMS14



TIC: N01242001.D\data.ms

(4) Pentachlorophenol

10.792min (-0.041) 49.88 ug/mL

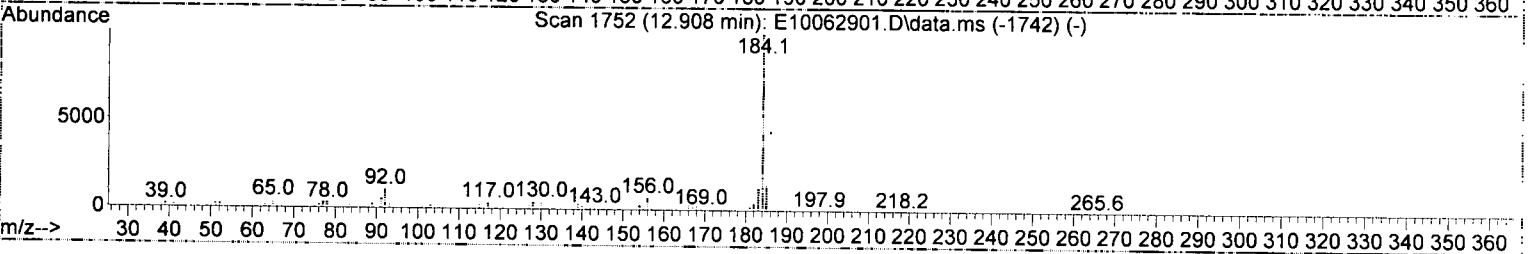
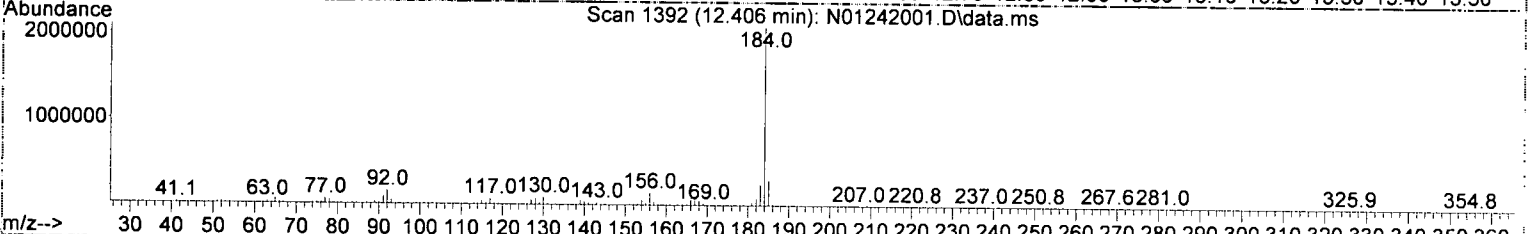
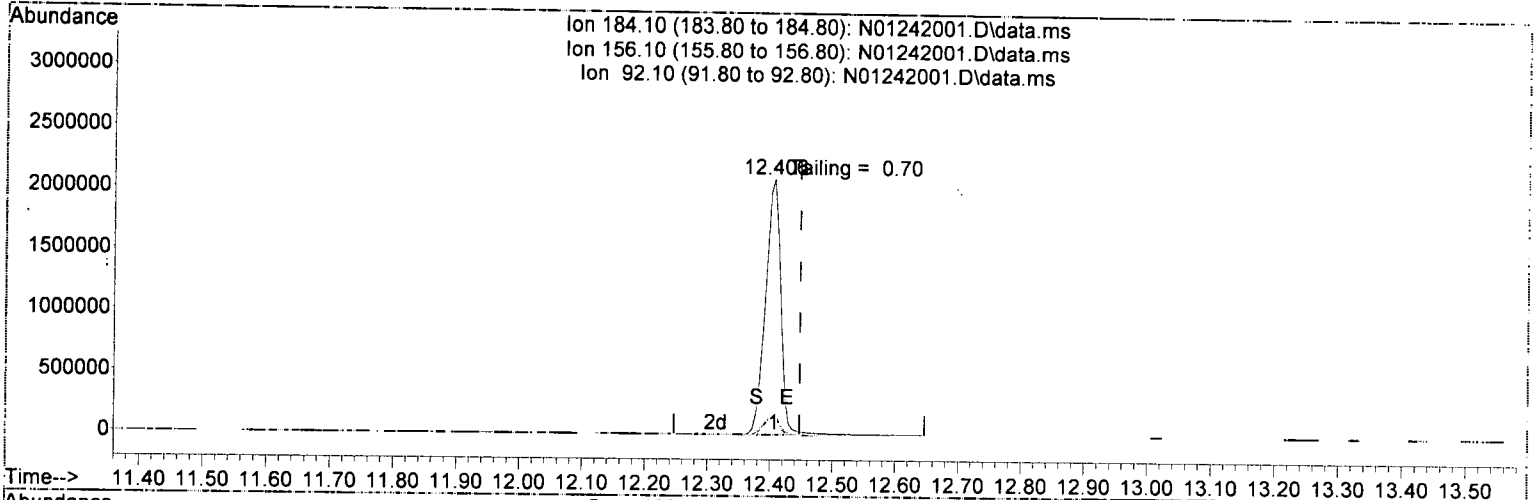
response 932416

Ion	Exp%	Act%
265.90	100.00	100.00
164.90	50.60	36.48
201.90	25.80	21.40
129.90	27.30	17.41

Quantitation Report (Qedit)

Data Path : U:\data\2020-01\0A24014\
 Data File : N01242001.D
 Acq On : 24 Jan 2020 08:42
 Operator : JK/ AMS/ DTH
 Sample : 0A24014-TUN1
 Misc : 1x, A20A236 DFTPP
 ALS Vial : 1 Sample Multiplier: 1
 DataAcq Meth:DFTPP.M

Quant Time: Jan 27 10:36:12 2020
 Quant Method : U:\methods\DFTPP.M
 Quant Title : 8270 DFTPP Tune Method
 QLast Update : Wed Nov 06 13:10:03 2019
 Response via : Initial Calibration
 InstName : SV-GCMS14



TIC: N01242001.D\data.ms

(7) Benzidine

12.406min (-0.041) 26.47 ug/mL

response 3559835

Ion	Exp%	Act%
184.10	100.00	100.00
156.10	8.50	6.86
92.10	8.20	7.51
0.00	0.00	0.00

DDT Breakdown Check (Validated 5/1/2013)

From:

0A24014-TUN1

SV-GCMS14

First Column Area Counts Percent Breakdown

DDE 265092


DDD 972317

DDT 11903717 9.42 PASS

Breakdown must be less than 20% to accept sample data.

Data Path : U:\data\2020-01\0A24014\
Data File : N01242001.D
Acq On : 24 Jan 2020 08:42
Operator : JK/ AMS/ DTH
Sample : 0A24014-TUN1
Misc : 1x, A20A236 DFTPP
ALS Vial : 1 Sample Multiplier: 1
DataAcq Meth:DFTPP.M

Quant Time: Jan 27 10:36:12 2020
Quant Method : U:\methods\DFTPP.M
Quant Title : 8270 DFTPP Tune Method
QLast Update : Wed Nov 06 13:10:03 2019
Response via : Initial Calibration
InstName : SV-GCMS14



Evaluate Continuing Calibration Report

Data Path : U:\data\2020-01\0A24014\
 Data File : N01242002.D
 Acq On : 24 Jan 2020 09:10
 Operator : JK/ AMS/ DTH
 Sample : 0A24014-CCV1
 Misc : 1x, A19K012@50
 ALS Vial : 2 Sample Multiplier: 1
 DataAcq Meth:LV114_BNA_ACQ.M

AMS
1/27/20

Quant Time: Jan 27 10:37:34 2020
 Quant Method : U:\methods\SV14_090619_PAHR7.M
 Quant Title : EPA 8270D: Semivolatile Organics
 QLast Update : Fri Dec 20 12:46:03 2019
 Response via : Initial Calibration
 InstName : SV-GCMS14

Min. RRF : 0.000 Min. Rel. Area : 50% Max. R.T. Dev 0.50min
 Max. RRF Dev : 20% Max. Rel. Area : 200%

Compound		Amount	Calc.	%Dev	Area%	Dev(min)
1 I	Naphthalene-d8 (ISTD)	100.000	100.000	0.0	105	0.00
2 S	Nitrobenzene-d5 (Surr)	50.000	44.130	11.7	95	0.00
3 T	Decalin	50.000	36.982	26.0#	77	0.00
4 T	Naphthalene	50.000	49.221	1.6	105	0.00
5 T	2-Methylnaphthalene	50.000	42.797	14.4	89	0.00
6 T	1-Methylnaphthalene	50.000	43.203	13.6	88	0.00
7 T	1,1'-Biphenyl	50.000	39.945	20.1#	83	0.00
8 T	2,6-Dimethylnaphthalene	50.000	40.091	19.8	82	0.00
9 I	Acenaphthene-d10 (ISTD)	100.000	100.000	0.0	86	0.00
10 S	2-Fluorobiphenyl (Surr)	50.000	50.803	-1.6	88	0.00
11 S	Acenaphthylene d-8 (Surr)	50.000	2.195	95.6#	6	0.00
12 T	Acenaphthylene	50.000	49.257	1.5	85	0.00
13 T	Acenaphthene	50.000	46.768	6.5	82	0.00
14 T	Dibenzofuran	50.000	46.505	7.0	80	0.00
15 T	1,6,7-Trimethylnaphthalene	50.000	48.158	3.7	85	0.00
16 T	Fluorene	50.000	43.147	13.7	75	0.00
17 I	Phenanthrene-d10 (ISTD)	100.000	100.000	0.0	80	0.00
18 T	Dibenzothiopene	50.000	47.193	5.6	76	0.00
19 T	Phenanthrene	50.000	47.448	5.1	77	0.00
20 T	Anthracene	50.000	43.575	12.8	70	0.00
21 T	Carbazole	50.000	33.778	32.4#	55	0.00
22 T	1-Methylphenanthrene	50.000	47.341	5.3	76	0.00
23 T	Fluoranthene	50.000	46.834	6.3	75	0.00
24 I	Chrysene-d12 (ISTD)	100.000	100.000	0.0	70	-0.01
25 T	Pyrene	50.000	53.417	-6.8	75	0.00
26 S	Terphenyl-d14 (Surr)	50.000	47.466	5.1	67	0.00
27 T	Benz(a)anthracene	50.000	43.639	12.7	65	-0.01
28 T	Chrysene	50.000	46.151	7.7	66	-0.01
29 I	Perylene-d12 (ISTD)	100.000	100.000	0.0	73	0.00
30 T	Benzo(b)fluoranthene	50.000	48.764	2.5	71	0.00
31 T	Benzo(k)fluoranthene	50.000	46.923	6.2	70	0.00
32 T	Benzo(b+k)fluoranthene	100.000	96.001	4.0	70	-0.07
33 S	Benzo(a)pyrene d-12 (Surr)	50.000	0.000	100.0#	0	-17.96#
34 T	Benzo(e)pyrene	50.000	47.110	5.8	70	-0.01
35 T	Benzo(a)pyrene	50.000	47.869	4.3	69	0.00
36 T	Perylene	50.000	48.505	3.0	71	0.00
37 I	Dibenz(a,h)Anthrcene-d14 (IS	100.000	100.000	0.0	85	-0.01
38 T	Indeno(1,2,3-cd)Pyrene	50.000	46.978	6.0	81	-0.01
39 T	Dibenz(a,h)anthracene	50.000	48.559	2.9	84	-0.01
40 T	Benzo(g,h,i)perylene	50.000	46.740	6.5	79	0.00

(#) = Out of Range

SPCC's out = 0 CCC's out = 0

Data Path : U:\data\2020-01\0A24014\
 Data File : N01242002.D
 Acq On : 24 Jan 2020 09:10
 Operator : JK/ AMS/ DTH
 Sample : 0A24014-CCV1
 Misc : 1x, A19K012@50
 ALS Vial : 2 Sample Multiplier: 1
 DataAcq Meth:LVI14_BNA_ACQ.M

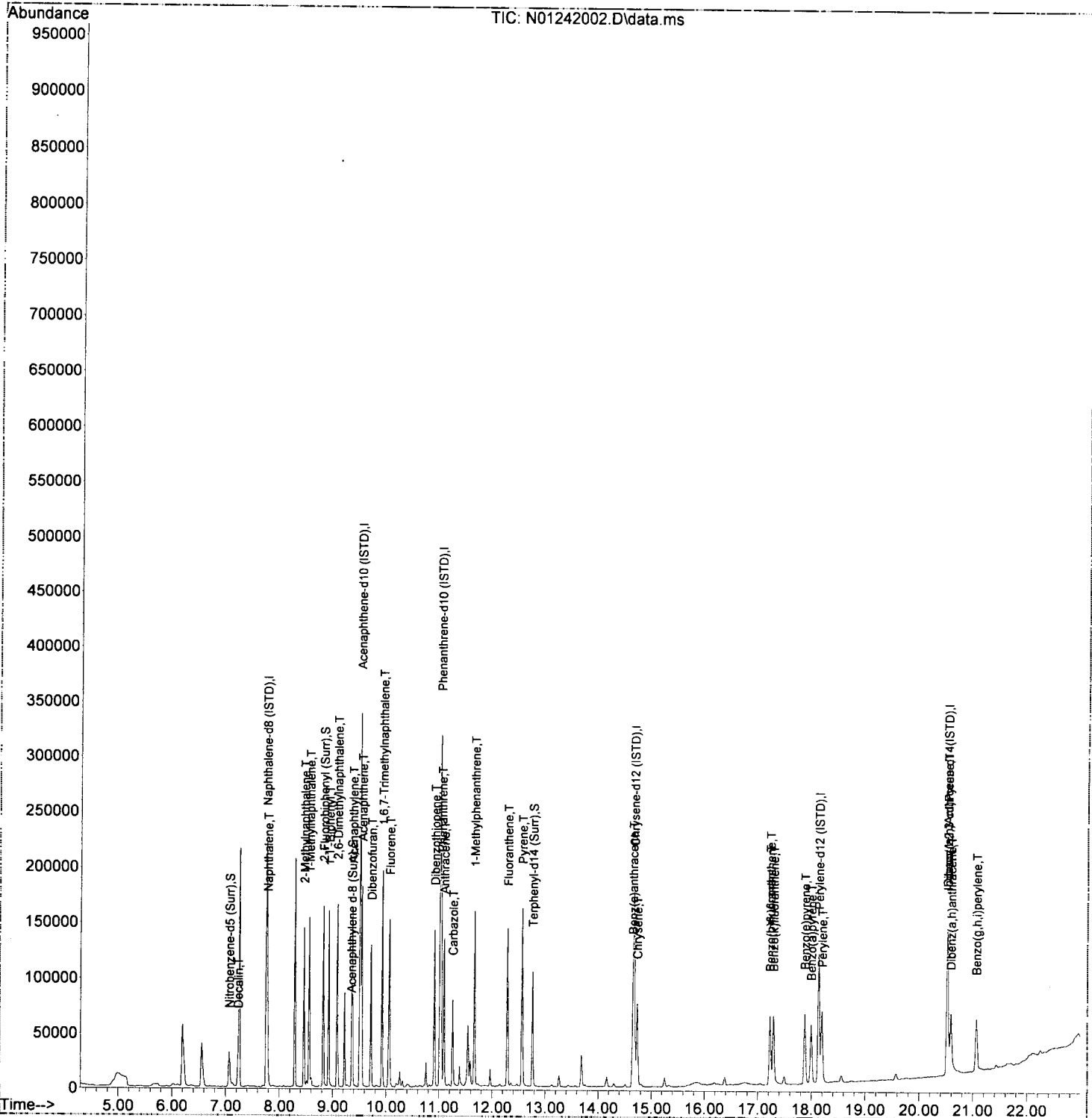
Quant Time: Jan 27 10:37:34 2020
 Quant Method : U:\methods\SV14_090619_PAHR7.M
 Quant Title : EPA 8270D: Semivolatile Organics
 QLast Update : Fri Dec 20 12:46:03 2019
 Response via : Initial Calibration
 InstName : SV-GCMS14

Compound	R.T.	QIon	Response	Conc	Units	Dev(Min)	
Internal Standards							
1) Naphthalene-d8 (ISTD)	7.755	136	155045	100.00	ng/ml	0.00	
9) Acenaphthene-d10 (ISTD)	9.509	162	101631	100.00	ng/ml	0.00	
17) Phenanthrene-d10 (ISTD)	11.019	188	175490	100.00	ng/ml	0.00	
24) Chrysene-d12 (ISTD)	14.673	240	119197	100.00	ng/ml	-0.01	
29) Perylene-d12 (ISTD)	18.136	264	104275	100.00	ng/ml	0.00	
37) Dibenz(a,h)Anthracene-d...	20.520	292	79737	100.00	ng/ml	-0.01	
System Monitoring Compounds							
2) Nitrobenzene-d5 (Surr)	7.067	82	22736	44.13	ng/ml	0.00	
10) 2-Fluorobiphenyl (Surr)	8.822	172	77027	50.80	ng/ml	0.00	
11) Acenaphthylene d-8 (Surr)	9.352	160	7419	2.20	ng/ml	0.00	
26) Terphenyl-d14 (Surr)	12.762	244	59504	47.47	ng/ml	0.00	
33) Benzo(a)pyrene d-12 (S...	0.000	264	0	0.00	ng/ml		
Target Compounds							
							Qvalue
3) Decalin	7.230	138	4269	36.98	ng/ml		86
4) Naphthalene	7.778	128	84170	49.22	ng/ml		100
5) 2-Methylnaphthalene	8.460	142	62016	42.80	ng/ml		98
6) 1-Methylnaphthalene	8.559	142	62593	43.20	ng/ml		96
7) 1,1'-Biphenyl	8.926	154	77850	39.94	ng/ml		96
8) 2,6-Dimethylnaphthalene	9.084	156	57062	40.09	ng/ml		99
12) Acenaphthylene	9.369	152	108681	49.26	ng/ml		99
13) Acenaphthene	9.544	153	67587	46.77	ng/ml		98
14) Dibenzofuran	9.719	168	84179	46.50	ng/ml		95
15) 1,6,7-Trimethylnaphtha...	9.929	170	58367	48.16	ng/ml		98
16) Fluorene	10.063	166	63807	43.15	ng/ml		99
18) Dibenzothiopene	10.914	184	86618	47.19	ng/ml		95
19) Phenanthrene	11.042	178	97437	47.45	ng/ml		100
20) Anthracene	11.095	178	83233	43.57	ng/ml		99
21) Carbazole	11.258	167	52208	33.78	ng/ml		99
22) 1-Methylphenanthrene	11.666	192	67534	47.34	ng/ml		98
23) Fluoranthene	12.290	202	96900	46.83	ng/ml		95
25) Pyrene	12.563	202	99477	53.42	ng/ml		99
27) Benz(a)anthracene	14.650	228	60392	43.64	ng/ml		99
28) Chrysene	14.732	228	60441	46.15	ng/ml		99
30) Benzo(b)fluoranthene	17.226	252	58673	48.76	ng/ml		92
31) Benzo(k)fluoranthene	17.291	252	55588	46.92	ng/ml		93
32) Benzo(b+k)fluoranthene	17.226	252	118150	96.00	ng/ml		91
34) Benzo(e)pyrene	17.873	252	57317	47.11	ng/ml		97
35) Benzo(a)pyrene	17.996	252	49299	47.87	ng/ml		96
36) Perylene	18.194	252	61526	48.51	ng/ml		100
38) Indeno(1,2,3-cd)Pyrene	20.525	276	46198	46.98	ng/ml		80
39) Dibenz(a,h)anthracene	20.590	278	44870	48.56	ng/ml		82
40) Benzo(g,h,i)perylene	21.062	276	48759	46.74	ng/ml		99

(#) = qualifier out of range (m) = manual integration (+) = signals summed

Data Path : U:\data\2020-01\0A24014\
Data File : N01242002.D
Acq On : 24 Jan 2020 09:10
Operator : JK/ AMS/ DTH
Sample : 0A24014-CCV1
Misc : 1x, A19K012@50
ALS Vial : 2 Sample Multiplier: 1
DataAcq Meth:LVI14_BNA_ACQ.M

Quant Time: Jan 27 10:37:34 2020
Quant Method : U:\methods\SV14_090619_PAHR7.M
Quant Title : EPA 8270D: Semivolatile Organics
QLast Update : Fri Dec 20 12:46:03 2019
Response via : Initial Calibration
InstName : SV-GCMS14



Data Path : U:\data\2020-01\0A24014\
 Data File : N01242003.D
 Acq On : 24 Jan 2020 09:43
 Operator : JK/ AMS/ DTH
 Sample : 0A24014-CCB1
 Misc : 1x, DCM + ISTD
 ALS Vial : 3 Sample Multiplier: 1
 DataAcq Meth:LVI14_BNA_ACQ.M

AMS
1/27/20

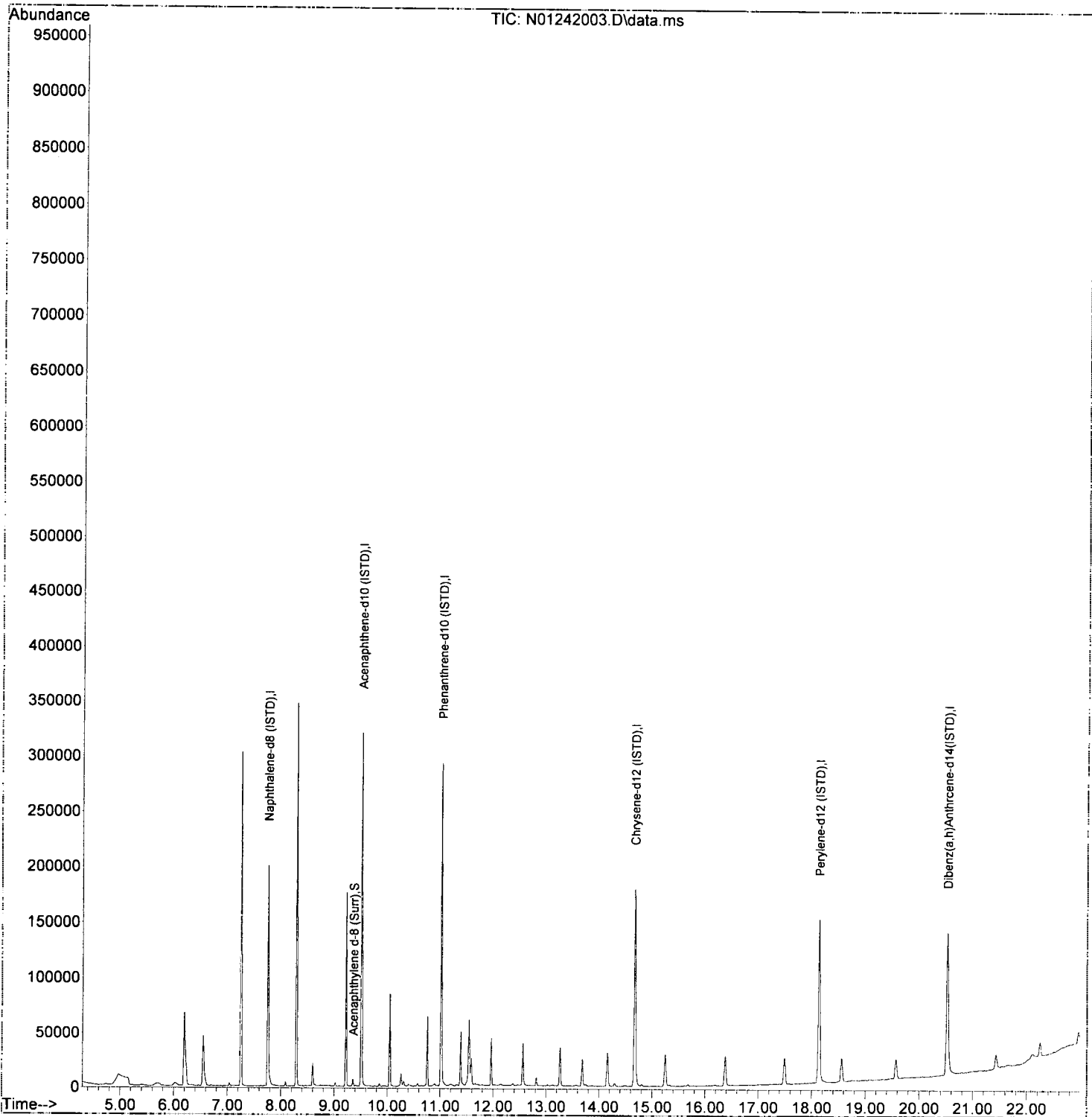
Quant Time: Jan 27 10:38:40 2020
 Quant Method : U:\methods\SV14_090619_PAHR7.M
 Quant Title : EPA 8270D: Semivolatile Organics
 QLast Update : Fri Dec 20 12:46:03 2019
 Response via : Initial Calibration
 InstName : SV-GCMS14

Compound	R.T.	QIon	Response	Conc	Units	Dev(Min)	
Internal Standards							
1) Naphthalene-d8 (ISTD)	7.755	136	154743	100.00	ng/ml	0.00	
9) Acenaphthene-d10 (ISTD)	9.509	162	100258	100.00	ng/ml	0.00	
17) Phenanthrene-d10 (ISTD)	11.019	188	170932	100.00	ng/ml	0.00	
24) Chrysene-d12 (ISTD)	14.673	240	141778	100.00	ng/ml	-0.01	
29) Perylene-d12 (ISTD)	18.136	264	132727	100.00	ng/ml	0.00	
37) Dibenz(a,h)Anthracene-d...	20.520	292	112268	100.00	ng/ml	-0.01	
System Monitoring Compounds							
2) Nitrobenzene-d5 (Surr)	7.131	82	69	0.13	ng/ml	0.06	
10) 2-Fluorobiphenyl (Surr)	0.000	172	0	0.00	ng/ml		
11) Acenaphthylene d-8 (Surr)	9.358	160	4431	0.75	ng/ml	0.00	
26) Terphenyl-d14 (Surr)	0.000	244	0	0.00	ng/ml		
33) Benzo(a)pyrene d-12 (S...	0.000	264	0	0.00	ng/ml		
Target Compounds							
							Qvalue
3) Decalin	0.000		0		N.D.		
4) Naphthalene	7.784	128	304		N.D.		
5) 2-Methylnaphthalene	0.000		0		N.D.		
6) 1-Methylnaphthalene	0.000		0		N.D.		
7) 1,1'-Biphenyl	8.932	154	67		N.D.		
8) 2,6-Dimethylnaphthalene	0.000		0		N.D.		
12) Acenaphthylene	9.369	152	115		N.D.		
13) Acenaphthene	0.000		0		N.D.		
14) Dibenzofuran	0.000		0		N.D.		
15) 1,6,7-Trimethylnaphtha...	0.000		0		N.D.		
16) Fluorene	0.000		0		N.D.		
18) Dibenzothiopene	0.000		0		N.D.		
19) Phenanthrene	11.036	178	214		N.D.		
20) Anthracene	11.036	178	214		N.D.		
21) Carbazole	0.000		0		N.D.		
22) 1-Methylphenanthrene	0.000		0		N.D.		
23) Fluoranthene	12.295	202	126		N.D.		
25) Pyrene	12.569	202	98		N.D.		
27) Benz(a)anthracene	14.673	228	456		N.D.		
28) Chrysene	14.673	228	433		N.D.		
30) Benzo(b)fluoranthene	0.000		0		N.D.		
31) Benzo(k)fluoranthene	0.000		0		N.D.		
32) Benzo(b+k)fluoranthene	0.000		0		N.D.		
34) Benzo(e)pyrene	18.136	252	377		N.D.		
35) Benzo(a)pyrene	0.000		0		N.D.		
36) Perylene	18.136	252	388		N.D.		
38) Indeno(1,2,3-cd)Pyrene	20.531	276	126		N.D.		
39) Dibenz(a,h)anthracene	0.000		0		N.D.		
40) Benzo(g,h,i)perylene	0.000		0		N.D.		

(#) = qualifier out of range (m) = manual integration (+) = signals summed

Data Path : U:\data\2020-01\0A24014\
Data File : N01242003.D
Acq On : 24 Jan 2020 09:43
Operator : JK/ AMS/ DTH
Sample : 0A24014-CCB1
Misc : 1x, DCM + ISTD
ALS Vial : 3 Sample Multiplier: 1
DataAcq Meth:LVI14_BNA_ACQ.M

Quant Time: Jan 27 10:38:40 2020
Quant Method : U:\methods\SV14_090619_PAHR7.M
Quant Title : EPA 8270D: Semivolatile Organics
QLast Update : Fri Dec 20 12:46:03 2019
Response via : Initial Calibration
InstName : SV-GCMS14



Data Path : U:\data\2020-01\0A24014\
 Data File : N01242015.D
 Acq On : 24 Jan 2020 16:14
 Operator : JK/ AMS/ DTH
 Sample : A0A0648-03RE1
 Misc : 1x, 8270D PAH ONLY
 ALS Vial : 15 Sample Multiplier: 1
 DataAcq Meth:LVI14_BNA_ACQ.M

AMS
 1/27/20

Quant Time: Jan 27 10:39:23 2020
 Quant Method : U:\methods\SV14_090619_PAHR7.M
 Quant Title : EPA 8270D: Semivolatile Organics
 QLast Update : Fri Dec 20 12:46:03 2019
 Response via : Initial Calibration
 InstName : SV-GCMS14

Compound	R.T.	QIon	Response	Conc	Units	Dev (Min)
Internal Standards						
1) Naphthalene-d8 (ISTD)	7.755	136	157046	100.00	ng/ml	0.00
9) Acenaphthene-d10 (ISTD)	9.509	162	116291	100.00	ng/ml	0.00
17) Phenanthrene-d10 (ISTD)	11.013	188	210795	100.00	ng/ml	0.00
24) Chrysene-d12 (ISTD)	14.674	240	173322	100.00	ng/ml	-0.01
29) Perylene-d12 (ISTD)	18.130	264	160183	100.00	ng/ml	-0.01
37) Dibenz(a,h)Anthracene-d...	20.520	292	134335	100.00	ng/ml	-0.01
System Monitoring Compounds						
2) Nitrobenzene-d5 (Surr)	7.061	82	43033	82.46	ng/ml	0.00
10) 2-Fluorobiphenyl (Surr)	8.822	172	151268	87.19	ng/ml	0.00
11) Acenaphthylene d-8 (Surr)	9.352	160	3191	-1.00	ng/ml	0.00
26) Terphenyl-d14 (Surr)	12.762	244	165923	91.02	ng/ml	0.00
33) Benzo(a)pyrene d-12 (S...	0.000	264	0	0.00	ng/ml	
Target Compounds						
						Qvalue
3) Decalin	7.225	138	277	2.37	ng/ml#	64
4) Naphthalene	7.773	128	105920	61.15	ng/ml	100
5) 2-Methylnaphthalene	8.460	142	22384	15.25	ng/ml	98
6) 1-Methylnaphthalene	8.559	142	23360	15.92	ng/ml	97
7) 1,1'-Biphenyl	8.921	154	3549	1.80	ng/ml	98
8) 2,6-Dimethylnaphthalene	9.090	156	15079	10.46	ng/ml	99
12) Acenaphthylene	9.364	152	11362	4.50	ng/ml	89
13) Acenaphthene	9.539	153	146191	88.41	ng/ml	100
14) Dibenzofuran	9.713	168	4249	2.05	ng/ml	88
15) 1,6,7-Trimethylnaphtha...	9.923	170	4688	3.38	ng/ml	69
16) Fluorene	10.063	166	62597	36.99	ng/ml	99
18) Dibenzothiopene	10.908	184	69157	31.37	ng/ml	96
19) Phenanthrene	11.042	178	686615	278.36	ng/ml	100
20) Anthracene	11.089	178	72349	31.53	ng/ml	99
21) Carbazole	11.258	167	5160	2.78	ng/ml	98
22) 1-Methylphenanthrene	11.666	192	10497	6.13	ng/ml	97
23) Fluoranthene	12.284	202	131665	52.98	ng/ml	96
25) Pyrene	12.564	202	113104	41.77	ng/ml	99
27) Benz(a)anthracene	14.650	228	2577	1.28	ng/ml	70
28) Chrysene	14.726	228	3207	1.68	ng/ml	98
30) Benzo(b)fluoranthene	17.227	252	2060	1.11	ng/ml	89
31) Benzo(k)fluoranthene	17.227	252	2783	1.53	ng/ml	88
32) Benzo(b+k)fluoranthene	17.227	252	2858	1.51	ng/ml	88
34) Benzo(e)pyrene	17.874	252	1562	0.84	ng/ml	91
35) Benzo(a)pyrene	17.996	252	1741	1.10	ng/ml	95
36) Perylene	18.188	252	11512	5.91	ng/ml	96
38) Indeno(1,2,3-cd)Pyrene	20.526	276	1231	0.74	ng/ml	67
39) Dibenz(a,h)anthracene	20.584	278	273	N.D.		
40) Benzo(g,h,i)perylene	21.062	276	1621	0.92	ng/ml	77

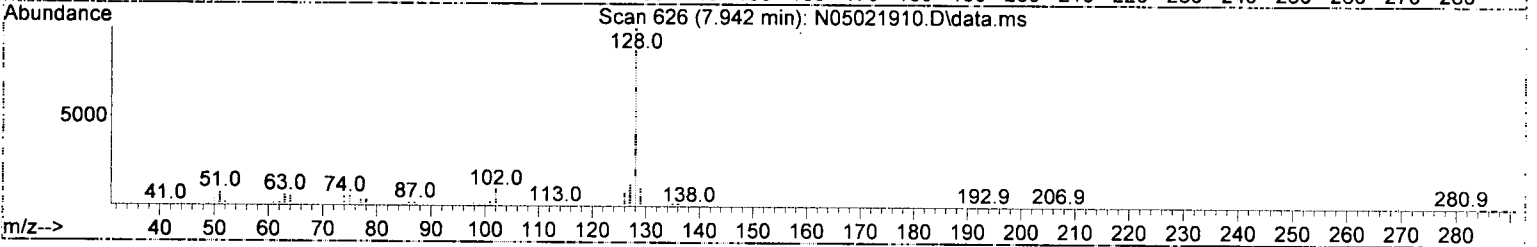
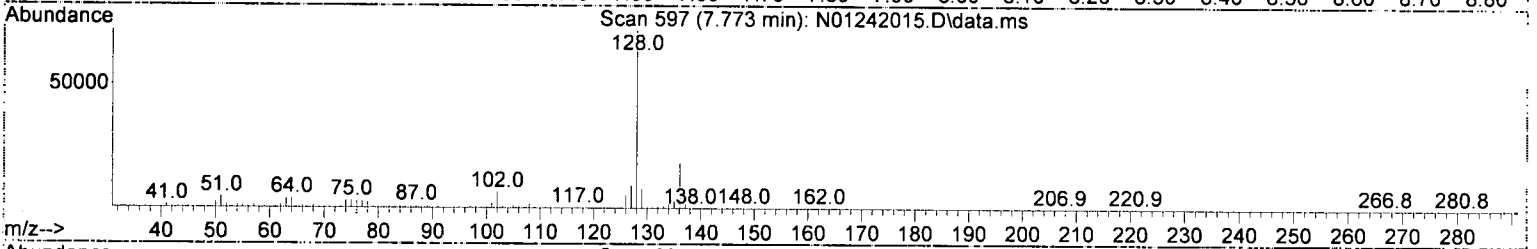
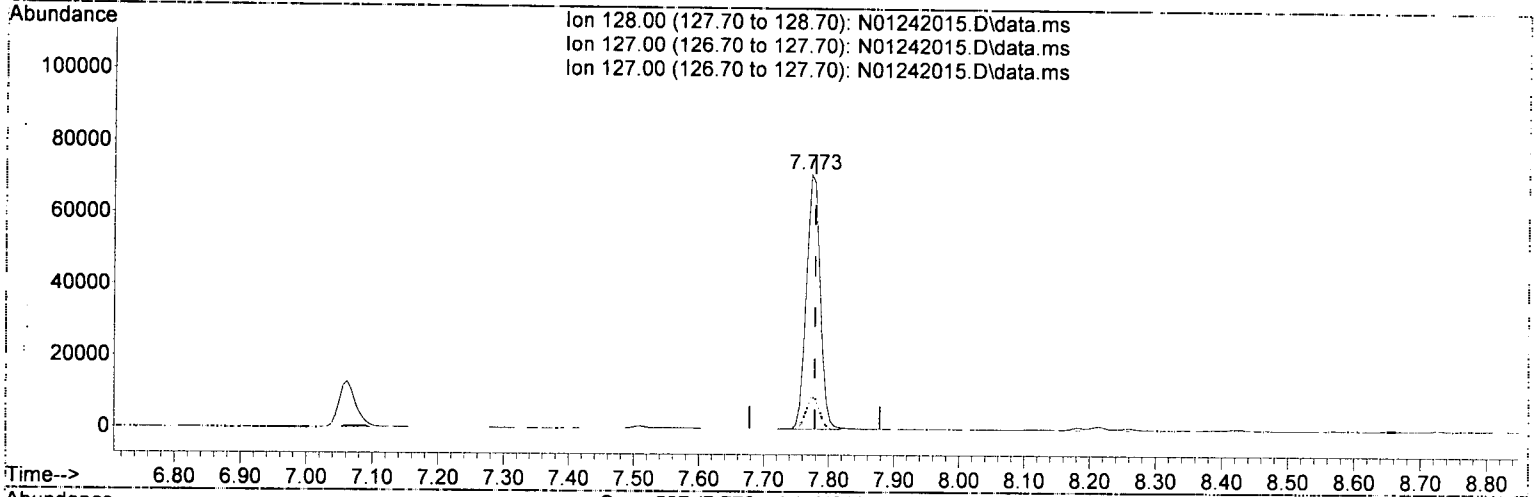
MS-NT

(#) = qualifier out of range (m) = manual integration (+) = signals summed

Quantitation Report (Qedit)

Data Path : U:\data\2020-01\0A24014\
 Data File : N01242015.D
 Acq On : 24 Jan 2020 16:14
 Operator : JK/ AMS/ DTH
 Sample : A0A0648-03RE1
 Misc : 1x, 8270D PAH ONLY
 ALS Vial : 15 Sample Multiplier: 1
 DataAcq Meth:LVI14_BNA_ACQ.M

Quant Time: Jan 27 10:39:23 2020
 Quant Method : U:\methods\SV14_090619_PAHR7.M
 Quant Title : EPA 8270D: Semivolatile Organics
 QLast Update : Fri Dec 20 12:46:03 2019
 Response via : Initial Calibration
 InstName : SV-GCMS14



TIC: N01242015.D\data.ms

(4) Naphthalene (T)

7.773min (-0.006) 61.15 ng/ml

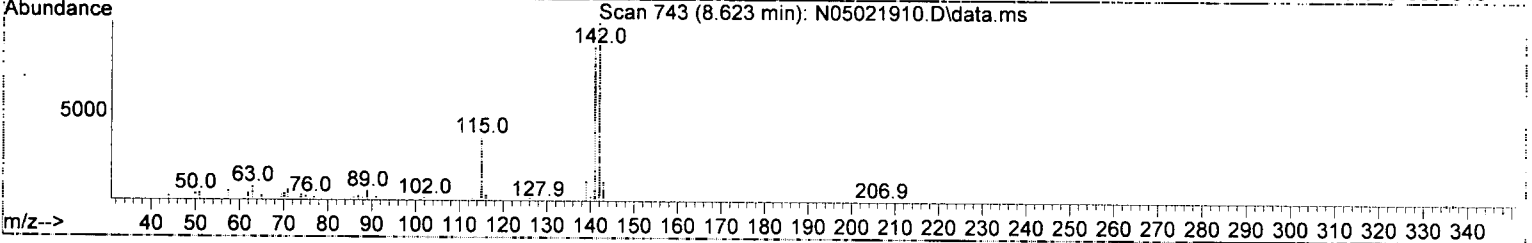
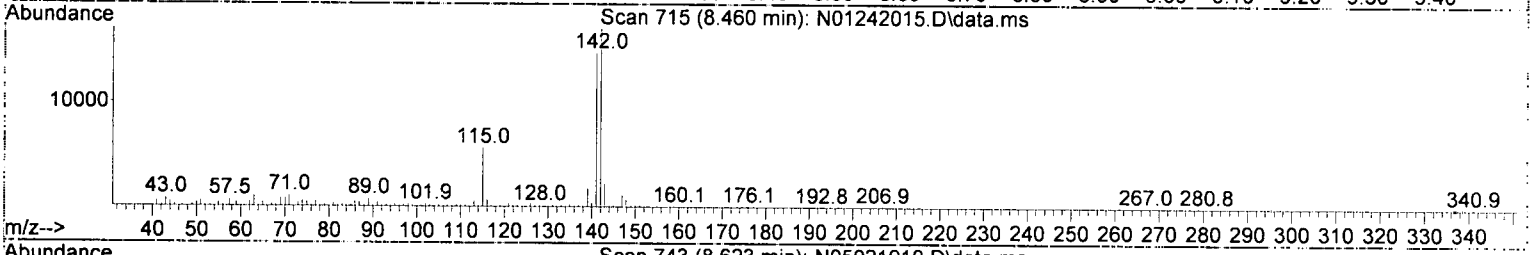
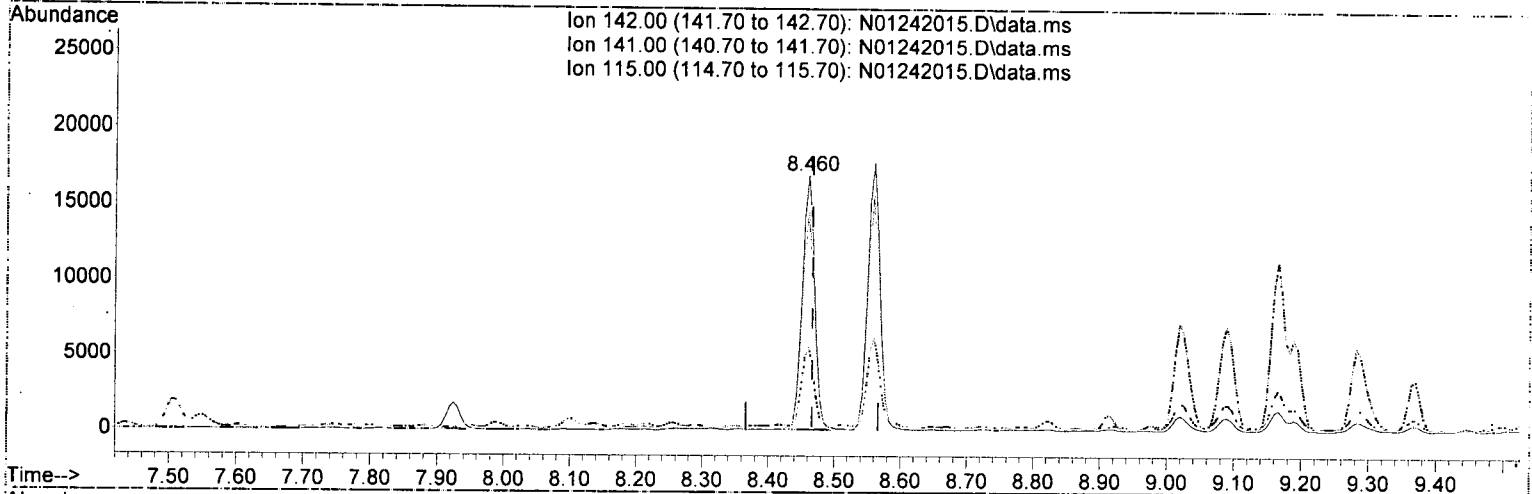
response 105920

Ion	Exp%	Act%
128.00	100.00	100.00
127.00	12.60	12.66
127.00	12.60	12.66
0.00	0.00	0.00

Quantitation Report (Qedit)

Data Path : U:\data\2020-01\0A24014\
 Data File : N01242015.D
 Acq On : 24 Jan 2020 16:14
 Operator : JK/ AMS/ DTH
 Sample : A0A0648-03RE1
 Misc : 1x, 8270D PAH ONLY
 ALS Vial : 15 Sample Multiplier: 1
 DataAcq Meth:LVI14_BNA_ACQ.M

Quant Time: Jan 27 10:39:23 2020
 Quant Method : U:\methods\SV14_090619_PAHR7.M
 Quant Title : EPA 8270D: Semivolatile Organics
 QLast Update : Fri Dec 20 12:46:03 2019
 Response via : Initial Calibration
 InstName : SV-GCMS14



TIC: N01242015.D\data.ms

(5) 2-Methylnaphthalene (T)

8.460min (-0.006) 15.25 ng/ml

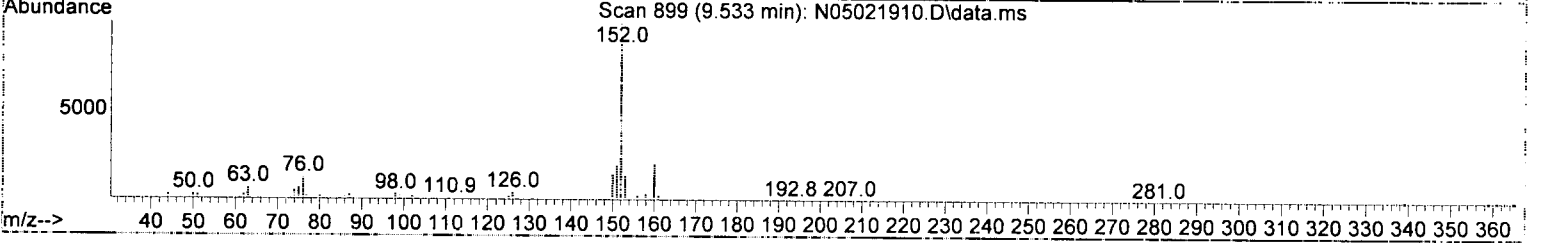

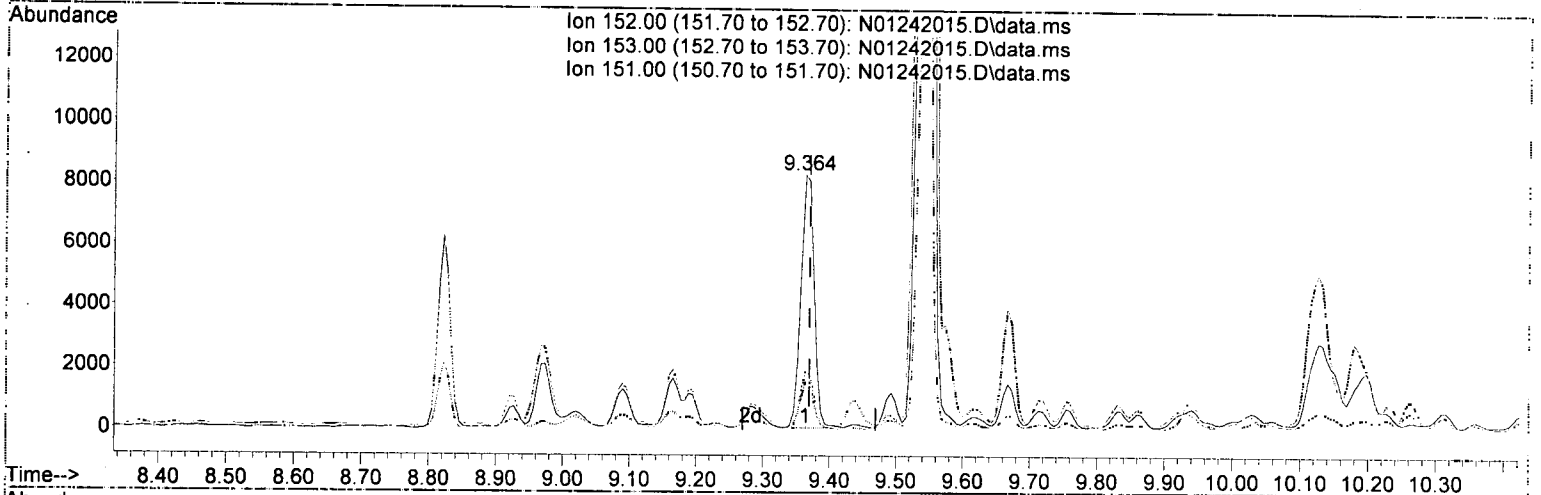
response 22384

Ion	Exp%	Act%
142.00	100.00	100.00
141.00	86.60	86.03
115.00	35.70	33.11
0.00	0.00	0.00

Quantitation Report (Qedit)

Data Path : U:\data\2020-01\0A24014\
 Data File : N01242015.D
 Acq On : 24 Jan 2020 16:14
 Operator : JK/ AMS/ DTH
 Sample : A0A0648-03RE1
 Misc : 1x, 8270D PAH ONLY
 ALS Vial : 15 Sample Multiplier: 1
 DataAcq Meth:LVI14_BNA_ACQ.M

Quant Time: Jan 27 10:39:23 2020
 Quant Method : U:\methods\SV14_090619_PAHR7.M
 Quant Title : EPA 8270D: Semivolatile Organics
 QLast Update : Fri Dec 20 12:46:03 2019
 Response via : Initial Calibration
 InstName : SV-GCMS14



TIC: N01242015.D\data.ms

(12) Acenaphthylene (T)

9.364min (-0.006) 4.50 ng/ml

response 11362

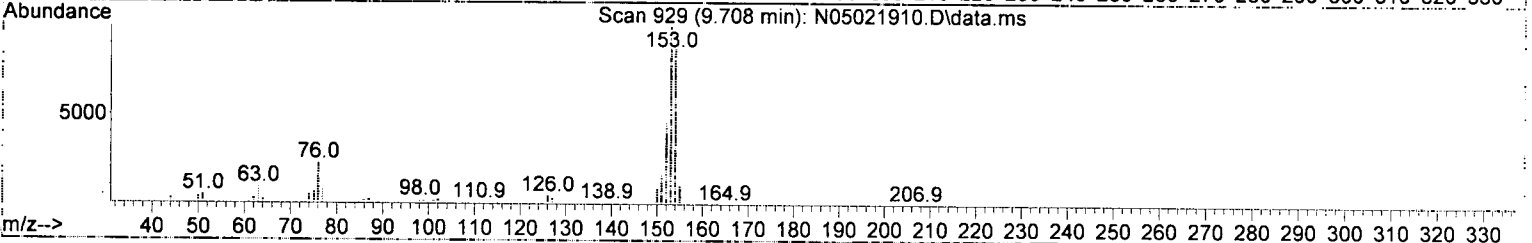
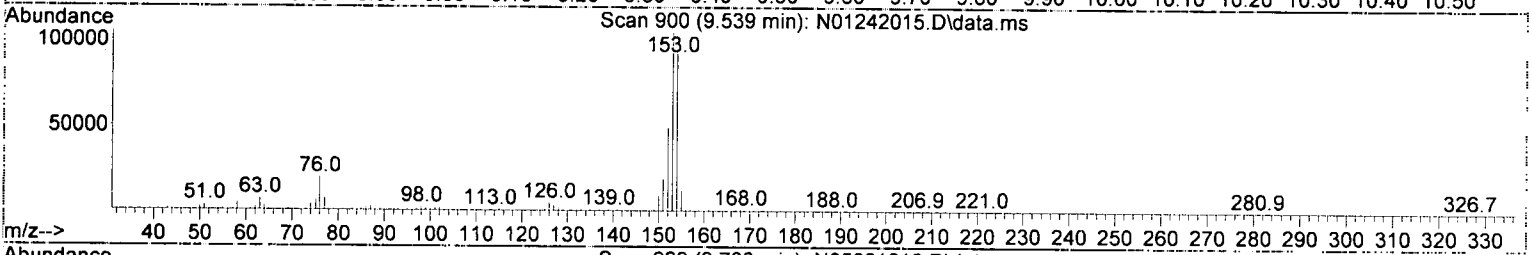
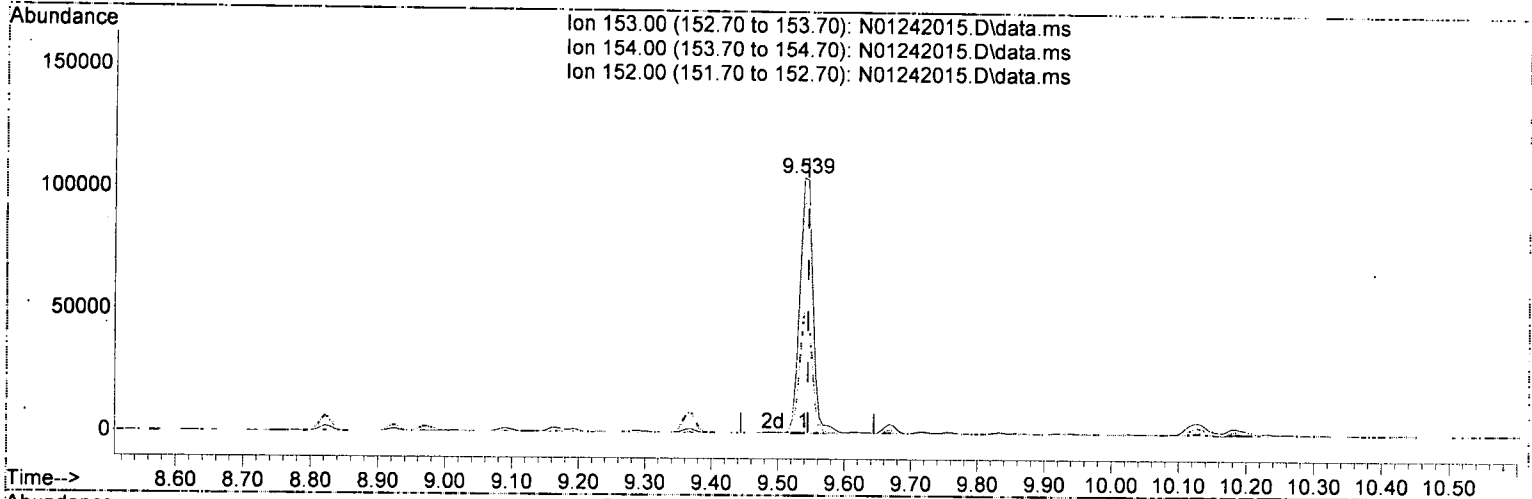
Ion	Exp%	Act%
152.00	100.00	100.00
153.00	12.70	18.96
151.00	19.30	22.95
0.00	0.00	0.00

Handwritten signature

Quantitation Report (Qedit)

Data Path : U:\data\2020-01\0A24014\
 Data File : N01242015.D
 Acq On : 24 Jan 2020 16:14
 Operator : JK/ AMS/ DTH
 Sample : A0A0648-03RE1
 Misc : 1x, 8270D PAH ONLY
 ALS Vial : 15 Sample Multiplier: 1
 DataAcq Meth:LVI14_BNA_ACQ.M

Quant Time: Jan 27 10:39:23 2020
 Quant Method : U:\methods\SV14_090619_PAHR7.M
 Quant Title : EPA 8270D: Semivolatile Organics
 QLast Update : Fri Dec 20 12:46:03 2019
 Response via : Initial Calibration
 InstName : SV-GCMS14



TIC: N01242015.D\data.ms

(13) Acenaphthene (T)

9.539min (-0.006) 88.41 ng/ml

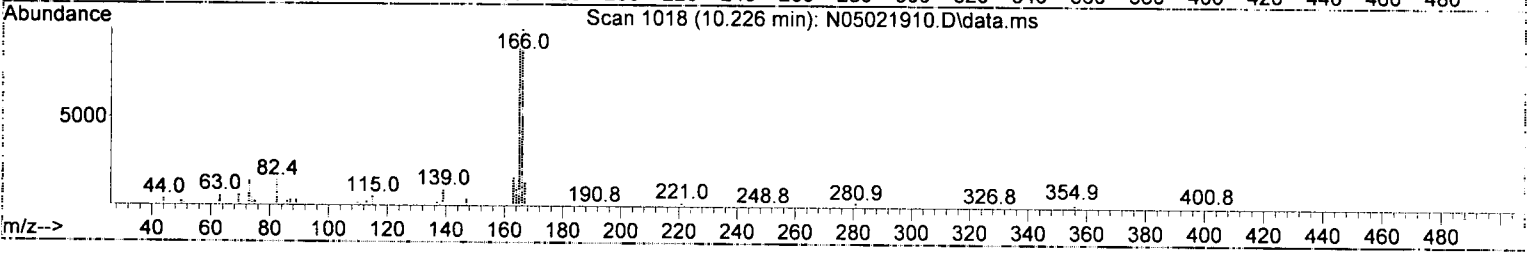

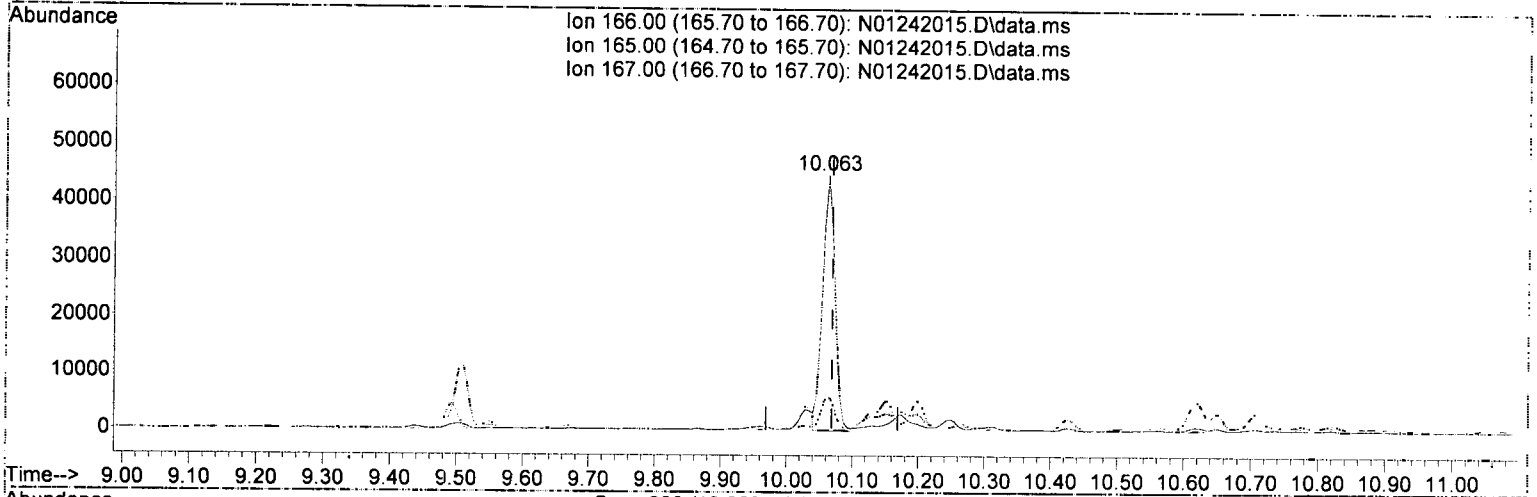
response 146191

Ion	Exp%	Act%
153.00	100.00	100.00
154.00	90.70	90.25
152.00	46.80	46.95
0.00	0.00	0.00

Quantitation Report (Qedit)

Data Path : U:\data\2020-01\0A24014\
 Data File : N01242015.D
 Acq On : 24 Jan 2020 16:14
 Operator : JK/ AMS/ DTH
 Sample : A0A0648-03RE1
 Misc : 1x, 8270D PAH ONLY
 ALS Vial : 15 Sample Multiplier: 1
 DataAcq Meth:LVI14_BNA_ACQ.M

Quant Time: Jan 27 10:39:23 2020
 Quant Method : U:\methods\SV14_090619_PAHR7.M
 Quant Title : EPA 8270D: Semivolatile Organics
 QLast Update : Fri Dec 20 12:46:03 2019
 Response via : Initial Calibration
 InstName : SV-GCMS14



TIC: N01242015.D\data.ms

(16) Fluorene (T)

10.063min (-0.006) 34.44 ng/ml m

response 58277

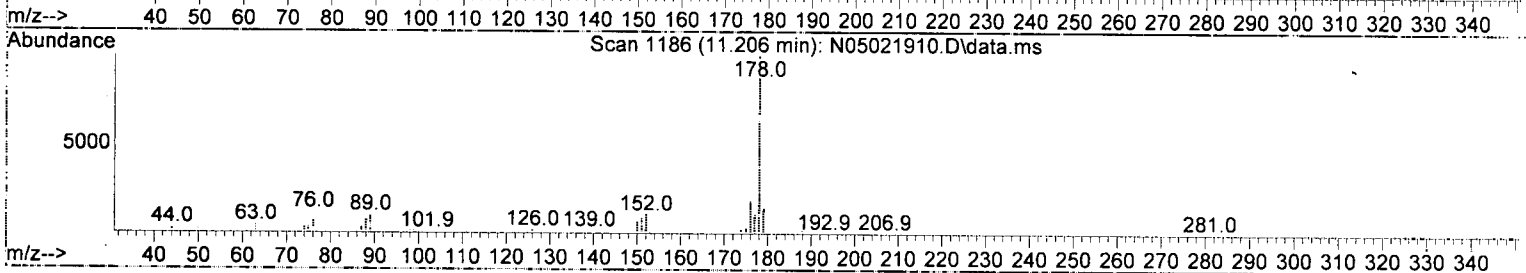
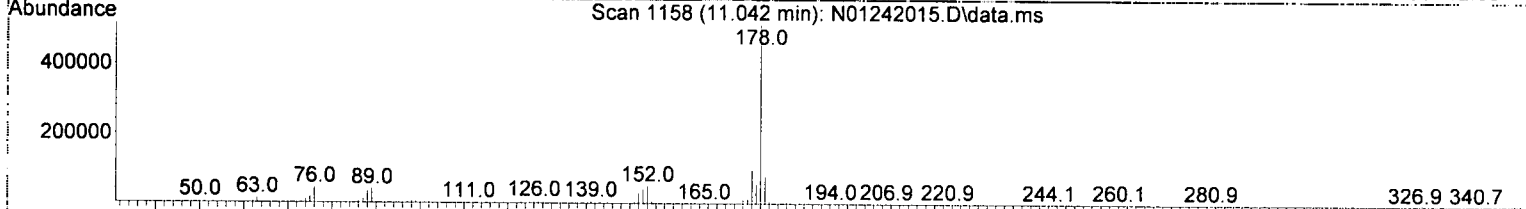
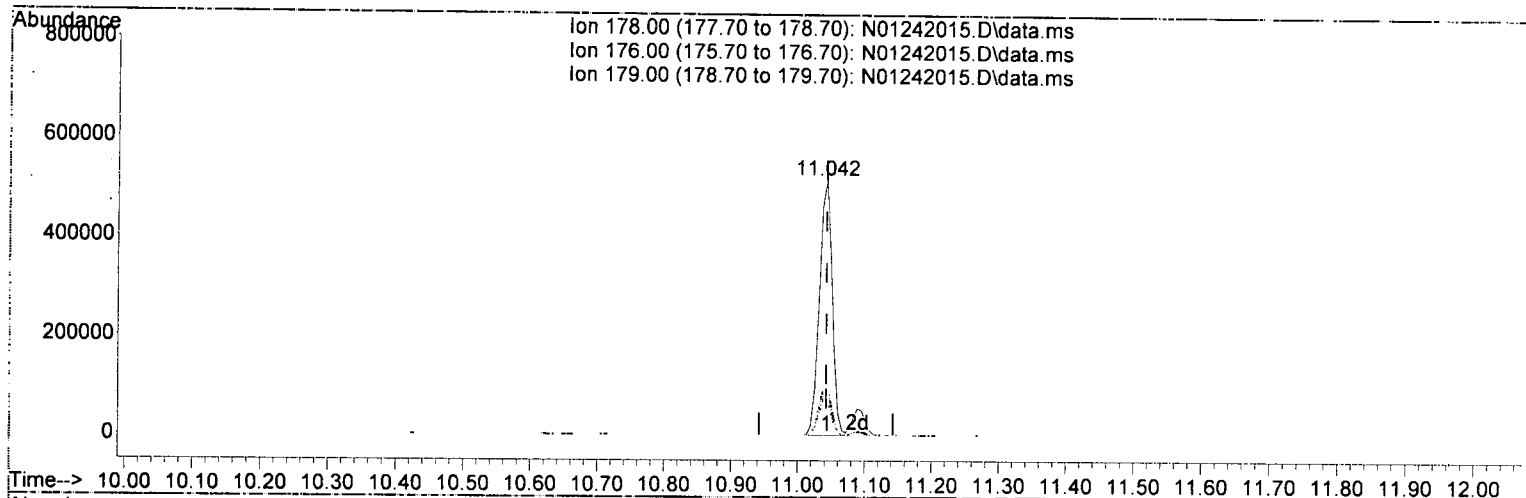
Ion	Exp%	Act%
166.00	100.00	100.00
165.00	95.70	96.60
167.00	13.60	14.00
0.00	0.00	0.00

OAMS
1/27/20

Quantitation Report (Qedit)

Data Path : U:\data\2020-01\0A24014\
 Data File : N01242015.D
 Acq On : 24 Jan 2020 16:14
 Operator : JK/ AMS/ DTH
 Sample : AOA0648-03RE1
 Misc : 1x, 8270D PAH ONLY
 ALS Vial : 15 Sample Multiplier: 1
 DataAcq Meth:LVI14_BNA_ACQ.M

Quant Time: Jan 27 10:39:23 2020
 Quant Method : U:\methods\SV14_090619_PAHR7.M
 Quant Title : EPA 8270D: Semivolatile Organics
 QLast Update : Fri Dec 20 12:46:03 2019
 Response via : Initial Calibration
 InstName : SV-GCMS14



TIC: N01242015.D\data.ms

(19) Phenanthrene (T)

11.042min (+ 0.000) 278.36 ng/ml

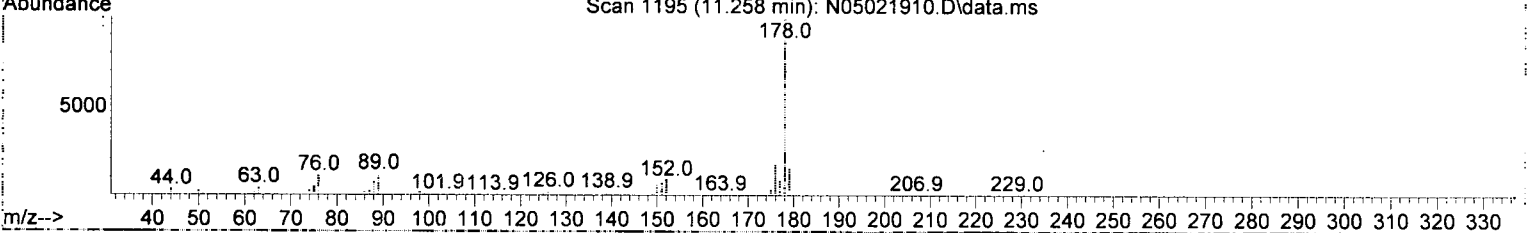
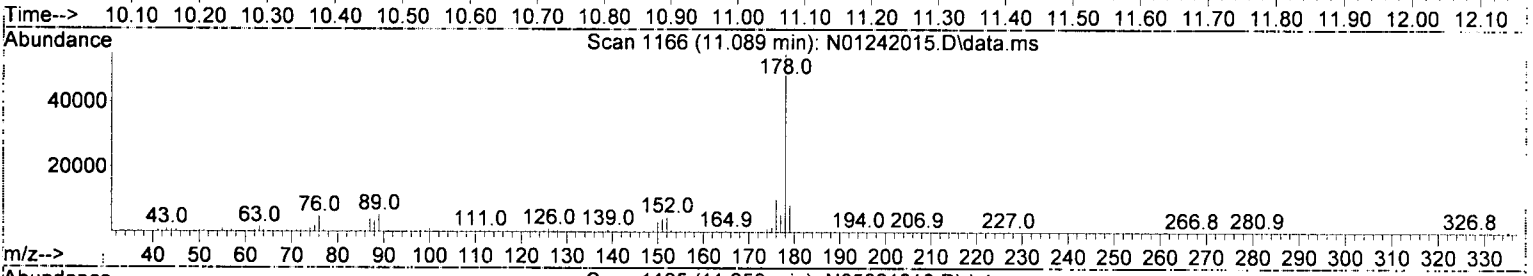
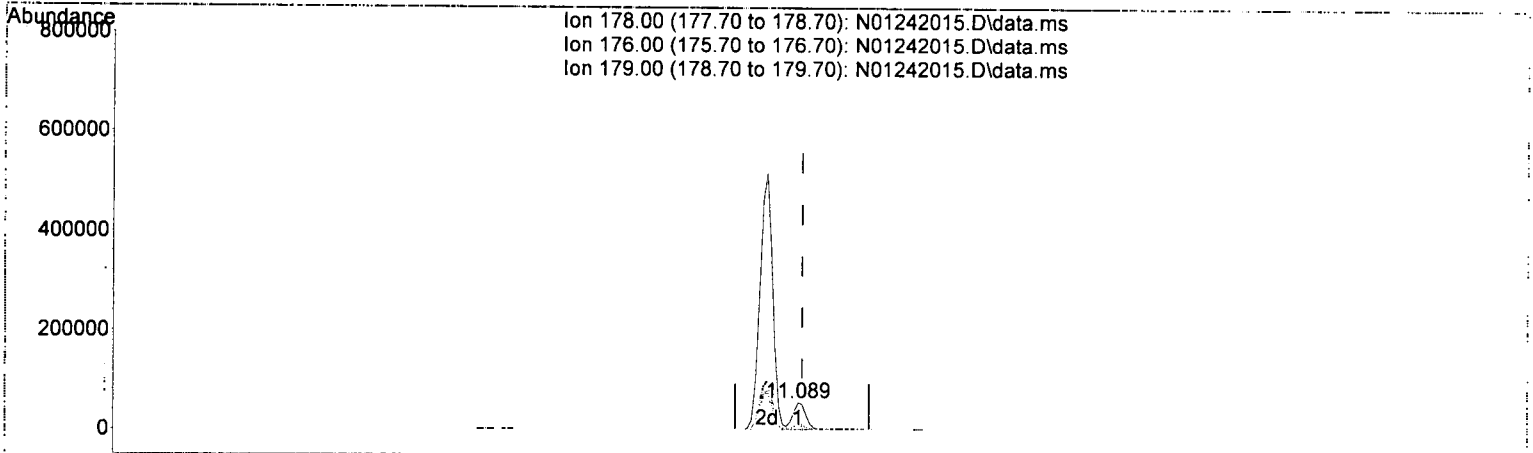
response 686615

Ion	Exp%	Act%
178.00	100.00	100.00
176.00	19.00	18.89
179.00	15.10	15.18
0.00	0.00	0.00

Quantitation Report (Qedit)

Data Path : U:\data\2020-01\0A24014\
 Data File : N01242015.D
 Acq On : 24 Jan 2020 16:14
 Operator : JK/ AMS/ DTH
 Sample : A0A0648-03RE1
 Misc : 1x, 8270D PAH ONLY
 ALS Vial : 15 Sample Multiplier: 1
 DataAcq Meth:LVI14_BNA_ACQ.M

Quant Time: Jan 27 10:39:23 2020
 Quant Method : U:\methods\SV14_090619_PAHR7.M
 Quant Title : EPA 8270D: Semivolatile Organics
 QLast Update : Fri Dec 20 12:46:03 2019
 Response via : Initial Calibration
 InstName : SV-GCMS14



TIC: N01242015.D\data.ms

(20) Anthracene (T)

11.089min (-0.006) 31.53 ng/ml

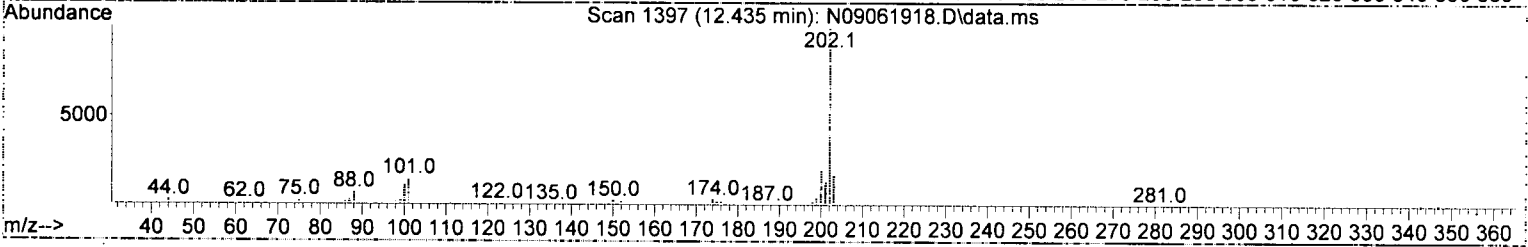
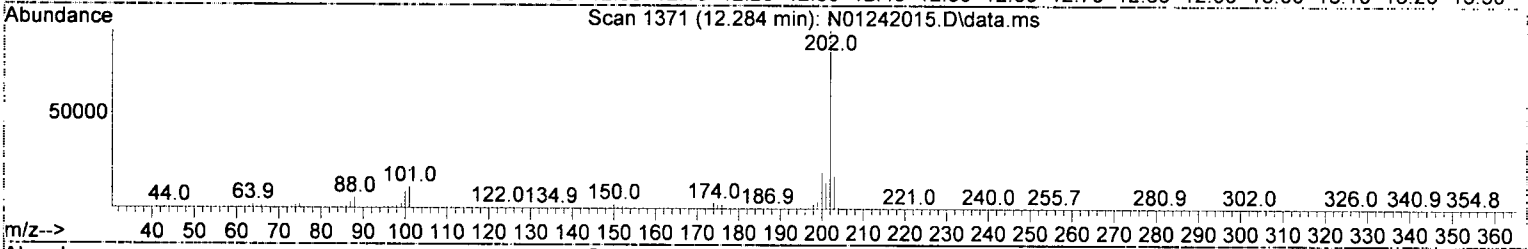
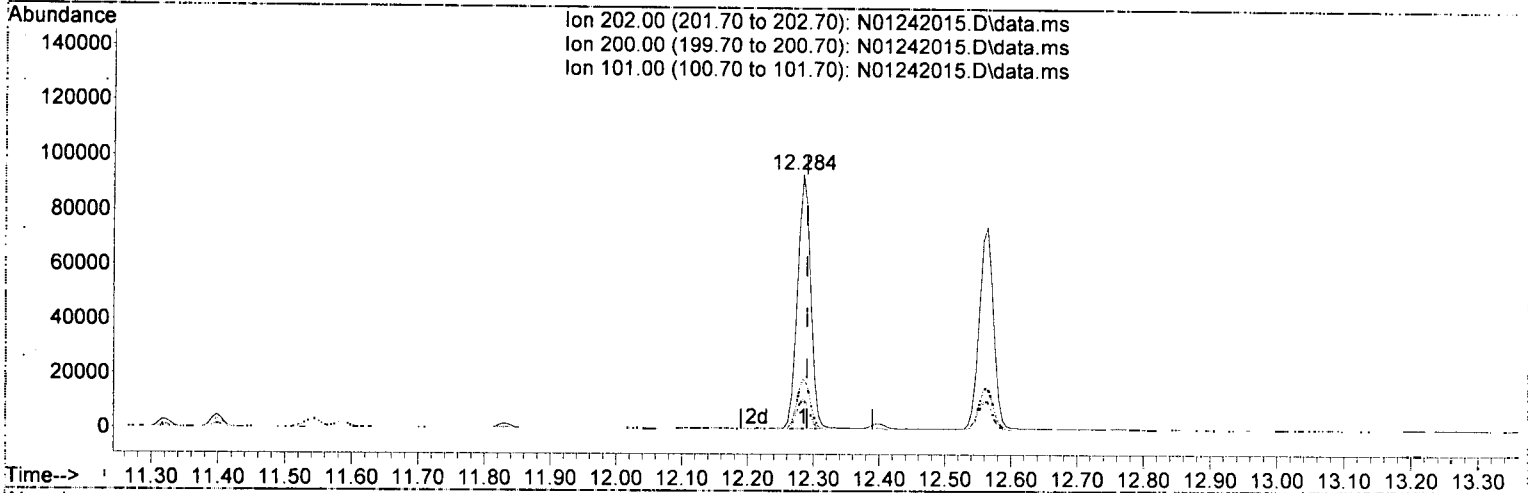
response 72349

Ion	Exp%	Act%
178.00	100.00	100.00
176.00	18.90	18.36
179.00	15.30	15.35
0.00	0.00	0.00

Quantitation Report (Qedit)

Data Path : U:\data\2020-01\0A24014\
 Data File : N01242015.D
 Acq On : 24 Jan 2020 16:14
 Operator : JK/ AMS/ DTH
 Sample : AOA0648-03RE1
 Misc : 1x, 8270D PAH ONLY
 ALS Vial : 15 Sample Multiplier: 1
 DataAcq Meth:LVI14_BNA_ACQ.M

Quant Time: Jan 27 10:39:23 2020
 Quant Method : U:\methods\SV14_090619_PAHR7.M
 Quant Title : EPA 8270D: Semivolatile Organics
 QLast Update : Fri Dec 20 12:46:03 2019
 Response via : Initial Calibration
 InstName : SV-GCMS14



TIC: N01242015.D\data.ms

(23) Fluoranthene (T)

12.284min (-0.006) 52.98 ng/ml

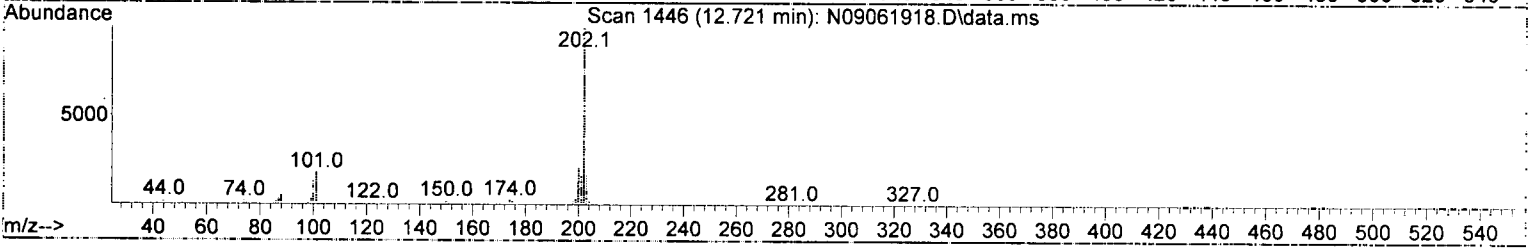
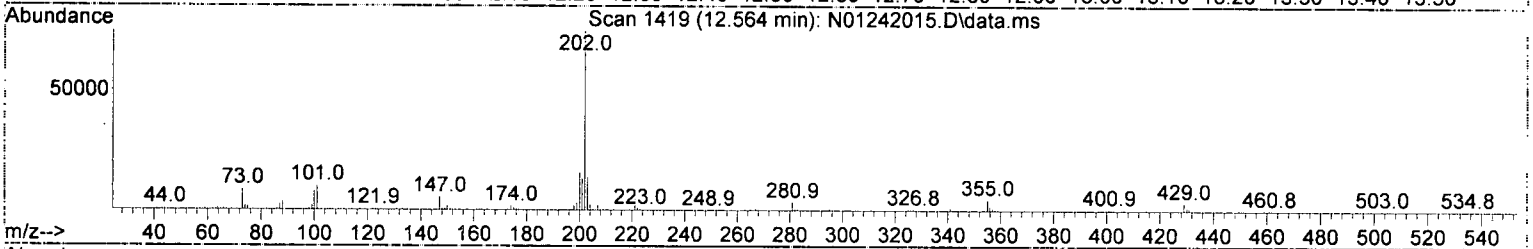
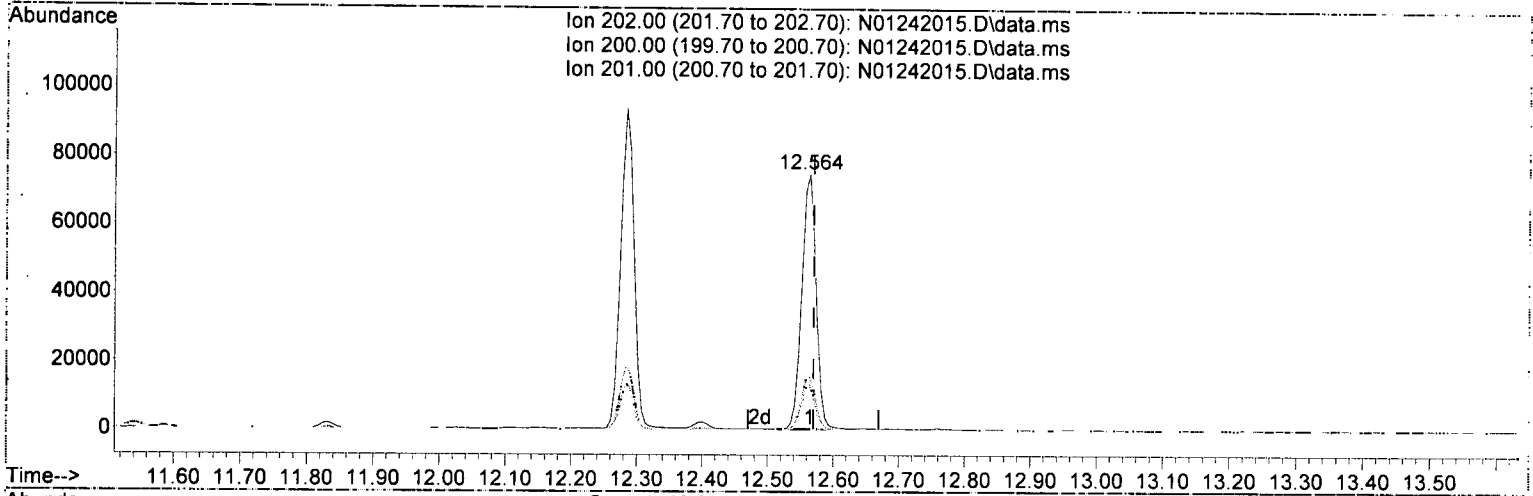
response 131665

Ion	Exp%	Act%
202.00	100.00	100.00
200.00	19.70	20.00
101.00	15.30	11.71
0.00	0.00	0.00

Quantitation Report (Qedit)

Data Path : U:\data\2020-01\0A24014\
 Data File : N01242015.D
 Acq On : 24 Jan 2020 16:14
 Operator : JK/ AMS/ DTH
 Sample : A0A0648-03RE1
 Misc : 1x, 8270D PAH ONLY
 ALS Vial : 15 Sample Multiplier: 1
 DataAcq Meth:LVI14_BNA_ACQ.M

Quant Time: Jan 27 10:39:23 2020
 Quant Method : U:\methods\SV14_090619_PAHR7.M
 Quant Title : EPA 8270D: Semivolatile Organics
 QLast Update : Fri Dec 20 12:46:03 2019
 Response via : Initial Calibration
 InstName : SV-GCMS14



TIC: N01242015.D\data.ms

(25) Pyrene (T)

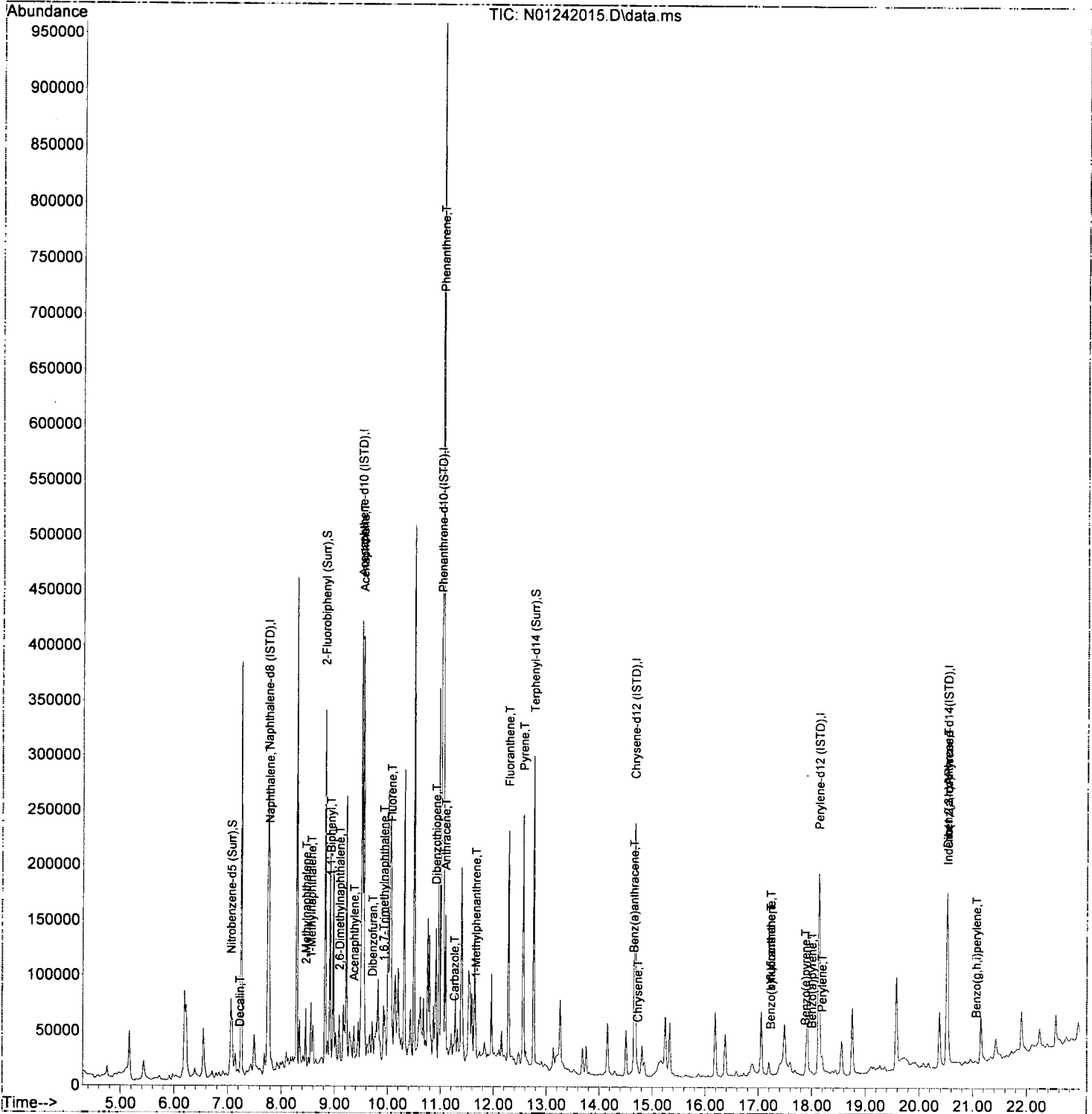
12.564min (-0.006) 41.77 ng/ml

response 113104

Ion	Exp%	Act%
202.00	100.00	100.00
200.00	20.70	20.85
201.00	16.80	17.71
0.00	0.00	0.00

Data Path : U:\data\2020-01\0A24014\
Data File : N01242015.D
Acq On : 24 Jan 2020 16:14
Operator : JK/ AMS/ DTH
Sample : AOA0648-03RE1
Misc : 1x, 8270D PAH ONLY
ALS Vial : 15 Sample Multiplier: 1
DataAcq Meth:LVI14_BNA_ACQ.M

Quant Time: Jan 27 10:39:23 2020
Quant Method : U:\methods\SV14_090619_PAHR7.M
Quant Title : EPA 8270D: Semivolatile Organics
QLast Update : Fri Dec 20 12:46:03 2019
Response via : Initial Calibration
InstName : SV-GCMS14



**Semivolatile Organic Compounds (PAHs) by EPA 8270D
Calibration Data**

Sequence 9106028 (Cal ID A9I1001) SV-GCMS14



ELEMENT SEQUENCE LOG

Apex Laboratories

Sequence: **9I06028**

Instrument: **SV-GCMS14**

Date: **09/06/19 15:37**

Calibration: **A9I1001**

#	<u>Lab Number</u>	<u>Matrix</u>	<u>Analysis</u>	<u>Client</u>	<u>Due</u>	<u>Batch</u>	<u>ISTD ID</u>	<u>STD ID</u>
1	9I06028-TUN1	Sediment	QC	QC			A19I102	A19H414
2	9I06028-ICB1	Sediment	QC	QC			A19I102	
3	9I06028-CAL1	Sediment	QC	QC			A19I102	A19I015
4	9I06028-CAL2	Sediment	QC	QC			A19I102	A19I016
5	9I06028-CAL3	Sediment	QC	QC			A19I102	A19I017
6	9I06028-CAL4	Sediment	QC	QC			A19I102	A19I018
7	9I06028-CAL5	Sediment	QC	QC			A19I102	A19I019
8	9I06028-CAL6	Sediment	QC	QC			A19I102	A19I020
9	9I06028-CAL7	Sediment	QC	QC			A19I102	A19I021
10	9I06028-CAL8	Sediment	QC	QC			A19I102	A19I022
11	9I06028-CAL9	Sediment	QC	QC			A19I102	A19I023
12	9I06028-CALA	Sediment	QC	QC			A19I102	A19I024
13	9I06028-IBL1	Sediment	QC	QC			A19I102	
14	9I06028-ICV1	Sediment	QC	QC			A19I102	A19I025
15	9I06028-IBL2	Sediment	QC	QC			A19I102	

Data Entered By: *JD 9/10/19*

Comments:

Data Reviewed By: *MKT 9/11/19*

Calibration Status Report SV-GCMS14

Method Path : N:\methods\
 Method File : SV14_090619_PAH.M
 Title : EPA 8270D: Semivolatile Organics
 Last Update : Mon Sep 09 14:58:53 2019
 Response Via : Initial Calibration

A 9 ± 1001
PH 9/9/19

#	ID	Conc	ISTD Conc	Path\File
1	1.0	1	100	N:\data\2019-09\9I06028\N09061913.D
2	2.5	3	100	N:\data\2019-09\9I06028\N09061914.D
3	5.0	5	100	N:\data\2019-09\9I06028\N09061915.D
4	10.0	10	100	N:\data\2019-09\9I06028\N09061916.D
5	25.0	25	100	N:\data\2019-09\9I06028\N09061917.D
6	50.0	50	100	N:\data\2019-09\9I06028\N09061918.D
7	100	100	100	N:\data\2019-09\9I06028\N09061919.D
8	200	200	100	N:\data\2019-09\9I06028\N09061920.D
9	300	300	100	N:\data\2019-09\9I06028\N09061921.D
10	400	400	100	N:\data\2019-09\9I06028\N09061922.D

#	ID	Update Time	Quant Time	Acquisition Time
1	1.0	Sep 09 14:58 2019	Sep 09 14:46 2019	06 Sep 2019 04:51 pm
2	2.5	Sep 09 14:58 2019	Sep 09 14:46 2019	06 Sep 2019 05:23 pm
3	5.0	Sep 09 14:58 2019	Sep 09 14:47 2019	06 Sep 2019 05:55 pm
4	10.0	Sep 09 14:58 2019	Sep 09 14:47 2019	06 Sep 2019 06:27 pm
5	25.0	Sep 09 14:58 2019	Sep 09 14:47 2019	06 Sep 2019 07:00 pm
6	50.0	Sep 09 14:58 2019	Sep 09 14:47 2019	06 Sep 2019 07:32 pm
7	100	Sep 09 14:58 2019	Sep 09 14:47 2019	06 Sep 2019 08:04 pm
8	200	Sep 09 14:58 2019	Sep 09 14:47 2019	06 Sep 2019 08:37 pm
9	300	Sep 09 14:58 2019	Sep 09 14:47 2019	06 Sep 2019 09:09 pm
10	400	Sep 09 14:58 2019	Sep 09 14:47 2019	06 Sep 2019 09:41 pm

SV14_090619_PAH.M Mon Sep 09 15:05:37 2019

Compound List Report SV-GCMS14

Method Path : N:\methods\
 Method File : SV14_090619_PAH.M
 Title : EPA 8270D: Semivolatile Organics
 Last Update : Mon Sep 09 14:58:53 2019
 Response Via : Initial Calibration

JM 9/9/19

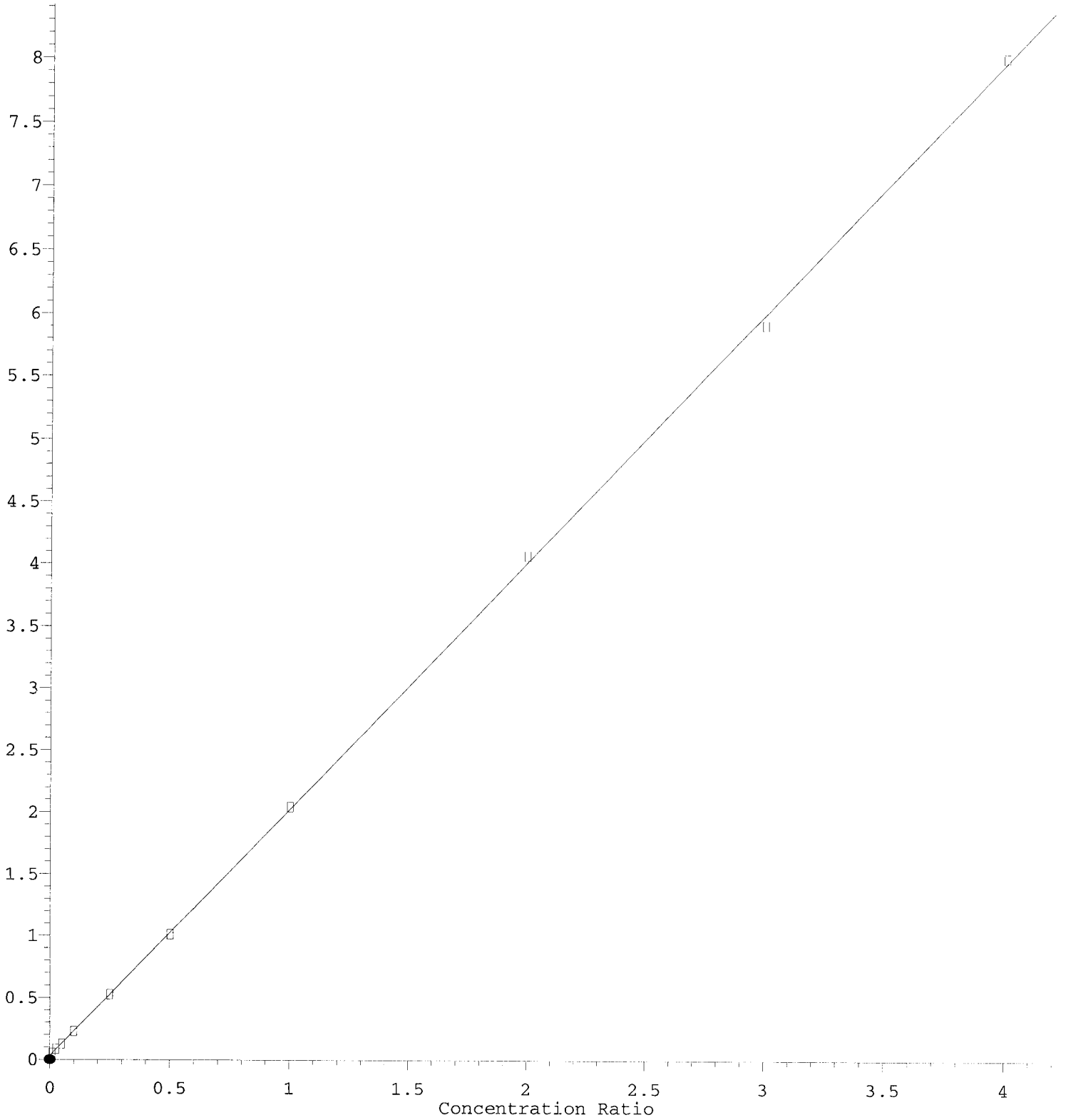
Total Cpnds : 40

PK#		Compound Name	QIon	Exp_RT	Rel_RT	Cal	#Qual	A/H	ID
1	I	Naphthalene-d8 (ISTD)	136	7.883	1.000	A	2	A	B
2	S	Nitrobenzene-d5 (Surr)	82	7.184	0.911	A	1	A	R
3	T	Decalin	138	7.364	0.934	A	2	A	B
4	T	Naphthalene	128	7.907	1.003	A	2	A	R
5	T	2-Methylnaphthalene	142	8.589	1.089	A	2	A	R
6	T	1-Methylnaphthalene	142	8.688	1.102	A	2	A	R
7	T	1,1'-Biphenyl	154	9.055	1.149	A	2	A	B
8	T	2,6-Dimethylnaphthalene	156	9.212	1.169	A	2	A	R
9	I	Acenaphthene-d10 (ISTD)	162	9.638	1.000	A	2	A	R
10	S	2-Fluorobiphenyl (Surr)	172	8.950	0.929	A	2	A	R
11	S	Acenaphthylene d-8 (Surr)	160	9.480	0.984	Q	2	A	R
12	T	Acenaphthylene	152	9.498	0.985	A	2	A	R
13	T	Acenaphthene	153	9.673	1.004	A	2	A	R
14	T	Dibenzofuran	168	9.848	1.022	A	2	A	R
15	T	1,6,7-Trimethylnaphthalene	170	10.057	1.044	A	2	A	R
16	T	Fluorene	166	10.191	1.057	A	2	A	R
17	I	Phenanthrene-d10 (ISTD)	188	11.147	1.000	A	2	A	R
18	T	Dibenzothiopene	184	11.042	0.991	A	3	A	R
19	T	Phenanthrene	178	11.171	1.002	A	2	A	R
20	T	Anthracene	178	11.223	1.007	A	2	A	R
21	T	Carbazole	167	11.390	1.022	A	2	A	R
22	T	1-Methylphenanthrene	192	11.794	1.058	A	2	A	R
23	T	Fluoranthene	202	12.435	1.116	A	2	A	R
24	I	Chrysene-d12 (ISTD)	240	14.906	1.000	A	2	A	R
25	T	Pyrene	202	12.721	0.853	A	2	A	R
26	S	Terphenyl-d14 (Surr)	244	12.930	0.867	A	2	A	R
27	T	Benz(a)anthracene	228	14.883	0.998	A	2	A	R
28	T	Chrysene	228	14.965	1.004	A	2	A	R
29	I	Perylene-d12 (ISTD)	264	18.374	1.000	A	2	A	R
30	T	Benzo(b)fluoranthene	252	17.465	0.951	A	2	A	R
31	T	Benzo(k)fluoranthene	252	17.529	0.954	A	2	A	R
32	T	Benzo(b+k)fluoranthene	252	17.529	0.954	A	2	A	R
33	S	Benzo(a)pyrene d-12 (Surr)	264	18.176	0.989	A	2	A	B
34	T	Benzo(e)pyrene	252	18.118	0.986	A	2	A	R
35	T	Benzo(a)pyrene	252	18.234	0.992	A	2	A	R
36	T	Perylene	252	18.433	1.003	A	2	A	R
37	I	Dibenz(a,h)Anthracene-d14 (ISTD)	292	20.764	1.000	A	2	A	R
38	T	Indeno(1,2,3-cd)Pyrene	276	20.758	1.000	A	2	A	R
39	T	Dibenz(a,h)anthracene	278	20.828	1.003	A	2	A	R
40	T	Benzo(g,h,i)perylene	276	21.294	1.026	A	2	A	R

Cal A = Average L = Linear LO = Linear w/origin Q = Quad QO = Quad w/origin
 #Qual = number of qualifiers
 A/H = Area or Height
 ID R = R.T. B = R.T. & Q Q = Qvalue L = Largest A = All

Acenaphthylene d-8 (Surr)

Response Ratio



$R = -2.27e-003 A^2 + 2.00e+000 A + 2.92e-002$

Coef of Det (r^2) = 0.999 Curve Fit: Quadratic w(1/a²)

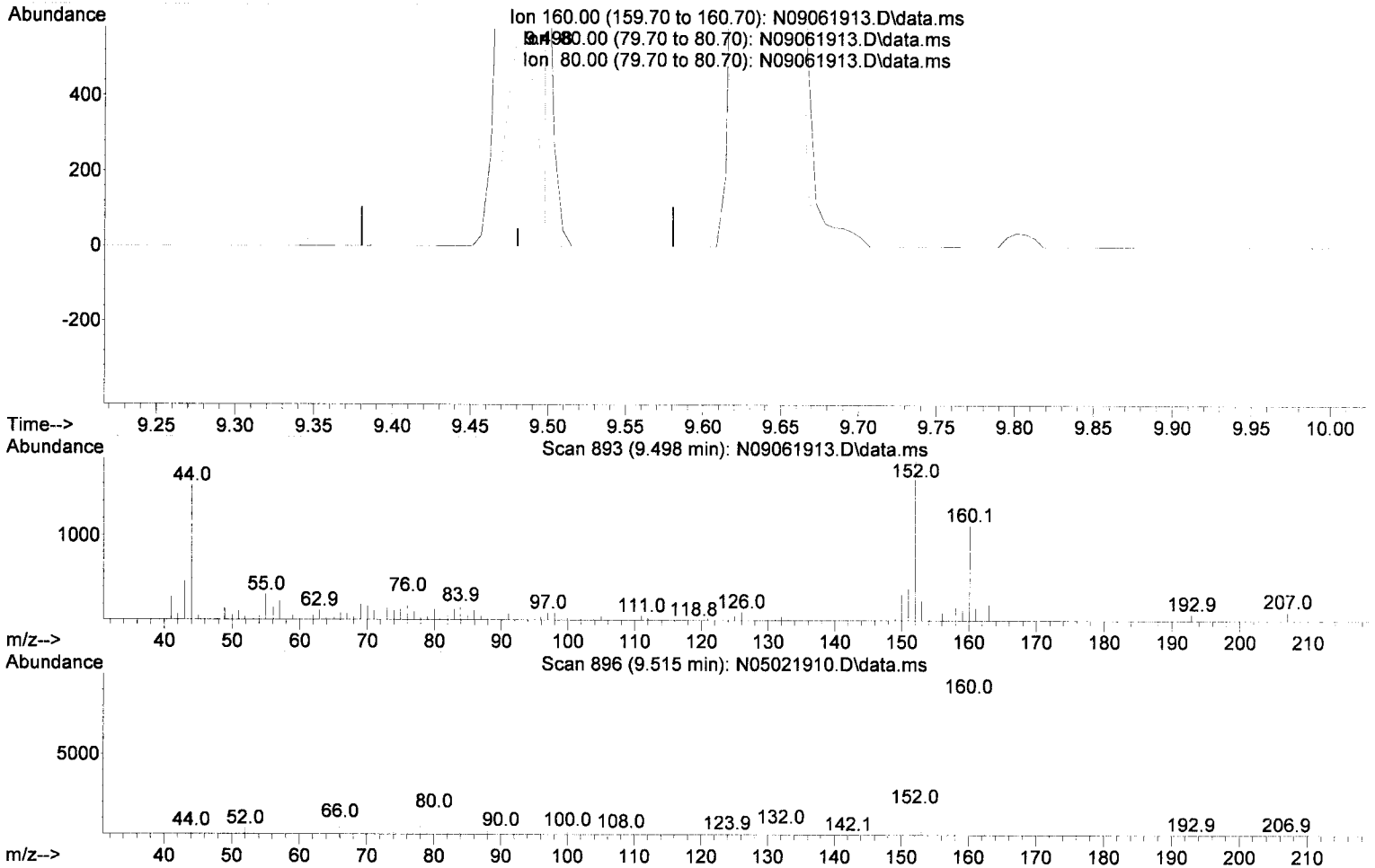
Method Name: N:\methods\SWP_090619_Plan_116_Case9_PierP_DG 2019 - 4a-b. DOC-CAP Testing Cores Page 1466 of 1529

Calibration Table Last Updated: Mon Sep 09 15:00:15 2019

Quantitation Report (Qedit)

Data Path : N:\data\2019-09\9I06028\REQUANT\
 Data File : N09061913.D
 Acq On : 06 Sep 2019 04:51 pm
 Operator :
 Sample : 9I06028-CAL1
 Misc : 1x, A19I015@1
 ALS Vial : 3 Sample Multiplier: 1
 DataAcq Meth:LVI14_BNA_ACQ.M

Quant Time: Sep 09 15:06:04 2019
 Quant Method : N:\methods\SV14_090619_PAH.M
 Quant Title : EPA 8270D: Semivolatile Organics
 QLast Update : Mon Sep 09 14:58:53 2019
 Response via : Initial Calibration
 InstName : SV-GCMS14



TIC: N09061913.D\data.ms

(11) Acenaphthylene d-8 (Surr) (S)

9.498min (+ 0.017) -1.00 ng/ml m

response 111

Ion	Exp%	Act%
160.00	100.00	100.00
80.00	14.40	12.44
80.00	14.40	12.44
0.00	0.00	0.00

Method Path : N:\methods\
 Method File : SV14_090619_PAH.M
 Title : EPA 8270D: Semivolatile Organics
 Last Update : Mon Sep 09 14:58:53 2019
 Response Via : Initial Calibration

9/9/19

Calibration Files

1.0 =N09061913.D 2.5 =N09061914.D 5.0 =N09061915.D 10.0=N09061916.D 25.0=N09061917.D 50.0=N09061918.D 100 =N09061919.D
 200 =N09061920.D 300 =N09061921.D 400 =N09061922.D

Compound	1.0	2.5	5.0	10.0	25.0	50.0	100	200	300	400	Avg	%RSD
1) I Naphthalene-d8 (ISTD)	-----ISTD-----											
2) S Nitrobenzene-d...	0.391	0.340	0.316	0.315	0.306	0.324	0.323	0.334	0.338	0.337	0.332	7.09 <i>Not used</i>
3) T Decalin		0.076	0.070	0.069	0.070	0.075	0.077	0.077	0.075	0.081	0.074	5.47 <i>Not used</i>
4) T Naphthalene	1.158	1.135	1.098	1.123	1.090	1.083	1.082	1.092	1.078	1.090	1.103	2.42 ✓
5) T 2-Methylnaphth...	0.893	0.907	0.881	0.886	0.895	0.941	0.965	1.001	1.001	0.975	0.935	5.16 ✓
6) T 1-Methylnaphth...	0.821	0.875	0.837	0.916	0.923	0.964	0.986	1.025	1.016	0.981	0.934	7.70 ✓
7) T 1,1'-Biphenyl	1.222	1.201	1.123	1.186	1.195	1.259	1.326	1.389	1.390	1.279	1.257	7.10 <i>Not used</i>
8) T 2,6-Dimethylna...	0.823	0.850	0.815	0.851	0.892	0.943	0.994	1.034	1.033	0.946	0.918	9.12 <i>Not used</i>
9) I Acenaphthene-d10 (...)	-----ISTD-----											
10) S 2-Fluorobiphen...	1.424	1.562	1.481	1.499	1.500	1.482	1.499	1.496	1.477	1.498	1.492	2.26 ✓
11) S Acenaphthylene...	4.877	3.301	2.497	2.282	2.108	2.021	2.043	2.031	1.970	2.004	2.513	36.74 <i>Not used (Surrogate)</i>
12) T Acenaphthylene	2.050	2.174	2.139	2.171	2.195	2.172	2.248	2.243	2.161	2.158	2.171	2.55 ✓
13) T Acenaphthene	1.439	1.487	1.404	1.417	1.419	1.394	1.443	1.431	1.388	1.396	1.422	2.10 ✓
14) T Dibenzofuran	1.760	1.773	1.736	1.780	1.790	1.777	1.831	1.827	1.771	1.765	1.781	1.63 ✓
15) T 1,6,7-Trimethy...	1.249	1.207	1.173	1.178	1.169	1.168	1.213	1.212	1.178	1.178	1.193	2.23 <i>Not used</i>
16) T Fluorene	1.369	1.405	1.409	1.422	1.461	1.447	1.526	1.545	1.493	1.476	1.455	3.85 ✓
17) I Phenanthrene-d10 (...)	-----ISTD-----											
18) T Dibenzothiopene	1.030	1.080	1.056	1.038	1.030	1.033	1.050	1.056	1.042	1.043	1.046	1.46 <i>Not used</i>
19) T Phenanthrene	1.287	1.194	1.137	1.165	1.154	1.152	1.158	1.178	1.134	1.143	1.170	3.85 ✓
20) T Anthracene	1.097	1.089	1.049	1.062	1.069	1.076	1.110	1.115	1.102	1.115	1.088	2.16 ✓
21) T Carbazole	0.872	0.830	0.810	0.818	0.866	0.871	0.905	0.945	0.940	0.950	0.881	5.99 ✓
22) T 1-Methylphenan...	0.803	0.804	0.781	0.794	0.802	0.805	0.824	0.842	0.826	0.847	0.813	2.60 <i>Not used</i>
23) T Fluoranthene	1.194	1.127	1.104	1.124	1.162	1.171	1.202	1.227	1.218	1.261	1.179	4.30 ✓
24) I Chrysene-d12 (ISTD)	-----ISTD-----											
25) T Pyrene	1.634	1.742	1.585	1.636	1.580	1.571	1.560	1.478	1.416	1.421	1.562	6.48 ✓
26) S Terphenyl-d14 ...	1.150	1.092	1.037	1.058	1.060	1.046	1.049	1.021	0.993	1.012	1.052	4.22 ✓
27) T Benz(a)anthracene	1.394	1.221	1.088	1.093	1.114	1.098	1.142	1.149	1.139	1.173	1.161	7.87 ✓
28) T Chrysene	1.134	1.107	1.087	1.087	1.098	1.082	1.095	1.103	1.080	1.114	1.099	1.52 ✓
29) I Perylene-d12 (ISTD)	-----ISTD-----											
30) T Benzo(b)fluora...	1.117	1.085	1.065	1.092	1.128	1.164	1.194	1.231	1.217	1.246	1.154	5.68 ✓
31) T Benzo(k)fluora...	1.067	1.082	1.086	1.036	1.128	1.118	1.196	1.221	1.198	1.228	1.136	6.13 ✓
32) T Benzo(b+k)fluo...	2.224	2.236	2.233	2.230	2.344	2.357	2.457	2.518	2.473	2.532	2.361	5.36 ✓
33) S Benzo(a)pyrene...	0.639	0.751	0.745	0.759	0.782	0.808	0.845	0.885	0.880	0.902	0.800	10.15 <i>Not used (Surrogate)</i>
34) T Benzo(e)pyrene	1.244	1.173	1.075	1.091	1.139	1.151	1.184	1.213	1.188	1.210	1.167	4.61 <i>Not used</i>
35) T Benzo(a)pyrene	0.983	0.860	0.859	0.902	0.977	1.004	1.043	1.085	1.068	1.095	0.988	9.00 ✓
36) T Perylene	1.038	1.226	1.199	1.189	1.232	1.218	1.248	1.282	1.254	1.278	1.216	5.74 <i>Not used</i>

Method Path : N:\methods\
 Method File : SV14_090619_PAH.M
 Title : EPA 8270D: Semivolatile Organics

37)	I	Dibenz(a,h)Anthrce...												
38)	T	Indeno(1,2,3-c...	1.208	1.280	1.185	1.191	1.192	1.223	1.260	1.262	1.249	1.283	1.233	3.08'
39)	T	Dibenz(a,h)ant...	1.173	1.144	1.121	1.116	1.120	1.144	1.178	1.194	1.182	1.217	1.159	3.01'
40)	T	Benzo(g,h,i)pe...	1.245	1.185	1.241	1.251	1.289	1.328	1.388	1.395	1.368	1.394	1.308	5.85'

21.60 21.60 9/10/19

(#) = Out of Range

CALIBRATION SEQUENCE REVIEW SHEET

SEQUENCE: 9I06028

Analysis Included
8270D LL PAH Only (Scan)

INSTRUMENT SEQUENCE LOG

<u>SampleID</u>	<u>SampleName</u>	<u>Matrix</u>	<u>STDID</u>	<u>ISTD_ID</u>	<u>Analyzed</u>
9I06028-TUN1	MS Tune	Sediment	A19H414	A19I102	9/6/2019 3:51:00PM
9I06028-ICB1	Initial Cal Blank	Sediment		A19I102	9/6/2019 4:18:00PM
9I06028-CAL1	Cal Standard	Sediment	A19I015	"	9/6/2019 4:51:00PM
9I06028-CAL2	Cal Standard	Sediment	A19I016	"	9/6/2019 5:23:00PM
9I06028-CAL3	Cal Standard	Sediment	A19I017	"	9/6/2019 5:55:00PM
9I06028-CAL4	Cal Standard	Sediment	A19I018	"	9/6/2019 6:27:00PM
9I06028-CAL5	Cal Standard	Sediment	A19I019	"	9/6/2019 7:00:00PM
9I06028-CAL6	Cal Standard	Sediment	A19I020	"	9/6/2019 7:32:00PM
9I06028-CAL7	Cal Standard	Sediment	A19I021	"	9/6/2019 8:04:00PM
9I06028-CAL8	Cal Standard	Sediment	A19I022	"	9/6/2019 8:37:00PM
9I06028-CAL9	Cal Standard	Sediment	A19I023	"	9/6/2019 9:09:00PM
9I06028-CALA	Cal Standard	Sediment	A19I024	"	9/6/2019 9:41:00PM
9I06028-ICV1	Initial Cal Check	Sediment	A19I025	"	9/6/2019 10:45:00PM

CALIBRATION STANDARD RECOVERIES

Calibration: **A9I1001** Instrument: **SV-GCMS14**

8270D LL PAH Only (Scan) Sequence: **9I06028** Matrix: **Sediment**

	Inst. MRL	Recalc Res.	Cal Level	%Rec.	Qual
9I06028-CAL1					
9I06028-CAL2					
9I06028-CAL3					
9I06028-CAL4					
9I06028-CAL5					
9I06028-CAL6					
9I06028-CAL7					
9I06028-CAL8					
9I06028-CAL9					
9I06028-CALA					

Compounds listed above have recalculated recoveries outside 70-130% of the true values, and the calibration levels are above the reporting level. If no compounds are listed, all are OK. Please see the next section for quadratic fit compounds.

CALIBRATION SEQUENCE REVIEW SHEET

SEQUENCE: 9I06028

Analytes With Quadratic Curve Fits

<u>Qualifier</u>	<u>iMDL</u>	<u>iMRL</u>	<u>Spike Amt</u>	<u>%Difference</u>	<u>OK?</u>	<u>Raise MRL to ?</u>
				_____	□ □	_____

Analytes listed above have quadratic curve fits. If they are using a weighting option, they must be checked against the requested curve points to determine if the recalculated results are within limits (70-130 or as specified).

ICV RECOVERIES

Calibration: **A9I1001**

Instrument: **SV-GCMS14**

8270D LL PAH Only (Scan)

Sequence: **9I06028**

Matrix: **Sediment**

9I06028-ICV1

Inst. MRL

ICV Level

Result

%Rec.

Qual

Compounds listed above have Initial Calibration Verification standard recoveries outside 70-130% of the true values. If no compounds are listed, all have passing recoveries.

Evaluate Continuing Calibration Report

Data Path : N:\data\2019-09\9I06028\
 Data File : N09061924.D
 Acq On : 06 Sep 2019 10:45 pm
 Operator :
 Sample : 9I06028-ICV1
 Misc : 1x, A19I025@50
 ALS Vial : 13 Sample Multiplier: 1
 DataAcq Meth:LVI14_BNA_ACQ.M

Quant Time: Sep 10 10:28:40 2019
 Quant Method : N:\methods\SV14_090619_PAH.M
 Quant Title : EPA 8270D: Semivolatile Organics
 QLast Update : Mon Sep 09 14:58:53 2019
 Response via : Initial Calibration
 InstName : SV-GCMS14

JK 9/10/19

Min. RRF : 0.000 Min. Rel. Area : 50% Max. R.T. Dev 0.50min
 Max. RRF Dev : 30% Max. Rel. Area : 200%

	Compound	Amount	Calc.	%Dev	Area%	Dev(min)
1 I	Naphthalene-d8 (ISTD)	100.000	100.000	0.0	123	0.00
2 S	Nitrobenzene-d5 (Surr)	50.000	46.212	7.6	116	0.00
3 T	Decalin	50.000	48.753	2.5	118	0.00
4 T	Naphthalene	50.000	49.942	0.1	125	0.00
5 T	2-Methylnaphthalene	50.000	46.827	6.3	114	0.00
6 T	1-Methylnaphthalene	50.000	47.766	4.5	113	0.00
7 T	1,1'-Biphenyl	50.000	46.341	7.3	113	0.00
8 T	2,6-Dimethylnaphthalene	50.000	45.797	8.4	109	0.00
9 I	Acenaphthene-d10 (ISTD)	100.000	100.000	0.0	106	0.00
10 S	2-Fluorobiphenyl (Surr)	50.000	49.669	0.7	106	0.00
11 S	Acenaphthylene d-8 (Surr)	50.000	49.308	1.4	106	0.00
12 T	Acenaphthylene	50.000	51.950	-3.9	110	0.00
13 T	Acenaphthene	50.000	50.335	-0.7	109	0.00
14 T	Dibenzofuran	50.000	50.914	-1.8	108	0.00
15 T	1,6,7-Trimethylnaphthalene	50.000	50.151	-0.3	109	0.00
16 T	Fluorene	50.000	50.867	-1.7	109	0.00
17 I	Phenanthrene-d10 (ISTD)	100.000	100.000	0.0	107	0.00
18 T	Dibenzothiopene	50.000	49.794	0.4	108	0.00
19 T	Phenanthrene	50.000	50.398	-0.8	110	0.00
20 T	Anthracene	50.000	51.792	-3.6	112	0.00
21 T	Carbazole	50.000	50.683	-1.4	110	-0.02
22 T	1-Methylphenanthrene	50.000	51.441	-2.9	111	0.00
23 T	Fluoranthene	50.000	50.556	-1.1	109	0.00
24 I	Chrysene-d12 (ISTD)	100.000	100.000	0.0	111	0.00
25 T	Pyrene	50.000	49.139	1.7	109	0.00
26 S	Terphenyl-d14 (Surr)	50.000	48.699	2.6	109	0.00
27 T	Benzo(a)anthracene	50.000	48.477	3.0	114	0.00
28 T	Chrysene	50.000	52.375	-4.8	118	0.00
29 I	Perylene-d12 (ISTD)	100.000	100.000	0.0	114	0.00
30 T	Benzo(b)fluoranthene	50.000	50.587	-1.2	115	0.00
31 T	Benzo(k)fluoranthene	50.000	49.972	0.1	116	0.00
32 T	Benzo(b+k)fluoranthene	100.000	100.734	-0.7	115	0.00
33 S	Benzo(a)pyrene d-12 (Surr)	50.000	53.210	-6.4	120	0.00
34 T	Benzo(e)pyrene	50.000	50.277	-0.6	117	0.00
35 T	Benzo(a)pyrene	50.000	51.177	-2.4	115	0.00
36 T	Perylene	50.000	50.891	-1.8	116	0.00
37 I	Dibenz(a,h)Anthracene-d14 (IS	100.000	100.000	0.0	117	0.00
38 T	Indeno(1,2,3-cd)Pyrene	50.000	49.977	0.0	118	0.00
39 T	Dibenz(a,h)anthracene	50.000	49.339	1.3	117	0.00
40 T	Benzo(g,h,i)perylene	50.000	53.580	-7.2	123	0.00

(#) = Out of Range

SPCC's out = 0 CCC's out = 0

Data Path : N:\data\2019-09\9I06028\
 Data File : N09061911.D
 Acq On : 06 Sep 2019 03:51 pm
 Operator :
 Sample : 9I06028-TUN1
 Misc : 1x, A19H414 DFTPP@45
 ALS Vial : 1 Sample Multiplier: 1
 DataAcq Meth:DFTPP.M

Quant Time: Sep 06 17:15:52 2019
 Quant Method : N:\methods\DFTPP.M
 Quant Title : 8270 DFTPP Tune Method
 QLast Update : Thu Sep 05 08:50:46 2019
 Response via : Initial Calibration
 InstName : SV-GCMS14

Qd 9/9/19

Compound	R.T.	QIon	Response	Conc	Units	Dev(Min)
Internal Standards						
1) 1,4-Dichlorobenzene-d4	6.613	150	163761	2.00	ug/mL	# 0.00
2) Naphthalene-d8	7.825	136	486548	2.00	ug/mL	0.00
3) Acenaphthene-d10	9.585	162	255378	2.00	ug/mL	0.00
5) Phenanthrene-d10	11.101	188	470705	2.00	ug/mL	0.00
11) Chrysene-d12	14.779	240	413133	2.00	ug/mL	# 0.00
12) Perylene-d12	16.830	264	372325	2.00	ug/mL	# 0.00
13) Dibenz(a,h)anthracene-...	18.060	292	295670	2.00	ug/mL	0.00
Target Compounds						
4) Pentachlorophenol	10.920	266	1134816	47.06	ug/mL	Qvalue 93
6) DFTPP	11.404	442	1326743	34.91	ug/mL	90
7) Benzidine	12.558	184	4304187	25.70	ug/mL	97
8) 4,4-DDE	12.808	TIC	375170	No Calib		
9) 4,4-DDD	13.310	TIC	188617	No Calib		
10) 4,4-DDT	13.869	TIC	15944082	33.03	ug/mL	98

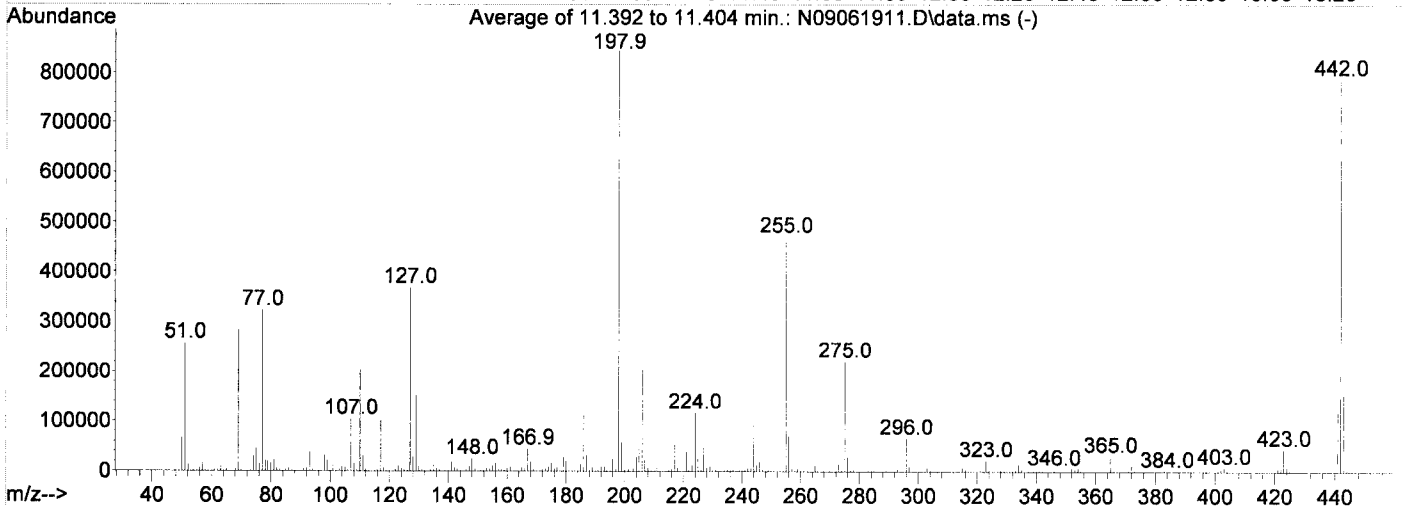
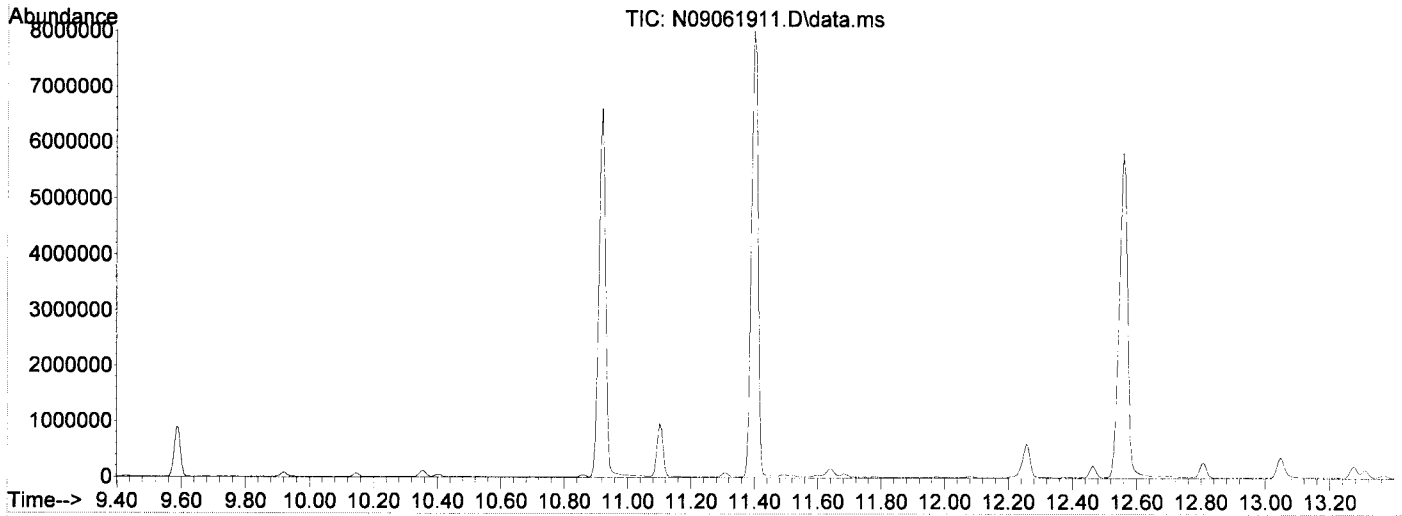
(#) = qualifier out of range (m) = manual integration (+) = signals summed

Data Path : N:\data\2019-09\9I06028\
 Data File : N09061911.D
 Acq On : 06 Sep 2019 03:51 pm
 Operator :
 Sample : 9I06028-TUN1
 Misc : 1x, A19H414 DFTPP@45
 ALS Vial : 1 Sample Multiplier: 1

Integration File: rteint.p

Method : N:\methods\DFTPP.M
 Title : 8270 DFTPP Tune Method
 Last Update : Thu Sep 05 08:50:46 2019

9/9/19




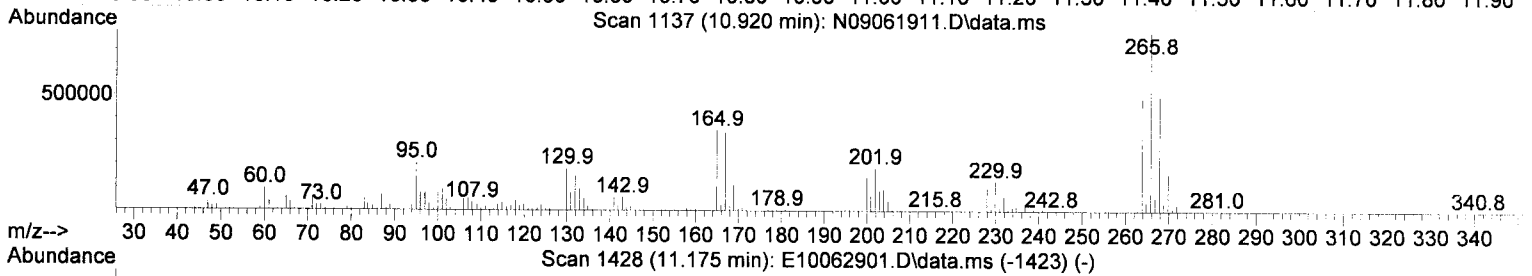
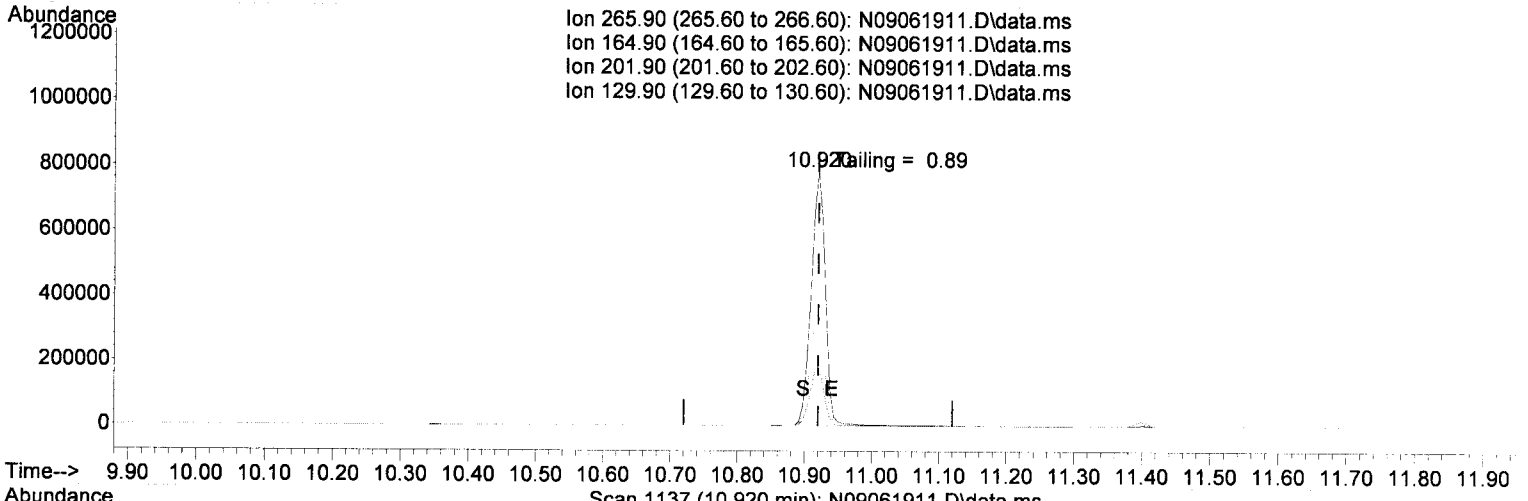
AutoFind: Scans 1218, 1219, 1220; Background Corrected with Scan 1212

Target Mass	Rel. to Mass	Lower Limit%	Upper Limit%	Rel. Abn%	Raw Abn	Result Pass/Fail
68	69	0.00	2	1.5	4348	PASS
69	69	100	100	100.0	283608	PASS
70	69	0.00	2	0.5	1319	PASS
197	198	0.00	2	0.5	4054	PASS
198	198	100	100	100.0	845182	PASS
199	198	5	9	6.9	57976	PASS
365	198	1	100	3.6	30576	PASS
441	443	0.01	150	78.0	120320	PASS
442	198	0.10	200	93.1	787179	PASS
443	442	15	24	19.6	154213	PASS

Quantitation Report (Qedit)

Data Path : N:\data\2019-09\9I06028\
 Data File : N09061911.D
 Acq On : 06 Sep 2019 03:51 pm
 Operator :
 Sample : 9I06028-TUN1
 Misc : 1x, A19H414 DFTPP@45
 ALS Vial : 1 Sample Multiplier: 1
 DataAcq Meth:DFTPP.M

Quant Time: Sep 06 17:15:52 2019
 Quant Method : N:\methods\DFTPP.M
 Quant Title : 8270 DFTPP Tune Method
 QLast Update : Thu Sep 05 08:50:46 2019
 Response via : Initial Calibration
 InstName : SV-GCMS14



TIC: N09061911.D\data.ms

(4) Pentachlorophenol

10.920min (+ 0.000) 47.06 ug/mL

response 1134816

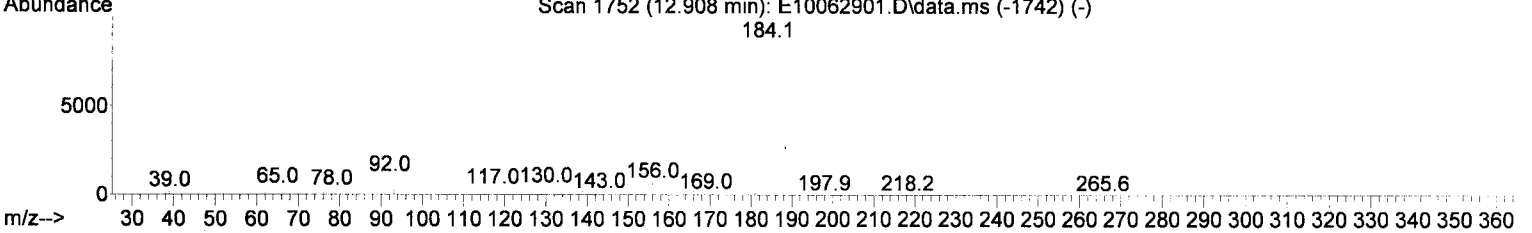
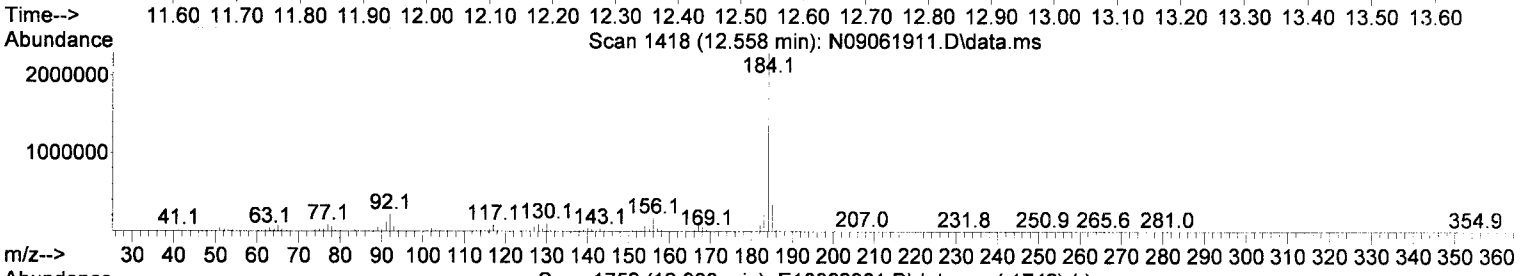
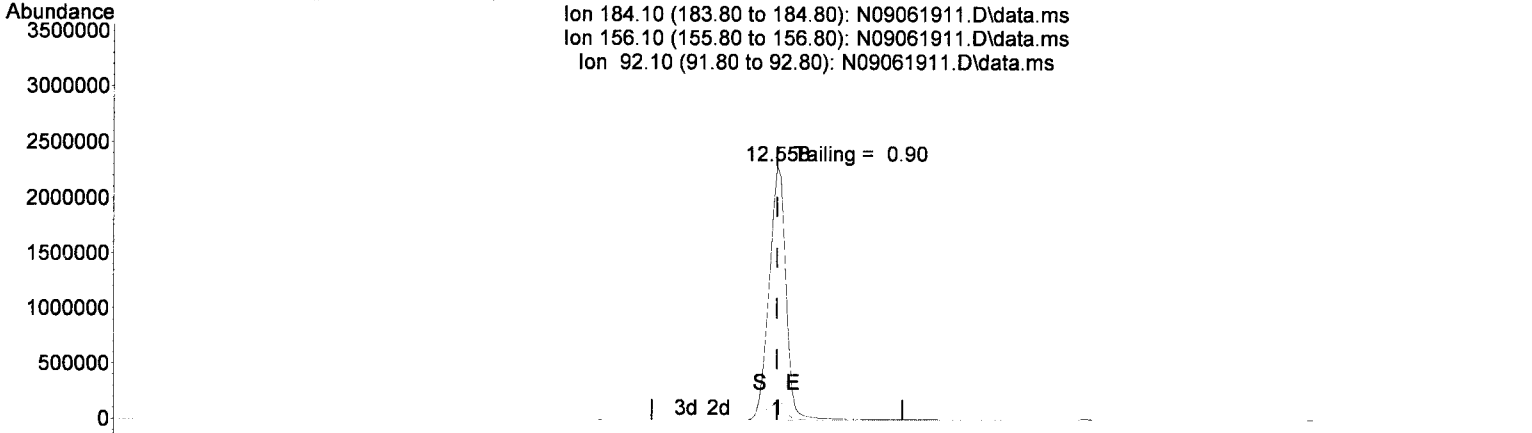
Ion	Exp%	Act%
265.90	100.00	100.00
164.90	50.60	44.95
201.90	25.80	23.85
129.90	27.30	23.19

Handwritten signature and date: 9/9/19

Quantitation Report (Qedit)

Data Path : N:\data\2019-09\9I06028\
 Data File : N09061911.D
 Acq On : 06 Sep 2019 03:51 pm
 Operator :
 Sample : 9I06028-TUN1
 Misc : 1x, A19H414 DFTPP@45
 ALS Vial : 1 Sample Multiplier: 1
 DataAcq Meth:DFTPP.M

Quant Time: Sep 06 17:15:52 2019
 Quant Method : N:\methods\DFTPP.M
 Quant Title : 8270 DFTPP Tune Method
 QLast Update : Thu Sep 05 08:50:46 2019
 Response via : Initial Calibration
 InstName : SV-GCMS14



TIC: N09061911.D\data.ms

(7) Benzidine

12.558min (+ 0.000) 25.70 ug/mL

response 4304187

Ion	Exp%	Act%
184.10	100.00	100.00
156.10	8.50	7.39
92.10	8.20	9.56
0.00	0.00	0.00

Handwritten signature and date: 9/9/19

DDT Breakdown Check (Validated 5/1/2013)

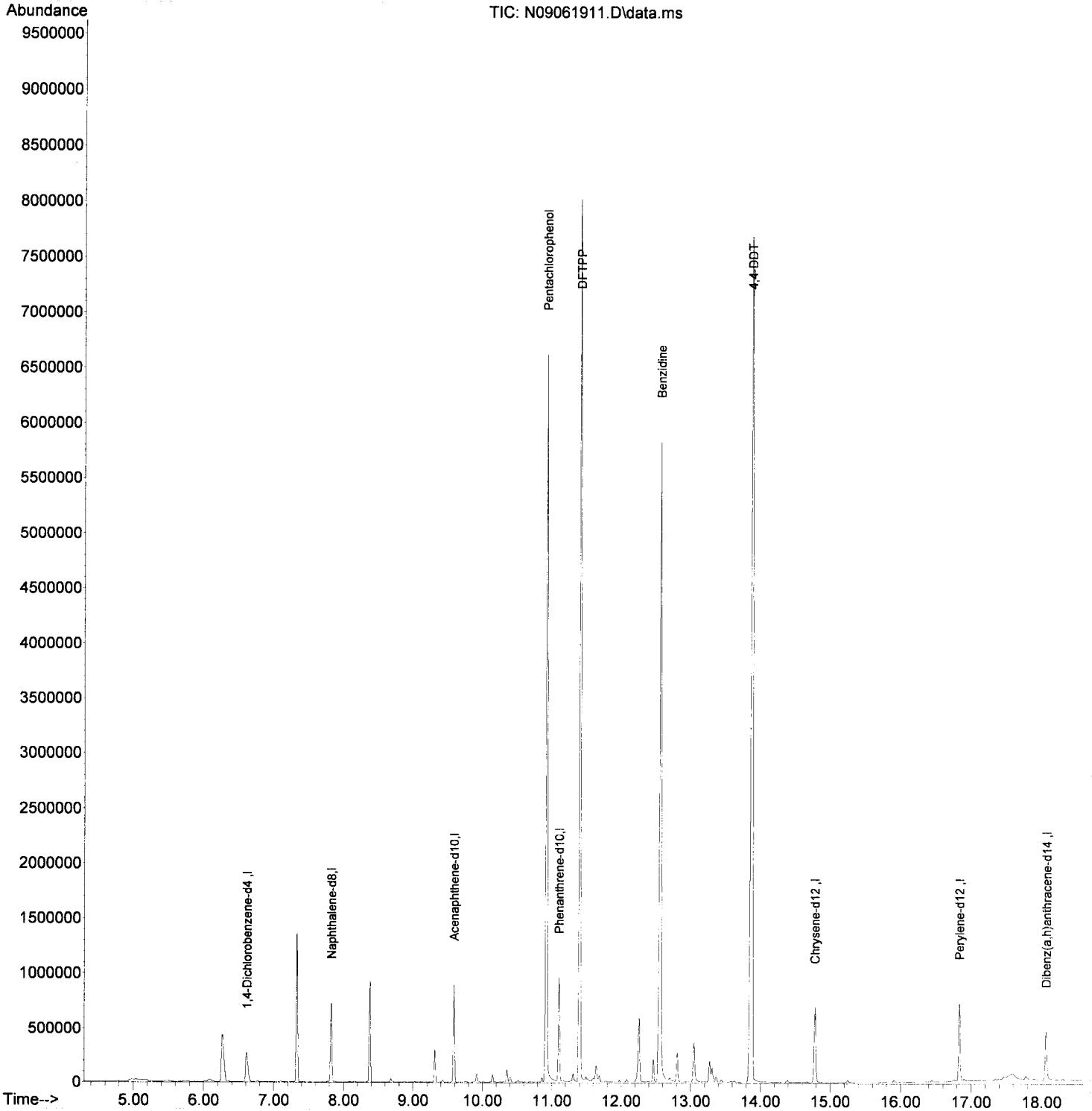
From:
9I06028-TUN1
SV-GCMS14

First Column Area Counts	Percent Breakdown	
DDE 375170		✓
DDD 188617		
DDT 15944082	3.42	PASS

Breakdown must be less than 20% to accept sample data.

Data Path : N:\data\2019-09\9I06028\
Data File : N09061911.D
Acq On : 06 Sep 2019 03:51 pm
Operator :
Sample : 9I06028-TUN1
Misc : 1x, A19H414 DFTPP@45
ALS Vial : 1 Sample Multiplier: 1
DataAcq Meth:DFTPP.M

Quant Time: Sep 06 17:15:52 2019
Quant Method : N:\methods\DFTPP.M
Quant Title : 8270 DFTPP Tune Method
QLast Update : Thu Sep 05 08:50:46 2019
Response via : Initial Calibration
InstName : SV-GCMS14



Data Path : N:\data\2019-09\9I06028\
 Data File : N09061912.D
 Acq On : 06 Sep 2019 04:18 pm
 Operator :
 Sample : 9I06028-ICB1
 Misc : 1x, DCM + ISTD
 ALS Vial : 2 Sample Multiplier: 1
 DataAcq Meth:LVI14_BNA_ACQ.M

Quant Time: Sep 09 14:46:43 2019
 Quant Method : N:\methods\SV14_090619_PAH.M
 Quant Title : EPA 8270D: Semivolatile Organics
 QLast Update : Mon Sep 09 10:14:28 2019
 Response via : Initial Calibration
 InstName : SV-GCMS14

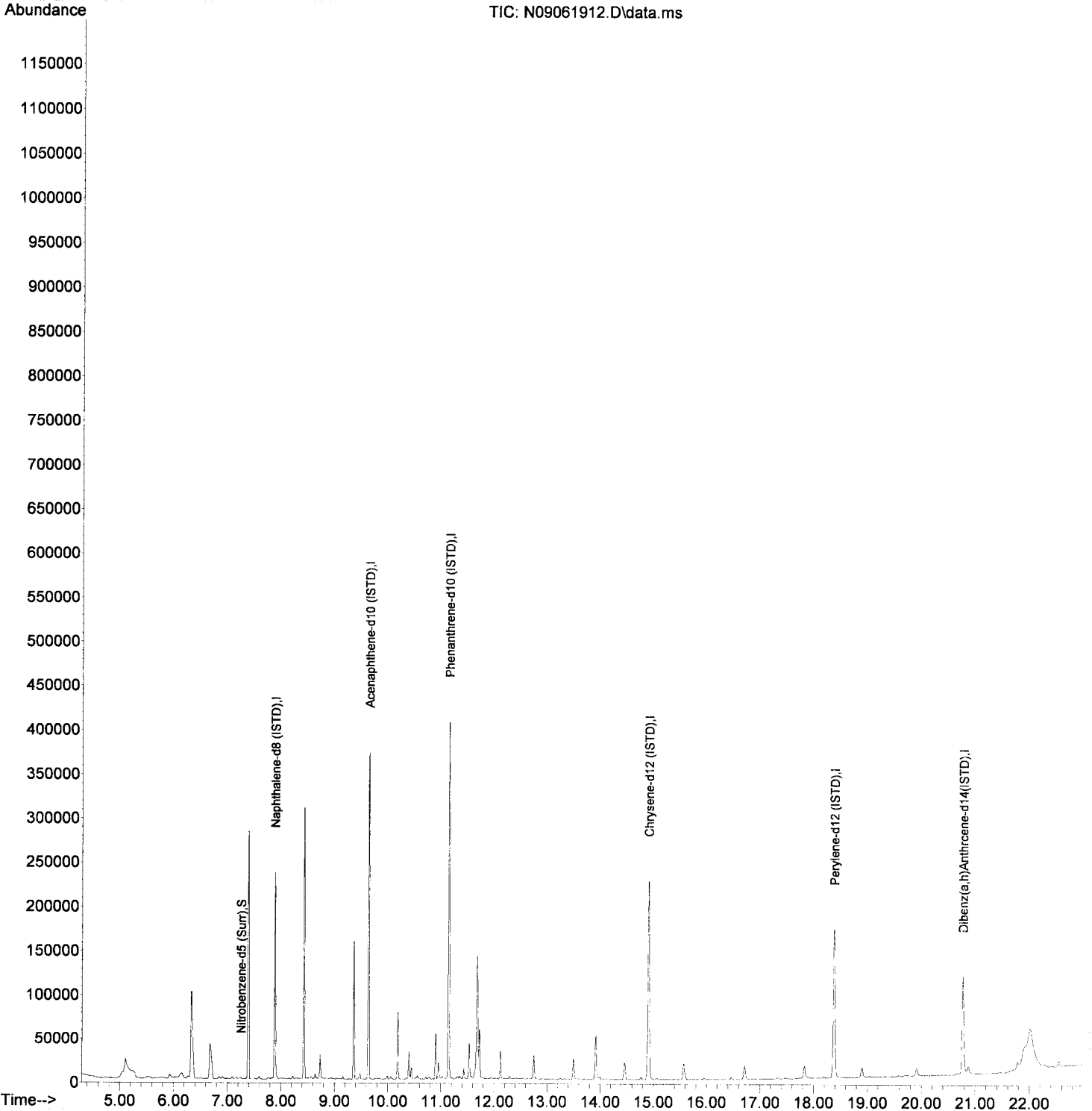
Handwritten signature and date: 9/9/19

Compound	R.T.	QIon	Response	Conc	Units	Dev(Min)	
Internal Standards							
1) Naphthalene-d8 (ISTD)	7.883	136	153621	100.00	ng/ml	0.00	
9) Acenaphthene-d10 (ISTD)	9.643	162	109411	100.00	ng/ml	0.00	
17) Phenanthrene-d10 (ISTD)	11.147	188	203705	100.00	ng/ml	0.00	
24) Chrysene-d12 (ISTD)	14.907	240	156122	100.00	ng/ml	0.00	
29) Perylene-d12 (ISTD)	18.381	264	131660	100.00	ng/ml	0.00	
37) Dibenz(a,h)Anthrcene-d...	20.765	292	95634	100.00	ng/ml	0.00	
System Monitoring Compounds							
2) Nitrobenzene-d5 (Surr)	7.254	82	241	0.47	ng/ml	0.07	
10) 2-Fluorobiphenyl (Surr)	0.000	172	0	0.00	ng/ml		
11) Acenaphthylene d-8 (Surr)	9.486	160	3573	0.17	ng/ml	0.00	
26) Terphenyl-d14 (Surr)	12.931	244	228	0.14	ng/ml	0.00	
33) Benzo(a)pyrene d-12 (S...	0.000	264	0	0.00	ng/ml		
Target Compounds							
3) Decalin	0.000		0	N.D.			Qvalue
4) Naphthalene	7.907	128	157	N.D.			
5) 2-Methylnaphthalene	0.000		0	N.D.			
6) 1-Methylnaphthalene	0.000		0	N.D.			
7) 1,1'-Biphenyl	0.000		0	N.D.			
8) 2,6-Dimethylnaphthalene	0.000		0	N.D.			
12) Acenaphthylene	9.498	152	86	N.D.			
13) Acenaphthene	0.000		0	N.D.			
14) Dibenzofuran	0.000		0	N.D.			
15) 1,6,7-Trimethylnaphtha...	0.000		0	N.D.			
16) Fluorene	0.000		0	N.D.			
18) Dibenzothiopene	11.042	184	87	N.D.			
19) Phenanthrene	11.171	178	288	N.D.			
20) Anthracene	11.223	178	75	N.D.			
21) Carbazole	11.380	167	333	No Calib			
22) 1-Methylphenanthrene	11.800	192	131	N.D.			
23) Fluoranthene	12.435	202	251	N.D.			
25) Pyrene	12.727	202	195	N.D.			
27) Benz(a)anthracene	14.901	228	646	N.D.			
28) Chrysene	14.965	228	290	N.D.			
30) Benzo(b)fluoranthene	17.466	252	208	N.D.			
31) Benzo(k)fluoranthene	17.524	252	168	N.D.			
32) Benzo(e+k)fluoranthene	17.524	252	168	N.D.			
34) Benzo(e)pyrene	18.113	252	178	N.D.			
35) Benzo(a)pyrene	0.000		0	N.D.			
36) Perylene	18.439	252	178	N.D.			
38) Indeno(1,2,3-cd)Pyrene	20.770	276	158	N.D.			
39) Dibenz(a,h)anthracene	20.834	278	121	N.D.			
40) Benzo(g,h,i)perylene	21.301	276	89	N.D.			

(#) = qualifier out of range (m) = manual integration (+) = signals summed

Data Path : N:\data\2019-09\9I06028\
Data File : N09061912.D
Acq On : 06 Sep 2019 04:18 pm
Operator :
Sample : 9I06028-ICB1
Misc : 1x, DCM + ISTD
ALS Vial : 2 Sample Multiplier: 1
DataAcq Meth:LVI14_BNA_ACQ.M

Quant Time: Sep 09 14:46:43 2019
Quant Method : N:\methods\SV14_090619_PAH.M
Quant Title : EPA 8270D: Semivolatile Organics
QLast Update : Mon Sep 09 10:14:28 2019
Response via : Initial Calibration
InstName : SV-GCMS14



Data Path : N:\data\2019-09\9I06028\
 Data File : N09061912.D
 Acq On : 06 Sep 2019 04:18 pm
 Operator :
 Sample : 9I06028-ICB1
 Misc : 1x, DCM + ISTD
 ALS Vial : 2 Sample Multiplier: 1
 DataAcq Meth:LVI14_BNA_ACQ.M

Final Request

Quant Time: Sep 10 10:28:34 2019
 Quant Method : N:\methods\SV14_090619_PAH.M
 Quant Title : EPA 8270D: Semivolatile Organics
 QLast Update : Mon Sep 09 14:58:53 2019
 Response via : Initial Calibration
 InstName : SV-GCMS14

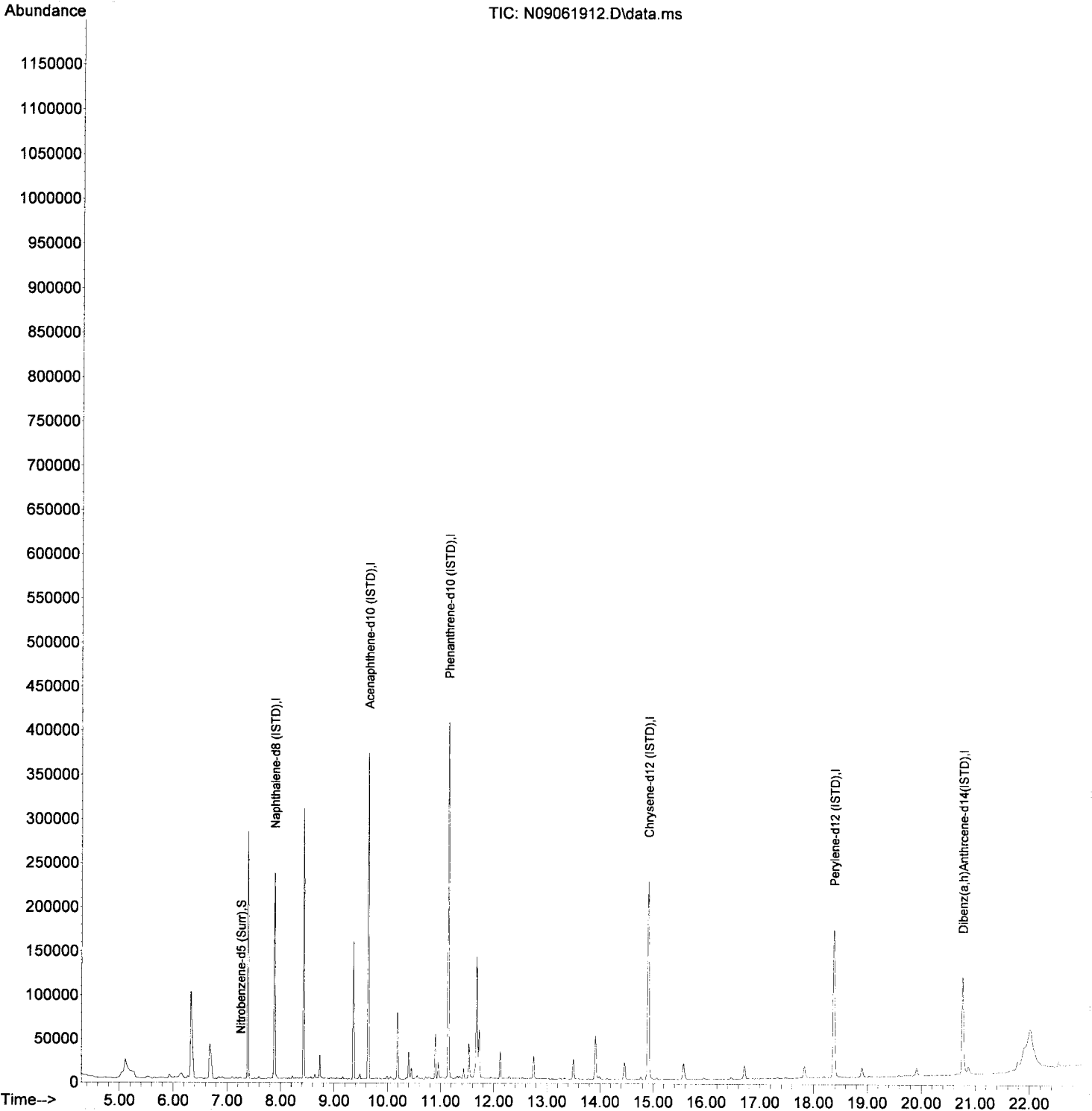
9/10/19

Compound	R.T.	QIon	Response	Conc	Units	Dev (Min)	
Internal Standards							
1) Naphthalene-d8 (ISTD)	7.883	136	153621	100.00	ng/ml	0.00	
9) Acenaphthene-d10 (ISTD)	9.643	162	109411	100.00	ng/ml	0.00	
17) Phenanthrene-d10 (ISTD)	11.147	188	203705	100.00	ng/ml	0.00	
24) Chrysene-d12 (ISTD)	14.907	240	156122	100.00	ng/ml	0.00	
29) Perylene-d12 (ISTD)	18.381	264	131660	100.00	ng/ml	0.00	
37) Dibenz(a,h)Anthracene-d...	20.765	292	95634	100.00	ng/ml	0.00	
System Monitoring Compounds							
2) Nitrobenzene-d5 (Surr)	7.254	82	241	0.47	ng/ml	0.07	
10) 2-Fluorobiphenyl (Surr)	0.000	172	0	0.00	ng/ml		
11) Acenaphthylene d-8 (Surr)	9.486	160	3573	0.17	ng/ml	0.00	
26) Terphenyl-d14 (Surr)	12.931	244	228	0.14	ng/ml	0.00	
33) Benzo(a)pyrene d-12 (S...	0.000	264	0	0.00	ng/ml		
Target Compounds							
3) Decalin	0.000		0	N.D.			Qvalue
4) Naphthalene	7.907	128	157	N.D.			
5) 2-Methylnaphthalene	0.000		0	N.D.			
6) 1-Methylnaphthalene	0.000		0	N.D.			
7) 1,1'-Biphenyl	0.000		0	N.D.			
8) 2,6-Dimethylnaphthalene	0.000		0	N.D.			
12) Acenaphthylene	9.498	152	86	N.D.			
13) Acenaphthene	0.000		0	N.D.			
14) Dibenzofuran	0.000		0	N.D.			
15) 1,6,7-Trimethylnaphtha...	0.000		0	N.D.			
16) Fluorene	0.000		0	N.D.			
18) Dibenzothiopene	11.042	184	87	N.D.			
19) Phenanthrene	11.171	178	288	N.D.			
20) Anthracene	11.223	178	75	N.D.			
21) Carbazole	11.380	167	333	N.D.			
22) 1-Methylphenanthrene	11.800	192	131	N.D.			
23) Fluoranthene	12.435	202	251	N.D.			
25) Pyrene	12.727	202	195	N.D.			
27) Benz(a)anthracene	14.901	228	646	N.D.			
28) Chrysene	14.965	228	290	N.D.			
30) Benzo(b)fluoranthene	17.466	252	208	N.D.			
31) Benzo(k)fluoranthene	17.524	252	168	N.D.			
32) Benzo(b+k)fluoranthene	17.524	252	168	N.D.			
34) Benzo(e)pyrene	18.113	252	178	N.D.			
35) Benzo(a)pyrene	0.000		0	N.D.			
36) Perylene	18.439	252	178	N.D.			
38) Indeno(1,2,3-cd)Pyrene	20.770	276	158	N.D.			
39) Dibenz(a,h)anthracene	20.834	278	121	N.D.			
40) Benzo(g,h,i)perylene	21.301	276	89	N.D.			

(#) = qualifier out of range (m) = manual integration (+) = signals summed

Data Path : N:\data\2019-09\9I06028\
 Data File : N09061912.D
 Acq On : 06 Sep 2019 04:18 pm
 Operator :
 Sample : 9I06028-ICB1
 Misc : 1x, DCM + ISTD
 ALS Vial : 2 Sample Multiplier: 1
 DataAcq Meth:LVI14_BNA_ACQ.M

Quant Time: Sep 10 10:28:34 2019
 Quant Method : N:\methods\SV14_090619_PAH.M
 Quant Title : EPA 8270D: Semivolatile Organics
 QLast Update : Mon Sep 09 14:58:53 2019
 Response via : Initial Calibration
 InstName : SV-GCMS14



Data Path : N:\data\2019-09\9I06028\
 Data File : N09061913.D
 Acq On : 06 Sep 2019 04:51 pm
 Operator :
 Sample : 9I06028-CAL1
 Misc : 1x, A19I015@1
 ALS Vial : 3 Sample Multiplier: 1
 DataAcq Meth:LVI14_BNA_ACQ.M

Quant Time: Sep 09 14:46:51 2019
 Quant Method : N:\methods\SV14_090619_PAH.M
 Quant Title : EPA 8270D: Semivolatile Organics
 QLast Update : Mon Sep 09 10:14:28 2019
 Response via : Initial Calibration
 InstName : SV-GCMS14

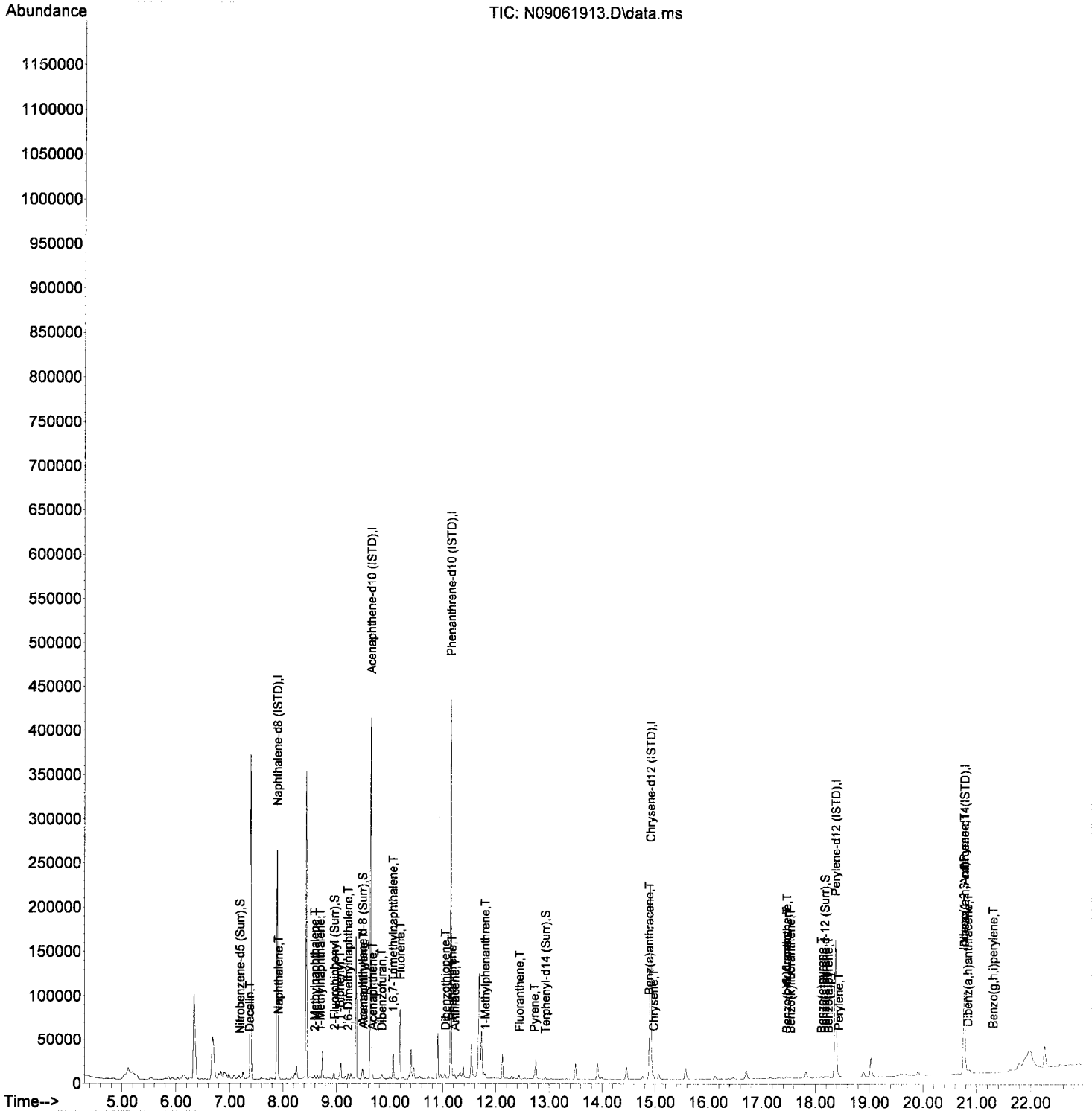
GK 9/9/19

Compound	R.T.	QIon	Response	Conc	Units	Dev (Min)	
Internal Standards							
1) Naphthalene-d8 (ISTD)	7.883	136	173610	100.00	ng/ml	0.00	
9) Acenaphthene-d10 (ISTD)	9.643	162	119749	100.00	ng/ml	0.00	
17) Phenanthrene-d10 (ISTD)	11.147	188	214815	100.00	ng/ml	0.00	
24) Chrysene-d12 (ISTD)	14.907	240	149008	100.00	ng/ml	0.00	
29) Perylene-d12 (ISTD)	18.375	264	120943	100.00	ng/ml	0.00	
37) Dibenz(a,h)Anthracene-d...	20.764	292	80323	100.00	ng/ml	0.00	
System Monitoring Compounds							
2) Nitrobenzene-d5 (Surr)	7.189	82	679	1.18	ng/ml	0.00	
10) 2-Fluorobiphenyl (Surr)	8.956	172	1705	0.95	ng/ml	0.00	
11) Acenaphthylene d-8 (Surr)	9.486	160	5840	0.98	ng/ml	0.00	
26) Terphenyl-d14 (Surr)	12.931	244	1714	1.09	ng/ml	0.00	
33) Benzo(a)pyrene d-12 (S...	18.176	264	773	0.80	ng/ml	0.00	
Target Compounds							
							Qvalue
3) Decalin	7.364	138	87	0.67	ng/ml#		38
4) Naphthalene	7.906	128	2011	1.05	ng/ml		99
5) 2-Methylnaphthalene	8.588	142	1551	0.96	ng/ml		94
6) 1-Methylnaphthalene	8.687	142	1426	0.88	ng/ml		100
7) 1,1'-Biphenyl	9.055	154	2122	0.97	ng/ml		93
8) 2,6-Dimethylnaphthalene	9.212	156	1429	0.90	ng/ml		93
12) Acenaphthylene	9.498	152	2455	0.94	ng/ml		98
13) Acenaphthene	9.672	153	1723	1.01	ng/ml		97
14) Dibenzofuran	9.847	168	2108	0.99	ng/ml		91
15) 1,6,7-Trimethylnaphtha...	10.057	170	1496	1.05	ng/ml		75
16) Fluorene	10.197	166	1639	0.94	ng/ml		98
18) Dibenzothiopene	11.042	184	2213	0.99	ng/ml		95
19) Phenanthrene	11.170	178	2765	1.10	ng/ml		99
20) Anthracene	11.223	178	2357	1.01	ng/ml		97
21) Carbazole	11.380	167	1874	No Calib			
22) 1-Methylphenanthrene	11.794	192	1725	0.99	ng/ml		92
23) Fluoranthene	12.435	202	2565	1.01	ng/ml		98
25) Pyrene	12.721	202	2435	1.05	ng/ml		96
27) Benz(a)anthracene	14.883	228	2077	1.20	ng/ml		98
28) Chrysene	14.965	228	1690	1.03	ng/ml		96
30) Benzo(b)fluoranthene	17.465	252	1351	0.97	ng/ml		95
31) Benzo(k)fluoranthene	17.529	252	1291	0.94	ng/ml		96
32) Benzo(b+k)fluoranthene	17.465	252	2690	0.94	ng/ml		97
34) Benzo(e)pyrene	18.112	252	1505	1.07	ng/ml		94
35) Benzo(a)pyrene	18.235	252	1189	1.00	ng/ml		99
36) Perylene	18.433	252	1255	0.85	ng/ml		99
38) Indeno(1,2,3-cd)Pyrene	20.759	276	970	0.98	ng/ml		74
39) Dibenz(a,h)anthracene	20.828	278	942	1.01	ng/ml		86
40) Benzo(g,h,i)perylene	21.295	276	1000	0.95	ng/ml		93

(#) = qualifier out of range (m) = manual integration (+) = signals summed

Data Path : N:\data\2019-09\9I06028\
 Data File : N09061913.D
 Acq On : 06 Sep 2019 04:51 pm
 Operator :
 Sample : 9I06028-CAL1
 Misc : 1x, A19I015@1
 ALS Vial : 3 Sample Multiplier: 1
 DataAcq Meth:LVI14_BNA_ACQ.M

Quant Time: Sep 09 14:46:51 2019
 Quant Method : N:\methods\SV14_090619_PAH.M
 Quant Title : EPA 8270D: Semivolatile Organics
 QLast Update : Mon Sep 09 10:14:28 2019
 Response via : Initial Calibration
 InstName : SV-GCMS14



Data Path : N:\data\2019-09\9I06028\
 Data File : N09061914.D
 Acq On : 06 Sep 2019 05:23 pm
 Operator :
 Sample : 9I06028-CAL2
 Misc : 1x, A19I016@2.5
 ALS Vial : 4 Sample Multiplier: 1
 DataAcq Meth:LVI14_BNA_ACQ.M

Quant Time: Sep 09 14:46:55 2019
 Quant Method : N:\methods\SV14_090619_PAH.M
 Quant Title : EPA 8270D: Semivolatile Organics
 QLast Update : Mon Sep 09 10:14:28 2019
 Response via : Initial Calibration
 InstName : SV-GCMS14

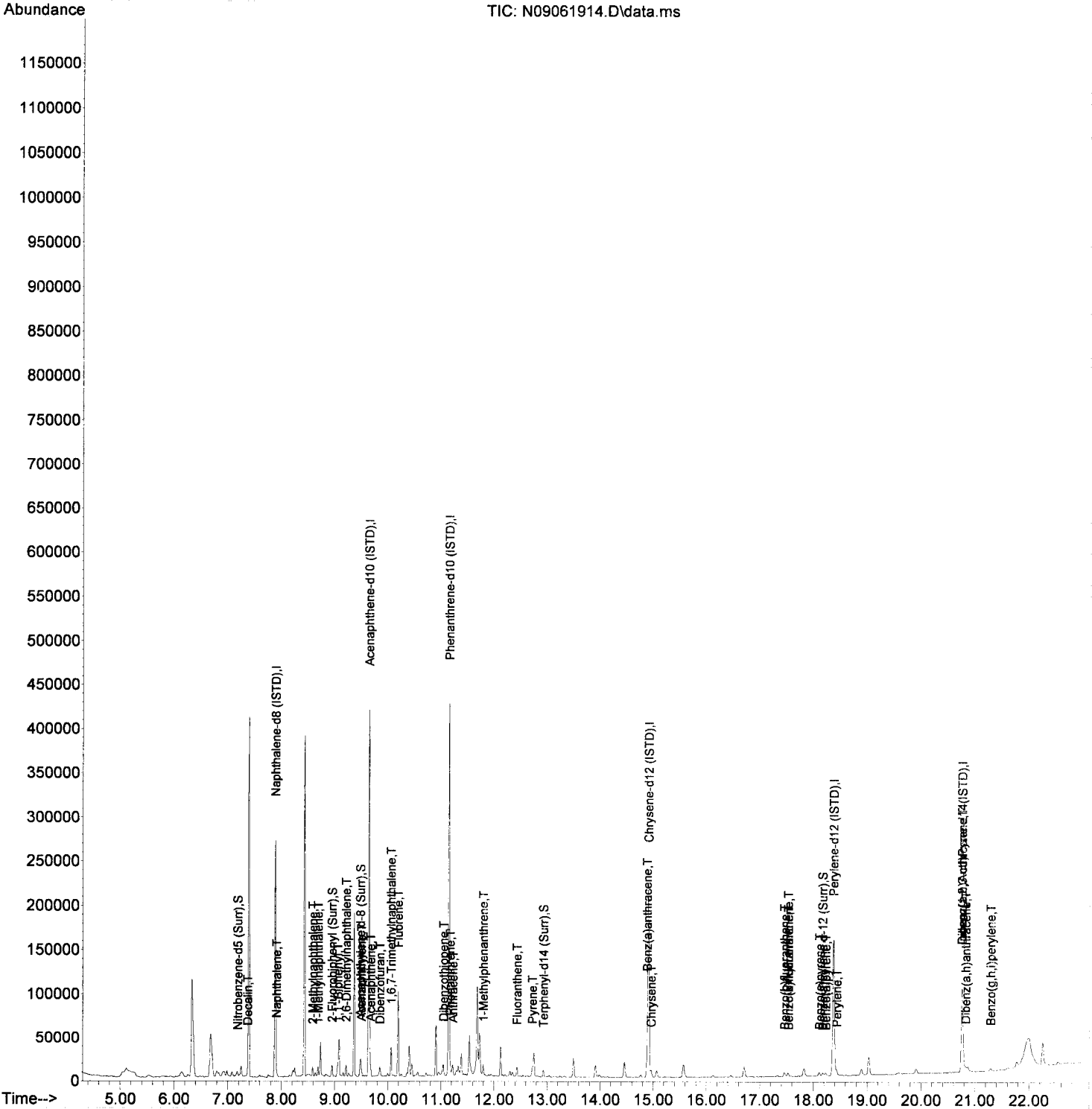
GR 9/9/19

Compound	R.T.	QIon	Response	Conc	Units	Dev (Min)	
Internal Standards							
1) Naphthalene-d8 (ISTD)	7.883	136	170471	100.00	ng/ml	0.00	
9) Acenaphthene-d10 (ISTD)	9.638	162	119278	100.00	ng/ml	0.00	
17) Phenanthrene-d10 (ISTD)	11.147	188	215482	100.00	ng/ml	0.00	
24) Chrysene-d12 (ISTD)	14.907	240	151986	100.00	ng/ml	0.00	
29) Perylene-d12 (ISTD)	18.375	264	123595	100.00	ng/ml	0.00	
37) Dibenz(a,h)Anthracene-d...	20.759	292	82584	100.00	ng/ml	0.00	
System Monitoring Compounds							
2) Nitrobenzene-d5 (Surr)	7.184	82	1447	2.55	ng/ml	0.00	
10) 2-Fluorobiphenyl (Surr)	8.950	172	4658	2.62	ng/ml	0.00	
11) Acenaphthylene d-8 (Surr)	9.480	160	9843	2.67	ng/ml	0.00	
26) Terphenyl-d14 (Surr)	12.931	244	4151	2.60	ng/ml	0.00	
33) Benzo(a)pyrene d-12 (S...	18.171	264	2322	2.35	ng/ml	0.00	
Target Compounds							
							Qvalue
3) Decalin	7.364	138	323	2.54	ng/ml		87
4) Naphthalene	7.906	128	4837	2.57	ng/ml		98
5) 2-Methylnaphthalene	8.588	142	3865	2.43	ng/ml		96
6) 1-Methylnaphthalene	8.688	142	3730	2.34	ng/ml		97
7) 1,1'-Biphenyl	9.055	154	5118	2.39	ng/ml		97
8) 2,6-Dimethylnaphthalene	9.212	156	3622	2.31	ng/ml		97
12) Acenaphthylene	9.498	152	6483	2.50	ng/ml		98
13) Acenaphthene	9.673	153	4435	2.61	ng/ml		96
14) Dibenzofuran	9.847	168	5286	2.49	ng/ml		95
15) 1,6,7-Trimethylnaphtha...	10.057	170	3598	2.53	ng/ml		87
16) Fluorene	10.191	166	4189	2.41	ng/ml		94
18) Dibenzothiopene	11.042	184	5817	2.58	ng/ml		97
19) Phenanthrene	11.171	178	6430	2.55	ng/ml		99
20) Anthracene	11.223	178	5868	2.50	ng/ml		98
21) Carbazole	11.380	167	4473	No Calib			
22) 1-Methylphenanthrene	11.794	192	4331	2.47	ng/ml		98
23) Fluoranthene	12.429	202	6070	2.39	ng/ml		95
25) Pyrene	12.721	202	6620	2.79	ng/ml		98
27) Benz(a)anthracene	14.883	228	4639	2.63	ng/ml		97
28) Chrysene	14.959	228	4207	2.52	ng/ml		99
30) Benzo(b)fluoranthene	17.460	252	3353	2.35	ng/ml		96
31) Benzo(k)fluoranthene	17.530	252	3343	2.38	ng/ml		93
32) Benzo(b+k)fluoranthene	17.530	252	6909	2.37	ng/ml		93
34) Benzo(e)pyrene	18.112	252	3623	2.51	ng/ml		97
35) Benzo(a)pyrene	18.229	252	2658	2.18	ng/ml		100
36) Perylene	18.433	252	3787	2.52	ng/ml		99
38) Indeno(1,2,3-cd)Pyrene	20.759	276	2642	2.59	ng/ml		100
39) Dibenz(a,h)anthracene	20.823	278	2361	2.47	ng/ml		87
40) Benzo(g,h,i)perylene	21.289	276	2446	2.26	ng/ml		97

(#) = qualifier out of range (m) = manual integration (+) = signals summed

Data Path : N:\data\2019-09\9I06028\
 Data File : N09061914.D
 Acq On : 06 Sep 2019 05:23 pm
 Operator :
 Sample : 9I06028-CAL2
 Misc : 1x, A19I016@2.5
 ALS Vial : 4 Sample Multiplier: 1
 DataAcq Meth:LVI14_BNA_ACQ.M

Quant Time: Sep 09 14:46:55 2019
 Quant Method : N:\methods\SV14_090619_PAH.M
 Quant Title : EPA 8270D: Semivolatile Organics
 QLast Update : Mon Sep 09 10:14:28 2019
 Response via : Initial Calibration
 InstName : SV-GCMS14



Data Path : N:\data\2019-09\9I06028\
 Data File : N09061915.D
 Acq On : 06 Sep 2019 05:55 pm
 Operator :
 Sample : 9I06028-CAL3
 Misc : 1x, A19I017@5
 ALS Vial : 5 Sample Multiplier: 1
 DataAcq Meth:LVI14_BNA_ACQ.M

Quant Time: Sep 09 14:47:00 2019
 Quant Method : N:\methods\SV14_090619_PAH.M
 Quant Title : EPA 8270D: Semivolatile Organics
 QLast Update : Mon Sep 09 10:14:28 2019
 Response via : Initial Calibration
 InstName : SV-GCMS14

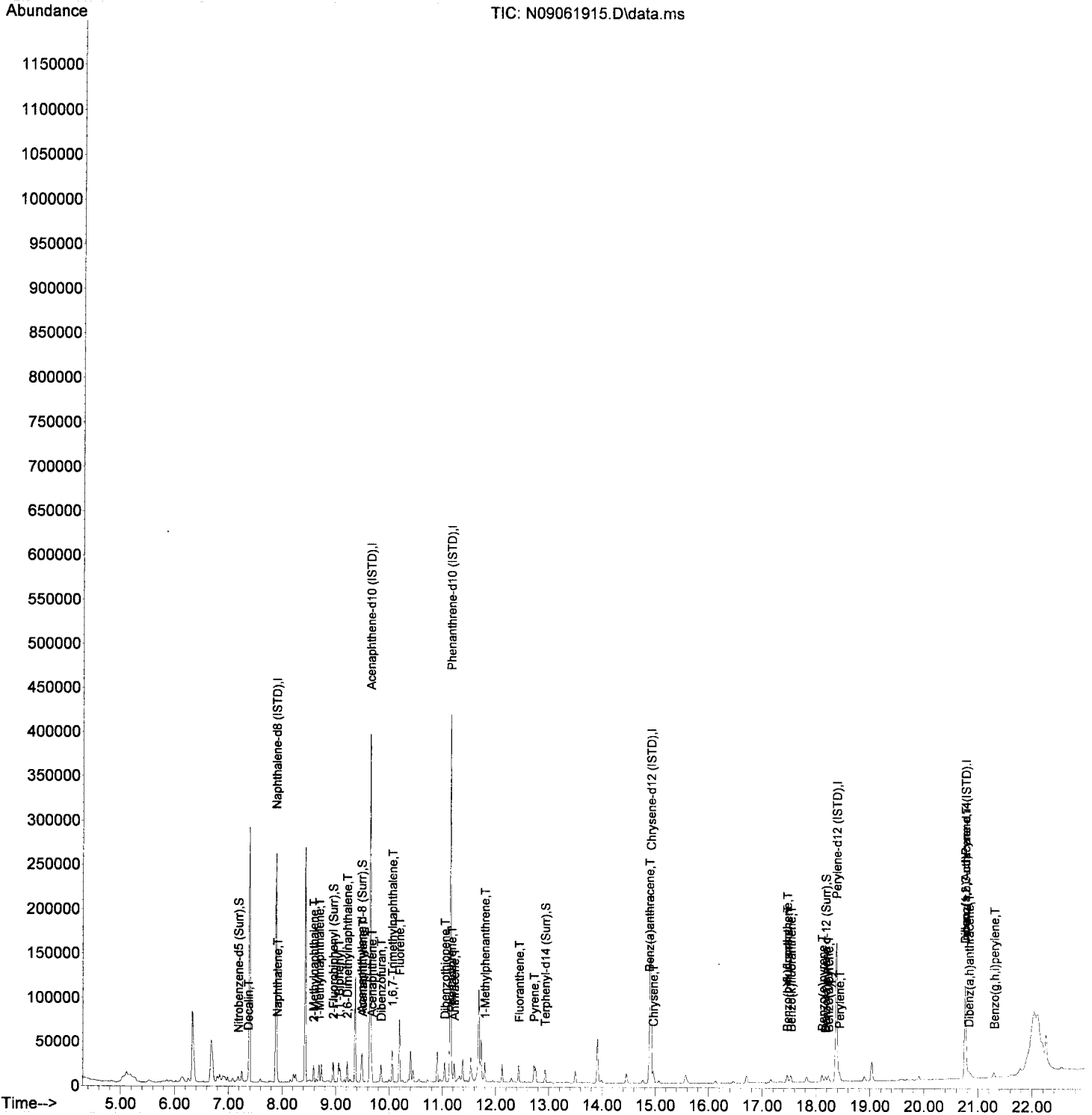
Handwritten signature and date: 9/9/19

Compound	R.T.	QIon	Response	Conc	Units	Dev (Min)	
Internal Standards							
1) Naphthalene-d8 (ISTD)	7.883	136	165670	100.00	ng/ml	0.00	
9) Acenaphthene-d10 (ISTD)	9.638	162	115422	100.00	ng/ml	0.00	
17) Phenanthrene-d10 (ISTD)	11.147	188	210311	100.00	ng/ml	0.00	
24) Chrysene-d12 (ISTD)	14.907	240	150233	100.00	ng/ml	0.00	
29) Perylene-d12 (ISTD)	18.375	264	124460	100.00	ng/ml	0.00	
37) Dibenz(a,h)Anthracene-d...	20.759	292	83358	100.00	ng/ml	0.00	
System Monitoring Compounds							
2) Nitrobenzene-d5 (Surr)	7.184	82	2621	4.76	ng/ml	0.00	
10) 2-Fluorobiphenyl (Surr)	8.950	172	8548	4.96	ng/ml	0.00	
11) Acenaphthylene d-8 (Surr)	9.480	160	14409	4.79	ng/ml	0.00	
26) Terphenyl-d14 (Surr)	12.931	244	7787	4.93	ng/ml	0.00	
33) Benzo(a)pyrene d-12 (S...	18.177	264	4638	4.66	ng/ml	0.00	
Target Compounds							
							Qvalue
3) Decalin	7.364	138	582	4.72	ng/ml		91
4) Naphthalene	7.906	128	9092	4.93	ng/ml		99
5) 2-Methylnaphthalene	8.588	142	7294	4.71	ng/ml		97
6) 1-Methylnaphthalene	8.688	142	6937	4.48	ng/ml		96
7) 1,1'-Biphenyl	9.055	154	9300	4.47	ng/ml		96
8) 2,6-Dimethylnaphthalene	9.212	156	6755	4.44	ng/ml		99
12) Acenaphthylene	9.498	152	12342	4.93	ng/ml		99
13) Acenaphthene	9.673	153	8103	4.94	ng/ml		98
14) Dibenzofuran	9.847	168	10021	4.87	ng/ml		99
15) 1,6,7-Trimethylnaphtha...	10.057	170	6769	4.92	ng/ml		98
16) Fluorene	10.191	166	8130	4.84	ng/ml		99
18) Dibenzothiopene	11.042	184	11105	5.05	ng/ml		97
19) Phenanthrene	11.171	178	11957	4.86	ng/ml		98
20) Anthracene	11.223	178	11026	4.82	ng/ml		99
21) Carbazole	11.380	167	8513	No Calib			
22) 1-Methylphenanthrene	11.794	192	8212	4.80	ng/ml		99
23) Fluoranthene	12.435	202	11610	4.68	ng/ml		98
25) Pyrene	12.721	202	11908	5.07	ng/ml		100
27) Benz(a)anthracene	14.883	228	8173	4.69	ng/ml		96
28) Chrysene	14.959	228	8164	4.95	ng/ml		96
30) Benzo(b)fluoranthene	17.460	252	6625	4.61	ng/ml		95
31) Benzo(k)fluoranthene	17.530	252	6760	4.78	ng/ml		96
32) Benzo(b+k)fluoranthene	17.460	252	13896	4.73	ng/ml		93
34) Benzo(e)pyrene	18.112	252	6692	4.61	ng/ml		98
35) Benzo(a)pyrene	18.229	252	5344	4.35	ng/ml		99
36) Perylene	18.433	252	7462	4.93	ng/ml		97
38) Indeno(1,2,3-cd)Pyrene	20.759	276	4940	4.80	ng/ml		95
39) Dibenz(a,h)anthracene	20.829	278	4673	4.84	ng/ml		98
40) Benzo(g,h,i)perylene	21.295	276	5171	4.74	ng/ml		92

(#) = qualifier out of range (m) = manual integration (+) = signals summed

Data Path : N:\data\2019-09\9I06028\
 Data File : N09061915.D
 Acq On : 06 Sep 2019 05:55 pm
 Operator :
 Sample : 9I06028-CAL3
 Misc : 1x, A19I017@5
 ALS Vial : 5 Sample Multiplier: 1
 DataAcq Meth:LVI14_BNA_ACQ.M

Quant Time: Sep 09 14:47:00 2019
 Quant Method : N:\methods\SV14_090619_PAH.M
 Quant Title : EPA 8270D: Semivolatile Organics
 QLast Update : Mon Sep 09 10:14:28 2019
 Response via : Initial Calibration
 InstName : SV-GCMS14



Data Path : N:\data\2019-09\9I06028\
 Data File : N09061916.D
 Acq On : 06 Sep 2019 06:27 pm
 Operator :
 Sample : 9I06028-CAL4
 Misc : 1x, A19I018@10
 ALS Vial : 6 Sample Multiplier: 1
 DataAcq Meth:LVI14_BNA_ACQ.M

Quant Time: Sep 09 14:47:05 2019
 Quant Method : N:\methods\SV14_090619_PAH.M
 Quant Title : EPA 8270D: Semivolatile Organics
 QLast Update : Mon Sep 09 10:14:28 2019
 Response via : Initial Calibration
 InstName : SV-GCMS14

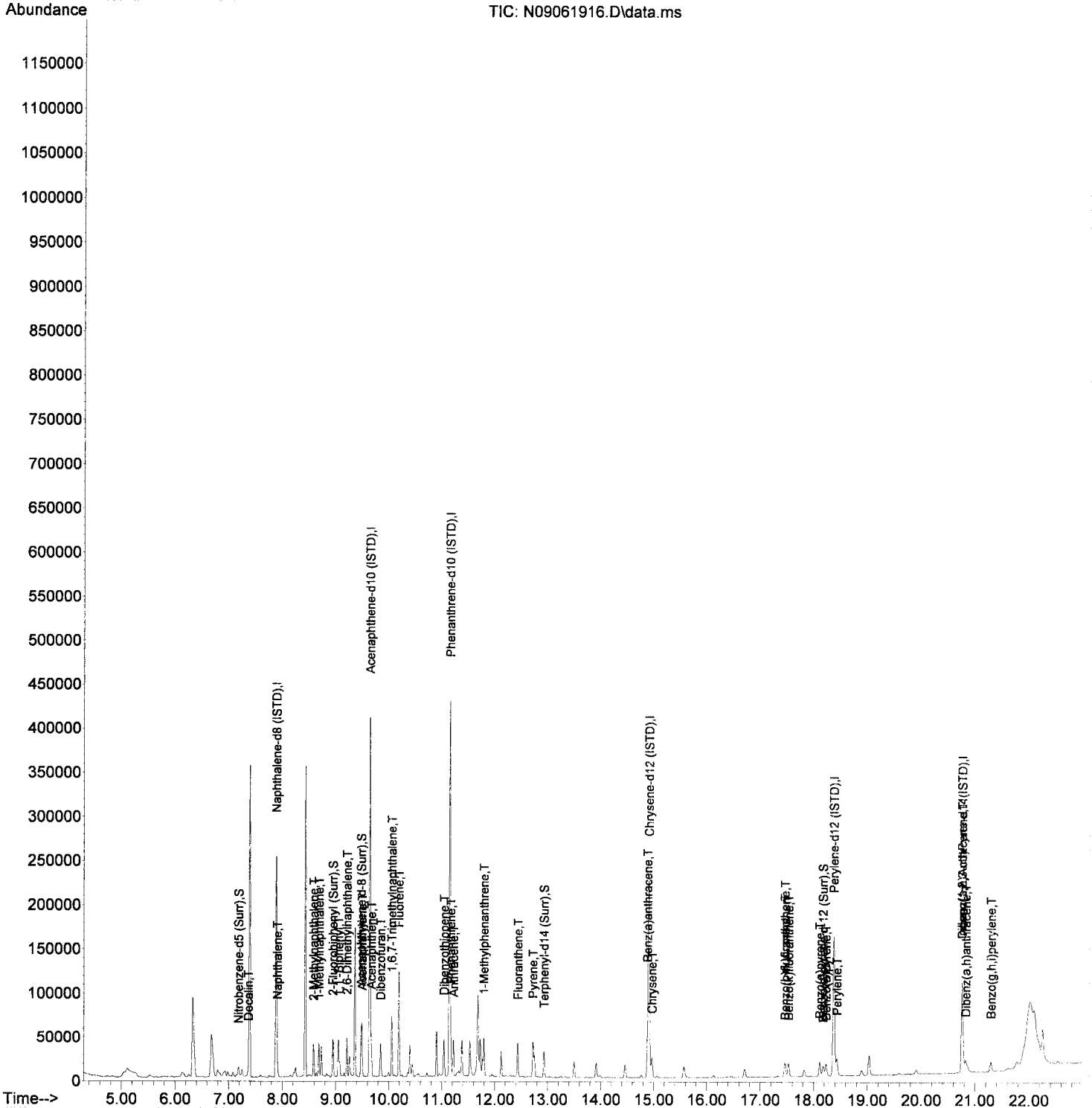
Handwritten signature and date: 9/9/19

Compound	R.T.	QIon	Response	Conc	Units	Dev(Min)	
Internal Standards							
1) Naphthalene-d8 (ISTD)	7.883	136	160906	100.00	ng/ml	0.00	
9) Acenaphthene-d10 (ISTD)	9.638	162	118305	100.00	ng/ml	0.00	
17) Phenanthrene-d10 (ISTD)	11.147	188	216396	100.00	ng/ml	0.00	
24) Chrysene-d12 (ISTD)	14.907	240	153303	100.00	ng/ml	0.00	
29) Perylene-d12 (ISTD)	18.375	264	125859	100.00	ng/ml	0.00	
37) Dibenz(a,h)Anthracene-d...	20.759	292	82058	100.00	ng/ml	0.00	
System Monitoring Compounds							
2) Nitrobenzene-d5 (Surr)	7.184	82	5073	9.49	ng/ml	0.00	
10) 2-Fluorobiphenyl (Surr)	8.950	172	17737	10.05	ng/ml	0.00	
11) Acenaphthylene d-8 (Surr)	9.480	160	27001	9.97	ng/ml	0.00	
26) Terphenyl-d14 (Surr)	12.931	244	16215	10.06	ng/ml	0.00	
33) Benzo(a)pyrene d-12 (S...	18.177	264	9551	9.49	ng/ml	0.00	
Target Compounds							
3) Decalin	7.365	138	1106	9.23	ng/ml	96	Qvalue
4) Naphthalene	7.907	128	18065	10.18	ng/ml	98	
5) 2-Methylnaphthalene	8.589	142	14250	9.48	ng/ml	98	
6) 1-Methylnaphthalene	8.688	142	14747	9.81	ng/ml	97	
7) 1,1'-Biphenyl	9.055	154	19088	9.44	ng/ml	99	
8) 2,6-Dimethylnaphthalene	9.212	156	13690	9.27	ng/ml	97	
12) Acenaphthylene	9.498	152	25683	10.00	ng/ml	98	
13) Acenaphthene	9.673	153	16768	9.97	ng/ml	99	
14) Dibenzofuran	9.848	168	21062	10.00	ng/ml	97	
15) 1,6,7-Trimethylnaphtha...	10.057	170	13937	9.88	ng/ml	99	
16) Fluorene	10.191	166	16819	9.77	ng/ml	100	
18) Dibenzothiopene	11.042	184	22465	9.93	ng/ml	98	
19) Phenanthrene	11.171	178	25204	9.95	ng/ml	100	
20) Anthracene	11.223	178	22988	9.76	ng/ml	100	
21) Carbazole	11.380	167	17697	No Calib			
22) 1-Methylphenanthrene	11.794	192	17190	9.77	ng/ml	100	
23) Fluoranthene	12.435	202	24321	9.53	ng/ml	98	
25) Pyrene	12.721	202	25073	10.47	ng/ml	99	
27) Benz(a)anthracene	14.883	228	16760	9.42	ng/ml	97	
28) Chrysene	14.965	228	16658	9.89	ng/ml	99	
30) Benzo(b)fluoranthene	17.466	252	13743	9.46	ng/ml	97	
31) Benzo(k)fluoranthene	17.530	252	13038	9.12	ng/ml	95	
32) Benzo(b+k)fluoranthene	17.466	252	28065	9.45	ng/ml	95	
34) Benzo(e)pyrene	18.113	252	13726	9.35	ng/ml	98	
35) Benzo(a)pyrene	18.229	252	11353	9.13	ng/ml	99	
36) Perylene	18.433	252	14964	9.77	ng/ml	97	
38) Indeno(1,2,3-cd)Pyrene	20.759	276	9774	9.66	ng/ml	91	
39) Dibenz(a,h)anthracene	20.829	278	9159	9.63	ng/ml	90	
40) Benzo(g,h,i)perylene	21.295	276	10267	9.56	ng/ml	92	

(#) = qualifier out of range (m) = manual integration (+) = signals summed

Data Path : N:\data\2019-09\9I06028\
 Data File : N09061916.D
 Acq On : 06 Sep 2019 06:27 pm
 Operator :
 Sample : 9I06028-CAL4
 Misc : 1x, A19I018@10
 ALS Vial : 6 Sample Multiplier: 1
 DataAcq Meth:LVI14_BNA_ACQ.M

Quant Time: Sep 09 14:47:05 2019
 Quant Method : N:\methods\SV14_090619_PAH.M
 Quant Title : EPA 8270D: Semivolatile Organics
 QLast Update : Mon Sep 09 10:14:28 2019
 Response via : Initial Calibration
 InstName : SV-GCMS14



Data Path : N:\data\2019-09\9I06028\
 Data File : N09061917.D
 Acq On : 06 Sep 2019 07:00 pm
 Operator :
 Sample : 9I06028-CAL5
 Misc : 1x, A19I019@25
 ALS Vial : 7 Sample Multiplier: 1
 DataAcq Meth:LV114_BNA_ACQ.M

Quant Time: Sep 09 14:47:10 2019
 Quant Method : N:\methods\SV14_090619_PAH.M
 Quant Title : EPA 8270D: Semivolatile Organics
 QLast Update : Mon Sep 09 10:14:28 2019
 Response via : Initial Calibration
 InstName : SV-GCMS14

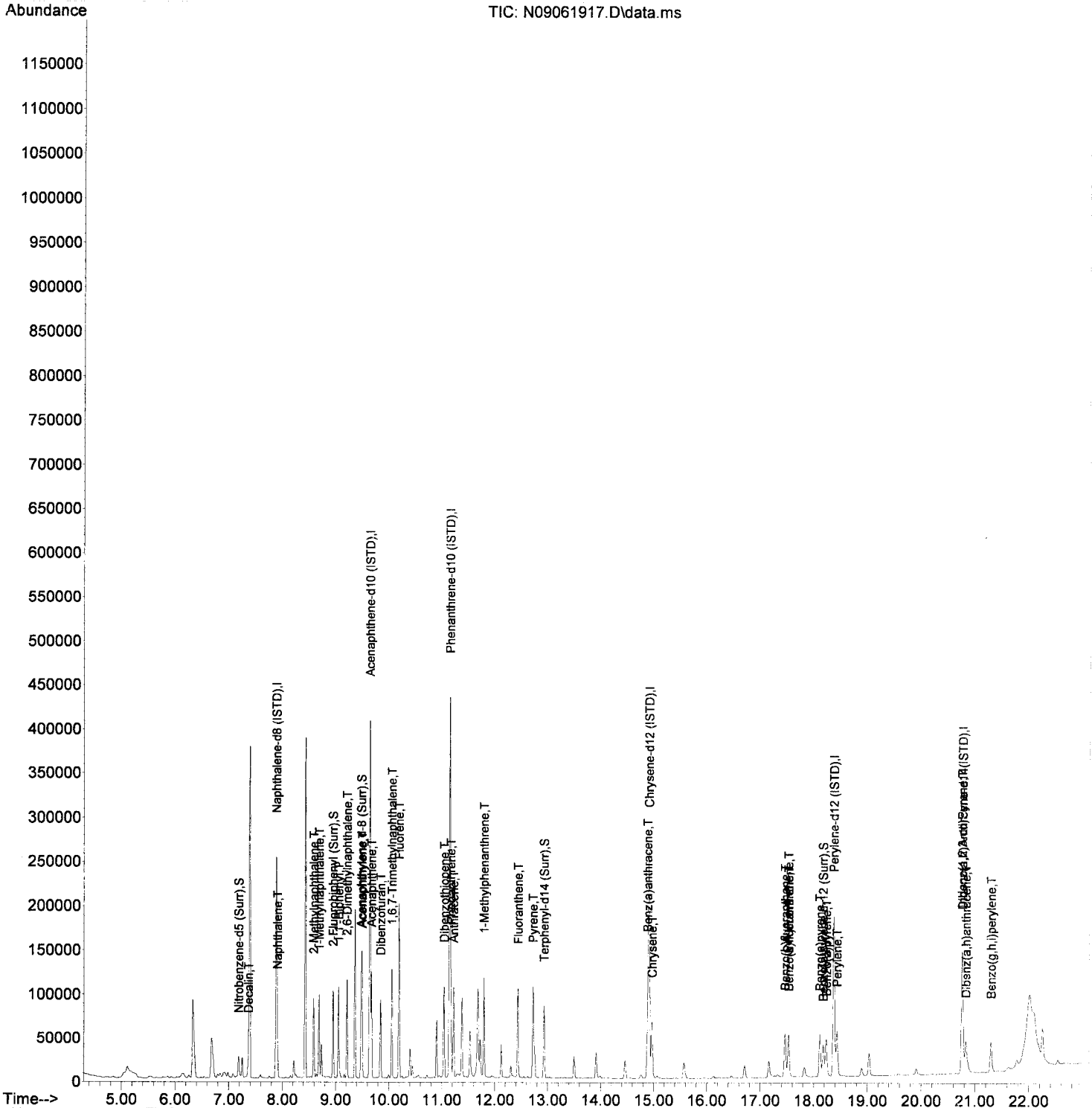
Handwritten: Jd 9/9/19

Compound	R.T.	QIon	Response	Conc	Units	Dev(Min)	
Internal Standards							
1) Naphthalene-d8 (ISTD)	7.883	136	158689	100.00	ng/ml	0.00	
9) Acenaphthene-d10 (ISTD)	9.638	162	118239	100.00	ng/ml	0.00	
17) Phenanthrene-d10 (ISTD)	11.147	188	219818	100.00	ng/ml	0.00	
24) Chrysene-d12 (ISTD)	14.907	240	167298	100.00	ng/ml	0.00	
29) Perylene-d12 (ISTD)	18.375	264	142122	100.00	ng/ml	0.00	
37) Dibenz(a,h)Anthracene-d...	20.765	292	96960	100.00	ng/ml	0.00	
System Monitoring Compounds							
2) Nitrobenzene-d5 (Surr)	7.184	82	12124	22.99	ng/ml	0.00	
10) 2-Fluorobiphenyl (Surr)	8.950	172	44333	25.13	ng/ml	0.00	
11) Acenaphthylene d-8 (Surr)	9.480	160	62320	24.95	ng/ml	0.00	
26) Terphenyl-d14 (Surr)	12.931	244	44339	25.20	ng/ml	0.00	
33) Benzo(a)pyrene d-12 (S...	18.177	264	27791	24.45	ng/ml	0.00	
Target Compounds							
							Qvalue
3) Decalin	7.365	138	2777	23.50	ng/ml		94
4) Naphthalene	7.907	128	43246	24.71	ng/ml		99
5) 2-Methylnaphthalene	8.589	142	35507	23.94	ng/ml		98
6) 1-Methylnaphthalene	8.688	142	36615	24.69	ng/ml		98
7) 1,1'-Biphenyl	9.055	154	47414	23.77	ng/ml		98
8) 2,6-Dimethylnaphthalene	9.212	156	35377	24.28	ng/ml		98
12) Acenaphthylene	9.498	152	64887	25.28	ng/ml		98
13) Acenaphthene	9.673	153	41951	24.95	ng/ml	100	
14) Dibenzofuran	9.848	168	52926	25.13	ng/ml		98
15) 1,6,7-Trimethylnaphtha...	10.057	170	34543	24.50	ng/ml		99
16) Fluorene	10.191	166	43186	25.10	ng/ml		99
18) Dibenzothiopene	11.042	184	56622	24.63	ng/ml		98
19) Phenanthrene	11.171	178	63419	24.66	ng/ml	100	
20) Anthracene	11.223	178	58731	24.55	ng/ml		99
21) Carbazole	11.380	167	47604	No Calib			
22) 1-Methylphenanthrene	11.794	192	44094	24.68	ng/ml		99
23) Fluoranthene	12.435	202	63845	24.64	ng/ml		99
25) Pyrene	12.721	202	66093	25.29	ng/ml		99
27) Benz(a)anthracene	14.883	228	46578	23.98	ng/ml		99
28) Chrysene	14.965	228	45910	24.98	ng/ml		99
30) Benzo(b)fluoranthene	17.466	252	40093	24.45	ng/ml		97
31) Benzo(k)fluoranthene	17.530	252	40088	24.83	ng/ml		98
32) Benzo(b+k)fluoranthene	17.530	252	83294	24.83	ng/ml		98
34) Benzo(e)pyrene	18.113	252	40463	24.40	ng/ml		98
35) Benzo(a)pyrene	18.235	252	34709	24.73	ng/ml		99
36) Perylene	18.433	252	43783	25.33	ng/ml	100	
38) Indeno(1,2,3-cd)Pyrene	20.759	276	28895	24.16	ng/ml		94
39) Dibenz(a,h)anthracene	20.829	278	27156	24.16	ng/ml		92
40) Benzo(g,h,i)perylene	21.295	276	31234	24.62	ng/ml		92

(#) = qualifier out of range (m) = manual integration (+) = signals summed

Data Path : N:\data\2019-09\9I06028\
 Data File : N09061917.D
 Acq On : 06 Sep 2019 07:00 pm
 Operator :
 Sample : 9I06028-CAL5
 Misc : 1x, A19I019@25
 ALS Vial : 7 Sample Multiplier: 1
 DataAcq Meth:LVI14_BNA_ACQ.M

Quant Time: Sep 09 14:47:10 2019
 Quant Method : N:\methods\SV14_090619_PAH.M
 Quant Title : EPA 8270D: Semivolatile Organics
 QLast Update : Mon Sep 09 10:14:28 2019
 Response via : Initial Calibration
 InstName : SV-GCMS14



Data Path : N:\data\2019-09\9I06028\
 Data File : N09061918.D
 Acq On : 06 Sep 2019 07:32 pm
 Operator :
 Sample : 9I06028-CAL6
 Misc : 1x, A19I020@50
 ALS Vial : 8 Sample Multiplier: 1
 DataAcq Meth:LVI14_BNA_ACQ.M

Quant Time: Sep 09 14:47:15 2019
 Quant Method : N:\methods\SV14_090619_PAH.M
 Quant Title : EPA 8270D: Semivolatile Organics
 QLast Update : Mon Sep 09 10:14:28 2019
 Response via : Initial Calibration
 InstName : SV-GCMS14

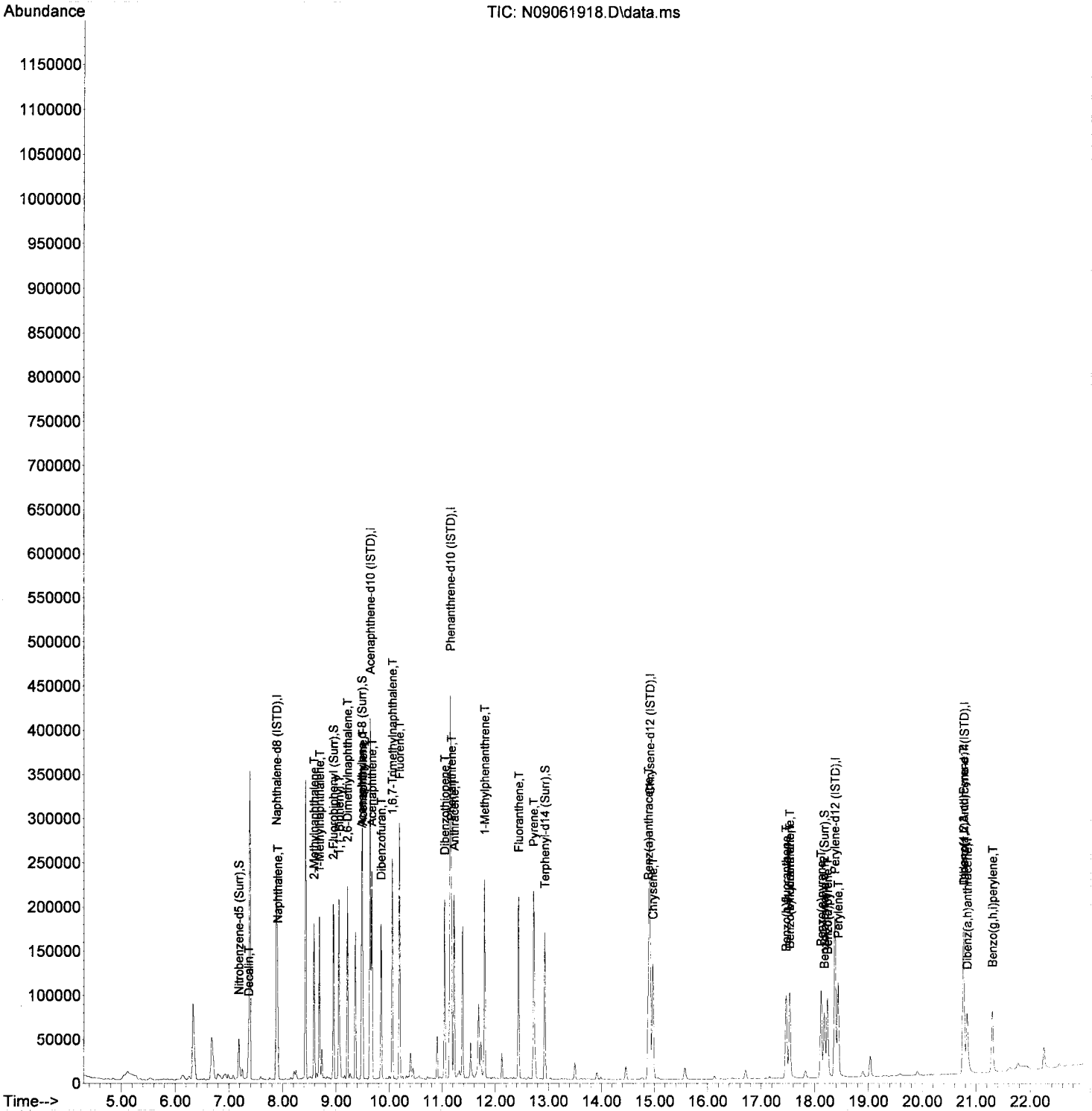
JD 9/9/19

Compound	R.T.	QIon	Response	Conc	Units	Dev(Min)	
Internal Standards							
1) Naphthalene-d8 (ISTD)	7.883	136	148351	100.00	ng/ml	0.00	
9) Acenaphthene-d10 (ISTD)	9.638	162	117951	100.00	ng/ml	0.00	
17) Phenanthrene-d10 (ISTD)	11.147	188	219661	100.00	ng/ml	0.00	
24) Chrysene-d12 (ISTD)	14.907	240	169841	100.00	ng/ml	0.00	
29) Perylene-d12 (ISTD)	18.375	264	142416	100.00	ng/ml	0.00	
37) Dibenz(a,h)Anthracene-d...	20.765	292	93265	100.00	ng/ml	0.00	
System Monitoring Compounds							
2) Nitrobenzene-d5 (Surr)	7.184	82	23996	48.68	ng/ml	0.00	
10) 2-Fluorobiphenyl (Surr)	8.950	172	87417	49.68	ng/ml	0.00	
11) Acenaphthylene d-8 (Surr)	9.480	160	119179	49.18	ng/ml	0.00	
26) Terphenyl-d14 (Surr)	12.931	244	88785	49.70	ng/ml	0.00	
33) Benzo(a)pyrene d-12 (S...	18.177	264	57544	50.53	ng/ml	0.00	
Target Compounds							
							Qvalue
3) Decalin	7.364	138	5568	50.41	ng/ml		97
4) Naphthalene	7.907	128	80326	49.09	ng/ml		99
5) 2-Methylnaphthalene	8.589	142	69811	50.35	ng/ml		98
6) 1-Methylnaphthalene	8.688	142	71477	51.56	ng/ml		97
7) 1,1'-Biphenyl	9.055	154	93359	50.06	ng/ml		98
8) 2,6-Dimethylnaphthalene	9.212	156	69912	51.34	ng/ml		97
12) Acenaphthylene	9.498	152	128075	50.02	ng/ml		99
13) Acenaphthene	9.673	153	82212	49.02	ng/ml		100
14) Dibenzofuran	9.848	168	104783	49.88	ng/ml		98
15) 1,6,7-Trimethylnaphtha...	10.057	170	68907	48.99	ng/ml		99
16) Fluorene	10.191	166	85319	49.71	ng/ml		100
18) Dibenzothiopene	11.042	184	113451	49.38	ng/ml		98
19) Phenanthrene	11.171	178	126501	49.21	ng/ml		100
20) Anthracene	11.223	178	118187	49.43	ng/ml		99
21) Carbazole	11.380	167	95634	No Calib			
22) 1-Methylphenanthrene	11.794	192	88417	49.52	ng/ml		99
23) Fluoranthene	12.435	202	128587	49.65	ng/ml		99
25) Pyrene	12.721	202	133393	50.27	ng/ml		100
27) Benz(a)anthracene	14.883	228	93207	47.27	ng/ml		100
28) Chrysene	14.965	228	91866	49.23	ng/ml		99
30) Benzo(b)fluoranthene	17.466	252	82867	50.43	ng/ml		98
31) Benzo(k)fluoranthene	17.530	252	79638	49.22	ng/ml		97
32) Benzo(b+k)fluoranthene	17.530	252	167848	49.93	ng/ml		97
34) Benzo(e)pyrene	18.118	252	81957	49.32	ng/ml		99
35) Benzo(a)pyrene	18.235	252	71520	50.85	ng/ml		98
36) Perylene	18.433	252	86757	50.08	ng/ml		100
38) Indeno(1,2,3-cd)Pyrene	20.759	276	57046	49.59	ng/ml		90
39) Dibenz(a,h)anthracene	20.829	278	53335	49.34	ng/ml		90
40) Benzo(g,h,i)perylene	21.295	276	61905	50.73	ng/ml		90

(#) = qualifier out of range (m) = manual integration (+) = signals summed

Data Path : N:\data\2019-09\9I06028\
 Data File : N09061918.D
 Acq On : 06 Sep 2019 07:32 pm
 Operator :
 Sample : 9I06028-CAL6
 Misc : 1x, A19I020@50
 ALS Vial : 8 Sample Multiplier: 1
 DataAcq Meth:LVI14_BNA_ACQ.M

Quant Time: Sep 09 14:47:15 2019
 Quant Method : N:\methods\SV14_090619_PAH.M
 Quant Title : EPA 8270D: Semivolatile Organics
 QLast Update : Mon Sep 09 10:14:28 2019
 Response via : Initial Calibration
 InstName : SV-GCMS14



Data Path : N:\data\2019-09\9I06028\
 Data File : N09061919.D
 Acq On : 06 Sep 2019 08:04 pm
 Operator :
 Sample : 9I06028-CAL7
 Misc : 1x, A19I021@100
 ALS Vial : 9 Sample Multiplier: 1
 DataAcq Meth:LVI14_BNA_ACQ.M

Quant Time: Sep 09 14:47:19 2019
 Quant Method : N:\methods\SV14_090619_PAH.M
 Quant Title : EPA 8270D: Semivolatile Organics
 QLast Update : Mon Sep 09 10:14:28 2019
 Response via : Initial Calibration
 InstName : SV-GCMS14

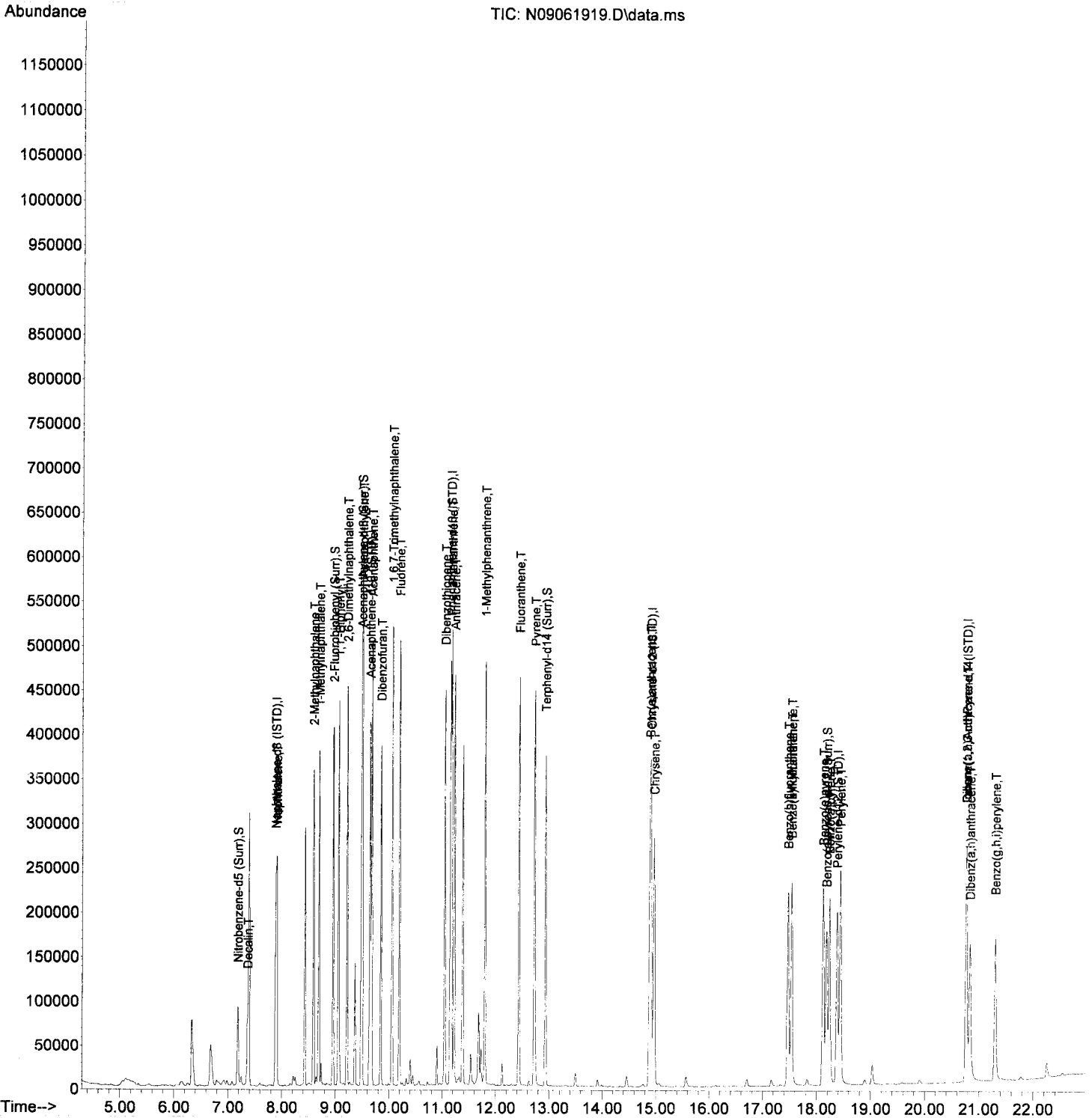
JD 9/9/19

Compound	R.T.	QIon	Response	Conc	Units	Dev(Min)	
Internal Standards							
1) Naphthalene-d8 (ISTD)	7.883	136	148917	100.00	ng/ml	0.00	
9) Acenaphthene-d10 (ISTD)	9.638	162	121411	100.00	ng/ml	0.00	
17) Phenanthrene-d10 (ISTD)	11.147	188	233582	100.00	ng/ml	0.00	
24) Chrysene-d12 (ISTD)	14.907	240	187274	100.00	ng/ml	0.00	
29) Perylene-d12 (ISTD)	18.381	264	159070	100.00	ng/ml	0.00	
37) Dibenz(a,h)Anthracene-d...	20.764	292	103600	100.00	ng/ml	0.00	
System Monitoring Compounds							
2) Nitrobenzene-d5 (Surr)	7.184	82	48056	97.11	ng/ml	0.00	
10) 2-Fluorobiphenyl (Surr)	8.956	172	182001	100.48	ng/ml	0.00	
11) Acenaphthylene d-8 (Surr)	9.480	160	248072	101.01	ng/ml	0.00	
26) Terphenyl-d14 (Surr)	12.931	244	196418	99.72	ng/ml	0.00	
33) Benzo(a)pyrene d-12 (S...	18.182	264	134446	105.69	ng/ml	0.00	
Target Compounds							
							Qvalue
3) Decalin	7.364	138	11430	103.09	ng/ml		94
4) Naphthalene	7.906	128	161201	98.15	ng/ml		100
5) 2-Methylnaphthalene	8.588	142	143766	103.29	ng/ml		99
6) 1-Methylnaphthalene	8.687	142	146804	105.50	ng/ml		98
7) 1,1'-Biphenyl	9.055	154	197491	105.50	ng/ml		99
8) 2,6-Dimethylnaphthalene	9.212	156	148070	108.31	ng/ml		97
12) Acenaphthylene	9.498	152	272913	103.54	ng/ml		99
13) Acenaphthene	9.672	153	175245	101.51	ng/ml		100
14) Dibenzofuran	9.847	168	222327	102.81	ng/ml		98
15) 1,6,7-Trimethylnaphtha...	10.057	170	147218	101.68	ng/ml		100
16) Fluorene	10.191	166	185216	104.84	ng/ml		99
18) Dibenzothiopene	11.042	184	245278	100.40	ng/ml		98
19) Phenanthrene	11.170	178	270427	98.94	ng/ml		100
20) Anthracene	11.223	178	259236	101.96	ng/ml		99
21) Carbazole	11.380	167	211369	No Calib			
22) 1-Methylphenanthrene	11.794	192	192550	101.41	ng/ml		98
23) Fluoranthene	12.435	202	280652	101.91	ng/ml		99
25) Pyrene	12.727	202	292089	99.83	ng/ml		99
27) Benz(a)anthracene	14.889	228	213884	98.37	ng/ml		99
28) Chrysene	14.971	228	205074	99.67	ng/ml		99
30) Benzo(b)fluoranthene	17.471	252	189979	103.50	ng/ml		97
31) Benzo(k)fluoranthene	17.535	252	190175	105.23	ng/ml		97
32) Benzo(b+k)fluoranthene	17.535	252	390913	104.11	ng/ml		97
34) Benzo(e)pyrene	18.124	252	188367	101.49	ng/ml		98
35) Benzo(a)pyrene	18.241	252	165951	105.68	ng/ml		99
36) Perylene	18.439	252	198533	102.60	ng/ml		100
38) Indeno(1,2,3-cd)Pyrene	20.764	276	130568	102.18	ng/ml		90
39) Dibenz(a,h)anthracene	20.834	278	122057	101.65	ng/ml		90
40) Benzo(g,h,i)perylene	21.301	276	143780	106.06	ng/ml		91

(#) = qualifier out of range (m) = manual integration (+) = signals summed

Data Path : N:\data\2019-09\9I06028\
 Data File : N09061919.D
 Acq On : 06 Sep 2019 08:04 pm
 Operator :
 Sample : 9I06028-CAL7
 Misc : 1x, A19I021@100
 ALS Vial : 9 Sample Multiplier: 1
 DataAcq Meth:LVI14_BNA_ACQ.M

Quant Time: Sep 09 14:47:19 2019
 Quant Method : N:\methods\SV14_090619_PAH.M
 Quant Title : EPA 8270D: Semivolatile Organics
 QLast Update : Mon Sep 09 10:14:28 2019
 Response via : Initial Calibration
 InstName : SV-GCMS14



Data Path : N:\data\2019-09\9I06028\
 Data File : N09061920.D
 Acq On : 06 Sep 2019 08:37 pm
 Operator :
 Sample : 9I06028-CAL8
 Misc : 1x, A19I022@200
 ALS Vial : 10 Sample Multiplier: 1
 DataAcq Meth:LVI14_BNA_ACQ.M

Quant Time: Sep 09 14:47:30 2019
 Quant Method : N:\methods\SV14_090619_PAH.M
 Quant Title : EPA 8270D: Semivolatile Organics
 QLast Update : Mon Sep 09 10:14:28 2019
 Response via : Initial Calibration
 InstName : SV-GCMS14

JK 9/9/19

Compound	R.T.	QIon	Response	Conc	Units	Dev (Min)	
Internal Standards							
1) Naphthalene-d8 (ISTD)	7.883	136	148783	100.00	ng/ml	0.00	
9) Acenaphthene-d10 (ISTD)	9.638	162	126650	100.00	ng/ml	0.00	
17) Phenanthrene-d10 (ISTD)	11.147	188	244292	100.00	ng/ml	0.00	
24) Chrysene-d12 (ISTD)	14.913	240	211033	100.00	ng/ml	0.00	
29) Perylene-d12 (ISTD)	18.381	264	182214	100.00	ng/ml	0.00	
37) Dibenz(a,h)Anthracene-d...	20.770	292	126578	100.00	ng/ml	0.00	
System Monitoring Compounds							
2) Nitrobenzene-d5 (Surr)	7.184	82	99288	200.83	ng/ml	0.00	
10) 2-Fluorobiphenyl (Surr)	8.956	172	378966	200.57	ng/ml	0.00	
11) Acenaphthylene d-8 (Surr)	9.486	160	514554	202.58	ng/ml	0.00	
26) Terphenyl-d14 (Surr)	12.931	244	430770	194.09	ng/ml	0.00	
33) Benzo(a)pyrene d-12 (S...	18.188	264	322602	221.39	ng/ml	0.01	
Target Compounds							
3) Decalin	7.364	138	22829	206.09	ng/ml		Qvalue 95
4) Naphthalene	7.907	128	324908	198.00	ng/ml		100
5) 2-Methylnaphthalene	8.588	142	297992	214.30	ng/ml		98
6) 1-Methylnaphthalene	8.688	142	304942	219.34	ng/ml		98
7) 1,1'-Biphenyl	9.055	154	413306	220.99	ng/ml		98
8) 2,6-Dimethylnaphthalene	9.212	156	307564	225.18	ng/ml		99
12) Acenaphthylene	9.498	152	568160	206.64	ng/ml		99
13) Acenaphthene	9.673	153	362489	201.28	ng/ml		100
14) Dibenzofuran	9.848	168	462691	205.12	ng/ml		99
15) 1,6,7-Trimethylnaphtha...	10.057	170	307091	203.33	ng/ml		98
16) Fluorene	10.197	166	391380	212.38	ng/ml		99
18) Dibenzothiopene	11.042	184	515882	201.91	ng/ml		98
19) Phenanthrene	11.171	178	575793	201.42	ng/ml		100
20) Anthracene	11.223	178	544931	204.94	ng/ml		99
21) Carbazole	11.380	167	461912	No Calib			
22) 1-Methylphenanthrene	11.800	192	411489	207.21	ng/ml		99
23) Fluoranthene	12.435	202	599723	208.23	ng/ml		99
25) Pyrene	12.727	202	623857	189.22	ng/ml		100
27) Benz(a)anthracene	14.889	228	484834	197.88	ng/ml		99
28) Chrysene	14.971	228	465584	200.80	ng/ml		99
30) Benzo(b)fluoranthene	17.477	252	448476	213.30	ng/ml		96
31) Benzo(k)fluoranthene	17.541	252	445148	215.03	ng/ml		97
32) Benzo(b+k)fluoranthene	17.541	252	917698	213.36	ng/ml		97
34) Benzo(e)pyrene	18.130	252	441980	207.89	ng/ml		99
35) Benzo(a)pyrene	18.247	252	395245	219.68	ng/ml		98
36) Perylene	18.451	252	467343	210.85	ng/ml		99
38) Indeno(1,2,3-cd)Pyrene	20.770	276	319524	204.65	ng/ml		89
39) Dibenz(a,h)anthracene	20.840	278	302142	205.95	ng/ml		89
40) Benzo(g,h,i)perylene	21.307	276	353209	213.26	ng/ml		90

(#) = qualifier out of range (m) = manual integration (+) = signals summed

Data Path : N:\data\2019-09\9I06028\
 Data File : N09061921.D
 Acq On : 06 Sep 2019 09:09 pm
 Operator :
 Sample : 9I06028-CAL9
 Misc : 1x, A19I023@300
 ALS Vial : 11 Sample Multiplier: 1
 DataAcq Meth:LVI14_BNA_ACQ.M

Quant Time: Sep 09 14:47:34 2019
 Quant Method : N:\methods\SV14_090619_PAH.M
 Quant Title : EPA 8270D: Semivolatile Organics
 QLast Update : Mon Sep 09 10:14:28 2019
 Response via : Initial Calibration
 InstName : SV-GCMS14


9/9/19

Compound	R.T.	QIon	Response	Conc	Units	Dev (Min)	
Internal Standards							
1) Naphthalene-d8 (ISTD)	7.883	136	144322	100.00	ng/ml	0.00	
9) Acenaphthene-d10 (ISTD)	9.643	162	126204	100.00	ng/ml	0.00	
17) Phenanthrene-d10 (ISTD)	11.147	188	242216	100.00	ng/ml	0.00	
24) Chrysene-d12 (ISTD)	14.918	240	215566	100.00	ng/ml	0.01	
29) Perylene-d12 (ISTD)	18.386	264	189767	100.00	ng/ml	0.01	
37) Dibenz(a,h)Anthracene-d...	20.776	292	133133	100.00	ng/ml	0.01	
System Monitoring Compounds							
2) Nitrobenzene-d5 (Surr)	7.184	82	146381	305.23	ng/ml	0.00	
10) 2-Fluorobiphenyl (Surr)	8.955	172	559316	297.07	ng/ml	0.00	
11) Acenaphthylene d-8 (Surr)	9.486	160	745779	295.55	ng/ml	0.00	
26) Terphenyl-d14 (Surr)	12.936	244	642064	283.20	ng/ml	0.00	
33) Benzo(a)pyrene d-12 (S...	18.194	264	500951	330.10	ng/ml	0.02	
Target Compounds							
							Qvalue
3) Decalin	7.364	138	32583	303.24	ng/ml		97
4) Naphthalene	7.906	128	466678	293.18	ng/ml		100
5) 2-Methylnaphthalene	8.588	142	433604	321.46	ng/ml		99
6) 1-Methylnaphthalene	8.693	142	439781	326.10	ng/ml		99
7) 1,1'-Biphenyl	9.055	154	601929	331.80	ng/ml		98
8) 2,6-Dimethylnaphthalene	9.218	156	447080	337.45	ng/ml		99
12) Acenaphthylene	9.498	152	818063	298.58	ng/ml		99
13) Acenaphthene	9.672	153	525474	292.81	ng/ml		99
14) Dibenzofuran	9.847	168	670519	298.30	ng/ml		100
15) 1,6,7-Trimethylnaphtha...	10.057	170	446194	296.47	ng/ml		97
16) Fluorene	10.197	166	565155	307.76	ng/ml		99
18) Dibenzothiopene	11.042	184	757296	298.94	ng/ml		98
19) Phenanthrene	11.170	178	823752	290.63	ng/ml		99
20) Anthracene	11.223	178	800967	303.81	ng/ml		100
21) Carbazole	11.380	167	683176	No Calib			
22) 1-Methylphenanthrene	11.800	192	600130	304.80	ng/ml		99
23) Fluoranthene	12.441	202	885026	309.92	ng/ml		98
25) Pyrene	12.727	202	915663	271.88	ng/ml		100
27) Benz(a)anthracene	14.895	228	736689	294.35	ng/ml		100
28) Chrysene	14.976	228	698605	294.96	ng/ml		99
30) Benzo(b)fluoranthene	17.483	252	692733	316.36	ng/ml		96
31) Benzo(k)fluoranthene	17.547	252	681890	316.29	ng/ml		97
32) Benzo(b+k)fluoranthene	17.547	252	1407871	314.29	ng/ml		97
34) Benzo(e)pyrene	18.136	252	676479	305.53	ng/ml		99
35) Benzo(a)pyrene	18.258	252	607972	324.39	ng/ml		98
36) Perylene	18.456	252	713926	309.27	ng/ml		99
38) Indeno(1,2,3-cd)Pyrene	20.782	276	498760	303.72	ng/ml		88
39) Dibenz(a,h)anthracene	20.846	278	471957	305.86	ng/ml		90
40) Benzo(g,h,i)perylene	21.318	276	546350	313.63	ng/ml		89

(#) = qualifier out of range (m) = manual integration (+) = signals summed

Data Path : N:\data\2019-09\9I06028\
 Data File : N09061921.D
 Acq On : 06 Sep 2019 09:09 pm
 Operator :
 Sample : 9I06028-CAL9
 Misc : 1x, A19I023@300
 ALS Vial : 11 Sample Multiplier: 1
 DataAcq Meth:LVI14_BNA_ACQ.M

Quant Time: Sep 09 14:47:34 2019
 Quant Method : N:\methods\SV14_090619_PAH.M
 Quant Title : EPA 8270D: Semivolatile Organics
 QLast Update : Mon Sep 09 10:14:28 2019
 Response via : Initial Calibration
 InstName : SV-GCMS14



Data Path : N:\data\2019-09\9I06028\
 Data File : N09061922.D
 Acq On : 06 Sep 2019 09:41 pm
 Operator :
 Sample : 9I06028-CALA
 Misc : 1x, A19I024@400
 ALS Vial : 12 Sample Multiplier: 1
 DataAcq Meth:LVI14_BNA_ACQ.M

Quant Time: Sep 09 14:47:40 2019
 Quant Method : N:\methods\SV14_090619_PAH.M
 Quant Title : EPA 8270D: Semivolatile Organics
 QLast Update : Mon Sep 09 10:14:28 2019
 Response via : Initial Calibration
 InstName : SV-GCMS14


Handwritten signature and date: 9/9/19

Compound	R.T.	QIon	Response	Conc	Units	Dev(Min)	
Internal Standards							
1) Naphthalene-d8 (ISTD)	7.877	136	151798	100.00	ng/ml	0.00	
9) Acenaphthene-d10 (ISTD)	9.638	162	120378	100.00	ng/ml	0.00	
17) Phenanthrene-d10 (ISTD)	11.147	188	227701	100.00	ng/ml	0.00	
24) Chrysene-d12 (ISTD)	14.913	240	211373	100.00	ng/ml	0.00	
29) Perylene-d12 (ISTD)	18.387	264	191099	100.00	ng/ml	0.01	
37) Dibenz(a,h)Anthracene-d...	20.776	292	134738	100.00	ng/ml	0.01	
System Monitoring Compounds							
2) Nitrobenzene-d5 (Surr)	7.178	82	204654	405.72	ng/ml	0.00	
10) 2-Fluorobiphenyl (Surr)	8.950	172	721151	401.56	ng/ml	0.00	
11) Acenaphthylene d-8 (Surr)	9.480	160	964800	401.86	ng/ml	0.00	
26) Terphenyl-d14 (Surr)	12.931	244	855839	384.98	ng/ml	0.00	
33) Benzo(a)pyrene d-12 (S...	18.200	264	689197	450.98	ng/ml	0.02	
Target Compounds							
							Qvalue
3) Decalin	7.359	138	49479	437.80	ng/ml		96
4) Naphthalene	7.901	128	662079	395.46	ng/ml		100
5) 2-Methylnaphthalene	8.589	142	592165	417.39	ng/ml		99
6) 1-Methylnaphthalene	8.688	142	595669	419.94	ng/ml		98
7) 1,1'-Biphenyl	9.055	154	776505	406.95	ng/ml		98
8) 2,6-Dimethylnaphthalene	9.212	156	574431	412.22	ng/ml		99
12) Acenaphthylene	9.498	152	1039006	397.57	ng/ml		99
13) Acenaphthene	9.673	153	672408	392.83	ng/ml		99
14) Dibenzofuran	9.848	168	849810	396.36	ng/ml		99
15) 1,6,7-Trimethylnaphtha...	10.057	170	567245	395.14	ng/ml		98
16) Fluorene	10.191	166	710688	405.74	ng/ml		99
18) Dibenzothiopene	11.042	184	950081	398.95	ng/ml		98
19) Phenanthrene	11.171	178	1041489	390.88	ng/ml		99
20) Anthracene	11.223	178	1015402	409.70	ng/ml		100
21) Carbazole	11.380	167	865078	No Calib			
22) 1-Methylphenanthrene	11.794	192	771189	416.65	ng/ml		99
23) Fluoranthene	12.435	202	1148955	427.99	ng/ml		98
25) Pyrene	12.727	202	1201811	363.93	ng/ml		100
27) Benz(a)anthracene	14.889	228	991720	404.11	ng/ml		99
28) Chrysene	14.977	228	942172	405.69	ng/ml		99
30) Benzo(b)fluoranthene	17.483	252	952609	432.01	ng/ml		96
31) Benzo(k)fluoranthene	17.553	252	938589	432.32	ng/ml		96
32) Benzo(b+k)fluoranthene	17.553	252	1935514	429.07	ng/ml		96
34) Benzo(e)pyrene	18.136	252	924774	414.75	ng/ml		99
35) Benzo(a)pyrene	18.258	252	837229	443.59	ng/ml		98
36) Perylene	18.456	252	976822	420.21	ng/ml		99
38) Indeno(1,2,3-cd)Pyrene	20.782	276	691371	416.00	ng/ml		88
39) Dibenz(a,h)anthracene	20.846	278	656172	420.18	ng/ml		89
40) Benzo(g,h,i)perylene	21.318	276	751545	426.28	ng/ml		89

(#) = qualifier out of range (m) = manual integration (+) = signals summed

Data Path : N:\data\2019-09\9I06028\
 Data File : N09061922.D
 Acq On : 06 Sep 2019 09:41 pm
 Operator :
 Sample : 9I06028-CALA
 Misc : 1x, A19I024@400
 ALS Vial : 12 Sample Multiplier: 1
 DataAcq Meth:LVI14_BNA_ACQ.M

Quant Time: Sep 09 14:47:40 2019
 Quant Method : N:\methods\SV14_090619_PAH.M
 Quant Title : EPA 8270D: Semivolatile Organics
 QLast Update : Mon Sep 09 10:14:28 2019
 Response via : Initial Calibration
 InstName : SV-GCMS14



Data Path : N:\data\2019-09\9I06028\
 Data File : N09061924.D
 Acq On : 06 Sep 2019 10:45 pm
 Operator :
 Sample : 9I06028-ICV1
 Misc : 1x, A19I025@50
 ALS Vial : 13 Sample Multiplier: 1
 DataAcq Meth:LVI14_BNA_ACQ.M

Quant Time: Sep 09 14:47:49 2019
 Quant Method : N:\methods\SV14_090619_PAH.M
 Quant Title : EPA 8270D: Semivolatile Organics
 QLast Update : Mon Sep 09 10:14:28 2019
 Response via : Initial Calibration
 InstName : SV-GCMS14

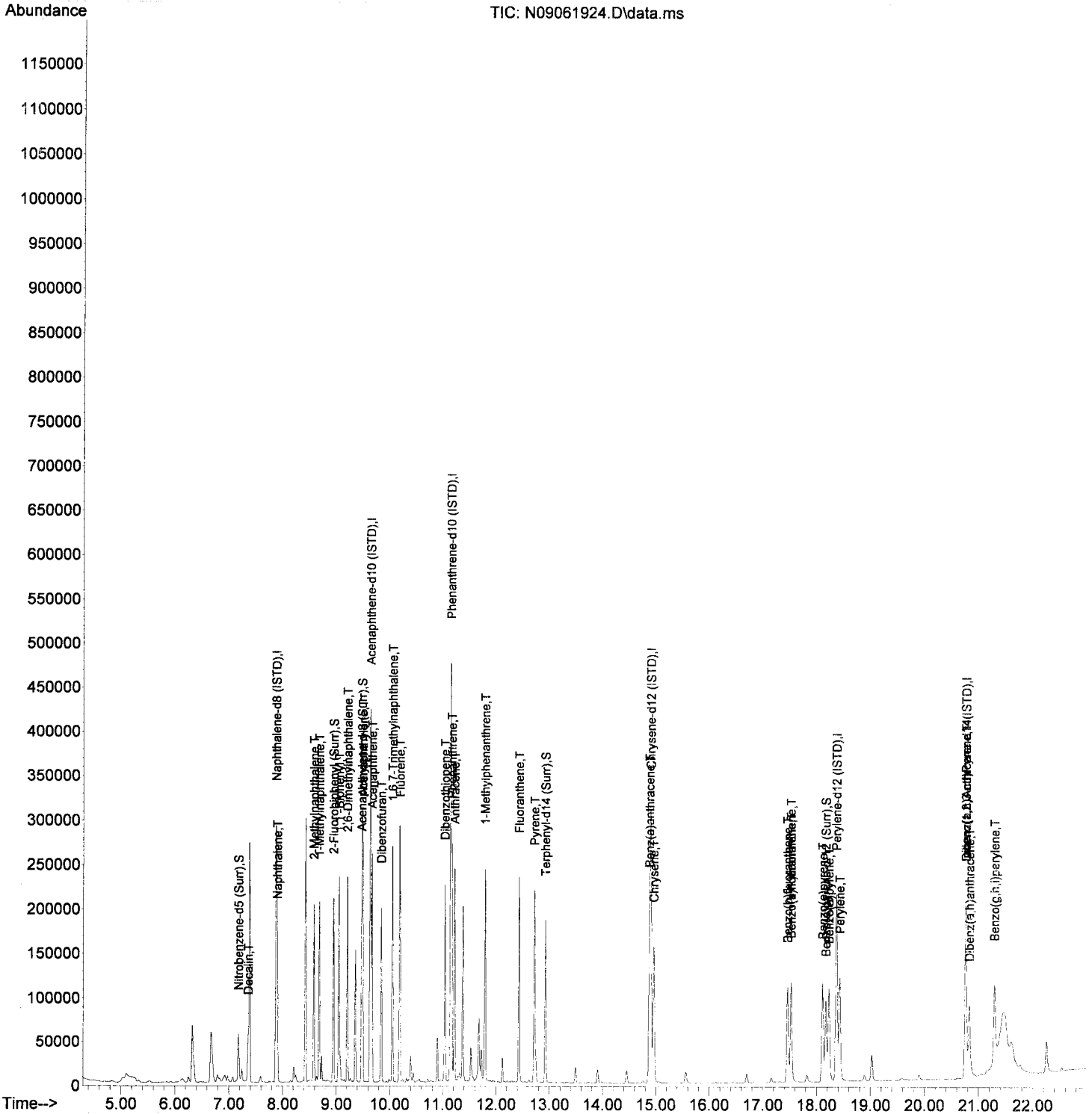
Handwritten signature/initials
 9/9/19

Compound	R.T.	QIon	Response	Conc	Units	Dev(Min)	
Internal Standards							
1) Naphthalene-d8 (ISTD)	7.877	136	181748	100.00	ng/ml	0.00	
9) Acenaphthene-d10 (ISTD)	9.638	162	125177	100.00	ng/ml	0.00	
17) Phenanthrene-d10 (ISTD)	11.141	188	235054	100.00	ng/ml	0.00	
24) Chrysene-d12 (ISTD)	14.901	240	188693	100.00	ng/ml	0.00	
29) Perylene-d12 (ISTD)	18.369	264	162940	100.00	ng/ml	0.00	
37) Dibenz(a,h)Anthrcene-d...	20.759	292	108931	100.00	ng/ml	0.00	
System Monitoring Compounds							
2) Nitrobenzene-d5 (Surr)	7.178	82	27909	46.21	ng/ml	0.00	
10) 2-Fluorobiphenyl (Surr)	8.950	172	92755	49.67	ng/ml	0.00	
11) Acenaphthylene d-8 (Surr)	9.474	160	126796	49.31	ng/ml	0.00	
26) Terphenyl-d14 (Surr)	12.925	244	96645	48.70	ng/ml	0.00	
33) Benzo(a)pyrene d-12 (S...	18.171	264	69335	53.21	ng/ml	0.00	
Target Compounds							
3) Decalin	7.359	138	6597	48.75	ng/ml		Qvalue 96
4) Naphthalene	7.901	128	100112	49.94	ng/ml		99
5) 2-Methylnaphthalene	8.583	142	79542	46.83	ng/ml		99
6) 1-Methylnaphthalene	8.682	142	81122	47.77	ng/ml		98
7) 1,1'-Biphenyl	9.049	154	105870	46.34	ng/ml		98
8) 2,6-Dimethylnaphthalene	9.206	156	76410	45.80	ng/ml		98
12) Acenaphthylene	9.492	152	141177	51.95	ng/ml		99
13) Acenaphthene	9.667	153	89594	50.33	ng/ml		100
14) Dibenzofuran	9.842	168	113513	50.91	ng/ml		98
15) 1,6,7-Trimethylnaphtha...	10.052	170	74864	50.15	ng/ml		99
16) Fluorene	10.191	166	92650	50.87	ng/ml		98
18) Dibenzothiopene	11.037	184	122412	49.79	ng/ml		98
19) Phenanthrene	11.165	178	138621	50.40	ng/ml		100
20) Anthracene	11.217	178	132505	51.79	ng/ml		99
21) Carbazole	11.375	167	104923	No Calib			
22) 1-Methylphenanthrene	11.788	192	98289	51.44	ng/ml		100
23) Fluoranthene	12.430	202	140103	50.56	ng/ml		99
25) Pyrene	12.721	202	144864	49.14	ng/ml		99
27) Benz(a)anthracene	14.878	228	106201	48.48	ng/ml		99
28) Chrysene	14.959	228	108583	52.38	ng/ml		99
30) Benzo(b)fluoranthene	17.460	252	95110	50.59	ng/ml		97
31) Benzo(k)fluoranthene	17.524	252	92505	49.97	ng/ml		97
32) Benzo(b+k)fluoranthene	17.524	252	193724	50.37	ng/ml		97
34) Benzo(e)pyrene	18.113	252	95583	50.28	ng/ml		98
35) Benzo(a)pyrene	18.229	252	82357	51.18	ng/ml		99
36) Perylene	18.427	252	100869	50.89	ng/ml		100
38) Indeno(1,2,3-cd)Pyrene	20.759	276	67142	49.97	ng/ml		89
39) Dibenz(a,h)anthracene	20.823	278	62283	49.33	ng/ml		90
40) Benzo(g,h,i)perylene	21.289	276	76359	53.57	ng/ml		91

(#) = qualifier out of range (m) = manual integration (+) = signals summed

Data Path : N:\data\2019-09\9I06028\
 Data File : N09061924.D
 Acq On : 06 Sep 2019 10:45 pm
 Operator :
 Sample : 9I06028-ICV1
 Misc : 1x, A19I025@50
 ALS Vial : 13 Sample Multiplier: 1
 DataAcq Meth:LVI14_BNA_ACQ.M

Quant Time: Sep 09 14:47:49 2019
 Quant Method : N:\methods\SV14_090619_PAH.M
 Quant Title : EPA 8270D: Semivolatile Organics
 QLast Update : Mon Sep 09 10:14:28 2019
 Response via : Initial Calibration
 InstName : SV-GCMS14



Data Path : N:\data\2019-09\9I06028\
 Data File : N09061924.D
 Acq On : 06 Sep 2019 10:45 pm
 Operator :
 Sample : 9I06028-ICV1
 Misc : 1x, A19I025@50
 ALS Vial : 13 Sample Multiplier: 1
 DataAcq Meth:LVI14_BNA_ACQ.M

Final Request

Quant Time: Sep 10 10:28:40 2019
 Quant Method : N:\methods\SV14_090619_PAH.M
 Quant Title : EPA 8270D: Semivolatile Organics
 QLast Update : Mon Sep 09 14:58:53 2019
 Response via : Initial Calibration
 InstName : SV-GCMS14

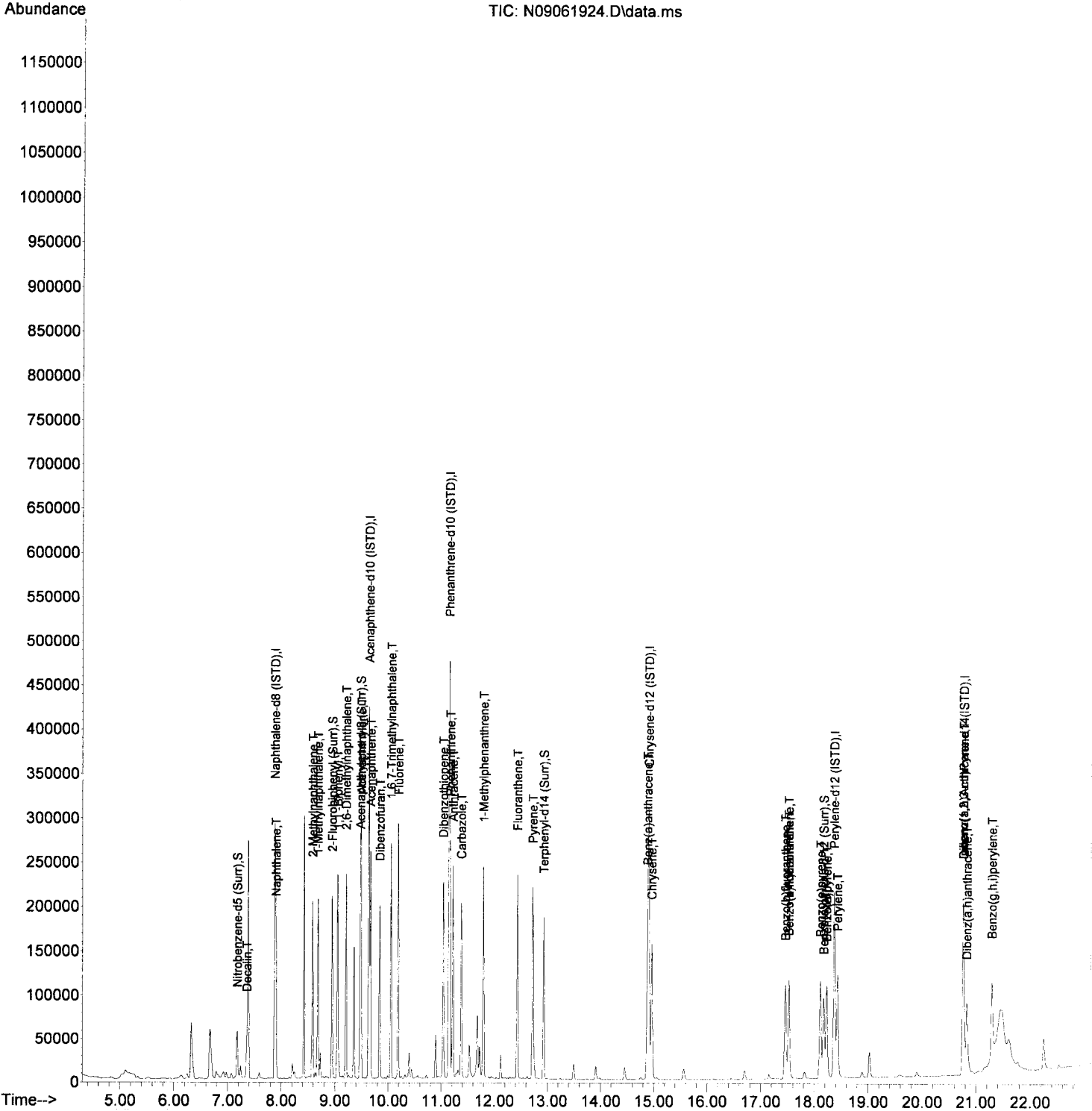
JD 9/10/19

Compound	R.T.	QIon	Response	Conc	Units	Dev (Min)	
Internal Standards							
1) Naphthalene-d8 (ISTD)	7.877	136	181748	100.00	ng/ml	0.00	
9) Acenaphthene-d10 (ISTD)	9.638	162	125177	100.00	ng/ml	0.00	
17) Phenanthrene-d10 (ISTD)	11.141	188	235054	100.00	ng/ml	0.00	
24) Chrysene-d12 (ISTD)	14.901	240	188693	100.00	ng/ml	0.00	
29) Perylene-d12 (ISTD)	18.369	264	162940	100.00	ng/ml	0.00	
37) Dibenz(a,h)Anthracene-d...	20.759	292	108931	100.00	ng/ml	0.00	
System Monitoring Compounds							
2) Nitrobenzene-d5 (Surr)	7.178	82	27909	46.21	ng/ml	0.00	
10) 2-Fluorobiphenyl (Surr)	8.950	172	92755	49.67	ng/ml	0.00	
11) Acenaphthylene d-8 (Surr)	9.474	160	126796	49.31	ng/ml	0.00	
26) Terphenyl-d14 (Surr)	12.925	244	96645	48.70	ng/ml	0.00	
33) Benzo(a)pyrene d-12 (S...	18.171	264	69335	53.21	ng/ml	0.00	
Target Compounds							
							Qvalue
3) Decalin	7.359	138	6597	48.75	ng/ml		96
4) Naphthalene	7.901	128	100112	49.94	ng/ml		99
5) 2-Methylnaphthalene	8.583	142	79542	46.83	ng/ml		99
6) 1-Methylnaphthalene	8.682	142	81122	47.77	ng/ml		98
7) 1,1'-Biphenyl	9.049	154	105870	46.34	ng/ml		98
8) 2,6-Dimethylnaphthalene	9.206	156	76410	45.80	ng/ml		98
12) Acenaphthylene	9.492	152	141177	51.95	ng/ml		99
13) Acenaphthene	9.667	153	89594	50.33	ng/ml		100
14) Dibenzofuran	9.842	168	113513	50.91	ng/ml		98
15) 1,6,7-Trimethylnaphtha...	10.052	170	74864	50.15	ng/ml		99
16) Fluorene	10.191	166	92650	50.87	ng/ml		98
18) Dibenzothiopene	11.037	184	122412	49.79	ng/ml		98
19) Phenanthrene	11.165	178	138621	50.40	ng/ml		100
20) Anthracene	11.217	178	132505	51.79	ng/ml		99
21) Carbazole	11.375	167	104923	50.68	ng/ml		99
22) 1-Methylphenanthrene	11.788	192	98289	51.44	ng/ml		100
23) Fluoranthene	12.430	202	140103	50.56	ng/ml		99
25) Pyrene	12.721	202	144864	49.14	ng/ml		99
27) Benz(a)anthracene	14.878	228	106201	48.48	ng/ml		99
28) Chrysene	14.959	228	108583	52.38	ng/ml		99
30) Benzo(b)fluoranthene	17.460	252	95110	50.59	ng/ml		97
31) Benzo(k)fluoranthene	17.524	252	92505	49.97	ng/ml		97
32) Benzo(b+k)fluoranthene	17.524	252	193724	100.73	ng/ml		97
34) Benzo(e)pyrene	18.113	252	95583	50.28	ng/ml		98
35) Benzo(a)pyrene	18.229	252	82357	51.18	ng/ml		99
36) Perylene	18.427	252	100869	50.89	ng/ml		100
38) Indeno(1,2,3-cd)Pyrene	20.759	276	67142	49.98	ng/ml		89
39) Dibenz(a,h)anthracene	20.823	278	62283	49.34	ng/ml		90
40) Benzo(g,h,i)perylene	21.289	276	76359	53.58	ng/ml		91

(#) = qualifier out of range (m) = manual integration (+) = signals summed

Data Path : N:\data\2019-09\9I06028\
 Data File : N09061924.D
 Acq On : 06 Sep 2019 10:45 pm
 Operator :
 Sample : 9I06028-ICV1
 Misc : 1x, A19I025@50
 ALS Vial : 13 Sample Multiplier: 1
 DataAcq Meth:LVI14_BNA_ACQ.M

Quant Time: Sep 10 10:28:40 2019
 Quant Method : N:\methods\SV14_090619_PAH.M
 Quant Title : EPA 8270D: Semivolatile Organics
 QLast Update : Mon Sep 09 14:58:53 2019
 Response via : Initial Calibration
 InstName : SV-GCMS14



**Conventional Chemistry Parameters
Benchsheet & Analysis Sequence Data**

Total Organic Carbon- Soil (5310 B)

Batch 0020143

Sequence 0B05047 (A0A0648-01RE2,02RE2,03RE2,04RE2,05RE2,06RE2)



Apex Laboratories
PREPARATION BENCH SHEET

FEB 12 2020

BATCH #: 0020143 (Sediment)

Prep Method: PSEP-5310B TOC

#	Lab Number	Analysis	Prepared	Initial (N/A)	Final (N/A)	Spike ID	Source ID	ul Spike	ul Surr.	Sample ID	Extraction Comments	pH			
												<2	2-8	>11	
	0020143-BLK1	QC	02/05/20 12:19	0.25	0.25										
	0020143-BS1	QC	02/05/20 12:19	0.25	0.25	A19K246		1							
	A0A0645-06RE2	A Total Organic Carbon - Soil (5310 B)	02/05/20 12:19	5	5					PDI-033SC-A-03-04-191008	From 0020106 by mas on 02/05/20				
	A0A0645-07RE2	A Total Organic Carbon - Soil (5310 B)	02/05/20 12:19	5	5					PDI-043SC-A-04-05-191008	From 0020106 by mas on 02/05/20				
	A0A0648-01RE2	A Total Organic Carbon - Soil (5310 B)	02/05/20 12:19	5	5					PDI-016SC-A-02-03-191009	From 0020106 by mas on 02/05/20				
	A0A0648-02RE2	A Total Organic Carbon - Soil (5310 B)	02/05/20 12:19	5	5					PDI-023SC-A-06-07-191009	From 0020106 by mas on 02/05/20				
	A0A0648-03RE2	A Total Organic Carbon - Soil (5310 B)	02/05/20 12:19	5	5					PDI-023SC-A-07-08-191009	From 0020106 by mas on 02/05/20				
	A0A0648-04RE2	A Total Organic Carbon - Soil (5310 B)	02/05/20 12:19	5	5					PDI-029SC-A-02-03-191009	From 0020106 by mas on 02/05/20				
	A0A0648-05RE2	A Total Organic Carbon - Soil (5310 B)	02/05/20 12:19	5	5					PDI-029SC-A-03-04-191009	From 0020106 by mas on 02/05/20				
	0020143-DUP1	QC	02/05/20 12:19	0.25	0.25		A0A0648-05RE2								
	0020143-DUP2	QC	02/05/20 12:19	0.25	0.25		A0A0648-05RE2								
	A0A0648-06RE2	A Total Organic Carbon - Soil (5310 B)	02/05/20 12:19	5	5					PDI-038SC-A-11-12-191009	From 0020106 by mas on 02/05/20				
	A0A0712-02RE2	A Total Organic Carbon - Soil (5310 B)	02/05/20 12:19	5	5					PDI-079SC-A-09-10-191014	From 0020106 by mas on 02/05/20				

Standards/Reagents

Reagent(s)			Analyte Spike(s)			Surrogate(s)		
Std ID	Exp. Date	Description	Std ID	Exp. Date	Description	Std ID	Exp. Date	Description
A19F020	06/03/29	TOC Soil Drying Oven @70oC	A19K246	05/12/20	TOC 10k ppm secondary			
A19J023	11/30/23	Wet Chem Balance 4						
A19J145	05/30/22	TOC Soil Blank Matrix						
A19L107	06/06/20	10% Phosphoric Acid						

From 0020106 on 2/5/2020 by mas

Prepared By: MAS Date: 2-5-20

Reviewed By: [Signature] Date: 2/6/2020



ELEMENT SEQUENCE LOG

Apex Laboratories

FEB 12 2020

Sequence: 0B05047 ✓

Instrument: TOC6

Date: 02/05/20 13:01

Calibration: A0A0805 ✓

#	Lab Number	Matrix	Analysis	Client	Due	Batch	ISTD ID	STD ID
1	0B05047-CCV1	Sediment	QC	QC				A20B041 ✓
2	0B05047-CCB1	Sediment	QC	QC				
3	0020143-BLK1	Sediment	QC	QC		0020143		
4	0020143-BS1	Sediment	QC	QC		0020143		
5	A0A0645-06RE2	Sediment	Total Organic Carbon - Soil (5310 B)	Anchor QEA, LLC	02/04/20	0020143		
6	A0A0645-07RE2	Sediment	Total Organic Carbon - Soil (5310 B)	Anchor QEA, LLC	02/04/20	0020143		
7	A0A0648-01RE2	Sediment	Total Organic Carbon - Soil (5310 B)	Anchor QEA, LLC	02/04/20	0020143		
8	A0A0648-02RE2	Sediment	Total Organic Carbon - Soil (5310 B)	Anchor QEA, LLC	02/04/20	0020143		
9	A0A0648-03RE2	Sediment	Total Organic Carbon - Soil (5310 B)	Anchor QEA, LLC	02/04/20	0020143		
10	A0A0648-04RE2	Sediment	Total Organic Carbon - Soil (5310 B)	Anchor QEA, LLC	02/04/20	0020143		
11	A0A0648-05RE2	Sediment	Total Organic Carbon - Soil (5310 B)	Anchor QEA, LLC	02/04/20	0020143		
12	0B05047-CCV2	Sediment	QC	QC				A20B041 ✓
13	0B05047-CCB2	Sediment	QC	QC				
14	0020143-DUP1	Sediment	QC	QC		0020143		
15	0020143-DUP2	Sediment	QC	QC		0020143		
16	A0A0648-06RE2	Sediment	Total Organic Carbon - Soil (5310 B)	Anchor QEA, LLC	02/04/20	0020143		
17	A0A0712-02RE2	Sediment	Total Organic Carbon - Soil (5310 B)	Anchor QEA, LLC	02/05/20	0020143		
18	0B05047-CCV3	Sediment	QC	QC				A20B041 ✓
19	0B05047-CCB3	Sediment	QC	QC				

Data Entered By: MAS 2-5-20

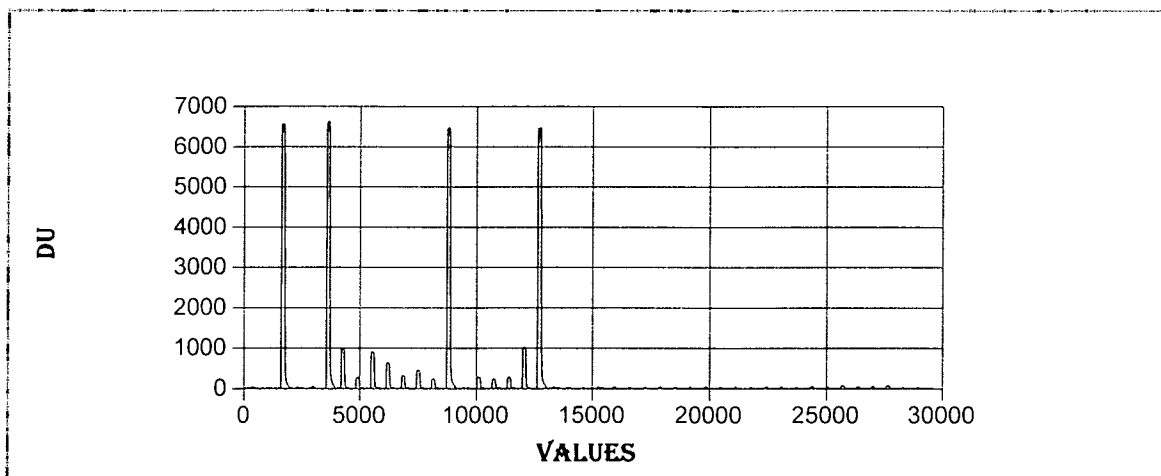
Comments:

Data Reviewed By: [Signature] 2/6/2020

Method: TCDirect Run Start Time: 2/5/2020 3:38:01 PM
 Method Type: TC_DIRECT Run End Time: 2/5/2020 11:52:19 P
 Table: 0B05047 Device ID: TOC6
 Analyst: Administrator Run Name: SN10020200205A1

Cup Position	Sample ID	Weight (mg)	Final Result (mg/kg)	Result mg C abs	Peak Area	Analysed Date and time
A99	Prime	200	48.892	0.01	4245.295	2/5/2020 3:38:12 PM
A2	Blank	200	25.651	0.005	1799.825	2/5/2020 3:49:27 PM
A1	0B05047-CCV1	200	9740.145	1.948	1023952.11	2/5/2020 4:00:21 PM
A2	0B05047-CCB1	200	51.537	0.01	4523.55	2/5/2020 4:11:08 PM
A3	0020143-BLK1	214.5	64.452	0.014	6374.175	2/5/2020 4:21:54 PM
A4	0020143-BS1	200	9492.883	1.899	997935.31	2/5/2020 4:32:41 PM
A5	AOA0645-06RE2	201.8	1461.535	0.295	154266.61	2/5/2020 4:43:28 PM
A6	AOA0645-07RE2	203.3	413.366	0.084	43312.61	2/5/2020 4:54:15 PM
A7	AOA0648-01RE2	201.1	1356.253	0.273	142589.705	2/5/2020 5:05:01 PM
A8	AOA0648-02RE2	201.7	960.288	0.194	101000.595	2/5/2020 5:15:48 PM
A9	AOA0648-03RE2	200.7	481.312	0.097	49921.46	2/5/2020 5:26:35 PM
A10	AOA0648-04RE2	204.8	675.669	0.138	71900.53	2/5/2020 5:37:22 PM
A11	AOA0648-05RE2	202.9	358.47	0.073	37365.795	2/5/2020 5:48:09 PM
A12	0B05047-CCV2	200	9830.115	1.966	1033418.615	2/5/2020 5:58:58 PM
A2	0B05047-CCB2	200	51.896	0.01	4561.38	2/5/2020 6:09:46 PM
A13	0020143-DUP1	201.5	427.593	0.086	44429.38	2/5/2020 6:20:40 PM
A14	0020143-DUP2	203	355.145	0.072	37029.48	2/5/2020 6:31:34 PM
A15	AOA0648-06RE2	203.3	421.796	0.086	44214.215	2/5/2020 6:42:21 PM
A16	AOA0712-02RE2	205.1	1483.556	0.304	159180.09	2/5/2020 6:53:08 PM
A17	0B05047-CCV3	200	9830.607	1.966	1033470.36	2/5/2020 7:03:55 PM
A2	0B05047-CCB3	200	51.49	0.01	4518.62	2/5/2020 7:14:43 PM
A25	clean25	200	31.166	0.006	2380.14	2/5/2020 7:25:37 PM
A26	clean26	200	8.545	0.002	0	2/5/2020 7:36:31 PM
A27	clean27	200	66.622	0.013	6110.8	2/5/2020 7:47:18 PM
A28	clean28	200	56.43	0.011	5038.385	2/5/2020 7:58:05 PM
A29	clean29	200	51.952	0.01	4567.23	2/5/2020 8:08:51 PM
A30	clean30	200	51.933	0.01	4565.235	2/5/2020 8:19:38 PM
A31	clean31	200	55.679	0.011	4959.43	2/5/2020 8:30:25 PM
A32	clean32	200	51.699	0.01	4540.635	2/5/2020 8:41:14 PM
A33	clean33	200	53.043	0.011	4682.09	2/5/2020 8:52:06 PM
A34	clean34	200	59.837	0.012	5396.95	2/5/2020 9:02:53 PM
A35	clean35	200	56.589	0.011	5055.16	2/5/2020 9:13:40 PM
A36	clean36	200	62.967	0.013	5726.22	2/5/2020 9:24:27 PM

A37	clean37	200	61.595	0.012	5581.83	2/5/2020 9:35:15 PM
A38	clean38	200	65.938	0.013	6038.8	2/5/2020 9:46:02 PM
A39	clean39	200	61.846	0.012	5608.32	2/5/2020 9:56:52 PM
A40	clean40	200	46.33	0.009	3975.655	2/5/2020 10:07:39 PM
A41	clean41	200	84.116	0.017	7951.515	2/5/2020 10:18:31 PM
A42	clean42	200	55.054	0.011	4893.675	2/5/2020 10:29:31 PM
A43	clean43	200	115.587	0.023	11262.84	2/5/2020 10:40:25 PM
A44	clean44	200	63.424	0.013	5774.29	2/5/2020 10:51:17 PM
A45	clean45	200	81.862	0.016	7714.36	2/5/2020 11:02:12 PM
A46	clean46	200	121.321	0.024	11866.23	2/5/2020 11:13:05 PM
A47	clean47	200	43.003	0.009	3625.64	2/5/2020 11:23:58 PM
A48	clean48	200	31.797	0.006	2446.57	2/5/2020 11:34:50 PM



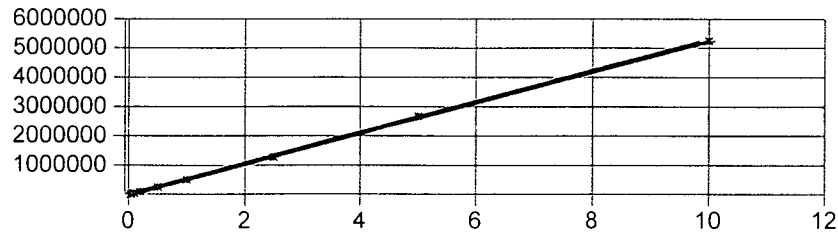
SNACCESS

RUN NAME : SN10020200108A1 METHOD NAME : TCDIRECT CALIBRATION TYPE : ISO

FIRST ORDER GROUP : 1

A = -899.10605459823300 B = 526096.46424181900000 R = 0.99994117364848 R-

SQUARED = 0.99988235075750



**Conventional Chemistry Parameters
Benchsheet & Analysis Sequence Data**

Total Organic Carbon- Soil (5310 B)

Sequence 0A31051 (QC Only)



ELEMENT SEQUENCE LOG

Apex Laboratories

Sequence: **0A31051**
 Date: **01/31/20 17:08**

Instrument: **TOC6**
 Calibration: **A0A0805**

#	Lab Number	Matrix	Analysis	Client	Due	Batch	ISTD ID	STD ID
1	0A31051-CCV1	Sediment	QC	QC				A19L292
2	0A31051-CCB1	Sediment	QC	QC				
3	0010901-BLK1	Sediment	QC	QC		0010901		
4	0010901-BS1	Sediment	QC	QC		0010901		
5	A0A0645-01	Sediment	Total Organic Carbon - Soil (5310 B)	Anchor QEA, LLC	02/04/20	0010901		
6	0010901-DUP1	Sediment	QC	QC		0010901		
7	A0A0645-02	Sediment	Total Organic Carbon - Soil (5310 B)	Anchor QEA, LLC	02/04/20	0010901		
8	A0A0645-03	Sediment	Total Organic Carbon - Soil (5310 B)	Anchor QEA, LLC	02/04/20	0010901		
9	A0A0645-04	Sediment	Total Organic Carbon - Soil (5310 B)	Anchor QEA, LLC	02/04/20	0010901		
10	A0A0645-05	Sediment	Total Organic Carbon - Soil (5310 B)	Anchor QEA, LLC	02/04/20	0010901		
11	A0A0645-06	Sediment	Total Organic Carbon - Soil (5310 B)	Anchor QEA, LLC	02/04/20	0010901		
12	A0A0645-07	Sediment	Total Organic Carbon - Soil (5310 B)	Anchor QEA, LLC	02/04/20	0010901		
13	0A31051-CCV2	Sediment	QC	QC				A19L292
14	0A31051-CCB2	Sediment	QC	QC				
15	A0A0648-01	Sediment	Total Organic Carbon - Soil (5310 B)	Anchor QEA, LLC	02/04/20	0010901		
16	A0A0648-02	Sediment	Total Organic Carbon - Soil (5310 B)	Anchor QEA, LLC	02/04/20	0010901		
17	A0A0648-03	Sediment	Total Organic Carbon - Soil (5310 B)	Anchor QEA, LLC	02/04/20	0010901		
18	A0A0648-04	Sediment	Total Organic Carbon - Soil (5310 B)	Anchor QEA, LLC	02/04/20	0010901		
19	A0A0648-05	Sediment	Total Organic Carbon - Soil (5310 B)	Anchor QEA, LLC	02/04/20	0010901		
20	0010901-DUP2	Sediment	QC	QC		0010901		
21	0010901-DUP3	Sediment	QC	QC		0010901		
22	A0A0648-06	Sediment	Total Organic Carbon - Soil (5310 B)	Anchor QEA, LLC	02/04/20	0010901		
23	A0A0712-01	Sediment	Total Organic Carbon - Soil (5310 B)	Anchor QEA, LLC	02/05/20	0010901		
24	0010901-DUP4	Sediment	QC	QC		0010901		
25	0A31051-CCV3	Sediment	QC	QC				A19L292
26	0A31051-CCB3	Sediment	QC	QC				
27	A0A0712-02	Sediment	Total Organic Carbon - Soil (5310 B)	Anchor QEA, LLC	02/05/20	0010901		
28	0010902-BLK1	Sediment	QC	QC		0010902		
29	0010902-BS1	Sediment	QC	QC		0010902		
30	A0A0715-01	Sediment	Total Organic Carbon - Soil (5310 B)	Anchor QEA, LLC	02/05/20	0010902		
31	0010902-DUP1	Sediment	QC	QC		0010902		
32	A0A0715-02	Sediment	Total Organic Carbon - Soil (5310 B)	Anchor QEA, LLC	02/05/20	0010902		
33	A0A0715-03	Sediment	Total Organic Carbon - Soil (5310 B)	Anchor QEA, LLC	02/05/20	0010902		
34	A0A0715-04	Sediment	Total Organic Carbon - Soil (5310 B)	Anchor QEA, LLC	02/05/20	0010902		
35	A0A0715-05	Sediment	Total Organic Carbon - Soil (5310 B)	Anchor QEA, LLC	02/05/20	0010902		
36	A0A0715-06	Sediment	Total Organic Carbon - Soil (5310 B)	Anchor QEA, LLC	02/05/20	0010902		
37	0A31051-CCV4	Sediment	QC	QC				A19L292
38	0A31051-CCB4	Sediment	QC	QC				
39	A0A0716-01	Sediment	Total Organic Carbon - Soil (5310 B)	Anchor QEA, LLC	02/05/20	0010902		
40	0010902-DUP2	Sediment	QC	QC		0010902		
41	0010902-DUP3	Sediment	QC	QC		0010902		
42	A0A0716-02	Sediment	Total Organic Carbon - Soil (5310 B)	Anchor QEA, LLC	02/05/20	0010902		
43	A0A0716-03	Sediment	Total Organic Carbon - Soil (5310 B)	Anchor QEA, LLC	02/05/20	0010902		
44	A0A0718-01	Sediment	Total Organic Carbon - Soil (5310 B)	Anchor QEA, LLC	02/05/20	0010902		
45	0010902-DUP4	Sediment	QC	QC		0010902		
46	A0A0718-02	Sediment	Total Organic Carbon - Soil (5310 B)	Anchor QEA, LLC	02/05/20	0010902		
47	0010959-BLK1	Sediment	QC	QC		0010959		
48	0010959-BS1	Sediment	QC	QC		0010959		
49	0A31051-CCV5	Sediment	QC	QC				A19L292
50	0A31051-CCB5	Sediment	QC	QC				
51	A0A0911-01	Sediment	Total Organic Carbon - Soil (5310 B)	Anchor QEA, LLC	02/11/20	0010959		

Sequence: 0A31051
Date: 01/31/20 17:08

Instrument: TOC6
Calibration: A0A0805

#	Lab Number	Matrix	Analysis	Client	Due	Batch	ISTD ID	STD ID
52	0010959-DUP1	Sediment	QC	QC		0010959		
53	0010959-DUP2	Sediment	QC	QC		0010959		
54	A0A0911-02	Sediment	Total Organic Carbon - Soil (5310 B)	Anchor QEA, LLC	02/11/20	0010959		
55	0A31051-CCV6	Sediment	QC	QC				A19L292
56	0A31051-CCB6	Sediment	QC	QC				

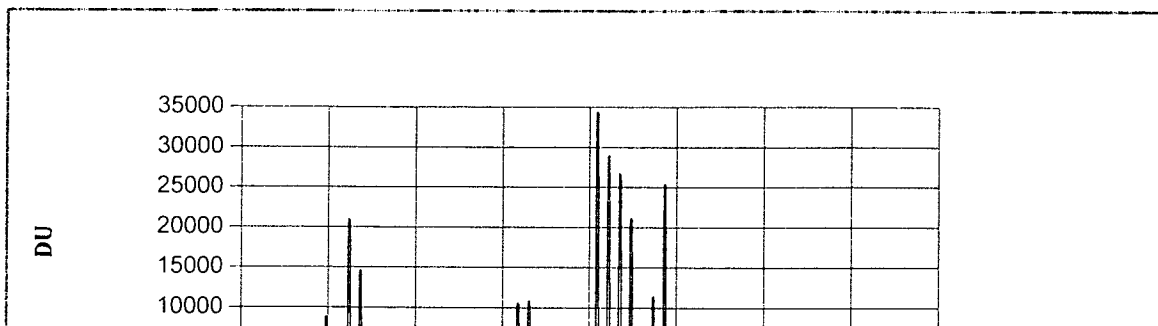
Data Entered By: MAS 2-3-20 / cmr ^{2/3/2020} Comments:

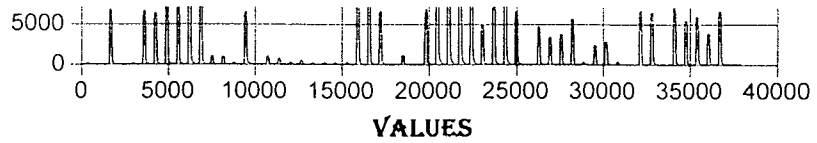
Data Reviewed By: [Signature] 2/4/20

Method: TCDirect Run Start Time: 1/31/2020 6:42:37 P
 Method Type: TC_DIRECT Run End Time: 2/1/2020 5:16:04 AM
 Table: 0A31051 ✓ Device ID: TOC6
 Analyst: Administrator Run Name: SN10020200131A2

Cup Position	Sample ID	Weight (mg)	Final Result (mg/kg)	Result mg C abs	Peak Area	Analysed Date and time
A99	PRIME	200	217.326	0.043	21967.74	1/31/2020 6:43:07 PM
A2	BLANK	200	54.422	0.011	4827.18	1/31/2020 6:54:08 PM
A1	0A31051-CCV1	200	9831.559	1.966	1033570.625	1/31/2020 7:05:02 PM
A2	0A31051-CCB1	200	51.37 ✓	0.01	4506.035	1/31/2020 7:15:49 PM
A3	0010901-BLK1	216.3	185.247 <i>B02</i>	0.04	20180.97	1/31/2020 7:26:36 PM
A4	0010901-BS1	200	9967.538	1.994	1047878.22	1/31/2020 7:37:23 PM
A5	A0A0645-01	57.9	32839.264	1.901	999417.24	1/31/2020 7:48:10 PM
A6	0010901-DUP1	56.9	45859.623	2.609	1371903.595	1/31/2020 7:58:57 PM
A7	A0A0645-02	200.2	10992.083	2.201	1156836.71	1/31/2020 8:09:44 PM
A8	A0A0645-03	202.9	30632.159	6.215	3268929.9	1/31/2020 8:20:31 PM
A9	A0A0645-04	105.5	39883.349	4.208	2212753.455	1/31/2020 8:31:17 PM
A10	A0A0645-05	107.6	2909.062	0.313	163777.015	1/31/2020 8:42:04 PM
A11	A0A0645-06	205.5	1484.76	0.305	159622.53	1/31/2020 8:52:50 PM
A12	A0A0645-07	202.2	384.862	0.078	40041.23	1/31/2020 9:03:37 PM
A13	0A31051-CCV2	200	9924.728	1.985	1043373.72	1/31/2020 9:14:24 PM
A2	0A31051-CCB2	200	64.069 ✓	0.013	5842.14	1/31/2020 9:25:10 PM
A14	A0A0648-01	200.3	1547.421	0.31	162163.63	1/31/2020 9:36:04 PM
A15	A0A0648-02	209.3	1094.464	0.229	119614.455	1/31/2020 9:46:58 PM
A16	A0A0648-03	200.7	434.978	0.087	45029.18	1/31/2020 9:57:44 PM
A17	A0A0648-04	206.9	755.273	0.156	81311.9	1/31/2020 10:08:31 PM
A18	A0A0648-05	200.7	324.463	0.065	33360.14	1/31/2020 10:19:17 PM
A19	0010901-DUP2	207.6	329.128	0.068	35047.44	1/31/2020 10:30:04 PM
A20	0010901-DUP3	202.6	346.722	0.07	36056.97	1/31/2020 10:40:51 PM
A21	A0A0648-06	205.2	393.688	0.081	41601.51	1/31/2020 10:51:37 PM
A22	A0A0712-01	201.3	15580.444	3.136	1649120.065	1/31/2020 11:02:24 PM
A23	0010901-DUP4	204.5	15804.798	3.232	1699487.34	1/31/2020 11:13:11 PM
A24	0A31051-CCV3	200	9805.745	1.961	1030854.4	1/31/2020 11:23:57 PM
A2	0A31051-CCB3	200	68.313 ✓	0.014	6288.715	1/31/2020 11:34:44 PM
A25	A0A0712-02	205	1699.609	0.348	182403.395	1/31/2020 11:45:38 PM
A26	0010902-BLK1	216.5	65.062 ✓	0.014	6511.485	1/31/2020 11:56:31 PM
A27	0010902-BS1	200	9908.916	1.982	1041710.05	2/1/2020 12:07:18 AM
A28	A0A0715-01	202	50560.256 <i>RD-2</i>	<u>10.213</u>	5372214.4	2/1/2020 12:18:04 AM
A29	0010902-DUP1	202.6	41953.963	8.5	4470854	2/1/2020 12:28:51 AM

A30	A0A0715-02	202.4	39302.533	7.955	4184110.245	2/1/2020 12:39:38 AM
A31	A0A0715-03	101.5	62007.154	6.294	3310207.945	2/1/2020 12:50:25 AM
A32	A0A0715-04	204.9	7237.951	1.483	779331.465	2/1/2020 1:01:12 AM
A33	A0A0715-05	102.7	33028.005	3.392	1783607.56	2/1/2020 1:11:59 AM
A34	A0A0715-06	204	35449.514	7.232	3803673.105	2/1/2020 1:22:46 AM
A35	0A31051-CCV4	200	10117.2	2.023	1063625.53	2/1/2020 1:33:32 AM
A2	0A31051-CCB4	200	93.532 ✓	0.019	8942.26	2/1/2020 1:44:19 AM
A36	A0A0716-01	205.5	6799.915	1.397	734258.85	2/1/2020 1:55:12 AM
A37	0010902-DUP2	204.9	4944.313	1.013	532083.79	2/1/2020 2:06:06 AM
A38	0010902-DUP3	205.5	5528.204	1.136	596770.64	2/1/2020 2:16:53 AM
A39	A0A0716-02	204.6	8195.769	1.677	881288.07	2/1/2020 2:27:39 AM
A40	A0A0716-03	200.8	492.127	0.099	51089.325	2/1/2020 2:38:26 AM
A41	A0A0718-01	24.3	30107.921	0.732	384004.9	2/1/2020 2:49:13 AM
A42	0010902-DUP4	26.9	31889.858	0.858	450405.995	2/1/2020 3:00:14 AM
A43	A0A0718-02	202.5	555.544	0.112	58285.47	2/1/2020 3:11:08 AM
A44	0010959-BLK1	214.6	66.793 ✓	0.014	6641.79	2/1/2020 3:22:01 AM
A45	0010959-BS1	200	10013.368	2.003	1052700.44	2/1/2020 3:32:55 AM
A46	0A31051-CCV5	200	9998.673	2	1051154.24	2/1/2020 3:43:49 AM
A2	0A31051-CCB5	200	62.923 ✓	0.013	5721.66	2/1/2020 3:54:43 AM
A47	A0A0911-01	201.4	10788.743	2.173	1142231.07	2/1/2020 4:05:30 AM
A48	0010959-DUP1	204.4	8030.212	1.641	862622.62	2/1/2020 4:16:23 AM
A49	0010959-DUP2	202.5	9014.285	1.825	959433.575	2/1/2020 4:27:17 AM
A50	A0A0911-02	202.2	5805.912	1.174	616714.69	2/1/2020 4:38:11 AM
A51	0A31051-CCV6	200	10061.56	2.012	1057771.17	2/1/2020 4:49:04 AM
A2	0A31051-CCB6	200	63.501 ✓	0.013	5782.46	2/1/2020 4:59:58 AM



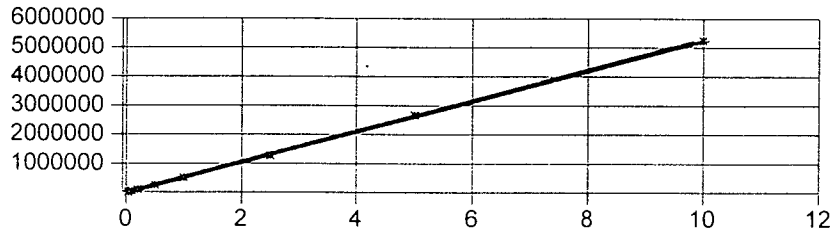


SNACCESS

RUN NAME : SN10020200108A1 METHOD NAME : TCDIRECT CALIBRATION TYPE : ISO

FIRST ORDER GROUP : 1

A = -899.10605459823300 B = 526096.46424181900000 R = 0.99994117364848 R-SQUARED = 0.99988235075750



**Conventional Chemistry Parameters
Calibration Data**

Sequence 0A08052 (Cal ID A0A0805) TOC6



ELEMENT SEQUENCE LOG

Apex Laboratories

JAN 13 2020

Sequence: 0A08052

Instrument: TOC6

Date: 01/08/20 16:29

Calibration: A0A0805

#	Lab Number	Matrix	Analysis	Client	Due	Batch	ISTD ID	STD ID
1	0A08052-CAL1	Sediment	QC	QC				
2	0A08052-CAL2	Sediment	QC	QC				A20A053
3	0A08052-CAL3	Sediment	QC	QC				A20A054
4	0A08052-CAL4	Sediment	QC	QC				A20A056
5	0A08052-CAL5	Sediment	QC	QC				A20A057
6	0A08052-CAL6	Sediment	QC	QC				A20A058
7	0A08052-CAL7	Sediment	QC	QC				A20A059
8	0A08052-CAL8	Sediment	QC	QC				A20A060
9	0A08052-CAL9	Sediment	QC	QC				A20A061
10	0A08052-ICV1	Sediment	QC	QC				A19K246
11	0A08052-ICB1	Sediment	QC	QC				

Data Entered By: *CLM* 1/9/2020


Comments: *SKalar ID SAN10020200108A1*
aw
1/9/2020

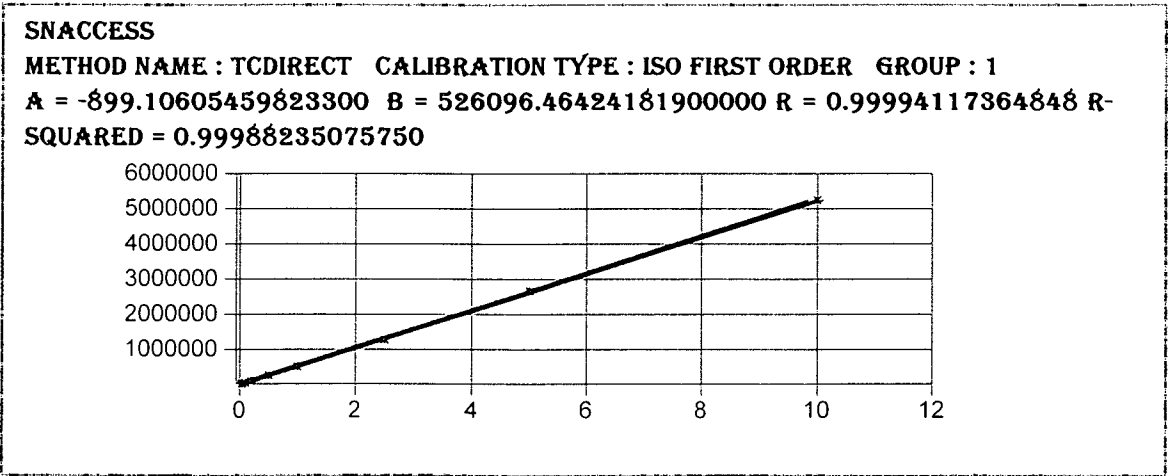
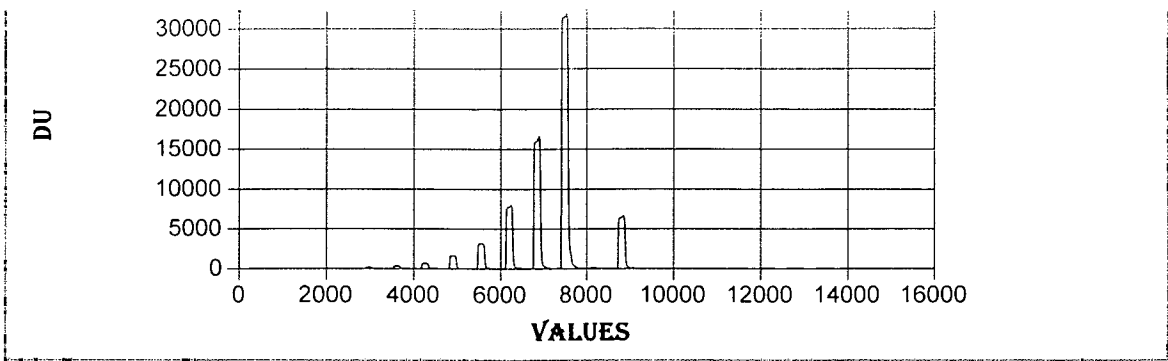
Data Reviewed By: *DMF* 1/10/20

Method: TCDirect Run Start Time: 1/8/2020 6:15:14 PM
 Method Type: TC_DIRECT Run End Time: 1/8/2020 10:40:22 P
 Table: OA08052 Device ID: TOC6
 Analyst: Administrator Run Name: SN10020200108A1

Cup Position	Sample ID	Weight (mg)	Final Result (mg/kg)	Result mg C abs	Peak Area	Analysed Date and time
A98	prime	200	32.359	0.006	2505.73	1/8/2020 6:15:28 PM
A1	blank	200	8.545	0.002	0	1/8/2020 6:26:29 PM
A11	blank	200	8.545	0.002	0	1/8/2020 6:37:23 PM
A1	OA08052-CAL1	200	8.545	0.002	0	1/8/2020 6:48:17 PM
A2	OA08052-CAL2	40	1132.086	0.045/0.0002 = 225	22924.35	1/8/2020 6:59:11 PM
A3	OA08052-CAL3	100	1063.227	0.106 = 570	55036.88	1/8/2020 7:09:58 PM
A4	OA08052-CAL4	200	1039.388	0.208 = 1040	108464.545	1/8/2020 7:20:45 PM
A5	OA08052-CAL5	50	10075.077	0.504 = 2520	264124.015	1/8/2020 7:31:32 PM
A6	OA08052-CAL6	100	9827.481	0.983 = 4915	516121.2	1/8/2020 7:42:18 PM
A7	OA08052-CAL7	250	9761.05	2.44 = 12200	1282914.36	1/8/2020 7:53:05 PM
A8	OA08052-CAL8	500	10150.088	5.075 = 25375	2669063.5	1/8/2020 8:03:52 PM
A9	OA08052-CAL9	1000	9978.708	9.979 = 49895	5248863.92	1/8/2020 8:14:39 PM
A97	OA08052-IBL1	200	175.463	0.035	17562.96	1/8/2020 8:25:25 PM
A10	OA08052-ICV1	200	10013.587✓	2.003✓	1052723.4	1/8/2020 8:36:26 PM
A11	OA08052-ICB1	200	64.139✓	0.013✓	5849.56	1/8/2020 8:47:20 PM
A2	clean2	200	8.545	0.002	0	1/8/2020 8:58:06 PM
A3	clean3	200	8.545	0.002	0	1/8/2020 9:09:00 PM
A4	clean4	200	8.545	0.002	0	1/8/2020 9:19:46 PM
A5	clean5	200	8.545	0.002	0	1/8/2020 9:30:33 PM
A6	clean6	200	8.545	0.002	0	1/8/2020 9:41:20 PM
A7	clean7	200	8.545	0.002	0	1/8/2020 9:52:06 PM
A8	clean8	200	8.545	0.002	0	1/8/2020 10:02:53 PM
A9	clean9	200	49.259	0.01	4283.87	1/8/2020 10:13:40 PM
A10	clean10	200	8.545	0.002	0	1/8/2020 10:24:26 PM

Handwritten notes in the table:
 = 225
 = 570
 = 1040
 = 2520
 = 4915
 = 12200
 = 25375
 = 49895
 1/9/2020





**Total Solids by SM2540G
Benchsheet Data**

Batch 0010730 (A0A0648-01,02,03,04,05,06)



Apex Laboratories
PREPARATION BENCH SHEET

Percent Solids + Dry Weight Worksheet

BATCH #: 0010730 (Matrix: Sediment)

Lab Number	Analysis	QC Source ID	Prepared (Time In)	Weighed (Time Out)	Tare Wt. (g)	Wet Weight (+Tare) (g)	Dry Weight (+Tare) (g)	% Solids (Calc)	LogComments
A0A0648-01	Dry Weight		01/23/20 17:04		1.26	28.14	21.06	73.7	Use Results from TS.. Make NR once completed.
A0A0648-01	Solids, Total (SM 254		01/23/20 17:04		1.26	28.14	21.06	73.7	Use Results for Dry Weight (Not for Waters)
A0A0648-02	Dry Weight		01/23/20 17:04		1.27	26.8	20.28	74.5	Use Results from TS.. Make NR once completed.
A0A0648-02	Solids, Total (SM 254		01/23/20 17:04		1.27	26.8	20.28	74.5	Use Results for Dry Weight (Not for Waters)
A0A0648-03	Dry Weight		01/23/20 17:04		1.26	27.39	20.45	73.4	Use Results from TS.. Make NR once completed.
A0A0648-03	Solids, Total (SM 254		01/23/20 17:04		1.26	27.39	20.45	73.4	Use Results for Dry Weight (Not for Waters)
A0A0648-04	Dry Weight		01/23/20 17:04		1.27	26.34	23.63	89.2	Use Results from TS.. Make NR once completed.
A0A0648-04	Solids, Total (SM 254		01/23/20 17:04		1.27	26.34	23.63	89.2	Use Results for Dry Weight (Not for Waters)
A0A0648-05	Dry Weight		01/23/20 17:04		1.26	28.125	22.45	78.9	Use Results from TS.. Make NR once completed.
A0A0648-05	Solids, Total (SM 254		01/23/20 17:04		1.26	28.125	22.45	78.9	Use Results for Dry Weight (Not for Waters)
0010730-DUPI	QC	A0A0648-05	01/23/20 17:04		1.26	28.87	22.8	78.0	
A0A0648-06	Dry Weight		01/23/20 17:04		1.27	27.24	24.48	89.4	Use Results from TS.. Make NR once completed.
A0A0648-06	Solids, Total (SM 254		01/23/20 17:04		1.27	27.24	24.48	89.4	Use Results for Dry Weight (Not for Waters)

NRP
Prepared By: _____ Date: 1/31/20

James S. Johnson
Reviewed By: _____ Date: 01/31/20

Balance Checksheets

Extractions January 2020
Wet Chem January 2020
Wet Chem February 2020

Balance Challenge Log

Wet Chem Balance 1
 Ohaus Adventurer Pro
 ID# 8C30461093

Weight ID	weight (g)	acceptance range (g)	
	<0.5000g	± 0.5mg	
	>=0.5000g	± 0.1%	
1000015949	0.005g	0.0045	0.0055
66067	0.100g	0.0995	0.1005
66067	100g	99.9000	100.1000

If other than as listed above, the weight and tracking ID of the mass used to challenge the balance must be recorded.

Month: Jan
 Year: 2020

Alternate Weight/ID used: _____
 Date Range: _____

Day/Time	Initials	Weight 1	Observed	Weight 2	Observed	Weight 3	Observed
1							
2 7:14	ME		99.9995		0.0999		0.0050
3							
4							
5							
6 14:35	MRF		99.9995		0.1000		0.0051
7 10:20	MRF		99.9995		0.1000		0.0050
8 10:05	MRF		99.9997		0.1000		0.0050
9 12:29	MMK		99.9999		0.1002		0.0052
10							
11							
12							
13 12:22	MMK		99.9995		0.1000		0.0050
14 10:15	MAS		99.9993		0.0999		0.0050
15 16:35	MAS		99.9994		0.1000		0.0051
16 12:12	MAS	100.0000g	99.9991	0.1000g	0.1000	.0050g	0.0051
17 11:52	MAS		99.9990		0.1000		0.0050
18							
19							
20 16:40	MAS		99.9990		0.0999		0.0051
21 09:49	CMR		99.9994		0.1002		0.0049
22 10:12	MMK		99.9992		0.1000		0.0049
23 14:03	MMK		99.9995		0.1001		0.0050
24 11:34	MMK		99.9996		0.0999		0.0050
25							
26							
27 09:57	MMK		100.0002		0.0999		0.0051
28 10:26	MAS		100.0002		0.1001		0.0051
29 11:56	MAS		100.0004		0.1000		0.0049
30 11:39	MAS		100.0003		0.1000		0.0051
31 10:06	MAS		100.0004		0.0999		0.0050

