



Apex Laboratories, LLC
6700 SW Sandburg St. Tigard, Oregon 97223
503.718.2323

**Level IV Data Package for
Anchor QEA, LLC
Gasco PreRD_DG 2019 – 4a-b. DOC-CAP Testing Cores
Apex Laboratories Work Order #:
A0A0637**

The information contained in this Data Package is intended solely for the purpose of validating client sample results submitted under the associated Chain of Custody(ies). An effort has been made to remove all traceable non-client data. Any incidental inclusion of non-client data is considered privileged and confidential information. The use of this information for any purpose other than data validation is strictly prohibited, and constitutes a breach of contract.

Table of Contents
A0A0637
(page 1 of 2)

Analytical Case Narrative
Analytical Report
Sample Receipt Documentation
(Work orders, Chain of Custody & Cooler Receipt Forms)
CLP-Like Forms
Raw Data

Polychlorinated Biphenyls by EPA 8082A
Benchsheet & Analysis Sequence Data
Batch 0010624
Sequence 0A22024 (A0A0637-01,02)
Sequence 0A22023 (QC Only)

Calibration Data
Sequence 9L03052 (Cal ID A9L0407) DUALECD2F
Sequence 0A13050 (Cal ID A0A1501) DUALECD2R

Organochloride Pesticides by EPA 8081B
Benchsheet & Analysis Sequence Data
Batch 0010957
Sequence 0B11041 (A0A0637-01RE3,02RE3)

Calibration Data
Sequence 0B01012 (Cal ID A0B0404) DualECD8

Semivolatile Organic Compounds (PAHs) by EPA 8270D
Benchsheet & Analysis Sequence Data
Batch 0010609
Sequence 0A21027 (A0A0637-01,02)

Calibration Data
Sequence 9I06028 (Cal ID A9I1001) SV-GCMS14

Conventional Chemistry Parameters
Benchsheet & Analysis Sequence Data

Total Organic Carbon- Soil (5310 B)
Batch 0010764
Sequence 0A29037 (A0A0637-01,02)

Table of Contents
A0A0637
(page 2 of 2)

Calibration Data

Sequence 0A08052 (Cal ID A0A0805) TOC6

Total Solids by SM2540G PSEP

Benchsheet Data

Batch 0010655 (A0A0637-01,02)

Balance Checksheets

Extractions January 2020

Wet Chem January 2020

Analytical Case Narrative

Analytical Case Narrative

Client: Anchor QEA, LLC
Project: Gasco PreRD_DG 2019 – 4a-b. DOC-CAP Testing Cores
Apex Work Order Number: A0A0637

Date: 02/21/2020

This data package contains data associated with analysis of samples for the above referenced Apex work order numbers. The data package Table of Contents, along with the PDF bookmarks, allow for ease of navigation and location of items within the data deliverable.

The Sample Receipt Documentation section of this package contains sample receipt information, including sample temperature and condition of receipt documented on Cooler Receipt Form(s). Apex analyzed the samples by the methods indicated on the Chain of Custody. Any additional analyses requested are indicated on the Apex Work Order.

If any anomalies were encountered during analysis that could potentially impact data quality, sample results are qualified and/or a separate Case Narrative is included in the Analytical Report. Please refer to the Notes and Definition section of the Analytical Report(s) for Qualifier explanations, Conventions, and the Blank Policy.

Data represented in this package are in compliance with the referenced method(s), both technically and for completeness, for all conditions other than those stated above and/or noted by qualification of the reported data. The signature below verifies that the Laboratory Director or his designee has authorized release of this data package.



Estella Rieben,
Quality Systems Manager
Apex Laboratories, LLC

Analytical Report



Apex Laboratories, LLC

6700 S.W. Sandburg Street
Tigard, OR 97223
503-718-2323
EPA ID: OR01039

Friday, February 14, 2020

Ryan Barth
Anchor QEA, LLC
6720 SW Macadam Ave. Suite 125
Portland, OR 97219

RE: A0A0637 - Gasco PreRD DG 2019 - 4a-b. DOC-CAP Testing Cores - [none]

Thank you for using Apex Laboratories. We greatly appreciate your business and strive to provide the highest quality services to the environmental industry.

Enclosed are the results of analyses for work order A0A0637, which was received by the laboratory on 10/2/2019 at 11:23:00AM.

If you have any questions concerning this report or the services we offer, please feel free to contact me by email at: dthomas@apex-labs.com, or by phone at 503-718-2323.

Please note: All samples will be disposed of within 30 days of sample receipt, unless prior arrangements have been made.

Cooler Receipt Information

(See Cooler Receipt Form for details)

Cooler #1	4.4 degC	Cooler #2	3.0 degC
Cooler #3	4.2 degC		

This Final Report is the official version of the data results for this sample submission, unless superseded by a subsequent, labeled amended report.

All other deliverables derived from this data, including Electronic Data Deliverables (EDDs), CLP-like forms, client requested summary sheets, and all other products are considered secondary to this report.



Apex Laboratories

The results in this report apply to the samples analyzed in accordance with the chain of custody document. This analytical report must be reproduced in its entirety.



Apex Laboratories, LLC

6700 S.W. Sandburg Street
Tigard, OR 97223
503-718-2323
EPA ID: OR01039

Anchor QEA, LLC 6720 SW Macadam Ave. Suite 125 Portland, OR 97219	Project: Gasco PreRD DG 2019 - 4a-b. DOC-CAP Testing Cores Project Number: [none] Project Manager: Ryan Barth	Report ID: A0A0637 - 02 14 20 1441
--	---	--

ANALYTICAL REPORT FOR SAMPLES

SAMPLE INFORMATION

Client Sample ID	Laboratory ID	Matrix	Date Sampled	Date Received
PDI-046SC-A-03-04-191001	A0A0637-01	Sediment	10/01/19 08:38	10/02/19 11:23
PDI-047SC-A-03-04-191001	A0A0637-02	Sediment	10/01/19 10:32	10/02/19 11:23

Apex Laboratories

The results in this report apply to the samples analyzed in accordance with the chain of custody document. This analytical report must be reproduced in its entirety.



Anchor QEA, LLC 6720 SW Macadam Ave. Suite 125 Portland, OR 97219	Project: Gasco PreRD DG 2019 - 4a-b. DOC-CAP Testing Cores Project Number: [none] Project Manager: Ryan Barth	Report ID: A0A0637 - 02 14 20 1441
--	---	--

ANALYTICAL SAMPLE RESULTS

Polychlorinated Biphenyls by EPA 8082A

Analyte	Sample Result	Detection Limit	Reporting Limit	Units	Dilution	Date Analyzed	Method Ref.	Notes
PDI-046SC-A-03-04-191001 (A0A0637-01)				Matrix: Sediment		Batch: 0010624		C-07
Aroclor 1016	ND	0.723	1.44	ug/kg dry	1	01/22/20 08:30	EPA 8082A	
Aroclor 1221	ND	0.723	1.44	ug/kg dry	1	01/22/20 08:30	EPA 8082A	
Aroclor 1232	ND	0.723	1.44	ug/kg dry	1	01/22/20 08:30	EPA 8082A	
Aroclor 1242	ND	0.723	1.44	ug/kg dry	1	01/22/20 08:30	EPA 8082A	
Aroclor 1248	ND	0.723	1.44	ug/kg dry	1	01/22/20 08:30	EPA 8082A	
Aroclor 1254	ND	0.723	1.44	ug/kg dry	1	01/22/20 08:30	EPA 8082A	
Aroclor 1260	ND	0.723	1.44	ug/kg dry	1	01/22/20 08:30	EPA 8082A	
Aroclor 1262	ND	0.723	1.44	ug/kg dry	1	01/22/20 08:30	EPA 8082A	
Aroclor 1268	ND	0.723	1.44	ug/kg dry	1	01/22/20 08:30	EPA 8082A	
<i>Surrogate: Decachlorobiphenyl (Surr)</i>		<i>Recovery: 84 %</i>		<i>Limits: 43-120 %</i>		<i>1</i>	<i>01/22/20 08:30</i>	<i>EPA 8082A</i>
PDI-047SC-A-03-04-191001 (A0A0637-02)				Matrix: Sediment		Batch: 0010624		C-07
Aroclor 1016	ND	0.751	1.49	ug/kg dry	1	01/22/20 09:06	EPA 8082A	
Aroclor 1221	ND	0.751	1.49	ug/kg dry	1	01/22/20 09:06	EPA 8082A	
Aroclor 1232	ND	1.49	1.49	ug/kg dry	1	01/22/20 09:06	EPA 8082A	
Aroclor 1242	ND	1.49	1.49	ug/kg dry	1	01/22/20 09:06	EPA 8082A	
Aroclor 1248	ND	0.751	1.49	ug/kg dry	1	01/22/20 09:06	EPA 8082A	
Aroclor 1254	1.08	0.751	1.49	ug/kg dry	1	01/22/20 09:06	EPA 8082A	J
Aroclor 1260	1.14	0.751	1.49	ug/kg dry	1	01/22/20 09:06	EPA 8082A	J
Aroclor 1262	ND	0.751	1.49	ug/kg dry	1	01/22/20 09:06	EPA 8082A	
Aroclor 1268	ND	0.751	1.49	ug/kg dry	1	01/22/20 09:06	EPA 8082A	
<i>Surrogate: Decachlorobiphenyl (Surr)</i>		<i>Recovery: 95 %</i>		<i>Limits: 43-120 %</i>		<i>1</i>	<i>01/22/20 09:06</i>	<i>EPA 8082A</i>

Apex Laboratories

The results in this report apply to the samples analyzed in accordance with the chain of custody document. This analytical report must be reproduced in its entirety.



Anchor QEA, LLC 6720 SW Macadam Ave. Suite 125 Portland, OR 97219	Project: Gasco PreRD DG 2019 - 4a-b. DOC-CAP Testing Cores Project Number: [none] Project Manager: Ryan Barth	Report ID: A0A0637 - 02 14 20 1441
--	---	--

ANALYTICAL SAMPLE RESULTS

Organochlorine Pesticides by EPA 8081B

Analyte	Sample Result	Detection Limit	Reporting Limit	Units	Dilution	Date Analyzed	Method Ref.	Notes
PDI-046SC-A-03-04-191001 (A0A0637-01RE3)				Matrix: Sediment		Batch: 0010957		C-05, H-08
2,4'-DDD	ND	1.01	2.03	ug/kg dry	1	02/11/20 18:05	EPA 8081B	
2,4'-DDE	ND	1.01	2.03	ug/kg dry	1	02/11/20 18:05	EPA 8081B	
2,4'-DDT	ND	1.01	2.03	ug/kg dry	1	02/11/20 18:05	EPA 8081B	
4,4'-DDD	1.64	1.01	2.03	ug/kg dry	1	02/11/20 18:05	EPA 8081B	J
4,4'-DDE	ND	1.01	2.03	ug/kg dry	1	02/11/20 18:05	EPA 8081B	
4,4'-DDT	ND	1.01	2.03	ug/kg dry	1	02/11/20 18:05	EPA 8081B	
<i>Surrogate: 2,4,5,6-TCMX (Surr)</i>		<i>Recovery: 62 %</i>		<i>Limits: 42-129 %</i>		<i>1</i>	<i>02/11/20 18:05</i>	<i>EPA 8081B</i>
<i>Decachlorobiphenyl (Surr)</i>		<i>108 %</i>		<i>55-130 %</i>		<i>1</i>	<i>02/11/20 18:05</i>	<i>EPA 8081B</i>
PDI-047SC-A-03-04-191001 (A0A0637-02RE3)				Matrix: Sediment		Batch: 0010957		C-05, H-08
2,4'-DDD	3.78	1.11	2.22	ug/kg dry	1	02/11/20 16:54	EPA 8081B	
2,4'-DDE	ND	1.11	2.22	ug/kg dry	1	02/11/20 16:54	EPA 8081B	
2,4'-DDT	ND	1.11	2.22	ug/kg dry	1	02/11/20 16:54	EPA 8081B	
4,4'-DDD	7.20	1.11	2.22	ug/kg dry	1	02/11/20 16:54	EPA 8081B	
4,4'-DDE	ND	1.11	2.22	ug/kg dry	1	02/11/20 16:54	EPA 8081B	
4,4'-DDT	8.12	1.11	2.22	ug/kg dry	1	02/11/20 16:54	EPA 8081B	
<i>Surrogate: 2,4,5,6-TCMX (Surr)</i>		<i>Recovery: 73 %</i>		<i>Limits: 42-129 %</i>		<i>1</i>	<i>02/11/20 16:54</i>	<i>EPA 8081B</i>
<i>Decachlorobiphenyl (Surr)</i>		<i>100 %</i>		<i>55-130 %</i>		<i>1</i>	<i>02/11/20 16:54</i>	<i>EPA 8081B</i>

Apex Laboratories

The results in this report apply to the samples analyzed in accordance with the chain of custody document. This analytical report must be reproduced in its entirety.

Darwin Thomas, Business Development Director



Anchor QEA, LLC 6720 SW Macadam Ave. Suite 125 Portland, OR 97219	Project: Gasco PreRD DG 2019 - 4a-b. DOC-CAP Testing Cores Project Number: [none] Project Manager: Ryan Barth	Report ID: A0A0637 - 02 14 20 1441
--	---	--

ANALYTICAL SAMPLE RESULTS

Polyaromatic Hydrocarbons (PAHs) by EPA 8270D (Scan)

Analyte	Sample Result	Detection Limit	Reporting Limit	Units	Dilution	Date Analyzed	Method Ref.	Notes
PDI-046SC-A-03-04-191001 (A0A0637-01)				Matrix: Sediment		Batch: 0010609		H-08
Acenaphthene	44.1	26.2	52.4	ug/kg dry	20	01/21/20 19:00	EPA 8270D PAH	J
Acenaphthylene	42.5	26.2	52.4	ug/kg dry	20	01/21/20 19:00	EPA 8270D PAH	J
Anthracene	ND	26.2	52.4	ug/kg dry	20	01/21/20 19:00	EPA 8270D PAH	
Benz(a)anthracene	182	26.2	52.4	ug/kg dry	20	01/21/20 19:00	EPA 8270D PAH	
Benzo(a)pyrene	249	26.2	52.4	ug/kg dry	20	01/21/20 19:00	EPA 8270D PAH	
Benzo(b)fluoranthene	226	26.2	52.4	ug/kg dry	20	01/21/20 19:00	EPA 8270D PAH	
Benzo(k)fluoranthene	73.0	26.2	52.4	ug/kg dry	20	01/21/20 19:00	EPA 8270D PAH	M-05
Benzo(g,h,i)perylene	199	26.2	52.4	ug/kg dry	20	01/21/20 19:00	EPA 8270D PAH	
Chrysene	240	26.2	52.4	ug/kg dry	20	01/21/20 19:00	EPA 8270D PAH	
Dibenz(a,h)anthracene	ND	26.2	52.4	ug/kg dry	20	01/21/20 19:00	EPA 8270D PAH	
Fluoranthene	317	26.2	52.4	ug/kg dry	20	01/21/20 19:00	EPA 8270D PAH	
Fluorene	ND	26.2	52.4	ug/kg dry	20	01/21/20 19:00	EPA 8270D PAH	
Indeno(1,2,3-cd)pyrene	165	26.2	52.4	ug/kg dry	20	01/21/20 19:00	EPA 8270D PAH	
2-Methylnaphthalene	ND	26.2	52.4	ug/kg dry	20	01/21/20 19:00	EPA 8270D PAH	
Naphthalene	ND	26.2	52.4	ug/kg dry	20	01/21/20 19:00	EPA 8270D PAH	
Phenanthrene	111	26.2	52.4	ug/kg dry	20	01/21/20 19:00	EPA 8270D PAH	
Pyrene	463	26.2	52.4	ug/kg dry	20	01/21/20 19:00	EPA 8270D PAH	
<i>Surrogate: 2-Fluorobiphenyl (Surr)</i>		<i>Recovery: 74 %</i>		<i>Limits: 44-115 %</i>		<i>20</i>	<i>01/21/20 19:00</i>	<i>EPA 8270D PAH</i>
<i>p-Terphenyl-d14 (Surr)</i>		<i>73 %</i>		<i>54-127 %</i>		<i>20</i>	<i>01/21/20 19:00</i>	<i>EPA 8270D PAH</i>

PDI-047SC-A-03-04-191001 (A0A0637-02)				Matrix: Sediment		Batch: 0010609		H-08
Acenaphthene	88.1	5.41	10.8	ug/kg dry	4	01/21/20 19:33	EPA 8270D PAH	
Acenaphthylene	17.0	5.41	10.8	ug/kg dry	4	01/21/20 19:33	EPA 8270D PAH	
Anthracene	44.0	5.41	10.8	ug/kg dry	4	01/21/20 19:33	EPA 8270D PAH	
Benz(a)anthracene	60.5	5.41	10.8	ug/kg dry	4	01/21/20 19:33	EPA 8270D PAH	
Benzo(a)pyrene	60.6	5.41	10.8	ug/kg dry	4	01/21/20 19:33	EPA 8270D PAH	
Benzo(b)fluoranthene	53.1	5.41	10.8	ug/kg dry	4	01/21/20 19:33	EPA 8270D PAH	
Benzo(k)fluoranthene	20.6	5.41	10.8	ug/kg dry	4	01/21/20 19:33	EPA 8270D PAH	M-05
Benzo(g,h,i)perylene	40.4	5.41	10.8	ug/kg dry	4	01/21/20 19:33	EPA 8270D PAH	
Chrysene	74.3	5.41	10.8	ug/kg dry	4	01/21/20 19:33	EPA 8270D PAH	
Dibenz(a,h)anthracene	ND	5.41	10.8	ug/kg dry	4	01/21/20 19:33	EPA 8270D PAH	
Fluoranthene	270	5.41	10.8	ug/kg dry	4	01/21/20 19:33	EPA 8270D PAH	
Fluorene	52.7	5.41	10.8	ug/kg dry	4	01/21/20 19:33	EPA 8270D PAH	

Apex Laboratories

The results in this report apply to the samples analyzed in accordance with the chain of custody document. This analytical report must be reproduced in its entirety.



Anchor QEA, LLC 6720 SW Macadam Ave. Suite 125 Portland, OR 97219	Project: Gasco PreRD DG 2019 - 4a-b. DOC-CAP Testing Cores Project Number: [none] Project Manager: Ryan Barth	Report ID: A0A0637 - 02 14 20 1441
--	---	--

ANALYTICAL SAMPLE RESULTS

Polyaromatic Hydrocarbons (PAHs) by EPA 8270D (Scan)

Analyte	Sample Result	Detection Limit	Reporting Limit	Units	Dilution	Date Analyzed	Method Ref.	Notes
PDI-047SC-A-03-04-191001 (A0A0637-02)				Matrix: Sediment		Batch: 0010609		H-08
Indeno(1,2,3-cd)pyrene	35.5	5.41	10.8	ug/kg dry	4	01/21/20 19:33	EPA 8270D PAH	
2-Methylnaphthalene	10.4	5.41	10.8	ug/kg dry	4	01/21/20 19:33	EPA 8270D PAH	J
Naphthalene	23.7	5.41	10.8	ug/kg dry	4	01/21/20 19:33	EPA 8270D PAH	
Phenanthrene	577	5.41	10.8	ug/kg dry	4	01/21/20 19:33	EPA 8270D PAH	
Pyrene	286	5.41	10.8	ug/kg dry	4	01/21/20 19:33	EPA 8270D PAH	
<i>Surrogate: 2-Fluorobiphenyl (Surr)</i>		<i>Recovery: 78 %</i>		<i>Limits: 44-115 %</i>		4	01/21/20 19:33	EPA 8270D PAH
<i>p-Terphenyl-d14 (Surr)</i>		<i>74 %</i>		<i>54-127 %</i>		4	01/21/20 19:33	EPA 8270D PAH

Apex Laboratories

The results in this report apply to the samples analyzed in accordance with the chain of custody document. This analytical report must be reproduced in its entirety.



Apex Laboratories, LLC

6700 S.W. Sandburg Street
 Tigard, OR 97223
 503-718-2323
 EPA ID: OR01039

Anchor QEA, LLC 6720 SW Macadam Ave. Suite 125 Portland, OR 97219	Project: Gasco PreRD DG 2019 - 4a-b. DOC-CAP Testing Cores Project Number: [none] Project Manager: Ryan Barth	Report ID: A0A0637 - 02 14 20 1441
--	---	--

ANALYTICAL SAMPLE RESULTS

Demand Parameters

Analyte	Sample Result	Detection Limit	Reporting Limit	Units	Dilution	Date Analyzed	Method Ref.	Notes
PDI-046SC-A-03-04-191001 (A0A0637-01)				Matrix: Sediment				
Batch: 0010764								
Total Organic Carbon	0.042	0.020	0.020	% by Weight	1	01/29/20 17:16	SM 5310 B MOD	H-08
PDI-047SC-A-03-04-191001 (A0A0637-02)				Matrix: Sediment				
Batch: 0010764								
Total Organic Carbon	0.088	0.020	0.020	% by Weight	1	01/29/20 17:38	SM 5310 B MOD	H-08

Apex Laboratories

The results in this report apply to the samples analyzed in accordance with the chain of custody document. This analytical report must be reproduced in its entirety.

Darwin Thomas, Business Development Director



Apex Laboratories, LLC

6700 S.W. Sandburg Street
 Tigard, OR 97223
 503-718-2323
 EPA ID: OR01039

Anchor QEA, LLC 6720 SW Macadam Ave. Suite 125 Portland, OR 97219	Project: Gasco PreRD DG 2019 - 4a-b. DOC-CAP Testing Cores Project Number: [none] Project Manager: Ryan Barth	Report ID: A0A0637 - 02 14 20 1441
--	---	--

ANALYTICAL SAMPLE RESULTS

Solid and Moisture Determinations

Analyte	Sample Result	Detection Limit	Reporting Limit	Units	Dilution	Date Analyzed	Method Ref.	Notes
PDI-046SC-A-03-04-191001 (A0A0637-01)				Matrix: Sediment				
Batch: 0010655								
Total Solids	91.5	1.00	1.00	% by Weight	1	01/24/20 17:48	SM 2540 G	
PDI-047SC-A-03-04-191001 (A0A0637-02)				Matrix: Sediment				
Batch: 0010655								
Total Solids	88.8	1.00	1.00	% by Weight	1	01/24/20 17:48	SM 2540 G	

Apex Laboratories

The results in this report apply to the samples analyzed in accordance with the chain of custody document. This analytical report must be reproduced in its entirety.



Anchor QEA, LLC 6720 SW Macadam Ave. Suite 125 Portland, OR 97219	Project: Gasco PreRD DG 2019 - 4a-b. DOC-CAP Testing Cores Project Number: [none] Project Manager: Ryan Barth	Report ID: A0A0637 - 02 14 20 1441
--	---	--

QUALITY CONTROL (QC) SAMPLE RESULTS

Polychlorinated Biphenyls by EPA 8082A

Analyte	Result	Detection Limit	Reporting Limit	Units	Dilution	Spike Amount	Source Result	% REC	% REC Limits	RPD	RPD Limit	Notes
Batch 0010624 - EPA 3546												
Sediment												
Blank (0010624-BLK1) Prepared: 01/21/20 11:33 Analyzed: 01/22/20 08:30 C-07												
<u>EPA 8082A</u>												
Aroclor 1016	ND	0.648	1.29	ug/kg wet	1	---	---	---	---	---	---	
Aroclor 1221	ND	0.648	1.29	ug/kg wet	1	---	---	---	---	---	---	
Aroclor 1232	ND	0.648	1.29	ug/kg wet	1	---	---	---	---	---	---	
Aroclor 1242	ND	0.648	1.29	ug/kg wet	1	---	---	---	---	---	---	
Aroclor 1248	ND	0.648	1.29	ug/kg wet	1	---	---	---	---	---	---	
Aroclor 1254	ND	0.648	1.29	ug/kg wet	1	---	---	---	---	---	---	
Aroclor 1260	ND	0.648	1.29	ug/kg wet	1	---	---	---	---	---	---	
Aroclor 1262	ND	0.648	1.29	ug/kg wet	1	---	---	---	---	---	---	
Aroclor 1268	ND	0.648	1.29	ug/kg wet	1	---	---	---	---	---	---	
Surr: Decachlorobiphenyl (Surr) Recovery: 98 % Limits: 43-120 % Dilution: 1x												
LCS (0010624-BS1) Prepared: 01/21/20 11:33 Analyzed: 01/22/20 08:48 C-07												
<u>EPA 8082A</u>												
Aroclor 1016	59.9	0.670	1.33	ug/kg wet	1	83.3	---	72	47-134%	---	---	
Aroclor 1260	76.8	0.670	1.33	ug/kg wet	1	83.3	---	92	53-140%	---	---	
Surr: Decachlorobiphenyl (Surr) Recovery: 107 % Limits: 43-120 % Dilution: 1x												
Duplicate (0010624-DUP1) Prepared: 01/21/20 11:33 Analyzed: 01/22/20 10:52 C-07												
<u>QC Source Sample: Non-SDG (A0A0633-03)</u>												
Aroclor 1016	ND	0.849	1.69	ug/kg dry	1	---	ND	---	---	---	30%	
Aroclor 1221	ND	0.849	1.69	ug/kg dry	1	---	ND	---	---	---	30%	
Aroclor 1232	ND	0.849	1.69	ug/kg dry	1	---	ND	---	---	---	30%	
Aroclor 1242	ND	0.849	1.69	ug/kg dry	1	---	ND	---	---	---	30%	
Aroclor 1248	ND	0.849	1.69	ug/kg dry	1	---	ND	---	---	---	30%	
Aroclor 1254	ND	0.849	1.69	ug/kg dry	1	---	ND	---	---	---	30%	
Aroclor 1260	ND	0.849	1.69	ug/kg dry	1	---	ND	---	---	---	30%	
Aroclor 1262	ND	0.849	1.69	ug/kg dry	1	---	ND	---	---	---	30%	
Aroclor 1268	ND	0.849	1.69	ug/kg dry	1	---	ND	---	---	---	30%	
Surr: Decachlorobiphenyl (Surr) Recovery: 109 % Limits: 43-120 % Dilution: 1x												
Matrix Spike (0010624-MS1) Prepared: 01/21/20 11:33 Analyzed: 01/22/20 13:48 C-07												
<u>QC Source Sample: Non-SDG (A0A0639-02)</u>												

Apex Laboratories

The results in this report apply to the samples analyzed in accordance with the chain of custody document. This analytical report must be reproduced in its entirety.



Anchor QEA, LLC 6720 SW Macadam Ave. Suite 125 Portland, OR 97219	Project: Gasco PreRD DG 2019 - 4a-b. DOC-CAP Testing Cores Project Number: [none] Project Manager: Ryan Barth	Report ID: A0A0637 - 02 14 20 1441
--	---	--

QUALITY CONTROL (QC) SAMPLE RESULTS

Polychlorinated Biphenyls by EPA 8082A

Analyte	Result	Detection Limit	Reporting Limit	Units	Dilution	Spike Amount	Source Result	% REC	% REC Limits	RPD	RPD Limit	Notes
Batch 0010624 - EPA 3546						Sediment						
Matrix Spike (0010624-MS1)						Prepared: 01/21/20 11:33 Analyzed: 01/22/20 13:48						C-07
<u>QC Source Sample: Non-SDG (A0A0639-02)</u>												
<u>EPA 8082A</u>												
Aroclor 1016	42.3	0.771	1.53	ug/kg dry	1	95.9	ND	44	47-134%	---	---	Q-01
Aroclor 1260	47.1	0.771	1.53	ug/kg dry	1	95.9	3.17	46	53-140%	---	---	Q-01
<i>Surr: Decachlorobiphenyl (Surr)</i>		<i>Recovery: 56 %</i>		<i>Limits: 43-120 %</i>		<i>Dilution: 1x</i>						
Matrix Spike Dup (0010624-MSD1)						Prepared: 01/21/20 11:33 Analyzed: 01/22/20 14:23						C-07
<u>QC Source Sample: Non-SDG (A0A0639-02)</u>												
Aroclor 1016	47.1	0.770	1.53	ug/kg dry	1	95.7	ND	49	47-134%	11	30%	Q-01
Aroclor 1260	52.9	0.770	1.53	ug/kg dry	1	95.7	3.17	52	53-140%	12	30%	Q-01
<i>Surr: Decachlorobiphenyl (Surr)</i>		<i>Recovery: 59 %</i>		<i>Limits: 43-120 %</i>		<i>Dilution: 1x</i>						

Apex Laboratories

The results in this report apply to the samples analyzed in accordance with the chain of custody document. This analytical report must be reproduced in its entirety.



Anchor QEA, LLC 6720 SW Macadam Ave. Suite 125 Portland, OR 97219	Project: Gasco PreRD DG 2019 - 4a-b. DOC-CAP Testing Cores Project Number: [none] Project Manager: Ryan Barth	Report ID: A0A0637 - 02 14 20 1441
--	---	--

QUALITY CONTROL (QC) SAMPLE RESULTS

Organochlorine Pesticides by EPA 8081B

Analyte	Result	Detection Limit	Reporting Limit	Units	Dilution	Spike Amount	Source Result	% REC	% REC Limits	RPD	RPD Limit	Notes
Batch 0010633 - EPA 3546/3640A (GPC)						Sediment						
Blank (0010633-BLK1)						Prepared: 01/21/20 08:34 Analyzed: 01/23/20 14:41						C-05
EPA 8081B												
2,4'-DDD	ND	0.909	1.82	ug/kg wet	1	---	---	---	---	---	---	
2,4'-DDE	ND	0.909	1.82	ug/kg wet	1	---	---	---	---	---	---	
2,4'-DDT	ND	0.909	1.82	ug/kg wet	1	---	---	---	---	---	---	
4,4'-DDD	ND	0.909	1.82	ug/kg wet	1	---	---	---	---	---	---	
4,4'-DDE	ND	0.909	1.82	ug/kg wet	1	---	---	---	---	---	---	
4,4'-DDT	ND	0.909	1.82	ug/kg wet	1	---	---	---	---	---	---	
<i>Surr: 2,4,5,6-TCMX (Surr)</i>		<i>Recovery: 68 %</i>		<i>Limits: 42-129 %</i>		<i>Dilution: 1x</i>						
<i>Decachlorobiphenyl (Surr)</i>		<i>108 %</i>		<i>55-130 %</i>		<i>"</i>						
LCS (0010633-BS1)						Prepared: 01/21/20 08:34 Analyzed: 01/23/20 14:59						C-05
EPA 8081B												
2,4'-DDD	59.2	1.00	2.00	ug/kg wet	1	50.0	---	118	50-150%	---	---	
2,4'-DDE	48.3	1.00	2.00	ug/kg wet	1	50.0	---	97	50-150%	---	---	
2,4'-DDT	57.7	1.00	2.00	ug/kg wet	1	50.0	---	115	50-150%	---	---	
4,4'-DDD	66.9	1.00	2.00	ug/kg wet	1	50.0	---	134	50-150%	---	---	
4,4'-DDE	57.4	1.00	2.00	ug/kg wet	1	50.0	---	115	50-150%	---	---	
4,4'-DDT	61.6	1.00	2.00	ug/kg wet	1	50.0	---	123	50-150%	---	---	
<i>Surr: 2,4,5,6-TCMX (Surr)</i>		<i>Recovery: 72 %</i>		<i>Limits: 42-129 %</i>		<i>Dilution: 1x</i>						
<i>Decachlorobiphenyl (Surr)</i>		<i>110 %</i>		<i>55-130 %</i>		<i>"</i>						

Apex Laboratories

The results in this report apply to the samples analyzed in accordance with the chain of custody document. This analytical report must be reproduced in its entirety.

Darwin Thomas, Business Development Director



Anchor QEA, LLC

6720 SW Macadam Ave. Suite 125
Portland, OR 97219

Project: **Gasco PreRD DG 2019 - 4a-b. DOC-CAP Testing Cores**

Project Number: [none]
Project Manager: Ryan Barth

Report ID:
A0A0637 - 02 14 20 1441

QUALITY CONTROL (QC) SAMPLE RESULTS

Organochlorine Pesticides by EPA 8081B

Analyte	Result	Detection Limit	Reporting Limit	Units	Dilution	Spike Amount	Source Result	% REC	% REC Limits	RPD	RPD Limit	Notes
Batch 0010957 - EPA 3546/3640A (GPC) Sediment												
Blank (0010957-BLK1) Prepared: 01/27/20 16:12 Analyzed: 02/11/20 12:41 C-05												
<u>EPA 8081B</u>												
2,4'-DDD	ND	0.909	1.82	ug/kg wet	1	---	---	---	---	---	---	
2,4'-DDE	ND	0.909	1.82	ug/kg wet	1	---	---	---	---	---	---	
2,4'-DDT	ND	0.909	1.82	ug/kg wet	1	---	---	---	---	---	---	
4,4'-DDD	ND	0.909	1.82	ug/kg wet	1	---	---	---	---	---	---	
4,4'-DDE	ND	0.909	1.82	ug/kg wet	1	---	---	---	---	---	---	
4,4'-DDT	ND	0.909	1.82	ug/kg wet	1	---	---	---	---	---	---	
Surr: 2,4,5,6-TCMX (Surr)		Recovery: 72 %		Limits: 42-129 %		Dilution: 1x						
Decachlorobiphenyl (Surr)		103 %		55-130 %		"						
LCS (0010957-BS1) Prepared: 01/27/20 16:12 Analyzed: 02/11/20 12:58 C-05												
<u>EPA 8081B</u>												
2,4'-DDD	47.0	1.00	2.00	ug/kg wet	1	50.0	---	94	50-150%	---	---	
2,4'-DDE	43.6	1.00	2.00	ug/kg wet	1	50.0	---	87	50-150%	---	---	
2,4'-DDT	47.4	1.00	2.00	ug/kg wet	1	50.0	---	95	50-150%	---	---	
4,4'-DDD	52.0	1.00	2.00	ug/kg wet	1	50.0	---	104	50-150%	---	---	
4,4'-DDE	46.1	1.00	2.00	ug/kg wet	1	50.0	---	92	50-150%	---	---	
4,4'-DDT	51.7	1.00	2.00	ug/kg wet	1	50.0	---	103	50-150%	---	---	
Surr: 2,4,5,6-TCMX (Surr)		Recovery: 69 %		Limits: 42-129 %		Dilution: 1x						
Decachlorobiphenyl (Surr)		100 %		55-130 %		"						
Duplicate (0010957-DUP1) Prepared: 01/27/20 16:12 Analyzed: 02/11/20 14:05 C-05, H-08												
<u>QC Source Sample: Non-SDG (A0A0636-01RE3)</u>												
2,4'-DDD	ND	1.17	2.34	ug/kg dry	1	---	ND	---	---	---	30%	
2,4'-DDE	ND	1.17	2.34	ug/kg dry	1	---	ND	---	---	---	30%	
2,4'-DDT	ND	1.17	2.34	ug/kg dry	1	---	ND	---	---	---	30%	
4,4'-DDD	ND	1.17	2.34	ug/kg dry	1	---	ND	---	---	---	30%	
4,4'-DDE	ND	1.17	2.34	ug/kg dry	1	---	ND	---	---	---	30%	
4,4'-DDT	ND	1.17	2.34	ug/kg dry	1	---	ND	---	---	---	30%	
Surr: 2,4,5,6-TCMX (Surr)		Recovery: 81 %		Limits: 42-129 %		Dilution: 1x						
Decachlorobiphenyl (Surr)		98 %		55-130 %		"						
Matrix Spike (0010957-MS1) Prepared: 01/27/20 16:12 Analyzed: 02/11/20 22:03 C-05, H-08												

Apex Laboratories

The results in this report apply to the samples analyzed in accordance with the chain of custody document. This analytical report must be reproduced in its entirety.



Anchor QEA, LLC 6720 SW Macadam Ave. Suite 125 Portland, OR 97219	Project: Gasco PreRD DG 2019 - 4a-b. DOC-CAP Testing Cores Project Number: [none] Project Manager: Ryan Barth	Report ID: A0A0637 - 02 14 20 1441
--	---	--

QUALITY CONTROL (QC) SAMPLE RESULTS

Organochlorine Pesticides by EPA 8081B

Analyte	Result	Detection Limit	Reporting Limit	Units	Dilution	Spike Amount	Source Result	% REC	% REC Limits	RPD	RPD Limit	Notes	
Batch 0010957 - EPA 3546/3640A (GPC)						Sediment							
Matrix Spike (0010957-MS1)						Prepared: 01/27/20 16:12 Analyzed: 02/11/20 22:03						C-05, H-08	
QC Source Sample: Non-SDG (A0A0639-01RE3)													
EPA 8081B													
2,4'-DDD	67.7	9.55	19.1	ug/kg wet	5	47.8	29.7	80	50-150%	---	---		
2,4'-DDE	46.9	9.55	19.1	ug/kg wet	5	47.8	ND	98	50-150%	---	---		
2,4'-DDT	56.4	9.55	19.1	ug/kg wet	5	47.8	ND	118	50-150%	---	---		
4,4'-DDD	102	9.55	19.1	ug/kg wet	5	47.8	50.4	108	50-150%	---	---		
4,4'-DDE	56.6	9.55	19.1	ug/kg wet	5	47.8	ND	119	50-150%	---	---		
4,4'-DDT	60.3	19.1	19.1	ug/kg wet	5	47.8	ND	126	50-150%	---	---		
<i>Surr: 2,4,5,6-TCMX (Surr)</i>		<i>Recovery: 90 %</i>		<i>Limits: 42-129 %</i>		<i>Dilution: 5x</i>							
<i>Decachlorobiphenyl (Surr)</i>		<i>131 %</i>		<i>55-130 %</i>		<i>"</i>						S-04	

Apex Laboratories

The results in this report apply to the samples analyzed in accordance with the chain of custody document. This analytical report must be reproduced in its entirety.



Anchor QEA, LLC 6720 SW Macadam Ave. Suite 125 Portland, OR 97219	Project: Gasco PreRD DG 2019 - 4a-b. DOC-CAP Testing Cores Project Number: [none] Project Manager: Ryan Barth	Report ID: A0A0637 - 02 14 20 1441
--	---	--

QUALITY CONTROL (QC) SAMPLE RESULTS

Polyaromatic Hydrocarbons (PAHs) by EPA 8270D (Scan)

Analyte	Result	Detection Limit	Reporting Limit	Units	Dilution	Spike Amount	Source Result	% REC	% REC Limits	RPD	RPD Limit	Notes
Batch 0010609 - EPA 3546												
Sediment												
Blank (0010609-BLK3)												
Prepared: 01/21/20 07:07 Analyzed: 01/21/20 11:55												
<u>EPA 8270D PAH</u>												
Acenaphthene	ND	1.14	2.27	ug/kg wet	1	---	---	---	---	---	---	
Acenaphthylene	ND	1.14	2.27	ug/kg wet	1	---	---	---	---	---	---	
Anthracene	ND	1.14	2.27	ug/kg wet	1	---	---	---	---	---	---	
Benz(a)anthracene	ND	1.14	2.27	ug/kg wet	1	---	---	---	---	---	---	
Benzo(a)pyrene	ND	1.14	2.27	ug/kg wet	1	---	---	---	---	---	---	
Benzo(b)fluoranthene	ND	1.14	2.27	ug/kg wet	1	---	---	---	---	---	---	
Benzo(k)fluoranthene	ND	1.14	2.27	ug/kg wet	1	---	---	---	---	---	---	
Benzo(g,h,i)perylene	ND	1.14	2.27	ug/kg wet	1	---	---	---	---	---	---	
Chrysene	ND	1.14	2.27	ug/kg wet	1	---	---	---	---	---	---	
Dibenz(a,h)anthracene	ND	1.14	2.27	ug/kg wet	1	---	---	---	---	---	---	
Fluoranthene	ND	1.14	2.27	ug/kg wet	1	---	---	---	---	---	---	
Fluorene	ND	1.14	2.27	ug/kg wet	1	---	---	---	---	---	---	
Indeno(1,2,3-cd)pyrene	ND	1.14	2.27	ug/kg wet	1	---	---	---	---	---	---	
2-Methylnaphthalene	ND	1.14	2.27	ug/kg wet	1	---	---	---	---	---	---	
Naphthalene	ND	1.14	2.27	ug/kg wet	1	---	---	---	---	---	---	
Phenanthrene	ND	1.14	2.27	ug/kg wet	1	---	---	---	---	---	---	
Pyrene	ND	1.14	2.27	ug/kg wet	1	---	---	---	---	---	---	
<i>Surr: 2-Fluorobiphenyl (Surr)</i>		<i>Recovery: 74 %</i>		<i>Limits: 44-115 %</i>		<i>Dilution: 1x</i>						
<i>p-Terphenyl-d14 (Surr)</i>		<i>73 %</i>		<i>54-127 %</i>		<i>"</i>						

LCS (0010609-BS1)												
Prepared: 01/21/20 07:07 Analyzed: 01/21/20 12:28												
<u>EPA 8270D PAH</u>												
Acenaphthene	15.5	1.25	2.50	ug/kg wet	1	20.0	---	78	40-122%	---	---	
Acenaphthylene	14.7	1.25	2.50	ug/kg wet	1	20.0	---	74	32-132%	---	---	
Anthracene	15.2	1.25	2.50	ug/kg wet	1	20.0	---	76	47-123%	---	---	
Benz(a)anthracene	14.5	1.25	2.50	ug/kg wet	1	20.0	---	72	49-126%	---	---	
Benzo(a)pyrene	15.2	1.25	2.50	ug/kg wet	1	20.0	---	76	45-129%	---	---	
Benzo(b)fluoranthene	14.9	1.25	2.50	ug/kg wet	1	20.0	---	75	45-132%	---	---	
Benzo(k)fluoranthene	15.5	1.25	2.50	ug/kg wet	1	20.0	---	77	47-132%	---	---	
Benzo(g,h,i)perylene	14.4	1.25	2.50	ug/kg wet	1	20.0	---	72	43-134%	---	---	
Chrysene	15.6	1.25	2.50	ug/kg wet	1	20.0	---	78	50-124%	---	---	
Dibenz(a,h)anthracene	14.6	1.25	2.50	ug/kg wet	1	20.0	---	73	45-134%	---	---	
Fluoranthene	16.9	1.25	2.50	ug/kg wet	1	20.0	---	85	50-127%	---	---	

Apex Laboratories

The results in this report apply to the samples analyzed in accordance with the chain of custody document. This analytical report must be reproduced in its entirety.

Darwin Thomas, Business Development Director



Anchor QEA, LLC

6720 SW Macadam Ave. Suite 125
Portland, OR 97219

Project: **Gasco PreRD DG 2019 - 4a-b. DOC-CAP Testing Cores**

Project Number: [none]
Project Manager: Ryan Barth

Report ID:

A0A0637 - 02 14 20 1441

QUALITY CONTROL (QC) SAMPLE RESULTS

Polyaromatic Hydrocarbons (PAHs) by EPA 8270D (Scan)

Analyte	Result	Detection Limit	Reporting Limit	Units	Dilution	Spike Amount	Source Result	% REC	% REC Limits	RPD	RPD Limit	Notes
Batch 0010609 - EPA 3546												
Sediment												
LCS (0010609-BS1)												
Prepared: 01/21/20 07:07 Analyzed: 01/21/20 12:28												
Fluorene	15.4	1.25	2.50	ug/kg wet	1	20.0	---	77	43-125%	---	---	
Indeno(1,2,3-cd)pyrene	14.5	1.25	2.50	ug/kg wet	1	20.0	---	73	45-133%	---	---	
2-Methylnaphthalene	13.4	1.25	2.50	ug/kg wet	1	20.0	---	67	38-122%	---	---	
Naphthalene	16.0	1.25	2.50	ug/kg wet	1	20.0	---	80	35-123%	---	---	
Phenanthrene	15.6	1.25	2.50	ug/kg wet	1	20.0	---	78	50-121%	---	---	
Pyrene	13.8	1.25	2.50	ug/kg wet	1	20.0	---	69	47-127%	---	---	
Surr: 2-Fluorobiphenyl (Surr)		Recovery: 81 %		Limits: 44-115 %		Dilution: 1x						
p-Terphenyl-d14 (Surr)		75 %		54-127 %		"						

Duplicate (0010609-DUP1)												
Prepared: 01/21/20 07:07 Analyzed: 01/21/20 15:13												
QC Source Sample: Non-SDG (A0A0633-01)												
Acenaphthene	3300	143	286	ug/kg dry	100	---	2480	---	---	28	30%	
Acenaphthylene	925	143	286	ug/kg dry	100	---	716	---	---	25	30%	
Anthracene	835	143	286	ug/kg dry	100	---	459	---	---	58	30%	Q-17
Benz(a)anthracene	2960	143	286	ug/kg dry	100	---	2270	---	---	26	30%	
Benzo(a)pyrene	4880	143	286	ug/kg dry	100	---	3500	---	---	33	30%	Q-17
Benzo(b)fluoranthene	3980	143	286	ug/kg dry	100	---	2910	---	---	31	30%	Q-17
Benzo(k)fluoranthene	1410	143	286	ug/kg dry	100	---	958	---	---	38	30%	M-05, Q-17
Benzo(g,h,i)perylene	4070	143	286	ug/kg dry	100	---	2680	---	---	41	30%	Q-17
Chrysene	3560	143	286	ug/kg dry	100	---	2820	---	---	23	30%	
Dibenz(a,h)anthracene	336	143	286	ug/kg dry	100	---	237	---	---	34	30%	Q-17
Fluoranthene	6550	143	286	ug/kg dry	100	---	3140	---	---	70	30%	Q-17
Fluorene	485	143	286	ug/kg dry	100	---	255	---	---	62	30%	Q-17
Indeno(1,2,3-cd)pyrene	3360	143	286	ug/kg dry	100	---	2270	---	---	39	30%	Q-17
2-Methylnaphthalene	ND	143	286	ug/kg dry	100	---	ND	---	---	---	30%	
Naphthalene	339	143	286	ug/kg dry	100	---	311	---	---	9	30%	
Phenanthrene	1930	143	286	ug/kg dry	100	---	664	---	---	97	30%	Q-17
Pyrene	14100	143	286	ug/kg dry	100	---	11600	---	---	19	30%	
Surr: 2-Fluorobiphenyl (Surr)		Recovery: 70 %		Limits: 44-115 %		Dilution: 100x		S-05				
p-Terphenyl-d14 (Surr)		65 %		54-127 %		"		S-05				

Matrix Spike (0010609-MS1)												
Prepared: 01/21/20 07:07 Analyzed: 01/21/20 13:36												
QC Source Sample: Non-SDG (A0A0639-04)												

Apex Laboratories

The results in this report apply to the samples analyzed in accordance with the chain of custody document. This analytical report must be reproduced in its entirety.



Anchor QEA, LLC 6720 SW Macadam Ave. Suite 125 Portland, OR 97219	Project: Gasco PreRD DG 2019 - 4a-b. DOC-CAP Testing Cores Project Number: [none] Project Manager: Ryan Barth	Report ID: A0A0637 - 02 14 20 1441
--	--	--

QUALITY CONTROL (QC) SAMPLE RESULTS

Polyaromatic Hydrocarbons (PAHs) by EPA 8270D (Scan)

Analyte	Result	Detection Limit	Reporting Limit	Units	Dilution	Spike Amount	Source Result	% REC	% REC Limits	RPD	RPD Limit	Notes
Batch 0010609 - EPA 3546												
Sediment												
Matrix Spike (0010609-MS1) Prepared: 01/21/20 07:07 Analyzed: 01/21/20 13:36 H-08												
QC Source Sample: Non-SDG (A0A0639-04)												
EPA 8270D PAH												
Acenaphthene	9110	1360	2720	ug/kg dry	1000	21.7	9330	-988	40-122%	---	---	Q-11
Acenaphthylene	2290	1360	2720	ug/kg dry	1000	21.7	3270	-4490	32-132%	---	---	Q-11, J
Anthracene	7810	1360	2720	ug/kg dry	1000	21.7	11400	-16400	47-123%	---	---	Q-11
Benz(a)anthracene	8020	1360	2720	ug/kg dry	1000	21.7	10900	-13300	49-126%	---	---	Q-11
Benzo(a)pyrene	11100	1360	2720	ug/kg dry	1000	21.7	15800	-21600	45-129%	---	---	Q-11
Benzo(b)fluoranthene	9770	1360	2720	ug/kg dry	1000	21.7	13600	-17500	45-132%	---	---	Q-11
Benzo(k)fluoranthene	3260	1360	2720	ug/kg dry	1000	21.7	4750	-6870	47-132%	---	---	Q-11
Benzo(g,h,i)perylene	8930	1360	2720	ug/kg dry	1000	21.7	12300	-15400	43-134%	---	---	Q-11
Chrysene	10400	1360	2720	ug/kg dry	1000	21.7	16500	-28300	50-124%	---	---	Q-11
Dibenz(a,h)anthracene	ND	1360	2720	ug/kg dry	1000	21.7	ND		45-134%	---	---	Q-11
Fluoranthene	34000	1360	2720	ug/kg dry	1000	21.7	45700	-54000	50-127%	---	---	Q-11
Fluorene	5350	1360	2720	ug/kg dry	1000	21.7	6680	-6100	43-125%	---	---	Q-11
Indeno(1,2,3-cd)pyrene	7810	1360	2720	ug/kg dry	1000	21.7	10700	-13500	45-133%	---	---	Q-11
2-Methylnaphthalene	ND	1360	2720	ug/kg dry	1000	21.7	ND		38-122%	---	---	Q-11
Naphthalene	ND	1360	2720	ug/kg dry	1000	21.7	ND		35-123%	---	---	Q-11
Phenanthrene	43400	1360	2720	ug/kg dry	1000	21.7	60500	-78900	50-121%	---	---	Q-11
Pyrene	32800	1360	2720	ug/kg dry	1000	21.7	43500	-49400	47-127%	---	---	Q-11
Surr: 2-Fluorobiphenyl (Surr) Recovery: 144 % Limits: 44-115 % Dilution: 1000x S-05												
p-Terphenyl-d14 (Surr) 136 % 54-127 % " S-05												

Matrix Spike Dup (0010609-MSD1) Prepared: 01/21/20 09:08 Analyzed: 01/21/20 14:08 H-08												
QC Source Sample: Non-SDG (A0A0639-04)												
Acenaphthene	5990	1340	2680	ug/kg dry	1000	21.4	9330	-15600	40-122%	41	30%	Q-11
Acenaphthylene	1550	1340	2680	ug/kg dry	1000	21.4	3270	-8040	32-132%	39	30%	Q-11, J
Anthracene	5030	1340	2680	ug/kg dry	1000	21.4	11400	-29600	47-123%	43	30%	Q-11
Benz(a)anthracene	5200	1340	2680	ug/kg dry	1000	21.4	10900	-26700	49-126%	43	30%	Q-11
Benzo(a)pyrene	7400	1340	2680	ug/kg dry	1000	21.4	15800	-39300	45-129%	40	30%	Q-11
Benzo(b)fluoranthene	6620	1340	2680	ug/kg dry	1000	21.4	13600	-32500	45-132%	38	30%	Q-11
Benzo(k)fluoranthene	2220	1340	2680	ug/kg dry	1000	21.4	4750	-11800	47-132%	38	30%	Q-11, J
Benzo(g,h,i)perylene	6150	1340	2680	ug/kg dry	1000	21.4	12300	-28600	43-134%	37	30%	Q-11
Chrysene	6690	1340	2680	ug/kg dry	1000	21.4	16500	-46000	50-124%	43	30%	Q-11
Dibenz(a,h)anthracene	ND	1340	2680	ug/kg dry	1000	21.4	ND		45-134%		30%	Q-11

Apex Laboratories

The results in this report apply to the samples analyzed in accordance with the chain of custody document. This analytical report must be reproduced in its entirety.

Darwin Thomas, Business Development Director



Anchor QEA, LLC 6720 SW Macadam Ave. Suite 125 Portland, OR 97219	Project: Gasco PreRD DG 2019 - 4a-b. DOC-CAP Testing Cores Project Number: [none] Project Manager: Ryan Barth	Report ID: A0A0637 - 02 14 20 1441
--	---	--

QUALITY CONTROL (QC) SAMPLE RESULTS

Polyaromatic Hydrocarbons (PAHs) by EPA 8270D (Scan)

Analyte	Result	Detection Limit	Reporting Limit	Units	Dilution	Spike Amount	Source Result	% REC	% REC Limits	RPD	RPD Limit	Notes	
Batch 0010609 - EPA 3546													
Sediment													
Matrix Spike Dup (0010609-MSD1)													
Prepared: 01/21/20 09:08 Analyzed: 01/21/20 14:08 H-08													
QC Source Sample: Non-SDG (A0A0639-04)													
Fluoranthene	22900	1340	2680	ug/kg dry	1000	21.4	45700	-107000	50-127%	39	30%	Q-11	
Fluorene	3790	1340	2680	ug/kg dry	1000	21.4	6680	-13500	43-125%	34	30%	Q-11	
Indeno(1,2,3-cd)pyrene	5520	1340	2680	ug/kg dry	1000	21.4	10700	-24400	45-133%	34	30%	Q-11	
2-Methylnaphthalene	ND	1340	2680	ug/kg dry	1000	21.4	ND		38-122%		30%	Q-11	
Naphthalene	ND	1340	2680	ug/kg dry	1000	21.4	ND		35-123%		30%	Q-11	
Phenanthrene	32700	1340	2680	ug/kg dry	1000	21.4	60500	-130000	50-121%	28	30%	Q-11	
Pyrene	21700	1340	2680	ug/kg dry	1000	21.4	43500	-102000	47-127%	41	30%	Q-11	
<i>Surr: 2-Fluorobiphenyl (Surr)</i>		<i>Recovery: 105 %</i>		<i>Limits: 44-115 %</i>		<i>Dilution: 1000x</i>							S-05
<i>p-Terphenyl-d14 (Surr)</i>		<i>120 %</i>		<i>54-127 %</i>		<i>"</i>							S-05

Apex Laboratories

The results in this report apply to the samples analyzed in accordance with the chain of custody document. This analytical report must be reproduced in its entirety.



Anchor QEA, LLC 6720 SW Macadam Ave. Suite 125 Portland, OR 97219	Project: Gasco PreRD DG 2019 - 4a-b. DOC-CAP Testing Cores Project Number: [none] Project Manager: Ryan Barth	Report ID: A0A0637 - 02 14 20 1441
--	---	--

QUALITY CONTROL (QC) SAMPLE RESULTS

Demand Parameters

Analyte	Result	Detection Limit	Reporting Limit	Units	Dilution	Spike Amount	Source Result	% REC	% REC Limits	RPD	RPD Limit	Notes
Batch 0010764 - PSEP-5310B TOC						Sediment						
Blank (0010764-BLK1)			Prepared: 01/23/20 11:23 Analyzed: 01/29/20 13:51									
<u>SM 5310 B MOD</u>												
Total Organic Carbon	ND	0.020	0.020	% by Weight	1	---	---	---	---	---	---	
LCS (0010764-BS1)			Prepared: 01/23/20 11:23 Analyzed: 01/29/20 14:02									
<u>SM 5310 B MOD</u>												
Total Organic Carbon	10000			mg/kg	1	10000	---	102	90-110%	---	---	
Duplicate (0010764-DUP1)			Prepared: 01/23/20 11:23 Analyzed: 01/29/20 14:23									
<u>QC Source Sample: Non-SDG (A0A0633-01)</u>												
Total Organic Carbon	0.24	0.020	0.020	% by Weight	1	---	0.40	---	---	52	20%	H-08, Q-04
Duplicate (0010764-DUP2)			Prepared: 01/23/20 11:23 Analyzed: 01/29/20 14:34									
<u>QC Source Sample: Non-SDG (A0A0633-01)</u>												
Total Organic Carbon	0.29	0.020	0.020	% by Weight	1	---	0.40	---	---	31	20%	A-01, H-08, Q-04
Duplicate (0010764-DUP3)			Prepared: 01/23/20 11:23 Analyzed: 01/29/20 15:39									
<u>QC Source Sample: Non-SDG (A0A0636-01)</u>												
Total Organic Carbon	0.035	0.020	0.020	% by Weight	1	---	0.038	---	---	7	20%	H-08
Duplicate (0010764-DUP4)			Prepared: 01/23/20 11:23 Analyzed: 01/29/20 17:27									
<u>QC Source Sample: PDI-046SC-A-03-04-191001 (A0A0637-01)</u>												
<u>SM 5310 B MOD</u>												
Total Organic Carbon	0.042	0.020	0.020	% by Weight	1	---	0.042	---	---	1	20%	H-08
Duplicate (0010764-DUP5)			Prepared: 01/23/20 11:23 Analyzed: 01/29/20 18:00									
<u>QC Source Sample: Non-SDG (A0A0638-01)</u>												
Total Organic Carbon	0.035	0.020	0.020	% by Weight	1	---	0.042	---	---	18	20%	H-08

Apex Laboratories

The results in this report apply to the samples analyzed in accordance with the chain of custody document. This analytical report must be reproduced in its entirety.



Apex Laboratories, LLC

6700 S.W. Sandburg Street
 Tigard, OR 97223
 503-718-2323
 EPA ID: OR01039

Anchor QEA, LLC 6720 SW Macadam Ave. Suite 125 Portland, OR 97219	Project: Gasco PreRD DG 2019 - 4a-b. DOC-CAP Testing Cores Project Number: [none] Project Manager: Ryan Barth	Report ID: A0A0637 - 02 14 20 1441
--	---	--

QUALITY CONTROL (QC) SAMPLE RESULTS

Solid and Moisture Determinations

Analyte	Result	Detection Limit	Reporting Limit	Units	Dilution	Spike Amount	Source Result	% REC	% REC Limits	RPD	RPD Limit	Notes
Batch 0010655 - Total Solids (SM2540G/PSEP)						Sediment						
Duplicate (0010655-DUP1)						Prepared: 01/22/20 11:24 Analyzed: 01/24/20 17:48						
<u>QC Source Sample: PDI-046SC-A-03-04-191001 (A0A0637-01)</u>												
<u>SM 2540 G</u>												
Total Solids	91.4	1.00	1.00	% by Weight	1	---	91.5	---	---	0.07	10%	

Apex Laboratories

The results in this report apply to the samples analyzed in accordance with the chain of custody document. This analytical report must be reproduced in its entirety.

Darwin Thomas, Business Development Director



Anchor QEA, LLC
6720 SW Macadam Ave. Suite 125
Portland, OR 97219

Project: **Gasco PreRD DG 2019 - 4a-b. DOC-CAP Testing Cores**
Project Number: [none]
Project Manager: **Ryan Barth**

Report ID:
A0A0637 - 02 14 20 1441

SAMPLE PREPARATION INFORMATION

Polychlorinated Biphenyls by EPA 8082A

Prep: EPA 3546

Lab Number	Matrix	Method	Sampled	Prepared	Sample Initial/Final	Default Initial/Final	RL Prep Factor
Batch: 0010624							
A0A0637-01	Sediment	EPA 8082A	10/01/19 08:38	01/21/20 15:35	30.4g/2mL	30g/2mL	0.99
A0A0637-02	Sediment	EPA 8082A	10/01/19 10:32	01/21/20 15:35	30.13g/2mL	30g/2mL	1.00

Organochlorine Pesticides by EPA 8081B

Prep: EPA 3546/3640A (GPC)

Lab Number	Matrix	Method	Sampled	Prepared	Sample Initial/Final	Default Initial/Final	RL Prep Factor
Batch: 0010957							
A0A0637-01RE3	Sediment	EPA 8081B	10/01/19 08:38	01/27/20 16:12	10.78g/10mL	10g/5mL	1.86
A0A0637-02RE3	Sediment	EPA 8081B	10/01/19 10:32	01/27/20 16:12	10.16g/10mL	10g/5mL	1.97

Polyaromatic Hydrocarbons (PAHs) by EPA 8270D (Scan)

Prep: EPA 3546

Lab Number	Matrix	Method	Sampled	Prepared	Sample Initial/Final	Default Initial/Final	RL Prep Factor
Batch: 0010609							
A0A0637-01	Sediment	EPA 8270D PAH	10/01/19 08:38	01/21/20 15:54	10.43g/5mL	10g/5mL	0.96
A0A0637-02	Sediment	EPA 8270D PAH	10/01/19 10:32	01/21/20 15:54	10.41g/5mL	10g/5mL	0.96

Demand Parameters

Prep: PSEP-5310B TOC

Lab Number	Matrix	Method	Sampled	Prepared	Sample Initial/Final	Default Initial/Final	RL Prep Factor
Batch: 0010764							
A0A0637-01	Sediment	SM 5310 B MOD	10/01/19 08:38	01/23/20 11:23			NA
A0A0637-02	Sediment	SM 5310 B MOD	10/01/19 10:32	01/23/20 11:23			NA

Solid and Moisture Determinations

Prep: Total Solids (SM2540G/PSEP)

Lab Number	Matrix	Method	Sampled	Prepared	Sample Initial/Final	Default Initial/Final	RL Prep Factor
Batch: 0010655							
A0A0637-01	Sediment	SM 2540 G	10/01/19 08:38	01/22/20 11:24			NA
A0A0637-02	Sediment	SM 2540 G	10/01/19 10:32	01/22/20 11:24			NA

Apex Laboratories

The results in this report apply to the samples analyzed in accordance with the chain of custody document. This analytical report must be reproduced in its entirety.



Anchor QEA, LLC 6720 SW Macadam Ave. Suite 125 Portland, OR 97219	Project: Gasco PreRD DG 2019 - 4a-b. DOC-CAP Testing Cores Project Number: [none] Project Manager: Ryan Barth	Report ID: A0A0637 - 02 14 20 1441
--	---	--

QUALIFIER DEFINITIONS

Client Sample and Quality Control (QC) Sample Qualifier Definitions:

Apex Laboratories

- A-01** Triplicate analysis.
- C-05** Extract has undergone a GPC (Gel-Permeation Chromatography) cleanup per EPA 3640A. Reporting levels may be raised due to dilution necessary for cleanup. Sample Final Volume includes the GPC dilution factor, see the Prep page for details.
- C-07** Extract has undergone Sulfuric Acid Cleanup by EPA 3665A, Sulfur Cleanup by EPA 3660B, and Florisil Cleanup by EPA 3620B in order to minimize matrix interference.
- H-08** Sample hold time extended by freezing at -18 degrees C. Total time at 4 degrees C was less than the standard hold time.
- J** Estimated Result. Result detected below the lowest point of the calibration curve, but above the specified MDL.
- M-05** Estimated results. Peak separation for structural isomers is insufficient for accurate quantification.
- Q-01** Spike recovery and/or RPD is outside acceptance limits.
- Q-04** Spike recovery and/or RPD is outside control limits due to a non-homogeneous sample matrix.
- Q-11** Spike recovery cannot be accurately quantified due to sample dilution required for high analyte concentration and/or matrix interference.
- Q-17** RPD between original and duplicate sample is outside of established control limits.
- S-04** Surrogate recovery is outside of established control limits due to a sample matrix effect.
- S-05** Surrogate recovery is estimated due to sample dilution required for high analyte concentration and/or matrix interference.

Apex Laboratories

The results in this report apply to the samples analyzed in accordance with the chain of custody document. This analytical report must be reproduced in its entirety.



Anchor QEA, LLC

6720 SW Macadam Ave. Suite 125
Portland, OR 97219

Project: Gasco PreRD DG 2019 - 4a-b. DOC-CAP Testing Cores

Project Number: [none]
Project Manager: Ryan Barth

Report ID:
A0A0637 - 02 14 20 1441

REPORTING NOTES AND CONVENTIONS:

Abbreviations:

- DET Analyte DETECTED at or above the detection or reporting limit.
- ND Analyte NOT DETECTED at or above the detection or reporting limit.
- NR Result Not Reported
- RPD Relative Percent Difference. RPDs for Matrix Spikes and Matrix Spike Duplicates are based on concentration, not recovery.

Detection Limits: Limit of Detection (LOD)

Limits of Detection (LODs) are normally set at a level of one half the validated Limit of Quantitation (LOQ).
If no value is listed ('-----'), then the data has not been evaluated below the Reporting Limit.

Reporting Limits: Limit of Quantitation (LOQ)

Validated Limits of Quantitation (LOQs) are reported as the Reporting Limits for all analyses where the LOQ, MRL, PQL or CRL are requested. The LOQ represents a level at or above the low point of the calibration curve, that has been validated according to Apex Laboratories' comprehensive LOQ policies and procedures.

Reporting Conventions:

- Basis: Results for soil samples are generally reported on a 100% dry weight basis. The Result Basis is listed following the units as "dry", "wet", or "" (blank) designation.
 - "dry" Sample results and Reporting Limits are reported on a dry weight basis. (i.e. "ug/kg dry") See Percent Solids section for details of dry weight analysis.
 - "wet" Sample results and Reporting Limits for this analysis are normally dry weight corrected, but have not been modified in this case.
 - "" Results without 'wet' or 'dry' designation are not normally dry weight corrected. These results are considered 'As Received'.

QC Source:

In cases where there is insufficient sample provided for Sample Duplicates and/or Matrix Spikes, a Lab Control Sample Duplicate (LCS Dup) may be analyzed to demonstrate accuracy and precision of the extraction batch.

Non-Client Batch QC Samples (Duplicates and Matrix Spike/Duplicates) may not be included in this report. Please request a Full QC report if this data is required.

Miscellaneous Notes:

- " --- " QC results are not applicable. For example, % Recoveries for Blanks and Duplicates, % RPD for Blanks, Blank Spikes and Matrix Spikes, etc.
- " *** " Used to indicate a possible discrepancy with the Sample and Sample Duplicate results when the %RPD is not available. In this case, either the Sample or the Sample Duplicate has a reportable result for this analyte, while the other is Non Detect (ND).

Blanks:

Standard practice is to evaluate the results from Blank QC Samples down to a level equal to 1/2 the Reporting Limit (RL).
-For Blank hits falling between 1/2 the RL and the RL (J flagged hits), the associated sample and QC data will receive a 'B-02' qualifier.
-For Blank hits above the RL, the associated sample and QC data will receive a 'B' qualifier, per Apex Laboratories' Blank Policy.
For further details, please request a copy of this document.

Apex Laboratories

The results in this report apply to the samples analyzed in accordance with the chain of custody document. This analytical report must be reproduced in its entirety.



Anchor QEA, LLC 6720 SW Macadam Ave. Suite 125 Portland, OR 97219	Project: Gasco PreRD DG 2019 - 4a-b. DOC-CAP Testing Cores Project Number: [none] Project Manager: Ryan Barth	Report ID: A0A0637 - 02 14 20 1441
--	---	--

REPORTING NOTES AND CONVENTIONS (Cont.):

Blanks (Cont.):

Sample results flagged with a 'B' or 'B-02' qualifier are potentially biased high if the sample results are less than ten times the level found in the blank for inorganic analyses, or less than five times the level found in the blank for organic analyses.

'B' and 'B-02' qualifications are only applied to sample results detected above the Reporting Level.

Preparation Notes:

Mixed Matrix Samples:

Water Samples:

Water samples containing significant amounts of sediment are decanted or separated prior to extraction, and only the water portion analyzed, unless otherwise directed by the client.

Soil and Sediment Samples:

Soil and Sediment samples containing significant amounts of water are decanted prior to extraction, and only the solid portion analyzed, unless otherwise directed by the client.

Sampling and Preservation Notes:

Certain regulatory programs, such as National Pollutant Discharge Elimination System (NPDES), require that activities such as sample filtration (for dissolved metals, orthophosphate, hexavalent chromium, etc.) and testing of short hold analytes (pH, Dissolved Oxygen, etc.) be performed in the field (on-site) within a short time window. In addition, sample matrix spikes are required for some analyses, and sufficient volume must be provided, and billable site specific QC requested, if this is required. All regulatory permits should be reviewed to ensure that these requirements are being met.

Data users should be aware of which regulations pertain to the samples they submit for testing. If related sample collection activities are not approved for a particular regulatory program, results should be considered estimates. Apex Laboratories will qualify these analytes according to the most stringent requirements, however results for samples that are for non-regulatory purposes may be acceptable.

Samples that have been filtered and preserved at Apex Laboratories per client request are listed in the preparation section of the report with the date and time of filtration listed.

Apex Laboratories maintains detailed records on sample receipt, including client label verification, cooler temperature, sample preservation, hold time compliance and field filtration. Data is qualified as necessary, and the lack of qualification indicates compliance with required parameters.

Apex Laboratories

The results in this report apply to the samples analyzed in accordance with the chain of custody document. This analytical report must be reproduced in its entirety.



Apex Laboratories, LLC

6700 S.W. Sandburg Street
Tigard, OR 97223
503-718-2323
EPA ID: OR01039

Anchor QEA, LLC 6720 SW Macadam Ave. Suite 125 Portland, OR 97219	Project: Gasco PreRD DG 2019 - 4a-b. DOC-CAP Testing Cores Project Number: [none] Project Manager: Ryan Barth	Report ID: A0A0637 - 02 14 20 1441
--	---	--

LABORATORY ACCREDITATION INFORMATION

TNI Certification ID: OR100062 (Primary Accreditation) - EPA ID: OR01039

All methods and analytes reported from work performed at Apex Laboratories are included on Apex Laboratories' ORELAP Scope of Certification, with the exception of any analyte(s) listed below:

Apex Laboratories

Matrix	Analysis	TNI_ID	Analyte	TNI_ID	Accreditation
<u>All reported analytes are included in Apex Laboratories' current ORELAP scope.</u>					

Secondary Accreditations

Apex Laboratories also maintains reciprocal accreditation with non-TNI states (Washington DOE), as well as other state specific accreditations not listed here.

Subcontract Laboratory Accreditations

Subcontracted data falls outside of Apex Laboratories' Scope of Accreditation. Please see the Subcontract Laboratory report for full details, or contact your Project Manager for more information.

Field Testing Parameters

Results for Field Tested data are provided by the client or sampler, and fall outside of Apex Laboratories' Scope of Accreditation.

Apex Laboratories

The results in this report apply to the samples analyzed in accordance with the chain of custody document. This analytical report must be reproduced in its entirety.

Anchor QEA, LLC
6720 SW Macadam Ave. Suite 125
Portland, OR 97219

Project: **Gasco PreRD DG 2019 - 4a-b. DOC-CAP Testing Cores**
Project Number: [none]
Project Manager: **Ryan Barth**

Report ID:
A0A0637 - 02 14 20 1441

ENVIRONMENTAL SAMPLE CHAIN OF CUSTODY

Anchor QEA
1201 3rd Avenue, Suite 200, Seattle, WA 98101

POC: Delaney Peterson (360-715-2707) Project: Gasco PDI
 1605 Cornwell Avenue, Bellingham, WA 98225 Client: NW Natural

COC ID: APEX1-20191001-164659
Sample Custodian: dep
Lab: Apex - Archive

A0A0637
A9J0095

COC Sample Number	Field Sample ID	Matrix Sample Type	Collected Date	Time	Lab Containers	OC*	Test Request	Method	TAT**	Preservative
001	PDI-046SC-A-00-01-191001	N SE	10/01/2019	8:38	1	<input type="checkbox"/>	Archive (APEX)	ARCHIVE	-1	-10°C
002	PDI-046SC-A-01-02-191001	N SE	10/01/2019	8:38	1	<input type="checkbox"/>	Archive (APEX)	ARCHIVE	-1	-10°C
003	PDI-046SC-A-02-03-191001	N SE	10/01/2019	8:38	1	<input type="checkbox"/>	Archive (APEX)	ARCHIVE	-1	-10°C
004	PDI-046SC-A-03-04-191001	N SE	10/01/2019	8:38	1	<input type="checkbox"/>	Archive (APEX)	ARCHIVE	-1	-10°C
005	PDI-046SC-A-04-05-191001	N SE	10/01/2019	8:38	1	<input type="checkbox"/>	Archive (APEX)	ARCHIVE	-1	-10°C
006	PDI-046SC-A-05-06-191001	N SE	10/01/2019	8:38	1	<input type="checkbox"/>	Archive (APEX)	ARCHIVE	-1	-10°C
007	PDI-046SC-A-06-07-191001	N SE	10/01/2019	8:38	1	<input type="checkbox"/>	Archive (APEX)	ARCHIVE	-1	-10°C
008	PDI-046SC-A-07-08-191001	N SE	10/01/2019	8:38	1	<input type="checkbox"/>	Archive (APEX)	ARCHIVE	-1	-10°C
009	PDI-046SC-A-08-09-191001	N SE	10/01/2019	8:38	1	<input type="checkbox"/>	Archive (APEX)	ARCHIVE	-1	-10°C
010	PDI-046SC-A-09-10-191001	N SE	10/01/2019	8:38	1	<input type="checkbox"/>	Archive (APEX)	ARCHIVE	-1	-10°C
011	PDI-046SC-A-10-11-191001	N SE	10/01/2019	8:38	1	<input type="checkbox"/>	Archive (APEX)	ARCHIVE	-1	-10°C

Comment:

Requested By	Signature	Print Name	Company	Date/Time
Requested By		Delaney Peterson	Anchor QEA	10.2.19 11:23
Requested By		Charles Hutton	Apex Labs	10/14/19 11:23

* Lab OC Requested for sample when box is checked ** TAT = Turn Around Time in DAYS # POC = Project Point of Contact
Date Printed: 10/17/2019

Apex Laboratories

The results in this report apply to the samples analyzed in accordance with the chain of custody document. This analytical report must be reproduced in its entirety.



Anchor QEA, LLC

6720 SW Macadam Ave. Suite 125
Portland, OR 97219

Project: **Gasco PreRD DG 2019 - 4a-b. DOC-CAP Testing Cores**

Project Number: [none]

Project Manager: **Ryan Barth**

Report ID:

A0A0637 - 02 14 20 1441

A0A0637
A9J0095

ENVIRONMENTAL SAMPLE CHAIN OF CUSTODY



POC: * Delaney Peterson (360-715-2707)
1605 Cornwell Avenue, Bellingham, WA 98225

Project: Gasco PDI
Client: NW Natural

COC ID: APEX1-20191001-164659
Sample Custodian: dep
Lab: Apex - Archive

COC Sample Number	Field Sample ID	Sample Type	Matrix	Collected Date	Time	Containers	Lab #	OC*	Test Request	Method	TAT**	Preservative
011	PDI-046SC-A-10-11-191001	N	SE	10/01/2019	8:38	1			Archive (APEX)	ARCHIVE	-1	-10°C
012	PDI-046SC-A-11-12-191001	N	SE	10/01/2019	8:38	1			Archive (APEX)	ARCHIVE	-1	-10°C
013	PDI-047SC-A-00-01-191001	N	SE	10/01/2019	10:32	1			Archive (APEX)	ARCHIVE	-1	-10°C
014	PDI-047SC-A-01-02-191001	N	SE	10/01/2019	10:32	1			Archive (APEX)	ARCHIVE	-1	-10°C
015	PDI-047SC-A-02-03-191001	N	SE	10/01/2019	10:32	1			Archive (APEX)	ARCHIVE	-1	-10°C
016	PDI-047SC-A-03-04-191001	N	SE	10/01/2019	10:32	1			Archive (APEX)	ARCHIVE	-1	-10°C
017	PDI-047SC-A-04-05-191001	N	SE	10/01/2019	10:32	1			Archive (APEX)	ARCHIVE	-1	-10°C
018	PDI-047SC-A-05-06-191001	N	SE	10/01/2019	10:32	1			Archive (APEX)	ARCHIVE	-1	-10°C
019	PDI-047SC-A-06-07-191001	N	SE	10/01/2019	10:32	1			Archive (APEX)	ARCHIVE	-1	-10°C
020	PDI-047SC-A-07-08-191001	N	SE	10/01/2019	10:32	1			Archive (APEX)	ARCHIVE	-1	-10°C
021	PDI-047SC-A-08-09-191001	N	SE	10/01/2019	10:32	1			Archive (APEX)	ARCHIVE	-1	-10°C

Received By	Signature	Print Name	Company	Date/Time	Received By	Signature	Print Name	Company	Date/Time
[Signature]	[Signature]	Delaney Peterson	Anchor QEA	10/2/19 11:23	[Signature]	[Signature]	Delaney Peterson	Anchor QEA	10/14/19 10:33

Date Printed: 10/1/2019

* Lab QC Requested for sample when box is checked ** TAT = Turn Around Time in DAYS # POC = Project Point of Contact

Apex Laboratories

Darwin Thomas

The results in this report apply to the samples analyzed in accordance with the chain of custody document. This analytical report must be reproduced in its entirety.

Anchor QEA, LLC 6720 SW Macadam Ave. Suite 125 Portland, OR 97219	Project: Gasco PreRD DG 2019 - 4a-b. DOC-CAP Testing Cores Project Number: [none] Project Manager: Ryan Barth	Report ID: A0A0637 - 02 14 20 1441
--	--	--

APEX LABS COOLER RECEIPT FORM

Client: Anchor Element WO#: A0A0637

Project/Project #: Gasco POT

Delivery Info:
 Date/time received: 10/2/19 @ 1123 By: CFH
 Delivered by: Apex Client ESS FedEx UPS Swift Senvoy SDS Other

Cooler Inspection Date/time inspected: 10/2/19 @ 1249 By: CFH

Chain of Custody included? Yes No Custody seals? Yes No

Signed/dated by client? Yes No

Signed/dated by Apex? Yes No

	Cooler #1	Cooler #2	Cooler #3	Cooler #4	Cooler #5	Cooler #6	Cooler #7
Temperature (°C)	<u>4.4</u>	<u>3.0</u>	<u>4.2</u>				
Received on ice? (Y/N)	<u>Y</u>	<u>Y</u>	<u>Y</u>				
Temp. blanks? (Y/N)	<u>N</u>	<u>Y</u>	<u>N</u>				
Ice type: (Gel/Real/Other)	<u>Real</u>	<u>Real</u>	<u>Real</u>				
Condition:	<u>Good</u>	<u>Good</u>	<u>Good</u>				

Cooler out of temp? (Y/N) Possible reason why: NA

If some coolers are in temp and some out, were green dots applied to out of temperature samples? Yes/No/NA NA

Out of temperature samples form initiated? Yes/No/NA NA

Samples Inspection: Date/time inspected: 10/3/19 @ 900 By: CFH

All samples intact? Yes No Comments: _____

Bottle labels/COCs agree? Yes No Comments: _____

COC/container discrepancies form initiated? Yes No NA

Containers/volumes received appropriate for analysis? Yes No Comments: _____

Do VOA vials have visible headspace? Yes No NA

Comments: _____

Water samples: pH checked: Yes No NA pH appropriate? Yes No NA

Comments: _____

Additional information:

Labeled by: CFH Witness: CFH Cooler Inspected by: CFH See Project Contact Form: Y



**Sample Receipt Documentation
(Work orders, Chain of Custody & Cooler Receipt Forms)**

A0A0637

Apex Laboratories

Client: **Anchor QEA, LLC** Project Manager: **Darwin Thomas**
 Project: **Gasco PreRD_DG 2019 - 4a-b. DOC-CAP Testing Cores** Project Number: **[none]**

Report To:	Invoice To:
Anchor QEA, LLC	Anchor QEA, LLC Seattle
Ryan Barth	Accounts Payable
6720 SW Macadam Ave. Suite 125	1201 3rd Avenue, Suite 2600
Portland, OR 97219	Seattle, WA 98101
Phone: (503) 670-1108	Phone :(206) 287-9130
Fax: na	Fax: (206) 287-9131

Date Due: 02/04/20 17:00 (84 day TAT)
 Received By: Charles F. Hoffman Date Received: 10/02/19 11:23
 Logged In By: David G. Jack Date Logged In: 01/21/20 15:06

Cooler #1 received at 4.4°C									
Custody Seals	No	Containers Intact	Yes	COC/Labels Agree	Yes	PH Confirmed	No	Received On Ice	Yes
Temperature OK	Yes								
Cooler #2 received at 3.0°C									
Custody Seals	No	Containers Intact	Yes	COC/Labels Agree	Yes	PH Confirmed	No	Received On Ice	Yes
Temperature OK	Yes								
Cooler #3 received at 4.2°C									
Custody Seals	No	Containers Intact	Yes	COC/Labels Agree	Yes	PH Confirmed	No	Received On Ice	Yes
Temperature OK	Yes								

Analysis	Due	TAT	Expires	Comments
A0A0637-01 PDI-046SC-A-03-04-191001 [Sediment] Sampled 10/01/19				
08:38 (GMT-08:00) Pacific Time (US & Canada) 1 Containers				
Dry Weight				
Dry Weight	01/24/20 17:00	3	03/29/20 08:38	Use Results from TS.. Make NR once completed.
Project Mgmt				
Data Package	03/02/20 17:00	10	01/08/20 08:38	
Semivols (ECD)				
8081B 2,4+4,4-DDx Only (+Add)	02/03/20 17:00	10	10/15/19 08:38	MDL. Use Custom Spike.
8082 PCBs - Low Level (30g/2mL)	02/03/20 17:00	10	09/30/20 08:38	+1262,1268
Semivols (Scan)				
8270D LL PAH Only (Scan)	02/03/20 17:00	10	10/15/19 08:38	
Wet Chem				
Solids, Total (SM 2540 G,B)	02/03/20 17:00	10	03/29/20 08:38	Use Results for Dry Weight (Not for Waters)
Total Organic Carbon - Soil (5310 B)	02/03/20 17:00	10	10/29/19 08:38	

A0A0637

Apex Laboratories

Client: Anchor QEA, LLC	Project Manager: Darwin Thomas
Project: Gasco PreRD_DG 2019 - 4a-b. DOC-CAP Testing Cores	Project Number: [none]

Analysis	Due	TAT	Expires	Comments
A0A0637-02 PDI-047SC-A-03-04-191001 [Sediment] Sampled 10/01/19				A9J0095-16
10:32 (GMT-08:00) Pacific Time (US & Canada) 1 Containers				
Dry Weight				
Dry Weight	01/24/20 17:00	3	03/29/20 10:32	Use Results from TS.. Make NR once completed.
Semivols (ECD)				
8081B 2,4+4,4-DDx Only (+Add)	02/03/20 17:00	10	10/15/19 10:32	MDL. Use Custom Spike.
8082 PCBs - Low Level (30g/2mL)	02/03/20 17:00	10	09/30/20 10:32	+1262,1268
Semivols (Scan)				
8270D LL PAH Only (Scan)	02/03/20 17:00	10	10/15/19 10:32	
Wet Chem				
Solids, Total (SM 2540 G,B)	02/03/20 17:00	10	03/29/20 10:32	Use Results for Dry Weight (Not for Waters)
Total Organic Carbon - Soil (5310 B)	02/03/20 17:00	10	10/29/19 10:32	

ENVIRONMENTAL SAMPLE CHAIN OF CUSTODY

AOA0637
A9J0095

POC: Delaney Peterson (360-715-2707)
1605 Cornwall Avenue, Bellingham, WA 98225

Project: Gasco PDI
Client: NW Natural

COC ID: APEX1-20191001-164659
Sample Custodian: dep
Lab: Apex - Archive

COC Sample Number	Field Sample ID	Sample Type	Matrix	Collected		Containers #	Lab QC*	Test Request	Method	TAT**	Preservative
				Date	Time						
001	PDI-046SC-A-00-01-191001	N	SE	10/01/2019	8:38	1	<input type="checkbox"/>				
002	PDI-046SC-A-01-02-191001	N	SE	10/01/2019	8:38	1	<input type="checkbox"/>	Archive (APEX)	ARCHIVE	-1	-10°C
003	PDI-046SC-A-02-03-191001	N	SE	10/01/2019	8:38	1	<input type="checkbox"/>	Archive (APEX)	ARCHIVE	-1	-10°C
004	PDI-046SC-A-03-04-191001	N	SE	10/01/2019	8:38	1	<input type="checkbox"/>	Archive (APEX)	ARCHIVE	-1	-10°C
005	PDI-046SC-A-04-05-191001	N	SE	10/01/2019	8:38	1	<input type="checkbox"/>	Archive (APEX)	ARCHIVE	-1	-10°C
006	PDI-046SC-A-05-06-191001	N	SE	10/01/2019	8:38	1	<input type="checkbox"/>	Archive (APEX)	ARCHIVE	-1	-10°C
007	PDI-046SC-A-06-07-191001	N	SE	10/01/2019	8:38	1	<input type="checkbox"/>	Archive (APEX)	ARCHIVE	-1	-10°C
008	PDI-046SC-A-07-08-191001	N	SE	10/01/2019	8:38	1	<input type="checkbox"/>	Archive (APEX)	ARCHIVE	-1	-10°C
009	PDI-046SC-A-08-09-191001	N	SE	10/01/2019	8:38	1	<input type="checkbox"/>	Archive (APEX)	ARCHIVE	-1	-10°C
010	PDI-046SC-A-09-10-191001	N	SE	10/01/2019	8:38	1	<input type="checkbox"/>	Archive (APEX)	ARCHIVE	-1	-10°C
011	PDI-046SC-A-10-11-191001	N	SE	10/01/2019	8:38	1	<input type="checkbox"/>	Archive (APEX)	ARCHIVE	-1	-10°C

Comment:

Relinquished By	Received By	Relinquished By	Received By	Relinquished By	Received By
Signature: <i>[Signature]</i>	Signature: <i>[Signature]</i>	Signature: <i>[Signature]</i>	Signature: <i>[Signature]</i>	Signature: <i>[Signature]</i>	Signature: <i>[Signature]</i>
Print Name: D Peterson	Print Name: Charles Hoffman	Print Name:	Print Name:	Print Name:	Print Name:
Company: AP	Company: Apex Lab	Company:	Company:	Company:	Company:
Date/Time: 10.2.19 1123	Date/Time: 10/2/19 1123	Date/Time:	Date/Time:	Date/Time:	Date/Time:

Date Printed: 10/1/2019

* Lab QC Requested for sample when box is checked ** TAT = Turn Around Time in DAYS # POC = Project Point of Contact
02/25/20 Anchor QEA, LLC - Gasco PreRD_DG 2019 - 4a-b. DOC-CAP Testing Cores Page 13 of 186

ENVIRONMENTAL SAMPLE CHAIN OF CUSTODY

A0A0637
A9J0095

POC: * Delaney Peterson (360-715-2707)
1605 Cornwall Avenue, Bellingham, WA 98225

Project: Gasco PDI
Client: NW Natural

COC ID: APEX1-20191001-164659
Sample Custodian: dep
Lab: Apex - Archive

COC Sample Number	Field Sample ID	Sample Type	Matrix	Collected		Containers #	Lab QC*	Test Request	Method	TAT**	Preservative
				Date	Time						
011	PDI-046SC-A-10-11-191001	N	SE	10/01/2019	8:38	1	<input type="checkbox"/>				
								Archive (APEX)	ARCHIVE	-1	-10°C
012	PDI-046SC-A-11-12-191001	N	SE	10/01/2019	8:38	1	<input type="checkbox"/>				
								Archive (APEX)	ARCHIVE	-1	-10°C
013	PDI-047SC-A-00-01-191001	N	SE	10/01/2019	10:32	1	<input type="checkbox"/>				
								Archive (APEX)	ARCHIVE	-1	-10°C
014	PDI-047SC-A-01-02-191001	N	SE	10/01/2019	10:32	1	<input type="checkbox"/>				
								Archive (APEX)	ARCHIVE	-1	-10°C
015	PDI-047SC-A-02-03-191001	N	SE	10/01/2019	10:32	1	<input type="checkbox"/>				
								Archive (APEX)	ARCHIVE	-1	-10°C
016	PDI-047SC-A-03-04-191001	N	SE	10/01/2019	10:32	1	<input type="checkbox"/>				
								Archive (APEX)	ARCHIVE	-1	-10°C
017	PDI-047SC-A-04-05-191001	N	SE	10/01/2019	10:32	1	<input type="checkbox"/>				
								Archive (APEX)	ARCHIVE	-1	-10°C
018	PDI-047SC-A-05-06-191001	N	SE	10/01/2019	10:32	1	<input type="checkbox"/>				
								Archive (APEX)	ARCHIVE	-1	-10°C
019	PDI-047SC-A-06-07-191001	N	SE	10/01/2019	10:32	1	<input type="checkbox"/>				
								Archive (APEX)	ARCHIVE	-1	-10°C
020	PDI-047SC-A-07-08-191001	N	SE	10/01/2019	10:32	1	<input type="checkbox"/>				
								Archive (APEX)	ARCHIVE	-1	-10°C
021	PDI-047SC-A-08-09-191001	N	SE	10/01/2019	10:32	1	<input type="checkbox"/>				
								Archive (APEX)	ARCHIVE	-1	-10°C

Comment:

Comment:					
Relinquished By: Signature: <i>[Signature]</i>	Received By: Signature: <i>[Signature]</i>	Relinquished By: Signature:	Received By: Signature:	Relinquished By: Signature:	Received By: Signature:
Print Name: D Peterson	Print Name: Charles Helton	Print Name:	Print Name:	Print Name:	Print Name:
Company: AP	Company: Apex Lab	Company:	Company:	Company:	Company:
Date/Time: 10.2.19 1123	Date/Time: 10/2/19 1123	Date/Time:	Date/Time:	Date/Time:	Date/Time:

Date Printed: 10/1/2019

* Lab QC Requested for sample when box is checked ** TAT = Turn Around Time in DAYS, # POC = Project Point of Contact
02/25/20 Anchor QEA, LLC - Gasco PreRD_DG 2019 - 4a-b. DOC-CAP Testing Cores Page 36 of 86

APEX LABS COOLER RECEIPT FORM

ADAD037

Client: Anchor

Element WO#: A9 J0095

Project/Project #: Gasco POT

Delivery Info:

Date/time received: 10/2/19 @ 1123 By: CFH

Delivered by: Apex Client ESS FedEx UPS Swift Senvoy SDS Other

Cooler Inspection Date/time inspected: 10/2/19 @ 1249 By: CFH

Chain of Custody included? Yes No

Custody seals? Yes No

Signed/dated by client? Yes No

Signed/dated by Apex? Yes No

	Cooler #1	Cooler #2	Cooler #3	Cooler #4	Cooler #5	Cooler #6	Cooler #7
Temperature (°C)	<u>4.4</u>	<u>3.0</u>	<u>4.2</u>				
Received on ice? (Y/N)	<u>Y</u>	<u>Y</u>	<u>Y</u>				
Temp. blanks? (Y/N)	<u>N</u>	<u>Y</u>	<u>N</u>				
Ice type: (Gel/Real/Other)	<u>Real</u>	<u>Real</u>	<u>Real</u>				
Condition:	<u>Good</u>	<u>Good</u>	<u>Good</u>				

Cooler out of temp? (Y/N) N Possible reason why: _____
If some coolers are in temp and some out, were green dots applied to out of temperature samples? Yes/No/NA NA
Out of temperature samples form initiated? Yes/No/NA NA

Samples Inspection: Date/time inspected: 10/3/19 @ 11:30 By: [Signature]
All samples intact? Yes No Comments: _____

Bottle labels/COCs agree? Yes No Comments: _____

COC/container discrepancies form initiated? Yes No NA

Containers/volumes received appropriate for analysis? Yes No Comments: _____

Do VOA vials have visible headspace? Yes No NA
Comments: _____

Water samples: pH checked: Yes No NA pH appropriate? Yes No NA
Comments: _____

Additional information:

Labeled by: [Signature] Witness: [Signature] Cooler Inspected by: [Signature] See Project Contact Form: Y

CLP-Like Forms

Apex Laboratories

SDG: Gasco PreRD_DG 2019

CLASS: GC

METHOD: EPA 8082A

ANALYSES DATA PACKAGE COVER PAGE

EPA 8082A

Laboratory: Apex Laboratories

SDG: Gasco PreRD_DG 2019

Client: Anchor QEA, LLC

Project: Gasco PreRD_DG 2019 - 4a-b. DOC-CAP Testing Co

Client Sample Id:

Lab Sample Id:

Matrix

PDI-046SC-A-03-04-191001

A0A0637-01

Sediment

PDI-047SC-A-03-04-191001

A0A0637-02

Sediment

I certify that this data package is in compliance with the terms and conditions of the contract, both technically and for completeness, for other than the conditions detailed above. Release of the data contained in this hardcopy data package and in computer-readable data submitted on diskette has been authorized by the Laboratory Manager or the Manager's designee, as verified by the following signatures.

Signature: _____



Name: _____

David G. Jack

Forms Created: _____

2/21/2020 2:47PM

Title: _____

Technical Manager

METHOD DETECTION AND REPORTING LIMITS

EPA 8082A

Laboratory: Apex Laboratories

SDG: Gasco PreRD_DG 2019

Client: Anchor QEA, LLC

Project: Gasco PreRD_DG 2019 - 4a-b. DOC-CAP

Batch Matrix: Sediment

Analyte	MDL	MRL	Units
Aroclor 1016	0.670	1.33	ug/kg
Aroclor 1221	0.670	1.33	ug/kg
Aroclor 1232	0.670	1.33	ug/kg
Aroclor 1242	0.670	1.33	ug/kg
Aroclor 1248	0.670	1.33	ug/kg
Aroclor 1254	0.670	1.33	ug/kg
Aroclor 1260	0.670	1.33	ug/kg
Aroclor 1262	0.670	1.33	ug/kg
Aroclor 1268	0.670	1.33	ug/kg

Note: MDLs are listed only if the corresponding analyte was evaluated to the MDL in this report .

ORGANIC ANALYSIS DATA SHEET

EPA 8082A

PDI-046SC-A-03-04-191001

Laboratory: <u>Apex Laboratories</u>	SDG: <u>Gasco PreRD_DG 2019</u>	
Client: <u>Anchor QEA, LLC</u>	Project: <u>Gasco PreRD_DG 2019 - 4a-b. DOC-CAP Testing Co</u>	
Matrix: <u>Sediment</u>	Laboratory ID: <u>A0A0637-01</u>	File ID: <u>ECD2R004.D</u>
Sampled: <u>10/01/19 08:38</u>	Prepared: <u>01/21/20 15:35</u>	Analyzed: <u>01/22/20 08:30</u>
Solids: <u>91.45</u>	Preparation: <u>EPA 3546</u>	Initial/Final: <u>30.4 g / 2 mL</u>
Batch: <u>0010624</u>	Sequence: <u>0A22024</u>	Calibration: <u>A0A1501</u> Instrument: <u>DUALECD2R</u>

CAS NO.	COMPOUND	DILUTION	CONC. (ug/kg dry)	Q
12674-11-2	Aroclor 1016	1	0.723	U
11104-28-2	Aroclor 1221	1	0.723	U
11141-16-5	Aroclor 1232	1	0.723	U
53469-21-9	Aroclor 1242	1	0.723	U
12672-29-6	Aroclor 1248	1	0.723	U
11097-69-1	Aroclor 1254	1	0.723	U
11096-82-5	Aroclor 1260	1	0.723	U
37324-23-5	Aroclor 1262	1	0.723	U
11100-14-4	Aroclor 1268	1	0.723	U

SYSTEM MONITORING COMPOUND	ADDED (ug/kg dry)	CONC (ug/kg dry)	% REC	QC LIMITS	Q
Decachlorobiphenyl (Surr)	18.0	15.2	84	43 - 120	

* Values outside of QC limits

ORGANIC ANALYSIS DATA SHEET

EPA 8082A

PDI-047SC-A-03-04-191001

Laboratory: <u>Apex Laboratories</u>	SDG: <u>Gasco PreRD_DG 2019</u>	
Client: <u>Anchor QEA, LLC</u>	Project: <u>Gasco PreRD_DG 2019 - 4a-b. DOC-CAP Testing Co</u>	
Matrix: <u>Sediment</u>	Laboratory ID: <u>A0A0637-02</u>	File ID: <u>ECD2R006.D</u>
Sampled: <u>10/01/19 10:32</u>	Prepared: <u>01/21/20 15:35</u>	Analyzed: <u>01/22/20 09:06</u>
Solids: <u>88.84</u>	Preparation: <u>EPA 3546</u>	Initial/Final: <u>30.13 g / 2 mL</u>
Batch: <u>0010624</u>	Sequence: <u>0A22024</u>	Calibration: <u>A0A1501</u> Instrument: <u>DUALECD2R</u>

CAS NO.	COMPOUND	DILUTION	CONC. (ug/kg dry)	Q
12674-11-2	Aroclor 1016	1	0.751	U
11104-28-2	Aroclor 1221	1	0.751	U
11141-16-5	Aroclor 1232	1	1.49	U
53469-21-9	Aroclor 1242	1	1.49	U
12672-29-6	Aroclor 1248	1	0.751	U
11097-69-1	Aroclor 1254	1	1.08	J
11096-82-5	Aroclor 1260	1	1.14	J
37324-23-5	Aroclor 1262	1	0.751	U
11100-14-4	Aroclor 1268	1	0.751	U

SYSTEM MONITORING COMPOUND	ADDED (ug/kg dry)	CONC (ug/kg dry)	% REC	QC LIMITS	Q
Decachlorobiphenyl (Surr)	18.7	17.7	95	43 - 120	

* Values outside of QC limits

PREPARATION BATCH SUMMARY

EPA 8082A

Laboratory: Apex Laboratories

SDG: Gasco PreRD_DG 2019

Client: Anchor QEA, LLC

Project: Gasco PreRD_DG 2019 - 4a-b. DOC-CAP Testing Co

Batch: 0010624

Batch Matrix: Sediment

Preparation: EPA 3546

SAMPLE NAME	LAB SAMPLE ID	LAB FILE ID	DATE PREPARED	OBSERVATIONS
Blank	0010624-BLK1	ECD2F004.D	01/21/20 11:33	
LCS	0010624-BS1	ECD2F005.D	01/21/20 11:33	
PDI-046SC-A-03-04-191001	A0A0637-01	ECD2R004.D	01/21/20 15:35	
PDI-047SC-A-03-04-191001	A0A0637-02	ECD2R006.D	01/21/20 15:35	

Note: Client samples are listed only if they are included in this report.

Duplicates and Matrix Spike/Duplicates QC Samples are only listed if sourced from a sample included in this report.

METHOD BLANK DATA SHEET

EPA 8082A

Laboratory: <u>Apex Laboratories</u>	SDG: <u>Gasco PreRD_DG 2019</u>	
Client: <u>Anchor QEA, LLC</u>	Project: <u>Gasco PreRD_DG 2019 - 4a-b. DOC-CAP Testing C</u>	
Matrix: <u>Sediment</u>	Laboratory ID: <u>0010624-BLK1</u>	File ID: <u>ECD2F004.D</u>
Prepared: <u>01/21/20 11:33</u>	Preparation: <u>EPA 3546</u>	Initial/Final: <u>31 g / 2 mL</u>
Analyzed: <u>01/22/20 08:30</u>	Instrument: <u>DUALECD2F</u>	
Batch: <u>0010624</u>	Sequence: <u>0A22023</u>	Calibration: <u>A9L0407</u>

CAS NO.	COMPOUND	CONC. (ug/kg wet)	Q
12674-11-2	Aroclor 1016	0.648	U
11104-28-2	Aroclor 1221	0.648	U
11141-16-5	Aroclor 1232	0.648	U
53469-21-9	Aroclor 1242	0.648	U
12672-29-6	Aroclor 1248	0.648	U
11097-69-1	Aroclor 1254	0.648	U
11096-82-5	Aroclor 1260	0.648	U
37324-23-5	Aroclor 1262	0.648	U
11100-14-4	Aroclor 1268	0.648	U

SYSTEM MONITORING COMPOUND	ADDED (ug/kg wet)	CONC (ug/kg wet)	% REC	QC LIMITS	Q
Decachlorobiphenyl (Surr)	16.1	15.8	98	43 - 120	

LCS / LCS DUPLICATE RECOVERY

EPA 8082A

Laboratory: Apex Laboratories

SDG: Gasco PreRD_DG 2019

Client: Anchor QEA, LLC

Project: Gasco PreRD_DG 2019 - 4a-b. DOC-CAP Testing Co

Matrix: Sediment

Batch: 0010624

Laboratory ID: 0010624-BS1

Preparation: EPA 3546

Initial/Final: 30 g / 2 mL

COMPOUND	SPIKE ADDED (ug/kg wet)	LCS CONCENTRATION (ug/kg wet)	LCS % REC. (* = Out)	QC LIMITS REC.
Aroclor 1016	83.3	59.9	72	47 - 134
Aroclor 1260	83.3	76.8	92	53 - 140

* = Values outside of QC limits

ANALYSIS BATCH (SEQUENCE) SUMMARY

EPA 8082A

Laboratory: <u>Apex Laboratories</u>	SDG: <u>Gasco PreRD_DG 2019</u>
Client: <u>Anchor QEA, LLC</u>	Project: <u>Gasco PreRD_DG 2019 - 4a-b. DOC-CAP Testing C</u>
Sequence: <u>0A13050</u>	Instrument: <u>DUALECD2R</u>
Matrix: <u>Sediment</u>	Calibration: <u>A0A1501</u>

Sample Name	Lab Sample ID	Lab File ID	Analysis Date/Time
Initial Cal Blank	0A13050-ICB1	ECD2R004.D	01/13/20 17:15
Cal Standard	0A13050-CAL1	ECD2R005.D	01/13/20 17:33
Cal Standard	0A13050-CAL2	ECD2R006.D	01/13/20 17:50
Cal Standard	0A13050-CAL3	ECD2R007.D	01/13/20 18:08
Cal Standard	0A13050-CAL4	ECD2R008.D	01/13/20 18:25
Cal Standard	0A13050-CAL5	ECD2R009.D	01/13/20 18:43
Cal Standard	0A13050-CAL6	ECD2R010.D	01/13/20 19:01
Cal Standard	0A13050-CAL7	ECD2R011.D	01/13/20 19:18
Initial Cal Check	0A13050-ICV1	ECD2R013.D	01/13/20 19:54
Cal Standard	0A13050-CAL8	ECD2R014.D	01/13/20 20:11
Cal Standard	0A13050-CAL9	ECD2R015.D	01/13/20 20:29
Cal Standard	0A13050-CALA	ECD2R016.D	01/13/20 20:46
Cal Standard	0A13050-CALB	ECD2R017.D	01/13/20 21:04
Cal Standard	0A13050-CALC	ECD2R018.D	01/13/20 21:22
Cal Standard	0A13050-CALD	ECD2R019.D	01/13/20 21:39
Cal Standard	0A13050-CALE	ECD2R020.D	01/13/20 21:57
Initial Cal Check	0A13050-ICV2	ECD2R021.D	01/13/20 22:15
Initial Cal Check	0A13050-ICV3	ECD2R022.D	01/13/20 22:32
Initial Cal Check	0A13050-ICV4	ECD2R023.D	01/13/20 22:50
Initial Cal Check	0A13050-ICV5	ECD2R025.D	01/14/20 08:02

Note: Client samples are listed only if they are included in this report.
 Duplicates and Matrix Spike/Duplicates QC Samples are only listed if sourced from a sample included in this report.

ANALYSIS BATCH (SEQUENCE) SUMMARY

EPA 8082A

Laboratory: Apex Laboratories

SDG: Gasco PreRD_DG 2019

Client: Anchor QEA, LLC

Project: Gasco PreRD_DG 2019 - 4a-b. DOC-CAP Testing C

Sequence: 0A22023

Instrument: DUALECD2F

Matrix: Sediment

Calibration: A9L0407

Sample Name	Lab Sample ID	Lab File ID	Analysis Date/Time
Calibration Check	0A22023-CCV1	ECD2F002.D	01/22/20 07:30
Calibration Blank	0A22023-CCB1	ECD2F003.D	01/22/20 07:47
Blank	0010624-BLK1	ECD2F004.D	01/22/20 08:30
LCS	0010624-BS1	ECD2F005.D	01/22/20 08:48
Calibration Check	0A22023-CCV2	ECD2F016.D	01/22/20 12:02
Calibration Blank	0A22023-CCB2	ECD2F017.D	01/22/20 12:20
Calibration Check	0A22023-CCV3	ECD2F030.D	01/22/20 16:09
Calibration Blank	0A22023-CCB3	ECD2F031.D	01/22/20 16:27

Note: Client samples are listed only if they are included in this report.

Duplicates and Matrix Spike/Duplicates QC Samples are only listed if sourced from a sample included in this report.

ANALYSIS BATCH (SEQUENCE) SUMMARY

EPA 8082A

Laboratory: Apex Laboratories

SDG: Gasco PreRD_DG 2019

Client: Anchor QEA, LLC

Project: Gasco PreRD_DG 2019 - 4a-b. DOC-CAP Testing C

Sequence: 0A22024

Instrument: DUALECD2R

Matrix: Sediment

Calibration: A0A1501

Sample Name	Lab Sample ID	Lab File ID	Analysis Date/Time
Calibration Check	0A22024-CCV1	ECD2R002.D	01/22/20 07:30
Calibration Blank	0A22024-CCB1	ECD2R003.D	01/22/20 07:47
PDI-046SC-A-03-04-191001	A0A0637-01	ECD2R004.D	01/22/20 08:30
PDI-047SC-A-03-04-191001	A0A0637-02	ECD2R006.D	01/22/20 09:06
Calibration Check	0A22024-CCV2	ECD2R016.D	01/22/20 12:02
Calibration Blank	0A22024-CCB2	ECD2R017.D	01/22/20 12:20
Calibration Check	0A22024-CCV3	ECD2R030.D	01/22/20 16:09
Calibration Blank	0A22024-CCB3	ECD2R031.D	01/22/20 16:27

Note: Client samples are listed only if they are included in this report.

Duplicates and Matrix Spike/Duplicates QC Samples are only listed if sourced from a sample included in this report.

ANALYSIS BATCH (SEQUENCE) SUMMARY

EPA 8082A

Laboratory: <u>Apex Laboratories</u>	SDG: <u>Gasco PreRD_DG 2019</u>
Client: <u>Anchor QEA, LLC</u>	Project: <u>Gasco PreRD_DG 2019 - 4a-b. DOC-CAP Testing C</u>
Sequence: <u>9L03052</u>	Instrument: <u>DUALECD2F</u>
Matrix: <u>Sediment</u>	Calibration: <u>A9L0407</u>

Sample Name	Lab Sample ID	Lab File ID	Analysis Date/Time
Initial Cal Blank	9L03052-ICB1	ECD2F002.D	12/03/19 16:47
Cal Standard	9L03052-CAL1	ECD2F003.D	12/03/19 17:04
Cal Standard	9L03052-CAL2	ECD2F004.D	12/03/19 17:22
Cal Standard	9L03052-CAL3	ECD2F005.D	12/03/19 17:40
Cal Standard	9L03052-CAL4	ECD2F006.D	12/03/19 17:57
Cal Standard	9L03052-CAL5	ECD2F007.D	12/03/19 18:15
Cal Standard	9L03052-CAL6	ECD2F008.D	12/03/19 18:32
Cal Standard	9L03052-CAL7	ECD2F009.D	12/03/19 18:50
Initial Cal Check	9L03052-ICV1	ECD2F011.D	12/03/19 19:25
Cal Standard	9L03052-CAL8	ECD2F012.D	12/03/19 19:43
Cal Standard	9L03052-CAL9	ECD2F013.D	12/03/19 20:01
Cal Standard	9L03052-CALA	ECD2F014.D	12/03/19 20:18
Cal Standard	9L03052-CALB	ECD2F015.D	12/03/19 20:36
Cal Standard	9L03052-CALC	ECD2F016.D	12/03/19 20:53
Cal Standard	9L03052-CALD	ECD2F017.D	12/03/19 21:11
Cal Standard	9L03052-CALE	ECD2F018.D	12/03/19 21:29
Initial Cal Check	9L03052-ICV2	ECD2F019.D	12/03/19 21:46
Initial Cal Check	9L03052-ICV3	ECD2F020.D	12/03/19 22:04
Initial Cal Check	9L03052-ICV4	ECD2F021.D	12/03/19 22:21
Initial Cal Check	9L03052-ICV5	ECD2F022.D	12/03/19 22:39

Note: Client samples are listed only if they are included in this report.
 Duplicates and Matrix Spike/Duplicates QC Samples are only listed if sourced from a sample included in this report.

INITIAL CALIBRATION DATA (Summary)

EPA 8082A

Laboratory: Apex Laboratories

SDG: Gasco PreRD DG 2019

Client: Anchor QEA, LLC

Project: Gasco PreRD_DG 2019 - 4a-b. DOC-CAP Testing

Calibration: A0A1501

Date: 01/15/20 08:26

Instrument: DUALECD2R

Compound	Mean RF	FIT	RF RSD	Mean RT	RT RSD	Linear r	Quad COD	LIMIT	Q
Aroclor 1016		Ave						20	
Aroclor 1221		Ave						20	
Aroclor 1232		Ave						20	
Aroclor 1242		Ave						20	
Aroclor 1248		Ave						20	
Aroclor 1254		Ave						20	
Aroclor 1260		Ave						20	
Aroclor 1262		Ave						20	
Aroclor 1268		Ave						20	
Decachlorobiphenyl (Surr)	111223.7	Ave	7.396349	10.55114	1.281006E-02			20	

Note: ** Quad COD may be incorrect if weighting (1/a) or (1/a²) used. Weighting not shown here. Please see instrument calibration printouts for validation.

INITIAL CALIBRATION DATA

EPA 8082A

Laboratory: Apex Laboratories

SDG: Gasco PreRD DG 2019

Client: Anchor QEA, LLC

Project: Gasco PreRD DG 2019 - 4a-b. DOC-CAP Te

Calibration: A0A1501

Instrument: DUALECD2R

Calibration Date: 01/15/20 08:26

Compound	Level 01		Level 02		Level 03		Level 04		Level 05		Level 06	
	ng/mL	RF	ng/mL	RF	ng/mL	RF	ng/mL	RF	ng/mL	RF	ng/mL	RF
1016 (1)	20	7263.95	50	6876.42	100	6397.28	200	5954.215	500	5671.72	1000	5624.087
1016 (2)	20	12472.9	50	11959.92	100	11426.6	200	11672.72	500	10968.62	1000	11025.44
1016 (3)	20	5801.75	50	5801.38	100	5369.91	200	5336.32	500	5077.81	1000	5145.954
1016 (4)	20	5870.45	50	5570.68	100	5194.09	200	4909.52	500	4406.78	1000	4338.878
1016 (5)	20	6568.75	50	6158.62	100	5693.13	200	5381.97	500	5073.978	1000	5224.293
1016 (6)	20	6760.6	50	6310.16	100	5881.35	200	5800.32	500	5147.766	1000	5149.713
Aroclor 1016	20	θ	50	θ	100	θ	200	θ	500	θ	1000	θ
1260 (1)	20	11821.5	50	10819.18	100	10604.65	200	10466.11	500	10161.83	1000	10123.09
1260 (2)	20	14049.55	50	13128.22	100	13214.6	200	12556.99	500	12304.63	1000	12298.76
1260 (3)	20	14118	50	13483.44	100	13273.38	200	13721.19	500	13080.06	1000	12961.67
1260 (4)	20	20729.65	50	20959.06	100	20510.63	200	21259.37	500	20993.46	1000	21886.59
1260 (5)	20	12895.05	50	12167.28	100	12204.07	200	12359.45	500	12141.69	1000	12074.36
1260 (6)	20	5118.75	50	5238.06	100	4788.51	200	5044.68	500	4784.452	1000	4594.659
Aroclor 1260	20	θ	50	θ	100	θ	200	θ	500	θ	1000	θ
Decachlorobiphenyl (Surr)	10	107063.8	25	110239.3	50	107929.1	100	108917.2	250	100873.3	500	117191.4

INITIAL CALIBRATION DATA (Continued)

EPA 8082A

Laboratory: Apex Laboratories

SDG: Gasco PreRD_DG 2019

Client: Anchor QEA, LLC

Project: Gasco PreRD_DG 2019 - 4a-b. DOC-CAP Te

Calibration: A0A1501

Instrument: DUALECD2R

Matrix:

Calibration Date: 01/15/20 08:26

Compound	Level 07		Level 08		Level 09		Level 10		Level 11		Level 12	
	ng/mL	RF	ng/mL	RF	ng/mL	RF	ng/mL	RF	ng/mL	RF	ng/mL	RF
1016 (1)	1500	5486.193										
1016 (2)	1500	10563.24										
1016 (3)	1500	4962.429										
1016 (4)	1500	4294.934										
1016 (5)	1500	4717.885										
1016 (6)	1500	4938.143										
Aroclor 1016	1500	ϕ										
1254 (1)											500	8473.848
1254 (2)											500	13909.83
1254 (3)											500	15174.34
1254 (4)											500	10916.49
1254 (5)											500	11248.66
1254 (6)											500	3527.182
Aroclor 1254											500	ϕ
1260 (1)	1500	9698.7										
1260 (2)	1500	11784.49										
1260 (3)	1500	12190.36										
1260 (4)	1500	21728.56										
1260 (5)	1500	11801.18										
1260 (6)	1500	4590.586										
Aroclor 1260	1500	ϕ										
Decachlorobiphenyl (Surr)	800	126351.8	200	ϕ	200	ϕ	200	ϕ	200	ϕ	200	ϕ

INITIAL CALIBRATION DATA (Continued)

EPA 8082A

Laboratory: Apex Laboratories

SDG: Gasco PreRD_DG 2019

Client: Anchor QEA, LLC

Project: Gasco PreRD_DG 2019 - 4a-b. DOC-CAP Te

Calibration: AOA1501

Instrument: DUALECD2R

Matrix:

Calibration Date: 01/15/20 08:26

Compound	Level 13		Level 14		Level 15		Level 16		Level 17		Level 18	
	ng/mL	RF	ng/mL	RF	ng/mL	RF	ng/mL	RF	ng/mL	RF	ng/mL	RF
1262 (1)	500	10571.7										
1262 (2)	500	15277.51										
1262 (3)	500	12804.2										
1262 (4)	500	27524.62										
1262 (5)	500	16419.55										
1262 (6)	500	7200.532										
Aroclor 1262	500	0										
Decachlorobiphenyl (Surr)	200	0	200	0								

INITIAL CALIBRATION DATA (Summary)

EPA 8082A

Laboratory: Apex Laboratories

SDG: Gasco PreRD DG 2019

Client: Anchor QEA, LLC

Project: Gasco PreRD_DG 2019 - 4a-b. DOC-CAP Testing

Calibration: A9L0407

Date: 12/04/19 16:35

Instrument: DUALECD2F

Compound	Mean RF	FIT	RF RSD	Mean RT	RT RSD	Linear r	Quad COD	LIMIT	Q
Aroclor 1016		Ave						20	
Aroclor 1221		Ave						20	
Aroclor 1232		Ave						20	
Aroclor 1242		Ave						20	
Aroclor 1248		Ave						20	
Aroclor 1254		Ave						20	
Aroclor 1260		Ave						20	
Aroclor 1262		Ave						20	
Aroclor 1268		Ave						20	
Decachlorobiphenyl (Surr)	111675.2	Ave	5.500462	9.577571	1.534808E-02			20	

Note: ** Quad COD may be incorrect if weighting (1/a) or (1/a²) used. Weighting not shown here. Please see instrument calibration printouts for validation.

INITIAL CALIBRATION DATA

EPA 8082A

Laboratory: Apex Laboratories

SDG: Gasco PreRD DG 2019

Client: Anchor QEA, LLC

Project: Gasco PreRD DG 2019 - 4a-b. DOC-CAP Te

Calibration: A9L0407

Instrument: DUALECD2F

Calibration Date: 12/04/19 16:35

Compound	Level 01		Level 02		Level 03		Level 04		Level 05		Level 06	
	ng/mL	RF	ng/mL	RF	ng/mL	RF	ng/mL	RF	ng/mL	RF	ng/mL	RF
1016 (1)	20	4495.2	50	3868.58	100	3742.24	200	3518.675	500	3742.964	1000	3364.096
1016 (2)	20	8055.7	50	7041.6	100	7109.24	200	6629.815	500	7719.472	1000	6834.377
1016 (3)	20	4743.3	50	3989.8	100	3902.73	200	3716.885	500	4044.31	1000	3751.237
1016 (4)	20	4367.6	50	3817.86	100	3564.25	200	3253.31	500	3640.01	1000	3257.104
1016 (5)	20	4872.4	50	4418.04	100	4040.11	200	3837.1	500	4384.308	1000	3740.486
1016 (6)	20	3414.35	50	3075.66	100	2907.89	200	2718.155	500	2968.966	1000	2774.363
Aroclor 1016	20	θ	50	θ	100	θ	200	θ	500	θ	1000	θ
1260 (1)	20	9305.95	50	8378.72	100	8424.4	200	7900.825	500	8847.398	1000	7808.345
1260 (2)	20	11265.7	50	10133.76	100	10128.79	200	9613.795	500	10650.27	1000	9589.273
1260 (3)	20	8938.8	50	8042.48	100	8021.99	200	7279.085	500	7995.658	1000	7355.01
1260 (4)	20	18701.5	50	18890.76	100	18328.8	200	18081.26	500	20178.5	1000	17708.5
1260 (5)	20	12705.3	50	12305.94	100	12216.37	200	11356.71	500	12577.89	1000	11580.15
1260 (6)	20	5766.1	50	5178.38	100	5114.87	200	4648.95	500	5398.078	1000	4725.786
Aroclor 1260	20	θ	50	θ	100	θ	200	θ	500	θ	1000	θ
Decachlorobiphenyl (Surr)	10	108539.5	25	107985.3	50	113778.6	100	105778.6	250	124333.5	500	109807.6

INITIAL CALIBRATION DATA (Continued)

EPA 8082A

Laboratory: Apex Laboratories

SDG: Gasco PreRD_DG 2019

Client: Anchor QEA, LLC

Project: Gasco PreRD_DG 2019 - 4a-b. DOC-CAP Te

Calibration: A9L0407

Instrument: DUALECD2F

Matrix:

Calibration Date: 12/04/19 16:35

Compound	Level 07		Level 08		Level 09		Level 10		Level 11		Level 12	
	ng/mL	RF	ng/mL	RF	ng/mL	RF	ng/mL	RF	ng/mL	RF	ng/mL	RF
1016 (1)	1500	3433.924										
1016 (2)	1500	6967.146										
1016 (3)	1500	3662.205										
1016 (4)	1500	3141.323										
1016 (5)	1500	3767.969										
1016 (6)	1500	2673.243										
Aroclor 1016	1500	ϕ										
1254 (1)											500	5998.118
1254 (2)											500	7287.568
1254 (3)											500	11209.97
1254 (4)											500	7130.028
1254 (5)											500	7658.99
1254 (6)											500	2493.888
Aroclor 1254											500	ϕ
1260 (1)	1500	7628.894										
1260 (2)	1500	10035.16										
1260 (3)	1500	7423.086										
1260 (4)	1500	18439.97										
1260 (5)	1500	11929.48										
1260 (6)	1500	4970.047										
Aroclor 1260	1500	ϕ										
Decachlorobiphenyl (Surr)	800	111502.9	200	ϕ	200	ϕ	200	ϕ	200	ϕ	200	ϕ

INITIAL CALIBRATION DATA (Continued)

EPA 8082A

Laboratory: Apex Laboratories

SDG: Gasco PreRD_DG 2019

Client: Anchor QEA, LLC

Project: Gasco PreRD_DG 2019 - 4a-b. DOC-CAP Te

Calibration: A9L0407

Instrument: DUALECD2F

Matrix:

Calibration Date: 12/04/19 16:35

Compound	Level 13		Level 14		Level 15		Level 16		Level 17		Level 18	
	ng/mL	RF	ng/mL	RF	ng/mL	RF	ng/mL	RF	ng/mL	RF	ng/mL	RF
1262 (1)	500	8046.414										
1262 (2)	500	11225.07										
1262 (3)	500	9704.932										
1262 (4)	500	20660.1										
1262 (5)	500	13082.36										
1262 (6)	500	6676.638										
Aroclor 1262	500	θ										
Decachlorobiphenyl (Surr)	200	θ	200	θ								

SECOND-SOURCE CALIBRATION VERIFICATION

EPA 8082A

Laboratory: Apex Laboratories SDG: Gasco PreRD DG 2019
Client: Anchor QEA, LLC Project: Gasco PreRD_DG 2019 - 4a-b. DOC-CAP
Instrument ID: DUALECD2R Calibration: A0A1501
Lab File ID: ECD2R013.D
Sequence: 0A13050 Inject Date: 01/13/20
Lab Sample ID: 0A13050-ICV1 Inject Time: 19:54

ANALYTE	EXPECTED (ng/mL)	FOUND (ng/mL)	% DRIFT	QC LIMIT
Aroclor 1016	500	472	-5.6	70 - 130
Aroclor 1260	500	503	0.5	70 - 130
Decachlorobiphenyl (Surr)	200	187	-6.4	70 - 130

SECOND-SOURCE CALIBRATION VERIFICATION

EPA 8082A

Laboratory: Apex Laboratories SDG: Gasco PreRD DG 2019
Client: Anchor QEA, LLC Project: Gasco PreRD_DG 2019 - 4a-b. DOC-CAP
Instrument ID: DUALECD2R Calibration: A0A1501
Lab File ID: ECD2R021.D
Sequence: 0A13050 Inject Date: 01/13/20
Lab Sample ID: 0A13050-ICV2 Inject Time: 22:15

ANALYTE	EXPECTED (ng/mL)	FOUND (ng/mL)	% DRIFT	QC LIMIT
Aroclor 1221	1000	923	-7.7	70 - 130
Aroclor 1254	500	509	1.9	70 - 130
Decachlorobiphenyl (Surr)	80.0	84.1	5.2	70 - 130

SECOND-SOURCE CALIBRATION VERIFICATION

EPA 8082A

Laboratory: Apex Laboratories SDG: Gasco PreRD DG 2019
Client: Anchor QEA, LLC Project: Gasco PreRD_DG 2019 - 4a-b. DOC-CAP
Instrument ID: DUALECD2R Calibration: A0A1501
Lab File ID: ECD2R022.D
Sequence: 0A13050 Inject Date: 01/13/20
Lab Sample ID: 0A13050-ICV3 Inject Time: 22:32

ANALYTE	EXPECTED (ng/mL)	FOUND (ng/mL)	% DRIFT	QC LIMIT
Aroclor 1232	500	513	2.6	70 - 130
Aroclor 1262	500	453	-9.4	70 - 130
Decachlorobiphenyl (Surr)	80.0	84.4	5.5	70 - 130

SECOND-SOURCE CALIBRATION VERIFICATION

EPA 8082A

Laboratory: Apex Laboratories SDG: Gasco PreRD DG 2019
Client: Anchor QEA, LLC Project: Gasco PreRD_DG 2019 - 4a-b. DOC-CAP
Instrument ID: DUALECD2R Calibration: A0A1501
Lab File ID: ECD2R023.D
Sequence: 0A13050 Inject Date: 01/13/20
Lab Sample ID: 0A13050-ICV4 Inject Time: 22:50

ANALYTE	EXPECTED (ng/mL)	FOUND (ng/mL)	% DRIFT	QC LIMIT
Aroclor 1242	500	525	5.1	70 - 130
Aroclor 1268	500	503	0.6	70 - 130

SECOND-SOURCE CALIBRATION VERIFICATION

EPA 8082A

Laboratory: Apex Laboratories SDG: Gasco PreRD DG 2019
Client: Anchor QEA, LLC Project: Gasco PreRD_DG 2019 - 4a-b. DOC-CAP
Instrument ID: DUALECD2F Calibration: A9L0407
Lab File ID: ECD2F011.D
Sequence: 9L03052 Inject Date: 12/03/19
Lab Sample ID: 9L03052-ICV1 Inject Time: 19:25

ANALYTE	EXPECTED (ng/mL)	FOUND (ng/mL)	% DRIFT	QC LIMIT
Aroclor 1016	500	434	-13.1	70 - 130
Aroclor 1260	500	429	-14.1	70 - 130
Decachlorobiphenyl (Surr)	200	184	-7.8	70 - 130

SECOND-SOURCE CALIBRATION VERIFICATION

EPA 8082A

Laboratory: Apex Laboratories SDG: Gasco PreRD DG 2019
Client: Anchor QEA, LLC Project: Gasco PreRD_DG 2019 - 4a-b. DOC-CAP
Instrument ID: DUALECD2F Calibration: A9L0407
Lab File ID: ECD2F019.D
Sequence: 9L03052 Inject Date: 12/03/19
Lab Sample ID: 9L03052-ICV2 Inject Time: 21:46

ANALYTE	EXPECTED (ng/mL)	FOUND (ng/mL)	% DRIFT	QC LIMIT
Aroclor 1221	1000	923	-7.7	70 - 130
Aroclor 1254	500	507	1.3	70 - 130
Decachlorobiphenyl (Surr)	80.0	81.5	1.8	70 - 130

SECOND-SOURCE CALIBRATION VERIFICATION

EPA 8082A

Laboratory: Apex Laboratories SDG: Gasco PreRD DG 2019
Client: Anchor QEA, LLC Project: Gasco PreRD_DG 2019 - 4a-b. DOC-CAP
Instrument ID: DUALECD2F Calibration: A9L0407
Lab File ID: ECD2F020.D
Sequence: 9L03052 Inject Date: 12/03/19
Lab Sample ID: 9L03052-ICV3 Inject Time: 22:04

ANALYTE	EXPECTED (ng/mL)	FOUND (ng/mL)	% DRIFT	QC LIMIT
Aroclor 1232	500	541	8.2	70 - 130
Aroclor 1262	500	492	-1.6	70 - 130
Decachlorobiphenyl (Surr)	80.0	83.5	4.4	70 - 130

SECOND-SOURCE CALIBRATION VERIFICATION

EPA 8082A

Laboratory: Apex Laboratories SDG: Gasco PreRD DG 2019
Client: Anchor QEA, LLC Project: Gasco PreRD_DG 2019 - 4a-b. DOC-CAP
Instrument ID: DUALECD2F Calibration: A9L0407
Lab File ID: ECD2F021.D
Sequence: 9L03052 Inject Date: 12/03/19
Lab Sample ID: 9L03052-ICV4 Inject Time: 22:21

ANALYTE	EXPECTED (ng/mL)	FOUND (ng/mL)	% DRIFT	QC LIMIT
Aroclor 1242	500	523	4.6	70 - 130
Aroclor 1268	500	490	-1.9	70 - 130

SECOND-SOURCE CALIBRATION VERIFICATION

EPA 8082A

Laboratory: Apex Laboratories SDG: Gasco PreRD DG 2019
Client: Anchor QEA, LLC Project: Gasco PreRD_DG 2019 - 4a-b. DOC-CAP
Instrument ID: DUALECD2F Calibration: A9L0407
Lab File ID: ECD2F022.D
Sequence: 9L03052 Inject Date: 12/03/19
Lab Sample ID: 9L03052-ICV5 Inject Time: 22:39

ANALYTE	EXPECTED (ng/mL)	FOUND (ng/mL)	% DRIFT	QC LIMIT
Aroclor 1248	500	544	8.7	70 - 130

CONTINUING CALIBRATION CHECK

EPA 8082A

Laboratory: <u>Apex Laboratories</u>	SDG: <u>Gasco PreRD DG 2019</u>
Client: <u>Anchor QEA, LLC</u>	Project: <u>Gasco PreRD DG 2019 - 4a-b. DOC-CAP Testing C</u>
Instrument ID: <u>DUALECD2F</u>	Calibration: <u>A9L0407</u>
Lab File ID: <u>ECD2F002.D</u>	Calibration Date: <u>12/04/19 16:35</u>
Sequence: <u>0A22023</u>	Injection Date: <u>01/22/20</u>
Lab Sample ID: <u>0A22023-CCV1</u>	Injection Time: <u>07:30</u>

COMPOUND	Curve Fit	Calculated Concentration (ng/mL) [L/Q Fits]			Response Factors [Ave RF]			Limit
		STD	CCV	% DIFF	ICAL	CCV	% Drift	
Aroclor 1016	Ave	500	524				4.7	20
Aroclor 1260	Ave	500	549				9.8	20

** Quadratic Curve fit may be weighted (1/a or 1/a²).

* = Values outside of QC limits

CONTINUING CALIBRATION CHECK

EPA 8082A

Laboratory: <u>Apex Laboratories</u>	SDG: <u>Gasco PreRD DG 2019</u>
Client: <u>Anchor QEA, LLC</u>	Project: <u>Gasco PreRD DG 2019 - 4a-b. DOC-CAP Testing C</u>
Instrument ID: <u>DUALECD2F</u>	Calibration: <u>A9L0407</u>
Lab File ID: <u>ECD2F016.D</u>	Calibration Date: <u>12/04/19 16:35</u>
Sequence: <u>0A22023</u>	Injection Date: <u>01/22/20</u>
Lab Sample ID: <u>0A22023-CCV2</u>	Injection Time: <u>12:02</u>

COMPOUND	Curve Fit	Calculated Concentration (ng/mL) [L/Q Fits]			Response Factors [Ave RF]			Limit
		STD	CCV	% DIFF	ICAL	CCV	% Drift	
Aroclor 1016	Ave	500	530				6.0	20
Aroclor 1260	Ave	500	554				10.9	20

** Quadratic Curve fit may be weighted (1/a or 1/a²).

* = Values outside of QC limits

CONTINUING CALIBRATION CHECK

EPA 8082A

Laboratory: <u>Apex Laboratories</u>	SDG: <u>Gasco PreRD DG 2019</u>
Client: <u>Anchor QEA, LLC</u>	Project: <u>Gasco PreRD DG 2019 - 4a-b. DOC-CAP Testing C</u>
Instrument ID: <u>DUALECD2F</u>	Calibration: <u>A9L0407</u>
Lab File ID: <u>ECD2F030.D</u>	Calibration Date: <u>12/04/19 16:35</u>
Sequence: <u>0A22023</u>	Injection Date: <u>01/22/20</u>
Lab Sample ID: <u>0A22023-CCV3</u>	Injection Time: <u>16:09</u>

COMPOUND	Curve Fit	Calculated Concentration (ng/mL) [L/Q Fits]			Response Factors [Ave RF]			Limit
		STD	CCV	% DIFF	ICAL	CCV	% Drift	
Aroclor 1016	Ave	500	503				0.7	20
Aroclor 1260	Ave	500	496				-0.8	20

** Quadratic Curve fit may be weighted (1/a or 1/a²).

* = Values outside of QC limits

CONTINUING CALIBRATION CHECK

EPA 8082A

Laboratory: <u>Apex Laboratories</u>	SDG: <u>Gasco PreRD DG 2019</u>
Client: <u>Anchor QEA, LLC</u>	Project: <u>Gasco PreRD DG 2019 - 4a-b. DOC-CAP Testing C</u>
Instrument ID: <u>DUALECD2R</u>	Calibration: <u>A0A1501</u>
Lab File ID: <u>ECD2R002.D</u>	Calibration Date: <u>01/15/20 08:26</u>
Sequence: <u>0A22024</u>	Injection Date: <u>01/22/20</u>
Lab Sample ID: <u>0A22024-CCV1</u>	Injection Time: <u>07:30</u>

COMPOUND	Curve Fit	Calculated Concentration (ng/mL) [L/Q Fits]			Response Factors [Ave RF]			Limit
		STD	CCV	% DIFF	ICAL	CCV	% Drift	
Aroclor 1016	Ave	500	439				-12.3	20
Aroclor 1260	Ave	500	480				-4.0	20

** Quadratic Curve fit may be weighted (1/a or 1/a²).

* = Values outside of QC limits

CONTINUING CALIBRATION CHECK

EPA 8082A

Laboratory: <u>Apex Laboratories</u>	SDG: <u>Gasco PreRD DG 2019</u>
Client: <u>Anchor QEA, LLC</u>	Project: <u>Gasco PreRD DG 2019 - 4a-b. DOC-CAP Testing C</u>
Instrument ID: <u>DUALECD2R</u>	Calibration: <u>A0A1501</u>
Lab File ID: <u>ECD2R016.D</u>	Calibration Date: <u>01/15/20 08:26</u>
Sequence: <u>0A22024</u>	Injection Date: <u>01/22/20</u>
Lab Sample ID: <u>0A22024-CCV2</u>	Injection Time: <u>12:02</u>

COMPOUND	Curve Fit	Calculated Concentration (ng/mL) [L/Q Fits]			Response Factors [Ave RF]			Limit
		STD	CCV	% DIFF	ICAL	CCV	% Drift	
Aroclor 1016	Ave	500	461				-7.8	20
Aroclor 1260	Ave	500	510				1.9	20

** Quadratic Curve fit may be weighted (1/a or 1/a²).

* = Values outside of QC limits

CONTINUING CALIBRATION CHECK

EPA 8082A

Laboratory: <u>Apex Laboratories</u>	SDG: <u>Gasco PreRD DG 2019</u>
Client: <u>Anchor QEA, LLC</u>	Project: <u>Gasco PreRD DG 2019 - 4a-b. DOC-CAP Testing C</u>
Instrument ID: <u>DUALECD2R</u>	Calibration: <u>A0A1501</u>
Lab File ID: <u>ECD2R030.D</u>	Calibration Date: <u>01/15/20 08:26</u>
Sequence: <u>0A22024</u>	Injection Date: <u>01/22/20</u>
Lab Sample ID: <u>0A22024-CCV3</u>	Injection Time: <u>16:09</u>

COMPOUND	Curve Fit	Calculated Concentration (ng/mL) [L/Q Fits]			Response Factors [Ave RF]			Limit
		STD	CCV	% DIFF	ICAL	CCV	% Drift	
Aroclor 1016	Ave	500	437				-12.7	20
Aroclor 1260	Ave	500	476				-4.8	20

** Quadratic Curve fit may be weighted (1/a or 1/a²).

* = Values outside of QC limits

SURROGATE STANDARD RECOVERY AND RT SUMMARY

EPA 8082A

Laboratory: <u>Apex Laboratories</u>	SDG: <u>Gasco PreRD DG 2019</u>
Client: <u>Anchor QEA, LLC</u>	Project: <u>Gasco PreRD DG 2019 - 4a-b. DOC-CAP Testing C</u>
Sequence: <u>0A13050</u>	Instrument: <u>DUALECD2R</u>
Matrix: <u>Sediment</u>	Calibration: <u>A0A1501</u>

Surrogate Compound	Spike Level ng/mL	% Recovery	Recovery Limits	RT	Calibration Mean RT	RT Diff	RT Diff Limit	Q
Initial Cal Check (0A13050-ICV1)			Lab File ID: ECD2R013.D		Analyzed: 01/13/20 19:54			
Decachlorobiphenyl (Surr)	200	94	70 - 130	10.551	10.55114	-0.0001	+/-1.0	
Initial Cal Check (0A13050-ICV2)			Lab File ID: ECD2R021.D		Analyzed: 01/13/20 22:15			
Decachlorobiphenyl (Surr)	80.0	105	70 - 130	10.548	10.55114	-0.0031	+/-1.0	
Initial Cal Check (0A13050-ICV3)			Lab File ID: ECD2R022.D		Analyzed: 01/13/20 22:32			
Decachlorobiphenyl (Surr)	80.0	105	70 - 130	10.549	10.55114	-0.0021	+/-1.0	

SURROGATE STANDARD RECOVERY AND RT SUMMARY

EPA 8082A

Laboratory: <u>Apex Laboratories</u>	SDG: <u>Gasco PreRD DG 2019</u>
Client: <u>Anchor QEA, LLC</u>	Project: <u>Gasco PreRD DG 2019 - 4a-b. DOC-CAP Testing C</u>
Sequence: <u>0A22023</u>	Instrument: <u>DUALECD2F</u>
Matrix: <u>Sediment</u>	Calibration: <u>A9L0407</u>

Surrogate Compound	Spike Level ng/mL	% Recovery	Recovery Limits	RT	Calibration Mean RT	RT Diff	RT Diff Limit	Q
Calibration Check (0A22023-CCV1)			Lab File ID: ECD2F002.D		Analyzed: 01/22/20 07:30			
Decachlorobiphenyl (Surr)	250	109	80 - 120	9.559	9.577571	-0.0186	+/-1.0	
Calibration Blank (0A22023-CCB1)			Lab File ID: ECD2F003.D		Analyzed: 01/22/20 07:47			
Decachlorobiphenyl (Surr)	100	104	43 - 120	9.558	9.577571	-0.0196	+/-1.0	
Blank (0010624-BLK1)			Lab File ID: ECD2F004.D		Analyzed: 01/22/20 08:30			
Decachlorobiphenyl (Surr)	16.1	98	43 - 120	9.566	9.577571	-0.0116	+/-1.0	
LCS (0010624-BS1)			Lab File ID: ECD2F005.D		Analyzed: 01/22/20 08:48			
Decachlorobiphenyl (Surr)	16.7	107	43 - 120	9.561	9.577571	-0.0166	+/-1.0	
Calibration Check (0A22023-CCV2)			Lab File ID: ECD2F016.D		Analyzed: 01/22/20 12:02			
Decachlorobiphenyl (Surr)	250	113	80 - 120	9.558	9.577571	-0.0196	+/-1.0	
Calibration Blank (0A22023-CCB2)			Lab File ID: ECD2F017.D		Analyzed: 01/22/20 12:20			
Decachlorobiphenyl (Surr)	100	110	43 - 120	9.557	9.577571	-0.0206	+/-1.0	
Calibration Check (0A22023-CCV3)			Lab File ID: ECD2F030.D		Analyzed: 01/22/20 16:09			
Decachlorobiphenyl (Surr)	250	103	80 - 120	9.557	9.577571	-0.0206	+/-1.0	
Calibration Blank (0A22023-CCB3)			Lab File ID: ECD2F031.D		Analyzed: 01/22/20 16:27			
Decachlorobiphenyl (Surr)	100	101	43 - 120	9.557	9.577571	-0.0206	+/-1.0	

SURROGATE STANDARD RECOVERY AND RT SUMMARY

EPA 8082A

Laboratory: <u>Apex Laboratories</u>	SDG: <u>Gasco PreRD DG 2019</u>
Client: <u>Anchor QEA, LLC</u>	Project: <u>Gasco PreRD DG 2019 - 4a-b. DOC-CAP Testing C</u>
Sequence: <u>0A22024</u>	Instrument: <u>DUALECD2R</u>
Matrix: <u>Sediment</u>	Calibration: <u>A0A1501</u>

Surrogate Compound	Spike Level ng/mL	% Recovery	Recovery Limits	RT	Calibration Mean RT	RT Diff	RT Diff Limit	Q
Calibration Check (0A22024-CCV1)			Lab File ID: ECD2R002.D		Analyzed: 01/22/20 07:30			
Decachlorobiphenyl (Surr)	250	96	80 - 120	10.547	10.55114	-0.0041	+/-1.0	
Calibration Blank (0A22024-CCB1)			Lab File ID: ECD2R003.D		Analyzed: 01/22/20 07:47			
Decachlorobiphenyl (Surr)	100	97	43 - 120	10.548	10.55114	-0.0031	+/-1.0	
PDI-046SC-A-03-04-191001 (A0A0637-01)			Lab File ID: ECD2R004.D		Analyzed: 01/22/20 08:30			
Decachlorobiphenyl (Surr)	18.0	84	43 - 120	10.55	10.55114	-0.0011	+/-1.0	
PDI-047SC-A-03-04-191001 (A0A0637-02)			Lab File ID: ECD2R006.D		Analyzed: 01/22/20 09:06			
Decachlorobiphenyl (Surr)	18.7	95	43 - 120	10.546	10.55114	-0.0051	+/-1.0	
Calibration Check (0A22024-CCV2)			Lab File ID: ECD2R016.D		Analyzed: 01/22/20 12:02			
Decachlorobiphenyl (Surr)	250	106	80 - 120	10.546	10.55114	-0.0051	+/-1.0	
Calibration Blank (0A22024-CCB2)			Lab File ID: ECD2R017.D		Analyzed: 01/22/20 12:20			
Decachlorobiphenyl (Surr)	100	101	43 - 120	10.544	10.55114	-0.0071	+/-1.0	
Calibration Check (0A22024-CCV3)			Lab File ID: ECD2R030.D		Analyzed: 01/22/20 16:09			
Decachlorobiphenyl (Surr)	250	102	80 - 120	10.545	10.55114	-0.0061	+/-1.0	
Calibration Blank (0A22024-CCB3)			Lab File ID: ECD2R031.D		Analyzed: 01/22/20 16:27			
Decachlorobiphenyl (Surr)	100	95	43 - 120	10.544	10.55114	-0.0071	+/-1.0	

SURROGATE STANDARD RECOVERY AND RT SUMMARY

EPA 8082A

Laboratory: <u>Apex Laboratories</u>	SDG: <u>Gasco PreRD DG 2019</u>
Client: <u>Anchor QEA, LLC</u>	Project: <u>Gasco PreRD DG 2019 - 4a-b. DOC-CAP Testing C</u>
Sequence: <u>9L03052</u>	Instrument: <u>DUALECD2F</u>
Matrix: <u>Sediment</u>	Calibration: <u>A9L0407</u>

Surrogate Compound	Spike Level ng/mL	% Recovery	Recovery Limits	RT	Calibration Mean RT	RT Diff	RT Diff Limit	Q
Initial Cal Check (9L03052-ICV1)			Lab File ID: ECD2F011.D		Analyzed: 12/03/19 19:25			
Decachlorobiphenyl (Surr)	200	92	70 - 130	9.577	9.577571	-0.0006	+/-1.0	
Initial Cal Check (9L03052-ICV2)			Lab File ID: ECD2F019.D		Analyzed: 12/03/19 21:46			
Decachlorobiphenyl (Surr)	80.0	102	70 - 130	9.576	9.577571	-0.0016	+/-1.0	
Initial Cal Check (9L03052-ICV3)			Lab File ID: ECD2F020.D		Analyzed: 12/03/19 22:04			
Decachlorobiphenyl (Surr)	80.0	104	70 - 130	9.577	9.577571	-0.0006	+/-1.0	

HOLDING TIME SUMMARY

EPA 8082A

Laboratory: Apex Laboratories

SDG: Gasco PreRD DG 2019

Client: Anchor QEA, LLC

Project: Gasco PreRD DG 2019 - 4a-b. DOC-CAP Testing C

Sample Name	Date Collected	Date Received	Date Prepared	Days to Prep	Max Days to Prep	Date Analyzed	Days to Analysis	Max Days to Analysis	Q
PDI-046SC-A-03-04-191001	10/01/19 08:38	10/02/19 11:23	01/21/20 15:35	112.29	365.00	01/22/20 08:30	0.70	40.00	
PDI-047SC-A-03-04-191001	10/01/19 10:32	10/02/19 11:23	01/21/20 15:35	112.21	365.00	01/22/20 09:06	0.73	40.00	

Apex Laboratories

SDG: Gasco PreRD_DG 2019

CLASS: GC

METHOD: EPA 8081B

ANALYSES DATA PACKAGE COVER PAGE

EPA 8081B

Laboratory: Apex Laboratories

SDG: Gasco PreRD_DG 2019

Client: Anchor QEA, LLC

Project: Gasco PreRD_DG 2019 - 4a-b. DOC-CAP Testing Co

Client Sample Id:

PDI-046SC-A-03-04-191001

PDI-047SC-A-03-04-191001

Lab Sample Id:

A0A0637-01

A0A0637-02

Matrix

Sediment

Sediment

I certify that this data package is in compliance with the terms and conditions of the contract, both technically and for completeness, for other than the conditions detailed above. Release of the data contained in this hardcopy data package and in computer-readable data submitted on diskette has been authorized by the Laboratory Manager or the Manager's designee, as verified by the following signatures.

Signature: _____



Name: _____

David G. Jack

Forms Created: _____

2/21/2020 2:47PM

Title: _____

Technical Manager

METHOD DETECTION AND REPORTING LIMITS

EPA 8081B

Laboratory: Apex Laboratories

SDG: Gasco PreRD_DG 2019

Client: Anchor QEA, LLC

Project: Gasco PreRD_DG 2019 - 4a-b. DOC-CAP

Batch Matrix: Sediment

Analyte	MDL	MRL	Units
2,4'-DDD [2C]	0.500	1.00	ug/kg
2,4'-DDE [2C]	0.500	1.00	ug/kg
2,4'-DDT [2C]	0.500	1.00	ug/kg
4,4'-DDD	0.500	1.00	ug/kg
4,4'-DDD [2C]	0.500	1.00	ug/kg
4,4'-DDE	0.500	1.00	ug/kg
4,4'-DDE [2C]	0.500	1.00	ug/kg
4,4'-DDT	0.500	1.00	ug/kg
4,4'-DDT [2C]	0.500	1.00	ug/kg

Note: MDLs are listed only if the corresponding analyte was evaluated to the MDL in this report .

ORGANIC ANALYSIS DATA SHEET

EPA 8081B

PDI-046SC-A-03-04-191001

Laboratory: <u>Apex Laboratories</u>	SDG: <u>Gasco PreRD_DG 2019</u>	
Client: <u>Anchor QEA, LLC</u>	Project: <u>Gasco PreRD_DG 2019 - 4a-b. DOC-CAP Testing Co</u>	
Matrix: <u>Sediment</u>	Laboratory ID: <u>A0A0637-01RE3</u>	File ID: <u>ECD8-02112026.D</u>
Sampled: <u>10/01/19 08:38</u>	Prepared: <u>01/27/20 16:12</u>	Analyzed: <u>02/11/20 18:05</u>
Solids: <u>91.45</u>	Preparation: <u>EPA 3546/3640A (GPC)</u>	Initial/Final: <u>10.78 g / 10 mL</u>
Batch: <u>0010957</u>	Sequence: <u>0B11041</u>	Calibration: <u>A0B0404</u>
		Instrument: <u>DUALECD8</u>

CAS NO.	COMPOUND	DILUTION	CONC. (ug/kg dry)	Q
53-19-0	2,4'-DDD [2C]	1	1.01	U
3424-82-6	2,4'-DDE [2C]	1	1.01	U
789-02-6	2,4'-DDT [2C]	1	1.01	U
72-54-8	4,4'-DDD	1	1.64	J
72-55-9	4,4'-DDE [2C]	1	1.01	U
50-29-3	4,4'-DDT [2C]	1	1.01	U

SYSTEM MONITORING COMPOUND	ADDED (ug/kg dry)	CONC (ug/kg dry)	% REC	QC LIMITS	Q
2,4,5,6-TCMX (Surr) [2C]	50.7	31.5	62	42 - 129	
Decachlorobiphenyl (Surr) [2C]	50.7	54.9	108	55 - 130	

* Values outside of QC limits

ORGANIC ANALYSIS DATA SHEET

EPA 8081B

PDI-047SC-A-03-04-191001

Laboratory: <u>Apex Laboratories</u>	SDG: <u>Gasco PreRD_DG 2019</u>	
Client: <u>Anchor QEA, LLC</u>	Project: <u>Gasco PreRD_DG 2019 - 4a-b. DOC-CAP Testing Co</u>	
Matrix: <u>Sediment</u>	Laboratory ID: <u>A0A0637-02RE3</u>	File ID: <u>ECD8-02112022.D</u>
Sampled: <u>10/01/19 10:32</u>	Prepared: <u>01/27/20 16:12</u>	Analyzed: <u>02/11/20 16:54</u>
Solids: <u>88.84</u>	Preparation: <u>EPA 3546/3640A (GPC)</u>	Initial/Final: <u>10.16 g / 10 mL</u>
Batch: <u>0010957</u>	Sequence: <u>0B11041</u>	Calibration: <u>A0B0404</u> Instrument: <u>DUALECD8</u>

CAS NO.	COMPOUND	DILUTION	CONC. (ug/kg dry)	Q
53-19-0	2,4'-DDD [2C]	1	3.78	
3424-82-6	2,4'-DDE [2C]	1	1.11	U
789-02-6	2,4'-DDT [2C]	1	1.11	U
72-54-8	4,4'-DDD	1	7.20	
72-55-9	4,4'-DDE	1	1.11	U
50-29-3	4,4'-DDT	1	8.12	

SYSTEM MONITORING COMPOUND	ADDED (ug/kg dry)	CONC (ug/kg dry)	% REC	QC LIMITS	Q
2,4,5,6-TCMX (Surr) [2C]	55.4	40.6	73	42 - 129	
Decachlorobiphenyl (Surr) [2C]	55.4	55.2	100	55 - 130	

* Values outside of QC limits

PREPARATION BATCH SUMMARY

EPA 8081B

Laboratory: Apex Laboratories

SDG: Gasco PreRD_DG 2019

Client: Anchor QEA, LLC

Project: Gasco PreRD DG 2019 - 4a-b. DOC-CAP Testing Co

Batch: 0010957

Batch Matrix: Sediment

Preparation: EPA 3546/3640A (GPC)

SAMPLE NAME	LAB SAMPLE ID	LAB FILE ID	DATE PREPARED	OBSERVATIONS
Blank	0010957-BLK1	ECD8-02112007.D	01/27/20 16:12	
LCS	0010957-BS1	ECD8-02112008.D	01/27/20 16:12	
PDI-046SC-A-03-04-191001	A0A0637-01RE3	ECD8-02112026.D	01/27/20 16:12	
PDI-047SC-A-03-04-191001	A0A0637-02RE3	ECD8-02112022.D	01/27/20 16:12	

Note: Client samples are listed only if they are included in this report.

Duplicates and Matrix Spike/Duplicates QC Samples are only listed if sourced from a sample included in this report.

METHOD BLANK DATA SHEET

EPA 8081B

Laboratory: <u>Apex Laboratories</u>	SDG: <u>Gasco PreRD_DG 2019</u>	
Client: <u>Anchor QEA, LLC</u>	Project: <u>Gasco PreRD_DG 2019 - 4a-b. DOC-CAP Testing C</u>	
Matrix: <u>Sediment</u>	Laboratory ID: <u>0010957-BLK1</u>	File ID: <u>ECD8-02112007.D</u>
Prepared: <u>01/27/20 16:12</u>	Preparation: <u>EPA 3546/3640A (GPC)</u>	Initial/Final: <u>11 g / 10 mL</u>
Analyzed: <u>02/11/20 12:41</u>	Instrument: <u>DUALECD8</u>	
Batch: <u>0010957</u>	Sequence: <u>0B11041</u>	Calibration: <u>A0B0404</u>

CAS NO.	COMPOUND	CONC. (ug/kg wet)	Q
53-19-0	2,4'-DDD [2C]	0.909	U
3424-82-6	2,4'-DDE [2C]	0.909	U
789-02-6	2,4'-DDT [2C]	0.909	U
72-54-8	4,4'-DDD [2C]	0.909	U
72-55-9	4,4'-DDE [2C]	0.909	U
50-29-3	4,4'-DDT [2C]	0.909	U

SYSTEM MONITORING COMPOUND	ADDED (ug/kg wet)	CONC (ug/kg wet)	% REC	QC LIMITS	Q
2,4,5,6-TCMX (Surr) [2C]	45.5	32.9	72	42 - 129	
Decachlorobiphenyl (Surr) [2C]	45.5	47.0	103	55 - 130	

LCS / LCS DUPLICATE RECOVERY

EPA 8081B

Laboratory: Apex Laboratories

SDG: Gasco PreRD_DG 2019

Client: Anchor QEA, LLC

Project: Gasco PreRD_DG 2019 - 4a-b. DOC-CAP Testing Co

Matrix: Sediment

Batch: 0010957

Laboratory ID: 0010957-BS1

Preparation: EPA 3546/3640A (GPC)

Initial/Final: 10 g / 10 mL

COMPOUND	SPIKE ADDED (ug/kg wet)	LCS CONCENTRATION (ug/kg wet)	LCS % REC. (* = Out)	QC LIMITS REC.
2,4'-DDD [2C]	50.0	47.0	94	50 - 150
2,4'-DDE [2C]	50.0	43.6	87	50 - 150
2,4'-DDT [2C]	50.0	47.4	95	50 - 150
4,4'-DDD [2C]	50.0	52.0	104	50 - 150
4,4'-DDE [2C]	50.0	46.1	92	50 - 150
4,4'-DDT [2C]	50.0	51.7	103	50 - 150

* = Values outside of QC limits

ANALYSIS BATCH (SEQUENCE) SUMMARY

EPA 8081B

Laboratory: Apex Laboratories

SDG: Gasco PreRD_DG 2019

Client: Anchor QEA, LLC

Project: Gasco PreRD_DG 2019 - 4a-b. DOC-CAP Testing C

Sequence: 0B01012

Instrument: DUALECD8

Matrix: Sediment

Calibration: A0B0404

Sample Name	Lab Sample ID	Lab File ID	Analysis Date/Time
Initial Cal Blank	0B01012-ICB1	ECD8-02012004.D	02/01/20 15:09
Cal Standard	0B01012-CAL1	ECD8-02012005.D	02/01/20 15:26
Cal Standard	0B01012-CAL2	ECD8-02012006.D	02/01/20 15:43
Cal Standard	0B01012-CAL3	ECD8-02012007.D	02/01/20 16:00
Cal Standard	0B01012-CAL4	ECD8-02012008.D	02/01/20 16:16
Cal Standard	0B01012-CAL5	ECD8-02012009.D	02/01/20 16:33
Cal Standard	0B01012-CAL6	ECD8-02012010.D	02/01/20 16:50
Cal Standard	0B01012-CAL7	ECD8-02012011.D	02/01/20 17:07
Cal Standard	0B01012-CAL8	ECD8-02012012.D	02/01/20 17:24
Cal Standard	0B01012-CAL9	ECD8-02012013.D	02/01/20 17:41
Initial Cal Check	0B01012-ICV1	ECD8-02012015.D	02/01/20 18:14
Cal Standard	0B01012-CALA	ECD8-02012016.D	02/01/20 18:31
Cal Standard	0B01012-CALB	ECD8-02012017.D	02/01/20 18:48
Cal Standard	0B01012-CALC	ECD8-02012018.D	02/01/20 19:05
Cal Standard	0B01012-CALD	ECD8-02012019.D	02/01/20 19:22
Cal Standard	0B01012-CALE	ECD8-02012020.D	02/01/20 19:38
Cal Standard	0B01012-CALF	ECD8-02012021.D	02/01/20 19:55
Cal Standard	0B01012-CALG	ECD8-02012022.D	02/01/20 20:12
Cal Standard	0B01012-CALH	ECD8-02012023.D	02/01/20 20:29
Cal Standard	0B01012-CALI	ECD8-02012024.D	02/01/20 20:46
Initial Cal Check	0B01012-ICV2	ECD8-02012026.D	02/01/20 21:19

Note: Client samples are listed only if they are included in this report.

Duplicates and Matrix Spike/Duplicates QC Samples are only listed if sourced from a sample included in this report.

ANALYSIS BATCH (SEQUENCE) SUMMARY

EPA 8081B

Laboratory: <u>Apex Laboratories</u>	SDG: <u>Gasco PreRD_DG 2019</u>
Client: <u>Anchor QEA, LLC</u>	Project: <u>Gasco PreRD_DG 2019 - 4a-b. DOC-CAP Testing C</u>
Sequence: <u>0B11041</u>	Instrument: <u>DUALECD8</u>
Matrix: <u>Sediment</u>	Calibration: <u>A0B0404</u>

Sample Name	Lab Sample ID	Lab File ID	Analysis Date/Time
Calibration Check	0B11041-CCV1	ECD8-02112004.D	02/11/20 11:42
Calibration Check	0B11041-CCV2	ECD8-02112005.D	02/11/20 11:59
Calibration Blank	0B11041-CCB1	ECD8-02112006.D	02/11/20 12:16
Blank	0010957-BLK1	ECD8-02112007.D	02/11/20 12:41
LCS	0010957-BS1	ECD8-02112008.D	02/11/20 12:58
Calibration Check	0B11041-CCV3	ECD8-02112017.D	02/11/20 15:30
Calibration Check	0B11041-CCV4	ECD8-02112018.D	02/11/20 15:46
Calibration Blank	0B11041-CCB2	ECD8-02112019.D	02/11/20 16:03
PDI-047SC-A-03-04-191001	A0A0637-02RE3	ECD8-02112022.D	02/11/20 16:54
PDI-046SC-A-03-04-191001	A0A0637-01RE3	ECD8-02112026.D	02/11/20 18:05
Calibration Check	0B11041-CCV5	ECD8-02112030.D	02/11/20 19:20
Calibration Check	0B11041-CCV6	ECD8-02112031.D	02/11/20 19:37
Calibration Blank	0B11041-CCB3	ECD8-02112032.D	02/11/20 19:54
Calibration Check	0B11041-CCV7	ECD8-02112047.D	02/12/20 00:33
Calibration Check	0B11041-CCV8	ECD8-02112048.D	02/12/20 00:50
Calibration Blank	0B11041-CCB4	ECD8-02112049.D	02/12/20 01:07

Note: Client samples are listed only if they are included in this report.

Duplicates and Matrix Spike/Duplicates QC Samples are only listed if sourced from a sample included in this report.

INITIAL CALIBRATION DATA (Summary)

EPA 8081B

Laboratory: Apex Laboratories

SDG: Gasco PreRD DG 2019

Client: Anchor QEA, LLC

Project: Gasco PreRD_DG 2019 - 4a-b. DOC-CAP Testing

Calibration: A0B0404

Date: 02/04/20 14:02

Instrument: DUALECD8

Compound	Mean RF	FIT	RF RSD	Mean RT	RT RSD	Linear r	Quad COD	LIMIT	Q
2,4'-DDD [2C]	1914280	Ave	9.533784	8.484778	7.879728E-03			20	
2,4'-DDE [2C]	2273013	Ave	8.648352	8.111111	1.433024E-02			20	
2,4'-DDT	2393139	Ave	8.040802	7.794556	2.031292E-02			20	
4,4'-DDD	2544986	Ave	9.794206	7.911667	2.608805E-02			20	
4,4'-DDE	3320795	Ave	7.444198	7.490778	2.130729E-02			20	
4,4'-DDT	2688249	Ave	8.894958	8.108667	5.399958E-03			20	
4,4'-DDT [2C]	2752406	XXX	16.31791	8.975	2.109187E-02				
2,4,5,6-TCMX (Surr) [2C]	3449555	Ave	9.65486	5.981444	9.424963E-03			20	
Decachlorobiphenyl (Surr) [2C]	2554005	XXX	26.09001	10.53678	1.681729E-02				

Note: ** Quad COD may be incorrect if weighting (1/a) or (1/a²) used. Weighting not shown here. Please see instrument calibration printouts for validation.

INITIAL CALIBRATION DATA

EPA 8081B

Laboratory: Apex Laboratories

SDG: Gasco PreRD DG 2019

Client: Anchor QEA, LLC

Project: Gasco PreRD DG 2019 - 4a-b. DOC-CAP Te

Calibration: A0B0404

Instrument: DUALECD8

Calibration Date: 02/04/20 14:02

Compound	Level 01		Level 02		Level 03		Level 04		Level 05		Level 06	
	ng/mL	RF	ng/mL	RF	ng/mL	RF	ng/mL	RF	ng/mL	RF	ng/mL	RF
4,4'-DDD	0.5	2437342	1	2373048	2	2341753	5	2347446	10	2425920	25	2535112
4,4'-DDD [2C]	0.5	2238768	1	2115078	2	2175356	5	2250804	10	2275793	25	2607089
4,4'-DDE	0.5	3257902	1	2976091	2	3182040	5	3180490	10	3207276	25	3307186
4,4'-DDE [2C]	0.5	2692474	1	2684993	2	2835342	5	2971914	10	3019524	25	3470566
4,4'-DDT	0.5	2703514	1	2497592	2	2453519	5	2526530	10	2469228	25	2723898
4,4'-DDT [2C]	0.5	2721010	1	2317293	2	2367626	5	2327010	10	2513261	25	2821331
2,4,5,6-TCMX (Surr)	0.5	4020774	1	3713760	2	3604656	5	3216240	10	3303150	25	3433192
2,4,5,6-TCMX (Surr) [2C]	0.5	3614914	1	3325610	2	3232462	5	3006254	10	3188100	25	3405973
Decachlorobiphenyl (Surr)	0.5	4275962	1	3342363	2	3075353	5	2710042	10	2660587	25	2658106
Decachlorobiphenyl (Surr) [2C]	0.5	4242420	1	2619998	2	2685755	5	2248528	10	2164163	25	2160717

INITIAL CALIBRATION DATA (Continued)

EPA 8081B

Laboratory: Apex Laboratories

SDG: Gasco PreRD_DG 2019

Client: Anchor QEA, LLC

Project: Gasco PreRD_DG 2019 - 4a-b. DOC-CAP Te

Calibration: A0B0404

Instrument: DUALECD8

Matrix:

Calibration Date: 02/04/20 14:02

Compound	Level 07		Level 08		Level 09		Level 10		Level 11		Level 12	
	ng/mL	RF	ng/mL	RF	ng/mL	RF	ng/mL	RF	ng/mL	RF	ng/mL	RF
2,4'-DDD							0.5	2223074	1	1934222	2	1919460
2,4'-DDD [2C]							0.5	1921738	1	1795089	2	1840073
2,4'-DDE							0.5	2580138	1	2295081	2	2244460
2,4'-DDE [2C]							0.5	2400146	1	2104301	2	2130403
2,4'-DDT							0.5	2837448	1	2374152	2	2363674
2,4'-DDT [2C]							0.5	2420264	1	2100185	2	2093643
4,4'-DDD	50	2506136	100	2976550	200	2961570						
4,4'-DDD [2C]	50	2729506	100	3300586	200	3398319						
4,4'-DDE	50	3360032	100	3787441	200	3628698						
4,4'-DDE [2C]	50	3503806	100	4059366	200	4175570						
4,4'-DDT	50	2695986	100	2988081	200	3135895						
4,4'-DDT [2C]	50	2768264	100	3403450	200	3532407						
2,4,5,6-TCMX (Surr)	50	3203934	100	3554214	200	3415118						
2,4,5,6-TCMX (Surr) [2C]	50	3365706	100	3864483	200	4042490						
Decachlorobiphenyl (Surr)	50	2467448	100	2800902	200	2771847						
Decachlorobiphenyl (Surr) [2C]	50	2075954	100	2400362	200	2388149						

INITIAL CALIBRATION DATA (Continued)

EPA 8081B

Laboratory: Apex Laboratories

SDG: Gasco PreRD_DG 2019

Client: Anchor QEA, LLC

Project: Gasco PreRD_DG 2019 - 4a-b. DOC-CAP Te

Calibration: A0B0404

Instrument: DUALECD8

Matrix:

Calibration Date: 02/04/20 14:02

Compound	Level 13		Level 14		Level 15		Level 16		Level 17		Level 18	
	ng/mL	RF	ng/mL	RF	ng/mL	RF	ng/mL	RF	ng/mL	RF	ng/mL	RF
2,4'-DDD	5	1976528	10	1853462	25	1688137	50	1862671	100	1888996	200	2084630
2,4'-DDD [2C]	5	1859711	10	1806277	25	1718481	50	1984945	100	1955472	200	2346739
2,4'-DDE	5	2348746	10	2280436	25	2088095	50	2327188	100	2230456	200	2414256
2,4'-DDE [2C]	5	2181282	10	2195810	25	2044534	50	2342820	100	2384413	200	2673412
2,4'-DDT	5	2374578	10	2292821	25	2144315	50	2342232	100	2298646	200	2510382
2,4'-DDT [2C]	5	2271608	10	2213786	25	2148938	50	2455132	100	2535689	200	2918111

SECOND-SOURCE CALIBRATION VERIFICATION

EPA 8081B

Laboratory: <u>Apex Laboratories</u>	SDG: <u>Gasco PreRD DG 2019</u>
Client: <u>Anchor QEA, LLC</u>	Project: <u>Gasco PreRD_DG 2019 - 4a-b. DOC-CAP</u>
Instrument ID: <u>DUALECD8</u>	Calibration: <u>A0B0404</u>
Lab File ID: <u>ECD8-02012015.D</u>	
Sequence: <u>0B01012</u>	Inject Date: <u>02/01/20</u>
Lab Sample ID: <u>0B01012-ICV1</u>	Inject Time: <u>18:14</u>

ANALYTE	EXPECTED (ng/mL)	FOUND (ng/mL)	% DRIFT	QC LIMIT
4,4'-DDD	50.0	50.9	1.8	70 - 130
4,4'-DDD [2C]	50.0	49.5	-1.0	70 - 130
4,4'-DDE	50.0	49.7	-0.6	70 - 130
4,4'-DDE [2C]	50.0	48.3	-3.3	70 - 130
4,4'-DDT	50.0	50.5	1.1	70 - 130
4,4'-DDT [2C]	50.0	52.9	5.7	70 - 130
2,4,5,6-TCMX (Surr)	50.0	46.2	-7.6	70 - 130
2,4,5,6-TCMX (Surr) [2C]	50.0	49.3	-1.3	70 - 130
Decachlorobiphenyl (Surr)	50.0	46.1	-7.7	70 - 130
Decachlorobiphenyl (Surr) [2C]	50.0	48.3	-3.4	70 - 130

SECOND-SOURCE CALIBRATION VERIFICATION

EPA 8081B

Laboratory: Apex Laboratories SDG: Gasco PreRD DG 2019
Client: Anchor QEA, LLC Project: Gasco PreRD_DG 2019 - 4a-b. DOC-CAP
Instrument ID: DUALECD8 Calibration: A0B0404
Lab File ID: ECD8-02012026.D
Sequence: 0B01012 Inject Date: 02/01/20
Lab Sample ID: 0B01012-ICV2 Inject Time: 21:19

ANALYTE	EXPECTED (ng/mL)	FOUND (ng/mL)	% DRIFT	QC LIMIT
2,4'-DDD	50.0	50.0	-0.06	70 - 130
2,4'-DDD [2C]	50.0	54.0	8.0	70 - 130
2,4'-DDE	50.0	50.9	1.7	70 - 130
2,4'-DDE [2C]	50.0	53.2	6.3	70 - 130
2,4'-DDT	50.0	49.9	-0.2	70 - 130
2,4'-DDT [2C]	50.0	52.2	4.3	70 - 130

CONTINUING CALIBRATION CHECK

EPA 8081B

Laboratory: Apex Laboratories

SDG: Gasco PreRD DG 2019

Client: Anchor QEA, LLC

Project: Gasco PreRD DG 2019 - 4a-b. DOC-CAP Testing C

Instrument ID: DUALECD8

Calibration: A0B0404

Lab File ID: ECD8-02112004.D

Calibration Date: 02/04/20 14:02

Sequence: 0B11041

Injection Date: 02/11/20

Lab Sample ID: 0B11041-CCV1

Injection Time: 11:42

COMPOUND	Curve Fit	Calculated Concentration (ng/mL) [L/Q Fits]			Response Factors [Ave RF]			Limit
		STD	CCV	% DIFF	ICAL	CCV	% Drift	
4,4'-DDD	Ave	50.0	45.4		2544986	2312552	-9.1	20
4,4'-DDD [2C]	XXX	50.0	52.1	4.2				20
4,4'-DDE	Ave	50.0	46.5		3320795	3089062	-7.0	20
4,4'-DDE [2C]	XXX	50.0	50.4	0.8				20
4,4'-DDT	Ave	50.0	46.8		2688249	2515062	-6.4	20
4,4'-DDT [2C]	XXX	50.0	52.4	4.7				20

** Quadratic Curve fit may be weighted (1/a or 1/a²).

* = Values outside of QC limits

CONTINUING CALIBRATION CHECK

EPA 8081B

Laboratory: Apex Laboratories

SDG: Gasco PreRD DG 2019

Client: Anchor QEA, LLC

Project: Gasco PreRD DG 2019 - 4a-b. DOC-CAP Testing C

Instrument ID: DUALECD8

Calibration: A0B0404

Lab File ID: ECD8-02112005.D

Calibration Date: 02/04/20 14:02

Sequence: 0B11041

Injection Date: 02/11/20

Lab Sample ID: 0B11041-CCV2

Injection Time: 11:59

COMPOUND	Curve Fit	Calculated Concentration (ng/mL) [L/Q Fits]			Response Factors [Ave RF]			Limit
		STD	CCV	% DIFF	ICAL	CCV	% Drift	
2,4'-DDD	Ave	50.0	43.6		1936798	1689462	-12.8	20
2,4'-DDD [2C]	Ave	50.0	50.6		1914280	1935800	1.1	20
2,4'-DDE	Ave	50.0	43.5		2312095	2012288	-13.0	20
2,4'-DDE [2C]	Ave	50.0	48.1		2273013	2186166	-3.8	20
2,4'-DDT	Ave	50.0	45.4		2393139	2171806	-9.2	20
2,4'-DDT [2C]	XXX	50.0	49.3	-1.4				20

** Quadratic Curve fit may be weighted (1/a or 1/a2).

* = Values outside of QC limits

CONTINUING CALIBRATION CHECK

EPA 8081B

Laboratory: Apex Laboratories

SDG: Gasco PreRD DG 2019

Client: Anchor QEA, LLC

Project: Gasco PreRD DG 2019 - 4a-b. DOC-CAP Testing C

Instrument ID: DUALECD8

Calibration: A0B0404

Lab File ID: ECD8-02112017.D

Calibration Date: 02/04/20 14:02

Sequence: 0B11041

Injection Date: 02/11/20

Lab Sample ID: 0B11041-CCV3

Injection Time: 15:30

COMPOUND	Curve Fit	Calculated Concentration (ng/mL) [L/Q Fits]			Response Factors [Ave RF]			Limit
		STD	CCV	% DIFF	ICAL	CCV	% Drift	
4,4'-DDD	Ave	100	100		2544986	2547805	0.1	20
4,4'-DDD [2C]	XXX	100	102	2.0				20
4,4'-DDE	Ave	100	100		3320795	3335316	0.4	20
4,4'-DDE [2C]	XXX	100	96.4	-3.6				20
4,4'-DDT	Ave	100	99.4		2688249	2672801	-0.6	20
4,4'-DDT [2C]	XXX	100	99.5	-0.5				20

** Quadratic Curve fit may be weighted (1/a or 1/a²).

* = Values outside of QC limits

CONTINUING CALIBRATION CHECK

EPA 8081B

Laboratory: Apex Laboratories

SDG: Gasco PreRD DG 2019

Client: Anchor QEA, LLC

Project: Gasco PreRD DG 2019 - 4a-b. DOC-CAP Testing C

Instrument ID: DUALECD8

Calibration: A0B0404

Lab File ID: ECD8-02112018.D

Calibration Date: 02/04/20 14:02

Sequence: 0B11041

Injection Date: 02/11/20

Lab Sample ID: 0B11041-CCV4

Injection Time: 15:46

COMPOUND	Curve Fit	Calculated Concentration (ng/mL) [L/Q Fits]			Response Factors [Ave RF]			Limit
		STD	CCV	% DIFF	ICAL	CCV	% Drift	
2,4'-DDD	Ave	100	92.7		1936798	1795743	-7.3	20
2,4'-DDD [2C]	Ave	100	115		1914280	2200949	15.0	20
2,4'-DDE	Ave	100	91.9		2312095	2125535	-8.1	20
2,4'-DDE [2C]	Ave	100	106		2273013	2409613	6.0	20
2,4'-DDT	Ave	100	90.6		2393139	2168419	-9.4	20
2,4'-DDT [2C]	XXX	100	102	2.4				20

** Quadratic Curve fit may be weighted (1/a or 1/a2).

* = Values outside of QC limits

CONTINUING CALIBRATION CHECK

EPA 8081B

Laboratory: Apex Laboratories

SDG: Gasco PreRD DG 2019

Client: Anchor QEA, LLC

Project: Gasco PreRD DG 2019 - 4a-b. DOC-CAP Testing C

Instrument ID: DUALECD8

Calibration: A0B0404

Lab File ID: ECD8-02112030.D

Calibration Date: 02/04/20 14:02

Sequence: 0B11041

Injection Date: 02/11/20

Lab Sample ID: 0B11041-CCV5

Injection Time: 19:20

COMPOUND	Curve Fit	Calculated Concentration (ng/mL) [L/Q Fits]			Response Factors [Ave RF]			Limit
		STD	CCV	% DIFF	ICAL	CCV	% Drift	
4,4'-DDD	Ave	50.0	49.3		2544986	2511330	-1.3	20
4,4'-DDD [2C]	XXX	50.0	55.0	10.1				20
4,4'-DDE	Ave	50.0	46.7		3320795	3100022	-6.6	20
4,4'-DDE [2C]	XXX	50.0	51.4	2.8				20
4,4'-DDT	Ave	50.0	47.6		2688249	2559024	-4.8	20
4,4'-DDT [2C]	XXX	50.0	50.8	1.7				20

** Quadratic Curve fit may be weighted (1/a or 1/a²).

* = Values outside of QC limits

CONTINUING CALIBRATION CHECK

EPA 8081B

Laboratory: Apex Laboratories

SDG: Gasco PreRD DG 2019

Client: Anchor QEA, LLC

Project: Gasco PreRD DG 2019 - 4a-b. DOC-CAP Testing C

Instrument ID: DUALECD8

Calibration: A0B0404

Lab File ID: ECD8-02112031.D

Calibration Date: 02/04/20 14:02

Sequence: 0B11041

Injection Date: 02/11/20

Lab Sample ID: 0B11041-CCV6

Injection Time: 19:37

COMPOUND	Curve Fit	Calculated Concentration (ng/mL) [L/Q Fits]			Response Factors [Ave RF]			Limit
		STD	CCV	% DIFF	ICAL	CCV	% Drift	
2,4'-DDD	Ave	50.0	45.3		1936798	1753357	-9.5	20
2,4'-DDD [2C]	Ave	50.0	54.8		1914280	2096100	9.5	20
2,4'-DDE	Ave	50.0	44.5		2312095	2059564	-10.9	20
2,4'-DDE [2C]	Ave	50.0	49.3		2273013	2242382	-1.3	20
2,4'-DDT	Ave	50.0	47.4		2393139	2267330	-5.3	20
2,4'-DDT [2C]	XXX	50.0	53.0	6.1				20

** Quadratic Curve fit may be weighted (1/a or 1/a2).

* = Values outside of QC limits

CONTINUING CALIBRATION CHECK

EPA 8081B

Laboratory: Apex Laboratories

SDG: Gasco PreRD DG 2019

Client: Anchor QEA, LLC

Project: Gasco PreRD DG 2019 - 4a-b. DOC-CAP Testing C

Instrument ID: DUALECD8

Calibration: A0B0404

Lab File ID: ECD8-02112047.D

Calibration Date: 02/04/20 14:02

Sequence: 0B11041

Injection Date: 02/12/20

Lab Sample ID: 0B11041-CCV7

Injection Time: 00:33

COMPOUND	Curve Fit	Calculated Concentration (ng/mL) [L/Q Fits]			Response Factors [Ave RF]			Limit
		STD	CCV	% DIFF	ICAL	CCV	% Drift	
4,4'-DDD	Ave	100	97.1		2544986	2471974	-2.9	20
4,4'-DDD [2C]	XXX	100	104	3.8				20
4,4'-DDE	Ave	100	91.9		3320795	3051070	-8.1	20
4,4'-DDE [2C]	XXX	100	101	0.6				20
4,4'-DDT	Ave	100	102		2688249	2748395	2.2	20
4,4'-DDT [2C]	XXX	100	106	5.6				20

** Quadratic Curve fit may be weighted (1/a or 1/a²).

* = Values outside of QC limits

CONTINUING CALIBRATION CHECK

EPA 8081B

Laboratory: Apex Laboratories

SDG: Gasco PreRD DG 2019

Client: Anchor QEA, LLC

Project: Gasco PreRD DG 2019 - 4a-b. DOC-CAP Testing C

Instrument ID: DUALECD8

Calibration: A0B0404

Lab File ID: ECD8-02112048.D

Calibration Date: 02/04/20 14:02

Sequence: 0B11041

Injection Date: 02/12/20

Lab Sample ID: 0B11041-CCV8

Injection Time: 00:50

COMPOUND	Curve Fit	Calculated Concentration (ng/mL) [L/Q Fits]			Response Factors [Ave RF]			Limit
		STD	CCV	% DIFF	ICAL	CCV	% Drift	
2,4'-DDD	Ave	100	96.4		1936798	1868066	-3.5	20
2,4'-DDD [2C]	Ave	100	113		1914280	2167457	13.2	20
2,4'-DDE	Ave	100	90.0		2312095	2081956	-10.0	20
2,4'-DDE [2C]	Ave	100	112		2273013	2547553	12.1	20
2,4'-DDT	Ave	100	103		2393139	2457212	2.7	20
2,4'-DDT [2C]	XXX	100	111	11.3				20

** Quadratic Curve fit may be weighted (1/a or 1/a2).

* = Values outside of QC limits

SURROGATE STANDARD RECOVERY AND RT SUMMARY

EPA 8081B

Laboratory: <u>Apex Laboratories</u>	SDG: <u>Gasco PreRD DG 2019</u>
Client: <u>Anchor QEA, LLC</u>	Project: <u>Gasco PreRD DG 2019 - 4a-b. DOC-CAP Testing Co</u>
Sequence: <u>0B01012</u>	Instrument: <u>DUALECD8</u>
Matrix: <u>Sediment</u>	Calibration: <u>A0B0404</u>

Surrogate Compound	Spike Level ng/mL	% Recovery	Recovery Limits	RT	Calibration Mean RT	RT Diff	RT Diff Limit	Q
Initial Cal Check (0B01012-ICV1)			Lab File ID: ECD8-02012015.D		Analyzed: 02/01/20 18:14			
2,4,5,6-TCMX (Surr)	50.0	92	70 - 130	5.297	5.297333	-0.0003	+/-1.0	
2,4,5,6-TCMX (Surr) [2C]	50.0	99	70 - 130	5.981	5.981444	-0.0004	+/-1.0	
Decachlorobiphenyl (Surr)	50.0	92	70 - 130	9.507	9.506889	0.0001	+/-1.0	
Decachlorobiphenyl (Surr) [2C]	50.0	97	70 - 130	10.537	10.53678	0.0002	+/-1.0	

SURROGATE STANDARD RECOVERY AND RT SUMMARY

EPA 8081B

Laboratory: Apex Laboratories
 Client: Anchor QEA, LLC
 Sequence: 0B11041
 Matrix: Sediment

SDG: Gasco PreRD DG 2019
 Project: Gasco PreRD DG 2019 - 4a-b. DOC-CAP Testing C
 Instrument: DUALECD8
 Calibration: A0B0404

Surrogate Compound	Spike Level ng/mL	% Recovery	Recovery Limits	RT	Calibration Mean RT	RT Diff	RT Diff Limit	Q
Calibration Check (0B11041-CCV1) Lab File ID: ECD8-02112004.D Analyzed: 02/11/20 11:42								
2,4,5,6-TCMX (Surr)	50.0	89	80 - 120	5.258	5.297333	-0.0393	+/-1.0	
2,4,5,6-TCMX (Surr) [2C]	50.0	100	80 - 120	5.946	5.981444	-0.0354	+/-1.0	
Decachlorobiphenyl (Surr)	50.0	95	80 - 120	9.463	9.506889	-0.0439	+/-1.0	
Decachlorobiphenyl (Surr) [2C]	50.0	105	80 - 120	10.493	10.53678	-0.0438	+/-1.0	
Calibration Blank (0B11041-CCB1) Lab File ID: ECD8-02112006.D Analyzed: 02/11/20 12:16								
2,4,5,6-TCMX (Surr) [2C]	100	99	42 - 129	5.947	5.981444	-0.0344	+/-1.0	
Decachlorobiphenyl (Surr) [2C]	100	95	55 - 130	10.495	10.53678	-0.0418	+/-1.0	
Blank (0010957-BLK1) Lab File ID: ECD8-02112007.D Analyzed: 02/11/20 12:41								
2,4,5,6-TCMX (Surr) [2C]	45.5	72	42 - 129	5.943	5.981444	-0.0384	+/-1.0	
Decachlorobiphenyl (Surr) [2C]	45.5	103	55 - 130	10.496	10.53678	-0.0408	+/-1.0	
LCS (0010957-BS1) Lab File ID: ECD8-02112008.D Analyzed: 02/11/20 12:58								
2,4,5,6-TCMX (Surr) [2C]	50.0	69	42 - 129	5.945	5.981444	-0.0364	+/-1.0	
Decachlorobiphenyl (Surr) [2C]	50.0	100	55 - 130	10.493	10.53678	-0.0438	+/-1.0	
Calibration Check (0B11041-CCV3) Lab File ID: ECD8-02112017.D Analyzed: 02/11/20 15:30								
2,4,5,6-TCMX (Surr)	100	88	80 - 120	5.258	5.297333	-0.0393	+/-1.0	
2,4,5,6-TCMX (Surr) [2C]	100	105	80 - 120	5.946	5.981444	-0.0354	+/-1.0	
Decachlorobiphenyl (Surr)	100	95	80 - 120	9.464	9.506889	-0.0429	+/-1.0	
Decachlorobiphenyl (Surr) [2C]	100	103	80 - 120	10.494	10.53678	-0.0428	+/-1.0	
Calibration Blank (0B11041-CCB2) Lab File ID: ECD8-02112019.D Analyzed: 02/11/20 16:03								
2,4,5,6-TCMX (Surr) [2C]	100	104	42 - 129	5.946	5.981444	-0.0354	+/-1.0	
Decachlorobiphenyl (Surr) [2C]	100	98	55 - 130	10.493	10.53678	-0.0438	+/-1.0	
PDI-047SC-A-03-04-191001 (A0A0637-02RE3) Lab File ID: ECD8-02112022.D Analyzed: 02/11/20 16:54								
2,4,5,6-TCMX (Surr) [2C]	55.4	73	42 - 129	5.945	5.981444	-0.0364	+/-1.0	
Decachlorobiphenyl (Surr) [2C]	55.4	100	55 - 130	10.492	10.53678	-0.0448	+/-1.0	
PDI-046SC-A-03-04-191001 (A0A0637-01RE3) Lab File ID: ECD8-02112026.D Analyzed: 02/11/20 18:05								
2,4,5,6-TCMX (Surr) [2C]	50.7	62	42 - 129	5.945	5.981444	-0.0364	+/-1.0	
Decachlorobiphenyl (Surr) [2C]	50.7	108	55 - 130	10.489	10.53678	-0.0478	+/-1.0	
Calibration Check (0B11041-CCV5) Lab File ID: ECD8-02112030.D Analyzed: 02/11/20 19:20								
2,4,5,6-TCMX (Surr)	50.0	92	80 - 120	5.255	5.297333	-0.0423	+/-1.0	
2,4,5,6-TCMX (Surr) [2C]	50.0	105	80 - 120	5.945	5.981444	-0.0364	+/-1.0	
Decachlorobiphenyl (Surr)	50.0	99	80 - 120	9.46	9.506889	-0.0469	+/-1.0	
Decachlorobiphenyl (Surr) [2C]	50.0	111	80 - 120	10.49	10.53678	-0.0468	+/-1.0	

SURROGATE STANDARD RECOVERY AND RT SUMMARY

EPA 8081B

Laboratory: <u>Apex Laboratories</u>	SDG: <u>Gasco PreRD_DG 2019</u>
Client: <u>Anchor QEA, LLC</u>	Project: <u>Gasco PreRD DG 2019 - 4a-b. DOC-CAP Testing Co</u>
Sequence: <u>0B11041</u>	Instrument: <u>DUALECD8</u>
Matrix: <u>Sediment</u>	Calibration: <u>A0B0404</u>

Surrogate Compound	Spike Level ng/mL	% Recovery	Recovery Limits	RT	Calibration Mean RT	RT Diff	RT Diff Limit	Q
Calibration Blank (0B11041-CCB3) Lab File ID: ECD8-02112032.D Analyzed: 02/11/20 19:54								
2,4,5,6-TCMX (Surr) [2C]	100	105	42 - 129	5.944	5.981444	-0.0374	+/-1.0	
Decachlorobiphenyl (Surr) [2C]	100	104	55 - 130	10.492	10.53678	-0.0448	+/-1.0	
Calibration Check (0B11041-CCV7) Lab File ID: ECD8-02112047.D Analyzed: 02/12/20 00:33								
2,4,5,6-TCMX (Surr)	100	97	80 - 120	5.251	5.297333	-0.0463	+/-1.0	
2,4,5,6-TCMX (Surr) [2C]	100	111	80 - 120	5.942	5.981444	-0.0394	+/-1.0	
Decachlorobiphenyl (Surr)	100	100	80 - 120	9.457	9.506889	-0.0499	+/-1.0	
Decachlorobiphenyl (Surr) [2C]	100	112	80 - 120	10.487	10.53678	-0.0498	+/-1.0	
Calibration Blank (0B11041-CCB4) Lab File ID: ECD8-02112049.D Analyzed: 02/12/20 01:07								
2,4,5,6-TCMX (Surr) [2C]	100	105	42 - 129	5.941	5.981444	-0.0404	+/-1.0	
Decachlorobiphenyl (Surr) [2C]	100	112	55 - 130	10.488	10.53678	-0.0488	+/-1.0	

HOLDING TIME SUMMARY

EPA 8081B

Laboratory: Apex Laboratories

SDG: Gasco PreRD DG 2019

Client: Anchor QEA, LLC

Project: Gasco PreRD DG 2019 - 4a-b. DOC-CAP Testing C

Sample Name	Date Collected	Date Received	Date Prepared	Days to Prep	Max Days to Prep	Date Analyzed	Days to Analysis	Max Days to Analysis	Q
PDI-046SC-A-03-04-191001	10/01/19 08:38	10/02/19 11:23	01/27/20 16:12	118.32	14.00	02/11/20 18:05	15.08	40.00	*
PDI-047SC-A-03-04-191001	10/01/19 10:32	10/02/19 11:23	01/27/20 16:12	118.24	14.00	02/11/20 16:54	15.03	40.00	*

Apex Laboratories

SDG: Gasco PreRD_DG 2019

CLASS: GCMS

METHOD: EPA 8270D PAH

ANALYSES DATA PACKAGE COVER PAGE

EPA 8270D PAH

Laboratory: Apex Laboratories

SDG: Gasco PreRD_DG 2019

Client: Anchor QEA, LLC

Project: Gasco PreRD_DG 2019 - 4a-b. DOC-CAP Testing Co

Client Sample Id:

Lab Sample Id:

Matrix

PDI-046SC-A-03-04-191001

A0A0637-01

Sediment

PDI-047SC-A-03-04-191001

A0A0637-02

Sediment

I certify that this data package is in compliance with the terms and conditions of the contract, both technically and for completeness, for other than the conditions detailed above. Release of the data contained in this hardcopy data package and in computer-readable data submitted on diskette has been authorized by the Laboratory Manager or the Manager's designee, as verified by the following signatures.

Signature: _____



Name: _____

David G. Jack

Forms Created: _____

2/21/2020 2:47PM

Title: _____

Technical Manager

METHOD DETECTION AND REPORTING LIMITS

EPA 8270D PAH

Laboratory: Apex Laboratories

SDG: Gasco PreRD_DG 2019

Client: Anchor QEA, LLC

Project: Gasco PreRD_DG 2019 - 4a-b. DOC-CAP

Batch Matrix: Sediment

Analyte	MDL	MRL	Units
Acenaphthene	1.25	2.50	ug/kg
Acenaphthylene	1.25	2.50	ug/kg
Anthracene	1.25	2.50	ug/kg
Benz(a)anthracene	1.25	2.50	ug/kg
Benzo(a)pyrene	1.25	2.50	ug/kg
Benzo(b)fluoranthene	1.25	2.50	ug/kg
Benzo(k)fluoranthene	1.25	2.50	ug/kg
Benzo(g,h,i)perylene	1.25	2.50	ug/kg
Chrysene	1.25	2.50	ug/kg
Dibenz(a,h)anthracene	1.25	2.50	ug/kg
Fluoranthene	1.25	2.50	ug/kg
Fluorene	1.25	2.50	ug/kg
Indeno(1,2,3-cd)pyrene	1.25	2.50	ug/kg
2-Methylnaphthalene	1.25	2.50	ug/kg
Naphthalene	1.25	2.50	ug/kg
Phenanthrene	1.25	2.50	ug/kg
Pyrene	1.25	2.50	ug/kg

Note: MDLs are listed only if the corresponding analyte was evaluated to the MDL in this report .

ORGANIC ANALYSIS DATA SHEET

EPA 8270D PAH

PDI-046SC-A-03-04-191001

Laboratory: <u>Apex Laboratories</u>	SDG: <u>Gasco PreRD_DG 2019</u>	
Client: <u>Anchor QEA, LLC</u>	Project: <u>Gasco PreRD_DG 2019 - 4a-b. DOC-CAP Testing Co</u>	
Matrix: <u>Sediment</u>	Laboratory ID: <u>A0A0637-01</u>	File ID: <u>N01212020.D</u>
Sampled: <u>10/01/19 08:38</u>	Prepared: <u>01/21/20 07:07</u>	Analyzed: <u>01/21/20 19:00</u>
Solids: <u>91.45</u>	Preparation: <u>EPA 3546</u>	Initial/Final: <u>10.43 g / 5 mL</u>
Batch: <u>0010609</u>	Sequence: <u>0A21027</u>	Calibration: <u>A911001</u> Instrument: <u>SV-GCMS14</u>

CAS NO.	COMPOUND	DILUTION	CONC. (ug/kg dry)	Q
83-32-9	Acenaphthene	20	44.1	JD
208-96-8	Acenaphthylene	20	42.5	JD
120-12-7	Anthracene	20	26.2	U
56-55-3	Benz(a)anthracene	20	182	D
50-32-8	Benzo(a)pyrene	20	249	D
205-99-2	Benzo(b)fluoranthene	20	226	D
207-08-9	Benzo(k)fluoranthene	20	73.0	D
191-24-2	Benzo(g,h,i)perylene	20	199	D
218-01-9	Chrysene	20	240	D
53-70-3	Dibenz(a,h)anthracene	20	26.2	U
206-44-0	Fluoranthene	20	317	D
86-73-7	Fluorene	20	26.2	U
193-39-5	Indeno(1,2,3-cd)pyrene	20	165	D
91-57-6	2-Methylnaphthalene	20	26.2	U
91-20-3	Naphthalene	20	26.2	U
85-01-8	Phenanthrene	20	111	D
129-00-0	Pyrene	20	463	D

SYSTEM MONITORING COMPOUND	ADDED (ug/kg dry)	CONC (ug/kg dry)	% REC	QC LIMITS	Q
2-Fluorobiphenyl (Surr)	52.4	38.6	74	44 - 115	
p-Terphenyl-d14 (Surr)	52.4	38.4	73	54 - 127	

INTERNAL STANDARD	AREA	RT	REF AREA	REF RT	Q
Naphthalene-d8 (ISTD)	170618	7.755	179634	7.755	
Acenaphthene-d10 (ISTD)	108109	9.504	112296	9.509	
Phenanthrene-d10 (ISTD)	178193	11.013	215151	11.013	
Chrysene-d12 (ISTD)	147020	14.668	200895	14.673	
Perylene-d12 (ISTD)	148658	18.124	190817	18.136	
Dibenz(a,h)anthracene-d14 (ISTD)	117415	20.514	159087	20.52	

* Values outside of QC limits

ORGANIC ANALYSIS DATA SHEET

EPA 8270D PAH

PDI-047SC-A-03-04-191001

Laboratory: <u>Apex Laboratories</u>	SDG: <u>Gasco PreRD_DG 2019</u>	
Client: <u>Anchor QEA, LLC</u>	Project: <u>Gasco PreRD_DG 2019 - 4a-b. DOC-CAP Testing Co</u>	
Matrix: <u>Sediment</u>	Laboratory ID: <u>A0A0637-02</u>	File ID: <u>N01212021.D</u>
Sampled: <u>10/01/19 10:32</u>	Prepared: <u>01/21/20 07:07</u>	Analyzed: <u>01/21/20 19:33</u>
Solids: <u>88.84</u>	Preparation: <u>EPA 3546</u>	Initial/Final: <u>10.41 g / 5 mL</u>
Batch: <u>0010609</u>	Sequence: <u>0A21027</u>	Calibration: <u>A9I1001</u> Instrument: <u>SV-GCMS14</u>

CAS NO.	COMPOUND	DILUTION	CONC. (ug/kg dry)	Q
83-32-9	Acenaphthene	4	88.1	D
208-96-8	Acenaphthylene	4	17.0	D
120-12-7	Anthracene	4	44.0	D
56-55-3	Benz(a)anthracene	4	60.5	D
50-32-8	Benzo(a)pyrene	4	60.6	D
205-99-2	Benzo(b)fluoranthene	4	53.1	D
207-08-9	Benzo(k)fluoranthene	4	20.6	D
191-24-2	Benzo(g,h,i)perylene	4	40.4	D
218-01-9	Chrysene	4	74.3	D
53-70-3	Dibenz(a,h)anthracene	4	5.41	U
206-44-0	Fluoranthene	4	270	D
86-73-7	Fluorene	4	52.7	D
193-39-5	Indeno(1,2,3-cd)pyrene	4	35.5	D
91-57-6	2-Methylnaphthalene	4	10.4	JD
91-20-3	Naphthalene	4	23.7	D
85-01-8	Phenanthrene	4	577	D
129-00-0	Pyrene	4	286	D

SYSTEM MONITORING COMPOUND	ADDED (ug/kg dry)	CONC (ug/kg dry)	% REC	QC LIMITS	Q
2-Fluorobiphenyl (Surr)	54.1	42.2	78	44 - 115	
p-Terphenyl-d14 (Surr)	54.1	39.8	74	54 - 127	

INTERNAL STANDARD	AREA	RT	REF AREA	REF RT	Q
Naphthalene-d8 (ISTD)	183819	7.755	179634	7.755	
Acenaphthene-d10 (ISTD)	116276	9.509	112296	9.509	
Phenanthrene-d10 (ISTD)	205274	11.013	215151	11.013	
Chrysene-d12 (ISTD)	176288	14.674	200895	14.673	
Perylene-d12 (ISTD)	183240	18.13	190817	18.136	
Dibenz(a,h)anthracene-d14 (ISTD)	142496	20.52	159087	20.52	

* Values outside of QC limits

PREPARATION BATCH SUMMARY

EPA 8270D PAH

Laboratory: Apex Laboratories

SDG: Gasco PreRD_DG 2019

Client: Anchor QEA, LLC

Project: Gasco PreRD_DG 2019 - 4a-b. DOC-CAP Testing Co

Batch: 0010609

Batch Matrix: Sediment

Preparation: EPA 3546

SAMPLE NAME	LAB SAMPLE ID	LAB FILE ID	DATE PREPARED	OBSERVATIONS
Blank	0010609-BLK3	N01212007.D	01/21/20 07:07	
LCS	0010609-BS1	N01212008.D	01/21/20 07:07	
PDI-046SC-A-03-04-191001	A0A0637-01	N01212020.D	01/21/20 07:07	
PDI-047SC-A-03-04-191001	A0A0637-02	N01212021.D	01/21/20 07:07	

Note: Client samples are listed only if they are included in this report.

Duplicates and Matrix Spike/Duplicates QC Samples are only listed if sourced from a sample included in this report.

METHOD BLANK DATA SHEET
EPA 8270D PAH

Laboratory: Apex Laboratories SDG: Gasco PreRD_DG 2019
 Client: Anchor QEA, LLC Project: Gasco PreRD_DG 2019 - 4a-b. DOC-CAP Testing C
 Matrix: Sediment Laboratory ID: 0010609-BLK3 File ID: N01212007.D
 Prepared: 01/21/20 07:07 Preparation: EPA 3546 Initial/Final: 11 g / 5 mL
 Analyzed: 01/21/20 11:55 Instrument: SV-GCMS14
 Batch: 0010609 Sequence: 0A21027 Calibration: A9I1001

CAS NO.	COMPOUND	CONC. (ug/kg wet)	Q
83-32-9	Acenaphthene	1.14	U
208-96-8	Acenaphthylene	1.14	U
120-12-7	Anthracene	1.14	U
56-55-3	Benz(a)anthracene	1.14	U
50-32-8	Benzo(a)pyrene	1.14	U
205-99-2	Benzo(b)fluoranthene	1.14	U
207-08-9	Benzo(k)fluoranthene	1.14	U
191-24-2	Benzo(g,h,i)perylene	1.14	U
218-01-9	Chrysene	1.14	U
53-70-3	Dibenz(a,h)anthracene	1.14	U
206-44-0	Fluoranthene	1.14	U
86-73-7	Fluorene	1.14	U
193-39-5	Indeno(1,2,3-cd)pyrene	1.14	U
91-57-6	2-Methylnaphthalene	1.14	U
91-20-3	Naphthalene	1.14	U
85-01-8	Phenanthrene	1.14	U
129-00-0	Pyrene	1.14	U

SYSTEM MONITORING COMPOUND	ADDED (ug/kg wet)	CONC (ug/kg wet)	% REC	QC LIMITS	Q
2-Fluorobiphenyl (Surr)	45.5	33.5	74	44 - 115	
p-Terphenyl-d14 (Surr)	45.5	33.4	73	54 - 127	

INTERNAL STANDARD	AREA	RT	REF AREA	REF RT	Q
Naphthalene-d8 (ISTD)	191173	7.755	179634	7.755	
Acenaphthene-d10 (ISTD)	121354	9.509	112296	9.509	
Phenanthrene-d10 (ISTD)	224309	11.013	215151	11.013	
Chrysene-d12 (ISTD)	206226	14.674	200895	14.673	
Perylene-d12 (ISTD)	195080	18.136	190817	18.136	
Dibenz(a,h)anthracene-d14 (ISTD)	168214	20.52	159087	20.52	

LCS / LCS DUPLICATE RECOVERY

EPA 8270D PAH

Laboratory: Apex Laboratories

SDG: Gasco PreRD_DG 2019

Client: Anchor QEA, LLC

Project: Gasco PreRD_DG 2019 - 4a-b. DOC-CAP Testing Co

Matrix: Sediment

Batch: 0010609

Laboratory ID: 0010609-BS1

Preparation: EPA 3546

Initial/Final: 10 g / 5 mL

COMPOUND	SPIKE ADDED (ug/kg wet)	LCS CONCENTRATION (ug/kg wet)	LCS % REC. (*=Out)	QC LIMITS REC.
Acenaphthene	20.0	15.5	78	40 - 122
Acenaphthylene	20.0	14.7	74	32 - 132
Anthracene	20.0	15.2	76	47 - 123
Benz(a)anthracene	20.0	14.5	72	49 - 126
Benzo(a)pyrene	20.0	15.2	76	45 - 129
Benzo(b)fluoranthene	20.0	14.9	75	45 - 132
Benzo(k)fluoranthene	20.0	15.5	77	47 - 132
Benzo(g,h,i)perylene	20.0	14.4	72	43 - 134
Chrysene	20.0	15.6	78	50 - 124
Dibenz(a,h)anthracene	20.0	14.6	73	45 - 134
Fluoranthene	20.0	16.9	85	50 - 127
Fluorene	20.0	15.4	77	43 - 125
Indeno(1,2,3-cd)pyrene	20.0	14.5	73	45 - 133
2-Methylnaphthalene	20.0	13.4	67	38 - 122
Naphthalene	20.0	16.0	80	35 - 123
Phenanthrene	20.0	15.6	78	50 - 121
Pyrene	20.0	13.8	69	47 - 127

* = Values outside of QC limits

ANALYSIS BATCH (SEQUENCE) SUMMARY

EPA 8270D PAH

Laboratory: Apex Laboratories

SDG: Gasco PreRD_DG 2019

Client: Anchor QEA, LLC

Project: Gasco PreRD_DG 2019 - 4a-b. DOC-CAP Testing C

Sequence: 0A21027

Instrument: SV-GCMS14

Matrix: Sediment

Calibration: A9I1001

Sample Name	Lab Sample ID	Lab File ID	Analysis Date/Time
MS Tune	0A21027-TUN1	N01212002.D	01/21/20 09:18
Calibration Check	0A21027-CCV1	N01212003.D	01/21/20 09:45
Calibration Blank	0A21027-CCB1	N01212004.D	01/21/20 10:18
Blank	0010609-BLK3	N01212007.D	01/21/20 11:55
LCS	0010609-BS1	N01212008.D	01/21/20 12:28
PDI-046SC-A-03-04-191001	A0A0637-01	N01212020.D	01/21/20 19:00
PDI-047SC-A-03-04-191001	A0A0637-02	N01212021.D	01/21/20 19:33

Note: Client samples are listed only if they are included in this report.

Duplicates and Matrix Spike/Duplicates QC Samples are only listed if sourced from a sample included in this report.

ANALYSIS BATCH (SEQUENCE) SUMMARY

EPA 8270D PAH

Laboratory: Apex Laboratories

SDG: Gasco PreRD_DG 2019

Client: Anchor QEA, LLC

Project: Gasco PreRD_DG 2019 - 4a-b. DOC-CAP Testing C

Sequence: 9I06028

Instrument: SV-GCMS14

Matrix: Sediment

Calibration: A9I1001

Sample Name	Lab Sample ID	Lab File ID	Analysis Date/Time
MS Tune	9I06028-TUN1	N09061911.D	09/06/19 15:51
Initial Cal Blank	9I06028-ICB1	N09061912.D	09/06/19 16:18
Cal Standard	9I06028-CAL1	N09061913.D	09/06/19 16:51
Cal Standard	9I06028-CAL2	N09061914.D	09/06/19 17:23
Cal Standard	9I06028-CAL3	N09061915.D	09/06/19 17:55
Cal Standard	9I06028-CAL4	N09061916.D	09/06/19 18:27
Cal Standard	9I06028-CAL5	N09061917.D	09/06/19 19:00
Cal Standard	9I06028-CAL6	N09061918.D	09/06/19 19:32
Cal Standard	9I06028-CAL7	N09061919.D	09/06/19 20:04
Cal Standard	9I06028-CAL8	N09061920.D	09/06/19 20:37
Cal Standard	9I06028-CAL9	N09061921.D	09/06/19 21:09
Cal Standard	9I06028-CALA	N09061922.D	09/06/19 21:41
Initial Cal Check	9I06028-ICV1	N09061924.D	09/06/19 22:45

Note: Client samples are listed only if they are included in this report.

Duplicates and Matrix Spike/Duplicates QC Samples are only listed if sourced from a sample included in this report.

MASS SPECTROMETER INSTRUMENT PERFORMANCE CHECK

EPA 8270D PAH

Laboratory: Apex Laboratories

SDG: Gasco PreRD_DG 2019

Client: Anchor QEA, LLC

Project: Gasco PreRD_DG 2019 - 4a-b. DOC-CAP Testing Co

Lab File ID: N01212002.D

Injection Date: 01/21/20

Instrument ID: SV-GCMS14

Injection Time: 09:18

Sequence: 0A21027

Lab Sample ID: 0A21027-TUN1

m/z	ION ABUNDANCE CRITERIA	% RELATIVE ABUNDANCE	
m/z 68	Less than 2% of m/z 69	1.67	PASS
m/z 69	Base peak, 100% relative abundance	100.00	PASS
m/z 70	Less than 2% of m/z 69	0.50	PASS
m/z 197	Less than 2% of m/z 198	0.51	PASS
m/z 198	Base peak, 100% relative abundance	100.00	PASS
m/z 199	5 - 9% of m/z 198	6.81	PASS
m/z 365	1 - 100% of m/z 198	3.81	PASS
m/z 441	Less than 150% of m/z 443	76.80	PASS
m/z 442	0.1 - 200% of m/z 198	121.93	PASS
m/z 443	15 - 24% of m/z 442	19.60	PASS

MASS SPECTROMETER INSTRUMENT PERFORMANCE CHECK

EPA 8270D PAH

Laboratory: Apex Laboratories

SDG: Gasco PreRD_DG 2019

Client: Anchor QEA, LLC

Project: Gasco PreRD_DG 2019 - 4a-b. DOC-CAP Testing C

Lab File ID: N09061911.D

Injection Date: 09/06/19

Instrument ID: SV-GCMS14

Injection Time: 15:51

Sequence: 9I06028

Lab Sample ID: 9I06028-TUN1

m/z	ION ABUNDANCE CRITERIA	% RELATIVE ABUNDANCE	
m/z 68	Less than 2% of m/z 69	1.53	PASS
m/z 69	Base peak, 100% relative abundance	100.00	PASS
m/z 70	Less than 2% of m/z 69	0.47	PASS
m/z 197	Less than 2% of m/z 198	0.48	PASS
m/z 198	Base peak, 100% relative abundance	100.00	PASS
m/z 199	5 - 9% of m/z 198	6.86	PASS
m/z 365	1 - 100% of m/z 198	3.62	PASS
m/z 441	Less than 150% of m/z 443	78.02	PASS
m/z 442	0.1 - 200% of m/z 198	93.14	PASS
m/z 443	15 - 24% of m/z 442	19.59	PASS

INITIAL CALIBRATION DATA (Summary)

EPA 8270D PAH

Laboratory: Apex Laboratories

SDG: Gasco PreRD DG 2019

Client: Anchor QEA, LLC

Project: Gasco PreRD_DG 2019 - 4a-b. DOC-CAP Testing

Calibration: A9I1001

Date: 09/10/19 10:37

Instrument: SV-GCMS14

Compound	Mean RF	FIT	RF RSD	Mean RT	RT RSD	Linear r	Quad COD	LIMIT	Q
Acenaphthene	1.421956	Ave	2.101464	9.6727	1.195025E-02			20	
Acenaphthylene	2.170985	Ave	2.552096	9.498	1.184114E-02			20	
Anthracene	1.088444	Ave	2.157422	11.223	6.057048E-03			20	
Benz(a)anthracene	1.161023	Ave	7.869327	14.886	2.183092E-02			20	
Benzo(a)pyrene	0.9876419	Ave	9.000056	18.2396	6.304434E-02			20	
Benzo(b)fluoranthene	1.153887	Ave	5.67895	17.4697	5.010002E-02			20	
Benzo(k)fluoranthene	1.136093	Ave	6.126	17.5355	5.121218E-02			20	
Benzo(g,h,i)perylene	1.308305	Ave	5.850826	21.3008	4.687611E-02			20	
Chrysene	1.098706	Ave	1.523471	14.9673	0.0413593			20	
Dibenz(a,h)anthracene	1.158853	Ave	3.005339	20.8333	3.856247E-02			20	
Fluoranthene	1.178979	Ave	4.301023	12.435	3.109609E-02			20	
Fluorene	1.455085	Ave	3.852542	10.1928	3.089686E-02			20	
Indeno(1,2,3-cd)pyrene	1.233305	Ave	3.076119	20.7652	4.855178E-02			20	
2-Methylnaphthalene	0.9346173	Ave	5.160882	8.5884	7.334806E-03			20	
Naphthalene	1.102926	Ave	2.419226	7.9059	1.784269E-02			20	
Phenanthrene	1.170171	Ave	3.845982	11.1707	1.240085E-02			20	
Pyrene	1.562337	Ave	6.478501	12.7234	2.554012E-02			20	
2-Fluorobiphenyl (Surr)	1.491847	Ave	2.25656	8.9523	3.166423E-02			20	
p-Terphenyl-d14 (Surr)	1.051726	Ave	4.2222	12.9315	1.002441E-02			20	

Note: ** Quad COD may be incorrect if weighting (1/a) or (1/a²) used. Weighting not shown here. Please see instrument calibration printouts for validation.

INITIAL CALIBRATION DATA

EPA 8270D PAH

Laboratory: Apex Laboratories
 Client: Anchor QEA, LLC
 Calibration: A9I1001

SDG: Gasco PreRD DG 2019
 Project: Gasco PreRD DG 2019 - 4a-b. DOC-CAP Te
 Instrument: SV-GCMS14
 Calibration Date: 09/10/19 10:37

Compound	Level 01		Level 02		Level 03		Level 04		Level 05		Level 06	
	ng/mL	RF	ng/mL	RF	ng/mL	RF	ng/mL	RF	ng/mL	RF	ng/mL	RF
Acenaphthene	1	1.438843	2.5	1.487282	5	1.404065	10	1.417353	25	1.419193	50	1.394003
Acenaphthylene	1	2.050122	2.5	2.174081	5	2.138587	10	2.170914	25	2.195113	50	2.171664
Anthracene	1	1.097223	2.5	1.089279	5	1.048542	10	1.062312	25	1.06872	50	1.076085
Benz(a)anthracene	1	1.393885	2.5	1.220902	5	1.088043	10	1.09326	25	1.113653	50	1.097579
Benzo(a)pyrene	1	0.9831077	2.5	0.860229	5	0.8587498	10	0.9020412	25	0.976879	50	1.004382
Benzo(b)fluoranthene	1	1.117055	2.5	1.085157	5	1.064599	10	1.091936	25	1.128411	50	1.163732
Benzo(k)fluoranthene	1	1.067445	2.5	1.081921	5	1.086293	10	1.035921	25	1.12827	50	1.118386
Benzo(b+k)fluoranthene(s)	2	1.112094	5	1.118006	10	1.116503	20	1.114938	50	1.172148	100	1.178575
Benzo(g,h,i)perylene	1	1.244973	2.5	1.184733	5	1.240673	10	1.251188	25	1.288531	50	1.327508
Chrysene	1	1.134167	2.5	1.107207	5	1.086845	10	1.086606	25	1.097682	50	1.081788
Dibenz(a,h)anthracene	1	1.172765	2.5	1.143563	5	1.121188	10	1.116162	25	1.120297	50	1.14373
Fluoranthene	1	1.194051	2.5	1.126776	5	1.104079	10	1.123912	25	1.161779	50	1.170777
Fluorene	1	1.368696	2.5	1.404786	5	1.408744	10	1.421664	25	1.460973	50	1.446685
Indeno(1,2,3-cd)pyrene	1	1.207624	2.5	1.279667	5	1.185249	10	1.191109	25	1.192038	50	1.22331
1-Methylnaphthalene	1	0.8213813	2.5	0.8752222	5	0.8374479	10	0.9164978	25	0.9229373	50	0.9636201
2-Methylnaphthalene	1	0.8933817	2.5	0.9068991	5	0.8805457	10	0.8856102	25	0.8950085	50	0.9411598
Naphthalene	1	1.158343	2.5	1.134973	5	1.097604	10	1.122705	25	1.090082	50	1.082918
Phenanthrene	1	1.287154	2.5	1.193603	5	1.137078	10	1.164716	25	1.154027	50	1.151784
Pyrene	1	1.63414	2.5	1.742266	5	1.585271	10	1.635519	25	1.580246	50	1.570799
Carbazole	1	0.8723786	2.5	0.8303246	5	0.809563	10	0.8178062	25	0.8662439	50	0.8707417
Dibenzofuran	1	1.760349	2.5	1.772666	5	1.736411	10	1.780314	25	1.790475	50	1.776721
2-Fluorobiphenyl (Surr)	1	1.423811	2.5	1.562065	5	1.481173	10	1.49926	25	1.499776	50	1.48226
p-Terphenyl-d14 (Surr)	1	1.150274	2.5	1.092469	5	1.036656	10	1.057709	25	1.06012	50	1.045507

INITIAL CALIBRATION DATA (Continued)

EPA 8270D PAH

Laboratory: Apex Laboratories

SDG: Gasco PreRD_DG 2019

Client: Anchor QEA, LLC

Project: Gasco PreRD_DG 2019 - 4a-b. DOC-CAP Te

Calibration: A9I1001

Instrument: SV-GCMS14

Matrix:

Calibration Date: 09/10/19 10:37

Compound	Level 07		Level 08		Level 09		Level 10		Level 11		Level 12	
	ng/mL	RF	ng/mL	RF	ng/mL	RF	ng/mL	RF	ng/mL	RF	ng/mL	RF
Acenaphthene	100	1.443403	200	1.431066	300	1.387896	400	1.396451				
Acenaphthylene	100	2.247844	200	2.243032	300	2.16069	400	2.157799				
Anthracene	100	1.109829	200	1.115327	300	1.102277	400	1.114841				
Benz(a)anthracene	100	1.142091	200	1.148716	300	1.139155	400	1.17295				
Benzo(a)pyrene	100	1.043258	200	1.084563	300	1.067927	400	1.095282				
Benzo(b)fluoranthene	100	1.194311	200	1.23063	300	1.216813	400	1.246224				
Benzo(k)fluoranthene	100	1.195543	200	1.221498	300	1.197767	400	1.227883				
Benzo(b+k)fluoranthene(s)	200	1.228745	400	1.259094	600	1.236491	800	1.266041				
Benzo(g,h,i)perylene	100	1.387838	200	1.395223	300	1.36793	400	1.394456				
Chrysene	100	1.095048	200	1.103107	300	1.080265	400	1.114348				
Dibenz(a,h)anthracene	100	1.178156	200	1.193501	300	1.181668	400	1.217496				
Fluoranthene	100	1.201514	200	1.227472	300	1.217957	400	1.261473				
Fluorene	100	1.525529	200	1.545124	300	1.492702	400	1.475951				
Indeno(1,2,3-cd)pyrene	100	1.260309	200	1.262162	300	1.248776	400	1.282806				
1-Methylnaphthalene	100	0.9858109	200	1.024788	300	1.01574	400	0.9810225				
2-Methylnaphthalene	100	0.9654102	200	1.001432	300	1.001474	400	0.9752517				
Naphthalene	100	1.082489	200	1.091885	300	1.077863	400	1.090395				
Phenanthrene	100	1.157739	200	1.178493	300	1.133633	400	1.143483				
Pyrene	100	1.559688	200	1.478103	300	1.415905	400	1.421434				
Carbazole	100	0.9049028	200	0.9454096	300	0.9401746	400	0.949796				
Dibenzofuran	100	1.831193	200	1.826652	300	1.770993	400	1.764878				
2-Fluorobiphenyl (Surr)	100	1.499049	200	1.496115	300	1.47728	400	1.49768				
p-Terphenyl-d14 (Surr)	100	1.048827	200	1.020622	300	0.9928344	400	1.012238				

SECOND-SOURCE CALIBRATION VERIFICATION

EPA 8270D PAH

Laboratory: <u>Apex Laboratories</u>	SDG: <u>Gasco PreRD DG 2019</u>
Client: <u>Anchor QEA, LLC</u>	Project: <u>Gasco PreRD_DG 2019 - 4a-b. DOC-CAP</u>
Instrument ID: <u>SV-GCMS14</u>	Calibration: <u>A9I1001</u>
Lab File ID: <u>N09061924.D</u>	
Sequence: <u>9I06028</u>	Inject Date: <u>09/06/19</u>
Lab Sample ID: <u>9I06028-ICV1</u>	Inject Time: <u>22:45</u>

ANALYTE	EXPECTED (ng/mL)	FOUND (ng/mL)	% DRIFT	QC LIMIT
Acenaphthene	50.0	50.3	0.7	70 - 130
Acenaphthylene	50.0	51.9	3.9	70 - 130
Anthracene	50.0	51.8	3.6	70 - 130
Benz(a)anthracene	50.0	48.5	-3.0	70 - 130
Benzo(a)pyrene	50.0	51.2	2.4	70 - 130
Benzo(b)fluoranthene	50.0	50.6	1.2	70 - 130
Benzo(k)fluoranthene	50.0	50.0	-0.06	70 - 130
Benzo(g,h,i)perylene	50.0	53.6	7.2	70 - 130
Chrysene	50.0	52.4	4.8	70 - 130
Dibenz(a,h)anthracene	50.0	49.3	-1.3	70 - 130
Fluoranthene	50.0	50.6	1.1	70 - 130
Fluorene	50.0	50.9	1.7	70 - 130
Indeno(1,2,3-cd)pyrene	50.0	50.0	-0.05	70 - 130
2-Methylnaphthalene	50.0	46.8	-6.3	70 - 130
Naphthalene	50.0	49.9	-0.1	70 - 130
Phenanthrene	50.0	50.4	0.8	70 - 130
Pyrene	50.0	50.6	1.2	70 - 130
2-Fluorobiphenyl (Surr)	50.0	49.7	-0.7	70 - 130
p-Terphenyl-d14 (Surr)	50.0	48.7	-2.6	70 - 130

CONTINUING CALIBRATION CHECK

EPA 8270D PAH

Laboratory: Apex Laboratories

SDG: Gasco PreRD DG 2019

Client: Anchor QEA, LLC

Project: Gasco PreRD DG 2019 - 4a-b. DOC-CAP Testing C

Instrument ID: SV-GCMS14

Calibration: A911001

Lab File ID: N01212003.D

Calibration Date: 09/10/19 10:37

Sequence: 0A21027

Injection Date: 01/21/20

Lab Sample ID: 0A21027-CCV1

Injection Time: 09:45

COMPOUND	Curve Fit	Calculated Concentration (ng/mL) [L/Q Fits]			Response Factors [Ave RF]			Limit
		STD	CCV	% DIFF	ICAL	CCV	% Drift	
Acenaphthene	Ave	50.0	48.1		1.421956	1.367012	-3.9	20
Acenaphthylene	Ave	50.0	45.8		2.170985	1.988797	-8.4	20
Anthracene	Ave	50.0	47.7		1.088444	1.038341	-4.6	20
Benz(a)anthracene	Ave	50.0	44.9		1.161023	1.042784	-10.2	20
Benzo(a)pyrene	Ave	50.0	47.9		0.9876419	0.9453665	-4.3	20
Benzo(b)fluoranthene	Ave	50.0	45.9		1.153887	1.059874	-8.1	20
Benzo(k)fluoranthene	Ave	50.0	48.1		1.136093	1.091884	-3.9	20
Benzo(g,h,i)perylene	Ave	50.0	44.7		1.308305	1.169876	-10.6	20
Chrysene	Ave	50.0	46.6		1.098706	1.024177	-6.8	20
Dibenz(a,h)anthracene	Ave	50.0	47.4		1.158853	1.099097	-5.2	20
Fluoranthene	Ave	50.0	50.5		1.178979	1.191535	1.1	20
Fluorene	Ave	50.0	48.6		1.455085	1.413051	-2.9	20
Indeno(1,2,3-cd)pyrene	Ave	50.0	44.6		1.233305	1.09926	-10.9	20
2-Methylnaphthalene	Ave	50.0	41.4		0.9346173	0.7738179	-17.2	20
Naphthalene	Ave	50.0	48.9		1.102926	1.078293	-2.2	20
Phenanthrene	Ave	50.0	48.2		1.170171	1.128166	-3.6	20
Pyrene	Ave	50.0	42.2		1.562337	1.318549	-15.6	20

** Quadratic Curve fit may be weighted (1/a or 1/a²).

* = Values outside of QC limits

SURROGATE STANDARD RECOVERY AND RT SUMMARY

EPA 8270D PAH

Laboratory: <u>Apex Laboratories</u>	SDG: <u>Gasco PreRD DG 2019</u>
Client: <u>Anchor QEA, LLC</u>	Project: <u>Gasco PreRD DG 2019 - 4a-b. DOC-CAP Testing Co</u>
Sequence: <u>0A21027</u>	Instrument: <u>SV-GCMS14</u>
Matrix: <u>Sediment</u>	Calibration: <u>A9I1001</u>

Surrogate Compound	Spike Level ng/mL	% Recovery	Recovery Limits	RT	Calibration Mean RT	RT Diff	RT Diff Limit	Q
Calibration Check (0A21027-CCV1)			Lab File ID: N01212003.D		Analyzed: 01/21/20 09:45			
2-Fluorobiphenyl (Surr)	50.0	106	80 - 120	8.821	8.9523	-0.1313	+/-1.0	
p-Terphenyl-d14 (Surr)	50.0	90	80 - 120	12.762	12.9315	-0.1695	+/-1.0	
Calibration Blank (0A21027-CCB1)			Lab File ID: N01212004.D		Analyzed: 01/21/20 10:18			
2-Fluorobiphenyl (Surr)			44 - 115	0	8.9523	-8.9523	+/-1.0	
p-Terphenyl-d14 (Surr)			54 - 127	12.762	12.9315	-0.1695	+/-1.0	
Blank (0010609-BLK3)			Lab File ID: N01212007.D		Analyzed: 01/21/20 11:55			
2-Fluorobiphenyl (Surr)	45.5	74	44 - 115	8.822	8.9523	-0.1303	+/-1.0	
p-Terphenyl-d14 (Surr)	45.5	73	54 - 127	12.762	12.9315	-0.1695	+/-1.0	
LCS (0010609-BS1)			Lab File ID: N01212008.D		Analyzed: 01/21/20 12:28			
2-Fluorobiphenyl (Surr)	50.0	81	44 - 115	8.821	8.9523	-0.1313	+/-1.0	
p-Terphenyl-d14 (Surr)	50.0	75	54 - 127	12.762	12.9315	-0.1695	+/-1.0	
PDI-046SC-A-03-04-191001 (A0A0637-01)			Lab File ID: N01212020.D		Analyzed: 01/21/20 19:00			
2-Fluorobiphenyl (Surr)	52.4	74	44 - 115	8.822	8.9523	-0.1303	+/-1.0	
p-Terphenyl-d14 (Surr)	52.4	73	54 - 127	12.756	12.9315	-0.1755	+/-1.0	
PDI-047SC-A-03-04-191001 (A0A0637-02)			Lab File ID: N01212021.D		Analyzed: 01/21/20 19:33			
2-Fluorobiphenyl (Surr)	54.1	78	44 - 115	8.822	8.9523	-0.1303	+/-1.0	
p-Terphenyl-d14 (Surr)	54.1	74	54 - 127	12.762	12.9315	-0.1695	+/-1.0	

SURROGATE STANDARD RECOVERY AND RT SUMMARY

EPA 8270D PAH

Laboratory: <u>Apex Laboratories</u>	SDG: <u>Gasco PreRD DG 2019</u>
Client: <u>Anchor QEA, LLC</u>	Project: <u>Gasco PreRD DG 2019 - 4a-b. DOC-CAP Testing Co</u>
Sequence: <u>9I06028</u>	Instrument: <u>SV-GCMS14</u>
Matrix: <u>Sediment</u>	Calibration: <u>A9I1001</u>

Surrogate Compound	Spike Level ng/mL	% Recovery	Recovery Limits	RT	Calibration Mean RT	RT Diff	RT Diff Limit	Q
Initial Cal Check (9I06028-ICV1)			Lab File ID: N09061924.D		Analyzed: 09/06/19 22:45			
2-Fluorobiphenyl (Surr)	50.0	99	70 - 130	8.95	8.9523	-0.0023	+/-1.0	
p-Terphenyl-d14 (Surr)	50.0	97	70 - 130	12.925	12.9315	-0.0065	+/-1.0	

**INTERNAL STANDARD AREA AND RT SUMMARY
EPA 8270D PAH**

Laboratory: Apex Laboratories

SDG: Gasco PreRD_DG 2019

Client: Anchor QEA, LLC

Project: Gasco PreRD_DG 2019 - 4a-b. DOC-CAP Testing C

Sequence: 0A21027

Instrument: SV-GCMS14

Matrix: Sediment

Calibration: A911001

Internal Standard	Response	RT	Reference Response	Reference RT	Area %	Area % Limits	RT Diff	RT Diff Limit	Q
Calibration Check (0A21027-CCV1)			Lab File ID: N01212003.D			Analyzed: 01/21/20 09:45			
Naphthalene-d8 (ISTD)	179634	7.755	148351	7.883	121	50 - 200	-0.1280	+/-0.50	
Acenaphthene-d10 (ISTD)	112296	9.509	117951	9.638	95	50 - 200	-0.1290	+/-0.50	
Phenanthrene-d10 (ISTD)	215151	11.013	219661	11.147	98	50 - 200	-0.1340	+/-0.50	
Chrysene-d12 (ISTD)	200895	14.673	169841	14.907	118	50 - 200	-0.2340	+/-0.50	
Perylene-d12 (ISTD)	190817	18.136	142416	18.375	134	50 - 200	-0.2390	+/-0.50	
Dibenz(a,h)anthracene-d14 (ISTD)	159087	20.52	93265	20.765	171	50 - 200	-0.2450	+/-0.50	
Calibration Blank (0A21027-CCB1)			Lab File ID: N01212004.D			Analyzed: 01/21/20 10:18			
Naphthalene-d8 (ISTD)	186834	7.755	179634	7.755	104	50 - 200	0.0000	+/-0.50	
Acenaphthene-d10 (ISTD)	117877	9.509	112296	9.509	105	50 - 200	0.0000	+/-0.50	
Phenanthrene-d10 (ISTD)	219139	11.013	215151	11.013	102	50 - 200	0.0000	+/-0.50	
Chrysene-d12 (ISTD)	197302	14.674	200895	14.673	98	50 - 200	0.0010	+/-0.50	
Perylene-d12 (ISTD)	181043	18.13	190817	18.136	95	50 - 200	-0.0060	+/-0.50	
Dibenz(a,h)anthracene-d14 (ISTD)	154546	20.52	159087	20.52	97	50 - 200	0.0000	+/-0.50	
Blank (0010609-BLK3)			Lab File ID: N01212007.D			Analyzed: 01/21/20 11:55			
Naphthalene-d8 (ISTD)	191173	7.755	179634	7.755	106	50 - 200	0.0000	+/-0.50	
Acenaphthene-d10 (ISTD)	121354	9.509	112296	9.509	108	50 - 200	0.0000	+/-0.50	
Phenanthrene-d10 (ISTD)	224309	11.013	215151	11.013	104	50 - 200	0.0000	+/-0.50	
Chrysene-d12 (ISTD)	206226	14.674	200895	14.673	103	50 - 200	0.0010	+/-0.50	
Perylene-d12 (ISTD)	195080	18.136	190817	18.136	102	50 - 200	0.0000	+/-0.50	
Dibenz(a,h)anthracene-d14 (ISTD)	168214	20.52	159087	20.52	106	50 - 200	0.0000	+/-0.50	
LCS (0010609-BS1)			Lab File ID: N01212008.D			Analyzed: 01/21/20 12:28			
Naphthalene-d8 (ISTD)	194000	7.755	179634	7.755	108	50 - 200	0.0000	+/-0.50	
Acenaphthene-d10 (ISTD)	123125	9.509	112296	9.509	110	50 - 200	0.0000	+/-0.50	
Phenanthrene-d10 (ISTD)	230598	11.013	215151	11.013	107	50 - 200	0.0000	+/-0.50	
Chrysene-d12 (ISTD)	221913	14.673	200895	14.673	110	50 - 200	0.0000	+/-0.50	
Perylene-d12 (ISTD)	213068	18.136	190817	18.136	112	50 - 200	0.0000	+/-0.50	
Dibenz(a,h)anthracene-d14 (ISTD)	181736	20.519	159087	20.52	114	50 - 200	-0.0010	+/-0.50	
Matrix Spike (0010609-MS1)			Lab File ID: N01212010.D			Analyzed: 01/21/20 13:36			
Naphthalene-d8 (ISTD)	197697	7.755	179634	7.755	110	50 - 200	0.0000	+/-0.50	
Acenaphthene-d10 (ISTD)	123794	9.509	112296	9.509	110	50 - 200	0.0000	+/-0.50	
Phenanthrene-d10 (ISTD)	223743	11.019	215151	11.013	104	50 - 200	0.0060	+/-0.50	
Chrysene-d12 (ISTD)	217717	14.679	200895	14.673	108	50 - 200	0.0060	+/-0.50	
Perylene-d12 (ISTD)	211405	18.142	190817	18.136	111	50 - 200	0.0060	+/-0.50	
Dibenz(a,h)anthracene-d14 (ISTD)	177432	20.526	159087	20.52	112	50 - 200	0.0060	+/-0.50	

**INTERNAL STANDARD AREA AND RT SUMMARY
EPA 8270D PAH**

Laboratory: Apex Laboratories
 Client: Anchor QEA, LLC
 Sequence: 0A21027
 Matrix: Sediment

SDG: Gasco PreRD_DG 2019
 Project: Gasco PreRD DG 2019 - 4a-b. DOC-CAP Testing Co
 Instrument: SV-GCMS14
 Calibration: A9I1001

Internal Standard	Response	RT	Reference Response	Reference RT	Area %	Area % Limits	RT Diff	RT Diff Limit	Q
Matrix Spike Dup (0010609-MSD1)			Lab File ID: N01212011.D			Analyzed: 01/21/20 14:08			
Naphthalene-d8 (ISTD)	188844	7.755	179634	7.755	105	50 - 200	0.0000	+/-0.50	
Acenaphthene-d10 (ISTD)	121873	9.509	112296	9.509	109	50 - 200	0.0000	+/-0.50	
Phenanthrene-d10 (ISTD)	220844	11.013	215151	11.013	103	50 - 200	0.0000	+/-0.50	
Chrysene-d12 (ISTD)	206926	14.673	200895	14.673	103	50 - 200	0.0000	+/-0.50	
Perylene-d12 (ISTD)	199957	18.136	190817	18.136	105	50 - 200	0.0000	+/-0.50	
Dibenz(a,h)anthracene-d14 (ISTD)	170522	20.525	159087	20.52	107	50 - 200	0.0050	+/-0.50	
Duplicate (0010609-DUP1)			Lab File ID: N01212013.D			Analyzed: 01/21/20 15:13			
Naphthalene-d8 (ISTD)	187058	7.755	179634	7.755	104	50 - 200	0.0000	+/-0.50	
Acenaphthene-d10 (ISTD)	121490	9.509	112296	9.509	108	50 - 200	0.0000	+/-0.50	
Phenanthrene-d10 (ISTD)	221057	11.013	215151	11.013	103	50 - 200	0.0000	+/-0.50	
Chrysene-d12 (ISTD)	222381	14.679	200895	14.673	111	50 - 200	0.0060	+/-0.50	
Perylene-d12 (ISTD)	224926	18.136	190817	18.136	118	50 - 200	0.0000	+/-0.50	
Dibenz(a,h)anthracene-d14 (ISTD)	185975	20.525	159087	20.52	117	50 - 200	0.0050	+/-0.50	
PDI-046SC-A-03-04-191001 (A0A0637-01)			Lab File ID: N01212020.D			Analyzed: 01/21/20 19:00			
Naphthalene-d8 (ISTD)	170618	7.755	179634	7.755	95	50 - 200	0.0000	+/-0.50	
Acenaphthene-d10 (ISTD)	108109	9.504	112296	9.509	96	50 - 200	-0.0050	+/-0.50	
Phenanthrene-d10 (ISTD)	178193	11.013	215151	11.013	83	50 - 200	0.0000	+/-0.50	
Chrysene-d12 (ISTD)	147020	14.668	200895	14.673	73	50 - 200	-0.0050	+/-0.50	
Perylene-d12 (ISTD)	148658	18.124	190817	18.136	78	50 - 200	-0.0120	+/-0.50	
Dibenz(a,h)anthracene-d14 (ISTD)	117415	20.514	159087	20.52	74	50 - 200	-0.0060	+/-0.50	
PDI-047SC-A-03-04-191001 (A0A0637-02)			Lab File ID: N01212021.D			Analyzed: 01/21/20 19:33			
Naphthalene-d8 (ISTD)	183819	7.755	179634	7.755	102	50 - 200	0.0000	+/-0.50	
Acenaphthene-d10 (ISTD)	116276	9.509	112296	9.509	104	50 - 200	0.0000	+/-0.50	
Phenanthrene-d10 (ISTD)	205274	11.013	215151	11.013	95	50 - 200	0.0000	+/-0.50	
Chrysene-d12 (ISTD)	176288	14.674	200895	14.673	88	50 - 200	0.0010	+/-0.50	
Perylene-d12 (ISTD)	183240	18.13	190817	18.136	96	50 - 200	-0.0060	+/-0.50	
Dibenz(a,h)anthracene-d14 (ISTD)	142496	20.52	159087	20.52	90	50 - 200	0.0000	+/-0.50	

HOLDING TIME SUMMARY

EPA 8270D PAH

Laboratory: Apex Laboratories

SDG: Gasco PreRD DG 2019

Client: Anchor QEA, LLC

Project: Gasco PreRD DG 2019 - 4a-b. DOC-CAP Testing C

Sample Name	Date Collected	Date Received	Date Prepared	Days to Prep	Max Days to Prep	Date Analyzed	Days to Analysis	Max Days to Analysis	Q
PDI-046SC-A-03-04-191001	10/01/19 08:38	10/02/19 11:23	01/21/20 07:07	111.94	14.00	01/21/20 19:00	0.50	40.00	*
PDI-047SC-A-03-04-191001	10/01/19 10:32	10/02/19 11:23	01/21/20 07:07	111.86	14.00	01/21/20 19:33	0.52	40.00	*

Apex Laboratories

SDG: Gasco PreRD_DG 2019

CLASS: WET

METHOD: SM 5310 B MOD

ANALYSES DATA PACKAGE COVER PAGE

SM 5310 B MOD

Laboratory: Apex Laboratories

SDG: Gasco PreRD_DG 2019

Client: Anchor QEA, LLC

Project: Gasco PreRD_DG 2019 - 4a-b. DOC-CAP Testing Co

Client Sample Id:

Lab Sample Id:

Matrix

PDI-046SC-A-03-04-191001

A0A0637-01

Sediment

PDI-047SC-A-03-04-191001

A0A0637-02

Sediment

I certify that this data package is in compliance with the terms and conditions of the contract, both technically and for completeness, for other than the conditions detailed above. Release of the data contained in this hardcopy data package and in computer-readable data submitted on diskette has been authorized by the Laboratory Manager or the Manager's designee, as verified by the following signatures.

Signature: _____



Name: _____

David G. Jack

Forms Created: _____

2/21/2020 2:47PM

Title: _____

Technical Manager

METHOD DETECTION AND REPORTING LIMITS

SM 5310 B MOD

Laboratory: Apex Laboratories

SDG: Gasco PreRD_DG 2019

Client: Anchor QEA, LLC

Project: Gasco PreRD_DG 2019 - 4a-b. DOC-CAP

Batch Matrix: Sediment

Analyte	MDL	MRL	Units
Total Organic Carbon	0.020	0.020	% by Weight

Note: MDLs are listed only if the corresponding analyte was evaluated to the MDL in this report .

INORGANIC ANALYSIS DATA SHEET
SM 5310 B MOD

PDI-046SC-A-03-04-191001

Laboratory: Apex Laboratories

SDG: Gasco PreRD DG 2019

Client: Anchor QEA, LLC

Project: Gasco PreRD DG 2019 - 4a-b. DOC-CAP Testing Cores

Matrix: Sediment

Laboratory ID: A0A0637-01

File ID: 0A29037.txt-029

Sampled: 10/01/19 08:38

Prepared: 01/23/20 11:23

Analyzed: 01/29/20 17:16

Solids: 91.45

Preparation: PSEP-5310B TOC

Initial/Final: 5 N/A / 5 N/A

Batch: 0010764

Sequence: 0A29037

Calibration: A0A0805

Instrument: TOC6

CAS NO.	Analyte	Concentration (% by Weight)	Dilution Factor	Q	Method
TOC	Total Organic Carbon	0.042	1		SM 5310 B MOD

INORGANIC ANALYSIS DATA SHEET
SM 5310 B MOD

PDI-047SC-A-03-04-191001

Laboratory: Apex Laboratories

SDG: Gasco PreRD_DG 2019

Client: Anchor QEA, LLC

Project: Gasco PreRD_DG 2019 - 4a-b. DOC-CAP Testing Cores

Matrix: Sediment

Laboratory ID: A0A0637-02

File ID: 0A29037.txt-031

Sampled: 10/01/19 10:32

Prepared: 01/23/20 11:23

Analyzed: 01/29/20 17:38

Solids: 88.84

Preparation: PSEP-5310B TOC

Initial/Final: 5 N/A / 5 N/A

Batch: 0010764

Sequence: 0A29037

Calibration: A0A0805

Instrument: TOC6

CAS NO.	Analyte	Concentration (% by Weight)	Dilution Factor	Q	Method
TOC	Total Organic Carbon	0.088	1		SM 5310 B MOD

PREPARATION BATCH SUMMARY

SM 5310 B MOD

Laboratory: Apex Laboratories

SDG: Gasco PreRD_DG 2019

Client: Anchor QEA, LLC

Project: Gasco PreRD DG 2019 - 4a-b. DOC-CAP Testing Cc

Batch: 0010764

Batch Matrix: Sediment

Preparation: PSEP-5310B TOC

SAMPLE NAME	LAB SAMPLE ID	LAB FILE ID	DATE PREPARED	OBSERVATIONS
Blank	0010764-BLK1	0A29037.txt-010	01/23/20 11:23	
LCS	0010764-BS1	0A29037.txt-011	01/23/20 11:23	
PDI-046SC-A-03-04-191001 (Dup)	0010764-DUP4	0A29037.txt-030	01/23/20 11:23	
PDI-046SC-A-03-04-191001	A0A0637-01	0A29037.txt-029	01/23/20 11:23	
PDI-047SC-A-03-04-191001	A0A0637-02	0A29037.txt-031	01/23/20 11:23	

Note: Client samples are listed only if they are included in this report.

Duplicates and Matrix Spike/Duplicates QC Samples are only listed if sourced from a sample included in this report.

METHOD BLANK DATA SHEET
SM 5310 B MOD

Laboratory: <u>Apex Laboratories</u>	SDG: <u>Gasco PreRD_DG 2019</u>	
Client: <u>Anchor QEA, LLC</u>	Project: <u>Gasco PreRD_DG 2019 - 4a-b. DOC-CAP Testing C</u>	
Matrix: <u>Sediment</u>	Laboratory ID: <u>0010764-BLK1</u>	File ID: <u>0A29037.txt-010</u>
Prepared: <u>01/23/20 11:23</u>	Preparation: <u>PSEP-5310B TOC</u>	Initial/Final: <u>5 N/A / 5 N/A</u>
Analyzed: <u>01/29/20 13:51</u>	Instrument: <u>TOC6</u>	
Batch: <u>0010764</u>	Sequence: <u>0A29037</u>	Calibration: <u>A0A0805</u>

CAS NO.	COMPOUND	CONC. (% by Weight)	Q
TOC	Total Organic Carbon	0.020	U

LCS / LCS DUPLICATE RECOVERY

SM 5310 B MOD

Laboratory: Apex Laboratories

SDG: Gasco PreRD_DG 2019

Client: Anchor QEA, LLC

Project: Gasco PreRD_DG 2019 - 4a-b. DOC-CAP Testing Co

Matrix: Sediment

Batch: 0010764

Laboratory ID: 0010764-BS1

Preparation: PSEP-5310B TOC

Initial/Final: 5 N/A / 5 N/A

COMPOUND	SPIKE ADDED (mg/kg)	LCS CONCENTRATION (mg/kg)	LCS % REC. (* = Out)	QC LIMITS REC.
Total Organic Carbon	10000	10000	102	90 - 110

* = Values outside of QC limits

DUPLICATES
SM 5310 B MOD

PDI-046SC-A-03-04-191001

Laboratory: Apex Laboratories
 Client: Anchor QEA, LLC
 Matrix: Sediment
 Batch: 0010764
 Preparation: PSEP-5310B TOC
 Source Sample Name: PDI-046SC-A-03-04-191001

SDG: Gasco PreRD_DG 2019
 Project: Gasco PreRD_DG 2019 - 4a-b. DOC-CAP
 Laboratory ID: 0010764-DUP4
 Lab Source ID: A0A0637-01
 Initial/Final: 5 N/A / 5 N/A
 % Solids: 91.45

ANALYTE	CONTROL LIMIT	SAMPLE CONCENTRATION (% by Weight)	C	DUPLICATE CONCENTRATION (% by Weight)	C	RPD %	Q	METHOD
Total Organic Carbon	20	0.042		0.042		1		SM 5310 B MOD

* Values outside of QC limits

ANALYSIS BATCH (SEQUENCE) SUMMARY

SM 5310 B MOD

Laboratory: Apex Laboratories

SDG: Gasco PreRD_DG 2019

Client: Anchor QEA, LLC

Project: Gasco PreRD_DG 2019 - 4a-b. DOC-CAP Testing C

Sequence: 0A08052

Instrument: TOC6

Matrix: Sediment

Calibration: A0A0805

Sample Name	Lab Sample ID	Lab File ID	Analysis Date/Time
Cal Standard	0A08052-CAL2	0A08052.txt-005	01/08/20 18:59
Cal Standard	0A08052-CAL3	0A08052.txt-006	01/08/20 19:09
Cal Standard	0A08052-CAL4	0A08052.txt-007	01/08/20 19:20
Cal Standard	0A08052-CAL5	0A08052.txt-008	01/08/20 19:31
Cal Standard	0A08052-CAL6	0A08052.txt-009	01/08/20 19:42
Cal Standard	0A08052-CAL7	0A08052.txt-010	01/08/20 19:53
Cal Standard	0A08052-CAL8	0A08052.txt-011	01/08/20 20:03
Cal Standard	0A08052-CAL9	0A08052.txt-012	01/08/20 20:14
Initial Cal Check	0A08052-ICV1	0A08052.txt-014	01/08/20 20:36
Initial Cal Blank	0A08052-ICB1	0A08052.txt-015	01/08/20 20:47

Note: Client samples are listed only if they are included in this report.

Duplicates and Matrix Spike/Duplicates QC Samples are only listed if sourced from a sample included in this report.

ANALYSIS BATCH (SEQUENCE) SUMMARY
SM 5310 B MOD

Laboratory: Apex Laboratories

SDG: Gasco PreRD_DG 2019

Client: Anchor QEA, LLC

Project: Gasco PreRD_DG 2019 - 4a-b. DOC-CAP Testing C

Sequence: 0A29037

Instrument: TOC6

Matrix: Sediment

Calibration: A0A0805

Sample Name	Lab Sample ID	Lab File ID	Analysis Date/Time
Calibration Check	0A29037-CCV1	0A29037.txt-003	01/29/20 12:36
Calibration Blank	0A29037-CCB1	0A29037.txt-004	01/29/20 12:46
Blank	0010764-BLK1	0A29037.txt-010	01/29/20 13:51
LCS	0010764-BS1	0A29037.txt-011	01/29/20 14:02
Calibration Check	0A29037-CCV2	0A29037.txt-015	01/29/20 14:45
Calibration Blank	0A29037-CCB2	0A29037.txt-016	01/29/20 14:56
Calibration Check	0A29037-CCV3	0A29037.txt-027	01/29/20 16:55
Calibration Blank	0A29037-CCB3	0A29037.txt-028	01/29/20 17:05
PDI-046SC-A-03-04-191001	A0A0637-01	0A29037.txt-029	01/29/20 17:16
PDI-046SC-A-03-04-191001 (Dup)	0010764-DUP4	0A29037.txt-030	01/29/20 17:27
PDI-047SC-A-03-04-191001	A0A0637-02	0A29037.txt-031	01/29/20 17:38
Calibration Check	0A29037-CCV4	0A29037.txt-039	01/29/20 19:04
Calibration Blank	0A29037-CCB4	0A29037.txt-040	01/29/20 19:15
Calibration Check	0A29037-CCV5	0A29037.txt-051	01/29/20 21:15
Calibration Blank	0A29037-CCB5	0A29037.txt-052	01/29/20 21:25
Calibration Check	0A29037-CCV6	0A29037.txt-058	01/29/20 22:31
Calibration Blank	0A29037-CCB6	0A29037.txt-059	01/29/20 22:42

Note: Client samples are listed only if they are included in this report.

Duplicates and Matrix Spike/Duplicates QC Samples are only listed if sourced from a sample included in this report.

INITIAL CALIBRATION DATA (Summary)

SM 5310 B MOD

Laboratory: Apex Laboratories

SDG: Gasco PreRD DG 2019

Client: Anchor QEA, LLC

Project: Gasco PreRD_DG 2019 - 4a-b. DOC-CAP Testing

Calibration: AOA0805

Date: 01/08/20 16:30

Instrument: TOC6

Compound	Mean RF	FIT	RF RSD	Mean RT	RT RSD	Linear r	Quad COD	LIMIT	Q
Total Organic Carbon	107.0509	Lin	3.685489			0.99994			

Note: ** Quad COD may be incorrect if weighting (1/a) or (1/a²) used. Weighting not shown here. Please see instrument calibration printouts for validation.

INITIAL CALIBRATION DATA
SM 5310 B MOD

Laboratory: Apex Laboratories

SDG: Gasco PreRD DG 2019

Client: Anchor QEA, LLC

Project: Gasco PreRD DG 2019 - 4a-b. DOC-CAP Te

Calibration: A0A0805

Instrument: TOC6

Calibration Date: 01/08/20 16:30

Compound	Level 01		Level 02		Level 03		Level 04		Level 05		Level 06	
	mg/kg	RF	mg/kg	RF	mg/kg	RF	mg/kg	RF	mg/kg	RF	mg/kg	RF
Total Organic Carbon	200	114.6217	500	110.0738	1000	108.4645	2500	105.6496	5000	103.2242	12500	102.6331

INITIAL CALIBRATION DATA (Continued)

SM 5310 B MOD

Laboratory: Apex Laboratories

SDG: Gasco PreRD_DG 2019

Client: Anchor QEA, LLC

Project: Gasco PreRD_DG 2019 - 4a-b. DOC-CAP Te

Calibration: AOA0805

Instrument: TOC6

Matrix:

Calibration Date: 01/08/20 16:30

Compound	Level 07		Level 08		Level 09		Level 10		Level 11		Level 12	
	mg/kg	RF	mg/kg	RF	mg/kg	RF	mg/kg	RF	mg/kg	RF	mg/kg	RF
Total Organic Carbon	25000	106.7626	50000	104.9773								

INITIAL AND CONTINUING CALIBRATION CHECK

SM 5310 B MOD

Laboratory: Apex Laboratories

SDG: Gasco PreRD_DG 2019

Client: Anchor QEA, LLC

Project: Gasco PreRD_DG 2019 - 4a-b. DOC-CAP Testing Co

Instrument ID: TOC6

Calibration: A0A0805

Control Limit: +/- 10.00%

Sequence: 0A08052

Lab Sample ID	Analyte	True	Found	%R	Units	Method
0A08052-ICV1	Total Organic Carbon	10000	10000	100	mg/kg	SM 5310 B MOD

* Values outside of QC limits

INITIAL AND CONTINUING CALIBRATION CHECK

SM 5310 B MOD

Laboratory: Apex Laboratories

SDG: Gasco PreRD_DG 2019

Client: Anchor QEA, LLC

Project: Gasco PreRD_DG 2019 - 4a-b. DOC-CAP Testing Co

Instrument ID: TOC6

Calibration: A0A0805

Control Limit: +/- 10.00%

Sequence: 0A29037

Lab Sample ID	Analyte	True	Found	%R	Units	Method
0A29037-CCV1	Total Organic Carbon	10000	10000	101	mg/kg	SM 5310 B MOD
0A29037-CCV2	Total Organic Carbon	10000	10000	101	mg/kg	SM 5310 B MOD
0A29037-CCV3	Total Organic Carbon	10000	10000	104	mg/kg	SM 5310 B MOD
0A29037-CCV4	Total Organic Carbon	10000	10000	103	mg/kg	SM 5310 B MOD
0A29037-CCV5	Total Organic Carbon	10000	10000	104	mg/kg	SM 5310 B MOD
0A29037-CCV6	Total Organic Carbon	10000	10000	104	mg/kg	SM 5310 B MOD

* Values outside of OC limits

INSTRUMENT BLANKS
SM 5310 B MOD

Laboratory: Apex Laboratories

SDG: Gasco PreRD DG 2019

Client: Anchor QEA, LLC

Instrument ID: TOC6

Project: Gasco PreRD DG 2019 - 4a-b. DOC-CAP Testing Cores

Sequence: 0A08052

Calibration: A0A0805

Lab Sample ID	Analyte	Found	RL	Units	C	Method
0A08052-ICB1	Total Organic Carbon	ND	200 (Inst)	mg/kg		SM 5310 B MOD

(Inst) indicates on-Instrument Result and Reporting Level. Used for non-digested Instrument Blanks.

INSTRUMENT BLANKS
SM 5310 B MOD

Laboratory: Apex Laboratories

SDG: Gasco PreRD DG 2019

Client: Anchor QEA, LLC

Instrument ID: TOC6

Project: Gasco PreRD DG 2019 - 4a-b. DOC-CAP Testing Cores

Sequence: 0A29037

Calibration: A0A0805

Lab Sample ID	Analyte	Found	RL	Units	C	Method
0A29037-CCB1	Total Organic Carbon	ND	200 (Inst)	mg/kg		SM 5310 B MOD
0A29037-CCB2	Total Organic Carbon	ND	200 (Inst)	mg/kg		SM 5310 B MOD
0A29037-CCB3	Total Organic Carbon	ND	200 (Inst)	mg/kg		SM 5310 B MOD
0A29037-CCB4	Total Organic Carbon	ND	200 (Inst)	mg/kg		SM 5310 B MOD
0A29037-CCB5	Total Organic Carbon	ND	200 (Inst)	mg/kg		SM 5310 B MOD
0A29037-CCB6	Total Organic Carbon	ND	200 (Inst)	mg/kg		SM 5310 B MOD

(Inst) indicates on-Instrument Result and Reporting Level. Used for non-digested Instrument Blanks.

HOLDING TIME SUMMARY

SM 5310 B MOD

Laboratory: Apex Laboratories

SDG: Gasco PreRD DG 2019

Client: Anchor QEA, LLC

Project: Gasco PreRD DG 2019 - 4a-b. DOC-CAP Testing C

Sample Name	Date Collected	Date Received	Date Prepared	Days to Prep	Max Days to Prep	Date Analyzed	Days to Analysis	Max Days to Analysis	Q
PDI-046SC-A-03-04-191001	10/01/19 08:38	10/02/19 11:23	01/23/20 11:23	114.11	28.00	01/29/20 17:16	120.36	28.00	*
PDI-047SC-A-03-04-191001	10/01/19 10:32	10/02/19 11:23	01/23/20 11:23	114.04	28.00	01/29/20 17:38	120.30	28.00	*

Apex Laboratories

SDG: Gasco PreRD_DG 2019

CLASS: WET

METHOD: SM 2540 G

ANALYSES DATA PACKAGE COVER PAGE

SM 2540 G

Laboratory: Apex Laboratories

SDG: Gasco PreRD_DG 2019

Client: Anchor QEA, LLC

Project: Gasco PreRD_DG 2019 - 4a-b. DOC-CAP Testing Co

Client Sample Id:

Lab Sample Id:

Matrix

PDI-046SC-A-03-04-191001

A0A0637-01

Sediment

PDI-047SC-A-03-04-191001

A0A0637-02

Sediment

I certify that this data package is in compliance with the terms and conditions of the contract, both technically and for completeness, for other than the conditions detailed above. Release of the data contained in this hardcopy data package and in computer-readable data submitted on diskette has been authorized by the Laboratory Manager or the Manager's designee, as verified by the following signatures.

Signature: _____



Name: _____

David G. Jack

Forms Created: _____

2/21/2020 2:47PM

Title: _____

Technical Manager

METHOD DETECTION AND REPORTING LIMITS

SM 2540 G

Laboratory: Apex Laboratories

SDG: Gasco PreRD_DG 2019

Client: Anchor QEA, LLC

Project: Gasco PreRD_DG 2019 - 4a-b. DOC-CAP

Batch Matrix: Sediment

Analyte	MDL	MRL	Units
Total Solids	1.00	1.00	% by Weight

Note: MDLs are listed only if the corresponding analyte was evaluated to the MDL in this report .

INORGANIC ANALYSIS DATA SHEET

SM 2540 G

PDI-046SC-A-03-04-191001

Laboratory: Apex Laboratories

SDG: Gasco PreRD DG 2019

Client: Anchor QEA, LLC

Project: Gasco PreRD DG 2019 - 4a-b. DOC-CAP Testing Cores

Matrix: Sediment

Laboratory ID: A0A0637-01

Sampled: 10/01/19 08:38

Prepared: 01/22/20 11:24

Analyzed: 01/24/20 17:48

Solids: 91.45

Preparation: Total Solids (SM2540G/PSEP)

Initial/Final: 1 N/A / 1 N/A

Batch: 0010655

Calibration:

Instrument: Inst

CAS NO.	Analyte	Concentration (% by Weight)	Dilution Factor	Q	Method
TS	Total Solids	91.5	1		SM 2540 G

INORGANIC ANALYSIS DATA SHEET

SM 2540 G

PDI-047SC-A-03-04-191001

Laboratory: Apex Laboratories

SDG: Gasco PreRD_DG 2019

Client: Anchor QEA, LLC

Project: Gasco PreRD DG 2019 - 4a-b. DOC-CAP Testing Cores

Matrix: Sediment

Laboratory ID: A0A0637-02

Sampled: 10/01/19 10:32

Prepared: 01/22/20 11:24

Analyzed: 01/24/20 17:48

Solids: 88.84

Preparation: Total Solids (SM2540G/PSEP)

Initial/Final: 1 N/A / 1 N/A

Batch: 0010655

Calibration:

Instrument: Inst

CAS NO.	Analyte	Concentration (% by Weight)	Dilution Factor	Q	Method
TS	Total Solids	88.8	1		SM 2540 G

DUPLICATES

PDI-046SC-A-03-04-191001

SM 2540 G

Laboratory: Apex Laboratories

SDG: Gasco PreRD_DG 2019

Client: Anchor QEA, LLC

Project: Gasco PreRD_DG 2019 - 4a-b. DOC-CAP

Matrix: Sediment

Laboratory ID: 0010655-DUP1

Batch: 0010655

Lab Source ID: A0A0637-01

Preparation: Total Solids (SM2540G/PSEP)

Initial/Final: 1 N/A / 1 N/A

Source Sample Name: PDI-046SC-A-03-04-191001

% Solids: 91.45

ANALYTE	CONTROL LIMIT	SAMPLE CONCENTRATION (% by Weight)	C	DUPLICATE CONCENTRATION (% by Weight)	C	RPD %	Q	METHOD
Total Solids	10	91.5		91.4		0.07		SM 2540 G

* Values outside of QC limits

HOLDING TIME SUMMARY

SM 2540 G

Laboratory: Apex Laboratories

SDG: Gasco PreRD DG 2019

Client: Anchor QEA, LLC

Project: Gasco PreRD DG 2019 - 4a-b. DOC-CAP Testing C

Sample Name	Date Collected	Date Received	Date Prepared	Days to Prep	Max Days to Prep	Date Analyzed	Days to Analysis	Max Days to Analysis	Q
PDI-046SC-A-03-04-191001	10/01/19 08:38	10/02/19 11:23	01/22/20 11:24	113.12	180.00	01/24/20 17:48	2.27		
PDI-047SC-A-03-04-191001	10/01/19 10:32	10/02/19 11:23	01/22/20 11:24	113.04	180.00	01/24/20 17:48	2.27		

Raw Data

**Polychlorinated Biphenyls by EPA 8082A
Benchsheet & Analysis Sequence Data**

Batch 0010624
Sequence 0A22024 (A0A0637-01,02)



Apex Laboratories
PREPARATION BENCH SHEET

BATCH #: 0010624 (Sediment)

Prep Method: EPA 3546

#	Lab Number	Analysis	Prepared	Initial (g)	Final (mL)	Spike ID	Source ID	ul Spike	ul Surr.	Sample ID	Extraction Comments	pH		
												<2	2-11	>11
	0010624-BLK1	QC	01/21/20 11:33	31	2				100					
	0010624-BS1	QC	01/21/20 11:33	30	2	A20A036		100	100					
	A0A0633-01	A 8082 PCBs - Low Level (30g/2mL)	01/21/20 15:35	30.61	2				100	PDI-013SC-A-04-05-190925	+1262,1268. A9J0890-05			
	A0A0633-02	A 8082 PCBs - Low Level (30g/2mL)	01/21/20 15:35	30.21	2				100	PDI-018SC-A-08-09-190926	+1262,1268. A9J0890-19			
	A0A0633-03	A 8082 PCBs - Low Level (30g/2mL)	01/21/20 15:35	30.23	2				100	PDI-018SC-A-09-10-190926	+1262,1268. A9J0890-20			
	0010624-DUPI	QC	01/21/20 11:33	30.26	2		A0A0633-03		100					
	A0A0636-01	A 8082 PCBs - Low Level (30g/2mL)	01/21/20 15:35	30.45	2				100	PDI-024SC-A-04-05-190927	+1262,1268. A9J0033-18			
	A0A0636-02	A 8082 PCBs - Low Level (30g/2mL)	01/21/20 15:35	30.74	2				100	PDI-024SC-A-05-06-190927	+1262,1268. A9J0033-19			
	A0A0636-03	A 8082 PCBs - Low Level (30g/2mL)	01/21/20 15:35	30.3	2				100	PDI-025SC-A-04-05-190927	+1262,1268. A9J0033-28			
	A0A0636-04	A 8082 PCBs - Low Level (30g/2mL)	01/21/20 15:35	30.43	2				100	PDI-036SC-A-02-03-190929	+1262,1268. A9J0033-41			
	A0A0636-05	A 8082 PCBs - Low Level (30g/2mL)	01/21/20 15:35	30.18	2				100	PDI-036SC-A-03-04-190929	+1262,1268. A9J0033-42			
	A0A0636-06	A 8082 PCBs - Low Level (30g/2mL)	01/21/20 15:35	30.3	2				100	PDI-064SC-A-02-03-190929	+1262,1268. A9J0033-52			
	A0A0636-07	A 8082 PCBs - Low Level (30g/2mL)	01/21/20 15:35	30.6	2				100	PDI-064SC-A-03-04-190929	+1262,1268. A9J0033-53			
	A0A0637-01	A 8082 PCBs - Low Level (30g/2mL)	01/21/20 15:35	30.4	2				100	PDI-046SC-A-03-04-191001	+1262,1268. A9J0095-04			
	A0A0637-02	A 8082 PCBs - Low Level (30g/2mL)	01/21/20 15:35	30.13	2				100	PDI-047SC-A-03-04-191001	+1262,1268. A9J0095-16			
	A0A0638-01	A 8082 PCBs - Low Level (30g/2mL)	01/21/20 15:35	30.24	2				100	PDI-040SC-A-02-03-190930	+1262,1268. A9J0096-15			
	A0A0638-02	A 8082 PCBs - Low Level (30g/2mL)	01/21/20 15:35	30.2	2				100	PDI-042SC-A-03-04-190930	+1262,1268. A9J0096-25			
	A0A0638-03	A 8082 PCBs - Low Level (30g/2mL)	01/21/20 15:35	30.9	2				100	PDI-044SC-A-02-03-190930	+1262,1268. A9J0096-36			
	A0A0638-04	A 8082 PCBs - Low Level (30g/2mL)	01/21/20 15:35	30.98	2				100	PDI-044SC-A-03-04-190930	+1262,1268. A9J0096-37			

Prepared By: _____ Date: _____

[Signature]
Reviewed By: _____ Date: 1/23/20

Apex Laboratories
PREPARATION BENCH SHEET
BATCH #: 0010624 (Sediment)

Prep Method: EPA 3546

#	Lab Number	Analysis	Prepared	Initial (g)	Final (mL)	Spike ID	Source ID	ul Spike	ul Surr.	Sample ID	Extraction Comments	pH	
												<2	>11
	A0A0639-01	A 8082 PCBs - Low Level (30g/2mL)	01/21/20 15:35	30.18	2				100	PDI-014SC-A-02-03-191003	+1262,1268. A9J0180-03		
	A0A0639-02	A 8082 PCBs - Low Level (30g/2mL)	01/21/20 15:35	30.18	2				100	PDI-014SC-A-03-04-191003	+1262,1268. A9J0180-04		
	0010624-MS1	QC	01/21/20 11:33	30.21	2	A20A036	A0A0639-02	100	100				
	0010624-MSD1	QC	01/21/20 11:33	30.28	2	A20A036	A0A0639-02	100	100				
	A0A0639-03	A 8082 PCBs - Low Level (30g/2mL)	01/21/20 15:35	30.21	2				100	PDI-017SC-A-00-01-191003	+1262,1268. A9J0180-13		
	A0A0639-04	A 8082 PCBs - Low Level (30g/2mL)	01/21/20 15:35	30.5	2				100	PDI-017SC-A-01-02-191003	+1262,1268. A9J0180-14		

Standards/Reagents

Reagent(s)			Analyte Spike(s)			Surrogate(s)		
Std ID	Exp. Date	Description	Std ID	Exp. Date	Description	Std ID	Exp. Date	Description
A13L219	11/30/23	Extractions Balance	A20A036	07/03/20	8082 PCB Matrix Spike	A20A238	07/17/20	8082 PCB Surrogate Spike
A18K311	12/31/20	Glass Wool						
A19C104	09/03/23	Florisil Lot 817211-CM						
A19G279	01/18/22	Sulfuric Acid						
A19H411	08/31/21	n-Hexane Lot# 192712						
A19I211	05/07/22	Copper, Granular Lot# J260003						
A19I263	03/18/20	DCM CHEM PROD. 194934						
A19L136	06/06/20	Sodium Sulfate Lot # 194950						

Method 3546 digestion time and temperature achieved.
Initial: _____

Witness: _____

Prepared By: _____ Date _____

Reviewed By: _____ Date _____




Apex Laboratories
PREPARATION BENCH SHEET

BATCH #: 0010624 (Sediment)

Prep Method: EPA 3546

#	Lab Number	Analysis	Prepared	Initial (g)	Final (mL)	Spike ID	Source ID	ul Spike	ul Surr.	Sample ID	Extraction Comments	pH		
												<2	5-6	>11
	0010624-BLK1	QC	01/21/20 11:33	31	2				100					
	0010624-BS1	QC	01/21/20 11:33	30	2	A20A262		100	100					
	A0A0633-01	A 8082 PCBs - Low Level (30g/2mL)	01/21/20 15:35	30.61	2				100	PDI-013SC-A-04-05-190925	+1262,1268. A9I0890-05			
	A0A0633-02	A 8082 PCBs - Low Level (30g/2mL)	01/21/20 15:35	30.21	2				100	PDI-018SC-A-08-09-190926	+1262,1268. A9I0890-19			
	A0A0633-03	A 8082 PCBs - Low Level (30g/2mL)	01/21/20 15:35	30.23	2				100	PDI-018SC-A-09-10-190926	+1262,1268. A9I0890-20			
	0010624-DUP1	QC	01/21/20 11:33	30.26	2		A0A0633-03		100					
	A0A0636-01	A 8082 PCBs - Low Level (30g/2mL)	01/21/20 15:35	30.45	2				100	PDI-024SC-A-04-05-190927	+1262,1268. A9J0033-18			
	A0A0636-02	A 8082 PCBs - Low Level (30g/2mL)	01/21/20 15:35	30.74	2				100	PDI-024SC-A-05-06-190927	+1262,1268. A9J0033-19			
	A0A0636-03	A 8082 PCBs - Low Level (30g/2mL)	01/21/20 15:35	30.3	2				100	PDI-025SC-A-04-05-190927	+1262,1268. A9J0033-28			
	A0A0636-04	A 8082 PCBs - Low Level (30g/2mL)	01/21/20 15:35	30.43	2				100	PDI-036SC-A-02-03-190929	+1262,1268. A9J0033-41			
	A0A0636-05	A 8082 PCBs - Low Level (30g/2mL)	01/21/20 15:35	30.18	2				100	PDI-036SC-A-03-04-190929	+1262,1268. A9J0033-42			
	A0A0636-06	A 8082 PCBs - Low Level (30g/2mL)	01/21/20 15:35	30.3	2				100	PDI-064SC-A-02-03-190929	+1262,1268. A9J0033-52			
	A0A0636-07	A 8082 PCBs - Low Level (30g/2mL)	01/21/20 15:35	30.6	2				100	PDI-064SC-A-03-04-190929	+1262,1268. A9J0033-53			
	A0A0637-01	A 8082 PCBs - Low Level (30g/2mL)	01/21/20 15:35	30.4	2				100	PDI-046SC-A-03-04-191001	+1262,1268. A9J0095-04			
	A0A0637-02	A 8082 PCBs - Low Level (30g/2mL)	01/21/20 15:35	30.13	2				100	PDI-047SC-A-03-04-191001	+1262,1268. A9J0095-16			
	A0A0638-01	A 8082 PCBs - Low Level (30g/2mL)	01/21/20 15:35	30.24	2				100	PDI-040SC-A-02-03-190930	+1262,1268. A9J0096-15			
	A0A0638-02	A 8082 PCBs - Low Level (30g/2mL)	01/21/20 15:35	30.2	2				100	PDI-042SC-A-03-04-190930	+1262,1268. A9J0096-25			
	A0A0638-03	A 8082 PCBs - Low Level (30g/2mL)	01/21/20 15:35	30.9	2				100	PDI-044SC-A-02-03-190930	+1262,1268. A9J0096-36			
	A0A0638-04	A 8082 PCBs - Low Level (30g/2mL)	01/21/20 15:35	30.98	2				100	PDI-044SC-A-03-04-190930	+1262,1268. A9J0096-37			

Prepared By: _____ Date: _____


 Reviewed By: _____ Date: 1/23/20

Apex Laboratories
PREPARATION BENCH SHEET

BATCH #: 0010624 (Sediment)

Prep Method: EPA 3546

#	Lab Number	Analysis	Prepared	Initial (g)	Final (mL)	Spike ID	Source ID	ul Spike	ul Surr.	Sample ID	Extraction Comments	pH		
												<2	2-8	>11
	A0A0639-01	A 8082 PCBs - Low Level (30g/2mL)	01/21/20 15:35	30.18	2				100	PDI-014SC-A-02-03-191003	+1262,1268. A9J0180-03			
	A0A0639-02	A 8082 PCBs - Low Level (30g/2mL)	01/21/20 15:35	30.18	2				100	PDI-014SC-A-03-04-191003	+1262,1268. A9J0180-04			
	0010624-MS1	QC	01/21/20 11:33	30.21	2	A20A262	A0A0639-02	100	100					
	0010624-MSD1	QC	01/21/20 11:33	30.28	2	A20A262	A0A0639-02	100	100					
	A0A0639-03	A 8082 PCBs - Low Level (30g/2mL)	01/21/20 15:35	30.21	2				100	PDI-017SC-A-00-01-191003	+1262,1268. A9J0180-13			
	A0A0639-04	A 8082 PCBs - Low Level (30g/2mL)	01/21/20 15:35	30.5	2				100	PDI-017SC-A-01-02-191003	+1262,1268. A9J0180-14			

Standards/Reagents

Reagent(s)			Analyte Spike(s)			Surrogate(s)		
Std ID	Exp. Date	Description	Std ID	Exp. Date	Description	Std ID	Exp. Date	Description
A13L219	11/30/23	Extractions Balance	A20A262	07/03/20	8082 PCB Matrix Spike	A19L272	06/20/20	8082 PCB Surrogate Spike
A18K311	12/31/20	Glass Wool	<i>A20A036</i>			<i>A20A238</i>		
A19C104	09/03/23	Florisil Lot 817211-CM						
A19G279	01/18/22	Sulfuric Acid						
A19H411	08/31/21	n-Hexane Lot# 192712						
A19I211	05/07/22	Copper, Granular Lot# J260003						
A19I263	03/18/20	DCM CHEM PROD. 194934						
A19L136	06/06/20	Sodium Sulfate Lot # 194950						

*Work order
IDS changed.
1/23/20*

Method 3546 digestion time and temperture achieved.
Initial: _____

Witness: _____

Prepared By: _____ Date _____

Reviewed By: _____ Date _____



Apex Laboratories
PREPARATION BENCH SHEET
 BATCH #: 0010624 (Sediment)

Prep Method: EPA 3546

#	Lab Number	Analysis	Prepared	Initial (g)	Final (mL)	Spike ID	Source ID	ul Spike	ul Surr.	Sample ID	Extraction Comments	pH		
												<2	8	>11
1/2	0010624-BLK1	QC	01/21/20 11:33	30.31	2				100					
3/4	0010624-BS1	QC	01/21/20 11:33	30	2	A20A262	A20A036	100	100					
5/6	A910890-05	A 8082 PCBs - Low Level (30g/2mL)	01/21/20 11:33	30.61	2		1123/20		100	PDI-013SC-A-04-05-190925	+1262,1268 D.vt *			
7/8	A910890-19	A 8082 PCBs - Low Level (30g/2mL)	01/21/20 11:33	30.21	2				100	PDI-018SC-A-08-09-190926	+1262,1268 D.vt			
9/10	A910890-20	A 8082 PCBs - Low Level (30g/2mL)	01/21/20 11:33	30.23	2				100	PDI-018SC-A-09-10-190926	+1262,1268 D.vt			
11/12	0010624-DUP1	QC	01/21/20 11:33	30.30	2		A910890-20		100					
13/14	A910033-18	A 8082 PCBs - Low Level (30g/2mL)	01/21/20 11:33	30.45	2				100	PDI-024SC-A-04-05-190927	+1262,1268 D.vt			
15/16	A910033-19	A 8082 PCBs - Low Level (30g/2mL)	01/21/20 11:33	30.74	2				100	PDI-024SC-A-05-06-190927	+1262,1268 D.vt			
17/18	A910033-28	A 8082 PCBs - Low Level (30g/2mL)	01/21/20 11:33	30.30	2				100	PDI-025SC-A-04-05-190927	+1262,1268 D.vt			
19/20	A910033-41	A 8082 PCBs - Low Level (30g/2mL)	01/21/20 11:33	30.43	2				100	PDI-036SC-A-02-03-190929	+1262,1268 D.vt *			
21/22	A910033-42	A 8082 PCBs - Low Level (30g/2mL)	01/21/20 11:33	30.18	2				100	PDI-036SC-A-03-04-190929	+1262,1268 D.vt			
23/24	A910033-52	A 8082 PCBs - Low Level (30g/2mL)	01/21/20 11:33	30.30	2				100	PDI-064SC-A-02-03-190929	+1262,1268 mud *			
25/26	A910033-53	A 8082 PCBs - Low Level (30g/2mL)	01/21/20 11:33	30.60	2				100	PDI-064SC-A-03-04-190929	+1262,1268 D.vt			
27/28	A910095-04	A 8082 PCBs - Low Level (30g/2mL)	01/21/20 11:33	30.40	2				100	PDI-046SC-A-03-04-191001	+1262,1268 D.vt			
29/30	A910095-16	A 8082 PCBs - Low Level (30g/2mL)	01/21/20 11:33	30.13	2				100	PDI-047SC-A-03-04-191001	+1262,1268 D.vt			
31/32	A910096-15	A 8082 PCBs - Low Level (30g/2mL)	01/21/20 11:33	30.24	2				100	PDI-040SC-A-02-03-190930	+1262,1268 D.vt			
33/34	A910096-25	A 8082 PCBs - Low Level (30g/2mL)	01/21/20 11:33	30.20	2				100	PDI-042SC-A-03-04-190930	+1262,1268 D.vt			
35/36	A910096-36	A 8082 PCBs - Low Level (30g/2mL)	01/21/20 11:33	30.90	2				100	PDI-044SC-A-02-03-190930	+1262,1268 D.vt			
37/38	A910096-37	A 8082 PCBs - Low Level (30g/2mL)	01/21/20 11:33	30.98	2				100	PDI-044SC-A-03-04-190930	+1262,1268 D.vt			

Prepared By: CLC Date: 1.21.20
CLC 1/21/20

Reviewed By: [Signature] Date: 1/23/20

Apex Laboratories
PREPARATION BENCH SHEET
BATCH #: 0010624 (Sediment)

Prep Method: EPA 3546

#	Lab Number	Analysis	Prepared	Initial (g)	Final (mL)	Spike ID	Source ID	ul Spike	ul Surr.	Sample ID	Extraction Comments	pH		
												<2	8	>11
36/40	A9J0180-03	A 8082 PCBs - Low Level (30g/2mL)	01/21/20 11:33	30 30.18	2 ✓				100	PDI-014SC-A-02 -03-191003	+1262,1268 Dvt			
41/42	A9J0180-04	A 8082 PCBs - Low Level (30g/2mL)	01/21/20 11:33	30 30.18	2 ✓	1123100	A20A036		100	PDI-014SC-A-03 -04-191003	+1262,1268 Dvt			
45/44	0010624-MS1	QC	01/21/20 11:33	30 30.21	2 ✓	A20A262	A9J0180-04	100	100					
45/46	0010624-MSD1	QC	01/21/20 11:33	30 30.28	2 ✓	A20A262	A9J0180-04	100	100					
47/48	A9J0180-13	A 8082 PCBs - Low Level (30g/2mL)	01/21/20 11:33	30 30.21	2 ✓				100	PDI-017SC-A-00 -01-191003	+1262,1268 Dvt oaks			
49/50	A9J0180-14	A 8082 PCBs - Low Level (30g/2mL)	01/21/20 11:33	30 30.50	2 ✓				100	PDI-017SC-A-01 -02-191003	+1262,1268 Dvt			

Standards/Reagents

Reagent(s)			Analyte Spike(s)			Surrogate(s)		
Std ID	Exp. Date	Description	Std ID	Exp. Date	Description	Std ID	Exp. Date	Description
A13L219	11/30/23	Extractions Balance	A20A262	07/03/20	8082 PCB Matrix Spike	A19L272	06/20/20	8082 PCB Surrogate Spike
A18K311	12/31/20	Glass Wool	A20A036			A20A230	07/17/20	
A19C104	09/03/23	Florisil Lot 817211-CM		1-21-20				
A19G279	01/18/22	Sulfuric Acid						
A19H411	08/31/21	n-Hexane Lot# 192712						
A19I211	05/07/22	Copper, Granular Lot# J260003						
A19I263	03/18/20	DCM CHEM PROD. 194934						
A19L136	06/06/20	Sodium Sulfate Lot # 194950						

* = Staining On Turbo vial

Method 3546 digestion time and temperature achieved.

Initial: *am*

Witness: *am* 1/24/20

Prepared By: _____ Date _____

Reviewed By: _____ Date _____



ELEMENT SEQUENCE LOG

Apex Laboratories

Sequence: **0A22024**

Instrument: **DUALECD2R**

Date: **01/22/20 07:03**

Calibration: **A0A1501**

#	Lab Number	Matrix	Analysis	Client	Due	Batch	ISTD ID	STD ID
1	0A22024-CCV1	Sediment	QC	QC				
2	0A22024-CCB1	Sediment	QC	QC				A19L338
3	A0A0637-01	Sediment	8082 PCBs - Low Level (30g/2mL)	Anchor QEA, LLC	02/03/20	0010624		A19L339
4	0A22024-IBL1	Sediment	QC	QC				
5	A0A0637-02	Sediment	8082 PCBs - Low Level (30g/2mL)	Anchor QEA, LLC	02/03/20	0010624		
6	0A22024-IBL2	Sediment	QC	QC				
7	A0A0638-01	Sediment	8082 PCBs - Low Level (30g/2mL)	Anchor QEA, LLC	02/03/20	0010624		
8	0A22024-IBL3	Sediment	QC	QC				
9	A0A0638-02	Sediment	8082 PCBs - Low Level (30g/2mL)	Anchor QEA, LLC	02/03/20	0010624		
10	0A22024-IBL4	Sediment	QC	QC				
11	A0A0638-03	Sediment	8082 PCBs - Low Level (30g/2mL)	Anchor QEA, LLC	02/03/20	0010624		
12	0A22024-IBL5	Sediment	QC	QC				
13	A0A0638-04	Sediment	8082 PCBs - Low Level (30g/2mL)	Anchor QEA, LLC	02/03/20	0010624		
14	0A22024-IBL6	Sediment	QC	QC				
15	0A22024-CCV2	Sediment	QC	QC				A19L338
16	0A22024-CCB2	Sediment	QC	QC				A19L339
17	A0A0639-01	Sediment	8082 PCBs - Low Level (30g/2mL)	Anchor QEA, LLC	02/03/20	0010624		
18	0A22024-IBL7	Sediment	QC	QC				
19	A0A0639-02	Sediment	8082 PCBs - Low Level (30g/2mL)	Anchor QEA, LLC	02/03/20	0010624		
20	0A22024-IBL8	Sediment	QC	QC				
21	0010624-MS1	Sediment	QC	QC		0010624		
22	0A22024-IBL9	Sediment	QC	QC				
23	0010624-MSD1	Sediment	QC	QC		0010624		
24	0A22024-IBLA	Sediment	QC	QC				
25	A0A0639-03	Sediment	8082 PCBs - Low Level (30g/2mL)	Anchor QEA, LLC	02/03/20	0010624		
26	0A22024-IBLB	Sediment	QC	QC				
27	A0A0639-04	Sediment	8082 PCBs - Low Level (30g/2mL)	Anchor QEA, LLC	02/03/20	0010624		
28	0A22024-IBLC	Sediment	QC	QC				
29	0A22024-CCV3	Sediment	QC	QC				A19L338
30	0A22024-CCB3	Sediment	QC	QC				A19L339

Data Entered By: ML 1/23/20

Comments:

Data Reviewed By: ML 1/29/20

TOTAL AROCLOR AVERAGE RESULTS

The average result for the 1016 and 1260 selected peaks are reported here to facilitate data entry and review. Averages are done on all individual peaks and must be for matrix spikes if all peaks are not used in the average.

0A22024-CCV1

Aroclor 1016

<u>Peak</u>	<u>Initial Res</u>
1016 (1)	433.14
1016 (2)	465.67
1016 (3)	446.33
1016 (4)	434.83
1016 (5)	419.09
1016 (6)	433.29
Average:	438.73

Aroclor 1260

<u>Peak</u>	<u>Initial Res</u>
1260 (1)	462.68
1260 (2)	467.83
1260 (3)	464.26
1260 (4)	482.81
1260 (5)	515.30
1260 (6)	487.34
Average:	480.04

0A22024-CCV2

Aroclor 1016

<u>Peak</u>	<u>Initial Res</u>
1016 (1)	453.17
1016 (2)	478.01
1016 (3)	466.52
1016 (4)	452.53
1016 (5)	456.71
1016 (6)	458.59
Average:	460.92

Aroclor 1260

<u>Peak</u>	<u>Initial Res</u>
1260 (1)	488.25
1260 (2)	489.18
1260 (3)	509.27
1260 (4)	517.95
1260 (5)	537.91
1260 (6)	514.78
Average:	509.56

TOTAL AROCLOR AVERAGE RESULTS

The average result for the 1016 and 1260 selected peaks are reported here to facilitate data entry and review. Averages are done on all individual peaks and must be for matrix spikes if all peaks are not used in the average.

0010624-MS1

Aroclor 1016

<u>Peak</u>	<u>Initial Res</u>
1016 (1)	544.90
1016 (2)	620.41
1016 (3)	552.36
1016 (4)	529.32
1016 (5)	546.50
1016 (6)	515.31
Average:	551.47

Aroclor 1260

<u>Peak</u>	<u>Initial Res</u>
1260 (1)	593.46
1260 (2)	637.44
1260 (3)	603.64
1260 (4)	634.38
1260 (5)	622.82
1260 (6)	588.01
Average:	613.29

0010624-MSD1

Aroclor 1016

<u>Peak</u>	<u>Initial Res</u>
1016 (1)	611.32
1016 (2)	694.99
1016 (3)	603.81
1016 (4)	607.89
1016 (5)	596.45
1016 (6)	579.53
Average:	615.67

Aroclor 1260

<u>Peak</u>	<u>Initial Res</u>
1260 (1)	649.59
1260 (2)	749.40
1260 (3)	689.05
1260 (4)	719.83
1260 (5)	663.91
1260 (6)	670.73
Average:	690.42

TOTAL AROCLOR AVERAGE RESULTS

The average result for the 1016 and 1260 selected peaks are reported here to facilitate data entry and review. Averages are done on all individual peaks and must be for matrix spikes if all peaks are not used in the average.

0A22024-CCV3

Aroclor 1016

<u>Peak</u>	<u>Initial Res</u>
1016 (1)	436.74
1016 (2)	454.40
1016 (3)	439.78
1016 (4)	420.84
1016 (5)	432.33
1016 (6)	435.09
Average:	436.53

Aroclor 1260

<u>Peak</u>	<u>Initial Res</u>
1260 (1)	444.04
1260 (2)	475.58
1260 (3)	478.90
1260 (4)	488.28
1260 (5)	482.85
1260 (6)	485.19
Average:	475.81

Data Path : K:\DATA\0A22024\
 Data File : ECD2R002.D
 Signal(s) : ECD2B.CH
 Acq On : 22 Jan 2020 7:30
 Operator : MJB / KAK
 Sample : 0A22024-CCV1
 Misc :
 ALS Vial : 52 Sample Multiplier: 1

MJB
 1/22/20

Integration File: events.e
 Quant Time: Jan 22 12:41:08 2020
 Quant Method : L:\Methods\RECD2_QUANTPCB_200113.M
 Quant Title : PCB Data Analysis
 QLast Update : Tue Jan 14 09:35:58 2020
 Response via : Initial Calibration
 Integrator: ChemStation 6890 Scale Mode: Small noise peaks clipped

Compound	R.T.	Response	Conc	Units
System Monitoring Compounds				
1) S TCMX (S)	5.629	51717620	229.218	ng/ml
62) S DCBP (S)	10.547	26733066	240.354	ng/ml
Target Compounds				
2) Aroclor 1016 (1)	6.300	2677664	433.140	ng/ml
3) Aroclor 1016 (2)	6.790	5327882	465.669	ng/ml
4) Aroclor 1016 (3)	6.916	2390768	446.330	ng/ml
5) Aroclor 1016 (4)	7.003	2148378	434.827	ng/ml
6) Aroclor 1016 (5)	7.048	2324092	419.094	ng/ml
7) Aroclor 1016 (6)	7.173	2475181	433.286	ng/ml
8) Aroclor 1016 - AVE	0.000	0	N.D.	ng/ml
9) Aroclor 1221 (1)	5.805	197872	113.882	ng/ml
10) Aroclor 1221 (2)	5.877	388380	226.200	ng/ml
11) Aroclor 1221 (3)	5.965	1795393	314.594	ng/ml
12) Aroclor 1221 - AVE	0.000	0	N.D.	ng/ml
13) Aroclor 1232 (1)	5.965	1795393	392.865	ng/ml
14) Aroclor 1232 (2)	6.300	2677664	1028.789	ng/ml
15) Aroclor 1232 (3)	6.790	5327882	1089.110	ng/ml
16) Aroclor 1232 (4)	7.003	2148378	1269.849	ng/ml
17) Aroclor 1232 (5)	7.048	2324092	1116.898	ng/ml
18) Aroclor 1232 (6)	7.173	2475181	1140.807	ng/ml
19) Aroclor 1232 - AVE	0.000	0	N.D.	ng/ml
20) Aroclor 1242 (1)	6.300	2677664	588.973	ng/ml
21) Aroclor 1242 (2)	6.790	5327882	603.900	ng/ml
22) Aroclor 1242 (3)	6.916	2390768	624.194	ng/ml
23) Aroclor 1242 (4)	7.003	2148378	650.316	ng/ml
24) Aroclor 1242 (5)	7.048	2324092	581.906	ng/ml
25) Aroclor 1242 (6)	7.173	2475181	593.453	ng/ml
26) Aroclor 1242 - AVE	0.000	0	N.D.	ng/ml
27) Aroclor 1248 (1)	6.763	3995733	774.062	ng/ml
28) Aroclor 1248 (2)	7.003	2148378	337.830	ng/ml
29) Aroclor 1248 (3)	7.048	2324092	391.540	ng/ml
30) Aroclor 1248 (4)	7.173	2475181	339.275	ng/ml
31) Aroclor 1248 (5)	7.538	569768	64.006	ng/ml
32) Aroclor 1248 (6)	7.696	2017729	247.841	ng/ml
33) Aroclor 1248 - AVE	0.000	0	N.D.	ng/ml
34) Aroclor 1254 (1)	7.515	1677060	197.910	ng/ml
35) Aroclor 1254 (2)	7.696	2017729	145.058	ng/ml
36) Aroclor 1254 (3)	8.006	1172710	77.282	ng/ml
37) Aroclor 1254 (4)	8.246	828797	75.922	ng/ml
38) Aroclor 1254 (5)	8.581	6156611	547.319	ng/ml
39) Aroclor 1254 (6)	8.798	907920	257.407	ng/ml
40) Aroclor 1254 - AVE	0.000	0	N.D.	ng/ml
41) Aroclor 1260 (1)	8.142	4871072	462.684	ng/ml
42) Aroclor 1260 (2)	8.349	5970702	467.833	ng/ml
43) Aroclor 1260 (3)	8.581	6156611	464.259	ng/ml
44) Aroclor 1260 (4)	9.065	10212728	482.815	ng/ml
45) Aroclor 1260 (5)	9.322	6304545	515.299	ng/ml
46) Aroclor 1260 (6)	9.888	2378184	487.337	ng/ml
47) Aroclor 1260 - AVE	0.000	0	N.D.	ng/ml

Data Path : K:\DATA\0A22024\
 Data File : ECD2R002.D
 Signal(s) : ECD2B.CH
 Acq On : 22 Jan 2020 7:30
 Operator : MJB / KAK
 Sample : 0A22024-CCV1
 Misc :
 ALS Vial : 52 Sample Multiplier: 1

Integration File: events.e
 Quant Time: Jan 22 12:41:08 2020
 Quant Method : L:\Methods\RECD2_QUANTPCB_200113.M
 Quant Title : PCB Data Analysis
 QLast Update : Tue Jan 14 09:35:58 2020
 Response via : Initial Calibration
 Integrator: ChemStation 6890 Scale Mode: Small noise peaks clipped

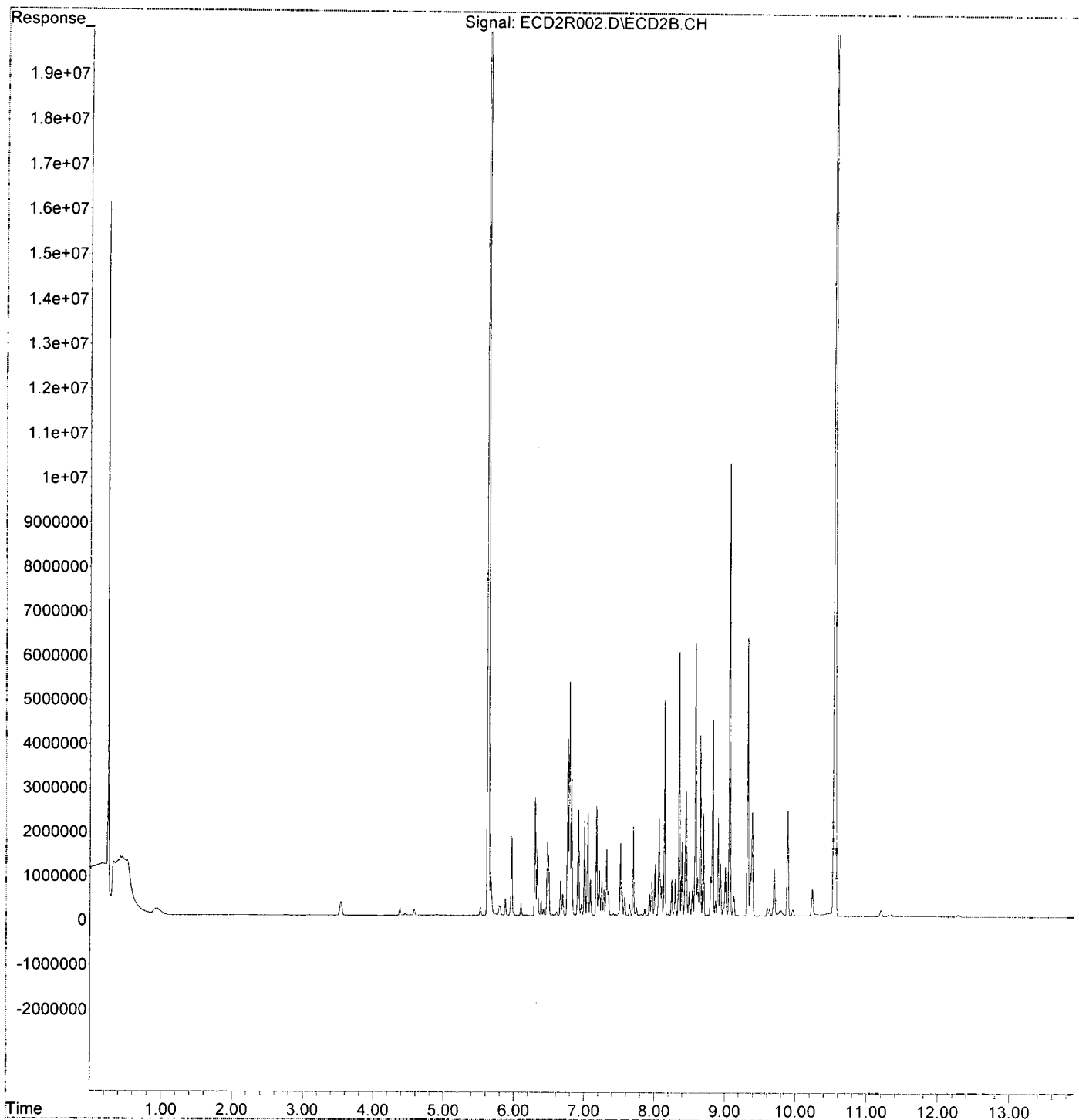
Compound	R.T.	Response	Conc Units
48) Aroclor 1262 (1)	8.349	5970702	564.782 ng/ml
49) Aroclor 1262 (2)	8.649	4082159	267.201 ng/ml
50) Aroclor 1262 (3)	8.827	4424869	345.579 ng/ml
51) Aroclor 1262 (4)	9.065	10212728	371.040 ng/ml
52) Aroclor 1262 (5)	9.322	6304545	383.966 ng/ml
53) Aroclor 1262 (6)	9.888	2378184	330.279 ng/ml
54) Aroclor 1262 - AVE	0.000	0	N.D. ng/ml
55) Aroclor 1268 (1)	8.867	347046	55.686 ng/ml
56) Aroclor 1268 (2)	9.322	6304545	227.056 ng/ml
57) Aroclor 1268 (3)	9.386	2353022	104.503 ng/ml
58) Aroclor 1268 (4)	9.601	181945	9.450 ng/ml
59) Aroclor 1268 (5)	9.888	2378184	303.992 ng/ml
60) Aroclor 1268 (6)	10.237	621233	12.274 ng/ml
61) Aroclor 1268 - AVE	0.000	0	N.D. ng/ml

(f)=RT Delta > 1/2 Window

(m)=manual int.

Data Path : K:\DATA\0A22024\
Data File : ECD2R002.D
Signal(s) : ECD2B.CH
Acq On : 22 Jan 2020 7:30
Operator : MJB / KAK
Sample : 0A22024-CCV1
Misc :
ALS Vial : 52 Sample Multiplier: 1

Integration File: events.e
Quant Time: Jan 22 12:41:08 2020
Quant Method : L:\Methods\RECD2_QUANTPCB_200113.M
Quant Title : PCB Data Analysis
QLast Update : Tue Jan 14 09:35:58 2020
Response via : Initial Calibration
Integrator: ChemStation 6890 Scale Mode: Small noise peaks clipped



Data Path : K:\DATA\0A22024\
 Data File : ECD2R003.D
 Signal(s) : ECD2B.CH
 Acq On : 22 Jan 2020 7:47
 Operator : MJB / KAK
 Sample : 0A22024-CCB1
 Misc :
 ALS Vial : 53 Sample Multiplier: 1

Integration File: events.e
 Quant Time: Jan 22 12:41:29 2020
 Quant Method : L:\Methods\RECD2_QUANTPCB_200113.M
 Quant Title : PCB Data Analysis
 QLast Update : Tue Jan 14 09:35:58 2020
 Response via : Initial Calibration
 Integrator: ChemStation 6890 Scale Mode: Small noise peaks clipped

Handwritten:
 1/22/20
 Clean

Compound	R.T.	Response	Conc Units
System Monitoring Compounds			
1) S TCMX (S)	5.628	18764466	83.166 ng/ml
62) S DCBP (S)	10.548	10763817	96.776 ng/ml
Target Compounds			
2) Aroclor 1016 (1)	6.301	1150	0.186 ng/ml
3) Aroclor 1016 (2)	6.802	2732	0.239 ng/ml
4) Aroclor 1016 (3)	6.912	2142	0.400 ng/ml
5) Aroclor 1016 (4)	7.004	2166	0.438 ng/ml
6) Aroclor 1016 (5)	7.052	1998	0.360 ng/ml
7) Aroclor 1016 (6)	7.176	1909	0.334 ng/ml
8) Aroclor 1016 - AVE	0.000	0	N.D. ng/ml
9) Aroclor 1221 (1)	5.851f	4894	2.817 ng/ml
10) Aroclor 1221 (2)	5.882	3587	2.089 ng/ml
11) Aroclor 1221 (3)	5.949	30415	5.329 ng/ml
12) Aroclor 1221 - AVE	0.000	0	N.D. ng/ml
13) Aroclor 1232 (1)	5.949	30415	6.655 ng/ml
14) Aroclor 1232 (2)	6.301	1150	0.442 ng/ml
15) Aroclor 1232 (3)	6.802	2732	0.559 ng/ml
16) Aroclor 1232 (4)	7.004	2166	1.280 ng/ml
17) Aroclor 1232 (5)	7.052	1998	0.960 ng/ml
18) Aroclor 1232 (6)	7.176	1909	0.880 ng/ml
19) Aroclor 1232 - AVE	0.000	0	N.D. ng/ml
20) Aroclor 1242 (1)	6.301	1150	0.253 ng/ml
21) Aroclor 1242 (2)	6.775	2563	0.291 ng/ml
22) Aroclor 1242 (3)	6.912	2142	0.559 ng/ml
23) Aroclor 1242 (4)	7.004	2166	0.656 ng/ml
24) Aroclor 1242 (5)	7.052	1998	0.500 ng/ml
25) Aroclor 1242 (6)	7.176	1909	0.458 ng/ml
26) Aroclor 1242 - AVE	0.000	0	N.D. ng/ml
27) Aroclor 1248 (1)	6.775	2563	0.497 ng/ml
28) Aroclor 1248 (2)	7.004	2166	0.341 ng/ml
29) Aroclor 1248 (3)	7.052	1998	0.337 ng/ml
30) Aroclor 1248 (4)	7.176	1909	0.262 ng/ml
31) Aroclor 1248 (5)	7.558	2542	0.286 ng/ml
32) Aroclor 1248 (6)	7.704	13641	1.676 ng/ml
33) Aroclor 1248 - AVE	0.000	0	N.D. ng/ml
34) Aroclor 1254 (1)	7.501	465	0.055 ng/ml
35) Aroclor 1254 (2)	7.704	13641	0.981 ng/ml
36) Aroclor 1254 (3)	8.004	5167	0.341 ng/ml
37) Aroclor 1254 (4)	8.242	3915	0.359 ng/ml
38) Aroclor 1254 (5)	8.579	3864	0.344 ng/ml
39) Aroclor 1254 (6)	8.799	1288	0.365 ng/ml
40) Aroclor 1254 - AVE	0.000	0	N.D. ng/ml
41) Aroclor 1260 (1)	8.141	4557	0.433 ng/ml
42) Aroclor 1260 (2)	8.350	4549	0.356 ng/ml
43) Aroclor 1260 (3)	8.579	3864	0.291 ng/ml
44) Aroclor 1260 (4)	9.065	5381	0.254 ng/ml
45) Aroclor 1260 (5)	9.324	4442	0.363 ng/ml
46) Aroclor 1260 (6)	9.891	5231	1.072 ng/ml
47) Aroclor 1260 - AVE	0.000	0	N.D. ng/ml

Data Path : K:\DATA\0A22024\
 Data File : ECD2R003.D
 Signal(s) : ECD2B.CH
 Acq On : 22 Jan 2020 7:47
 Operator : MJB / KAK
 Sample : 0A22024-CCB1
 Misc :
 ALS Vial : 53 Sample Multiplier: 1

Integration File: events.e
 Quant Time: Jan 22 12:41:29 2020
 Quant Method : L:\Methods\RECD2_QUANTPCB_200113.M
 Quant Title : PCB Data Analysis
 QLast Update : Tue Jan 14 09:35:58 2020
 Response via : Initial Calibration
 Integrator: ChemStation 6890 Scale Mode: Small noise peaks clipped

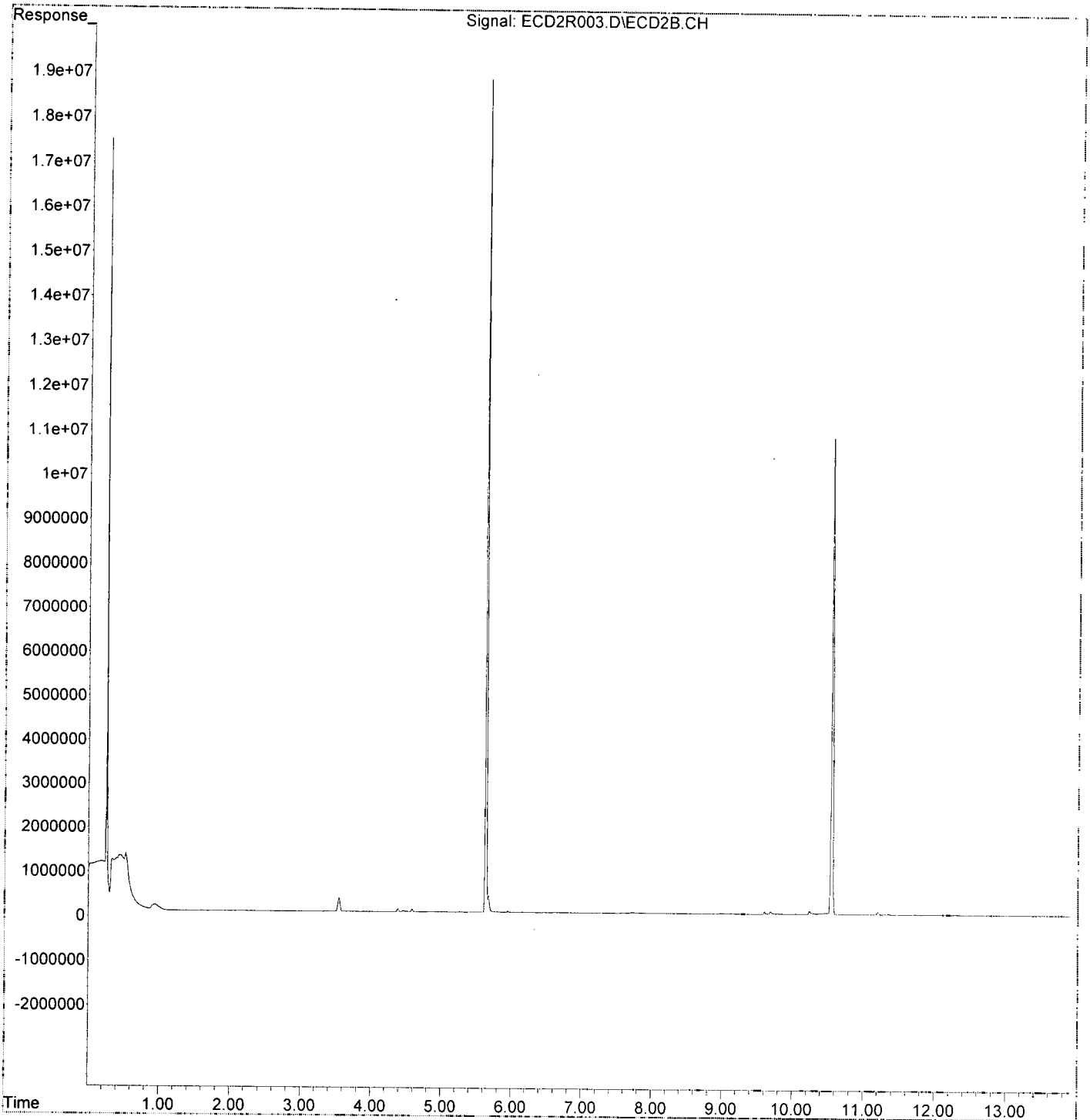
	Compound	R.T.	Response	Conc Units
48)	Aroclor 1262 (1)	8.350	4549	0.430 ng/ml
49)	Aroclor 1262 (2)	8.650	2532	0.166 ng/ml
50)	Aroclor 1262 (3)	8.826	2419	0.189 ng/ml
51)	Aroclor 1262 (4)	9.065	5381	0.196 ng/ml
52)	Aroclor 1262 (5)	9.324	4442	0.271 ng/ml
53)	Aroclor 1262 (6)	9.891	5231	0.727 ng/ml
54)	Aroclor 1262 - AVE	0.000	0	N.D. ng/ml
55)	Aroclor 1268 (1)	8.870	2732	0.438 ng/ml
56)	Aroclor 1268 (2)	9.324	4442	0.160 ng/ml
57)	Aroclor 1268 (3)	9.388	2917	0.130 ng/ml
58)	Aroclor 1268 (4)	9.601	53669	2.788 ng/ml
59)	Aroclor 1268 (5)	9.891	5231	0.669 ng/ml
60)	Aroclor 1268 (6)	10.238	69983	1.383 ng/ml
61)	Aroclor 1268 - AVE	0.000	0	N.D. ng/ml

(f)=RT Delta > 1/2 Window

(m)=manual int.

Data Path : K:\DATA\0A22024\
Data File : ECD2R003.D
Signal(s) : ECD2B.CH
Acq On : 22 Jan 2020 7:47
Operator : MJB / KAK
Sample : 0A22024-CCB1
Misc :
ALS Vial : 53 Sample Multiplier: 1

Integration File: events.e
Quant Time: Jan 22 12:41:29 2020
Quant Method : L:\Methods\RECD2_QUANTPCB_200113.M
Quant Title : PCB Data Analysis
QLast Update : Tue Jan 14 09:35:58 2020
Response via : Initial Calibration
Integrator: ChemStation 6890 Scale Mode: Small noise peaks clipped



Data Path : K:\DATA\0A22024\
 Data File : ECD2R004.D
 Signal(s) : ECD2B.CH
 Acq On : 22 Jan 2020 8:30
 Operator : MJB / KAK
 Sample : A0A0637-01
 Misc :
 ALS Vial : 54 Sample Multiplier: 1

Integration File: events.e
 Quant Time: Jan 22 12:41:47 2020
 Quant Method : L:\Methods\RECD2_QUANTPCB_200113.M
 Quant Title : PCB Data Analysis
 QLast Update : Tue Jan 14 09:35:58 2020
 Response via : Initial Calibration
 Integrator: ChemStation 6890 Scale Mode: Small noise peaks clipped

Handwritten signature
 1/22/20

Compound	R.T.	Response	Conc Units
System Monitoring Compounds			
1) S TCMX (S)	5.627	36808149	163.138 ng/ml
62) S DCBP (S)	10.550	23469625	211.013 ng/ml
Target Compounds			
2) Aroclor 1016 (1)	6.301	9234	1.494 ng/ml
3) Aroclor 1016 (2)	6.783	16486	1.441 ng/ml
4) Aroclor 1016 (3)	6.918	14997	2.800 ng/ml
5) Aroclor 1016 (4)	7.001	16544	3.348 ng/ml
6) Aroclor 1016 (5)	7.047	15439	2.784 ng/ml
7) Aroclor 1016 (6)	7.177	16700	2.923 ng/ml
8) Aroclor 1016 - AVE	0.000	0	N.D. ng/ml
9) Aroclor 1221 (1)	5.834	24714	14.224 ng/ml
10) Aroclor 1221 (2)	5.874	5791	3.373 ng/ml
11) Aroclor 1221 (3)	5.934	694234	121.646 ng/ml
12) Aroclor 1221 - AVE	0.000	0	N.D. ng/ml
13) Aroclor 1232 (1)	5.934	694234	151.911 ng/ml
14) Aroclor 1232 (2)	6.301	9234	3.548 ng/ml
15) Aroclor 1232 (3)	6.783	16486	3.370 ng/ml
16) Aroclor 1232 (4)	7.001	16544	9.779 ng/ml
17) Aroclor 1232 (5)	7.047	15439	7.420 ng/ml
18) Aroclor 1232 (6)	7.177	16700	7.697 ng/ml
19) Aroclor 1232 - AVE	0.000	0	N.D. ng/ml
20) Aroclor 1242 (1)	6.301	9234	2.031 ng/ml
21) Aroclor 1242 (2)	6.783	16486	1.869 ng/ml
22) Aroclor 1242 (3)	6.918	14997	3.916 ng/ml
23) Aroclor 1242 (4)	7.001	16544	5.008 ng/ml
24) Aroclor 1242 (5)	7.047	15439	3.866 ng/ml
25) Aroclor 1242 (6)	7.177	16700	4.004 ng/ml
26) Aroclor 1242 - AVE	0.000	0	N.D. ng/ml
27) Aroclor 1248 (1)	6.760	15818	3.064 ng/ml
28) Aroclor 1248 (2)	7.001	16544	2.602 ng/ml
29) Aroclor 1248 (3)	7.047	15439	2.601 ng/ml
30) Aroclor 1248 (4)	7.177	16700	2.289 ng/ml
31) Aroclor 1248 (5)	7.545	33166	3.726 ng/ml
32) Aroclor 1248 (6)	7.688	141284	17.354 ng/ml
33) Aroclor 1248 - AVE	0.000	0	N.D. ng/ml
34) Aroclor 1254 (1)	7.516	20086	2.370 ng/ml
35) Aroclor 1254 (2)	7.688	141284	10.157 ng/ml
36) Aroclor 1254 (3)	7.994	145217	9.570 ng/ml
37) Aroclor 1254 (4)	8.247	23554	2.158 ng/ml
38) Aroclor 1254 (5)	8.581	31555	2.805 ng/ml
39) Aroclor 1254 (6)	8.799	12071	3.422 ng/ml
40) Aroclor 1254 - AVE	0.000	0	N.D. ng/ml
41) Aroclor 1260 (1)	8.143	31840	3.024 ng/ml
42) Aroclor 1260 (2)	8.348	29878	2.341 ng/ml
43) Aroclor 1260 (3)	8.581	31555	2.379 ng/ml
44) Aroclor 1260 (4)	9.065	28858	1.364 ng/ml
45) Aroclor 1260 (5)	9.324	18752	1.533 ng/ml
46) Aroclor 1260 (6)	9.889	9610	1.969 ng/ml
47) Aroclor 1260 - AVE	0.000	0	N.D. ng/ml

Data Path : K:\DATA\0A22024\
 Data File : ECD2R004.D
 Signal(s) : ECD2B.CH
 Acq On : 22 Jan 2020 8:30
 Operator : MJB / KAK
 Sample : A0A0637-01
 Misc :
 ALS Vial : 54 Sample Multiplier: 1

Integration File: events.e
 Quant Time: Jan 22 12:41:47 2020
 Quant Method : L:\Methods\RECD2_QUANTPCB_200113.M
 Quant Title : PCB Data Analysis
 QLast Update : Tue Jan 14 09:35:58 2020
 Response via : Initial Calibration
 Integrator: ChemStation 6890 Scale Mode: Small noise peaks clipped

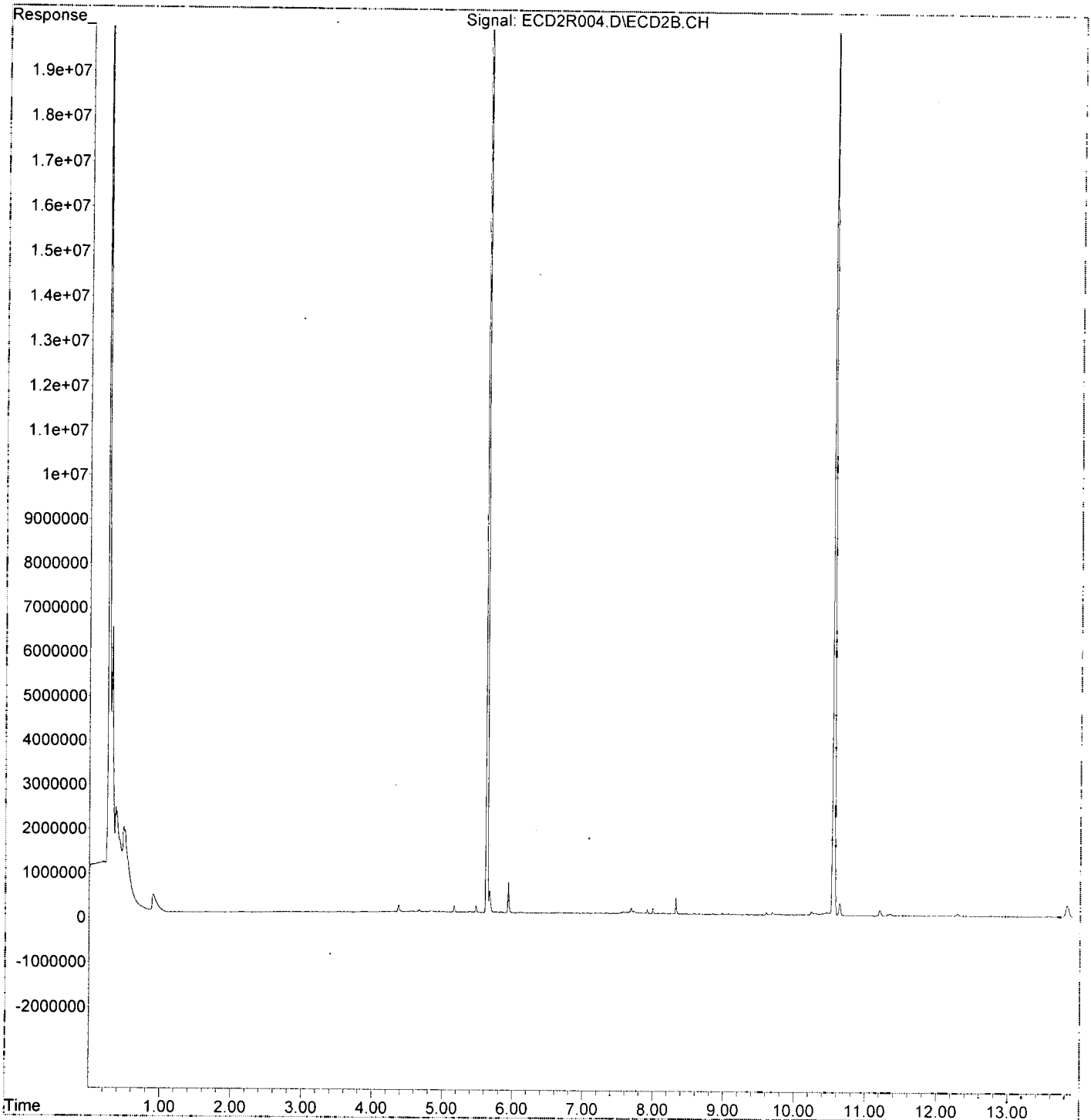
	Compound	R.T.	Response	Conc Units
48)	Aroclor 1262 (1)	8.348	29878	2.826 ng/ml
49)	Aroclor 1262 (2)	8.649	17795	1.165 ng/ml
50)	Aroclor 1262 (3)	8.845	22156	1.730 ng/ml
51)	Aroclor 1262 (4)	9.065	28858	1.048 ng/ml
52)	Aroclor 1262 (5)	9.324	18752	1.142 ng/ml
53)	Aroclor 1262 (6)	9.889	9610	1.335 ng/ml
54)	Aroclor 1262 - AVE	0.000	0	N.D. ng/ml
55)	Aroclor 1268 (1)	8.845	22156	3.555 ng/ml
56)	Aroclor 1268 (2)	9.324	18752	0.675 ng/ml
57)	Aroclor 1268 (3)	9.388	12615	0.560 ng/ml
58)	Aroclor 1268 (4)	9.603	56521	2.936 ng/ml
59)	Aroclor 1268 (5)	9.889	9610	1.228 ng/ml
60)	Aroclor 1268 (6)	10.240	79116	1.563 ng/ml
61)	Aroclor 1268 - AVE	0.000	0	N.D. ng/ml

(f)=RT Delta > 1/2 Window

(m)=manual int.

Data Path : K:\DATA\0A22024\
Data File : ECD2R004.D
Signal(s) : ECD2B.CH
Acq On : 22 Jan 2020 8:30
Operator : MJB / KAK
Sample : A0A0637-01
Misc :
ALS Vial : 54 Sample Multiplier: 1

Integration File: events.e
Quant Time: Jan 22 12:41:47 2020
Quant Method : L:\Methods\RECD2_QUANTPCB_200113.M
Quant Title : PCB Data Analysis
QLast Update : Tue Jan 14 09:35:58 2020
Response via : Initial Calibration
Integrator: ChemStation 6890 Scale Mode: Small noise peaks clipped



Data Path : K:\DATA\0A22024\
 Data File : ECD2R006.D
 Signal(s) : ECD2B.CH
 Acq On : 22 Jan 2020 9:06
 Operator : MJB / KAK
 Sample : A0A0637-02
 Misc :
 ALS Vial : 55 Sample Multiplier: 1

Integration File: events.e
 Quant Time: Jan 22 12:42:08 2020
 Quant Method : L:\Methods\RECD2_QUANTPCB_200113.M
 Quant Title : PCB Data Analysis
 QLast Update : Tue Jan 14 09:35:58 2020
 Response via : Initial Calibration
 Integrator: ChemStation 6890 Scale Mode: Small noise peaks clipped

[Handwritten signature]
 1/22/20
 129A(5)
 1260(5)

Compound	R.T.	Response	Conc Units
System Monitoring Compounds			
1) S TCMX (S)	5.629	42001821	186.157 ng/ml
62) S DCBP (S)	10.546	26370307	237.093 ng/ml
Target Compounds			
2) Aroclor 1016 (1)	6.301	22650	3.664 ng/ml
3) Aroclor 1016 (2)	6.788	57429	5.019 ng/ml
4) Aroclor 1016 (3)	6.916	48403	9.036 ng/ml
5) Aroclor 1016 (4)	7.002	95741	19.378 ng/ml
6) Aroclor 1016 (5)	7.048	93951	16.942 ng/ml
7) Aroclor 1016 (6)	7.173	70773	12.389 ng/ml
8) Aroclor 1016 - AVE	0.000	0	N.D. ng/ml
9) Aroclor 1221 (1)	5.785	16680	9.600 ng/ml
10) Aroclor 1221 (2)	5.891	13619	7.932 ng/ml
11) Aroclor 1221 (3)	5.936	798388	139.896 ng/ml
12) Aroclor 1221 - AVE	0.000	0	N.D. ng/ml
13) Aroclor 1232 (1)	5.936	798388	174.702 ng/ml
14) Aroclor 1232 (2)	6.301	22650	8.702 ng/ml
15) Aroclor 1232 (3)	6.788	57429	11.739 ng/ml
16) Aroclor 1232 (4)	7.002	95741	56.590 ng/ml
17) Aroclor 1232 (5)	7.048	93951	45.151 ng/ml
18) Aroclor 1232 (6)	7.173	70773	32.619 ng/ml
19) Aroclor 1232 - AVE	0.000	0	N.D. ng/ml
20) Aroclor 1242 (1)	6.301	22650	4.982 ng/ml
21) Aroclor 1242 (2)	6.788	57429	6.509 ng/ml
22) Aroclor 1242 (3)	6.916	48403	12.637 ng/ml
23) Aroclor 1242 (4)	7.002	95741	28.981 ng/ml
24) Aroclor 1242 (5)	7.048	93951	23.524 ng/ml
25) Aroclor 1242 (6)	7.173	70773	16.969 ng/ml
26) Aroclor 1242 - AVE	0.000	0	N.D. ng/ml
27) Aroclor 1248 (1)	6.761	48010	9.301 ng/ml
28) Aroclor 1248 (2)	7.002	95741	15.055 ng/ml
29) Aroclor 1248 (3)	7.048	93951	15.828 ng/ml
30) Aroclor 1248 (4)	7.173	70773	9.701 ng/ml
31) Aroclor 1248 (5)	7.538	103383	11.614 ng/ml
32) Aroclor 1248 (6)	7.688	966387	118.703 ng/ml
33) Aroclor 1248 - AVE	0.000	0	N.D. ng/ml
34) Aroclor 1254 (1)	7.516	129649	15.300 ng/ml
35) Aroclor 1254 (2)	7.688	966387	69.475 ng/ml
36) Aroclor 1254 (3)	7.993	2914440	192.064 ng/ml
37) Aroclor 1254 (4)	8.245	135953	12.454 ng/ml
38) Aroclor 1254 (5)	8.581	233833	20.788 ng/ml
39) Aroclor 1254 (6)	8.808	55388	15.703 ng/ml
40) Aroclor 1254 - AVE	0.000	0	N.D. ng/ml
41) Aroclor 1260 (1)	8.142	170221	16.169 ng/ml
42) Aroclor 1260 (2)	8.321 8.347	7439555	582.925 ng/ml
43) Aroclor 1260 (3)	8.581	233833	17.633 ng/ml
44) Aroclor 1260 (4)	9.063	207164	9.794 ng/ml
45) Aroclor 1260 (5)	9.322	137923	11.273 ng/ml
46) Aroclor 1260 (6)	9.886	68507	14.038 ng/ml
47) Aroclor 1260 - AVE	0.000	0	N.D. ng/ml

↑ MDR

↑ MDR

14.486

22.679 MI

15.26A

Data Path : K:\DATA\0A22024\
 Data File : ECD2R006.D
 Signal(s) : ECD2B.CH
 Acq On : 22 Jan 2020 9:06
 Operator : MJB / KAK
 Sample : A0A0637-02
 Misc :
 ALS Vial : 55 Sample Multiplier: 1

Integration File: events.e
 Quant Time: Jan 22 12:42:08 2020
 Quant Method : L:\Methods\RECD2_QUANTPCB_200113.M
 Quant Title : PCB Data Analysis
 QLast Update : Tue Jan 14 09:35:58 2020
 Response via : Initial Calibration
 Integrator: ChemStation 6890 Scale Mode: Small noise peaks clipped

Compound	R.T.	Response	Conc Units
48) Aroclor 1262 (1)	8.321	7439555	703.724 ng/ml
49) Aroclor 1262 (2)	8.648	131415	8.602 ng/ml
50) Aroclor 1262 (3)	8.826	110085	8.598 ng/ml
51) Aroclor 1262 (4)	9.063	207164	7.526 ng/ml
52) Aroclor 1262 (5)	9.322	137923	8.400 ng/ml
53) Aroclor 1262 (6)	9.886	68507	9.514 ng/ml
54) Aroclor 1262 - AVE	0.000	0	N.D. ng/ml
55) Aroclor 1268 (1)	8.866	35978	5.773 ng/ml
56) Aroclor 1268 (2)	9.322	137923	4.967 ng/ml
57) Aroclor 1268 (3)	9.385	69778	3.099 ng/ml
58) Aroclor 1268 (4)	9.601	89652	4.656 ng/ml
59) Aroclor 1268 (5)	9.886	68507	8.757 ng/ml
60) Aroclor 1268 (6)	10.238	141789	2.801 ng/ml
61) Aroclor 1268 - AVE	0.000	0	N.D. ng/ml

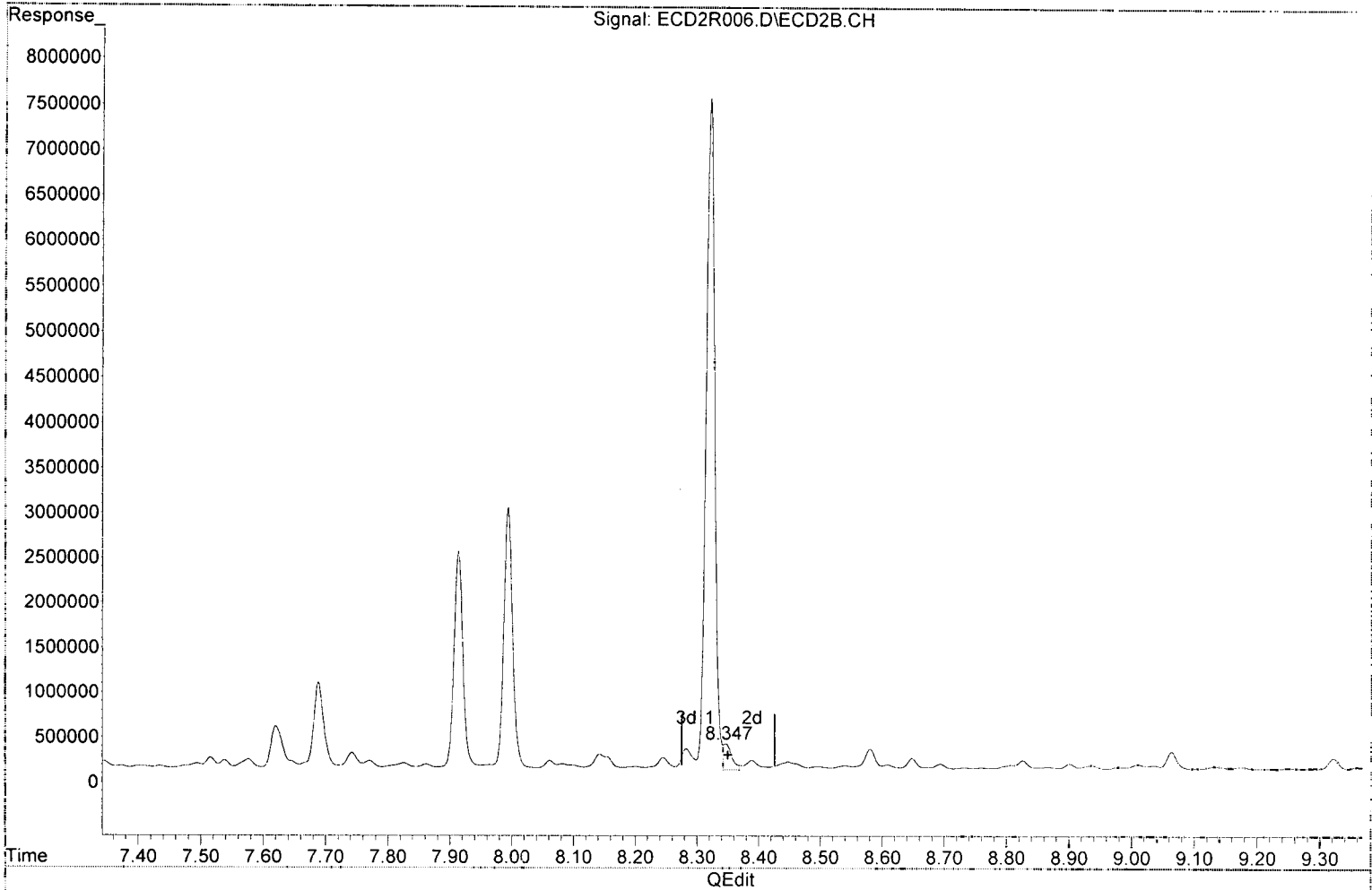
(f)=RT Delta > 1/2 Window

(m)=manual int.

Quantitation Report (Qedit)

Data Path : K:\DATA\0A22024\
Data File : ECD2R006.D
Signal(s) : ECD2B.CH
Acq On : 22 Jan 2020 9:06
Operator : MJB / KAK
Sample : A0A0637-02
Misc :
ALS Vial : 55 Sample Multiplier: 1

Integration File: events.e
Quant Time: Jan 22 12:42:08 2020
Quant Method : L:\Methods\RECD2_QUANTPCB_200113.M
Quant Title : PCB Data Analysis
QLast Update : Tue Jan 14 09:35:58 2020
Response via : Initial Calibration
Integrator: ChemStation 6890 Scale Mode: Small noise peaks clipped



(42) Aroclor 1260 (2)

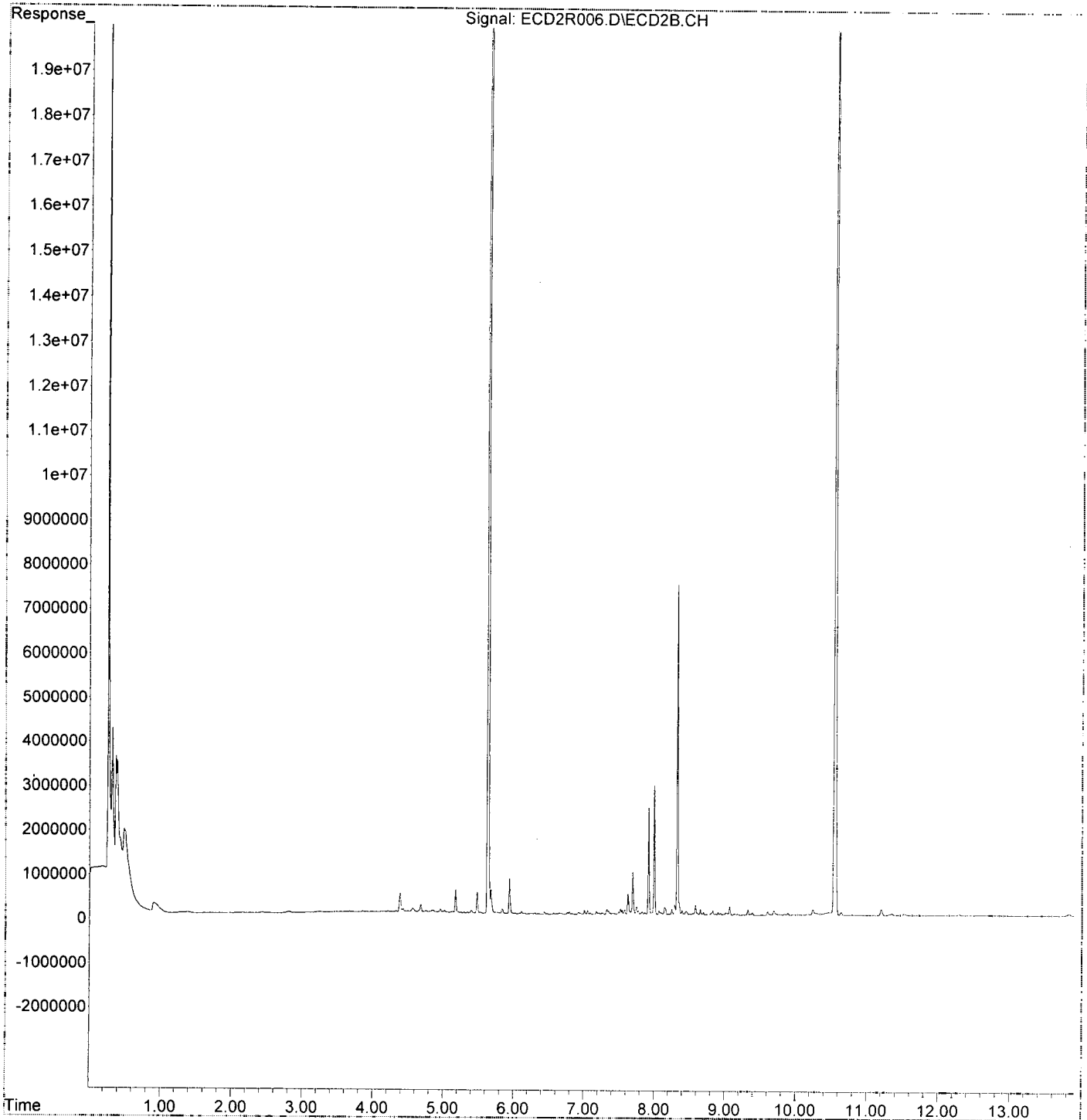
8.347min 22.679 ng/ml(m)

response 289444

MJB
1/22/20

Data Path : K:\DATA\0A22024\
Data File : ECD2R006.D
Signal(s) : ECD2B.CH
Acq On : 22 Jan 2020 9:06
Operator : MJB / KAK
Sample : A0A0637-02
Misc :
ALS Vial : 55 Sample Multiplier: 1

Integration File: events.e
Quant Time: Jan 22 12:42:08 2020
Quant Method : L:\Methods\RECD2_QUANTPCB_200113.M
Quant Title : PCB Data Analysis
QLast Update : Tue Jan 14 09:35:58 2020
Response via : Initial Calibration
Integrator: ChemStation 6890 Scale Mode: Small noise peaks clipped



Quantitation Report (Not Reviewed)

Data Path : K:\DATA\0A22024\
 Data File : ECD2R016.D
 Signal(s) : ECD2B.CH
 Acq On : 22 Jan 2020 12:02
 Operator : MJB / KAK
 Sample : 0A22024-CCV2
 Misc :
 ALS Vial : 52 Sample Multiplier: 1

Integration File: events.e
 Quant Time: Jan 22 12:43:46 2020
 Quant Method : L:\Methods\RECD2_QUANTPCB_200113.M
 Quant Title : PCB Data Analysis
 QLast Update : Tue Jan 14 09:35:58 2020
 Response via : Initial Calibration
 Integrator: ChemStation 6890 Scale Mode: Small noise peaks clipped

[Handwritten signature]
 1/22/20

Compound	R.T.	Response	Conc	Units
System Monitoring Compounds				
1) S TCMX (S)	5.629	50055705	221.853	ng/ml
62) S DCBP (S)	10.546	29490107	265.142	ng/ml
Target Compounds				
2) Aroclor 1016 (1)	6.299	2801489	453.170	ng/ml
3) Aroclor 1016 (2)	6.788	5469069	478.009	ng/ml
4) Aroclor 1016 (3)	6.916	2498937	466.524	ng/ml
5) Aroclor 1016 (4)	7.002	2235852	452.532	ng/ml
6) Aroclor 1016 (5)	7.047	2532668	456.705	ng/ml
7) Aroclor 1016 (6)	7.172	2619749	458.593	ng/ml
8) Aroclor 1016 - AVE	0.000	0	N.D.	ng/ml
9) Aroclor 1221 (1)	5.804	203009	116.838	ng/ml
10) Aroclor 1221 (2)	5.877	402392	234.361	ng/ml
11) Aroclor 1221 (3)	5.964	1838323	322.117	ng/ml
12) Aroclor 1221 - AVE	0.000	0	N.D.	ng/ml
13) Aroclor 1232 (1)	5.964	1838323	402.259	ng/ml
14) Aroclor 1232 (2)	6.299	2801489	1076.364	ng/ml
15) Aroclor 1232 (3)	6.788	5469069	1117.971	ng/ml
16) Aroclor 1232 (4)	7.002	2235852	1321.552	ng/ml
17) Aroclor 1232 (5)	7.047	2532668	1217.134	ng/ml
18) Aroclor 1232 (6)	7.172	2619749	1207.439	ng/ml
19) Aroclor 1232 - AVE	0.000	0	N.D.	ng/ml
20) Aroclor 1242 (1)	6.299	2801489	616.209	ng/ml
21) Aroclor 1242 (2)	6.788	5469069	619.904	ng/ml
22) Aroclor 1242 (3)	6.916	2498937	652.435	ng/ml
23) Aroclor 1242 (4)	7.002	2235852	676.794	ng/ml
24) Aroclor 1242 (5)	7.047	2532668	634.129	ng/ml
25) Aroclor 1242 (6)	7.172	2619749	628.115	ng/ml
26) Aroclor 1242 - AVE	0.000	0	N.D.	ng/ml
27) Aroclor 1248 (1)	6.761	4055290	785.600	ng/ml
28) Aroclor 1248 (2)	7.002	2235852	351.585	ng/ml
29) Aroclor 1248 (3)	7.047	2532668	426.679	ng/ml
30) Aroclor 1248 (4)	7.172	2619749	359.091	ng/ml
31) Aroclor 1248 (5)	7.537	597478	67.119	ng/ml
32) Aroclor 1248 (6)	7.695	2038094	250.343	ng/ml
33) Aroclor 1248 - AVE	0.000	0	N.D.	ng/ml
34) Aroclor 1254 (1)	7.515	1776315	209.623	ng/ml
35) Aroclor 1254 (2)	7.695	2038094	146.522	ng/ml
36) Aroclor 1254 (3)	8.006	1295197	85.354	ng/ml
37) Aroclor 1254 (4)	8.245	885227	81.091	ng/ml
38) Aroclor 1254 (5)	8.580	6753490	600.382	ng/ml
39) Aroclor 1254 (6)	8.797	964664	273.494	ng/ml
40) Aroclor 1254 - AVE	0.000	0	N.D.	ng/ml
41) Aroclor 1260 (1)	8.141	5140234	488.251	ng/ml
42) Aroclor 1260 (2)	8.348	6243129	489.179	ng/ml
43) Aroclor 1260 (3)	8.580	6753490	509.268	ng/ml
44) Aroclor 1260 (4)	9.064	10955978	517.953	ng/ml
45) Aroclor 1260 (5)	9.321	6581133	537.906	ng/ml
46) Aroclor 1260 (6)	9.885	2512084	514.776	ng/ml
47) Aroclor 1260 - AVE	0.000	0	N.D.	ng/ml

Data Path : K:\DATA\0A22024\
 Data File : ECD2R016.D
 Signal(s) : ECD2B.CH
 Acq On : 22 Jan 2020 12:02
 Operator : MJB / KAK
 Sample : 0A22024-CCV2
 Misc :
 ALS Vial : 52 Sample Multiplier: 1

Integration File: events.e
 Quant Time: Jan 22 12:43:46 2020
 Quant Method : L:\Methods\RECD2_QUANTPCB_200113.M
 Quant Title : PCB Data Analysis
 QLast Update : Tue Jan 14 09:35:58 2020
 Response via : Initial Calibration
 Integrator: ChemStation 6890 Scale Mode: Small noise peaks clipped

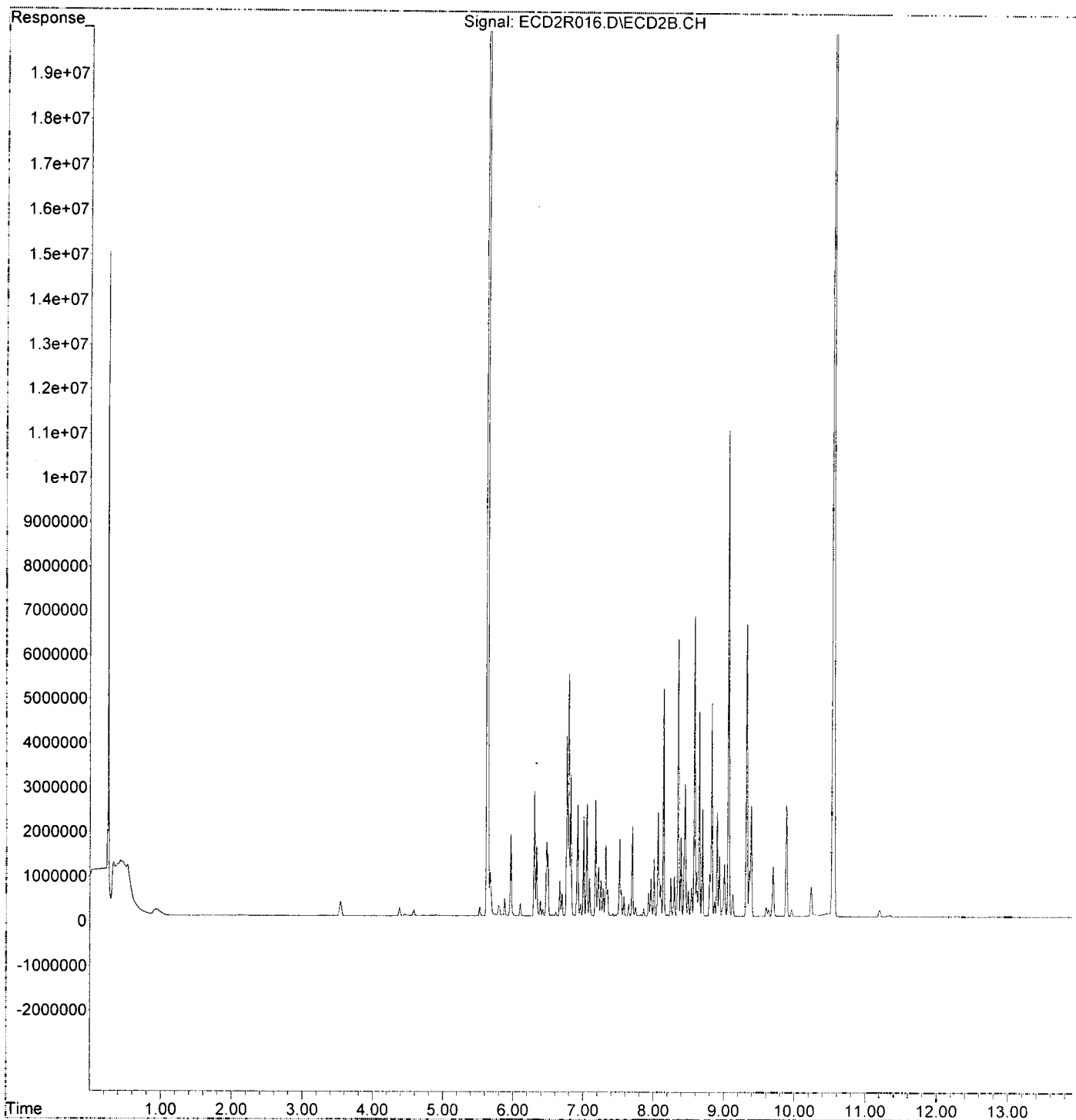
	Compound	R.T.	Response	Conc	Units
48)	Aroclor 1262 (1)	8.348	6243129	590.551	ng/ml
49)	Aroclor 1262 (2)	8.648	4593384	300.663	ng/ml
50)	Aroclor 1262 (3)	8.826	4802533	375.075	ng/ml
51)	Aroclor 1262 (4)	9.064	10955978	398.043	ng/ml
52)	Aroclor 1262 (5)	9.321	6581133	400.811	ng/ml
53)	Aroclor 1262 (6)	9.885	2512084	348.875	ng/ml
54)	Aroclor 1262 - AVE	0.000	0	N.D.	ng/ml
55)	Aroclor 1268 (1)	8.867	350565	56.251	ng/ml
56)	Aroclor 1268 (2)	9.321	6581133	237.017	ng/ml
57)	Aroclor 1268 (3)	9.386	2517753	111.819	ng/ml
58)	Aroclor 1268 (4)	9.600	205154	10.656	ng/ml
59)	Aroclor 1268 (5)	9.885	2512084	321.108	ng/ml
60)	Aroclor 1268 (6)	10.234	676629	13.368	ng/ml
61)	Aroclor 1268 - AVE	0.000	0	N.D.	ng/ml

(f)=RT Delta > 1/2 Window

(m)=manual int.

Data Path : K:\DATA\0A22024\
Data File : ECD2R016.D
Signal(s) : ECD2B.CH
Acq On : 22 Jan 2020 12:02
Operator : MJB / KAK
Sample : 0A22024-CCV2
Misc :
ALS Vial : 52 Sample Multiplier: 1

Integration File: events.e
Quant Time: Jan 22 12:43:46 2020
Quant Method : L:\Methods\RECD2_QUANTPCB_200113.M
Quant Title : PCB Data Analysis
QLast Update : Tue Jan 14 09:35:58 2020
Response via : Initial Calibration
Integrator: ChemStation 6890 Scale Mode: Small noise peaks clipped



Data Path : K:\DATA\0A22024\
 Data File : ECD2R017.D
 Signal(s) : ECD2B.CH
 Acq On : 22 Jan 2020 12:20
 Operator : MJB / KAK
 Sample : 0A22024-CCB2
 Misc :
 ALS Vial : 53 Sample Multiplier: 1

Integration File: events.e
 Quant Time: Jan 22 12:44:07 2020
 Quant Method : L:\Methods\RECD2_QUANTPCB_200113.M
 Quant Title : PCB Data Analysis
 QLast Update : Tue Jan 14 09:35:58 2020
 Response via : Initial Calibration
 Integrator: ChemStation 6890 Scale Mode: Small noise peaks clipped

MJB
 1/22/20
 Clean

Compound	R.T.	Response	Conc Units
System Monitoring Compounds			
1) S TCMX (S)	5.628	19459234	86.246 ng/ml
62) S DCBP (S)	10.544	11284136	101.454 ng/ml
Target Compounds			
2) Aroclor 1016 (1)	6.298	1266	0.205 ng/ml
3) Aroclor 1016 (2)	6.795	2786	0.243 ng/ml
4) Aroclor 1016 (3)	6.917	2017	0.377 ng/ml
5) Aroclor 1016 (4)	7.005	1518	0.307 ng/ml
6) Aroclor 1016 (5)	7.046	1885	0.340 ng/ml
7) Aroclor 1016 (6)	7.179	1515	0.265 ng/ml
8) Aroclor 1016 - AVE	0.000	0	N.D. ng/ml
9) Aroclor 1221 (1)	5.826	8329	4.793 ng/ml
10) Aroclor 1221 (2)	5.872	4623	2.692 ng/ml
11) Aroclor 1221 (3)	5.979	5387	0.944 ng/ml
12) Aroclor 1221 - AVE	0.000	0	N.D. ng/ml
13) Aroclor 1232 (1)	5.979	5387	1.179 ng/ml
14) Aroclor 1232 (2)	6.298	1266	0.486 ng/ml
15) Aroclor 1232 (3)	6.783	2397	0.490 ng/ml
16) Aroclor 1232 (4)	7.005	1518	0.897 ng/ml
17) Aroclor 1232 (5)	7.046	1885	0.906 ng/ml
18) Aroclor 1232 (6)	7.179	1515	0.698 ng/ml
19) Aroclor 1232 - AVE	0.000	0	N.D. ng/ml
20) Aroclor 1242 (1)	6.298	1266	0.278 ng/ml
21) Aroclor 1242 (2)	6.783	2397	0.272 ng/ml
22) Aroclor 1242 (3)	6.917	2017	0.527 ng/ml
23) Aroclor 1242 (4)	7.005	1518	0.460 ng/ml
24) Aroclor 1242 (5)	7.046	1885	0.472 ng/ml
25) Aroclor 1242 (6)	7.179	1515	0.363 ng/ml
26) Aroclor 1242 - AVE	0.000	0	N.D. ng/ml
27) Aroclor 1248 (1)	6.760	1680	0.325 ng/ml
28) Aroclor 1248 (2)	7.005	1518	0.239 ng/ml
29) Aroclor 1248 (3)	7.046	1885	0.318 ng/ml
30) Aroclor 1248 (4)	7.179	1515	0.208 ng/ml
31) Aroclor 1248 (5)	7.537	607	0.068 ng/ml
32) Aroclor 1248 (6)	7.727	12190	1.497 ng/ml
33) Aroclor 1248 - AVE	0.000	0	N.D. ng/ml
34) Aroclor 1254 (1)	7.513	483	0.057 ng/ml
35) Aroclor 1254 (2)	7.727	12190	0.876 ng/ml
36) Aroclor 1254 (3)	8.003	3839	0.253 ng/ml
37) Aroclor 1254 (4)	8.249	1372	0.126 ng/ml
38) Aroclor 1254 (5)	8.576	3089	0.275 ng/ml
39) Aroclor 1254 (6)	8.825	2610	0.740 ng/ml
40) Aroclor 1254 - AVE	0.000	0	N.D. ng/ml
41) Aroclor 1260 (1)	8.143	3063	0.291 ng/ml
42) Aroclor 1260 (2)	8.347	3165	0.248 ng/ml
43) Aroclor 1260 (3)	8.576	3089	0.233 ng/ml
44) Aroclor 1260 (4)	9.064	5701	0.269 ng/ml
45) Aroclor 1260 (5)	9.323	7056	0.577 ng/ml
46) Aroclor 1260 (6)	9.884	11471	2.351 ng/ml
47) Aroclor 1260 - AVE	0.000	0	N.D. ng/ml

Data Path : K:\DATA\0A22024\
 Data File : ECD2R017.D
 Signal(s) : ECD2B.CH
 Acq On : 22 Jan 2020 12:20
 Operator : MJB / KAK
 Sample : 0A22024-CCB2
 Misc :
 ALS Vial : 53 Sample Multiplier: 1

Integration File: events.e
 Quant Time: Jan 22 12:44:07 2020
 Quant Method : L:\Methods\RECD2_QUANTPCB_200113.M
 Quant Title : PCB Data Analysis
 QLast Update : Tue Jan 14 09:35:58 2020
 Response via : Initial Calibration
 Integrator: ChemStation 6890 Scale Mode: Small noise peaks clipped

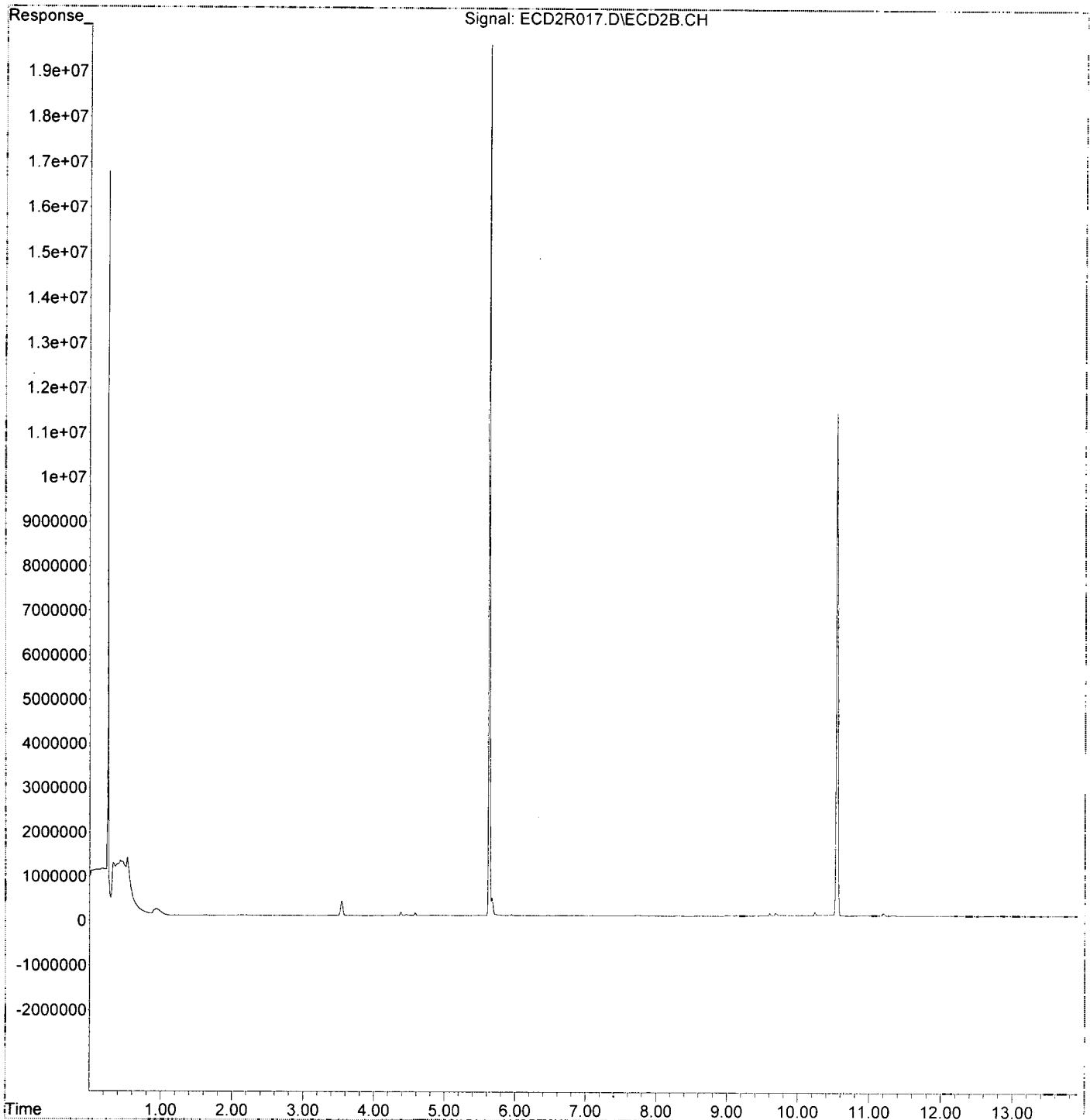
Compound	R.T.	Response	Conc Units
48) Aroclor 1262 (1)	8.347	3165	0.299 ng/ml
49) Aroclor 1262 (2)	8.648	1878	0.123 ng/ml
50) Aroclor 1262 (3)	8.825	2610	0.204 ng/ml
51) Aroclor 1262 (4)	9.064	5701	0.207 ng/ml
52) Aroclor 1262 (5)	9.323	7056	0.430 ng/ml
53) Aroclor 1262 (6)	9.884	11471	1.593 ng/ml
54) Aroclor 1262 - AVE	0.000	0	N.D. ng/ml
55) Aroclor 1268 (1)	8.866	2732	0.438 ng/ml
56) Aroclor 1268 (2)	9.323	7056	0.254 ng/ml
57) Aroclor 1268 (3)	9.385	5495	0.244 ng/ml
58) Aroclor 1268 (4)	9.602	63797	3.314 ng/ml
59) Aroclor 1268 (5)	9.884	11471	1.466 ng/ml
60) Aroclor 1268 (6)	10.235	83857	1.657 ng/ml
61) Aroclor 1268 - AVE	0.000	0	N.D. ng/ml

(f)=RT Delta > 1/2 Window

(m)=manual int.

Data Path : K:\DATA\0A22024\
 Data File : ECD2R017.D
 Signal(s) : ECD2B.CH
 Acq On : 22 Jan 2020 12:20
 Operator : MJB / KAK
 Sample : 0A22024-CCB2
 Misc :
 ALS Vial : 53 Sample Multiplier: 1

Integration File: events.e
 Quant Time: Jan 22 12:44:07 2020
 Quant Method : L:\Methods\RECD2_QUANTPCB_200113.M
 Quant Title : PCB Data Analysis
 QLast Update : Tue Jan 14 09:35:58 2020
 Response via : Initial Calibration
 Integrator: ChemStation 6890 Scale Mode: Small noise peaks clipped



Quantitation Report (Not Reviewed)

Data Path : K:\DATA\0A22024\
 Data File : ECD2R024.D
 Signal(s) : ECD2B.CH
 Acq On : 22 Jan 2020 14:23
 Operator : MJB / KAK
 Sample : 0010624-MSD1
 Misc :
 ALS Vial : 63 Sample Multiplier: 1

Integration File: events.e
 Quant Time: Jan 22 15:27:45 2020
 Quant Method : L:\Methods\RECD2_QUANTPCB_200113.M
 Quant Title : PCB Data Analysis
 QLast Update : Tue Jan 14 09:35:58 2020
 Response via : Initial Calibration
 Integrator: ChemStation 6890 Scale Mode: Small noise peaks clipped

[Handwritten Signature]
 1/22/20
 Q-01

Compound	R.T.	Response	Conc	Units
System Monitoring Compounds				
1) S TCMX (S)	5.629	33830170	149.939	ng/ml
62) S DCBP (S)	10.545	16503005	148.377	ng/ml
Target Compounds				
2) Aroclor 1016 (1)	6.301	3779190	611.323	ng/ml
3) Aroclor 1016 (2)	6.789	7951575	694.986	ng/ml
4) Aroclor 1016 (3)	6.916	3234319	603.811	ng/ml
5) Aroclor 1016 (4)	7.003	3003425	607.887	ng/ml
6) Aroclor 1016 (5)	7.047	3307606	596.447	ng/ml
7) Aroclor 1016 (6)	7.173	3310624	579.533	ng/ml
8) Aroclor 1016 - AVE	0.000	0	N.D.	ng/ml
9) Aroclor 1221 (1)	5.804	235950	135.797	ng/ml
10) Aroclor 1221 (2)	5.877	482007	280.730	ng/ml
11) Aroclor 1221 (3)	5.964	2648214	464.028	ng/ml
12) Aroclor 1221 - AVE	0.000	0	N.D.	ng/ml
13) Aroclor 1232 (1)	5.964	2648214	579.478	ng/ml
14) Aroclor 1232 (2)	6.301	3779190	1452.008	ng/ml
15) Aroclor 1232 (3)	6.789	7951575	1625.438	ng/ml
16) Aroclor 1232 (4)	7.003	3003425	1775.245	ng/ml
17) Aroclor 1232 (5)	7.047	3307606	1589.550	ng/ml
18) Aroclor 1232 (6)	7.173	3310624	1525.862	ng/ml
19) Aroclor 1232 - AVE	0.000	0	N.D.	ng/ml
20) Aroclor 1242 (1)	6.301	3779190	831.261	ng/ml
21) Aroclor 1242 (2)	6.789	7951575	901.289	ng/ml
22) Aroclor 1242 (3)	6.916	3234319	844.432	ng/ml
23) Aroclor 1242 (4)	7.003	3003425	909.139	ng/ml
24) Aroclor 1242 (5)	7.047	3307606	828.159	ng/ml
25) Aroclor 1242 (6)	7.173	3310624	793.760	ng/ml
26) Aroclor 1242 - AVE	0.000	0	N.D.	ng/ml
27) Aroclor 1248 (1)	6.762	6288899	1218.300	ng/ml
28) Aroclor 1248 (2)	7.003	3003425	472.285	ng/ml
29) Aroclor 1248 (3)	7.047	3307606	557.232	ng/ml
30) Aroclor 1248 (4)	7.173	3310624	453.789	ng/ml
31) Aroclor 1248 (5)	7.539	742480	83.408	ng/ml
32) Aroclor 1248 (6)	7.696	3364021	413.209	ng/ml
33) Aroclor 1248 - AVE	0.000	0	N.D.	ng/ml
34) Aroclor 1254 (1)	7.517	2211315	260.958	ng/ml
35) Aroclor 1254 (2)	7.696	3364021	241.845	ng/ml
36) Aroclor 1254 (3)	7.994	5039538	332.109	ng/ml
37) Aroclor 1254 (4)	8.245	1112182	101.881	ng/ml
38) Aroclor 1254 (5)	8.580	9137615	812.329	ng/ml
39) Aroclor 1254 (6)	8.797	1263357	358.177	ng/ml
40) Aroclor 1254 - AVE	0.000	0	N.D.	ng/ml
41) Aroclor 1260 (1)	8.142	6838765	649.587	ng/ml
42) Aroclor 1260 (2)	8.349	9564231	749.403	ng/ml
43) Aroclor 1260 (3)	8.580	9137615	689.051	ng/ml
44) Aroclor 1260 (4)	9.064	15226159	719.829	ng/ml
45) Aroclor 1260 (5)	9.321	8122808	663.914	ng/ml
46) Aroclor 1260 (6)	9.886	3273144	670.732	ng/ml
47) Aroclor 1260 - AVE	0.000	0	N.D.	ng/ml

Quantitation Report (Not Reviewed)

Data Path : K:\DATA\0A22024\
 Data File : ECD2R024.D
 Signal(s) : ECD2B.CH
 Acq On : 22 Jan 2020 14:23
 Operator : MJB / KAK
 Sample : 0010624-MSD1
 Misc :
 ALS Vial : 63 Sample Multiplier: 1

Integration File: events.e
 Quant Time: Jan 22 15:27:45 2020
 Quant Method : L:\Methods\RECD2_QUANTPCB_200113.M
 Quant Title : PCB Data Analysis
 QLast Update : Tue Jan 14 09:35:58 2020
 Response via : Initial Calibration
 Integrator: ChemStation 6890 Scale Mode: Small noise peaks clipped

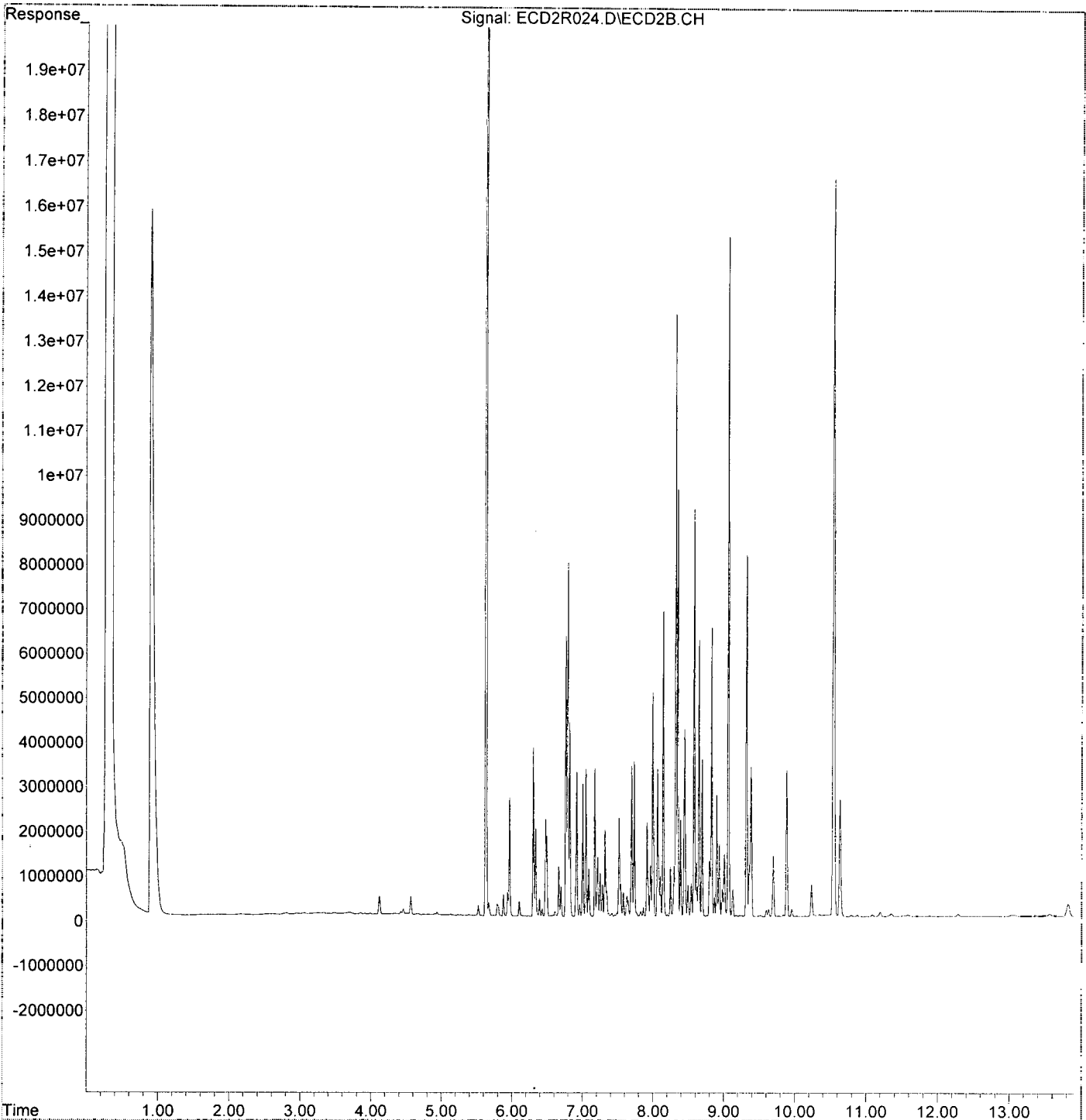
Compound	R.T.	Response	Conc	Units
48) Aroclor 1262 (1)	8.349	9564231	904.702	ng/ml
49) Aroclor 1262 (2)	8.649	6197235	405.644	ng/ml
50) Aroclor 1262 (3)	8.826	6491560	506.987	ng/ml
51) Aroclor 1262 (4)	9.064	15226159	553.183	ng/ml
52) Aroclor 1262 (5)	9.321	8122808	494.703	ng/ml
53) Aroclor 1262 (6)	9.886	3273144	454.570	ng/ml
54) Aroclor 1262 - AVE	0.000	0	N.D.	ng/ml
55) Aroclor 1268 (1)	8.867	436641	70.063	ng/ml
56) Aroclor 1268 (2)	9.321	8122808	292.540	ng/ml
57) Aroclor 1268 (3)	9.385	3351615	148.853	ng/ml
58) Aroclor 1268 (4)	9.600	154931	8.047	ng/ml
59) Aroclor 1268 (5)	9.886	3273144	418.390	ng/ml
60) Aroclor 1268 (6)	10.234	720412	14.233	ng/ml
61) Aroclor 1268 - AVE	0.000	0	N.D.	ng/ml

(f)=RT Delta > 1/2 Window

(m)=manual int.

Data Path : K:\DATA\0A22024\
Data File : ECD2R024.D
Signal(s) : ECD2B.CH
Acq On : 22 Jan 2020 14:23
Operator : MJB / KAK
Sample : 0010624-MSD1
Misc :
ALS Vial : 63 Sample Multiplier: 1

Integration File: events.e
Quant Time: Jan 22 15:27:45 2020
Quant Method : L:\Methods\RECD2_QUANTPCB_200113.M
Quant Title : PCB Data Analysis
QLast Update : Tue Jan 14 09:35:58 2020
Response via : Initial Calibration
Integrator: ChemStation 6890 Scale Mode: Small noise peaks clipped



Data Path : K:\DATA\0A22024\
 Data File : ECD2R030.D
 Signal(s) : ECD2B.CH
 Acq On : 22 Jan 2020 16:09
 Operator : MJB / KAK
 Sample : 0A22024-CCV3
 Misc :
 ALS Vial : 52 Sample Multiplier: 1

Integration File: events.e
 Quant Time: Jan 23 09:48:35 2020
 Quant Method : L:\Methods\RECD2_QUANTPCB_200113.M
 Quant Title : PCB Data Analysis
 QLast Update : Tue Jan 14 09:35:58 2020
 Response via : Initial Calibration
 Integrator: ChemStation 6890 Scale Mode: Small noise peaks clipped

Handwritten signature
 1/23/20

Compound	R.T.	Response	Conc	Units
System Monitoring Compounds				
1) S TCMX (S)	5.629	52601021	233.134	ng/ml
62) S DCBP (S)	10.545	28229755	253.811	ng/ml
Target Compounds				
2) Aroclor 1016 (1)	6.299	2699916	436.739	ng/ml
3) Aroclor 1016 (2)	6.788	5198893	454.395	ng/ml
4) Aroclor 1016 (3)	6.916	2355687	439.781	ng/ml
5) Aroclor 1016 (4)	7.002	2079283	420.843	ng/ml
6) Aroclor 1016 (5)	7.047	2397489	432.329	ng/ml
7) Aroclor 1016 (6)	7.172	2485458	435.085	ng/ml
8) Aroclor 1016 - AVE	0.000	0	N.D.	ng/ml
9) Aroclor 1221 (1)	5.804	199783	114.982	ng/ml
10) Aroclor 1221 (2)	5.876	389288	226.729	ng/ml
11) Aroclor 1221 (3)	5.964	1752336	307.050	ng/ml
12) Aroclor 1221 - AVE	0.000	0	N.D.	ng/ml
13) Aroclor 1232 (1)	5.964	1752336	383.444	ng/ml
14) Aroclor 1232 (2)	6.299	2699916	1037.339	ng/ml
15) Aroclor 1232 (3)	6.788	5198893	1062.742	ng/ml
16) Aroclor 1232 (4)	7.002	2079283	1229.009	ng/ml
17) Aroclor 1232 (5)	7.047	2397489	1152.171	ng/ml
18) Aroclor 1232 (6)	7.172	2485458	1145.544	ng/ml
19) Aroclor 1232 - AVE	0.000	0	N.D.	ng/ml
20) Aroclor 1242 (1)	6.299	2699916	593.867	ng/ml
21) Aroclor 1242 (2)	6.788	5198893	589.280	ng/ml
22) Aroclor 1242 (3)	6.916	2355687	615.035	ng/ml
23) Aroclor 1242 (4)	7.002	2079283	629.401	ng/ml
24) Aroclor 1242 (5)	7.047	2397489	600.283	ng/ml
25) Aroclor 1242 (6)	7.172	2485458	595.917	ng/ml
26) Aroclor 1242 - AVE	0.000	0	N.D.	ng/ml
27) Aroclor 1248 (1)	6.761	4005914	776.035	ng/ml
28) Aroclor 1248 (2)	7.002	2079283	326.965	ng/ml
29) Aroclor 1248 (3)	7.047	2397489	403.905	ng/ml
30) Aroclor 1248 (4)	7.172	2485458	340.683	ng/ml
31) Aroclor 1248 (5)	7.537	551803	61.988	ng/ml
32) Aroclor 1248 (6)	7.695	2015577	247.577	ng/ml
33) Aroclor 1248 - AVE	0.000	0	N.D.	ng/ml
34) Aroclor 1254 (1)	7.514	1695604	200.098	ng/ml
35) Aroclor 1254 (2)	7.695	2015577	144.903	ng/ml
36) Aroclor 1254 (3)	8.006	1191552	78.524	ng/ml
37) Aroclor 1254 (4)	8.245	822288	75.325	ng/ml
38) Aroclor 1254 (5)	8.579	6350817	564.584	ng/ml
39) Aroclor 1254 (6)	8.796	902094	255.755	ng/ml
40) Aroclor 1254 - AVE	0.000	0	N.D.	ng/ml
41) Aroclor 1260 (1)	8.141	4674744	444.035	ng/ml
42) Aroclor 1260 (2)	8.348	6069609	475.583	ng/ml
43) Aroclor 1260 (3)	8.579	6350817	478.904	ng/ml
44) Aroclor 1260 (4)	9.063	10328337	488.280	ng/ml
45) Aroclor 1260 (5)	9.321	5907560	482.852	ng/ml
46) Aroclor 1260 (6)	9.886	2367721	485.193	ng/ml
47) Aroclor 1260 - AVE	0.000	0	N.D.	ng/ml

Data Path : K:\DATA\0A22024\
 Data File : ECD2R030.D
 Signal(s) : ECD2B.CH
 Acq On : 22 Jan 2020 16:09
 Operator : MJB / KAK
 Sample : 0A22024-CCV3
 Misc :
 ALS Vial : 52 Sample Multiplier: 1

Integration File: events.e
 Quant Time: Jan 23 09:48:35 2020
 Quant Method : L:\Methods\RECD2_QUANTPCB_200113.M
 Quant Title : PCB Data Analysis
 QLast Update : Tue Jan 14 09:35:58 2020
 Response via : Initial Calibration
 Integrator: ChemStation 6890 Scale Mode: Small noise peaks clipped

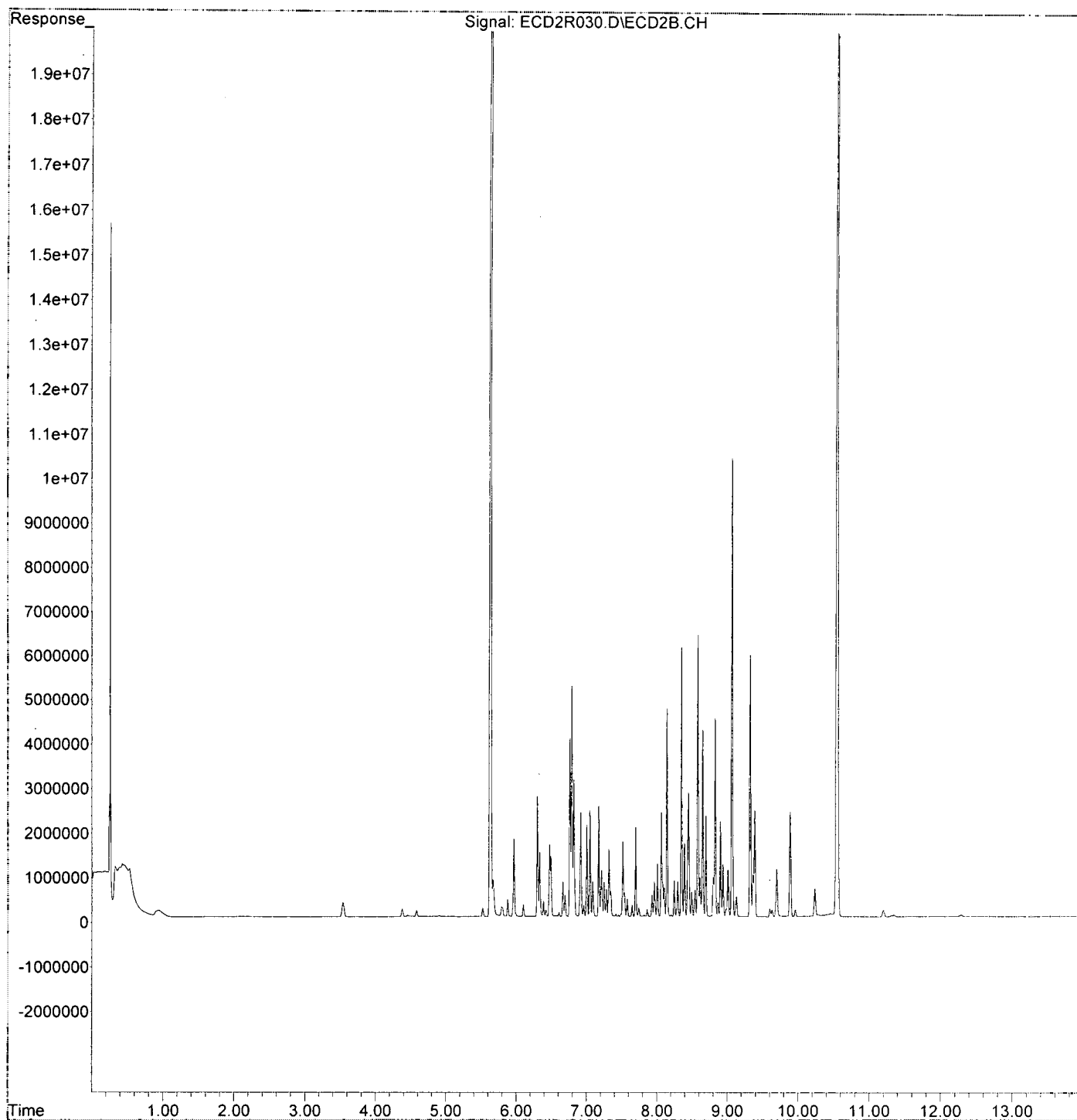
Compound	R.T.	Response	Conc Units
48) Aroclor 1262 (1)	8.348	6069609	574.138 ng/ml
49) Aroclor 1262 (2)	8.648	4198021	274.784 ng/ml
50) Aroclor 1262 (3)	8.825	4456930	348.083 ng/ml
51) Aroclor 1262 (4)	9.063	10328337	375.240 ng/ml
52) Aroclor 1262 (5)	9.321	5907560	359.788 ng/ml
53) Aroclor 1262 (6)	9.886	2367721	328.826 ng/ml
54) Aroclor 1262 - AVE	0.000	0	N.D. ng/ml
55) Aroclor 1268 (1)	8.866	323959	51.982 ng/ml
56) Aroclor 1268 (2)	9.321	5907560	212.758 ng/ml
57) Aroclor 1268 (3)	9.385	2401812	106.670 ng/ml
58) Aroclor 1268 (4)	9.600	179369	9.316 ng/ml
59) Aroclor 1268 (5)	9.886	2367721	302.654 ng/ml
60) Aroclor 1268 (6)	10.234	638710	12.619 ng/ml
61) Aroclor 1268 - AVE	0.000	0	N.D. ng/ml

(f)=RT Delta > 1/2 Window

(m)=manual int.

Data Path : K:\DATA\0A22024\
 Data File : ECD2R030.D
 Signal(s) : ECD2B.CH
 Acq On : 22 Jan 2020 16:09
 Operator : MJB / KAK
 Sample : 0A22024-CCV3
 Misc :
 ALS Vial : 52 Sample Multiplier: 1

Integration File: events.e
 Quant Time: Jan 23 09:48:35 2020
 Quant Method : L:\Methods\RECD2_QUANTPCB_200113.M
 Quant Title : PCB Data Analysis
 QLast Update : Tue Jan 14 09:35:58 2020
 Response via : Initial Calibration
 Integrator: ChemStation 6890 Scale Mode: Small noise peaks clipped



Data Path : K:\DATA\0A22024\
 Data File : ECD2R031.D
 Signal(s) : ECD2B.CH
 Acq On : 22 Jan 2020 16:27
 Operator : MJB / KAK
 Sample : 0A22024-CCB3
 Misc :
 ALS Vial : 53 Sample Multiplier: 1

Integration File: events.e
 Quant Time: Jan 23 09:48:56 2020
 Quant Method : L:\Methods\RECD2_QUANTPCB_200113.M
 Quant Title : PCB Data Analysis
 QLast Update : Tue Jan 14 09:35:58 2020
 Response via : Initial Calibration
 Integrator: ChemStation 6890 Scale Mode: Small noise peaks clipped

[Handwritten signature]
 1/23/20
[Handwritten signature]

Compound	R.T.	Response	Conc Units

System Monitoring Compounds			
1) S TCMX (S)	5.628	19546863	86.634 ng/ml
62) S DCBP (S)	10.544	10598932	95.294 ng/ml
Target Compounds			
2) Aroclor 1016 (1)	6.298	2998	0.485 ng/ml
3) Aroclor 1016 (2)	6.800	4502	0.393 ng/ml
4) Aroclor 1016 (3)	6.922	3912	0.730 ng/ml
5) Aroclor 1016 (4)	7.003	3678	0.745 ng/ml
6) Aroclor 1016 (5)	7.049	3746	0.675 ng/ml
7) Aroclor 1016 (6)	7.173	3394	0.594 ng/ml
8) Aroclor 1016 - AVE	0.000	0	N.D. ng/ml
9) Aroclor 1221 (1)	5.838	8236	4.740 ng/ml
10) Aroclor 1221 (2)	5.881	5036	2.933 ng/ml
11) Aroclor 1221 (3)	5.980	6426	1.126 ng/ml
12) Aroclor 1221 - AVE	0.000	0	N.D. ng/ml
13) Aroclor 1232 (1)	5.948	31821	6.963 ng/ml
14) Aroclor 1232 (2)	6.298	2998	1.152 ng/ml
15) Aroclor 1232 (3)	6.779	4541	0.928 ng/ml
16) Aroclor 1232 (4)	7.003	3678	2.174 ng/ml
17) Aroclor 1232 (5)	7.049	3746	1.800 ng/ml
18) Aroclor 1232 (6)	7.173	3394	1.564 ng/ml
19) Aroclor 1232 - AVE	0.000	0	N.D. ng/ml
20) Aroclor 1242 (1)	6.298	2998	0.659 ng/ml
21) Aroclor 1242 (2)	6.779	4541	0.515 ng/ml
22) Aroclor 1242 (3)	6.922	3912	1.021 ng/ml
23) Aroclor 1242 (4)	7.003	3678	1.113 ng/ml
24) Aroclor 1242 (5)	7.049	3746	0.938 ng/ml
25) Aroclor 1242 (6)	7.173	3394	0.814 ng/ml
26) Aroclor 1242 - AVE	0.000	0	N.D. ng/ml
27) Aroclor 1248 (1)	6.772	4581	0.887 ng/ml
28) Aroclor 1248 (2)	7.003	3678	0.578 ng/ml
29) Aroclor 1248 (3)	7.049	3746	0.631 ng/ml
30) Aroclor 1248 (4)	7.173	3394	0.465 ng/ml
31) Aroclor 1248 (5)	7.542	4005	0.450 ng/ml
32) Aroclor 1248 (6)	7.665	6315	0.776 ng/ml
33) Aroclor 1248 - AVE	0.000	0	N.D. ng/ml
34) Aroclor 1254 (1)	7.516	3772	0.445 ng/ml
35) Aroclor 1254 (2)	7.725	13849	0.996 ng/ml
36) Aroclor 1254 (3)	8.003	7790	0.513 ng/ml
37) Aroclor 1254 (4)	8.244	6192	0.567 ng/ml
38) Aroclor 1254 (5)	8.581	4632	0.412 ng/ml
39) Aroclor 1254 (6)	8.811	1969	0.558 ng/ml
40) Aroclor 1254 - AVE	0.000	0	N.D. ng/ml
41) Aroclor 1260 (1)	8.144	7703	0.732 ng/ml
42) Aroclor 1260 (2)	8.349	6448	0.505 ng/ml
43) Aroclor 1260 (3)	8.581	4632	0.349 ng/ml
44) Aroclor 1260 (4)	9.063	2443	0.116 ng/ml
45) Aroclor 1260 (5)	9.321	3836	0.314 ng/ml
46) Aroclor 1260 (6)	9.891	6797	1.393 ng/ml
47) Aroclor 1260 - AVE	0.000	0	N.D. ng/ml

Quantitation Report (Not Reviewed)

Data Path : K:\DATA\0A22024\
 Data File : ECD2R031.D
 Signal(s) : ECD2B.CH
 Acq On : 22 Jan 2020 16:27
 Operator : MJB / KAK
 Sample : 0A22024-CCB3
 Misc :
 ALS Vial : 53 Sample Multiplier: 1

Integration File: events.e
 Quant Time: Jan 23 09:48:56 2020
 Quant Method : L:\Methods\RECD2_QUANTPCB_200113.M
 Quant Title : PCB Data Analysis
 QLast Update : Tue Jan 14 09:35:58 2020
 Response via : Initial Calibration
 Integrator: ChemStation 6890 Scale Mode: Small noise peaks clipped

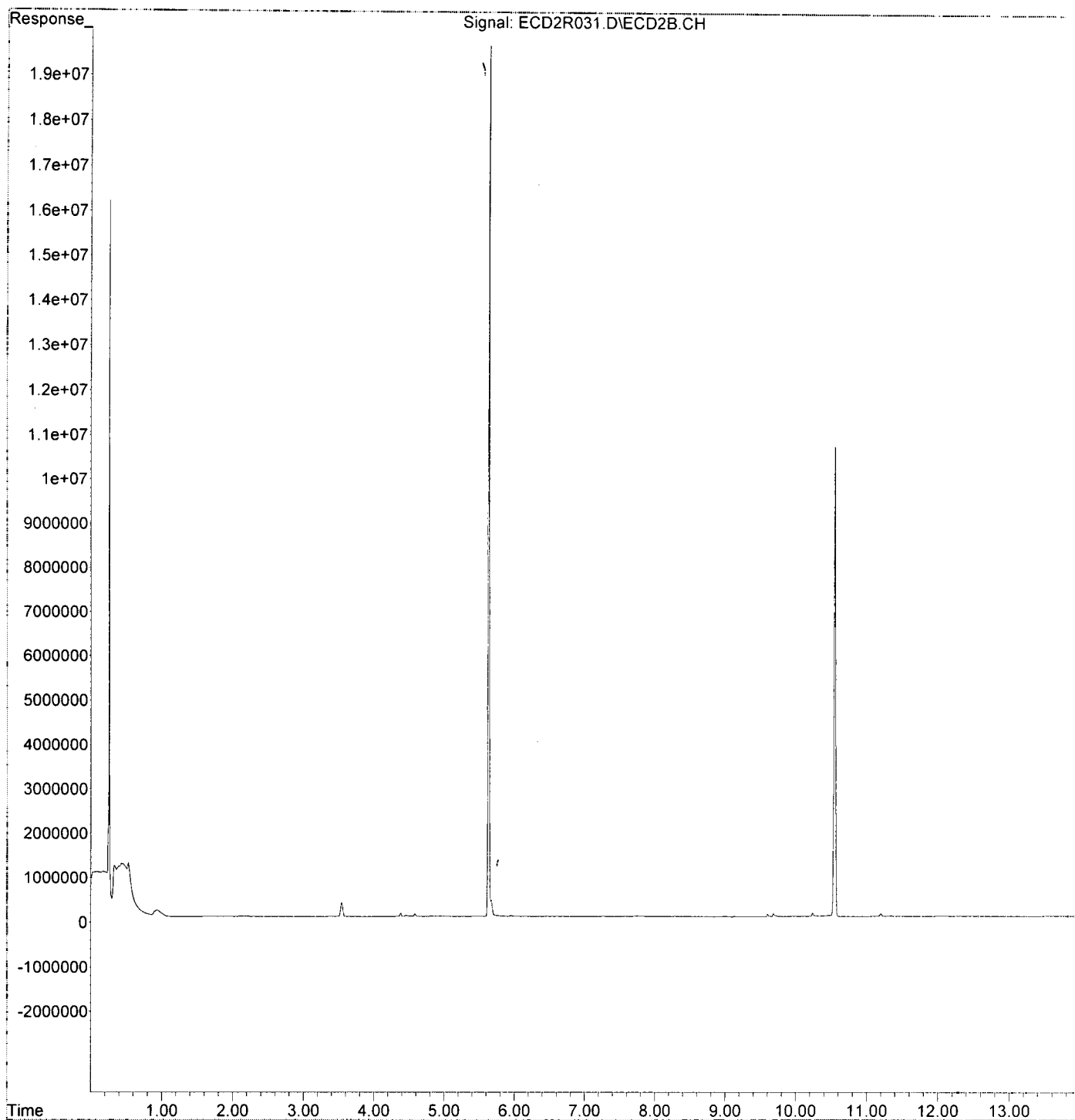
Compound	R.T.	Response	Conc Units
48) Aroclor 1262 (1)	8.349	6448	0.610 ng/ml
49) Aroclor 1262 (2)	8.649	2890	0.189 ng/ml
50) Aroclor 1262 (3)	8.824	2161	0.169 ng/ml
51) Aroclor 1262 (4)	9.063	2443	0.089 ng/ml
52) Aroclor 1262 (5)	9.321	3836	0.234 ng/ml
53) Aroclor 1262 (6)	9.891	6797	0.944 ng/ml
54) Aroclor 1262 - AVE	0.000	0	N.D. ng/ml
55) Aroclor 1268 (1)	8.869	1896	0.304 ng/ml
56) Aroclor 1268 (2)	9.321	3836	0.138 ng/ml
57) Aroclor 1268 (3)	9.386	3986	0.177 ng/ml
58) Aroclor 1268 (4)	9.601	57652	2.994 ng/ml
59) Aroclor 1268 (5)	9.891	6797	0.869 ng/ml
60) Aroclor 1268 (6)	10.236	78770	1.556 ng/ml
61) Aroclor 1268 - AVE	0.000	0	N.D. ng/ml

(f)=RT Delta > 1/2 Window

(m)=manual int.

Data Path : K:\DATA\0A22024\
 Data File : ECD2R031.D
 Signal(s) : ECD2B.CH
 Acq On : 22 Jan 2020 16:27
 Operator : MJB / KAK
 Sample : 0A22024-CCB3
 Misc :
 ALS Vial : 53 Sample Multiplier: 1

Integration File: events.e
 Quant Time: Jan 23 09:48:56 2020
 Quant Method : L:\Methods\RECD2_QUANTPCB_200113.M
 Quant Title : PCB Data Analysis
 QLast Update : Tue Jan 14 09:35:58 2020
 Response via : Initial Calibration
 Integrator: ChemStation 6890 Scale Mode: Small noise peaks clipped



**Polychlorinated Biphenyls by EPA 8082A
Benchsheet & Analysis Sequence Data**

Sequence 0A22023 (QC Only)



ELEMENT SEQUENCE LOG

Apex Laboratories

Sequence: **0A22023**

Instrument: **DUALECD2F**

Date: **01/22/20 07:02**

Calibration: **A9L0407**

#	Lab Number	Matrix	Analysis	Client	Due	Batch	ISTD ID	STD ID
1	0A22023-CCV1	Sediment	QC	QC				
2	0A22023-CCB1	Sediment	QC	QC				A19L338
3	0010624-BLK1	Sediment	QC	QC				A19L339
4	0010624-BS1	Sediment	QC	QC		0010624		
5	A0A0633-01	Sediment	8082 PCBs - Low Level (30g/2mL)	Anchor QEA, LLC	02/03/20	0010624		
6	0A22023-IBL1	Sediment	QC	QC				
7	A0A0633-02	Sediment	8082 PCBs - Low Level (30g/2mL)	Anchor QEA, LLC	02/03/20	0010624		
8	0A22023-IBL2	Sediment	QC	QC				
9	A0A0633-03	Sediment	8082 PCBs - Low Level (30g/2mL)	Anchor QEA, LLC	02/03/20	0010624		
10	0A22023-IBL3	Sediment	QC	QC				
11	0010624-DUP1	Sediment	QC	QC		0010624		
12	0A22023-IBL4	Sediment	QC	QC				
13	A0A0636-01	Sediment	8082 PCBs - Low Level (30g/2mL)	Anchor QEA, LLC	02/03/20	0010624		
14	0A22023-IBL5	Sediment	QC	QC				
15	0A22023-CCV2	Sediment	QC	QC				A19L338
16	0A22023-CCB2	Sediment	QC	QC				A19L339
17	A0A0636-02	Sediment	8082 PCBs - Low Level (30g/2mL)	Anchor QEA, LLC	02/03/20	0010624		
18	0A22023-IBL6	Sediment	QC	QC				
19	A0A0636-03	Sediment	8082 PCBs - Low Level (30g/2mL)	Anchor QEA, LLC	02/03/20	0010624		
20	0A22023-IBL7	Sediment	QC	QC				
21	A0A0636-04	Sediment	8082 PCBs - Low Level (30g/2mL)	Anchor QEA, LLC	02/03/20	0010624		
22	0A22023-IBL8	Sediment	QC	QC				
23	A0A0636-05	Sediment	8082 PCBs - Low Level (30g/2mL)	Anchor QEA, LLC	02/03/20	0010624		
24	0A22023-IBL9	Sediment	QC	QC				
25	A0A0636-06	Sediment	8082 PCBs - Low Level (30g/2mL)	Anchor QEA, LLC	02/03/20	0010624		
26	0A22023-IBLA	Sediment	QC	QC				
27	A0A0636-07	Sediment	8082 PCBs - Low Level (30g/2mL)	Anchor QEA, LLC	02/03/20	0010624		
28	0A22023-IBLB	Sediment	QC	QC				
29	0A22023-CCV3	Sediment	QC	QC				A19L338
30	0A22023-CCB3	Sediment	QC	QC				A19L339

Data Entered By: [Signature] 1/23/20

Comments:

Data Reviewed By: [Signature] 1/27/20

TOTAL AROCLOR AVERAGE RESULTS

The average result for the 1016 and 1260 selected peaks are reported here to facilitate data entry and review. Averages are done on all individual peaks and must be for matrix spikes if all peaks are not used in the average.

0A22023-CCV1

Aroclor 1016

<u>Peak</u>	<u>Initial Res</u>
1016 (1)	489.52
1016 (2)	528.27
1016 (3)	528.46
1016 (4)	521.99
1016 (5)	550.55
1016 (6)	523.38
Average:	523.70

Aroclor 1260

<u>Peak</u>	<u>Initial Res</u>
1260 (1)	543.81
1260 (2)	554.91
1260 (3)	532.48
1260 (4)	559.24
1260 (5)	590.57
1260 (6)	512.92
Average:	548.99

0010624-BS1

Aroclor 1016

<u>Peak</u>	<u>Initial Res</u>
1016 (1)	791.54
1016 (2)	975.03
1016 (3)	852.86
1016 (4)	983.52
1016 (5)	907.31
1016 (6)	882.63
Average:	898.82

Aroclor 1260

<u>Peak</u>	<u>Initial Res</u>
1260 (1)	1,130.75
1260 (2)	1,167.67
1260 (3)	1,085.45
1260 (4)	1,167.40
1260 (5)	1,186.72
1260 (6)	1,172.83
Average:	1,151.80

TOTAL AROCLOR AVERAGE RESULTS

The average result for the 1016 and 1260 selected peaks are reported here to facilitate data entry and review. Averages are done on all individual peaks and must be for matrix spikes if all peaks are not used in the average.

0A22023-CCV2

Aroclor 1016

<u>Peak</u>	<u>Initial Res</u>
1016 (1)	491.98
1016 (2)	532.33
1016 (3)	517.66
1016 (4)	546.44
1016 (5)	539.60
1016 (6)	553.44
Average:	530.24

Aroclor 1260

<u>Peak</u>	<u>Initial Res</u>
1260 (1)	537.85
1260 (2)	565.83
1260 (3)	550.63
1260 (4)	566.44
1260 (5)	571.57
1260 (6)	533.77
Average:	554.35

0A22023-CCV3

Aroclor 1016

<u>Peak</u>	<u>Initial Res</u>
1016 (1)	486.78
1016 (2)	507.08
1016 (3)	500.95
1016 (4)	518.05
1016 (5)	505.73
1016 (6)	501.47
Average:	503.34

Aroclor 1260

<u>Peak</u>	<u>Initial Res</u>
1260 (1)	499.35
1260 (2)	507.16
1260 (3)	481.96
1260 (4)	509.49
1260 (5)	511.74
1260 (6)	466.51
Average:	496.04

Data Path : K:\DATA\0A22023\
 Data File : ECD2F002.D
 Signal(s) : ECD1A.CH
 Acq On : 22 Jan 2020 7:30
 Operator : MJB / KAK
 Sample : 0A22023-CCV1
 Misc :
 ALS Vial : 2 Sample Multiplier: 1

Integration File: PCB1.e
 Quant Time: Jan 22 10:57:01 2020
 Quant Method : K:\METHODS\FECD2_QUANTPCB_191203RT2.M
 Quant Title : PCB Data Analysis
 QLast Update : Wed Dec 04 15:29:22 2019
 Response via : Initial Calibration
 Integrator: ChemStation 6890 Scale Mode: Small noise peaks clipped

[Handwritten signature]
 1/22/20

Compound	R.T.	Response	Conc	Units
System Monitoring Compounds				
1) S TCMX (S)	4.815	17790579	267.175	ng/ml
62) S DCBP (S)	9.559	30530470	273.386	ng/ml
Target Compounds				
2) Aroclor 1016 (1)	5.727	1829819	489.524	ng/ml
3) Aroclor 1016 (2)	6.139	3800317	528.269	ng/ml
4) Aroclor 1016 (3)	6.220	2099530	528.459	ng/ml
5) Aroclor 1016 (4)	6.375	1867341	521.989	ng/ml
6) Aroclor 1016 (5)	6.597	2285583	550.546	ng/ml
7) Aroclor 1016 (6)	6.723	1535192	523.379	ng/ml
8) Aroclor 1016 - AVE	0.000	0	N.D.	ng/ml
9) Aroclor 1221 (1)	5.165	180908	167.131	ng/ml
10) Aroclor 1221 (2)	5.284	194365	270.866	ng/ml
11) Aroclor 1221 (3)	5.365	824661	352.402	ng/ml
12) Aroclor 1221 - AVE	0.000	0	N.D.	ng/ml
13) Aroclor 1232 (1)	5.365	824661	464.291	ng/ml
14) Aroclor 1232 (2)	6.139	3800317	1366.931	ng/ml
15) Aroclor 1232 (3)	6.220	2099530	1431.230	ng/ml
16) Aroclor 1232 (4)	6.375	1867341	1638.932	ng/ml
17) Aroclor 1232 (5)	6.597	2285583	1591.655	ng/ml
18) Aroclor 1232 (6)	6.723	1535192	1281.333	ng/ml
19) Aroclor 1232 - AVE	0.000	0	N.D.	ng/ml
20) Aroclor 1242 (1)	5.727	1829819	688.932	ng/ml
21) Aroclor 1242 (2)	6.139	3800317	732.650	ng/ml
22) Aroclor 1242 (3)	6.220	2099530	744.469	ng/ml
23) Aroclor 1242 (4)	6.375	1867341	815.725	ng/ml
24) Aroclor 1242 (5)	6.597	2285583	765.765	ng/ml
25) Aroclor 1242 (6)	6.723	1535192	611.820	ng/ml
26) Aroclor 1242 - AVE	0.000	0	N.D.	ng/ml
27) Aroclor 1248 (1)	6.139	3800317	1116.658	ng/ml
28) Aroclor 1248 (2)	6.375	1867341	413.566	ng/ml
29) Aroclor 1248 (3)	6.597	2285583	437.947	ng/ml
30) Aroclor 1248 (4)	6.890	420518	72.439	ng/ml
31) Aroclor 1248 (5)	6.922	1489290	241.795	ng/ml
32) Aroclor 1248 (6)	7.409	3453415	1010.533	ng/ml
33) Aroclor 1248 - AVE	0.000	0	N.D.	ng/ml
34) Aroclor 1254 (1)	6.922	1489290	248.293	ng/ml
35) Aroclor 1254 (2)	7.033	1604156	220.122	ng/ml
36) Aroclor 1254 (3)	7.409	3453415	308.066	ng/ml
37) Aroclor 1254 (4)	7.569	449415	63.031	ng/ml
38) Aroclor 1254 (5)	7.947	4303178	561.847	ng/ml
39) Aroclor 1254 (6)	8.238	472422	189.432	ng/ml
40) Aroclor 1254 - AVE	0.000	0	N.D.	ng/ml
41) Aroclor 1260 (1)	7.521	4528726	543.809	ng/ml
42) Aroclor 1260 (2)	7.655	5661397	554.909	ng/ml
43) Aroclor 1260 (3)	8.208	4188014	532.477	ng/ml
44) Aroclor 1260 (4)	8.379	10412267	559.244	ng/ml
45) Aroclor 1260 (5)	8.677	7143514	590.569	ng/ml
46) Aroclor 1260 (6)	9.067	2623378	512.919	ng/ml
47) Aroclor 1260 - AVE	0.000	0	N.D.	ng/ml

Data Path : K:\DATA\0A22023\
 Data File : ECD2F002.D
 Signal(s) : ECD1A.CH
 Acq On : 22 Jan 2020 7:30
 Operator : MJB / KAK
 Sample : 0A22023-CCV1
 Misc :
 ALS Vial : 2 Sample Multiplier: 1

Integration File: PCB1.e
 Quant Time: Jan 22 10:57:01 2020
 Quant Method : K:\METHODS\FECD2_QUANTPCB_191203RT2.M
 Quant Title : PCB Data Analysis
 QLast Update : Wed Dec 04 15:29:22 2019
 Response via : Initial Calibration
 Integrator: ChemStation 6890 Scale Mode: Small noise peaks clipped

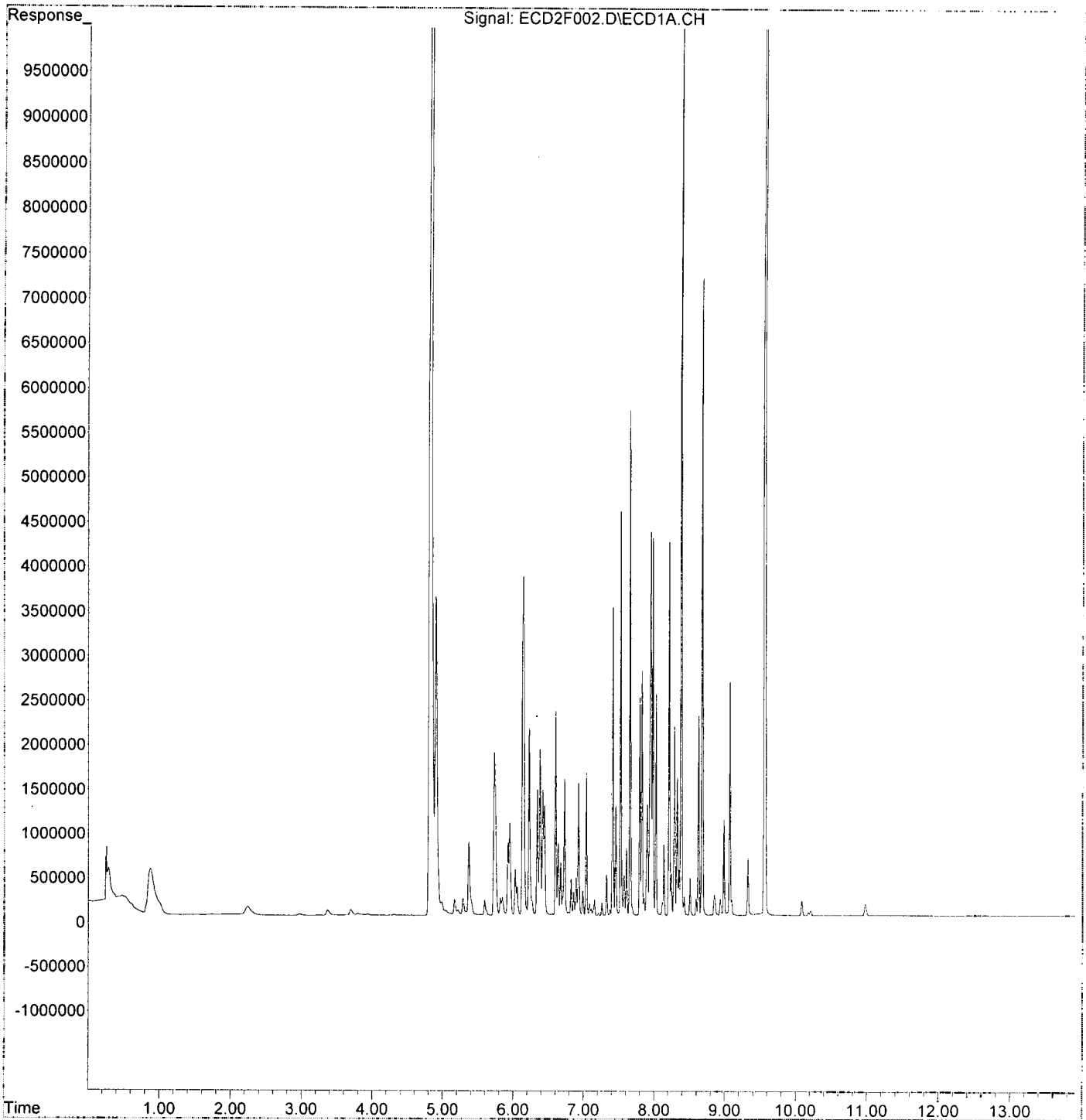
Compound	R.T.	Response	Conc Units
48) Aroclor 1262 (1)	7.655	5661397	703.593 ng/ml
49) Aroclor 1262 (2)	7.977	4231702	376.987 ng/ml
50) Aroclor 1262 (3)	8.208	4188014	431.535 ng/ml
51) Aroclor 1262 (4)	8.379	10412267	503.980 ng/ml
52) Aroclor 1262 (5)	8.677	7143514	546.042 ng/ml
53) Aroclor 1262 (6)	9.067	2623378	392.919 ng/ml
54) Aroclor 1262 - AVE	0.000	0	N.D. ng/ml
55) Aroclor 1268 (1)	8.208	4188014	820.498 ng/ml
56) Aroclor 1268 (2)	8.625	2238186	91.259 ng/ml
57) Aroclor 1268 (3)	8.677	7143514	349.929 ng/ml
58) Aroclor 1268 (4)	8.851	227076	11.856 ng/ml
59) Aroclor 1268 (5)	9.067	2623378	338.512 ng/ml
60) Aroclor 1268 (6)	9.324	636109	12.167 ng/ml
61) Aroclor 1268 - AVE	0.000	0	N.D. ng/ml

(f)=RT Delta > 1/2 Window

(m)=manual int.

Data Path : K:\DATA\0A22023\
 Data File : ECD2F002.D
 Signal(s) : ECD1A.CH
 Acq On : 22 Jan 2020 7:30
 Operator : MJB / KAK
 Sample : 0A22023-CCV1
 Misc :
 ALS Vial : 2 Sample Multiplier: 1

Integration File: PCB1.e
 Quant Time: Jan 22 10:57:01 2020
 Quant Method : K:\METHODS\FECD2_QUANTPCB_191203RT2.M
 Quant Title : PCB Data Analysis
 QLast Update : Wed Dec 04 15:29:22 2019
 Response via : Initial Calibration
 Integrator: ChemStation 6890 Scale Mode: Small noise peaks clipped



Data Path : K:\DATA\0A22023\
 Data File : ECD2F003.D
 Signal(s) : ECD1A.CH
 Acq On : 22 Jan 2020 7:47
 Operator : MJB / KAK
 Sample : 0A22023-CCB1
 Misc :
 ALS Vial : 3 Sample Multiplier: 1

Integration File: PCB1.e
 Quant Time: Jan 22 10:57:23.2020
 Quant Method : K:\METHODS\FECD2_QUANTPCB_191203RT2.M
 Quant Title : PCB Data Analysis
 QLast Update : Wed Dec 04 15:29:22 2019
 Response via : Initial Calibration
 Integrator: ChemStation 6890 Scale Mode: Small noise peaks clipped

1/22/20
clean

Compound	R.T.	Response	Conc Units

System Monitoring Compounds			
1) S TCMX (S)	4.814	6469226	97.153 ng/ml
62) S DCBP (S)	9.558	11615608	104.012 ng/ml
Target Compounds			
2) Aroclor 1016 (1)	5.731	3180	0.851 ng/ml
3) Aroclor 1016 (2)	6.143	6196	0.861 ng/ml
4) Aroclor 1016 (3)	6.232	4798	1.208 ng/ml
5) Aroclor 1016 (4)	6.382	2286	0.639 ng/ml
6) Aroclor 1016 (5)	6.601	2381	0.574 ng/ml
7) Aroclor 1016 (6)	6.728	2022	0.689 ng/ml
8) Aroclor 1016 - AVE	0.000	0	N.D. ng/ml
9) Aroclor 1221 (1)	5.163	13468	12.442 ng/ml
10) Aroclor 1221 (2)	5.293	10826	15.088 ng/ml
11) Aroclor 1221 (3)	5.372	10559	4.512 ng/ml
12) Aroclor 1221 - AVE	0.000	0	N.D. ng/ml
13) Aroclor 1232 (1)	5.372	10559	5.945 ng/ml
14) Aroclor 1232 (2)	6.143	6196	2.229 ng/ml
15) Aroclor 1232 (3)	6.232	4798	3.271 ng/ml
16) Aroclor 1232 (4)	6.382	2286	2.007 ng/ml
17) Aroclor 1232 (5)	6.601	2381	1.658 ng/ml
18) Aroclor 1232 (6)	6.728	2022	1.688 ng/ml
19) Aroclor 1232 - AVE	0.000	0	N.D. ng/ml
20) Aroclor 1242 (1)	5.731	3180	1.197 ng/ml
21) Aroclor 1242 (2)	6.143	6196	1.194 ng/ml
22) Aroclor 1242 (3)	6.232	4798	1.701 ng/ml
23) Aroclor 1242 (4)	6.382	2286	0.999 ng/ml
24) Aroclor 1242 (5)	6.601	2381	0.798 ng/ml
25) Aroclor 1242 (6)	6.728	2022	0.806 ng/ml
26) Aroclor 1242 - AVE	0.000	0	N.D. ng/ml
27) Aroclor 1248 (1)	6.143	6196	1.821 ng/ml
28) Aroclor 1248 (2)	6.382	2286	0.506 ng/ml
29) Aroclor 1248 (3)	6.601	2381	0.456 ng/ml
30) Aroclor 1248 (4)	6.895	1008	0.174 ng/ml
31) Aroclor 1248 (5)	6.927	1368	0.222 ng/ml
32) Aroclor 1248 (6)	7.409	2458	0.719 ng/ml
33) Aroclor 1248 - AVE	0.000	0	N.D. ng/ml
34) Aroclor 1254 (1)	6.927	1368	0.228 ng/ml
35) Aroclor 1254 (2)	7.035	1469	0.202 ng/ml
36) Aroclor 1254 (3)	7.409	2458	0.219 ng/ml
37) Aroclor 1254 (4)	7.569	1997	0.280 ng/ml
38) Aroclor 1254 (5)	7.952	4991	0.652 ng/ml
39) Aroclor 1254 (6)	8.238	1505	0.603 ng/ml
40) Aroclor 1254 - AVE	0.000	0	N.D. ng/ml
41) Aroclor 1260 (1)	7.520	2875	0.345 ng/ml
42) Aroclor 1260 (2)	7.654	4373	0.429 ng/ml
43) Aroclor 1260 (3)	8.209	1399	0.178 ng/ml
44) Aroclor 1260 (4)	8.375	10542	0.566 ng/ml
45) Aroclor 1260 (5)	8.677	3331	0.275 ng/ml
46) Aroclor 1260 (6)	9.074	4062	0.794 ng/ml
47) Aroclor 1260 - AVE	0.000	0	N.D. ng/ml

Quantitation Report (Not Reviewed)

Data Path : K:\DATA\0A22023\
 Data File : ECD2F003.D
 Signal(s) : ECD1A.CH
 Acq On : 22 Jan 2020 7:47
 Operator : MJB / KAK
 Sample : 0A22023-CCB1
 Misc :
 ALS Vial : 3 Sample Multiplier: 1

Integration File: PCB1.e
 Quant Time: Jan 22 10:57:23 2020
 Quant Method : K:\METHODS\FECD2_QUANTPCB_191203RT2.M
 Quant Title : PCB Data Analysis
 QLast Update : Wed Dec 04 15:29:22 2019
 Response via : Initial Calibration
 Integrator: ChemStation 6890 Scale Mode: Small noise peaks clipped

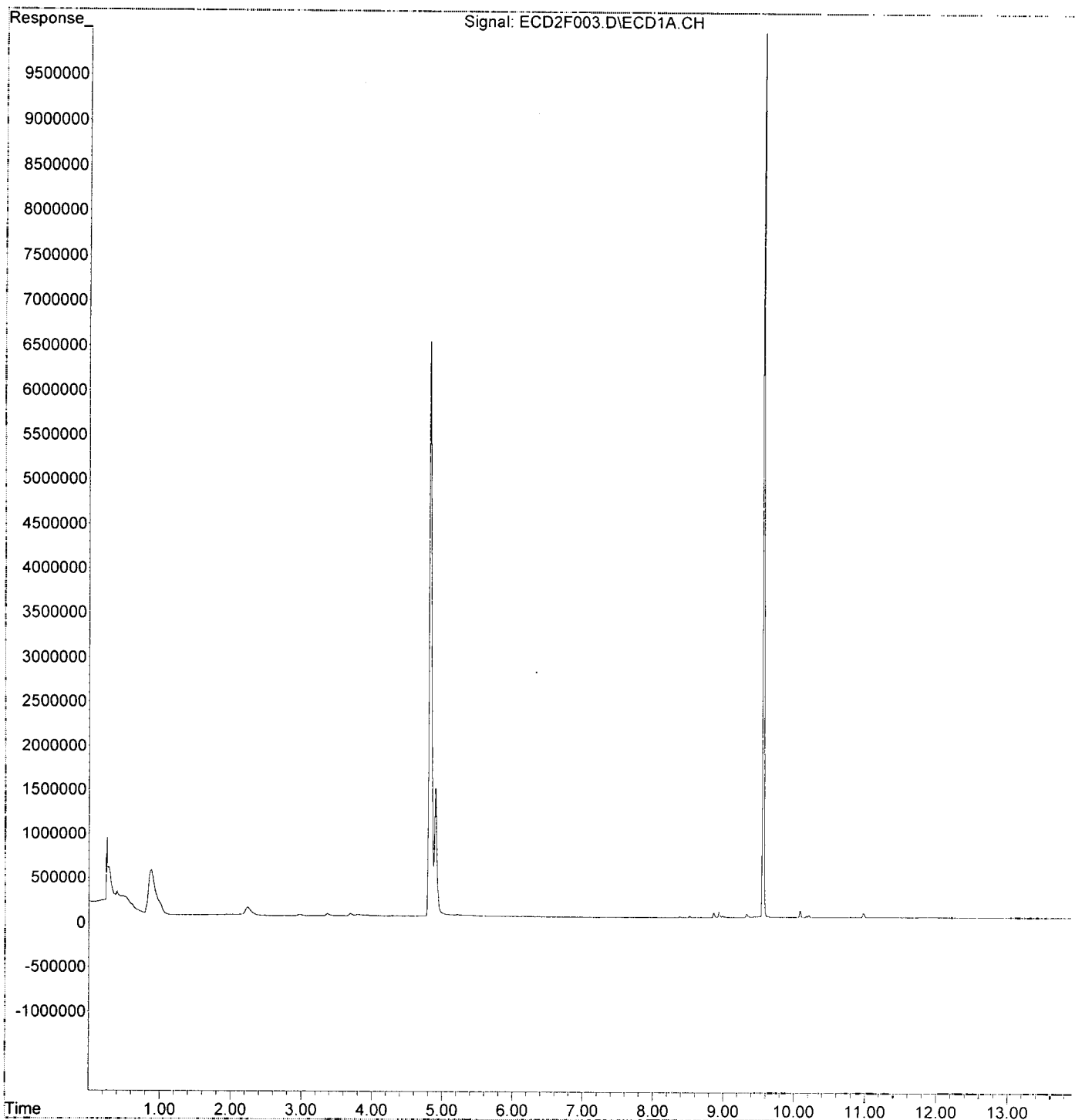
Compound	R.T.	Response	Conc Units
48) Aroclor 1262 (1)	7.654	4373	0.544 ng/ml
49) Aroclor 1262 (2)	7.980	2204	0.196 ng/ml
50) Aroclor 1262 (3)	8.209	1399	0.144 ng/ml
51) Aroclor 1262 (4)	8.375	10542	0.510 ng/ml
52) Aroclor 1262 (5)	8.677	3331	0.255 ng/ml
53) Aroclor 1262 (6)	9.074	4062	0.608 ng/ml
54) Aroclor 1262 - AVE	0.000	0	N.D. ng/ml
55) Aroclor 1268 (1)	8.209	1399	0.274 ng/ml
56) Aroclor 1268 (2)	8.633	744	0.030 ng/ml
57) Aroclor 1268 (3)	8.677	3331	0.163 ng/ml
58) Aroclor 1268 (4)	8.861	52611	2.747 ng/ml
59) Aroclor 1268 (5)	9.074	4062	0.524 ng/ml
60) Aroclor 1268 (6)	9.326	39950	0.764 ng/ml
61) Aroclor 1268 - AVE	0.000	0	N.D. ng/ml

(f)=RT Delta > 1/2 Window

(m)=manual int.

Data Path : K:\DATA\0A22023\
Data File : ECD2F003.D
Signal(s) : ECD1A.CH
Acq On : 22 Jan 2020 7:47
Operator : MJB / KAK
Sample : 0A22023-CCB1
Misc :
ALS Vial : 3 Sample Multiplier: 1

Integration File: PCB1.e
Quant Time: Jan 22 10:57:23 2020
Quant Method : K:\METHODS\FECD2_QUANTPCB_191203RT2.M
Quant Title : PCB Data Analysis
QLast Update : Wed Dec 04 15:29:22 2019
Response via : Initial Calibration
Integrator: ChemStation 6890 Scale Mode: Small noise peaks clipped



Data Path : K:\DATA\0A22023\
 Data File : ECD2F004.D
 Signal(s) : ECD1A.CH
 Acq On : 22 Jan 2020 8:30
 Operator : MJB / KAK
 Sample : 0010624-BLK1
 Misc :
 ALS Vial : 4 Sample Multiplier: 1

Integration File: PCB1.e
 Quant Time: Jan 22 10:57:45 2020
 Quant Method : K:\METHODS\FECD2_QUANTPCB_191203RT2.M
 Quant Title : PCB Data Analysis
 QLast Update : Wed Dec 04 15:29:22 2019
 Response via : Initial Calibration
 Integrator: ChemStation 6890 Scale Mode: Small noise peaks clipped

[Handwritten signature]
 1/22/20
clean

Compound	R.T.	Response	Conc Units

System Monitoring Compounds			
1) S TCMX (S)	4.818	10237220	153.740 ng/ml
62) S DCBP (S)	9.566	27433175	245.652 ng/ml
Target Compounds			
2) Aroclor 1016 (1)	5.729	4930	1.319 ng/ml
3) Aroclor 1016 (2)	6.143	8242	1.146 ng/ml
4) Aroclor 1016 (3)	6.224	3524	0.887 ng/ml
5) Aroclor 1016 (4)	6.379	4040	1.129 ng/ml
6) Aroclor 1016 (5)	6.602	4312	1.039 ng/ml
7) Aroclor 1016 (6)	6.729	3158	1.077 ng/ml
8) Aroclor 1016 - AVE	0.000	0	N.D. ng/ml
9) Aroclor 1221 (1)	5.175	208925	193.014 ng/ml
10) Aroclor 1221 (2)	5.327f	6656	9.276 ng/ml
11) Aroclor 1221 (3)	5.365	13990	5.978 ng/ml
12) Aroclor 1221 - AVE	0.000	0	N.D. ng/ml
13) Aroclor 1232 (1)	5.365	13990	7.877 ng/ml
14) Aroclor 1232 (2)	6.143	8242	2.965 ng/ml
15) Aroclor 1232 (3)	6.224	3524	2.402 ng/ml
16) Aroclor 1232 (4)	6.379	4040	3.545 ng/ml
17) Aroclor 1232 (5)	6.602	4312	3.003 ng/ml
18) Aroclor 1232 (6)	6.729	3158	2.636 ng/ml
19) Aroclor 1232 - AVE	0.000	0	N.D. ng/ml
20) Aroclor 1242 (1)	5.729	4930	1.856 ng/ml
21) Aroclor 1242 (2)	6.143	8242	1.589 ng/ml
22) Aroclor 1242 (3)	6.224	3524	1.250 ng/ml
23) Aroclor 1242 (4)	6.379	4040	1.765 ng/ml
24) Aroclor 1242 (5)	6.602	4312	1.445 ng/ml
25) Aroclor 1242 (6)	6.729	3158	1.258 ng/ml
26) Aroclor 1242 - AVE	0.000	0	N.D. ng/ml
27) Aroclor 1248 (1)	6.143	8242	2.422 ng/ml
28) Aroclor 1248 (2)	6.379	4040	0.895 ng/ml
29) Aroclor 1248 (3)	6.602	4312	0.826 ng/ml
30) Aroclor 1248 (4)	6.893	1306	0.225 ng/ml
31) Aroclor 1248 (5)	6.927	3275	0.532 ng/ml
32) Aroclor 1248 (6)	7.412	6933	2.029 ng/ml
33) Aroclor 1248 - AVE	0.000	0	N.D. ng/ml
34) Aroclor 1254 (1)	6.927	3275	0.546 ng/ml
35) Aroclor 1254 (2)	7.039	3206	0.440 ng/ml
36) Aroclor 1254 (3)	7.412	6933	0.618 ng/ml
37) Aroclor 1254 (4)	7.571	4475	0.628 ng/ml
38) Aroclor 1254 (5)	7.960	7188	0.938 ng/ml
39) Aroclor 1254 (6)	8.245	1492	0.598 ng/ml
40) Aroclor 1254 - AVE	0.000	0	N.D. ng/ml
41) Aroclor 1260 (1)	7.525	8722	1.047 ng/ml
42) Aroclor 1260 (2)	7.658	6594	0.646 ng/ml
43) Aroclor 1260 (3)	8.214	1479	0.188 ng/ml
44) Aroclor 1260 (4)	8.380	12439	0.668 ng/ml
45) Aroclor 1260 (5)	8.681	4473	0.370 ng/ml
46) Aroclor 1260 (6)	9.084	6856	1.341 ng/ml
47) Aroclor 1260 - AVE	0.000	0	N.D. ng/ml

Data Path : K:\DATA\0A22023\
 Data File : ECD2F004.D
 Signal(s) : ECD1A.CH
 Acq On : 22 Jan 2020 8:30
 Operator : MJB / KAK
 Sample : 0010624-BLK1
 Misc :
 ALS Vial : 4 Sample Multiplier: 1

Integration File: PCB1.e
 Quant Time: Jan 22 10:57:45 2020
 Quant Method : K:\METHODS\FECD2_QUANTPCB_191203RT2.M
 Quant Title : PCB Data Analysis
 QLast Update : Wed Dec 04 15:29:22 2019
 Response via : Initial Calibration
 Integrator: ChemStation 6890 Scale Mode: Small noise peaks clipped

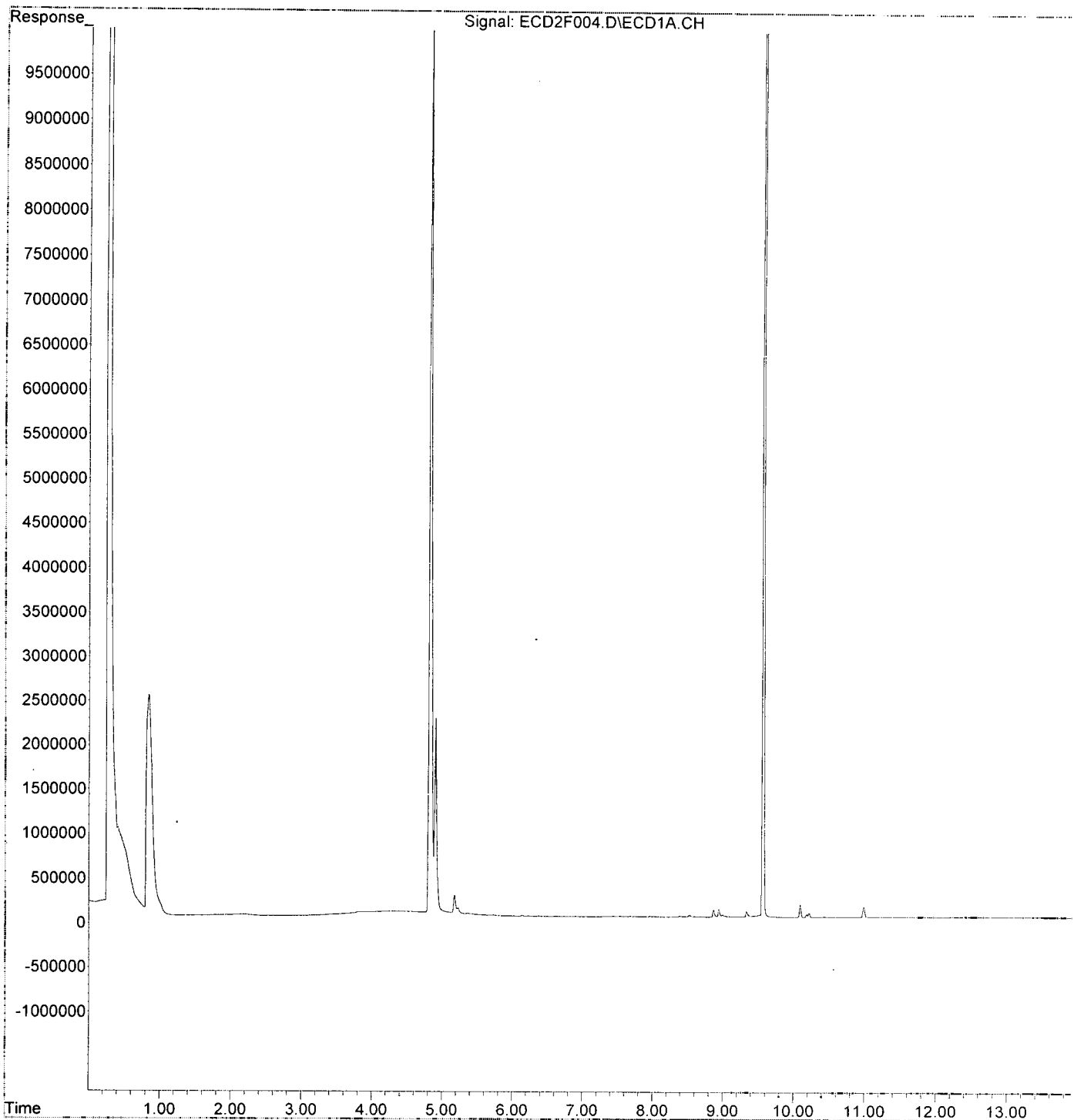
Compound	R.T.	Response	Conc Units
48) Aroclor 1262 (1)	7.658	6594	0.820 ng/ml
49) Aroclor 1262 (2)	7.978	3809	0.339 ng/ml
50) Aroclor 1262 (3)	8.214	1479	0.152 ng/ml
51) Aroclor 1262 (4)	8.380	12439	0.602 ng/ml
52) Aroclor 1262 (5)	8.681	4473	0.342 ng/ml
53) Aroclor 1262 (6)	9.084	6856	1.027 ng/ml
54) Aroclor 1262 - AVE	0.000	0	N.D. ng/ml
55) Aroclor 1268 (1)	8.214	1479	0.290 ng/ml
56) Aroclor 1268 (2)	8.626	2004	0.082 ng/ml
57) Aroclor 1268 (3)	8.681	4473	0.219 ng/ml
58) Aroclor 1268 (4)	8.866	80459	4.201 ng/ml
59) Aroclor 1268 (5)	9.084	6856	0.885 ng/ml
60) Aroclor 1268 (6)	9.332	66250	1.267 ng/ml
61) Aroclor 1268 - AVE	0.000	0	N.D. ng/ml

(f)=RT Delta > 1/2 Window

(m)=manual int.

Data Path : K:\DATA\0A22023\
 Data File : ECD2F004.D
 Signal(s) : ECD1A.CH
 Acq On : 22 Jan 2020 8:30
 Operator : MJB / KAK
 Sample : 0010624-BLK1
 Misc :
 ALS Vial : 4 Sample Multiplier: 1

Integration File: PCB1.e
 Quant Time: Jan 22 10:57:45 2020
 Quant Method : K:\METHODS\FECD2_QUANTPCB_191203RT2.M
 Quant Title : PCB Data Analysis
 QLast Update : Wed Dec 04 15:29:22 2019
 Response via : Initial Calibration
 Integrator: ChemStation 6890 Scale Mode: Small noise peaks clipped



Data Path : K:\DATA\0A22023\
 Data File : ECD2F005.D
 Signal(s) : ECD1A.CH
 Acq On : 22 Jan 2020 8:48
 Operator : MJB / KAK
 Sample : 0010624-BS1
 Misc :
 ALS Vial : 5 Sample Multiplier: 1

Integration File: PCB1.e
 Quant Time: Jan 22 10:58:07 2020
 Quant Method : K:\METHODS\FECD2_QUANTPCB_191203RT2.M
 Quant Title : PCB Data Analysis
 QLast Update : Wed Dec 04 15:29:22 2019
 Response via : Initial Calibration
 Integrator: ChemStation 6890 Scale Mode: Small noise peaks clipped

[Handwritten Signature]
 1/22/20

Compound	R.T.	Response	Conc	Units
System Monitoring Compounds				
1) S TCMX (S)	4.815	12213926	183.426	ng/ml
62) S DCBP (S)	9.561	29929842	268.008	ng/ml
Target Compounds				
2) Aroclor 1016 (1)	5.725	2958733	791.537	ng/ml
3) Aroclor 1016 (2)	6.138	7014253	975.027	ng/ml
4) Aroclor 1016 (3)	6.219	3388341	852.858	ng/ml
5) Aroclor 1016 (4)	6.374	3518392	983.518	ng/ml
6) Aroclor 1016 (5)	6.596	3766679	907.309	ng/ml
7) Aroclor 1016 (6)	6.722	2588949	882.628	ng/ml
8) Aroclor 1016 - AVE	0.000	0	N.D.	ng/ml
9) Aroclor 1221 (1)	5.167	475889	439.648	ng/ml
10) Aroclor 1221 (2)	5.283	286042	398.626	ng/ml
11) Aroclor 1221 (3)	5.364	1330558	568.587	ng/ml
12) Aroclor 1221 - AVE	0.000	0	N.D.	ng/ml
13) Aroclor 1232 (1)	5.364	1330558	749.115	ng/ml
14) Aroclor 1232 (2)	6.138	7014253	2522.946	ng/ml
15) Aroclor 1232 (3)	6.219	3388341	2309.800	ng/ml
16) Aroclor 1232 (4)	6.374	3518392	3088.029	ng/ml
17) Aroclor 1232 (5)	6.596	3766679	2623.073	ng/ml
18) Aroclor 1232 (6)	6.722	2588949	2160.840	ng/ml
19) Aroclor 1232 - AVE	0.000	0	N.D.	ng/ml
20) Aroclor 1242 (1)	5.725	2958733	1113.970	ng/ml
21) Aroclor 1242 (2)	6.138	7014253	1352.254	ng/ml
22) Aroclor 1242 (3)	6.219	3388341	1201.467	ng/ml
23) Aroclor 1242 (4)	6.374	3518392	1536.965	ng/ml
24) Aroclor 1242 (5)	6.596	3766679	1261.993	ng/ml
25) Aroclor 1242 (6)	6.722	2588949	1031.774	ng/ml
26) Aroclor 1242 - AVE	0.000	0	N.D.	ng/ml
27) Aroclor 1248 (1)	6.138	7014253	2061.018	ng/ml
28) Aroclor 1248 (2)	6.374	3518392	779.230	ng/ml
29) Aroclor 1248 (3)	6.596	3766679	721.744	ng/ml
30) Aroclor 1248 (4)	6.890	755094	130.073	ng/ml
31) Aroclor 1248 (5)	6.922	2864616	465.088	ng/ml
32) Aroclor 1248 (6)	7.408	6790712	1987.089	ng/ml
33) Aroclor 1248 - AVE	0.000	0	N.D.	ng/ml
34) Aroclor 1254 (1)	6.922	2864616	477.586	ng/ml
35) Aroclor 1254 (2)	7.032	3217606	441.520	ng/ml
36) Aroclor 1254 (3)	7.408	6790712	605.774	ng/ml
37) Aroclor 1254 (4)	7.568	899855	126.206	ng/ml
38) Aroclor 1254 (5)	7.947	9042377	1180.623	ng/ml
39) Aroclor 1254 (6)	8.238	841297	337.344	ng/ml
40) Aroclor 1254 - AVE	0.000	0	N.D.	ng/ml
41) Aroclor 1260 (1)	7.521	9416642	1130.749	ng/ml
42) Aroclor 1260 (2)	7.654	11913012	1167.668	ng/ml
43) Aroclor 1260 (3)	8.208	8537209	1085.446	ng/ml
44) Aroclor 1260 (4)	8.379	21735183	1167.399	ng/ml
45) Aroclor 1260 (5)	8.677	14354493	1186.716	ng/ml
46) Aroclor 1260 (6)	9.066	5998575	1172.833	ng/ml
47) Aroclor 1260 - AVE	0.000	0	N.D.	ng/ml

Data Path : K:\DATA\0A22023\
 Data File : ECD2F005.D
 Signal(s) : ECD1A.CH
 Acq On : 22 Jan 2020 8:48
 Operator : MJB / KAK
 Sample : 0010624-BS1
 Misc :
 ALS Vial : 5 Sample Multiplier: 1

Integration File: PCB1.e
 Quant Time: Jan 22 10:58:07 2020
 Quant Method : K:\METHODS\FECD2_QUANTPCB_191203RT2.M
 Quant Title : PCB Data Analysis
 QLast Update : Wed Dec 04 15:29:22 2019
 Response via : Initial Calibration
 Integrator: ChemStation 6890 Scale Mode: Small noise peaks clipped

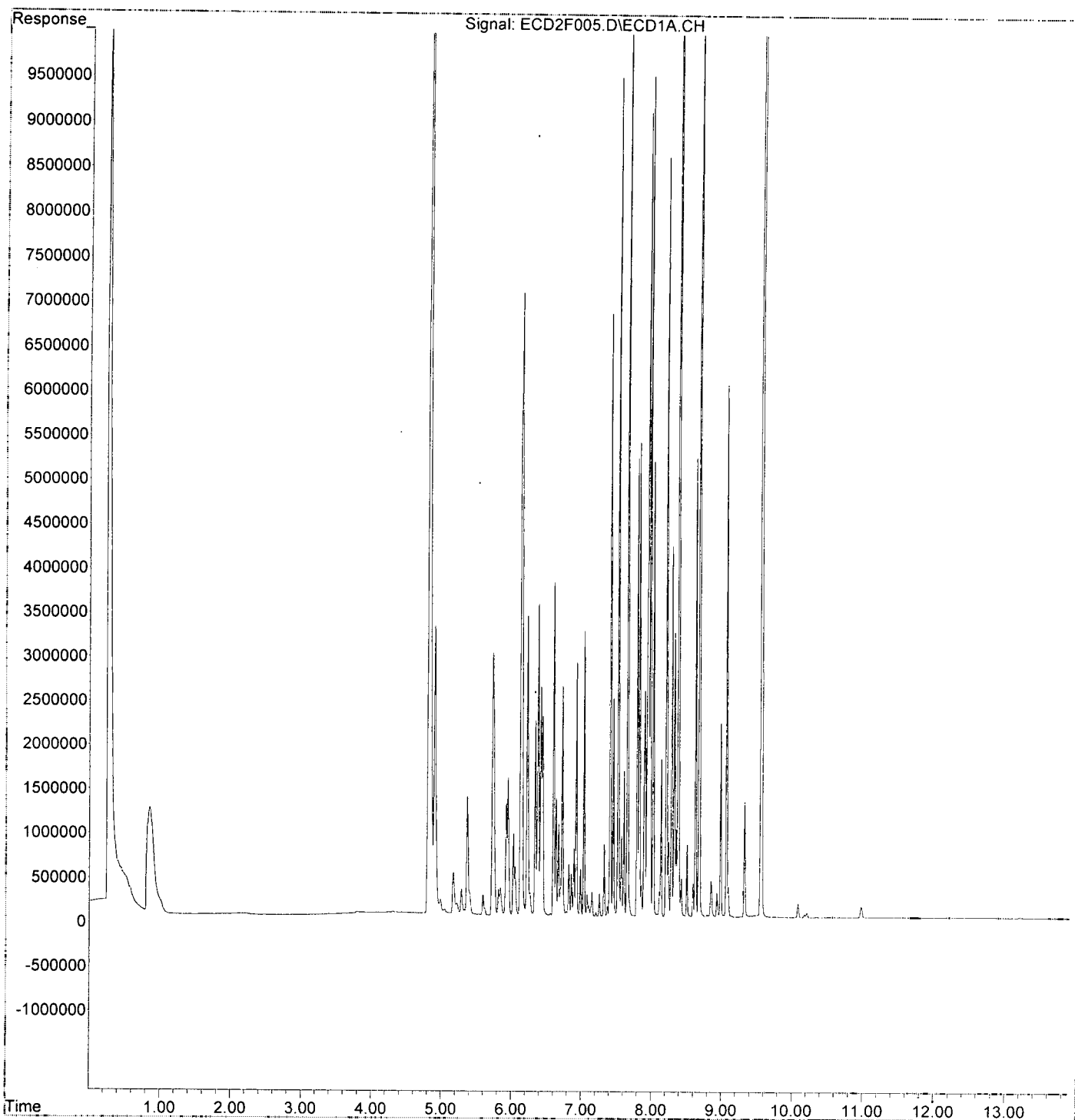
Compound	R.T.	Response	Conc	Units
48) Aroclor 1262 (1)	7.654	11913012	1480.537	ng/ml
49) Aroclor 1262 (2)	7.977	9453697	842.195	ng/ml
50) Aroclor 1262 (3)	8.208	8537209	879.677	ng/ml
51) Aroclor 1262 (4)	8.379	21735183	1052.037	ng/ml
52) Aroclor 1262 (5)	8.677	14354493	1097.240	ng/ml
53) Aroclor 1262 (6)	9.066	5998575	898.442	ng/ml
54) Aroclor 1262 - AVE	0.000	0	N.D.	ng/ml
55) Aroclor 1268 (1)	8.208	8537209	1672.573	ng/ml
56) Aroclor 1268 (2)	8.625	5175100	211.008	ng/ml
57) Aroclor 1268 (3)	8.677	14354493	703.163	ng/ml
58) Aroclor 1268 (4)	8.849	406817	21.240	ng/ml
59) Aroclor 1268 (5)	9.066	5998575	774.036	ng/ml
60) Aroclor 1268 (6)	9.324	1297828	24.823	ng/ml
61) Aroclor 1268 - AVE	0.000	0	N.D.	ng/ml

(f)=RT Delta > 1/2 Window

(m)=manual int.

Data Path : K:\DATA\0A22023\
Data File : ECD2F005.D
Signal(s) : ECD1A.CH
Acq On : 22 Jan 2020 8:48
Operator : MJB / KAK
Sample : 0010624-BS1
Misc :
ALS Vial : 5 Sample Multiplier: 1

Integration File: PCB1.e
Quant Time: Jan 22 10:58:07 2020
Quant Method : K:\METHODS\FECD2_QUANTPCB_191203RT2.M
Quant Title : PCB Data Analysis
QLast Update : Wed Dec 04 15:29:22 2019
Response via : Initial Calibration
Integrator: ChemStation 6890 Scale Mode: Small noise peaks clipped



Data Path : K:\DATA\0A22023\
 Data File : ECD2F030.D
 Signal(s) : ECD1A.CH
 Acq On : 22 Jan 2020 16:09
 Operator : MJB / KAK
 Sample : 0A22023-CCV3
 Misc :
 ALS Vial : 2 Sample Multiplier: 1

Integration File: PCB1.e
 Quant Time: Jan 23 09:46:44 2020
 Quant Method : K:\METHODS\FECD2_QUANTPCB_191203RT2.M
 Quant Title : PCB Data Analysis
 QLast Update : Wed Dec 04 15:29:22 2019
 Response via : Initial Calibration
 Integrator: ChemStation 6890 Scale Mode: Small noise peaks clipped

[Handwritten signature]
 1/23/20

Compound	R.T.	Response	Conc	Units
System Monitoring Compounds				
1) S TCMX (S)	4.816	16522749	248.135	ng/ml
62) S DCBP (S)	9.557	28810655	257.986	ng/ml
Target Compounds				
2) Aroclor 1016 (1)	5.725	1819562	486.780	ng/ml
3) Aroclor 1016 (2)	6.138	3647856	507.076	ng/ml
4) Aroclor 1016 (3)	6.220	1990239	500.950	ng/ml
5) Aroclor 1016 (4)	6.374	1853246	518.049	ng/ml
6) Aroclor 1016 (5)	6.596	2099550	505.735	ng/ml
7) Aroclor 1016 (6)	6.722	1470934	501.473	ng/ml
8) Aroclor 1016 - AVE	0.000	0	N.D.	ng/ml
9) Aroclor 1221 (1)	5.165	175394	162.037	ng/ml
10) Aroclor 1221 (2)	5.284	195901	273.006	ng/ml
11) Aroclor 1221 (3)	5.364	802641	342.992	ng/ml
12) Aroclor 1221 - AVE	0.000	0	N.D.	ng/ml
13) Aroclor 1232 (1)	5.364	802641	451.894	ng/ml
14) Aroclor 1232 (2)	6.138	3647856	1312.092	ng/ml
15) Aroclor 1232 (3)	6.220	1990239	1356.727	ng/ml
16) Aroclor 1232 (4)	6.374	1853246	1626.561	ng/ml
17) Aroclor 1232 (5)	6.596	2099550	1462.103	ng/ml
18) Aroclor 1232 (6)	6.722	1470934	1227.700	ng/ml
19) Aroclor 1232 - AVE	0.000	0	N.D.	ng/ml
20) Aroclor 1242 (1)	5.725	1819562	685.070	ng/ml
21) Aroclor 1242 (2)	6.138	3647856	703.258	ng/ml
22) Aroclor 1242 (3)	6.220	1990239	705.716	ng/ml
23) Aroclor 1242 (4)	6.374	1853246	809.567	ng/ml
24) Aroclor 1242 (5)	6.596	2099550	703.436	ng/ml
25) Aroclor 1242 (6)	6.722	1470934	586.211	ng/ml
26) Aroclor 1242 - AVE	0.000	0	N.D.	ng/ml
27) Aroclor 1248 (1)	6.138	3647856	1071.860	ng/ml
28) Aroclor 1248 (2)	6.374	1853246	410.445	ng/ml
29) Aroclor 1248 (3)	6.596	2099550	402.301	ng/ml
30) Aroclor 1248 (4)	6.889	390318	67.237	ng/ml
31) Aroclor 1248 (5)	6.921	1433261	232.699	ng/ml
32) Aroclor 1248 (6)	7.408	3112910	910.896	ng/ml
33) Aroclor 1248 - AVE	0.000	0	N.D.	ng/ml
34) Aroclor 1254 (1)	6.921	1433261	238.952	ng/ml
35) Aroclor 1254 (2)	7.031	1485754	203.875	ng/ml
36) Aroclor 1254 (3)	7.408	3112910	277.691	ng/ml
37) Aroclor 1254 (4)	7.567	428056	60.036	ng/ml
38) Aroclor 1254 (5)	7.946	4186529	546.616	ng/ml
39) Aroclor 1254 (6)	8.237	432296	173.342	ng/ml
40) Aroclor 1254 - AVE	0.000	0	N.D.	ng/ml
41) Aroclor 1260 (1)	7.519	4158496	499.352	ng/ml
42) Aroclor 1260 (2)	7.653	5174234	507.159	ng/ml
43) Aroclor 1260 (3)	8.208	3790672	481.957	ng/ml
44) Aroclor 1260 (4)	8.377	9485930	509.490	ng/ml
45) Aroclor 1260 (5)	8.675	6190020	511.742	ng/ml
46) Aroclor 1260 (6)	9.065	2386007	466.509	ng/ml
47) Aroclor 1260 - AVE	0.000	0	N.D.	ng/ml

Data Path : K:\DATA\0A22023\
 Data File : ECD2F030.D
 Signal(s) : ECD1A.CH
 Acq On : 22 Jan 2020 16:09
 Operator : MJB / KAK
 Sample : 0A22023-CCV3
 Misc :
 ALS Vial : 2 Sample Multiplier: 1

Integration File: PCB1.e
 Quant Time: Jan 23 09:46:44 2020
 Quant Method : K:\METHODS\FECD2_QUANTPCB_191203RT2.M
 Quant Title : PCB Data Analysis
 QLast Update : Wed Dec 04 15:29:22 2019
 Response via : Initial Calibration
 Integrator: ChemStation 6890 Scale Mode: Small noise peaks clipped

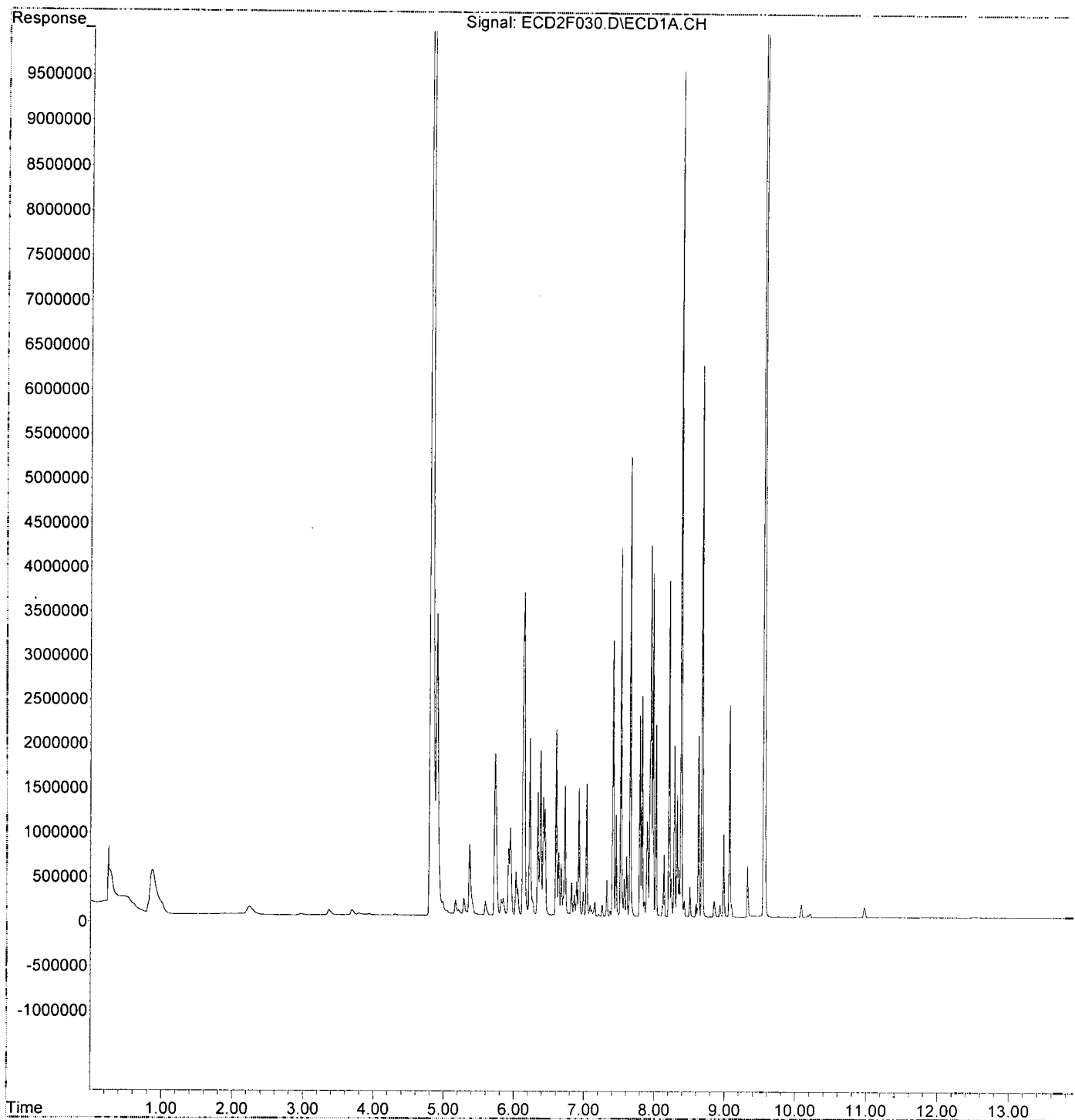
Compound	R.T.	Response	Conc	Units
48) Aroclor 1262 (1)	7.653	5174234	643.049	ng/ml
49) Aroclor 1262 (2)	7.976	3864367	344.262	ng/ml
50) Aroclor 1262 (3)	8.208	3790672	390.592	ng/ml
51) Aroclor 1262 (4)	8.377	9485930	459.143	ng/ml
52) Aroclor 1262 (5)	8.675	6190020	473.158	ng/ml
53) Aroclor 1262 (6)	9.065	2386007	357.367	ng/ml
54) Aroclor 1262 - AVE	0.000	0	N.D.	ng/ml
55) Aroclor 1268 (1)	8.208	3790672	742.652	ng/ml
56) Aroclor 1268 (2)	8.624	2036617	83.040	ng/ml
57) Aroclor 1268 (3)	8.675	6190020	303.221	ng/ml
58) Aroclor 1268 (4)	8.849	179819	9.388	ng/ml
59) Aroclor 1268 (5)	9.065	2386007	307.882	ng/ml
60) Aroclor 1268 (6)	9.322	571652	10.934	ng/ml
61) Aroclor 1268 - AVE	0.000	0	N.D.	ng/ml

(f)=RT Delta > 1/2 Window

(m)=manual int.

Data Path : K:\DATA\0A22023\
Data File : ECD2F030.D
Signal(s) : ECD1A.CH
Acq On : 22 Jan 2020 16:09
Operator : MJB / KAK
Sample : 0A22023-CCV3
Misc :
ALS Vial : 2 Sample Multiplier: 1

Integration File: PCB1.e
Quant Time: Jan 23 09:46:44 2020
Quant Method : K:\METHODS\FECD2_QUANTPCB_191203RT2.M
Quant Title : PCB Data Analysis
QLast Update : Wed Dec 04 15:29:22 2019
Response via : Initial Calibration
Integrator: ChemStation 6890 Scale Mode: Small noise peaks clipped



Data Path : K:\DATA\0A22023\
 Data File : ECD2F031.D
 Signal(s) : ECD1A.CH
 Acq On : 22 Jan 2020 16:27
 Operator : MJB / KAK
 Sample : 0A22023-CCB3
 Misc :
 ALS Vial : 3 Sample Multiplier: 1

Integration File: PCB1.e
 Quant Time: Jan 23 09:47:07 2020
 Quant Method : K:\METHODS\FECD2_QUANTPCB_191203RT2.M
 Quant Title : PCB Data Analysis
 QLast Update : Wed Dec 04 15:29:22 2019
 Response via : Initial Calibration
 Integrator: ChemStation 6890 Scale Mode: Small noise peaks clipped

[Handwritten signature]
 1/23/20
[Handwritten signature]

Compound	R.T.	Response	Conc Units
System Monitoring Compounds			
1) S TCMX (S)	4.816	6242973	93.756 ng/ml
62) S DCBP (S)	9.557	11227752	100.539 ng/ml
Target Compounds			
2) Aroclor 1016 (1)	5.731	4748	1.270 ng/ml
3) Aroclor 1016 (2)	6.140	6386	0.888 ng/ml
4) Aroclor 1016 (3)	6.232	5249	1.321 ng/ml
5) Aroclor 1016 (4)	6.380	3426	0.958 ng/ml
6) Aroclor 1016 (5)	6.600	3621	0.872 ng/ml
7) Aroclor 1016 (6)	6.727	3415	1.164 ng/ml
8) Aroclor 1016 - AVE	0.000	0	N.D. ng/ml
9) Aroclor 1221 (1)	5.215f	21188	19.574 ng/ml
10) Aroclor 1221 (2)	5.299	12097	16.858 ng/ml
11) Aroclor 1221 (3)	5.370	12029	5.140 ng/ml
12) Aroclor 1221 - AVE	0.000	0	N.D. ng/ml
13) Aroclor 1232 (1)	5.370	12029	6.772 ng/ml
14) Aroclor 1232 (2)	6.140	6386	2.297 ng/ml
15) Aroclor 1232 (3)	6.232	5249	3.578 ng/ml
16) Aroclor 1232 (4)	6.380	3426	3.007 ng/ml
17) Aroclor 1232 (5)	6.600	3621	2.522 ng/ml
18) Aroclor 1232 (6)	6.727	3415	2.850 ng/ml
19) Aroclor 1232 - AVE	0.000	0	N.D. ng/ml
20) Aroclor 1242 (1)	5.731	4748	1.788 ng/ml
21) Aroclor 1242 (2)	6.140	6386	1.231 ng/ml
22) Aroclor 1242 (3)	6.232	5249	1.861 ng/ml
23) Aroclor 1242 (4)	6.380	3426	1.497 ng/ml
24) Aroclor 1242 (5)	6.600	3621	1.213 ng/ml
25) Aroclor 1242 (6)	6.727	3415	1.361 ng/ml
26) Aroclor 1242 - AVE	0.000	0	N.D. ng/ml
27) Aroclor 1248 (1)	6.140	6386	1.876 ng/ml
28) Aroclor 1248 (2)	6.380	3426	0.759 ng/ml
29) Aroclor 1248 (3)	6.600	3621	0.694 ng/ml
30) Aroclor 1248 (4)	6.892	3138	0.541 ng/ml
31) Aroclor 1248 (5)	6.935	3363	0.546 ng/ml
32) Aroclor 1248 (6)	7.407	4147	1.213 ng/ml
33) Aroclor 1248 - AVE	0.000	0	N.D. ng/ml
34) Aroclor 1254 (1)	6.935	3363	0.561 ng/ml
35) Aroclor 1254 (2)	7.036	3773	0.518 ng/ml
36) Aroclor 1254 (3)	7.407	4147	0.370 ng/ml
37) Aroclor 1254 (4)	7.566	4930	0.691 ng/ml
38) Aroclor 1254 (5)	7.952	5573	0.728 ng/ml
39) Aroclor 1254 (6)	8.241	1578	0.633 ng/ml
40) Aroclor 1254 - AVE	0.000	0	N.D. ng/ml
41) Aroclor 1260 (1)	7.523	5353	0.643 ng/ml
42) Aroclor 1260 (2)	7.654	6144	0.602 ng/ml
43) Aroclor 1260 (3)	8.209	1975	0.251 ng/ml
44) Aroclor 1260 (4)	8.376	6648	0.357 ng/ml
45) Aroclor 1260 (5)	8.678	2664	0.220 ng/ml
46) Aroclor 1260 (6)	9.069	2274	0.445 ng/ml
47) Aroclor 1260 - AVE	0.000	0	N.D. ng/ml

Quantitation Report (Not Reviewed)

Data Path : K:\DATA\0A22023\
 Data File : ECD2F031.D
 Signal(s) : ECD1A.CH
 Acq On : 22 Jan 2020 16:27
 Operator : MJB / KAK
 Sample : 0A22023-CCB3
 Misc :
 ALS Vial : 3 Sample Multiplier: 1

Integration File: PCB1.e
 Quant Time: Jan 23 09:47:07 2020
 Quant Method : K:\METHODS\FECD2_QUANTPCB_191203RT2.M
 Quant Title : PCB Data Analysis
 QLast Update : Wed Dec 04 15:29:22 2019
 Response via : Initial Calibration
 Integrator: ChemStation 6890 Scale Mode: Small noise peaks clipped

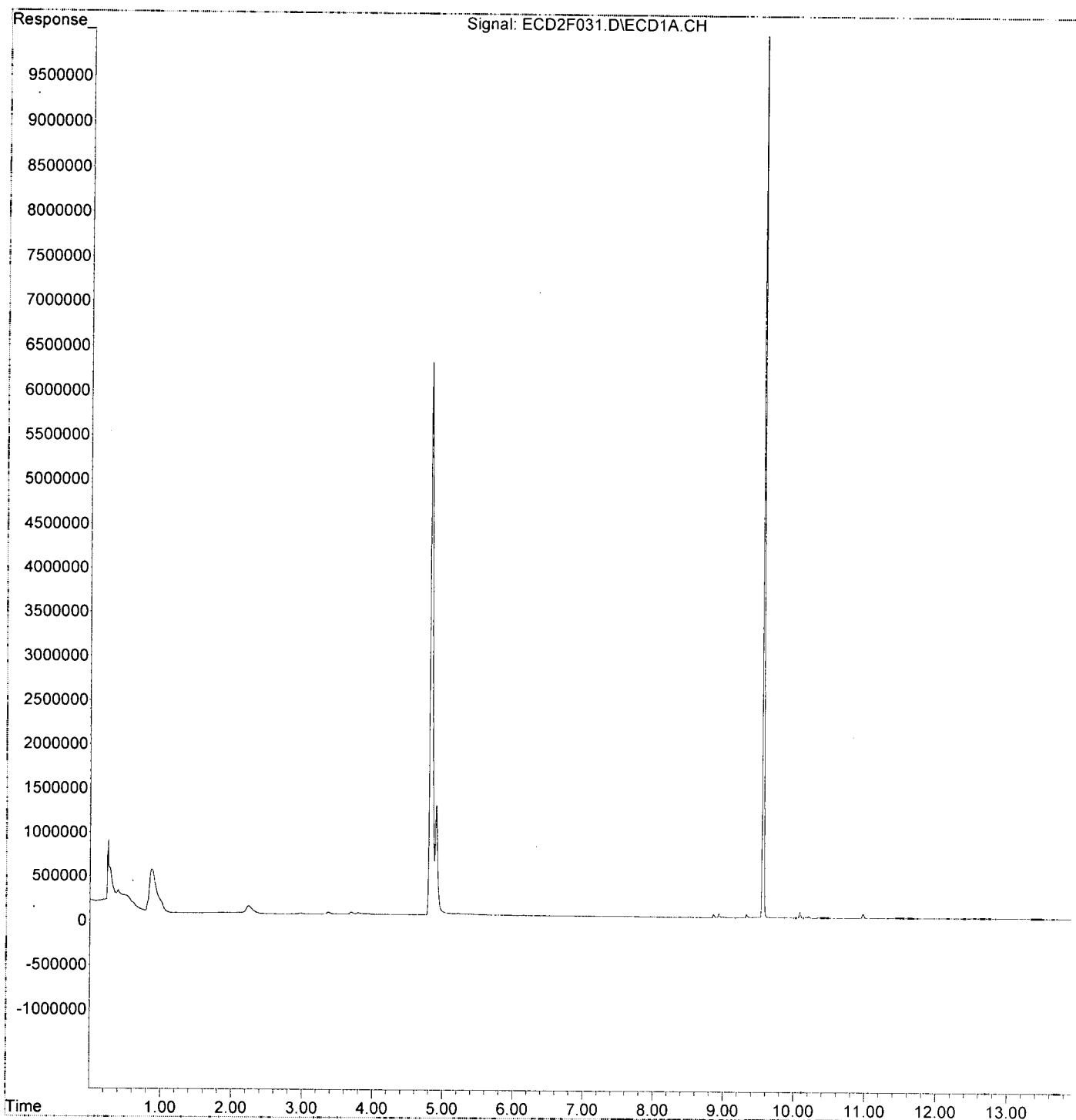
Compound	R.T.	Response	Conc Units
48) Aroclor 1262 (1)	7.654	6144	0.764 ng/ml
49) Aroclor 1262 (2)	7.978	4207	0.375 ng/ml
50) Aroclor 1262 (3)	8.209	1975	0.204 ng/ml
51) Aroclor 1262 (4)	8.376	6648	0.322 ng/ml
52) Aroclor 1262 (5)	8.678	2664	0.204 ng/ml
53) Aroclor 1262 (6)	9.069	2274	0.341 ng/ml
54) Aroclor 1262 - AVE	0.000	0	N.D. ng/ml
55) Aroclor 1268 (1)	8.209	1975	0.387 ng/ml
56) Aroclor 1268 (2)	8.618	1464	0.060 ng/ml
57) Aroclor 1268 (3)	8.678	2664	0.130 ng/ml
58) Aroclor 1268 (4)	8.856	39196	2.046 ng/ml
59) Aroclor 1268 (5)	9.069	2274	0.293 ng/ml
60) Aroclor 1268 (6)	9.325	39654	0.758 ng/ml
61) Aroclor 1268 - AVE	0.000	0	N.D. ng/ml

(f)=RT Delta > 1/2 Window

(m)=manual int.

Data Path : K:\DATA\0A22023\
Data File : ECD2F031.D
Signal(s) : ECD1A.CH
Acq On : 22 Jan 2020 16:27
Operator : MJB / KAK
Sample : 0A22023-CCB3
Misc :
ALS Vial : 3 Sample Multiplier: 1

Integration File: PCB1.e
Quant Time: Jan 23 09:47:07 2020
Quant Method : K:\METHODS\FECD2_QUANTPCB_191203RT2.M
Quant Title : PCB Data Analysis
QLast Update : Wed Dec 04 15:29:22 2019
Response via : Initial Calibration
Integrator: ChemStation 6890 Scale Mode: Small noise peaks clipped



**Polychlorinated Biphenyls by EPA 8082A
Calibration Data**

Sequence 9L03052 (Cal ID A9L0407) DUALECD2F



ELEMENT SEQUENCE LOG

Apex Laboratories

Sequence: 9L03052

Instrument: DUALECD2F

Date: 12/03/19 16:21

Calibration: A9L0407

#	Lab Number	Matrix	Analysis	Client	Due	Batch	ISTD ID	STD ID
1	9L03052-ICB1	Water	QC	QC				A19K026
2	9L03052-CAL1	Water	QC	QC				A19F250
3	9L03052-CAL2	Water	QC	QC				A19F251
4	9L03052-CAL3	Water	QC	QC				A19F252
5	9L03052-CAL4	Water	QC	QC				A19F253
6	9L03052-CAL5	Water	QC	QC				A19F247
7	9L03052-CAL6	Water	QC	QC				A19F248
8	9L03052-CAL7	Water	QC	QC				A19F249
9	9L03052-IBL1	Water	QC	QC				
10	9L03052-ICV1	Water	QC	QC				A19H459
11	9L03052-CAL8	Water	QC	QC				A19H447
12	9L03052-CAL9	Water	QC	QC				A19H448
13	9L03052-CALA	Water	QC	QC				A19H449
14	9L03052-CALB	Water	QC	QC				A19H450
15	9L03052-CALC	Water	QC	QC				A19H451
16	9L03052-CALD	Water	QC	QC				A19H452
17	9L03052-CALE	Water	QC	QC				A19H453
18	9L03052-ICV2	Water	QC	QC				A19H405
19	9L03052-ICV3	Water	QC	QC				A19J367
20	9L03052-ICV4	Water	QC	QC				A19H406
21	9L03052-ICV5	Water	QC	QC				A19L037


Data Entered By: *[Signature]* 12/14/19

Comments:

Data Reviewed By: *[Signature]* 12/19/19

Calibration Status Report HP G1530A

Method Path : K:\METHODS\
 Method File : FECD2_QUANTPCB_191203.M
 Title : PCB Data Analysis
 Last Update : Wed Dec 04 15:29:22 2019
 Response Via : Initial Calibration

A9L0407
 12/4/19

#	ID	Conc	ISTD Conc	Path\File
1	1	10	0	K:\DATA\9L03052\ECD2F003.D
2	2	25	0	K:\DATA\9L03052\ECD2F004.D
3	3	50	0	K:\DATA\9L03052\ECD2F005.D
4	4	100	0	K:\DATA\9L03052\ECD2F006.D
5	5	250	0	K:\DATA\9L03052\ECD2F018.D
6	6	500	0	K:\DATA\9L03052\ECD2F008.D
7	7	800	0	K:\DATA\9L03052\ECD2F009.D

#	ID	Update Time	Quant Time	Acquisition Time
1	1	Dec 04 15:26 2019	Dec 04 14:50 2019	03 Dec 2019 17:04
2	2	Dec 04 15:26 2019	Dec 04 14:51 2019	03 Dec 2019 17:22
3	3	Dec 04 15:27 2019	Dec 04 14:52 2019	03 Dec 2019 17:40
4	4	Dec 04 15:27 2019	Dec 04 14:54 2019	03 Dec 2019 17:57
5	5	Dec 04 15:29 2019	Dec 04 15:14 2019	03 Dec 2019 21:29
6	6	Dec 04 15:27 2019	Dec 04 14:56 2019	03 Dec 2019 18:32
7	7	Dec 04 15:27 2019	Dec 04 14:57 2019	03 Dec 2019 18:50

FECD2_QUANTPCB_191203.M Wed Dec 04 16:46:54 2019

Response Factor Report HP G1530A

Method Path : K:\METHODS\
 Method File : FECD2_QUANTPCB_191203.M
 Title : PCB Data Analysis
 Last Update : Wed Dec 04 15:29:22 2019
 Response Via : Initial Calibration

Calibration Files

1 =ECD2F003.D 2 =ECD2F004.D 3 =ECD2F005.D
 4 =ECD2F006.D 5 =ECD2F018.D 6 =ECD2F008.D

[Handwritten Signature]
 12/14/19

Compound	1	2	3	4	5	6	Avg	%RSD
1) S TCMX (S)	6.079	6.081	6.245	6.243	7.658	6.722	6.659	E4 10.39
2) Aroclor 1016 ...	4.495	3.869	3.742	3.519	3.743	3.364	3.738	E3 10.19 ✓
3) Aroclor 1016 ...	8.056	7.042	7.109	6.630	7.719	6.834	7.194	E3 7.06 ✓
4) Aroclor 1016 ...	4.743	3.990	3.903	3.717	4.044	3.751	3.973	E3 9.28 ✓
5) Aroclor 1016 ...	4.368	3.818	3.564	3.253	3.640	3.257	3.577	E3 11.88 ✓
6) Aroclor 1016 ...	4.872	4.418	4.040	3.837	4.384	3.740	4.151	E3 10.18 ✓
7) Aroclor 1016 (6)	3.414	3.076	2.908	2.718	2.969	2.774	2.933	E3 8.72 ✓
8) Aroclor 1016 ...							0.000	-1.00
9) Aroclor 1221 (1)					1.082		1.082	E3 0.00
10) Aroclor 1221 (2)					7.176		7.176	E2 0.00
11) Aroclor 1221 (3)					2.340		2.340	E3 0.00
12) Aroclor 1221 ...							0.000	-1.00
13) Aroclor 1232 (1)					1.776		1.776	E3 0.00
14) Aroclor 1232 (2)					2.780		2.780	E3 0.00
15) Aroclor 1232 (3)					1.467		1.467	E3 0.00
16) Aroclor 1232 (4)					1.139		1.139	E3 0.00
17) Aroclor 1232 (5)					1.436		1.436	E3 0.00
18) Aroclor 1232 (6)					1.198		1.198	E3 0.00
19) Aroclor 1232 ...							0.000	-1.00
20) Aroclor 1242 ...					2.656		2.656	E3 0.00
21) Aroclor 1242 ...					5.187		5.187	E3 0.00
22) Aroclor 1242 ...					2.820		2.820	E3 0.00
23) Aroclor 1242 ...					2.289		2.289	E3 0.00
24) Aroclor 1242 ...					2.985		2.985	E3 0.00
25) Aroclor 1242 (6)					2.509		2.509	E3 0.00
26) Aroclor 1242 ...							0.000	-1.00
27) Aroclor 1248 ...					3.403		3.403	E3 0.00
28) Aroclor 1248 ...					4.515		4.515	E3 0.00
29) Aroclor 1248 ...					5.219		5.219	E3 0.00
30) Aroclor 1248 ...					5.805		5.805	E3 0.00
31) Aroclor 1248 ...					6.159		6.159	E3 0.00
32) Aroclor 1248 (6)					3.417		3.417	E3 0.00
33) Aroclor 1248 ...							0.000	-1.00
34) Aroclor 1254 ...					5.998		5.998	E3 0.00
35) Aroclor 1254 ...					7.288		7.288	E3 0.00
36) Aroclor 1254 ...					1.121		1.121	E4 0.00
37) Aroclor 1254 ...					7.130		7.130	E3 0.00
38) Aroclor 1254 ...					7.659		7.659	E3 0.00
39) Aroclor 1254 (6)					2.494		2.494	E3 0.00
40) Aroclor 1254 ...							0.000	-1.00
41) Aroclor 1260 ...	9.306	8.379	8.424	7.901	8.847	7.808	8.328	E3 7.24 ✓
42) Aroclor 1260 ...	1.127	1.013	1.013	0.961	1.065	0.959	1.020	E4 5.79 ✓
43) Aroclor 1260 (3)	8.939	8.042	8.022	7.279	7.996	7.355	7.865	E3 7.39 ✓
44) Aroclor 1260 (4)	1.870	1.889	1.833	1.808	2.018	1.771	1.862	E4 4.24 ✓
45) Aroclor 1260 (5)	1.271	1.231	1.222	1.136	1.258	1.158	1.210	E4 4.14 ✓
46) Aroclor 1260 (6)	5.766	5.178	5.115	4.649	5.398	4.726	5.115	E3 7.56 ✓
47) Aroclor 1260 ...							0.000	-1.00
48) Aroclor 1262 (1)					8.046		8.046	E3 0.00
49) Aroclor 1262 (2)					1.123		1.123	E4 0.00
50) Aroclor 1262 (3)					9.705		9.705	E3 0.00
51) Aroclor 1262 (4)					2.066		2.066	E4 0.00
52) Aroclor 1262 (5)					1.308		1.308	E4 0.00
53) Aroclor 1262 (6)					6.677		6.677	E3 0.00
54) Aroclor 1262 ...							0.000	-1.00
55) Aroclor 1268 (1)					5.104		5.104	E3 0.00
56) Aroclor 1268 (2)					2.453		2.453	E4 0.00
57) Aroclor 1268 (3)					2.041		2.041	E4 0.00
58) Aroclor 1268 (4)					1.915		1.915	E4 0.00
59) Aroclor 1268 (5)					7.750		7.750	E3 0.00
60) Aroclor 1268 (6)					5.228		5.228	E4 0.00

Response Factor Report HP G1530A

Method Path : K:\METHODS\
 Method File : FECD2_QUANTPCB_191203.M
 Title : PCB Data Analysis
 Last Update : Wed Dec 04 15:29:22 2019
 Response Via : Initial Calibration

Calibration Files

1	=ECD2F003.D	2	=ECD2F004.D	3	=ECD2F005.D
4	=ECD2F006.D	5	=ECD2F018.D	6	=ECD2F008.D

Compound	1	2	3	4	5	6	Avg	%RSD
61) Aroclor 1268 ...							0.000	-1.00
62) S DCBP (S)	1.085	1.080	1.138	1.058	1.243	1.098	1.117 E5	5.50 ✓

(#) = Out of Range ### Number of calibration levels exceeded format ###

Compound List Report HP G1530A

Method Path : K:\METHODS\
 Method File : FECD2_QUANTPCB_191203.M
 Title : PCB Data Analysis
 Last Update : Wed Dec 04 15:29:22 2019
 Response Via : Initial Calibration

Handwritten signature
 12/14/19

Total Cpnds : 62

PK#	Compound Name	Exp_RT	Rel_RT	Cal	A/H	ID
1	S TCMX (S)	4.811	1.000	A	H	L
2	Aroclor 1016 (1)	5.729	1.000	A	H	R
3	Aroclor 1016 (2)	6.143	1.000	A	H	R
4	Aroclor 1016 (3)	6.225	1.000	A	H	R
5	Aroclor 1016 (4)	6.382	1.000	A	H	R
6	Aroclor 1016 (5)	6.604	1.000	A	H	R
7	Aroclor 1016 (6)	6.730	1.000	A	H	R
8	Aroclor 1016 - AVE	0.749	1.000	A	H	R
9	Aroclor 1221 (1)	5.167	1.000	A	H	R
10	Aroclor 1221 (2)	5.285	1.000	A	H	R
11	Aroclor 1221 (3)	5.366	1.000	A	H	R
12	Aroclor 1221 - AVE	0.749	1.000	A	H	R
13	Aroclor 1232 (1)	5.367	1.000	A	H	R
14	Aroclor 1232 (2)	6.142	1.000	A	H	R
15	Aroclor 1232 (3)	6.225	1.000	A	H	R
16	Aroclor 1232 (4)	6.381	1.000	A	H	R
17	Aroclor 1232 (5)	6.603	1.000	A	H	R
18	Aroclor 1232 (6)	6.730	1.000	A	H	R
19	Aroclor 1232 - AVE	0.749	1.000	A	H	R
20	Aroclor 1242 (1)	5.728	1.000	A	H	R
21	Aroclor 1242 (2)	6.141	1.000	A	H	R
22	Aroclor 1242 (3)	6.224	1.000	A	H	R
23	Aroclor 1242 (4)	6.380	1.000	A	H	R
24	Aroclor 1242 (5)	6.603	1.000	A	H	R
25	Aroclor 1242 (6)	6.728	1.000	A	H	R
26	Aroclor 1242 - AVE	0.749	1.000	A	H	R
27	Aroclor 1248 (1)	6.131	1.000	A	H	R
28	Aroclor 1248 (2)	6.380	1.000	A	H	R
29	Aroclor 1248 (3)	6.601	1.000	A	H	R
30	Aroclor 1248 (4)	6.897	1.000	A	H	R
31	Aroclor 1248 (5)	6.934	1.000	A	H	R
32	Aroclor 1248 (6)	7.411	1.000	A	H	R
33	Aroclor 1248 - AVE	0.749	1.000	A	H	R
34	Aroclor 1254 (1)	6.930	1.000	A	H	R
35	Aroclor 1254 (2)	7.040	1.000	A	H	R
36	Aroclor 1254 (3)	7.412	1.000	A	H	R
37	Aroclor 1254 (4)	7.577	1.000	A	H	R
38	Aroclor 1254 (5)	7.958	1.000	A	H	R
39	Aroclor 1254 (6)	8.250	1.000	A	H	R
40	Aroclor 1254 - AVE	0.749	1.000	A	H	R
41	Aroclor 1260 (1)	7.532	1.000	A	H	R
42	Aroclor 1260 (2)	7.665	1.000	A	H	R
43	Aroclor 1260 (3)	8.221	1.000	A	H	R
44	Aroclor 1260 (4)	8.391	1.000	A	H	R
45	Aroclor 1260 (5)	8.690	1.000	A	H	R
46	Aroclor 1260 (6)	9.082	1.000	A	H	R
47	Aroclor 1260 - AVE	0.749	1.000	A	H	R
48	Aroclor 1262 (1)	7.664	1.000	A	H	R
49	Aroclor 1262 (2)	7.988	1.000	A	H	R
50	Aroclor 1262 (3)	8.220	1.000	A	H	R
51	Aroclor 1262 (4)	8.390	1.000	A	H	R
52	Aroclor 1262 (5)	8.688	1.000	A	H	R
53	Aroclor 1262 (6)	9.081	1.000	A	H	R
54	Aroclor 1262 - AVE	0.749	1.000	A	H	R
55	Aroclor 1268 (1)	8.212	1.000	A	H	R
56	Aroclor 1268 (2)	8.637	1.000	A	H	R

57	Aroclor 1268 (3)	8.685	1.000	A	H	R
58	Aroclor 1268 (4)	8.867	1.000	A	H	R
59	Aroclor 1268 (5)	9.080	1.000	A	H	R
60	Aroclor 1268 (6)	9.340	1.000	A	H	R
61	Aroclor 1268 - AVE	0.752	1.000	A	H	R
62	S DCBP (S)	9.578	1.000	A	H	R

Cal A = Average L = Linear LO = Linear w/origin Q = Quad QO = Quad w/origin

A/H = Area or Height

ID R = R.T. B = R.T. & Q Q = Qvalue L = Largest A = All

FECD2_QUANTPCB_191203.M Wed Dec 04 16:46:45 2019

Element Calibration Review Sheet

Calibration ID: **A9L0407**

Instrument: **DUALECD2F**

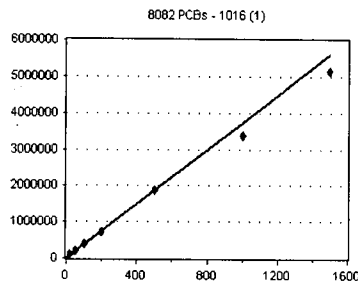
Calibration Date: **12/04/2019**

Analysis: **8082 PCBs**

Instrument Cal ID: **FECD2_QUANTPCB_19120**

1016 (1)

Curve Fit: **AVERAGE RF**

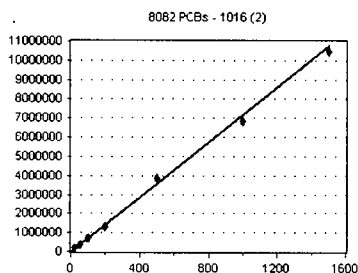


Standard	Concentration	Response	Response	
			Factor	RT
9L03052-CAL1	20	89904	4495.200	5.73
9L03052-CAL2	50	193429	3868.580	5.73
9L03052-CAL3	100	374224	3742.240	5.73
9L03052-CAL4	200	703735	3518.675	5.73
9L03052-CAL5	500	1871482	3742.964	5.73
9L03052-CAL6	1000	3364096	3364.096	5.73
9L03052-CAL7	1500	5150886	3433.924	5.73

AVE RF 3737.954 **RF RSD** 10.19 **AVE RT** 5.73

1016 (2)

Curve Fit: **AVERAGE RF**

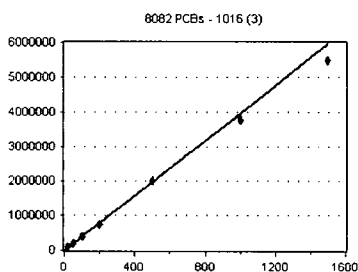


Standard	Concentration	Response	Response	
			Factor	RT
9L03052-CAL1	20	161114	8055.700	6.14
9L03052-CAL2	50	352080	7041.600	6.14
9L03052-CAL3	100	710924	7109.240	6.14
9L03052-CAL4	200	1325963	6629.815	6.14
9L03052-CAL5	500	3859736	7719.472	6.14
9L03052-CAL6	1000	6834377	6834.377	6.14
9L03052-CAL7	1500	045072E+07	6967.146	6.14

AVE RF 7193.907 **RF RSD** 7.06 **AVE RT** 6.14

1016 (3)

Curve Fit: **AVERAGE RF**

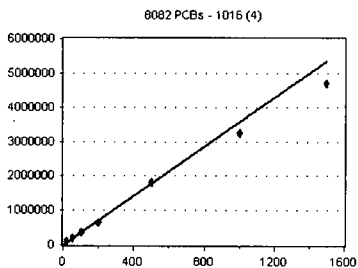


Standard	Concentration	Response	Response	
			Factor	RT
9L03052-CAL1	20	94866	4743.300	6.23
9L03052-CAL2	50	199490	3989.800	6.23
9L03052-CAL3	100	390273	3902.730	6.23
9L03052-CAL4	200	743377	3716.885	6.22
9L03052-CAL5	500	2022155	4044.310	6.23
9L03052-CAL6	1000	3751237	3751.237	6.23
9L03052-CAL7	1500	5493308	3662.205	6.22

AVE RF 3972.924 **RF RSD** 9.28 **AVE RT** 6.22

1016 (4)

Curve Fit: **AVERAGE RF**



Standard	Concentration	Response	Response	
			Factor	RT
9L03052-CAL1	20	87352	4367.600	6.38
9L03052-CAL2	50	190893	3817.860	6.38
9L03052-CAL3	100	356425	3564.250	6.38
9L03052-CAL4	200	650662	3253.310	6.38
9L03052-CAL5	500	1820005	3640.010	6.38
9L03052-CAL6	1000	3257104	3257.104	6.38
9L03052-CAL7	1500	4711985	3141.323	6.38

AVE RF 3577.351 **RF RSD** 11.88 **AVE RT** 6.38

Element Calibration Review Sheet

Calibration ID: **A9L0407**

Instrument: **DUALECD2F**

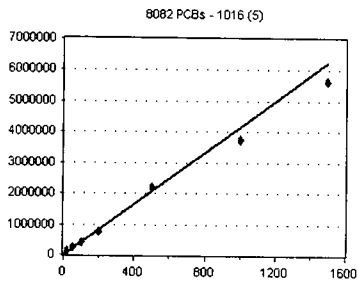
Calibration Date: **12/04/2019**

Analysis: **8082 PCBs**

Instrument Cal ID: **FECD2_QUANTPCB_19120**

1016 (5)

Curve Fit: **AVERAGE RF**

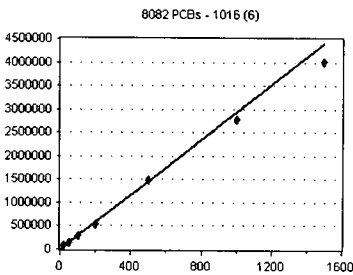


Standard	Concentration	Response	Response Factor	RT
9L03052-CAL1	20	97448	4872.400	6.60
9L03052-CAL2	50	220902	4418.040	6.60
9L03052-CAL3	100	404011	4040.110	6.60
9L03052-CAL4	200	767420	3837.100	6.60
9L03052-CAL5	500	2192154	4384.308	6.60
9L03052-CAL6	1000	3740486	3740.486	6.60
9L03052-CAL7	1500	5651954	3767.969	6.60

AVE RF 4151.488 **RF RSD** 10.18 **AVE RT** 6.60

1016 (6)

Curve Fit: **AVERAGE RF**

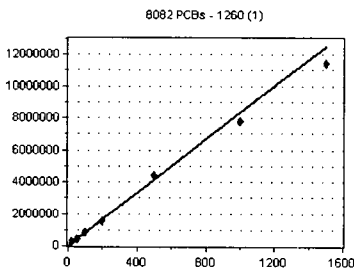


Standard	Concentration	Response	Response Factor	RT
9L03052-CAL1	20	68287	3414.350	6.73
9L03052-CAL2	50	153783	3075.660	6.73
9L03052-CAL3	100	290789	2907.890	6.73
9L03052-CAL4	200	543631	2718.155	6.73
9L03052-CAL5	500	1484483	2968.966	6.73
9L03052-CAL6	1000	2774363	2774.363	6.73
9L03052-CAL7	1500	4009865	2673.243	6.73

AVE RF 2933.232 **RF RSD** 8.72 **AVE RT** 6.73

1260 (1)

Curve Fit: **AVERAGE RF**

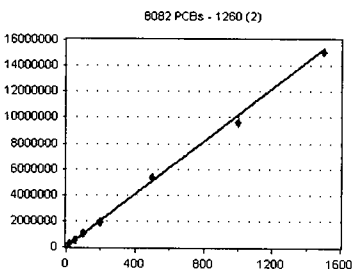


Standard	Concentration	Response	Response Factor	RT
9L03052-CAL1	20	186119	9305.950	7.53
9L03052-CAL2	50	418936	8378.720	7.53
9L03052-CAL3	100	842440	8424.400	7.53
9L03052-CAL4	200	1580165	7900.825	7.53
9L03052-CAL5	500	4423699	8847.398	7.53
9L03052-CAL6	1000	7808345	7808.345	7.53
9L03052-CAL7	1500	144334E+07	7628.894	7.53

AVE RF 8327.790 **RF RSD** 7.24 **AVE RT** 7.53

1260 (2)

Curve Fit: **AVERAGE RF**



Standard	Concentration	Response	Response Factor	RT
9L03052-CAL1	20	225314	11265.700	7.67
9L03052-CAL2	50	506688	10133.760	7.67
9L03052-CAL3	100	1012879	10128.790	7.67
9L03052-CAL4	200	1922759	9613.795	7.67
9L03052-CAL5	500	5325133	10650.270	7.67
9L03052-CAL6	1000	9589273	9589.273	7.67
9L03052-CAL7	1500	505274E+07	10035.160	7.67

AVE RF 10202.390 **RF RSD** 5.79 **AVE RT** 7.67

Element Calibration Review Sheet

Calibration ID: **A9L0407**

Instrument: **DUALECD2F**

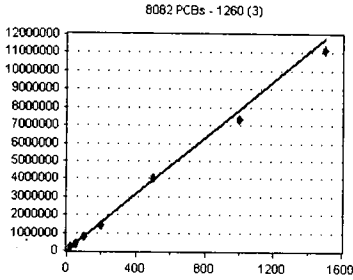
Calibration Date: **12/04/2019**

Analysis: **8082 PCBs**

Instrument Cal ID: **FECD2_QUANTPCB_19120**

1260 (3)

Curve Fit: **AVERAGE RF**

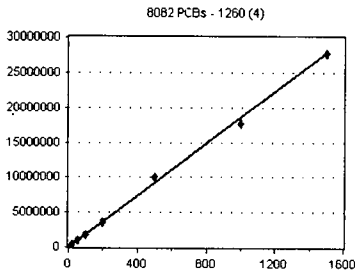


Standard	Concentration	Response	Response Factor	RT
9L03052-CAL1	20	178776	8938.800	8.22
9L03052-CAL2	50	402124	8042.480	8.22
9L03052-CAL3	100	802199	8021.990	8.22
9L03052-CAL4	200	1455817	7279.085	8.22
9L03052-CAL5	500	3997829	7995.658	8.22
9L03052-CAL6	1000	7355010	7355.010	8.22
9L03052-CAL7	1500	113463E+07	7423.086	8.22

AVE RF 7865.158 RF RSD 7.39 AVE RT 8.22

1260 (4)

Curve Fit: **AVERAGE RF**

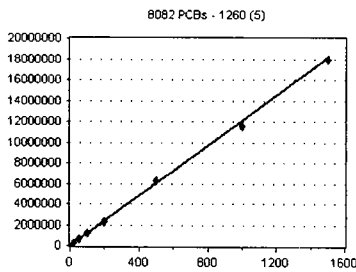


Standard	Concentration	Response	Response Factor	RT
9L03052-CAL1	20	374030	18701.500	8.39
9L03052-CAL2	50	944538	18890.760	8.39
9L03052-CAL3	100	1832880	18328.800	8.39
9L03052-CAL4	200	3616251	18081.260	8.39
9L03052-CAL5	500	008925E+07	20178.500	8.39
9L03052-CAL6	1000	.77085E+07	17708.500	8.39
9L03052-CAL7	1500	765995E+07	18439.970	8.39

AVE RF 18618.470 RF RSD 4.24 AVE RT 8.39

1260 (5)

Curve Fit: **AVERAGE RF**

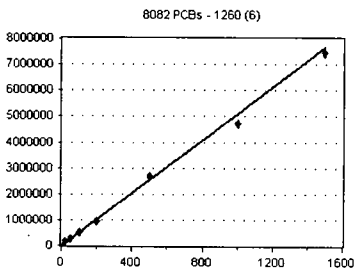


Standard	Concentration	Response	Response Factor	RT
9L03052-CAL1	20	254106	12705.300	8.69
9L03052-CAL2	50	615297	12305.940	8.69
9L03052-CAL3	100	1221637	12216.370	8.69
9L03052-CAL4	200	2271341	11356.710	8.69
9L03052-CAL5	500	6288943	12577.890	8.69
9L03052-CAL6	1000	158015E+07	11580.150	8.69
9L03052-CAL7	1500	789422E+07	11929.480	8.69

AVE RF 12095.980 RF RSD 4.14 AVE RT 8.69

1260 (6)

Curve Fit: **AVERAGE RF**



Standard	Concentration	Response	Response Factor	RT
9L03052-CAL1	20	115322	5766.100	9.08
9L03052-CAL2	50	258919	5178.380	9.08
9L03052-CAL3	100	511487	5114.870	9.08
9L03052-CAL4	200	929790	4648.950	9.08
9L03052-CAL5	500	2699039	5398.078	9.08
9L03052-CAL6	1000	4725786	4725.786	9.08
9L03052-CAL7	1500	7455071	4970.047	9.08

AVE RF 5114.602 RF RSD 7.56 AVE RT 9.08

Element Calibration Review Sheet

Calibration ID: **A9L0407**

Instrument: **DUALECD2F**

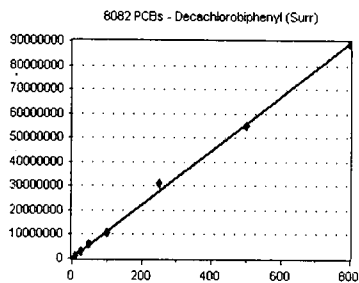
Calibration Date: **12/04/2019**

Analysis: **8082 PCBs**

Instrument Cal ID: **FECD2_QUANTPCB_19120**

Decachlorobiphenyl (Surr)

Curve Fit: **AVERAGE RF**



<u>Standard</u>	<u>Concentration</u>	<u>Response</u>	<u>Response Factor</u>	<u>RT</u>
9L03052-CAL1	10	1085395	108539.500	9.58
9L03052-CAL2	25	2699632	107985.300	9.58
9L03052-CAL3	50	5688932	113778.600	9.58
9L03052-CAL4	100	057786E+07	105778.600	9.58
9L03052-CAL5	250	108338E+07	124333.500	9.58
9L03052-CAL6	500	490382E+07	109807.600	9.58
9L03052-CAL7	800	920232E+07	111502.900	9.58

AVE RF **111675.200** RF RSD **5.50** AVE RT **9.58**

CALIBRATION SEQUENCE REVIEW SHEET

SEQUENCE: 9L03052

Analysis Included

1311/8082 TCLP PCBs
 608 PCBs
 608 PCBs - LL (1000/1mL) +1262/68
 8082 PCBs
 8082 PCBs - Low Level (2mL FV)
 8082 PCBs - Low Level (2mL FV) +1262/68
 8082 PCBs - Low Level (1000/1mL)
 8082 PCBs - Low Level (1000/1mL) +1262/68
 8082 PCBs - Low Level (30g/2mL)
 8082 PCBs + 1262/1268
 8082 PCBs in Trans. Oil - LL

INSTRUMENT SEQUENCE LOG

SampleID	SampleName	Matrix	STDID	ISTD ID	Analyzed
9L03052-ICB1	Initial Cal Blank	Water	A19K026		12/3/2019 4:47:00PM
9L03052-CAL1	Cal Standard	Water	A19F250	"	12/3/2019 5:04:00PM
9L03052-CAL2	Cal Standard	Water	A19F251	"	12/3/2019 5:22:00PM
9L03052-CAL3	Cal Standard	Water	A19F252	"	12/3/2019 5:40:00PM
9L03052-CAL4	Cal Standard	Water	A19F253	"	12/3/2019 5:57:00PM
9L03052-CAL5	Cal Standard	Water	A19F247	"	12/3/2019 6:15:00PM
9L03052-CAL6	Cal Standard	Water	A19F248	"	12/3/2019 6:32:00PM
9L03052-CAL7	Cal Standard	Water	A19F249	"	12/3/2019 6:50:00PM
9L03052-ICV1	Initial Cal Check	Water	A19H459	"	12/3/2019 7:25:00PM
9L03052-CAL8	Cal Standard	Water	A19H447	"	12/3/2019 7:43:00PM
9L03052-CAL9	Cal Standard	Water	A19H448	"	12/3/2019 8:01:00PM
9L03052-CALA	Cal Standard	Water	A19H449	"	12/3/2019 8:18:00PM
9L03052-CALB	Cal Standard	Water	A19H450	"	12/3/2019 8:36:00PM
9L03052-CALC	Cal Standard	Water	A19H451	"	12/3/2019 8:53:00PM
9L03052-CALD	Cal Standard	Water	A19H452	"	12/3/2019 9:11:00PM
9L03052-CALE	Cal Standard	Water	A19H453	"	12/3/2019 9:29:00PM
9L03052-ICV2	Initial Cal Check	Water	A19H405	"	12/3/2019 9:46:00PM
9L03052-ICV3	Initial Cal Check	Water	A19J367	"	12/3/2019 10:04:00PM
9L03052-ICV4	Initial Cal Check	Water	A19H406	"	12/3/2019 10:21:00PM
9L03052-ICV5	Initial Cal Check	Water	A19L037	"	12/3/2019 10:39:00PM

CALIBRATION STANDARD RECOVERIES

Calibration: **A9L0407**

Instrument: **DUALECD2F**

1311/8082 TCLP PCBs

Sequence: **9L03052**

Matrix: **Water**

9L03052-CAL1

Inst. MRL Recalc Res. Cal Level %Rec. Qual

Aroclor 1016	0.0000	0.00	20.0	0	
Aroclor 1260	0.0000	0.00	20.0	0	
Aroclor 1016	0.0000	0.00	20.0	0	
Aroclor 1260	0.0000	0.00	20.0	0	

9L03052-CAL2

Inst. MRL Recalc Res. Cal Level %Rec. Qual

Aroclor 1016	0.0000	0.00	50.0	0	
Aroclor 1260	0.0000	0.00	50.0	0	

CALIBRATION SEQUENCE REVIEW SHEET

SEQUENCE: 9L03052

Aroclor 1016	0.0000	0.00	50.0	0	
Aroclor 1260	0.0000	0.00	50.0	0	
9L03052-CAL3	Inst. MRL	Recalc Res.	Cal Level	%Rec.	Qual
Aroclor 1016	0.0000	0.00	100	0	
Aroclor 1260	0.0000	0.00	100	0	
Aroclor 1016	0.0000	0.00	100	0	
Aroclor 1260	0.0000	0.00	100	0	
9L03052-CAL4	Inst. MRL	Recalc Res.	Cal Level	%Rec.	Qual
Aroclor 1016	0.0000	0.00	200	0	
Aroclor 1260	0.0000	0.00	200	0	
Aroclor 1016	0.0000	0.00	200	0	
Aroclor 1260	0.0000	0.00	200	0	
9L03052-CAL5	Inst. MRL	Recalc Res.	Cal Level	%Rec.	Qual
Aroclor 1016	0.0000	0.00	500	0	
Aroclor 1260	0.0000	0.00	500	0	
Aroclor 1016	0.0000	0.00	500	0	
Aroclor 1260	0.0000	0.00	500	0	
9L03052-CAL6	Inst. MRL	Recalc Res.	Cal Level	%Rec.	Qual
Aroclor 1016	800.0000	0.00	1000	0	
Aroclor 1260	800.0000	0.00	1000	0	
Aroclor 1016	0.0000	0.00	1000	0	
Aroclor 1260	0.0000	0.00	1000	0	
Aroclor 1016	0.0000	0.00	1000	0	
Aroclor 1260	0.0000	0.00	1000	0	
9L03052-CAL7	Inst. MRL	Recalc Res.	Cal Level	%Rec.	Qual
Aroclor 1016	800.0000	0.00	1500	0	
Aroclor 1260	800.0000	0.00	1500	0	
Aroclor 1016	0.0000	0.00	1500	0	
Aroclor 1260	0.0000	0.00	1500	0	
Aroclor 1016	0.0000	0.00	1500	0	
Aroclor 1260	0.0000	0.00	1500	0	
9L03052-CAL8	Inst. MRL	Recalc Res.	Cal Level	%Rec.	Qual
Aroclor 1221	0.0000	0.00	500	0	
Aroclor 1221	0.0000	0.00	500	0	
9L03052-CAL9	Inst. MRL	Recalc Res.	Cal Level	%Rec.	Qual
Aroclor 1232	0.0000	0.00	500	0	
Aroclor 1232	0.0000	0.00	500	0	
9L03052-CALA	Inst. MRL	Recalc Res.	Cal Level	%Rec.	Qual
Aroclor 1242	0.0000	0.00	500	0	
Aroclor 1242	0.0000	0.00	500	0	
9L03052-CALB	Inst. MRL	Recalc Res.	Cal Level	%Rec.	Qual
Aroclor 1248	0.0000	0.00	500	0	
Aroclor 1248	0.0000	0.00	500	0	
9L03052-CALC	Inst. MRL	Recalc Res.	Cal Level	%Rec.	Qual
Aroclor 1254	0.0000	0.00	500	0	
Aroclor 1254	0.0000	0.00	500	0	

CALIBRATION SEQUENCE REVIEW SHEET

SEQUENCE: 9L03052

9L03052-CALD	Inst. MRL	Recalc Res.	Cal Level	%Rec.	Qual
Aroclor 1262	0.0000	0.00	500	0	
Aroclor 1262	0.0000	0.00	500	0	
9L03052-CALE	Inst. MRL	Recalc Res.	Cal Level	%Rec.	Qual
Aroclor 1268	0.0000	0.00	500	0	
Aroclor 1268	0.0000	0.00	500	0	

Compounds listed above have recalculated recoveries outside 70-130% of the true values, and the calibration levels are above the reporting level. If no compounds are listed, all are OK. Please see the next section for quadratic fit compounds.

Analytes With Quadratic Curve Fits

Qualifier iMDL iMRL Spike Amt %Difference OK? Raise MRL to ?
_____ _____

Analytes listed above have quadratic curve fits. If they are using a weighting option, they must be checked against the requested curve points to determine if the recalculated results are within limits (70-130 or as specified).

ICV RECOVERIES

Calibration: **A9L0407**

Instrument: **DUALECD2F**

8082 PCBs

Sequence: **9L03052**

Matrix: **Water**

9L03052-ICV1	Inst. MRL	ICV Level	Result	%Rec.	Qual
1260 (6)	20	500	338.20	68	
1260 (6)	20	500	338.20	68	
1260 (6)	20	500	338.20	68	
1260 (6)	20	500	338.20	68	
1260 (6)	20	500	338.20	68	
1260 (6)	20	500	338.20	68	
1260 (6)		500	338.20	68	
1260 (6)		500	338.20	68	
1260 (6)	20	500	338.20	68	
1260 (6)	20	500	338.20	68	
1260 (6)	20	500	338.20	68	

Compounds listed above have Initial Calibration Verification standard recoveries outside 70-130% of the true values. If no compounds are listed, all have passing recoveries.

Data Path : K:\DATA\9L03052\
 Data File : ECD2F002.D
 Signal(s) : ECD1A.CH
 Acq On : 03 Dec 2019 16:47
 Operator : MJB / KAK
 Sample : 9L03052-ICB1
 Misc :
 ALS Vial : 2 Sample Multiplier: 1

Integration File: PCB1.e
 Quant Time: Dec 04 15:46:12 2019
 Quant Method : K:\METHODS\FECD2_QUANTPCB_191203.M
 Quant Title : PCB Data Analysis
 QLast Update : Wed Dec 04 15:29:22 2019
 Response via : Initial Calibration
 Integrator: ChemStation 6890 Scale Mode: Small noise peaks clipped

12/4/19
Clean

Compound	R.T.	Response	Conc Units
System Monitoring Compounds			
1) S TCMX (S)	4.809	6338084	95.184 ng/ml
62) S DCBP (S)	9.578	10758324	96.336 ng/ml
Target Compounds			
2) Aroclor 1016 (1)	5.730	2193	0.587 ng/ml
3) Aroclor 1016 (2)	6.146	1281	0.178 ng/ml
4) Aroclor 1016 (3)	6.226	1076	0.271 ng/ml
5) Aroclor 1016 (4)	6.380	447	0.125 ng/ml
6) Aroclor 1016 (5)	6.607	951	0.229 ng/ml
7) Aroclor 1016 (6)	6.731	562	0.191 ng/ml
8) Aroclor 1016 - AVE	0.000	0	N.D. ng/ml
9) Aroclor 1221 (1)	5.162	6620	6.116 ng/ml
10) Aroclor 1221 (2)	5.300	5965	8.313 ng/ml
11) Aroclor 1221 (3)	5.361	4965	2.122 ng/ml
12) Aroclor 1221 - AVE	0.000	0	N.D. ng/ml
13) Aroclor 1232 (1)	5.371	4826	2.717 ng/ml
14) Aroclor 1232 (2)	6.146	1281	0.461 ng/ml
15) Aroclor 1232 (3)	6.226	1076	0.733 ng/ml
16) Aroclor 1232 (4)	6.380	447	0.392 ng/ml
17) Aroclor 1232 (5)	6.607	951	0.662 ng/ml
18) Aroclor 1232 (6)	6.731	562	0.469 ng/ml
19) Aroclor 1232 - AVE	0.000	0	N.D. ng/ml
20) Aroclor 1242 (1)	5.730	2193	0.826 ng/ml
21) Aroclor 1242 (2)	6.137	1320	0.255 ng/ml
22) Aroclor 1242 (3)	6.226	1076	0.382 ng/ml
23) Aroclor 1242 (4)	6.380	447	0.195 ng/ml
24) Aroclor 1242 (5)	6.607	951	0.319 ng/ml
25) Aroclor 1242 (6)	6.731	562	0.224 ng/ml
26) Aroclor 1242 - AVE	0.000	0	N.D. ng/ml
27) Aroclor 1248 (1)	6.130	1280	0.376 ng/ml
28) Aroclor 1248 (2)	6.380	447	0.099 ng/ml
29) Aroclor 1248 (3)	6.598	1020	0.196 ng/ml
30) Aroclor 1248 (4)	6.903	924	0.159 ng/ml
31) Aroclor 1248 (5)	6.933	1036	0.168 ng/ml
32) Aroclor 1248 (6)	7.414	1315	0.385 ng/ml
33) Aroclor 1248 - AVE	0.000	0	N.D. ng/ml
34) Aroclor 1254 (1)	6.933	1036	0.173 ng/ml
35) Aroclor 1254 (2)	7.027	397	0.054 ng/ml
36) Aroclor 1254 (3)	7.414	1315	0.117 ng/ml
37) Aroclor 1254 (4)	7.581	1251	0.175 ng/ml
38) Aroclor 1254 (5)	7.969	3567	0.466 ng/ml
39) Aroclor 1254 (6)	8.251	439	0.176 ng/ml
40) Aroclor 1254 - AVE	0.000	0	N.D. ng/ml
41) Aroclor 1260 (1)	7.530	1532	0.184 ng/ml
42) Aroclor 1260 (2)	7.661	810	0.079 ng/ml
43) Aroclor 1260 (3)	8.220	1016	0.129 ng/ml
44) Aroclor 1260 (4)	8.387	4410	0.237 ng/ml
45) Aroclor 1260 (5)	8.693	3008	0.249 ng/ml
46) Aroclor 1260 (6)	9.084	3317	0.648 ng/ml
47) Aroclor 1260 - AVE	0.000	0	N.D. ng/ml

Quantitation Report (Not Reviewed)

Data Path : K:\DATA\9L03052\
 Data File : ECD2F002.D
 Signal(s) : ECD1A.CH
 Acq On : 03 Dec 2019 16:47
 Operator : MJB / KAK
 Sample : 9L03052-ICB1
 Misc :
 ALS Vial : 2 Sample Multiplier: 1

Integration File: PCB1.e
 Quant Time: Dec 04 15:46:12 2019
 Quant Method : K:\METHODS\FECD2_QUANTPCB_191203.M
 Quant Title : PCB Data Analysis
 QLast Update : Wed Dec 04 15:29:22 2019
 Response via : Initial Calibration
 Integrator: ChemStation 6890 Scale Mode: Small noise peaks clipped

Compound	R.T.	Response	Conc Units
48) Aroclor 1262 (1)	7.661	810	0.101 ng/ml
49) Aroclor 1262 (2)	7.993	631	0.056 ng/ml
50) Aroclor 1262 (3)	8.220	1016	0.105 ng/ml
51) Aroclor 1262 (4)	8.387	4410	0.213 ng/ml
52) Aroclor 1262 (5)	8.693	3008	0.230 ng/ml
53) Aroclor 1262 (6)	9.084	3317	0.497 ng/ml
54) Aroclor 1262 - AVE	0.000	0	N.D. ng/ml
55) Aroclor 1268 (1)	8.220	1016	0.199 ng/ml
56) Aroclor 1268 (2)	8.643	2303	0.094 ng/ml
57) Aroclor 1268 (3)	8.693	3008	0.147 ng/ml
58) Aroclor 1268 (4)	8.870	57632	3.009 ng/ml
59) Aroclor 1268 (5)	9.078	3271	0.422 ng/ml
60) Aroclor 1268 (6)	9.344	58231	1.114 ng/ml
61) Aroclor 1268 - AVE	0.000	0	N.D. ng/ml

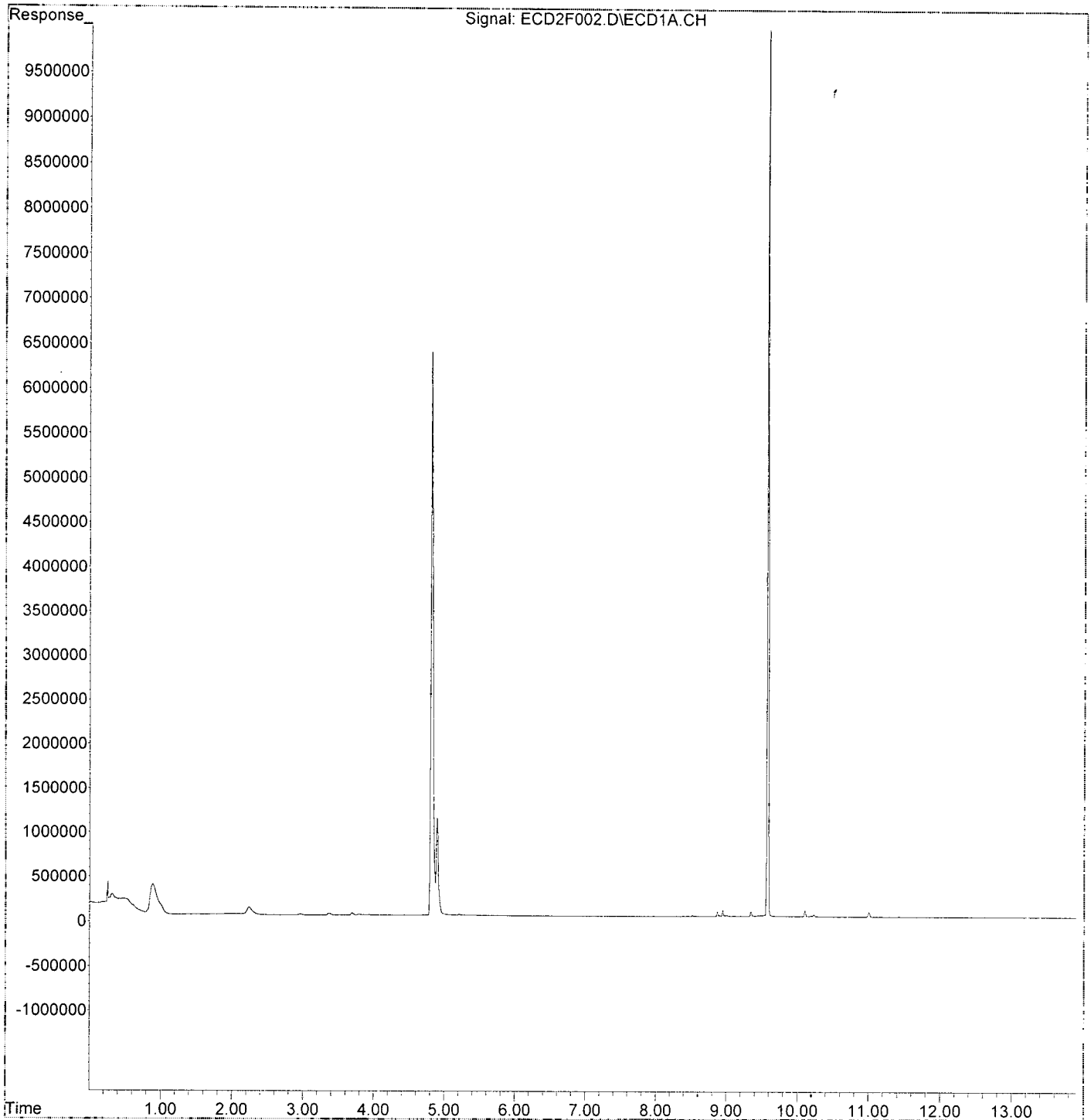
(f)=RT Delta > 1/2 Window

(m)=manual int.

Quantitation Report (Not Reviewed)

Data Path : K:\DATA\9L03052\
Data File : ECD2F002.D
Signal(s) : ECD1A.CH
Acq On : 03 Dec 2019 16:47
Operator : MJB / KAK
Sample : 9L03052-ICB1
Misc :
ALS Vial : 2 Sample Multiplier: 1

Integration File: PCB1.e
Quant Time: Dec 04 15:46:12 2019
Quant Method : K:\METHODS\FECD2_QUANTPCB_191203.M
Quant Title : PCB Data Analysis
QLast Update : Wed Dec 04 15:29:22 2019
Response via : Initial Calibration
Integrator: ChemStation 6890 Scale Mode: Small noise peaks clipped



Quantitation Report (Not Reviewed)

Data Path : K:\DATA\9L03052\
 Data File : ECD2F010.D
 Signal(s) : ECD1A.CH
 Acq On : 03 Dec 2019 19:08
 Operator : MJB / KAK
 Sample : 9L03052-~~1E1E1~~
 Misc :
 ALS Vial : 1 Sample Multiplier: 1

Integration File: PCB1.e
 Quant Time: Dec 04 15:46:27 2019
 Quant Method : K:\METHODS\FECD2_QUANTPCB_191203.M
 Quant Title : PCB Data Analysis
 QLast Update : Wed Dec 04 15:29:22 2019
 Response via : Initial Calibration
 Integrator: ChemStation 6890 Scale Mode: Small noise peaks clipped

Handwritten: 12/14/19

Compound	R.T.	Response	Conc Units
System Monitoring Compounds			
1) S TCMX (S)	4.737f	12545	0.188 ng/ml
62) S DCBP (S)	9.577	25002	0.224 ng/ml
Target Compounds			
2) Aroclor 1016 (1)	5.752	12668	3.389 ng/ml
3) Aroclor 1016 (2)	6.145	16520	2.296 ng/ml
4) Aroclor 1016 (3)	6.237	10133	2.550 ng/ml
5) Aroclor 1016 (4)	6.391	8879	2.482 ng/ml
6) Aroclor 1016 (5)	6.610	12655	3.048 ng/ml
7) Aroclor 1016 (6)	6.735	9348	3.187 ng/ml
8) Aroclor 1016 - AVE	0.000	0	N.D. ng/ml
9) Aroclor 1221 (1)	5.136	3825	3.533 ng/ml
10) Aroclor 1221 (2)	5.250	9695	13.511 ng/ml
11) Aroclor 1221 (3)	5.363	4759	2.034 ng/ml
12) Aroclor 1221 - AVE	0.000	0	N.D. ng/ml
13) Aroclor 1232 (1)	5.363	4759	2.679 ng/ml
14) Aroclor 1232 (2)	6.145	16520	5.942 ng/ml
15) Aroclor 1232 (3)	6.237	10133	6.907 ng/ml
16) Aroclor 1232 (4)	6.391	8879	7.793 ng/ml
17) Aroclor 1232 (5)	6.610	12655	8.813 ng/ml
18) Aroclor 1232 (6)	6.735	9348	7.802 ng/ml
19) Aroclor 1232 - AVE	0.000	0	N.D. ng/ml
20) Aroclor 1242 (1)	5.703	6298	2.371 ng/ml
21) Aroclor 1242 (2)	6.145	16520	3.185 ng/ml
22) Aroclor 1242 (3)	6.211	2588	0.918 ng/ml
23) Aroclor 1242 (4)	6.391	8879	3.879 ng/ml
24) Aroclor 1242 (5)	6.610	12655	4.240 ng/ml
25) Aroclor 1242 (6)	6.735	9348	3.725 ng/ml
26) Aroclor 1242 - AVE	0.000	0	N.D. ng/ml
27) Aroclor 1248 (1)	6.145	16520	4.854 ng/ml
28) Aroclor 1248 (2)	6.391	8879	1.966 ng/ml
29) Aroclor 1248 (3)	6.610	12655	2.425 ng/ml
30) Aroclor 1248 (4)	6.901	6862	1.182 ng/ml
31) Aroclor 1248 (5)	6.936	6915	1.123 ng/ml
32) Aroclor 1248 (6)	7.418	9012	2.637 ng/ml
33) Aroclor 1248 - AVE	0.000	0	N.D. ng/ml
34) Aroclor 1254 (1)	6.936	6915	1.153 ng/ml
35) Aroclor 1254 (2)	7.044	8240	1.131 ng/ml
36) Aroclor 1254 (3)	7.418	9012	0.804 ng/ml
37) Aroclor 1254 (4)	7.580	6917	0.970 ng/ml
38) Aroclor 1254 (5)	7.959	19034	2.485 ng/ml
39) Aroclor 1254 (6)	8.250	3740	1.500 ng/ml
40) Aroclor 1254 - AVE	0.000	0	N.D. ng/ml
41) Aroclor 1260 (1)	7.532	14399	1.729 ng/ml
42) Aroclor 1260 (2)	7.666	25104	2.461 ng/ml
43) Aroclor 1260 (3)	8.222	9877	1.256 ng/ml
44) Aroclor 1260 (4)	8.392	31578	1.696 ng/ml
45) Aroclor 1260 (5)	8.690	20342	1.682 ng/ml
46) Aroclor 1260 (6)	9.082	8134	1.590 ng/ml
47) Aroclor 1260 - AVE	0.000	0	N.D. ng/ml

Handwritten: << MDL

Quantitation Report (Not Reviewed)

Data Path : K:\DATA\9L03052\
 Data File : ECD2F010.D
 Signal(s) : ECD1A.CH
 Acq On : 03 Dec 2019 19:08
 Operator : MJB / KAK
 Sample : 9L03052-IBL1
 Misc :
 ALS Vial : 1 Sample Multiplier: 1

Integration File: PCB1.e
 Quant Time: Dec 04 15:46:27 2019
 Quant Method : K:\METHODS\FECD2_QUANTPCB_191203.M
 Quant Title : PCB Data Analysis
 QLast Update : Wed Dec 04 15:29:22 2019
 Response via : Initial Calibration
 Integrator: ChemStation 6890 Scale Mode: Small noise peaks clipped

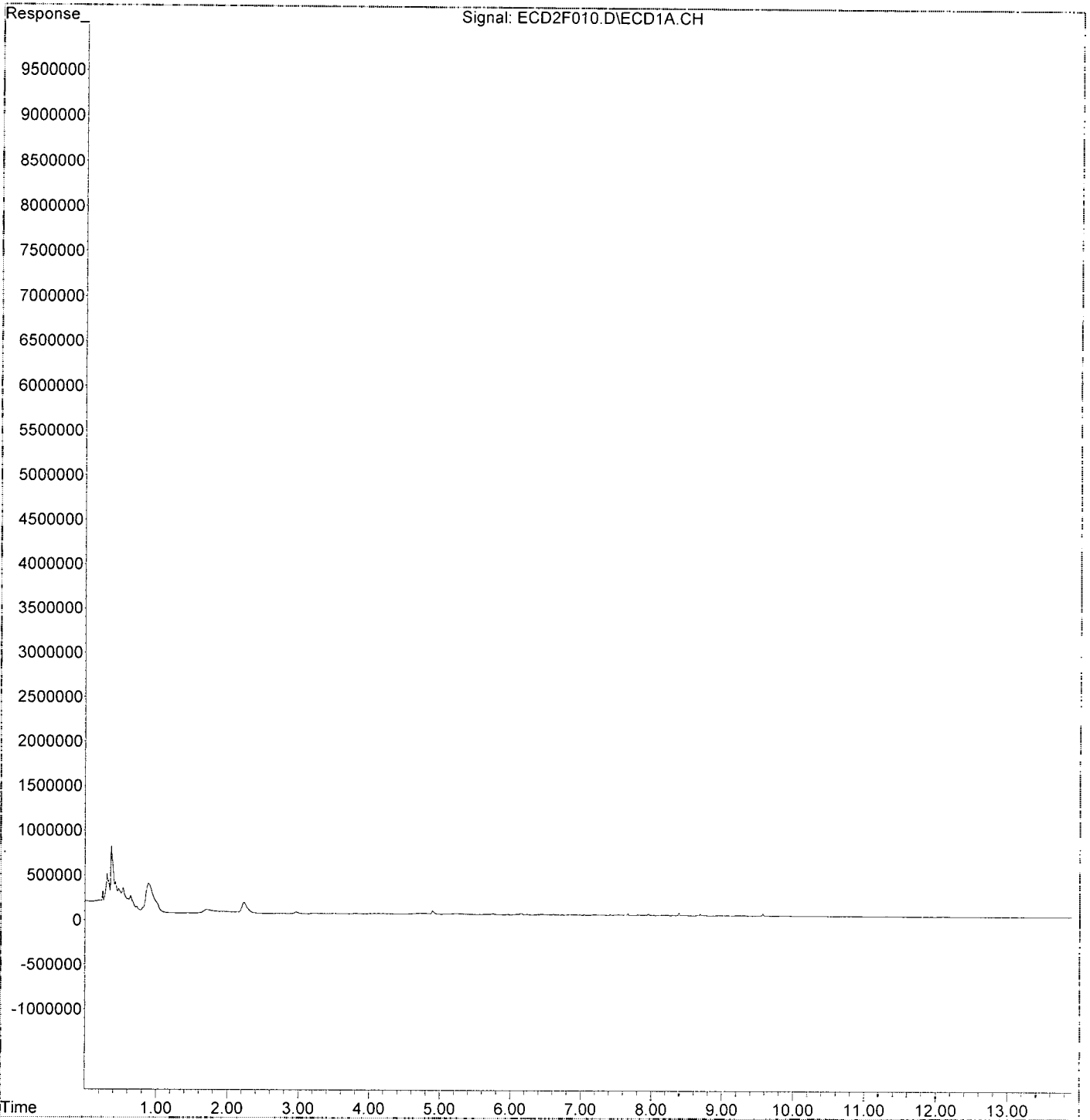
Compound	R.T.	Response	Conc Units
48) Aroclor 1262 (1)	7.666	25104	3.120 ng/ml
49) Aroclor 1262 (2)	7.989	9638	0.859 ng/ml
50) Aroclor 1262 (3)	8.222	9877	1.018 ng/ml
51) Aroclor 1262 (4)	8.392	31578	1.528 ng/ml
52) Aroclor 1262 (5)	8.690	20342	1.555 ng/ml
53) Aroclor 1262 (6)	9.082	8134	1.218 ng/ml
54) Aroclor 1262 - AVE	0.000	0	N.D. ng/ml
55) Aroclor 1268 (1)	8.222	9877	1.935 ng/ml
56) Aroclor 1268 (2)	8.639	4889	0.199 ng/ml
57) Aroclor 1268 (3)	8.690	20342	0.996 ng/ml
58) Aroclor 1268 (4)	8.872	2484	0.130 ng/ml
59) Aroclor 1268 (5)	9.082	8134	1.050 ng/ml
60) Aroclor 1268 (6)	9.341	4085	0.078 ng/ml
61) Aroclor 1268 - AVE	0.000	0	N.D. ng/ml

(f)=RT Delta > 1/2 Window

(m)=manual int.

Data Path : K:\DATA\9L03052\
Data File : ECD2F010.D
Signal(s) : ECD1A.CH
Acq On : 03 Dec 2019 19:08
Operator : MJB / KAK
Sample : 9L03052-IBL1
Misc :
ALS Vial : 1 Sample Multiplier: 1

Integration File: PCB1.e
Quant Time: Dec 04 15:46:27 2019
Quant Method : K:\METHODS\FECD2_QUANTPCB_191203.M
Quant Title : PCB Data Analysis
QLast Update : Wed Dec 04 15:29:22 2019
Response via : Initial Calibration
Integrator: ChemStation 6890 Scale Mode: Small noise peaks clipped



Quantitation Report (Not Reviewed)

Data Path : K:\DATA\9L03052\
 Data File : ECD2F011.D
 Signal(s) : ECD1A.CH
 Acq On : 03 Dec 2019 19:25
 Operator : MJB / KAK
 Sample : 9L03052-TCM~~1~~
 Misc :
 ALS Vial : 10 Sample Multiplier: 1

Integration File: PCB1.e
 Quant Time: Dec 04 15:46:41 2019
 Quant Method : K:\METHODS\FECD2_QUANTPCB_191203.M
 Quant Title : PCB Data Analysis
 QLast Update : Wed Dec 04 15:29:22 2019
 Response via : Initial Calibration
 Integrator: ChemStation 6890 Scale Mode: Small noise peaks clipped

12/4/19
1016, 1260

Compound	R.T.	Response	Conc	Units
System Monitoring Compounds				
1) S TCMX (S)	4.809	11420854	171.516	ng/ml
62) S DCBP (S)	9.577	20581453	184.298	ng/ml
Target Compounds				
2) Aroclor 1016 (1)	5.729	1584967	424.020	ng/ml
3) Aroclor 1016 (2)	6.143	3295907	458.153	ng/ml
4) Aroclor 1016 (3)	6.224	1748585	440.125	ng/ml
5) Aroclor 1016 (4)	6.381	1506724	421.184	ng/ml
6) Aroclor 1016 (5)	6.604	1802153	434.098	ng/ml
7) Aroclor 1016 (6)	6.730	1256017	428.203	ng/ml
8) Aroclor 1016 - AVE	0.000	0	N.D.	ng/ml
9) Aroclor 1221 (1)	5.167	154121	142.384	ng/ml
10) Aroclor 1221 (2)	5.287	169658	236.435	ng/ml
11) Aroclor 1221 (3)	5.367	741426	316.834	ng/ml
12) Aroclor 1221 - AVE	0.000	0	N.D.	ng/ml
13) Aroclor 1232 (1)	5.367	741426	417.429	ng/ml
14) Aroclor 1232 (2)	6.143	3295907	1185.500	ng/ml
15) Aroclor 1232 (3)	6.224	1748585	1191.994	ng/ml
16) Aroclor 1232 (4)	6.381	1506724	1322.425	ng/ml
17) Aroclor 1232 (5)	6.604	1802153	1254.999	ng/ml
18) Aroclor 1232 (6)	6.730	1256017	1048.322	ng/ml
19) Aroclor 1232 - AVE	0.000	0	N.D.	ng/ml
20) Aroclor 1242 (1)	5.729	1584967	596.744	ng/ml
21) Aroclor 1242 (2)	6.143	3295907	635.407	ng/ml
22) Aroclor 1242 (3)	6.224	1748585	620.028	ng/ml
23) Aroclor 1242 (4)	6.381	1506724	658.194	ng/ml
24) Aroclor 1242 (5)	6.604	1802153	603.796	ng/ml
25) Aroclor 1242 (6)	6.730	1256017	500.560	ng/ml
26) Aroclor 1242 - AVE	0.000	0	N.D.	ng/ml
27) Aroclor 1248 (1)	6.143	3295907	968.446	ng/ml
28) Aroclor 1248 (2)	6.381	1506724	333.699	ng/ml
29) Aroclor 1248 (3)	6.604	1802153	345.316	ng/ml
30) Aroclor 1248 (4)	6.898	306212	52.748	ng/ml
31) Aroclor 1248 (5)	6.931	1452015	235.743	ng/ml
32) Aroclor 1248 (6)	7.419	3020035	883.719	ng/ml
33) Aroclor 1248 - AVE	0.000	0	N.D.	ng/ml
34) Aroclor 1254 (1)	6.931	1452015	242.078	ng/ml
35) Aroclor 1254 (2)	7.042	1517384	208.215	ng/ml
36) Aroclor 1254 (3)	7.419	3020035	269.406	ng/ml
37) Aroclor 1254 (4)	7.578	308753	43.303	ng/ml
38) Aroclor 1254 (5)	7.959	4100152	535.339	ng/ml
39) Aroclor 1254 (6)	8.251	442599	177.474	ng/ml
40) Aroclor 1254 - AVE	0.000	0	N.D.	ng/ml
41) Aroclor 1260 (1)	7.531	4033365	484.326	ng/ml
42) Aroclor 1260 (2)	7.665	4859368	476.297	ng/ml
43) Aroclor 1260 (3)	8.221	3358472	427.006	ng/ml
44) Aroclor 1260 (4)	8.391	7851638	421.712	ng/ml
45) Aroclor 1260 (5)	8.691	5184287	428.596	ng/ml
46) Aroclor 1260 (6)	9.082	1729763	338.201	ng/ml
47) Aroclor 1260 - AVE	0.000	0	N.D.	ng/ml

43A.297

429.356

Quantitation Report (Not Reviewed)

Data Path : K:\DATA\9L03052\
 Data File : ECD2F011.D
 Signal(s) : ECD1A.CH
 Acq On : 03 Dec 2019 19:25
 Operator : MJB / KAK
 Sample : 9L03052-ICV1
 Misc :
 ALS Vial : 10 Sample Multiplier: 1

Integration File: PCB1.e
 Quant Time: Dec 04 15:46:41 2019
 Quant Method : K:\METHODS\FECD2_QUANTPCB_191203.M
 Quant Title : PCB Data Analysis
 QLast Update : Wed Dec 04 15:29:22 2019
 Response via : Initial Calibration
 Integrator: ChemStation 6890 Scale Mode: Small noise peaks clipped

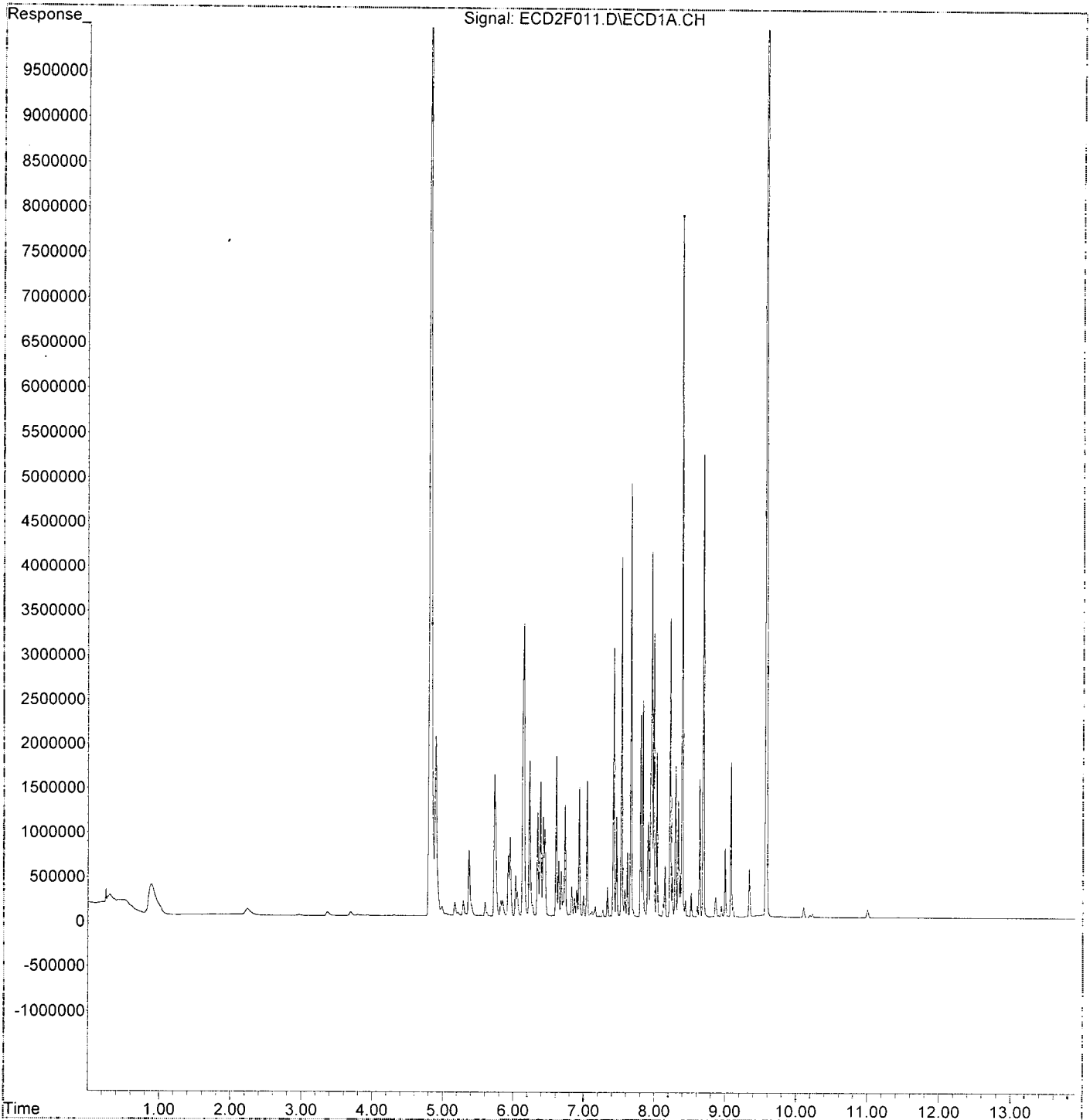
Compound	R.T.	Response	Conc	Units
48) Aroclor 1262 (1)	7.665	4859368	603.917	ng/ml
49) Aroclor 1262 (2)	7.989	3182035	283.476	ng/ml
50) Aroclor 1262 (3)	8.221	3358472	346.058	ng/ml
51) Aroclor 1262 (4)	8.391	7851638	380.039	ng/ml
52) Aroclor 1262 (5)	8.691	5184287	396.281	ng/ml
53) Aroclor 1262 (6)	9.082	1729763	259.077	ng/ml
54) Aroclor 1262 - AVE	0.000	0	N.D.	ng/ml
55) Aroclor 1268 (1)	8.221	3358472	657.977	ng/ml
56) Aroclor 1268 (2)	8.638	1542082	62.876	ng/ml
57) Aroclor 1268 (3)	8.691	5184287	253.955	ng/ml
58) Aroclor 1268 (4)	8.865	214550	11.202	ng/ml
59) Aroclor 1268 (5)	9.082	1729763	223.203	ng/ml
60) Aroclor 1268 (6)	9.340	542704	10.380	ng/ml
61) Aroclor 1268 - AVE	0.000	0	N.D.	ng/ml

(f)=RT Delta > 1/2 Window

(m)=manual int.

Data Path : K:\DATA\9L03052\
Data File : ECD2F011.D
Signal(s) : ECD1A.CH
Acq On : 03 Dec 2019 19:25
Operator : MJB / KAK
Sample : 9L03052-ICV1
Misc :
ALS Vial : 10 Sample Multiplier: 1

Integration File: PCB1.e
Quant Time: Dec 04 15:46:41 2019
Quant Method : K:\METHODS\FECD2_QUANTPCB_191203.M
Quant Title : PCB Data Analysis
QLast Update : Wed Dec 04 15:29:22 2019
Response via : Initial Calibration
Integrator: ChemStation 6890 Scale Mode: Small noise peaks clipped



Quantitation Report (Not Reviewed)

Data Path : K:\DATA\9L03052\
 Data File : ECD2F019.D
 Signal(s) : ECD1A.CH
 Acq On : 03 Dec 2019 21:46
 Operator : MJB / KAK
 Sample : 9L03052-ICV2
 Misc :
 ALS Vial : 18 Sample Multiplier: 1

Integration File: PCB1.e
 Quant Time: Dec 04 15:46:57 2019
 Quant Method : K:\METHODS\FECD2_QUANTPCB_191203.M
 Quant Title : PCB Data Analysis
 QLast Update : Wed Dec 04 15:29:22 2019
 Response via : Initial Calibration
 Integrator: ChemStation 6890 Scale Mode: Small noise peaks clipped

12/14/19
1221, 1254

Compound	R.T.	Response	Conc Units
System Monitoring Compounds			
1) S TCMX (S)	4.806	2523842	37.902 ng/ml
62) S DCBP (S)	9.576	9098738	81.475 ng/ml
Target Compounds			
2) Aroclor 1016 (1)	5.729	408626	109.318 ng/ml
3) Aroclor 1016 (2)	6.141	518754	72.110 ng/ml
4) Aroclor 1016 (3)	6.224	315790	79.485 ng/ml
5) Aroclor 1016 (4)	6.381	1796683	502.238 ng/ml
6) Aroclor 1016 (5)	6.602	1114869	268.547 ng/ml
7) Aroclor 1016 (6)	6.729	509980	173.863 ng/ml
8) Aroclor 1016 - AVE	0.000	0	N.D. ng/ml
9) Aroclor 1221 (1)	5.165	999048	922.965 ng/ml
10) Aroclor 1221 (2)	5.284	659283	918.773 ng/ml
11) Aroclor 1221 (3)	5.366	2169002	926.879 ng/ml
12) Aroclor 1221 - AVE	0.000	0	N.D. ng/ml
13) Aroclor 1232 (1)	5.366	2169002	1221.167 ng/ml
14) Aroclor 1232 (2)	6.141	518754	186.590 ng/ml
15) Aroclor 1232 (3)	6.224	315790	215.271 ng/ml
16) Aroclor 1232 (4)	6.381	1796683	1576.916 ng/ml
17) Aroclor 1232 (5)	6.602	1114869	776.382 ng/ml
18) Aroclor 1232 (6)	6.729	509980	425.650 ng/ml
19) Aroclor 1232 - AVE	0.000	0	N.D. ng/ml
20) Aroclor 1242 (1)	5.729	408626	153.849 ng/ml
21) Aroclor 1242 (2)	6.141	518754	100.009 ng/ml
22) Aroclor 1242 (3)	6.224	315790	111.975 ng/ml
23) Aroclor 1242 (4)	6.381	1796683	784.858 ng/ml
24) Aroclor 1242 (5)	6.602	1114869	373.527 ng/ml
25) Aroclor 1242 (6)	6.729	509980	203.242 ng/ml
26) Aroclor 1242 - AVE	0.000	0	N.D. ng/ml
27) Aroclor 1248 (1)	6.141	518754	152.427 ng/ml
28) Aroclor 1248 (2)	6.381	1796683	397.917 ng/ml
29) Aroclor 1248 (3)	6.602	1114869	213.623 ng/ml
30) Aroclor 1248 (4)	6.897	1645230	283.409 ng/ml
31) Aroclor 1248 (5)	6.930	3291877	534.456 ng/ml
32) Aroclor 1248 (6)	7.412	5438265	1591.338 ng/ml
33) Aroclor 1248 - AVE	0.000	0	N.D. ng/ml
34) Aroclor 1254 (1)	6.930	3291877	548.818 ng/ml
35) Aroclor 1254 (2)	7.040	3724068	511.017 ng/ml
36) Aroclor 1254 (3)	7.412	5438265	485.127 ng/ml
37) Aroclor 1254 (4)	7.577	3641186	510.683 ng/ml
38) Aroclor 1254 (5)	7.958	3764966	491.575 ng/ml
39) Aroclor 1254 (6)	8.249	1229847	493.144 ng/ml
40) Aroclor 1254 - AVE	0.000	0	N.D. ng/ml
41) Aroclor 1260 (1)	7.531	2171772	260.786 ng/ml
42) Aroclor 1260 (2)	7.664	2434418	238.612 ng/ml
43) Aroclor 1260 (3)	8.220	352887	44.867 ng/ml
44) Aroclor 1260 (4)	8.390	825894	44.359 ng/ml
45) Aroclor 1260 (5)	8.689	707191	58.465 ng/ml
46) Aroclor 1260 (6)	9.080	59626	11.658 ng/ml
47) Aroclor 1260 - AVE	0.000	0	N.D. ng/ml

922.872

506.727

Quantitation Report (Not Reviewed)

Data Path : K:\DATA\9L03052\
 Data File : ECD2F019.D
 Signal(s) : ECD1A.CH
 Acq On : 03 Dec 2019 21:46
 Operator : MJB / KAK
 Sample : 9L03052-ICV2
 Misc :
 ALS Vial : 18 Sample Multiplier: 1

Integration File: PCB1.e
 Quant Time: Dec 04 15:46:57 2019
 Quant Method : K:\METHODS\FECD2_QUANTPCB_191203.M
 Quant Title : PCB Data Analysis
 QLast Update : Wed Dec 04 15:29:22 2019
 Response via : Initial Calibration
 Integrator: ChemStation 6890 Scale Mode: Small noise peaks clipped

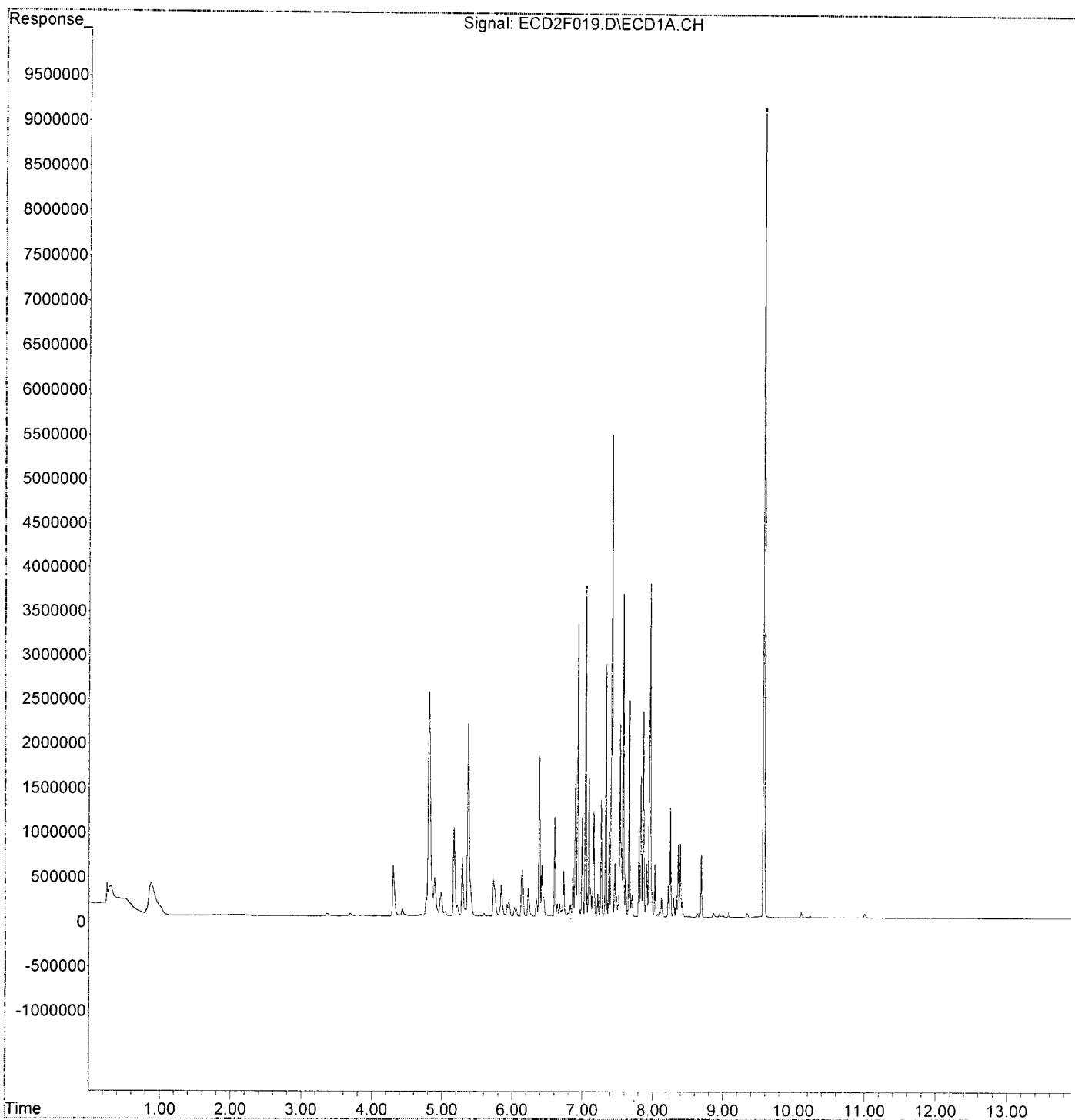
Compound	R.T.	Response	Conc Units
48) Aroclor 1262 (1)	7.664	2434418	302.547 ng/ml
49) Aroclor 1262 (2)	7.986	283402	25.247 ng/ml
50) Aroclor 1262 (3)	8.220	352887	36.362 ng/ml
51) Aroclor 1262 (4)	8.390	825894	39.975 ng/ml
52) Aroclor 1262 (5)	8.689	707191	54.057 ng/ml
53) Aroclor 1262 (6)	9.080	59626	8.931 ng/ml
54) Aroclor 1262 - AVE	0.000	0	N.D. ng/ml
55) Aroclor 1268 (1)	8.220	352887	69.136 ng/ml
56) Aroclor 1268 (2)	8.637	48189	1.965 ng/ml
57) Aroclor 1268 (3)	8.689	707191	34.642 ng/ml
58) Aroclor 1268 (4)	8.859	50067	2.614 ng/ml
59) Aroclor 1268 (5)	9.080	59626	7.694 ng/ml
60) Aroclor 1268 (6)	9.340	48854	0.934 ng/ml
61) Aroclor 1268 - AVE	0.000	0	N.D. ng/ml

(f)=RT Delta > 1/2 Window

(m)=manual int.

Data Path : K:\DATA\9L03052\
Data File : ECD2F019.D
Signal(s) : ECD1A.CH
Acq On : 03 Dec 2019 21:46
Operator : MJB / KAK
Sample : 9L03052-ICV2
Misc :
ALS Vial : 18 Sample Multiplier: 1

Integration File: PCB1.e
Quant Time: Dec 04 15:46:57 2019
Quant Method : K:\METHODS\FECD2_QUANTPCB_191203.M
Quant Title : PCB Data Analysis
QLast Update : Wed Dec 04 15:29:22 2019
Response via : Initial Calibration
Integrator: ChemStation 6890 Scale Mode: Small noise peaks clipped



Quantitation Report (Not Reviewed)

Data Path : K:\DATA\9L03052\
 Data File : ECD2F020.D
 Signal(s) : ECD1A.CH
 Acq On : 03 Dec 2019 22:04
 Operator : MJB / KAK
 Sample : 9L03052-ICV3
 Misc :
 ALS Vial : 19 Sample Multiplier: 1

12/14/19
1232, 1262

Integration File: PCB1.e
 Quant Time: Dec 04 15:47:09 2019
 Quant Method : K:\METHODS\FECD2_QUANTPCB_191203.M
 Quant Title : PCB Data Analysis
 QLast Update : Wed Dec 04 15:29:22 2019
 Response via : Initial Calibration
 Integrator: ChemStation 6890 Scale Mode: Small noise peaks clipped

Compound	R.T.	Response	Conc Units
System Monitoring Compounds			
1) S TCMX (S)	4.807	2529050	37.981 ng/ml
62) S DCBP (S)	9.577	9324205	83.494 ng/ml
Target Compounds			
2) Aroclor 1016 (1)	5.728	780192	208.722 ng/ml
3) Aroclor 1016 (2)	6.140	1503421	208.985 ng/ml
4) Aroclor 1016 (3)	6.224	809480	203.749 ng/ml
5) Aroclor 1016 (4)	6.381	633249	177.016 ng/ml
6) Aroclor 1016 (5)	6.603	781085	188.146 ng/ml
7) Aroclor 1016 (6)	6.729	644810	219.830 ng/ml
8) Aroclor 1016 - AVE	0.000	0	N.D. ng/ml
9) Aroclor 1221 (1)	5.165	352683	325.824 ng/ml
10) Aroclor 1221 (2)	5.284	262348	365.607 ng/ml
11) Aroclor 1221 (3)	5.366	914140	390.639 ng/ml
12) Aroclor 1221 - AVE	0.000	0	N.D. ng/ml
13) Aroclor 1232 (1)	5.366	914140	514.669 ng/ml
14) Aroclor 1232 (2)	6.140	1503421	540.763 ng/ml
15) Aroclor 1232 (3)	6.224	809480	551.815 ng/ml
16) Aroclor 1232 (4)	6.381	633249	555.792 ng/ml
17) Aroclor 1232 (5)	6.603	781085	543.939 ng/ml
18) Aroclor 1232 (6)	6.729	644810	538.185 ng/ml
19) Aroclor 1232 - AVE	0.000	0	N.D. ng/ml
20) Aroclor 1242 (1)	5.728	780192	293.744 ng/ml
21) Aroclor 1242 (2)	6.140	1503421	289.839 ng/ml
22) Aroclor 1242 (3)	6.224	809480	287.032 ng/ml
23) Aroclor 1242 (4)	6.381	633249	276.627 ng/ml
24) Aroclor 1242 (5)	6.603	781085	261.696 ng/ml
25) Aroclor 1242 (6)	6.729	644810	256.976 ng/ml
26) Aroclor 1242 - AVE	0.000	0	N.D. ng/ml
27) Aroclor 1248 (1)	6.140	1503421	441.755 ng/ml
28) Aroclor 1248 (2)	6.381	633249	140.248 ng/ml
29) Aroclor 1248 (3)	6.603	781085	149.666 ng/ml
30) Aroclor 1248 (4)	6.897	807432	139.089 ng/ml
31) Aroclor 1248 (5)	6.934	1110368	180.275 ng/ml
32) Aroclor 1248 (6)	7.419	2767318	809.769 ng/ml
33) Aroclor 1248 - AVE	0.000	0	N.D. ng/ml
34) Aroclor 1254 (1)	6.934	1110368	185.119 ng/ml
35) Aroclor 1254 (2)	7.041	720967	98.931 ng/ml
36) Aroclor 1254 (3)	7.419	2767318	246.862 ng/ml
37) Aroclor 1254 (4)	7.579	293242	41.128 ng/ml
38) Aroclor 1254 (5)	7.959	1932670	252.340 ng/ml
39) Aroclor 1254 (6)	8.251	135955	54.515 ng/ml
40) Aroclor 1254 - AVE	0.000	0	N.D. ng/ml
41) Aroclor 1260 (1)	7.531	3315864	398.168 ng/ml
42) Aroclor 1260 (2)	7.665	3967208	388.851 ng/ml
43) Aroclor 1260 (3)	8.220	4669824	593.736 ng/ml
44) Aroclor 1260 (4)	8.391	10490038	563.421 ng/ml
45) Aroclor 1260 (5)	8.689	6158136	509.106 ng/ml
46) Aroclor 1260 (6)	9.081	3347737	654.545 ng/ml
47) Aroclor 1260 - AVE	0.000	0	N.D. ng/ml

540.861

Quantitation Report (Not Reviewed)

Data Path : K:\DATA\9L03052\
 Data File : ECD2F020.D
 Signal(s) : ECD1A.CH
 Acq On : 03 Dec 2019 22:04
 Operator : MJB / KAK
 Sample : 9L03052-ICV3
 Misc :
 ALS Vial : 19 Sample Multiplier: 1

Integration File: PCB1.e
 Quant Time: Dec 04 15:47:09 2019
 Quant Method : K:\METHODS\FECD2_QUANTPCB_191203.M
 Quant Title : PCB Data Analysis
 QLast Update : Wed Dec 04 15:29:22 2019
 Response via : Initial Calibration
 Integrator: ChemStation 6890 Scale Mode: Small noise peaks clipped

Compound	R.T.	Response	Conc	Units
48) Aroclor 1262 (1)	7.665	3967208	493.041	ng/ml
49) Aroclor 1262 (2)	7.988	5589920	497.985	ng/ml
50) Aroclor 1262 (3)	8.220	4669824	481.180	ng/ml
51) Aroclor 1262 (4)	8.391	10490038	507.744	ng/ml
52) Aroclor 1262 (5)	8.689	6158136	470.720	ng/ml
53) Aroclor 1262 (6)	9.081	3347737	501.411	ng/ml
54) Aroclor 1262 - AVE	0.000	0	N.D.	ng/ml
55) Aroclor 1268 (1)	8.220	4669824	914.892	ng/ml
56) Aroclor 1268 (2)	8.638	3952358	161.152	ng/ml
57) Aroclor 1268 (3)	8.689	6158136	301.660	ng/ml
58) Aroclor 1268 (4)	8.867	311895	16.284	ng/ml
59) Aroclor 1268 (5)	9.081	3347737	431.981	ng/ml
60) Aroclor 1268 (6)	9.340	1087897	20.808	ng/ml
61) Aroclor 1268 - AVE	0.000	0	N.D.	ng/ml

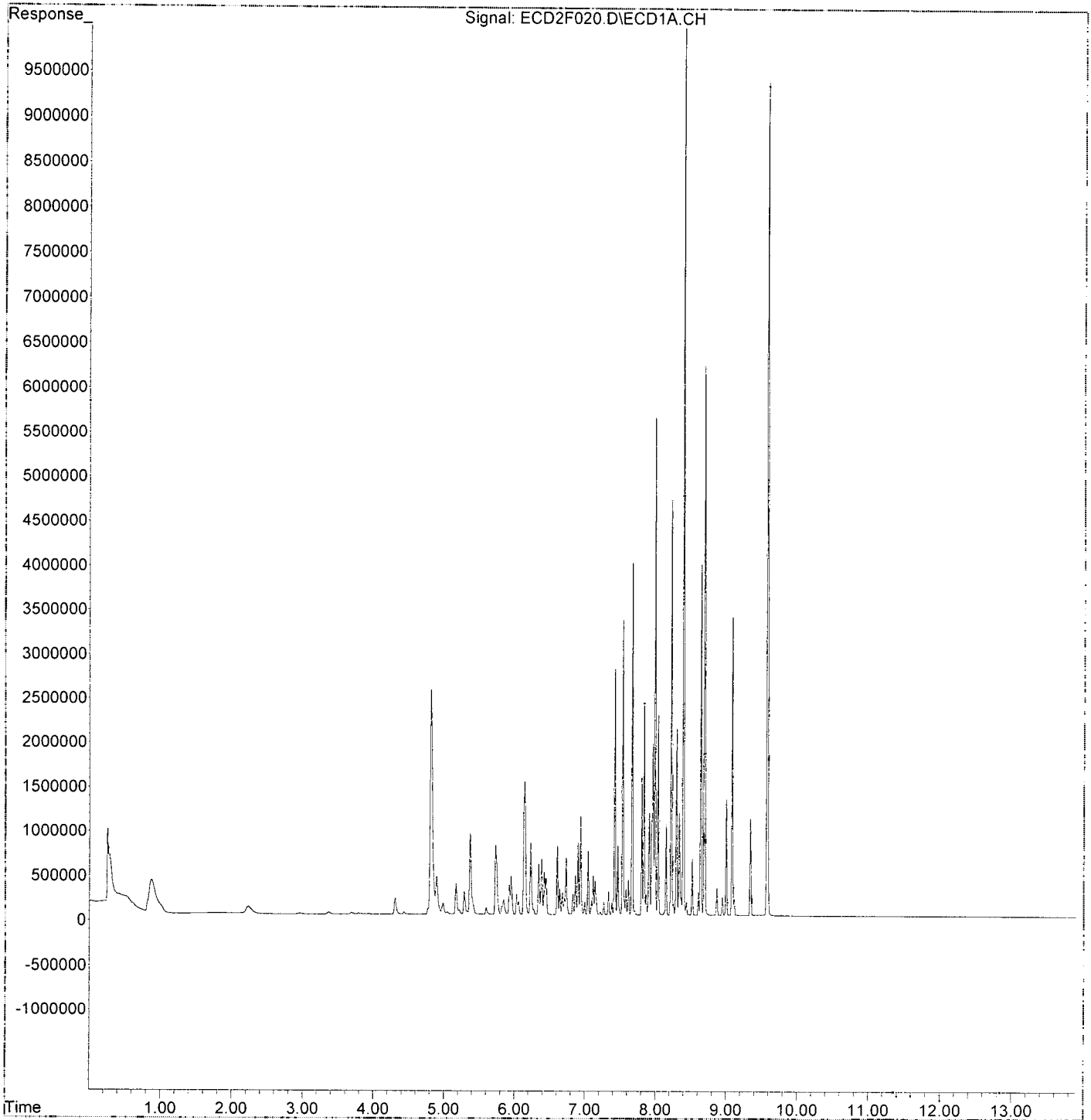
492.01A

(f)=RT Delta > 1/2 Window

(m)=manual int.

Data Path : K:\DATA\9L03052\
Data File : ECD2F020.D
Signal(s) : ECD1A.CH
Acq On : 03 Dec 2019 22:04
Operator : MJB / KAK
Sample : 9L03052-ICV3
Misc :
ALS Vial : 19 Sample Multiplier: 1

Integration File: PCB1.e
Quant Time: Dec 04 15:47:09 2019
Quant Method : K:\METHODS\FECD2_QUANTPCB_191203.M
Quant Title : PCB Data Analysis
QLast Update : Wed Dec 04 15:29:22 2019
Response via : Initial Calibration
Integrator: ChemStation 6890 Scale Mode: Small noise peaks clipped



Quantitation Report (Not Reviewed)

Data Path : K:\DATA\9L03052\
 Data File : ECD2F021.D
 Signal(s) : ECD1A.CH
 Acq On : 03 Dec 2019 22:21
 Operator : MJB / KAK
 Sample : 9L03052-~~TCV4~~
 Misc :
 ALS Vial : 20 Sample Multiplier: 1

Integration File: PCB1.e
 Quant Time: Dec 04 15:47:22 2019
 Quant Method : K:\METHODS\FECD2_QUANTPCB_191203.M
 Quant Title : PCB Data Analysis
 QLast Update : Wed Dec 04 15:29:22 2019
 Response via : Initial Calibration
 Integrator: ChemStation 6890 Scale Mode: Small noise peaks clipped

12/11/19
1242, 1268

Compound	R.T.	Response	Conc	Units
System Monitoring Compounds				
1) S TCMX (S)	4.809	2665860	40.035	ng/ml
62) S DCBP (S)	9.576	4442909	39.784	ng/ml
Target Compounds				
2) Aroclor 1016 (1)	5.728	1382752	369.922	ng/ml
3) Aroclor 1016 (2)	6.141	2750450	382.331	ng/ml
4) Aroclor 1016 (3)	6.223	1465507	368.873	ng/ml
5) Aroclor 1016 (4)	6.380	1228739	343.477	ng/ml
6) Aroclor 1016 (5)	6.603	1520400	366.230	ng/ml
7) Aroclor 1016 (6)	6.729	1310155	446.660	ng/ml
8) Aroclor 1016 - AVE	0.000	0	N.D.	ng/ml
9) Aroclor 1221 (1)	5.167	142252	131.419	ng/ml
10) Aroclor 1221 (2)	5.284	157140	218.989	ng/ml
11) Aroclor 1221 (3)	5.366	700121	299.183	ng/ml
12) Aroclor 1221 - AVE	0.000	0	N.D.	ng/ml
13) Aroclor 1232 (1)	5.366	700121	394.174	ng/ml
14) Aroclor 1232 (2)	6.141	2750450	989.305	ng/ml
15) Aroclor 1232 (3)	6.223	1465507	999.022	ng/ml
16) Aroclor 1232 (4)	6.380	1228739	1078.442	ng/ml
17) Aroclor 1232 (5)	6.603	1520400	1058.790	ng/ml
18) Aroclor 1232 (6)	6.729	1310155	1093.508	ng/ml
19) Aroclor 1232 - AVE	0.000	0	N.D.	ng/ml
20) Aroclor 1242 (1)	5.728	1382752	520.609	ng/ml
21) Aroclor 1242 (2)	6.141	2750450	530.250	ng/ml
22) Aroclor 1242 (3)	6.223	1465507	519.652	ng/ml
23) Aroclor 1242 (4)	6.380	1228739	536.759	ng/ml
24) Aroclor 1242 (5)	6.603	1520400	509.397	ng/ml
25) Aroclor 1242 (6)	6.729	1310155	522.136	ng/ml
26) Aroclor 1242 - AVE	0.000	0	N.D.	ng/ml
27) Aroclor 1248 (1)	6.141	2750450	808.173	ng/ml
28) Aroclor 1248 (2)	6.380	1228739	272.133	ng/ml
29) Aroclor 1248 (3)	6.603	1520400	291.328	ng/ml
30) Aroclor 1248 (4)	6.896	1550785	267.140	ng/ml
31) Aroclor 1248 (5)	6.935	1647945	267.554	ng/ml
32) Aroclor 1248 (6)	7.411	529842	155.042	ng/ml
33) Aroclor 1248 - AVE	0.000	0	N.D.	ng/ml
34) Aroclor 1254 (1)	6.935	1647945	274.744	ng/ml
35) Aroclor 1254 (2)	7.040	376012	51.596	ng/ml
36) Aroclor 1254 (3)	7.411	529842	47.265	ng/ml
37) Aroclor 1254 (4)	7.577	374880	52.578	ng/ml
38) Aroclor 1254 (5)	7.959	74111	9.676	ng/ml
39) Aroclor 1254 (6)	8.249	38994	15.636	ng/ml
40) Aroclor 1254 - AVE	0.000	0	N.D.	ng/ml
41) Aroclor 1260 (1)	7.552	195683	23.498	ng/ml
42) Aroclor 1260 (2)	7.664	79308	7.773	ng/ml
43) Aroclor 1260 (3)	8.212	2553339	324.639	ng/ml
44) Aroclor 1260 (4)	8.390	1205764	64.762	ng/ml
45) Aroclor 1260 (5)	8.685	10212114	844.257	ng/ml
46) Aroclor 1260 (6)	9.081	3853280	753.388	ng/ml
47) Aroclor 1260 - AVE	0.000	0	N.D.	ng/ml

523.13A

Quantitation Report (Not Reviewed)

Data Path : K:\DATA\9L03052\
 Data File : ECD2F021.D
 Signal(s) : ECD1A.CH
 Acq On : 03 Dec 2019 22:21
 Operator : MJB / KAK
 Sample : 9L03052-ICV4
 Misc :
 ALS Vial : 20 Sample Multiplier: 1

Integration File: PCB1.e
 Quant Time: Dec 04 15:47:22 2019
 Quant Method : K:\METHODS\FECD2_QUANTPCB_191203.M
 Quant Title : PCB Data Analysis
 QLast Update : Wed Dec 04 15:29:22 2019
 Response via : Initial Calibration
 Integrator: ChemStation 6890 Scale Mode: Small noise peaks clipped

Compound	R.T.	Response	Conc Units
48) Aroclor 1262 (1)	7.664	79308	9.856 ng/ml
49) Aroclor 1262 (2)	7.988	2099746	187.059 ng/ml
50) Aroclor 1262 (3)	8.212	2553339	263.097 ng/ml
51) Aroclor 1262 (4)	8.390	1205764	58.362 ng/ml
52) Aroclor 1262 (5)	8.685	10212114	780.602 ng/ml
53) Aroclor 1262 (6)	9.081	3853280	577.129 ng/ml
54) Aroclor 1262 - AVE	0.000	0	N.D. ng/ml
55) Aroclor 1268 (1)	8.212	2553339	500.239 ng/ml
56) Aroclor 1268 (2)	8.638	11416672	465.499 ng/ml
57) Aroclor 1268 (3)	8.685	10212114	500.246 ng/ml
58) Aroclor 1268 (4)	8.868	9250966	482.994 ng/ml
59) Aroclor 1268 (5)	9.081	3853280	497.214 ng/ml
60) Aroclor 1268 (6)	9.341	25949592	496.325 ng/ml
61) Aroclor 1268 - AVE	0.000	0	N.D. ng/ml

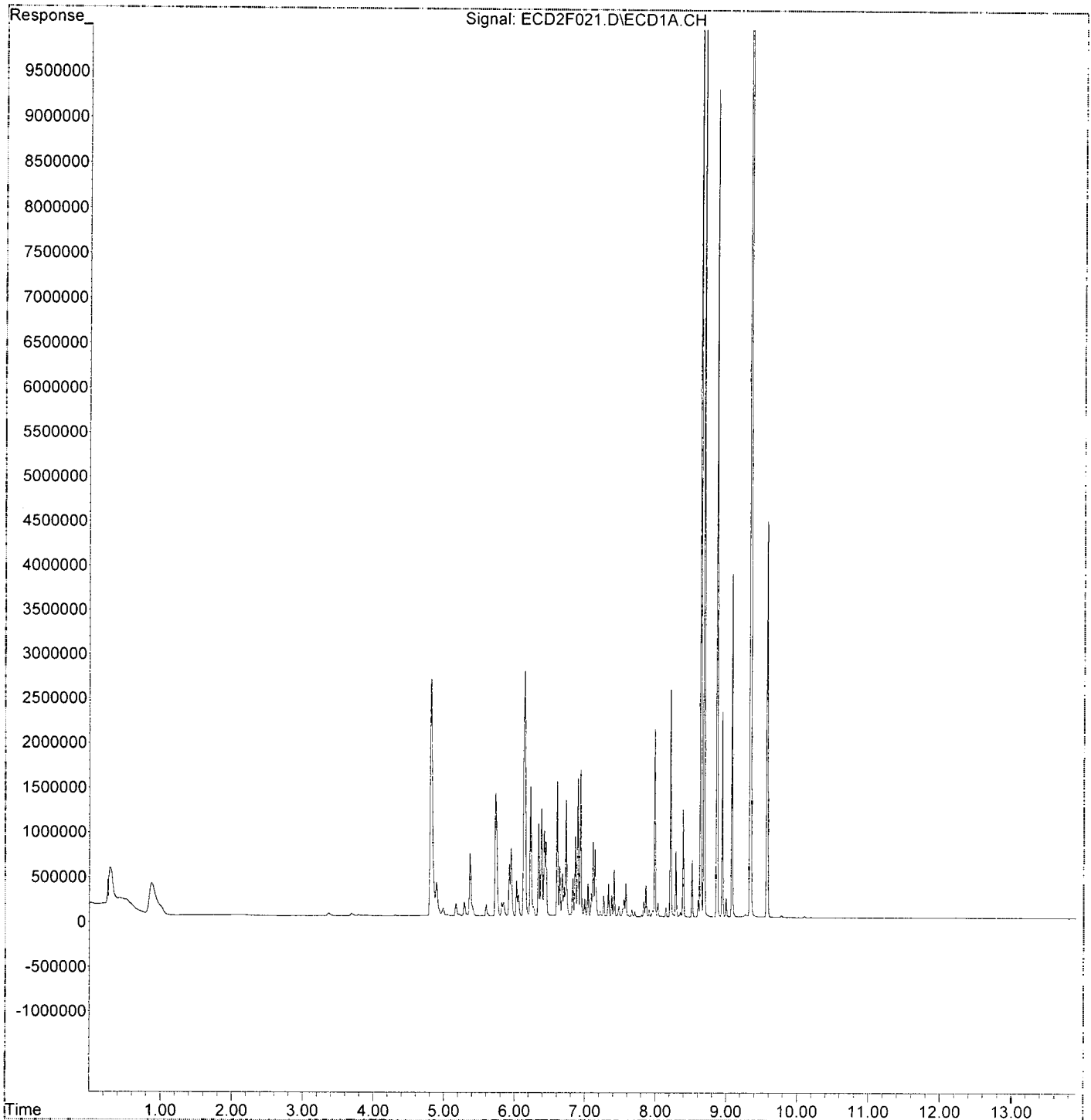
490.420

(f)=RT Delta > 1/2 Window

(m)=manual int.

Data Path : K:\DATA\9L03052\
Data File : ECD2F021.D
Signal(s) : ECD1A.CH
Acq On : 03 Dec 2019 22:21
Operator : MJB / KAK
Sample : 9L03052-ICV4
Misc :
ALS Vial : 20 Sample Multiplier: 1

Integration File: PCB1.e
Quant Time: Dec 04 15:47:22 2019
Quant Method : K:\METHODS\FECD2_QUANTPCB_191203.M
Quant Title : PCB Data Analysis
QLast Update : Wed Dec 04 15:29:22 2019
Response via : Initial Calibration
Integrator: ChemStation 6890 Scale Mode: Small noise peaks clipped



Quantitation Report (Not Reviewed)

Data Path : K:\DATA\9L03052\
 Data File : ECD2F022.D
 Signal(s) : ECD1A.CH
 Acq On : 03 Dec 2019 22:39
 Operator : MJB / KAK
 Sample : 9L03052-ICV5
 Misc :
 ALS Vial : 21 Sample Multiplier: 1

Integration File: PCB1.e
 Quant Time: Dec 04 15:47:36 2019
 Quant Method : K:\METHODS\FECD2_QUANTPCB_191203.M
 Quant Title : PCB Data Analysis
 QLast Update : Wed Dec 04 15:29:22 2019
 Response via : Initial Calibration
 Integrator: ChemStation 6890 Scale Mode: Small noise peaks clipped

Handwritten:
 12/11/19
 1248

Compound	R.T.	Response	Conc Units
System Monitoring Compounds			
1) S TCMX (S)	4.807	3885	0.058 ng/ml
62) S DCBP (S)	9.575	9875	0.088 ng/ml
Target Compounds			
2) Aroclor 1016 (1)	5.728	773412	206.908 ng/ml
3) Aroclor 1016 (2)	6.141	1727133	240.083 ng/ml
4) Aroclor 1016 (3)	6.223	962046	242.150 ng/ml
5) Aroclor 1016 (4)	6.381	2489269	695.841 ng/ml
6) Aroclor 1016 (5)	6.603	2879322	693.564 ng/ml
7) Aroclor 1016 (6)	6.729	2195827	748.604 ng/ml
8) Aroclor 1016 - AVE	0.000	0	N.D. ng/ml
9) Aroclor 1221 (1)	5.166	16969	15.677 ng/ml
10) Aroclor 1221 (2)	5.287	19525	27.211 ng/ml
11) Aroclor 1221 (3)	5.367	88672	37.892 ng/ml
12) Aroclor 1221 - AVE	0.000	0	N.D. ng/ml
13) Aroclor 1232 (1)	5.367	88672	49.923 ng/ml
14) Aroclor 1232 (2)	6.141	1727133	621.230 ng/ml
15) Aroclor 1232 (3)	6.223	962046	655.818 ng/ml
16) Aroclor 1232 (4)	6.381	2489269	2184.787 ng/ml
17) Aroclor 1232 (5)	6.603	2879322	2005.127 ng/ml
18) Aroclor 1232 (6)	6.729	2195827	1832.725 ng/ml
19) Aroclor 1232 - AVE	0.000	0	N.D. ng/ml
20) Aroclor 1242 (1)	5.728	773412	291.192 ng/ml
21) Aroclor 1242 (2)	6.141	1727133	332.968 ng/ml
22) Aroclor 1242 (3)	6.223	962046	341.130 ng/ml
23) Aroclor 1242 (4)	6.381	2489269	1087.406 ng/ml
24) Aroclor 1242 (5)	6.603	2879322	964.692 ng/ml
25) Aroclor 1242 (6)	6.729	2195827	875.103 ng/ml
26) Aroclor 1242 - AVE	0.000	0	N.D. ng/ml
27) Aroclor 1248 (1)	6.130	1712166	503.091 ng/ml
28) Aroclor 1248 (2)	6.381	2489269	551.307 ng/ml
29) Aroclor 1248 (3)	6.603	2879322	551.715 ng/ml
30) Aroclor 1248 (4)	6.897	3307894	569.822 ng/ml
31) Aroclor 1248 (5)	6.934	3316675	538.482 ng/ml
32) Aroclor 1248 (6)	7.411	1869117	546.939 ng/ml
33) Aroclor 1248 - AVE	0.000	0	N.D. ng/ml
34) Aroclor 1254 (1)	6.934	3316675	552.953 ng/ml
35) Aroclor 1254 (2)	7.041	1195032	163.982 ng/ml
36) Aroclor 1254 (3)	7.411	1869117	166.737 ng/ml
37) Aroclor 1254 (4)	7.578	1323324	185.599 ng/ml
38) Aroclor 1254 (5)	7.958	294269	38.421 ng/ml
39) Aroclor 1254 (6)	8.251	119096	47.755 ng/ml
40) Aroclor 1254 - AVE	0.000	0	N.D. ng/ml
41) Aroclor 1260 (1)	7.535	286492	34.402 ng/ml
42) Aroclor 1260 (2)	7.663	187599	18.388 ng/ml
43) Aroclor 1260 (3)	8.220	32805	4.171 ng/ml
44) Aroclor 1260 (4)	8.391	78085	4.194 ng/ml
45) Aroclor 1260 (5)	8.690	62566	5.172 ng/ml
46) Aroclor 1260 (6)	9.080	20052	3.921 ng/ml
47) Aroclor 1260 - AVE	0.000	0	N.D. ng/ml

Handwritten: 543.589

Quantitation Report (Not Reviewed)

Data Path : K:\DATA\9L03052\
 Data File : ECD2F022.D
 Signal(s) : ECD1A.CH
 Acq On : 03 Dec 2019 22:39
 Operator : MJB / KAK
 Sample : 9L03052-ICV5
 Misc :
 ALS Vial : 21 Sample Multiplier: 1

Integration File: PCB1.e
 Quant Time: Dec 04 15:47:36 2019
 Quant Method : K:\METHODS\FECD2_QUANTPCB_191203.M
 Quant Title : PCB Data Analysis
 QLast Update : Wed Dec 04 15:29:22 2019
 Response via : Initial Calibration
 Integrator: ChemStation 6890 Scale Mode: Small noise peaks clipped

Compound	R.T.	Response	Conc Units
48) Aroclor 1262 (1)	7.663	187599	23.315 ng/ml
49) Aroclor 1262 (2)	7.988	36173	3.223 ng/ml
50) Aroclor 1262 (3)	8.220	32805	3.380 ng/ml
51) Aroclor 1262 (4)	8.391	78085	3.779 ng/ml
52) Aroclor 1262 (5)	8.690	62566	4.782 ng/ml
53) Aroclor 1262 (6)	9.080	20052	3.003 ng/ml
54) Aroclor 1262 - AVE	0.000	0	N.D. ng/ml
55) Aroclor 1268 (1)	8.220	32805	6.427 ng/ml
56) Aroclor 1268 (2)	8.638	20328	0.829 ng/ml
57) Aroclor 1268 (3)	8.690	62566	3.065 ng/ml
58) Aroclor 1268 (4)	8.865	4340	0.227 ng/ml
59) Aroclor 1268 (5)	9.080	20052	2.587 ng/ml
60) Aroclor 1268 (6)	9.340	13546	0.259 ng/ml
61) Aroclor 1268 - AVE	0.000	0	N.D. ng/ml

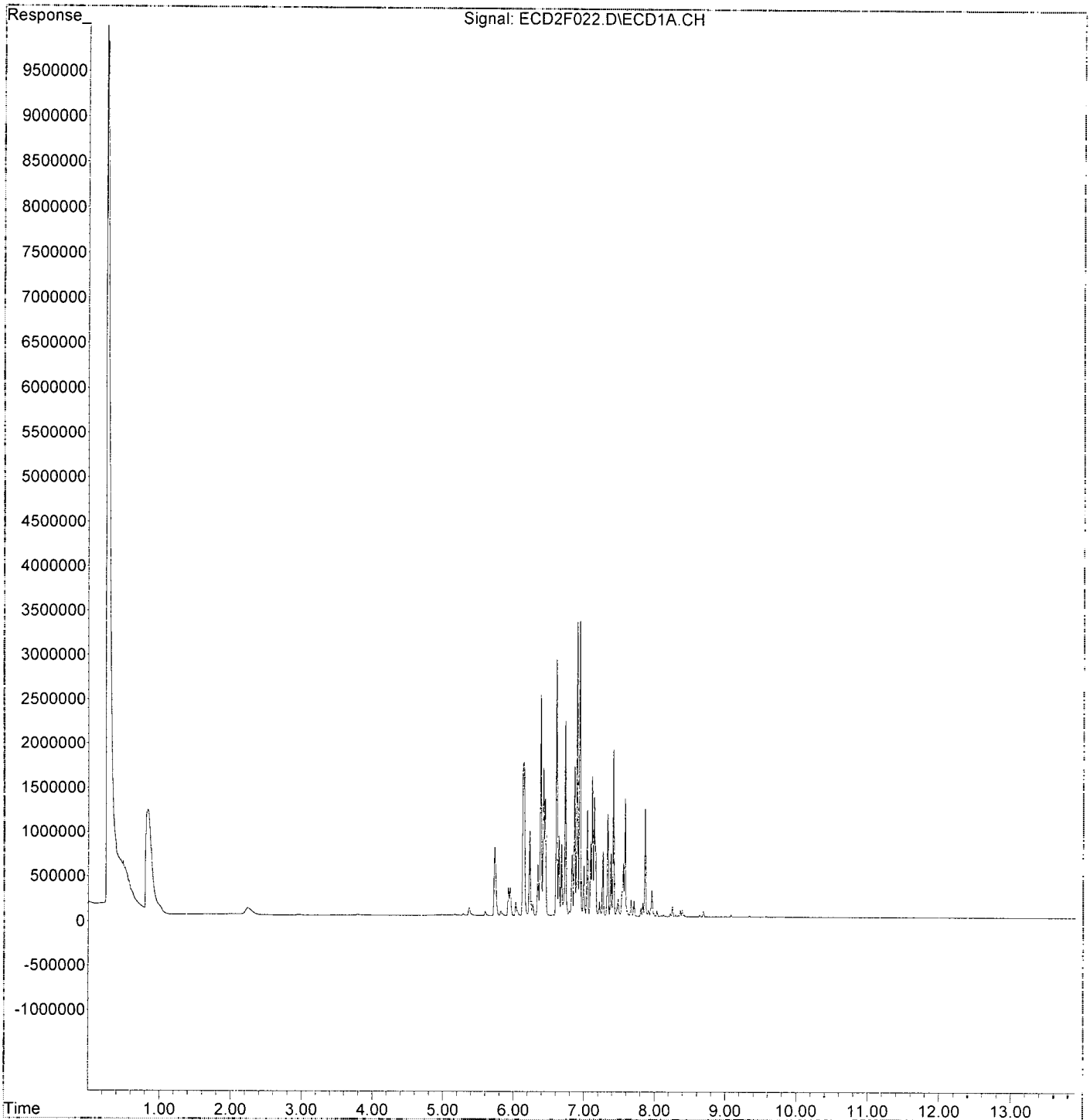
(f)=RT Delta > 1/2 Window

(m)=manual int.

Quantitation Report (Not Reviewed)

Data Path : K:\DATA\9L03052\
Data File : ECD2F022.D
Signal(s) : ECD1A.CH
Acq On : 03 Dec 2019 22:39
Operator : MJB / KAK
Sample : 9L03052-ICV5
Misc :
ALS Vial : 21 Sample Multiplier: 1

Integration File: PCB1.e
Quant Time: Dec 04 15:47:36 2019
Quant Method : K:\METHODS\FECD2_QUANTPCB_191203.M
Quant Title : PCB Data Analysis
QLast Update : Wed Dec 04 15:29:22 2019
Response via : Initial Calibration
Integrator: ChemStation 6890 Scale Mode: Small noise peaks clipped



Quantitation Report (QT Reviewed)

Data Path : K:\DATA\9L03052\requant\
 Data File : ECD2F003.D
 Signal(s) : ECD1A.CH
 Acq On : 03 Dec 2019 17:04
 Operator : MJB / KAK
 Sample : 9L03052-CAL1
 Misc :
 ALS Vial : 3 Sample Multiplier: 1

Integration File: PCB1.e
 Quant Time: Dec 04 15:32:40 2019
 Quant Method : K:\METHODS\FECD2_QUANTPCB_191203.M
 Quant Title : PCB Data Analysis
 QLast Update : Wed Dec 04 15:29:22 2019
 Response via : Initial Calibration
 Integrator: ChemStation 6890 Scale Mode: Small noise peaks clipped

Compound	R.T.	Response	Conc Units
System Monitoring Compounds			
1) S TCMX (S)	4.810	607866	9.129 ng/ml
62) S DCBP (S)	9.578	1085395	9.719 ng/ml ✓
Target Compounds			
2) Aroclor 1016 (1)	5.730	89904	24.052 ng/ml
3) Aroclor 1016 (2)	6.144	161114	22.396 ng/ml
4) Aroclor 1016 (3)	6.226	94866	23.878 ng/ml
5) Aroclor 1016 (4)	6.382	87352	24.418 ng/ml
6) Aroclor 1016 (5)	6.604	97448	23.473 ng/ml
7) Aroclor 1016 (6)	6.731	68287	23.280 ng/ml
8) Aroclor 1016 - AVE	0.000	0	N.D. ng/ml
9) Aroclor 1221 (1)	0.000	0	N.D. ng/ml
10) Aroclor 1221 (2)	0.000	0	N.D. ng/ml
11) Aroclor 1221 (3)	0.000	0	N.D. ng/ml
12) Aroclor 1221 - AVE	0.000	0	N.D. ng/ml
13) Aroclor 1232 (1)	0.000	0	N.D. ng/ml
14) Aroclor 1232 (2)	0.000	0	N.D. ng/ml
15) Aroclor 1232 (3)	0.000	0	N.D. ng/ml
16) Aroclor 1232 (4)	0.000	0	N.D. ng/ml
17) Aroclor 1232 (5)	0.000	0	N.D. ng/ml
18) Aroclor 1232 (6)	0.000	0	N.D. ng/ml
19) Aroclor 1232 - AVE	0.000	0	N.D. ng/ml
20) Aroclor 1242 (1)	0.000	0	N.D. ng/ml
21) Aroclor 1242 (2)	0.000	0	N.D. ng/ml
22) Aroclor 1242 (3)	0.000	0	N.D. ng/ml
23) Aroclor 1242 (4)	0.000	0	N.D. ng/ml
24) Aroclor 1242 (5)	0.000	0	N.D. ng/ml
25) Aroclor 1242 (6)	0.000	0	N.D. ng/ml
26) Aroclor 1242 - AVE	0.000	0	N.D. ng/ml
27) Aroclor 1248 (1)	0.000	0	N.D. ng/ml
28) Aroclor 1248 (2)	0.000	0	N.D. ng/ml
29) Aroclor 1248 (3)	0.000	0	N.D. ng/ml
30) Aroclor 1248 (4)	0.000	0	N.D. ng/ml
31) Aroclor 1248 (5)	0.000	0	N.D. ng/ml
32) Aroclor 1248 (6)	0.000	0	N.D. ng/ml
33) Aroclor 1248 - AVE	0.000	0	N.D. ng/ml
34) Aroclor 1254 (1)	0.000	0	N.D. ng/ml
35) Aroclor 1254 (2)	0.000	0	N.D. ng/ml
36) Aroclor 1254 (3)	0.000	0	N.D. ng/ml
37) Aroclor 1254 (4)	0.000	0	N.D. ng/ml
38) Aroclor 1254 (5)	0.000	0	N.D. ng/ml
39) Aroclor 1254 (6)	0.000	0	N.D. ng/ml
40) Aroclor 1254 - AVE	0.000	0	N.D. ng/ml
41) Aroclor 1260 (1)	7.532	186119	22.349 ng/ml
42) Aroclor 1260 (2)	7.665	225314	22.084 ng/ml
43) Aroclor 1260 (3)	8.222	178776	22.730 ng/ml
44) Aroclor 1260 (4)	8.392	374030	20.089 ng/ml
45) Aroclor 1260 (5)	8.690	254106	21.007 ng/ml
46) Aroclor 1260 (6)	9.082	115322	22.548 ng/ml
47) Aroclor 1260 - AVE	0.000	0	N.D. ng/ml

MJB
12/4/19

Quantitation Report (QT Reviewed)

Data Path : K:\DATA\9L03052\requant\
 Data File : ECD2F003.D
 Signal(s) : ECD1A.CH
 Acq On : 03 Dec 2019 17:04
 Operator : MJB / KAK
 Sample : 9L03052-CAL1
 Misc :
 ALS Vial : 3 Sample Multiplier: 1

Integration File: PCB1.e
 Quant Time: Dec 04 15:32:40 2019
 Quant Method : K:\METHODS\FECD2_QUANTPCB_191203.M
 Quant Title : PCB Data Analysis
 QLast Update : Wed Dec 04 15:29:22 2019
 Response via : Initial Calibration
 Integrator: ChemStation 6890 Scale Mode: Small noise peaks clipped

Compound	R.T.	Response	Conc	Units
48) Aroclor 1262 (1)	0.000	0	N.D.	ng/ml
49) Aroclor 1262 (2)	0.000	0	N.D.	ng/ml
50) Aroclor 1262 (3)	0.000	0	N.D.	ng/ml
51) Aroclor 1262 (4)	0.000	0	N.D.	ng/ml
52) Aroclor 1262 (5)	0.000	0	N.D.	ng/ml
53) Aroclor 1262 (6)	0.000	0	N.D.	ng/ml
54) Aroclor 1262 - AVE	0.000	0	N.D.	ng/ml
55) Aroclor 1268 (1)	0.000	0	N.D.	ng/ml
56) Aroclor 1268 (2)	0.000	0	N.D.	ng/ml
57) Aroclor 1268 (3)	0.000	0	N.D.	ng/ml
58) Aroclor 1268 (4)	0.000	0	N.D.	ng/ml
59) Aroclor 1268 (5)	0.000	0	N.D.	ng/ml
60) Aroclor 1268 (6)	0.000	0	N.D.	ng/ml
61) Aroclor 1268 - AVE	0.000	0	N.D.	ng/ml

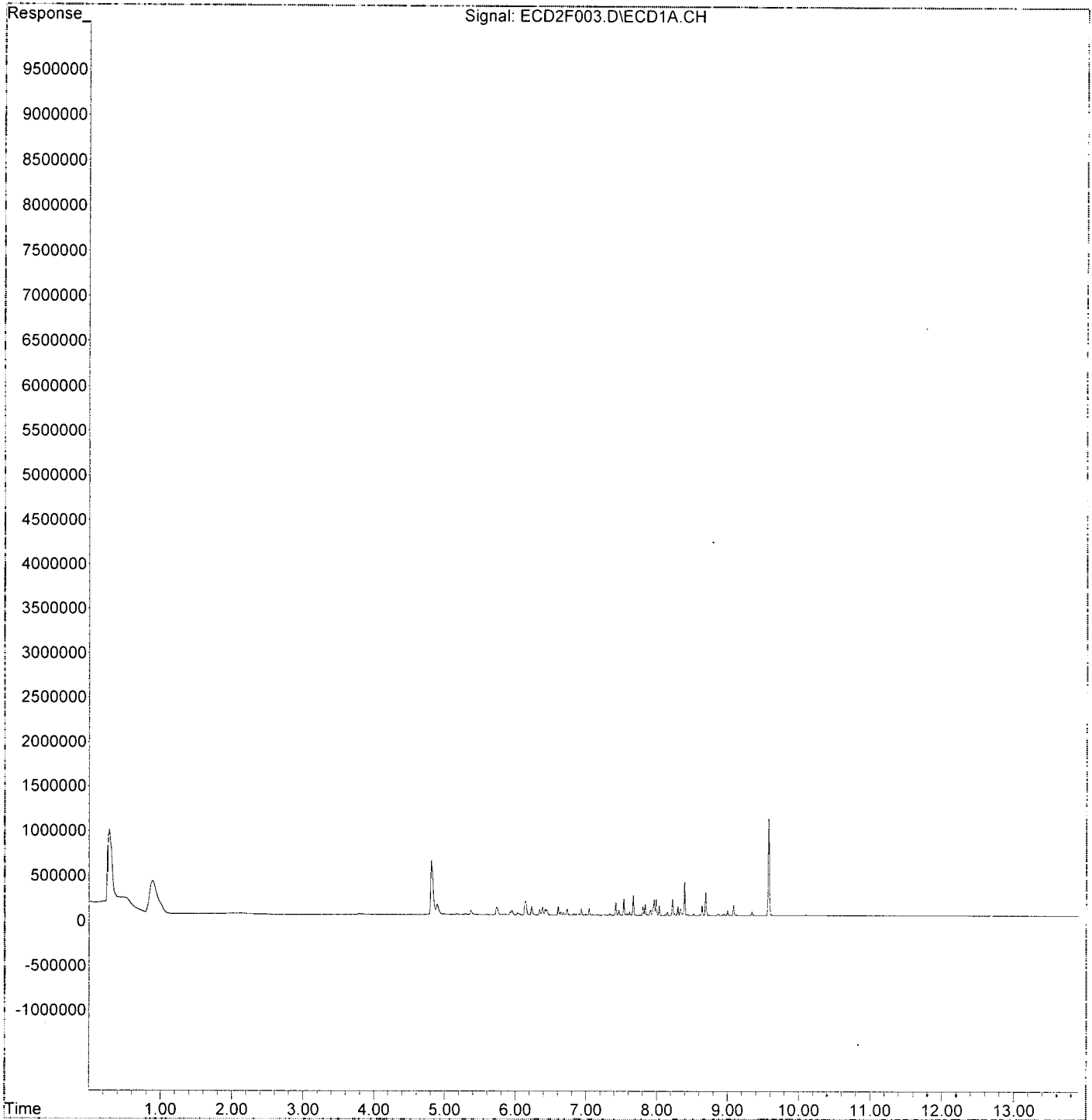
(f)=RT Delta > 1/2 Window

(m)=manual int.

Quantitation Report (QT Reviewed)

Data Path : K:\DATA\9L03052\requant\
Data File : ECD2F003.D
Signal(s) : ECD1A.CH
Acq On : 03 Dec 2019 17:04
Operator : MJB / KAK
Sample : 9L03052-CAL1
Misc :
ALS Vial : 3 Sample Multiplier: 1

Integration File: PCB1.e
Quant Time: Dec 04 15:32:40 2019
Quant Method : K:\METHODS\FECD2_QUANTPCB_191203.M
Quant Title : PCB Data Analysis
QLast Update : Wed Dec 04 15:29:22 2019
Response via : Initial Calibration
Integrator: ChemStation 6890 Scale Mode: Small noise peaks clipped



Quantitation Report (QT Reviewed)

Data Path : K:\DATA\9L03052\requant\
 Data File : ECD2F004.D
 Signal(s) : ECD1A.CH
 Acq On : 03 Dec 2019 17:22
 Operator : MJB / KAK
 Sample : 9L03052-CAL2
 Misc :
 ALS Vial : 4 Sample Multiplier: 1

Integration File: PCB1.e
 Quant Time: Dec 04 15:32:58 2019
 Quant Method : K:\METHODS\FECD2_QUANTPCB_191203.M
 Quant Title : PCB Data Analysis
 QLast Update : Wed Dec 04 15:29:22 2019
 Response via : Initial Calibration
 Integrator: ChemStation 6890 Scale Mode: Small noise peaks clipped

Compound	R.T.	Response	Conc Units
System Monitoring Compounds			
1) S TCMX (S)	4.809	1520231	22.830 ng/ml ✓
62) S DCBP (S)	9.576	2699632	24.174 ng/ml ✓
Target Compounds			
2) Aroclor 1016 (1)	5.729	193429	51.747 ng/ml
3) Aroclor 1016 (2)	6.143	352080	48.941 ng/ml
4) Aroclor 1016 (3)	6.225	199490	50.212 ng/ml
5) Aroclor 1016 (4)	6.381	190893	53.362 ng/ml
6) Aroclor 1016 (5)	6.604	220902	53.210 ng/ml
7) Aroclor 1016 (6)	6.731	153783	52.428 ng/ml
8) Aroclor 1016 - AVE	0.000	0	N.D. ng/ml
9) Aroclor 1221 (1)	0.000	0	N.D. ng/ml
10) Aroclor 1221 (2)	0.000	0	N.D. ng/ml
11) Aroclor 1221 (3)	0.000	0	N.D. ng/ml
12) Aroclor 1221 - AVE	0.000	0	N.D. ng/ml
13) Aroclor 1232 (1)	0.000	0	N.D. ng/ml
14) Aroclor 1232 (2)	0.000	0	N.D. ng/ml
15) Aroclor 1232 (3)	0.000	0	N.D. ng/ml
16) Aroclor 1232 (4)	0.000	0	N.D. ng/ml
17) Aroclor 1232 (5)	0.000	0	N.D. ng/ml
18) Aroclor 1232 (6)	0.000	0	N.D. ng/ml
19) Aroclor 1232 - AVE	0.000	0	N.D. ng/ml
20) Aroclor 1242 (1)	0.000	0	N.D. ng/ml
21) Aroclor 1242 (2)	0.000	0	N.D. ng/ml
22) Aroclor 1242 (3)	0.000	0	N.D. ng/ml
23) Aroclor 1242 (4)	0.000	0	N.D. ng/ml
24) Aroclor 1242 (5)	0.000	0	N.D. ng/ml
25) Aroclor 1242 (6)	0.000	0	N.D. ng/ml
26) Aroclor 1242 - AVE	0.000	0	N.D. ng/ml
27) Aroclor 1248 (1)	0.000	0	N.D. ng/ml
28) Aroclor 1248 (2)	0.000	0	N.D. ng/ml
29) Aroclor 1248 (3)	0.000	0	N.D. ng/ml
30) Aroclor 1248 (4)	0.000	0	N.D. ng/ml
31) Aroclor 1248 (5)	0.000	0	N.D. ng/ml
32) Aroclor 1248 (6)	0.000	0	N.D. ng/ml
33) Aroclor 1248 - AVE	0.000	0	N.D. ng/ml
34) Aroclor 1254 (1)	0.000	0	N.D. ng/ml
35) Aroclor 1254 (2)	0.000	0	N.D. ng/ml
36) Aroclor 1254 (3)	0.000	0	N.D. ng/ml
37) Aroclor 1254 (4)	0.000	0	N.D. ng/ml
38) Aroclor 1254 (5)	0.000	0	N.D. ng/ml
39) Aroclor 1254 (6)	0.000	0	N.D. ng/ml
40) Aroclor 1254 - AVE	0.000	0	N.D. ng/ml
41) Aroclor 1260 (1)	7.531	418936	50.306 ng/ml
42) Aroclor 1260 (2)	7.665	506688	49.664 ng/ml
43) Aroclor 1260 (3)	8.221	402124	51.127 ng/ml
44) Aroclor 1260 (4)	8.390	944538	50.731 ng/ml
45) Aroclor 1260 (5)	8.690	615297	50.868 ng/ml
46) Aroclor 1260 (6)	9.081	258919	50.623 ng/ml
47) Aroclor 1260 - AVE	0.000	0	N.D. ng/ml

12/4/19

Quantitation Report (QT Reviewed)

Data Path : K:\DATA\9L03052\requant\
 Data File : ECD2F004.D
 Signal(s) : ECD1A.CH
 Acq On : 03 Dec 2019 17:22
 Operator : MJB / KAK
 Sample : 9L03052-CAL2
 Misc :
 ALS Vial : 4 Sample Multiplier: 1

Integration File: PCB1.e
 Quant Time: Dec 04 15:32:58 2019
 Quant Method : K:\METHODS\FECD2_QUANTPCB_191203.M
 Quant Title : PCB Data Analysis
 QLast Update : Wed Dec 04 15:29:22 2019
 Response via : Initial Calibration
 Integrator: ChemStation 6890 Scale Mode: Small noise peaks clipped

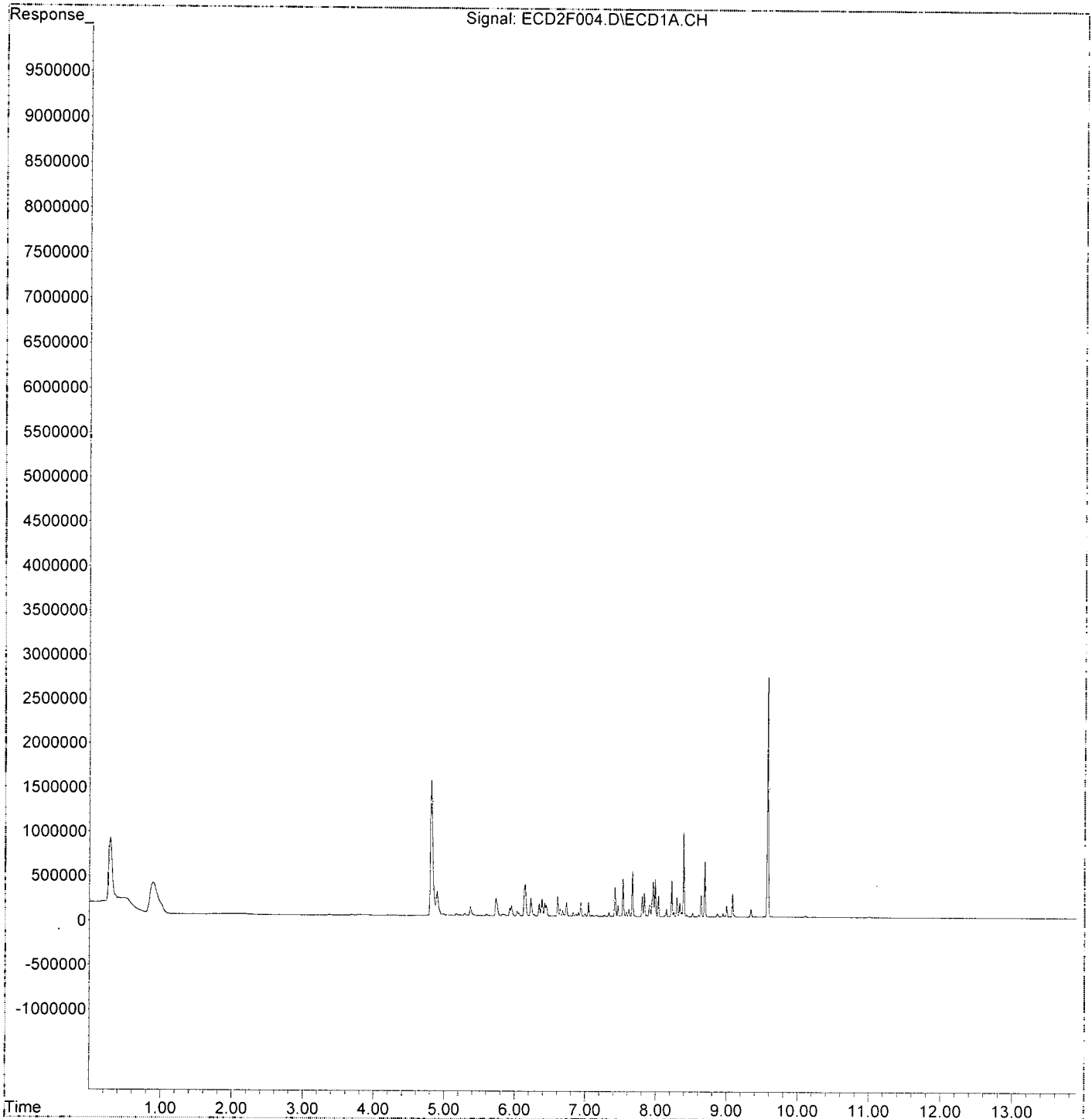
Compound	R.T.	Response	Conc	Units
48) Aroclor 1262 (1)	0.000	0	N.D.	ng/ml
49) Aroclor 1262 (2)	0.000	0	N.D.	ng/ml
50) Aroclor 1262 (3)	0.000	0	N.D.	ng/ml
51) Aroclor 1262 (4)	0.000	0	N.D.	ng/ml
52) Aroclor 1262 (5)	0.000	0	N.D.	ng/ml
53) Aroclor 1262 (6)	0.000	0	N.D.	ng/ml
54) Aroclor 1262 - AVE	0.000	0	N.D.	ng/ml
55) Aroclor 1268 (1)	0.000	0	N.D.	ng/ml
56) Aroclor 1268 (2)	0.000	0	N.D.	ng/ml
57) Aroclor 1268 (3)	0.000	0	N.D.	ng/ml
58) Aroclor 1268 (4)	0.000	0	N.D.	ng/ml
59) Aroclor 1268 (5)	0.000	0	N.D.	ng/ml
60) Aroclor 1268 (6)	0.000	0	N.D.	ng/ml
61) Aroclor 1268 - AVE	0.000	0	N.D.	ng/ml

(f)=RT Delta > 1/2 Window

(m)=manual int.

Data Path : K:\DATA\9L03052\requant\
Data File : ECD2F004.D
Signal(s) : ECD1A.CH
Acq On : 03 Dec 2019 17:22
Operator : MJB / KAK
Sample : 9L03052-CAL2
Misc :
ALS Vial : 4 Sample Multiplier: 1

Integration File: PCB1.e
Quant Time: Dec 04 15:32:58 2019
Quant Method : K:\METHODS\FECD2_QUANTPCB_191203.M
Quant Title : PCB Data Analysis
QLast Update : Wed Dec 04 15:29:22 2019
Response via : Initial Calibration
Integrator: ChemStation 6890 Scale Mode: Small noise peaks clipped



Quantitation Report (QT Reviewed)

Data Path : K:\DATA\9L03052\requant\
 Data File : ECD2F005.D
 Signal(s) : ECD1A.CH
 Acq On : 03 Dec 2019 17:40
 Operator : MJB / KAK
 Sample : 9L03052-CAL3
 Misc :
 ALS Vial : 5 Sample Multiplier: 1

Integration File: PCB1.e
 Quant Time: Dec 04 15:33:14 2019
 Quant Method : K:\METHODS\FECD2_QUANTPCB_191203.M
 Quant Title : PCB Data Analysis
 QLast Update : Wed Dec 04 15:29:22 2019
 Response via : Initial Calibration
 Integrator: ChemStation 6890 Scale Mode: Small noise peaks clipped

Compound	R.T.	Response	Conc Units
System Monitoring Compounds			
1) S TCMX (S)	4.809	3122586	46.894 ng/ml ✓
62) S DCBP (S)	9.577	5688932	50.942 ng/ml ✓
Target Compounds			
2) Aroclor 1016 (1)	5.729	374224	100.115 ng/ml
3) Aroclor 1016 (2)	6.143	710924	98.823 ng/ml
4) Aroclor 1016 (3)	6.225	390273	98.233 ng/ml
5) Aroclor 1016 (4)	6.381	356425	99.634 ng/ml
6) Aroclor 1016 (5)	6.604	404011	97.317 ng/ml
7) Aroclor 1016 (6)	6.730	290789	99.136 ng/ml
8) Aroclor 1016 - AVE	0.000	0	N.D. ng/ml
9) Aroclor 1221 (1)	0.000	0	N.D. ng/ml
10) Aroclor 1221 (2)	0.000	0	N.D. ng/ml
11) Aroclor 1221 (3)	0.000	0	N.D. ng/ml
12) Aroclor 1221 - AVE	0.000	0	N.D. ng/ml
13) Aroclor 1232 (1)	0.000	0	N.D. ng/ml
14) Aroclor 1232 (2)	0.000	0	N.D. ng/ml
15) Aroclor 1232 (3)	0.000	0	N.D. ng/ml
16) Aroclor 1232 (4)	0.000	0	N.D. ng/ml
17) Aroclor 1232 (5)	0.000	0	N.D. ng/ml
18) Aroclor 1232 (6)	0.000	0	N.D. ng/ml
19) Aroclor 1232 - AVE	0.000	0	N.D. ng/ml
20) Aroclor 1242 (1)	0.000	0	N.D. ng/ml
21) Aroclor 1242 (2)	0.000	0	N.D. ng/ml
22) Aroclor 1242 (3)	0.000	0	N.D. ng/ml
23) Aroclor 1242 (4)	0.000	0	N.D. ng/ml
24) Aroclor 1242 (5)	0.000	0	N.D. ng/ml
25) Aroclor 1242 (6)	0.000	0	N.D. ng/ml
26) Aroclor 1242 - AVE	0.000	0	N.D. ng/ml
27) Aroclor 1248 (1)	0.000	0	N.D. ng/ml
28) Aroclor 1248 (2)	0.000	0	N.D. ng/ml
29) Aroclor 1248 (3)	0.000	0	N.D. ng/ml
30) Aroclor 1248 (4)	0.000	0	N.D. ng/ml
31) Aroclor 1248 (5)	0.000	0	N.D. ng/ml
32) Aroclor 1248 (6)	0.000	0	N.D. ng/ml
33) Aroclor 1248 - AVE	0.000	0	N.D. ng/ml
34) Aroclor 1254 (1)	0.000	0	N.D. ng/ml
35) Aroclor 1254 (2)	0.000	0	N.D. ng/ml
36) Aroclor 1254 (3)	0.000	0	N.D. ng/ml
37) Aroclor 1254 (4)	0.000	0	N.D. ng/ml
38) Aroclor 1254 (5)	0.000	0	N.D. ng/ml
39) Aroclor 1254 (6)	0.000	0	N.D. ng/ml
40) Aroclor 1254 - AVE	0.000	0	N.D. ng/ml
41) Aroclor 1260 (1)	7.531	842440	101.160 ng/ml
42) Aroclor 1260 (2)	7.665	1012879	99.279 ng/ml
43) Aroclor 1260 (3)	8.221	802199	101.994 ng/ml
44) Aroclor 1260 (4)	8.391	1832880	98.444 ng/ml
45) Aroclor 1260 (5)	8.689	1221637	100.995 ng/ml
46) Aroclor 1260 (6)	9.082	511487	100.005 ng/ml
47) Aroclor 1260 - AVE	0.000	0	N.D. ng/ml

12/14/19

Data Path : K:\DATA\9L03052\requant\
 Data File : ECD2F005.D
 Signal(s) : ECD1A.CH
 Acq On : 03 Dec 2019 17:40
 Operator : MJB / KAK
 Sample : 9L03052-CAL3
 Misc :
 ALS Vial : 5 Sample Multiplier: 1

Integration File: PCB1.e
 Quant Time: Dec 04 15:33:14 2019
 Quant Method : K:\METHODS\FECD2_QUANTPCB_191203.M
 Quant Title : PCB Data Analysis
 QLast Update : Wed Dec 04 15:29:22 2019
 Response via : Initial Calibration
 Integrator: ChemStation 6890 Scale Mode: Small noise peaks clipped

Compound	R.T.	Response	Conc	Units
48) Aroclor 1262 (1)	0.000	0	N.D.	ng/ml
49) Aroclor 1262 (2)	0.000	0	N.D.	ng/ml
50) Aroclor 1262 (3)	0.000	0	N.D.	ng/ml
51) Aroclor 1262 (4)	0.000	0	N.D.	ng/ml
52) Aroclor 1262 (5)	0.000	0	N.D.	ng/ml
53) Aroclor 1262 (6)	0.000	0	N.D.	ng/ml
54) Aroclor 1262 - AVE	0.000	0	N.D.	ng/ml
55) Aroclor 1268 (1)	0.000	0	N.D.	ng/ml
56) Aroclor 1268 (2)	0.000	0	N.D.	ng/ml
57) Aroclor 1268 (3)	0.000	0	N.D.	ng/ml
58) Aroclor 1268 (4)	0.000	0	N.D.	ng/ml
59) Aroclor 1268 (5)	0.000	0	N.D.	ng/ml
60) Aroclor 1268 (6)	0.000	0	N.D.	ng/ml
61) Aroclor 1268 - AVE	0.000	0	N.D.	ng/ml

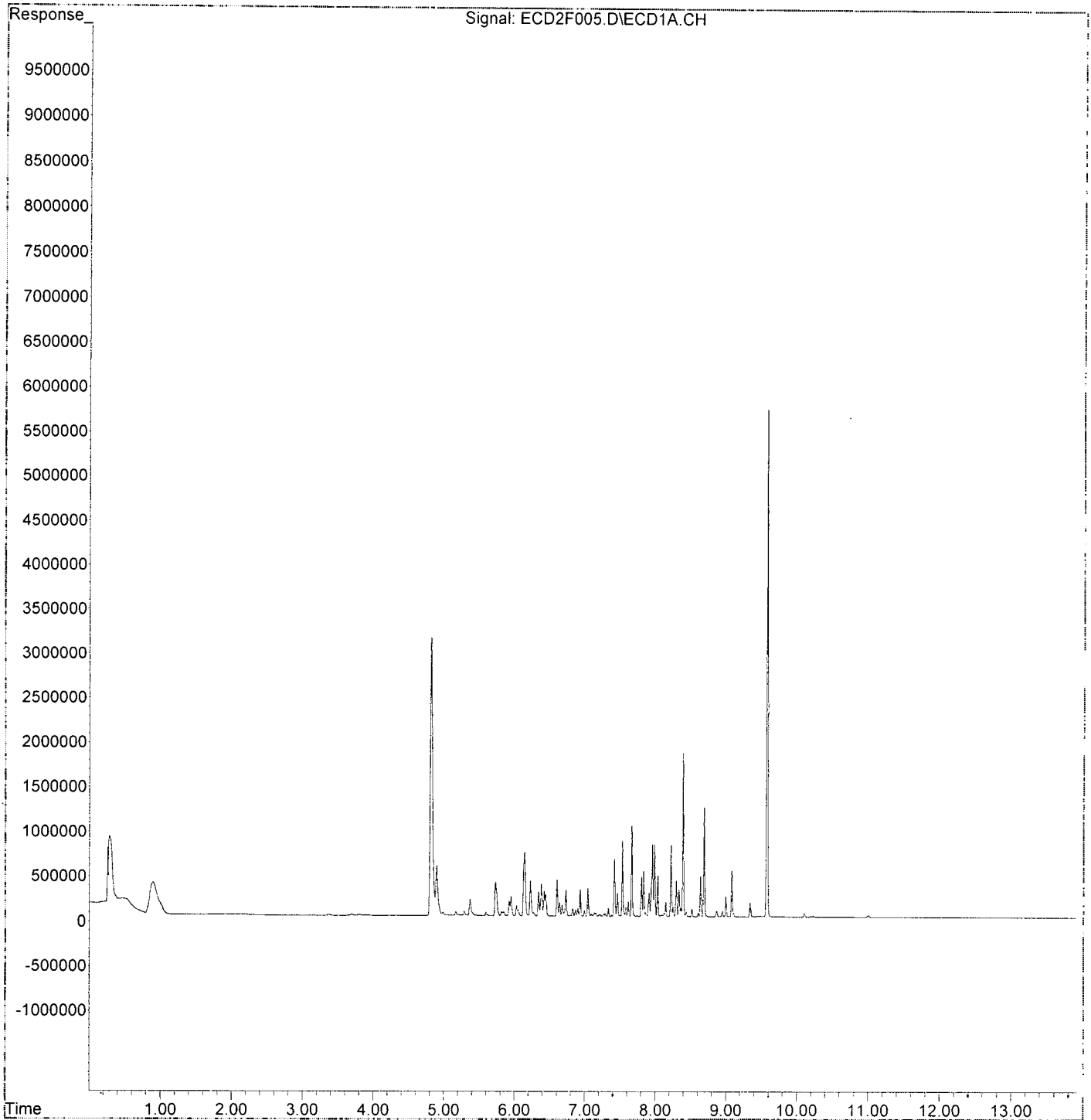
(f)=RT Delta > 1/2 Window

(m)=manual int.

Quantitation Report (QT Reviewed)

Data Path : K:\DATA\9L03052\requant\
Data File : ECD2F005.D
Signal(s) : ECD1A.CH
Acq On : 03 Dec 2019 17:40
Operator : MJB / KAK
Sample : 9L03052-CAL3
Misc :
ALS Vial : 5 Sample Multiplier: 1

Integration File: PCB1.e
Quant Time: Dec 04 15:33:14 2019
Quant Method : K:\METHODS\FECD2_QUANTPCB_191203.M
Quant Title : PCB Data Analysis
QLast Update : Wed Dec 04 15:29:22 2019
Response via : Initial Calibration
Integrator: ChemStation 6890 Scale Mode: Small noise peaks clipped



Quantitation Report (QT Reviewed)

Data Path : K:\DATA\9L03052\requant\
 Data File : ECD2F006.D
 Signal(s) : ECD1A.CH
 Acq On : 03 Dec 2019 17:57
 Operator : MJB / KAK
 Sample : 9L03052-CAL4
 Misc :
 ALS Vial : 6 Sample Multiplier: 1

Integration File: PCB1.e
 Quant Time: Dec 04 15:33:28 2019
 Quant Method : K:\METHODS\FECD2_QUANTPCB_191203.M
 Quant Title : PCB Data Analysis
 QLast Update : Wed Dec 04 15:29:22 2019
 Response via : Initial Calibration
 Integrator: ChemStation 6890 Scale Mode: Small noise peaks clipped

Compound	R.T.	Response	Conc	Units
System Monitoring Compounds				
1) S TCMX (S)	4.811	6242821	93.753	ng/ml ✓
62) S DCBP (S)	9.576	10577859	94.720	ng/ml ✓
Target Compounds				
2) Aroclor 1016 (1)	5.729	703735	188.267	ng/ml
3) Aroclor 1016 (2)	6.143	1325963	184.317	ng/ml
4) Aroclor 1016 (3)	6.224	743377	187.111	ng/ml
5) Aroclor 1016 (4)	6.381	650662	181.884	ng/ml
6) Aroclor 1016 (5)	6.604	767420	184.854	ng/ml
7) Aroclor 1016 (6)	6.729	543631	185.335	ng/ml
8) Aroclor 1016 - AVE	0.000	0	N.D.	ng/ml
9) Aroclor 1221 (1)	0.000	0	N.D.	ng/ml
10) Aroclor 1221 (2)	0.000	0	N.D.	ng/ml
11) Aroclor 1221 (3)	0.000	0	N.D.	ng/ml
12) Aroclor 1221 - AVE	0.000	0	N.D.	ng/ml
13) Aroclor 1232 (1)	0.000	0	N.D.	ng/ml
14) Aroclor 1232 (2)	0.000	0	N.D.	ng/ml
15) Aroclor 1232 (3)	0.000	0	N.D.	ng/ml
16) Aroclor 1232 (4)	0.000	0	N.D.	ng/ml
17) Aroclor 1232 (5)	0.000	0	N.D.	ng/ml
18) Aroclor 1232 (6)	0.000	0	N.D.	ng/ml
19) Aroclor 1232 - AVE	0.000	0	N.D.	ng/ml
20) Aroclor 1242 (1)	0.000	0	N.D.	ng/ml
21) Aroclor 1242 (2)	0.000	0	N.D.	ng/ml
22) Aroclor 1242 (3)	0.000	0	N.D.	ng/ml
23) Aroclor 1242 (4)	0.000	0	N.D.	ng/ml
24) Aroclor 1242 (5)	0.000	0	N.D.	ng/ml
25) Aroclor 1242 (6)	0.000	0	N.D.	ng/ml
26) Aroclor 1242 - AVE	0.000	0	N.D.	ng/ml
27) Aroclor 1248 (1)	0.000	0	N.D.	ng/ml
28) Aroclor 1248 (2)	0.000	0	N.D.	ng/ml
29) Aroclor 1248 (3)	0.000	0	N.D.	ng/ml
30) Aroclor 1248 (4)	0.000	0	N.D.	ng/ml
31) Aroclor 1248 (5)	0.000	0	N.D.	ng/ml
32) Aroclor 1248 (6)	0.000	0	N.D.	ng/ml
33) Aroclor 1248 - AVE	0.000	0	N.D.	ng/ml
34) Aroclor 1254 (1)	0.000	0	N.D.	ng/ml
35) Aroclor 1254 (2)	0.000	0	N.D.	ng/ml
36) Aroclor 1254 (3)	0.000	0	N.D.	ng/ml
37) Aroclor 1254 (4)	0.000	0	N.D.	ng/ml
38) Aroclor 1254 (5)	0.000	0	N.D.	ng/ml
39) Aroclor 1254 (6)	0.000	0	N.D.	ng/ml
40) Aroclor 1254 - AVE	0.000	0	N.D.	ng/ml
41) Aroclor 1260 (1)	7.531	1580165	189.746	ng/ml
42) Aroclor 1260 (2)	7.665	1922759	188.462	ng/ml
43) Aroclor 1260 (3)	8.220	1455817	185.097	ng/ml
44) Aroclor 1260 (4)	8.391	3616251	194.229	ng/ml
45) Aroclor 1260 (5)	8.690	2271341	187.777	ng/ml
46) Aroclor 1260 (6)	9.080	929790	181.791	ng/ml
47) Aroclor 1260 - AVE	0.000	0	N.D.	ng/ml

[Handwritten signature]
12/14/19

Quantitation Report (QT Reviewed)

Data Path : K:\DATA\9L03052\requant\
 Data File : ECD2F006.D
 Signal(s) : ECD1A.CH
 Acq On : 03 Dec 2019 17:57
 Operator : MJB / KAK
 Sample : 9L03052-CAL4
 Misc :
 ALS Vial : 6 Sample Multiplier: 1

Integration File: PCB1.e
 Quant Time: Dec 04 15:33:28 2019
 Quant Method : K:\METHODS\FECD2_QUANTPCB_191203.M
 Quant Title : PCB Data Analysis
 QLast Update : Wed Dec 04 15:29:22 2019
 Response via : Initial Calibration
 Integrator: ChemStation 6890 Scale Mode: Small noise peaks clipped

Compound	R.T.	Response	Conc	Units
48) Aroclor 1262 (1)	0.000	0	N.D.	ng/ml
49) Aroclor 1262 (2)	0.000	0	N.D.	ng/ml
50) Aroclor 1262 (3)	0.000	0	N.D.	ng/ml
51) Aroclor 1262 (4)	0.000	0	N.D.	ng/ml
52) Aroclor 1262 (5)	0.000	0	N.D.	ng/ml
53) Aroclor 1262 (6)	0.000	0	N.D.	ng/ml
54) Aroclor 1262 - AVE	0.000	0	N.D.	ng/ml
55) Aroclor 1268 (1)	0.000	0	N.D.	ng/ml
56) Aroclor 1268 (2)	0.000	0	N.D.	ng/ml
57) Aroclor 1268 (3)	0.000	0	N.D.	ng/ml
58) Aroclor 1268 (4)	0.000	0	N.D.	ng/ml
59) Aroclor 1268 (5)	0.000	0	N.D.	ng/ml
60) Aroclor 1268 (6)	0.000	0	N.D.	ng/ml
61) Aroclor 1268 - AVE	0.000	0	N.D.	ng/ml

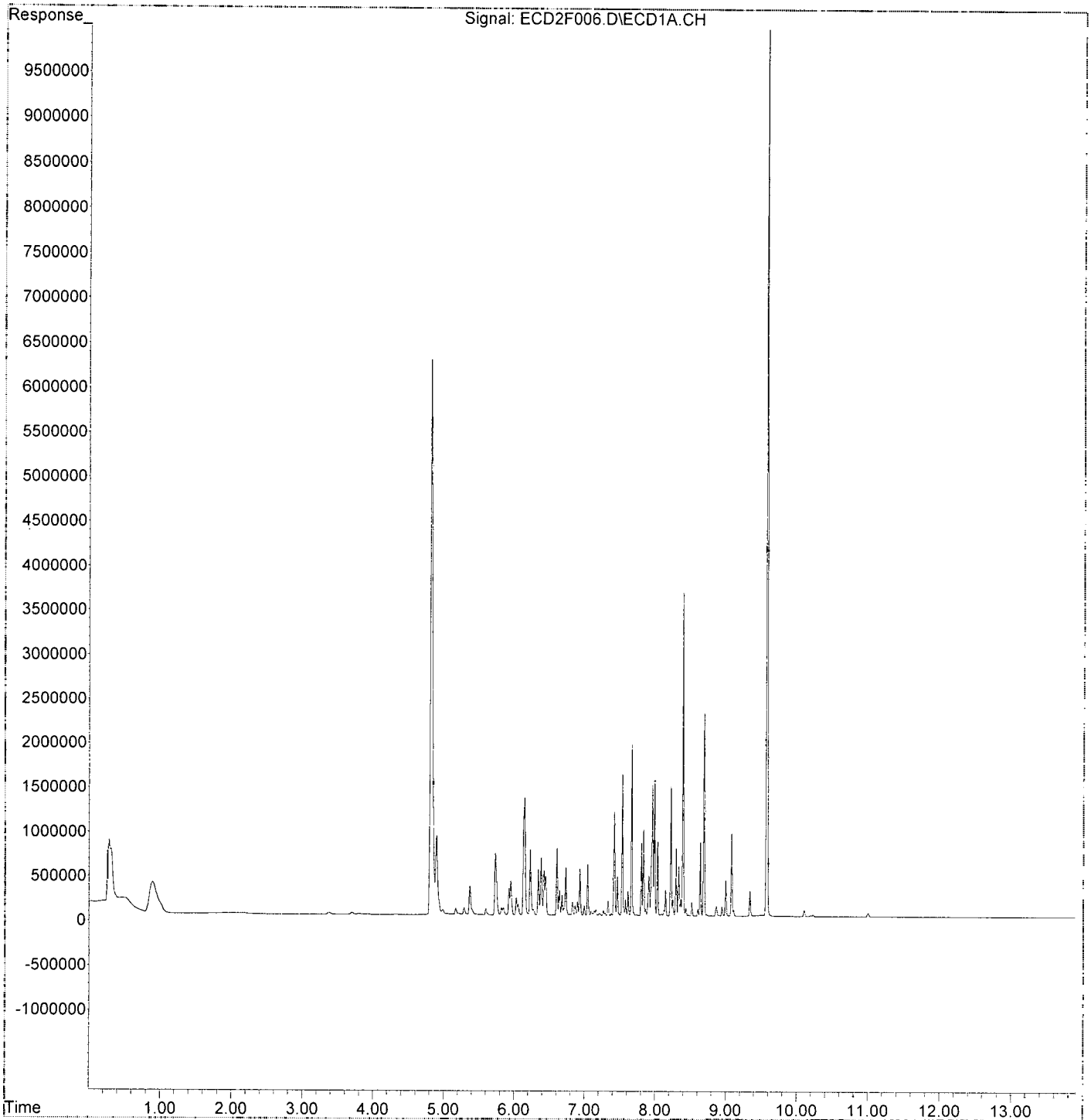
(f)=RT Delta > 1/2 Window

(m)=manual int.

Quantitation Report (QT Reviewed)

Data Path : K:\DATA\9L03052\requant\
Data File : ECD2F006.D
Signal(s) : ECD1A.CH
Acq On : 03 Dec 2019 17:57
Operator : MJB / KAK
Sample : 9L03052-CAL4
Misc :
ALS Vial : 6 Sample Multiplier: 1

Integration File: PCB1.e
Quant Time: Dec 04 15:33:28 2019
Quant Method : K:\METHODS\FECD2_QUANTPCB_191203.M
Quant Title : PCB Data Analysis
QLast Update : Wed Dec 04 15:29:22 2019
Response via : Initial Calibration
Integrator: ChemStation 6890 Scale Mode: Small noise peaks clipped



Quantitation Report (QT Reviewed)

Data Path : K:\DATA\9L03052\requant\
 Data File : ECD2F007.D
 Signal(s) : ECD1A.CH
 Acq On : 03 Dec 2019 18:15
 Operator : MJB / KAK
 Sample : 9L03052-CAL5
 Misc :
 ALS Vial : 7 Sample Multiplier: 1

Integration File: PCB1.e
 Quant Time: Dec 04 15:33:46 2019
 Quant Method : K:\METHODS\FECD2_QUANTPCB_191203.M
 Quant Title : PCB Data Analysis
 QLast Update : Wed Dec 04 15:29:22 2019
 Response via : Initial Calibration
 Integrator: ChemStation 6890 Scale Mode: Small noise peaks clipped

Compound	R.T.	Response	Conc	Units
System Monitoring Compounds				
1) S TCMX (S)	4.811	19144959	287.515	ng/ml
62) S DCBP (S)	9.578	31083383	278.338	ng/ml ✓
Target Compounds				
2) Aroclor 1016 (1)	5.729	1871482	500.670	ng/ml
3) Aroclor 1016 (2)	6.143	3859736	536.529	ng/ml
4) Aroclor 1016 (3)	6.225	2022155	508.984	ng/ml
5) Aroclor 1016 (4)	6.382	1820005	508.757	ng/ml
6) Aroclor 1016 (5)	6.604	2192154	528.041	ng/ml
7) Aroclor 1016 (6)	6.730	1484483	506.092	ng/ml
8) Aroclor 1016 - AVE	0.000	0	N.D.	ng/ml
9) Aroclor 1221 (1)	0.000	0	N.D.	ng/ml
10) Aroclor 1221 (2)	0.000	0	N.D.	ng/ml
11) Aroclor 1221 (3)	0.000	0	N.D.	ng/ml
12) Aroclor 1221 - AVE	0.000	0	N.D.	ng/ml
13) Aroclor 1232 (1)	0.000	0	N.D.	ng/ml
14) Aroclor 1232 (2)	0.000	0	N.D.	ng/ml
15) Aroclor 1232 (3)	0.000	0	N.D.	ng/ml
16) Aroclor 1232 (4)	0.000	0	N.D.	ng/ml
17) Aroclor 1232 (5)	0.000	0	N.D.	ng/ml
18) Aroclor 1232 (6)	0.000	0	N.D.	ng/ml
19) Aroclor 1232 - AVE	0.000	0	N.D.	ng/ml
20) Aroclor 1242 (1)	0.000	0	N.D.	ng/ml
21) Aroclor 1242 (2)	0.000	0	N.D.	ng/ml
22) Aroclor 1242 (3)	0.000	0	N.D.	ng/ml
23) Aroclor 1242 (4)	0.000	0	N.D.	ng/ml
24) Aroclor 1242 (5)	0.000	0	N.D.	ng/ml
25) Aroclor 1242 (6)	0.000	0	N.D.	ng/ml
26) Aroclor 1242 - AVE	0.000	0	N.D.	ng/ml
27) Aroclor 1248 (1)	0.000	0	N.D.	ng/ml
28) Aroclor 1248 (2)	0.000	0	N.D.	ng/ml
29) Aroclor 1248 (3)	0.000	0	N.D.	ng/ml
30) Aroclor 1248 (4)	0.000	0	N.D.	ng/ml
31) Aroclor 1248 (5)	0.000	0	N.D.	ng/ml
32) Aroclor 1248 (6)	0.000	0	N.D.	ng/ml
33) Aroclor 1248 - AVE	0.000	0	N.D.	ng/ml
34) Aroclor 1254 (1)	0.000	0	N.D.	ng/ml
35) Aroclor 1254 (2)	0.000	0	N.D.	ng/ml
36) Aroclor 1254 (3)	0.000	0	N.D.	ng/ml
37) Aroclor 1254 (4)	0.000	0	N.D.	ng/ml
38) Aroclor 1254 (5)	0.000	0	N.D.	ng/ml
39) Aroclor 1254 (6)	0.000	0	N.D.	ng/ml
40) Aroclor 1254 - AVE	0.000	0	N.D.	ng/ml
41) Aroclor 1260 (1)	7.532	4423699	531.197	ng/ml
42) Aroclor 1260 (2)	7.665	5325133	521.949	ng/ml
43) Aroclor 1260 (3)	8.221	3997829	508.296	ng/ml
44) Aroclor 1260 (4)	8.391	10089251	541.895	ng/ml
45) Aroclor 1260 (5)	8.690	6288943	519.920	ng/ml
46) Aroclor 1260 (6)	9.082	2699039	527.712	ng/ml
47) Aroclor 1260 - AVE	0.000	0	N.D.	ng/ml

MJB
12/4/19

Quantitation Report (QT Reviewed)

Data Path : K:\DATA\9L03052\requant\
 Data File : ECD2F007.D
 Signal(s) : ECD1A.CH
 Acq On : 03 Dec 2019 18:15
 Operator : MJB / KAK
 Sample : 9L03052-CAL5
 Misc :
 ALS Vial : 7 Sample Multiplier: 1

Integration File: PCB1.e
 Quant Time: Dec 04 15:33:46 2019
 Quant Method : K:\METHODS\FECD2_QUANTPCB_191203.M
 Quant Title : PCB Data Analysis
 QLast Update : Wed Dec 04 15:29:22 2019
 Response via : Initial Calibration
 Integrator: ChemStation 6890 Scale Mode: Small noise peaks clipped

Compound	R.T.	Response	Conc	Units
48) Aroclor 1262 (1)	0.000	0	N.D.	ng/ml
49) Aroclor 1262 (2)	0.000	0	N.D.	ng/ml
50) Aroclor 1262 (3)	0.000	0	N.D.	ng/ml
51) Aroclor 1262 (4)	0.000	0	N.D.	ng/ml
52) Aroclor 1262 (5)	0.000	0	N.D.	ng/ml
53) Aroclor 1262 (6)	0.000	0	N.D.	ng/ml
54) Aroclor 1262 - AVE	0.000	0	N.D.	ng/ml
55) Aroclor 1268 (1)	0.000	0	N.D.	ng/ml
56) Aroclor 1268 (2)	0.000	0	N.D.	ng/ml
57) Aroclor 1268 (3)	0.000	0	N.D.	ng/ml
58) Aroclor 1268 (4)	0.000	0	N.D.	ng/ml
59) Aroclor 1268 (5)	0.000	0	N.D.	ng/ml
60) Aroclor 1268 (6)	0.000	0	N.D.	ng/ml
61) Aroclor 1268 - AVE	0.000	0	N.D.	ng/ml

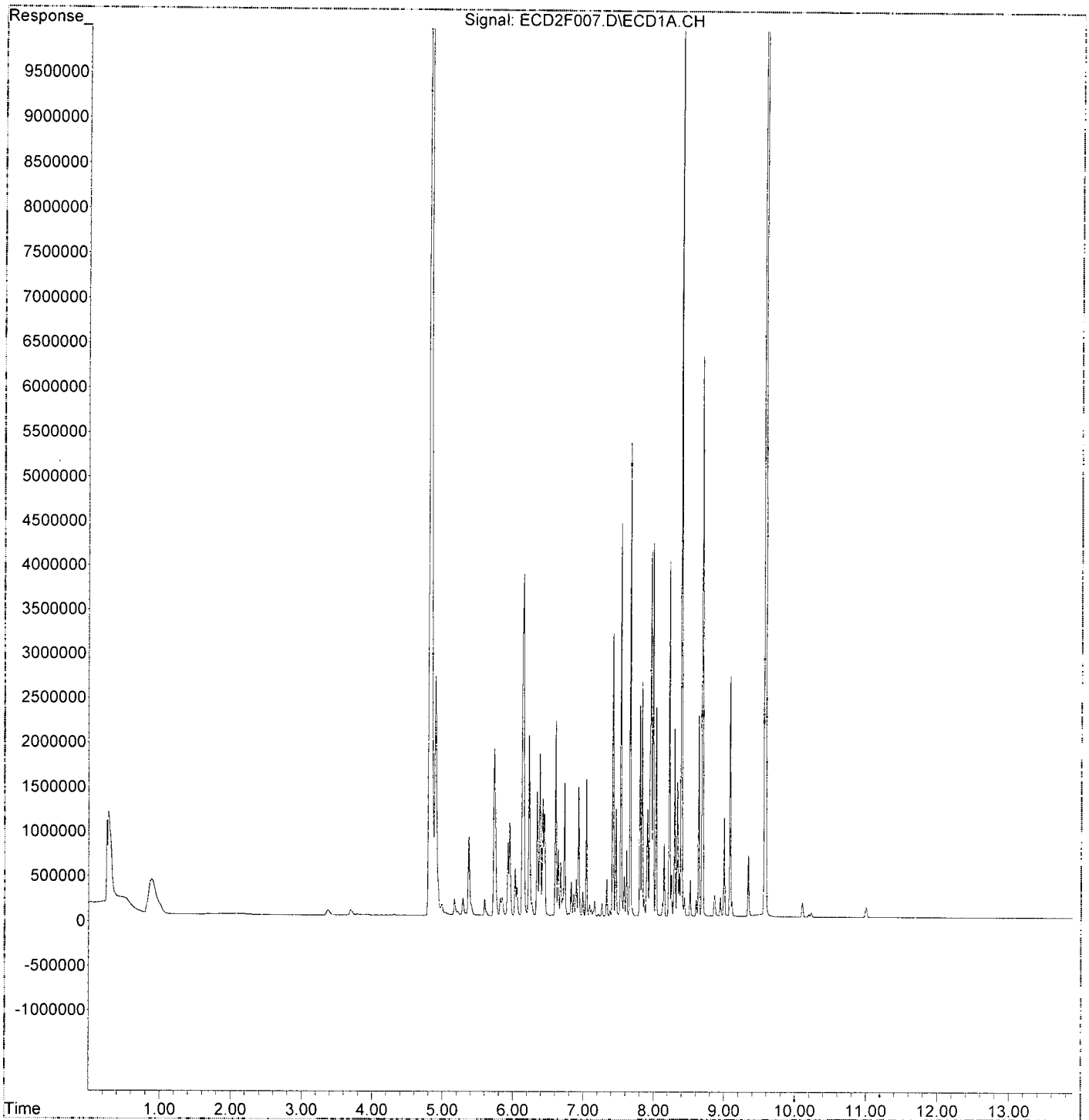
(f)=RT Delta > 1/2 Window

(m)=manual int.

Quantitation Report (QT Reviewed)

Data Path : K:\DATA\9L03052\requant\
Data File : ECD2F007.D
Signal(s) : ECD1A.CH
Acq On : 03 Dec 2019 18:15
Operator : MJB / KAK
Sample : 9L03052-CAL5
Misc :
ALS Vial : 7 Sample Multiplier: 1

Integration File: PCB1.e
Quant Time: Dec 04 15:33:46 2019
Quant Method : K:\METHODS\FECD2_QUANTPCB_191203.M
Quant Title : PCB Data Analysis
QLast Update : Wed Dec 04 15:29:22 2019
Response via : Initial Calibration
Integrator: ChemStation 6890 Scale Mode: Small noise peaks clipped



Data Path : K:\DATA\9L03052\requant\
 Data File : ECD2F008.D
 Signal(s) : ECD1A.CH
 Acq On : 03 Dec 2019 18:32
 Operator : MJB / KAK
 Sample : 9L03052-CAL6
 Misc :
 ALS Vial : 8 Sample Multiplier: 1

Integration File: PCB1.e
 Quant Time: Dec 04 15:34:01 2019
 Quant Method : K:\METHODS\FECD2_QUANTPCB_191203.M
 Quant Title : PCB Data Analysis
 QLast Update : Wed Dec 04 15:29:22 2019
 Response via : Initial Calibration
 Integrator: ChemStation 6890 Scale Mode: Small noise peaks clipped

Compound	R.T.	Response	Conc	Units
System Monitoring Compounds				
1) S TCMX (S)	4.810	33608191	504.720	ng/ml
62) S DCBP (S)	9.578	54903816	491.639	ng/ml ✓
Target Compounds				
2) Aroclor 1016 (1)	5.729	3364096	899.982	ng/ml
3) Aroclor 1016 (2)	6.142	6834377	950.023	ng/ml
4) Aroclor 1016 (3)	6.225	3751237	944.200	ng/ml
5) Aroclor 1016 (4)	6.382	3257104	910.478	ng/ml
6) Aroclor 1016 (5)	6.604	3740486	900.999	ng/ml
7) Aroclor 1016 (6)	6.730	2774363	945.839	ng/ml
8) Aroclor 1016 - AVE	0.000	0	N.D.	ng/ml
9) Aroclor 1221 (1)	0.000	0	N.D.	ng/ml
10) Aroclor 1221 (2)	0.000	0	N.D.	ng/ml
11) Aroclor 1221 (3)	0.000	0	N.D.	ng/ml
12) Aroclor 1221 - AVE	0.000	0	N.D.	ng/ml
13) Aroclor 1232 (1)	0.000	0	N.D.	ng/ml
14) Aroclor 1232 (2)	0.000	0	N.D.	ng/ml
15) Aroclor 1232 (3)	0.000	0	N.D.	ng/ml
16) Aroclor 1232 (4)	0.000	0	N.D.	ng/ml
17) Aroclor 1232 (5)	0.000	0	N.D.	ng/ml
18) Aroclor 1232 (6)	0.000	0	N.D.	ng/ml
19) Aroclor 1232 - AVE	0.000	0	N.D.	ng/ml
20) Aroclor 1242 (1)	0.000	0	N.D.	ng/ml
21) Aroclor 1242 (2)	0.000	0	N.D.	ng/ml
22) Aroclor 1242 (3)	0.000	0	N.D.	ng/ml
23) Aroclor 1242 (4)	0.000	0	N.D.	ng/ml
24) Aroclor 1242 (5)	0.000	0	N.D.	ng/ml
25) Aroclor 1242 (6)	0.000	0	N.D.	ng/ml
26) Aroclor 1242 - AVE	0.000	0	N.D.	ng/ml
27) Aroclor 1248 (1)	0.000	0	N.D.	ng/ml
28) Aroclor 1248 (2)	0.000	0	N.D.	ng/ml
29) Aroclor 1248 (3)	0.000	0	N.D.	ng/ml
30) Aroclor 1248 (4)	0.000	0	N.D.	ng/ml
31) Aroclor 1248 (5)	0.000	0	N.D.	ng/ml
32) Aroclor 1248 (6)	0.000	0	N.D.	ng/ml
33) Aroclor 1248 - AVE	0.000	0	N.D.	ng/ml
34) Aroclor 1254 (1)	0.000	0	N.D.	ng/ml
35) Aroclor 1254 (2)	0.000	0	N.D.	ng/ml
36) Aroclor 1254 (3)	0.000	0	N.D.	ng/ml
37) Aroclor 1254 (4)	0.000	0	N.D.	ng/ml
38) Aroclor 1254 (5)	0.000	0	N.D.	ng/ml
39) Aroclor 1254 (6)	0.000	0	N.D.	ng/ml
40) Aroclor 1254 - AVE	0.000	0	N.D.	ng/ml
41) Aroclor 1260 (1)	7.532	7808345	937.625	ng/ml
42) Aroclor 1260 (2)	7.665	9589273	939.904	ng/ml
43) Aroclor 1260 (3)	8.221	7355010	935.138	ng/ml
44) Aroclor 1260 (4)	8.391	17708495	951.125	ng/ml
45) Aroclor 1260 (5)	8.690	11580150	957.356	ng/ml
46) Aroclor 1260 (6)	9.081	4725786	923.979	ng/ml
47) Aroclor 1260 - AVE	0.000	0	N.D.	ng/ml

Handwritten signature
12/14/19

Quantitation Report (QT Reviewed)

Data Path : K:\DATA\9L03052\requant\
 Data File : ECD2F008.D
 Signal(s) : ECD1A.CH
 Acq On : 03 Dec 2019 18:32
 Operator : MJB / KAK
 Sample : 9L03052-CAL6
 Misc :
 ALS Vial : 8 Sample Multiplier: 1

Integration File: PCB1.e
 Quant Time: Dec 04 15:34:01 2019
 Quant Method : K:\METHODS\FECD2_QUANTPCB_191203.M
 Quant Title : PCB Data Analysis
 QLast Update : Wed Dec 04 15:29:22 2019
 Response via : Initial Calibration
 Integrator: ChemStation 6890 Scale Mode: Small noise peaks clipped

Compound	R.T.	Response	Conc	Units
48) Aroclor 1262 (1)	0.000	0	N.D.	ng/mld
49) Aroclor 1262 (2)	0.000	0	N.D.	ng/mld
50) Aroclor 1262 (3)	0.000	0	N.D.	ng/mld
51) Aroclor 1262 (4)	0.000	0	N.D.	ng/mld
52) Aroclor 1262 (5)	0.000	0	N.D.	ng/mld
53) Aroclor 1262 (6)	0.000	0	N.D.	ng/mld
54) Aroclor 1262 - AVE	0.000	0	N.D.	ng/mld
55) Aroclor 1268 (1)	0.000	0	N.D.	ng/mld
56) Aroclor 1268 (2)	0.000	0	N.D.	ng/mld
57) Aroclor 1268 (3)	0.000	0	N.D.	ng/mld
58) Aroclor 1268 (4)	0.000	0	N.D.	ng/mld
59) Aroclor 1268 (5)	0.000	0	N.D.	ng/mld
60) Aroclor 1268 (6)	0.000	0	N.D.	ng/mld
61) Aroclor 1268 - AVE	0.000	0	N.D.	ng/mld

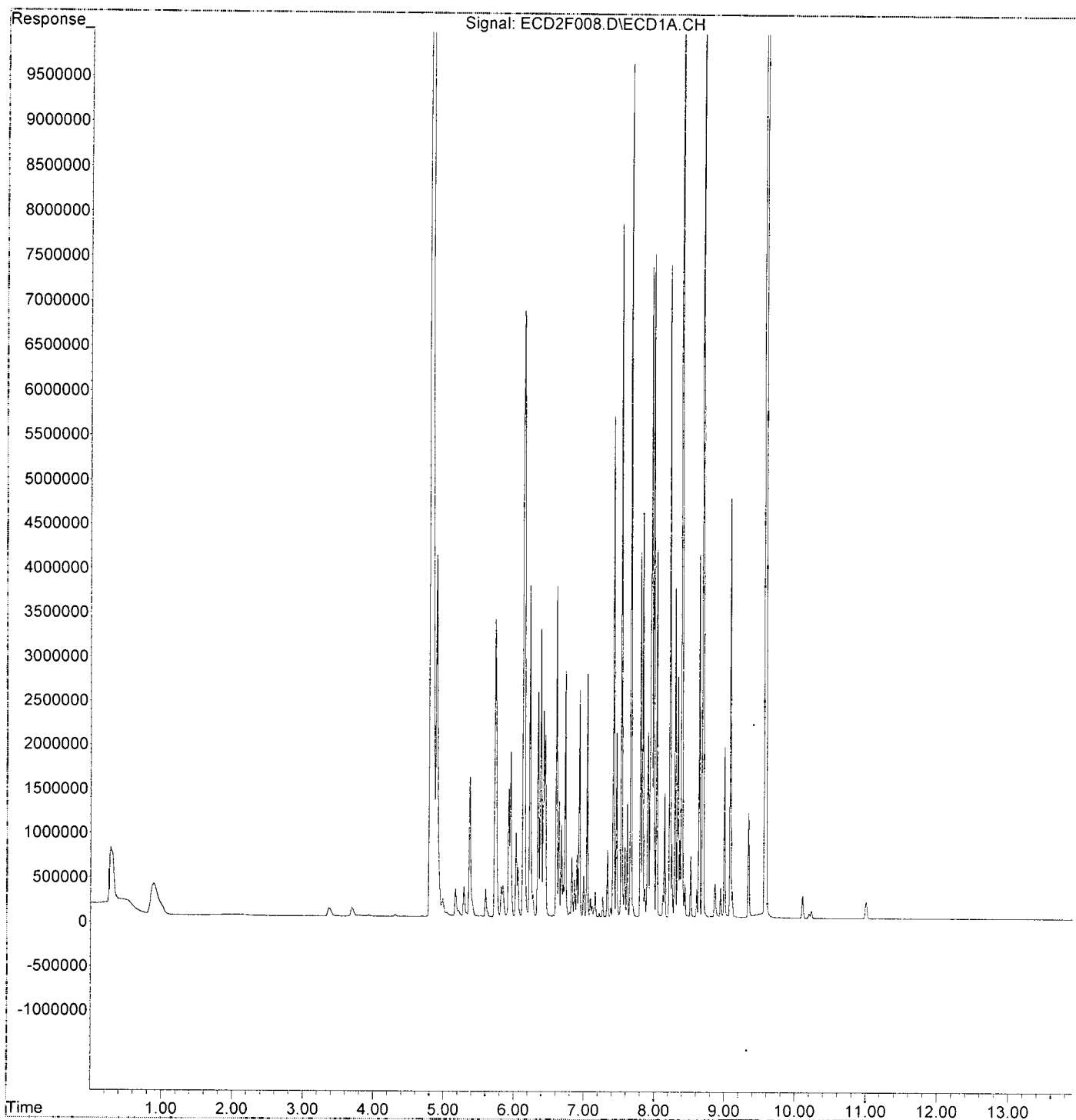
(f)=RT Delta > 1/2 Window

(m)=manual int.

Quantitation Report (QT Reviewed)

Data Path : K:\DATA\9L03052\request\
Data File : ECD2F008.D
Signal(s) : ECD1A.CH
Acq On : 03 Dec 2019 18:32
Operator : MJB / KAK
Sample : 9L03052-CAL6
Misc :
ALS Vial : 8 Sample Multiplier: 1

Integration File: PCB1.e
Quant Time: Dec 04 15:34:01 2019
Quant Method : K:\METHODS\FECD2_QUANTPCB_191203.M
Quant Title : PCB Data Analysis
QLast Update : Wed Dec 04 15:29:22 2019
Response via : Initial Calibration
Integrator: ChemStation 6890 Scale Mode: Small noise peaks clipped



Quantitation Report (QT Reviewed)

Data Path : K:\DATA\9L03052\requant\
 Data File : ECD2F009.D
 Signal(s) : ECD1A.CH
 Acq On : 03 Dec 2019 18:50
 Operator : MJB / KAK
 Sample : 9L03052-CAL7
 Misc :
 ALS Vial : 9 Sample Multiplier: 1

Integration File: PCB1.e
 Quant Time: Dec 04 15:34:15 2019
 Quant Method : K:\METHODS\FECD2_QUANTPCB_191203.M
 Quant Title : PCB Data Analysis
 QLast Update : Wed Dec 04 15:29:22 2019
 Response via : Initial Calibration
 Integrator: ChemStation 6890 Scale Mode: Small noise peaks clipped

Compound	R.T.	Response	Conc	Units
System Monitoring Compounds				
1) S TCMX (S)	4.809	60673888	911.187	ng/ml ✓
62) S DCBP (S)	9.580	89202319	798.766	ng/ml ✓
Target Compounds				
2) Aroclor 1016 (1)	5.729	5150886	1377.995	ng/ml
3) Aroclor 1016 (2)	6.142	10450716	1452.718	ng/ml
4) Aroclor 1016 (3)	6.224	5493308	1382.686	ng/ml
5) Aroclor 1016 (4)	6.382	4711985	1317.170	ng/ml ✓
6) Aroclor 1016 (5)	6.604	5651954	1361.429	ng/ml
7) Aroclor 1016 (6)	6.730	4009865	1367.048	ng/ml
8) Aroclor 1016 - AVE	0.000	0	N.D.	ng/ml
9) Aroclor 1221 (1)	0.000	0	N.D.	ng/ml
10) Aroclor 1221 (2)	0.000	0	N.D.	ng/ml
11) Aroclor 1221 (3)	0.000	0	N.D.	ng/ml
12) Aroclor 1221 - AVE	0.000	0	N.D.	ng/ml
13) Aroclor 1232 (1)	0.000	0	N.D.	ng/ml
14) Aroclor 1232 (2)	0.000	0	N.D.	ng/ml
15) Aroclor 1232 (3)	0.000	0	N.D.	ng/ml
16) Aroclor 1232 (4)	0.000	0	N.D.	ng/ml
17) Aroclor 1232 (5)	0.000	0	N.D.	ng/ml
18) Aroclor 1232 (6)	0.000	0	N.D.	ng/ml
19) Aroclor 1232 - AVE	0.000	0	N.D.	ng/ml
20) Aroclor 1242 (1)	0.000	0	N.D.	ng/ml
21) Aroclor 1242 (2)	0.000	0	N.D.	ng/ml
22) Aroclor 1242 (3)	0.000	0	N.D.	ng/ml
23) Aroclor 1242 (4)	0.000	0	N.D.	ng/ml
24) Aroclor 1242 (5)	0.000	0	N.D.	ng/ml
25) Aroclor 1242 (6)	0.000	0	N.D.	ng/ml
26) Aroclor 1242 - AVE	0.000	0	N.D.	ng/ml
27) Aroclor 1248 (1)	0.000	0	N.D.	ng/ml
28) Aroclor 1248 (2)	0.000	0	N.D.	ng/ml
29) Aroclor 1248 (3)	0.000	0	N.D.	ng/ml
30) Aroclor 1248 (4)	0.000	0	N.D.	ng/ml
31) Aroclor 1248 (5)	0.000	0	N.D.	ng/ml
32) Aroclor 1248 (6)	0.000	0	N.D.	ng/ml
33) Aroclor 1248 - AVE	0.000	0	N.D.	ng/ml
34) Aroclor 1254 (1)	0.000	0	N.D.	ng/ml
35) Aroclor 1254 (2)	0.000	0	N.D.	ng/ml
36) Aroclor 1254 (3)	0.000	0	N.D.	ng/ml
37) Aroclor 1254 (4)	0.000	0	N.D.	ng/ml
38) Aroclor 1254 (5)	0.000	0	N.D.	ng/ml
39) Aroclor 1254 (6)	0.000	0	N.D.	ng/ml
40) Aroclor 1254 - AVE	0.000	0	N.D.	ng/ml
41) Aroclor 1260 (1)	7.532	11443339	1374.115	ng/ml
42) Aroclor 1260 (2)	7.665	15052739	1475.412	ng/ml
43) Aroclor 1260 (3)	8.221	11134634	1415.691	ng/ml ✓
44) Aroclor 1260 (4)	8.392	27659948	1485.619	ng/ml
45) Aroclor 1260 (5)	8.691	17894220	1479.353	ng/ml
46) Aroclor 1260 (6)	9.082	7455071	1457.605	ng/ml
47) Aroclor 1260 - AVE	0.000	0	N.D.	ng/ml

12/1/19

Quantitation Report (QT Reviewed)

Data Path : K:\DATA\9L03052\requant\
 Data File : ECD2F009.D
 Signal(s) : ECD1A.CH
 Acq On : 03 Dec 2019 18:50
 Operator : MJB / KAK
 Sample : 9L03052-CAL7
 Misc :
 ALS Vial : 9 Sample Multiplier: 1

Integration File: PCB1.e
 Quant Time: Dec 04 15:34:15 2019
 Quant Method : K:\METHODS\FECD2_QUANTPCB_191203.M
 Quant Title : PCB Data Analysis
 QLast Update : Wed Dec 04 15:29:22 2019
 Response via : Initial Calibration
 Integrator: ChemStation 6890 Scale Mode: Small noise peaks clipped

Compound	R.T.	Response	Conc	Units
48) Aroclor 1262 (1)	0.000	0	N.D.	ng/mld
49) Aroclor 1262 (2)	0.000	0	N.D.	ng/mld
50) Aroclor 1262 (3)	0.000	0	N.D.	ng/mld
51) Aroclor 1262 (4)	0.000	0	N.D.	ng/mld
52) Aroclor 1262 (5)	0.000	0	N.D.	ng/mld
53) Aroclor 1262 (6)	0.000	0	N.D.	ng/mld
54) Aroclor 1262 - AVE	0.000	0	N.D.	ng/mld
55) Aroclor 1268 (1)	0.000	0	N.D.	ng/mld
56) Aroclor 1268 (2)	0.000	0	N.D.	ng/mld
57) Aroclor 1268 (3)	0.000	0	N.D.	ng/mld
58) Aroclor 1268 (4)	0.000	0	N.D.	ng/mld
59) Aroclor 1268 (5)	0.000	0	N.D.	ng/mld
60) Aroclor 1268 (6)	0.000	0	N.D.	ng/mld
61) Aroclor 1268 - AVE	0.000	0	N.D.	ng/mld

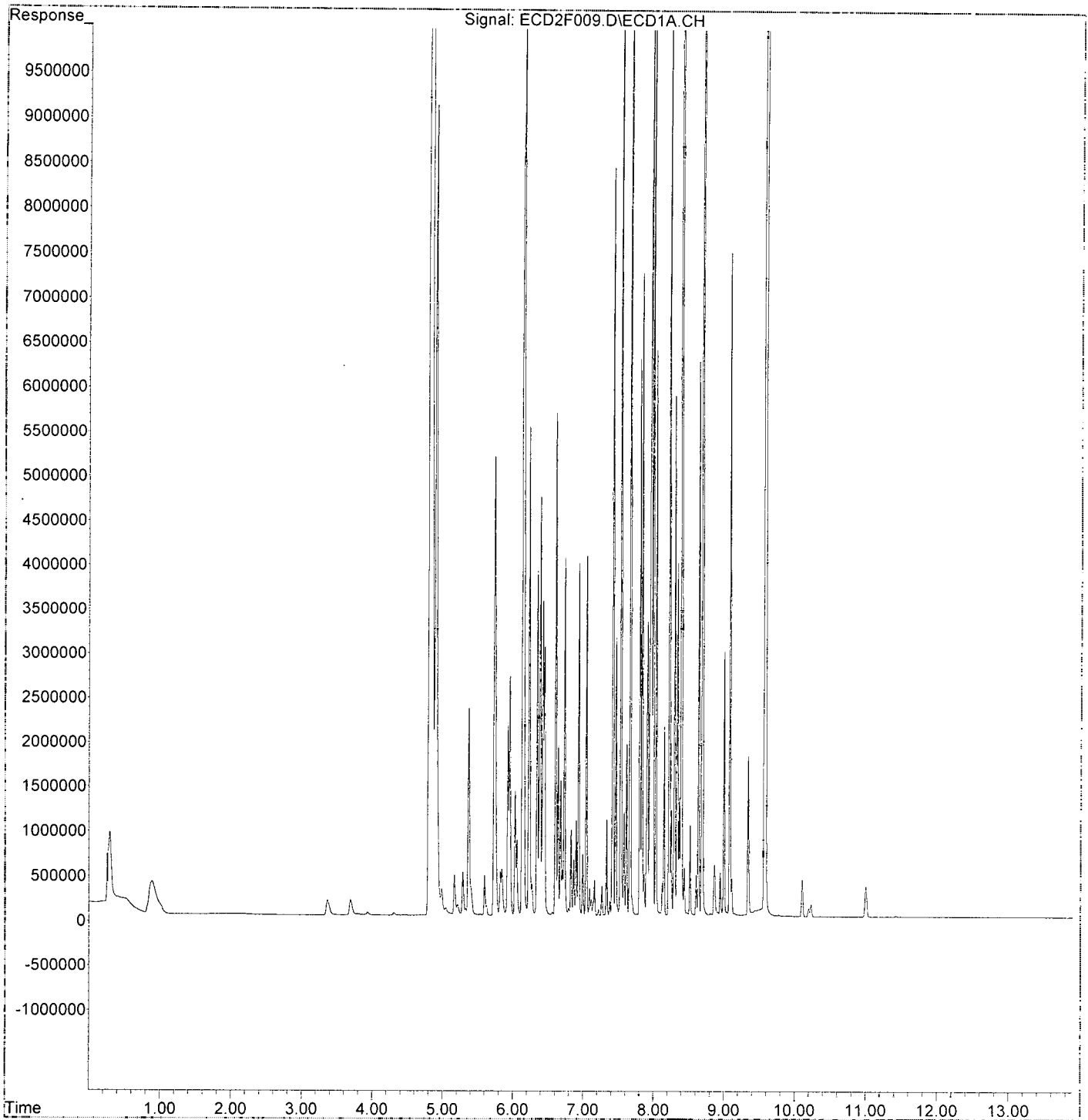
(f)=RT Delta > 1/2 Window

(m)=manual int.

Quantitation Report (QT Reviewed)

Data Path : K:\DATA\9L03052\requant\
Data File : ECD2F009.D
Signal(s) : ECD1A.CH
Acq On : 03 Dec 2019 18:50
Operator : MJB / KAK
Sample : 9L03052-CAL7
Misc :
ALS Vial : 9 Sample Multiplier: 1

Integration File: PCB1.e
Quant Time: Dec 04 15:34:15 2019
Quant Method : K:\METHODS\FECD2_QUANTPCB_191203.M
Quant Title : PCB Data Analysis
QLast Update : Wed Dec 04 15:29:22 2019
Response via : Initial Calibration
Integrator: ChemStation 6890 Scale Mode: Small noise peaks clipped



Sequence Table (Front Injector):

Method and Injection Info Part:

Line	Location	SampleName	Method	Inj	SampleType	InjVolume	DataFile
1	Vial 1	Hexane	E2A21015	1	Sample		
2	Vial 2	9L03052-ICB1	E2A21015	1	Sample		
3	Vial 3	9L03052-CAL1	E2A21015	1	Sample		
4	Vial 4	9L03052-CAL2	E2A21015	1	Sample		
5	Vial 5	9L03052-CAL3	E2A21015	1	Sample		
6	Vial 6	9L03052-CAL4	E2A21015	1	Sample		
7	Vial 7	9L03052-CAL5	E2A21015	1	Sample		
8	Vial 8	9L03052-CAL6	E2A21015	1	Sample		
9	Vial 9	9L03052-CAL7	E2A21015	1	Sample		
10	Vial 1	9L03052-IBL1	E2A21015	1	Sample		
11	Vial 10	9L03052-ICV1	E2A21015	1	Sample		
12	Vial 11	9L03052-CAL8	E2A21015	1	Sample		
13	Vial 12	9L03052-CAL9	E2A21015	1	Sample		
14	Vial 13	9L03052-CALA	E2A21015	1	Sample		
15	Vial 14	9L03052-CALB	E2A21015	1	Sample		
16	Vial 15	9L03052-CALC	E2A21015	1	Sample		
17	Vial 16	9L03052-CALD	E2A21015	1	Sample		
18	Vial 17	9L03052-CALE	E2A21015	1	Sample		
19	Vial 18	9L03052-ICV2	E2A21015	1	Sample		
20	Vial 19	9L03052-ICV3	E2A21015	1	Sample		
21	Vial 20	9L03052-ICV4	E2A21015	1	Sample		
22	Vial 21	9L03052-ICV5	E2A21015	1	Sample		

12/19/19

Sequence Table (Back Injector):

Method and Injection Info Part:

Line	Location	SampleName	Method	Inj	SampleType	InjVolume	DataFile
1	Vial 51	Hexane	E2A21015	1	Sample		
2	Vial 51	Hexane	E2A21015	1	Sample		
3	Vial 51	Hexane	E2A21015	1	Sample		
4	Vial 51	Hexane	E2A21015	1	Sample		
5	Vial 51	Hexane	E2A21015	1	Sample		
6	Vial 51	Hexane	E2A21015	1	Sample		
7	Vial 51	Hexane	E2A21015	1	Sample		
8	Vial 51	Hexane	E2A21015	1	Sample		
9	Vial 51	Hexane	E2A21015	1	Sample		
10	Vial 51	Hexane	E2A21015	1	Sample		
11	Vial 51	Hexane	E2A21015	1	Sample		
12	Vial 51	Hexane	E2A21015	1	Sample		
13	Vial 51	Hexane	E2A21015	1	Sample		
14	Vial 51	Hexane	E2A21015	1	Sample		
15	Vial 51	Hexane	E2A21015	1	Sample		
16	Vial 51	Hexane	E2A21015	1	Sample		
17	Vial 51	Hexane	E2A21015	1	Sample		
18	Vial 51	Hexane	E2A21015	1	Sample		
19	Vial 51	Hexane	E2A21015	1	Sample		
20	Vial 51	Hexane	E2A21015	1	Sample		
21	Vial 51	Hexane	E2A21015	1	Sample		
22	Vial 51	Hexane	E2A21015	1	Sample		

Quantitation Report (QT Reviewed)

Data Path : K:\DATA\9L03052\
 Data File : ECD2F003.D
 Signal(s) : ECD1A.CH
 Acq On : 03 Dec 2019 17:04
 Operator : MJB / KAK
 Sample : 9L03052-CAL1
 Misc :
 ALS Vial : 3 Sample Multiplier: 1

Integration File: PCB1.e
 Quant Time: Dec 04 14:49:16 2019
 Quant Method : K:\METHODS\FECD2_QUANTPCB_191203.M
 Quant Title : PCB Data Analysis
 QLast Update : Wed Dec 04 14:46:53 2019
 Response via : Initial Calibration
 Integrator: ChemStation 6890 Scale Mode: Small noise peaks clipped

Compound	R.T.	Response	Conc Units

System Monitoring Compounds			
1) S TCMX (S)	4.810	607866	10.347 ng/ml
62) S DCBP (S)	9.578	1085395	12.026 ng/ml
Target Compounds			
2) Aroclor 1016 (1)	5.730	89904	27.283 ng/ml
3) Aroclor 1016 (2)	6.144	161114	24.967 ng/ml
4) Aroclor 1016 (3)	6.226	94866	26.936 ng/ml
5) Aroclor 1016 (4)	6.382	87352	28.487 ng/ml
6) Aroclor 1016 (5)	6.604	97448	26.883 ng/ml
7) Aroclor 1016 (6)	6.731	68287	26.990 ng/ml
8) Aroclor 1016 - AVE	0.000	0	N.D. ng/ml
9) Aroclor 1221 (1)	0.000	0	N.D. ng/ml
10) Aroclor 1221 (2)	0.000	0	N.D. ng/ml
11) Aroclor 1221 (3)	0.000	0	N.D. ng/ml
12) Aroclor 1221 - AVE	0.000	0	N.D. ng/ml
13) Aroclor 1232 (1)	0.000	0	N.D. ng/ml
14) Aroclor 1232 (2)	0.000	0	N.D. ng/ml
15) Aroclor 1232 (3)	0.000	0	N.D. ng/ml
16) Aroclor 1232 (4)	0.000	0	N.D. ng/ml
17) Aroclor 1232 (5)	0.000	0	N.D. ng/ml
18) Aroclor 1232 (6)	0.000	0	N.D. ng/ml
19) Aroclor 1232 - AVE	0.000	0	N.D. ng/ml
20) Aroclor 1242 (1)	0.000	0	N.D. ng/ml
21) Aroclor 1242 (2)	0.000	0	N.D. ng/ml
22) Aroclor 1242 (3)	0.000	0	N.D. ng/ml
23) Aroclor 1242 (4)	0.000	0	N.D. ng/ml
24) Aroclor 1242 (5)	0.000	0	N.D. ng/ml
25) Aroclor 1242 (6)	0.000	0	N.D. ng/ml
26) Aroclor 1242 - AVE	0.000	0	N.D. ng/ml
27) Aroclor 1248 (1)	0.000	0	N.D. ng/ml
28) Aroclor 1248 (2)	0.000	0	N.D. ng/ml
29) Aroclor 1248 (3)	0.000	0	N.D. ng/ml
30) Aroclor 1248 (4)	0.000	0	N.D. ng/ml
31) Aroclor 1248 (5)	0.000	0	N.D. ng/ml
32) Aroclor 1248 (6)	0.000	0	N.D. ng/ml
33) Aroclor 1248 - AVE	0.000	0	N.D. ng/ml
34) Aroclor 1254 (1)	0.000	0	N.D. ng/ml
35) Aroclor 1254 (2)	0.000	0	N.D. ng/ml
36) Aroclor 1254 (3)	0.000	0	N.D. ng/ml
37) Aroclor 1254 (4)	0.000	0	N.D. ng/ml
38) Aroclor 1254 (5)	0.000	0	N.D. ng/ml
39) Aroclor 1254 (6)	0.000	0	N.D. ng/ml
40) Aroclor 1254 - AVE	0.000	0	N.D. ng/ml
41) Aroclor 1260 (1)	7.532	186119	26.585 ng/ml
42) Aroclor 1260 (2)	7.665	225314	25.315 ng/ml
43) Aroclor 1260 (3)	8.222	178776	26.838 ng/ml
44) Aroclor 1260 (4)	8.392	374030	23.669 ng/ml
45) Aroclor 1260 (5)	8.690	254106	24.637 ng/ml
46) Aroclor 1260 (6)	9.082	115322	26.770 ng/ml
47) Aroclor 1260 - AVE	0.000	0	N.D. ng/ml

Handwritten signature
12/14/19

Quantitation Report (QT Reviewed)

Data Path : K:\DATA\9L03052\
 Data File : ECD2F003.D
 Signal(s) : ECD1A.CH
 Acq On : 03 Dec 2019 17:04
 Operator : MJB / KAK
 Sample : 9L03052-CAL1
 Misc :
 ALS Vial : 3 Sample Multiplier: 1

Integration File: PCB1.e
 Quant Time: Dec 04 14:49:16 2019
 Quant Method : K:\METHODS\FECD2_QUANTPCB_191203.M
 Quant Title : PCB Data Analysis
 QLast Update : Wed Dec 04 14:46:53 2019
 Response via : Initial Calibration
 Integrator: ChemStation 6890 Scale Mode: Small noise peaks clipped

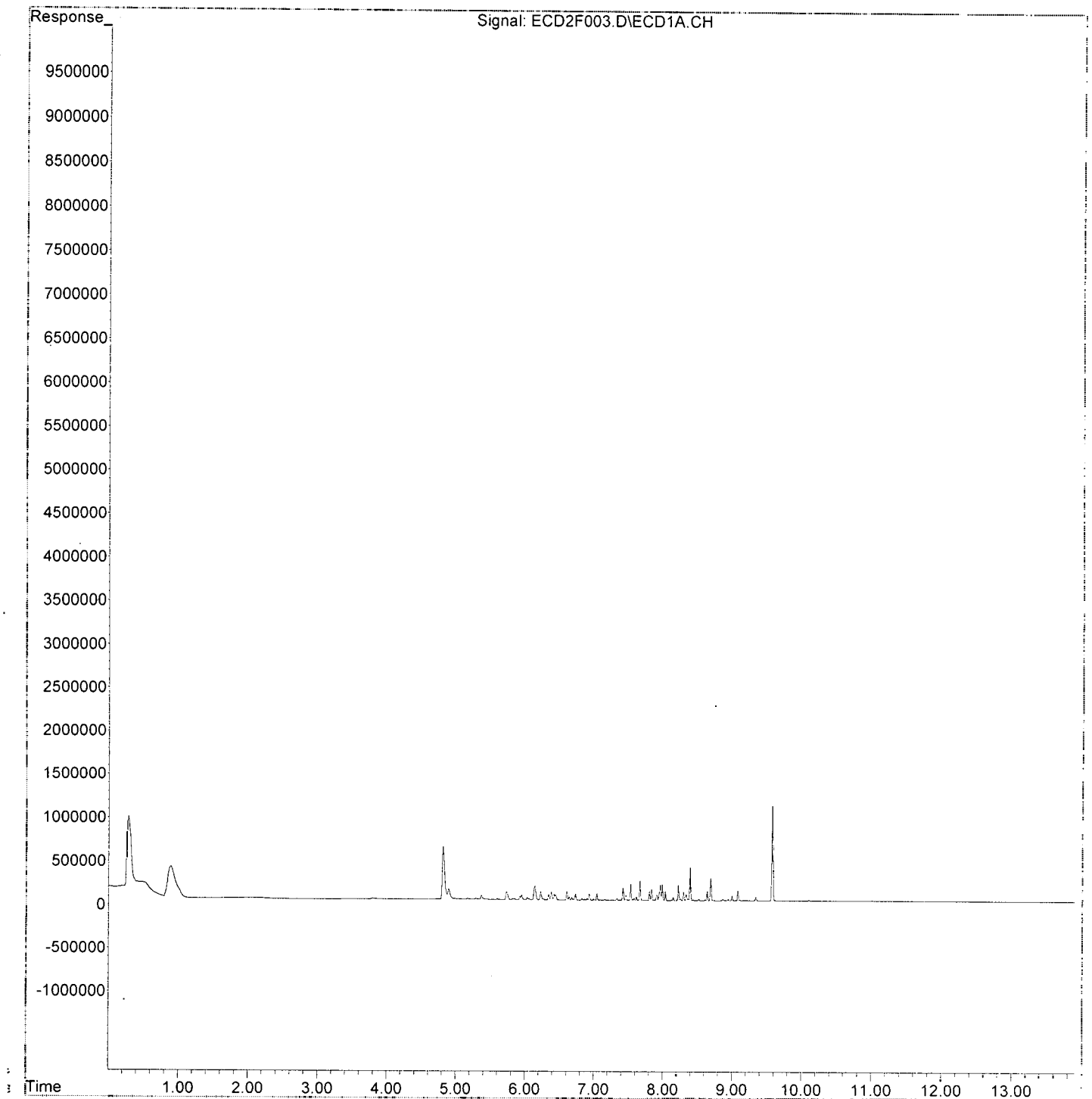
Compound	R.T.	Response	Conc	Units
48) Aroclor 1262 (1)	0.000	0	N.D.	ng/ml
49) Aroclor 1262 (2)	0.000	0	N.D.	ng/ml
50) Aroclor 1262 (3)	0.000	0	N.D.	ng/ml
51) Aroclor 1262 (4)	0.000	0	N.D.	ng/ml
52) Aroclor 1262 (5)	0.000	0	N.D.	ng/ml
53) Aroclor 1262 (6)	0.000	0	N.D.	ng/ml
54) Aroclor 1262 - AVE	0.000	0	N.D.	ng/ml
55) Aroclor 1268 (1)	0.000	0	N.D.	ng/ml
56) Aroclor 1268 (2)	0.000	0	N.D.	ng/ml
57) Aroclor 1268 (3)	0.000	0	N.D.	ng/ml
58) Aroclor 1268 (4)	0.000	0	N.D.	ng/ml
59) Aroclor 1268 (5)	0.000	0	N.D.	ng/ml
60) Aroclor 1268 (6)	0.000	0	N.D.	ng/ml
61) Aroclor 1268 - AVE	0.000	0	N.D.	ng/ml

(f)=RT Delta > 1/2 Window

(m)=manual int.

Data Path : K:\DATA\9L03052\
 Data File : ECD2F003.D
 Signal(s) : ECD1A.CH
 Acq On : 03 Dec 2019 17:04
 Operator : MJB / KAK
 Sample : 9L03052-CAL1
 Misc :
 ALS Vial : 3 Sample Multiplier: 1

Integration File: PCB1.e
 Quant Time: Dec 04 14:49:16 2019
 Quant Method : K:\METHODS\FECD2_QUANTPCB_191203.M
 Quant Title : PCB Data Analysis
 QLast Update : Wed Dec 04 14:46:53 2019
 Response via : Initial Calibration
 Integrator: ChemStation 6890 Scale Mode: Small noise peaks clipped



Quantitation Report (QT Reviewed)

Data Path : K:\DATA\9L03052\
 Data File : ECD2F004.D
 Signal(s) : ECD1A.CH
 Acq On : 03 Dec 2019 17:22
 Operator : MJB / KAK
 Sample : 9L03052-CAL2
 Misc :
 ALS Vial : 4 Sample Multiplier: 1

Integration File: PCB1.e
 Quant Time: Dec 04 14:50:40 2019
 Quant Method : K:\METHODS\FECD2_QUANTPCB_191203.M
 Quant Title : PCB Data Analysis
 QLast Update : Wed Dec 04 14:46:53 2019
 Response via : Initial Calibration
 Integrator: ChemStation 6890 Scale Mode: Small noise peaks clipped

Compound	R.T.	Response	Conc Units
System Monitoring Compounds			
1) S TCMX (S)	4.809	1520231	25.877 ng/ml
62) S DCBP (S)	9.576	2699632	29.910 ng/ml
Target Compounds			
2) Aroclor 1016 (1)	5.729	193429	58.698 ng/ml
3) Aroclor 1016 (2)	6.143	352080	54.560 ng/ml
4) Aroclor 1016 (3)	6.225	199490	56.642 ng/ml
5) Aroclor 1016 (4)	6.381	190893	62.253 ng/ml
6) Aroclor 1016 (5)	6.604	220902	60.940 ng/ml
7) Aroclor 1016 (6)	6.731	153783	60.783 ng/ml
8) Aroclor 1016 - AVE	0.000	0	N.D. ng/ml
9) Aroclor 1221 (1)	0.000	0	N.D. ng/ml
10) Aroclor 1221 (2)	0.000	0	N.D. ng/ml
11) Aroclor 1221 (3)	0.000	0	N.D. ng/ml
12) Aroclor 1221 - AVE	0.000	0	N.D. ng/ml
13) Aroclor 1232 (1)	0.000	0	N.D. ng/ml
14) Aroclor 1232 (2)	0.000	0	N.D. ng/ml
15) Aroclor 1232 (3)	0.000	0	N.D. ng/ml
16) Aroclor 1232 (4)	0.000	0	N.D. ng/ml
17) Aroclor 1232 (5)	0.000	0	N.D. ng/ml
18) Aroclor 1232 (6)	0.000	0	N.D. ng/ml
19) Aroclor 1232 - AVE	0.000	0	N.D. ng/ml
20) Aroclor 1242 (1)	0.000	0	N.D. ng/ml
21) Aroclor 1242 (2)	0.000	0	N.D. ng/ml
22) Aroclor 1242 (3)	0.000	0	N.D. ng/ml
23) Aroclor 1242 (4)	0.000	0	N.D. ng/ml
24) Aroclor 1242 (5)	0.000	0	N.D. ng/ml
25) Aroclor 1242 (6)	0.000	0	N.D. ng/ml
26) Aroclor 1242 - AVE	0.000	0	N.D. ng/ml
27) Aroclor 1248 (1)	0.000	0	N.D. ng/ml
28) Aroclor 1248 (2)	0.000	0	N.D. ng/ml
29) Aroclor 1248 (3)	0.000	0	N.D. ng/ml
30) Aroclor 1248 (4)	0.000	0	N.D. ng/ml
31) Aroclor 1248 (5)	0.000	0	N.D. ng/ml
32) Aroclor 1248 (6)	0.000	0	N.D. ng/ml
33) Aroclor 1248 - AVE	0.000	0	N.D. ng/ml
34) Aroclor 1254 (1)	0.000	0	N.D. ng/ml
35) Aroclor 1254 (2)	0.000	0	N.D. ng/ml
36) Aroclor 1254 (3)	0.000	0	N.D. ng/ml
37) Aroclor 1254 (4)	0.000	0	N.D. ng/ml
38) Aroclor 1254 (5)	0.000	0	N.D. ng/ml
39) Aroclor 1254 (6)	0.000	0	N.D. ng/ml
40) Aroclor 1254 - AVE	0.000	0	N.D. ng/ml
41) Aroclor 1260 (1)	7.531	418936	59.840 ng/ml
42) Aroclor 1260 (2)	7.665	506688	56.927 ng/ml
43) Aroclor 1260 (3)	8.221	402124	60.368 ng/ml
44) Aroclor 1260 (4)	8.390	944538	59.772 ng/ml
45) Aroclor 1260 (5)	8.690	615297	59.656 ng/ml
46) Aroclor 1260 (6)	9.081	258919	60.104 ng/ml
47) Aroclor 1260 - AVE	0.000	0	N.D. ng/ml

12/11/19

Quantitation Report (QT Reviewed)

Data Path : K:\DATA\9L03052\
 Data File : ECD2F004.D
 Signal(s) : ECD1A.CH
 Acq On : 03 Dec 2019 17:22
 Operator : MJB / KAK
 Sample : 9L03052-CAL2
 Misc :
 ALS Vial : 4 Sample Multiplier: 1

Integration File: PCB1.e
 Quant Time: Dec 04 14:50:40 2019
 Quant Method : K:\METHODS\FECD2_QUANTPCB_191203.M
 Quant Title : PCB Data Analysis
 QLast Update : Wed Dec 04 14:46:53 2019
 Response via : Initial Calibration
 Integrator: ChemStation 6890 Scale Mode: Small noise peaks clipped

Compound	R.T.	Response	Conc	Units
48) Aroclor 1262 (1)	0.000	0	N.D.	ng/ml
49) Aroclor 1262 (2)	0.000	0	N.D.	ng/ml
50) Aroclor 1262 (3)	0.000	0	N.D.	ng/ml
51) Aroclor 1262 (4)	0.000	0	N.D.	ng/ml
52) Aroclor 1262 (5)	0.000	0	N.D.	ng/ml
53) Aroclor 1262 (6)	0.000	0	N.D.	ng/ml
54) Aroclor 1262 - AVE	0.000	0	N.D.	ng/ml
55) Aroclor 1268 (1)	0.000	0	N.D.	ng/ml
56) Aroclor 1268 (2)	0.000	0	N.D.	ng/ml
57) Aroclor 1268 (3)	0.000	0	N.D.	ng/ml
58) Aroclor 1268 (4)	0.000	0	N.D.	ng/ml
59) Aroclor 1268 (5)	0.000	0	N.D.	ng/ml
60) Aroclor 1268 (6)	0.000	0	N.D.	ng/ml
61) Aroclor 1268 - AVE	0.000	0	N.D.	ng/ml

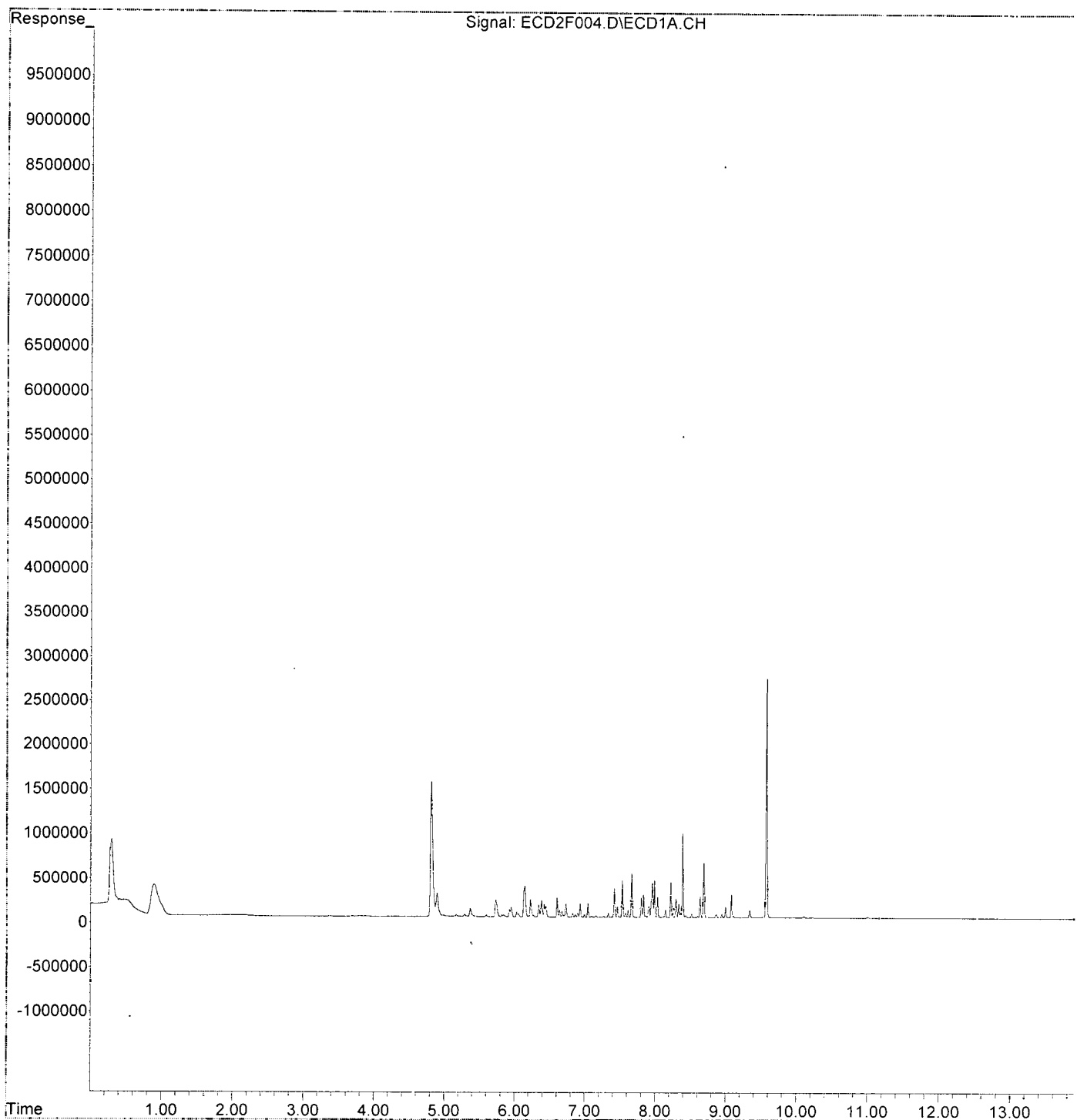
(f)=RT Delta > 1/2 Window

(m)=manual int.

Quantitation Report (QT Reviewed)

Data Path : K:\DATA\9L03052\
Data File : ECD2F004.D
Signal(s) : ECD1A.CH
Acq On : 03 Dec 2019 17:22
Operator : MJB / KAK
Sample : 9L03052-CAL2
Misc :
ALS Vial : 4 Sample Multiplier: 1

Integration File: PCB1.e
Quant Time: Dec 04 14:50:40 2019
Quant Method : K:\METHODS\FECD2_QUANTPCB_191203.M
Quant Title : PCB Data Analysis
QLast Update : Wed Dec 04 14:46:53 2019
Response via : Initial Calibration
Integrator: ChemStation 6890 Scale Mode: Small noise peaks clipped



Quantitation Report (QT Reviewed)

Data Path : K:\DATA\9L03052\
 Data File : ECD2F005.D
 Signal(s) : ECD1A.CH
 Acq On : 03 Dec 2019 17:40
 Operator : MJB / KAK
 Sample : 9L03052-CAL3
 Misc :
 ALS Vial : 5 Sample Multiplier: 1

Integration File: PCB1.e
 Quant Time: Dec 04 14:51:56 2019
 Quant Method : K:\METHODS\FECD2_QUANTPCB_191203.M
 Quant Title : PCB Data Analysis
 QLast Update : Wed Dec 04 14:46:53 2019
 Response via : Initial Calibration
 Integrator: ChemStation 6890 Scale Mode: Small noise peaks clipped

Compound	R.T.	Response	Conc Units
System Monitoring Compounds			
1) S TCMX (S)	4.809	3122586	53.152 ng/ml
62) S DCBP (S)	9.577	5688932	63.030 ng/ml
Target Compounds			
2) Aroclor 1016 (1)	5.729	374224	113.563 ng/ml
3) Aroclor 1016 (2)	6.143	710924	110.169 ng/ml
4) Aroclor 1016 (3)	6.225	390273	110.812 ng/ml
5) Aroclor 1016 (4)	6.381	356425	116.236 ng/ml
6) Aroclor 1016 (5)	6.604	404011	111.455 ng/ml
7) Aroclor 1016 (6)	6.730	290789	114.935 ng/ml
8) Aroclor 1016 - AVE	0.000	0	N.D. ng/ml
9) Aroclor 1221 (1)	0.000	0	N.D. ng/ml
10) Aroclor 1221 (2)	0.000	0	N.D. ng/ml
11) Aroclor 1221 (3)	0.000	0	N.D. ng/ml
12) Aroclor 1221 - AVE	0.000	0	N.D. ng/ml
13) Aroclor 1232 (1)	0.000	0	N.D. ng/ml
14) Aroclor 1232 (2)	0.000	0	N.D. ng/ml
15) Aroclor 1232 (3)	0.000	0	N.D. ng/ml
16) Aroclor 1232 (4)	0.000	0	N.D. ng/ml
17) Aroclor 1232 (5)	0.000	0	N.D. ng/ml
18) Aroclor 1232 (6)	0.000	0	N.D. ng/ml
19) Aroclor 1232 - AVE	0.000	0	N.D. ng/ml
20) Aroclor 1242 (1)	0.000	0	N.D. ng/ml
21) Aroclor 1242 (2)	0.000	0	N.D. ng/ml
22) Aroclor 1242 (3)	0.000	0	N.D. ng/ml
23) Aroclor 1242 (4)	0.000	0	N.D. ng/ml
24) Aroclor 1242 (5)	0.000	0	N.D. ng/ml
25) Aroclor 1242 (6)	0.000	0	N.D. ng/ml
26) Aroclor 1242 - AVE	0.000	0	N.D. ng/ml
27) Aroclor 1248 (1)	0.000	0	N.D. ng/ml
28) Aroclor 1248 (2)	0.000	0	N.D. ng/ml
29) Aroclor 1248 (3)	0.000	0	N.D. ng/ml
30) Aroclor 1248 (4)	0.000	0	N.D. ng/ml
31) Aroclor 1248 (5)	0.000	0	N.D. ng/ml
32) Aroclor 1248 (6)	0.000	0	N.D. ng/ml
33) Aroclor 1248 - AVE	0.000	0	N.D. ng/ml
34) Aroclor 1254 (1)	0.000	0	N.D. ng/ml
35) Aroclor 1254 (2)	0.000	0	N.D. ng/ml
36) Aroclor 1254 (3)	0.000	0	N.D. ng/ml
37) Aroclor 1254 (4)	0.000	0	N.D. ng/ml
38) Aroclor 1254 (5)	0.000	0	N.D. ng/ml
39) Aroclor 1254 (6)	0.000	0	N.D. ng/ml
40) Aroclor 1254 - AVE	0.000	0	N.D. ng/ml
41) Aroclor 1260 (1)	7.531	842440	120.332 ng/ml
42) Aroclor 1260 (2)	7.665	1012879	113.799 ng/ml
43) Aroclor 1260 (3)	8.221	802199	120.429 ng/ml
44) Aroclor 1260 (4)	8.391	1832880	115.988 ng/ml
45) Aroclor 1260 (5)	8.689	1221637	118.443 ng/ml
46) Aroclor 1260 (6)	9.082	511487	118.733 ng/ml
47) Aroclor 1260 - AVE	0.000	0	N.D. ng/ml

12/11/19

Data Path : K:\DATA\9L03052\
 Data File : ECD2F005.D
 Signal(s) : ECD1A.CH
 Acq On : 03 Dec 2019 17:40
 Operator : MJB / KAK
 Sample : 9L03052-CAL3
 Misc :
 ALS Vial : 5 Sample Multiplier: 1

Integration File: PCB1.e
 Quant Time: Dec 04 14:51:56 2019
 Quant Method : K:\METHODS\FECD2_QUANTPCB_191203.M
 Quant Title : PCB Data Analysis
 QLast Update : Wed Dec 04 14:46:53 2019
 Response via : Initial Calibration
 Integrator: ChemStation 6890 Scale Mode: Small noise peaks clipped

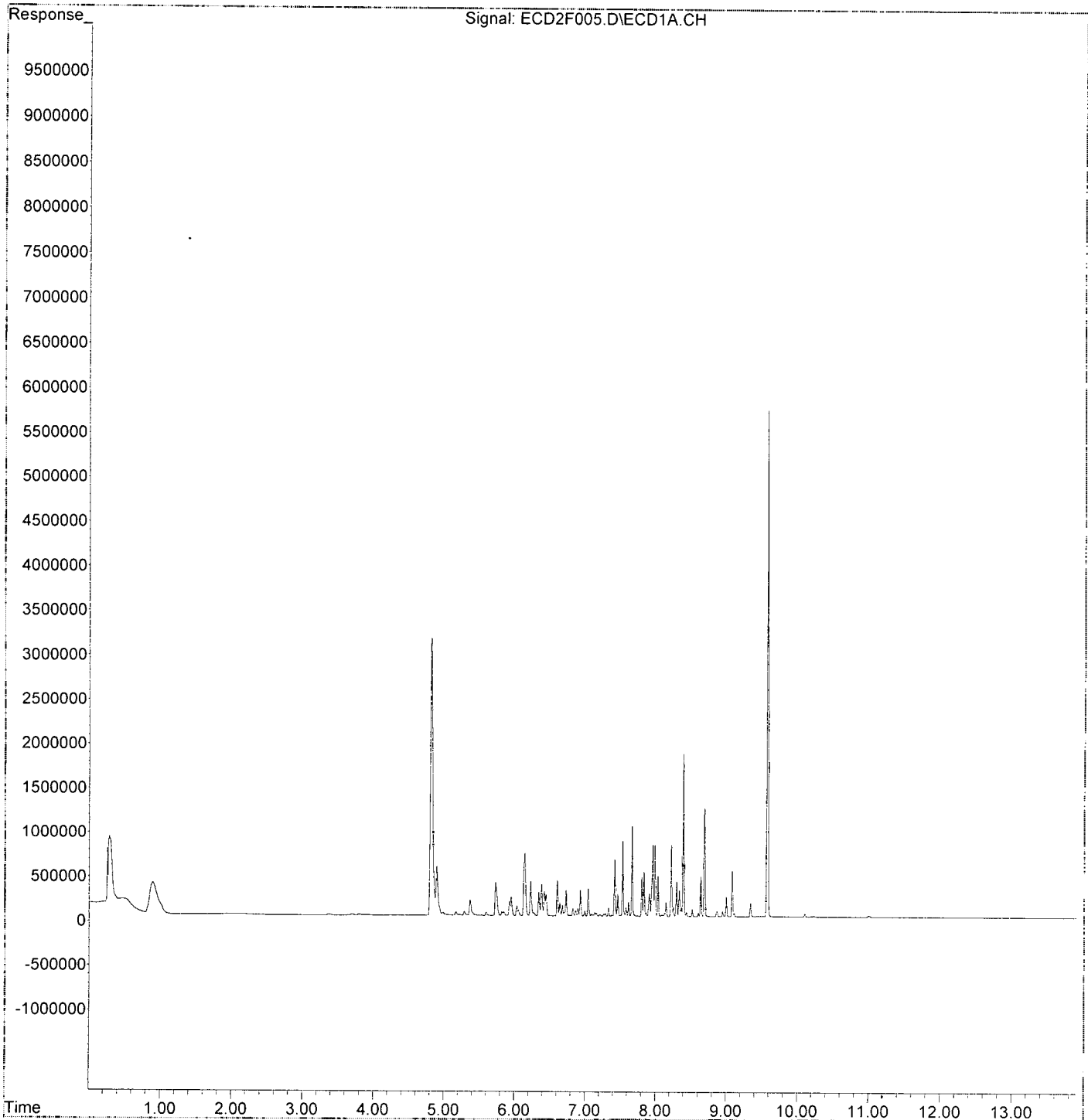
Compound	R.T.	Response	Conc	Units
48) Aroclor 1262 (1)	0.000	0	N.D.	ng/ml
49) Aroclor 1262 (2)	0.000	0	N.D.	ng/ml
50) Aroclor 1262 (3)	0.000	0	N.D.	ng/ml
51) Aroclor 1262 (4)	0.000	0	N.D.	ng/ml
52) Aroclor 1262 (5)	0.000	0	N.D.	ng/ml
53) Aroclor 1262 (6)	0.000	0	N.D.	ng/ml
54) Aroclor 1262 - AVE	0.000	0	N.D.	ng/ml
55) Aroclor 1268 (1)	0.000	0	N.D.	ng/ml
56) Aroclor 1268 (2)	0.000	0	N.D.	ng/ml
57) Aroclor 1268 (3)	0.000	0	N.D.	ng/ml
58) Aroclor 1268 (4)	0.000	0	N.D.	ng/ml
59) Aroclor 1268 (5)	0.000	0	N.D.	ng/ml
60) Aroclor 1268 (6)	0.000	0	N.D.	ng/ml
61) Aroclor 1268 - AVE	0.000	0	N.D.	ng/ml

(f)=RT Delta > 1/2 Window

(m)=manual int.

Data Path : K:\DATA\9L03052\
Data File : ECD2F005.D
Signal(s) : ECD1A.CH
Acq On : 03 Dec 2019 17:40
Operator : MJB / KAK
Sample : 9L03052-CAL3
Misc :
ALS Vial : 5 Sample Multiplier: 1

Integration File: PCB1.e
Quant Time: Dec 04 14:51:56 2019
Quant Method : K:\METHODS\FECD2_QUANTPCB_191203.M
Quant Title : PCB Data Analysis
QLast Update : Wed Dec 04 14:46:53 2019
Response via : Initial Calibration
Integrator: ChemStation 6890 Scale Mode: Small noise peaks clipped



Quantitation Report (QT Reviewed)

Data Path : K:\DATA\9L03052\
 Data File : ECD2F006.D
 Signal(s) : ECD1A.CH
 Acq On : 03 Dec 2019 17:57
 Operator : MJB / KAK
 Sample : 9L03052-CAL4
 Misc :
 ALS Vial : 6 Sample Multiplier: 1

Integration File: PCB1.e
 Quant Time: Dec 04 14:53:08 2019
 Quant Method : K:\METHODS\FECD2_QUANTPCB_191203.M
 Quant Title : PCB Data Analysis
 QLast Update : Wed Dec 04 14:46:53 2019
 Response via : Initial Calibration
 Integrator: ChemStation 6890 Scale Mode: Small noise peaks clipped

Compound	R.T.	Response	Conc Units
System Monitoring Compounds			
1) S TCMX (S)	4.811	6242821	106.264 ng/ml
62) S DCBP (S)	9.576	10577859	117.197 ng/ml
Target Compounds			
2) Aroclor 1016 (1)	5.729	703735	213.556 ng/ml
3) Aroclor 1016 (2)	6.143	1325963	205.479 ng/ml
4) Aroclor 1016 (3)	6.224	743377	211.070 ng/ml
5) Aroclor 1016 (4)	6.381	650662	212.191 ng/ml
6) Aroclor 1016 (5)	6.604	767420	211.709 ng/ml
7) Aroclor 1016 (6)	6.729	543631	214.871 ng/ml
8) Aroclor 1016 - AVE	0.000	0	N.D. ng/ml
9) Aroclor 1221 (1)	0.000	0	N.D. ng/ml
10) Aroclor 1221 (2)	0.000	0	N.D. ng/ml
11) Aroclor 1221 (3)	0.000	0	N.D. ng/ml
12) Aroclor 1221 - AVE	0.000	0	N.D. ng/ml
13) Aroclor 1232 (1)	0.000	0	N.D. ng/ml
14) Aroclor 1232 (2)	0.000	0	N.D. ng/ml
15) Aroclor 1232 (3)	0.000	0	N.D. ng/ml
16) Aroclor 1232 (4)	0.000	0	N.D. ng/ml
17) Aroclor 1232 (5)	0.000	0	N.D. ng/ml
18) Aroclor 1232 (6)	0.000	0	N.D. ng/ml
19) Aroclor 1232 - AVE	0.000	0	N.D. ng/ml
20) Aroclor 1242 (1)	0.000	0	N.D. ng/ml
21) Aroclor 1242 (2)	0.000	0	N.D. ng/ml
22) Aroclor 1242 (3)	0.000	0	N.D. ng/ml
23) Aroclor 1242 (4)	0.000	0	N.D. ng/ml
24) Aroclor 1242 (5)	0.000	0	N.D. ng/ml
25) Aroclor 1242 (6)	0.000	0	N.D. ng/ml
26) Aroclor 1242 - AVE	0.000	0	N.D. ng/ml
27) Aroclor 1248 (1)	0.000	0	N.D. ng/ml
28) Aroclor 1248 (2)	0.000	0	N.D. ng/ml
29) Aroclor 1248 (3)	0.000	0	N.D. ng/ml
30) Aroclor 1248 (4)	0.000	0	N.D. ng/ml
31) Aroclor 1248 (5)	0.000	0	N.D. ng/ml
32) Aroclor 1248 (6)	0.000	0	N.D. ng/ml
33) Aroclor 1248 - AVE	0.000	0	N.D. ng/ml
34) Aroclor 1254 (1)	0.000	0	N.D. ng/ml
35) Aroclor 1254 (2)	0.000	0	N.D. ng/ml
36) Aroclor 1254 (3)	0.000	0	N.D. ng/ml
37) Aroclor 1254 (4)	0.000	0	N.D. ng/ml
38) Aroclor 1254 (5)	0.000	0	N.D. ng/ml
39) Aroclor 1254 (6)	0.000	0	N.D. ng/ml
40) Aroclor 1254 - AVE	0.000	0	N.D. ng/ml
41) Aroclor 1260 (1)	7.531	1580165	225.708 ng/ml
42) Aroclor 1260 (2)	7.665	1922759	216.026 ng/ml
43) Aroclor 1260 (3)	8.220	1455817	218.552 ng/ml
44) Aroclor 1260 (4)	8.391	3616251	228.843 ng/ml
45) Aroclor 1260 (5)	8.690	2271341	220.217 ng/ml
46) Aroclor 1260 (6)	9.080	929790	215.835 ng/ml
47) Aroclor 1260 - AVE	0.000	0	N.D. ng/ml

Handwritten signature and date: 12/11/19

Quantitation Report (QT Reviewed)

Data Path : K:\DATA\9L03052\
 Data File : ECD2F006.D
 Signal(s) : ECD1A.CH
 Acq On : 03 Dec 2019 17:57
 Operator : MJB / KAK
 Sample : 9L03052-CAL4
 Misc :
 ALS Vial : 6 Sample Multiplier: 1

Integration File: PCB1.e
 Quant Time: Dec 04 14:53:08 2019
 Quant Method : K:\METHODS\FECD2_QUANTPCB_191203.M
 Quant Title : PCB Data Analysis
 QLast Update : Wed Dec 04 14:46:53 2019
 Response via : Initial Calibration
 Integrator: ChemStation 6890 Scale Mode: Small noise peaks clipped

Compound	R.T.	Response	Conc	Units
48) Aroclor 1262 (1)	0.000	0	N.D.	ng/ml
49) Aroclor 1262 (2)	0.000	0	N.D.	ng/ml
50) Aroclor 1262 (3)	0.000	0	N.D.	ng/ml
51) Aroclor 1262 (4)	0.000	0	N.D.	ng/ml
52) Aroclor 1262 (5)	0.000	0	N.D.	ng/ml
53) Aroclor 1262 (6)	0.000	0	N.D.	ng/ml
54) Aroclor 1262 - AVE	0.000	0	N.D.	ng/ml
55) Aroclor 1268 (1)	0.000	0	N.D.	ng/ml
56) Aroclor 1268 (2)	0.000	0	N.D.	ng/ml
57) Aroclor 1268 (3)	0.000	0	N.D.	ng/ml
58) Aroclor 1268 (4)	0.000	0	N.D.	ng/ml
59) Aroclor 1268 (5)	0.000	0	N.D.	ng/ml
60) Aroclor 1268 (6)	0.000	0	N.D.	ng/ml
61) Aroclor 1268 - AVE	0.000	0	N.D.	ng/ml

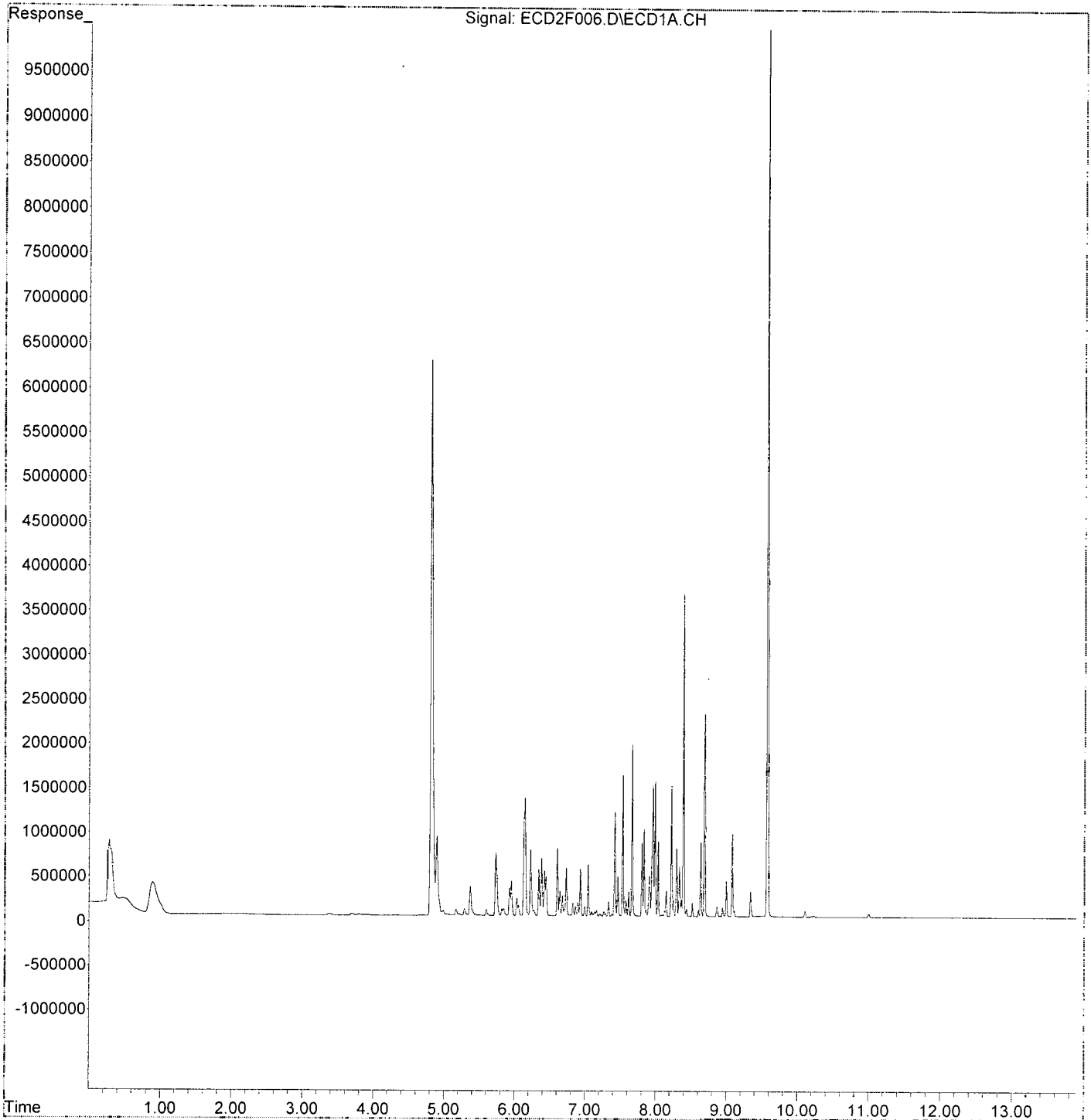
(f)=RT Delta > 1/2 Window

(m)=manual int.

Quantitation Report (QT Reviewed)

Data Path : K:\DATA\9L03052\
Data File : ECD2F006.D
Signal(s) : ECD1A.CH
Acq On : 03 Dec 2019 17:57
Operator : MJB / KAK
Sample : 9L03052-CAL4
Misc :
ALS Vial : 6 Sample Multiplier: 1

Integration File: PCB1.e
Quant Time: Dec 04 14:53:08 2019
Quant Method : K:\METHODS\FECD2_QUANTPCB_191203.M
Quant Title : PCB Data Analysis
QLast Update : Wed Dec 04 14:46:53 2019
Response via : Initial Calibration
Integrator: ChemStation 6890 Scale Mode: Small noise peaks clipped



Quantitation Report (QT Reviewed)

Data Path : K:\DATA\9L03052\
 Data File : ECD2F007.D
 Signal(s) : ECD1A.CH
 Acq On : 03 Dec 2019 18:15
 Operator : MJB / KAK
 Sample : 9L03052-CAL5
 Misc :
 ALS Vial : 7 Sample Multiplier: 1

Integration File: PCB1.e
 Quant Time: Dec 04 14:47:08 2019
 Quant Method : K:\METHODS\FECD2_QUANTPCB_191203.M
 Quant Title : PCB Data Analysis
 QLast Update : Wed Dec 04 14:46:53 2019
 Response via : Initial Calibration
 Integrator: ChemStation 6890 Scale Mode: Small noise peaks clipped

Compound	R.T.	Response	Conc Units
System Monitoring Compounds			
1) S TCMX (S)	4.811	19144959	325.882 ng/ml
62) S DCBP (S)	9.578	31083383	344.386 ng/ml
Target Compounds			
2) Aroclor 1016 (1)	5.729	1871482	567.923 ng/ml
3) Aroclor 1016 (2)	6.143	3859736	598.126 ng/ml
4) Aroclor 1016 (3)	6.225	2022155	574.160 ng/ml
5) Aroclor 1016 (4)	6.382	1820005	593.533 ng/ml
6) Aroclor 1016 (5)	6.604	2192154	604.752 ng/ml
7) Aroclor 1016 (6)	6.730	1484483	586.744 ng/ml
8) Aroclor 1016 - AVE	0.000	0	N.D. ng/ml
9) Aroclor 1221 (1)	0.000	0	N.D. ng/ml
10) Aroclor 1221 (2)	0.000	0	N.D. ng/ml
11) Aroclor 1221 (3)	0.000	0	N.D. ng/ml
12) Aroclor 1221 - AVE	0.000	0	N.D. ng/ml
13) Aroclor 1232 (1)	0.000	0	N.D. ng/ml
14) Aroclor 1232 (2)	0.000	0	N.D. ng/ml
15) Aroclor 1232 (3)	0.000	0	N.D. ng/ml
16) Aroclor 1232 (4)	0.000	0	N.D. ng/ml
17) Aroclor 1232 (5)	0.000	0	N.D. ng/ml
18) Aroclor 1232 (6)	0.000	0	N.D. ng/ml
19) Aroclor 1232 - AVE	0.000	0	N.D. ng/ml
20) Aroclor 1242 (1)	0.000	0	N.D. ng/ml
21) Aroclor 1242 (2)	0.000	0	N.D. ng/ml
22) Aroclor 1242 (3)	0.000	0	N.D. ng/ml
23) Aroclor 1242 (4)	0.000	0	N.D. ng/ml
24) Aroclor 1242 (5)	0.000	0	N.D. ng/ml
25) Aroclor 1242 (6)	0.000	0	N.D. ng/ml
26) Aroclor 1242 - AVE	0.000	0	N.D. ng/ml
27) Aroclor 1248 (1)	0.000	0	N.D. ng/ml
28) Aroclor 1248 (2)	0.000	0	N.D. ng/ml
29) Aroclor 1248 (3)	0.000	0	N.D. ng/ml
30) Aroclor 1248 (4)	0.000	0	N.D. ng/ml
31) Aroclor 1248 (5)	0.000	0	N.D. ng/ml
32) Aroclor 1248 (6)	0.000	0	N.D. ng/ml
33) Aroclor 1248 - AVE	0.000	0	N.D. ng/ml
34) Aroclor 1254 (1)	0.000	0	N.D. ng/ml
35) Aroclor 1254 (2)	0.000	0	N.D. ng/ml
36) Aroclor 1254 (3)	0.000	0	N.D. ng/ml
37) Aroclor 1254 (4)	0.000	0	N.D. ng/ml
38) Aroclor 1254 (5)	0.000	0	N.D. ng/ml
39) Aroclor 1254 (6)	0.000	0	N.D. ng/ml
40) Aroclor 1254 - AVE	0.000	0	N.D. ng/ml
41) Aroclor 1260 (1)	7.532	4423699	631.872 ng/ml
42) Aroclor 1260 (2)	7.665	5325133	598.290 ng/ml
43) Aroclor 1260 (3)	8.221	3997829	600.167 ng/ml
44) Aroclor 1260 (4)	8.391	10089251	638.466 ng/ml
45) Aroclor 1260 (5)	8.690	6288943	609.741 ng/ml
46) Aroclor 1260 (6)	9.082	2699039	626.537 ng/ml
47) Aroclor 1260 - AVE	0.000	0	N.D. ng/ml

[Handwritten signature]
 12/4/19

Quantitation Report (QT Reviewed)

Data Path : K:\DATA\9L03052\
 Data File : ECD2F007.D
 Signal(s) : ECD1A.CH
 Acq On : 03 Dec 2019 18:15
 Operator : MJB / KAK
 Sample : 9L03052-CAL5
 Misc :
 ALS Vial : 7 Sample Multiplier: 1

Integration File: PCB1.e
 Quant Time: Dec 04 14:47:08 2019
 Quant Method : K:\METHODS\FECD2_QUANTPCB_191203.M
 Quant Title : PCB Data Analysis
 QLast Update : Wed Dec 04 14:46:53 2019
 Response via : Initial Calibration
 Integrator: ChemStation 6890 Scale Mode: Small noise peaks clipped

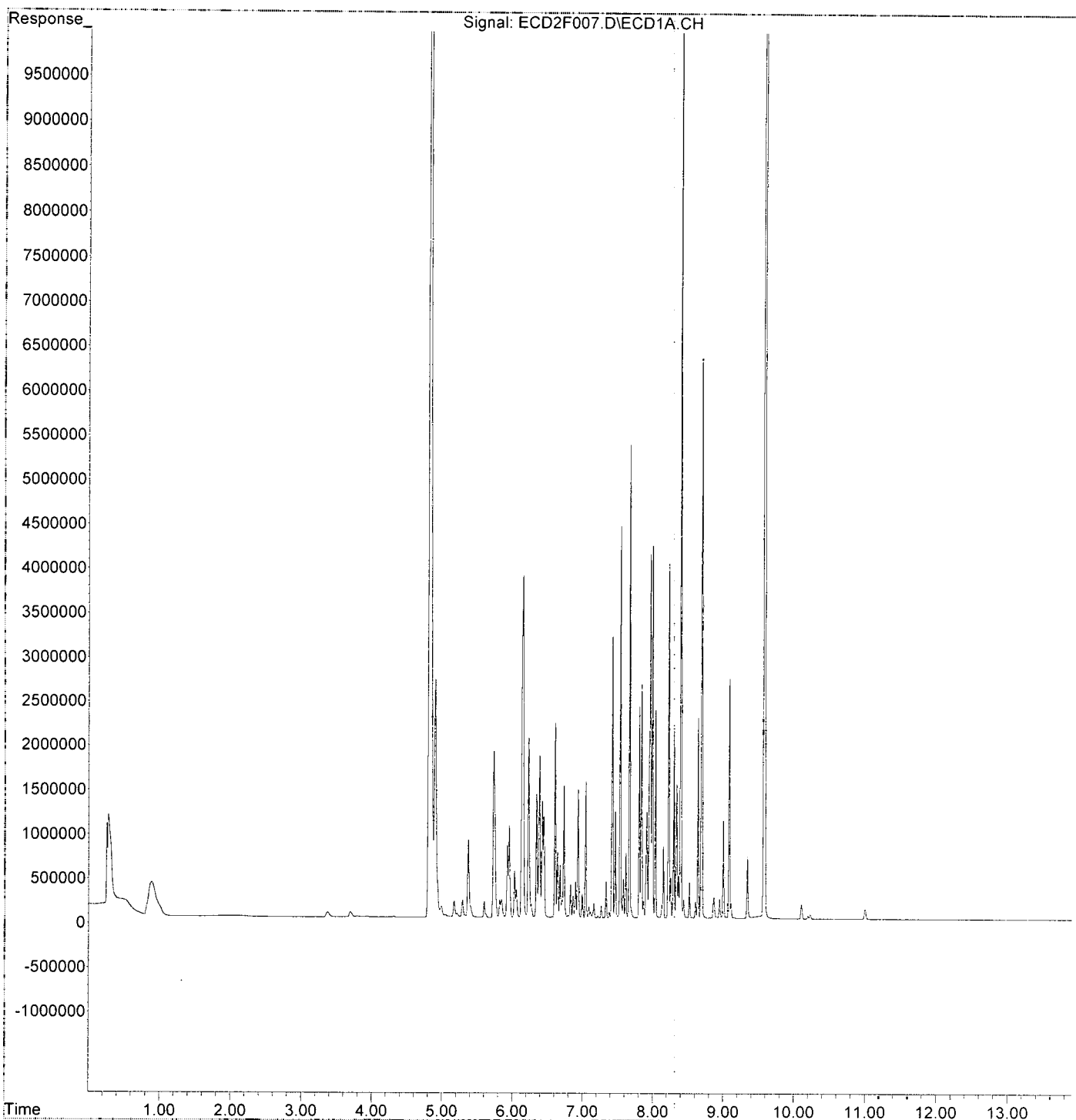
Compound	R.T.	Response	Conc	Units
48) Aroclor 1262 (1)	0.000	0	N.D.	ng/ml
49) Aroclor 1262 (2)	0.000	0	N.D.	ng/ml
50) Aroclor 1262 (3)	0.000	0	N.D.	ng/ml
51) Aroclor 1262 (4)	0.000	0	N.D.	ng/ml
52) Aroclor 1262 (5)	0.000	0	N.D.	ng/ml
53) Aroclor 1262 (6)	0.000	0	N.D.	ng/ml
54) Aroclor 1262 - AVE	0.000	0	N.D.	ng/ml
55) Aroclor 1268 (1)	0.000	0	N.D.	ng/ml
56) Aroclor 1268 (2)	0.000	0	N.D.	ng/ml
57) Aroclor 1268 (3)	0.000	0	N.D.	ng/ml
58) Aroclor 1268 (4)	0.000	0	N.D.	ng/ml
59) Aroclor 1268 (5)	0.000	0	N.D.	ng/ml
60) Aroclor 1268 (6)	0.000	0	N.D.	ng/ml
61) Aroclor 1268 - AVE	0.000	0	N.D.	ng/ml

(f)=RT Delta > 1/2 Window

(m)=manual int.

Data Path : K:\DATA\9L03052\
Data File : ECD2F007.D
Signal(s) : ECD1A.CH
Acq On : 03 Dec 2019 18:15
Operator : MJB / KAK
Sample : 9L03052-CAL5
Misc :
ALS Vial : 7 Sample Multiplier: 1

Integration File: PCB1.e
Quant Time: Dec 04 14:47:08 2019
Quant Method : K:\METHODS\FECD2_QUANTPCB_191203.M
Quant Title : PCB Data Analysis
QLast Update : Wed Dec 04 14:46:53 2019
Response via : Initial Calibration
Integrator: ChemStation 6890 Scale Mode: Small noise peaks clipped



Quantitation Report (QT Reviewed)

Data Path : K:\DATA\9L03052\
 Data File : ECD2F008.D
 Signal(s) : ECD1A.CH
 Acq On : 03 Dec 2019 18:32
 Operator : MJB / KAK
 Sample : 9L03052-CAL6
 Misc :
 ALS Vial : 8 Sample Multiplier: 1

Integration File: PCB1.e
 Quant Time: Dec 04 14:54:26 2019
 Quant Method : K:\METHODS\FECD2_QUANTPCB_191203.M
 Quant Title : PCB Data Analysis
 QLast Update : Wed Dec 04 14:46:53 2019
 Response via : Initial Calibration
 Integrator: ChemStation 6890 Scale Mode: Small noise peaks clipped

Compound	R.T.	Response	Conc Units
System Monitoring Compounds			
1) S TCMX (S)	4.810	33608191	572.073 ng/ml
62) S DCBP (S)	9.578	54903816	608.303 ng/ml
Target Compounds			
2) Aroclor 1016 (1)	5.729	3364096	1020.874 ng/ml
3) Aroclor 1016 (2)	6.142	6834377	1059.093 ng/ml
4) Aroclor 1016 (3)	6.225	3751237	1065.106 ng/ml
5) Aroclor 1016 (4)	6.382	3257104	1062.193 ng/ml
6) Aroclor 1016 (5)	6.604	3740486	1031.893 ng/ml
7) Aroclor 1016 (6)	6.730	2774363	1096.572 ng/ml
8) Aroclor 1016 - AVE	0.000	0	N.D. ng/ml
9) Aroclor 1221 (1)	0.000	0	N.D. ng/ml
10) Aroclor 1221 (2)	0.000	0	N.D. ng/ml
11) Aroclor 1221 (3)	0.000	0	N.D. ng/ml
12) Aroclor 1221 - AVE	0.000	0	N.D. ng/ml
13) Aroclor 1232 (1)	0.000	0	N.D. ng/ml
14) Aroclor 1232 (2)	0.000	0	N.D. ng/ml
15) Aroclor 1232 (3)	0.000	0	N.D. ng/ml
16) Aroclor 1232 (4)	0.000	0	N.D. ng/ml
17) Aroclor 1232 (5)	0.000	0	N.D. ng/ml
18) Aroclor 1232 (6)	0.000	0	N.D. ng/ml
19) Aroclor 1232 - AVE	0.000	0	N.D. ng/ml
20) Aroclor 1242 (1)	0.000	0	N.D. ng/ml
21) Aroclor 1242 (2)	0.000	0	N.D. ng/ml
22) Aroclor 1242 (3)	0.000	0	N.D. ng/ml
23) Aroclor 1242 (4)	0.000	0	N.D. ng/ml
24) Aroclor 1242 (5)	0.000	0	N.D. ng/ml
25) Aroclor 1242 (6)	0.000	0	N.D. ng/ml
26) Aroclor 1242 - AVE	0.000	0	N.D. ng/ml
27) Aroclor 1248 (1)	0.000	0	N.D. ng/ml
28) Aroclor 1248 (2)	0.000	0	N.D. ng/ml
29) Aroclor 1248 (3)	0.000	0	N.D. ng/ml
30) Aroclor 1248 (4)	0.000	0	N.D. ng/ml
31) Aroclor 1248 (5)	0.000	0	N.D. ng/ml
32) Aroclor 1248 (6)	0.000	0	N.D. ng/ml
33) Aroclor 1248 - AVE	0.000	0	N.D. ng/ml
34) Aroclor 1254 (1)	0.000	0	N.D. ng/ml
35) Aroclor 1254 (2)	0.000	0	N.D. ng/ml
36) Aroclor 1254 (3)	0.000	0	N.D. ng/ml
37) Aroclor 1254 (4)	0.000	0	N.D. ng/ml
38) Aroclor 1254 (5)	0.000	0	N.D. ng/ml
39) Aroclor 1254 (6)	0.000	0	N.D. ng/ml
40) Aroclor 1254 - AVE	0.000	0	N.D. ng/ml
41) Aroclor 1260 (1)	7.532	7808345	1115.329 ng/ml
42) Aroclor 1260 (2)	7.665	9589273	1077.375 ng/ml
43) Aroclor 1260 (3)	8.221	7355010	1104.158 ng/ml
44) Aroclor 1260 (4)	8.391	17708495	1120.626 ng/ml
45) Aroclor 1260 (5)	8.690	11580150	1122.747 ng/ml
46) Aroclor 1260 (6)	9.081	4725786	1097.013 ng/ml
47) Aroclor 1260 - AVE	0.000	0	N.D. ng/ml

[Handwritten signature]
12/11/19

Quantitation Report (QT Reviewed)

Data Path : K:\DATA\9L03052\
 Data File : ECD2F008.D
 Signal(s) : ECD1A.CH
 Acq On : 03 Dec 2019 18:32
 Operator : MJB / KAK
 Sample : 9L03052-CAL6
 Misc :
 ALS Vial : 8 Sample Multiplier: 1

Integration File: PCB1.e
 Quant Time: Dec 04 14:54:26 2019
 Quant Method : K:\METHODS\FECD2_QUANTPCB_191203.M
 Quant Title : PCB Data Analysis
 QLast Update : Wed Dec 04 14:46:53 2019
 Response via : Initial Calibration
 Integrator: ChemStation 6890 Scale Mode: Small noise peaks clipped

Compound	R.T.	Response	Conc	Units
48) Aroclor 1262 (1)	0.000	0	N.D.	ng/ml
49) Aroclor 1262 (2)	0.000	0	N.D.	ng/ml
50) Aroclor 1262 (3)	0.000	0	N.D.	ng/ml
51) Aroclor 1262 (4)	0.000	0	N.D.	ng/ml
52) Aroclor 1262 (5)	0.000	0	N.D.	ng/ml
53) Aroclor 1262 (6)	0.000	0	N.D.	ng/ml
54) Aroclor 1262 - AVE	0.000	0	N.D.	ng/ml
55) Aroclor 1268 (1)	0.000	0	N.D.	ng/ml
56) Aroclor 1268 (2)	0.000	0	N.D.	ng/ml
57) Aroclor 1268 (3)	0.000	0	N.D.	ng/ml
58) Aroclor 1268 (4)	0.000	0	N.D.	ng/ml
59) Aroclor 1268 (5)	0.000	0	N.D.	ng/ml
60) Aroclor 1268 (6)	0.000	0	N.D.	ng/ml
61) Aroclor 1268 - AVE	0.000	0	N.D.	ng/ml

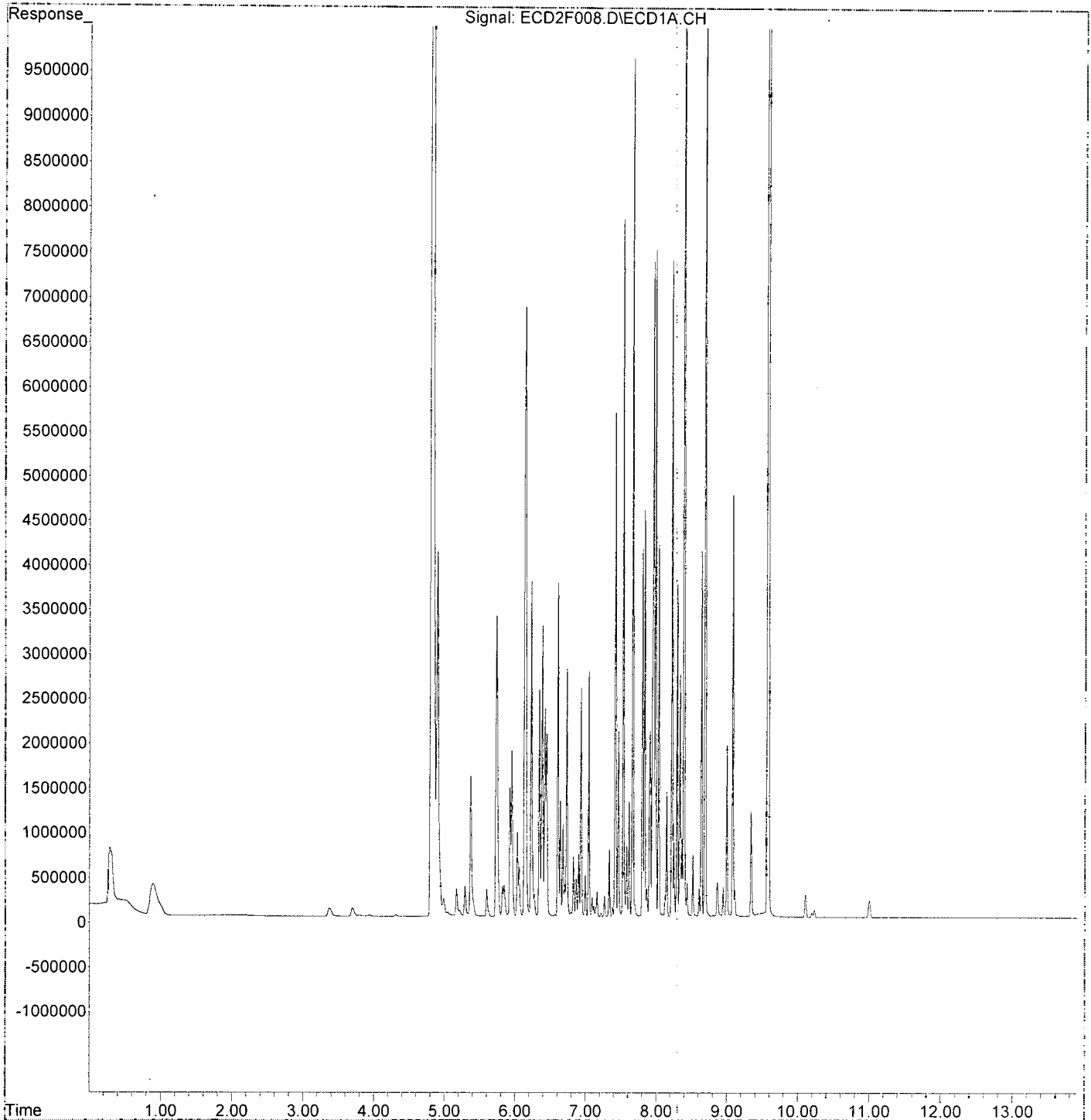
(f)=RT Delta > 1/2 Window

(m)=manual int.

Quantitation Report (QT Reviewed)

Data Path : K:\DATA\9L03052\
Data File : ECD2F008.D
Signal(s) : ECD1A.CH
Acq On : 03 Dec 2019 18:32
Operator : MJB / KAK
Sample : 9L03052-CAL6
Misc :
ALS Vial : 8 Sample Multiplier: 1

Integration File: PCB1.e
Quant Time: Dec 04 14:54:26 2019
Quant Method : K:\METHODS\FECD2_QUANTPCB_191203.M
Quant Title : PCB Data Analysis
QLast Update : Wed Dec 04 14:46:53 2019
Response via : Initial Calibration
Integrator: ChemStation 6890 Scale Mode: Small noise peaks clipped



Quantitation Report (QT Reviewed)

Data Path : K:\DATA\9L03052\
 Data File : ECD2F009.D
 Signal(s) : ECD1A.CH
 Acq On : 03 Dec 2019 18:50
 Operator : MJB / KAK
 Sample : 9L03052-CAL7
 Misc :
 ALS Vial : 9 Sample Multiplier: 1

Integration File: PCB1.e
 Quant Time: Dec 04 14:56:25 2019
 Quant Method : K:\METHODS\FECD2_QUANTPCB_191203.M
 Quant Title : PCB Data Analysis
 QLast Update : Wed Dec 04 14:46:53 2019
 Response via : Initial Calibration
 Integrator: ChemStation 6890 Scale Mode: Small noise peaks clipped

Compound	R.T.	Response	Conc Units
System Monitoring Compounds			
1) S TCMX (S)	4.809	60673888	1032.780 ng/ml
62) S DCBP (S)	9.580	89202319	988.310 ng/ml
Target Compounds			
2) Aroclor 1016 (1)	5.729	5150886	1563.096 ng/ml
3) Aroclor 1016 (2)	6.142	10450716	1619.501 ng/ml
4) Aroclor 1016 (3)	6.224	5493308	1559.740 ng/ml
5) Aroclor 1016 (4)	6.382	4711985	1536.653 ng/ml
6) Aroclor 1016 (5)	6.604	5651954	1559.212 ng/ml
7) Aroclor 1016 (6)	6.730	4009865	1584.906 ng/ml
8) Aroclor 1016 - AVE	0.000	0	N.D. ng/ml
9) Aroclor 1221 (1)	0.000	0	N.D. ng/ml
10) Aroclor 1221 (2)	0.000	0	N.D. ng/ml
11) Aroclor 1221 (3)	0.000	0	N.D. ng/ml
12) Aroclor 1221 - AVE	0.000	0	N.D. ng/ml
13) Aroclor 1232 (1)	0.000	0	N.D. ng/ml
14) Aroclor 1232 (2)	0.000	0	N.D. ng/ml
15) Aroclor 1232 (3)	0.000	0	N.D. ng/ml
16) Aroclor 1232 (4)	0.000	0	N.D. ng/ml
17) Aroclor 1232 (5)	0.000	0	N.D. ng/ml
18) Aroclor 1232 (6)	0.000	0	N.D. ng/ml
19) Aroclor 1232 - AVE	0.000	0	N.D. ng/ml
20) Aroclor 1242 (1)	0.000	0	N.D. ng/ml
21) Aroclor 1242 (2)	0.000	0	N.D. ng/ml
22) Aroclor 1242 (3)	0.000	0	N.D. ng/ml
23) Aroclor 1242 (4)	0.000	0	N.D. ng/ml
24) Aroclor 1242 (5)	0.000	0	N.D. ng/ml
25) Aroclor 1242 (6)	0.000	0	N.D. ng/ml
26) Aroclor 1242 - AVE	0.000	0	N.D. ng/ml
27) Aroclor 1248 (1)	0.000	0	N.D. ng/ml
28) Aroclor 1248 (2)	0.000	0	N.D. ng/ml
29) Aroclor 1248 (3)	0.000	0	N.D. ng/ml
30) Aroclor 1248 (4)	0.000	0	N.D. ng/ml
31) Aroclor 1248 (5)	0.000	0	N.D. ng/ml
32) Aroclor 1248 (6)	0.000	0	N.D. ng/ml
33) Aroclor 1248 - AVE	0.000	0	N.D. ng/ml
34) Aroclor 1254 (1)	0.000	0	N.D. ng/ml
35) Aroclor 1254 (2)	0.000	0	N.D. ng/ml
36) Aroclor 1254 (3)	0.000	0	N.D. ng/ml
37) Aroclor 1254 (4)	0.000	0	N.D. ng/ml
38) Aroclor 1254 (5)	0.000	0	N.D. ng/ml
39) Aroclor 1254 (6)	0.000	0	N.D. ng/ml
40) Aroclor 1254 - AVE	0.000	0	N.D. ng/ml
41) Aroclor 1260 (1)	7.532	11443339	1634.544 ng/ml
42) Aroclor 1260 (2)	7.665	15052739	1691.206 ng/ml
43) Aroclor 1260 (3)	8.221	11134634	1671.567 ng/ml
44) Aroclor 1260 (4)	8.392	27659948	1750.371 ng/ml
45) Aroclor 1260 (5)	8.691	17894220	1734.924 ng/ml
46) Aroclor 1260 (6)	9.082	7455071	1730.572 ng/ml
47) Aroclor 1260 - AVE	0.000	0	N.D. ng/ml

12/11/19

Data Path : K:\DATA\9L03052\
 Data File : ECD2F009.D
 Signal(s) : ECD1A.CH
 Acq On : 03 Dec 2019 18:50
 Operator : MJB / KAK
 Sample : 9L03052-CAL7
 Misc :
 ALS Vial : 9 Sample Multiplier: 1

Integration File: PCB1.e
 Quant Time: Dec 04 14:56:25 2019
 Quant Method : K:\METHODS\FECD2_QUANTPCB_191203.M
 Quant Title : PCB Data Analysis
 QLast Update : Wed Dec 04 14:46:53 2019
 Response via : Initial Calibration
 Integrator: ChemStation 6890 Scale Mode: Small noise peaks clipped

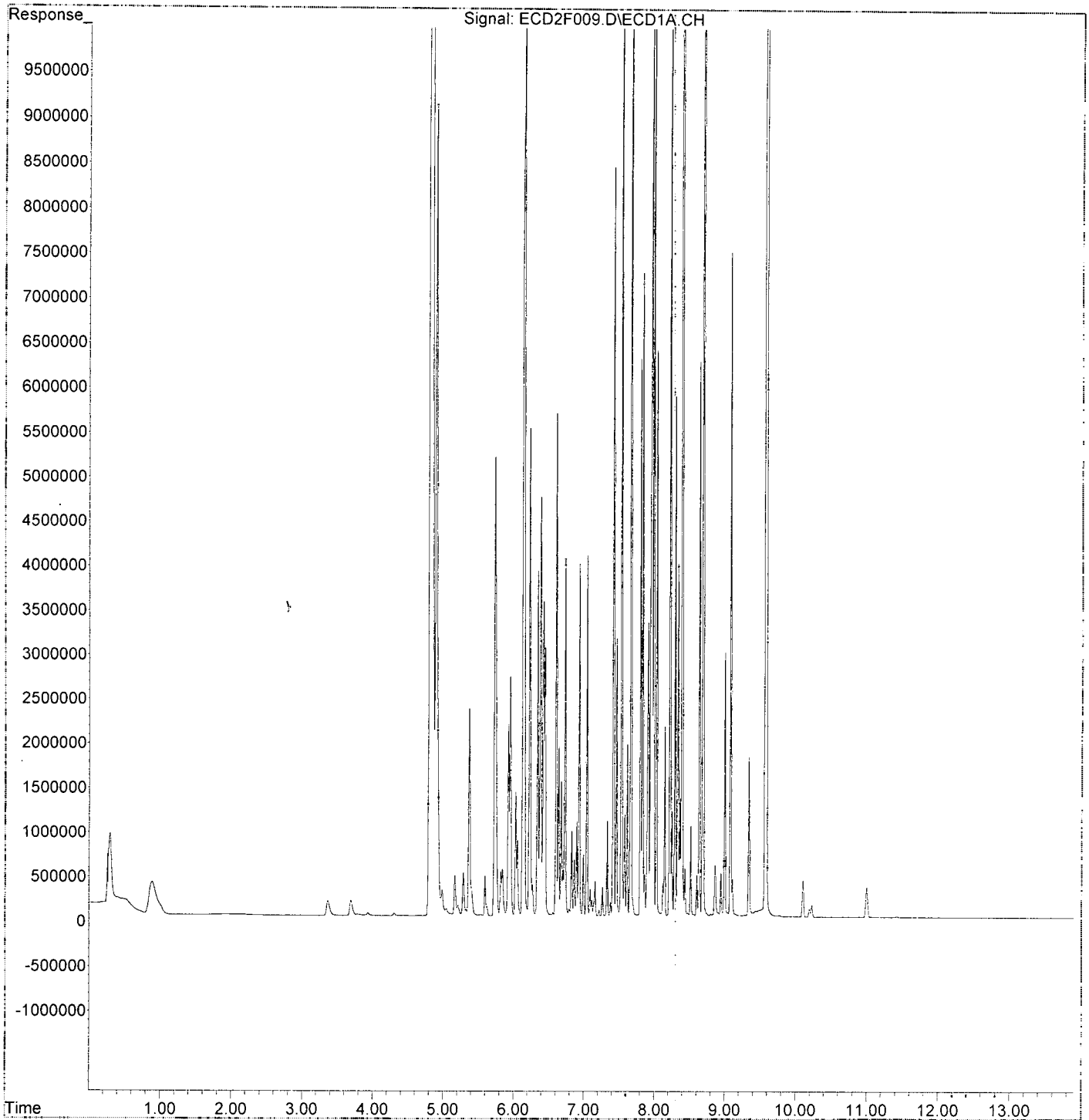
Compound	R.T.	Response	Conc	Units
48) Aroclor 1262 (1)	0.000	0	N.D.	ng/mld
49) Aroclor 1262 (2)	0.000	0	N.D.	ng/mld
50) Aroclor 1262 (3)	0.000	0	N.D.	ng/mld
51) Aroclor 1262 (4)	0.000	0	N.D.	ng/mld
52) Aroclor 1262 (5)	0.000	0	N.D.	ng/mld
53) Aroclor 1262 (6)	0.000	0	N.D.	ng/mld
54) Aroclor 1262 - AVE	0.000	0	N.D.	ng/mld
55) Aroclor 1268 (1)	0.000	0	N.D.	ng/mld
56) Aroclor 1268 (2)	0.000	0	N.D.	ng/mld
57) Aroclor 1268 (3)	0.000	0	N.D.	ng/mld
58) Aroclor 1268 (4)	0.000	0	N.D.	ng/mld
59) Aroclor 1268 (5)	0.000	0	N.D.	ng/mld
60) Aroclor 1268 (6)	0.000	0	N.D.	ng/mld
61) Aroclor 1268 - AVE	0.000	0	N.D.	ng/mld

(f)=RT Delta > 1/2 Window

(m)=manual int.

Data Path : K:\DATA\9L03052\
Data File : ECD2F009.D
Signal(s) : ECD1A.CH
Acq On : 03 Dec 2019 18:50
Operator : MJB / KAK
Sample : 9L03052-CAL7
Misc :
ALS Vial : 9 Sample Multiplier: 1

Integration File: PCB1.e
Quant Time: Dec 04 14:56:25 2019
Quant Method : K:\METHODS\FECD2_QUANTPCB_191203.M
Quant Title : PCB Data Analysis
QLast Update : Wed Dec 04 14:46:53 2019
Response via : Initial Calibration
Integrator: ChemStation 6890 Scale Mode: Small noise peaks clipped



Quantitation Report (QT Reviewed)

Data Path : K:\DATA\9L03052\
 Data File : ECD2F012.D
 Signal(s) : ECD1A.CH
 Acq On : 03 Dec 2019 19:43
 Operator : MJB / KAK
 Sample : 9L03052-CAL8
 Misc :
 ALS Vial : 11 Sample Multiplier: 1

Integration File: PCB1.e
 Quant Time: Dec 04 14:58:12 2019
 Quant Method : K:\METHODS\FECD2_QUANTPCB_191203.M
 Quant Title : PCB Data Analysis
 QLast Update : Wed Dec 04 14:58:04 2019
 Response via : Initial Calibration
 Integrator: ChemStation 6890 Scale Mode: Small noise peaks clipped

Compound	R.T.	Response	Conc	Units
System Monitoring Compounds				
1) S TCMX (S)	0.000	0	N.D.	ng/ml
62) S DCBP (S)	0.000	0	N.D.	ng/ml
Target Compounds				
2) Aroclor 1016 (1)	0.000	0	N.D.	ng/ml
3) Aroclor 1016 (2)	0.000	0	N.D.	ng/ml
4) Aroclor 1016 (3)	0.000	0	N.D.	ng/ml
5) Aroclor 1016 (4)	0.000	0	N.D.	ng/ml
6) Aroclor 1016 (5)	0.000	0	N.D.	ng/ml
7) Aroclor 1016 (6)	0.000	0	N.D.	ng/ml
8) Aroclor 1016 - AVE	0.000	0	N.D.	ng/ml
9) Aroclor 1221 (1)	5.167	541216	548.599	ng/ml
10) Aroclor 1221 (2)	5.286	358784	549.849	ng/ml
11) Aroclor 1221 (3)	5.366	1170056	547.567	ng/ml
12) Aroclor 1221 - AVE	0.000	0	N.D.	ng/ml
13) Aroclor 1232 (1)	0.000	0	N.D.	ng/ml
14) Aroclor 1232 (2)	0.000	0	N.D.	ng/ml
15) Aroclor 1232 (3)	0.000	0	N.D.	ng/ml
16) Aroclor 1232 (4)	0.000	0	N.D.	ng/ml
17) Aroclor 1232 (5)	0.000	0	N.D.	ng/ml
18) Aroclor 1232 (6)	0.000	0	N.D.	ng/ml
19) Aroclor 1232 - AVE	0.000	0	N.D.	ng/ml
20) Aroclor 1242 (1)	0.000	0	N.D.	ng/ml
21) Aroclor 1242 (2)	0.000	0	N.D.	ng/ml
22) Aroclor 1242 (3)	0.000	0	N.D.	ng/ml
23) Aroclor 1242 (4)	0.000	0	N.D.	ng/ml
24) Aroclor 1242 (5)	0.000	0	N.D.	ng/ml
25) Aroclor 1242 (6)	0.000	0	N.D.	ng/ml
26) Aroclor 1242 - AVE	0.000	0	N.D.	ng/ml
27) Aroclor 1248 (1)	0.000	0	N.D.	ng/ml
28) Aroclor 1248 (2)	0.000	0	N.D.	ng/ml
29) Aroclor 1248 (3)	0.000	0	N.D.	ng/ml
30) Aroclor 1248 (4)	0.000	0	N.D.	ng/ml
31) Aroclor 1248 (5)	0.000	0	N.D.	ng/ml
32) Aroclor 1248 (6)	0.000	0	N.D.	ng/ml
33) Aroclor 1248 - AVE	0.000	0	N.D.	ng/ml
34) Aroclor 1254 (1)	0.000	0	N.D.	ng/ml
35) Aroclor 1254 (2)	0.000	0	N.D.	ng/ml
36) Aroclor 1254 (3)	0.000	0	N.D.	ng/ml
37) Aroclor 1254 (4)	0.000	0	N.D.	ng/ml
38) Aroclor 1254 (5)	0.000	0	N.D.	ng/ml
39) Aroclor 1254 (6)	0.000	0	N.D.	ng/ml
40) Aroclor 1254 - AVE	0.000	0	N.D.	ng/ml
41) Aroclor 1260 (1)	0.000	0	N.D.	ng/ml
42) Aroclor 1260 (2)	0.000	0	N.D.	ng/ml
43) Aroclor 1260 (3)	0.000	0	N.D.	ng/ml
44) Aroclor 1260 (4)	0.000	0	N.D.	ng/ml
45) Aroclor 1260 (5)	0.000	0	N.D.	ng/ml
46) Aroclor 1260 (6)	0.000	0	N.D.	ng/ml
47) Aroclor 1260 - AVE	0.000	0	N.D.	ng/ml

12/14/19

Quantitation Report (QT Reviewed)

Data Path : K:\DATA\9L03052\
 Data File : ECD2F012.D
 Signal(s) : ECD1A.CH
 Acq On : 03 Dec 2019 19:43
 Operator : MJB / KAK
 Sample : 9L03052-CAL8
 Misc :
 ALS Vial : 11 Sample Multiplier: 1

Integration File: PCB1.e
 Quant Time: Dec 04 14:58:12 2019
 Quant Method : K:\METHODS\FECD2_QUANTPCB_191203.M
 Quant Title : PCB Data Analysis
 QLast Update : Wed Dec 04 14:58:04 2019
 Response via : Initial Calibration
 Integrator: ChemStation 6890 Scale Mode: Small noise peaks clipped

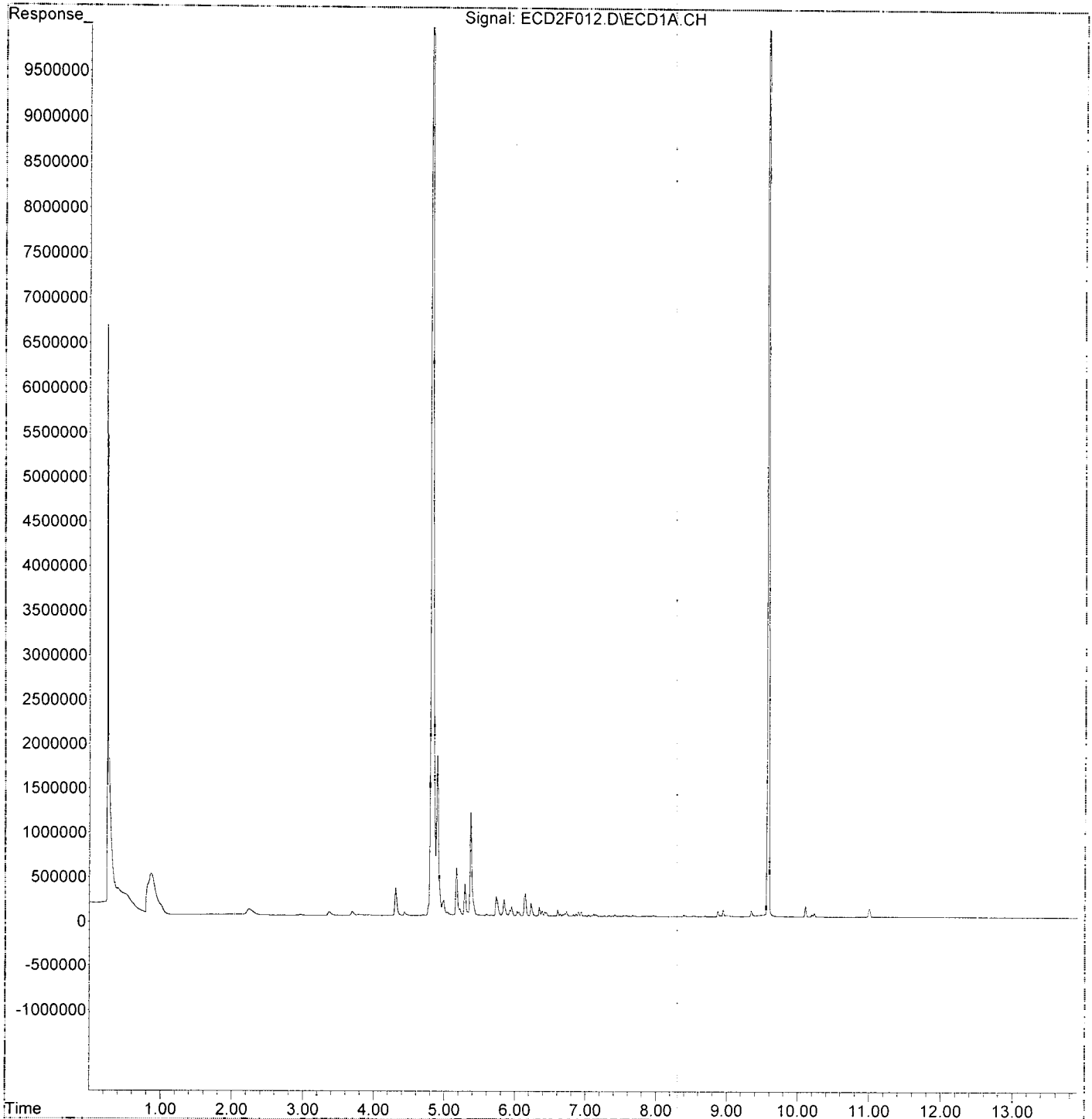
Compound	R.T.	Response	Conc	Units
48) Aroclor 1262 (1)	0.000	0	N.D.	ng/mld
49) Aroclor 1262 (2)	0.000	0	N.D.	ng/mld
50) Aroclor 1262 (3)	0.000	0	N.D.	ng/mld
51) Aroclor 1262 (4)	0.000	0	N.D.	ng/mld
52) Aroclor 1262 (5)	0.000	0	N.D.	ng/mld
53) Aroclor 1262 (6)	0.000	0	N.D.	ng/mld
54) Aroclor 1262 - AVE	0.000	0	N.D.	ng/mld
55) Aroclor 1268 (1)	0.000	0	N.D.	ng/mld
56) Aroclor 1268 (2)	0.000	0	N.D.	ng/mld
57) Aroclor 1268 (3)	0.000	0	N.D.	ng/mld
58) Aroclor 1268 (4)	0.000	0	N.D.	ng/mld
59) Aroclor 1268 (5)	0.000	0	N.D.	ng/mld
60) Aroclor 1268 (6)	0.000	0	N.D.	ng/mld
61) Aroclor 1268 - AVE	0.000	0	N.D.	ng/mld

(f)=RT Delta > 1/2 Window

(m)=manual int.

Data Path : K:\DATA\9L03052\
Data File : ECD2F012.D
Signal(s) : ECD1A.CH
Acq On : 03 Dec 2019 19:43
Operator : MJB / KAK
Sample : 9L03052-CAL8
Misc :
ALS Vial : 11 Sample Multiplier: 1

Integration File: PCB1.e
Quant Time: Dec 04 14:58:12 2019
Quant Method : K:\METHODS\FECD2_QUANTPCB_191203.M
Quant Title : PCB Data Analysis
QLast Update : Wed Dec 04 14:58:04 2019
Response via : Initial Calibration
Integrator: ChemStation 6890 Scale Mode: Small noise peaks clipped



Quantitation Report (QT Reviewed)

Data Path : K:\DATA\9L03052\
 Data File : ECD2F013.D
 Signal(s) : ECD1A.CH
 Acq On : 03 Dec 2019 20:01
 Operator : MJB / KAK
 Sample : 9L03052-CAL9
 Misc :
 ALS Vial : 12 Sample Multiplier: 1

Integration File: PCB1.e
 Quant Time: Dec 04 14:59:44 2019
 Quant Method : K:\METHODS\FECD2_QUANTPCB_191203.M
 Quant Title : PCB Data Analysis
 QLast Update : Wed Dec 04 14:59:38 2019
 Response via : Initial Calibration
 Integrator: ChemStation 6890 Scale Mode: Small noise peaks clipped

Compound	R.T.	Response	Conc	Units
System Monitoring Compounds				
1) S TCMX (S)	0.000	0	N.D.	ng/ml
62) S DCBP (S)	0.000	0	N.D.	ng/ml
Target Compounds				
2) Aroclor 1016 (1)	0.000	0	N.D.	ng/ml
3) Aroclor 1016 (2)	0.000	0	N.D.	ng/ml
4) Aroclor 1016 (3)	0.000	0	N.D.	ng/ml
5) Aroclor 1016 (4)	0.000	0	N.D.	ng/ml
6) Aroclor 1016 (5)	0.000	0	N.D.	ng/ml
7) Aroclor 1016 (6)	0.000	0	N.D.	ng/ml
8) Aroclor 1016 - AVE	0.000	0	N.D.	ng/ml
9) Aroclor 1221 (1)	0.000	0	N.D.	ng/ml
10) Aroclor 1221 (2)	0.000	0	N.D.	ng/ml
11) Aroclor 1221 (3)	0.000	0	N.D.	ng/ml
12) Aroclor 1221 - AVE	0.000	0	N.D.	ng/ml
13) Aroclor 1232 (1)	5.368	888086	514.457	ng/ml
14) Aroclor 1232 (2)	6.142	1390092	546.929	ng/ml
15) Aroclor 1232 (3)	6.225	733471	527.208	ng/ml
16) Aroclor 1232 (4)	6.382	569682	572.844	ng/ml
17) Aroclor 1232 (5)	6.604	717990	566.540	ng/ml
18) Aroclor 1232 (6)	6.730	599061	579.471	ng/ml
19) Aroclor 1232 - AVE	0.000	0	N.D.	ng/ml
20) Aroclor 1242 (1)	0.000	0	N.D.	ng/ml
21) Aroclor 1242 (2)	0.000	0	N.D.	ng/ml
22) Aroclor 1242 (3)	0.000	0	N.D.	ng/ml
23) Aroclor 1242 (4)	0.000	0	N.D.	ng/ml
24) Aroclor 1242 (5)	0.000	0	N.D.	ng/ml
25) Aroclor 1242 (6)	0.000	0	N.D.	ng/ml
26) Aroclor 1242 - AVE	0.000	0	N.D.	ng/ml
27) Aroclor 1248 (1)	0.000	0	N.D.	ng/ml
28) Aroclor 1248 (2)	0.000	0	N.D.	ng/ml
29) Aroclor 1248 (3)	0.000	0	N.D.	ng/ml
30) Aroclor 1248 (4)	0.000	0	N.D.	ng/ml
31) Aroclor 1248 (5)	0.000	0	N.D.	ng/ml
32) Aroclor 1248 (6)	0.000	0	N.D.	ng/ml
33) Aroclor 1248 - AVE	0.000	0	N.D.	ng/ml
34) Aroclor 1254 (1)	0.000	0	N.D.	ng/ml
35) Aroclor 1254 (2)	0.000	0	N.D.	ng/ml
36) Aroclor 1254 (3)	0.000	0	N.D.	ng/ml
37) Aroclor 1254 (4)	0.000	0	N.D.	ng/ml
38) Aroclor 1254 (5)	0.000	0	N.D.	ng/ml
39) Aroclor 1254 (6)	0.000	0	N.D.	ng/ml
40) Aroclor 1254 - AVE	0.000	0	N.D.	ng/ml
41) Aroclor 1260 (1)	0.000	0	N.D.	ng/ml
42) Aroclor 1260 (2)	0.000	0	N.D.	ng/ml
43) Aroclor 1260 (3)	0.000	0	N.D.	ng/ml
44) Aroclor 1260 (4)	0.000	0	N.D.	ng/ml
45) Aroclor 1260 (5)	0.000	0	N.D.	ng/ml
46) Aroclor 1260 (6)	0.000	0	N.D.	ng/ml
47) Aroclor 1260 - AVE	0.000	0	N.D.	ng/ml

12/11/19

Data Path : K:\DATA\9L03052\
 Data File : ECD2F013.D
 Signal(s) : ECD1A.CH
 Acq On : 03 Dec 2019 20:01
 Operator : MJB / KAK
 Sample : 9L03052-CAL9
 Misc :
 ALS Vial : 12 Sample Multiplier: 1

Integration File: PCB1.e
 Quant Time: Dec 04 14:59:44 2019
 Quant Method : K:\METHODS\FECD2_QUANTPCB_191203.M
 Quant Title : PCB Data Analysis
 QLast Update : Wed Dec 04 14:59:38 2019
 Response via : Initial Calibration
 Integrator: ChemStation 6890 Scale Mode: Small noise peaks clipped

Compound	R.T.	Response	Conc	Units
48) Aroclor 1262 (1)	0.000	0	N.D.	ng/mld
49) Aroclor 1262 (2)	0.000	0	N.D.	ng/mld
50) Aroclor 1262 (3)	0.000	0	N.D.	ng/mld
51) Aroclor 1262 (4)	0.000	0	N.D.	ng/mld
52) Aroclor 1262 (5)	0.000	0	N.D.	ng/mld
53) Aroclor 1262 (6)	0.000	0	N.D.	ng/mld
54) Aroclor 1262 - AVE	0.000	0	N.D.	ng/mld
55) Aroclor 1268 (1)	0.000	0	N.D.	ng/mld
56) Aroclor 1268 (2)	0.000	0	N.D.	ng/mld
57) Aroclor 1268 (3)	0.000	0	N.D.	ng/mld
58) Aroclor 1268 (4)	0.000	0	N.D.	ng/mld
59) Aroclor 1268 (5)	0.000	0	N.D.	ng/mld
60) Aroclor 1268 (6)	0.000	0	N.D.	ng/mld
61) Aroclor 1268 - AVE	0.000	0	N.D.	ng/mld

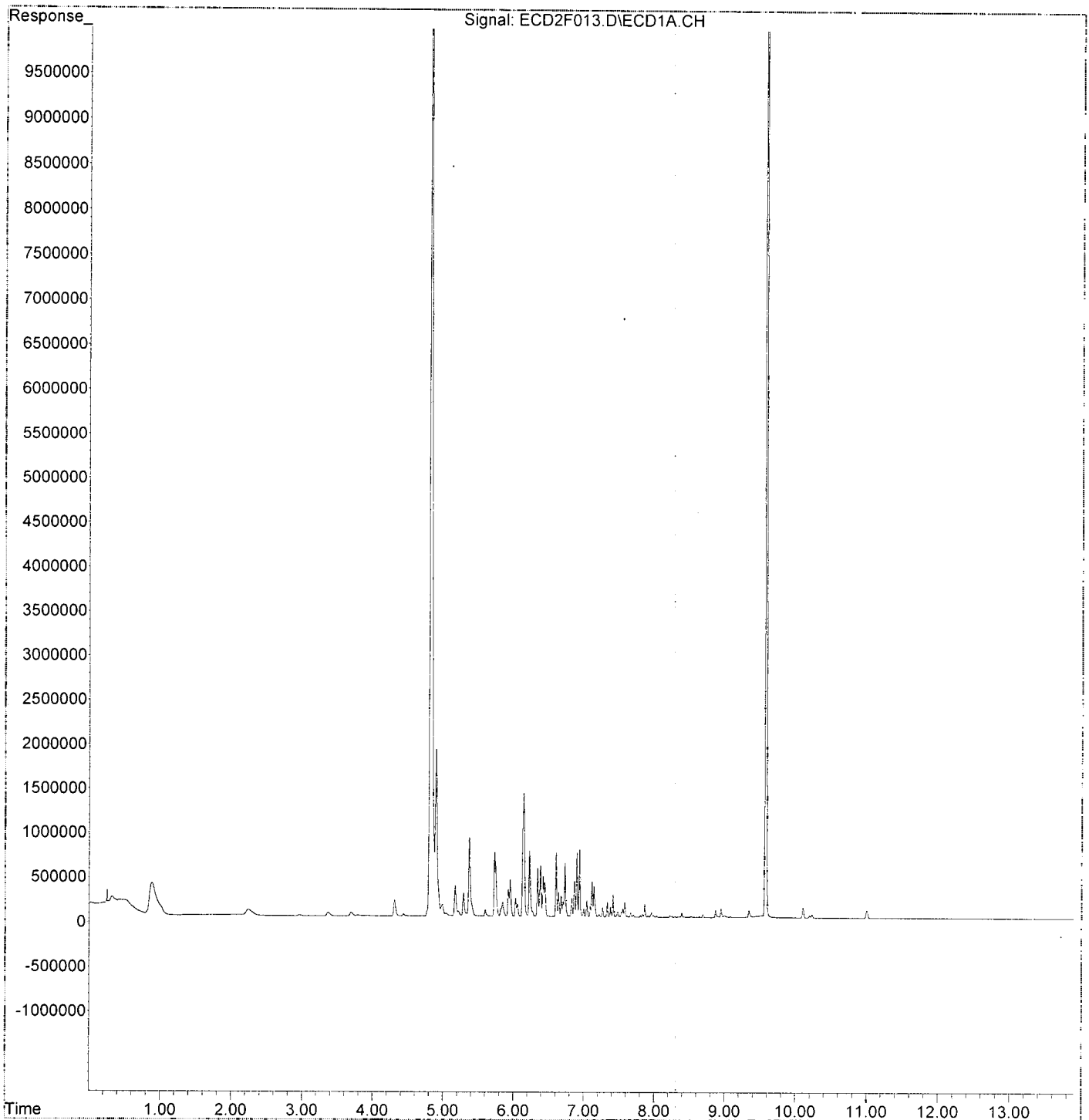
(f)=RT Delta > 1/2 Window

(m)=manual int.

Quantitation Report (QT Reviewed)

Data Path : K:\DATA\9L03052\
Data File : ECD2F013.D
Signal(s) : ECD1A.CH
Acq On : 03 Dec 2019 20:01
Operator : MJB / KAK
Sample : 9L03052-CAL9
Misc :
ALS Vial : 12 Sample Multiplier: 1

Integration File: PCB1.e
Quant Time: Dec 04 14:59:44 2019
Quant Method : K:\METHODS\FECD2_QUANTPCB_191203.M
Quant Title : PCB Data Analysis
QLast Update : Wed Dec 04 14:59:38 2019
Response via : Initial Calibration
Integrator: ChemStation 6890 Scale Mode: Small noise peaks clipped



Data Path : K:\DATA\9L03052\
 Data File : ECD2F014.D
 Signal(s) : ECD1A.CH
 Acq On : 03 Dec 2019 20:18
 Operator : MJB / KAK
 Sample : 9L03052-CALA
 Misc :
 ALS Vial : 13 Sample Multiplier: 1

Integration File: PCB1.e
 Quant Time: Dec 04 15:01:14 2019
 Quant Method : K:\METHODS\FECD2_QUANTPCB_191203.M
 Quant Title : PCB Data Analysis
 QLast Update : Wed Dec 04 15:01:07 2019
 Response via : Initial Calibration
 Integrator: ChemStation 6890 Scale Mode: Small noise peaks clipped.

Compound	R.T.	Response	Conc	Units
System Monitoring Compounds				
1) S TCMX (S)	0.000	0	N.D.	ng/ml
62) S DCBP (S)	0.000	0	N.D.	ng/ml
Target Compounds				
2) Aroclor 1016 (1)	0.000	0	N.D.	ng/ml
3) Aroclor 1016 (2)	0.000	0	N.D.	ng/ml
4) Aroclor 1016 (3)	0.000	0	N.D.	ng/ml
5) Aroclor 1016 (4)	0.000	0	N.D.	ng/ml
6) Aroclor 1016 (5)	0.000	0	N.D.	ng/ml
7) Aroclor 1016 (6)	0.000	0	N.D.	ng/ml
8) Aroclor 1016 - AVE	0.000	0	N.D.	ng/ml
9) Aroclor 1221 (1)	0.000	0	N.D.	ng/ml
10) Aroclor 1221 (2)	0.000	0	N.D.	ng/ml
11) Aroclor 1221 (3)	0.000	0	N.D.	ng/ml
12) Aroclor 1221 - AVE	0.000	0	N.D.	ng/ml
13) Aroclor 1232 (1)	0.000	0	N.D.	ng/ml
14) Aroclor 1232 (2)	0.000	0	N.D.	ng/ml
15) Aroclor 1232 (3)	0.000	0	N.D.	ng/ml
16) Aroclor 1232 (4)	0.000	0	N.D.	ng/ml
17) Aroclor 1232 (5)	0.000	0	N.D.	ng/ml
18) Aroclor 1232 (6)	0.000	0	N.D.	ng/ml
19) Aroclor 1232 - AVE	0.000	0	N.D.	ng/ml
20) Aroclor 1242 (1)	5.728	1328013	579.386	ng/ml
21) Aroclor 1242 (2)	6.141	2593542	562.063	ng/ml
22) Aroclor 1242 (3)	6.224	1410085	581.224	ng/ml
23) Aroclor 1242 (4)	6.380	1144590	560.027	ng/ml
24) Aroclor 1242 (5)	6.603	1492353	571.145	ng/ml
25) Aroclor 1242 (6)	6.729	1254611	589.352	ng/ml
26) Aroclor 1242 - AVE	0.000	0	N.D.	ng/ml
27) Aroclor 1248 (1)	0.000	0	N.D.	ng/ml
28) Aroclor 1248 (2)	0.000	0	N.D.	ng/ml
29) Aroclor 1248 (3)	0.000	0	N.D.	ng/ml
30) Aroclor 1248 (4)	0.000	0	N.D.	ng/ml
31) Aroclor 1248 (5)	0.000	0	N.D.	ng/ml
32) Aroclor 1248 (6)	0.000	0	N.D.	ng/ml
33) Aroclor 1248 - AVE	0.000	0	N.D.	ng/ml
34) Aroclor 1254 (1)	0.000	0	N.D.	ng/ml
35) Aroclor 1254 (2)	0.000	0	N.D.	ng/ml
36) Aroclor 1254 (3)	0.000	0	N.D.	ng/ml
37) Aroclor 1254 (4)	0.000	0	N.D.	ng/ml
38) Aroclor 1254 (5)	0.000	0	N.D.	ng/ml
39) Aroclor 1254 (6)	0.000	0	N.D.	ng/ml
40) Aroclor 1254 - AVE	0.000	0	N.D.	ng/ml
41) Aroclor 1260 (1)	0.000	0	N.D.	ng/ml
42) Aroclor 1260 (2)	0.000	0	N.D.	ng/ml
43) Aroclor 1260 (3)	0.000	0	N.D.	ng/ml
44) Aroclor 1260 (4)	0.000	0	N.D.	ng/ml
45) Aroclor 1260 (5)	0.000	0	N.D.	ng/ml
46) Aroclor 1260 (6)	0.000	0	N.D.	ng/ml
47) Aroclor 1260 - AVE	0.000	0	N.D.	ng/ml

Handwritten signature and date: 12/12/19

Data Path : K:\DATA\9L03052\
 Data File : ECD2F014.D
 Signal(s) : ECD1A.CH
 Acq On : 03 Dec 2019 20:18
 Operator : MJB / KAK
 Sample : 9L03052-CALA
 Misc :
 ALS Vial : 13 Sample Multiplier: 1

Integration File: PCB1.e
 Quant Time: Dec 04 15:01:14 2019
 Quant Method : K:\METHODS\FECD2_QUANTPCB_191203.M
 Quant Title : PCB Data Analysis
 QLast Update : Wed Dec 04 15:01:07 2019
 Response via : Initial Calibration
 Integrator: ChemStation 6890 Scale Mode: Small noise peaks clipped

Compound	R.T.	Response	Conc	Units
48) Aroclor 1262 (1)	0.000	0	N.D.	ng/ml
49) Aroclor 1262 (2)	0.000	0	N.D.	ng/ml
50) Aroclor 1262 (3)	0.000	0	N.D.	ng/ml
51) Aroclor 1262 (4)	0.000	0	N.D.	ng/ml
52) Aroclor 1262 (5)	0.000	0	N.D.	ng/ml
53) Aroclor 1262 (6)	0.000	0	N.D.	ng/ml
54) Aroclor 1262 - AVE	0.000	0	N.D.	ng/ml
55) Aroclor 1268 (1)	0.000	0	N.D.	ng/ml
56) Aroclor 1268 (2)	0.000	0	N.D.	ng/ml
57) Aroclor 1268 (3)	0.000	0	N.D.	ng/ml
58) Aroclor 1268 (4)	0.000	0	N.D.	ng/ml
59) Aroclor 1268 (5)	0.000	0	N.D.	ng/ml
60) Aroclor 1268 (6)	0.000	0	N.D.	ng/ml
61) Aroclor 1268 - AVE	0.000	0	N.D.	ng/ml

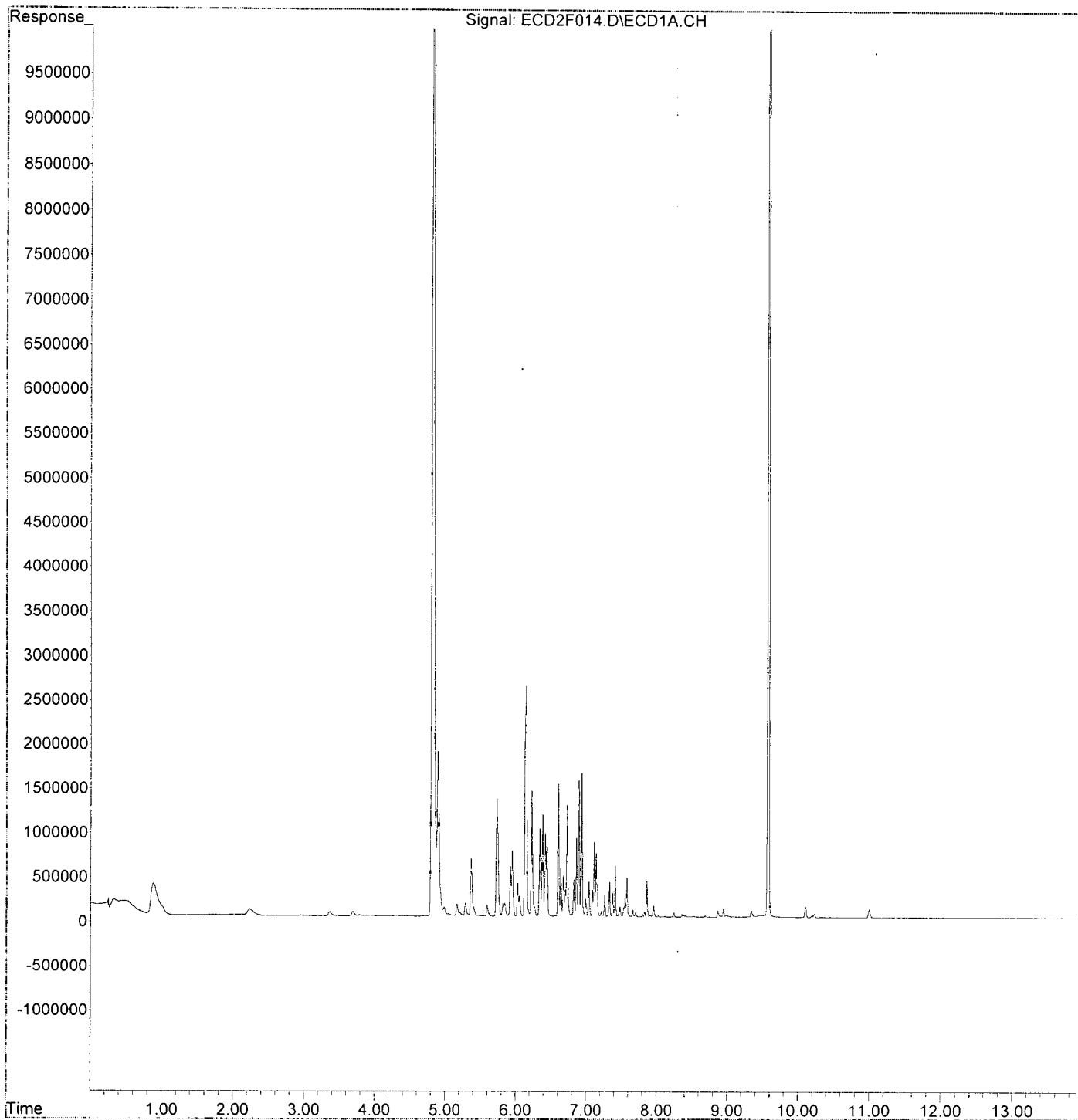
(f)=RT Delta > 1/2 Window

(m)=manual int.

Quantitation Report (QT Reviewed)

Data Path : K:\DATA\9L03052\
Data File : ECD2F014.D
Signal(s) : ECD1A.CH
Acq On : 03 Dec 2019 20:18
Operator : MJB / KAK
Sample : 9L03052-CALA
Misc :
ALS Vial : 13 Sample Multiplier: 1

Integration File: PCB1.e
Quant Time: Dec 04 15:01:14 2019
Quant Method : K:\METHODS\FECD2_QUANTPCB_191203.M
Quant Title : PCB Data Analysis
QLast Update : Wed Dec 04 15:01:07 2019
Response via : Initial Calibration
Integrator: ChemStation 6890 Scale Mode: Small noise peaks clipped



Quantitation Report (QT Reviewed)

Data Path : K:\DATA\9L03052\
 Data File : ECD2F015.D
 Signal(s) : ECD1A.CH
 Acq On : 03 Dec 2019 20:36
 Operator : MJB / KAK
 Sample : 9L03052-CALB
 Misc :
 ALS Vial : 14 Sample Multiplier: 1

Integration File: PCB1.e
 Quant Time: Dec 04 15:08:37 2019
 Quant Method : K:\METHODS\FECD2_QUANTPCB_191203.M
 Quant Title : PCB Data Analysis
 Quant Update : Wed Dec 04 15:08:29 2019
 Response via : Initial Calibration
 Integrator: ChemStation 6890 Scale Mode: Small noise peaks clipped

Compound	R.T.	Response	Conc	Units
System Monitoring Compounds				
1) S TCMX (S)	0.000	0	N.D.	ng/ml
62) S DCBP (S)	0.000	0	N.D.	ng/ml
Target Compounds				
2) Aroclor 1016 (1)	0.000	0	N.D.	ng/ml
3) Aroclor 1016 (2)	0.000	0	N.D.	ng/ml
4) Aroclor 1016 (3)	0.000	0	N.D.	ng/ml
5) Aroclor 1016 (4)	0.000	0	N.D.	ng/ml
6) Aroclor 1016 (5)	0.000	0	N.D.	ng/ml
7) Aroclor 1016 (6)	0.000	0	N.D.	ng/ml
8) Aroclor 1016 - AVE	0.000	0	N.D.	ng/ml
9) Aroclor 1221 (1)	0.000	0	N.D.	ng/ml
10) Aroclor 1221 (2)	0.000	0	N.D.	ng/ml
11) Aroclor 1221 (3)	0.000	0	N.D.	ng/ml
12) Aroclor 1221 - AVE	0.000	0	N.D.	ng/ml
13) Aroclor 1232 (1)	0.000	0	N.D.	ng/ml
14) Aroclor 1232 (2)	0.000	0	N.D.	ng/ml
15) Aroclor 1232 (3)	0.000	0	N.D.	ng/ml
16) Aroclor 1232 (4)	0.000	0	N.D.	ng/ml
17) Aroclor 1232 (5)	0.000	0	N.D.	ng/ml
18) Aroclor 1232 (6)	0.000	0	N.D.	ng/ml
19) Aroclor 1232 - AVE	0.000	0	N.D.	ng/ml
20) Aroclor 1242 (1)	0.000	0	N.D.	ng/ml
21) Aroclor 1242 (2)	0.000	0	N.D.	ng/ml
22) Aroclor 1242 (3)	0.000	0	N.D.	ng/ml
23) Aroclor 1242 (4)	0.000	0	N.D.	ng/ml
24) Aroclor 1242 (5)	0.000	0	N.D.	ng/ml
25) Aroclor 1242 (6)	0.000	0	N.D.	ng/ml
26) Aroclor 1242 - AVE	0.000	0	N.D.	ng/ml
27) Aroclor 1248 (1)	6.132	1701647	573.384	ng/ml
28) Aroclor 1248 (2)	6.381	2257607	618.100	ng/ml
29) Aroclor 1248 (3)	6.602	2609430	598.171	ng/ml
30) Aroclor 1248 (4)	6.897	2902570	579.992	ng/ml
31) Aroclor 1248 (5)	6.935	3079652	600.040	ng/ml
32) Aroclor 1248 (6)	7.411	1708709	612.376	ng/ml
33) Aroclor 1248 - AVE	0.000	0	N.D.	ng/ml
34) Aroclor 1254 (1)	0.000	0	N.D.	ng/ml
35) Aroclor 1254 (2)	0.000	0	N.D.	ng/ml
36) Aroclor 1254 (3)	0.000	0	N.D.	ng/ml
37) Aroclor 1254 (4)	0.000	0	N.D.	ng/ml
38) Aroclor 1254 (5)	0.000	0	N.D.	ng/ml
39) Aroclor 1254 (6)	0.000	0	N.D.	ng/ml
40) Aroclor 1254 - AVE	0.000	0	N.D.	ng/ml
41) Aroclor 1260 (1)	0.000	0	N.D.	ng/ml
42) Aroclor 1260 (2)	0.000	0	N.D.	ng/ml
43) Aroclor 1260 (3)	0.000	0	N.D.	ng/ml
44) Aroclor 1260 (4)	0.000	0	N.D.	ng/ml
45) Aroclor 1260 (5)	0.000	0	N.D.	ng/ml
46) Aroclor 1260 (6)	0.000	0	N.D.	ng/ml
47) Aroclor 1260 - AVE	0.000	0	N.D.	ng/ml

MJB
12/14/19

Quantitation Report (QT Reviewed)

Data Path : K:\DATA\9L03052\
 Data File : ECD2F015.D
 Signal(s) : ECD1A.CH
 Acq On : 03 Dec 2019 20:36
 Operator : MJB / KAK
 Sample : 9L03052-CALB
 Misc :
 ALS Vial : 14 Sample Multiplier: 1

Integration File: PCB1.e
 Quant Time: Dec 04 15:08:37 2019
 Quant Method : K:\METHODS\FECD2_QUANTPCB_191203.M
 Quant Title : PCB Data Analysis
 QLast Update : Wed Dec 04 15:08:29 2019
 Response via : Initial Calibration
 Integrator: ChemStation 6890 Scale Mode: Small noise peaks clipped

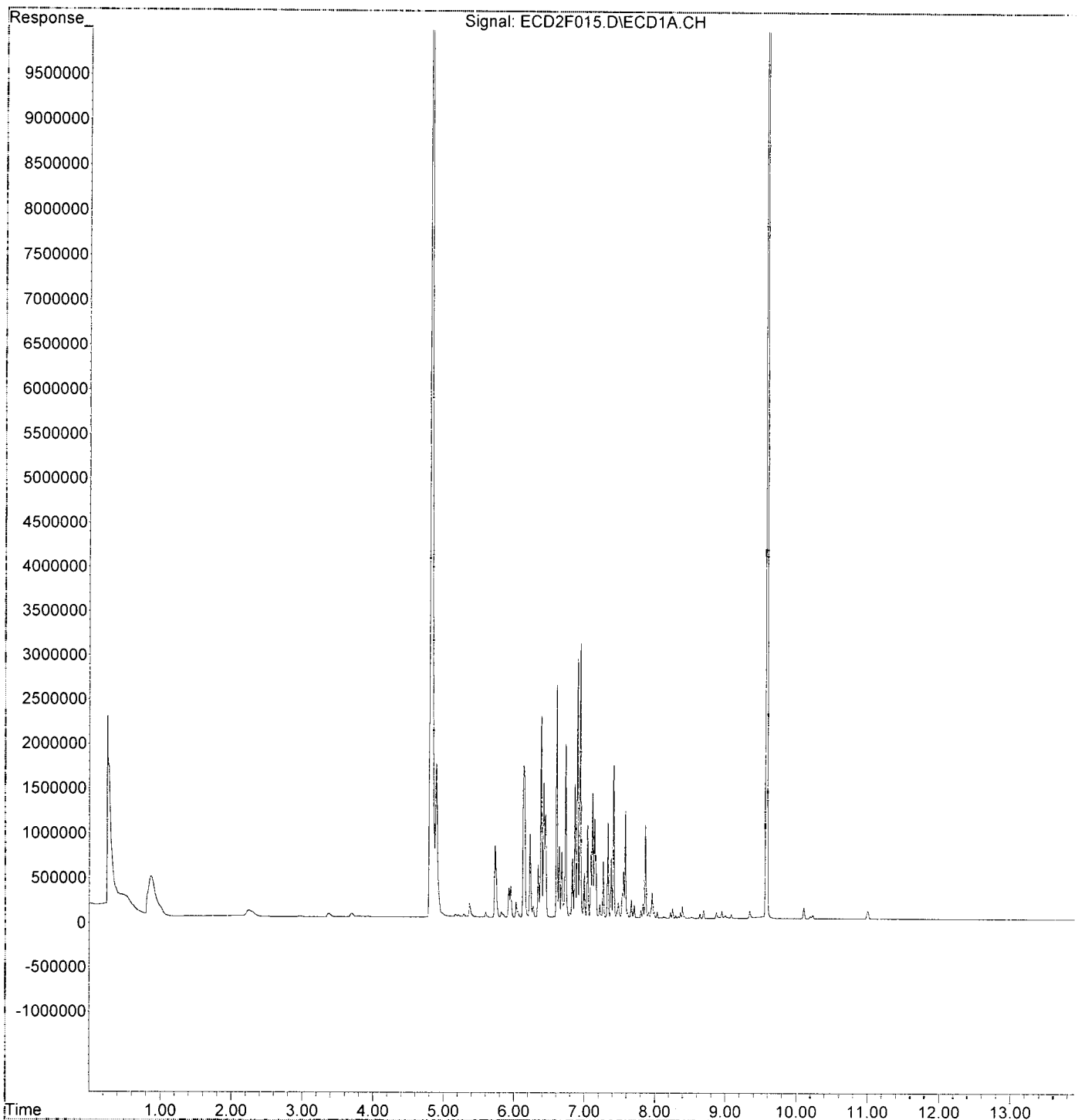
Compound	R.T.	Response	Conc	Units
48) Aroclor 1262 (1)	0.000	0	N.D.	ng/ml
49) Aroclor 1262 (2)	0.000	0	N.D.	ng/ml
50) Aroclor 1262 (3)	0.000	0	N.D.	ng/ml
51) Aroclor 1262 (4)	0.000	0	N.D.	ng/ml
52) Aroclor 1262 (5)	0.000	0	N.D.	ng/ml
53) Aroclor 1262 (6)	0.000	0	N.D.	ng/ml
54) Aroclor 1262 - AVE	0.000	0	N.D.	ng/ml
55) Aroclor 1268 (1)	0.000	0	N.D.	ng/ml
56) Aroclor 1268 (2)	0.000	0	N.D.	ng/ml
57) Aroclor 1268 (3)	0.000	0	N.D.	ng/ml
58) Aroclor 1268 (4)	0.000	0	N.D.	ng/ml
59) Aroclor 1268 (5)	0.000	0	N.D.	ng/ml
60) Aroclor 1268 (6)	0.000	0	N.D.	ng/ml
61) Aroclor 1268 - AVE	0.000	0	N.D.	ng/ml

(f)=RT Delta > 1/2 Window

(m)=manual int.

Data Path : K:\DATA\9L03052\
Data File : ECD2F015.D
Signal(s) : ECD1A.CH
Acq On : 03 Dec 2019 20:36
Operator : MJB / KAK
Sample : 9L03052-CALB
Misc :
ALS Vial : 14 Sample Multiplier: 1

Integration File: PCB1.e
Quant Time: Dec 04 15:08:37 2019
Quant Method : K:\METHODS\FECD2_QUANTPCB_191203.M
Quant Title : PCB Data Analysis
QLast Update : Wed Dec 04 15:08:29 2019
Response via : Initial Calibration
Integrator: ChemStation 6890 Scale Mode: Small noise peaks clipped



Data Path : K:\DATA\9L03052\
 Data File : ECD2F016.D
 Signal(s) : ECD1A.CH
 Acq On : 03 Dec 2019 20:53
 Operator : MJB / KAK
 Sample : 9L03052-CALC
 Misc :
 ALS Vial : 15 Sample Multiplier: 1

Integration File: PCB1.e
 Quant Time: Dec 04 15:10:17 2019
 Quant Method : K:\METHODS\FECD2_QUANTPCB_191203.M
 Quant Title : PCB Data Analysis
 QLast Update : Wed Dec 04 15:10:11 2019
 Response via : Initial Calibration
 Integrator: ChemStation 6890 Scale Mode: Small noise peaks clipped

Compound	R.T.	Response	Conc	Units
System Monitoring Compounds				
1) S TCMX (S)	0.000	0	N.D.	ng/ml
62) S DCBP (S)	0.000	0	N.D.	ng/ml
Target Compounds				
2) Aroclor 1016 (1)	0.000	0	N.D.	ng/ml
3) Aroclor 1016 (2)	0.000	0	N.D.	ng/ml
4) Aroclor 1016 (3)	0.000	0	N.D.	ng/ml
5) Aroclor 1016 (4)	0.000	0	N.D.	ng/ml
6) Aroclor 1016 (5)	0.000	0	N.D.	ng/ml
7) Aroclor 1016 (6)	0.000	0	N.D.	ng/ml
8) Aroclor 1016 - AVE	0.000	0	N.D.	ng/ml
9) Aroclor 1221 (1)	0.000	0	N.D.	ng/ml
10) Aroclor 1221 (2)	0.000	0	N.D.	ng/ml
11) Aroclor 1221 (3)	0.000	0	N.D.	ng/ml
12) Aroclor 1221 - AVE	0.000	0	N.D.	ng/ml
13) Aroclor 1232 (1)	0.000	0	N.D.	ng/ml
14) Aroclor 1232 (2)	0.000	0	N.D.	ng/ml
15) Aroclor 1232 (3)	0.000	0	N.D.	ng/ml
16) Aroclor 1232 (4)	0.000	0	N.D.	ng/ml
17) Aroclor 1232 (5)	0.000	0	N.D.	ng/ml
18) Aroclor 1232 (6)	0.000	0	N.D.	ng/ml
19) Aroclor 1232 - AVE	0.000	0	N.D.	ng/ml
20) Aroclor 1242 (1)	0.000	0	N.D.	ng/ml
21) Aroclor 1242 (2)	0.000	0	N.D.	ng/ml
22) Aroclor 1242 (3)	0.000	0	N.D.	ng/ml
23) Aroclor 1242 (4)	0.000	0	N.D.	ng/ml
24) Aroclor 1242 (5)	0.000	0	N.D.	ng/ml
25) Aroclor 1242 (6)	0.000	0	N.D.	ng/ml
26) Aroclor 1242 - AVE	0.000	0	N.D.	ng/ml
27) Aroclor 1248 (1)	0.000	0	N.D.	ng/ml
28) Aroclor 1248 (2)	0.000	0	N.D.	ng/ml
29) Aroclor 1248 (3)	0.000	0	N.D.	ng/ml
30) Aroclor 1248 (4)	0.000	0	N.D.	ng/ml
31) Aroclor 1248 (5)	0.000	0	N.D.	ng/ml
32) Aroclor 1248 (6)	0.000	0	N.D.	ng/ml
33) Aroclor 1248 - AVE	0.000	0	N.D.	ng/ml
34) Aroclor 1254 (1)	6.931	2999059	566.437	ng/ml
35) Aroclor 1254 (2)	7.041	3643784	577.886	ng/ml
36) Aroclor 1254 (3)	7.412	5604987	589.510	ng/ml
37) Aroclor 1254 (4)	7.578	3565014	559.341	ng/ml
38) Aroclor 1254 (5)	7.959	3829495	583.093	ng/ml
39) Aroclor 1254 (6)	8.251	1246944	598.592	ng/ml
40) Aroclor 1254 - AVE	0.000	0	N.D.	ng/ml
41) Aroclor 1260 (1)	0.000	0	N.D.	ng/ml
42) Aroclor 1260 (2)	0.000	0	N.D.	ng/ml
43) Aroclor 1260 (3)	0.000	0	N.D.	ng/ml
44) Aroclor 1260 (4)	0.000	0	N.D.	ng/ml
45) Aroclor 1260 (5)	0.000	0	N.D.	ng/ml
46) Aroclor 1260 (6)	0.000	0	N.D.	ng/ml
47) Aroclor 1260 - AVE	0.000	0	N.D.	ng/ml

MJB
12/4/19

Data Path : K:\DATA\9L03052\
 Data File : ECD2F016.D
 Signal(s) : ECD1A.CH
 Acq On : 03 Dec 2019 20:53
 Operator : MJB / KAK
 Sample : 9L03052-CALC
 Misc :
 ALS Vial : 15 Sample Multiplier: 1

Integration File: PCB1.e
 Quant Time: Dec 04 15:10:17 2019
 Quant Method : K:\METHODS\FECD2_QUANTPCB_191203.M
 Quant Title : PCB Data Analysis
 QLast Update : Wed Dec 04 15:10:11 2019
 Response via : Initial Calibration
 Integrator: ChemStation 6890 Scale Mode: Small noise peaks clipped

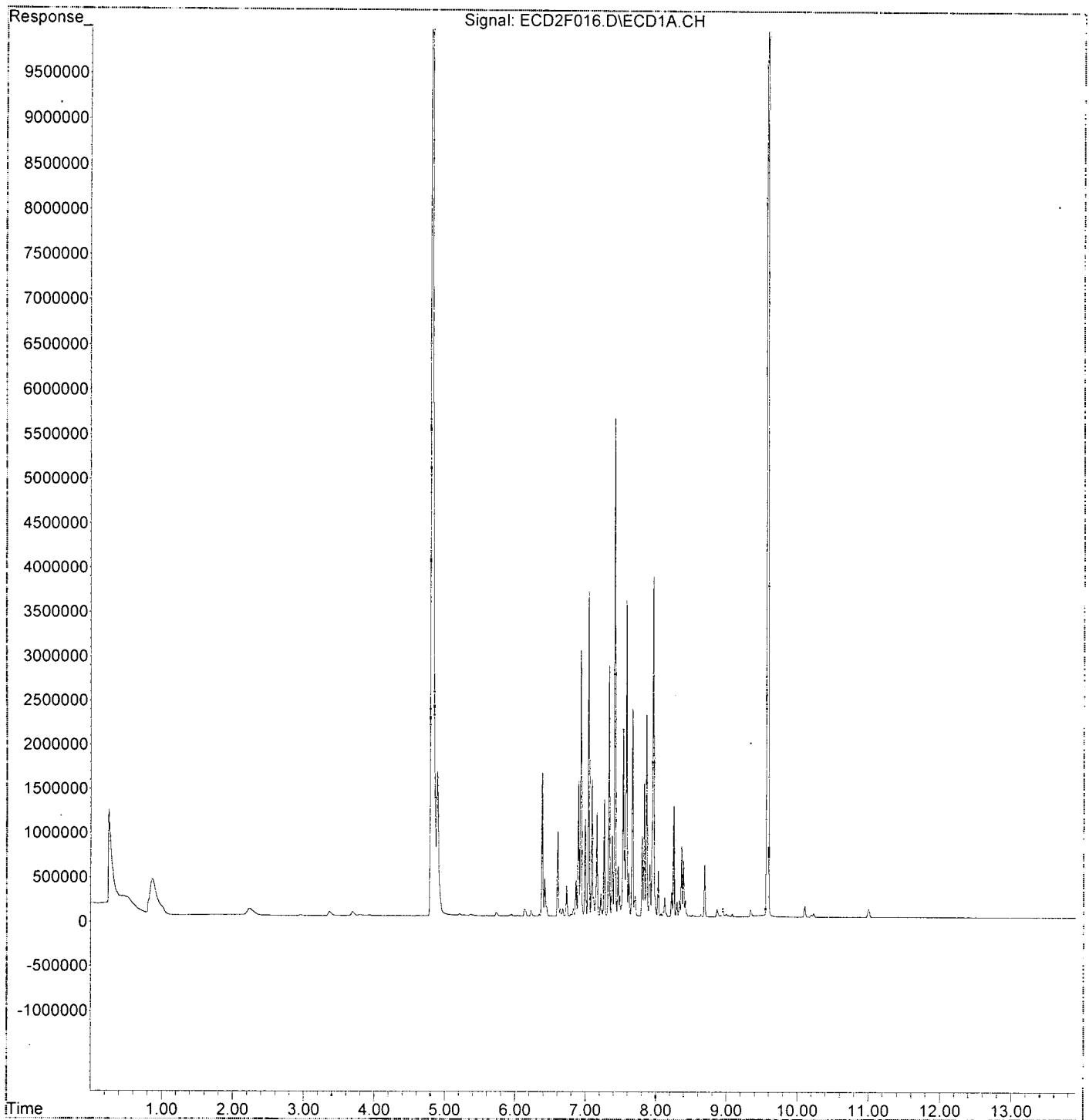
Compound	R.T.	Response	Conc	Units
48) Aroclor 1262 (1)	0.000	0	N.D.	ng/mld
49) Aroclor 1262 (2)	0.000	0	N.D.	ng/mld
50) Aroclor 1262 (3)	0.000	0	N.D.	ng/mld
51) Aroclor 1262 (4)	0.000	0	N.D.	ng/mld
52) Aroclor 1262 (5)	0.000	0	N.D.	ng/mld
53) Aroclor 1262 (6)	0.000	0	N.D.	ng/mld
54) Aroclor 1262 - AVE	0.000	0	N.D.	ng/mld
55) Aroclor 1268 (1)	0.000	0	N.D.	ng/mld
56) Aroclor 1268 (2)	0.000	0	N.D.	ng/mld
57) Aroclor 1268 (3)	0.000	0	N.D.	ng/mld
58) Aroclor 1268 (4)	0.000	0	N.D.	ng/mld
59) Aroclor 1268 (5)	0.000	0	N.D.	ng/mld
60) Aroclor 1268 (6)	0.000	0	N.D.	ng/mld
61) Aroclor 1268 - AVE	0.000	0	N.D.	ng/mld

(f)=RT Delta > 1/2 Window

(m)=manual int.

Data Path : K:\DATA\9L03052\
Data File : ECD2F016.D
Signal(s) : ECD1A.CH
Acq On : 03 Dec 2019 20:53
Operator : MJB / KAK
Sample : 9L03052-CALC
Misc :
ALS Vial : 15 Sample Multiplier: 1

Integration File: PCB1.e
Quant Time: Dec 04 15:10:17 2019
Quant Method : K:\METHODS\FECD2_QUANTPCB_191203.M
Quant Title : PCB Data Analysis
QLast Update : Wed Dec 04 15:10:11 2019
Response via : Initial Calibration
Integrator: ChemStation 6890 Scale Mode: Small noise peaks clipped



Data Path : K:\DATA\9L03052\
 Data File : ECD2F017.D
 Signal(s) : ECD1A.CH
 Acq On : 03 Dec 2019 21:11
 Operator : MJB / KAK
 Sample : 9L03052-CALD
 Misc :
 ALS Vial : 16 Sample Multiplier: 1

Integration File: PCB1.e
 Quant Time: Dec 04 15:11:52 2019
 Quant Method : K:\METHODS\FECD2_QUANTPCB_191203.M
 Quant Title : PCB Data Analysis
 QLast Update : Wed Dec 04 15:11:45 2019
 Response via : Initial Calibration
 Integrator: ChemStation 6890 Scale Mode: Small noise peaks clipped

MJB
 12/14/19

Compound	R.T.	Response	Conc	Units
System Monitoring Compounds				
1) S TCMX (S)	0.000	0	N.D.	ng/ml
62) S DCBP (S)	0.000	0	N.D.	ng/ml
Target Compounds				
2) Aroclor 1016 (1)	0.000	0	N.D.	ng/ml
3) Aroclor 1016 (2)	0.000	0	N.D.	ng/ml
4) Aroclor 1016 (3)	0.000	0	N.D.	ng/ml
5) Aroclor 1016 (4)	0.000	0	N.D.	ng/ml
6) Aroclor 1016 (5)	0.000	0	N.D.	ng/ml
7) Aroclor 1016 (6)	0.000	0	N.D.	ng/ml
8) Aroclor 1016 - AVE	0.000	0	N.D.	ng/ml
9) Aroclor 1221 (1)	0.000	0	N.D.	ng/ml
10) Aroclor 1221 (2)	0.000	0	N.D.	ng/ml
11) Aroclor 1221 (3)	0.000	0	N.D.	ng/ml
12) Aroclor 1221 - AVE	0.000	0	N.D.	ng/ml
13) Aroclor 1232 (1)	0.000	0	N.D.	ng/ml
14) Aroclor 1232 (2)	0.000	0	N.D.	ng/ml
15) Aroclor 1232 (3)	0.000	0	N.D.	ng/ml
16) Aroclor 1232 (4)	0.000	0	N.D.	ng/ml
17) Aroclor 1232 (5)	0.000	0	N.D.	ng/ml
18) Aroclor 1232 (6)	0.000	0	N.D.	ng/ml
19) Aroclor 1232 - AVE	0.000	0	N.D.	ng/ml
20) Aroclor 1242 (1)	0.000	0	N.D.	ng/ml
21) Aroclor 1242 (2)	0.000	0	N.D.	ng/ml
22) Aroclor 1242 (3)	0.000	0	N.D.	ng/ml
23) Aroclor 1242 (4)	0.000	0	N.D.	ng/ml
24) Aroclor 1242 (5)	0.000	0	N.D.	ng/ml
25) Aroclor 1242 (6)	0.000	0	N.D.	ng/ml
26) Aroclor 1242 - AVE	0.000	0	N.D.	ng/ml
27) Aroclor 1248 (1)	0.000	0	N.D.	ng/ml
28) Aroclor 1248 (2)	0.000	0	N.D.	ng/ml
29) Aroclor 1248 (3)	0.000	0	N.D.	ng/ml
30) Aroclor 1248 (4)	0.000	0	N.D.	ng/ml
31) Aroclor 1248 (5)	0.000	0	N.D.	ng/ml
32) Aroclor 1248 (6)	0.000	0	N.D.	ng/ml
33) Aroclor 1248 - AVE	0.000	0	N.D.	ng/ml
34) Aroclor 1254 (1)	0.000	0	N.D.	ng/ml
35) Aroclor 1254 (2)	0.000	0	N.D.	ng/ml
36) Aroclor 1254 (3)	0.000	0	N.D.	ng/ml
37) Aroclor 1254 (4)	0.000	0	N.D.	ng/ml
38) Aroclor 1254 (5)	0.000	0	N.D.	ng/ml
39) Aroclor 1254 (6)	0.000	0	N.D.	ng/ml
40) Aroclor 1254 - AVE	0.000	0	N.D.	ng/ml
41) Aroclor 1260 (1)	0.000	0	N.D.	ng/ml
42) Aroclor 1260 (2)	0.000	0	N.D.	ng/ml
43) Aroclor 1260 (3)	0.000	0	N.D.	ng/ml
44) Aroclor 1260 (4)	0.000	0	N.D.	ng/ml
45) Aroclor 1260 (5)	0.000	0	N.D.	ng/ml
46) Aroclor 1260 (6)	0.000	0	N.D.	ng/ml
47) Aroclor 1260 - AVE	0.000	0	N.D.	ng/ml

Quantitation Report (QT Reviewed)

Data Path : K:\DATA\9L03052\
 Data File : ECD2F017.D
 Signal(s) : ECD1A.CH
 Acq On : 03 Dec 2019 21:11
 Operator : MJB / KAK
 Sample : 9L03052-CALD
 Misc :
 ALS Vial : 16 Sample Multiplier: 1

Integration File: PCB1.e
 Quant Time: Dec 04 15:11:52 2019
 Quant Method : K:\METHODS\FECD2_QUANTPCB_191203.M
 Quant Title : PCB Data Analysis
 QLast Update : Wed Dec 04 15:11:45 2019
 Response via : Initial Calibration
 Integrator: ChemStation 6890 Scale Mode: Small noise peaks clipped

Compound	R.T.	Response	Conc Units
48) Aroclor 1262 (1)	7.664	4023207	603.629 ng/ml
49) Aroclor 1262 (2)	7.988	5612535	601.336 ng/ml
50) Aroclor 1262 (3)	8.220	4852466	611.448 ng/ml
51) Aroclor 1262 (4)	8.390	10330047	587.616 ng/ml
52) Aroclor 1262 (5)	8.688	6541182	608.155 ng/ml
53) Aroclor 1262 (6)	9.081	3338319	586.149 ng/ml
54) Aroclor 1262 - AVE	0.000	0	N.D. ng/ml
55) Aroclor 1268 (1)	0.000	0	N.D. ng/ml
56) Aroclor 1268 (2)	0.000	0	N.D. ng/ml
57) Aroclor 1268 (3)	0.000	0	N.D. ng/ml
58) Aroclor 1268 (4)	0.000	0	N.D. ng/ml
59) Aroclor 1268 (5)	0.000	0	N.D. ng/ml
60) Aroclor 1268 (6)	0.000	0	N.D. ng/ml
61) Aroclor 1268 - AVE	0.000	0	N.D. ng/ml

MJB
 12/14/19

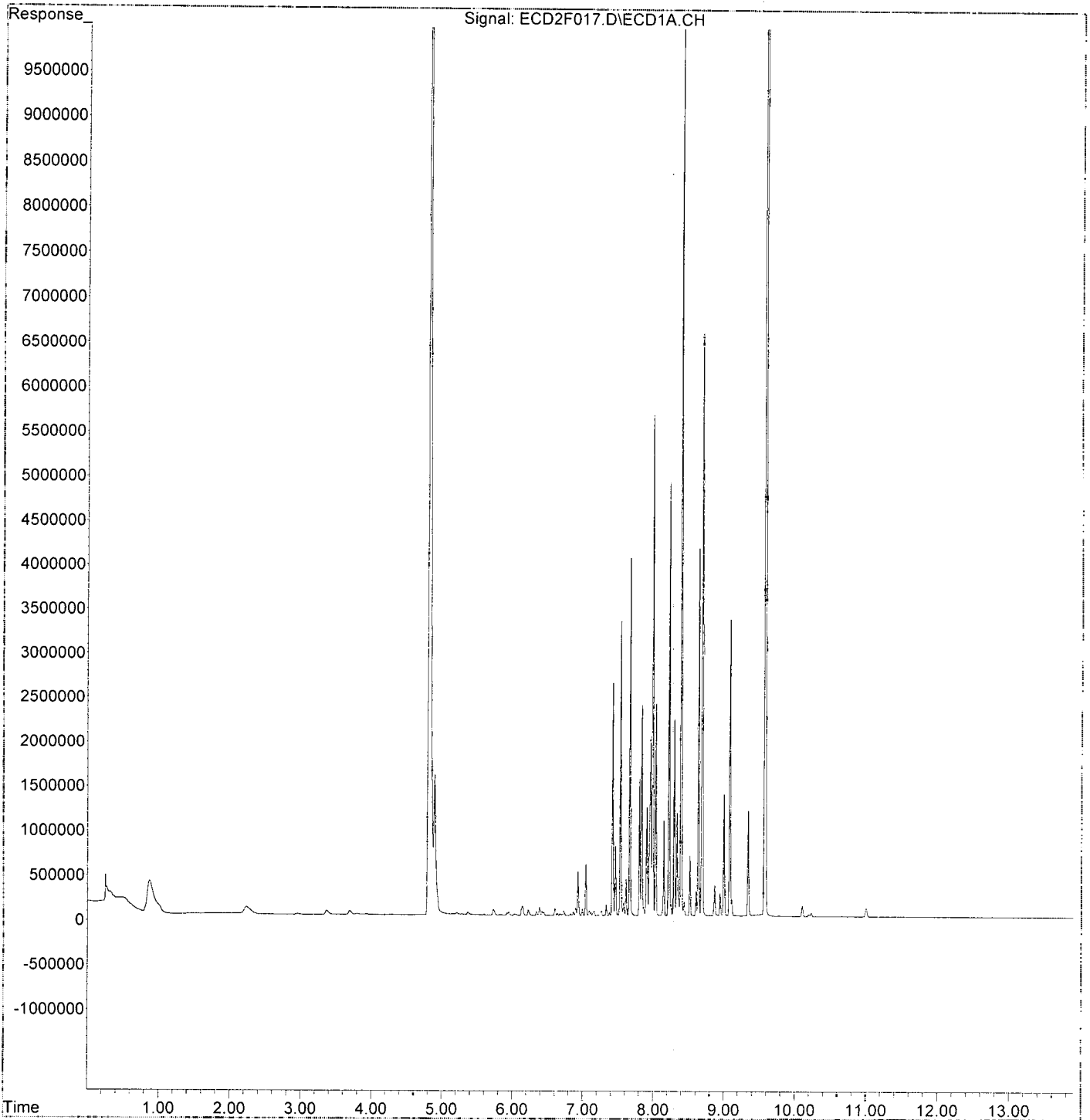
(f)=RT Delta > 1/2 Window

(m)=manual int.

Quantitation Report (QT Reviewed)

Data Path : K:\DATA\9L03052\
Data File : ECD2F017.D
Signal(s) : ECD1A.CH
Acq On : 03 Dec 2019 21:11
Operator : MJB / KAK
Sample : 9L03052-CALD
Misc :
ALS Vial : 16 Sample Multiplier: 1

Integration File: PCB1.e
Quant Time: Dec 04 15:11:52 2019
Quant Method : K:\METHODS\FECD2_QUANTPCB_191203.M
Quant Title : PCB Data Analysis
QLast Update : Wed Dec 04 15:11:45 2019
Response via : Initial Calibration
Integrator: ChemStation 6890 Scale Mode: Small noise peaks clipped



Quantitation Report (QT Reviewed)

Data Path : K:\DATA\9L03052\
 Data File : ECD2F018.D
 Signal(s) : ECD1A.CH
 Acq On : 03 Dec 2019 21:29
 Operator : MJB / KAK
 Sample : 9L03052-CALE
 Misc :
 ALS Vial : 17 Sample Multiplier: 1

Integration File: PCB1.e
 Quant Time: Dec 04 15:13:26 2019
 Quant Method : K:\METHODS\FECD2_QUANTPCB_191203.M
 Quant Title : PCB Data Analysis
 QLast Update : Wed Dec 04 15:13:19 2019
 Response via : Initial Calibration
 Integrator: ChemStation 6890 Scale Mode: Small noise peaks clipped

[Handwritten Signature]
 12/14/19

Compound	R.T.	Response	Conc	Units
System Monitoring Compounds				
1) S TCMX (S)	0.000	0	N.D.	ng/ml
62) S DCBP (S)	0.000	0	N.D.	ng/ml
Target Compounds				
2) Aroclor 1016 (1)	0.000	0	N.D.	ng/ml
3) Aroclor 1016 (2)	0.000	0	N.D.	ng/ml
4) Aroclor 1016 (3)	0.000	0	N.D.	ng/ml
5) Aroclor 1016 (4)	0.000	0	N.D.	ng/ml
6) Aroclor 1016 (5)	0.000	0	N.D.	ng/ml
7) Aroclor 1016 (6)	0.000	0	N.D.	ng/ml
8) Aroclor 1016 - AVE	0.000	0	N.D.	ng/ml
9) Aroclor 1221 (1)	0.000	0	N.D.	ng/ml
10) Aroclor 1221 (2)	0.000	0	N.D.	ng/ml
11) Aroclor 1221 (3)	0.000	0	N.D.	ng/ml
12) Aroclor 1221 - AVE	0.000	0	N.D.	ng/ml
13) Aroclor 1232 (1)	0.000	0	N.D.	ng/ml
14) Aroclor 1232 (2)	0.000	0	N.D.	ng/ml
15) Aroclor 1232 (3)	0.000	0	N.D.	ng/ml
16) Aroclor 1232 (4)	0.000	0	N.D.	ng/ml
17) Aroclor 1232 (5)	0.000	0	N.D.	ng/ml
18) Aroclor 1232 (6)	0.000	0	N.D.	ng/ml
19) Aroclor 1232 - AVE	0.000	0	N.D.	ng/ml
20) Aroclor 1242 (1)	0.000	0	N.D.	ng/ml
21) Aroclor 1242 (2)	0.000	0	N.D.	ng/ml
22) Aroclor 1242 (3)	0.000	0	N.D.	ng/ml
23) Aroclor 1242 (4)	0.000	0	N.D.	ng/ml
24) Aroclor 1242 (5)	0.000	0	N.D.	ng/ml
25) Aroclor 1242 (6)	0.000	0	N.D.	ng/ml
26) Aroclor 1242 - AVE	0.000	0	N.D.	ng/ml
27) Aroclor 1248 (1)	0.000	0	N.D.	ng/ml
28) Aroclor 1248 (2)	0.000	0	N.D.	ng/ml
29) Aroclor 1248 (3)	0.000	0	N.D.	ng/ml
30) Aroclor 1248 (4)	0.000	0	N.D.	ng/ml
31) Aroclor 1248 (5)	0.000	0	N.D.	ng/ml
32) Aroclor 1248 (6)	0.000	0	N.D.	ng/ml
33) Aroclor 1248 - AVE	0.000	0	N.D.	ng/ml
34) Aroclor 1254 (1)	0.000	0	N.D.	ng/ml
35) Aroclor 1254 (2)	0.000	0	N.D.	ng/ml
36) Aroclor 1254 (3)	0.000	0	N.D.	ng/ml
37) Aroclor 1254 (4)	0.000	0	N.D.	ng/ml
38) Aroclor 1254 (5)	0.000	0	N.D.	ng/ml
39) Aroclor 1254 (6)	0.000	0	N.D.	ng/ml
40) Aroclor 1254 - AVE	0.000	0	N.D.	ng/ml
41) Aroclor 1260 (1)	0.000	0	N.D.	ng/ml
42) Aroclor 1260 (2)	0.000	0	N.D.	ng/ml
43) Aroclor 1260 (3)	0.000	0	N.D.	ng/ml
44) Aroclor 1260 (4)	0.000	0	N.D.	ng/ml
45) Aroclor 1260 (5)	0.000	0	N.D.	ng/ml
46) Aroclor 1260 (6)	0.000	0	N.D.	ng/ml
47) Aroclor 1260 - AVE	0.000	0	N.D.	ng/ml

Quantitation Report (QT Reviewed)

Data Path : K:\DATA\9L03052\
 Data File : ECD2F018.D
 Signal(s) : ECD1A.CH
 Acq On : 03 Dec 2019 21:29
 Operator : MJB / KAK
 Sample : 9L03052-CALE
 Misc :
 ALS Vial : 17 Sample Multiplier: 1

Integration File: PCB1.e
 Quant Time: Dec 04 15:13:26 2019
 Quant Method : K:\METHODS\FECD2_QUANTPCB_191203.M
 Quant Title : PCB Data Analysis
 QLast Update : Wed Dec 04 15:13:19 2019
 Response via : Initial Calibration
 Integrator: ChemStation 6890 Scale Mode: Small noise peaks clipped

Compound	R.T.	Response	Conc	Units
48) Aroclor 1262 (1)	0.000	0	N.D.	ng/ml
49) Aroclor 1262 (2)	0.000	0	N.D.	ng/ml
50) Aroclor 1262 (3)	0.000	0	N.D.	ng/ml
51) Aroclor 1262 (4)	0.000	0	N.D.	ng/ml
52) Aroclor 1262 (5)	0.000	0	N.D.	ng/ml
53) Aroclor 1262 (6)	0.000	0	N.D.	ng/ml
54) Aroclor 1262 - AVE	0.000	0	N.D.	ng/ml
55) Aroclor 1268 (1)	8.212	2552118	620.744	ng/ml
56) Aroclor 1268 (2)	8.637	12262824	603.513	ng/ml
57) Aroclor 1268 (3)	8.685	10207095	608.706	ng/ml
58) Aroclor 1268 (4)	8.867	9576694	629.111	ng/ml
59) Aroclor 1268 (5)	9.081	3874868	615.533	ng/ml
60) Aroclor 1268 (6)	9.340	26141757	603.570	ng/ml
61) Aroclor 1268 - AVE	0.000	0	N.D.	ng/ml

Handwritten signature
 12/19/19

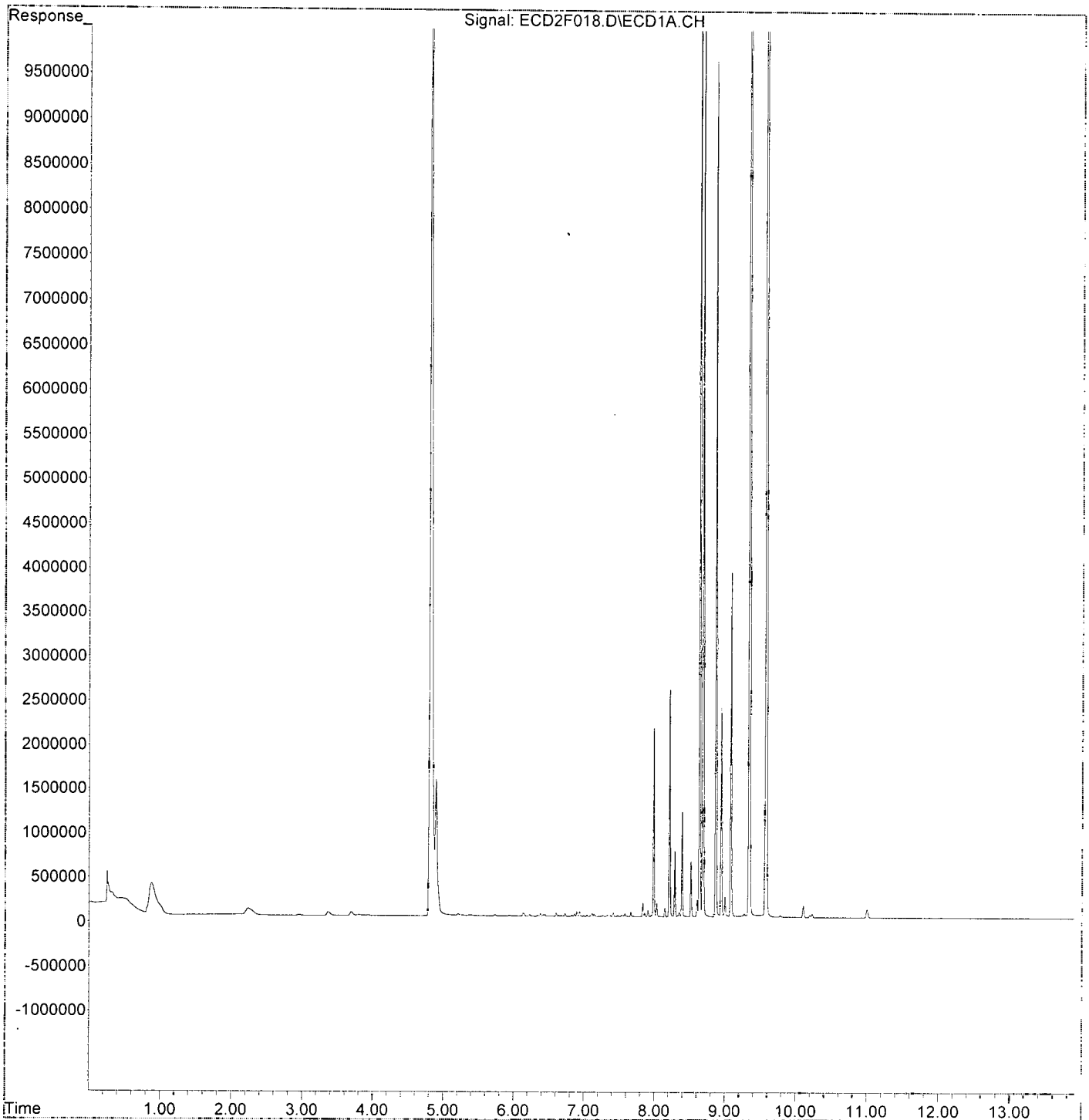
(f)=RT Delta > 1/2 Window

(m)=manual int.

Quantitation Report (QT Reviewed)

Data Path : K:\DATA\9L03052\
Data File : ECD2F018.D
Signal(s) : ECD1A.CH
Acq On : 03 Dec 2019 21:29
Operator : MJB / KAK
Sample : 9L03052-CALE
Misc :
ALS Vial : 17 Sample Multiplier: 1

Integration File: PCB1.e
Quant Time: Dec 04 15:13:26 2019
Quant Method : K:\METHODS\FECD2_QUANTPCB_191203.M
Quant Title : PCB Data Analysis
QLast Update : Wed Dec 04 15:13:19 2019
Response via : Initial Calibration
Integrator: ChemStation 6890 Scale Mode: Small noise peaks clipped



**Polychlorinated Biphenyls by EPA 8082A
Calibration Data**

Sequence 0A13050 (Cal ID A0A1501) DUALECD2R



ELEMENT SEQUENCE LOG

Apex Laboratories

Sequence: 0A13050

Instrument: DUALECD2R

Date: 01/13/20 16:03

Calibration: A0A1501

#	Lab Number	Matrix	Analysis	Client	Due	Batch	ISTD ID	STD ID
1	0A13050-ICB1	Water	QC	QC				A19L339
2	0A13050-CAL1	Water	QC	QC				A19L280
3	0A13050-CAL2	Water	QC	QC				A19L281
4	0A13050-CAL3	Water	QC	QC				A19L282
5	0A13050-CAL4	Water	QC	QC				A19L283
6	0A13050-CAL5	Water	QC	QC				A19L276
7	0A13050-CAL6	Water	QC	QC				A19L278
8	0A13050-CAL7	Water	QC	QC				A19L279
9	0A13050-IBL1	Water	QC	QC				
10	0A13050-ICV1	Water	QC	QC				A19H459
11	0A13050-CAL8	Water	QC	QC				A19H447
12	0A13050-CAL9	Water	QC	QC				A19H448
13	0A13050-CALA	Water	QC	QC				A19H449
14	0A13050-CALB	Water	QC	QC				A19H450
15	0A13050-CALC	Water	QC	QC				A19H451
16	0A13050-CALD	Water	QC	QC				A19H452
17	0A13050-CALE	Water	QC	QC				A19H453
18	0A13050-ICV2	Water	QC	QC				A19H405
19	0A13050-ICV3	Water	QC	QC				A19J367
20	0A13050-ICV4	Water	QC	QC				A19H406
21	0A13050-ICV5	Water	QC	QC				A19L037

Data Entered By: MC 1/15/20

Comments:

Data Reviewed By: MC 1/16/2020

Calibration Status Report HP G1530A

Method Path : L:\Methods\
 Method File : RECD2_QUANTPCB_200113.M
 Title : PCB Data Analysis
 Last Update : Tue Jan 14 09:35:58 2020
 Response Via : Initial Calibration

AOA1501

[Signature]
1/15/20

#	ID	Conc	ISTD Conc	Path\File
1	1	10	0	K:\DATA\0A13050\ECD2R005.D
2	2	25	0	K:\DATA\0A13050\ECD2R006.D
3	3	50	0	K:\DATA\0A13050\ECD2R007.D
4	4	100	0	K:\DATA\0A13050\ECD2R008.D
5	5	250	0	K:\DATA\0A13050\ECD2R020.D
6	6	500	0	K:\DATA\0A13050\ECD2R010.D
7	7	800	0	K:\DATA\0A13050\ECD2R011.D

#	ID	Update Time	Quant Time	Acquisition Time
1	1	Jan 14 09:33 2020	Jan 14 08:56 2020	13 Jan 2020 17:33
2	2	Jan 14 09:33 2020	Jan 14 09:03 2020	13 Jan 2020 17:50
3	3	Jan 14 09:34 2020	Jan 14 09:04 2020	13 Jan 2020 18:08
4	4	Jan 14 09:34 2020	Jan 14 09:05 2020	13 Jan 2020 18:25
5	5	Jan 14 09:35 2020	Jan 14 09:32 2020	13 Jan 2020 21:57
6	6	Jan 14 09:34 2020	Jan 14 09:06 2020	13 Jan 2020 19:01
7	7	Jan 14 09:34 2020	Jan 14 09:07 2020	13 Jan 2020 19:18

RECD2_QUANTPCB_200113.M Tue Jan 14 11:44:09 2020

Response Factor Report HP G1530A

Method Path : L:\Methods\
 Method File : RECD2_QUANTPCB_200113.M
 Title : PCB Data Analysis
 Last Update : Tue Jan 14 09:35:58 2020
 Response Via : Initial Calibration

Calibration Files

1 =ECD2R005.D 2 =ECD2R006.D 3 =ECD2R007.D
 4 =ECD2R008.D 5 =ECD2R020.D 6 =ECD2R010.D

[Handwritten signature]
 1/15/20

Compound	1	2	3	4	5	6	Avg	%RSD
1) S TCMX (S)	2.096	2.125	2.217	2.268	2.155	2.497	2.256	E5 6.90
2) Aroclor 1016 ...	7.264	6.876	6.397	5.954	5.672	5.624	6.182	E3 11.06 ✓
3) Aroclor 1016 ...	1.247	1.196	1.143	1.167	1.097	1.103	1.144	E4 5.70 ✓
4) Aroclor 1016 ...	5.802	5.801	5.370	5.336	5.078	5.146	5.357	E3 6.26 ✓
5) Aroclor 1016 ...	5.870	5.571	5.194	4.910	4.407	4.339	4.941	E3 12.78 ✓
6) Aroclor 1016 ...	6.569	6.159	5.693	5.382	5.074	5.224	5.546	E3 11.60 ✓
7) Aroclor 1016 (6)	6.761	6.310	5.881	5.800	5.148	5.150	5.713	E3 11.80 ✓
8) Aroclor 1016 ...							0.000	-1.00
9) Aroclor 1221 (1)					1.738		1.738	E3 0.00
10) Aroclor 1221 (2)					1.717		1.717	E3 0.00
11) Aroclor 1221 (3)					5.707		5.707	E3 0.00
12) Aroclor 1221 ...							0.000	-1.00
13) Aroclor 1232 (1)					4.570		4.570	E3 0.00
14) Aroclor 1232 (2)					2.603		2.603	E3 0.00
15) Aroclor 1232 (3)					4.892		4.892	E3 0.00
16) Aroclor 1232 (4)					1.692		1.692	E3 0.00
17) Aroclor 1232 (5)					2.081		2.081	E3 0.00
18) Aroclor 1232 (6)					2.170		2.170	E3 0.00
19) Aroclor 1232 ...							0.000	-1.00
20) Aroclor 1242 ...					4.546		4.546	E3 0.00
21) Aroclor 1242 ...					8.822		8.822	E3 0.00
22) Aroclor 1242 ...					3.830		3.830	E3 0.00
23) Aroclor 1242 ...					3.304		3.304	E3 0.00
24) Aroclor 1242 ...					3.994		3.994	E3 0.00
25) Aroclor 1242 (6)					4.171		4.171	E3 0.00
26) Aroclor 1242 ...							0.000	-1.00
27) Aroclor 1248 ...					5.162		5.162	E3 0.00
28) Aroclor 1248 ...					6.359		6.359	E3 0.00
29) Aroclor 1248 ...					5.936		5.936	E3 0.00
30) Aroclor 1248 ...					7.296		7.296	E3 0.00
31) Aroclor 1248 ...					8.902		8.902	E3 0.00
32) Aroclor 1248 (6)					8.141		8.141	E3 0.00
33) Aroclor 1248 ...							0.000	-1.00
34) Aroclor 1254 ...					8.474		8.474	E3 0.00
35) Aroclor 1254 ...					1.391		1.391	E4 0.00
36) Aroclor 1254 ...					1.517		1.517	E4 0.00
37) Aroclor 1254 ...					1.092		1.092	E4 0.00
38) Aroclor 1254 ...					1.125		1.125	E4 0.00
39) Aroclor 1254 (6)					3.527		3.527	E3 0.00
40) Aroclor 1254 ...							0.000	-1.00
41) Aroclor 1260 ...	1.182	1.082	1.060	1.047	1.016	1.012	1.053	E4 6.43 ✓
42) Aroclor 1260 ...	1.405	1.313	1.321	1.256	1.230	1.230	1.276	E4 5.91 ✓
43) Aroclor 1260 (3)	1.412	1.348	1.327	1.372	1.308	1.296	1.326	E4 4.63 ✓
44) Aroclor 1260 (4)	2.073	2.096	2.051	2.126	2.099	2.189	2.115	E4 2.39 ✓
45) Aroclor 1260 (5)	1.290	1.217	1.220	1.236	1.214	1.207	1.223	E4 2.75 ✓
46) Aroclor 1260 (6)	5.119	5.238	4.789	5.045	4.784	4.595	4.880	E3 5.26 ✓
47) Aroclor 1260 ...							0.000	-1.00
48) Aroclor 1262 (1)					1.057		1.057	E4 0.00
49) Aroclor 1262 (2)					1.528		1.528	E4 0.00
50) Aroclor 1262 (3)					1.280		1.280	E4 0.00
51) Aroclor 1262 (4)					2.752		2.752	E4 0.00
52) Aroclor 1262 (5)					1.642		1.642	E4 0.00
53) Aroclor 1262 (6)					7.201		7.201	E3 0.00
54) Aroclor 1262 ...							0.000	-1.00
55) Aroclor 1268 (1)					6.232		6.232	E3 0.00
56) Aroclor 1268 (2)					2.777		2.777	E4 0.00
57) Aroclor 1268 (3)					2.252		2.252	E4 0.00
58) Aroclor 1268 (4)					1.925		1.925	E4 0.00
59) Aroclor 1268 (5)					7.823		7.823	E3 0.00
60) Aroclor 1268 (6)					5.062		5.062	E4 0.00

Response Factor Report HP G1530A

Method Path : L:\Methods\
 Method File : RECD2_QUANTPCB_200113.M
 Title : PCB Data Analysis
 Last Update : Tue Jan 14 09:35:58 2020
 Response Via : Initial Calibration

Calibration Files

1	=ECD2R005.D	2	=ECD2R006.D	3	=ECD2R007.D
4	=ECD2R008.D	5	=ECD2R020.D	6	=ECD2R010.D

Compound	1	2	3	4	5	6	Avg	%RSD
61) Aroclor 1268 ...							0.000	-1.00
62) S DCBP (S)	1.071	1.102	1.079	1.089	1.009	1.172	1.112 E5	7.40 ✓

(#) = Out of Range ### Number of calibration levels exceeded format ###

Compound List Report HP G1530A

Method Path : L:\Methods\
 Method File : RECD2_QUANTPCB_200113.M
 Title : PCB Data Analysis
 Last Update : Tue Jan 14 09:35:58 2020
 Response Via : Initial Calibration

Total Cpnds : 62

[Handwritten signature]
 1/15/20

PK#	Compound Name	Exp_RT	Rel_RT	Cal	A/H	ID
1	S TCMX (S)	5.629	1.000	A	H	R
2	Aroclor 1016 (1)	6.300	1.000	A	H	R
3	Aroclor 1016 (2)	6.789	1.000	A	H	R
4	Aroclor 1016 (3)	6.916	1.000	A	H	R
5	Aroclor 1016 (4)	7.003	1.000	A	H	R
6	Aroclor 1016 (5)	7.048	1.000	A	H	R
7	Aroclor 1016 (6)	7.173	1.000	A	H	R
8	Aroclor 1016 - AVE	1.729	1.000	A	H	R
9	Aroclor 1221 (1)	5.806	1.000	A	H	R
10	Aroclor 1221 (2)	5.878	1.000	A	H	R
11	Aroclor 1221 (3)	5.965	1.000	A	H	R
12	Aroclor 1221 - AVE	1.729	1.000	A	H	R
13	Aroclor 1232 (1)	5.963	1.000	A	H	R
14	Aroclor 1232 (2)	6.298	1.000	A	H	R
15	Aroclor 1232 (3)	6.789	1.000	A	H	R
16	Aroclor 1232 (4)	7.002	1.000	A	H	R
17	Aroclor 1232 (5)	7.047	1.000	A	H	R
18	Aroclor 1232 (6)	7.172	1.000	A	H	R
19	Aroclor 1232 - AVE	1.729	1.000	A	H	R
20	Aroclor 1242 (1)	6.299	1.000	A	H	R
21	Aroclor 1242 (2)	6.788	1.000	A	H	R
22	Aroclor 1242 (3)	6.916	1.000	A	H	R
23	Aroclor 1242 (4)	7.003	1.000	A	H	R
24	Aroclor 1242 (5)	7.047	1.000	A	H	R
25	Aroclor 1242 (6)	7.172	1.000	A	H	R
26	Aroclor 1242 - AVE	1.729	1.000	A	H	R
27	Aroclor 1248 (1)	6.761	1.000	A	H	R
28	Aroclor 1248 (2)	7.003	1.000	A	H	R
29	Aroclor 1248 (3)	7.047	1.000	A	H	R
30	Aroclor 1248 (4)	7.172	1.000	A	H	R
31	Aroclor 1248 (5)	7.538	1.000	A	H	R
32	Aroclor 1248 (6)	7.695	1.000	A	H	R
33	Aroclor 1248 - AVE	1.729	1.000	A	H	R
34	Aroclor 1254 (1)	7.515	1.000	A	H	R
35	Aroclor 1254 (2)	7.696	1.000	A	H	R
36	Aroclor 1254 (3)	8.006	1.000	A	H	R
37	Aroclor 1254 (4)	8.246	1.000	A	H	R
38	Aroclor 1254 (5)	8.580	1.000	A	H	R
39	Aroclor 1254 (6)	8.810	1.000	A	H	R
40	Aroclor 1254 - AVE	1.729	1.000	A	H	R
41	Aroclor 1260 (1)	8.144	1.000	A	H	R
42	Aroclor 1260 (2)	8.350	1.000	A	H	R
43	Aroclor 1260 (3)	8.582	1.000	A	H	R
44	Aroclor 1260 (4)	9.066	1.000	A	H	R
45	Aroclor 1260 (5)	9.324	1.000	A	H	R
46	Aroclor 1260 (6)	9.890	1.000	A	H	R
47	Aroclor 1260 - AVE	1.729	1.000	A	H	R
48	Aroclor 1262 (1)	8.349	1.000	A	H	R
49	Aroclor 1262 (2)	8.650	1.000	A	H	R
50	Aroclor 1262 (3)	8.828	1.000	A	H	R
51	Aroclor 1262 (4)	9.065	1.000	A	H	R
52	Aroclor 1262 (5)	9.324	1.000	A	H	R
53	Aroclor 1262 (6)	9.888	1.000	A	H	R
54	Aroclor 1262 - AVE	1.729	1.000	A	H	R
55	Aroclor 1268 (1)	8.867	1.000	A	H	R
56	Aroclor 1268 (2)	9.324	1.000	A	H	R

57	Aroclor 1268 (3)	9.390	1.000	A	H	R
58	Aroclor 1268 (4)	9.601	1.000	A	H	R
59	Aroclor 1268 (5)	9.888	1.000	A	H	R
60	Aroclor 1268 (6)	10.237	1.000	A	H	R
61	Aroclor 1268 - AVE	1.728	1.000	A	H	R
62	S DCBP (S)	10.552	1.000	A	H	R

Cal A = Average L = Linear LO = Linear w/origin Q = Quad QO = Quad w/origin
A/H = Area or Height
ID R = R.T. B = R.T. & Q Q = Qvalue L = Largest A = All

RECD2_QUANTPCB_200113.M Tue Jan 14 11:43:59 2020

Element Calibration Review Sheet

Calibration ID: **A0A1501**

Instrument: **DUALECD2R**

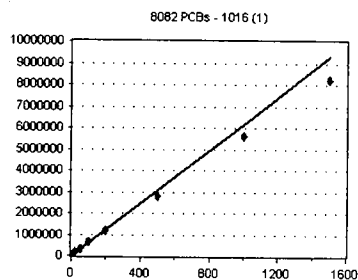
Calibration Date: **01/15/2020**

Analysis: **8082 PCBs**

Instrument Cal ID: **RECD2_QUANTPCB_20011**

1016 (1)

Curve Fit: **AVERAGE RF**

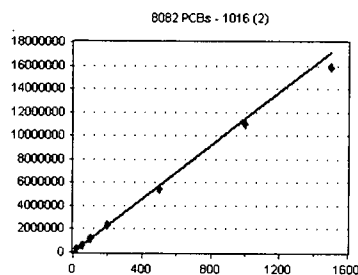


Standard	Concentration	Response	Response Factor	RT
0A13050-CAL1	20	145279	7263.950	6.30
0A13050-CAL2	50	343821	6876.420	6.30
0A13050-CAL3	100	639728	6397.280	6.30
0A13050-CAL4	200	1190843	5954.215	6.30
0A13050-CAL5	500	2835860	5671.720	6.30
0A13050-CAL6	1000	5624087	5624.087	6.30
0A13050-CAL7	1500	8229290	5486.193	6.30

AVE RF 6181.981 RF RSD 11.06 AVE RT 6.30

1016 (2)

Curve Fit: **AVERAGE RF**

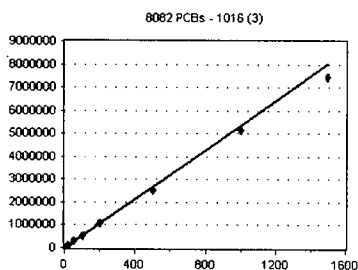


Standard	Concentration	Response	Response Factor	RT
0A13050-CAL1	20	249458	12472.900	6.79
0A13050-CAL2	50	597996	11959.920	6.79
0A13050-CAL3	100	1142660	11426.600	6.79
0A13050-CAL4	200	2334544	11672.720	6.79
0A13050-CAL5	500	5484312	10968.620	6.79
0A13050-CAL6	1000	102544E+07	11025.440	6.79
0A13050-CAL7	1500	584486E+07	10563.240	6.79

AVE RF 11441.350 RF RSD 5.70 AVE RT 6.79

1016 (3)

Curve Fit: **AVERAGE RF**

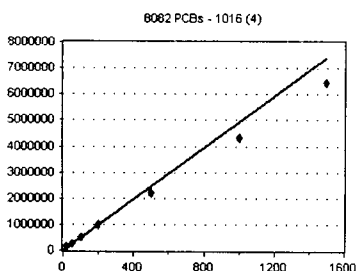


Standard	Concentration	Response	Response Factor	RT
0A13050-CAL1	20	116035	5801.750	6.92
0A13050-CAL2	50	290069	5801.380	6.92
0A13050-CAL3	100	536991	5369.910	6.92
0A13050-CAL4	200	1067264	5336.320	6.92
0A13050-CAL5	500	2538905	5077.810	6.92
0A13050-CAL6	1000	5145954	5145.954	6.92
0A13050-CAL7	1500	7443643	4962.429	6.92

AVE RF 5356.508 RF RSD 6.26 AVE RT 6.92

1016 (4)

Curve Fit: **AVERAGE RF**



Standard	Concentration	Response	Response Factor	RT
0A13050-CAL1	20	117409	5870.450	7.00
0A13050-CAL2	50	278534	5570.680	7.00
0A13050-CAL3	100	519409	5194.090	7.00
0A13050-CAL4	200	981904	4909.520	7.00
0A13050-CAL5	500	2203390	4406.780	7.00
0A13050-CAL6	1000	4338878	4338.878	7.00
0A13050-CAL7	1500	6442401	4294.934	7.00

AVE RF 4940.762 RF RSD 12.78 AVE RT 7.00

Element Calibration Review Sheet

Calibration ID: **A0A1501**

Instrument: **DUALECD2R**

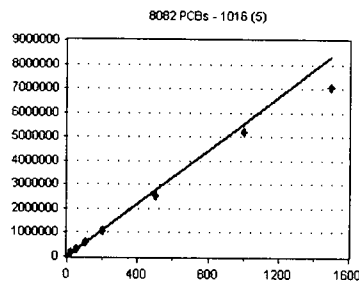
Calibration Date: **01/15/2020**

Analysis: **8082 PCBs**

Instrument Cal ID: **RECD2_QUANTPCB_20011**

1016 (5)

Curve Fit: **AVERAGE RF**

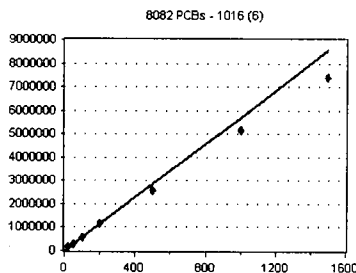


Standard	Concentration	Response	Response Factor	RT
0A13050-CAL1	20	131375	6568.750	7.05
0A13050-CAL2	50	307931	6158.620	7.05
0A13050-CAL3	100	569313	5693.130	7.05
0A13050-CAL4	200	1076394	5381.970	7.05
0A13050-CAL5	500	2536989	5073.978	7.05
0A13050-CAL6	1000	5224293	5224.293	7.05
0A13050-CAL7	1500	7076827	4717.885	7.05

AVE RF 5545.518 RF RSD 11.60 AVE RT 7.05

1016 (6)

Curve Fit: **AVERAGE RF**

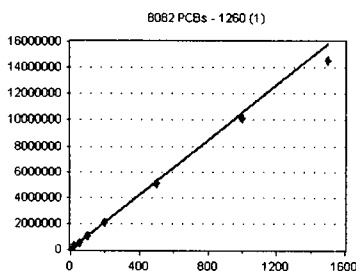


Standard	Concentration	Response	Response Factor	RT
0A13050-CAL1	20	135212	6760.600	7.17
0A13050-CAL2	50	315508	6310.160	7.17
0A13050-CAL3	100	588135	5881.350	7.17
0A13050-CAL4	200	1160064	5800.320	7.17
0A13050-CAL5	500	2573883	5147.766	7.17
0A13050-CAL6	1000	5149713	5149.713	7.17
0A13050-CAL7	1500	7407214	4938.143	7.17

AVE RF 5712.579 RF RSD 11.80 AVE RT 7.17

1260 (1)

Curve Fit: **AVERAGE RF**

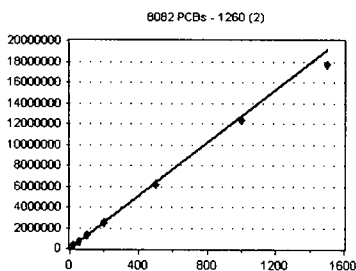


Standard	Concentration	Response	Response Factor	RT
0A13050-CAL1	20	236430	11821.500	8.14
0A13050-CAL2	50	540959	10819.180	8.14
0A13050-CAL3	100	1060465	10604.650	8.14
0A13050-CAL4	200	2093221	10466.110	8.14
0A13050-CAL5	500	5080914	10161.830	8.14
0A13050-CAL6	1000	012309E+07	10123.090	8.14
0A13050-CAL7	1500	454805E+07	9698.700	8.14

AVE RF 10527.860 RF RSD 6.43 AVE RT 8.14

1260 (2)

Curve Fit: **AVERAGE RF**



Standard	Concentration	Response	Response Factor	RT
0A13050-CAL1	20	280991	14049.550	8.35
0A13050-CAL2	50	656411	13128.220	8.35
0A13050-CAL3	100	1321460	13214.600	8.35
0A13050-CAL4	200	2511397	12556.990	8.35
0A13050-CAL5	500	6152313	12304.630	8.35
0A13050-CAL6	1000	229876E+07	12298.760	8.35
0A13050-CAL7	1500	767673E+07	11784.490	8.35

AVE RF 12762.460 RF RSD 5.91 AVE RT 8.35

Element Calibration Review Sheet

Calibration ID: **A0A1501**

Instrument: **DUALECD2R**

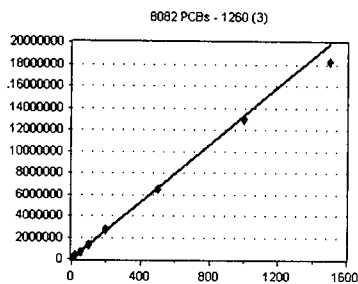
Calibration Date: **01/15/2020**

Analysis: **8082 PCBs**

Instrument Cal ID: **RECD2_QUANTPCB_20011**

1260 (3)

Curve Fit: **AVERAGE RF**

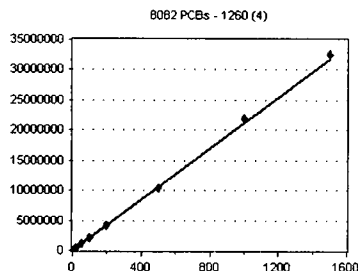


Standard	Concentration	Response	Response Factor	RT
0A13050-CAL1	20	282360	14118.000	8.58
0A13050-CAL2	50	674172	13483.440	8.58
0A13050-CAL3	100	1327338	13273.380	8.58
0A13050-CAL4	200	2744238	13721.190	8.58
0A13050-CAL5	500	6540031	13080.060	8.58
0A13050-CAL6	1000	296167E+07	12961.670	8.58
0A13050-CAL7	1500	828554E+07	12190.360	8.58

AVE RF 13261.160 RF RSD 4.63 AVE RT 8.58

1260 (4)

Curve Fit: **AVERAGE RF**

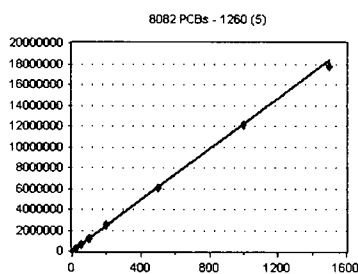


Standard	Concentration	Response	Response Factor	RT
0A13050-CAL1	20	414593	20729.650	9.07
0A13050-CAL2	50	1047953	20959.060	9.07
0A13050-CAL3	100	2051063	20510.630	9.07
0A13050-CAL4	200	4251874	21259.370	9.07
0A13050-CAL5	500	049673E+07	20993.460	9.07
0A13050-CAL6	1000	188659E+07	21886.590	9.07
0A13050-CAL7	1500	259284E+07	21728.560	9.07

AVE RF 21152.470 RF RSD 2.39 AVE RT 9.07

1260 (5)

Curve Fit: **AVERAGE RF**

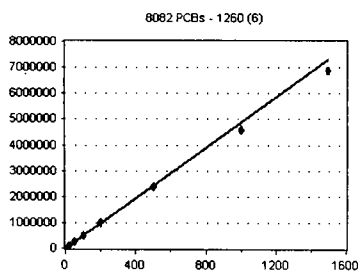


Standard	Concentration	Response	Response Factor	RT
0A13050-CAL1	20	257901	12895.050	9.33
0A13050-CAL2	50	608364	12167.280	9.33
0A13050-CAL3	100	1220407	12204.070	9.33
0A13050-CAL4	200	2471890	12359.450	9.33
0A13050-CAL5	500	6070844	12141.690	9.33
0A13050-CAL6	1000	207436E+07	12074.360	9.33
0A13050-CAL7	1500	770177E+07	11801.180	9.33

AVE RF 12234.730 RF RSD 2.75 AVE RT 9.33

1260 (6)

Curve Fit: **AVERAGE RF**



Standard	Concentration	Response	Response Factor	RT
0A13050-CAL1	20	102375	5118.750	9.89
0A13050-CAL2	50	261903	5238.060	9.89
0A13050-CAL3	100	478851	4788.510	9.89
0A13050-CAL4	200	1008936	5044.680	9.89
0A13050-CAL5	500	2392226	4784.452	9.89
0A13050-CAL6	1000	4594659	4594.659	9.89
0A13050-CAL7	1500	6885880	4590.586	9.89

AVE RF 4879.957 RF RSD 5.26 AVE RT 9.89

Element Calibration Review Sheet

Calibration ID: **A0A1501**

Instrument: **DUALECD2R**

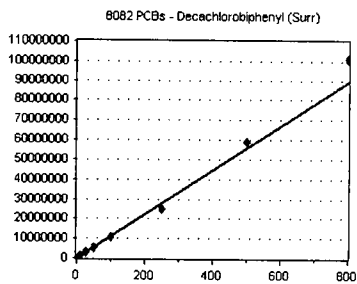
Calibration Date: **01/15/2020**

Analysis: **8082 PCBs**

Instrument Cal ID: **RECD2_QUANTPCB_20011**

Decachlorobiphenyl (Surr)

Curve Fit: **AVERAGE RF**



<u>Standard</u>	<u>Concentration</u>	<u>Response</u>	<u>Response Factor</u>	<u>RT</u>
0A13050-CAL1	10	1070638	107063.800	10.55
0A13050-CAL2	25	2755983	110239.300	10.55
0A13050-CAL3	50	5396453	107929.100	10.55
0A13050-CAL4	100	089172E+07	108917.200	10.55
0A13050-CAL5	250	521832E+07	100873.300	10.55
0A13050-CAL6	500	859571E+07	117191.400	10.55
0A13050-CAL7	800	010814E+08	126351.800	10.55

AVE RF **111223.700** RF RSD **7.40** AVE RT **10.55**

CALIBRATION SEQUENCE REVIEW SHEET

SEQUENCE: 0A13050

Analysis Included

1311/8082 TCLP PCBs
 608 PCBs
 608 PCBs - LL (1000/1mL) +1262/68
 8082 PCBs
 8082 PCBs - Low Level (2mL FV)
 8082 PCBs - Low Level (2mL FV) +1262/68
 8082 PCBs - Low Level (1000/1mL)
 8082 PCBs - Low Level (1000/1mL) +1262/68
 8082 PCBs - Low Level (30g/2mL)
 8082 PCBs + 1262/1268
 8082 PCBs in Trans. Oil - LL

INSTRUMENT SEQUENCE LOG

SampleID	SampleName	Matrix	STDID	ISTD_ID	Analyzed
0A13050-ICB1	Initial Cal Blank	Water	A19L339		1/13/2020 5:15:00PM
0A13050-CAL1	Cal Standard	Water	A19L280	"	1/13/2020 5:33:00PM
0A13050-CAL2	Cal Standard	Water	A19L281	"	1/13/2020 5:50:00PM
0A13050-CAL3	Cal Standard	Water	A19L282	"	1/13/2020 6:08:00PM
0A13050-CAL4	Cal Standard	Water	A19L283	"	1/13/2020 6:25:00PM
0A13050-CAL5	Cal Standard	Water	A19L276	"	1/13/2020 6:43:00PM
0A13050-CAL6	Cal Standard	Water	A19L278	"	1/13/2020 7:01:00PM
0A13050-CAL7	Cal Standard	Water	A19L279	"	1/13/2020 7:18:00PM
0A13050-ICV1	Initial Cal Check	Water	A19H459	"	1/13/2020 7:54:00PM
0A13050-CAL8	Cal Standard	Water	A19H447	"	1/13/2020 8:11:00PM
0A13050-CAL9	Cal Standard	Water	A19H448	"	1/13/2020 8:29:00PM
0A13050-CALA	Cal Standard	Water	A19H449	"	1/13/2020 8:46:00PM
0A13050-CALB	Cal Standard	Water	A19H450	"	1/13/2020 9:04:00PM
0A13050-CALC	Cal Standard	Water	A19H451	"	1/13/2020 9:22:00PM
0A13050-CALD	Cal Standard	Water	A19H452	"	1/13/2020 9:39:00PM
0A13050-CALE	Cal Standard	Water	A19H453	"	1/13/2020 9:57:00PM
0A13050-ICV2	Initial Cal Check	Water	A19H405	"	1/13/2020 10:15:00PM
0A13050-ICV3	Initial Cal Check	Water	A19J367	"	1/13/2020 10:32:00PM
0A13050-ICV4	Initial Cal Check	Water	A19H406	"	1/13/2020 10:50:00PM
0A13050-ICV5	Initial Cal Check	Water	A19L037	"	1/14/2020 8:02:00AM

CALIBRATION STANDARD RECOVERIES

Calibration: A0A1501 Instrument: DUALECD2R

1311/8082 TCLP PCBs Sequence: 0A13050 Matrix: Water

0A13050-CAL1	Inst. MRL	Recalc Res.	Cal Level	%Rec.	Qual
Aroclor 1016	0.0000	0.00	20.0	0	
Aroclor 1260	0.0000	0.00	20.0	0	
Aroclor 1016	0.0000	0.00	20.0	0	
Aroclor 1260	0.0000	0.00	20.0	0	

0A13050-CAL2	Inst. MRL	Recalc Res.	Cal Level	%Rec.	Qual
Aroclor 1016	0.0000	0.00	50.0	0	
Aroclor 1260	0.0000	0.00	50.0	0	

CALIBRATION SEQUENCE REVIEW SHEET

SEQUENCE: 0A13050

Aroclor 1016	0.0000	0.00	50.0	0	
Aroclor 1260	0.0000	0.00	50.0	0	
0A13050-CAL3	Inst. MRL	Recalc Res.	Cal Level	%Rec.	Qual
Aroclor 1016	0.0000	0.00	100	0	
Aroclor 1260	0.0000	0.00	100	0	
Aroclor 1016	0.0000	0.00	100	0	
Aroclor 1260	0.0000	0.00	100	0	
0A13050-CAL4	Inst. MRL	Recalc Res.	Cal Level	%Rec.	Qual
Aroclor 1016	0.0000	0.00	200	0	
Aroclor 1260	0.0000	0.00	200	0	
Aroclor 1016	0.0000	0.00	200	0	
Aroclor 1260	0.0000	0.00	200	0	
0A13050-CAL5	Inst. MRL	Recalc Res.	Cal Level	%Rec.	Qual
Aroclor 1016	0.0000	0.00	500	0	
Aroclor 1260	0.0000	0.00	500	0	
Aroclor 1016	0.0000	0.00	500	0	
Aroclor 1260	0.0000	0.00	500	0	
0A13050-CAL6	Inst. MRL	Recalc Res.	Cal Level	%Rec.	Qual
Aroclor 1016	800.0000	0.00	1000	0	
Aroclor 1260	800.0000	0.00	1000	0	
Aroclor 1016	0.0000	0.00	1000	0	
Aroclor 1260	0.0000	0.00	1000	0	
Aroclor 1016	0.0000	0.00	1000	0	
Aroclor 1260	0.0000	0.00	1000	0	
0A13050-CAL7	Inst. MRL	Recalc Res.	Cal Level	%Rec.	Qual
Aroclor 1016	800.0000	0.00	1500	0	
Aroclor 1260	800.0000	0.00	1500	0	
Aroclor 1016	0.0000	0.00	1500	0	
Aroclor 1260	0.0000	0.00	1500	0	
Aroclor 1016	0.0000	0.00	1500	0	
Aroclor 1260	0.0000	0.00	1500	0	
0A13050-CAL8	Inst. MRL	Recalc Res.	Cal Level	%Rec.	Qual
Aroclor 1221	0.0000	0.00	500	0	
Aroclor 1221	0.0000	0.00	500	0	
0A13050-CAL9	Inst. MRL	Recalc Res.	Cal Level	%Rec.	Qual
Aroclor 1232	0.0000	0.00	500	0	
Aroclor 1232	0.0000	0.00	500	0	
0A13050-CALA	Inst. MRL	Recalc Res.	Cal Level	%Rec.	Qual
Aroclor 1242	0.0000	0.00	500	0	
Aroclor 1242	0.0000	0.00	500	0	
0A13050-CALB	Inst. MRL	Recalc Res.	Cal Level	%Rec.	Qual
Aroclor 1248	0.0000	0.00	500	0	
Aroclor 1248	0.0000	0.00	500	0	
0A13050-CALC	Inst. MRL	Recalc Res.	Cal Level	%Rec.	Qual
Aroclor 1254	0.0000	0.00	500	0	
Aroclor 1254	0.0000	0.00	500	0	

CALIBRATION SEQUENCE REVIEW SHEET

SEQUENCE: 0A13050

0A13050-CALD	Inst. MRL	Recalc Res.	Cal Level	%Rec.	Qual
Aroclor 1262	0.0000	0.00	500	0	
Aroclor 1262	0.0000	0.00	500	0	
0A13050-CALE	Inst. MRL	Recalc Res.	Cal Level	%Rec.	Qual
Aroclor 1268	0.0000	0.00	500	0	
Aroclor 1268	0.0000	0.00	500	0	

Compounds listed above have recalculated recoveries outside 70-130% of the true values, and the calibration levels are above the reporting level. If no compounds are listed, all are OK. Please see the next section for quadratic fit compounds.

Analytes With Quadratic Curve Fits

<u>Qualifier</u>	<u>iMDL</u>	<u>iMRL</u>	<u>Spike Amt</u>	<u>%Difference</u>	<u>OK?</u>	<u>Raise MRL to ?</u>
				_____	<input type="checkbox"/>	<input type="checkbox"/> _____

Analytes listed above have quadratic curve fits. If they are using a weighting option, they must be checked against the requested curve points to determine if the recalculated results are within limits (70-130 or as specified).

ICV RECOVERIES

Calibration: **A0A1501**

Instrument: **DUALECD2R**

608 PCBs - LL (1000/1mL) +1

Sequence: **0A13050**

Matrix: **Water**

0A13050-ICV1	Inst. MRL	ICV Level	Result	%Rec.	Qual

Compounds listed above have Initial Calibration Verification standard recoveries outside 70-130% of the true values. If no compounds are listed, all have passing recoveries.

Data Path : K:\DATA\0A13050\
 Data File : ECD2R004.D
 Signal(s) : ECD2B.CH
 Acq On : 13 Jan 2020 17:15
 Operator : MJB / KAK
 Sample : 0A13050-ICB1
 Misc :
 ALS Vial : 53 Sample Multiplier: 1

Integration File: events.e
 Quant Time: Jan 14 11:23:02 2020
 Quant Method : L:\Methods\RECD2_QUANTPCB_200113.M
 Quant Title : PCB Data Analysis
 QLast Update : Tue Jan 14 09:35:58 2020
 Response via : Initial Calibration
 Integrator: ChemStation 6890 Scale Mode: Small noise peaks clipped

1/14/20
Clean

Compound	R.T.	Response	Conc Units
System Monitoring Compounds			
1) S TCMX (S)	5.630	20489642	90.812 ng/ml
62) S DCBP (S)	10.551	10248760	92.145 ng/ml
Target Compounds			
2) Aroclor 1016 (1)	6.307	2281	0.369 ng/ml
3) Aroclor 1016 (2)	6.801	10752	0.940 ng/ml
4) Aroclor 1016 (3)	6.911	6858	1.280 ng/ml
5) Aroclor 1016 (4)	7.004	8287	1.677 ng/ml
6) Aroclor 1016 (5)	7.042	8379	1.511 ng/ml
7) Aroclor 1016 (6)	7.167	10112	1.770 ng/ml
8) Aroclor 1016 - AVE	0.000	0	N.D. ng/ml
9) Aroclor 1221 (1)	5.806	6155	3.543 ng/ml
10) Aroclor 1221 (2)	5.880	2591	1.509 ng/ml
11) Aroclor 1221 (3)	5.949	32038	5.614 ng/ml
12) Aroclor 1221 - AVE	0.000	0	N.D. ng/ml
13) Aroclor 1232 (1)	5.949	32038	7.010 ng/ml
14) Aroclor 1232 (2)	6.307	2281	0.877 ng/ml
15) Aroclor 1232 (3)	6.801	10752	2.198 ng/ml
16) Aroclor 1232 (4)	7.004	8287	4.898 ng/ml
17) Aroclor 1232 (5)	7.042	8379	4.027 ng/ml
18) Aroclor 1232 (6)	7.167	10112	4.661 ng/ml
19) Aroclor 1232 - AVE	0.000	0	N.D. ng/ml
20) Aroclor 1242 (1)	6.307	2281	0.502 ng/ml
21) Aroclor 1242 (2)	6.801	10752	1.219 ng/ml
22) Aroclor 1242 (3)	6.911	6858	1.791 ng/ml
23) Aroclor 1242 (4)	7.004	8287	2.509 ng/ml
24) Aroclor 1242 (5)	7.042	8379	2.098 ng/ml
25) Aroclor 1242 (6)	7.167	10112	2.425 ng/ml
26) Aroclor 1242 - AVE	0.000	0	N.D. ng/ml
27) Aroclor 1248 (1)	6.756	5790	1.122 ng/ml
28) Aroclor 1248 (2)	7.004	8287	1.303 ng/ml
29) Aroclor 1248 (3)	7.042	8379	1.412 ng/ml
30) Aroclor 1248 (4)	7.167	10112	1.386 ng/ml
31) Aroclor 1248 (5)	7.538	44690	5.020 ng/ml
32) Aroclor 1248 (6)	7.679	43107	5.295 ng/ml
33) Aroclor 1248 - AVE	0.000	0	N.D. ng/ml
34) Aroclor 1254 (1)	7.495	12470	1.472 ng/ml
35) Aroclor 1254 (2)	7.679	43107	3.099 ng/ml
36) Aroclor 1254 (3)	8.002	12574	0.829 ng/ml
37) Aroclor 1254 (4)	8.266	37477	3.433 ng/ml
38) Aroclor 1254 (5)	8.581	4733	0.421 ng/ml
39) Aroclor 1254 (6)	8.814	1031	0.292 ng/ml
40) Aroclor 1254 - AVE	0.000	0	N.D. ng/ml
41) Aroclor 1260 (1)	8.144	11404	1.083 ng/ml
42) Aroclor 1260 (2)	8.351	8866	0.695 ng/ml
43) Aroclor 1260 (3)	8.581	4733	0.357 ng/ml
44) Aroclor 1260 (4)	9.066	3813	0.180 ng/ml
45) Aroclor 1260 (5)	9.322	4847	0.396 ng/ml
46) Aroclor 1260 (6)	9.899	14949	3.063 ng/ml
47) Aroclor 1260 - AVE	0.000	0	N.D. ng/ml

Data Path : K:\DATA\0A13050\
 Data File : ECD2R004.D
 Signal(s) : ECD2B.CH
 Acq On : 13 Jan 2020 17:15
 Operator : MJB / KAK
 Sample : 0A13050-ICB1
 Misc :
 ALS Vial : 53 Sample Multiplier: 1

Integration File: events.e
 Quant Time: Jan 14 11:23:02 2020
 Quant Method : L:\Methods\RECD2_QUANTPCB_200113.M
 Quant Title : PCB Data Analysis
 QLast Update : Tue Jan 14 09:35:58 2020
 Response via : Initial Calibration
 Integrator: ChemStation 6890 Scale Mode: Small noise peaks clipped

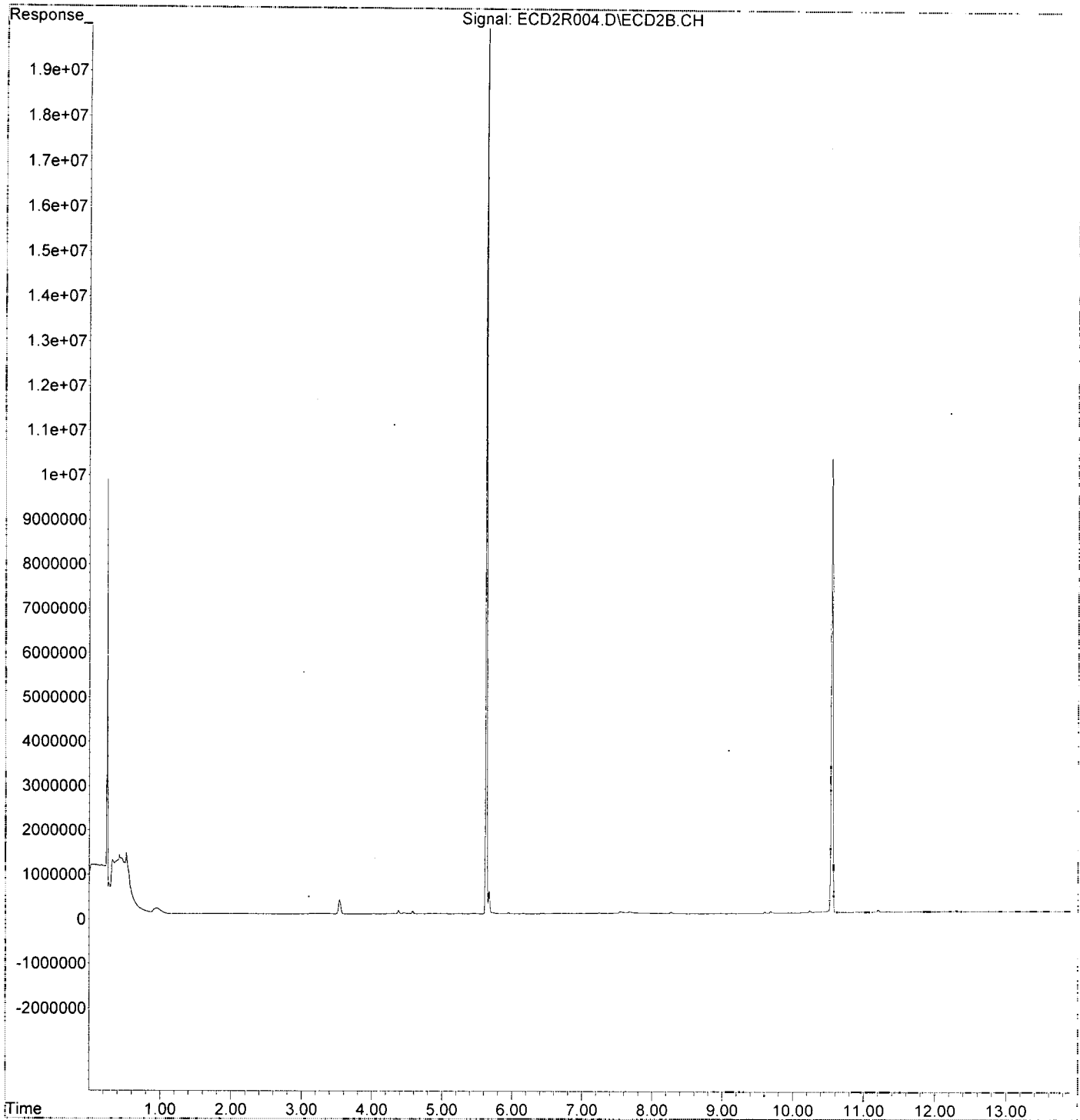
Compound	R.T.	Response	Conc Units
48) Aroclor 1262 (1)	8.351	8866	0.839 ng/ml
49) Aroclor 1262 (2)	8.652	2754	0.180 ng/ml
50) Aroclor 1262 (3)	8.829	2251	0.176 ng/ml
51) Aroclor 1262 (4)	9.066	3813	0.139 ng/ml
52) Aroclor 1262 (5)	9.322	4847	0.295 ng/ml
53) Aroclor 1262 (6)	9.899	14949	2.076 ng/ml
54) Aroclor 1262 - AVE	0.000	0	N.D. ng/ml
55) Aroclor 1268 (1)	8.867	1260	0.202 ng/ml
56) Aroclor 1268 (2)	9.322	4847	0.175 ng/ml
57) Aroclor 1268 (3)	9.393	5166	0.229 ng/ml
58) Aroclor 1268 (4)	9.605	45322	2.354 ng/ml
59) Aroclor 1268 (5)	9.899	14949	1.911 ng/ml
60) Aroclor 1268 (6)	10.242	60375	1.193 ng/ml
61) Aroclor 1268 - AVE	0.000	0	N.D. ng/ml

(f)=RT Delta > 1/2 Window

(m)=manual int.

Data Path : K:\DATA\0A13050\
Data File : ECD2R004.D
Signal(s) : ECD2B.CH
Acq On : 13 Jan 2020 17:15
Operator : MJB / KAK
Sample : 0A13050-ICB1
Misc :
ALS Vial : 53 Sample Multiplier: 1

Integration File: events.e
Quant Time: Jan 14 11:23:02 2020
Quant Method : L:\Methods\RECD2_QUANTPCB_200113.M
Quant Title : PCB Data Analysis
QLast Update : Tue Jan 14 09:35:58 2020
Response via : Initial Calibration
Integrator: ChemStation 6890 Scale Mode: Small noise peaks clipped



Data Path : K:\DATA\0A13050\
 Data File : ECD2R012.D
 Signal(s) : ECD2B.CH
 Acq On : 13 Jan 2020 19:36
 Operator : MJB / KAK
 Sample : 0A13050-IBL1
 Misc :
 ALS Vial : 51 Sample Multiplier: 1

Integration File: events.e
 Quant Time: Jan 14 11:23:31 2020
 Quant Method : L:\Methods\RECD2_QUANTPCB_200113.M
 Quant Title : PCB Data Analysis
 QLast Update : Tue Jan 14 09:35:58 2020
 Response via : Initial Calibration
 Integrator: ChemStation 6890 Scale Mode: Small noise peaks clipped

[Signature]
 1/14/20
 Clean

Compound	R.T.	Response	Conc Units
System Monitoring Compounds			
1) S TCMX (S)	5.626	1688	0.007 ng/ml
62) S DCBP (S)	10.549	12235	0.110 ng/ml
Target Compounds			
2) Aroclor 1016 (1)	6.301	11225	1.816 ng/ml
3) Aroclor 1016 (2)	6.790	16600	1.451 ng/ml
4) Aroclor 1016 (3)	6.922	16045	2.995 ng/ml
5) Aroclor 1016 (4)	7.002	17187	3.479 ng/ml
6) Aroclor 1016 (5)	7.050	17297	3.119 ng/ml
7) Aroclor 1016 (6)	7.177	20261	3.547 ng/ml
8) Aroclor 1016 - AVE	0.000	0	N.D. ng/ml
9) Aroclor 1221 (1)	5.809	10729	6.175 ng/ml
10) Aroclor 1221 (2)	5.875	9335	5.437 ng/ml
11) Aroclor 1221 (3)	5.964	12881	2.257 ng/ml
12) Aroclor 1221 - AVE	0.000	0	N.D. ng/ml
13) Aroclor 1232 (1)	5.964	12881	2.819 ng/ml
14) Aroclor 1232 (2)	6.296	11019	4.234 ng/ml
15) Aroclor 1232 (3)	6.790	16600	3.393 ng/ml
16) Aroclor 1232 (4)	7.002	17187	10.159 ng/ml
17) Aroclor 1232 (5)	7.050	17297	8.313 ng/ml
18) Aroclor 1232 (6)	7.177	20261	9.338 ng/ml
19) Aroclor 1232 - AVE	0.000	0	N.D. ng/ml
20) Aroclor 1242 (1)	6.301	11225	2.469 ng/ml
21) Aroclor 1242 (2)	6.790	16600	1.882 ng/ml
22) Aroclor 1242 (3)	6.922	16045	4.189 ng/ml
23) Aroclor 1242 (4)	7.002	17187	5.203 ng/ml
24) Aroclor 1242 (5)	7.050	17297	4.331 ng/ml
25) Aroclor 1242 (6)	7.177	20261	4.858 ng/ml
26) Aroclor 1242 - AVE	0.000	0	N.D. ng/ml
27) Aroclor 1248 (1)	6.733	14917	2.890 ng/ml
28) Aroclor 1248 (2)	7.002	17187	2.703 ng/ml
29) Aroclor 1248 (3)	7.050	17297	2.914 ng/ml
30) Aroclor 1248 (4)	7.177	20261	2.777 ng/ml
31) Aroclor 1248 (5)	7.539	40332	4.531 ng/ml
32) Aroclor 1248 (6)	7.688	50144	6.159 ng/ml
33) Aroclor 1248 - AVE	0.000	0	N.D. ng/ml
34) Aroclor 1254 (1)	7.500	20521	2.422 ng/ml
35) Aroclor 1254 (2)	7.688	50144	3.605 ng/ml
36) Aroclor 1254 (3)	8.005	20501	1.351 ng/ml
37) Aroclor 1254 (4)	8.229	15200	1.392 ng/ml
38) Aroclor 1254 (5)	8.580	11034	0.981 ng/ml
39) Aroclor 1254 (6)	8.795	231	0.065 ng/ml
40) Aroclor 1254 - AVE	0.000	0	N.D. ng/ml
41) Aroclor 1260 (1)	8.145	19053	1.810 ng/ml
42) Aroclor 1260 (2)	8.351	14859	1.164 ng/ml
43) Aroclor 1260 (3)	8.584	10985	0.828 ng/ml
44) Aroclor 1260 (4)	9.068	8772	0.415 ng/ml
45) Aroclor 1260 (5)	9.323	6842	0.559 ng/ml
46) Aroclor 1260 (6)	9.889	5119	1.049 ng/ml
47) Aroclor 1260 - AVE	0.000	0	N.D. ng/ml

Quantitation Report (Not Reviewed)

Data Path : K:\DATA\0A13050\
 Data File : ECD2R012.D
 Signal(s) : ECD2B.CH
 Acq On : 13 Jan 2020 19:36
 Operator : MJB / KAK
 Sample : 0A13050-IBL1
 Misc :
 ALS Vial : 51 Sample Multiplier: 1

Integration File: events.e
 Quant Time: Jan 14 11:23:31 2020
 Quant Method : L:\Methods\RECD2_QUANTPCB_200113.M
 Quant Title : PCB Data Analysis
 QLast Update : Tue Jan 14 09:35:58 2020
 Response via : Initial Calibration
 Integrator: ChemStation 6890 Scale Mode: Small noise peaks clipped

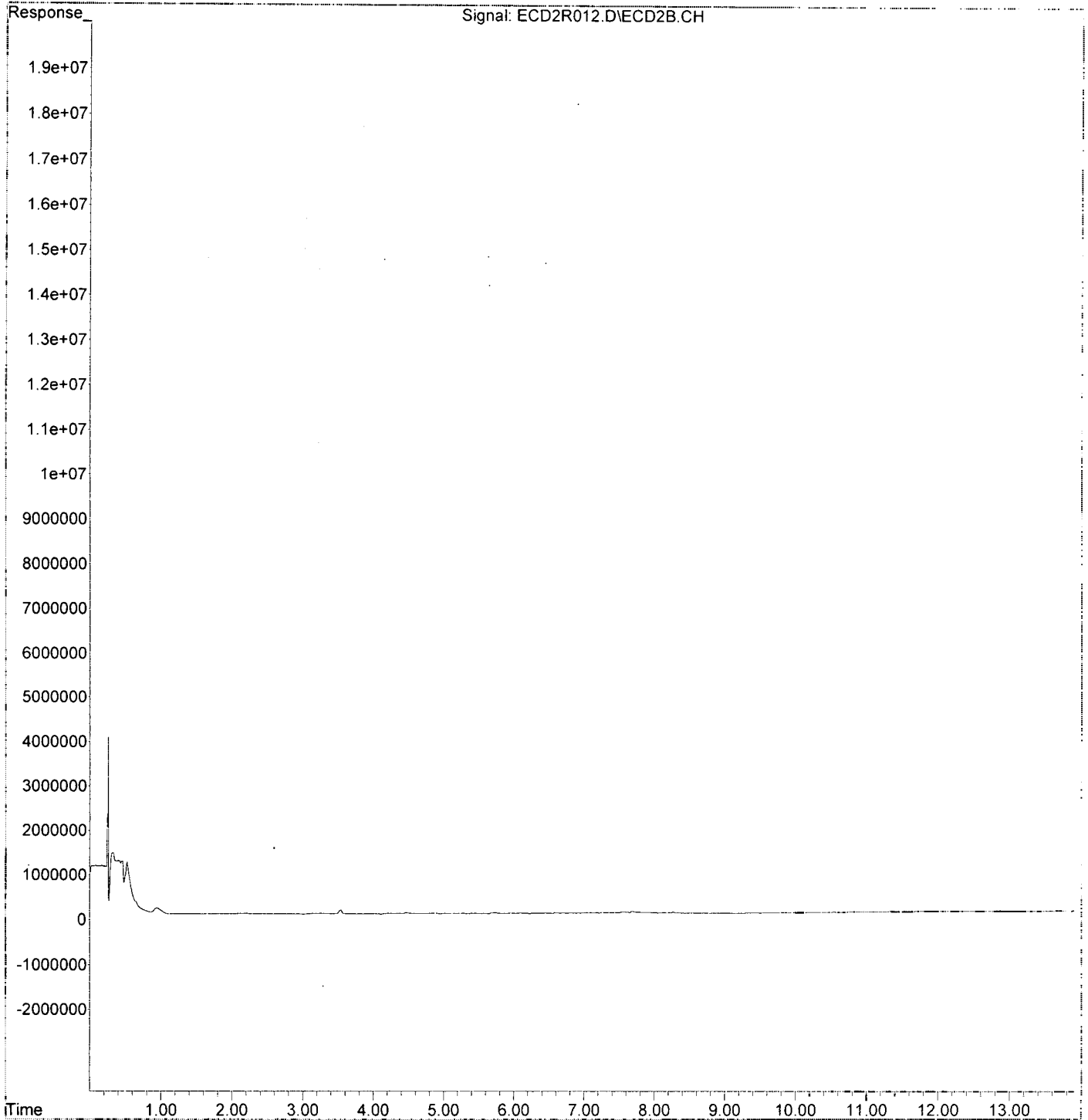
Compound	R.T.	Response	Conc Units
48) Aroclor 1262 (1)	8.351	14859	1.406 ng/ml
49) Aroclor 1262 (2)	8.648	8953	0.586 ng/ml
50) Aroclor 1262 (3)	8.830	8859	0.692 ng/ml
51) Aroclor 1262 (4)	9.068	8772	0.319 ng/ml
52) Aroclor 1262 (5)	9.323	6842	0.417 ng/ml
53) Aroclor 1262 (6)	9.889	5119	0.711 ng/ml
54) Aroclor 1262 - AVE	0.000	0	N.D. ng/ml
55) Aroclor 1268 (1)	8.866	6961	1.117 ng/ml
56) Aroclor 1268 (2)	9.323	6842	0.246 ng/ml
57) Aroclor 1268 (3)	9.392	5187	0.230 ng/ml
58) Aroclor 1268 (4)	9.602	4728	0.246 ng/ml
59) Aroclor 1268 (5)	9.889	5119	0.654 ng/ml
60) Aroclor 1268 (6)	10.234	4357	0.086 ng/ml
61) Aroclor 1268 - AVE	0.000	0	N.D. ng/ml

(f)=RT Delta > 1/2 Window

(m)=manual int.

Data Path : K:\DATA\0A13050\
Data File : ECD2R012.D
Signal(s) : ECD2B.CH
Acq On : 13 Jan 2020 19:36
Operator : MJB / KAK
Sample : 0A13050-IBL1
Misc :
ALS Vial : 51 Sample Multiplier: 1

Integration File: events.e
Quant Time: Jan 14 11:23:31 2020
Quant Method : L:\Methods\RECD2_QUANTPCB_200113.M
Quant Title : PCB Data Analysis
QLast Update : Tue Jan 14 09:35:58 2020
Response via : Initial Calibration
Integrator: ChemStation 6890 Scale Mode: Small noise peaks clipped



Data Path : K:\DATA\0A13050\
 Data File : ECD2R013.D
 Signal(s) : ECD2B.CH
 Acq On : 13 Jan 2020 19:54
 Operator : MJB / KAK
 Sample : 0A13050-ICV1
 Misc :
 ALS Vial : 61 Sample Multiplier: 1

Integration File: events.e
 Quant Time: Jan 14 09:37:43 2020
 Quant Method : L:\Methods\RECD2_QUANTPCB_200113.M
 Quant Title : PCB Data Analysis
 QLast Update : Tue Jan 14 09:35:58 2020
 Response via : Initial Calibration
 Integrator: ChemStation 6890 Scale Mode: Small noise peaks clipped

1/14/20
1016, 1260

Compound	R.T.	Response	Conc	Units
System Monitoring Compounds				
1) S TCMX (S)	5.630	42078237	186.496	ng/ml
62) S DCBP (S)	10.551	20822783	187.215	ng/ml
Target Compounds				
2) Aroclor 1016 (1)	6.301	2889380	467.387	ng/ml
3) Aroclor 1016 (2)	6.790	5607269	490.088	ng/ml
4) Aroclor 1016 (3)	6.917	2567499	479.323	ng/ml
5) Aroclor 1016 (4)	7.004	2249246	455.243	ng/ml
6) Aroclor 1016 (5)	7.048	2695002	485.978	ng/ml
7) Aroclor 1016 (6)	7.174	2593036	453.917	ng/ml
8) Aroclor 1016 - AVE	0.000	0	N.D.	ng/ml
9) Aroclor 1221 (1)	5.805	201677	116.072	ng/ml
10) Aroclor 1221 (2)	5.878	410071	238.833	ng/ml
11) Aroclor 1221 (3)	5.965	1966837	344.635	ng/ml
12) Aroclor 1221 - AVE	0.000	0	N.D.	ng/ml
13) Aroclor 1232 (1)	5.965	1966837	430.380	ng/ml
14) Aroclor 1232 (2)	6.301	2889380	1110.133	ng/ml
15) Aroclor 1232 (3)	6.790	5607269	1146.221	ng/ml
16) Aroclor 1232 (4)	7.004	2249246	1329.470	ng/ml
17) Aroclor 1232 (5)	7.048	2695002	1295.148	ng/ml
18) Aroclor 1232 (6)	7.174	2593036	1195.127	ng/ml
19) Aroclor 1232 - AVE	0.000	0	N.D.	ng/ml
20) Aroclor 1242 (1)	6.301	2889380	635.541	ng/ml
21) Aroclor 1242 (2)	6.790	5607269	635.568	ng/ml
22) Aroclor 1242 (3)	6.917	2567499	670.336	ng/ml
23) Aroclor 1242 (4)	7.004	2249246	680.849	ng/ml
24) Aroclor 1242 (5)	7.048	2695002	674.775	ng/ml
25) Aroclor 1242 (6)	7.174	2593036	621.710	ng/ml
26) Aroclor 1242 - AVE	0.000	0	N.D.	ng/ml
27) Aroclor 1248 (1)	6.763	4488766	869.574	ng/ml
28) Aroclor 1248 (2)	7.004	2249246	353.691	ng/ml
29) Aroclor 1248 (3)	7.048	2695002	454.027	ng/ml
30) Aroclor 1248 (4)	7.174	2593036	355.429	ng/ml
31) Aroclor 1248 (5)	7.539	576503	64.763	ng/ml
32) Aroclor 1248 (6)	7.698	2400401	294.846	ng/ml
33) Aroclor 1248 - AVE	0.000	0	N.D.	ng/ml
34) Aroclor 1254 (1)	7.516	2114363	249.516	ng/ml
35) Aroclor 1254 (2)	7.698	2400401	172.569	ng/ml
36) Aroclor 1254 (3)	8.008	1313048	86.531	ng/ml
37) Aroclor 1254 (4)	8.247	825780	75.645	ng/ml
38) Aroclor 1254 (5)	8.583	7455081	662.753	ng/ml
39) Aroclor 1254 (6)	8.801	882029	250.066	ng/ml
40) Aroclor 1254 - AVE	0.000	0	N.D.	ng/ml
41) Aroclor 1260 (1)	8.144	5628529	534.632	ng/ml
42) Aroclor 1260 (2)	8.350	7018796	549.956	ng/ml
43) Aroclor 1260 (3)	8.583	7455081	562.174	ng/ml
44) Aroclor 1260 (4)	9.067	10304134	487.136	ng/ml
45) Aroclor 1260 (5)	9.325	6100150	498.593	ng/ml
46) Aroclor 1260 (6)	9.890	1867409	382.669	ng/ml
47) Aroclor 1260 - AVE	0.000	0	N.D.	ng/ml

471.989

502.527

Data Path : K:\DATA\0A13050\
 Data File : ECD2R013.D
 Signal(s) : ECD2B.CH
 Acq On : 13 Jan 2020 19:54
 Operator : MJB / KAK
 Sample : 0A13050-ICV1
 Misc :
 ALS Vial : 61 Sample Multiplier: 1

Integration File: events.e
 Quant Time: Jan 14 09:37:43 2020
 Quant Method : L:\Methods\RECD2_QUANTPCB_200113.M
 Quant Title : PCB Data Analysis
 QLast Update : Tue Jan 14 09:35:58 2020
 Response via : Initial Calibration
 Integrator: ChemStation 6890 Scale Mode: Small noise peaks clipped

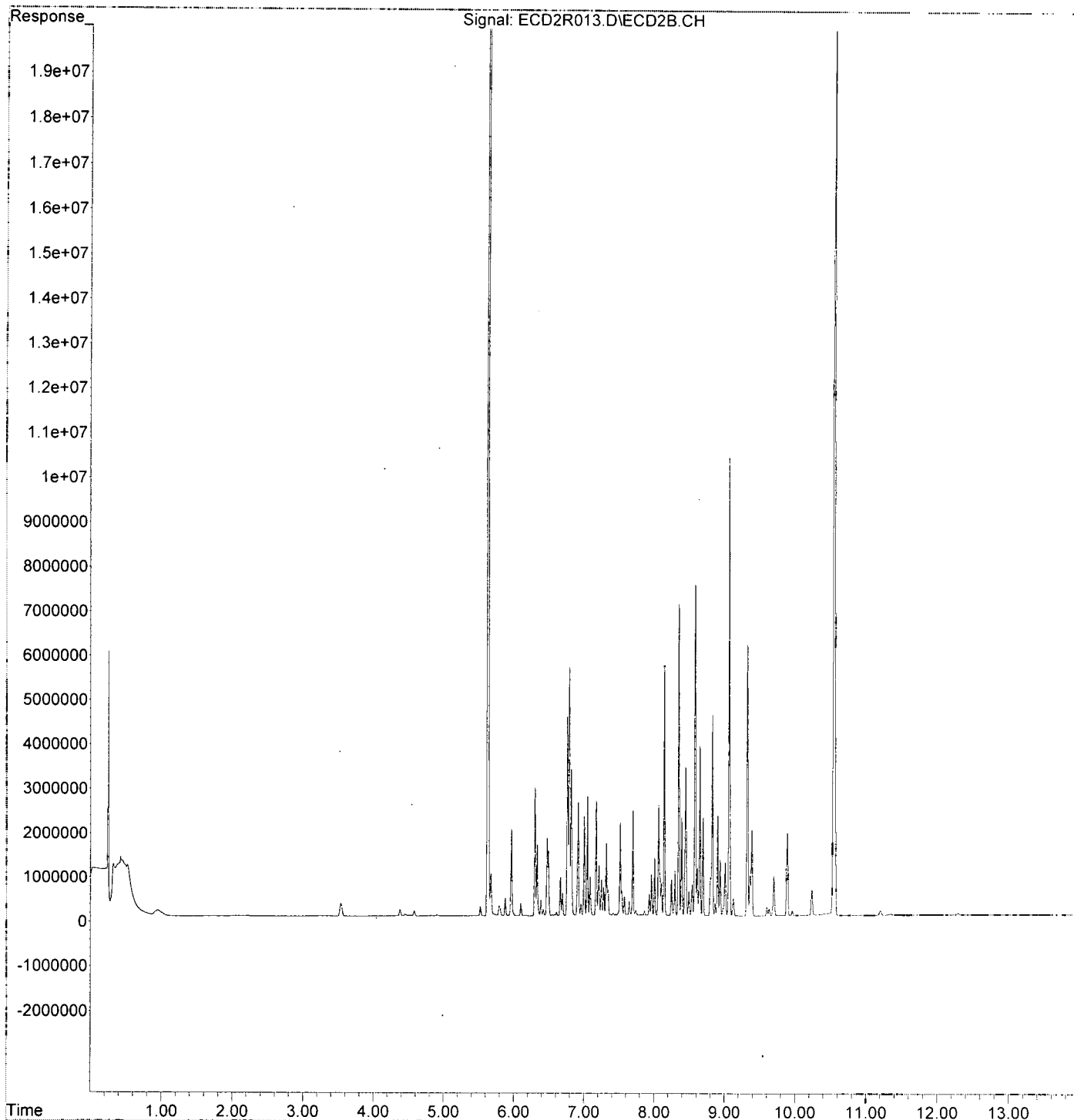
Compound	R.T.	Response	Conc Units
48) Aroclor 1262 (1)	8.350	7018796	663.923 ng/ml
49) Aroclor 1262 (2)	8.651	3830979	250.759 ng/ml
50) Aroclor 1262 (3)	8.829	4526983	353.555 ng/ml
51) Aroclor 1262 (4)	9.067	10304134	374.361 ng/ml
52) Aroclor 1262 (5)	9.325	6100150	371.517 ng/ml
53) Aroclor 1262 (6)	9.890	1867409	259.343 ng/ml
54) Aroclor 1262 - AVE	0.000	0	N.D. ng/ml
55) Aroclor 1268 (1)	8.869	290538	46.619 ng/ml
56) Aroclor 1268 (2)	9.325	6100150	219.694 ng/ml
57) Aroclor 1268 (3)	9.389	1939101	86.120 ng/ml
58) Aroclor 1268 (4)	9.604	197089	10.237 ng/ml
59) Aroclor 1268 (5)	9.890	1867409	238.702 ng/ml
60) Aroclor 1268 (6)	10.239	589830	11.653 ng/ml
61) Aroclor 1268 - AVE	0.000	0	N.D. ng/ml

(f)=RT Delta > 1/2 Window

(m)=manual int.

Data Path : K:\DATA\0A13050\
Data File : ECD2R013.D
Signal(s) : ECD2B.CH
Acq On : 13 Jan 2020 19:54
Operator : MJB / KAK
Sample : 0A13050-ICV1
Misc :
ALS Vial : 61 Sample Multiplier: 1

Integration File: events.e
Quant Time: Jan 14 09:37:43 2020
Quant Method : L:\Methods\RECD2_QUANTPCB_200113.M
Quant Title : PCB Data Analysis
QLast Update : Tue Jan 14 09:35:58 2020
Response via : Initial Calibration
Integrator: ChemStation 6890 Scale Mode: Small noise peaks clipped



Data Path : K:\DATA\0A13050\
 Data File : ECD2R021.D
 Signal(s) : ECD2B.CH
 Acq On : 13 Jan 2020 22:15
 Operator : MJB / KAK
 Sample : 0A13050-ICV2
 Misc :
 ALS Vial : 69 Sample Multiplier: 1

Integration File: events.e
 Quant Time: Jan 14 09:38:18 2020
 Quant Method : L:\Methods\RECD2_QUANTPCB_200113.M
 Quant Title : PCB Data Analysis
 QLast Update : Tue Jan 14 09:35:58 2020
 Response via : Initial Calibration
 Integrator: ChemStation 6890 Scale Mode: Small noise peaks clipped

1/14/20
1221, 125A

Compound	R.T.	Response	Conc	Units
System Monitoring Compounds				
1) S TCMX (S)	5.627	8366007	37.079	ng/ml
62) S DCBP (S)	10.548	9358034	84.137	ng/ml
Target Compounds				
2) Aroclor 1016 (1)	6.299	530484	85.811	ng/ml
3) Aroclor 1016 (2)	6.789	860190	75.183	ng/ml
4) Aroclor 1016 (3)	6.916	419193	78.259	ng/ml
5) Aroclor 1016 (4)	7.003	2660118	538.403	ng/ml
6) Aroclor 1016 (5)	7.047	962899	173.636	ng/ml
7) Aroclor 1016 (6)	7.173	1702556	298.036	ng/ml
8) Aroclor 1016 - AVE	0.000	0	N.D.	ng/ml
9) Aroclor 1221 (1)	5.805	1591287	915.838	ng/ml
10) Aroclor 1221 (2)	5.876	1584717	922.969	ng/ml
11) Aroclor 1221 (3)	5.964	5308894	930.240	ng/ml
12) Aroclor 1221 - AVE	0.000	0	N.D.	ng/ml
13) Aroclor 1232 (1)	5.964	5308894	1161.684	ng/ml
14) Aroclor 1232 (2)	6.299	530484	203.818	ng/ml
15) Aroclor 1232 (3)	6.789	860190	175.837	ng/ml
16) Aroclor 1232 (4)	7.003	2660118	1572.325	ng/ml
17) Aroclor 1232 (5)	7.047	962899	462.744	ng/ml
18) Aroclor 1232 (6)	7.173	1702556	784.706	ng/ml
19) Aroclor 1232 - AVE	0.000	0	N.D.	ng/ml
20) Aroclor 1242 (1)	6.299	530484	116.684	ng/ml
21) Aroclor 1242 (2)	6.789	860190	97.500	ng/ml
22) Aroclor 1242 (3)	6.916	419193	109.445	ng/ml
23) Aroclor 1242 (4)	7.003	2660118	805.220	ng/ml
24) Aroclor 1242 (5)	7.047	962899	241.091	ng/ml
25) Aroclor 1242 (6)	7.173	1702556	408.207	ng/ml
26) Aroclor 1242 - AVE	0.000	0	N.D.	ng/ml
27) Aroclor 1248 (1)	6.762	678412	131.424	ng/ml
28) Aroclor 1248 (2)	7.003	2660118	418.300	ng/ml
29) Aroclor 1248 (3)	7.047	962899	162.220	ng/ml
30) Aroclor 1248 (4)	7.173	1702556	233.370	ng/ml
31) Aroclor 1248 (5)	7.538	2699412	303.245	ng/ml
32) Aroclor 1248 (6)	7.697	7172222	880.977	ng/ml
33) Aroclor 1248 - AVE	0.000	0	N.D.	ng/ml
34) Aroclor 1254 (1)	7.516	4718199	556.795	ng/ml
35) Aroclor 1254 (2)	7.697	7172222	515.622	ng/ml
36) Aroclor 1254 (3)	8.008	7608333	501.395	ng/ml
37) Aroclor 1254 (4)	8.246	5568780	510.126	ng/ml
38) Aroclor 1254 (5)	8.580	5642709	501.634	ng/ml
39) Aroclor 1254 (6)	8.811	1659515	470.493	ng/ml
40) Aroclor 1254 - AVE	0.000	0	N.D.	ng/ml
41) Aroclor 1260 (1)	8.142	2581769	245.232	ng/ml
42) Aroclor 1260 (2)	8.349	3126649	244.988	ng/ml
43) Aroclor 1260 (3)	8.580	5642709	425.506	ng/ml
44) Aroclor 1260 (4)	9.065	944219	44.639	ng/ml
45) Aroclor 1260 (5)	9.323	736233	60.176	ng/ml
46) Aroclor 1260 (6)	9.889	56325	11.542	ng/ml
47) Aroclor 1260 - AVE	0.000	0	N.D.	ng/ml

923.016

509.344

Data Path : K:\DATA\0A13050\
 Data File : ECD2R021.D
 Signal(s) : ECD2B.CH
 Acq On : 13 Jan 2020 22:15
 Operator : MJB / KAK
 Sample : 0A13050-ICV2
 Misc :
 ALS Vial : 69 Sample Multiplier: 1

Integration File: events.e
 Quant Time: Jan 14 09:38:18 2020
 Quant Method : L:\Methods\RECD2_QUANTPCB_200113.M
 Quant Title : PCB Data Analysis
 QLast Update : Tue Jan 14 09:35:58 2020
 Response via : Initial Calibration
 Integrator: ChemStation 6890 Scale Mode: Small noise peaks clipped

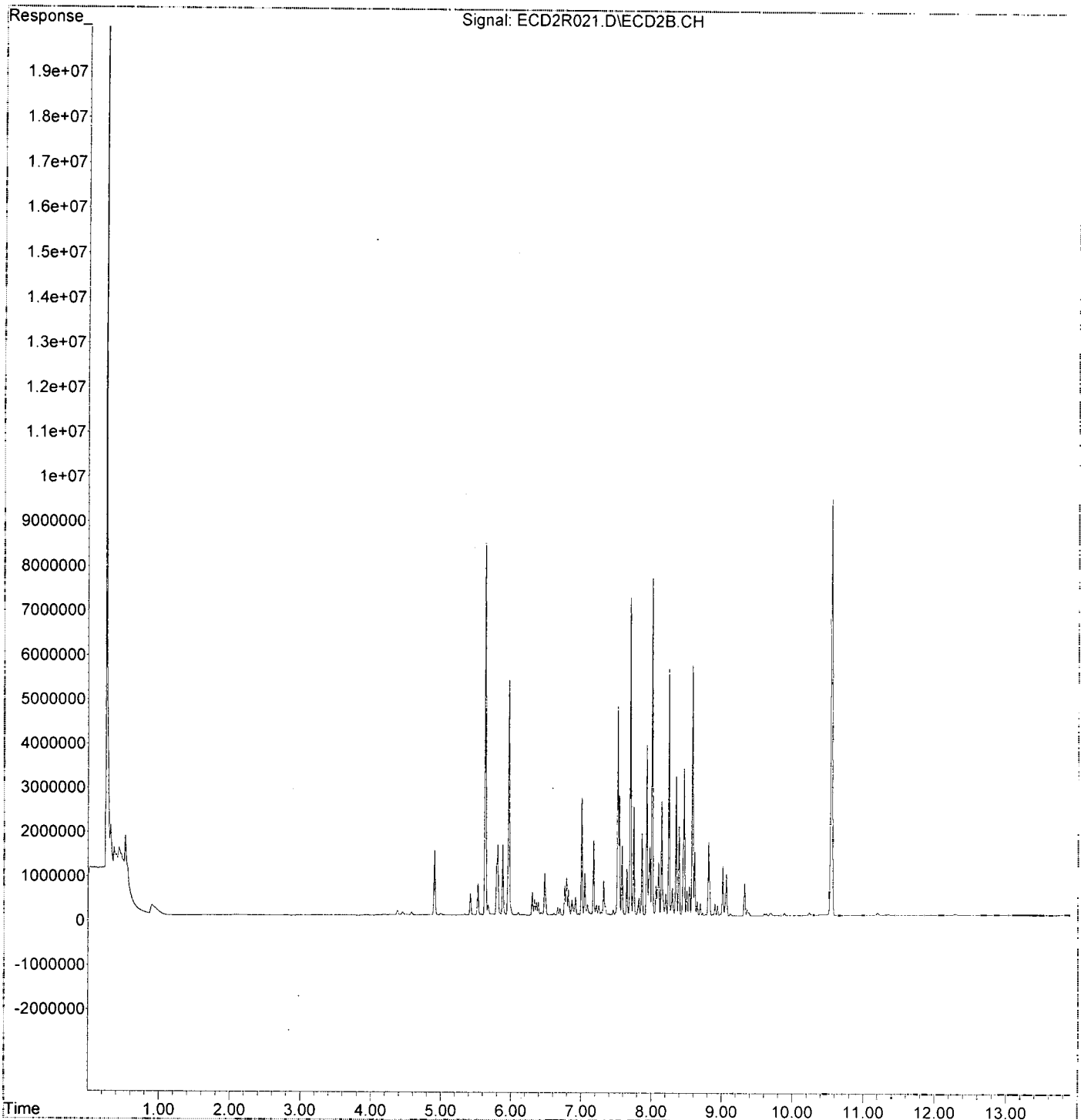
Compound	R.T.	Response	Conc Units
48) Aroclor 1262 (1)	8.349	3126649	295.757 ng/ml
49) Aroclor 1262 (2)	8.649	316091	20.690 ng/ml
50) Aroclor 1262 (3)	8.811	1659515	129.607 ng/ml
51) Aroclor 1262 (4)	9.065	944219	34.305 ng/ml
52) Aroclor 1262 (5)	9.323	736233	44.839 ng/ml
53) Aroclor 1262 (6)	9.889	56325	7.822 ng/ml
54) Aroclor 1262 - AVE	0.000	0	N.D. ng/ml
55) Aroclor 1268 (1)	8.870	37976	6.093 ng/ml
56) Aroclor 1268 (2)	9.323	736233	26.515 ng/ml
57) Aroclor 1268 (3)	9.385	69099	3.069 ng/ml
58) Aroclor 1268 (4)	9.604	39433	2.048 ng/ml
59) Aroclor 1268 (5)	9.889	56325	7.200 ng/ml
60) Aroclor 1268 (6)	10.240	59800	1.181 ng/ml
61) Aroclor 1268 - AVE	0.000	0	N.D. ng/ml

(f)=RT Delta > 1/2 Window

(m)=manual int.

Data Path : K:\DATA\0A13050\
Data File : ECD2R021.D
Signal(s) : ECD2B.CH
Acq On : 13 Jan 2020 22:15
Operator : MJB / KAK
Sample : 0A13050-ICV2
Misc :
ALS Vial : 69 Sample Multiplier: 1

Integration File: events.e
Quant Time: Jan 14 09:38:18 2020
Quant Method : L:\Methods\RECD2_QUANTPCB_200113.M
Quant Title : PCB Data Analysis
QLast Update : Tue Jan 14 09:35:58 2020
Response via : Initial Calibration
Integrator: ChemStation 6890 Scale Mode: Small noise peaks clipped



Data Path : K:\DATA\0A13050\
 Data File : ECD2R022.D
 Signal(s) : ECD2B.CH
 Acq On : 13 Jan 2020 22:32
 Operator : MJB / KAK
 Sample : 0A13050-ICV3
 Misc :
 ALS Vial : 70 Sample Multiplier: 1

Integration File: events.e
 Quant Time: Jan 14 09:38:51 2020
 Quant Method : L:\Methods\RECD2_QUANTPCB_200113.M
 Quant Title : PCB Data Analysis
 QLast Update : Tue Jan 14 09:35:58 2020
 Response via : Initial Calibration
 Integrator: ChemStation 6890 Scale Mode: Small noise peaks clipped

Handwritten:
 1/14/20
 1232, 1262

Compound	R.T.	Response	Conc	Units
System Monitoring Compounds				
1) S TCMX (S)	5.627	8656583	38.367	ng/ml
62) S DCBP (S)	10.549	9384526	84.375	ng/ml
Target Compounds				
2) Aroclor 1016 (1)	6.299	1350246	218.416	ng/ml
3) Aroclor 1016 (2)	6.789	2443408	213.559	ng/ml
4) Aroclor 1016 (3)	6.916	1134572	211.812	ng/ml
5) Aroclor 1016 (4)	7.002	928356	187.898	ng/ml
6) Aroclor 1016 (5)	7.047	1047657	188.920	ng/ml
7) Aroclor 1016 (6)	7.172	1131966	198.153	ng/ml
8) Aroclor 1016 - AVE	0.000	0	N.D.	ng/ml
9) Aroclor 1221 (1)	5.805	531565	305.933	ng/ml
10) Aroclor 1221 (2)	5.877	604859	352.281	ng/ml
11) Aroclor 1221 (3)	5.964	2221641	389.283	ng/ml
12) Aroclor 1221 - AVE	0.000	0	N.D.	ng/ml
13) Aroclor 1232 (1)	5.964	2221641	486.136	ng/ml
14) Aroclor 1232 (2)	6.299	1350246	518.780	ng/ml
15) Aroclor 1232 (3)	6.789	2443408	499.474	ng/ml
16) Aroclor 1232 (4)	7.002	928356	548.727	ng/ml
17) Aroclor 1232 (5)	7.047	1047657	503.477	ng/ml
18) Aroclor 1232 (6)	7.172	1131966	521.721	ng/ml
19) Aroclor 1232 - AVE	0.000	0	N.D.	ng/ml
20) Aroclor 1242 (1)	6.299	1350246	296.997	ng/ml
21) Aroclor 1242 (2)	6.789	2443408	276.953	ng/ml
22) Aroclor 1242 (3)	6.916	1134572	296.220	ng/ml
23) Aroclor 1242 (4)	7.002	928356	281.014	ng/ml
24) Aroclor 1242 (5)	7.047	1047657	262.312	ng/ml
25) Aroclor 1242 (6)	7.172	1131966	271.402	ng/ml
26) Aroclor 1242 - AVE	0.000	0	N.D.	ng/ml
27) Aroclor 1248 (1)	6.762	1888334	365.812	ng/ml
28) Aroclor 1248 (2)	7.002	928356	145.983	ng/ml
29) Aroclor 1248 (3)	7.047	1047657	176.499	ng/ml
30) Aroclor 1248 (4)	7.172	1131966	155.159	ng/ml
31) Aroclor 1248 (5)	7.538	1351685	151.845	ng/ml
32) Aroclor 1248 (6)	7.696	1745059	214.349	ng/ml
33) Aroclor 1248 - AVE	0.000	0	N.D.	ng/ml
34) Aroclor 1254 (1)	7.518	1328075	156.726	ng/ml
35) Aroclor 1254 (2)	7.696	1745059	125.455	ng/ml
36) Aroclor 1254 (3)	8.007	705753	46.510	ng/ml
37) Aroclor 1254 (4)	8.246	542138	49.662	ng/ml
38) Aroclor 1254 (5)	8.582	4080262	362.733	ng/ml
39) Aroclor 1254 (6)	8.797	1286937	364.863	ng/ml
40) Aroclor 1254 - AVE	0.000	0	N.D.	ng/ml
41) Aroclor 1260 (1)	8.143	4275414	406.105	ng/ml
42) Aroclor 1260 (2)	8.349	5037521	394.714	ng/ml
43) Aroclor 1260 (3)	8.582	4080262	307.685	ng/ml
44) Aroclor 1260 (4)	9.065	12366178	584.621	ng/ml
45) Aroclor 1260 (5)	9.324	7304758	597.051	ng/ml
46) Aroclor 1260 (6)	9.889	3314208	679.147	ng/ml
47) Aroclor 1260 - AVE	0.000	0	N.D.	ng/ml

Handwritten: 513.053

Data Path : K:\DATA\0A13050\
 Data File : ECD2R022.D
 Signal(s) : ECD2B.CH
 Acq On : 13 Jan 2020 22:32
 Operator : MJB / KAK
 Sample : 0A13050-ICV3
 Misc :
 ALS Vial : 70 Sample Multiplier: 1

Integration File: events.e
 Quant Time: Jan 14 09:38:51 2020
 Quant Method : L:\Methods\RECD2_QUANTPCB_200113.M
 Quant Title : PCB Data Analysis
 QLast Update : Tue Jan 14 09:35:58 2020
 Response via : Initial Calibration
 Integrator: ChemStation 6890 Scale Mode: Small noise peaks clipped

Compound	R.T.	Response	Conc Units
48) Aroclor 1262 (1)	8.349	5037521	476.510 ng/ml
49) Aroclor 1262 (2)	8.650	6862374	449.182 ng/ml
50) Aroclor 1262 (3)	8.827	5598953	437.275 ng/ml
51) Aroclor 1262 (4)	9.065	12366178	449.277 ng/ml
52) Aroclor 1262 (5)	9.324	7304758	444.882 ng/ml
53) Aroclor 1262 (6)	9.889	3314208	460.273 ng/ml
54) Aroclor 1262 - AVE	0.000	0	N.D. ng/ml
55) Aroclor 1268 (1)	8.868	758406	121.692 ng/ml
56) Aroclor 1268 (2)	9.324	7304758	263.078 ng/ml
57) Aroclor 1268 (3)	9.388	3944690	175.193 ng/ml
58) Aroclor 1268 (4)	9.601	308022	15.998 ng/ml
59) Aroclor 1268 (5)	9.889	3314208	423.639 ng/ml
60) Aroclor 1268 (6)	10.238	1086007	21.456 ng/ml
61) Aroclor 1268 - AVE	0.000	0	N.D. ng/ml

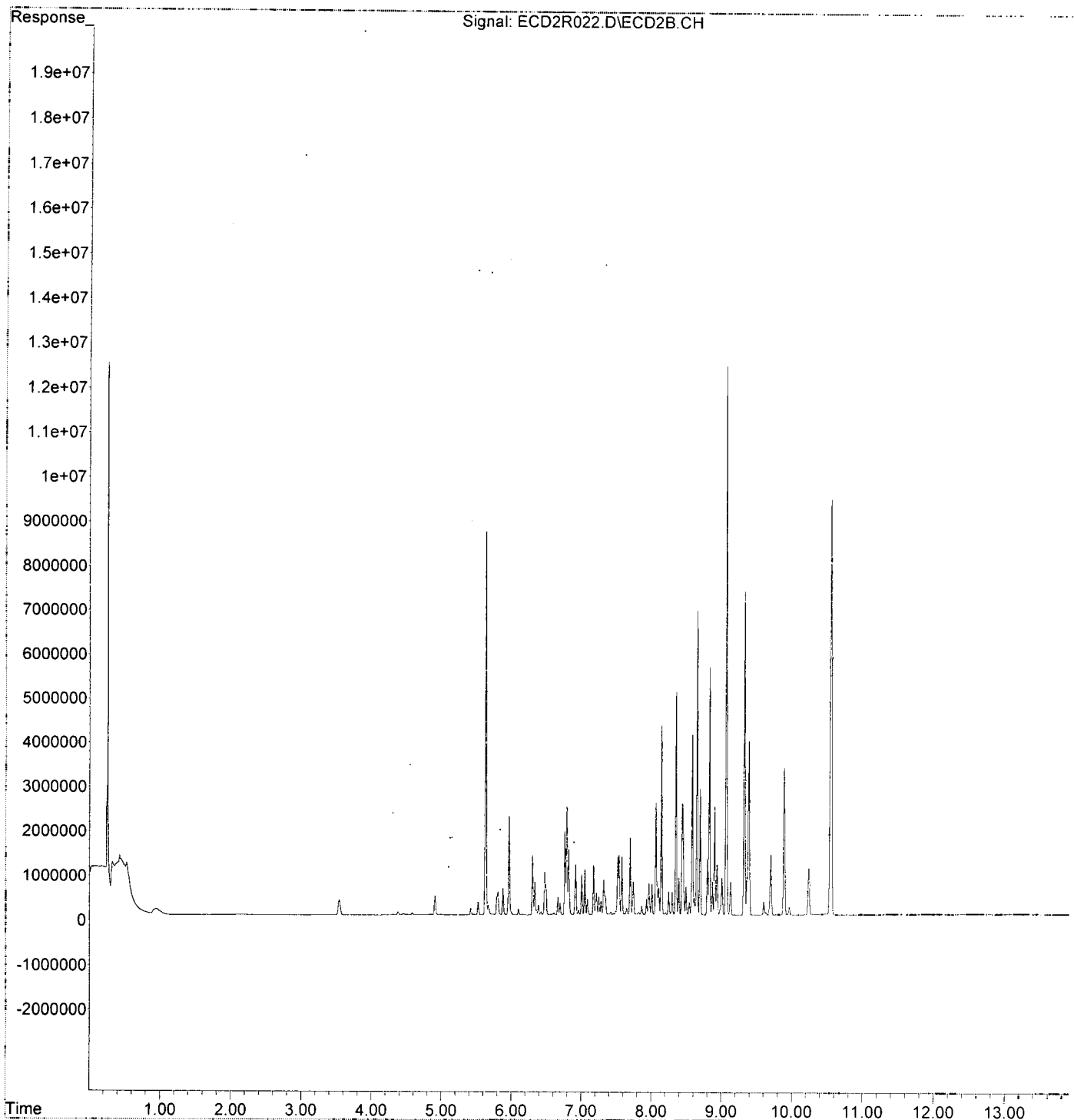
452.900

(f)=RT Delta > 1/2 Window

(m)=manual int.

Data Path : K:\DATA\0A13050\
Data File : ECD2R022.D
Signal(s) : ECD2B.CH
Acq On : 13 Jan 2020 22:32
Operator : MJB / KAK
Sample : 0A13050-ICV3
Misc :
ALS Vial : 70 Sample Multiplier: 1

Integration File: events.e
Quant Time: Jan 14 09:38:51 2020
Quant Method : L:\Methods\RECD2_QUANTPCB_200113.M
Quant Title : PCB Data Analysis
QLast Update : Tue Jan 14 09:35:58 2020
Response via : Initial Calibration
Integrator: ChemStation 6890 Scale Mode: Small noise peaks clipped



Data Path : K:\DATA\0A13050\
 Data File : ECD2R023.D
 Signal(s) : ECD2B.CH
 Acq On : 13 Jan 2020 22:50
 Operator : MJB / KAK
 Sample : 0A13050-ICV4
 Misc :
 ALS Vial : 71 Sample Multiplier: 1

Integration File: events.e
 Quant Time: Jan 14 09:39:27 2020
 Quant Method : L:\Methods\RECD2_QUANTPCB_200113.M
 Quant Title : PCB Data Analysis
 QLast Update : Tue Jan 14 09:35:58 2020
 Response via : Initial Calibration
 Integrator: ChemStation 6890 Scale Mode: Small noise peaks clipped

Handwritten:
 1/14/20
 1242, 1268

Compound	R.T.	Response	Conc Units
System Monitoring Compounds			
1) S TCMX (S)	5.627	9226068	40.891 ng/ml
62) S DCBP (S)	10.548	4337702	39.000 ng/ml
Target Compounds			
2) Aroclor 1016 (1)	6.299	2413373	390.388 ng/ml
3) Aroclor 1016 (2)	6.788	4561837	398.715 ng/ml
4) Aroclor 1016 (3)	6.915	2111530	394.199 ng/ml
5) Aroclor 1016 (4)	7.003	1711882	346.482 ng/ml
6) Aroclor 1016 (5)	7.047	2043722	368.536 ng/ml
7) Aroclor 1016 (6)	7.173	2181722	381.916 ng/ml
8) Aroclor 1016 - AVE	0.000	0	N.D. ng/ml
9) Aroclor 1221 (1)	5.804	182381	104.966 ng/ml
10) Aroclor 1221 (2)	5.876	369568	215.243 ng/ml
11) Aroclor 1221 (3)	5.964	1712969	300.152 ng/ml
12) Aroclor 1221 - AVE	0.000	0	N.D. ng/ml
13) Aroclor 1232 (1)	5.964	1712969	374.829 ng/ml
14) Aroclor 1232 (2)	6.299	2413373	927.246 ng/ml
15) Aroclor 1232 (3)	6.788	4561837	932.517 ng/ml
16) Aroclor 1232 (4)	7.003	1711882	1011.848 ng/ml
17) Aroclor 1232 (5)	7.047	2043722	982.160 ng/ml
18) Aroclor 1232 (6)	7.173	2181722	1005.553 ng/ml
19) Aroclor 1232 - AVE	0.000	0	N.D. ng/ml
20) Aroclor 1242 (1)	6.299	2413373	530.840 ng/ml
21) Aroclor 1242 (2)	6.788	4561837	517.071 ng/ml
22) Aroclor 1242 (3)	6.915	2111530	551.289 ng/ml
23) Aroclor 1242 (4)	7.003	1711882	518.188 ng/ml
24) Aroclor 1242 (5)	7.047	2043722	511.707 ng/ml
25) Aroclor 1242 (6)	7.173	2181722	523.093 ng/ml
26) Aroclor 1242 - AVE	0.000	0	N.D. ng/ml
27) Aroclor 1248 (1)	6.762	3611646	699.656 ng/ml
28) Aroclor 1248 (2)	7.003	1711882	269.191 ng/ml
29) Aroclor 1248 (3)	7.047	2043722	344.306 ng/ml
30) Aroclor 1248 (4)	7.173	2181722	299.050 ng/ml
31) Aroclor 1248 (5)	7.538	2591584	291.132 ng/ml
32) Aroclor 1248 (6)	7.694	2020479	248.179 ng/ml
33) Aroclor 1248 - AVE	0.000	0	N.D. ng/ml
34) Aroclor 1254 (1)	7.520	1648606	194.552 ng/ml
35) Aroclor 1254 (2)	7.694	2020479	145.255 ng/ml
36) Aroclor 1254 (3)	8.007	759688	50.064 ng/ml
37) Aroclor 1254 (4)	8.246	528301	48.395 ng/ml
38) Aroclor 1254 (5)	8.582	149523	13.293 ng/ml
39) Aroclor 1254 (6)	8.797	123265	34.947 ng/ml
40) Aroclor 1254 - AVE	0.000	0	N.D. ng/ml
41) Aroclor 1260 (1)	8.142	66974	6.362 ng/ml
42) Aroclor 1260 (2)	8.346	120430	9.436 ng/ml
43) Aroclor 1260 (3)	8.582	149523	11.275 ng/ml
44) Aroclor 1260 (4)	9.065	1461812	69.108 ng/ml
45) Aroclor 1260 (5)	9.324	13500094	1103.424 ng/ml
46) Aroclor 1260 (6)	9.889	3935860	806.536 ng/ml
47) Aroclor 1260 - AVE	0.000	0	N.D. ng/ml

Handwritten: 525.365

Data Path : K:\DATA\0A13050\
 Data File : ECD2R023.D
 Signal(s) : ECD2B.CH
 Acq On : 13 Jan 2020 22:50
 Operator : MJB / KAK
 Sample : 0A13050-ICV4
 Misc :
 ALS Vial : 71 Sample Multiplier: 1

Integration File: events.e
 Quant Time: Jan 14 09:39:27 2020
 Quant Method : L:\Methods\RECD2_QUANTPCB_200113.M
 Quant Title : PCB Data Analysis
 QLast Update : Tue Jan 14 09:35:58 2020
 Response via : Initial Calibration
 Integrator: ChemStation 6890 Scale Mode: Small noise peaks clipped

Compound	R.T.	Response	Conc	Units
48) Aroclor 1262 (1)	8.346	120430	11.392	ng/ml
49) Aroclor 1262 (2)	8.650	2695648	176.446	ng/ml
50) Aroclor 1262 (3)	8.827	202812	15.840	ng/ml
51) Aroclor 1262 (4)	9.065	1461812	53.109	ng/ml
52) Aroclor 1262 (5)	9.324	13500094	822.196	ng/ml
53) Aroclor 1262 (6)	9.889	3935860	546.607	ng/ml
54) Aroclor 1262 - AVE	0.000	0	N.D.	ng/ml
55) Aroclor 1268 (1)	8.868	3124772	501.395	ng/ml
56) Aroclor 1268 (2)	9.324	13500094	486.200	ng/ml
57) Aroclor 1268 (3)	9.390	11777316	523.058	ng/ml
58) Aroclor 1268 (4)	9.601	9243944	480.124	ng/ml
59) Aroclor 1268 (5)	9.889	3935860	503.102	ng/ml
60) Aroclor 1268 (6)	10.238	26494457	523.450	ng/ml
61) Aroclor 1268 - AVE	0.000	0	N.D.	ng/ml

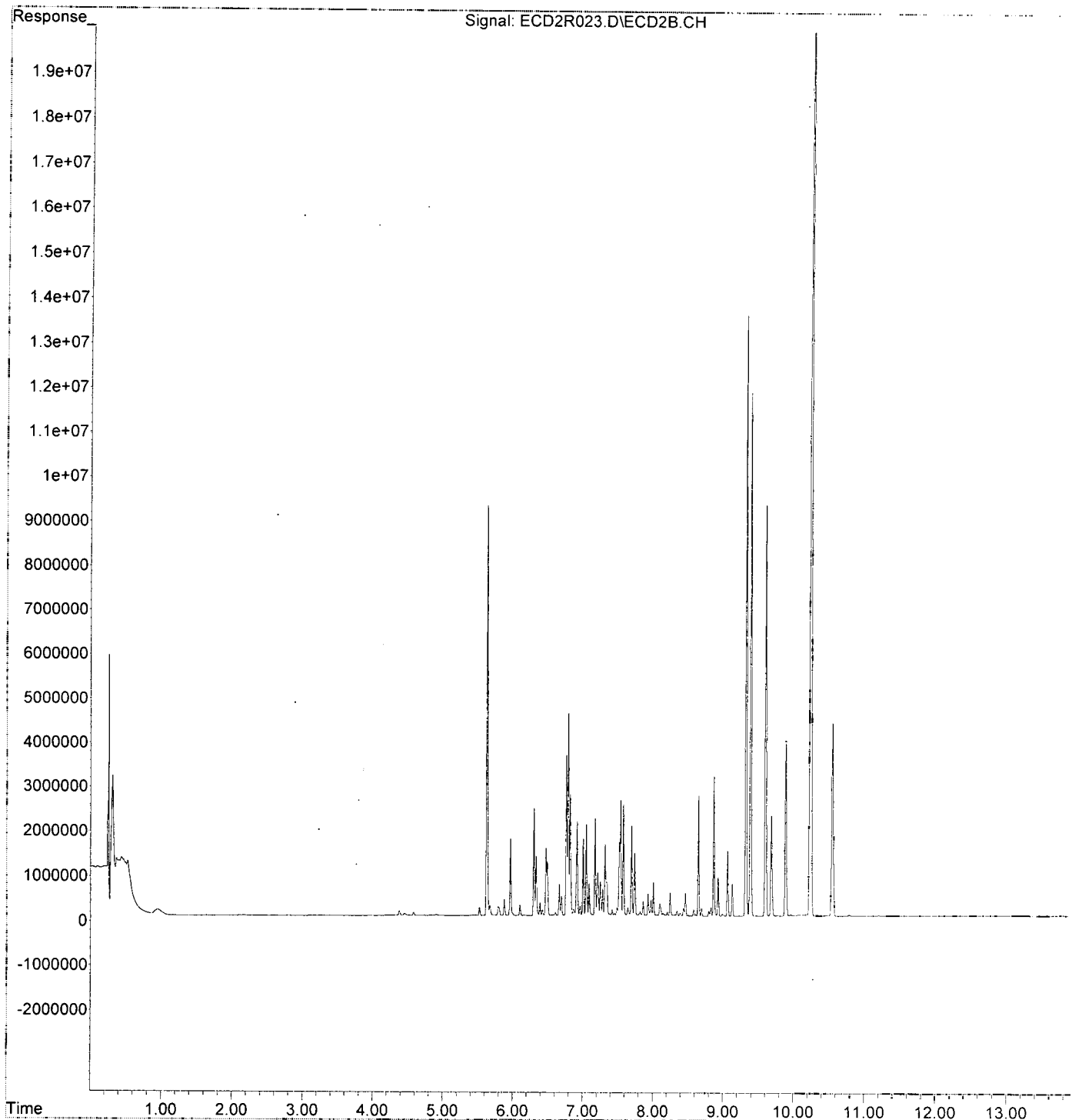
502.888

(f)=RT Delta > 1/2 Window

(m)=manual int.

Data Path : K:\DATA\0A13050\
Data File : ECD2R023.D
Signal(s) : ECD2B.CH
Acq On : 13 Jan 2020 22:50
Operator : MJB / KAK
Sample : 0A13050-ICV4
Misc :
ALS Vial : 71 Sample Multiplier: 1

Integration File: events.e
Quant Time: Jan 14 09:39:27 2020
Quant Method : L:\Methods\RECD2_QUANTPCB_200113.M
Quant Title : PCB Data Analysis
QLast Update : Tue Jan 14 09:35:58 2020
Response via : Initial Calibration
Integrator: ChemStation 6890 Scale Mode: Small noise peaks clipped



Data Path : K:\DATA\0A13050\
 Data File : ECD2R025.D
 Signal(s) : ECD2B.CH
 Acq On : 14 Jan 2020 8:02
 Operator : MJB / KAK
 Sample : 0A13050-ICV5
 Misc :
 ALS Vial : 72 Sample Multiplier: 1

Integration File: events.e
 Quant Time: Jan 14 09:40:40 2020
 Quant Method : L:\Methods\RECD2_QUANTPCB_200113.M
 Quant Title : PCB Data Analysis
 QLast Update : Tue Jan 14 09:35:58 2020
 Response via : Initial Calibration
 Integrator: ChemStation 6890 Scale Mode: Small noise peaks clipped

[Handwritten Signature]
 1/14/20
 12A8

Compound	R.T.	Response	Conc	Units
System Monitoring Compounds				
1) S TCMX (S)	5.626	3813	0.017	ng/ml
62) S DCBP (S)	10.549	7136	0.064	ng/ml
Target Compounds				
2) Aroclor 1016 (1)	6.300	1394431	225.564	ng/ml
3) Aroclor 1016 (2)	6.790	2958219	258.555	ng/ml
4) Aroclor 1016 (3)	6.914	1341022	250.354	ng/ml
5) Aroclor 1016 (4)	7.004	3704379	749.759	ng/ml
6) Aroclor 1016 (5)	7.049	3586571	646.751	ng/ml
7) Aroclor 1016 (6)	7.174	4317847	755.849	ng/ml
8) Aroclor 1016 - AVE	0.000	0	N.D.	ng/ml
9) Aroclor 1221 (1)	5.804	21978	12.649	ng/ml
10) Aroclor 1221 (2)	5.877	39285	22.880	ng/ml
11) Aroclor 1221 (3)	5.964	217044	38.031	ng/ml
12) Aroclor 1221 - AVE	0.000	0	N.D.	ng/ml
13) Aroclor 1232 (1)	5.964	217044	47.493	ng/ml
14) Aroclor 1232 (2)	6.300	1394431	535.756	ng/ml
15) Aroclor 1232 (3)	6.790	2958219	604.710	ng/ml
16) Aroclor 1232 (4)	7.004	3704379	2189.560	ng/ml
17) Aroclor 1232 (5)	7.049	3586571	1723.613	ng/ml
18) Aroclor 1232 (6)	7.174	4317847	1990.089	ng/ml
19) Aroclor 1232 - AVE	0.000	0	N.D.	ng/ml
20) Aroclor 1242 (1)	6.300	1394431	306.716	ng/ml
21) Aroclor 1242 (2)	6.790	2958219	335.306	ng/ml
22) Aroclor 1242 (3)	6.914	1341022	350.121	ng/ml
23) Aroclor 1242 (4)	7.004	3704379	1121.319	ng/ml
24) Aroclor 1242 (5)	7.049	3586571	898.006	ng/ml
25) Aroclor 1242 (6)	7.174	4317847	1035.253	ng/ml
26) Aroclor 1242 - AVE	0.000	0	N.D.	ng/ml
27) Aroclor 1248 (1)	6.763	2856083	553.287	ng/ml
28) Aroclor 1248 (2)	7.004	3704379	582.509	ng/ml
29) Aroclor 1248 (3)	7.049	3586571	604.230	ng/ml
30) Aroclor 1248 (4)	7.174	4317847	591.850	ng/ml
31) Aroclor 1248 (5)	7.539	5461777	613.562	ng/ml
32) Aroclor 1248 (6)	7.696	4885408	600.083	ng/ml
33) Aroclor 1248 - AVE	0.000	0	N.D.	ng/ml
34) Aroclor 1254 (1)	7.521	3710121	437.832	ng/ml
35) Aroclor 1254 (2)	7.696	4885408	351.220	ng/ml
36) Aroclor 1254 (3)	8.008	2831335	186.587	ng/ml
37) Aroclor 1254 (4)	8.248	1962735	179.795	ng/ml
38) Aroclor 1254 (5)	8.581	433653	38.552	ng/ml
39) Aroclor 1254 (6)	8.811	168693	47.827	ng/ml
40) Aroclor 1254 - AVE	0.000	0	N.D.	ng/ml
41) Aroclor 1260 (1)	8.144	240144	22.810	ng/ml
42) Aroclor 1260 (2)	8.347	321684	25.205	ng/ml
43) Aroclor 1260 (3)	8.581	433653	32.701	ng/ml
44) Aroclor 1260 (4)	9.066	86034	4.067	ng/ml
45) Aroclor 1260 (5)	9.324	59779	4.886	ng/ml
46) Aroclor 1260 (6)	9.890	17482	3.582	ng/ml
47) Aroclor 1260 - AVE	0.000	0	N.D.	ng/ml

590.920

Data Path : K:\DATA\0A13050\
 Data File : ECD2R025.D
 Signal(s) : ECD2B.CH
 Acq On : 14 Jan 2020 8:02
 Operator : MJB / KAK
 Sample : 0A13050-ICV5
 Misc :
 ALS Vial : 72 Sample Multiplier: 1

Integration File: events.e
 Quant Time: Jan 14 09:40:40 2020
 Quant Method : L:\Methods\RECD2_QUANTPCB_200113.M
 Quant Title : PCB Data Analysis
 QLast Update : Tue Jan 14 09:35:58 2020
 Response via : Initial Calibration
 Integrator: ChemStation 6890 Scale Mode: Small noise peaks clipped

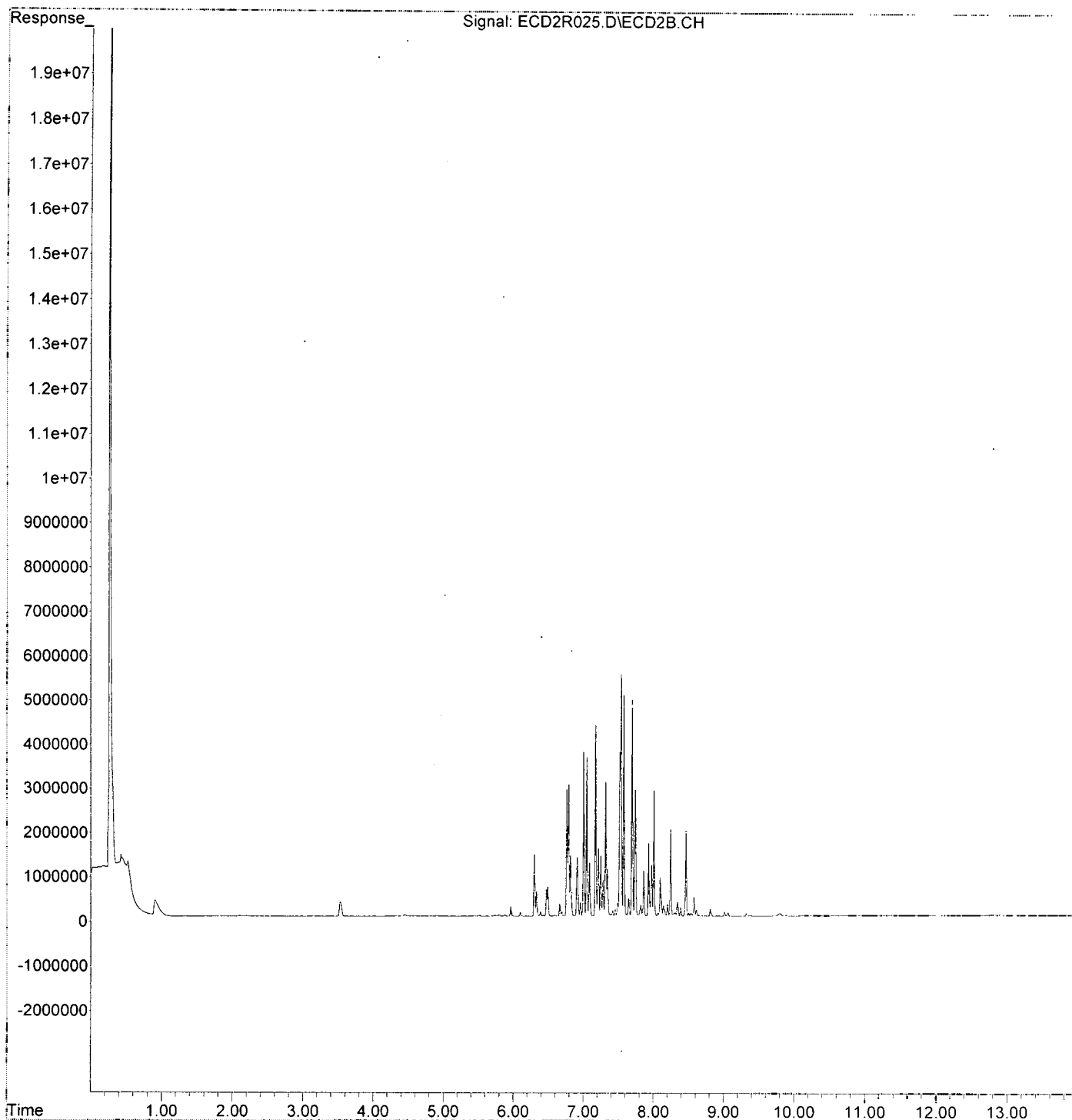
Compound	R.T.	Response	Conc Units
48) Aroclor 1262 (1)	8.347	321684	30.429 ng/ml
49) Aroclor 1262 (2)	8.651	34532	2.260 ng/ml
50) Aroclor 1262 (3)	8.811	168693	13.175 ng/ml
51) Aroclor 1262 (4)	9.066	86034	3.126 ng/ml
52) Aroclor 1262 (5)	9.324	59779	3.641 ng/ml
53) Aroclor 1262 (6)	9.890	17482	2.428 ng/ml
54) Aroclor 1262 - AVE	0.000	0	N.D. ng/ml
55) Aroclor 1268 (1)	8.871	5093	0.817 ng/ml
56) Aroclor 1268 (2)	9.324	59779	2.153 ng/ml
57) Aroclor 1268 (3)	9.389	17646	0.784 ng/ml
58) Aroclor 1268 (4)	9.602	2145	0.111 ng/ml
59) Aroclor 1268 (5)	9.890	17482	2.235 ng/ml
60) Aroclor 1268 (6)	10.239	7273	0.144 ng/ml
61) Aroclor 1268 - AVE	0.000	0	N.D. ng/ml

(f)=RT Delta > 1/2 Window

(m)=manual int.

Data Path : K:\DATA\0A13050\
Data File : ECD2R025.D
Signal(s) : ECD2B.CH
Acq On : 14 Jan 2020 8:02
Operator : MJB / KAK
Sample : 0A13050-ICV5
Misc :
ALS Vial : 72 Sample Multiplier: 1

Integration File: events.e
Quant Time: Jan 14 09:40:40 2020
Quant Method : L:\Methods\RECD2_QUANTPCB_200113.M
Quant Title : PCB Data Analysis
QLast Update : Tue Jan 14 09:35:58 2020
Response via : Initial Calibration
Integrator: ChemStation 6890 Scale Mode: Small noise peaks clipped



Quantitation Report (QT Reviewed)

Data Path : K:\DATA\0A13050\quant
 Data File : ECD2R005.D
 Signal(s) : ECD2B.CH
 Acq On : 13 Jan 2020 17:33
 Operator : MJB / KAK
 Sample : 0A13050-CAL1
 Misc :
 ALS Vial : 54 Sample Multiplier: 1

Integration File: events.e
 Quant Time: Jan 14 11:03:11 2020
 Quant Method : L:\Methods\RECD2_QUANTPCB_200113.M
 Quant Title : PCB Data Analysis
 QLast Update : Tue Jan 14 09:35:58 2020
 Response via : Initial Calibration
 Integrator: ChemStation 6890 Scale Mode: Small noise peaks clipped

Compound	R.T.	Response	Conc Units
System Monitoring Compounds			
1) S TCMX (S)	5.628	2095506	9.288 ng/ml ✓
62) S DCBP (S)	10.551	1072604	9.644 ng/ml ✓
Target Compounds			
2) Aroclor 1016 (1)	6.300	145279	23.500 ng/ml
3) Aroclor 1016 (2)	6.790	249458	21.803 ng/ml
4) Aroclor 1016 (3)	6.917	116035	21.662 ng/ml
5) Aroclor 1016 (4)	7.004	117409	23.763 ng/ml ✓
6) Aroclor 1016 (5)	7.049	131375	23.690 ng/ml
7) Aroclor 1016 (6)	7.174	135212	23.669 ng/ml
8) Aroclor 1016 - AVE	0.000	0	N.D. ng/ml
9) Aroclor 1221 (1)	0.000	0	N.D. ng/ml
10) Aroclor 1221 (2)	0.000	0	N.D. ng/ml
11) Aroclor 1221 (3)	0.000	0	N.D. ng/ml
12) Aroclor 1221 - AVE	0.000	0	N.D. ng/ml
13) Aroclor 1232 (1)	0.000	0	N.D. ng/ml
14) Aroclor 1232 (2)	0.000	0	N.D. ng/ml
15) Aroclor 1232 (3)	0.000	0	N.D. ng/ml
16) Aroclor 1232 (4)	0.000	0	N.D. ng/ml
17) Aroclor 1232 (5)	0.000	0	N.D. ng/ml
18) Aroclor 1232 (6)	0.000	0	N.D. ng/ml
19) Aroclor 1232 - AVE	0.000	0	N.D. ng/ml
20) Aroclor 1242 (1)	0.000	0	N.D. ng/ml
21) Aroclor 1242 (2)	0.000	0	N.D. ng/ml
22) Aroclor 1242 (3)	0.000	0	N.D. ng/ml
23) Aroclor 1242 (4)	0.000	0	N.D. ng/ml
24) Aroclor 1242 (5)	0.000	0	N.D. ng/ml
25) Aroclor 1242 (6)	0.000	0	N.D. ng/ml
26) Aroclor 1242 - AVE	0.000	0	N.D. ng/ml
27) Aroclor 1248 (1)	0.000	0	N.D. ng/ml
28) Aroclor 1248 (2)	0.000	0	N.D. ng/ml
29) Aroclor 1248 (3)	0.000	0	N.D. ng/ml
30) Aroclor 1248 (4)	0.000	0	N.D. ng/ml
31) Aroclor 1248 (5)	0.000	0	N.D. ng/ml
32) Aroclor 1248 (6)	0.000	0	N.D. ng/ml
33) Aroclor 1248 - AVE	0.000	0	N.D. ng/ml
34) Aroclor 1254 (1)	0.000	0	N.D. ng/ml
35) Aroclor 1254 (2)	0.000	0	N.D. ng/ml
36) Aroclor 1254 (3)	0.000	0	N.D. ng/ml
37) Aroclor 1254 (4)	0.000	0	N.D. ng/ml
38) Aroclor 1254 (5)	0.000	0	N.D. ng/ml
39) Aroclor 1254 (6)	0.000	0	N.D. ng/ml
40) Aroclor 1254 - AVE	0.000	0	N.D. ng/ml
41) Aroclor 1260 (1)	8.144	236430	22.458 ng/ml
42) Aroclor 1260 (2)	8.351	280991	22.017 ng/ml
43) Aroclor 1260 (3)	8.582	282360	21.292 ng/ml
44) Aroclor 1260 (4)	9.067	414593	19.600 ng/ml ✓
45) Aroclor 1260 (5)	9.325	257901	21.079 ng/ml
46) Aroclor 1260 (6)	9.891	103156	21.139 ng/ml
47) Aroclor 1260 - AVE	0.000	0	N.D. ng/ml

Handwritten signature
1/14/20

Data Path : K:\DATA\0A13050\requant\
 Data File : ECD2R005.D
 Signal(s) : ECD2B.CH
 Acq On : 13 Jan 2020 17:33
 Operator : MJB / KAK
 Sample : 0A13050-CAL1
 Misc :
 ALS Vial : 54 Sample Multiplier: 1

Integration File: events.e
 Quant Time: Jan 14 11:03:11 2020
 Quant Method : L:\Methods\RECD2_QUANTPCB_200113.M
 Quant Title : PCB Data Analysis
 QLast Update : Tue Jan 14 09:35:58 2020
 Response via : Initial Calibration
 Integrator: ChemStation 6890 Scale Mode: Small noise peaks clipped

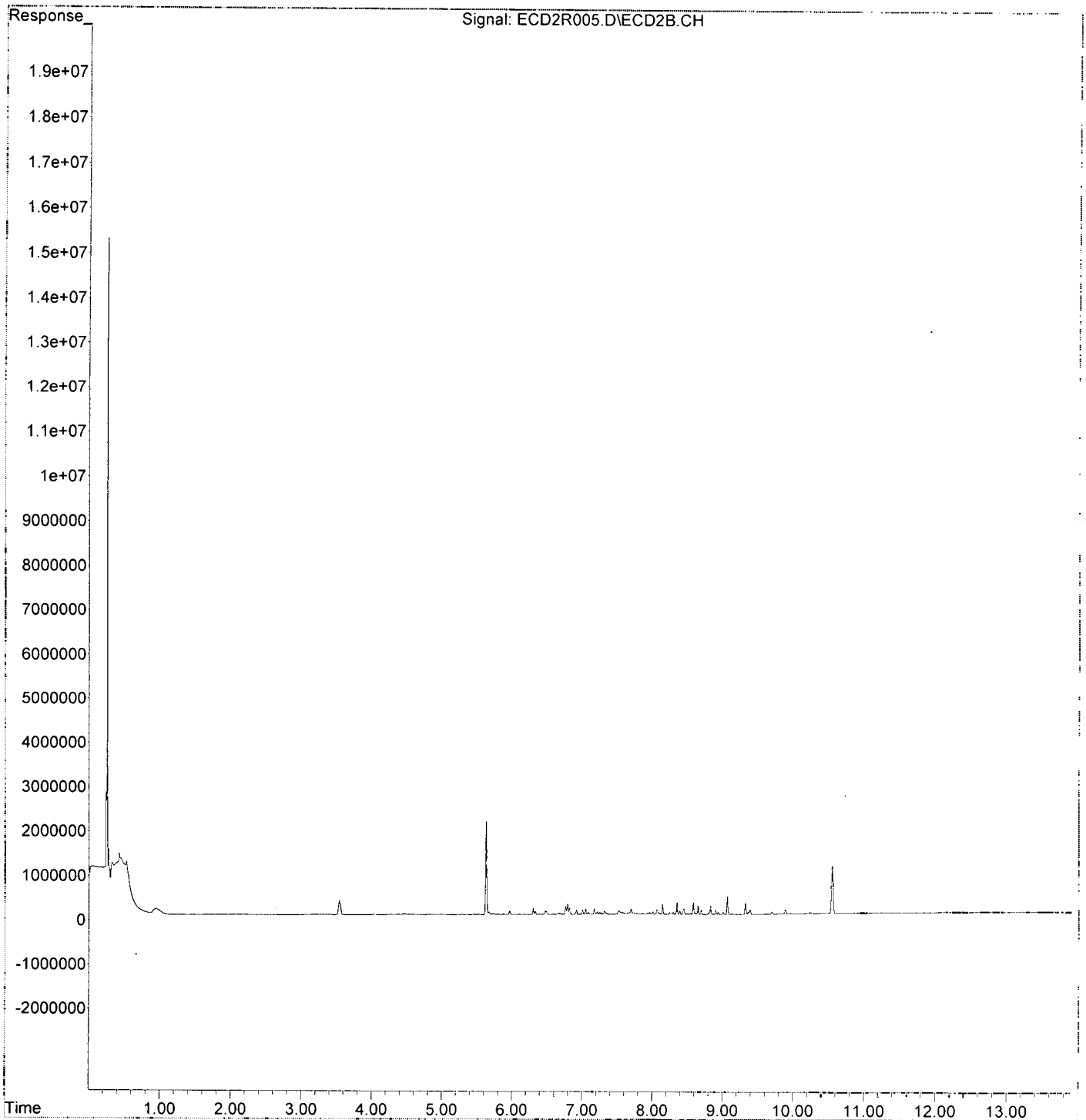
Compound	R.T.	Response	Conc	Units
48) Aroclor 1262 (1)	0.000	0	N.D.	ng/mld
49) Aroclor 1262 (2)	0.000	0	N.D.	ng/mld
50) Aroclor 1262 (3)	0.000	0	N.D.	ng/mld
51) Aroclor 1262 (4)	0.000	0	N.D.	ng/mld
52) Aroclor 1262 (5)	0.000	0	N.D.	ng/mld
53) Aroclor 1262 (6)	0.000	0	N.D.	ng/mld
54) Aroclor 1262 - AVE	0.000	0	N.D.	ng/mld
55) Aroclor 1268 (1)	0.000	0	N.D.	ng/mld
56) Aroclor 1268 (2)	0.000	0	N.D.	ng/mld
57) Aroclor 1268 (3)	0.000	0	N.D.	ng/mld
58) Aroclor 1268 (4)	0.000	0	N.D.	ng/mld
59) Aroclor 1268 (5)	0.000	0	N.D.	ng/mld
60) Aroclor 1268 (6)	0.000	0	N.D.	ng/mld
61) Aroclor 1268 - AVE	0.000	0	N.D.	ng/mld

(f)=RT Delta > 1/2 Window

(m)=manual int.

Data Path : K:\DATA\0A13050\requant\
 Data File : ECD2R005.D
 Signal(s) : ECD2B.CH
 Acq On : 13 Jan 2020 17:33
 Operator : MJB / KAK
 Sample : 0A13050-CAL1
 Misc :
 ALS Vial : 54 Sample Multiplier: 1

Integration File: events.e
 Quant Time: Jan 14 11:03:11 2020
 Quant Method : L:\Methods\RECD2_QUANTPCB_200113.M
 Quant Title : PCB Data Analysis
 QLast Update : Tue Jan 14 09:35:58 2020
 Response via : Initial Calibration
 Integrator: ChemStation 6890 Scale Mode: Small noise peaks clipped



Data Path : K:\DATA\0A13050\Quant
 Data File : ECD2R006.D
 Signal(s) : ECD2B.CH
 Acq On : 13 Jan 2020 17:50
 Operator : MJB / KAK
 Sample : 0A13050-CAL2
 Misc :
 ALS Vial : 55 Sample Multiplier: 1

Integration File: events.e
 Quant Time: Jan 14 11:03:32 2020
 Quant Method : L:\Methods\RECD2_QUANTPCB_200113.M
 Quant Title : PCB Data Analysis
 QLast Update : Tue Jan 14 09:35:58 2020
 Response via : Initial Calibration
 Integrator: ChemStation 6890 Scale Mode: Small noise peaks clipped

[Handwritten Signature]
 1/14/20

Compound	R.T.	Response	Conc	Units
System Monitoring Compounds				
1) S TCMX (S)	5.628	5312749	23.547	ng/ml ✓
62) S DCBP (S)	10.550	2755983	24.779	ng/ml ✓
Target Compounds				
2) Aroclor 1016 (1)	6.300	343821	55.617	ng/ml
3) Aroclor 1016 (2)	6.790	597996	52.266	ng/ml
4) Aroclor 1016 (3)	6.917	290069	54.153	ng/ml ✓
5) Aroclor 1016 (4)	7.004	278534	56.375	ng/ml
6) Aroclor 1016 (5)	7.048	307931	55.528	ng/ml
7) Aroclor 1016 (6)	7.174	315508	55.230	ng/ml
8) Aroclor 1016 - AVE	0.000	0	N.D.	ng/ml
9) Aroclor 1221 (1)	0.000	0	N.D.	ng/ml
10) Aroclor 1221 (2)	0.000	0	N.D.	ng/ml
11) Aroclor 1221 (3)	0.000	0	N.D.	ng/ml
12) Aroclor 1221 - AVE	0.000	0	N.D.	ng/ml
13) Aroclor 1232 (1)	0.000	0	N.D.	ng/ml
14) Aroclor 1232 (2)	0.000	0	N.D.	ng/ml
15) Aroclor 1232 (3)	0.000	0	N.D.	ng/ml
16) Aroclor 1232 (4)	0.000	0	N.D.	ng/ml
17) Aroclor 1232 (5)	0.000	0	N.D.	ng/ml
18) Aroclor 1232 (6)	0.000	0	N.D.	ng/ml
19) Aroclor 1232 - AVE	0.000	0	N.D.	ng/ml
20) Aroclor 1242 (1)	0.000	0	N.D.	ng/ml
21) Aroclor 1242 (2)	0.000	0	N.D.	ng/ml
22) Aroclor 1242 (3)	0.000	0	N.D.	ng/ml
23) Aroclor 1242 (4)	0.000	0	N.D.	ng/ml
24) Aroclor 1242 (5)	0.000	0	N.D.	ng/ml
25) Aroclor 1242 (6)	0.000	0	N.D.	ng/ml
26) Aroclor 1242 - AVE	0.000	0	N.D.	ng/ml
27) Aroclor 1248 (1)	0.000	0	N.D.	ng/ml
28) Aroclor 1248 (2)	0.000	0	N.D.	ng/ml
29) Aroclor 1248 (3)	0.000	0	N.D.	ng/ml
30) Aroclor 1248 (4)	0.000	0	N.D.	ng/ml
31) Aroclor 1248 (5)	0.000	0	N.D.	ng/ml
32) Aroclor 1248 (6)	0.000	0	N.D.	ng/ml
33) Aroclor 1248 - AVE	0.000	0	N.D.	ng/ml
34) Aroclor 1254 (1)	0.000	0	N.D.	ng/ml
35) Aroclor 1254 (2)	0.000	0	N.D.	ng/ml
36) Aroclor 1254 (3)	0.000	0	N.D.	ng/ml
37) Aroclor 1254 (4)	0.000	0	N.D.	ng/ml
38) Aroclor 1254 (5)	0.000	0	N.D.	ng/ml
39) Aroclor 1254 (6)	0.000	0	N.D.	ng/ml
40) Aroclor 1254 - AVE	0.000	0	N.D.	ng/ml
41) Aroclor 1260 (1)	8.144	540959	51.384	ng/ml
42) Aroclor 1260 (2)	8.350	656411	51.433	ng/ml
43) Aroclor 1260 (3)	8.582	674172	50.838	ng/ml
44) Aroclor 1260 (4)	9.066	1047953	49.543	ng/ml ✓
45) Aroclor 1260 (5)	9.325	608364	49.724	ng/ml
46) Aroclor 1260 (6)	9.891	261903	53.669	ng/ml
47) Aroclor 1260 - AVE	0.000	0	N.D.	ng/ml

Data Path : K:\DATA\0A13050\requant\
 Data File : ECD2R006.D
 Signal(s) : ECD2B.CH
 Acq On : 13 Jan 2020 17:50
 Operator : MJB / KAK
 Sample : 0A13050-CAL2
 Misc :
 ALS Vial : 55 Sample Multiplier: 1

Integration File: events.e
 Quant Time: Jan 14 11:03:32 2020
 Quant Method : L:\Methods\RECD2_QUANTPCB_200113.M
 Quant Title : PCB Data Analysis
 QLast Update : Tue Jan 14 09:35:58 2020
 Response via : Initial Calibration
 Integrator: ChemStation 6890 Scale Mode: Small noise peaks clipped

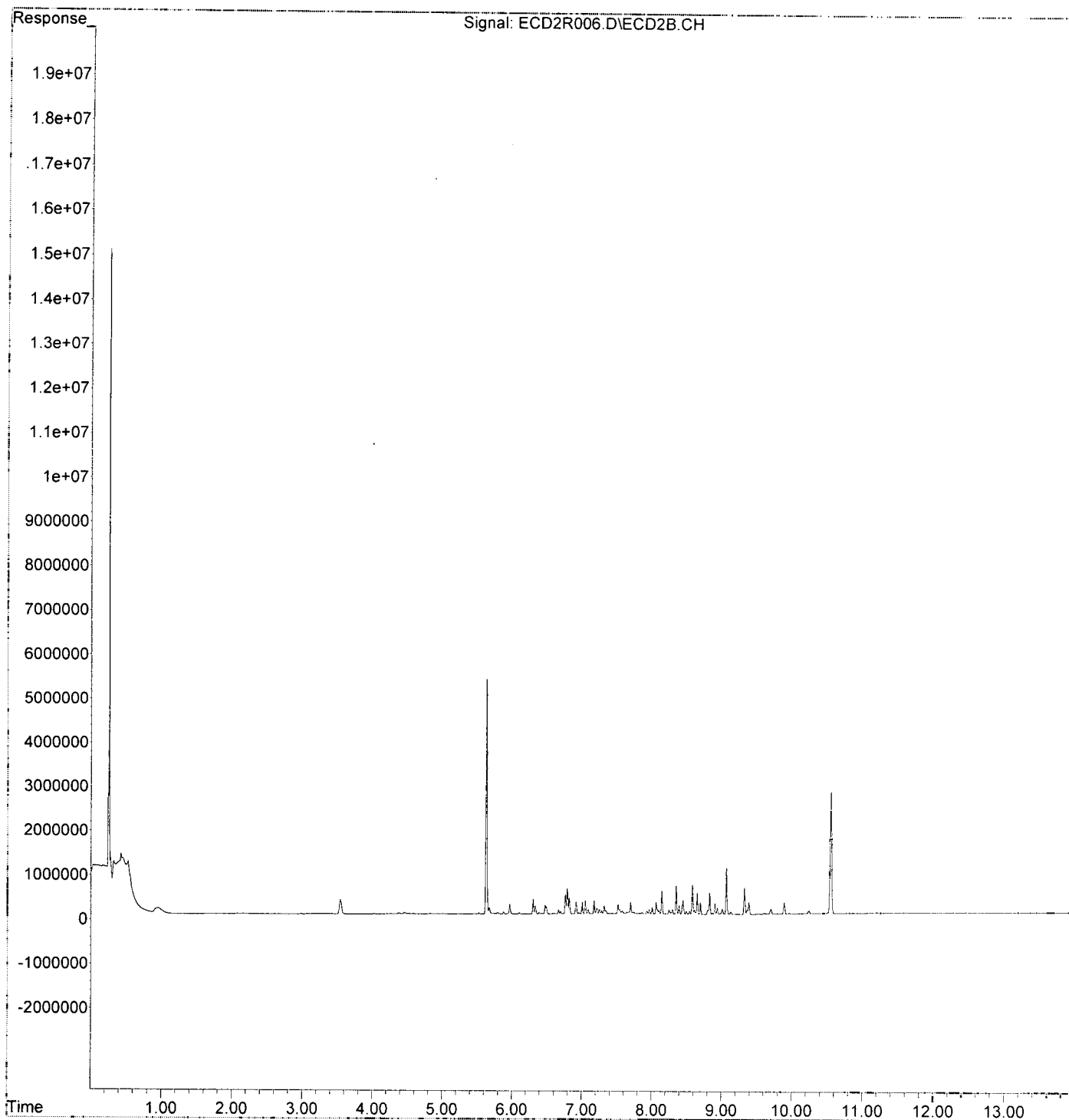
	Compound	R.T.	Response	Conc	Units
48)	Aroclor 1262 (1)	0.000	0	N.D.	ng/ml
49)	Aroclor 1262 (2)	0.000	0	N.D.	ng/ml
50)	Aroclor 1262 (3)	0.000	0	N.D.	ng/ml
51)	Aroclor 1262 (4)	0.000	0	N.D.	ng/ml
52)	Aroclor 1262 (5)	0.000	0	N.D.	ng/ml
53)	Aroclor 1262 (6)	0.000	0	N.D.	ng/ml
54)	Aroclor 1262 - AVE	0.000	0	N.D.	ng/ml
55)	Aroclor 1268 (1)	0.000	0	N.D.	ng/ml
56)	Aroclor 1268 (2)	0.000	0	N.D.	ng/ml
57)	Aroclor 1268 (3)	0.000	0	N.D.	ng/ml
58)	Aroclor 1268 (4)	0.000	0	N.D.	ng/ml
59)	Aroclor 1268 (5)	0.000	0	N.D.	ng/ml
60)	Aroclor 1268 (6)	0.000	0	N.D.	ng/ml
61)	Aroclor 1268 - AVE	0.000	0	N.D.	ng/ml

(f)=RT Delta > 1/2 Window

(m)=manual int.

Data Path : K:\DATA\0A13050\requant\
 Data File : ECD2R006.D
 Signal(s) : ECD2B.CH
 Acq On : 13 Jan 2020 17:50
 Operator : MJB / KAK
 Sample : 0A13050-CAL2
 Misc :
 ALS Vial : 55 Sample Multiplier: 1

Integration File: events.e
 Quant Time: Jan 14 11:03:32 2020
 Quant Method : L:\Methods\RECD2_QUANTPCB_200113.M
 Quant Title : PCB Data Analysis
 QLast Update : Tue Jan 14 09:35:58 2020
 Response via : Initial Calibration
 Integrator: ChemStation 6890 Scale Mode: Small noise peaks clipped



Data Path : K:\DATA\0A13050\Quant
 Data File : ECD2R007.D
 Signal(s) : ECD2B.CH
 Acq On : 13 Jan 2020 18:08
 Operator : MJB / KAK
 Sample : 0A13050-CAL3
 Misc :
 ALS Vial : 56 Sample Multiplier: 1

Integration File: events.e
 Quant Time: Jan 14 11:03:52 2020
 Quant Method : L:\Methods\RECD2_QUANTPCB_200113.M
 Quant Title : PCB Data Analysis
 QLast Update : Tue Jan 14 09:35:58 2020
 Response via : Initial Calibration
 Integrator: ChemStation 6890 Scale Mode: Small noise peaks clipped

Compound	R.T.	Response	Conc	Units
System Monitoring Compounds				
1) S TCMX (S)	5.628	11084215	49.127	ng/ml ✓
62) S DCBP (S)	10.550	5396453	48.519	ng/ml ✓
Target Compounds				
2) Aroclor 1016 (1)	6.300	639728	103.483	ng/ml
3) Aroclor 1016 (2)	6.790	1142660	99.871	ng/ml
4) Aroclor 1016 (3)	6.917	536991	100.250	ng/ml
5) Aroclor 1016 (4)	7.003	519409	105.127	ng/ml
6) Aroclor 1016 (5)	7.048	569313	102.662	ng/ml
7) Aroclor 1016 (6)	7.174	588135	102.954	ng/ml
8) Aroclor 1016 - AVE	0.000	0	N.D.	ng/ml
9) Aroclor 1221 (1)	0.000	0	N.D.	ng/ml
10) Aroclor 1221 (2)	0.000	0	N.D.	ng/ml
11) Aroclor 1221 (3)	0.000	0	N.D.	ng/ml
12) Aroclor 1221 - AVE	0.000	0	N.D.	ng/ml
13) Aroclor 1232 (1)	0.000	0	N.D.	ng/ml
14) Aroclor 1232 (2)	0.000	0	N.D.	ng/ml
15) Aroclor 1232 (3)	0.000	0	N.D.	ng/ml
16) Aroclor 1232 (4)	0.000	0	N.D.	ng/ml
17) Aroclor 1232 (5)	0.000	0	N.D.	ng/ml
18) Aroclor 1232 (6)	0.000	0	N.D.	ng/ml
19) Aroclor 1232 - AVE	0.000	0	N.D.	ng/ml
20) Aroclor 1242 (1)	0.000	0	N.D.	ng/ml
21) Aroclor 1242 (2)	0.000	0	N.D.	ng/ml
22) Aroclor 1242 (3)	0.000	0	N.D.	ng/ml
23) Aroclor 1242 (4)	0.000	0	N.D.	ng/ml
24) Aroclor 1242 (5)	0.000	0	N.D.	ng/ml
25) Aroclor 1242 (6)	0.000	0	N.D.	ng/ml
26) Aroclor 1242 - AVE	0.000	0	N.D.	ng/ml
27) Aroclor 1248 (1)	0.000	0	N.D.	ng/ml
28) Aroclor 1248 (2)	0.000	0	N.D.	ng/ml
29) Aroclor 1248 (3)	0.000	0	N.D.	ng/ml
30) Aroclor 1248 (4)	0.000	0	N.D.	ng/ml
31) Aroclor 1248 (5)	0.000	0	N.D.	ng/ml
32) Aroclor 1248 (6)	0.000	0	N.D.	ng/ml
33) Aroclor 1248 - AVE	0.000	0	N.D.	ng/ml
34) Aroclor 1254 (1)	0.000	0	N.D.	ng/ml
35) Aroclor 1254 (2)	0.000	0	N.D.	ng/ml
36) Aroclor 1254 (3)	0.000	0	N.D.	ng/ml
37) Aroclor 1254 (4)	0.000	0	N.D.	ng/ml
38) Aroclor 1254 (5)	0.000	0	N.D.	ng/ml
39) Aroclor 1254 (6)	0.000	0	N.D.	ng/ml
40) Aroclor 1254 - AVE	0.000	0	N.D.	ng/ml
41) Aroclor 1260 (1)	8.143	1060465	100.729	ng/ml
42) Aroclor 1260 (2)	8.351	1321460	103.543	ng/ml
43) Aroclor 1260 (3)	8.582	1327338	100.092	ng/ml
44) Aroclor 1260 (4)	9.066	2051063	96.966	ng/ml ✓
45) Aroclor 1260 (5)	9.325	1220407	99.749	ng/ml
46) Aroclor 1260 (6)	9.890	478851	98.126	ng/ml
47) Aroclor 1260 - AVE	0.000	0	N.D.	ng/ml

[Handwritten signature]
1/14/20

Data Path : K:\DATA\0A13050\requant\
 Data File : ECD2R007.D
 Signal(s) : ECD2B.CH
 Acq On : 13 Jan 2020 18:08
 Operator : MJB / KAK
 Sample : 0A13050-CAL3
 Misc :
 ALS Vial : 56 Sample Multiplier: 1

Integration File: events.e
 Quant Time: Jan 14 11:03:52 2020
 Quant Method : L:\Methods\RECD2_QUANTPCB_200113.M
 Quant Title : PCB Data Analysis
 QLast Update : Tue Jan 14 09:35:58 2020
 Response via : Initial Calibration
 Integrator: ChemStation 6890 Scale Mode: Small noise peaks clipped

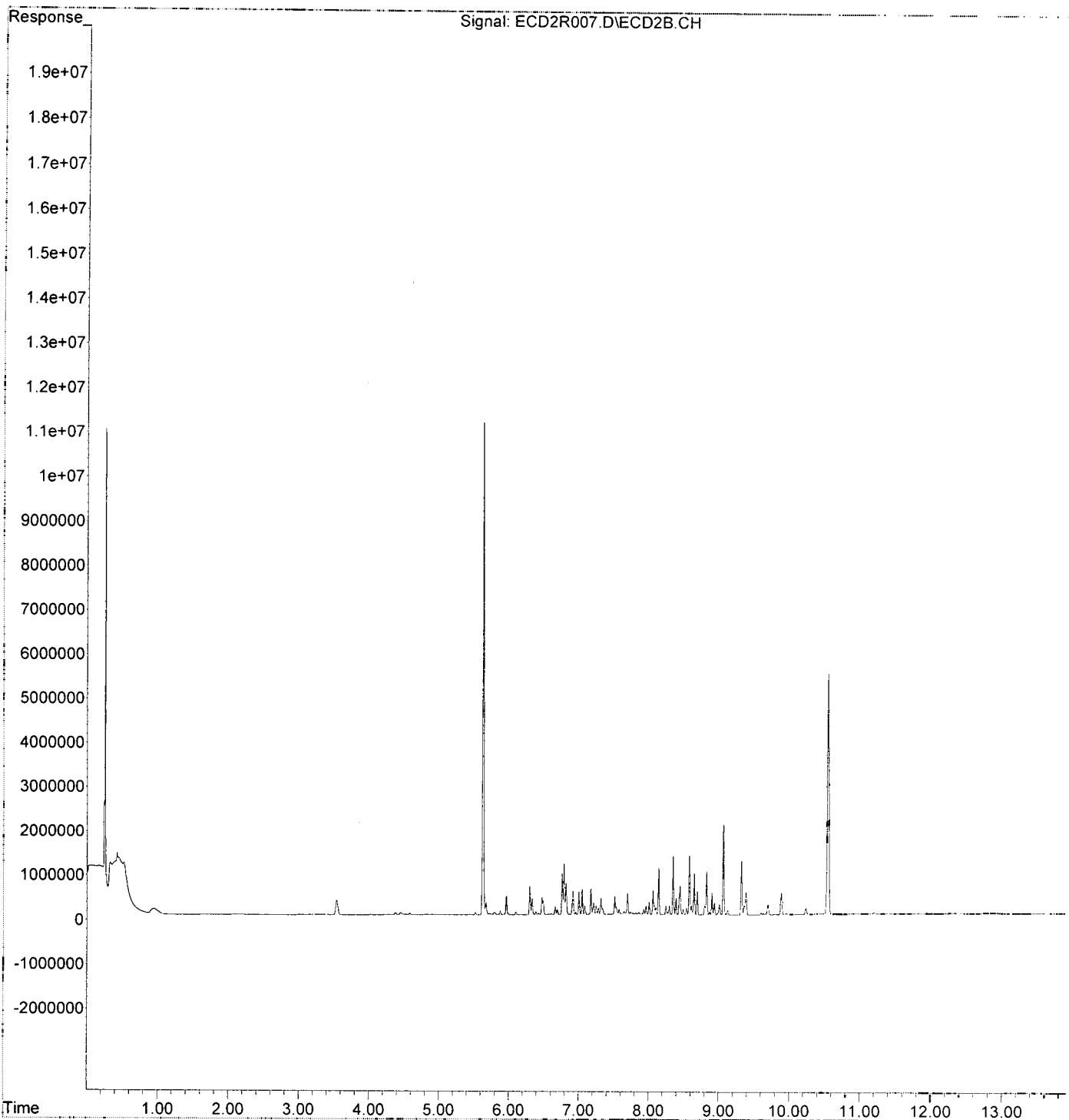
Compound	R.T.	Response	Conc	Units
48) Aroclor 1262 (1)	0.000	0	N.D.	ng/mld
49) Aroclor 1262 (2)	0.000	0	N.D.	ng/mld
50) Aroclor 1262 (3)	0.000	0	N.D.	ng/mld
51) Aroclor 1262 (4)	0.000	0	N.D.	ng/mld
52) Aroclor 1262 (5)	0.000	0	N.D.	ng/mld
53) Aroclor 1262 (6)	0.000	0	N.D.	ng/mld
54) Aroclor 1262 - AVE	0.000	0	N.D.	ng/mld
55) Aroclor 1268 (1)	0.000	0	N.D.	ng/mld
56) Aroclor 1268 (2)	0.000	0	N.D.	ng/mld
57) Aroclor 1268 (3)	0.000	0	N.D.	ng/mld
58) Aroclor 1268 (4)	0.000	0	N.D.	ng/mld
59) Aroclor 1268 (5)	0.000	0	N.D.	ng/mld
60) Aroclor 1268 (6)	0.000	0	N.D.	ng/mld
61) Aroclor 1268 - AVE	0.000	0	N.D.	ng/mld

(f)=RT Delta > 1/2 Window

(m)=manual int.

Data Path : K:\DATA\0A13050\requant\
Data File : ECD2R007.D
Signal(s) : ECD2B.CH
Acq On : 13 Jan 2020 18:08
Operator : MJB / KAK
Sample : 0A13050-CAL3
Misc :
ALS Vial : 56 Sample Multiplier: 1

Integration File: events.e
Quant Time: Jan 14 11:03:52 2020
Quant Method : L:\Methods\RECD2_QUANTPCB_200113.M
Quant Title : PCB Data Analysis
QLast Update : Tue Jan 14 09:35:58 2020
Response via : Initial Calibration
Integrator: ChemStation 6890 Scale Mode: Small noise peaks clipped



Data Path : K:\DATA\0A13050\quant
 Data File : ECD2R008.D
 Signal(s) : ECD2B.CH
 Acq On : 13 Jan 2020 18:25
 Operator : MJB / KAK
 Sample : 0A13050-CAT
 Misc :
 ALS Vial : 57 Sample Multiplier: 1

Integration File: events.e
 Quant Time: Jan 14 11:04:13 2020
 Quant Method : L:\Methods\RECD2_QUANTPCB_200113.M
 Quant Title : PCB Data Analysis
 QLast Update : Tue Jan 14 09:35:58 2020
 Response via : Initial Calibration
 Integrator: ChemStation 6890 Scale Mode: Small noise peaks clipped

Compound	R.T.	Response	Conc	Units
System Monitoring Compounds				
1) S TCMX (S)	5.629	22681880	100.529	ng/ml ✓
62) S DCBP (S)	10.551	10891716	97.926	ng/ml ✓
Target Compounds				
2) Aroclor 1016 (1)	6.301	1190843	192.631	ng/ml
3) Aroclor 1016 (2)	6.790	2334544	204.044	ng/ml
4) Aroclor 1016 (3)	6.917	1067264	199.246	ng/ml
5) Aroclor 1016 (4)	7.004	981904	198.735	ng/ml
6) Aroclor 1016 (5)	7.049	1076394	194.102	ng/ml
7) Aroclor 1016 (6)	7.174	1160064	203.072	ng/ml
8) Aroclor 1016 - AVE	0.000	0	N.D.	ng/ml
9) Aroclor 1221 (1)	0.000	0	N.D.	ng/ml
10) Aroclor 1221 (2)	0.000	0	N.D.	ng/ml
11) Aroclor 1221 (3)	0.000	0	N.D.	ng/ml
12) Aroclor 1221 - AVE	0.000	0	N.D.	ng/ml
13) Aroclor 1232 (1)	0.000	0	N.D.	ng/ml
14) Aroclor 1232 (2)	0.000	0	N.D.	ng/ml
15) Aroclor 1232 (3)	0.000	0	N.D.	ng/ml
16) Aroclor 1232 (4)	0.000	0	N.D.	ng/ml
17) Aroclor 1232 (5)	0.000	0	N.D.	ng/ml
18) Aroclor 1232 (6)	0.000	0	N.D.	ng/ml
19) Aroclor 1232 - AVE	0.000	0	N.D.	ng/ml
20) Aroclor 1242 (1)	0.000	0	N.D.	ng/ml
21) Aroclor 1242 (2)	0.000	0	N.D.	ng/ml
22) Aroclor 1242 (3)	0.000	0	N.D.	ng/ml
23) Aroclor 1242 (4)	0.000	0	N.D.	ng/ml
24) Aroclor 1242 (5)	0.000	0	N.D.	ng/ml
25) Aroclor 1242 (6)	0.000	0	N.D.	ng/ml
26) Aroclor 1242 - AVE	0.000	0	N.D.	ng/ml
27) Aroclor 1248 (1)	0.000	0	N.D.	ng/ml
28) Aroclor 1248 (2)	0.000	0	N.D.	ng/ml
29) Aroclor 1248 (3)	0.000	0	N.D.	ng/ml
30) Aroclor 1248 (4)	0.000	0	N.D.	ng/ml
31) Aroclor 1248 (5)	0.000	0	N.D.	ng/ml
32) Aroclor 1248 (6)	0.000	0	N.D.	ng/ml
33) Aroclor 1248 - AVE	0.000	0	N.D.	ng/ml
34) Aroclor 1254 (1)	0.000	0	N.D.	ng/ml
35) Aroclor 1254 (2)	0.000	0	N.D.	ng/ml
36) Aroclor 1254 (3)	0.000	0	N.D.	ng/ml
37) Aroclor 1254 (4)	0.000	0	N.D.	ng/ml
38) Aroclor 1254 (5)	0.000	0	N.D.	ng/ml
39) Aroclor 1254 (6)	0.000	0	N.D.	ng/ml
40) Aroclor 1254 - AVE	0.000	0	N.D.	ng/ml
41) Aroclor 1260 (1)	8.144	2093221	198.827	ng/ml
42) Aroclor 1260 (2)	8.351	2511397	196.780	ng/ml
43) Aroclor 1260 (3)	8.582	2744238	206.938	ng/ml
44) Aroclor 1260 (4)	9.066	4251874	201.011	ng/ml ✓
45) Aroclor 1260 (5)	9.325	2471890	202.039	ng/ml
46) Aroclor 1260 (6)	9.891	1008936	206.751	ng/ml
47) Aroclor 1260 - AVE	0.000	0	N.D.	ng/ml

[Handwritten signature]
1/14/20

Quantitation Report (QT Reviewed)

Data Path : K:\DATA\0A13050\requant\
 Data File : ECD2R008.D
 Signal(s) : ECD2B.CH
 Acq On : 13 Jan 2020 18:25
 Operator : MJB / KAK
 Sample : 0A13050-CAL4
 Misc :
 ALS Vial : 57 Sample Multiplier: 1

Integration File: events.e
 Quant Time: Jan 14 11:04:13 2020
 Quant Method : L:\Methods\RECD2_QUANTPCB_200113.M
 Quant Title : PCB Data Analysis
 QLast Update : Tue Jan 14 09:35:58 2020
 Response via : Initial Calibration
 Integrator: ChemStation 6890 Scale Mode: Small noise peaks clipped

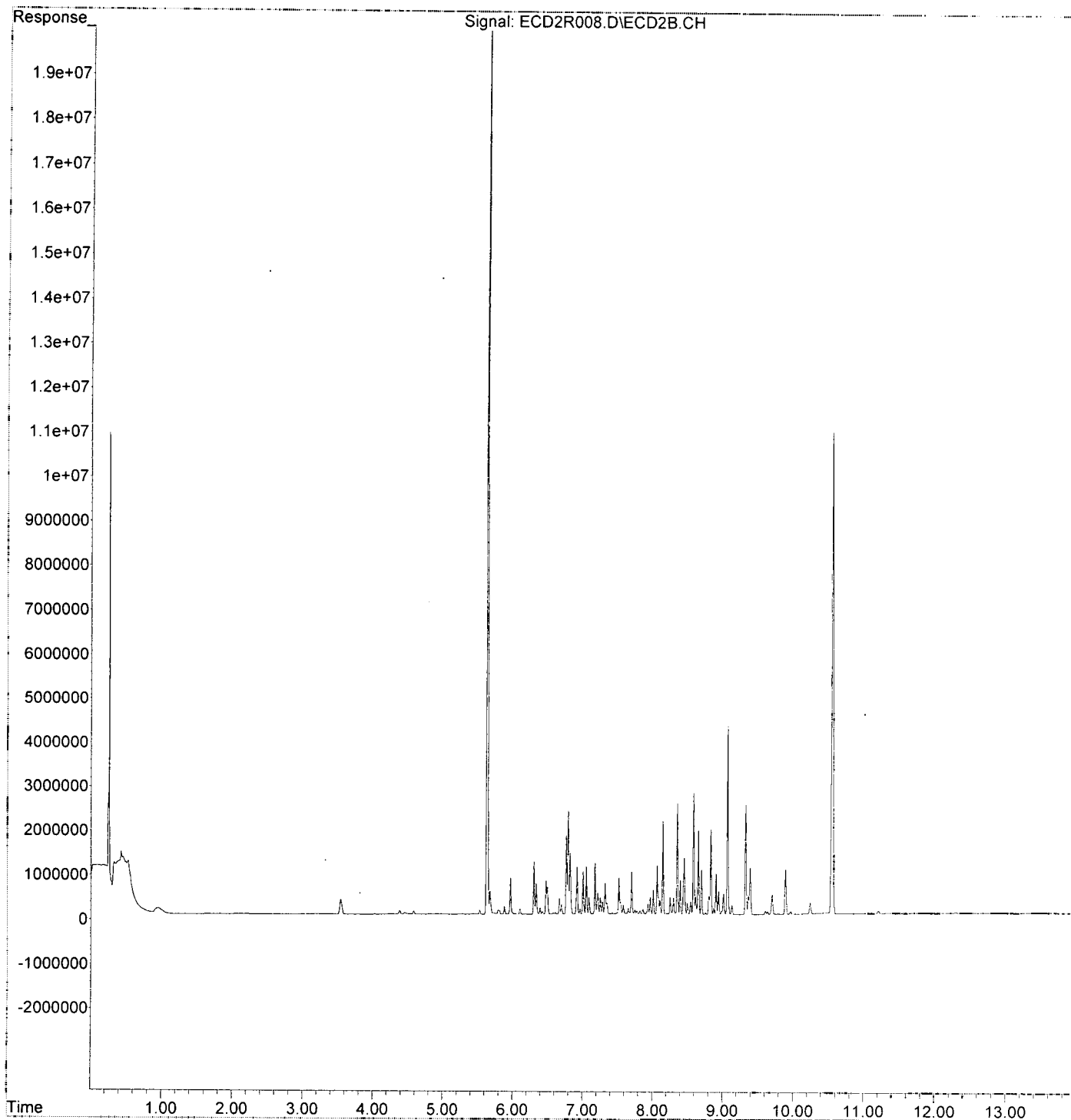
Compound	R.T.	Response	Conc	Units
48) Aroclor 1262 (1)	0.000	0	N.D.	ng/mld
49) Aroclor 1262 (2)	0.000	0	N.D.	ng/mld
50) Aroclor 1262 (3)	0.000	0	N.D.	ng/mld
51) Aroclor 1262 (4)	0.000	0	N.D.	ng/mld
52) Aroclor 1262 (5)	0.000	0	N.D.	ng/mld
53) Aroclor 1262 (6)	0.000	0	N.D.	ng/mld
54) Aroclor 1262 - AVE	0.000	0	N.D.	ng/mld
55) Aroclor 1268 (1)	0.000	0	N.D.	ng/mld
56) Aroclor 1268 (2)	0.000	0	N.D.	ng/mld
57) Aroclor 1268 (3)	0.000	0	N.D.	ng/mld
58) Aroclor 1268 (4)	0.000	0	N.D.	ng/mld
59) Aroclor 1268 (5)	0.000	0	N.D.	ng/mld
60) Aroclor 1268 (6)	0.000	0	N.D.	ng/mld
61) Aroclor 1268 - AVE	0.000	0	N.D.	ng/mld

(f)=RT Delta > 1/2 Window

(m)=manual int.

Data Path : K:\DATA\0A13050\requant\
Data File : ECD2R008.D
Signal(s) : ECD2B.CH
Acq On : 13 Jan 2020 18:25
Operator : MJB / KAK
Sample : 0A13050-CAL4
Misc :
ALS Vial : 57 Sample Multiplier: 1

Integration File: events.e
Quant Time: Jan 14 11:04:13 2020
Quant Method : L:\Methods\RECD2_QUANTPCB_200113.M
Quant Title : PCB Data Analysis
QLast Update : Tue Jan 14 09:35:58 2020
Response via : Initial Calibration
Integrator: ChemStation 6890 Scale Mode: Small noise peaks clipped



Data Path : K:\DATA\0A13050\quant
 Data File : ECD2R009.D
 Signal(s) : ECD2B.CH
 Acq On : 13 Jan 2020 18:43
 Operator : MJB / KAK
 Sample : 0A13050-CAT5
 Misc :
 ALS Vial : 58 Sample Multiplier: 1

Integration File: events.e
 Quant Time: Jan 14 11:04:33 2020
 Quant Method : L:\Methods\RECD2_QUANTPCB_200113.M
 Quant Title : PCB Data Analysis
 QLast Update : Tue Jan 14 09:35:58 2020
 Response via : Initial Calibration
 Integrator: ChemStation 6890 Scale Mode: Small noise peaks clipped

Compound	R.T.	Response	Conc	Units
System Monitoring Compounds				
1) S TCMX (S)	5.629	53881075	238.807	ng/ml ✓
62) S DCBP (S)	10.552	25218318	226.735	ng/ml ✓
Target Compounds				
2) Aroclor 1016 (1)	6.300	2835860	458.730	ng/ml
3) Aroclor 1016 (2)	6.790	5484312	479.341	ng/ml
4) Aroclor 1016 (3)	6.917	2538905	473.985	ng/ml
5) Aroclor 1016 (4)	7.003	2203390	445.962	ng/ml
6) Aroclor 1016 (5)	7.048	2536989	457.485	ng/ml
7) Aroclor 1016 (6)	7.174	2573883	450.564	ng/ml
8) Aroclor 1016 - AVE	0.000	0	N.D.	ng/ml
9) Aroclor 1221 (1)	0.000	0	N.D.	ng/ml
10) Aroclor 1221 (2)	0.000	0	N.D.	ng/ml
11) Aroclor 1221 (3)	0.000	0	N.D.	ng/ml
12) Aroclor 1221 - AVE	0.000	0	N.D.	ng/ml
13) Aroclor 1232 (1)	0.000	0	N.D.	ng/ml
14) Aroclor 1232 (2)	0.000	0	N.D.	ng/ml
15) Aroclor 1232 (3)	0.000	0	N.D.	ng/ml
16) Aroclor 1232 (4)	0.000	0	N.D.	ng/ml
17) Aroclor 1232 (5)	0.000	0	N.D.	ng/ml
18) Aroclor 1232 (6)	0.000	0	N.D.	ng/ml
19) Aroclor 1232 - AVE	0.000	0	N.D.	ng/ml
20) Aroclor 1242 (1)	0.000	0	N.D.	ng/ml
21) Aroclor 1242 (2)	0.000	0	N.D.	ng/ml
22) Aroclor 1242 (3)	0.000	0	N.D.	ng/ml
23) Aroclor 1242 (4)	0.000	0	N.D.	ng/ml
24) Aroclor 1242 (5)	0.000	0	N.D.	ng/ml
25) Aroclor 1242 (6)	0.000	0	N.D.	ng/ml
26) Aroclor 1242 - AVE	0.000	0	N.D.	ng/ml
27) Aroclor 1248 (1)	0.000	0	N.D.	ng/ml
28) Aroclor 1248 (2)	0.000	0	N.D.	ng/ml
29) Aroclor 1248 (3)	0.000	0	N.D.	ng/ml
30) Aroclor 1248 (4)	0.000	0	N.D.	ng/ml
31) Aroclor 1248 (5)	0.000	0	N.D.	ng/ml
32) Aroclor 1248 (6)	0.000	0	N.D.	ng/ml
33) Aroclor 1248 - AVE	0.000	0	N.D.	ng/ml
34) Aroclor 1254 (1)	0.000	0	N.D.	ng/ml
35) Aroclor 1254 (2)	0.000	0	N.D.	ng/ml
36) Aroclor 1254 (3)	0.000	0	N.D.	ng/ml
37) Aroclor 1254 (4)	0.000	0	N.D.	ng/ml
38) Aroclor 1254 (5)	0.000	0	N.D.	ng/ml
39) Aroclor 1254 (6)	0.000	0	N.D.	ng/ml
40) Aroclor 1254 - AVE	0.000	0	N.D.	ng/ml
41) Aroclor 1260 (1)	8.144	5080914	482.616	ng/ml
42) Aroclor 1260 (2)	8.351	6152313	482.063	ng/ml
43) Aroclor 1260 (3)	8.583	6540031	493.172	ng/ml
44) Aroclor 1260 (4)	9.066	10496732	496.241	ng/ml
45) Aroclor 1260 (5)	9.325	6070844	496.198	ng/ml
46) Aroclor 1260 (6)	9.891	2392226	490.214	ng/ml
47) Aroclor 1260 - AVE	0.000	0	N.D.	ng/ml

[Handwritten signature]
1/14/20

Data Path : K:\DATA\0A13050\requant\
 Data File : ECD2R009.D
 Signal(s) : ECD2B.CH
 Acq On : 13 Jan 2020 18:43
 Operator : MJB / KAK
 Sample : 0A13050-CAL5
 Misc :
 ALS Vial : 58 Sample Multiplier: 1

Integration File: events.e
 Quant Time: Jan 14 11:04:33 2020
 Quant Method : L:\Methods\RECD2_QUANTPCB_200113.M
 Quant Title : PCB Data Analysis
 QLast Update : Tue Jan 14 09:35:58 2020
 Response via : Initial Calibration
 Integrator: ChemStation 6890 Scale Mode: Small noise peaks clipped

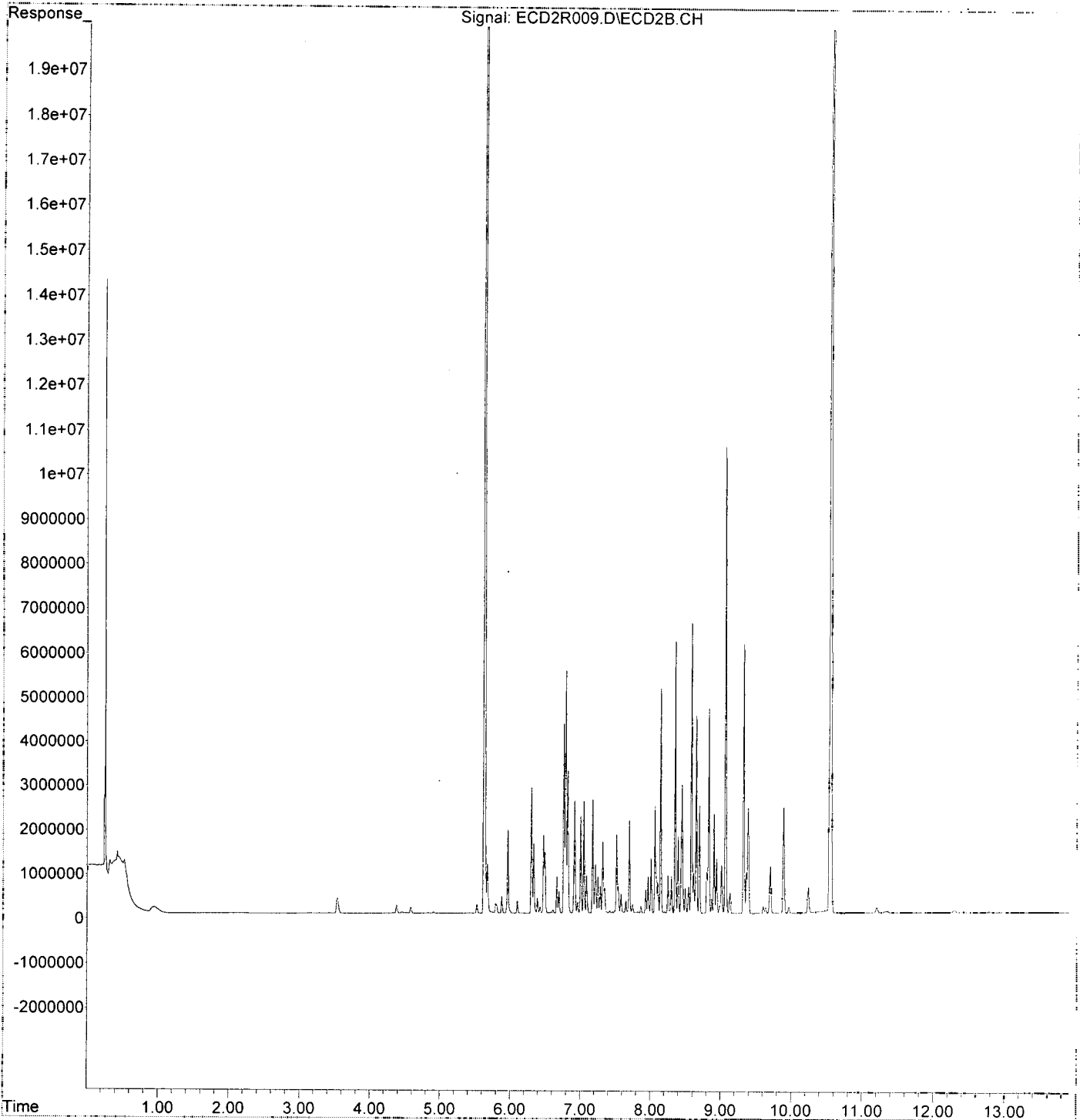
Compound	R.T.	Response	Conc	Units
48) Aroclor 1262 (1)	0.000	0	N.D.	ng/mld
49) Aroclor 1262 (2)	0.000	0	N.D.	ng/mld
50) Aroclor 1262 (3)	0.000	0	N.D.	ng/mld
51) Aroclor 1262 (4)	0.000	0	N.D.	ng/mld
52) Aroclor 1262 (5)	0.000	0	N.D.	ng/mld
53) Aroclor 1262 (6)	0.000	0	N.D.	ng/mld
54) Aroclor 1262 - AVE	0.000	0	N.D.	ng/mld
55) Aroclor 1268 (1)	0.000	0	N.D.	ng/mld
56) Aroclor 1268 (2)	0.000	0	N.D.	ng/mld
57) Aroclor 1268 (3)	0.000	0	N.D.	ng/mld
58) Aroclor 1268 (4)	0.000	0	N.D.	ng/mld
59) Aroclor 1268 (5)	0.000	0	N.D.	ng/mld
60) Aroclor 1268 (6)	0.000	0	N.D.	ng/mld
61) Aroclor 1268 - AVE	0.000	0	N.D.	ng/mld

(f)=RT Delta > 1/2 Window

(m)=manual int.

Data Path : K:\DATA\0A13050\requant\
Data File : ECD2R009.D
Signal(s) : ECD2B.CH
Acq On : 13 Jan 2020 18:43
Operator : MJB / KAK
Sample : 0A13050-CAL5
Misc :
ALS Vial : 58 Sample Multiplier: 1

Integration File: events.e
Quant Time: Jan 14 11:04:33 2020
Quant Method : L:\Methods\RECD2_QUANTPCB_200113.M
Quant Title : PCB Data Analysis
QLast Update : Tue Jan 14 09:35:58 2020
Response via : Initial Calibration
Integrator: ChemStation 6890 Scale Mode: Small noise peaks clipped



Data Path : K:\DATA\0A13050\reguant\
 Data File : ECD2R010.D
 Signal(s) : ECD2B.CH
 Acq On : 13 Jan 2020 19:01
 Operator : MJB / KAK
 Sample : 0A13050-CAL6
 Misc :
 ALS Vial : 59 Sample Multiplier: 1

Integration File: events.e
 Quant Time: Jan 14 11:04:53 2020
 Quant Method : L:\Methods\RECD2_QUANTPCB_200113.M
 Quant Title : PCB Data Analysis
 QLast Update : Tue Jan 14 09:35:58 2020
 Response via : Initial Calibration
 Integrator: ChemStation 6890 Scale Mode: Small noise peaks clipped

Compound	R.T.	Response	Conc	Units
System Monitoring Compounds				
1) S TCMX (S)	5.631	124870409	553.440	ng/ml
62) S DCBP (S)	10.551	58595711	526.828	ng/ml ✓
Target Compounds				
2) Aroclor 1016 (1)	6.300	5624087	909.755	ng/ml
3) Aroclor 1016 (2)	6.790	11025443	963.649	ng/ml
4) Aroclor 1016 (3)	6.917	5145954	960.692	ng/ml
5) Aroclor 1016 (4)	7.004	4338878	878.180	ng/ml
6) Aroclor 1016 (5)	7.048	5224293	942.075	ng/ml
7) Aroclor 1016 (6)	7.173	5149713	901.470	ng/ml
8) Aroclor 1016 - AVE	0.000	0	N.D.	ng/ml
9) Aroclor 1221 (1)	0.000	0	N.D.	ng/ml
10) Aroclor 1221 (2)	0.000	0	N.D.	ng/ml
11) Aroclor 1221 (3)	0.000	0	N.D.	ng/ml
12) Aroclor 1221 - AVE	0.000	0	N.D.	ng/ml
13) Aroclor 1232 (1)	0.000	0	N.D.	ng/ml
14) Aroclor 1232 (2)	0.000	0	N.D.	ng/ml
15) Aroclor 1232 (3)	0.000	0	N.D.	ng/ml
16) Aroclor 1232 (4)	0.000	0	N.D.	ng/ml
17) Aroclor 1232 (5)	0.000	0	N.D.	ng/ml
18) Aroclor 1232 (6)	0.000	0	N.D.	ng/ml
19) Aroclor 1232 - AVE	0.000	0	N.D.	ng/ml
20) Aroclor 1242 (1)	0.000	0	N.D.	ng/ml
21) Aroclor 1242 (2)	0.000	0	N.D.	ng/ml
22) Aroclor 1242 (3)	0.000	0	N.D.	ng/ml
23) Aroclor 1242 (4)	0.000	0	N.D.	ng/ml
24) Aroclor 1242 (5)	0.000	0	N.D.	ng/ml
25) Aroclor 1242 (6)	0.000	0	N.D.	ng/ml
26) Aroclor 1242 - AVE	0.000	0	N.D.	ng/ml
27) Aroclor 1248 (1)	0.000	0	N.D.	ng/ml
28) Aroclor 1248 (2)	0.000	0	N.D.	ng/ml
29) Aroclor 1248 (3)	0.000	0	N.D.	ng/ml
30) Aroclor 1248 (4)	0.000	0	N.D.	ng/ml
31) Aroclor 1248 (5)	0.000	0	N.D.	ng/ml
32) Aroclor 1248 (6)	0.000	0	N.D.	ng/ml
33) Aroclor 1248 - AVE	0.000	0	N.D.	ng/ml
34) Aroclor 1254 (1)	0.000	0	N.D.	ng/ml
35) Aroclor 1254 (2)	0.000	0	N.D.	ng/ml
36) Aroclor 1254 (3)	0.000	0	N.D.	ng/ml
37) Aroclor 1254 (4)	0.000	0	N.D.	ng/ml
38) Aroclor 1254 (5)	0.000	0	N.D.	ng/ml
39) Aroclor 1254 (6)	0.000	0	N.D.	ng/ml
40) Aroclor 1254 - AVE	0.000	0	N.D.	ng/ml
41) Aroclor 1260 (1)	8.143	10123087	961.552	ng/ml
42) Aroclor 1260 (2)	8.350	12298764	963.667	ng/ml
43) Aroclor 1260 (3)	8.582	12961672	977.416	ng/ml
44) Aroclor 1260 (4)	9.066	21886590	1034.706	ng/ml
45) Aroclor 1260 (5)	9.325	12074358	986.892	ng/ml
46) Aroclor 1260 (6)	9.890	4594659	941.536	ng/ml
47) Aroclor 1260 - AVE	0.000	0	N.D.	ng/ml

Handwritten signature
1/14/20

Data Path : K:\DATA\0A13050\requant\
 Data File : ECD2R010.D
 Signal(s) : ECD2B.CH
 Acq On : 13 Jan 2020 19:01
 Operator : MJB / KAK
 Sample : 0A13050-CAL6
 Misc :
 ALS Vial : 59 Sample Multiplier: 1

Integration File: events.e
 Quant Time: Jan 14 11:04:53 2020
 Quant Method : L:\Methods\RECD2_QUANTPCB_200113.M
 Quant Title : PCB Data Analysis
 QLast Update : Tue Jan 14 09:35:58 2020
 Response via : Initial Calibration
 Integrator: ChemStation 6890 Scale Mode: Small noise peaks clipped

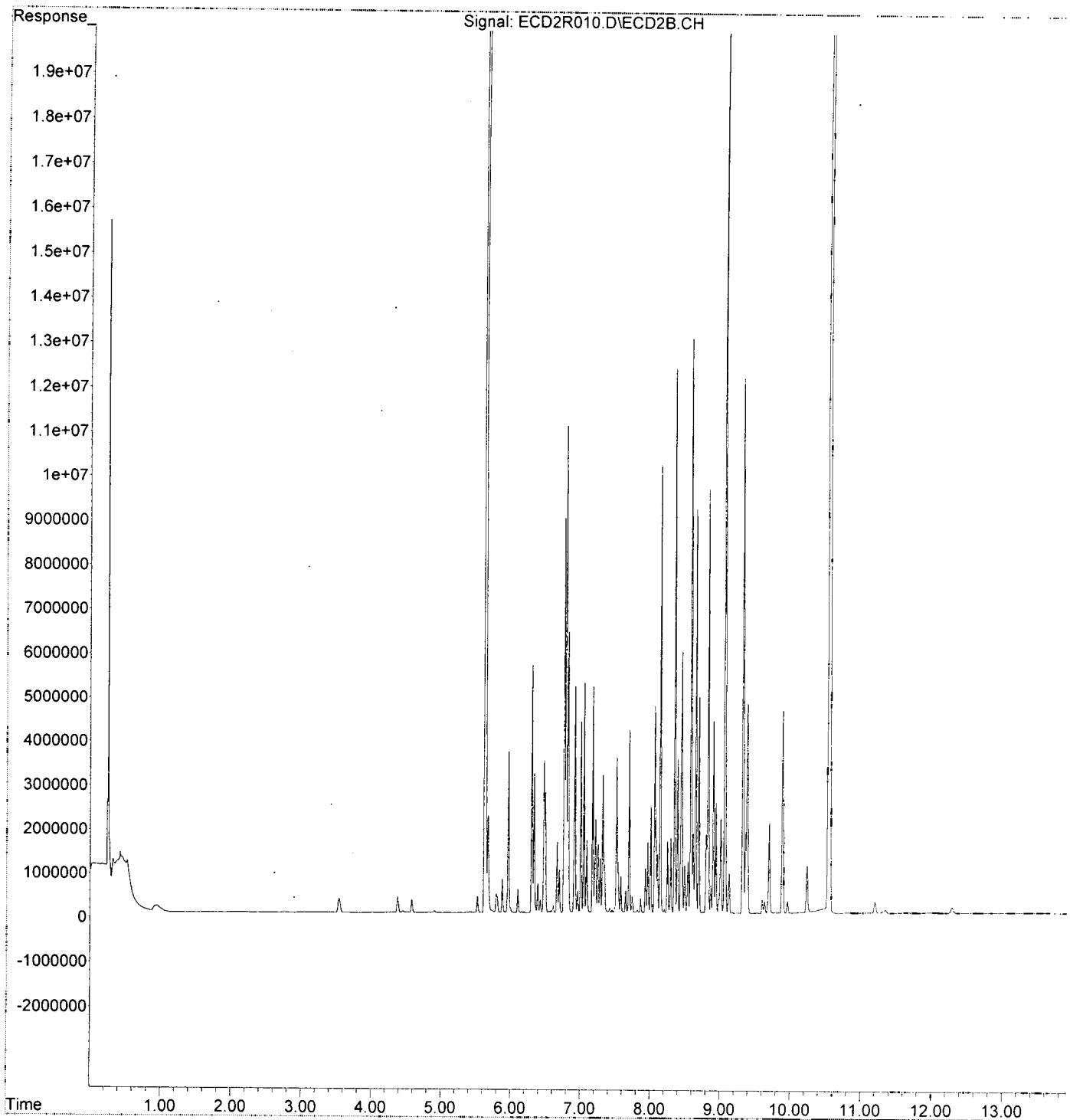
	Compound	R.T.	Response	Conc	Units
48)	Aroclor 1262 (1)	0.000	0	N.D.	ng/ml
49)	Aroclor 1262 (2)	0.000	0	N.D.	ng/ml
50)	Aroclor 1262 (3)	0.000	0	N.D.	ng/ml
51)	Aroclor 1262 (4)	0.000	0	N.D.	ng/ml
52)	Aroclor 1262 (5)	0.000	0	N.D.	ng/ml
53)	Aroclor 1262 (6)	0.000	0	N.D.	ng/ml
54)	Aroclor 1262 - AVE	0.000	0	N.D.	ng/ml
55)	Aroclor 1268 (1)	0.000	0	N.D.	ng/ml
56)	Aroclor 1268 (2)	0.000	0	N.D.	ng/ml
57)	Aroclor 1268 (3)	0.000	0	N.D.	ng/ml
58)	Aroclor 1268 (4)	0.000	0	N.D.	ng/ml
59)	Aroclor 1268 (5)	0.000	0	N.D.	ng/ml
60)	Aroclor 1268 (6)	0.000	0	N.D.	ng/ml
61)	Aroclor 1268 - AVE	0.000	0	N.D.	ng/ml

(f)=RT Delta > 1/2 Window

(m)=manual int.

Data Path : K:\DATA\0A13050\requant\
Data File : ECD2R010.D
Signal(s) : ECD2B.CH
Acq On : 13 Jan 2020 19:01
Operator : MJB / KAK
Sample : 0A13050-CAL6
Misc :
ALS Vial : 59 Sample Multiplier: 1

Integration File: events.e
Quant Time: Jan 14 11:04:53 2020
Quant Method : L:\Methods\RECD2_QUANTPCB_200113.M
Quant Title : PCB Data Analysis
QLast Update : Tue Jan 14 09:35:58 2020
Response via : Initial Calibration
Integrator: ChemStation 6890 Scale Mode: Small noise peaks clipped



Data Path : K:\DATA\0A13050\recquant
 Data File : ECD2R011.D
 Signal(s) : ECD2B.CH
 Acq On : 13 Jan 2020 19:18
 Operator : MJB / KAK
 Sample : 0A13050-CAL7
 Misc :
 ALS Vial : 60 Sample Multiplier: 1

Integration File: events.e
 Quant Time: Jan 14 11:05:13 2020
 Quant Method : L:\Methods\RECD2_QUANTPCB_200113.M
 Quant Title : PCB Data Analysis
 QLast Update : Tue Jan 14 09:35:58 2020
 Response via : Initial Calibration
 Integrator: ChemStation 6890 Scale Mode: Small noise peaks clipped

Compound	R.T.	Response	Conc	Units
System Monitoring Compounds				
1) S TCMX (S)	5.633	194842413	863.564	ng/ml
62) S DCBP (S)	10.553	101081415	908.812	ng/ml ✓
Target Compounds				
2) Aroclor 1016 (1)	6.300	8229290	1331.173	ng/ml
3) Aroclor 1016 (2)	6.791	15844863	1384.877	ng/ml
4) Aroclor 1016 (3)	6.917	7443643	1389.645	ng/ml
5) Aroclor 1016 (4)	7.004	6442401	1303.929	ng/ml
6) Aroclor 1016 (5)	7.049	7076827	1276.135	ng/ml
7) Aroclor 1016 (6)	7.174	7407214	1296.650	ng/ml
8) Aroclor 1016 - AVE	0.000	0	N.D.	ng/ml
9) Aroclor 1221 (1)	0.000	0	N.D.	ng/ml
10) Aroclor 1221 (2)	0.000	0	N.D.	ng/ml
11) Aroclor 1221 (3)	0.000	0	N.D.	ng/ml
12) Aroclor 1221 - AVE	0.000	0	N.D.	ng/ml
13) Aroclor 1232 (1)	0.000	0	N.D.	ng/ml
14) Aroclor 1232 (2)	0.000	0	N.D.	ng/ml
15) Aroclor 1232 (3)	0.000	0	N.D.	ng/ml
16) Aroclor 1232 (4)	0.000	0	N.D.	ng/ml
17) Aroclor 1232 (5)	0.000	0	N.D.	ng/ml
18) Aroclor 1232 (6)	0.000	0	N.D.	ng/ml
19) Aroclor 1232 - AVE	0.000	0	N.D.	ng/ml
20) Aroclor 1242 (1)	0.000	0	N.D.	ng/ml
21) Aroclor 1242 (2)	0.000	0	N.D.	ng/ml
22) Aroclor 1242 (3)	0.000	0	N.D.	ng/ml
23) Aroclor 1242 (4)	0.000	0	N.D.	ng/ml
24) Aroclor 1242 (5)	0.000	0	N.D.	ng/ml
25) Aroclor 1242 (6)	0.000	0	N.D.	ng/ml
26) Aroclor 1242 - AVE	0.000	0	N.D.	ng/ml
27) Aroclor 1248 (1)	0.000	0	N.D.	ng/ml
28) Aroclor 1248 (2)	0.000	0	N.D.	ng/ml
29) Aroclor 1248 (3)	0.000	0	N.D.	ng/ml
30) Aroclor 1248 (4)	0.000	0	N.D.	ng/ml
31) Aroclor 1248 (5)	0.000	0	N.D.	ng/ml
32) Aroclor 1248 (6)	0.000	0	N.D.	ng/ml
33) Aroclor 1248 - AVE	0.000	0	N.D.	ng/ml
34) Aroclor 1254 (1)	0.000	0	N.D.	ng/ml
35) Aroclor 1254 (2)	0.000	0	N.D.	ng/ml
36) Aroclor 1254 (3)	0.000	0	N.D.	ng/ml
37) Aroclor 1254 (4)	0.000	0	N.D.	ng/ml
38) Aroclor 1254 (5)	0.000	0	N.D.	ng/ml
39) Aroclor 1254 (6)	0.000	0	N.D.	ng/ml
40) Aroclor 1254 - AVE	0.000	0	N.D.	ng/ml
41) Aroclor 1260 (1)	8.144	14548054	1381.862	ng/ml
42) Aroclor 1260 (2)	8.351	17676726	1385.056	ng/ml
43) Aroclor 1260 (3)	8.583	18285536	1378.879	ng/ml
44) Aroclor 1260 (4)	9.067	32592843	1540.853	ng/ml
45) Aroclor 1260 (5)	9.325	17701773	1446.846	ng/ml
46) Aroclor 1260 (6)	9.891	6885880	1411.053	ng/ml
47) Aroclor 1260 - AVE	0.000	0	N.D.	ng/ml

[Handwritten signature]
1/14/20

Data Path : K:\DATA\0A13050\requant\
 Data File : ECD2R011.D
 Signal(s) : ECD2B.CH
 Acq On : 13 Jan 2020 19:18
 Operator : MJB / KAK
 Sample : 0A13050-CAL7
 Misc :
 ALS Vial : 60 Sample Multiplier: 1

Integration File: events.e
 Quant Time: Jan 14 11:05:13 2020
 Quant Method : L:\Methods\RECD2_QUANTPCB_200113.M
 Quant Title : PCB Data Analysis
 QLast Update : Tue Jan 14 09:35:58 2020
 Response via : Initial Calibration
 Integrator: ChemStation 6890 Scale Mode: Small noise peaks clipped

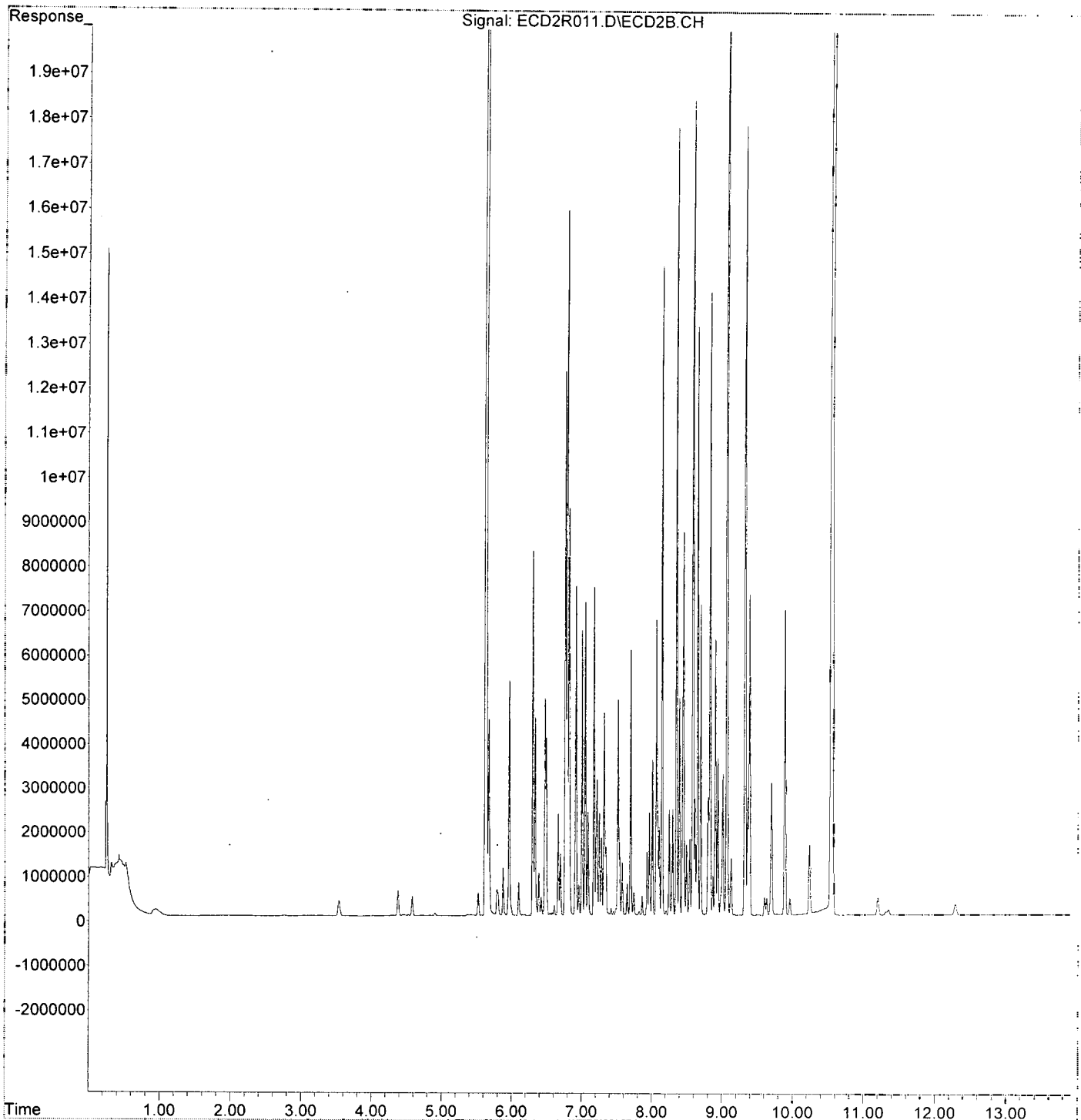
	Compound	R.T.	Response	Conc	Units
48)	Aroclor 1262 (1)	0.000	0	N.D.	ng/mld
49)	Aroclor 1262 (2)	0.000	0	N.D.	ng/mld
50)	Aroclor 1262 (3)	0.000	0	N.D.	ng/mld
51)	Aroclor 1262 (4)	0.000	0	N.D.	ng/mld
52)	Aroclor 1262 (5)	0.000	0	N.D.	ng/mld
53)	Aroclor 1262 (6)	0.000	0	N.D.	ng/mld
54)	Aroclor 1262 - AVE	0.000	0	N.D.	ng/mld
55)	Aroclor 1268 (1)	0.000	0	N.D.	ng/mld
56)	Aroclor 1268 (2)	0.000	0	N.D.	ng/mld
57)	Aroclor 1268 (3)	0.000	0	N.D.	ng/mld
58)	Aroclor 1268 (4)	0.000	0	N.D.	ng/mld
59)	Aroclor 1268 (5)	0.000	0	N.D.	ng/mld
60)	Aroclor 1268 (6)	0.000	0	N.D.	ng/mld
61)	Aroclor 1268 - AVE	0.000	0	N.D.	ng/mld

(f)=RT Delta > 1/2 Window

(m)=manual int.

Data Path : K:\DATA\0A13050\requant\
Data File : ECD2R011.D
Signal(s) : ECD2B.CH
Acq On : 13 Jan 2020 19:18
Operator : MJB / KAK
Sample : 0A13050-CAL7
Misc :
ALS Vial : 60 Sample Multiplier: 1

Integration File: events.e
Quant Time: Jan 14 11:05:13 2020
Quant Method : L:\Methods\RECD2_QUANTPCB_200113.M
Quant Title : PCB Data Analysis
QLast Update : Tue Jan 14 09:35:58 2020
Response via : Initial Calibration
Integrator: ChemStation 6890 Scale Mode: Small noise peaks clipped



Data Path : K:\DATA\0A13050\
 Data File : ECD2R005.D
 Signal(s) : ECD2B.CH
 Acq On : 13 Jan 2020 17:33
 Operator : MJB / KAK
 Sample : 0A13050-CAL1
 Misc :
 ALS Vial : 54 Sample Multiplier: 1

Integration File: events.e
 Quant Time: Jan 14 08:55:45 2020
 Quant Method : L:\Methods\RECD2_QUANTPCB_200113.M
 Quant Title : PCB Data Analysis
 QLast Update : Fri Oct 25 14:23:20 2019
 Response via : Initial Calibration
 Integrator: ChemStation 6890 Scale Mode: Small noise peaks clipped

[Handwritten Signature]
 1/14/20

Compound	R.T.	Response	Conc Units
System Monitoring Compounds			
1) S TCMX (S)	5.628	2095506	7.988 ng/ml
62) S DCBP (S)	10.551	1070638	7.294 ng/ml
Target Compounds			
2) Aroclor 1016 (1)	6.300	145279	16.355 ng/ml
3) Aroclor 1016 (2)	6.790	249458	15.245 ng/ml
4) Aroclor 1016 (3)	6.917	116035	15.753 ng/ml
5) Aroclor 1016 (4)	7.004	117409	15.744 ng/ml
6) Aroclor 1016 (5)	7.049	131375	15.922 ng/ml
7) Aroclor 1016 (6)	7.174	135212	16.427 ng/ml
8) Aroclor 1016 - AVE	0.000	0	N.D. ng/ml
9) Aroclor 1221 (1)	0.000	0	N.D. ng/ml
10) Aroclor 1221 (2)	0.000	0	N.D. ng/ml
11) Aroclor 1221 (3)	0.000	0	N.D. ng/ml
12) Aroclor 1221 - AVE	0.000	0	N.D. ng/ml
13) Aroclor 1232 (1)	0.000	0	N.D. ng/ml
14) Aroclor 1232 (2)	0.000	0	N.D. ng/ml
15) Aroclor 1232 (3)	0.000	0	N.D. ng/ml
16) Aroclor 1232 (4)	0.000	0	N.D. ng/ml
17) Aroclor 1232 (5)	0.000	0	N.D. ng/ml
18) Aroclor 1232 (6)	0.000	0	N.D. ng/ml
19) Aroclor 1232 - AVE	0.000	0	N.D. ng/ml
20) Aroclor 1242 (1)	0.000	0	N.D. ng/ml
21) Aroclor 1242 (2)	0.000	0	N.D. ng/ml
22) Aroclor 1242 (3)	0.000	0	N.D. ng/ml
23) Aroclor 1242 (4)	0.000	0	N.D. ng/ml
24) Aroclor 1242 (5)	0.000	0	N.D. ng/ml
25) Aroclor 1242 (6)	0.000	0	N.D. ng/ml
26) Aroclor 1242 - AVE	0.000	0	N.D. ng/ml
27) Aroclor 1248 (1)	0.000	0	N.D. ng/ml
28) Aroclor 1248 (2)	0.000	0	N.D. ng/ml
29) Aroclor 1248 (3)	0.000	0	N.D. ng/ml
30) Aroclor 1248 (4)	0.000	0	N.D. ng/ml
31) Aroclor 1248 (5)	0.000	0	N.D. ng/ml
32) Aroclor 1248 (6)	0.000	0	N.D. ng/ml
33) Aroclor 1248 - AVE	0.000	0	N.D. ng/ml
34) Aroclor 1254 (1)	0.000	0	N.D. ng/ml
35) Aroclor 1254 (2)	0.000	0	N.D. ng/ml
36) Aroclor 1254 (3)	0.000	0	N.D. ng/ml
37) Aroclor 1254 (4)	0.000	0	N.D. ng/ml
38) Aroclor 1254 (5)	0.000	0	N.D. ng/ml
39) Aroclor 1254 (6)	0.000	0	N.D. ng/ml
40) Aroclor 1254 - AVE	0.000	0	N.D. ng/ml
41) Aroclor 1260 (1)	8.144	236430	14.980 ng/ml
42) Aroclor 1260 (2)	8.351	280991	14.356 ng/ml
43) Aroclor 1260 (3)	8.582	282360	14.025 ng/ml
44) Aroclor 1260 (4)	9.067	414593	13.397 ng/ml
45) Aroclor 1260 (5)	9.325	257901	14.410 ng/ml
46) Aroclor 1260 (6)	9.891	102375	14.840 ng/ml
47) Aroclor 1260 - AVE	0.000	0	N.D. ng/ml

Data Path : K:\DATA\0A13050\
 Data File : ECD2R005.D
 Signal(s) : ECD2B.CH
 Acq On : 13 Jan 2020 17:33
 Operator : MJB / KAK
 Sample : 0A13050-CAL1
 Misc :
 ALS Vial : 54 Sample Multiplier: 1

Integration File: events.e
 Quant Time: Jan 14 08:55:45 2020
 Quant Method : L:\Methods\RECD2_QUANTPCB_200113.M
 Quant Title : PCB Data Analysis
 QLast Update : Fri Oct 25 14:23:20 2019
 Response via : Initial Calibration
 Integrator: ChemStation 6890 Scale Mode: Small noise peaks clipped

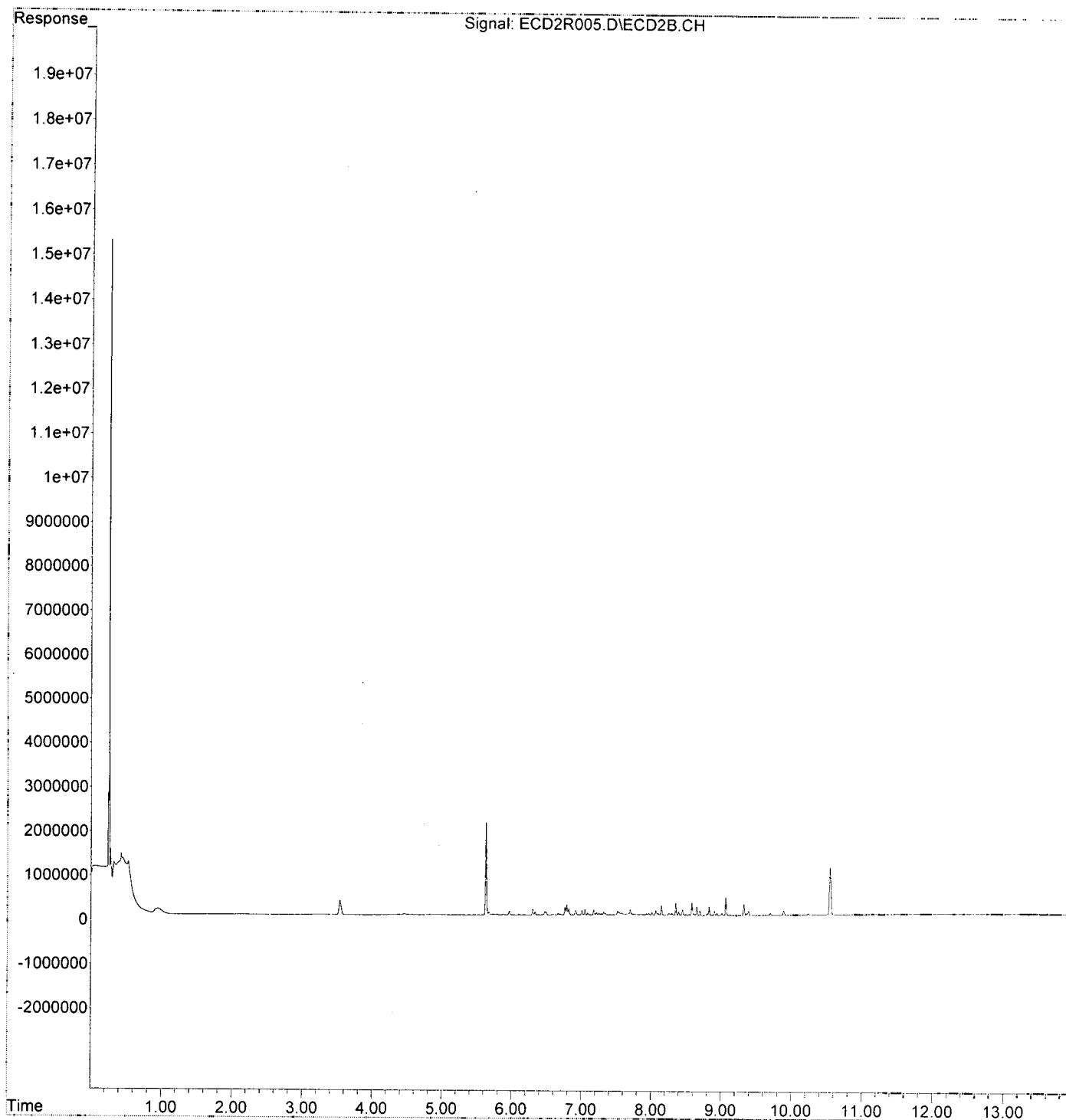
	Compound	R.T.	Response	Conc	Units
48)	Aroclor 1262 (1)	0.000	0	N.D.	ng/ml
49)	Aroclor 1262 (2)	0.000	0	N.D.	ng/ml
50)	Aroclor 1262 (3)	0.000	0	N.D.	ng/ml
51)	Aroclor 1262 (4)	0.000	0	N.D.	ng/ml
52)	Aroclor 1262 (5)	0.000	0	N.D.	ng/ml
53)	Aroclor 1262 (6)	0.000	0	N.D.	ng/ml
54)	Aroclor 1262 - AVE	0.000	0	N.D.	ng/ml
55)	Aroclor 1268 (1)	0.000	0	N.D.	ng/ml
56)	Aroclor 1268 (2)	0.000	0	N.D.	ng/ml
57)	Aroclor 1268 (3)	0.000	0	N.D.	ng/ml
58)	Aroclor 1268 (4)	0.000	0	N.D.	ng/ml
59)	Aroclor 1268 (5)	0.000	0	N.D.	ng/ml
60)	Aroclor 1268 (6)	0.000	0	N.D.	ng/ml
61)	Aroclor 1268 - AVE	0.000	0	N.D.	ng/ml

(f)=RT Delta > 1/2 Window

(m)=manual int.

Data Path : K:\DATA\0A13050\
Data File : ECD2R005.D
Signal(s) : ECD2B.CH
Acq On : 13 Jan 2020 17:33
Operator : MJB / KAK
Sample : 0A13050-CAL1
Misc :
ALS Vial : 54 Sample Multiplier: 1

Integration File: events.e
Quant Time: Jan 14 08:55:45 2020
Quant Method : L:\Methods\RECD2_QUANTPCB_200113.M
Quant Title : PCB Data Analysis
QLast Update : Fri Oct 25 14:23:20 2019
Response via : Initial Calibration
Integrator: ChemStation 6890 Scale Mode: Small noise peaks clipped



Data Path : K:\DATA\0A13050\
 Data File : ECD2R006.D
 Signal(s) : ECD2B.CH
 Acq On : 13 Jan 2020 17:50
 Operator : MJB / KAK
 Sample : 0A13050-CAL2
 Misc :
 ALS Vial : 55 Sample Multiplier: 1

Integration File: events.e
 Quant Time: Jan 14 09:01:01 2020
 Quant Method : L:\Methods\RECD2_QUANTPCB_200113.M
 Quant Title : PCB Data Analysis
 QLast Update : Fri Oct 25 14:23:20 2019
 Response via : Initial Calibration
 Integrator: ChemStation 6890 Scale Mode: Small noise peaks clipped

[Handwritten signature]
 1/14/20

Compound	R.T.	Response	Conc Units
System Monitoring Compounds			
1) S TCMX (S)	5.628	5312749	20.252 ng/ml
62) S DCBP (S)	10.550	2755983	18.775 ng/ml
Target Compounds			
2) Aroclor 1016 (1)	6.300	343821	38.705 ng/ml
3) Aroclor 1016 (2)	6.790	597996	36.545 ng/ml
4) Aroclor 1016 (3)	6.917	290069	39.380 ng/ml
5) Aroclor 1016 (4)	7.004	278534	37.350 ng/ml
6) Aroclor 1016 (5)	7.048	307931	37.320 ng/ml
7) Aroclor 1016 (6)	7.174	315508	38.331 ng/ml
8) Aroclor 1016 - AVE	0.000	0	N.D. ng/ml
9) Aroclor 1221 (1)	0.000	0	N.D. ng/ml
10) Aroclor 1221 (2)	0.000	0	N.D. ng/ml
11) Aroclor 1221 (3)	0.000	0	N.D. ng/ml
12) Aroclor 1221 - AVE	0.000	0	N.D. ng/ml
13) Aroclor 1232 (1)	0.000	0	N.D. ng/ml
14) Aroclor 1232 (2)	0.000	0	N.D. ng/ml
15) Aroclor 1232 (3)	0.000	0	N.D. ng/ml
16) Aroclor 1232 (4)	0.000	0	N.D. ng/ml
17) Aroclor 1232 (5)	0.000	0	N.D. ng/ml
18) Aroclor 1232 (6)	0.000	0	N.D. ng/ml
19) Aroclor 1232 - AVE	0.000	0	N.D. ng/ml
20) Aroclor 1242 (1)	0.000	0	N.D. ng/ml
21) Aroclor 1242 (2)	0.000	0	N.D. ng/ml
22) Aroclor 1242 (3)	0.000	0	N.D. ng/ml
23) Aroclor 1242 (4)	0.000	0	N.D. ng/ml
24) Aroclor 1242 (5)	0.000	0	N.D. ng/ml
25) Aroclor 1242 (6)	0.000	0	N.D. ng/ml
26) Aroclor 1242 - AVE	0.000	0	N.D. ng/ml
27) Aroclor 1248 (1)	0.000	0	N.D. ng/ml
28) Aroclor 1248 (2)	0.000	0	N.D. ng/ml
29) Aroclor 1248 (3)	0.000	0	N.D. ng/ml
30) Aroclor 1248 (4)	0.000	0	N.D. ng/ml
31) Aroclor 1248 (5)	0.000	0	N.D. ng/ml
32) Aroclor 1248 (6)	0.000	0	N.D. ng/ml
33) Aroclor 1248 - AVE	0.000	0	N.D. ng/ml
34) Aroclor 1254 (1)	0.000	0	N.D. ng/ml
35) Aroclor 1254 (2)	0.000	0	N.D. ng/ml
36) Aroclor 1254 (3)	0.000	0	N.D. ng/ml
37) Aroclor 1254 (4)	0.000	0	N.D. ng/ml
38) Aroclor 1254 (5)	0.000	0	N.D. ng/ml
39) Aroclor 1254 (6)	0.000	0	N.D. ng/ml
40) Aroclor 1254 - AVE	0.000	0	N.D. ng/ml
41) Aroclor 1260 (1)	8.144	540959	34.275 ng/ml
42) Aroclor 1260 (2)	8.350	656411	33.635 ng/ml
43) Aroclor 1260 (3)	8.582	674172	33.487 ng/ml
44) Aroclor 1260 (4)	9.066	1047953	38.864 ng/ml
45) Aroclor 1260 (5)	9.325	608364	33.992 ng/ml
46) Aroclor 1260 (6)	9.891	261903	37.965 ng/ml
47) Aroclor 1260 - AVE	0.000	0	N.D. ng/ml

Data Path : K:\DATA\0A13050\
 Data File : ECD2R006.D
 Signal(s) : ECD2B.CH
 Acq On : 13 Jan 2020 17:50
 Operator : MJB / KAK
 Sample : 0A13050-CAL2
 Misc :
 ALS Vial : 55 Sample Multiplier: 1

Integration File: events.e
 Quant Time: Jan 14 09:01:01 2020
 Quant Method : L:\Methods\RECD2_QUANTPCB_200113.M
 Quant Title : PCB Data Analysis
 QLast Update : Fri Oct 25 14:23:20 2019
 Response via : Initial Calibration
 Integrator: ChemStation 6890 Scale Mode: Small noise peaks clipped

Compound	R.T.	Response	Conc	Units
48) Aroclor 1262 (1)	0.000	0	N.D.	ng/ml
49) Aroclor 1262 (2)	0.000	0	N.D.	ng/ml
50) Aroclor 1262 (3)	0.000	0	N.D.	ng/ml
51) Aroclor 1262 (4)	0.000	0	N.D.	ng/ml
52) Aroclor 1262 (5)	0.000	0	N.D.	ng/ml
53) Aroclor 1262 (6)	0.000	0	N.D.	ng/ml
54) Aroclor 1262 - AVE	0.000	0	N.D.	ng/ml
55) Aroclor 1268 (1)	0.000	0	N.D.	ng/ml
56) Aroclor 1268 (2)	0.000	0	N.D.	ng/ml
57) Aroclor 1268 (3)	0.000	0	N.D.	ng/ml
58) Aroclor 1268 (4)	0.000	0	N.D.	ng/ml
59) Aroclor 1268 (5)	0.000	0	N.D.	ng/ml
60) Aroclor 1268 (6)	0.000	0	N.D.	ng/ml
61) Aroclor 1268 - AVE	0.000	0	N.D.	ng/ml

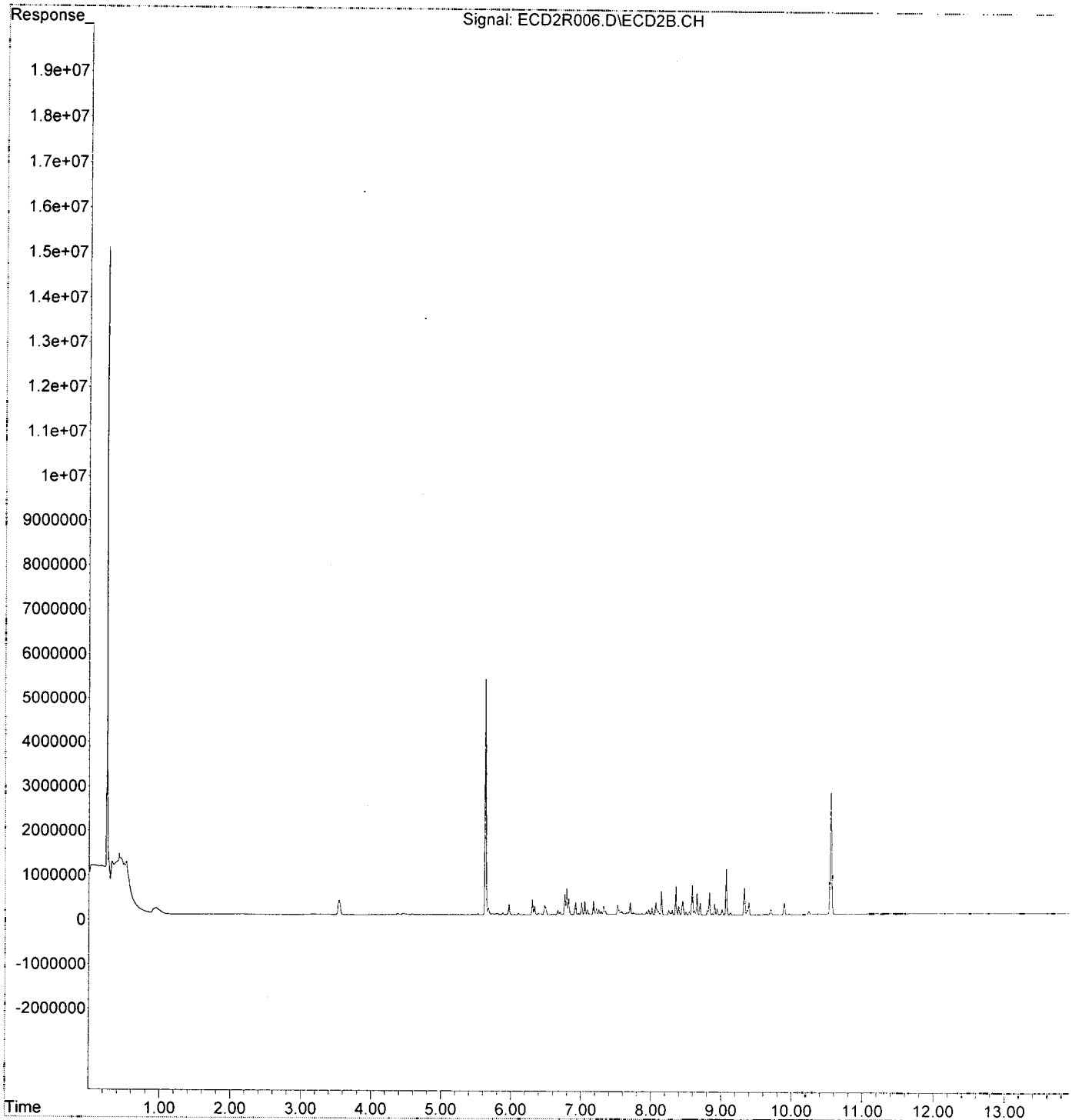
(f)=RT Delta > 1/2 Window

(m)=manual int.

Quantitation Report (QT Reviewed)

Data Path : K:\DATA\0A13050\
Data File : ECD2R006.D
Signal(s) : ECD2B.CH
Acq On : 13 Jan 2020 17:50
Operator : MJB / KAK
Sample : 0A13050-CAL2
Misc :
ALS Vial : 55 Sample Multiplier: 1

Integration File: events.e
Quant Time: Jan 14 09:01:01 2020
Quant Method : L:\Methods\RECD2_QUANTPCB_200113.M
Quant Title : PCB Data Analysis
QLast Update : Fri Oct 25 14:23:20 2019
Response via : Initial Calibration
Integrator: ChemStation 6890 Scale Mode: Small noise peaks clipped



Data Path : K:\DATA\0A13050\
 Data File : ECD2R007.D
 Signal(s) : ECD2B.CH
 Acq On : 13 Jan 2020 18:08
 Operator : MJB / KAK
 Sample : 0A13050-CAL3
 Misc :
 ALS Vial : 56 Sample Multiplier: 1

Integration File: events.e
 Quant Time: Jan 14 09:01:21 2020
 Quant Method : L:\Methods\RECD2_QUANTPCB_200113.M
 Quant Title : PCB Data Analysis
 QLast Update : Fri Oct 25 14:23:20 2019
 Response via : Initial Calibration
 Integrator: ChemStation 6890 Scale Mode: Small noise peaks clipped

Handwritten signature
 1/14/20

Compound	R.T.	Response	Conc Units
System Monitoring Compounds			
1) S TCMX (S)	5.628	11084215	42.253 ng/ml
62) S DCBP (S)	10.550	5396453	36.763 ng/ml
Target Compounds			
2) Aroclor 1016 (1)	6.300	639728	72.016 ng/ml
3) Aroclor 1016 (2)	6.790	1142660	69.831 ng/ml
4) Aroclor 1016 (3)	6.917	536991	72.903 ng/ml
5) Aroclor 1016 (4)	7.003	519409	69.651 ng/ml
6) Aroclor 1016 (5)	7.048	569313	68.999 ng/ml
7) Aroclor 1016 (6)	7.174	588135	71.453 ng/ml
8) Aroclor 1016 - AVE	0.000	0	N.D. ng/ml
9) Aroclor 1221 (1)	0.000	0	N.D. ng/ml
10) Aroclor 1221 (2)	0.000	0	N.D. ng/ml
11) Aroclor 1221 (3)	0.000	0	N.D. ng/ml
12) Aroclor 1221 - AVE	0.000	0	N.D. ng/ml
13) Aroclor 1232 (1)	0.000	0	N.D. ng/ml
14) Aroclor 1232 (2)	0.000	0	N.D. ng/ml
15) Aroclor 1232 (3)	0.000	0	N.D. ng/ml
16) Aroclor 1232 (4)	0.000	0	N.D. ng/ml
17) Aroclor 1232 (5)	0.000	0	N.D. ng/ml
18) Aroclor 1232 (6)	0.000	0	N.D. ng/ml
19) Aroclor 1232 - AVE	0.000	0	N.D. ng/ml
20) Aroclor 1242 (1)	0.000	0	N.D. ng/ml
21) Aroclor 1242 (2)	0.000	0	N.D. ng/ml
22) Aroclor 1242 (3)	0.000	0	N.D. ng/ml
23) Aroclor 1242 (4)	0.000	0	N.D. ng/ml
24) Aroclor 1242 (5)	0.000	0	N.D. ng/ml
25) Aroclor 1242 (6)	0.000	0	N.D. ng/ml
26) Aroclor 1242 - AVE	0.000	0	N.D. ng/ml
27) Aroclor 1248 (1)	0.000	0	N.D. ng/ml
28) Aroclor 1248 (2)	0.000	0	N.D. ng/ml
29) Aroclor 1248 (3)	0.000	0	N.D. ng/ml
30) Aroclor 1248 (4)	0.000	0	N.D. ng/ml
31) Aroclor 1248 (5)	0.000	0	N.D. ng/ml
32) Aroclor 1248 (6)	0.000	0	N.D. ng/ml
33) Aroclor 1248 - AVE	0.000	0	N.D. ng/ml
34) Aroclor 1254 (1)	0.000	0	N.D. ng/ml
35) Aroclor 1254 (2)	0.000	0	N.D. ng/ml
36) Aroclor 1254 (3)	0.000	0	N.D. ng/ml
37) Aroclor 1254 (4)	0.000	0	N.D. ng/ml
38) Aroclor 1254 (5)	0.000	0	N.D. ng/ml
39) Aroclor 1254 (6)	0.000	0	N.D. ng/ml
40) Aroclor 1254 - AVE	0.000	0	N.D. ng/ml
41) Aroclor 1260 (1)	8.143	1060465	67.191 ng/ml
42) Aroclor 1260 (2)	8.351	1321460	67.572 ng/ml
43) Aroclor 1260 (3)	8.582	1327338	65.831 ng/ml
44) Aroclor 1260 (4)	9.066	2051063	66.278 ng/ml
45) Aroclor 1260 (5)	9.325	1220407	68.190 ng/ml
46) Aroclor 1260 (6)	9.890	478851	69.413 ng/ml
47) Aroclor 1260 - AVE	0.000	0	N.D. ng/ml

Data Path : K:\DATA\0A13050\
 Data File : ECD2R007.D
 Signal(s) : ECD2B.CH
 Acq On : 13 Jan 2020 18:08
 Operator : MJB / KAK
 Sample : 0A13050-CAL3
 Misc :
 ALS Vial : 56 Sample Multiplier: 1

Integration File: events.e
 Quant Time: Jan 14 09:01:21 2020
 Quant Method : L:\Methods\RECD2_QUANTPCB_200113.M
 Quant Title : PCB Data Analysis
 QLast Update : Fri Oct 25 14:23:20 2019
 Response via : Initial Calibration
 Integrator: ChemStation 6890 Scale Mode: Small noise peaks clipped

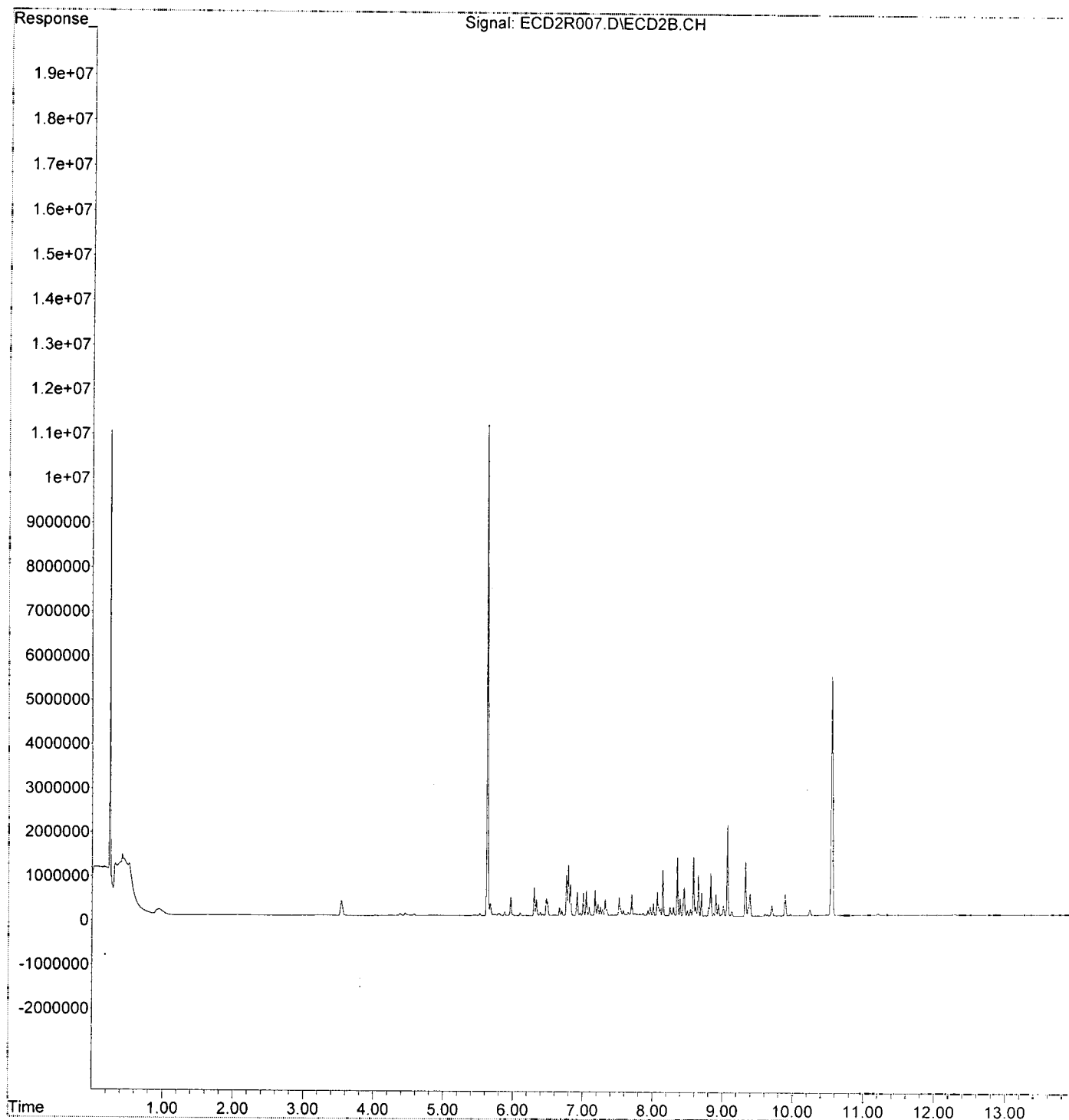
Compound	R.T.	Response	Conc	Units
48) Aroclor 1262 (1)	0.000	0	N.D.	ng/ml
49) Aroclor 1262 (2)	0.000	0	N.D.	ng/ml
50) Aroclor 1262 (3)	0.000	0	N.D.	ng/ml
51) Aroclor 1262 (4)	0.000	0	N.D.	ng/ml
52) Aroclor 1262 (5)	0.000	0	N.D.	ng/ml
53) Aroclor 1262 (6)	0.000	0	N.D.	ng/ml
54) Aroclor 1262 - AVE	0.000	0	N.D.	ng/ml
55) Aroclor 1268 (1)	0.000	0	N.D.	ng/ml
56) Aroclor 1268 (2)	0.000	0	N.D.	ng/ml
57) Aroclor 1268 (3)	0.000	0	N.D.	ng/ml
58) Aroclor 1268 (4)	0.000	0	N.D.	ng/ml
59) Aroclor 1268 (5)	0.000	0	N.D.	ng/ml
60) Aroclor 1268 (6)	0.000	0	N.D.	ng/ml
61) Aroclor 1268 - AVE	0.000	0	N.D.	ng/ml

(f)=RT Delta > 1/2 Window

(m)=manual int.

Data Path : K:\DATA\0A13050\
Data File : ECD2R007.D
Signal(s) : ECD2B.CH
Acq On : 13 Jan 2020 18:08
Operator : MJB / KAK
Sample : 0A13050-CAL3
Misc :
ALS Vial : 56 Sample Multiplier: 1

Integration File: events.e
Quant Time: Jan 14 09:01:21 2020
Quant Method : L:\Methods\RECD2_QUANTPCB_200113.M
Quant Title : PCB Data Analysis
QLast Update : Fri Oct 25 14:23:20 2019
Response via : Initial Calibration
Integrator: ChemStation 6890 Scale Mode: Small noise peaks clipped



Data Path : K:\DATA\0A13050\
 Data File : ECD2R008.D
 Signal(s) : ECD2B.CH
 Acq On : 13 Jan 2020 18:25
 Operator : MJB / KAK
 Sample : 0A13050-CAL4
 Misc :
 ALS Vial : 57 Sample Multiplier: 1

Integration File: events.e
 Quant Time: Jan 14 09:01:42 2020
 Quant Method : L:\Methods\RECD2_QUANTPCB_200113.M
 Quant Title : PCB Data Analysis
 QLast Update : Fri Oct 25 14:23:20 2019
 Response via : Initial Calibration
 Integrator: ChemStation 6890 Scale Mode: Small noise peaks clipped

[Handwritten Signature]
 1/14/20

Compound	R.T.	Response	Conc Units
System Monitoring Compounds			
1) S TCMX (S)	5.629	22681880	86.463 ng/ml
62) S DCBP (S)	10.551	10891716	74.199 ng/ml
Target Compounds			
2) Aroclor 1016 (1)	6.301	1190843	134.057 ng/ml
3) Aroclor 1016 (2)	6.790	2334544	142.670 ng/ml
4) Aroclor 1016 (3)	6.917	1067264	144.894 ng/ml
5) Aroclor 1016 (4)	7.004	981904	131.670 ng/ml
6) Aroclor 1016 (5)	7.049	1076394	130.455 ng/ml
7) Aroclor 1016 (6)	7.174	1160064	140.937 ng/ml
8) Aroclor 1016 - AVE	0.000	0	N.D. ng/ml
9) Aroclor 1221 (1)	0.000	0	N.D. ng/ml
10) Aroclor 1221 (2)	0.000	0	N.D. ng/ml
11) Aroclor 1221 (3)	0.000	0	N.D. ng/ml
12) Aroclor 1221 - AVE	0.000	0	N.D. ng/ml
13) Aroclor 1232 (1)	0.000	0	N.D. ng/ml
14) Aroclor 1232 (2)	0.000	0	N.D. ng/ml
15) Aroclor 1232 (3)	0.000	0	N.D. ng/ml
16) Aroclor 1232 (4)	0.000	0	N.D. ng/ml
17) Aroclor 1232 (5)	0.000	0	N.D. ng/ml
18) Aroclor 1232 (6)	0.000	0	N.D. ng/ml
19) Aroclor 1232 - AVE	0.000	0	N.D. ng/ml
20) Aroclor 1242 (1)	0.000	0	N.D. ng/ml
21) Aroclor 1242 (2)	0.000	0	N.D. ng/ml
22) Aroclor 1242 (3)	0.000	0	N.D. ng/ml
23) Aroclor 1242 (4)	0.000	0	N.D. ng/ml
24) Aroclor 1242 (5)	0.000	0	N.D. ng/ml
25) Aroclor 1242 (6)	0.000	0	N.D. ng/ml
26) Aroclor 1242 - AVE	0.000	0	N.D. ng/ml
27) Aroclor 1248 (1)	0.000	0	N.D. ng/ml
28) Aroclor 1248 (2)	0.000	0	N.D. ng/ml
29) Aroclor 1248 (3)	0.000	0	N.D. ng/ml
30) Aroclor 1248 (4)	0.000	0	N.D. ng/ml
31) Aroclor 1248 (5)	0.000	0	N.D. ng/ml
32) Aroclor 1248 (6)	0.000	0	N.D. ng/ml
33) Aroclor 1248 - AVE	0.000	0	N.D. ng/ml
34) Aroclor 1254 (1)	0.000	0	N.D. ng/ml
35) Aroclor 1254 (2)	0.000	0	N.D. ng/ml
36) Aroclor 1254 (3)	0.000	0	N.D. ng/ml
37) Aroclor 1254 (4)	0.000	0	N.D. ng/ml
38) Aroclor 1254 (5)	0.000	0	N.D. ng/ml
39) Aroclor 1254 (6)	0.000	0	N.D. ng/ml
40) Aroclor 1254 - AVE	0.000	0	N.D. ng/ml
41) Aroclor 1260 (1)	8.144	2093221	132.628 ng/ml
42) Aroclor 1260 (2)	8.351	2511397	128.304 ng/ml
43) Aroclor 1260 (3)	8.582	2744238	136.311 ng/ml
44) Aroclor 1260 (4)	9.066	4251874	137.396 ng/ml
45) Aroclor 1260 (5)	9.325	2471890	128.116 ng/ml
46) Aroclor 1260 (6)	9.891	1008936	146.253 ng/ml
47) Aroclor 1260 - AVE	0.000	0	N.D. ng/ml

Data Path : K:\DATA\0A13050\
 Data File : ECD2R008.D
 Signal(s) : ECD2B.CH
 Acq On : 13 Jan 2020 18:25
 Operator : MJB / KAK
 Sample : 0A13050-CAL4
 Misc :
 ALS Vial : 57 Sample Multiplier: 1

Integration File: events.e
 Quant Time: Jan 14 09:01:42 2020
 Quant Method : L:\Methods\RECD2_QUANTPCB_200113.M
 Quant Title : PCB Data Analysis
 QLast Update : Fri Oct 25 14:23:20 2019
 Response via : Initial Calibration
 Integrator: ChemStation 6890 Scale Mode: Small noise peaks clipped

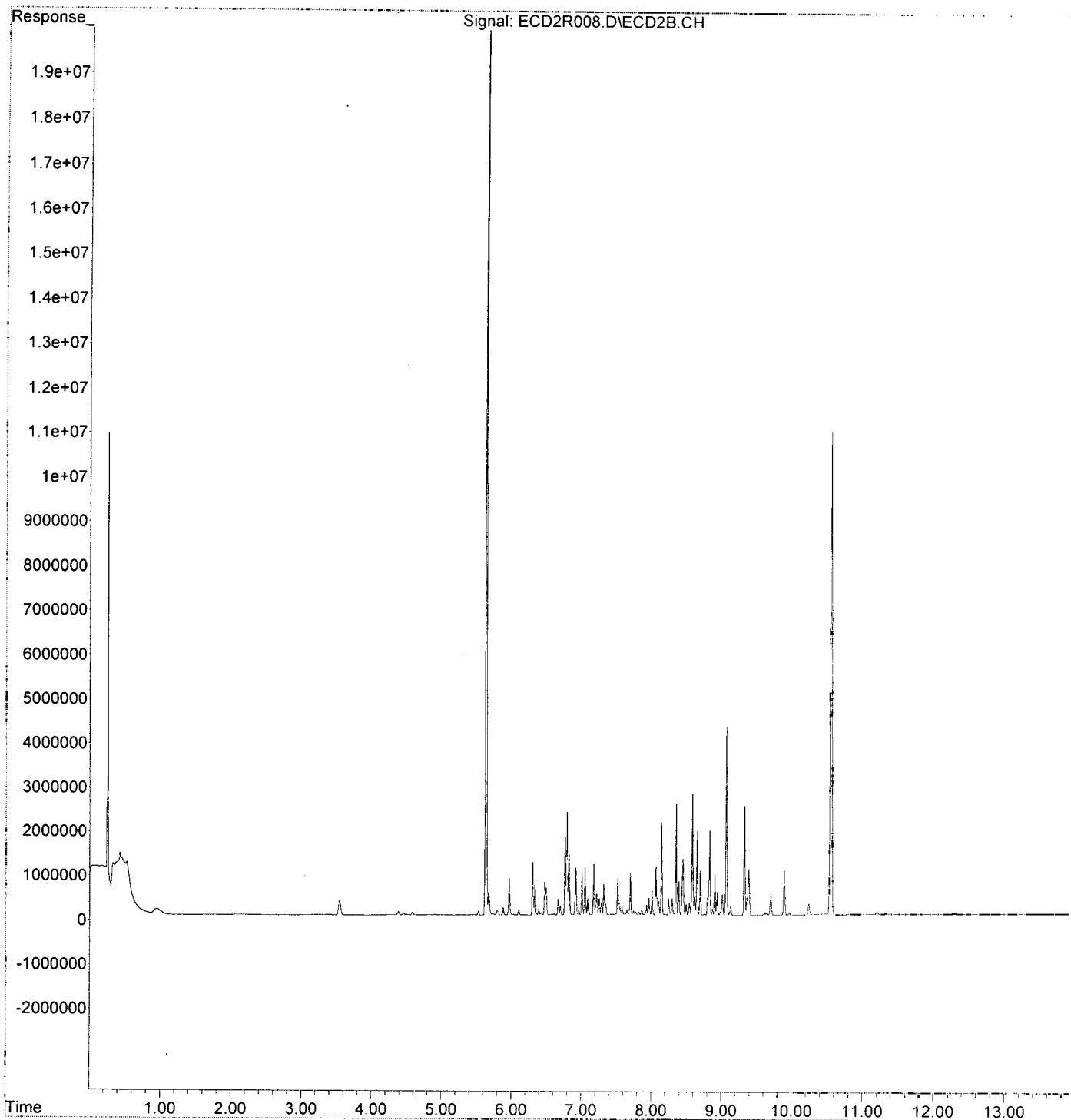
	Compound	R.T.	Response	Conc	Units
48)	Aroclor 1262 (1)	0.000	0	N.D.	ng/ml
49)	Aroclor 1262 (2)	0.000	0	N.D.	ng/ml
50)	Aroclor 1262 (3)	0.000	0	N.D.	ng/ml
51)	Aroclor 1262 (4)	0.000	0	N.D.	ng/ml
52)	Aroclor 1262 (5)	0.000	0	N.D.	ng/ml
53)	Aroclor 1262 (6)	0.000	0	N.D.	ng/ml
54)	Aroclor 1262 - AVE	0.000	0	N.D.	ng/ml
55)	Aroclor 1268 (1)	0.000	0	N.D.	ng/ml
56)	Aroclor 1268 (2)	0.000	0	N.D.	ng/ml
57)	Aroclor 1268 (3)	0.000	0	N.D.	ng/ml
58)	Aroclor 1268 (4)	0.000	0	N.D.	ng/ml
59)	Aroclor 1268 (5)	0.000	0	N.D.	ng/ml
60)	Aroclor 1268 (6)	0.000	0	N.D.	ng/ml
61)	Aroclor 1268 - AVE	0.000	0	N.D.	ng/ml

(f)=RT Delta > 1/2 Window

(m)=manual int.

Data Path : K:\DATA\0A13050\
Data File : ECD2R008.D
Signal(s) : ECD2B.CH
Acq On : 13 Jan 2020 18:25
Operator : MJB / KAK
Sample : 0A13050-CAL4
Misc :
ALS Vial : 57 Sample Multiplier: 1

Integration File: events.e
Quant Time: Jan 14 09:01:42 2020
Quant Method : L:\Methods\RECD2_QUANTPCB_200113.M
Quant Title : PCB Data Analysis
QLast Update : Fri Oct 25 14:23:20 2019
Response via : Initial Calibration
Integrator: ChemStation 6890 Scale Mode: Small noise peaks clipped



Data Path : K:\DATA\0A13050\
 Data File : ECD2R009.D
 Signal(s) : ECD2B.CH
 Acq On : 13 Jan 2020 18:43
 Operator : MJB / KAK
 Sample : 0A13050-CAL5
 Misc :
 ALS Vial : 58 Sample Multiplier: 1

Integration File: events.e
 Quant Time: Jan 14 08:59:57 2020
 Quant Method : L:\Methods\RECD2_QUANTPCB_200113.M
 Quant Title : PCB Data Analysis
 QLast Update : Fri Oct 25 14:23:20 2019
 Response via : Initial Calibration
 Integrator: ChemStation 6890 Scale Mode: Small noise peaks clipped

Handwritten signature and date: 1/14/20

Compound	R.T.	Response	Conc Units
System Monitoring Compounds			
1) S TCMX (S)	5.629	53881075	205.393 ng/ml
62) S DCBP (S)	10.552	25218318	171.798 ng/ml
Target Compounds			
2) Aroclor 1016 (1)	6.300	2835860	319.242 ng/ml
3) Aroclor 1016 (2)	6.790	5484312	335.160 ng/ml
4) Aroclor 1016 (3)	6.917	2538905	344.687 ng/ml
5) Aroclor 1016 (4)	7.003	2203390	295.467 ng/ml
6) Aroclor 1016 (5)	7.048	2536989	307.474 ng/ml
7) Aroclor 1016 (6)	7.174	2573883	312.703 ng/ml
8) Aroclor 1016 - AVE	0.000	0	N.D. ng/ml
9) Aroclor 1221 (1)	0.000	0	N.D. ng/ml
10) Aroclor 1221 (2)	0.000	0	N.D. ng/ml
11) Aroclor 1221 (3)	0.000	0	N.D. ng/ml
12) Aroclor 1221 - AVE	0.000	0	N.D. ng/ml
13) Aroclor 1232 (1)	0.000	0	N.D. ng/ml
14) Aroclor 1232 (2)	0.000	0	N.D. ng/ml
15) Aroclor 1232 (3)	0.000	0	N.D. ng/ml
16) Aroclor 1232 (4)	0.000	0	N.D. ng/ml
17) Aroclor 1232 (5)	0.000	0	N.D. ng/ml
18) Aroclor 1232 (6)	0.000	0	N.D. ng/ml
19) Aroclor 1232 - AVE	0.000	0	N.D. ng/ml
20) Aroclor 1242 (1)	0.000	0	N.D. ng/ml
21) Aroclor 1242 (2)	0.000	0	N.D. ng/ml
22) Aroclor 1242 (3)	0.000	0	N.D. ng/ml
23) Aroclor 1242 (4)	0.000	0	N.D. ng/ml
24) Aroclor 1242 (5)	0.000	0	N.D. ng/ml
25) Aroclor 1242 (6)	0.000	0	N.D. ng/ml
26) Aroclor 1242 - AVE	0.000	0	N.D. ng/ml
27) Aroclor 1248 (1)	0.000	0	N.D. ng/ml
28) Aroclor 1248 (2)	0.000	0	N.D. ng/ml
29) Aroclor 1248 (3)	0.000	0	N.D. ng/ml
30) Aroclor 1248 (4)	0.000	0	N.D. ng/ml
31) Aroclor 1248 (5)	0.000	0	N.D. ng/ml
32) Aroclor 1248 (6)	0.000	0	N.D. ng/ml
33) Aroclor 1248 - AVE	0.000	0	N.D. ng/ml
34) Aroclor 1254 (1)	0.000	0	N.D. ng/ml
35) Aroclor 1254 (2)	0.000	0	N.D. ng/ml
36) Aroclor 1254 (3)	0.000	0	N.D. ng/ml
37) Aroclor 1254 (4)	0.000	0	N.D. ng/ml
38) Aroclor 1254 (5)	0.000	0	N.D. ng/ml
39) Aroclor 1254 (6)	0.000	0	N.D. ng/ml
40) Aroclor 1254 - AVE	0.000	0	N.D. ng/ml
41) Aroclor 1260 (1)	8.144	5080914	321.926 ng/ml
42) Aroclor 1260 (2)	8.351	6152313	314.315 ng/ml
43) Aroclor 1260 (3)	8.583	6540031	324.855 ng/ml
44) Aroclor 1260 (4)	9.066	10496732	339.193 ng/ml
45) Aroclor 1260 (5)	9.325	6070844	309.206 ng/ml
46) Aroclor 1260 (6)	9.891	2392226	346.773 ng/ml
47) Aroclor 1260 - AVE	0.000	0	N.D. ng/ml

Data Path : K:\DATA\0A13050\
 Data File : ECD2R009.D
 Signal(s) : ECD2B.CH
 Acq On : 13 Jan 2020 18:43
 Operator : MJB / KAK
 Sample : 0A13050-CAL5
 Misc :
 ALS Vial : 58 Sample Multiplier: 1

Integration File: events.e
 Quant Time: Jan 14 08:59:57 2020
 Quant Method : L:\Methods\RECD2_QUANTPCB_200113.M
 Quant Title : PCB Data Analysis
 QLast Update : Fri Oct 25 14:23:20 2019
 Response via : Initial Calibration
 Integrator: ChemStation 6890 Scale Mode: Small noise peaks clipped

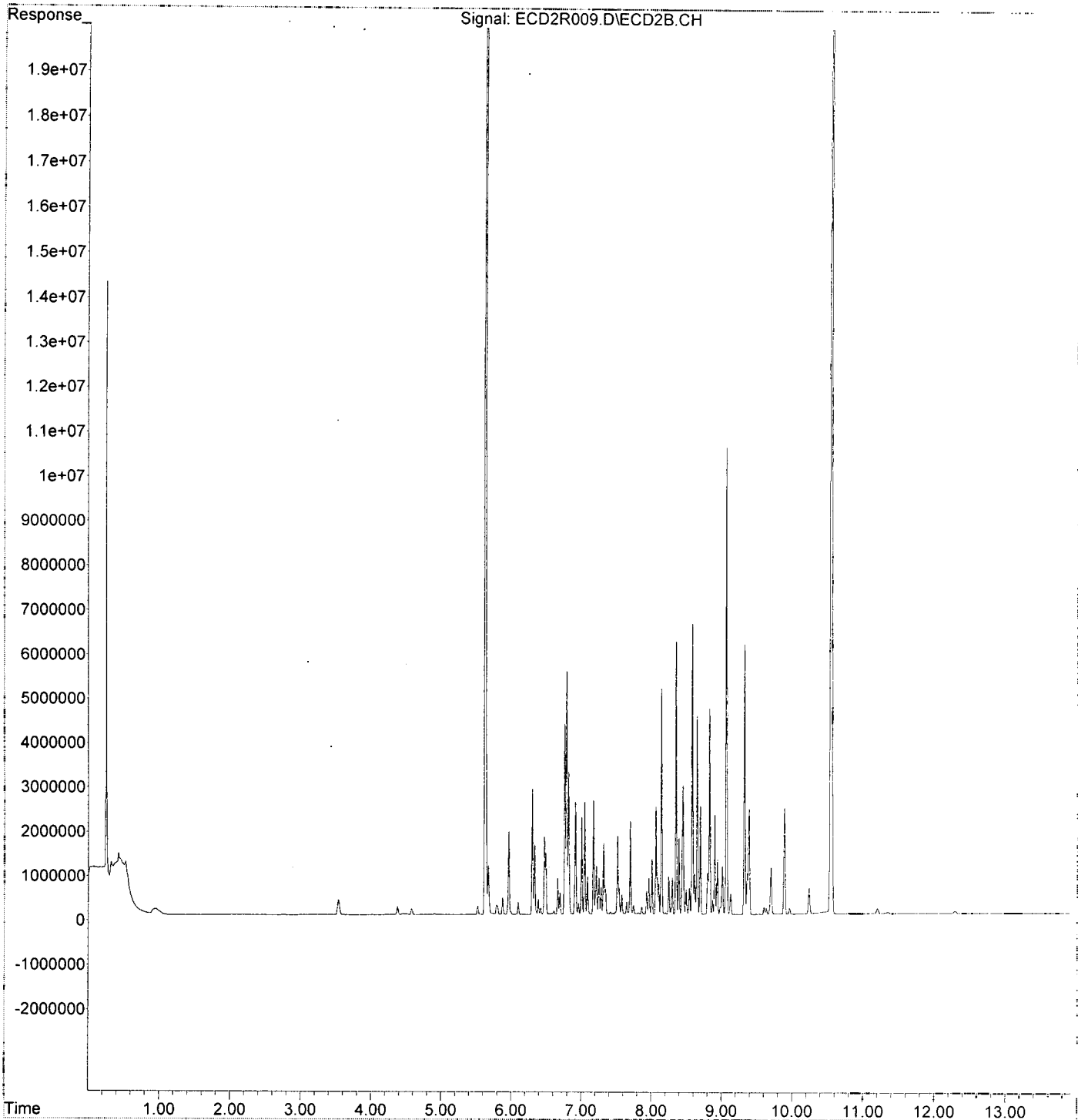
	Compound	R.T.	Response	Conc	Units
48)	Aroclor 1262 (1)	0.000	0	N.D.	ng/mld
49)	Aroclor 1262 (2)	0.000	0	N.D.	ng/mld
50)	Aroclor 1262 (3)	0.000	0	N.D.	ng/mld
51)	Aroclor 1262 (4)	0.000	0	N.D.	ng/mld
52)	Aroclor 1262 (5)	0.000	0	N.D.	ng/mld
53)	Aroclor 1262 (6)	0.000	0	N.D.	ng/mld
54)	Aroclor 1262 - AVE	0.000	0	N.D.	ng/mld
55)	Aroclor 1268 (1)	0.000	0	N.D.	ng/mld
56)	Aroclor 1268 (2)	0.000	0	N.D.	ng/mld
57)	Aroclor 1268 (3)	0.000	0	N.D.	ng/mld
58)	Aroclor 1268 (4)	0.000	0	N.D.	ng/mld
59)	Aroclor 1268 (5)	0.000	0	N.D.	ng/mld
60)	Aroclor 1268 (6)	0.000	0	N.D.	ng/mld
61)	Aroclor 1268 - AVE	0.000	0	N.D.	ng/mld

(f)=RT Delta > 1/2 Window

(m)=manual int.

Data Path : K:\DATA\0A13050\
Data File : ECD2R009.D
Signal(s) : ECD2B.CH
Acq On : 13 Jan 2020 18:43
Operator : MJB / KAK
Sample : 0A13050-CAL5
Misc :
ALS Vial : 58 Sample Multiplier: 1

Integration File: events.e
Quant Time: Jan 14 08:59:57 2020
Quant Method : L:\Methods\RECD2_QUANTPCB_200113.M
Quant Title : PCB Data Analysis
QLast Update : Fri Oct 25 14:23:20 2019
Response via : Initial Calibration
Integrator: ChemStation 6890 Scale Mode: Small noise peaks clipped



Data Path : K:\DATA\0A13050\
 Data File : ECD2R010.D
 Signal(s) : ECD2B.CH
 Acq On : 13 Jan 2020 19:01
 Operator : MJB / KAK
 Sample : 0A13050-CAL6
 Misc :
 ALS Vial : 59 Sample Multiplier: 1

Integration File: events.e
 Quant Time: Jan 14 09:02:03 2020
 Quant Method : L:\Methods\RECD2_QUANTPCB_200113.M
 Quant Title : PCB Data Analysis
 QLast Update : Fri Oct 25 14:23:20 2019
 Response via : Initial Calibration
 Integrator: ChemStation 6890 Scale Mode: Small noise peaks clipped

[Handwritten Signature]
 1/14/20

Compound	R.T.	Response	Conc Units

System Monitoring Compounds			
1) S TCMX (S)	5.631	124870409	476.002 ng/ml
62) S DCBP (S)	10.551	58595711	399.179 ng/ml
Target Compounds			
2) Aroclor 1016 (1)	6.300	5624087	633.122 ng/ml
3) Aroclor 1016 (2)	6.790	11025443	673.792 ng/ml
4) Aroclor 1016 (3)	6.917	5145954	698.624 ng/ml
5) Aroclor 1016 (4)	7.004	4338878	581.829 ng/ml
6) Aroclor 1016 (5)	7.048	5224293	633.166 ng/ml
7) Aroclor 1016 (6)	7.173	5149713	625.642 ng/ml
8) Aroclor 1016 - AVE	0.000	0	N.D. ng/ml
9) Aroclor 1221 (1)	0.000	0	N.D. ng/ml
10) Aroclor 1221 (2)	0.000	0	N.D. ng/ml
11) Aroclor 1221 (3)	0.000	0	N.D. ng/ml
12) Aroclor 1221 - AVE	0.000	0	N.D. ng/ml
13) Aroclor 1232 (1)	0.000	0	N.D. ng/ml
14) Aroclor 1232 (2)	0.000	0	N.D. ng/ml
15) Aroclor 1232 (3)	0.000	0	N.D. ng/ml
16) Aroclor 1232 (4)	0.000	0	N.D. ng/ml
17) Aroclor 1232 (5)	0.000	0	N.D. ng/ml
18) Aroclor 1232 (6)	0.000	0	N.D. ng/ml
19) Aroclor 1232 - AVE	0.000	0	N.D. ng/ml
20) Aroclor 1242 (1)	0.000	0	N.D. ng/ml
21) Aroclor 1242 (2)	0.000	0	N.D. ng/ml
22) Aroclor 1242 (3)	0.000	0	N.D. ng/ml
23) Aroclor 1242 (4)	0.000	0	N.D. ng/ml
24) Aroclor 1242 (5)	0.000	0	N.D. ng/ml
25) Aroclor 1242 (6)	0.000	0	N.D. ng/ml
26) Aroclor 1242 - AVE	0.000	0	N.D. ng/ml
27) Aroclor 1248 (1)	0.000	0	N.D. ng/ml
28) Aroclor 1248 (2)	0.000	0	N.D. ng/ml
29) Aroclor 1248 (3)	0.000	0	N.D. ng/ml
30) Aroclor 1248 (4)	0.000	0	N.D. ng/ml
31) Aroclor 1248 (5)	0.000	0	N.D. ng/ml
32) Aroclor 1248 (6)	0.000	0	N.D. ng/ml
33) Aroclor 1248 - AVE	0.000	0	N.D. ng/ml
34) Aroclor 1254 (1)	0.000	0	N.D. ng/ml
35) Aroclor 1254 (2)	0.000	0	N.D. ng/ml
36) Aroclor 1254 (3)	0.000	0	N.D. ng/ml
37) Aroclor 1254 (4)	0.000	0	N.D. ng/ml
38) Aroclor 1254 (5)	0.000	0	N.D. ng/ml
39) Aroclor 1254 (6)	0.000	0	N.D. ng/ml
40) Aroclor 1254 - AVE	0.000	0	N.D. ng/ml
41) Aroclor 1260 (1)	8.143	10123087	641.397 ng/ml
42) Aroclor 1260 (2)	8.350	12298764	628.330 ng/ml
43) Aroclor 1260 (3)	8.582	12961672	643.829 ng/ml
44) Aroclor 1260 (4)	9.066	21886590	707.247 ng/ml
45) Aroclor 1260 (5)	9.325	12074358	674.651 ng/ml
46) Aroclor 1260 (6)	9.890	4594659	666.033 ng/ml
47) Aroclor 1260 - AVE	0.000	0	N.D. ng/ml

Data Path : K:\DATA\0A13050\
 Data File : ECD2R010.D
 Signal(s) : ECD2B.CH
 Acq On : 13 Jan 2020 19:01
 Operator : MJB / KAK
 Sample : 0A13050-CAL6
 Misc :
 ALS Vial : 59 Sample Multiplier: 1

Integration File: events.e
 Quant Time: Jan 14 09:02:03 2020
 Quant Method : L:\Methods\RECD2_QUANTPCB_200113.M
 Quant Title : PCB Data Analysis
 QLast Update : Fri Oct 25 14:23:20 2019
 Response via : Initial Calibration
 Integrator: ChemStation 6890 Scale Mode: Small noise peaks clipped

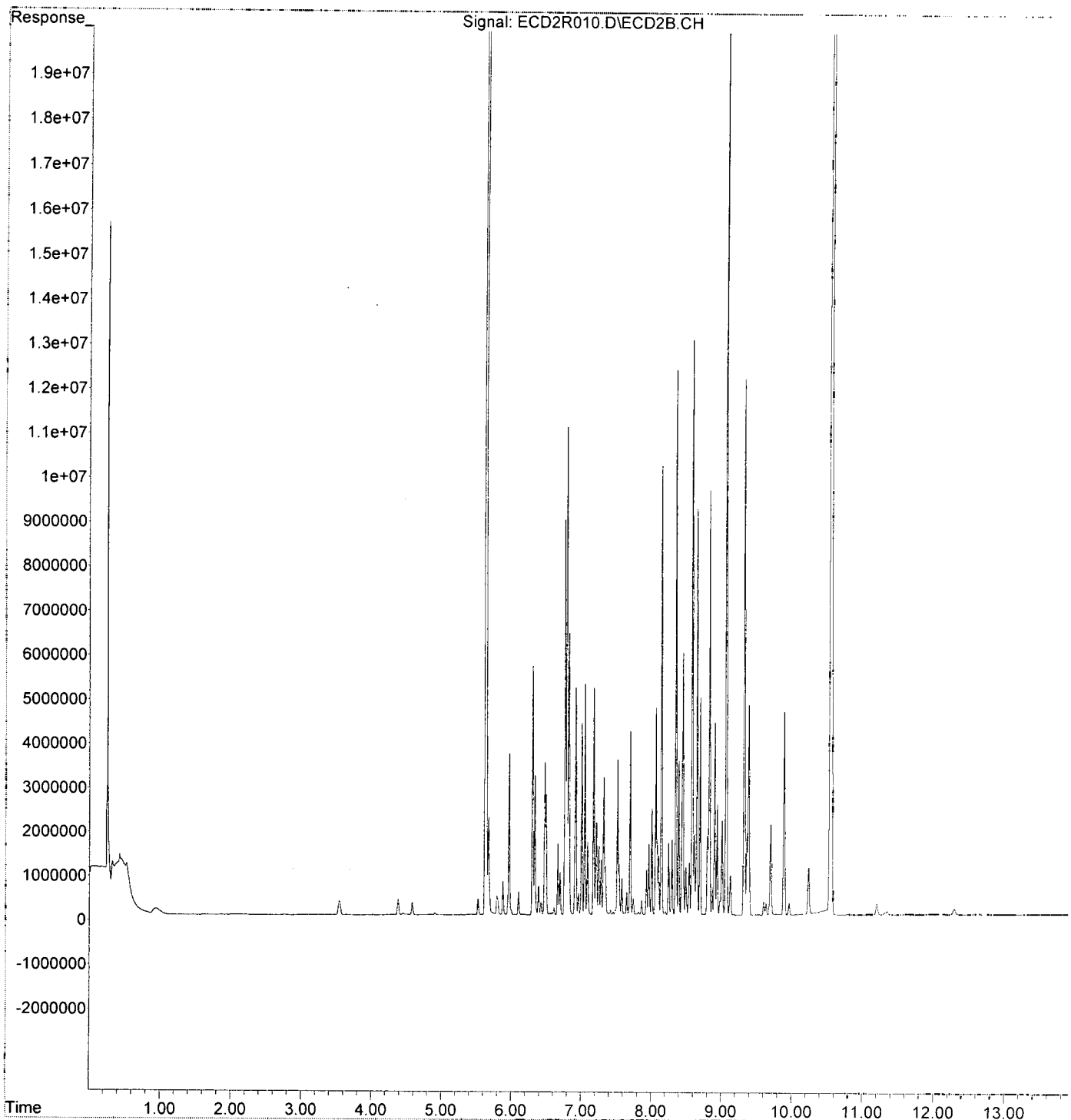
Compound	R.T.	Response	Conc	Units
48) Aroclor 1262 (1)	0.000	0	N.D.	ng/ml
49) Aroclor 1262 (2)	0.000	0	N.D.	ng/ml
50) Aroclor 1262 (3)	0.000	0	N.D.	ng/ml
51) Aroclor 1262 (4)	0.000	0	N.D.	ng/ml
52) Aroclor 1262 (5)	0.000	0	N.D.	ng/ml
53) Aroclor 1262 (6)	0.000	0	N.D.	ng/ml
54) Aroclor 1262 - AVE	0.000	0	N.D.	ng/ml
55) Aroclor 1268 (1)	0.000	0	N.D.	ng/ml
56) Aroclor 1268 (2)	0.000	0	N.D.	ng/ml
57) Aroclor 1268 (3)	0.000	0	N.D.	ng/ml
58) Aroclor 1268 (4)	0.000	0	N.D.	ng/ml
59) Aroclor 1268 (5)	0.000	0	N.D.	ng/ml
60) Aroclor 1268 (6)	0.000	0	N.D.	ng/ml
61) Aroclor 1268 - AVE	0.000	0	N.D.	ng/ml

(f)=RT Delta > 1/2 Window

(m)=manual int.

Data Path : K:\DATA\0A13050\
Data File : ECD2R010.D
Signal(s) : ECD2B.CH
Acq On : 13 Jan 2020 19:01
Operator : MJB / KAK
Sample : 0A13050-CAL6
Misc :
ALS Vial : 59 Sample Multiplier: 1

Integration File: events.e
Quant Time: Jan 14 09:02:03 2020
Quant Method : L:\Methods\RECD2_QUANTPCB_200113.M
Quant Title : PCB Data Analysis
QLast Update : Fri Oct 25 14:23:20 2019
Response via : Initial Calibration
Integrator: ChemStation 6890 Scale Mode: Small noise peaks clipped



Data Path : K:\DATA\0A13050\
 Data File : ECD2R011.D
 Signal(s) : ECD2B.CH
 Acq On : 13 Jan 2020 19:18
 Operator : MJB / KAK
 Sample : 0A13050-CAL7
 Misc :
 ALS Vial : 60 Sample Multiplier: 1

Integration File: events.e
 Quant Time: Jan 14 09:02:23 2020
 Quant Method : L:\Methods\RECD2_QUANTPCB_200113.M
 Quant Title : PCB Data Analysis
 QLast Update : Fri Oct 25 14:23:20 2019
 Response via : Initial Calibration
 Integrator: ChemStation 6890 Scale Mode: Small noise peaks clipped

[Handwritten signature]
 1/14/20

Compound	R.T.	Response	Conc Units
System Monitoring Compounds			
1) S TCMX (S)	5.633	194842413	742.733 ng/ml
62) S DCBP (S)	10.553	101081415	688.610 ng/ml
Target Compounds			
2) Aroclor 1016 (1)	6.300	8229290	926.399 ng/ml
3) Aroclor 1016 (2)	6.791	15844863	968.319 ng/ml
4) Aroclor 1016 (3)	6.917	7443643	1010.563 ng/ml
5) Aroclor 1016 (4)	7.004	6442401	865.904 ng/ml
6) Aroclor 1016 (5)	7.049	7076827	857.687 ng/ml
7) Aroclor 1016 (6)	7.174	7407214	899.907 ng/ml
8) Aroclor 1016 - AVE	0.000	0	N.D. ng/ml
9) Aroclor 1221 (1)	0.000	0	N.D. ng/ml
10) Aroclor 1221 (2)	0.000	0	N.D. ng/ml
11) Aroclor 1221 (3)	0.000	0	N.D. ng/ml
12) Aroclor 1221 - AVE	0.000	0	N.D. ng/ml
13) Aroclor 1232 (1)	0.000	0	N.D. ng/ml
14) Aroclor 1232 (2)	0.000	0	N.D. ng/ml
15) Aroclor 1232 (3)	0.000	0	N.D. ng/ml
16) Aroclor 1232 (4)	0.000	0	N.D. ng/ml
17) Aroclor 1232 (5)	0.000	0	N.D. ng/ml
18) Aroclor 1232 (6)	0.000	0	N.D. ng/ml
19) Aroclor 1232 - AVE	0.000	0	N.D. ng/ml
20) Aroclor 1242 (1)	0.000	0	N.D. ng/ml
21) Aroclor 1242 (2)	0.000	0	N.D. ng/ml
22) Aroclor 1242 (3)	0.000	0	N.D. ng/ml
23) Aroclor 1242 (4)	0.000	0	N.D. ng/ml
24) Aroclor 1242 (5)	0.000	0	N.D. ng/ml
25) Aroclor 1242 (6)	0.000	0	N.D. ng/ml
26) Aroclor 1242 - AVE	0.000	0	N.D. ng/ml
27) Aroclor 1248 (1)	0.000	0	N.D. ng/ml
28) Aroclor 1248 (2)	0.000	0	N.D. ng/ml
29) Aroclor 1248 (3)	0.000	0	N.D. ng/ml
30) Aroclor 1248 (4)	0.000	0	N.D. ng/ml
31) Aroclor 1248 (5)	0.000	0	N.D. ng/ml
32) Aroclor 1248 (6)	0.000	0	N.D. ng/ml
33) Aroclor 1248 - AVE	0.000	0	N.D. ng/ml
34) Aroclor 1254 (1)	0.000	0	N.D. ng/ml
35) Aroclor 1254 (2)	0.000	0	N.D. ng/ml
36) Aroclor 1254 (3)	0.000	0	N.D. ng/ml
37) Aroclor 1254 (4)	0.000	0	N.D. ng/ml
38) Aroclor 1254 (5)	0.000	0	N.D. ng/ml
39) Aroclor 1254 (6)	0.000	0	N.D. ng/ml
40) Aroclor 1254 - AVE	0.000	0	N.D. ng/ml
41) Aroclor 1260 (1)	8.144	14548054	921.762 ng/ml
42) Aroclor 1260 (2)	8.351	17676726	903.084 ng/ml
43) Aroclor 1260 (3)	8.583	18285536	908.274 ng/ml
44) Aroclor 1260 (4)	9.067	32592843	1053.210 ng/ml
45) Aroclor 1260 (5)	9.325	17701773	989.081 ng/ml
46) Aroclor 1260 (6)	9.891	6885880	998.164 ng/ml
47) Aroclor 1260 - AVE	0.000	0	N.D. ng/ml

Data Path : K:\DATA\0A13050\
 Data File : ECD2R011.D
 Signal(s) : ECD2B.CH
 Acq On : 13 Jan 2020 19:18
 Operator : MJB / KAK
 Sample : 0A13050-CAL7
 Misc :
 ALS Vial : 60 Sample Multiplier: 1

Integration File: events.e
 Quant Time: Jan 14 09:02:23 2020
 Quant Method : L:\Methods\RECD2_QUANTPCB_200113.M
 Quant Title : PCB Data Analysis
 QLast Update : Fri Oct 25 14:23:20 2019
 Response via : Initial Calibration
 Integrator: ChemStation 6890 Scale Mode: Small noise peaks clipped

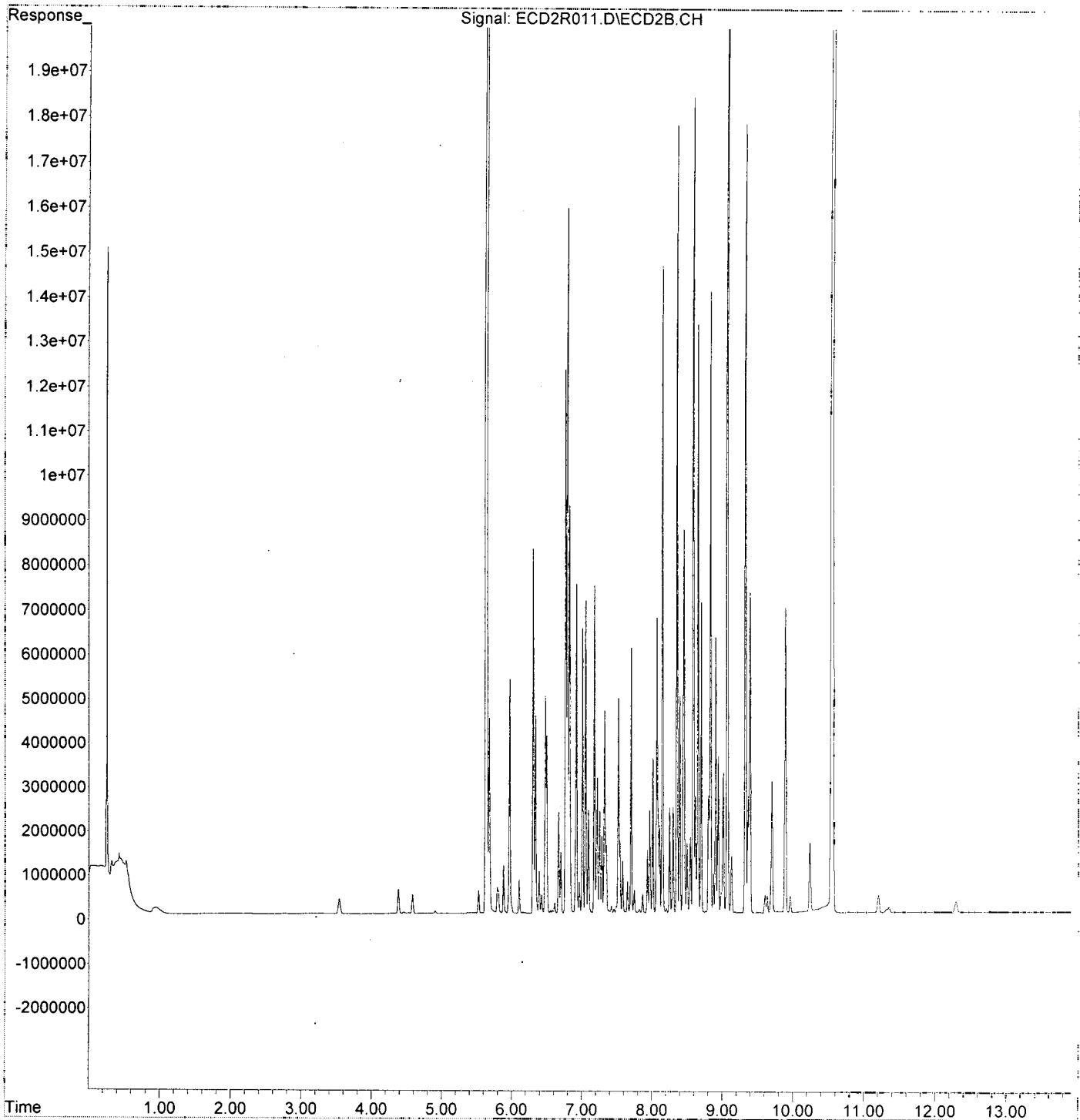
	Compound	R.T.	Response	Conc	Units
48)	Aroclor 1262 (1)	0.000	0	N.D.	ng/ml
49)	Aroclor 1262 (2)	0.000	0	N.D.	ng/ml
50)	Aroclor 1262 (3)	0.000	0	N.D.	ng/ml
51)	Aroclor 1262 (4)	0.000	0	N.D.	ng/ml
52)	Aroclor 1262 (5)	0.000	0	N.D.	ng/ml
53)	Aroclor 1262 (6)	0.000	0	N.D.	ng/ml
54)	Aroclor 1262 - AVE	0.000	0	N.D.	ng/ml
55)	Aroclor 1268 (1)	0.000	0	N.D.	ng/ml
56)	Aroclor 1268 (2)	0.000	0	N.D.	ng/ml
57)	Aroclor 1268 (3)	0.000	0	N.D.	ng/ml
58)	Aroclor 1268 (4)	0.000	0	N.D.	ng/ml
59)	Aroclor 1268 (5)	0.000	0	N.D.	ng/ml
60)	Aroclor 1268 (6)	0.000	0	N.D.	ng/ml
61)	Aroclor 1268 - AVE	0.000	0	N.D.	ng/ml

(f)=RT Delta > 1/2 Window

(m)=manual int.

Data Path : K:\DATA\0A13050\
Data File : ECD2R011.D
Signal(s) : ECD2B.CH
Acq On : 13 Jan 2020 19:18
Operator : MJB / KAK
Sample : 0A13050-CAL7
Misc :
ALS Vial : 60 Sample Multiplier: 1

Integration File: events.e
Quant Time: Jan 14 09:02:23 2020
Quant Method : L:\Methods\RECD2_QUANTPCB_200113.M
Quant Title : PCB Data Analysis
QLast Update : Fri Oct 25 14:23:20 2019
Response via : Initial Calibration
Integrator: ChemStation 6890 Scale Mode: Small noise peaks clipped



Data Path : K:\DATA\0A13050\
 Data File : ECD2R014.D
 Signal(s) : ECD2B.CH
 Acq On : 13 Jan 2020 20:11
 Operator : MJB / KAK
 Sample : 0A13050-CAL8
 Misc :
 ALS Vial : 62 Sample Multiplier: 1

Integration File: events.e
 Quant Time: Jan 14 09:08:11 2020
 Quant Method : L:\Methods\RECD2_QUANTPCB_200113.M
 Quant Title : PCB Data Analysis
 QLast Update : Tue Jan 14 09:08:06 2020
 Response via : Initial Calibration
 Integrator: ChemStation 6890 Scale Mode: Small noise peaks clipped

Compound	R.T.	Response	Conc	Units
System Monitoring Compounds				
1) S TCMX (S)	0.000	0	N.D.	ng/ml
62) S DCBP (S)	0.000	0	N.D.	ng/ml
Target Compounds				
2) Aroclor 1016 (1)	0.000	0	N.D.	ng/ml
3) Aroclor 1016 (2)	0.000	0	N.D.	ng/ml
4) Aroclor 1016 (3)	0.000	0	N.D.	ng/ml
5) Aroclor 1016 (4)	0.000	0	N.D.	ng/ml
6) Aroclor 1016 (5)	0.000	0	N.D.	ng/ml
7) Aroclor 1016 (6)	0.000	0	N.D.	ng/ml
8) Aroclor 1016 - AVE	0.000	0	N.D.	ng/ml
9) Aroclor 1221 (1)	5.806	868760	405.233	ng/ml
10) Aroclor 1221 (2)	5.878	858489	392.721	ng/ml
11) Aroclor 1221 (3)	5.965	2853506	403.334	ng/ml
12) Aroclor 1221 - AVE	0.000	0	N.D.	ng/ml
13) Aroclor 1232 (1)	0.000	0	N.D.	ng/ml
14) Aroclor 1232 (2)	0.000	0	N.D.	ng/ml
15) Aroclor 1232 (3)	0.000	0	N.D.	ng/ml
16) Aroclor 1232 (4)	0.000	0	N.D.	ng/ml
17) Aroclor 1232 (5)	0.000	0	N.D.	ng/ml
18) Aroclor 1232 (6)	0.000	0	N.D.	ng/ml
19) Aroclor 1232 - AVE	0.000	0	N.D.	ng/ml
20) Aroclor 1242 (1)	0.000	0	N.D.	ng/ml
21) Aroclor 1242 (2)	0.000	0	N.D.	ng/ml
22) Aroclor 1242 (3)	0.000	0	N.D.	ng/ml
23) Aroclor 1242 (4)	0.000	0	N.D.	ng/ml
24) Aroclor 1242 (5)	0.000	0	N.D.	ng/ml
25) Aroclor 1242 (6)	0.000	0	N.D.	ng/ml
26) Aroclor 1242 - AVE	0.000	0	N.D.	ng/ml
27) Aroclor 1248 (1)	0.000	0	N.D.	ng/ml
28) Aroclor 1248 (2)	0.000	0	N.D.	ng/ml
29) Aroclor 1248 (3)	0.000	0	N.D.	ng/ml
30) Aroclor 1248 (4)	0.000	0	N.D.	ng/ml
31) Aroclor 1248 (5)	0.000	0	N.D.	ng/ml
32) Aroclor 1248 (6)	0.000	0	N.D.	ng/ml
33) Aroclor 1248 - AVE	0.000	0	N.D.	ng/ml
34) Aroclor 1254 (1)	0.000	0	N.D.	ng/ml
35) Aroclor 1254 (2)	0.000	0	N.D.	ng/ml
36) Aroclor 1254 (3)	0.000	0	N.D.	ng/ml
37) Aroclor 1254 (4)	0.000	0	N.D.	ng/ml
38) Aroclor 1254 (5)	0.000	0	N.D.	ng/ml
39) Aroclor 1254 (6)	0.000	0	N.D.	ng/ml
40) Aroclor 1254 - AVE	0.000	0	N.D.	ng/ml
41) Aroclor 1260 (1)	0.000	0	N.D.	ng/ml
42) Aroclor 1260 (2)	0.000	0	N.D.	ng/ml
43) Aroclor 1260 (3)	0.000	0	N.D.	ng/ml
44) Aroclor 1260 (4)	0.000	0	N.D.	ng/ml
45) Aroclor 1260 (5)	0.000	0	N.D.	ng/ml
46) Aroclor 1260 (6)	0.000	0	N.D.	ng/ml
47) Aroclor 1260 - AVE	0.000	0	N.D.	ng/ml

Handwritten signature
 1/14/20

Data Path : K:\DATA\0A13050\
 Data File : ECD2R014.D
 Signal(s) : ECD2B.CH
 Acq On : 13 Jan 2020 20:11
 Operator : MJB / KAK
 Sample : 0A13050-CAL8
 Misc :
 ALS Vial : 62 Sample Multiplier: 1

Integration File: events.e
 Quant Time: Jan 14 09:08:11 2020
 Quant Method : L:\Methods\RECD2_QUANTPCB_200113.M
 Quant Title : PCB Data Analysis
 QLast Update : Tue Jan 14 09:08:06 2020
 Response via : Initial Calibration
 Integrator: ChemStation 6890 Scale Mode: Small noise peaks clipped

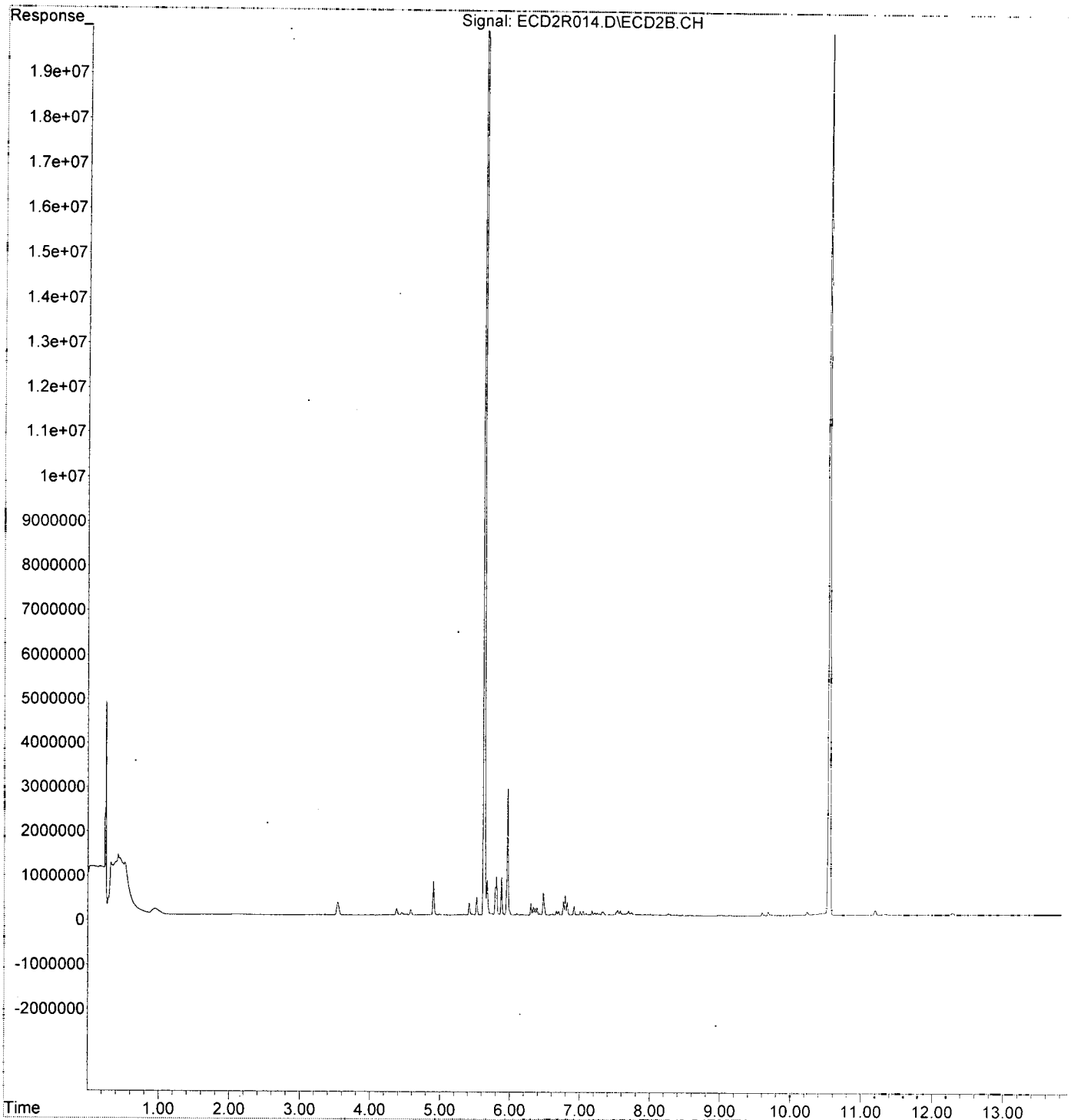
	Compound	R.T.	Response	Conc	Units
48)	Aroclor 1262 (1)	0.000	0	N.D.	ng/ml
49)	Aroclor 1262 (2)	0.000	0	N.D.	ng/ml
50)	Aroclor 1262 (3)	0.000	0	N.D.	ng/ml
51)	Aroclor 1262 (4)	0.000	0	N.D.	ng/ml
52)	Aroclor 1262 (5)	0.000	0	N.D.	ng/ml
53)	Aroclor 1262 (6)	0.000	0	N.D.	ng/ml
54)	Aroclor 1262 - AVE	0.000	0	N.D.	ng/ml
55)	Aroclor 1268 (1)	0.000	0	N.D.	ng/ml
56)	Aroclor 1268 (2)	0.000	0	N.D.	ng/ml
57)	Aroclor 1268 (3)	0.000	0	N.D.	ng/ml
58)	Aroclor 1268 (4)	0.000	0	N.D.	ng/ml
59)	Aroclor 1268 (5)	0.000	0	N.D.	ng/ml
60)	Aroclor 1268 (6)	0.000	0	N.D.	ng/ml
61)	Aroclor 1268 - AVE	0.000	0	N.D.	ng/ml

(f)=RT Delta > 1/2 Window

(m)=manual int.

Data Path : K:\DATA\0A13050\
Data File : ECD2R014.D
Signal(s) : ECD2B.CH
Acq On : 13 Jan 2020 20:11
Operator : MJB / KAK
Sample : 0A13050-CAL8
Misc :
ALS Vial : 62 Sample Multiplier: 1

Integration File: events.e
Quant Time: Jan 14 09:08:11 2020
Quant Method : L:\Methods\RECD2_QUANTPCB_200113.M
Quant Title : PCB Data Analysis
QLast Update : Tue Jan 14 09:08:06 2020
Response via : Initial Calibration
Integrator: ChemStation 6890 Scale Mode: Small noise peaks clipped



Data Path : K:\DATA\0A13050\
 Data File : ECD2R015.D
 Signal(s) : ECD2B.CH
 Acq On : 13 Jan 2020 20:29
 Operator : MJB / KAK
 Sample : 0A13050-CAL9
 Misc :
 ALS Vial : 63 Sample Multiplier: 1

Integration File: events.e
 Quant Time: Jan 14 09:09:55 2020
 Quant Method : L:\Methods\RECD2_QUANTPCB_200113.M
 Quant Title : PCB Data Analysis
 QLast Update : Tue Jan 14 09:09:49 2020
 Response via : Initial Calibration
 Integrator: ChemStation 6890 Scale Mode: Small noise peaks clipped

Compound	R.T.	Response	Conc	Units
System Monitoring Compounds				
1) S TCMX (S)	0.000	0	N.D.	ng/ml
62) S DCBP (S)	0.000	0	N.D.	ng/ml
Target Compounds				
2) Aroclor 1016 (1)	0.000	0	N.D.	ng/ml
3) Aroclor 1016 (2)	0.000	0	N.D.	ng/ml
4) Aroclor 1016 (3)	0.000	0	N.D.	ng/ml
5) Aroclor 1016 (4)	0.000	0	N.D.	ng/ml
6) Aroclor 1016 (5)	0.000	0	N.D.	ng/ml
7) Aroclor 1016 (6)	0.000	0	N.D.	ng/ml
8) Aroclor 1016 - AVE	0.000	0	N.D.	ng/ml
9) Aroclor 1221 (1)	0.000	0	N.D.	ng/ml
10) Aroclor 1221 (2)	0.000	0	N.D.	ng/ml
11) Aroclor 1221 (3)	0.000	0	N.D.	ng/ml
12) Aroclor 1221 - AVE	0.000	0	N.D.	ng/ml
13) Aroclor 1232 (1)	5.963	2284999	399.149	ng/ml
14) Aroclor 1232 (2)	6.298	1301366	374.360	ng/ml
15) Aroclor 1232 (3)	6.789	2445980	377.801	ng/ml
16) Aroclor 1232 (4)	7.002	845919	354.297	ng/ml
17) Aroclor 1232 (5)	7.047	1040422	380.779	ng/ml
18) Aroclor 1232 (6)	7.172	1084837	365.755	ng/ml
19) Aroclor 1232 - AVE	0.000	0	N.D.	ng/ml
20) Aroclor 1242 (1)	0.000	0	N.D.	ng/ml
21) Aroclor 1242 (2)	0.000	0	N.D.	ng/ml
22) Aroclor 1242 (3)	0.000	0	N.D.	ng/ml
23) Aroclor 1242 (4)	0.000	0	N.D.	ng/ml
24) Aroclor 1242 (5)	0.000	0	N.D.	ng/ml
25) Aroclor 1242 (6)	0.000	0	N.D.	ng/ml
26) Aroclor 1242 - AVE	0.000	0	N.D.	ng/ml
27) Aroclor 1248 (1)	0.000	0	N.D.	ng/ml
28) Aroclor 1248 (2)	0.000	0	N.D.	ng/ml
29) Aroclor 1248 (3)	0.000	0	N.D.	ng/ml
30) Aroclor 1248 (4)	0.000	0	N.D.	ng/ml
31) Aroclor 1248 (5)	0.000	0	N.D.	ng/ml
32) Aroclor 1248 (6)	0.000	0	N.D.	ng/ml
33) Aroclor 1248 - AVE	0.000	0	N.D.	ng/ml
34) Aroclor 1254 (1)	0.000	0	N.D.	ng/ml
35) Aroclor 1254 (2)	0.000	0	N.D.	ng/ml
36) Aroclor 1254 (3)	0.000	0	N.D.	ng/ml
37) Aroclor 1254 (4)	0.000	0	N.D.	ng/ml
38) Aroclor 1254 (5)	0.000	0	N.D.	ng/ml
39) Aroclor 1254 (6)	0.000	0	N.D.	ng/ml
40) Aroclor 1254 - AVE	0.000	0	N.D.	ng/ml
41) Aroclor 1260 (1)	0.000	0	N.D.	ng/ml
42) Aroclor 1260 (2)	0.000	0	N.D.	ng/ml
43) Aroclor 1260 (3)	0.000	0	N.D.	ng/ml
44) Aroclor 1260 (4)	0.000	0	N.D.	ng/ml
45) Aroclor 1260 (5)	0.000	0	N.D.	ng/ml
46) Aroclor 1260 (6)	0.000	0	N.D.	ng/ml
47) Aroclor 1260 - AVE	0.000	0	N.D.	ng/ml

Handwritten signature and date: 1/14/20

Data Path : K:\DATA\0A13050\
 Data File : ECD2R015.D
 Signal(s) : ECD2B.CH
 Acq On : 13 Jan 2020 20:29
 Operator : MJB / KAK
 Sample : 0A13050-CAL9
 Misc :
 ALS Vial : 63 Sample Multiplier: 1

Integration File: events.e
 Quant Time: Jan 14 09:09:55 2020
 Quant Method : L:\Methods\RECD2_QUANTPCB_200113.M
 Quant Title : PCB Data Analysis
 QLast Update : Tue Jan 14 09:09:49 2020
 Response via : Initial Calibration
 Integrator: ChemStation 6890 Scale Mode: Small noise peaks clipped

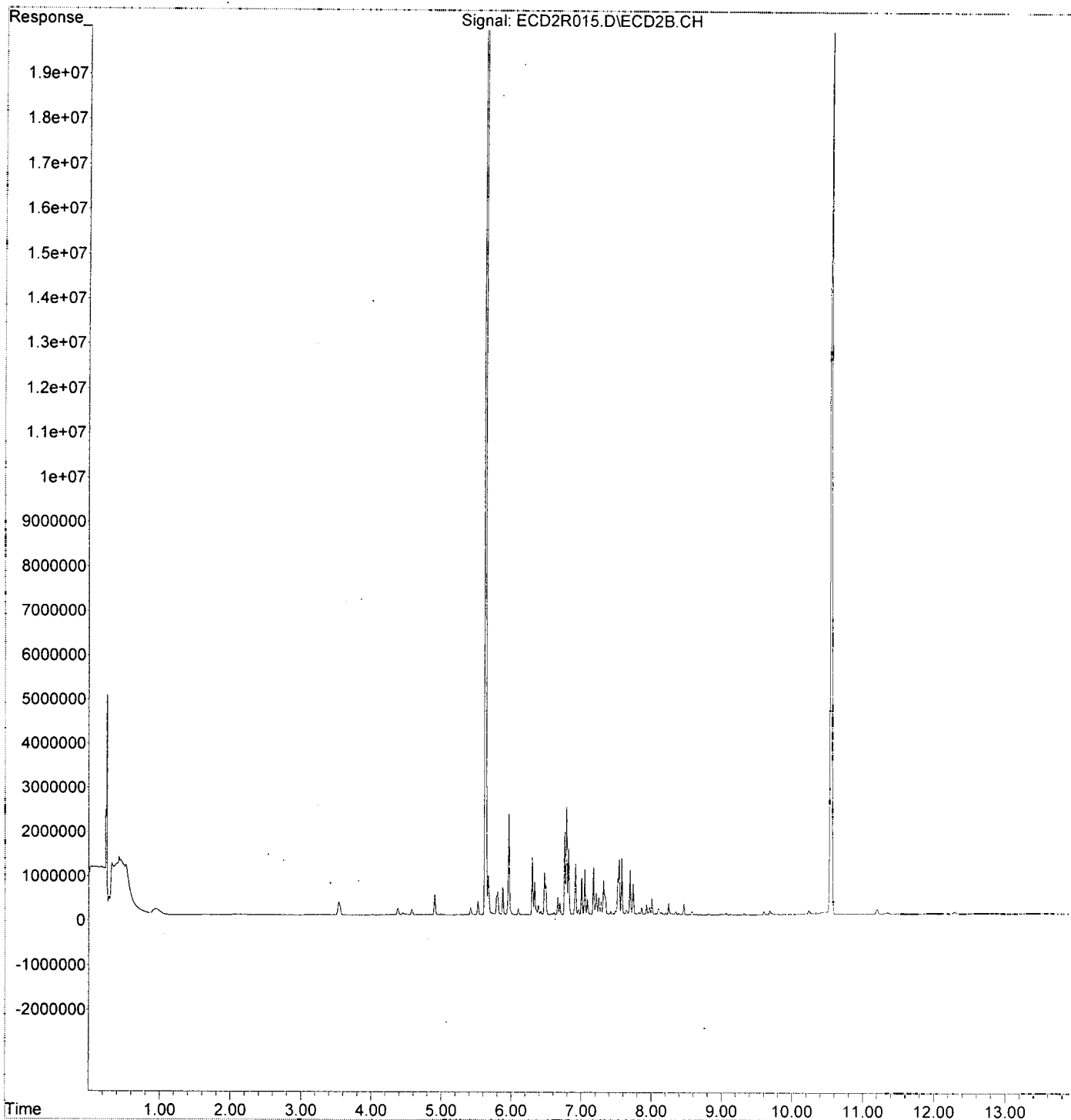
	Compound	R.T.	Response	Conc	Units
48)	Aroclor 1262 (1)	0.000	0	N.D.	ng/mld
49)	Aroclor 1262 (2)	0.000	0	N.D.	ng/mld
50)	Aroclor 1262 (3)	0.000	0	N.D.	ng/mld
51)	Aroclor 1262 (4)	0.000	0	N.D.	ng/mld
52)	Aroclor 1262 (5)	0.000	0	N.D.	ng/mld
53)	Aroclor 1262 (6)	0.000	0	N.D.	ng/mld
54)	Aroclor 1262 - AVE	0.000	0	N.D.	ng/mld
55)	Aroclor 1268 (1)	0.000	0	N.D.	ng/mld
56)	Aroclor 1268 (2)	0.000	0	N.D.	ng/mld
57)	Aroclor 1268 (3)	0.000	0	N.D.	ng/mld
58)	Aroclor 1268 (4)	0.000	0	N.D.	ng/mld
59)	Aroclor 1268 (5)	0.000	0	N.D.	ng/mld
60)	Aroclor 1268 (6)	0.000	0	N.D.	ng/mld
61)	Aroclor 1268 - AVE	0.000	0	N.D.	ng/mld

(f)=RT Delta > 1/2 Window

(m)=manual int.

Data Path : K:\DATA\0A13050\
Data File : ECD2R015.D
Signal(s) : ECD2B.CH
Acq On : 13 Jan 2020 20:29
Operator : MJB / KAK
Sample : 0A13050-CAL9
Misc :
ALS Vial : 63 Sample Multiplier: 1

Integration File: events.e
Quant Time: Jan 14 09:09:55 2020
Quant Method : L:\Methods\RECD2_QUANTPCB_200113.M
Quant Title : PCB Data Analysis
QLast Update : Tue Jan 14 09:09:49 2020
Response via : Initial Calibration
Integrator: ChemStation 6890 Scale Mode: Small noise peaks clipped



Data Path : K:\DATA\0A13050\
 Data File : ECD2R016.D
 Signal(s) : ECD2B.CH
 Acq On : 13 Jan 2020 20:46
 Operator : MJB / KAK
 Sample : 0A13050-CALA
 Misc :
 ALS Vial : 64 Sample Multiplier: 1

Integration File: events.e
 Quant Time: Jan 14 09:11:35 2020
 Quant Method : L:\Methods\RECD2_QUANTPCB_200113.M
 Quant Title : PCB Data Analysis
 QLast Update : Tue Jan 14 09:11:30 2020
 Response via : Initial Calibration
 Integrator: ChemStation 6890 Scale Mode: Small noise peaks clipped

Compound	R.T.	Response	Conc	Units
System Monitoring Compounds				
1) S TCMX (S)	0.000	0	N.D.	ng/ml
62) S DCBP (S)	0.000	0	N.D.	ng/ml
Target Compounds				
2) Aroclor 1016 (1)	0.000	0	N.D.	ng/ml
3) Aroclor 1016 (2)	0.000	0	N.D.	ng/ml
4) Aroclor 1016 (3)	0.000	0	N.D.	ng/ml
5) Aroclor 1016 (4)	0.000	0	N.D.	ng/ml
6) Aroclor 1016 (5)	0.000	0	N.D.	ng/ml
7) Aroclor 1016 (6)	0.000	0	N.D.	ng/ml
8) Aroclor 1016 - AVE	0.000	0	N.D.	ng/ml
9) Aroclor 1221 (1)	0.000	0	N.D.	ng/ml
10) Aroclor 1221 (2)	0.000	0	N.D.	ng/ml
11) Aroclor 1221 (3)	0.000	0	N.D.	ng/ml
12) Aroclor 1221 - AVE	0.000	0	N.D.	ng/ml
13) Aroclor 1232 (1)	0.000	0	N.D.	ng/ml
14) Aroclor 1232 (2)	0.000	0	N.D.	ng/ml
15) Aroclor 1232 (3)	0.000	0	N.D.	ng/ml
16) Aroclor 1232 (4)	0.000	0	N.D.	ng/ml
17) Aroclor 1232 (5)	0.000	0	N.D.	ng/ml
18) Aroclor 1232 (6)	0.000	0	N.D.	ng/ml
19) Aroclor 1232 - AVE	0.000	0	N.D.	ng/ml
20) Aroclor 1242 (1)	6.299	2273165	346.971	ng/ml
21) Aroclor 1242 (2)	6.788	4411225	372.830	ng/ml
22) Aroclor 1242 (3)	6.916	1915085	362.527	ng/ml
23) Aroclor 1242 (4)	7.003	1651796	330.840	ng/ml
24) Aroclor 1242 (5)	7.047	1996964	343.471	ng/ml
25) Aroclor 1242 (6)	7.172	2085406	326.623	ng/ml
26) Aroclor 1242 - AVE	0.000	0	N.D.	ng/ml
27) Aroclor 1248 (1)	0.000	0	N.D.	ng/ml
28) Aroclor 1248 (2)	0.000	0	N.D.	ng/ml
29) Aroclor 1248 (3)	0.000	0	N.D.	ng/ml
30) Aroclor 1248 (4)	0.000	0	N.D.	ng/ml
31) Aroclor 1248 (5)	0.000	0	N.D.	ng/ml
32) Aroclor 1248 (6)	0.000	0	N.D.	ng/ml
33) Aroclor 1248 - AVE	0.000	0	N.D.	ng/ml
34) Aroclor 1254 (1)	0.000	0	N.D.	ng/ml
35) Aroclor 1254 (2)	0.000	0	N.D.	ng/ml
36) Aroclor 1254 (3)	0.000	0	N.D.	ng/ml
37) Aroclor 1254 (4)	0.000	0	N.D.	ng/ml
38) Aroclor 1254 (5)	0.000	0	N.D.	ng/ml
39) Aroclor 1254 (6)	0.000	0	N.D.	ng/ml
40) Aroclor 1254 - AVE	0.000	0	N.D.	ng/ml
41) Aroclor 1260 (1)	0.000	0	N.D.	ng/ml
42) Aroclor 1260 (2)	0.000	0	N.D.	ng/ml
43) Aroclor 1260 (3)	0.000	0	N.D.	ng/ml
44) Aroclor 1260 (4)	0.000	0	N.D.	ng/ml
45) Aroclor 1260 (5)	0.000	0	N.D.	ng/ml
46) Aroclor 1260 (6)	0.000	0	N.D.	ng/ml
47) Aroclor 1260 - AVE	0.000	0	N.D.	ng/ml

[Handwritten Signature]
 1/14/20

Data Path : K:\DATA\0A13050\
 Data File : ECD2R016.D
 Signal(s) : ECD2B.CH
 Acq On : 13 Jan 2020 20:46
 Operator : MJB / KAK
 Sample : 0A13050-CALA
 Misc :
 ALS Vial : 64 Sample Multiplier: 1

Integration File: events.e
 Quant Time: Jan 14 09:11:35 2020
 Quant Method : L:\Methods\RECD2_QUANTPCB_200113.M
 Quant Title : PCB Data Analysis
 QLast Update : Tue Jan 14 09:11:30 2020
 Response via : Initial Calibration
 Integrator: ChemStation 6890 Scale Mode: Small noise peaks clipped

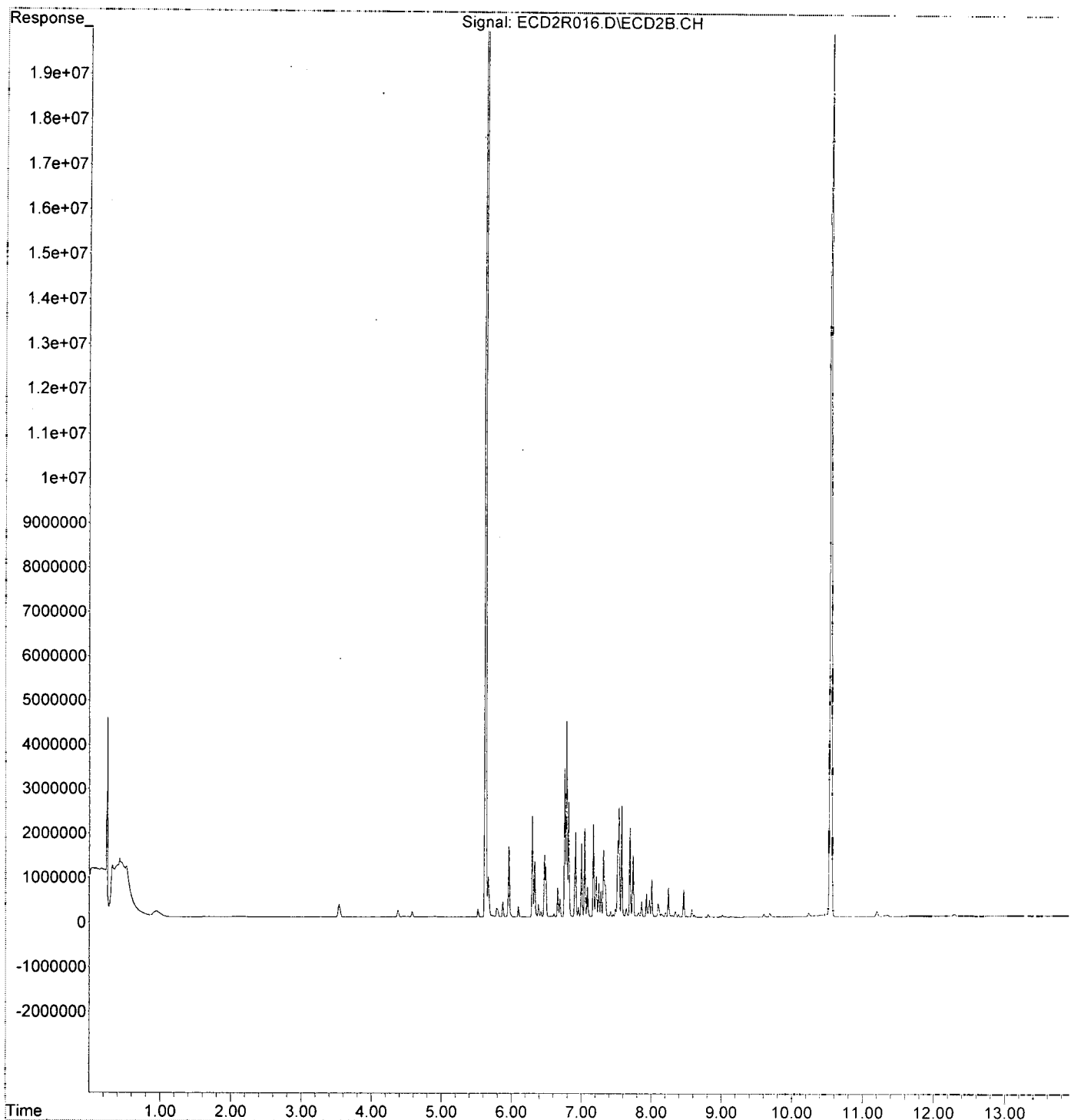
Compound	R.T.	Response	Conc	Units
48) Aroclor 1262 (1)	0.000	0	N.D.	ng/mld
49) Aroclor 1262 (2)	0.000	0	N.D.	ng/mld
50) Aroclor 1262 (3)	0.000	0	N.D.	ng/mld
51) Aroclor 1262 (4)	0.000	0	N.D.	ng/mld
52) Aroclor 1262 (5)	0.000	0	N.D.	ng/mld
53) Aroclor 1262 (6)	0.000	0	N.D.	ng/mld
54) Aroclor 1262 - AVE	0.000	0	N.D.	ng/mld
55) Aroclor 1268 (1)	0.000	0	N.D.	ng/mld
56) Aroclor 1268 (2)	0.000	0	N.D.	ng/mld
57) Aroclor 1268 (3)	0.000	0	N.D.	ng/mld
58) Aroclor 1268 (4)	0.000	0	N.D.	ng/mld
59) Aroclor 1268 (5)	0.000	0	N.D.	ng/mld
60) Aroclor 1268 (6)	0.000	0	N.D.	ng/mld
61) Aroclor 1268 - AVE	0.000	0	N.D.	ng/mld

(f)=RT Delta > 1/2 Window

(m)=manual int.

Data Path : K:\DATA\0A13050\
 Data File : ECD2R016.D
 Signal(s) : ECD2B.CH
 Acq On : 13 Jan 2020 20:46
 Operator : MJB / KAK
 Sample : 0A13050-CALA
 Misc :
 ALS Vial : 64 Sample Multiplier: 1

Integration File: events.e
 Quant Time: Jan 14 09:11:35 2020
 Quant Method : L:\Methods\RECD2_QUANTPCB_200113.M
 Quant Title : PCB Data Analysis
 QLast Update : Tue Jan 14 09:11:30 2020
 Response via : Initial Calibration
 Integrator: ChemStation 6890 Scale Mode: Small noise peaks clipped



Data Path : K:\DATA\0A13050\
 Data File : ECD2R017.D
 Signal(s) : ECD2B.CH
 Acq On : 13 Jan 2020 21:04
 Operator : MJB / KAK
 Sample : 0A13050-CALB
 Misc :
 ALS Vial : 65 Sample Multiplier: 1

Integration File: events.e
 Quant Time: Jan 14 09:13:19 2020
 Quant Method : L:\Methods\RECD2_QUANTPCB_200113.M
 Quant Title : PCB Data Analysis
 QLast Update : Tue Jan 14 09:13:13 2020
 Response via : Initial Calibration
 Integrator: ChemStation 6890 Scale Mode: Small noise peaks clipped

Compound	R.T.	Response	Conc	Units
System Monitoring Compounds				
1) S TCMX (S)	0.000	0	N.D.	ng/ml
62) S DCBP (S)	0.000	0	N.D.	ng/ml
Target Compounds				
2) Aroclor 1016 (1)	0.000	0	N.D.	ng/ml
3) Aroclor 1016 (2)	0.000	0	N.D.	ng/ml
4) Aroclor 1016 (3)	0.000	0	N.D.	ng/ml
5) Aroclor 1016 (4)	0.000	0	N.D.	ng/ml
6) Aroclor 1016 (5)	0.000	0	N.D.	ng/ml
7) Aroclor 1016 (6)	0.000	0	N.D.	ng/ml
8) Aroclor 1016 - AVE	0.000	0	N.D.	ng/ml
9) Aroclor 1221 (1)	0.000	0	N.D.	ng/ml
10) Aroclor 1221 (2)	0.000	0	N.D.	ng/ml
11) Aroclor 1221 (3)	0.000	0	N.D.	ng/ml
12) Aroclor 1221 - AVE	0.000	0	N.D.	ng/ml
13) Aroclor 1232 (1)	0.000	0	N.D.	ng/ml
14) Aroclor 1232 (2)	0.000	0	N.D.	ng/ml
15) Aroclor 1232 (3)	0.000	0	N.D.	ng/ml
16) Aroclor 1232 (4)	0.000	0	N.D.	ng/ml
17) Aroclor 1232 (5)	0.000	0	N.D.	ng/ml
18) Aroclor 1232 (6)	0.000	0	N.D.	ng/ml
19) Aroclor 1232 - AVE	0.000	0	N.D.	ng/ml
20) Aroclor 1242 (1)	0.000	0	N.D.	ng/ml
21) Aroclor 1242 (2)	0.000	0	N.D.	ng/ml
22) Aroclor 1242 (3)	0.000	0	N.D.	ng/ml
23) Aroclor 1242 (4)	0.000	0	N.D.	ng/ml
24) Aroclor 1242 (5)	0.000	0	N.D.	ng/ml
25) Aroclor 1242 (6)	0.000	0	N.D.	ng/ml
26) Aroclor 1242 - AVE	0.000	0	N.D.	ng/ml
27) Aroclor 1248 (1)	6.761	2581015	345.871	ng/ml
28) Aroclor 1248 (2)	7.003	3179675	340.576	ng/ml
29) Aroclor 1248 (3)	7.047	2967887	338.430	ng/ml
30) Aroclor 1248 (4)	7.172	3647754	348.382	ng/ml
31) Aroclor 1248 (5)	7.538	4450876	344.149	ng/ml
32) Aroclor 1248 (6)	7.695	4070608	345.227	ng/ml
33) Aroclor 1248 - AVE	0.000	0	N.D.	ng/ml
34) Aroclor 1254 (1)	0.000	0	N.D.	ng/ml
35) Aroclor 1254 (2)	0.000	0	N.D.	ng/ml
36) Aroclor 1254 (3)	0.000	0	N.D.	ng/ml
37) Aroclor 1254 (4)	0.000	0	N.D.	ng/ml
38) Aroclor 1254 (5)	0.000	0	N.D.	ng/ml
39) Aroclor 1254 (6)	0.000	0	N.D.	ng/ml
40) Aroclor 1254 - AVE	0.000	0	N.D.	ng/ml
41) Aroclor 1260 (1)	0.000	0	N.D.	ng/ml
42) Aroclor 1260 (2)	0.000	0	N.D.	ng/ml
43) Aroclor 1260 (3)	0.000	0	N.D.	ng/ml
44) Aroclor 1260 (4)	0.000	0	N.D.	ng/ml
45) Aroclor 1260 (5)	0.000	0	N.D.	ng/ml
46) Aroclor 1260 (6)	0.000	0	N.D.	ng/ml
47) Aroclor 1260 - AVE	0.000	0	N.D.	ng/ml

Handwritten signature
 1/14/20

Data Path : K:\DATA\0A13050\
 Data File : ECD2R017.D
 Signal(s) : ECD2B.CH
 Acq On : 13 Jan 2020 21:04
 Operator : MJB / KAK
 Sample : 0A13050-CALB
 Misc :
 ALS Vial : 65 Sample Multiplier: 1

Integration File: events.e
 Quant Time: Jan 14 09:13:19 2020
 Quant Method : L:\Methods\RECD2_QUANTPCB_200113.M
 Quant Title : PCB Data Analysis
 QLast Update : Tue Jan 14 09:13:13 2020
 Response via : Initial Calibration
 Integrator: ChemStation 6890 Scale Mode: Small noise peaks clipped

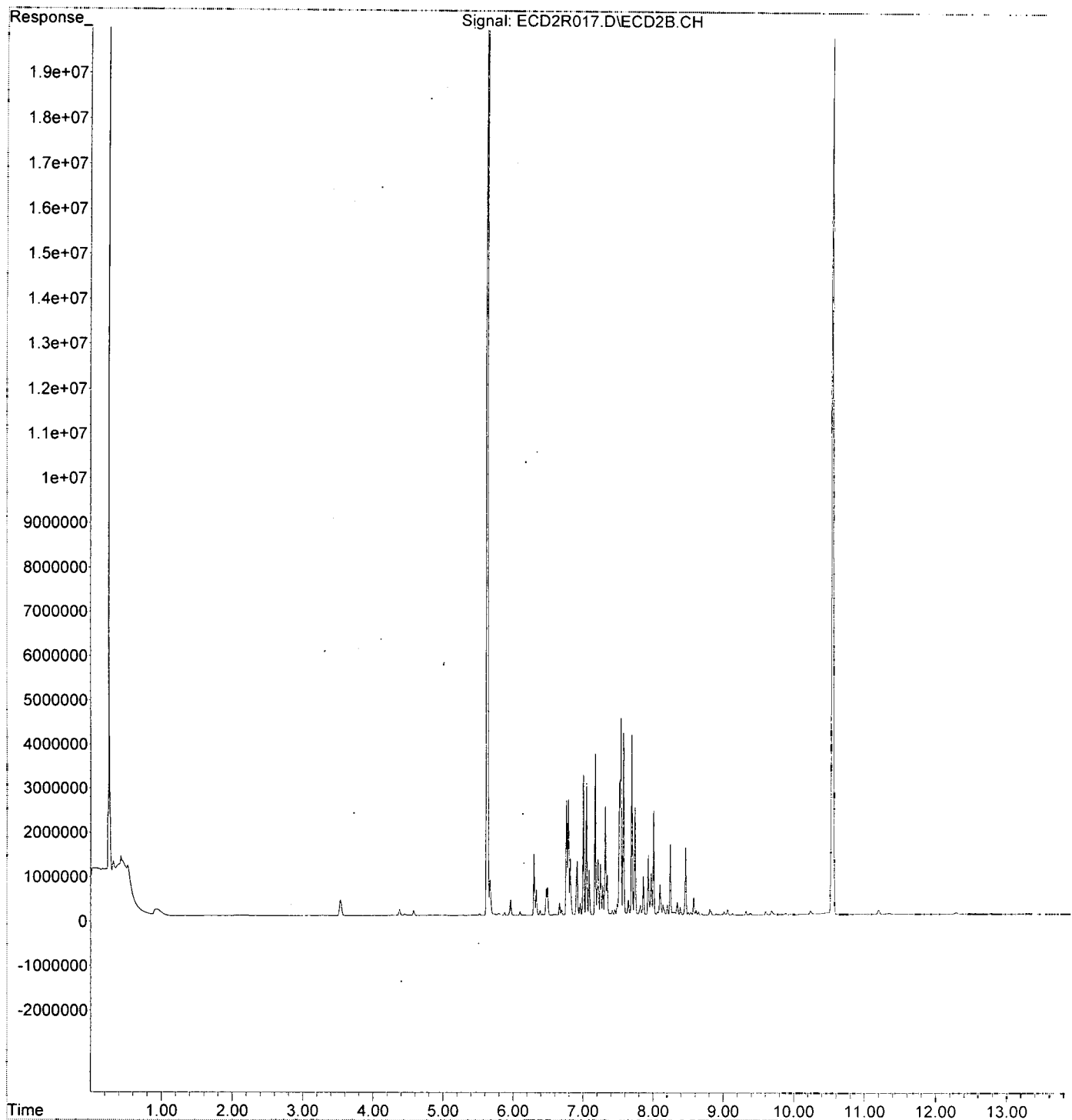
	Compound	R.T.	Response	Conc	Units
48)	Aroclor 1262 (1)	0.000	0	N.D.	ng/ml
49)	Aroclor 1262 (2)	0.000	0	N.D.	ng/ml
50)	Aroclor 1262 (3)	0.000	0	N.D.	ng/ml
51)	Aroclor 1262 (4)	0.000	0	N.D.	ng/ml
52)	Aroclor 1262 (5)	0.000	0	N.D.	ng/ml
53)	Aroclor 1262 (6)	0.000	0	N.D.	ng/ml
54)	Aroclor 1262 - AVE	0.000	0	N.D.	ng/ml
55)	Aroclor 1268 (1)	0.000	0	N.D.	ng/ml
56)	Aroclor 1268 (2)	0.000	0	N.D.	ng/ml
57)	Aroclor 1268 (3)	0.000	0	N.D.	ng/ml
58)	Aroclor 1268 (4)	0.000	0	N.D.	ng/ml
59)	Aroclor 1268 (5)	0.000	0	N.D.	ng/ml
60)	Aroclor 1268 (6)	0.000	0	N.D.	ng/ml
61)	Aroclor 1268 - AVE	0.000	0	N.D.	ng/ml

(f)=RT Delta > 1/2 Window

(m)=manual int.

Data Path : K:\DATA\0A13050\
Data File : ECD2R017.D
Signal(s) : ECD2B.CH
Acq On : 13 Jan 2020 21:04
Operator : MJB / KAK
Sample : 0A13050-CALB
Misc :
ALS Vial : 65 Sample Multiplier: 1

Integration File: events.e
Quant Time: Jan 14 09:13:19 2020
Quant Method : L:\Methods\RECD2_QUANTPCB_200113.M
Quant Title : PCB Data Analysis
QLast Update : Tue Jan 14 09:13:13 2020
Response via : Initial Calibration
Integrator: ChemStation 6890 Scale Mode: Small noise peaks clipped



Data Path : K:\DATA\0A13050\
 Data File : ECD2R018.D
 Signal(s) : ECD2B.CH
 Acq On : 13 Jan 2020 21:22
 Operator : MJB / KAK
 Sample : 0A13050-CALC
 Misc :
 ALS Vial : 66 Sample Multiplier: 1

Integration File: events.e
 Quant Time: Jan 14 09:15:06 2020
 Quant Method : L:\Methods\RECD2_QUANTPCB_200113.M
 Quant Title : PCB Data Analysis
 QLast Update : Tue Jan 14 09:14:59 2020
 Response via : Initial Calibration
 Integrator: ChemStation 6890 Scale Mode: Small noise peaks clipped

Compound	R.T.	Response	Conc	Units

System Monitoring Compounds				
1) S TCMX (S)	0.000	0	N.D.	ng/ml
62) S DCBP (S)	0.000	0	N.D.	ng/ml
Target Compounds				
2) Aroclor 1016 (1)	0.000	0	N.D.	ng/ml
3) Aroclor 1016 (2)	0.000	0	N.D.	ng/ml
4) Aroclor 1016 (3)	0.000	0	N.D.	ng/ml
5) Aroclor 1016 (4)	0.000	0	N.D.	ng/ml
6) Aroclor 1016 (5)	0.000	0	N.D.	ng/ml
7) Aroclor 1016 (6)	0.000	0	N.D.	ng/ml
8) Aroclor 1016 - AVE	0.000	0	N.D.	ng/ml
9) Aroclor 1221 (1)	0.000	0	N.D.	ng/ml
10) Aroclor 1221 (2)	0.000	0	N.D.	ng/ml
11) Aroclor 1221 (3)	0.000	0	N.D.	ng/ml
12) Aroclor 1221 - AVE	0.000	0	N.D.	ng/ml
13) Aroclor 1232 (1)	0.000	0	N.D.	ng/ml
14) Aroclor 1232 (2)	0.000	0	N.D.	ng/ml
15) Aroclor 1232 (3)	0.000	0	N.D.	ng/ml
16) Aroclor 1232 (4)	0.000	0	N.D.	ng/ml
17) Aroclor 1232 (5)	0.000	0	N.D.	ng/ml
18) Aroclor 1232 (6)	0.000	0	N.D.	ng/ml
19) Aroclor 1232 - AVE	0.000	0	N.D.	ng/ml
20) Aroclor 1242 (1)	0.000	0	N.D.	ng/ml
21) Aroclor 1242 (2)	0.000	0	N.D.	ng/ml
22) Aroclor 1242 (3)	0.000	0	N.D.	ng/ml
23) Aroclor 1242 (4)	0.000	0	N.D.	ng/ml
24) Aroclor 1242 (5)	0.000	0	N.D.	ng/ml
25) Aroclor 1242 (6)	0.000	0	N.D.	ng/ml
26) Aroclor 1242 - AVE	0.000	0	N.D.	ng/ml
27) Aroclor 1248 (1)	0.000	0	N.D.	ng/ml
28) Aroclor 1248 (2)	0.000	0	N.D.	ng/ml
29) Aroclor 1248 (3)	0.000	0	N.D.	ng/ml
30) Aroclor 1248 (4)	0.000	0	N.D.	ng/ml
31) Aroclor 1248 (5)	0.000	0	N.D.	ng/ml
32) Aroclor 1248 (6)	0.000	0	N.D.	ng/ml
33) Aroclor 1248 - AVE	0.000	0	N.D.	ng/ml
34) Aroclor 1254 (1)	7.515	4236924	327.807	ng/ml
35) Aroclor 1254 (2)	7.696	6954916	343.494	ng/ml
36) Aroclor 1254 (3)	8.006	7587169	354.082	ng/ml
37) Aroclor 1254 (4)	8.246	5458243	330.470	ng/ml
38) Aroclor 1254 (5)	8.580	5624331	358.394	ng/ml
39) Aroclor 1254 (6)	8.810	1763591	360.642	ng/ml
40) Aroclor 1254 - AVE	0.000	0	N.D.	ng/ml
41) Aroclor 1260 (1)	0.000	0	N.D.	ng/ml
42) Aroclor 1260 (2)	0.000	0	N.D.	ng/ml
43) Aroclor 1260 (3)	0.000	0	N.D.	ng/ml
44) Aroclor 1260 (4)	0.000	0	N.D.	ng/ml
45) Aroclor 1260 (5)	0.000	0	N.D.	ng/ml
46) Aroclor 1260 (6)	0.000	0	N.D.	ng/ml
47) Aroclor 1260 - AVE	0.000	0	N.D.	ng/ml

[Handwritten signature]
 1/14/20

Data Path : K:\DATA\0A13050\
 Data File : ECD2R018.D
 Signal(s) : ECD2B.CH
 Acq On : 13 Jan 2020 21:22
 Operator : MJB / KAK
 Sample : 0A13050-CALC
 Misc :
 ALS Vial : 66 Sample Multiplier: 1

Integration File: events.e
 Quant Time: Jan 14 09:15:06 2020
 Quant Method : L:\Methods\RECD2_QUANTPCB_200113.M
 Quant Title : PCB Data Analysis
 QLast Update : Tue Jan 14 09:14:59 2020
 Response via : Initial Calibration
 Integrator: ChemStation 6890 Scale Mode: Small noise peaks clipped

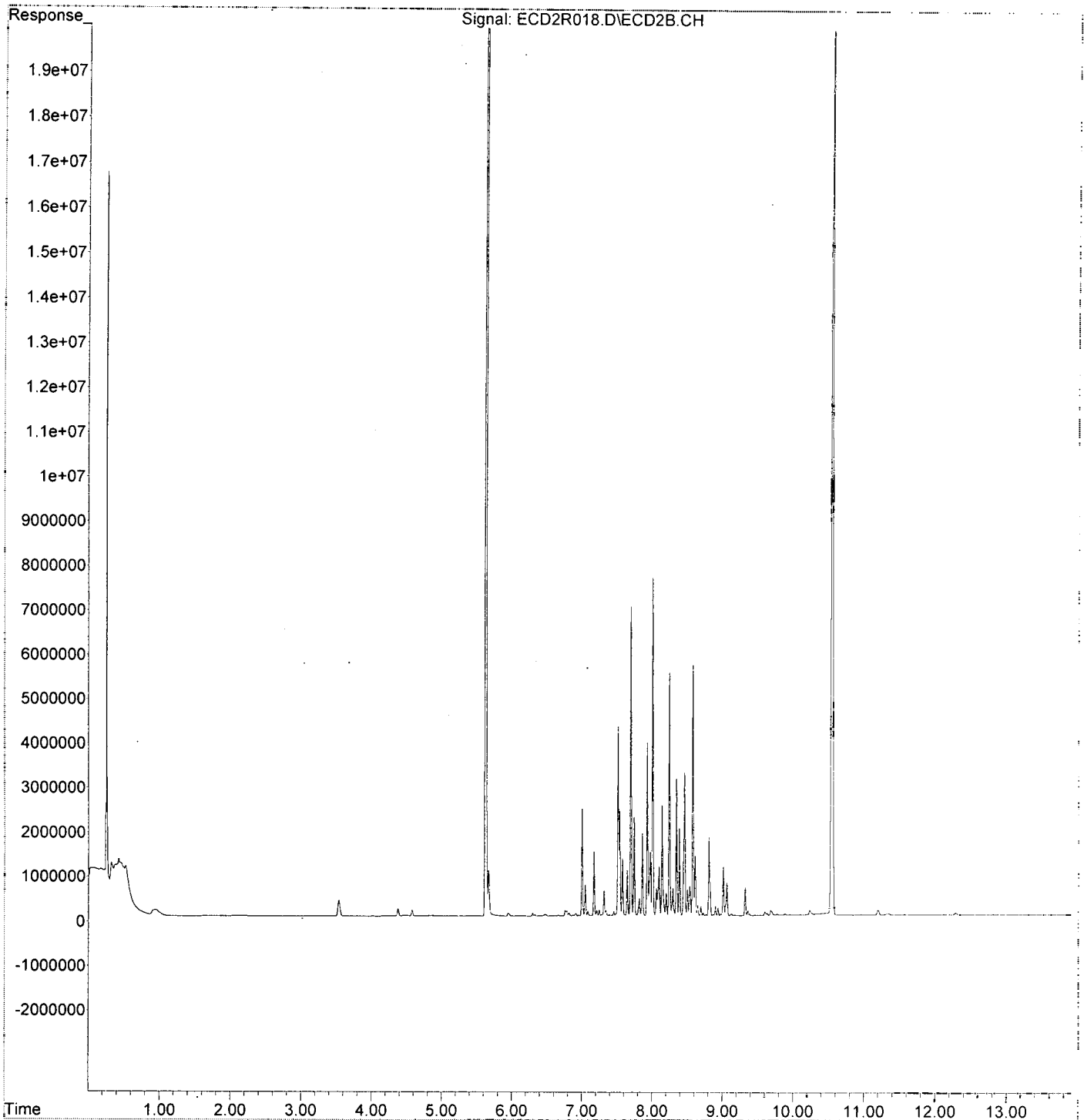
	Compound	R.T.	Response	Conc	Units
48)	Aroclor 1262 (1)	0.000	0	N.D.	ng/mld
49)	Aroclor 1262 (2)	0.000	0	N.D.	ng/mld
50)	Aroclor 1262 (3)	0.000	0	N.D.	ng/mld
51)	Aroclor 1262 (4)	0.000	0	N.D.	ng/mld
52)	Aroclor 1262 (5)	0.000	0	N.D.	ng/mld
53)	Aroclor 1262 (6)	0.000	0	N.D.	ng/mld
54)	Aroclor 1262 - AVE	0.000	0	N.D.	ng/mld
55)	Aroclor 1268 (1)	0.000	0	N.D.	ng/mld
56)	Aroclor 1268 (2)	0.000	0	N.D.	ng/mld
57)	Aroclor 1268 (3)	0.000	0	N.D.	ng/mld
58)	Aroclor 1268 (4)	0.000	0	N.D.	ng/mld
59)	Aroclor 1268 (5)	0.000	0	N.D.	ng/mld
60)	Aroclor 1268 (6)	0.000	0	N.D.	ng/mld
61)	Aroclor 1268 - AVE	0.000	0	N.D.	ng/mld

(f)=RT Delta > 1/2 Window

(m)=manual int.

Data Path : K:\DATA\0A13050\
Data File : ECD2R018.D
Signal(s) : ECD2B.CH
Acq On : 13 Jan 2020 21:22
Operator : MJB / KAK
Sample : 0A13050-CALC
Misc :
ALS Vial : 66 Sample Multiplier: 1

Integration File: events.e
Quant Time: Jan 14 09:15:06 2020
Quant Method : L:\Methods\RECD2_QUANTPCB_200113.M
Quant Title : PCB Data Analysis
QLast Update : Tue Jan 14 09:14:59 2020
Response via : Initial Calibration
Integrator: ChemStation 6890 Scale Mode: Small noise peaks clipped



Data Path : K:\DATA\0A13050\
 Data File : ECD2R019.D
 Signal(s) : ECD2B.CH
 Acq On : 13 Jan 2020 21:39
 Operator : MJB / KAK
 Sample : 0A13050-CALD
 Misc :
 ALS Vial : 67 Sample Multiplier: 1

Integration File: events.e
 Quant Time: Jan 14 09:29:52 2020
 Quant Method : L:\Methods\RECD2_QUANTPCB_200113.M
 Quant Title : PCB Data Analysis
 QLast Update : Tue Jan 14 09:29:46 2020
 Response via : Initial Calibration
 Integrator: ChemStation 6890 Scale Mode: Small noise peaks clipped

[Handwritten signature]
 1/14/20

Compound	R.T.	Response	Conc	Units
System Monitoring Compounds				
1) S TCMX (S)	0.000	0	N.D.	ng/ml
62) S DCBP (S)	0.000	0	N.D.	ng/ml
Target Compounds				
2) Aroclor 1016 (1)	0.000	0	N.D.	ng/ml
3) Aroclor 1016 (2)	0.000	0	N.D.	ng/ml
4) Aroclor 1016 (3)	0.000	0	N.D.	ng/ml
5) Aroclor 1016 (4)	0.000	0	N.D.	ng/ml
6) Aroclor 1016 (5)	0.000	0	N.D.	ng/ml
7) Aroclor 1016 (6)	0.000	0	N.D.	ng/ml
8) Aroclor 1016 - AVE	0.000	0	N.D.	ng/ml
9) Aroclor 1221 (1)	0.000	0	N.D.	ng/ml
10) Aroclor 1221 (2)	0.000	0	N.D.	ng/ml
11) Aroclor 1221 (3)	0.000	0	N.D.	ng/ml
12) Aroclor 1221 - AVE	0.000	0	N.D.	ng/ml
13) Aroclor 1232 (1)	0.000	0	N.D.	ng/ml
14) Aroclor 1232 (2)	0.000	0	N.D.	ng/ml
15) Aroclor 1232 (3)	0.000	0	N.D.	ng/ml
16) Aroclor 1232 (4)	0.000	0	N.D.	ng/ml
17) Aroclor 1232 (5)	0.000	0	N.D.	ng/ml
18) Aroclor 1232 (6)	0.000	0	N.D.	ng/ml
19) Aroclor 1232 - AVE	0.000	0	N.D.	ng/ml
20) Aroclor 1242 (1)	0.000	0	N.D.	ng/ml
21) Aroclor 1242 (2)	0.000	0	N.D.	ng/ml
22) Aroclor 1242 (3)	0.000	0	N.D.	ng/ml
23) Aroclor 1242 (4)	0.000	0	N.D.	ng/ml
24) Aroclor 1242 (5)	0.000	0	N.D.	ng/ml
25) Aroclor 1242 (6)	0.000	0	N.D.	ng/ml
26) Aroclor 1242 - AVE	0.000	0	N.D.	ng/ml
27) Aroclor 1248 (1)	0.000	0	N.D.	ng/ml
28) Aroclor 1248 (2)	0.000	0	N.D.	ng/ml
29) Aroclor 1248 (3)	0.000	0	N.D.	ng/ml
30) Aroclor 1248 (4)	0.000	0	N.D.	ng/ml
31) Aroclor 1248 (5)	0.000	0	N.D.	ng/ml
32) Aroclor 1248 (6)	0.000	0	N.D.	ng/ml
33) Aroclor 1248 - AVE	0.000	0	N.D.	ng/ml
34) Aroclor 1254 (1)	0.000	0	N.D.	ng/ml
35) Aroclor 1254 (2)	0.000	0	N.D.	ng/ml
36) Aroclor 1254 (3)	0.000	0	N.D.	ng/ml
37) Aroclor 1254 (4)	0.000	0	N.D.	ng/ml
38) Aroclor 1254 (5)	0.000	0	N.D.	ng/ml
39) Aroclor 1254 (6)	0.000	0	N.D.	ng/ml
40) Aroclor 1254 - AVE	0.000	0	N.D.	ng/ml
41) Aroclor 1260 (1)	0.000	0	N.D.	ng/ml
42) Aroclor 1260 (2)	0.000	0	N.D.	ng/ml
43) Aroclor 1260 (3)	0.000	0	N.D.	ng/ml
44) Aroclor 1260 (4)	0.000	0	N.D.	ng/ml
45) Aroclor 1260 (5)	0.000	0	N.D.	ng/ml
46) Aroclor 1260 (6)	0.000	0	N.D.	ng/ml
47) Aroclor 1260 - AVE	0.000	0	N.D.	ng/ml

Data Path : K:\DATA\0A13050\
 Data File : ECD2R019.D
 Signal(s) : ECD2B.CH
 Acq On : 13 Jan 2020 21:39
 Operator : MJB / KAK
 Sample : 0A13050-CALD
 Misc :
 ALS Vial : 67 Sample Multiplier: 1

Integration File: events.e
 Quant Time: Jan 14 09:29:52 2020
 Quant Method : L:\Methods\RECD2_QUANTPCB_200113.M
 Quant Title : PCB Data Analysis
 QLast Update : Tue Jan 14 09:29:46 2020
 Response via : Initial Calibration
 Integrator: ChemStation 6890 Scale Mode: Small noise peaks clipped

Compound	R.T.	Response	Conc Units
48) Aroclor 1262 (1)	8.349	5285848	349.281 ng/ml
49) Aroclor 1262 (2)	8.650	7638753	361.098 ng/ml
50) Aroclor 1262 (3)	8.828	6402101	366.499 ng/ml
51) Aroclor 1262 (4)	9.065	13762305	384.322 ng/ml
52) Aroclor 1262 (5)	9.324	8209776	373.769 ng/ml
53) Aroclor 1262 (6)	9.888	3600266	371.141 ng/ml
54) Aroclor 1262 - AVE	0.000	0	N.D. ng/ml
55) Aroclor 1268 (1)	0.000	0	N.D. ng/ml
56) Aroclor 1268 (2)	0.000	0	N.D. ng/ml
57) Aroclor 1268 (3)	0.000	0	N.D. ng/ml
58) Aroclor 1268 (4)	0.000	0	N.D. ng/ml
59) Aroclor 1268 (5)	0.000	0	N.D. ng/ml
60) Aroclor 1268 (6)	0.000	0	N.D. ng/ml
61) Aroclor 1268 - AVE	0.000	0	N.D. ng/ml

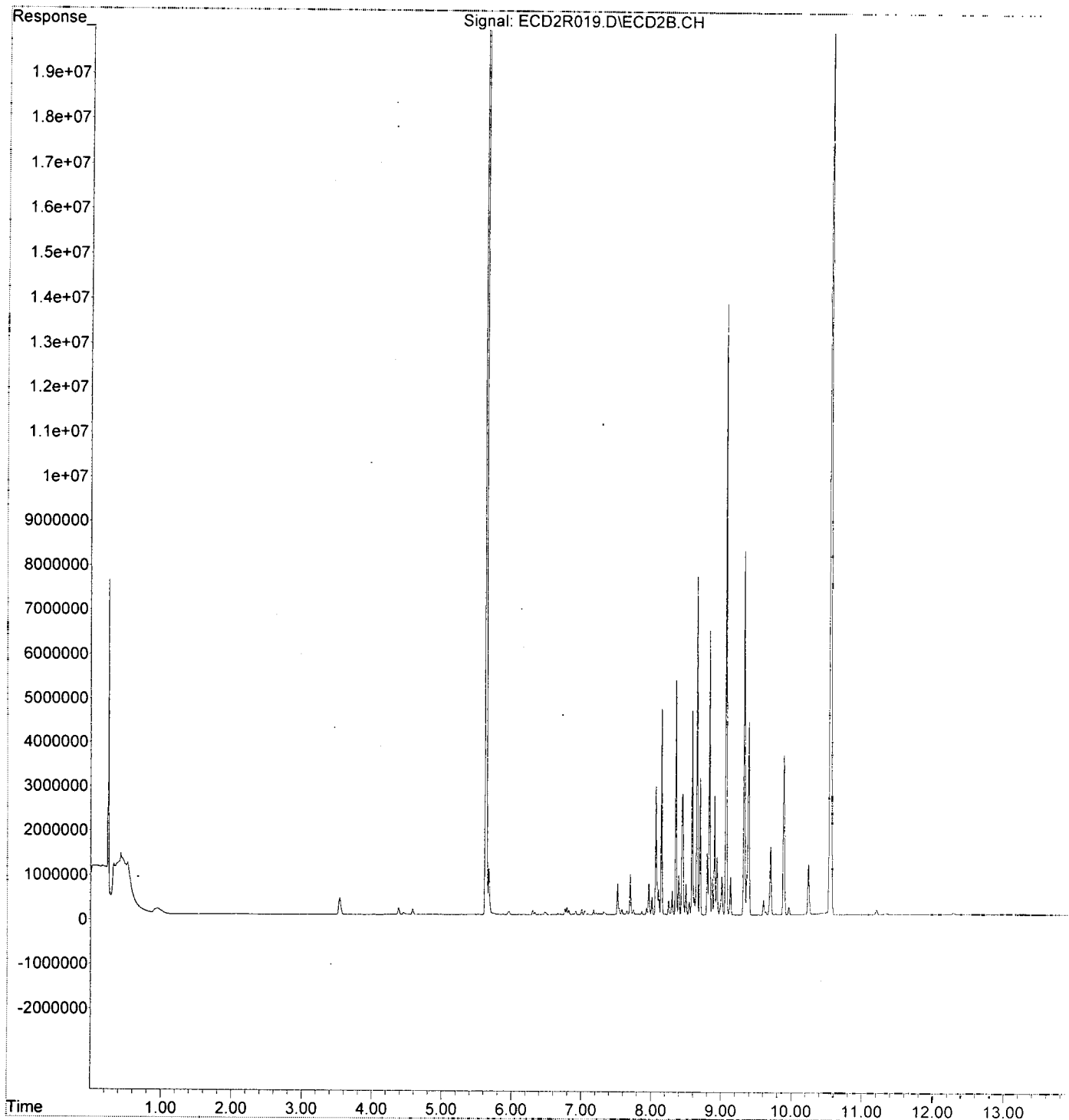
[Handwritten signature]
 1/14/20

(f)=RT Delta > 1/2 Window

(m)=manual int.

Data Path : K:\DATA\0A13050\
Data File : ECD2R019.D
Signal(s) : ECD2B.CH
Acq On : 13 Jan 2020 21:39
Operator : MJB / KAK
Sample : 0A13050-CALD
Misc :
ALS Vial : 67 Sample Multiplier: 1

Integration File: events.e
Quant Time: Jan 14 09:29:52 2020
Quant Method : L:\Methods\RECD2_QUANTPCB_200113.M
Quant Title : PCB Data Analysis
QLast Update : Tue Jan 14 09:29:46 2020
Response via : Initial Calibration
Integrator: ChemStation 6890 Scale Mode: Small noise peaks clipped



Data Path : K:\DATA\0A13050\
 Data File : ECD2R020.D
 Signal(s) : ECD2B.CH
 Acq On : 13 Jan 2020 21:57
 Operator : MJB / KAK
 Sample : 0A13050-CALE
 Misc :
 ALS Vial : 68 Sample Multiplier: 1

Integration File: events.e
 Quant Time: Jan 14 09:31:53 2020
 Quant Method : L:\Methods\RECD2_QUANTPCB_200113.M
 Quant Title : PCB Data Analysis
 QLast Update : Tue Jan 14 09:31:47 2020
 Response via : Initial Calibration
 Integrator: ChemStation 6890 Scale Mode: Small noise peaks clipped

Handwritten signature
 1/14/20

Compound	R.T.	Response	Conc	Units
System Monitoring Compounds				
1) S TCMX (S)	0.000	0	N.D.	ng/ml
62) S DCBP (S)	0.000	0	N.D.	ng/ml
Target Compounds				
2) Aroclor 1016 (1)	0.000	0	N.D.	ng/ml
3) Aroclor 1016 (2)	0.000	0	N.D.	ng/ml
4) Aroclor 1016 (3)	0.000	0	N.D.	ng/ml
5) Aroclor 1016 (4)	0.000	0	N.D.	ng/ml
6) Aroclor 1016 (5)	0.000	0	N.D.	ng/ml
7) Aroclor 1016 (6)	0.000	0	N.D.	ng/ml
8) Aroclor 1016 - AVE	0.000	0	N.D.	ng/ml
9) Aroclor 1221 (1)	0.000	0	N.D.	ng/ml
10) Aroclor 1221 (2)	0.000	0	N.D.	ng/ml
11) Aroclor 1221 (3)	0.000	0	N.D.	ng/ml
12) Aroclor 1221 - AVE	0.000	0	N.D.	ng/ml
13) Aroclor 1232 (1)	0.000	0	N.D.	ng/ml
14) Aroclor 1232 (2)	0.000	0	N.D.	ng/ml
15) Aroclor 1232 (3)	0.000	0	N.D.	ng/ml
16) Aroclor 1232 (4)	0.000	0	N.D.	ng/ml
17) Aroclor 1232 (5)	0.000	0	N.D.	ng/ml
18) Aroclor 1232 (6)	0.000	0	N.D.	ng/ml
19) Aroclor 1232 - AVE	0.000	0	N.D.	ng/ml
20) Aroclor 1242 (1)	0.000	0	N.D.	ng/ml
21) Aroclor 1242 (2)	0.000	0	N.D.	ng/ml
22) Aroclor 1242 (3)	0.000	0	N.D.	ng/ml
23) Aroclor 1242 (4)	0.000	0	N.D.	ng/ml
24) Aroclor 1242 (5)	0.000	0	N.D.	ng/ml
25) Aroclor 1242 (6)	0.000	0	N.D.	ng/ml
26) Aroclor 1242 - AVE	0.000	0	N.D.	ng/ml
27) Aroclor 1248 (1)	0.000	0	N.D.	ng/ml
28) Aroclor 1248 (2)	0.000	0	N.D.	ng/ml
29) Aroclor 1248 (3)	0.000	0	N.D.	ng/ml
30) Aroclor 1248 (4)	0.000	0	N.D.	ng/ml
31) Aroclor 1248 (5)	0.000	0	N.D.	ng/ml
32) Aroclor 1248 (6)	0.000	0	N.D.	ng/ml
33) Aroclor 1248 - AVE	0.000	0	N.D.	ng/ml
34) Aroclor 1254 (1)	0.000	0	N.D.	ng/ml
35) Aroclor 1254 (2)	0.000	0	N.D.	ng/ml
36) Aroclor 1254 (3)	0.000	0	N.D.	ng/ml
37) Aroclor 1254 (4)	0.000	0	N.D.	ng/ml
38) Aroclor 1254 (5)	0.000	0	N.D.	ng/ml
39) Aroclor 1254 (6)	0.000	0	N.D.	ng/ml
40) Aroclor 1254 - AVE	0.000	0	N.D.	ng/ml
41) Aroclor 1260 (1)	0.000	0	N.D.	ng/ml
42) Aroclor 1260 (2)	0.000	0	N.D.	ng/ml
43) Aroclor 1260 (3)	0.000	0	N.D.	ng/ml
44) Aroclor 1260 (4)	0.000	0	N.D.	ng/ml
45) Aroclor 1260 (5)	0.000	0	N.D.	ng/ml
46) Aroclor 1260 (6)	0.000	0	N.D.	ng/ml
47) Aroclor 1260 - AVE	0.000	0	N.D.	ng/ml

Data Path : K:\DATA\0A13050\
 Data File : ECD2R020.D
 Signal(s) : ECD2B.CH
 Acq On : 13 Jan 2020 21:57
 Operator : MJB / KAK
 Sample : 0A13050-CALE
 Misc :
 ALS Vial : 68 Sample Multiplier: 1

Integration File: events.e
 Quant Time: Jan 14 09:31:53 2020
 Quant Method : L:\Methods\RECD2_QUANTPCB_200113.M
 Quant Title : PCB Data Analysis
 QLast Update : Tue Jan 14 09:31:47 2020
 Response via : Initial Calibration
 Integrator: ChemStation 6890 Scale Mode: Small noise peaks clipped

Compound	R.T.	Response	Conc	Units
48) Aroclor 1262 (1)	0.000	0	N.D.	ng/ml
49) Aroclor 1262 (2)	0.000	0	N.D.	ng/ml
50) Aroclor 1262 (3)	0.000	0	N.D.	ng/ml
51) Aroclor 1262 (4)	0.000	0	N.D.	ng/ml
52) Aroclor 1262 (5)	0.000	0	N.D.	ng/ml
53) Aroclor 1262 (6)	0.000	0	N.D.	ng/ml
54) Aroclor 1262 - AVE	0.000	0	N.D.	ng/ml
55) Aroclor 1268 (1)	8.867	3116077	333.865	ng/ml
56) Aroclor 1268 (2)	9.324	13883261	353.838	ng/ml
57) Aroclor 1268 (3)	9.390	11258146	357.094	ng/ml
58) Aroclor 1268 (4)	9.601	9626631	355.419	ng/ml
59) Aroclor 1268 (5)	9.888	3911591	369.151	ng/ml
60) Aroclor 1268 (6)	10.237	25307518	344.410	ng/ml
61) Aroclor 1268 - AVE	0.000	0	N.D.	ng/ml

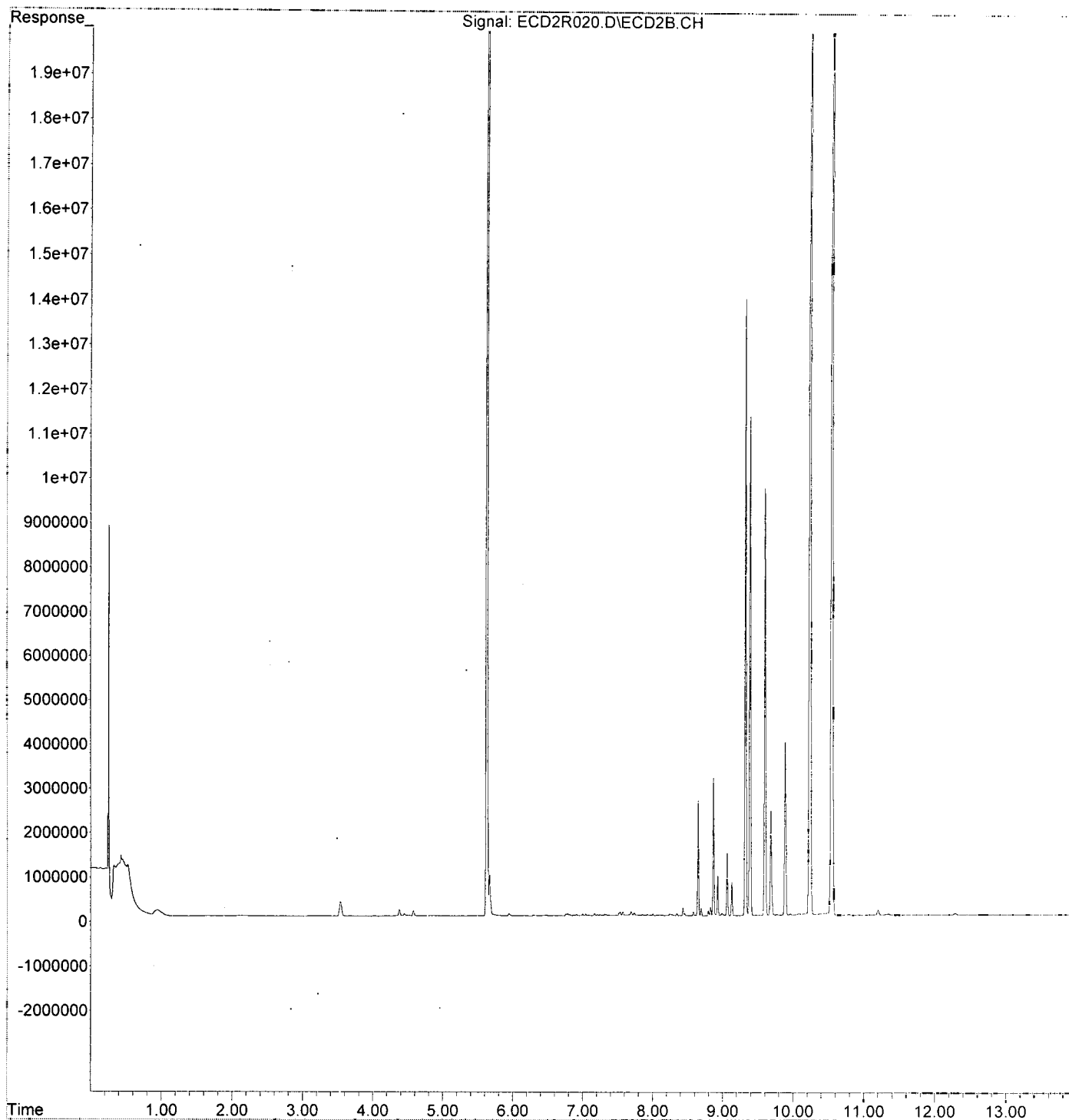
[Handwritten signature]
 1/14/20

(f)=RT Delta > 1/2 Window

(m)=manual int.

Data Path : K:\DATA\0A13050\
Data File : ECD2R020.D
Signal(s) : ECD2B.CH
Acq On : 13 Jan 2020 21:57
Operator : MJB / KAK
Sample : 0A13050-CALE
Misc :
ALS Vial : 68 Sample Multiplier: 1

Integration File: events.e
Quant Time: Jan 14 09:31:53 2020
Quant Method : L:\Methods\RECD2_QUANTPCB_200113.M
Quant Title : PCB Data Analysis
QLast Update : Tue Jan 14 09:31:47 2020
Response via : Initial Calibration
Integrator: ChemStation 6890 Scale Mode: Small noise peaks clipped



**Organochloride Pesticides by EPA 8081B
Benchsheet & Analysis Sequence Data**

Batch 0010957
Sequence 0B11041 (A0A0637-01RE3,02RE3)



Apex Laboratories
PREPARATION BENCH SHEET

FEB 17 2020

BATCH #: 0010957 (Sediment)

Prep Method: EPA 3546/3640A (GPC)

#	Lab Number	Analysis	Prepared	Initial (g)	Final (mL)	Spike ID	Source ID	ul Spike	ul Surr.	Sample ID	Extraction Comments	pH		
												<2	5-9	>11
	0010957-BLK1	QC	01/27/20 16:12	11	10				100					
	0010957-BS1	QC	01/27/20 16:12	10	10	A20A310		100	100					
	A0A0633-01RE3	A 8081B 2,4+4,4-DDx Only (+Add)	01/27/20 16:12	10.6	10				100	PDI-013SC-A-04-05-190925	Re-extract added 1/27/2020 by MJB			
	A0A0633-02RE3	A 8081B 2,4+4,4-DDx Only (+Add)	01/27/20 16:12	10.56	10				100	PDI-018SC-A-08-09-190926	Re-extract added 1/27/2020 by MJB			
	A0A0633-03RE3	A 8081B 2,4+4,4-DDx Only (+Add)	01/27/20 16:12	10.32	10				100	PDI-018SC-A-09-10-190926	Re-extract added 1/27/2020 by MJB			
	A0A0636-01RE3	A 8081B 2,4+4,4-DDx Only (+Add)	01/27/20 16:12	10.34	10				100	PDI-024SC-A-04-05-190927	Re-extract added 1/27/2020 by MJB			
	0010957-DUP1	QC	01/27/20 16:12	10.46	10		A0A0636-01RE3		100					
	A0A0636-02RE3	A 8081B 2,4+4,4-DDx Only (+Add)	01/27/20 16:12	10.69	10				100	PDI-024SC-A-05-06-190927	Re-extract added 1/27/2020 by MJB			
	A0A0636-03RE3	A 8081B 2,4+4,4-DDx Only (+Add)	01/27/20 16:12	10.81	10				100	PDI-025SC-A-04-05-190927	Re-extract added 1/27/2020 by MJB			
	A0A0636-04RE3	A 8081B 2,4+4,4-DDx Only (+Add)	01/27/20 16:12	10.46	10				100	PDI-036SC-A-02-03-190929	Re-extract added 1/27/2020 by MJB			
	A0A0636-05RE3	A 8081B 2,4+4,4-DDx Only (+Add)	01/27/20 16:12	10.29	10				100	PDI-036SC-A-03-04-190929	Re-extract added 1/27/2020 by MJB			
	A0A0636-06RE3	A 8081B 2,4+4,4-DDx Only (+Add)	01/27/20 16:12	10.25	10				100	PDI-064SC-A-02-03-190929	Re-extract added 1/27/2020 by MJB			
	A0A0636-07RE3	A 8081B 2,4+4,4-DDx Only (+Add)	01/27/20 16:12	10.76	20				100	PDI-064SC-A-03-04-190929	Re-extract added 1/27/2020 by MJB			
	A0A0637-01RE3	A 8081B 2,4+4,4-DDx Only (+Add)	01/27/20 16:12	10.78	10				100	PDI-046SC-A-03-04-191001	Re-extract added 1/27/2020 by MJB			
	A0A0637-02RE3	A 8081B 2,4+4,4-DDx Only (+Add)	01/27/20 16:12	10.16	10				100	PDI-047SC-A-03-04-191001	Re-extract added 1/27/2020 by MJB			
	A0A0638-01RE3	A 8081B 2,4+4,4-DDx Only (+Add)	01/27/20 16:12	10.72	10				100	PDI-040SC-A-02-03-190930	Re-extract added 1/27/2020 by MJB			
	A0A0638-02RE3	A 8081B 2,4+4,4-DDx Only (+Add)	01/27/20 16:12	10.8	10				100	PDI-042SC-A-03-04-190930	Re-extract added 1/27/2020 by MJB			
	A0A0638-03RE3	A 8081B 2,4+4,4-DDx Only (+Add)	01/27/20 16:12	10.85	10				100	PDI-044SC-A-02-03-190930	Re-extract added 1/27/2020 by MJB			
	A0A0638-04RE3	A 8081B 2,4+4,4-DDx Only (+Add)	01/27/20 16:12	10.73	10				100	PDI-044SC-A-03-04-190930	Re-extract added 1/27/2020 by MJB			

Prepared By: _____ Date: _____

MJB *2/13/20*
Reviewed By: _____ Date: _____

Apex Laboratories

PREPARATION BENCH SHEET

BATCH #: 0010957 (Sediment)

Prep Method: EPA 3546/3640A (GPC)

#	Lab Number	Analysis	Prepared	Initial (g)	Final (mL)	Spike ID	Source ID	ul Spike	ul Surr.	Sample ID	Extraction Comments	pH		
												<2	5	>11
	A0A0639-01RE3	A 8081B 2,4+4,4-DDx Only (+Add)	01/27/20 16:12	10.45	20				100	PDI-014SC-A-02-03-191003	Re-extract added 1/27/2020 by MJB			
	0010957-MS1	QC	01/27/20 16:12	10.47	20	A20A310	A0A0639-01RE3	100	100					
	A0A0639-02RE3	A 8081B 2,4+4,4-DDx Only (+Add)	01/27/20 16:12	10.24	10				100	PDI-014SC-A-03-04-191003	Re-extract added 1/27/2020 by MJB			
	A0A0639-03RE3	A 8081B 2,4+4,4-DDx Only (+Add)	01/27/20 16:12	10.77	20				100	PDI-017SC-A-00-01-191003	Re-extract added 1/27/2020 by MJB			
	A0A0639-04RE3	A 8081B 2,4+4,4-DDx Only (+Add)	01/27/20 16:12	10.78	20				100	PDI-017SC-A-01-02-191003	Re-extract added 1/27/2020 by MJB			
	A0A0639-04RE4	A 8081B 2,4+4,4-DDx Only (+Add)	01/27/20 16:12	10.78	20				100	PDI-017SC-A-01-02-191003	Added 2/12/2020 By MJB			

Standards/Reagents

Reagent(s)			Analyte Spike(s)			Surrogate(s)		
Std ID	Exp. Date	Description	Std ID	Exp. Date	Description	Std ID	Exp. Date	Description
A19I263	03/18/20	DCM CHEM PROD. 194934	A20A310	03/18/20	2,4 + 4,4 DDx Pesticide Matrix Spike	A20A238	07/17/20	8082 PCB Surrogate Spike
A20A032	06/30/23	n-Hexane Lot# 197051						

From 0010821 on 1/30/2020 by jag

Prepared By: _____ Date _____

Reviewed By: _____ Date _____



Apex Laboratories
PREPARATION BENCH SHEET

BATCH #: 0010957 (Sediment)

Prep Method: EPA 3546/3640A (GPC)

#	Lab Number	Analysis	Prepared	Initial (g)	Final (mL)	Spike ID	Source ID	ul Spike	ul Surr.	Sample ID	In Extraction	Out Comments	pH		
													<2	8-11	>11
	0010957-BLK1	QC	01/27/20 16:12	11	80				100		1 mL	2 mL			
	0010957-BS1	QC	01/27/20 16:12	10	810	A20A310		100	100		1 mL	2 mL			
	A0A0633-01RE3	A 8081B 2,4+4,4-DDx Only (+Add)	01/27/20 16:12	10.6	810				100	PDI-013SC-A-04-05-190925	Re-extract added 1/27/2020 by MJB	1 mL	2 mL		
	A0A0633-02RE3	A 8081B 2,4+4,4-DDx Only (+Add)	01/27/20 16:12	10.56	810				100	PDI-018SC-A-08-09-190926	Re-extract added 1/27/2020 by MJB	1 mL	2 mL		
	A0A0633-03RE3	A 8081B 2,4+4,4-DDx Only (+Add)	01/27/20 16:12	10.32	810				100	PDI-018SC-A-09-10-190926	Re-extract added 1/27/2020 by MJB	1 mL	2 mL		
	A0A0636-01RE3	A 8081B 2,4+4,4-DDx Only (+Add)	01/27/20 16:12	10.34	810				100	PDI-024SC-A-04-05-190927	Re-extract added 1/27/2020 by MJB	1 mL	2 mL		
	0010957-DUP1	QC	01/27/20 16:12	10.46	810		A0A0636-01RE3		100			1 mL	2 mL		
	A0A0636-02RE3	A 8081B 2,4+4,4-DDx Only (+Add)	01/27/20 16:12	10.69	810				100	PDI-024SC-A-05-06-190927	Re-extract added 1/27/2020 by MJB	1 mL	2 mL		
	A0A0636-03RE3	A 8081B 2,4+4,4-DDx Only (+Add)	01/27/20 16:12	10.81	810				100	PDI-025SC-A-04-05-190927	Re-extract added 1/27/2020 by MJB	1 mL	2 mL		
	A0A0636-04RE3	A 8081B 2,4+4,4-DDx Only (+Add)	01/27/20 16:12	10.46	810				100	PDI-036SC-A-02-03-190929	Re-extract added 1/27/2020 by MJB	1 mL	2 mL		
	A0A0636-05RE3	A 8081B 2,4+4,4-DDx Only (+Add)	01/27/20 16:12	10.29	810				100	PDI-036SC-A-03-04-190929	Re-extract added 1/27/2020 by MJB	1 mL	2 mL		
	A0A0636-06RE3	A 8081B 2,4+4,4-DDx Only (+Add)	01/27/20 16:12	10.25	810				100	PDI-064SC-A-02-03-190929	Re-extract added 1/27/2020 by MJB	1 mL	2 mL		
	A0A0636-07RE3	A 8081B 2,4+4,4-DDx Only (+Add)	01/27/20 16:12	10.76	820				100	PDI-064SC-A-03-04-190929	Re-extract added 1/27/2020 by MJB	0.5 mL	2 mL		
	A0A0637-01RE3	A 8081B 2,4+4,4-DDx Only (+Add)	01/27/20 16:12	10.78	810				100	PDI-046SC-A-03-04-191001	Re-extract added 1/27/2020 by MJB	1 mL	2 mL		
	A0A0637-02RE3	A 8081B 2,4+4,4-DDx Only (+Add)	01/27/20 16:12	10.16	810				100	PDI-047SC-A-03-04-191001	Re-extract added 1/27/2020 by MJB	1 mL	2 mL		
	A0A0638-01RE3	A 8081B 2,4+4,4-DDx Only (+Add)	01/27/20 16:12	10.72	810				100	PDI-040SC-A-02-03-190930	Re-extract added 1/27/2020 by MJB	1 mL	2 mL		
	A0A0638-02RE3	A 8081B 2,4+4,4-DDx Only (+Add)	01/27/20 16:12	10.8	810				100	PDI-042SC-A-03-04-190930	Re-extract added 1/27/2020 by MJB	1 mL	2 mL		
	A0A0638-03RE3	A 8081B 2,4+4,4-DDx Only (+Add)	01/27/20 16:12	10.85	810				100	PDI-044SC-A-02-03-190930	Re-extract added 1/27/2020 by MJB	1 mL	2 mL		
	A0A0638-04RE3	A 8081B 2,4+4,4-DDx Only (+Add)	01/27/20 16:12	10.73	810				100	PDI-044SC-A-03-04-190930	Re-extract added 1/27/2020 by MJB	1 mL	2 mL		

Prepared By: CAU Date: 1/30/20
 Reviewed By: JAG Date: 2/4/20
CAU 02/03/20 02/04/20

Apex Laboratories
PREPARATION BENCH SHEET
BATCH #: 0010957 (Sediment)

Prep Method: EPA 3546/3640A (GPC)

#	Lab Number	Analysis	Prepared	Initial (g)	Final (mL)	Spike ID	Source ID	ul Spike	ul Surr.	Sample ID	Extraction	Comments	pH		
													<2	2-8	>11
	A0A0639-01RE3	A 8081B 2,4+4,4-DDx Only (+Add)	01/27/20 16:12	10.45	5 20				100	PDI-014SC-A-02-03-191003	Re-extract added	1/27/2020 by MJB			
	0010957-MS1	QC	01/27/20 16:12	10.47	5 20	A20A310	A0A0639-01RE3	100	100		0.5 mL	2 mL			
	A0A0639-02RE3	A 8081B 2,4+4,4-DDx Only (+Add)	01/27/20 16:12	10.24	5 20				100	PDI-014SC-A-03-04-191003	Re-extract added	1/27/2020 by MJB			
	A0A0639-03RE3	A 8081B 2,4+4,4-DDx Only (+Add)	01/27/20 16:12	10.77	5 20				100	PDI-017SC-A-00-01-191003	Re-extract added	1/27/2020 by MJB			
	A0A0639-04RE3	A 8081B 2,4+4,4-DDx Only (+Add)	01/27/20 16:12	10.78	5 20				100	PDI-017SC-A-01-02-191003	Re-extract added	1/27/2020 by MJB			

Standards/Reagents

Reagent(s)			Analyte Spike(s)			Surrogate(s)		
Std ID	Exp. Date	Description	Std ID	Exp. Date	Description	Std ID	Exp. Date	Description
A191263	03/18/20	DCM CHEM PROD. 194934	A20A310	03/18/20	2,4 + 4,4 DDx Pesticide Matrix Spike	A20A238	07/17/20	8082 PCB Surrogate Spike
A20A032	06/30/23	n-Hexane Lot# 197051						

From 0010821 on 1/30/2020 by jag

Prepared By: _____ Date _____

Reviewed By: _____ Date _____



Apex Laboratories
PREPARATION BENCH SHEET
BATCH #: 0010821 (Sediment)

Prep Method: EPA 3546

#	Lab Number	Analysis	Prepared	Initial (g)	Final (mL)	Spike ID	Source ID	ul Spike	ul Surr.	Sample ID	Extraction Comments	pH		
												<2	2-11	>11
1	0010821-BLK1	QC	01/27/20 16:12	10.71	5				100					
2	0010821-BS1	QC	01/27/20 16:12	10	5	A20A310		100	100					
3	A0A0633-01RE2	A 8081B 2,4+4,4-DDx Only (+Add)	01/27/20 16:12	10.60	5				100	PDI-013SC-A-04-05-190925	Re-extract added 1/27/2020 by MJB dirt			
4	A0A0633-02RE2	A 8081B 2,4+4,4-DDx Only (+Add)	01/27/20 16:12	10.86	5				100	PDI-018SC-A-08-09-190926	Re-extract added 1/27/2020 by MJB dirt			
5	A0A0633-03RE2	A 8081B 2,4+4,4-DDx Only (+Add)	01/27/20 16:12	10.32	5				100	PDI-018SC-A-09-10-190926	Re-extract added 1/27/2020 by MJB dirt			
6	A0A0636-01RE2	A 8081B 2,4+4,4-DDx Only (+Add)	01/27/20 16:12	10.37	5				100	PDI-024SC-A-04-05-190927	Re-extract added 1/27/2020 by MJB dirt			
7	0010821-DUP1	QC	01/27/20 16:12	10.46	5		A0A0636-01RE2		100					
8	A0A0636-02RE2	A 8081B 2,4+4,4-DDx Only (+Add)	01/27/20 16:12	10.67	5				100	PDI-024SC-A-05-06-190927	Re-extract added 1/27/2020 by MJB dirt			
9	A0A0636-03RE2	A 8081B 2,4+4,4-DDx Only (+Add)	01/27/20 16:12	10.81	5				100	PDI-025SC-A-04-05-190927	Re-extract added 1/27/2020 by MJB Mud			
10	A0A0636-04RE2	A 8081B 2,4+4,4-DDx Only (+Add)	01/27/20 16:12	10.46	5				100	PDI-036SC-A-02-03-190929	Re-extract added 1/27/2020 by MJB dirt			
11	A0A0636-05RE2	A 8081B 2,4+4,4-DDx Only (+Add)	01/27/20 16:12	10.29	5				100	PDI-036SC-A-03-04-190929	Re-extract added 1/27/2020 by MJB dirt			
12	A0A0636-06RE2	A 8081B 2,4+4,4-DDx Only (+Add)	01/27/20 16:12	10.25	5				100	PDI-064SC-A-02-03-190929	Re-extract added 1/27/2020 by MJB Mud			
13	A0A0636-07RE2	A 8081B 2,4+4,4-DDx Only (+Add)	01/27/20 16:12	10.76	5				100	PDI-064SC-A-03-04-190929	Re-extract added 1/27/2020 by MJB Mud			
14	A0A0637-01RE2	A 8081B 2,4+4,4-DDx Only (+Add)	01/27/20 16:12	10.78	5				100	PDI-046SC-A-03-04-191001	Re-extract added 1/27/2020 by MJB dirt			
15	A0A0637-02RE2	A 8081B 2,4+4,4-DDx Only (+Add)	01/27/20 16:12	10.16	5				100	PDI-047SC-A-03-04-191001	Re-extract added 1/27/2020 by MJB dirt			
16	A0A0638-01RE2	A 8081B 2,4+4,4-DDx Only (+Add)	01/27/20 16:12	10.72	5				100	PDI-040SC-A-02-03-190930	Re-extract added 1/27/2020 by MJB dirt			
17	A0A0638-02RE2	A 8081B 2,4+4,4-DDx Only (+Add)	01/27/20 16:12	10.80	5				100	PDI-042SC-A-03-04-190930	Re-extract added 1/27/2020 by MJB dirt			
18	A0A0638-03RE2	A 8081B 2,4+4,4-DDx Only (+Add)	01/27/20 16:12	10.85	5				100	PDI-044SC-A-02-03-190930	Re-extract added 1/27/2020 by MJB dirt			
19	A0A0638-04RE2	A 8081B 2,4+4,4-DDx Only (+Add)	01/27/20 16:12	10.73	5				100	PDI-044SC-A-03-04-190930	Re-extract added 1/27/2020 by MJB dirt			

Prepared By: SCG Date: 1/27/20

Reviewed By: SCG Date: 01/27/2020

Apex Laboratories
PREPARATION BENCH SHEET
BATCH #: 0010821 (Sediment)

Prep Method: EPA 3546

#	Lab Number	Analysis	Prepared	Initial (g)	Final (mL)	Spike ID	Source ID	ul Spike	ul Surr.	Sample ID	Extraction Comments	pH		
												<2	8-11	>11
20	A0A0639-01RE2	A 8081B 2,4+4,4-DDx Only (+Add)	01/27/20 16:12	10 ⁰ 10.45	5 ✓				100	PDI-014SC-A-02-03-191003	Re-extract added 1/27/2020 by MJB dirt			
21	0010821-MS1	QC	01/27/20 16:12	10 ⁰ 10.47	5 ✓	A20A310	A0A0639-01RE2	100	100					
22	A0A0639-02RE2	A 8081B 2,4+4,4-DDx Only (+Add)	01/27/20 16:12	10 ⁰ 10.24	5 ✓				100	PDI-014SC-A-03-04-191003	Re-extract added 1/27/2020 by MJB dirt			
23	A0A0639-03RE2	A 8081B 2,4+4,4-DDx Only (+Add)	01/27/20 16:12	10 ⁰ 10.77	5 ✓				100	PDI-017SC-A-00-01-191003	Re-extract added 1/27/2020 by MJB dirt			
24	A0A0639-04RE2	A 8081B 2,4+4,4-DDx Only (+Add)	01/27/20 16:12	10 ⁰ 10.78	5 ✓				100	PDI-017SC-A-01-02-191003	Re-extract added 1/27/2020 by MJB dirt			

Standards/Reagents

Reagent(s)			Analyte Spike(s)			Surrogate(s)		
Std ID	Exp. Date	Description	Std ID	Exp. Date	Description	Std ID	Exp. Date	Description
A131.219	11/30/23	Extractions Balance	A20A310	03/18/20	2,4 + 4,4 DDx Pesticide Matrix Spike	A20A238	07/17/20	8082 PCB Surrogate Spike
A18K311	12/31/20	Glass Wool						
A19I263	03/18/20	DCM CHEM PROD. 194934						
A19K010 L136	10/29/25	Sodium Sulfate Lot # 188777						

Method 3546 digestion time and temperature achieved.

Initial: *CVL*

Witness: *SCG* 01/27/2020

Prepared By: _____ Date _____

Reviewed By: _____ Date _____



ELEMENT SEQUENCE LOG

Apex Laboratories

Sequence: **0B11041**

Instrument: **DUALECD8**

Date: **02/11/20 10:32**

Calibration: **A0B0404**

#	Lab Number	Matrix	Analysis	Client	Due	Batch	ISTD ID	STD ID
1	0B11041-BKD1	Sediment	QC	QC				A20A019
2	0B11041-CCV1	Sediment	QC	QC				A19K133
3	0B11041-CCV2	Sediment	QC	QC				A19J408
4	0B11041-CCB1	Sediment	QC	QC				A20A395
5	0010957-BLK1	Sediment	QC	QC		0010957		
6	0010957-BS1	Sediment	QC	QC		0010957		
7	A0A0633-02RE3	Sediment	8081B 2,4+4,4-DDx Only (+Add)	Anchor QEA, LLC	02/03/20	0010957		
8	A0A0633-03RE3	Sediment	8081B 2,4+4,4-DDx Only (+Add)	Anchor QEA, LLC	02/03/20	0010957		
9	A0A0636-01RE3	Sediment	8081B 2,4+4,4-DDx Only (+Add)	Anchor QEA, LLC	02/03/20	0010957		
10	0010957-DUP1	Sediment	QC	QC		0010957		
11	A0A0636-02RE3	Sediment	8081B 2,4+4,4-DDx Only (+Add)	Anchor QEA, LLC	02/03/20	0010957		
12	A0A0636-03RE3	Sediment	8081B 2,4+4,4-DDx Only (+Add)	Anchor QEA, LLC	02/03/20	0010957		
13	A0A0636-05RE3	Sediment	8081B 2,4+4,4-DDx Only (+Add)	Anchor QEA, LLC	02/03/20	0010957		
14	A0A0638-01RE3	Sediment	8081B 2,4+4,4-DDx Only (+Add)	Anchor QEA, LLC	02/03/20	0010957		
15	0B11041-CCV3	Sediment	QC	QC				A19K134
16	0B11041-CCV4	Sediment	QC	QC				A19J409
17	0B11041-CCB2	Sediment	QC	QC				A20A395
18	A0A0638-02RE3	Sediment	8081B 2,4+4,4-DDx Only (+Add)	Anchor QEA, LLC	02/03/20	0010957		
19	A0A0638-04RE3	Sediment	8081B 2,4+4,4-DDx Only (+Add)	Anchor QEA, LLC	02/03/20	0010957		
20	A0A0637-02RE3	Sediment	8081B 2,4+4,4-DDx Only (+Add)	Anchor QEA, LLC	02/03/20	0010957		
21	A0A0638-03RE3	Sediment	8081B 2,4+4,4-DDx Only (+Add)	Anchor QEA, LLC	02/03/20	0010957		
22	A0A0636-04RE3	Sediment	8081B 2,4+4,4-DDx Only (+Add)	Anchor QEA, LLC	02/03/20	0010957		
23	0B11041-IBL1	Sediment	QC	QC				
24	A0A0637-01RE3	Sediment	8081B 2,4+4,4-DDx Only (+Add)	Anchor QEA, LLC	02/03/20	0010957		
25	0B11041-IBL2	Sediment	QC	QC				
26	A0A0633-01RE3	Sediment	8081B 2,4+4,4-DDx Only (+Add)	Anchor QEA, LLC	02/03/20	0010957		
27	0B11041-IBL3	Sediment	QC	QC				
28	0B11041-CCV5	Sediment	QC	QC				A19K133
29	0B11041-CCV6	Sediment	QC	QC				A19J408
30	0B11041-CCB3	Sediment	QC	QC				A20A395
31	A0A0636-06RE3	Sediment	8081B 2,4+4,4-DDx Only (+Add)	Anchor QEA, LLC	02/03/20	0010957		
32	0B11041-IBL4	Sediment	QC	QC				
33	A0A0636-07RE3	Sediment	8081B 2,4+4,4-DDx Only (+Add)	Anchor QEA, LLC	02/03/20	0010957		
34	0B11041-IBL5	Sediment	QC	QC				
35	A0A0639-01RE3	Sediment	8081B 2,4+4,4-DDx Only (+Add)	Anchor QEA, LLC	02/03/20	0010957		
36	0B11041-IBL6	Sediment	QC	QC				
37	0010957-MS1	Sediment	QC	QC		0010957		
38	0B11041-IBL7	Sediment	QC	QC				
39	A0A0639-02RE3	Sediment	8081B 2,4+4,4-DDx Only (+Add)	Anchor QEA, LLC	02/03/20	0010957		
40	0B11041-IBL8	Sediment	QC	QC				
41	A0A0639-03RE3	Sediment	8081B 2,4+4,4-DDx Only (+Add)	Anchor QEA, LLC	02/03/20	0010957		
42	0B11041-IBL9	Sediment	QC	QC				
43	A0A0639-04RE3	Sediment	8081B 2,4+4,4-DDx Only (+Add)	Anchor QEA, LLC	02/03/20	0010957		
44	0B11041-IBLA	Sediment	QC	QC				
45	0B11041-CCV7	Sediment	QC	QC				A19K134
46	0B11041-CCV8	Sediment	QC	QC				A19J409
47	0B11041-CCB4	Sediment	QC	QC				A20A395
48	0B11041-IBLB	Sediment	QC	QC				

Sequence: 0B11041

Instrument: DUALECD8

Date: 02/11/20 10:32

Calibration: A0B0404

<u>#</u>	<u>Lab Number</u>	<u>Matrix</u>	<u>Analysis</u>	<u>Client</u>	<u>Due</u>	<u>Batch</u>	<u>ISTD ID</u>	<u>STD ID</u>
----------	-------------------	---------------	-----------------	---------------	------------	--------------	----------------	---------------

Data Entered By: MP 2/12/20

Comments:

Data Reviewed By: MP 2/14/20

Data Path : C:\msdchem\1\data\2020-02\0B11041\
 Data File : ECD8-02112003.D
 Signal(s) : Signal #1: ECD1A.ch Signal #2: ECD2B.ch
 Acq On : 11 Feb 2020 11:25
 Operator : MJB
 Sample : 0B11041-BKD1
 Misc : A20A019
 ALS Vial : 2 Sample Multiplier: 1

Integration File signal 1: PEST1.e
 Integration File signal 2: PEST2.e
 Quant Time: Feb 11 11:40:26 2020
 Quant Method : C:\msdchem\1\methods\PestBreakdownCHK_200201RT1.M
 Quant Title : Pesticides
 QLast Update : Fri Nov 09 13:28:51 2018
 Response via : Initial Calibration
 Integrator: ChemStation

Compound	R.T.	Response	Conc	Units

Target Compounds				
1) 4,4'-DDE	7.454	16324337	NoCal	ng/mL
2) Endrin	7.813	1461243879	NoCal	ng/mL
3) 4,4'-DDD	7.874	62822300	NoCal	ng/mL
4) 4,4'-DDT	8.068	2602049457	NoCal	ng/mL
5) Endrin Aldehyde	8.262	105477859	NoCal	ng/mL
6) Endrin Ketone	8.754	90174182	NoCal	ng/mL
8) 4,4'-DDE [2C]	8.299	23689122	NoCal	ng/mL
9) Endrin [2C]	8.669	1430859711	NoCal	ng/mL
10) 4,4'-DDD [2C]	8.714	72130976	NoCal	ng/mL
11) Endrin Aldehyde [2C]	9.054	83599130	NoCal	ng/mL
12) 4,4'-DDT [2C]	8.939	2809657301	NoCal	ng/mL
13) Endrin Ketone [2C]	9.645	85351300	NoCal	ng/mL

(f)=RT Delta > 1/2 Window

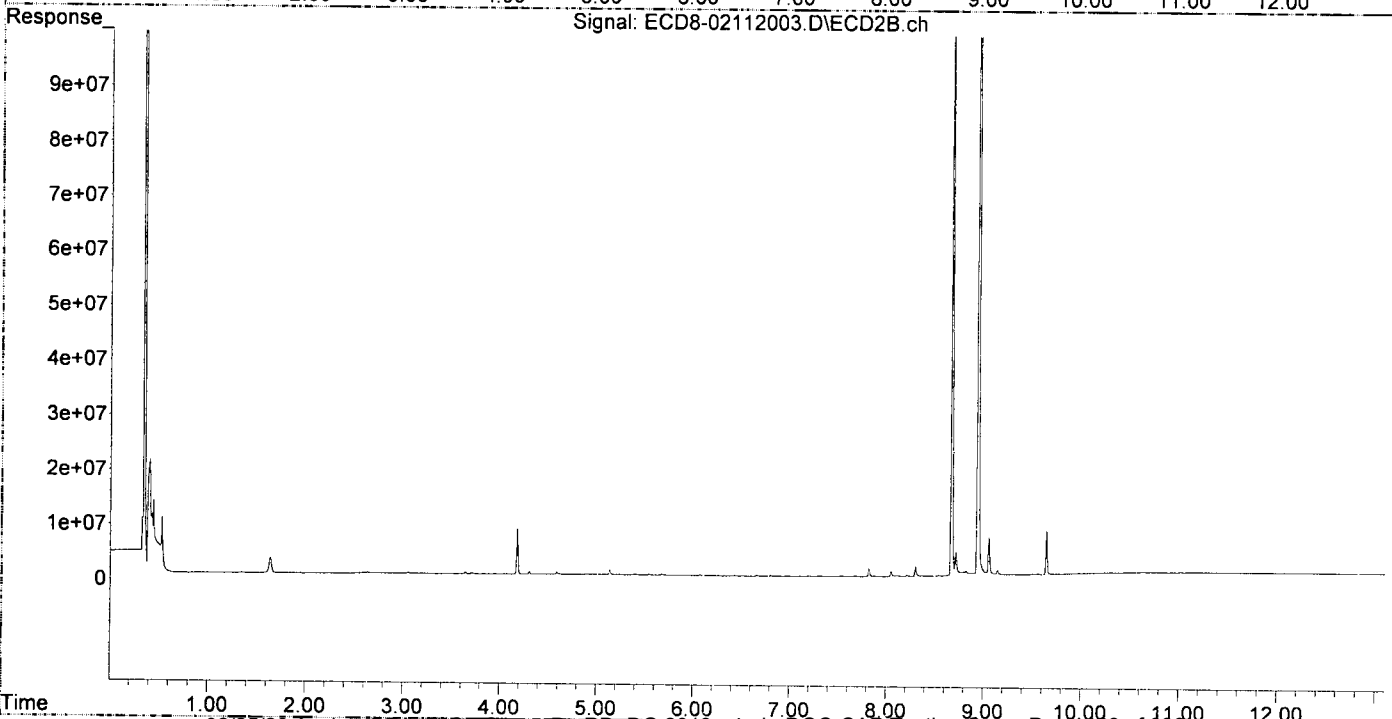
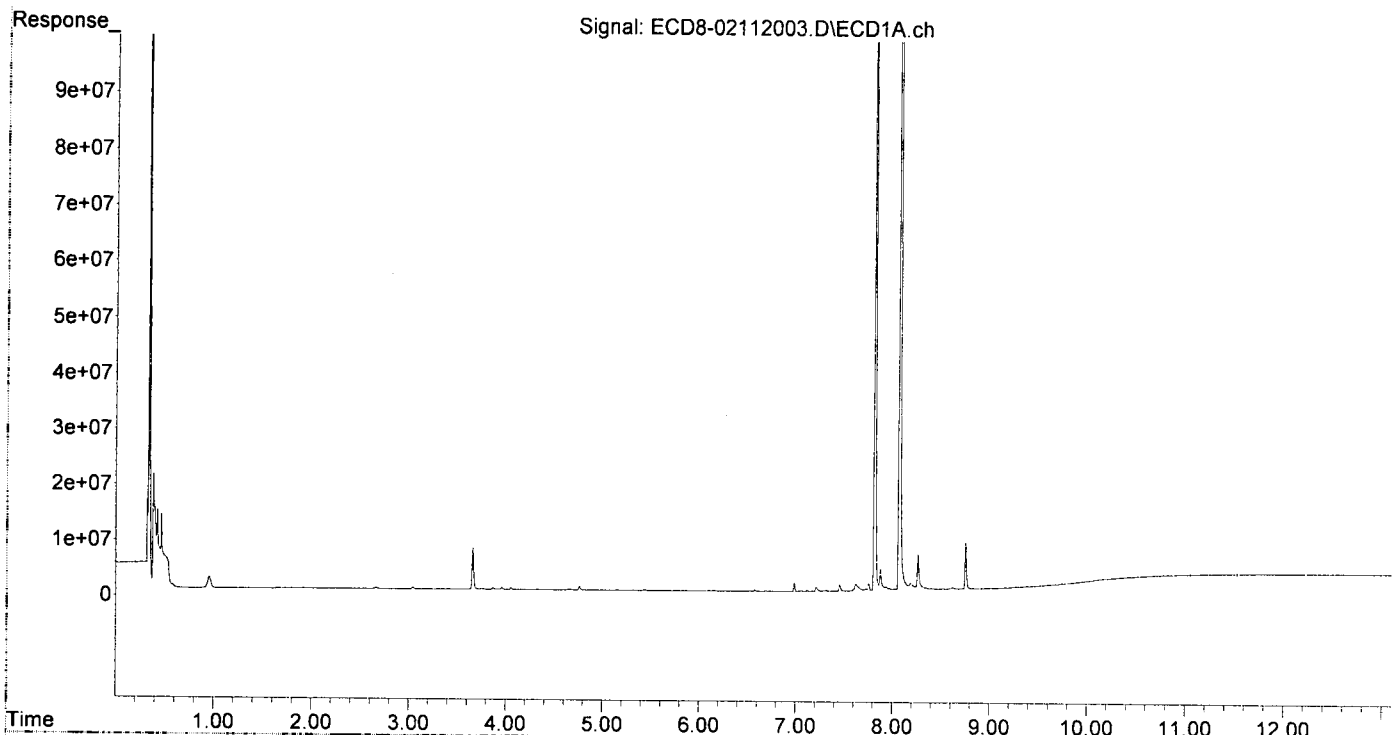
(m)=manual int.

MJB
2/11/20

Quantitation Report (QT Reviewed)

Data Path : C:\msdchem\1\data\2020-02\0B11041\
Data File : ECD8-02112003.D
Signal(s) : Signal #1: ECD1A.ch Signal #2: ECD2B.ch
Acq On : 11 Feb 2020 11:25
Operator : MJB
Sample : 0B11041-BKD1
Misc : A20A019
ALS Vial : 2 Sample Multiplier: 1

Integration File signal 1: PEST1.e
Integration File signal 2: PEST2.e
Quant Time: Feb 11 11:40:26 2020
Quant Method : C:\msdchem\1\methods\PestBreakdownCHK_200201RT1.M
Quant Title : Pesticides
QLast Update : Fri Nov 09 13:28:51 2018
Response via : Initial Calibration
Integrator: ChemStation



Data Path : C:\msdchem\1\data\2020-02\0B11041\
 Data File : ECD8-02112004.D
 Signal(s) : Signal #1: ECD1A.ch Signal #2: ECD2B.ch
 Acq On : 11 Feb 2020 11:42
 Operator : MJB
 Sample : 0B11041-CCV1
 Misc : A19K133, AB 50 ppb
 ALS Vial : 3 Sample Multiplier: 1

Integration File signal 1: PEST1.e
 Integration File signal 2: PEST2.e
 Quant Time: Feb 11 17:15:45 2020
 Quant Method : C:\msdchem\1\methods\ECD8_QUANTPEST_200201RT1.M
 Quant Title : Instrument: DualECD8
 QLast Update : Mon Feb 03 15:36:51 2020
 Response via : Initial Calibration
 Integrator: ChemStation

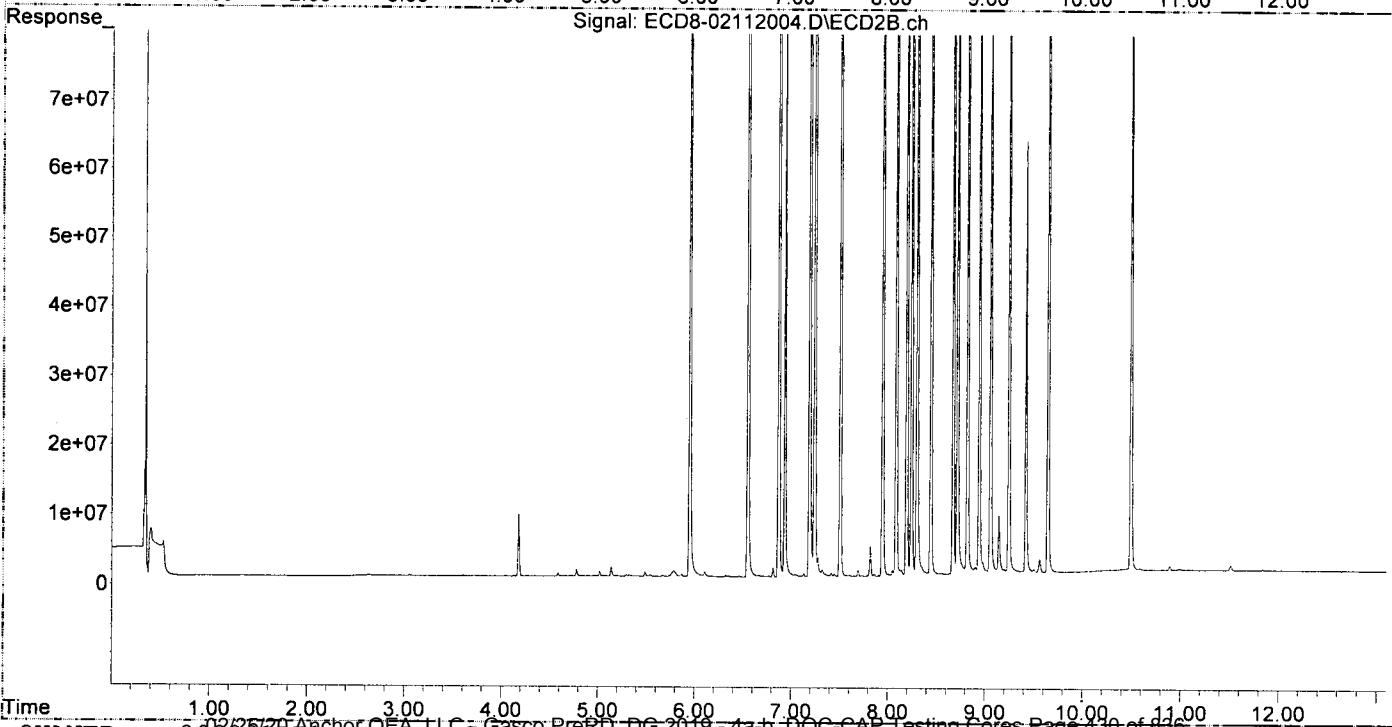
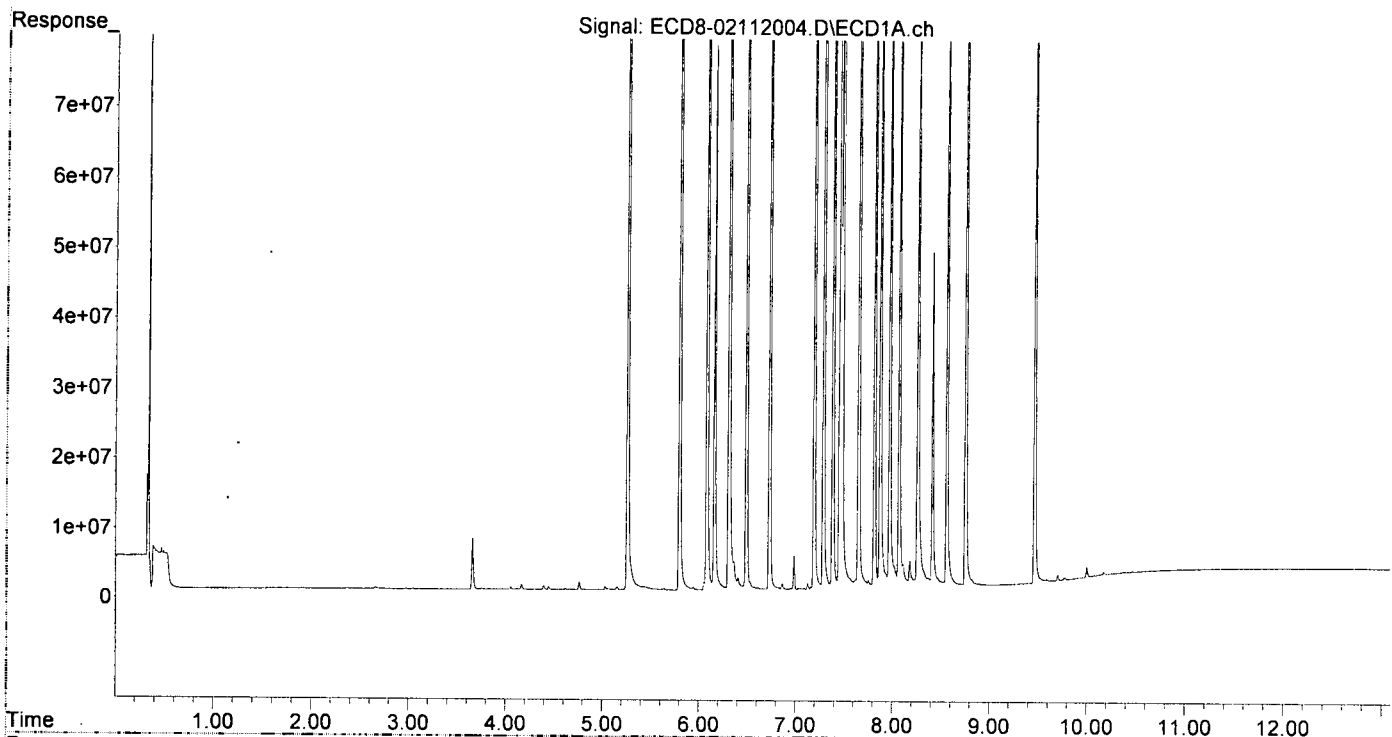
*MJB
2/11/20*

Compound	RT#1	RT#2	Resp#1	Resp#2	ng/mL	ng/mL
System Monitoring Compounds						
1) S TCMX (S)	5.258	5.946	156.3E6	172.8E6	44.712	50.090
22) S DCBP (S)	9.463	10.493	125.0E6	113.3E6	47.579	52.674
Target Compounds						
2) a-BHC	5.796	6.550	226.2E6	239.7E6	47.874	51.185
3) g-BHC	6.079	6.867	199.7E6	217.8E6	47.956	51.653
4) b-BHC	6.157	6.932	77613566	86491547	44.563	49.821
5) Heptachlor	6.488	7.240	193.8E6	213.2E6	47.156	50.631
6) d-BHC	6.306	7.186	159.4E6	197.4E6	43.887	51.020
7) Aldrin	6.728	7.505	199.0E6	198.4E6	49.257	49.418
8) Heptachlo...	7.189	7.942	168.8E6	182.1E6	45.710	50.722
9) trans-Chl...	7.285	8.083	171.2E6	178.1E6	45.524	47.900
10) cis-Chlor...	7.382	8.190	167.2E6	173.1E6	45.535	49.153
11) Endosulfa...	7.476	8.241	160.8E6	166.1E6	46.351	50.249
12) 4,4'-DDE	7.452	8.297	154.5E6	172.6E6	46.511	50.416
13) Dieldrin	7.650	8.441	178.6E6	188.1E6	46.845	50.122
14) Endrin	7.813	8.669	148.6E6	152.8E6	45.519	49.254
15) 4,4'-DDD	7.871	8.713	115.6E6	138.6E6	45.433	52.095
16) Endosulfa...	7.969	8.817	127.5E6	141.4E6	42.625	49.226
17) 4,4'-DDT	8.068	8.939	125.8E6	145.6E6	46.779	52.346
18) Endrin Al...	8.260	9.054	107.6E6	123.9E6	40.865	46.864
19) Endosulfa...	8.560	9.244	121.9E6	134.5E6	42.588	49.298
20) Methoxychlor	8.412	9.418	47796513	62556466	39.611	51.847 #
21) Endrin Ke...	8.753	9.646	156.7E6	157.5E6	45.321	50.908
23) Hexachlor...	3.042	3.643	54400	21640	0.014	0.004 #
24) Hexachlor...	5.640	6.405	260793	20935	0.078	BelowCal #
25) Oxychlorthane	7.126	7.858	899048	337485	0.113	0.106
26) 2,4'-DDE	7.189	8.083	168.8E6	178.1E6	73.006	78.360
27) trans-Non...	7.382	8.140	167.2E6	833635	45.611	0.231 #
28) 2,4'-DDD	7.562	8.441	1453408	188.1E6	0.750	98.273 #
29) 2,4'-DDT	7.753	8.669	1094199	152.8E6	0.457	63.946 #
30) cis-Nonac...	7.871f	8.713	115.6E6	138.6E6	28.414	34.768
31) Mirex	0.000	9.646	0	157.5E6	N.D.	73.025 #
32) Chlordane...	7.285	8.083	171.2E6	178.1E6	427.477	409.949
33) Chlordane...	7.382	8.190	167.2E6	173.1E6	343.836	476.266 #
34) Chlordane...	7.969f	8.901f	127.5E6	1229695	979.405	10.355 #
35) Chlordane...	0.000	0.000	0	0	N.D.	N.D.
36) Toxaphene...	7.382	8.441	167.2E6	188.1E6	10215.216	6383.712 #
37) Toxaphene...	7.650	8.817f	178.6E6	141.4E6	5686.326	3519.551 #
38) Toxaphene...	7.969	8.817	127.5E6	141.4E6	1843.404	2186.320
39) Toxaphene...	8.180f	8.901f	3787966	1229695	51.430	8.598 #
40) Toxaphene...	8.412f	9.054	47796513	123.9E6	881.816	2161.141 #
41) Toxaphene...	0.000	9.418f	0	62556466	N.D.	947.053 #
42) Toxaphene...	0.000	0.000	0	0	N.D.	N.D.

(f)=RT Delta > 1/2 Window (#)=Amounts differ by > 25% (m)=manual int.

Data Path : C:\msdchem\1\data\2020-02\0B11041\
Data File : ECD8-02112004.D
Signal(s) : Signal #1: ECD1A.ch Signal #2: ECD2B.ch
Acq On : 11 Feb 2020 11:42
Operator : MJB
Sample : 0B11041-CCV1
Misc : A19K133, AB 50 ppb
ALS Vial : 3 Sample Multiplier: 1

Integration File signal 1: PEST1.e
Integration File signal 2: PEST2.e
Quant Time: Feb 11 17:15:45 2020
Quant Method : C:\msdchem\1\methods\ECD8_QUANTPEST_200201RT1.M
Quant Title : Instrument: DualECD8
QLast Update : Mon Feb 03 15:36:51 2020
Response via : Initial Calibration
Integrator: ChemStation



Data Path : C:\msdchem\1\data\2020-02\0B11041\
 Data File : ECD8-02112005.D
 Signal(s) : Signal #1: ECD1A.ch Signal #2: ECD2B.ch
 Acq On : 11 Feb 2020 11:59
 Operator : MJB
 Sample : 0B11041-CCV2
 Misc : A19J408, 9-42 50 ppb
 ALS Vial : 4 Sample Multiplier: 1

Integration File signal 1: PEST1.e
 Integration File signal 2: PEST2.e
 Quant Time: Feb 11 17:15:49 2020.
 Quant Method : C:\msdchem\1\methods\ECD8_QUANTPEST_200201RT1.M
 Quant Title : Instrument: DualECD8
 QLast Update : Mon Feb 03 15:36:51 2020
 Response via : Initial Calibration
 Integrator: ChemStation

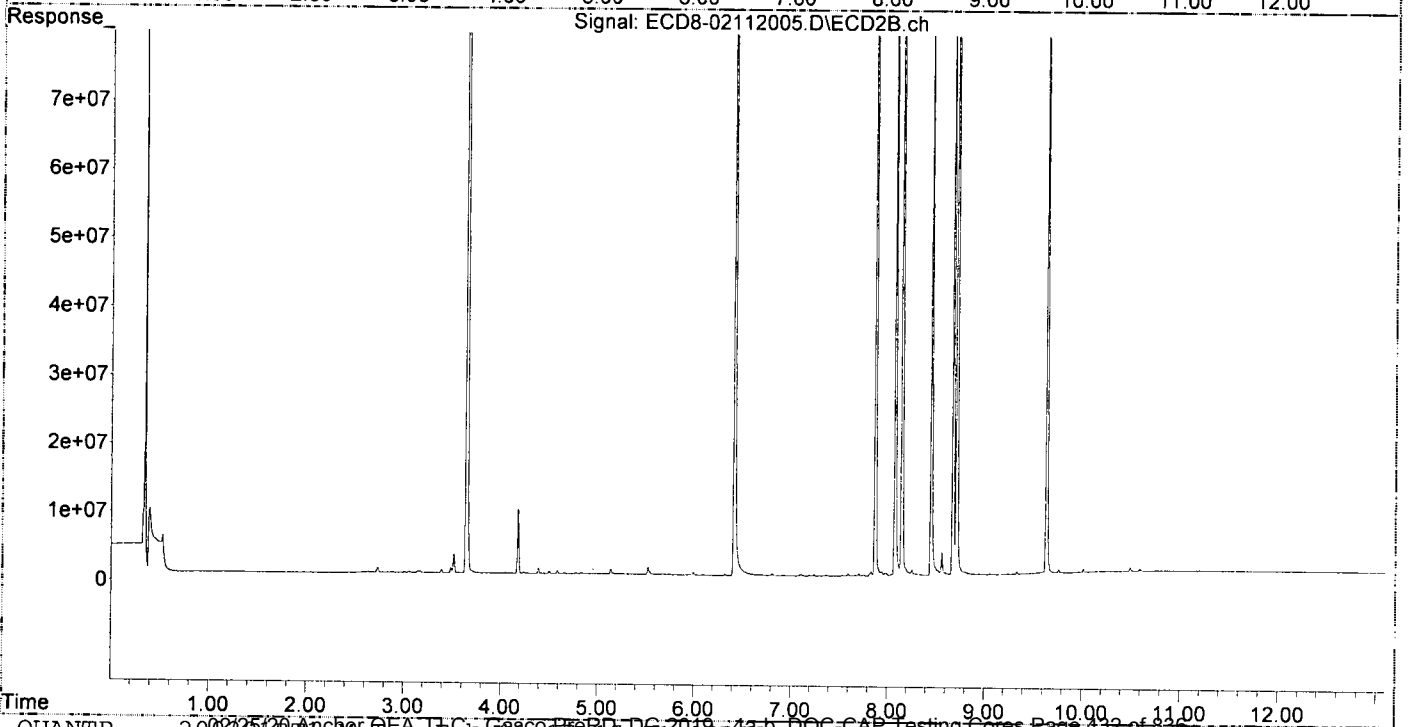
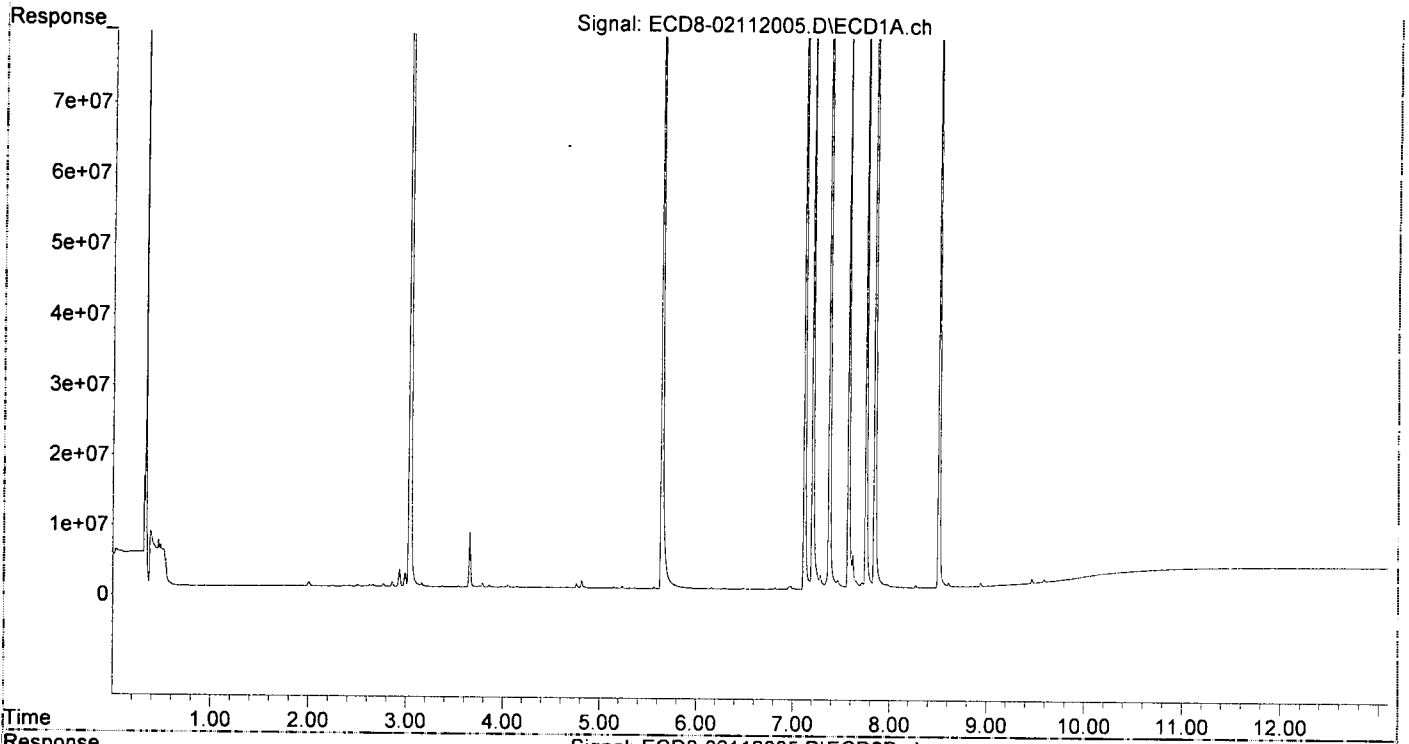
MJB
2/11/20

Compound	RT#1	RT#2	Resp#1	Resp#2	ng/mL	ng/mL
System Monitoring Compounds						
1) S TCMX (S)	5.259	5.960	34425	81371	0.010	0.024 #
22) S DCBP (S)	9.465	10.494	742193	723765	BelowCal	BelowCal
Target Compounds						
2) a-BHC	0.000	0.000	0	0	N.D.	N.D.
3) g-BHC	6.053f	6.873	101523	34379	0.024	0.051 #
4) b-BHC	6.156	6.934	151823	60639	0.087	0.035 #
5) Heptachlor	6.489	7.240	218470	225363	0.053	0.054
6) d-BHC	6.286	7.192	148444	85798	0.149	0.122
7) Aldrin	6.726	7.504	24150	32288	0.006	0.021 #
8) Heptachlo...	7.202	7.942	100.6E6	615850	27.246	0.172 #
9) trans-Chl...	7.286	8.076	2010757	109.3E6	0.535	29.397 #
10) cis-Chlor...	7.375	0.000	169.7E6	0	46.202	N.D. #
11) Endosulfa...	7.464	8.253	1259942	816343	0.363	0.247 #
12) 4,4'-DDE	7.464	0.000	1259942	0	0.379	N.D. #
13) Dieldrin	7.619f	8.450	4887543	96790021	1.282	26.652 #
14) Endrin	7.845f	8.673	190.5E6	114.9E6	58.374	37.680 #
15) 4,4'-DDD	7.845f	8.712	190.5E6	204.1E6	74.857	73.100
16) Endosulfa...	7.970	8.797f	618489	477089	0.207	0.151 #
17) 4,4'-DDT	8.069	8.940	215833	119909	0.080	0.023 #
18) Endrin Al...	8.271	9.055	408468	89081	0.155	0.034 #
19) Endosulfa...	0.000	9.247	0	43370	N.D.	BelowCal
20) Methoxychlor	8.429	0.000	7600	0	0.006	N.D. #
21) Endrin Ke...	8.757	9.636	72742	111.4E6	0.021	36.819 #
23) Hexachlor...	3.039	3.644	187.3E6	240.0E6	48.046	49.558
24) Hexachlor...	5.640	6.413	155.6E6	161.1E6	46.286	51.378
25) Oxychlorane	7.118	7.872	149.8E6	156.3E6	48.266	48.871
26) 2,4'-DDE	7.202	8.076	100.6E6	109.3E6	43.517	48.090
27) trans-Non...	7.375	8.146	169.7E6	173.3E6	46.278	48.021
28) 2,4'-DDD	7.573	8.450	84473111	96790021	43.615	50.562
29) 2,4'-DDT	7.754	8.673	108.6E6	114.9E6	45.376	49.284
30) cis-Nonac...	7.845	8.712	190.5E6	204.1E6	46.815	51.225
31) Mirex	8.509	9.636	115.2E6	111.4E6	47.619	52.136
32) Chlordane...	7.286	8.076	2010757	109.3E6	5.021	251.587 #
33) Chlordane...	7.375	0.000	169.7E6	0	348.870	N.D. #
34) Chlordane...	7.970f	8.875	618489	121577	4.750	1.024 #
35) Chlordane...	0.000	0.000	0	0	N.D.	N.D.
36) Toxaphene...	7.375	8.450f	169.7E6	96790021	10364.775	3284.474 #
37) Toxaphene...	0.000	8.797	0	477089	N.D.	11.871 #
38) Toxaphene...	7.970	8.797	618489	477089	5.627	7.374 #
39) Toxaphene...	0.000	8.875	0	121577	N.D.	BelowCal
40) Toxaphene...	8.429	9.055	7600	89081	0.140	1.554 #
41) Toxaphene...	8.509	0.000	115.2E6	0	1514.210	N.D. #
42) Toxaphene...	0.000	0.000	0	0	N.D.	N.D.

(f)=RT Delta > 1/2 Window (#)=Amounts differ by > 25% (m)=manual int.

Data Path : C:\msdchem\1\data\2020-02\0B11041\
Data File : ECD8-02112005.D
Signal(s) : Signal #1: ECD1A.ch Signal #2: ECD2B.ch
Acq On : 11 Feb 2020 11:59
Operator : MJB
Sample : 0B11041-CCV2
Misc : A19J408, 9-42 50 ppb
ALS Vial : 4 Sample Multiplier: 1

Integration File signal 1: PEST1.e
Integration File signal 2: PEST2.e
Quant Time: Feb 11 17:15:49 2020
Quant Method : C:\msdchem\1\methods\ECD8_QUANTPEST_200201RT1.M
Quant Title : Instrument: DualECD8
QLast Update : Mon Feb 03 15:36:51 2020
Response via : Initial Calibration
Integrator: ChemStation



Data Path : C:\msdchem\1\data\2020-02\0B11041\
 Data File : ECD8-02112006.D
 Signal(s) : Signal #1: ECD1A.ch Signal #2: ECD2B.ch
 Acq On. : 11 Feb 2020 12:16
 Operator : MJB
 Sample : 0B11041-CCB1
 Misc : A20A395
 ALS Vial : 7 Sample Multiplier: 1

Integration File signal 1: PEST1.e
 Integration File signal 2: PEST2.e
 Quant Time: Feb 11 17:15:54 2020
 Quant Method : C:\msdchem\1\methods\ECD8_QUANTPEST_200201RT1.M
 Quant Title : Instrument: DualECD8
 QLast Update : Mon Feb 03 15:36:51 2020
 Response via : Initial Calibration
 Integrator: ChemStation

MJB
2/11/20

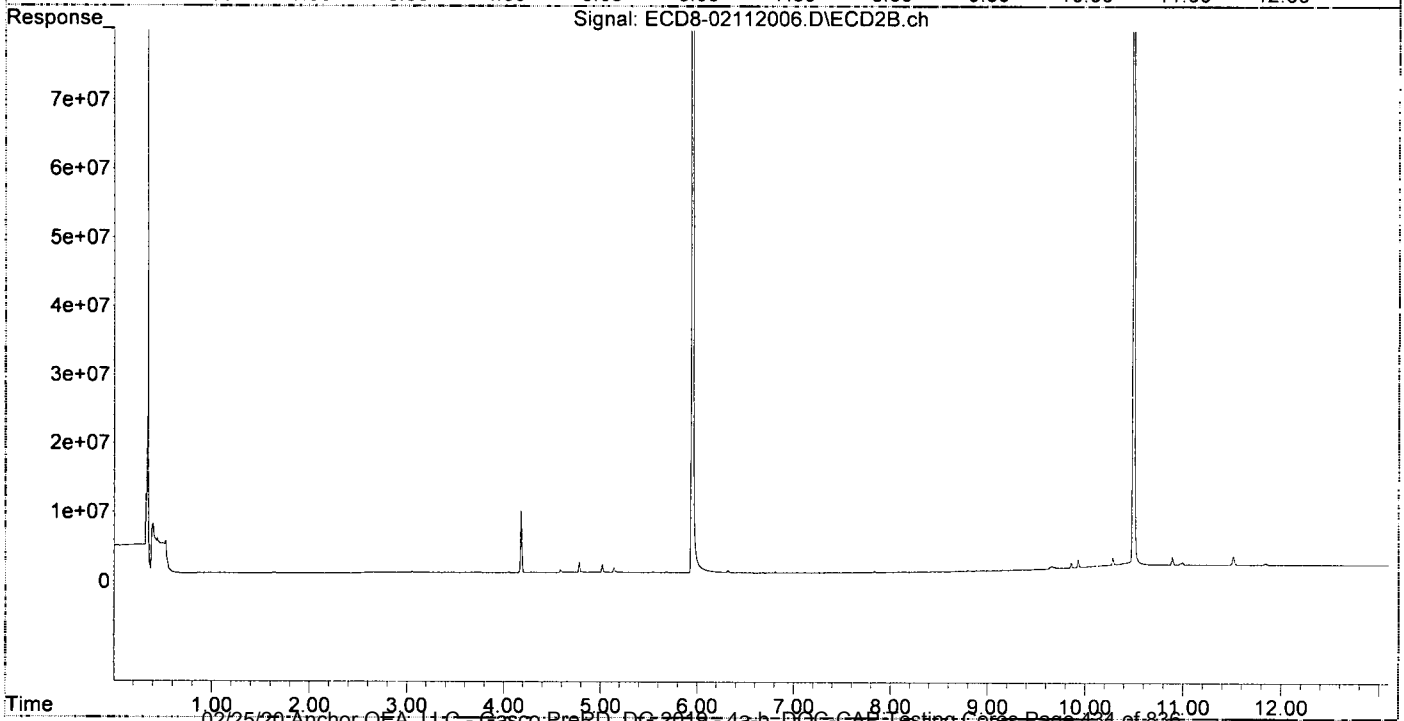
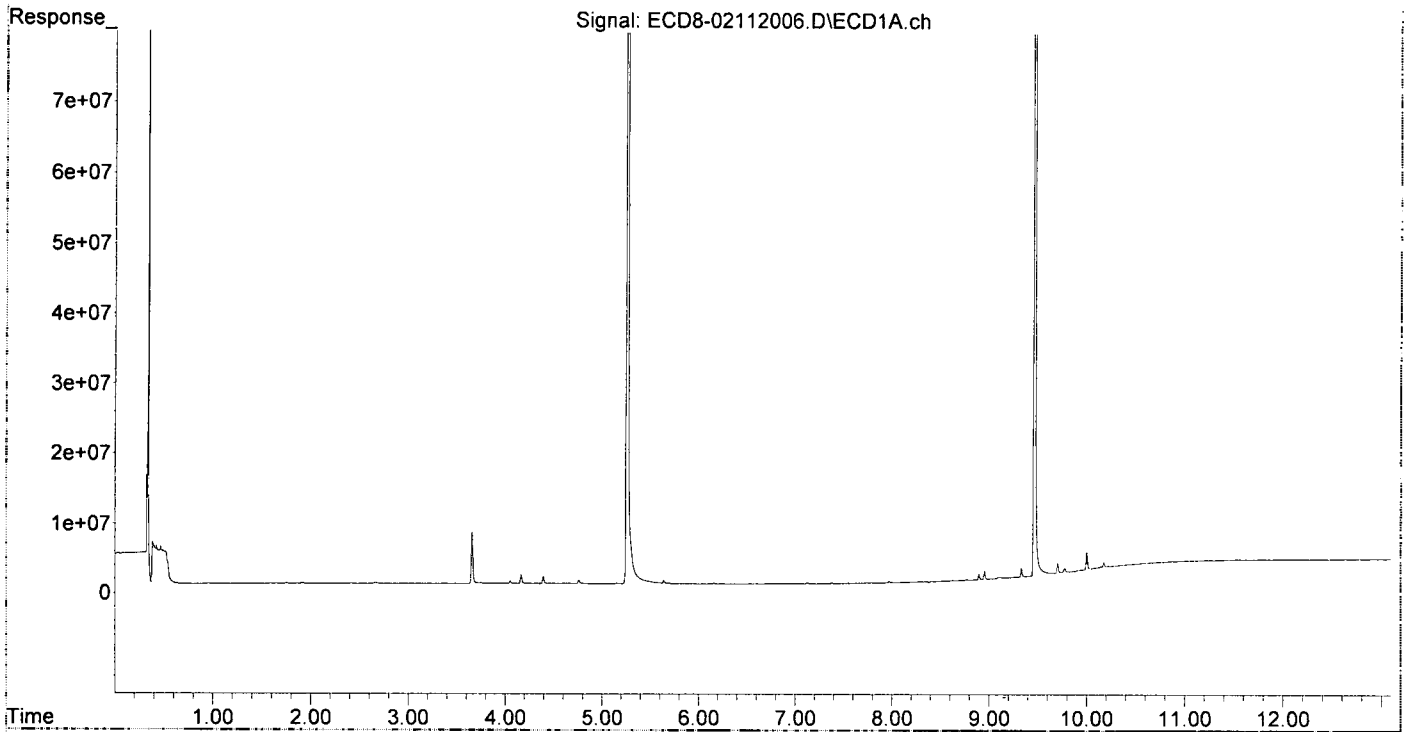
Compound	RT#1	RT#2	Resp#1	Resp#2	ng/mL	ng/mL
System Monitoring Compounds						
1) S TCMX (S)	5.259	5.947	304.0E6	343.1E6	86.944	99.463
22) S DCBP (S)	9.466	10.495	239.7E6	211.4E6	89.787	94.644
Target Compounds						
2) a-BHC	5.812	6.515f	45069	41218	0.010	0.085 #
3) g-BHC	6.114f	6.830f	22598	28897	0.005	0.050 #
4) b-BHC	6.158	0.000	122741	0	0.070	N.D. #
5) Heptachlor	0.000	7.241	0	11267	N.D.	0.003 #
6) d-BHC	0.000	7.174	0	9009	N.D.	0.100 #
7) Aldrin	6.702f	7.536f	15921	42382	0.004	0.023 #
8) Heptachlo...	7.209f	7.950	14156	14323	0.004	0.004
9) trans-Chl...	7.290	8.086	35346	66134	0.009	0.018 #
10) cis-Chlor...	7.380	8.151f	70895	35670	0.019	0.010 #
11) Endosulfa...	7.480	8.243	21130	13720	0.006	0.004 #
12) 4,4'-DDE	7.455	8.295	19091	12525	0.006	0.092 #
13) Dieldrin	7.649	8.452	6126	15387	0.002	0.037 #
14) Endrin	7.815	8.673	14557	34393	0.004	0.004
15) 4,4'-DDD	7.885	8.713	18405	33639	0.007	0.057 #
16) Endosulfa...	7.970	8.822	220555	47806	0.074	BelowCal #
17) 4,4'-DDT	8.067	8.936	28893	66561	0.011	0.001 #
18) Endrin Al...	8.270	9.057	80494	69198	0.031	0.026
19) Endosulfa...	8.567	9.247	47810	55039	0.017	BelowCal #
20) Methoxychlor	8.407	9.415	117141	68270	0.097	BelowCal #
21) Endrin Ke...	8.735	9.657	71298	434570	0.021	BelowCal #
23) Hexachlor...	3.045	3.664f	44474	68737	0.011	0.014
24) Hexachlor...	5.641	6.413	465108	80647	0.138	BelowCal #
25) Oxychlorane	7.126	7.869	196211	28285	BelowCal	0.009
26) 2,4'-DDE	7.209	8.070	14156	14287	0.006	0.006
27) trans-Non...	7.380	8.148	70895	37621	0.019	0.010 #
28) 2,4'-DDD	7.578	8.452	9406	15387	0.005	0.008 #
29) 2,4'-DDT	7.761	8.673	12149	34393	0.005	BelowCal #
30) cis-Nonac...	7.849	8.713	27667	33639	0.007	0.008
31) Mirex	8.518	9.657f	112193	434570	8199.083	BelowCal #
32) Chlordane...	7.290	8.086	35346	66134	0.088	0.152 #
33) Chlordane...	7.380	8.231f	70895	5755	0.146	0.016 #
34) Chlordane...	7.916	8.853	16522	15319	0.127	0.129
35) Chlordane...	0.000	0.000	0	0	N.D.	N.D.
36) Toxaphene...	7.380	8.428	70895	9901	4.331	0.336 #
37) Toxaphene...	7.649	8.798f	6126	183891	0.195	4.576 #
38) Toxaphene...	7.970	8.822	220555	47806	96750.804	0.739 #
39) Toxaphene...	8.220	8.882	67193	60478	BelowCal	BelowCal
40) Toxaphene...	8.443	9.057	62319	69198	1.150	1.207
41) Toxaphene...	8.518	9.415f	112193	68270	1.475	1.034 #
42) Toxaphene...	0.000	0.000	0	0	N.D.	N.D.

(f)=RT Delta > 1/2 Window (#)=Amounts differ by > 25% (m)=manual int.

Quantitation Report (Not Reviewed)

Data Path : C:\msdchem\1\data\2020-02\0B11041\
Data File : ECD8-02112006.D
Signal(s) : Signal #1: ECD1A.ch Signal #2: ECD2B.ch
Acq On : 11 Feb 2020 12:16
Operator : MJB
Sample : 0B11041-CCB1
Misc : A20A395
ALS Vial : 7 Sample Multiplier: 1

Integration File signal 1: PEST1.e
Integration File signal 2: PEST2.e
Quant Time: Feb 11 17:15:54 2020
Quant Method : C:\msdchem\1\methods\ECD8_QUANTPEST_200201RT1.M
Quant Title : Instrument: DualECD8
QLast Update : Mon Feb 03 15:36:51 2020
Response via : Initial Calibration
Integrator: ChemStation



Data Path : C:\msdchem\1\data\2020-02\0B11041\
 Data File : ECD8-02112007.D
 Signal(s) : Signal #1: ECD1A.ch Signal #2: ECD2B.ch
 Acq On : 11 Feb 2020 12:41
 Operator : MJB
 Sample : 0010957-BLK1
 Misc : 1x, 8081B 2,4+4,4-DDx, Only, GPC
 ALS Vial : 8 Sample Multiplier: 1

Integration File signal 1: PEST1.e
 Integration File signal 2: PEST2.e
 Quant Time: Feb 11 17:15:58 2020
 Quant Method : C:\msdchem\1\methods\ECD8_QUANTPEST_200201RT1.M
 Quant Title : Instrument: DualECD8
 QLast Update : Mon Feb 03 15:36:51 2020
 Response via : Initial Calibration
 Integrator: ChemStation

MJB
2/11/20

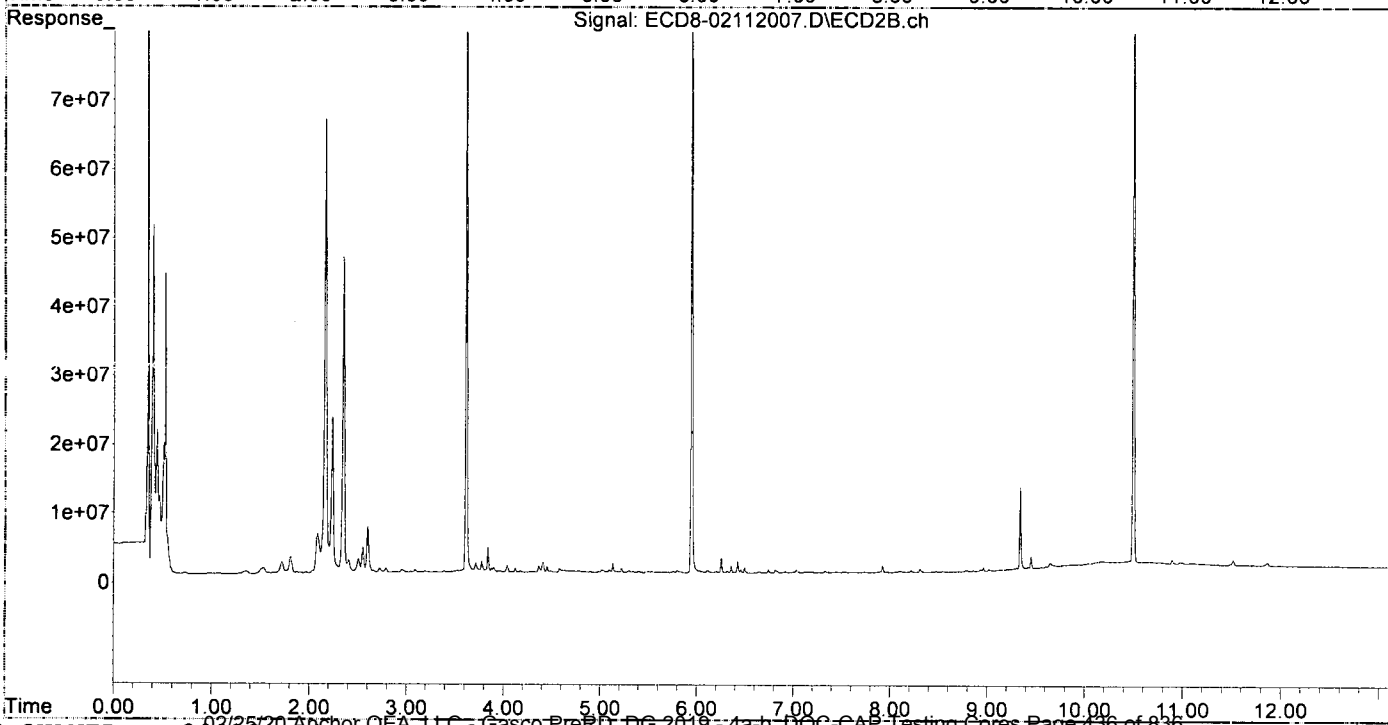
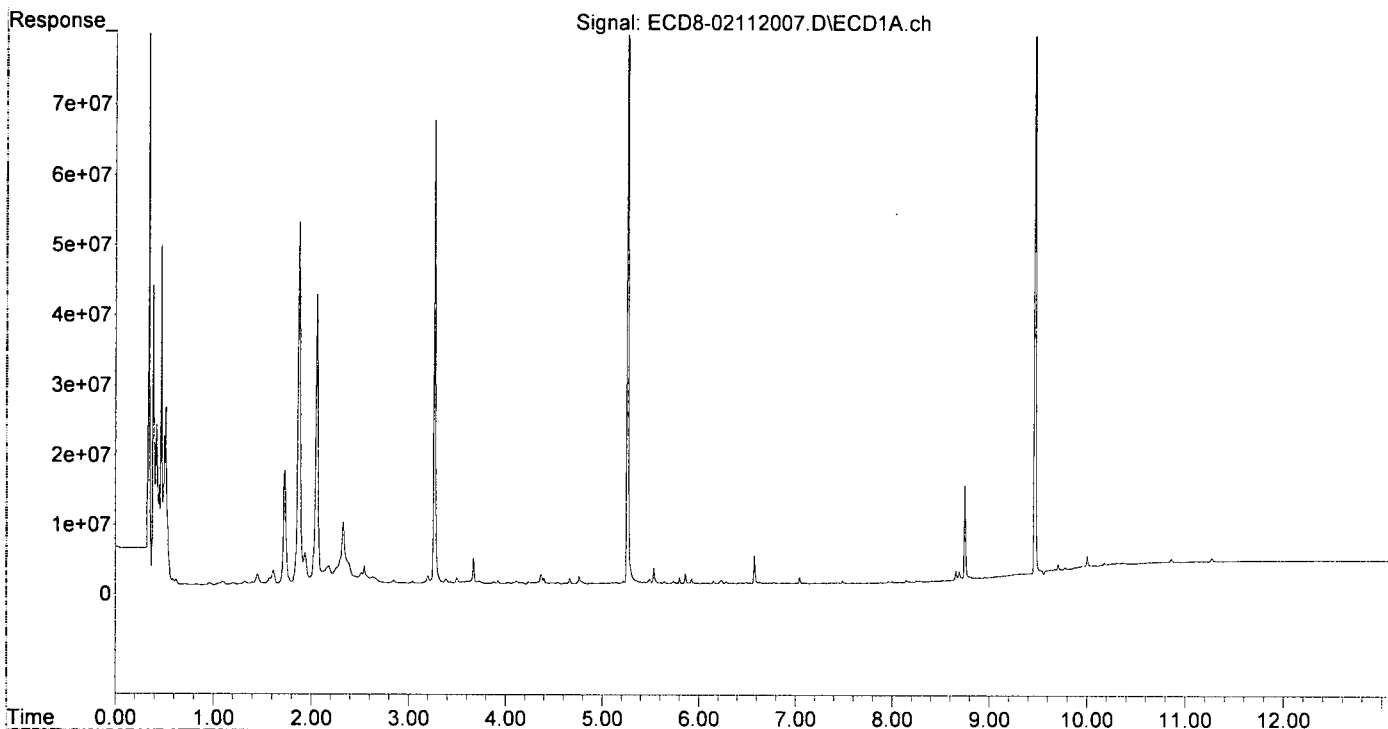
Compound	RT#1	RT#2	Resp#1	Resp#2	ng/mL	ng/mL
System Monitoring Compounds						
1) S TCMX (S)	5.259	5.943	116.2E6	124.9E6	33.235	36.214
22) S DCBP (S)	9.467	10.496	127.7E6	111.2E6	48.566	51.725
Target Compounds						
2) a-BHC	5.800	0.000	931095	0	0.197	N.D. #
3) g-BHC	6.099f	6.833f	85500	275581	0.021	0.113 #
4) b-BHC	6.151	6.917	443033	236114	0.254	0.136 #
5) Heptachlor	6.489	7.249	132853	56064	0.032	0.013 #
6) d-BHC	6.310	7.207f	59676	79606	0.124	0.120
7) Aldrin	6.734	7.517	125076	137699	0.031	0.049 #
8) Heptachlo...	7.199	7.923	79161	941475	0.021	0.262 #
9) trans-Chl...	7.294	8.078	69871	95394	0.019	0.026 #
10) cis-Chlor...	7.379	8.191	84462	54699	0.023	0.016 #
11) Endosulfa...	7.488	8.216f	409279	315090	0.118	0.095
12) 4,4'-DDE	7.448	8.308	95167	515137	0.029	0.254 #
13) Dieldrin	7.668	8.442	44641	22837	0.012	0.039 #
14) Endrin	7.802	8.672	41038	54526	0.013	0.011
15) 4,4'-DDD	7.882	8.713	74702	43820	0.029	0.062 #
16) Endosulfa...	7.962	8.826	213829	42394	0.071	BelowCal #
17) 4,4'-DDT	8.069	8.935	58957	253145	0.022	0.078 #
18) Endrin Al...	8.252	9.054	246112	104715	0.093	0.040 #
19) Endosulfa...	8.583f	9.235	141581	223777	0.049	0.001 #
20) Methoxychlor	8.413	9.418	191975	491555	0.159	0.090 #
21) Endrin Ke...	8.748	9.648	13556810	960655	3.922	0.118 #
23) Hexachlor...	3.040	3.612f	451149	92800591	0.116	19.166 #
24) Hexachlor...	5.641	6.423	380994	1643072	0.113	0.518 #
25) Oxychlordane	7.111	7.884	47225	127497	BelowCal	0.040
26) 2,4'-DDE	7.199	8.078	79161	95394	0.034	0.042
27) trans-Non...	7.379	8.131	84462	84403	0.023	0.023
28) 2,4'-DDD	7.583	8.442	31788	22837	0.016m	0.012 #
29) 2,4'-DDT	7.754	8.672	43190	54526	0.018	BelowCal #
30) cis-Nonac...	7.830	8.713	18232	43820	0.004	0.011 #
31) Mirex	8.522	9.648	118152	960655	8199.080	0.212 #
32) Chlordane...	7.294	8.102	69871	233076	0.174	0.536 #
33) Chlordane...	7.379	8.191	84462	54699	0.174	0.150
34) Chlordane...	7.962f	8.859	213829	130326	1.642	1.097 #
35) Chlordane...	0.000	0.000	0	0	N.D.	N.D.
36) Toxaphene...	7.379	8.442	84462	22837	5.160	0.775 #
37) Toxaphene...	7.668	8.782	44641	201083	1.421	5.003 #
38) Toxaphene...	7.962	8.826	213829	42394	96750.899	0.655 #
39) Toxaphene...	8.217	8.859f	38421	130326	BelowCal	BelowCal
40) Toxaphene...	8.450	9.054	27938	104715	0.515	1.827 #
41) Toxaphene...	8.522	9.451	118152	1955385	1.554	29.603 #
42) Toxaphene...	0.000	0.000	0	0	N.D.	N.D.

(f)=RT Delta > 1/2 Window (#)=Amounts differ by > 25% (m)=manual int.

Quantitation Report (QT Reviewed)

Data Path : C:\msdchem\1\data\2020-02\0B11041\
Data File : ECD8-02112007.D
Signal(s) : Signal #1: ECD1A.ch Signal #2: ECD2B.ch
Acq On : 11 Feb 2020 12:41
Operator : MJB
Sample : 0010957-BLK1
Misc : 1x, 8081B 2,4+4,4-DDx, Only, GPC
ALS Vial : 8 Sample Multiplier: 1

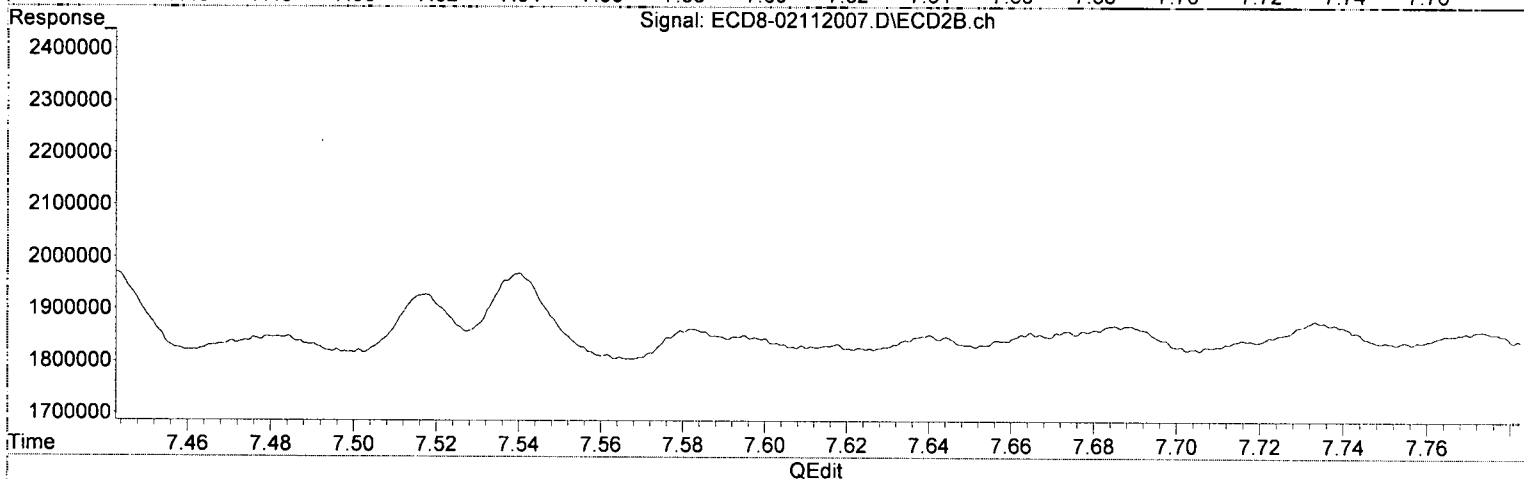
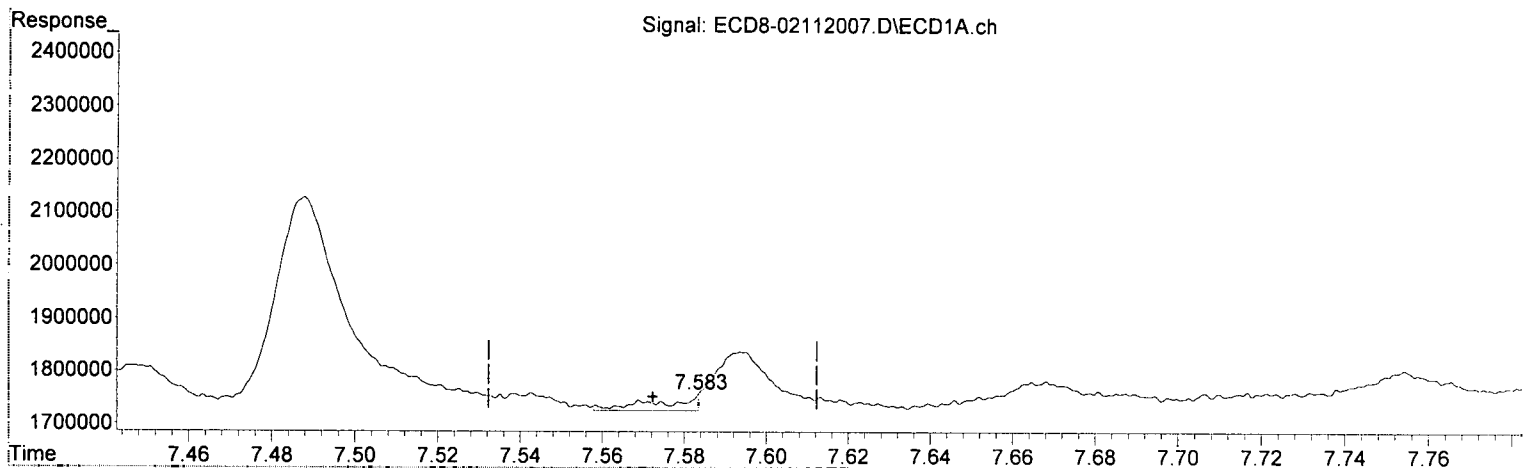
Integration File signal 1: PEST1.e
Integration File signal 2: PEST2.e
Quant Time: Feb 11 17:15:58 2020
Quant Method : C:\msdchem\1\methods\ECD8_QUANTPEST_200201RT1.M
Quant Title : Instrument: DualeCD8
QLast Update : Mon Feb 03 15:36:51 2020
Response via : Initial Calibration
Integrator: ChemStation



Quantitation Report (Qedit)

Data Path : C:\msdchem\1\data\2020-02\0B11041\
Data File : ECD8-02112007.D
Signal(s) : Signal #1: ECD1A.ch Signal #2: ECD2B.ch
Acq On : 11 Feb 2020 12:41
Operator : MJB
Sample : 0010957-BLK1
Misc : 1x, 8081B 2,4+4,4-DDx, Only, GPC
ALS Vial : 8 Sample Multiplier: 1

Integration File signal 1: PEST1.e
Integration File signal 2: PEST2.e
Quant Time: Feb 11 17:15:58 2020
Quant Method : C:\msdchem\1\methods\ECD8_QUANTPEST_200201RT1.M
Quant Title : Instrument: DualECD8
QLast Update : Mon Feb 03 15:36:51 2020
Response via : Initial Calibration
Integrator: ChemStation



(28) 2,4'-DDD
7.583min 0.016 ng/mL m
response 31788

MJB 2/11/20

(28) 2,4'-DDD #2
8.442min 0.012 ng/mL
response 22837

Data Path : C:\msdchem\1\data\2020-02\0B11041\
 Data File : ECD8-02112007.D
 Signal(s) : Signal #1: ECD1A.ch Signal #2: ECD2B.ch
 Acq On : 11 Feb 2020 12:41
 Operator : MJB
 Sample : 0010957-BLK1
 Misc : 1x, 8081B 2,4+4,4-DDx, Only, GPC
 ALS Vial : 8 Sample Multiplier: 1

Integration File signal 1: PEST1.e
 Integration File signal 2: PEST2.e
 Quant Time: Feb 11 17:15:58 2020
 Quant Method : C:\msdchem\1\methods\ECD8_QUANTPEST_200201RT1.M
 Quant Title : Instrument: DualECD8
 QLast Update : Mon Feb 03 15:36:51 2020
 Response via : Initial Calibration
 Integrator: ChemStation

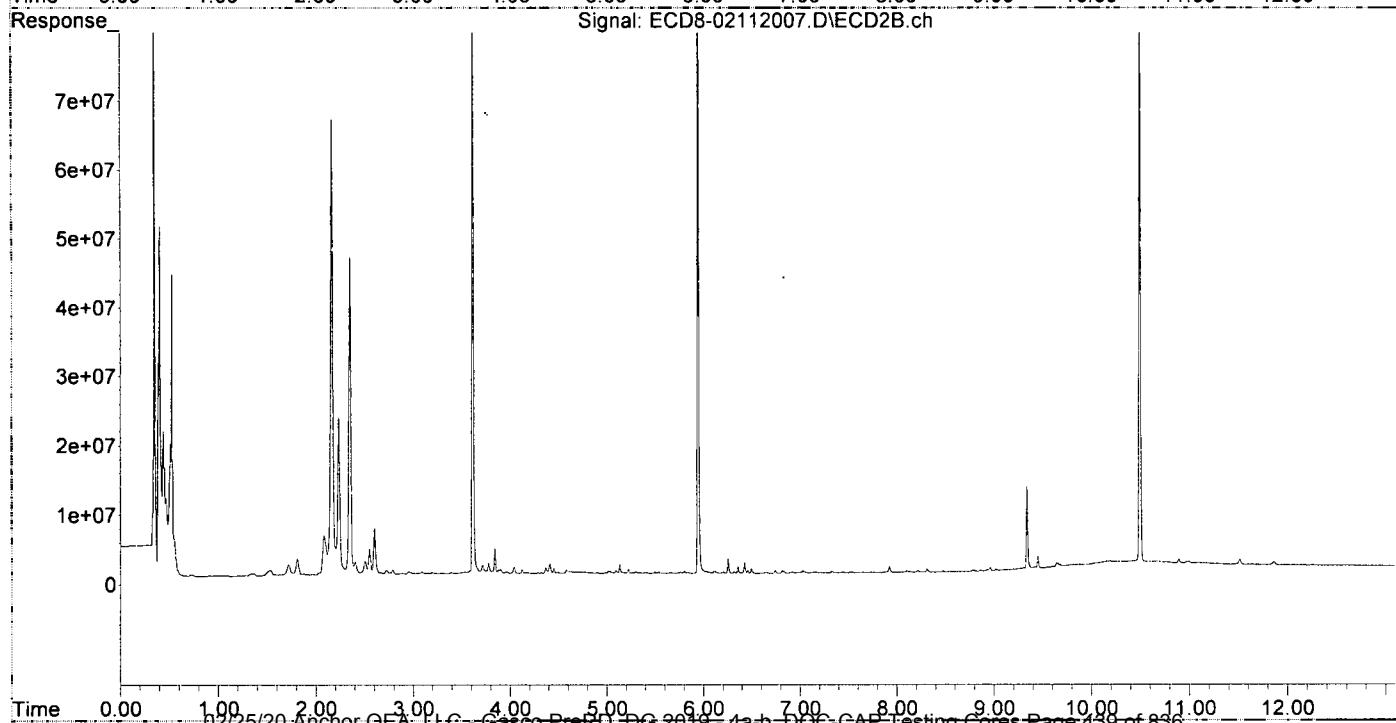
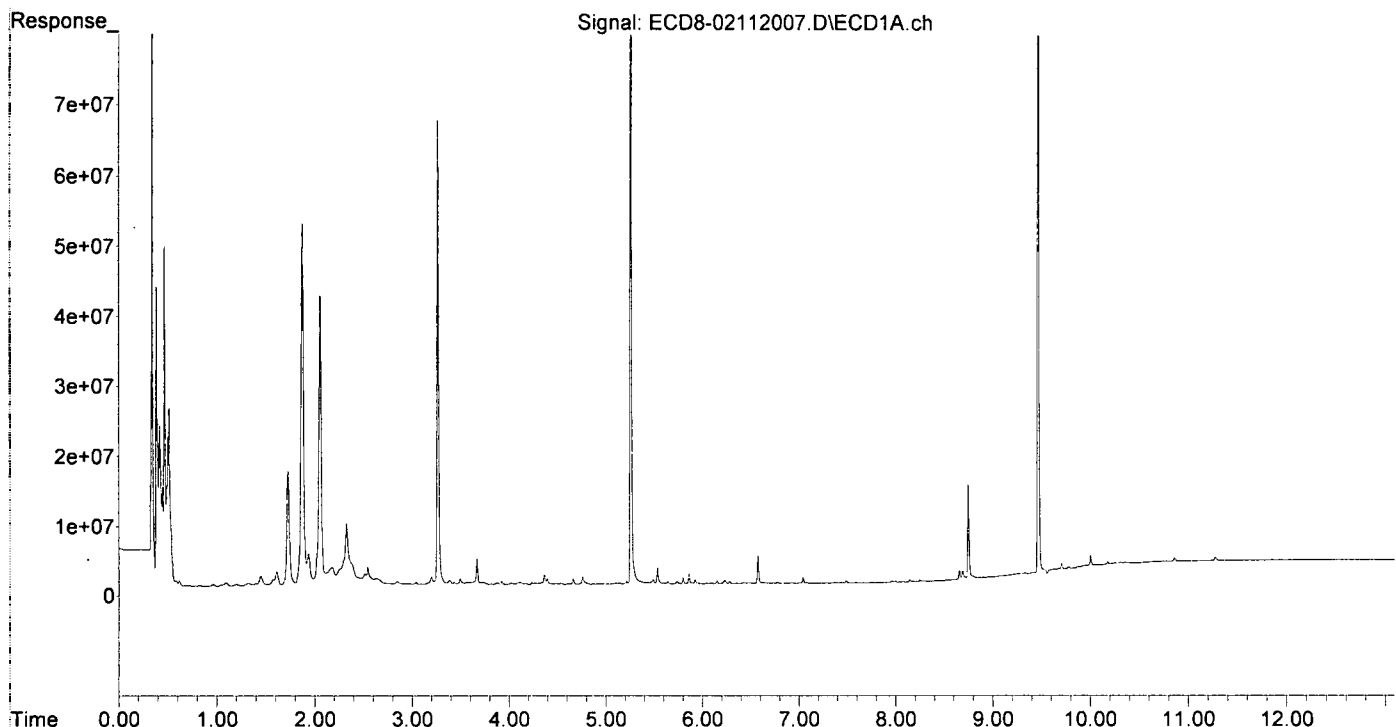
MJB
2/11/20

Compound	RT#1	RT#2	Resp#1	Resp#2	ng/mL	ng/mL
System Monitoring Compounds						
1) S TCMX (S)	5.259	5.943	116.2E6	124.9E6	33.235	36.214
22) S DCBP (S)	9.467	10.496	127.7E6	111.2E6	48.566	51.725
Target Compounds						
2) a-BHC	5.800	0.000	931095	0	0.197	N.D. #
3) g-BHC	6.099f	6.833f	85500	275581	0.021	0.113 #
4) b-BHC	6.151	6.917	443033	236114	0.254	0.136 #
5) Heptachlor	6.489	7.249	132853	56064	0.032	0.013 #
6) d-BHC	6.310	7.207f	59676	79606	0.124	0.120
7) Aldrin	6.734	7.517	125076	137699	0.031	0.049 #
8) Heptachlo...	7.199	7.923	79161	941475	0.021	0.262 #
9) trans-Chl...	7.294	8.078	69871	95394	0.019	0.026 #
10) cis-Chlor...	7.379	8.191	84462	54699	0.023	0.016 #
11) Endosulfa...	7.488	8.216f	409279	315090	0.118	0.095
12) 4,4'-DDE	7.448	8.308	95167	515137	0.029	0.254 #
13) Dieldrin	7.668	8.442	44641	22837	0.012	0.039 #
14) Endrin	7.802	8.672	41038	54526	0.013	0.011
15) 4,4'-DDD	7.882	8.713	74702	43820	0.029	0.062 #
16) Endosulfa...	7.962	8.826	213829	42394	0.071	BelowCal #
17) 4,4'-DDT	8.069	8.935	58957	253145	0.022	0.078 #
18) Endrin Al...	8.252	9.054	246112	104715	0.093	0.040 #
19) Endosulfa...	8.583f	9.235	141581	223777	0.049	0.001 #
20) Methoxychlor	8.413	9.418	191975	491555	0.159	0.090 #
21) Endrin Ke...	8.748	9.648	13556810	960655	3.922	0.118 #
23) Hexachlor...	3.040	3.612f	451149	92800591	0.116	19.166 #
24) Hexachlor...	5.641	6.423	380994	1643072	0.113	0.518 #
25) Oxychlor dane	7.111	7.884	47225	127497	BelowCal	0.040
26) 2,4'-DDE	7.199	8.078	79161	95394	0.034	0.042
27) trans-Non...	7.379	8.131	84462	84403	0.023	0.023
28) 2,4'-DDD	7.594f	8.442	110169	22837	0.057	0.012 #
29) 2,4'-DDT	7.754	8.672	43190	54526	0.018	BelowCal #
30) cis-Nonac...	7.830	8.713	18232	43820	0.004	0.011 #
31) Mirex	8.522	9.648	118152	960655	8199.080	0.212 #
32) Chlordane...	7.294	8.102	69871	233076	0.174	0.536 #
33) Chlordane...	7.379	8.191	84462	54699	0.174	0.150
34) Chlordane...	7.962f	8.859	213829	130326	1.642	1.097 #
35) Chlordane...	0.000	0.000	0	0	N.D.	N.D.
36) Toxaphene...	7.379	8.442	84462	22837	5.160	0.775 #
37) Toxaphene...	7.668	8.782	44641	201083	1.421	5.003 #
38) Toxaphene...	7.962	8.826	213829	42394	96750.899	0.655 #
39) Toxaphene...	8.217	8.859f	38421	130326	BelowCal	BelowCal
40) Toxaphene...	8.450	9.054	27938	104715	0.515	1.827 #
41) Toxaphene...	8.522	9.451	118152	1955385	1.554	29.603 #
42) Toxaphene...	0.000	0.000	0	0	N.D.	N.D.

(f)=RT Delta > 1/2 Window (#)=Amounts differ by > 25% (m)=manual int.

Data Path : C:\msdchem\1\data\2020-02\0B11041\
Data File : ECD8-02112007.D
Signal(s) : Signal #1: ECD1A.ch Signal #2: ECD2B.ch
Acq On : 11 Feb 2020 12:41
Operator : MJB
Sample : 0010957-BLK1
Misc : 1x, 8081B 2,4+4,4-DDx, Only, GPC
ALS Vial : 8 Sample Multiplier: 1

Integration File signal 1: PEST1.e
Integration File signal 2: PEST2.e
Quant Time: Feb 11 17:15:58 2020
Quant Method : C:\msdchem\1\methods\ECD8_QUANTPEST_200201RT1.M
Quant Title : Instrument: DualECD8
QLast Update : Mon Feb 03 15:36:51 2020
Response via : Initial Calibration
Integrator: ChemStation



Data Path : C:\msdchem\1\data\2020-02\0B11041\
 Data File : ECD8-02112008.D
 Signal(s) : Signal #1: ECD1A.ch Signal #2: ECD2B.ch
 Acq On : 11 Feb 2020 12:58
 Operator : MJB
 Sample : 0010957-BS1
 Misc : 1x, 8081B 2,4+4,4-DDx, Only, GPC
 ALS Vial : 9 Sample Multiplier: 1

Integration File signal 1: PEST1.e
 Integration File signal 2: PEST2.e
 Quant Time: Feb 11 17:16:02 2020
 Quant Method : C:\msdchem\1\methods\ECD8_QUANTPEST_200201RT1.M
 Quant Title : Instrument: DualeCD8
 QLast Update : Mon Feb 03 15:36:51 2020
 Response via : Initial Calibration
 Integrator: ChemStation

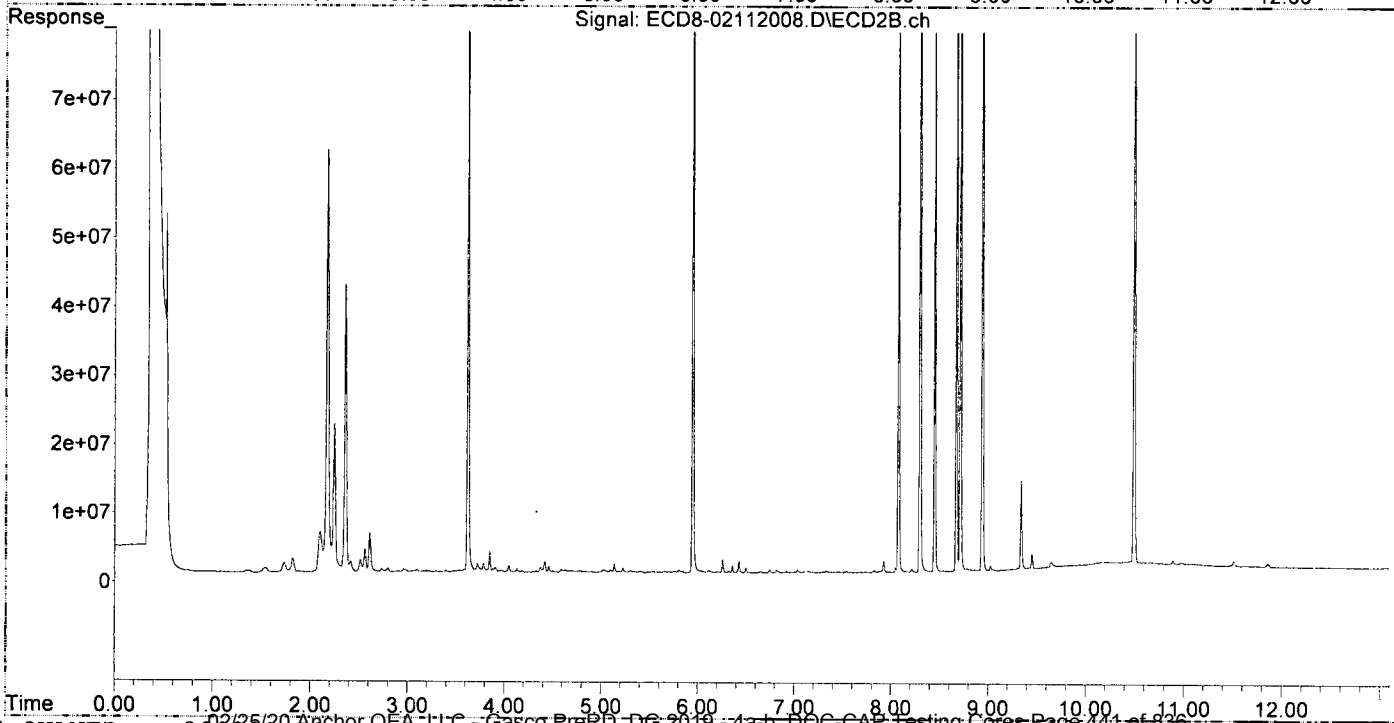
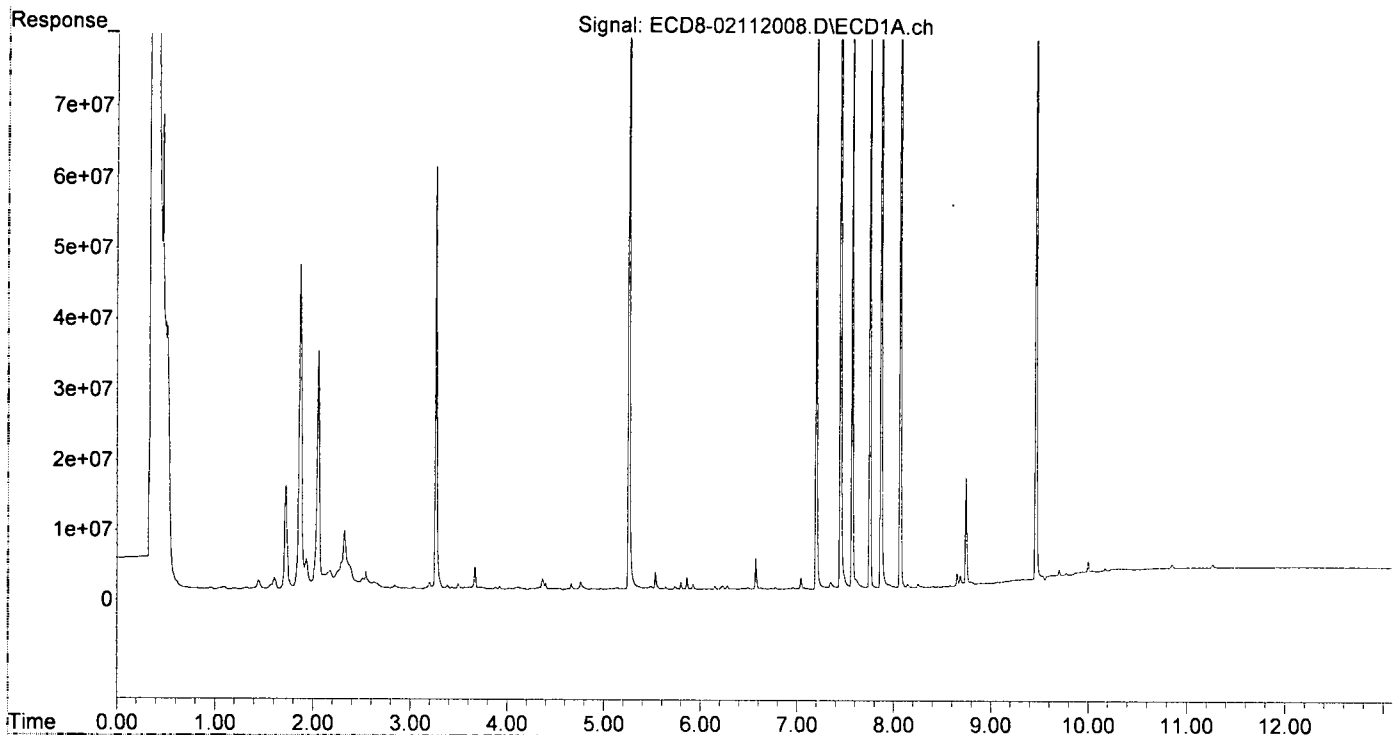
MJB
2/11/20

Compound	RT#1	RT#2	Resp#1	Resp#2	ng/mL	ng/mL
System Monitoring Compounds						
1) S TCMX (S)	5.258	5.945	118.9E6	118.9E6	34.008	34.479
22) S DCBP (S)	9.462	10.493	131.9E6	107.8E6	50.160	50.202
Target Compounds						
2) a-BHC	5.798	6.574f	1107048	21929	0.234	0.081 #
3) g-BHC	6.084	6.835f	99255	242357	0.024	0.104 #
4) b-BHC	6.149	6.918	498382	227792	0.286	0.131 #
5) Heptachlor	6.493	7.247	203288	45508	0.049	0.011 #
6) d-BHC	6.310	7.207f	75202	64769	0.128	0.116
7) Aldrin	6.731	7.518	141151	121377	0.035	0.045 #
8) Heptachlo...	7.197	7.924	98120699	1683659	26.571	0.469 #
9) trans-Chl...	7.285	8.074	289148	99142041	0.077	26.663 #
10) cis-Chlor...	7.405f	8.214f	252571	505176	0.069	0.143 #
11) Endosulfa...	7.448f	8.214f	151.1E6	505176	43.558	0.153 #
12) 4,4'-DDE	7.448	8.295	151.1E6	156.4E6	45.498	46.061
13) Dieldrin	7.610f	8.446	1280330	89977355	0.336	24.841 #
14) Endrin	0.000	8.671	0	110.0E6	N.D.	36.164 #
15) 4,4'-DDD	7.868	8.711	127.2E6	138.3E6	49.966	51.999
16) Endosulfa...	7.956	8.818	479236	364442	0.160	0.108 #
17) 4,4'-DDT	8.066	8.937	136.1E6	143.6E6	50.616	51.721
18) Endrin Al...	8.249	9.060	560886	265697	0.213	0.101 #
19) Endosulfa...	8.579	9.234	211306	304470	0.074	0.033 #
20) Methoxychlor	8.409	9.417	224054	568373	0.186	0.162
21) Endrin Ke...	8.744	9.647	15506465	1265825	4.486	0.226 #
23) Hexachlor...	3.038	3.619f	398470	89810473	0.102	18.548 #
24) Hexachlor...	5.639	6.424	417615	1748803	0.124	0.555 #
25) Oxychlor dane	7.104	0.000	135967	0	BelowCal	N.D.
26) 2,4'-DDE	7.197	8.074	98120699	99142041	42.438	43.617
27) trans-Non...	7.347f	0.000	921188	0	0.251	N.D. #
28) 2,4'-DDD	7.569	8.446	92391625	89977355	47.703	47.003
29) 2,4'-DDT	7.751	8.671	109.1E6	110.0E6	45.602	47.349
30) cis-Nonac...	7.868f	8.711	127.2E6	138.3E6	31.248	34.695
31) Mirex	8.516	9.647	131589	1265825	8199.075	0.359 #
32) Chlordane...	7.285	8.074	289148	99142041	0.722	228.188 #
33) Chlordane...	7.405	8.214	252571	505176	0.519	1.390 #
34) Chlordane...	7.932	8.857	593781	265289	4.561	2.234 #
35) Chlordane...	0.000	0.000	0	0	N.D.	N.D.
36) Toxaphene...	7.347f	8.446	921188	89977355	56.275	3053.292 #
37) Toxaphene...	0.000	8.778	0	435757	N.D.	10.843 #
38) Toxaphene...	7.956	8.818	479236	364442	3.648	5.633 #
39) Toxaphene...	8.212	8.857f	52593	265289	BelowCal	BelowCal
40) Toxaphene...	8.450	9.060	54918	265697	1.013	4.635 #
41) Toxaphene...	8.516	9.448	131589	2482209	1.730	37.579 #
42) Toxaphene...	0.000	0.000	0	0	N.D.	N.D.

(f)=RT Delta > 1/2 Window (#)=Amounts differ by > 25% (m)=manual int.

Data Path : C:\msdchem\1\data\2020-02\0B11041\
 Data File : ECD8-02112008.D
 Signal(s) : Signal #1: ECD1A.ch Signal #2: ECD2B.ch
 Acq On : 11 Feb 2020 12:58
 Operator : MJB
 Sample : 0010957-BS1
 Misc : 1x, 8081B 2,4+4,4-DDx, Only, GPC
 ALS Vial : 9 Sample Multiplier: 1

Integration File signal 1: PEST1.e
 Integration File signal 2: PEST2.e
 Quant Time: Feb 11 17:16:02 2020
 Quant Method : C:\msdchem\1\methods\ECD8_QUANTPEST_200201RT1.M
 Quant Title : Instrument: DualECD8
 QLast Update : Mon Feb 03 15:36:51 2020
 Response via : Initial Calibration
 Integrator: ChemStation



Data Path : C:\msdchem\1\data\2020-02\0B11041\
 Data File : ECD8-02112017.D
 Signal(s) : Signal #1: ECD1A.ch Signal #2: ECD2B.ch
 Acq On : 11 Feb 2020 15:30
 Operator : MJB
 Sample : 0B11041-CCV3
 Misc : A19K134, AB 100 ppb
 ALS Vial : 5 Sample Multiplier: 1

Integration File signal 1: PEST1.e
 Integration File signal 2: PEST2.e
 Quant Time: Feb 11 17:16:38 2020
 Quant Method : C:\msdchem\1\methods\ECD8_QUANTPEST_200201RT1.M
 Quant Title : Instrument: DualECD8
 QLast Update : Mon Feb 03 15:36:51 2020
 Response via : Initial Calibration
 Integrator: ChemStation

MJB
2/11/20

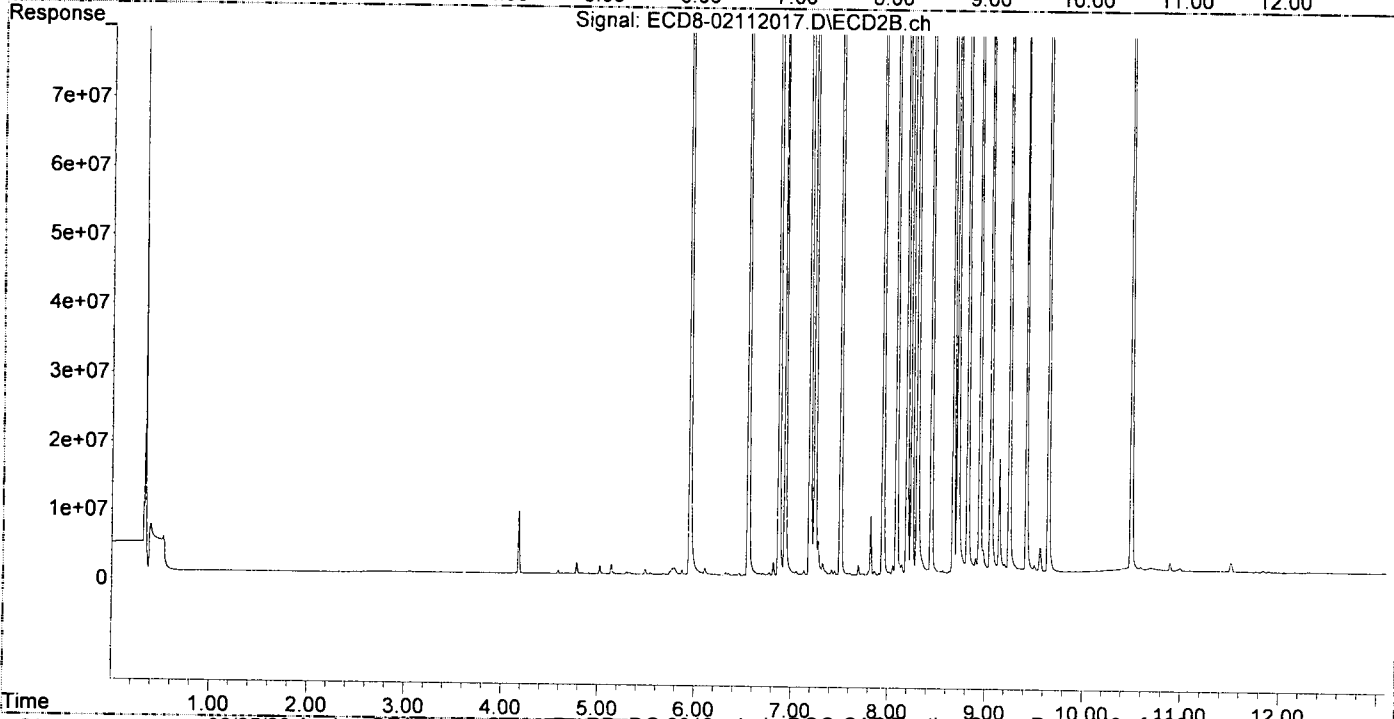
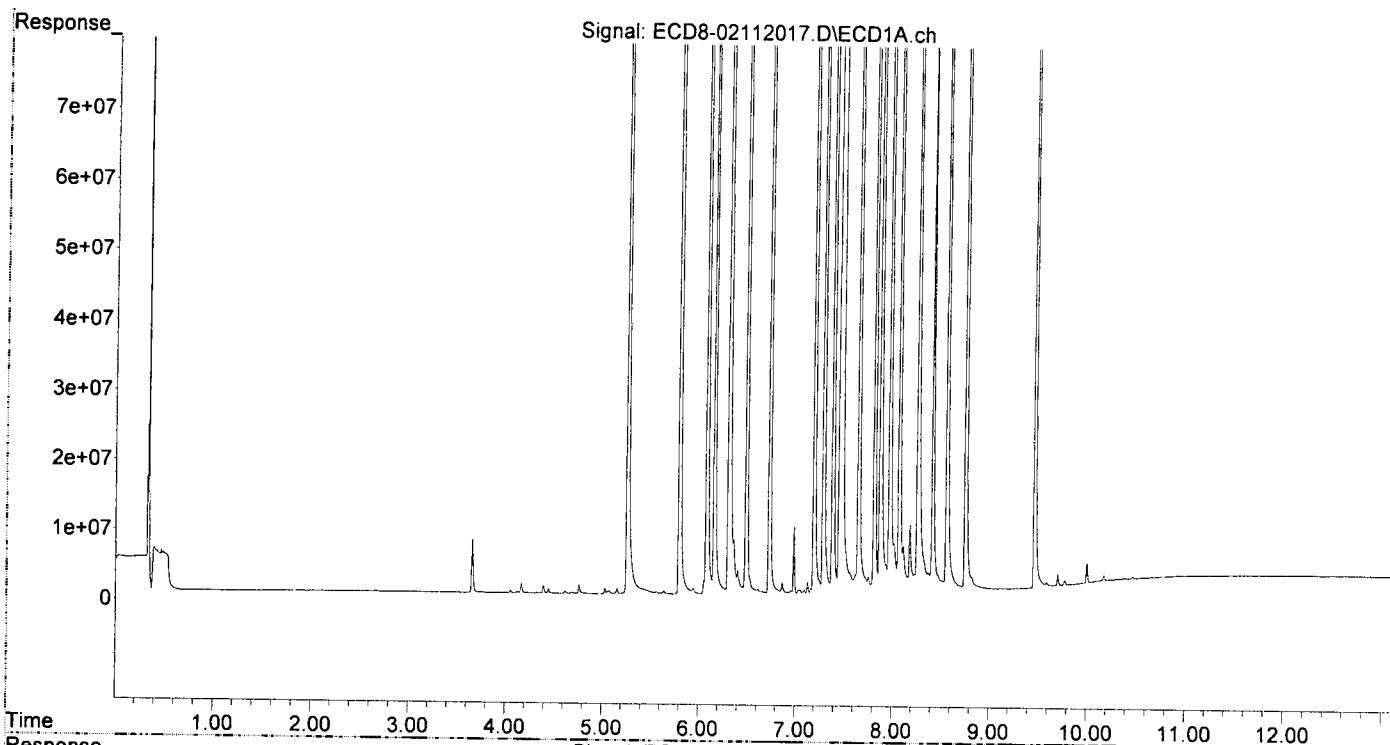
Compound	RT#1	RT#2	Resp#1	Resp#2	ng/mL	ng/mL
System Monitoring Compounds						
1) S TCMX (S)	5.258	5.946	306.8E6	361.0E6	87.761	104.644
22) S DCBP (S)	9.464	10.494	255.4E6	231.2E6	95.436	102.751
Target Compounds						
2) a-BHC	5.796	6.549	466.0E6	527.3E6	98.630	103.070
3) g-BHC	6.079	6.867	407.8E6	464.2E6	97.947	102.474
4) b-BHC	6.156	6.931	161.6E6	185.6E6	92.800	106.895
5) Heptachlor	6.489	7.240	404.4E6	458.6E6	98.398	108.914
6) d-BHC	6.305	7.186	328.9E6	426.5E6	86.155	100.611
7) Aldrin	6.728	7.505	391.1E6	426.2E6	96.795	99.296
8) Heptachlo...	7.189	7.942	349.7E6	378.8E6	94.708	105.522
9) trans-Chl...	7.285	8.082	361.4E6	388.3E6	96.093	104.438
10) cis-Chlor...	7.382	8.190	356.2E6	365.9E6	97.004	103.863
11) Endosulfa...	7.477	8.241	325.9E6	350.9E6	93.961	106.185
12) 4,4'-DDE	7.452	8.296	333.5E6	358.1E6	100.437	96.365
13) Dieldrin	7.649	8.441	365.1E6	404.4E6	95.743	100.775
14) Endrin	7.812	8.668	306.9E6	323.5E6	94.033	97.232
15) 4,4'-DDD	7.872	8.712	254.8E6	303.3E6	100.111	101.958
16) Endosulfa...	7.970	8.816	262.3E6	300.3E6	87.678	96.820
17) 4,4'-DDT	8.068	8.938	267.3E6	306.4E6	99.425	99.528
18) Endrin Al...	8.260	9.052	220.4E6	256.7E6	83.706	97.110
19) Endosulfa...	8.560	9.244	249.2E6	296.2E6	87.067	100.147
20) Methoxychlor	8.413	9.418	98046038	135.3E6	81.255	101.135
21) Endrin Ke...	8.753	9.644	321.3E6	344.7E6	92.954	102.654
23) Hexachlor...	3.040	3.640	51830	11114	0.013	0.002 #
24) Hexachlor...	5.639	6.408	469891	30391	0.140	BelowCal #
25) Oxychlordane	7.126	7.858	1608185	597223	0.344	0.187 #
26) 2,4'-DDE	7.189	8.082	349.7E6	388.3E6	151.265	170.849
27) trans-Non...	7.382	8.139	356.2E6	1510075	97.164	0.418 #
28) 2,4'-DDD	7.565	8.441	2729164	404.4E6	1.409	211.237 #
29) 2,4'-DDT	7.754	8.668	2122381	323.5E6	0.887	123.048 #
30) cis-Nonac...	7.872f	8.712	254.8E6	303.3E6	62.608	76.113
31) Mirex	8.509	9.644	1419799	344.7E6	0.380	153.654 #
32) Chlordane...	7.285	8.082	361.4E6	388.3E6	902.319	893.820
33) Chlordane...	7.382	8.190	356.2E6	365.9E6	732.474	1006.382 #
34) Chlordane...	7.934	8.901f	3894540	2408656	29.913	20.282 #
35) Chlordane...	0.000	0.000	0	0	N.D.	N.D.
36) Toxaphene...	7.382	8.441	356.2E6	404.4E6	21761.470	13721.785 #
37) Toxaphene...	7.649	8.816f	365.1E6	300.3E6	11621.866	7471.918 #
38) Toxaphene...	7.970	8.816	262.3E6	300.3E6	3878.346	4641.501
39) Toxaphene...	8.180f	8.901f	9393991	2408656	137.689	20.832 #
40) Toxaphene...	8.413f	9.052	98046038	256.7E6	1808.889	4478.210 #
41) Toxaphene...	8.509	9.418f	1419799	135.3E6	18.668	2047.858 #
42) Toxaphene...	0.000	0.000	0	0	N.D.	N.D.

(f)=RT Delta > 1/2 Window (#)=Amounts differ by > 25% (m)=manual int.

Quantitation Report (Not Reviewed)

Data Path : C:\msdchem\1\data\2020-02\0B11041\
Data File : ECD8-02112017.D
Signal(s) : Signal #1: ECD1A.ch Signal #2: ECD2B.ch
Acq On : 11 Feb 2020 15:30
Operator : MJB
Sample : 0B11041-CCV3
Misc : A19K134, AB 100 ppb
ALS Vial : 5 Sample Multiplier: 1

Integration File signal 1: PEST1.e
Integration File signal 2: PEST2.e
Quant Time: Feb 11 17:16:38 2020
Quant Method : C:\msdchem\1\methods\ECD8_QUANTPEST_200201RT1.M
Quant Title : Instrument: DualECD8
QLast Update : Mon Feb 03 15:36:51 2020
Response via : Initial Calibration
Integrator: ChemStation



Data Path : C:\msdchem\1\data\2020-02\0B11041\
 Data File : ECD8-02112018.D
 Signal(s) : Signal #1: ECD1A.ch Signal #2: ECD2B.ch
 Acq On : 11 Feb 2020 15:46
 Operator : MJB
 Sample : 0B11041-CCV4
 Misc : A19J409, 9-42 100 ppb
 ALS Vial : 6 Sample Multiplier: 1

Integration File signal 1: PEST1.e
 Integration File signal 2: PEST2.e
 Quant Time: Feb 11 17:16:42 2020
 Quant Method : C:\msdchem\1\methods\ECD8_QUANTPEST_200201RT1.M
 Quant Title : Instrument: DualECD8
 QLast Update : Mon Feb 03 15:36:51 2020
 Response via : Initial Calibration
 Integrator: ChemStation

MJB
2/11/20

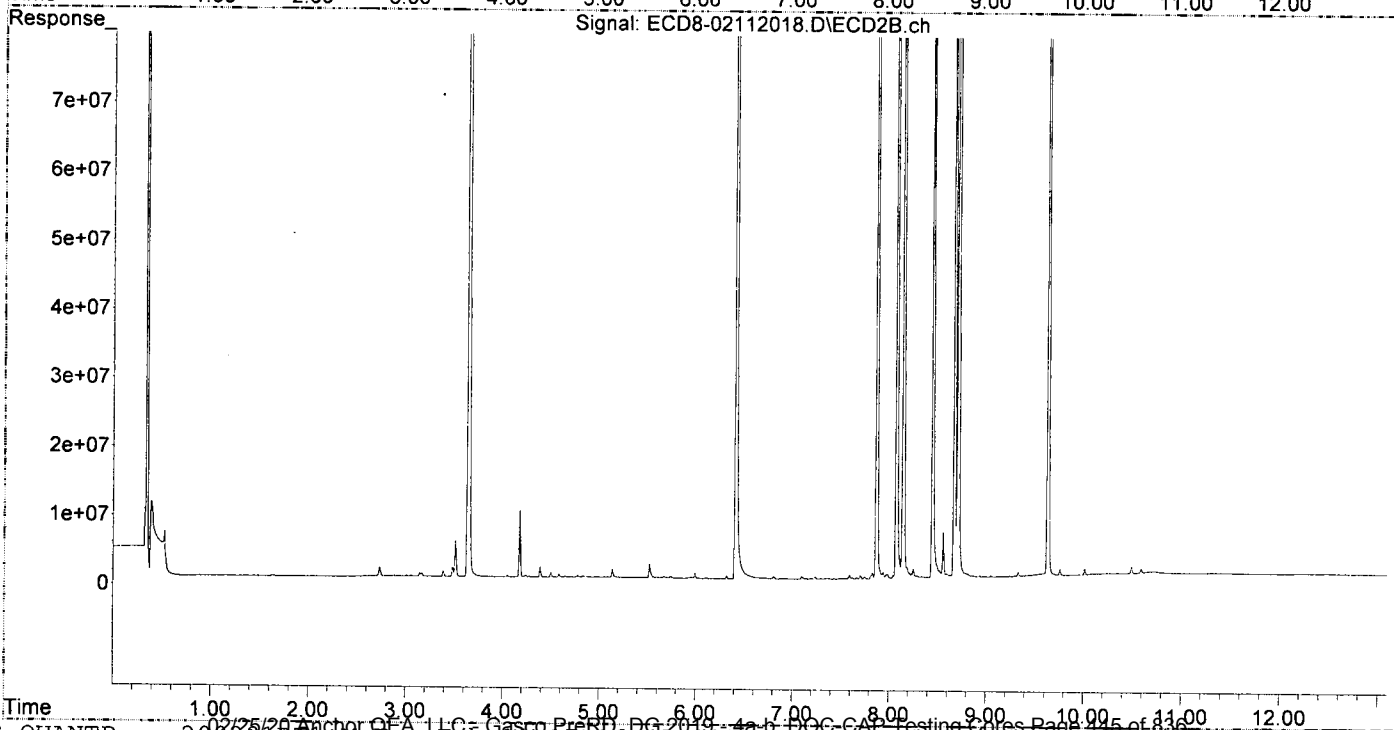
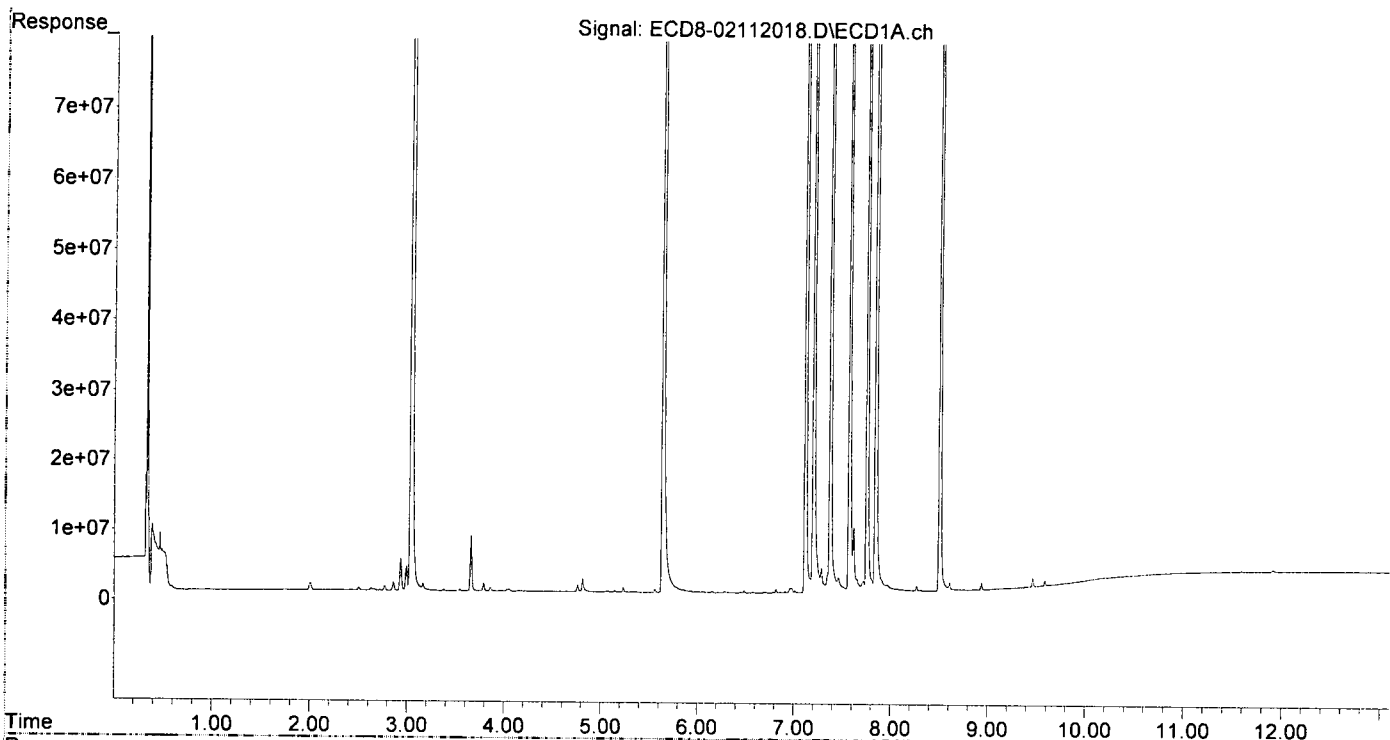
Compound	RT#1	RT#2	Resp#1	Resp#2	ng/mL	ng/mL
System Monitoring Compounds						
1) S TCMX (S)	5.257	5.952	69249	148237	0.020	0.043 #
22) S DCBP (S)	9.464	10.494	1325309	1477510	0.184	0.224
Target Compounds						
2) a-BHC	5.827f	6.518f	481660	756931	0.102	0.253 #
3) g-BHC	6.078	6.870	117347	62039	0.028	0.058 #
4) b-BHC	6.154	6.933	206771	129597	0.119	0.075 #
5) Heptachlor	6.487	7.238	370306	373316	0.090	0.089
6) d-BHC	6.307	7.190	97720	128097	0.135	0.134
7) Aldrin	6.725	7.503	40870	69704	0.010	0.031 #
8) Heptachlo...	7.200	7.940	212.6E6	996047	57.559	0.277 #
9) trans-Chl...	7.283	8.074	3555507	241.0E6	0.945	64.802 #
10) cis-Chlor...	7.374	0.000	344.2E6	0	93.739	N.D. #
11) Endosulfa...	7.462	8.252	2140751	1386465	0.617	0.420 #
12) 4,4'-DDE	7.462	0.000	2140751	0	0.645	N.D. #
13) Dieldrin	7.651	8.447	1902167	220.1E6	0.499	58.015 #
14) Endrin	7.844f	8.672	398.3E6	260.8E6	122.054	80.294 #
15) 4,4'-DDD	7.844f	8.711	398.3E6	425.9E6	156.519	134.033
16) Endosulfa...	7.968	8.815	942547	566948	0.315	0.185 #
17) 4,4'-DDT	8.068	8.938	401534	313809	0.149	0.102 #
18) Endrin Al...	8.270	9.054	738924	284427	0.281	0.108 #
19) Endosulfa...	0.000	9.244	0	230199	N.D.	0.003 #
20) Methoxychlor	8.421	0.000	15495	0	0.013	N.D. #
21) Endrin Ke...	8.755	9.635	124029	238.1E6	0.036	74.138 #
23) Hexachlor...	3.039	3.644	375.0E6	491.7E6	96.193	101.550
24) Hexachlor...	5.639	6.412	317.8E6	370.8E6	94.547	108.155
25) Oxychlorane	7.117	7.871	296.8E6	330.1E6	95.124	103.220
26) 2,4'-DDE	7.200	8.074	212.6E6	241.0E6	91.931	106.010
27) trans-Non...	7.374	8.145	344.2E6	369.2E6	93.894	102.290
28) 2,4'-DDD	7.571	8.447	179.6E6	220.1E6	92.717	114.975
29) 2,4'-DDT	7.753	8.672	216.8E6	260.8E6	90.610	102.446
30) cis-Nonac...	7.844	8.711	398.3E6	425.9E6	97.885	106.867
31) Mirex	8.507	9.635	236.8E6	238.1E6	98.767	108.503
32) Chlordane...	7.283	8.074	3555507	241.0E6	8.878	554.602 #
33) Chlordane...	7.374	0.000	344.2E6	0	707.821	N.D. #
34) Chlordane...	7.968f	8.876	942547	278928	7.239	2.349 #
35) Chlordane...	0.000	0.000	0	0	N.D.	N.D.
36) Toxaphene...	7.374	8.447	344.2E6	220.1E6	21029.038	7468.702 #
37) Toxaphene...	7.651	8.792	1902167	700055	60.549	17.419 #
38) Toxaphene...	7.968	8.815	942547	566948	10.231	8.763
39) Toxaphene...	0.000	8.876	0	278928	N.D.	BelowCal
40) Toxaphene...	8.421	9.054	15495	284427	0.286	4.961 #
41) Toxaphene...	8.507	0.000	236.8E6	0	3113.977	N.D. #
42) Toxaphene...	0.000	0.000	0	0	N.D.	N.D.

(f)=RT Delta > 1/2 Window (#)=Amounts differ by > 25% (m)=manual int.

Quantitation Report (Not Reviewed)

Data Path : C:\msdchem\1\data\2020-02\0B11041\
Data File : ECD8-02112018.D
Signal(s) : Signal #1: ECD1A.ch Signal #2: ECD2B.ch
Acq On : 11 Feb 2020 15:46
Operator : MJB
Sample : 0B11041-CCV4
Misc : A19J409, 9-42 100 ppb
ALS Vial : 6 Sample Multiplier: 1

Integration File signal 1: PEST1.e
Integration File signal 2: PEST2.e
Quant Time: Feb 11 17:16:42 2020
Quant Method : C:\msdchem\1\methods\ECD8_QUANTPEST_200201RT1.M
Quant Title : Instrument: DualECD8
QLast Update : Mon Feb 03 15:36:51 2020
Response via : Initial Calibration
Integrator: ChemStation



Data Path : C:\msdchem\1\data\2020-02\0B11041\
 Data File : ECD8-02112019.D
 Signal(s) : Signal #1: ECD1A.ch Signal #2: ECD2B.ch
 Acq On : 11 Feb 2020 16:03
 Operator : MJB
 Sample : 0B11041-CCB2
 Misc : A20A395
 ALS Vial : 7 Sample Multiplier: 1

Integration File signal 1: PEST1.e
 Integration File signal 2: PEST2.e
 Quant Time: Feb 11 17:16:46 2020
 Quant Method : C:\msdchem\1\methods\ECD8_QUANTPEST_200201RT1.M
 Quant Title : Instrument: DualECD8
 QLast Update : Mon Feb 03 15:36:51 2020
 Response via : Initial Calibration
 Integrator: ChemStation

*MJB
2/11/20*

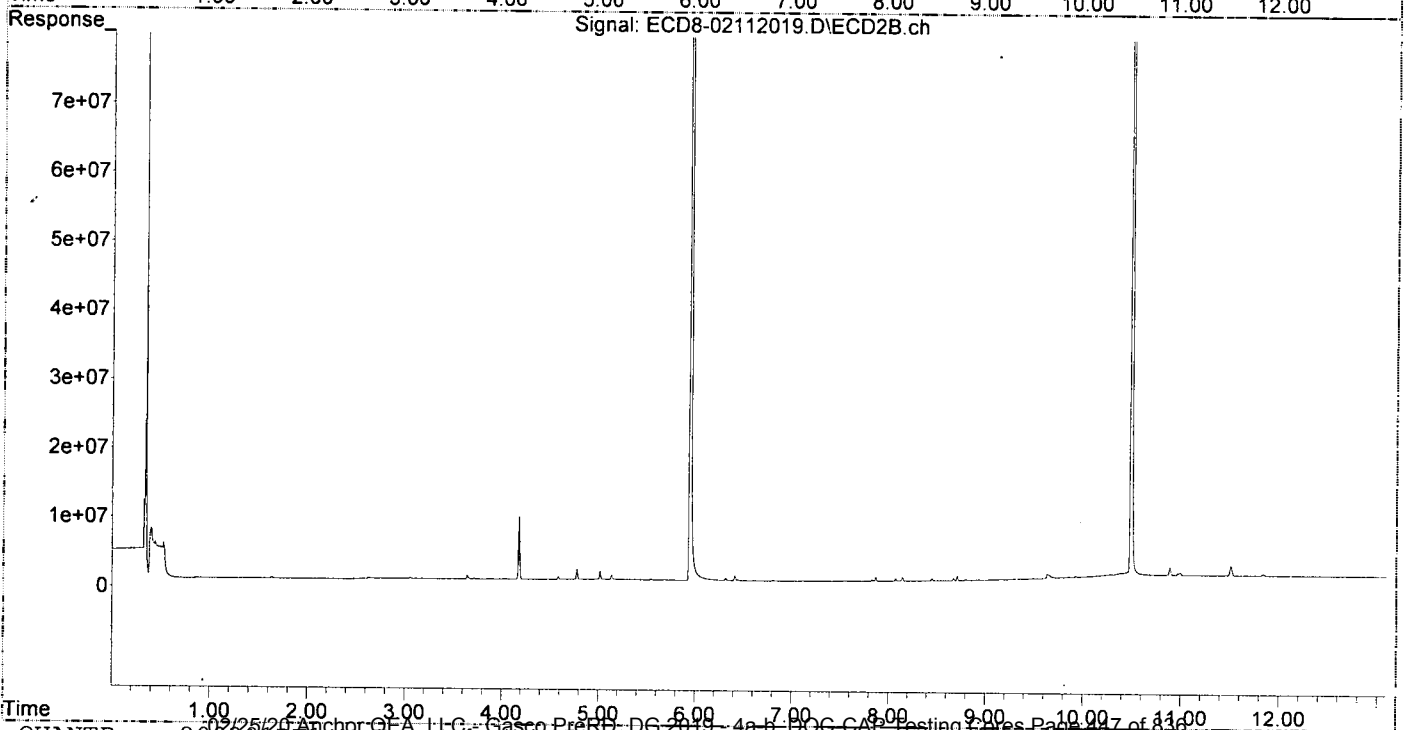
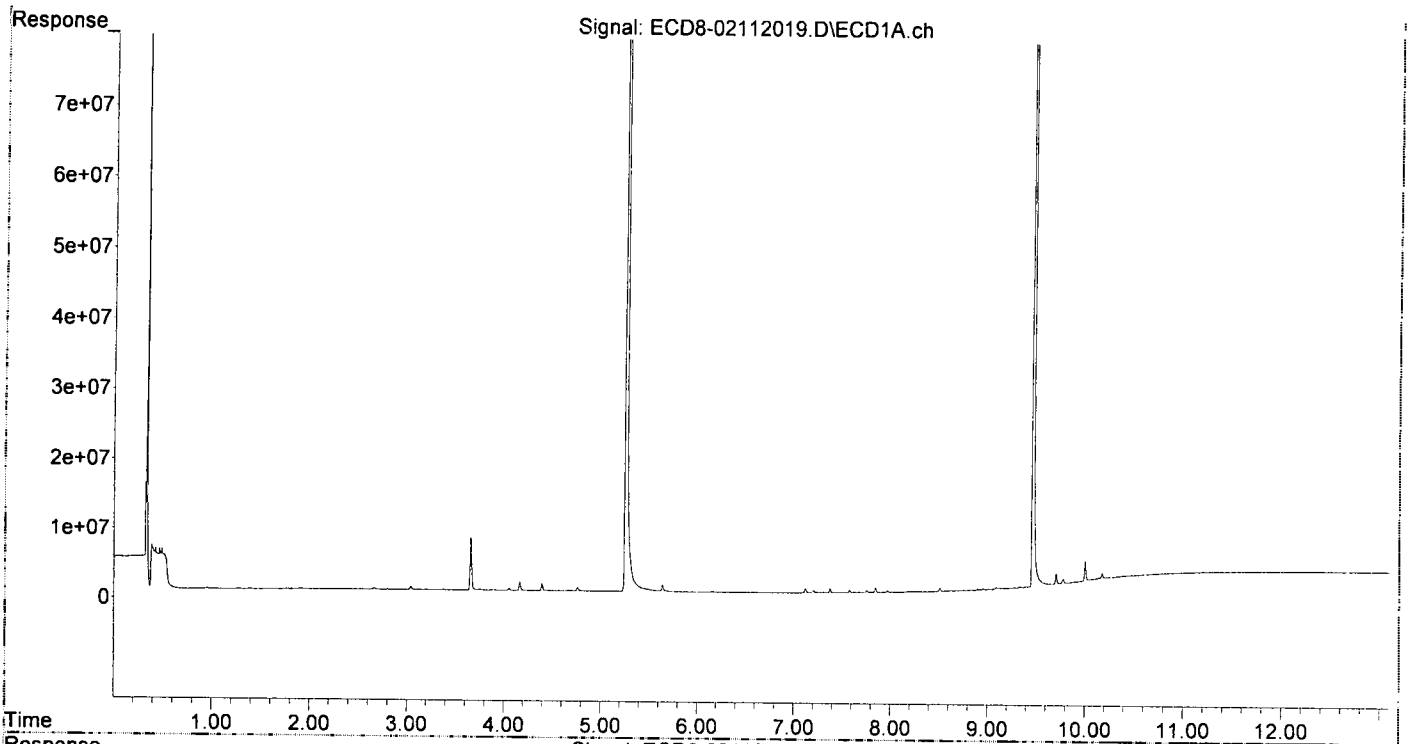
Compound		RT#1	RT#2	Resp#1	Resp#2	ng/mL	ng/mL	
System Monitoring Compounds								
1)	S TCMX (S)	5.257	5.946	305.8E6	358.0E6	87.470	103.768	
22)	S DCBP (S)	9.464	10.493	241.0E6	220.4E6	90.258	98.336	
Target Compounds								
2)	a-BHC	5.806	0.000	26625	0	0.006	N.D.	#
3)	g-BHC	6.115f	6.866	25218	12728	0.006	0.045	#
4)	b-BHC	6.158	6.934	99516	12241	0.057	0.007	#
5)	Heptachlor	0.000	7.239	0	13308	N.D.	0.003	#
6)	d-BHC	0.000	7.204	0	37228	N.D.	0.108	#
7)	Aldrin	6.701f	7.502	18587	8050	0.005	0.014	#
8)	Heptachlo...	7.177	7.955	9682	19539	0.003	0.005	#
9)	trans-Chl...	7.291	8.077	41046	391866	0.011	0.105	#
10)	cis-Chlor...	7.376	8.189	652060	17753	0.178	0.005	#
11)	Endosulfa...	7.480	8.245	24097	21193	0.007	0.006	#
12)	4,4'-DDE	7.457	8.301	21852	16705	0.007	0.094	#
13)	Dieldrin	7.654	8.450	6056	359918	0.002	0.135	#
14)	Endrin	7.815	8.673	17739	329528	0.005	0.107	#
15)	4,4'-DDD	7.873	8.712	36990	696917	0.015	0.341	#
16)	Endosulfa...	7.968	8.815	229409	49857	0.077	BelowCal	#
17)	4,4'-DDT	8.068	8.939	33586	61128	0.012	BelowCal	#
18)	Endrin Al...	8.265	9.055	121870	103874	0.046	0.039	#
19)	Endosulfa...	8.564	9.247	67405	66608	0.024	BelowCal	#
20)	Methoxychlor	8.416	9.415	81326	69369	0.067	BelowCal	#
21)	Endrin Ke...	8.755	9.637	45156	709234	0.013	0.028	#
23)	Hexachlor...	3.038	3.643	500062	577527	0.128	0.119	#
24)	Hexachlor...	5.639	6.412	963675	726835	0.287	0.199	#
25)	Oxychlorane	7.119	7.872	661255	586948	0.036	0.184	#
26)	2,4'-DDE	7.206	8.077	341204	391866	0.148	0.172	#
27)	trans-Non...	7.376	8.146	652060	617102	0.178	0.171	#
28)	2,4'-DDD	7.576	8.450	346535	359918	0.179	0.188	#
29)	2,4'-DDT	7.755	8.673	320447	329528	0.134	0.106	#
30)	cis-Nonac...	7.846	8.712	723050	696917	0.178	0.175	#
31)	Mirex	8.509	9.637	547734	709234	0.020	0.090	#
32)	Chlordane...	7.291	8.077	41046	391866	0.102	0.902	#
33)	Chlordane...	7.376	8.189	652060	17753	1.341	0.049	#
34)	Chlordane...	7.933	8.878	22632	63145	0.174	0.532	#
35)	Chlordane...	0.000	0.000	0	0	N.D.	N.D.	#
36)	Toxaphene...	7.376	8.426	652060	7384	39.834	0.251	#
37)	Toxaphene...	7.654	8.797	6056	188377	0.193	4.687	#
38)	Toxaphene...	7.968	8.815	229409	49857	0.099	0.771	#
39)	Toxaphene...	8.211	8.878	76599	63145	BelowCal	BelowCal	#
40)	Toxaphene...	8.453	9.055	66670	103874	1.230	1.812	#
41)	Toxaphene...	8.509	9.415f	547734	69369	7.202	1.050	#
42)	Toxaphene...	0.000	0.000	0	0	N.D.	N.D.	#

(f)=RT Delta > 1/2 Window (#)=Amounts differ by > 25% (m)=manual int.

Quantitation Report (Not Reviewed)

Data Path : C:\msdchem\1\data\2020-02\0B11041\
Data File : ECD8-02112019.D
Signal(s) : Signal #1: ECD1A.ch Signal #2: ECD2B.ch
Acq On : 11 Feb 2020 16:03
Operator : MJB
Sample : 0B11041-CCB2
Misc : A20A395
ALS Vial : 7 Sample Multiplier: 1

Integration File signal 1: PEST1.e
Integration File signal 2: PEST2.e
Quant Time: Feb 11 17:16:46 2020
Quant Method : C:\msdchem\1\methods\ECD8_QUANTPEST_200201RT1.M
Quant Title : Instrument: DualECD8
QLast Update : Mon Feb 03 15:36:51 2020
Response via : Initial Calibration
Integrator: ChemStation



Data Path : C:\msdchem\1\data\2020-02\0B11041\
 Data File : ECD8-02112022.D
 Signal(s) : Signal #1: ECD1A.ch Signal #2: ECD2B.ch
 Acq On : 11 Feb 2020 16:54
 Operator : MJB
 Sample : A0A0637-02RE3
 Misc : 1x, 8081B 2,4+4,4-DDx, Only, GPC
 ALS Vial : 20 Sample Multiplier: 1

Integration File signal 1: PEST1.e
 Integration File signal 2: PEST2.e
 Quant Time: Feb 11 17:16:58 2020
 Quant Method : C:\msdchem\1\methods\ECD8_QUANTPEST_200201RT1.M
 Quant Title : Instrument: DualeCD8
 QLast Update : Mon Feb 03 15:36:51 2020
 Response via : Initial Calibration
 Integrator: ChemStation

MJB
2/11/20

Compound	RT#1	RT#2	Resp#1	Resp#2	ng/mL	ng/mL

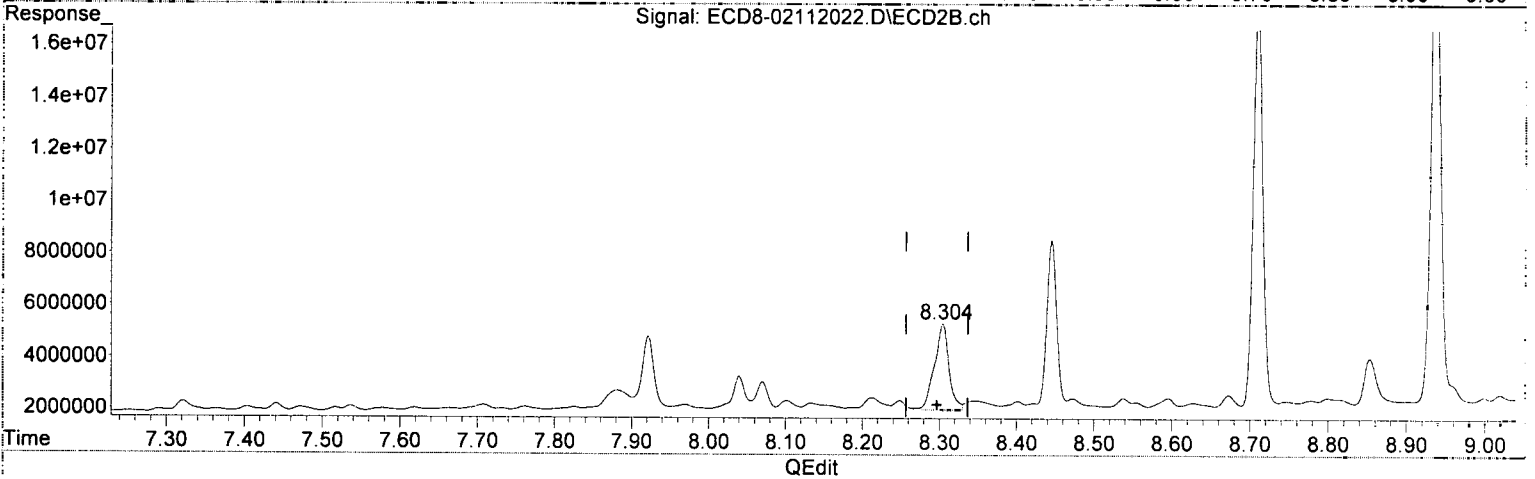
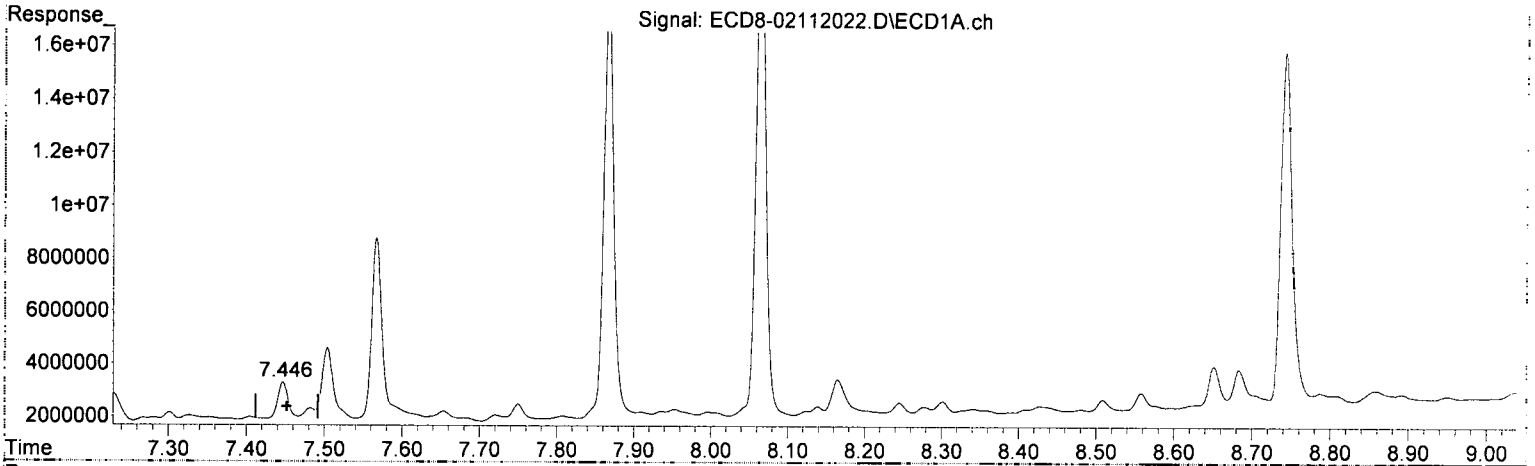
System Monitoring Compounds						
1) S TCMX (S)	5.257	5.945	115.0E6	126.3E6	32.884	36.626
22) S DCBP (S)	9.462	10.492	131.7E6	107.0E6	50.090	49.855
Target Compounds						
2) a-BHC	5.796	6.547	1467013	34009	0.311	0.084 #
3) g-BHC	6.081	6.868	572561	77008	0.138	0.062 #
4) b-BHC	6.147	6.916	884064	226228	0.508	0.130 #
5) Heptachlor	6.481	7.254	753520	49568	0.183	0.012 #
6) d-BHC	6.333f	7.180	594357	90871	0.279	0.123 #
7) Aldrin	6.728	7.517	699171	146549	0.173	0.051 #
8) Heptachlo...	7.199	7.922f	2101332	2866875	0.569	0.799 #
9) trans-Chl...	7.282	8.070	763159	1110268	0.203	0.299 #
10) cis-Chlor...	7.377	8.187	735459	91090	0.200	0.026 #
11) Endosulfa...	7.482	8.249	1142103	361733	0.329	0.109 #
12) 4,4'-DDE	7.447	8.305	2122436	3325243	0.639	1.155 #
13) Dieldrin	7.654	8.446	1039928	6523922	0.273	1.891 #
14) Endrin	7.808	8.673	875176	544495	0.268	0.182 #
15) 4,4'-DDD	7.866	8.710	16546940	15398668	6.502	6.528
16) Endosulfa...	7.953	8.814	1148266	372454	0.384	0.111 #
17) 4,4'-DDT	8.064	8.937	19702804	18450587	7.329	7.369
18) Endrin Al...	8.246	9.019f	1430463	518000	0.543	0.196 #
19) Endosulfa...	8.558	9.264f	1831974	677930	0.640	0.182 #
20) Methoxychlor	8.427	9.416	1329566	636972	1.102	0.227 #
21) Endrin Ke...	8.743	9.645	14831638	1580388	4.291	0.338 #
23) Hexachlor...	3.038	3.620f	737253	118.0E6	0.189	24.369 #
24) Hexachlor...	5.638	6.423	950528	1950234	0.283	0.625 #
25) Oxychlorane	7.131	7.881	698135	797323	0.048	0.249 #
26) 2,4'-DDE	7.199	8.070	2101332	1110268	0.909	0.488 #
27) trans-Non...	7.377	8.133	735459	267983	0.201	0.074 #
28) 2,4'-DDD	7.567	8.446	7619779	6523922	3.934	3.408
29) 2,4'-DDT	7.750	8.673	1324497	544495	0.553	0.207 #
30) cis-Nonac...	7.866f	8.710	16546940	15398668	4.066	3.864
31) Mirex	8.509	9.645	1569946	1580388	0.442	0.511
32) Chlordane...	7.302	8.102	961044	363990	2.400	0.838 #
33) Chlordane...	7.377	8.213	735459	481391	1.512	1.324
34) Chlordane...	7.936	8.853	1063505	1940490	8.168	16.340 #
35) Chlordane...	0.000	0.000	0	0	N.D.	N.D.
36) Toxaphene...	7.377	8.446	735459	6523922	44.929	221.383 #
37) Toxaphene...	7.654	8.779	1039928	328619	33.102	8.177 #
38) Toxaphene...	7.953f	8.814	1148266	372454	13.154	5.757 #
39) Toxaphene...	8.246f	8.902f	1430463	276026	15.109	BelowCal #
40) Toxaphene...	8.427	9.019f	1329566	518000	24.530	9.036 #
41) Toxaphene...	8.509	9.448	1569946	2369870	20.642	35.878 #
42) Toxaphene...	0.000	0.000	0	0	N.D.	N.D.

(f)=RT Delta > 1/2 Window (#)=Amounts differ by > 25% (m)=manual int.

Quantitation Report (Qedit)

Data Path : C:\msdchem\1\data\2020-02\0B11041\
Data File : ECD8-02112022.D
Signal(s) : Signal #1: ECD1A.ch Signal #2: ECD2B.ch
Acq On : 11 Feb 2020 16:54
Operator : MJB
Sample : A0A0637-02RE3
Misc : 1x, 8081B 2,4+4,4-DDx, Only, GPC
ALS Vial : 20 Sample Multiplier: 1

Integration File signal 1: PEST1.e
Integration File signal 2: PEST2.e
Quant Time: Feb 11 17:16:58 2020
Quant Method : C:\msdchem\1\methods\ECD8_QUANTPEST_200201RT1.M
Quant Title : Instrument: DualeCD8
QLast Update : Mon Feb 03 15:36:51 2020
Response via : Initial Calibration
Integrator: ChemStation



(12) 4,4'-DDE
7.447min 0.639 ng/mL
response 2122436

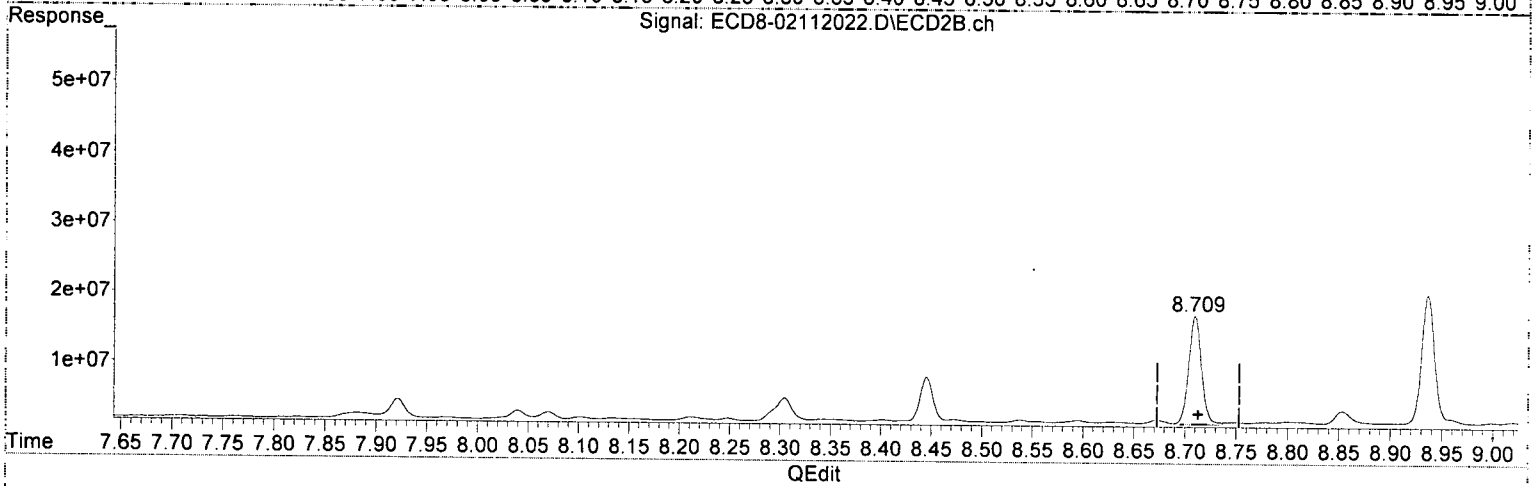
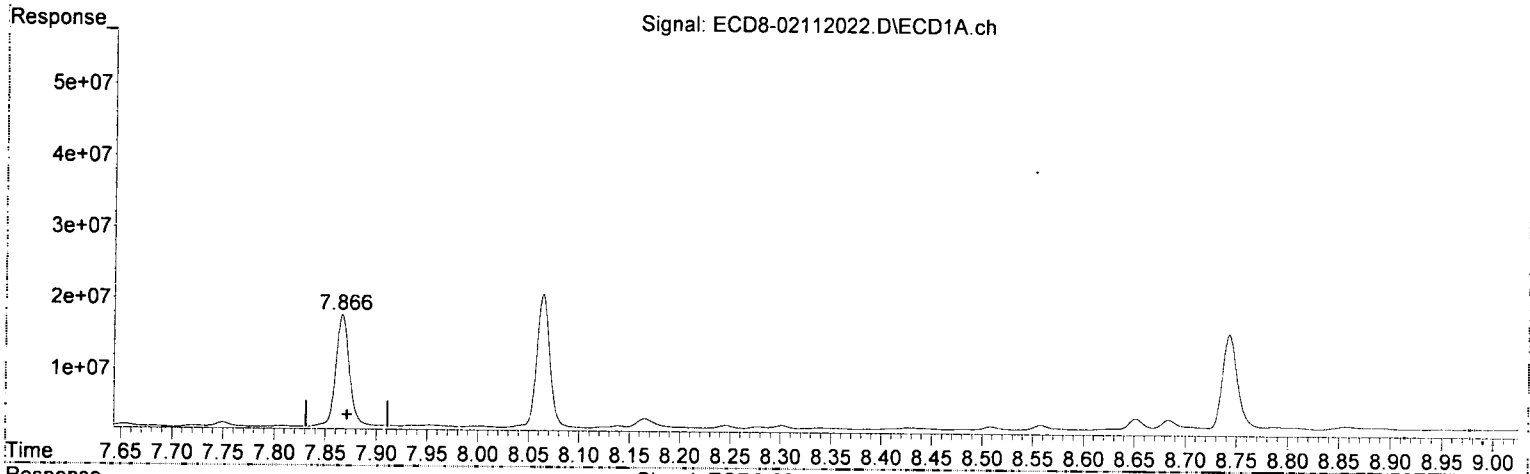
*MJB
2/11/20*

(12) 4,4'-DDE #2
8.305min 1.155 ng/mL *PO*
response 3325243

Quantitation Report (Qedit)

Data Path : C:\msdchem\1\data\2020-02\0B11041\
Data File : ECD8-02112022.D
Signal(s) : Signal #1: ECD1A.ch Signal #2: ECD2B.ch
Acq On : 11 Feb 2020 16:54
Operator : MJB
Sample : A0A0637-02RE3
Misc : 1x, 8081B 2,4+4,4-DDx, Only, GPC
ALS Vial : 20 Sample Multiplier: 1

Integration File signal 1: PEST1.e
Integration File signal 2: PEST2.e
Quant Time: Feb 11 17:16:58 2020
Quant Method : C:\msdchem\1\methods\ECD8_QUANTPEST_200201RT1.M
Quant Title : Instrument: DualECD8
QLast Update : Mon Feb 03 15:36:51 2020
Response via : Initial Calibration
Integrator: ChemStation



(15) 4,4'-DDD
7.866min 6.502 ng/mL
response 16546940

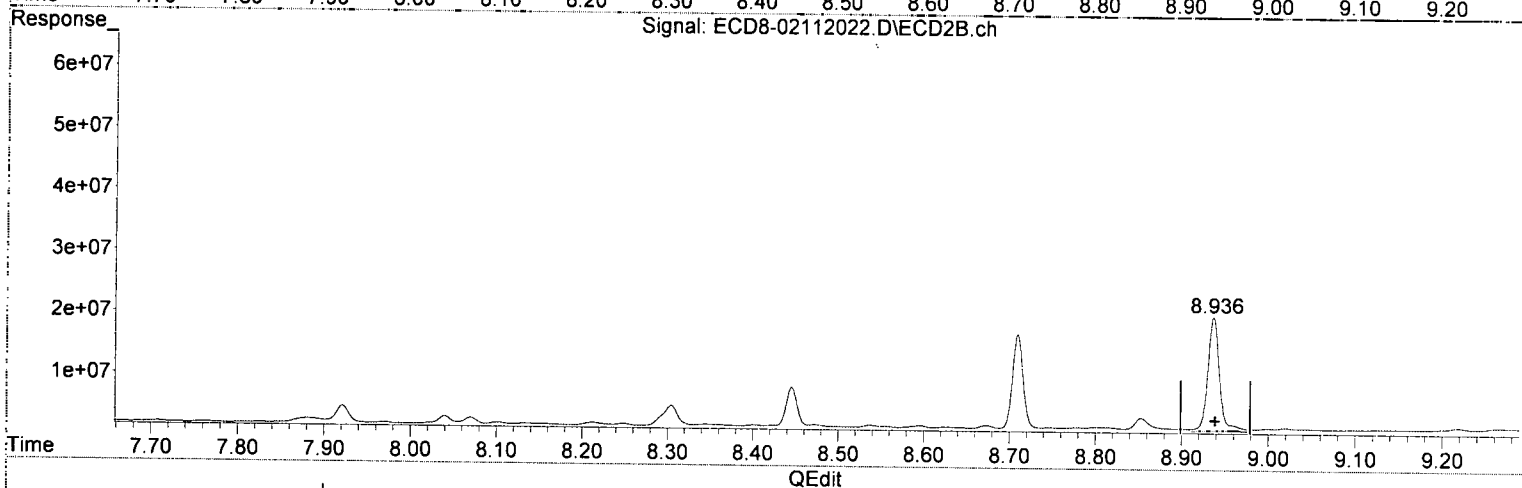
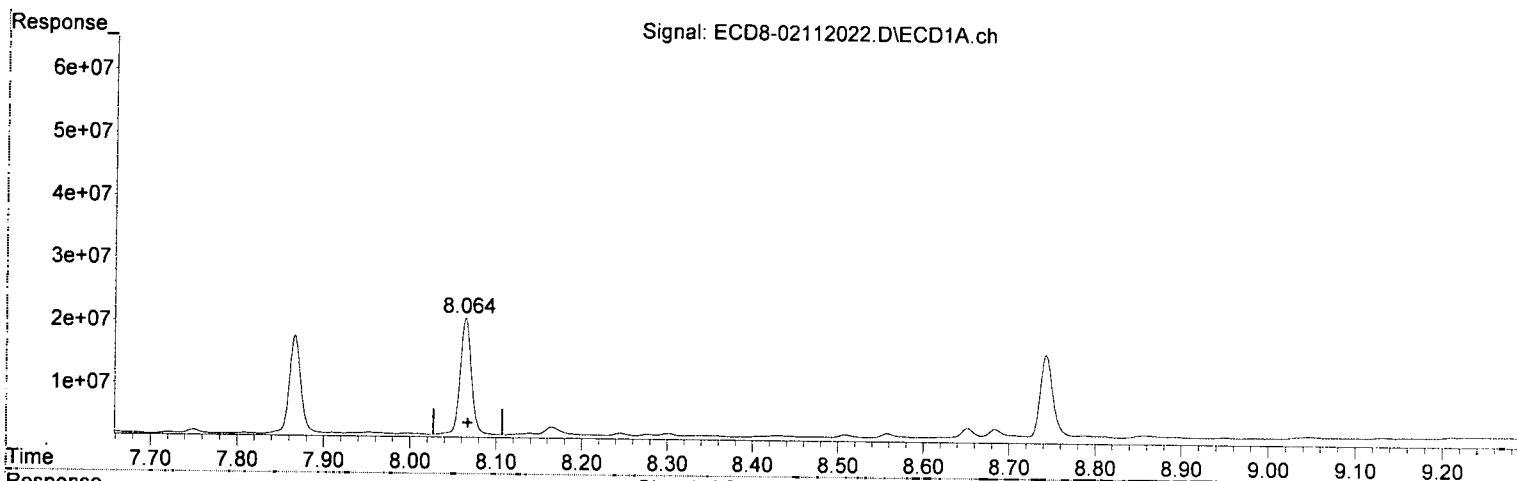
MJB
2/11/20

(15) 4,4'-DDD #2
8.710min 6.528 ng/mL
response 15398668

Quantitation Report (Qedit)

Data Path : C:\msdchem\1\data\2020-02\0B11041\
Data File : ECD8-02112022.D
Signal(s) : Signal #1: ECD1A.ch Signal #2: ECD2B.ch
Acq On : 11 Feb 2020 16:54
Operator : MJB
Sample : A0A0637-02RE3
Misc : 1x, 8081B 2,4+4,4-DDx, Only, GPC
ALS Vial : 20 Sample Multiplier: 1

Integration File signal 1: PEST1.e
Integration File signal 2: PEST2.e
Quant Time: Feb 11 17:16:58 2020
Quant Method : C:\msdchem\1\methods\ECD8_QUANTPEST_200201RT1.M
Quant Title : Instrument: DualECD8
QLast Update : Mon Feb 03 15:36:51 2020
Response via : Initial Calibration
Integrator: ChemStation



(17) 4,4'-DDT
8.064min (7.329 ng/mL)
response 19702804

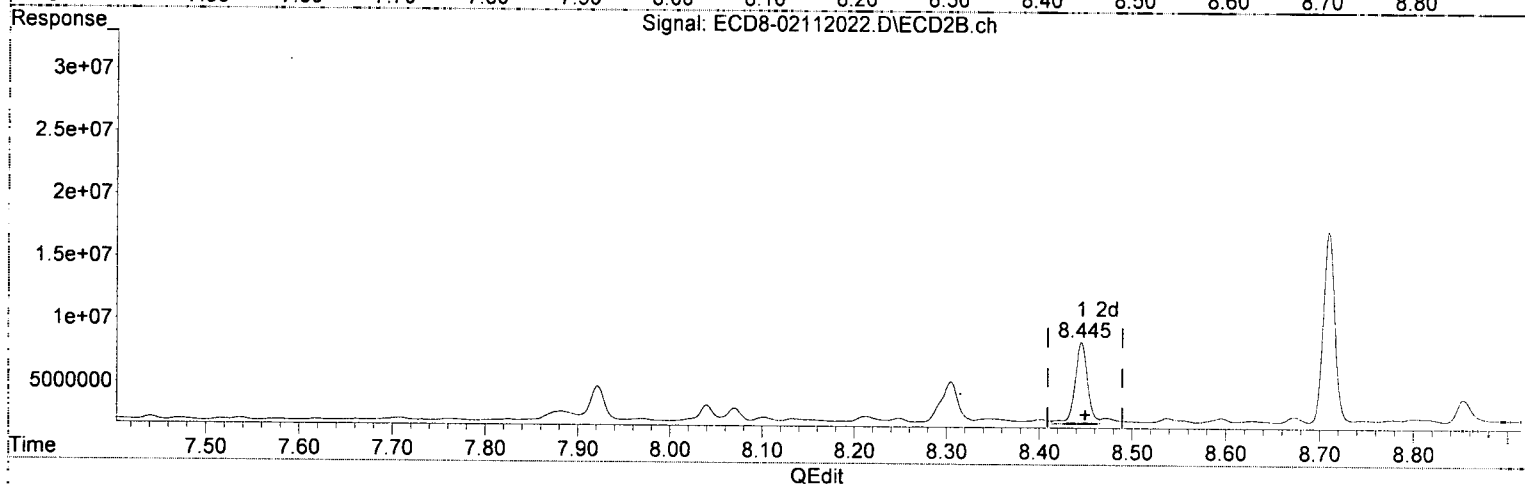
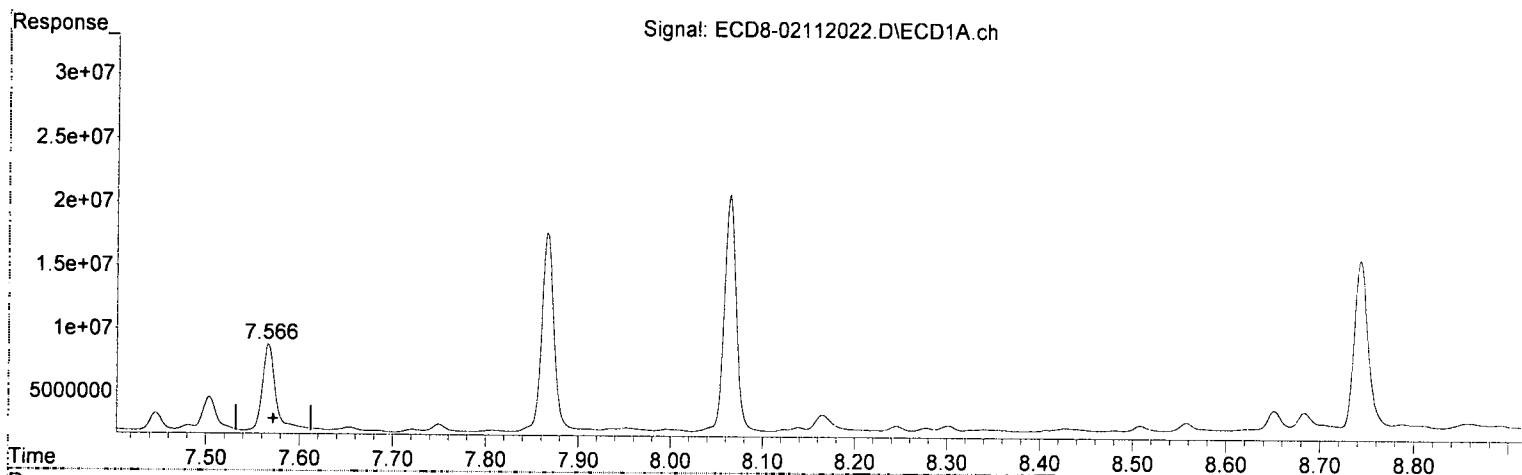
MJB
2/11/20

(17) 4,4'-DDT #2
8.937min 7.369 ng/mL
response 18450587

Quantitation Report (Qedit)

Data Path : C:\msdchem\1\data\2020-02\0B11041\
Data File : ECD8-02112022.D
Signal(s) : Signal #1: ECD1A.ch Signal #2: ECD2B.ch
Acq On : 11 Feb 2020 16:54
Operator : MJB
Sample : A0A0637-02RE3
Misc : 1x, 8081B 2,4+4,4-DDx, Only, GPC
ALS Vial : 20 Sample Multiplier: 1

Integration File signal 1: PEST1.e
Integration File signal 2: PEST2.e
Quant Time: Feb 11 17:16:58 2020
Quant Method : C:\msdchem\1\methods\ECD8_QUANTPEST_200201RT1.M
Quant Title : Instrument: DualECD8
QLast Update : Mon Feb 03 15:36:51 2020
Response via : Initial Calibration
Integrator: ChemStation



(28) 2,4'-DDD
7.567min 3.934 ng/mL
response 7619779

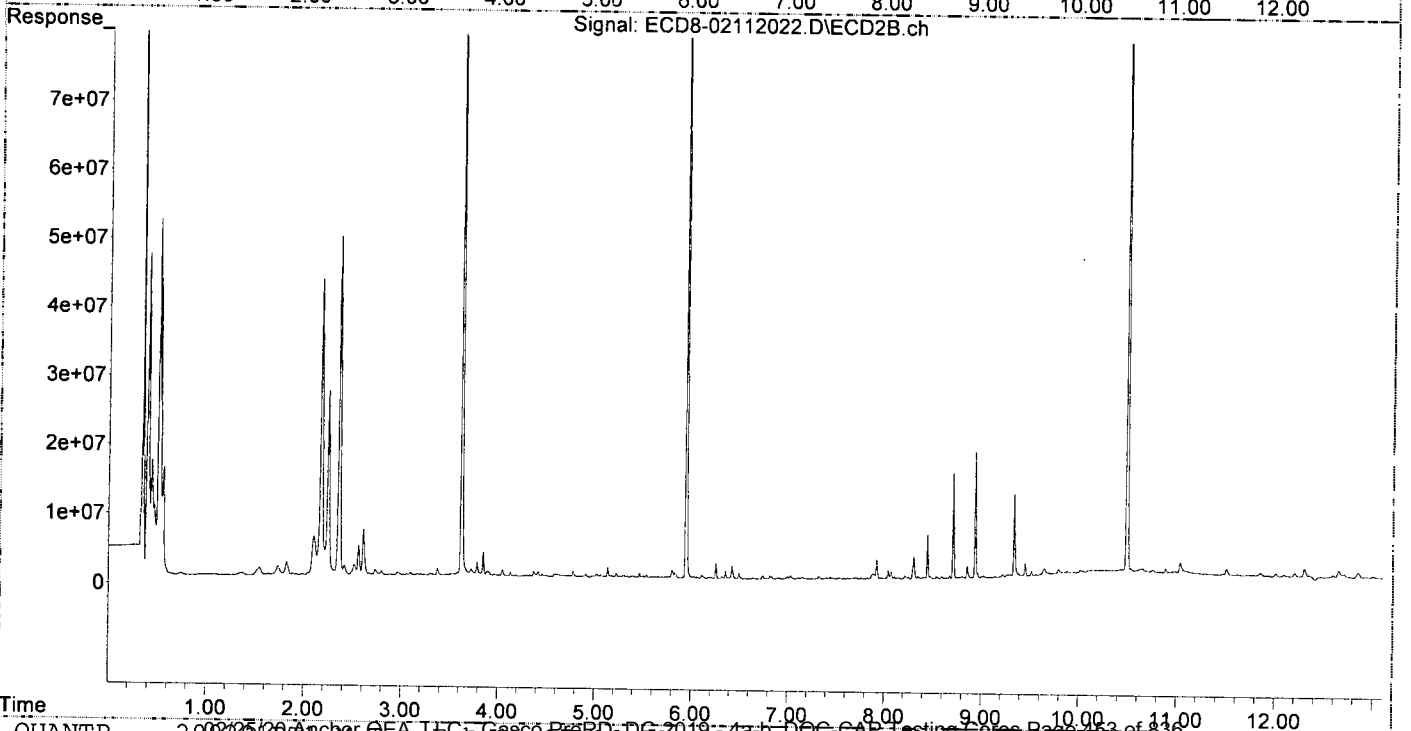
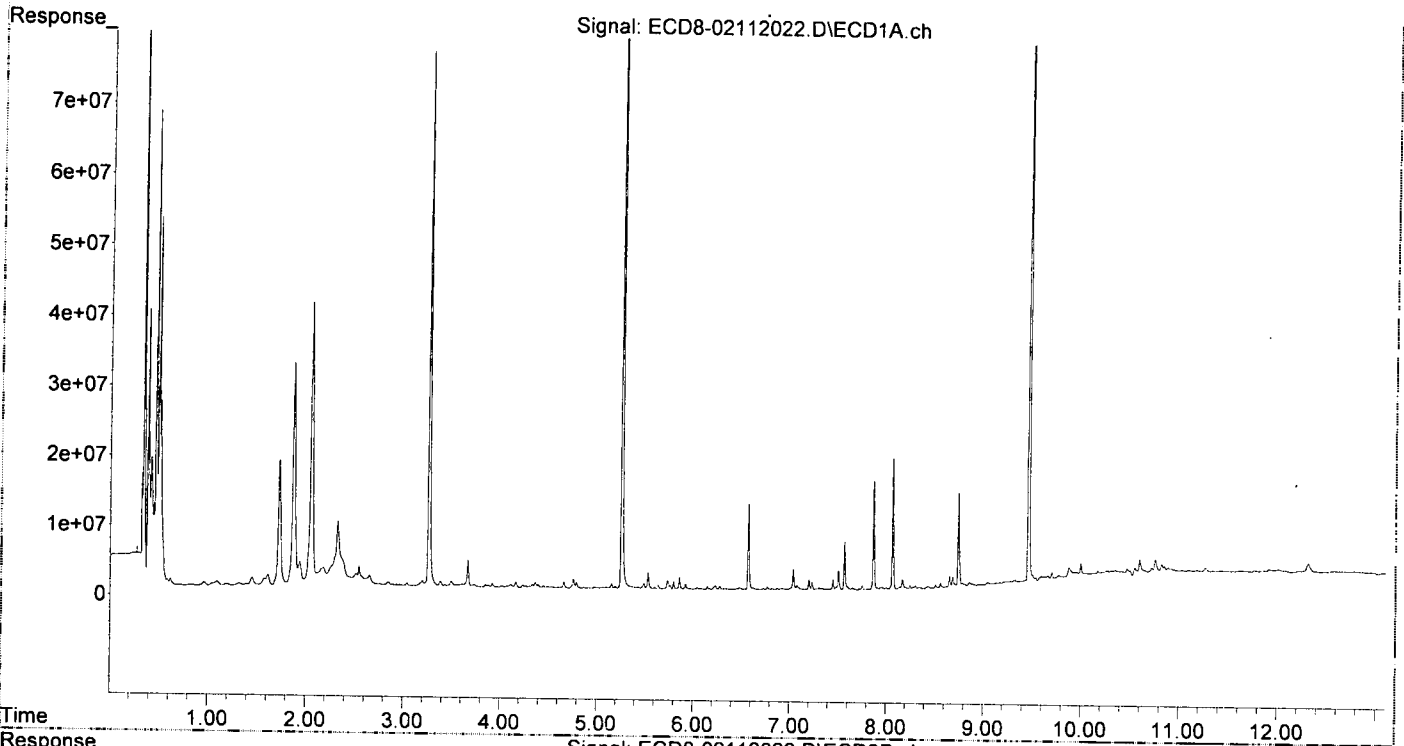
*MJB
2/11/20*

(28) 2,4'-DDD #2
8.446min 3.408 ng/mL
response 6523922

Quantitation Report (Not Reviewed)

Data Path : C:\msdchem\1\data\2020-02\0B11041\
Data File : ECD8-02112022.D
Signal(s) : Signal #1: ECD1A.ch Signal #2: ECD2B.ch
Acq On : 11 Feb 2020 16:54
Operator : MJB
Sample : A0A0637-02RE3
Misc : 1x, 8081B 2,4+4,4-DDx, Only, GPC
ALS Vial : 20 Sample Multiplier: 1

Integration File signal 1: PEST1.e
Integration File signal 2: PEST2.e
Quant Time: Feb 11 17:16:58 2020
Quant Method : C:\msdchem\1\methods\ECD8_QUANTPEST_200201RT1.M
Quant Title : Instrument: DualECD8
QLast Update : Mon Feb 03 15:36:51 2020
Response via : Initial Calibration
Integrator: ChemStation



Quantitation Report (QT Reviewed)

Data Path : C:\msdchem\1\data\2020-02\0B11041\
 Data File : ECD8-02112026.D
 Signal(s) : Signal #1: ECD1A.ch Signal #2: ECD2B.ch
 Acq On : 11 Feb 2020 18:05
 Operator : MJB
 Sample : A0A0637-01RE3
 Misc : 1x, 8081B 2,4+4,4-DDx, Only, GPC
 ALS Vial : 23 Sample Multiplier: 1

Integration File signal 1: PEST1.e
 Integration File signal 2: PEST2.e
 Quant Time: Feb 11 18:19:58 2020
 Quant Method : C:\msdchem\1\methods\ECD8_QUANTPEST_200201RT1.M
 Quant Title : Instrument: DualECD8
 QLast Update : Mon Feb 03 15:36:51 2020
 Response via : Initial Calibration
 Integrator: ChemStation

MJB
2/11/20

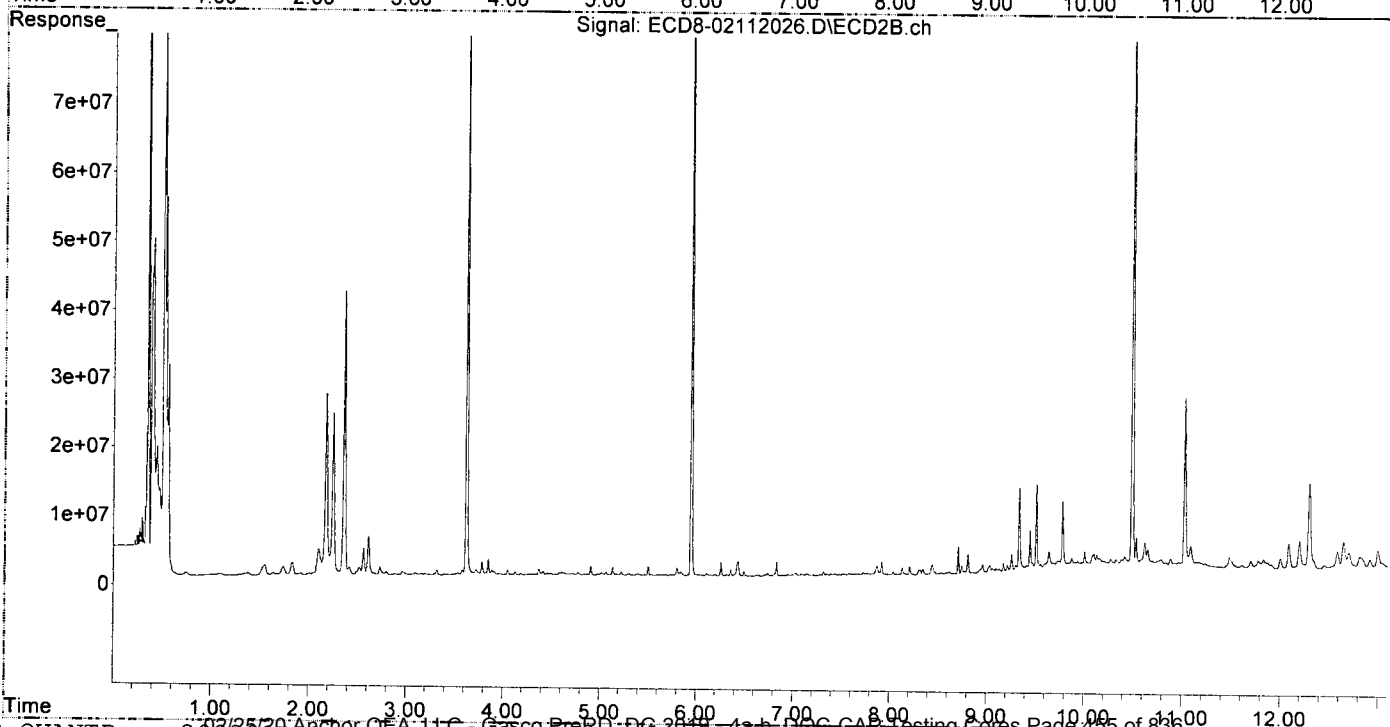
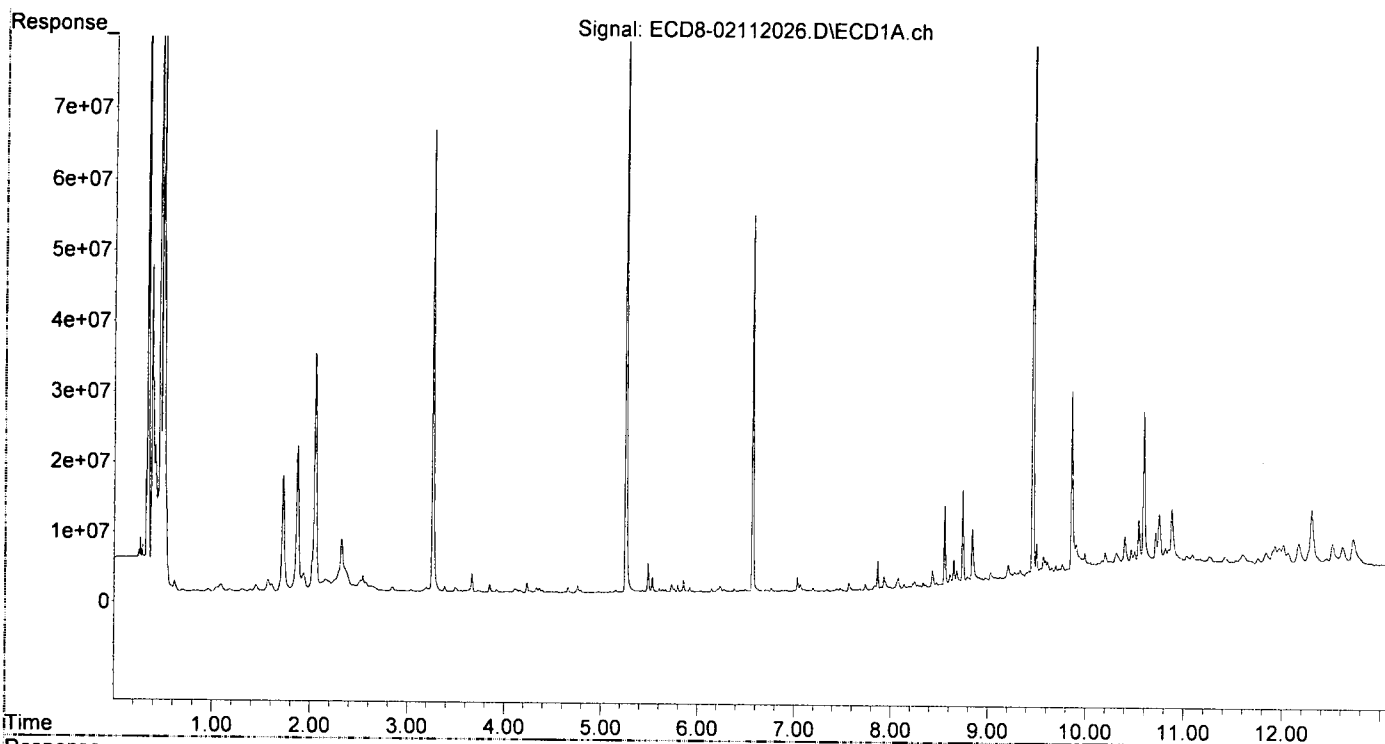
Compound	RT#1	RT#2	Resp#1	Resp#2	ng/mL	ng/mL
System Monitoring Compounds						
1) S TCMX (S)	5.256	5.945	99660307	107.0E6	28.506	31.019
22) S DCBP (S)	9.458	10.489	134.1E6	116.6E6	50.965	54.138
Target Compounds						
2) a-BHC	5.794	6.551	1042524	65773	0.221	0.091 #
3) g-BHC	6.093	6.867	102080	97488	0.025	0.067 #
4) b-BHC	6.144	6.946	492640	260585	0.283	0.150 #
5) Heptachlor	6.495	7.253	404465	79984	0.098	0.019 #
6) d-BHC	6.326f	7.207f	111789	142682	0.139	0.138
7) Aldrin	6.721	7.516	245538	224595	0.061	0.072
8) Heptachlo...	7.195	7.920f	564541	1909330	0.153	0.532 #
9) trans-Chl...	7.283	8.069	71858	175781	0.019	0.047 #
10) cis-Chlor...	7.380	8.206	40857	1226381	0.011	0.348 #
11) Endosulfa...	7.477	8.246	468515	100008	0.135	0.030 #
12) 4,4'-DDE	7.442	8.304	359708	769466	0.108	0.335 #
13) Dieldrin	7.653	8.442	150475	1491650	0.039	0.458 #
14) Endrin	7.832	8.669	559533	176136	0.171	0.054 #
15) 4,4'-DDD	7.864	8.708	4123325	3982848	1.620	1.742
16) Endosulfa...	7.968	8.807	431050	2926220	0.144	1.078 #
17) 4,4'-DDT	8.076	8.951	1575354	974258	0.586	0.372m#
18) Endrin Al...	8.245	9.061	964676	754352	0.366	0.285
19) Endosulfa...	8.555	9.257	11544301	2756377	4.033	1.013 #
20) Methoxychlor	8.429	9.417	2412606	1116645	1.999	0.680 #
21) Endrin Ke...	8.740	9.641	13651823	3055407	3.950	0.860 #
23) Hexachlor...	3.037	3.620f	243226	93311421	0.062	19.271 #
24) Hexachlor...	5.637	6.433f	459544	2132644	0.137	0.688 #
25) Oxychlorane	7.106	7.869	244245	1309762	BelowCal	0.410
26) 2,4'-DDE	7.195	8.069	564541	175781	0.244	0.077 #
27) trans-Non...	7.380	8.155	40857	251713	0.011	0.070 #
28) 2,4'-DDD	7.566	8.442	1231751	1491650	0.636	0.779
29) 2,4'-DDT	7.736	8.669	876962	176136	0.366	0.034 #
30) cis-Nonac...	7.832	8.708	559533	3982848	0.137	0.999 #
31) Mirex	8.503	9.641	390519	3055407	8198.968	1.224 #
32) Chlordane...	7.297	8.069f	86006	175781	0.215	0.405 #
33) Chlordane...	7.380	8.206	40857	1226381	0.084	3.373 #
34) Chlordane...	7.929	8.867	1907194	177356	14.648	1.493 #
35) Chlordane...	0.000	0.000	0	0	N.D.	N.D.
36) Toxaphene...	7.380	8.442	40857	1491650	2.496	50.618 #
37) Toxaphene...	7.653	8.769	150475	462664	4.790	11.512 #
38) Toxaphene...	7.968	8.807	431050	2926220	2.964	45.230 #
39) Toxaphene...	8.226	8.867	635190	177356	2.850	BelowCal #
40) Toxaphene...	8.429	9.061	2412606	754352	44.511	13.158 #
41) Toxaphene...	8.503	9.445	390519	6157119	5.135	93.214 #
42) Toxaphene...	0.000	0.000	0	0	N.D.	N.D.

(f)=RT Delta > 1/2 Window (#)=Amounts differ by > 25% (m)=manual int.

Quantitation Report (QT Reviewed)

Data Path : C:\msdchem\1\data\2020-02\0B11041\
Data File : ECD8-02112026.D
Signal(s) : Signal #1: ECD1A.ch Signal #2: ECD2B.ch
Acq On : 11 Feb 2020 18:05
Operator : MJB
Sample : AOA0637-01RE3
Misc : 1x, 8081B 2,4+4,4-DDx, Only, GPC
ALS Vial : 23 Sample Multiplier: 1

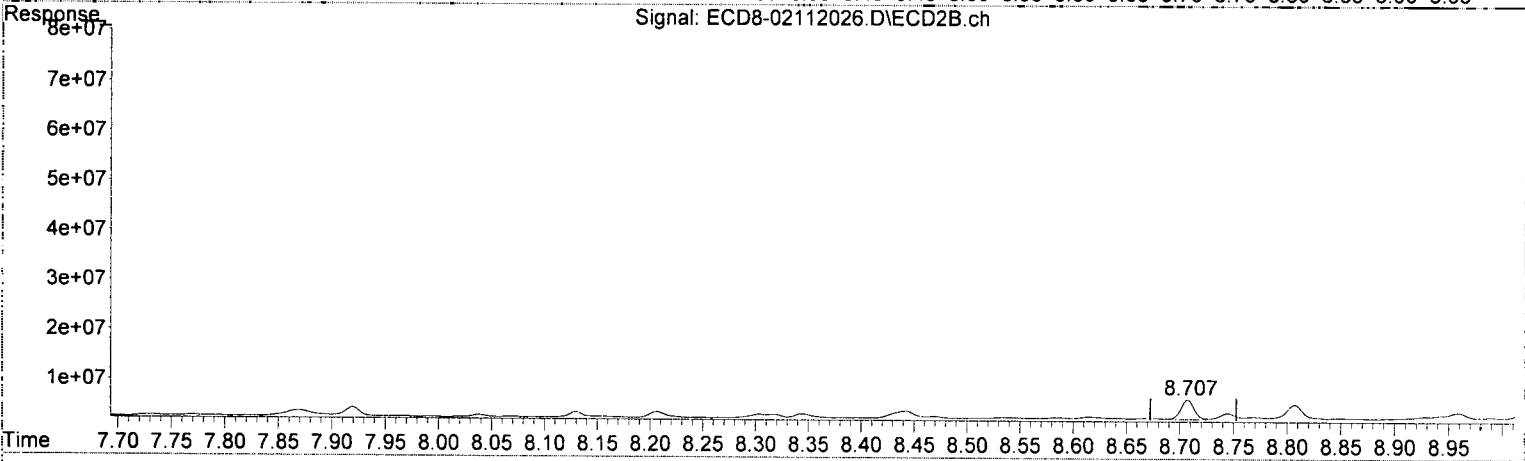
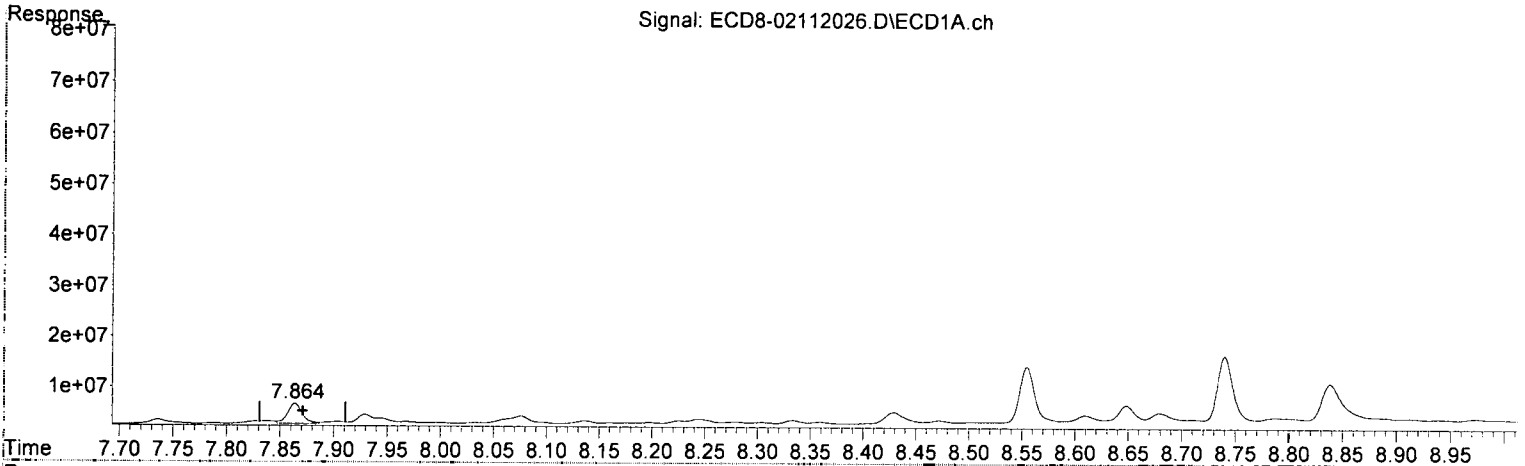
Integration File signal 1: PEST1.e
Integration File signal 2: PEST2.e
Quant Time: Feb 11 18:19:58 2020
Quant Method : C:\msdchem\1\methods\ECD8_QUANTPEST_200201RT1.M
Quant Title : Instrument: DualECD8
QLast Update : Mon Feb 03 15:36:51 2020
Response via : Initial Calibration
Integrator: ChemStation



Quantitation Report (Qedit)

Data Path : C:\msdchem\1\data\2020-02\0B11041\
Data File : ECD8-02112026.D
Signal(s) : Signal #1: ECD1A.ch Signal #2: ECD2B.ch
Acq On : 11 Feb 2020 18:05
Operator : MJB
Sample : A0A0637-01RE3
Misc : 1x, 8081B 2,4+4,4-DDx, Only, GPC
ALS Vial : 23 Sample Multiplier: 1

Integration File signal 1: PEST1.e
Integration File signal 2: PEST2.e
Quant Time: Feb 11 18:19:58 2020
Quant Method : C:\msdchem\1\methods\ECD8_QUANTPEST_200201RT1.M
Quant Title : Instrument: DualECD8
QLast Update : Mon Feb 03 15:36:51 2020
Response via : Initial Calibration
Integrator: ChemStation



(15) 4,4'-DDD
7.864min 1.620 ng/mL
response 4123325

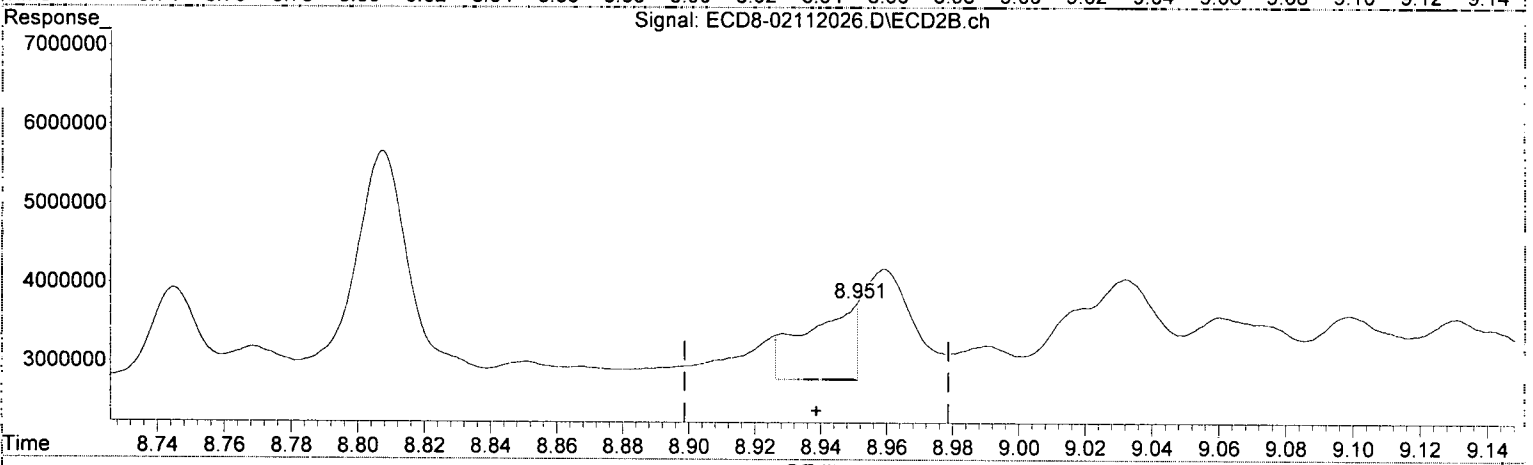
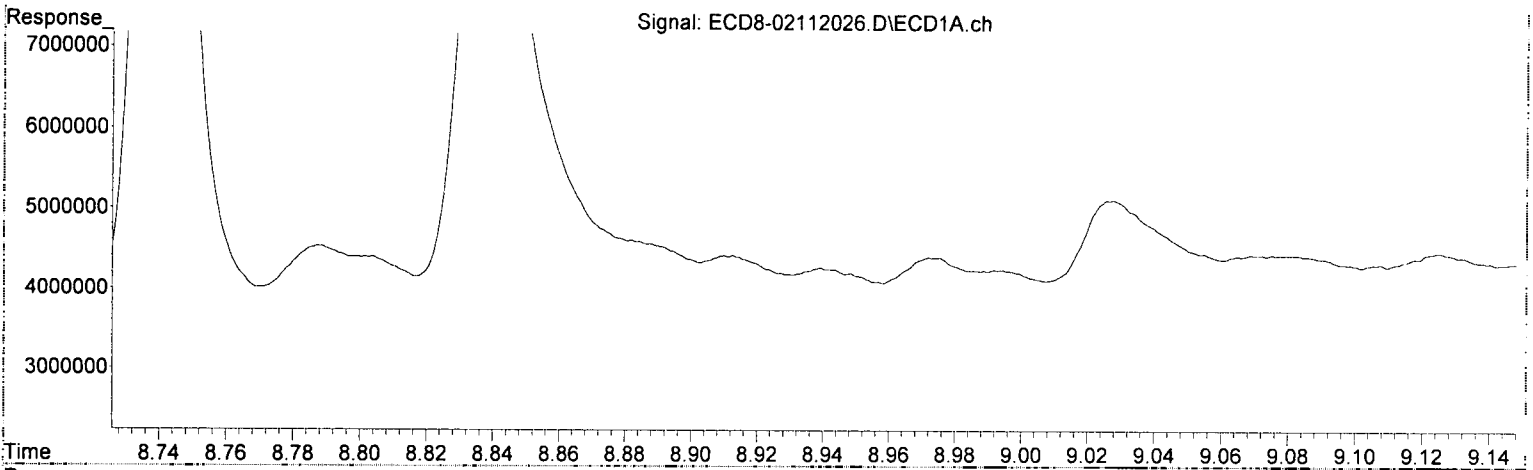
MJB
2/11/20

(15) 4,4'-DDD #2
8.708min 1.742 ng/mL
response 3982848

Quantitation Report (Qedit)

Data Path : C:\msdchem\1\data\2020-02\0B11041\
Data File : ECD8-02112026.D
Signal(s) : Signal #1: ECD1A.ch Signal #2: ECD2B.ch
Acq On : 11 Feb 2020 18:05
Operator : MJB
Sample : AOA0637-01RE3
Misc : 1x, 8081B 2,4+4,4-DDx, Only, GPC
ALS Vial : 23 Sample Multiplier: 1

Integration File signal 1: PEST1.e
Integration File signal 2: PEST2.e
Quant Time: Feb 11 18:19:58 2020
Quant Method : C:\msdchem\1\methods\ECD8_QUANTPEST_200201RT1.M
Quant Title : Instrument: DualECD8
QLast Update : Mon Feb 03 15:36:51 2020
Response via : Initial Calibration
Integrator: ChemStation



(17) 4,4'-DDT
8.076min 0.586 ng/mL
response 1575354

MJB
2/11/20

(17) 4,4'-DDT #2
8.951min 0.372 ng/mL (m)
response 974258

Quantitation Report (Not Reviewed)

Data Path : C:\msdchem\1\data\2020-02\0B11041\
 Data File : ECD8-02112026.D
 Signal(s) : Signal #1: ECD1A.ch Signal #2: ECD2B.ch
 Acq On : 11 Feb 2020 18:05
 Operator : MJB
 Sample : A0A0637-01RE3
 Misc : 1x, 8081B 2,4+4,4-DDx, Only, GPC
 ALS Vial : 23 Sample Multiplier: 1

Integration File signal 1: PEST1.e
 Integration File signal 2: PEST2.e
 Quant Time: Feb 11 18:19:58 2020
 Quant Method : C:\msdchem\1\methods\ECD8_QUANTPEST_200201RT1.M
 Quant Title : Instrument: DualECD8
 QLast Update : Mon Feb 03 15:36:51 2020
 Response via : Initial Calibration
 Integrator: ChemStation

MI
MJB
2/11/20

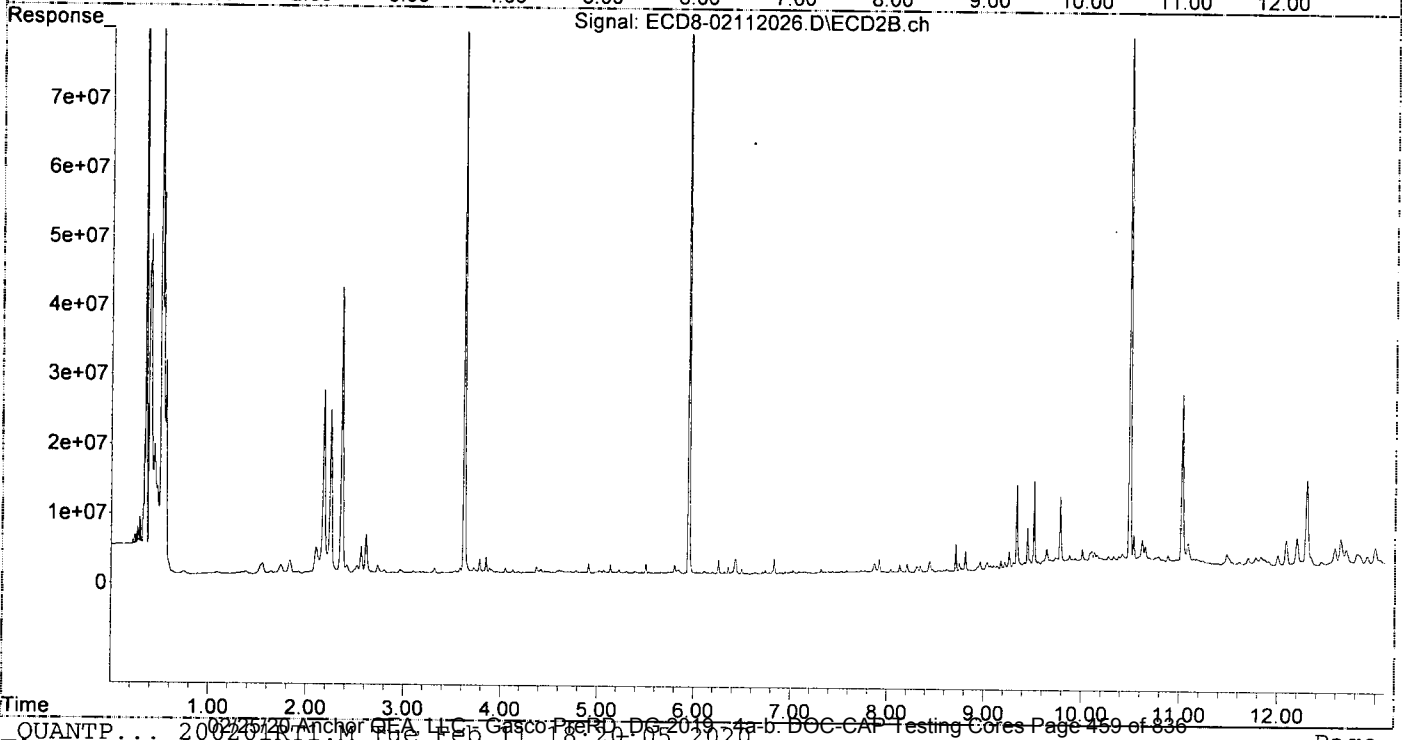
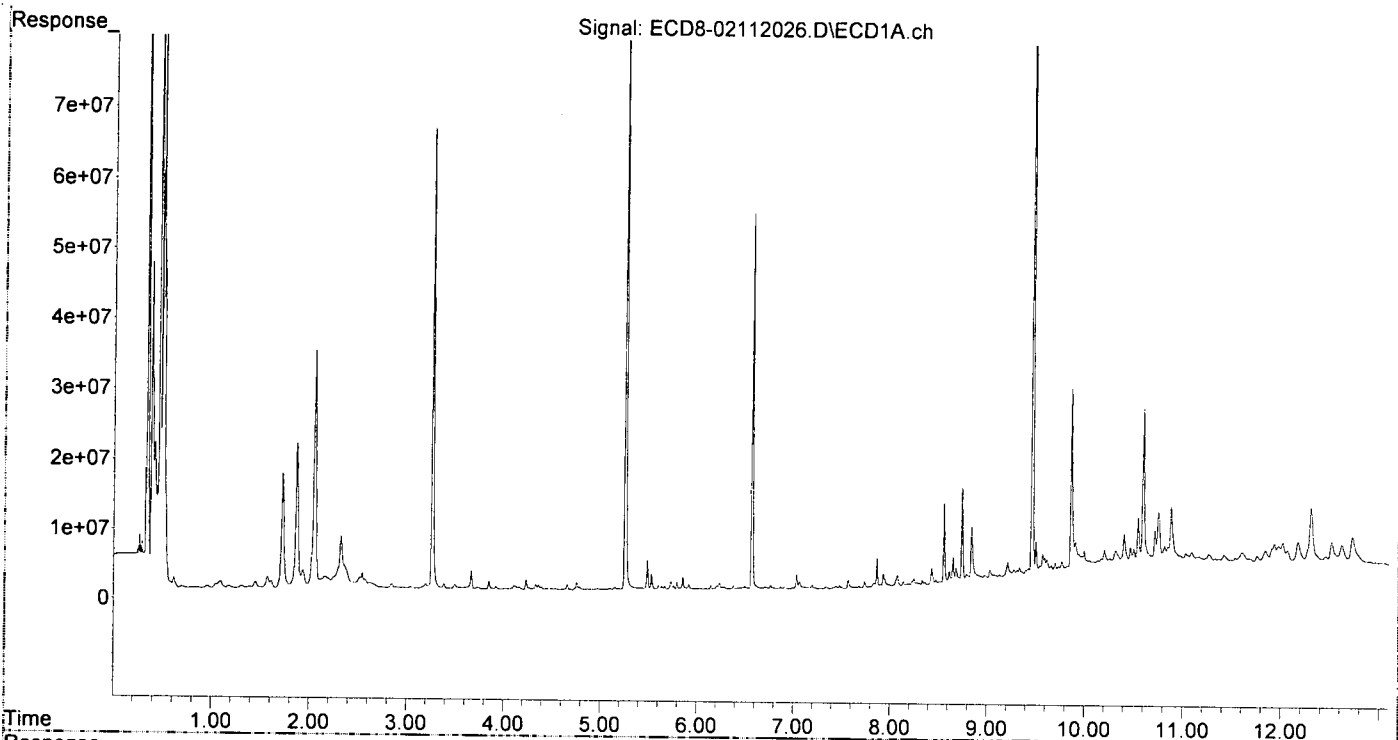
Compound	RT#1	RT#2	Resp#1	Resp#2	ng/mL	ng/mL
System Monitoring Compounds						
1) S TCMX (S)	5.256	5.945	99660307	107.0E6	28.506	31.019
22) S DCBP (S)	9.458	10.489	134.1E6	116.6E6	50.965	54.138
Target Compounds						
2) a-BHC	5.794	6.551	1042524	65773	0.221	0.091 #
3) g-BHC	6.093	6.867	102080	97488	0.025	0.067 #
4) b-BHC	6.144	6.946	492640	260585	0.283	0.150 #
5) Heptachlor	6.495	7.253	404465	79984	0.098	0.019 #
6) d-BHC	6.326f	7.207f	111789	142682	0.139	0.138
7) Aldrin	6.721	7.516	245538	224595	0.061	0.072
8) Heptachlo...	7.195	7.920f	564541	1909330	0.153	0.532 #
9) trans-Chl...	7.283	8.069	71858	175781	0.019	0.047 #
10) cis-Chlor...	7.380	8.206	40857	1226381	0.011	0.348 #
11) Endosulfa...	7.477	8.246	468515	100008	0.135	0.030 #
12) 4,4'-DDE	7.442	8.304	359708	769466	0.108	0.335 #
13) Dieldrin	7.653	8.442	150475	1491650	0.039	0.458 #
14) Endrin	7.832	8.669	559533	176136	0.171	0.054 #
15) 4,4'-DDD	7.864	8.708	4123325	3982848	1.620	1.742
16) Endosulfa...	7.968	8.807	431050	2926220	0.144	1.078 #
17) 4,4'-DDT	8.076	8.929	1575354	583292	0.586	0.212 #
18) Endrin Al...	8.245	9.061	964676	754352	0.366	0.285
19) Endosulfa...	8.555	9.257	11544301	2756377	4.033	1.013 #
20) Methoxychlor	8.429	9.417	2412606	1116645	1.999	0.680 #
21) Endrin Ke...	8.740	9.641	13651823	3055407	3.950	0.860 #
23) Hexachlor...	3.037	3.620f	243226	93311421	0.062	19.271 #
24) Hexachlor...	5.637	6.433f	459544	2132644	0.137	0.688 #
25) Oxychloro...	7.106	7.869	244245	1309762	BelowCal	0.410
26) 2,4'-DDE	7.195	8.069	564541	175781	0.244	0.077 #
27) trans-Non...	7.380	8.155	40857	251713	0.011	0.070 #
28) 2,4'-DDD	7.566	8.442	1231751	1491650	0.636	0.779
29) 2,4'-DDT	7.736	8.669	876962	176136	0.366	0.034 #
30) cis-Nonac...	7.832	8.708	559533	3982848	0.137	0.999 #
31) Mirex	8.503	9.641	390519	3055407	8198.968	1.224 #
32) Chlordane...	7.297	8.069f	86006	175781	0.215	0.405 #
33) Chlordane...	7.380	8.206	40857	1226381	0.084	3.373 #
34) Chlordane...	7.929	8.867	1907194	177356	14.648	1.493 #
35) Chlordane...	0.000	0.000	0	0	N.D.	N.D.
36) Toxaphene...	7.380	8.442	40857	1491650	2.496	50.618 #
37) Toxaphene...	7.653	8.769	150475	462664	4.790	11.512 #
38) Toxaphene...	7.968	8.807	431050	2926220	2.964	45.230 #
39) Toxaphene...	8.226	8.867	635190	177356	2.850	BelowCal #
40) Toxaphene...	8.429	9.061	2412606	754352	44.511	13.158 #
41) Toxaphene...	8.503	9.445	390519	6157119	5.135	93.214 #
42) Toxaphene...	0.000	0.000	0	0	N.D.	N.D.

(f)=RT Delta > 1/2 Window (#)=Amounts differ by > 25% (m)=manual int.

Quantitation Report (Not Reviewed)

Data Path : C:\msdchem\1\data\2020-02\0B11041\
Data File : ECD8-02112026.D
Signal(s) : Signal #1: ECD1A.ch Signal #2: ECD2B.ch
Acq On : 11 Feb 2020 18:05
Operator : MJB
Sample : AOA0637-01RE3
Misc : 1x, 8081B 2,4+4,4-DDx, Only, GPC
ALS Vial : 23 Sample Multiplier: 1

Integration File signal 1: PEST1.e
Integration File signal 2: PEST2.e
Quant Time: Feb 11 18:19:58 2020
Quant Method : C:\msdchem\1\methods\ECD8_QUANTPEST_200201RT1.M
Quant Title : Instrument: DualECD8
QLast Update : Mon Feb 03 15:36:51 2020
Response via : Initial Calibration
Integrator: ChemStation



Data Path : C:\msdchem\1\data\2020-02\0B11041\
 Data File : ECD8-02112030.D
 Signal(s) : Signal #1: ECD1A.ch Signal #2: ECD2B.ch
 Acq On : 11 Feb 2020 19:20
 Operator : MJB
 Sample : 0B11041-CCV5
 Misc : A19K133, AB 50 ppb
 ALS Vial : 3 Sample Multiplier: 1

Integration File signal 1: PEST1.e
 Integration File signal 2: PEST2.e
 Quant Time: Feb 12 10:35:57 2020
 Quant Method : C:\msdchem\1\methods\ECD8_QUANTPEST_200201RT1.M
 Quant Title : Instrument: DualECD8
 QLast Update : Mon Feb 03 15:36:51 2020
 Response via : Initial Calibration
 Integrator: ChemStation

Compound	RT#1	RT#2	Resp#1	Resp#2	ng/mL	ng/mL
System Monitoring Compounds						
1) S TCMX (S)	5.255	5.945	160.8E6	181.6E6	46.007	52.632
22) S DCBP (S)	9.460	10.490	130.4E6	120.1E6	49.579	55.688
Target Compounds						
2) a-BHC	5.793	6.548	238.4E6	258.7E6	50.467	54.877
3) g-BHC	6.076	6.866	210.3E6	226.5E6	50.517	53.565
4) b-BHC	6.154	6.930	78787337	85795175	45.237	49.420
5) Heptachlor	6.485	7.237	206.1E6	221.4E6	50.143	52.590
6) d-BHC	6.303	7.184	155.0E6	202.3E6	42.727	52.166
7) Aldrin	6.725	7.503	205.6E6	206.3E6	50.891	51.262
8) Heptachlo...	7.186	7.939	178.5E6	184.7E6	48.324	51.452
9) trans-Chl...	7.282	8.080	182.0E6	193.6E6	48.410	52.071
10) cis-Chlor...	7.379	8.188	182.1E6	180.0E6	49.575	51.084
11) Endosulfa...	7.473	8.238	172.1E6	169.8E6	49.619	51.374
12) 4,4'-DDE	7.450	8.295	155.0E6	176.3E6	46.676	51.411
13) Dieldrin	7.646	8.439	185.8E6	196.8E6	48.727	52.269
14) Endrin	7.809	8.666	157.4E6	161.5E6	48.223	51.862
15) 4,4'-DDD	7.869	8.710	125.6E6	147.4E6	49.339	55.049
16) Endosulfa...	7.966	8.814	130.7E6	151.6E6	43.685	52.478
17) 4,4'-DDT	8.065	8.936	128.0E6	140.9E6	47.596	50.846
18) Endrin Al...	8.256	9.050	115.0E6	131.1E6	43.691	49.573
19) Endosulfa...	8.556	9.241	127.6E6	145.9E6	44.583	53.150
20) Methoxychlor	8.409	9.416	51029371	63878259	42.290	52.831
21) Endrin Ke...	8.749	9.642	170.3E6	175.6E6	49.256	56.257
23) Hexachlor...	3.039	3.643	68494	29619	0.018	0.006 #
24) Hexachlor...	5.636	6.408	272827	30659	0.081	BelowCal #
25) Oxychlorthane	7.123	7.855	899026	249498	0.113	0.078 #
26) 2,4'-DDE	7.186	8.080	178.5E6	193.6E6	77.181	85.182
27) trans-Non...	7.379	8.137	182.1E6	867288	49.658	0.240 #
28) 2,4'-DDD	7.560	8.439	1641210	196.8E6	0.847	102.783 #
29) 2,4'-DDT	7.750	8.666	1049620	161.5E6	0.439	67.223 #
30) cis-Nonac...	7.869f	8.710	125.6E6	147.4E6	30.856	36.997
31) Mirex	8.496	9.642	794144	175.6E6	0.121	81.084 #
32) Chlordane...	7.282	8.080	182.0E6	193.6E6	454.575	445.642
33) Chlordane...	7.379	8.188	182.1E6	180.0E6	374.344	494.984 #
34) Chlordane...	7.966f	8.899f	130.7E6	1289599	1003.742	10.859 #
35) Chlordane...	0.000	0.000	0	0	N.D.	N.D.
36) Toxaphene...	7.379	8.439	182.1E6	196.8E6	11121.587	6676.724 #
37) Toxaphene...	7.646	8.814f	185.8E6	151.6E6	5914.798	3772.391 #
38) Toxaphene...	7.966	8.814	130.7E6	151.6E6	1890.224	2343.382
39) Toxaphene...	8.176f	8.899	3099612	1289599	40.827	9.220 #
40) Toxaphene...	8.409f	9.050	51029371	131.1E6	941.460	2286.029 #
41) Toxaphene...	8.496	9.416f	794144	63878259	10.442	967.064 #
42) Toxaphene...	0.000	0.000	0	0	N.D.	N.D.

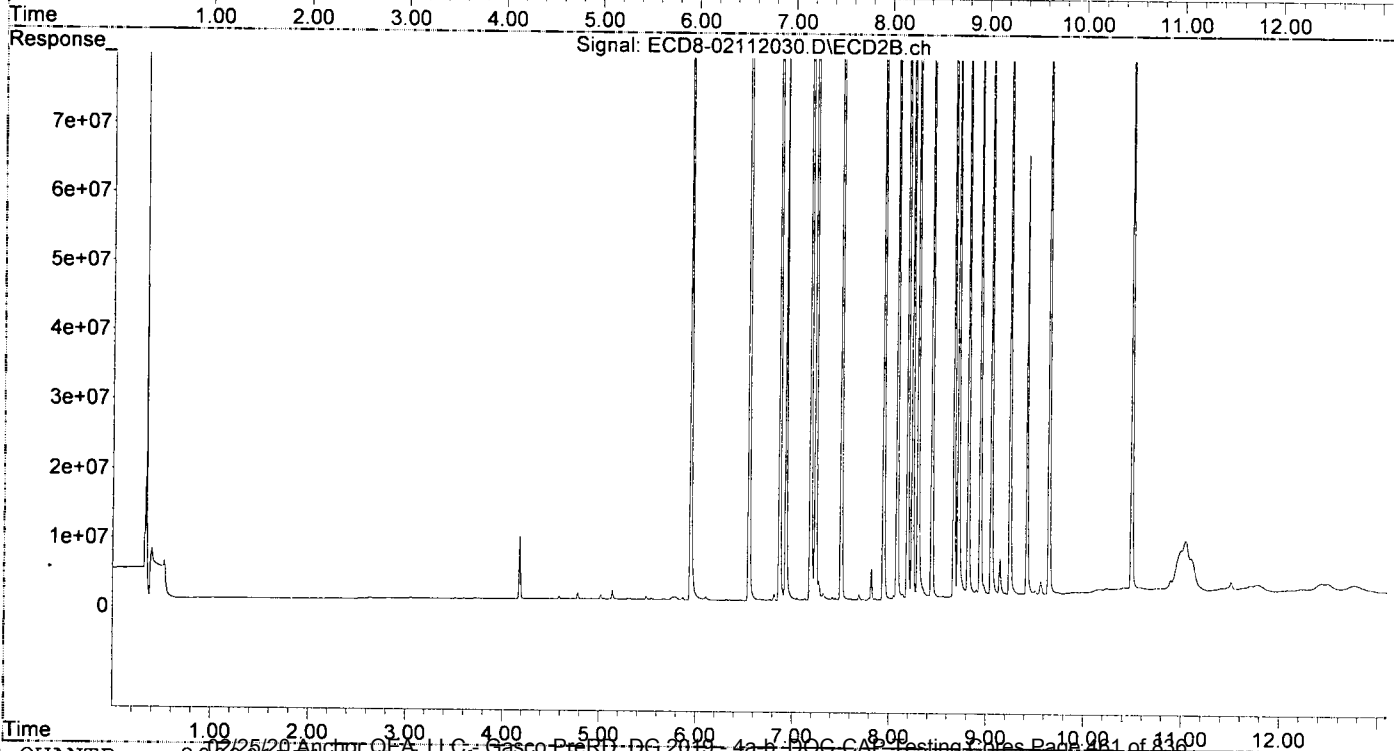
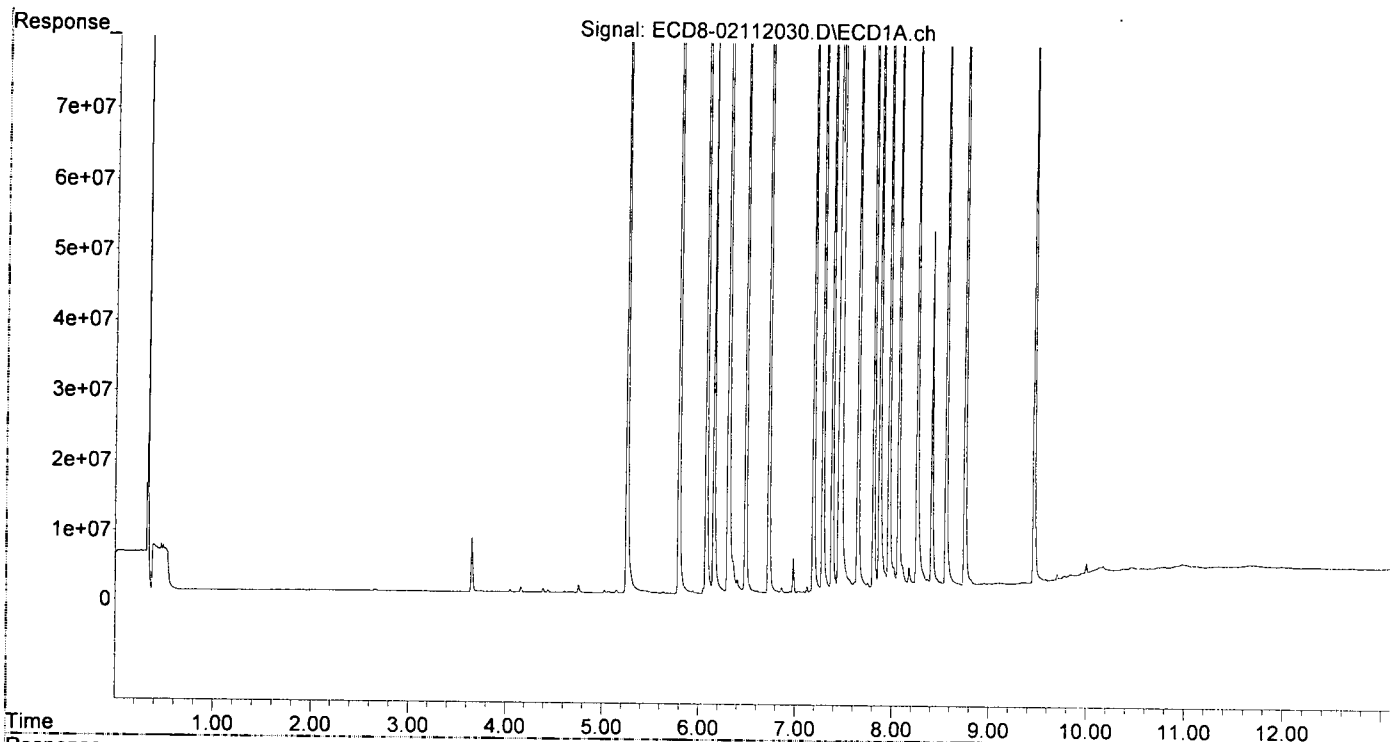
MJB
2/12/20

(f)=RT Delta > 1/2 Window (#)=Amounts differ by > 25% (m)=manual int.

Quantitation Report (Not Reviewed)

Data Path : C:\msdchem\1\data\2020-02\0B11041\
Data File : ECD8-02112030.D
Signal(s) : Signal #1: ECD1A.ch Signal #2: ECD2B.ch
Acq On : 11 Feb 2020 19:20
Operator : MJB
Sample : 0B11041-CCV5
Misc : A19K133, AB 50 ppb
ALS Vial : 3 Sample Multiplier: 1

Integration File signal 1: PEST1.e
Integration File signal 2: PEST2.e
Quant Time: Feb 12 10:35:57 2020
Quant Method : C:\msdchem\1\methods\ECD8_QUANTPEST_200201RT1.M
Quant Title : Instrument: DualECD8
QLast Update : Mon Feb 03 15:36:51 2020
Response via : Initial Calibration
Integrator: ChemStation



Data Path : C:\msdchem\1\data\2020-02\0B11041\
 Data File : ECD8-02112031.D
 Signal(s) : Signal #1: ECD1A.ch Signal #2: ECD2B.ch
 Acq On : 11 Feb 2020 19:37
 Operator : MJB
 Sample : 0B11041-CCV6
 Misc : A19J408, 9-42 50 ppb
 ALS Vial : 4 Sample Multiplier: 1

Integration File signal 1: PEST1.e
 Integration File signal 2: PEST2.e
 Quant Time: Feb 12 10:36:01 2020
 Quant Method : C:\msdchem\1\methods\ECD8_QUANTPEST_200201RT1.M
 Quant Title : Instrument: DualECD8
 QLast Update : Mon Feb 03 15:36:51 2020
 Response via : Initial Calibration
 Integrator: ChemStation

*WB
4/2/20*

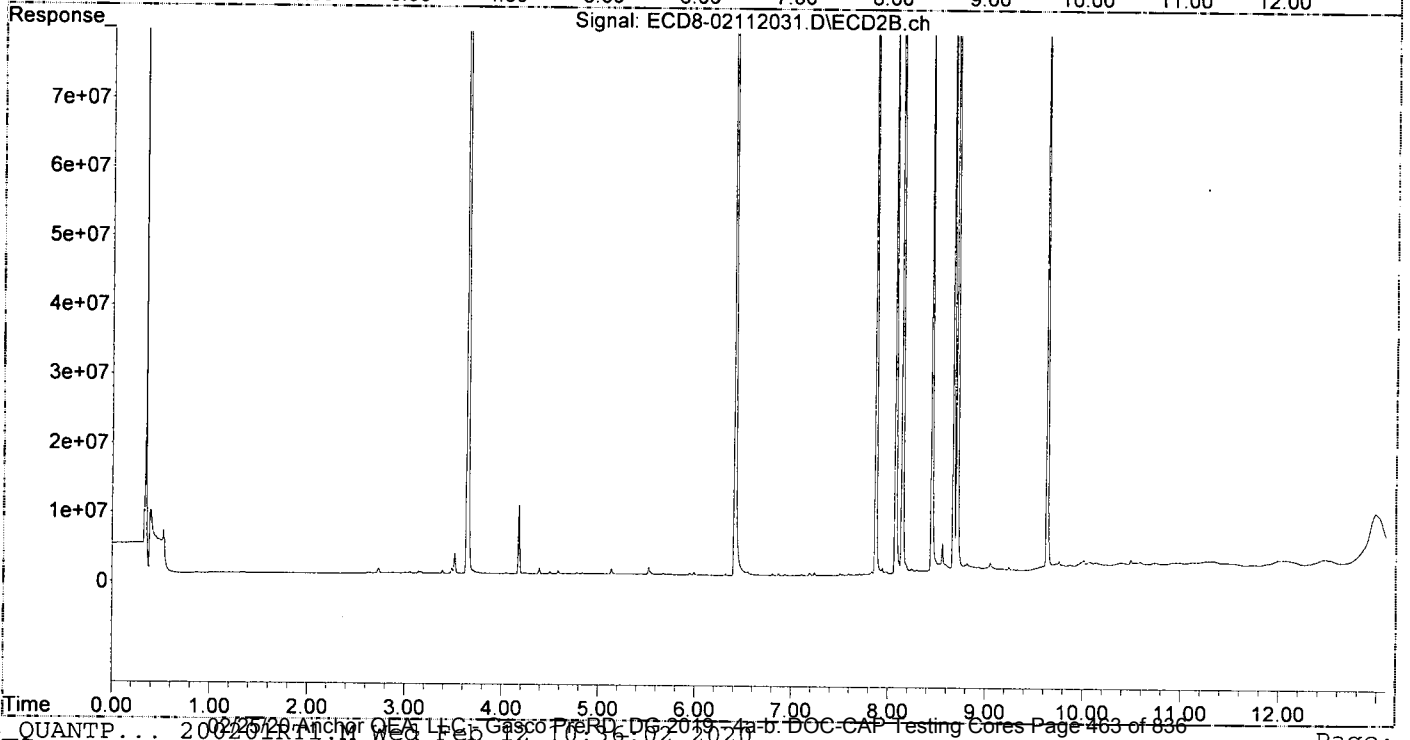
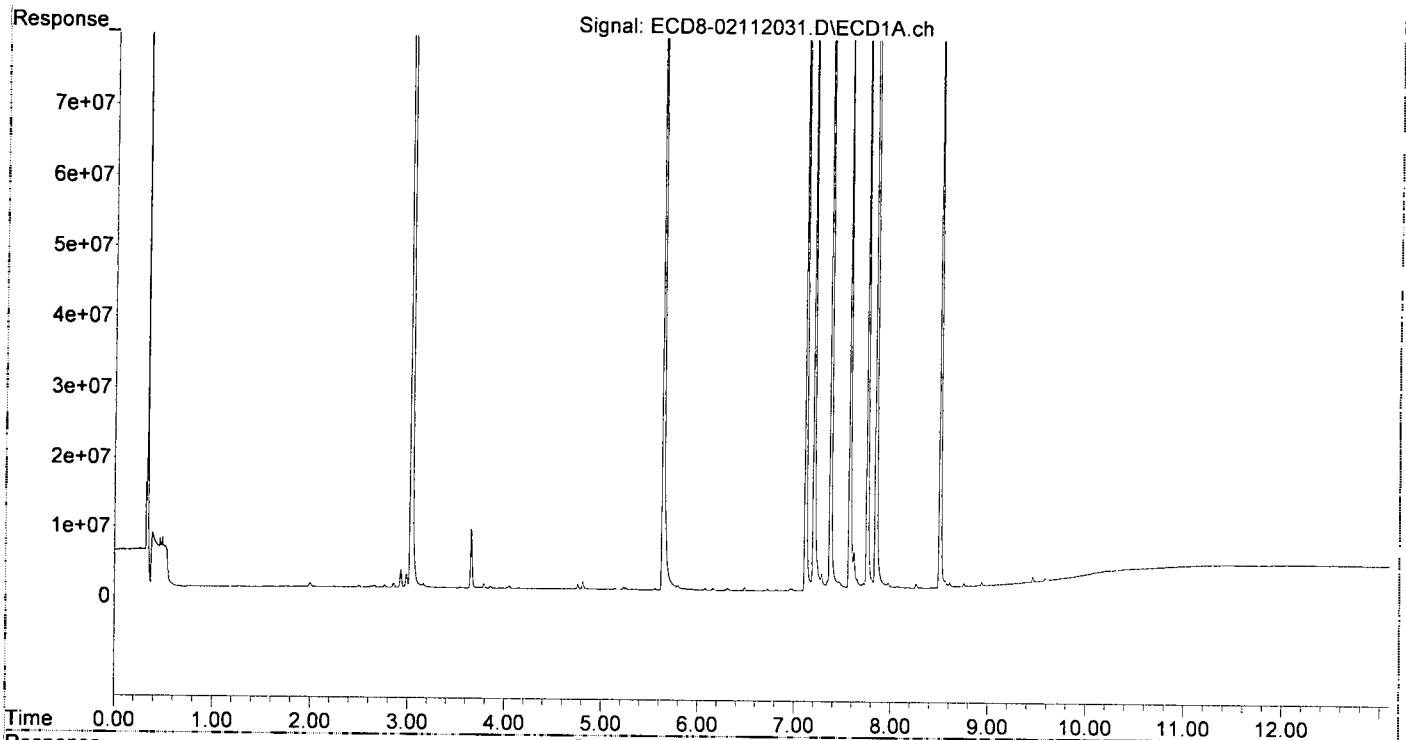
Compound	RT#1	RT#2	Resp#1	Resp#2	ng/mL	ng/mL
System Monitoring Compounds						
1) S TCMX (S)	5.255	5.945	299679	342665	0.086	0.099
22) S DCBP (S)	9.462	10.491	939473	1339621	0.033	0.155 #
Target Compounds						
2) a-BHC	5.793	6.546	714928	605289	0.151	0.218 #
3) g-BHC	6.076	6.865	377910	318663	0.091	0.124 #
4) b-BHC	6.156	6.932	292314	235218	0.168	0.135
5) Heptachlor	6.486	7.237	491500	480187	0.120	0.114
6) d-BHC	6.311	7.187	328433	429281	0.202	0.220
7) Aldrin	6.726	7.503	312367	280735	0.077	0.087
8) Heptachlo...	7.200	7.940	103.0E6	935879	27.886	0.261 #
9) trans-Chl...	7.283	8.074	2415783	112.1E6	0.642	30.153 #
10) cis-Chlor...	7.373	8.184	173.1E6	1407262	47.147	0.399 #
11) Endosulfa...	7.470	8.238	1077442	717748	0.311	0.217 #
12) 4,4'-DDE	7.458	8.295	1184781	566028	0.357	0.270
13) Dieldrin	7.647	8.446	1501929	104.8E6	0.394	28.771 #
14) Endrin	7.842f	8.671	201.4E6	124.4E6	61.713	40.627 #
15) 4,4'-DDD	7.842f	8.709	201.4E6	215.0E6	79.140	76.418
16) Endosulfa...	7.971	8.815	856460	1321156	0.286	0.470 #
17) 4,4'-DDT	8.068	8.937	343974	843080	0.128	0.318 #
18) Endrin Al...	8.262	9.053	587490	1337609	0.223	0.506 #
19) Endosulfa...	8.557	9.243	1016646	722365	0.355	0.200 #
20) Methoxychlor	8.417	9.419	96436	233842	0.080	BelowCal #
21) Endrin Ke...	8.753	9.633	490952	120.7E6	0.142	39.710 #
23) Hexachlor...	3.036	3.642	191.1E6	246.6E6	49.032	50.932
24) Hexachlor...	5.637	6.411	162.1E6	176.0E6	48.209	55.722
25) Oxychlordane	7.115	7.870	156.8E6	164.4E6	50.499	51.407
26) 2,4'-DDE	7.200	8.074	103.0E6	112.1E6	44.539	49.326
27) trans-Non...	7.373	8.144	173.1E6	180.6E6	47.226	50.025
28) 2,4'-DDD	7.571	8.446	87667842	104.8E6	45.264	54.749
29) 2,4'-DDT	7.753	8.671	113.4E6	124.4E6	47.371	53.036
30) cis-Nonac...	7.842	8.709	201.4E6	215.0E6	49.493	53.953
31) Mirex	8.505	9.633	122.7E6	120.7E6	50.770	56.382
32) Chlordane...	7.283	8.074	2415783	112.1E6	6.032	258.056 #
33) Chlordane...	7.373	8.184	173.1E6	1407262	356.011	3.871 #
34) Chlordane...	7.971f	0.000	856460	0	6.578	N.D. #
35) Chlordane...	0.000	0.000	0	0	N.D.	N.D.
36) Toxaphene...	7.373	8.446	173.1E6	104.8E6	10576.926	3556.454 #
37) Toxaphene...	7.647	8.796	1501929	1097565	47.809	27.310 #
38) Toxaphene...	7.971	8.815	856460	1321156	9.008	20.421 #
39) Toxaphene...	8.178f	0.000	36793	0	BelowCal	N.D.
40) Toxaphene...	8.440	9.053	16538	1337609	0.305	23.332 #
41) Toxaphene...	8.505	9.419	122.7E6	233842	1613.348	3.540 #
42) Toxaphene...	0.000	0.000	0	0	N.D.	N.D.

(f)=RT Delta > 1/2 Window (#)=Amounts differ by > 25% (m)=manual int.

Quantitation Report (Not Reviewed)

Data Path : C:\msdchem\1\data\2020-02\0B11041\
Data File : ECD8-02112031.D
Signal(s) : Signal #1: ECD1A.ch Signal #2: ECD2B.ch
Acq On : 11 Feb 2020 19:37
Operator : MJB
Sample : 0B11041-CCV6
Misc : A19J408, 9-42 50 ppb
ALS Vial : 4 Sample Multiplier: 1

Integration File signal 1: PEST1.e
Integration File signal 2: PEST2.e
Quant Time: Feb 12 10:36:01 2020
Quant Method : C:\msdchem\1\methods\ECD8_QUANTPEST_200201RT1.M
Quant Title : Instrument: DualECD8
QLast Update : Mon Feb 03 15:36:51 2020
Response via : Initial Calibration
Integrator: ChemStation



Data Path : C:\msdchem\1\data\2020-02\0B11041\
 Data File : ECD8-02112032.D
 Signal(s) : Signal #1: ECD1A.ch Signal #2: ECD2B.ch
 Acq On : 11 Feb 2020 19:54
 Operator : MJB
 Sample : 0B11041-CCB3
 Misc : A20A395
 ALS Vial : 7 Sample Multiplier: 1

Integration File signal 1: PEST1.e
 Integration File signal 2: PEST2.e
 Quant Time: Feb 12 10:36:05 2020
 Quant Method : C:\msdchem\1\methods\ECD8_QUANTPEST_200201RT1.M
 Quant Title : Instrument: DualECD8
 QLast Update : Mon Feb 03 15:36:51 2020
 Response via : Initial Calibration
 Integrator: ChemStation

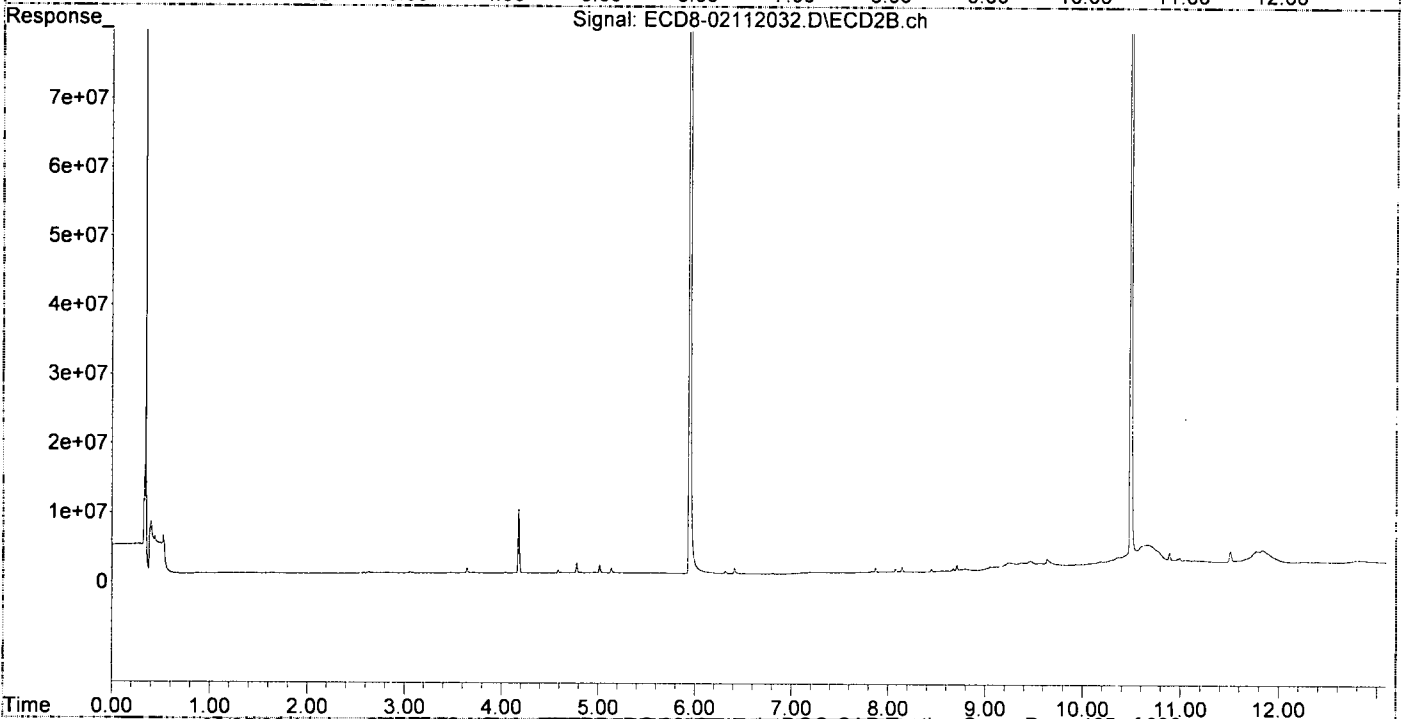
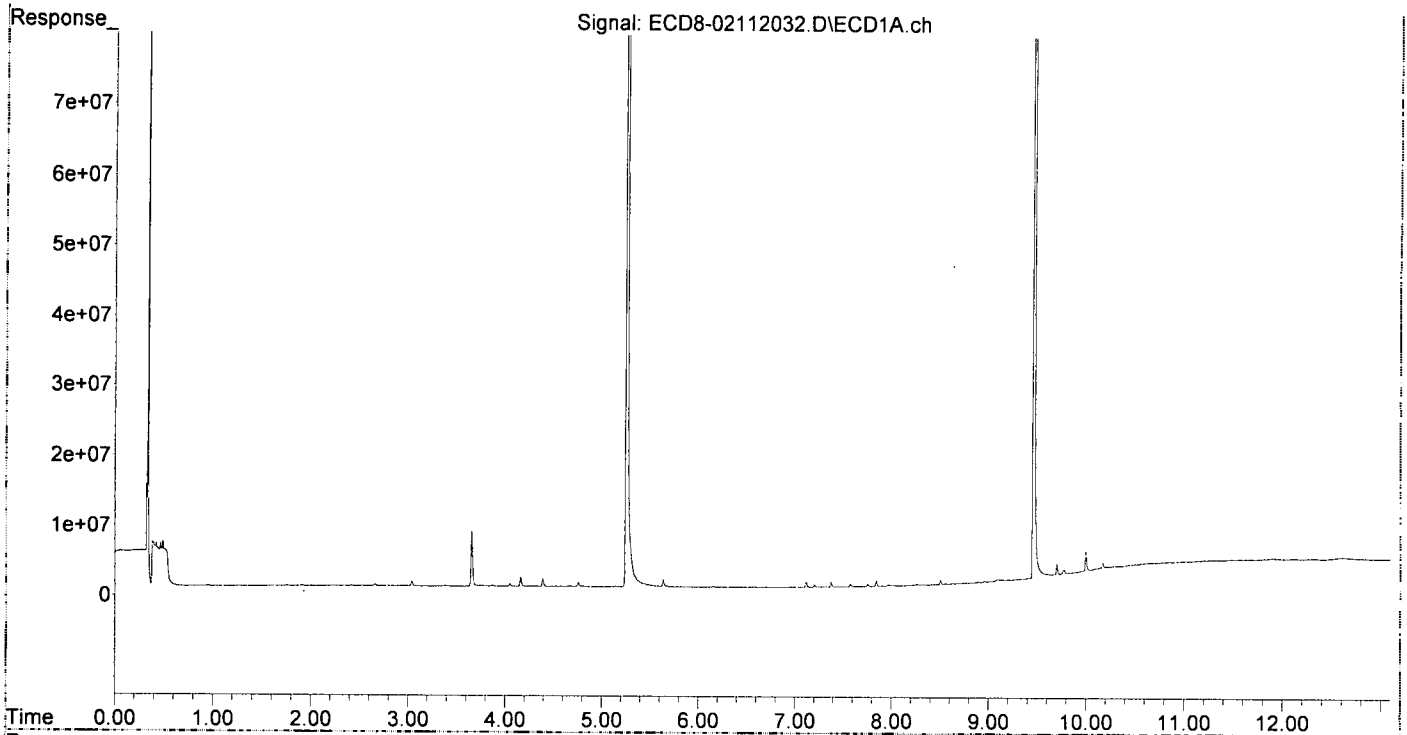
MJB
2/12/20

Compound	RT#1	RT#2	Resp#1	Resp#2	ng/mL	ng/mL
System Monitoring Compounds						
1) S TCMX (S)	5.255	5.944	313.6E6	362.9E6	89.711	105.213
22) S DCBP (S)	9.462	10.492	252.0E6	234.5E6	94.206	104.109
Target Compounds						
2) a-BHC	5.805	0.000	32465	0	0.007	N.D. #
3) g-BHC	6.082	6.865	17116	12329	0.004	0.045 #
4) b-BHC	6.155	6.935	121455	10230	0.070	0.006 #
5) Heptachlor	6.486	7.236	12624	88039	0.003	0.021 #
6) d-BHC	6.313	7.190	20204	132657	0.112	0.135
7) Aldrin	6.716	7.505	8929	9612	0.002	0.015 #
8) Heptachlo...	7.203	7.943	399402	48890	0.108	0.014 #
9) trans-Chl...	7.286	8.076	46582	463273	0.012	0.125 #
10) cis-Chlor...	7.374	8.185	748060	28814	0.204	0.008 #
11) Endosulfa...	7.480	8.238	27123	12474	0.008	0.004 #
12) 4,4'-DDE	7.455	0.000	19251	0	0.006	N.D. #
13) Dieldrin	7.652	8.448	22768	427111	0.006	0.154 #
14) Endrin	7.814	8.671	21673	458405	0.007	0.152 #
15) 4,4'-DDD	7.883	8.709	22409	914043	0.009	0.434 #
16) Endosulfa...	7.969	8.795f	217652	391618	0.073	0.118 #
17) 4,4'-DDT	8.072	0.000	19747	0	0.007	N.D. #
18) Endrin Al...	8.262	9.053	198351	578354	0.075	0.219 #
19) Endosulfa...	8.561	9.243	90953	1123054	0.032	0.360 #
20) Methoxychlor	8.409	9.417	78306	987124	0.065	0.558 #
21) Endrin Ke...	8.754	9.635	65587	1523655	0.019	0.317 #
23) Hexachlor...	3.036	3.642	691877	756979	0.177	0.156
24) Hexachlor...	5.636	6.411	1071706	812776	0.319	0.229 #
25) Oxychlordan...	7.118	7.870	781431	658650	0.075	0.206 #
26) 2,4'-DDE	7.203	8.076	399402	463273	0.173	0.204
27) trans-Non...	7.374	8.144	748060	708107	0.204	0.196
28) 2,4'-DDD	7.575	8.448	411064	427111	0.212	0.223
29) 2,4'-DDT	7.754	8.671	374414	458405	0.156	0.166
30) cis-Nonac...	7.843	8.709	813818	914043	0.200	0.229
31) Mirex	8.506	9.635	631599	1523655	0.054	0.484 #
32) Chlordane...	7.286	8.076	46582	463273	0.116	1.066 #
33) Chlordane...	7.374	8.185	748060	28814	1.538	0.079 #
34) Chlordane...	7.947	8.870	17036	157924	0.131	1.330 #
35) Chlordane...	0.000	0.000	0	0	N.D.	N.D.
36) Toxaphene...	7.374	8.448	748060	427111	45.699	14.494 #
37) Toxaphene...	7.665	8.768	10320	243019	0.329	6.047 #
38) Toxaphene...	7.969	8.795	217652	391618	96750.845	6.053 #
39) Toxaphene...	8.210	8.874	42557	151855	BelowCal	BelowCal
40) Toxaphene...	8.426	9.053	69005	578354	1.273	10.088 #
41) Toxaphene...	8.506	9.417f	631599	987124	8.305	14.944 #
42) Toxaphene...	0.000	0.000	0	0	N.D.	N.D.

(f)=RT Delta > 1/2 Window (#)=Amounts differ by > 25% (m)=manual int.

Data Path : C:\msdchem\1\data\2020-02\0B11041\
Data File : ECD8-02112032.D
Signal(s) : Signal #1: ECD1A.ch Signal #2: ECD2B.ch
Acq On : 11 Feb 2020 19:54
Operator : MJB
Sample : 0B11041-CCB3
Misc : A20A395
ALS Vial : 7 Sample Multiplier: 1

Integration File signal 1: PEST1.e
Integration File signal 2: PEST2.e
Quant Time: Feb 12 10:36:05 2020
Quant Method : C:\msdchem\1\methods\ECD8_QUANTPEST_200201RT1.M
Quant Title : Instrument: DualECD8
QLast Update : Mon Feb 03 15:36:51 2020
Response via : Initial Calibration
Integrator: ChemStation



Data Path : C:\msdchem\1\data\2020-02\0B11041\
 Data File : ECD8-02112047.D
 Signal(s) : Signal #1: ECD1A.ch Signal #2: ECD2B.ch
 Acq On : 12 Feb 2020 00:33
 Operator : MJB
 Sample : 0B11041-CCV7
 Misc : A19K134, AB 100 ppb
 ALS Vial : 5 Sample Multiplier: 1

Integration File signal 1: PEST1.e
 Integration File signal 2: PEST2.e
 Quant Time: Feb 12 10:36:37 2020
 Quant Method : C:\msdchem\1\methods\ECD8_QUANTPEST_200201RT1.M
 Quant Title : Instrument: DualECD8
 QLast Update : Mon Feb 03 15:36:51 2020
 Response via : Initial Calibration
 Integrator: ChemStation

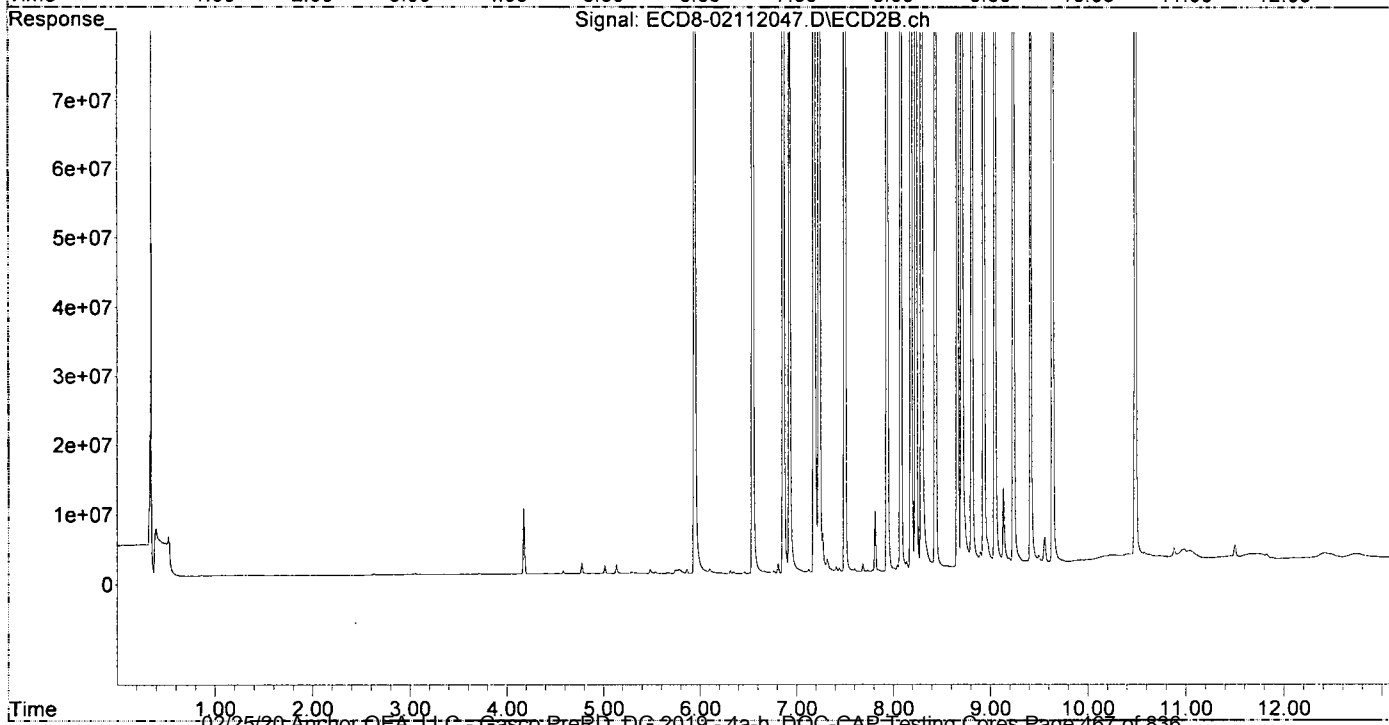
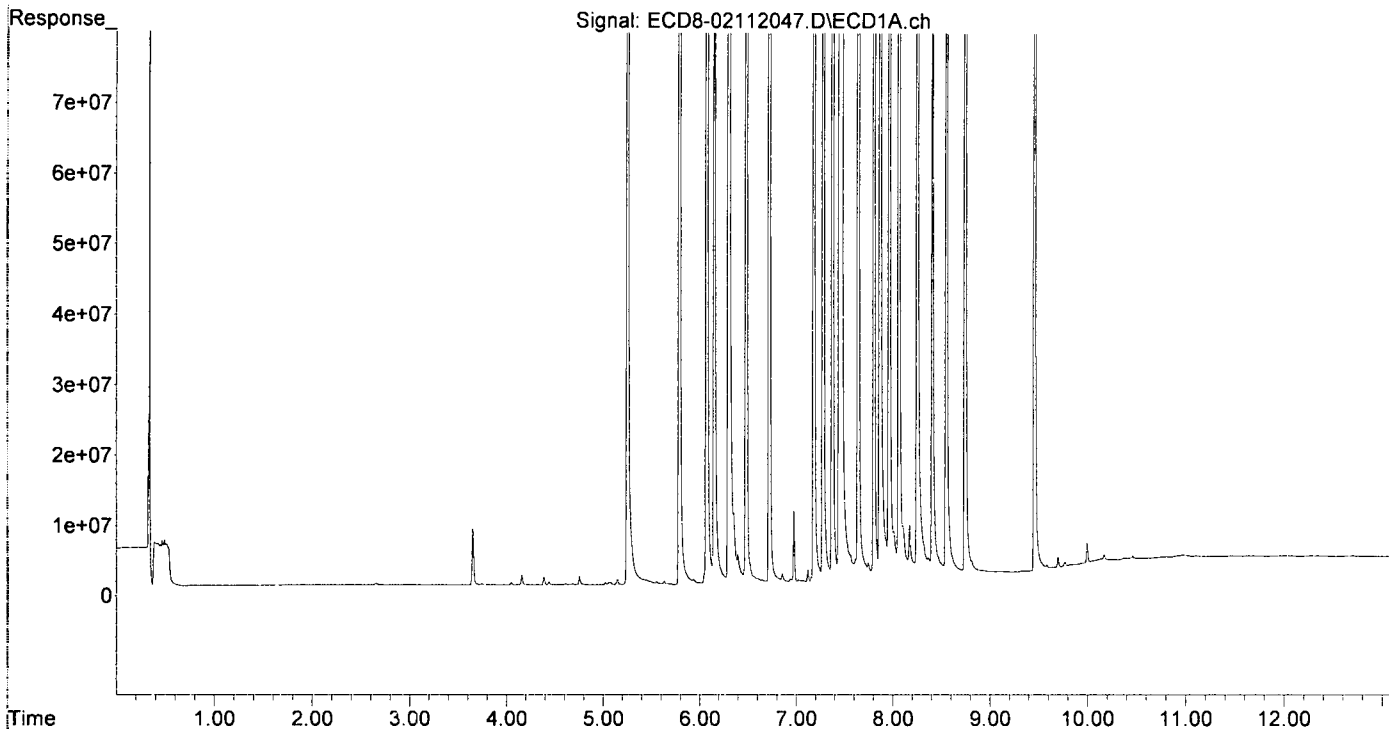
MJB
2/12/20

Compound	RT#1	RT#2	Resp#1	Resp#2	ng/mL	ng/mL
System Monitoring Compounds						
1) S TCMX (S)	5.251	5.942	337.6E6	384.5E6	96.559	111.474
22) S DCBP (S)	9.457	10.487	268.4E6	253.5E6	100.089	111.723
Target Compounds						
2) a-BHC	5.790	6.545	507.2E6	572.3E6	107.350	110.523
3) g-BHC	6.072	6.863	428.5E6	494.3E6	102.929	108.261
4) b-BHC	6.151	6.927	159.0E6	187.4E6	91.299	107.962
5) Heptachlor	6.483	7.235	422.4E6	486.2E6	102.776	115.464
6) d-BHC	6.300	7.182	323.5E6	448.3E6	84.854	104.954
7) Aldrin	6.722	7.500	420.8E6	453.7E6	104.144	104.928
8) Heptachlo...	7.182	7.937	376.2E6	403.6E6	101.878	112.430
9) trans-Chl...	7.278	8.077	383.5E6	410.8E6	101.992	110.481
10) cis-Chlor...	7.375	8.185	367.0E6	401.7E6	99.928	114.022
11) Endosulfa...	7.470	8.235	369.7E6	372.3E6	106.578	112.662
12) 4,4'-DDE	7.447	8.292	305.1E6	376.3E6	91.878	100.555
13) Dieldrin	7.642	8.435	395.0E6	439.9E6	103.591	108.562
14) Endrin	7.805	8.663	330.7E6	347.8E6	101.328	103.629
15) 4,4'-DDD	7.867	8.708	247.2E6	310.0E6	97.131	103.796
16) Endosulfa...	7.962	8.810	278.6E6	334.9E6	93.128	106.389
17) 4,4'-DDT	8.062	8.933	274.8E6	329.4E6	102.237	105.654
18) Endrin Al...	8.252	9.047	246.0E6	286.3E6	93.456	108.303
19) Endosulfa...	8.553	9.238	280.0E6	332.3E6	97.818	110.582
20) Methoxychlor	8.408	9.413	99291517	142.8E6	82.288	105.770 #
21) Endrin Ke...	8.746	9.639	342.3E6	398.3E6	99.039	116.196
23) Hexachlor...	3.039	3.642	68432	31007	0.018	0.006 #
24) Hexachlor...	5.632	6.403	512420	35223	0.152	BelowCal #
25) Oxychlordane	7.119	7.866	1764064	147264	0.395	0.046 #
26) 2,4'-DDE	7.182	8.077	376.2E6	410.8E6	162.716	180.734
27) trans-Non...	7.375	8.138	367.0E6	1355893	100.094	0.376 #
28) 2,4'-DDD	7.556	8.435	3676990	439.9E6	1.898	229.813 #
29) 2,4'-DDT	7.747	8.663	2352557	347.8E6	0.983	130.767 #
30) cis-Nonac...	7.867f	8.708	247.2E6	310.0E6	60.745	77.787 #
31) Mirex	0.000	9.639	0	398.3E6	N.D.	175.654 #
32) Chlordane...	7.278	8.077	383.5E6	410.8E6	957.712	945.532
33) Chlordane...	7.375	8.185	367.0E6	401.7E6	754.555	1104.823 #
34) Chlordane...	7.962f	8.896f	278.6E6	2433495	2139.805	20.492 #
35) Chlordane...	0.000	0.000	0	0	N.D.	N.D.
36) Toxaphene...	7.375	8.435	367.0E6	439.9E6	22417.500	14928.502 #
37) Toxaphene...	7.642	8.810f	395.0E6	334.9E6	12574.508	8332.080 #
38) Toxaphene...	7.962	8.810	278.6E6	334.9E6	4130.851	5175.827 #
39) Toxaphene...	8.252f	8.896	246.0E6	2433495	3647.610	21.089 #
40) Toxaphene...	8.408f	9.047	99291517	286.3E6	1831.867	4994.384 #
41) Toxaphene...	0.000	9.413f	0	142.8E6	N.D.	2161.713 #
42) Toxaphene...	0.000	0.000	0	0	N.D.	N.D.

(f)=RT Delta > 1/2 Window (#)=Amounts differ by > 25% (m)=manual int.

Data Path : C:\msdchem\1\data\2020-02\0B11041\
Data File : ECD8-02112047.D
Signal(s) : Signal #1: ECD1A.ch Signal #2: ECD2B.ch
Acq On : 12 Feb 2020 00:33
Operator : MJB
Sample : 0B11041-CCV7
Misc : A19K134, AB 100 ppb
ALS Vial : 5 Sample Multiplier: 1

Integration File signal 1: PEST1.e
Integration File signal 2: PEST2.e
Quant Time: Feb 12 10:36:37 2020
Quant Method : C:\msdchem\1\methods\ECD8_QUANTPEST_200201RT1.M
Quant Title : Instrument: DualECD8
QLast Update : Mon Feb 03 15:36:51 2020
Response via : Initial Calibration
Integrator: ChemStation



Data Path : C:\msdchem\1\data\2020-02\0B11041\
 Data File : ECD8-02112048.D
 Signal(s) : Signal #1: ECD1A.ch Signal #2: ECD2B.ch
 Acq On : 12 Feb 2020 00:50
 Operator : MJB
 Sample : 0B11041-CCV8
 Misc : A19J409, 9-42 100 ppb
 ALS Vial : 6 Sample Multiplier: 1

Integration File signal 1: PEST1.e
 Integration File signal 2: PEST2.e
 Quant Time: Feb 12 10:36:41 2020
 Quant Method : C:\msdchem\1\methods\ECD8_QUANTPEST_200201RT1.M
 Quant Title : Instrument: DualECD8
 QLast Update : Mon Feb 03 15:36:51 2020
 Response via : Initial Calibration
 Integrator: ChemStation

*MJB
 2/12/20*

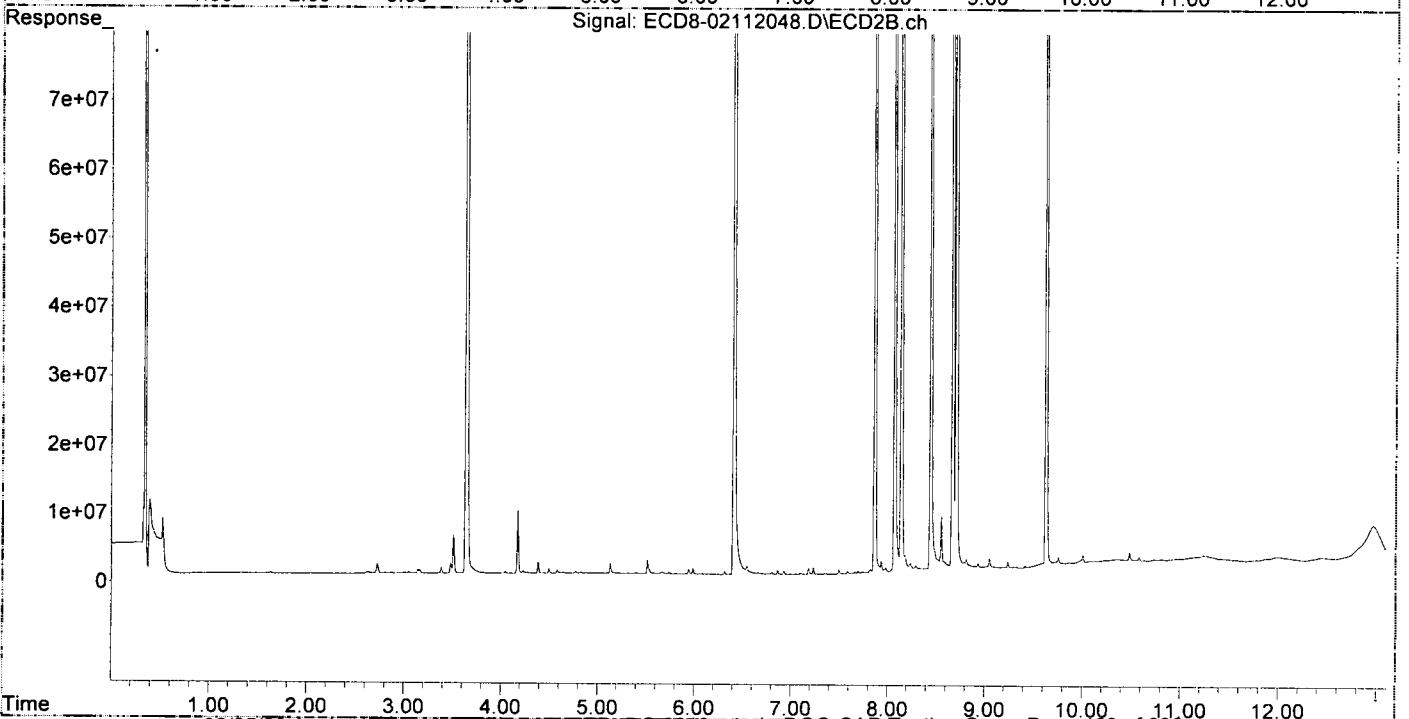
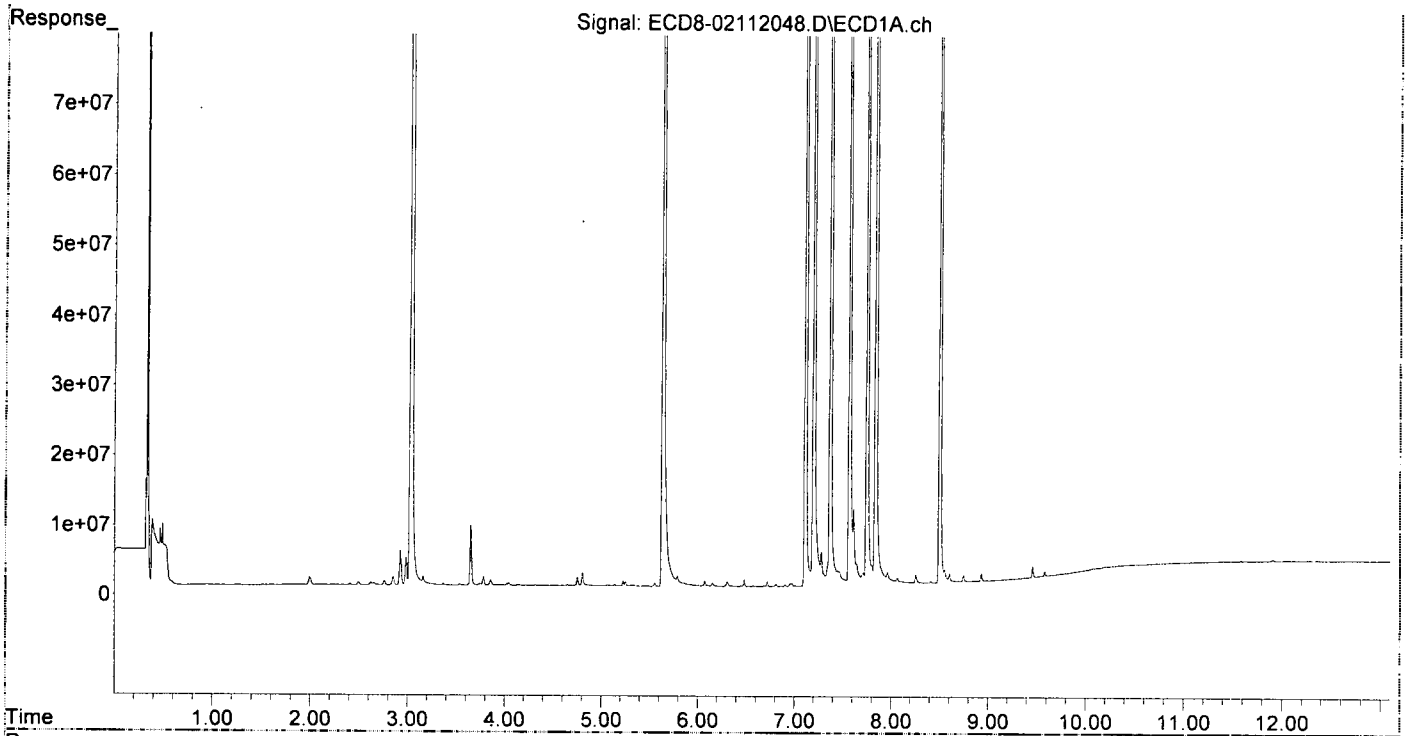
Compound	RT#1	RT#2	Resp#1	Resp#2	ng/mL	ng/mL
System Monitoring Compounds						
1) S TCMX (S)	5.251	5.941	659094	738208	0.189	0.214
22) S DCBP (S)	9.458	10.487	1791040	1987484	0.367	0.476 #
Target Compounds						
2) a-BHC	5.789	6.544	1506961	1251533	0.319	0.369
3) g-BHC	6.073	6.862	829792	685637	0.199	0.218
4) b-BHC	6.153	6.928	510988	516554	0.293	0.298
5) Heptachlor	6.481	7.233	991892	1030647	0.241	0.245
6) d-BHC	6.303	7.183	686851	947709	0.305	0.368
7) Aldrin	6.721	7.498	709465	655550	0.176	0.187
8) Heptachlo...	7.195	7.936	208.2E6	1736334	56.379	0.484 #
9) trans-Chl...	7.278	8.070	4873553	254.8E6	1.296	68.512 #
10) cis-Chlor...	7.368	8.181	367.2E6	2521396	99.983	0.716 #
11) Endosulfa...	7.469	8.234	2010848	1345773	0.580	0.407 #
12) 4,4'-DDE	7.449	8.292	2121401	937600	0.639	0.389 #
13) Dieldrin	7.642	8.443	3029120	216.7E6	0.794	57.195 #
14) Endrin	7.838f	8.667	426.1E6	287.3E6	130.555	87.557 #
15) 4,4'-DDD	7.838f	8.705	426.1E6	454.8E6	167.421	141.132
16) Endosulfa...	7.964	8.811	1713707	1650734	0.573	0.595
17) 4,4'-DDT	8.064	8.933	891695	1042035	0.332	0.399
18) Endrin Al...	8.256	9.047	1259684	1670543	0.478	0.632 #
19) Endosulfa...	8.553	9.238	1871355	1166499	0.654	0.378 #
20) Methoxychlor	8.411	9.415	243918	422096	0.202	0.024 #
21) Endrin Ke...	8.748	9.629	1018826	257.6E6	0.295	79.529 #
23) Hexachlor...	3.033	3.639	399.3E6	536.5E6	102.438	110.804
24) Hexachlor...	5.633	6.408	321.7E6	377.9E6	95.688	109.942
25) Oxychlor dane	7.111	7.866	323.9E6	355.0E6	103.718	110.988
26) 2,4'-DDE	7.195	8.070	208.2E6	254.8E6	90.046	112.078
27) trans-Non...	7.368	8.140	367.2E6	408.9E6	100.149	113.282
28) 2,4'-DDD	7.567	8.443	186.8E6	216.7E6	96.451	113.226
29) 2,4'-DDT	7.748	8.667	245.7E6	287.3E6	102.677	111.310
30) cis-Nonac...	7.838	8.705	426.1E6	454.8E6	104.703	114.114
31) Mirex	8.501	9.629	259.9E6	257.6E6	108.538	116.910
32) Chlordane...	7.278	8.070f	4873553	254.8E6	12.169	586.351 #
33) Chlordane...	7.368f	8.181	367.2E6	2521396	754.971	6.935 #
34) Chlordane...	7.964f	0.000	1713707	0	13.162	N.D. #
35) Chlordane...	0.000	0.000	0	0	N.D.	N.D.
36) Toxaphene...	7.368	8.443	367.2E6	216.7E6	22429.846	7355.050 #
37) Toxaphene...	7.642	8.788	3029120	1183977	96.421	29.460 #
38) Toxaphene...	7.964	8.811	1713707	1650734	21.189	25.515
39) Toxaphene...	8.222	0.000	123289	0	BelowCal	N.D.
40) Toxaphene...	8.450	9.047	10301	1670543	0.190	29.140 #
41) Toxaphene...	8.501	9.415f	259.9E6	422096	3417.251	6.390 #
42) Toxaphene...	0.000	0.000	0	0	N.D.	N.D.

(f)=RT Delta > 1/2 Window (#)=Amounts differ by > 25% (m)=manual int.

Quantitation Report (Not Reviewed)

Data Path : C:\msdchem\1\data\2020-02\0B11041\
Data File : ECD8-02112048.D
Signal(s) : Signal #1: ECD1A.ch Signal #2: ECD2B.ch
Acq On : 12 Feb 2020 00:50
Operator : MJB
Sample : 0B11041-CCV8
Misc : A19J409, 9-42 100 ppb
ALS Vial : 6 Sample Multiplier: 1

Integration File signal 1: PEST1.e
Integration File signal 2: PEST2.e
Quant Time: Feb 12 10:36:41 2020
Quant Method : C:\msdchem\1\methods\ECD8_QUANTPEST_200201RT1.M
Quant Title : Instrument: DualECD8
QLast Update : Mon Feb 03 15:36:51 2020
Response via : Initial Calibration
Integrator: ChemStation



Data Path : C:\msdchem\1\data\2020-02\0B11041\
 Data File : ECD8-02112049.D
 Signal(s) : Signal #1: ECD1A.ch Signal #2: ECD2B.ch
 Acq On : 12 Feb 2020 1:07
 Operator : MJB
 Sample : 0B11041-CCB4
 Misc : A20A395
 ALS Vial : 7 Sample Multiplier: 1

Integration File signal 1: PEST1.e
 Integration File signal 2: PEST2.e
 Quant Time: Feb 12 10:36:45 2020
 Quant Method : C:\msdchem\1\methods\ECD8_QUANTPEST_200201RT1.M
 Quant Title : Instrument: DualECD8
 QLast Update : Mon Feb 03 15:36:51 2020
 Response via : Initial Calibration
 Integrator: ChemStation

MJB
2/12/20

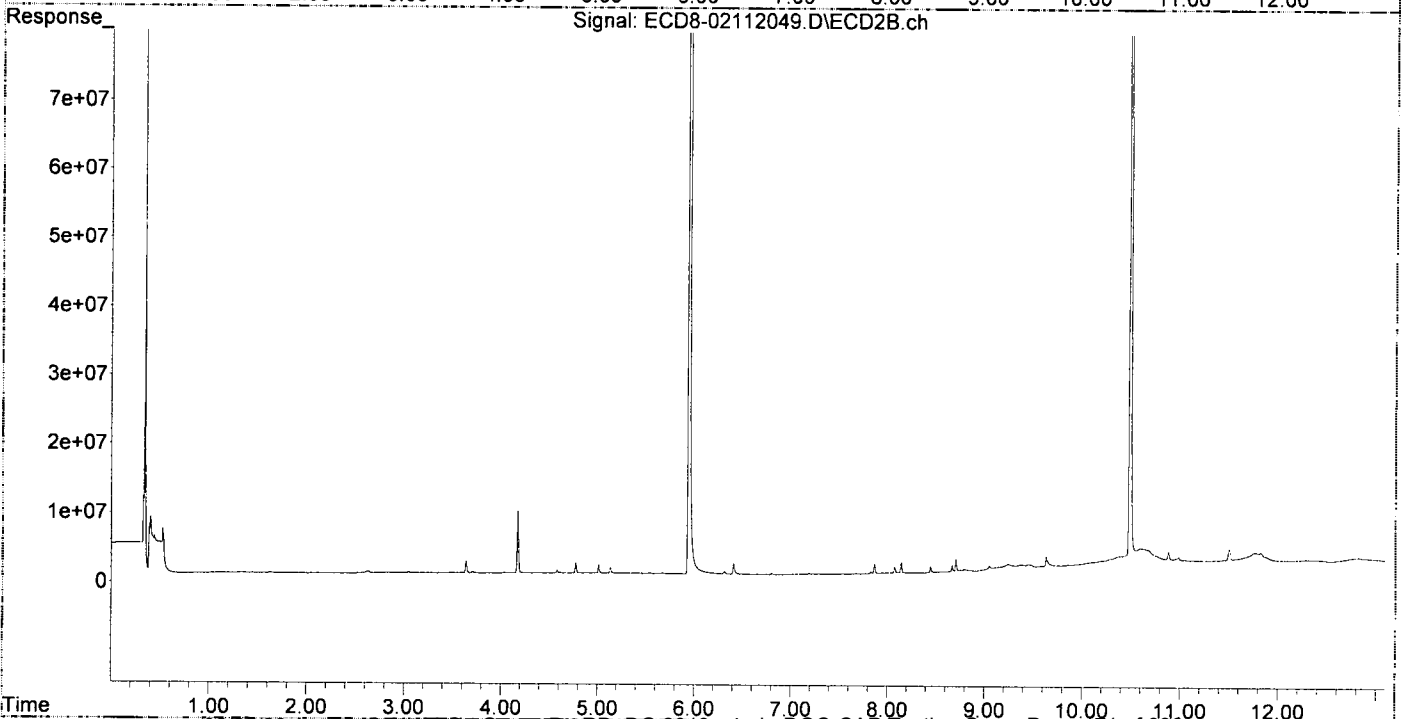
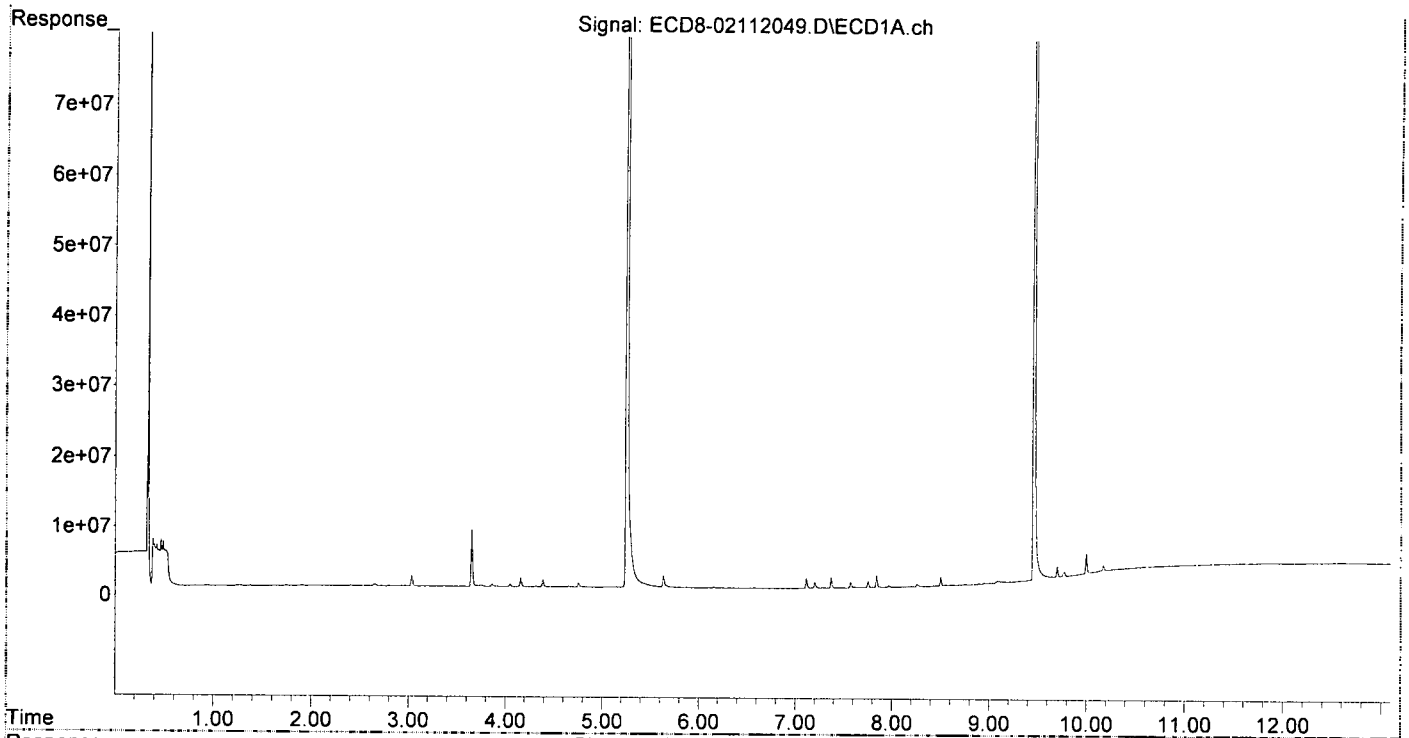
Compound	RT#1	RT#2	Resp#1	Resp#2	ng/mL	ng/mL
System Monitoring Compounds						
1) S TCMX (S)	5.251	5.941	312.7E6	361.7E6	89.431	104.860
22) S DCBP (S)	9.459	10.488	261.8E6	252.9E6	97.718	111.510
Target Compounds						
2) a-BHC	5.792	6.545	45556	52420	0.010	0.088 #
3) g-BHC	6.074	6.862	30490	22434	0.007	0.048 #
4) b-BHC	6.152	6.936	124621	26006	0.072	0.015 #
5) Heptachlor	6.484	7.235	20715	27194	0.005	0.006 #
6) d-BHC	6.315	7.190	46333	107366	0.120	0.128 #
7) Aldrin	6.722	7.500	15105	14010	0.004	0.016 #
8) Heptachlo...	7.200	7.940	883759	89002	0.239	0.025 #
9) trans-Chl...	7.282	8.073	85297	927652	0.023	0.249 #
10) cis-Chlor...	7.371	8.184	1624288	74636	0.442	0.021 #
11) Endosulfa...	7.474	8.238	41899	52622	0.012	0.016 #
12) 4,4'-DDE	7.458	8.301	31009	18947	0.009	0.094 #
13) Dieldrin	7.647	8.445	45991	908670	0.012	0.292 #
14) Endrin	7.809	8.668	43549	990207	0.013	0.337 #
15) 4,4'-DDD	7.880	8.707	47660	1832045	0.019	0.826 #
16) Endosulfa...	7.967	8.812	265807	308064	0.089	0.086 #
17) 4,4'-DDT	8.069	8.938	35298	108137	0.013	0.018 #
18) Endrin Al...	8.258	9.050	455082	761804	0.173	0.288 #
19) Endosulfa...	8.556	9.241	214682	983032	0.075	0.304 #
20) Methoxychlor	8.416	9.404	83701	716084	0.069	0.302 #
21) Endrin Ke...	8.749	9.632	133543	1850614	0.039	0.433 #
23) Hexachlor...	3.032	3.638	1569951	1809491	0.403	0.374 #
24) Hexachlor...	5.633	6.407	1813194	1643636	0.539	0.518 #
25) Oxychlordan...	7.113	7.867	1521237	1429987	0.316	0.447 #
26) 2,4'-DDE	7.200	8.073	883759	927652	0.382	0.408 #
27) trans-Non...	7.371	8.141	1624288	1598957	0.443	0.443 #
28) 2,4'-DDD	7.572	8.445	854474	908670	0.441	0.475 #
29) 2,4'-DDT	7.751	8.668	953976	990207	0.399	0.416 #
30) cis-Nonac...	7.841	8.707	1797047	1832045	0.442	0.460 #
31) Mirex	8.503	9.632	1381896	1850614	0.364	0.642 #
32) Chlordane...	7.282	8.073	85297	927652	0.213	2.135 #
33) Chlordane...	7.371	8.215	1624288	33963	3.340	0.093 #
34) Chlordane...	7.930	0.000	22952	0	0.176	N.D. #
35) Chlordane...	0.000	0.000	0	0	N.D.	N.D.
36) Toxaphene...	7.371	8.445	1624288	908670	99.227	30.835 #
37) Toxaphene...	7.672	8.768	13263	228480	0.422	5.685 #
38) Toxaphene...	7.967	8.812	265807	308064	0.616	4.762 #
39) Toxaphene...	8.209	0.000	51298	0	BelowCal	N.D.
40) Toxaphene...	8.446	9.050	75867	761804	1.400	13.288 #
41) Toxaphene...	8.503	9.451	1381896	793552	18.170	12.014 #
42) Toxaphene...	0.000	0.000	0	0	N.D.	N.D.

(f)=RT Delta > 1/2 Window (#)=Amounts differ by > 25% (m)=manual int.

Quantitation Report (Not Reviewed)

Data Path : C:\msdchem\1\data\2020-02\0B11041\
Data File : ECD8-02112049.D
Signal(s) : Signal #1: ECD1A.ch Signal #2: ECD2B.ch
Acq On : 12 Feb 2020 1:07
Operator : MJB
Sample : 0B11041-CCB4
Misc : A20A395
ALS Vial : 7 Sample Multiplier: 1

Integration File signal 1: PEST1.e
Integration File signal 2: PEST2.e
Quant Time: Feb 12 10:36:45 2020
Quant Method : C:\msdchem\1\methods\ECD8_QUANTPEST_200201RT1.M
Quant Title : Instrument: DualECD8
QLast Update : Mon Feb 03 15:36:51 2020
Response via : Initial Calibration
Integrator: ChemStation



**Organochloride Pesticides by EPA 8081B
Calibration Data**

Sequence 0B01012 (Cal ID A0B0404) DualECD8



ELEMENT SEQUENCE LOG

Apex Laboratories

Sequence: **0B01012**
Date: **02/01/20 13:45**

Instrument: **DUALECD8**
Calibration: **A0B0404**

#	Lab Number	Matrix	Analysis	Client	Due	Batch	ISTD ID	STD ID
1	0B01012-BKD1	Water	QC	QC				
2	0B01012-ICB1	Water	QC	QC				A20A019
3	0B01012-CAL1	Water	QC	QC				A20A395
4	0B01012-CAL2	Water	QC	QC				A20B001
5	0B01012-CAL3	Water	QC	QC				A20B002
6	0B01012-CAL4	Water	QC	QC				A19K128
7	0B01012-CAL5	Water	QC	QC				A19K130
8	0B01012-CAL6	Water	QC	QC				A19K131
9	0B01012-CAL7	Water	QC	QC				A19K132
10	0B01012-CAL8	Water	QC	QC				A19K133
11	0B01012-CAL9	Water	QC	QC				A19K134
12	0B01012-IBL1	Water	QC	QC				A19K126
13	0B01012-ICV1	Water	QC	QC				
14	0B01012-CALA	Water	QC	QC				A19I209
15	0B01012-CALB	Water	QC	QC				A20B003
16	0B01012-CALC	Water	QC	QC				A19K263
17	0B01012-CALD	Water	QC	QC				A19K264
18	0B01012-CALE	Water	QC	QC				A19K265
19	0B01012-CALF	Water	QC	QC				A19K266
20	0B01012-CALG	Water	QC	QC				A19J407
21	0B01012-CALH	Water	QC	QC				A19J408
22	0B01012-CALI	Water	QC	QC				A19J409
23	0B01012-IBL2	Water	QC	QC				A19K262
24	0B01012-ICV2	Water	QC	QC				
25	0B01012-CALJ	Water	QC	QC				A19J410
26	0B01012-CALK	Water	QC	QC				A20B004
27	0B01012-CALL	Water	QC	QC				A19K307
28	0B01012-CALM	Water	QC	QC				A19K308
29	0B01012-CALN	Water	QC	QC				A19K309
30	0B01012-CALO	Water	QC	QC				A19K310
31	0B01012-CALP	Water	QC	QC				A19K311
32	0B01012-IBL3	Water	QC	QC				A19K306
33	0B01012-ICV3	Water	QC	QC				
34	0B01012-CALQ	Water	QC	QC				A19K312
35	0B01012-CALR	Water	QC	QC				A20B005
36	0B01012-CALS	Water	QC	QC				A19J417
37	0B01012-CALT	Water	QC	QC				A19J418
38	0B01012-CALU	Water	QC	QC				A19J419
39	0B01012-CALV	Water	QC	QC				A19J420
40	0B01012-CALW	Water	QC	QC				A19J421
41	0B01012-IBL4	Water	QC	QC				A19J416
42	0B01012-ICV4	Water	QC	QC				A19J422

Data Entered By: MB 2/4/20

Comments: ± CAL

Data Reviewed By: MLF 2/5/20

Calibration Status Report DUALECD8

Method Path : C:\msdchem\1\methods\
 Method File : ECD8_QUANTPEST_200201.M
 Title : Instrument: DualECD8
 Last Update : Mon Feb 03 15:36:51 2020
 Response Via : Initial Calibration

A030404

#	ID	Conc	ISTD Conc	Path\File
1	1	10	0	C:\msdchem\1\data\2020-02\0B01012\ECD8-02012036.D
2	2	50	0	C:\msdchem\1\data\2020-02\0B01012\ECD8-02012037.D
3	3	100	0	C:\msdchem\1\data\2020-02\0B01012\ECD8-02012038.D
4	4	200	0	C:\msdchem\1\data\2020-02\0B01012\ECD8-02012039.D
5	5	500	0	C:\msdchem\1\data\2020-02\0B01012\ECD8-02012040.D
6	6	1000	0	C:\msdchem\1\data\2020-02\0B01012\ECD8-02012041.D
7	7	2000	0	C:\msdchem\1\data\2020-02\0B01012\ECD8-02012042.D
8	8	-1	0	C:\msdchem\1\data\2020-02\0B01012\ECD8-02012023.D
9	9	-1	0	C:\msdchem\1\data\2020-02\0B01012\ECD8-02012024.D

*MJB
2/3/20*

#	ID	Update Time	Quant Time	Acquisition Time
1	1	Feb 03 15:36 2020	Feb 03 15:28 2020	2 Feb 2020 00:08
2	2	Feb 03 15:36 2020	Feb 03 15:29 2020	2 Feb 2020 00:24
3	3	Feb 03 15:36 2020	Feb 03 15:29 2020	2 Feb 2020 00:41
4	4	Feb 03 15:36 2020	Feb 03 15:30 2020	2 Feb 2020 00:58
5	5	Feb 03 15:36 2020	Feb 03 15:27 2020	2 Feb 2020 1:15
6	6	Feb 03 15:36 2020	Feb 03 15:31 2020	2 Feb 2020 1:32
7	7	Feb 03 15:36 2020	Feb 03 15:31 2020	2 Feb 2020 1:48
8	8	Feb 03 15:34 2020	Feb 03 15:20 2020	1 Feb 2020 20:29
9	9	Feb 03 15:34 2020	Feb 03 15:20 2020	1 Feb 2020 20:46

ECD8_QUANTPEST_200201.M Mon Feb 03 17:24:20 2020

Calibration Report DUALECD8

Method Path : C:\msdchem\1\methods\
 Method File : ECD8_QUANTPEST_200201.M
 Title : Instrument: DualECD8
 Last Update : Mon Feb 03 15:36:51 2020
 Response Via : Initial Calibration

Calibration Files

1 =ECD8-02012036 2 =ECD8-02012037 3 =ECD8-02012038 4 =ECD8-02012039 5 =ECD8-02012040
 6 =ECD8-02012041 7 =ECD8-02012042 8 =ECD8-02012023 9 =ECD8-02012024

	Compound	Fit	Constant	Linear	Quad	RSD/Cf
1) S	TCMX (S)	Avg	-----	3.4961 e6	-----	0.0749
2)	a-BHC	Avg	-----	4.7246 e6	-----	0.0457
3)	g-BHC	Avg	-----	4.1634 e6	-----	0.0350
4)	b-BHC	Avg	-----	1.7416 e6	-----	0.0471
5)	Heptachlor	Avg	-----	4.1100 e6	-----	0.0402
6)	d-BHC	Quad	-3.6787 e5	3.4533 e6	4.2814 e3	0.9964
7)	Aldrin	Avg	-----	4.0406 e6	-----	0.0283
8)	Heptachlor Expoxide	Avg	-----	3.6928 e6	-----	0.0542
9)	trans-Chlordane	Avg	-----	3.7605 e6	-----	0.0398
10)	cis-Chlordane	Avg	-----	3.6723 e6	-----	0.0621
11)	Endosulfan I	Avg	-----	3.4687 e6	-----	0.0507
12)	4,4'-DDE	Avg	-----	3.3208 e6	-----	0.0744
13)	Dieldrin	Avg	-----	3.8134 e6	-----	0.0343
14)	Endrin	Avg	-----	3.2636 e6	-----	0.0315
15)	4,4'-DDD	Avg	-----	2.5450 e6	-----	0.0979
16)	Endosulfan II	Avg	-----	2.9916 e6	-----	0.0649
17)	4,4'-DDT	Avg	-----	2.6882 e6	-----	0.0889
18)	Endrin Aldehyde	Avg	-----	2.6327 e6	-----	0.0812
19)	Endosulfan Sulfate	Avg	-----	2.8622 e6	-----	0.0519
20)	Methoxychlor	Avg	-----	1.2066 e6	-----	0.0820
21)	Endrin Ketone	Avg	-----	3.4564 e6	-----	0.0521
22) S	DCBP (S)	Quad	8.5493 e5	2.5533 e6	1.1956 e3	0.9987
23)	Hexachlorobutadiene	Avg	-----	3.8982 e6	-----	0.0867
24)	Hexachlorobenzene	Avg	-----	3.3616 e6	-----	0.0588
25)	Oxychlordane	Quad	5.5211 e5	3.0698 e6	4.6404 e2	0.9988
26)	2,4'-DDE	Avg	-----	2.3121 e6	-----	0.0585
27)	trans-Nonachlor	Avg	-----	3.6662 e6	-----	0.0810
28)	2,4'-DDD	Avg	-----	1.9368 e6	-----	0.0779
29)	2,4'-DDT	Avg	-----	2.3931 e6	-----	0.0804
30)	cis-Nonachlor	Avg	-----	4.0695 e6	-----	0.0640
31)	Mirex	Quad	5.0001 e5	2.4220 e6	-2.9540 e2	0.9974
32)	Chlordane (1)	Avg	-----	4.0048 e5	-----	0.0330
33)	Chlordane (2)	Avg	-----	4.8633 e5	-----	0.0407
34)	Chlordane (3)	Avg	-----	1.3020 e5	-----	0.0619
35)	Chlordane - AVE	Avg	-----	-----	-----	0.0000
36)	Toxaphene (1)	Avg	-----	1.6369 e4	-----	0.0553
37)	Toxaphene (2)	Avg	-----	3.1415 e4	-----	0.0831
38)	Toxaphene (3)	Quad	2.2243 e5	7.0395 e4	-0.7276	0.9981
39)	Toxaphene (4)	Quad	4.5032 e5	6.4862 e4	0.6759	0.9982
40)	Toxaphene (5)	Avg	-----	5.4202 e4	-----	0.0528
41)	Toxaphene (6)	Avg	-----	7.6054 e4	-----	0.0615
42)	Toxaphene - AVE	Avg	-----	-----	-----	0.0000

MJB
2/3/20

Signal #2

	Compound	Fit	Constant	Linear	Quad	RSD/Cf
1) S	TCMX (S)	Avg	-----	3.4496 e6	-----	0.0965
2)	a-BHC	Quad	-3.2343 e5	4.2664 e6	8.2745 e3	0.9960
3)	g-BHC	Quad	-1.6434 e5	3.9019 e6	6.1477 e3	0.9964
4)	b-BHC	Avg	-----	1.7361 e6	-----	0.0812
5)	Heptachlor	Avg	-----	4.2108 e6	-----	0.0897
6)	d-BHC	Quad	-3.4135 e5	3.4999 e6	7.3816 e3	0.9930
7)	Aldrin	Quad	4.5141 e4	3.7409 e6	5.5614 e3	0.9964

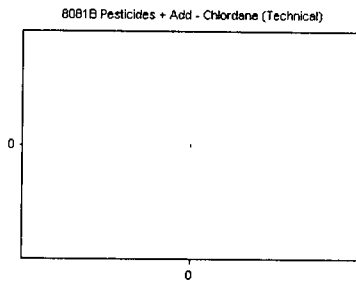
8)	Heptachlor Epoxide	Avg	-----	3.5897 e6	-----	0.0770
9)	trans-Chlordane	Avg	-----	3.7184 e6	-----	0.0875
10)	cis-Chlordane	Avg	-----	3.5227 e6	-----	0.0870
11)	Endosulfan I	Avg	-----	3.3050 e6	-----	0.0966
12)	4,4'-DDE	Quad	-2.7421 e5	3.1100 e6	6.3174 e3	0.9963
13)	Dieldrin	Quad	-1.1278 e5	3.5000 e6	5.0969 e3	0.9973
14)	Endrin	Quad	2.1691 e4	2.8712 e6	4.6829 e3	0.9979
15)	4,4'-DDD	Quad	-1.0007 e5	2.3331 e6	6.3054 e3	0.9950
16)	Endosulfan II	Quad	8.0342 e4	2.6351 e6	4.8093 e3	0.9962
17)	4,4'-DDT	Quad	6.2935 e4	2.4488 e6	6.3238 e3	0.9944
18)	Endrin Aldehyde	Avg	-----	2.6437 e6	-----	0.1032
19)	Endosulfan Sulfate	Quad	2.2237 e5	2.4980 e6	4.5656 e3	0.9966
20)	Methoxychlor	Quad	3.9664 e5	1.0572 e6	2.7326 e3	0.9885
21)	Endrin Ketone	Quad	6.2899 e5	2.8167 e6	5.2103 e3	0.9947
22) S	DCBP (S)	Quad	1.0261 e6	2.0175 e6	2.1659 e3	0.9907
23)	Hexachlorobutadiene	Avg	-----	4.8419 e6	-----	0.0604
24)	Hexachlorobenzene	Quad	1.5728 e5	2.8673 e6	5.1735 e3	0.9980
25)	Oxychlorane	Avg	-----	3.1981 e6	-----	0.0855
26)	2,4'-DDE	Avg	-----	2.2730 e6	-----	0.0865
27)	trans-Nonachlor	Avg	-----	3.6095 e6	-----	0.0771
28)	2,4'-DDD	Avg	-----	1.9143 e6	-----	0.0953
29)	2,4'-DDT	Quad	1.0467 e5	2.1282 e6	4.0612 e3	0.9981
30)	cis-Nonachlor	Avg	-----	3.9852 e6	-----	0.0818
31)	Mirex	Quad	5.2228 e5	2.0685 e6	1.1146 e3	0.9931
32)	Chlordane (1)	Avg	-----	4.3448 e5	-----	0.0655
33)	Chlordane (2)	Avg	-----	3.6356 e5	-----	0.0725
34)	Chlordane (3)	Avg	-----	1.1876 e5	-----	0.0531
35)	Chlordane - AVE	Avg	-----	-----	-----	0.0000
36)	Toxaphene (1)	Avg	-----	2.9469 e4	-----	0.0522
37)	Toxaphene (2)	Avg	-----	4.0189 e4	-----	0.0698
38)	Toxaphene (3)	Avg	-----	6.4696 e4	-----	0.0605
39)	Toxaphene (4)	Quad	4.0242 e5	9.6156 e4	7.1704	0.9972
40)	Toxaphene (5)	Avg	-----	5.7329 e4	-----	0.0545
41)	Toxaphene (6)	Avg	-----	6.6054 e4	-----	0.0754
42)	Toxaphene - AVE	Avg	-----	-----	-----	0.0000

ECD8_QUANTPEST_200201.M Mon Feb 03 17:24:39 2020

Element Calibration Review Sheet

Calibration ID: **A0B0404**Instrument: **DUALECD8**Calibration Date: **02/04/2020**Analysis: **8081B Pesticides + Add**Instrument Cal ID: **ECD8_QUANTPEST_20020**

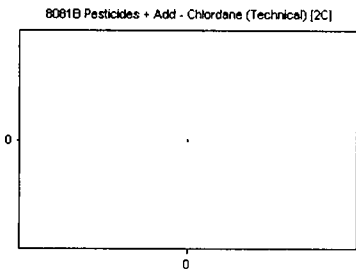
Chlordane (Technical)

Curve Fit: **AVERAGE RF**

Standard	Concentration	Response	Response Factor	RT
0B01012-CALJ	10	0	0.000	0.00
0B01012-CALK	50	0	0.000	0.00
0B01012-CALL	100	0	0.000	0.00
0B01012-CALM	200	0	0.000	0.00
0B01012-CALN	500	0	0.000	0.00
0B01012-CALO	1000	0	0.000	0.00
0B01012-CALP	2000	0	0.000	0.00

AVE RF **0.000** RF RSD **0.00** AVE RT **0.00**

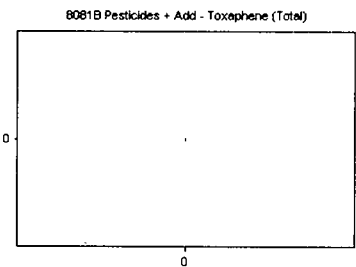
Chlordane (Technical) [2C]

Curve Fit: **AVERAGE RF**

Standard	Concentration	Response	Response Factor	RT
0B01012-CALJ	10	0	0.000	0.00
0B01012-CALK	50	0	0.000	0.00
0B01012-CALL	100	0	0.000	0.00
0B01012-CALM	200	0	0.000	0.00
0B01012-CALN	500	0	0.000	0.00
0B01012-CALO	1000	0	0.000	0.00
0B01012-CALP	2000	0	0.000	0.00

AVE RF **0.000** RF RSD **0.00** AVE RT **0.00**

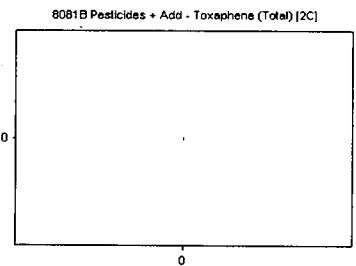
Toxaphene (Total)

Curve Fit: **AVERAGE RF**

Standard	Concentration	Response	Response Factor	RT
0B01012-CALQ	10	0	0.000	0.00
0B01012-CALR	50	0	0.000	0.00
0B01012-CALS	100	0	0.000	0.00
0B01012-CALT	200	0	0.000	0.00
0B01012-CALU	500	0	0.000	0.00
0B01012-CALV	1000	0	0.000	0.00
0B01012-CALW	2000	0	0.000	0.00

AVE RF **0.000** RF RSD **0.00** AVE RT **0.00**

Toxaphene (Total) [2C]

Curve Fit: **AVERAGE RF**

Standard	Concentration	Response	Response Factor	RT
0B01012-CALQ	10	0	0.000	0.00
0B01012-CALR	50	0	0.000	0.00
0B01012-CALS	100	0	0.000	0.00
0B01012-CALT	200	0	0.000	0.00
0B01012-CALU	500	0	0.000	0.00
0B01012-CALV	1000	0	0.000	0.00
0B01012-CALW	2000	0	0.000	0.00

AVE RF **0.000** RF RSD **0.00** AVE RT **0.00**

Element Calibration Review Sheet

Calibration ID: **A0B0404**

Instrument: **DUALECD8**

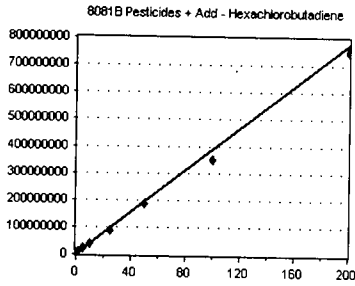
Calibration Date: **02/04/2020**

Analysis: **8081B Pesticides + Add**

Instrument Cal ID: **ECD8_QUANTPEST_20020**

Hexachlorobutadiene

Curve Fit: **AVERAGE RF**

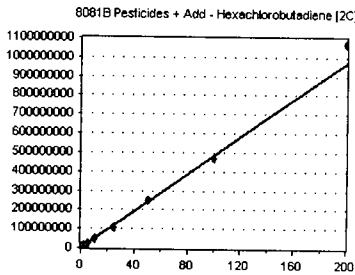


Standard	Concentration	Response	Response Factor	RT
OB01012-CALA	0.5	2278541	4557082.000	3.08
OB01012-CALB	1	4206156	4206156.000	3.08
OB01012-CALC	2	7973044	3986522.000	3.08
OB01012-CALD	5	2.000834E+07	4001668.000	3.08
OB01012-CALE	10	3.837758E+07	3837758.000	3.08
OB01012-CALF	25	8.728258E+07	3491303.000	3.08
OB01012-CALG	50	1.865705E+08	3731410.000	3.08
OB01012-CALH	100	3.510147E+08	3510147.000	3.08
OB01012-CALI	200	7.522633E+08	3761317.000	3.08

AVE RF 3898151.000 RF RSD 8.67 AVE RT 3.08

Hexachlorobutadiene [2C]

Curve Fit: **AVERAGE RF**

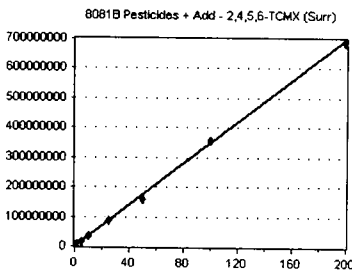


Standard	Concentration	Response	Response Factor	RT
OB01012-CALA	0.5	2594123	5188246.000	3.68
OB01012-CALB	1	4878910	4878910.000	3.68
OB01012-CALC	2	9306742	4653371.000	3.68
OB01012-CALD	5	2.374866E+07	4749732.000	3.68
OB01012-CALE	10	4.708842E+07	4708842.000	3.68
OB01012-CALF	25	1.09599E+08	4383960.000	3.68
OB01012-CALG	50	2.49172E+08	4983440.000	3.68
OB01012-CALH	100	4.690606E+08	4690606.000	3.68
OB01012-CALI	200	1.06808E+09	5340400.000	3.68

AVE RF 4841945.000 RF RSD 6.04 AVE RT 3.68

2,4,5,6-TCMX (Surr)

Curve Fit: **AVERAGE RF**

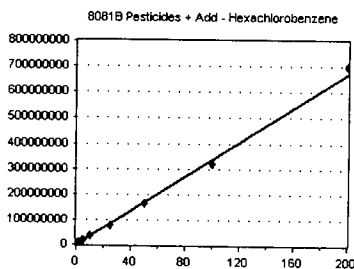


Standard	Concentration	Response	Response Factor	RT
OB01012-CAL1	0.5	2010387	4020774.000	5.30
OB01012-CAL2	1	3713760	3713760.000	5.30
OB01012-CAL3	2	7209311	3604656.000	5.30
OB01012-CAL4	5	1.60812E+07	3216240.000	5.30
OB01012-CAL5	10	3.30315E+07	3303150.000	5.30
OB01012-CAL6	25	8.582981E+07	3433192.000	5.30
OB01012-CAL7	50	1.601967E+08	3203934.000	5.30
OB01012-CAL8	100	3.554214E+08	3554214.000	5.30
OB01012-CAL9	200	6.830236E+08	3415118.000	5.30

AVE RF 3496115.000 RF RSD 7.49 AVE RT 5.30

Hexachlorobenzene

Curve Fit: **AVERAGE RF**



Standard	Concentration	Response	Response Factor	RT
OB01012-CALA	0.5	1894604	3789208.000	5.68
OB01012-CALB	1	3451879	3451879.000	5.68
OB01012-CALC	2	6640927	3320464.000	5.68
OB01012-CALD	5	1.644726E+07	3289452.000	5.68
OB01012-CALE	10	3.26479E+07	3264790.000	5.68
OB01012-CALF	25	7.79427E+07	3117708.000	5.68
OB01012-CALG	50	1.657174E+08	3314348.000	5.68
OB01012-CALH	100	3.205595E+08	3205595.000	5.68
OB01012-CALI	200	7.002122E+08	3501061.000	5.68

AVE RF 3361612.000 RF RSD 5.88 AVE RT 5.68

Element Calibration Review Sheet

Calibration ID: **A0B0404**

Instrument: **DUALECD8**

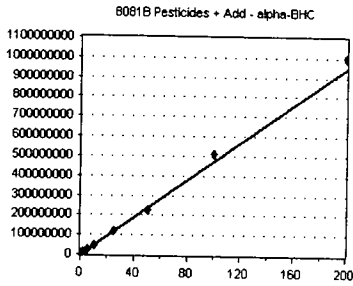
Calibration Date: **02/04/2020**

Analysis: **8081B Pesticides + Add**

Instrument Cal ID: **ECD8_QUANTPEST_2020**

alpha-BHC

Curve Fit: **AVERAGE RF**

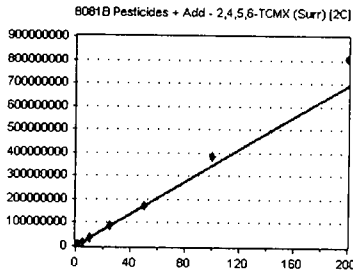


Standard	Concentration	Response	Response Factor	RT
OB01012-CAL1	0.5	2323532	4647064.000	5.84
OB01012-CAL2	1	4491787	4491787.000	5.84
OB01012-CAL3	2	9150524	4575262.000	5.84
OB01012-CAL4	5	2.346608E+07	4693216.000	5.84
OB01012-CAL5	10	4.655607E+07	4655607.000	5.84
OB01012-CAL6	25	1.216262E+08	4865048.000	5.84
OB01012-CAL7	50	2.248693E+08	4497386.000	5.84
OB01012-CAL8	100	5.093932E+08	5093932.000	5.84
OB01012-CAL9	200	1.00038E+09	5001900.000	5.84

AVE RF 4724578.000 **RF RSD** 4.57 **AVE RT** 5.84

2,4,5,6-TCMX (Surr) [2C]

Curve Fit: **AVERAGE RF**

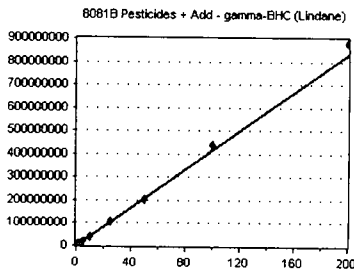


Standard	Concentration	Response	Response Factor	RT
OB01012-CAL1	0.5	1807457	3614914.000	5.98
OB01012-CAL2	1	3325610	3325610.000	5.98
OB01012-CAL3	2	6464924	3232462.000	5.98
OB01012-CAL4	5	1.503127E+07	3006254.000	5.98
OB01012-CAL5	10	3.1881E+07	3188100.000	5.98
OB01012-CAL6	25	8.514933E+07	3405973.000	5.98
OB01012-CAL7	50	1.682853E+08	3365706.000	5.98
OB01012-CAL8	100	3.864483E+08	3864483.000	5.98
OB01012-CAL9	200	8.08498E+08	4042490.000	5.98

AVE RF 3449555.000 **RF RSD** 9.65 **AVE RT** 5.98

gamma-BHC (Lindane)

Curve Fit: **AVERAGE RF**

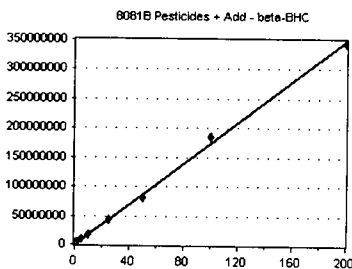


Standard	Concentration	Response	Response Factor	RT
OB01012-CAL1	0.5	2098226	4196452.000	6.12
OB01012-CAL2	1	3995270	3995270.000	6.12
OB01012-CAL3	2	8103069	4051535.000	6.12
OB01012-CAL4	5	2.061784E+07	4123568.000	6.12
OB01012-CAL5	10	4.042996E+07	4042996.000	6.12
OB01012-CAL6	25	1.057196E+08	4228784.000	6.12
OB01012-CAL7	50	2.032709E+08	4065418.000	6.12
OB01012-CAL8	100	4.359327E+08	4359327.000	6.12
OB01012-CAL9	200	8.814611E+08	4407306.000	6.12

AVE RF 4163406.000 **RF RSD** 3.50 **AVE RT** 6.12

beta-BHC

Curve Fit: **AVERAGE RF**



Standard	Concentration	Response	Response Factor	RT
OB01012-CAL1	0.5	943381	1886762.000	6.20
OB01012-CAL2	1	1736591	1736591.000	6.20
OB01012-CAL3	2	3435299	1717650.000	6.20
OB01012-CAL4	5	8638547	1727709.000	6.20
OB01012-CAL5	10	1.657155E+07	1657155.000	6.20
OB01012-CAL6	25	4.326881E+07	1730752.000	6.20
OB01012-CAL7	50	8.18664E+07	1637328.000	6.20
OB01012-CAL8	100	1.858015E+08	1858015.000	6.20
OB01012-CAL9	200	3.445661E+08	1722831.000	6.20

AVE RF 1741644.000 **RF RSD** 4.71 **AVE RT** 6.20

Element Calibration Review Sheet

Calibration ID: **A0B0404**

Instrument: **DUALECD8**

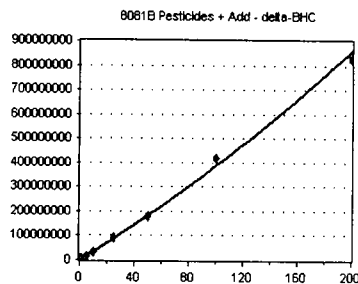
Calibration Date: **02/04/2020**

Analysis: **8081B Pesticides + Add**

Instrument Cal ID: **ECD8_QUANTPEST_20020**

delta-BHC

Curve Fit: **QUADRATIC: Weighting: (1/a^2), Origin: Ignore**

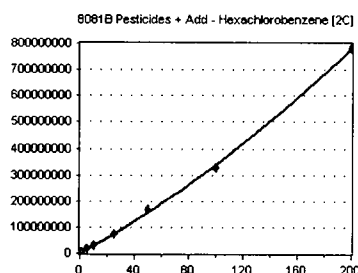


Standard	Concentration	Response	Response Factor	RT
OB01012-CAL1	0.5	1446613	2893226.000	6.35
OB01012-CAL2	1	2800163	2800163.000	6.35
OB01012-CAL3	2	6356662	3178331.000	6.35
OB01012-CAL4	5	1.671825E+07	3343650.000	6.35
OB01012-CAL5	10	3.397214E+07	3397214.000	6.35
OB01012-CAL6	25	9.370087E+07	3748035.000	6.35
OB01012-CAL7	50	1.824065E+08	3648130.000	6.35
OB01012-CAL8	100	4.199344E+08	4199344.000	6.35
OB01012-CAL9	200	8.262515E+08	4131258.000	6.34

AVE RF 3482150.000 RF RSD 14.23 AVE RT 6.35

Hexachlorobenzene [2C]

Curve Fit: **QUADRATIC: Weighting: (1/a^2), Origin: Ignore**

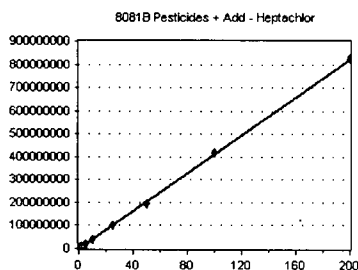


Standard	Concentration	Response	Response Factor	RT
OB01012-CALA	0.5	1616133	3232266.000	6.45
OB01012-CALB	1	2946247	2946247.000	6.45
OB01012-CALC	2	5773353	2886677.000	6.45
OB01012-CALD	5	1.541107E+07	3082214.000	6.45
OB01012-CALE	10	2.852539E+07	2852539.000	6.45
OB01012-CALF	25	7.228214E+07	2891286.000	6.45
OB01012-CALG	50	1.685388E+08	3370776.000	6.45
OB01012-CALH	100	3.276458E+08	3276458.000	6.45
OB01012-CALI	200	7.824725E+08	3912363.000	6.45

AVE RF 3161203.000 RF RSD 10.74 AVE RT 6.45

Heptachlor

Curve Fit: **AVERAGE RF**

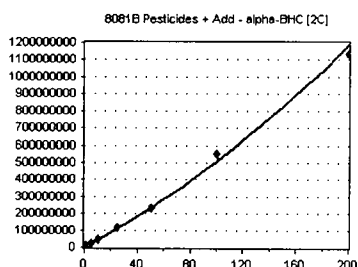


Standard	Concentration	Response	Response Factor	RT
OB01012-CAL1	0.5	2213636	4427272.000	6.53
OB01012-CAL2	1	4223019	4223019.000	6.53
OB01012-CAL3	2	8104217	4052109.000	6.53
OB01012-CAL4	5	2.000274E+07	4000548.000	6.53
OB01012-CAL5	10	3.990009E+07	3990009.000	6.53
OB01012-CAL6	25	1.037632E+08	4150528.000	6.53
OB01012-CAL7	50	1.922788E+08	3845576.000	6.53
OB01012-CAL8	100	4.162827E+08	4162827.000	6.53
OB01012-CAL9	200	8.275412E+08	4137706.000	6.53

AVE RF 4109955.000 RF RSD 4.02 AVE RT 6.53

alpha-BHC [2C]

Curve Fit: **QUADRATIC: Weighting: (1/a^2), Origin: Ignore**



Standard	Concentration	Response	Response Factor	RT
OB01012-CAL1	0.5	1906806	3813612.000	6.59
OB01012-CAL2	1	3754344	3754344.000	6.59
OB01012-CAL3	2	7591226	3795613.000	6.59
OB01012-CAL4	5	2.025052E+07	4050104.000	6.59
OB01012-CAL5	10	4.3487E+07	4348700.000	6.59
OB01012-CAL6	25	1.19197E+08	4767880.000	6.58
OB01012-CAL7	50	2.3331E+08	4666200.000	6.59
OB01012-CAL8	100	5.537284E+08	5537284.000	6.59
OB01012-CAL9	200	1.133362E+09	5666810.000	6.59

AVE RF 4488950.000 RF RSD 16.30 AVE RT 6.58

Element Calibration Review Sheet

Calibration ID: **A0B0404**

Instrument: **DUALECD8**

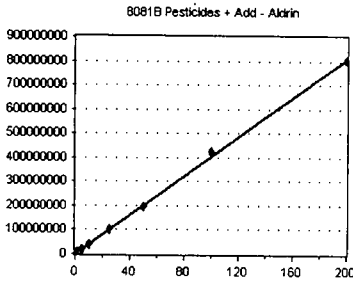
Calibration Date: **02/04/2020**

Analysis: **8081B Pesticides + Add**

Instrument Cal ID: **ECD8_QUANTPEST_20020**

Aldrin

Curve Fit: **AVERAGE RF**

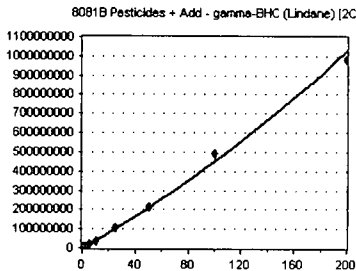


Standard	Concentration	Response	Response Factor	RT
OB01012-CAL1	0.5	2117773	4235546.000	6.77
OB01012-CAL2	1	4023063	4023063.000	6.77
OB01012-CAL3	2	7878680	3939340.000	6.77
OB01012-CAL4	5	2.002148E+07	4004296.000	6.77
OB01012-CAL5	10	3.955333E+07	3955333.000	6.77
OB01012-CAL6	25	1.019187E+08	3976748.000	6.77
OB01012-CAL7	50	1.954616E+08	409232.000	6.77
OB01012-CAL8	100	4.209087E+08	4209087.000	6.77
OB01012-CAL9	200	8.024639E+08	4012319.000	6.77

AVE RF 4040552.000 RF RSD 2.83 AVE RT 6.77

gamma-BHC (Lindane) [2C]

Curve Fit: **QUADRATIC: Weighting: (1/a^2), Origin: Ignore**

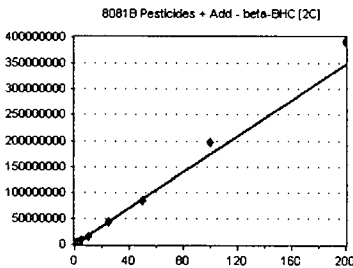


Standard	Concentration	Response	Response Factor	RT
OB01012-CAL1	0.5	1857818	3715636.000	6.90
OB01012-CAL2	1	3614287	3614287.000	6.90
OB01012-CAL3	2	7144289	3572145.000	6.90
OB01012-CAL4	5	1.890369E+07	3780738.000	6.90
OB01012-CAL5	10	3.851699E+07	3851699.000	6.90
OB01012-CAL6	25	1.078528E+08	4314112.000	6.90
OB01012-CAL7	50	2.118249E+08	4236498.000	6.90
OB01012-CAL8	100	4.912682E+08	4912682.000	6.90
OB01012-CAL9	200	9.803349E+08	4901675.000	6.90

AVE RF 4099941.000 RF RSD 12.77 AVE RT 6.90

beta-BHC [2C]

Curve Fit: **AVERAGE RF**

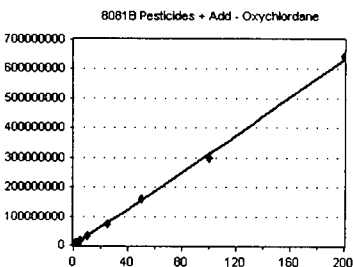


Standard	Concentration	Response	Response Factor	RT
OB01012-CAL1	0.5	871353	1742706.000	6.97
OB01012-CAL2	1	1672509	1672509.000	6.97
OB01012-CAL3	2	3394908	1697454.000	6.97
OB01012-CAL4	5	7798279	1559656.000	6.97
OB01012-CAL5	10	1.605662E+07	1605662.000	6.97
OB01012-CAL6	25	4.282634E+07	1713054.000	6.97
OB01012-CAL7	50	8.529623E+07	1705925.000	6.97
OB01012-CAL8	100	1.968101E+08	1968101.000	6.97
OB01012-CAL9	200	3.918805E+08	1959403.000	6.97

AVE RF 1736052.000 RF RSD 8.12 AVE RT 6.97

Oxychlorodane

Curve Fit: **QUADRATIC: Weighting: (1/a^2), Origin: Ignore**



Standard	Concentration	Response	Response Factor	RT
OB01012-CALA	0.5	2078442	4156884.000	7.16
OB01012-CALB	1	3626338	3626338.000	7.16
OB01012-CALC	2	6769962	3384981.000	7.16
OB01012-CALD	5	1.61843E+07	3236860.000	7.16
OB01012-CALE	10	3.1984E+07	3198400.000	7.16
OB01012-CALF	25	7.299099E+07	2919640.000	7.16
OB01012-CALG	50	1.605089E+08	3210178.000	7.16
OB01012-CALH	100	2.998338E+08	2998338.000	7.16
OB01012-CALI	200	6.436567E+08	3218284.000	7.16

AVE RF 3327767.000 RF RSD 11.17 AVE RT 7.16

Element Calibration Review Sheet

Calibration ID: **A0B0404**

Instrument: **DUALECD8**

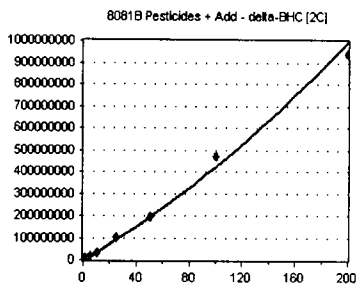
Calibration Date: **02/04/2020**

Analysis: **8081B Pesticides + Add**

Instrument Cal ID: **ECD8_QUANTPEST_20020**

delta-BHC [2C]

Curve Fit: **QUADRATIC: Weighting: (1/a^2), Origin: Ignore**

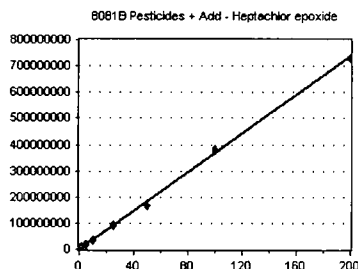


Standard	Concentration	Response	Response Factor	RT
0B01012-CAL1	0.5	1525163	3050326.000	7.22
0B01012-CAL2	1	2821743	2821743.000	7.22
0B01012-CAL3	2	6360084	3180042.000	7.22
0B01012-CAL4	5	1.628615E+07	3257230.000	7.22
0B01012-CAL5	10	3.455671E+07	3455671.000	7.22
0B01012-CAL6	25	1.009439E+08	4037756.000	7.22
0B01012-CAL7	50	1.92918E+08	3858360.000	7.22
0B01012-CAL8	100	4.722036E+08	4722036.000	7.22
0B01012-CAL9	200	9.396505E+08	4698253.000	7.22

AVE RF 3675713.000 RF RSD 18.98 AVE RT 7.22

Heptachlor epoxide

Curve Fit: **AVERAGE RF**

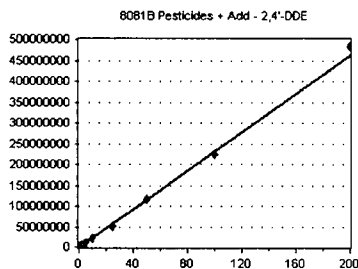


Standard	Concentration	Response	Response Factor	RT
0B01012-CAL1	0.5	2037408	4074816.000	7.23
0B01012-CAL2	1	3849968	3849968.000	7.23
0B01012-CAL3	2	7310938	3655469.000	7.23
0B01012-CAL4	5	1.821124E+07	3642248.000	7.23
0B01012-CAL5	10	3.556183E+07	3556183.000	7.23
0B01012-CAL6	25	9.060382E+07	3624153.000	7.23
0B01012-CAL7	50	1.681536E+08	3363072.000	7.23
0B01012-CAL8	100	3.806447E+08	3806447.000	7.23
0B01012-CAL9	200	7.32596E+08	3662980.000	7.23

AVE RF 3692815.000 RF RSD 5.42 AVE RT 7.23

2,4'-DDE

Curve Fit: **AVERAGE RF**

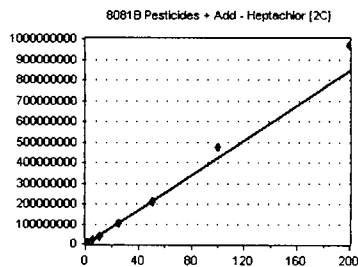


Standard	Concentration	Response	Response Factor	RT
0B01012-CALA	0.5	1290069	2580138.000	7.24
0B01012-CALB	1	2295081	2295081.000	7.24
0B01012-CALC	2	4488919	2244460.000	7.24
0B01012-CALD	5	1.174373E+07	2348746.000	7.24
0B01012-CALE	10	2.280436E+07	2280436.000	7.24
0B01012-CALF	25	5.220238E+07	2088095.000	7.24
0B01012-CALG	50	1.163594E+08	2327188.000	7.24
0B01012-CALH	100	2.230456E+08	2230456.000	7.24
0B01012-CALI	200	4.828511E+08	2414256.000	7.24

AVE RF 2312095.000 RF RSD 5.85 AVE RT 7.24

Heptachlor [2C]

Curve Fit: **AVERAGE RF**



Standard	Concentration	Response	Response Factor	RT
0B01012-CAL1	0.5	2166906	4333812.000	7.28
0B01012-CAL2	1	4011938	4011938.000	7.28
0B01012-CAL3	2	7612959	3806480.000	7.28
0B01012-CAL4	5	1.937156E+07	3874312.000	7.28
0B01012-CAL5	10	3.874349E+07	3874349.000	7.28
0B01012-CAL6	25	1.044734E+08	4178936.000	7.27
0B01012-CAL7	50	2.108814E+08	4217628.000	7.28
0B01012-CAL8	100	4.769755E+08	4769755.000	7.28
0B01012-CAL9	200	9.660228E+08	4830114.000	7.28

AVE RF 4210814.000 RF RSD 8.97 AVE RT 7.28

Element Calibration Review Sheet

Calibration ID: **A0B0404**

Instrument: **DUALECD8**

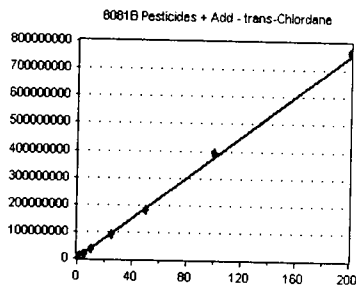
Calibration Date: **02/04/2020**

Analysis: **8081B Pesticides + Add**

Instrument Cal ID: **ECD8_QUANTPEST_20020**

trans-Chlordane

Curve Fit: **AVERAGE RF**

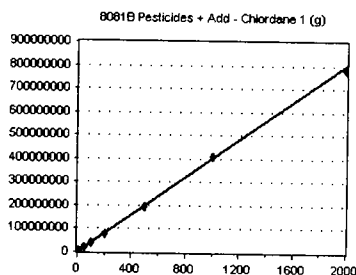


Standard	Concentration	Response	Response Factor	RT
OB01012-CAL1	0.5	2006872	4013744.000	7.33
OB01012-CAL2	1	3865919	3865919.000	7.33
OB01012-CAL3	2	7233767	3616884.000	7.33
OB01012-CAL4	5	1.816404E+07	3632808.000	7.33
OB01012-CAL5	10	3.64511E+07	3645110.000	7.33
OB01012-CAL6	25	9.234463E+07	3693785.000	7.33
OB01012-CAL7	50	1.813409E+08	3626818.000	7.33
OB01012-CAL8	100	3.927507E+08	3927507.000	7.33
OB01012-CAL9	200	7.644719E+08	3822359.000	7.33

AVE RF 3760548.000 RF RSD 3.98 AVE RT 7.33

Chlordane 1 (g)

Curve Fit: **AVERAGE RF**

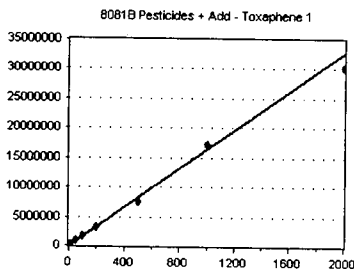


Standard	Concentration	Response	Response Factor	RT
OB01012-CALJ	10	4222162	422216.200	7.33
OB01012-CALK	50	1.933186E+07	386637.200	7.33
OB01012-CALL	100	4.098202E+07	409820.200	7.33
OB01012-CALM	200	7.983398E+07	399169.900	7.33
OB01012-CALN	500	1.942334E+08	388466.800	7.33
OB01012-CALO	1000	4.070686E+08	407068.600	7.33
OB01012-CALP	2000	7.799603E+08	389980.200	7.33

AVE RF 400479.900 RF RSD 3.30 AVE RT 7.33

Toxaphene 1

Curve Fit: **AVERAGE RF**

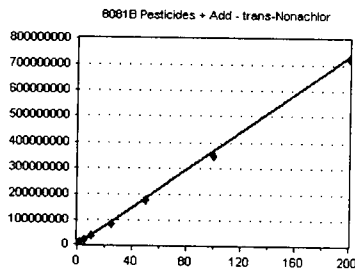


Standard	Concentration	Response	Response Factor	RT
OB01012-CALQ	10	169507	16950.700	7.40
OB01012-CALR	50	862137	17242.740	7.40
OB01012-CALS	100	1687426	16874.260	7.40
OB01012-CALT	200	3210991	16054.960	7.40
OB01012-CALU	500	7624274	15248.550	7.40
OB01012-CALV	1000	1.712611E+07	17126.110	7.40
OB01012-CALW	2000	3.017711E+07	15088.550	7.40

AVE RF 16369.410 RF RSD 5.53 AVE RT 7.40

trans-Nonachlor

Curve Fit: **AVERAGE RF**



Standard	Concentration	Response	Response Factor	RT
OB01012-CALA	0.5	2168811	4337622.000	7.42
OB01012-CALB	1	3768972	3768972.000	7.42
OB01012-CALC	2	7569675	3784838.000	7.42
OB01012-CALD	5	1.811565E+07	3623130.000	7.42
OB01012-CALE	10	3.588315E+07	3588315.000	7.42
OB01012-CALF	25	8.181254E+07	3272502.000	7.42
OB01012-CALG	50	1.770198E+08	3540396.000	7.42
OB01012-CALH	100	3.439997E+08	3439997.000	7.42
OB01012-CALI	200	7.279732E+08	3639866.000	7.42

AVE RF 3666182.000 RF RSD 8.10 AVE RT 7.42

Element Calibration Review Sheet

Calibration ID: **A0B0404**

Instrument: **DUALECD8**

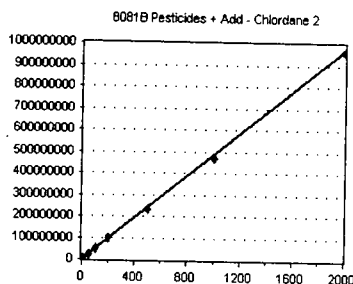
Calibration Date: **02/04/2020**

Analysis: **8081B Pesticides + Add**

Instrument Cal ID: **ECD8_QUANTPEST_20020**

Chlordane 2

Curve Fit: **AVERAGE RF**

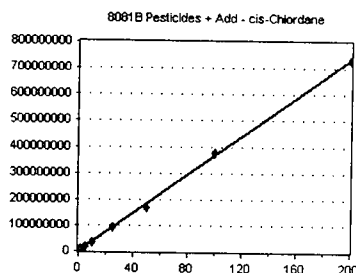


Standard	Concentration	Response	Response Factor	RT
OB01012-CALJ	10	5231315	523131.500	7.42
OB01012-CALK	50	2.384606E+07	476921.200	7.42
OB01012-CALL	100	5.006864E+07	500686.400	7.42
OB01012-CALM	200	9.74708E+07	487354.000	7.42
OB01012-CALN	500	2.341804E+08	468360.800	7.42
OB01012-CALO	1000	4.679568E+08	467956.800	7.42
OB01012-CALP	2000	9.597665E+08	479883.300	7.42

AVE RF 486327.700 RF RSD 4.07 AVE RT 7.42

cis-Chlordane

Curve Fit: **AVERAGE RF**

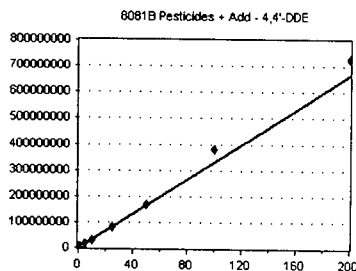


Standard	Concentration	Response	Response Factor	RT
OB01012-CAL1	0.5	2072536	4145072.000	7.42
OB01012-CAL2	1	3812238	3812238.000	7.42
OB01012-CAL3	2	7290278	3645139.000	7.42
OB01012-CAL4	5	1.789437E+07	3578874.000	7.42
OB01012-CAL5	10	3.456932E+07	3456932.000	7.42
OB01012-CAL6	25	9.101382E+07	3640553.000	7.42
OB01012-CAL7	50	1.6742E+08	3348400.000	7.42
OB01012-CAL8	100	3.774805E+08	3774805.000	7.42
OB01012-CAL9	200	7.29671E+08	3648355.000	7.42

AVE RF 3672263.000 RF RSD 6.21 AVE RT 7.42

4,4'-DDE

Curve Fit: **AVERAGE RF**

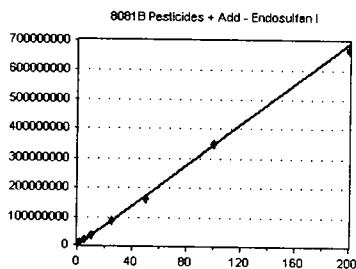


Standard	Concentration	Response	Response Factor	RT
OB01012-CAL1	0.5	1628951	3257902.000	7.49
OB01012-CAL2	1	2976091	2976091.000	7.49
OB01012-CAL3	2	6364080	3182040.000	7.49
OB01012-CAL4	5	1.590245E+07	3180490.000	7.49
OB01012-CAL5	10	3.207276E+07	3207276.000	7.49
OB01012-CAL6	25	8.267964E+07	3307186.000	7.49
OB01012-CAL7	50	1.680016E+08	3360032.000	7.49
OB01012-CAL8	100	3.787441E+08	3787441.000	7.49
OB01012-CAL9	200	7.257395E+08	3628698.000	7.49

AVE RF 3320795.000 RF RSD 7.44 AVE RT 7.49

Endosulfan I

Curve Fit: **AVERAGE RF**



Standard	Concentration	Response	Response Factor	RT
OB01012-CAL1	0.5	1932337	3864674.000	7.52
OB01012-CAL2	1	3593891	3593891.000	7.52
OB01012-CAL3	2	6684329	3342165.000	7.52
OB01012-CAL4	5	1.70331E+07	3406620.000	7.52
OB01012-CAL5	10	3.474804E+07	3474804.000	7.52
OB01012-CAL6	25	8.544442E+07	3417777.000	7.52
OB01012-CAL7	50	1.639408E+08	3278816.000	7.52
OB01012-CAL8	100	3.494908E+08	3494908.000	7.52
OB01012-CAL9	200	6.689564E+08	3344782.000	7.52

AVE RF 3468715.000 RF RSD 5.07 AVE RT 7.52

Element Calibration Review Sheet

Calibration ID: **A0B0404**

Instrument: **DUALECD8**

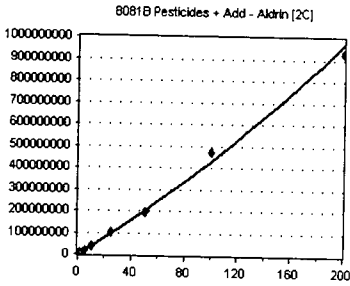
Calibration Date: **02/04/2020**

Analysis: **8081B Pesticides + Add**

Instrument Cal ID: **ECD8_QUANTPEST_20020**

Aldrin [2C]

Curve Fit: **QUADRATIC: Weighting: (1/a^2), Origin: Ignore**

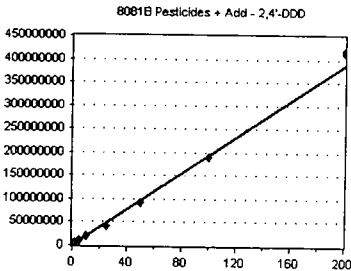


Standard	Concentration	Response	Response Factor	RT
0B01012-CAL1	0.5	1887335	3774670.000	7.54
0B01012-CAL2	1	3540234	3540234.000	7.54
0B01012-CAL3	2	7212786	3606393.000	7.54
0B01012-CAL4	5	1.826029E+07	3652058.000	7.54
0B01012-CAL5	10	3.695242E+07	3695242.000	7.54
0B01012-CAL6	25	1.033046E+08	4132184.000	7.54
0B01012-CAL7	50	1.958379E+08	3916758.000	7.54
0B01012-CAL8	100	4.720136E+08	4720136.000	7.54
0B01012-CAL9	200	9.288088E+08	4644044.000	7.54

AVE RF 3964635.000 **RF RSD** 11.20 **AVE RT** 7.54

2,4'-DDD

Curve Fit: **AVERAGE RF**

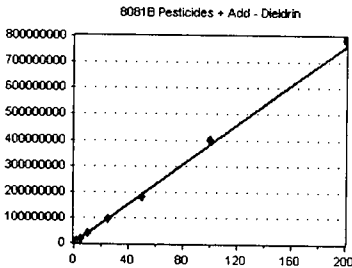


Standard	Concentration	Response	Response Factor	RT
0B01012-CALA	0.5	1111537	2223074.000	7.62
0B01012-CALB	1	1934222	1934222.000	7.61
0B01012-CALC	2	3838920	1919460.000	7.61
0B01012-CALD	5	9882639	1976528.000	7.61
0B01012-CALE	10	1.853462E+07	1853462.000	7.61
0B01012-CALF	25	4.220343E+07	1688137.000	7.61
0B01012-CALG	50	9.313354E+07	1862671.000	7.61
0B01012-CALH	100	1.888996E+08	1888996.000	7.61
0B01012-CALI	200	4.169259E+08	2084630.000	7.61

AVE RF 1936798.000 **RF RSD** 7.79 **AVE RT** 7.61

Dieldrin

Curve Fit: **AVERAGE RF**

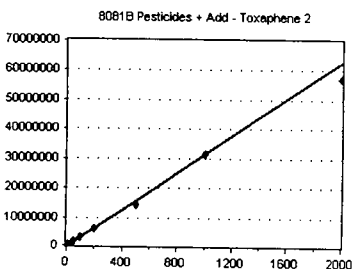


Standard	Concentration	Response	Response Factor	RT
0B01012-CAL1	0.5	1958633	3917266.000	7.69
0B01012-CAL2	1	3771816	3771816.000	7.69
0B01012-CAL3	2	7527776	3763888.000	7.69
0B01012-CAL4	5	1.875276E+07	3750552.000	7.69
0B01012-CAL5	10	3.72983E+07	3729830.000	7.69
0B01012-CAL6	25	9.58688E+07	3834752.000	7.69
0B01012-CAL7	50	1.79484E+08	3589680.000	7.69
0B01012-CAL8	100	4.028113E+08	4028113.000	7.69
0B01012-CAL9	200	7.869162E+08	3934581.000	7.69

AVE RF 3813386.000 **RF RSD** 3.43 **AVE RT** 7.69

Toxaphene 2

Curve Fit: **AVERAGE RF**



Standard	Concentration	Response	Response Factor	RT
0B01012-CALQ	10	357259	35725.900	7.69
0B01012-CALR	50	1682151	33643.020	7.69
0B01012-CALS	100	3171817	31718.170	7.69
0B01012-CALT	200	6077785	30388.930	7.69
0B01012-CALU	500	1.428352E+07	28567.040	7.69
0B01012-CALV	1000	3.129069E+07	31290.690	7.69
0B01012-CALW	2000	5.714863E+07	28574.320	7.69

AVE RF 31415.440 **RF RSD** 8.31 **AVE RT** 7.69

Element Calibration Review Sheet

Calibration ID: **A0B0404**

Instrument: **DUALECD8**

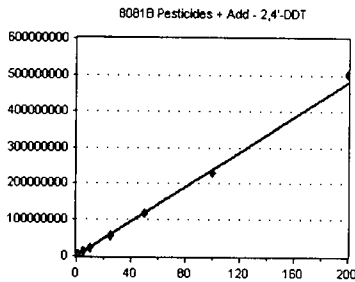
Calibration Date: **02/04/2020**

Analysis: **8081B Pesticides + Add**

Instrument Cal ID: **ECD8_QUANTPEST_20020**

2,4'-DDT

Curve Fit: **AVERAGE RF**

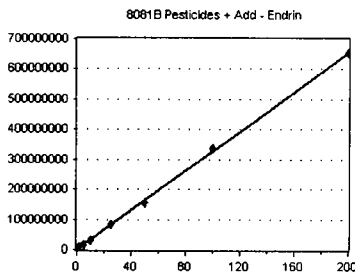


Standard	Concentration	Response	Response Factor	RT
OB01012-CALA	0.5	1418724	2837448.000	7.80
OB01012-CALB	1	2374152	2374152.000	7.80
OB01012-CALC	2	4727347	2363674.000	7.80
OB01012-CALD	5	1.187289E+07	2374578.000	7.80
OB01012-CALE	10	2.292821E+07	2292821.000	7.80
OB01012-CALF	25	5.360788E+07	2144315.000	7.79
OB01012-CALG	50	1.171116E+08	2342232.000	7.79
OB01012-CALH	100	2.298646E+08	2298646.000	7.79
OB01012-CALI	200	5.020763E+08	2510382.000	7.79

AVE RF 2393139.000 **RF RSD** 8.04 **AVE RT** 7.79

Endrin

Curve Fit: **AVERAGE RF**

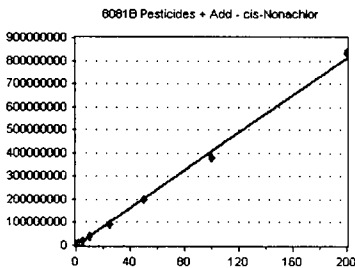


Standard	Concentration	Response	Response Factor	RT
OB01012-CAL1	0.5	1701747	3403494.000	7.85
OB01012-CAL2	1	3307872	3307872.000	7.85
OB01012-CAL3	2	6440400	3220200.000	7.85
OB01012-CAL4	5	1.615376E+07	3230752.000	7.85
OB01012-CAL5	10	3.134902E+07	3134902.000	7.85
OB01012-CAL6	25	8.285862E+07	3314345.000	7.85
OB01012-CAL7	50	1.550496E+08	3100992.000	7.85
OB01012-CAL8	100	3.384351E+08	3384351.000	7.85
OB01012-CAL9	200	6.5517E+08	3275850.000	7.85

AVE RF 3263640.000 **RF RSD** 3.15 **AVE RT** 7.85

cis-Nonachlor

Curve Fit: **AVERAGE RF**

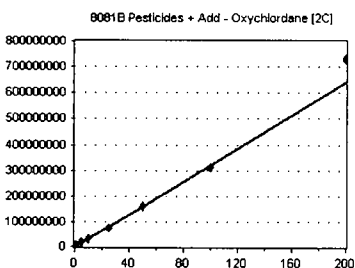


Standard	Concentration	Response	Response Factor	RT
OB01012-CALA	0.5	2296885	4593770.000	7.89
OB01012-CALB	1	4089263	4089263.000	7.89
OB01012-CALC	2	8283514	4141757.000	7.89
OB01012-CALD	5	2.060596E+07	4121192.000	7.89
OB01012-CALE	10	4.043669E+07	4043669.000	7.89
OB01012-CALF	25	9.155034E+07	3662014.000	7.89
OB01012-CALG	50	2.000893E+08	4001786.000	7.89
OB01012-CALH	100	3.793441E+08	3793441.000	7.89
OB01012-CALI	200	8.356395E+08	4178198.000	7.88

AVE RF 4069454.000 **RF RSD** 6.40 **AVE RT** 7.89

Oxychlorthane [2C]

Curve Fit: **AVERAGE RF**



Standard	Concentration	Response	Response Factor	RT
OB01012-CALA	0.5	1817597	3635194.000	7.91
OB01012-CALB	1	3174792	3174792.000	7.91
OB01012-CALC	2	6050162	3025081.000	7.91
OB01012-CALD	5	1.550996E+07	3101992.000	7.91
OB01012-CALE	10	2.989029E+07	2989029.000	7.91
OB01012-CALF	25	7.158479E+07	2863392.000	7.91
OB01012-CALG	50	1.607071E+08	3214142.000	7.91
OB01012-CALH	100	3.127713E+08	3127713.000	7.91
OB01012-CALI	200	7.303451E+08	3651726.000	7.91

AVE RF 3198118.000 **RF RSD** 8.55 **AVE RT** 7.91

Element Calibration Review Sheet

Calibration ID: **A0B0404**

Instrument: **DUALECD8**

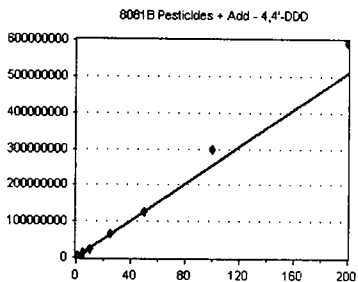
Calibration Date: **02/04/2020**

Analysis: **8081B Pesticides + Add**

Instrument Cal ID: **ECD8_QUANTPEST_20020**

4,4'-DDD

Curve Fit: **AVERAGE RF**

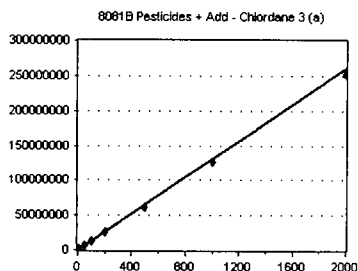


Standard	Concentration	Response	Response Factor	RT
OB01012-CAL1	0.5	1218671	2437342.000	7.92
OB01012-CAL2	1	2373048	2373048.000	7.91
OB01012-CAL3	2	4683505	2341753.000	7.91
OB01012-CAL4	5	1.173723E+07	2347446.000	7.91
OB01012-CAL5	10	2.42592E+07	2425920.000	7.91
OB01012-CAL6	25	6.337781E+07	2535112.000	7.91
OB01012-CAL7	50	1.253068E+08	2506136.000	7.91
OB01012-CAL8	100	2.97655E+08	2976550.000	7.91
OB01012-CAL9	200	5.92314E+08	2961570.000	7.91

AVE RF 2544986.000 **RF RSD** 9.79 **AVE RT** 7.91

Chlordane 3 (a)

Curve Fit: **AVERAGE RF**

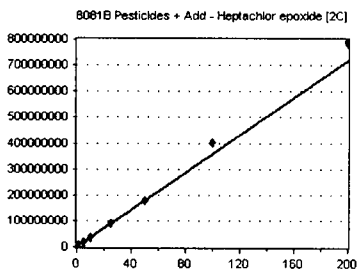


Standard	Concentration	Response	Response Factor	RT
OB01012-CALJ	10	1477991	147799.100	7.97
OB01012-CALK	50	6361865	127237.300	7.97
OB01012-CALL	100	1.303182E+07	130318.200	7.97
OB01012-CALM	200	2.587346E+07	129367.300	7.97
OB01012-CALN	500	6.1785E+07	123570.000	7.97
OB01012-CALO	1000	1.265223E+08	126522.300	7.97
OB01012-CALP	2000	2.531359E+08	126568.000	7.97

AVE RF 130197.500 **RF RSD** 6.19 **AVE RT** 7.97

Heptachlor epoxide [2C]

Curve Fit: **AVERAGE RF**

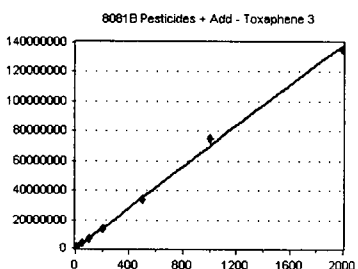


Standard	Concentration	Response	Response Factor	RT
OB01012-CAL1	0.5	1829309	3658618.000	7.98
OB01012-CAL2	1	3563306	3563306.000	7.98
OB01012-CAL3	2	6383239	3191620.000	7.98
OB01012-CAL4	5	1.666379E+07	3332758.000	7.98
OB01012-CAL5	10	3.36899E+07	3368990.000	7.98
OB01012-CAL6	25	9.069309E+07	3627724.000	7.98
OB01012-CAL7	50	1.789132E+08	3578264.000	7.98
OB01012-CAL8	100	4.042626E+08	4042626.000	7.98
OB01012-CAL9	200	7.887333E+08	3943667.000	7.98

AVE RF 3589730.000 **RF RSD** 7.70 **AVE RT** 7.98

Toxaphene 3

Curve Fit: **QUADRATIC: Weighting: (1/a^2), Origin: Ignore**



Standard	Concentration	Response	Response Factor	RT
OB01012-CALQ	10	923034	92303.400	8.01
OB01012-CALR	50	3882297	77645.940	8.00
OB01012-CALS	100	7108085	71080.850	8.00
OB01012-CALT	200	1.395566E+07	69778.300	8.00
OB01012-CALU	500	3.382787E+07	67655.740	8.00
OB01012-CALV	1000	7.486939E+07	74869.390	8.00
OB01012-CALW	2000	1.348564E+08	67428.200	8.00

AVE RF 74394.550 **RF RSD** 11.74 **AVE RT** 8.00

Element Calibration Review Sheet

Calibration ID: **A0B0404**

Instrument: **DUALECD8**

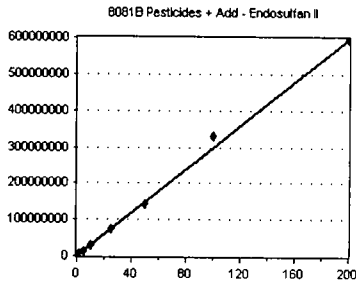
Calibration Date: **02/04/2020**

Analysis: **8081B Pesticides + Add**

Instrument Cal ID: **ECD8_QUANTPEST_20020**

Endosulfan II

Curve Fit: **AVERAGE RF**

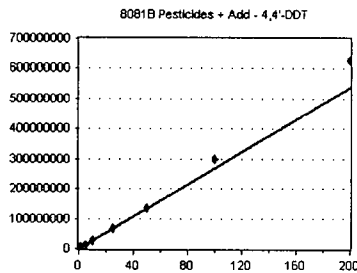


Standard	Concentration	Response	Response Factor	RT
OB01012-CAL1	0.5	1650694	3301388.000	8.01
OB01012-CAL2	1	3004856	3004856.000	8.01
OB01012-CAL3	2	5851117	2925559.000	8.01
OB01012-CAL4	5	1.400165E+07	2800330.000	8.01
OB01012-CAL5	10	2.818935E+07	2818935.000	8.01
OB01012-CAL6	25	7.334226E+07	2933690.000	8.01
OB01012-CAL7	50	1.418549E+08	2837098.000	8.01
OB01012-CAL8	100	3.318899E+08	3318899.000	8.01
OB01012-CAL9	200	5.966484E+08	2983242.000	8.01

AVE RF 2991555.000 **RF RSD** 6.49 **AVE RT** 8.01

4,4'-DDT

Curve Fit: **AVERAGE RF**

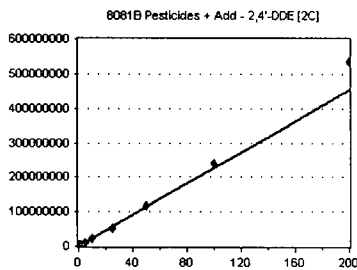


Standard	Concentration	Response	Response Factor	RT
OB01012-CAL1	0.5	1351757	2703514.000	8.11
OB01012-CAL2	1	2497592	2497592.000	8.11
OB01012-CAL3	2	4907038	2453519.000	8.11
OB01012-CAL4	5	1.263265E+07	2526530.000	8.11
OB01012-CAL5	10	2.469228E+07	2469228.000	8.11
OB01012-CAL6	25	6.809745E+07	2723898.000	8.11
OB01012-CAL7	50	1.347993E+08	2695986.000	8.11
OB01012-CAL8	100	2.988081E+08	2988081.000	8.11
OB01012-CAL9	200	6.271791E+08	3135895.000	8.11

AVE RF 2688249.000 **RF RSD** 8.89 **AVE RT** 8.11

2,4'-DDE [2C]

Curve Fit: **AVERAGE RF**

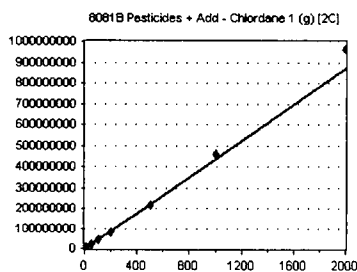


Standard	Concentration	Response	Response Factor	RT
OB01012-CALA	0.5	1200073	2400146.000	8.11
OB01012-CALB	1	2104301	2104301.000	8.11
OB01012-CALC	2	4260806	2130403.000	8.11
OB01012-CALD	5	1.090641E+07	2181282.000	8.11
OB01012-CALE	10	2.19581E+07	2195810.000	8.11
OB01012-CALF	25	5.111336E+07	2044534.000	8.11
OB01012-CALG	50	1.17141E+08	2342820.000	8.11
OB01012-CALH	100	2.384413E+08	2384413.000	8.11
OB01012-CALI	200	5.346824E+08	2673412.000	8.11

AVE RF 2273013.000 **RF RSD** 8.65 **AVE RT** 8.11

Chlordane 1 (g) [2C]

Curve Fit: **AVERAGE RF**



Standard	Concentration	Response	Response Factor	RT
OB01012-CALJ	10	4084683	408468.300	8.12
OB01012-CALK	50	2.01342E+07	402684.000	8.12
OB01012-CALL	100	4.333219E+07	433321.900	8.12
OB01012-CALM	200	8.36751E+07	418375.500	8.12
OB01012-CALN	500	2.179744E+08	435948.800	8.12
OB01012-CALO	1000	4.61118E+08	461118.000	8.12
OB01012-CALP	2000	9.628295E+08	481414.800	8.12

AVE RF 434475.900 **RF RSD** 6.55 **AVE RT** 8.12

Element Calibration Review Sheet

Calibration ID: **A0B0404**

Instrument: **DUALECD8**

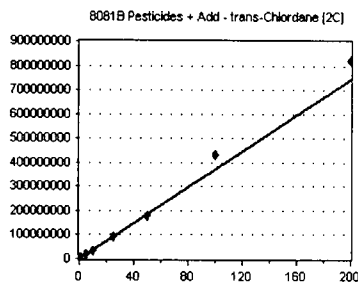
Calibration Date: **02/04/2020**

Analysis: **8081B Pesticides + Add**

Instrument Cal ID: **ECD8_QUANTPEST_20020**

trans-Chlordane [2C]

Curve Fit: **AVERAGE RF**

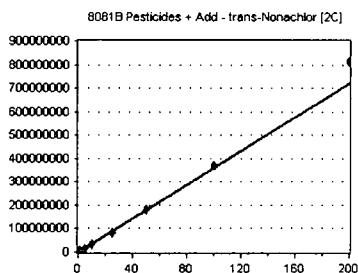


Standard	Concentration	Response	Response Factor	RT
0B01012-CAL1	0.5	1923989	3847978.000	8.12
0B01012-CAL2	1	3473086	3473086.000	8.12
0B01012-CAL3	2	6824804	3412402.000	8.12
0B01012-CAL4	5	1.70644E+07	3412880.000	8.12
0B01012-CAL5	10	3.494534E+07	3494534.000	8.12
0B01012-CAL6	25	9.410738E+07	3764295.000	8.12
0B01012-CAL7	50	1.812278E+08	3624556.000	8.12
0B01012-CAL8	100	4.326647E+08	4326647.000	8.12
0B01012-CAL9	200	8.218424E+08	4109212.000	8.12

AVE RF 3718399.000 RF RSD 8.75 AVE RT 8.12

trans-Nonachlor [2C]

Curve Fit: **AVERAGE RF**

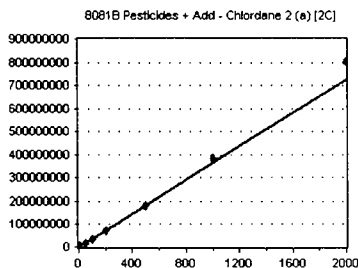


Standard	Concentration	Response	Response Factor	RT
0B01012-CALA	0.5	2004659	4009318.000	8.18
0B01012-CALB	1	3680280	3680280.000	8.18
0B01012-CALC	2	6830472	3415236.000	8.18
0B01012-CALD	5	1.698707E+07	3397414.000	8.18
0B01012-CALE	10	3.440216E+07	3440216.000	8.18
0B01012-CALF	25	8.078905E+07	3231562.000	8.18
0B01012-CALG	50	1.792028E+08	3584056.000	8.18
0B01012-CALH	100	3.675612E+08	3675612.000	8.18
0B01012-CALI	200	8.103848E+08	4051924.000	8.18

AVE RF 3609513.000 RF RSD 7.71 AVE RT 8.18

Chlordane 2 (a) [2C]

Curve Fit: **AVERAGE RF**

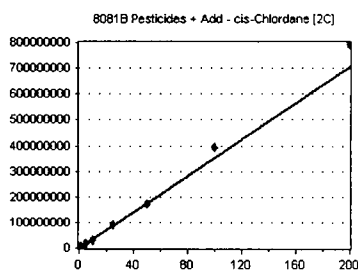


Standard	Concentration	Response	Response Factor	RT
0B01012-CALJ	10	3718290	371829.000	8.23
0B01012-CALK	50	1.591002E+07	318200.400	8.23
0B01012-CALL	100	3.522198E+07	352219.800	8.23
0B01012-CALM	200	7.06827E+07	353413.500	8.23
0B01012-CALN	500	1.819715E+08	363943.000	8.23
0B01012-CALO	1000	3.848055E+08	384805.500	8.23
0B01012-CALP	2000	8.009549E+08	400477.400	8.23

AVE RF 363555.500 RF RSD 7.25 AVE RT 8.23

cis-Chlordane [2C]

Curve Fit: **AVERAGE RF**



Standard	Concentration	Response	Response Factor	RT
0B01012-CAL1	0.5	1851957	3703914.000	8.23
0B01012-CAL2	1	3361292	3361292.000	8.23
0B01012-CAL3	2	6414031	3207016.000	8.23
0B01012-CAL4	5	1.606124E+07	3212248.000	8.23
0B01012-CAL5	10	3.204669E+07	3204669.000	8.23
0B01012-CAL6	25	9.099102E+07	3639641.000	8.23
0B01012-CAL7	50	1.730353E+08	3460706.000	8.23
0B01012-CAL8	100	3.950725E+08	3950725.000	8.23
0B01012-CAL9	200	7.927768E+08	3963884.000	8.23

AVE RF 3522677.000 RF RSD 8.70 AVE RT 8.23

Element Calibration Review Sheet

Calibration ID: **A0B0404**

Instrument: **DUALECD8**

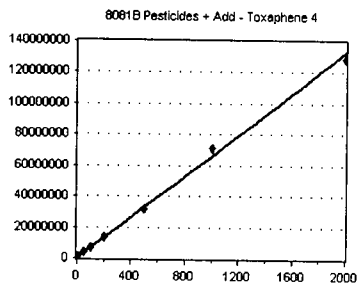
Calibration Date: **02/04/2020**

Analysis: **8081B Pesticides + Add**

Instrument Cal ID: **ECD8_QUANTPEST_20020**

Toxaphene 4

Curve Fit: **QUADRATIC: Weighting: (1/a^2), Origin: Ignore**

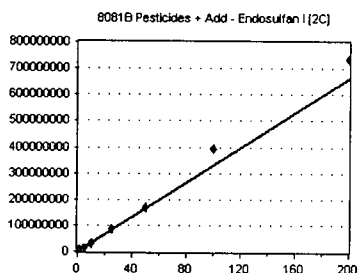


Standard	Concentration	Response	Response Factor	RT
OB01012-CALQ	10	1100625	110062.500	8.25
OB01012-CALR	50	3672237	73444.740	8.25
OB01012-CALS	100	6856793	68567.930	8.25
OB01012-CALT	200	1.355915E+07	67795.750	8.25
OB01012-CALU	500	3.170131E+07	63402.620	8.25
OB01012-CALV	1000	7.126714E+07	71267.130	8.25
OB01012-CALW	2000	1.289479E+08	64473.950	8.24

AVE RF 74144.950 RF RSD 21.88 AVE RT 8.25

Endosulfan I [2C]

Curve Fit: **AVERAGE RF**

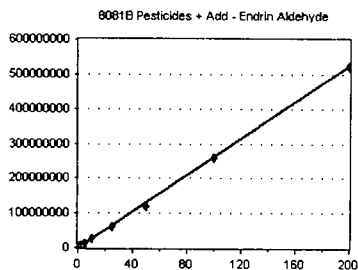


Standard	Concentration	Response	Response Factor	RT
OB01012-CAL1	0.5	1589681	3179362.000	8.28
OB01012-CAL2	1	3092501	3092501.000	8.28
OB01012-CAL3	2	6087483	3043742.000	8.28
OB01012-CAL4	5	1.497872E+07	2995744.000	8.28
OB01012-CAL5	10	3.064788E+07	3064788.000	8.28
OB01012-CAL6	25	8.565336E+07	3426135.000	8.28
OB01012-CAL7	50	1.67437E+08	3348740.000	8.28
OB01012-CAL8	100	3.925215E+08	3925215.000	8.28
OB01012-CAL9	200	7.337262E+08	3668631.000	8.28

AVE RF 3304984.000 RF RSD 9.66 AVE RT 8.28

Endrin Aldehyde

Curve Fit: **AVERAGE RF**

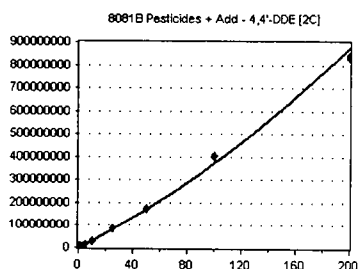


Standard	Concentration	Response	Response Factor	RT
OB01012-CAL1	0.5	1534740	3069480.000	8.30
OB01012-CAL2	1	2830842	2830842.000	8.30
OB01012-CAL3	2	5465292	2732646.000	8.30
OB01012-CAL4	5	1.259007E+07	2518014.000	8.30
OB01012-CAL5	10	2.511112E+07	2511112.000	8.30
OB01012-CAL6	25	6.177681E+07	2471072.000	8.30
OB01012-CAL7	50	1.185638E+08	2371276.000	8.30
OB01012-CAL8	100	2.586035E+08	2586035.000	8.30
OB01012-CAL9	200	5.206805E+08	2603403.000	8.30

AVE RF 2632653.000 RF RSD 8.12 AVE RT 8.30

4,4'-DDE [2C]

Curve Fit: **QUADRATIC: Weighting: (1/a^2), Origin: Ignore**



Standard	Concentration	Response	Response Factor	RT
OB01012-CAL1	0.5	1346237	2692474.000	8.33
OB01012-CAL2	1	2684993	2684993.000	8.33
OB01012-CAL3	2	5670683	2835342.000	8.33
OB01012-CAL4	5	1.485957E+07	2971914.000	8.33
OB01012-CAL5	10	3.019524E+07	3019524.000	8.33
OB01012-CAL6	25	8.676414E+07	3470566.000	8.33
OB01012-CAL7	50	1.751903E+08	3503806.000	8.33
OB01012-CAL8	100	4.059366E+08	4059366.000	8.33
OB01012-CAL9	200	8.351139E+08	4175570.000	8.33

AVE RF 3268173.000 RF RSD 17.29 AVE RT 8.33

Element Calibration Review Sheet

Calibration ID: **A0B0404**

Instrument: **DUALECD8**

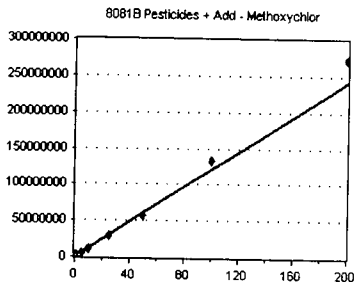
Calibration Date: **02/04/2020**

Analysis: **8081B Pesticides + Add**

Instrument Cal ID: **ECD8_QUANTPEST_20020**

Methoxychlor

Curve Fit: **AVERAGE RF**

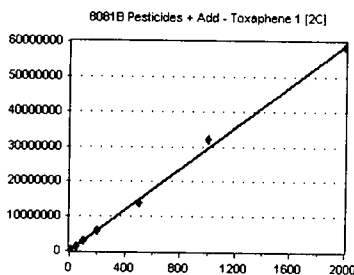


Standard	Concentration	Response	Response Factor	RT
OB01012-CAL1	0.5	650344	1300688.000	8.45
OB01012-CAL2	1	1197106	1197106.000	8.45
OB01012-CAL3	2	2268598	1134299.000	8.45
OB01012-CAL4	5	5565381	1113076.000	8.45
OB01012-CAL5	10	1.123088E+07	1123088.000	8.45
OB01012-CAL6	25	2.898057E+07	1159223.000	8.45
OB01012-CAL7	50	5.674386E+07	1134877.000	8.45
OB01012-CAL8	100	1.331207E+08	1331207.000	8.45
OB01012-CAL9	200	2.7324E+08	1366200.000	8.45

AVE RF 1206640.000 **RF RSD** 8.20 **AVE RT** 8.45

Toxaphene 1 [2C]

Curve Fit: **AVERAGE RF**

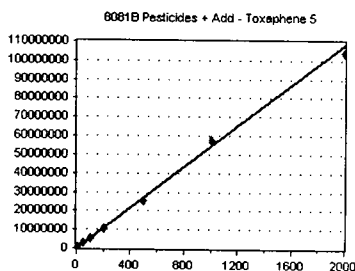


Standard	Concentration	Response	Response Factor	RT
OB01012-CALQ	10	273928	27392.800	8.46
OB01012-CALR	50	1457893	29157.860	8.46
OB01012-CALS	100	3039636	30396.360	8.46
OB01012-CALT	200	5983532	29917.660	8.45
OB01012-CALU	500	1.399106E+07	27982.120	8.45
OB01012-CALV	1000	3.202091E+07	32020.910	8.45
OB01012-CALW	2000	5.883012E+07	29415.060	8.45

AVE RF 29468.970 **RF RSD** 5.22 **AVE RT** 8.45

Toxaphene 5

Curve Fit: **AVERAGE RF**

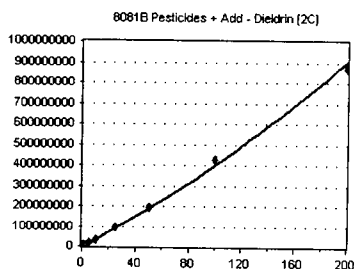


Standard	Concentration	Response	Response Factor	RT
OB01012-CALQ	10	585949	58594.900	8.47
OB01012-CALR	50	2698036	53960.720	8.47
OB01012-CALS	100	5268375	52683.750	8.47
OB01012-CALT	200	1.072372E+07	53618.600	8.47
OB01012-CALU	500	2.545497E+07	50909.940	8.47
OB01012-CALV	1000	5.760498E+07	57604.980	8.47
OB01012-CALW	2000	1.040872E+08	52043.600	8.47

AVE RF 54202.360 **RF RSD** 5.28 **AVE RT** 8.47

Dieldrin [2C]

Curve Fit: **QUADRATIC: Weighting: (1/a^2), Origin: Ignore**



Standard	Concentration	Response	Response Factor	RT
OB01012-CAL1	0.5	1711724	3423448.000	8.48
OB01012-CAL2	1	3204188	3204188.000	8.48
OB01012-CAL3	2	6556953	3278477.000	8.48
OB01012-CAL4	5	1.689616E+07	3379232.000	8.48
OB01012-CAL5	10	3.498248E+07	3498248.000	8.48
OB01012-CAL6	25	9.588393E+07	3835357.000	8.48
OB01012-CAL7	50	1.92135E+08	3842700.000	8.48
OB01012-CAL8	100	4.251472E+08	4251472.000	8.48
OB01012-CAL9	200	8.711686E+08	4355843.000	8.48

AVE RF 3674329.000 **RF RSD** 11.43 **AVE RT** 8.48

Element Calibration Review Sheet

Calibration ID: **A0B0404**

Instrument: **DUALECD8**

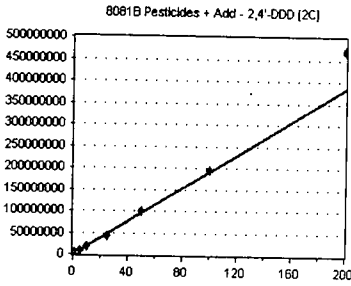
Calibration Date: **02/04/2020**

Analysis: **8081B Pesticides + Add**

Instrument Cal ID: **ECD8_QUANTPEST_20020**

2,4'-DDD [2C]

Curve Fit: **AVERAGE RF**

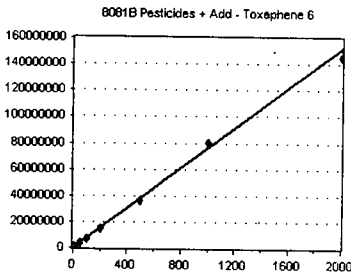


Standard	Concentration	Response	Response Factor	RT
OB01012-CALA	0.5	960869	1921738.000	8.49
OB01012-CALB	1	1795089	1795089.000	8.49
OB01012-CALC	2	3680145	1840073.000	8.49
OB01012-CALD	5	9298557	1859711.000	8.49
OB01012-CALE	10	1.806277E+07	1806277.000	8.48
OB01012-CALF	25	4.296202E+07	1718481.000	8.49
OB01012-CALG	50	9.924723E+07	1984945.000	8.48
OB01012-CALH	100	1.955472E+08	1955472.000	8.48
OB01012-CALI	200	4.693478E+08	2346739.000	8.48

AVE RF 1914280.000 RF RSD 9.53 AVE RT 8.48

Toxaphene 6

Curve Fit: **AVERAGE RF**

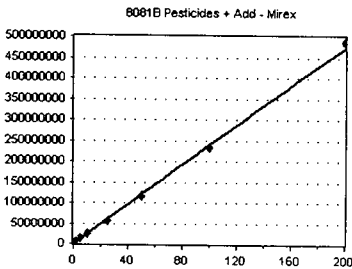


Standard	Concentration	Response	Response Factor	RT
OB01012-CALQ	10	844549	84454.900	8.54
OB01012-CALR	50	3790810	75816.200	8.54
OB01012-CALS	100	7293127	72931.270	8.54
OB01012-CALT	200	1.482303E+07	74115.150	8.54
OB01012-CALU	500	3.599046E+07	71980.920	8.54
OB01012-CALV	1000	8.042554E+07	80425.540	8.54
OB01012-CALW	2000	1.453094E+08	72654.700	8.54

AVE RF 76054.100 RF RSD 6.15 AVE RT 8.54

Mirex

Curve Fit: **QUADRATIC: Weighting: (1/a^2), Origin: Ignore**

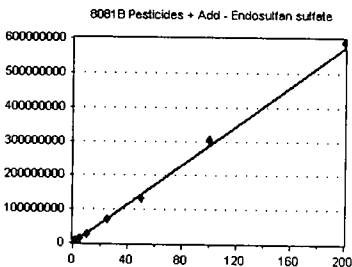


Standard	Concentration	Response	Response Factor	RT
OB01012-CALA	0.5	1693083	3386166.000	8.55
OB01012-CALB	1	2918797	2918797.000	8.55
OB01012-CALC	2	5534484	2767242.000	8.55
OB01012-CALD	5	1.332253E+07	2664506.000	8.55
OB01012-CALE	10	2.54303E+07	2543030.000	8.55
OB01012-CALF	25	5.582939E+07	2233176.000	8.55
OB01012-CALG	50	1.171366E+08	2342732.000	8.55
OB01012-CALH	100	2.327329E+08	2327329.000	8.55
OB01012-CALI	200	4.87218E+08	2436090.000	8.55

AVE RF 2624341.000 RF RSD 13.82 AVE RT 8.55

Endosulfan sulfate

Curve Fit: **AVERAGE RF**



Standard	Concentration	Response	Response Factor	RT
OB01012-CAL1	0.5	1548557	3097114.000	8.60
OB01012-CAL2	1	2921925	2921925.000	8.60
OB01012-CAL3	2	5585397	2792699.000	8.60
OB01012-CAL4	5	1.384389E+07	2768778.000	8.60
OB01012-CAL5	10	2.704278E+07	2704278.000	8.60
OB01012-CAL6	25	7.001342E+07	2800537.000	8.60
OB01012-CAL7	50	1.33861E+08	2677220.000	8.60
OB01012-CAL8	100	3.044524E+08	3044524.000	8.60
OB01012-CAL9	200	5.905002E+08	2952501.000	8.60

AVE RF 2862175.000 RF RSD 5.19 AVE RT 8.60

Element Calibration Review Sheet

Calibration ID: **A0B0404**

Instrument: **DUALECD8**

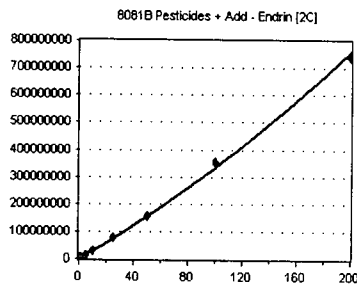
Calibration Date: **02/04/2020**

Analysis: **8081B Pesticides + Add**

Instrument Cal ID: **ECD8_QUANTPEST_20020**

Endrin [2C]

Curve Fit: **QUADRATIC: Weighting: (1/a^2), Origin: Ignore**

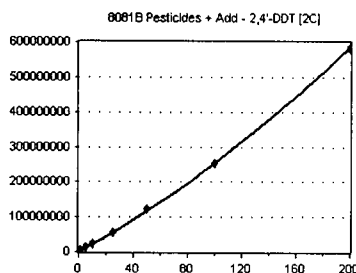


Standard	Concentration	Response	Response Factor	RT
0B01012-CAL1	0.5	1499119	2998238.000	8.71
0B01012-CAL2	1	2810308	2810308.000	8.71
0B01012-CAL3	2	5547721	2773861.000	8.71
0B01012-CAL4	5	1.387609E+07	2775218.000	8.71
0B01012-CAL5	10	2.91605E+07	2916050.000	8.71
0B01012-CAL6	25	7.939983E+07	3175993.000	8.71
0B01012-CAL7	50	1.539787E+08	3079574.000	8.71
0B01012-CAL8	100	3.544835E+08	3544835.000	8.71
0B01012-CAL9	200	7.386292E+08	3693146.000	8.71

AVE RF 3085247.000 RF RSD 10.83 AVE RT 8.71

2,4'-DDT [2C]

Curve Fit: **QUADRATIC: Weighting: (1/a^2), Origin: Ignore**

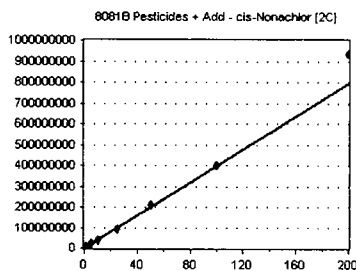


Standard	Concentration	Response	Response Factor	RT
0B01012-CALA	0.5	1210132	2420264.000	8.71
0B01012-CALB	1	2100185	2100185.000	8.71
0B01012-CALC	2	4187285	2093643.000	8.71
0B01012-CALD	5	1.135804E+07	2271608.000	8.71
0B01012-CALE	10	2.213786E+07	2213786.000	8.71
0B01012-CALF	25	5.372345E+07	2148938.000	8.71
0B01012-CALG	50	1.227566E+08	2455132.000	8.71
0B01012-CALH	100	2.535689E+08	2535689.000	8.71
0B01012-CALI	200	5.836223E+08	2918111.000	8.71

AVE RF 2350817.000 RF RSD 11.32 AVE RT 8.71

cis-Nonachlor [2C]

Curve Fit: **AVERAGE RF**

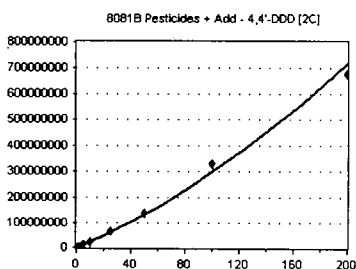


Standard	Concentration	Response	Response Factor	RT
0B01012-CALA	0.5	2084280	4168560.000	8.75
0B01012-CALB	1	3801985	3801985.000	8.75
0B01012-CALC	2	7352547	3676274.000	8.75
0B01012-CALD	5	1.958534E+07	3917068.000	8.75
0B01012-CALE	10	3.83258E+07	3832580.000	8.75
0B01012-CALF	25	9.038487E+07	3615395.000	8.75
0B01012-CALG	50	2.092537E+08	4185074.000	8.75
0B01012-CALH	100	3.989475E+08	3989475.000	8.75
0B01012-CALI	200	9.36115E+08	4680575.000	8.75

AVE RF 3985221.000 RF RSD 8.18 AVE RT 8.75

4,4'-DDD [2C]

Curve Fit: **QUADRATIC: Weighting: (1/a^2), Origin: Ignore**



Standard	Concentration	Response	Response Factor	RT
0B01012-CAL1	0.5	1119384	2238768.000	8.75
0B01012-CAL2	1	2115078	2115078.000	8.75
0B01012-CAL3	2	4350712	2175356.000	8.75
0B01012-CAL4	5	1.125402E+07	2250804.000	8.75
0B01012-CAL5	10	2.275793E+07	2275793.000	8.75
0B01012-CAL6	25	6.517722E+07	2607089.000	8.75
0B01012-CAL7	50	1.364753E+08	2729506.000	8.75
0B01012-CAL8	100	3.300586E+08	3300586.000	8.75
0B01012-CAL9	200	6.796638E+08	3398319.000	8.75

AVE RF 2565700.000 RF RSD 19.03 AVE RT 8.75

Element Calibration Review Sheet

Calibration ID: **A0B0404**

Instrument: **DUALECD8**

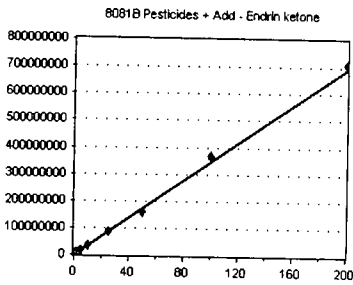
Calibration Date: **02/04/2020**

Analysis: **8081B Pesticides + Add**

Instrument Cal ID: **ECD8_QUANTPEST_20020**

Endrin ketone

Curve Fit: **AVERAGE RF**

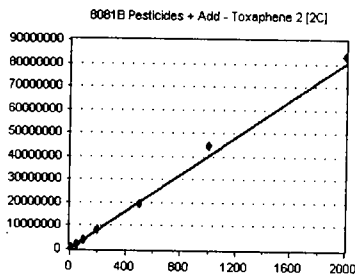


Standard Concentration	Response	Response Factor	RT
OB01012-CAL1 0.5	1865728	3731456.000	8.80
OB01012-CAL2 1	3540934	3540934.000	8.80
OB01012-CAL3 2	6824708	3412354.000	8.80
OB01012-CAL4 5	1.662305E+07	3324610.000	8.80
OB01012-CAL5 10	3.267614E+07	3267614.000	8.80
OB01012-CAL6 25	8.55853E+07	3423412.000	8.80
OB01012-CAL7 50	1.597879E+08	3195758.000	8.80
OB01012-CAL8 100	3.667893E+08	3667893.000	8.80
OB01012-CAL9 200	7.088007E+08	3544004.000	8.80

AVE RF 3456448.000 RF RSD 5.21 AVE RT 8.80

Toxaphene 2 [2C]

Curve Fit: **AVERAGE RF**

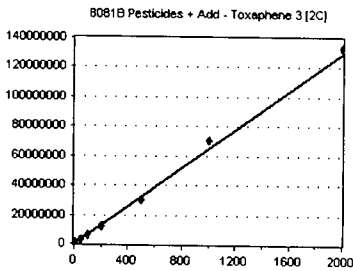


Standard Concentration	Response	Response Factor	RT
OB01012-CALQ 10	364064	36406.400	8.80
OB01012-CALR 50	1899624	37992.480	8.80
OB01012-CALS 100	4024499	40244.990	8.80
OB01012-CALT 200	8295354	41476.770	8.80
OB01012-CALU 500	1.937513E+07	38750.260	8.80
OB01012-CALV 1000	4.495241E+07	44952.410	8.80
OB01012-CALW 2000	8.299866E+07	41499.330	8.80

AVE RF 40188.950 RF RSD 6.98 AVE RT 8.80

Toxaphene 3 [2C]

Curve Fit: **AVERAGE RF**

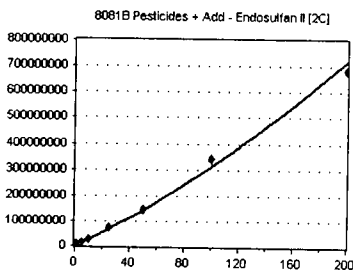


Standard Concentration	Response	Response Factor	RT
OB01012-CALQ 10	694351	69435.100	8.84
OB01012-CALR 50	3122967	62459.340	8.84
OB01012-CALS 100	6231660	62316.600	8.84
OB01012-CALT 200	1.240684E+07	62034.200	8.84
OB01012-CALU 500	3.008388E+07	60167.760	8.84
OB01012-CALV 1000	7.000674E+07	70006.730	8.84
OB01012-CALW 2000	1.329104E+08	66455.200	8.84

AVE RF 64696.420 RF RSD 6.05 AVE RT 8.84

Endosulfan II [2C]

Curve Fit: **QUADRATIC: Weighting: (1/a^2), Origin: Ignore**



Standard Concentration	Response	Response Factor	RT
OB01012-CAL1 0.5	1442453	2884906.000	8.85
OB01012-CAL2 1	2617481	2617481.000	8.86
OB01012-CAL3 2	5197583	2598792.000	8.85
OB01012-CAL4 5	1.268667E+07	2537334.000	8.85
OB01012-CAL5 10	2.593768E+07	2593768.000	8.85
OB01012-CAL6 25	7.303019E+07	2921208.000	8.85
OB01012-CAL7 50	1.461509E+08	2923018.000	8.85
OB01012-CAL8 100	3.418956E+08	3418956.000	8.85
OB01012-CAL9 200	6.847817E+08	3423909.000	8.85

AVE RF 2879930.000 RF RSD 11.88 AVE RT 8.85

Element Calibration Review Sheet

Calibration ID: **A0B0404**

Instrument: **DUALECD8**

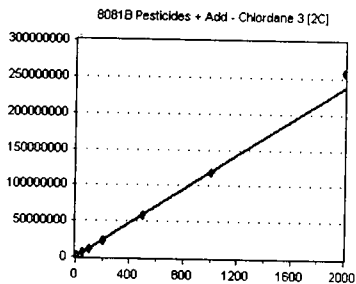
Calibration Date: **02/04/2020**

Analysis: **8081B Pesticides + Add**

Instrument Cal ID: **ECD8_QUANTPEST_20020**

Chlordane 3 [2C]

Curve Fit: **AVERAGE RF**

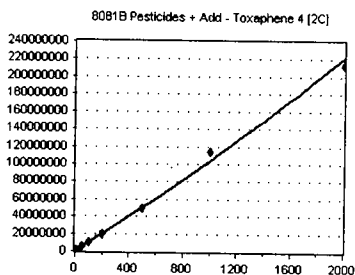


Standard	Concentration	Response	Response Factor	RT
OB01012-CALJ	10	1246903	124690.300	8.89
OB01012-CALK	50	5712561	114251.200	8.89
OB01012-CALL	100	1.164798E+07	116479.800	8.89
OB01012-CALM	200	2.214872E+07	110743.600	8.89
OB01012-CALN	500	5.849682E+07	116993.600	8.89
OB01012-CALO	1000	1.188456E+08	118845.600	8.89
OB01012-CALP	2000	2.585676E+08	129283.800	8.89

AVE RF 118755.400 RF RSD 5.31 AVE RT 8.89

Toxaphene 4 [2C]

Curve Fit: **QUADRATIC: Weighting: (1/a^2), Origin: Ignore**

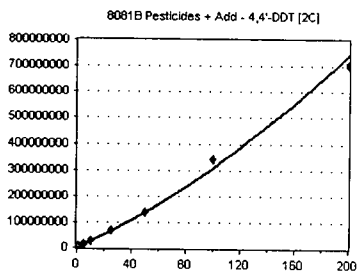


Standard	Concentration	Response	Response Factor	RT
OB01012-CALQ	10	1372328	137232.800	8.91
OB01012-CALR	50	5032751	100655.000	8.91
OB01012-CALS	100	1.007582E+07	100758.200	8.91
OB01012-CALT	200	1.995519E+07	99775.950	8.91
OB01012-CALU	500	4.883292E+07	97665.840	8.91
OB01012-CALV	1000	1.141068E+08	114106.800	8.91
OB01012-CALW	2000	2.126267E+08	106313.400	8.91

AVE RF 108072.600 RF RSD 12.95 AVE RT 8.91

4,4'-DDT [2C]

Curve Fit: **QUADRATIC: Weighting: (1/a^2), Origin: Ignore**

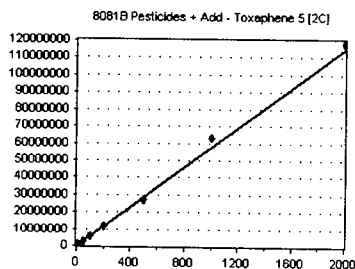


Standard	Concentration	Response	Response Factor	RT
OB01012-CAL1	0.5	1360505	2721010.000	8.98
OB01012-CAL2	1	2317293	2317293.000	8.98
OB01012-CAL3	2	4735251	2367626.000	8.98
OB01012-CAL4	5	1.163505E+07	2327010.000	8.98
OB01012-CAL5	10	2.513261E+07	2513261.000	8.98
OB01012-CAL6	25	7.053326E+07	2821331.000	8.98
OB01012-CAL7	50	1.384132E+08	2768264.000	8.98
OB01012-CAL8	100	3.40345E+08	3403450.000	8.98
OB01012-CAL9	200	7.064813E+08	3532407.000	8.98

AVE RF 2752406.000 RF RSD 16.32 AVE RT 8.98

Toxaphene 5 [2C]

Curve Fit: **AVERAGE RF**



Standard	Concentration	Response	Response Factor	RT
OB01012-CALQ	10	574323	57432.300	9.08
OB01012-CALR	50	2697421	53948.420	9.08
OB01012-CALS	100	5637073	56370.730	9.08
OB01012-CALT	200	1.148559E+07	57427.950	9.08
OB01012-CALU	500	2.705087E+07	54101.740	9.08
OB01012-CALV	1000	6.308424E+07	63084.240	9.08
OB01012-CALW	2000	1.178774E+08	58938.700	9.08

AVE RF 57329.150 RF RSD 5.45 AVE RT 9.08

Element Calibration Review Sheet

Calibration ID: **A0B0404**

Instrument: **DUALECD8**

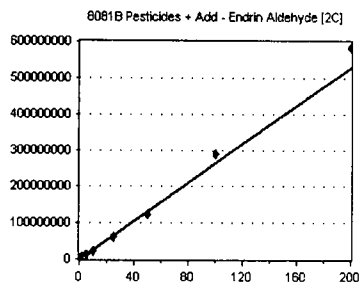
Calibration Date: **02/04/2020**

Analysis: **8081B Pesticides + Add**

Instrument Cal ID: **ECD8_QUANTPEST_20020**

Endrin Aldehyde [2C]

Curve Fit: **AVERAGE RF**

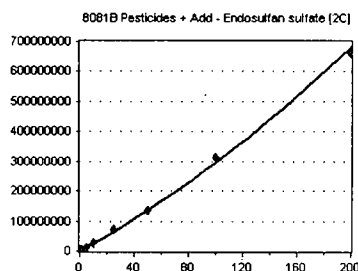


Standard	Concentration	Response	Response Factor	RT
OB01012-CAL1	0.5	1556354	3112708.000	9.09
OB01012-CAL2	1	2604623	2604623.000	9.09
OB01012-CAL3	2	5226313	2613157.000	9.09
OB01012-CAL4	5	1.183867E+07	2367734.000	9.09
OB01012-CAL5	10	2.362231E+07	2362231.000	9.09
OB01012-CAL6	25	6.095996E+07	2438399.000	9.09
OB01012-CAL7	50	1.234771E+08	2469542.000	9.09
OB01012-CAL8	100	2.899748E+08	2899748.000	9.09
OB01012-CAL9	200	5.850689E+08	2925345.000	9.09

AVE RF 2643721.000 **RF RSD** 10.32 **AVE RT** 9.09

Endosulfan sulfate [2C]

Curve Fit: **QUADRATIC: Weighting: (1/a^2), Origin: Ignore**

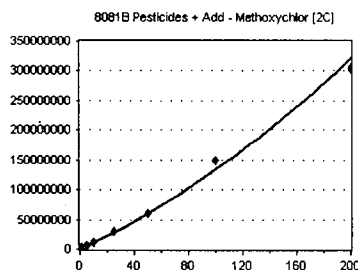


Standard	Concentration	Response	Response Factor	RT
OB01012-CAL1	0.5	1535031	3070062.000	9.28
OB01012-CAL2	1	2490983	2490983.000	9.28
OB01012-CAL3	2	5212773	2606387.000	9.28
OB01012-CAL4	5	1.251823E+07	2503646.000	9.28
OB01012-CAL5	10	2.503622E+07	2503622.000	9.28
OB01012-CAL6	25	7.015802E+07	2806321.000	9.28
OB01012-CAL7	50	1.350653E+08	2701306.000	9.28
OB01012-CAL8	100	3.154474E+08	3154474.000	9.28
OB01012-CAL9	200	6.606305E+08	3303153.000	9.28

AVE RF 2793328.000 **RF RSD** 11.10 **AVE RT** 9.28

Methoxychlor [2C]

Curve Fit: **QUADRATIC: Weighting: (1/a^2), Origin: Ignore**

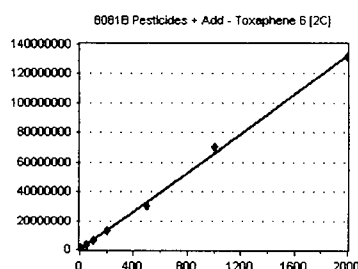


Standard	Concentration	Response	Response Factor	RT
OB01012-CAL1	0.5	981544	1963088.000	9.46
OB01012-CAL2	1	1213779	1213779.000	9.45
OB01012-CAL3	2	2619150	1309575.000	9.46
OB01012-CAL4	5	5652133	1130427.000	9.45
OB01012-CAL5	10	1.086533E+07	1086533.000	9.46
OB01012-CAL6	25	3.016383E+07	1206553.000	9.45
OB01012-CAL7	50	6.027848E+07	1205570.000	9.45
OB01012-CAL8	100	1.490069E+08	1490069.000	9.45
OB01012-CAL9	200	3.043319E+08	1521660.000	9.45

AVE RF 1347473.000 **RF RSD** 20.39 **AVE RT** 9.45

Toxaphene 6 [2C]

Curve Fit: **AVERAGE RF**



Standard	Concentration	Response	Response Factor	RT
OB01012-CALQ	10	749407	74940.700	9.46
OB01012-CALR	50	3159313	63186.260	9.46
OB01012-CALS	100	6347466	63474.660	9.46
OB01012-CALT	200	1.267592E+07	63379.600	9.46
OB01012-CALU	500	3.045114E+07	60902.280	9.46
OB01012-CALV	1000	7.06734E+07	70673.400	9.46
OB01012-CALW	2000	1.316398E+08	65819.900	9.46

AVE RF 66053.830 **RF RSD** 7.54 **AVE RT** 9.46

Element Calibration Review Sheet

Calibration ID: **A0B0404**

Instrument: **DUALECD8**

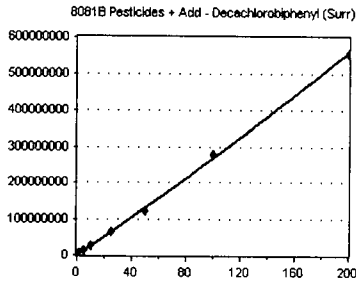
Calibration Date: **02/04/2020**

Analysis: **8081B Pesticides + Add**

Instrument Cal ID: **ECD8_QUANTPEST_2020**

Decachlorobiphenyl (Surr)

Curve Fit: **QUADRATIC: Weighting: (1/a^2), Origin: Ignore**

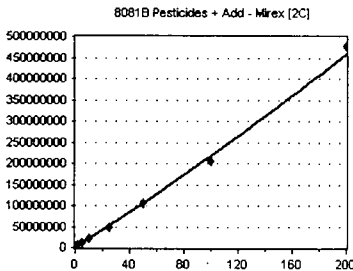


Standard	Concentration	Response	Response Factor	RT
OB01012-CAL1	0.5	2137981	4275962.000	9.51
OB01012-CAL2	1	3342363	3342363.000	9.51
OB01012-CAL3	2	6150705	3075353.000	9.51
OB01012-CAL4	5	1.355021E+07	2710042.000	9.51
OB01012-CAL5	10	2.660587E+07	2660587.000	9.51
OB01012-CAL6	25	6.645264E+07	2658106.000	9.51
OB01012-CAL7	50	1.233724E+08	2467448.000	9.51
OB01012-CAL8	100	2.800902E+08	2800902.000	9.51
OB01012-CAL9	200	5.543695E+08	2771847.000	9.51

AVE RF 2973623.000 RF RSD 18.56 AVE RT 9.51

Mirex [2C]

Curve Fit: **QUADRATIC: Weighting: (1/a^2), Origin: Ignore**

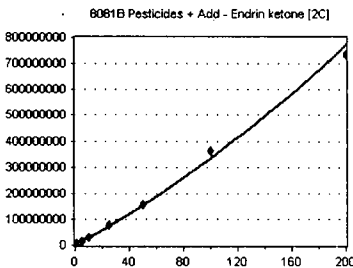


Standard	Concentration	Response	Response Factor	RT
OB01012-CALA	0.5	1475836	2951672.000	9.68
OB01012-CALB	1	2854711	2854711.000	9.67
OB01012-CALC	2	4870687	2435344.000	9.67
OB01012-CALD	5	1.146715E+07	2293430.000	9.67
OB01012-CALE	10	2.096208E+07	2096208.000	9.67
OB01012-CALF	25	4.778422E+07	1911369.000	9.67
OB01012-CALG	50	1.048365E+08	2096730.000	9.67
OB01012-CALH	100	2.041903E+08	2041903.000	9.67
OB01012-CALI	200	4.795865E+08	2397933.000	9.67

AVE RF 2342144.000 RF RSD 15.43 AVE RT 9.67

Endrin ketone [2C]

Curve Fit: **QUADRATIC: Weighting: (1/a^2), Origin: Ignore**

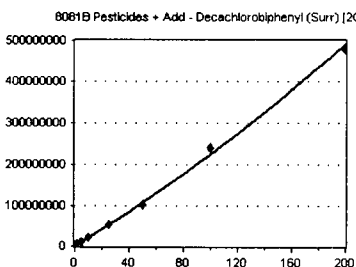


Standard	Concentration	Response	Response Factor	RT
OB01012-CAL1	0.5	2135612	4271224.000	9.68
OB01012-CAL2	1	3121972	3121972.000	9.68
OB01012-CAL3	2	6091766	3045883.000	9.68
OB01012-CAL4	5	1.440246E+07	2880492.000	9.68
OB01012-CAL5	10	2.883066E+07	2883066.000	9.68
OB01012-CAL6	25	7.944938E+07	3177975.000	9.68
OB01012-CAL7	50	1.567381E+08	3134762.000	9.68
OB01012-CAL8	100	3.636936E+08	3636936.000	9.68
OB01012-CAL9	200	7.370275E+08	3685138.000	9.68

AVE RF 3315272.000 RF RSD 13.87 AVE RT 9.68

Decachlorobiphenyl (Surr) [2C]

Curve Fit: **QUADRATIC: Weighting: (1/a^2), Origin: Ignore**



Standard	Concentration	Response	Response Factor	RT
OB01012-CAL1	0.5	2121210	4242420.000	10.54
OB01012-CAL2	1	2619998	2619998.000	10.54
OB01012-CAL3	2	5371510	2685755.000	10.54
OB01012-CAL4	5	1.124264E+07	2248528.000	10.54
OB01012-CAL5	10	2.164163E+07	2164163.000	10.54
OB01012-CAL6	25	5.401791E+07	2160717.000	10.54
OB01012-CAL7	50	1.037977E+08	2075954.000	10.54
OB01012-CAL8	100	2.400362E+08	2400362.000	10.54
OB01012-CAL9	200	4.776297E+08	2388149.000	10.54

AVE RF 2554005.000 RF RSD 26.09 AVE RT 10.54

CALIBRATION SEQUENCE REVIEW SHEET

SEQUENCE: 0B01012

Analysis Included

1311/8081B TCLP Pest Reg List
1311/8081B TCLP Pest Reg List +ADD
1311/8081B TCLP Pesticides (All)
1311/8081B TCLP Pesticides + Add (All)
1312/8081B SPLP Pesticides
608 Additional Only (QC)
608 Pest (Chlordane)
608 Pesticides
608 Pesticides (DDT Only)
608 Pesticides (SW)
608 Pesticides (SW) Full List
608 Pesticides (TTO)
608.3 Pesticides
8081B Pesticides
8081B 2,4+4,4-DDx Only (+Add)
8081B Chlordane
8081B DDT Only
8081B Pesticides + Add
8081B Pesticides + Add (Diss)
8081B RSET FW Sed (+Add) (2016)
8081B RSET Sediment List (+Add)
8081B RSET Sediment Marine (2016) (+Add)
8081B Toxaphene

CALIBRATION SEQUENCE REVIEW SHEET

SEQUENCE: 0B01012

INSTRUMENT SEQUENCE LOG

SampleID	SampleName	Matrix	STDID	ISTD_ID	Analyzed
0B01012-ICB1	Initial Cal Blank	Water	A20A395		2/1/2020 3:09:00PM
0B01012-CAL1	Cal Standard	Water	A20B001	"	2/1/2020 3:26:00PM
0B01012-CAL2	Cal Standard	Water	A20B002	"	2/1/2020 3:43:00PM
0B01012-CAL3	Cal Standard	Water	A19K128	"	2/1/2020 4:00:00PM
0B01012-CAL4	Cal Standard	Water	A19K130	"	2/1/2020 4:16:00PM
0B01012-CAL5	Cal Standard	Water	A19K131	"	2/1/2020 4:33:00PM
0B01012-CAL6	Cal Standard	Water	A19K132	"	2/1/2020 4:50:00PM
0B01012-CAL7	Cal Standard	Water	A19K133	"	2/1/2020 5:07:00PM
0B01012-CAL8	Cal Standard	Water	A19K134	"	2/1/2020 5:24:00PM
0B01012-CAL9	Cal Standard	Water	A19K126	"	2/1/2020 5:41:00PM
0B01012-ICV1	Initial Cal Check	Water	A19I209	"	2/1/2020 6:14:00PM
0B01012-CALA	Cal Standard	Water	A20B003	"	2/1/2020 6:31:00PM
0B01012-CALB	Cal Standard	Water	A19K263	"	2/1/2020 6:48:00PM
0B01012-CALC	Cal Standard	Water	A19K264	"	2/1/2020 7:05:00PM
0B01012-CALD	Cal Standard	Water	A19K265	"	2/1/2020 7:22:00PM
0B01012-CALE	Cal Standard	Water	A19K266	"	2/1/2020 7:38:00PM
0B01012-CALF	Cal Standard	Water	A19J407	"	2/1/2020 7:55:00PM
0B01012-CALG	Cal Standard	Water	A19J408	"	2/1/2020 8:12:00PM
0B01012-CALH	Cal Standard	Water	A19J409	"	2/1/2020 8:29:00PM
0B01012-CALI	Cal Standard	Water	A19K262	"	2/1/2020 8:46:00PM
0B01012-ICV2	Initial Cal Check	Water	A19J410	"	2/1/2020 9:19:00PM
0B01012-CALJ	Cal Standard	Water	A20B004	"	2/1/2020 9:36:00PM
0B01012-CALK	Cal Standard	Water	A19K307	"	2/1/2020 9:53:00PM
0B01012-CALL	Cal Standard	Water	A19K308	"	2/1/2020 10:10:00PM
0B01012-CALM	Cal Standard	Water	A19K309	"	2/1/2020 10:27:00PM
0B01012-CALN	Cal Standard	Water	A19K310	"	2/1/2020 10:43:00PM
0B01012-CALO	Cal Standard	Water	A19K311	"	2/1/2020 11:00:00PM
0B01012-CALP	Cal Standard	Water	A19K306	"	2/1/2020 11:17:00PM
0B01012-ICV3	Initial Cal Check	Water	A19K312	"	2/1/2020 11:51:00PM
0B01012-CALQ	Cal Standard	Water	A20B005	"	2/2/2020 12:08:00AM
0B01012-CALR	Cal Standard	Water	A19J417	"	2/2/2020 12:24:00AM
0B01012-CALS	Cal Standard	Water	A19J418	"	2/2/2020 12:41:00AM
0B01012-CALT	Cal Standard	Water	A19J419	"	2/2/2020 12:58:00AM
0B01012-CALU	Cal Standard	Water	A19J420	"	2/2/2020 1:15:00AM
0B01012-CALV	Cal Standard	Water	A19J421	"	2/2/2020 1:32:00AM
0B01012-CALW	Cal Standard	Water	A19J416	"	2/2/2020 1:48:00AM
0B01012-ICV4	Initial Cal Check	Water	A19J422	"	2/2/2020 2:22:00AM

CALIBRATION STANDARD RECOVERIES

Calibration: **A0B0404**

Instrument: **DUALECD8F**

1311/8081B TCLP Pest Reg I

Sequence: **0B01012**

Matrix: **Water**

SampleID	Inst. MRL	Recalc Res.	Cal Level	%Rec.	Qual
0B01012-CAL1					
0B01012-CAL2					
0B01012-CAL3					

CALIBRATION SEQUENCE REVIEW SHEET

SEQUENCE: 0B01012

0B01012-CAL4	Inst. MRL	Recalc Res.	Cal Level	%Rec.	Qual
0B01012-CAL5	Inst. MRL	Recalc Res.	Cal Level	%Rec.	Qual
0B01012-CAL6	Inst. MRL	Recalc Res.	Cal Level	%Rec.	Qual
0B01012-CAL7	Inst. MRL	Recalc Res.	Cal Level	%Rec.	Qual
0B01012-CAL8	Inst. MRL	Recalc Res.	Cal Level	%Rec.	Qual
0B01012-CAL9	Inst. MRL	Recalc Res.	Cal Level	%Rec.	Qual
0B01012-CALA	Inst. MRL	Recalc Res.	Cal Level	%Rec.	Qual
0B01012-CALB	Inst. MRL	Recalc Res.	Cal Level	%Rec.	Qual
0B01012-CALC	Inst. MRL	Recalc Res.	Cal Level	%Rec.	Qual
0B01012-CALD	Inst. MRL	Recalc Res.	Cal Level	%Rec.	Qual
0B01012-CALE	Inst. MRL	Recalc Res.	Cal Level	%Rec.	Qual
0B01012-CALF	Inst. MRL	Recalc Res.	Cal Level	%Rec.	Qual
0B01012-CALG	Inst. MRL	Recalc Res.	Cal Level	%Rec.	Qual
0B01012-CALH	Inst. MRL	Recalc Res.	Cal Level	%Rec.	Qual
0B01012-CALI	Inst. MRL	Recalc Res.	Cal Level	%Rec.	Qual
0B01012-CALJ	Inst. MRL	Recalc Res.	Cal Level	%Rec.	Qual
0B01012-CALK	Inst. MRL	Recalc Res.	Cal Level	%Rec.	Qual
0B01012-CALL	Inst. MRL	Recalc Res.	Cal Level	%Rec.	Qual
0B01012-CALM	Inst. MRL	Recalc Res.	Cal Level	%Rec.	Qual
0B01012-CALN	Inst. MRL	Recalc Res.	Cal Level	%Rec.	Qual
0B01012-CALO	Inst. MRL	Recalc Res.	Cal Level	%Rec.	Qual
0B01012-CALP	Inst. MRL	Recalc Res.	Cal Level	%Rec.	Qual
0B01012-CALQ	Inst. MRL	Recalc Res.	Cal Level	%Rec.	Qual
0B01012-CALR	Inst. MRL	Recalc Res.	Cal Level	%Rec.	Qual
0B01012-CALS	Inst. MRL	Recalc Res.	Cal Level	%Rec.	Qual
0B01012-CALT	Inst. MRL	Recalc Res.	Cal Level	%Rec.	Qual
0B01012-CALU	Inst. MRL	Recalc Res.	Cal Level	%Rec.	Qual
0B01012-CALV	Inst. MRL	Recalc Res.	Cal Level	%Rec.	Qual
0B01012-CALW	Inst. MRL	Recalc Res.	Cal Level	%Rec.	Qual

CALIBRATION SEQUENCE REVIEW SHEET

SEQUENCE: 0B01012

Compounds listed above have recalculated recoveries outside 70-130% of the true values, and the calibration levels are above the reporting level. If no compounds are listed, all are OK. Please see the next section for quadratic fit compounds.

Analytes With Quadratic Curve Fits

Qualifier iMDL iMRL Spike Amt %Difference OK? Raise MRL to ?
_____ _____

Analytes listed above have quadratic curve fits. If they are using a weighting option, they must be checked against the requested curve points to determine if the recalculated results are within limits (70-130 or as specified).

ICV RECOVERIES

Calibration: **A0B0404**

Instrument: **DUALECD8F**

608.3 Pesticides

Sequence: **0B01012**

Matrix: **Water**

0B01012-ICV1	Inst. MRL	ICV Level	Result	%Rec.	Qual
0B01012-ICV2	Inst. MRL	ICV Level	Result	%Rec.	Qual
0B01012-ICV3	Inst. MRL	ICV Level	Result	%Rec.	Qual
0B01012-ICV4	Inst. MRL	ICV Level	Result	%Rec.	Qual

Compounds listed above have Initial Calibration Verification standard recoveries outside 70-130% of the true values. If no compounds are listed, all have passing recoveries.

Compound List Report DUALECD8

Method Path : C:\msdchem\1\methods\
 Method File : ECD8_QUANTPEST_200201.M
 Title : Instrument: DualECD8
 Last Update : Mon Feb 03 15:36:51 2020
 Response Via : Initial Calibration

Total Cpnds : 85

MJB
2/2/20

PK#	Compound Name	Exp_RT	Rel_RT	Cal	A/H	ID
1	S TCMX (S)	5.297	1.000	A	H	R
2	a-BHC	5.837	1.000	A	H	R
3	g-BHC	6.119	1.000	A	H	R
4	b-BHC	6.197	1.000	A	H	R
5	Heptachlor	6.529	1.000	A	H	R
6	d-BHC	6.345	1.000	A	H	R
7	Aldrin	6.769	1.000	A	H	R
8	Heptachlor Expoxide	7.230	1.000	A	H	R
9	trans-Chlordane	7.326	1.000	A	H	R
10	cis-Chlordane	7.423	1.000	A	H	R
11	Endosulfan I	7.518	1.000	A	H	R
12	4,4'-DDE	7.490	1.000	A	H	R
13	Dieldrin	7.691	1.000	A	H	R
14	Endrin	7.854	1.000	A	H	R
15	4,4'-DDD	7.910	1.000	A	H	R
16	Endosulfan II	8.011	1.000	A	H	R
17	4,4'-DDT	8.109	1.000	A	H	R
18	Endrin Aldehyde	8.302	1.000	A	H	R
19	Endosulfan Sulfate	8.603	1.000	A	H	R
20	Methoxychlor	8.452	1.000	A	H	R
21	Endrin Ketone	8.797	1.000	A	H	R
22	S DCBP (S)	9.507	1.000	A	H	R
23	Hexachlorobutadiene	3.080	1.000	A	H	R
24	Hexachlorobenzene	5.678	1.000	A	H	R
25	Oxychlordane	7.157	1.000	A	H	R
26	2,4'-DDE	7.238	1.000	A	H	R
27	trans-Nonachlor	7.414	1.000	A	H	R
28	2,4'-DDD	7.610	1.000	A	H	R
29	2,4'-DDT	7.793	1.000	A	H	R
30	cis-Nonachlor	7.885	1.000	A	H	R
31	Mirex	8.550	1.000	A	H	R
32	Chlordane (1)	7.326	1.000	A	H	R
33	Chlordane (2)	7.419	1.000	A	H	R
34	Chlordane (3)	7.966	1.000	A	H	R
35	Chlordane - AVE	0.000	1.000	A	H	R
36	Toxaphene (1)	7.399	1.000	A	H	R
37	Toxaphene (2)	7.691	1.000	A	H	R
38	Toxaphene (3)	8.002	1.000	A	H	R
39	Toxaphene (4)	8.244	1.000	A	H	R
40	Toxaphene (5)	8.471	1.000	A	H	R
41	Toxaphene (6)	8.538	1.000	A	H	R
42	Toxaphene - AVE	0.000	1.000	A	H	R
43	Signal #2	3.787	1.000	A	H	R
44	S TCMX (S) #2	5.981	1.000	A	H	R
45	a-BHC #2	6.584	1.000	A	H	R
46	g-BHC #2	6.902	1.000	A	H	R
47	b-BHC #2	6.966	1.000	A	H	R
48	Heptachlor #2	7.276	1.000	A	H	R
49	d-BHC #2	7.220	1.000	A	H	R
50	Aldrin #2	7.542	1.000	A	H	R
51	Heptachlor Expoxide #2	7.979	1.000	A	H	R
52	trans-Chlordane #2	8.119	1.000	A	H	R
53	cis-Chlordane #2	8.226	1.000	A	H	R
54	Endosulfan I #2	8.277	1.000	A	H	R
55	4,4'-DDE #2	8.331	1.000	A	H	R
56	Dieldrin #2	8.477	1.000	A	H	R

57	Endrin #2	8.705	1.000	Q	H	R
58	4,4'-DDD #2	8.748	1.000	Q	H	R
59	Endosulfan II #2	8.853	1.000	Q	H	R
60	4,4'-DDT #2	8.974	1.000	Q	H	R
61	Endrin Aldehyde #2	9.089	1.000	A	H	R
62	Endosulfan Sulfate #2	9.281	1.000	Q	H	R
63	Methoxychlor #2	9.453	1.000	Q	H	R
64	Endrin Ketone #2	9.682	1.000	Q	H	R
65	S DCBP (S) #2	10.537	1.000	Q	H	R
66	Hexachlorobutadiene #2	3.680	1.000	A	H	R
67	Hexachlorobenzene #2	6.447	1.000	Q	H	R
68	Oxychlorane #2	7.907	1.000	A	H	R
69	2,4'-DDE #2	8.110	1.000	A	H	R
70	trans-Nonachlor #2	8.181	1.000	A	H	R
71	2,4'-DDD #2	8.483	1.000	A	H	R
72	2,4'-DDT #2	8.708	1.000	Q	H	R
73	cis-Nonachlor #2	8.748	1.000	A	H	R
74	Mirex #2	9.673	1.000	Q	H	R
75	Chlordane (1) #2	8.117	1.000	A	H	R
76	Chlordane (2) #2	8.225	1.000	A	H	R
77	Chlordane (3) #2	8.889	1.000	A	H	R
78	Chlordane - AVE #2	0.000	1.000	A	H	R
79	Toxaphene (1) #2	8.454	1.000	A	H	R
80	Toxaphene (2) #2	8.801	1.000	A	H	R
81	Toxaphene (3) #2	8.836	1.000	A	H	R
82	Toxaphene (4) #2	8.905	1.000	Q	H	R
83	Toxaphene (5) #2	9.081	1.000	A	H	R
84	Toxaphene (6) #2	9.463	1.000	A	H	R
85	Toxaphene - AVE #2	0.000	1.000	A	H	R

Cal A = Average L = Linear LO = Linear w/origin Q = Quad QO = Quad w/origin

A/H = Area or Height

ID R = R.T. B = R.T. & Q Q = Qvalue L = Largest A = All

ECD8_QUANTPEST_200201.M Mon Feb 03 17:24:31 2020

Response Factor Report DUALECD8

Method Path : C:\msdchem\1\methods\
 Method File : ECD8_QUANTPEST_200201.M
 Title : Instrument: DualECD8
 Last Update : Mon Feb 03 15:36:51 2020
 Response Via : Initial Calibration

Calibration Files

1 =ECD8-02012036.D 2 =ECD8-02012037.D 3 =ECD8-02012038.D 4 =ECD8-02012039.D 5 =ECD8-02012040.D
 6 =ECD8-02012041.D 7 =ECD8-02012042.D 8 =ECD8-02012023.D 9 =ECD8-02012024.D

Compound	1	2	3	4	5	6	7	8	9	Avg	%RSD	
1) S TCMX (S)	4.021	3.714	3.605	3.216	3.303	3.433	3.204	3.554	3.415	3.496	E6	7.49
2) a-BHC	4.647	4.492	4.575	4.693	4.656	4.865	4.497	5.094	5.002	4.725	E6	4.57
3) g-BHC	4.196	3.995	4.052	4.124	4.043	4.229	4.065	4.359	4.407	4.163	E6	3.50
4) b-BHC	1.887	1.737	1.718	1.728	1.657	1.731	1.637	1.858	1.723	1.742	E6	4.71
5) Heptachlor	4.427	4.223	4.052	4.001	3.990	4.151	3.846	4.163	4.138	4.110	E6	4.02
6) d-BHC	2.893	2.800	3.178	3.344	3.397	3.748	3.648	4.199	4.131	3.482	E6	14.23
7) Aldrin	4.236	4.023	3.939	4.004	3.955	4.077	3.909	4.209	4.012	4.041	E6	2.83
8) Heptachlor Exp...	4.075	3.850	3.655	3.642	3.556	3.624	3.363	3.806	3.663	3.693	E6	5.42
9) trans-Chlordane	4.014	3.866	3.617	3.633	3.645	3.694	3.627	3.928	3.822	3.761	E6	3.98
10) cis-Chlordane	4.145	3.812	3.645	3.579	3.457	3.641	3.348	3.775	3.648	3.672	E6	6.21
11) Endosulfan I	3.865	3.594	3.342	3.407	3.475	3.418	3.279	3.495	3.345	3.469	E6	5.07
12) 4,4'-DDE	3.258	2.976	3.182	3.180	3.207	3.307	3.360	3.787	3.629	3.321	E6	7.44
13) Dieldrin	3.917	3.772	3.764	3.751	3.730	3.835	3.590	4.028	3.935	3.813	E6	3.43
14) Endrin	3.403	3.308	3.220	3.231	3.135	3.314	3.101	3.384	3.276	3.264	E6	3.15
15) 4,4'-DDD	2.437	2.373	2.342	2.347	2.426	2.535	2.506	2.977	2.962	2.545	E6	9.79
16) Endosulfan II	3.301	3.005	2.926	2.800	2.819	2.934	2.837	3.319	2.983	2.992	E6	6.49
17) 4,4'-DDT	2.704	2.498	2.454	2.527	2.469	2.724	2.696	2.988	3.136	2.688	E6	8.89
18) Endrin Aldehyde	3.069	2.831	2.733	2.518	2.511	2.471	2.371	2.586	2.603	2.633	E6	8.12
19) Endosulfan Sul...	3.097	2.922	2.793	2.769	2.704	2.801	2.677	3.045	2.953	2.862	E6	5.19
20) Methoxychlor	1.301	1.197	1.134	1.113	1.123	1.159	1.135	1.331	1.366	1.207	E6	8.20
21) Endrin Ketone	3.731	3.541	3.412	3.325	3.268	3.423	3.196	3.668	3.544	3.456	E6	5.21
22) S DCBP (S)	4.276	3.342	3.075	2.710	2.661	2.658	2.467	2.801	2.772	2.974	E6	18.56
23) Hexachlorobuta...	4.557	4.206	3.987	4.002	3.838	3.491	3.731	3.510	3.761	3.898	E6	8.67
24) Hexachlorobenzene	3.789	3.452	3.320	3.289	3.265	3.118	3.314	3.206	3.501	3.362	E6	5.88
25) Oxychlordane	4.157	3.626	3.385	3.237	3.198	2.920	3.210	2.998	3.218	3.328	E6	11.17
26) 2,4'-DDE	2.580	2.295	2.244	2.349	2.280	2.088	2.327	2.230	2.414	2.312	E6	5.85
27) trans-Nonachlor	4.338	3.769	3.785	3.623	3.588	3.273	3.540	3.440	3.640	3.666	E6	8.10
28) 2,4'-DDD	2.223	1.934	1.919	1.977	1.853	1.688	1.863	1.889	2.085	1.937	E6	7.79
29) 2,4'-DDT	2.837	2.374	2.364	2.375	2.293	2.144	2.342	2.299	2.510	2.393	E6	8.04
30) cis-Nonachlor	4.594	4.089	4.142	4.121	4.044	3.662	4.002	3.793	4.178	4.069	E6	6.40
31) Mirex	3.386	2.919	2.767	2.665	2.543	2.233	2.343	2.327	2.436	2.624	E6	13.82
32) Chlordane (1)	4.222	3.866	4.098	3.992	3.885	4.071	3.900			4.005	E5	3.30
33) Chlordane (2)	5.231	4.769	5.007	4.874	4.684	4.680	4.799			4.863	E5	4.07
34) Chlordane (3)	1.478	1.272	1.303	1.294	1.236	1.265	1.266			1.302	E5	6.19
35) Chlordane - AVE										0.000		-1.00
36) Toxaphene (1)	1.695	1.724	1.687	1.605	1.525	1.713	1.509			1.637	E4	5.53
37) Toxaphene (2)	3.573	3.364	3.172	3.039	2.857	3.129	2.857			3.142	E4	8.31
38) Toxaphene (3)	9.230	7.765	7.108	6.978	6.766	7.487	6.743			7.439	E4	11.74
39) Toxaphene (4)	1.101	0.734	0.686	0.678	0.634	0.713	0.645			0.741	E5	21.88
40) Toxaphene (5)	5.859	5.396	5.268	5.362	5.091	5.760	5.204			5.420	E4	5.28
41) Toxaphene (6)	8.445	7.582	7.293	7.412	7.198	8.043	7.265			7.605	E4	6.15
42) Toxaphene - AVE										0.000		-1.00

MJP
2/3/20

Response Factor Report DUALECD8

Method Path : C:\msdchem\1\methods\
 Method File : ECD8_QUANTPEST_200201.M
 Title : Instrument: DualECD8

Signal #2 Calibration Files

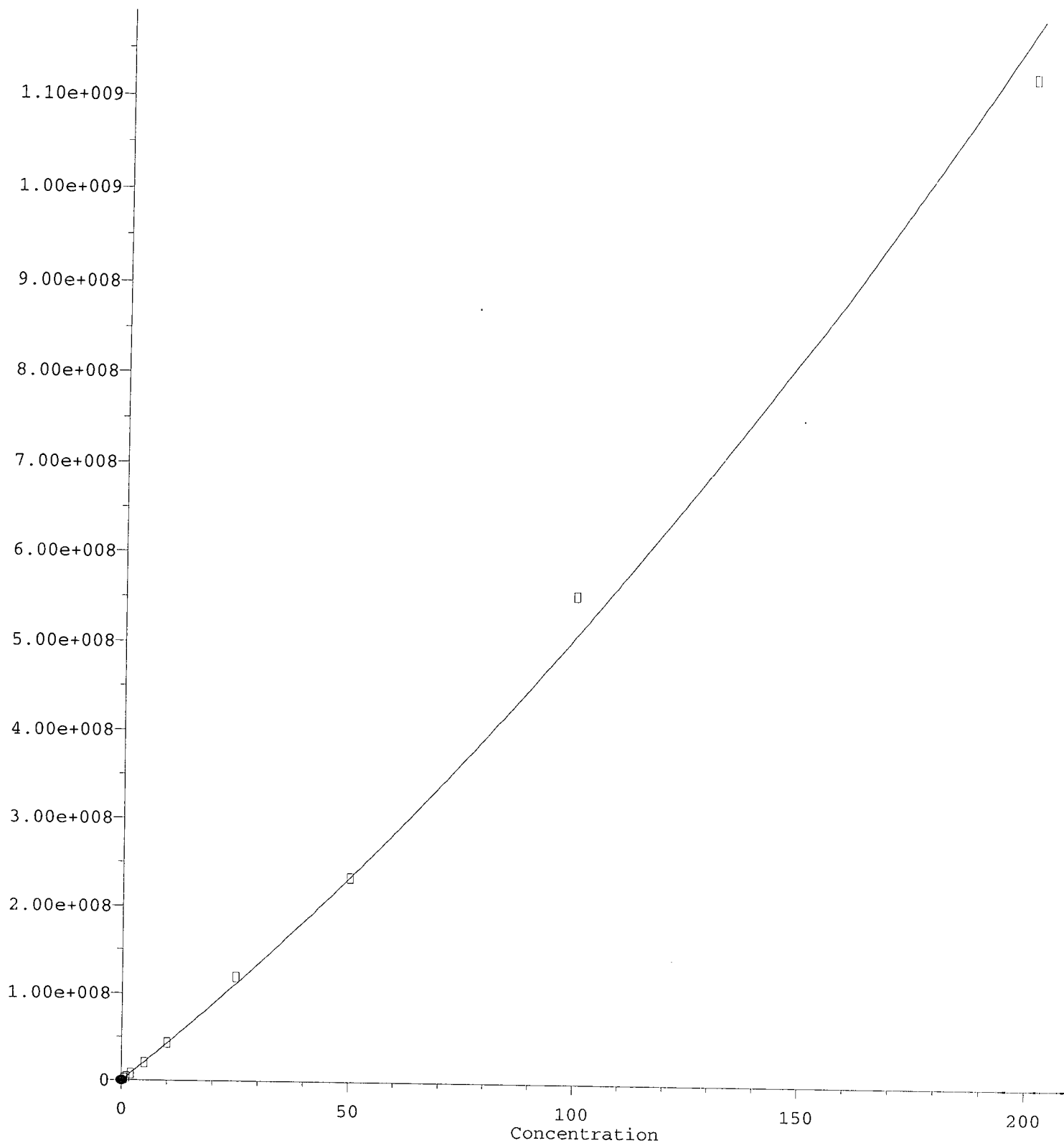
1 =ECD8-02012036.D 2 =ECD8-02012037.D 3 =ECD8-02012038.D
 4 =ECD8-02012039.D 5 =ECD8-02012040.D 6 =ECD8-02012041.D

Compound	1	2	3	4	5	6	Avg	%RSD				
44) S TCMX (S) #2	3.615	3.326	3.232	3.006	3.188	3.406	3.366	3.864	4.042	3.450	E6	9.65
45) a-BHC #2	3.814	3.754	3.796	4.050	4.349	4.768	4.666	5.537	5.667	4.489	E6	16.30
46) g-BHC #2	3.716	3.614	3.572	3.781	3.852	4.314	4.236	4.913	4.902	4.100	E6	12.77
47) b-BHC #2	1.743	1.673	1.697	1.560	1.606	1.713	1.706	1.968	1.959	1.736	E6	8.12
48) Heptachlor #2	4.334	4.012	3.806	3.874	3.874	4.179	4.218	4.770	4.830	4.211	E6	8.97
49) d-BHC #2	3.050	2.822	3.180	3.257	3.456	4.038	3.858	4.722	4.698	3.676	E6	18.98
50) Aldrin #2	3.775	3.540	3.606	3.652	3.695	4.132	3.917	4.720	4.644	3.965	E6	11.20
51) Heptachlor Exp...	3.659	3.563	3.192	3.333	3.369	3.628	3.578	4.043	3.944	3.590	E6	7.70
52) trans-Chlordan...	3.848	3.473	3.412	3.413	3.495	3.764	3.625	4.327	4.109	3.718	E6	8.75
53) cis-Chlordane #2	3.704	3.361	3.207	3.212	3.205	3.640	3.461	3.951	3.964	3.523	E6	8.70
54) Endosulfan I #2	3.179	3.093	3.044	2.996	3.065	3.426	3.349	3.925	3.669	3.305	E6	9.66
55) 4,4'-DDE #2	2.692	2.685	2.835	2.972	3.020	3.471	3.504	4.059	4.176	3.268	E6	17.29
56) Dieldrin #2	3.423	3.204	3.278	3.379	3.498	3.835	3.843	4.251	4.356	3.674	E6	11.43
57) Endrin #2	2.998	2.810	2.774	2.775	2.916	3.176	3.080	3.545	3.693	3.085	E6	10.83
58) 4,4'-DDD #2	2.239	2.115	2.175	2.251	2.276	2.607	2.730	3.301	3.398	2.566	E6	19.03
59) Endosulfan II #2	2.885	2.617	2.599	2.537	2.594	2.921	2.923	3.419	3.424	2.880	E6	11.88
60) 4,4'-DDT #2	2.721	2.317	2.368	2.327	2.513	2.821	2.768	3.403	3.532	2.752	E6	16.32
61) Endrin Aldehyd...	3.113	2.605	2.613	2.368	2.362	2.438	2.470	2.900	2.925	2.644	E6	10.32
62) Endosulfan Sul...	3.070	2.491	2.606	2.504	2.504	2.806	2.701	3.154	3.303	2.793	E6	11.10
63) Methoxychlor #2	1.963	1.214	1.310	1.130	1.087	1.207	1.206	1.490	1.522	1.347	E6	20.39
64) Endrin Ketone #2	4.271	3.122	3.046	2.880	2.883	3.178	3.135	3.637	3.685	3.315	E6	13.87
65) S DCBP (S) #2	4.242	2.620	2.686	2.249	2.164	2.161	2.076	2.400	2.388	2.554	E6	26.09
66) Hexachlorobuta...	5.188	4.879	4.653	4.750	4.709	4.384	4.983	4.691	5.340	4.842	E6	6.04
67) Hexachlorobenz...	3.232	2.946	2.887	3.082	2.853	2.891	3.371	3.276	3.912	3.161	E6	10.74
68) Oxychlordane #2	3.635	3.175	3.025	3.102	2.989	2.863	3.214	3.128	3.652	3.198	E6	8.55
69) 2,4'-DDE #2	2.400	2.104	2.130	2.181	2.196	2.045	2.343	2.384	2.673	2.273	E6	8.65
70) trans-Nonachlo...	4.009	3.680	3.415	3.397	3.440	3.232	3.584	3.676	4.052	3.610	E6	7.71
71) 2,4'-DDD #2	1.922	1.795	1.840	1.860	1.806	1.718	1.985	1.955	2.347	1.914	E6	9.53
72) 2,4'-DDT #2	2.420	2.100	2.094	2.272	2.214	2.149	2.455	2.536	2.918	2.351	E6	11.32
73) cis-Nonachlor #2	4.169	3.802	3.676	3.917	3.833	3.615	4.185	3.989	4.681	3.985	E6	8.18
74) Mirex #2	2.952	2.855	2.435	2.293	2.096	1.911	2.097	2.042	2.398	2.342	E6	15.43
75) Chlordane (1) #2	4.085	4.027	4.333	4.184	4.359	4.611	4.814			4.345	E5	6.55
76) Chlordane (2) #2	3.718	3.182	3.522	3.534	3.639	3.848	4.005			3.636	E5	7.25
77) Chlordane (3) #2	1.247	1.143	1.165	1.107	1.170	1.188	1.293			1.188	E5	5.31
78) Chlordane - AV...										0.000		-1.00
79) Toxaphene (1) #2	2.739	2.916	3.040	2.992	2.798	3.202	2.942			2.947	E4	5.22
80) Toxaphene (2) #2	3.641	3.799	4.024	4.148	3.875	4.495	4.150			4.019	E4	6.98
81) Toxaphene (3) #2	6.944	6.246	6.232	6.203	6.017	7.001	6.646			6.470	E4	6.05
82) Toxaphene (4) #2	1.372	1.007	1.008	0.998	0.977	1.141	1.063			1.081	E5	12.95
83) Toxaphene (5) #2	5.743	5.395	5.637	5.743	5.410	6.308	5.894			5.733	E4	5.45
84) Toxaphene (6) #2	7.494	6.319	6.347	6.338	6.090	7.067	6.582			6.605	E4	7.54
85) Toxaphene - AV...										0.000		-1.00

(#) = Out of Range

a-BHC #2

Response

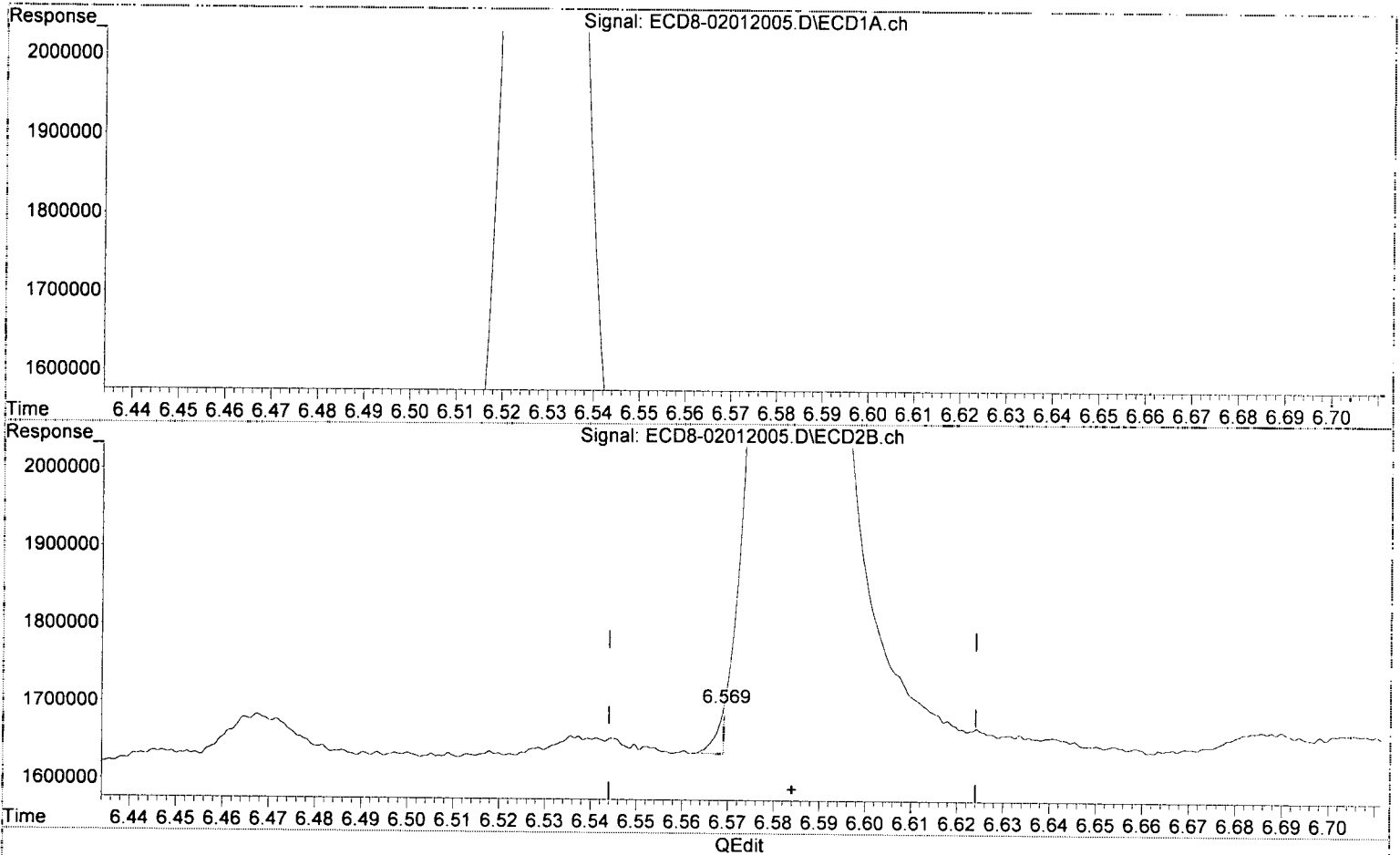


R = 8.27e+003 A*A + 4.27e+006 A - 3.23e+005
Coef of Det (r^2) = 0.996 Curve Fit: Quadratic w/(1/a^2)
Method Name: C:\msdchem\1\methods\ECD8_QUANTPEST_200108.M
Calibration Table Last Updated: Mon Feb 03 15:44:09 2020

Quantitation Report (Qedit)

Data Path : C:\msdchem\1\data\2020-02\0B01012\REQUANT\
Data File : ECD8-02012005.D
Signal(s) : Signal #1: ECD1A.ch Signal #2: ECD2B.ch
Acq On : 1 Feb 2020 15:26
Operator : MJB
Sample : 0B01012-CAL1
Misc : A20B001, AB 0.5 ppb
ALS Vial : 4 Sample Multiplier: 1

Integration File signal 1: PEST1.e
Integration File signal 2: PEST2.e
Quant Time: Feb 03 15:45:47 2020
Quant Method : C:\msdchem\1\methods\ECD8_QUANTPEST_200108.M
Quant Title : Instrument: DualECD8
QLast Update : Mon Feb 03 15:36:51 2020
Response via : Initial Calibration
Integrator: ChemStation

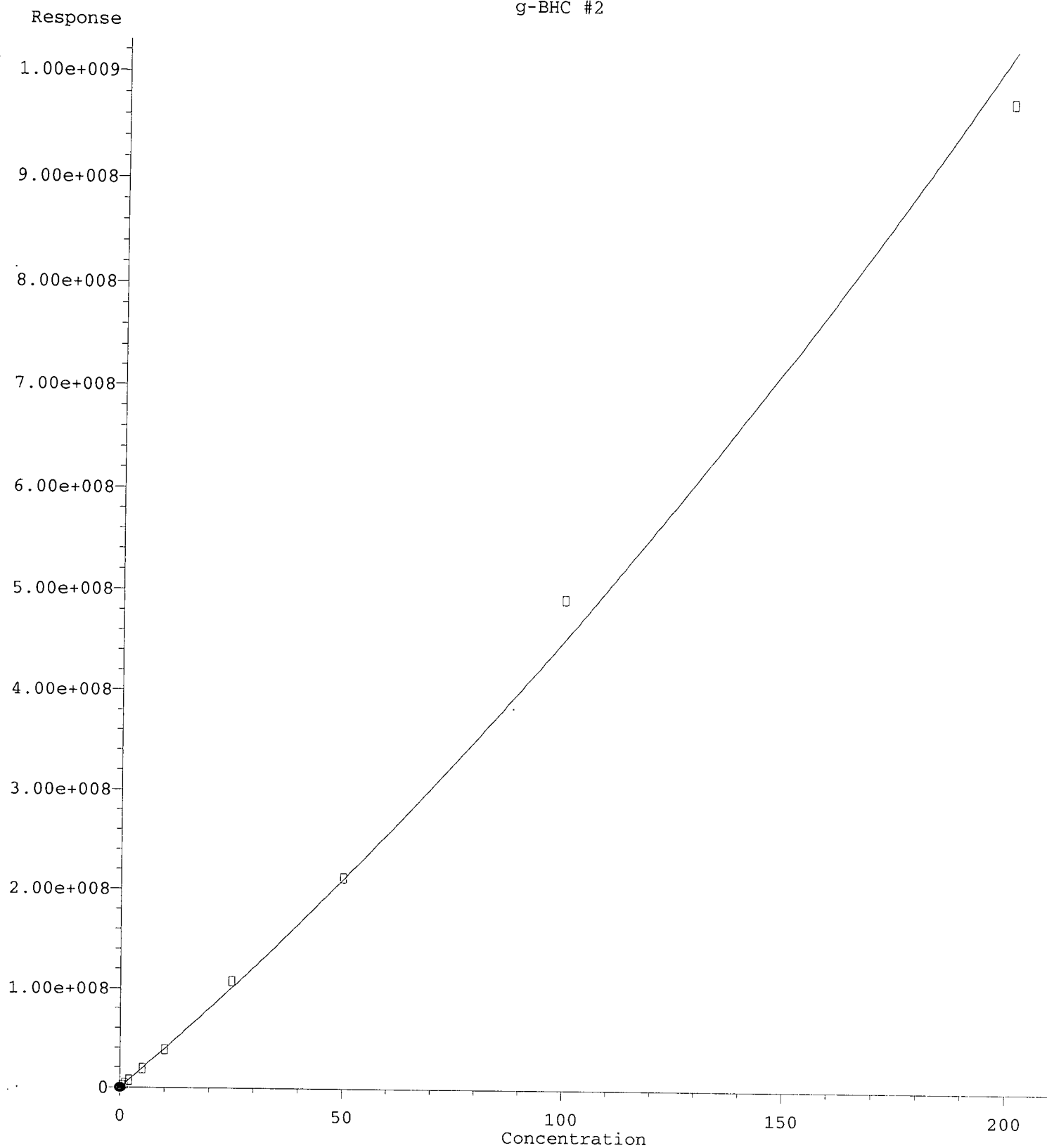


(2) a-BHC
5.836min 0.492 ng/mL
response 2323532

MJB
2/3/20

(2) a-BHC #2
6.569min 0.090 ng/mL
response 59842

g-BHC #2

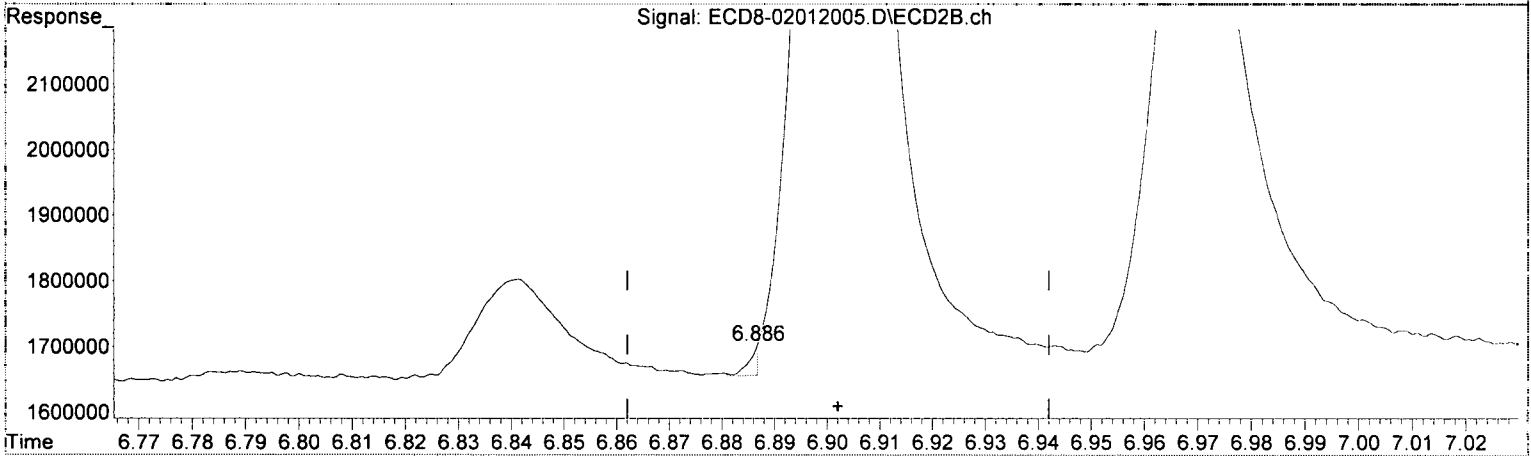
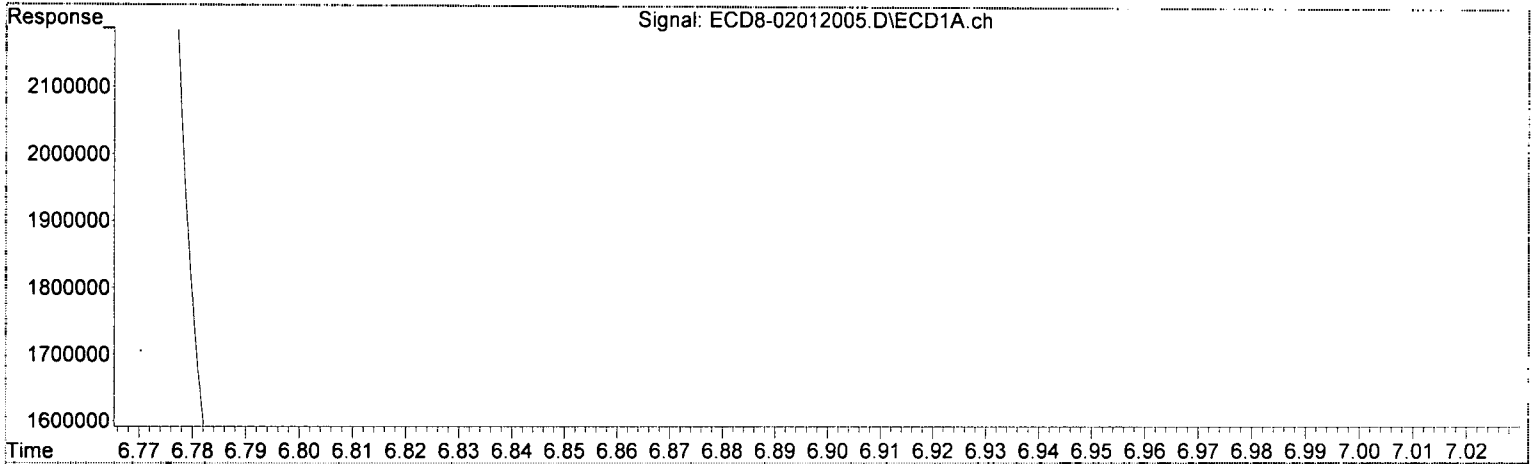


R = 6.15e+003 A*A + 3.90e+006 A - 1.64e+005
Coef of Det (r^2) = 0.996 Curve Fit: Quadratic w/(1/a^2)
Method Name: C:\msdchem\1\methods\ECD8_QUANTPEST_200108.M
Calibration Table Last Updated: Mon Feb 03 15:44:09 2020
02/25/20 Anchor OEA LLC Gasco PIERD DG 2019-4a-b DOC-CAP Testing Cores Page 508 of 836

Quantitation Report (Qedit)

Data Path : C:\msdchem\1\data\2020-02\0B01012\REQUANT\
Data File : ECD8-02012005.D
Signal(s) : Signal #1: ECD1A.ch Signal #2: ECD2B.ch
Acq On : 1 Feb 2020 15:26
Operator : MJB
Sample : 0B01012-CAL1
Misc : A20B001, AB 0.5 ppb
ALS Vial : 4 Sample Multiplier: 1

Integration File signal 1: PEST1.e
Integration File signal 2: PEST2.e
Quant Time: Feb 03 15:45:47 2020
Quant Method : C:\msdchem\1\methods\ECD8_QUANTPEST_200108.M
Quant Title : Instrument: DualECD8
QLast Update : Mon Feb 03 15:36:51 2020
Response via : Initial Calibration
Integrator: ChemStation



QEdit

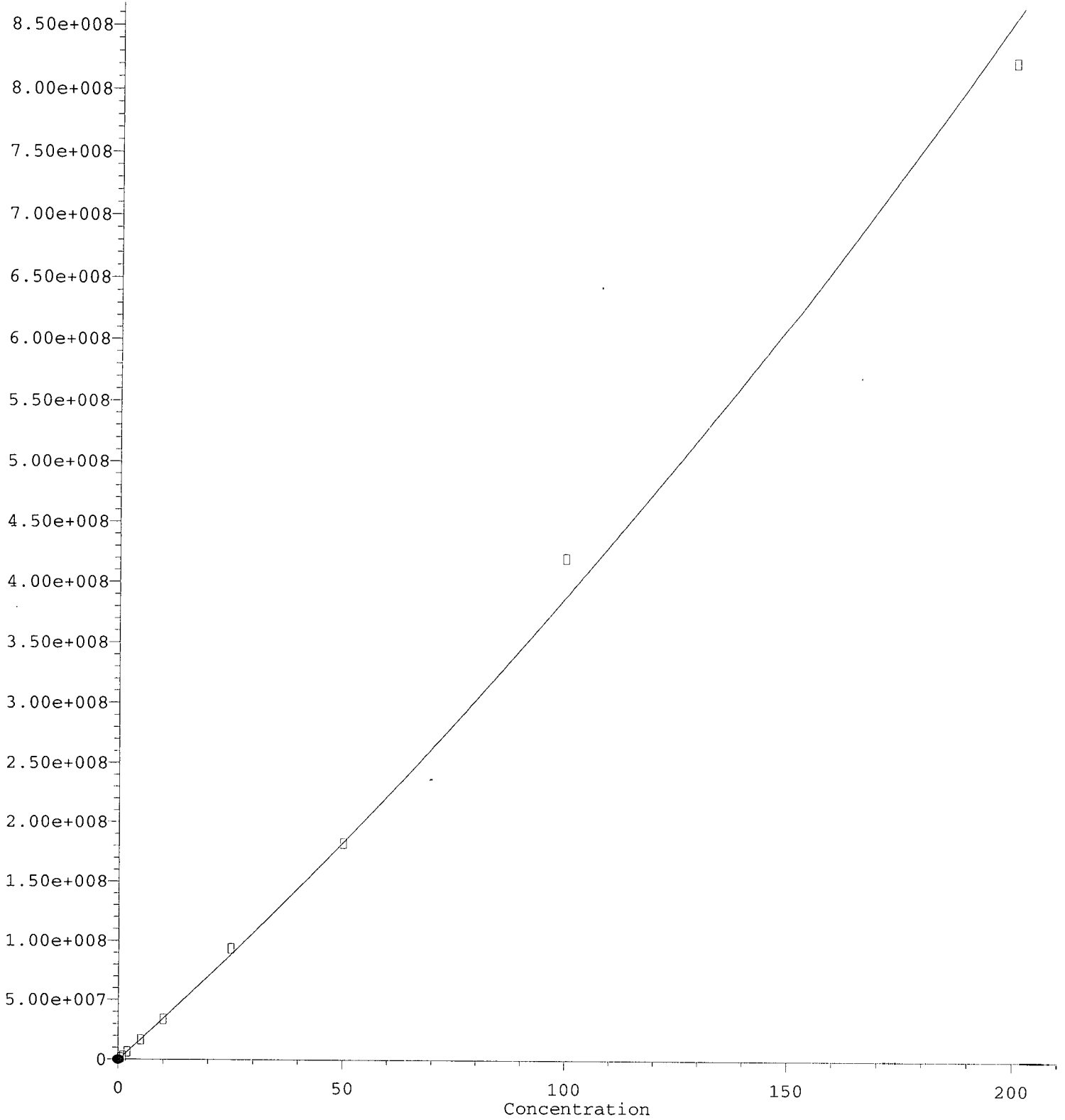
(3) g-BHC
6.120min 0.504 ng/mL
response 2098226

MJB
2/3/20

(3) g-BHC #2
6.886min 0.052 ng/mL **(m)**
response 37568

d-BHC

Response

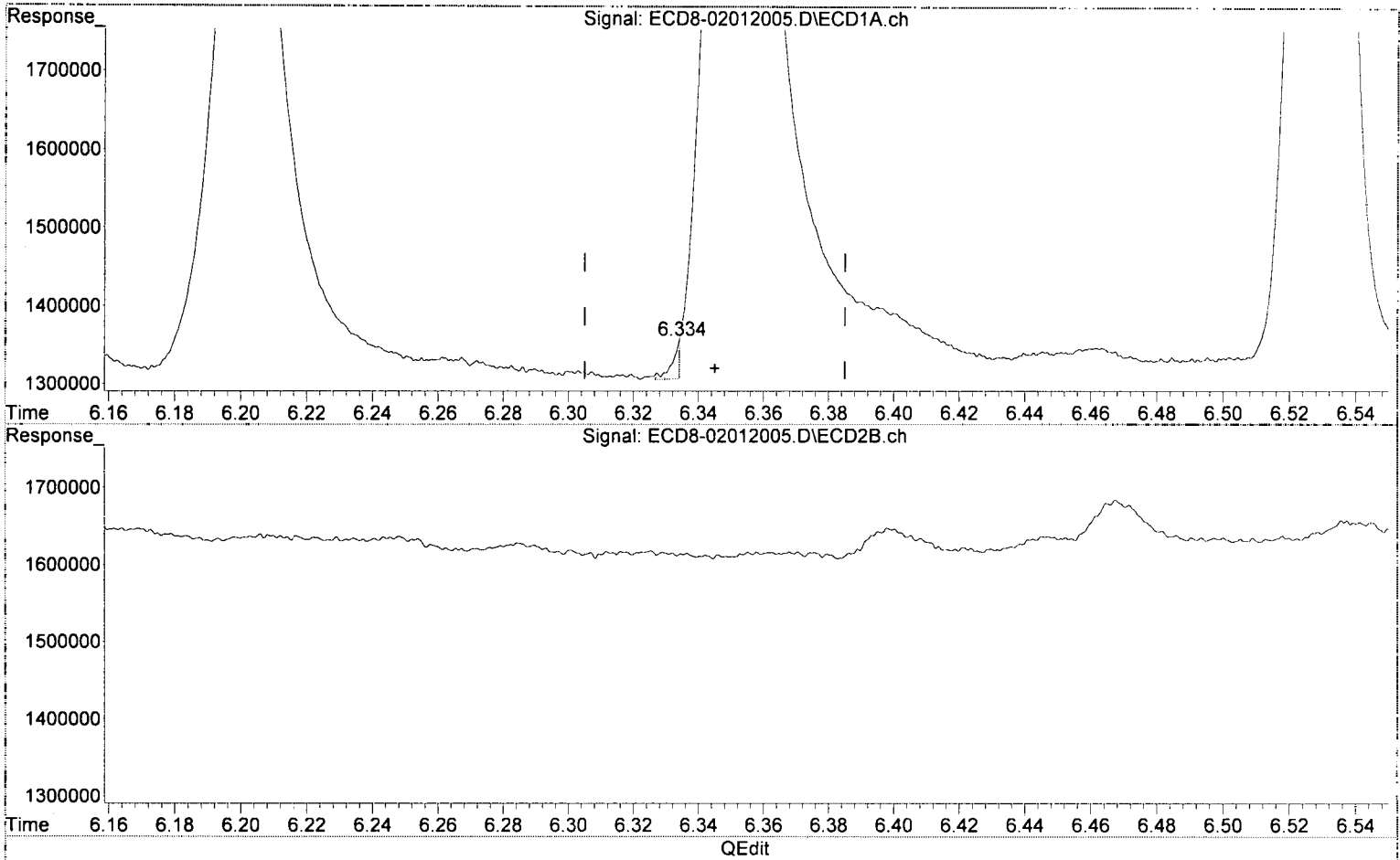


R = 4.28e+003 A*A + 3.45e+006 A - 3.68e+005
Coef of Det (r^2) = 0.996
Curve Fit: Quadratic (1/A^2)
02/25/20 Anchor QEA, LLC - Gasco Performed 2019-12-13 BOC-CAP Testing Cores Page 510 of 836
Method Name: C:\msdchem\1\methods\ECD8_QUANTPEST_200108.M
Calibration Table Last Updated: Mon Feb 03 15:44:09 2020

Quantitation Report (Qedit)

Data Path : C:\msdchem\1\data\2020-02\0B01012\REQUANT\
Data File : ECD8-02012005.D
Signal(s) : Signal #1: ECD1A.ch Signal #2: ECD2B.ch
Acq On : 1 Feb 2020 15:26
Operator : MJB
Sample : 0B01012-CAL1
Misc : A20B001, AB 0.5 ppb
ALS Vial : 4 Sample Multiplier: 1

Integration File signal 1: PEST1.e
Integration File signal 2: PEST2.e
Quant Time: Feb 03 15:45:47 2020
Quant Method : C:\msdchem\1\methods\ECD8_QUANTPEST_200108.M
Quant Title : Instrument: DualECD8
QLast Update : Mon Feb 03 15:36:51 2020
Response via : Initial Calibration
Integrator: ChemStation

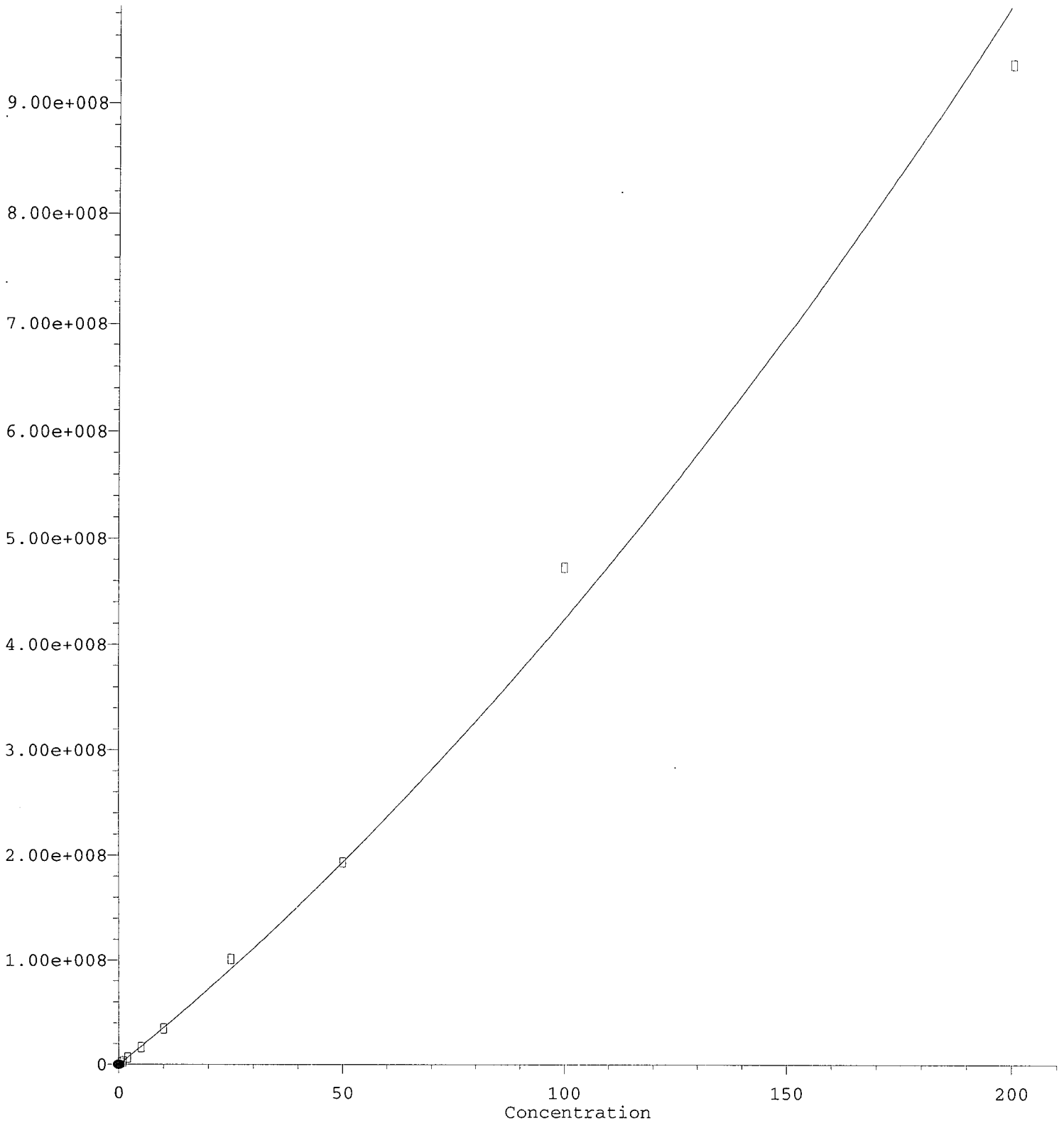


(6) d-BHC
6.334min 0.121 ng/mL
response 50088

MB
2/3/20

(6) d-BHC #2
7.224min 0.533 ng/mL
response 1525163

Response



$R = 7.38e+003 A^*A + 3.50e+006 A - 3.41e+005$

Coef of Det (r^2) = 0.993 CURVE FIT: Quadratic (1/a^2)

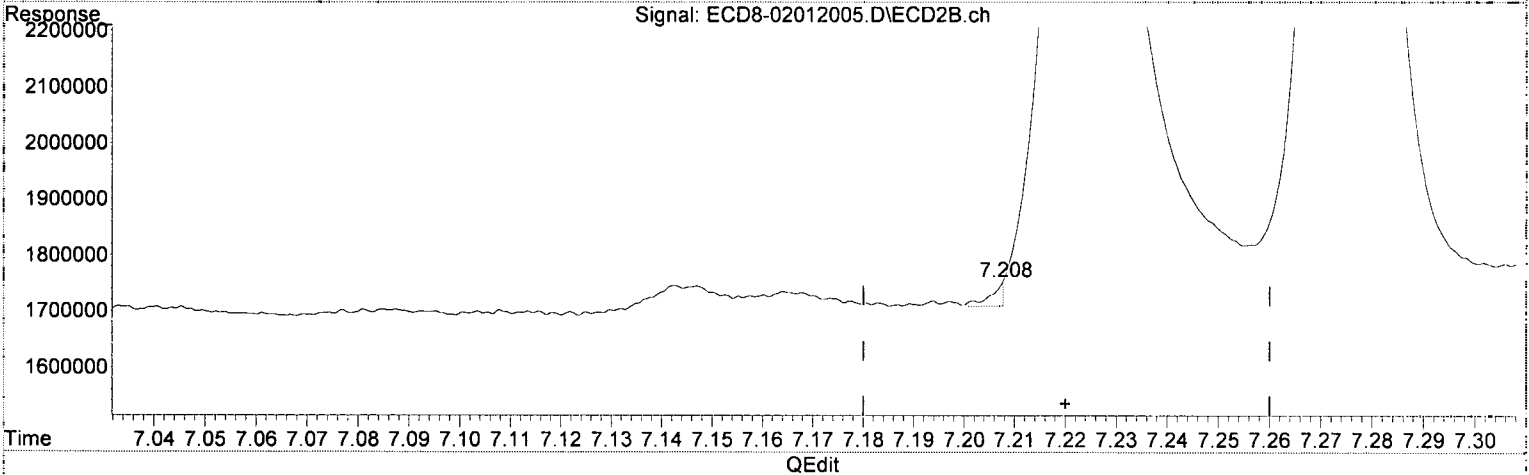
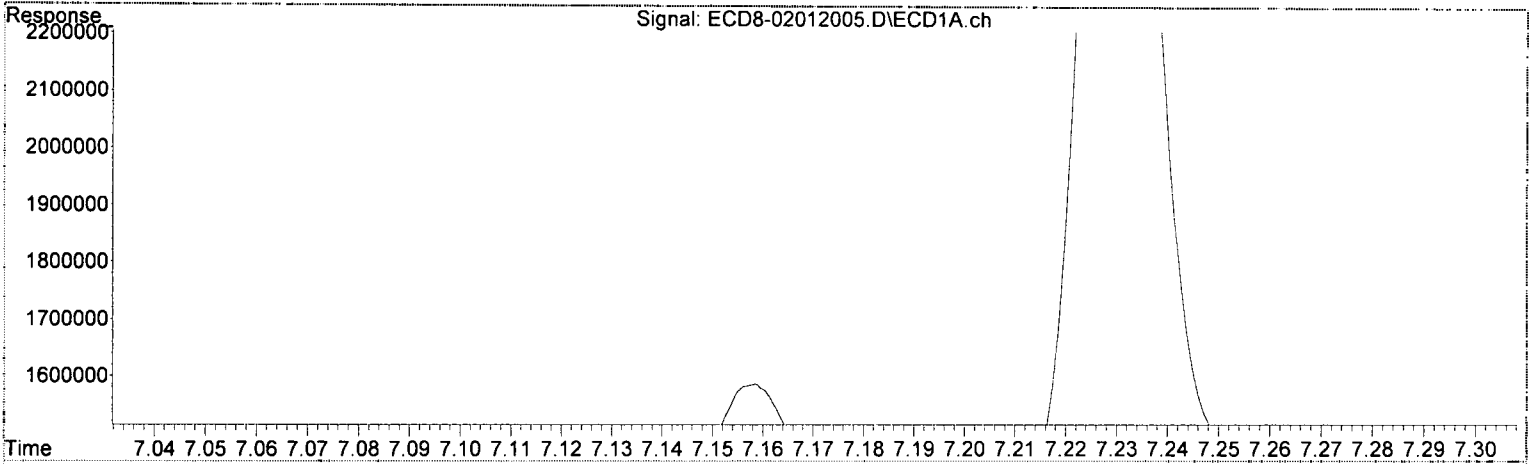
Method Name: C:\msdchem\1\methods\ECD8_QUANTPEST_200108.M

Calibration Table Last Updated: Mon Feb 03 15:44:09 2020

Quantitation Report (Qedit)

Data Path : C:\msdchem\1\data\2020-02\0B01012\REQUANT\
 Data File : ECD8-02012005.D
 Signal(s) : Signal #1: ECD1A.ch Signal #2: ECD2B.ch
 Acq On : 1 Feb 2020 15:26
 Operator : MJB
 Sample : 0B01012-CAL1
 Misc : A20B001, AB 0.5 ppb
 ALS Vial : 4 Sample Multiplier: 1

Integration File signal 1: PEST1.e
 Integration File signal 2: PEST2.e
 Quant Time: Feb 03 15:45:47 2020
 Quant Method : C:\msdchem\1\methods\ECD8_QUANTPEST_200108.M
 Quant Title : Instrument: DualECD8
 QLast Update : Mon Feb 03 15:36:51 2020
 Response via : Initial Calibration
 Integrator: ChemStation



QEdit

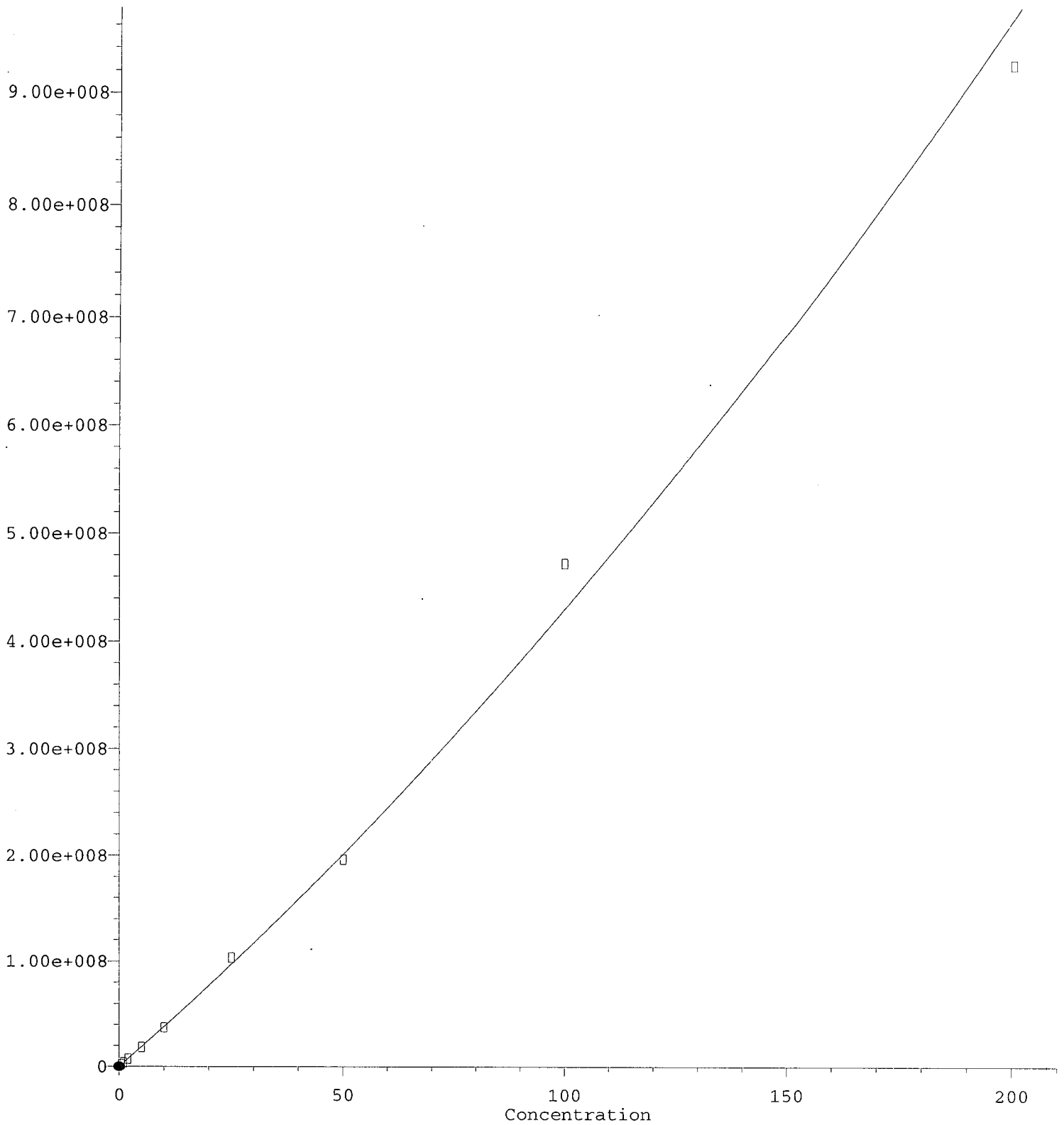
(6) d-BHC
 6.334min 0.121 ng/mL m
 response 50088

MJB
2/3/20

(6) d-BHC #2
 7.208min 0.110 ng/mL (m)
 response 42952

Aldrin #2

Response



$R = 5.56e+003 A * A + 3.74e+006 A - 4.51e+004$

Coef of Det (r^2) = 0.996

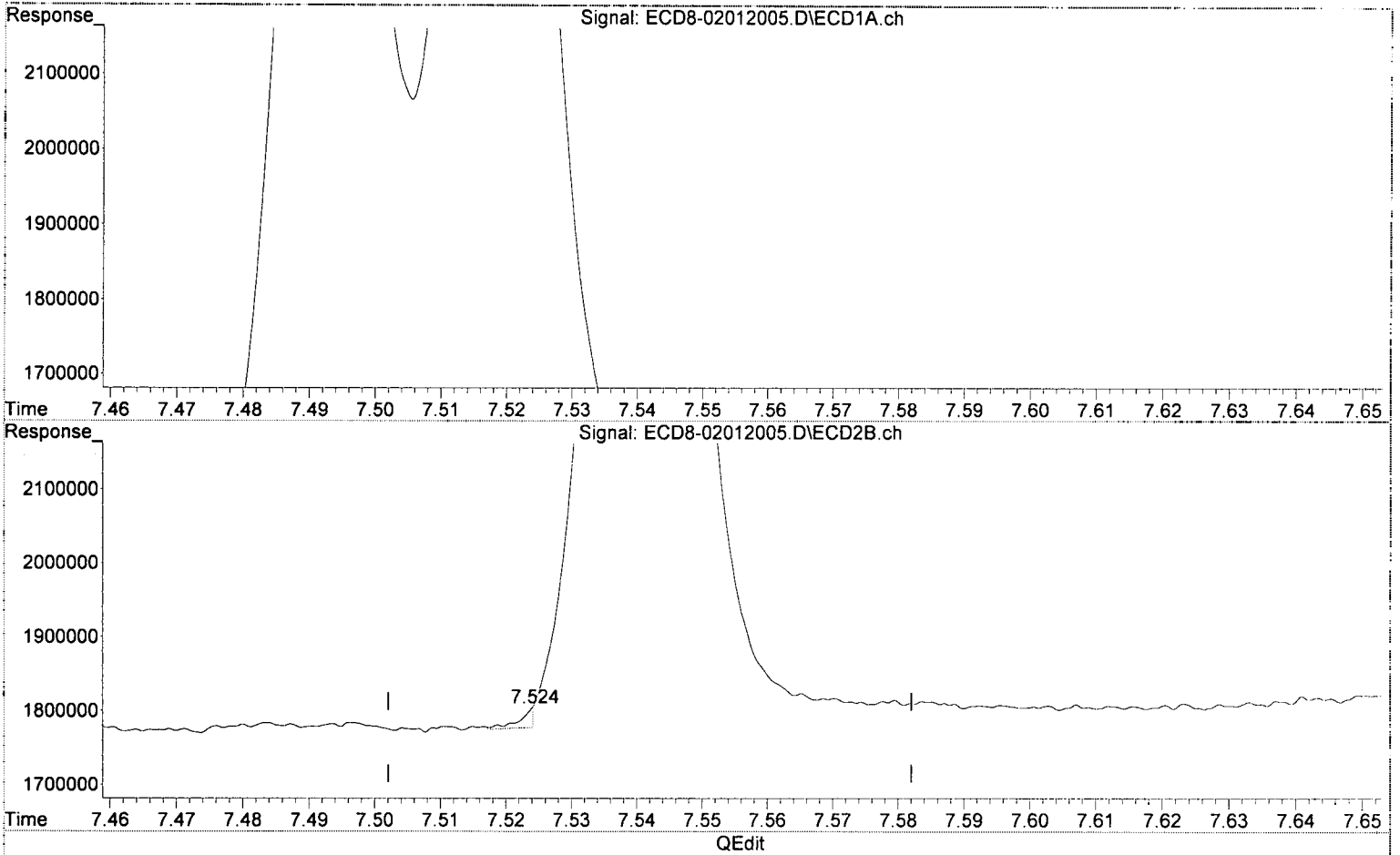
Method Name: C:\msdchem\1\methods\ECD8_QUANTPEST_200108.M

Calibration Table Last Updated: Mon Feb 03 15:44:09 2020

Quantitation Report (Qedit)

Data Path : C:\msdchem\1\data\2020-02\0B01012\REQUANT\
Data File : ECD8-02012005.D
Signal(s) : Signal #1: ECD1A.ch Signal #2: ECD2B.ch
Acq On : 1 Feb 2020 15:26
Operator : MJB
Sample : 0B01012-CAL1
Misc : A20B001, AB 0.5 ppb
ALS Vial : 4 Sample Multiplier: 1

Integration File signal 1: PEST1.e
Integration File signal 2: PEST2.e
Quant Time: Feb 03 15:45:47 2020
Quant Method : C:\msdchem\1\methods\ECD8_QUANTPEST_200108.M
Quant Title : Instrument: DualECD8
QLast Update : Mon Feb 03 15:36:51 2020
Response via : Initial Calibration
Integrator: ChemStation

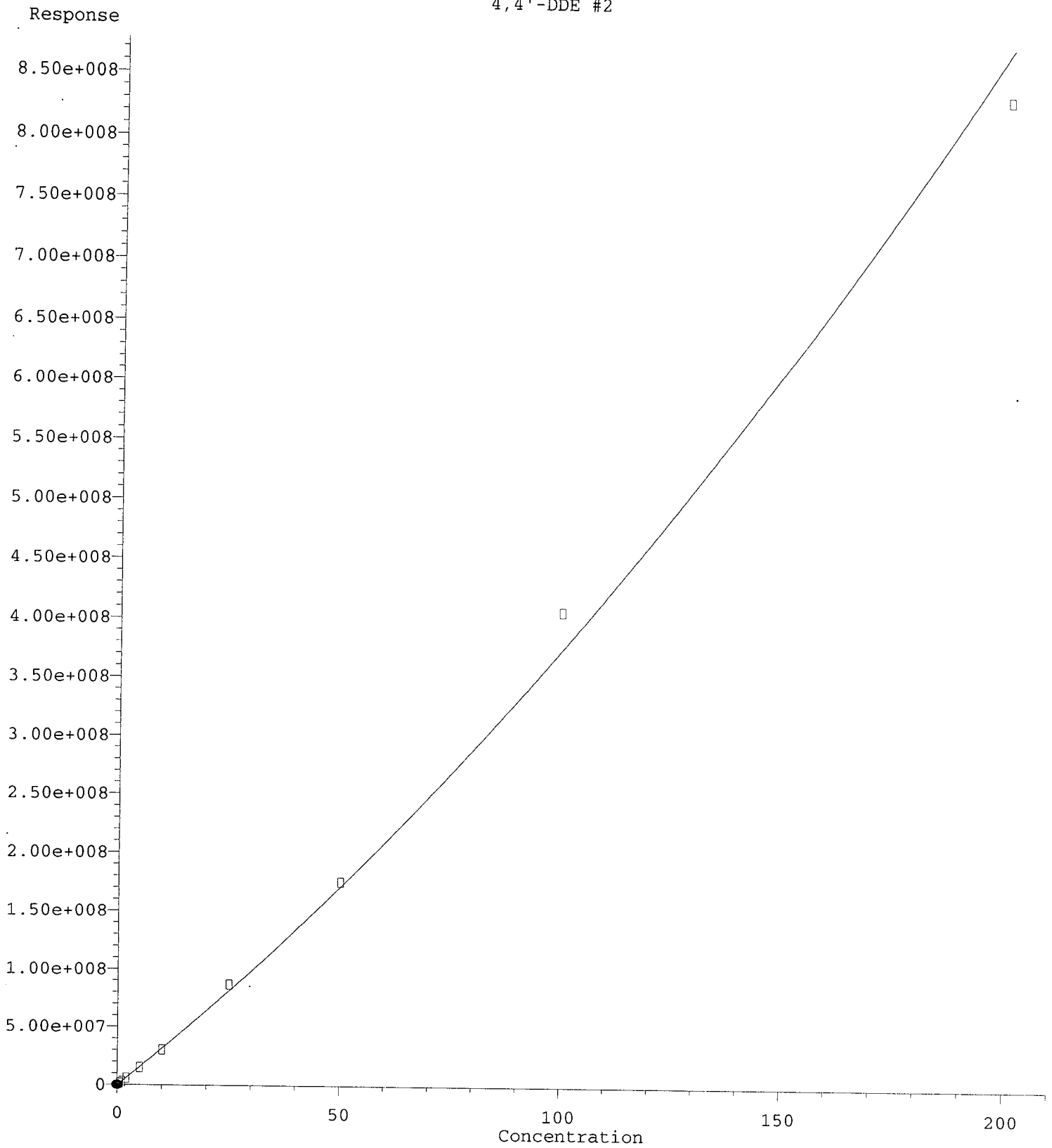


(7) Aldrin
6.769min 0.524 ng/mL
response 2117773

MJB 2/3/20

(7) Aldrin #2
7.524min 0.019 ng/mL(m)
response 26735

4,4'-DDE #2

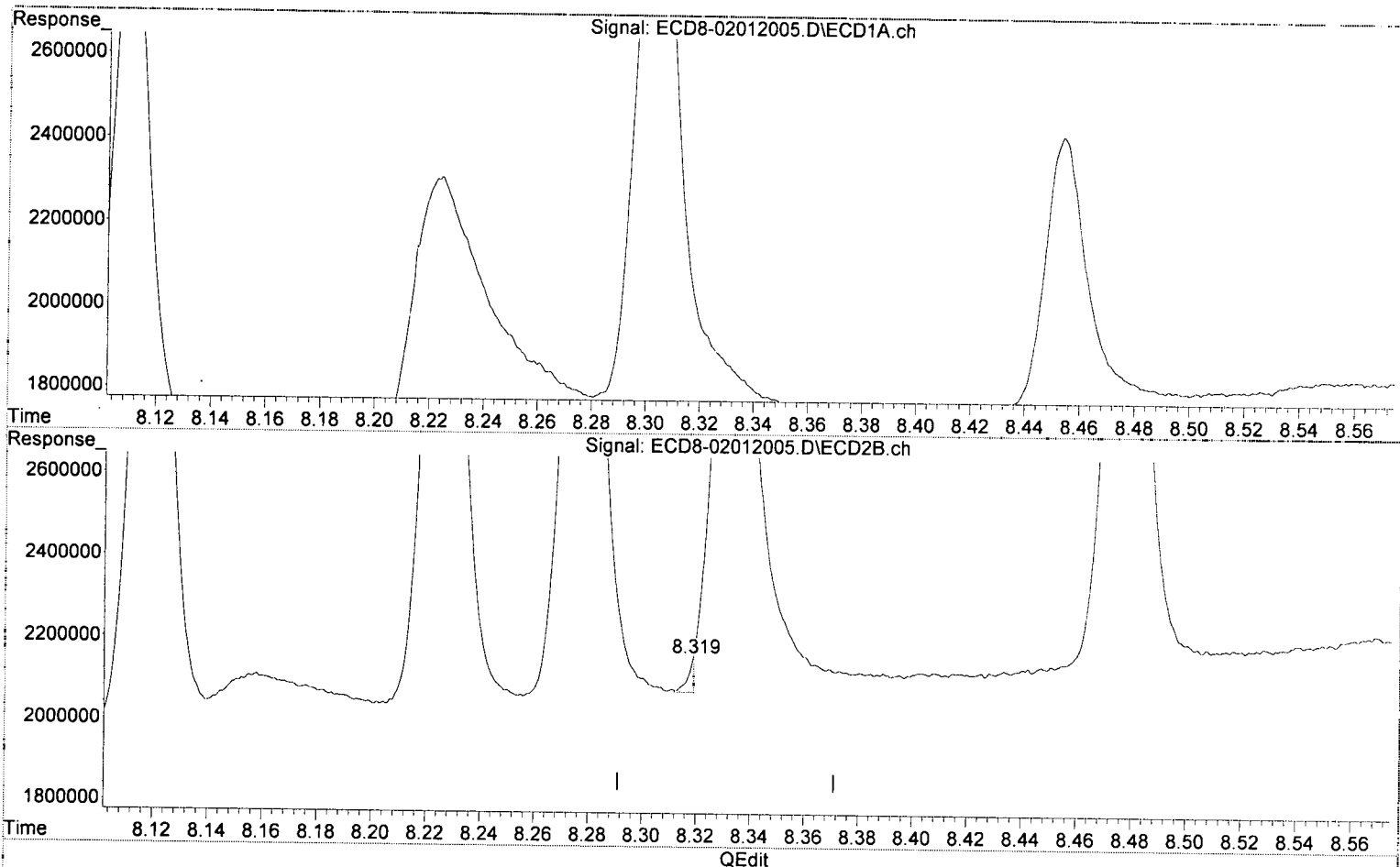


R = 6.32e+003 A*A + 3.11e+006 A - 2.74e+005
Coef of Det (r^2) = 0.996 Curve Fit: Quadratic w/1/a^2
02/25/20 Anchor OEA LLC Gasco PIERD DE 2019-4a-b DOC-CAP Testing Cores Page 516 of 836
Method Name: C:\msdchem\1\methods\ECD8_QUANTPEST_200108.M
Calibration Table Last Updated: Mon Feb 03 15:44:09 2020

Quantitation Report (Qedit)

Data Path : C:\msdchem\1\data\2020-02\0B01012\REQUANT\
 Data File : ECD8-02012005.D
 Signal(s) : Signal #1: ECD1A.ch Signal #2: ECD2B.ch
 Acq On : 1 Feb 2020 15:26
 Operator : MJB
 Sample : 0B01012-CAL1
 Misc : A20B001, AB 0.5 ppb
 ALS Vial : 4 Sample Multiplier: 1

Integration File signal 1: PEST1.e
 Integration File signal 2: PEST2.e
 Quant Time: Feb 03 15:45:47 2020
 Quant Method : C:\msdchem\1\methods\ECD8_QUANTPEST_200108.M
 Quant Title : Instrument: DualECD8
 QLast Update : Mon Feb 03 15:36:51 2020
 Response via : Initial Calibration
 Integrator: ChemStation

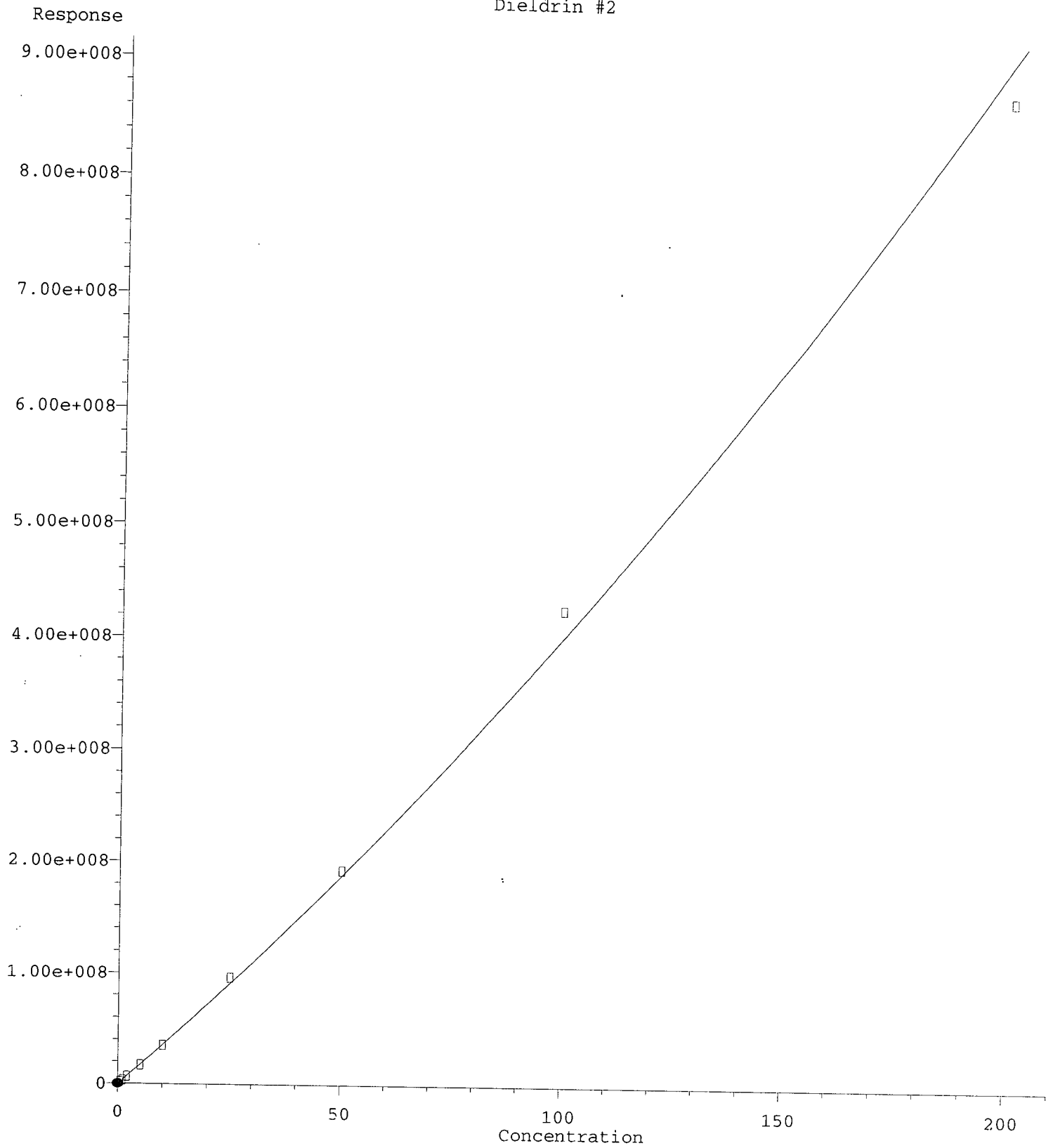


(12) 4,4'-DDE
 7.493min 0.491 ng/mL
 response 1628951

MJB
 2/3/20

(12) 4,4'-DDE #2
 8.319min 0.115 ng/mL (m)
 response 84324

Dieldrin #2

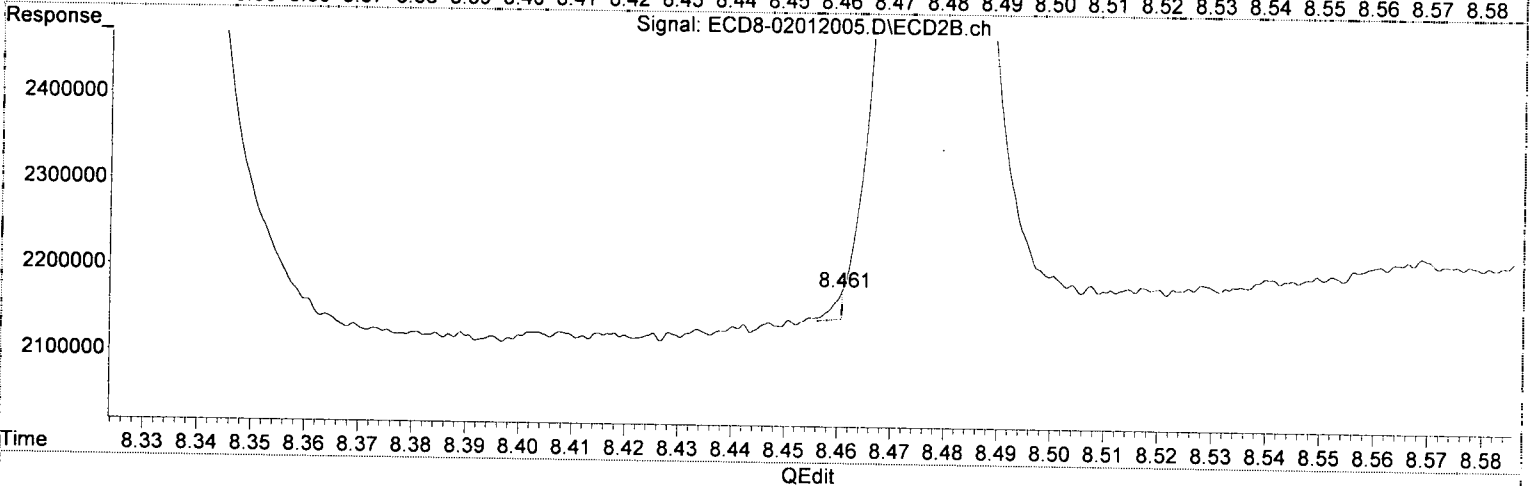
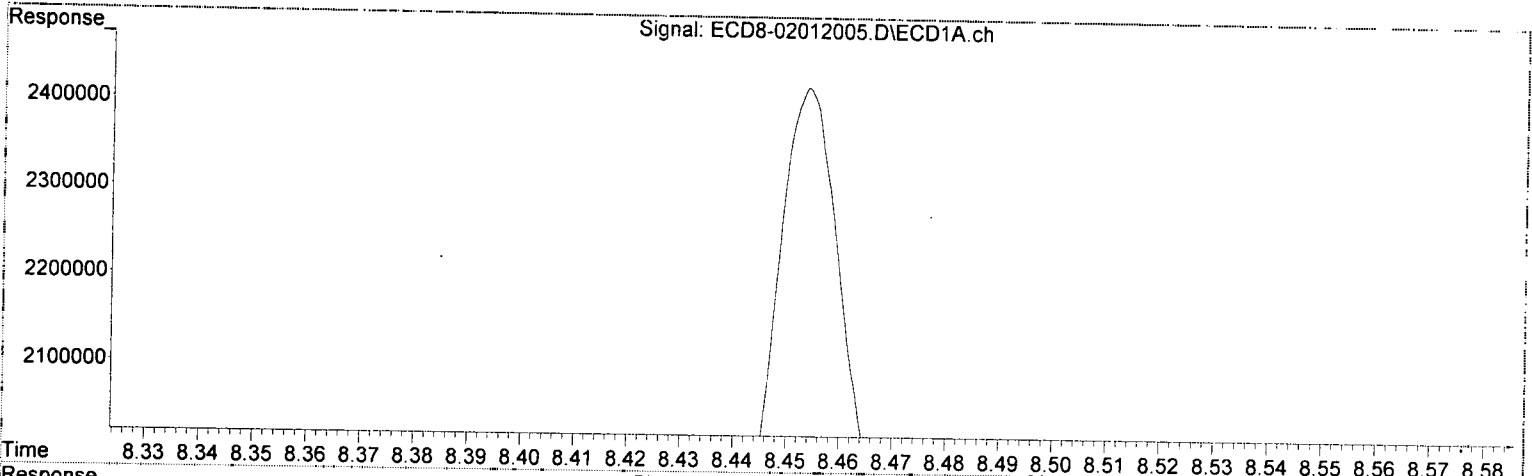


R = 5.10e+003 A*A + 3.50e+006 A - 1.13e+005
Coef of Det (r^2) = 0.997
02/25/20 Anchor QEA, LLC - Gasco PreRD DG 2019-4a-b-1 DOC-CAP Testing Cores Page 518 of 836
Method Name: C:\msdchem\1\methods\ECD8_QUANTPEST_200108.M
Calibration Table Last Updated: Mon Feb 03 15:44:09 2020

Quantitation Report (Qedit)

Data Path : C:\msdchem\1\data\2020-02\0B01012\REQUANT\
Data File : ECD8-02012005.D
Signal(s) : Signal #1: ECD1A.ch Signal #2: ECD2B.ch
Acq On : 1 Feb 2020 15:26
Operator : MJB
Sample : 0B01012-CAL1
Misc : A20B001, AB 0.5 ppb
ALS Vial : 4 Sample Multiplier: 1

Integration File signal 1: PEST1.e
Integration File signal 2: PEST2.e
Quant Time: Feb 03 15:45:47 2020
Quant Method : C:\msdchem\1\methods\ECD8_QUANTPEST_200108.M
Quant Title : Instrument: DualECD8
QLast Update : Mon Feb 03 15:36:51 2020
Response via : Initial Calibration
Integrator: ChemStation

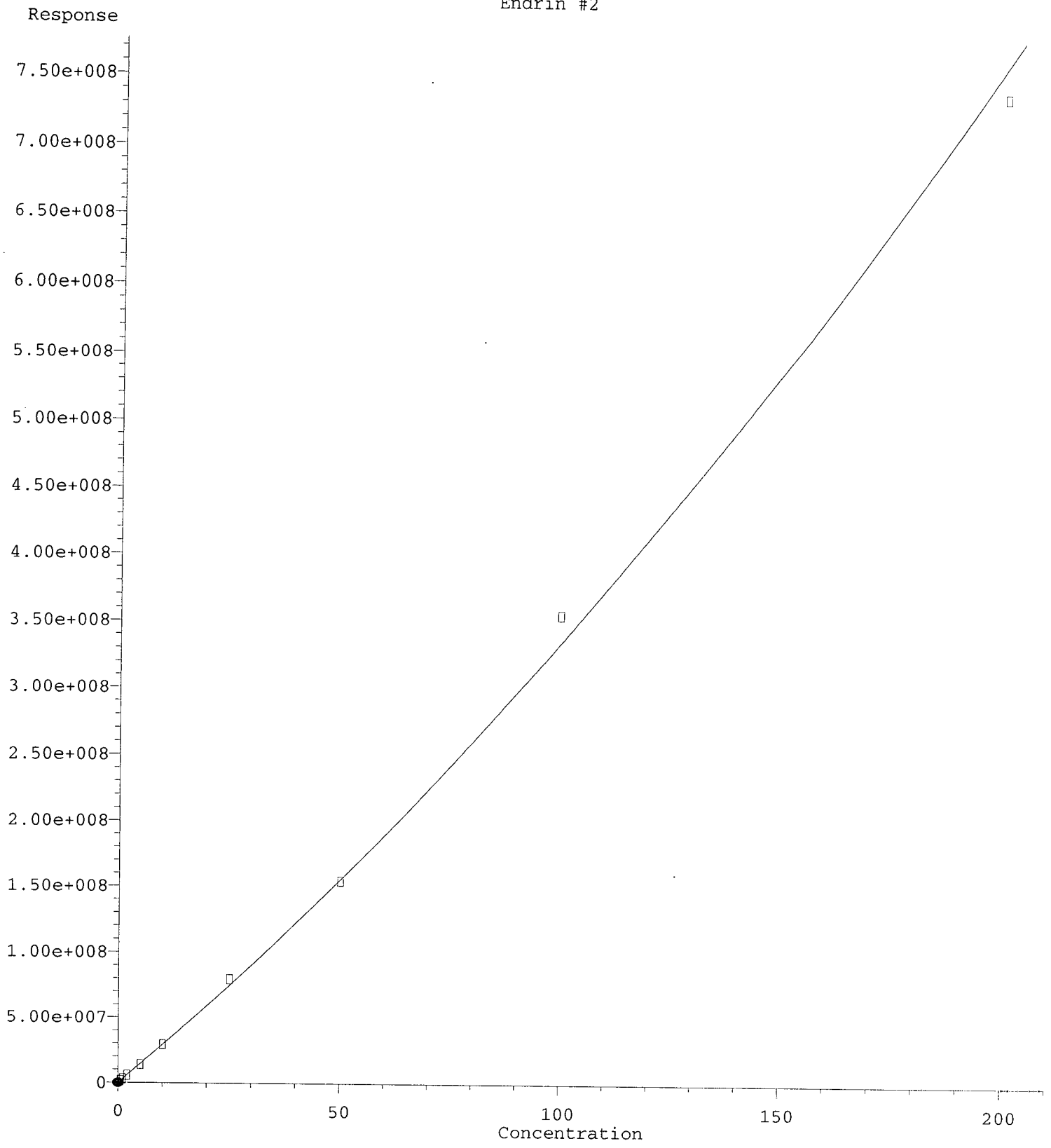


(13) Dieldrin
7.691min 0.514 ng/mL
response 1958633

*MJB
2/3/20*

(13) Dieldrin #2
8.461min 0.041 ng/mL (m)
response 30875

Endrin #2

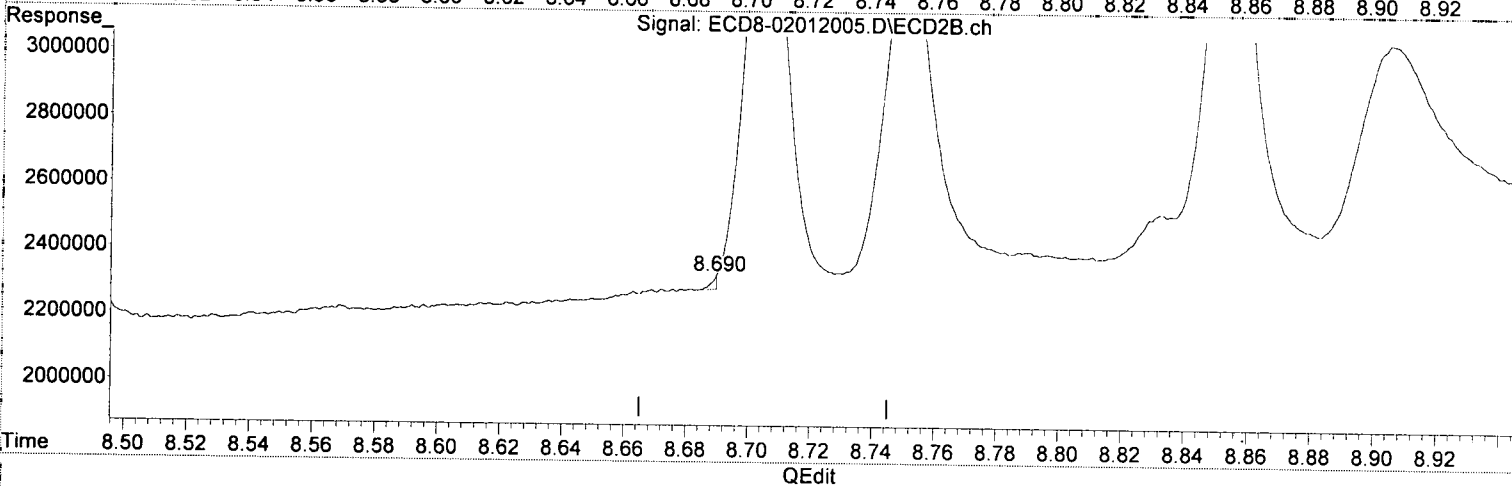
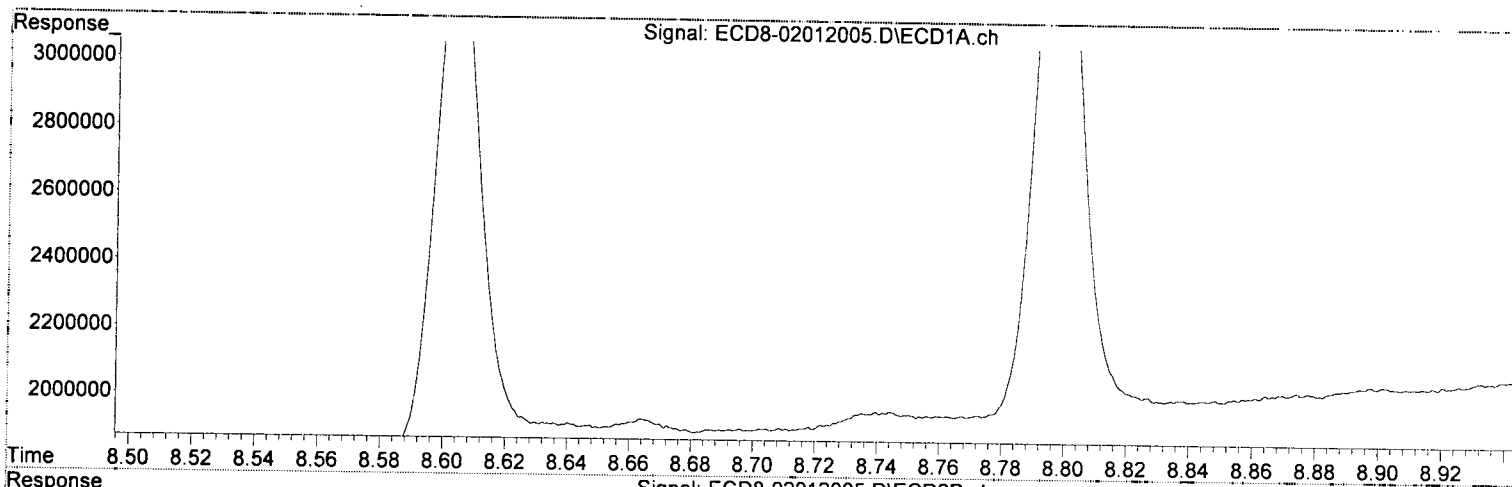


R = 4.68e+003 A*A + 2.87e+006 A + 2.17e+004
Coef of Det (r^2) = 0.998
Method Name: C:\msdchem\1\methods\ECD8_QUANTPEST_200108.M
Calibration Table Last Updated: Mon Feb 03 15:44:09 2020
02/25/20 Anchor DEA, LLC - Gasco PreRD - DG 2019-4a-b, DOC-CAP Testing Cores Page 520 of 836

Quantitation Report (Qedit)

Data Path : C:\msdchem\1\data\2020-02\0B01012\REQUANT\
Data File : ECD8-02012005.D
Signal(s) : Signal #1: ECD1A.ch Signal #2: ECD2B.ch
Acq On : 1 Feb 2020 15:26
Operator : MJB
Sample : 0B01012-CAL1
Misc : A20B001, AB 0.5 ppb
ALS Vial : 4 Sample Multiplier: 1

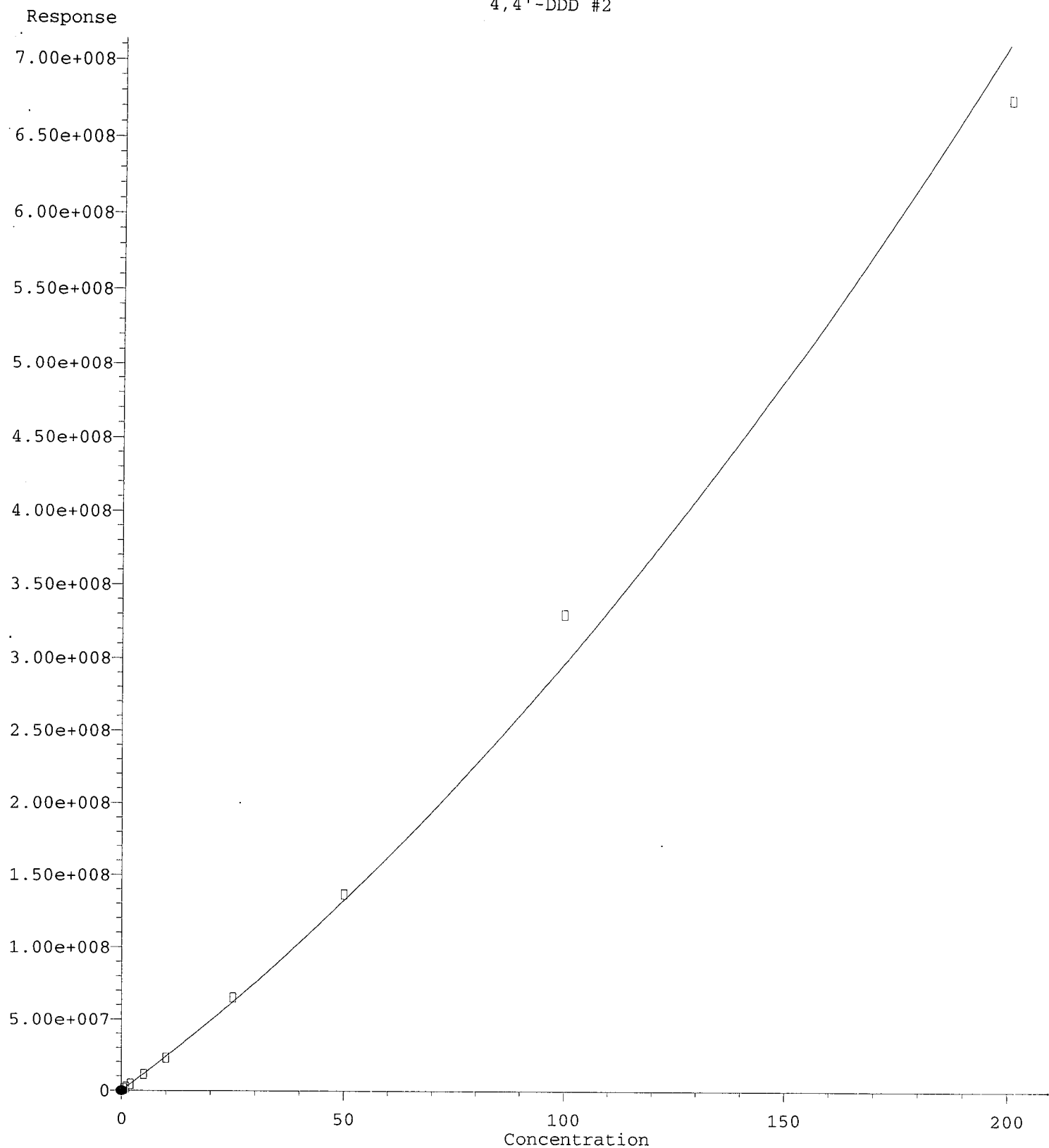
Integration File signal 1: PEST1.e
Integration File signal 2: PEST2.e
Quant Time: Feb 03 15:45:47 2020
Quant Method : C:\msdchem\1\methods\ECD8_QUANTPEST_200108.M
Quant Title : Instrument: DualECD8
QLast Update : Mon Feb 03 15:36:51 2020
Response via : Initial Calibration
Integrator: ChemStation



(14) Endrin
7.854min 0.521 ng/mL
response 1701747

MJB
2/3/20

(14) Endrin #2
8.690min 0.007 ng/mL (m)
response 40887

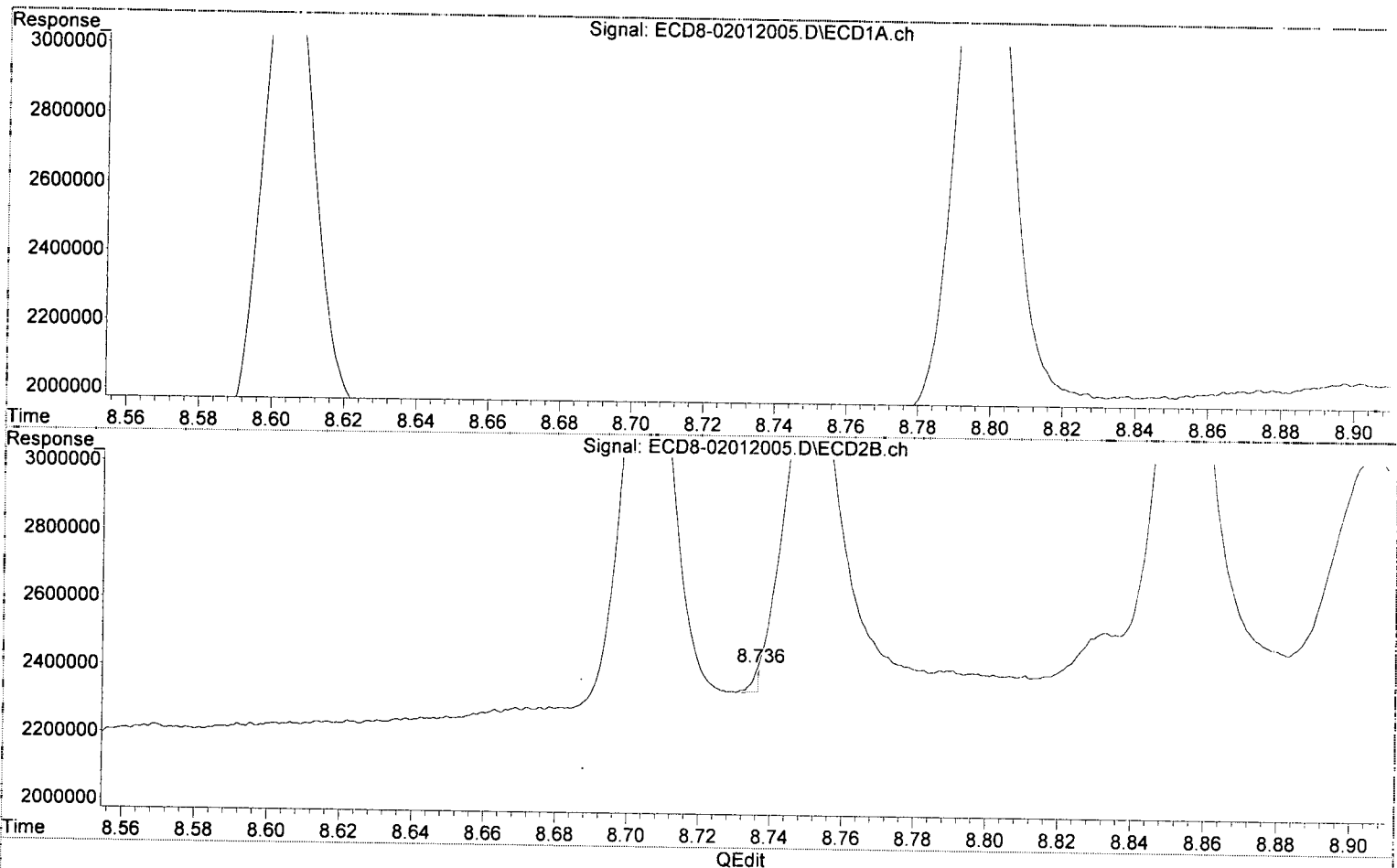


R = 6.31e+003 A*A + 2.33e+006 A - 1.00e+005
Coef of Det (r^2) = 0.995 Curve Fit: Quadratic w(1/a^2)
02/25/20 Anchor QEA LLC Gaso Prep DG 2019 4a-b DOC-CAP Testing Cores Page 522 of 836
Method Name: C:\msdchem\1\methods\ECD8_QUANTPEST_200108.M
Calibration Table Last Updated: Mon Feb 03 15:44:09 2020

Quantitation Report (Qedit)

Data Path : C:\msdchem\1\data\2020-02\0B01012\REQUANT\
Data File : ECD8-02012005.D
Signal(s) : Signal #1: ECD1A.ch Signal #2: ECD2B.ch
Acq On : 1 Feb 2020 15:26
Operator : MJB
Sample : 0B01012-CAL1
Misc : A20B001, AB 0.5 ppb
ALS Vial : 4 Sample Multiplier: 1

Integration File signal 1: PEST1.e
Integration File signal 2: PEST2.e
Quant Time: Feb 03 15:45:47 2020
Quant Method : C:\msdchem\1\methods\ECD8_QUANTPEST_200108.M
Quant Title : Instrument: DualECD8
QLast Update : Mon Feb 03 15:36:51 2020
Response via : Initial Calibration
Integrator: ChemStation

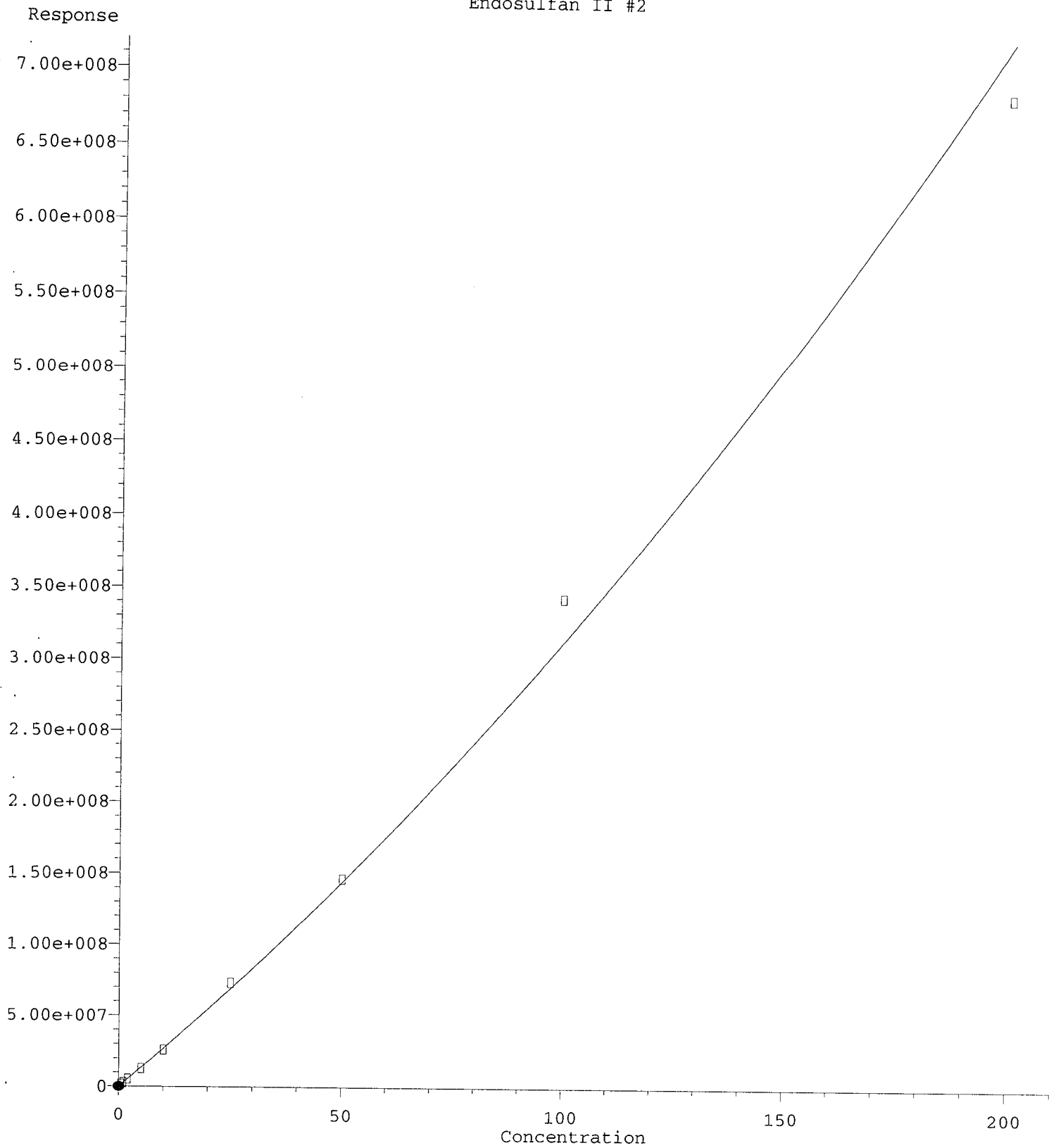


(15) 4,4'-DDD
7.915min 0.479 ng/mL
response 1218671

MJB
2/3/20

(15) 4,4'-DDD #2
8.736min 0.075 ng/mL (m)
response 74855

Endosulfan II #2

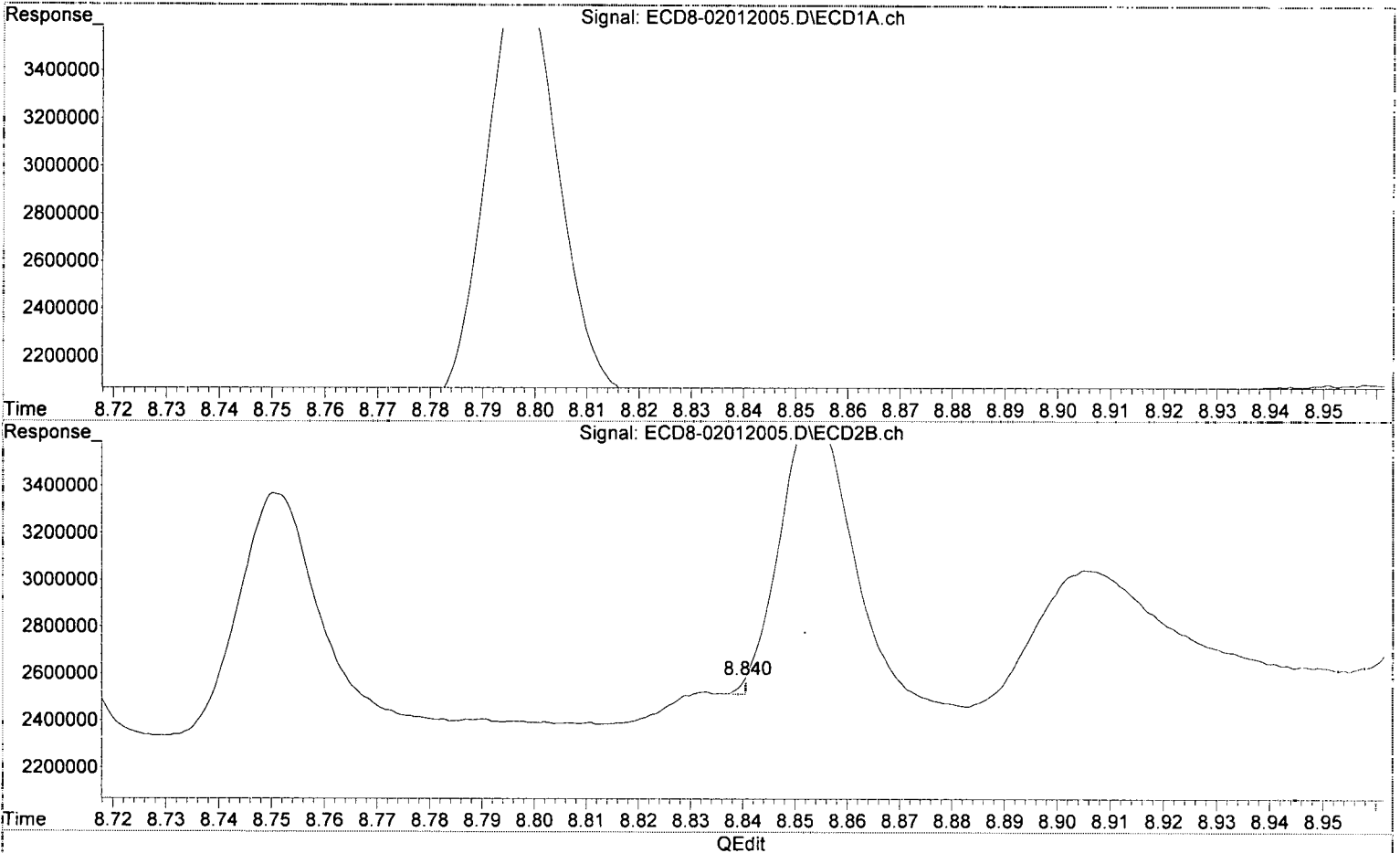


R = 4.81e+003 A*A + 2.64e+006 A + 8.03e+004
Coef of Det (r^2) = 0.996 Curve Fit: Quadratic w/(1/a^2)
Method Name: C:\msdchem\1\methods\ECDS_QUANTPEST_200108.M
Calibration Table Last Updated: Mon Feb 03 15:44:09 2020
02/25/20 Anchor DEA ILC Gasco PIRRD DE2019-4a-b DOC-CAP Testing Cores Page 524 of 836

Quantitation Report (Qedit)

Data Path : C:\msdchem\1\data\2020-02\0B01012\REQUANT\
Data File : ECD8-02012005.D
Signal(s) : Signal #1: ECD1A.ch Signal #2: ECD2B.ch
Acq On : 1 Feb 2020 15:26
Operator : MJB
Sample : 0B01012-CAL1
Misc : A20B001, AB 0.5 ppb
ALS Vial : 4 Sample Multiplier: 1

Integration File signal 1: PEST1.e
Integration File signal 2: PEST2.e
Quant Time: Feb 03 15:45:47 2020
Quant Method : C:\msdchem\1\methods\ECD8_QUANTPEST_200108.M
Quant Title : Instrument: DualECD8
QLast Update : Mon Feb 03 15:36:51 2020
Response via : Initial Calibration
Integrator: ChemStation

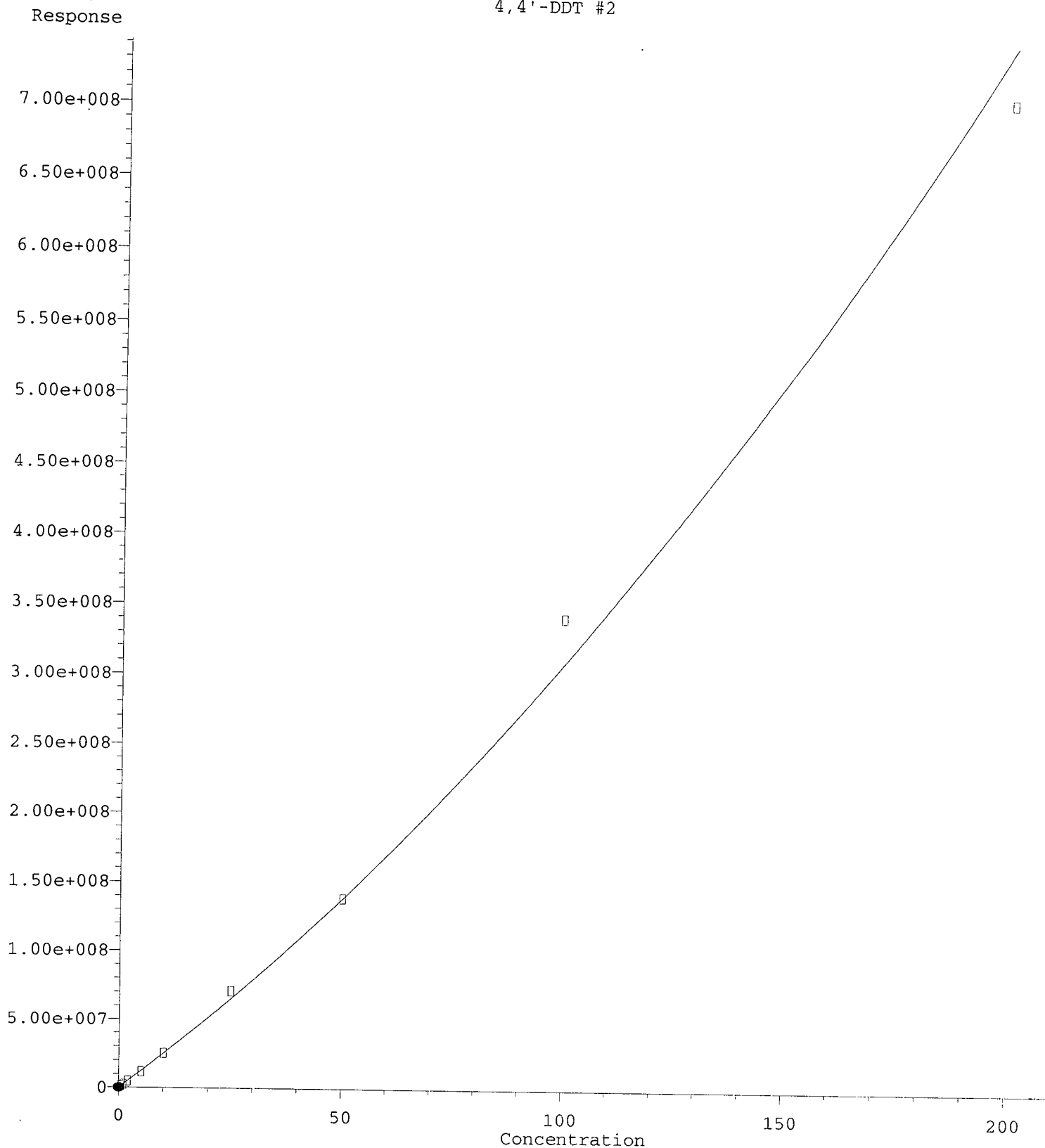


(16) Endosulfan II
8.013min 0.552 ng/mL
response 1650694

MJB
2/3/20

(16) Endosulfan II #2
8.840min -0.006 ng/mL (m)
response 64183

4,4'-DDT #2

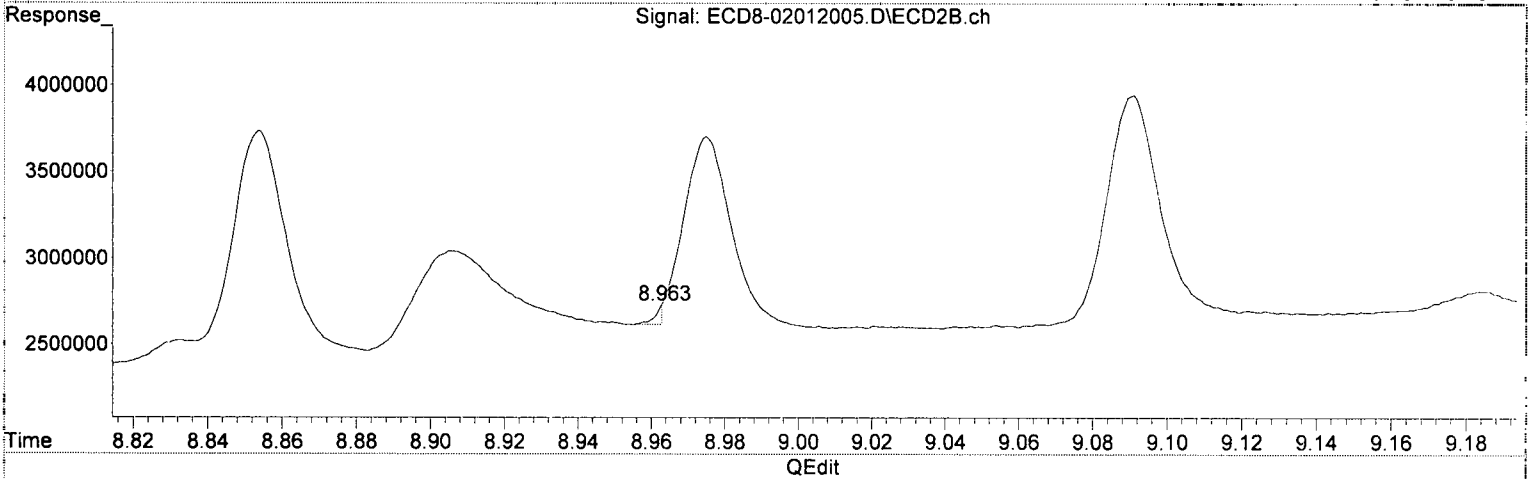
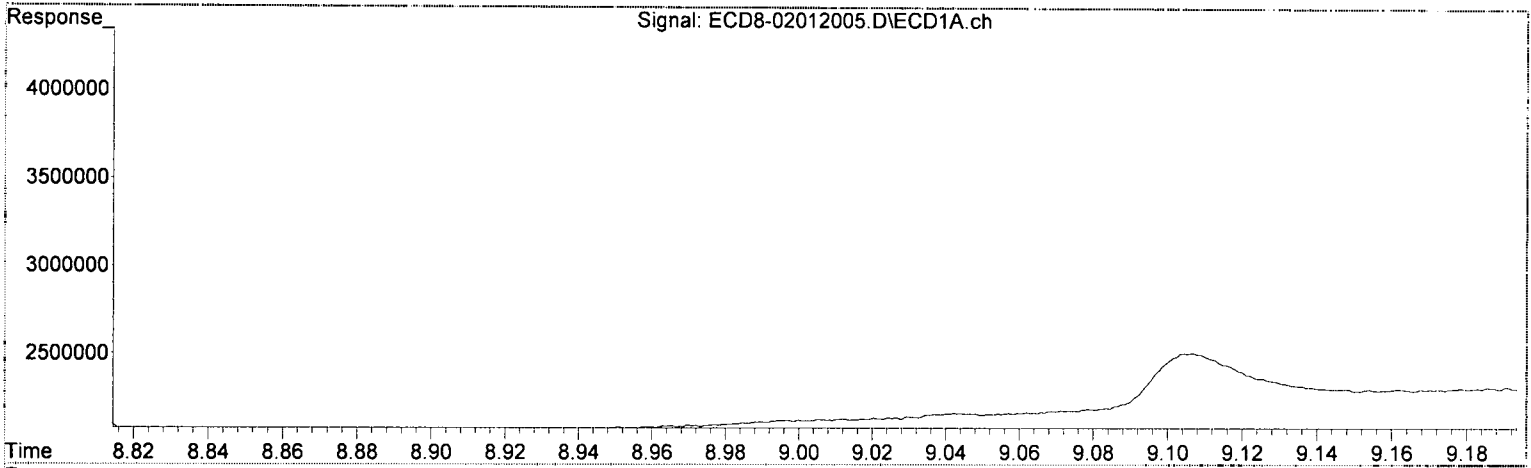


R = 6.32e+003 A*A + 2.45e+006 A + 6.29e+004
Coef of Det (r^2) = 0.994 Curve Fit: Quadratic w(1/a^2)
Method Name: C:\msdchem\1\methods\ECD8_QUANTPEST_200108.M
Calibration Table Last Updated: Mon Feb 03 15:44:09 2020
02/25/20 Anchor OEA LLC Gasco PierD DG 2019-4a-b DOC-CAP Testing Cores Page 526 of 836

Quantitation Report (Qedit)

Data Path : C:\msdchem\1\data\2020-02\0B01012\REQUANT\
Data File : ECD8-02012005.D
Signal(s) : Signal #1: ECD1A.ch Signal #2: ECD2B.ch
Acq On : 1 Feb 2020 15:26
Operator : MJB
Sample : 0B01012-CAL1
Misc : A20B001, AB 0.5 ppb
ALS Vial : 4 Sample Multiplier: 1

Integration File signal 1: PEST1.e
Integration File signal 2: PEST2.e
Quant Time: Feb 03 15:45:47 2020
Quant Method : C:\msdchem\1\methods\ECD8_QUANTPEST_200108.M
Quant Title : Instrument: DualECD8
QLast Update : Mon Feb 03 15:36:51 2020
Response via : Initial Calibration
Integrator: ChemStation



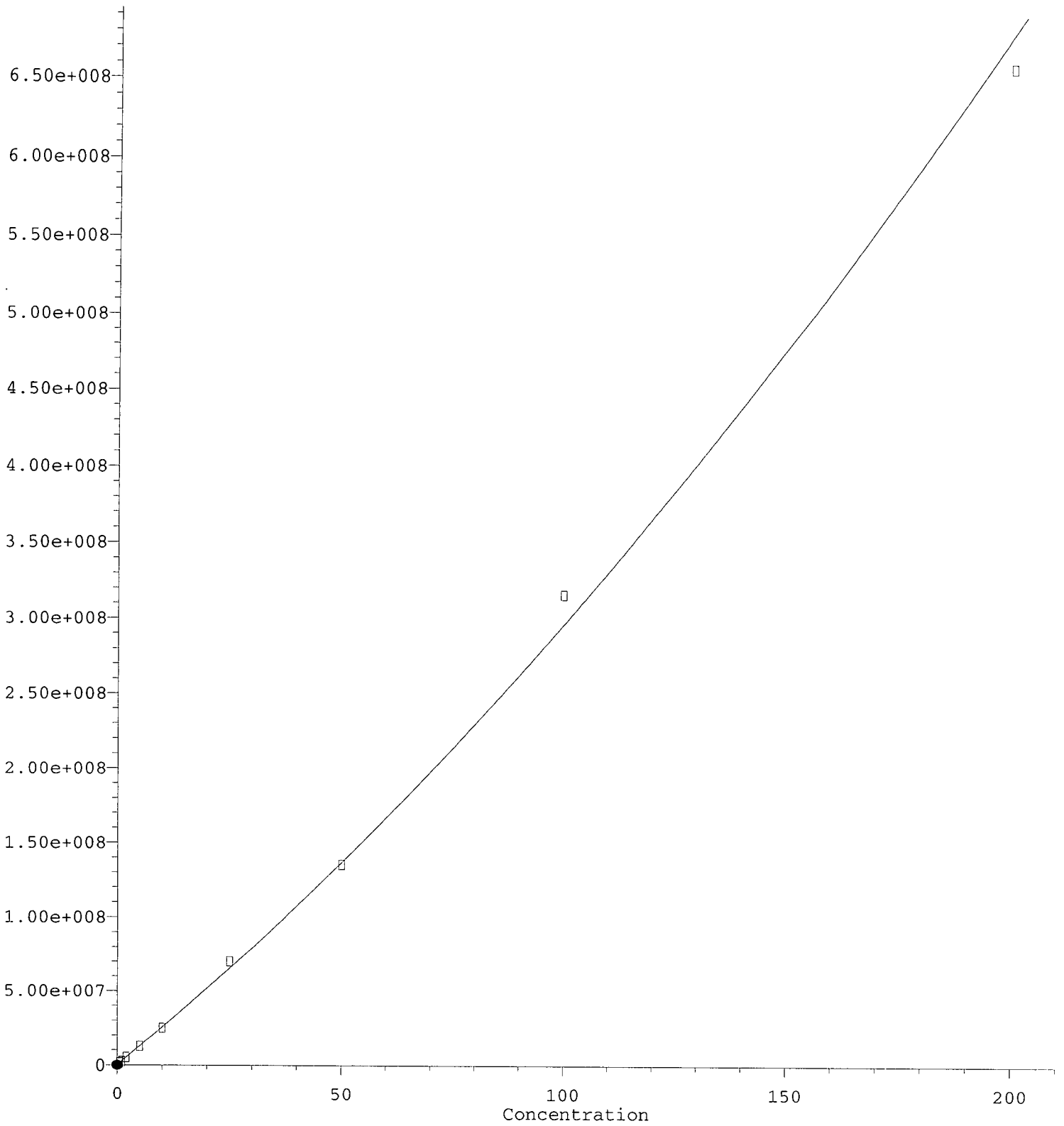
(17) 4,4'-DDT
8.110min 0.503 ng/mL
response 1351757

MJB
2/3/20

(17) 4,4'-DDT #2
8.963min 0.021 ng/mL (m)
response 113728

Endosulfan Sulfate #2

Response



$R = 4.57e+003 A^2 + 2.50e+006 A + 2.22e+005$

Coef of Det (r^2) = 0.997
02/25/20 Anchor QEA, LLC - Gasco PIERD, DG 2019 1a-b, DOC-CAP Testing Cores Page 528 of 836

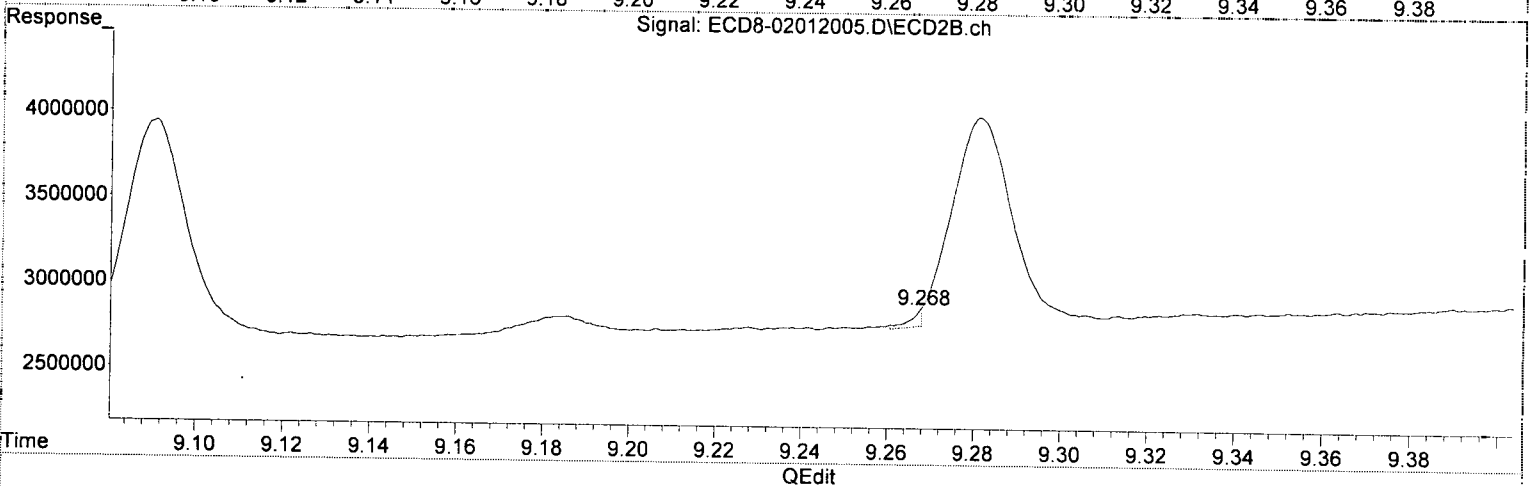
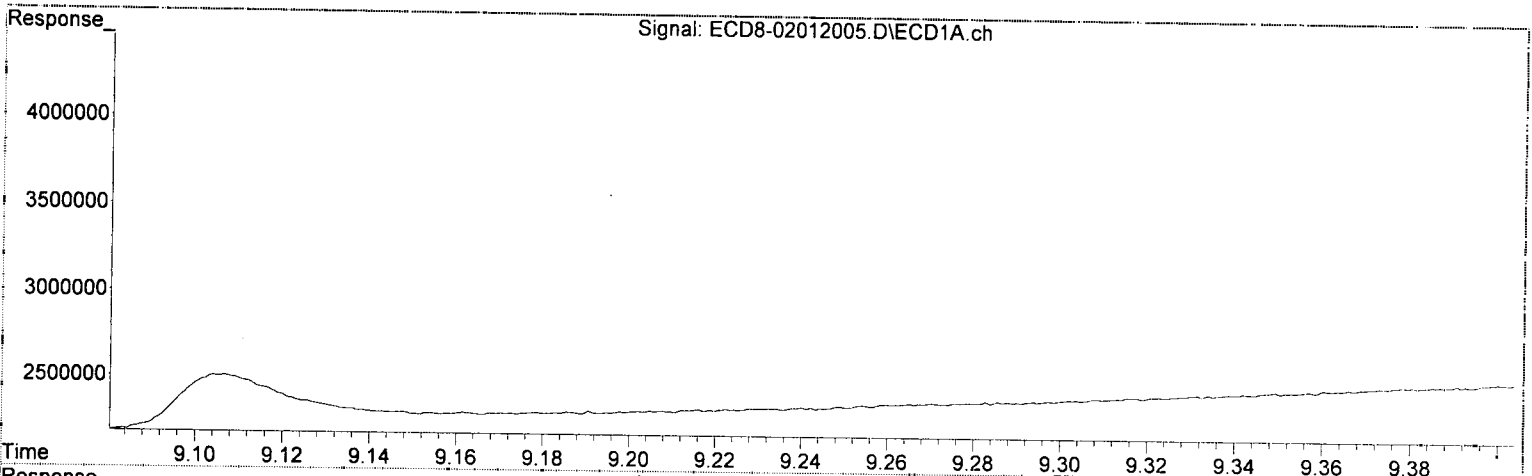
Method Name: C:\msdchem\1\methods\ECD8_QUANTPEST_200108.M

Calibration Table Last Updated: Mon Feb 03 15:44:09 2020

Quantitation Report (Qedit)

Data Path : C:\msdchem\1\data\2020-02\0B01012\REQUANT\
Data File : ECD8-02012005.D
Signal(s) : Signal #1: ECD1A.ch Signal #2: ECD2B.ch
Acq On : 1 Feb 2020 15:26
Operator : MJB
Sample : 0B01012-CAL1
Misc : A20B001, AB 0.5 ppb
ALS Vial : 4 Sample Multiplier: 1

Integration File signal 1: PEST1.e
Integration File signal 2: PEST2.e
Quant Time: Feb 03 15:45:47 2020
Quant Method : C:\msdchem\1\methods\ECD8_QUANTPEST_200108.M
Quant Title : Instrument: DualECD8
QLast Update : Mon Feb 03 15:36:51 2020
Response via : Initial Calibration
Integrator: ChemStation

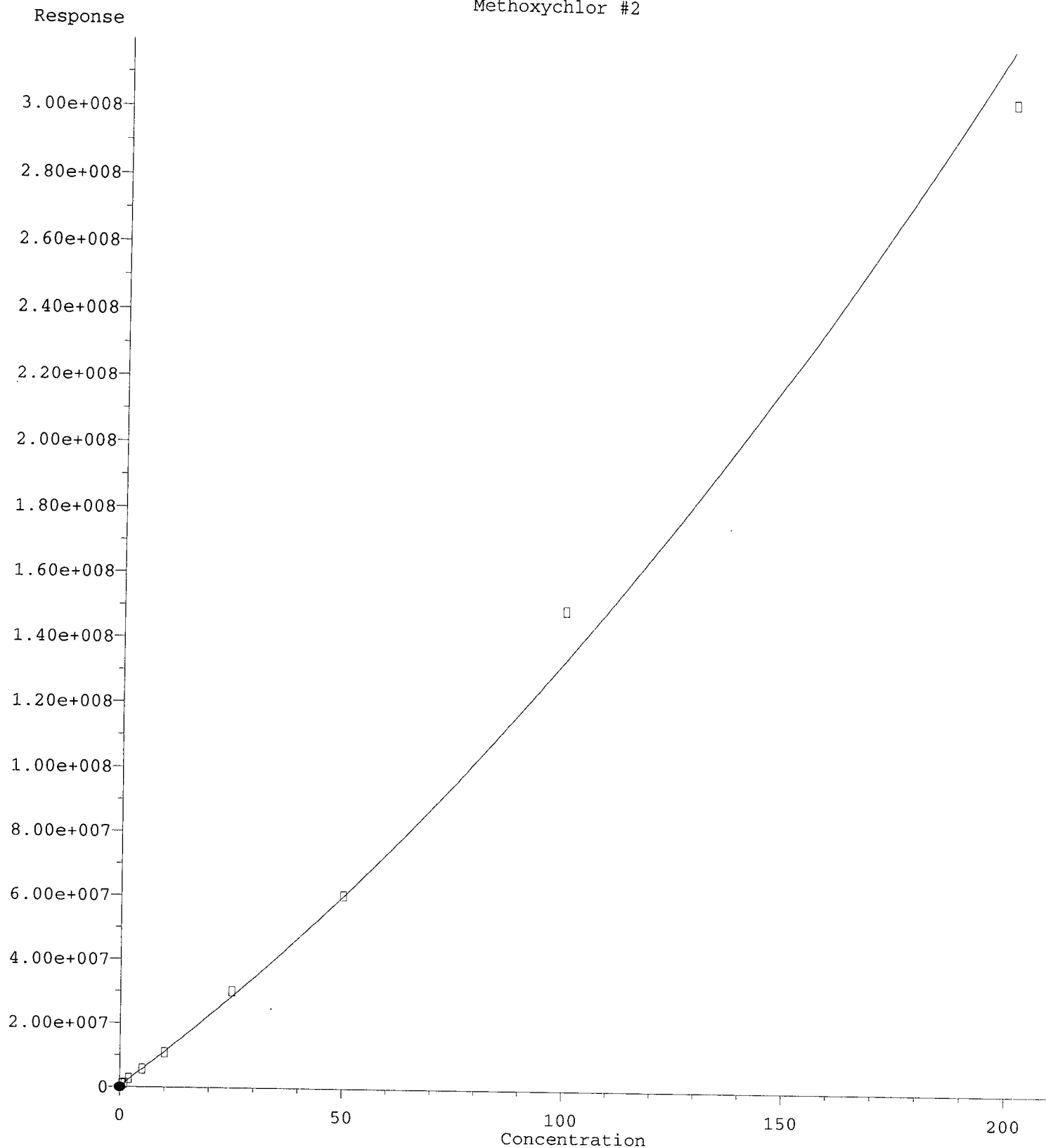


(19) Endosulfan Sulfate
8.604min 0.541 ng/mL
response 1548557

*MJB
2/3/20*

(19) Endosulfan Sulfate #2
9.268min -0.049 ng/mL (m)
response 99158

Methoxychlor #2

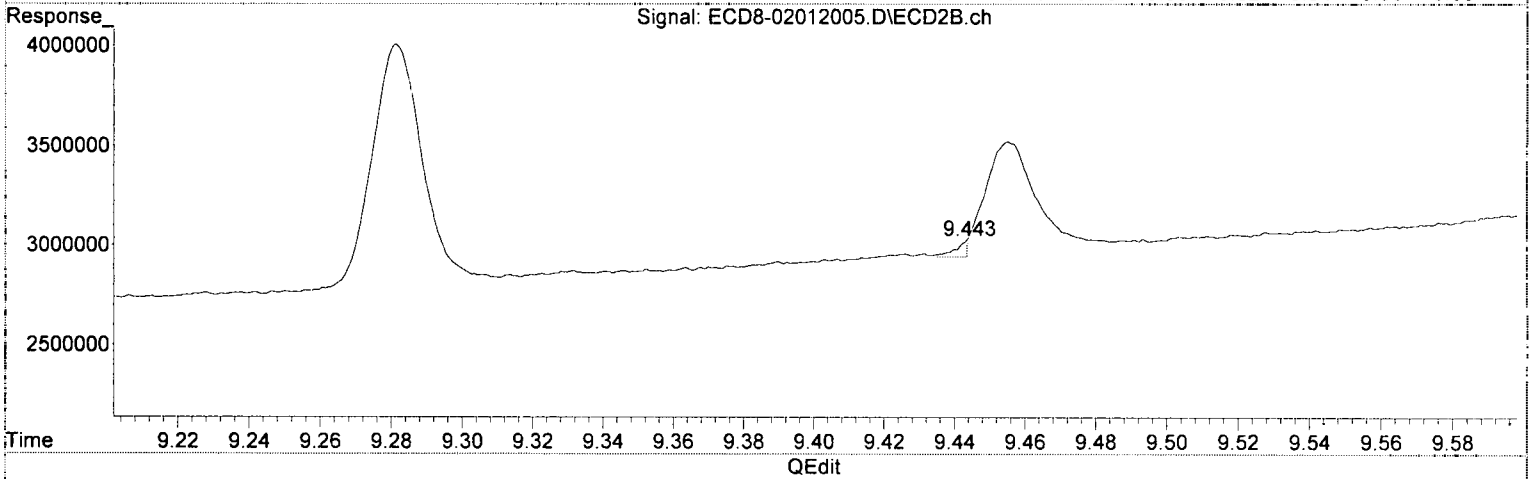
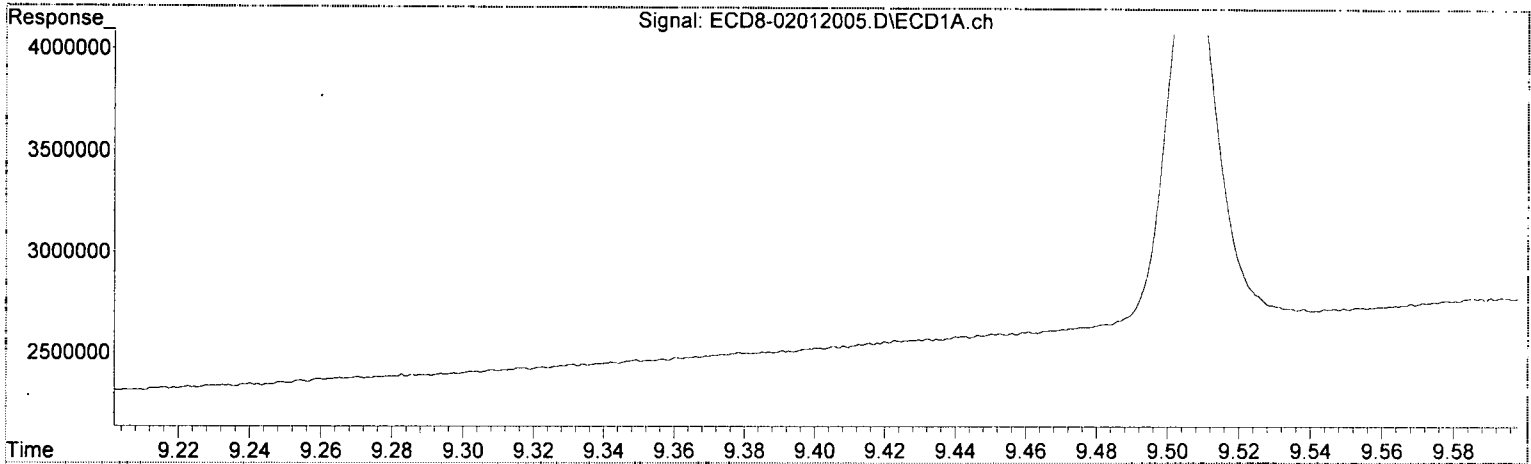


R = 2.73e+003 A*A + 1.06e+006 A + 3.97e+005
Coef of Det (r^2) = 0.988 Curve Fit: Quadratic w(1/a^2)
Method Name: C:\msdgeneral\1\methods\ECD8_QUANTPEST_200108.M
Calibration Table Last Updated: Mon Feb 03 15:44:09 2020

Quantitation Report (Qedit)

Data Path : C:\msdchem\1\data\2020-02\0B01012\REQUANT\
Data File : ECD8-02012005.D
Signal(s) : Signal #1: ECD1A.ch Signal #2: ECD2B.ch
Acq On : 1 Feb 2020 15:26
Operator : MJB
Sample : 0B01012-CAL1
Misc : A20B001, AB 0.5 ppb
ALS Vial : 4 Sample Multiplier: 1

Integration File signal 1: PEST1.e
Integration File signal 2: PEST2.e
Quant Time: Feb 03 15:45:47 2020
Quant Method : C:\msdchem\1\methods\ECD8_QUANTPEST_200108.M
Quant Title : Instrument: DualECD8
QLast Update : Mon Feb 03 15:36:51 2020
Response via : Initial Calibration
Integrator: ChemStation



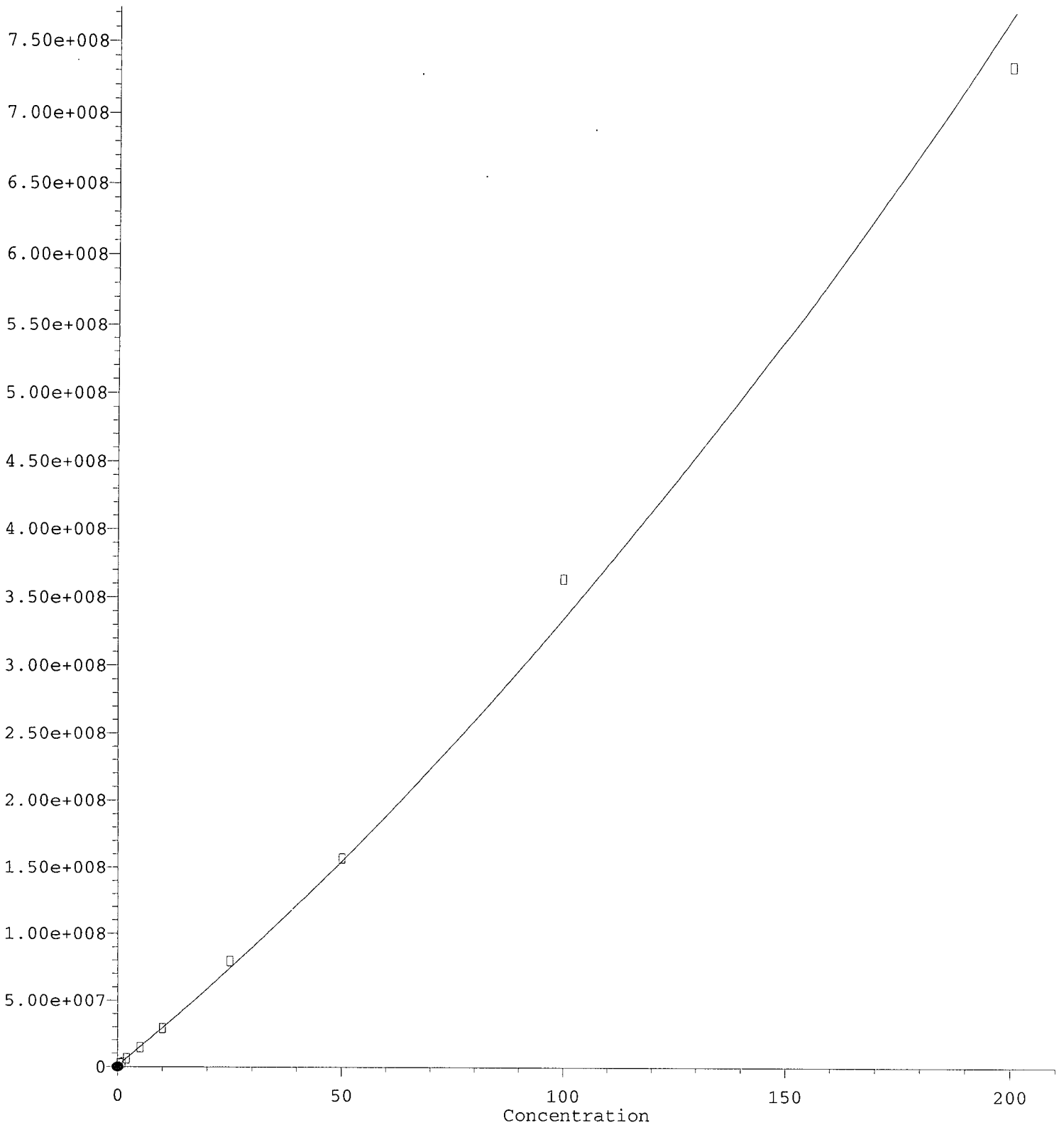
(20) Methoxychlor
8.454min 0.539 ng/mL
response 650344

*MJB
2/3/20*

(20) Methoxychlor #2
9.443min -0.297 ng/mL (m)
response 82761

Endrin Ketone #2

Response



$R = 5.21e+003 A^2 + 2.82e+006 A + 6.29e+005$

Coef of Det (r^2) = 0.995 Curve Fit: Quadratic w(1/A^2)

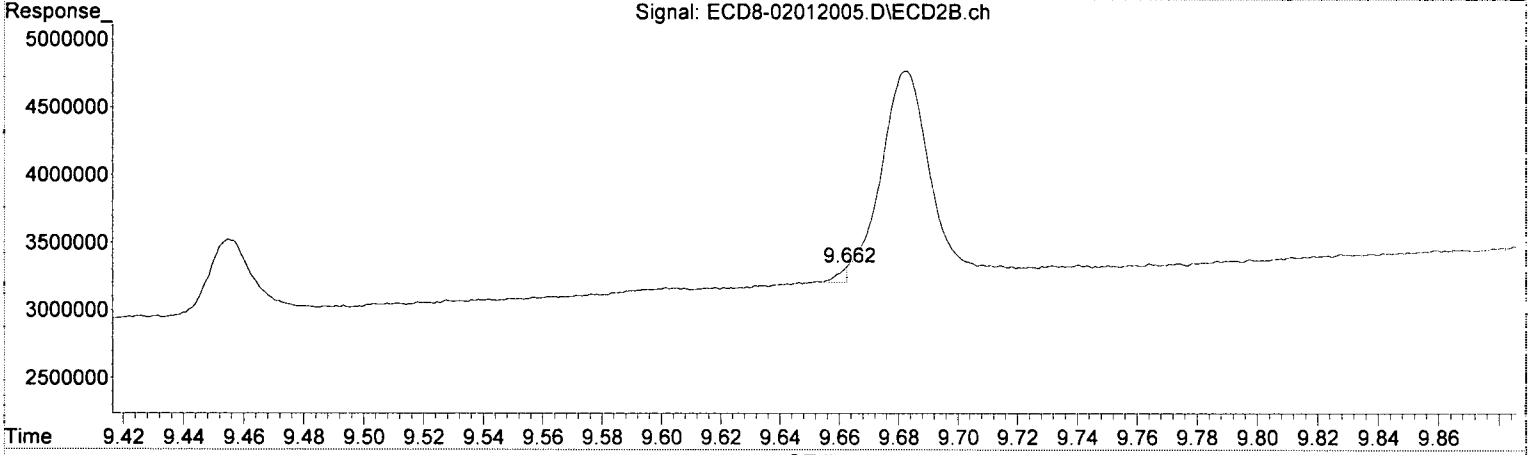
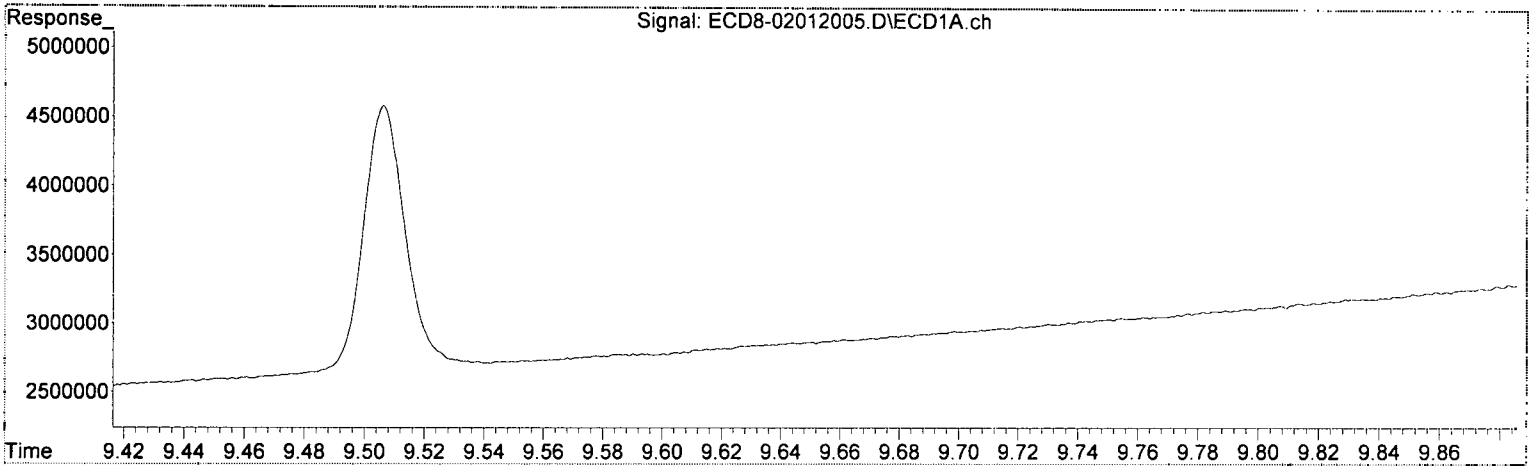
Method Name: C:\msdchem\1\methods\ECD8_QUANTPEST_200108.M

Calibration Table Last Updated: Mon Feb 03 15:44:09 2020

Quantitation Report (Qedit)

Data Path : C:\msdchem\1\data\2020-02\0B01012\REQUANT\
Data File : ECD8-02012005.D
Signal(s) : Signal #1: ECD1A.ch Signal #2: ECD2B.ch
Acq On : 1 Feb 2020 15:26
Operator : MJB
Sample : 0B01012-CAL1
Misc : A20B001, AB 0.5 ppb
ALS Vial : 4 Sample Multiplier: 1

Integration File signal 1: PEST1.e
Integration File signal 2: PEST2.e
Quant Time: Feb 03 15:45:47 2020
Quant Method : C:\msdchem\1\methods\ECD8_QUANTPEST_200108.M
Quant Title : Instrument: DualECD8
QLast Update : Mon Feb 03 15:36:51 2020
Response via : Initial Calibration
Integrator: ChemStation

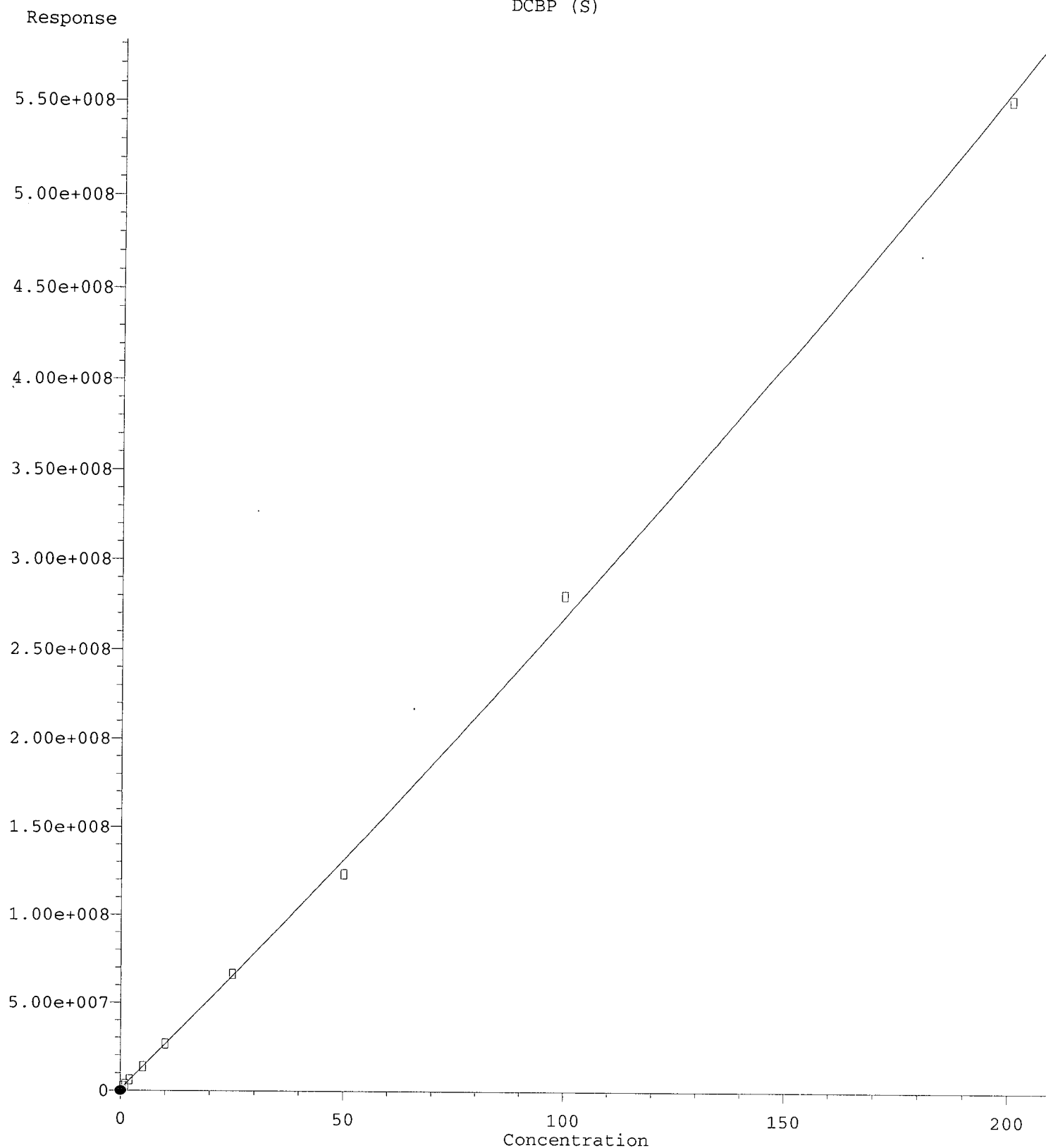


(21) Endrin Ketone
8.797min 0.540 ng/mL
response 1865728

NDB
2/3/20

(21) Endrin Ketone #2
9.662min -0.183 ng/mL(m)
response 113206

DCBP (S)

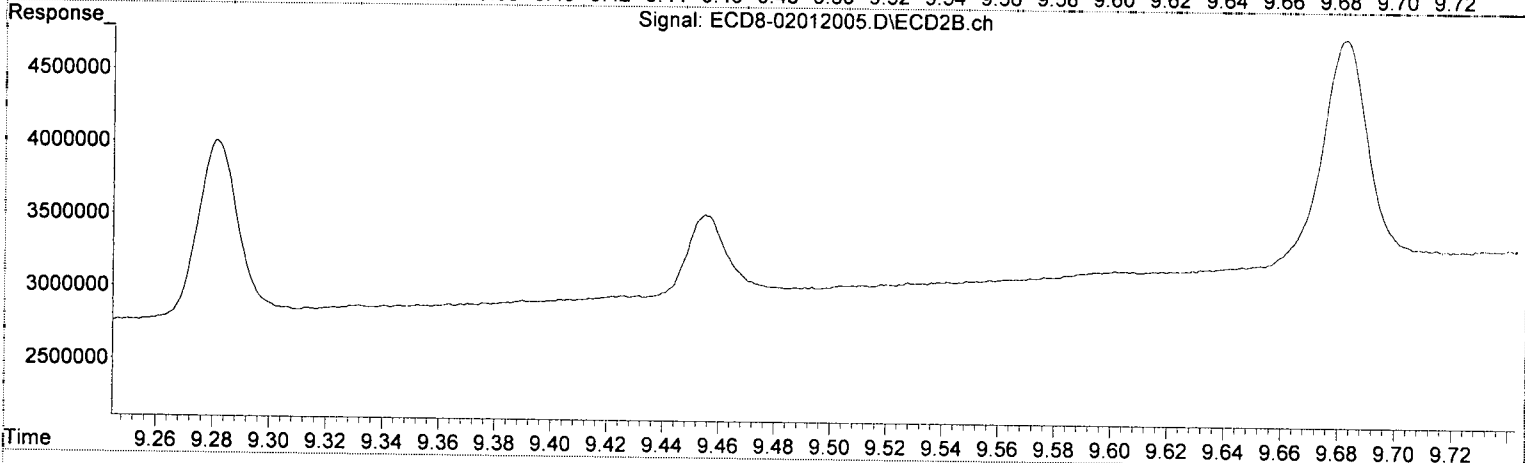
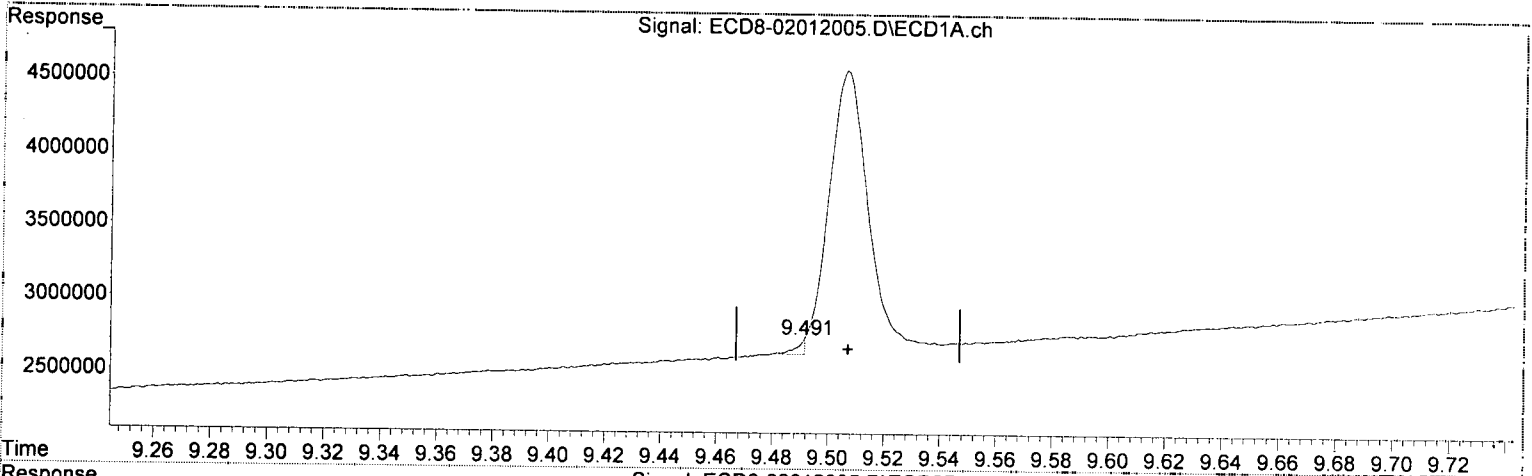


R = 1.20e+003 A*A + 2.55e+006 A + 8.55e+005
Coef of Det (r^2) = 0.999
Curve Fit: Quadratic (1/A^2)
Method Name: C:\msdchem\1\methods\ECD8_QUANTPEST_200108.M
Calibration Table Last Updated: Mon Feb 03 15:44:09 2020
02/25/20 Anchor QEA, LLC - Gasco PerRD DG 2019-4a-b BOC-CAP Testing Cores Page 534 of 836

Quantitation Report (Qedit)

Data Path : C:\msdchem\1\data\2020-02\0B01012\REQUANT\
Data File : ECD8-02012005.D
Signal(s) : Signal #1: ECD1A.ch Signal #2: ECD2B.ch
Acq On : 1 Feb 2020 15:26
Operator : MJB
Sample : 0B01012-CAL1
Misc : A20B001, AB 0.5 ppb
ALS Vial : 4 Sample Multiplier: 1

Integration File signal 1: PEST1.e
Integration File signal 2: PEST2.e
Quant Time: Feb 03 15:45:47 2020
Quant Method : C:\msdchem\1\methods\ECD8_QUANTPEST_200108.M
Quant Title : Instrument: DualECD8
QLast Update : Mon Feb 03 15:36:51 2020
Response via : Initial Calibration
Integrator: ChemStation

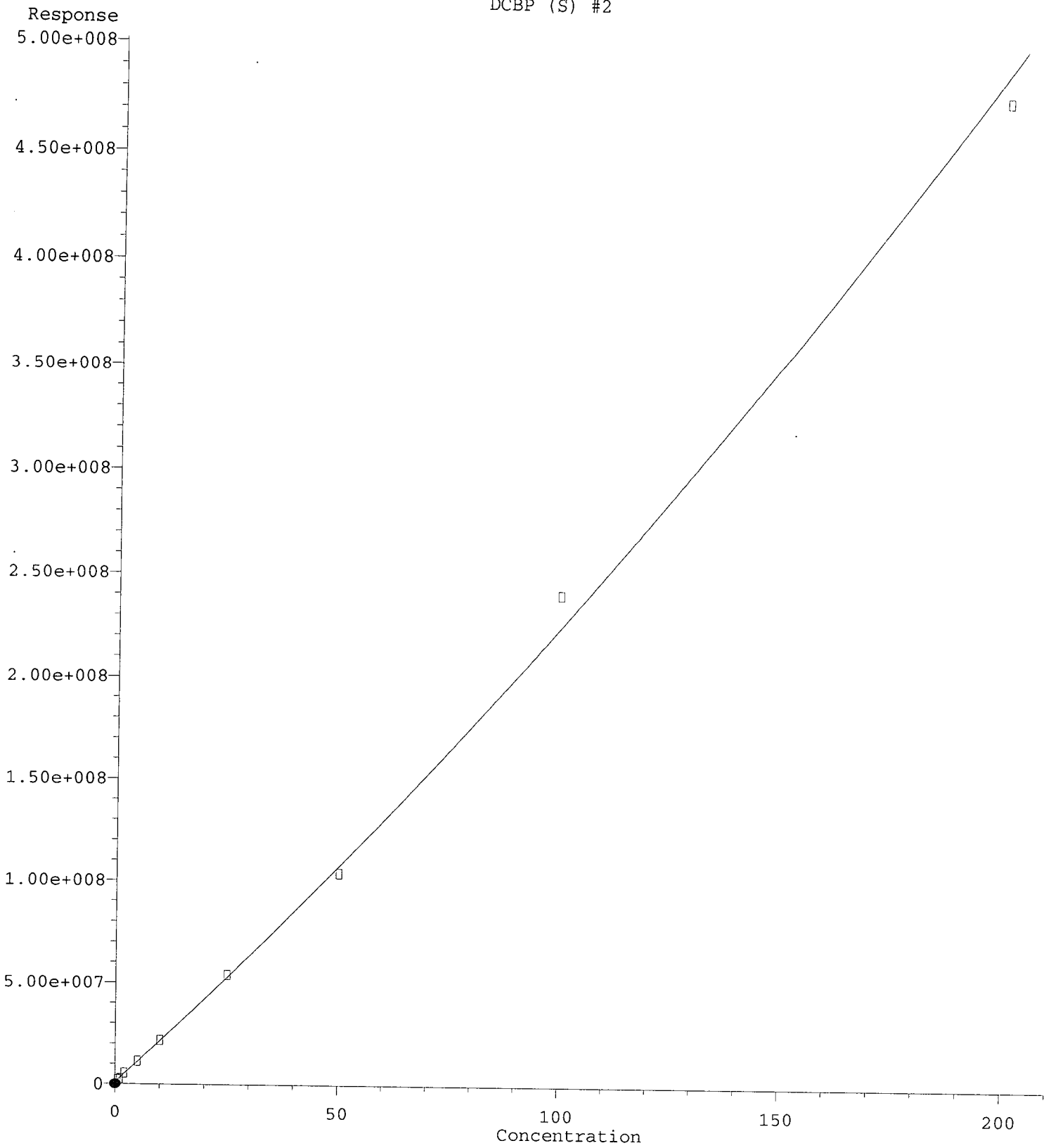


(22) DCBP (S) (S)
9.491min -0.295 ng/mL (m)
response 101899

MJB
2/3/20

(22) DCBP (S) #2 (S)
10.537min 0.543 ng/mL
response 2121210

DCBP (S) #2

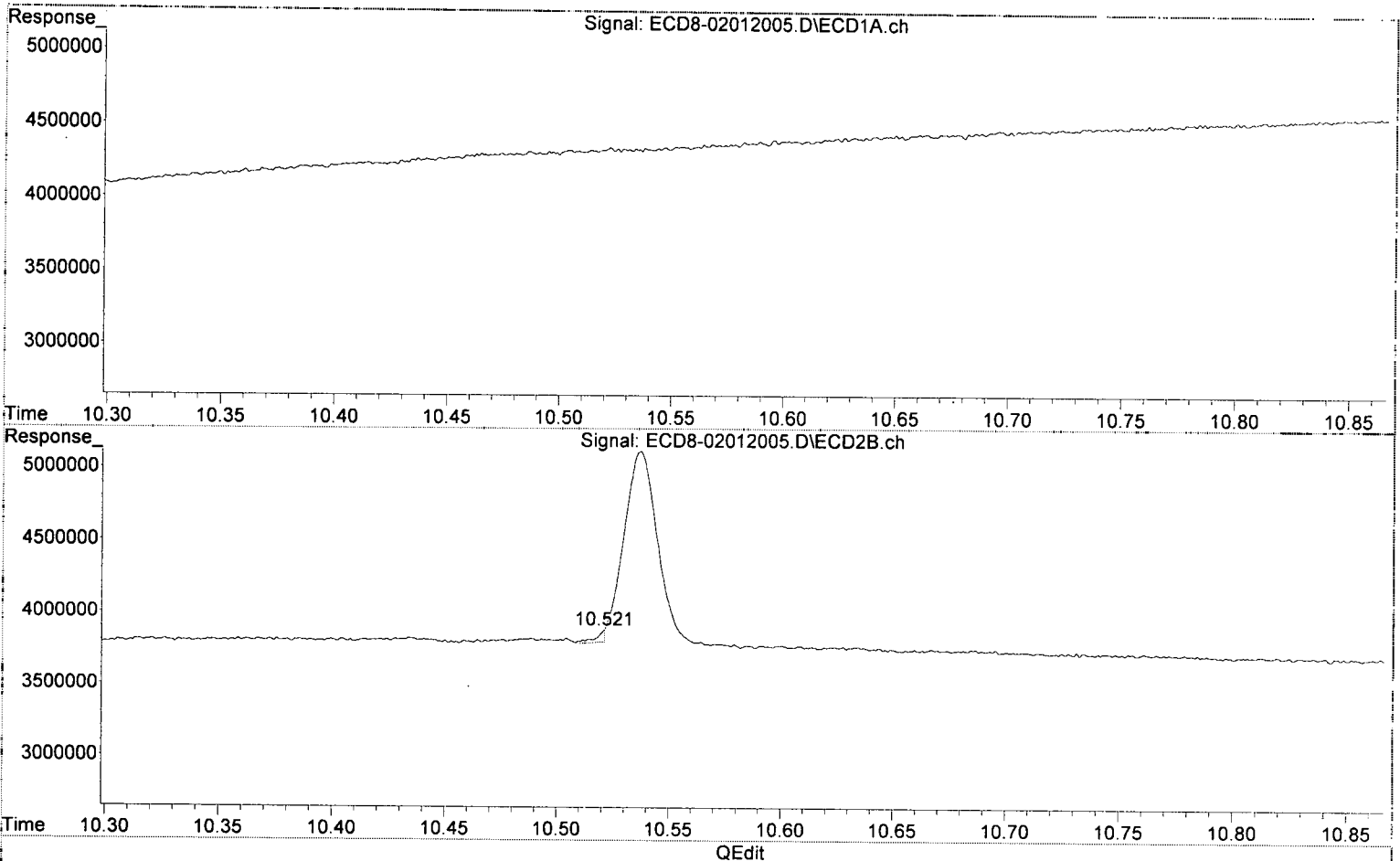


R = 2.17e+003 A*A + 2.02e+006 A + 1.03e+006
Coef of Det (r^2) = 0.991 Curve Fit: Quadratic w(1/a^2)
Method Name: C:\msdchem\1\methods\ECD8_QUANTPEST_200108.M
Calibration Table Last Updated: Mon Feb 03 15:44:09 2020
02/25/20 Anchor OEA LLC Gasco Field DG 2019-4a-b DOC-CAP Testing Cores Page 536 of 836

Quantitation Report (Qedit)

Data Path : C:\msdchem\1\data\2020-02\0B01012\REQUANT\
Data File : ECD8-02012005.D
Signal(s) : Signal #1: ECD1A.ch Signal #2: ECD2B.ch
Acq On : 1 Feb 2020 15:26
Operator : MJB
Sample : 0B01012-CAL1
Misc : A20B001, AB 0.5 ppb
ALS Vial : 4 Sample Multiplier: 1

Integration File signal 1: PEST1.e
Integration File signal 2: PEST2.e
Quant Time: Feb 03 15:45:47 2020
Quant Method : C:\msdchem\1\methods\ECD8_QUANTPEST_200108.M
Quant Title : Instrument: DualECD8
QLast Update : Mon Feb 03 15:36:51 2020
Response via : Initial Calibration
Integrator: ChemStation

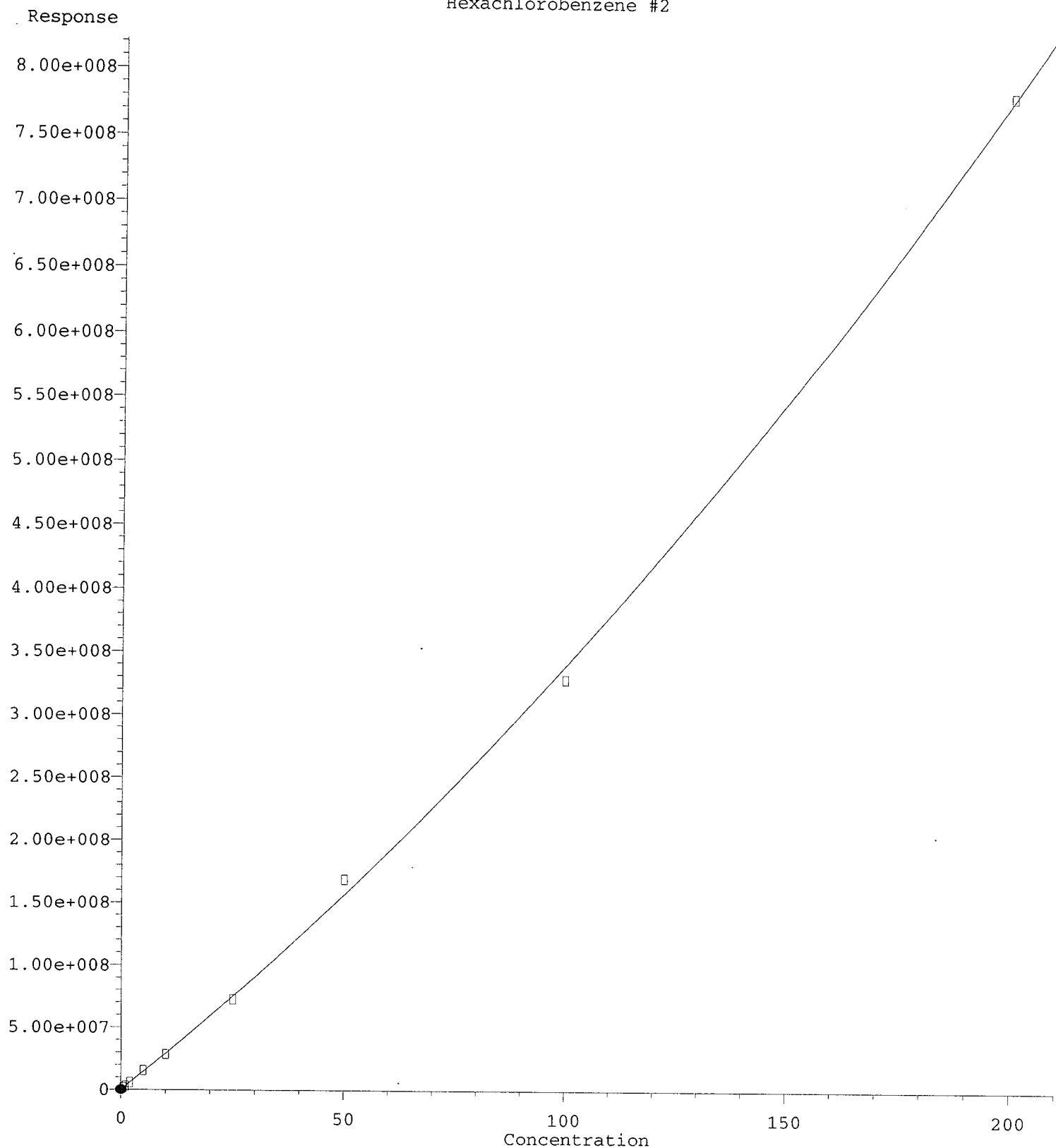


(22) DCBP (S) (S)
9.491min -0.295 ng/mL m
response 101899

*MJB
2/3/20*

(22) DCBP (S) #2 (S)
10.521min -0.468 ng/mL(m)
response 82061

Hexachlorobenzene #2



$R = 5.17e+003 A^2 + 2.87e+006 A + 1.57e+005$

Coef of Det (r^2) = 0.998 Curve Fit: Quadratic w/(1/a^2)

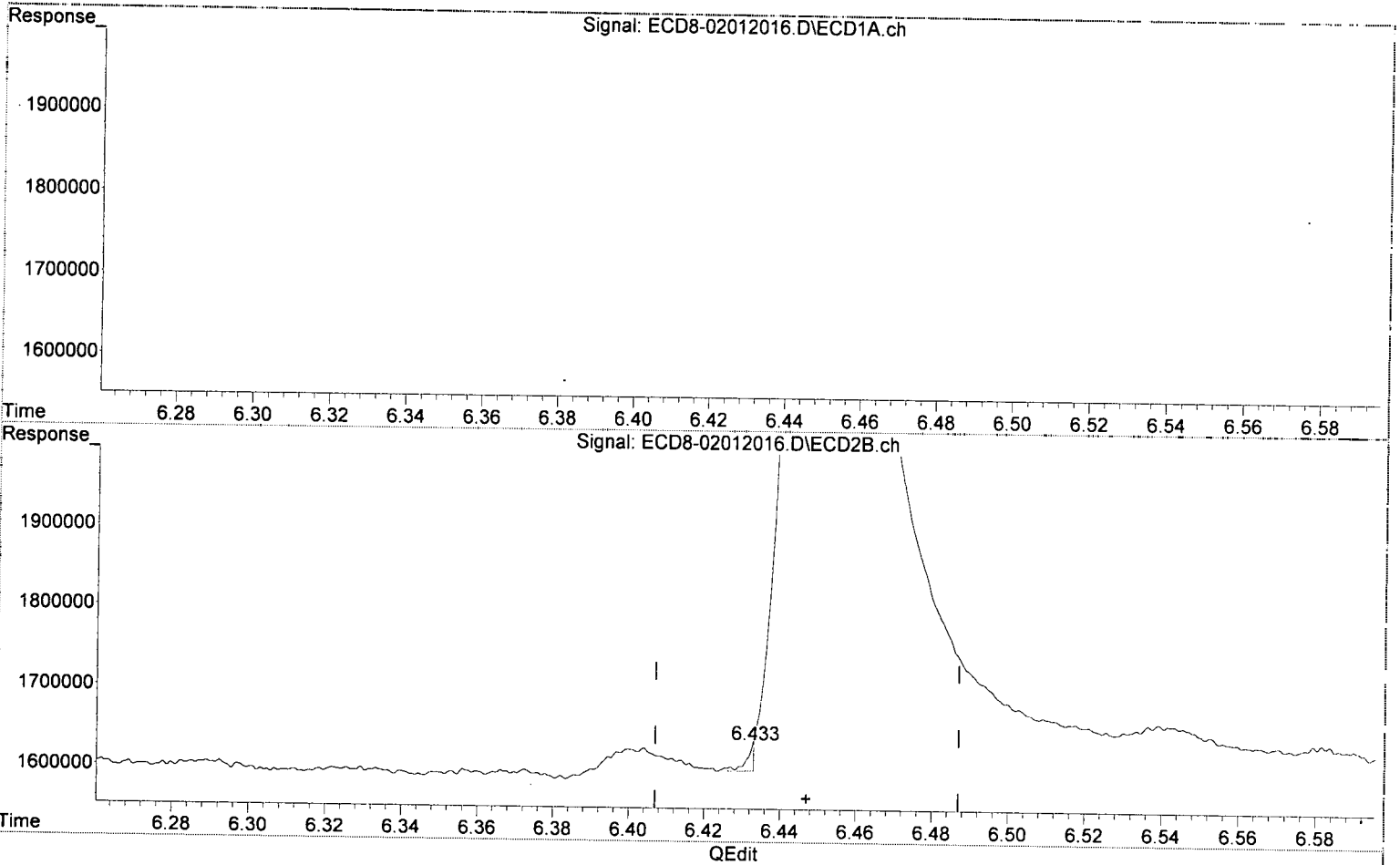
Method Name: C:\msdchem\1\methods\ECD8_QUANTPEST_200108.M

Calibration Table Last Updated: Mon Feb 03 15:44:09 2020

Quantitation Report (Qedit)

Data Path : C:\msdchem\1\data\2020-02\0B01012\REQUANT\
Data File : ECD8-02012016.D
Signal(s) : Signal #1: ECD1A.ch Signal #2: ECD2B.ch
Acq On : 1 Feb 2020 18:31
Operator : MJB
Sample : 0B01012-CALA
Misc : A20B003, 9-42 0.5 ppb
ALS Vial : 14 Sample Multiplier: 1

Integration File signal 1: PEST1.e
Integration File signal 2: PEST2.e
Quant Time: Feb 03 15:49:29 2020
Quant Method : C:\msdchem\1\methods\ECD8_QUANTPEST_200108.M
Quant Title : Instrument: DualECD8
QLast Update : Mon Feb 03 15:36:51 2020
Response via : Initial Calibration
Integrator: ChemStation



(24) Hexachlorobenzene

5.681min 0.564 ng/mL

response 1894604

MJB
2/3/20

(24) Hexachlorobenzene #2

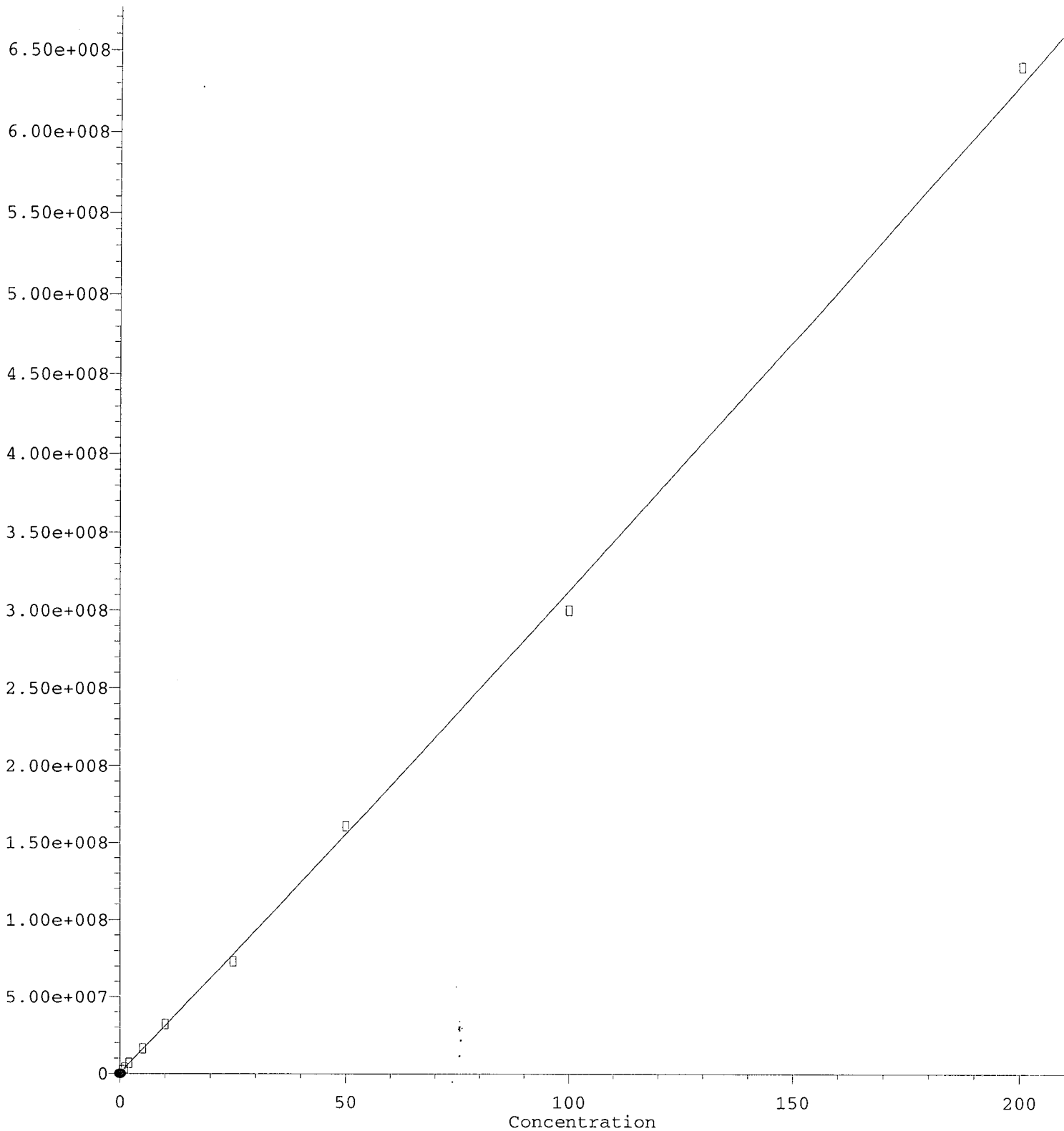
6.433min -0.043 ng/mL(m)

response 32864

(+) = Expected Retention Time

Oxychlorthane

Response



$R = 4.64e+002 A^2 + 3.07e+006 A + 5.52e+005$

Coef of Det (r^2) = 0.999 CURVE FIT: Quadratic (1/a^2)

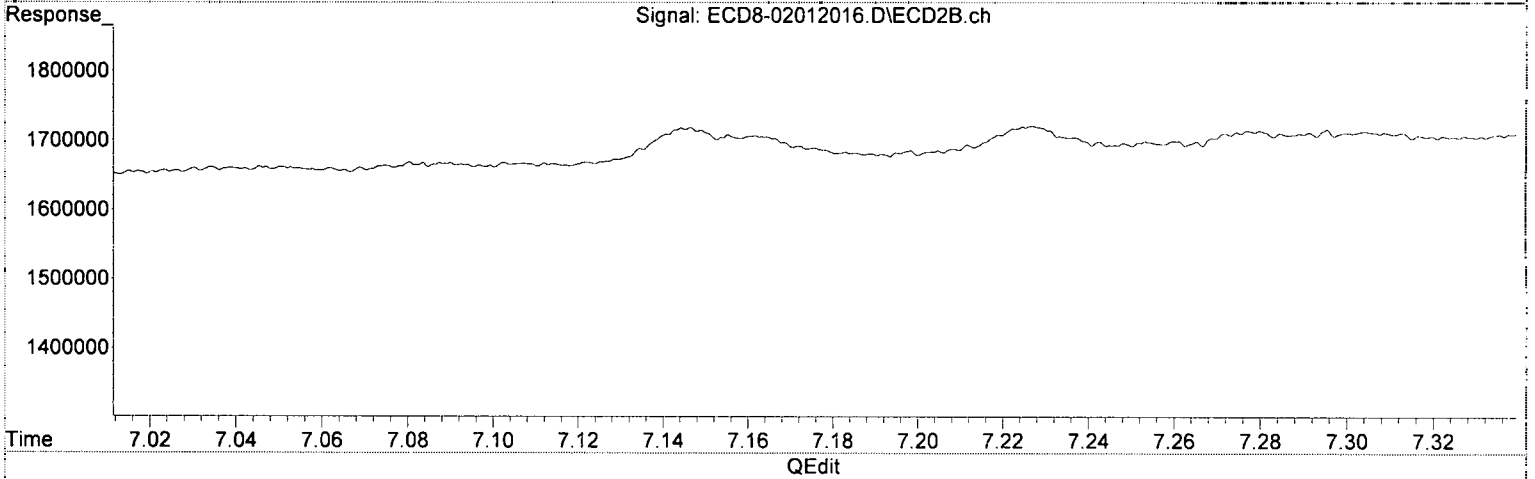
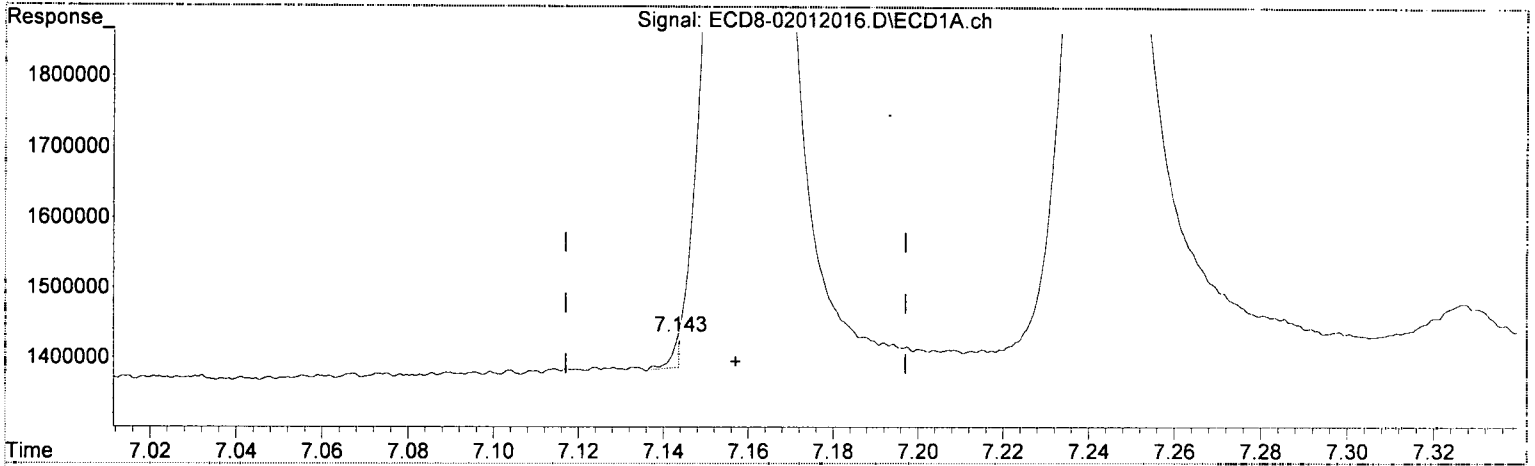
Method Name: C:\msdchem\1\methods\ECD8_QUANTPEST_200108.M

Calibration Table Last Updated: Mon Feb 03 15:44:09 2020

Quantitation Report (Qedit)

Data Path : C:\msdchem\1\data\2020-02\0B01012\REQUANT\
Data File : ECD8-02012016.D
Signal(s) : Signal #1: ECD1A.ch Signal #2: ECD2B.ch
Acq On : 1 Feb 2020 18:31
Operator : MJB
Sample : 0B01012-CALA
Misc : A20B003, 9-42 0.5 ppb
ALS Vial : 14 Sample Multiplier: 1

Integration File signal 1: PEST1.e
Integration File signal 2: PEST2.e
Quant Time: Feb 03 15:49:29 2020
Quant Method : C:\msdchem\1\methods\ECD8_QUANTPEST_200108.M
Quant Title : Instrument: DualECD8
QLast Update : Mon Feb 03 15:36:51 2020
Response via : Initial Calibration
Integrator: ChemStation



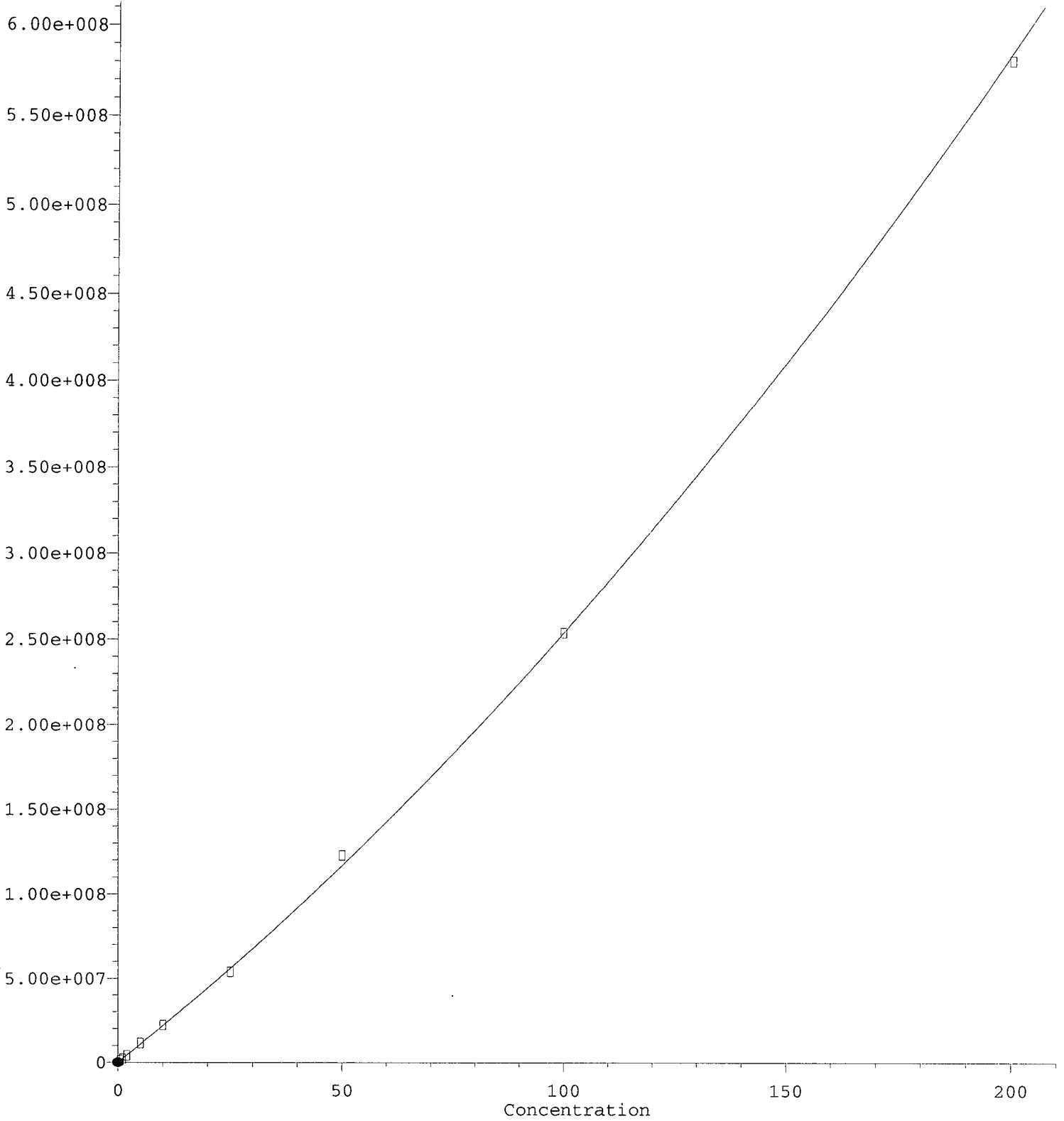
(25) Oxychlordane
7.143min -0.165 ng/mL(n)
response 44172

MJB
2/3/20

(25) Oxychlordane #2
7.908min 0.568 ng/mL
response 1817597

2,4'-DDT #2

Response

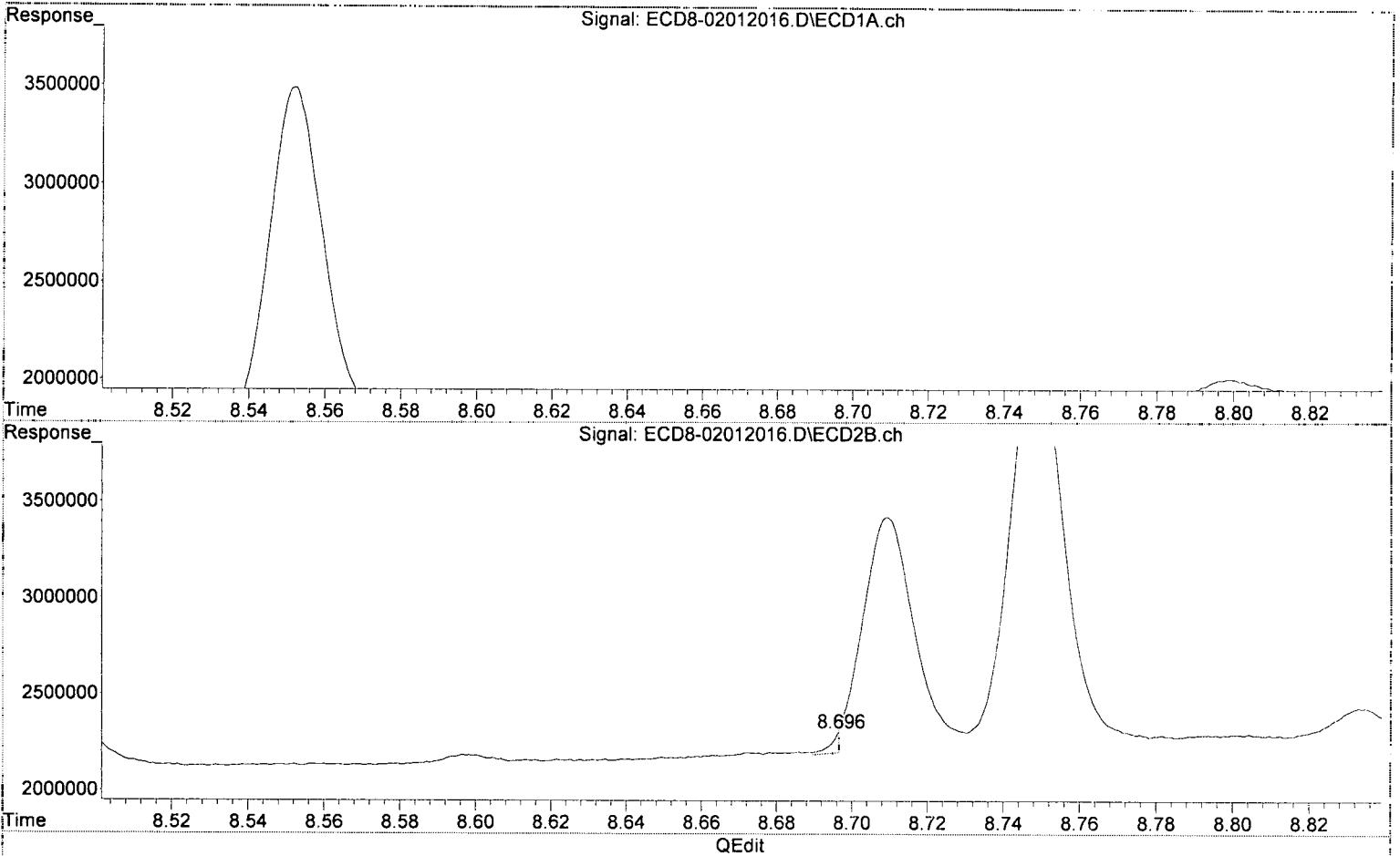


R = 4.06e+003 A*A + 2.13e+006 A + 1.05e+005
Coef of Det (r^2) = 0.998
Curve Fit: Quadratic w(1/a^2)
Method Name: C:\msdchem\1\methods\ECD8_QUANTPEST_200108.M
Calibration Table Last Updated: Mon Feb 03 15:44:09 2020
02/25/20 Anchor QEA, LLC - Gasco PIERD, DG 2019 - 4a-b DOC-CAP Testing Cores Page 542 of 836

Quantitation Report (Qedit)

Data Path : C:\msdchem\1\data\2020-02\0B01012\REQUANT\
Data File : ECD8-02012016.D
Signal(s) : Signal #1: ECD1A.ch Signal #2: ECD2B.ch
Acq On : 1 Feb 2020 18:31
Operator : MJB
Sample : 0B01012-CALA
Misc : A20B003, 9-42 0.5 ppb
ALS Vial : 14 Sample Multiplier: 1

Integration File signal 1: PEST1.e
Integration File signal 2: PEST2.e
Quant Time: Feb 03 15:49:29 2020
Quant Method : C:\msdchem\1\methods\ECD8_QUANTPEST_200108.M
Quant Title : Instrument: DualECD8
QLast Update : Mon Feb 03 15:36:51 2020
Response via : Initial Calibration
Integrator: ChemStation

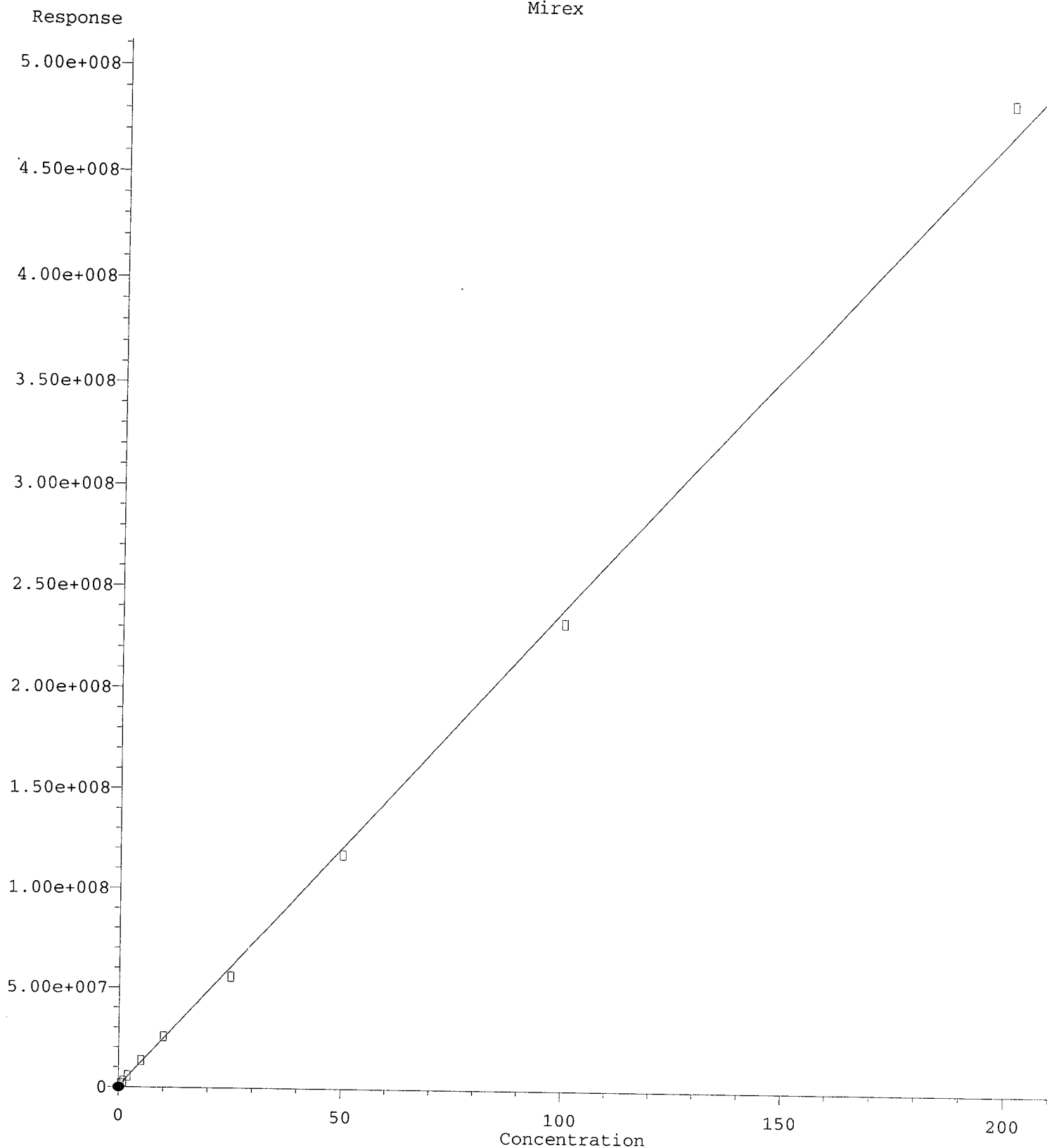


(29) 2,4'-DDT
7.797min 0.593 ng/mL
response 1418724

MJB
2/3/20

(29) 2,4'-DDT #2
8.696min -0.000 ng/mL(n)
response 104421

Mirex

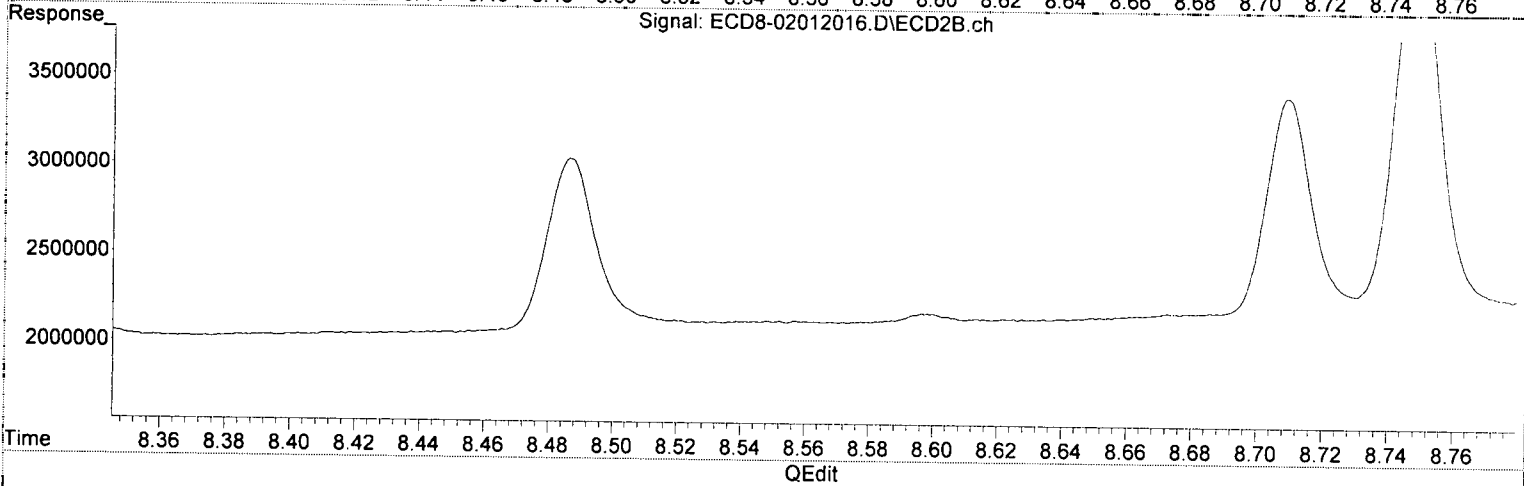
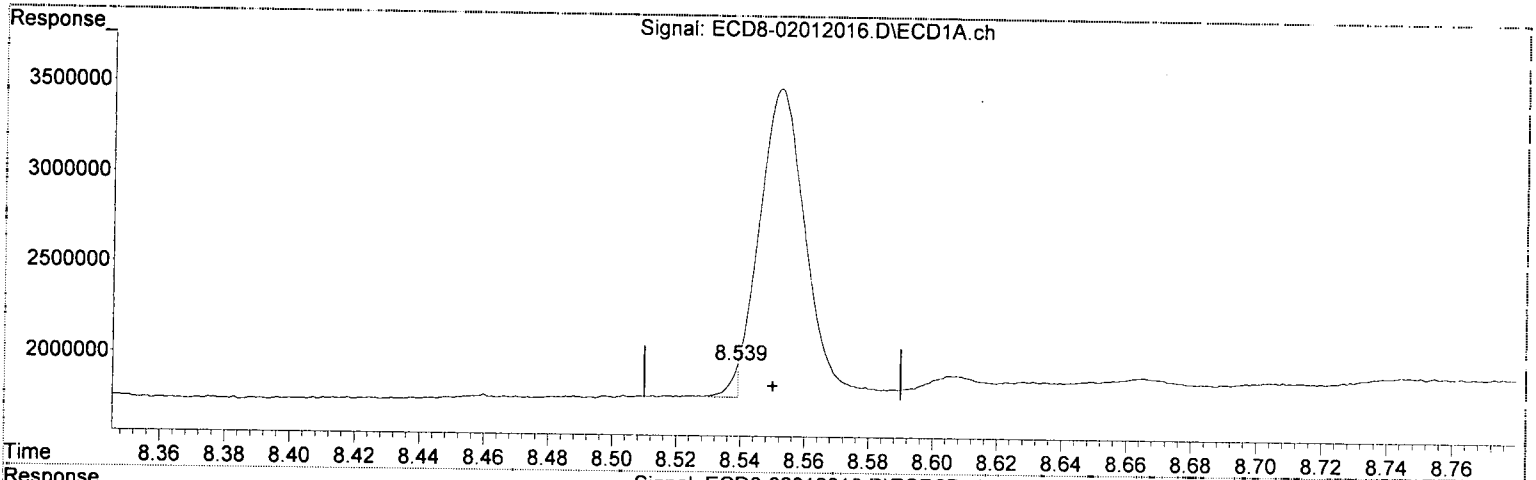


R = -2.95e+002 A*A + 2.42e+006 A + 5.00e+005
Coef of Det (r^2) = 0.997 Curve Fit: Quadratic w/(1/a^2)
02/25/20 Anchor QEA, LLC - Gasco PreRD DG 2019-4a-b DOC-CAP Testing Cores Page 544 of 836
Method Name: C:\msdchem\1\methods\ECD8_QUANTPEST_200108.M
Calibration Table Last Updated: Mon Feb 03 15:44:09 2020

Quantitation Report (Qedit)

Data Path : C:\msdchem\1\data\2020-02\0B01012\REQUANT\
Data File : ECD8-02012016.D
Signal(s) : Signal #1: ECD1A.ch Signal #2: ECD2B.ch
Acq On : 1 Feb 2020 18:31
Operator : MJB
Sample : 0B01012-CALA
Misc : A20B003, 9-42 0.5 ppb
ALS Vial : 14 Sample Multiplier: 1

Integration File signal 1: PEST1.e
Integration File signal 2: PEST2.e
Quant Time: Feb 03 15:49:29 2020
Quant Method : C:\msdchem\1\methods\ECD8_QUANTPEST_200108.M
Quant Title : Instrument: DualECD8
QLast Update : Mon Feb 03 15:36:51 2020
Response via : Initial Calibration
Integrator: ChemStation



(31) Mirex

8.539min 8199.054 ng/mL(m)

response 181602

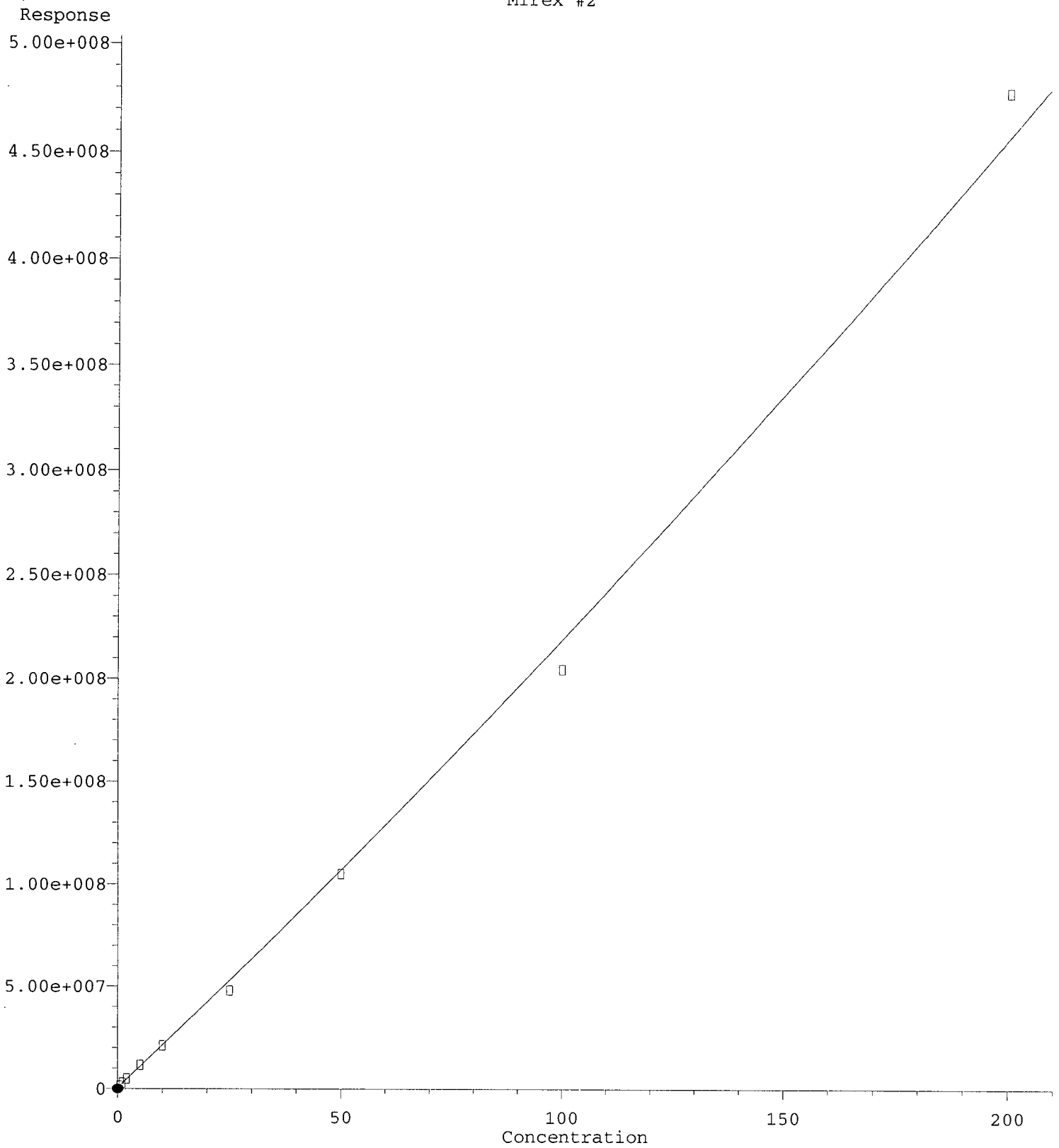
MJB
2/3/20

(31) Mirex #2

9.675min 0.461 ng/mL

response 1475836

Mirex #2



$R = 1.11e+003 A^2 + 2.07e+006 A + 5.22e+005$

Coef of Det (r^2) = 0.993 Curve Fit: Quadratic w(1/a^2)

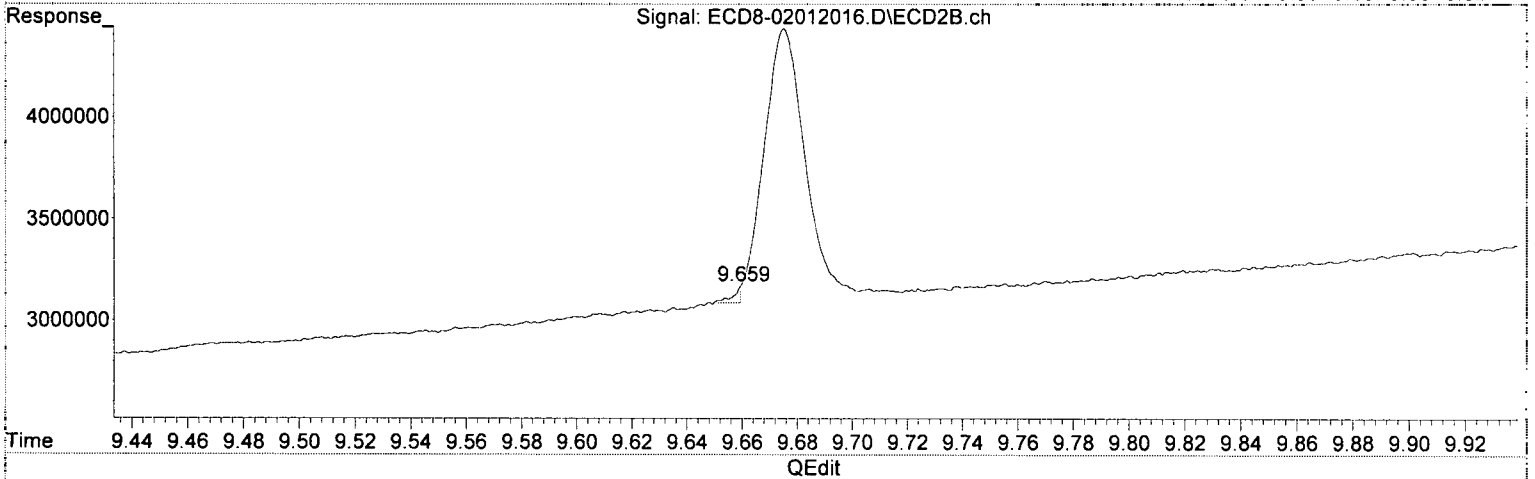
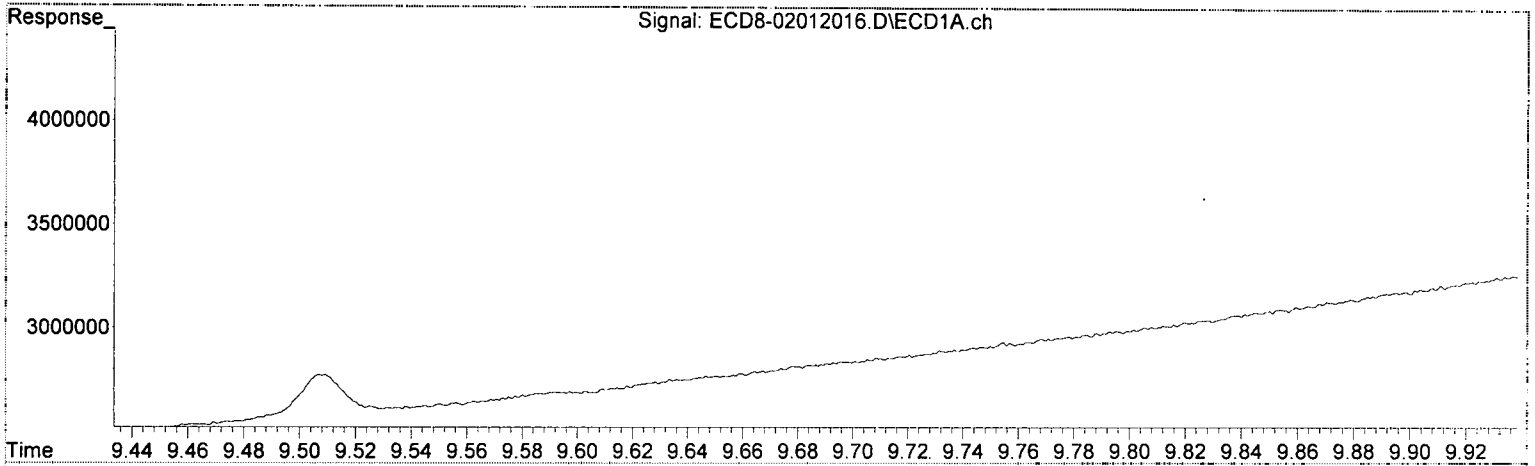
Method Name: C:\msdchem\1\methods\ECB8_QUANT_PRESI_200108.M

Calibration Table Last Updated: Mon Feb 03 15:44:09 2020

Quantitation Report (Qedit)

Data Path : C:\msdchem\1\data\2020-02\0B01012\REQUANT\
Data File : ECD8-02012016.D
Signal(s) : Signal #1: ECD1A.ch Signal #2: ECD2B.ch
Acq On : 1 Feb 2020 18:31
Operator : MJB
Sample : 0B01012-CALA
Misc : A20B003, 9-42 0.5 ppb
ALS Vial : 14 Sample Multiplier: 1

Integration File signal 1: PEST1.e
Integration File signal 2: PEST2.e
Quant Time: Feb 03 15:49:29 2020
Quant Method : C:\msdchem\1\methods\ECD8_QUANTPEST_200108.M
Quant Title : Instrument: DualECD8
QLast Update : Mon Feb 03 15:36:51 2020
Response via : Initial Calibration
Integrator: ChemStation

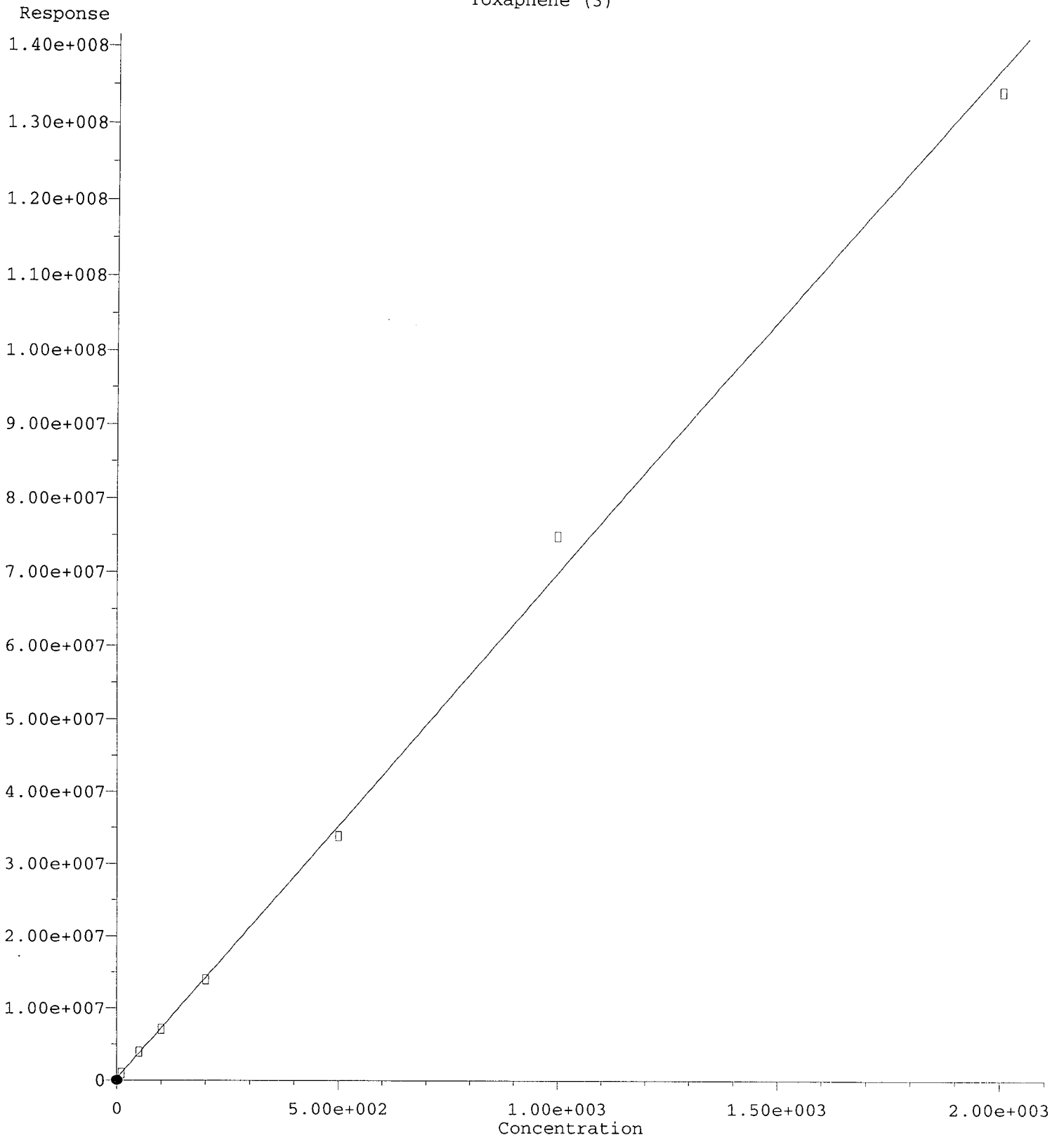


(31) Mirex
8.539min 8199.054 ng/mL m
response 181602

MJB
4/3/20

(31) Mirex #2
9.659min -0.212 ng/mL (m)
response 83389

Toxaphene (3)

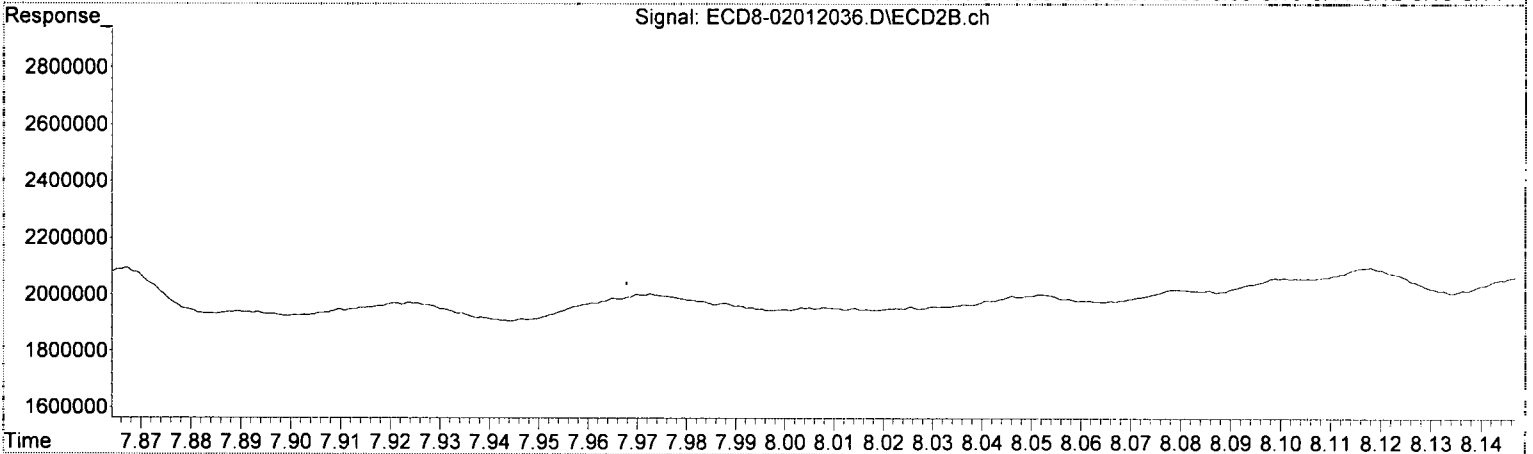
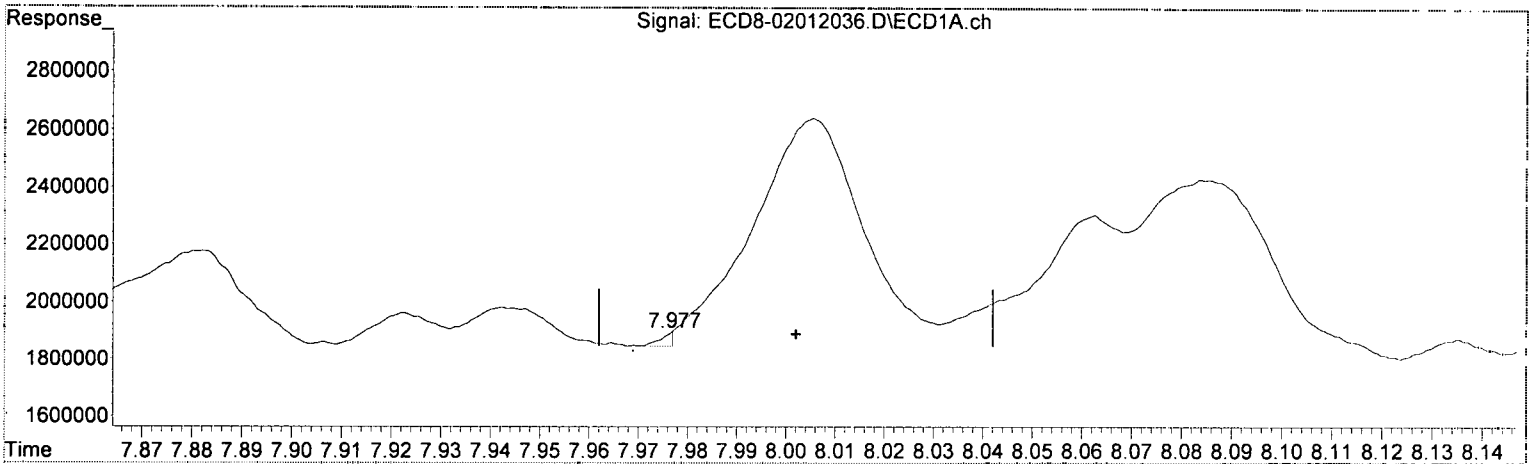


R = -7.28e-001 A*A + 7.04e+004 A + 2.22e+005
Coef of Det (r²) = 0.998 Curve Fit: Quadratic w(1/a²)
02/25/20 Anchor QFA LLC Gasco Prep DG 2019 Lab DOC CAP Testing Cores Page 548 of 836
Method Name: C:\msdchem\1\methods\ECD8_QUANT_PEST_200108.M
Calibration Table Last Updated: Mon Feb 03 15:44:09 2020

Quantitation Report (Qedit)

Data Path : C:\msdchem\1\data\2020-02\0B01012\REQUANT\
Data File : ECD8-02012036.D
Signal(s) : Signal #1: ECD1A.ch Signal #2: ECD2B.ch
Acq On : 2 Feb 2020 00:08
Operator : MJB
Sample : 0B01012-CALQ
Misc : A20B005, TOX 10 ppb
ALS Vial : 32 Sample Multiplier: 1

Integration File signal 1: PEST1.e
Integration File signal 2: PEST2.e
Quant Time: Feb 03 15:53:18 2020
Quant Method : C:\msdchem\1\methods\ECD8_QUANTPEST_200108.M
Quant Title : Instrument: DualECD8
QLast Update : Mon Feb 03 15:36:51 2020
Response via : Initial Calibration
Integrator: ChemStation



QEdit

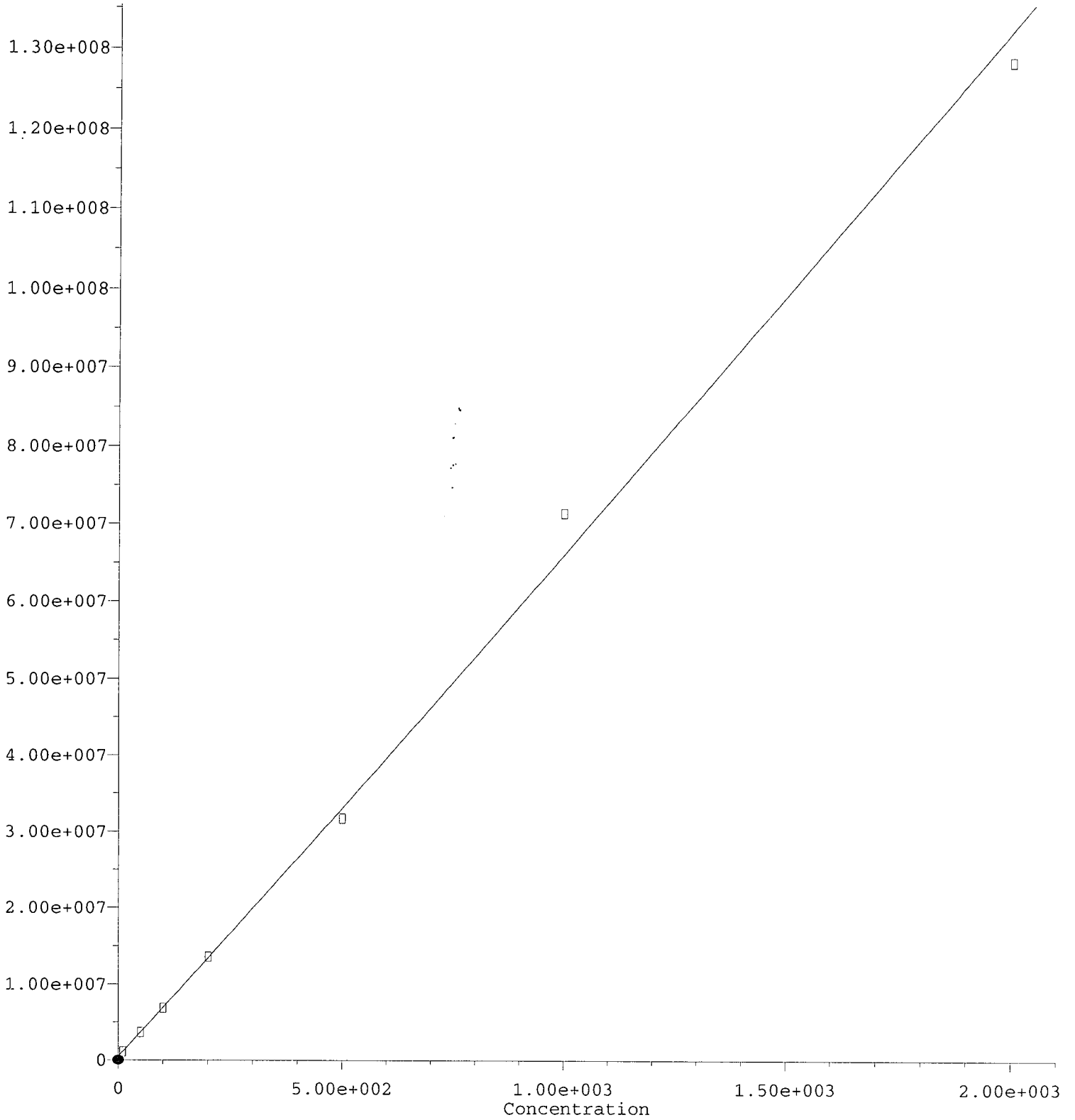
~~(38) Toxaphene (3) *add*~~
~~7.977min 96753.255 ng/mL *(m)*~~
~~response 47861~~

MJB
2/3/20

(38) Toxaphene (3) #2
8.838min 10.732 ng/mL
response 694351

Toxaphene (4)

Response



$R = 6.76e-001 A^2 + 6.49e+004 A + 4.50e+005$

Coef of Det (r^2) = 0.998 Curve Fit: Quadratic w(1/a^2)

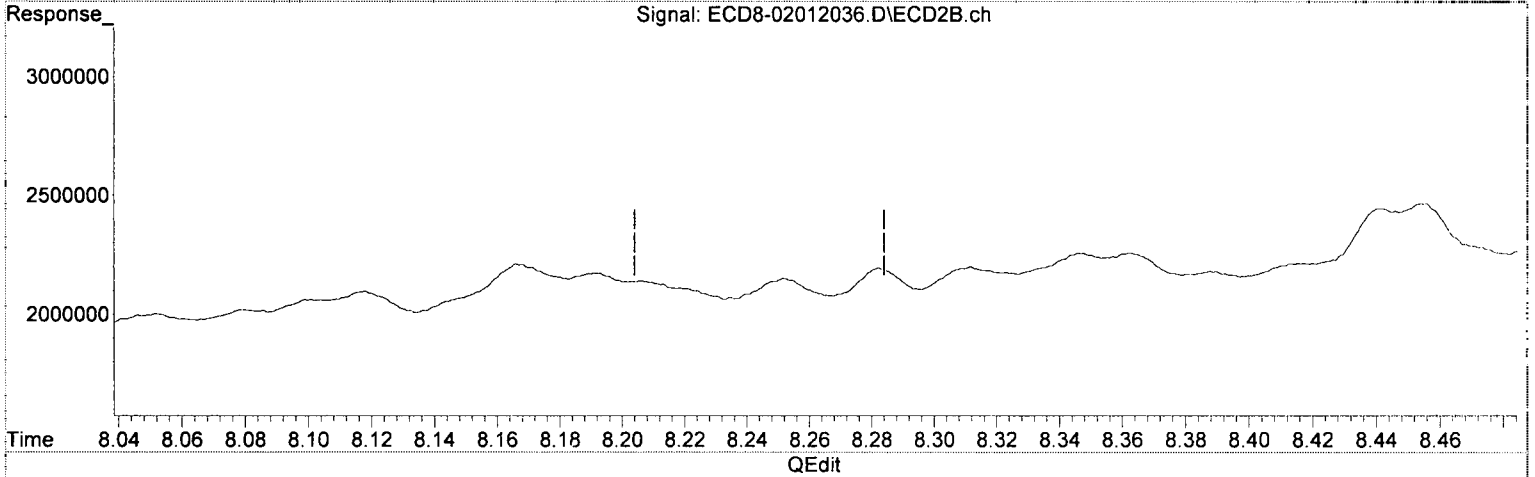
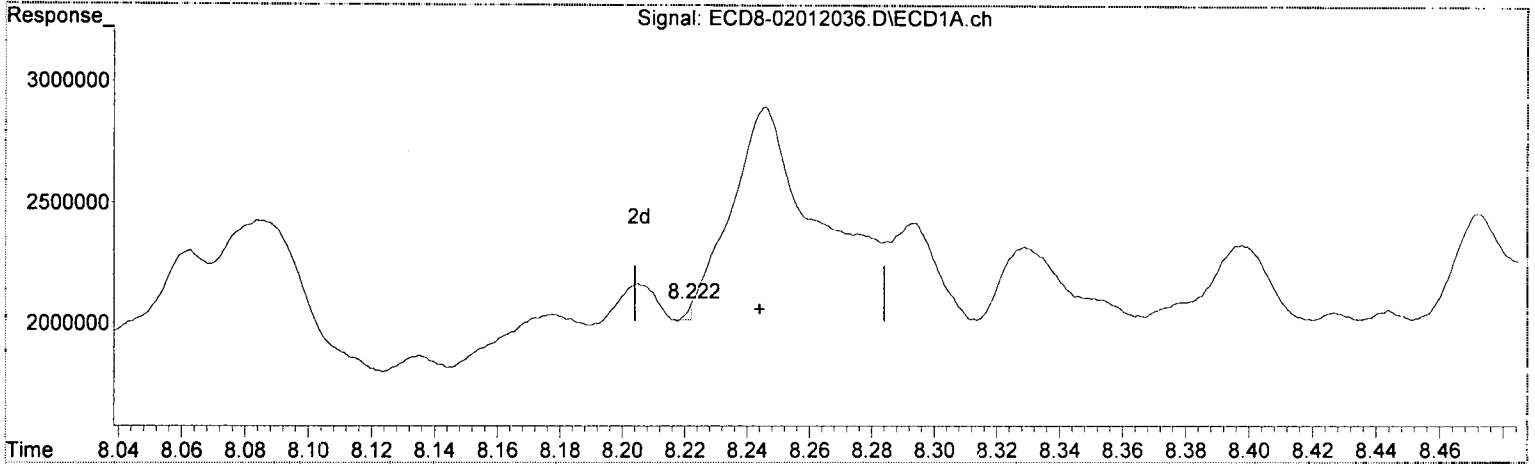
Method Name: C:\msdchem\1\methods\ECD8_QUANTPEST_200108.M

Calibration Table Last Updated: Mon Feb 03 15:44:09 2020

Quantitation Report (Qedit)

Data Path : C:\msdchem\1\data\2020-02\0B01012\REQUANT\
Data File : ECD8-02012036.D
Signal(s) : Signal #1: ECD1A.ch Signal #2: ECD2B.ch
Acq On : 2 Feb 2020 00:08
Operator : MJB
Sample : 0B01012-CALQ
Misc : A20B005, TOX 10 ppb
ALS Vial : 32 Sample Multiplier: 1

Integration File signal 1: PEST1.e
Integration File signal 2: PEST2.e
Quant Time: Feb 03 15:53:18 2020
Quant Method : C:\msdchem\1\methods\ECD8_QUANTPEST_200108.M
Quant Title : Instrument: DualECD8
QLast Update : Mon Feb 03 15:36:51 2020
Response via : Initial Calibration
Integrator: ChemStation



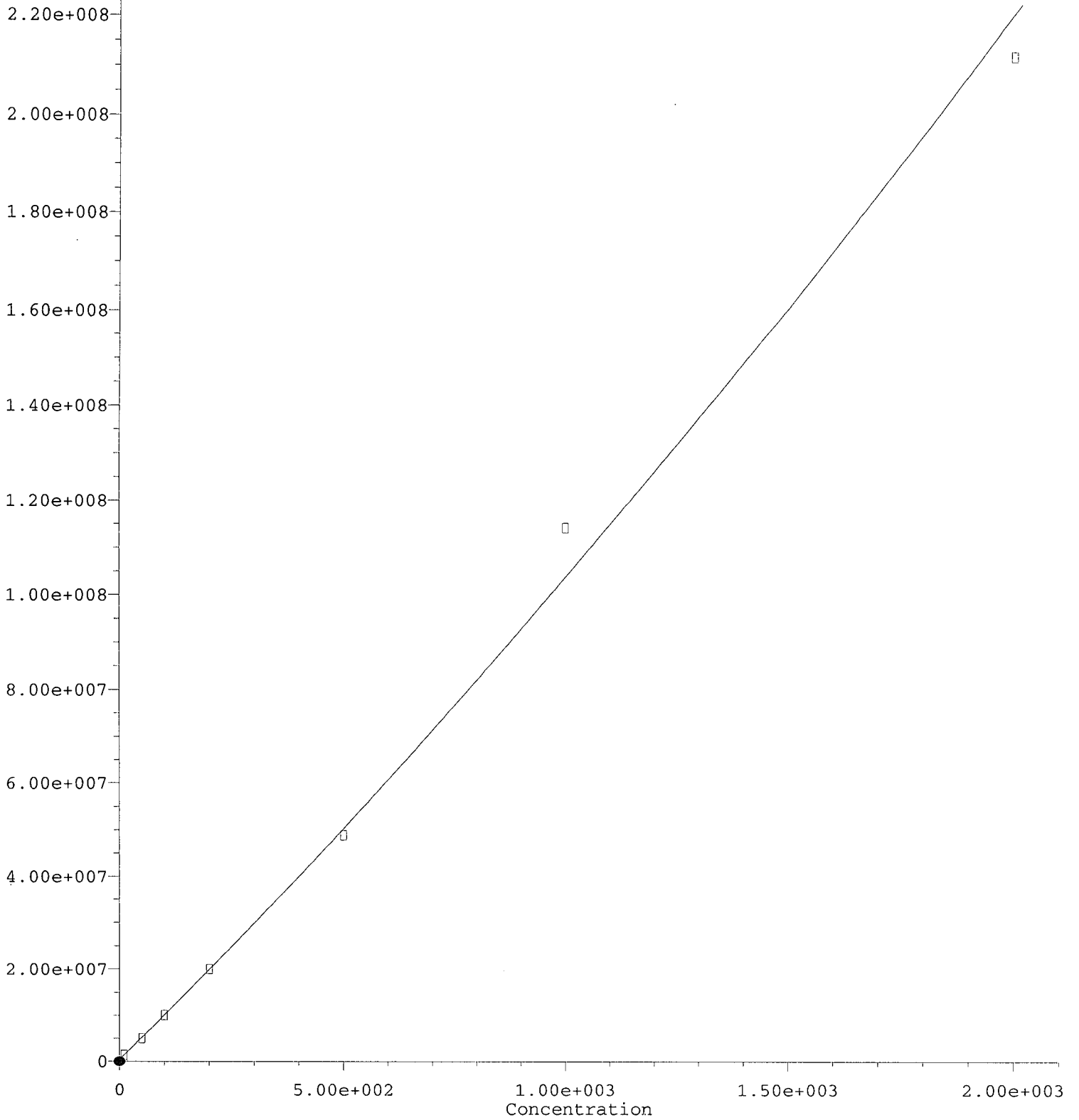
(39) Toxaphene (4)
8.222min -5.887 ng/mL (m)
response 68489

MJB
2/3/20

(39) Toxaphene (4) #2
8.907min 10.079 ng/mL
response 1372328

Toxaphene (4) #2

Response



$R = 7.17e+000 A^2 + 9.62e+004 A + 4.02e+005$

Coef of Det (r^2) = 0.997 Curve Fit: Quadratic w(1/a^2)

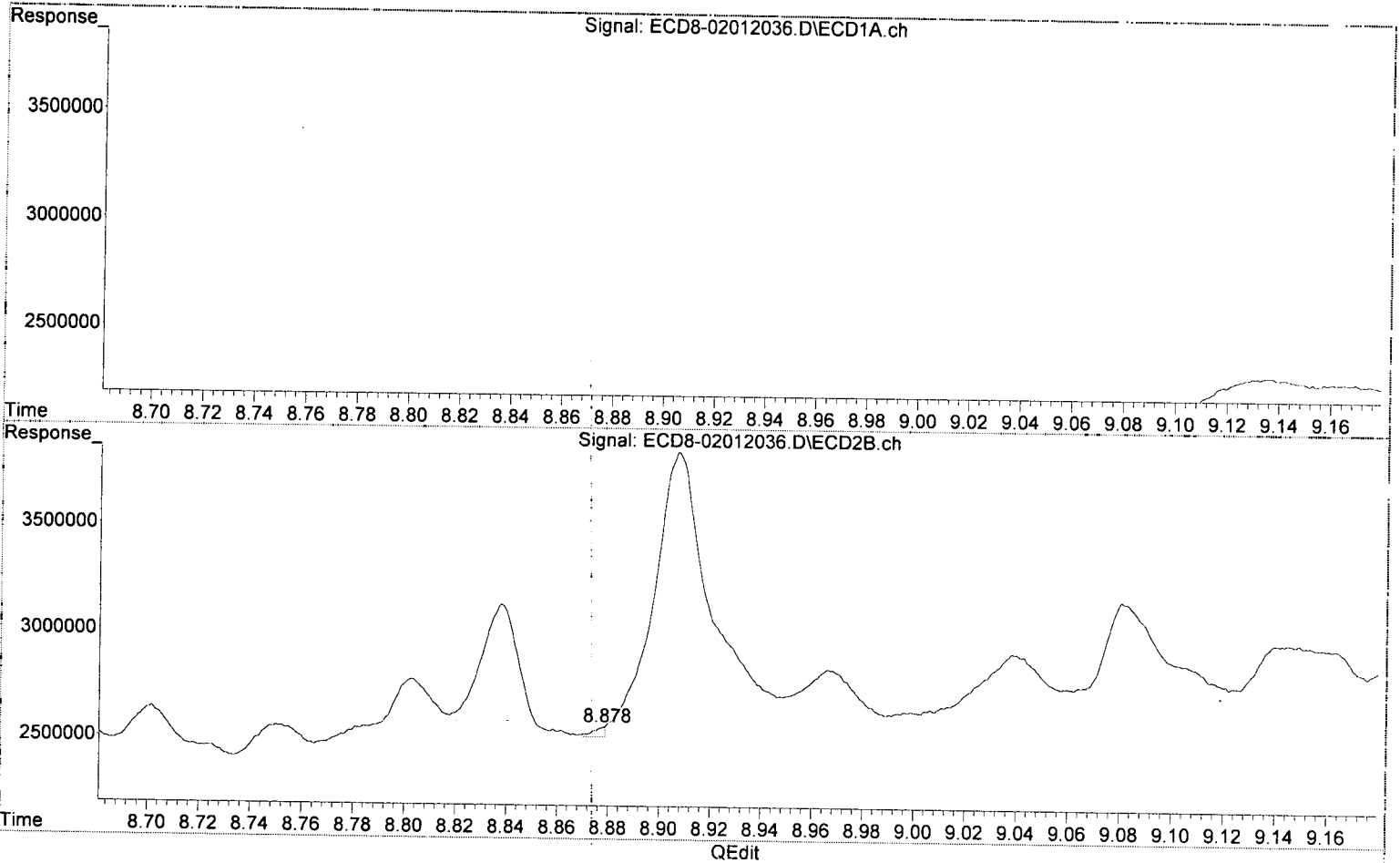
Method Name: C:\msdchem\1\methods\ECD8_QUANTPEST_200108.M

02/25/20 Anchor QEA LLC Gasco Prep DG 2019 4a.d.DOC CAP Testing Cores Page 552 of 836
Calibration Table Last Updated: Mon Feb 03 15:44:09 2020

Quantitation Report (Qedit)

Data Path : C:\msdchem\1\data\2020-02\0B01012\REQUANT\
Data File : ECD8-02012036.D
Signal(s) : Signal #1: ECD1A.ch Signal #2: ECD2B.ch
Acq On : 2 Feb 2020 00:08
Operator : MJB
Sample : 0B01012-CALQ
Misc : A20B005, TOX 10 ppb
ALS Vial : 32 Sample Multiplier: 1

Integration File signal 1: PEST1.e
Integration File signal 2: PEST2.e
Quant Time: Feb 03 15:53:18 2020
Quant Method : C:\msdchem\1\methods\ECD8_QUANTPEST_200108.M
Quant Title : Instrument: DualECD8
QLast Update : Mon Feb 03 15:36:51 2020
Response via : Initial Calibration
Integrator: ChemStation



(39) Toxaphene (4)
8.222min -5.887 ng/mL m
response 68489

*MJB
2/3/20*

(39) Toxaphene (4) #2
8.878min -3.705 ng/mL m
response 46228

Quantitation Report (Not Reviewed)

Data Path : C:\msdchem\1\data\2020-02\0B01012\
 Data File : ECD8-02012004.D
 Signal(s) : Signal #1: ECD1A.ch Signal #2: ECD2B.ch
 Acq On : 1 Feb 2020 15:09
 Operator : MJB
 Sample : 0B01012-ICB1
 Misc : A20A395
 ALS Vial : 3 Sample Multiplier: 1

Integration File signal 1: PEST1.e
 Integration File signal 2: PEST2.e
 Quant Time: Feb 03 17:28:08 2020
 Quant Method : C:\msdchem\1\methods\ECD8_QUANTPEST_200201.M
 Quant Title : Instrument: DualECD8
 QLast Update : Mon Feb 03 15:36:51 2020
 Response via : Initial Calibration
 Integrator: ChemStation

MJB
2/3/20

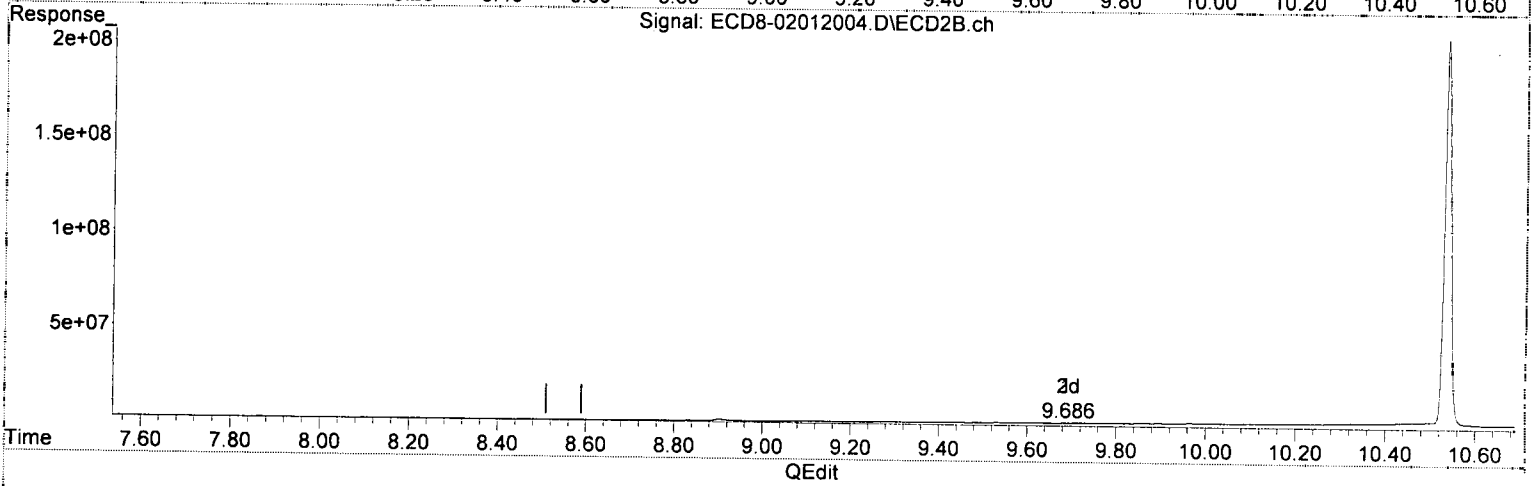
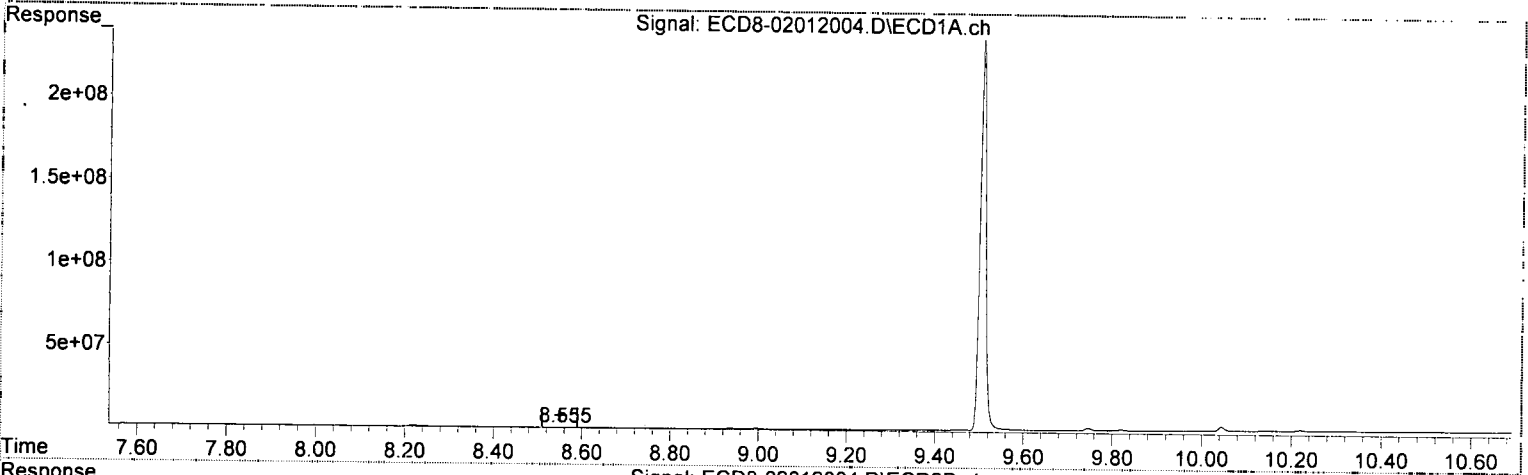
Compound	RT#1	RT#2	Resp#1	Resp#2	ng/mL	ng/mL
System Monitoring Compounds						
1) S TCMX (S)	5.297	5.981	318.0E6	341.4E6	90.964	98.960
22) S DCBP (S)	9.506	10.536	236.5E6	202.4E6	88.597	90.949
Target Compounds						
2) a-BHC	5.840	0.000	33920	0	0.007	N.D. #
3) g-BHC	6.132	6.911	55024	6227	0.013	0.044 #
4) b-BHC	6.189	6.951	134250	10158	0.077	0.006 #
5) Heptachlor	0.000	7.277	0	8767	N.D.	0.002 #
6) d-BHC	0.000	7.220	0	43476	N.D.	0.110 #
7) Aldrin	0.000	7.552	0	217045	N.D.	0.070 #
8) Heptachlo...	7.262f	7.976	39204	10712	0.011	0.003 #
9) trans-Chl...	7.312	8.118	154215	50544	0.041	0.014 #
10) cis-Chlor...	7.413	8.216	92336	29538	0.025	0.008 #
11) Endosulfa...	0.000	8.282	0	22810	N.D.	0.007 #
12) 4,4'-DDE	7.470	8.333	62475	34538	0.019	0.099 #
13) Dieldrin	7.668f	8.482	15162	19454	0.004	0.038 #
14) Endrin	7.852	8.711	12432	86283	0.004	0.022 #
15) 4,4'-DDD	7.911	8.751	18026	44442	0.007	0.062 #
16) Endosulfa...	8.004	8.862	229792	68437	0.077	BelowCal #
17) 4,4'-DDT	8.112	8.977	42048	156623	0.016	0.038 #
18) Endrin Al...	8.300	9.087	154413	151440	0.059	0.057 #
19) Endosulfa...	8.605	9.289	68096	203844	0.024	BelowCal #
20) Methoxychlor	8.464	9.452	99388	262606	0.082	BelowCal #
21) Endrin Ke...	8.786	9.687	50943	449438	0.015	BelowCal #
23) Hexachlor...	3.090	3.697	39616	63814	0.010	0.013 #
24) Hexachlor...	5.679	6.447	458732	23069	0.136	BelowCal #
25) Oxychlordane	7.157	7.905	198607	23209	BelowCal	0.007 #
26) 2,4'-DDE	7.262f	8.118	39204	50544	0.017	0.022 #
27) trans-Non...	7.413	8.154f	92336	122733	0.025	0.034 #
28) 2,4'-DDD	7.602	8.482	9119	19454	0.005	0.010 #
29) 2,4'-DDT	7.794	8.711	20671	86283	0.009	BelowCal #
30) cis-Nonac...	7.899	8.751	14317	44442	0.004	0.011 #
31) Mirex	8.556	9.687	179129	449438	0.004 ^{0.011}	BelowCal #
32) Chlordane...	7.312	8.118	154215	50544	0.385	0.116 #
33) Chlordane...	7.413	8.216	92336	29538	0.190	0.081 #
34) Chlordane...	7.957	8.902	16279	732441	0.125	6.168 #
35) Chlordane...	0.000	0.000	0	0	N.D.	N.D.
36) Toxaphene...	7.413	8.471	92336	17547	5.641	0.595 #
37) Toxaphene...	7.668f	8.807	15162	39634	0.483	0.986 #
38) Toxaphene...	8.004	8.832	229792	160410	0.105	2.479 #
39) Toxaphene...	8.267f	8.902	188436	732441	BelowCal	3.431 #
40) Toxaphene...	8.474	9.087	94749	151440	1.748	2.642 #
41) Toxaphene...	8.536	9.452	72757	262606	0.957	3.976 #
42) Toxaphene...	0.000	0.000	0	0	N.D.	N.D.

(f)=RT Delta > 1/2 Window (#)=Amounts differ by > 25% (m)=manual int.

Quantitation Report (Qedit)

Data Path : C:\msdchem\1\data\2020-02\0B01012\
Data File : ECD8-02012004.D
Signal(s) : Signal #1: ECD1A.ch Signal #2: ECD2B.ch
Acq On : 1 Feb 2020 15:09
Operator : MJB
Sample : 0B01012-ICB1
Misc : A20A395
ALS Vial : 3 Sample Multiplier: 1

Integration File signal 1: PEST1.e
Integration File signal 2: PEST2.e
Quant Time: Feb 03 17:28:08 2020
Quant Method : C:\msdchem\1\methods\ECD8_QUANTPEST_200201.M
Quant Title : Instrument: DualECD8
QLast Update : Mon Feb 03 15:36:51 2020
Response via : Initial Calibration
Integrator: ChemStation



(31) Mirex

8.556min 8199.055 ng/mL

response 179129

Q Det

*MJB
2/3/20*

(31) Mirex #2

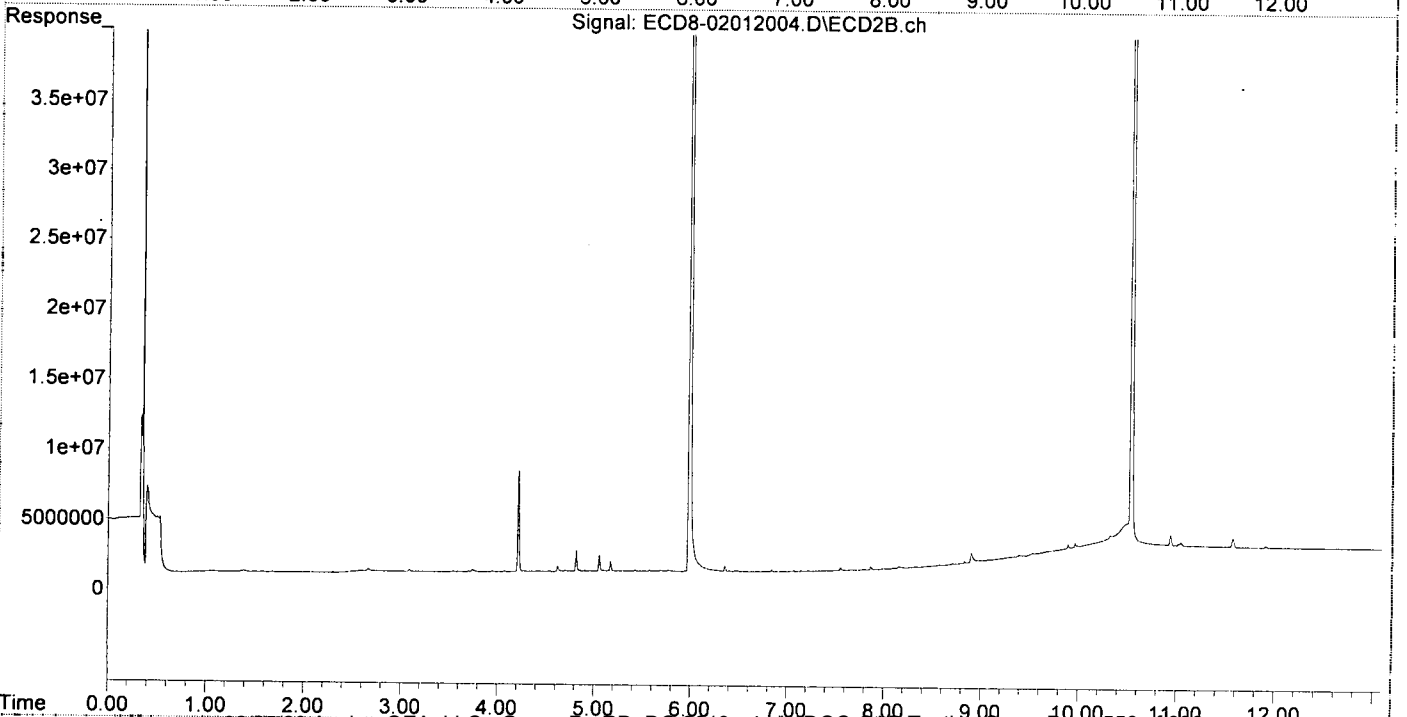
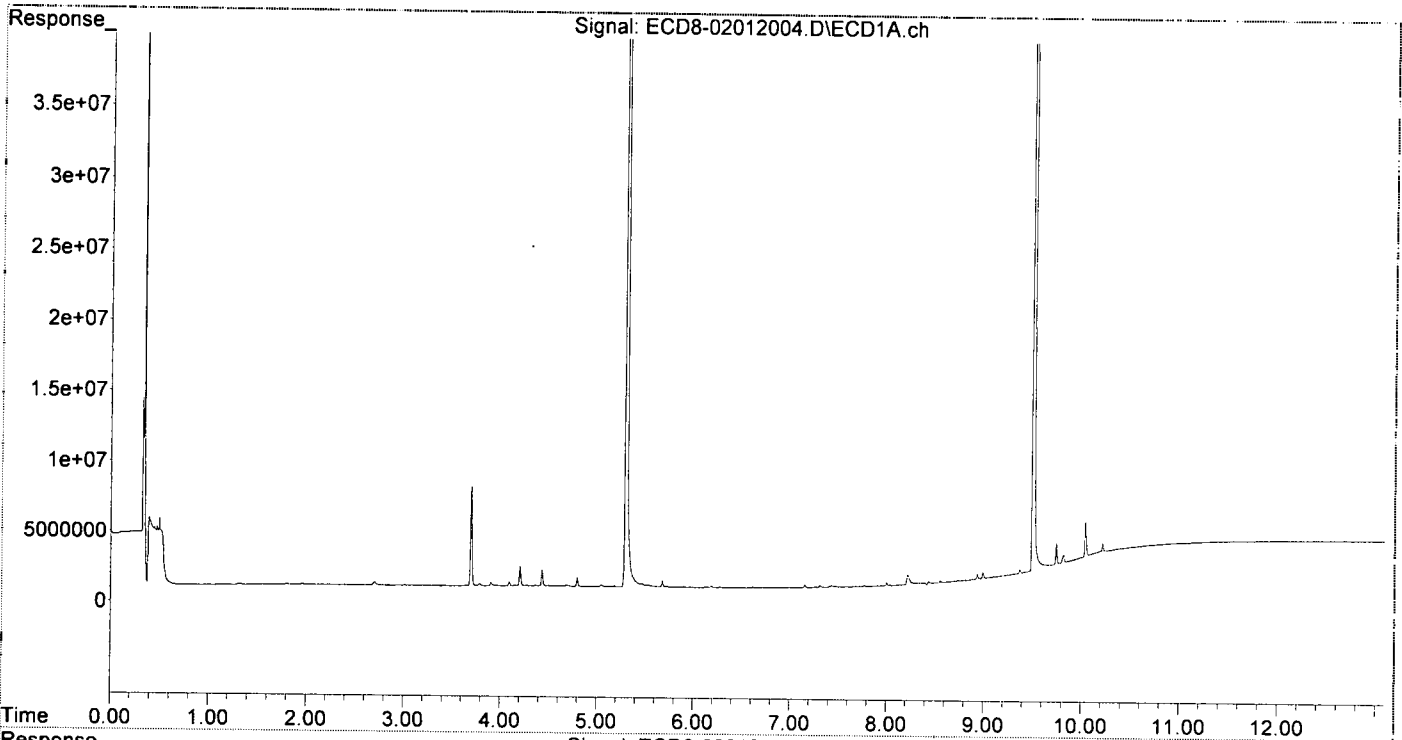
9.687min -0.035 ng/mL

response 449438

Quantitation Report (Not Reviewed)

Data Path : C:\msdchem\1\data\2020-02\0B01012\
Data File : ECD8-02012004.D
Signal(s) : Signal #1: ECD1A.ch Signal #2: ECD2B.ch
Acq On : 1 Feb 2020 15:09
Operator : MJB
Sample : 0B01012-ICB1
Misc : A20A395
ALS Vial : 3 Sample Multiplier: 1

Integration File signal 1: PEST1.e
Integration File signal 2: PEST2.e
Quant Time: Feb 03 17:28:08 2020
Quant Method : C:\msdchem\1\methods\ECD8_QUANTPEST_200201.M
Quant Title : Instrument: DualECD8
QLast Update : Mon Feb 03 15:36:51 2020
Response via : Initial Calibration
Integrator: ChemStation



Quantitation Report (Not Reviewed)

Data Path : C:\msdchem\1\data\2020-02\0B01012\
 Data File : ECD8-02012014.D
 Signal(s) : Signal #1: ECD1A.ch Signal #2: ECD2B.ch
 Acq On : 1 Feb 2020 17:58
 Operator : MJB
 Sample : 0B01012-IBL1
 Misc : Instrument Blank
 ALS Vial : 1 Sample Multiplier: 1

Integration File signal 1: PEST1.e
 Integration File signal 2: PEST2.e
 Quant Time: Feb 03 17:28:12 2020
 Quant Method : C:\msdchem\1\methods\ECD8_QUANTPEST_200201.M
 Quant Title : Instrument: DualECD8
 QLast Update : Mon Feb 03 15:36:51 2020
 Response via : Initial Calibration
 Integrator: ChemStation

Clean

*MJB
7/3/20*

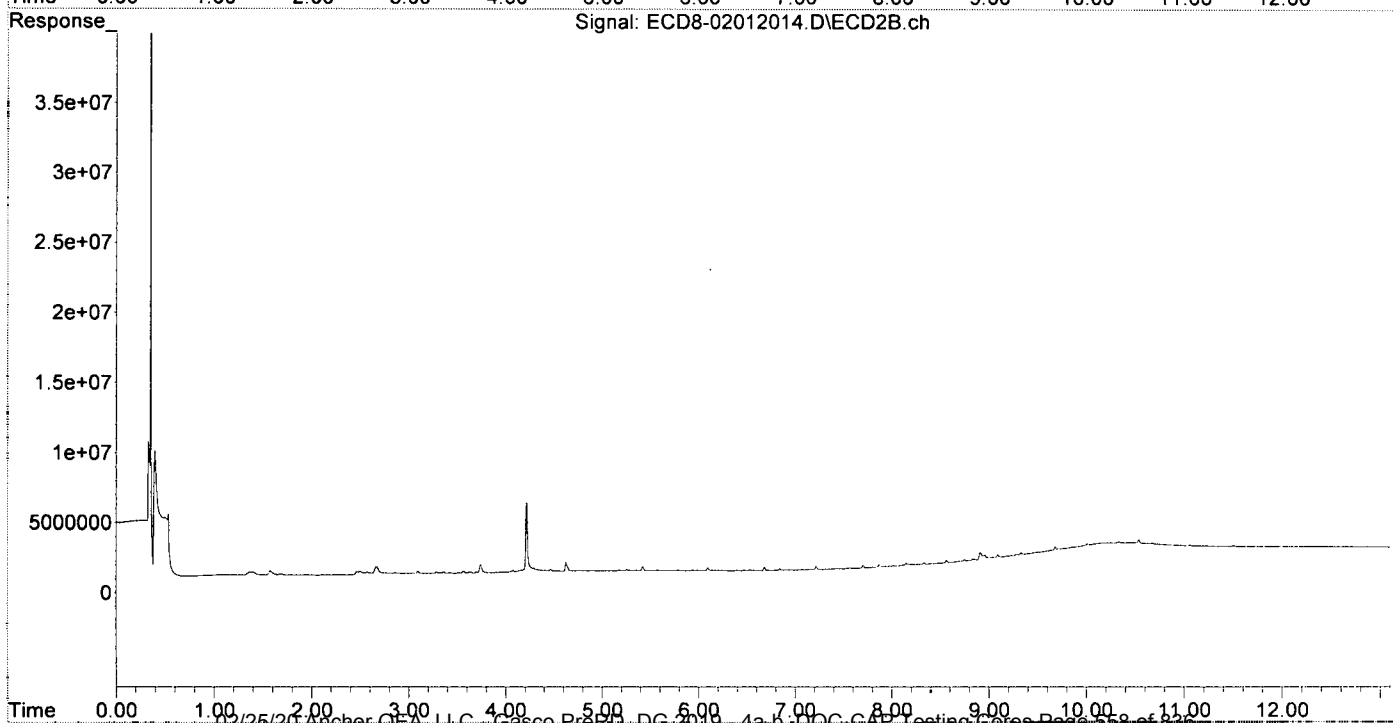
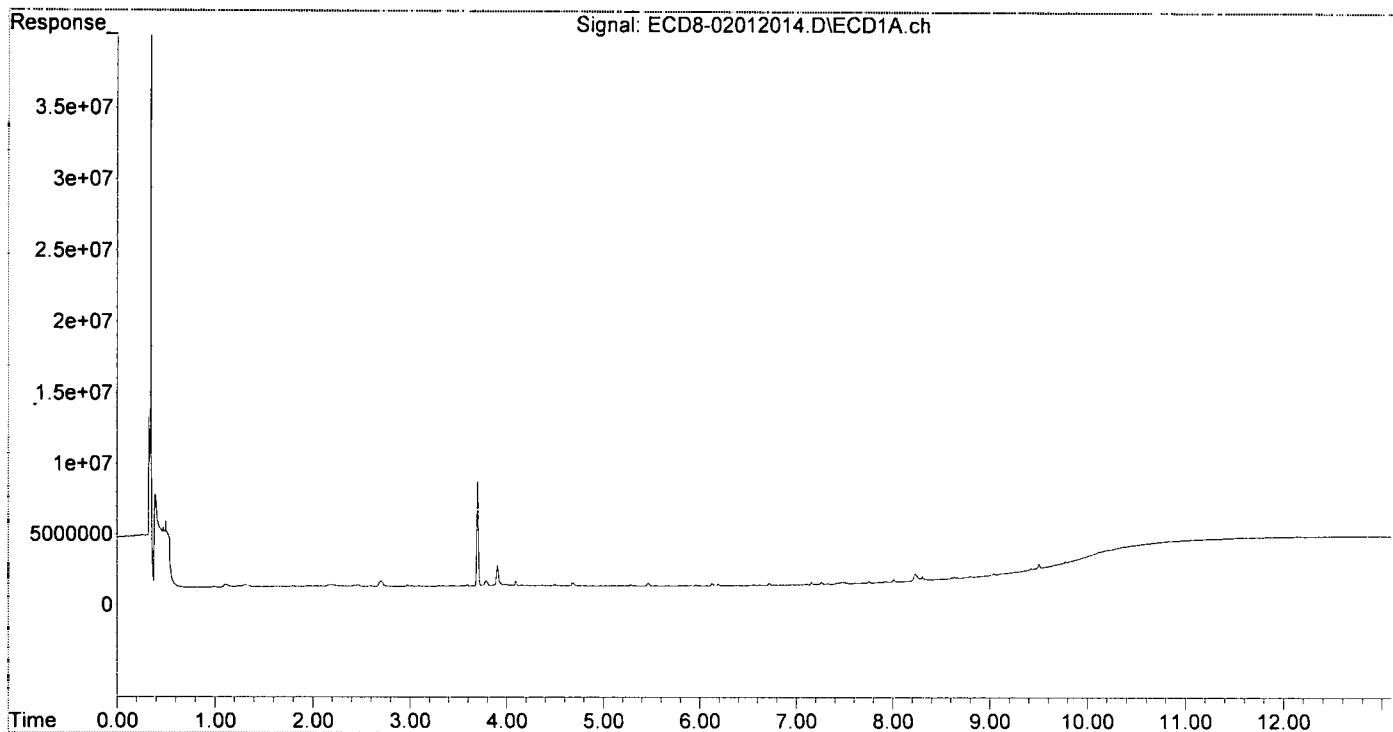
Compound	RT#1	RT#2	Resp#1	Resp#2	ng/mL	ng/mL
System Monitoring Compounds						
1) S TCMX (S)	5.282	5.982	95189	41890	0.027	0.012 #
22) S DCBP (S)	9.507	10.537	492471	638877	BelowCal	BelowCal
Target Compounds						
2) a-BHC	5.841	6.586	40611	26491	0.009	0.082 #
3) g-BHC	6.125	6.905	169328	10004	0.041	0.045 #
4) b-BHC	6.187	6.971	134965	31544	0.077	0.018 #
5) Heptachlor	6.558f	7.276	59400	16903	0.014	0.004 #
6) d-BHC	6.362	7.219	23778	220481	0.113	0.160 #
7) Aldrin	6.771	7.542	15122	21973	0.004	0.018 #
8) Heptachlo...	7.230	7.979	30323	29133	0.008	0.008 #
9) trans-Chl...	7.327	8.120	42161	68307	0.011	0.018 #
10) cis-Chlor...	7.421	8.225	69327	52479	0.019	0.015 #
11) Endosulfa...	7.515	8.279	72783	42494	0.021	0.013 #
12) 4,4'-DDE	7.495	8.335	156047	124848	0.047	0.128 #
13) Dieldrin	7.692	8.481	40938	40016	0.011	0.044 #
14) Endrin	7.855	8.687	23482	32550	0.007	0.004 #
15) 4,4'-DDD	7.917	8.754	110975	131623	0.044	0.099 #
16) Endosulfa...	8.008	8.853	203315	117522	0.068	0.014 #
17) 4,4'-DDT	8.121	8.959	16693	360032	0.006	0.121 #
18) Endrin Al...	8.305	9.093	313791	318073	0.119	0.120 #
19) Endosulfa...	8.606	9.283	95656	238213	0.033	0.006 #
20) Methoxychlor	8.462	9.474f	24356	271741	0.020	BelowCal #
21) Endrin Ke...	8.798	9.683	102576	562674	0.030	BelowCal #
23) Hexachlor...	3.088	3.698	37161	78542	0.010	0.016 #
24) Hexachlor...	5.647f	6.467	15412	65013	0.005	BelowCal #
25) Oxychlordane	7.157	7.900	204406	27429	BelowCal	0.009 #
26) 2,4'-DDE	7.230	8.120	30323	68307	0.013	0.030 #
27) trans-Non...	7.421	8.148f	69327	187721	0.019	0.052 #
28) 2,4'-DDD	7.606	8.481	38787	40016	0.020	0.021 #
29) 2,4'-DDT	7.810	8.687f	10870	32550	0.005	BelowCal #
30) cis-Nonac...	7.890	8.754	27167	131623	0.007	0.033 #
31) Mirex	8.549	9.683	26934	562674	8199.118	0.020 #
32) Chlordane...	7.327	8.120	42161	68307	0.105	0.157 #
33) Chlordane...	7.421	8.225	69327	52479	0.143	0.144 #
34) Chlordane...	7.982	8.913f	31330	566953	0.241	4.774 #
35) Chlordane...	0.000	0.000	0	0	N.D.	N.D.
36) Toxaphene...	7.378f	8.451	8568	24651	0.523	0.836 #
37) Toxaphene...	7.692	8.797	40938	54945	1.303	1.367 #
38) Toxaphene...	8.008	8.834	203315	146142	96751.049	2.259 #
39) Toxaphene...	8.230	8.913	534790	566953	1.302	1.711 #
40) Toxaphene...	8.462	9.093	24356	318073	0.449	5.548 #
41) Toxaphene...	8.549	9.474	26934	271741	0.354	4.114 #
42) Toxaphene...	0.000	0.000	0	0	N.D.	N.D.

(f)=RT Delta > 1/2 Window (#)=Amounts differ by > 25% (m)=manual int.

Quantitation Report (Not Reviewed)

Data Path : C:\msdchem\1\data\2020-02\0B01012\
Data File : ECD8-02012014.D
Signal(s) : Signal #1: ECD1A.ch Signal #2: ECD2B.ch
Acq On : 1 Feb 2020 17:58
Operator : MJB
Sample : 0B01012-IBL1
Misc : Instrument Blank
ALS Vial : 1 Sample Multiplier: 1

Integration File signal 1: PEST1.e
Integration File signal 2: PEST2.e
Quant Time: Feb 03 17:28:12 2020
Quant Method : C:\msdchem\1\methods\ECD8_QUANTPEST_200201.M
Quant Title : Instrument: DualECD8
QLast Update : Mon Feb 03 15:36:51 2020
Response via : Initial Calibration
Integrator: ChemStation



Data Path : C:\msdchem\1\data\2020-02\0B01012\
 Data File : ECD8-02012015.D
 Signal(s) : Signal #1: ECD1A.ch Signal #2: ECD2B.ch
 Acq On : 1 Feb 2020 18:14
 Operator : MJB
 Sample : 0B01012-ICV1
 Misc : A19I209, AB 50 ppb
 ALS Vial : 13 Sample Multiplier: 1

Integration File signal 1: PEST1.e
 Integration File signal 2: PEST2.e
 Quant Time: Feb 03 17:28:16 2020
 Quant Method : C:\msdchem\1\methods\ECD8_QUANTPEST_200201.M
 Quant Title : Instrument: DualECD8
 QLast Update : Mon Feb 03 15:36:51 2020
 Response via : Initial Calibration
 Integrator: ChemStation

*WP
2/3/20*

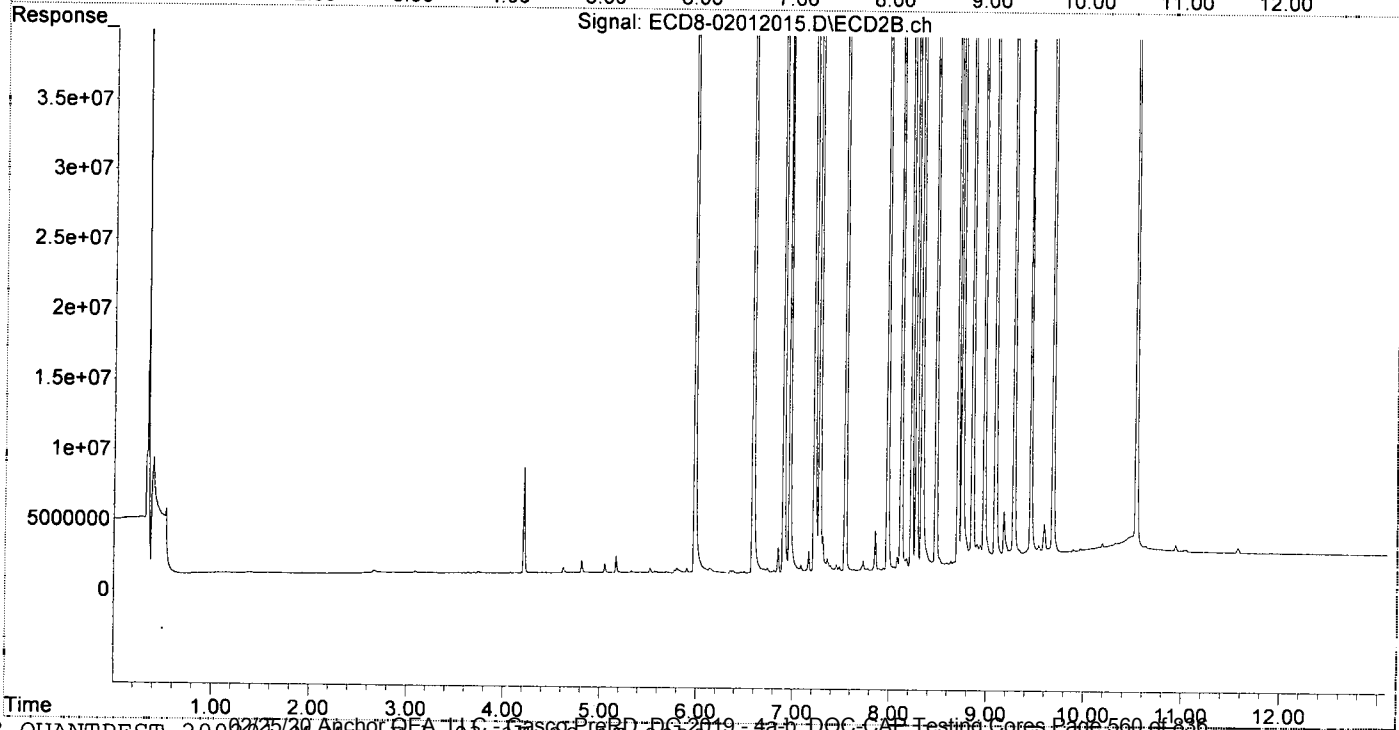
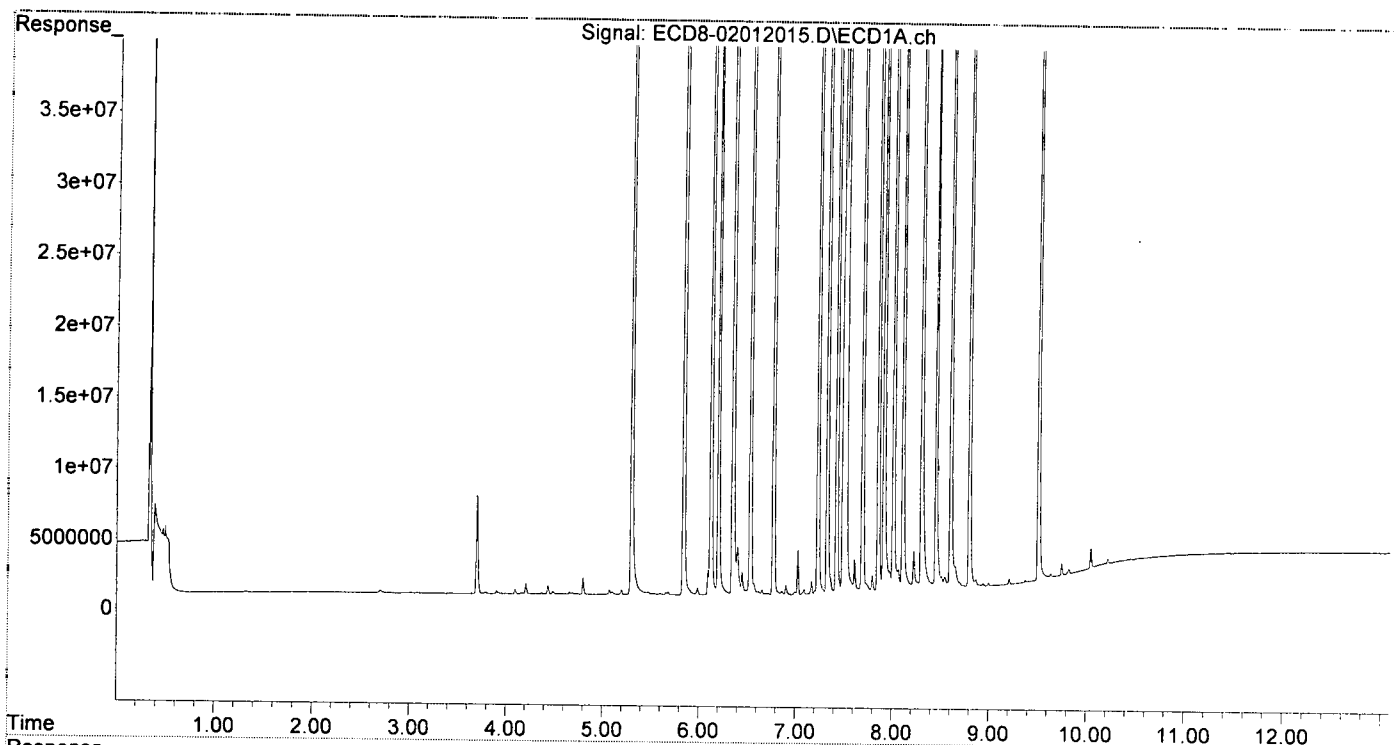
Compound	RT#1	RT#2	Resp#1	Resp#2	ng/mL	ng/mL
System Monitoring Compounds						
1) S TCMX (S)	5.297	5.981	161.5E6	170.2E6	46.195	49.336
22) S DCBP (S)	9.507	10.537	121.2E6	103.5E6	46.127	48.299
Target Compounds						
2) a-BHC	5.836	6.585	229.8E6	234.7E6	48.636	50.205
3) g-BHC	6.119	6.902	206.9E6	218.0E6	49.693	51.692
4) b-BHC	6.197	6.965	84698578	85149025	48.631	49.048
5) Heptachlor	6.528	7.275	189.4E6	205.5E6	46.071	48.814
6) d-BHC	6.345	7.220	183.4E6	202.2E6	50.101	52.145
7) Aldrin	6.768	7.542	191.7E6	197.5E6	47.446	49.215
8) Heptachlo...	7.229	7.978	171.2E6	174.6E6	46.371	48.636
9) trans-Chl...	7.325	8.118	179.3E6	186.6E6	47.670	50.173
10) cis-Chlor...	7.422	8.226	168.4E6	171.6E6	45.853	48.724
11) Endosulfa...	7.518	8.277	162.0E6	161.8E6	46.717	48.957
12) 4,4'-DDE	7.489	8.331	165.0E6	164.8E6	49.676	48.331
13) Dieldrin	7.690	8.477	188.0E6	189.8E6	49.305	50.546
14) Endrin	7.853	8.705	164.0E6	155.5E6	50.237	50.079
15) 4,4'-DDD	7.910	8.748	129.6E6	130.8E6	50.915	49.486
16) Endosulfa...	8.011	8.853	149.5E6	151.0E6	49.958	52.295
17) 4,4'-DDT	8.108	8.975	135.9E6	147.2E6	50.543	52.860
18) Endrin Al...	8.301	9.090	136.2E6	139.5E6	51.748	52.770
19) Endosulfa...	8.602	9.281	144.2E6	144.3E6	50.385	52.603
20) Methoxychlor	8.451	9.454	57032855	59892133	47.266	49.852
21) Endrin Ke...	8.796	9.683	164.0E6	157.7E6	47.452	50.956
23) Hexachlor...	3.087	3.682	42461	16308	0.011	0.003 #
24) Hexachlor...	5.679	6.463	256563	76800	0.076	BelowCal #
25) Oxychlorane	7.166	7.887	908282	117801	0.116	0.037 #
26) 2,4'-DDE	7.229	8.118	171.2E6	186.6E6	74.063	82.078
27) trans-Non...	7.422	8.176	168.4E6	774108	45.929	0.214 #
28) 2,4'-DDD	7.610	8.477	2312332	189.8E6	1.194	99.161 #
29) 2,4'-DDT	7.794	8.705	1125090	155.5E6	0.470	64.983 #
30) cis-Nonac...	7.910f	8.748	129.6E6	130.8E6	31.842	32.820
31) Mirex	8.543	9.683	761345	157.7E6	0.108	73.098 #
32) Chlordane...	7.325	8.118	179.3E6	186.6E6	447.623	429.399
33) Chlordane...	7.422	8.226	168.4E6	171.6E6	346.239	472.112 #
34) Chlordane...	7.972	8.902	1387735	1671965	10.659	14.079 #
35) Chlordane...	0.000	0.000	0	0	N.D.	N.D.
36) Toxaphene...	7.422f	8.477f	168.4E6	189.8E6	10286.590	6441.428 #
37) Toxaphene...	7.690	0.000	188.0E6	0	5984.930	N.D. #
38) Toxaphene...	8.011	8.853	149.5E6	151.0E6	2168.521	2334.476
39) Toxaphene...	8.222f	8.902	2723388	1671965	35.032	13.190 #
40) Toxaphene...	8.451	9.090	57032855	139.5E6	1052.221	2433.482 #
41) Toxaphene...	8.543	9.454	761345	59892133	10.011	906.717 #
42) Toxaphene...	0.000	0.000	0	0	N.D.	N.D.

(f)=RT Delta > 1/2 Window (#)=Amounts differ by > 25% (m)=manual int.

Quantitation Report (Not Reviewed)

Data Path : C:\msdchem\1\data\2020-02\0B01012\
Data File : ECD8-02012015.D
Signal(s) : Signal #1: ECD1A.ch Signal #2: ECD2B.ch
Acq On : 1 Feb 2020 18:14
Operator : MJB
Sample : 0B01012-ICV1
Misc : A19I209, AB 50 ppb
ALS Vial : 13 Sample Multiplier: 1

Integration File signal 1: PEST1.e
Integration File signal 2: PEST2.e
Quant Time: Feb 03 17:28:16 2020
Quant Method : C:\msdchem\1\methods\ECD8_QUANTPEST_200201.M
Quant Title : Instrument: DualECD8
QLast Update : Mon Feb 03 15:36:51 2020
Response via : Initial Calibration
Integrator: ChemStation



Quantitation Report (Not Reviewed)

Data Path : C:\msdchem\1\data\2020-02\0B01012\
 Data File : ECD8-02012025.D
 Signal(s) : Signal #1: ECD1A.ch Signal #2: ECD2B.ch
 Acq On : 1 Feb 2020 21:03
 Operator : MJB
 Sample : 0B01012-IBL2
 Misc : Instrument Blank
 ALS Vial : 1 Sample Multiplier: 1

Integration File signal 1: PEST1.e
 Integration File signal 2: PEST2.e
 Quant Time: Feb 03 17:28:20 2020
 Quant Method : C:\msdchem\1\methods\ECD8_QUANTPEST_200201.M
 Quant Title : Instrument: DualECD8
 QLast Update : Mon Feb 03 15:36:51 2020
 Response via : Initial Calibration
 Integrator: ChemStation

Clean

*MJB
2/3/20*

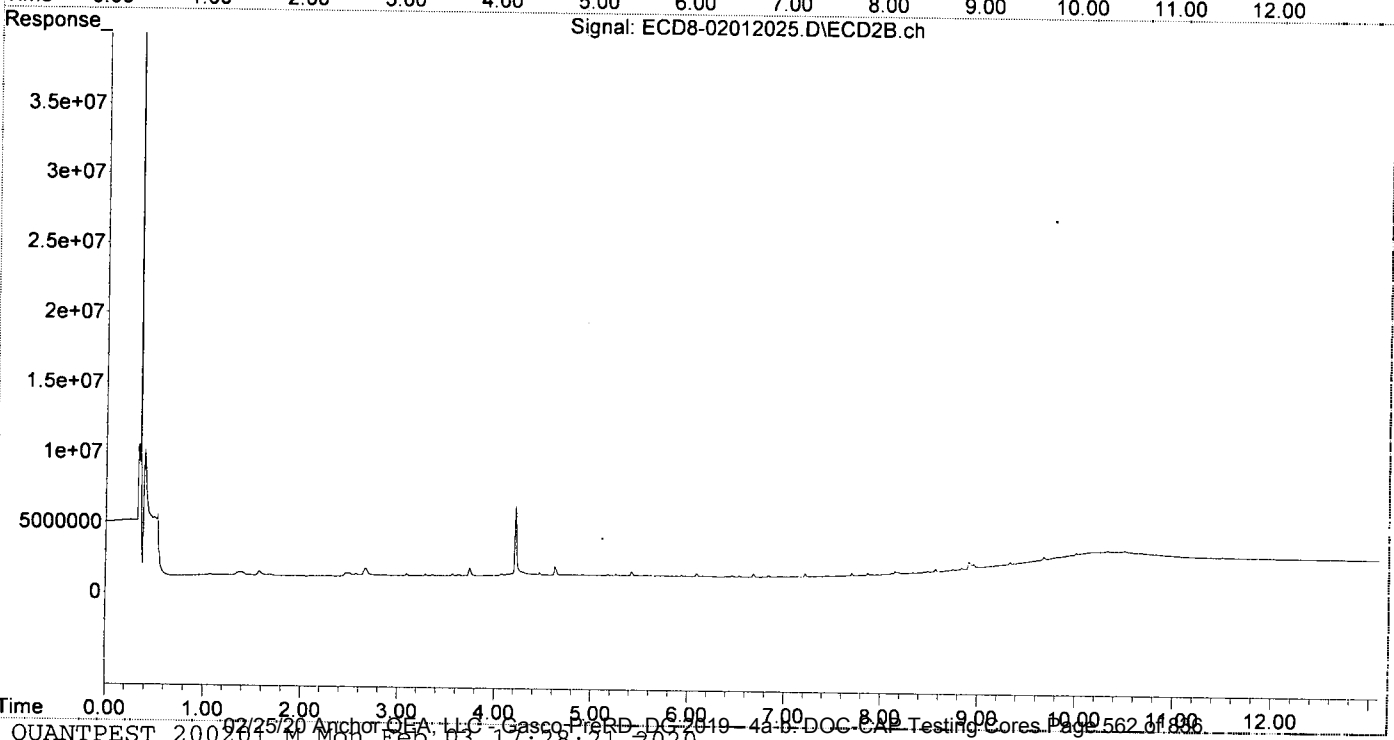
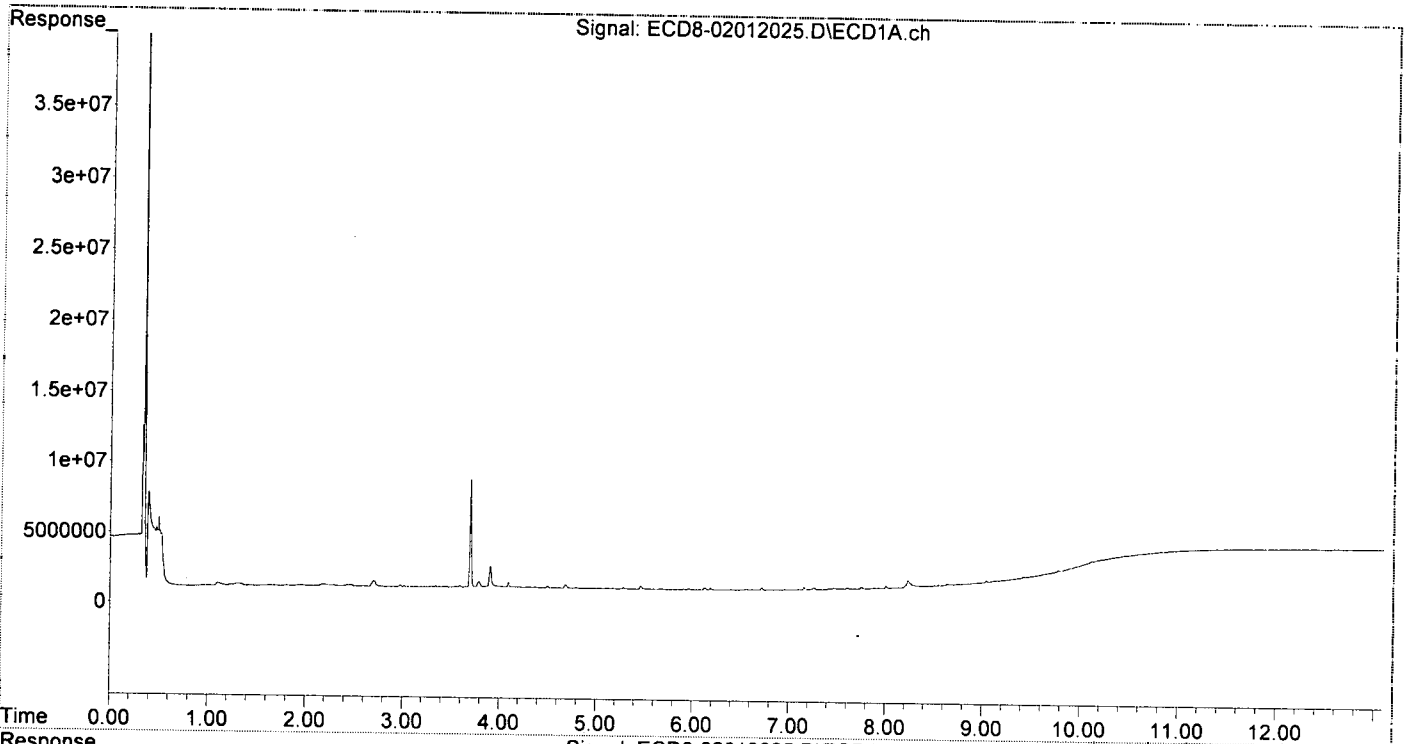
Compound	RT#1	RT#2	Resp#1	Resp#2	ng/mL	ng/mL
System Monitoring Compounds						
1) S TCMX (S)	5.283	5.983	94989	23258	0.027	0.007 #
22) S DCBP (S)	9.514	10.527	177944	664094	BelowCal	BelowCal
Target Compounds						
2) a-BHC	5.844	6.576	30623	16777	0.006	0.080 #
3) g-BHC	6.127	6.894	153765	9160	0.037	0.044 #
4) b-BHC	6.188	6.967	128047	20253	0.074	0.012 #
5) Heptachlor	6.524	7.278	11922	6428	0.003	0.002 #
6) d-BHC	6.367f	7.218	11022	220592	0.110	0.161 #
7) Aldrin	0.000	7.537	0	9312	N.D.	0.015 #
8) Heptachlo...	7.210f	7.984	16052	13063	0.004	0.004 #
9) trans-Chl...	0.000	8.116	0	77139	N.D.	0.021 #
10) cis-Chlor...	7.414	8.224	80061	31717	0.022	0.009 #
11) Endosulfa...	7.553f	8.275	23890	16141	0.007	0.005 #
12) 4,4'-DDE	7.466f	8.332	82438	33244	0.025	0.099 #
13) Dieldrin	7.691	8.486	6060	76038	0.002	0.054 #
14) Endrin	7.853	8.713	11218	48797	0.003	0.009 #
15) 4,4'-DDD	7.885f	8.748	59493	109850	0.023	0.090 #
16) Endosulfa...	8.007	8.870	182279	87567	0.061	0.003 #
17) 4,4'-DDT	8.070f	8.986	31904	192313	0.012	0.053 #
18) Endrin Al...	0.000	9.095	0	186028	N.D.	0.070 #
19) Endosulfa...	8.606	9.282	15476	246717	0.005	0.010 #
20) Methoxychlor	0.000	9.452	0	315059	N.D.	BelowCal
21) Endrin Ke...	8.799	9.679	25364	645286	0.007	0.006 #
23) Hexachlor...	3.092	3.698	39190	80389	0.010	0.017 #
24) Hexachlor...	5.682	6.450	54914	66418	0.016	BelowCal #
25) Oxychlordane	7.157	7.904	214870	44528	BelowCal	0.014 #
26) 2,4'-DDE	7.260f	8.116	160074	77139	0.069	0.034 #
27) trans-Non...	7.414	8.181	80061	109331	0.022	0.030 #
28) 2,4'-DDD	7.611	8.486	83589	76038	0.043	0.040 #
29) 2,4'-DDT	7.802	8.713	12656	48797	0.005	BelowCal #
30) cis-Nonac...	7.885	8.748	59493	109850	0.015	0.028 #
31) Mirex	8.551	9.679	49750	645286	8199.108	0.059 #
32) Chlordane...	0.000	8.116	0	77139	N.D.	0.178 #
33) Chlordane...	7.414	8.224	80061	31717	0.165	0.087 #
34) Chlordane...	7.937f	8.870	16054	87567	0.123	0.737 #
35) Chlordane...	0.000	0.000	0	0	N.D.	N.D.
36) Toxaphene...	7.414	8.448	80061	43789	4.891	1.486 #
37) Toxaphene...	7.691	8.800	6060	67393	0.193	1.677 #
38) Toxaphene...	8.007	8.833	182279	173531	96751.347	2.682 #
39) Toxaphene...	8.233	8.912	497865	586942	0.733	1.919 #
40) Toxaphene...	8.506f	9.095	24411	186028	0.450	3.245 #
41) Toxaphene...	8.551	9.471	49750	332364	0.654	5.032 #
42) Toxaphene...	0.000	0.000	0	0	N.D.	N.D.

(f)=RT Delta > 1/2 Window (#)=Amounts differ by > 25% (m)=manual int.

Quantitation Report (Not Reviewed)

Data Path : C:\msdchem\1\data\2020-02\0B01012\
Data File : ECD8-02012025.D
Signal(s) : Signal #1: ECD1A.ch Signal #2: ECD2B.ch
Acq On : 1 Feb 2020 21:03
Operator : MJB
Sample : 0B01012-IBL2
Misc : Instrument Blank
ALS Vial : 1 Sample Multiplier: 1

Integration File signal 1: PEST1.e
Integration File signal 2: PEST2.e
Quant Time: Feb 03 17:28:20 2020
Quant Method : C:\msdchem\1\methods\ECD8_QUANTPEST_200201.M
Quant Title : Instrument: DualECD8
QLast Update : Mon Feb 03 15:36:51 2020
Response via : Initial Calibration
Integrator: ChemStation



Quantitation Report (Not Reviewed)

Data Path : C:\msdchem\1\data\2020-02\0B01012\
 Data File : ECD8-02012026.D
 Signal(s) : Signal #1: ECD1A.ch Signal #2: ECD2B.ch
 Acq On : 1 Feb 2020 21:19
 Operator : MJB
 Sample : 0B01012-ICV2
 Misc : A19J410, 9-42 50 ppb
 ALS Vial : 23 Sample Multiplier: 1

Integration File signal 1: PEST1.e
 Integration File signal 2: PEST2.e
 Quant Time: Feb 03 17:28:24 2020
 Quant Method : C:\msdchem\1\methods\ECD8_QUANTPEST_200201.M
 Quant Title : Instrument: DualECD8
 QLast Update : Mon Feb 03 15:36:51 2020
 Response via : Initial Calibration
 Integrator: ChemStation

MJB
2/3/20

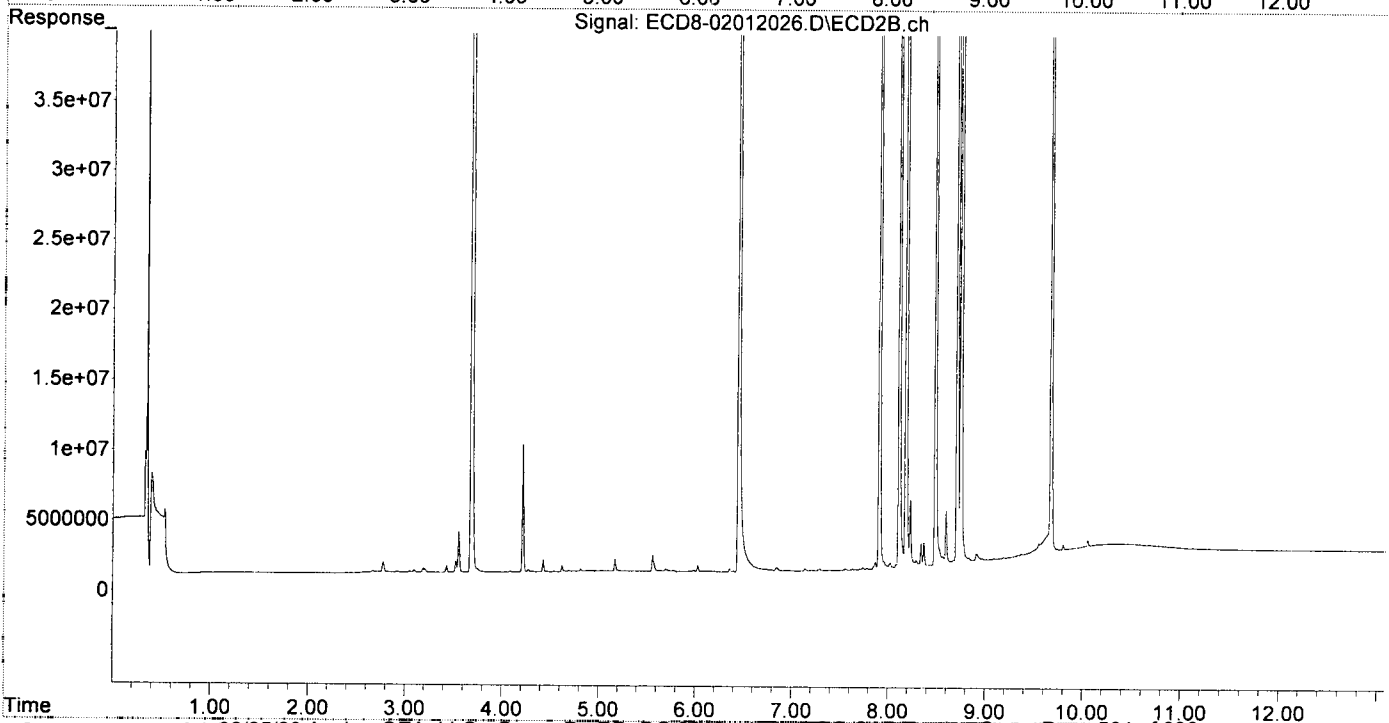
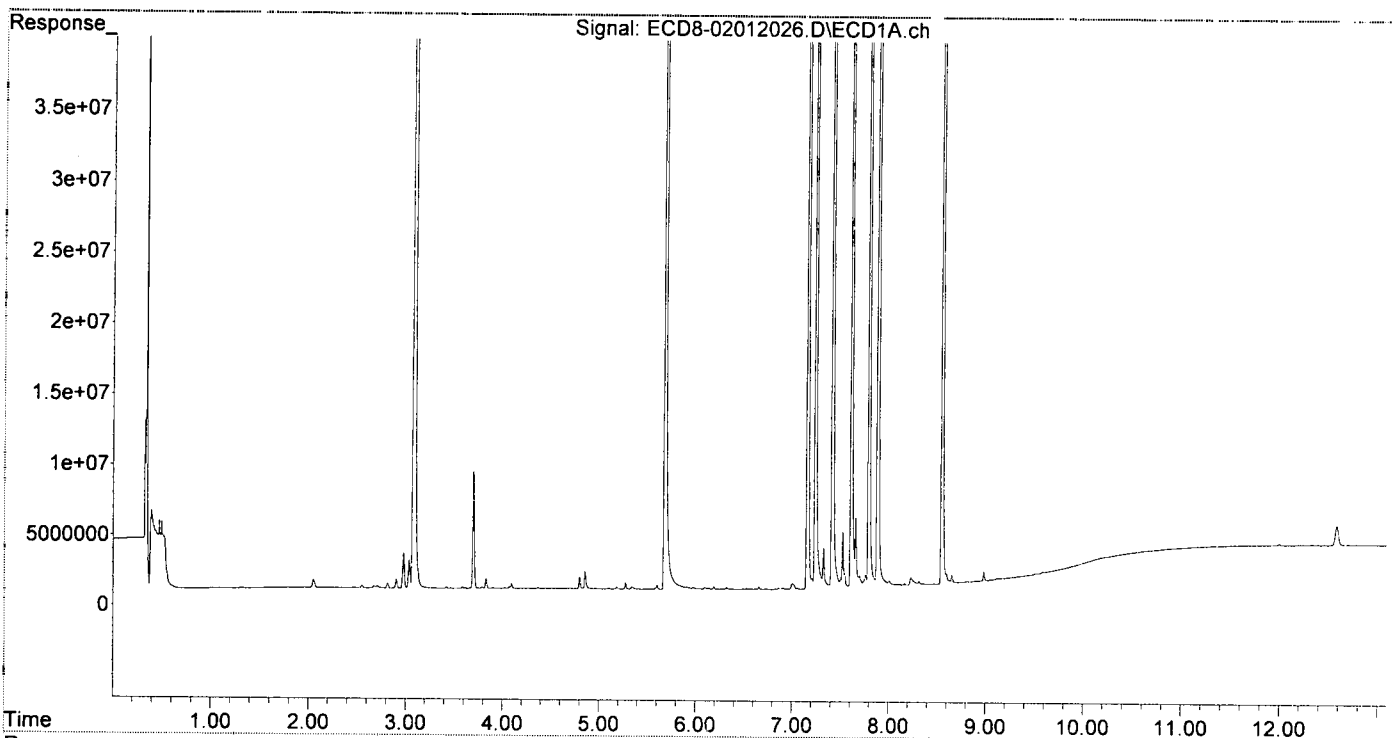
Compound	RT#1	RT#2	Resp#1	Resp#2	ng/mL	ng/mL
System Monitoring Compounds						
1) S TCMX (S)	5.273f	5.985	462494	95930	0.132	0.028 #
22) S DCBP (S)	0.000	10.541	0	281717	N.D.	BelowCal
Target Compounds						
2) a-BHC	0.000	0.000	0	0	N.D.	N.D.
3) g-BHC	6.093f	6.930f	137773	44680	0.033	0.054 #
4) b-BHC	6.188	6.975	203773	41755	0.117	0.024 #
5) Heptachlor	6.530	7.276	90458	83748	0.022	0.020
6) d-BHC	6.350	7.226	35723	59805	0.117	0.115
7) Aldrin	6.732f	7.556	44684	118735	0.011	0.044 #
8) Heptachlo...	7.239	0.000	117.6E6	0	31.851	N.D. #
9) trans-Chl...	7.325	8.110	2935963	120.8E6	0.781	32.490 #
10) cis-Chlor...	7.415	8.226	187.6E6	4787498	51.073	1.359 #
11) Endosulfa...	7.523	8.289	3930470	430643	1.133	0.130 #
12) 4,4'-DDE	7.523f	8.338	3930470	1591170	1.184	0.599 #
13) Dieldrin	7.696	8.483	785221	103.4E6	0.206	28.389 #
14) Endrin	7.885f	8.708	202.7E6	122.2E6	62.116	39.945 #
15) 4,4'-DDD	7.885f	8.748	202.7E6	209.6E6	79.656	74.760
16) Endosulfa...	8.007	8.831f	381343	324984	0.127	0.093 #
17) 4,4'-DDT	8.111	8.972	100313	174772	0.037	0.046
18) Endrin Al...	8.313	9.096	238470	106888	0.091	0.040 #
19) Endosulfa...	8.594	9.287	696896	132261	0.243	BelowCal #
20) Methoxychlor	8.430f	0.000	7483	0	0.006	N.D. #
21) Endrin Ke...	8.799	9.674	40383	110.0E6	0.012	36.376 #
23) Hexachlor...	3.081	3.681	192.4E6	251.3E6	49.353	51.898 #
24) Hexachlor...	5.679	6.448	169.5E6	170.1E6	50.413	54.016 #
25) Oxychlordane	7.158	7.907	165.5E6	166.6E6	53.310	52.105 #
26) 2,4'-DDE	7.239	8.110	117.6E6	120.8E6	50.871	53.151 #
27) trans-Non...	7.415	8.181	187.6E6	195.5E6	51.157	54.156 #
28) 2,4'-DDD	7.611	8.483	96774391	103.4E6	49.966	53.993 #
29) 2,4'-DDT	7.793	8.708	119.4E6	122.2E6	49.908	52.169 #
30) cis-Nonac...	7.885	8.748	202.7E6	209.6E6	49.816	52.585 #
31) Mirex	8.550	9.674	122.9E6	110.0E6	50.851	51.488 #
32) Chlordane...	7.325	8.110	2935963	120.8E6	7.331	278.063 #
33) Chlordane...	7.415	8.226	187.6E6	4787498	385.650	13.169 #
34) Chlordane...	0.000	8.910f	0	567608	N.D.	4.780 #
35) Chlordane...	0.000	0.000	0	0	N.D.	N.D.
36) Toxaphene...	7.415	8.483f	187.6E6	103.4E6	11457.489	3507.324 #
37) Toxaphene...	7.696	8.831f	785221	324984	24.995	8.086 #
38) Toxaphene...	8.007	8.831	381343	324984	2.257	5.023 #
39) Toxaphene...	8.231	8.910	516481	567608	1.020	1.718 #
40) Toxaphene...	0.000	9.096	0	106888	N.D.	1.864 #
41) Toxaphene...	8.550	0.000	122.9E6	0	1615.893	N.D. #
42) Toxaphene...	0.000	0.000	0	0	N.D.	N.D.

(f)=RT Delta > 1/2 Window (#)=Amounts differ by > 25% (m)=manual int.

Quantitation Report (Not Reviewed)

Data Path : C:\msdchem\1\data\2020-02\0B01012\
Data File : ECD8-02012026.D
Signal(s) : Signal #1: ECD1A.ch Signal #2: ECD2B.ch
Acq On : 1 Feb 2020 21:19
Operator : MJB
Sample : 0B01012-ICV2
Misc : A19J410, 9-42 50 ppb
ALS Vial : 23 Sample Multiplier: 1

Integration File signal 1: PEST1.e
Integration File signal 2: PEST2.e
Quant Time: Feb 03 17:28:24 2020
Quant Method : C:\msdchem\1\methods\ECD8_QUANTPEST_200201.M
Quant Title : Instrument: DualECD8
QLast Update : Mon Feb 03 15:36:51 2020
Response via : Initial Calibration
Integrator: ChemStation



Data Path : C:\msdchem\1\data\2020-02\0B01012\
 Data File : ECD8-02012034.D
 Signal(s) : Signal #1: ECD1A.ch Signal #2: ECD2B.ch
 Acq On : 1 Feb 2020 23:34
 Operator : MJB
 Sample : 0B01012-IBL3
 Misc : Instrument Blank
 ALS Vial : 1 Sample Multiplier: 1

Integration File signal 1: PEST1.e
 Integration File signal 2: PEST2.e
 Quant Time: Feb 03 17:28:28 2020
 Quant Method : C:\msdchem\1\methods\ECD8_QUANTPEST_200201.M
 Quant Title : Instrument: DualECD8
 QLast Update : Mon Feb 03 15:36:51 2020
 Response via : Initial Calibration
 Integrator: ChemStation

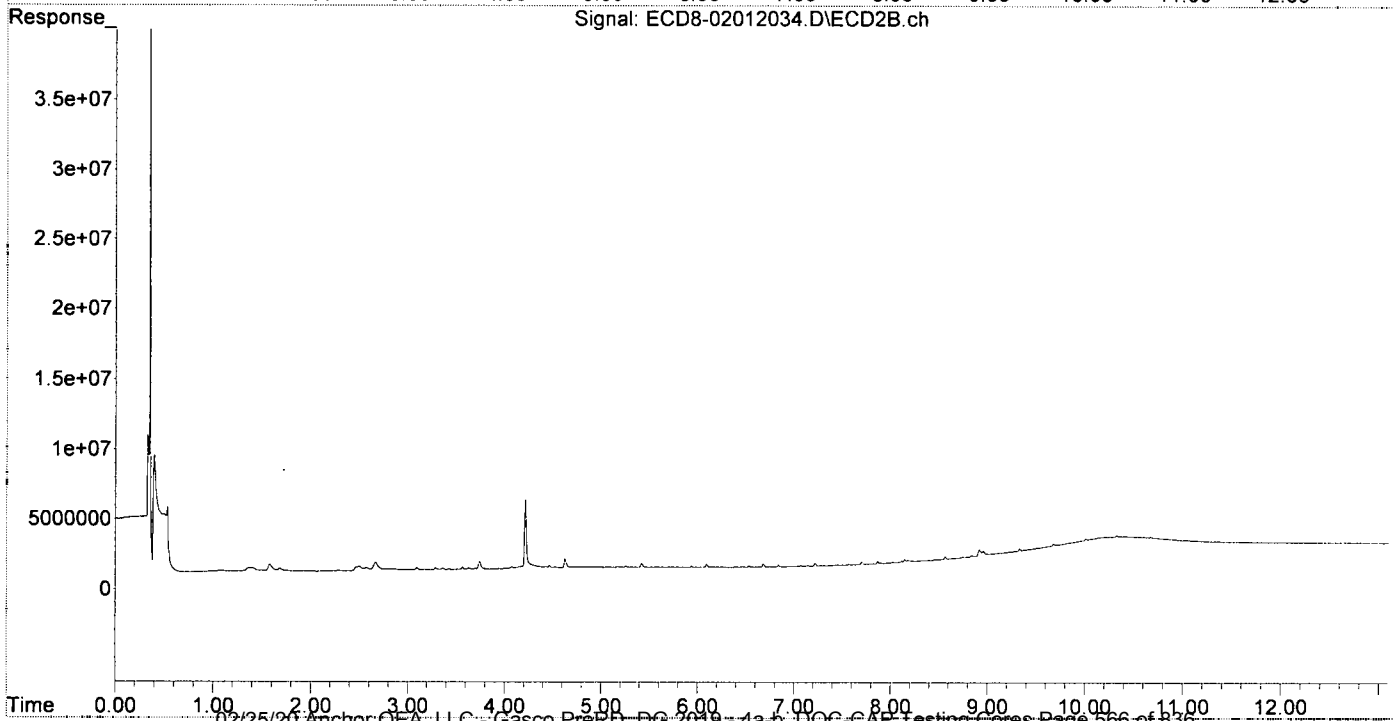
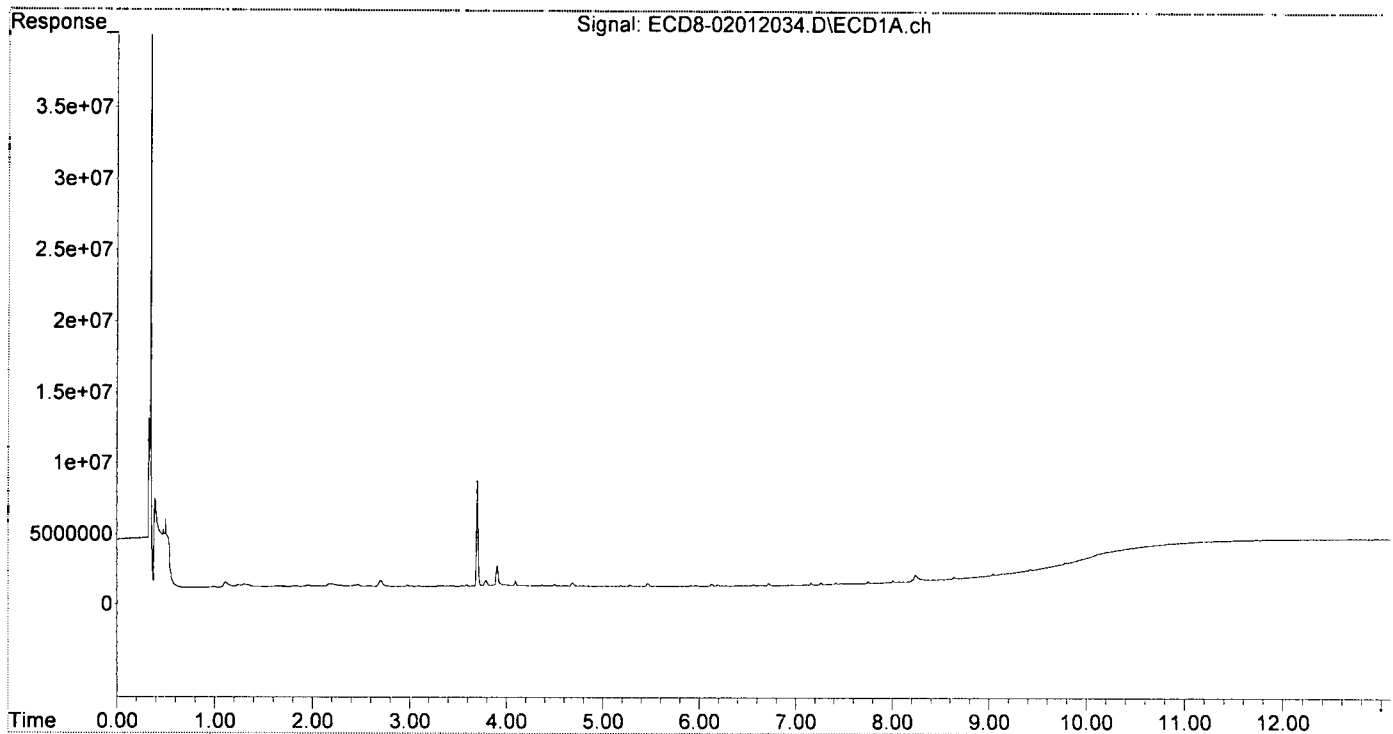
Clean
MJB
4/4/20

Compound	RT#1	RT#2	Resp#1	Resp#2	ng/mL	ng/mL
System Monitoring Compounds						
1) S TCMX (S)	5.284	5.981	98733	19607	0.028	0.006 #
22) S DCBP (S)	9.501	10.541	43622	892875	BelowCal	BelowCal
Target Compounds						
2) a-BHC	5.843	6.582	32066	15598	0.007	0.079 #
3) g-BHC	6.127	6.895	147613	9454	0.035	0.045 #
4) b-BHC	6.189	6.970	119234	17521	0.068	0.010 #
5) Heptachlor	6.527	7.275	14667	10777	0.004	0.003 #
6) d-BHC	6.367f	7.217	10408	217359	0.110	0.160 #
7) Aldrin	0.000	7.544	0	8142	N.D.	0.014 #
8) Heptachlo...	7.236	7.986	5046	6578	0.001	0.002 #
9) trans-Chl...	7.326	8.119	53333	91075	0.014	0.024 #
10) cis-Chlor...	7.419	8.225	105017	86465	0.029	0.025
11) Endosulfa...	7.525	8.288	26172	22868	0.008	0.007
12) 4,4'-DDE	7.495	8.336	49124	41336	0.015	0.101 #
13) Dieldrin	7.698	8.484	7070	39354	0.002	0.043 #
14) Endrin	7.859	8.703	12270	79900	0.004	0.020 #
15) 4,4'-DDD	7.888f	8.743	18486	115044	0.007	0.092 #
16) Endosulfa...	8.008	8.863	170981	141352	0.057	0.023 #
17) 4,4'-DDT	8.144f	8.958	8826	502369	0.003	0.179 #
18) Endrin Al...	8.324f	9.088	70572	255337	0.027	0.097 #
19) Endosulfa...	8.612	9.258f	11851	310903	0.004	0.035 #
20) Methoxychlor	0.000	9.444	0	419254	N.D.	0.021 #
21) Endrin Ke...	8.801	9.683	24694	755300	0.007	0.045 #
23) Hexachlor...	3.089	3.699	46593	89255	0.012	0.018 #
24) Hexachlor...	5.681	6.447	17569	20176	0.005	BelowCal #
25) Oxychlordane	7.158	7.898	191148	33286	BelowCal	0.010
26) 2,4'-DDE	7.236	8.119	5046	91075	0.002	0.040 #
27) trans-Non...	7.419	8.179	105017	116839	0.029	0.032
28) 2,4'-DDD	7.606	8.484	44103	39354	0.023	0.021
29) 2,4'-DDT	7.797	8.703	7157	79900	0.003	BelowCal #
30) cis-Nonac...	7.888	8.743	18486	115044	0.005	0.029 #
31) Mirex	8.552	9.683	10661	755300	8199.124	0.113 #
32) Chlordane...	7.326	8.119	53333	91075	0.133	0.210 #
33) Chlordane...	7.419	8.225	105017	86465	0.216	0.238
34) Chlordane...	7.968	8.871	17623	139736	0.135	1.177 #
35) Chlordane...	0.000	0.000	0	0	N.D.	N.D.
36) Toxaphene...	7.419	8.449	105017	55813	6.415	1.894 #
37) Toxaphene...	7.698	8.803	7070	116894	0.225	2.909 #
38) Toxaphene...	8.008	8.835	170981	214719	96751.508	3.319 #
39) Toxaphene...	8.238	8.917	436383	588264	BelowCal	1.932
40) Toxaphene...	8.509f	9.088	27476	255337	0.507	4.454 #
41) Toxaphene...	8.552	9.469	10661	443021	0.140	6.707 #
42) Toxaphene...	0.000	0.000	0	0	N.D.	N.D.

(f)=RT Delta > 1/2 Window (#)=Amounts differ by > 25% (m)=manual int.

Data Path : C:\msdchem\1\data\2020-02\0B01012\
Data File : ECD8-02012034.D
Signal(s) : Signal #1: ECD1A.ch Signal #2: ECD2B.ch
Acq On : 1 Feb 2020 23:34
Operator : MJB
Sample : 0B01012-IBL3
Misc : Instrument Blank
ALS Vial : 1 Sample Multiplier: 1

Integration File signal 1: PEST1.e
Integration File signal 2: PEST2.e
Quant Time: Feb 03 17:28:28 2020
Quant Method : C:\msdchem\1\methods\ECD8_QUANTPEST_200201.M
Quant Title : Instrument: DualECD8
QLast Update : Mon Feb 03 15:36:51 2020
Response via : Initial Calibration
Integrator: ChemStation



Quantitation Report (Not Reviewed)

Data Path : C:\msdchem\1\data\2020-02\0B01012\
 Data File : ECD8-02012035.D
 Signal(s) : Signal #1: ECD1A.ch Signal #2: ECD2B.ch
 Acq On : 1 Feb 2020 23:51
 Operator : MJB
 Sample : 0B01012-ICV3
 Misc : A19K312, CHLOR 500 ppb
 ALS Vial : 31 Sample Multiplier: 1

Integration File signal 1: PEST1.e
 Integration File signal 2: PEST2.e
 Quant Time: Feb 03 17:28:32 2020
 Quant Method : C:\msdchem\1\methods\ECD8_QUANTPEST_200201.M
 Quant Title : Instrument: DualECD8
 QLast Update : Mon Feb 03 15:36:51 2020
 Response via : Initial Calibration
 Integrator: ChemStation

MJB
2/3/20

Compound	RT#1	RT#2	Resp#1	Resp#2	ng/mL	ng/mL
System Monitoring Compounds						
1) S TCMX (S)	5.297	5.983	102103	114036	0.029	0.033
22) S DCBP (S)	9.509	10.549	442158	682174	BelowCal	BelowCal
Target Compounds						
2) a-BHC	5.825	6.611f	85836	3734765	0.018	0.949 #
3) g-BHC	6.136	6.910	181902	1927747	0.044	0.536 #
4) b-BHC	6.221f	6.976	2518888	174115	1.446	0.100 #
5) Heptachlor	6.528	7.274	92158802	97916408	22.423	23.254
6) d-BHC	6.339	7.208	718608	505684	0.314	0.242
7) Aldrin	6.770	7.547	1187019	921583	0.294	0.258
8) Heptachlo...	7.238	7.996	14634580	4901611	3.963	1.365 #
9) trans-Chl...	7.325	8.117	201.2E6	226.8E6	53.492	60.988
10) cis-Chlor...	7.419	8.224	236.0E6	186.7E6	64.272	52.989
11) Endosulfa...	7.517	8.297	2057409	3309611	0.593	1.001 #
12) 4,4'-DDE	7.497	8.319	3275087	4515911	0.986	1.535 #
13) Dieldrin	7.704	8.477	6365894	20372847	1.669	5.804 #
14) Endrin	7.843	8.722	3743006	2426447	1.147	0.836 #
15) 4,4'-DDD	7.884f	8.747	34316093	33227371	13.484	13.772
16) Endosulfa...	8.018	8.863	4068702	3863150	1.360	1.432
17) 4,4'-DDT	8.086f	8.984	1132289	1512448	0.421	0.591 #
18) Endrin Al...	8.326f	9.059f	1343763	1268334	0.510	0.480
19) Endosulfa...	8.608	9.284	2627202	373379	0.918	0.060 #
20) Methoxychlor	8.452	9.457	1412232	518826	1.170	0.116 #
21) Endrin Ke...	8.793	9.681	404117	2170568	0.117	0.547 #
23) Hexachlor...	3.089	3.682	49383	24358	0.013	0.005 #
24) Hexachlor...	5.655f	6.463	318404	79911	0.095	BelowCal #
25) Oxychlorane	7.152	7.920	1885219	2613453	0.434	0.817 #
26) 2,4'-DDE	7.238	8.117	14634580	226.8E6	6.330	99.769 #
27) trans-Non...	7.419	8.180	236.0E6	172.1E6	64.379	47.667 #
28) 2,4'-DDD	7.642f	8.477	25008246	20372847	12.912	10.643
29) 2,4'-DDT	7.812	8.722	5408636	2426447	2.260	1.089 #
30) cis-Nonac...	7.884	8.747	34316093	33227371	8.433	8.338
31) Mirex	8.545	9.681	466067	2170568	8198.936	0.796 #
32) Chlordane...	7.325	8.117	201.2E6	226.8E6	502.297	521.954 #
33) Chlordane...	7.419	8.224	236.0E6	186.7E6	485.318	513.436 #
34) Chlordane...	7.966	8.888	63830007	57949683	490.255	487.975 #
35) Chlordane...	0.000	0.000	0	0	N.D.	N.D.
36) Toxaphene...	7.390	8.477f	28796553	20372847	1759.169	691.332 #
37) Toxaphene...	7.704	8.803	6365894	5219875	202.636	129.883 #
38) Toxaphene...	7.997	8.839	2979211	5324116	39.178	82.294 #
39) Toxaphene...	8.245	8.888	2823883	57949683	36.580	573.914 #
40) Toxaphene...	8.452	9.059f	1412232	1268334	26.055	22.124
41) Toxaphene...	8.545	9.457	466067	518826	6.128	7.855 #
42) Toxaphene...	0.000	0.000	0	0	N.D.	N.D.

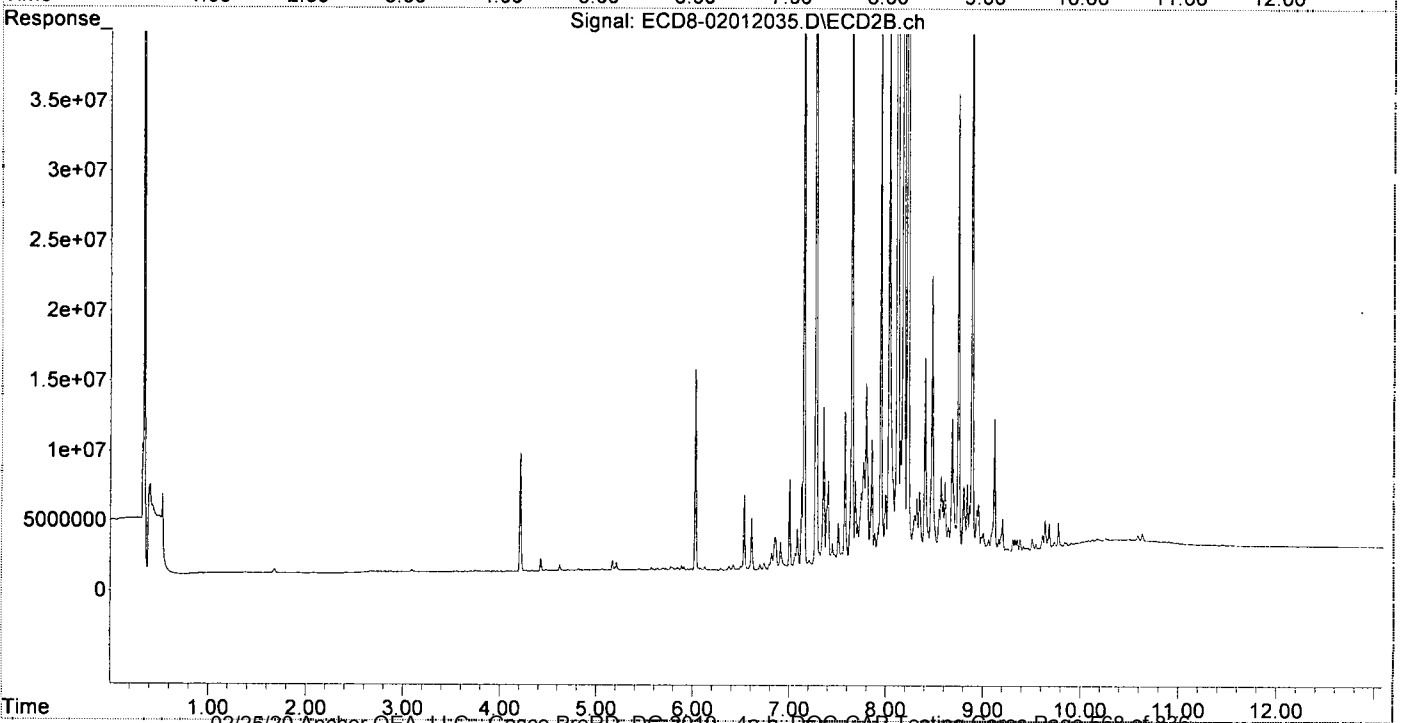
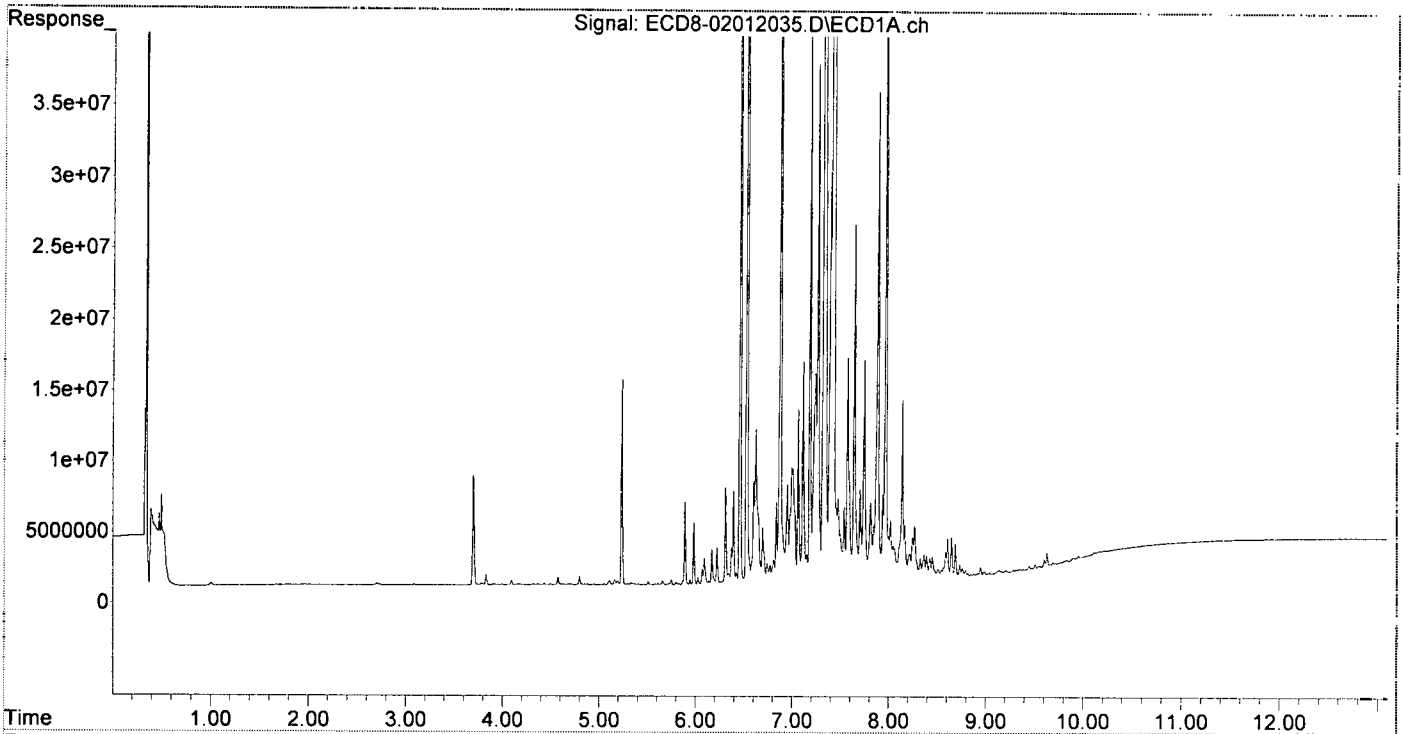
A
B
492.62
507.79

(f)=RT Delta > 1/2 Window (#)=Amounts differ by > 25% (m)=manual int.

Quantitation Report (Not Reviewed)

Data Path : C:\msdchem\1\data\2020-02\0B01012\
Data File : ECD8-02012035.D
Signal(s) : Signal #1: ECD1A.ch Signal #2: ECD2B.ch
Acq On : 1 Feb 2020 23:51
Operator : MJB
Sample : 0B01012-ICV3
Misc : A19K312, CHLOR 500 ppb
ALS Vial : 31 Sample Multiplier: 1

Integration File signal 1: PEST1.e
Integration File signal 2: PEST2.e
Quant Time: Feb 03 17:28:32 2020
Quant Method : C:\msdchem\1\methods\ECD8_QUANTPEST_200201.M
Quant Title : Instrument: DualECD8
QLast Update : Mon Feb 03 15:36:51 2020
Response via : Initial Calibration
Integrator: ChemStation



Quantitation Report (Not Reviewed)

Data Path : C:\msdchem\1\data\2020-02\0B01012\
 Data File : ECD8-02012043.D
 Signal(s) : Signal #1: ECD1A.ch Signal #2: ECD2B.ch
 Acq On : 2 Feb 2020 2:05
 Operator : MJB
 Sample : 0B01012-IBL4
 Misc : Instrument Blank
 ALS Vial : 1 Sample Multiplier: 1

Integration File signal 1: PEST1.e
 Integration File signal 2: PEST2.e
 Quant Time: Feb 03 17:28:36 2020
 Quant Method : C:\msdchem\1\methods\ECD8_QUANTPEST_200201.M
 Quant Title : Instrument: DualECD8
 QLast Update : Mon Feb 03 15:36:51 2020
 Response via : Initial Calibration
 Integrator: ChemStation

Clean
 MJB
 2/3/20

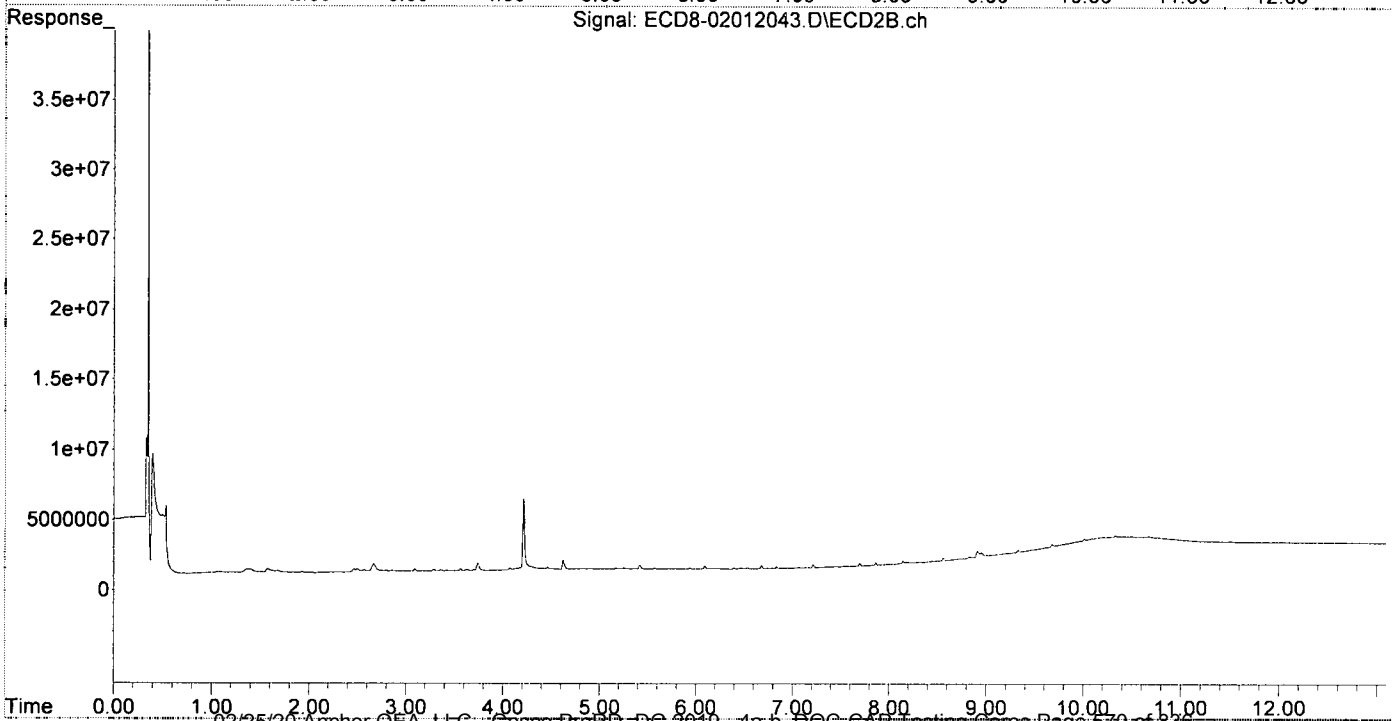
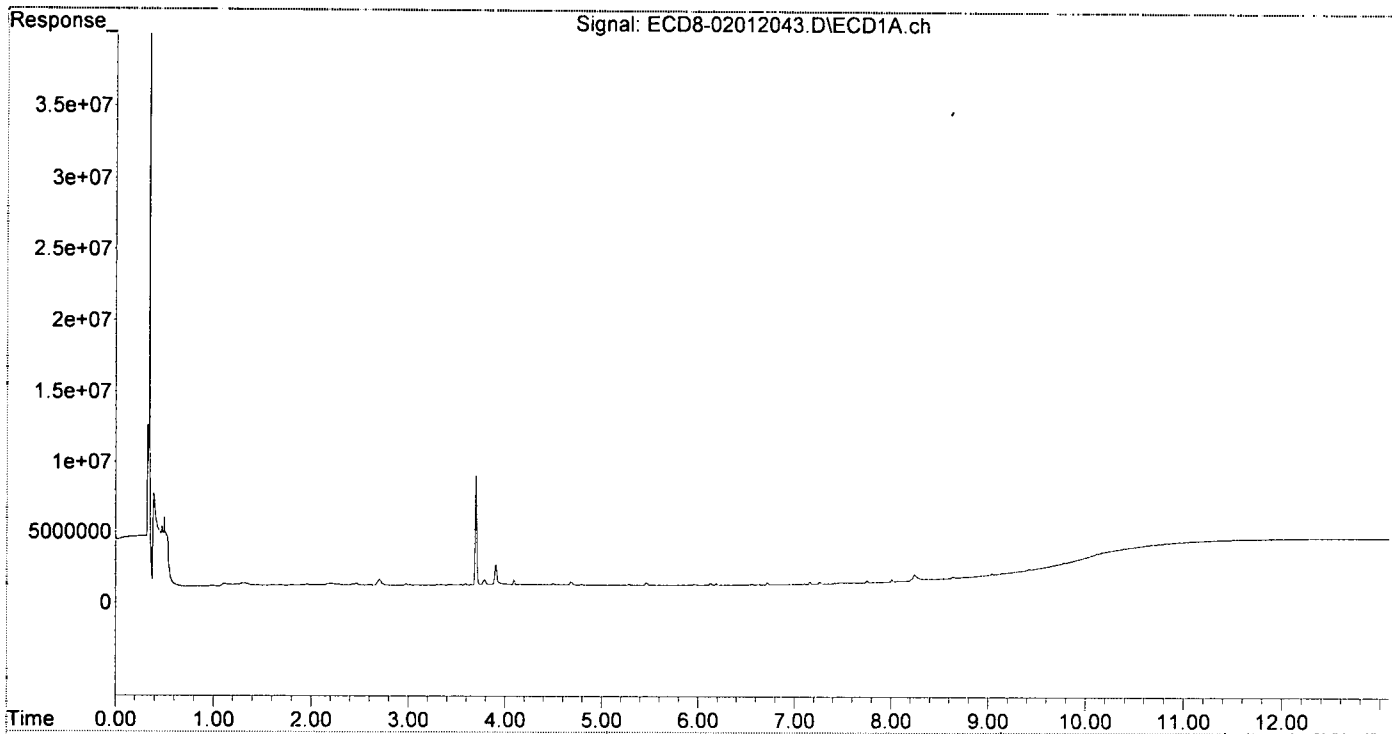
Compound	RT#1	RT#2	Resp#1	Resp#2	ng/mL	ng/mL
System Monitoring Compounds						
1) S TCMX (S)	5.283	5.983	97129	10331	0.028	0.003 #
22) S DCBP (S)	9.505	10.525	158391	742061	BelowCal	BelowCal
Target Compounds						
2) a-BHC	5.841	6.573	31406	23051	0.007	0.081 #
3) g-BHC	6.129	6.892	144324	11670	0.035	0.045 #
4) b-BHC	6.189	6.979	120878	17225	0.069	0.010 #
5) Heptachlor	6.527	7.312f	11185	14708	0.003	0.003 #
6) d-BHC	6.367f	7.217	13198	216044	0.110	0.159 #
7) Aldrin	0.000	7.566f	0	50700	N.D.	0.026 #
8) Heptachlo...	7.226	7.956f	5275	8156	0.001	0.002 #
9) trans-Chl...	7.330	8.119	12534	38481	0.003	0.010 #
10) cis-Chlor...	7.416	8.253f	46476	21068	0.013	0.006 #
11) Endosulfa...	7.527	8.253f	34189	21068	0.010	0.006 #
12) 4,4'-DDE	7.483	8.332	59358	25862	0.018	0.096 #
13) Dieldrin	7.690	8.447f	8788	41379	0.002	0.044 #
14) Endrin	7.864	8.744f	6653	55434	0.002	0.012 #
15) 4,4'-DDD	7.920	8.744	5377	55434	0.002	0.067 #
16) Endosulfa...	8.008	8.832f	183369	166976	0.061	0.033 #
17) 4,4'-DDT	8.103	8.957	3941	417819	0.001	0.145 #
18) Endrin Al...	8.332f	0.000	76012	0	0.029	N.D. #
19) Endosulfa...	8.608	0.000	16050	0	0.006	N.D. #
20) Methoxychlor	8.449	0.000	14721	0	0.012	N.D. #
21) Endrin Ke...	8.799	9.682	24185	637900	0.007	0.003 #
23) Hexachlor...	3.089	3.699	38132	80810	0.010	0.017 #
24) Hexachlor...	5.674	6.467	16598	64540	0.005	BelowCal #
25) Oxychlorane	7.158	7.900	189063	29768	BelowCal	0.009
26) 2,4'-DDE	7.226	8.119	5275	38481	0.002	0.017 #
27) trans-Non...	7.416	8.186	46476	69988	0.013	0.019 #
28) 2,4'-DDD	7.605	8.447f	47788	41379	0.025	0.022
29) 2,4'-DDT	7.796	8.744f	7574	55434	0.003	BelowCal #
30) cis-Nonac...	7.883	8.744	5420	55434	0.001	0.014 #
31) Mirex	8.549	9.682	13158	637900	8199.123	0.056 #
32) Chlordane...	7.330	8.119	12534	38481	0.031	0.089 #
33) Chlordane...	7.416	8.199f	46476	58670	0.096	0.161 #
34) Chlordane...	7.968	8.915f	5752	516817	0.044	4.352 #
35) Chlordane...	0.000	0.000	0	0	N.D.	N.D.
36) Toxaphene...	7.416	8.447	46476	41379	2.839	1.404 #
37) Toxaphene...	7.690	8.832f	8788	166976	0.280	4.155 #
38) Toxaphene...	8.008	8.832	183369	166976	96751.332	2.581 #
39) Toxaphene...	8.240	8.915	443613	516817	BelowCal	1.190
40) Toxaphene...	8.472	0.000	15357	0	0.283	N.D. #
41) Toxaphene...	8.542	0.000	12646	0	0.166	N.D. #
42) Toxaphene...	0.000	0.000	0	0	N.D.	N.D.

(f)=RT Delta > 1/2 Window (#)=Amounts differ by > 25% (m)=manual int.

Quantitation Report (Not Reviewed)

Data Path : C:\msdchem\1\data\2020-02\0B01012\
Data File : ECD8-02012043.D
Signal(s) : Signal #1: ECD1A.ch Signal #2: ECD2B.ch
Acq On : 2 Feb 2020 2:05
Operator : MJB
Sample : 0B01012-IBL4
Misc : Instrument Blank
ALS Vial : 1 Sample Multiplier: 1

Integration File signal 1: PEST1.e
Integration File signal 2: PEST2.e
Quant Time: Feb 03 17:28:36 2020
Quant Method : C:\msdchem\1\methods\ECD8_QUANTPEST_200201.M
Quant Title : Instrument: DualECD8
QLast Update : Mon Feb 03 15:36:51 2020
Response via : Initial Calibration
Integrator: ChemStation



Quantitation Report (Not Reviewed)

Data Path : C:\msdchem\1\data\2020-02\0B01012\
 Data File : ECD8-02012044.D
 Signal(s) : Signal #1: ECD1A.ch Signal #2: ECD2B.ch
 Acq On : 2 Feb 2020 2:22
 Operator : MJB
 Sample : 0B01012-ICV4
 Misc : A19J422, TOX 500 ppb
 ALS Vial : 39 Sample Multiplier: 1

Integration File signal 1: PEST1.e
 Integration File signal 2: PEST2.e
 Quant Time: Feb 03 17:28:40 2020
 Quant Method : C:\msdchem\1\methods\ECD8_QUANTPEST_200201.M
 Quant Title : Instrument: DualECD8
 QLast Update : Mon Feb 03 15:36:51 2020
 Response via : Initial Calibration
 Integrator: ChemStation

*MP
2/3/20*

Compound	RT#1	RT#2	Resp#1	Resp#2	ng/mL	ng/mL
System Monitoring Compounds						
1) S TCMX (S)	5.335f	5.983	110999	99182	0.032	0.029
22) S DCBP (S)	9.497	10.515f	693247	1717771	BelowCal	0.343
Target Compounds						
2) a-BHC	5.835	6.586	99095	77467	0.021	0.094 #
3) g-BHC	6.114	6.893	37764	131681	0.009	0.076 #
4) b-BHC	6.186	6.975	248202	87005	0.143	0.050 #
5) Heptachlor	6.528	7.276	319553	350072	0.078	0.083
6) d-BHC	6.329	7.219	100730	261363	0.136	0.172 #
7) Aldrin	6.766	7.566f	717392	1005500	0.178	0.281 #
8) Heptachlo...	7.231	7.970	2516758	4123931	0.682	1.149 #
9) trans-Chl...	7.312	8.098f	3488495	4637356	0.928	1.247 #
10) cis-Chlor...	7.399f	8.206f	7661138	4552878	2.086	1.292 #
11) Endosulfa...	7.521	8.281	9638582	6414998	2.779	1.941 #
12) 4,4'-DDE	7.496	8.345	5092095	7757940	1.533	2.569 #
13) Dieldrin	7.692	8.492	14272433	8195816	3.743	2.366 #
14) Endrin	7.837	8.700	12909489	16527403	3.956	5.696 #
15) 4,4'-DDD	7.921	8.750	13381873	11127699	5.258	4.751
16) Endosulfa...	8.002	8.859	33473288	8447138	11.189	3.157 #
17) 4,4'-DDT	8.132f	8.966	8361255	12980220	3.110	5.205 #
18) Endrin Al...	8.292	9.081	23426405	27489175	8.898	10.398
19) Endosulfa...	8.608	9.282	14242045	12740392	4.976	4.966
20) Methoxychlor	8.443	9.462	11306361	30731027	9.370	26.832 #
21) Endrin Ke...	8.791	9.705f	9140654	7146433	2.645	2.304
23) Hexachlor...	3.082	3.677	66915	65283	0.017	0.013
24) Hexachlor...	5.686	6.432	20834	35211	0.006	BelowCal #
25) Oxychlordane	7.160	7.923	6174300	3491517	1.831	1.092 #
26) 2,4'-DDE	7.231	8.098	2516758	4637356	1.089	2.040 #
27) trans-Non...	7.399	8.191	7661138	5108856	2.090	1.415 #
28) 2,4'-DDD	7.610	8.492	10401060	8195816	5.370	4.281
29) 2,4'-DDT	7.792	8.700	17863901	16527403	7.465	7.606
30) cis-Nonac...	7.879	8.750	21800253	11127699	5.357	2.792 #
31) Mirex	8.538	9.705f	35082093	7146433	14.303	3.197 #
32) Chlordane...	7.312	8.098	3488495	4637356	8.711	10.673
33) Chlordane...	7.399f	8.206	7661138	4552878	15.753	12.523
34) Chlordane...	7.942f	8.904	15096168	50103773	115.948	421.907 #
35) Chlordane...	0.000	0.000	0	0	N.D.	N.D.
36) Toxaphene...	7.399	8.453	7661138	14031789	468.016	476.155
37) Toxaphene...	7.692	8.802	14272433	19300126	454.313	480.235
38) Toxaphene...	8.002	8.837	33473288	30293001	474.677	468.233
39) Toxaphene...	8.244	8.904	32680583	50103773	494.355	498.360
40) Toxaphene...	8.470	9.081	26380028	27489175	486.695	479.497
41) Toxaphene...	8.538	9.462	35082093	30731027	461.278	465.242
42) Toxaphene...	0.000	0.000	0	0	N.D.	N.D.

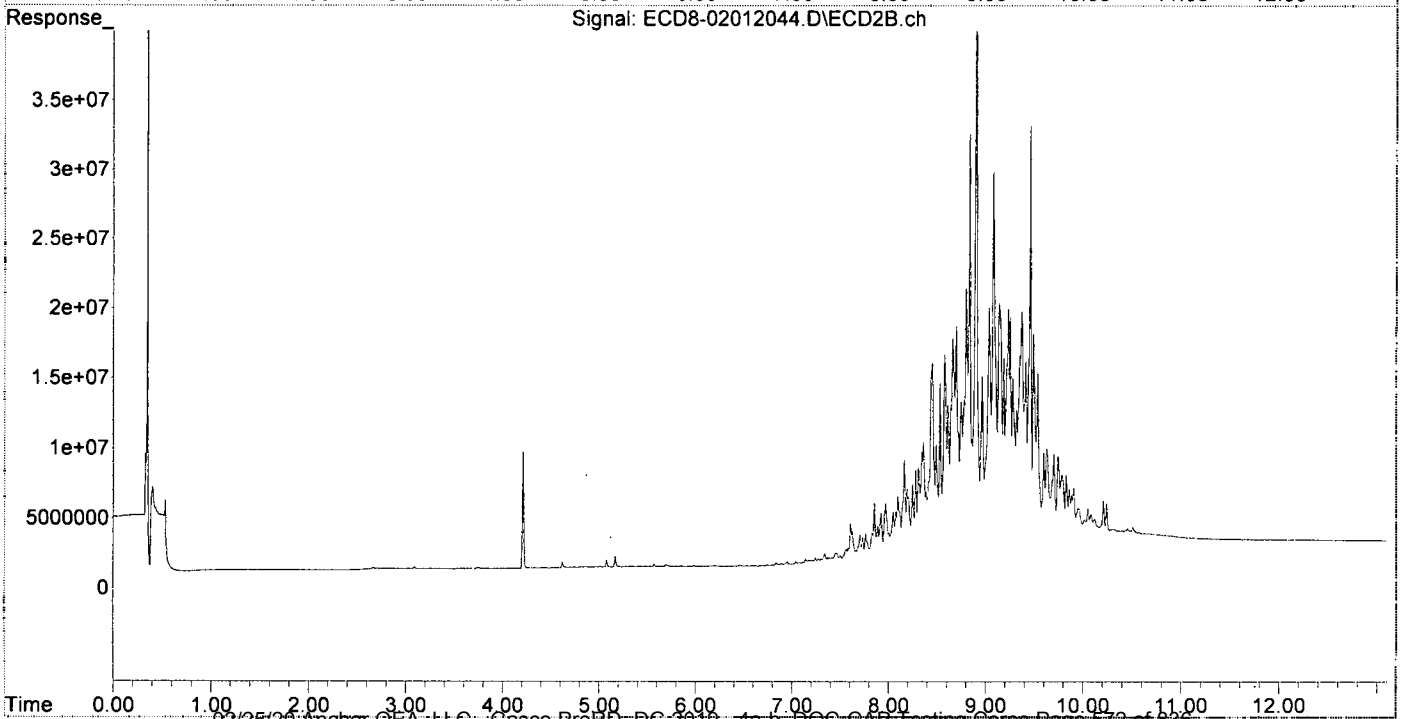
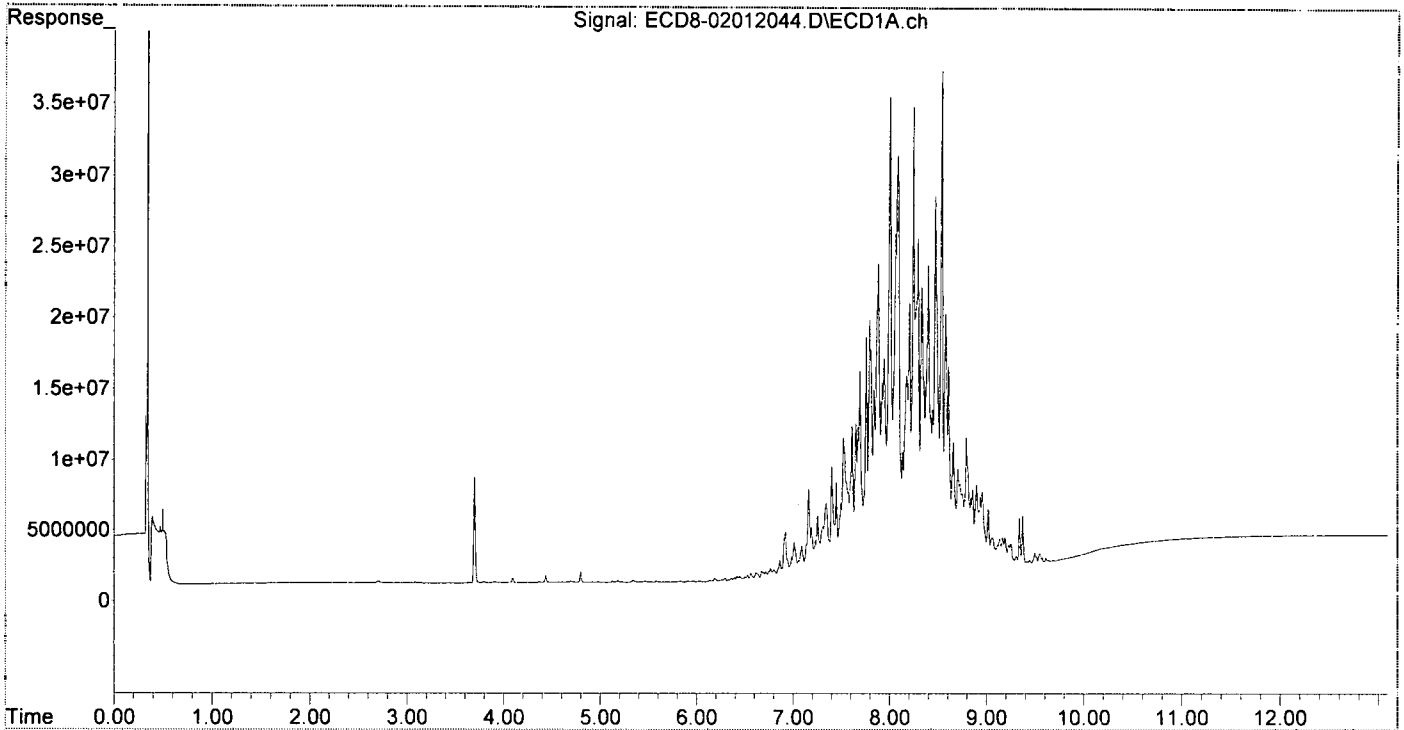
473.22 *477.95*

(f)=RT Delta > 1/2 Window (#)=Amounts differ by > 25% (m)=manual int.

Quantitation Report (Not Reviewed)

Data Path : C:\msdchem\1\data\2020-02\0B01012\
Data File : ECD8-02012044.D
Signal(s) : Signal #1: ECD1A.ch Signal #2: ECD2B.ch
Acq On : 2 Feb 2020 2:22
Operator : MJB
Sample : 0B01012-ICV4
Misc : A19J422, TOX 500 ppb
ALS Vial : 39 Sample Multiplier: 1

Integration File signal 1: PEST1.e
Integration File signal 2: PEST2.e
Quant Time: Feb 03 17:28:40 2020
Quant Method : C:\msdchem\1\methods\ECD8_QUANTPEST_200201.M
Quant Title : Instrument: DualECD8
QLast Update : Mon Feb 03 15:36:51 2020
Response via : Initial Calibration
Integrator: ChemStation



Quantitation Report (Not Reviewed)

Data Path : C:\msdchem\1\data\2020-02\0B01012\REQUANT\
 Data File : ECD8-02012005.D
 Signal(s) : Signal #1: ECD1A.ch Signal #2: ECD2B.ch
 Acq On : 1 Feb 2020 15:26
 Operator : MJB
 Sample : 0B01012-CAL1
 Misc : A20B001, AB 0.5 ppb
 ALS Vial : 4 Sample Multiplier: 1

Integration File signal 1: PEST1.e
 Integration File signal 2: PEST2.e
 Quant Time: Feb 03 15:45:47 2020
 Quant Method : C:\msdchem\1\methods\ECD8_QUANTPEST_200108.M
 Quant Title : Instrument: DualECD8
 QLast Update : Mon Feb 03 15:36:51 2020
 Response via : Initial Calibration
 Integrator: ChemStation

MJB
2/3/20

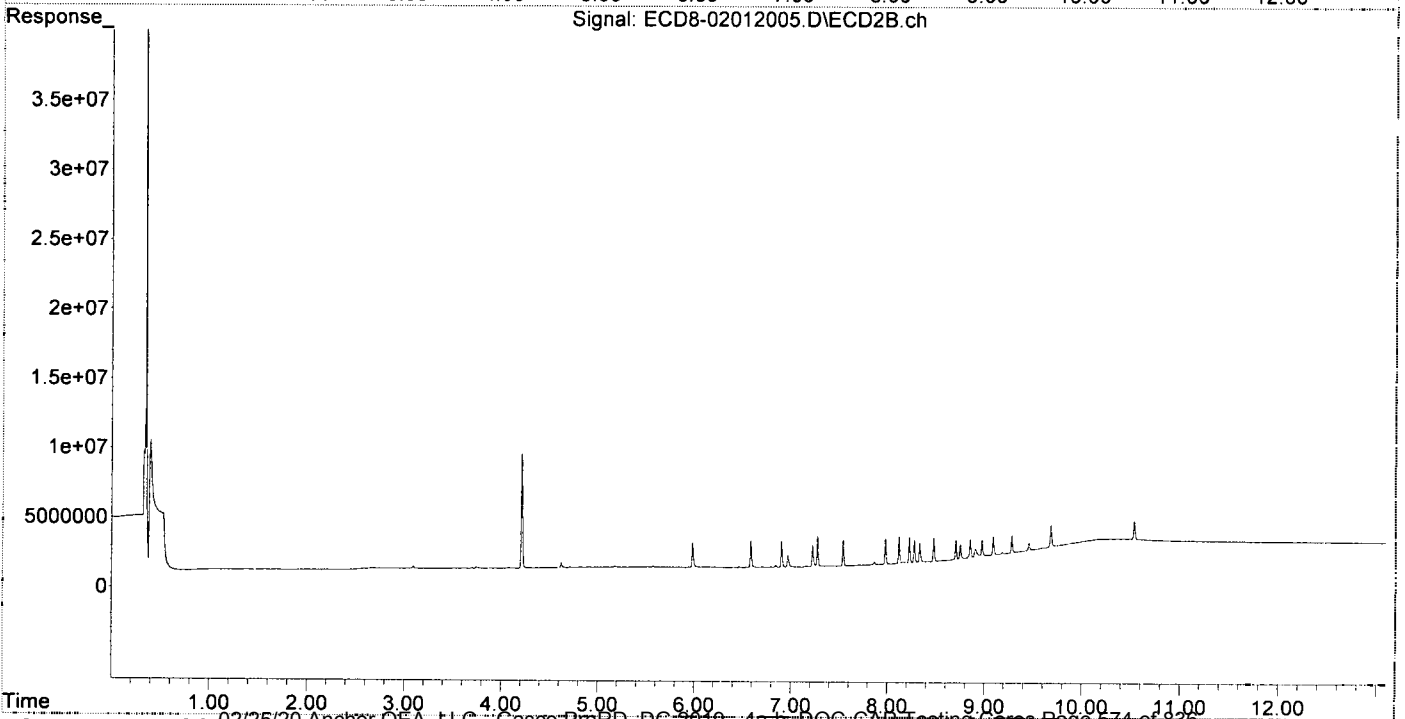
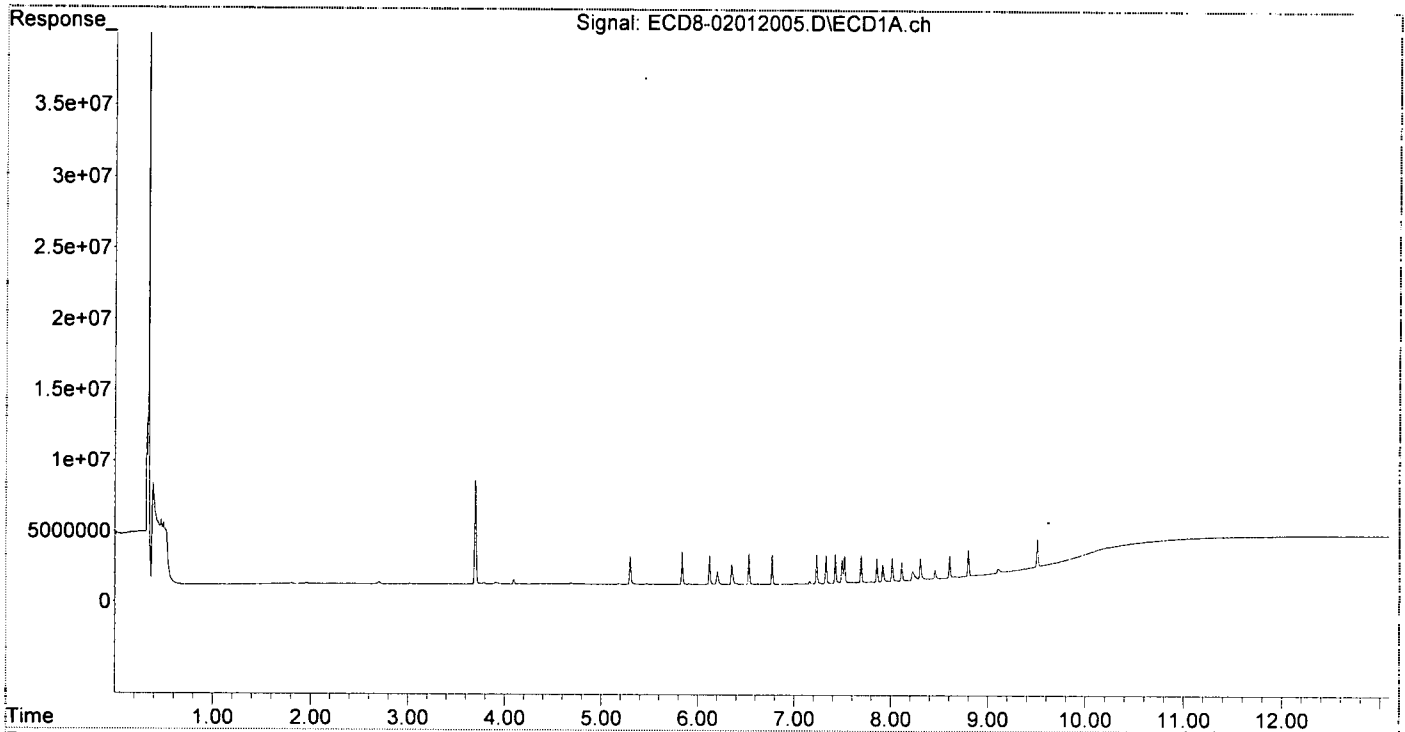
Compound	RT#1	RT#2	Resp#1	Resp#2	ng/mL	ng/mL
System Monitoring Compounds						
1) S TCMX (S)	5.297	5.982	2010387	1807457	0.575	0.524
22) S DCBP (S)	9.507	10.537	2137981	2121210	0.502	0.543
Target Compounds						
2) a-BHC	5.836	6.585	2323532	1906806	0.492	0.522
3) g-BHC	6.120	6.903	2098226	1857818	0.504	0.518
4) b-BHC	6.201	6.970	943381	871353	0.542	0.502
5) Heptachlor	6.529	7.276	2213636	2166906	0.539	0.515
6) d-BHC	6.351	7.224	1446613	1525163	0.525	0.533
7) Aldrin	6.769	7.541	2117773	1887335	0.524	0.516
8) Heptachlo...	7.230	7.979	1701747	1829309	0.552	0.510
9) trans-Chl...	7.327	8.119	2006872	1923989	0.534	0.517
10) cis-Chlor...	7.424	8.226	2072536	1851957	0.564	0.526
11) Endosulfa...	7.519	8.277	1932337	1589681	0.557	0.481
12) 4,4'-DDE	7.493	8.333	1628951	1346237	0.491	0.520
13) Dieldrin	7.691	8.478	1958633	1711724	0.514	0.521
14) Endrin	7.854	8.705	1701747	1499119	0.521	0.514
15) 4,4'-DDD	7.915	8.751	1218671	1119384	0.479	0.522
16) Endosulfa...	8.013	8.854	1650694	1442453	0.552	0.516
17) 4,4'-DDT	8.110	8.975	1351757	1360505	0.503	0.529
18) Endrin Al...	8.303	9.091	1534740	1556354	0.583	0.589
19) Endosulfa...	8.604	9.282	1548557	1535031	0.541	0.525
20) Methoxychlor	8.454	9.456	650344	981544	0.539	0.552
21) Endrin Ke...	8.797	9.683	1865728	2135612	0.540	0.534
23) Hexachlor...	3.076	3.696	17677	66321	0.005	0.014 #
24) Hexachlor...	5.680	6.447	15123	21644	0.004	BelowCal #
25) Oxychlordane	7.158	7.908	207459	12353	BelowCal	0.004
26) 2,4'-DDE	7.230	8.119	2037408	1923989	0.881	0.846
27) trans-Non...	7.424	8.158f	2072536	113688	0.565	0.031 #
28) 2,4'-DDD	7.613	8.478	26854	1711724	0.014	0.894 #
29) 2,4'-DDT	7.794	8.705	41169	1499119	0.017	0.654 #
30) cis-Nonac...	7.915f	8.751	1218671	1119384	0.299	0.281
31) Mirex	8.550	9.683	18576	2135612	8199.121	0.780 #
32) Chlordane...	7.327	8.119	2006872	1923989	5.011	4.428
33) Chlordane...	7.424	8.226	2072536	1851957	4.262	5.094
34) Chlordane...	7.976	8.906	24188	731865	0.186	6.163 #
35) Chlordane...	0.000	0.000	0	0	N.D.	N.D.
36) Toxaphene...	7.424f	8.478f	2072536	1711724	126.610	58.086 #
37) Toxaphene...	7.691	0.000	1958633	0	62.346	N.D. #
38) Toxaphene...	8.013	8.854	1650694	1442453	20.294	22.296
39) Toxaphene...	8.224	8.906	649309	731865	3.068	3.425
40) Toxaphene...	8.454	9.091	650344	1556354	11.998	27.148 #
41) Toxaphene...	8.550	9.456	18576	981544	0.244	14.860 #
42) Toxaphene...	0.000	0.000	0	0	N.D.	N.D.

(f)=RT Delta > 1/2 Window (#)=Amounts differ by > 25% (m)=manual int.

Quantitation Report (Not Reviewed)

Data Path : C:\msdchem\1\data\2020-02\0B01012\REQUANT\
 Data File : ECD8-02012005.D
 Signal(s) : Signal #1: ECD1A.ch Signal #2: ECD2B.ch
 Acq On : 1 Feb 2020 15:26
 Operator : MJB
 Sample : 0B01012-CAL1
 Misc : A20B001, AB 0.5 ppb
 ALS Vial : 4 Sample Multiplier: 1

Integration File signal 1: PEST1.e
 Integration File signal 2: PEST2.e
 Quant Time: Feb 03 15:45:47 2020
 Quant Method : C:\msdchem\1\methods\ECD8_QUANTPEST_200108.M
 Quant Title : Instrument: DualECD8
 QLast Update : Mon Feb 03 15:36:51 2020
 Response via : Initial Calibration
 Integrator: ChemStation



Quantitation Report (Not Reviewed)

Data Path : C:\msdchem\1\data\2020-02\0B01012\REQUANT\
 Data File : ECD8-02012006.D
 Signal(s) : Signal #1: ECD1A.ch Signal #2: ECD2B.ch
 Acq On : 1 Feb 2020 15:43
 Operator : MJB
 Sample : 0B01012-CAL2
 Misc : A20B002, AB 1 ppb
 ALS Vial : 5 Sample Multiplier: 1

Integration File signal 1: PEST1.e
 Integration File signal 2: PEST2.e
 Quant Time: Feb 03 15:46:01 2020
 Quant Method : C:\msdchem\1\methods\ECD8_QUANTPEST_200108.M
 Quant Title : Instrument: DualECD8
 QLast Update : Mon Feb 03 15:36:51 2020
 Response via : Initial Calibration
 Integrator: ChemStation

MJB
2/3/20

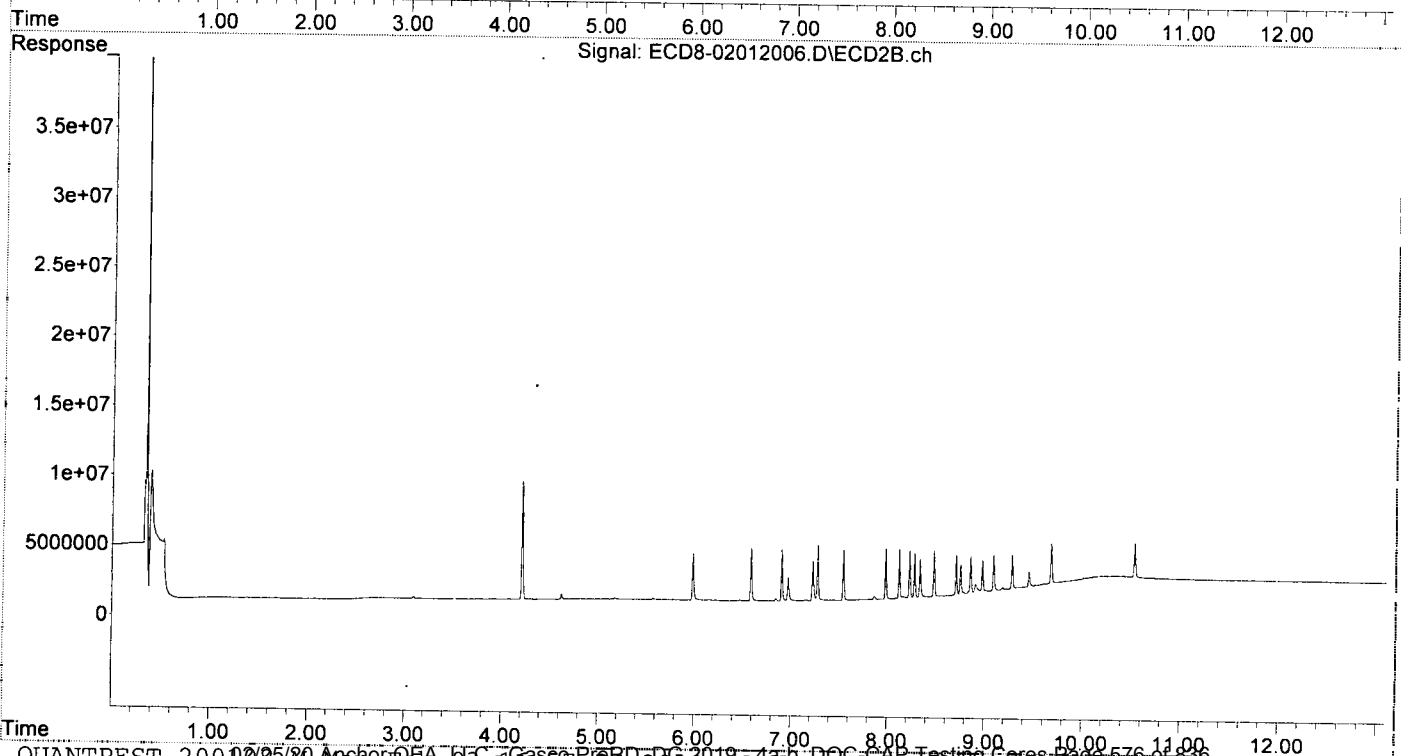
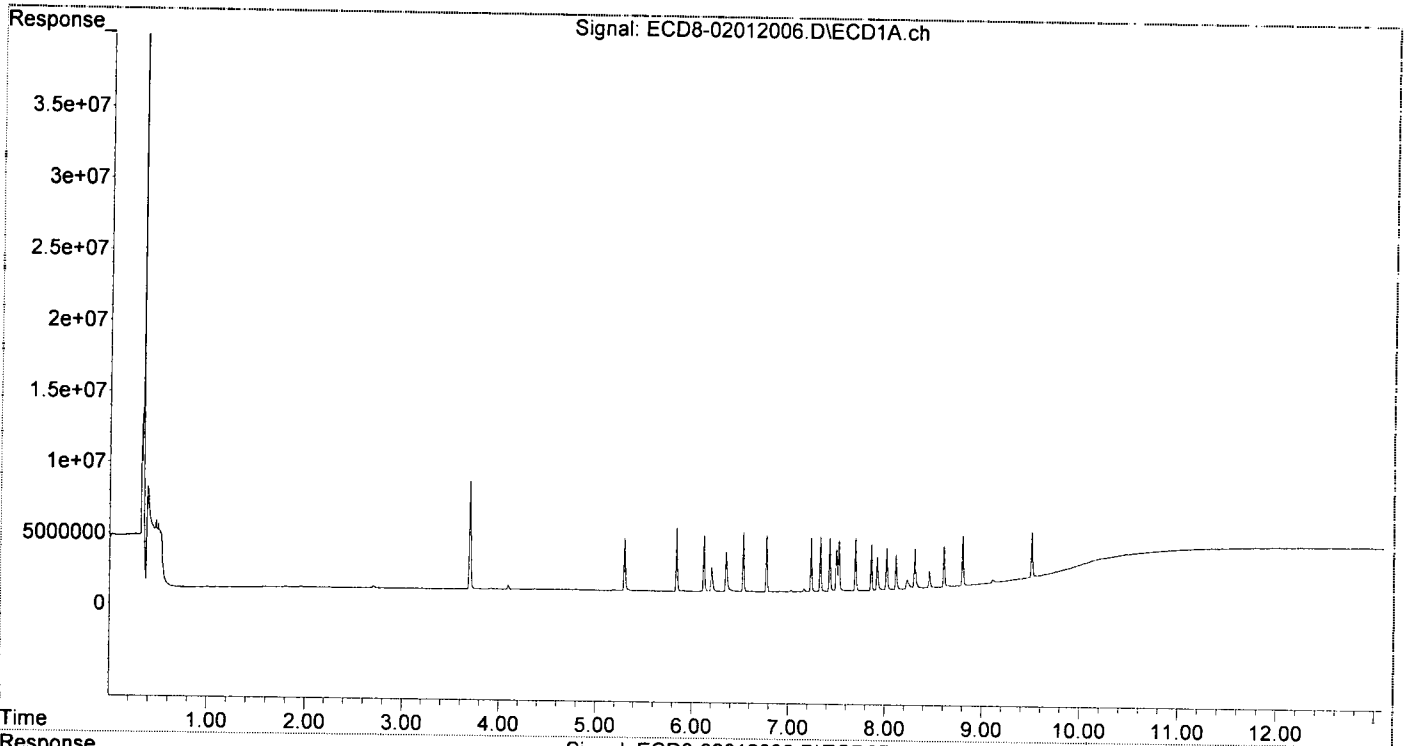
Compound	RT#1	RT#2	Resp#1	Resp#2	ng/mL	ng/mL
System Monitoring Compounds						
1) S TCMX (S)	5.298	5.982	3713760	3325610	1.062	0.964
22) S DCBP (S)	9.507	10.537	3342363	2619998	0.974	0.789
Target Compounds						
2) a-BHC	5.837	6.585	4491787	3754344	0.951	0.954
3) g-BHC	6.120	6.902	3995270	3614287	0.960	0.967
4) b-BHC	6.200	6.968	1736591	1672509	0.997	0.963
5) Heptachlor	6.529	7.275	4223019	4011938	1.028	0.953
6) d-BHC	6.351	7.224	2800163	2821743	0.916	0.902
7) Aldrin	6.769	7.542	4023063	3540234	0.996	0.957
8) Heptachlo...	7.230	7.979	3849968	3563306	1.043	0.993
9) trans-Chl...	7.327	8.119	3865919	3473086	1.028	0.934
10) cis-Chlor...	7.423	8.226	3812238	3361292	1.038	0.954
11) Endosulfa...	7.519	8.277	3593891	3092501	1.036	0.936
12) 4,4'-DDE	7.493	8.333	2976091	2684993	0.896	0.950
13) Dieldrin	7.691	8.478	3771816	3204188	0.989	0.946
14) Endrin	7.854	8.705	3307872	2810308	1.014	0.970
15) 4,4'-DDD	7.914	8.751	2373048	2115078	0.932	0.947
16) Endosulfa...	8.013	8.855	3004856	2617481	1.004	0.961
17) 4,4'-DDT	8.109	8.975	2497592	2317293	0.929	0.918
18) Endrin Al...	8.303	9.091	2830842	2604623	1.075	0.985
19) Endosulfa...	8.604	9.281	2921925	2490983	1.021	0.907
20) Methoxychlor	8.454	9.454	1197106	1213779	0.992	0.771
21) Endrin Ke...	8.797	9.683	3540934	3121972	1.024	0.884
23) Hexachlor...	3.090	3.700f	34197	52265	0.009	0.011
24) Hexachlor...	5.679	6.468f	17136	67766	0.005	BelowCal #
25) Oxychlordane	7.158	7.906	229463	16925	BelowCal	0.005
26) 2,4'-DDE	7.230	8.119	3849968	3473086	1.665	1.528
27) trans-Non...	7.423	8.157f	3812238	110192	1.040	0.031 #
28) 2,4'-DDD	7.611	8.478	37705	3204188	0.019	1.674 #
29) 2,4'-DDT	7.797	8.705	35190	2810308	0.015	1.268 #
30) cis-Nonac...	7.914f	8.751	2373048	2115078	0.583	0.531
31) Mirex	8.548	9.683	21941	3121972	8199.120	1.256 #
32) Chlordane...	7.327	8.119	3865919	3473086	9.653	7.994
33) Chlordane...	7.423	8.226	3812238	3361292	7.839	9.246
34) Chlordane...	7.972	8.905	48030	675601	0.369	5.689 #
35) Chlordane...	0.000	0.000	0	0	N.D.	N.D.
36) Toxaphene...	7.423f	8.478f	3812238	3204188	232.888	108.731 #
37) Toxaphene...	7.691	8.832f	3771816	172881	120.063	4.302 #
38) Toxaphene...	8.013	8.832	3004856	172881	39.542	2.672 #
39) Toxaphene...	8.223f	8.905	667811	675601	3.353	2.840
40) Toxaphene...	8.454	9.091	1197106	2604623	22.086	45.433 #
41) Toxaphene...	8.548	9.454	21941	1213779	0.288	18.376 #
42) Toxaphene...	0.000	0.000	0	0	N.D.	N.D.

(f)=RT Delta > 1/2 Window (#)=Amounts differ by > 25% (m)=manual int.

Quantitation Report (Not Reviewed)

Data Path : C:\msdchem\1\data\2020-02\0B01012\REQUANT\
Data File : ECD8-02012006.D
Signal(s) : Signal #1: ECD1A.ch Signal #2: ECD2B.ch
Acq On : 1 Feb 2020 15:43
Operator : MJB
Sample : 0B01012-CAL2
Misc : A20B002, AB 1 ppb
ALS Vial : 5 Sample Multiplier: 1

Integration File signal 1: PEST1.e
Integration File signal 2: PEST2.e
Quant Time: Feb 03 15:46:01 2020
Quant Method : C:\msdchem\1\methods\ECD8_QUANTPEST_200108.M
Quant Title : Instrument: DualECD8
QLast Update : Mon Feb 03 15:36:51 2020
Response via : Initial Calibration
Integrator: ChemStation



Quantitation Report (Not Reviewed)

Data Path : C:\msdchem\1\data\2020-02\0B01012\REQUANT\
 Data File : ECD8-02012007.D
 Signal(s) : Signal #1: ECD1A.ch Signal #2: ECD2B.ch
 Acq On : 1 Feb 2020 16:00
 Operator : MJB
 Sample : 0B01012-CAL3
 Misc : A19K128, AB 2 ppb
 ALS Vial : 6 Sample Multiplier: 1

Integration File signal 1: PEST1.e
 Integration File signal 2: PEST2.e
 Quant Time: Feb 03 15:47:45 2020
 Quant Method : C:\msdchem\1\methods\ECD8_QUANTPEST_200108.M
 Quant Title : Instrument: DualECD8
 QLast Update : Mon Feb 03 15:36:51 2020
 Response via : Initial Calibration
 Integrator: ChemStation

MJB
2/3/20

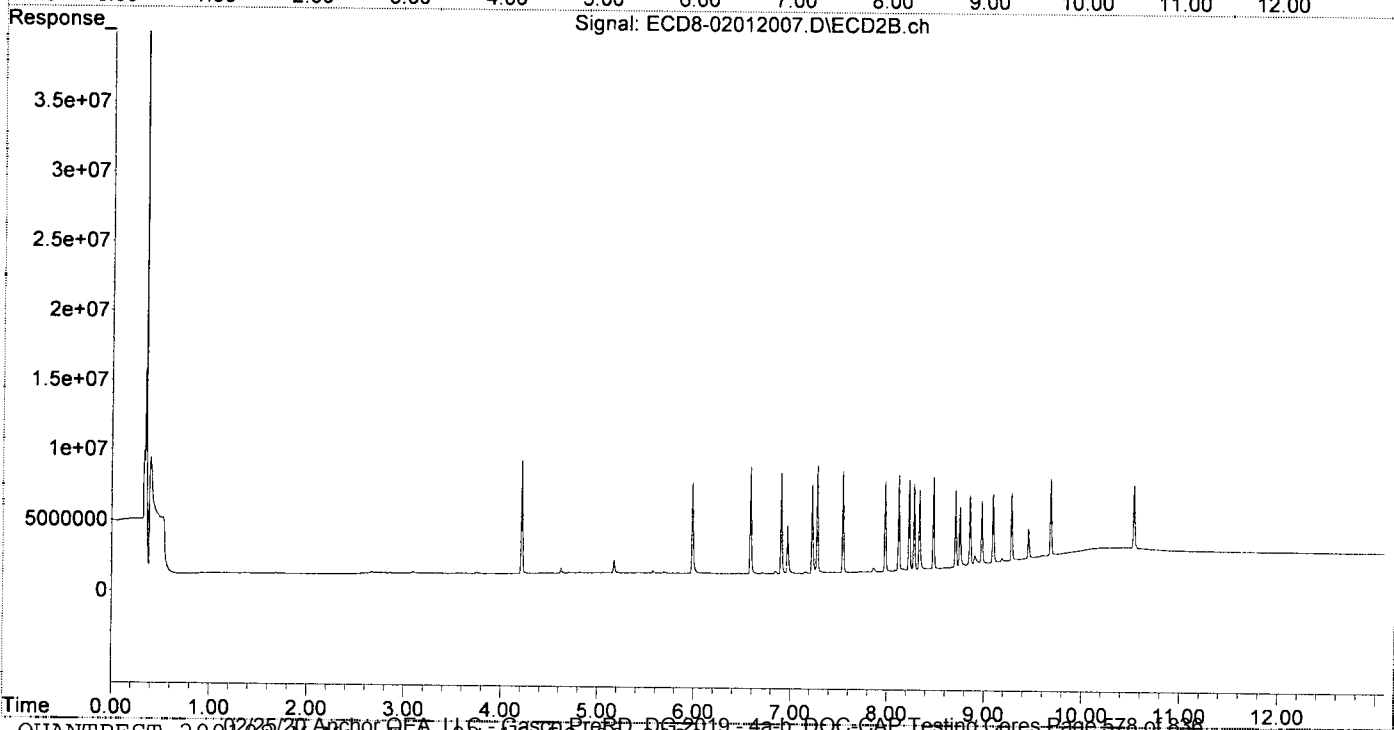
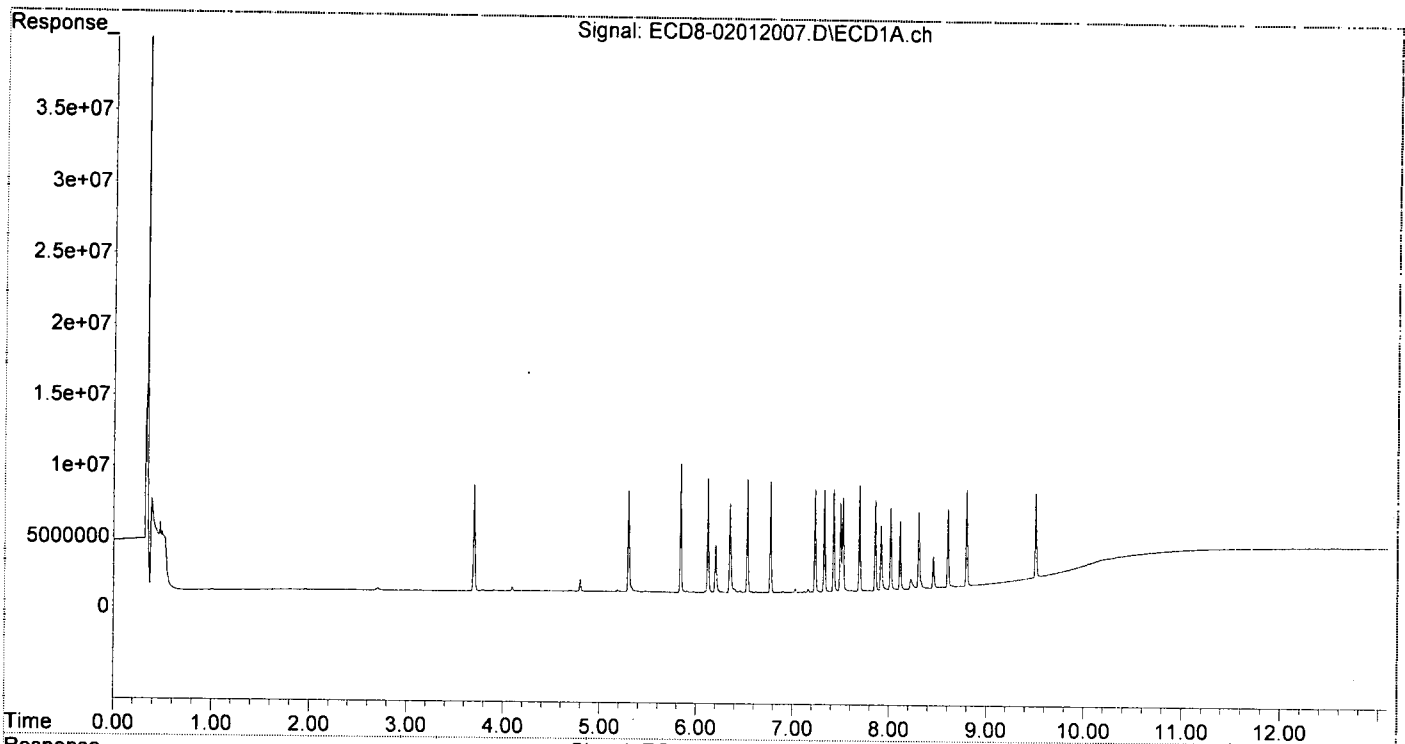
Compound	RT#1	RT#2	Resp#1	Resp#2	ng/mL	ng/mL
System Monitoring Compounds						
1) S TCMX (S)	5.297	5.982	7209311	6464924	2.062	1.874
22) S DCBP (S)	9.506	10.536	6150705	5371510	2.072	2.149
Target Compounds						
2) a-BHC	5.837	6.585	9150524	7591226	1.937	1.848
3) g-BHC	6.119	6.902	8103069	7144289	1.946	1.868
4) b-BHC	6.199	6.967	3435299	3394908	1.972	1.956
5) Heptachlor	6.529	7.275	8104217	7612959	1.972	1.808
6) d-BHC	6.348	7.222	6356662	6360084	1.943	1.907
7) Aldrin	6.768	7.541	7878680	7212786	1.950	1.935
8) Heptachlo...	7.230	7.979	7310938	6383239	1.980	1.778
9) trans-Chl...	7.326	8.118	7233767	6824804	1.924	1.835
10) cis-Chlor...	7.423	8.226	7290278	6414031	1.985	1.821
11) Endosulfa...	7.518	8.277	6684329	6087483	1.927	1.842
12) 4,4'-DDE	7.492	8.332	6364080	5670683	1.916	1.904
13) Dieldrin	7.691	8.477	7527776	6556953	1.974	1.900
14) Endrin	7.854	8.705	6440400	5547721	1.973	1.919
15) 4,4'-DDD	7.912	8.750	4683505	4350712	1.840	1.898
16) Endosulfa...	8.012	8.854	5851117	5197583	1.956	1.935
17) 4,4'-DDT	8.109	8.975	4907038	4735251	1.825	1.899
18) Endrin Al...	8.302	9.091	5465292	5226313	2.076	1.977
19) Endosulfa...	8.604	9.281	5585397	5212773	1.951	1.991
20) Methoxychlor	8.453	9.455	2268598	2619150	1.880	2.091
21) Endrin Ke...	8.797	9.682	6824708	6091766	1.974	1.933
23) Hexachlor...	3.089	3.700f	46078	15667	0.012	0.003 #
24) Hexachlor...	5.679	6.464	28017	76831	0.008	BelowCal #
25) Oxychlordane	7.157	7.909	222150	14464	BelowCal	0.005
26) 2,4'-DDE	7.230	8.118	7310938	6824804	3.162	3.003
27) trans-Non...	7.423	8.173	7290278	115022	1.989	0.032 #
28) 2,4'-DDD	7.612	8.477	46139	6556953	0.024	3.425 #
29) 2,4'-DDT	7.796	8.705	45942	5547721	0.019	2.545 #
30) cis-Nonac...	7.912f	8.750	4683505	4350712	1.151	1.092
31) Mirex	8.543	9.682	39979	6091766	8199.112	2.689 #
32) Chlordane...	7.326	8.118	7233767	6824804	18.063	15.708
33) Chlordane...	7.423	8.226	7290278	6414031	14.990	17.643
34) Chlordane...	0.000	8.904	0	888424	N.D.	7.481 #
35) Chlordane...	0.000	0.000	0	0	N.D.	N.D.
36) Toxaphene...	7.423f	8.477f	7290278	6556953	445.360	222.504 #
37) Toxaphene...	7.691	0.000	7527776	0	239.620	N.D. #
38) Toxaphene...	8.012	8.854	5851117	5197583	80.025	80.338
39) Toxaphene...	8.221f	8.904	753222	888424	4.670	5.052
40) Toxaphene...	8.453	9.091	2268598	5226313	41.854	91.163 #
41) Toxaphene...	8.543	9.455	39979	2619150	0.526	39.652 #
42) Toxaphene...	0.000	0.000	0	0	N.D.	N.D.

(f)=RT Delta > 1/2 Window (#)=Amounts differ by > 25% (m)=manual int.

Quantitation Report (Not Reviewed)

Data Path : C:\msdchem\1\data\2020-02\0B01012\REQUANT\
Data File : ECD8-02012007.D
Signal(s) : Signal #1: ECD1A.ch Signal #2: ECD2B.ch
Acq On : 1 Feb 2020 16:00
Operator : MJB
Sample : 0B01012-CAL3
Misc : A19K128, AB 2 ppb
ALS Vial : 6 Sample Multiplier: 1

Integration File signal 1: PEST1.e
Integration File signal 2: PEST2.e
Quant Time: Feb 03 15:47:45 2020
Quant Method : C:\msdchem\1\methods\ECD8_QUANTPEST_200108.M
Quant Title : Instrument: DualECD8
QLast Update : Mon Feb 03 15:36:51 2020
Response via : Initial Calibration
Integrator: ChemStation



Data Path : C:\msdchem\1\data\2020-02\0B01012\REQUANT\
 Data File : ECD8-02012008.D
 Signal(s) : Signal #1: ECD1A.ch Signal #2: ECD2B.ch
 Acq On : 1 Feb 2020 16:16
 Operator : MJB
 Sample : 0B01012-CAL4
 Misc : A19K130, AB 5 ppb
 ALS Vial : 7 Sample Multiplier: 1

Integration File signal 1: PEST1.e
 Integration File signal 2: PEST2.e
 Quant Time: Feb 03 15:48:00 2020
 Quant Method : C:\msdchem\1\methods\ECD8_QUANTPEST_200108.M
 Quant Title : Instrument: DualECD8
 QLast Update : Mon Feb 03 15:36:51 2020
 Response via : Initial Calibration
 Integrator: ChemStation

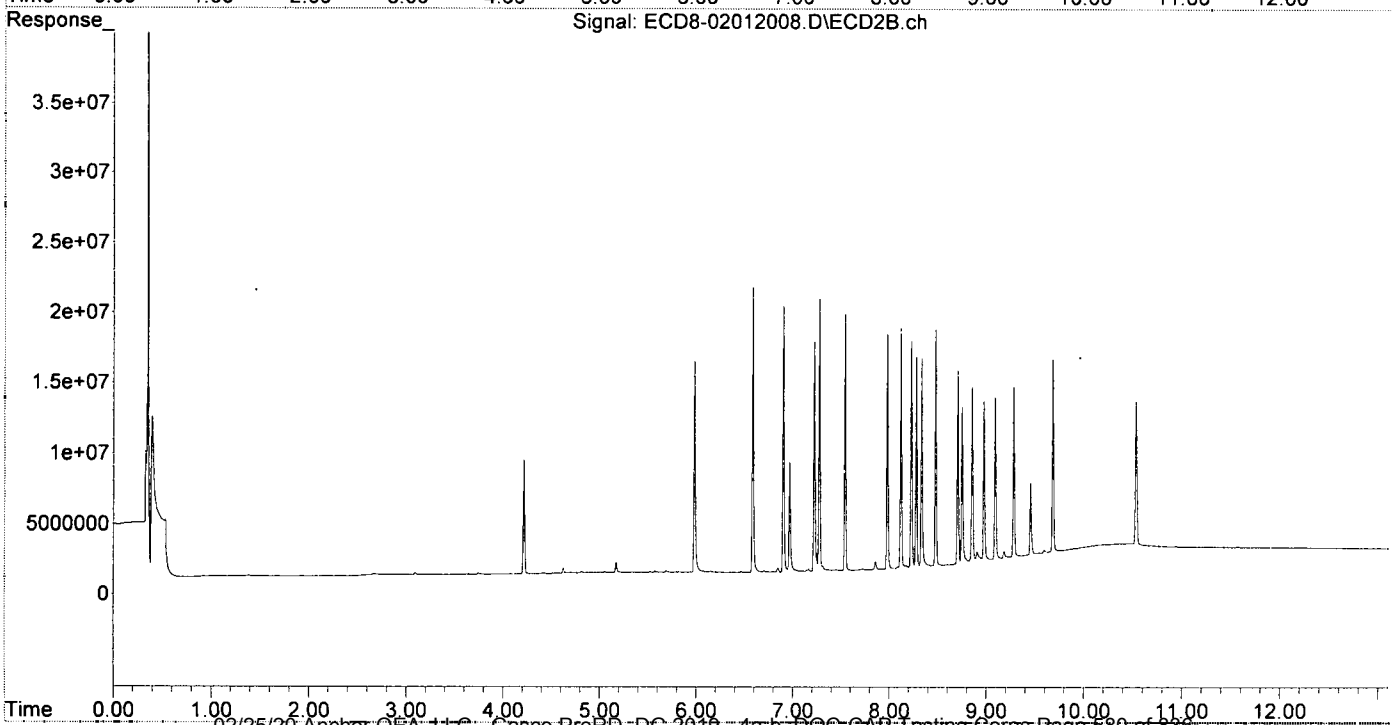
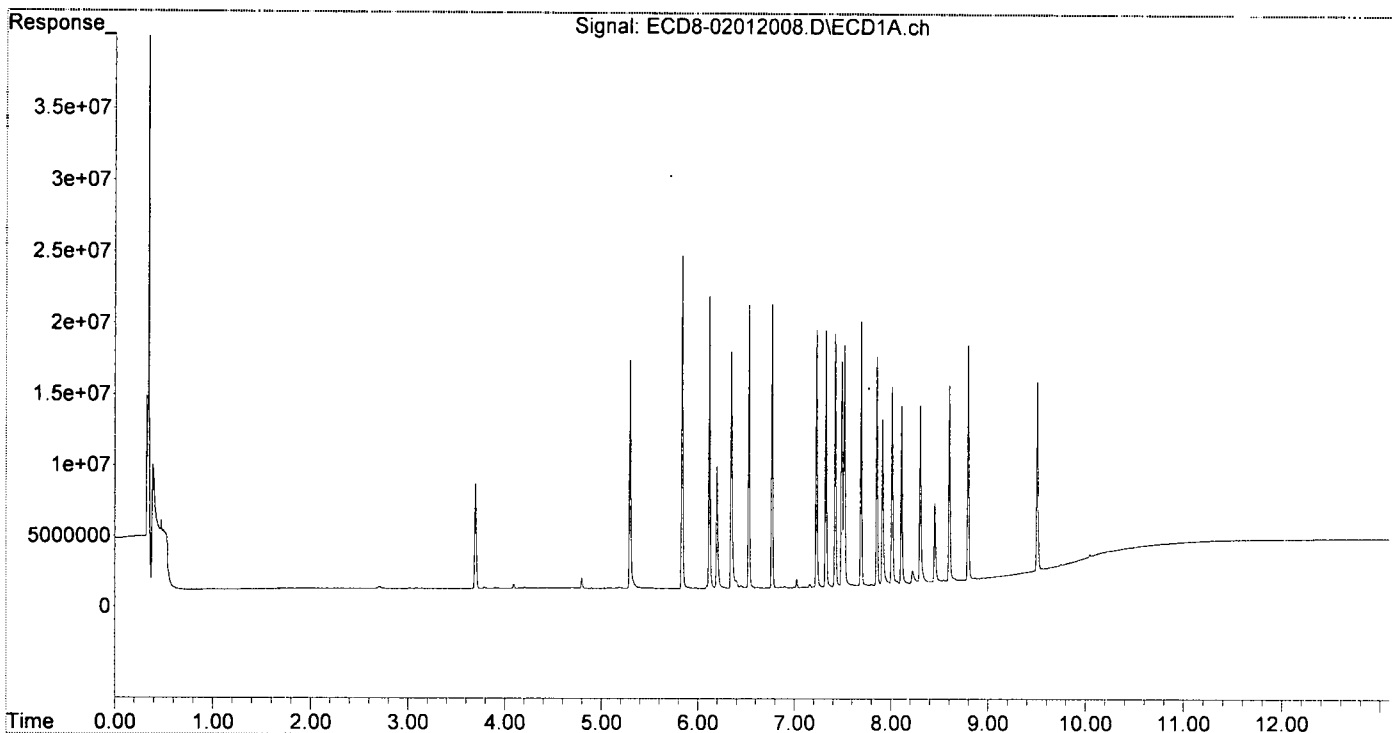
MJB
2/3/20

Compound	RT#1	RT#2	Resp#1	Resp#2	ng/mL	ng/mL
System Monitoring Compounds						
1) S TCMX (S)	5.298	5.981	16081203	15031272	4.600	4.357
22) S DCBP (S)	9.507	10.536	13550213	11242637	4.961	5.037
Target Compounds						
2) a-BHC	5.837	6.585	23466079	20250518	4.967	4.778
3) g-BHC	6.119	6.902	20617843	18903687	4.952	4.850
4) b-BHC	6.198	6.967	8638547	7798279	4.960	4.492
5) Heptachlor	6.529	7.275	20002736	19371564	4.867	4.600
6) d-BHC	6.347	7.222	16718254	16286148	4.918	4.704
7) Aldrin	6.769	7.542	20021477	18260292	4.955	4.858
8) Heptachlo...	7.230	7.979	18211245	16663788	4.932	4.642
9) trans-Chl...	7.327	8.118	18164041	17064405	4.830	4.589
10) cis-Chlor...	7.423	8.226	17894373	16061241	4.873	4.559
11) Endosulfa...	7.519	8.277	17033099	14978724	4.910	4.532
12) 4,4'-DDE	7.491	8.333	15902445	14859572	4.789	4.819
13) Dieldrin	7.691	8.478	18752761	16896160	4.918	4.826
14) Endrin	7.854	8.706	16153756	13876087	4.950	4.788
15) 4,4'-DDD	7.913	8.749	11737231	11254024	4.612	4.804
16) Endosulfa...	8.012	8.854	14001650	12686668	4.680	4.743
17) 4,4'-DDT	8.109	8.975	12632646	11635054	4.699	4.669
18) Endrin Al...	8.303	9.090	12590069	11838674	4.782	4.478
19) Endosulfa...	8.603	9.281	13843885	12518228	4.837	4.879
20) Methoxychlor	8.453	9.454	5565381	5652133	4.612	4.909
21) Endrin Ke...	8.797	9.683	16623046	14402455	4.809	4.847
23) Hexachlor...	3.087	3.682	36876	15974	0.009	0.003 #
24) Hexachlor...	5.682	6.466	37875	80608	0.011	BelowCal #
25) Oxychlordane	7.158	7.910	243167	27947	BelowCal	0.009
26) 2,4'-DDE	7.230	8.118	18211245	17064405	7.877	7.507
27) trans-Non...	7.423	8.178	17894373	182055	4.881	0.050 #
28) 2,4'-DDD	7.611	8.478	87247	16896160	0.045	8.826 #
29) 2,4'-DDT	7.796	8.706	107331	13876087	0.045	6.393 #
30) cis-Nonac...	7.913f	8.749	11737231	11254024	2.884	2.824
31) Mirex	8.545	9.683	90475	14402455	8199.092	6.686 #
32) Chlordane...	7.327	8.118	18164041	17064405	45.356	39.276
33) Chlordane...	7.423	8.226	17894373	16061241	36.795	44.178
34) Chlordane...	0.000	8.904	0	956307	N.D.	8.053 #
35) Chlordane...	0.000	0.000	0	0	N.D.	N.D.
36) Toxaphene...	7.394	8.478f	19911	16896160	1.216	573.354 #
37) Toxaphene...	7.691	0.000	18752761	0	596.928	N.D. #
38) Toxaphene...	8.012	8.854	14001650	12686668	196.140	196.095
39) Toxaphene...	8.224f	8.904	868825	956307	6.452	5.758
40) Toxaphene...	8.453	9.090	5565381	11838674	102.678	206.504 #
41) Toxaphene...	8.545	9.454	90475	5652133	1.190	85.569 #
42) Toxaphene...	0.000	0.000	0	0	N.D.	N.D.

(f)=RT Delta > 1/2 Window (#)=Amounts differ by > 25% (m)=manual int.

Data Path : C:\msdchem\1\data\2020-02\0B01012\REQUANT\
Data File : ECD8-02012008.D
Signal(s) : Signal #1: ECD1A.ch Signal #2: ECD2B.ch
Acq On : 1 Feb 2020 16:16
Operator : MJB
Sample : 0B01012-CAL4
Misc : A19K130, AB 5 ppb
ALS Vial : 7 Sample Multiplier: 1

Integration File signal 1: PEST1.e
Integration File signal 2: PEST2.e
Quant Time: Feb 03 15:48:00 2020
Quant Method : C:\msdchem\1\methods\ECD8_QUANTPEST_200108.M
Quant Title : Instrument: DualECD8
QLast Update : Mon Feb 03 15:36:51 2020
Response via : Initial Calibration
Integrator: ChemStation



Quantitation Report (Not Reviewed)

Data Path : C:\msdchem\1\data\2020-02\0B01012\REQUANT\
 Data File : ECD8-02012009.D
 Signal(s) : Signal #1: ECD1A.ch Signal #2: ECD2B.ch
 Acq On : 1 Feb 2020 16:33
 Operator : MJB
 Sample : 0B01012-CAL5
 Misc : A19K131, AB 10 ppb
 ALS Vial : 8 Sample Multiplier: 1

Integration File signal 1: PEST1.e
 Integration File signal 2: PEST2.e
 Quant Time: Feb 03 15:48:09 2020
 Quant Method : C:\msdchem\1\methods\ECD8_QUANTPEST_200108.M
 Quant Title : Instrument: DualECD8
 QLast Update : Mon Feb 03 15:36:51 2020
 Response via : Initial Calibration
 Integrator: ChemStation

MJB
2/3/20

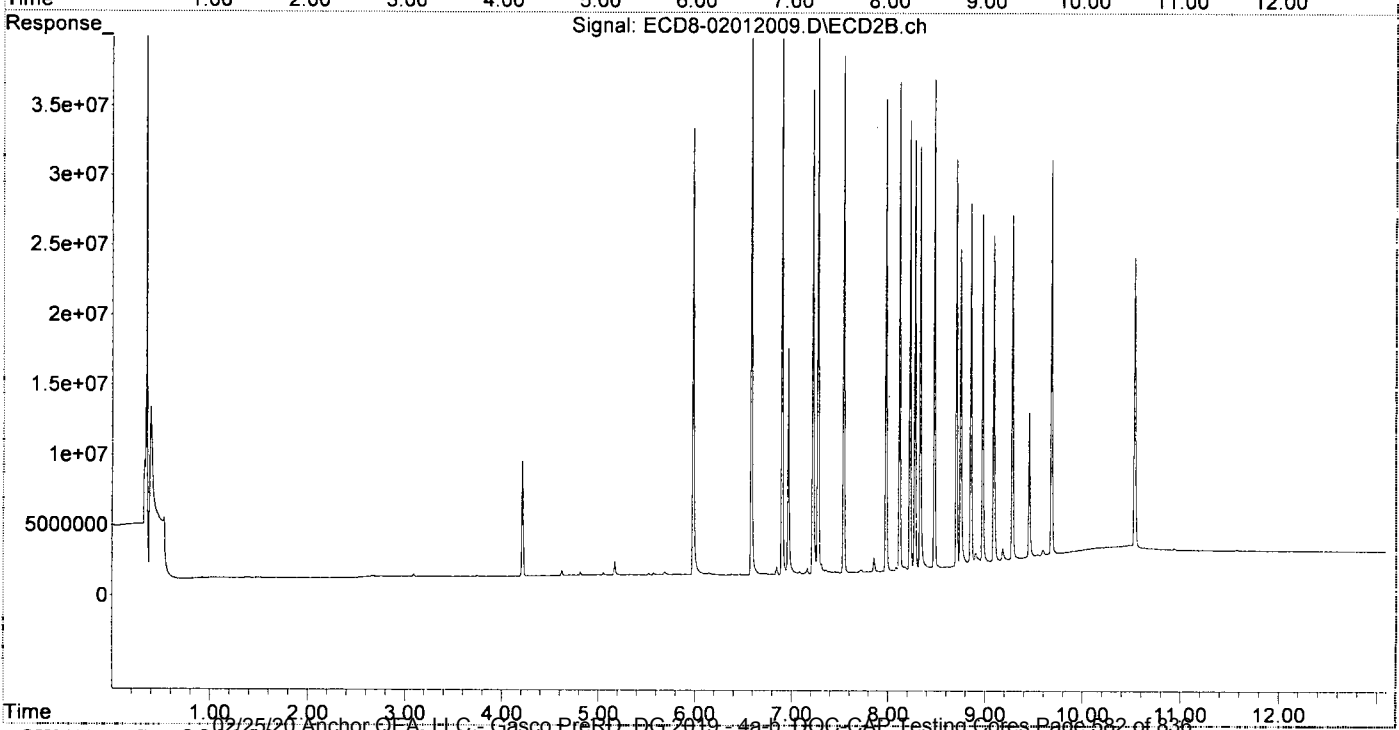
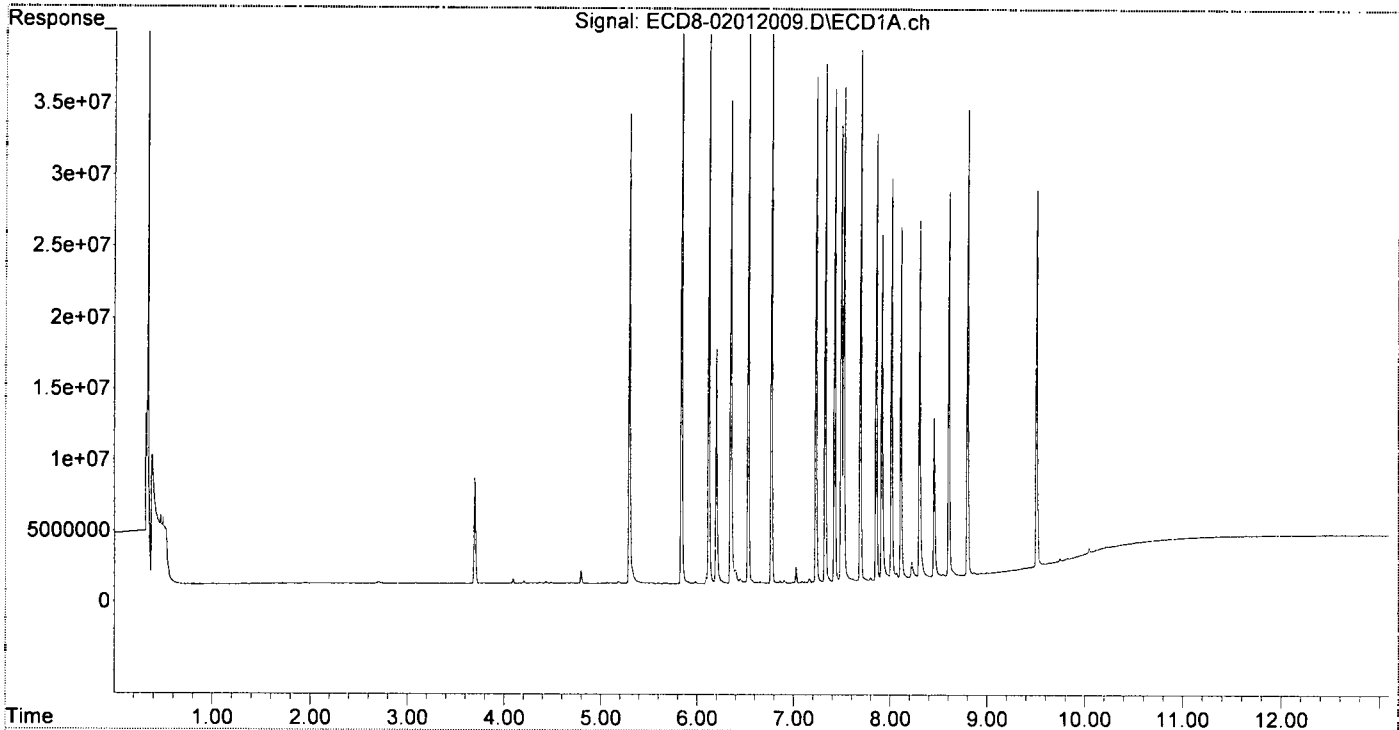
Compound	RT#1	RT#2	Resp#1	Resp#2	ng/mL	ng/mL
System Monitoring Compounds						
1) S TCMX (S)	5.297	5.981	33031495	31880995	9.448	9.242
22) S DCBP (S)	9.507	10.537	26605868	21641632	10.038	10.109
Target Compounds						
2) a-BHC	5.836	6.585	46556069	43486995	9.854	10.072
3) g-BHC	6.119	6.902	40429962	38516992	9.711	9.763
4) b-BHC	6.198	6.967	16571546	16056619	9.515	9.249
5) Heptachlor	6.529	7.275	39900092	38743493	9.708	9.201
6) d-BHC	6.346	7.221	33972136	34556711	9.824	9.770
7) Aldrin	6.769	7.542	39553332	36952424	9.789	9.749
8) Heptachlo...	7.229	7.979	35561831	33689906	9.630	9.385
9) trans-Chl...	7.325	8.119	36451101	34945337	9.693	9.398
10) cis-Chlor...	7.423	8.226	34569322	32046693	9.414	9.097
11) Endosulfa...	7.518	8.277	34748038	30647883	10.018	9.273
12) 4,4'-DDE	7.491	8.332	32072763	30195241	9.658	9.610
13) Dieldrin	7.691	8.478	37298305	34982484	9.781	9.885
14) Endrin	7.854	8.706	31349018	29160503	9.606	9.986
15) 4,4'-DDD	7.912	8.749	24259195	22757929	9.532	9.551
16) Endosulfa...	8.012	8.854	28189352	25937677	9.423	9.643
17) 4,4'-DDT	8.108	8.975	24692282	25132611	9.185	9.980
18) Endrin Al...	8.302	9.090	25111118	23622312	9.538	8.935
19) Endosulfa...	8.604	9.282	27042784	25036220	9.448	9.760
20) Methoxychlor	8.453	9.455	11230884	10865325	9.308	9.661
21) Endrin Ke...	8.797	9.683	32676144	28830661	9.454	9.834
23) Hexachlor...	3.088	3.679	39867	14675	0.010	0.003 #
24) Hexachlor...	5.679	6.464	69319	75162	0.021	BelowCal #
25) Oxychlordane	7.163	7.907	264637	34565	BelowCal	0.011
26) 2,4'-DDE	7.229	8.119	35561831	34945337	15.381	15.374
27) trans-Non...	7.423	8.175	34569322	268385	9.429	0.074 #
28) 2,4'-DDD	7.607	8.478	166784	34982484	0.086	18.274 #
29) 2,4'-DDT	7.795	8.706	198510	29160503	0.083	13.315 #
30) cis-Nonac...	7.912f	8.749	24259195	22757929	5.961	5.711
31) Mirex	8.548	9.683	148113	28830661	8199.068	13.586 #
32) Chlordane...	7.325	8.119	36451101	34945337	91.019	80.431
33) Chlordane...	7.423	8.226	34569322	32046693	71.082	88.148
34) Chlordane...	0.000	8.904	0	1082594	N.D.	9.116 #
35) Chlordane...	0.000	0.000	0	0	N.D.	N.D.
36) Toxaphene...	7.423f	8.478f	34569322	34982484	2111.825	1187.096 #
37) Toxaphene...	7.691	0.000	37298305	0	1187.261	N.D. #
38) Toxaphene...	8.012	8.854	28189352	25937677	398.932	400.914
39) Toxaphene...	8.223f	8.904	1161363	1082594	10.961	7.070 #
40) Toxaphene...	8.453	9.090	11230884	23622312	207.203	412.047 #
41) Toxaphene...	8.548	9.455	148113	10865325	1.947	164.492 #
42) Toxaphene...	0.000	0.000	0	0	N.D.	N.D.

(f)=RT Delta > 1/2 Window (#)=Amounts differ by > 25% (m)=manual int.

Quantitation Report (Not Reviewed)

Data Path : C:\msdchem\1\data\2020-02\0B01012\REQUANT\
Data File : ECD8-02012009.D
Signal(s) : Signal #1: ECD1A.ch Signal #2: ECD2B.ch
Acq On : 1 Feb 2020 16:33
Operator : MJB
Sample : 0B01012-CAL5
Misc : A19K131, AB 10 ppb
ALS Vial : 8 Sample Multiplier: 1

Integration File signal 1: PEST1.e
Integration File signal 2: PEST2.e
Quant Time: Feb 03 15:48:09 2020
Quant Method : C:\msdchem\1\methods\ECD8_QUANTPEST_200108.M
Quant Title : Instrument: DualECD8
QLast Update : Mon Feb 03 15:36:51 2020
Response via : Initial Calibration
Integrator: ChemStation



Quantitation Report (Not Reviewed)

Data Path : C:\msdchem\1\data\2020-02\0B01012\REQUANT\
 Data File : ECD8-02012010.D
 Signal(s) : Signal #1: ECD1A.ch Signal #2: ECD2B.ch
 Acq On : 1 Feb 2020 16:50
 Operator : MJB
 Sample : 0B01012-CAL6
 Misc : A19K132, AB 25 ppb
 ALS Vial : 9 Sample Multiplier: 1

Integration File signal 1: PEST1.e
 Integration File signal 2: PEST2.e
 Quant Time: Feb 03 15:48:20 2020
 Quant Method : C:\msdchem\1\methods\ECD8_QUANTPEST_200108.M
 Quant Title : Instrument: DualECD8
 QLast Update : Mon Feb 03 15:36:51 2020
 Response via : Initial Calibration
 Integrator: ChemStation

MJB
2/3/20

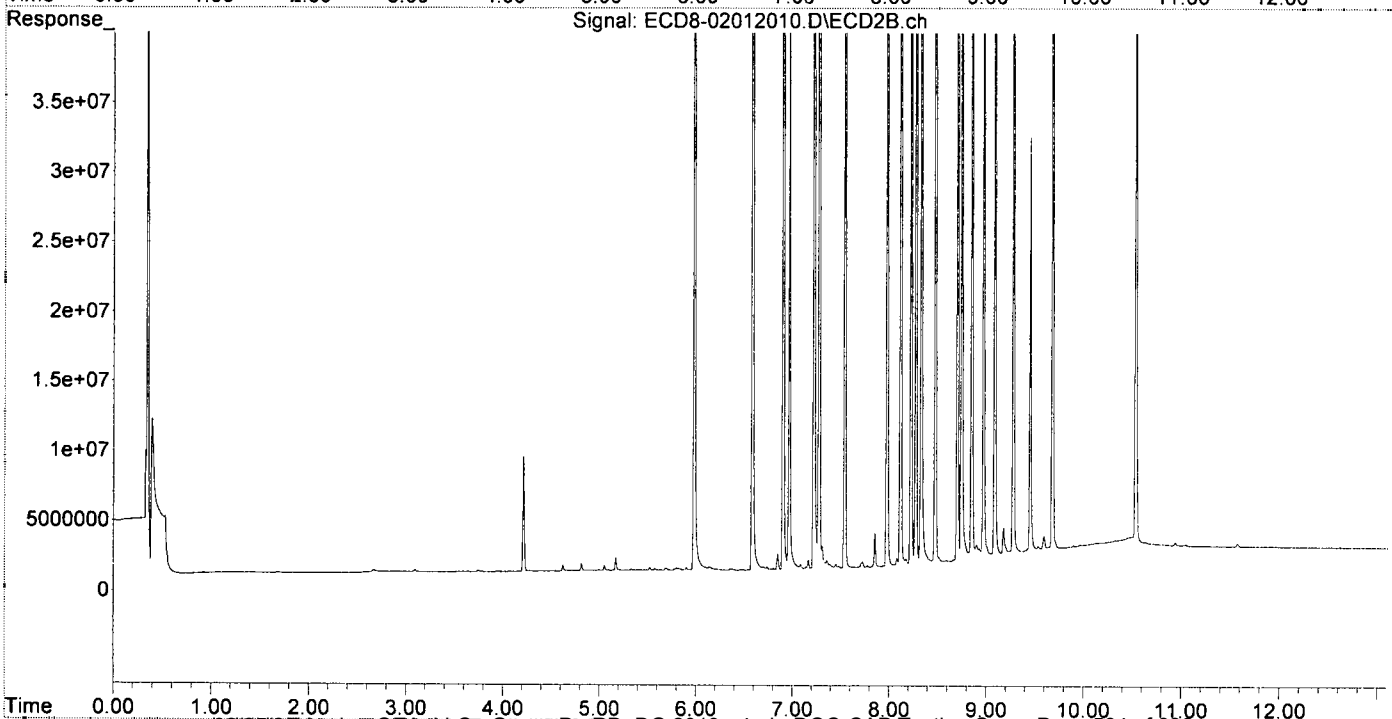
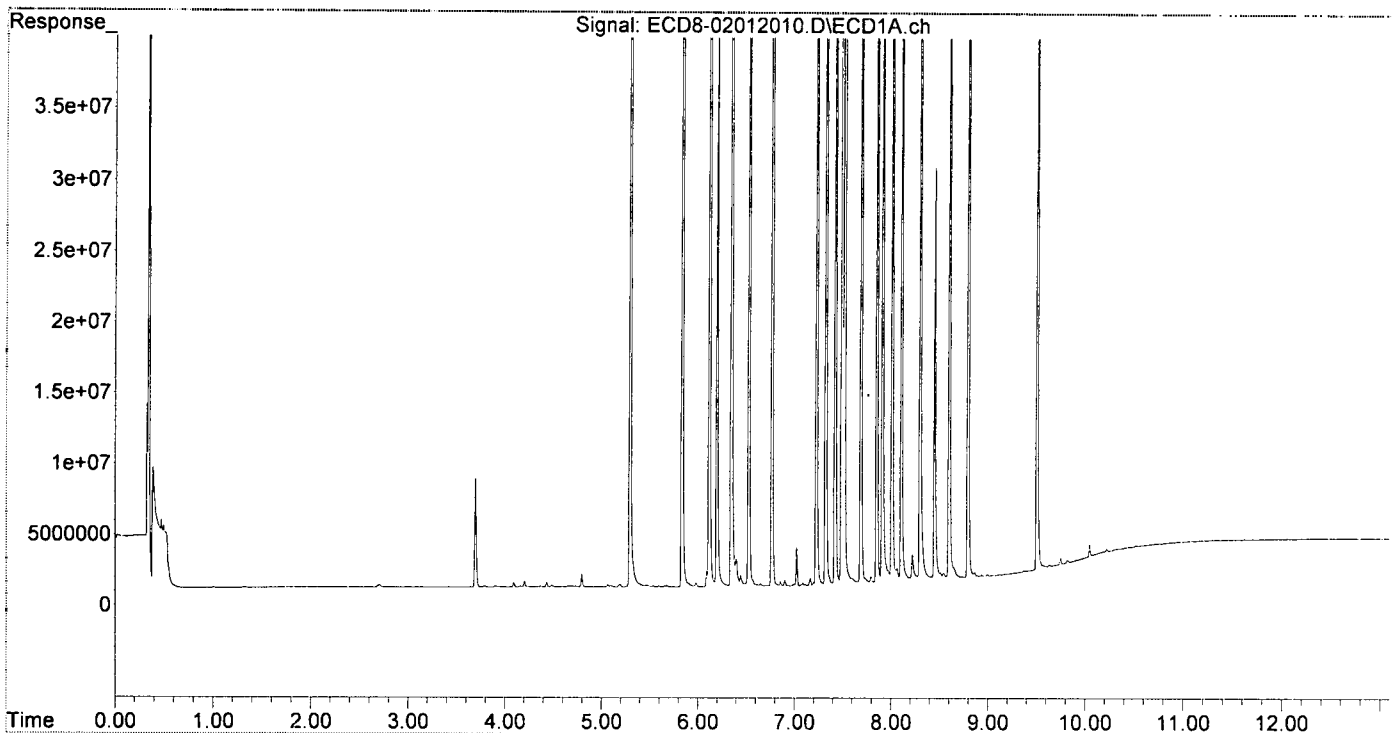
Compound	RT#1	RT#2	Resp#1	Resp#2	ng/mL	ng/mL
System Monitoring Compounds						
1) S TCMX (S)	5.297	5.981	85829808	85149324	24.550	24.684
22) S DCBP (S)	9.507	10.537	66452642	54017910	25.390	25.564
Target Compounds						
2) a-BHC	5.836	6.583	121.6E6	119.2E6	25.743	26.638
3) g-BHC	6.118	6.901	105.7E6	107.9E6	25.393	26.571
4) b-BHC	6.197	6.966	43268809	42826341	24.844	24.669
5) Heptachlor	6.529	7.274	103.8E6	104.5E6	25.247	24.811
6) d-BHC	6.345	7.220	93700875	100.9E6	26.377	27.360
7) Aldrin	6.768	7.541	101.9E6	103.3E6	25.224	26.577
8) Heptachlo...	7.229	7.978	90603826	90693091	24.535	25.265
9) trans-Chl...	7.325	8.118	92344635	94107374	24.556	25.309
10) cis-Chlor...	7.422	8.225	91013817	90991019	24.784	25.830
11) Endosulfa...	7.518	8.277	85444422	85653357	24.633	25.916
12) 4,4'-DDE	7.490	8.331	82679641	86764148	24.898	26.554
13) Dieldrin	7.690	8.477	95868803	95883928	25.140	26.411
14) Endrin	7.854	8.706	82858624	79399830	25.388	26.501
15) 4,4'-DDD	7.911	8.749	63377806	65177226	24.903	26.133
16) Endosulfa...	8.011	8.853	73342261	73030196	24.516	26.411
17) 4,4'-DDT	8.108	8.975	68097447	70533268	25.332	26.908
18) Endrin Al...	8.302	9.089	61776811	60959956	23.466	23.058
19) Endosulfa...	8.603	9.281	70013419	70158024	24.462	26.695
20) Methoxychlor	8.452	9.454	28980569	30163827	24.018	26.360
21) Endrin Ke...	8.797	9.683	85585307	79449385	24.761	26.668
23) Hexachlor...	3.076	3.678	12851	13752	0.003	0.003
24) Hexachlor...	5.680	6.465	126605	71517	0.038	BelowCal #
25) Oxychlordane	7.165	7.903	529717	44577	BelowCal	0.014
26) 2,4'-DDE	7.229	8.118	90603826	94107374	39.187	41.402
27) trans-Non...	7.422	8.176	91013817	455515	24.825	0.126 #
28) 2,4'-DDD	7.607	8.477	330367	95883928	0.171	50.089 #
29) 2,4'-DDT	7.795	8.706	433808	79399830	0.181	34.931 #
30) cis-Nonac...	7.911f	8.749	63377806	65177226	15.574	16.355
31) Mirex	8.546	9.683	370318	79449385	8198.976	37.402 #
32) Chlordane...	7.325	8.118	92344635	94107374	230.585	216.600
33) Chlordane...	7.422	8.225	91013817	90991019	187.145	250.281 #
34) Chlordane...	7.972	8.903	775608	1271614	5.957	10.708 #
35) Chlordane...	0.000	0.000	0	0	N.D.	N.D.
36) Toxaphene...	7.422f	8.477f	91013817	95883928	5559.995	3253.726 #
37) Toxaphene...	7.690	0.000	95868803	0	3051.647	N.D. #
38) Toxaphene...	8.011	8.853	73342261	73030196	1050.109	1128.814
39) Toxaphene...	8.223f	8.903	1815696	1271614	21.046	9.033 #
40) Toxaphene...	8.452	9.089	28980569	60959956	534.674	1063.332 #
41) Toxaphene...	8.546	9.454	370318	30163827	4.869	456.655 #
42) Toxaphene...	0.000	0.000	0	0	N.D.	N.D.

(f)=RT Delta > 1/2 Window (#)=Amounts differ by > 25% (m)=manual int.

Quantitation Report (Not Reviewed)

Data Path : C:\msdchem\1\data\2020-02\0B01012\REQUANT\
 Data File : ECD8-02012010.D
 Signal(s) : Signal #1: ECD1A.ch Signal #2: ECD2B.ch
 Acq On : 1 Feb 2020 16:50
 Operator : MJB
 Sample : 0B01012-CAL6
 Misc : A19K132, AB 25 ppb
 ALS Vial : 9 Sample Multiplier: 1

Integration File signal 1: PEST1.e
 Integration File signal 2: PEST2.e
 Quant Time: Feb 03 15:48:20 2020
 Quant Method : C:\msdchem\1\methods\ECD8_QUANTPEST_200108.M
 Quant Title : Instrument: DualECD8
 QLast Update : Mon Feb 03 15:36:51 2020
 Response via : Initial Calibration
 Integrator: ChemStation



Data Path : C:\msdchem\1\data\2020-02\0B01012\REQUANT\
 Data File : ECD8-02012011.D
 Signal(s) : Signal #1: ECD1A.ch Signal #2: ECD2B.ch
 Acq On : 1 Feb 2020 17:07
 Operator : MJB
 Sample : 0B01012-CAL7
 Misc : A19K133, AB 50 ppb
 ALS Vial : 10 Sample Multiplier: 1

Integration File signal 1: PEST1.e
 Integration File signal 2: PEST2.e
 Quant Time: Feb 03 15:48:30 2020
 Quant Method : C:\msdchem\1\methods\ECD8_QUANTPEST_200108.M
 Quant Title : Instrument: DualECD8
 QLast Update : Mon Feb 03 15:36:51 2020
 Response via : Initial Calibration
 Integrator: ChemStation

MJB
2/3/20

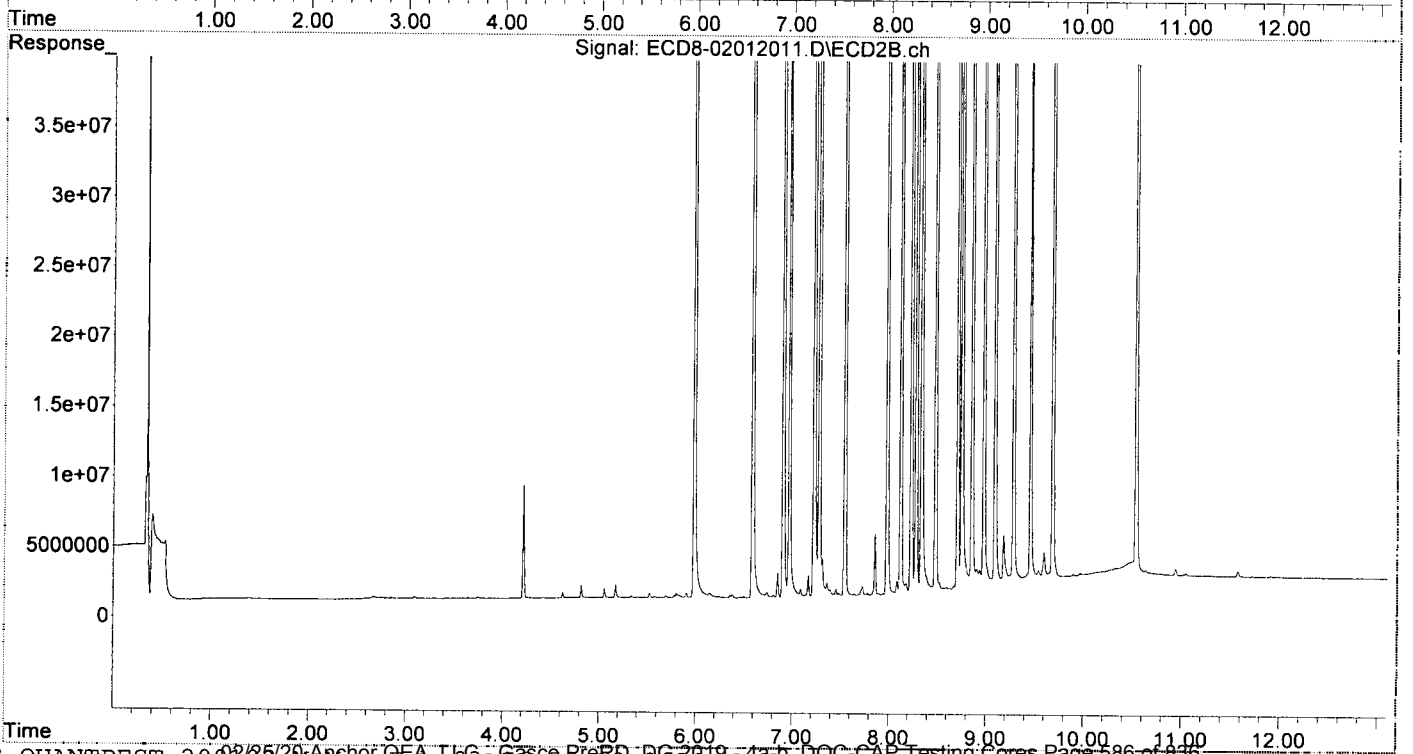
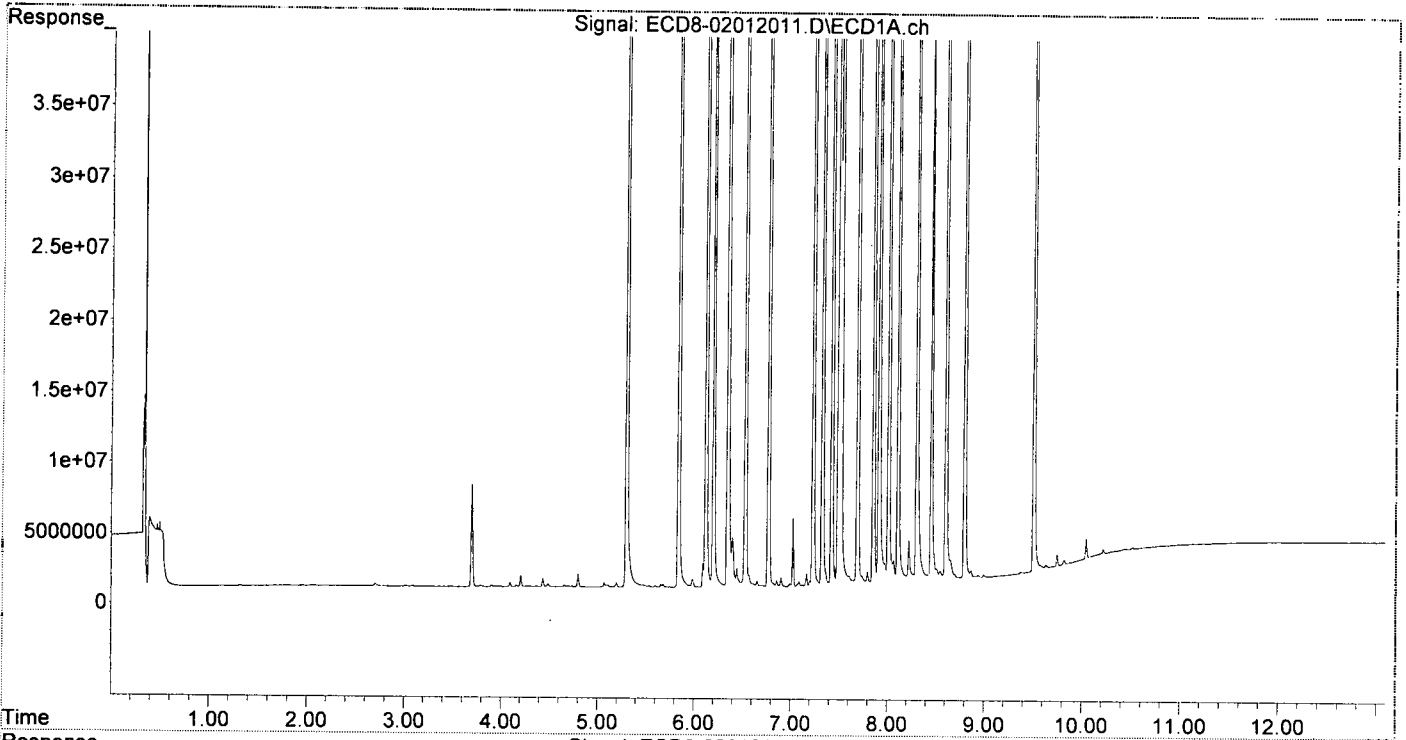
Compound	RT#1	RT#2	Resp#1	Resp#2	ng/mL	ng/mL
System Monitoring Compounds						
1) S TCMX (S)	5.297	5.981	160.2E6	168.3E6	45.821	48.785
22) S DCBP (S)	9.507	10.537	123.4E6	103.8E6	46.953	48.422
Target Compounds						
2) a-BHC	5.837	6.585	224.9E6	233.3E6	47.596	49.927
3) g-BHC	6.119	6.902	203.3E6	211.8E6	48.823	50.337
4) b-BHC	6.197	6.966	81866401	85296235	47.005	49.132
5) Heptachlor	6.529	7.276	192.3E6	210.9E6	46.784	50.081
6) d-BHC	6.346	7.221	182.4E6	192.9E6	49.846	49.955
7) Aldrin	6.769	7.542	195.5E6	195.8E6	48.375	48.819
8) Heptachlo...	7.230	7.979	168.2E6	178.9E6	45.535	49.840
9) trans-Chl...	7.326	8.119	181.3E6	181.2E6	48.222	48.738
10) cis-Chlor...	7.423	8.226	167.4E6	173.0E6	45.590	49.120
11) Endosulfa...	7.518	8.277	163.9E6	167.4E6	47.263	50.662
12) 4,4'-DDE	7.490	8.332	168.0E6	175.2E6	50.591	51.112
13) Dieldrin	7.691	8.478	179.5E6	192.1E6	47.067	51.122
14) Endrin	7.854	8.706	155.0E6	154.0E6	47.508	49.608
15) 4,4'-DDD	7.910	8.748	125.3E6	136.5E6	49.237	51.398
16) Endosulfa...	8.011	8.854	141.9E6	146.2E6	47.418	50.735
17) 4,4'-DDT	8.109	8.975	134.8E6	138.4E6	50.144	50.032
18) Endrin Al...	8.302	9.090	118.6E6	123.5E6	45.036	46.706
19) Endosulfa...	8.603	9.281	133.9E6	135.1E6	46.769	49.502
20) Methoxychlor	8.452	9.453	56743855	60278479	47.026	50.142
21) Endrin Ke...	8.797	9.682	159.8E6	156.7E6	46.229	50.674
23) Hexachlor...	3.088	3.679	34907	16213	0.009	0.003 #
24) Hexachlor...	5.680	6.465	244410	68152	0.073	BelowCal #
25) Oxychlordane	7.167	7.887	881658	95004	0.107	0.030 #
26) 2,4'-DDE	7.230	8.119	168.2E6	181.2E6	72.728	79.730
27) trans-Non...	7.423	8.176	167.4E6	698128	45.666	0.193 #
28) 2,4'-DDD	7.607	8.478	575225	192.1E6	0.297	100.369 #
29) 2,4'-DDT	7.795	8.706	805485	154.0E6	0.337	64.391 #
30) cis-Nonac...	7.910f	8.748	125.3E6	136.5E6	30.792	34.245
31) Mirex	8.544	9.682	582639	156.7E6	0.034	72.674 #
32) Chlordane...	7.326	8.119	181.3E6	181.2E6	452.809	417.118
33) Chlordane...	7.423	8.226	167.4E6	173.0E6	344.253	475.953 #
34) Chlordane...	7.973	8.904	1354346	1354651	10.402	11.407
35) Chlordane...	0.000	0.000	0	0	N.D.	N.D.
36) Toxaphene...	7.423f	8.478f	167.4E6	192.1E6	10227.614	6519.912 #
37) Toxaphene...	7.691	0.000	179.5E6	0	5713.243	N.D. #
38) Toxaphene...	8.011	8.854	141.9E6	146.2E6	2055.651	2259.027
39) Toxaphene...	8.222f	8.904	2868899	1354651	37.273	9.896 #
40) Toxaphene...	8.452	9.090	56743855	123.5E6	1046.889	2153.826 #
41) Toxaphene...	8.544	9.453	582639	60278479	7.661	912.566 #
42) Toxaphene...	0.000	0.000	0	0	N.D.	N.D.

(f)=RT Delta > 1/2 Window (#)=Amounts differ by > 25% (m)=manual int.

Quantitation Report (Not Reviewed)

Data Path : C:\msdchem\1\data\2020-02\0B01012\REQUANT\
Data File : ECD8-02012011.D
Signal(s) : Signal #1: ECD1A.ch Signal #2: ECD2B.ch
Acq On : 1 Feb 2020 17:07
Operator : MJB
Sample : 0B01012-CAL7
Misc : A19K133, AB 50 ppb
ALS Vial : 10 Sample Multiplier: 1

Integration File signal 1: PEST1.e
Integration File signal 2: PEST2.e
Quant Time: Feb 03 15:48:30 2020
Quant Method : C:\msdchem\1\methods\ECD8_QUANTPEST_200108.M
Quant Title : Instrument: DualECD8
QLast Update : Mon Feb 03 15:36:51 2020
Response via : Initial Calibration
Integrator: ChemStation



Quantitation Report (Not Reviewed)

Data Path : C:\msdchem\1\data\2020-02\0B01012\REQUANT\
 Data File : ECD8-02012012.D
 Signal(s) : Signal #1: ECD1A.ch Signal #2: ECD2B.ch
 Acq On : 1 Feb 2020 17:24
 Operator : MJB
 Sample : 0B01012-CAL8
 Misc : A19K134, AB 100 ppb
 ALS Vial : 11 Sample Multiplier: 1

Integration File signal 1: PEST1.e
 Integration File signal 2: PEST2.e
 Quant Time: Feb 03 15:48:39 2020
 Quant Method : C:\msdchem\1\methods\ECD8_QUANTPEST_200108.M
 Quant Title : Instrument: DualECD8
 QLast Update : Mon Feb 03 15:36:51 2020
 Response via : Initial Calibration
 Integrator: ChemStation

MJB
2/3/20

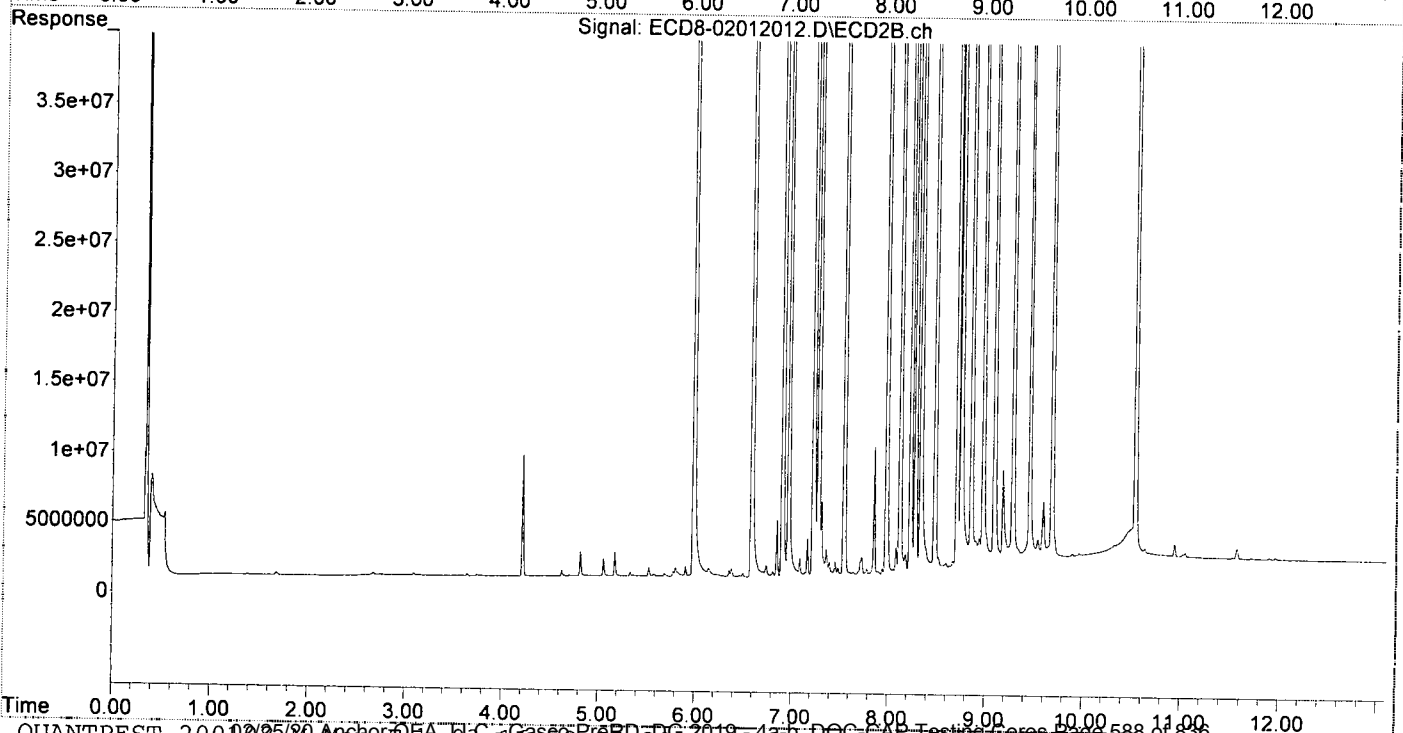
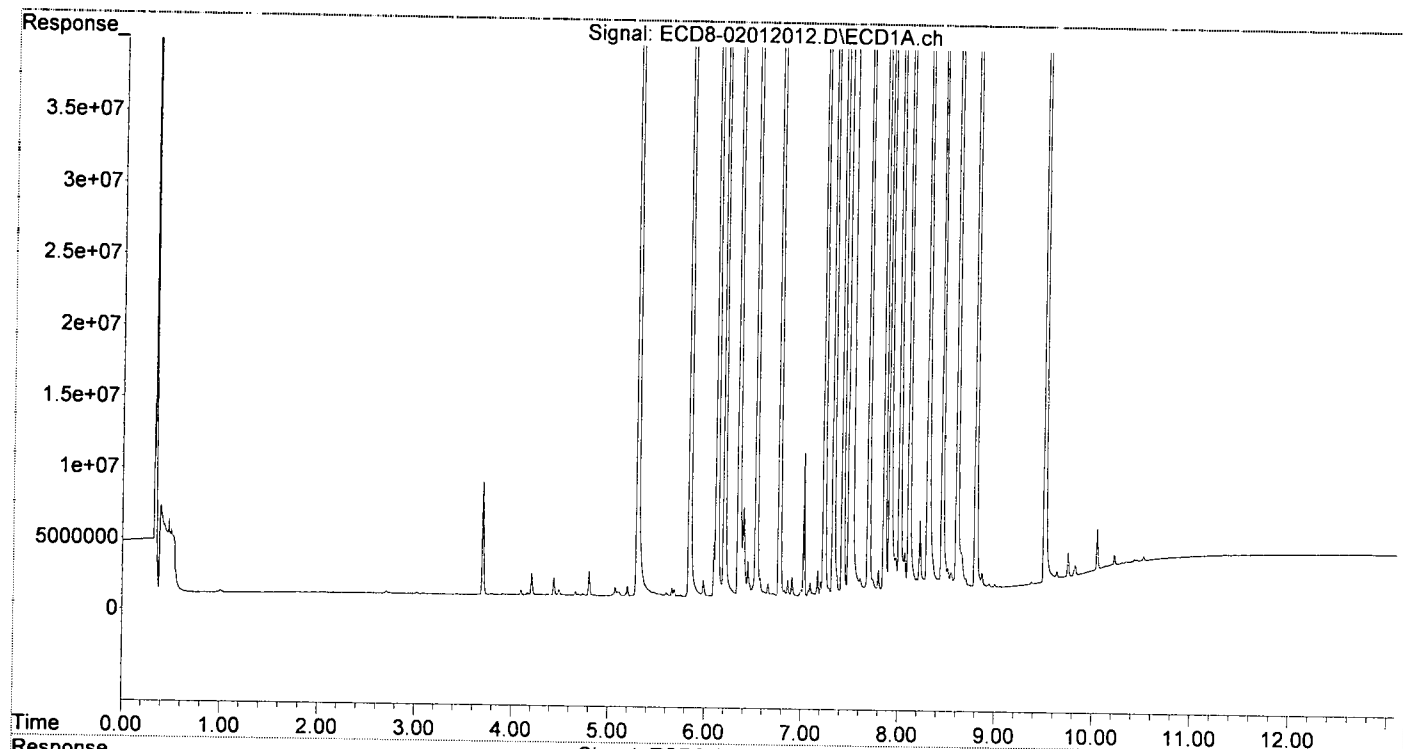
Compound	RT#1	RT#2	Resp#1	Resp#2	ng/mL	ng/mL
System Monitoring Compounds						
1) S TCMX (S)	5.298	5.982	355.4E6	386.4E6	101.662	112.028
22) S DCBP (S)	9.507	10.537	280.1E6	240.0E6	104.273	106.329
Target Compounds						
2) a-BHC	5.837	6.585	509.4E6	553.7E6	107.818	107.465
3) g-BHC	6.120	6.902	435.9E6	491.3E6	104.706	107.679
4) b-BHC	6.197	6.966	185.8E6	196.8E6	106.682	113.366
5) Heptachlor	6.529	7.276	416.3E6	477.0E6	101.286	113.274
6) d-BHC	6.345	7.221	419.9E6	472.2E6	107.406	109.655
7) Aldrin	6.769	7.542	420.9E6	472.0E6	104.171	108.641
8) Heptachlo...	7.229	7.979	380.6E6	404.3E6	103.077	112.616
9) trans-Chl...	7.325	8.119	392.8E6	432.7E6	104.440	116.358
10) cis-Chlor...	7.422	8.226	377.5E6	395.1E6	102.792	112.151
11) Endosulfa...	7.517	8.277	349.5E6	392.5E6	100.755	118.767
12) 4,4'-DDE	7.489	8.331	378.7E6	405.9E6	114.052	107.249
13) Dieldrin	7.690	8.478	402.8E6	425.1E6	105.631	105.342
14) Endrin	7.854	8.706	338.4E6	354.5E6	103.699	105.353
15) 4,4'-DDD	7.909	8.747	297.7E6	330.1E6	116.957	109.252
16) Endosulfa...	8.010	8.853	331.9E6	341.9E6	110.942	108.308
17) 4,4'-DDT	8.108	8.975	298.8E6	340.3E6	111.153	108.537
18) Endrin Al...	8.301	9.090	258.6E6	290.0E6	98.229	109.684
19) Endosulfa...	8.603	9.281	304.5E6	315.4E6	106.371	105.752
20) Methoxychlor	8.450	9.453	133.1E6	149.0E6	110.323	109.548
21) Endrin Ke...	8.797	9.683	366.8E6	363.7E6	106.117	107.516
23) Hexachlor...	3.086	3.680	47052	14977	0.012	0.003 #
24) Hexachlor...	5.679	6.439	515767	48762	0.153	BelowCal #
25) Oxychlordane	7.166	7.903	1730960	151616	0.384	0.047 #
26) 2,4'-DDE	7.229	8.119	380.6E6	432.7E6	164.632	190.349
27) trans-Non...	7.422	8.176	377.5E6	1355571	102.963	0.376 #
28) 2,4'-DDD	7.607	8.478	1050133	425.1E6	0.542	222.092 #
29) 2,4'-DDT	7.793	8.706	1558722	354.5E6	0.651	132.841 #
30) cis-Nonac...	7.909f	8.747	297.7E6	330.1E6	73.144	82.821
31) Mirex	8.543	9.683	1156298	363.7E6	0.271	161.513 #
32) Chlordane...	7.325	8.119	392.8E6	432.7E6	980.700	995.831
33) Chlordane...	7.422	8.226	377.5E6	395.1E6	776.186	1086.691 #
34) Chlordane...	7.972	8.900	2415995	2205038	18.556	18.568
35) Chlordane...	0.000	0.000	0	0	N.D.	N.D.
36) Toxaphene...	7.422f	8.478f	377.5E6	425.1E6	23060.121	14426.951 #
37) Toxaphene...	7.690	0.000	402.8E6	0	12822.085	N.D. #
38) Toxaphene...	8.010	8.853	331.9E6	341.9E6	4966.478	5284.613
39) Toxaphene...	8.221f	8.900	4920371	2205038	68.867	18.721 #
40) Toxaphene...	8.450f	9.090	133.1E6	290.0E6	2455.995	5058.068 #
41) Toxaphene...	8.543	9.453	1156298	149.0E6	15.204	2255.841 #
42) Toxaphene...	0.000	0.000	0	0	N.D.	N.D.

(f)=RT Delta > 1/2 Window (#)=Amounts differ by > 25% (m)=manual int.

Quantitation Report (Not Reviewed)

Data Path : C:\msdchem\1\data\2020-02\0B01012\REQUANT\
Data File : ECD8-02012012.D
Signal(s) : Signal #1: ECD1A.ch Signal #2: ECD2B.ch
Acq On : 1 Feb 2020 17:24
Operator : MJB
Sample : 0B01012-CAL8
Misc : A19K134, AB 100 ppb
ALS Vial : 11 Sample Multiplier: 1

Integration File signal 1: PEST1.e
Integration File signal 2: PEST2.e
Quant Time: Feb 03 15:48:39 2020
Quant Method : C:\msdchem\1\methods\ECD8_QUANTPEST_200108.M
Quant Title : Instrument: DualECD8
QLast Update : Mon Feb 03 15:36:51 2020
Response via : Initial Calibration
Integrator: ChemStation



Quantitation Report (Not Reviewed)

Data Path : C:\msdchem\1\data\2020-02\0B01012\REQUANT\
 Data File : ECD8-02012013.D
 Signal(s) : Signal #1: ECD1A.ch Signal #2: ECD2B.ch
 Acq On : 1 Feb 2020 17:41
 Operator : MJB
 Sample : 0B01012-CAL9
 Misc : A19K126, AB 200 ppb
 ALS Vial : 12 Sample Multiplier: 1

Integration File signal 1: PEST1.e
 Integration File signal 2: PEST2.e
 Quant Time: Feb 03 15:48:52 2020
 Quant Method : C:\msdchem\1\methods\ECD8_QUANTPEST_200108.M
 Quant Title : Instrument: DualECD8
 QLast Update : Mon Feb 03 15:36:51 2020
 Response via : Initial Calibration
 Integrator: ChemStation

MJB
2/3/20

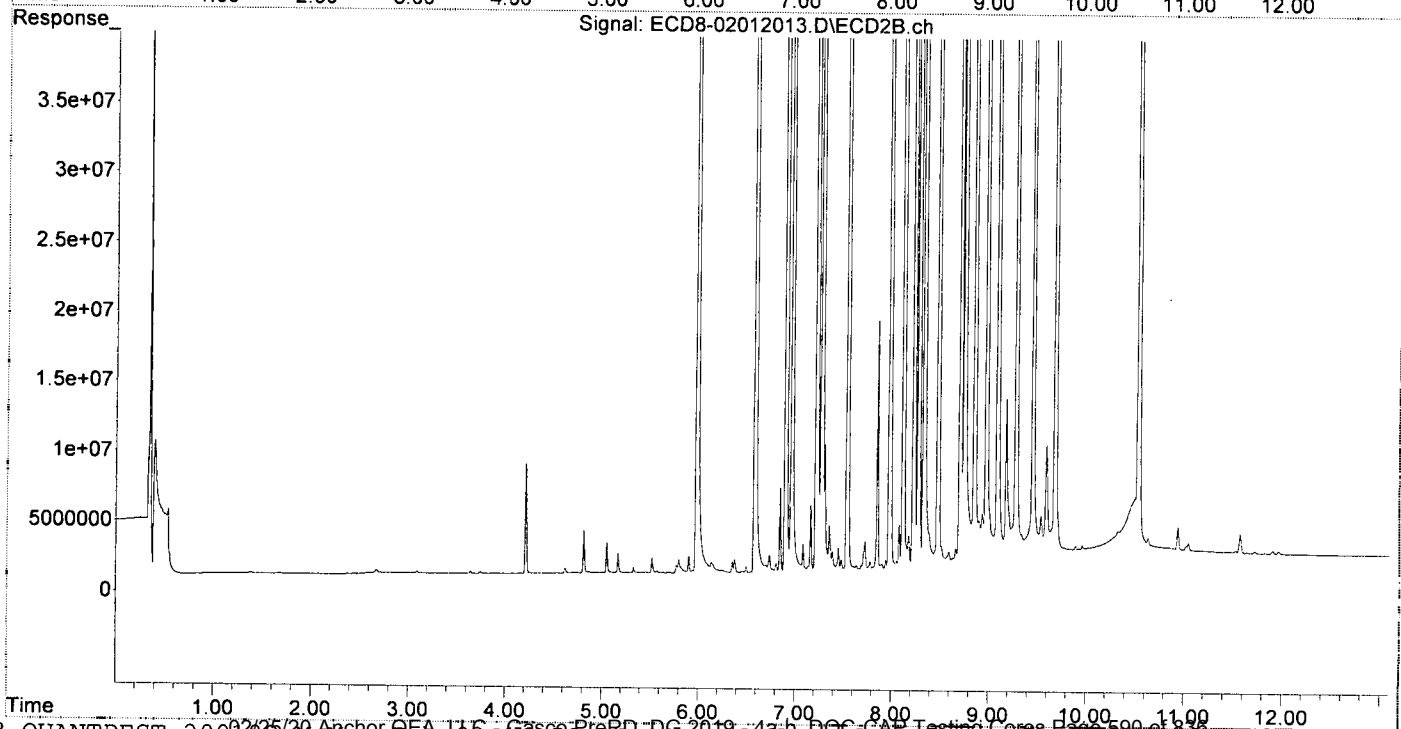
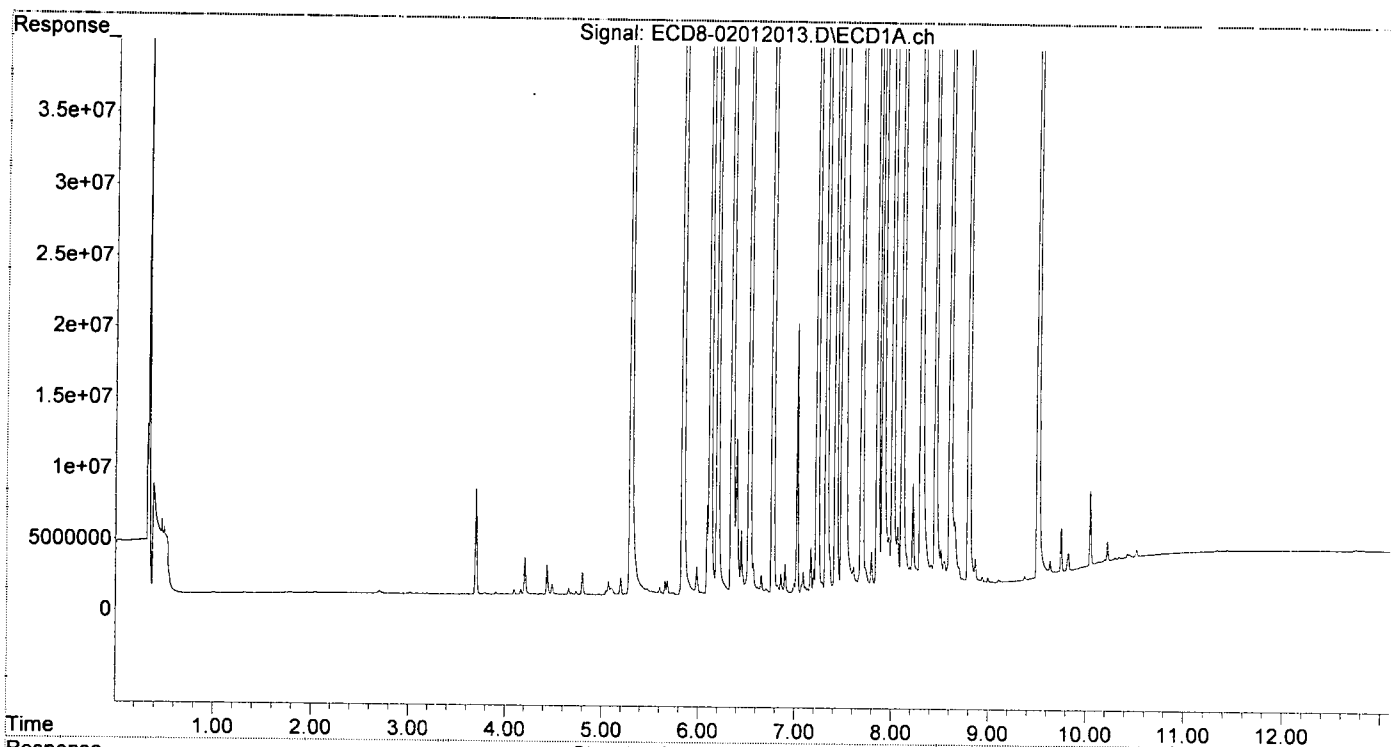
Compound	RT#1	RT#2	Resp#1	Resp#2	ng/mL	ng/mL
System Monitoring Compounds						
1) S TCMX (S)	5.297	5.981	683.0E6	808.5E6	195.366	234.378
22) S DCBP (S)	9.507	10.537	554.4E6	477.6E6	198.363	195.289
Target Compounds						
2) a-BHC	5.837	6.585	1000.4E6	1133.4E6	211.739	193.275
3) g-BHC	6.119	6.902	881.5E6	980.3E6	211.716	192.751
4) b-BHC	6.196	6.965	344.6E6	391.9E6	197.840	225.731
5) Heptachlor	6.529	7.275	827.5E6	966.0E6	201.350	229.415
6) d-BHC	6.344	7.220	826.3E6	939.7E6	193.127	191.350
7) Aldrin	6.768	7.542	802.5E6	928.8E6	198.603	192.949
8) Heptachlo...	7.229	7.979	732.6E6	788.7E6	198.384	219.719
9) trans-Chl...	7.325	8.119	764.5E6	821.8E6	203.287	221.020
10) cis-Chlor...	7.422	8.226	729.7E6	792.8E6	198.698	225.050
11) Endosulfa...	7.517	8.277	669.0E6	733.7E6	192.854	222.006
12) 4,4'-DDE	7.488	8.331	725.7E6	835.1E6	218.544	192.970
13) Dieldrin	7.690	8.478	786.9E6	871.2E6	206.356	194.082
14) Endrin	7.854	8.705	655.2E6	738.6E6	200.748	195.142
15) 4,4'-DDD	7.909	8.749	592.3E6	679.7E6	232.738	191.866
16) Endosulfa...	8.011	8.853	596.6E6	684.8E6	199.444	192.330
17) 4,4'-DDT	8.108	8.975	627.2E6	706.5E6	233.304	192.640
18) Endrin Al...	8.301	9.090	520.7E6	585.1E6	197.778	221.305
19) Endosulfa...	8.603	9.281	590.5E6	660.6E6	206.312	194.929
20) Methoxychlor	8.450	9.453	273.2E6	304.3E6	226.447	192.101
21) Endrin Ke...	8.797	9.683	708.8E6	737.0E6	205.066	192.732
23) Hexachlor...	3.085	3.679	47773	26074	0.012	0.005 #
24) Hexachlor...	5.679	6.457	964328	108256	0.287	BelowCal #
25) Oxychlorane	7.165	7.903	3131171	344130	0.840	0.108 #
26) 2,4'-DDE	7.229	8.119	732.6E6	821.8E6	316.854	361.565
27) trans-Non...	7.422	8.177	729.7E6	2322130	199.027	0.643 #
28) 2,4'-DDD	7.607	8.478	1629132	871.2E6	0.841	455.089 #
29) 2,4'-DDT	7.792	8.705	2633301	738.6E6	1.100	238.485 #
30) cis-Nonac...	7.909f	8.749	592.3E6	679.7E6	145.551	170.546
31) Mirex	8.547	9.683	1677558	737.0E6	0.486	305.698 #
32) Chlordane...	7.325	8.119	764.5E6	821.8E6	1908.890	1891.572
33) Chlordane...	7.422	8.226	729.7E6	792.8E6	1500.369	2180.621 #
34) Chlordane...	7.971	8.900	3592037	3270989	27.589	27.544
35) Chlordane...	0.000	0.000	0	0	N.D.	N.D.
36) Toxaphene...	7.422f	8.478f	729.7E6	871.2E6	44575.283	29562.245 #
37) Toxaphene...	7.690	0.000	786.9E6	0	25048.714	N.D. #
38) Toxaphene...	8.011	8.853	596.6E6	684.8E6	9382.458	10584.537
39) Toxaphene...	8.263	8.900	1249823	3270989	12.325	29.766 #
40) Toxaphene...	8.450f	9.090	273.2E6	585.1E6	5041.110	10205.432 #
41) Toxaphene...	8.547	9.453	1677558	304.3E6	22.057	4607.332 #
42) Toxaphene...	0.000	0.000	0	0	N.D.	N.D.

(f)=RT Delta > 1/2 Window (#)=Amounts differ by > 25% (m)=manual int.

Quantitation Report (Not Reviewed)

Data Path : C:\msdchem\1\data\2020-02\0B01012\REQUANT\
Data File : ECD8-02012013.D
Signal(s) : Signal #1: ECD1A.ch Signal #2: ECD2B.ch
Acq On : 1 Feb 2020 17:41
Operator : MJB
Sample : 0B01012-CAL9
Misc : A19K126, AB 200 ppb
ALS Vial : 12 Sample Multiplier: 1

Integration File signal 1: PEST1.e
Integration File signal 2: PEST2.e
Quant Time: Feb 03 15:48:52 2020
Quant Method : C:\msdchem\1\methods\ECD8_QUANTPEST_200108.M
Quant Title : Instrument: DualECD8
QLast Update : Mon Feb 03 15:36:51 2020
Response via : Initial Calibration
Integrator: ChemStation



Data Path : C:\msdchem\1\data\2020-02\0B01012\REQUANT\
 Data File : ECD8-02012016.D
 Signal(s) : Signal #1: ECD1A.ch Signal #2: ECD2B.ch
 Acq On : 1 Feb 2020 18:31
 Operator : MJB
 Sample : 0B01012-CALA
 Misc : A20B003, 9-42 0.5 ppb
 ALS Vial : 14 Sample Multiplier: 1

Integration File signal 1: PEST1.e
 Integration File signal 2: PEST2.e
 Quant Time: Feb 03 15:49:29 2020
 Quant Method : C:\msdchem\1\methods\ECD8_QUANTPEST_200108.M
 Quant Title : Instrument: DualeCD8
 QLast Update : Mon Feb 03 15:36:51 2020
 Response via : Initial Calibration
 Integrator: ChemStation

MJR
2/3/20

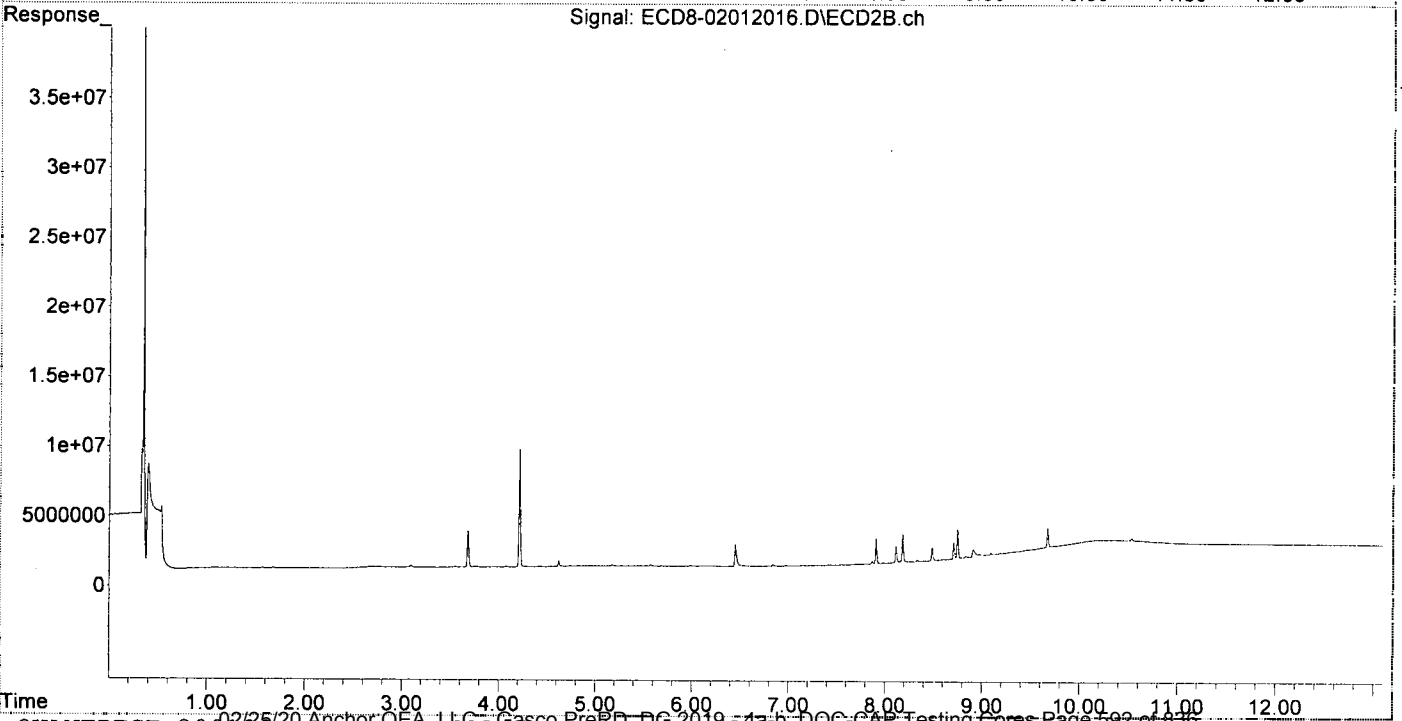
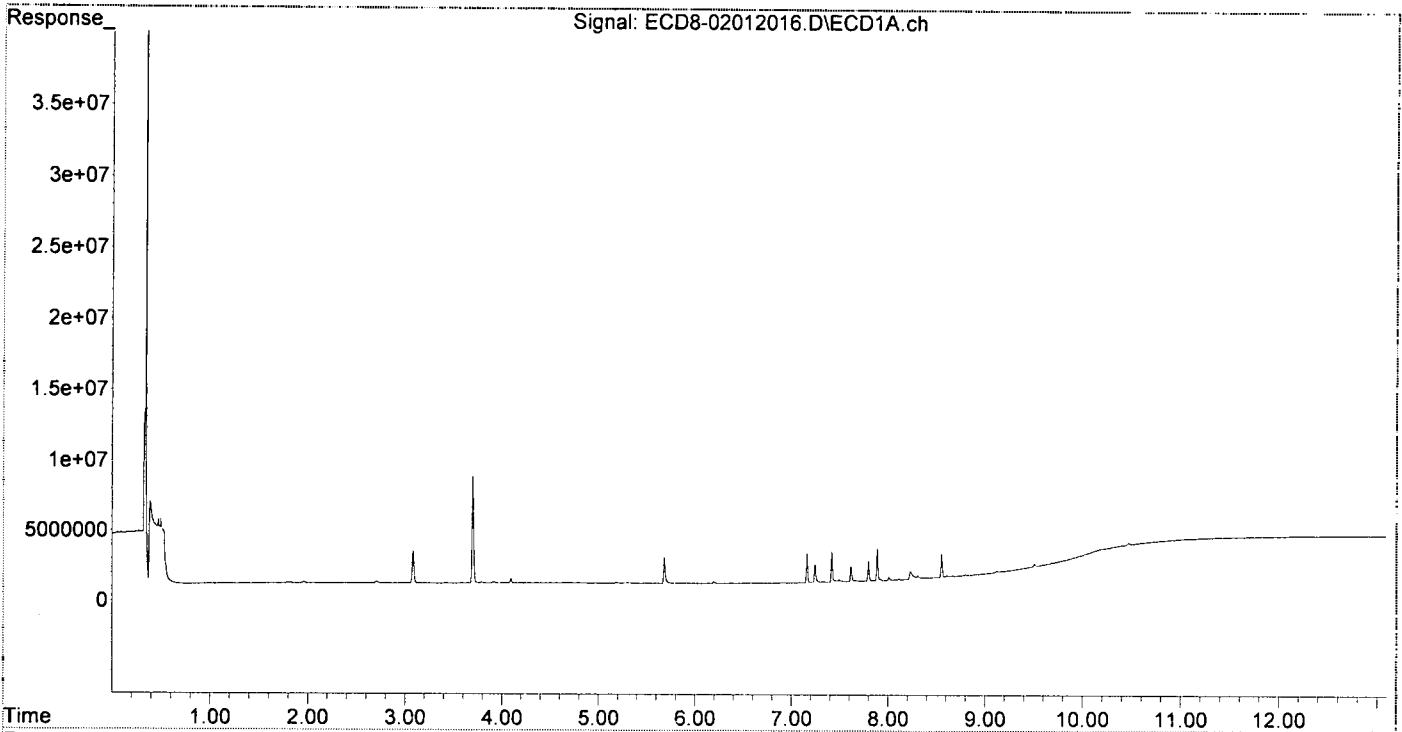
Compound	RT#1	RT#2	Resp#1	Resp#2	ng/mL	ng/mL
System Monitoring Compounds						
1) S TCMX (S)	5.299	5.985	68485	103337	0.020	0.030 #
22) S DCBP (S)	9.508	10.537	377603	163698	BelowCal	BelowCal
Target Compounds						
2) a-BHC	5.846	6.582	35427	35202	0.007	0.084 #
3) g-BHC	6.146f	6.904	28094	12379	0.007	0.045 #
4) b-BHC	6.193	6.975	143092	58075	0.082	0.033 #
5) Heptachlor	6.531	7.280	17250	20742	0.004	0.005
6) d-BHC	6.357	7.227	20258	37306	0.112	0.108
7) Aldrin	6.775	7.548	10239	18189	0.003	0.017 #
8) Heptachlo...	7.243	7.979	1290069	40076	0.349	0.011 #
9) trans-Chl...	7.327	8.113	59794	1200073	0.016	0.323 #
10) cis-Chlor...	7.417	8.227	2168811	70400	0.591	0.020 #
11) Endosulfa...	7.495f	8.280	168196	39614	0.048	0.012 #
12) 4,4'-DDE	7.495	8.335	168196	125822	0.051	0.129 #
13) Dieldrin	7.694	8.487	42766	960869	0.011	0.307 #
14) Endrin	7.854	8.710	28556	1210132	0.009	0.414 #
15) 4,4'-DDD	7.917	8.749	109926	2084280	0.043	0.934 #
16) Endosulfa...	8.008	8.854	228510	57189	0.076	BelowCal #
17) 4,4'-DDT	8.112	8.975	68721	149567	0.026	0.035 #
18) Endrin Al...	8.305	9.092	231531	174162	0.088	0.066 #
19) Endosulfa...	8.607	9.283	82250	99005	0.029	BelowCal #
20) Methoxychlor	8.460	9.444	20527	73043	0.017	BelowCal #
21) Endrin Ke...	8.799	9.675	76798	1475836	0.022	0.300 #
23) Hexachlor...	3.080	3.680	2278541	2594123	0.585	0.536
24) Hexachlor...	5.681	6.450	1894604	1616133	0.564	0.508
25) Oxychlordane	7.160	7.908	2078442	1817597	0.497	0.568
26) 2,4'-DDE	7.243	8.113	1290069	1200073	0.558	0.528
27) trans-Non...	7.417	8.182	2168811	2004659	0.592	0.555
28) 2,4'-DDD	7.615	8.487	1111537	960869	0.574	0.502
29) 2,4'-DDT	7.797	8.710	1418724	1210132	0.593	0.519
30) cis-Nonac...	7.887	8.749	2296885	2084280	0.564	0.523
31) Mirex	8.552	9.675	1693083	1475836	0.493	0.461
32) Chlordane...	7.327	8.113	59794	1200073	0.149	2.762 #
33) Chlordane...	7.417	8.227	2168811	70400	4.460	0.194 #
34) Chlordane...	7.982	8.876	14747	7431	0.113	0.063 #
35) Chlordane...	0.000	0.000	0	0	N.D.	N.D.
36) Toxaphene...	7.417	8.487f	2168811	960869	132.492	32.606 #
37) Toxaphene...	7.694	8.804	42766	22811	1.361	0.568 #
38) Toxaphene...	8.008	8.834	228510	136988	0.086	2.117 #
39) Toxaphene...	8.229	8.911	543902	552632	1.443	1.562
40) Toxaphene...	8.460	9.092	20527	174162	0.379	3.038 #
41) Toxaphene...	8.552	9.478	1693083	93249	22.262	1.412 #
42) Toxaphene...	0.000	0.000	0	0	N.D.	N.D.

(f)=RT Delta > 1/2 Window (#)=Amounts differ by > 25% (m)=manual int.

Quantitation Report (Not Reviewed)

Data Path : C:\msdchem\1\data\2020-02\0B01012\REQUANT\
 Data File : ECD8-02012016.D
 Signal(s) : Signal #1: ECD1A.ch Signal #2: ECD2B.ch
 Acq On : 1 Feb 2020 18:31
 Operator : MJB
 Sample : 0B01012-CALA
 Misc : A20B003, 9-42 0.5 ppb
 ALS Vial : 14 Sample Multiplier: 1

Integration File signal 1: PEST1.e
 Integration File signal 2: PEST2.e
 Quant Time: Feb 03 15:49:29 2020
 Quant Method : C:\msdchem\1\methods\ECD8_QUANTPEST_200108.M
 Quant Title : Instrument: DualeCD8
 QLast Update : Mon Feb 03 15:36:51 2020
 Response via : Initial Calibration
 Integrator: ChemStation



Quantitation Report (Not Reviewed)

Data Path : C:\msdchem\1\data\2020-02\0B01012\REQUANT\
 Data File : ECD8-02012017.D
 Signal(s) : Signal #1: ECD1A.ch Signal #2: ECD2B.ch
 Acq On : 1 Feb 2020 18:48
 Operator : MJB
 Sample : 0B01012-CALB
 Misc : A19K263, 9-42 1 ppb
 ALS Vial : 15 Sample Multiplier: 1

Integration File signal 1: PEST1.e
 Integration File signal 2: PEST2.e
 Quant Time: Feb 03 15:49:45 2020
 Quant Method : C:\msdchem\1\methods\ECD8_QUANTPEST_200108.M
 Quant Title : Instrument: DualeCD8
 QLast Update : Mon Feb 03 15:36:51 2020
 Response via : Initial Calibration
 Integrator: ChemStation

MJD
2/3/20

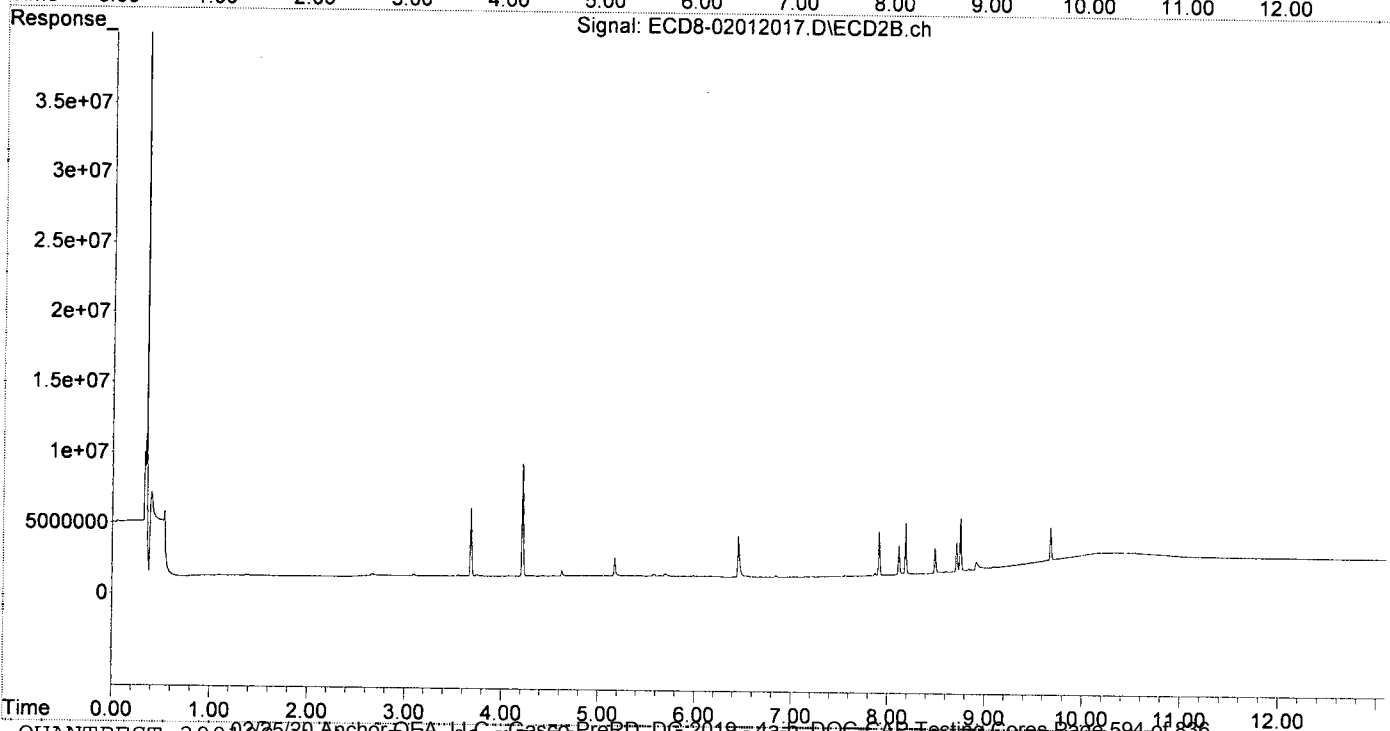
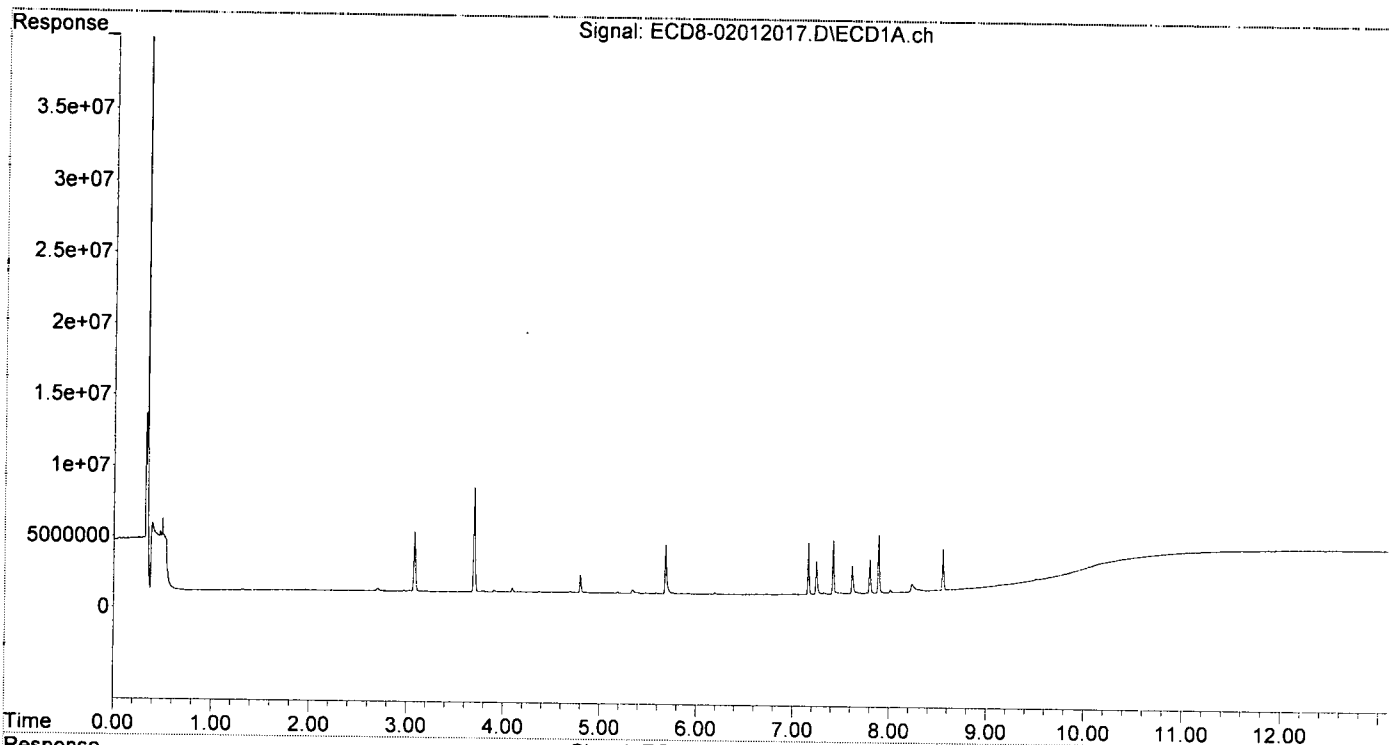
Compound	RT#1	RT#2	Resp#1	Resp#2	ng/mL	ng/mL
System Monitoring Compounds						
1) S TCMX (S)	5.337f	5.984	229364	104783	0.066	0.030 #
22) S DCBP (S)	9.508	10.536	256145	681144	BelowCal	BelowCal
Target Compounds						
2) a-BHC	5.844	6.579	36088	42418	0.008	0.086 #
3) g-BHC	6.136	6.938f	33688	6890	0.008	0.044 #
4) b-BHC	6.192	6.967	137751	14912	0.079	0.009 #
5) Heptachlor	6.526	7.277	7914	16707	0.002	0.004 #
6) d-BHC	0.000	7.226	0	35191	N.D.	0.108 #
7) Aldrin	0.000	7.557	0	84669	N.D.	0.035 #
8) Heptachlo...	7.243	7.981	2295081	34781	0.621	0.010 #
9) trans-Chl...	7.327	8.112	93035	2104301	0.025	0.566 #
10) cis-Chlor...	7.417	0.000	3768972	0	1.026	N.D. #
11) Endosulfa...	7.490f	8.284	80461	28347	0.023	0.009 #
12) 4,4'-DDE	7.490	8.336	80461	36515	0.024	0.100 #
13) Dieldrin	7.688	8.486	25217	1795089	0.007	0.545 #
14) Endrin	7.852	8.709	24371	2100185	0.007	0.723 #
15) 4,4'-DDD	7.886f	8.748	4089263	3801985	1.607	1.665 #
16) Endosulfa...	8.009	8.857	200043	97288	0.067	0.006 #
17) 4,4'-DDT	8.126	0.000	8508	0	0.003	N.D. #
18) Endrin Al...	8.304	9.092	165249	236794	0.063	0.090 #
19) Endosulfa...	8.605	9.283	50108	268280	0.018	0.018 #
20) Methoxychlor	8.444	0.000	9771	0	0.008	N.D. #
21) Endrin Ke...	8.801	9.674	31647	2854711	0.009	0.789 #
23) Hexachlor...	3.080	3.679	4206156	4878910	1.079	1.008 #
24) Hexachlor...	5.680	6.450	3451879	2946247	1.027	0.971 #
25) Oxychlorthane	7.159	7.908	3626338	3174792	1.001	0.993 #
26) 2,4'-DDE	7.243	8.112	2295081	2104301	0.993	0.926 #
27) trans-Non...	7.417	8.182	3768972	3680280	1.028	1.020 #
28) 2,4'-DDD	7.614	8.486	1934222	1795089	0.999	0.938 #
29) 2,4'-DDT	7.796	8.709	2374152	2100185	0.992	0.936 #
30) cis-Nonac...	7.886	8.748	4089263	3801985	1.005	0.954 #
31) Mirex	8.552	9.674	2918797	2854711	0.999	1.127 #
32) Chlordane...	7.327	8.112	93035	2104301	0.232	4.843 #
33) Chlordane...	7.417	0.000	3768972	0	7.750	N.D. #
34) Chlordane...	7.969	8.911f	12864	628571	0.099	5.293 #
35) Chlordane...	0.000	0.000	0	0	N.D.	N.D. #
36) Toxaphene...	7.417	8.486f	3768972	1795089	230.245	60.915 #
37) Toxaphene...	7.688	8.794	25217	83988	0.803	2.090 #
38) Toxaphene...	8.009	8.833	200043	184780	96751.095	2.856 #
39) Toxaphene...	8.231	8.911	549160	628571	1.524	2.352 #
40) Toxaphene...	8.466	9.092	12477	236794	0.230	4.130 #
41) Toxaphene...	8.552	0.000	2918797	0	38.378	N.D. #
42) Toxaphene...	0.000	0.000	0	0	N.D.	N.D. #

(f)=RT Delta > 1/2 Window (#)=Amounts differ by > 25% (m)=manual int.

Quantitation Report (Not Reviewed)

Data Path : C:\msdchem\1\data\2020-02\0B01012\REQUANT\
Data File : ECD8-02012017.D
Signal(s) : Signal #1: ECD1A.ch Signal #2: ECD2B.ch
Acq On : 1 Feb 2020 18:48
Operator : MJB
Sample : 0B01012-CALB
Misc : A19K263, 9-42 1 ppb
ALS Vial : 15 Sample Multiplier: 1

Integration File signal 1: PEST1.e
Integration File signal 2: PEST2.e
Quant Time: Feb 03 15:49:45 2020
Quant Method : C:\msdchem\1\methods\ECD8_QUANTPEST_200108.M
Quant Title : Instrument: DualECD8
QLast Update : Mon Feb 03 15:36:51 2020
Response via : Initial Calibration
Integrator: ChemStation



Data Path : C:\msdchem\1\data\2020-02\0B01012\REQUANT\
 Data File : ECD8-02012018.D
 Signal(s) : Signal #1: ECD1A.ch Signal #2: ECD2B.ch
 Acq On : 1 Feb 2020 19:05
 Operator : MJB
 Sample : 0B01012-CALC
 Misc : A19K264, 9-42 2 ppb
 ALS Vial : 16 Sample Multiplier: 1

Integration File signal 1: PEST1.e
 Integration File signal 2: PEST2.e
 Quant Time: Feb 03 15:49:58 2020
 Quant Method : C:\msdchem\1\methods\ECD8_QUANTPEST_200108.M
 Quant Title : Instrument: DüaleCD8
 QLast Update : Mon Feb 03 15:36:51 2020
 Response via : Initial Calibration
 Integrator: ChemStation

NR
2/3/20

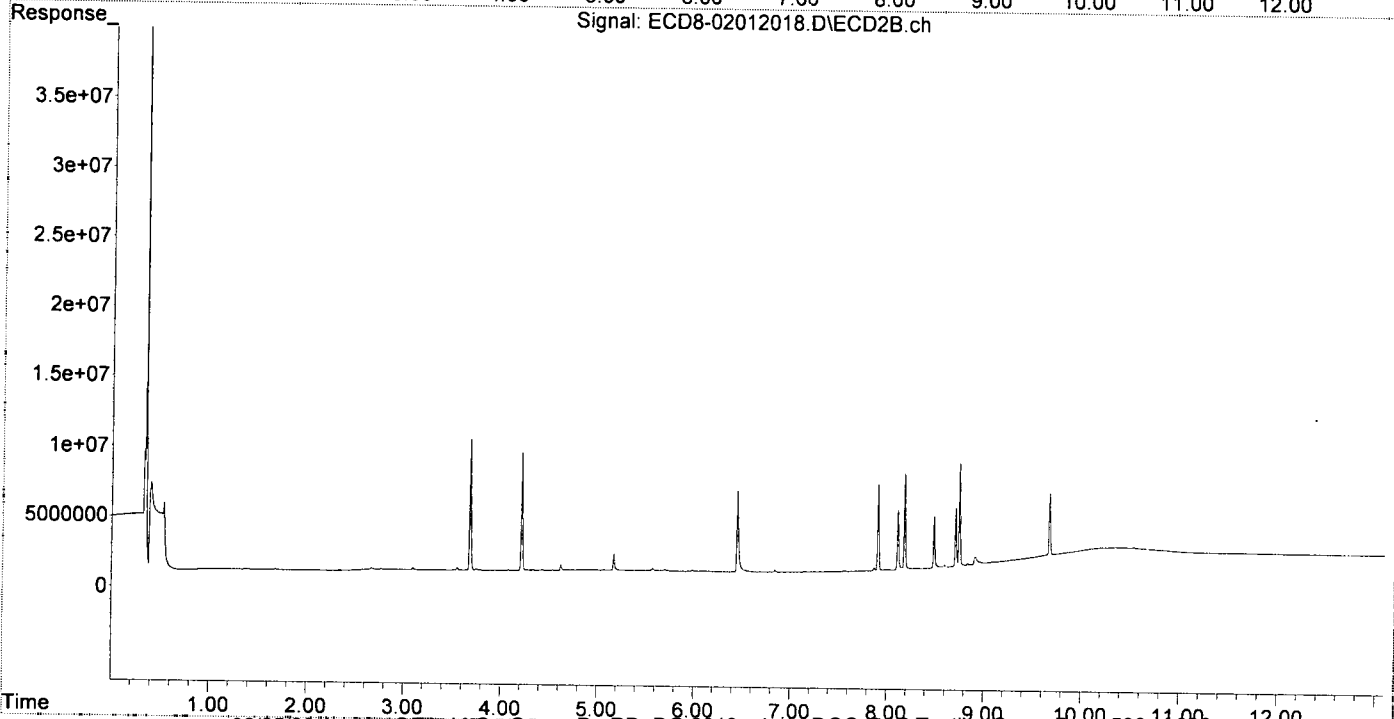
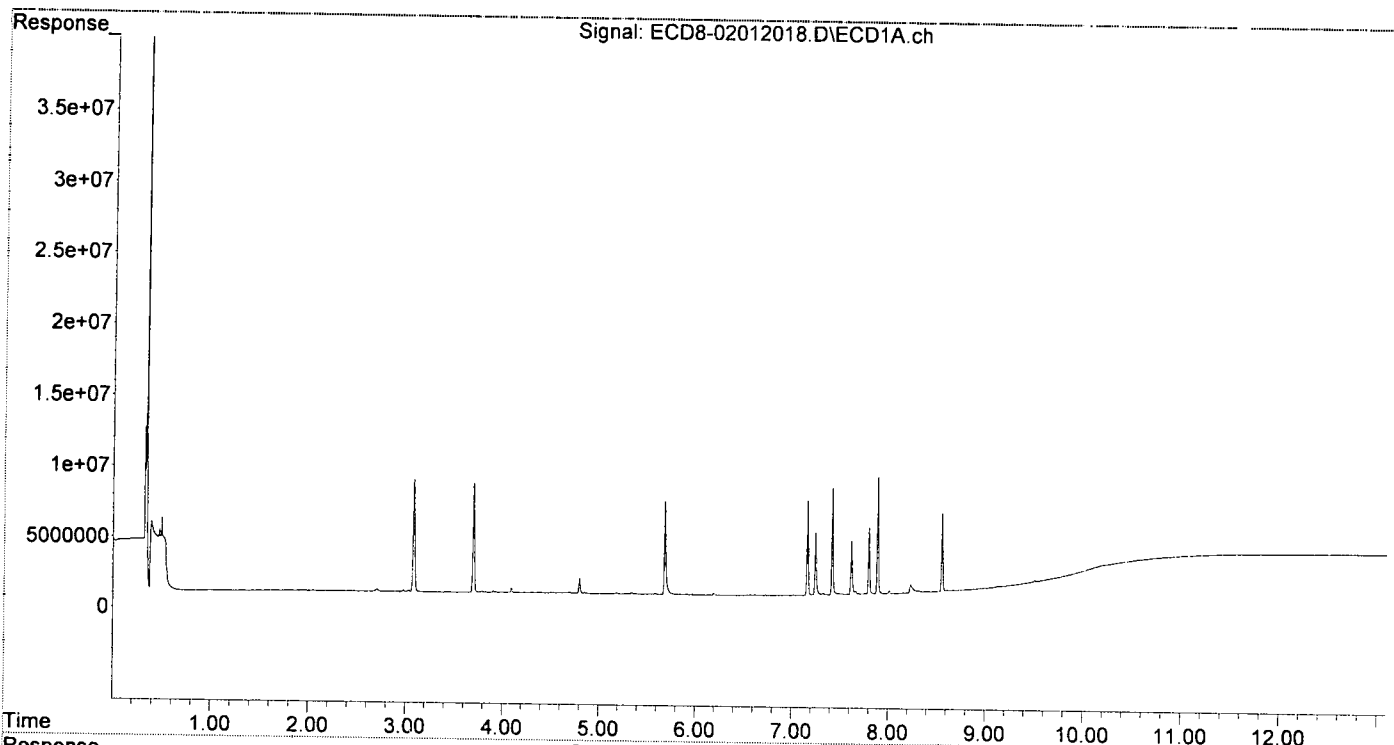
Compound	RT#1	RT#2	Resp#1	Resp#2	ng/mL	ng/mL
System Monitoring Compounds						
1) S TCMX (S)	5.299	5.983	19602	101756	0.006	0.029 #
22) S DCBP (S)	9.506	10.538	109381	596649	BelowCal	BelowCal
Target Compounds						
2) a-BHC	5.841	6.584	55246	56316	0.012	0.089 #
3) g-BHC	6.138	6.904	39150	10198	0.009	0.045 #
4) b-BHC	6.189	6.970	159134	16074	0.091	0.009 #
5) Heptachlor	6.529	7.273	21454	20040	0.005	0.005 #
6) d-BHC	0.000	7.224	0	30748	N.D.	0.106 #
7) Aldrin	0.000	7.557	0	61303	N.D.	0.028 #
8) Heptachlo...	7.241	7.981	4488919	38565	1.216	0.011 #
9) trans-Chl...	7.326	8.112	113780	4260806	0.030	1.146 #
10) cis-Chlor...	7.416	0.000	7569675	0	2.061	N.D. #
11) Endosulfa...	7.492f	8.290	75226	31629	0.022	0.010 #
12) 4,4'-DDE	7.492	8.334	75226	29813	0.023	0.098 #
13) Dieldrin	7.691	8.485	47941	3680145	0.013	1.082 #
14) Endrin	7.848	8.709	44345	4187285	0.014	1.447 #
15) 4,4'-DDD	7.886f	8.748	8283514	7352547	3.255	3.167 #
16) Endosulfa...	8.007	8.833f	224082	186026	0.075	0.040 #
17) 4,4'-DDT	8.110	8.970	12299	196449	0.005	0.055 #
18) Endrin Al...	8.306	9.092	138044	196872	0.052	0.074 #
19) Endosulfa...	8.604	9.284	56452	243989	0.020	0.009 #
20) Methoxychlor	8.462	0.000	13865	0	0.011	N.D. #
21) Endrin Ke...	8.800	9.674	36340	4870687	0.011	1.502 #
23) Hexachlor...	3.080	3.680	7973044	9306742	2.045	1.922 #
24) Hexachlor...	5.680	6.449	6640927	5773353	1.976	1.952 #
25) Oxychlordane	7.158	7.907	6769962	6050162	2.025	1.892 #
26) 2,4'-DDE	7.241	8.112	4488919	4260806	1.941	1.875 #
27) trans-Non...	7.416	8.182	7569675	6830472	2.065	1.892 #
28) 2,4'-DDD	7.614	8.485	3838920	3680145	1.982	1.922 #
29) 2,4'-DDT	7.795	8.709	4727347	4187285	1.975	1.911 #
30) cis-Nonac...	7.886	8.748	8283514	7352547	2.036	1.845 #
31) Mirex	8.551	9.674	5534484	4870687	2.079	2.100 #
32) Chlordane...	7.326	8.112	113780	4260806	0.284	9.807 #
33) Chlordane...	7.416	0.000	7569675	0	15.565	N.D. #
34) Chlordane...	7.969	8.910f	15517	609465	0.119	5.132 #
35) Chlordane...	0.000	0.000	0	0	N.D.	N.D. #
36) Toxaphene...	7.382	8.485f	5267	3680145	0.322	124.882 #
37) Toxaphene...	7.691	8.833f	47941	186026	1.526	4.629 #
38) Toxaphene...	8.007	8.833	224082	186026	0.023	2.875 #
39) Toxaphene...	8.229	8.910	567766	609465	1.811	2.153 #
40) Toxaphene...	8.474	9.092	10619	196872	0.196	3.434 #
41) Toxaphene...	8.551	0.000	5534484	0	72.770	N.D. #
42) Toxaphene...	0.000	0.000	0	0	N.D.	N.D. #

(f)=RT Delta > 1/2 Window (#)=Amounts differ by > 25% (m)=manual int.

Quantitation Report (Not Reviewed)

Data Path : C:\msdchem\1\data\2020-02\0B01012\REQUANT\
 Data File : ECD8-02012018.D
 Signal(s) : Signal #1: ECD1A.ch Signal #2: ECD2B.ch
 Acq On : 1 Feb 2020 19:05
 Operator : MJB
 Sample : 0B01012-CALC
 Misc : A19K264, 9-42 2 ppb
 ALS Vial : 16 Sample Multiplier: 1

Integration File signal 1: PEST1.e
 Integration File signal 2: PEST2.e
 Quant Time: Feb 03 15:49:58 2020
 Quant Method : C:\msdchem\1\methods\ECD8_QUANTPEST_200108.M
 Quant Title : Instrument: DualECD8
 QLast Update : Mon Feb 03 15:36:51 2020
 Response via : Initial Calibration
 Integrator: ChemStation



Quantitation Report (Not Reviewed)

Data Path : C:\msdchem\1\data\2020-02\0B01012\REQUANT\
 Data File : ECD8-02012019.D
 Signal(s) : Signal #1: ECD1A.ch Signal #2: ECD2B.ch
 Acq On : 1 Feb 2020 19:22
 Operator : MJB
 Sample : 0B01012-CALD
 Misc : A19K265, 9-42 5 ppb
 ALS Vial : 17 Sample Multiplier: 1

Integration File signal 1: PEST1.e
 Integration File signal 2: PEST2.e
 Quant Time: Feb 03 15:50:12 2020
 Quant Method : C:\msdchem\1\methods\ECD8_QUANTPEST_200108.M
 Quant Title : Instrument: DualECD8
 QLast Update : Mon Feb 03 15:36:51 2020
 Response via : Initial Calibration
 Integrator: ChemStation

MJB
2/3/20

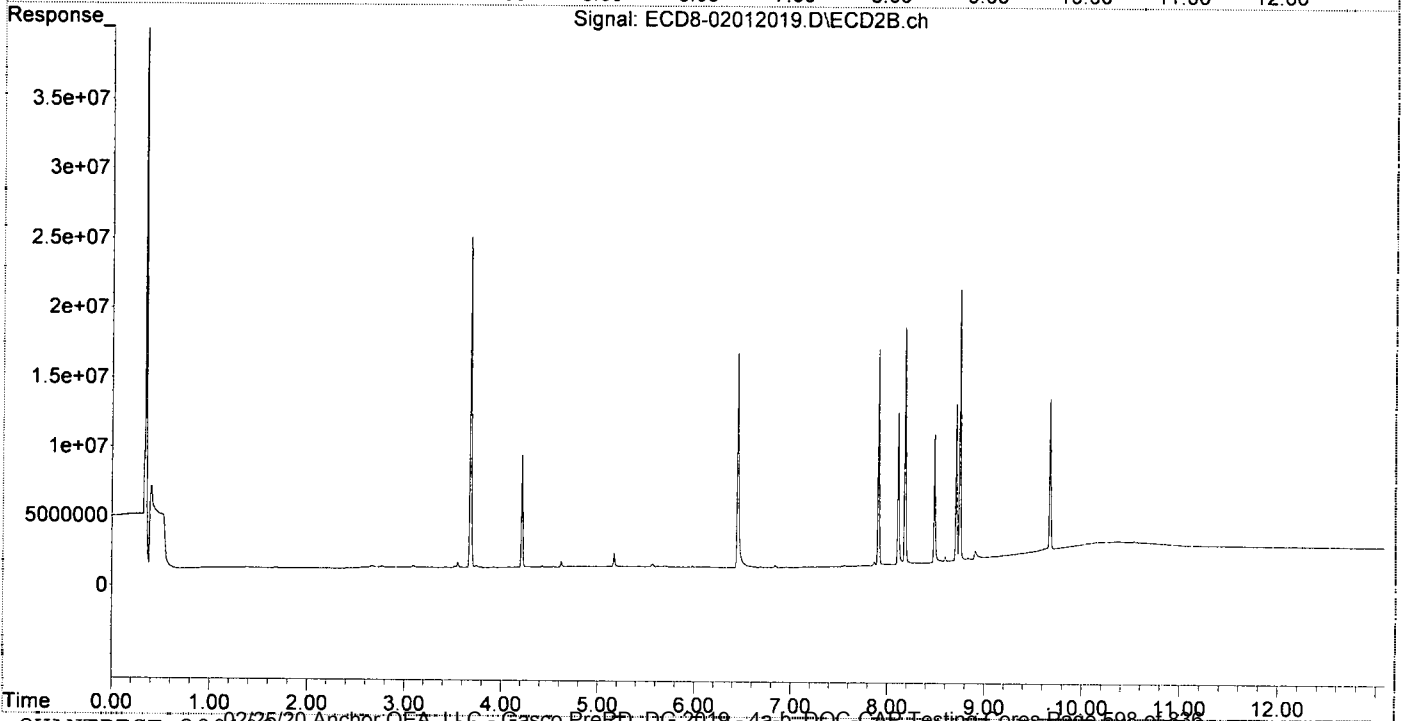
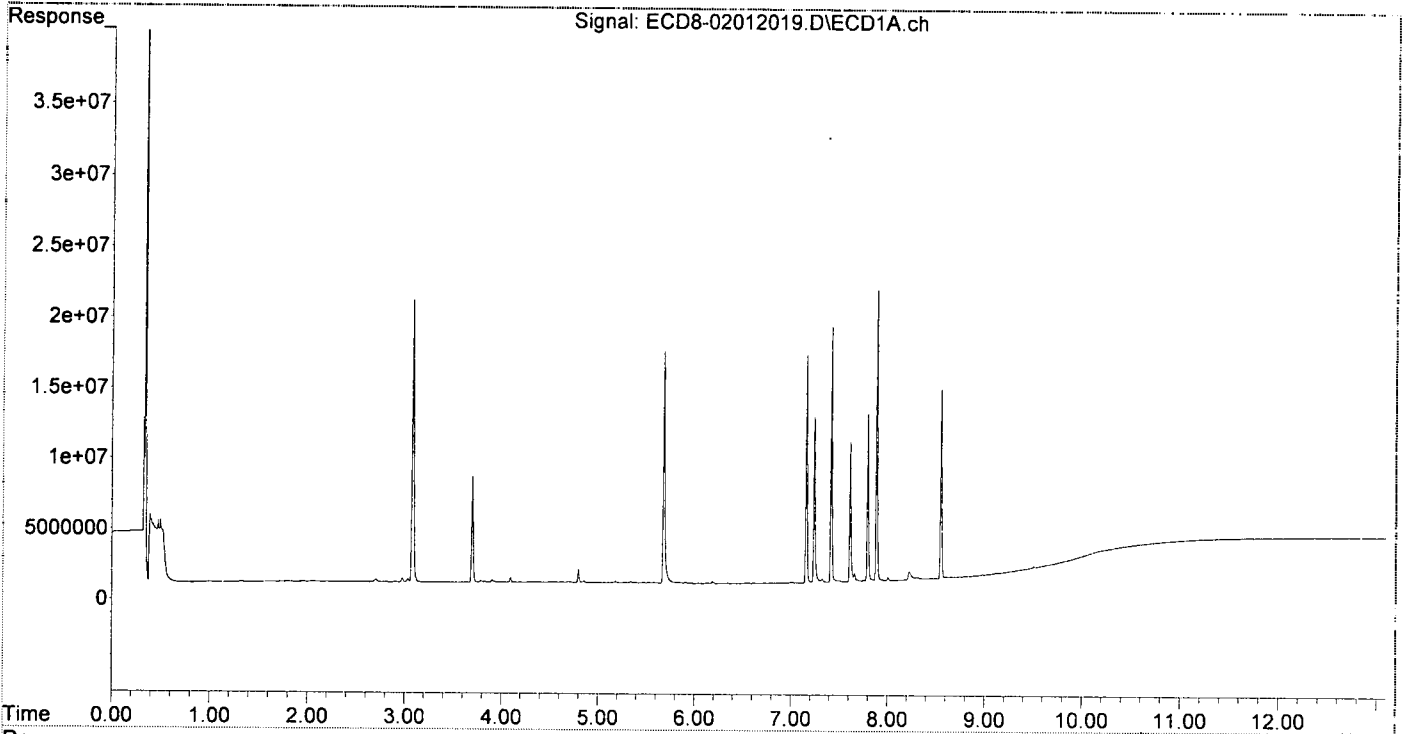
Compound	RT#1	RT#2	Resp#1	Resp#2	ng/mL	ng/mL
System Monitoring Compounds						
1) S TCMX (S)	5.274f	5.983	35388	75103	0.010	0.022 #
22) S DCBP (S)	9.508	10.536	305584	1041976	BelowCal	0.008
Target Compounds						
2) a-BHC	5.838	6.580	105593	130785	0.022	0.106 #
3) g-BHC	6.134	6.903	74335	44969	0.018	0.054 #
4) b-BHC	6.187	6.973	184071	49848	0.106	0.029 #
5) Heptachlor	6.530	7.277	50239	54821	0.012	0.013
6) d-BHC	6.348	7.223	30064	74225	0.115	0.119
7) Aldrin	6.770	7.532	15293	16328	0.004	0.016 #
8) Heptachlo...	7.241	7.979	11743726	97727	3.180	0.027 #
9) trans-Chl...	7.326	8.111	245682	10906405	0.065	2.933 #
10) cis-Chlor...	7.416	0.000	18115649	0	4.933	N.D. #
11) Endosulfa...	7.496f	8.278	95554	92988	0.028	0.028
12) 4,4'-DDE	7.496	8.334	95554	71774	0.029	0.111 #
13) Dieldrin	7.692	8.485	108385	9298557	0.028	2.678 #
14) Endrin	7.886f	8.709	20605958	11358035	6.314	3.923 #
15) 4,4'-DDD	7.886f	8.748	20605958	19585336	8.097	8.253
16) Endosulfa...	8.005	8.857	242760	228631	0.081	0.056 #
17) 4,4'-DDT	8.113	8.961	20866	342806	0.008	0.114 #
18) Endrin Al...	8.305	9.090	152427	376004	0.058	0.142 #
19) Endosulfa...	8.605	9.284	78575	449522	0.027	0.091 #
20) Methoxychlor	0.000	9.449	0	532881	N.D.	0.129 #
21) Endrin Ke...	8.799	9.674	48323	11467148	0.014	3.821 #
23) Hexachlor...	3.081	3.680	20008341	23748664	5.133	4.905
24) Hexachlor...	5.680	6.449	16447257	15411069	4.893	5.270
25) Oxylchlorane	7.159	7.908	16184302	15509955	5.088	4.850
26) 2,4'-DDE	7.241	8.111	11743726	10906405	5.079	4.798
27) trans-Non...	7.416	8.182	18115649	16987074	4.941	4.706
28) 2,4'-DDD	7.613	8.485	9882639	9298557	5.103	4.857
29) 2,4'-DDT	7.795	8.709	11872885	11358035	4.961	5.235
30) cis-Nonac...	7.886	8.748	20605958	19585336	5.064	4.914
31) Mirex	8.551	9.674	13322527	11467148	5.298	5.276
32) Chlordane...	7.326	8.111	245682	10906405	0.613	25.102 #
33) Chlordane...	7.416	0.000	18115649	0	37.250	N.D. #
34) Chlordane...	8.005f	8.870	242760	201713	1.865	1.699
35) Chlordane...	0.000	0.000	0	0	N.D.	N.D.
36) Toxaphene...	7.416	8.436	18115649	51655	1106.677	1.753 #
37) Toxaphene...	7.692	8.831f	108385	327973	3.450	8.161 #
38) Toxaphene...	8.005	8.831	242760	327973	0.289	5.069 #
39) Toxaphene...	8.224	8.908	579745	764477	1.995	3.764 #
40) Toxaphene...	0.000	9.090	0	376004	N.D.	6.559 #
41) Toxaphene...	8.551	9.449	13322527	532881	175.172	8.067 #
42) Toxaphene...	0.000	0.000	0	0	N.D.	N.D.

(f)=RT Delta > 1/2 Window (#)=Amounts differ by > 25% (m)=manual int.

Quantitation Report (Not Reviewed)

Data Path : C:\msdchem\1\data\2020-02\0B01012\REQUANT\
Data File : ECD8-02012019.D
Signal(s) : Signal #1: ECD1A.ch Signal #2: ECD2B.ch
Acq On : 1 Feb 2020 19:22
Operator : MJB
Sample : 0B01012-CALD
Misc : A19K265, 9-42 5 ppb
ALS Vial : 17 Sample Multiplier: 1

Integration File signal 1: PEST1.e
Integration File signal 2: PEST2.e
Quant Time: Feb 03 15:50:12 2020
Quant Method : C:\msdchem\1\methods\ECD8_QUANTPEST_200108.M
Quant Title : Instrument: DualECD8
QLast Update : Mon Feb 03 15:36:51 2020
Response via : Initial Calibration
Integrator: ChemStation



Data Path : C:\msdchem\1\data\2020-02\0B01012\REQUANT\
 Data File : ECD8-02012020.D
 Signal(s) : Signal #1: ECD1A.ch Signal #2: ECD2B.ch
 Acq On : 1 Feb 2020 19:38
 Operator : MJB
 Sample : 0B01012-CALE
 Misc : A19K266, 9-42 10 ppb
 ALS Vial : 18 Sample Multiplier: 1

Integration File signal 1: PEST1.e
 Integration File signal 2: PEST2.e
 Quant Time: Feb 03 15:50:25 2020
 Quant Method : C:\msdchem\1\methods\ECD8_QUANTPEST_200108.M
 Quant Title : Instrument: DualeCD8
 QLast Update : Mon Feb 03 15:36:51 2020
 Response via : Initial Calibration
 Integrator: ChemStation

MJB
2/3/20

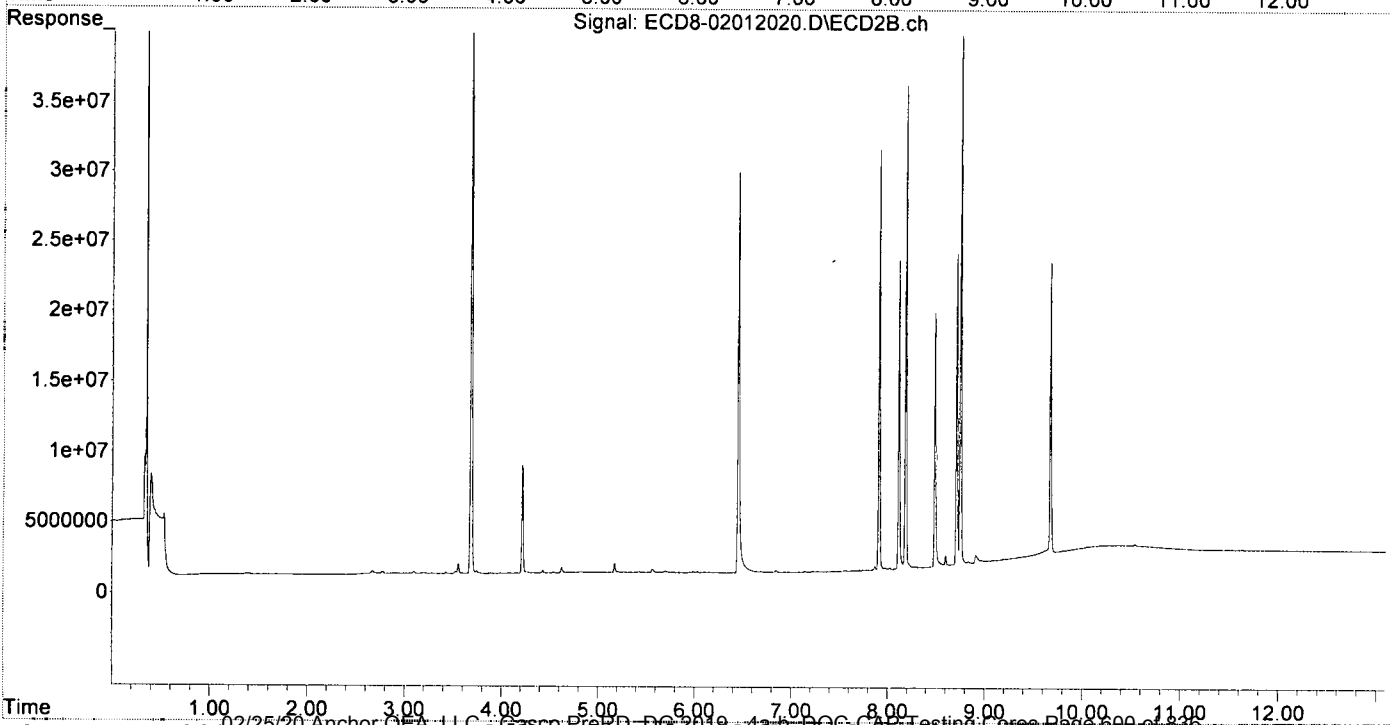
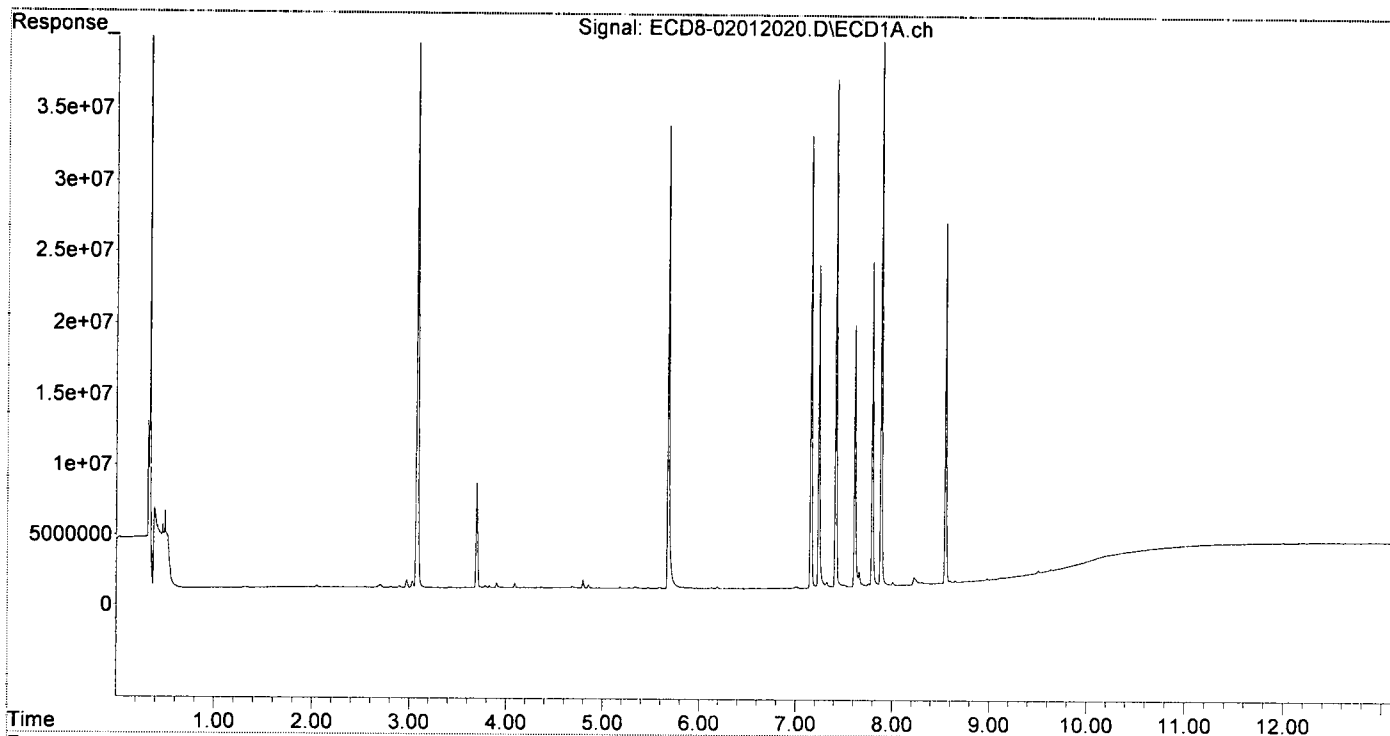
Compound	RT#1	RT#2	Resp#1	Resp#2	ng/mL	ng/mL
System Monitoring Compounds						
1) S TCMX (S)	5.274f	5.986	81445	79788	0.023	0.023
22) S DCBP (S)	9.507	10.538	324289	369785	BelowCal	BelowCal
Target Compounds						
2) a-BHC	5.841	0.000	99883	0	0.021	N.D. #
3) g-BHC	6.109	6.902	26027	16767	0.006	0.046 #
4) b-BHC	6.189	6.972	154156	28647	0.089	0.017 #
5) Heptachlor	6.529	7.275	55254	58281	0.013	0.014 #
6) d-BHC	6.352	7.224	28919	70939	0.115	0.118 #
7) Aldrin	0.000	7.557	0	78398	N.D.	0.033 #
8) Heptachlo...	7.240	7.979	22804364	134761	6.175	0.038 #
9) trans-Chl...	7.326	8.112	424054	21958095	0.113	5.905 #
10) cis-Chlor...	7.416	0.000	35883154	0	9.771	N.D. #
11) Endosulfa...	7.502	8.288	143488	113190	0.041	0.034 #
12) 4,4'-DDE	7.502	8.332	143488	48480	0.043	0.104 #
13) Dieldrin	7.695	8.484	189402	18062773	0.050	5.154 #
14) Endrin	7.886f	8.708	40436692	22137862	12.390	7.608 #
15) 4,4'-DDD	7.886f	8.748	40436692	38325797	15.889	15.796 #
16) Endosulfa...	8.007	8.849	248978	86088	0.083	0.002 #
17) 4,4'-DDT	8.112	8.962	24555	161224	0.009	0.040 #
18) Endrin Al...	8.306	9.092	135738	111834	0.052	0.042 #
19) Endosulfa...	8.602	9.284	111359	140116	0.039	BelowCal #
20) Methoxychlor	8.459	9.469	12577	212566	0.010	BelowCal #
21) Endrin Ke...	8.799	9.673	39505	20962075	0.011	7.125 #
23) Hexachlor...	3.081	3.680	38377580	47088422	9.845	9.725 #
24) Hexachlor...	5.679	6.449	32647902	28525390	9.712	9.723 #
25) Oxychlorane	7.158	7.908	31984005	29890292	10.223	9.346 #
26) 2,4'-DDE	7.240	8.112	22804364	21958095	9.863	9.660 #
27) trans-Non...	7.416	8.182	35883154	34402162	9.788	9.531 #
28) 2,4'-DDD	7.613	8.484	18534620	18062773	9.570	9.436 #
29) 2,4'-DDT	7.795	8.708	22928210	22137862	9.581	10.156 #
30) cis-Nonac...	7.886	8.748	40436692	38325797	9.937	9.617 #
31) Mirex	8.551	9.673	25430296	20962075	10.306	9.829 #
32) Chlordane...	7.326	8.112	424054	21958095	1.059	50.539 #
33) Chlordane...	7.416	0.000	35883154	0	73.784	N.D. #
34) Chlordane...	7.949	8.908	124496	582747	0.956	4.907 #
35) Chlordane...	0.000	0.000	0	0	N.D.	N.D. #
36) Toxaphene...	7.416	8.449	35883154	6615	2192.086	0.224 #
37) Toxaphene...	7.695	8.832f	189402	185152	6.029	4.607 #
38) Toxaphene...	8.007	8.832	248978	185152	0.377	2.862 #
39) Toxaphene...	8.228	8.908	542657	582747	1.424	1.875 #
40) Toxaphene...	8.475	9.092	7218	111834	0.133	1.951 #
41) Toxaphene...	8.551	9.469	25430296	212566	334.371	3.218 #
42) Toxaphene...	0.000	0.000	0	0	N.D.	N.D. #

(f)=RT Delta > 1/2 Window (#)=Amounts differ by > 25% (m)=manual int.

Quantitation Report (Not Reviewed)

Data Path : C:\msdchem\1\data\2020-02\0B01012\REQUANT\
Data File : ECD8-02012020.D
Signal(s) : Signal #1: ECD1A.ch Signal #2: ECD2B.ch
Acq On : 1 Feb 2020 19:38
Operator : MJB
Sample : 0B01012-CALE
Misc : A19K266, 9-42 10 ppb
ALS Vial : 18 Sample Multiplier: 1

Integration File signal 1: PEST1.e
Integration File signal 2: PEST2.e
Quant Time: Feb 03 15:50:25 2020
Quant Method : C:\msdchem\1\methods\ECD8_QUANTPEST_200108.M
Quant Title : Instrument: DualECD8
QLast Update : Mon Feb 03 15:36:51 2020
Response via : Initial Calibration
Integrator: ChemStation



Quantitation Report (Not Reviewed)

Data Path : C:\msdchem\1\data\2020-02\0B01012\REQUANT\
 Data File : ECD8-02012021.D
 Signal(s) : Signal #1: ECD1A.ch Signal #2: ECD2B.ch
 Acq On : 1 Feb 2020 19:55
 Operator : MJB
 Sample : 0B01012-CALF
 Misc : A19J407, 9-42 25 ppb
 ALS Vial : 19 Sample Multiplier: 1

Integration File signal 1: PEST1.e
 Integration File signal 2: PEST2.e
 Quant Time: Feb 03 15:50:38 2020
 Quant Method : C:\msdchem\1\methods\ECD8_QUANTPEST_200108.M
 Quant Title : Instrument: DualECD8
 QLast Update : Mon Feb 03 15:36:51 2020
 Response via : Initial Calibration
 Integrator: ChemStation

MJB
2/3/20

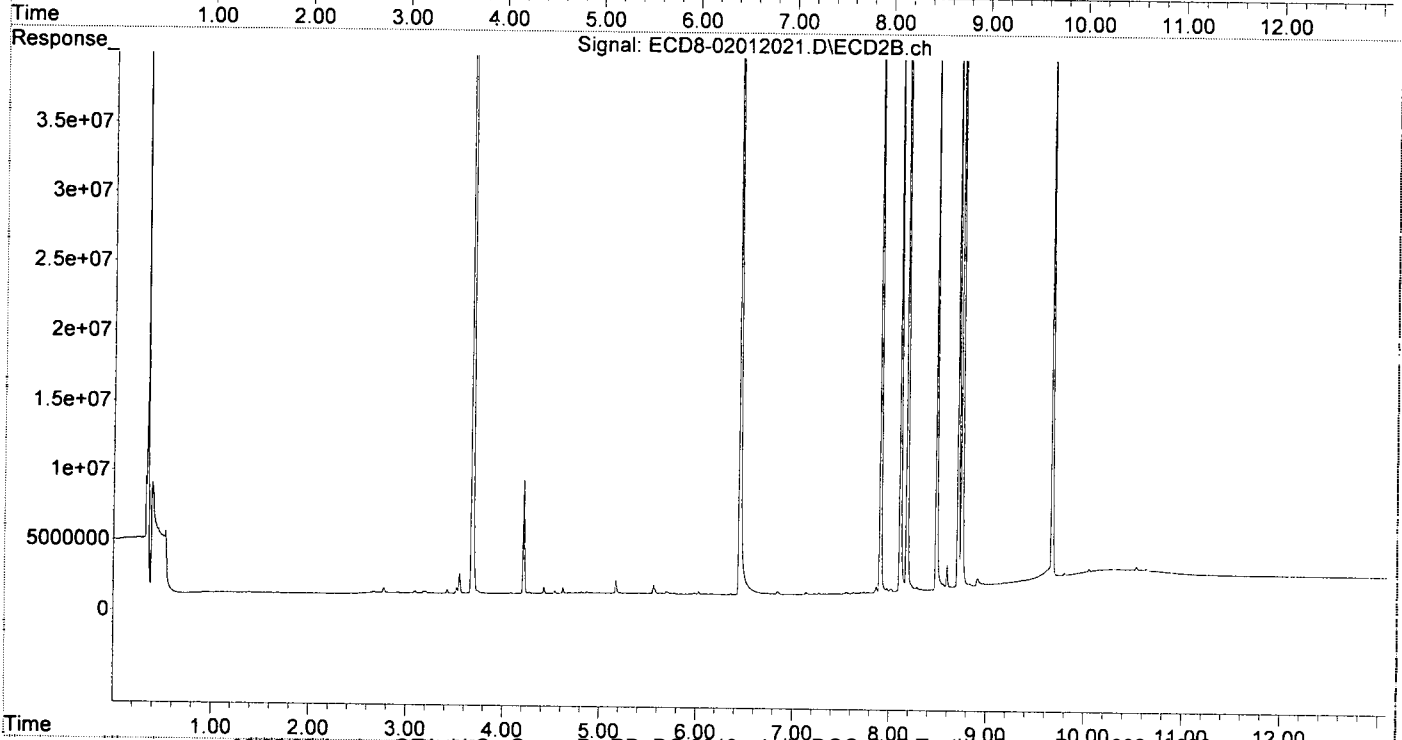
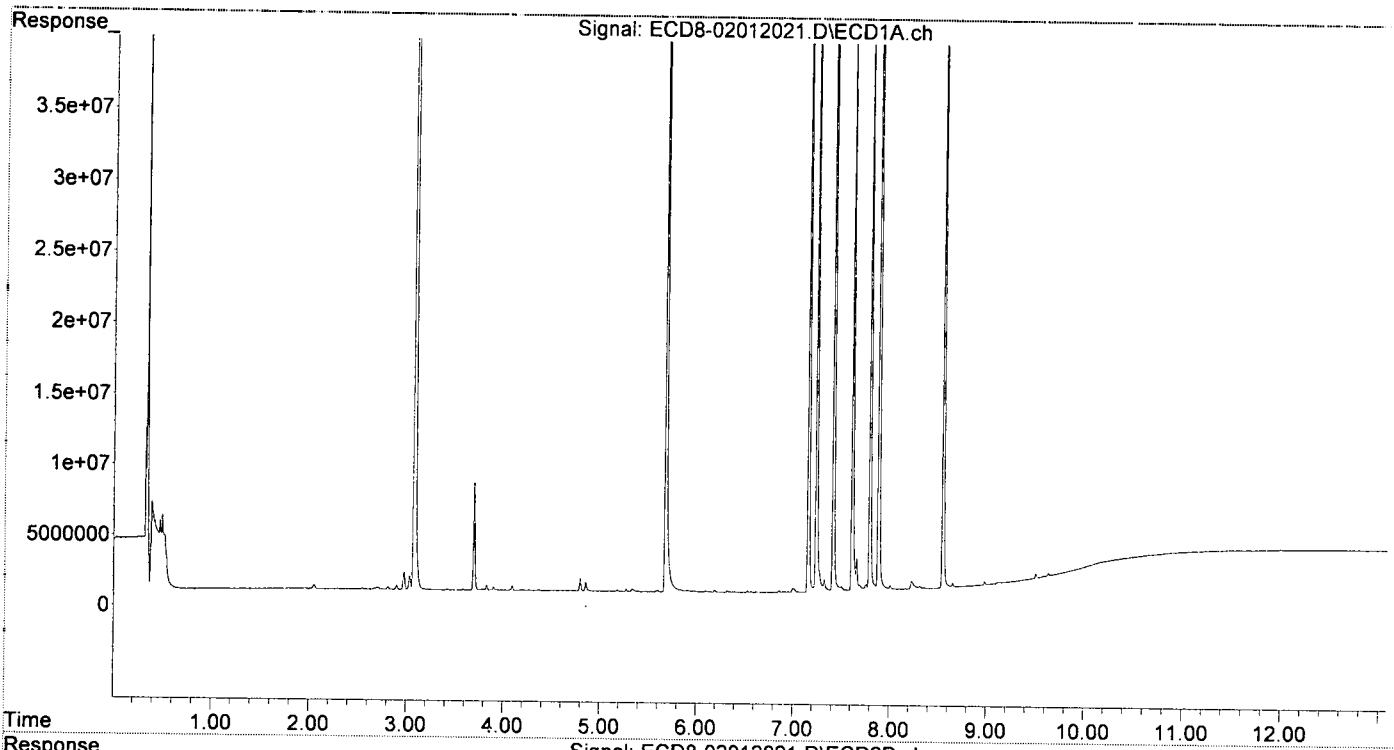
Compound	RT#1	RT#2	Resp#1	Resp#2	ng/mL	ng/mL
System Monitoring Compounds						
1) S TCMX (S)	5.273f	5.983	172543	81641	0.049	0.024 #
22) S DCBP (S)	9.507	10.536	471771	879618	BelowCal	BelowCal
Target Compounds						
2) a-BHC	5.839	0.000	166681	0	0.035	N.D. #
3) g-BHC	6.135	6.933f	51177	19174	0.012	0.047 #
4) b-BHC	6.190	6.974	158842	20783	0.091	0.012 #
5) Heptachlor	6.530	7.275	101574	94681	0.025	0.022
6) d-BHC	6.364	7.227	19134	49353	0.112	0.112
7) Aldrin	6.782	7.536	7177	17598	0.002	0.017 #
8) Heptachlo...	7.240	7.978	52202377	268492	14.136	0.075 #
9) trans-Chl...	7.326	8.111	841486	51113359	0.224	13.746 #
10) cis-Chlor...	7.416	0.000	81812536	0	22.279	N.D. #
11) Endosulfa...	7.504	8.288	332530	253043	0.096	0.077
12) 4,4'-DDE	7.504	0.000	332530	0	0.100	N.D. #
13) Dieldrin	7.696	8.485	387193	42962025	0.102	12.094 #
14) Endrin	7.887f	8.708	91550344	53723446	28.052	18.166 #
15) 4,4'-DDD	7.887f	8.748	91550344	90384875	35.973	35.397
16) Endosulfa...	8.008	8.833	293687	303094	0.098	0.085
17) 4,4'-DDT	8.112	8.975	49514	242900	0.018	0.073 #
18) Endrin Al...	8.315	9.089	178794	212447	0.068	0.080
19) Endosulfa...	0.000	9.283	0	293817	N.D.	0.029 #
20) Methoxychlor	8.454	0.000	8593	0	0.007	N.D. #
21) Endrin Ke...	8.800	9.673	37765	47784220	0.011	16.253 #
23) Hexachlor...	3.081	3.680	87282581	109.6E6	22.391	22.635
24) Hexachlor...	5.679	6.449	77942708	72282140	23.186	24.106
25) Oxychlordane	7.158	7.908	72990996	71584795	23.514	22.383
26) 2,4'-DDE	7.240	8.111	52202377	51113359	22.578	22.487
27) trans-Non...	7.416	8.181	81812536	80789047	22.315	22.382
28) 2,4'-DDD	7.612	8.485	42203429	42962025	21.790	22.443
29) 2,4'-DDT	7.794	8.708	53607879	53723446	22.401	24.087
30) cis-Nonac...	7.887	8.748	91550344	90384875	22.497	22.680
31) Mirex	8.552	9.673	55829392	47784220	22.909	22.573
32) Chlordane...	7.326	8.111	841486	51113359	2.101	117.644 #
33) Chlordane...	7.416	0.000	81812536	0	168.225	N.D. #
34) Chlordane...	0.000	8.911f	0	672731	N.D.	5.665 #
35) Chlordane...	0.000	0.000	0	0	N.D.	N.D.
36) Toxaphene...	7.416	8.450	81812536	4689	4997.892	0.159 #
37) Toxaphene...	7.696	8.833f	387193	303094	12.325	7.542 #
38) Toxaphene...	8.008	8.833	293687	303094	1.012	4.685 #
39) Toxaphene...	8.230	8.911	559144	672731	1.678	2.811 #
40) Toxaphene...	8.460	9.089	8766	212447	0.162	3.706 #
41) Toxaphene...	8.552	0.000	55829392	0	734.075	N.D. #
42) Toxaphene...	0.000	0.000	0	0	N.D.	N.D.

(f)=RT Delta > 1/2 Window (#)=Amounts differ by > 25% (m)=manual int.

Quantitation Report (Not Reviewed)

Data Path : C:\msdchem\1\data\2020-02\0B01012\REQUANT\
Data File : ECD8-02012021.D
Signal(s) : Signal #1: ECD1A.ch Signal #2: ECD2B.ch
Acq On : 1 Feb 2020 19:55
Operator : MJB
Sample : 0B01012-CALF
Misc : A19J407, 9-42 25 ppb
ALS Vial : 19 Sample Multiplier: 1

Integration File signal 1: PEST1.e
Integration File signal 2: PEST2.e
Quant Time: Feb 03 15:50:38 2020
Quant Method : C:\msdchem\1\methods\ECD8_QUANTPEST_200108.M
Quant Title : Instrument: DualECD8
QLast Update : Mon Feb 03 15:36:51 2020
Response via : Initial Calibration
Integrator: ChemStation



Quantitation Report (Not Reviewed)

Data Path : C:\msdchem\1\data\2020-02\0B01012\REQUANT\
 Data File : ECD8-02012022.D
 Signal(s) : Signal #1: ECD1A.ch Signal #2: ECD2B.ch
 Acq On : 1 Feb 2020 20:12
 Operator : MJB
 Sample : 0B01012-CALG
 Misc : A19J408, 9-42 50 ppb
 ALS Vial : 20 Sample Multiplier: 1

Integration File signal 1: PEST1.e
 Integration File signal 2: PEST2.e
 Quant Time: Feb 03 15:50:49 2020
 Quant Method : C:\msdchem\1\methods\ECD8_QUANTPEST_200108.M
 Quant Title : Instrument: DualECD8
 QLast Update : Mon Feb 03 15:36:51 2020
 Response via : Initial Calibration
 Integrator: ChemStation

MJB
2/3/20

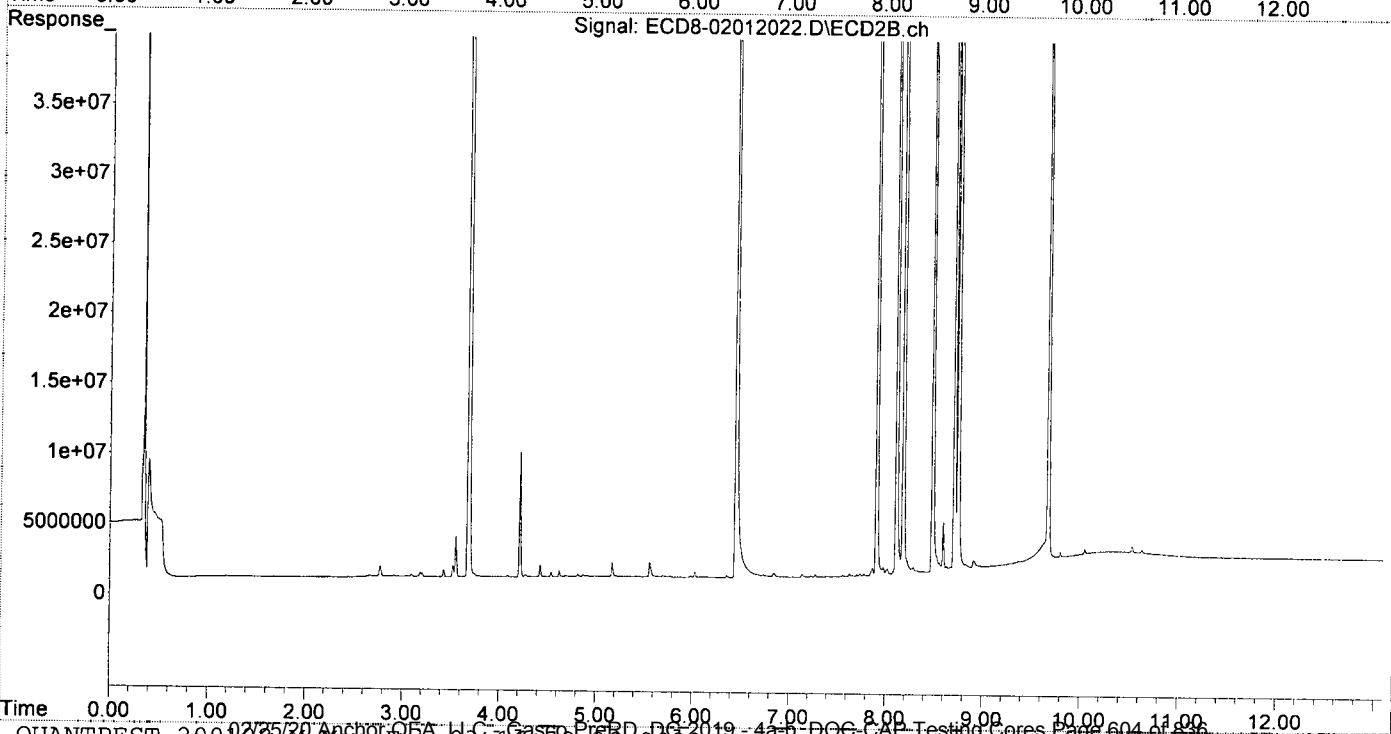
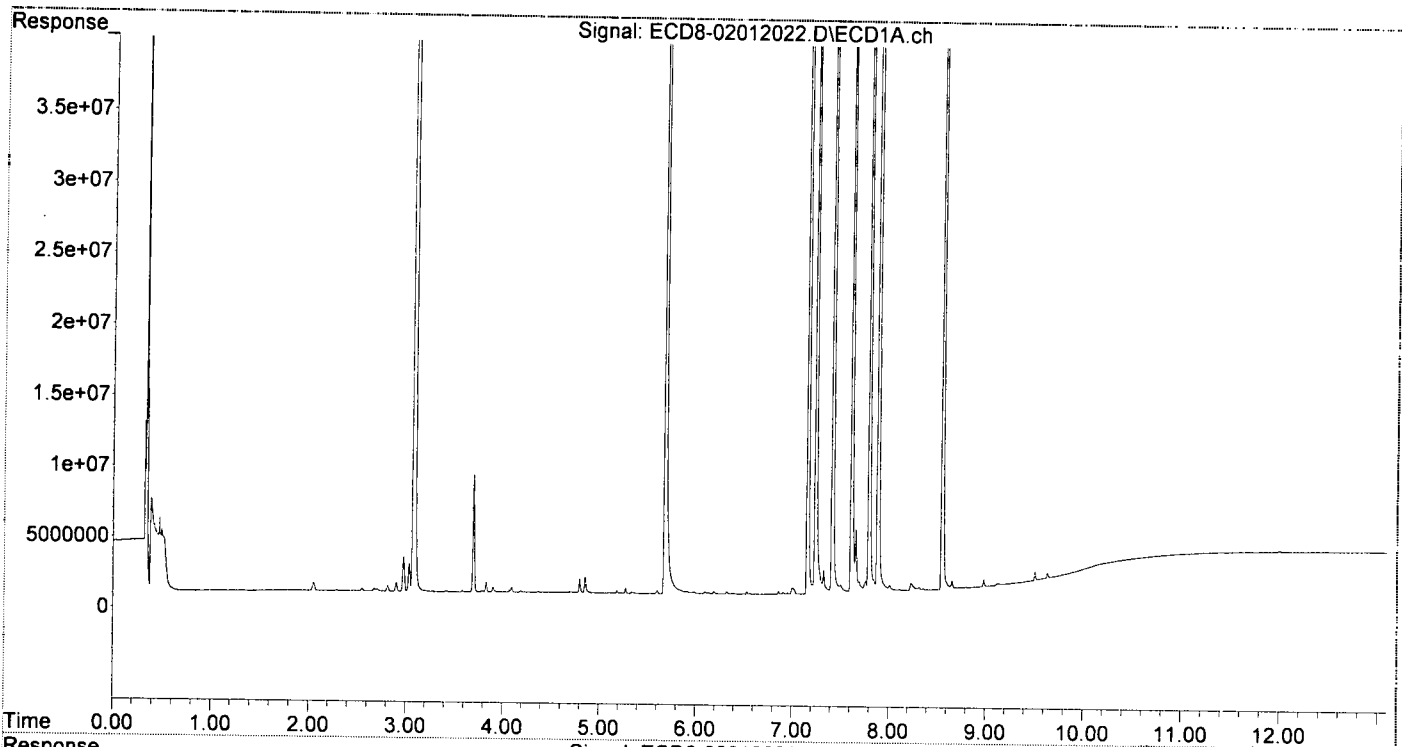
Compound	RT#1	RT#2	Resp#1	Resp#2	ng/mL	ng/mL
System Monitoring Compounds						
1) S TCMX (S)	5.273f	5.983	378443	98341	0.108	0.029 #
22) S DCBP (S)	9.507	10.537	770659	1505892	BelowCal	0.238
Target Compounds						
2) a-BHC	0.000	0.000	0	0	N.D.	N.D.
3) g-BHC	6.131	6.921	42529	49908	0.010	0.055 #
4) b-BHC	6.189	6.974	171138	62085	0.098	0.036 #
5) Heptachlor	6.529	7.276	180574	174281	0.044	0.041
6) d-BHC	6.321f	7.226	158264	70228	0.152	0.118
7) Aldrin	6.771	7.557	14501	78174	0.004	0.033 #
8) Heptachlo...	7.239	7.977	116.4E6	566399	31.510	0.158 #
9) trans-Chl...	7.325	8.110	1613637	117.1E6	0.429	31.503 #
10) cis-Chlor...	7.415	0.000	177.0E6	0	48.205	N.D. #
11) Endosulfa...	7.503	8.288	545619	524397	0.157	0.159
12) 4,4'-DDE	7.503	0.000	545619	0	0.164	N.D. #
13) Dieldrin	7.693	8.484	740452	99247235	0.194	27.303 #
14) Endrin	7.885f	8.708	200.1E6	122.8E6	61.309	40.122 #
15) 4,4'-DDD	7.885f	8.748	200.1E6	209.3E6	78.621	74.665
16) Endosulfa...	8.009	8.832f	417201	627725	0.139	0.208 #
17) 4,4'-DDT	8.109	8.975	105504	496555	0.039	0.177 #
18) Endrin Al...	8.314	9.094	228342	448426	0.087	0.170 #
19) Endosulfa...	0.000	9.285	0	572993	N.D.	0.140 #
20) Methoxychlor	8.452	0.000	11810	0	0.010	N.D. #
21) Endrin Ke...	8.799	9.674	56595	104.8E6	0.016	34.762 #
23) Hexachlor...	3.080	3.680	186.6E6	249.2E6	47.861	51.461
24) Hexachlor...	5.679	6.448	165.7E6	168.5E6	49.297	53.551
25) Oxychlordane	7.158	7.907	160.5E6	160.7E6	51.703	50.251
26) 2,4'-DDE	7.239	8.110	116.4E6	117.1E6	50.326	51.536
27) trans-Non...	7.415	8.182	177.0E6	179.2E6	48.284	49.647
28) 2,4'-DDD	7.611	8.484	93133543	99247235	48.086	51.846
29) 2,4'-DDT	7.793	8.708	117.1E6	122.8E6	48.936	52.394
30) cis-Nonac...	7.885	8.748	200.1E6	209.3E6	49.169	52.507
31) Mirex	8.551	9.674	117.1E6	104.8E6	48.444	49.128
32) Chlordane...	7.325	8.110	1613637	117.1E6	4.029	269.615 #
33) Chlordane...	7.415	0.000	177.0E6	0	363.993	N.D. #
34) Chlordane...	0.000	8.913f	0	865676	N.D.	7.290 #
35) Chlordane...	0.000	0.000	0	0	N.D.	N.D.
36) Toxaphene...	7.415	8.452	177.0E6	154019	10814.060	5.226 #
37) Toxaphene...	7.693	8.832f	740452	627725	23.570	15.619 #
38) Toxaphene...	8.009	8.832	417201	627725	2.767	9.703 #
39) Toxaphene...	8.232	8.913	504733	865676	0.839	4.816 #
40) Toxaphene...	8.469	9.094	6969	448426	0.129	7.822 #
41) Toxaphene...	8.551	0.000	117.1E6	0	1540.175	N.D. #
42) Toxaphene...	0.000	0.000	0	0	N.D.	N.D.

(f)=RT Delta > 1/2 Window (#)=Amounts differ by > 25% (m)=manual int.

Quantitation Report (Not Reviewed)

Data Path : C:\msdchem\1\data\2020-02\0B01012\REQUANT\
Data File : ECD8-02012022.D
Signal(s) : Signal #1: ECD1A.ch Signal #2: ECD2B.ch
Acq On : 1 Feb 2020 20:12
Operator : MJB
Sample : 0B01012-CALG
Misc : A19J408, 9-42 50 ppb
ALS Vial : 20 Sample Multiplier: 1

Integration File signal 1: PEST1.e
Integration File signal 2: PEST2.e
Quant Time: Feb 03 15:50:49 2020
Quant Method : C:\msdchem\1\methods\ECD8_QUANTPEST_200108.M
Quant Title : Instrument: DualECD8
QLast Update : Mon Feb 03 15:36:51 2020
Response via : Initial Calibration
Integrator: ChemStation



Quantitation Report (Not Reviewed)

Data Path : C:\msdchem\1\data\2020-02\0B01012\REQUANT\
 Data File : ECD8-02012023.D
 Signal(s) : Signal #1: ECD1A.ch Signal #2: ECD2B.ch
 Acq On : 1 Feb 2020 20:29
 Operator : MJB
 Sample : 0B01012-CALH
 Misc : A19J409, 9-42 100 ppb
 ALS Vial : 21 Sample Multiplier: 1

Integration File signal 1: PEST1.e
 Integration File signal 2: PEST2.e
 Quant Time: Feb 03 15:50:59 2020
 Quant Method : C:\msdchem\1\methods\ECD8_QUANTPEST_200108.M
 Quant Title : Instrument: DualECD8
 QLast Update : Mon Feb 03 15:36:51 2020
 Response via : Initial Calibration
 Integrator: ChemStation

MJB
2/3/20

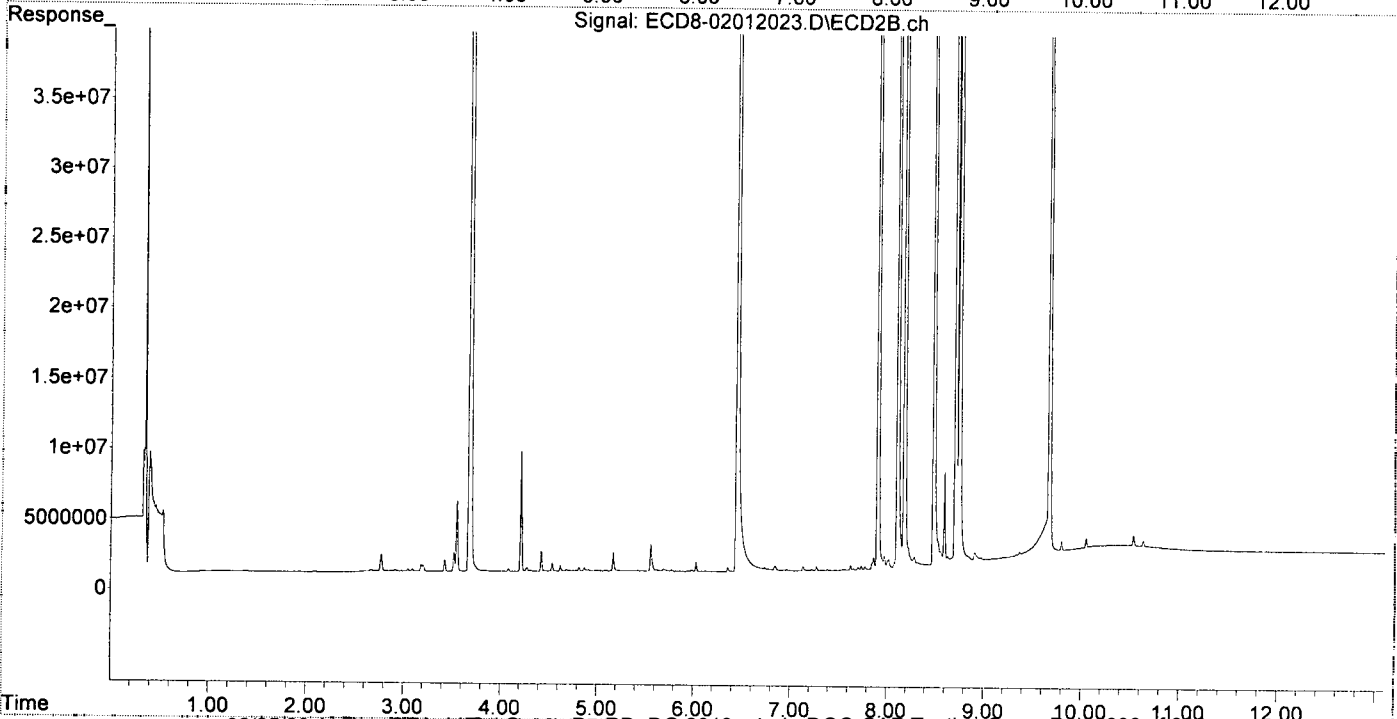
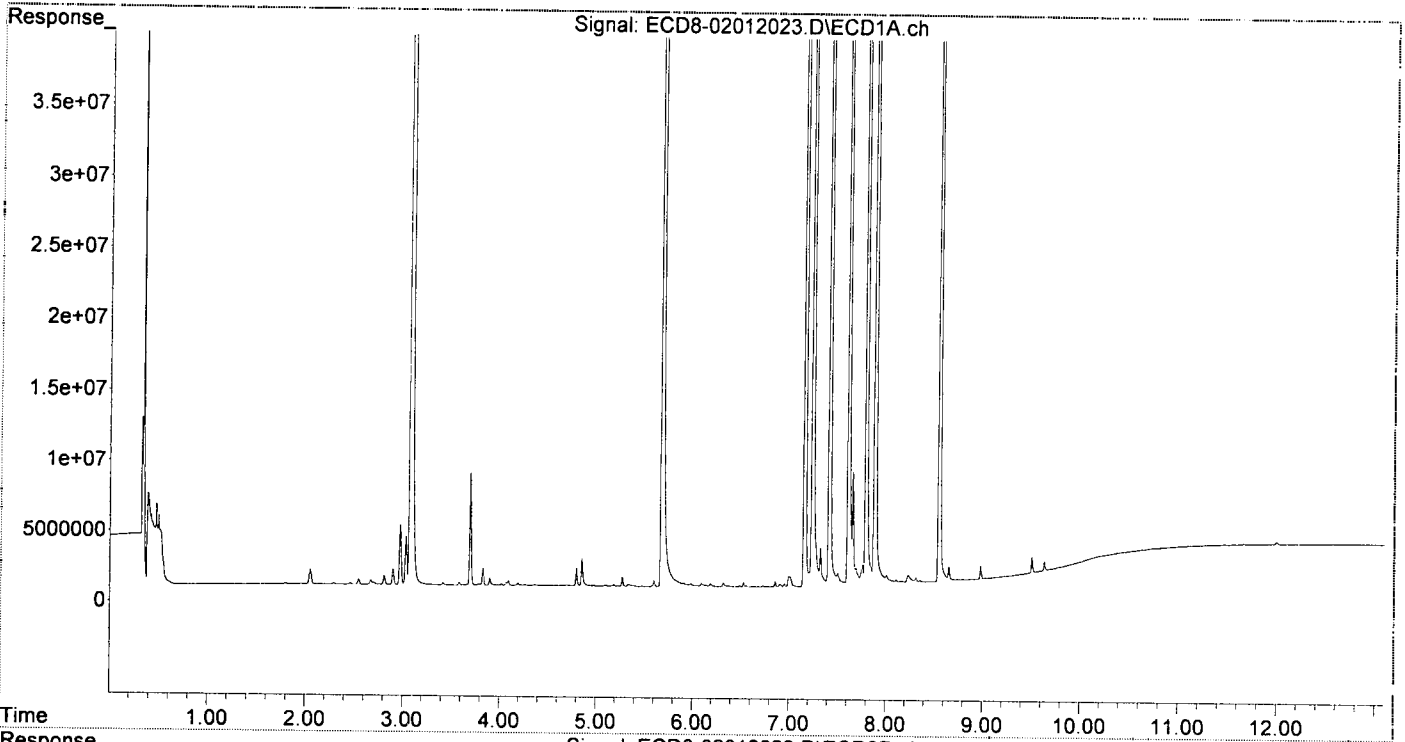
Compound	RT#1	RT#2	Resp#1	Resp#2	ng/mL	ng/mL	
System Monitoring Compounds							
1) S TCMX (S)	5.273f	5.983	681545	104717	0.195	0.030	#
22) S DCBP (S)	9.508	10.537	1256804	1267933	0.157	0.120	
Target Compounds							
2) a-BHC	5.837	0.000	374614	0	0.079	N.D.	#
3) g-BHC	6.138	6.931f	45065	89708	0.011	0.065	#
4) b-BHC	6.186	6.971	172901	114755	0.099	0.066	#
5) Heptachlor	6.529	7.275	322869	310060	0.079	0.074	#
6) d-BHC	6.319f	7.227	263775	105240	0.183	0.128	#
7) Aldrin	6.768	7.558	20849	77251	0.005	0.033	#
8) Heptachlo...	7.239	7.977	223.0E6	906878	60.400	0.253	#
9) trans-Chl...	7.325	8.110	2691889	238.4E6	0.716	64.125	#
10) cis-Chlor...	7.415	0.000	344.0E6	0	93.675	N.D.	#
11) Endosulfa...	7.504	8.287	863087	682627	0.249	0.207	#
12) 4,4'-DDE	7.504	0.000	863087	0	0.260	N.D.	#
13) Dieldrin	7.694	8.484	1164282	195.5E6	0.305	51.969	#
14) Endrin	7.885f	8.708	379.3E6	253.6E6	116.233	78.307	#
15) 4,4'-DDD	7.885f	8.748	379.3E6	398.9E6	149.055	127.265	#
16) Endosulfa...	8.009	8.851	576299	460137	0.193	0.144	#
17) 4,4'-DDT	8.110	8.974	227388	354632	0.085	0.119	#
18) Endrin Al...	8.296	9.091	137967	218650	0.052	0.083	#
19) Endosulfa...	0.000	9.284	0	311998	N.D.	0.036	#
20) Methoxychlor	8.466	0.000	13853	0	0.011	N.D.	#
21) Endrin Ke...	8.798	9.674	67455	204.2E6	0.020	64.560	#
23) Hexachlor...	3.081	3.681	351.0E6	469.1E6	90.046	96.874	#
24) Hexachlor...	5.679	6.448	320.6E6	327.6E6	95.359	97.177	#
25) Oxychlordane	7.158	7.907	299.8E6	312.8E6	96.097	97.799	#
26) 2,4'-DDE	7.239	8.110	223.0E6	238.4E6	96.469	104.901	#
27) trans-Non...	7.415	8.181	344.0E6	367.6E6	93.831	101.831	#
28) 2,4'-DDD	7.611	8.484	188.9E6	195.5E6	97.532	102.152	#
29) 2,4'-DDT	7.794	8.708	229.9E6	253.6E6	96.052	100.011	#
30) cis-Nonac...	7.885	8.748	379.3E6	398.9E6	93.217	100.107	#
31) Mirex	8.551	9.674	232.7E6	204.2E6	97.034	93.726	#
32) Chlordane...	7.325	8.110	2691889	238.4E6	6.722	548.802	#
33) Chlordane...	7.415	0.000	344.0E6	0	707.341	N.D.	#
34) Chlordane...	0.000	8.910f	0	734821	N.D.	6.188	#
35) Chlordane...	0.000	0.000	0	0	N.D.	N.D.	#
36) Toxaphene...	7.415	8.484f	344.0E6	195.5E6	21014.795	6635.699	#
37) Toxaphene...	7.694	0.000	1164282	0	37.061	N.D.	#
38) Toxaphene...	8.009	8.851	576299	460137	5.027	7.112	#
39) Toxaphene...	8.235	8.910	520931	734821	1.089	3.456	#
40) Toxaphene...	8.466	9.091	13853	218650	0.256	3.814	#
41) Toxaphene...	8.551	0.000	232.7E6	0	3060.097	N.D.	#
42) Toxaphene...	0.000	0.000	0	0	N.D.	N.D.	#

(f)=RT Delta > 1/2 Window (#)=Amounts differ by > 25% (m)=manual int.

Quantitation Report (Not Reviewed)

Data Path : C:\msdchem\1\data\2020-02\0B01012\REQUANT\
Data File : ECD8-02012023.D
Signal(s) : Signal #1: ECD1A.ch Signal #2: ECD2B.ch
Acq On : 1 Feb 2020 20:29
Operator : MJB
Sample : 0B01012-CALH
Misc : A19J409, 9-42 100 ppb
ALS Vial : 21 Sample Multiplier: 1

Integration File signal 1: PEST1.e
Integration File signal 2: PEST2.e
Quant Time: Feb 03 15:50:59 2020
Quant Method : C:\msdchem\1\methods\ECD8_QUANTPEST_200108.M
Quant Title : Instrument: DualECD8
QLast Update : Mon Feb 03 15:36:51 2020
Response via : Initial Calibration
Integrator: ChemStation



Quantitation Report (Not Reviewed)

Data Path : C:\msdchem\1\data\2020-02\0B01012\REQUANT\
 Data File : ECD8-02012024.D
 Signal(s) : Signal #1: ECD1A.ch Signal #2: ECD2B.ch
 Acq On : 1 Feb 2020 20:46
 Operator : MJB
 Sample : 0B01012-CALI
 Misc : A19K262, 9-42 200 ppb
 ALS Vial : 22 Sample Multiplier: 1

Integration File signal 1: PEST1.e
 Integration File signal 2: PEST2.e
 Quant Time: Feb 03 15:51:11 2020
 Quant Method : C:\msdchem\1\methods\ECD8_QUANTPEST_200108.M
 Quant Title : Instrument: DualECD8
 QLast Update : Mon Feb 03 15:36:51 2020
 Response via : Initial Calibration
 Integrator: ChemStation

MJB
2/3/20

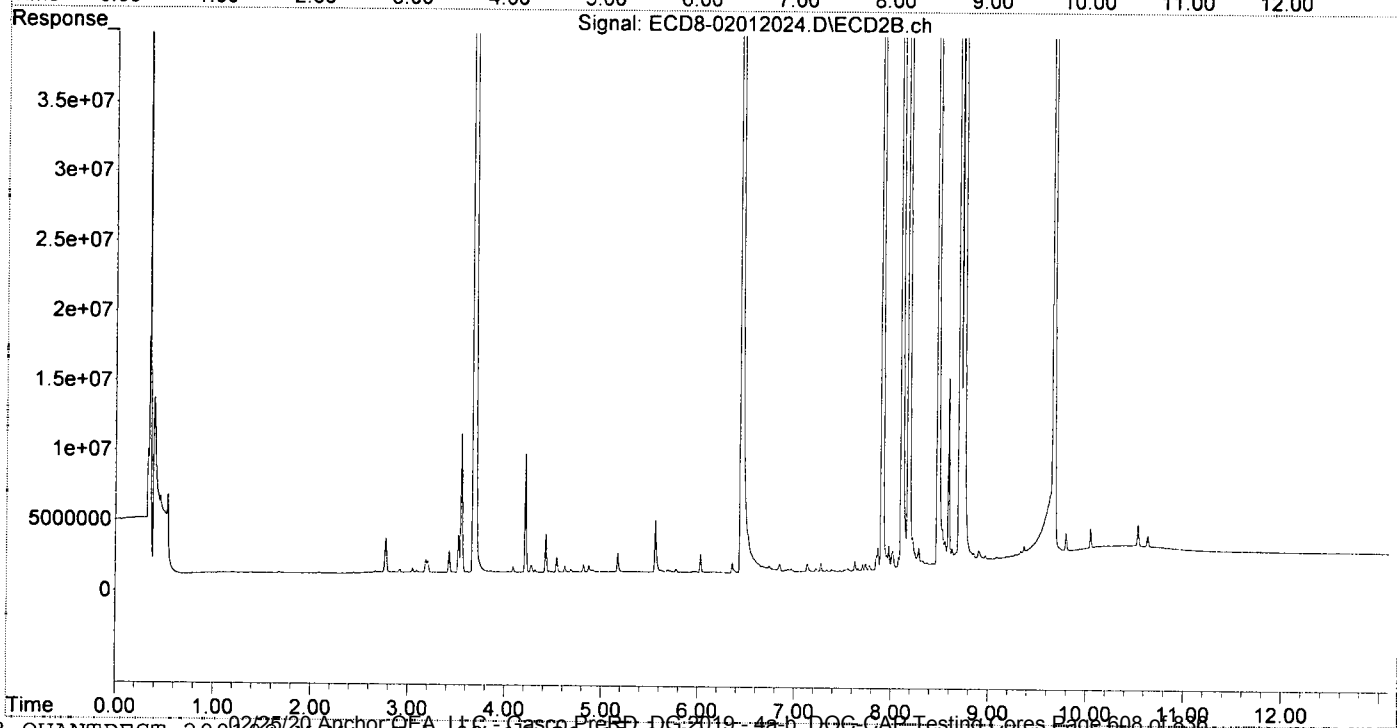
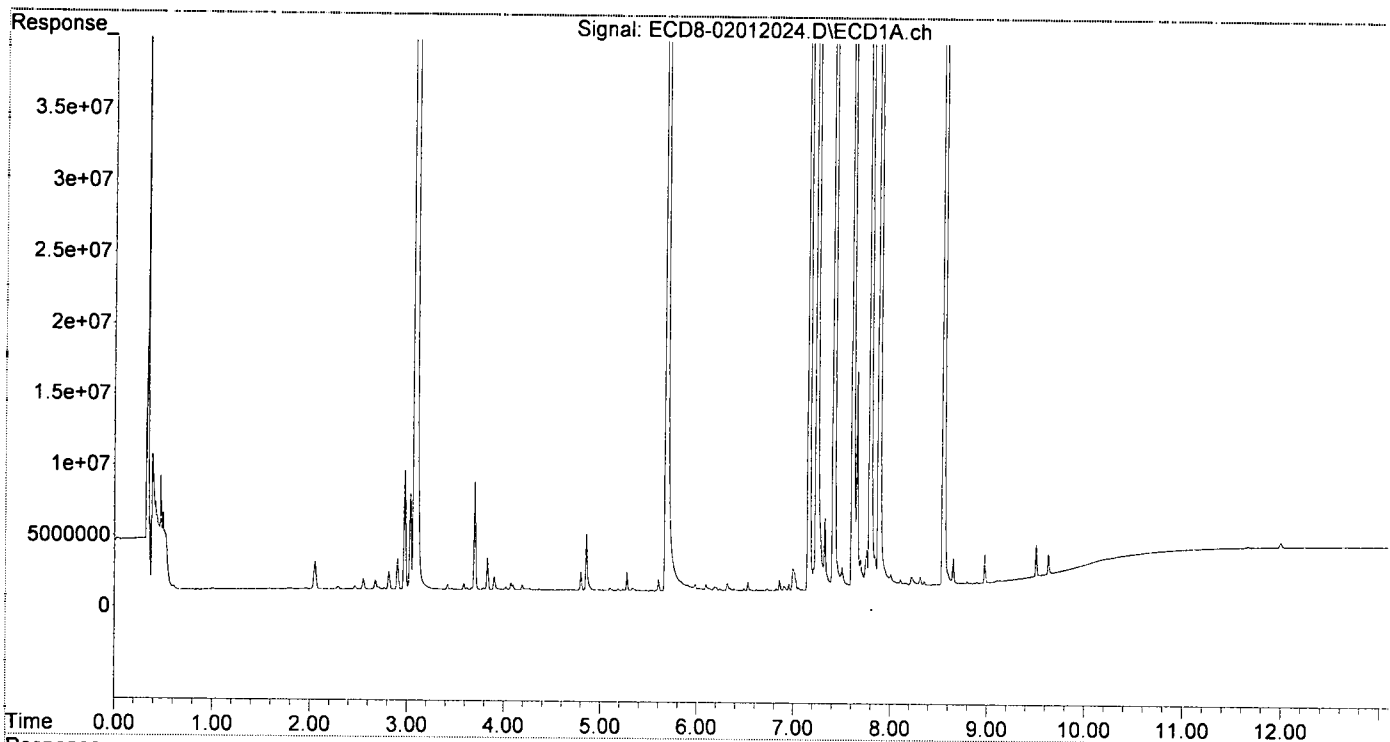
Compound	RT#1	RT#2	Resp#1	Resp#2	ng/mL	ng/mL
System Monitoring Compounds						
1) S TCMX (S)	5.273f	5.979	1304536	82402	0.373	0.024 #
22) S DCBP (S)	9.506	10.535	2233814	2678724	0.540	0.818 #
Target Compounds						
2) a-BHC	5.833	0.000	700515	0	0.148	N.D. #
3) g-BHC	6.117	6.904	203946	144858	0.049	0.079 #
4) b-BHC	6.199	6.967	250195	234291	0.144	0.135 #
5) Heptachlor	6.528	7.274	650259	607091	0.158	0.144 #
6) d-BHC	6.347	7.224	167146	248468	0.155	0.168 #
7) Aldrin	6.768	7.551	62352	176516	0.015	0.059 #
8) Heptachlo...	7.238	7.976	482.9E6	1706342	130.754	0.475 #
9) trans-Chl...	7.324	8.109	5059668	534.7E6	1.345	143.794 #
10) cis-Chlor...	7.415	8.223	728.0E6	2252124	198.236	0.639 #
11) Endosulfa...	7.502	8.286	1539983	1482912	0.444	0.449 #
12) 4,4'-DDE	7.502	8.324	1539983	554799	0.464	0.266 #
13) Dieldrin	7.693	8.483	2009203	469.3E6	0.527	114.904 #
14) Endrin	7.844	8.707	2157901	583.6E6	0.661	160.991 #
15) 4,4'-DDD	7.884f	8.747	835.6E6	936.1E6	328.347	242.433 #
16) Endosulfa...	8.008	8.853	873285	1023893	0.292	0.358 #
17) 4,4'-DDT	8.108	8.973	498317	837452	0.185	0.316 #
18) Endrin Al...	8.312	9.091	664130	693413	0.252	0.262 #
19) Endosulfa...	0.000	9.282	0	830775	N.D.	0.243 #
20) Methoxychlor	8.454	0.000	71534	0	0.059	N.D. #
21) Endrin Ke...	8.797	9.673	169181	479.6E6	0.049	135.887 #
23) Hexachlor...	3.081	3.681	752.3E6	1068.1E6	192.979	220.589 #
24) Hexachlor...	5.679	6.449	700.2E6	782.5E6	208.297	200.388 #
25) Oxychlorane	7.157	7.907	643.7E6	730.3E6	203.252	228.367 #
26) 2,4'-DDE	7.238	8.109	482.9E6	534.7E6	208.837	235.231 #
27) trans-Non...	7.415	8.181	728.0E6	810.4E6	198.564	224.514 #
28) 2,4'-DDD	7.610	8.483	416.9E6	469.3E6	215.266	245.182 #
29) 2,4'-DDT	7.792	8.707	502.1E6	583.6E6	209.798	198.781 #
30) cis-Nonac...	7.884	8.747	835.6E6	936.1E6	205.344	234.897 #
31) Mirex	8.550	9.673	487.2E6	479.6E6	206.142	208.232 #
32) Chlordane...	7.324	8.109	5059668	534.7E6	12.634	1230.638 #
33) Chlordane...	7.415	8.223	728.0E6	2252124	1496.878	6.195 #
34) Chlordane...	0.000	8.906	0	1179129	N.D.	9.929 #
35) Chlordane...	0.000	0.000	0	0	N.D.	N.D. #
36) Toxaphene...	7.415	8.435	728.0E6	319855	44471.567	10.854 #
37) Toxaphene...	7.693	8.829f	2009203	1065509	63.956	26.512 #
38) Toxaphene...	8.008	8.829	873285	1065509	9.247	16.469 #
39) Toxaphene...	8.223f	8.906	651403	1179129	3.100	8.073 #
40) Toxaphene...	8.454	9.091	71534	693413	1.320	12.095 #
41) Toxaphene...	8.550	0.000	487.2E6	0	6406.202	N.D. #
42) Toxaphene...	0.000	0.000	0	0	N.D.	N.D. #

(f)=RT Delta > 1/2 Window (#)=Amounts differ by > 25% (m)=manual int.

Quantitation Report (Not Reviewed)

Data Path : C:\msdchem\1\data\2020-02\0B01012\REQUANT\
Data File : ECD8-02012024.D
Signal(s) : Signal #1: ECD1A.ch Signal #2: ECD2B.ch
Acq On : 1 Feb 2020 20:46
Operator : MJB
Sample : 0B01012-CALI
Misc : A19K262, 9-42 200 ppb
ALS Vial : 22 Sample Multiplier: 1

Integration File signal 1: PEST1.e
Integration File signal 2: PEST2.e
Quant Time: Feb 03 15:51:11 2020
Quant Method : C:\msdchem\1\methods\ECD8_QUANTPEST_200108.M
Quant Title : Instrument: DualECD8
QLast Update : Mon Feb 03 15:36:51 2020
Response via : Initial Calibration
Integrator: ChemStation



Data Path : C:\msdchem\1\data\2020-02\0B01012\REQUANT\
 Data File : ECD8-02012027.D
 Signal(s) : Signal #1: ECD1A.ch Signal #2: ECD2B.ch
 Acq On : 1 Feb 2020 21:36
 Operator : MJB
 Sample : 0B01012-CALJ
 Misc : A20B004, CHLOR 10 ppb
 ALS Vial : 24 Sample Multiplier: 1

Integration File signal 1: PEST1.e
 Integration File signal 2: PEST2.e
 Quant Time: Feb 03 15:51:48 2020
 Quant Method : C:\msdchem\1\methods\ECD8_QUANTPEST_200108.M
 Quant Title : Instrument: DualECD8
 QLast Update : Mon Feb 03 15:36:51 2020
 Response via : Initial Calibration
 Integrator: ChemStation

MJB
2/3/20

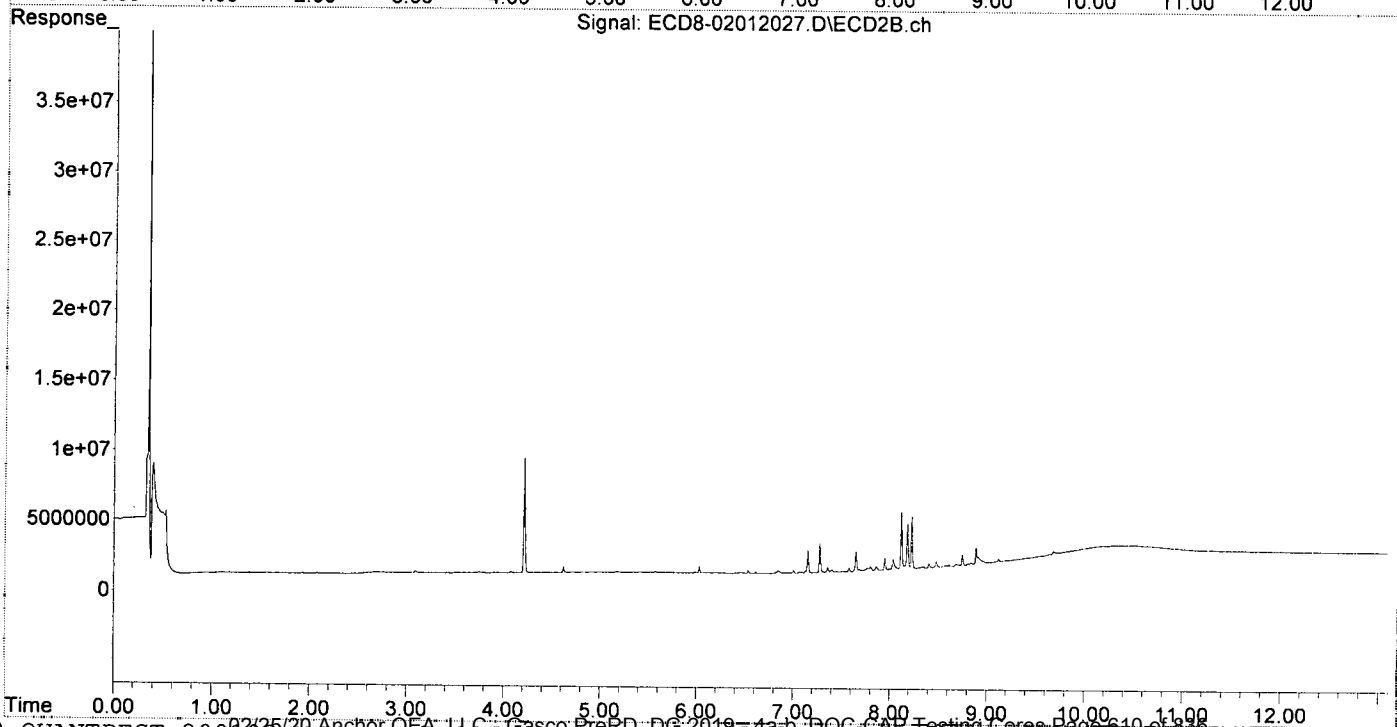
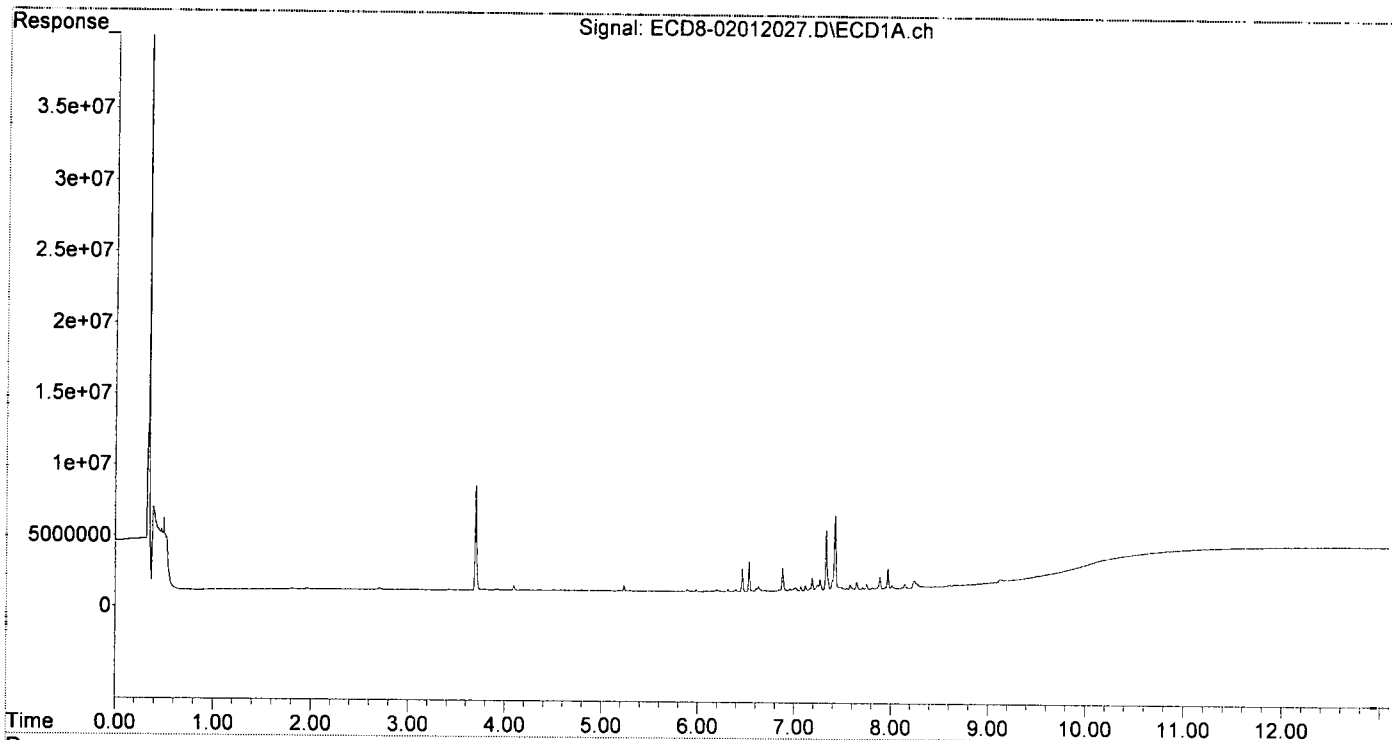
Compound	RT#1	RT#2	Resp#1	Resp#2	ng/mL	ng/mL
System Monitoring Compounds						
1) S TCMX (S)	5.298	5.983	37371	62991	0.011	0.018 #
22) S DCBP (S)	9.509	10.536	201674	561115	BelowCal	BelowCal
Target Compounds						
2) a-BHC	5.846	6.611f	24343	115221	0.005	0.103 #
3) g-BHC	6.091f	6.912	65256	42857	0.016	0.053 #
4) b-BHC	6.192	6.975	131243	9022	0.075	0.005 #
5) Heptachlor	6.530	7.275	2107581	2035440	0.513	0.483
6) d-BHC	6.344	7.226	18860	19583	0.112	0.103
7) Aldrin	6.771	7.544	16577	11449	0.004	0.015 #
8) Heptachlo...	7.242	7.998	419725	96230	0.114	0.027 #
9) trans-Chl...	7.328	8.118	4222162	4084683	1.123	1.099
10) cis-Chlor...	7.421	8.226	5231315	3718290	1.425	1.056 #
11) Endosulfa...	7.496f	8.299f	160618	53549	0.046	0.016 #
12) 4,4'-DDE	7.496	8.324	160618	95889	0.048	0.119 #
13) Dieldrin	7.706	8.480	150581	430611	0.039	0.155 #
14) Endrin	7.847	8.703	61204	105733	0.019	0.029 #
15) 4,4'-DDD	7.919	8.749	40077	799079	0.016	0.385 #
16) Endosulfa...	8.010	8.866	225869	100611	0.076	0.008 #
17) 4,4'-DDT	8.113	9.005f	70129	131307	0.026	0.028
18) Endrin Al...	8.302	9.091	112075	133185	0.043	0.050
19) Endosulfa...	8.609	9.286	82500	173859	0.029	BelowCal #
20) Methoxychlor	8.453	9.468	39001	252366	0.032	BelowCal #
21) Endrin Ke...	8.801	9.683	28305	567675	0.008	BelowCal #
23) Hexachlor...	3.091	3.698	34892	72700	0.009	0.015 #
24) Hexachlor...	5.679	6.452	35544	42391	0.011	BelowCal #
25) Oxychlordane	7.160	7.922	206052	36715	BelowCal	0.011
26) 2,4'-DDE	7.242	8.118	419725	4084683	0.182	1.797 #
27) trans-Non...	7.421	8.182	5231315	3231178	1.427	0.895 #
28) 2,4'-DDD	7.620	8.480	55279	430611	0.029	0.225 #
29) 2,4'-DDT	7.815f	8.703	116578	105733	0.049	0.000 #
30) cis-Nonac...	7.886	8.749	866535	799079	0.213	0.201
31) Mirex	8.553	9.683	31646	567675	8199.116	0.022 #
32) Chlordane...	7.328	8.118	4222162	4084683	10.543	9.401
33) Chlordane...	7.421	8.226	5231315	3718290	10.757	10.228
34) Chlordane...	7.968	8.889	1477991	1246903	11.352	10.500
35) Chlordane...	0.000	0.000	0	0	N.D.	N.D.
36) Toxaphene...	7.393	8.438	748729	25541	45.740	0.867 #
37) Toxaphene...	7.706	8.806	150581	119727	4.793	2.979 #
38) Toxaphene...	8.010	8.836	225869	193404	0.049	2.989 #
39) Toxaphene...	8.240	8.914	513164	548095	0.969	1.515 #
40) Toxaphene...	8.475	9.091	17982	133185	0.332	2.323 #
41) Toxaphene...	8.553	9.468	31646	252366	0.416	3.821 #
42) Toxaphene...	0.000	0.000	0	0	N.D.	N.D.

(f)=RT Delta > 1/2 Window (#)=Amounts differ by > 25% (m)=manual int.

Quantitation Report (Not Reviewed)

Data Path : C:\msdchem\1\data\2020-02\0B01012\REQUANT\
 Data File : ECD8-02012027.D
 Signal(s) : Signal #1: ECD1A.ch Signal #2: ECD2B.ch
 Acq On : 1 Feb 2020 21:36
 Operator : MJB
 Sample : 0B01012-CALJ
 Misc : A20B004, CHLOR 10 ppb
 ALS Vial : 24 Sample Multiplier: 1

Integration File signal 1: PEST1.e
 Integration File signal 2: PEST2.e
 Quant Time: Feb 03 15:51:48 2020
 Quant Method : C:\msdchem\1\methods\ECD8_QUANTPEST_200108.M
 Quant Title : Instrument: DualECD8
 QLast Update : Mon Feb 03 15:36:51 2020
 Response via : Initial Calibration
 Integrator: ChemStation



Data Path : C:\msdchem\1\data\2020-02\0B01012\REQUANT\
 Data File : ECD8-02012028.D
 Signal(s) : Signal #1: ECD1A.ch Signal #2: ECD2B.ch
 Acq On : 1 Feb 2020 21:53
 Operator : MJB
 Sample : 0B01012-CALK
 Misc : A19K307, CHLOR 50 ppb
 ALS Vial : 25 Sample Multiplier: 1

Integration File signal 1: PEST1.e
 Integration File signal 2: PEST2.e
 Quant Time: Feb 03 15:51:59 2020
 Quant Method : C:\msdchem\1\methods\ECD8_QUANTPEST_200108.M
 Quant Title : Instrument: DualeCD8
 QLast Update : Mon Feb 03 15:36:51 2020
 Response via : Initial Calibration
 Integrator: ChemStation

MJB
2/3/20

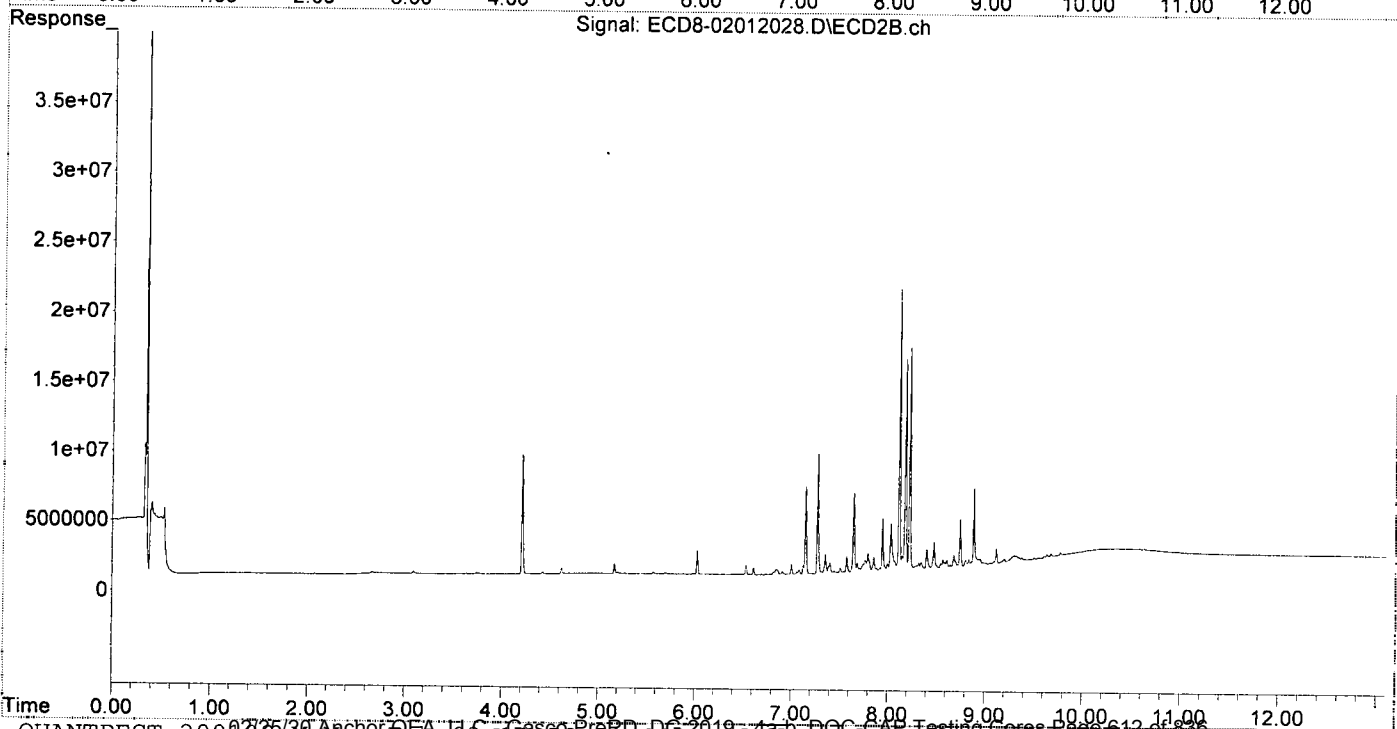
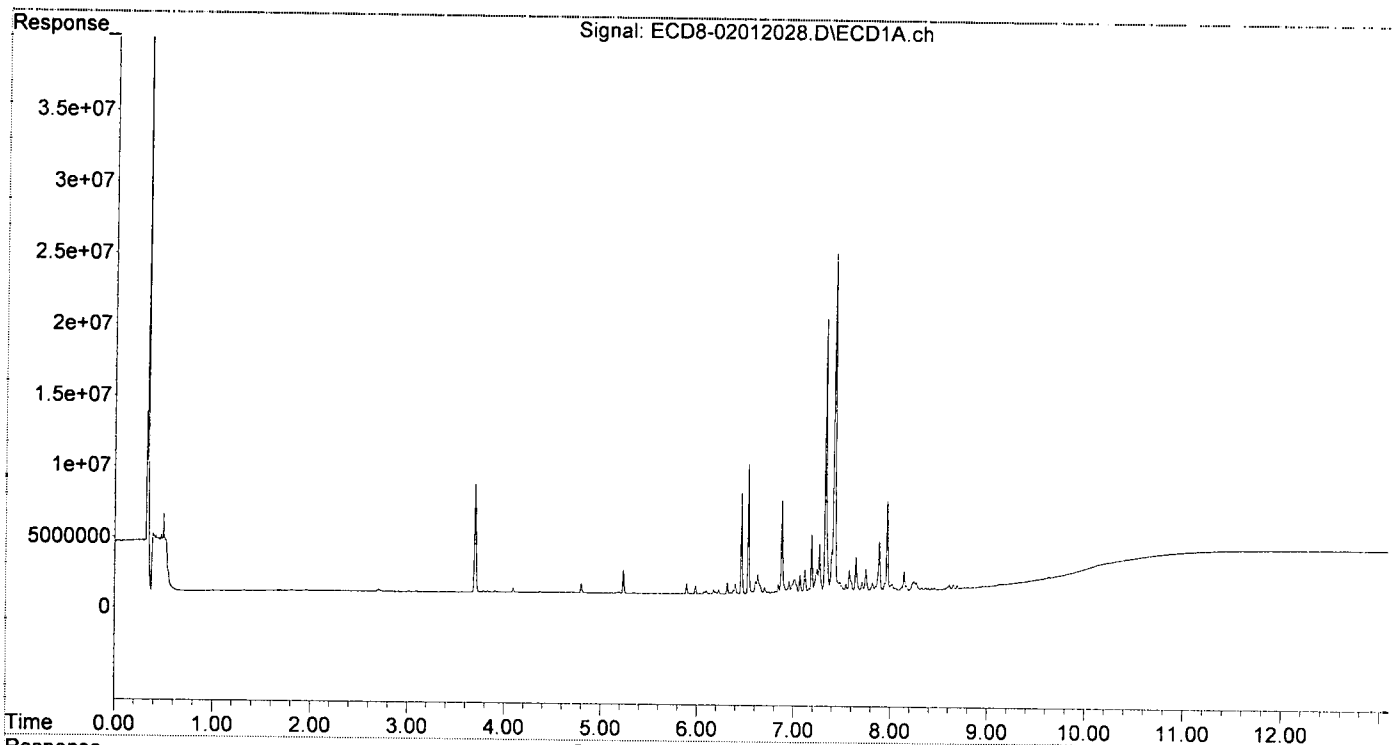
Compound	RT#1	RT#2	Resp#1	Resp#2	ng/mL	ng/mL
System Monitoring Compounds						
1) S TCMX (S)	0.000	5.987	0	80767	N.D.	0.023 #
22) S DCBP (S)	9.510	10.540	186477	988312	BelowCal	BelowCal
Target Compounds						
2) a-BHC	5.843	6.611f	34117	507112	0.007	0.195 #
3) g-BHC	6.138	6.911	45252	221321	0.011	0.099 #
4) b-BHC	6.191	7.004f	172351	727005	0.099	0.419 #
5) Heptachlor	6.530	7.275	9157180	8589063	2.228	2.040
6) d-BHC	6.341	7.223	91148	33385	0.133	0.107
7) Aldrin	6.773	7.510f	77130	341414	0.019	0.103 #
8) Heptachlo...	7.241	7.998	1647301	548429	0.446	0.153 #
9) trans-Chl...	7.327	8.119	19331862	20134199	5.141	5.415
10) cis-Chlor...	7.421	8.226	23846059	15910016	6.494	4.516 #
11) Endosulfa...	7.540f	8.298f	550631	346159	0.159	0.105 #
12) 4,4'-DDE	7.477	8.321	688155	520445	0.207	0.255
13) Dieldrin	7.706	8.478	680405	2005172	0.178	0.605 #
14) Endrin	7.846	8.721	347516	319957	0.106	0.104
15) 4,4'-DDD	7.885f	8.748	3528543	3553430	1.386	1.559
16) Endosulfa...	8.017	8.864	468453	520859	0.157	0.167
17) 4,4'-DDT	8.142f	8.984	1378170	395270	0.513	0.136 #
18) Endrin Al...	8.327f	9.061f	156187	346462	0.059	0.131 #
19) Endosulfa...	8.609	9.310f	322890	828646	0.113	0.243 #
20) Methoxychlor	8.453	9.417f	125281	534442	0.104	0.130 #
21) Endrin Ke...	8.796	9.683	51993	887354	0.015	0.092 #
23) Hexachlor...	3.088	3.701f	40987	32368	0.011	0.007 #
24) Hexachlor...	5.655f	6.446	32910	29391	0.010	BelowCal #
25) Oxychlordane	7.157	7.921	305840	265124	BelowCal	0.083
26) 2,4'-DDE	7.241	8.119	1647301	20134199	0.712	8.858 #
27) trans-Non...	7.421	8.181	23846059	15111519	6.504	4.187 #
28) 2,4'-DDD	7.644f	8.478	2451266	2005172	1.266	1.047
29) 2,4'-DDT	7.815f	8.721	559527	319957	0.234	0.101 #
30) cis-Nonac...	7.885	8.748	3528543	3553430	0.867	0.892
31) Mirex	8.549	9.683	37685	887354	8199.113	0.176 #
32) Chlordane...	7.327	8.119	19331862	20134199	48.272	46.341
33) Chlordane...	7.421	8.226	23846059	15910016	49.033	43.762
34) Chlordane...	7.967	8.889	6361865	5712561	48.863	48.104
35) Chlordane...	0.000	0.000	0	0	N.D.	N.D.
36) Toxaphene...	7.392	8.438	2982328	236518	182.189	8.026 #
37) Toxaphene...	7.706	8.805	680405	635837	21.658	15.821 #
38) Toxaphene...	8.017	8.839	468453	689146	3.495	10.652 #
39) Toxaphene...	8.243	8.889	609400	5712561	2.453	54.998 #
40) Toxaphene...	8.453	9.061	125281	346462	2.311	6.043 #
41) Toxaphene...	8.549	0.000	37685	0	0.496	N.D. #
42) Toxaphene...	0.000	0.000	0	0	N.D.	N.D.

(f)=RT Delta > 1/2 Window (#)=Amounts differ by > 25% (m)=manual int.

Quantitation Report (Not Reviewed)

Data Path : C:\msdchem\1\data\2020-02\0B01012\REQUANT\
Data File : ECD8-02012028.D
Signal(s) : Signal #1: ECD1A.ch Signal #2: ECD2B.ch
Acq On : 1 Feb 2020 21:53
Operator : MJB
Sample : 0B01012-CALK
Misc : A19K307, CHLOR 50 ppb
ALS Vial : 25 Sample Multiplier: 1

Integration File signal 1: PEST1.e
Integration File signal 2: PEST2.e
Quant Time: Feb 03 15:51:59 2020
Quant Method : C:\msdchem\1\methods\ECD8_QUANTPEST_200108.M
Quant Title : Instrument: DualECD8
QLast Update : Mon Feb 03 15:36:51 2020
Response via : Initial Calibration
Integrator: ChemStation



Data Path : C:\msdchem\1\data\2020-02\0B01012\REQUANT\
 Data File : ECD8-02012029.D
 Signal(s) : Signal #1: ECD1A.ch Signal #2: ECD2B.ch
 Acq On : 1 Feb 2020 22:10
 Operator : MJB
 Sample : 0B01012-CALL
 Misc : A19K308, CHLOR 100 ppb
 ALS Vial : 26 Sample Multiplier: 1

Integration File signal 1: PEST1.e
 Integration File signal 2: PEST2.e
 Quant Time: Feb 03 15:52:07 2020
 Quant Method : C:\msdchem\1\methods\ECD8_QUANTPEST_200108.M
 Quant Title : Instrument: DualECD8
 QLast Update : Mon Feb 03 15:36:51 2020
 Response via : Initial Calibration
 Integrator: ChemStation

MJB
2/3/20

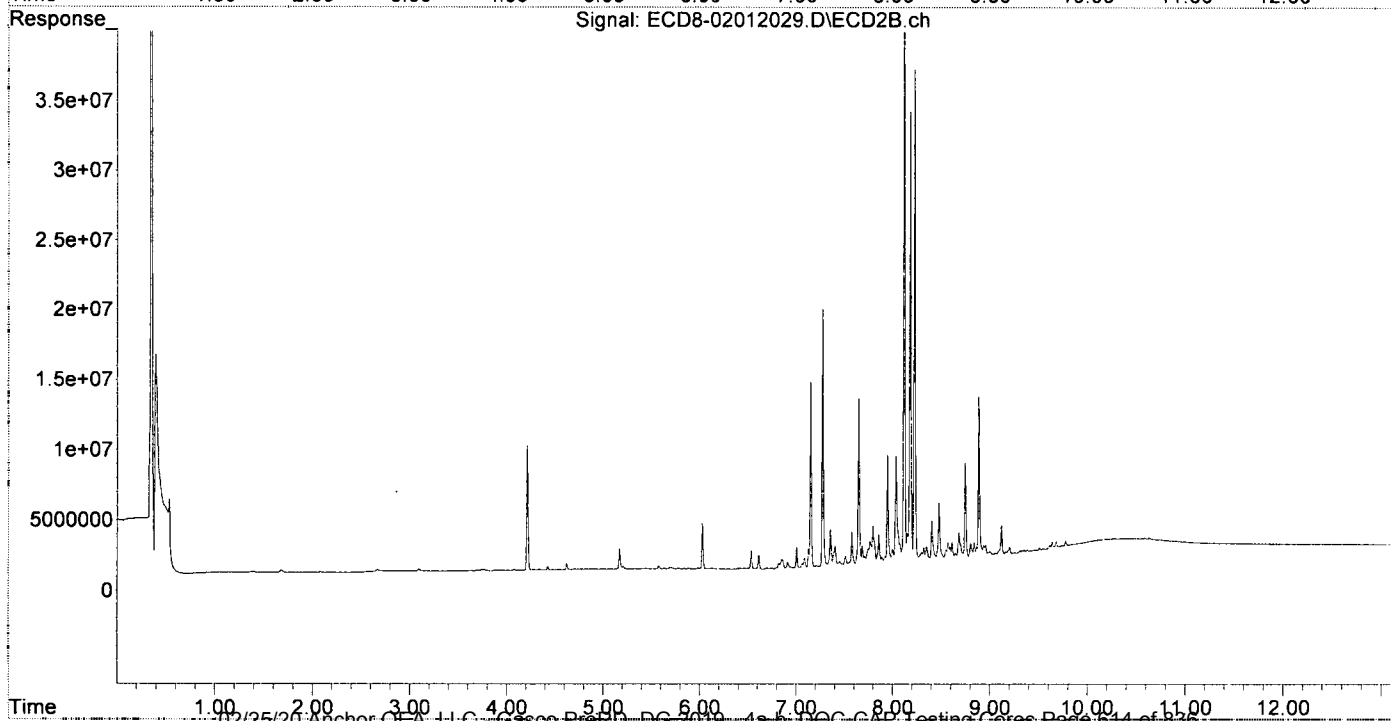
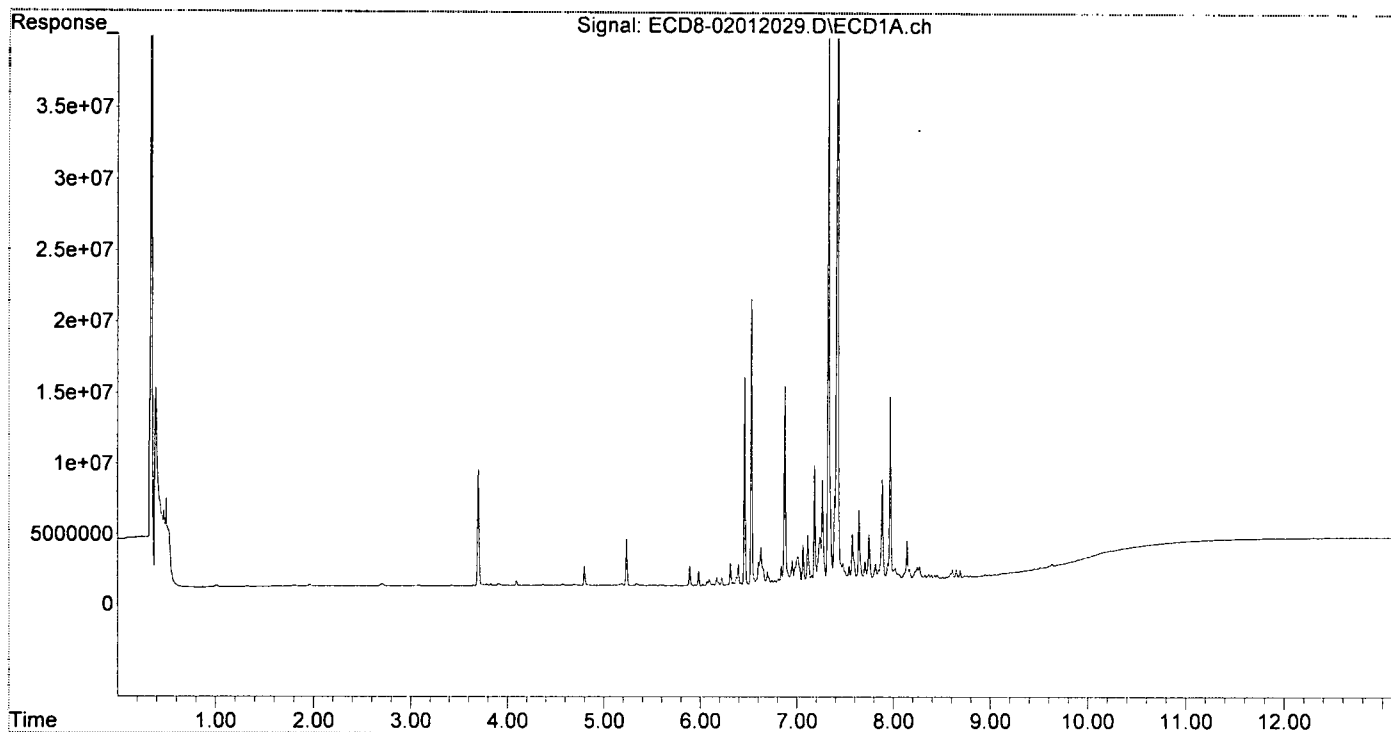
Compound	RT#1	RT#2	Resp#1	Resp#2	ng/mL	ng/mL
System Monitoring Compounds						
1) S TCMX (S)	5.296	5.981	18285	139852	0.005	0.041 #
22) S DCBP (S)	9.511	10.548	233812	955797	BelowCal	BelowCal
Target Compounds						
2) a-BHC	5.836	6.559f	40233	71861	0.009	0.093 #
3) g-BHC	6.137	6.910	63520	453479	0.015	0.158 #
4) b-BHC	6.187	7.003f	199442	1492404	0.115	0.860 #
5) Heptachlor	6.528	7.274	20207396	18318616	4.917	4.350
6) d-BHC	6.339	7.224	174122	50713	0.157	0.112 #
7) Aldrin	6.772	7.553	226592	217485	0.056	0.070 #
8) Heptachlo...	7.241	7.998	3250852	1031319	0.880	0.287 #
9) trans-Chl...	7.326	8.118	40982018	43332192	10.898	11.653
10) cis-Chlor...	7.420	8.225	50068645	35221978	13.634	9.999 #
11) Endosulfa...	7.497f	8.297f	736681	699574	0.212	0.212
12) 4,4'-DDE	7.497	8.321	736681	1037434	0.222	0.421 #
13) Dieldrin	7.705	8.478	1396635	4214502	0.366	1.234 #
14) Endrin	7.845	8.721	786672	558747	0.241	0.187
15) 4,4'-DDD	7.886f	8.748	7145830	6934194	2.808	2.991
16) Endosulfa...	8.018	8.864	864677	919897	0.289	0.318
17) 4,4'-DDT	8.087f	8.985	168344	497955	0.063	0.178 #
18) Endrin Al...	8.327f	9.060f	300248	431257	0.114	0.163 #
19) Endosulfa...	8.610	9.289	620034	357172	0.217	0.054 #
20) Methoxychlor	8.452	9.458	275018	479698	0.228	0.079 #
21) Endrin Ke...	8.795	9.683	93003	1040090	0.027	0.146 #
23) Hexachlor...	3.084	3.681	60843	45754	0.016	0.009 #
24) Hexachlor...	5.675	6.441	20347	54798	0.006	BelowCal #
25) Oxychlorane	7.154	7.920	536974	556603	BelowCal	0.174
26) 2,4'-DDE	7.241	8.118	3250852	43332192	1.406	19.064 #
27) trans-Non...	7.420	8.181	50068645	32197131	13.657	8.920 #
28) 2,4'-DDD	7.644f	8.478	5091456	4214502	2.629	2.202
29) 2,4'-DDT	7.813f	8.721	1174381	558747	0.491	0.213 #
30) cis-Nonac...	7.886	8.748	7145830	6934194	1.756	1.740
31) Mirex	8.547	9.683	65030	1040090	8199.102	0.250 #
32) Chlordane...	7.326	8.118	40982018	43332192	102.332	99.734 ✓
33) Chlordane...	7.420	8.225	50068645	35221978	102.952	96.882 ✓
34) Chlordane...	7.968	8.889	13031823	11647984	100.093	98.084 ✓
35) Chlordane...	0.000	0.000	0	0	N.D.	N.D.
36) Toxaphene...	7.392	8.478f	6131421	4214502	374.566	143.015 #
37) Toxaphene...	7.705	8.804	1396635	1182984	44.457	29.436 #
38) Toxaphene...	8.000	8.840	701406	1251261	6.805	19.341 #
39) Toxaphene...	8.245	8.889	862024	11647984	6.347	115.948 #
40) Toxaphene...	8.452	9.060f	275018	431257	5.074	7.522 #
41) Toxaphene...	8.547	9.458	65030	479698	0.855	7.262 #
42) Toxaphene...	0.000	0.000	0	0	N.D.	N.D.

(f)=RT Delta > 1/2 Window (#)=Amounts differ by > 25% (m)=manual int.

Quantitation Report (Not Reviewed)

Data Path : C:\msdchem\1\data\2020-02\0B01012\REQUANT\
Data File : ECD8-02012029.D
Signal(s) : Signal #1: ECD1A.ch Signal #2: ECD2B.ch
Acq On : 1 Feb 2020 22:10
Operator : MJB
Sample : 0B01012-CALL
Misc : A19K308, CHLOR 100 ppb
ALS Vial : 26 Sample Multiplier: 1

Integration File signal 1: PEST1.e
Integration File signal 2: PEST2.e
Quant Time: Feb 03 15:52:07 2020
Quant Method : C:\msdchem\1\methods\ECD8_QUANTPEST_200108.M
Quant Title : Instrument: DualECD8
QLast Update : Mon Feb 03 15:36:51 2020
Response via : Initial Calibration
Integrator: ChemStation



Quantitation Report (Not Reviewed)

Data Path : C:\msdchem\1\data\2020-02\0B01012\REQUANT\
 Data File : ECD8-02012030.D
 Signal(s) : Signal #1: ECD1A.ch Signal #2: ECD2B.ch
 Acq On : 1 Feb 2020 22:27
 Operator : MJB
 Sample : 0B01012-CALM
 Misc : A19K309, CHLOR 200 ppb
 ALS Vial : 27 Sample Multiplier: 1

Integration File signal 1: PEST1.e
 Integration File signal 2: PEST2.e
 Quant Time: Feb 03 15:52:17 2020
 Quant Method : C:\msdchem\1\methods\ECD8_QUANTPEST_200108.M
 Quant Title : Instrument: DualECD8
 QLast Update : Mon Feb 03 15:36:51 2020
 Response via : Initial Calibration
 Integrator: ChemStation

WB
2/3/20

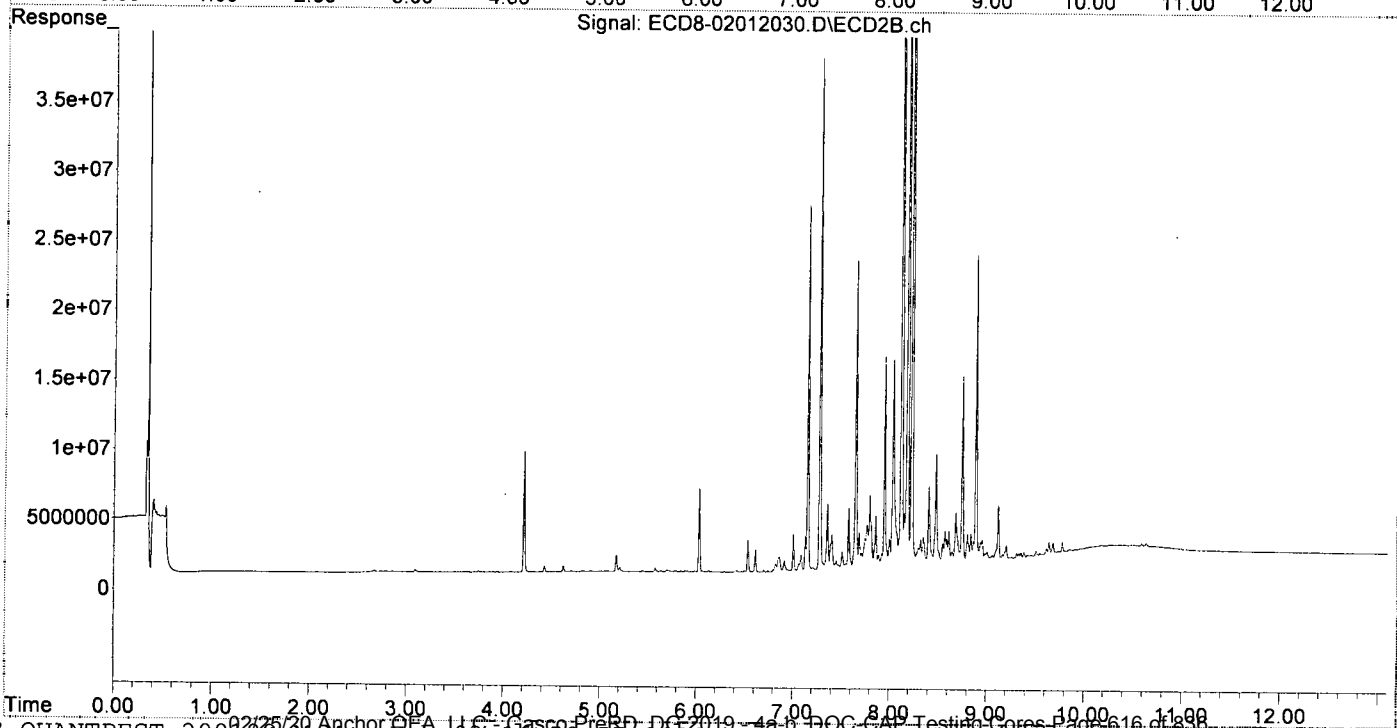
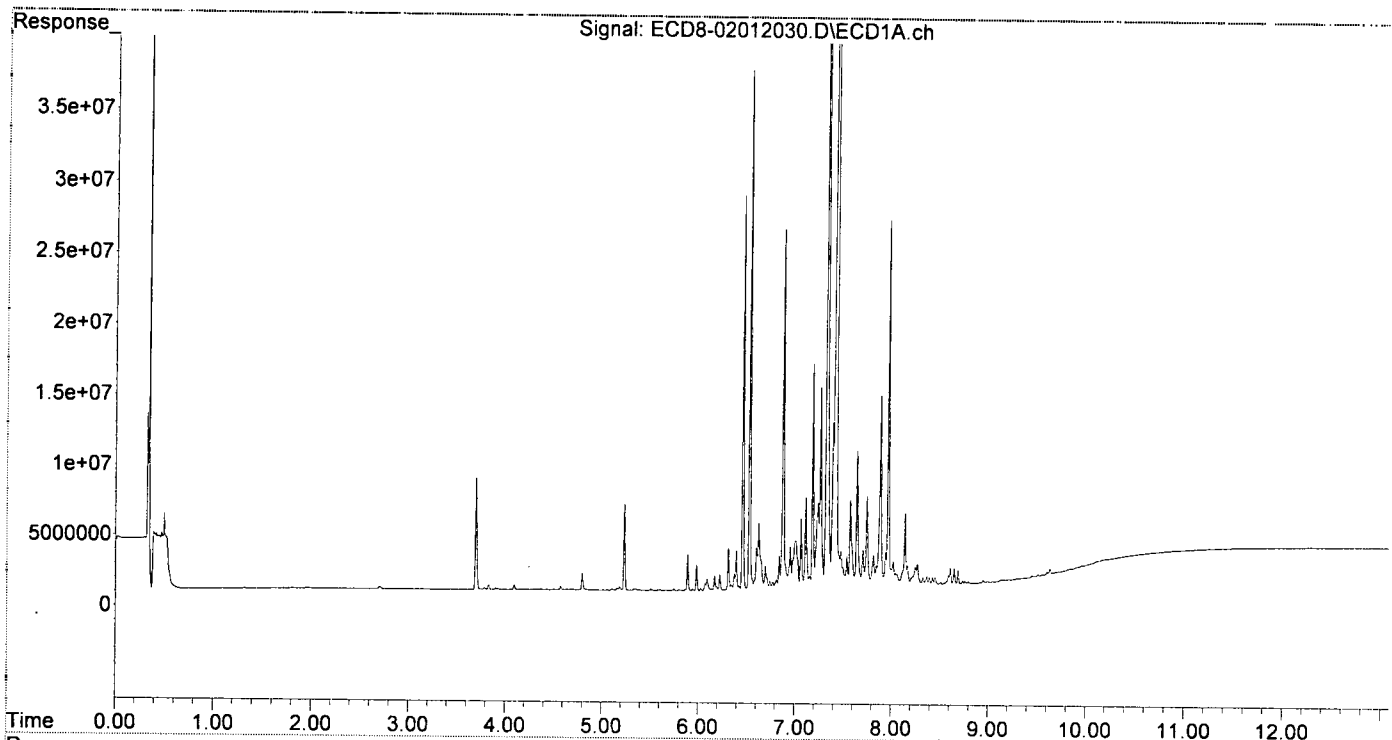
Compound	RT#1	RT#2	Resp#1	Resp#2	ng/mL	ng/mL
System Monitoring Compounds						
1) S TCMX (S)	5.298	5.985	47307	82645	0.014	0.024 #
22) S DCBP (S)	9.511	10.540	261414	1006590	BelowCal	BelowCal
Target Compounds						
2) a-BHC	5.844	6.612f	28614	1618187	0.006	0.455 #
3) g-BHC	6.136	6.911	96732	803515	0.023	0.248 #
4) b-BHC	6.188	7.004f	236177	2646179	0.136	1.524 #
5) Heptachlor	6.529	7.275	36635645	36599791	8.914	8.692
6) d-BHC	6.339	7.208	360238	227832	0.211	0.163
7) Aldrin	6.772	7.551	462178	409648	0.114	0.122
8) Heptachlo...	7.239	7.997	6047845	2063683	1.638	0.575 #
9) trans-Chl...	7.326	8.118	79833983	83675101	21.229	22.503
10) cis-Chlor...	7.420	8.225	97470804	70682705	26.542	20.065
11) Endosulfa...	7.520	8.298f	852473	1384541	0.246	0.419 #
12) 4,4'-DDE	7.497	8.321	1403732	1966053	0.423	0.719 #
13) Dieldrin	7.705	8.478	2595526	8029127	0.681	2.318 #
14) Endrin	7.845	8.722	1495100	1090549	0.458	0.372
15) 4,4'-DDD	7.885f	8.748	13532749	13519868	5.317	5.748
16) Endosulfa...	8.018	8.865	1716081	1735572	0.574	0.627
17) 4,4'-DDT	8.141f	8.985	5103729	801564	1.899	0.301 #
18) Endrin Al...	8.327f	9.060f	540492	666830	0.205	0.252
19) Endosulfa...	8.609	9.262	1134315	470085	0.396	0.099 #
20) Methoxychlor	8.453	9.460	509291	551943	0.422	0.147 #
21) Endrin Ke...	8.795	9.682	165163	1404203	0.048	0.275 #
23) Hexachlor...	3.088	3.680	42365	7312	0.011	0.002 #
24) Hexachlor...	5.670	6.467f	36523	59797	0.011	BelowCal #
25) Oxychlorane	7.154	7.921	828720	1106402	0.090	0.346 #
26) 2,4'-DDE	7.239	8.118	6047845	83675101	2.616	36.812 #
27) trans-Non...	7.420	8.181	97470804	64146004	26.586	17.771 #
28) 2,4'-DDD	7.643f	8.478	9626732	8029127	4.970	4.194
29) 2,4'-DDT	7.813f	8.722	2172447	1090549	0.908	0.463 #
30) cis-Nonac...	7.885	8.748	13532749	13519868	3.325	3.393
31) Mirex	8.547	9.682	127683	1404203	8199.076	0.426 #
32) Chlordane...	7.326	8.118	79833983	83675101	199.346	192.589
33) Chlordane...	7.420	8.225	97470804	70682705	200.422	194.421
34) Chlordane...	7.967	8.889	25873455	22148725	198.725	186.507
35) Chlordane...	0.000	0.000	0	0	N.D.	N.D.
36) Toxaphene...	7.391	8.478f	11738098	8029127	717.075	272.460 #
37) Toxaphene...	7.705	8.804	2595526	2252914	82.619	56.058 #
38) Toxaphene...	7.997	8.840	1230596	2268109	14.324	35.058 #
39) Toxaphene...	8.245	8.889	1314715	22148725	13.325	222.465 #
40) Toxaphene...	8.453	9.060f	509291	666830	9.396	11.632
41) Toxaphene...	8.547	9.460	127683	551943	1.679	8.356 #
42) Toxaphene...	0.000	0.000	0	0	N.D.	N.D.

(f)=RT Delta > 1/2 Window (#)=Amounts differ by > 25% (m)=manual int.

Quantitation Report (Not Reviewed)

Data Path : C:\msdchem\1\data\2020-02\0B01012\REQUANT\
Data File : ECD8-02012030.D
Signal(s) : Signal #1: ECD1A.ch Signal #2: ECD2B.ch
Acq On : 1 Feb 2020 22:27
Operator : MJB
Sample : 0B01012-CALM
Misc : A19K309, CHLOR 200 ppb
ALS Vial : 27 Sample Multiplier: 1

Integration File signal 1: PEST1.e
Integration File signal 2: PEST2.e
Quant Time: Feb 03 15:52:17 2020
Quant Method : C:\msdchem\1\methods\ECD8_QUANTPEST_200108.M
Quant Title : Instrument: DualECD8
QLast Update : Mon Feb 03 15:36:51 2020
Response via : Initial Calibration
Integrator: ChemStation



Quantitation Report (Not Reviewed)

Data Path : C:\msdchem\1\data\2020-02\0B01012\REQUANT\
 Data File : ECD8-02012031.D
 Signal(s) : Signal #1: ECD1A.ch Signal #2: ECD2B.ch
 Acq On : 1 Feb 2020 22:43
 Operator : MJB
 Sample : 0B01012-CALN
 Misc : A19K310, CHLOR 500 ppb
 ALS Vial : 28 Sample Multiplier: 1

Integration File signal 1: PEST1.e
 Integration File signal 2: PEST2.e
 Quant Time: Feb 03 15:52:26 2020
 Quant Method : C:\msdchem\1\methods\ECD8_QUANTPEST_200108.M
 Quant Title : Instrument: DualECD8
 QLast Update : Mon Feb 03 15:36:51 2020
 Response via : Initial Calibration
 Integrator: ChemStation

MJB
2/3/20

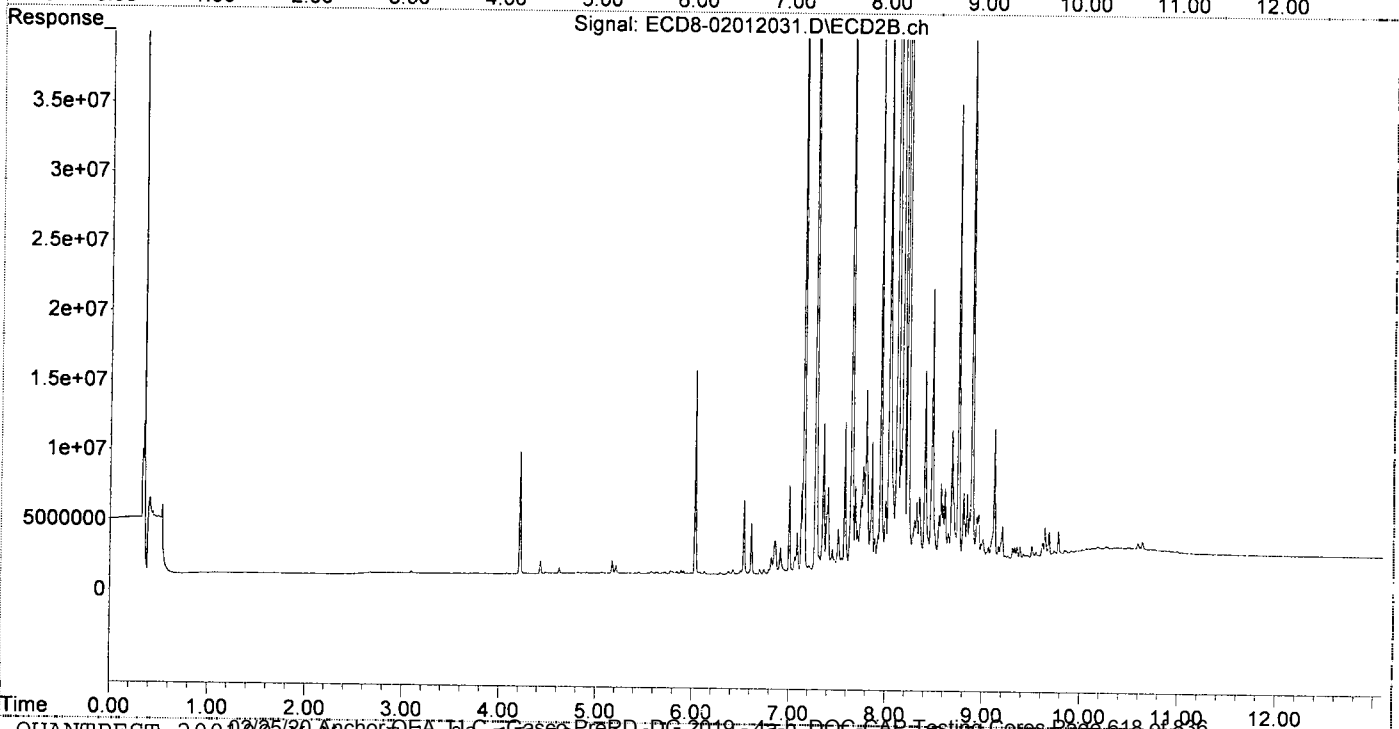
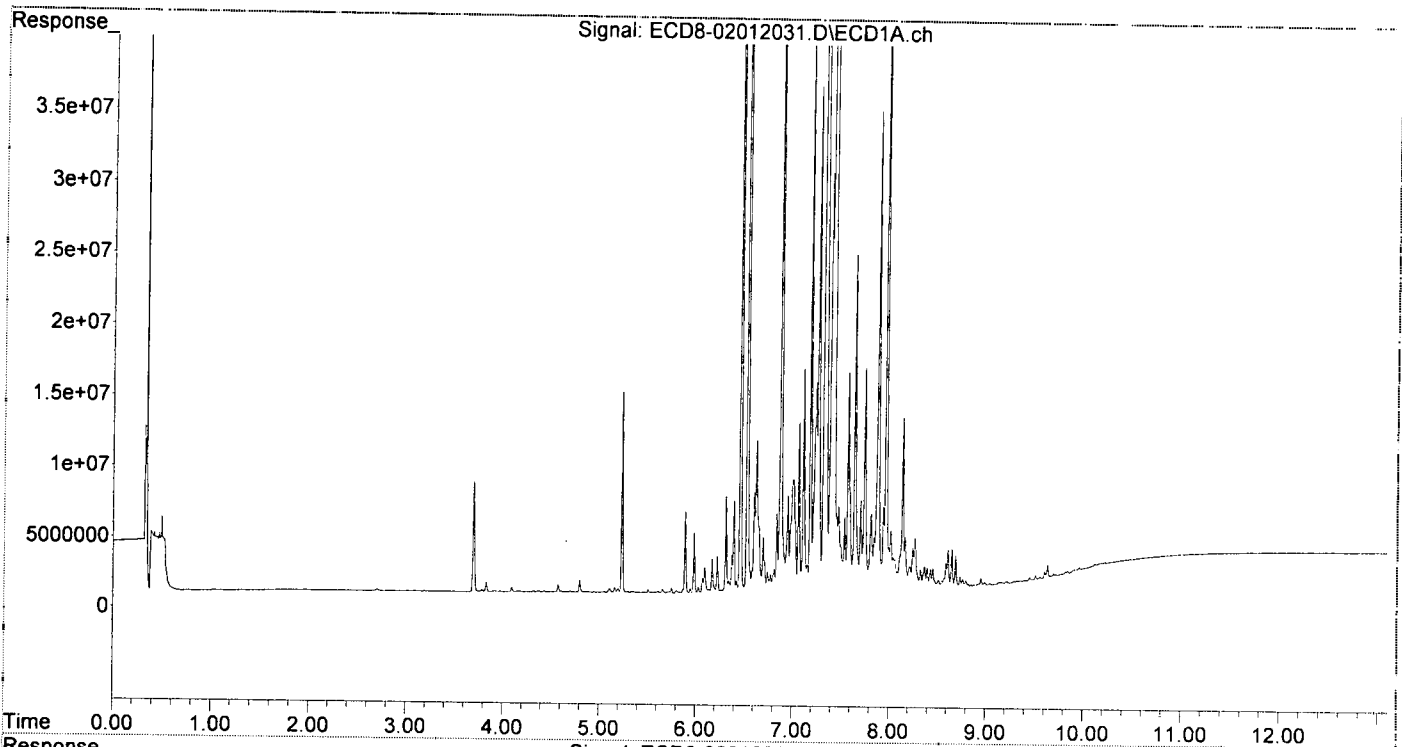
Compound	RT#1	RT#2	Resp#1	Resp#2	ng/mL	ng/mL
System Monitoring Compounds						
1) S TCMX (S)	5.298	5.984	109867	106671	0.031	0.031
22) S DCBP (S)	9.512	10.555	403486	1150905	BelowCal	0.062
Target Compounds						
2) a-BHC	5.842	6.611f	42377	3578554	0.009	0.913 #
3) g-BHC	6.136	6.911	205837	1873297	0.049	0.522 #
4) b-BHC	6.222f	7.003f	2546716	6255390	1.462	3.603 #
5) Heptachlor	6.529	7.275	90317006	93074444	21.975	22.104
6) d-BHC	6.339	7.208	792770	548028	0.336	0.254
7) Aldrin	6.772	7.544	1162442	975925	0.288	0.273
8) Heptachlo...	7.240	7.997	14641114	4963440	3.965	1.383 #
9) trans-Chl...	7.326	8.117	194.2E6	218.0E6	51.650	58.620
10) cis-Chlor...	7.419	8.225	234.2E6	182.0E6	63.770	51.657
11) Endosulfa...	7.518	8.297	2055816	3534365	0.593	1.069 #
12) 4,4'-DDE	7.497	8.320	3139123	4767148	0.945	1.616 #
13) Dieldrin	7.705	8.478	6264702	20031674	1.643	5.708 #
14) Endrin	7.845	8.721	3653470	2598641	1.119	0.896
15) 4,4'-DDD	7.885f	8.748	33602500	33177553	13.203	13.752
16) Endosulfa...	8.018	8.864	4049327	4007404	1.354	1.486
17) 4,4'-DDT	8.086f	8.985	1101022	1752843	0.410	0.689 #
18) Endrin Al...	8.326f	9.061f	1266260	1526727	0.481	0.577
19) Endosulfa...	8.609	9.286	2599391	679252	0.908	0.183 #
20) Methoxychlor	8.452	9.460	1320684	852256	1.095	0.430 #
21) Endrin Ke...	8.795	9.682	396697	2481189	0.115	0.657 #
23) Hexachlor...	3.091	3.701f	44969	25180	0.012	0.005 #
24) Hexachlor...	5.656f	6.467f	280051	54827	0.083	BelowCal #
25) Oxylchlorane	7.151	7.920	1812015	2689234	0.410	0.841 #
26) 2,4'-DDE	7.240	8.117	14641114	218.0E6	6.332	95.897 #
27) trans-Non...	7.419	8.181	234.2E6	164.1E6	63.876	45.459 #
28) 2,4'-DDD	7.643f	8.478	23582099	20031674	12.176	10.464
29) 2,4'-DDT	7.813	8.721	5289165	2598641	2.210	1.169 #
30) cis-Nonac...	7.885	8.748	33602500	33177553	8.257	8.325
31) Mirex	8.547	9.682	428754	2481189	8198.952	0.947 #
32) Chlordane...	7.326	8.117	194.2E6	218.0E6	485.002	501.695
33) Chlordane...	7.419	8.225	234.2E6	182.0E6	481.528	500.533
34) Chlordane...	7.966	8.889	61785001	58496819	474.548	492.582
35) Chlordane...	0.000	0.000	0	0	N.D.	N.D.
36) Toxaphene...	7.391	8.478f	29361049	20031674	1793.654	679.755 #
37) Toxaphene...	7.705	8.804	6264702	5397700	199.415	134.308 #
38) Toxaphene...	7.996	8.840	2898693	5313123	38.033	82.124 #
39) Toxaphene...	8.245	8.889	2776612	58496819	35.852	579.153 #
40) Toxaphene...	8.452	9.061f	1320684	1526727	24.366	26.631
41) Toxaphene...	8.547	9.460	428754	852256	5.637	12.902 #
42) Toxaphene...	0.000	0.000	0	0	N.D.	N.D.

(f)=RT Delta > 1/2 Window (#)=Amounts differ by > 25% (m)=manual int.

Quantitation Report (Not Reviewed)

Data Path : C:\msdchem\1\data\2020-02\0B01012\REQUANT\
Data File : ECD8-02012031.D
Signal(s) : Signal #1: ECD1A.ch Signal #2: ECD2B.ch
Acq On : 1 Feb 2020 22:43
Operator : MJB
Sample : 0B01012-CALN
Misc : A19K310, CHLOR 500 ppb
ALS Vial : 28 Sample Multiplier: 1

Integration File signal 1: PEST1.e
Integration File signal 2: PEST2.e
Quant Time: Feb 03 15:52:26 2020
Quant Method : C:\msdchem\1\methods\ECD8_QUANTPEST_200108.M
Quant Title : Instrument: DualECD8
QLast Update : Mon Feb 03 15:36:51 2020
Response via : Initial Calibration
Integrator: ChemStation



Quantitation Report (Not Reviewed)

Data Path : C:\msdchem\1\data\2020-02\0B01012\REQUANT\
 Data File : ECD8-02012032.D
 Signal(s) : Signal #1: ECD1A.ch Signal #2: ECD2B.ch
 Acq On : 1 Feb 2020 23:00
 Operator : MJB
 Sample : 0B01012-CALO
 Misc : A19K311, CHLOR 1000 ppb
 ALS Vial : 29 Sample Multiplier: 1

Integration File signal 1: PEST1.e
 Integration File signal 2: PEST2.e
 Quant Time: Feb 03 15:52:34 2020
 Quant Method : C:\msdchem\1\methods\ECD8_QUANTPEST_200108.M
 Quant Title : Instrument: DualeCD8
 QLast Update : Mon Feb 03 15:36:51 2020
 Response via : Initial Calibration
 Integrator: ChemStation

MJB
2/3/20

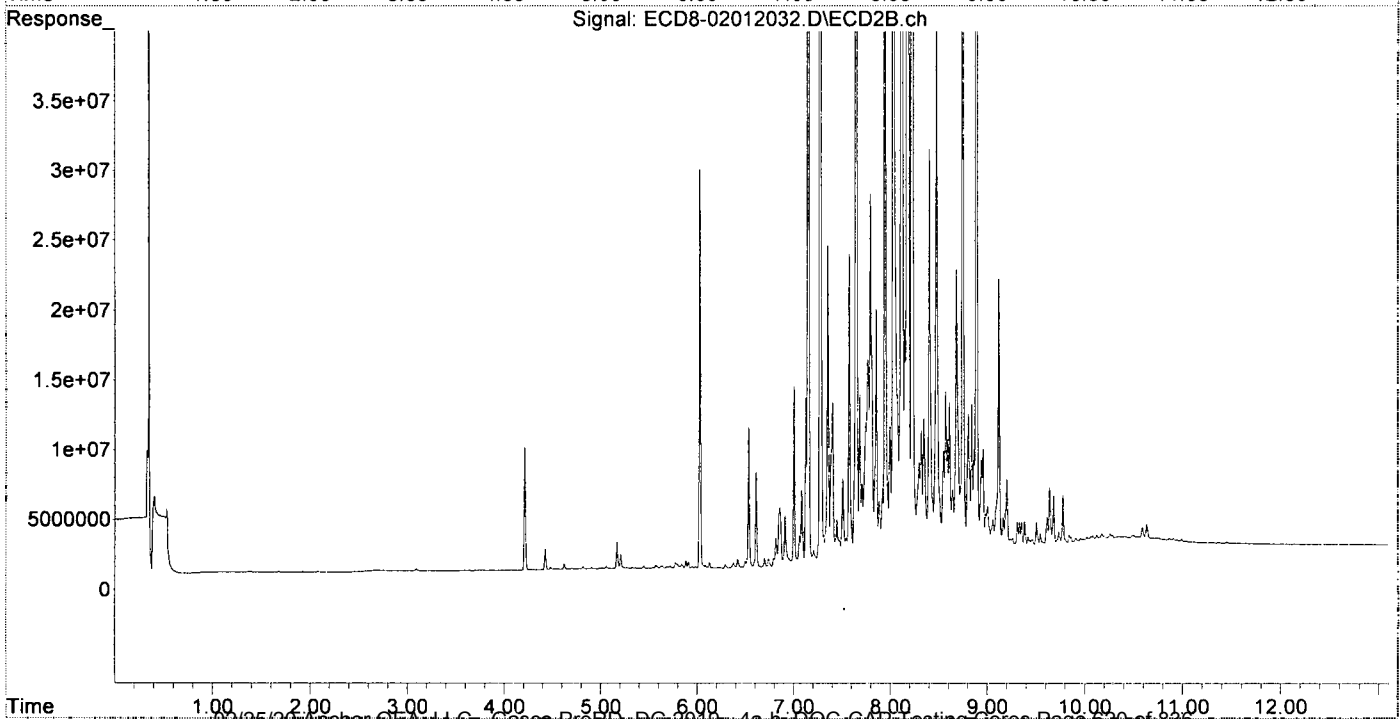
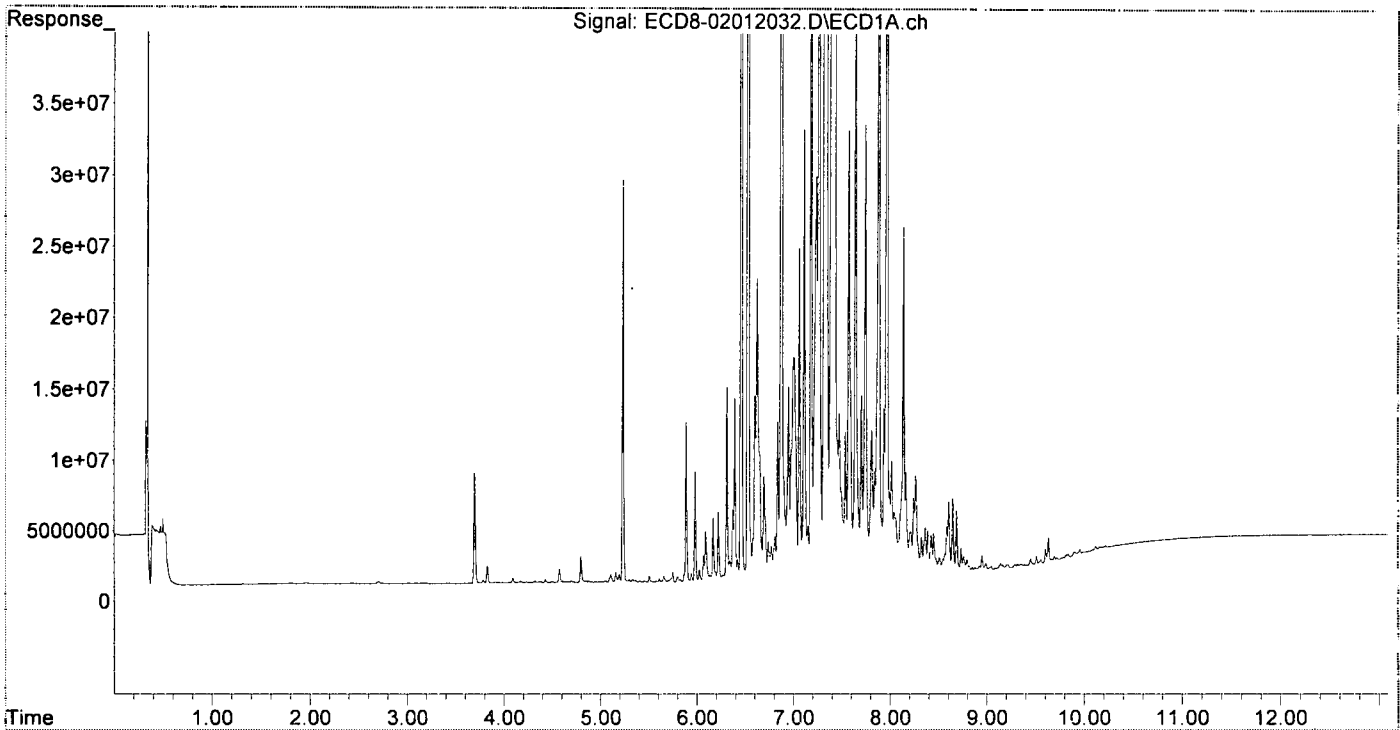
Compound	RT#1	RT#2	Resp#1	Resp#2	ng/mL	ng/mL
System Monitoring Compounds						
1) S TCMX (S)	5.297	5.981	206224	122190	0.059	0.035 #
22) S DCBP (S)	9.510	10.547	660494	961665	BelowCal	BelowCal
Target Compounds						
2) a-BHC	5.824	6.611f	187012	6740232	0.040	1.650 #
3) g-BHC	6.136	6.910	387178	3574704	0.093	0.957 #
4) b-BHC	6.221f	6.979	4874664	395853	2.799	0.228 #
5) Heptachlor	6.529	7.274	183.6E6	195.9E6	44.674	46.522 #
6) d-BHC	6.339	7.226	1376061	611948	0.505	0.272 #
7) Aldrin	6.770	7.546	2275193	1813532	0.563	0.496 #
8) Heptachlo...	7.238	7.997	28209573	9618764	7.639	2.680 #
9) trans-Chl...	7.325	8.118	407.1E6	461.1E6	108.247	124.010 #
10) cis-Chlor...	7.419	8.226	468.0E6	384.8E6	127.430	109.237 #
11) Endosulfa...	7.516	8.298f	3909946	6920995	1.127	2.094 #
12) 4,4'-DDE	7.496	8.321	5965358	9206495	1.796	3.030 #
13) Dieldrin	7.704	8.478	12680776	43861813	3.325	12.342 #
14) Endrin	7.844	8.722	7267481	5105052	2.227	1.765 #
15) 4,4'-DDD	7.885f	8.748	68409568	68082411	26.880	27.221 #
16) Endosulfa...	8.018	8.864	7933861	7721187	2.652	2.884 #
17) 4,4'-DDT	8.140f	8.986	24425440	3056450	9.086	1.219 #
18) Endrin Al...	8.326f	9.060f	2488539	2615287	0.945	0.989 #
19) Endosulfa...	8.609	9.285	4963470	861427	1.734	0.256 #
20) Methoxychlor	8.452	9.466	2726788	1086967	2.260	0.652 #
21) Endrin Ke...	8.794	9.682	781850	4108753	0.226	1.233 #
23) Hexachlor...	3.071	3.699	14573	34979	0.004	0.007 #
24) Hexachlor...	5.655f	6.464	402456	62089	0.120	BelowCal #
25) Oxychlordane	7.151	7.920	3627381	5233846	1.002	1.637 #
26) 2,4'-DDE	7.238	8.118	28209573	461.1E6	12.201	202.866 #
27) trans-Non...	7.419	8.181	468.0E6	340.8E6	127.641	94.407 #
28) 2,4'-DDD	7.642f	8.478	50345506	43861813	25.994	22.913 #
29) 2,4'-DDT	7.812	8.722	10255127	5105052	4.285	2.339 #
30) cis-Nonac...	7.885	8.748	68409568	68082411	16.811	17.084 #
31) Mirex	8.547	9.682	918194	4108753	0.173	1.732 #
32) Chlordane...	7.325	8.118	407.1E6	461.1E6	1016.452	1061.320 #
33) Chlordane...	7.419	8.226	468.0E6	384.8E6	962.225	1058.450 #
34) Chlordane...	7.966	8.890	126.5E6	118.8E6	971.773	1000.759 #
35) Chlordane...	0.000	0.000	0	0	N.D.	N.D. #
36) Toxaphene...	7.390	8.478f	56502268	43861813	3451.699	1488.407 #
37) Toxaphene...	7.704	8.805	12680776	10263488	403.648	255.381 #
38) Toxaphene...	7.995	8.840	5827238	10916602	79.685	168.736 #
39) Toxaphene...	8.245	8.890	5284639	118.8E6	74.474	1135.609 #
40) Toxaphene...	8.452	9.060f	2726788	2615287	50.308	45.619 #
41) Toxaphene...	8.547	9.466	918194	1086967	12.073	16.456 #
42) Toxaphene...	0.000	0.000	0	0	N.D.	N.D. #

(f)=RT Delta > 1/2 Window (#)=Amounts differ by > 25% (m)=manual int.

Quantitation Report (Not Reviewed)

Data Path : C:\msdchem\1\data\2020-02\0B01012\REQUANT\
Data File : ECD8-02012032.D
Signal(s) : Signal #1: ECD1A.ch Signal #2: ECD2B.ch
Acq On : 1 Feb 2020 23:00
Operator : MJB
Sample : 0B01012-CALO
Misc : A19K311, CHLOR 1000 ppb
ALS Vial : 29 Sample Multiplier: 1

Integration File signal 1: PEST1.e
Integration File signal 2: PEST2.e
Quant Time: Feb 03 15:52:34 2020
Quant Method : C:\msdchem\1\methods\ECD8_QUANTPEST_200108.M
Quant Title : Instrument: DualECD8
QLast Update : Mon Feb 03 15:36:51 2020
Response via : Initial Calibration
Integrator: ChemStation



Data Path : C:\msdchem\1\data\2020-02\0B01012\REQUANT\
 Data File : ECD8-02012033.D
 Signal(s) : Signal #1: ECD1A.ch Signal #2: ECD2B.ch
 Acq On : 1 Feb 2020 23:17
 Operator : MJB
 Sample : 0B01012-CALP
 Misc : A19K306, CHLOR 2000 ppb
 ALS Vial : 30 Sample Multiplier: 1

Integration File signal 1: PEST1.e
 Integration File signal 2: PEST2.e
 Quant Time: Feb 03 15:52:45 2020
 Quant Method : C:\msdchem\1\methods\ECD8_QUANTPEST_200108.M
 Quant Title : Instrument: DualECD8
 QLast Update : Mon Feb 03 15:36:51 2020
 Response via : Initial Calibration
 Integrator: ChemStation

MJB
2/3/20

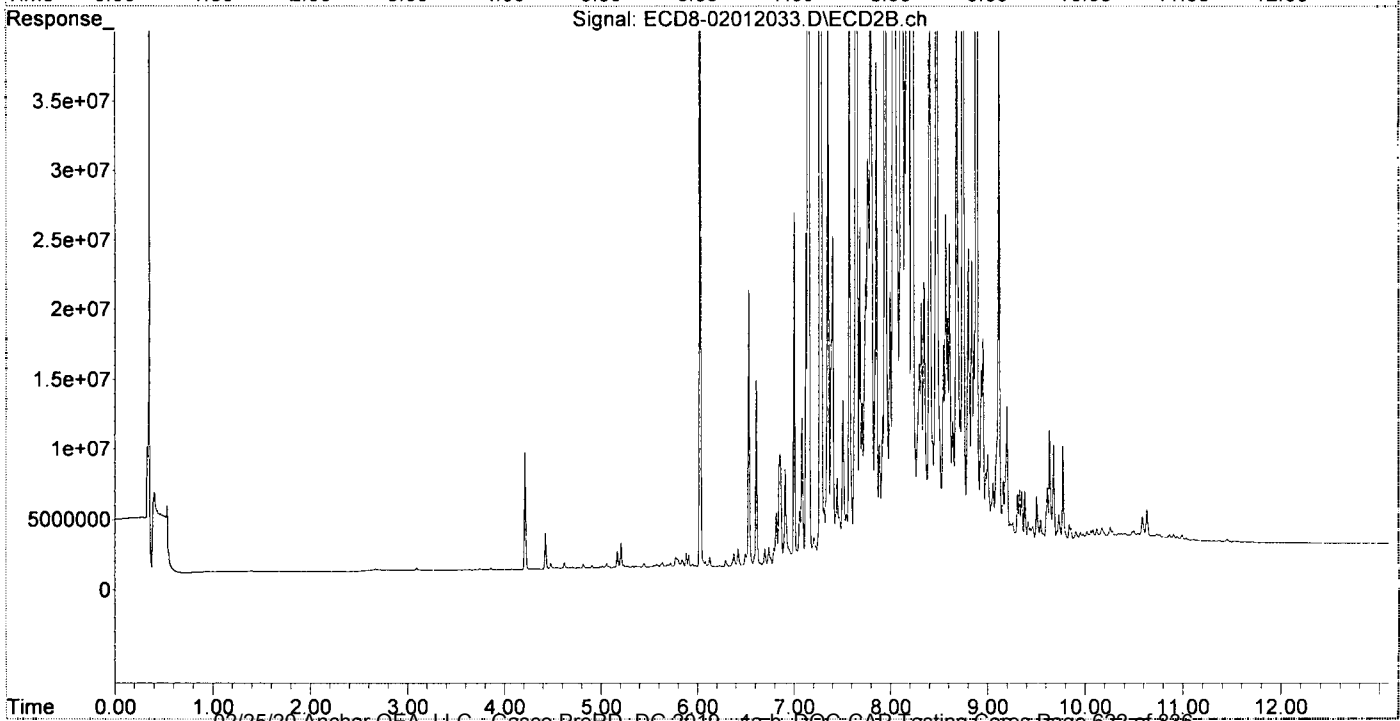
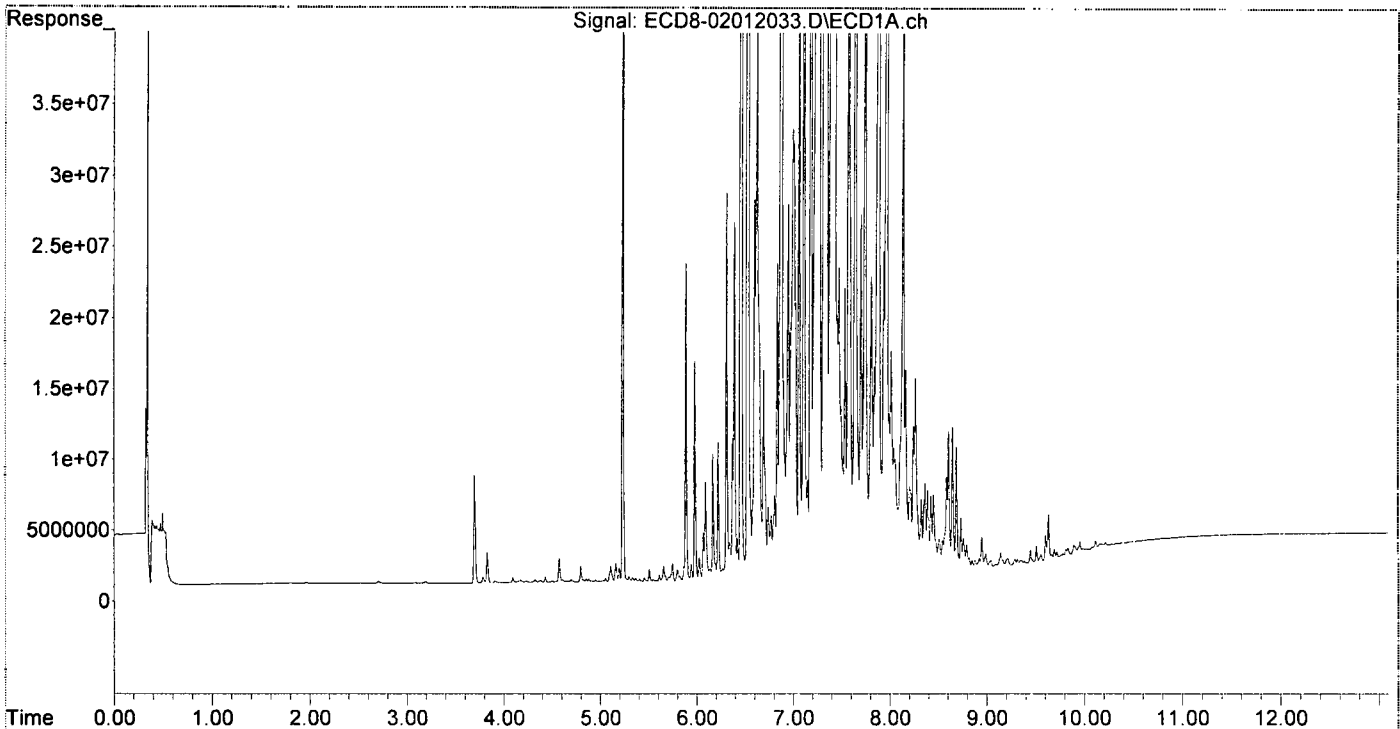
Compound	RT#1	RT#2	Resp#1	Resp#2	ng/mL	ng/mL
System Monitoring Compounds						
1) S TCMX (S)	5.298	5.980	386961	124322	0.111	0.036 #
22) S DCBP (S)	9.511	10.548	1159083	1147394	0.119	0.060 #
Target Compounds						
2) a-BHC	5.824	6.611f	357462	13261627	0.076	3.165 #
3) g-BHC	6.137	6.910	720392	6754311	0.173	1.768 #
4) b-BHC	6.222f	6.978	9624376	781936	5.526	0.450 #
5) Heptachlor	6.529	7.275	360.1E6	396.7E6	87.605	94.215
6) d-BHC	6.339	7.226	2521384	1196993	0.836	0.439 #
7) Aldrin	6.771	7.546	4273588	3424384	1.058	0.926
8) Heptachlo...	7.239	7.996	56691957	19134242	15.352	5.330 #
9) trans-Chl...	7.325	8.118	780.0E6	962.8E6	207.406	258.937
10) cis-Chlor...	7.420	8.225	959.8E6	801.0E6	261.356	227.371
11) Endosulfa...	7.538	8.299f	20165895	13926309	5.814	4.214 #
12) 4,4'-DDE	7.497	8.321	11803551	18201193	3.554	5.871 #
13) Dieldrin	7.704	8.478	25213282	89897819	6.612	24.820 #
14) Endrin	7.844	8.721	14531095	10503711	4.452	3.629
15) 4,4'-DDD	7.885f	8.748	130.7E6	146.5E6	51.352	54.753
16) Endosulfa...	8.018	8.863	15569981	15841682	5.205	5.917
17) 4,4'-DDT	8.086f	8.984	4459244	5944192	1.659	2.387 #
18) Endrin Al...	8.327f	9.059f	4980847	5206868	1.892	1.970
19) Endosulfa...	8.609	9.284	9654587	1569721	3.373	0.539 #
20) Methoxychlor	8.452	9.467	5212320	1964697	4.320	1.478 #
21) Endrin Ke...	8.794	9.682	1616801	7713606	0.468	2.504 #
23) Hexachlor...	3.087	3.680	42512	11195	0.011	0.002 #
24) Hexachlor...	5.656f	6.462	1057378	74636	0.315	BelowCal #
25) Oxychlordane	7.151	7.920	6735744	10344973	2.014	3.235 #
26) 2,4'-DDE	7.239	8.118	56691957	962.8E6	24.520	423.592 #
27) trans-Non...	7.420	8.181	959.8E6	730.0E6	261.789	202.243
28) 2,4'-DDD	7.643f	8.478	99644686	89897819	51.448	46.962
29) 2,4'-DDT	7.812	8.721	20874974	10503711	8.723	4.842 #
30) cis-Nonac...	7.885	8.748	130.7E6	146.5E6	32.115	36.772
31) Mirex	8.547	9.682	1984719	7713606	0.613	3.470 #
32) Chlordane...	7.325	8.118	780.0E6	962.8E6	1947.564	2216.071
33) Chlordane...	7.420	8.225	959.8E6	801.0E6	1973.498	2203.116
34) Chlordane...	7.966	8.889	253.1E6	258.6E6	1944.246	2177.312
35) Chlordane...	0.000	0.000	0	0	N.D.	N.D.
36) Toxaphene...	7.390	8.478f	111.9E6	89897819	6838.359	3050.593 #
37) Toxaphene...	7.704	8.804	25213282	21968333	802.576	546.626 #
38) Toxaphene...	7.996	8.840	11180820	21091744	155.922	326.011 #
39) Toxaphene...	8.245	8.889	10122748	258.6E6	148.891	2292.826 #
40) Toxaphene...	8.452	9.059f	5212320	5206868	96.164	90.824
41) Toxaphene...	8.547	9.467	1984719	1964697	26.096	29.744
42) Toxaphene...	0.000	0.000	0	0	N.D.	N.D.

(f)=RT Delta > 1/2 Window (#)=Amounts differ by > 25% (m)=manual int.

Quantitation Report (Not Reviewed)

Data Path : C:\msdchem\1\data\2020-02\0B01012\REQUANT\
Data File : ECD8-02012033.D
Signal(s) : Signal #1: ECD1A.ch Signal #2: ECD2B.ch
Acq On : 1 Feb 2020 23:17
Operator : MJB
Sample : 0B01012-CALP
Misc : A19K306, CHLOR 2000 ppb
ALS Vial : 30 Sample Multiplier: 1

Integration File signal 1: PEST1.e
Integration File signal 2: PEST2.e
Quant Time: Feb 03 15:52:45 2020
Quant Method : C:\msdchem\1\methods\ECD8_QUANTPEST_200108.M
Quant Title : Instrument: DualECD8
QLast Update : Mon Feb 03 15:36:51 2020
Response via : Initial Calibration
Integrator: ChemStation



Quantitation Report (Not Reviewed)

Data Path : C:\msdchem\1\data\2020-02\0B01012\REQUANT\
 Data File : ECD8-02012036.D
 Signal(s) : Signal #1: ECD1A.ch Signal #2: ECD2B.ch
 Acq On : 2 Feb 2020 00:08
 Operator : MJB
 Sample : 0B01012-CALQ
 Misc : A20B005, TOX 10 ppb
 ALS Vial : 32 Sample Multiplier: 1

Integration File signal 1: PEST1.e
 Integration File signal 2: PEST2.e
 Quant Time: Feb 03 15:53:18 2020
 Quant Method : C:\msdchem\1\methods\ECD8_QUANTPEST_200108.M
 Quant Title : Instrument: DualECD8
 QLast Update : Mon Feb 03 15:36:51 2020
 Response via : Initial Calibration
 Integrator: ChemStation

MJB
2/3/20

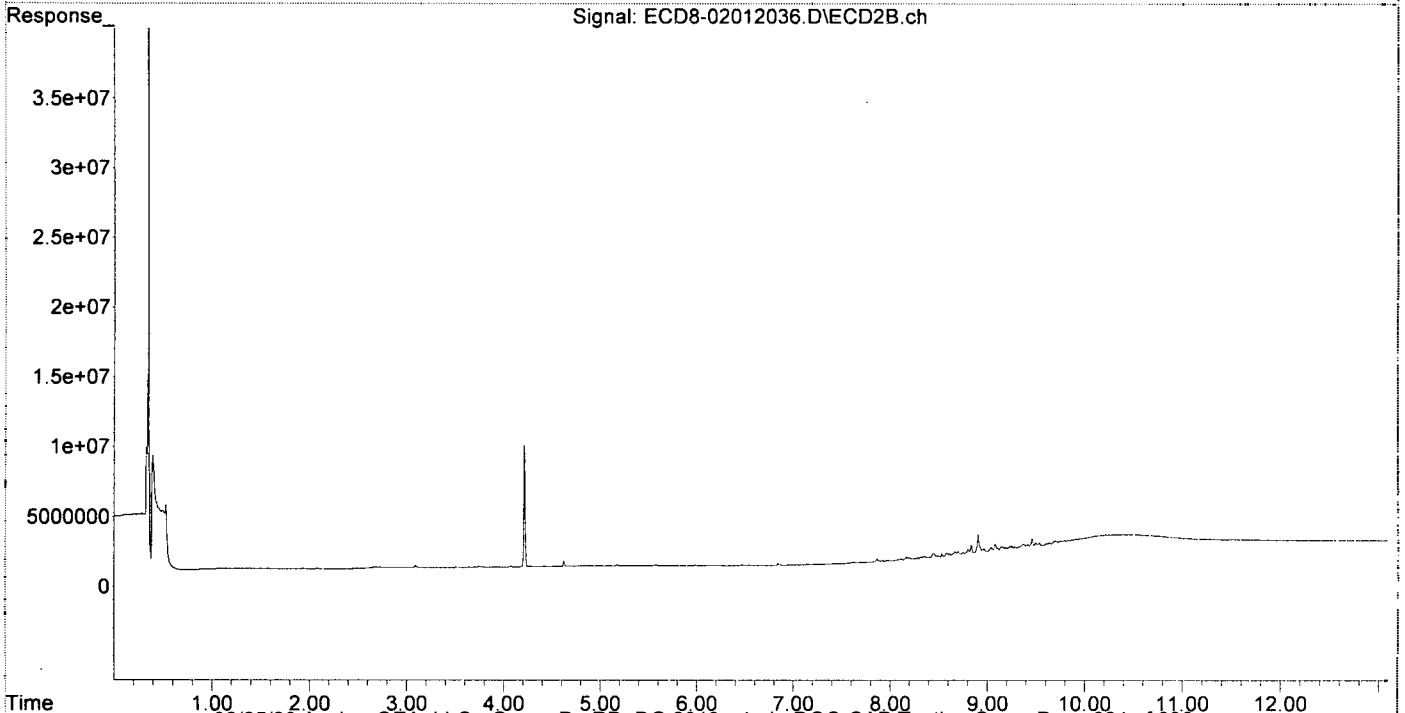
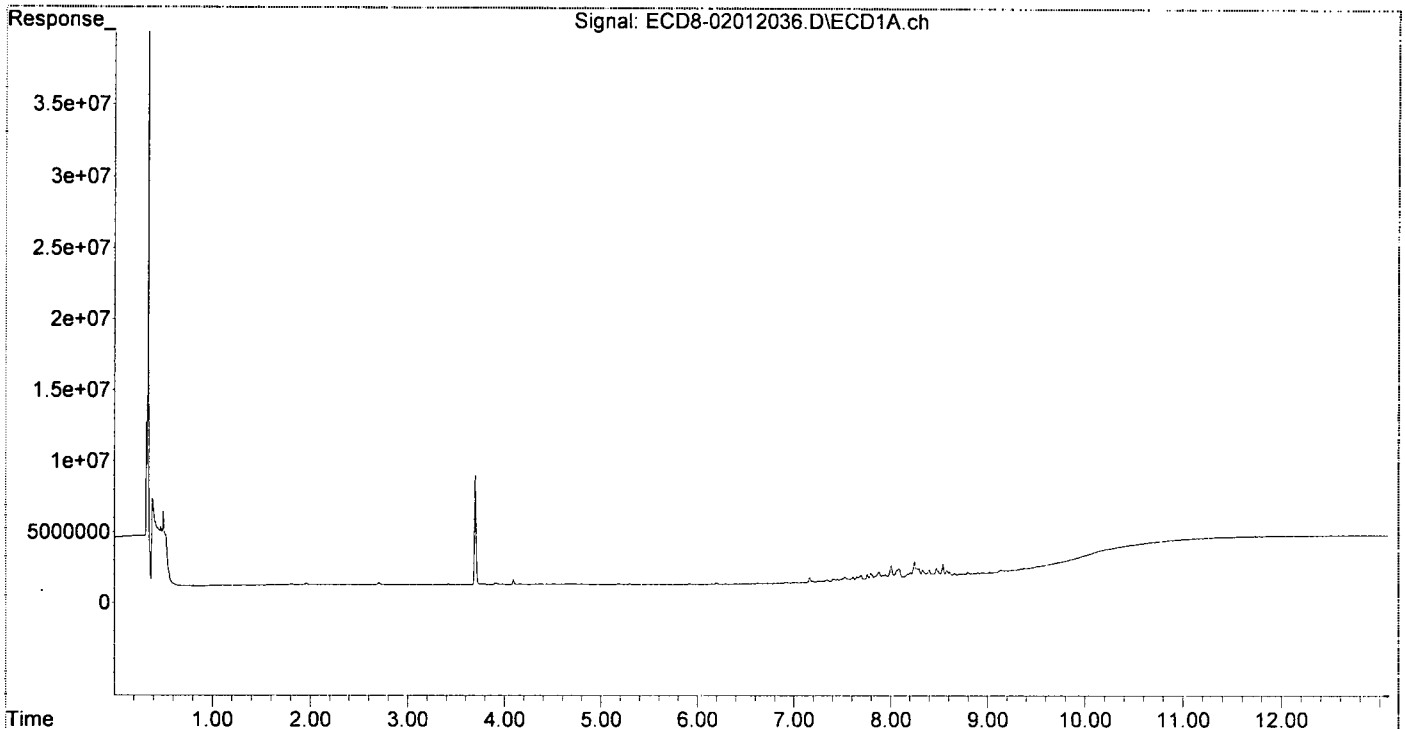
Compound	RT#1	RT#2	Resp#1	Resp#2	ng/mL	ng/mL
System Monitoring Compounds						
1) S TCMX (S)	5.298	5.983	28712	46121	0.008	0.013 #
22) S DCBP (S)	9.508	10.533	128410	317278	BelowCal	BelowCal
Target Compounds						
2) a-BHC	5.850	6.577	30270	18605	0.006	0.080 #
3) g-BHC	6.149f	6.894	24417	14094	0.006	0.046 #
4) b-BHC	6.193	6.958	125309	12830	0.072	0.007 #
5) Heptachlor	6.529	7.275	12310	10539	0.003	0.003
6) d-BHC	0.000	7.223	0	22208	N.D.	0.104 #
7) Aldrin	6.769	7.541	9112	11869	0.002	0.015 #
8) Heptachlo...	7.256f	7.973	95672	80946	0.026	0.023
9) trans-Chl...	7.335	8.118	100371	99692	0.027	0.027
10) cis-Chlor...	7.412	8.206	163780	94248	0.045	0.027 #
11) Endosulfa...	7.524	8.283	260752	107672	0.075	0.033 #
12) 4,4'-DDE	7.498	8.347	146908	129158	0.044	0.130 #
13) Dieldrin	7.694	8.495	357259	113639	0.094	0.065 #
14) Endrin	7.840	8.702	193265	291525	0.066	0.094 #
15) 4,4'-DDD	7.923	8.751	275869	173974	0.108	0.117
16) Endosulfa...	8.006	8.838	923034	694351	0.309	0.233
17) 4,4'-DDT	8.085f	8.967	684810	319385	0.255	0.105 #
18) Endrin Al...	8.294	9.081	605182	574323	0.230	0.217
19) Endosulfa...	8.609	9.283	273945	270709	0.096	0.019 #
20) Methoxychlor	8.444	9.463	193265	749407	0.160	0.333 #
21) Endrin Ke...	8.792	9.688	172825	386660	0.050	BelowCal #
23) Hexachlor...	3.074	3.699	21692	65726	0.006	0.014 #
24) Hexachlor...	5.682	6.448	19881	34257	0.006	BelowCal #
25) Oxychlorane	7.161	7.924	362444	73186	BelowCal	0.023
26) 2,4'-DDE	7.256	8.118	95672	99692	0.041	0.044
27) trans-Non...	7.412	8.192	163780	133847	0.045	0.037
28) 2,4'-DDD	7.611	8.495	233550	113639	0.121	0.059 #
29) 2,4'-DDT	7.793	8.702	443186	291525	0.185	0.088 #
30) cis-Nonac...	7.882	8.751	503875	173974	0.124	0.044 #
31) Mirex	8.541	9.688	844549	386660	0.142	BelowCal #
32) Chlordane...	7.335	8.118	100371	99692	0.251	0.229
33) Chlordane...	7.412	8.206	163780	94248	0.337	0.259
34) Chlordane...	7.943f	8.907	287963	1372328	2.212	11.556 #
35) Chlordane...	0.000	0.000	0	0	N.D.	N.D.
36) Toxaphene...	7.402	8.455	169507	273928	10.355	9.295
37) Toxaphene...	7.694	8.803	357259	364064	11.372	9.059
38) Toxaphene...	8.006	8.838	923034	694351	9.953	10.732
39) Toxaphene...	8.246	8.907	1100625	1372328	10.025	10.079
40) Toxaphene...	8.472	9.081	585949	574323	10.810	10.018
41) Toxaphene...	8.541	9.463	844549	749407	11.105	11.345
42) Toxaphene...	0.000	0.000	0	0	N.D.	N.D.

(f)=RT Delta > 1/2 Window (#)=Amounts differ by > 25% (m)=manual int.

Quantitation Report (Not Reviewed)

Data Path : C:\msdchem\1\data\2020-02\0B01012\REQUANT\
Data File : ECD8-02012036.D
Signal(s) : Signal #1: ECD1A.ch Signal #2: ECD2B.ch
Acq On : 2 Feb 2020 00:08
Operator : MJB
Sample : 0B01012-CALQ
Misc : A20B005, TOX 10 ppb
ALS Vial : 32 Sample Multiplier: 1

Integration File signal 1: PEST1.e
Integration File signal 2: PEST2.e
Quant Time: Feb 03 15:53:18 2020
Quant Method : C:\msdchem\1\methods\ECD8_QUANTPEST_200108.M
Quant Title : Instrument: DualECD8
QLast Update : Mon Feb 03 15:36:51 2020
Response via : Initial Calibration
Integrator: ChemStation



Quantitation Report (Not Reviewed)

Data Path : C:\msdchem\1\data\2020-02\0B01012\REQUANT\
 Data File : ECD8-02012037.D
 Signal(s) : Signal #1: ECD1A.ch Signal #2: ECD2B.ch
 Acq On : 2 Feb 2020 00:24
 Operator : MJB
 Sample : 0B01012-CALR
 Misc : A19J417, TOX 50 ppb
 ALS Vial : 33 Sample Multiplier: 1

Integration File signal 1: PEST1.e
 Integration File signal 2: PEST2.e
 Quant Time: Feb 03 15:53:30 2020
 Quant Method : C:\msdchem\1\methods\ECD8_QUANTPEST_200108.M
 Quant Title : Instrument: DualeCD8
 QLast Update : Mon Feb 03 15:36:51 2020
 Response via : Initial Calibration
 Integrator: ChemStation

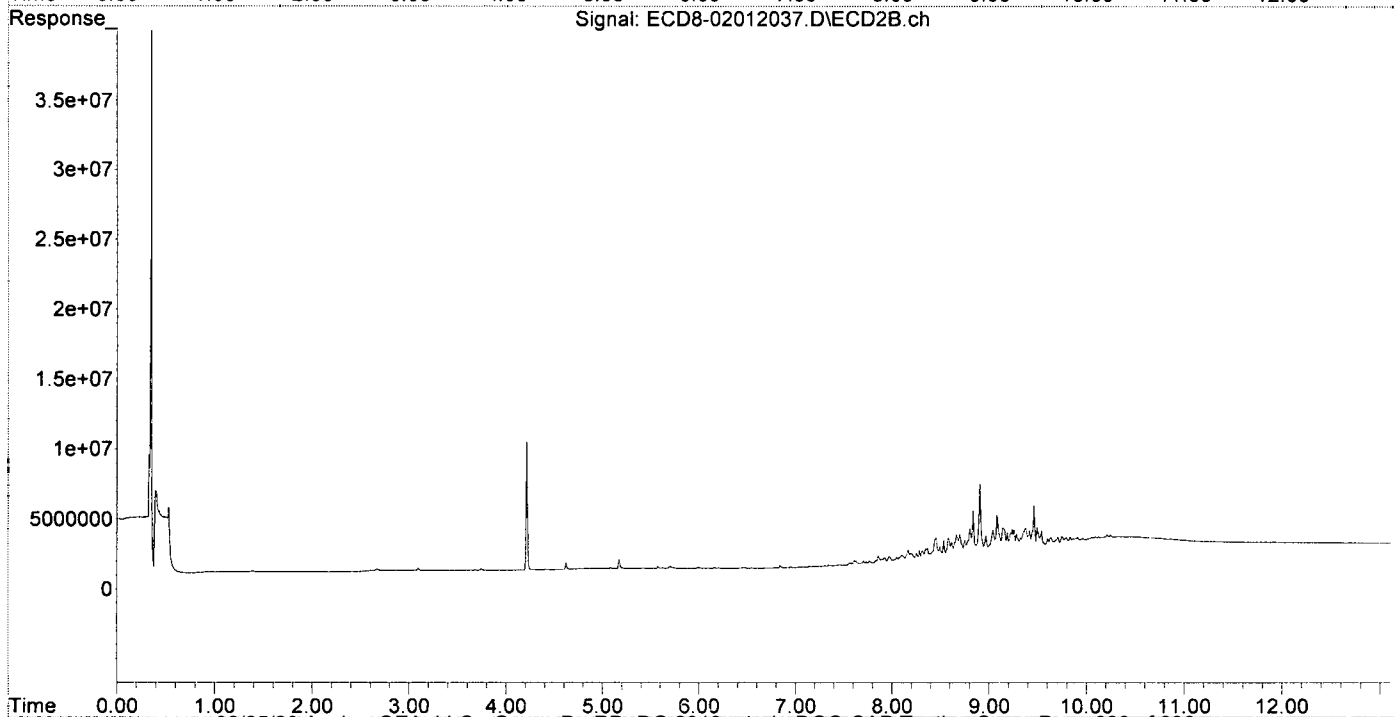
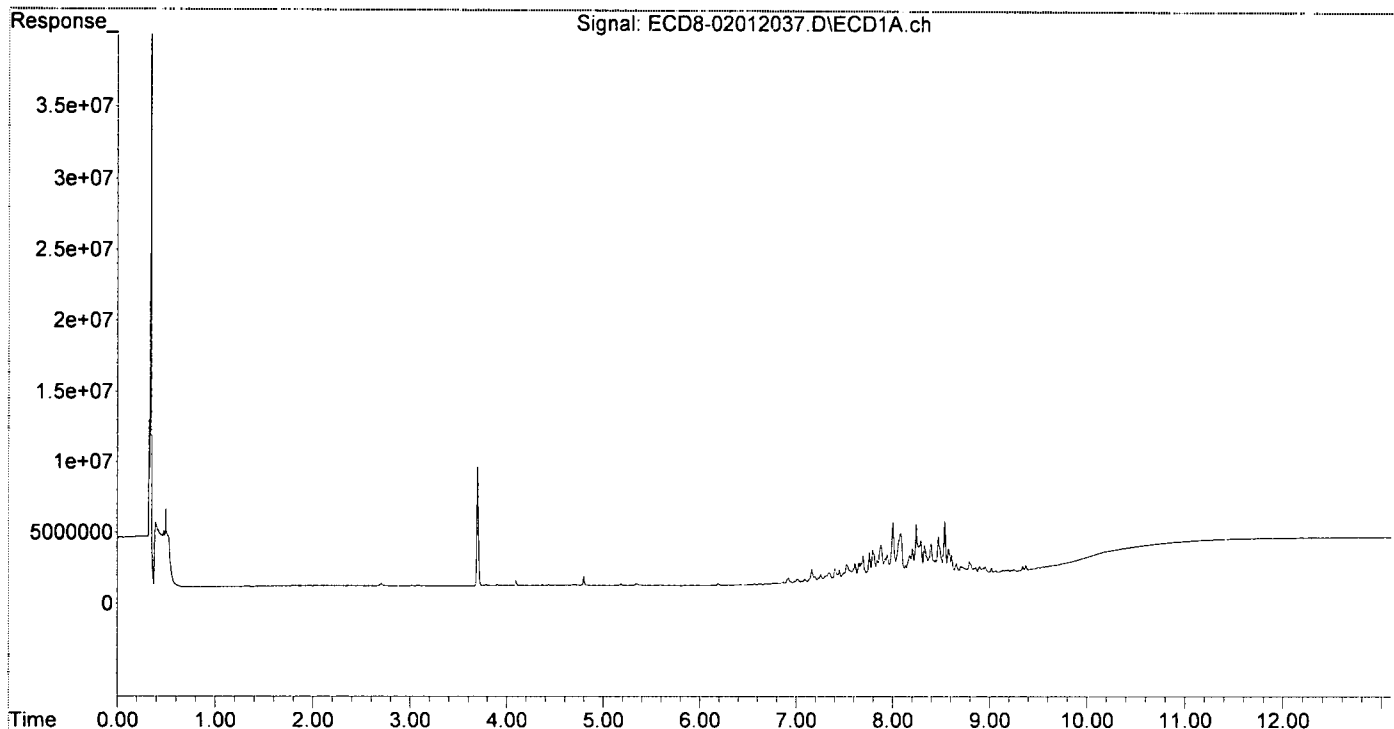
MJB
2/3/20

Compound	RT#1	RT#2	Resp#1	Resp#2	ng/mL	ng/mL
System Monitoring Compounds						
1) S TCMX (S)	0.000	5.986	0	80701	N.D.	0.023 #
22) S DCBP (S)	9.501	10.538	123893	268561	BelowCal	BelowCal
Target Compounds						
2) a-BHC	5.850	6.585	34223	12874	0.007	0.079 #
3) g-BHC	6.144f	6.891	32070	17922	0.008	0.047 #
4) b-BHC	6.191	6.955	153691	30896	0.088	0.018 #
5) Heptachlor	6.528	7.280	30551	22684	0.007	0.005 #
6) d-BHC	6.368f	7.224	15502	35717	0.111	0.108
7) Aldrin	6.768	7.566f	57242	145324	0.014	0.051 #
8) Heptachlo...	7.233	7.973	272107	386153	0.074	0.108 #
9) trans-Chl...	7.312	8.100	380254	414869	0.101	0.112
10) cis-Chlor...	7.400f	8.206	862137	427444	0.235	0.121 #
11) Endosulfa...	7.524	8.283	1126334	609838	0.325	0.185 #
12) 4,4'-DDE	7.482	8.347	442853	712924	0.133	0.317 #
13) Dieldrin	7.693	8.494	1682151	768101	0.441	0.252 #
14) Endrin	7.840	8.701	1294727	1523241	0.397	0.523 #
15) 4,4'-DDD	7.922	8.750	1429529	1057977	0.562	0.496
16) Endosulfa...	8.004	8.839	3882297	3122967	1.298	1.152
17) 4,4'-DDT	8.087f	8.968	3122037	1285216	1.161	0.498 #
18) Endrin Al...	8.293	9.083	2551552	2697421	0.969	1.020
19) Endosulfa...	8.609	9.283	1408400	1217934	0.492	0.398
20) Methoxychlor	8.444	9.464	1103179	3159313	0.914	2.596 #
21) Endrin Ke...	8.793	9.707f	873614	745112	0.253	0.041 #
23) Hexachlor...	3.084	3.679	67660	55651	0.017	0.011 #
24) Hexachlor...	5.682	6.450	56647	61848	0.017	BelowCal #
25) Oxychlorane	7.160	7.922	925553	316825	0.122	0.099
26) 2,4'-DDE	7.233	8.100	272107	414869	0.118	0.183 #
27) trans-Non...	7.400	8.192	862137	491663	0.235	0.136 #
28) 2,4'-DDD	7.610	8.494	1169752	768101	0.604	0.401 #
29) 2,4'-DDT	7.793	8.701	2020564	1523241	0.844	0.666
30) cis-Nonac...	7.882	8.750	2370728	1057977	0.583	0.265 #
31) Mirex	8.539	9.707f	3790810	745112	1.359	0.108 #
32) Chlordane...	7.312	8.100	380254	414869	0.949	0.955
33) Chlordane...	7.400	8.206	862137	427444	1.773	1.176 #
34) Chlordane...	7.943f	8.907	1620848	5032751	12.449	42.379 #
35) Chlordane...	0.000	0.000	0	0	N.D.	N.D.
36) Toxaphene...	7.400	8.455	862137	1457893	52.668	49.472
37) Toxaphene...	7.693	8.804	1682151	1899624	53.545	47.267
38) Toxaphene...	8.004	8.839	3882297	3122967	52.019	48.271
39) Toxaphene...	8.246	8.907	3672237	5032751	49.647	47.982
40) Toxaphene...	8.473	9.083	2698036	2697421	49.777	47.051
41) Toxaphene...	8.539	9.464	3790810	3159313	49.844	47.829
42) Toxaphene...	0.000	0.000	0	0	N.D.	N.D.

(f)=RT Delta > 1/2 Window (#)=Amounts differ by > 25% (m)=manual int.

Data Path : C:\msdchem\1\data\2020-02\0B01012\REQUANT\
 Data File : ECD8-02012037.D
 Signal(s) : Signal #1: ECD1A.ch Signal #2: ECD2B.ch
 Acq On : 2 Feb 2020 00:24
 Operator : MJB
 Sample : 0B01012-CALR
 Misc : A19J417, TOX 50 ppb
 ALS Vial : 33 Sample Multiplier: 1

Integration File signal 1: PEST1.e
 Integration File signal 2: PEST2.e
 Quant Time: Feb 03 15:53:30 2020
 Quant Method : C:\msdchem\1\methods\ECD8_QUANTPEST_200108.M
 Quant Title : Instrument: DualECD8
 QLast Update : Mon Feb 03 15:36:51 2020
 Response via : Initial Calibration
 Integrator: ChemStation



Data Path : C:\msdchem\1\data\2020-02\0B01012\REQUANT\
 Data File : ECD8-02012038.D
 Signal(s) : Signal #1: ECD1A.ch Signal #2: ECD2B.ch
 Acq On : 2 Feb 2020 00:41
 Operator : MJB
 Sample : 0B01012-CALS
 Misc : A19J418, TOX 100 ppb
 ALS Vial : 34 Sample Multiplier: 1

Integration File signal 1: PEST1.e
 Integration File signal 2: PEST2.e
 Quant Time: Feb 03 15:53:42 2020
 Quant Method : C:\msdchem\1\methods\ECD8_QUANTPEST_200108.M
 Quant Title : Instrument: DualECD8
 QLast Update : Mon Feb 03 15:36:51 2020
 Response via : Initial Calibration
 Integrator: ChemStation

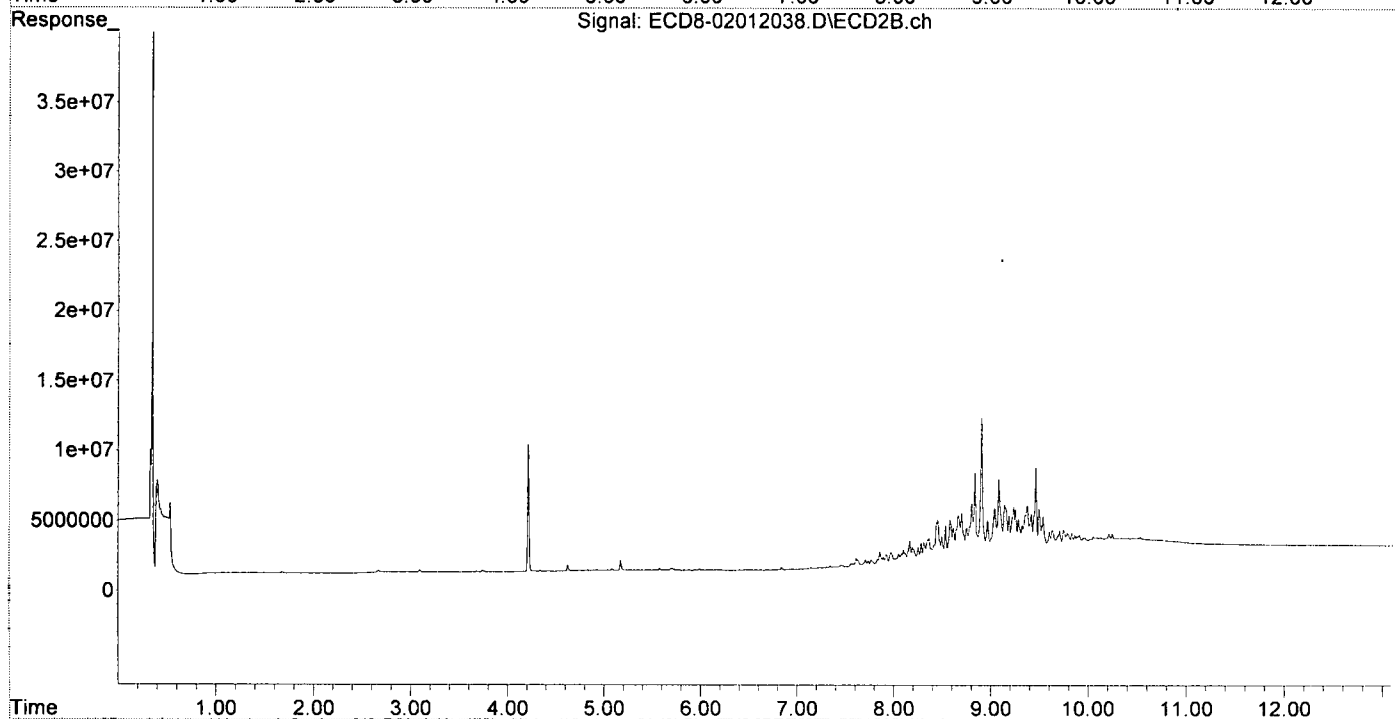
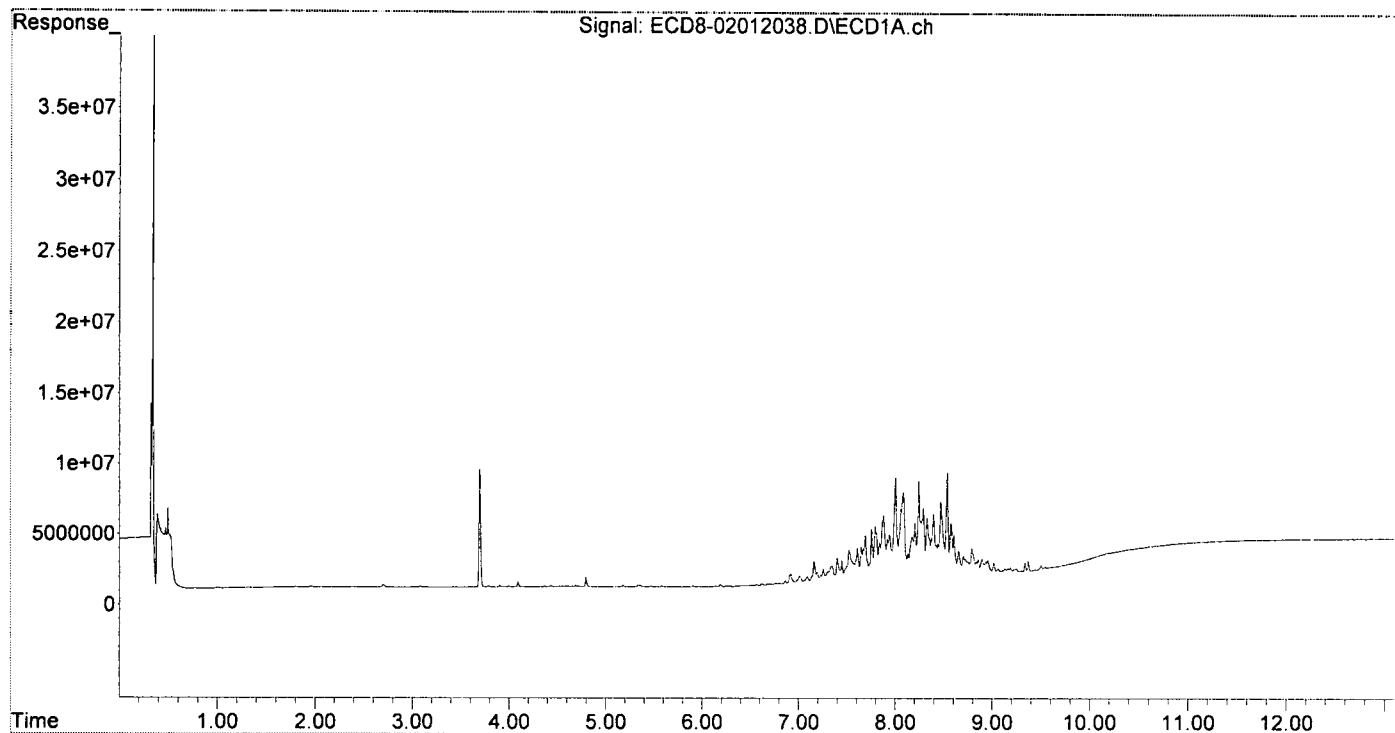
MJB
2/3/20

Compound	RT#1	RT#2	Resp#1	Resp#2	ng/mL	ng/mL
System Monitoring Compounds						
1) S TCMX (S)	5.337f	5.984	125814	111210	0.036	0.032
22) S DCBP (S)	9.506	10.535	295577	948995	BelowCal	BelowCal
Target Compounds						
2) a-BHC	5.838	6.581	57804	42176	0.012	0.086 #
3) g-BHC	6.137	6.907	65176	16875	0.016	0.046 #
4) b-BHC	6.188	6.975	184796	21326	0.106	0.012 #
5) Heptachlor	6.527	7.279	61015	47680	0.015	0.011
6) d-BHC	6.353	7.221	41432	60629	0.119	0.115
7) Aldrin	6.766	7.567f	128145	224119	0.032	0.072 #
8) Heptachlo...	7.232	7.973	547277	868398	0.148	0.242 #
9) trans-Chl...	7.313	8.117	760167	729820	0.202	0.196
10) cis-Chlor...	7.428	8.207	808635	1016295	0.220	0.289 #
11) Endosulfa...	7.523	8.282	2141456	1440157	0.617	0.436 #
12) 4,4'-DDE	7.498	8.347	1076140	1632568	0.324	0.612 #
13) Dieldrin	7.693	8.495	3171817	1816907	0.832	0.551 #
14) Endrin	7.837	8.701	2591666	3356589	0.794	1.159 #
15) 4,4'-DDD	7.921	8.750	2761819	2311026	1.085	1.031
16) Endosulfa...	8.004	8.838	7108085	6231660	2.376	2.325
17) 4,4'-DDT	8.086f	8.967	6054794	2779527	2.252	1.106 #
18) Endrin Al...	8.293	9.083	4910937	5637073	1.865	2.132
19) Endosulfa...	8.608	9.283	2795889	2773397	0.977	1.019
20) Methoxychlor	8.443	9.463	2273398	6347466	1.884	5.549 #
21) Endrin Ke...	8.792	9.705f	1806739	1761161	0.523	0.402
23) Hexachlor...	3.084	3.679	76523	68887	0.020	0.014 #
24) Hexachlor...	5.681	6.445	14947	39804	0.004	BelowCal #
25) Oxychlorane	7.160	7.923	1515082	758340	0.314	0.237
26) 2,4'-DDE	7.232	8.117	547277	729820	0.237	0.321 #
27) trans-Non...	7.400	8.193	1687426	1125647	0.460	0.312 #
28) 2,4'-DDD	7.610	8.495	2248412	1816907	1.161	0.949
29) 2,4'-DDT	7.793	8.701	3773923	3356589	1.577	1.524
30) cis-Nonac...	7.880	8.750	4501580	2311026	1.106	0.580 #
31) Mirex	8.539	9.705f	7293127	1761161	2.806	0.599 #
32) Chlordane...	7.313	8.117	760167	729820	1.898	1.680
33) Chlordane...	7.428	8.207	808635	1016295	1.663	2.795 #
34) Chlordane...	7.943f	8.906	3109836	10075815	23.886	84.845 #
35) Chlordane...	0.000	0.000	0	0	N.D.	N.D.
36) Toxaphene...	7.400	8.455	1687426	3039636	103.084	103.147
37) Toxaphene...	7.693	8.803	3171817	4024499	100.964	100.139
38) Toxaphene...	8.004	8.838	7108085	6231660	97.914	96.322
39) Toxaphene...	8.245	8.906	6856793	10075815	98.669	99.857
40) Toxaphene...	8.472	9.083	5268375	5637073	97.198	98.328
41) Toxaphene...	8.539	9.463	7293127	6347466	95.894	96.095
42) Toxaphene...	0.000	0.000	0	0	N.D.	N.D.

(f)=RT Delta > 1/2 Window (#)=Amounts differ by > 25% (m)=manual int.

Data Path : C:\msdchem\1\data\2020-02\0B01012\REQUANT\
 Data File : ECD8-02012038.D
 Signal(s) : Signal #1: ECD1A.ch Signal #2: ECD2B.ch
 Acq On : 2 Feb 2020 00:41
 Operator : MJB
 Sample : 0B01012-CALS
 Misc : A19J418, TOX 100 ppb
 ALS Vial : 34 Sample Multiplier: 1

Integration File signal 1: PEST1.e
 Integration File signal 2: PEST2.e
 Quant Time: Feb 03 15:53:42 2020
 Quant Method : C:\msdchem\1\methods\ECD8_QUANTPEST_200108.M
 Quant Title : Instrument: DualECD8
 QLast Update : Mon Feb 03 15:36:51 2020
 Response via : Initial Calibration
 Integrator: ChemStation



Quantitation Report (Not Reviewed)

Data Path : C:\msdchem\1\data\2020-02\0B01012\REQUANT\
 Data File : ECD8-02012039.D
 Signal(s) : Signal #1: ECD1A.ch Signal #2: ECD2B.ch
 Acq On : 2 Feb 2020 00:58
 Operator : MJB
 Sample : 0B01012-CALT
 Misc : A19J419, TOX 200 ppb
 ALS Vial : 35 Sample Multiplier: 1

Integration File signal 1: PEST1.e
 Integration File signal 2: PEST2.e
 Quant Time: Feb 03 15:53:52 2020
 Quant Method : C:\msdchem\1\methods\ECD8_QUANTPEST_200108.M
 Quant Title : Instrument: DualECD8
 QLast Update : Mon Feb 03 15:36:51 2020
 Response via : Initial Calibration
 Integrator: ChemStation

MJB
2/3/20

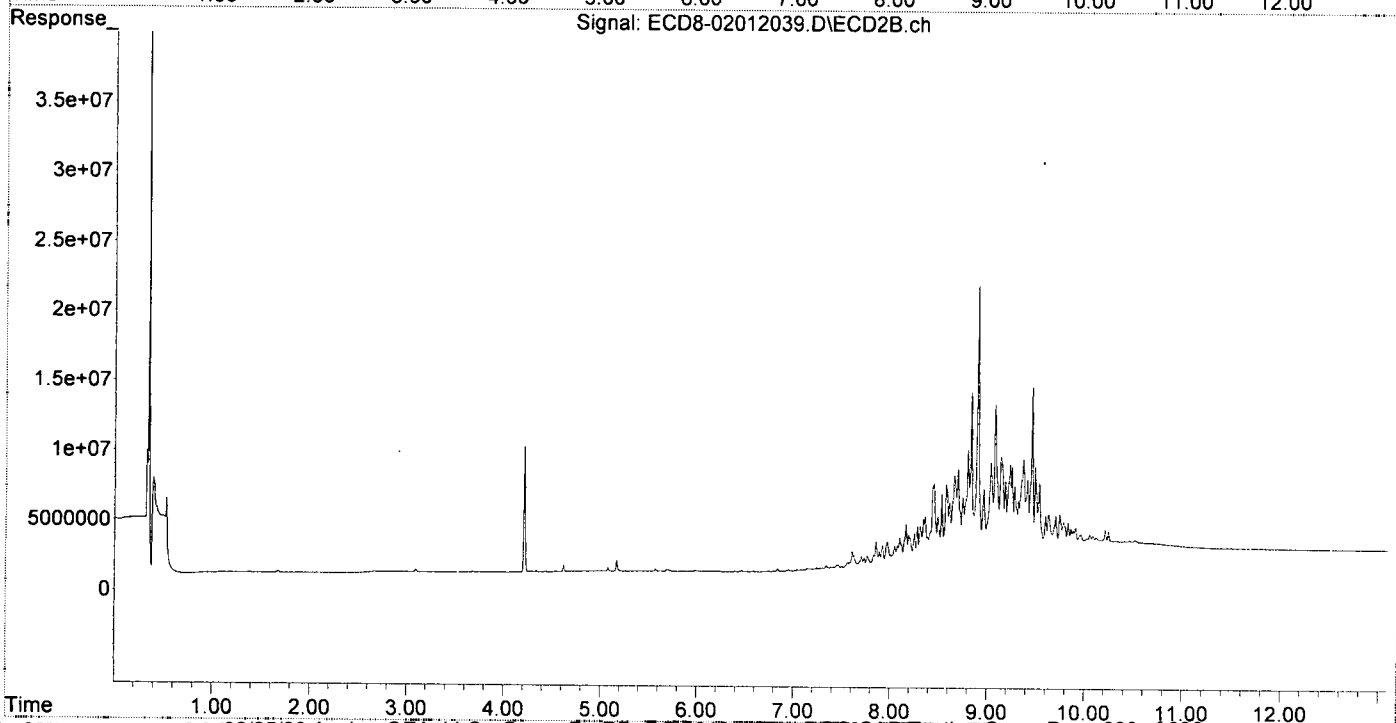
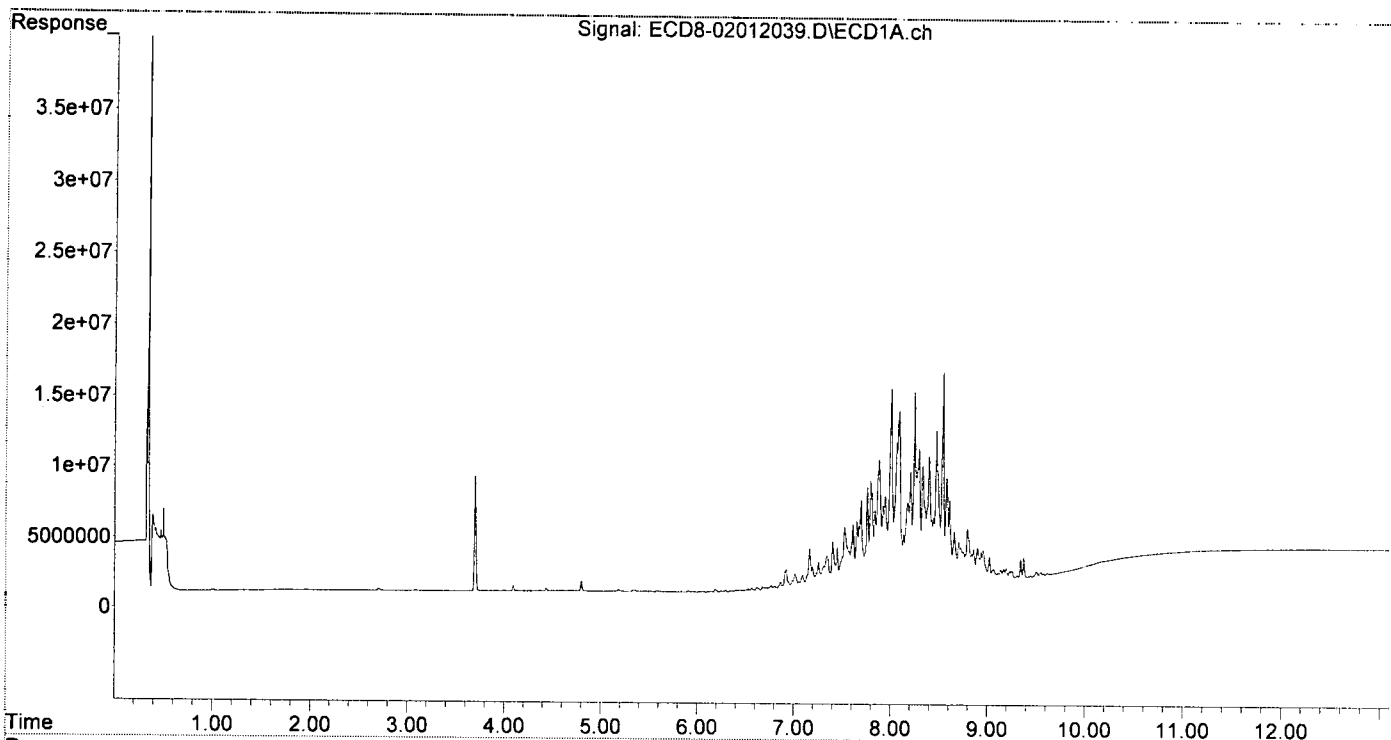
Compound	RT#1	RT#2	Resp#1	Resp#2	ng/mL	ng/mL
System Monitoring Compounds						
1) S TCMX (S)	5.335f	5.983	123217	122865	0.035	0.036
22) S DCBP (S)	9.501	10.534	298320	1363903	BelowCal	0.167
Target Compounds						
2) a-BHC	5.835	6.585	73051	60242	0.015	0.090 #
3) g-BHC	6.109	6.906	43247	28398	0.010	0.049 #
4) b-BHC	6.187	6.974	212263	37354	0.122	0.022 #
5) Heptachlor	6.527	7.277	132508	157291	0.032	0.037
6) d-BHC	6.328	7.220	43616	120052	0.119	0.132
7) Aldrin	6.767	7.566f	295018	508920	0.073	0.148 #
8) Heptachlo...	7.231	7.972	1115354	1855621	0.302	0.517 #
9) trans-Chl...	7.310	8.100	1526316	2157258	0.406	0.580 #
10) cis-Chlor...	7.398f	8.206f	3210991	2125651	0.874	0.603 #
11) Endosulfa...	7.522	8.282	4257071	2971466	1.227	0.899 #
12) 4,4'-DDE	7.495	8.345	2150202	3467118	0.647	1.200 #
13) Dieldrin	7.692	8.493	6077785	3606437	1.594	1.061 #
14) Endrin	7.837	8.700	5309717	6956419	1.627	2.406 #
15) 4,4'-DDD	7.920	8.750	5639872	4908688	2.216	2.135
16) Endosulfa...	8.003	8.860	13955658	3801613	4.665	1.409 #
17) 4,4'-DDT	8.086f	8.966	12260352	5462595	4.561	2.193 #
18) Endrin Al...	8.291	9.082	9528641	11485592	3.619	4.344
19) Endosulfa...	8.608	9.282	5751213	5577948	2.009	2.136
20) Methoxychlor	8.443	9.464	4632463	12675921	3.839	11.286 #
21) Endrin Ke...	8.792	9.705f	3675410	3363935	1.063	0.969
23) Hexachlor...	3.082	3.679	83118	81321	0.021	0.017
24) Hexachlor...	5.683	6.464	15191	103458	0.005	BelowCal #
25) Oxychlordane	7.160	7.923	2838980	1590223	0.745	0.497 #
26) 2,4'-DDE	7.231	8.100	1115354	2157258	0.482	0.949 #
27) trans-Non...	7.398	8.192	3210991	2311635	0.876	0.640 #
28) 2,4'-DDD	7.609	8.493	4374168	3606437	2.258	1.884
29) 2,4'-DDT	7.792	8.700	7396159	6956419	3.091	3.200
30) cis-Nonac...	7.880	8.750	8829364	4908688	2.170	1.232 #
31) Mirex	8.539	9.705f	14823031	3363935	5.918	1.373 #
32) Chlordane...	7.310	8.100	1526316	2157258	3.811	4.965 #
33) Chlordane...	7.398f	8.206	3210991	2125651	6.603	5.847
34) Chlordane...	7.943f	8.905	6267582	19955192	48.139	168.036 #
35) Chlordane...	0.000	0.000	0	0	N.D.	N.D.
36) Toxaphene...	7.398	8.454	3210991	5983532	196.158	203.045
37) Toxaphene...	7.692	8.803	6077785	8295354	193.465	206.409
38) Toxaphene...	8.003	8.838	13955658	12406840	195.484	191.770
39) Toxaphene...	8.245	8.905	13559149	19955192	201.678	200.350
40) Toxaphene...	8.471	9.082	10723722	11485592	197.846	200.345
41) Toxaphene...	8.539	9.464	14823031	12675921	194.901	191.903
42) Toxaphene...	0.000	0.000	0	0	N.D.	N.D.

(f)=RT Delta > 1/2 Window (#)=Amounts differ by > 25% (m)=manual int.

Quantitation Report (Not Reviewed)

Data Path : C:\msdchem\1\data\2020-02\0B01012\REQUANT\
Data File : ECD8-02012039.D
Signal(s) : Signal #1: ECD1A.ch Signal #2: ECD2B.ch
Acq On : 2 Feb 2020 00:58
Operator : MJB
Sample : 0B01012-CALT
Misc : A19J419, TOX 200 ppb
ALS Vial : 35 Sample Multiplier: 1

Integration File signal 1: PEST1.e
Integration File signal 2: PEST2.e
Quant Time: Feb 03 15:53:52 2020
Quant Method : C:\msdchem\1\methods\ECD8_QUANTPEST_200108.M
Quant Title : Instrument: DualECD8
QLast Update : Mon Feb 03 15:36:51 2020
Response via : Initial Calibration
Integrator: ChemStation



Data Path : C:\msdchem\1\data\2020-02\0B01012\REQUANT\
 Data File : ECD8-02012040.D
 Signal(s) : Signal #1: ECD1A.ch Signal #2: ECD2B.ch
 Acq On : 2 Feb 2020 1:15
 Operator : MJB
 Sample : 0B01012-CALU
 Misc : A19J420, TOX 500 ppb
 ALS Vial : 36 Sample Multiplier: 1

Integration File signal 1: PEST1.e
 Integration File signal 2: PEST2.e
 Quant Time: Feb 03 15:54:01 2020
 Quant Method : C:\msdchem\1\methods\ECD8_QUANTPEST_200108.M
 Quant Title : Instrument: DualECD8
 QLast Update : Mon Feb 03 15:36:51 2020
 Response via : Initial Calibration
 Integrator: ChemStation

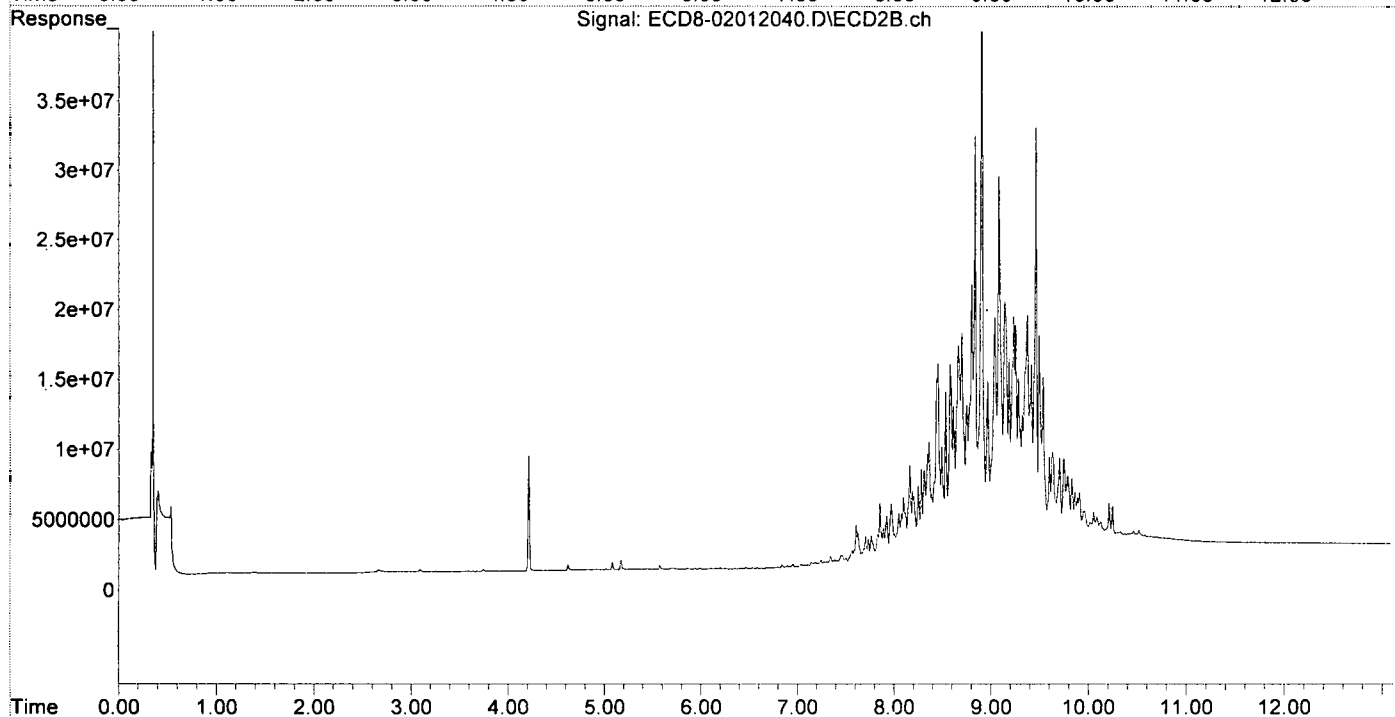
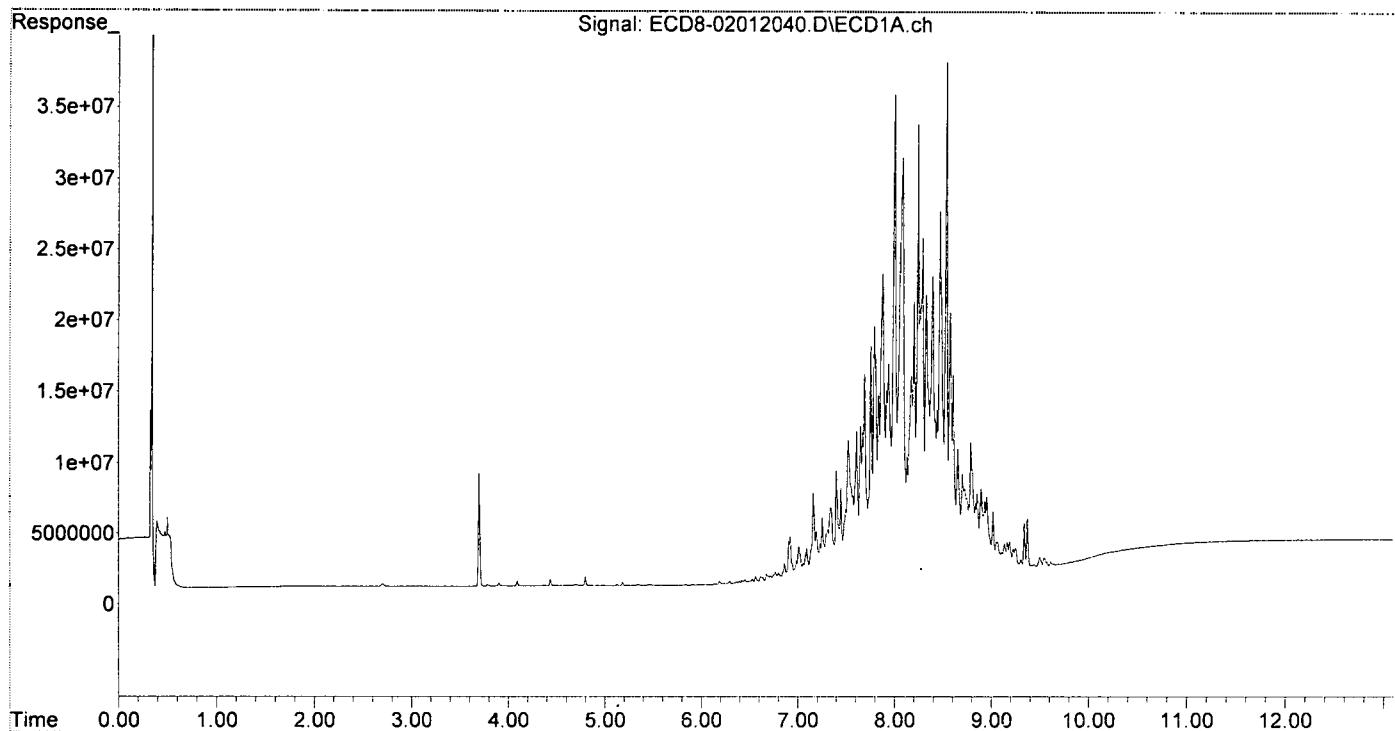
MJB
2/3/20

Compound	RT#1	RT#2	Resp#1	Resp#2	ng/mL	ng/mL
System Monitoring Compounds						
1) S TCMX (S)	0.000	5.984	0	67232	N.D.	0.019 #
22) S DCBP (S)	9.498	10.516f	663992	1308073	BelowCal	0.140
Target Compounds						
2) a-BHC	5.836	6.585	76051	56797	0.016	0.089 #
3) g-BHC	6.107	6.892	24897	108271	0.006	0.070 #
4) b-BHC	6.189	6.973	212064	50794	0.122	0.029 #
5) Heptachlor	6.529	7.277	270194	277882	0.066	0.066
6) d-BHC	6.328	7.221	54685	203406	0.122	0.156 #
7) Aldrin	6.767	7.567f	664250	928101	0.164	0.260 #
8) Heptachlo...	7.231	7.971	2526905	4130605	0.684	1.151 #
9) trans-Chl...	7.311	8.114	3466352	3397407	0.922	0.914
10) cis-Chlor...	7.430	8.206f	3487116	4551586	0.950	1.292 #
11) Endosulfa...	7.522	8.282	9694049	6473882	2.795	1.959 #
12) 4,4'-DDE	7.496	8.346	4872356	7560471	1.467	2.506 #
13) Dieldrin	7.692	8.493	14283516	8007139	3.746	2.312 #
14) Endrin	7.837	8.701	12730407	15998632	3.901	5.515 #
15) 4,4'-DDD	7.921	8.750	13086619	10853860	5.142	4.637
16) Endosulfa...	8.002	8.860	33827874	8270665	11.308	3.091 #
17) 4,4'-DDT	8.086f	8.967	29386681	12522091	10.932	5.023 #
18) Endrin Al...	8.292	9.082	23653936	27050867	8.985	10.232
19) Endosulfa...	8.608	9.282	13882162	12650660	4.850	4.931
20) Methoxychlor	8.442	9.463	11479871	30451142	9.514	26.599 #
21) Endrin Ke...	8.791	9.704f	9014181	6779793	2.608	2.175
23) Hexachlor...	3.083	3.678	53097	37879	0.014	0.008 #
24) Hexachlor...	5.717f	6.467f	25603	83921	0.008	BelowCal #
25) Oxychlorane	7.160	7.922	6059995	3262469	1.794	1.020 #
26) 2,4'-DDE	7.231	8.114	2526905	3397407	1.093	1.495 #
27) trans-Non...	7.399	8.191	7624274	4942774	2.080	1.369 #
28) 2,4'-DDD	7.609	8.493	10357973	8007139	5.348	4.183
29) 2,4'-DDT	7.792	8.701	17601445	15998632	7.355	7.365
30) cis-Nonac...	7.879	8.750	21268594	10853860	5.226	2.724 #
31) Mirex	8.538	9.704f	35990464	6779793	14.680	3.020 #
32) Chlordane...	7.311	8.114	3466352	3397407	8.655	7.820
33) Chlordane...	7.430	8.206	3487116	4551586	7.170	12.520 #
34) Chlordane...	7.941f	8.905	14882734	48832915	114.309	411.206 #
35) Chlordane...	0.000	0.000	0	0	N.D.	N.D.
36) Toxaphene...	7.399	8.454	7624274	13991055	465.764	474.773
37) Toxaphene...	7.692	8.802	14283516	19375133	454.666	482.101
38) Toxaphene...	8.002	8.837	33827874	30083885	479.765	465.001
39) Toxaphene...	8.245	8.905	31701311	48832915	479.409	486.047
40) Toxaphene...	8.471	9.082	25454970	27050867	469.629	471.852
41) Toxaphene...	8.538	9.463	35990464	30451142	473.222	461.005
42) Toxaphene...	0.000	0.000	0	0	N.D.	N.D.

(f)=RT Delta > 1/2 Window (#)=Amounts differ by > 25% (m)=manual int.

Data Path : C:\msdchem\1\data\2020-02\0B01012\REQUANT\
 Data File : ECD8-02012040.D
 Signal(s) : Signal #1: ECD1A.ch Signal #2: ECD2B.ch
 Acq On : 2 Feb 2020 1:15
 Operator : MJB
 Sample : 0B01012-CALU
 Misc : A19J420, TOX 500 ppb
 ALS Vial : 36 Sample Multiplier: 1

Integration File signal 1: PEST1.e
 Integration File signal 2: PEST2.e
 Quant Time: Feb 03 15:54:01 2020
 Quant Method : C:\msdchem\1\methods\ECD8_QUANTPEST_200108.M
 Quant Title : Instrument: DualECD8
 QLast Update : Mon Feb 03 15:36:51 2020
 Response via : Initial Calibration
 Integrator: ChemStation



Data Path : C:\msdchem\1\data\2020-02\0B01012\REQUANT\
 Data File : ECD8-02012041.D
 Signal(s) : Signal #1: ECD1A.ch Signal #2: ECD2B.ch
 Acq On : 2 Feb 2020 1:32
 Operator : MJB
 Sample : 0B01012-CALV
 Misc : A19J421, TOX 1000 ppb
 ALS Vial : 37 Sample Multiplier: 1

Integration File signal 1: PEST1.e
 Integration File signal 2: PEST2.e
 Quant Time: Feb 03 15:54:11 2020
 Quant Method : C:\msdchem\1\methods\ECD8_QUANTPEST_200108.M
 Quant Title : Instrument: DualECD8
 QLast Update : Mon Feb 03 15:36:51 2020
 Response via : Initial Calibration
 Integrator: ChemStation

MJB
2/3/20

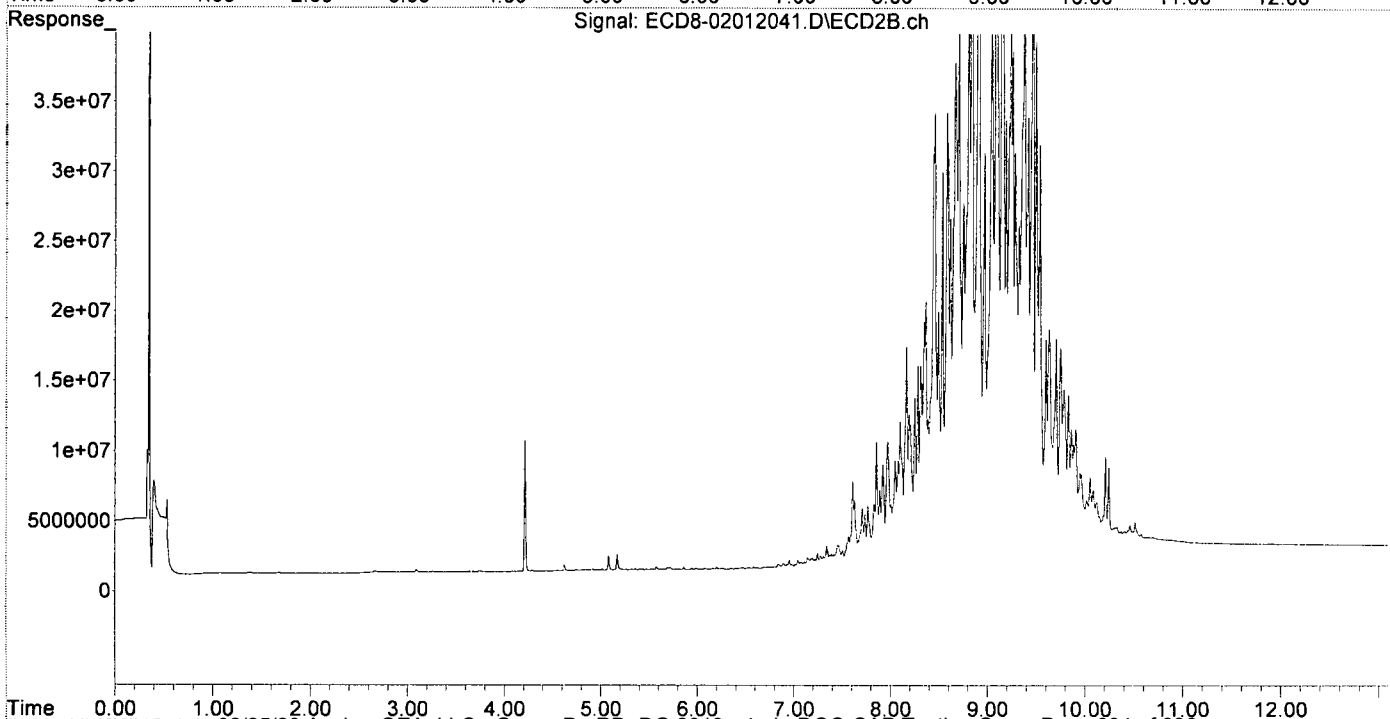
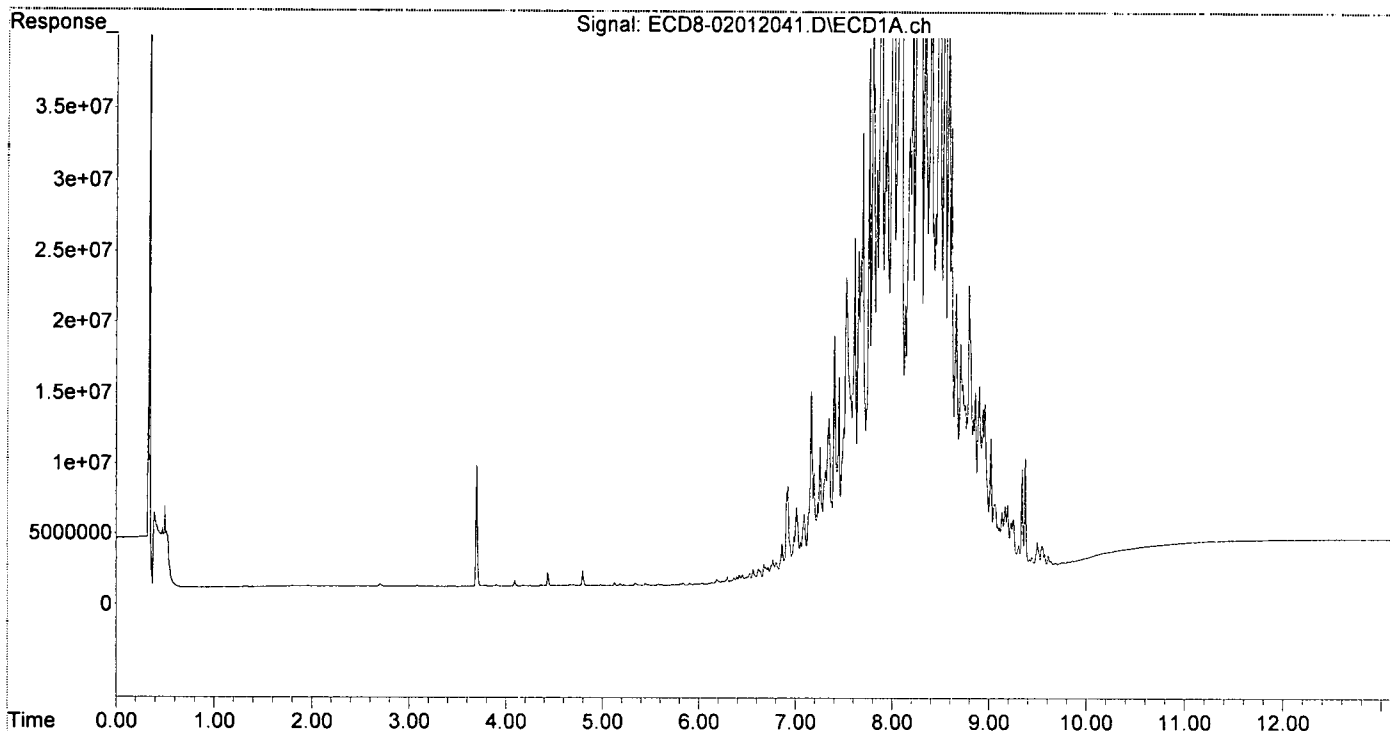
Compound	RT#1	RT#2	Resp#1	Resp#2	ng/mL	ng/mL
System Monitoring Compounds						
1) S TCMX (S)	5.302	5.986	16607	100445	0.005	0.029 #
22) S DCBP (S)	9.499	10.516f	1649629	2332562	0.311	0.647 #
Target Compounds						
2) a-BHC	5.836	6.585	166844	115621	0.035	0.103 #
3) g-BHC	6.106	6.894	61658	294713	0.015	0.118 #
4) b-BHC	6.188	6.975	309269	181982	0.178	0.105 #
5) Heptachlor	6.528	7.276	627923	724657	0.153	0.172
6) d-BHC	6.350	7.217	185088	504638	0.160	0.242 #
7) Aldrin	6.767	7.567f	1497579	2036963	0.371	0.556 #
8) Heptachlo...	7.231	7.971	5365604	8737584	1.453	2.434 #
9) trans-Chl...	7.311	8.099f	7651919	10181490	2.035	2.738 #
10) cis-Chlor...	7.427	8.205f	7608852	9894908	2.072	2.809 #
11) Endosulfa...	7.522	8.281	21178196	14026371	6.105	4.244 #
12) 4,4'-DDE	7.496	8.345	10579053	17160701	3.186	5.544 #
13) Dieldrin	7.691	8.492	31270534	17845581	8.205	5.093 #
14) Endrin	7.836	8.700	28664598	38302390	8.783	13.055 #
15) 4,4'-DDD	7.921	8.750	29841618	25476144	11.726	10.655
16) Endosulfa...	8.002	8.860	74869389	18631269	25.027	6.952 #
17) 4,4'-DDT	8.086f	8.967	65351702	29100556	24.310	11.515 #
18) Endrin Al...	8.290	9.081	52158812	63084241	19.812	23.862
19) Endosulfa...	8.607	9.281	31270534	28984869	10.925	11.282
20) Methoxychlor	8.443	9.463	25312073	70673400	20.977	57.829 #
21) Endrin Ke...	8.791	9.705f	20114389	15575717	5.819	5.255
23) Hexachlor...	3.082	3.678	64091	55233	0.016	0.011 #
24) Hexachlor...	5.679	6.436	24017	45780	0.007	BelowCal #
25) Oxychlorthane	7.160	7.922	13266192	7080465	4.139	2.214 #
26) 2,4'-DDE	7.231	8.099	5365604	10181490	2.321	4.479 #
27) trans-Non...	7.427	8.191	7608852	10587314	2.075	2.933 #
28) 2,4'-DDD	7.609	8.492	23887614	17845581	12.334	9.322
29) 2,4'-DDT	7.792	8.700	39311588	38302390	16.427	17.373
30) cis-Nonac...	7.880	8.750	47923221	25476144	11.776	6.393 #
31) Mirex	8.538	9.705f	80425541	15575717	33.134	7.249 #
32) Chlordane...	7.311	8.099	7651919	10181490	19.107	23.434
33) Chlordane...	7.427	8.205	7608852	9894908	15.646	27.217 #
34) Chlordane...	7.941f	8.905	33595938	114.1E6	258.038	960.856 #
35) Chlordane...	0.000	0.000	0	0	N.D.	N.D.
36) Toxaphene...	7.399	8.453	17126108	32020907	1046.226	1086.598
37) Toxaphene...	7.691	8.802	31290692	44952411	996.029	1118.527
38) Toxaphene...	8.002	8.837	74869389	70006747	1072.289	1082.081
39) Toxaphene...	8.245	8.905	71267141	114.1E6	1079.654	1093.352
40) Toxaphene...	8.471	9.081	57604978	63084241	1062.776	1100.387
41) Toxaphene...	8.538	9.463	80425541	70673400	1057.478	1069.936
42) Toxaphene...	0.000	0.000	0	0	N.D.	N.D.

(f)=RT Delta > 1/2 Window (#)=Amounts differ by > 25% (m)=manual int.

Quantitation Report (Not Reviewed)

Data Path : C:\msdchem\1\data\2020-02\0B01012\REQUANT\
Data File : ECD8-02012041.D
Signal(s) : Signal #1: ECD1A.ch Signal #2: ECD2B.ch
Acq On : 2 Feb 2020 1:32
Operator : MJB
Sample : 0B01012-CALV
Misc : A19J421, TOX 1000 ppb
ALS Vial : 37 Sample Multiplier: 1

Integration File signal 1: PEST1.e
Integration File signal 2: PEST2.e
Quant Time: Feb 03 15:54:11 2020
Quant Method : C:\msdchem\1\methods\ECD8_QUANTPEST_200108.M
Quant Title : Instrument: DualECD8
QLast Update : Mon Feb 03 15:36:51 2020
Response via : Initial Calibration
Integrator: ChemStation



Quantitation Report (Not Reviewed)

Data Path : C:\msdchem\1\data\2020-02\0B01012\REQUANT\
 Data File : ECD8-02012042.D
 Signal(s) : Signal #1: ECD1A.ch Signal #2: ECD2B.ch
 Acq On : 2 Feb 2020 1:48
 Operator : MJB
 Sample : 0B01012-CALW
 Misc : A19J416, TOX 200 ppb
 ALS Vial : 38 Sample Multiplier: 1

Integration File signal 1: PEST1.e
 Integration File signal 2: PEST2.e
 Quant Time: Feb 03 15:54:20 2020
 Quant Method : C:\msdchem\1\methods\ECD8_QUANTPEST_200108.M
 Quant Title : Instrument:DualECD8
 QLast Update : Mon Feb 03 15:36:51 2020
 Response via : Initial Calibration
 Integrator: ChemStation

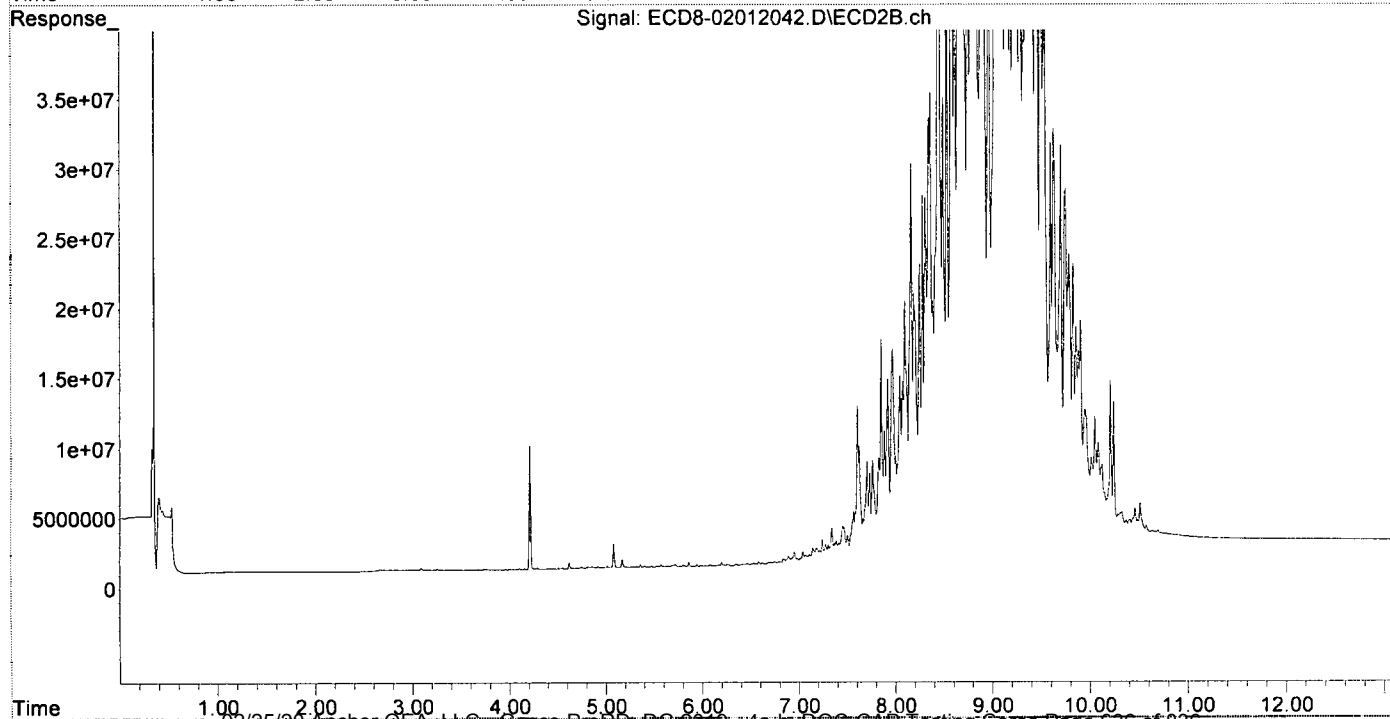
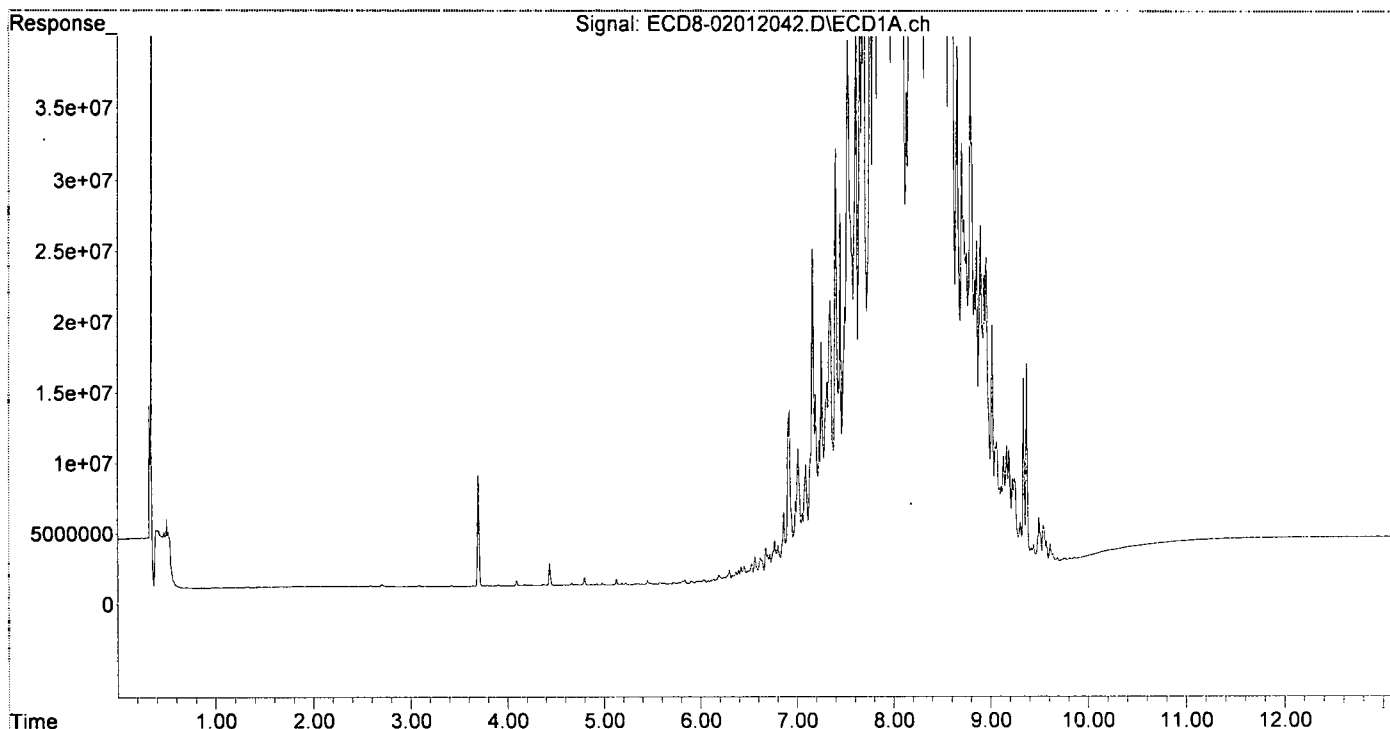
MJB
2/3/20

Compound	RT#1	RT#2	Resp#1	Resp#2	ng/mL	ng/mL
System Monitoring Compounds						
1) S TCMX (S)	5.279	5.985	23392	70189	0.007	0.020 #
22) S DCBP (S)	9.497	10.515f	3160340	2729530	0.903	0.844
Target Compounds						
2) a-BHC	5.835	6.585	278100	197970	0.059	0.122 #
3) g-BHC	6.133	6.893	210680	476559	0.051	0.164 #
4) b-BHC	6.188	6.975	460960	290996	0.265	0.168 #
5) Heptachlor	6.528	7.276	1139038	1138068	0.277	0.270
6) d-BHC	6.328	7.218	411368	746437	0.226	0.311 #
7) Aldrin	6.767	7.535	2652776	1663406	0.657	0.456 #
8) Heptachlo...	7.231	7.970	9598272	14788527	2.599	4.120 #
9) trans-Chl...	7.311	8.098f	13687265	18209884	3.640	4.897 #
10) cis-Chlor...	7.427	8.205f	12990010	17418779	3.537	4.945 #
11) Endosulfa...	7.520	8.282	37628400	25656494	10.848	7.763 #
12) 4,4'-DDE	7.495	8.345	18930646	31159611	5.701	9.908 #
13) Dieldrin	7.691	8.493	57148633	32537162	14.986	9.205 #
14) Endrin	7.836	8.700	52527984	72409723	16.095	24.253 #
15) 4,4'-DDD	7.920	8.750	53971774	47193248	21.207	19.267
16) Endosulfa...	8.003	8.859	134.9E6	34109250	45.079	12.623 #
17) 4,4'-DDT	8.131f	8.966	33820069	53128545	12.581	20.577 #
18) Endrin Al...	8.290	9.082	94278993	117.9E6	35.811	44.588
19) Endosulfa...	8.607	9.282	56874670	53457856	19.871	20.540
20) Methoxychlor	8.442	9.462	46714915	131.6E6	38.715	98.872 #
21) Endrin Ke...	8.790	9.704f	37377099	28668518	10.814	9.778
23) Hexachlor...	3.081	3.679	62396	46375	0.016	0.010 #
24) Hexachlor...	5.677	6.433	36317	78535	0.011	BelowCal #
25) Oxychlorane	7.160	7.922	23154517	12678184	7.355	3.964 #
26) 2,4'-DDE	7.231	8.098	9598272	18209884	4.151	8.011 #
27) trans-Non...	7.427	8.191	12990010	18718915	3.543	5.186 #
28) 2,4'-DDD	7.608	8.493	41463942	32537162	21.409	16.997
29) 2,4'-DDT	7.791	8.700	71100081	72409723	29.710	32.019
30) cis-Nonac...	7.879	8.750	87530613	47193248	21.509	11.842 #
31) Mirex	8.537	9.704f	145.3E6	28668518	60.232	13.508 #
32) Chlordane...	7.311	8.098	13687265	18209884	34.177	41.912 #
33) Chlordane...	7.427	8.205f	12990010	17418779	26.710	47.912 #
34) Chlordane...	7.941f	8.905	61742354	212.6E6	474.221	1790.459 #
35) Chlordane...	0.000	0.000	0	0	N.D.	N.D.
36) Toxaphene...	7.398	8.453	30177110	58830123	1843.507	1996.342
37) Toxaphene...	7.691	8.802	57148633	82998661	1819.126	2065.211
38) Toxaphene...	8.003	8.837	134.9E6	132.9E6	1951.936	2054.370
39) Toxaphene...	8.243	8.905	128.9E6	212.6E6	1941.789	1929.462
40) Toxaphene...	8.471	9.082	104.1E6	117.9E6	1920.344	2056.150
41) Toxaphene...	8.537	9.462	145.3E6	131.6E6	1910.606	1992.916
42) Toxaphene...	0.000	0.000	0	0	N.D.	N.D.

(f)=RT Delta > 1/2 Window (#)=Amounts differ by > 25% (m)=manual int.

Data Path : C:\msdchem\1\data\2020-02\0B01012\REQUANT\
Data File : ECD8-02012042.D
Signal(s) : Signal #1: ECD1A.ch Signal #2: ECD2B.ch
Acq On : 2 Feb 2020 1:48
Operator : MJB
Sample : 0B01012-CALW
Misc : A19J416, TOX 200 ppb
ALS Vial : 38 Sample Multiplier: 1

Integration File signal 1: PEST1.e
Integration File signal 2: PEST2.e
Quant Time: Feb 03 15:54:20 2020
Quant Method : C:\msdchem\1\methods\ECD8_QUANTPEST_200108.M
Quant Title : Instrument: DualeCD8
QLast Update : Mon Feb 03 15:36:51 2020
Response via : Initial Calibration
Integrator: ChemStation



Sequence Name: C:\msdchem\1\sequence\0B01012.s

Comment: Pesticides

Operator: MJB

Data Path: C:\MSDCHEM\1\DATA\2020-02\0B01012\

Instrument Control Pre-Seq Cmd:

Data Analysis Pre-Seq Cmd:

Instrument Control Post-Seq Cmd:

Data Analysis Post-Seq Cmd:

Method Sections To Run Sequence Barcode Options
(X) Full Method (X) On Mismatch, Inject Anyway
() Reprocessing Only () On Mismatch, Don't Inject
 () Barcode Disabled

Line Sample Name/Misc Info
1) Sample 1 Hexane
 Datafile ECD8-02012001
 Method ECD8_AQUPEST_190925
2) Sample 1 Hexane
 Datafile ECD8-02012002
 Method ECD8_AQUPEST_190925
3) Sample 2 0B01012-BKD1
 Datafile ECD8-02012003
 Method ECD8_AQUPEST_190925
4) Sample 3 0B01012-ICB1
 Datafile ECD8-02012004
 Method ECD8_AQUPEST_190925
5) Sample 4 0B01012-CAL1
 Datafile ECD8-02012005
 Method ECD8_AQUPEST_190925
6) Sample 5 0B01012-CAL2
 Datafile ECD8-02012006
 Method ECD8_AQUPEST_190925
7) Sample 6 0B01012-CAL3
 Datafile ECD8-02012007
 Method ECD8_AQUPEST_190925
8) Sample 7 0B01012-CAL4
 Datafile ECD8-02012008
 Method ECD8_AQUPEST_190925
9) Sample 8 0B01012-CAL5
 Datafile ECD8-02012009
 Method ECD8_AQUPEST_190925
10) Sample 9 0B01012-CAL6
 Datafile ECD8-02012010
 Method ECD8_AQUPEST_190925
11) Sample 10 0B01012-CAL7
 Datafile ECD8-02012011
 Method ECD8_AQUPEST_190925
12) Sample 11 0B01012-CAL8
 Datafile ECD8-02012012
 Method ECD8_AQUPEST_190925
13) Sample 12 0B01012-CAL9
 Datafile ECD8-02012013
 Method ECD8_AQUPEST_190925
14) Sample 1 0B01012-IBL1
 Datafile ECD8-02012014
 Method ECD8_AQUPEST_190925
15) Sample 13 0B01012-ICV1
 Datafile ECD8-02012015
 Method ECD8_AQUPEST_190925
16) Sample 14 0B01012-CALA
 Datafile ECD8-02012016
 Method ECD8_AQUPEST_190925
17) Sample 15 0B01012-CALB
 Datafile ECD8-02012017
 Method ECD8_AQUPEST_190925
18) Sample 16 0B01012-CALC
 Datafile ECD8-02012018
 Method ECD8_AQUPEST_190925
19) Sample 17 0B01012-CALD
 Datafile ECD8-02012019
 Method ECD8_AQUPEST_190925
20) Sample 18 0B01012-CALE

MJB
2/3/20

	Datafile		ECD8-02012020
	Method		ECD8_AQUPEST_190925
21)	Sample	19	0B01012-CALF
	Datafile		ECD8-02012021
	Method		ECD8_AQUPEST_190925
22)	Sample	20	0B01012-CALG
	Datafile		ECD8-02012022
	Method		ECD8_AQUPEST_190925
23)	Sample	21	0B01012-CALH
	Datafile		ECD8-02012023
	Method		ECD8_AQUPEST_190925
24)	Sample	22	0B01012-CALI
	Datafile		ECD8-02012024
	Method		ECD8_AQUPEST_190925
25)	Sample	1	0B01012-IBL2
	Datafile		ECD8-02012025
	Method		ECD8_AQUPEST_190925
26)	Sample	23	0B01012-ICV2
	Datafile		ECD8-02012026
	Method		ECD8_AQUPEST_190925
27)	Sample	24	0B01012-CALJ
	Datafile		ECD8-02012027
	Method		ECD8_AQUPEST_190925
28)	Sample	25	0B01012-CALK
	Datafile		ECD8-02012028
	Method		ECD8_AQUPEST_190925
29)	Sample	26	0B01012-CALL
	Datafile		ECD8-02012029
	Method		ECD8_AQUPEST_190925
30)	Sample	27	0B01012-CALM
	Datafile		ECD8-02012030
	Method		ECD8_AQUPEST_190925
31)	Sample	28	0B01012-CALN
	Datafile		ECD8-02012031
	Method		ECD8_AQUPEST_190925
32)	Sample	29	0B01012-CALO
	Datafile		ECD8-02012032
	Method		ECD8_AQUPEST_190925
33)	Sample	30	0B01012-CALP
	Datafile		ECD8-02012033
	Method		ECD8_AQUPEST_190925
34)	Sample	1	0B01012-IBL3
	Datafile		ECD8-02012034
	Method		ECD8_AQUPEST_190925
35)	Sample	31	0B01012-ICV3
	Datafile		ECD8-02012035
	Method		ECD8_AQUPEST_190925
36)	Sample	32	0B01012-CALQ
	Datafile		ECD8-02012036
	Method		ECD8_AQUPEST_190925
37)	Sample	33	0B01012-CALR
	Datafile		ECD8-02012037
	Method		ECD8_AQUPEST_190925
38)	Sample	34	0B01012-CALS
	Datafile		ECD8-02012038
	Method		ECD8_AQUPEST_190925
39)	Sample	35	0B01012-CALT
	Datafile		ECD8-02012039
	Method		ECD8_AQUPEST_190925
40)	Sample	36	0B01012-CALU
	Datafile		ECD8-02012040
	Method		ECD8_AQUPEST_190925
41)	Sample	37	0B01012-CALV
	Datafile		ECD8-02012041
	Method		ECD8_AQUPEST_190925
42)	Sample	38	0B01012-CALW
	Datafile		ECD8-02012042
	Method		ECD8_AQUPEST_190925
43)	Sample	1	0B01012-IBL4
	Datafile		ECD8-02012043
	Method		ECD8_AQUPEST_190925

Sequence Name: C:\msdchem\1\sequence\0B01012.s

Line Type	Vial	DataFile	Method	Sample Name
44) Sample	39	0B01012-ICV4		
Datafile		ECD8-02012044		
Method		ECD8_AQUPEST_190925		

Pesticide BKD

Pesticide Breakdown Check (Validated 8/8/2013)

Sequence: 0B01012 BKD1
Data File: ECD8-02012003.D

First Column Area Counts		Percent Breakdown	
DDE	14726696		
DDD	41771993		
DDT	2413043961	2.29	PASS
Endrin	1457300057	7.93	PASS
Endrin Aldehyde	61356077		
Endrin Ketone	64185001		

Second Column Area Counts		Percent Breakdown	
DDE	16962656		
DDD	42718820		
DDT	2637052504	2.21	PASS
Endrin	1408511020	7.21	PASS
Endrin Aldehyde	40978971		
Endrin Ketone	68527902		

Breakdown must be less than 15% to accept sample data.

*MB
2/5/20*

Quantitation Report (QT Reviewed)

Data Path : C:\msdchem\1\data\2020-02\0B01012\
 Data File : ECD8-02012003.D
 Signal(s) : Signal #1: ECD1A.ch Signal #2: ECD2B.ch
 Acq On : 1 Feb 2020 14:52
 Operator : MJB
 Sample : 0B01012-BKD1
 Misc : A20A019
 ALS Vial : 2 Sample Multiplier: 1

Integration File signal 1: PEST1.e
 Integration File signal 2: PEST2.e
 Quant Time: Feb 03 14:38:46 2020
 Quant Method : C:\msdchem\1\methods\PestBreakdownCHK_200201.M
 Quant Title : Pesticides
 QLast Update : Fri Nov 09 13:28:51 2018
 Response via : Initial Calibration
 Integrator: ChemStation

Compound	R.T.	Response	Conc	Units

Target Compounds				
1) 4,4'-DDE	7.491	14726696	NoCal	ng/mL
2) Endrin	7.854	1457300057	NoCal	ng/mL
3) 4,4'-DDD	7.912	41771993	NoCal	ng/mL
4) 4,4'-DDT	8.108	2413043961	NoCal	ng/mL
5) Endrin Aldehyde	8.302	61356077	NoCal	ng/mL
6) Endrin Ketone	8.798	64185001	NoCal	ng/mL
8) 4,4'-DDE [2C]	8.333	16962656	NoCal	ng/mL
9) Endrin [2C]	8.706	1408511020	NoCal	ng/mL
10) 4,4'-DDD [2C]	8.749	42718820	NoCal	ng/mL
11) Endrin Aldehyde [2C]	9.090	40978971	NoCal	ng/mL
12) 4,4'-DDT [2C]	8.975	2637052504	NoCal	ng/mL
13) Endrin Ketone [2C]	9.683	68527902	NoCal	ng/mL

(f)=RT Delta > 1/2 Window

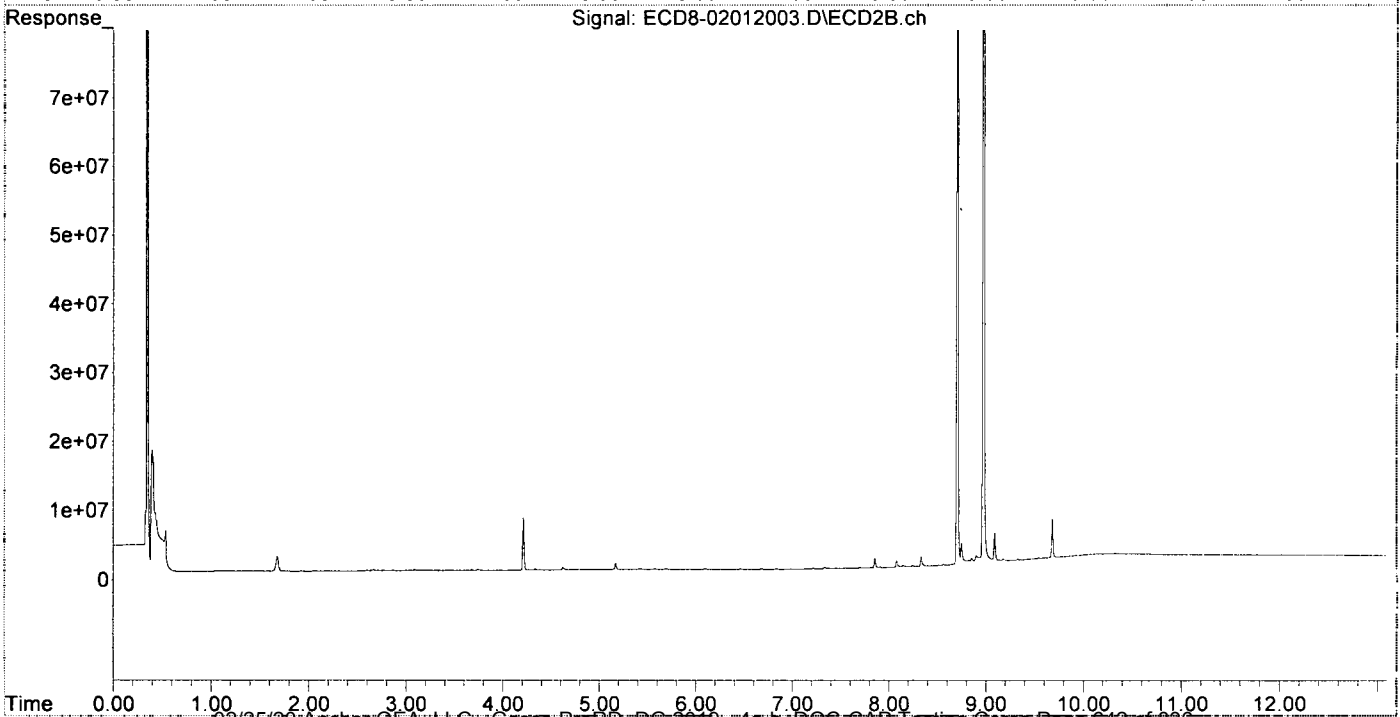
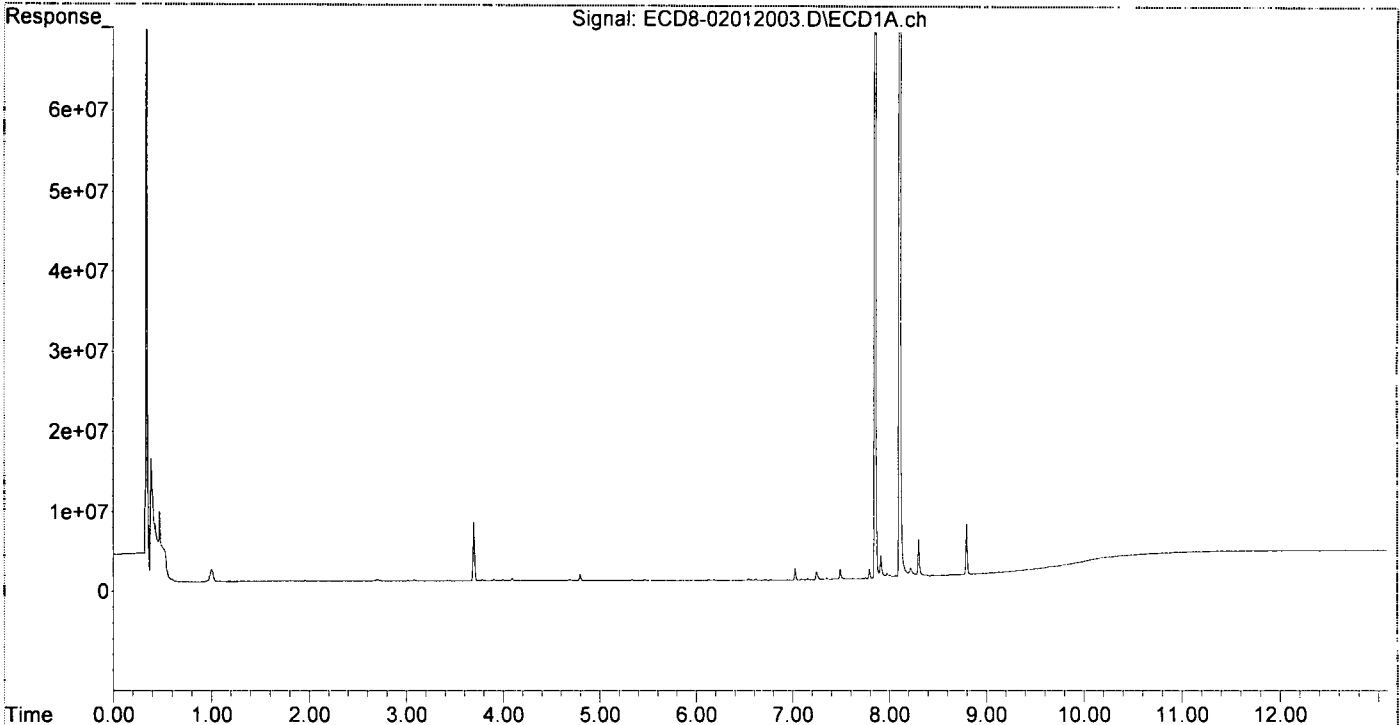
(m)=manual int.

MJB
2/3/20

Quantitation Report (QT Reviewed)

Data Path : C:\msdchem\1\data\2020-02\0B01012\
Data File : ECD8-02012003.D
Signal(s) : Signal #1: ECD1A.ch Signal #2: ECD2B.ch
Acq On : 1 Feb 2020 14:52
Operator : MJB
Sample : 0B01012-BKD1
Misc : A20A019
ALS Vial : 2 Sample Multiplier: 1

Integration File signal 1: PEST1.e
Integration File signal 2: PEST2.e
Quant Time: Feb 03 14:38:46 2020
Quant Method : C:\msdchem\1\methods\PestBreakdownCHK_200201.M
Quant Title : Pesticides
QLast Update : Fri Nov 09 13:28:51 2018
Response via : Initial Calibration
Integrator: ChemStation



Quantitation Report (QT Reviewed)

Data Path : C:\msdchem\1\data\2020-02\0B01012\
 Data File : ECD8-02012005.D
 Signal(s) : Signal #1: ECD1A.ch Signal #2: ECD2B.ch
 Acq On : 1 Feb 2020 15:26
 Operator : MJB
 Sample : 0B01012-CAL1
 Misc : A20B001, AB 0.5 ppb
 ALS Vial : 4 Sample Multiplier: 1

Integration File signal 1: PEST1.e
 Integration File signal 2: PEST2.e
 Quant Time: Feb 03 14:44:02 2020
 Quant Method : C:\msdchem\1\methods\ECD8_QUANTPEST_200108.M
 Quant Title : Instrument: DualECD8
 QLast Update : Mon Feb 03 14:43:43 2020
 Response via : Initial Calibration
 Integrator: ChemStation

MJF
2/3/20

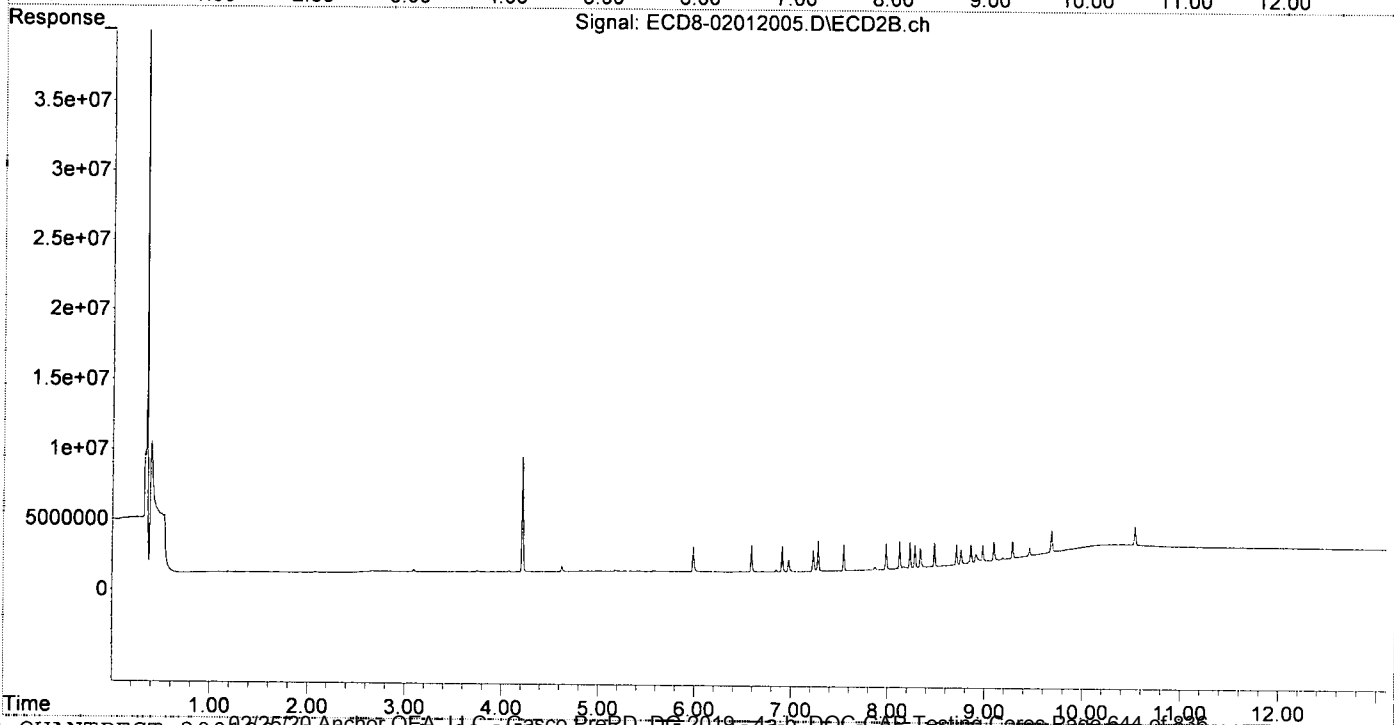
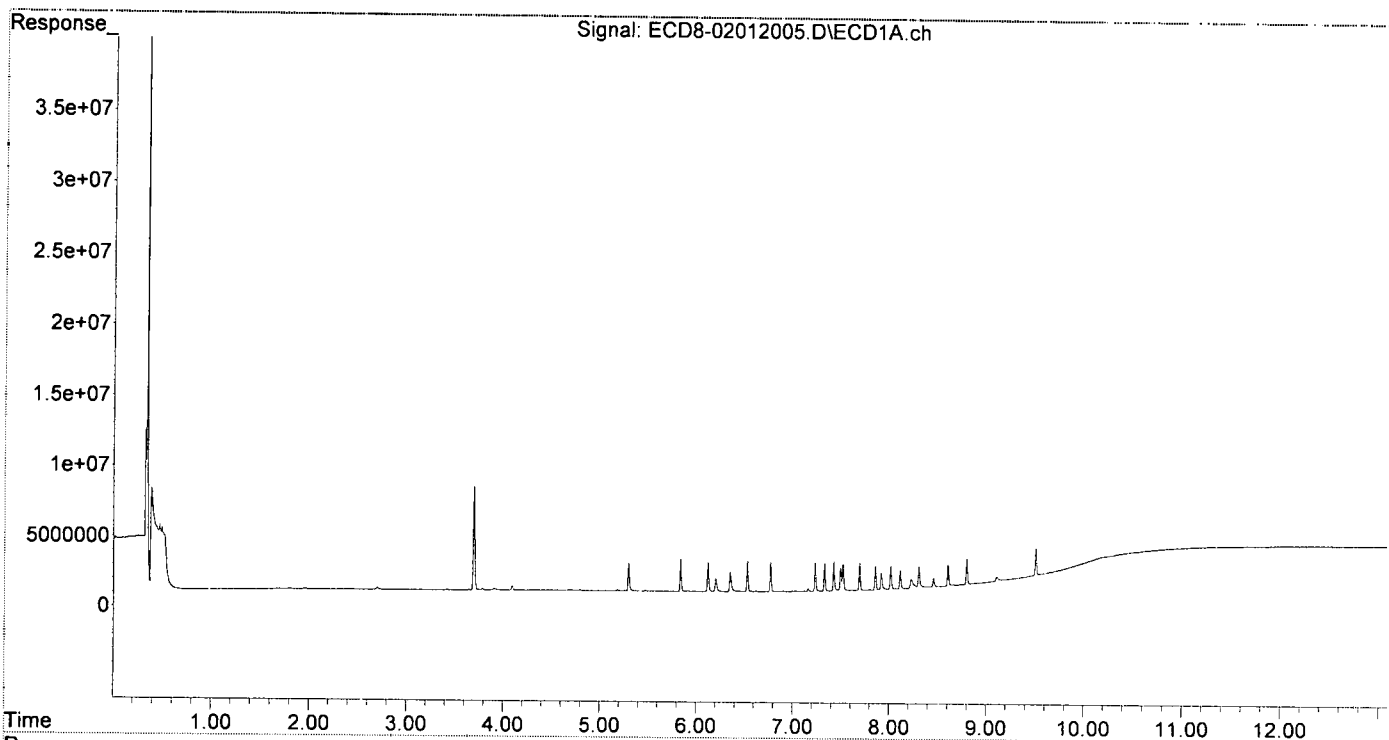
Compound	RT#1	RT#2	Resp#1	Resp#2	ng/mL	ng/mL
System Monitoring Compounds						
1) S TCMX (S)	5.297	5.982	2010387	1807457	0.600	0.498
22) S DCBP (S)	9.507	10.537	2137981	2121210	0.670	0.752
Target Compounds						
2) a-BHC	5.836	6.585	2323532	1906806	0.622	0.645
3) g-BHC	6.120	6.903	2098226	1857818	0.657	0.659
4) b-BHC	6.201	6.970	943381	871353	0.671	0.593
5) Heptachlor	6.529	7.276	2213636	2166906	0.742	0.715
6) d-BHC	6.351	7.224	1446613	1525163	0.641	0.667
7) Aldrin	6.769	7.541	2117773	1887335	0.632	0.601
8) Heptachlo...	7.230	7.979	2037408	1829309	0.666	0.579
9) trans-Chl...	7.327	8.119	2006872	1923989	0.634	0.589
10) cis-Chlor...	7.424	8.226	2072536	1851957	0.661	0.563
11) Endosulfa...	7.519	8.277	1932337	1589681	0.656	0.531
12) 4,4'-DDE	7.493	8.333	1628951	1346237	0.619	0.542
13) Dieldrin	7.691	8.478	1958633	1711724	0.613	0.608
14) Endrin	7.854	8.705	1701747	1499119	0.689	0.755
15) 4,4'-DDD	7.915	8.751	1218671	1119384	0.587	0.615
16) Endosulfa...	8.013	8.854	1650694	1442453	0.661	0.599
17) 4,4'-DDT	8.110	8.975	1351757	1360505	0.609	0.679
18) Endrin Al...	8.303	9.091	1534740	1556354	0.673	0.643
19) Endosulfa...	8.604	9.282	1548557	1535031	0.630	0.627
20) Methoxychlor	8.454	9.456	650344	981544	0.576	0.860 #
21) Endrin Ke...	8.797	9.683	1865728	2135612	0.639	0.729
23) Hexachlor...	0.000	0.000	0	0	N.D. d	N.D. d
24) Hexachlor...	0.000	0.000	0	0	N.D. d	N.D. d
25) Oxychlorane	0.000	0.000	0	0	N.D. d	N.D. d
26) 2,4'-DDE	0.000	0.000	0	0	N.D. d	N.D. d
27) trans-Non...	0.000	0.000	0	0	N.D. d	N.D. d
28) 2,4'-DDD	0.000	0.000	0	0	N.D. d	N.D. d
29) 2,4'-DDT	0.000	0.000	0	0	N.D. d	N.D. d
30) cis-Nonac...	0.000	0.000	0	0	N.D. d	N.D. d
31) Mirex	0.000	0.000	0	0	N.D. d	N.D. d
32) Chlordane...	0.000	0.000	0	0	N.D. d	N.D. d
33) Chlordane...	0.000	0.000	0	0	N.D. d	N.D. d
34) Chlordane...	0.000	0.000	0	0	N.D. d	N.D. d
35) Chlordane...	0.000	0.000	0	0	N.D. d	N.D. d
36) Toxaphene...	0.000	0.000	0	0	N.D. d	N.D. d
37) Toxaphene...	0.000	0.000	0	0	N.D. d	N.D. d
38) Toxaphene...	0.000	0.000	0	0	N.D. d	N.D. d
39) Toxaphene...	0.000	0.000	0	0	N.D. d	N.D. d
40) Toxaphene...	0.000	0.000	0	0	N.D. d	N.D. d
41) Toxaphene...	0.000	0.000	0	0	N.D. d	N.D. d
42) Toxaphene...	0.000	0.000	0	0	N.D. d	N.D. d

(f)=RT Delta > 1/2 Window (#)=Amounts differ by > 25% (m)=manual int.

Quantitation Report (QT Reviewed)

Data Path : C:\msdchem\1\data\2020-02\0B01012\
Data File : ECD8-02012005.D
Signal(s) : Signal #1: ECD1A.ch Signal #2: ECD2B.ch
Acq On : 1 Feb 2020 15:26
Operator : MJB
Sample : 0B01012-CAL1
Misc : A20B001, AB 0.5 ppb
ALS Vial : 4 Sample Multiplier: 1

Integration File signal 1: PEST1.e
Integration File signal 2: PEST2.e
Quant Time: Feb 03 14:44:02 2020
Quant Method : C:\msdchem\1\methods\ECD8_QUANTPEST_200108.M
Quant Title : Instrument: DualECD8
QLast Update : Mon Feb 03 14:43:43 2020
Response via : Initial Calibration
Integrator: ChemStation



Quantitation Report (QT Reviewed)

Data Path : C:\msdchem\1\data\2020-02\0B01012\
 Data File : ECD8-02012006.D
 Signal(s) : Signal #1: ECD1A.ch Signal #2: ECD2B.ch
 Acq On : 1 Feb 2020 15:43
 Operator : MJB
 Sample : 0B01012-CAL2
 Misc : A20B002, AB 1 ppb
 ALS Vial : 5 Sample Multiplier: 1

Integration File signal 1: PEST1.e
 Integration File signal 2: PEST2.e
 Quant Time: Feb 03 14:45:57 2020
 Quant Method : C:\msdchem\1\methods\ECD8_QUANTPEST_200108.M
 Quant Title : Instrument: DualECD8
 QLast Update : Mon Feb 03 14:43:43 2020
 Response via : Initial Calibration
 Integrator: ChemStation

MJB
2/3/20

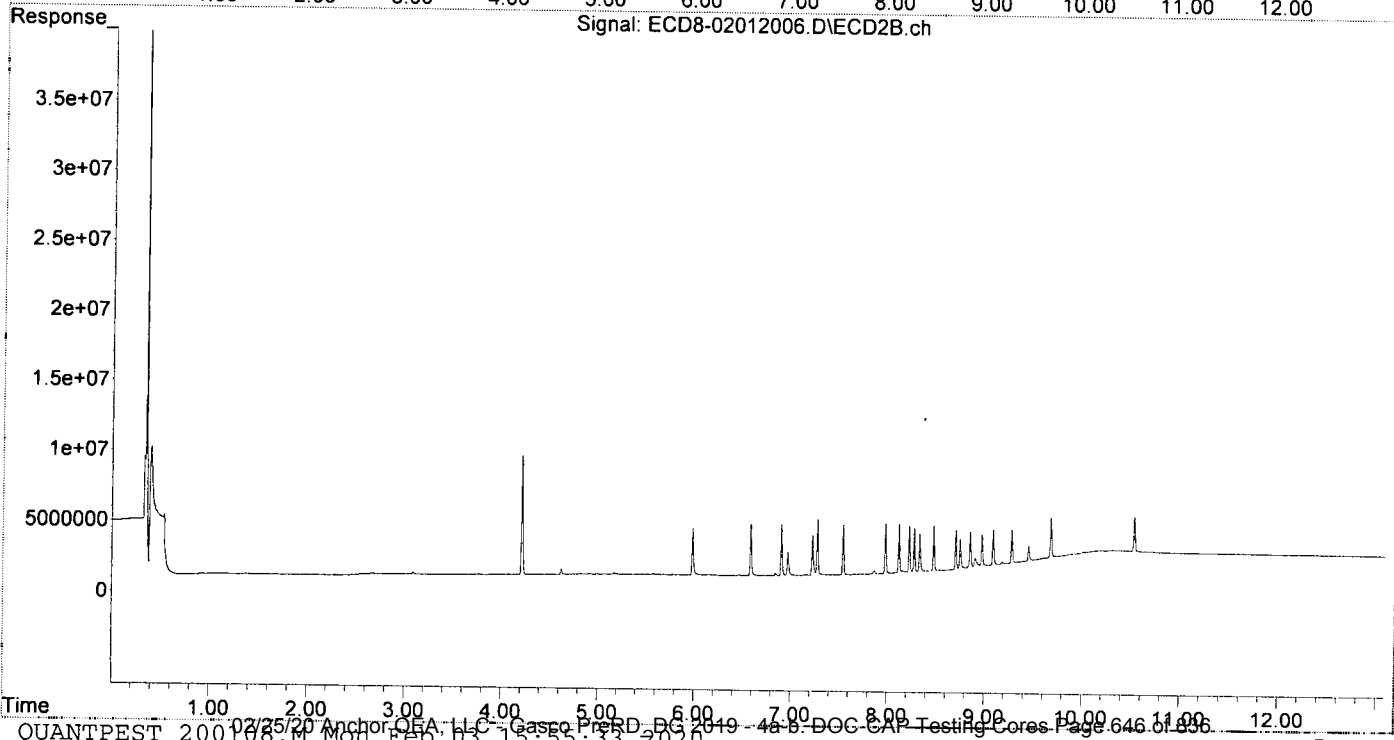
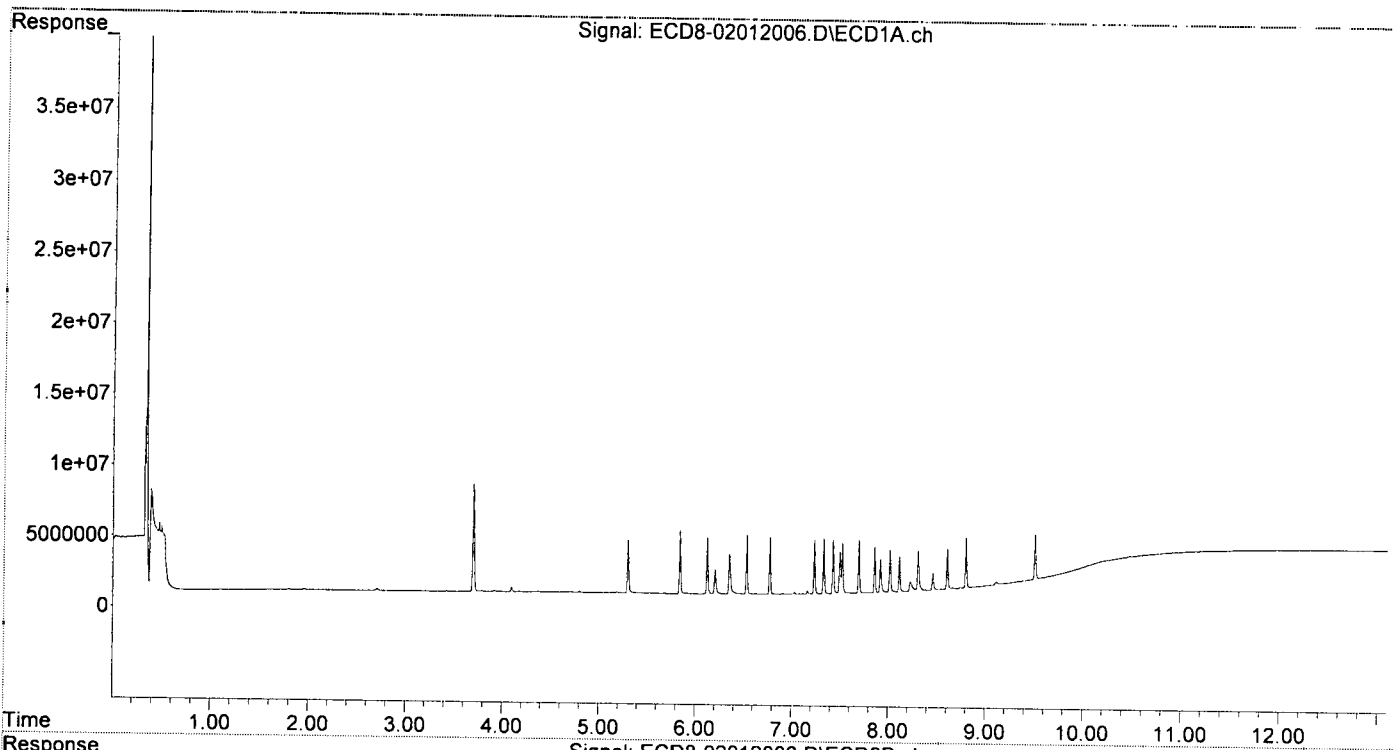
Compound	RT#1	RT#2	Resp#1	Resp#2	ng/mL	ng/mL
System Monitoring Compounds						
1) S TCMX (S)	5.298	5.982	3713760	3325610	1.108	0.916
22) S DCBP (S)	9.507	10.537	3342363	2619998	1.179	0.998
Target Compounds						
2) a-BHC	5.837	6.585	4491787	3754344	1.203	1.159
3) g-BHC	6.120	6.902	3995270	3614287	1.251	1.216
4) b-BHC	6.200	6.968	1736591	1672509	1.235	1.138
5) Heptachlor	6.529	7.275	4223019	4011938	1.415	1.324
6) d-BHC	6.351	7.224	2800163	2821743	1.098	1.098
7) Aldrin	6.769	7.542	4023063	3540234	1.201	1.096
8) Heptachlo...	7.230	7.979	3849968	3563306	1.258	1.129
9) trans-Chl...	7.327	8.119	3865919	3473086	1.220	1.064
10) cis-Chlor...	7.423	8.226	3812238	3361292	1.217	1.021
11) Endosulfa...	7.519	8.277	3593891	3092501	1.220	1.034
12) 4,4'-DDE	7.493	8.333	2976091	2684993	1.065	0.983
13) Dieldrin	7.691	8.478	3771816	3204188	1.180	1.084
14) Endrin	7.854	8.705	3307872	2810308	1.339	1.364
15) 4,4'-DDD	7.914	8.751	2373048	2115078	1.742	1.128
16) Endosulfa...	8.013	8.855	3004856	2617481	1.203	1.110
17) 4,4'-DDT	8.109	8.975	2497592	2317293	1.126	1.148
18) Endrin Al...	8.303	9.091	2830842	2604623	1.241	1.076
19) Endosulfa...	8.604	9.281	2921925	2490983	1.188	1.052
20) Methoxychlor	8.454	9.454	1197106	1213779	1.060	1.103
21) Endrin Ke...	8.797	9.683	3540934	3121972	1.213	1.128
23) Hexachlor...	0.000	0.000	0	0	N.D. d	N.D. d
24) Hexachlor...	0.000	0.000	0	0	N.D. d	N.D. d
25) Oxychlorane	0.000	0.000	0	0	N.D. d	N.D. d
26) 2,4'-DDE	0.000	0.000	0	0	N.D. d	N.D. d
27) trans-Non...	0.000	0.000	0	0	N.D. d	N.D. d
28) 2,4'-DDD	0.000	0.000	0	0	N.D. d	N.D. d
29) 2,4'-DDT	0.000	0.000	0	0	N.D. d	N.D. d
30) cis-Nonac...	0.000	0.000	0	0	N.D. d	N.D. d
31) Mirex	0.000	0.000	0	0	N.D. d	N.D. d
32) Chlordane...	0.000	0.000	0	0	N.D. d	N.D. d
33) Chlordane...	0.000	0.000	0	0	N.D. d	N.D. d
34) Chlordane...	0.000	0.000	0	0	N.D. d	N.D. d
35) Chlordane...	0.000	0.000	0	0	N.D. d	N.D. d
36) Toxaphene...	0.000	0.000	0	0	N.D. d	N.D. d
37) Toxaphene...	0.000	0.000	0	0	N.D. d	N.D. d
38) Toxaphene...	0.000	0.000	0	0	N.D. d	N.D. d
39) Toxaphene...	0.000	0.000	0	0	N.D. d	N.D. d
40) Toxaphene...	0.000	0.000	0	0	N.D. d	N.D. d
41) Toxaphene...	0.000	0.000	0	0	N.D. d	N.D. d
42) Toxaphene...	0.000	0.000	0	0	N.D. d	N.D. d

(f)=RT Delta > 1/2 Window (#)=Amounts differ by > 25% (m)=manual int.

Quantitation Report (QT Reviewed)

Data Path : C:\msdchem\1\data\2020-02\0B01012\
Data File : ECD8-02012006.D
Signal(s) : Signal #1: ECD1A.ch Signal #2: ECD2B.ch
Acq On : 1 Feb 2020 15:43
Operator : MJB
Sample : 0B01012-CAL2
Misc : A20B002, AB 1 ppb
ALS Vial : 5 Sample Multiplier: 1

Integration File signal 1: PEST1.e
Integration File signal 2: PEST2.e
Quant Time: Feb 03 14:45:57 2020
Quant Method : C:\msdchem\1\methods\ECD8_QUANTPEST_200108.M
Quant Title : Instrument: DualeCD8
QLast Update : Mon Feb 03 14:43:43 2020
Response via : Initial Calibration
Integrator: ChemStation



Quantitation Report (QT Reviewed)

Data Path : C:\msdchem\1\data\2020-02\0B01012\
 Data File : ECD8-02012007.D
 Signal(s) : Signal #1: ECD1A.ch Signal #2: ECD2B.ch
 Acq On : 1 Feb 2020 16:00
 Operator : MJB
 Sample : 0B01012-CAL3
 Misc : A19K128, AB 2 ppb
 ALS Vial : 6 Sample Multiplier: 1

Integration File signal 1: PEST1.e
 Integration File signal 2: PEST2.e
 Quant Time: Feb 03 14:46:32 2020
 Quant Method : C:\msdchem\1\methods\ECD8_QUANTPEST_200108.M
 Quant Title : Instrument: DualECD8
 QLast Update : Mon Feb 03 14:43:43 2020
 Response via : Initial Calibration
 Integrator: ChemStation

MJB
2/3/20

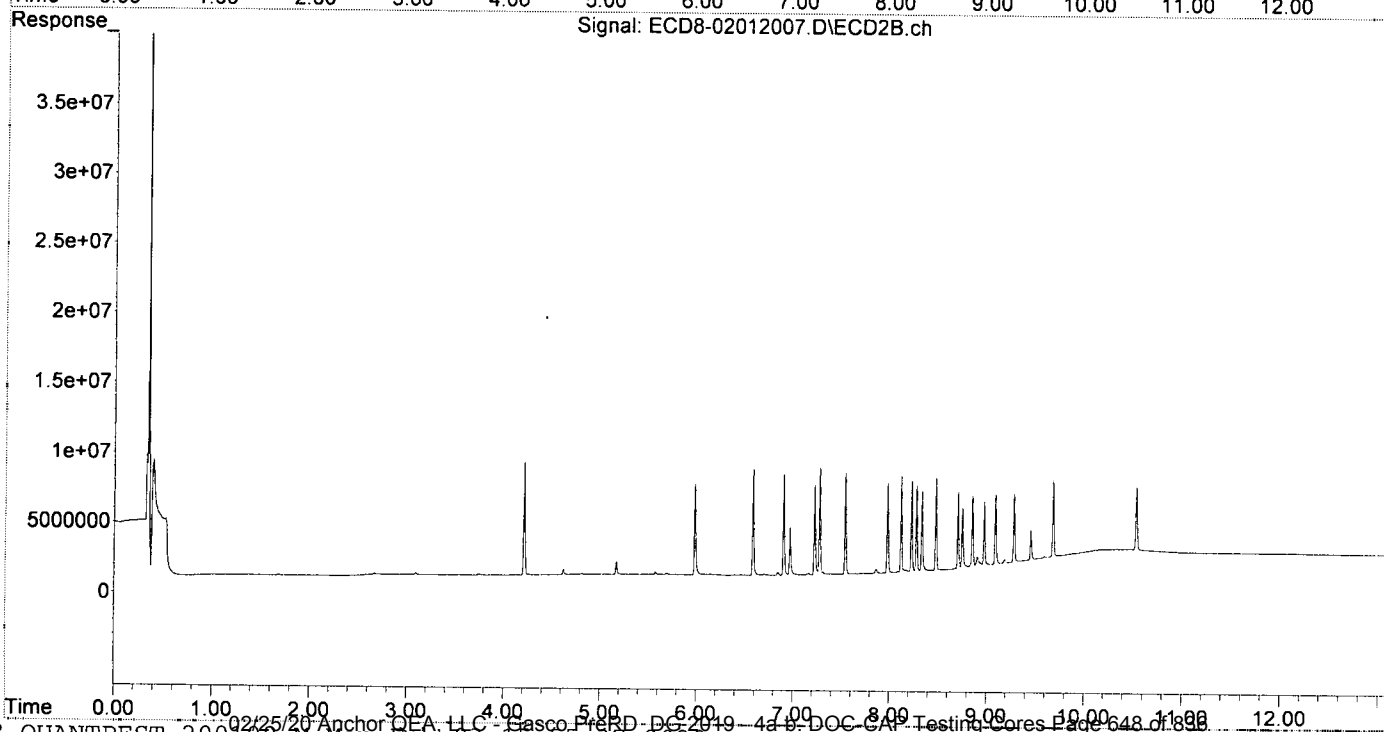
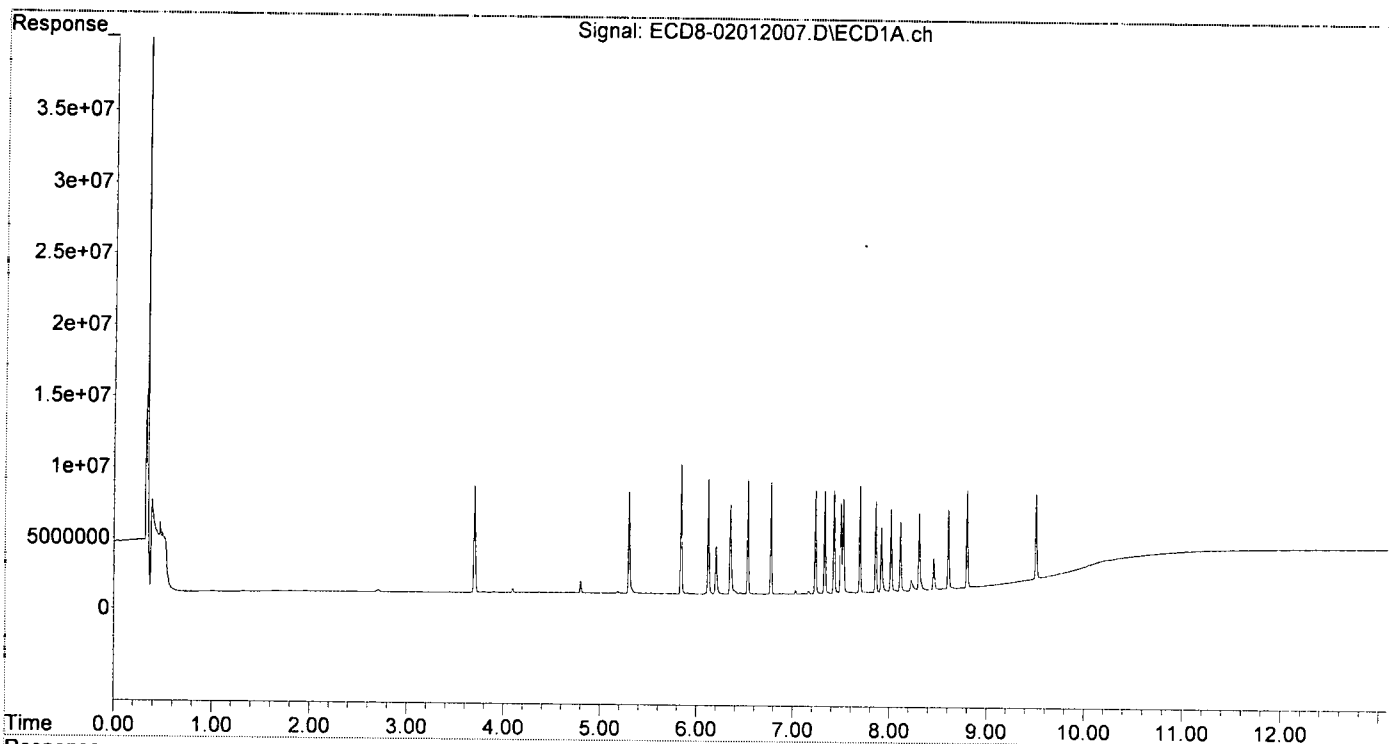
Compound	RT#1	RT#2	Resp#1	Resp#2	ng/mL	ng/mL
System Monitoring Compounds						
1) S TCMX (S)	5.297	5.982	7209311	6464924	2.152	1.780
22) S DCBP (S)	9.506	10.536	6150705	5371510	2.366	2.349
Target Compounds						
2) a-BHC	5.837	6.585	9150524	7591226	2.450	2.224
3) g-BHC	6.119	6.902	8103069	7144289	2.537	2.332
4) b-BHC	6.199	6.967	3435299	3394908	2.443	2.310
5) Heptachlor	6.529	7.275	8104217	7612959	2.716	2.512
6) d-BHC	6.348	7.222	6356662	6360084	2.296	2.270
7) Aldrin	6.768	7.541	7878680	7212786	2.351	2.192
8) Heptachlo...	7.230	7.979	7310938	6383239	2.389	2.022
9) trans-Chl...	7.326	8.118	7233767	6824804	2.284	2.091
10) cis-Chlor...	7.423	8.226	7290278	6414031	2.327	1.949
11) Endosulfa...	7.518	8.277	6684329	6087483	2.269	2.035
12) 4,4'-DDE	7.492	8.332	6364080	5670683	2.190	1.962
13) Dieldrin	7.691	8.477	7527776	6556953	2.355	2.151
14) Endrin	7.854	8.705	6440400	5547721	2.607	2.630
15) 4,4'-DDD	7.912	8.750	4683505	4350712	2.255	2.275
16) Endosulfa...	8.012	8.854	5851117	5197583	2.343	2.230
17) 4,4'-DDT	8.109	8.975	4907038	4735251	2.212	2.330
18) Endrin Al...	8.302	9.091	5465292	5226313	2.397	2.160
19) Endosulfa...	8.604	9.281	5585397	5212773	2.271	2.259
20) Methoxychlor	8.453	9.455	2268598	2619150	2.009	2.567 #
21) Endrin Ke...	8.797	9.682	6824708	6091766	2.338	2.327
23) Hexachlor...	0.000	0.000	0	0	N.D. d	N.D. d
24) Hexachlor...	0.000	0.000	0	0	N.D. d	N.D. d
25) Oxychlordane	0.000	0.000	0	0	N.D. d	N.D. d
26) 2,4'-DDE	0.000	0.000	0	0	N.D. d	N.D. d
27) trans-Non...	0.000	0.000	0	0	N.D. d	N.D. d
28) 2,4'-DDD	0.000	0.000	0	0	N.D. d	N.D. d
29) 2,4'-DDT	0.000	0.000	0	0	N.D. d	N.D. d
30) cis-Nonac...	0.000	0.000	0	0	N.D. d	N.D. d
31) Mirex	0.000	0.000	0	0	N.D. d	N.D. d
32) Chlordane...	0.000	0.000	0	0	N.D. d	N.D. d
33) Chlordane...	0.000	0.000	0	0	N.D. d	N.D. d
34) Chlordane...	0.000	0.000	0	0	N.D. d	N.D. d
35) Chlordane...	0.000	0.000	0	0	N.D. d	N.D. d
36) Toxaphene...	0.000	0.000	0	0	N.D. d	N.D. d
37) Toxaphene...	0.000	0.000	0	0	N.D. d	N.D. d
38) Toxaphene...	0.000	0.000	0	0	N.D. d	N.D. d
39) Toxaphene...	0.000	0.000	0	0	N.D. d	N.D. d
40) Toxaphene...	0.000	0.000	0	0	N.D. d	N.D. d
41) Toxaphene...	0.000	0.000	0	0	N.D. d	N.D. d
42) Toxaphene...	0.000	0.000	0	0	N.D. d	N.D. d

(f)=RT Delta > 1/2 Window (#)=Amounts differ by > 25% (m)=manual int.

Quantitation Report (QT Reviewed)

Data Path : C:\msdchem\1\data\2020-02\0B01012\
Data File : ECD8-02012007.D
Signal(s) : Signal #1: ECD1A.ch Signal #2: ECD2B.ch
Acq On : 1 Feb 2020 16:00
Operator : MJB
Sample : 0B01012-CAL3
Misc : A19K128, AB 2 ppb
ALS Vial : 6 Sample Multiplier: 1

Integration File signal 1: PEST1.e
Integration File signal 2: PEST2.e
Quant Time: Feb 03 14:46:32 2020
Quant Method : C:\msdchem\1\methods\ECD8_QUANTPEST_200108.M
Quant Title : Instrument: DualECD8
QLast Update : Mon Feb 03 14:43:43 2020
Response via : Initial Calibration
Integrator: ChemStation



Quantitation Report (QT Reviewed)

Data Path : C:\msdchem\1\data\2020-02\0B01012\
 Data File : ECD8-02012008.D
 Signal(s) : Signal #1: ECD1A.ch Signal #2: ECD2B.ch
 Acq On : 1 Feb 2020 16:16
 Operator : MJB
 Sample : 0B01012-CAL4
 Misc : A19K130, AB 5 ppb
 ALS Vial : 7 Sample Multiplier: 1

Integration File signal 1: PEST1.e
 Integration File signal 2: PEST2.e
 Quant Time: Feb 03 14:47:43 2020
 Quant Method : C:\msdchem\1\methods\ECD8_QUANTPEST_200108.M
 Quant Title : Instrument: DualECD8
 QLast Update : Mon Feb 03 14:43:43 2020
 Response via : Initial Calibration
 Integrator: ChemStation

MJB
2/3/20

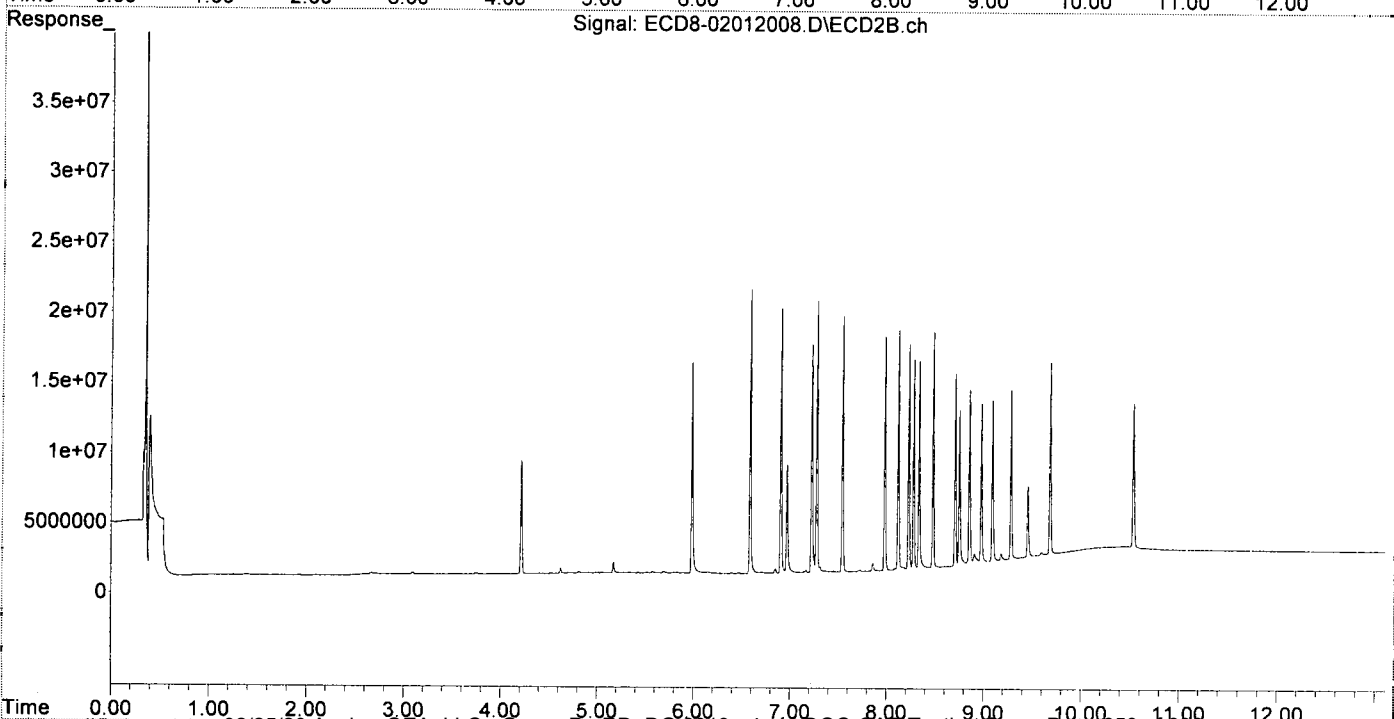
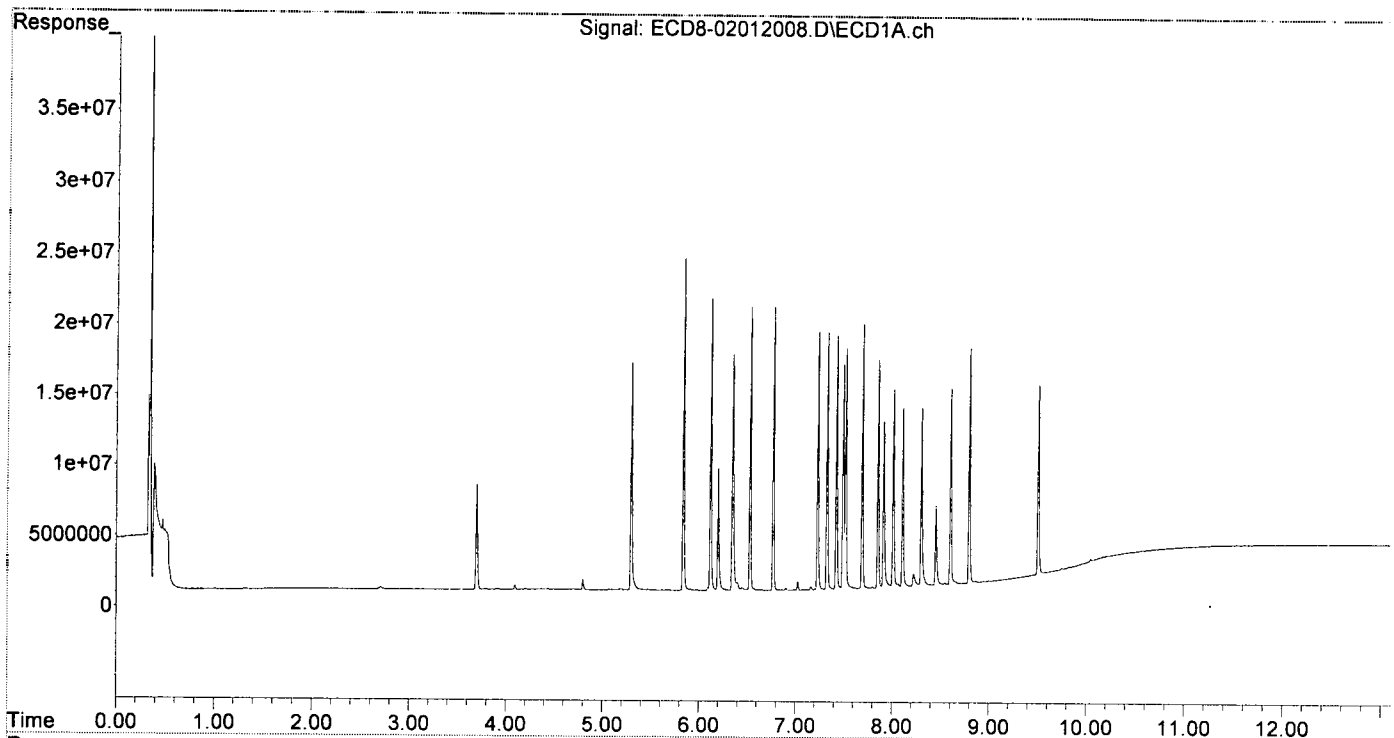
Compound	RT#1	RT#2	Resp#1	Resp#2	ng/mL	ng/mL
System Monitoring Compounds						
1) S TCMX (S)	5.298	5.981	16081203	15031272	4.800	4.139
22) S DCBP (S)	9.507	10.536	13550213	11242637	5.488	5.219
Target Compounds						
2) a-BHC	5.837	6.585	23466079	20250518	6.283	5.703
3) g-BHC	6.119	6.902	20617843	18903687	6.456	6.022
4) b-BHC	6.198	6.967	8638547	7798279	6.142	5.306
5) Heptachlor	6.529	7.275	20002736	19371564	6.704	6.391
6) d-BHC	6.347	7.222	16718254	16286148	5.770	5.526
7) Aldrin	6.769	7.542	20021477	18260292	5.976	5.470
8) Heptachlo...	7.230	7.979	18211245	16663788	5.950	5.279
9) trans-Chl...	7.327	8.118	18164041	17064405	5.734	5.227
10) cis-Chlor...	7.423	8.226	17894373	16061241	5.711	4.881
11) Endosulfa...	7.519	8.277	17033099	14978724	5.782	5.008
12) 4,4'-DDE	7.491	8.333	15902445	14859572	5.344	4.949
13) Dieldrin	7.691	8.478	18752761	16896160	5.867	5.420
14) Endrin	7.854	8.706	16153756	13876087	6.539	6.445
15) 4,4'-DDD	7.913	8.749	11737231	11254024	5.650	5.777
16) Endosulfa...	8.012	8.854	14001650	12686668	5.607	5.453
17) 4,4'-DDT	8.109	8.975	12632646	11635054	5.694	5.665
18) Endrin Al...	8.303	9.090	12590069	11838674	5.521	4.893
19) Endosulfa...	8.603	9.281	13843885	12518228	5.628	5.469
20) Methoxychlor	8.453	9.454	5565381	5652133	4.929	5.697
21) Endrin Ke...	8.797	9.683	16623046	14402455	5.695	5.653
23) Hexachlor...	0.000	0.000	0	0	N.D. d	N.D. d
24) Hexachlor...	0.000	0.000	0	0	N.D. d	N.D. d
25) Oxychlorane	0.000	0.000	0	0	N.D. d	N.D. d
26) 2,4'-DDE	0.000	0.000	0	0	N.D. d	N.D. d
27) trans-Non...	0.000	0.000	0	0	N.D. d	N.D. d
28) 2,4'-DDD	0.000	0.000	0	0	N.D. d	N.D. d
29) 2,4'-DDT	0.000	0.000	0	0	N.D. d	N.D. d
30) cis-Nonac...	0.000	0.000	0	0	N.D. d	N.D. d
31) Mirex	0.000	0.000	0	0	N.D. d	N.D. d
32) Chlordane...	0.000	0.000	0	0	N.D. d	N.D. d
33) Chlordane...	0.000	0.000	0	0	N.D. d	N.D. d
34) Chlordane...	0.000	0.000	0	0	N.D. d	N.D. d
35) Chlordane...	0.000	0.000	0	0	N.D. d	N.D. d
36) Toxaphene...	0.000	0.000	0	0	N.D. d	N.D. d
37) Toxaphene...	0.000	0.000	0	0	N.D. d	N.D. d
38) Toxaphene...	0.000	0.000	0	0	N.D. d	N.D. d
39) Toxaphene...	0.000	0.000	0	0	N.D. d	N.D. d
40) Toxaphene...	0.000	0.000	0	0	N.D. d	N.D. d
41) Toxaphene...	0.000	0.000	0	0	N.D. d	N.D. d
42) Toxaphene...	0.000	0.000	0	0	N.D. d	N.D. d

(f)=RT Delta > 1/2 Window (#)=Amounts differ by > 25% (m)=manual int.

Quantitation Report (QT Reviewed)

Data Path : C:\msdchem\1\data\2020-02\0B01012\
Data File : ECD8-02012008.D
Signal(s) : Signal #1: ECD1A.ch Signal #2: ECD2B.ch
Acq On : 1 Feb 2020 16:16
Operator : MJB
Sample : 0B01012-CAL4
Misc : A19K130, AB 5 ppb
ALS Vial : 7 Sample Multiplier: 1

Integration File signal 1: PEST1.e
Integration File signal 2: PEST2.e
Quant Time: Feb 03 14:47:43 2020
Quant Method : C:\msdchem\1\methods\ECD8_QUANTPEST_200108.M
Quant Title : Instrument: DualeCD8
QLast Update : Mon Feb 03 14:43:43 2020
Response via : Initial Calibration
Integrator: ChemStation



Quantitation Report (QT Reviewed)

Data Path : C:\msdchem\1\data\2020-02\0B01012\
 Data File : ECD8-02012009.D
 Signal(s) : Signal #1: ECD1A.ch Signal #2: ECD2B.ch
 Acq On : 1 Feb 2020 16:33
 Operator : MJB
 Sample : 0B01012-CAL5
 Misc : A19K131, AB 10 ppb
 ALS Vial : 8 Sample Multiplier: 1

Integration File signal 1: PEST1.e
 Integration File signal 2: PEST2.e
 Quant Time: Feb 03 14:48:28 2020
 Quant Method : C:\msdchem\1\methods\ECD8_QUANTPEST_200108.M
 Quant Title : Instrument: DualECD8
 QLast Update : Mon Feb 03 14:43:43 2020
 Response via : Initial Calibration
 Integrator: ChemStation

MJB
2/3/20

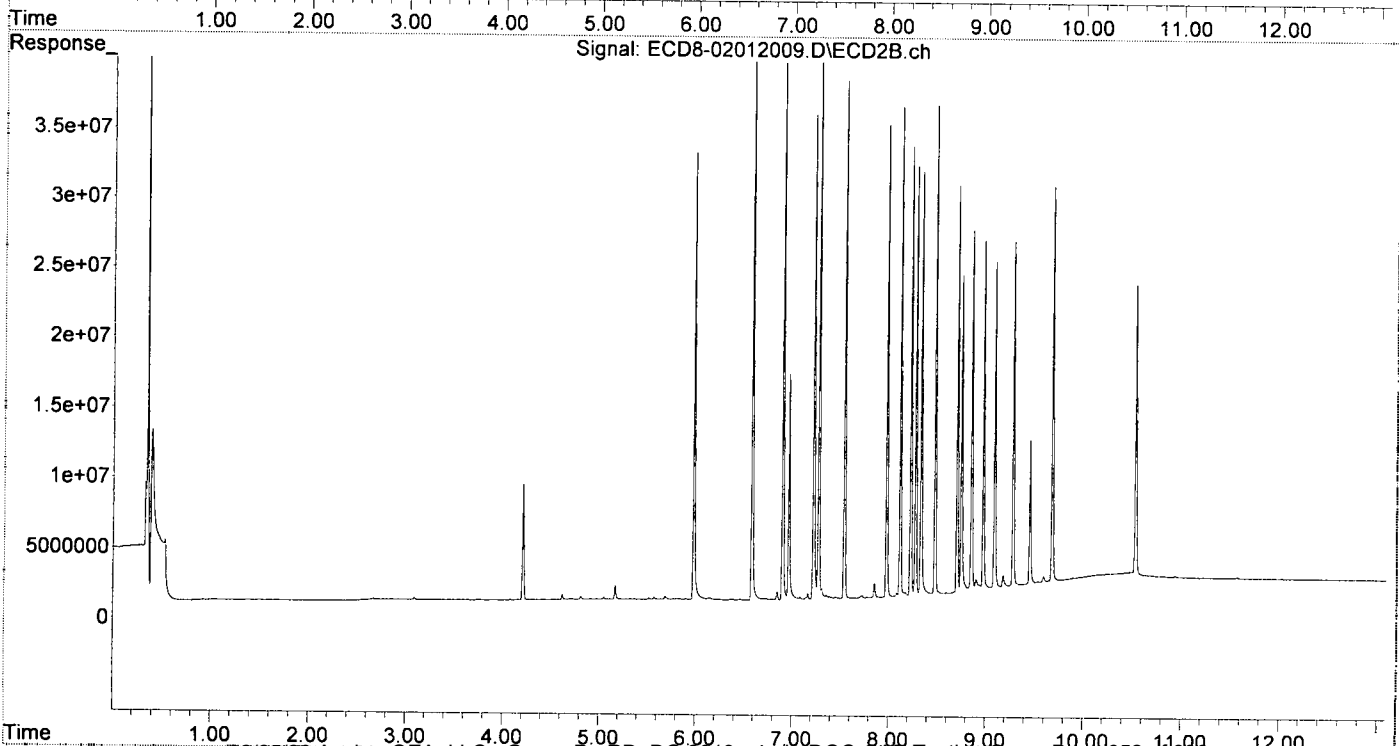
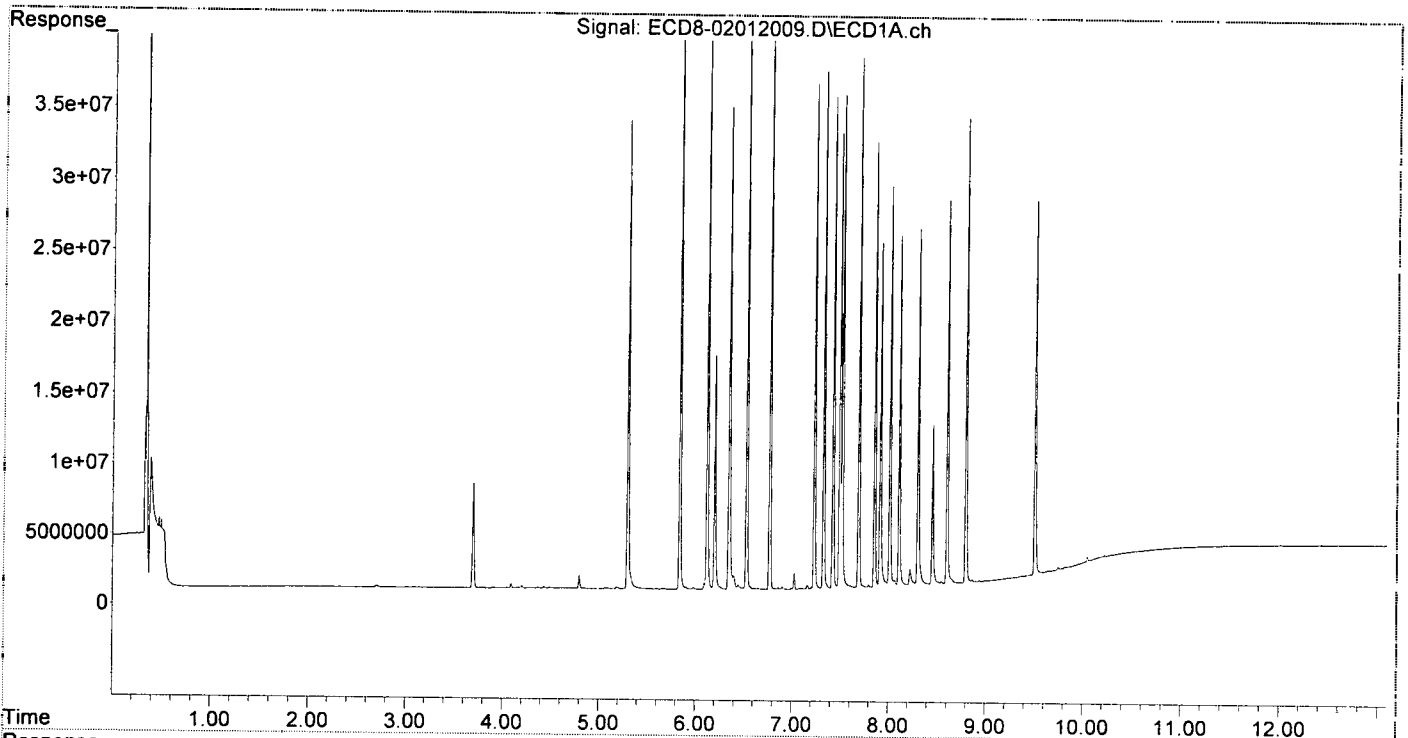
Compound	RT#1	RT#2	Resp#1	Resp#2	ng/mL	ng/mL
System Monitoring Compounds						
1) S TCMX (S)	5.297	5.981	33031495	31880995	9.859	8.779
22) S DCBP (S)	9.507	10.537	26605868	21641632	10.977	10.254
Target Compounds						
2) a-BHC	5.836	6.585	46556069	43486995	12.465	11.969
3) g-BHC	6.119	6.902	40429962	38516992	12.660	12.087
4) b-BHC	6.198	6.967	16571546	16056619	11.782	10.924
5) Heptachlor	6.529	7.275	39900092	38743493	13.373	12.783
6) d-BHC	6.346	7.221	33972136	34556711	11.498	11.406
7) Aldrin	6.769	7.542	39553332	36952424	11.805	10.947
8) Heptachlo...	7.229	7.979	35561831	33689906	11.619	10.672
9) trans-Chl...	7.325	8.119	36451101	34945337	11.507	10.705
10) cis-Chlor...	7.423	8.226	34569322	32046693	11.034	9.739
11) Endosulfa...	7.518	8.277	34748038	30647883	11.795	10.246
12) 4,4'-DDE	7.491	8.332	32072763	30195241	10.656	9.852
13) Dieldrin	7.691	8.478	37298305	34982484	11.669	11.066
14) Endrin	7.854	8.706	31349018	29160503	12.690	13.309
15) 4,4'-DDD	7.912	8.749	24259195	22757929	11.678	11.485
16) Endosulfa...	8.012	8.854	28189352	25937677	11.288	11.067
17) 4,4'-DDT	8.108	8.975	24692282	25132611	11.129	12.043
18) Endrin Al...	8.302	9.090	25111118	23622312	11.012	9.763
19) Endosulfa...	8.604	9.282	27042784	25036220	10.994	10.878
20) Methoxychlor	8.453	9.455	11230884	10865325	9.947	10.983
21) Endrin Ke...	8.797	9.683	32676144	28830661	11.195	11.338
23) Hexachlor...	0.000	0.000	0	0	N.D. d	N.D. d
24) Hexachlor...	0.000	0.000	0	0	N.D. d	N.D. d
25) Oxychlorane	0.000	0.000	0	0	N.D. d	N.D. d
26) 2,4'-DDE	0.000	0.000	0	0	N.D. d	N.D. d
27) trans-Non...	0.000	0.000	0	0	N.D. d	N.D. d
28) 2,4'-DDD	0.000	0.000	0	0	N.D. d	N.D. d
29) 2,4'-DDT	0.000	0.000	0	0	N.D. d	N.D. d
30) cis-Nonac...	0.000	0.000	0	0	N.D. d	N.D. d
31) Mirex	0.000	0.000	0	0	N.D. d	N.D. d
32) Chlordane...	0.000	0.000	0	0	N.D. d	N.D. d
33) Chlordane...	0.000	0.000	0	0	N.D. d	N.D. d
34) Chlordane...	0.000	0.000	0	0	N.D. d	N.D. d
35) Chlordane...	0.000	0.000	0	0	N.D. d	N.D. d
36) Toxaphene...	0.000	0.000	0	0	N.D. d	N.D. d
37) Toxaphene...	0.000	0.000	0	0	N.D. d	N.D. d
38) Toxaphene...	0.000	0.000	0	0	N.D. d	N.D. d
39) Toxaphene...	0.000	0.000	0	0	N.D. d	N.D. d
40) Toxaphene...	0.000	0.000	0	0	N.D. d	N.D. d
41) Toxaphene...	0.000	0.000	0	0	N.D. d	N.D. d
42) Toxaphene...	0.000	0.000	0	0	N.D. d	N.D. d

(f)=RT Delta > 1/2 Window (#)=Amounts differ by > 25% (m)=manual int.

Quantitation Report (QT Reviewed)

Data Path : C:\msdchem\1\data\2020-02\0B01012\
Data File : ECD8-02012009.D
Signal(s) : Signal #1: ECD1A.ch Signal #2: ECD2B.ch
Acq On : 1 Feb 2020 16:33
Operator : MJB
Sample : 0B01012-CAL5
Misc : A19K131, AB 10 ppb
ALS Vial : 8 Sample Multiplier: 1

Integration File signal 1: PEST1.e
Integration File signal 2: PEST2.e
Quant Time: Feb 03 14:48:28 2020
Quant Method : C:\msdchem\1\methods\ECD8_QUANTPEST_200108.M
Quant Title : Instrument: DualeCD8
QLast Update : Mon Feb 03 14:43:43 2020
Response via : Initial Calibration
Integrator: ChemStation



Quantitation Report (QT Reviewed)

Data Path : C:\msdchem\1\data\2020-02\0B01012\
 Data File : ECD8-02012010.D
 Signal(s) : Signal #1: ECD1A.ch Signal #2: ECD2B.ch
 Acq On : 1 Feb 2020 16:50
 Operator : MJB
 Sample : 0B01012-CAL6
 Misc : A19K132, AB 25 ppb
 ALS Vial : 9 Sample Multiplier: 1

Integration File signal 1: PEST1.e
 Integration File signal 2: PEST2.e
 Quant Time: Feb 03 14:49:00 2020
 Quant Method : C:\msdchem\1\methods\ECD8_QUANTPEST_200108.M
 Quant Title : Instrument: DualECD8
 QLast Update : Mon Feb 03 14:43:43 2020
 Response via : Initial Calibration
 Integrator: ChemStation

MJB
2/3/20

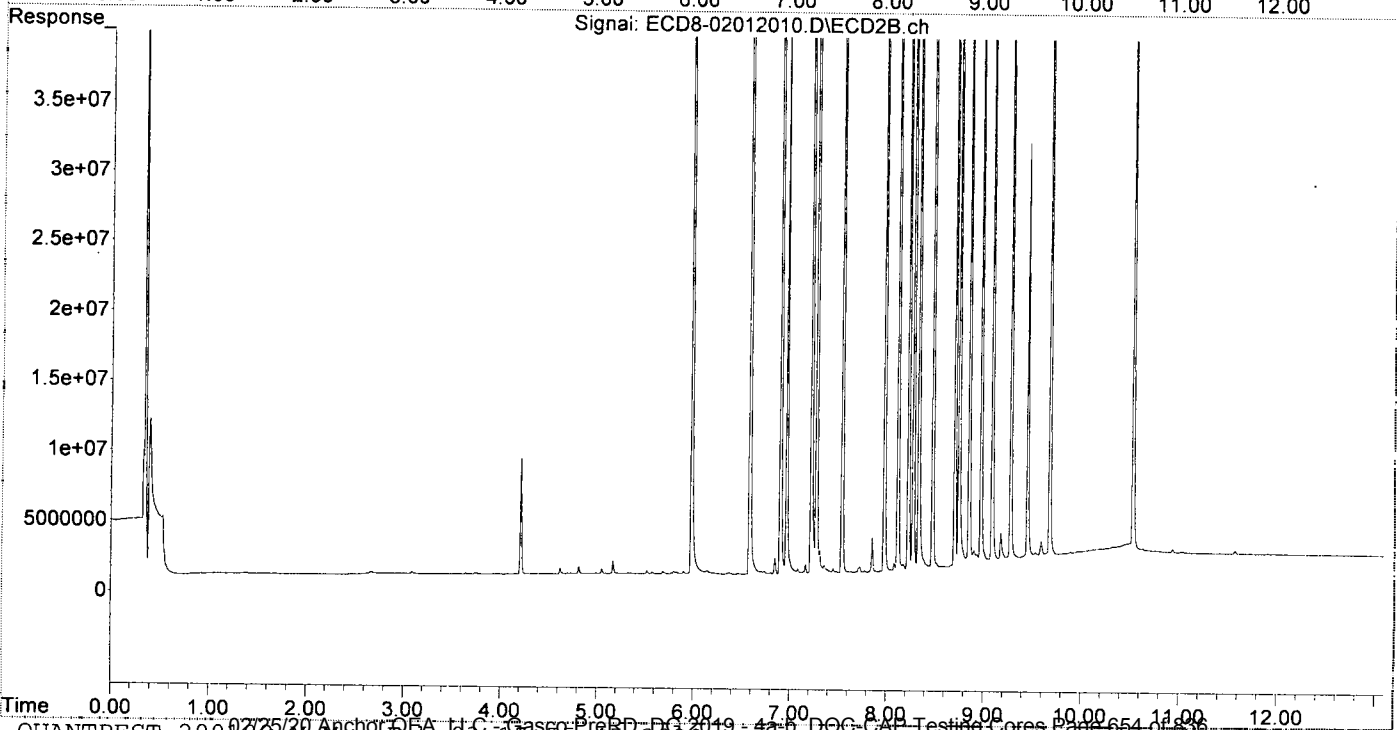
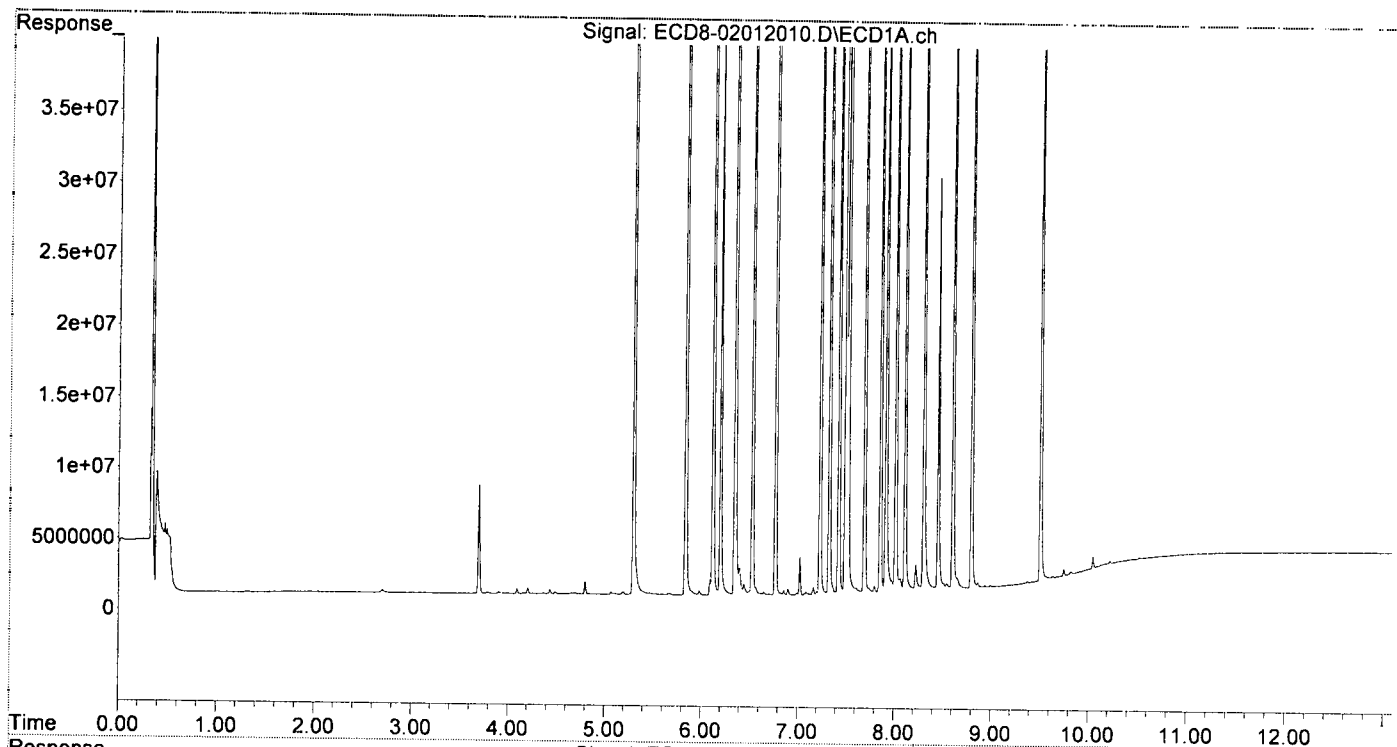
Compound	RT#1	RT#2	Resp#1	Resp#2	ng/mL	ng/mL
System Monitoring Compounds						
1) S TCMX (S)	5.297	5.981	85829808	85149324	25.617	23.448
22) S DCBP (S)	9.507	10.537	66452642	54017910	27.578	25.565
Target Compounds						
2) a-BHC	5.836	6.583	121.6E6	119.2E6	32.565	31.414
3) g-BHC	6.118	6.901	105.7E6	107.9E6	33.104	32.700
4) b-BHC	6.197	6.966	43268809	42826341	30.764	29.138
5) Heptachlor	6.529	7.274	103.8E6	104.5E6	34.777	34.470
6) d-BHC	6.345	7.220	93700875	100.9E6	30.815	31.663
7) Aldrin	6.768	7.541	101.9E6	103.3E6	30.419	29.748
8) Heptachlo...	7.229	7.978	90603826	90693091	29.603	28.728
9) trans-Chl...	7.325	8.118	92344635	94107374	29.151	28.828
10) cis-Chlor...	7.422	8.225	91013817	90991019	29.049	27.652
11) Endosulfa...	7.518	8.277	85444422	85653357	29.003	28.636
12) 4,4'-DDE	7.490	8.331	82679641	86764148	27.009	27.132
13) Dieldrin	7.690	8.477	95868803	95883928	29.993	29.444
14) Endrin	7.854	8.706	82858624	79399830	33.541	34.752
15) 4,4'-DDD	7.911	8.749	63377806	65177226	30.509	31.320
16) Endosulfa...	8.011	8.853	73342261	73030196	29.368	30.180
17) 4,4'-DDT	8.108	8.975	68097447	70533268	30.692	32.246
18) Endrin Al...	8.302	9.089	61776811	60959956	27.091	25.194
19) Endosulfa...	8.603	9.281	70013419	70158024	28.463	29.519
20) Methoxychlor	8.452	9.454	28980569	30163827	25.668	29.626
21) Endrin Ke...	8.797	9.683	85585307	79449385	29.321	30.468
23) Hexachlor...	0.000	0.000	0	0	N.D. d	N.D. d
24) Hexachlor...	0.000	0.000	0	0	N.D. d	N.D. d
25) Oxychlorane	0.000	0.000	0	0	N.D. d	N.D. d
26) 2,4'-DDE	0.000	0.000	0	0	N.D. d	N.D. d
27) trans-Non...	0.000	0.000	0	0	N.D. d	N.D. d
28) 2,4'-DDD	0.000	0.000	0	0	N.D. d	N.D. d
29) 2,4'-DDT	0.000	0.000	0	0	N.D. d	N.D. d
30) cis-Nonac...	0.000	0.000	0	0	N.D. d	N.D. d
31) Mirex	0.000	0.000	0	0	N.D. d	N.D. d
32) Chlordane...	0.000	0.000	0	0	N.D. d	N.D. d
33) Chlordane...	0.000	0.000	0	0	N.D. d	N.D. d
34) Chlordane...	0.000	0.000	0	0	N.D. d	N.D. d
35) Chlordane...	0.000	0.000	0	0	N.D. d	N.D. d
36) Toxaphene...	0.000	0.000	0	0	N.D. d	N.D. d
37) Toxaphene...	0.000	0.000	0	0	N.D. d	N.D. d
38) Toxaphene...	0.000	0.000	0	0	N.D. d	N.D. d
39) Toxaphene...	0.000	0.000	0	0	N.D. d	N.D. d
40) Toxaphene...	0.000	0.000	0	0	N.D. d	N.D. d
41) Toxaphene...	0.000	0.000	0	0	N.D. d	N.D. d
42) Toxaphene...	0.000	0.000	0	0	N.D. d	N.D. d

(f)=RT Delta > 1/2 Window (#)=Amounts differ by > 25% (m)=manual int.

Quantitation Report (QT Reviewed)

Data Path : C:\msdchem\1\data\2020-02\0B01012\
Data File : ECD8-02012010.D
Signal(s) : Signal #1: ECD1A.ch Signal #2: ECD2B.ch
Acq On : 1 Feb 2020 16:50
Operator : MJB
Sample : 0B01012-CAL6
Misc : A19K132, AB 25 ppb
ALS Vial : 9 Sample Multiplier: 1

Integration File signal 1: PEST1.e
Integration File signal 2: PEST2.e
Quant Time: Feb 03 14:49:00 2020
Quant Method : C:\msdchem\1\methods\ECD8_QUANTPEST_200108.M
Quant Title : Instrument: DualECD8
QLast Update : Mon Feb 03 14:43:43 2020
Response via : Initial Calibration
Integrator: ChemStation



Quantitation Report (QT Reviewed)

Data Path : C:\msdchem\1\data\2020-02\0B01012\
 Data File : ECD8-02012011.D
 Signal(s) : Signal #1: ECD1A.ch Signal #2: ECD2B.ch
 Acq On : 1 Feb 2020 17:07
 Operator : MJB
 Sample : 0B01012-CAL7
 Misc : A19K133, AB 50 ppb
 ALS Vial : 10 Sample Multiplier: 1

Integration File signal 1: PEST1.e
 Integration File signal 2: PEST2.e
 Quant Time: Feb 03 14:42:57 2020
 Quant Method : C:\msdchem\1\methods\ECD8_QUANTPEST_200108.M
 Quant Title : Instrument: DualECD8
 QLast Update : Thu Jan 09 17:17:47 2020
 Response via : Initial Calibration
 Integrator: ChemStation

MJB
2/3/20

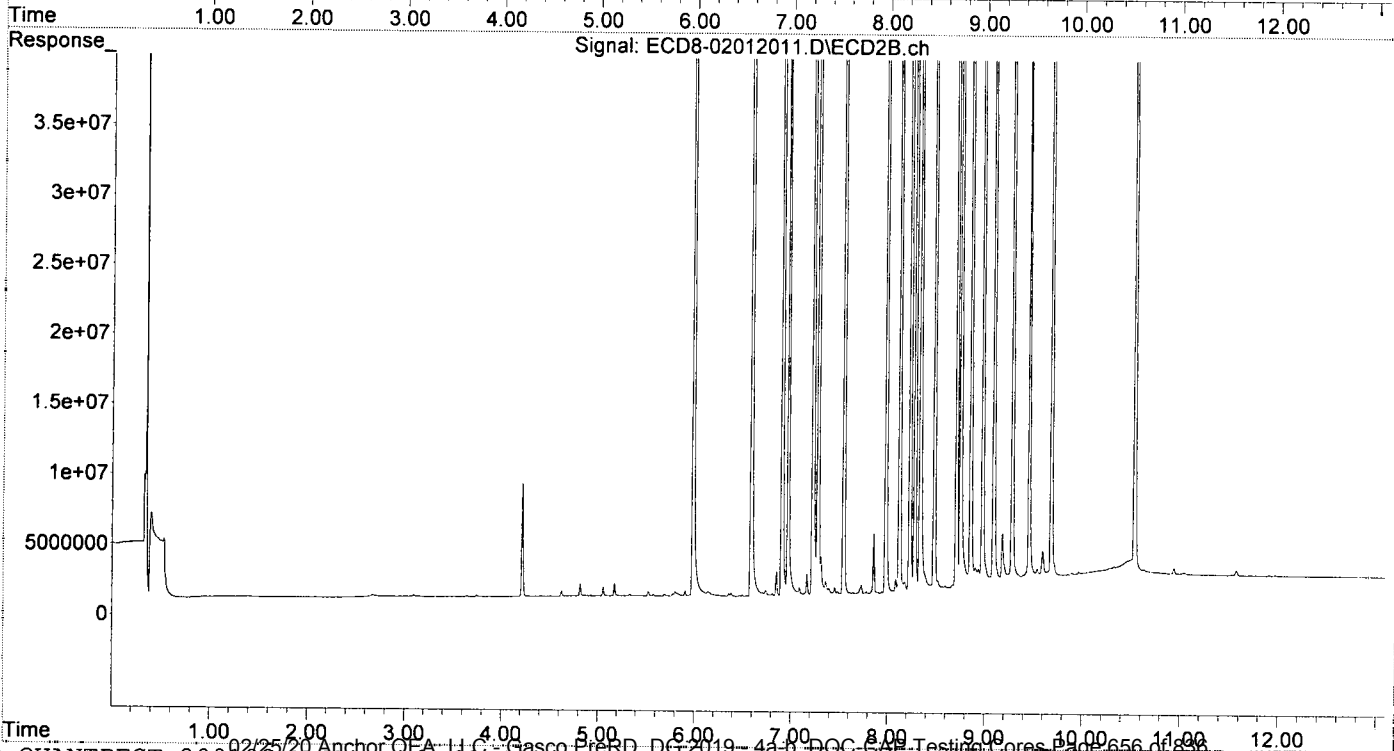
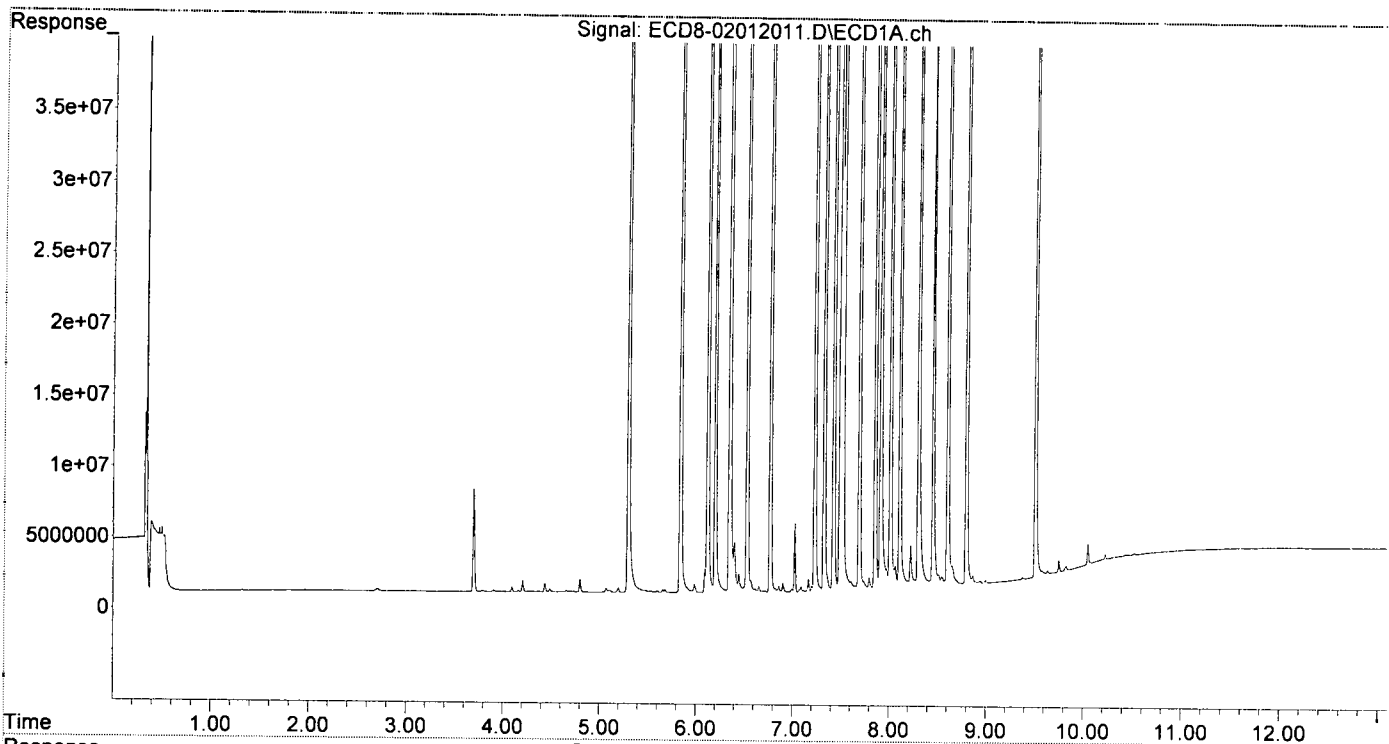
Compound	RT#1	RT#2	Resp#1	Resp#2	ng/mL	ng/mL
System Monitoring Compounds						
1) S TCMX (S)	5.297	5.981	160.2E6	168.3E6	47.813	46.342
22) S DCBP (S)	9.507	10.537	123.4E6	103.8E6	50.912	48.124
Target Compounds						
2) a-BHC	5.837	6.585	224.9E6	233.3E6	60.209	58.407
3) g-BHC	6.119	6.902	203.3E6	211.8E6	63.651	61.548
4) b-BHC	6.197	6.966	81866401	85296235	58.207	58.033
5) Heptachlor	6.529	7.276	192.3E6	210.9E6	64.444	69.577
6) d-BHC	6.346	7.221	182.4E6	192.9E6	58.189	57.382
7) Aldrin	6.769	7.542	195.5E6	195.8E6	58.338	54.502
8) Heptachlo...	7.230	7.979	168.2E6	178.9E6	54.941	56.674
9) trans-Chl...	7.326	8.119	181.3E6	181.2E6	57.246	55.515
10) cis-Chlor...	7.423	8.226	167.4E6	173.0E6	53.486	52.585
11) Endosulfa...	7.518	8.277	163.9E6	167.4E6	55.647	55.978
12) 4,4'-DDE	7.490	8.332	168.0E6	175.2E6	53.709	52.032
13) Dieldrin	7.691	8.478	179.5E6	192.1E6	56.152	56.758
14) Endrin	7.854	8.706	155.0E6	154.0E6	62.763	63.992
15) 4,4'-DDD	7.910	8.748	125.3E6	136.5E6	60.321	61.291
16) Endosulfa...	8.011	8.854	141.9E6	146.2E6	56.802	57.675
17) 4,4'-DDT	8.109	8.975	134.8E6	138.4E6	60.756	59.598
18) Endrin Al...	8.302	9.090	118.6E6	123.5E6	51.995	51.032
19) Endosulfa...	8.603	9.281	133.9E6	135.1E6	54.419	54.356
20) Methoxychlor	8.452	9.453	56743855	60278479	50.258	56.326
21) Endrin Ke...	8.797	9.682	159.8E6	156.7E6	54.742	57.609
23) Hexachlor...	0.000	0.000	0	0	N.D. d	N.D. d
24) Hexachlor...	0.000	0.000	0	0	N.D. d	N.D. d
25) Oxychlordane	0.000	0.000	0	0	N.D. d	N.D. d
26) 2,4'-DDE	0.000	0.000	0	0	N.D. d	N.D. d
27) trans-Non...	0.000	0.000	0	0	N.D. d	N.D. d
28) 2,4'-DDD	0.000	0.000	0	0	N.D. d	N.D. d
29) 2,4'-DDT	0.000	0.000	0	0	N.D. d	N.D. d
30) cis-Nonac...	0.000	0.000	0	0	N.D. d	N.D. d
31) Mirex	0.000	0.000	0	0	N.D. d	N.D. d
32) Chlordane...	0.000	0.000	0	0	N.D. d	N.D. d
33) Chlordane...	0.000	0.000	0	0	N.D. d	N.D. d
34) Chlordane...	0.000	0.000	0	0	N.D. d	N.D. d
35) Chlordane...	0.000	0.000	0	0	N.D. d	N.D. d
36) Toxaphene...	0.000	0.000	0	0	N.D. d	N.D. d
37) Toxaphene...	0.000	0.000	0	0	N.D. d	N.D. d
38) Toxaphene...	0.000	0.000	0	0	N.D. d	N.D. d
39) Toxaphene...	0.000	0.000	0	0	N.D. d	N.D. d
40) Toxaphene...	0.000	0.000	0	0	N.D. d	N.D. d
41) Toxaphene...	0.000	0.000	0	0	N.D. d	N.D. d
42) Toxaphene...	0.000	0.000	0	0	N.D. d	N.D. d

(f)=RT Delta > 1/2 Window (#)=Amounts differ by > 25% (m)=manual int.

Quantitation Report (QT Reviewed)

Data Path : C:\msdchem\1\data\2020-02\0B01012\
 Data File : ECD8-02012011.D
 Signal(s) : Signal #1: ECD1A.ch Signal #2: ECD2B.ch
 Acq On : 1 Feb 2020 17:07
 Operator : MJB
 Sample : 0B01012-CAL7
 Misc : A19K133, AB 50 ppb
 ALS Vial : 10 Sample Multiplier: 1

Integration File signal 1: PEST1.e
 Integration File signal 2: PEST2.e
 Quant Time: Feb 03 14:42:57 2020
 Quant Method : C:\msdchem\1\methods\ECD8_QUANTPEST_200108.M
 Quant Title : Instrument: DualECD8
 QLast Update : Thu Jan 09 17:17:47 2020
 Response via : Initial Calibration
 Integrator: ChemStation



Quantitation Report (QT Reviewed)

Data Path : C:\msdchem\1\data\2020-02\0B01012\
 Data File : ECD8-02012012.D
 Signal(s) : Signal #1: ECD1A.ch Signal #2: ECD2B.ch
 Acq On : 1 Feb 2020 17:24
 Operator : MJB
 Sample : 0B01012-CAL8
 Misc : A19K134, AB 100 ppb
 ALS Vial : 11 Sample Multiplier: 1

Integration File signal 1: PEST1.e
 Integration File signal 2: PEST2.e
 Quant Time: Feb 03 14:49:32 2020
 Quant Method : C:\msdchem\1\methods\ECD8_QUANTPEST_200108.M
 Quant Title : Instrument: DualECD8
 QLast Update : Mon Feb 03 14:43:43 2020
 Response via : Initial Calibration
 Integrator: ChemStation

MJB
2/3/20

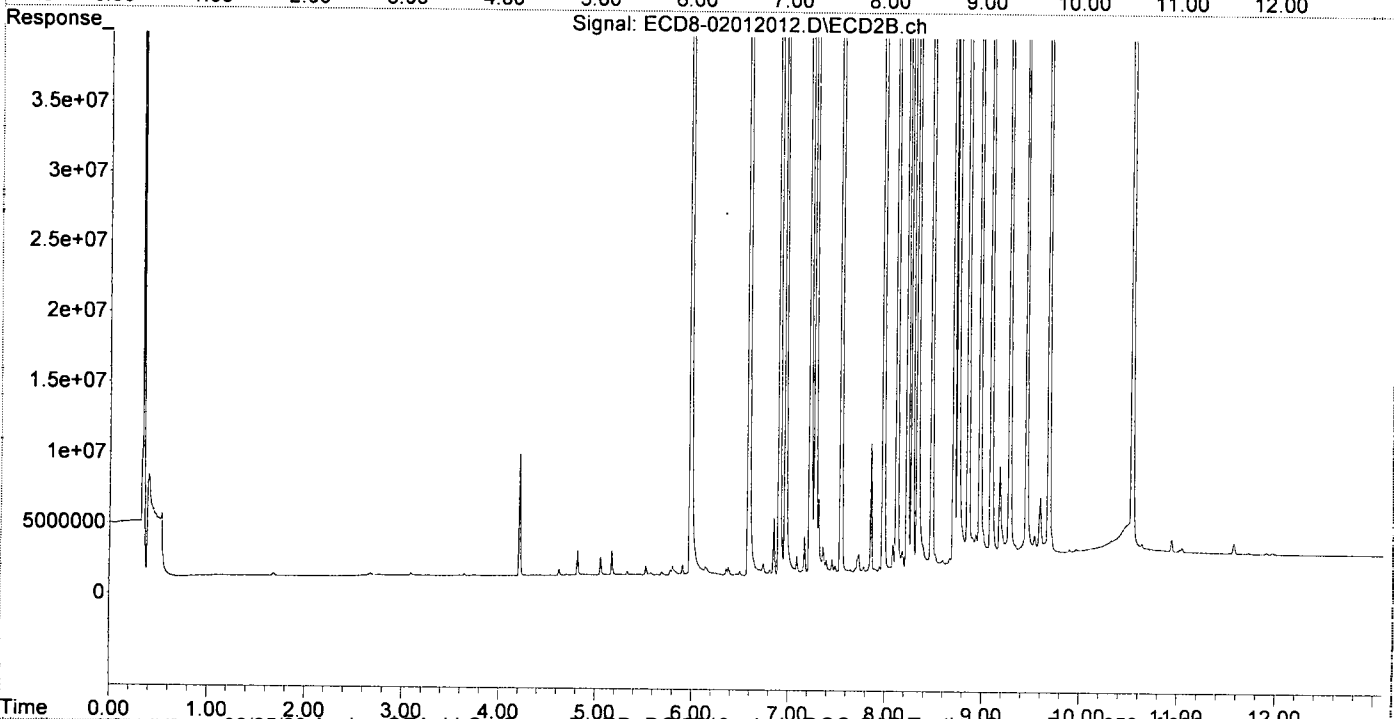
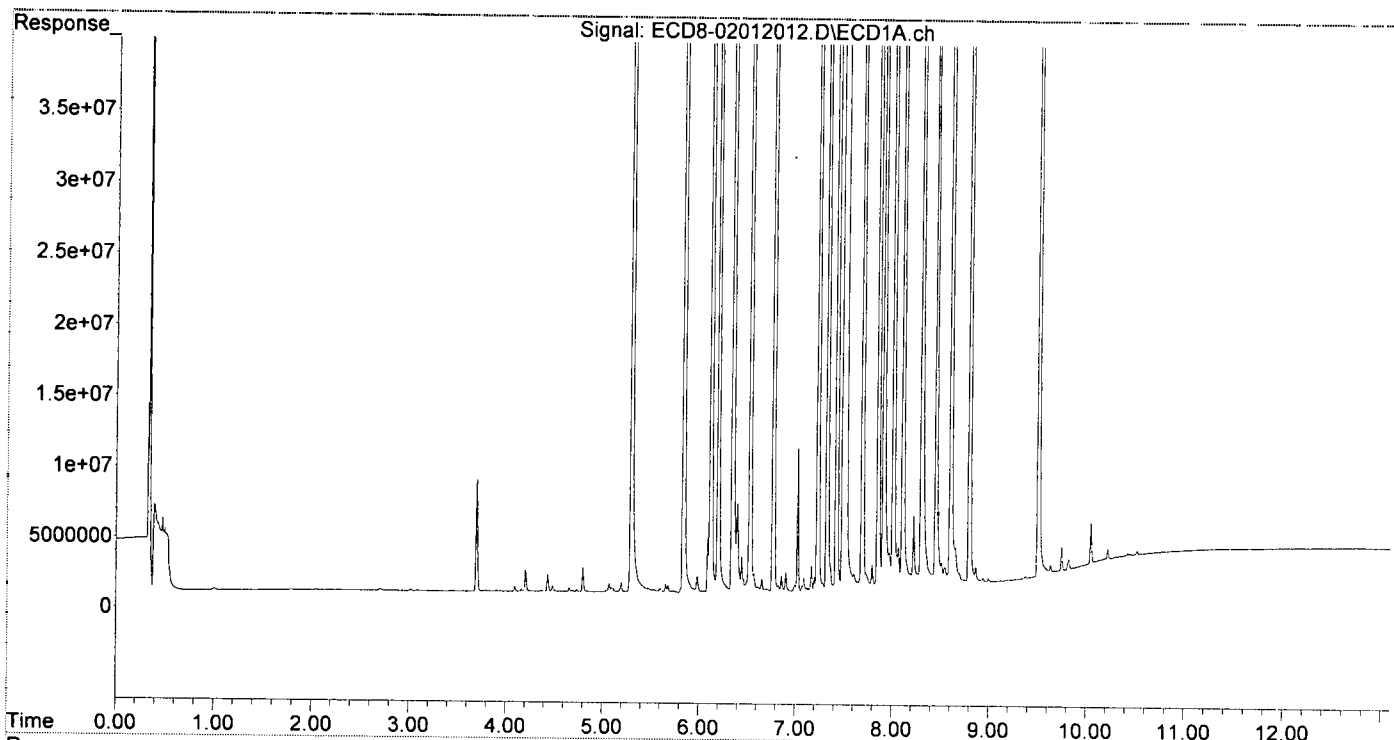
Compound	RT#1	RT#2	Resp#1	Resp#2	ng/mL	ng/mL
System Monitoring Compounds						
1) S TCMX (S)	5.298	5.982	355.4E6	386.4E6	106.080	106.420
22) S DCBP (S)	9.507	10.537	280.1E6	240.0E6	113.028	104.904
Target Compounds						
2) a-BHC	5.837	6.585	509.4E6	553.7E6	136.390	123.895
3) g-BHC	6.120	6.902	435.9E6	491.3E6	136.505	130.080
4) b-BHC	6.197	6.966	185.8E6	196.8E6	132.106	133.903
5) Heptachlor	6.529	7.276	416.3E6	477.0E6	139.520	157.372
6) d-BHC	6.345	7.221	419.9E6	472.2E6	125.268	124.232
7) Aldrin	6.769	7.542	420.9E6	472.0E6	125.625	120.670
8) Heptachlo...	7.229	7.979	380.6E6	404.3E6	124.368	128.057
9) trans-Chl...	7.325	8.119	392.8E6	432.7E6	123.984	132.537
10) cis-Chlor...	7.422	8.226	377.5E6	395.1E6	120.481	120.061
11) Endosulfa...	7.517	8.277	349.5E6	392.5E6	118.629	131.230
12) 4,4'-DDE	7.489	8.331	378.7E6	405.9E6	115.636	108.497
13) Dieldrin	7.690	8.478	402.8E6	425.1E6	126.020	116.163
14) Endrin	7.854	8.706	338.4E6	354.5E6	136.997	131.983
15) 4,4'-DDD	7.909	8.747	297.7E6	330.1E6	143.286	129.196
16) Endosulfa...	8.010	8.853	331.9E6	341.9E6	132.896	121.974
17) 4,4'-DDT	8.108	8.975	298.8E6	340.3E6	134.676	127.973
18) Endrin Al...	8.301	9.090	258.6E6	290.0E6	113.407	119.845
19) Endosulfa...	8.603	9.281	304.5E6	315.4E6	123.771	114.670
20) Methoxychlor	8.450	9.453	133.1E6	149.0E6	117.904	123.547
21) Endrin Ke...	8.797	9.683	366.8E6	363.7E6	125.660	121.406
23) Hexachlor...	0.000	0.000	0	0	N.D. d	N.D. d
24) Hexachlor...	0.000	0.000	0	0	N.D. d	N.D. d
25) Oxychlorthane	0.000	0.000	0	0	N.D. d	N.D. d
26) 2,4'-DDE	0.000	0.000	0	0	N.D. d	N.D. d
27) trans-Non...	0.000	0.000	0	0	N.D. d	N.D. d
28) 2,4'-DDD	0.000	0.000	0	0	N.D. d	N.D. d
29) 2,4'-DDT	0.000	0.000	0	0	N.D. d	N.D. d
30) cis-Nonac...	0.000	0.000	0	0	N.D. d	N.D. d
31) Mirex	0.000	0.000	0	0	N.D. d	N.D. d
32) Chlordane...	0.000	0.000	0	0	N.D. d	N.D. d
33) Chlordane...	0.000	0.000	0	0	N.D. d	N.D. d
34) Chlordane...	0.000	0.000	0	0	N.D. d	N.D. d
35) Chlordane...	0.000	0.000	0	0	N.D. d	N.D. d
36) Toxaphene...	0.000	0.000	0	0	N.D. d	N.D. d
37) Toxaphene...	0.000	0.000	0	0	N.D. d	N.D. d
38) Toxaphene...	0.000	0.000	0	0	N.D. d	N.D. d
39) Toxaphene...	0.000	0.000	0	0	N.D. d	N.D. d
40) Toxaphene...	0.000	0.000	0	0	N.D. d	N.D. d
41) Toxaphene...	0.000	0.000	0	0	N.D. d	N.D. d
42) Toxaphene...	0.000	0.000	0	0	N.D. d	N.D. d

(f)=RT Delta > 1/2 Window (#)=Amounts differ by > 25% (m)=manual int.

Quantitation Report (QT Reviewed)

Data Path : C:\msdchem\1\data\2020-02\0B01012\
 Data File : ECD8-02012012.D
 Signal(s) : Signal #1: ECD1A.ch Signal #2: ECD2B.ch
 Acq On : 1 Feb 2020 17:24
 Operator : MJB
 Sample : 0B01012-CAL8
 Misc : A19K134, AB 100 ppb
 ALS Vial : 11 Sample Multiplier: 1

Integration File signal 1: PEST1.e
 Integration File signal 2: PEST2.e
 Quant Time: Feb 03 14:49:32 2020
 Quant Method : C:\msdchem\1\methods\ECD8_QUANTPEST_200108.M
 Quant Title : Instrument: DualECD8
 QLast Update : Mon Feb 03 14:43:43 2020
 Response via : Initial Calibration
 Integrator: ChemStation



Data Path : C:\msdchem\1\data\2020-02\0B01012\
 Data File : ECD8-02012013.D
 Signal(s) : Signal #1: ECD1A.ch Signal #2: ECD2B.ch
 Acq On : 1 Feb 2020 17:41
 Operator : MJB
 Sample : 0B01012-CAL9
 Misc : A19K126, AB 200 ppb
 ALS Vial : 12 Sample Multiplier: 1

Integration File signal 1: PEST1.e
 Integration File signal 2: PEST2.e
 Quant Time: Feb 03 14:50:01 2020
 Quant Method : C:\msdchem\1\methods\ECD8_QUANTPEST_200108.M
 Quant Title : Instrument: DualeCD8
 QLast Update : Mon Feb 03 14:43:43 2020
 Response via : Initial Calibration
 Integrator: ChemStation

MJB
2/3/20

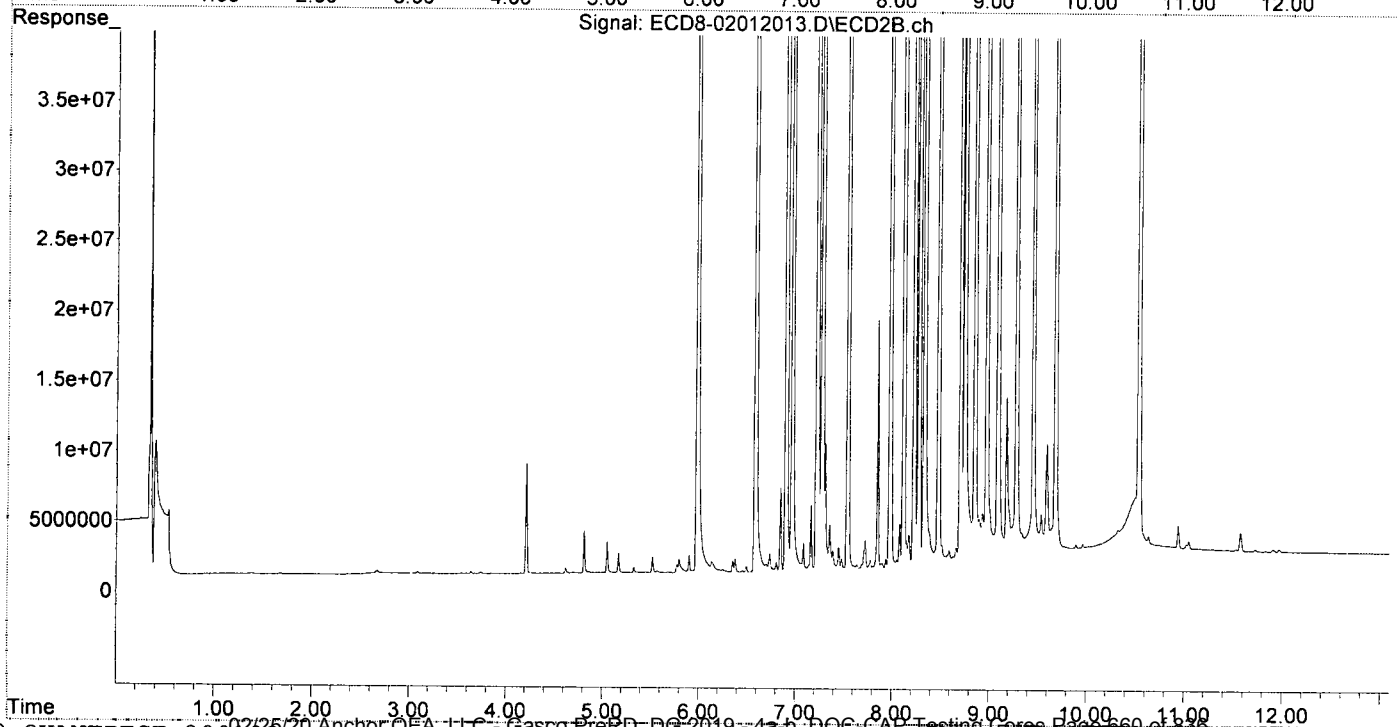
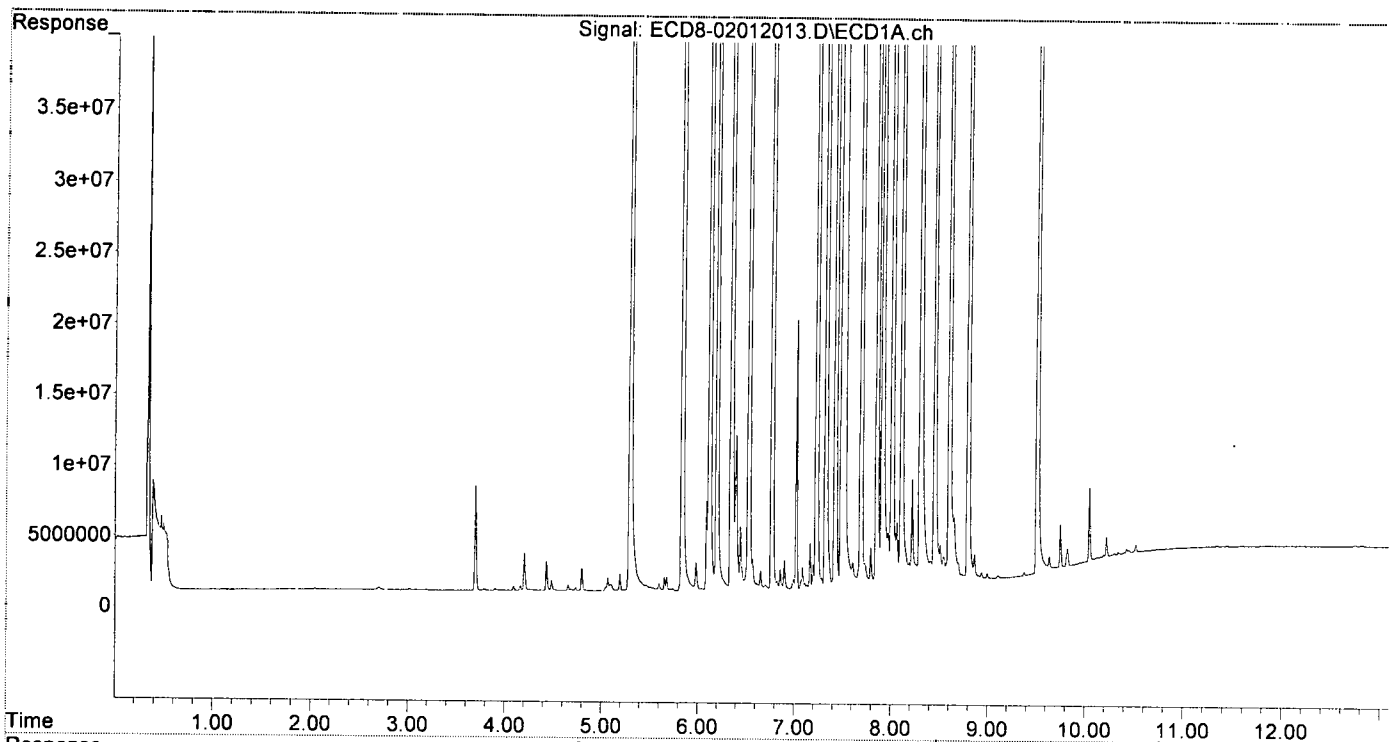
Compound	RT#1	RT#2	Resp#1	Resp#2	ng/mL	ng/mL
System Monitoring Compounds						
1) S TCMX (S)	5.297	5.981	683.0E6	808.5E6	203.858	222.644
22) S DCBP (S)	9.507	10.537	554.4E6	477.6E6	215.222	191.382
Target Compounds						
2) a-BHC	5.837	6.585	1000.4E6	1133.4E6	267.852	219.660
3) g-BHC	6.119	6.902	881.5E6	980.3E6	276.016	229.963
4) b-BHC	6.196	6.965	344.6E6	391.9E6	244.988	266.622
5) Heptachlor	6.529	7.275	827.5E6	966.0E6	277.356	318.726
6) d-BHC	6.344	7.220	826.3E6	939.7E6	225.053	214.181
7) Aldrin	6.768	7.542	802.5E6	928.8E6	239.505	213.235
8) Heptachlo...	7.229	7.979	732.6E6	788.7E6	239.361	249.844
9) trans-Chl...	7.325	8.119	764.5E6	821.8E6	241.328	251.753
10) cis-Chlor...	7.422	8.226	729.7E6	792.8E6	232.891	240.922
11) Endosulfa...	7.517	8.277	669.0E6	733.7E6	227.067	245.303
12) 4,4'-DDE	7.488	8.331	725.7E6	835.1E6	207.825	193.980
13) Dieldrin	7.690	8.478	786.9E6	871.2E6	246.188	212.340
14) Endrin	7.854	8.705	655.2E6	738.6E6	265.209	237.000
15) 4,4'-DDD	7.909	8.749	592.3E6	679.7E6	285.131	225.207
16) Endosulfa...	8.011	8.853	596.6E6	684.8E6	238.912	214.590
17) 4,4'-DDT	8.108	8.975	627.2E6	706.5E6	282.677	225.118
18) Endrin Al...	8.301	9.090	520.7E6	585.1E6	228.338	241.805
19) Endosulfa...	8.603	9.281	590.5E6	660.6E6	240.060	208.614
20) Methoxychlor	8.450	9.453	273.2E6	304.3E6	242.007	217.690
21) Endrin Ke...	8.797	9.683	708.8E6	737.0E6	242.831	216.273
23) Hexachlor...	0.000	0.000	0	0	N.D. d	N.D. d
24) Hexachlor...	0.000	0.000	0	0	N.D. d	N.D. d
25) Oxychlorane	0.000	0.000	0	0	N.D. d	N.D. d
26) 2,4'-DDE	0.000	0.000	0	0	N.D. d	N.D. d
27) trans-Non...	0.000	0.000	0	0	N.D. d	N.D. d
28) 2,4'-DDD	0.000	0.000	0	0	N.D. d	N.D. d
29) 2,4'-DDT	0.000	0.000	0	0	N.D. d	N.D. d
30) cis-Nonac...	0.000	0.000	0	0	N.D. d	N.D. d
31) Mirex	0.000	0.000	0	0	N.D. d	N.D. d
32) Chlordane...	0.000	0.000	0	0	N.D. d	N.D. d
33) Chlordane...	0.000	0.000	0	0	N.D. d	N.D. d
34) Chlordane...	0.000	0.000	0	0	N.D. d	N.D. d
35) Chlordane...	0.000	0.000	0	0	N.D. d	N.D. d
36) Toxaphene...	0.000	0.000	0	0	N.D. d	N.D. d
37) Toxaphene...	0.000	0.000	0	0	N.D. d	N.D. d
38) Toxaphene...	0.000	0.000	0	0	N.D. d	N.D. d
39) Toxaphene...	0.000	0.000	0	0	N.D. d	N.D. d
40) Toxaphene...	0.000	0.000	0	0	N.D. d	N.D. d
41) Toxaphene...	0.000	0.000	0	0	N.D. d	N.D. d
42) Toxaphene...	0.000	0.000	0	0	N.D. d	N.D. d

(f)=RT Delta > 1/2 Window (#)=Amounts differ by > 25% (m)=manual int.

Quantitation Report (QT Reviewed)

Data Path : C:\msdchem\1\data\2020-02\0B01012\
Data File : ECD8-02012013.D
Signal(s) : Signal #1: ECD1A.ch Signal #2: ECD2B.ch
Acq On : 1 Feb 2020 17:41
Operator : MJB
Sample : 0B01012-CAL9
Misc : A19K126, AB 200 ppb
ALS Vial : 12 Sample Multiplier: 1

Integration File signal 1: PEST1.e
Integration File signal 2: PEST2.e
Quant Time: Feb 03 14:50:01 2020
Quant Method : C:\msdchem\1\methods\ECD8_QUANTPEST_200108.M
Quant Title : Instrument: DualECD8
QLast Update : Mon Feb 03 14:43:43 2020
Response via : Initial Calibration
Integrator: ChemStation



Quantitation Report (QT Reviewed)

Data Path : C:\msdchem\1\data\2020-02\0B01012\
 Data File : ECD8-02012016.D
 Signal(s) : Signal #1: ECD1A.ch Signal #2: ECD2B.ch
 Acq On : 1 Feb 2020 18:31
 Operator : MJB
 Sample : 0B01012-CALA
 Misc : A20B003, 9-42 0.5 ppb
 ALS Vial : 14 Sample Multiplier: 1

Integration File signal 1: PEST1.e
 Integration File signal 2: PEST2.e
 Quant Time: Feb 03 14:52:38 2020
 Quant Method : C:\msdchem\1\methods\ECD8_QUANTPEST_200108.M
 Quant Title : Instrument: DualeCD8
 QLast Update : Mon Feb 03 14:52:24 2020
 Response via : Initial Calibration
 Integrator: ChemStation

*MJB
2/3/20*

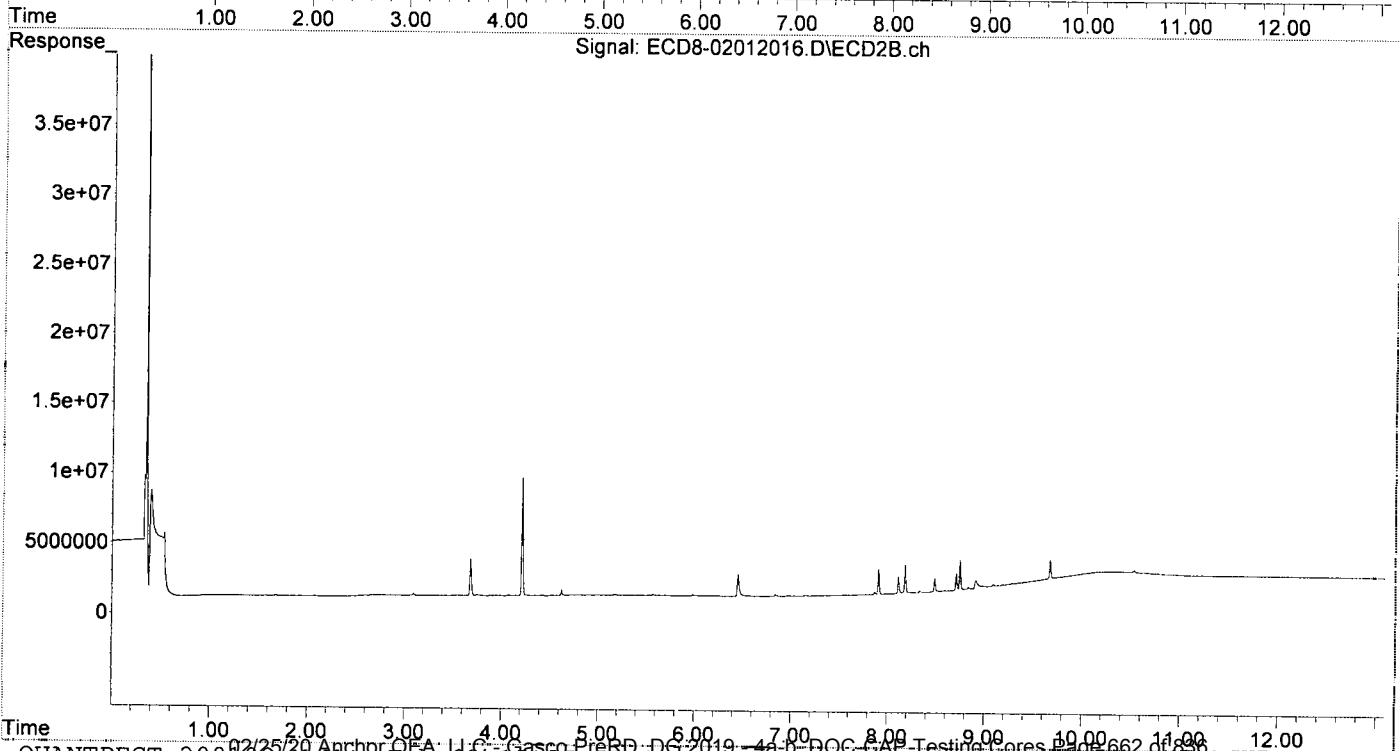
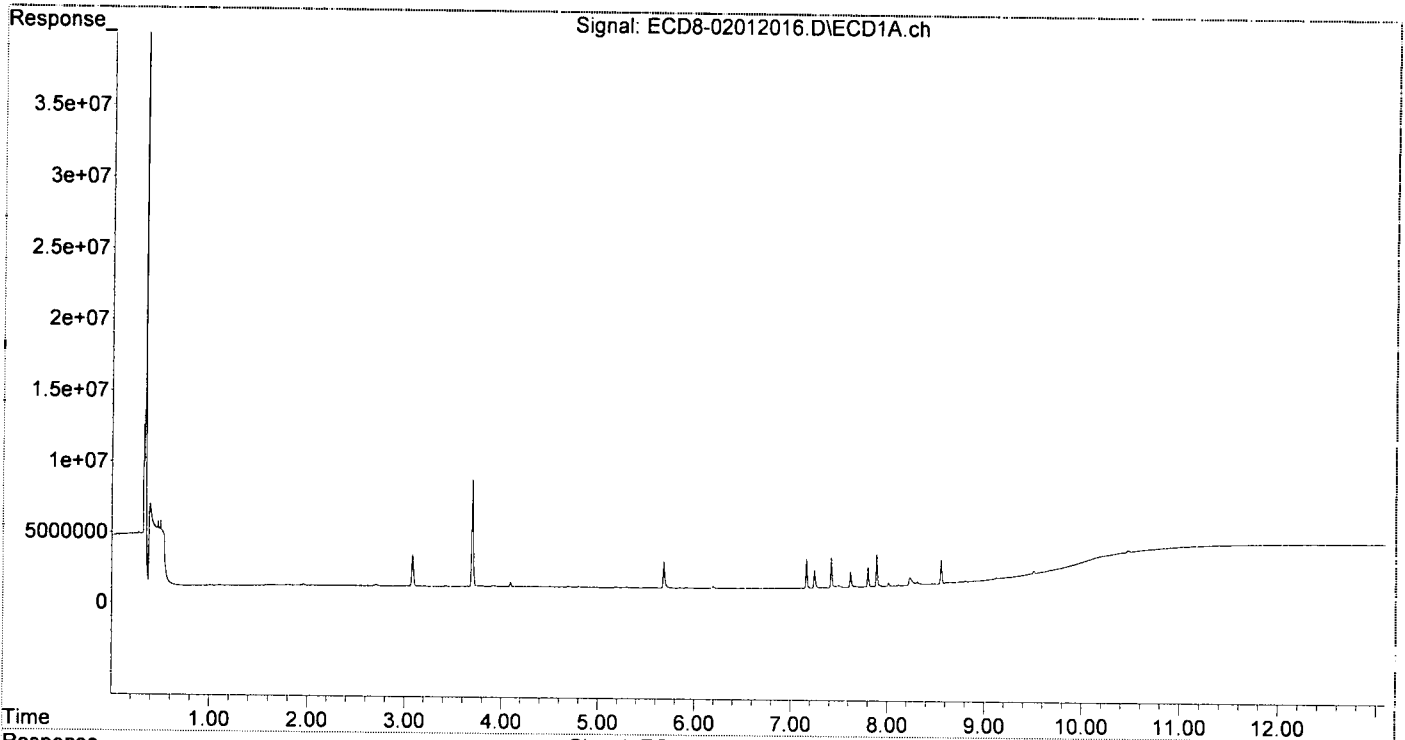
Compound	RT#1	RT#2	Resp#1	Resp#2	ng/mL	ng/mL
System Monitoring Compounds						
1) S TCMX (S)	0.000	0.000	0	0	N.D. d	N.D. d
22) S DCBP (S)	0.000	0.000	0	0	N.D. d	N.D. d
Target Compounds						
2) a-BHC	0.000	0.000	0	0	N.D. d	N.D. d
3) g-BHC	0.000	0.000	0	0	N.D. d	N.D. d
4) b-BHC	0.000	0.000	0	0	N.D. d	N.D. d
5) Heptachlor	0.000	0.000	0	0	N.D. d	N.D. d
6) d-BHC	0.000	0.000	0	0	N.D. d	N.D. d
7) Aldrin	0.000	0.000	0	0	N.D. d	N.D. d
8) Heptachlo...	0.000	0.000	0	0	N.D. d	N.D. d
9) trans-Chl...	0.000	0.000	0	0	N.D. d	N.D. d
10) cis-Chlor...	0.000	0.000	0	0	N.D. d	N.D. d
11) Endosulfa...	0.000	0.000	0	0	N.D. d	N.D. d
12) 4,4'-DDE	0.000	0.000	0	0	N.D. d	N.D. d
13) Dieldrin	0.000	0.000	0	0	N.D. d	N.D. d
14) Endrin	0.000	0.000	0	0	N.D. d	N.D. d
15) 4,4'-DDD	0.000	0.000	0	0	N.D. d	N.D. d
16) Endosulfa...	0.000	0.000	0	0	N.D. d	N.D. d
17) 4,4'-DDT	0.000	0.000	0	0	N.D. d	N.D. d
18) Endrin Al...	0.000	0.000	0	0	N.D. d	N.D. d
19) Endosulfa...	0.000	0.000	0	0	N.D. d	N.D. d
20) Methoxychlor	0.000	0.000	0	0	N.D. d	N.D. d
21) Endrin Ke...	0.000	0.000	0	0	N.D. d	N.D. d
23) Hexachlor...	3.080	3.680	2278541	2594123	0.590	0.586
24) Hexachlor...	5.681	6.450	1894604	1616133	0.448	0.363
25) Oxychlordane	7.160	7.908	2078442	1817597	0.589	0.503
26) 2,4'-DDE	7.243	8.113	1290069	1200073	0.472	0.516
27) trans-Non...	7.417	8.182	2168811	2004659	0.563	0.512
28) 2,4'-DDD	7.615	8.487	1111537	960869	0.540	0.423
29) 2,4'-DDT	7.797	8.710	1418724	1210132	0.588	0.501
30) cis-Nonac...	7.887	8.749	2296885	2084280	0.629	0.570
31) Mirex	8.552	9.675	1693083	1475836	0.543	0.334 #
32) Chlordane...	0.000	0.000	0	0	N.D. d	N.D. d
33) Chlordane...	0.000	0.000	0	0	N.D. d	N.D. d
34) Chlordane...	0.000	0.000	0	0	N.D. d	N.D. d
35) Chlordane...	0.000	0.000	0	0	N.D. d	N.D. d
36) Toxaphene...	0.000	0.000	0	0	N.D. d	N.D. d
37) Toxaphene...	0.000	0.000	0	0	N.D. d	N.D. d
38) Toxaphene...	0.000	0.000	0	0	N.D. d	N.D. d
39) Toxaphene...	0.000	0.000	0	0	N.D. d	N.D. d
40) Toxaphene...	0.000	0.000	0	0	N.D. d	N.D. d
41) Toxaphene...	0.000	0.000	0	0	N.D. d	N.D. d
42) Toxaphene...	0.000	0.000	0	0	N.D. d	N.D. d

(f)=RT Delta > 1/2 Window (#)=Amounts differ by > 25% (m)=manual int.

Quantitation Report (QT Reviewed)

Data Path : C:\msdchem\1\data\2020-02\0B01012\
 Data File : ECD8-02012016.D
 Signal(s) : Signal #1: ECD1A.ch Signal #2: ECD2B.ch
 Acq On : 1 Feb 2020 18:31
 Operator : MJB
 Sample : 0B01012-CALA
 Misc : A20B003, 9-42 0.5 ppb
 ALS Vial : 14 Sample Multiplier: 1

Integration File signal 1: PEST1.e
 Integration File signal 2: PEST2.e
 Quant Time: Feb 03 14:52:38 2020
 Quant Method : C:\msdchem\1\methods\ECD8_QUANTPEST_200108.M
 Quant Title : Instrument: DualeCD8
 QLast Update : Mon Feb 03 14:52:24 2020
 Response via : Initial Calibration
 Integrator: ChemStation



Quantitation Report (QT Reviewed)

Data Path : C:\msdchem\1\data\2020-02\0B01012\
 Data File : ECD8-02012017.D
 Signal(s) : Signal #1: ECD1A.ch Signal #2: ECD2B.ch
 Acq On : 1 Feb 2020 18:48
 Operator : MJB
 Sample : 0B01012-CALB
 Misc : A19K263, 9-42 1 ppb
 ALS Vial : 15 Sample Multiplier: 1

Integration File signal 1: PEST1.e
 Integration File signal 2: PEST2.e
 Quant Time: Feb 03 14:53:21 2020
 Quant Method : C:\msdchem\1\methods\ECD8_QUANTPEST_200108.M
 Quant Title : Instrument: DualECD8
 QLast Update : Mon Feb 03 14:52:24 2020
 Response via : Initial Calibration
 Integrator: ChemStation

MJB
2/3/20

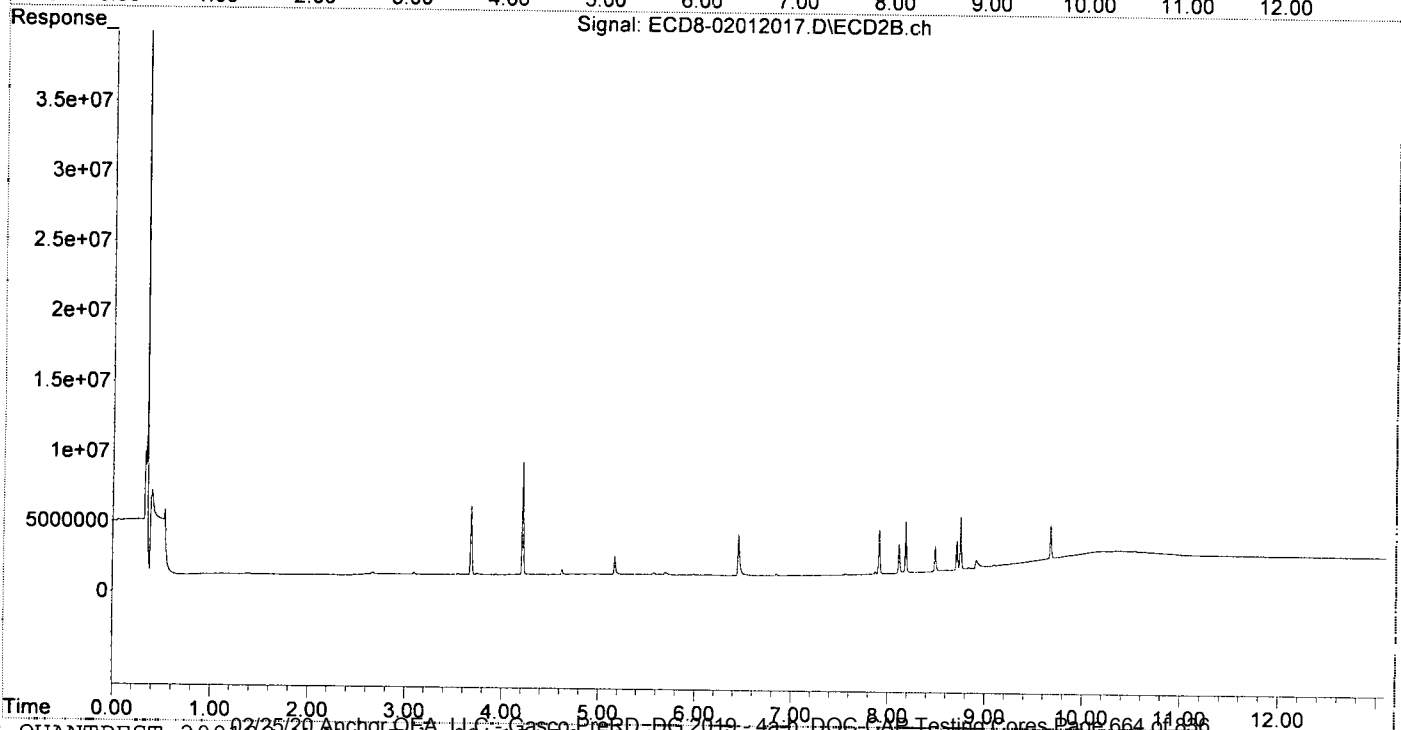
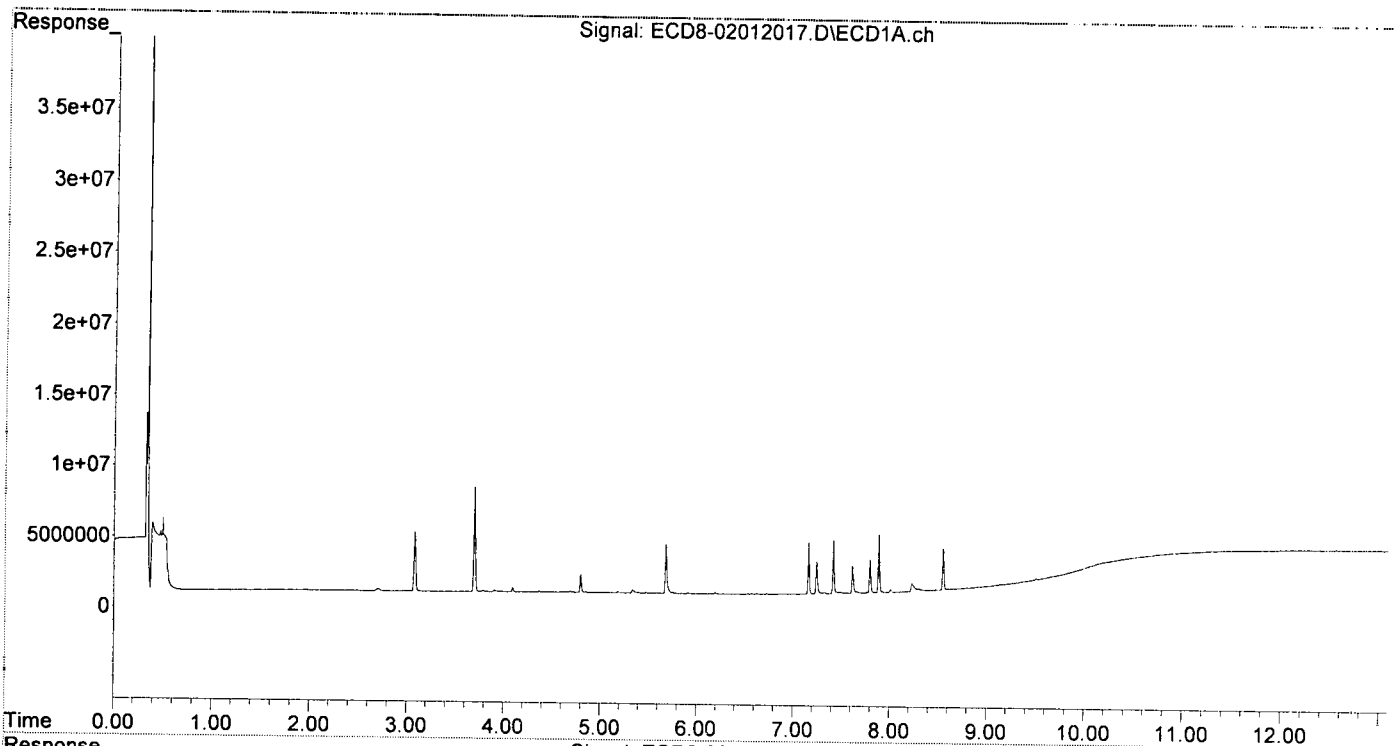
Compound	RT#1	RT#2	Resp#1	Resp#2	ng/mL	ng/mL
System Monitoring Compounds						
1) S TCMX (S)	0.000	0.000	0	0	N.D. d	N.D. d
22) S DCBP (S)	0.000	0.000	0	0	N.D. d	N.D. d
Target Compounds						
2) a-BHC	0.000	0.000	0	0	N.D. d	N.D. d
3) g-BHC	0.000	0.000	0	0	N.D. d	N.D. d
4) b-BHC	0.000	0.000	0	0	N.D. d	N.D. d
5) Heptachlor	0.000	0.000	0	0	N.D. d	N.D. d
6) d-BHC	0.000	0.000	0	0	N.D. d	N.D. d
7) Aldrin	0.000	0.000	0	0	N.D. d	N.D. d
8) Heptachlo...	0.000	0.000	0	0	N.D. d	N.D. d
9) trans-Chl...	0.000	0.000	0	0	N.D. d	N.D. d
10) cis-Chlor...	0.000	0.000	0	0	N.D. d	N.D. d
11) Endosulfa...	0.000	0.000	0	0	N.D. d	N.D. d
12) 4,4'-DDE	0.000	0.000	0	0	N.D. d	N.D. d
13) Dieldrin	0.000	0.000	0	0	N.D. d	N.D. d
14) Endrin	0.000	0.000	0	0	N.D. d	N.D. d
15) 4,4'-DDD	0.000	0.000	0	0	N.D. d	N.D. d
16) Endosulfa...	0.000	0.000	0	0	N.D. d	N.D. d
17) 4,4'-DDT	0.000	0.000	0	0	N.D. d	N.D. d
18) Endrin Al...	0.000	0.000	0	0	N.D. d	N.D. d
19) Endosulfa...	0.000	0.000	0	0	N.D. d	N.D. d
20) Methoxychlor	0.000	0.000	0	0	N.D. d	N.D. d
21) Endrin Ke...	0.000	0.000	0	0	N.D. d	N.D. d
23) Hexachlor...	3.080	3.679	4206156	4878910	1.189	1.102
24) Hexachlor...	5.680	6.450	3451879	2946247	0.938	0.794
25) Oxychlordane	7.159	7.908	3626338	3174792	1.171	1.036
26) 2,4'-DDE	7.243	8.112	2295081	2104301	0.943	0.904
27) trans-Non...	7.417	8.182	3768972	3680280	1.101	1.087
28) 2,4'-DDD	7.614	8.486	1934222	1795089	1.062	0.972
29) 2,4'-DDT	7.796	8.709	2374152	2100185	1.103	1.012
30) cis-Nonac...	7.886	8.748	4089263	3801985	1.137	1.039
31) Mirex	8.552	9.674	2918797	2854711	1.138	1.077
32) Chlordane...	0.000	0.000	0	0	N.D. d	N.D. d
33) Chlordane...	0.000	0.000	0	0	N.D. d	N.D. d
34) Chlordane...	0.000	0.000	0	0	N.D. d	N.D. d
35) Chlordane...	0.000	0.000	0	0	N.D. d	N.D. d
36) Toxaphene...	0.000	0.000	0	0	N.D. d	N.D. d
37) Toxaphene...	0.000	0.000	0	0	N.D. d	N.D. d
38) Toxaphene...	0.000	0.000	0	0	N.D. d	N.D. d
39) Toxaphene...	0.000	0.000	0	0	N.D. d	N.D. d
40) Toxaphene...	0.000	0.000	0	0	N.D. d	N.D. d
41) Toxaphene...	0.000	0.000	0	0	N.D. d	N.D. d
42) Toxaphene...	0.000	0.000	0	0	N.D. d	N.D. d

(f)=RT Delta > 1/2 Window (#)=Amounts differ by > 25% (m)=manual int.

Quantitation Report (QT Reviewed)

Data Path : C:\msdchem\1\data\2020-02\0B01012\
 Data File : ECD8-02012017.D
 Signal(s) : Signal #1: ECD1A.ch Signal #2: ECD2B.ch
 Acq On : 1 Feb 2020 18:48
 Operator : MJB
 Sample : 0B01012-CALB
 Misc : A19K263, 9-42 1 ppb
 ALS Vial : 15 Sample Multiplier: 1

Integration File signal 1: PEST1.e
 Integration File signal 2: PEST2.e
 Quant Time: Feb 03 14:53:21 2020
 Quant Method : C:\msdchem\1\methods\ECD8_QUANTPEST_200108.M
 Quant Title : Instrument: DualECD8
 QLast Update : Mon Feb 03 14:52:24 2020
 Response via : Initial Calibration
 Integrator: ChemStation



Quantitation Report (QT Reviewed)

Data Path : C:\msdchem\1\data\2020-02\0B01012\
 Data File : ECD8-02012018.D
 Signal(s) : Signal #1: ECD1A.ch Signal #2: ECD2B.ch
 Acq On : 1 Feb 2020 19:05
 Operator : MJB
 Sample : 0B01012-CALC
 Misc : A19K264, 9-42 2 ppb
 ALS Vial : 16 Sample Multiplier: 1

Integration File signal 1: PEST1.e
 Integration File signal 2: PEST2.e
 Quant Time: Feb 03 15:17:29 2020
 Quant Method : C:\msdchem\1\methods\ECD8_QUANTPEST_200108.M
 Quant Title : Instrument: DualECD8
 QLast Update : Mon Feb 03 14:52:24 2020
 Response via : Initial Calibration
 Integrator: ChemStation

MJB
2/3/20

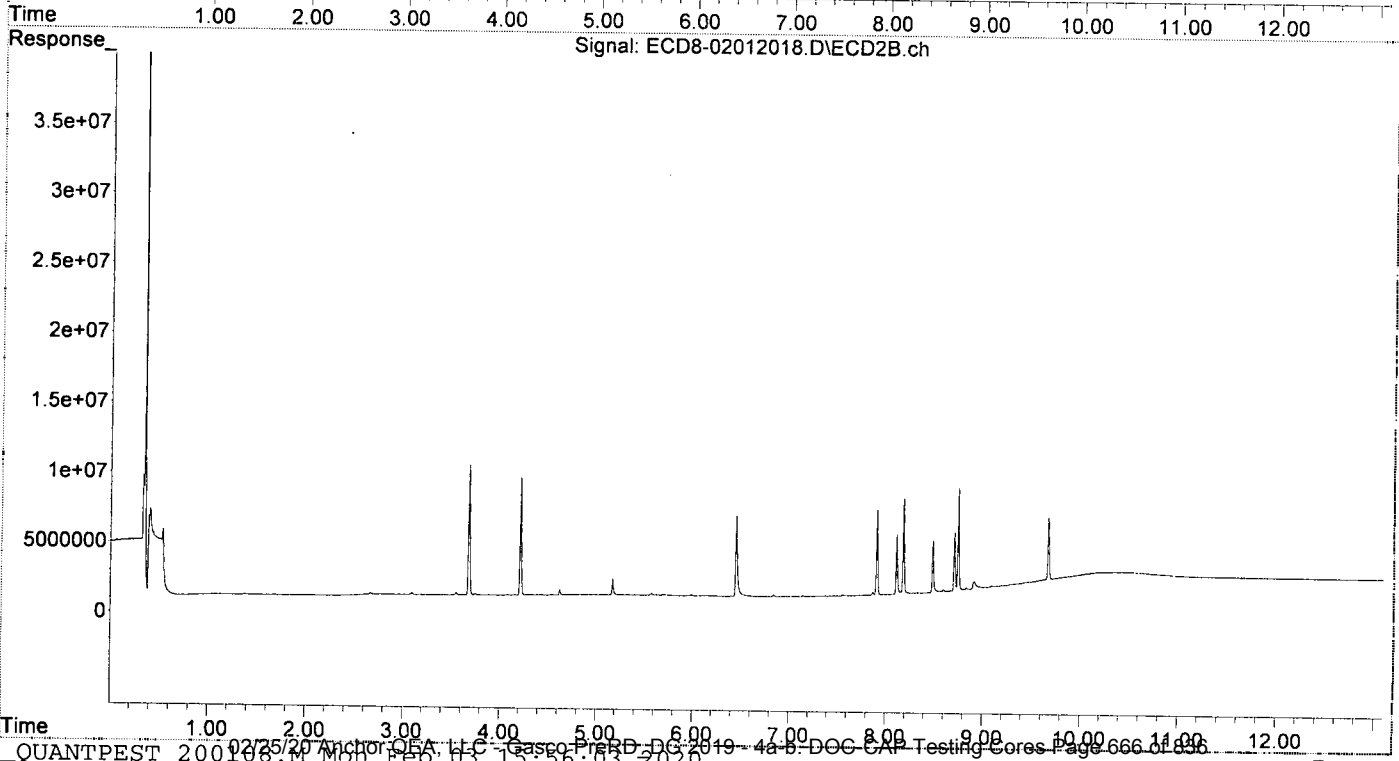
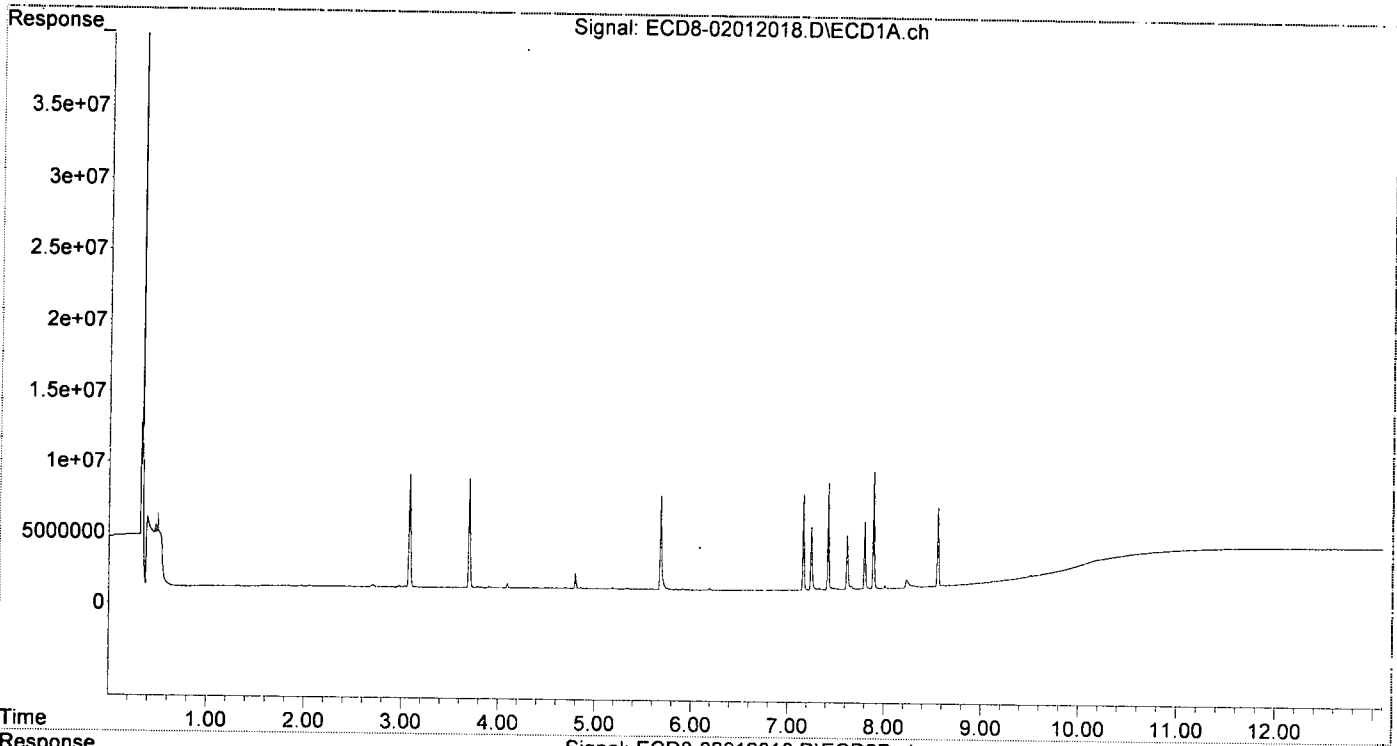
Compound	RT#1	RT#2	Resp#1	Resp#2	ng/mL	ng/mL
System Monitoring Compounds						
1) S TCMX (S)	0.000	0.000	0	0	N.D. d	N.D. d
22) S DCBP (S)	0.000	0.000	0	0	N.D. d	N.D. d
Target Compounds						
2) a-BHC	0.000	0.000	0	0	N.D. d	N.D. d
3) g-BHC	0.000	0.000	0	0	N.D. d	N.D. d
4) b-BHC	0.000	0.000	0	0	N.D. d	N.D. d
5) Heptachlor	0.000	0.000	0	0	N.D. d	N.D. d
6) d-BHC	0.000	0.000	0	0	N.D. d	N.D. d
7) Aldrin	0.000	0.000	0	0	N.D. d	N.D. d
8) Heptachlo...	0.000	0.000	0	0	N.D. d	N.D. d
9) trans-Chl...	0.000	0.000	0	0	N.D. d	N.D. d
10) cis-Chlor...	0.000	0.000	0	0	N.D. d	N.D. d
11) Endosulfa...	0.000	0.000	0	0	N.D. d	N.D. d
12) 4,4'-DDE	0.000	0.000	0	0	N.D. d	N.D. d
13) Dieldrin	0.000	0.000	0	0	N.D. d	N.D. d
14) Endrin	0.000	0.000	0	0	N.D. d	N.D. d
15) 4,4'-DDD	0.000	0.000	0	0	N.D. d	N.D. d
16) Endosulfa...	0.000	0.000	0	0	N.D. d	N.D. d
17) 4,4'-DDT	0.000	0.000	0	0	N.D. d	N.D. d
18) Endrin Al...	0.000	0.000	0	0	N.D. d	N.D. d
19) Endosulfa...	0.000	0.000	0	0	N.D. d	N.D. d
20) Methoxychlor	0.000	0.000	0	0	N.D. d	N.D. d
21) Endrin Ke...	0.000	0.000	0	0	N.D. d	N.D. d
23) Hexachlor...	3.080	3.680	7973044	9306742	2.362	2.102
24) Hexachlor...	5.680	6.449	6640927	5773353	1.943	1.709
25) Oxychlordane	7.158	7.907	6769962	6050162	2.356	2.165
26) 2,4'-DDE	7.241	8.112	4488919	4260806	1.970	1.831
27) trans-Non...	7.416	8.182	7569675	6830472	2.379	2.166
28) 2,4'-DDD	7.614	8.485	3838920	3680145	2.272	2.211
29) 2,4'-DDT	7.795	8.709	4727347	4187285	2.371	2.209
30) cis-Nonac...	7.886	8.748	8283514	7352547	2.303	2.009
31) Mirex	8.551	9.674	5534484	4870687	2.406	2.161
32) Chlordane...	0.000	0.000	0	0	N.D. d	N.D. d
33) Chlordane...	0.000	0.000	0	0	N.D. d	N.D. d
34) Chlordane...	0.000	0.000	0	0	N.D. d	N.D. d
35) Chlordane...	0.000	0.000	0	0	N.D. d	N.D. d
36) Toxaphene...	0.000	0.000	0	0	N.D. d	N.D. d
37) Toxaphene...	0.000	0.000	0	0	N.D. d	N.D. d
38) Toxaphene...	0.000	0.000	0	0	N.D. d	N.D. d
39) Toxaphene...	0.000	0.000	0	0	N.D. d	N.D. d
40) Toxaphene...	0.000	0.000	0	0	N.D. d	N.D. d
41) Toxaphene...	0.000	0.000	0	0	N.D. d	N.D. d
42) Toxaphene...	0.000	0.000	0	0	N.D. d	N.D. d

(f)=RT Delta > 1/2 Window (#)=Amounts differ by > 25% (m)=manual int.

Quantitation Report (QT Reviewed)

Data Path : C:\msdchem\1\data\2020-02\0B01012\
Data File : ECD8-02012018.D
Signal(s) : Signal #1: ECD1A.ch Signal #2: ECD2B.ch
Acq On : 1 Feb 2020 19:05
Operator : MJB
Sample : 0B01012-CALC
Misc : A19K264, 9-42 2 ppb
ALS Vial : 16 Sample Multiplier: 1

Integration File signal 1: PEST1.e
Integration File signal 2: PEST2.e
Quant Time: Feb 03 15:17:29 2020
Quant Method : C:\msdchem\1\methods\ECD8_QUANTPEST_200108.M
Quant Title : Instrument: DualECD8
QLast Update : Mon Feb 03 14:52:24 2020
Response via : Initial Calibration
Integrator: ChemStation



Data Path : C:\msdchem\1\data\2020-02\0B01012\
 Data File : ECD8-02012019.D
 Signal(s) : Signal #1: ECD1A.ch Signal #2: ECD2B.ch
 Acq On : 1 Feb 2020 19:22
 Operator : MJB
 Sample : 0B01012-CALD
 Misc : A19K265, 9-42 5 ppb
 ALS Vial : 17 Sample Multiplier: 1

Integration File signal 1: PEST1.e
 Integration File signal 2: PEST2.e
 Quant Time: Feb 03 15:18:09 2020
 Quant Method : C:\msdchem\1\methods\ECD8_QUANTPEST_200108.M
 Quant Title : Instrument: DualECD8
 QLast Update : Mon Feb 03 14:52:24 2020
 Response via : Initial Calibration
 Integrator: ChemStation

MJB
2/3/20

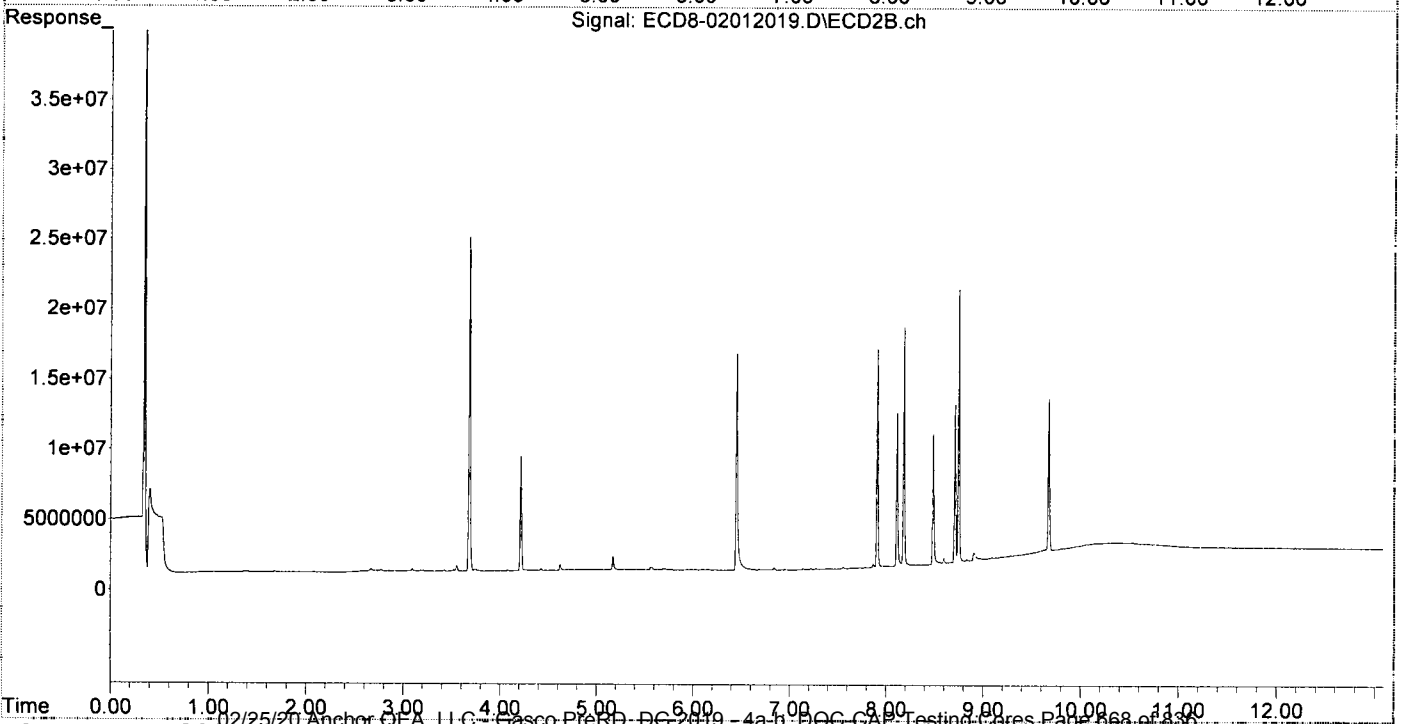
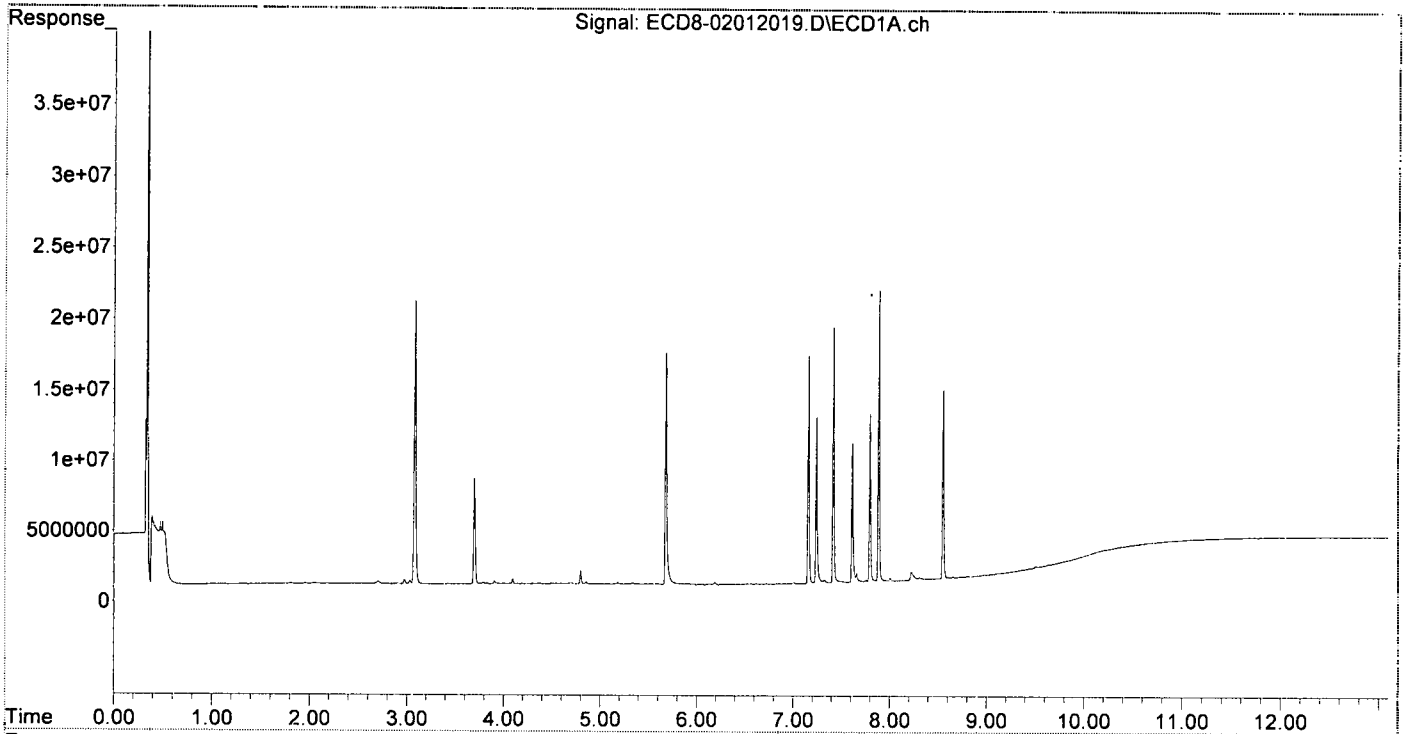
Compound	RT#1	RT#2	Resp#1	Resp#2	ng/mL	ng/mL
System Monitoring Compounds						
1) S TCMX (S)	0.000	0.000	0	0	N.D. d	N.D. d
22) S DCBP (S)	0.000	0.000	0	0	N.D. d	N.D. d
Target Compounds						
2) a-BHC	0.000	0.000	0	0	N.D. d	N.D. d
3) g-BHC	0.000	0.000	0	0	N.D. d	N.D. d
4) b-BHC	0.000	0.000	0	0	N.D. d	N.D. d
5) Heptachlor	0.000	0.000	0	0	N.D. d	N.D. d
6) d-BHC	0.000	0.000	0	0	N.D. d	N.D. d
7) Aldrin	0.000	0.000	0	0	N.D. d	N.D. d
8) Heptachlo...	0.000	0.000	0	0	N.D. d	N.D. d
9) trans-Chl...	0.000	0.000	0	0	N.D. d	N.D. d
10) cis-Chlor...	0.000	0.000	0	0	N.D. d	N.D. d
11) Endosulfa...	0.000	0.000	0	0	N.D. d	N.D. d
12) 4,4'-DDE	0.000	0.000	0	0	N.D. d	N.D. d
13) Dieldrin	0.000	0.000	0	0	N.D. d	N.D. d
14) Endrin	0.000	0.000	0	0	N.D. d	N.D. d
15) 4,4'-DDD	0.000	0.000	0	0	N.D. d	N.D. d
16) Endosulfa...	0.000	0.000	0	0	N.D. d	N.D. d
17) 4,4'-DDT	0.000	0.000	0	0	N.D. d	N.D. d
18) Endrin Al...	0.000	0.000	0	0	N.D. d	N.D. d
19) Endosulfa...	0.000	0.000	0	0	N.D. d	N.D. d
20) Methoxychlor	0.000	0.000	0	0	N.D. d	N.D. d
21) Endrin Ke...	0.000	0.000	0	0	N.D. d	N.D. d
23) Hexachlor...	3.081	3.680	20008341	23748664	6.117	5.363
24) Hexachlor...	5.680	6.449	16447257	15411069	5.038	4.817
25) Oxychlordane	7.159	7.908	16184302	15509955	5.911	5.869
26) 2,4'-DDE	7.241	8.111	11743726	10906405	5.373	4.686
27) trans-Non...	7.416	8.182	18115649	16987074	5.929	5.638
28) 2,4'-DDD	7.613	8.485	9882639	9298557	6.114	5.886
29) 2,4'-DDT	7.795	8.709	11872885	11358035	6.227	6.298
30) cis-Nonac...	7.886	8.748	20605958	19585336	5.730	5.353
31) Mirex	8.551	9.674	13322527	11467148	6.181	5.694
32) Chlordane...	0.000	0.000	0	0	N.D. d	N.D. d
33) Chlordane...	0.000	0.000	0	0	N.D. d	N.D. d
34) Chlordane...	0.000	0.000	0	0	N.D. d	N.D. d
35) Chlordane...	0.000	0.000	0	0	N.D. d	N.D. d
36) Toxaphene...	0.000	0.000	0	0	N.D. d	N.D. d
37) Toxaphene...	0.000	0.000	0	0	N.D. d	N.D. d
38) Toxaphene...	0.000	0.000	0	0	N.D. d	N.D. d
39) Toxaphene...	0.000	0.000	0	0	N.D. d	N.D. d
40) Toxaphene...	0.000	0.000	0	0	N.D. d	N.D. d
41) Toxaphene...	0.000	0.000	0	0	N.D. d	N.D. d
42) Toxaphene...	0.000	0.000	0	0	N.D. d	N.D. d

(f)=RT Delta > 1/2 Window (#)=Amounts differ by > 25% (m)=manual int.

Quantitation Report (QT Reviewed)

Data Path : C:\msdchem\1\data\2020-02\0B01012\
Data File : ECD8-02012019.D
Signal(s) : Signal #1: ECD1A.ch Signal #2: ECD2B.ch
Acq On : 1 Feb 2020 19:22
Operator : MJB
Sample : 0B01012-CALD
Misc : A19K265, 9-42 5 ppb
ALS Vial : 17 Sample Multiplier: 1

Integration File signal 1: PEST1.e
Integration File signal 2: PEST2.e
Quant Time: Feb 03 15:18:09 2020
Quant Method : C:\msdchem\1\methods\ECD8_QUANTPEST_200108.M
Quant Title : Instrument: DualECD8
QLast Update : Mon Feb 03 14:52:24 2020
Response via : Initial Calibration
Integrator: ChemStation



Quantitation Report (QT Reviewed)

Data Path : C:\msdchem\1\data\2020-02\0B01012\
 Data File : ECD8-02012020.D
 Signal(s) : Signal #1: ECD1A.ch Signal #2: ECD2B.ch
 Acq On : 1 Feb 2020 19:38
 Operator : MJB
 Sample : 0B01012-CALE
 Misc : A19K266, 9-42 10 ppb
 ALS Vial : 18 Sample Multiplier: 1

Integration File signal 1: PEST1.e
 Integration File signal 2: PEST2.e
 Quant Time: Feb 03 15:18:44 2020
 Quant Method : C:\msdchem\1\methods\ECD8_QUANTPEST_200108.M
 Quant Title : Instrument: DualECD8
 QLast Update : Mon Feb 03 14:52:24 2020
 Response via : Initial Calibration
 Integrator: ChemStation

MJB
2/3/20

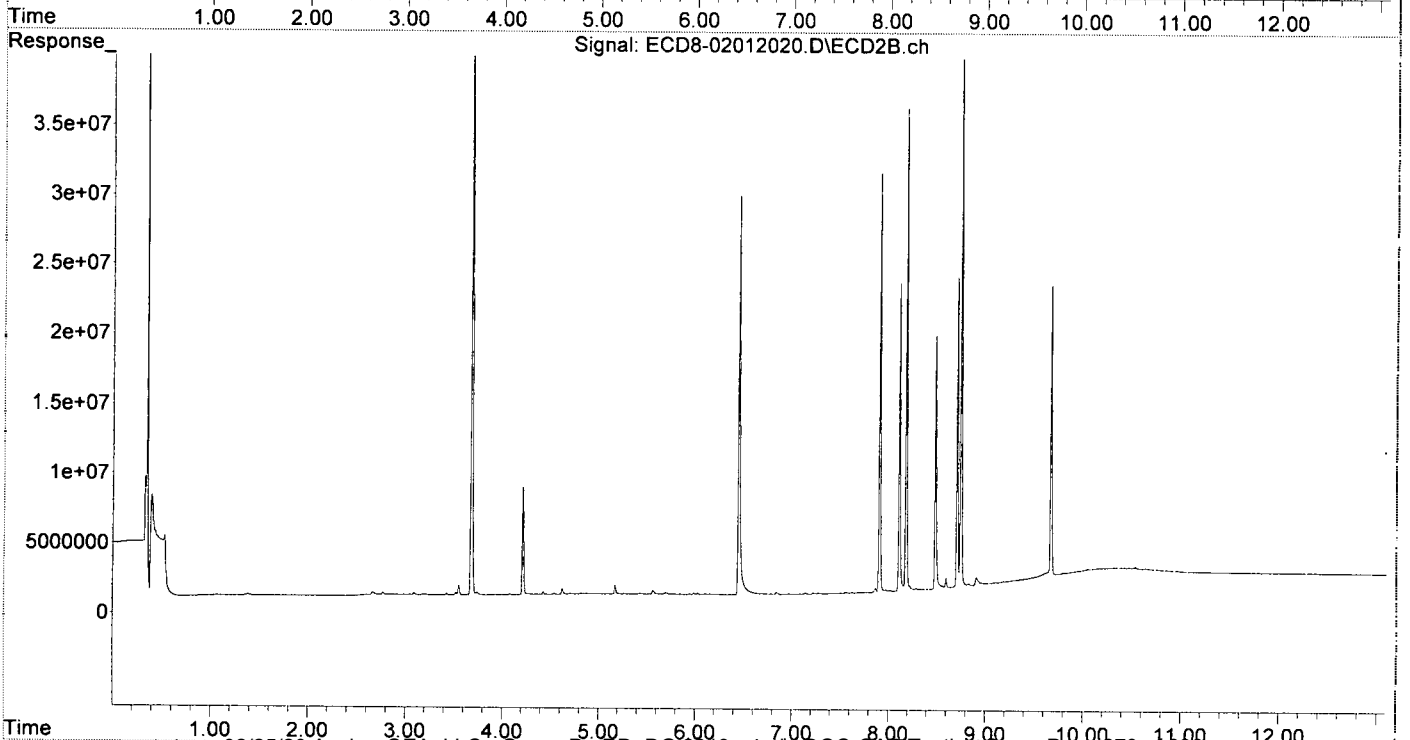
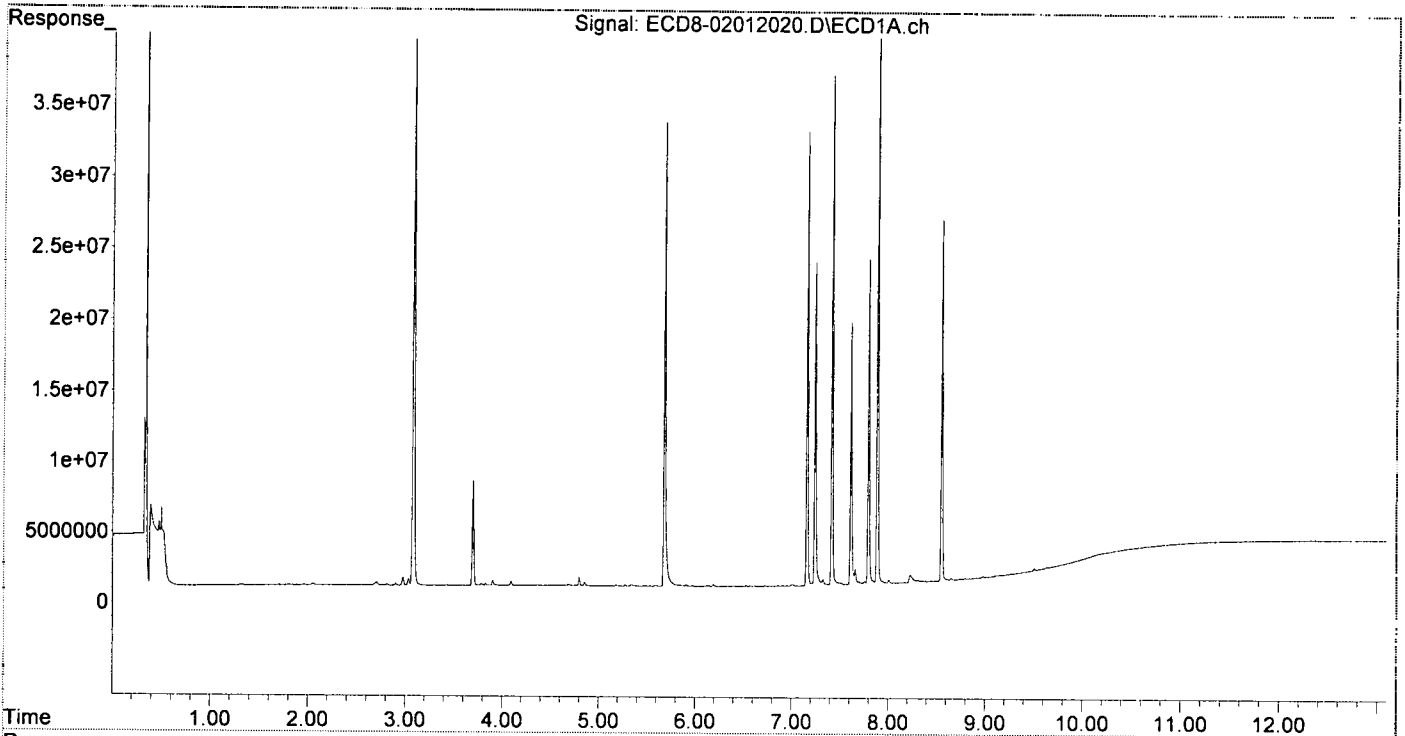
Compound	RT#1	RT#2	Resp#1	Resp#2	ng/mL	ng/mL
System Monitoring Compounds						
1) S TCMX (S)	0.000	0.000	0	0	N.D. d	N.D. d
22) S DCBP (S)	0.000	0.000	0	0	N.D. d	N.D. d
Target Compounds						
2) a-BHC	0.000	0.000	0	0	N.D. d	N.D. d
3) g-BHC	0.000	0.000	0	0	N.D. d	N.D. d
4) b-BHC	0.000	0.000	0	0	N.D. d	N.D. d
5) Heptachlor	0.000	0.000	0	0	N.D. d	N.D. d
6) d-BHC	0.000	0.000	0	0	N.D. d	N.D. d
7) Aldrin	0.000	0.000	0	0	N.D. d	N.D. d
8) Heptachlo...	0.000	0.000	0	0	N.D. d	N.D. d
9) trans-Chl...	0.000	0.000	0	0	N.D. d	N.D. d
10) cis-Chlor...	0.000	0.000	0	0	N.D. d	N.D. d
11) Endosulfa...	0.000	0.000	0	0	N.D. d	N.D. d
12) 4,4'-DDE	0.000	0.000	0	0	N.D. d	N.D. d
13) Dieldrin	0.000	0.000	0	0	N.D. d	N.D. d
14) Endrin	0.000	0.000	0	0	N.D. d	N.D. d
15) 4,4'-DDD	0.000	0.000	0	0	N.D. d	N.D. d
16) Endosulfa...	0.000	0.000	0	0	N.D. d	N.D. d
17) 4,4'-DDT	0.000	0.000	0	0	N.D. d	N.D. d
18) Endrin Al...	0.000	0.000	0	0	N.D. d	N.D. d
19) Endosulfa...	0.000	0.000	0	0	N.D. d	N.D. d
20) Methoxychlor	0.000	0.000	0	0	N.D. d	N.D. d
21) Endrin Ke...	0.000	0.000	0	0	N.D. d	N.D. d
23) Hexachlor...	3.081	3.680	38377580	47088422	11.877	10.633
24) Hexachlor...	5.679	6.449	32647902	28525390	10.167	9.020
25) Oxychlordane	7.158	7.908	31984005	29890292	11.910	11.474
26) 2,4'-DDE	7.240	8.112	22804364	21958095	10.576	9.435
27) trans-Non...	7.416	8.182	35883154	34402162	11.922	11.557
28) 2,4'-DDD	7.613	8.484	18534620	18062773	11.622	11.566
29) 2,4'-DDT	7.795	8.708	22928210	22137862	12.206	12.378
30) cis-Nonac...	7.886	8.748	40436692	38325797	11.245	10.474
31) Mirex	8.551	9.673	25430296	20962075	12.052	10.743
32) Chlordane...	0.000	0.000	0	0	N.D. d	N.D. d
33) Chlordane...	0.000	0.000	0	0	N.D. d	N.D. d
34) Chlordane...	0.000	0.000	0	0	N.D. d	N.D. d
35) Chlordane...	0.000	0.000	0	0	N.D. d	N.D. d
36) Toxaphene...	0.000	0.000	0	0	N.D. d	N.D. d
37) Toxaphene...	0.000	0.000	0	0	N.D. d	N.D. d
38) Toxaphene...	0.000	0.000	0	0	N.D. d	N.D. d
39) Toxaphene...	0.000	0.000	0	0	N.D. d	N.D. d
40) Toxaphene...	0.000	0.000	0	0	N.D. d	N.D. d
41) Toxaphene...	0.000	0.000	0	0	N.D. d	N.D. d
42) Toxaphene...	0.000	0.000	0	0	N.D. d	N.D. d

(f)=RT Delta > 1/2 Window (#)=Amounts differ by > 25% (m)=manual int.

Quantitation Report (QT Reviewed)

Data Path : C:\msdchem\1\data\2020-02\0B01012\
Data File : ECD8-02012020.D
Signal(s) : Signal #1: ECD1A.ch Signal #2: ECD2B.ch
Acq On : 1 Feb 2020 19:38
Operator : MJB
Sample : 0B01012-CALE
Misc : A19K266, 9-42 10 ppb
ALS Vial : 18 Sample Multiplier: 1

Integration File signal 1: PEST1.e
Integration File signal 2: PEST2.e
Quant Time: Feb 03 15:18:44 2020
Quant Method : C:\msdchem\1\methods\ECD8_QUANTPEST_200108.M
Quant Title : Instrument: DualECD8
QLast Update : Mon Feb 03 14:52:24 2020
Response via : Initial Calibration
Integrator: ChemStation



Quantitation Report (QT Reviewed)

Data Path : C:\msdchem\1\data\2020-02\0B01012\
 Data File : ECD8-02012021.D
 Signal(s) : Signal #1: ECD1A.ch Signal #2: ECD2B.ch
 Acq On : 1 Feb 2020 19:55
 Operator : MJB
 Sample : 0B01012-CALF
 Misc : A19J407, 9-42 25 ppb
 ALS Vial : 19 Sample Multiplier: 1

Integration File signal 1: PEST1.e
 Integration File signal 2: PEST2.e
 Quant Time: Feb 03 15:19:17 2020
 Quant Method : C:\msdchem\1\methods\ECD8_QUANTPEST_200108.M
 Quant Title : Instrument: DualECD8
 QLast Update : Mon Feb 03 14:52:24 2020
 Response via : Initial Calibration
 Integrator: ChemStation

MJB
2/3/20

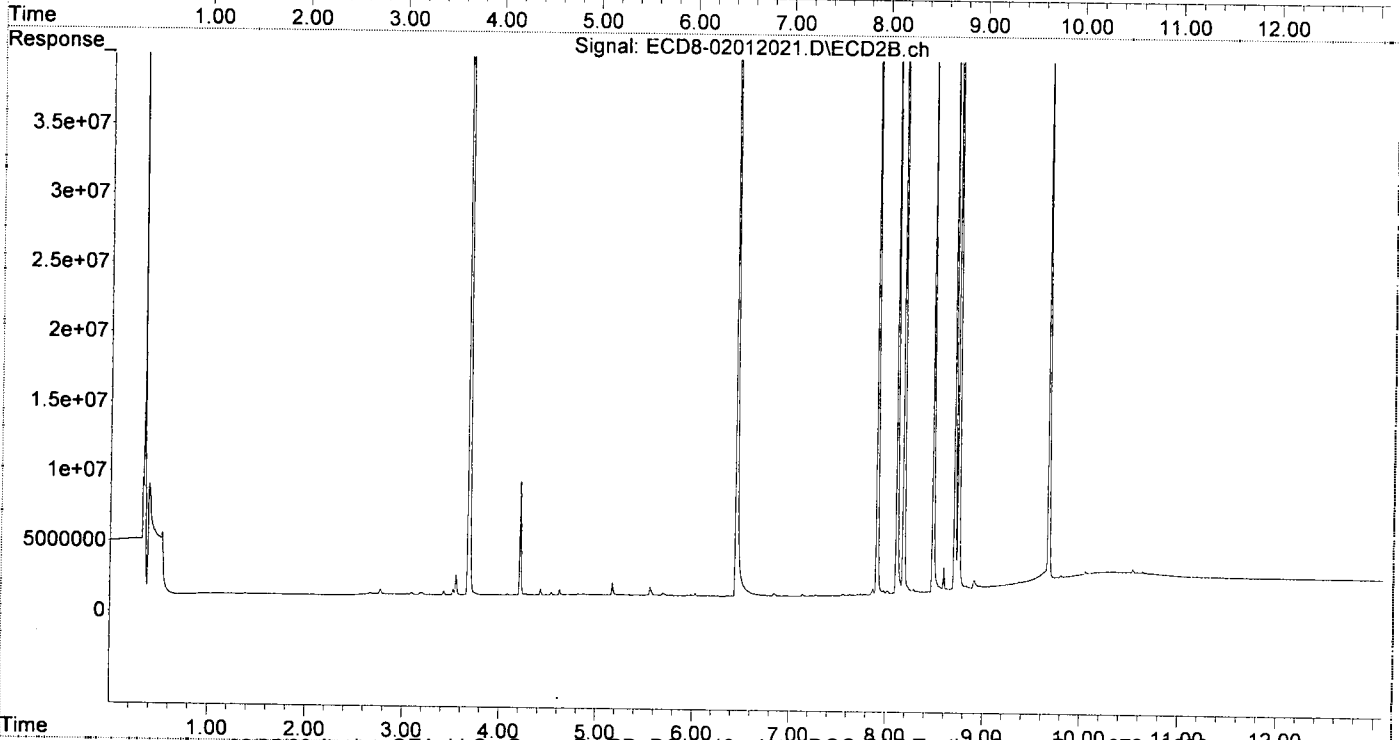
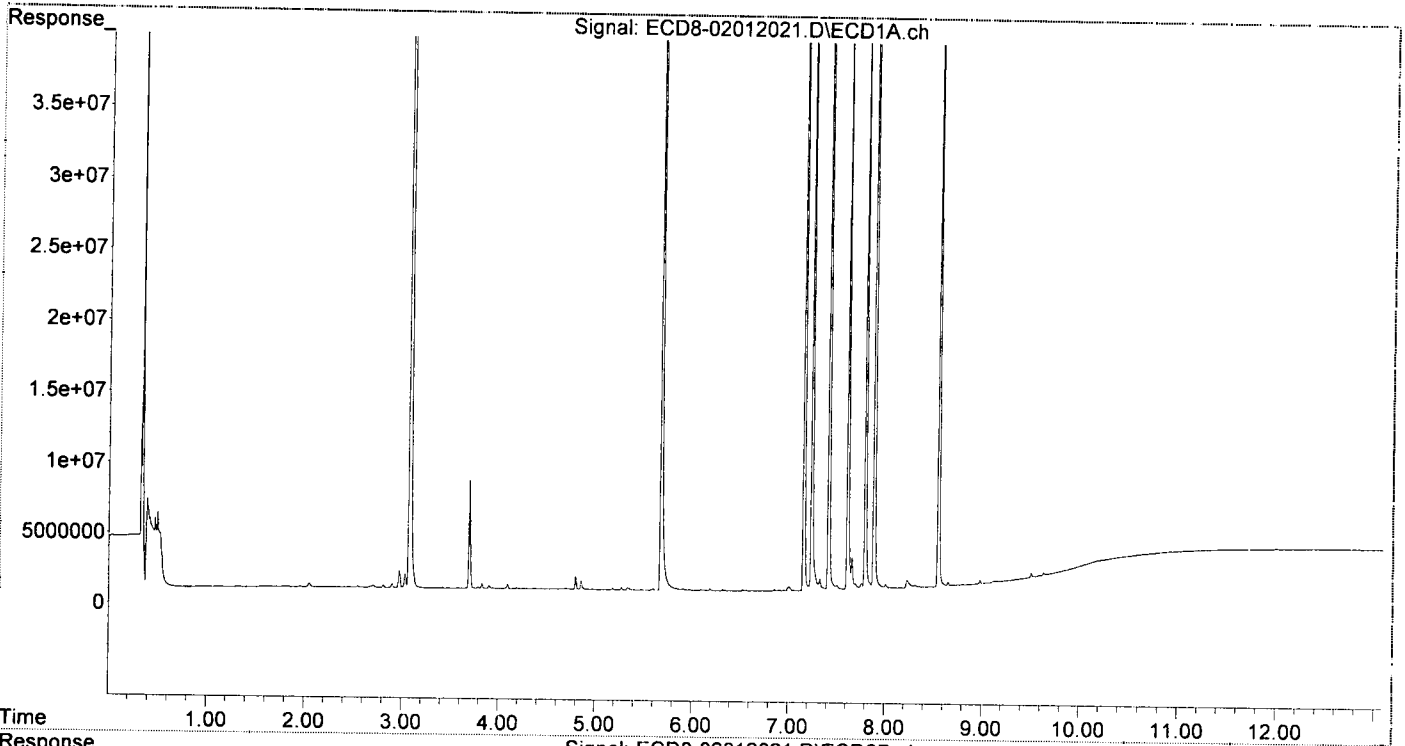
Compound	RT#1	RT#2	Resp#1	Resp#2	ng/mL	ng/mL
System Monitoring Compounds						
1) S TCMX (S)	0.000	0.000	0	0	N.D. d	N.D. d
22) S DCBP (S)	0.000	0.000	0	0	N.D. d	N.D. d
Target Compounds						
2) a-BHC	0.000	0.000	0	0	N.D. d	N.D. d
3) g-BHC	0.000	0.000	0	0	N.D. d	N.D. d
4) b-BHC	0.000	0.000	0	0	N.D. d	N.D. d
5) Heptachlor	0.000	0.000	0	0	N.D. d	N.D. d
6) d-BHC	0.000	0.000	0	0	N.D. d	N.D. d
7) Aldrin	0.000	0.000	0	0	N.D. d	N.D. d
8) Heptachlo...	0.000	0.000	0	0	N.D. d	N.D. d
9) trans-Chl...	0.000	0.000	0	0	N.D. d	N.D. d
10) cis-Chlor...	0.000	0.000	0	0	N.D. d	N.D. d
11) Endosulfa...	0.000	0.000	0	0	N.D. d	N.D. d
12) 4,4'-DDE	0.000	0.000	0	0	N.D. d	N.D. d
13) Dieldrin	0.000	0.000	0	0	N.D. d	N.D. d
14) Endrin	0.000	0.000	0	0	N.D. d	N.D. d
15) 4,4'-DDD	0.000	0.000	0	0	N.D. d	N.D. d
16) Endosulfa...	0.000	0.000	0	0	N.D. d	N.D. d
17) 4,4'-DDT	0.000	0.000	0	0	N.D. d	N.D. d
18) Endrin Al...	0.000	0.000	0	0	N.D. d	N.D. d
19) Endosulfa...	0.000	0.000	0	0	N.D. d	N.D. d
20) Methoxychlor	0.000	0.000	0	0	N.D. d	N.D. d
21) Endrin Ke...	0.000	0.000	0	0	N.D. d	N.D. d
23) Hexachlor...	3.081	3.680	87282581	109.6E6	27.383	24.749
24) Hexachlor...	5.679	6.449	77942708	72282140	24.622	22.836
25) Oxychlordane	7.158	7.908	72990996	71584795	27.667	27.556
26) 2,4'-DDE	7.240	8.111	52202377	51113359	24.496	21.963
27) trans-Non...	7.416	8.181	81812536	80789047	27.484	27.123
28) 2,4'-DDD	7.612	8.485	42203429	42962025	26.742	27.382
29) 2,4'-DDT	7.794	8.708	53607879	53723446	28.889	29.763
30) cis-Nonac...	7.887	8.748	91550344	90384875	25.458	24.702
31) Mirex	8.552	9.673	55829392	47784220	26.793	24.787
32) Chlordane...	0.000	0.000	0	0	N.D. d	N.D. d
33) Chlordane...	0.000	0.000	0	0	N.D. d	N.D. d
34) Chlordane...	0.000	0.000	0	0	N.D. d	N.D. d
35) Chlordane...	0.000	0.000	0	0	N.D. d	N.D. d
36) Toxaphene...	0.000	0.000	0	0	N.D. d	N.D. d
37) Toxaphene...	0.000	0.000	0	0	N.D. d	N.D. d
38) Toxaphene...	0.000	0.000	0	0	N.D. d	N.D. d
39) Toxaphene...	0.000	0.000	0	0	N.D. d	N.D. d
40) Toxaphene...	0.000	0.000	0	0	N.D. d	N.D. d
41) Toxaphene...	0.000	0.000	0	0	N.D. d	N.D. d
42) Toxaphene...	0.000	0.000	0	0	N.D. d	N.D. d

(f)=RT Delta > 1/2 Window (#)=Amounts differ by > 25% (m)=manual int.

Quantitation Report (QT Reviewed)

Data Path : C:\msdchem\1\data\2020-02\0B01012\
Data File : ECD8-02012021.D
Signal(s) : Signal #1: ECD1A.ch Signal #2: ECD2B.ch
Acq On : 1 Feb 2020 19:55
Operator : MJB
Sample : 0B01012-CALF
Misc : A19J407, 9-42 25 ppb
ALS Vial : 19 Sample Multiplier: 1

Integration File signal 1: PEST1.e
Integration File signal 2: PEST2.e
Quant Time: Feb 03 15:19:17 2020
Quant Method : C:\msdchem\1\methods\ECD8_QUANTPEST_200108.M
Quant Title : Instrument: DualECD8
QLast Update : Mon Feb 03 14:52:24 2020
Response via : Initial Calibration
Integrator: ChemStation



Quantitation Report (QT Reviewed)

Data Path : C:\msdchem\1\data\2020-02\0B01012\
 Data File : ECD8-02012022.D
 Signal(s) : Signal #1: ECD1A.ch Signal #2: ECD2B.ch
 Acq On : 1 Feb 2020 20:12
 Operator : MJB
 Sample : 0B01012-CALG
 Misc : A19J408, 9-42 50 ppb
 ALS Vial : 20 Sample Multiplier: 1

Integration File signal 1: PEST1.e
 Integration File signal 2: PEST2.e
 Quant Time: Feb 03 14:51:48 2020
 Quant Method : C:\msdchem\1\methods\ECD8_QUANTPEST_200108.M
 Quant Title : Instrument: DualeCD8
 QLast Update : Mon Feb 03 14:43:43 2020
 Response via : Initial Calibration
 Integrator: ChemStation

*WB
2/3/20*

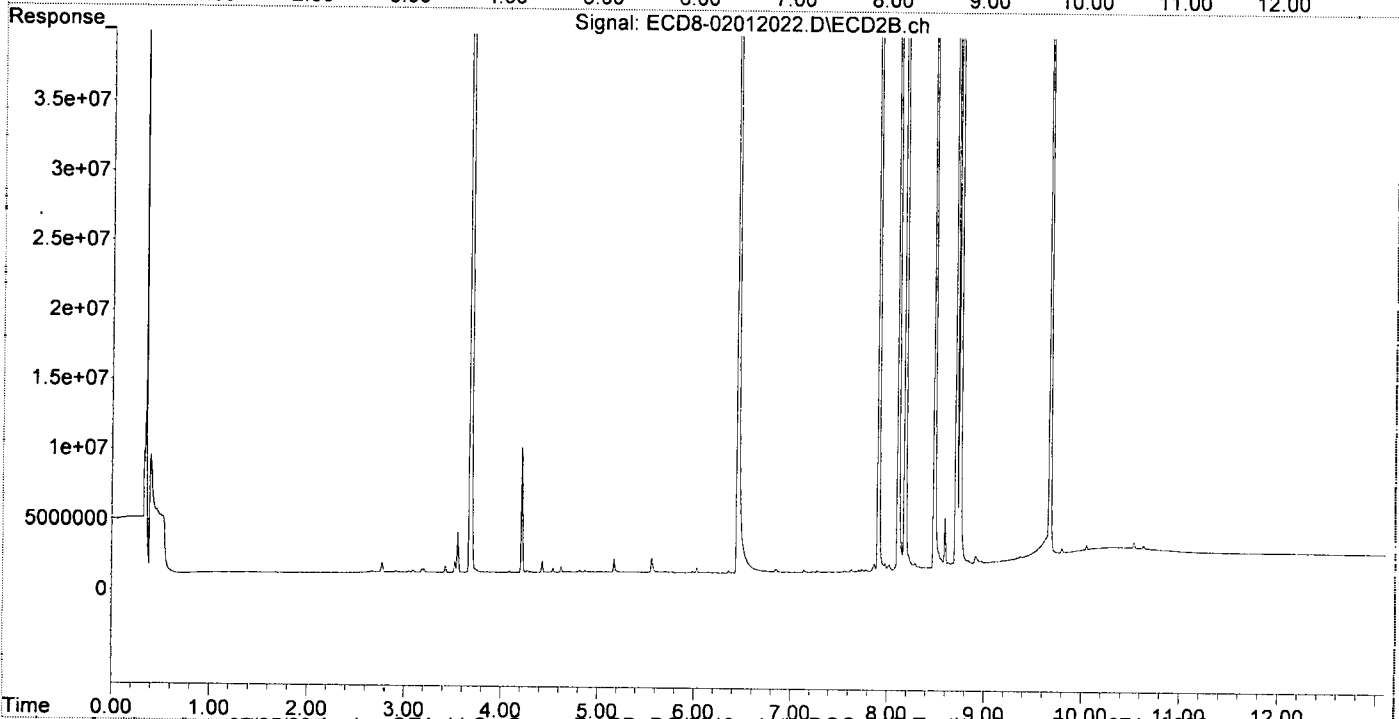
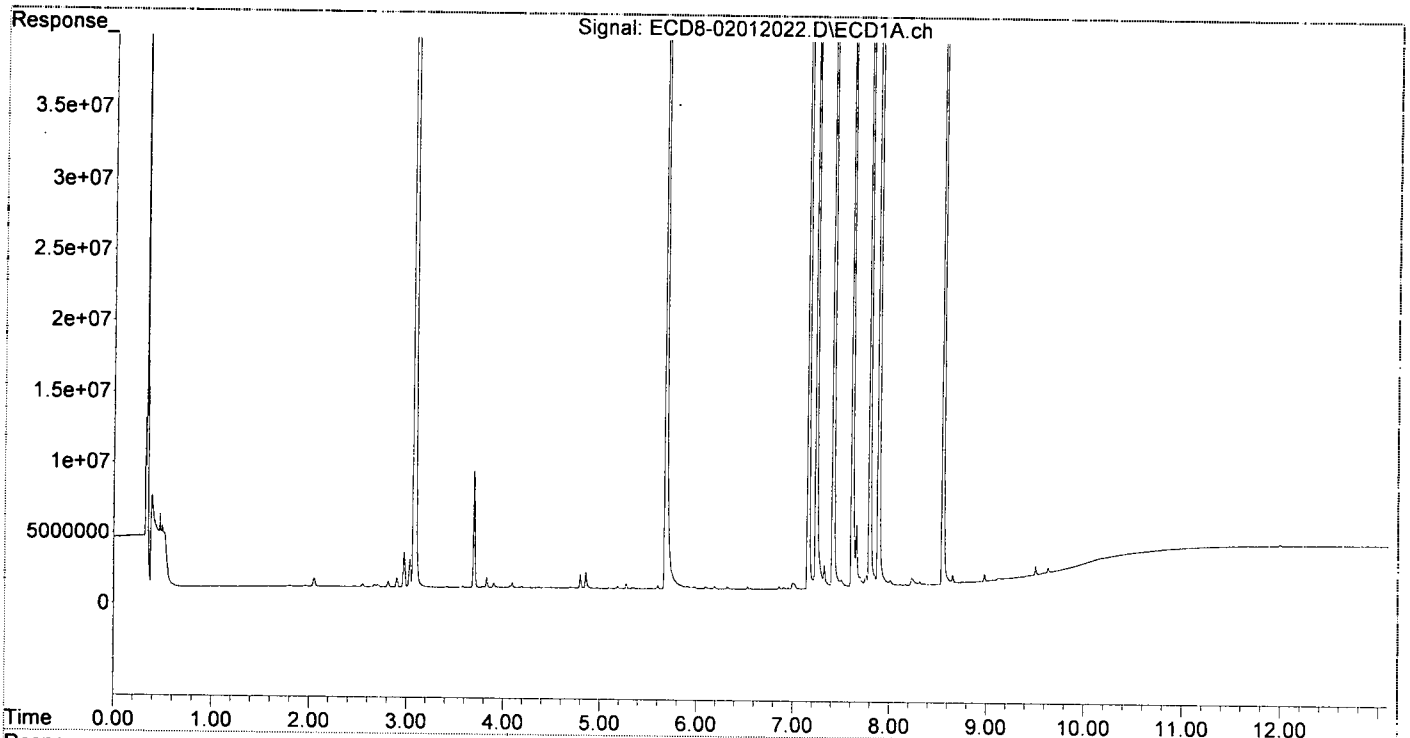
Compound	RT#1	RT#2	Resp#1	Resp#2	ng/mL	ng/mL
System Monitoring Compounds						
1) S TCMX (S)	0.000	0.000	0	0	N.D. d	N.D. d
22) S DCBP (S)	0.000	0.000	0	0	N.D. d	N.D. d
Target Compounds						
2) a-BHC	0.000	0.000	0	0	N.D. d	N.D. d
3) g-BHC	0.000	0.000	0	0	N.D. d	N.D. d
4) b-BHC	0.000	0.000	0	0	N.D. d	N.D. d
5) Heptachlor	0.000	0.000	0	0	N.D. d	N.D. d
6) d-BHC	0.000	0.000	0	0	N.D. d	N.D. d
7) Aldrin	0.000	0.000	0	0	N.D. d	N.D. d
8) Heptachlo...	0.000	0.000	0	0	N.D. d	N.D. d
9) trans-Chl...	0.000	0.000	0	0	N.D. d	N.D. d
10) cis-Chlor...	0.000	0.000	0	0	N.D. d	N.D. d
11) Endosulfa...	0.000	0.000	0	0	N.D. d	N.D. d
12) 4,4'-DDE	0.000	0.000	0	0	N.D. d	N.D. d
13) Dieldrin	0.000	0.000	0	0	N.D. d	N.D. d
14) Endrin	0.000	0.000	0	0	N.D. d	N.D. d
15) 4,4'-DDD	0.000	0.000	0	0	N.D. d	N.D. d
16) Endosulfa...	0.000	0.000	0	0	N.D. d	N.D. d
17) 4,4'-DDT	0.000	0.000	0	0	N.D. d	N.D. d
18) Endrin Al...	0.000	0.000	0	0	N.D. d	N.D. d
19) Endosulfa...	0.000	0.000	0	0	N.D. d	N.D. d
20) Methoxychlor	0.000	0.000	0	0	N.D. d	N.D. d
21) Endrin Ke...	0.000	0.000	0	0	N.D. d	N.D. d
23) Hexachlor...	3.080	3.680	186.6E6	249.2E6	59.677	56.267
24) Hexachlor...	5.679	6.448	165.7E6	168.5E6	53.128	52.182
25) Oxychlordane	7.158	7.907	160.5E6	160.7E6	62.259	61.123
26) 2,4'-DDE	7.239	8.110	116.4E6	117.1E6	55.345	50.334
27) trans-Non...	7.415	8.182	177.0E6	179.2E6	60.066	59.244
28) 2,4'-DDD	7.611	8.484	93133543	99247235	59.533	61.540
29) 2,4'-DDT	7.793	8.708	117.1E6	122.8E6	63.857	65.773
30) cis-Nonac...	7.885	8.748	200.1E6	209.3E6	55.640	57.189
31) Mirex	8.551	9.674	117.1E6	104.8E6	56.532	53.655
32) Chlordane...	0.000	0.000	0	0	N.D. d	N.D. d
33) Chlordane...	0.000	0.000	0	0	N.D. d	N.D. d
34) Chlordane...	0.000	0.000	0	0	N.D. d	N.D. d
35) Chlordane...	0.000	0.000	0	0	N.D. d	N.D. d
36) Toxaphene...	0.000	0.000	0	0	N.D. d	N.D. d
37) Toxaphene...	0.000	0.000	0	0	N.D. d	N.D. d
38) Toxaphene...	0.000	0.000	0	0	N.D. d	N.D. d
39) Toxaphene...	0.000	0.000	0	0	N.D. d	N.D. d
40) Toxaphene...	0.000	0.000	0	0	N.D. d	N.D. d
41) Toxaphene...	0.000	0.000	0	0	N.D. d	N.D. d
42) Toxaphene...	0.000	0.000	0	0	N.D. d	N.D. d

(f)=RT Delta > 1/2 Window (#)=Amounts differ by > 25% (m)=manual int.

Quantitation Report (QT Reviewed)

Data Path : C:\msdchem\1\data\2020-02\0B01012\
Data File : ECD8-02012022.D
Signal(s) : Signal #1: ECD1A.ch Signal #2: ECD2B.ch
Acq On : 1 Feb 2020 20:12
Operator : MJB
Sample : 0B01012-CALG
Misc : A19J408, 9-42 50 ppb
ALS Vial : 20 Sample Multiplier: 1

Integration File signal 1: PEST1.e
Integration File signal 2: PEST2.e
Quant Time: Feb 03 14:51:48 2020
Quant Method : C:\msdchem\1\methods\ECD8_QUANTPEST_200108.M
Quant Title : Instrument: DualECD8
QLast Update : Mon Feb 03 14:43:43 2020
Response via : Initial Calibration
Integrator: ChemStation



Quantitation Report (QT Reviewed)

Data Path : C:\msdchem\1\data\2020-02\0B01012\
 Data File : ECD8-02012023.D
 Signal(s) : Signal #1: ECD1A.ch Signal #2: ECD2B.ch
 Acq On : 1 Feb 2020 20:29
 Operator : MJB
 Sample : 0B01012-CALH
 Misc : A19J409, 9-42 100 ppb
 ALS Vial : 21 Sample Multiplier: 1

Integration File signal 1: PEST1.e
 Integration File signal 2: PEST2.e
 Quant Time: Feb 03 15:19:50 2020
 Quant Method : C:\msdchem\1\methods\ECD8_QUANTPEST_200108.M
 Quant Title : Instrument: DualECD8
 QLast Update : Mon Feb 03 14:52:24 2020
 Response via : Initial Calibration
 Integrator: ChemStation

MJB
2/3/20

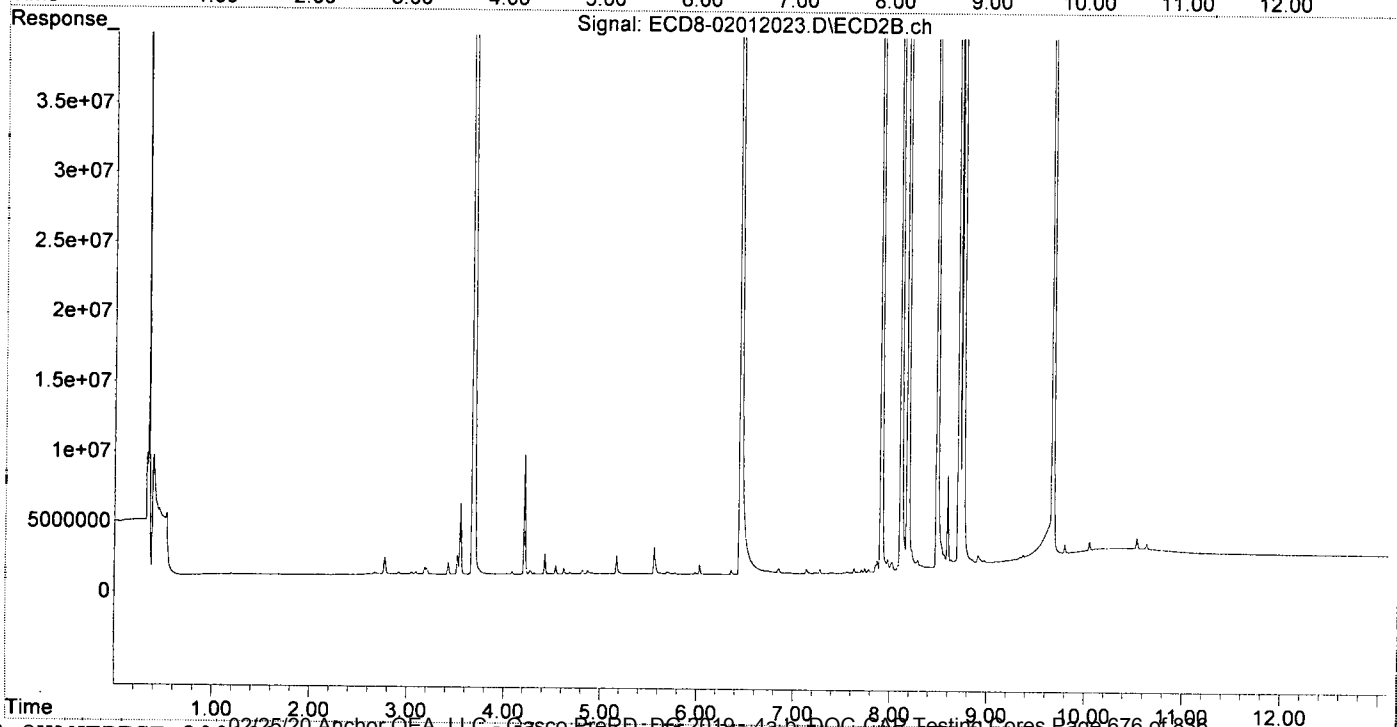
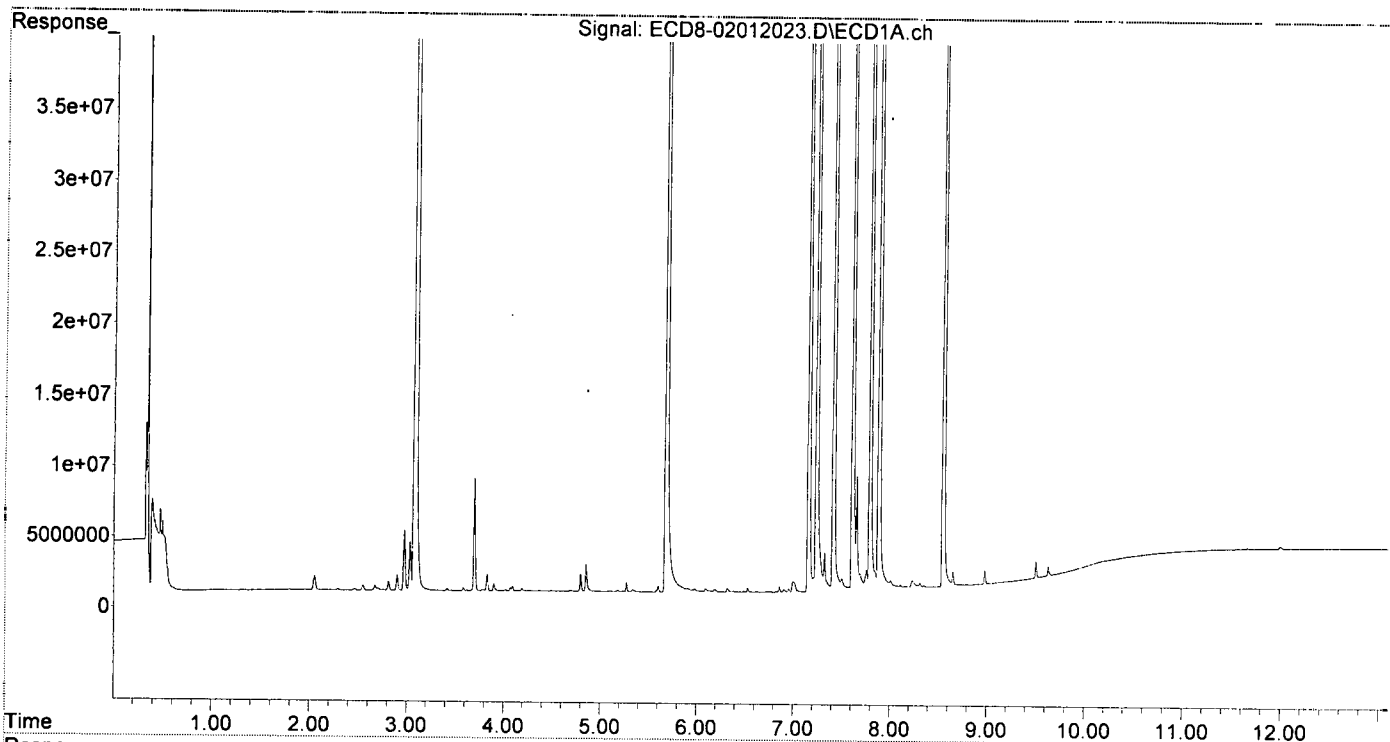
Compound	RT#1	RT#2	Resp#1	Resp#2	ng/mL	ng/mL
System Monitoring Compounds						
1) S TCMX (S)	0.000	0.000	0	0	N.D. d	N.D. d
22) S DCBP (S)	0.000	0.000	0	0	N.D. d	N.D. d
Target Compounds						
2) a-BHC	0.000	0.000	0	0	N.D. d	N.D. d
3) g-BHC	0.000	0.000	0	0	N.D. d	N.D. d
4) b-BHC	0.000	0.000	0	0	N.D. d	N.D. d
5) Heptachlor	0.000	0.000	0	0	N.D. d	N.D. d
6) d-BHC	0.000	0.000	0	0	N.D. d	N.D. d
7) Aldrin	0.000	0.000	0	0	N.D. d	N.D. d
8) Heptachlo...	0.000	0.000	0	0	N.D. d	N.D. d
9) trans-Chl...	0.000	0.000	0	0	N.D. d	N.D. d
10) cis-Chlor...	0.000	0.000	0	0	N.D. d	N.D. d
11) Endosulfa...	0.000	0.000	0	0	N.D. d	N.D. d
12) 4,4'-DDE	0.000	0.000	0	0	N.D. d	N.D. d
13) Dieldrin	0.000	0.000	0	0	N.D. d	N.D. d
14) Endrin	0.000	0.000	0	0	N.D. d	N.D. d
15) 4,4'-DDD	0.000	0.000	0	0	N.D. d	N.D. d
16) Endosulfa...	0.000	0.000	0	0	N.D. d	N.D. d
17) 4,4'-DDT	0.000	0.000	0	0	N.D. d	N.D. d
18) Endrin Al...	0.000	0.000	0	0	N.D. d	N.D. d
19) Endosulfa...	0.000	0.000	0	0	N.D. d	N.D. d
20) Methoxychlor	0.000	0.000	0	0	N.D. d	N.D. d
21) Endrin Ke...	0.000	0.000	0	0	N.D. d	N.D. d
23) Hexachlor...	3.081	3.681	351.0E6	469.1E6	115.847	105.921
24) Hexachlor...	5.679	6.448	320.6E6	327.6E6	105.137	97.947
25) Oxychlordane	7.158	7.907	299.8E6	312.8E6	120.398	116.095
26) 2,4'-DDE	7.239	8.110	223.0E6	238.4E6	108.176	102.455
27) trans-Non...	7.415	8.181	344.0E6	367.6E6	118.318	117.687
28) 2,4'-DDD	7.611	8.484	188.9E6	195.5E6	122.173	115.717
29) 2,4'-DDT	7.794	8.708	229.9E6	253.6E6	127.470	128.024
30) cis-Nonac...	7.885	8.748	379.3E6	398.9E6	105.487	109.031
31) Mirex	8.551	9.674	232.7E6	204.2E6	112.646	101.092
32) Chlordane...	0.000	0.000	0	0	N.D. d	N.D. d
33) Chlordane...	0.000	0.000	0	0	N.D. d	N.D. d
34) Chlordane...	0.000	0.000	0	0	N.D. d	N.D. d
35) Chlordane...	0.000	0.000	0	0	N.D. d	N.D. d
36) Toxaphene...	0.000	0.000	0	0	N.D. d	N.D. d
37) Toxaphene...	0.000	0.000	0	0	N.D. d	N.D. d
38) Toxaphene...	0.000	0.000	0	0	N.D. d	N.D. d
39) Toxaphene...	0.000	0.000	0	0	N.D. d	N.D. d
40) Toxaphene...	0.000	0.000	0	0	N.D. d	N.D. d
41) Toxaphene...	0.000	0.000	0	0	N.D. d	N.D. d
42) Toxaphene...	0.000	0.000	0	0	N.D. d	N.D. d

(f)=RT Delta > 1/2 Window (#)=Amounts differ by > 25% (m)=manual int.

Quantitation Report (QT Reviewed)

Data Path : C:\msdchem\1\data\2020-02\0B01012\
 Data File : ECD8-02012023.D
 Signal(s) : Signal #1: ECD1A.ch Signal #2: ECD2B.ch
 Acq On : 1 Feb 2020 20:29
 Operator : MJB
 Sample : 0B01012-CALH
 Misc : A19J409, 9-42 100 ppb
 ALS Vial : 21 Sample Multiplier: 1

Integration File signal 1: PEST1.e
 Integration File signal 2: PEST2.e
 Quant Time: Feb 03 15:19:50 2020
 Quant Method : C:\msdchem\1\methods\ECD8_QUANTPEST_200108.M
 Quant Title : Instrument: DualECD8
 QLast Update : Mon Feb 03 14:52:24 2020
 Response via : Initial Calibration
 Integrator: ChemStation



Quantitation Report (QT Reviewed)

Data Path : C:\msdchem\1\data\2020-02\0B01012\
 Data File : ECD8-02012024.D
 Signal(s) : Signal #1: ECD1A.ch Signal #2: ECD2B.ch
 Acq On : 1 Feb 2020 20:46
 Operator : MJB
 Sample : 0B01012-CALI
 Misc : A19K262, 9-42 200 ppb
 ALS Vial : 22 Sample Multiplier: 1

Integration File signal 1: PEST1.e
 Integration File signal 2: PEST2.e
 Quant Time: Feb 03 15:20:23 2020
 Quant Method : C:\msdchem\1\methods\ECD8_QUANTPEST_200108.M
 Quant Title : Instrument: DualECD8
 QLast Update : Mon Feb 03 14:52:24 2020
 Response via : Initial Calibration
 Integrator: ChemStation

MJB
2/3/20

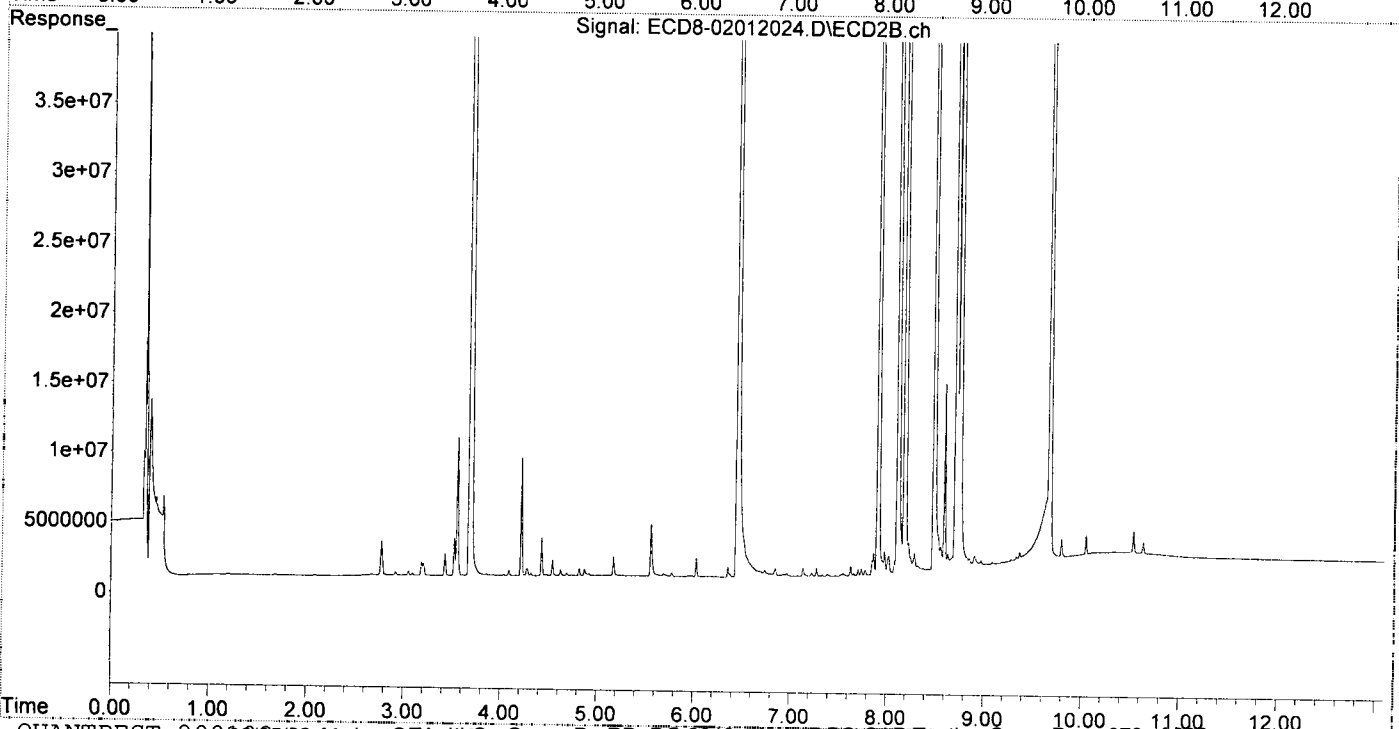
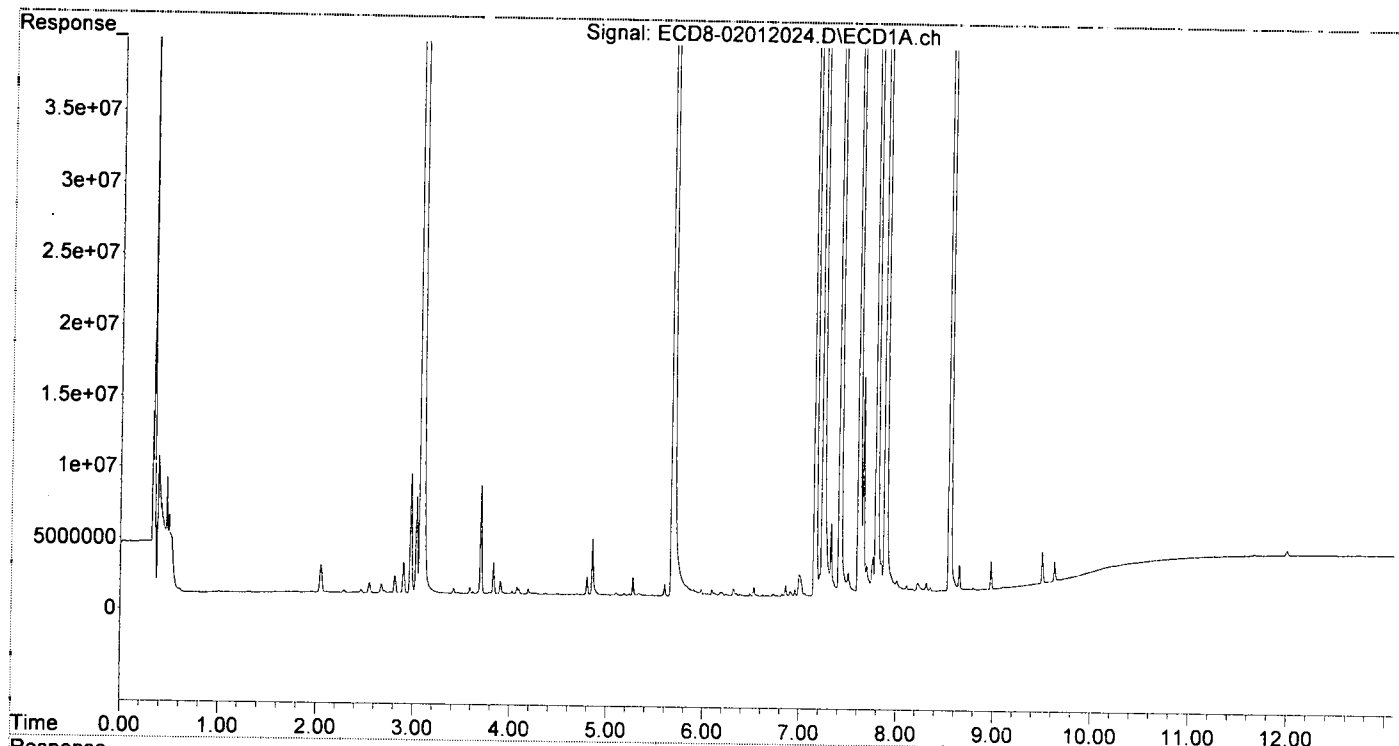
Compound	RT#1	RT#2	Resp#1	Resp#2	ng/mL	ng/mL
System Monitoring Compounds						
1) S TCMX (S)	0.000	0.000	0	0	N.D. d	N.D. d
22) S DCBP (S)	0.000	0.000	0	0	N.D. d	N.D. d
Target Compounds						
2) a-BHC	0.000	0.000	0	0	N.D. d	N.D. d
3) g-BHC	0.000	0.000	0	0	N.D. d	N.D. d
4) b-BHC	0.000	0.000	0	0	N.D. d	N.D. d
5) Heptachlor	0.000	0.000	0	0	N.D. d	N.D. d
6) d-BHC	0.000	0.000	0	0	N.D. d	N.D. d
7) Aldrin	0.000	0.000	0	0	N.D. d	N.D. d
8) Heptachlo...	0.000	0.000	0	0	N.D. d	N.D. d
9) trans-Chl...	0.000	0.000	0	0	N.D. d	N.D. d
10) cis-Chlor...	0.000	0.000	0	0	N.D. d	N.D. d
11) Endosulfa...	0.000	0.000	0	0	N.D. d	N.D. d
12) 4,4'-DDE	0.000	0.000	0	0	N.D. d	N.D. d
13) Dieldrin	0.000	0.000	0	0	N.D. d	N.D. d
14) Endrin	0.000	0.000	0	0	N.D. d	N.D. d
15) 4,4'-DDD	0.000	0.000	0	0	N.D. d	N.D. d
16) Endosulfa...	0.000	0.000	0	0	N.D. d	N.D. d
17) 4,4'-DDT	0.000	0.000	0	0	N.D. d	N.D. d
18) Endrin Al...	0.000	0.000	0	0	N.D. d	N.D. d
19) Endosulfa...	0.000	0.000	0	0	N.D. d	N.D. d
20) Methoxychlor	0.000	0.000	0	0	N.D. d	N.D. d
21) Endrin Ke...	0.000	0.000	0	0	N.D. d	N.D. d
23) Hexachlor...	3.081	3.681	752.3E6	1068.1E6	271.631	241.188
24) Hexachlor...	5.679	6.449	700.2E6	782.5E6	243.921	214.523
25) Oxychlordane	7.157	7.907	643.7E6	730.3E6	286.187	254.848
26) 2,4'-DDE	7.238	8.109	482.9E6	534.7E6	246.236	229.746
27) trans-Non...	7.415	8.181	728.0E6	810.4E6	258.179	242.594
28) 2,4'-DDD	7.610	8.483	416.9E6	469.3E6	276.948	249.082
29) 2,4'-DDT	7.792	8.707	502.1E6	583.6E6	290.241	261.709
30) cis-Nonac...	7.884	8.747	835.6E6	936.1E6	232.372	255.838
31) Mirex	8.550	9.673	487.2E6	479.6E6	236.360	218.311
32) Chlordane...	0.000	0.000	0	0	N.D. d	N.D. d
33) Chlordane...	0.000	0.000	0	0	N.D. d	N.D. d
34) Chlordane...	0.000	0.000	0	0	N.D. d	N.D. d
35) Chlordane...	0.000	0.000	0	0	N.D. d	N.D. d
36) Toxaphene...	0.000	0.000	0	0	N.D. d	N.D. d
37) Toxaphene...	0.000	0.000	0	0	N.D. d	N.D. d
38) Toxaphene...	0.000	0.000	0	0	N.D. d	N.D. d
39) Toxaphene...	0.000	0.000	0	0	N.D. d	N.D. d
40) Toxaphene...	0.000	0.000	0	0	N.D. d	N.D. d
41) Toxaphene...	0.000	0.000	0	0	N.D. d	N.D. d
42) Toxaphene...	0.000	0.000	0	0	N.D. d	N.D. d

(f)=RT Delta > 1/2 Window (#)=Amounts differ by > 25% (m)=manual int.

Quantitation Report (QT Reviewed)

Data Path : C:\msdchem\1\data\2020-02\0B01012\
Data File : ECD8-02012024.D
Signal(s) : Signal #1: ECD1A.ch Signal #2: ECD2B.ch
Acq On : 1 Feb 2020 20:46
Operator : MJB
Sample : 0B01012-CALI
Misc : A19K262, 9-42 200 ppb
ALS Vial : 22 Sample Multiplier: 1

Integration File signal 1: PEST1.e
Integration File signal 2: PEST2.e
Quant Time: Feb 03 15:20:23 2020
Quant Method : C:\msdchem\1\methods\ECD8_QUANTPEST_200108.M
Quant Title : Instrument: DualECD8
QLast Update : Mon Feb 03 14:52:24 2020
Response via : Initial Calibration
Integrator: ChemStation



Quantitation Report (QT Reviewed)

Data Path : C:\msdchem\1\data\2020-02\0B01012\
 Data File : ECD8-02012027.D
 Signal(s) : Signal #1: ECD1A.ch Signal #2: ECD2B.ch
 Acq On : 1 Feb 2020 21:36
 Operator : MJB
 Sample : 0B01012-CALJ
 Misc : A20B004, CHLOR 10 ppb
 ALS Vial : 24 Sample Multiplier: 1

Integration File signal 1: PEST1.e
 Integration File signal 2: PEST2.e
 Quant Time: Feb 03 15:22:42 2020
 Quant Method : C:\msdchem\1\methods\ECD8_QUANTPEST_200108.M
 Quant Title : Instrument: DualECD8
 QLast Update : Mon Feb 03 15:22:32 2020
 Response via : Initial Calibration
 Integrator: ChemStation

MJB
2/3/20

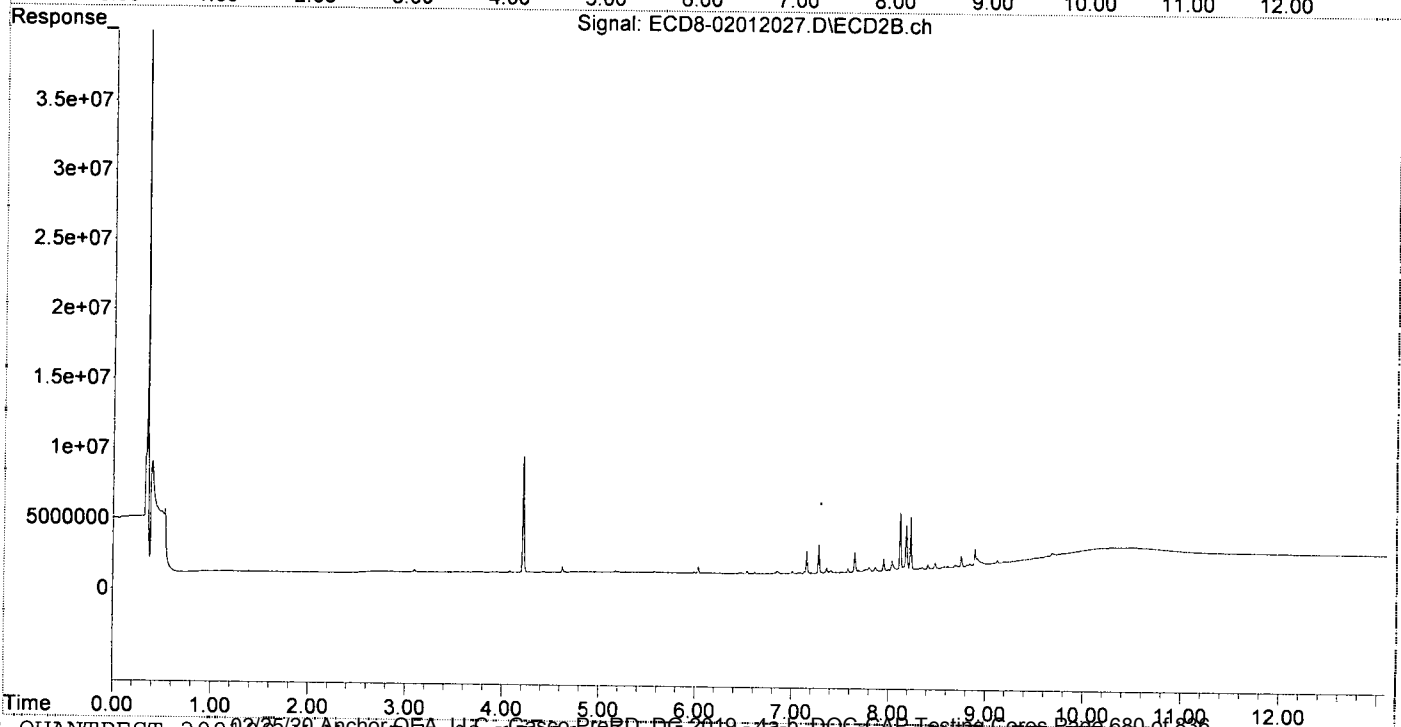
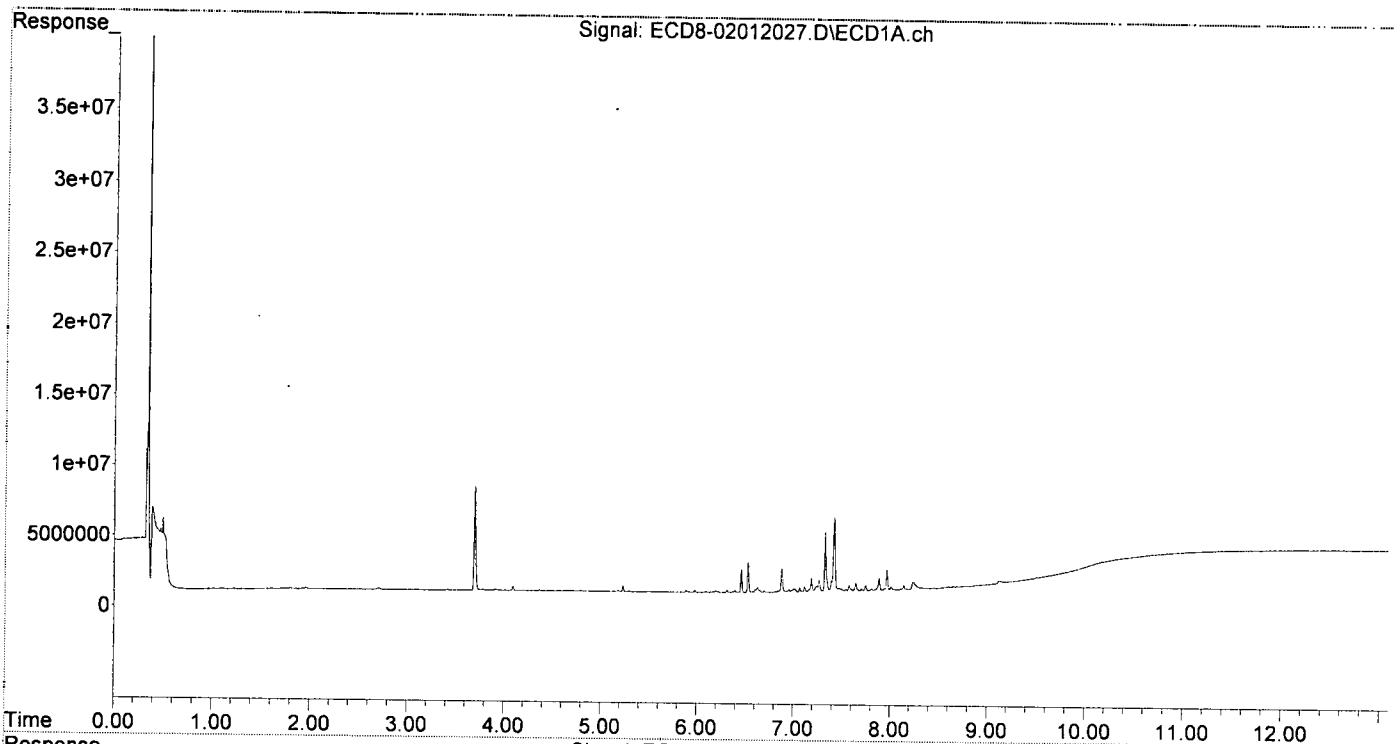
Compound	RT#1	RT#2	Resp#1	Resp#2	ng/mL	ng/mL
System Monitoring Compounds						
1) S TCMX (S)	0.000	0.000	0	0	N.D. d	N.D. d
22) S DCBP (S)	0.000	0.000	0	0	N.D. d	N.D. d
Target Compounds						
2) a-BHC	0.000	0.000	0	0	N.D. d	N.D. d
3) g-BHC	0.000	0.000	0	0	N.D. d	N.D. d
4) b-BHC	0.000	0.000	0	0	N.D. d	N.D. d
5) Heptachlor	0.000	0.000	0	0	N.D. d	N.D. d
6) d-BHC	0.000	0.000	0	0	N.D. d	N.D. d
7) Aldrin	0.000	0.000	0	0	N.D. d	N.D. d
8) Heptachlo...	0.000	0.000	0	0	N.D. d	N.D. d
9) trans-Chl...	0.000	0.000	0	0	N.D. d	N.D. d
10) cis-Chlor...	0.000	0.000	0	0	N.D. d	N.D. d
11) Endosulfa...	0.000	0.000	0	0	N.D. d	N.D. d
12) 4,4'-DDE	0.000	0.000	0	0	N.D. d	N.D. d
13) Dieldrin	0.000	0.000	0	0	N.D. d	N.D. d
14) Endrin	0.000	0.000	0	0	N.D. d	N.D. d
15) 4,4'-DDD	0.000	0.000	0	0	N.D. d	N.D. d
16) Endosulfa...	0.000	0.000	0	0	N.D. d	N.D. d
17) 4,4'-DDT	0.000	0.000	0	0	N.D. d	N.D. d
18) Endrin Al...	0.000	0.000	0	0	N.D. d	N.D. d
19) Endosulfa...	0.000	0.000	0	0	N.D. d	N.D. d
20) Methoxychlor	0.000	0.000	0	0	N.D. d	N.D. d
21) Endrin Ke...	0.000	0.000	0	0	N.D. d	N.D. d
23) Hexachlor...	0.000	0.000	0	0	N.D. d	N.D. d
24) Hexachlor...	0.000	0.000	0	0	N.D. d	N.D. d
25) Oxychlordane	0.000	0.000	0	0	N.D. d	N.D. d
26) 2,4'-DDE	0.000	0.000	0	0	N.D. d	N.D. d
27) trans-Non...	0.000	0.000	0	0	N.D. d	N.D. d
28) 2,4'-DDD	0.000	0.000	0	0	N.D. d	N.D. d
29) 2,4'-DDT	0.000	0.000	0	0	N.D. d	N.D. d
30) cis-Nonac...	0.000	0.000	0	0	N.D. d	N.D. d
31) Mirex	0.000	0.000	0	0	N.D. d	N.D. d
32) Chlordane...	7.328	8.118	4222162	4084683	11.307	9.494
33) Chlordane...	7.421	8.226	5231315	3718290	11.424	10.313
34) Chlordane...	7.968	8.889	1477991	1246903	12.619	11.399
35) Chlordane...	0.000	0.000	0	0	N.D. d	N.D. d
36) Toxaphene...	0.000	0.000	0	0	N.D. d	N.D. d
37) Toxaphene...	0.000	0.000	0	0	N.D. d	N.D. d
38) Toxaphene...	0.000	0.000	0	0	N.D. d	N.D. d
39) Toxaphene...	0.000	0.000	0	0	N.D. d	N.D. d
40) Toxaphene...	0.000	0.000	0	0	N.D. d	N.D. d
41) Toxaphene...	0.000	0.000	0	0	N.D. d	N.D. d
42) Toxaphene...	0.000	0.000	0	0	N.D. d	N.D. d

(f)=RT Delta > 1/2 Window (#)=Amounts differ by > 25% (m)=manual int.

Quantitation Report (QT Reviewed)

Data Path : C:\msdchem\1\data\2020-02\0B01012\
 Data File : ECD8-02012027.D
 Signal(s) : Signal #1: ECD1A.ch Signal #2: ECD2B.ch
 Acq On : 1 Feb 2020 21:36
 Operator : MJB
 Sample : 0B01012-CALJ
 Misc : A20B004, CHLOR 10 ppb
 ALS Vial : 24 Sample Multiplier: 1

Integration File signal 1: PEST1.e
 Integration File signal 2: PEST2.e
 Quant Time: Feb 03 15:22:42 2020
 Quant Method : C:\msdchem\1\methods\ECD8_QUANTPEST_200108.M
 Quant Title : Instrument: DualECD8
 QLast Update : Mon Feb 03 15:22:32 2020
 Response via : Initial Calibration
 Integrator: ChemStation



Quantitation Report (QT Reviewed)

Data Path : C:\msdchem\1\data\2020-02\0B01012\
 Data File : ECD8-02012028.D
 Signal(s) : Signal #1: ECD1A.ch Signal #2: ECD2B.ch
 Acq On : 1 Feb 2020 21:53
 Operator : MJB
 Sample : 0B01012-CALK
 Misc : A19K307, CHLOR 50 ppb
 ALS Vial : 25 Sample Multiplier: 1

Integration File signal 1: PEST1.e
 Integration File signal 2: PEST2.e
 Quant Time: Feb 03 15:23:18 2020
 Quant Method : C:\msdchem\1\methods\ECD8_QUANTPEST_200108.M
 Quant Title : Instrument: DualECD8
 QLast Update : Mon Feb 03 15:22:31 2020
 Response via : Initial Calibration
 Integrator: ChemStation

MJB
2/3/20

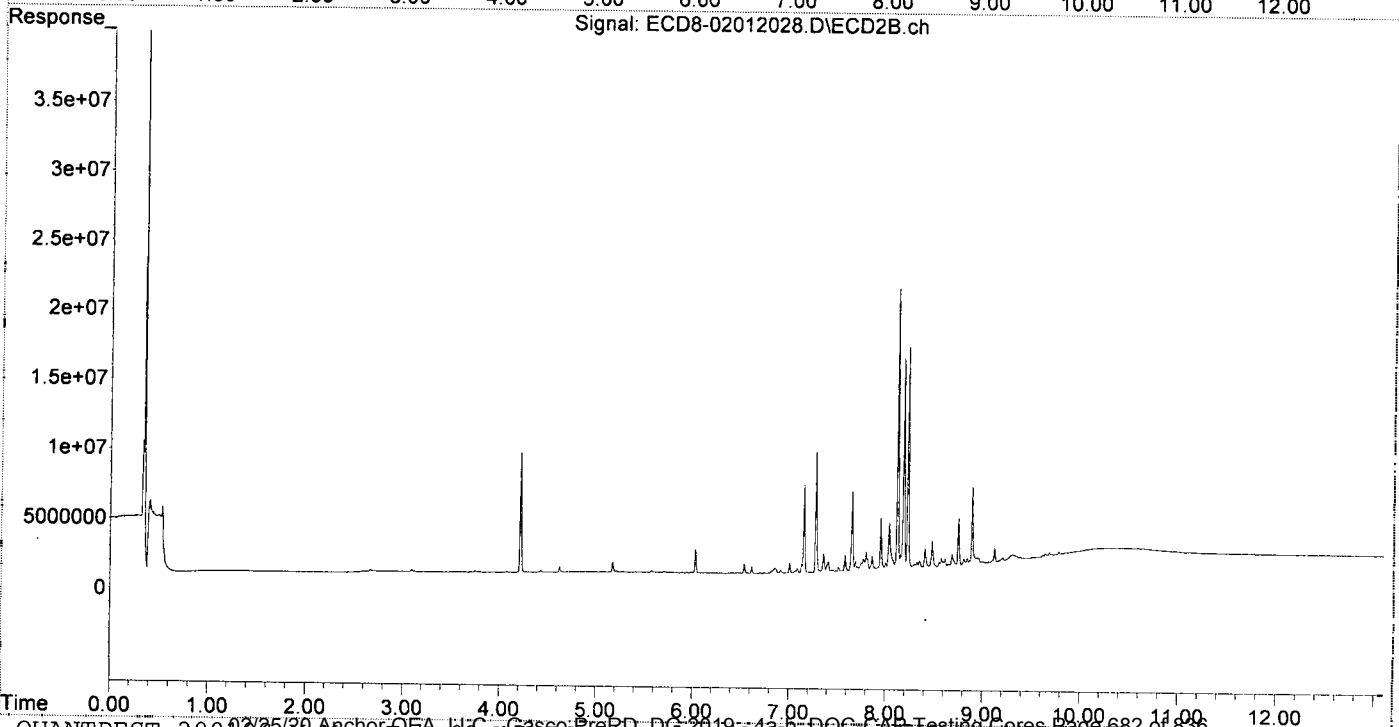
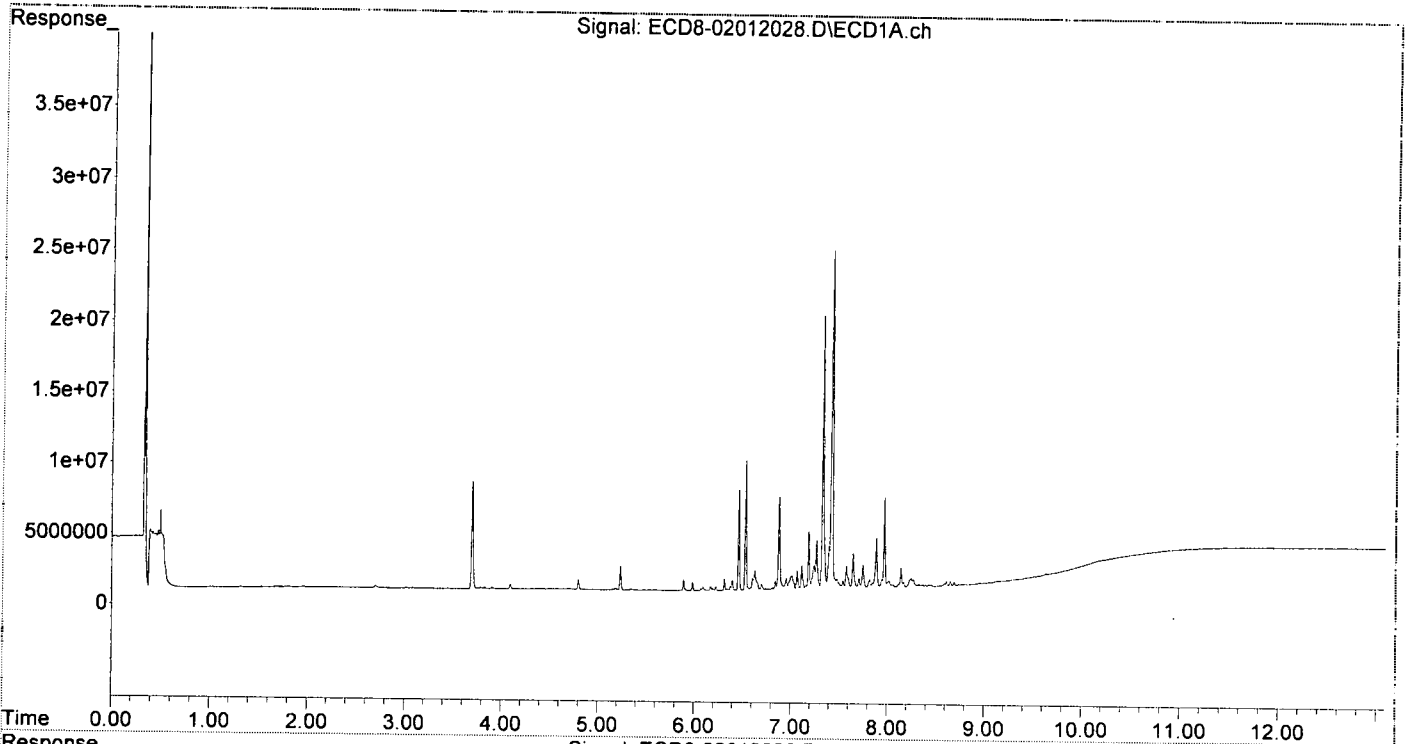
Compound	RT#1	RT#2	Resp#1	Resp#2	ng/mL	ng/mL
System Monitoring Compounds						
1) S TCMX (S)	0.000	0.000	0	0	N.D. d	N.D. d
22) S DCBP (S)	0.000	0.000	0	0	N.D. d	N.D. d
Target Compounds						
2) a-BHC	0.000	0.000	0	0	N.D. d	N.D. d
3) g-BHC	0.000	0.000	0	0	N.D. d	N.D. d
4) b-BHC	0.000	0.000	0	0	N.D. d	N.D. d
5) Heptachlor	0.000	0.000	0	0	N.D. d	N.D. d
6) d-BHC	0.000	0.000	0	0	N.D. d	N.D. d
7) Aldrin	0.000	0.000	0	0	N.D. d	N.D. d
8) Heptachlo...	0.000	0.000	0	0	N.D. d	N.D. d
9) trans-Chl...	0.000	0.000	0	0	N.D. d	N.D. d
10) cis-Chlor...	0.000	0.000	0	0	N.D. d	N.D. d
11) Endosulfa...	0.000	0.000	0	0	N.D. d	N.D. d
12) 4,4'-DDE	0.000	0.000	0	0	N.D. d	N.D. d
13) Dieldrin	0.000	0.000	0	0	N.D. d	N.D. d
14) Endrin	0.000	0.000	0	0	N.D. d	N.D. d
15) 4,4'-DDD	0.000	0.000	0	0	N.D. d	N.D. d
16) Endosulfa...	0.000	0.000	0	0	N.D. d	N.D. d
17) 4,4'-DDT	0.000	0.000	0	0	N.D. d	N.D. d
18) Endrin Al...	0.000	0.000	0	0	N.D. d	N.D. d
19) Endosulfa...	0.000	0.000	0	0	N.D. d	N.D. d
20) Methoxychlor	0.000	0.000	0	0	N.D. d	N.D. d
21) Endrin Ke...	0.000	0.000	0	0	N.D. d	N.D. d
23) Hexachlor...	0.000	0.000	0	0	N.D. d	N.D. d
24) Hexachlor...	0.000	0.000	0	0	N.D. d	N.D. d
25) Oxychlordane	0.000	0.000	0	0	N.D. d	N.D. d
26) 2,4'-DDE	0.000	0.000	0	0	N.D. d	N.D. d
27) trans-Non...	0.000	0.000	0	0	N.D. d	N.D. d
28) 2,4'-DDD	0.000	0.000	0	0	N.D. d	N.D. d
29) 2,4'-DDT	0.000	0.000	0	0	N.D. d	N.D. d
30) cis-Nonac...	0.000	0.000	0	0	N.D. d	N.D. d
31) Mirex	0.000	0.000	0	0	N.D. d	N.D. d
32) Chlordane...	7.327	8.119	19331862	20134199	51.772	46.798
33) Chlordane...	7.421	8.226	23846059	15910016	52.075	44.127
34) Chlordane...	7.967	8.889	6361865	5712561	54.318	52.226
35) Chlordane...	0.000	0.000	0	0	N.D. d	N.D. d
36) Toxaphene...	0.000	0.000	0	0	N.D. d	N.D. d
37) Toxaphene...	0.000	0.000	0	0	N.D. d	N.D. d
38) Toxaphene...	0.000	0.000	0	0	N.D. d	N.D. d
39) Toxaphene...	0.000	0.000	0	0	N.D. d	N.D. d
40) Toxaphene...	0.000	0.000	0	0	N.D. d	N.D. d
41) Toxaphene...	0.000	0.000	0	0	N.D. d	N.D. d
42) Toxaphene...	0.000	0.000	0	0	N.D. d	N.D. d

(f)=RT Delta > 1/2 Window (#)=Amounts differ by > 25% (m)=manual int.

Quantitation Report (QT Reviewed)

Data Path : C:\msdchem\1\data\2020-02\0B01012\
 Data File : ECD8-02012028.D
 Signal(s) : Signal #1: ECD1A.ch Signal #2: ECD2B.ch
 Acq On : 1 Feb 2020 21:53
 Operator : MJB
 Sample : 0B01012-CALK
 Misc : A19K307, CHLOR 50 ppb
 ALS Vial : 25 Sample Multiplier: 1

Integration File signal 1: PEST1.e
 Integration File signal 2: PEST2.e
 Quant Time: Feb 03 15:23:18 2020
 Quant Method : C:\msdchem\1\methods\ECD8_QUANTPEST_200108.M
 Quant Title : Instrument: DualECD8
 QLast Update : Mon Feb 03 15:22:31 2020
 Response via : Initial Calibration
 Integrator: ChemStation



Quantitation Report (QT Reviewed)

Data Path : C:\msdchem\1\data\2020-02\0B01012\
 Data File : ECD8-02012029.D
 Signal(s) : Signal #1: ECD1A.ch Signal #2: ECD2B.ch
 Acq On : 1 Feb 2020 22:10
 Operator : MJB
 Sample : 0B01012-CALL
 Misc : A19K308, CHLOR 100 ppb
 ALS Vial : 26 Sample Multiplier: 1

Integration File signal 1: PEST1.e
 Integration File signal 2: PEST2.e
 Quant Time: Feb 03 15:23:48 2020
 Quant Method : C:\msdchem\1\methods\ECD8_QUANTPEST_200108.M
 Quant Title : Instrument: DualeCD8
 QLast Update : Mon Feb 03 15:22:31 2020
 Response via : Initial Calibration
 Integrator: ChemStation

MJB
2/3/20

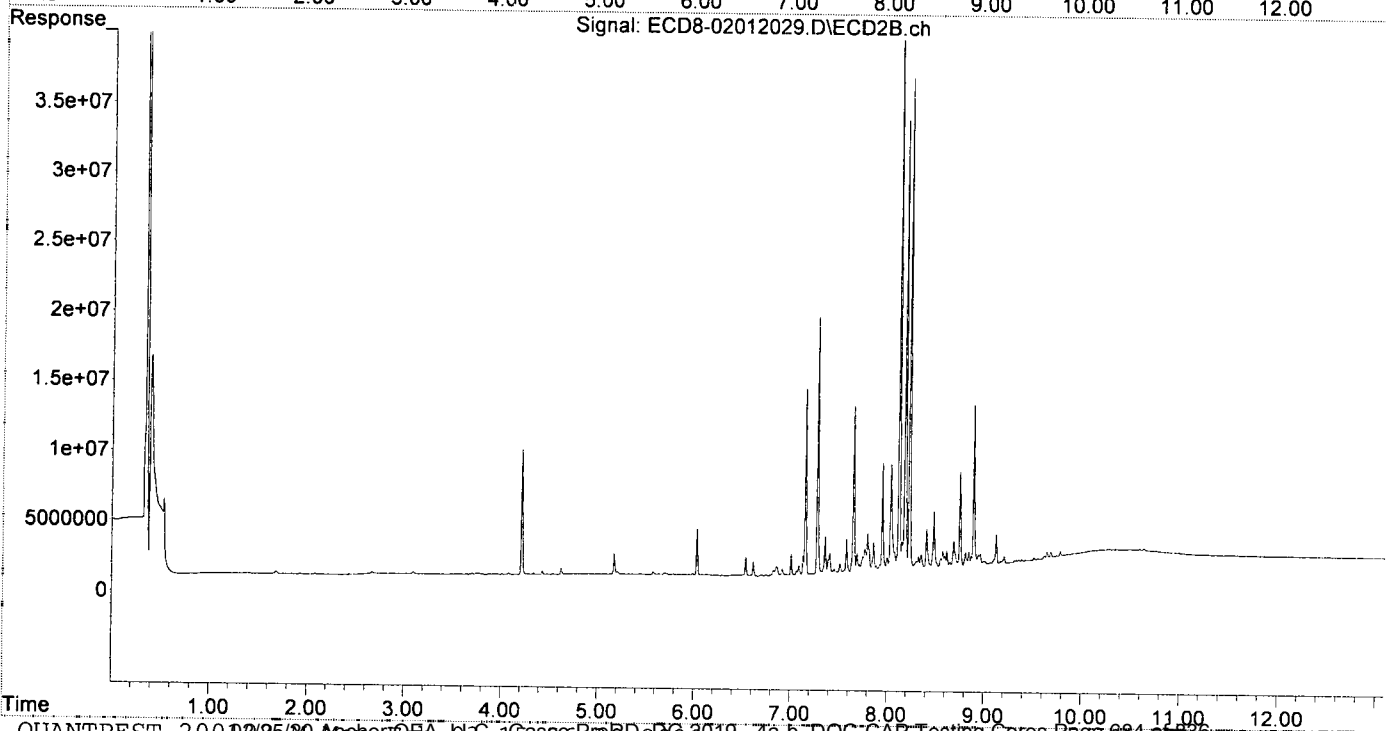
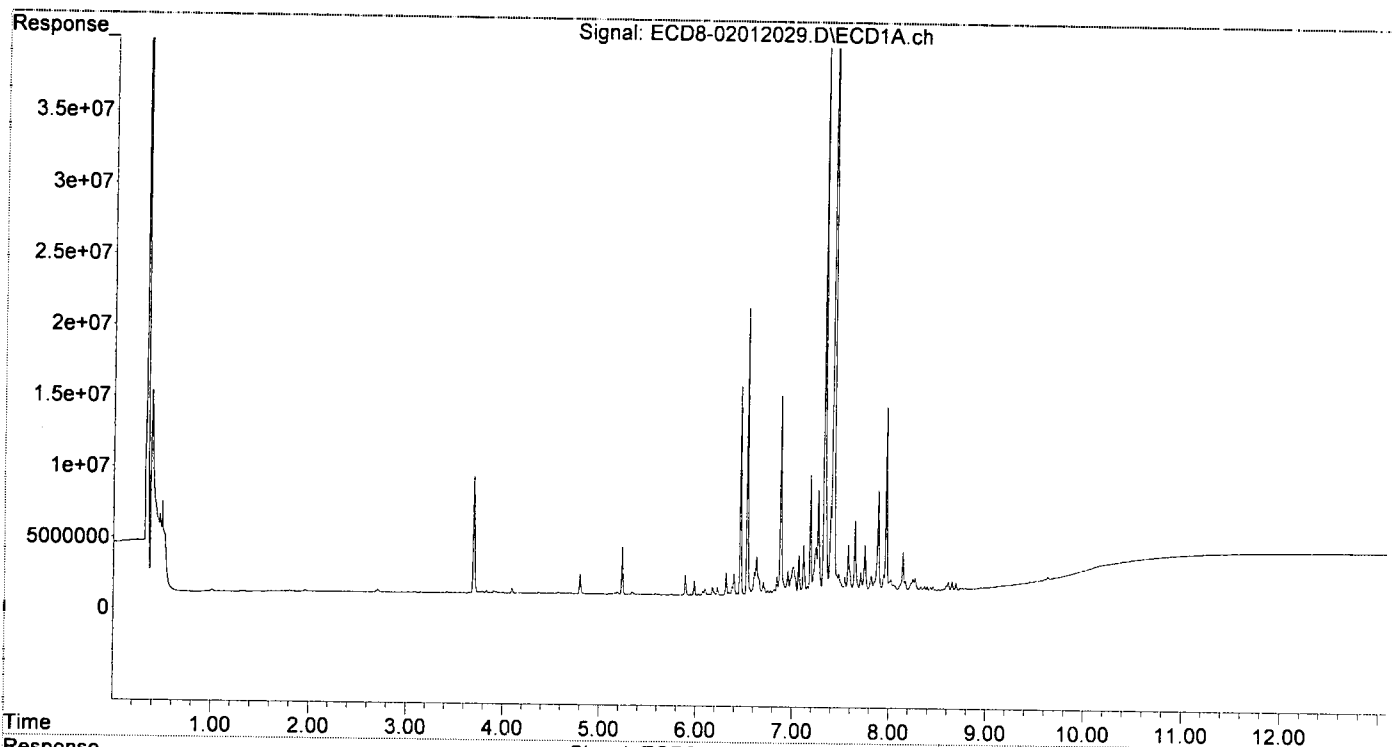
Compound	RT#1	RT#2	Resp#1	Resp#2	ng/mL	ng/mL
System Monitoring Compounds						
1) S TCMX (S)	0.000	0.000	0	0	N.D. d	N.D. d
22) S DCBP (S)	0.000	0.000	0	0	N.D. d	N.D. d
Target Compounds						
2) a-BHC	0.000	0.000	0	0	N.D. d	N.D. d
3) g-BHC	0.000	0.000	0	0	N.D. d	N.D. d
4) b-BHC	0.000	0.000	0	0	N.D. d	N.D. d
5) Heptachlor	0.000	0.000	0	0	N.D. d	N.D. d
6) d-BHC	0.000	0.000	0	0	N.D. d	N.D. d
7) Aldrin	0.000	0.000	0	0	N.D. d	N.D. d
8) Heptachlo...	0.000	0.000	0	0	N.D. d	N.D. d
9) trans-Chl...	0.000	0.000	0	0	N.D. d	N.D. d
10) cis-Chlor...	0.000	0.000	0	0	N.D. d	N.D. d
11) Endosulfa...	0.000	0.000	0	0	N.D. d	N.D. d
12) 4,4'-DDE	0.000	0.000	0	0	N.D. d	N.D. d
13) Dieldrin	0.000	0.000	0	0	N.D. d	N.D. d
14) Endrin	0.000	0.000	0	0	N.D. d	N.D. d
15) 4,4'-DDD	0.000	0.000	0	0	N.D. d	N.D. d
16) Endosulfa...	0.000	0.000	0	0	N.D. d	N.D. d
17) 4,4'-DDT	0.000	0.000	0	0	N.D. d	N.D. d
18) Endrin Al...	0.000	0.000	0	0	N.D. d	N.D. d
19) Endosulfa...	0.000	0.000	0	0	N.D. d	N.D. d
20) Methoxychlor	0.000	0.000	0	0	N.D. d	N.D. d
21) Endrin Ke...	0.000	0.000	0	0	N.D. d	N.D. d
23) Hexachlor...	0.000	0.000	0	0	N.D. d	N.D. d
24) Hexachlor...	0.000	0.000	0	0	N.D. d	N.D. d
25) Oxychlordane	0.000	0.000	0	0	N.D. d	N.D. d
26) 2,4'-DDE	0.000	0.000	0	0	N.D. d	N.D. d
27) trans-Non...	0.000	0.000	0	0	N.D. d	N.D. d
28) 2,4'-DDD	0.000	0.000	0	0	N.D. d	N.D. d
29) 2,4'-DDT	0.000	0.000	0	0	N.D. d	N.D. d
30) cis-Nonac...	0.000	0.000	0	0	N.D. d	N.D. d
31) Mirex	0.000	0.000	0	0	N.D. d	N.D. d
32) Chlordane...	7.326	8.118	40982018	43332192	109.752	100.718
33) Chlordane...	7.420	8.225	50068645	35221978	109.340	97.689
34) Chlordane...	7.968	8.889	13031823	11647984	111.267	106.489
35) Chlordane...	0.000	0.000	0	0	N.D. d	N.D. d
36) Toxaphene...	0.000	0.000	0	0	N.D. d	N.D. d
37) Toxaphene...	0.000	0.000	0	0	N.D. d	N.D. d
38) Toxaphene...	0.000	0.000	0	0	N.D. d	N.D. d
39) Toxaphene...	0.000	0.000	0	0	N.D. d	N.D. d
40) Toxaphene...	0.000	0.000	0	0	N.D. d	N.D. d
41) Toxaphene...	0.000	0.000	0	0	N.D. d	N.D. d
42) Toxaphene...	0.000	0.000	0	0	N.D. d	N.D. d

(f)=RT Delta > 1/2 Window (#)=Amounts differ by > 25% (m)=manual int.

Quantitation Report (QT Reviewed)

Data Path : C:\msdchem\1\data\2020-02\0B01012\
Data File : ECD8-02012029.D
Signal(s) : Signal #1: ECD1A.ch Signal #2: ECD2B.ch
Acq On : 1 Feb 2020 22:10
Operator : MJB
Sample : 0B01012-CALL
Misc : A19K308, CHLOR 100 ppb
ALS Vial : 26 Sample Multiplier: 1

Integration File signal 1: PEST1.e
Integration File signal 2: PEST2.e
Quant Time: Feb 03 15:23:48 2020
Quant Method : C:\msdchem\1\methods\ECD8_QUANTPEST_200108.M
Quant Title : Instrument: DualECD8
QLast Update : Mon Feb 03 15:22:31 2020
Response via : Initial Calibration
Integrator: ChemStation



Quantitation Report (QT Reviewed)

Data Path : C:\msdchem\1\data\2020-02\0B01012\
 Data File : ECD8-02012030.D
 Signal(s) : Signal #1: ECD1A.ch Signal #2: ECD2B.ch
 Acq On : 1 Feb 2020 22:27
 Operator : MJB
 Sample : 0B01012-CALM
 Misc : A19K309, CHLOR 200 ppb
 ALS Vial : 27 Sample Multiplier: 1

Integration File signal 1: PEST1.e
 Integration File signal 2: PEST2.e
 Quant Time: Feb 03 15:24:19 2020
 Quant Method : C:\msdchem\1\methods\ECD8_QUANTPEST_200108.M
 Quant Title : Instrument: DualECD8
 QLast Update : Mon Feb 03 15:22:31 2020
 Response via : Initial Calibration
 Integrator: ChemStation

MJB
2/3/20

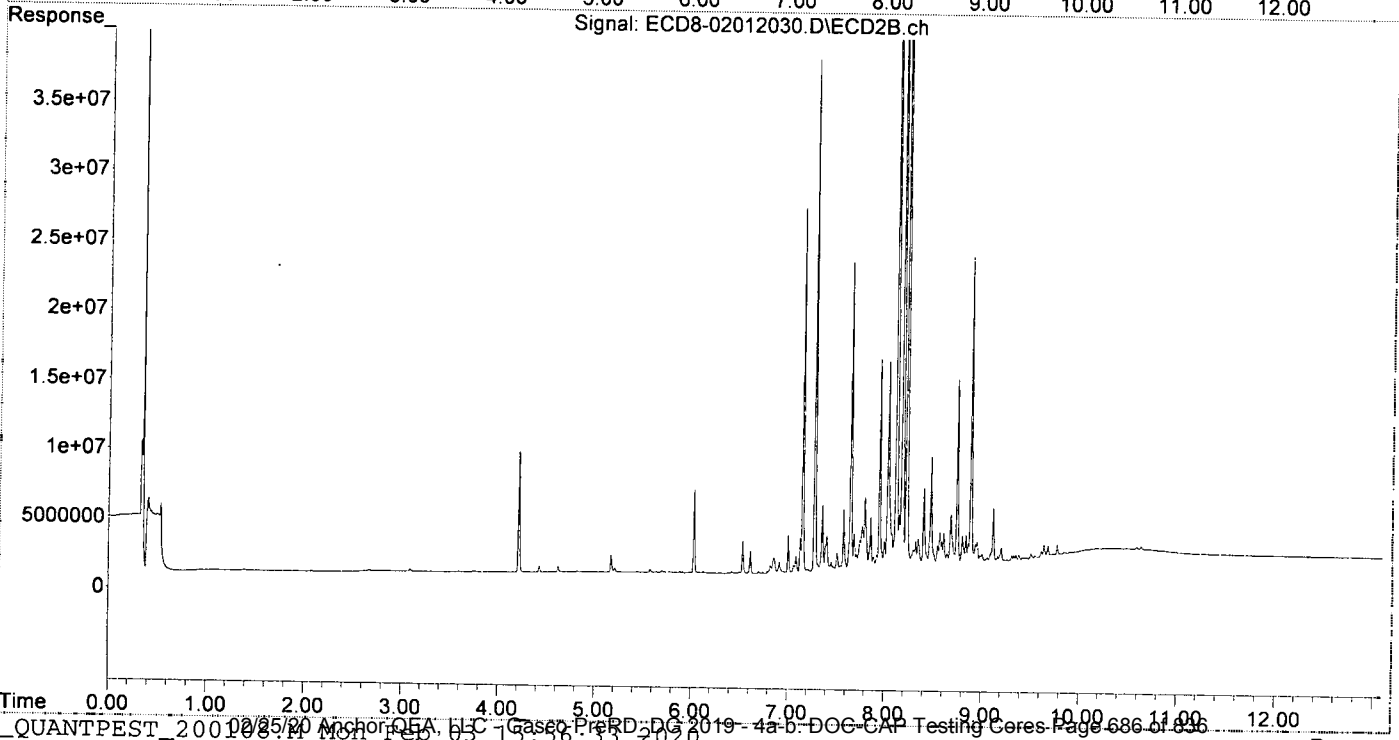
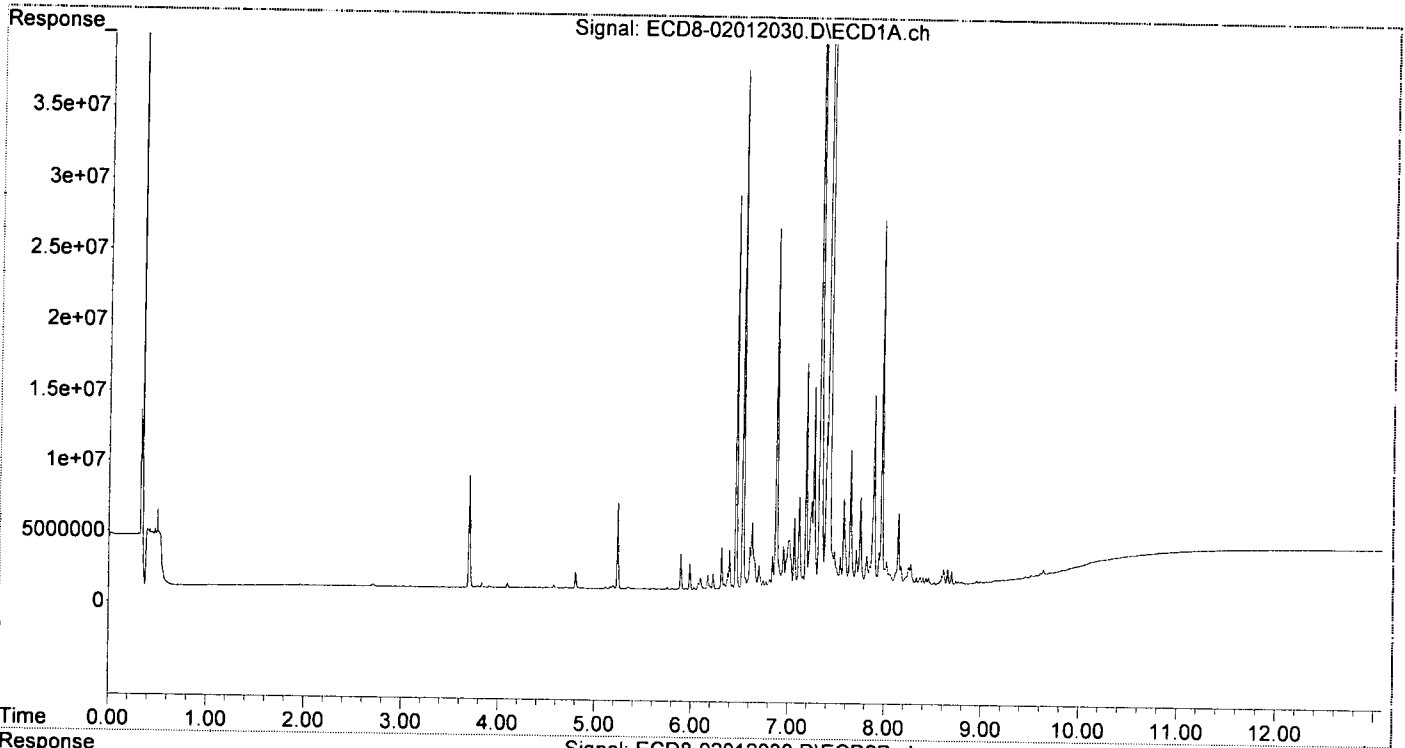
Compound	RT#1	RT#2	Resp#1	Resp#2	ng/mL	ng/mL
System Monitoring Compounds						
1) S TCMX (S)	0.000	0.000	0	0	N.D. d	N.D. d
22) S DCBP (S)	0.000	0.000	0	0	N.D. d	N.D. d
Target Compounds						
2) a-BHC	0.000	0.000	0	0	N.D. d	N.D. d
3) g-BHC	0.000	0.000	0	0	N.D. d	N.D. d
4) b-BHC	0.000	0.000	0	0	N.D. d	N.D. d
5) Heptachlor	0.000	0.000	0	0	N.D. d	N.D. d
6) d-BHC	0.000	0.000	0	0	N.D. d	N.D. d
7) Aldrin	0.000	0.000	0	0	N.D. d	N.D. d
8) Heptachlo...	0.000	0.000	0	0	N.D. d	N.D. d
9) trans-Chl...	0.000	0.000	0	0	N.D. d	N.D. d
10) cis-Chlor...	0.000	0.000	0	0	N.D. d	N.D. d
11) Endosulfa...	0.000	0.000	0	0	N.D. d	N.D. d
12) 4,4'-DDE	0.000	0.000	0	0	N.D. d	N.D. d
13) Dieldrin	0.000	0.000	0	0	N.D. d	N.D. d
14) Endrin	0.000	0.000	0	0	N.D. d	N.D. d
15) 4,4'-DDD	0.000	0.000	0	0	N.D. d	N.D. d
16) Endosulfa...	0.000	0.000	0	0	N.D. d	N.D. d
17) 4,4'-DDT	0.000	0.000	0	0	N.D. d	N.D. d
18) Endrin Al...	0.000	0.000	0	0	N.D. d	N.D. d
19) Endosulfa...	0.000	0.000	0	0	N.D. d	N.D. d
20) Methoxychlor	0.000	0.000	0	0	N.D. d	N.D. d
21) Endrin Ke...	0.000	0.000	0	0	N.D. d	N.D. d
23) Hexachlor...	0.000	0.000	0	0	N.D. d	N.D. d
24) Hexachlor...	0.000	0.000	0	0	N.D. d	N.D. d
25) Oxychlorthane	0.000	0.000	0	0	N.D. d	N.D. d
26) 2,4'-DDE	0.000	0.000	0	0	N.D. d	N.D. d
27) trans-Non...	0.000	0.000	0	0	N.D. d	N.D. d
28) 2,4'-DDD	0.000	0.000	0	0	N.D. d	N.D. d
29) 2,4'-DDT	0.000	0.000	0	0	N.D. d	N.D. d
30) cis-Nonac...	0.000	0.000	0	0	N.D. d	N.D. d
31) Mirex	0.000	0.000	0	0	N.D. d	N.D. d
32) Chlordane...	7.326	8.118	79833983	83675101	213.799	194.488
33) Chlordane...	7.420	8.225	97470804	70682705	212.857	196.040
34) Chlordane...	7.967	8.889	25873455	22148725	220.911	202.489
35) Chlordane...	0.000	0.000	0	0	N.D. d	N.D. d
36) Toxaphene...	0.000	0.000	0	0	N.D. d	N.D. d
37) Toxaphene...	0.000	0.000	0	0	N.D. d	N.D. d
38) Toxaphene...	0.000	0.000	0	0	N.D. d	N.D. d
39) Toxaphene...	0.000	0.000	0	0	N.D. d	N.D. d
40) Toxaphene...	0.000	0.000	0	0	N.D. d	N.D. d
41) Toxaphene...	0.000	0.000	0	0	N.D. d	N.D. d
42) Toxaphene...	0.000	0.000	0	0	N.D. d	N.D. d

(f)=RT Delta > 1/2 Window (#)=Amounts differ by > 25% (m)=manual int.

Quantitation Report (QT Reviewed)

Data Path : C:\msdchem\1\data\2020-02\0B01012\
Data File : ECD8-02012030.D
Signal(s) : Signal #1: ECD1A.ch Signal #2: ECD2B.ch
Acq On : 1 Feb 2020 22:27
Operator : MJB
Sample : 0B01012-CALM
Misc : A19K309, CHLOR 200 ppb
ALS Vial : 27 Sample Multiplier: 1

Integration File signal 1: PEST1.e
Integration File signal 2: PEST2.e
Quant Time: Feb 03 15:24:19 2020
Quant Method : C:\msdchem\1\methods\ECD8_QUANTPEST_200108.M
Quant Title : Instrument: DualECD8
QLast Update : Mon Feb 03 15:22:31 2020
Response via : Initial Calibration
Integrator: ChemStation



Quantitation Report (QT Reviewed)

Data Path : C:\msdchem\1\data\2020-02\0B01012\
 Data File : ECD8-02012031.D
 Signal(s) : Signal #1: ECD1A.ch Signal #2: ECD2B.ch
 Acq On : 1 Feb 2020 22:43
 Operator : MJB
 Sample : 0B01012-CALN
 Misc : A19K310, CHLOR 500 ppb
 ALS Vial : 28 Sample Multiplier: 1

Integration File signal 1: PEST1.e
 Integration File signal 2: PEST2.e
 Quant Time: Feb 03 15:21:54 2020
 Quant Method : C:\msdchem\1\methods\ECD8_QUANTPEST_200108.M
 Quant Title : Instrument: DualECD8
 QLast Update : Mon Feb 03 14:52:24 2020
 Response via : Initial Calibration
 Integrator: ChemStation

MJB
2/3/20

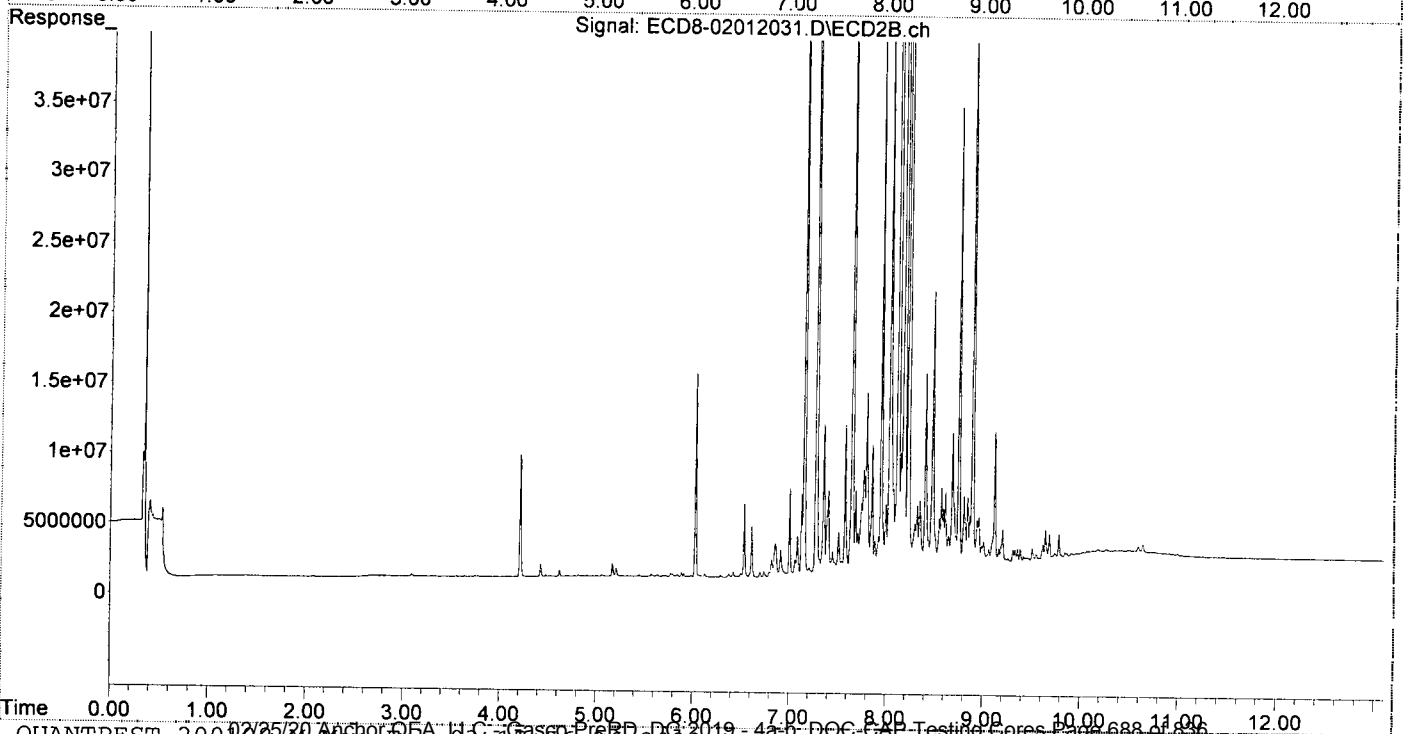
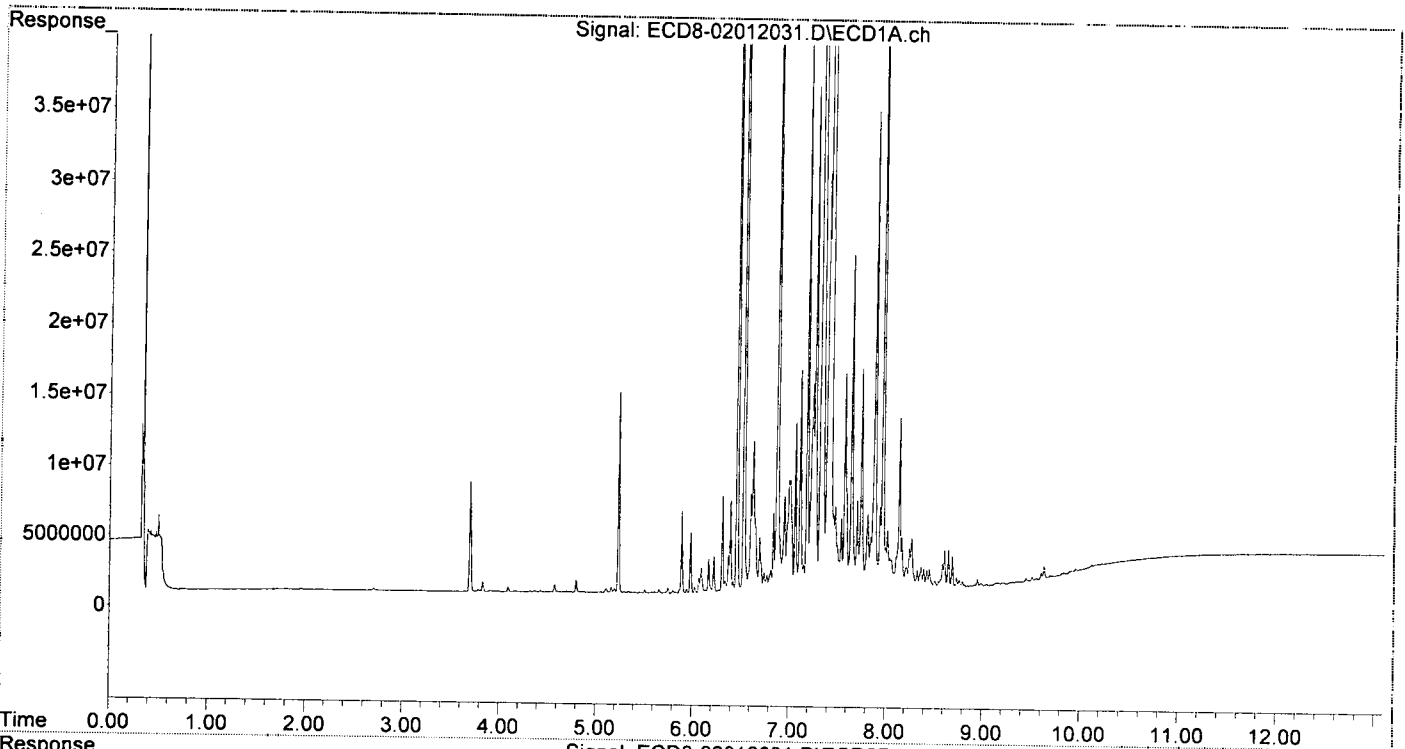
Compound	RT#1	RT#2	Resp#1	Resp#2	ng/mL	ng/mL
System Monitoring Compounds						
1) S TCMX (S)	0.000	0.000	0	0	N.D. d	N.D. d
22) S DCBP (S)	0.000	0.000	0	0	N.D. d	N.D. d
Target Compounds						
2) a-BHC	0.000	0.000	0	0	N.D. d	N.D. d
3) g-BHC	0.000	0.000	0	0	N.D. d	N.D. d
4) b-BHC	0.000	0.000	0	0	N.D. d	N.D. d
5) Heptachlor	0.000	0.000	0	0	N.D. d	N.D. d
6) d-BHC	0.000	0.000	0	0	N.D. d	N.D. d
7) Aldrin	0.000	0.000	0	0	N.D. d	N.D. d
8) Heptachlo...	0.000	0.000	0	0	N.D. d	N.D. d
9) trans-Chl...	0.000	0.000	0	0	N.D. d	N.D. d
10) cis-Chlor...	0.000	0.000	0	0	N.D. d	N.D. d
11) Endosulfa...	0.000	0.000	0	0	N.D. d	N.D. d
12) 4,4'-DDE	0.000	0.000	0	0	N.D. d	N.D. d
13) Dieldrin	0.000	0.000	0	0	N.D. d	N.D. d
14) Endrin	0.000	0.000	0	0	N.D. d	N.D. d
15) 4,4'-DDD	0.000	0.000	0	0	N.D. d	N.D. d
16) Endosulfa...	0.000	0.000	0	0	N.D. d	N.D. d
17) 4,4'-DDT	0.000	0.000	0	0	N.D. d	N.D. d
18) Endrin Al...	0.000	0.000	0	0	N.D. d	N.D. d
19) Endosulfa...	0.000	0.000	0	0	N.D. d	N.D. d
20) Methoxychlor	0.000	0.000	0	0	N.D. d	N.D. d
21) Endrin Ke...	0.000	0.000	0	0	N.D. d	N.D. d
23) Hexachlor...	0.000	0.000	0	0	N.D. d	N.D. d
24) Hexachlor...	0.000	0.000	0	0	N.D. d	N.D. d
25) Oxychlordane	0.000	0.000	0	0	N.D. d	N.D. d
26) 2,4'-DDE	0.000	0.000	0	0	N.D. d	N.D. d
27) trans-Non...	0.000	0.000	0	0	N.D. d	N.D. d
28) 2,4'-DDD	0.000	0.000	0	0	N.D. d	N.D. d
29) 2,4'-DDT	0.000	0.000	0	0	N.D. d	N.D. d
30) cis-Nonac...	0.000	0.000	0	0	N.D. d	N.D. d
31) Mirex	0.000	0.000	0	0	N.D. d	N.D. d
32) Chlordane...	7.326	8.117	194.2E6	218.0E6	520.166	506.642
33) Chlordane...	7.419	8.225	234.2E6	182.0E6	511.405	504.702
34) Chlordane...	7.966	8.889	61785001	58496819	527.529	534.792
35) Chlordane...	0.000	0.000	0	0	N.D. d	N.D. d
36) Toxaphene...	0.000	0.000	0	0	N.D. d	N.D. d
37) Toxaphene...	0.000	0.000	0	0	N.D. d	N.D. d
38) Toxaphene...	0.000	0.000	0	0	N.D. d	N.D. d
39) Toxaphene...	0.000	0.000	0	0	N.D. d	N.D. d
40) Toxaphene...	0.000	0.000	0	0	N.D. d	N.D. d
41) Toxaphene...	0.000	0.000	0	0	N.D. d	N.D. d
42) Toxaphene...	0.000	0.000	0	0	N.D. d	N.D. d

(f)=RT Delta > 1/2 Window (#)=Amounts differ by > 25% (m)=manual int.

Quantitation Report (QT Reviewed)

Data Path : C:\msdchem\1\data\2020-02\0B01012\
Data File : ECD8-02012031.D
Signal(s) : Signal #1: ECD1A.ch Signal #2: ECD2B.ch
Acq On : 1 Feb 2020 22:43
Operator : MJB
Sample : 0B01012-CALN
Misc : A19K310, CHLOR 500 ppb
ALS Vial : 28 Sample Multiplier: 1

Integration File signal 1: PEST1.e
Integration File signal 2: PEST2.e
Quant Time: Feb 03 15:21:54 2020
Quant Method : C:\msdchem\1\methods\ECD8_QUANTPEST_200108.M
Quant Title : Instrument: DualECD8
QLast Update : Mon Feb 03 14:52:24 2020
Response via : Initial Calibration
Integrator: ChemStation



Quantitation Report (QT Reviewed)

Data Path : C:\msdchem\1\data\2020-02\0B01012\
 Data File : ECD8-02012032.D
 Signal(s) : Signal #1: ECD1A.ch Signal #2: ECD2B.ch
 Acq On : 1 Feb 2020 23:00
 Operator : MJB
 Sample : 0B01012-CALO
 Misc : A19K311, CHLOR 1000 ppb
 ALS Vial : 29 Sample Multiplier: 1

Integration File signal 1: PEST1.e
 Integration File signal 2: PEST2.e
 Quant Time: Feb 03 15:24:53 2020
 Quant Method : C:\msdchem\1\methods\ECD8_QUANTPEST_200108.M
 Quant Title : Instrument: DualECD8
 QLast Update : Mon Feb 03 15:22:31 2020
 Response via : Initial Calibration
 Integrator: ChemStation

MJB
2/3/20

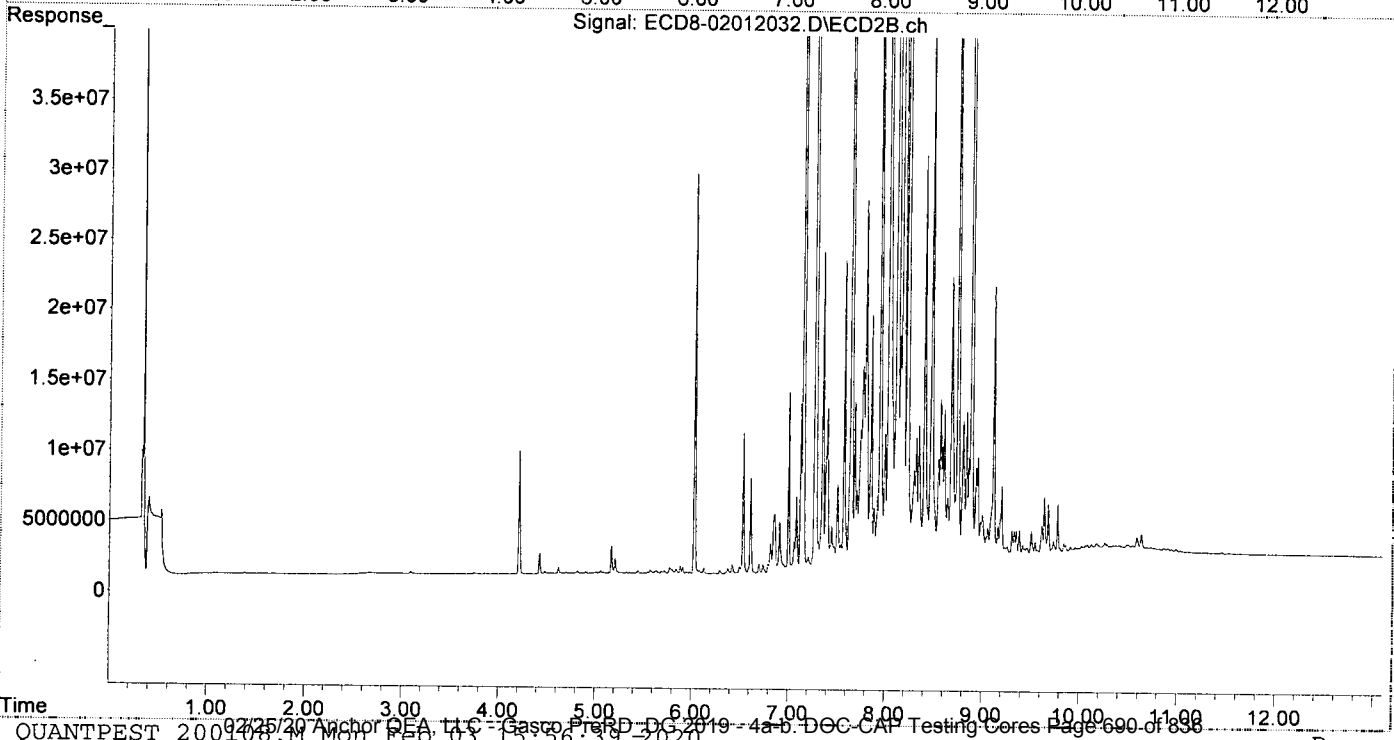
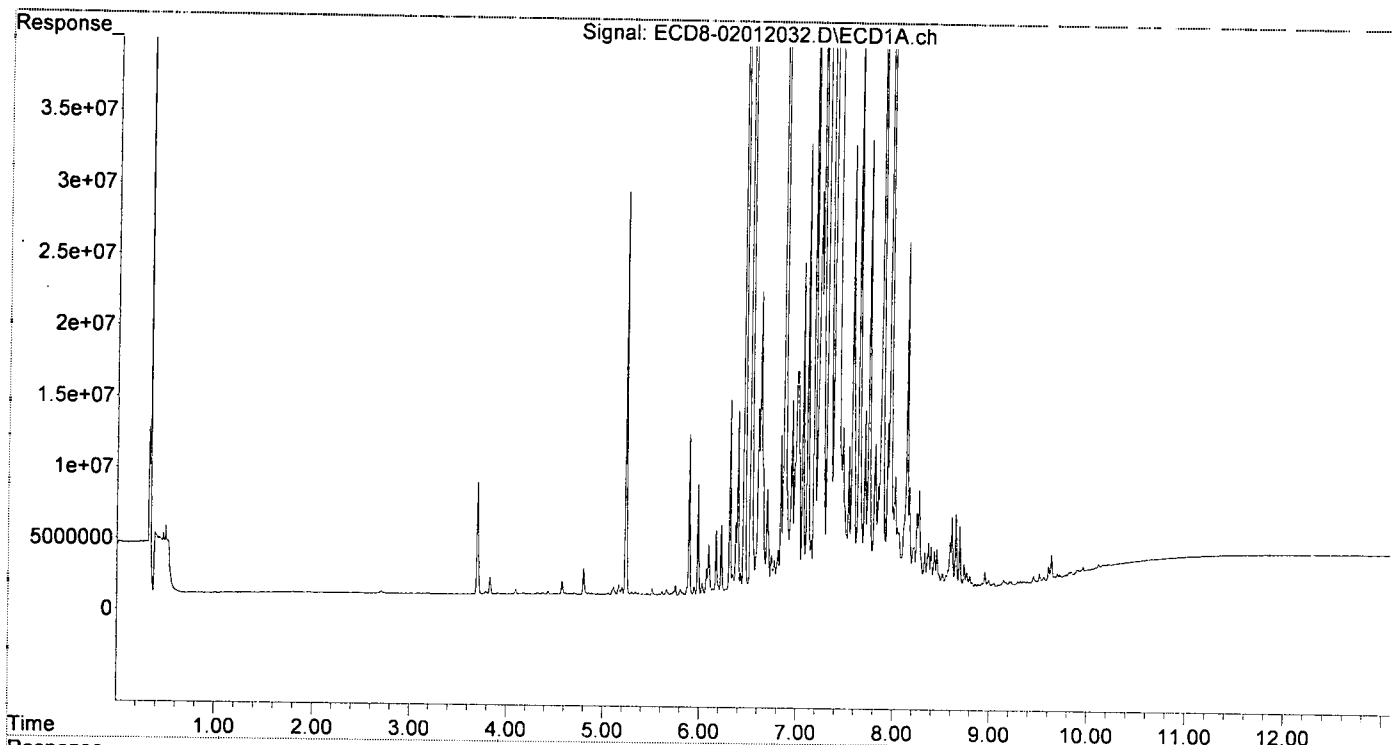
Compound	RT#1	RT#2	Resp#1	Resp#2	ng/mL	ng/mL
System Monitoring Compounds						
1) S TCMX (S)	0.000	0.000	0	0	N.D. d	N.D. d
22) S DCBP (S)	0.000	0.000	0	0	N.D. d	N.D. d
Target Compounds						
2) a-BHC	0.000	0.000	0	0	N.D. d	N.D. d
3) g-BHC	0.000	0.000	0	0	N.D. d	N.D. d
4) b-BHC	0.000	0.000	0	0	N.D. d	N.D. d
5) Heptachlor	0.000	0.000	0	0	N.D. d	N.D. d
6) d-BHC	0.000	0.000	0	0	N.D. d	N.D. d
7) Aldrin	0.000	0.000	0	0	N.D. d	N.D. d
8) Heptachlo...	0.000	0.000	0	0	N.D. d	N.D. d
9) trans-Chl...	0.000	0.000	0	0	N.D. d	N.D. d
10) cis-Chlor...	0.000	0.000	0	0	N.D. d	N.D. d
11) Endosulfa...	0.000	0.000	0	0	N.D. d	N.D. d
12) 4,4'-DDE	0.000	0.000	0	0	N.D. d	N.D. d
13) Dieldrin	0.000	0.000	0	0	N.D. d	N.D. d
14) Endrin	0.000	0.000	0	0	N.D. d	N.D. d
15) 4,4'-DDD	0.000	0.000	0	0	N.D. d	N.D. d
16) Endosulfa...	0.000	0.000	0	0	N.D. d	N.D. d
17) 4,4'-DDT	0.000	0.000	0	0	N.D. d	N.D. d
18) Endrin Al...	0.000	0.000	0	0	N.D. d	N.D. d
19) Endosulfa...	0.000	0.000	0	0	N.D. d	N.D. d
20) Methoxychlor	0.000	0.000	0	0	N.D. d	N.D. d
21) Endrin Ke...	0.000	0.000	0	0	N.D. d	N.D. d
23) Hexachlor...	0.000	0.000	0	0	N.D. d	N.D. d
24) Hexachlor...	0.000	0.000	0	0	N.D. d	N.D. d
25) Oxychlordane	0.000	0.000	0	0	N.D. d	N.D. d
26) 2,4'-DDE	0.000	0.000	0	0	N.D. d	N.D. d
27) trans-Non...	0.000	0.000	0	0	N.D. d	N.D. d
28) 2,4'-DDD	0.000	0.000	0	0	N.D. d	N.D. d
29) 2,4'-DDT	0.000	0.000	0	0	N.D. d	N.D. d
30) cis-Nonac...	0.000	0.000	0	0	N.D. d	N.D. d
31) Mirex	0.000	0.000	0	0	N.D. d	N.D. d
32) Chlordane...	7.325	8.118	407.1E6	461.1E6	1090.148	1071.785
33) Chlordane...	7.419	8.226	468.0E6	384.8E6	1021.927	1067.266
34) Chlordane...	7.966	8.890	126.5E6	118.8E6	1080.265	1086.515
35) Chlordane...	0.000	0.000	0	0	N.D. d	N.D. d
36) Toxaphene...	0.000	0.000	0	0	N.D. d	N.D. d
37) Toxaphene...	0.000	0.000	0	0	N.D. d	N.D. d
38) Toxaphene...	0.000	0.000	0	0	N.D. d	N.D. d
39) Toxaphene...	0.000	0.000	0	0	N.D. d	N.D. d
40) Toxaphene...	0.000	0.000	0	0	N.D. d	N.D. d
41) Toxaphene...	0.000	0.000	0	0	N.D. d	N.D. d
42) Toxaphene...	0.000	0.000	0	0	N.D. d	N.D. d

(f)=RT Delta > 1/2 Window (#)=Amounts differ by > 25% (m)=manual int.

Quantitation Report (QT Reviewed)

Data Path : C:\msdchem\1\data\2020-02\0B01012\
Data File : ECD8-02012032.D
Signal(s) : Signal #1: ECD1A.ch Signal #2: ECD2B.ch
Acq On : 1 Feb 2020 23:00
Operator : MJB
Sample : 0B01012-CALO
Misc : A19K311, CHLOR 1000 ppb
ALS Vial : 29 Sample Multiplier: 1

Integration File signal 1: PEST1.e
Integration File signal 2: PEST2.e
Quant Time: Feb 03 15:24:53 2020
Quant Method : C:\msdchem\1\methods\ECD8_QUANTPEST_200108.M
Quant Title : Instrument: DualECD8
QLast Update : Mon Feb 03 15:22:31 2020
Response via : Initial Calibration
Integrator: ChemStation



Quantitation Report (QT Reviewed)

Data Path : C:\msdchem\1\data\2020-02\0B01012\
 Data File : ECD8-02012033.D
 Signal(s) : Signal #1: ECD1A.ch Signal #2: ECD2B.ch
 Acq On : 1 Feb 2020 23:17
 Operator : MJB
 Sample : 0B01012-CALP
 Misc : A19K306, CHLOR 2000 ppb
 ALS Vial : 30 Sample Multiplier: 1

Integration File signal 1: PEST1.e
 Integration File signal 2: PEST2.e
 Quant Time: Feb 03 15:25:23 2020
 Quant Method : C:\msdchem\1\methods\ECD8_QUANTPEST_200108.M
 Quant Title : Instrument: DualECD8
 QLast Update : Mon Feb 03 15:22:31 2020
 Response via : Initial Calibration
 Integrator: ChemStation

MJB
2/3/20

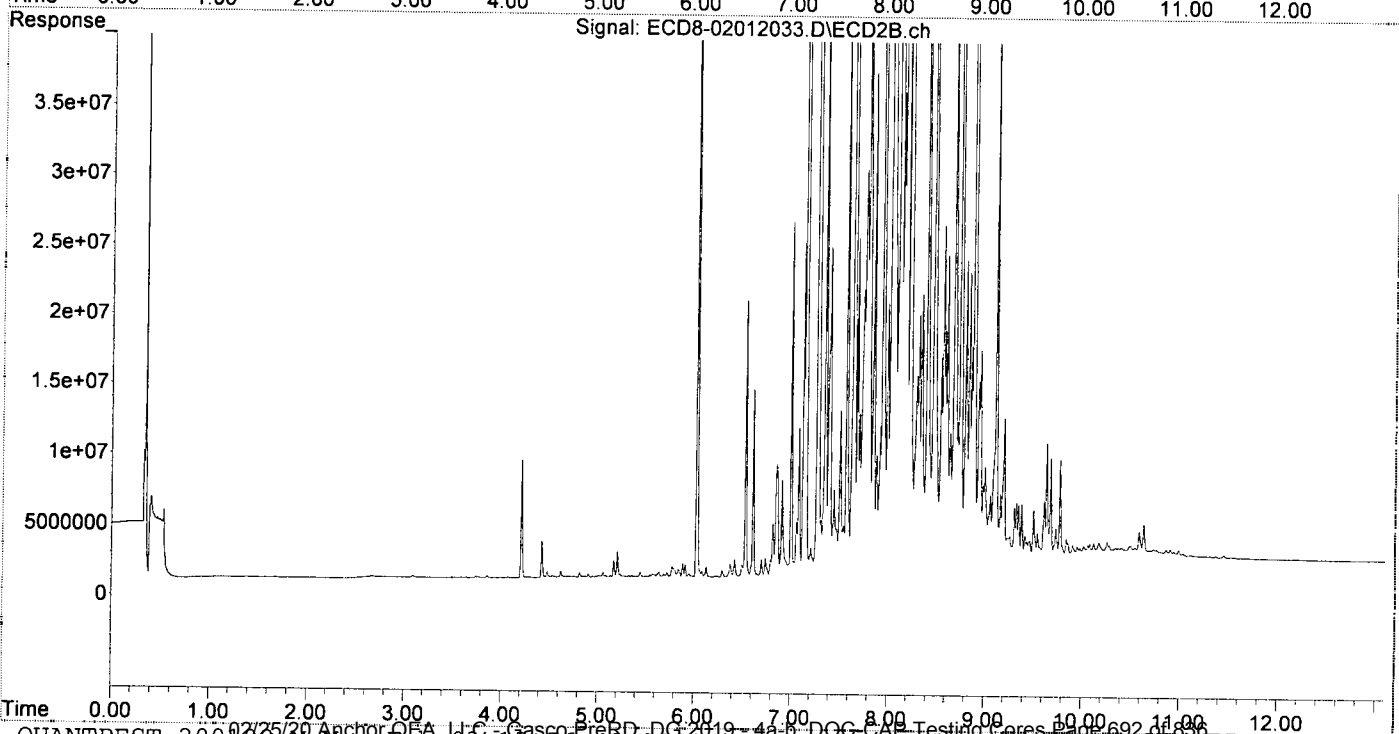
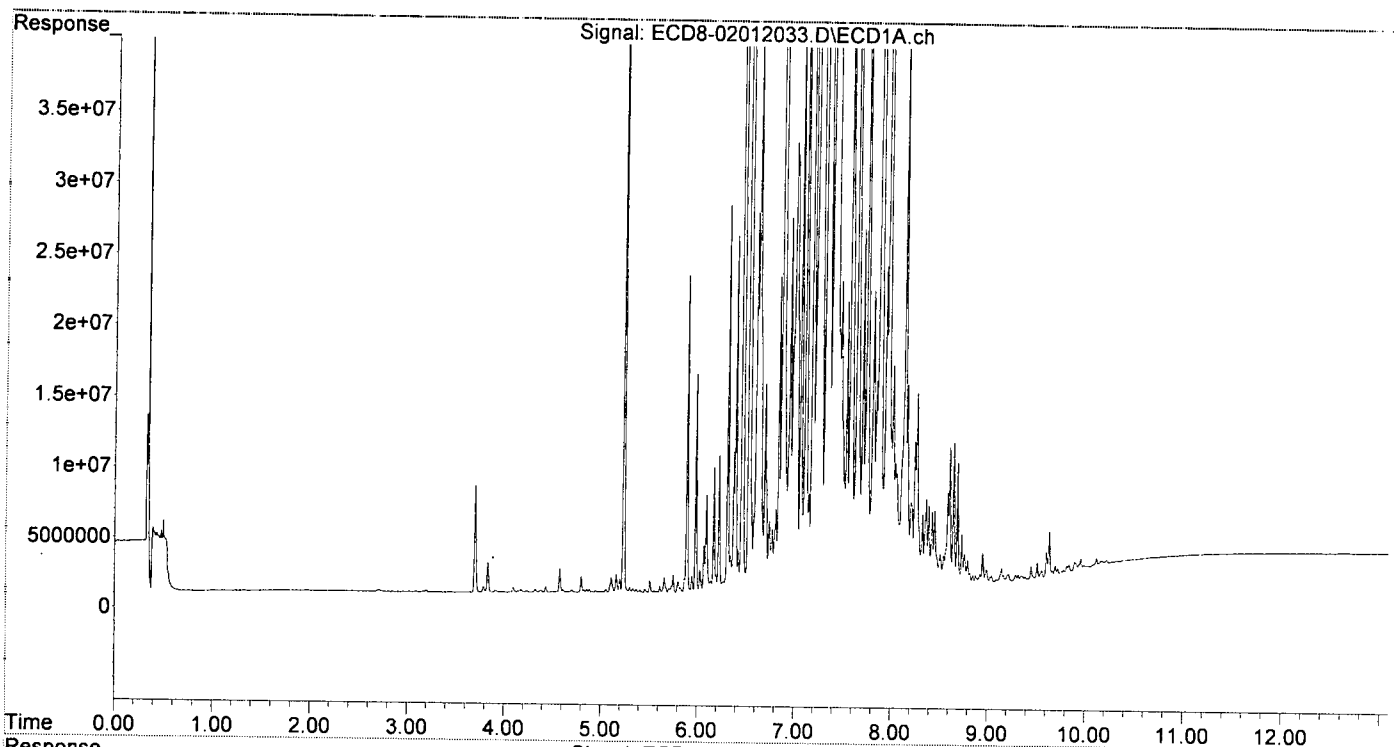
Compound	RT#1	RT#2	Resp#1	Resp#2	ng/mL	ng/mL
System Monitoring Compounds						
1) S TCMX (S)	0.000	0.000	0	0	N.D. d	N.D. d
22) S DCBP (S)	0.000	0.000	0	0	N.D. d	N.D. d
Target Compounds						
2) a-BHC	0.000	0.000	0	0	N.D. d	N.D. d
3) g-BHC	0.000	0.000	0	0	N.D. d	N.D. d
4) b-BHC	0.000	0.000	0	0	N.D. d	N.D. d
5) Heptachlor	0.000	0.000	0	0	N.D. d	N.D. d
6) d-BHC	0.000	0.000	0	0	N.D. d	N.D. d
7) Aldrin	0.000	0.000	0	0	N.D. d	N.D. d
8) Heptachlo...	0.000	0.000	0	0	N.D. d	N.D. d
9) trans-Chl...	0.000	0.000	0	0	N.D. d	N.D. d
10) cis-Chlor...	0.000	0.000	0	0	N.D. d	N.D. d
11) Endosulfa...	0.000	0.000	0	0	N.D. d	N.D. d
12) 4,4'-DDE	0.000	0.000	0	0	N.D. d	N.D. d
13) Dieldrin	0.000	0.000	0	0	N.D. d	N.D. d
14) Endrin	0.000	0.000	0	0	N.D. d	N.D. d
15) 4,4'-DDD	0.000	0.000	0	0	N.D. d	N.D. d
16) Endosulfa...	0.000	0.000	0	0	N.D. d	N.D. d
17) 4,4'-DDT	0.000	0.000	0	0	N.D. d	N.D. d
18) Endrin Al...	0.000	0.000	0	0	N.D. d	N.D. d
19) Endosulfa...	0.000	0.000	0	0	N.D. d	N.D. d
20) Methoxychlor	0.000	0.000	0	0	N.D. d	N.D. d
21) Endrin Ke...	0.000	0.000	0	0	N.D. d	N.D. d
23) Hexachlor...	0.000	0.000	0	0	N.D. d	N.D. d
24) Hexachlor...	0.000	0.000	0	0	N.D. d	N.D. d
25) Oxychlordan	0.000	0.000	0	0	N.D. d	N.D. d
26) 2,4'-DDE	0.000	0.000	0	0	N.D. d	N.D. d
27) trans-Non...	0.000	0.000	0	0	N.D. d	N.D. d
28) 2,4'-DDD	0.000	0.000	0	0	N.D. d	N.D. d
29) 2,4'-DDT	0.000	0.000	0	0	N.D. d	N.D. d
30) cis-Nonac...	0.000	0.000	0	0	N.D. d	N.D. d
31) Mirex	0.000	0.000	0	0	N.D. d	N.D. d
32) Chlordane...	7.325	8.118	780.0E6	962.8E6	2088.768	2237.923
33) Chlordane...	7.420	8.225	959.8E6	801.0E6	2095.944	2221.464
34) Chlordane...	7.966	8.889	253.1E6	258.6E6	2161.308	2363.887
35) Chlordane...	0.000	0.000	0	0	N.D. d	N.D. d
36) Toxaphene...	0.000	0.000	0	0	N.D. d	N.D. d
37) Toxaphene...	0.000	0.000	0	0	N.D. d	N.D. d
38) Toxaphene...	0.000	0.000	0	0	N.D. d	N.D. d
39) Toxaphene...	0.000	0.000	0	0	N.D. d	N.D. d
40) Toxaphene...	0.000	0.000	0	0	N.D. d	N.D. d
41) Toxaphene...	0.000	0.000	0	0	N.D. d	N.D. d
42) Toxaphene...	0.000	0.000	0	0	N.D. d	N.D. d

(f)=RT Delta > 1/2 Window (#)=Amounts differ by > 25% (m)=manual int.

Quantitation Report (QT Reviewed)

Data Path : C:\msdchem\1\data\2020-02\0B01012\
Data File : ECD8-02012033.D
Signal(s) : Signal #1: ECD1A.ch Signal #2: ECD2B.ch
Acq On : 1 Feb 2020 23:17
Operator : MJB
Sample : 0B01012-CALP
Misc : A19K306, CHLOR 2000 ppb
ALS Vial : 30 Sample Multiplier: 1

Integration File signal 1: PEST1.e
Integration File signal 2: PEST2.e
Quant Time: Feb 03 15:25:23 2020
Quant Method : C:\msdchem\1\methods\ECD8_QUANTPEST_200108.M
Quant Title : Instrument: DualECD8
QLast Update : Mon Feb 03 15:22:31 2020
Response via : Initial Calibration
Integrator: ChemStation



Quantitation Report (QT Reviewed)

Data Path : C:\msdchem\1\data\2020-02\0B01012\
 Data File : ECD8-02012036.D
 Signal(s) : Signal #1: ECD1A.ch Signal #2: ECD2B.ch
 Acq On : 2 Feb 2020 00:08
 Operator : MJB
 Sample : 0B01012-CALQ
 Misc : A20B005, TOX 10 ppb
 ALS Vial : 32 Sample Multiplier: 1

Integration File signal 1: PEST1.e
 Integration File signal 2: PEST2.e
 Quant Time: Feb 03 15:27:58 2020
 Quant Method : C:\msdchem\1\methods\ECD8_QUANTPEST_200108.M
 Quant Title : Instrument: DualECD8
 QLast Update : Mon Feb 03 15:27:40 2020
 Response via : Initial Calibration
 Integrator: ChemStation

MJB
2/3/20

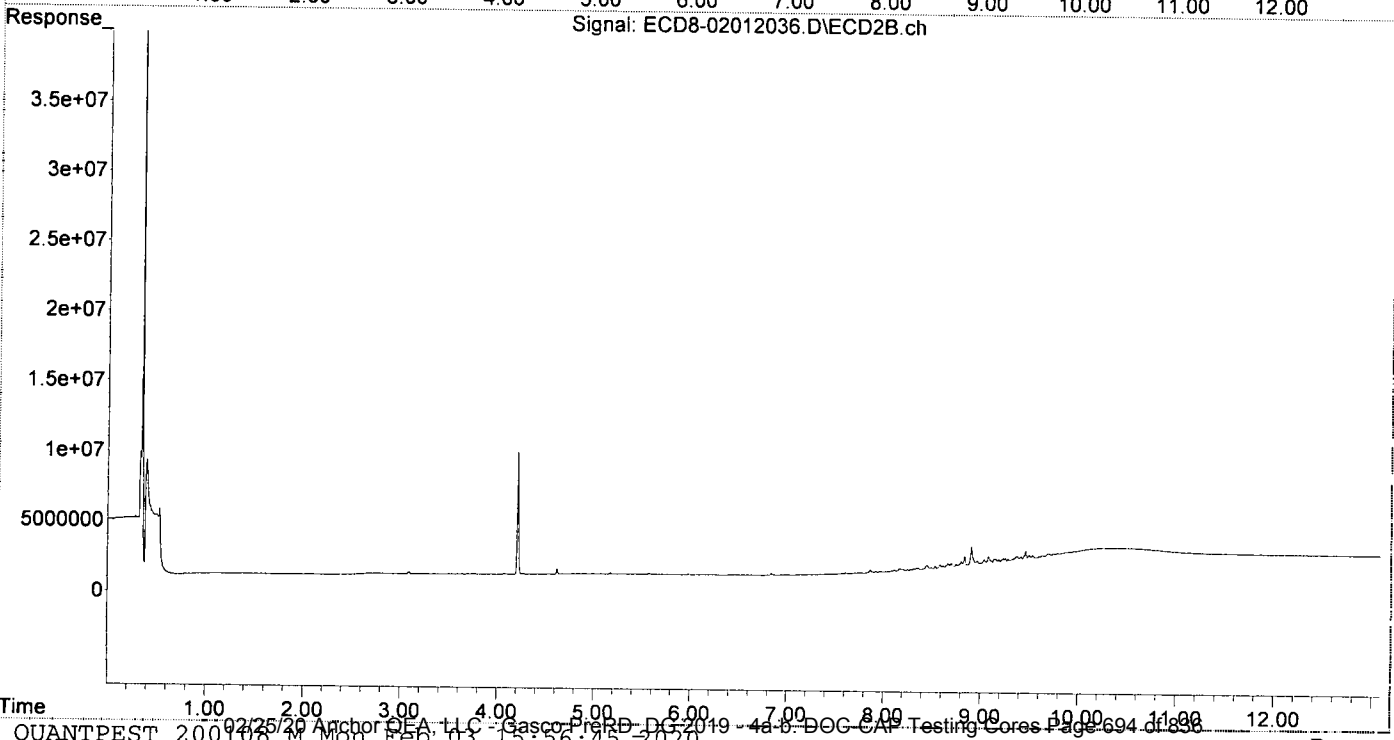
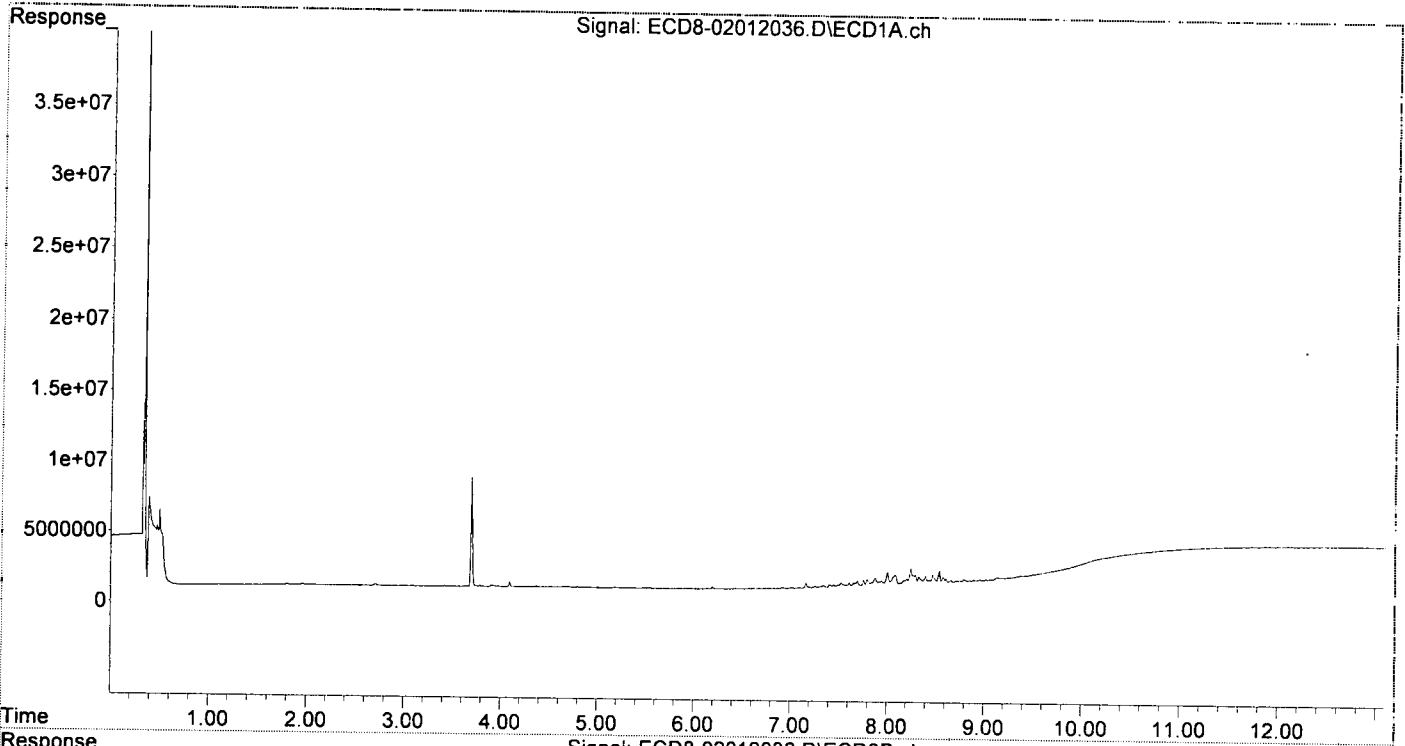
Compound	RT#1	RT#2	Resp#1	Resp#2	ng/mL	ng/mL
System Monitoring Compounds						
1) S TCMX (S)	0.000	0.000	0	0	N.D. d	N.D. d
22) S DCBP (S)	0.000	0.000	0	0	N.D. d	N.D. d
Target Compounds						
2) a-BHC	0.000	0.000	0	0	N.D. d	N.D. d
3) g-BHC	0.000	0.000	0	0	N.D. d	N.D. d
4) b-BHC	0.000	0.000	0	0	N.D. d	N.D. d
5) Heptachlor	0.000	0.000	0	0	N.D. d	N.D. d
6) d-BHC	0.000	0.000	0	0	N.D. d	N.D. d
7) Aldrin	0.000	0.000	0	0	N.D. d	N.D. d
8) Heptachlo...	0.000	0.000	0	0	N.D. d	N.D. d
9) trans-Chl...	0.000	0.000	0	0	N.D. d	N.D. d
10) cis-Chlor...	0.000	0.000	0	0	N.D. d	N.D. d
11) Endosulfa...	0.000	0.000	0	0	N.D. d	N.D. d
12) 4,4'-DDE	0.000	0.000	0	0	N.D. d	N.D. d
13) Dieldrin	0.000	0.000	0	0	N.D. d	N.D. d
14) Endrin	0.000	0.000	0	0	N.D. d	N.D. d
15) 4,4'-DDD	0.000	0.000	0	0	N.D. d	N.D. d
16) Endosulfa...	0.000	0.000	0	0	N.D. d	N.D. d
17) 4,4'-DDT	0.000	0.000	0	0	N.D. d	N.D. d
18) Endrin Al...	0.000	0.000	0	0	N.D. d	N.D. d
19) Endosulfa...	0.000	0.000	0	0	N.D. d	N.D. d
20) Methoxychlor	0.000	0.000	0	0	N.D. d	N.D. d
21) Endrin Ke...	0.000	0.000	0	0	N.D. d	N.D. d
23) Hexachlor...	0.000	0.000	0	0	N.D. d	N.D. d
24) Hexachlor...	0.000	0.000	0	0	N.D. d	N.D. d
25) Oxychlordane	0.000	0.000	0	0	N.D. d	N.D. d
26) 2,4'-DDE	0.000	0.000	0	0	N.D. d	N.D. d
27) trans-Non...	0.000	0.000	0	0	N.D. d	N.D. d
28) 2,4'-DDD	0.000	0.000	0	0	N.D. d	N.D. d
29) 2,4'-DDT	0.000	0.000	0	0	N.D. d	N.D. d
30) cis-Nonac...	0.000	0.000	0	0	N.D. d	N.D. d
31) Mirex	0.000	0.000	0	0	N.D. d	N.D. d
32) Chlordane...	0.000	0.000	0	0	N.D. d	N.D. d
33) Chlordane...	0.000	0.000	0	0	N.D. d	N.D. d
34) Chlordane...	0.000	0.000	0	0	N.D. d	N.D. d
35) Chlordane...	0.000	0.000	0	0	N.D. d	N.D. d
36) Toxaphene...	7.402	8.455	169507	273928	11.912	7.110 #
37) Toxaphene...	7.694	8.803	357259	364064	10.115	7.494 #
38) Toxaphene...	8.006	8.838	923034	694351	9.582	8.052
39) Toxaphene...	8.246	8.907	1100625	1372328	18.534	13.315 #
40) Toxaphene...	8.472	9.081	585949	574323	12.388	8.643 #
41) Toxaphene...	8.541	9.463	844549	749407	12.729	12.944
42) Toxaphene...	0.000	0.000	0	0	N.D. d	N.D. d

(f)=RT Delta > 1/2 Window (#)=Amounts differ by > 25% (m)=manual int.

Quantitation Report (QT Reviewed)

Data Path : C:\msdchem\1\data\2020-02\0B01012\
Data File : ECD8-02012036.D
Signal(s) : Signal #1: ECD1A.ch Signal #2: ECD2B.ch
Acq On : 2 Feb 2020 00:08
Operator : MJB
Sample : 0B01012-CALQ
Misc : A20B005, TOX 10 ppb
ALS Vial : 32 Sample Multiplier: 1

Integration File signal 1: PEST1.e
Integration File signal 2: PEST2.e
Quant Time: Feb 03 15:27:58 2020
Quant Method : C:\msdchem\1\methods\ECD8_QUANTPEST_200108.M
Quant Title : Instrument: DualECD8
QLast Update : Mon Feb 03 15:27:40 2020
Response via : Initial Calibration
Integrator: ChemStation



Quantitation Report (QT Reviewed)

Data Path : C:\msdchem\1\data\2020-02\0B01012\
 Data File : ECD8-02012037.D
 Signal(s) : Signal #1: ECD1A.ch Signal #2: ECD2B.ch
 Acq On : 2 Feb 2020 00:24
 Operator : MJB
 Sample : 0B01012-CALR
 Misc : A19J417, TOX 50 ppb
 ALS Vial : 33 Sample Multiplier: 1

Integration File signal 1: PEST1.e
 Integration File signal 2: PEST2.e
 Quant Time: Feb 03 15:28:39 2020
 Quant Method : C:\msdchem\1\methods\ECD8_QUANTPEST_200108.M
 Quant Title : Instrument: DualECD8
 QLast Update : Mon Feb 03 15:27:40 2020
 Response via : Initial Calibration
 Integrator: ChemStation

MJB
2/3/20

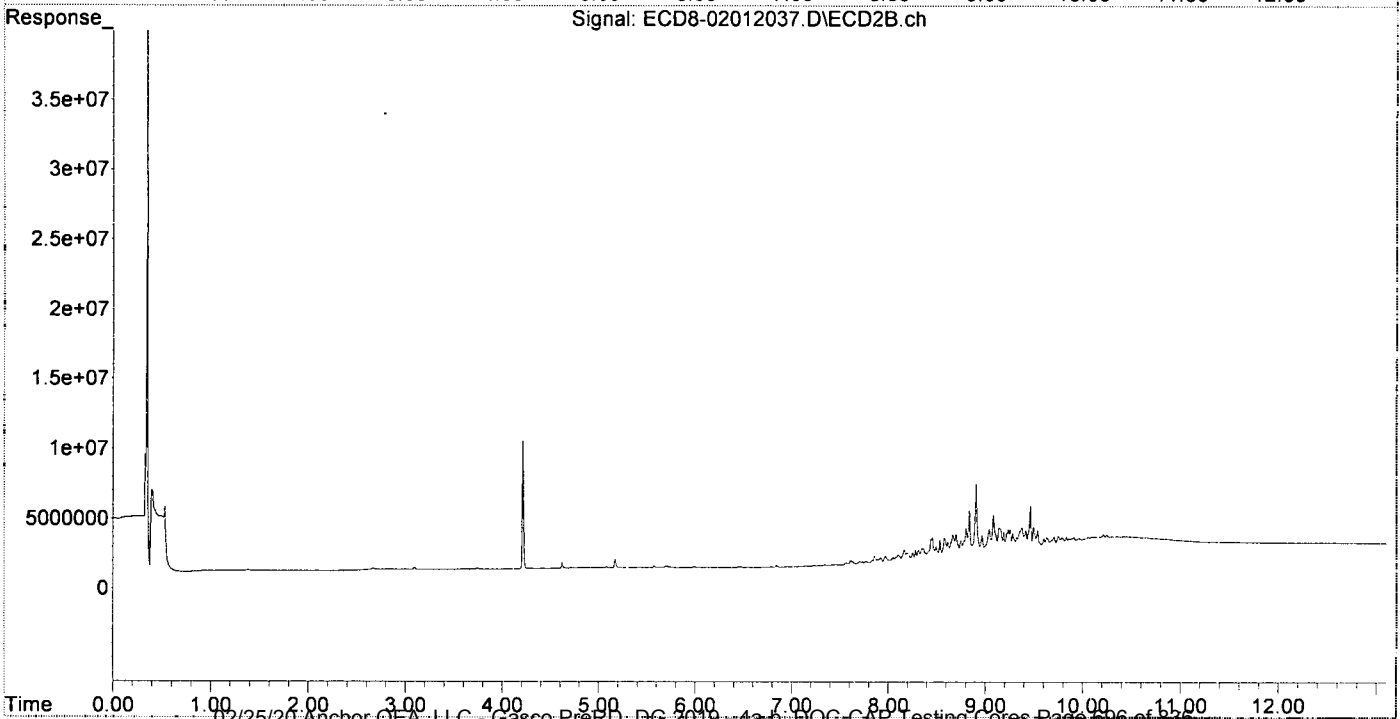
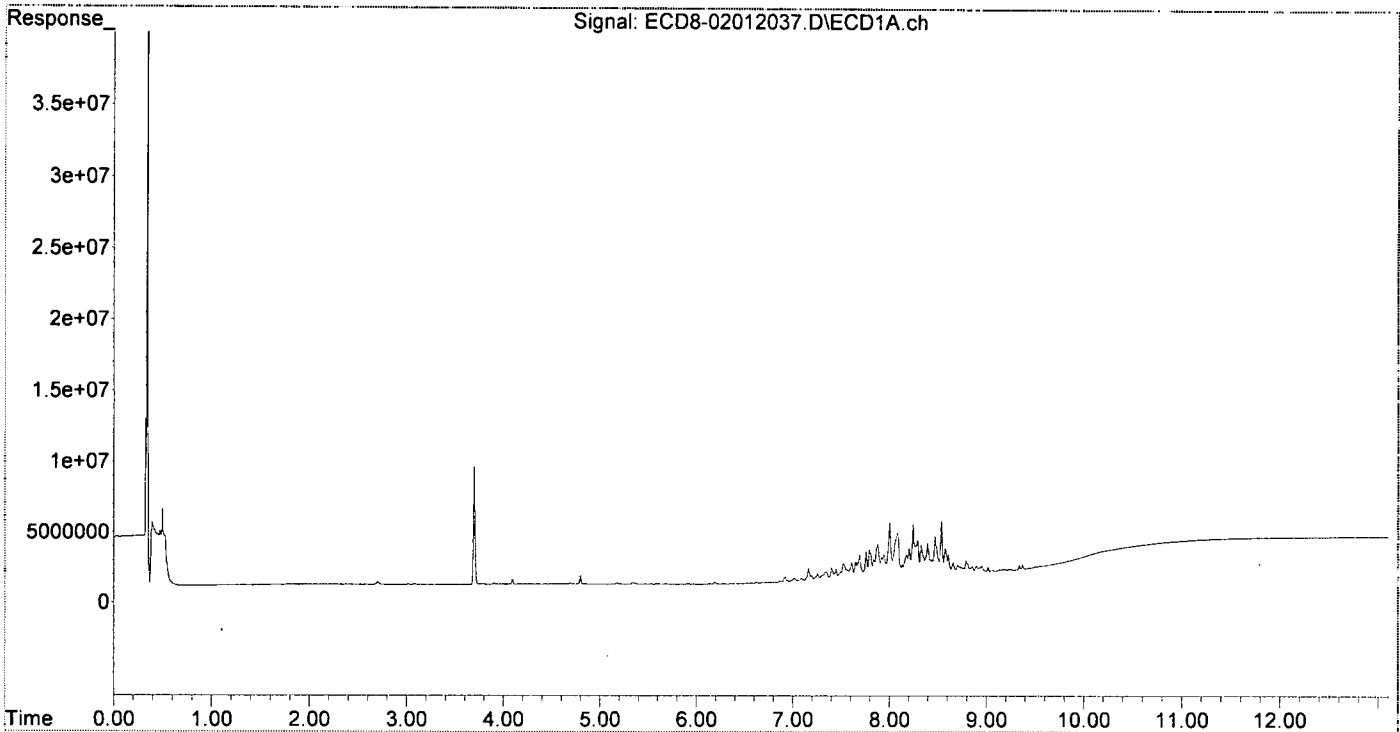
Compound	RT#1	RT#2	Resp#1	Resp#2	ng/mL	ng/mL
System Monitoring Compounds						
1) S TCMX (S)	0.000	0.000	0	0	N.D. d	N.D. d
22) S DCBP (S)	0.000	0.000	0	0	N.D. d	N.D. d
Target Compounds						
2) a-BHC	0.000	0.000	0	0	N.D. d	N.D. d
3) g-BHC	0.000	0.000	0	0	N.D. d	N.D. d
4) b-BHC	0.000	0.000	0	0	N.D. d	N.D. d
5) Heptachlor	0.000	0.000	0	0	N.D. d	N.D. d
6) d-BHC	0.000	0.000	0	0	N.D. d	N.D. d
7) Aldrin	0.000	0.000	0	0	N.D. d	N.D. d
8) Heptachlo...	0.000	0.000	0	0	N.D. d	N.D. d
9) trans-Chl...	0.000	0.000	0	0	N.D. d	N.D. d
10) cis-Chlor...	0.000	0.000	0	0	N.D. d	N.D. d
11) Endosulfa...	0.000	0.000	0	0	N.D. d	N.D. d
12) 4,4'-DDE	0.000	0.000	0	0	N.D. d	N.D. d
13) Dieldrin	0.000	0.000	0	0	N.D. d	N.D. d
14) Endrin	0.000	0.000	0	0	N.D. d	N.D. d
15) 4,4'-DDD	0.000	0.000	0	0	N.D. d	N.D. d
16) Endosulfa...	0.000	0.000	0	0	N.D. d	N.D. d
17) 4,4'-DDT	0.000	0.000	0	0	N.D. d	N.D. d
18) Endrin Al...	0.000	0.000	0	0	N.D. d	N.D. d
19) Endosulfa...	0.000	0.000	0	0	N.D. d	N.D. d
20) Methoxychlor	0.000	0.000	0	0	N.D. d	N.D. d
21) Endrin Ke...	0.000	0.000	0	0	N.D. d	N.D. d
23) Hexachlor...	0.000	0.000	0	0	N.D. d	N.D. d
24) Hexachlor...	0.000	0.000	0	0	N.D. d	N.D. d
25) Oxychlorane	0.000	0.000	0	0	N.D. d	N.D. d
26) 2,4'-DDE	0.000	0.000	0	0	N.D. d	N.D. d
27) trans-Non...	0.000	0.000	0	0	N.D. d	N.D. d
28) 2,4'-DDD	0.000	0.000	0	0	N.D. d	N.D. d
29) 2,4'-DDT	0.000	0.000	0	0	N.D. d	N.D. d
30) cis-Nonac...	0.000	0.000	0	0	N.D. d	N.D. d
31) Mirex	0.000	0.000	0	0	N.D. d	N.D. d
32) Chlordane...	0.000	0.000	0	0	N.D. d	N.D. d
33) Chlordane...	0.000	0.000	0	0	N.D. d	N.D. d
34) Chlordane...	0.000	0.000	0	0	N.D. d	N.D. d
35) Chlordane...	0.000	0.000	0	0	N.D. d	N.D. d
36) Toxaphene...	7.400	8.455	862137	1457893	60.587	50.306
37) Toxaphene...	7.693	8.804	1682151	1899624	55.373	50.936
38) Toxaphene...	8.004	8.839	3882297	3122967	59.396	53.665
39) Toxaphene...	8.246	8.907	3672237	5032751	61.839	57.160
40) Toxaphene...	8.473	9.083	2698036	2697421	57.043	51.780
41) Toxaphene...	8.539	9.464	3790810	3159313	57.136	54.567
42) Toxaphene...	0.000	0.000	0	0	N.D. d	N.D. d

(f)=RT Delta > 1/2 Window (#)=Amounts differ by > 25% (m)=manual int.

Quantitation Report (QT Reviewed)

Data Path : C:\msdchem\1\data\2020-02\0B01012\
Data File : ECD8-02012037.D
Signal(s) : Signal #1: ECD1A.ch Signal #2: ECD2B.ch
Acq On : 2 Feb 2020 00:24
Operator : MJB
Sample : 0B01012-CALR
Misc : A19J417, TOX 50 ppb
ALS Vial : 33 Sample Multiplier: 1

Integration File signal 1: PEST1.e
Integration File signal 2: PEST2.e
Quant Time: Feb 03 15:28:39 2020
Quant Method : C:\msdchem\1\methods\ECD8_QUANTPEST_200108.M
Quant Title : Instrument: DualECD8
QLast Update : Mon Feb 03 15:27:40 2020
Response via : Initial Calibration
Integrator: ChemStation



Quantitation Report (QT Reviewed)

Data Path : C:\msdchem\1\data\2020-02\0B01012\
 Data File : ECD8-02012038.D
 Signal(s) : Signal #1: ECD1A.ch Signal #2: ECD2B.ch
 Acq On : 2 Feb 2020 00:41
 Operator : MJB
 Sample : 0B01012-CALS
 Misc : A19J418, TOX 100 ppb
 ALS Vial : 34 Sample Multiplier: 1

Integration File signal 1: PEST1.e
 Integration File signal 2: PEST2.e
 Quant Time: Feb 03 15:29:16 2020
 Quant Method : C:\msdchem\1\methods\ECD8_QUANTPEST_200108.M
 Quant Title : Instrument: DualECD8
 QLast Update : Mon Feb 03 15:27:40 2020
 Response via : Initial Calibration
 Integrator: ChemStation

*MJB
2/3/20*

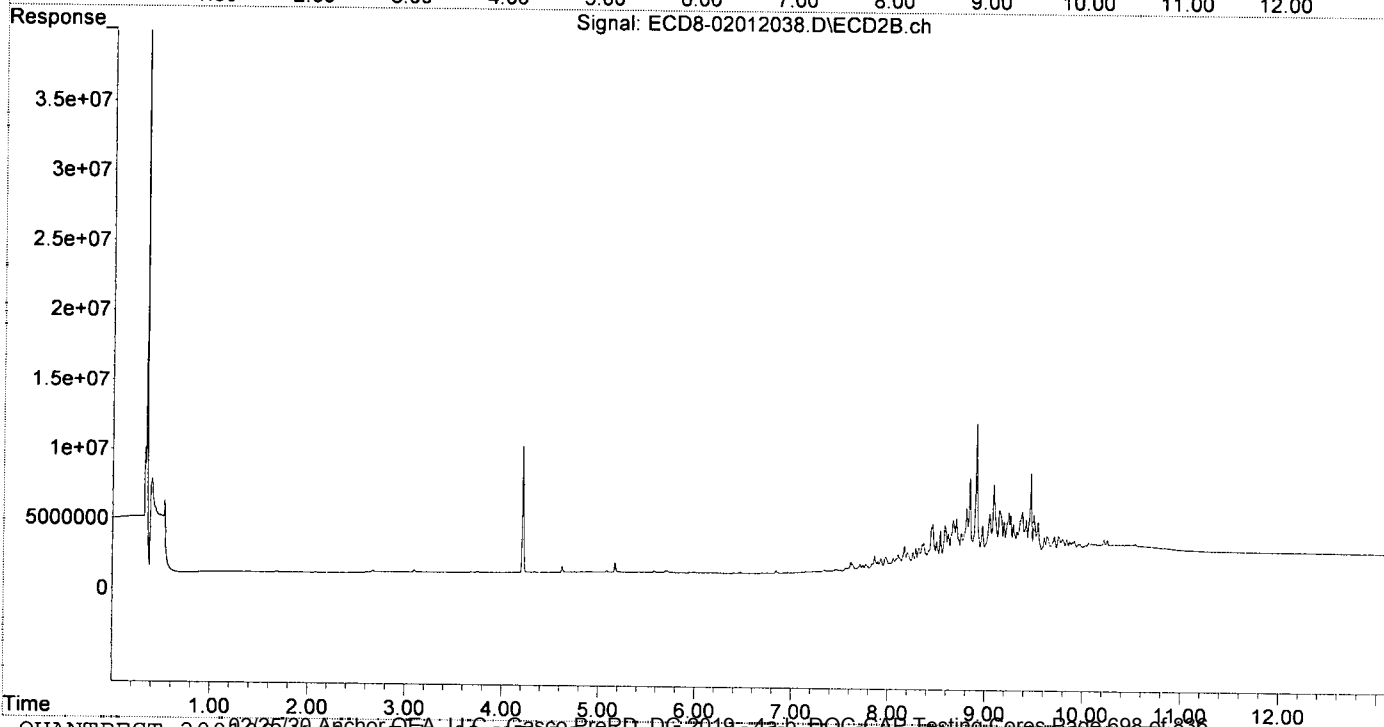
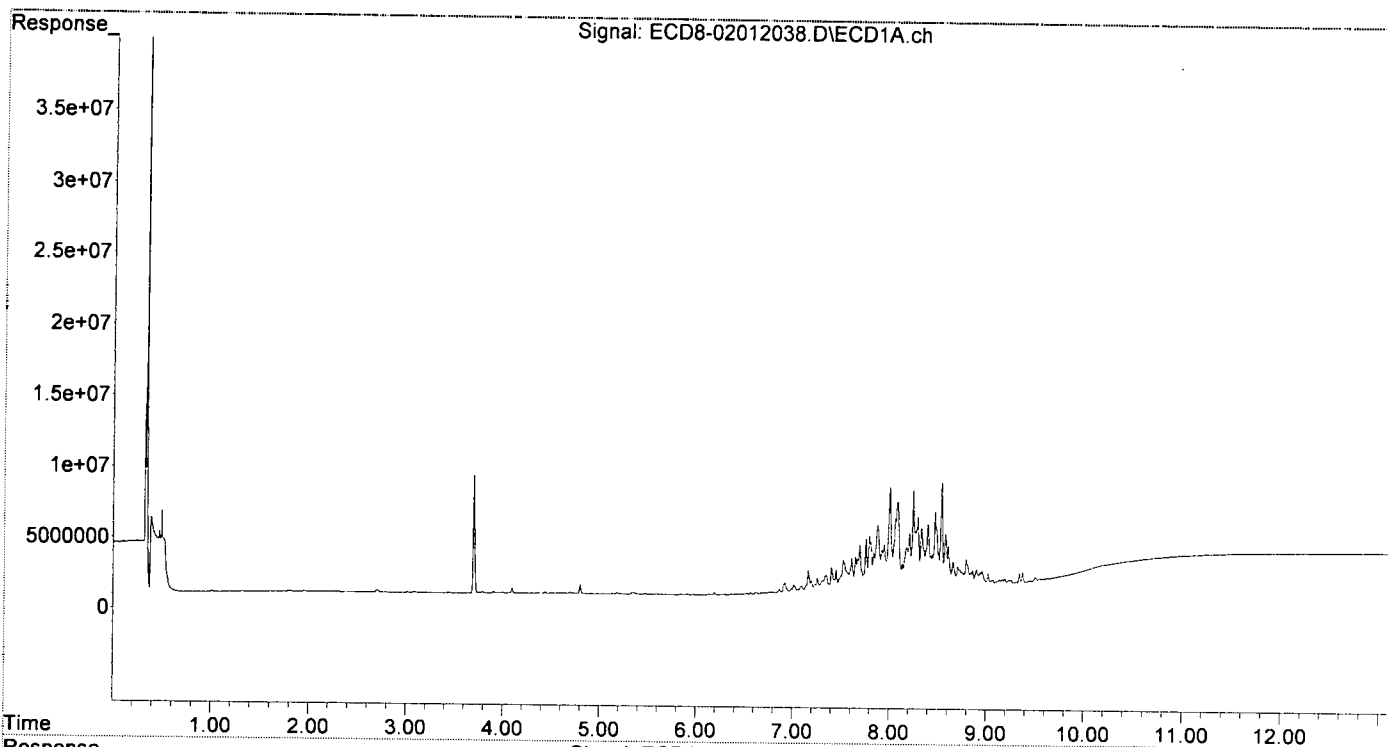
Compound	RT#1	RT#2	Resp#1	Resp#2	ng/mL	ng/mL
System Monitoring Compounds						
1) S TCMX (S)	0.000	0.000	0	0	N.D. d	N.D. d
22) S DCBP (S)	0.000	0.000	0	0	N.D. d	N.D. d
Target Compounds						
2) a-BHC	0.000	0.000	0	0	N.D. d	N.D. d
3) g-BHC	0.000	0.000	0	0	N.D. d	N.D. d
4) b-BHC	0.000	0.000	0	0	N.D. d	N.D. d
5) Heptachlor	0.000	0.000	0	0	N.D. d	N.D. d
6) d-BHC	0.000	0.000	0	0	N.D. d	N.D. d
7) Aldrin	0.000	0.000	0	0	N.D. d	N.D. d
8) Heptachlo...	0.000	0.000	0	0	N.D. d	N.D. d
9) trans-Chl...	0.000	0.000	0	0	N.D. d	N.D. d
10) cis-Chlor...	0.000	0.000	0	0	N.D. d	N.D. d
11) Endosulfa...	0.000	0.000	0	0	N.D. d	N.D. d
12) 4,4'-DDE	0.000	0.000	0	0	N.D. d	N.D. d
13) Dieldrin	0.000	0.000	0	0	N.D. d	N.D. d
14) Endrin	0.000	0.000	0	0	N.D. d	N.D. d
15) 4,4'-DDD	0.000	0.000	0	0	N.D. d	N.D. d
16) Endosulfa...	0.000	0.000	0	0	N.D. d	N.D. d
17) 4,4'-DDT	0.000	0.000	0	0	N.D. d	N.D. d
18) Endrin Al...	0.000	0.000	0	0	N.D. d	N.D. d
19) Endosulfa...	0.000	0.000	0	0	N.D. d	N.D. d
20) Methoxychlor	0.000	0.000	0	0	N.D. d	N.D. d
21) Endrin Ke...	0.000	0.000	0	0	N.D. d	N.D. d
23) Hexachlor...	0.000	0.000	0	0	N.D. d	N.D. d
24) Hexachlor...	0.000	0.000	0	0	N.D. d	N.D. d
25) Oxychlorane	0.000	0.000	0	0	N.D. d	N.D. d
26) 2,4'-DDE	0.000	0.000	0	0	N.D. d	N.D. d
27) trans-Non...	0.000	0.000	0	0	N.D. d	N.D. d
28) 2,4'-DDD	0.000	0.000	0	0	N.D. d	N.D. d
29) 2,4'-DDT	0.000	0.000	0	0	N.D. d	N.D. d
30) cis-Nonac...	0.000	0.000	0	0	N.D. d	N.D. d
31) Mirex	0.000	0.000	0	0	N.D. d	N.D. d
32) Chlordane...	0.000	0.000	0	0	N.D. d	N.D. d
33) Chlordane...	0.000	0.000	0	0	N.D. d	N.D. d
34) Chlordane...	0.000	0.000	0	0	N.D. d	N.D. d
35) Chlordane...	0.000	0.000	0	0	N.D. d	N.D. d
36) Toxaphene...	7.400	8.455	1687426	3039636	118.585	108.365
37) Toxaphene...	7.693	8.803	3171817	4024499	106.680	111.161
38) Toxaphene...	8.004	8.838	7108085	6231660	113.854	111.998
39) Toxaphene...	8.245	8.906	6856793	10075815	115.465	117.279
40) Toxaphene...	8.472	9.083	5268375	5637073	111.387	111.355
41) Toxaphene...	8.539	9.463	7293127	6347466	108.923	109.632
42) Toxaphene...	0.000	0.000	0	0	N.D. d	N.D. d

(f)=RT Delta > 1/2 Window (#)=Amounts differ by > 25% (m)=manual int.

Quantitation Report (QT Reviewed)

Data Path : C:\msdchem\1\data\2020-02\0B01012\
Data File : ECD8-02012038.D
Signal(s) : Signal #1: ECD1A.ch Signal #2: ECD2B.ch
Acq On : 2 Feb 2020 00:41
Operator : MJB
Sample : 0B01012-CALS
Misc : A19J418, TOX 100 ppb
ALS Vial : 34 Sample Multiplier: 1

Integration File signal 1: PEST1.e
Integration File signal 2: PEST2.e
Quant Time: Feb 03 15:29:16 2020
Quant Method : C:\msdchem\1\methods\ECD8_QUANTPEST_200108.M
Quant Title : Instrument: DualECD8
QLast Update : Mon Feb 03 15:27:40 2020
Response via : Initial Calibration
Integrator: ChemStation



Quantitation Report (QT Reviewed)

Data Path : C:\msdchem\1\data\2020-02\0B01012\
 Data File : ECD8-02012039.D
 Signal(s) : Signal #1: ECD1A.ch Signal #2: ECD2B.ch
 Acq On : 2 Feb 2020 00:58
 Operator : MJB
 Sample : 0B01012-CALT
 Misc : A19J419, TOX 200 ppb
 ALS Vial : 35 Sample Multiplier: 1

Integration File signal 1: PEST1.e
 Integration File signal 2: PEST2.e
 Quant Time: Feb 03 15:29:52 2020
 Quant Method : C:\msdchem\1\methods\ECD8_QUANTPEST_200108.M
 Quant Title : Instrument: DualECD8
 QLast Update : Mon Feb 03 15:27:40 2020
 Response via : Initial Calibration
 Integrator: ChemStation

MJB
2/3/20

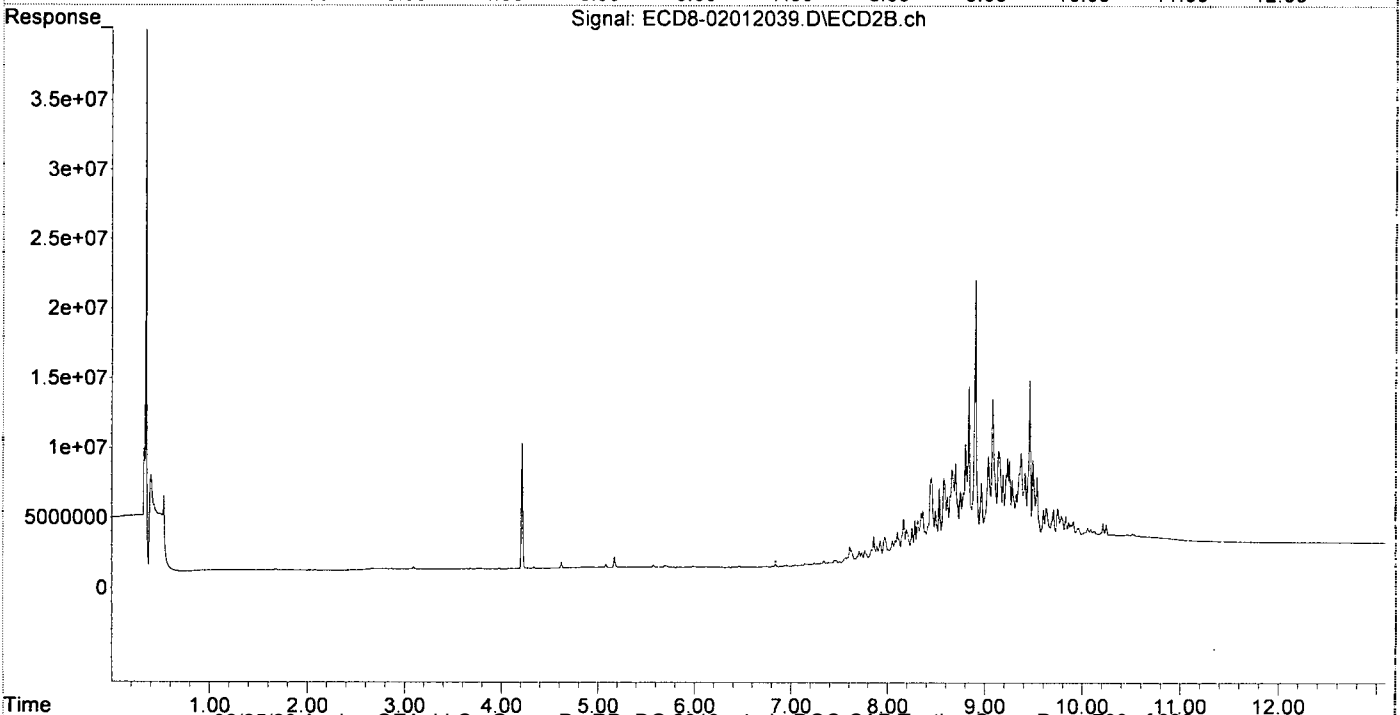
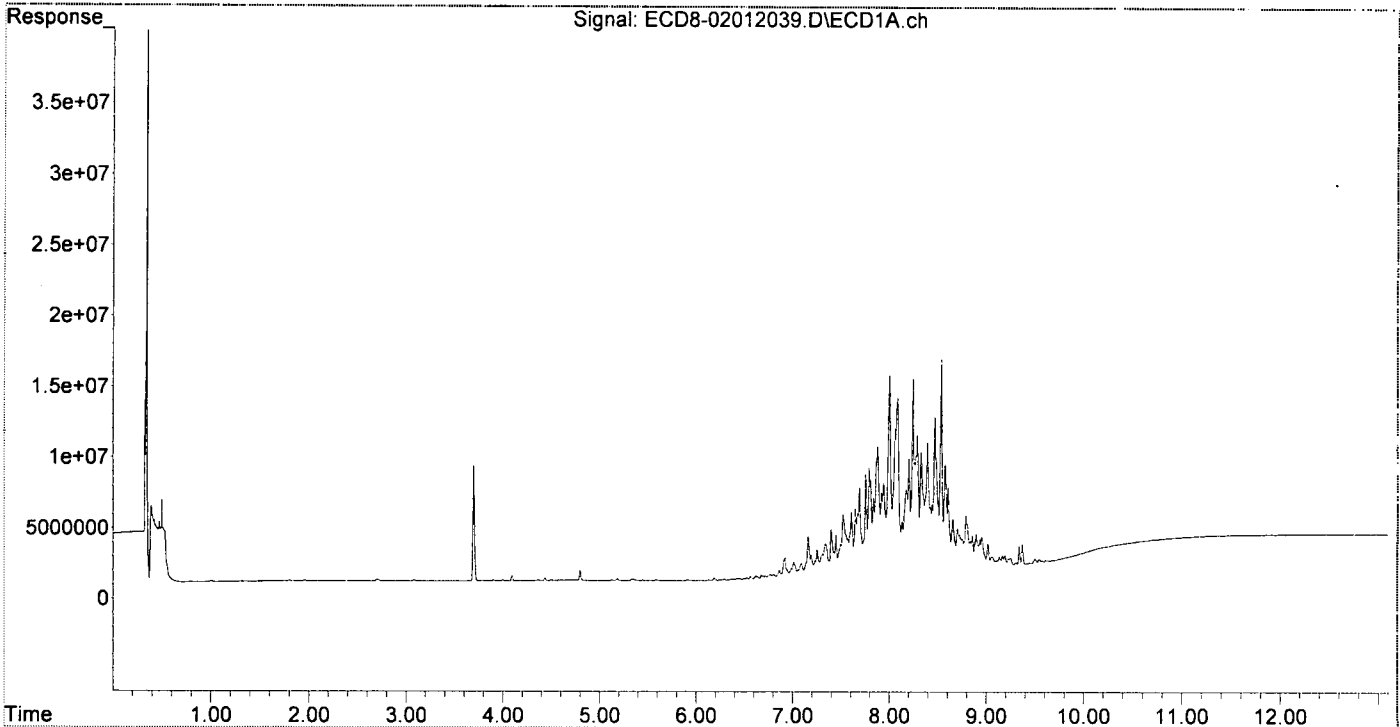
Compound	RT#1	RT#2	Resp#1	Resp#2	ng/mL	ng/mL
System Monitoring Compounds						
1) S TCMX (S)	0.000	0.000	0	0	N.D. d	N.D. d
22) S DCBP (S)	0.000	0.000	0	0	N.D. d	N.D. d
Target Compounds						
2) a-BHC	0.000	0.000	0	0	N.D. d	N.D. d
3) g-BHC	0.000	0.000	0	0	N.D. d	N.D. d
4) b-BHC	0.000	0.000	0	0	N.D. d	N.D. d
5) Heptachlor	0.000	0.000	0	0	N.D. d	N.D. d
6) d-BHC	0.000	0.000	0	0	N.D. d	N.D. d
7) Aldrin	0.000	0.000	0	0	N.D. d	N.D. d
8) Heptachlo...	0.000	0.000	0	0	N.D. d	N.D. d
9) trans-Chl...	0.000	0.000	0	0	N.D. d	N.D. d
10) cis-Chlor...	0.000	0.000	0	0	N.D. d	N.D. d
11) Endosulfa...	0.000	0.000	0	0	N.D. d	N.D. d
12) 4,4'-DDE	0.000	0.000	0	0	N.D. d	N.D. d
13) Dieldrin	0.000	0.000	0	0	N.D. d	N.D. d
14) Endrin	0.000	0.000	0	0	N.D. d	N.D. d
15) 4,4'-DDD	0.000	0.000	0	0	N.D. d	N.D. d
16) Endosulfa...	0.000	0.000	0	0	N.D. d	N.D. d
17) 4,4'-DDT	0.000	0.000	0	0	N.D. d	N.D. d
18) Endrin Al...	0.000	0.000	0	0	N.D. d	N.D. d
19) Endosulfa...	0.000	0.000	0	0	N.D. d	N.D. d
20) Methoxychlor	0.000	0.000	0	0	N.D. d	N.D. d
21) Endrin Ke...	0.000	0.000	0	0	N.D. d	N.D. d
23) Hexachlor...	0.000	0.000	0	0	N.D. d	N.D. d
24) Hexachlor...	0.000	0.000	0	0	N.D. d	N.D. d
25) Oxychlorane	0.000	0.000	0	0	N.D. d	N.D. d
26) 2,4'-DDE	0.000	0.000	0	0	N.D. d	N.D. d
27) trans-Non...	0.000	0.000	0	0	N.D. d	N.D. d
28) 2,4'-DDD	0.000	0.000	0	0	N.D. d	N.D. d
29) 2,4'-DDT	0.000	0.000	0	0	N.D. d	N.D. d
30) cis-Nonac...	0.000	0.000	0	0	N.D. d	N.D. d
31) Mirex	0.000	0.000	0	0	N.D. d	N.D. d
32) Chlordane...	0.000	0.000	0	0	N.D. d	N.D. d
33) Chlordane...	0.000	0.000	0	0	N.D. d	N.D. d
34) Chlordane...	0.000	0.000	0	0	N.D. d	N.D. d
35) Chlordane...	0.000	0.000	0	0	N.D. d	N.D. d
36) Toxaphene...	7.398	8.454	3210991	5983532	225.654	217.519
37) Toxaphene...	7.692	8.803	6077785	8295354	208.090	232.604
38) Toxaphene...	8.003	8.838	13955658	12406840	230.011	227.700
39) Toxaphene...	8.245	8.905	13559149	19955192	228.329	234.111
40) Toxaphene...	8.471	9.082	10723722	11485592	226.727	229.366
41) Toxaphene...	8.539	9.464	14823031	12675921	228.416	218.935
42) Toxaphene...	0.000	0.000	0	0	N.D. d	N.D. d

(f)=RT Delta > 1/2 Window (#)=Amounts differ by > 25% (m)=manual int.

Quantitation Report (QT Reviewed)

Data Path : C:\msdchem\1\data\2020-02\0B01012\
Data File : ECD8-02012039.D
Signal(s) : Signal #1: ECD1A.ch Signal #2: ECD2B.ch
Acq On : 2 Feb 2020 00:58
Operator : MJB
Sample : 0B01012-CALT
Misc : A19J419, TOX 200 ppb
ALS Vial : 35 Sample Multiplier: 1

Integration File signal 1: PEST1.e
Integration File signal 2: PEST2.e
Quant Time: Feb 03 15:29:52 2020
Quant Method : C:\msdchem\1\methods\ECD8_QUANTPEST_200108.M
Quant Title : Instrument: DualECD8
QLast Update : Mon Feb 03 15:27:40 2020
Response via : Initial Calibration
Integrator: ChemStation



Quantitation Report (QT Reviewed)

Data Path : C:\msdchem\1\data\2020-02\0B01012\
 Data File : ECD8-02012040.D
 Signal(s) : Signal #1: ECD1A.ch Signal #2: ECD2B.ch
 Acq On : 2 Feb 2020 1:15
 Operator : MJB
 Sample : 0B01012-CALU
 Misc : A19J420, TOX 500 ppb
 ALS Vial : 36 Sample Multiplier: 1

Integration File signal 1: PEST1.e
 Integration File signal 2: PEST2.e
 Quant. Time: Feb 03 15:27:06 2020
 Quant Method : C:\msdchem\1\methods\ECD8_QUANTPEST_200108.M
 Quant Title : Instrument: DualECD8
 QLast Update : Mon Feb 03 15:22:31 2020
 Response via : Initial Calibration
 Integrator: ChemStation

MJB
2/3/20

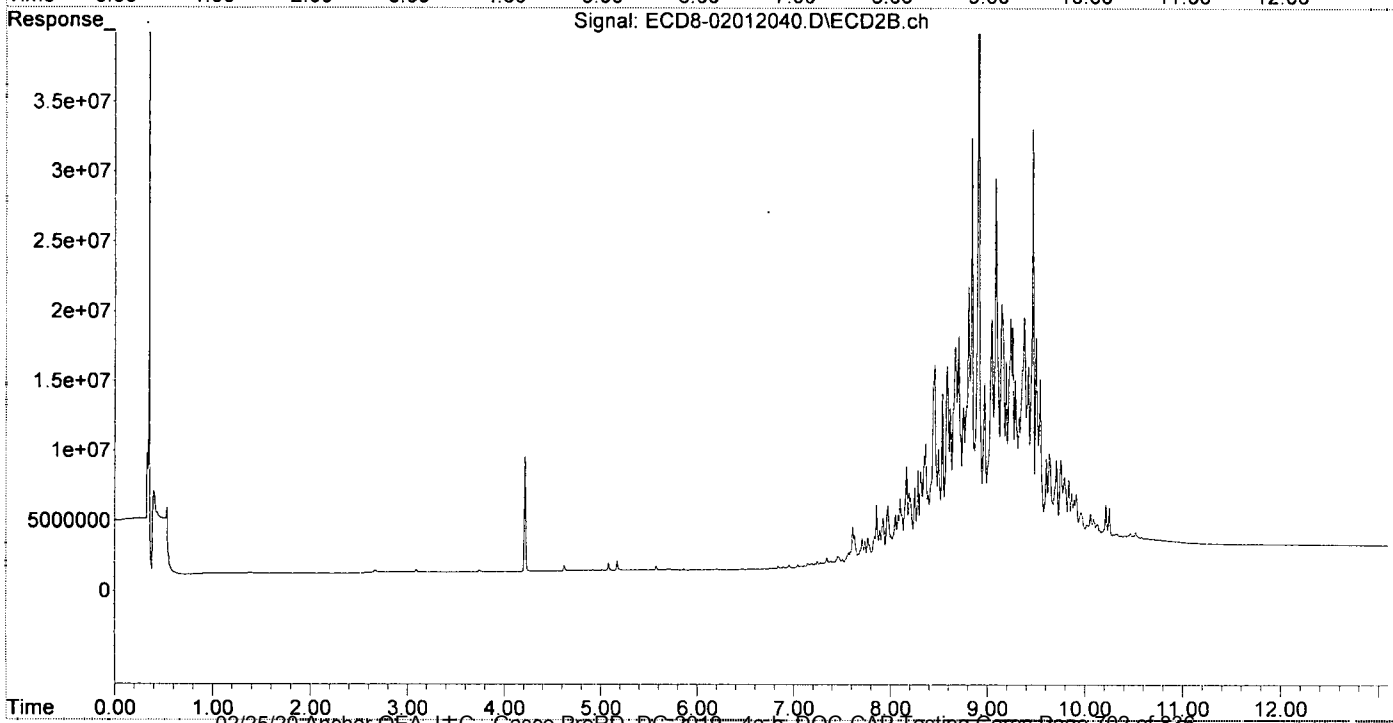
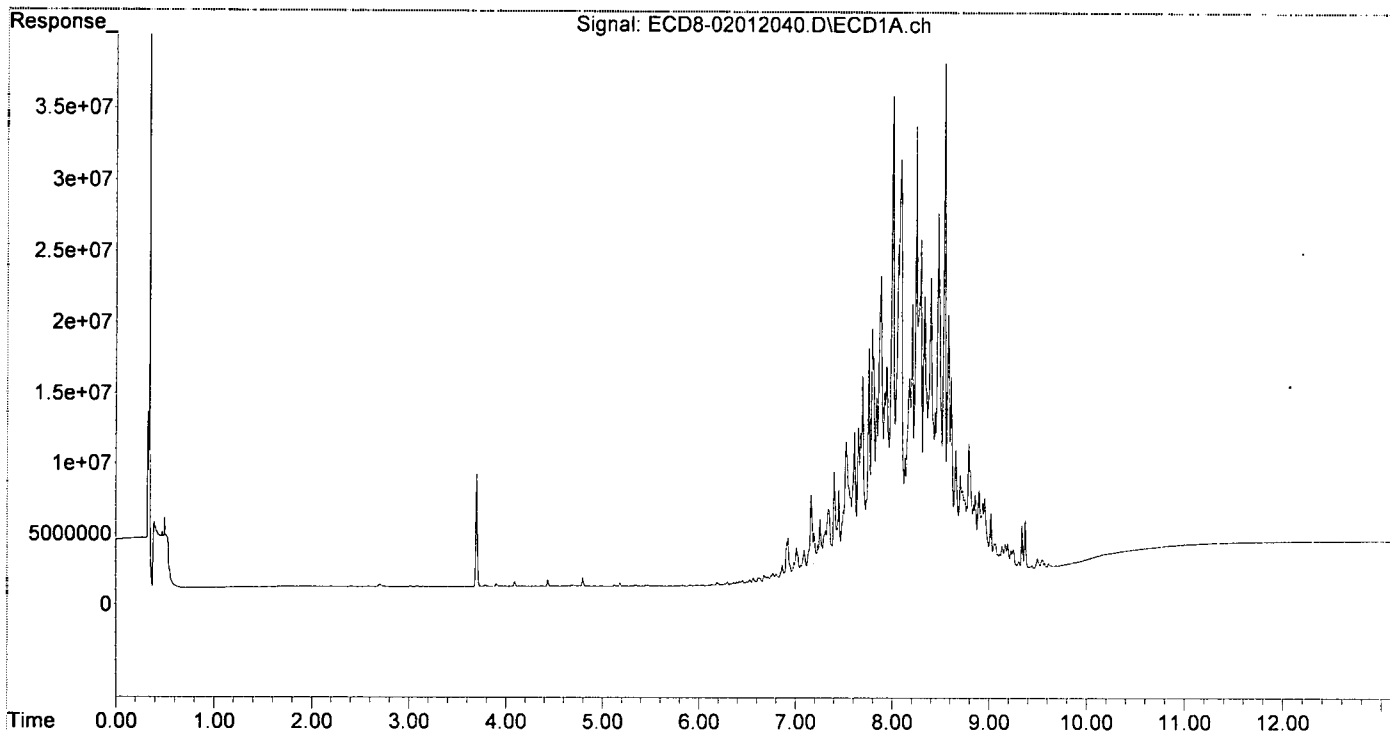
Compound	RT#1	RT#2	Resp#1	Resp#2	ng/mL	ng/mL
System Monitoring Compounds						
1) S TCMX (S)	0.000	0.000	0	0	N.D. d	N.D. d
22) S DCBP (S)	0.000	0.000	0	0	N.D. d	N.D. d
Target Compounds						
2) a-BHC	0.000	0.000	0	0	N.D. d	N.D. d
3) g-BHC	0.000	0.000	0	0	N.D. d	N.D. d
4) b-BHC	0.000	0.000	0	0	N.D. d	N.D. d
5) Heptachlor	0.000	0.000	0	0	N.D. d	N.D. d
6) d-BHC	0.000	0.000	0	0	N.D. d	N.D. d
7) Aldrin	0.000	0.000	0	0	N.D. d	N.D. d
8) Heptachlo...	0.000	0.000	0	0	N.D. d	N.D. d
9) trans-Chl...	0.000	0.000	0	0	N.D. d	N.D. d
10) cis-Chlor...	0.000	0.000	0	0	N.D. d	N.D. d
11) Endosulfa...	0.000	0.000	0	0	N.D. d	N.D. d
12) 4,4'-DDE	0.000	0.000	0	0	N.D. d	N.D. d
13) Dieldrin	0.000	0.000	0	0	N.D. d	N.D. d
14) Endrin	0.000	0.000	0	0	N.D. d	N.D. d
15) 4,4'-DDD	0.000	0.000	0	0	N.D. d	N.D. d
16) Endosulfa...	0.000	0.000	0	0	N.D. d	N.D. d
17) 4,4'-DDT	0.000	0.000	0	0	N.D. d	N.D. d
18) Endrin Al...	0.000	0.000	0	0	N.D. d	N.D. d
19) Endosulfa...	0.000	0.000	0	0	N.D. d	N.D. d
20) Methoxychlor	0.000	0.000	0	0	N.D. d	N.D. d
21) Endrin Ke...	0.000	0.000	0	0	N.D. d	N.D. d
23) Hexachlor...	0.000	0.000	0	0	N.D. d	N.D. d
24) Hexachlor...	0.000	0.000	0	0	N.D. d	N.D. d
25) Oxychlorane	0.000	0.000	0	0	N.D. d	N.D. d
26) 2,4'-DDE	0.000	0.000	0	0	N.D. d	N.D. d
27) trans-Non...	0.000	0.000	0	0	N.D. d	N.D. d
28) 2,4'-DDD	0.000	0.000	0	0	N.D. d	N.D. d
29) 2,4'-DDT	0.000	0.000	0	0	N.D. d	N.D. d
30) cis-Nonac...	0.000	0.000	0	0	N.D. d	N.D. d
31) Mirex	0.000	0.000	0	0	N.D. d	N.D. d
32) Chlordane...	0.000	0.000	0	0	N.D. d	N.D. d
33) Chlordane...	0.000	0.000	0	0	N.D. d	N.D. d
34) Chlordane...	0.000	0.000	0	0	N.D. d	N.D. d
35) Chlordane...	0.000	0.000	0	0	N.D. d	N.D. d
36) Toxaphene...	7.399	8.454	7624274	13991055	535.799	522.065
37) Toxaphene...	7.692	8.802	14283516	19375133	504.670	550.161
38) Toxaphene...	8.002	8.837	33827874	30083885	571.498	557.645
39) Toxaphene...	8.245	8.905	31701311	48832915	533.834	568.777
40) Toxaphene...	8.471	9.082	25454970	27050867	538.183	540.168
41) Toxaphene...	8.538	9.463	35990464	30451142	542.455	525.944
42) Toxaphene...	0.000	0.000	0	0	N.D. d	N.D. d

(f)=RT Delta > 1/2 Window (#)=Amounts differ by > 25% (m)=manual int.

Quantitation Report (QT Reviewed)

Data Path : C:\msdchem\1\data\2020-02\0B01012\
Data File : ECD8-02012040.D
Signal(s) : Signal #1: ECD1A.ch Signal #2: ECD2B.ch
Acq On : 2 Feb 2020 1:15
Operator : MJB
Sample : 0B01012-CALU
Misc : A19J420, TOX 500 ppb
ALS Vial : 36 Sample Multiplier: 1

Integration File signal 1: PEST1.e
Integration File signal 2: PEST2.e
Quant Time: Feb 03 15:27:06 2020
Quant Method : C:\msdchem\1\methods\ECD8_QUANTPEST_200108.M
Quant Title : Instrument: DualECD8
QLast Update : Mon Feb 03 15:22:31 2020
Response via : Initial Calibration
Integrator: ChemStation



Quantitation Report (QT Reviewed)

Data Path : C:\msdchem\1\data\2020-02\0B01012\
 Data File : ECD8-02012041.D
 Signal(s) : Signal #1: ECD1A.ch Signal #2: ECD2B.ch
 Acq On : 2 Feb 2020 1:32
 Operator : MJB
 Sample : 0B01012-CALV
 Misc : A19J421, TOX 1000 ppb
 ALS Vial : 37 Sample Multiplier: 1

Integration File signal 1: PEST1.e
 Integration File signal 2: PEST2.e
 Quant Time: Feb 03 15:30:29 2020
 Quant Method : C:\msdchem\1\methods\ECD8_QUANTPEST_200108.M
 Quant Title : Instrument: DualECD8
 QLast Update : Mon Feb 03 15:27:40 2020
 Response via : Initial Calibration
 Integrator: ChemStation

MJB
2/3/20

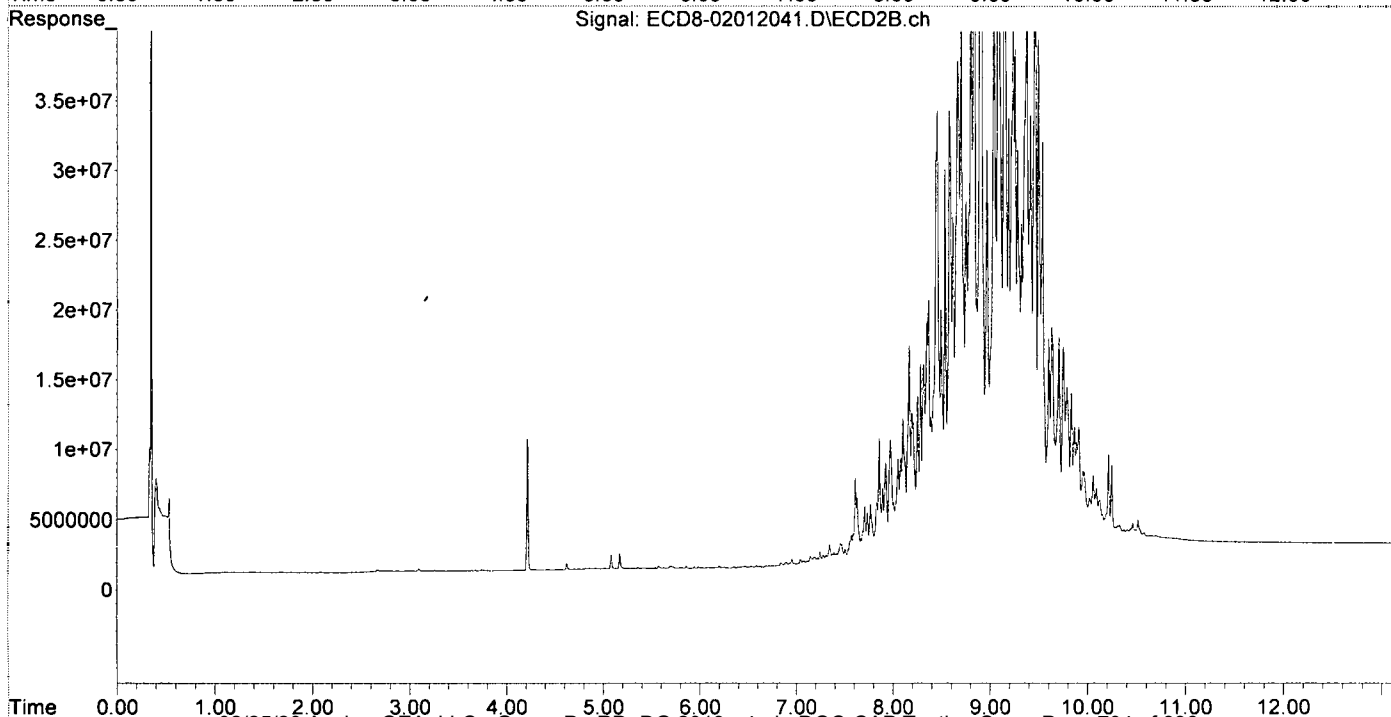
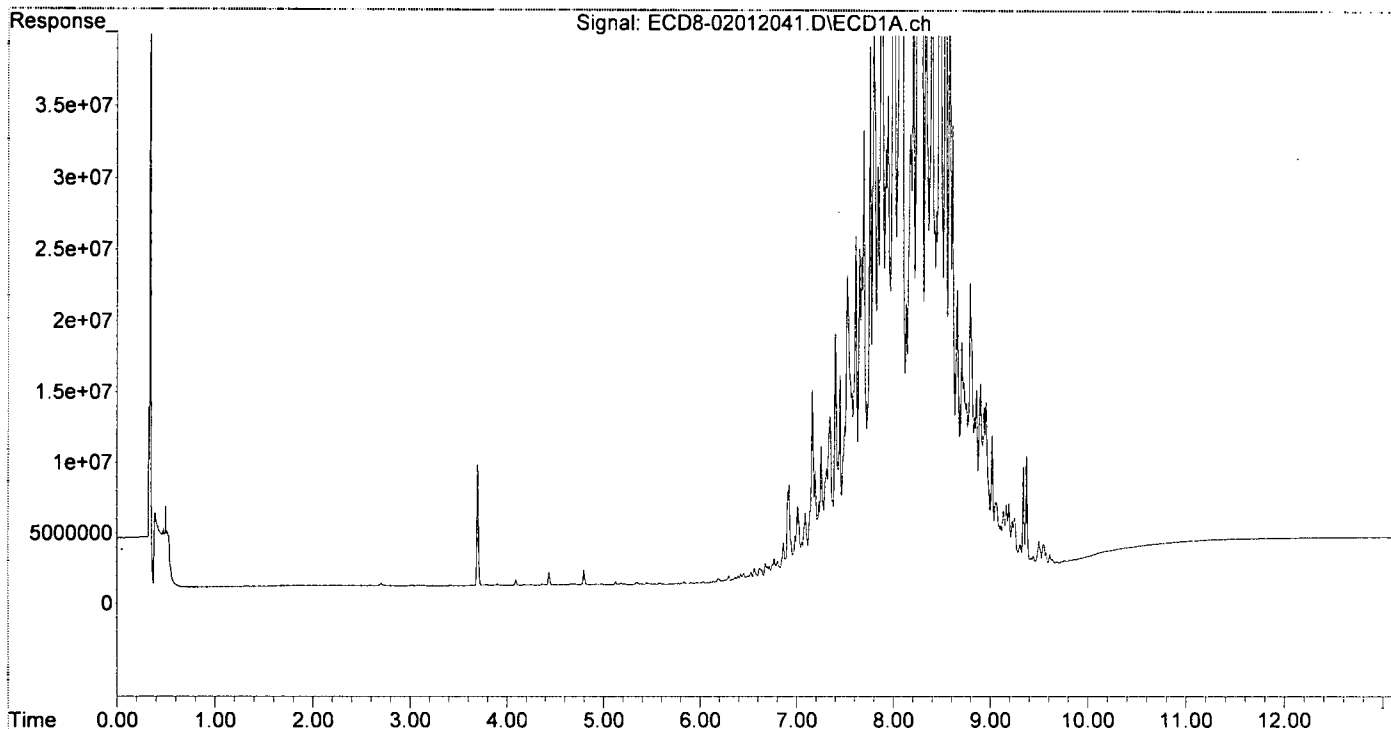
Compound	RT#1	RT#2	Resp#1	Resp#2	ng/mL	ng/mL
System Monitoring Compounds						
1) S TCMX (S)	0.000	0.000	0	0	N.D. d	N.D. d
22) S DCBP (S)	0.000	0.000	0	0	N.D. d	N.D. d
Target Compounds						
2) a-BHC	0.000	0.000	0	0	N.D. d	N.D. d
3) g-BHC	0.000	0.000	0	0	N.D. d	N.D. d
4) b-BHC	0.000	0.000	0	0	N.D. d	N.D. d
5) Heptachlor	0.000	0.000	0	0	N.D. d	N.D. d
6) d-BHC	0.000	0.000	0	0	N.D. d	N.D. d
7) Aldrin	0.000	0.000	0	0	N.D. d	N.D. d
8) Heptachlo...	0.000	0.000	0	0	N.D. d	N.D. d
9) trans-Chl...	0.000	0.000	0	0	N.D. d	N.D. d
10) cis-Chlor...	0.000	0.000	0	0	N.D. d	N.D. d
11) Endosulfa...	0.000	0.000	0	0	N.D. d	N.D. d
12) 4,4'-DDE	0.000	0.000	0	0	N.D. d	N.D. d
13) Dieldrin	0.000	0.000	0	0	N.D. d	N.D. d
14) Endrin	0.000	0.000	0	0	N.D. d	N.D. d
15) 4,4'-DDD	0.000	0.000	0	0	N.D. d	N.D. d
16) Endosulfa...	0.000	0.000	0	0	N.D. d	N.D. d
17) 4,4'-DDT	0.000	0.000	0	0	N.D. d	N.D. d
18) Endrin Al...	0.000	0.000	0	0	N.D. d	N.D. d
19) Endosulfa...	0.000	0.000	0	0	N.D. d	N.D. d
20) Methoxychlor	0.000	0.000	0	0	N.D. d	N.D. d
21) Endrin Ke...	0.000	0.000	0	0	N.D. d	N.D. d
23) Hexachlor...	0.000	0.000	0	0	N.D. d	N.D. d
24) Hexachlor...	0.000	0.000	0	0	N.D. d	N.D. d
25) Oxychlorane	0.000	0.000	0	0	N.D. d	N.D. d
26) 2,4'-DDE	0.000	0.000	0	0	N.D. d	N.D. d
27) trans-Non...	0.000	0.000	0	0	N.D. d	N.D. d
28) 2,4'-DDD	0.000	0.000	0	0	N.D. d	N.D. d
29) 2,4'-DDT	0.000	0.000	0	0	N.D. d	N.D. d
30) cis-Nonac...	0.000	0.000	0	0	N.D. d	N.D. d
31) Mirex	0.000	0.000	0	0	N.D. d	N.D. d
32) Chlordane...	0.000	0.000	0	0	N.D. d	N.D. d
33) Chlordane...	0.000	0.000	0	0	N.D. d	N.D. d
34) Chlordane...	0.000	0.000	0	0	N.D. d	N.D. d
35) Chlordane...	0.000	0.000	0	0	N.D. d	N.D. d
36) Toxaphene...	7.399	8.453	17126108	32020907	1203.545	1255.115
37) Toxaphene...	7.691	8.802	31290692	44952411	1177.930	1297.613
38) Toxaphene...	8.002	8.837	74869389	70006747	1298.898	1296.068
39) Toxaphene...	8.245	8.905	71267141	114.1E6	1200.102	1291.377
40) Toxaphene...	8.471	9.081	57604978	63084241	1217.916	1242.380
41) Toxaphene...	8.538	9.463	80425541	70673400	1212.189	1220.652
42) Toxaphene...	0.000	0.000	0	0	N.D. d	N.D. d

(f)=RT Delta > 1/2 Window (#)=Amounts differ by > 25% (m)=manual int.

Quantitation Report (QT Reviewed)

Data Path : C:\msdchem\1\data\2020-02\0B01012\
Data File : ECD8-02012041.D
Signal(s) : Signal #1: ECD1A.ch Signal #2: ECD2B.ch
Acq On : 2 Feb 2020 1:32
Operator : MJB
Sample : 0B01012-CALV
Misc : A19J421, TOX 1000 ppb
ALS Vial : 37 Sample Multiplier: 1

Integration File signal 1: PEST1.e
Integration File signal 2: PEST2.e
Quant Time: Feb 03 15:30:29 2020
Quant Method : C:\msdchem\1\methods\ECD8_QUANTPEST_200108.M
Quant Title : Instrument: DualECD8
QLast Update : Mon Feb 03 15:27:40 2020
Response via : Initial Calibration
Integrator: ChemStation



Quantitation Report (QT Reviewed)

Data Path : C:\msdchem\1\data\2020-02\0B01012\
 Data File : ECD8-02012042.D
 Signal(s) : Signal #1: ECD1A.ch Signal #2: ECD2B.ch
 Acq On : 2 Feb 2020 1:48
 Operator : MJB
 Sample : 0B01012-CALW
 Misc : A19J416, TOX 200 ppb
 ALS Vial : 38 Sample Multiplier: 1

Integration File signal 1: PEST1.e
 Integration File signal 2: PEST2.e
 Quant Time: Feb 03 15:31:07 2020
 Quant Method : C:\msdchem\1\methods\ECD8_QUANTPEST_200108.M
 Quant Title : Instrument: DualECD8
 QLast Update : Mon Feb 03 15:27:40 2020
 Response via : Initial Calibration
 Integrator: ChemStation

*MJB
2/3/20*

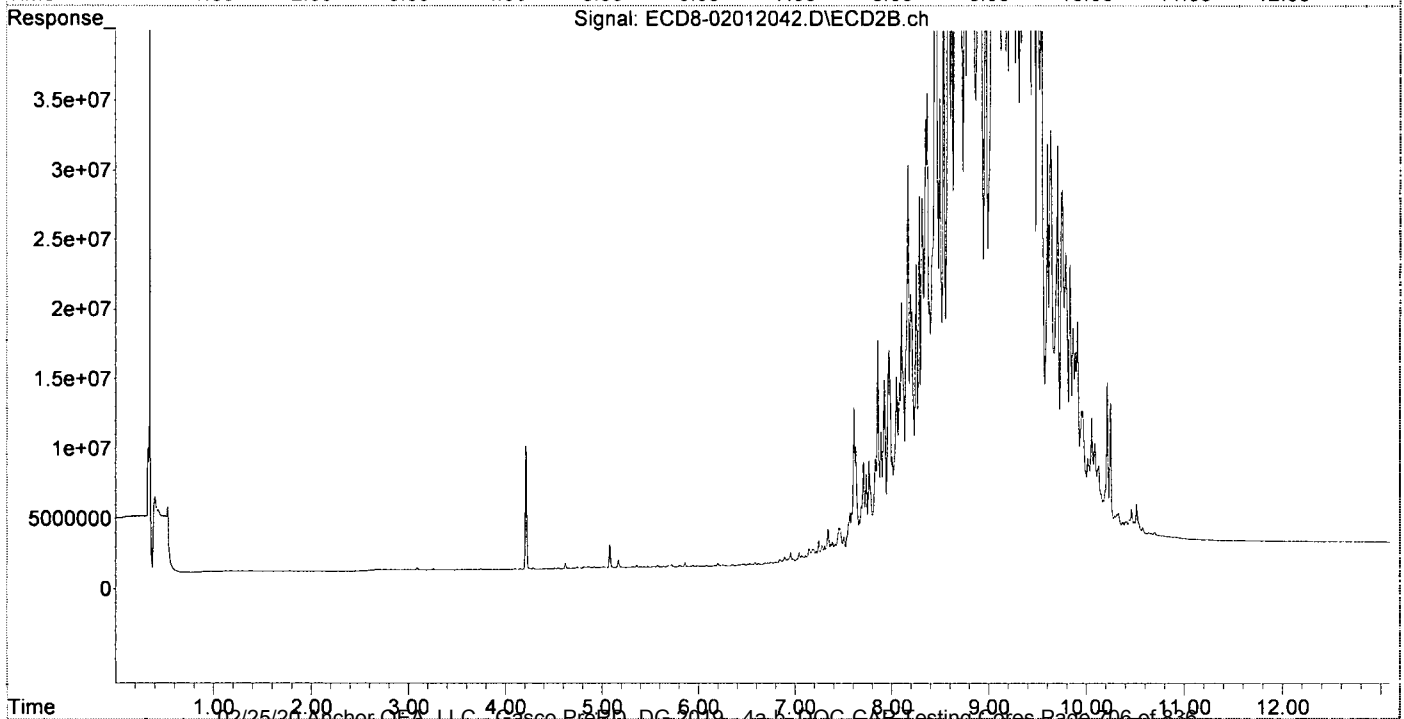
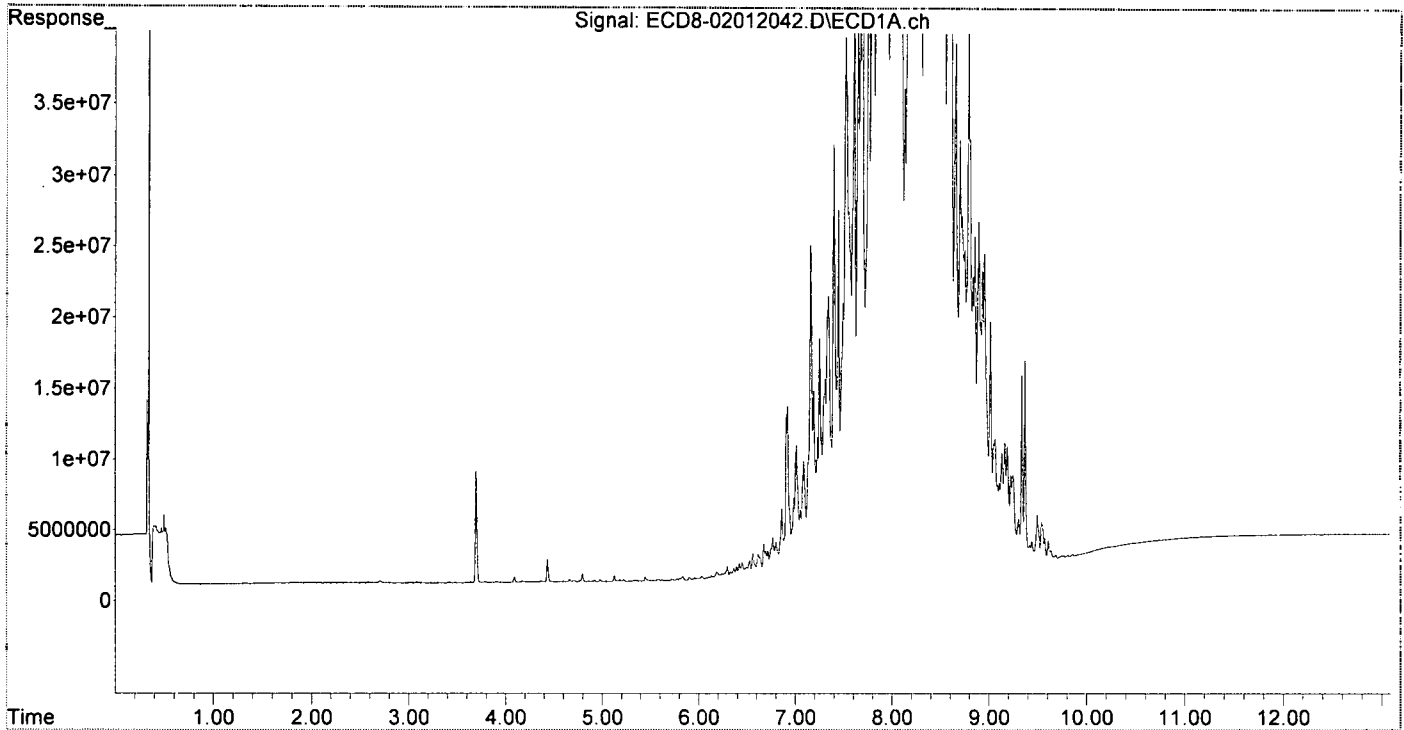
Compound	RT#1	RT#2	Resp#1	Resp#2	ng/mL	ng/mL
System Monitoring Compounds						
1) S TCMX (S)	0.000	0.000	0	0	N.D. d	N.D. d
22) S DCBP (S)	0.000	0.000	0	0	N.D. d	N.D. d
Target Compounds						
2) a-BHC	0.000	0.000	0	0	N.D. d	N.D. d
3) g-BHC	0.000	0.000	0	0	N.D. d	N.D. d
4) b-BHC	0.000	0.000	0	0	N.D. d	N.D. d
5) Heptachlor	0.000	0.000	0	0	N.D. d	N.D. d
6) d-BHC	0.000	0.000	0	0	N.D. d	N.D. d
7) Aldrin	0.000	0.000	0	0	N.D. d	N.D. d
8) Heptachlo...	0.000	0.000	0	0	N.D. d	N.D. d
9) trans-Chl...	0.000	0.000	0	0	N.D. d	N.D. d
10) cis-Chlor...	0.000	0.000	0	0	N.D. d	N.D. d
11) Endosulfa...	0.000	0.000	0	0	N.D. d	N.D. d
12) 4,4'-DDE	0.000	0.000	0	0	N.D. d	N.D. d
13) Dieldrin	0.000	0.000	0	0	N.D. d	N.D. d
14) Endrin	0.000	0.000	0	0	N.D. d	N.D. d
15) 4,4'-DDD	0.000	0.000	0	0	N.D. d	N.D. d
16) Endosulfa...	0.000	0.000	0	0	N.D. d	N.D. d
17) 4,4'-DDT	0.000	0.000	0	0	N.D. d	N.D. d
18) Endrin Al...	0.000	0.000	0	0	N.D. d	N.D. d
19) Endosulfa...	0.000	0.000	0	0	N.D. d	N.D. d
20) Methoxychlor	0.000	0.000	0	0	N.D. d	N.D. d
21) Endrin Ke...	0.000	0.000	0	0	N.D. d	N.D. d
23) Hexachlor...	0.000	0.000	0	0	N.D. d	N.D. d
24) Hexachlor...	0.000	0.000	0	0	N.D. d	N.D. d
25) Oxychlorane	0.000	0.000	0	0	N.D. d	N.D. d
26) 2,4'-DDE	0.000	0.000	0	0	N.D. d	N.D. d
27) trans-Non...	0.000	0.000	0	0	N.D. d	N.D. d
28) 2,4'-DDD	0.000	0.000	0	0	N.D. d	N.D. d
29) 2,4'-DDT	0.000	0.000	0	0	N.D. d	N.D. d
30) cis-Nonac...	0.000	0.000	0	0	N.D. d	N.D. d
31) Mirex	0.000	0.000	0	0	N.D. d	N.D. d
32) Chlordane...	0.000	0.000	0	0	N.D. d	N.D. d
33) Chlordane...	0.000	0.000	0	0	N.D. d	N.D. d
34) Chlordane...	0.000	0.000	0	0	N.D. d	N.D. d
35) Chlordane...	0.000	0.000	0	0	N.D. d	N.D. d
36) Toxaphene...	7.398	8.453	30177110	58830123	2120.709	2511.348
37) Toxaphene...	7.691	8.802	57148633	82998661	2442.230	2449.774
38) Toxaphene...	8.003	8.837	134.9E6	132.9E6	2423.208	2441.276
39) Toxaphene...	8.243	8.905	128.9E6	212.6E6	2171.417	2307.234
40) Toxaphene...	8.471	9.082	104.1E6	117.9E6	2200.668	2268.137
41) Toxaphene...	8.537	9.462	145.3E6	131.6E6	2190.132	2273.646
42) Toxaphene...	0.000	0.000	0	0	N.D. d	N.D. d

(f)=RT Delta > 1/2 Window (#)=Amounts differ by > 25% (m)=manual int.

Quantitation Report (QT Reviewed)

Data Path : C:\msdchem\1\data\2020-02\0B01012\
Data File : ECD8-02012042.D
Signal(s) : Signal #1: ECD1A.ch Signal #2: ECD2B.ch
Acq On : 2 Feb 2020 1:48
Operator : MJB
Sample : 0B01012-CALW
Misc : A19J416, TOX 200 ppb
ALS Vial : 38 Sample Multiplier: 1

Integration File signal 1: PEST1.e
Integration File signal 2: PEST2.e
Quant Time: Feb 03 15:31:07 2020
Quant Method : C:\msdchem\1\methods\ECD8_QUANTPEST_200108.M
Quant Title : Instrument: DualECD8
QLast Update : Mon Feb 03 15:27:40 2020
Response via : Initial Calibration
Integrator: ChemStation



**Semivolatile Organic Compounds (PAHs) by EPA 8270D
Benchsheet & Analysis Sequence Data**

Batch 0010609
Sequence 0A21027 (A0A0637-01,02)



Apex Laboratories
PREPARATION BENCH SHEET

BATCH #: 0010609 (Sediment)

Prep Method: EPA 3546

#	Lab Number	Analysis	Prepared	Initial (g)	Final (mL)	Spike ID	Source ID	ul Spike	ul Surr.	Sample ID	Extraction Comments	pH		
												<2	Other	>11
	0010609-BLK1	QC	01/21/20 07:07	11	5				100					
	0010609-BLK2	QC	01/21/20 07:07	11	5				100		Added 1/22/2020 by ams			
	0010609-BLK3	QC	01/21/20 07:07	11	5				100		Added 1/22/2020 by ams			
	0010609-BS1	QC	01/21/20 07:07	10	5	A19H078		100	100					
	A0A0633-01	A 8270D LL PAH Only (Scan)	01/21/20 15:54	10.69	5				100	PDI-013SC-A-04-05-190925	A9I0890-05			
	0010609-DUP1	QC	01/21/20 07:07	10.65	5		A0A0633-01		100					
	A0A0633-02	A 8270D LL PAH Only (Scan)	01/21/20 15:54	10.61	5				100	PDI-018SC-A-08-09-190926	A9I0890-19			
	A0A0633-03	A 8270D LL PAH Only (Scan)	01/21/20 15:54	10.67	5				100	PDI-018SC-A-09-10-190926	A9I0890-20			
	A0A0636-01	A 8270D LL PAH Only (Scan)	01/21/20 15:54	10.24	5				100	PDI-024SC-A-04-05-190927	A9J0033-18			
	A0A0636-02	A 8270D LL PAH Only (Scan)	01/21/20 15:54	10.74	5				100	PDI-024SC-A-05-06-190927	A9J0033-19			
	A0A0636-03	A 8270D LL PAH Only (Scan)	01/21/20 15:54	10.14	5				100	PDI-025SC-A-04-05-190927	A9J0033-28			
	A0A0636-03RE1	A 8270D LL PAH Only (Scan)	01/21/20 15:54	10.14	5				100	PDI-025SC-A-04-05-190927	Added 1/22/2020 By ams			
	A0A0636-04	A 8270D LL PAH Only (Scan)	01/21/20 15:54	10.4	5				100	PDI-036SC-A-02-03-190929	A9J0033-41			
	A0A0636-05	A 8270D LL PAH Only (Scan)	01/21/20 15:54	10.72	5				100	PDI-036SC-A-03-04-190929	A9J0033-42			
	A0A0636-06	A 8270D LL PAH Only (Scan)	01/21/20 15:54	10.58	5				100	PDI-064SC-A-02-03-190929	A9J0033-52			
	A0A0636-07	A 8270D LL PAH Only (Scan)	01/21/20 15:54	10.74	5				100	PDI-064SC-A-03-04-190929	A9J0033-53			
	A0A0637-01	A 8270D LL PAH Only (Scan)	01/21/20 15:54	10.43	5				100	PDI-046SC-A-03-04-191001	A9J0095-04			
	A0A0637-02	A 8270D LL PAH Only (Scan)	01/21/20 15:54	10.41	5				100	PDI-047SC-A-03-04-191001	A9J0095-16			
	A0A0638-01	A 8270D LL PAH Only (Scan)	01/21/20 15:54	10.94	5				100	PDI-040SC-A-02-03-190930	A9J0096-15			
	A0A0638-02	A 8270D LL PAH Only (Scan)	01/21/20 15:54	10.37	5				100	PDI-042SC-A-03-04-190930	A9J0096-25			

Prepared By: _____ Date _____


 Reviewed By: _____ Date 2/4/20

Apex Laboratories

PREPARATION BENCH SHEET

BATCH #: 0010609 (Sediment)

Prep Method: EPA 3546

#	Lab Number	Analysis	Prepared	Initial (g)	Final (mL)	Spike ID	Source ID	ul Spike	ul Surr.	Sample ID	Extraction Comments	pH		
												<2	8	>11
	A0A0638-03	A 8270D LL PAH Only (Scan)	01/21/20 15:54	10.56	5				100	PDI-044SC-A-02-03-190930	A9J0096-36			
	A0A0638-04	A 8270D LL PAH Only (Scan)	01/21/20 15:54	10.82	5				100	PDI-044SC-A-03-04-190930	A9J0096-37			
	A0A0639-02	A 8270D LL PAH Only (Scan)	01/21/20 15:54	10.24	5				100	PDI-014SC-A-03-04-191003	A9J0180-04			
	A0A0639-03	A 8270D LL PAH Only (Scan)	01/21/20 15:54	10.36	5				100	PDI-017SC-A-00-01-191003	A9J0180-13			
	A0A0639-04	A 8270D LL PAH Only (Scan)	01/21/20 15:54	10.24	5				100	PDI-017SC-A-01-02-191003	A9J0180-14			
	0010609-MS1	QC	01/21/20 07:07	10.23	5	A19H078	A0A0639-04	100	100					
	0010609-MSD1	QC	01/21/20 09:08	10.38	5	A19H078	A0A0639-04	100	100					

Standards/Reagents

Reagent(s)			Analyte Spike(s)			Surrogate(s)		
Std ID	Exp. Date	Description	Std ID	Exp. Date	Description	Std ID	Exp. Date	Description
A13L219	11/30/23	Extractions Balance	A19H078	02/02/20	LVI PAH Spike @2000ng/ml	A19L265	06/07/20	8270D LL PAH Only Surr. (5ppm)
A18K311	12/31/20	Glass Wool						
A19I263	03/18/20	DCM CHEM PROD. 194934						
A19L136	06/06/20	Sodium Sulfate Lot # 194950						

Method 3546 digestion time and temperture achieved.

Initial:

Witness: _____

Prepared By: _____ Date _____

Reviewed By: _____ Date _____



Apex Laboratories
PREPARATION BENCH SHEET
BATCH #: 0010609 (Sediment)

Prep Method: EPA 3546

#	Lab Number	Analysis	Prepared	Initial (g)	Final (mL)	Spike ID	Source ID	ul Spike	ul Surr.	Sample ID	Extraction Comments	pH			
												<2	5-9	>11	
	0010609-BLK1	QC	01/21/20 07:07	11	5				100						
	0010609-BS1	QC	01/21/20 07:07	10	5	A19H078		100	100						
	A910890-05	A 8270D LL PAH Only (Scan)	01/21/20 07:07	10.69	5				100	PDI-013SC-A-04-05-190925					
	0010609-DUP1	QC	01/21/20 07:07	10.65	5		A910890-05		100						
	A910890-19	A 8270D LL PAH Only (Scan)	01/21/20 07:07	10.61	5				100	PDI-018SC-A-08-09-190926					
	A910890-20	A 8270D LL PAH Only (Scan)	01/21/20 07:07	10.67	5				100	PDI-018SC-A-09-10-190926					
	A9J0033-18	A 8270D LL PAH Only (Scan)	01/21/20 07:07	10.24	5				100	PDI-024SC-A-04-05-190927					
	A9J0033-19	A 8270D LL PAH Only (Scan)	01/21/20 07:07	10.74	5				100	PDI-024SC-A-05-06-190927					
1	A9J0033-28	A 8270D LL PAH Only (Scan)	01/21/20 10:53	10 10.14	5	/			100	PDI-025SC-A-04-05-190927	wet soil				
	A9J0033-41	A 8270D LL PAH Only (Scan)	01/21/20 07:07	10.4	5				100	PDI-036SC-A-02-03-190929					
	A9J0033-42	A 8270D LL PAH Only (Scan)	01/21/20 08:38	10.72	5				100	PDI-036SC-A-03-04-190929					
2	A9J0033-52	A 8270D LL PAH Only (Scan)	01/21/20 10:53	10 10.59	5	/			100	PDI-064SC-A-02-03-190929	mud, odor				
3	A9J0033-53	A 8270D LL PAH Only (Scan)	01/21/20 10:53	10 10.74	5	/			100	PDI-064SC-A-03-04-190929	mud, odor				
	A9J0095-04	A 8270D LL PAH Only (Scan)	01/21/20 07:07	10.43	5				100	PDI-046SC-A-03-04-191001					
	A9J0095-16	A 8270D LL PAH Only (Scan)	01/21/20 07:07	10.41	5				100	PDI-047SC-A-03-04-191001					
	A9J0096-15	A 8270D LL PAH Only (Scan)	01/21/20 08:38	10.94	5				100	PDI-040SC-A-02-03-190930					
	A9J0096-25	A 8270D LL PAH Only (Scan)	01/21/20 08:38	10.37	5				100	PDI-042SC-A-03-04-190930					
	A9J0096-36	A 8270D LL PAH Only (Scan)	01/21/20 08:38	10.56	5				100	PDI-044SC-A-02-03-190930					
	A9J0096-37	A 8270D LL PAH Only (Scan)	01/21/20 08:38	10.82	5				100	PDI-044SC-A-03-04-190930					

Prepared By: CAU Date: 01/21/20
 Reviewed By: CAU Date: 1/21/20

Apex Laboratories
PREPARATION BENCH SHEET

BATCH #: 0010609 (Sediment)

Prep Method: EPA 3546

#	Lab Number	Analysis	Prepared	Initial (g)	Final (mL)	Spike ID	Source ID	ul Spike	ul Surr.	Sample ID	Extraction Comments	pH		
												<2	8	>11
	A9J0180-04	A 8270D LL PAH Only (Scan)	01/21/20 07:07	10.24	5				100	PDI-014SC-A-03-04-191003				
	A9J0180-13	A 8270D LL PAH Only (Scan)	01/21/20 07:07	10.36	5				100	PDI-017SC-A-00-01-191003				
	A9J0180-14	A 8270D LL PAH Only (Scan)	01/21/20 07:07	10.24	5				100	PDI-017SC-A-01-02-191003				
	0010609-MSI	QC	01/21/20 07:07	10.23	5	A19H078	A9J0180-14	100	100					
	0010609-MSDI	QC	01/21/20 09:08	10.38	5		A9J0180-14	100	100					

Standards/Reagents

Reagent(s)			Analyte Spike(s)			Surrogate(s)		
Std ID	Exp. Date	Description	Std ID	Exp. Date	Description	Std ID	Exp. Date	Description
A13L219	11/30/23	Extractions Balance	A19H078	02/02/20	LVI PAH Spike @2000ng/ml	A19L265	06/07/20	8270D LL PAH Only Surr. (5ppm)
A18K311	12/31/20	Glass Wool						
A19I263	03/18/20	DCM CHEM PROD. 194934						
A19L136	06/06/20	Sodium Sulfate Lot # 194950						

Call

Method 3546 digestion time and temperature achieved.

Initial: JAG

Witness: _____

Prepared By: _____ Date _____

Reviewed By: _____ Date _____



Apex Laboratories
PREPARATION BENCH SHEET
BATCH #: 0010609 (Sediment)

Prep Method: EPA 3546

#	Lab Number	Analysis	Prepared	Initial (g)	Final (mL)	Spike ID	Source ID	ul Spike	ul Surr.	Sample ID	Extraction Comments	pH		
												<2	5-9	>11
	0010609-BLK1	QC	01/21/20 07:07	11	5				100					
	0010609-BSI	QC	01/21/20 07:07	10	5	A19H078		100	100					
	A9I0890-05	A 8270D LL PAH Only (Scan)	01/21/20 07:07	10.69	5				100	PDI-013SC-A-04-05-190925				
	0010609-DUP1	QC	01/21/20 07:07	10.65	5		A9I0890-05		100					
	A9I0890-19	A 8270D LL PAH Only (Scan)	01/21/20 07:07	10.61	5				100	PDI-018SC-A-08-09-190926				
	A9I0890-20	A 8270D LL PAH Only (Scan)	01/21/20 07:07	10.67	5				100	PDI-018SC-A-09-10-190926				
	A9J0033-18	A 8270D LL PAH Only (Scan)	01/21/20 07:07	10.24	5				100	PDI-024SC-A-04-05-190927				
	A9J0033-19	A 8270D LL PAH Only (Scan)	01/21/20 07:07	10.74	5				100	PDI-024SC-A-05-06-190927				
	A9J0033-41	A 8270D LL PAH Only (Scan)	01/21/20 07:07	10.4	5				100	PDI-036SC-A-02-03-190929				
	A9J0033-42	A 8270D LL PAH Only (Scan)	01/21/20 08:38	10 10.72	5 ✓				100	PDI-036SC-A-03-04-190929	soil			
	A9J0095-04	A 8270D LL PAH Only (Scan)	01/21/20 07:07	10.43	5				100	PDI-046SC-A-03-04-191001				
	A9J0095-16	A 8270D LL PAH Only (Scan)	01/21/20 07:07	10.41	5				100	PDI-047SC-A-03-04-191001				
2	A9J0096-15	A 8270D LL PAH Only (Scan)	01/21/20 08:38	10 10.94	5 ✓				100	PDI-040SC-A-02-03-190930	dirt			
3	A9J0096-25	A 8270D LL PAH Only (Scan)	01/21/20 08:38	10 10.37	5 ✓				100	PDI-042SC-A-03-04-190930	dirt			
4	A9J0096-36	A 8270D LL PAH Only (Scan)	01/21/20 08:38	10 10.56	5 ✓				100	PDI-044SC-A-02-03-190930	dirt			
5	A9J0096-37	A 8270D LL PAH Only (Scan)	01/21/20 08:38	10 10.82	5 ✓				100	PDI-044SC-A-03-04-190930	dirt			
	A9J0180-04	A 8270D LL PAH Only (Scan)	01/21/20 07:07	10.24	5				100	PDI-014SC-A-03-04-191003				
	A9J0180-13	A 8270D LL PAH Only (Scan)	01/21/20 07:07	10.36	5				100	PDI-017SC-A-00-01-191003				
	A9J0180-14	A 8270D LL PAH Only (Scan)	01/21/20 07:07	10.24	5				100	PDI-017SC-A-01-02-191003				
	0010609-MS1	QC	01/21/20 07:07	10.23	5	A19H078	A9J0180-14	100	100					

Prepared By: CAM Date: 01/21/20
JAG Date: 01/21/20

Reviewed By: _____ Date: _____

Apex Laboratories
PREPARATION BENCH SHEET
BATCH #: 0010609 (Sediment)

Prep Method: EPA 3546

#	Lab Number	Analysis	Prepared	Initial (g)	Final (mL)	Spike ID	Source ID	ul Spike	ul Surr.	Sample ID	Extraction Comments	pH			
												<2	8	>11	
6	0010609-MSD1	QC	01/21/20 09:08	1010.39	5		A9J0180-14	100	100						

Standards/Reagents

Reagent(s)			Analyte Spike(s)			Surrogate(s)		
Std ID	Exp. Date	Description	Std ID	Exp. Date	Description	Std ID	Exp. Date	Description
A13L219	11/30/23	Extractions Balance	A19H078	02/02/20	LVI PAH Spike @2000ng/ml	A19L265	06/07/20	8270D LL PAH Only Surr. (5ppm)
A18K311	12/31/20	Glass Wool						
A19I263	03/18/20	DCM CHEM PROD. 194934						
A19L136	06/06/20	Sodium Sulfate Lot # 194950						

Method 3546 digestion time and temperature achieved.

Initial: JAG

Witness: JAG 1/21/20

Prepared By: _____ Date _____

Reviewed By: _____ Date _____



Apex Laboratories
PREPARATION BENCH SHEET

BATCH #: 0010609 (Sediment)

Prep Method: EPA 3546

#	Lab Number	Analysis	Prepared	Initial (g)	Final (mL)	Spike ID	Source ID	ul Spike	ul Surr.	Sample ID	Extraction Comments	pH		
												<2	5	>11
1	0010609-BLK1	QC	01/21/20 07:07	10	5				100					
2	0010609-BSI	QC	01/21/20 07:07	10	5	A19H078		100	100					
3	A9I0890-05	A 8270D LL PAH Only (Scan)	01/21/20 07:07	10	5				100	PDI-013SC-A-04-05-190925	sand			
4	0010609-DUPI	QC	01/21/20 07:07	10	5		A9I0890-05		100		sand			
5	A9I0890-19	A 8270D LL PAH Only (Scan)	01/21/20 07:07	10	5				100	PDI-018SC-A-08-09-190926	sand			
6	A9I0890-20	A 8270D LL PAH Only (Scan)	01/21/20 07:07	10	5				100	PDI-018SC-A-09-10-190926	sand			
7	A9J0033-18	A 8270D LL PAH Only (Scan)	01/21/20 07:07	10	5				100	PDI-024SC-A-04-05-190927	sand			
8	A9J0033-19	A 8270D LL PAH Only (Scan)	01/21/20 07:07	10	5				100	PDI-024SC-A-05-06-190927	sand			
9	A9J0033-41	A 8270D LL PAH Only (Scan)	01/21/20 07:07	10	5				100	PDI-036SC-A-02-03-190929	sand			
10	A9J0095-04	A 8270D LL PAH Only (Scan)	01/21/20 07:07	10	5				100	PDI-046SC-A-03-04-191001	sand			
11	A9J0095-16	A 8270D LL PAH Only (Scan)	01/21/20 07:07	10	5				100	PDI-047SC-A-03-04-191001	sand			
12	A9J0180-04	A 8270D LL PAH Only (Scan)	01/21/20 07:07	10	5				100	PDI-014SC-A-03-04-191003	sand #			
13	A9J0180-13	A 8270D LL PAH Only (Scan)	01/21/20 07:07	10	5				100	PDI-017SC-A-00-01-191003	sand #			
14	A9J0180-14	A 8270D LL PAH Only (Scan)	01/21/20 07:07	10	5				100	PDI-017SC-A-01-02-191003	sand			
15	0010609-MSI	QC	01/21/20 07:07	10	5	A19H078	A9J0180-14	100	100		sand			

Standards/Reagents

Reagent(s)

Std ID	Exp. Date	Description
A13L219	11/30/23	Extractions Balance
A18K311	12/31/20	Glass Wool
A19I263	03/18/20	DCM CHEM PROD. 194934
A19L136	06/06/20	Sodium Sulfate Lot # 194950

Analyte Spike(s)

Std ID	Exp. Date	Description
A19H078	02/02/20	LVI PAH Spike @2000ng/ml

JAG

Surrogate(s)

Std ID	Exp. Date	Description
A19L265	06/07/20	8270D LL PAH Only Surr. (5ppm)

JAG

Prepared By: JAG Date: 1/21/20
CAH 1/21/20

Reviewed By: _____ Date: _____

Apex Laboratories

PREPARATION BENCH SHEET

BATCH #: 0010609 (Sediment)

Prep Method: EPA 3546

#	Lab Number	Analysis	Prepared	Initial (g)	Final (mL)	Spike ID	Source ID	ul Spike	ul Surr.	Sample ID	Extraction Comments	pH		
												<2	5-8	>11

Method 3546 digestion time and temperture achieved.

Initial: JAG

Witness: CAR 01/21/20

= staining on furbarap

Prepared By: _____ Date _____

Reviewed By: _____ Date _____



ELEMENT SEQUENCE LOG

Apex Laboratories

Sequence: **0A21027**

Instrument: **SV-GCMS14**

Date: **01/21/20 07:53**

Calibration: **A9I1001**

#	Lab Number	Matrix	Analysis	Client	Due	Batch	ISTD ID	STD ID
1	0A21027-IBL1	Sediment	QC	QC			A19K048	
2	0A21027-TUN1	Sediment	QC	QC			A19K048	A20A236
3	0A21027-CCV1	Sediment	QC	QC			A19K048	A19K012
4	0A21027-CCB1	Sediment	QC	QC			A19K048	
5	0010609-BLK1	Sediment	QC	QC		0010609	A19K048	
6	0010609-BLK2	Sediment	QC	QC		0010609	A19K048	
7	0010609-BLK3	Sediment	QC	QC		0010609	A19K048	
8	0010609-BS1	Sediment	QC	QC		0010609	A19K048	
9	A0A0639-04	Sediment	8270D LL PAH Only (Scan)	Anchor QEA, LLC	02/03/20	0010609	A19K048	
10	0010609-MS1	Sediment	QC	QC		0010609	A19K048	
11	0010609-MSD1	Sediment	QC	QC		0010609	A19K048	
12	A0A0633-01	Sediment	8270D LL PAH Only (Scan)	Anchor QEA, LLC	02/03/20	0010609	A19K048	
13	0010609-DUP1	Sediment	QC	QC		0010609	A19K048	
14	A0A0639-02	Sediment	8270D LL PAH Only (Scan)	Anchor QEA, LLC	02/03/20	0010609	A19K048	
15	A0A0639-03	Sediment	8270D LL PAH Only (Scan)	Anchor QEA, LLC	02/03/20	0010609	A19K048	
16	A0A0636-01	Sediment	8270D LL PAH Only (Scan)	Anchor QEA, LLC	02/03/20	0010609	A19K048	
17	A0A0636-03	Sediment	8270D LL PAH Only (Scan)	Anchor QEA, LLC	02/03/20	0010609	A19K048	
18	A0A0636-06	Sediment	8270D LL PAH Only (Scan)	Anchor QEA, LLC	02/03/20	0010609	A19K048	
19	A0A0636-07	Sediment	8270D LL PAH Only (Scan)	Anchor QEA, LLC	02/03/20	0010609	A19K048	
20	A0A0637-01	Sediment	8270D LL PAH Only (Scan)	Anchor QEA, LLC	02/03/20	0010609	A19K048	
21	A0A0637-02	Sediment	8270D LL PAH Only (Scan)	Anchor QEA, LLC	02/03/20	0010609	A19K048	
22	A0A0638-03	Sediment	8270D LL PAH Only (Scan)	Anchor QEA, LLC	02/03/20	0010609	A19K048	
23	A0A0636-04	Sediment	8270D LL PAH Only (Scan)	Anchor QEA, LLC	02/03/20	0010609	A19K048	
24	A0A0633-02	Sediment	8270D LL PAH Only (Scan)	Anchor QEA, LLC	02/03/20	0010609	A19K048	
25	A0A0633-03	Sediment	8270D LL PAH Only (Scan)	Anchor QEA, LLC	02/03/20	0010609	A19K048	
26	0A21027-IBL2	Sediment	QC	QC			A19K048	

Data Entered By: AMS 1/22/20

Comments:

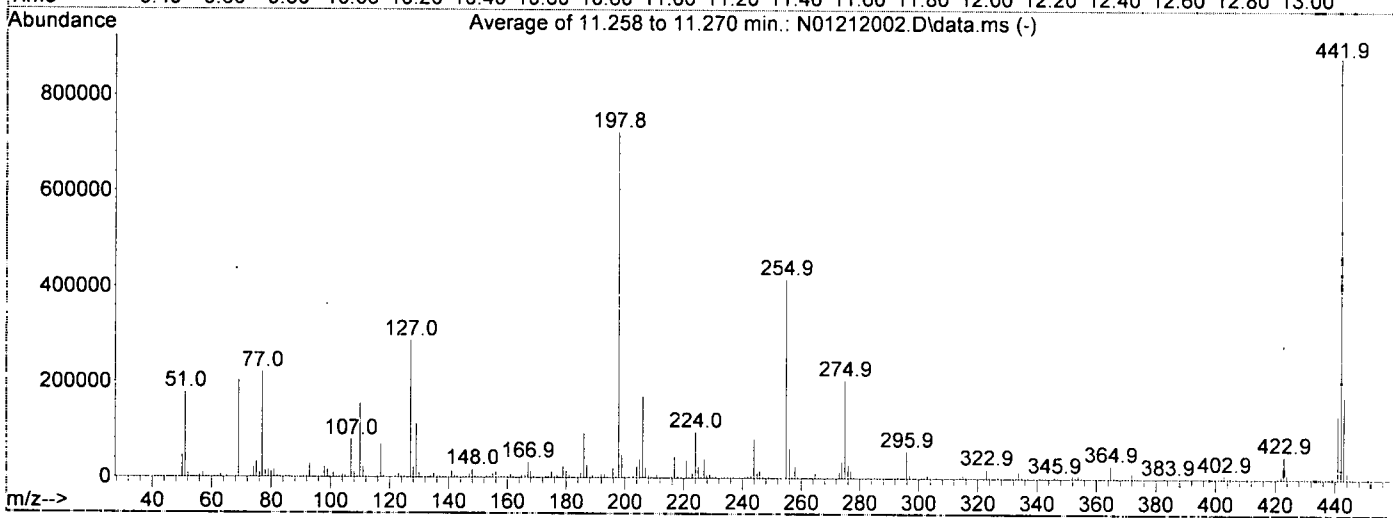
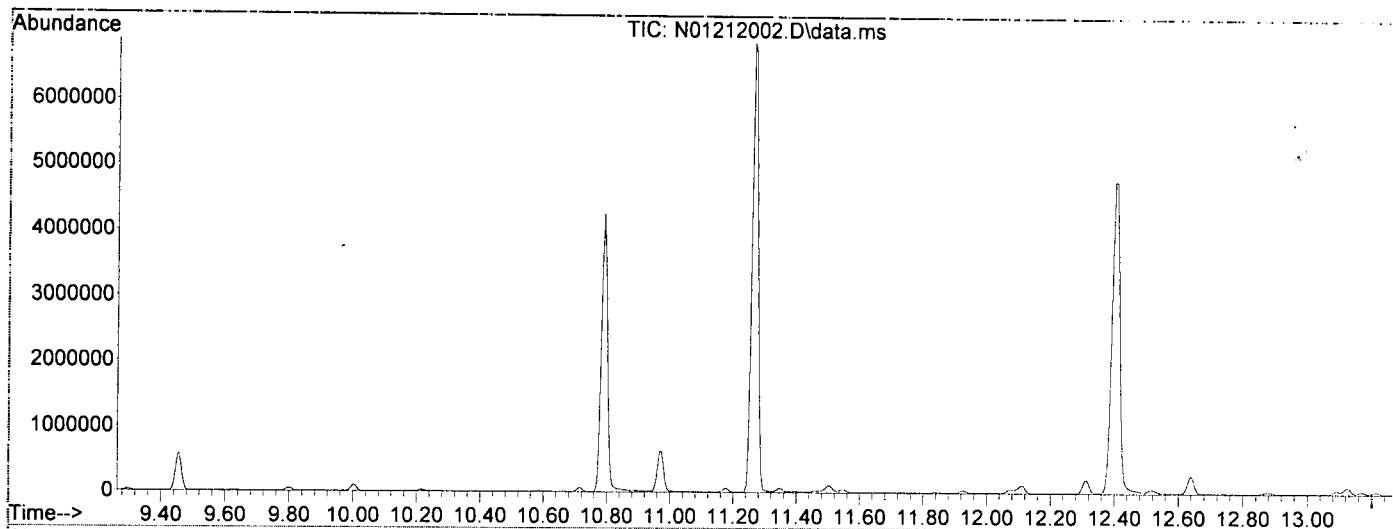
Data Reviewed By: GH 1/23/20

Data Path : U:\data\2020-01\0A21027\
 Data File : N01212002.D
 Acq On : 21 Jan 2020 09:18
 Operator : JK/ AMS/ DTH
 Sample : 0A21027-TUN1
 Misc : 1x, A20A236 DFTPP
 ALS Vial : 1 Sample Multiplier: 1

Integration File: rteint.p

Method : U:\methods\DFTPP.M
 Title : 8270 DFTPP Tune Method
 Last Update : Wed Nov 06 13:10:03 2019

DTH 1/21/20



AutoFind: Scans 1195, 1196, 1197; Background Corrected with Scan 1190

Target Mass	Rel. to Mass	Lower Limit%	Upper Limit%	Rel. Abn%	Raw Abn	Result Pass/Fail
68	69	0.00	2	1.7	3407	PASS
69	69	100	100	100.0	204541	PASS
70	69	0.00	2	0.5	1022	PASS
197	198	0.00	2	0.5	3692	PASS
198	198	100	100	100.0	722983	PASS
199	198	5	9	6.8	49216	PASS
365	198	1	100	3.8	27581	PASS
441	443	0.01	150	76.8	132731	PASS
442	198	0.10	200	121.9	881557	PASS
443	442	15	24	19.6	172824	PASS

Data Path : U:\data\2020-01\0A21027\
 Data File : N01212002.D
 Acq On : 21 Jan 2020 09:18
 Operator : JK/ AMS/ DTH
 Sample : 0A21027-TUN1
 Misc : 1x, A20A236 DFTPP
 ALS Vial : 1 Sample Multiplier: 1
 DataAcq Meth:DFTPP.M

Quant Time: Jan 21 15:47:26 2020
 Quant Method : U:\methods\DFTPP.M
 Quant Title : 8270 DFTPP Tune Method
 QLast Update : Wed Nov 06 13:10:03 2019
 Response via : Initial Calibration
 InstName : SV-GCMS14

DDT 1/21/20

Compound	R.T.	QIion	Response	Conc	Units	Dev(Min)
Internal Standards						
1) 1,4-Dichlorobenzene-d4	6.490	150	129234	2.00	ug/mL	-0.03
2) Naphthalene-d8	7.691	136	342520	2.00	ug/mL	-0.04
3) Acenaphthene-d10	9.457	162	175031	2.00	ug/mL	-0.04
5) Phenanthrene-d10	10.972	188	344891	2.00	ug/mL	-0.04
11) Chrysene-d12	14.580	240	289356	2.00	ug/mL	-0.06
12) Perylene-d12	16.679	264	275009	2.00	ug/mL	-0.05
13) Dibenz(a,h)anthracene-...	17.862	292	247591	2.00	ug/mL	#-0.06
Target Compounds						
4) Pentachlorophenol	10.792	266	796384	48.18	ug/mL	82
6) DFTPP	11.270	442	1464287	52.59	ug/mL	72
7) Benzidine	12.406	184	3499834	28.53	ug/mL	97
8) 4,4-DDE	12.639	TIC	389912	No Calib		
9) 4,4-DDD	13.123	TIC	155655	No Calib		
10) 4,4-DDT	13.648	TIC	11817274	33.41	ug/mL	95

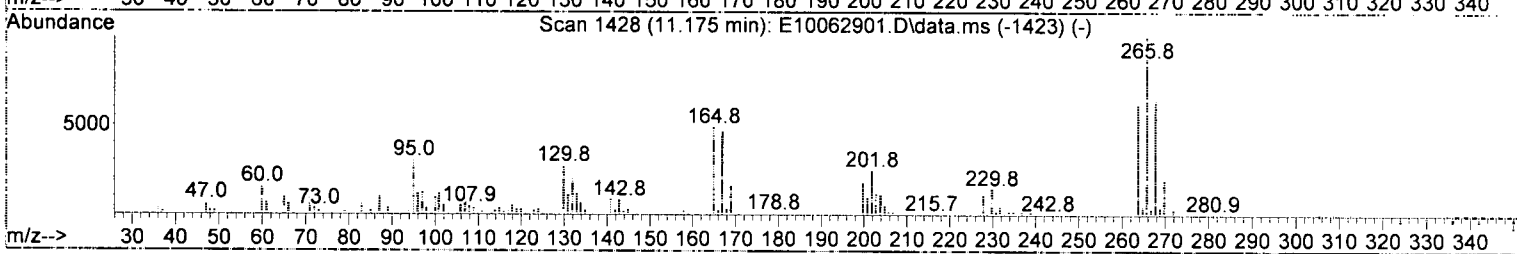
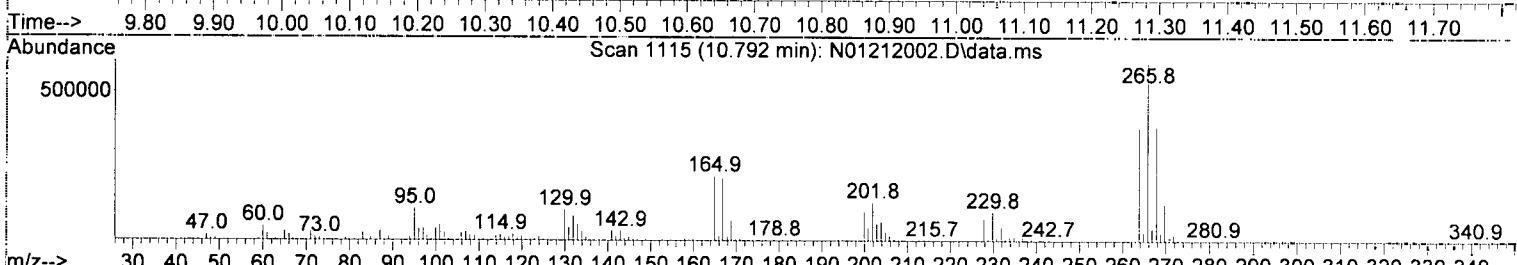
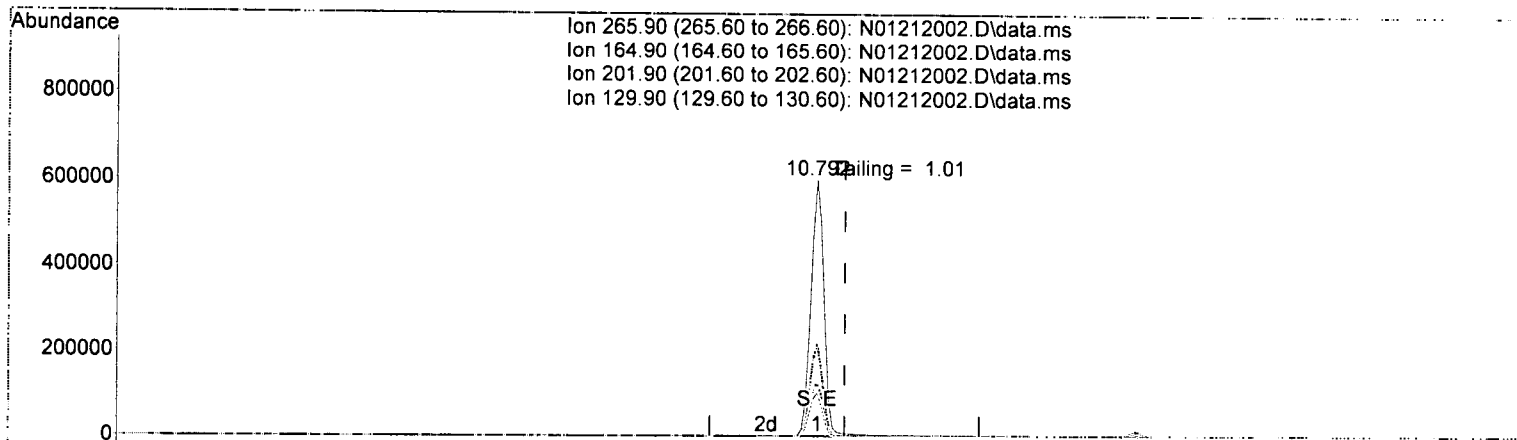
(#) = qualifier out of range (m) = manual integration (+) = signals summed



Quantitation Report (Qedit)

Data Path : U:\data\2020-01\0A21027\
 Data File : N01212002.D
 Acq On : 21 Jan 2020 09:18
 Operator : JK/ AMS/ DTH
 Sample : 0A21027-TUN1
 Misc : 1x, A20A236 DFTPP
 ALS Vial : 1 Sample Multiplier: 1
 DataAcq Meth:DFTPP.M

Quant Time: Jan 21 15:47:26 2020
 Quant Method : U:\methods\DFTPP.M
 Quant Title : 8270 DFTPP Tune Method
 QLast Update : Wed Nov 06 13:10:03 2019
 Response via : Initial Calibration
 InstName : SV-GCMS14



TIC: N01212002.D\data.ms

(4) Pentachlorophenol

10.792min (-0.041) 48.18 ug/mL

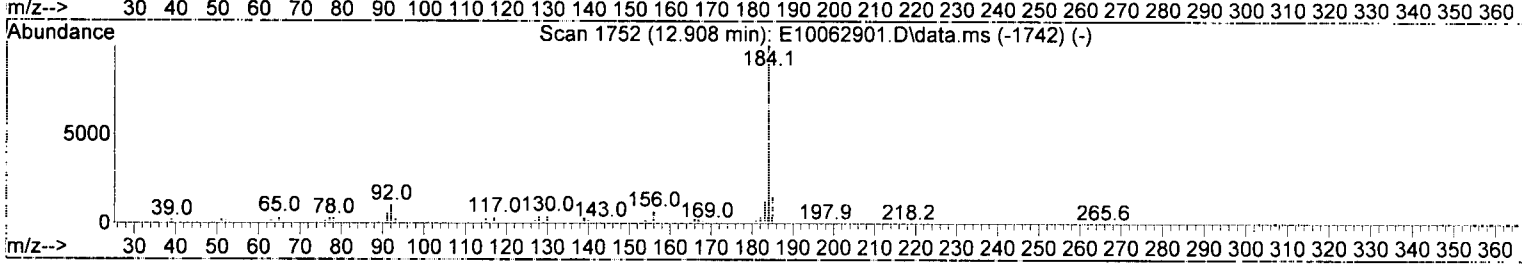
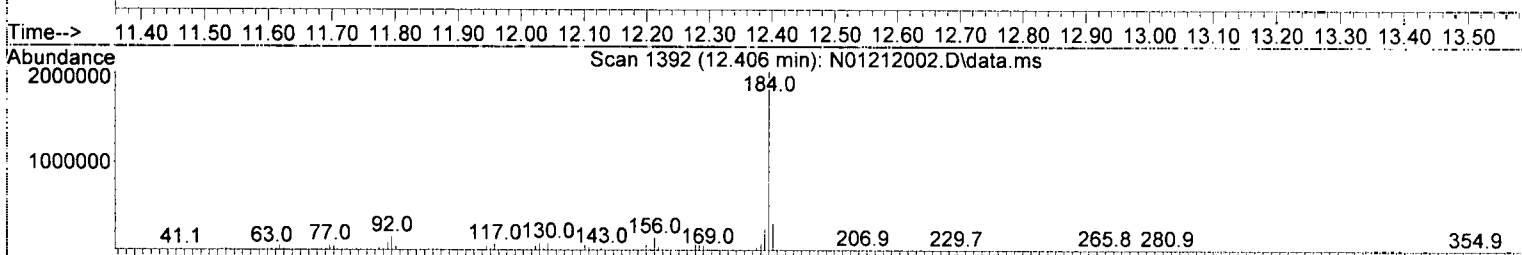
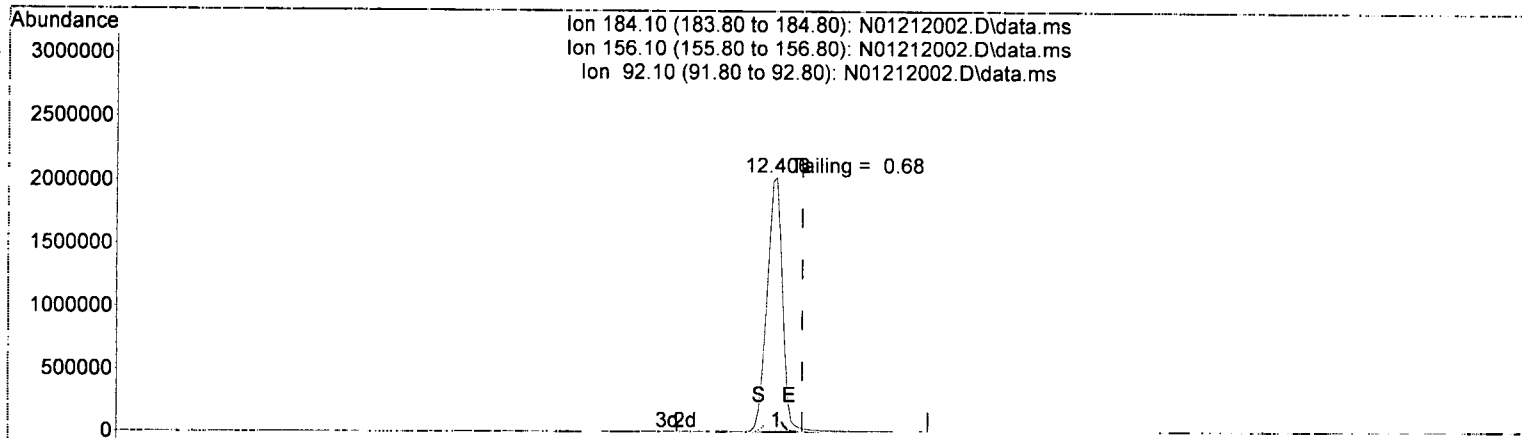
response 796384

Ion	Exp%	Act%
265.90	100.00	100.00
164.90	50.60	35.78
201.90	25.80	21.26
129.90	27.30	16.89

Quantitation Report (Qedit)

Data Path : U:\data\2020-01\0A21027\
 Data File : N01212002.D
 Acq On : 21 Jan 2020 09:18
 Operator : JK/ AMS/ DTH
 Sample : 0A21027-TUN1
 Misc : 1x, A20A236 DFTPP
 ALS Vial : 1 Sample Multiplier: 1
 DataAcq Meth:DFTPP.M

Quant Time: Jan 21 15:47:26 2020
 Quant Method : U:\methods\DFTPP.M
 Quant Title : 8270 DFTPP Tune Method
 QLast Update : Wed Nov 06 13:10:03 2019
 Response via : Initial Calibration
 InstName : SV-GCMS14



TIC: N01212002.D\data.ms

(7) Benzidine

12.406min (-0.041) 28.53 ug/mL

response 3499834

Ion	Exp%	Act%
184.10	100.00	100.00
156.10	8.50	6.98
92.10	8.20	7.54
0.00	0.00	0.00

DDT Breakdown Check (Validated 5/1/2013)

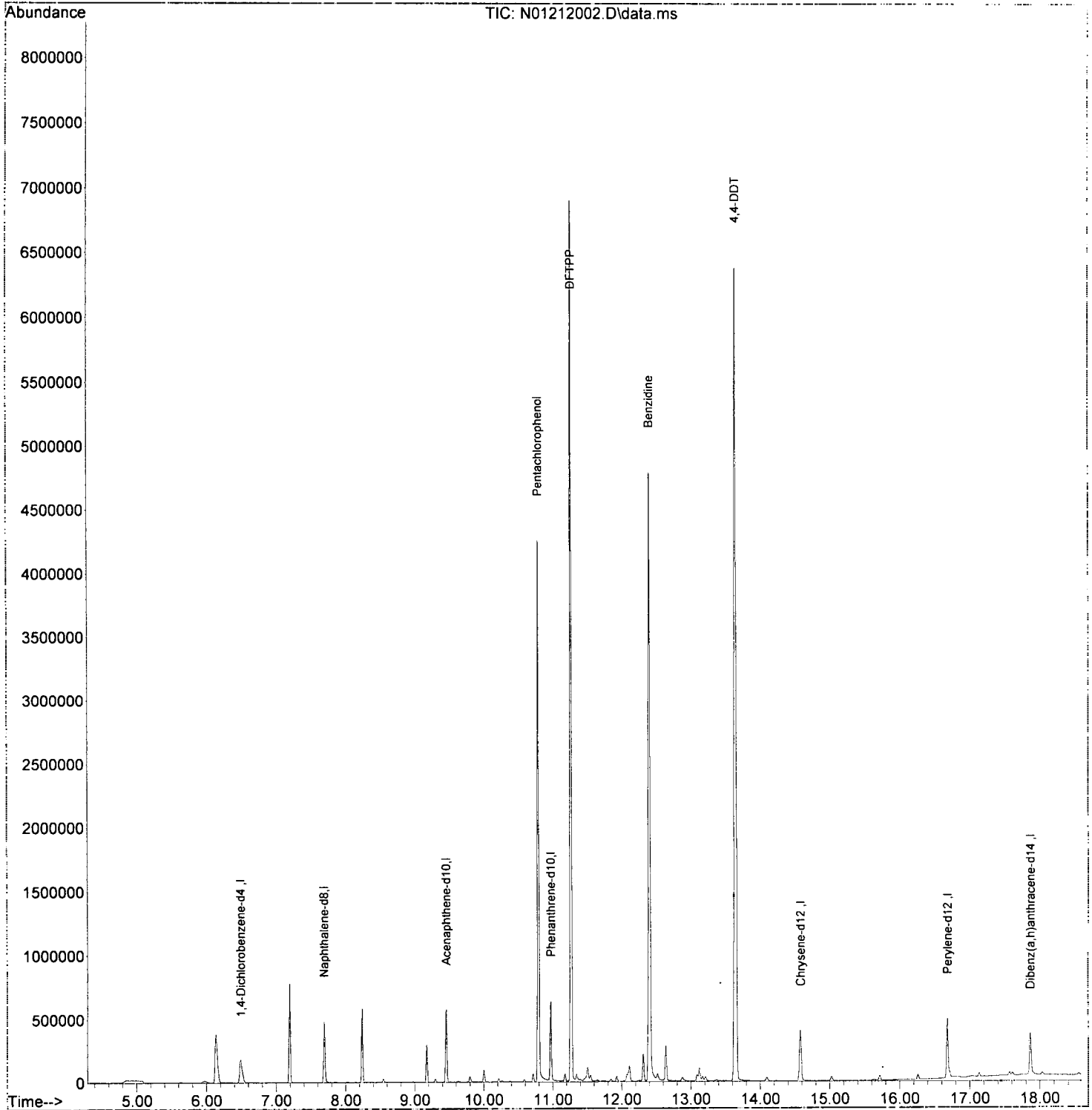
From:
0A21027-TUN1
SV-GCMS14

First Column Area Counts	Percent Breakdown
DDE 389912	
DDD 155655	
DDT 11817274	441 PASS

Breakdown must be less than 20% to accept sample data.

Data Path : U:\data\2020-01\0A21027\
Data File : N01212002.D
Acq On : 21 Jan 2020 09:18
Operator : JK/ AMS/ DTH
Sample : 0A21027-TUN1
Misc : 1x, A20A236 DFTPP
ALS Vial : 1 Sample Multiplier: 1
DataAcq Meth:DFTPP.M

Quant Time: Jan 21 15:47:26 2020
Quant Method : U:\methods\DFTPP.M
Quant Title : 8270 DFTPP Tune Method
QLast Update : Wed Nov 06 13:10:03 2019
Response via : Initial Calibration
InstName : SV-GCMS14



Evaluate Continuing Calibration Report

Data Path : U:\data\2020-01\0A21027\
 Data File : N01212003.D
 Acq On : 21 Jan 2020 09:45
 Operator : JK/ AMS/ DTH
 Sample : 0A21027-CCV1
 Misc : 1x, A19K012@50
 ALS Vial : 2 Sample Multiplier: 1
 DataAcq Meth:LVI14_BNA_ACQ.M

Quant Time: Jan 21 15:45:25 2020
 Quant Method : U:\methods\SV14_090619_PAHR7.M
 Quant Title : EPA 8270D: Semivolatile Organics
 QLast Update : Fri Dec 20 12:46:03 2019
 Response via : Initial Calibration
 InstName : SV-GCMS14

DTH 1/21/20

Min. RRF : 0.000 Min. Rel. Area : 50% Max. R.T. Dev 0.50min
 Max. RRF Dev : 20% Max. Rel. Area : 200%

Compound	Amount	Calc.	%Dev	Area%	Dev(min)
1 I Naphthalene-d8 (ISTD)	100.000	100.000	0.0	121	0.00
2 S Nitrobenzene-d5 (Surr)	50.000	47.096	5.8	117	0.00
3 T Decalin	50.000	41.304	17.4	99	0.00
4 T Naphthalene	50.000	48.883	2.2	121	0.00
5 T 2-Methylnaphthalene	50.000	41.398	17.2	100	0.00
6 T 1-Methylnaphthalene	50.000	41.034	17.9	96	0.00
7 T 1,1'-Biphenyl	50.000	40.223	19.6	97	0.00
8 T 2,6-Dimethylnaphthalene	50.000	38.389	23.2#	91	0.00
9 I Acenaphthene-d10 (ISTD)	100.000	100.000	0.0	95	0.00
10 S 2-Fluorobiphenyl (Surr)	50.000	53.005	-6.0	102	0.00
11 S Acenaphthylene d-8 (Surr)	50.000	0.277	99.4#	3	0.00
12 T Acenaphthylene	50.000	45.804	8.4	87	0.00
13 T Acenaphthene	50.000	48.068	3.9	93	0.00
14 T Dibenzofuran	50.000	49.944	0.1	95	0.00
15 T 1,6,7-Trimethylnaphthalene	50.000	47.816	4.4	93	0.00
16 T Fluorene	50.000	48.556	2.9	93	0.00
17 I Phenanthrene-d10 (ISTD)	100.000	100.000	0.0	98	0.00
18 T Dibenzothiopene	50.000	47.900	4.2	95	0.00
19 T Phenanthrene	50.000	48.205	3.6	96	0.00
20 T Anthracene	50.000	47.698	4.6	95	0.00
21 T Carbazole	50.000	48.583	2.8	96	0.00
22 T 1-Methylphenanthrene	50.000	49.070	1.9	97	0.00
23 T Fluoranthene	50.000	50.533	-1.1	100	0.00
24 I Chrysene-d12 (ISTD)	100.000	100.000	0.0	118	-0.01
25 T Pyrene	50.000	42.198	15.6	99	0.00
26 S Terphenyl-d14 (Surr)	50.000	45.242	9.5	108	0.00
27 T Benz(a)anthracene	50.000	44.908	10.2	112	0.00
28 T Chrysene	50.000	46.608	6.8	112	-0.01
29 I Perylene-d12 (ISTD)	100.000	100.000	0.0	134	0.00
30 T Benzo(b)fluoranthene	50.000	45.926	8.1	122	0.00
31 T Benzo(k)fluoranthene	50.000	48.054	3.9	131	0.00
32 T Benzo(b+k)fluoranthene	100.000	94.885	5.1	127	0.00
33 S Benzo(a)pyrene d-12 (Surr)	50.000	0.000	100.0#	0	-17.96#
34 T Benzo(e)pyrene	50.000	44.979	10.0	122	-0.01
35 T Benzo(a)pyrene	50.000	47.860	4.3	126	0.00
36 T Perylene	50.000	48.463	3.1	130	0.00
37 I Dibenz(a,h)Anthracene-d14 (IS	100.000	100.000	0.0	171	-0.01
38 T Indeno(1,2,3-cd)Pyrene	50.000	44.566	10.9	153	-0.01
39 T Dibenz(a,h)anthracene	50.000	47.422	5.2	164	-0.01
40 T Benzo(g,h,i)perylene	50.000	44.710	10.6	150	0.00

(#) = Out of Range

SPCC's out = 0 CCC's out = 0

Data Path : U:\data\2020-01\0A21027\
 Data File : N01212003.D
 Acq On : 21 Jan 2020 09:45
 Operator : JK/ AMS/ DTH
 Sample : 0A21027-CCV1
 Misc : 1x, A19K012@50
 ALS Vial : 2 Sample Multiplier: 1
 DataAcq Meth:LVI14_BNA_ACQ.M

Quant Time: Jan 21 15:45:25 2020
 Quant Method : U:\methods\SV14_090619_PAHR7.M
 Quant Title : EPA 8270D: Semivolatile Organics
 QLast Update : Fri Dec 20 12:46:03 2019
 Response via : Initial Calibration
 InstName : SV-GCMS14

DTH 1/21/20

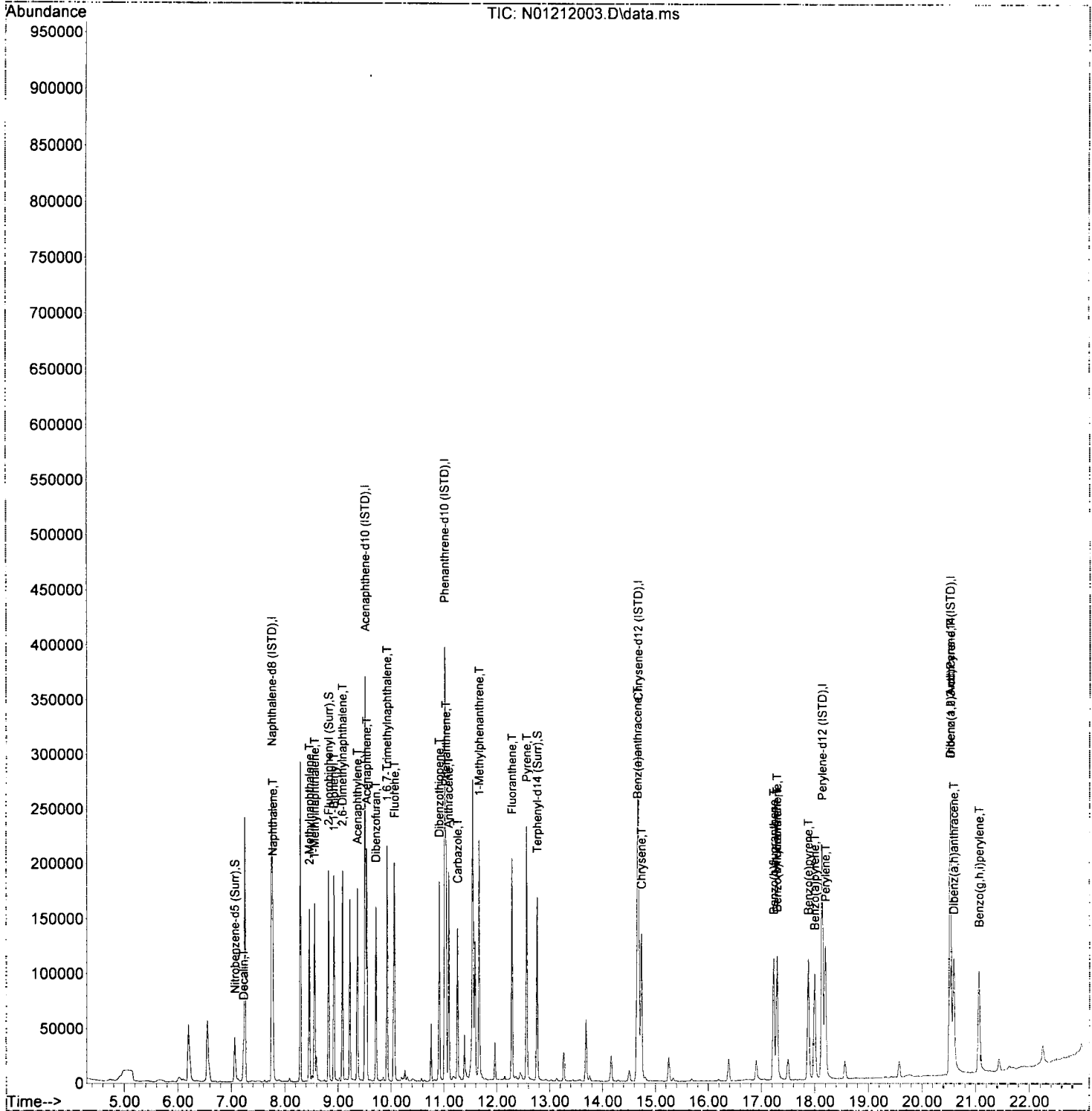
Compound	R.T.	QIon	Response	Conc	Units	Dev(Min)	

Internal Standards							
1) Naphthalene-d8 (ISTD)	7.755	136	179634	100.00	ng/ml	0.00	
9) Acenaphthene-d10 (ISTD)	9.509	162	112296	100.00	ng/ml	0.00	
17) Phenanthrene-d10 (ISTD)	11.013	188	215151	100.00	ng/ml	0.00	
24) Chrysene-d12 (ISTD)	14.673	240	200895	100.00	ng/ml	-0.01	
29) Perylene-d12 (ISTD)	18.136	264	190817	100.00	ng/ml	0.00	
37) Dibenz(a,h)Anthrcene-d...	20.520	292	159087	100.00	ng/ml	-0.01	
System Monitoring Compounds							
2) Nitrobenzene-d5 (Surr)	7.061	82	28112	47.10	ng/ml	0.00	
10) 2-Fluorobiphenyl (Surr)	8.821	172	88798	53.00	ng/ml	0.00	
11) Acenaphthylene d-8 (Surr)	9.352	160	3898	0.28	ng/ml	0.00	
26) Terphenyl-d14 (Surr)	12.762	244	95591	45.24	ng/ml	0.00	
33) Benzo(a)pyrene d-12 (S...	0.000	264	0	0.00	ng/ml		
Target Compounds							
							Qvalue
3) Decalin	7.224	138	5524	41.30	ng/ml		84
4) Naphthalene	7.772	128	96849	48.88	ng/ml		100
5) 2-Methylnaphthalene	8.460	142	69502	41.40	ng/ml		97
6) 1-Methylnaphthalene	8.559	142	68879	41.03	ng/ml		97
7) 1,1'-Biphenyl	8.921	154	90824	40.22	ng/ml		97
8) 2,6-Dimethylnaphthalene	9.084	156	63306	38.39	ng/ml		99
12) Acenaphthylene	9.364	152	111667	45.80	ng/ml		99
13) Acenaphthene	9.538	153	76755	48.07	ng/ml		99
14) Dibenzofuran	9.713	168	99892	49.94	ng/ml		97
15) 1,6,7-Trimethylnaphtha...	9.923	170	64033	47.82	ng/ml		99
16) Fluorene	10.063	166	79340	48.56	ng/ml		100
18) Dibenzothiopene	10.908	184	107786	47.90	ng/ml		96
19) Phenanthrene	11.036	178	121363	48.21	ng/ml		99
20) Anthracene	11.089	178	111700	47.70	ng/ml		99
21) Carbazole	11.258	167	92060	48.58	ng/ml		99
22) 1-Methylphenanthrene	11.666	192	85820	49.07	ng/ml		97
23) Fluoranthene	12.284	202	128180	50.53	ng/ml		96
25) Pyrene	12.563	202	132445	42.20	ng/ml		99
27) Benz(a)anthracene	14.656	228	104745	44.91	ng/ml		99
28) Chrysene	14.732	228	102876	46.61	ng/ml		99
30) Benzo(b)fluoranthene	17.226	252	101121	45.93	ng/ml		92
31) Benzo(k)fluoranthene	17.290	252	104175	48.05	ng/ml		92
32) Benzo(b+k)fluoranthene	17.290	252	213695	94.89	ng/ml		92
34) Benzo(e)pyrene	17.873	252	100141	44.98	ng/ml		98
35) Benzo(a)pyrene	17.996	252	90196	47.86	ng/ml		96
36) Perylene	18.194	252	112491	48.46	ng/ml		99
38) Indeno(1,2,3-cd)Pyrene	20.525	276	87439	44.57	ng/ml		80
39) Dibenz(a,h)anthracene	20.590	278	87426	47.42	ng/ml		82
40) Benzo(g,h,i)perylene	21.062	276	93056	44.71	ng/ml		99

(#) = qualifier out of range (m) = manual integration (+) = signals summed

Data Path : U:\data\2020-01\0A21027\
 Data File : N01212003.D
 Acq On : 21 Jan 2020 09:45
 Operator : JK/ AMS/ DTH
 Sample : 0A21027-CCV1
 Misc : 1x, A19K012@50
 ALS Vial : 2 Sample Multiplier: 1
 DataAcq Meth:LVI14_BNA_ACQ.M

Quant Time: Jan 21 15:45:25 2020
 Quant Method : U:\methods\SV14_090619_PAHR7.M
 Quant Title : EPA 8270D: Semivolatile Organics
 QLast Update : Fri Dec 20 12:46:03 2019
 Response via : Initial Calibration
 InstName : SV-GCMS14



Data Path : U:\data\2020-01\0A21027\
 Data File : N01212004.D
 Acq On : 21 Jan 2020 10:18
 Operator : JK/ AMS/ DTH
 Sample : 0A21027-CCB1
 Misc : 1x, DCM + ISTD
 ALS Vial : 3 Sample Multiplier: 1
 DataAcq Meth:LVI14_BNA_ACQ.M

Quant Time: Jan 21 15:53:16 2020
 Quant Method : U:\methods\SV14_090619_PAHR7.M
 Quant Title : EPA 8270D: Semivolatile Organics
 QLast Update : Fri Dec 20 12:46:03 2019
 Response via : Initial Calibration
 InstName : SV-GCMS14

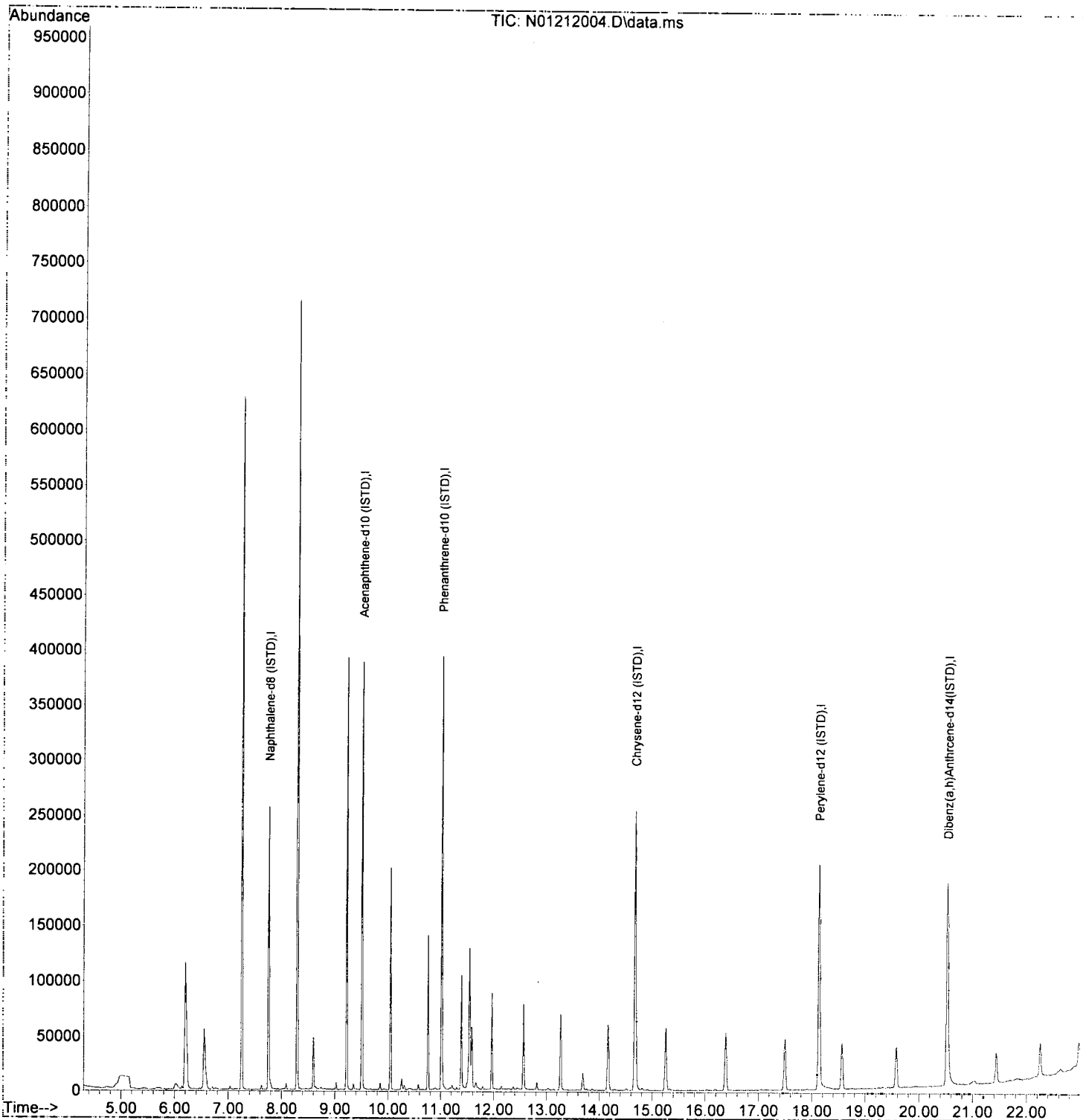
mt 1/21/20

Compound	R.T.	QIon	Response	Conc	Units	Dev(Min)	
Internal Standards							
1) Naphthalene-d8 (ISTD)	7.755	136	186834	100.00	ng/ml	0.00	
9) Acenaphthene-d10 (ISTD)	9.509	162	117877	100.00	ng/ml	0.00	
17) Phenanthrene-d10 (ISTD)	11.013	188	219139	100.00	ng/ml	0.00	
24) Chrysene-d12 (ISTD)	14.674	240	197302	100.00	ng/ml	-0.01	
29) Perylene-d12 (ISTD)	18.130	264	181043	100.00	ng/ml	-0.01	
37) Dibenz(a,h)Anthrcene-d...	20.520	292	154546	100.00	ng/ml	-0.01	
System Monitoring Compounds							
2) Nitrobenzene-d5 (Surr)	0.000	82	0	0.00	ng/ml		
10) 2-Fluorobiphenyl (Surr)	0.000	172	0	0.00	ng/ml		
11) Acenaphthylene d-8 (Surr)	9.352	160	3527	0.04	ng/ml	0.00	
26) Terphenyl-d14 (Surr)	12.762	244	75	0.04	ng/ml	0.00	
33) Benzo(a)pyrene d-12 (S...	0.000	264	0	0.00	ng/ml		
Target Compounds							
3) Decalin	0.000		0	N.D.			Qvalue
4) Naphthalene	7.778	128	95	N.D.			
5) 2-Methylnaphthalene	0.000		0	N.D.			
6) 1-Methylnaphthalene	0.000		0	N.D.			
7) 1,1'-Biphenyl	0.000		0	N.D.			
8) 2,6-Dimethylnaphthalene	0.000		0	N.D.			
12) Acenaphthylene	0.000		0	N.D.			
13) Acenaphthene	0.000		0	N.D.			
14) Dibenzofuran	0.000		0	N.D.			
15) 1,6,7-Trimethylnaphtha...	0.000		0	N.D.			
16) Fluorene	0.000		0	N.D.			
18) Dibenzothiopene	0.000		0	N.D.			
19) Phenanthrene	11.013	178	171	N.D.			
20) Anthracene	11.013	178	163	N.D.			
21) Carbazole	11.013	167	63	N.D.			
22) 1-Methylphenanthrene	0.000		0	N.D.			
23) Fluoranthene	0.000		0	N.D.			
25) Pyrene	0.000		0	N.D.			
27) Benz(a)anthracene	14.674	228	511	N.D.			
28) Chrysene	14.732	228	94	N.D.			
30) Benzo(b)fluoranthene	0.000		0	N.D.			
31) Benzo(k)fluoranthene	0.000		0	N.D.			
32) Benzo(b+k)fluoranthene	0.000		0	N.D.			
34) Benzo(e)pyrene	18.130	252	529	N.D.			
35) Benzo(a)pyrene	0.000		0	N.D.			
36) Perylene	18.130	252	593	N.D.			
38) Indeno(1,2,3-cd)Pyrene	20.514	276	52	N.D.			
39) Dibenz(a,h)anthracene	0.000		0	N.D.			
40) Benzo(g,h,i)perylene	0.000		0	N.D.			

(#) = qualifier out of range (m) = manual integration (+) = signals summed

Data Path : U:\data\2020-01\0A21027\
Data File : N01212004.D
Acq On : 21 Jan 2020 10:18
Operator : JK/ AMS/ DTH
Sample : 0A21027-CCB1
Misc : 1x, DCM + ISTD
ALS Vial : 3 Sample Multiplier: 1
DataAcq Meth:LVI14_BNA_ACQ.M

Quant Time: Jan 21 15:53:16 2020
Quant Method : U:\methods\SV14_090619_PAHR7.M
Quant Title : EPA 8270D: Semivolatile Organics
QLast Update : Fri Dec 20 12:46:03 2019
Response via : Initial Calibration
InstName : SV-GCMS14



Data Path : U:\data\2020-01\0A21027\
 Data File : N01212005.D
 Acq On : 21 Jan 2020 10:50
 Operator : JK/ AMS/ DTH
 Sample : 0010609-BLK1
 Misc : 1x, 8270D PAH ONLY
 ALS Vial : 4 Sample Multiplier: 1
 DataAcq Meth:LVI14_BNA_ACQ.M

(originally thought the sample did not inject as BLK 2) DTH 1/21/20
AK - wrong ISTD used.

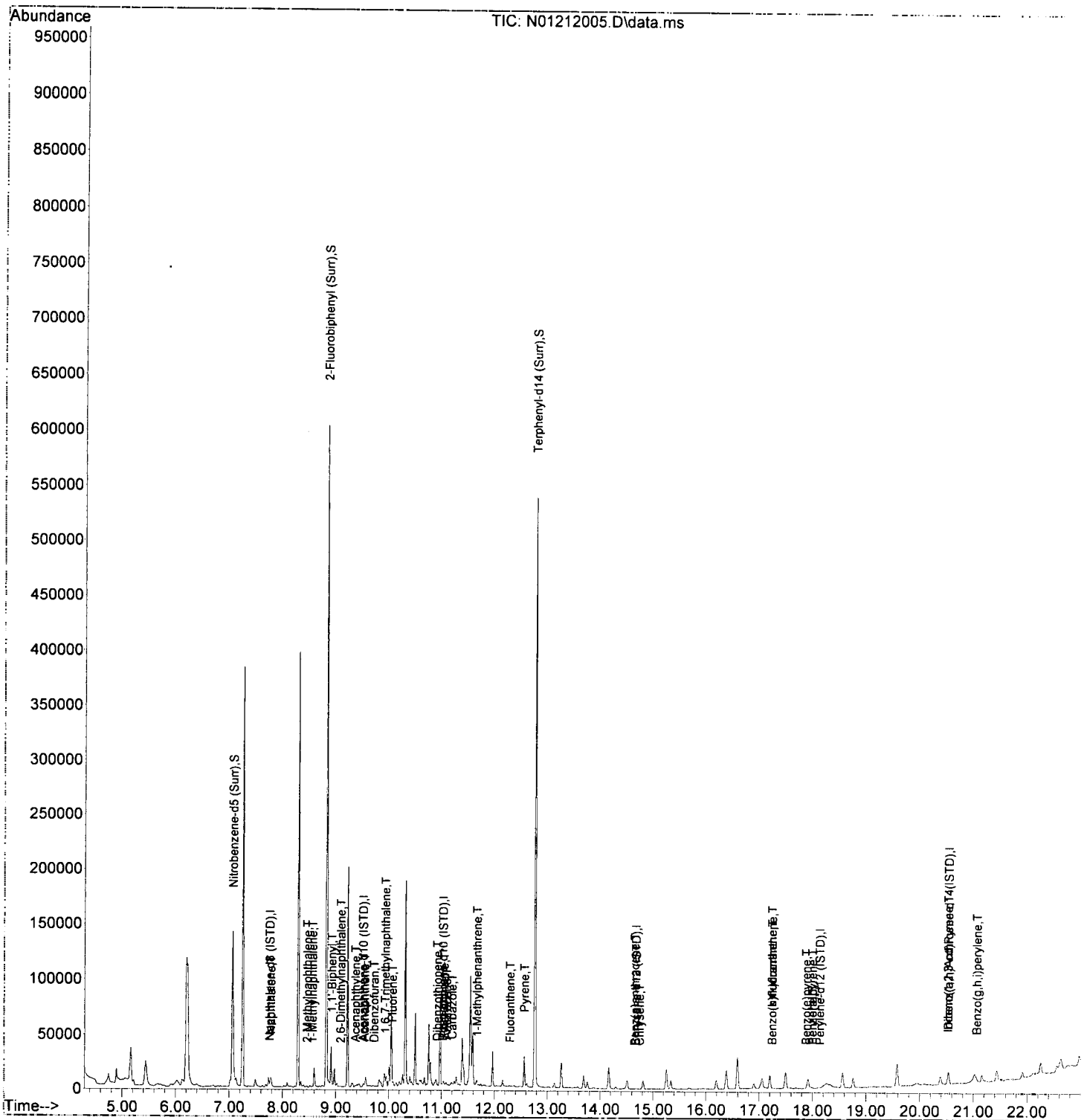
Quant Time: Jan 21 15:53:28 2020
 Quant Method : U:\methods\SV14_090619_PAHR7.M
 Quant Title : EPA 8270D: Semivolatile Organics
 QLast Update : Fri Dec 20 12:46:03 2019
 Response via : Initial Calibration
 InstName : SV-GCMS14

Compound	R.T.	QIon	Response	Conc	Units	Dev(Min)
Internal Standards						
1) Naphthalene-d8 (ISTD)	7.755	136	263	100.00	ng/ml	0.00
9) Acenaphthene-d10 (ISTD)	9.509	162	165	100.00	ng/ml	0.00
17) Phenanthrene-d10 (ISTD)	11.019	188	388	100.00	ng/ml	0.00
24) Chrysene-d12 (ISTD)	14.673	240	301	100.00	ng/ml	-0.01
29) Perylene-d12 (ISTD)	18.130	264	400	100.00	ng/ml	-0.01
37) Dibenz(a,h)Anthracene-d...	20.525	292	496	100.00	ng/ml	0.00
System Monitoring Compounds						
2) Nitrobenzene-d5 (Surr)	7.061	82	93512	107001.24	ng/ml	0.00
10) 2-Fluorobiphenyl (Surr)	8.821	172	285477	115974.60	ng/ml	0.00
11) Acenaphthylene d-8 (Surr)	0.000	160	0	0.00	ng/ml	
26) Terphenyl-d14 (Surr)	12.762	244	307713	97202.37	ng/ml	0.00
33) Benzo(a)pyrene d-12 (S...	0.000	264	0	0.00	ng/ml	
Target Compounds						
3) Decalin	0.000		0	N.D.		Qvalue
4) Naphthalene	7.778	128	3196	1101.81	ng/ml	99
5) 2-Methylnaphthalene	8.460	142	426	173.31	ng/ml	87
6) 1-Methylnaphthalene	8.559	142	284	115.56	ng/ml	90
7) 1,1'-Biphenyl	8.921	154	672	203.27	ng/ml	94
8) 2,6-Dimethylnaphthalene	9.090	156	237	98.16	ng/ml	81
12) Acenaphthylene	9.369	152	239	66.72	ng/ml	85
13) Acenaphthene	9.544	153	273	116.36	ng/ml	97
14) Dibenzofuran	9.719	168	127	43.22	ng/ml#	21
15) 1,6,7-Trimethylnaphtha...	9.929	170	59	29.98	ng/ml#	29
16) Fluorene	10.063	166	199	82.89	ng/ml#	63
18) Dibenzothiopene	10.914	184	154	37.95	ng/ml	53
19) Phenanthrene	11.042	178	1871	412.09	ng/ml	96
20) Anthracene	11.095	178	197	46.65	ng/ml	76
21) Carbazole	11.194	167	107	31.31	ng/ml	59
22) 1-Methylphenanthrene	11.666	192	154	48.83	ng/ml	65
23) Fluoranthene	12.290	202	595	130.07	ng/ml	97
25) Pyrene	12.563	202	727	154.59	ng/ml	94
27) Benz(a)anthracene	14.650	228	182	52.08	ng/ml	60
28) Chrysene	14.738	228	275	83.15	ng/ml	68
30) Benzo(b)fluoranthene	17.238	252	332	71.93	ng/ml	56
31) Benzo(k)fluoranthene	17.238	252	437	96.16	ng/ml	54
32) Benzo(b+k)fluoranthene	17.238	252	438	92.78	ng/ml	54
34) Benzo(e)pyrene	17.873	252	189	40.50	ng/ml	52
35) Benzo(a)pyrene	17.990	252	130	32.91	ng/ml	59
36) Perylene	17.990	252	130	26.72	ng/ml	50
38) Indeno(1,2,3-cd)Pyrene	20.520	276	198	32.37	ng/ml#	43
39) Dibenz(a,h)anthracene	0.000		0	N.D.		
40) Benzo(g,h,i)perylene	21.056	276	322	49.62	ng/ml	71

(#) = qualifier out of range (m) = manual integration (+) = signals summed

Data Path : U:\data\2020-01\0A21027\
 Data File : N01212005.D
 Acq On : 21 Jan 2020 10:50
 Operator : JK/ AMS/ DTH
 Sample : 0010609-BLK1
 Misc : 1x, 8270D PAH ONLY
 ALS Vial : 4 Sample Multiplier: 1
 DataAcq Meth:LVI14_BNA_ACQ.M

Quant Time: Jan 21 15:53:28 2020
 Quant Method : U:\methods\SV14_090619_PAHR7.M
 Quant Title : EPA 8270D: Semivolatile Organics
 QLast Update : Fri Dec 20 12:46:03 2019
 Response via : Initial Calibration
 InstName : SV-GCMS14



Data Path : U:\data\2020-01\0A21027\
 Data File : N01212006.D
 Acq On : 21 Jan 2020 11:23
 Operator : JK/ AMS/ DTH
 Sample : 0010609-BLK2
 Misc : 1x, 8270D PAH ONLY
 ALS Vial : 4 Sample Multiplier: 1
 DataAcq Meth:LVI14_BNA_ACQ.M

NR Wrong ISTD used
DM 1/21/20

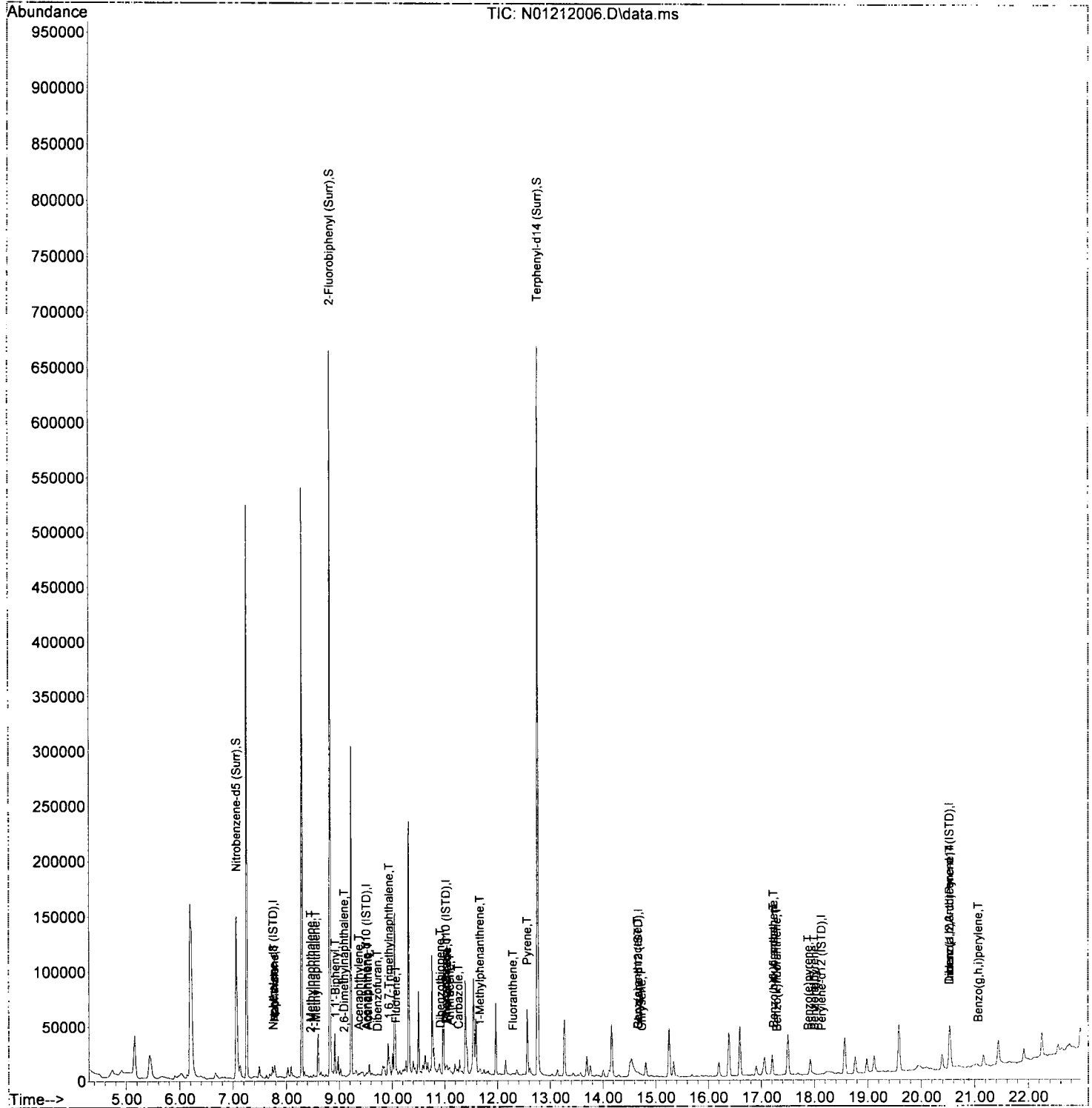
Quant Time: Jan 21 15:53:42 2020
 Quant Method : U:\methods\SV14_090619_PAHR7.M
 Quant Title : EPA 8270D: Semivolatile Organics
 QLast Update : Fri Dec 20 12:46:03 2019
 Response via : Initial Calibration
 InstName : SV-GCMS14

Compound	R.T.	QIon	Response	Conc	Units	Dev(Min)
Internal Standards						
1) Naphthalene-d8 (ISTD)	7.755	136	281	100.00	ng/ml	0.00
9) Acenaphthene-d10 (ISTD)	9.509	162	250	100.00	ng/ml	0.00
17) Phenanthrene-d10 (ISTD)	11.019	188	773	100.00	ng/ml	0.00
24) Chrysene-d12 (ISTD)	14.674	240	974	100.00	ng/ml	-0.01
29) Perylene-d12 (ISTD)	18.130	264	953	100.00	ng/ml	-0.01
37) Dibenz(a,h)Anthrcene-d...	20.520	292	20947	100.00	ng/ml	-0.01
System Monitoring Compounds						
2) Nitrobenzene-d5 (Surr)	7.061	82	98583	105577.88	ng/ml	0.00
10) 2-Fluorobiphenyl (Surr)	8.822	172	306426	82160.17	ng/ml	0.00
11) Acenaphthylene d-8 (Surr)	0.000	160	0	0.00	ng/ml	
26) Terphenyl-d14 (Surr)	12.762	244	378191	36918.98	ng/ml	0.00
33) Benzo(a)pyrene d-12 (S...	0.000	264	0	0.00	ng/ml	
Target Compounds						
3) Decalin	0.000		0	N.D.		Qvalue
4) Naphthalene	7.778	128	3271	1055.43	ng/ml	100
5) 2-Methylnaphthalene	8.460	142	539	205.23	ng/ml	96
6) 1-Methylnaphthalene	8.559	142	240	91.40	ng/ml	75
7) 1,1'-Biphenyl	8.927	154	720	203.84	ng/ml	95
8) 2,6-Dimethylnaphthalene	9.090	156	345	133.74	ng/ml	83
12) Acenaphthylene	9.370	152	289	53.25	ng/ml	91
13) Acenaphthene	9.544	153	475	133.62	ng/ml	76
14) Dibenzofuran	9.719	168	195	43.79	ng/ml#	35
15) 1,6,7-Trimethylnaphtha...	9.941	170	113	37.90	ng/ml#	1
16) Fluorene	10.069	166	299	82.19	ng/ml	95
18) Dibenzothiopene	10.914	184	196	24.24	ng/ml	62
19) Phenanthrene	11.042	178	2219	245.32	ng/ml	96
20) Anthracene	11.095	178	490	58.24	ng/ml	86
21) Carbazole	11.258	167	117	17.19	ng/ml	59
22) 1-Methylphenanthrene	11.666	192	240	38.19	ng/ml	88
23) Fluoranthene	12.290	202	675	74.07	ng/ml	99
25) Pyrene	12.564	202	867	56.98	ng/ml	98
27) Benz(a)anthracene	14.656	228	269	23.79	ng/ml#	34
28) Chrysene	14.732	228	535	49.99	ng/ml	95
30) Benzo(b)fluoranthene	17.227	252	369	33.56	ng/ml	90
31) Benzo(k)fluoranthene	17.291	252	138	12.75	ng/ml	63
32) Benzo(b+k)fluoranthene	17.227	252	506	44.99	ng/ml	93
34) Benzo(e)pyrene	17.879	252	368	33.10	ng/ml	86
35) Benzo(a)pyrene	17.996	252	175	18.59	ng/ml	57
36) Perylene	17.996	252	175	15.10	ng/ml	53
38) Indeno(1,2,3-cd)Pyrene	20.526	276	322	1.25	ng/ml#	43
39) Dibenz(a,h)anthracene	0.000		0	N.D.		
40) Benzo(g,h,i)perylene	21.062	276	505	1.84	ng/ml	81

(#) = qualifier out of range (m) = manual integration (+) = signals summed

Data Path : U:\data\2020-01\0A21027\
Data File : N01212006.D
Acq On : 21 Jan 2020 11:23
Operator : JK/ AMS/ DTH
Sample : 0010609-BLK2
Misc : 1x, 8270D PAH ONLY
ALS Vial : 4 Sample Multiplier: 1
DataAcq Meth:LVI14_BNA_ACQ.M

Quant Time: Jan 21 15:53:42 2020
Quant Method : U:\methods\SV14_090619_PAHR7.M
Quant Title : EPA 8270D: Semivolatile Organics
QLast Update : Fri Dec 20 12:46:03 2019
Response via : Initial Calibration
InstName : SV-GCMS14



Data Path : U:\data\2020-01\0A21027\
 Data File : N01212007.D
 Acq On : 21 Jan 2020 11:55
 Operator : JK/ AMS/ DTH
 Sample : 0010609-BLK3
 Misc : 1x, 8270D PAH ONLY
 ALS Vial : 5 Sample Multiplier: 1
 DataAcq Meth:LVI14_BNA_ACQ.M

Quant Time: Jan 21 15:53:51 2020
 Quant Method : U:\methods\SV14_090619_PAHR7.M
 Quant Title : EPA 8270D: Semivolatile Organics
 QLast Update : Fri Dec 20 12:46:03 2019
 Response via : Initial Calibration
 InstName : SV-GCMS14

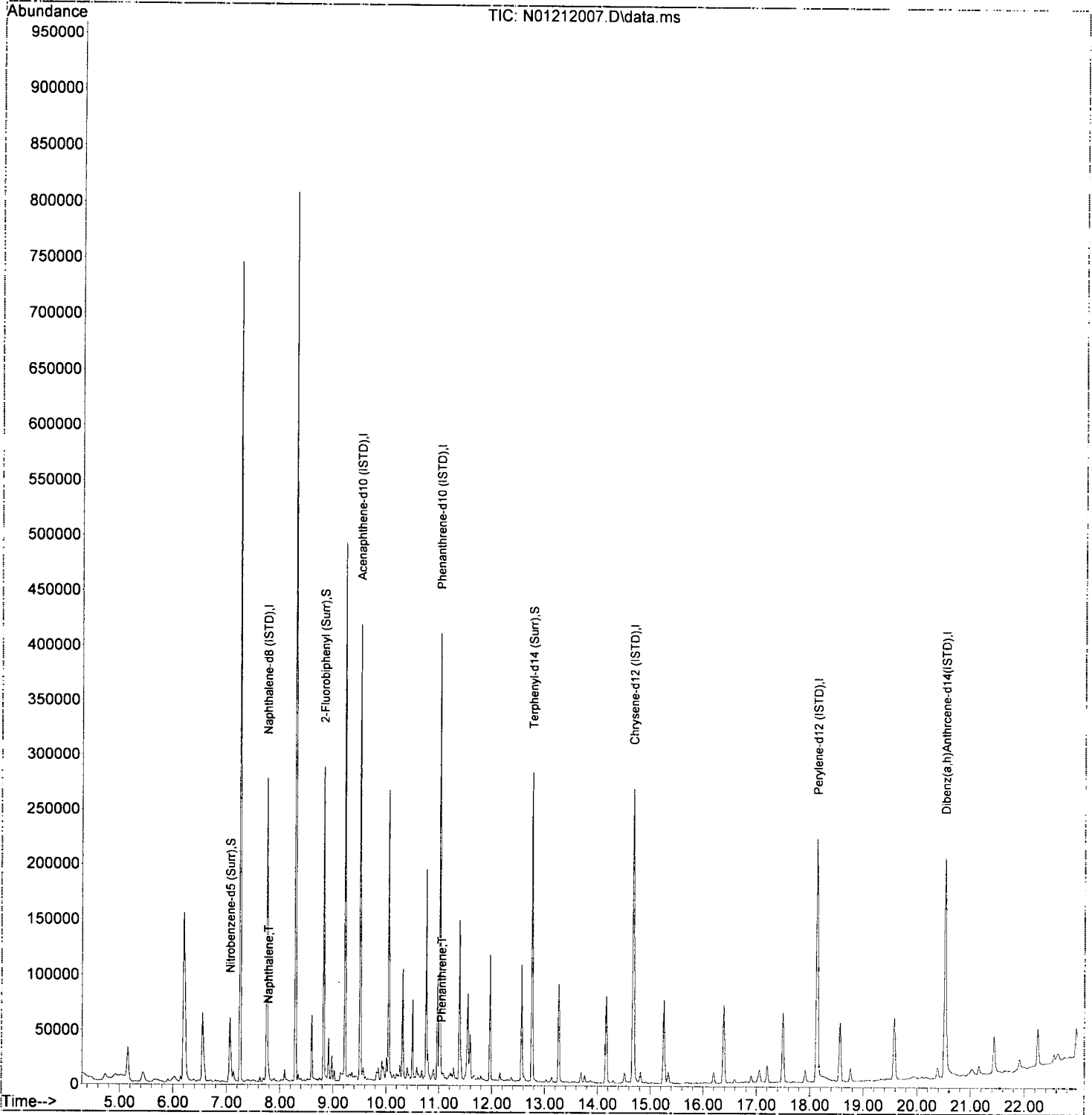
OK 1/21/20

Compound	R.T.	QIon	Response	Conc	Units	Dev(Min)	
Internal Standards							
1) Naphthalene-d8 (ISTD)	7.755	136	191173	100.00	ng/ml	0.00	
9) Acenaphthene-d10 (ISTD)	9.509	162	121354	100.00	ng/ml	0.00	
17) Phenanthrene-d10 (ISTD)	11.013	188	224309	100.00	ng/ml	0.00	
24) Chrysene-d12 (ISTD)	14.674	240	206226	100.00	ng/ml	-0.01	
29) Perylene-d12 (ISTD)	18.136	264	195080	100.00	ng/ml	0.00	
37) Dibenz(a,h)Anthrcene-d...	20.520	292	168214	100.00	ng/ml	-0.01	
System Monitoring Compounds							
2) Nitrobenzene-d5 (Surr)	7.061	82	41293	65.00	ng/ml	0.00	
10) 2-Fluorobiphenyl (Surr)	8.822	172	133487	73.73	ng/ml	0.00	
11) Acenaphthylene d-8 (Surr)	9.352	160	3405	-1.00	ng/ml	0.00	
26) Terphenyl-d14 (Surr)	12.762	244	159173	73.39	ng/ml	0.00	
33) Benzo(a)pyrene d-12 (S...	0.000	264	0	0.00	ng/ml		
Target Compounds							
							Qvalue
3) Decalin	0.000		0		N.D.		
4) Naphthalene	7.778	128	3128	1.48	ng/ml		96
5) 2-Methylnaphthalene	8.460	142	544		N.D.		
6) 1-Methylnaphthalene	8.559	142	315		N.D.		
7) 1,1'-Biphenyl	8.927	154	518		N.D.		
8) 2,6-Dimethylnaphthalene	9.096	156	267		N.D.		
12) Acenaphthylene	9.370	152	310		N.D.		
13) Acenaphthene	9.544	153	511		N.D.		
14) Dibenzofuran	9.719	168	171		N.D.		
15) 1,6,7-Trimethylnaphtha...	9.917	170	78		N.D.		
16) Fluorene	10.069	166	303		N.D.		
18) Dibenzothiopene	10.914	184	257		N.D.		
19) Phenanthrene	11.042	178	2156	0.82	ng/ml		93
20) Anthracene	11.095	178	297		N.D.		
21) Carbazole	11.258	167	78		N.D.		
22) 1-Methylphenanthrene	11.666	192	217		N.D.		
23) Fluoranthene	12.290	202	650		N.D.		
25) Pyrene	12.564	202	834		N.D.		
27) Benz(a)anthracene	14.674	228	818		N.D.		
28) Chrysene	14.732	228	405		N.D.		
30) Benzo(b)fluoranthene	17.232	252	250		N.D.		
31) Benzo(k)fluoranthene	17.291	252	168		N.D.		
32) Benzo(b+k)fluoranthene	17.232	252	435		N.D.		
34) Benzo(e)pyrene	17.874	252	237		N.D.		
35) Benzo(a)pyrene	17.984	252	156		N.D.		
36) Perylene	18.182	252	74		N.D.		
38) Indeno(1,2,3-cd)Pyrene	20.531	276	370		N.D.		
39) Dibenz(a,h)anthracene	0.000		0		N.D.		
40) Benzo(g,h,i)perylene	21.062	276	305		N.D.		

(#) = qualifier out of range (m) = manual integration (+) = signals summed

Data Path : U:\data\2020-01\0A21027\
Data File : N01212007.D
Acq On : 21 Jan 2020 11:55
Operator : JK/ AMS/ DTH
Sample : 0010609-BLK3
Misc : 1x, 8270D PAH ONLY
ALS Vial : 5 Sample Multiplier: 1
DataAcq Meth:LVI14_BNA_ACQ.M

Quant Time: Jan 21 15:53:51 2020
Quant Method : U:\methods\SV14_090619_PAHR7.M
Quant Title : EPA 8270D: Semivolatile Organics
QLast Update : Fri Dec 20 12:46:03 2019
Response via : Initial Calibration
InstName : SV-GCMS14



Data Path : U:\data\2020-01\0A21027\
 Data File : N01212008.D
 Acq On : 21 Jan 2020 12:28
 Operator : JK/ AMS/ DTH
 Sample : 0010609-BS1
 Misc : 1x, 8270D PAH ONLY
 ALS Vial : 6 Sample Multiplier: 1
 DataAcq Meth:LVI14_BNA_ACQ.M

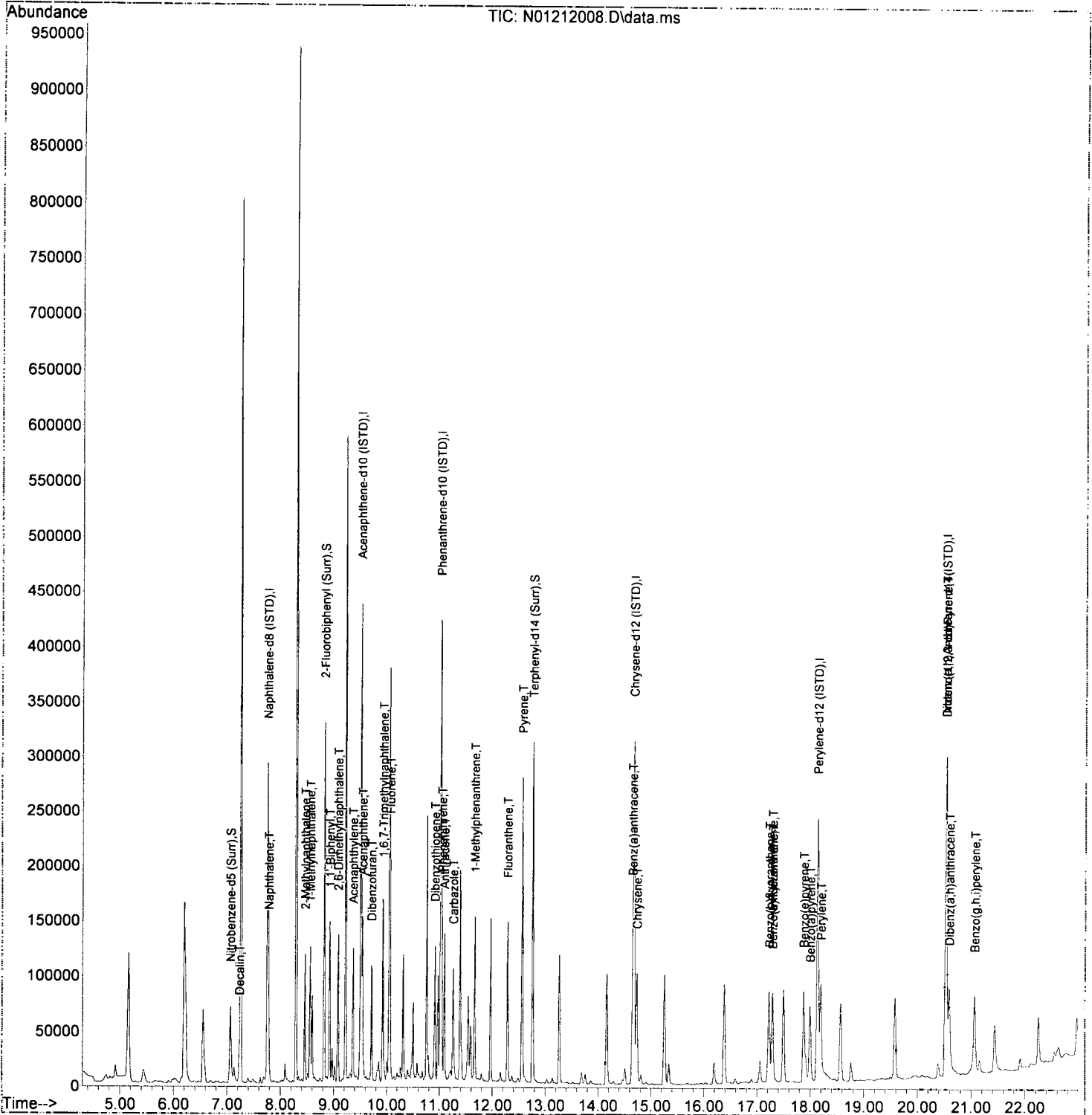
Quant Time: Jan 21 15:54:07 2020
 Quant Method : U:\methods\SV14_090619_PAHR7.M
 Quant Title : EPA 8270D: Semivolatile Organics
 QLast Update : Fri Dec 20 12:46:03 2019
 Response via : Initial Calibration
 InstName : SV-GCMS14

Compound	R.T.	QIon	Response	Conc	Units	Dev(Min)
Internal Standards						
1) Naphthalene-d8 (ISTD)	7.755	136	194000	100.00	ng/ml	0.00
9) Acenaphthene-d10 (ISTD)	9.509	162	123125	100.00	ng/ml	0.00
17) Phenanthrene-d10 (ISTD)	11.013	188	230598	100.00	ng/ml	0.00
24) Chrysene-d12 (ISTD)	14.673	240	221913	100.00	ng/ml	-0.01
29) Perylene-d12 (ISTD)	18.136	264	213068	100.00	ng/ml	0.00
37) Dibenz(a,h)Anthracene-d...	20.519	292	181736	100.00	ng/ml	-0.01
System Monitoring Compounds						
2) Nitrobenzene-d5 (Surr)	7.061	82	46188	71.65	ng/ml	0.00
10) 2-Fluorobiphenyl (Surr)	8.821	172	149267	81.26	ng/ml	0.00
11) Acenaphthylene d-8 (Surr)	9.352	160	3038	-1.00	ng/ml	0.00
26) Terphenyl-d14 (Surr)	12.762	244	175549	75.22	ng/ml	0.00
33) Benzo(a)pyrene d-12 (S...	0.000	264	0	0.00	ng/ml	
Target Compounds						
						Qvalue
3) Decalin	7.230	138	4133	28.61	ng/ml	88
4) Naphthalene	7.778	128	68361	31.95	ng/ml	99
5) 2-Methylnaphthalene	8.460	142	48426	26.71	ng/ml	98
6) 1-Methylnaphthalene	8.559	142	49413	27.26	ng/ml	97
7) 1,1'-Biphenyl	8.926	154	61750	25.32	ng/ml	97
8) 2,6-Dimethylnaphthalene	9.084	156	43820	24.61	ng/ml	100
12) Acenaphthylene	9.363	152	78595	29.40	ng/ml	100
13) Acenaphthene	9.544	153	54309	31.02	ng/ml	99
14) Dibenzofuran	9.713	168	66391	30.27	ng/ml	97
15) 1,6,7-Trimethylnaphtha...	9.929	170	45798	31.19	ng/ml	98
16) Fluorene	10.063	166	55004	30.70	ng/ml	99
18) Dibenzothiopene	10.908	184	72147	29.91	ng/ml	96
19) Phenanthrene	11.042	178	84030	31.14	ng/ml	100
20) Anthracene	11.089	178	76180	30.35	ng/ml	99
21) Carbazole	11.258	167	63897	31.46	ng/ml	99
22) 1-Methylphenanthrene	11.666	192	60927	32.50	ng/ml	97
23) Fluoranthene	12.284	202	91921	33.81	ng/ml	96
25) Pyrene	12.563	202	95429	27.52	ng/ml	99
27) Benz(a)anthracene	14.650	228	74602	28.96	ng/ml	99
28) Chrysene	14.732	228	76167	31.24	ng/ml	99
30) Benzo(b)fluoranthene	17.226	252	73386	29.85	ng/ml	92
31) Benzo(k)fluoranthene	17.290	252	74839	30.92	ng/ml	92
32) Benzo(b+k)fluoranthene	17.290	252	155324	61.76	ng/ml	92
34) Benzo(e)pyrene	17.873	252	74173	29.84	ng/ml	97
35) Benzo(a)pyrene	17.996	252	63909	30.37	ng/ml	96
36) Perylene	18.194	252	79290	30.59	ng/ml	99
38) Indeno(1,2,3-cd)Pyrene	20.525	276	65130	29.06	ng/ml	79
39) Dibenz(a,h)anthracene	20.589	278	61308	29.11	ng/ml	83
40) Benzo(g,h,i)perylene	21.062	276	68423	28.78	ng/ml	100

(#) = qualifier out of range (m) = manual integration (+) = signals summed

Data Path : U:\data\2020-01\0A21027\
Data File : N01212008.D
Acq On : 21 Jan 2020 12:28
Operator : JK/ AMS/ DTH
Sample : 0010609-BS1
Misc : 1x, 8270D PAH ONLY
ALS Vial : 6 Sample Multiplier: 1
DataAcq Meth:LVI14_BNA_ACQ.M

Quant Time: Jan 21 15:54:07 2020
Quant Method : U:\methods\SV14_090619_PAHR7.M
Quant Title : EPA 8270D: Semivolatile Organics
QLast Update : Fri Dec 20 12:46:03 2019
Response via : Initial Calibration
InstName : SV-GCMS14



Data Path : U:\data\2020-01\0A21027\
 Data File : N01212011.D
 Acq On : 21 Jan 2020 14:08
 Operator : JK/ AMS/ DTH
 Sample : 0010609-MSD1@1000
 Misc : 1000x, 8270D PAH ONLY
 ALS Vial : 9 Sample Multiplier: 1
 DataAcq Meth:LVI14_BNA_ACQ.M

Quant Time: Jan 21 15:54:39 2020
 Quant Method : U:\methods\SV14_090619_PAHR7.M
 Quant Title : EPA 8270D: Semivolatile Organics
 QLast Update : Fri Dec 20 12:46:03 2019
 Response via : Initial Calibration
 InstName : SV-GCMS14

AMS
1/22/20


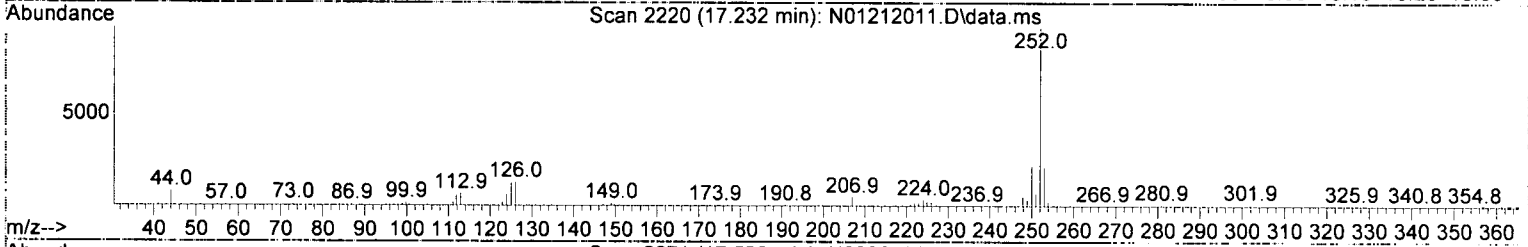
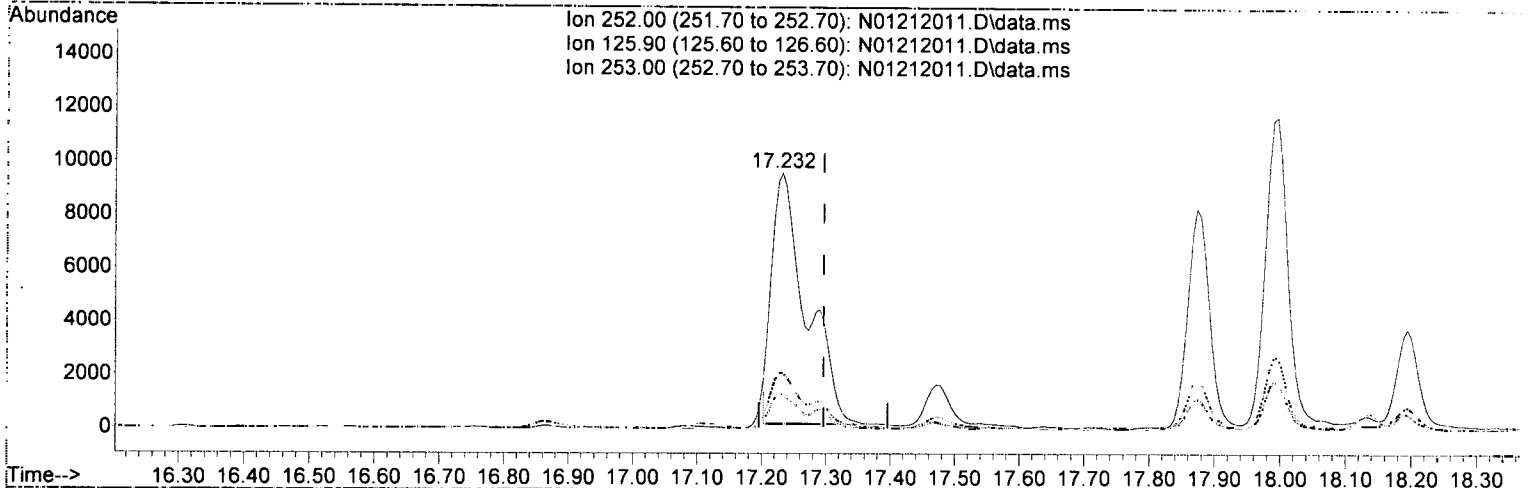
Compound	R.T.	QIon	Response	Conc	Units	Dev(Min)	
Internal Standards							
1) Naphthalene-d8 (ISTD)	7.755	136	188844	100.00	ng/ml	0.00	
9) Acenaphthene-d10 (ISTD)	9.509	162	121873	100.00	ng/ml	0.00	
17) Phenanthrene-d10 (ISTD)	11.013	188	220844	100.00	ng/ml	0.00	
24) Chrysene-d12 (ISTD)	14.673	240	206926	100.00	ng/ml	-0.01	
29) Perylene-d12 (ISTD)	18.136	264	199957	100.00	ng/ml	0.00	
37) Dibenz(a,h)Anthrcene-d...	20.525	292	170522	100.00	ng/ml	0.00	
System Monitoring Compounds							
2) Nitrobenzene-d5 (Surr)	7.079	82	79	0.13	ng/ml	0.01	
10) 2-Fluorobiphenyl (Surr)	8.827	172	191	0.11	ng/ml	0.00	
11) Acenaphthylene d-8 (Surr)	9.352	160	3582	0.01	ng/ml	0.00	
26) Terphenyl-d14 (Surr)	12.762	244	262	0.12	ng/ml	0.00	
33) Benzo(a)pyrene d-12 (S...	0.000	264	0	0.00	ng/ml		
Target Compounds							
3) Decalin	0.000		0	N.D.			Qvalue
4) Naphthalene	7.778	128	1403	0.67	ng/ml		98
5) 2-Methylnaphthalene	8.460	142	301	N.D.			
6) 1-Methylnaphthalene	8.559	142	8210	4.65	ng/ml		96
7) 1,1'-Biphenyl	8.926	154	172	N.D.			
8) 2,6-Dimethylnaphthalene	9.090	156	2931	1.69	ng/ml		94
12) Acenaphthylene	9.364	152	7643	2.89	ng/ml		95
13) Acenaphthene	9.538	153	19373	11.18	ng/ml		99
14) Dibenzofuran	9.719	168	1005	0.46	ng/ml		84
15) 1,6,7-Trimethylnaphtha...	9.923	170	1485	1.02	ng/ml		92
16) Fluorene	10.063	166	12569	7.09	ng/ml		99
18) Dibenzothiopene	10.914	184	18992	8.22	ng/ml		96
19) Phenanthrene	11.042	178	157772	61.05	ng/ml		100
20) Anthracene	11.089	178	22584	9.40	ng/ml		100
21) Carbazole	11.264	167	719	N.D.			
22) 1-Methylphenanthrene	11.666	192	8640	4.81	ng/ml		94
23) Fluoranthene	12.284	202	111315	42.75	ng/ml		96
25) Pyrene	12.563	202	131247	40.60	ng/ml		99
27) Benz(a)anthracene	14.656	228	23349	9.72	ng/ml		70
28) Chrysene	14.732	228	28397	12.49	ng/ml		98
30) Benzo(b)fluoranthene	17.232	252	28524	12.36	ng/ml		92
31) Benzo(k)fluoranthene	17.232	252	35267	15.52	ng/ml		90
32) Benzo(b+k)fluoranthene	17.232	252	39704	16.82	ng/ml		90
34) Benzo(e)pyrene	17.873	252	19645	8.42	ng/ml		97
35) Benzo(a)pyrene	17.996	252	27284	13.82	ng/ml		96
36) Perylene	18.194	252	9387	3.86	ng/ml		100
38) Indeno(1,2,3-cd)Pyrene	20.525	276	21683	10.31	ng/ml		81
39) Dibenz(a,h)anthracene	20.584	278	2520	1.28	ng/ml		88
40) Benzo(g,h,i)perylene	21.062	276	25638	11.49	ng/ml		96

(#) = qualifier out of range (m) = manual integration (+) = signals summed

Quantitation Report (Qedit)

Data Path : U:\data\2020-01\0A21027\
 Data File : N01212011.D
 Acq On : 21 Jan 2020 14:08
 Operator : JK/ AMS/ DTH
 Sample : 0010609-MSD1@1000
 Misc : 1000x, 8270D PAH ONLY
 ALS Vial : 9 Sample Multiplier: 1
 DataAcq Meth:LVI14_BNA_ACQ.M

Quant Time: Jan 27 07:18:32 2020
 Quant Method : U:\methods\SV14_090619_PAHR7.M
 Quant Title : EPA 8270D: Semivolatile Organics
 QLast Update : Fri Dec 20 12:46:03 2019
 Response via : Initial Calibration
 InstName : SV-GCMS14



TIC: N01212011.D\data.ms

(31) Benzo(k)fluoranthene (T)

17.232min (-0.064) 15.52 ng/ml

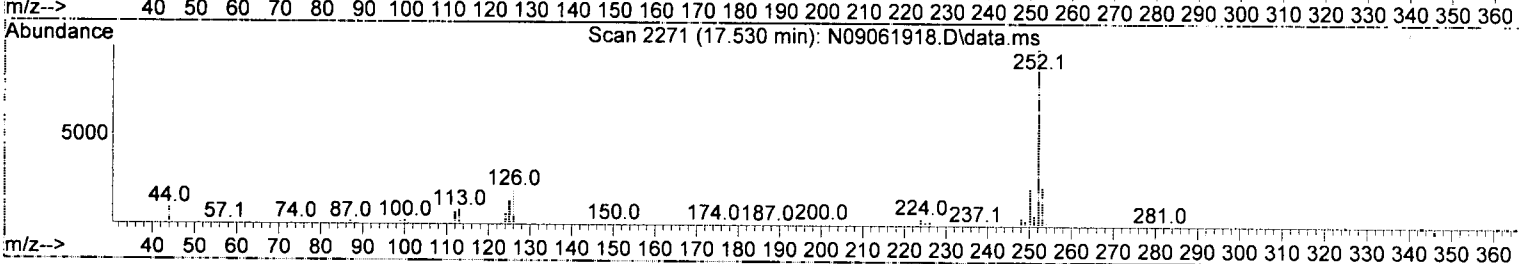

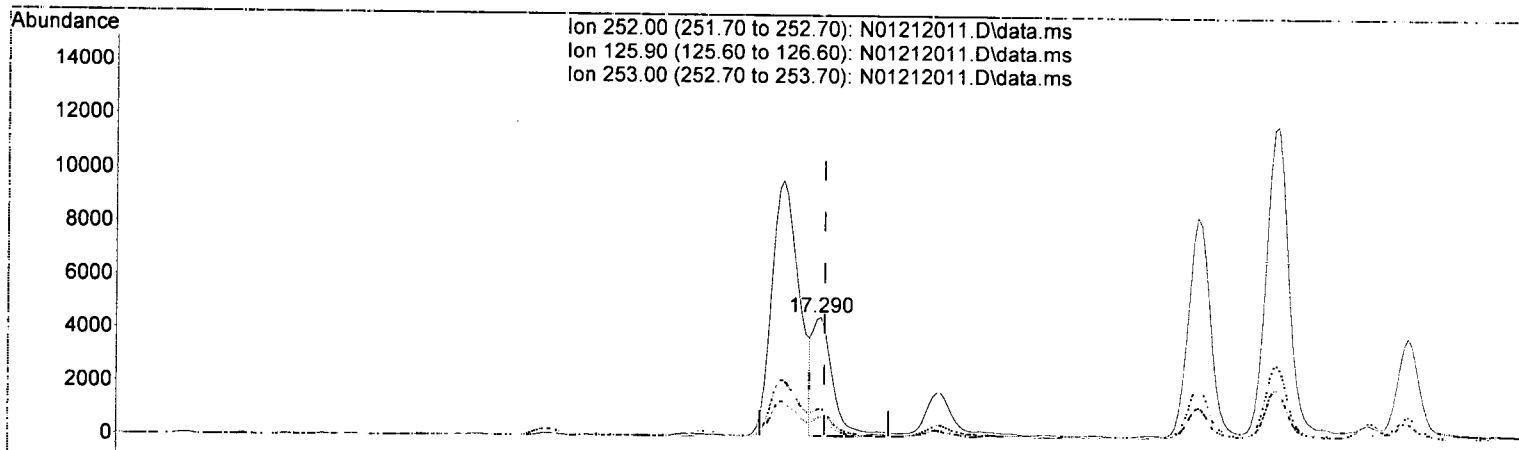
response	Ion	Exp%	Act%
35267	252.00	100.00	100.00
	125.90	22.10	13.32
	253.00	21.50	21.78
	0.00	0.00	0.00

AMS
1/27/20

Quantitation Report (Qedit)

Data Path : U:\data\2020-01\0A21027\
 Data File : N01212011.D
 Acq On : 21 Jan 2020 14:08
 Operator : JK/ AMS/ DTH
 Sample : 0010609-MSD1@1000
 Misc : 1000x, 8270D PAH ONLY
 ALS Vial : 9 Sample Multiplier: 1
 DataAcq Meth:LVI14_BNA_ACQ.M

Quant Time: Jan 21 15:54:39 2020
 Quant Method : U:\methods\SV14_090619_PAHR7.M
 Quant Title : EPA 8270D: Semivolatile Organics
 QLast Update : Fri Dec 20 12:46:03 2019
 Response via : Initial Calibration
 InstName : SV-GCMS14



TIC: N01212011.D\data.ms

(31) Benzo(k)fluoranthene (T)

17.290min (-0.006) 4.15 ng/ml

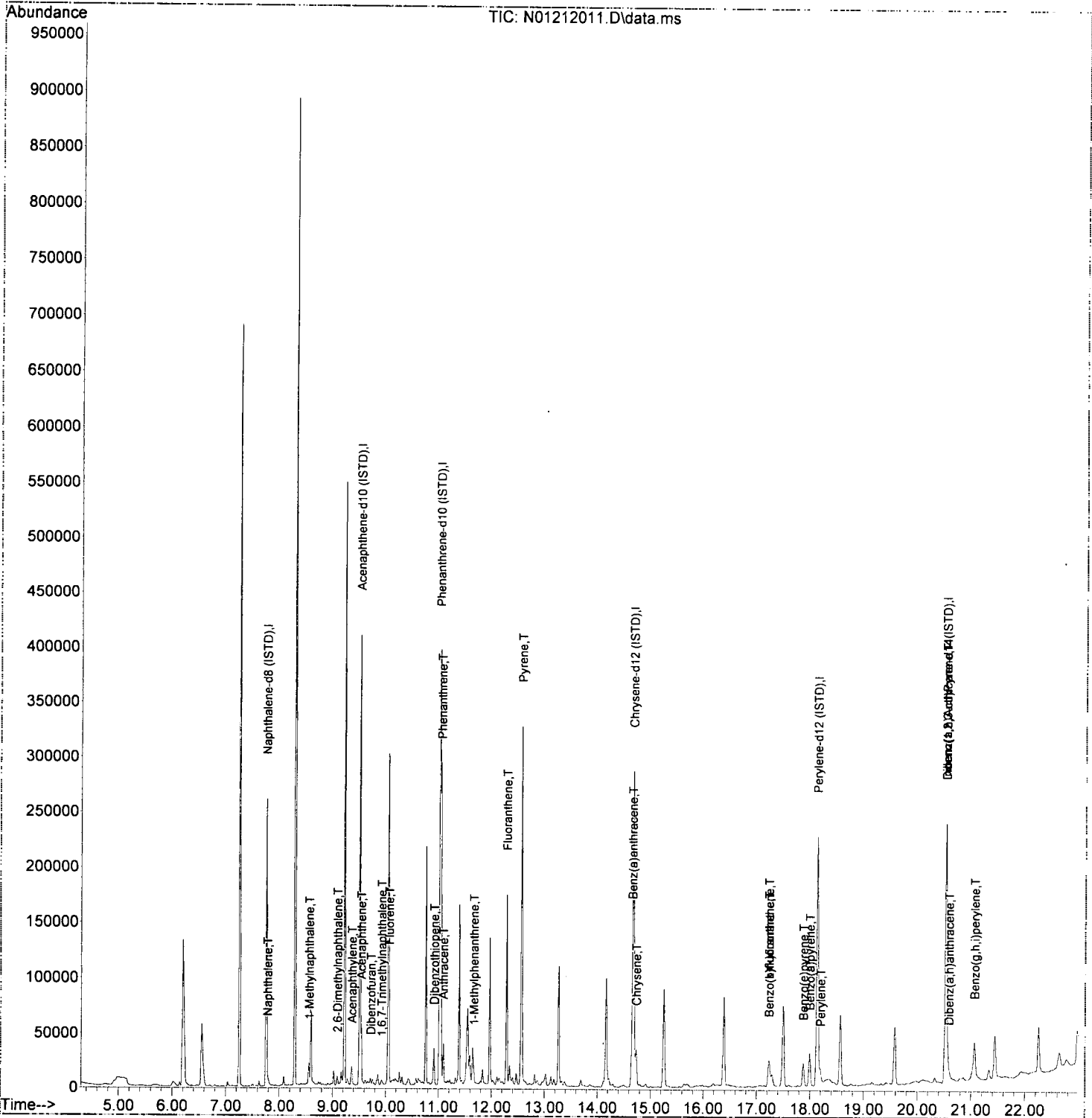
response 9423

Ion	Exp%	Act%
252.00	100.00	100.00
125.90	22.10	16.20
253.00	21.50	23.33
0.00	0.00	0.00

OAMS
1/22/20

Data Path : U:\data\2020-01\0A21027\
Data File : N01212011.D
Acq On : 21 Jan 2020 14:08
Operator : JK/ AMS/ DTH
Sample : 0010609-MSD1@1000
Misc : 1000x, 8270D PAH ONLY
ALS Vial : 9 Sample Multiplier: 1
DataAcq Meth:LVI14_BNA_ACQ.M

Quant Time: Jan 21 15:54:39 2020
Quant Method : U:\methods\SV14_090619_PAHR7.M
Quant Title : EPA 8270D: Semivolatile Organics
QLast Update : Fri Dec 20 12:46:03 2019
Response via : Initial Calibration
InstName : SV-GCMS14



Data Path : U:\data\2020-01\0A21027\
 Data File : N01212020.D
 Acq On : 21 Jan 2020 19:00
 Operator : JK/ AMS/ DTH
 Sample : A0A0637-01@20
 Misc : 20x, 8270D PAH ONLY
 ALS Vial : 18 Sample Multiplier: 1
 DataAcq Meth:LVI14_BNA_ACQ.M

AMS
 1/22/20
 MOS

Quant Time: Jan 22 07:43:01 2020
 Quant Method : U:\methods\SV14_090619_PAHR7.M
 Quant Title : EPA 8270D: Semivolatile Organics
 QLast Update : Fri Dec 20 12:46:03 2019
 Response via : Initial Calibration
 InstName : SV-GCMS14

Compound	R.T.	QIon	Response	Conc	Units	Dev (Min)
Internal Standards						
1) Naphthalene-d8 (ISTD)	7.755	136	170618	100.00	ng/ml	0.00
9) Acenaphthene-d10 (ISTD)	9.504	162	108109	100.00	ng/ml	-0.01
17) Phenanthrene-d10 (ISTD)	11.013	188	178193	100.00	ng/ml	0.00
24) Chrysene-d12 (ISTD)	14.668	240	147020	100.00	ng/ml	-0.02
29) Perylene-d12 (ISTD)	18.124	264	148658	100.00	ng/ml	-0.02
37) Dibenz(a,h)Anthracene-d...	20.514	292	117415	100.00	ng/ml	-0.02
System Monitoring Compounds						
2) Nitrobenzene-d5 (Surr)	7.073	82	1970	3.47	ng/ml	0.00
10) 2-Fluorobiphenyl (Surr)	8.822	172	5940	3.68	ng/ml	0.00
11) Acenaphthylene d-8 (Surr)	9.352	160	9920	3.13	ng/ml	0.00
26) Terphenyl-d14 (Surr)	12.756	244	5664	3.66	ng/ml	-0.01
33) Benzo(a)pyrene d-12 (S...	0.000	264	0	0.00	ng/ml	
Target Compounds						
3) Decalin	0.000		0		N.D.	Qvalue
4) Naphthalene	7.778	128	3670	1.95	ng/ml	98
5) 2-Methylnaphthalene	8.460	142	1734	1.09	ng/ml	91
6) 1-Methylnaphthalene	8.559	142	1487	0.93	ng/ml	98
7) 1,1'-Biphenyl	8.926	154	327		N.D.	
8) 2,6-Dimethylnaphthalene	9.090	156	1578	1.01	ng/ml	94
12) Acenaphthylene	9.364	152	9525	4.06	ng/ml	98
13) Acenaphthene	9.538	153	6465	4.21	ng/ml	99
14) Dibenzofuran	9.713	168	546		N.D.	
15) 1,6,7-Trimethylnaphtha...	9.923	170	648	0.50	ng/ml	96
16) Fluorene	10.063	166	3831	2.44	ng/ml	96
18) Dibenzothiopene	10.908	184	3690	1.98	ng/ml	95
19) Phenanthrene	11.036	178	22039	10.57	ng/ml	99
20) Anthracene	11.089	178	4730	2.44	ng/ml	97
21) Carbazole	11.258	167	325		N.D.	
22) 1-Methylphenanthrene	11.660	192	6948	4.80	ng/ml	97
23) Fluoranthene	12.284	202	63506	30.23	ng/ml	96
25) Pyrene	12.558	202	101528	44.20	ng/ml	99
27) Benz(a)anthracene	14.644	228	29616	17.35	ng/ml	65
28) Chrysene	14.726	228	36944	22.87	ng/ml	97
30) Benzo(b)fluoranthene	17.221	252	36971	21.55	ng/ml	91
31) Benzo(k)fluoranthene	17.221	252	45620	27.01	ng/ml	90
32) Benzo(b+k)fluoranthene	17.221	252	50022	28.51	ng/ml	90
34) Benzo(e)pyrene	17.868	252	25095	14.47	ng/ml	98
35) Benzo(a)pyrene	17.984	252	34893	23.77	ng/ml	96
36) Perylene	18.182	252	9687	5.36	ng/ml	98
38) Indeno(1,2,3-cd)Pyrene	20.520	276	22804	15.75	ng/ml	81
39) Dibenz(a,h)anthracene	20.578	278	3024	2.22	ng/ml	85
40) Benzo(g,h,i)perylene	21.050	276	29086	18.93	ng/ml	99

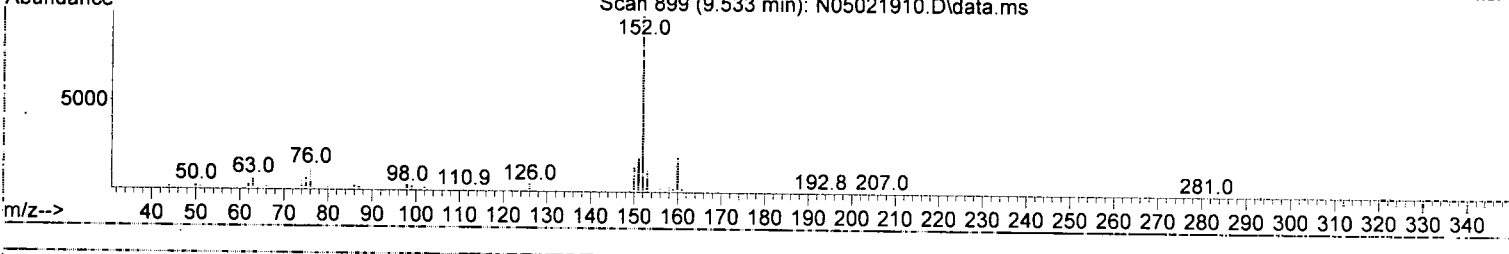
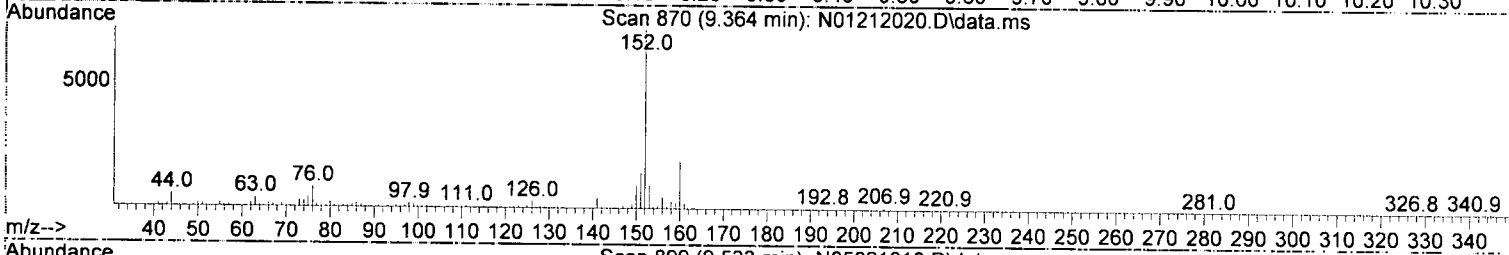
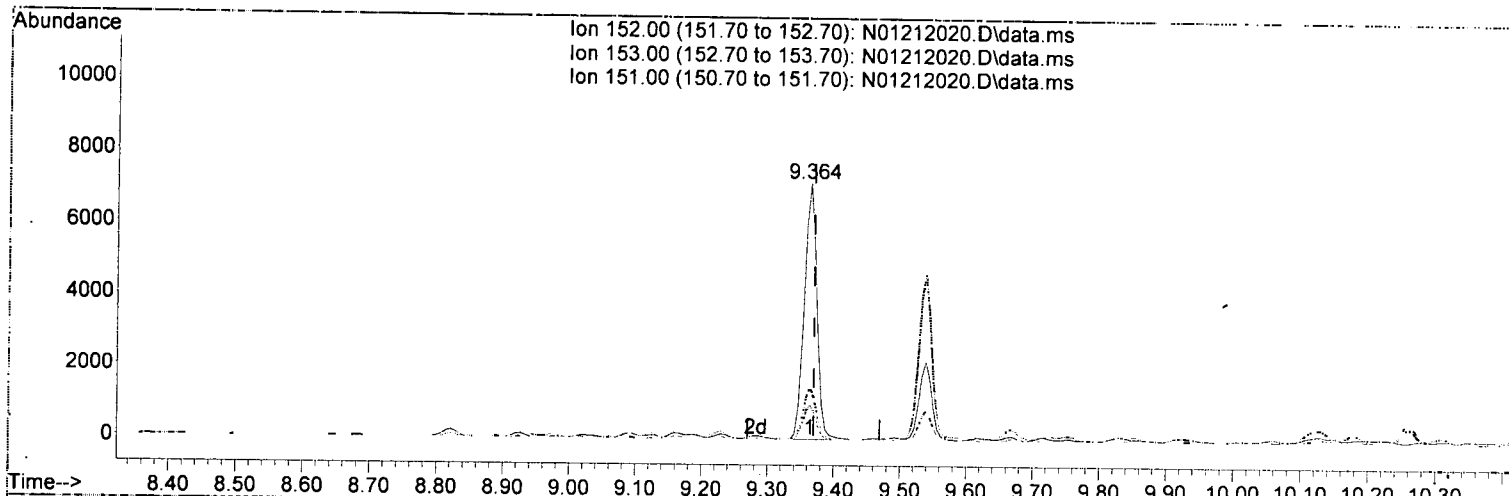
MS-MOS

(#) = qualifier out of range (m) = manual integration (+) = signals summed

Quantitation Report (Qedit)

Data Path : U:\data\2020-01\0A21027\
 Data File : N01212020.D
 Acq On : 21 Jan 2020 19:00
 Operator : JK/ AMS/ DTH
 Sample : A0A0637-01@20
 Misc : 20x, 8270D PAH ONLY
 ALS Vial : 18 Sample Multiplier: 1
 DataAcq Meth:LVI14_BNA_ACQ.M

Quant Time: Jan 22 07:43:01 2020
 Quant Method : U:\methods\SV14_090619_PAHR7.M
 Quant Title : EPA 8270D: Semivolatile Organics
 QLast Update : Fri Dec 20 12:46:03 2019
 Response via : Initial Calibration
 InstName : SV-GCMS14



TIC: N01212020.D\data.ms

(12) Acenaphthylene (T)

9.364min (-0.006) 4.06 ng/ml

response 9525

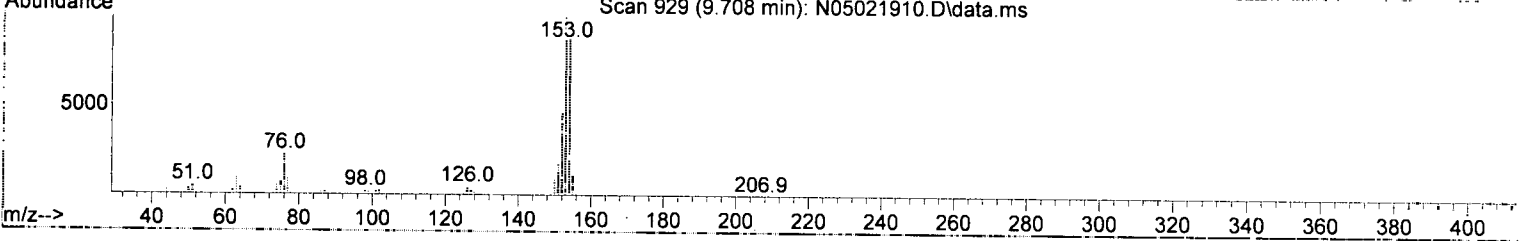
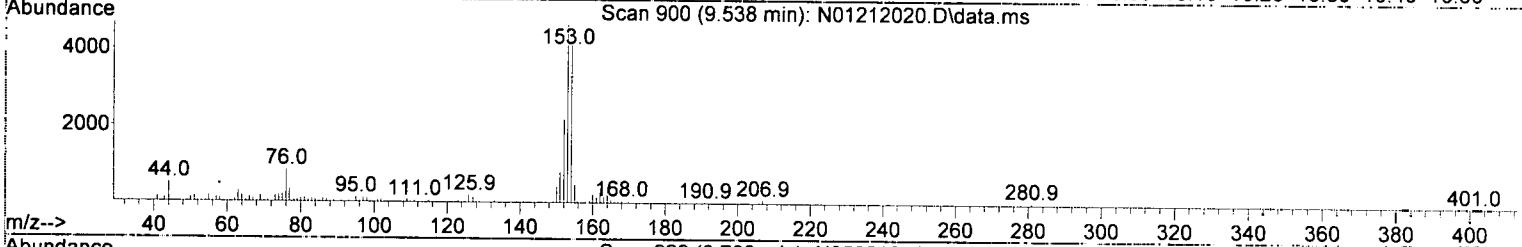
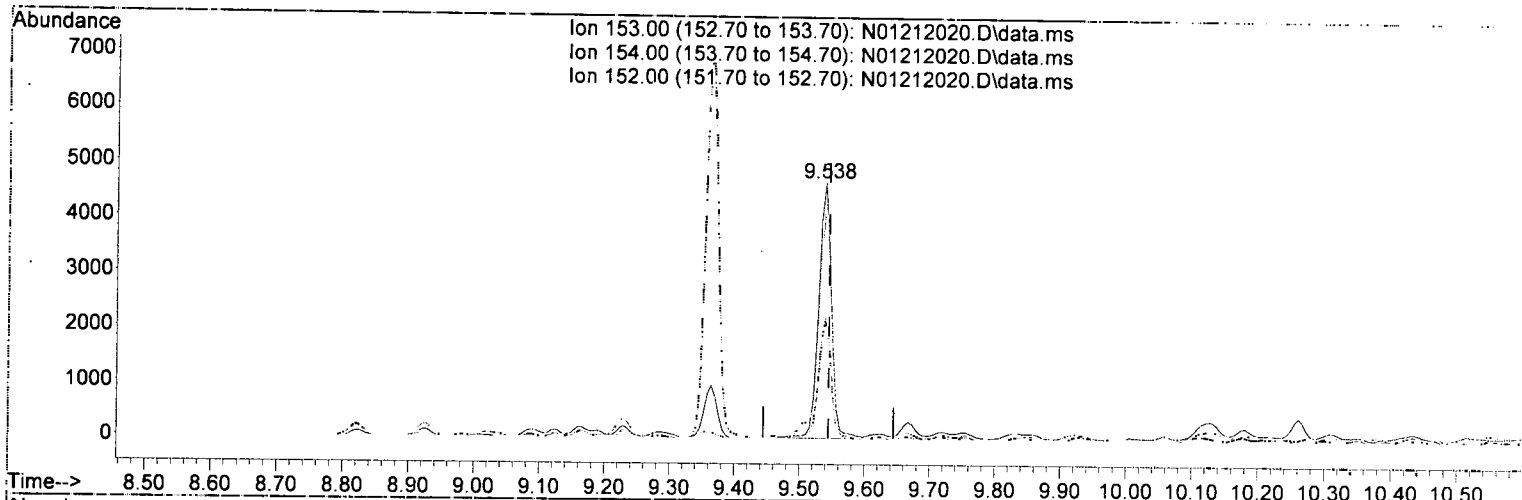
Ion	Exp%	Act%
152.00	100.00	100.00
153.00	12.70	13.42
151.00	19.30	20.20
0.00	0.00	0.00

Handwritten mark resembling a stylized '5' or 'J'.

Quantitation Report (Qedit)

Data Path : U:\data\2020-01\0A21027\
 Data File : N01212020.D
 Acq On : 21 Jan 2020 19:00
 Operator : JK/ AMS/ DTH
 Sample : A0A0637-01@20
 Misc : 20x, 8270D PAH ONLY
 ALS Vial : 18 Sample Multiplier: 1
 DataAcq Meth:LVI14_BNA_ACQ.M

Quant Time: Jan 22 07:43:01 2020
 Quant Method : U:\methods\SV14_090619_PAHR7.M
 Quant Title : EPA 8270D: Semivolatile Organics
 QLast Update : Fri Dec 20 12:46:03 2019
 Response via : Initial Calibration
 InstName : SV-GCMS14



TIC: N01212020.D\data.ms

(13) Acenaphthene (T)

9.538min (-0.006) 4.21 ng/ml

response 6465

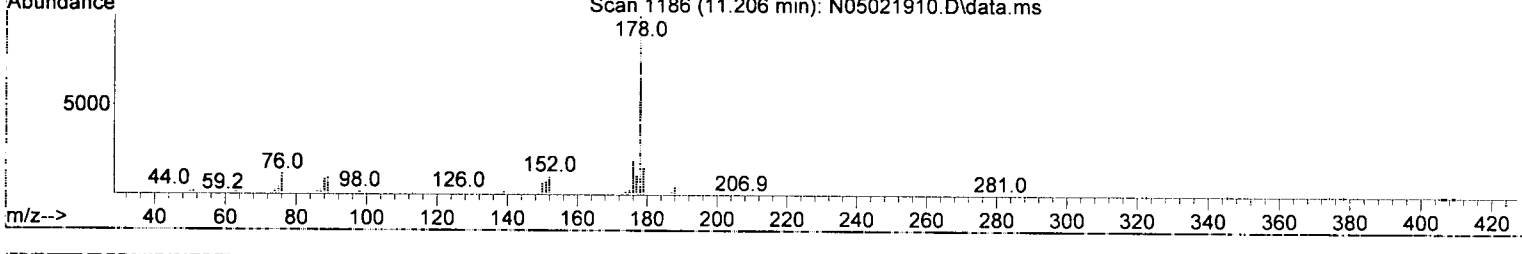
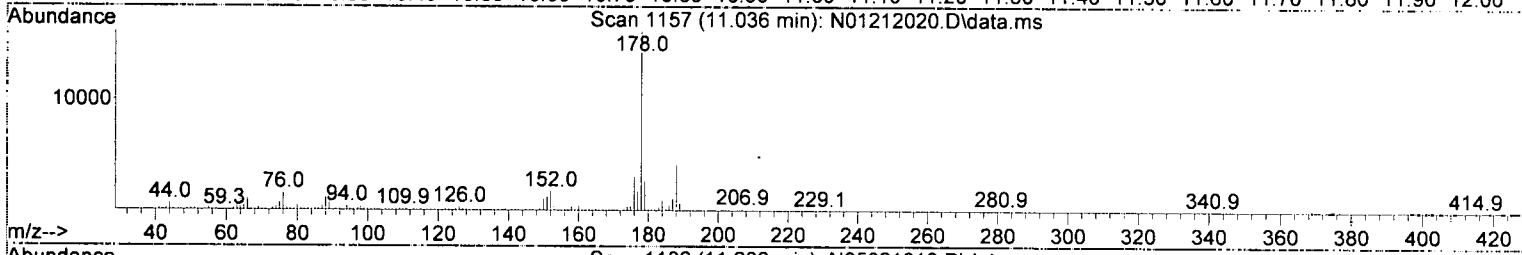
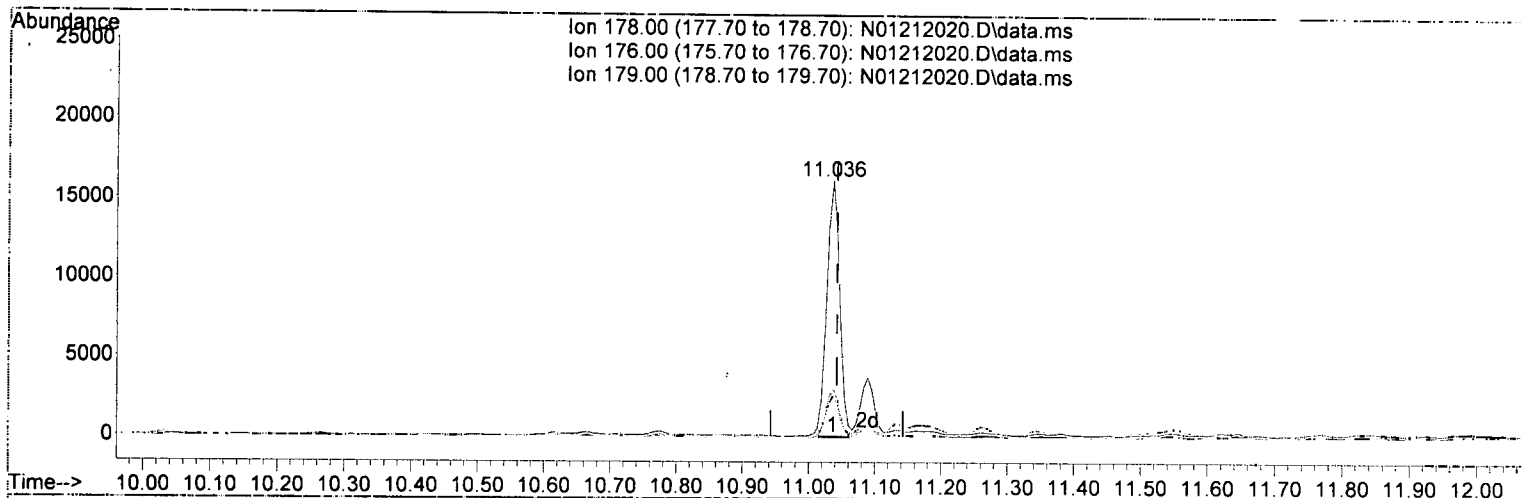
Ion	Exp%	Act%
153.00	100.00	100.00
154.00	90.70	91.80
152.00	46.80	47.08
0.00	0.00	0.00

J

Quantitation Report (Qedit)

Data Path : U:\data\2020-01\0A21027\
 Data File : N01212020.D
 Acq On : 21 Jan 2020 19:00
 Operator : JK/ AMS/ DTH
 Sample : A0A0637-01@20
 Misc : 20x, 8270D PAH ONLY
 ALS Vial : 18 Sample Multiplier: 1
 DataAcq Meth:LVI14_BNA_ACQ.M

Quant Time: Jan 22 07:43:01 2020
 Quant Method : U:\methods\SV14_090619_PAHR7.M
 Quant Title : EPA 8270D: Semivolatile Organics
 QLast Update : Fri Dec 20 12:46:03 2019
 Response via : Initial Calibration
 InstName : SV-GCMS14



TIC: N01212020.D\data.ms

(19) Phenanthrene (T)

11.036min (-0.006) 10.57 ng/ml

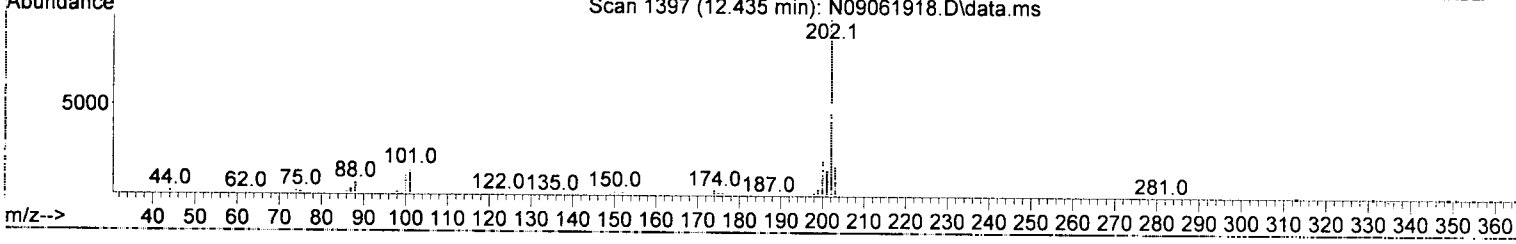
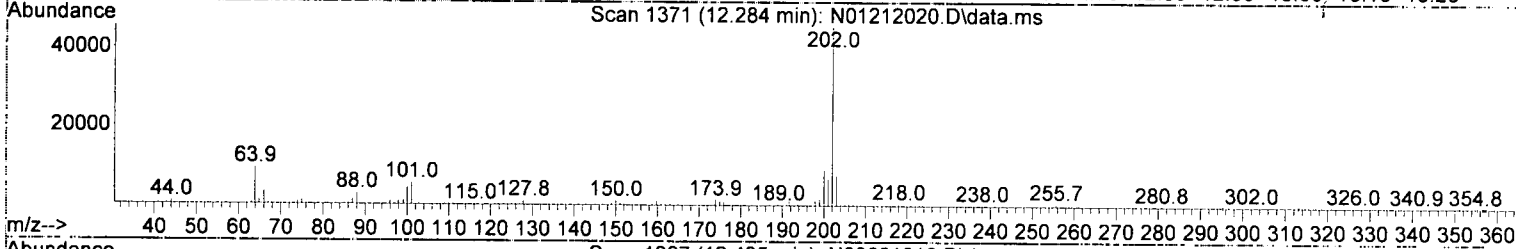
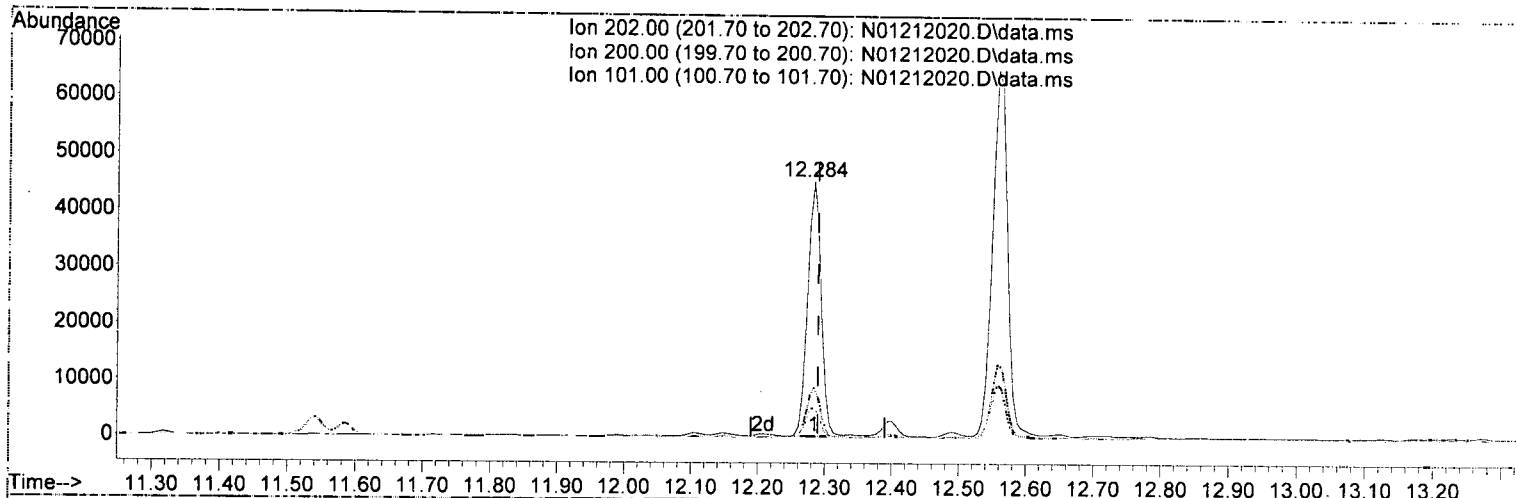
response 22039

Ion	Exp%	Act%
178.00	100.00	100.00
176.00	19.00	18.86
179.00	15.10	16.10
0.00	0.00	0.00

Quantitation Report (Qedit)

Data Path : U:\data\2020-01\0A21027\
 Data File : N01212020.D
 Acq On : 21 Jan 2020 19:00
 Operator : JK/ AMS/ DTH
 Sample : A0A0637-01@20
 Misc : 20x, 8270D PAH ONLY
 ALS Vial : 18 Sample Multiplier: 1
 DataAcq Meth:LVI14_BNA_ACQ.M

Quant Time: Jan 22 07:43:01 2020
 Quant Method : U:\methods\SV14_090619_PAHR7.M
 Quant Title : EPA 8270D: Semivolatile Organics
 QLast Update : Fri Dec 20 12:46:03 2019
 Response via : Initial Calibration
 InstName : SV-GCMS14



TIC: N01212020.D\data.ms

(23) Fluoranthene (T)

12.284min (-0.006) 30.23 ng/ml

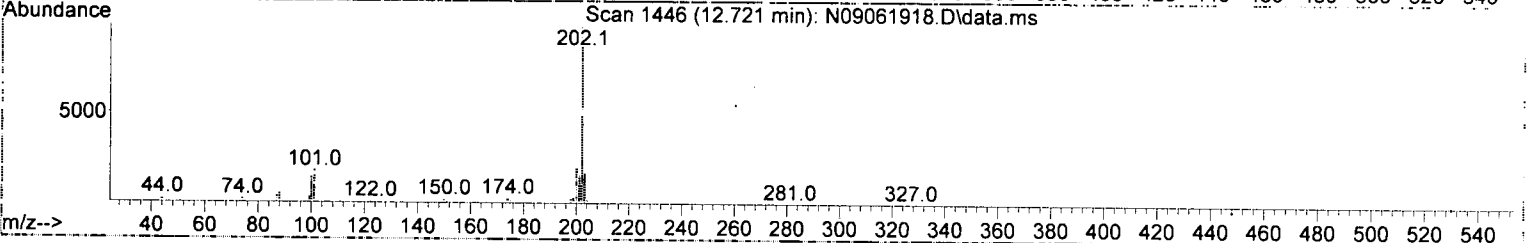
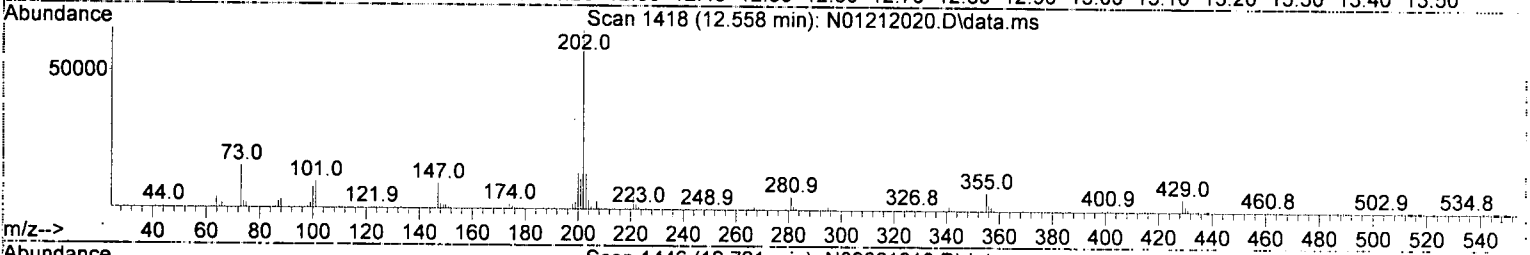
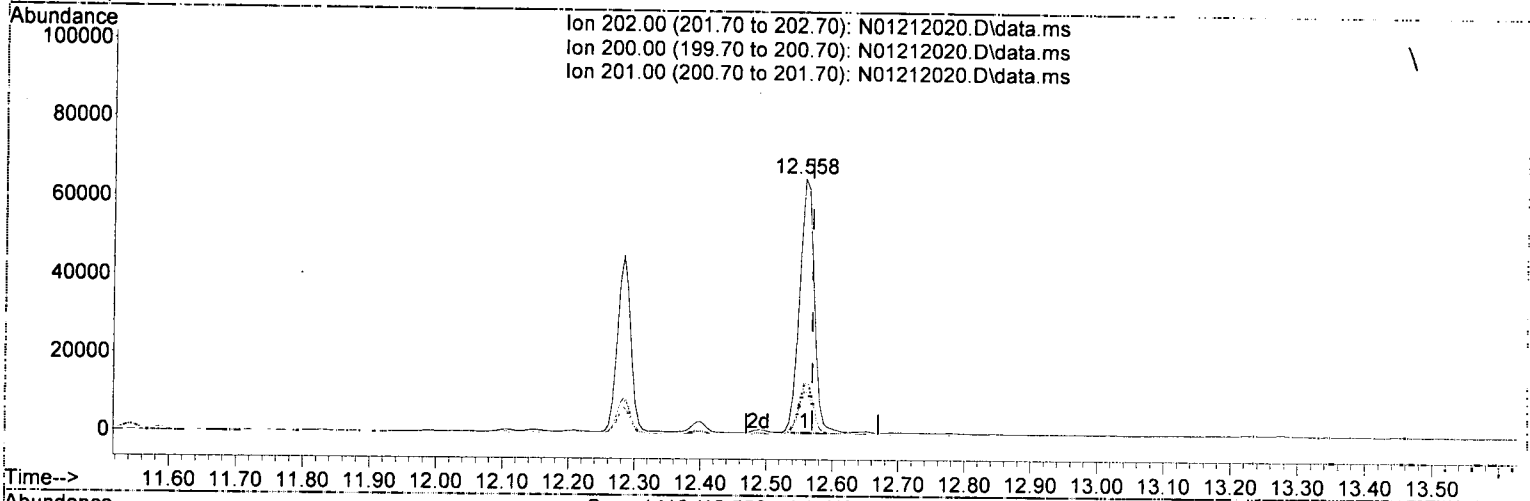
response 63506

Ion	Exp%	Act%
202.00	100.00	100.00
200.00	19.70	19.93
101.00	15.30	12.12
0.00	0.00	0.00

Quantitation Report (Qedit)

Data Path : U:\data\2020-01\0A21027\
 Data File : N01212020.D
 Acq On : 21 Jan 2020 19:00
 Operator : JK/ AMS/ DTH
 Sample : A0A0637-01@20
 Misc : 20x, 8270D PAH ONLY
 ALS Vial : 18 Sample Multiplier: 1
 DataAcq Meth:LVI14_BNA_ACQ.M

Quant Time: Jan 22 07:43:01 2020
 Quant Method : U:\methods\SV14_090619_PAHR7.M
 Quant Title : EPA 8270D: Semivolatile Organics
 QLast Update : Fri Dec 20 12:46:03 2019
 Response via : Initial Calibration
 InstName : SV-GCMS14



TIC: N01212020.D\data.ms

(25) Pyrene (T)

12.558min (-0.012) 44.20 ng/ml


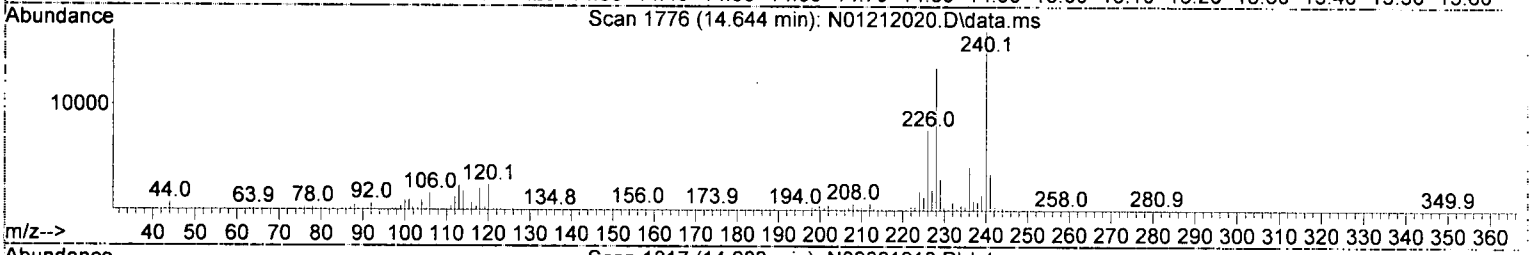
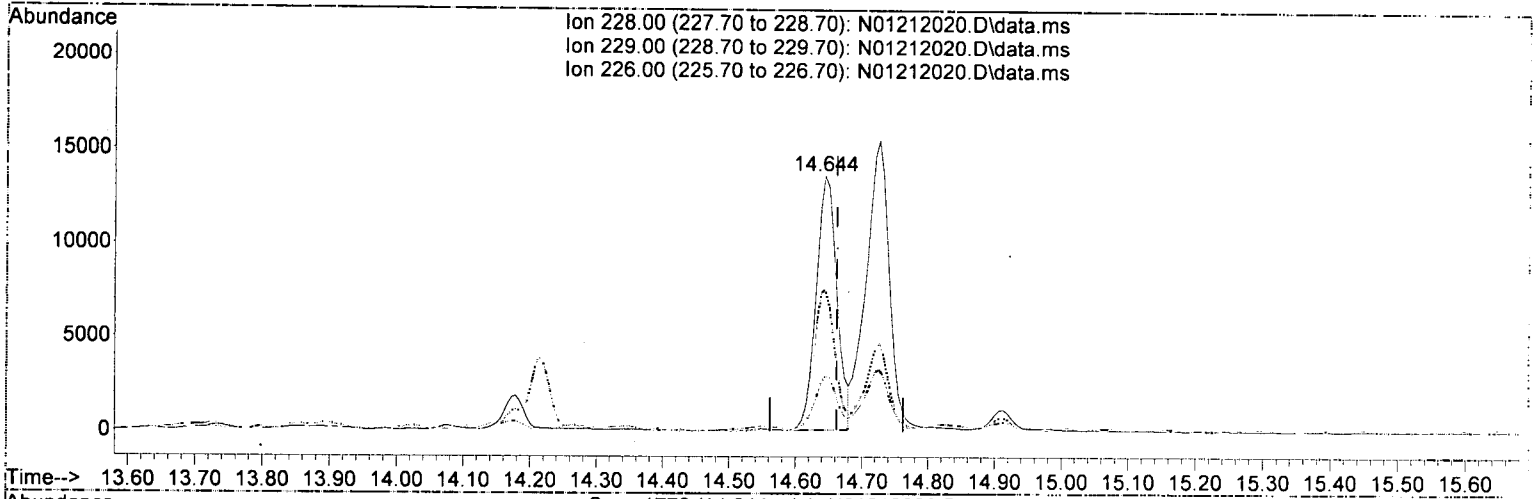
response 101528

Ion	Exp%	Act%
202.00	100.00	100.00
200.00	20.70	20.14
201.00	16.80	16.83
0.00	0.00	0.00

Quantitation Report (Qedit)

Data Path : U:\data\2020-01\0A21027\
 Data File : N01212020.D
 Acq On : 21 Jan 2020 19:00
 Operator : JK/ AMS/ DTH
 Sample : A0A0637-01@20
 Misc : 20x, 8270D PAH ONLY
 ALS Vial : 18 Sample Multiplier: 1
 DataAcq Meth:LVI14_BNA_ACQ.M

Quant Time: Jan 22 07:43:01 2020
 Quant Method : U:\methods\SV14_090619_PAHR7.M
 Quant Title : EPA 8270D: Semivolatile Organics
 QLast Update : Fri Dec 20 12:46:03 2019
 Response via : Initial Calibration
 InstName : SV-GCMS14



TIC: N01212020.D\data.ms

(27) Benz(a)anthracene (T)

14.644min (-0.018) 17.35 ng/ml

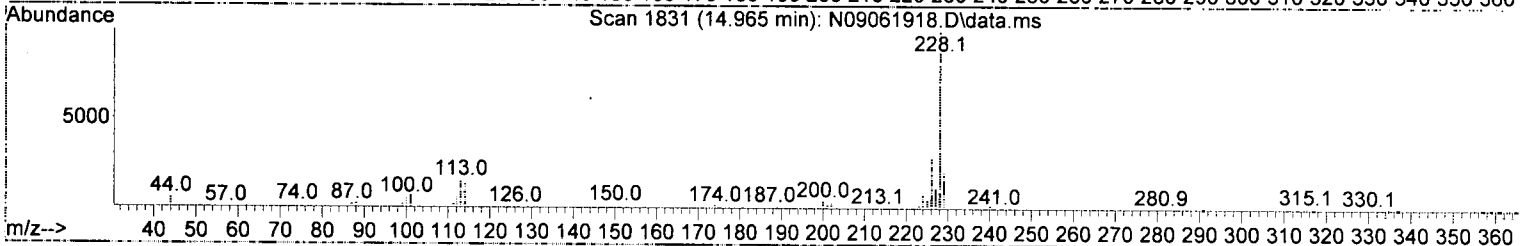
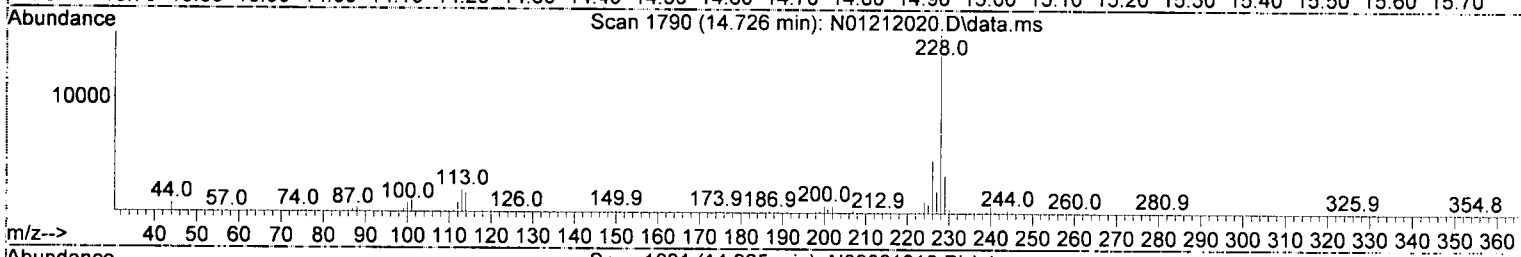
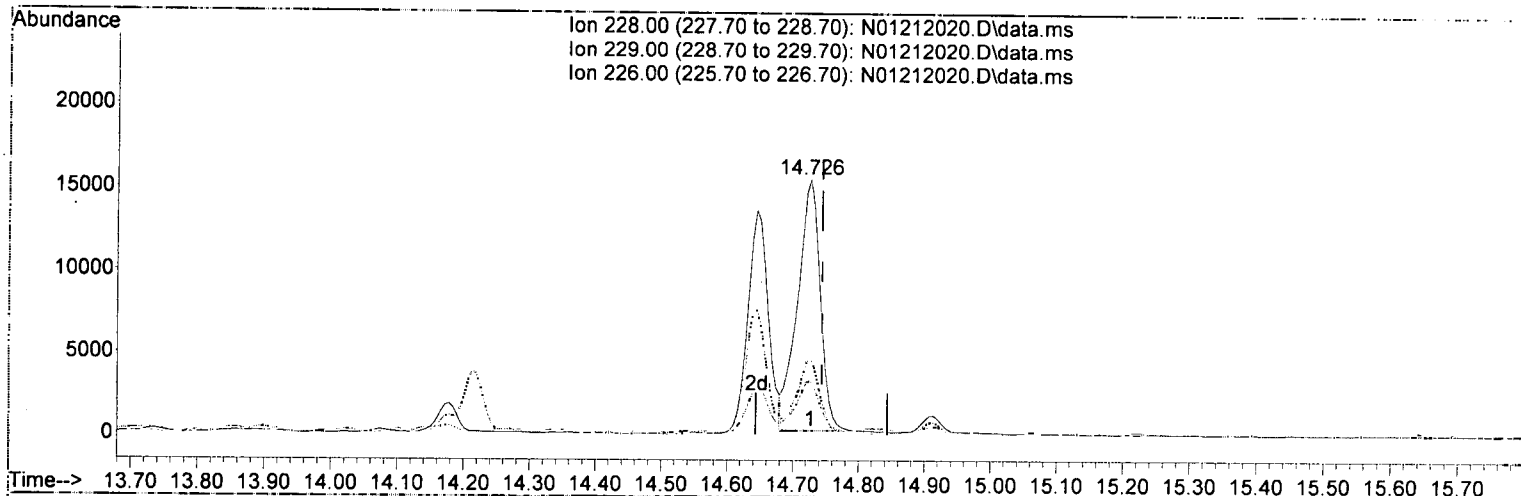
response 29616

Ion	Exp%	Act%
228.00	100.00	100.00
229.00	19.40	21.71
226.00	26.20	55.74
0.00	0.00	0.00

Quantitation Report (Qedit)

Data Path : U:\data\2020-01\0A21027\
 Data File : N01212020.D
 Acq On : 21 Jan 2020 19:00
 Operator : JK/ AMS/ DTH
 Sample : A0A0637-01@20
 Misc : 20x, 8270D PAH ONLY
 ALS Vial : 18 Sample Multiplier: 1
 DataAcq Meth:LVI14_BNA_ACQ.M

Quant Time: Jan 22 07:43:01 2020
 Quant Method : U:\methods\SV14_090619_PAHR7.M
 Quant Title : EPA 8270D: Semivolatile Organics
 QLast Update : Fri Dec 20 12:46:03 2019
 Response via : Initial Calibration
 InstName : SV-GCMS14



TIC: N01212020.D\data.ms

(28) Chrysene (T)

14.726min (-0.018) 22.87 ng/ml



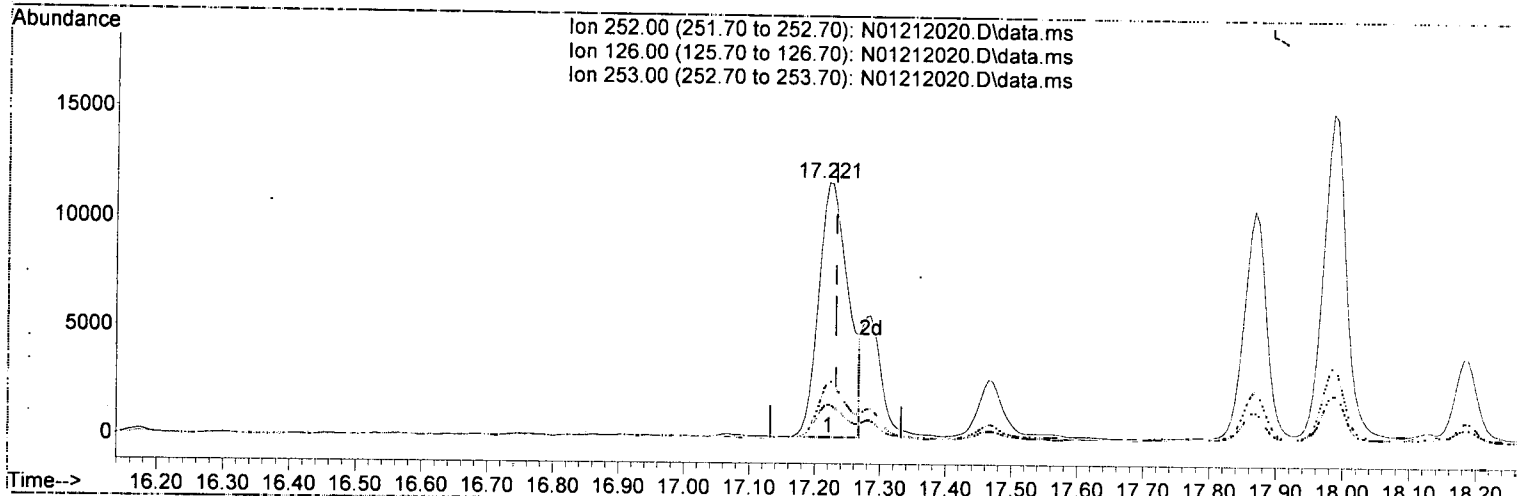
response 36944

Ion	Exp%	Act%
228.00	100.00	100.00
229.00	19.60	21.43
226.00	28.60	30.10
0.00	0.00	0.00

Quantitation Report (Qedit)

Data Path : U:\data\2020-01\0A21027\
 Data File : N01212020.D
 Acq On : 21 Jan 2020 19:00
 Operator : JK/ AMS/ DTH
 Sample : A0A0637-01@20
 Misc : 20x, 8270D PAH ONLY
 ALS Vial : 18 Sample Multiplier: 1
 DataAcq Meth:LVI14_BNA_ACQ.M

Quant Time: Jan 22 07:43:01 2020
 Quant Method : U:\methods\SV14_090619_PAHR7.M
 Quant Title : EPA 8270D: Semivolatile Organics
 QLast Update : Fri Dec 20 12:46:03 2019
 Response via : Initial Calibration
 InstName : SV-GCMS14




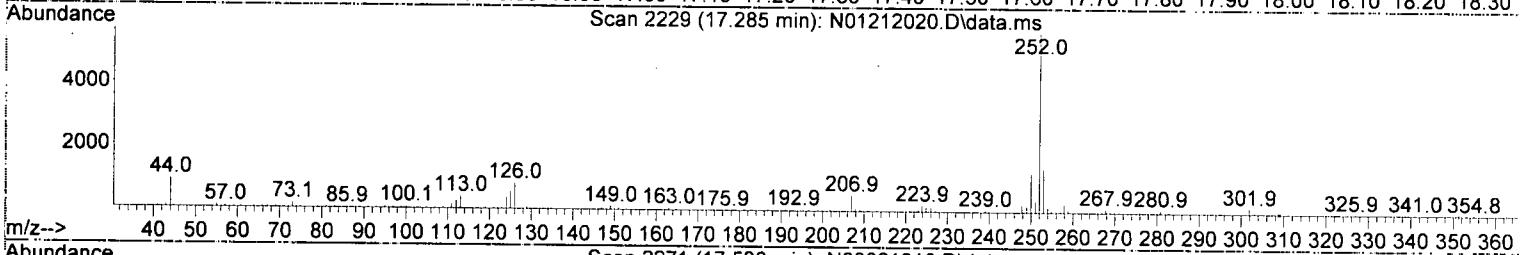
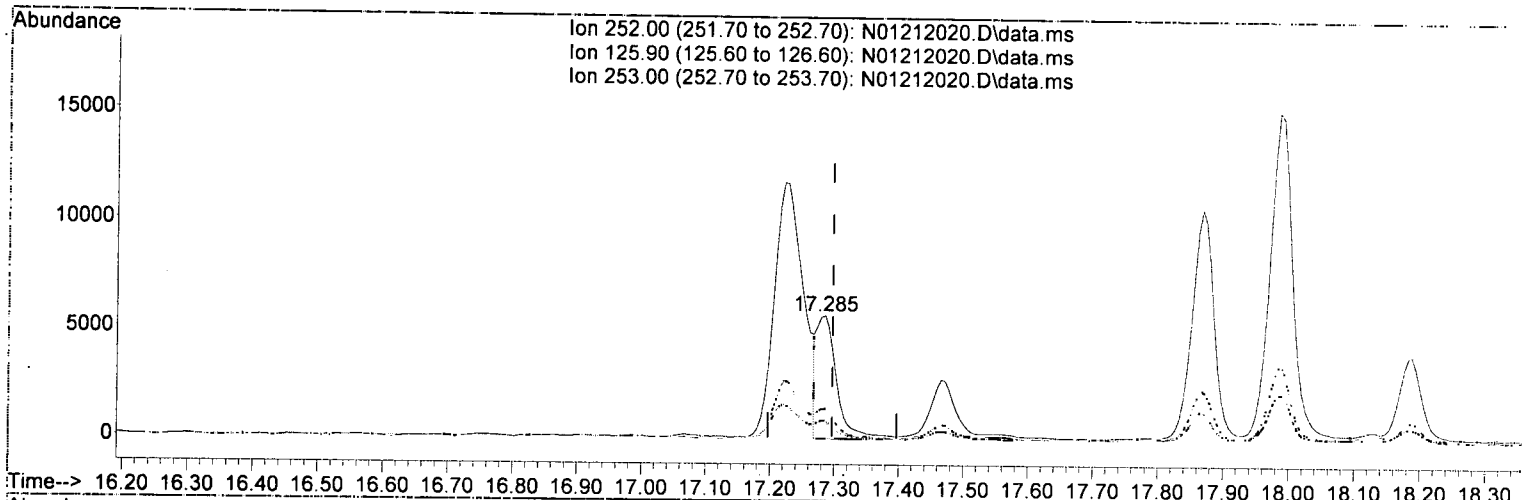
TIC: N01212020.D\data.ms

(30) Benzo(b)fluoranthene (T)		
17.221min (-0.012)	21.55 ng/ml	
response	36971	
Ion	Exp%	Act%
252.00	100.00	100.00
126.00	20.00	13.14
253.00	21.10	22.35
0.00	0.00	0.00

Quantitation Report (Qedit)

Data Path : U:\data\2020-01\0A21027\
 Data File : N01212020.D
 Acq On : 21 Jan 2020 19:00
 Operator : JK/ AMS/ DTH
 Sample : A0A0637-01@20
 Misc : 20x, 8270D PAH ONLY
 ALS Vial : 18 Sample Multiplier: 1
 DataAcq Meth:LVI14_BNA_ACQ.M

Quant Time: Jan 22 07:43:01 2020
 Quant Method : U:\methods\SV14_090619_PAHR7.M
 Quant Title : EPA 8270D: Semivolatile Organics
 QLast Update : Fri Dec 20 12:46:03 2019
 Response via : Initial Calibration
 InstName : SV-GCMS14



TIC: N01212020.D\data.ms

(31) Benzo(k)fluoranthene (T)

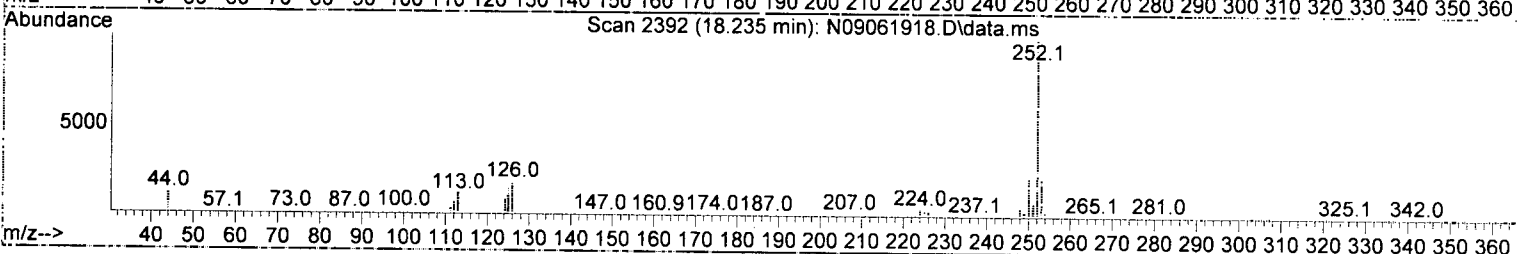
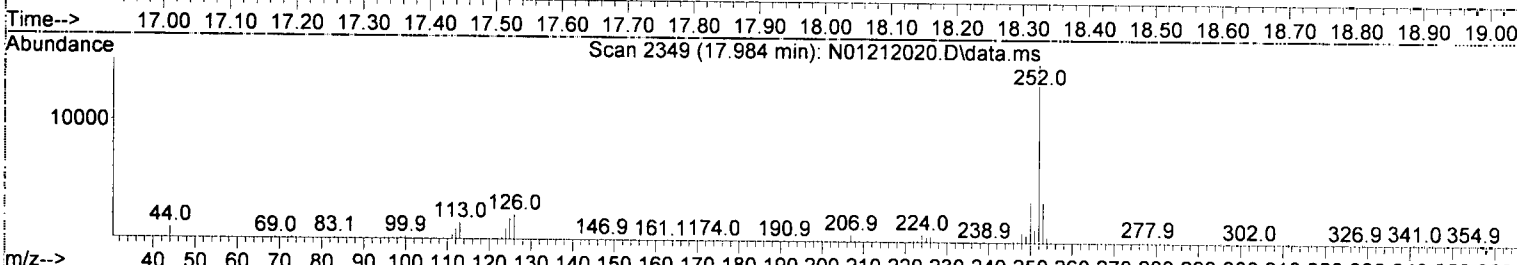
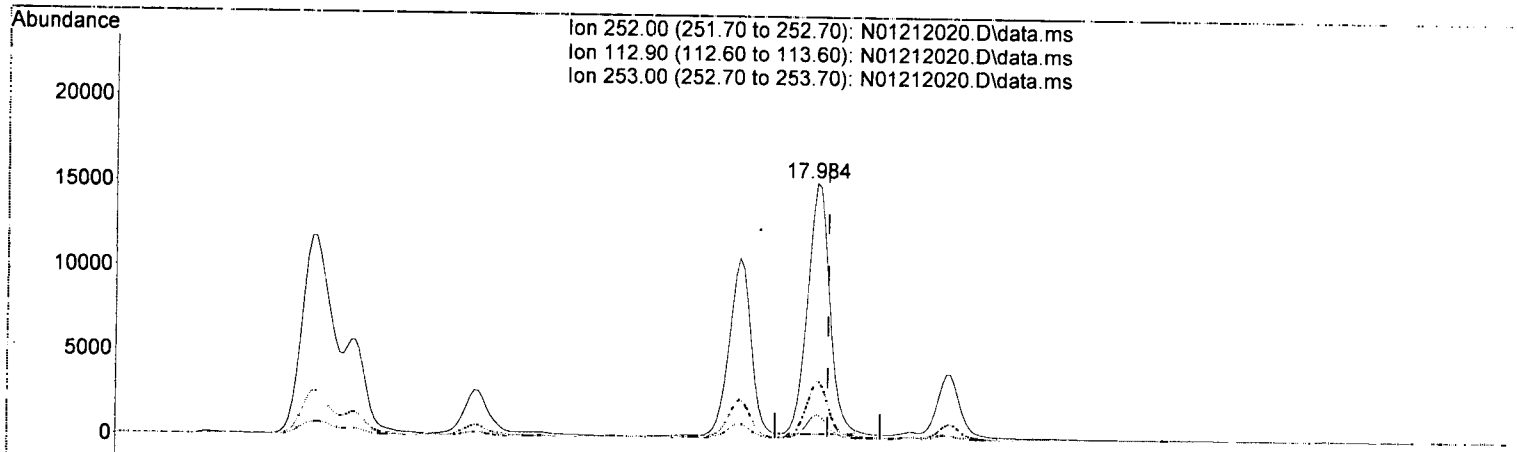
17.285min (-0.012)	6.97 ng/ml	
response	11767	
Ion	Exp%	Act%
252.00	100.00	100.00
125.90	22.10	14.41
253.00	21.50	24.24
0.00	0.00	0.00

AMS
1/22/20
MOS

Quantitation Report (Qedit)

Data Path : U:\data\2020-01\0A21027\
 Data File : N01212020.D
 Acq On : 21 Jan 2020 19:00
 Operator : JK/ AMS/ DTH
 Sample : A0A0637-01@20
 Misc : 20x, 8270D PAH ONLY
 ALS Vial : 18 Sample Multiplier: 1
 DataAcq Meth:LVI14_BNA_ACQ.M

Quant Time: Jan 22 07:43:01 2020
 Quant Method : U:\methods\SV14_090619_PAHR7.M
 Quant Title : EPA 8270D: Semivolatile Organics
 QLast Update : Fri Dec 20 12:46:03 2019
 Response via : Initial Calibration
 InstName : SV-GCMS14



TIC: N01212020.D\data.ms

(35) Benzo(a)pyrene (T)

17.984min (-0.018) 23.77 ng/ml

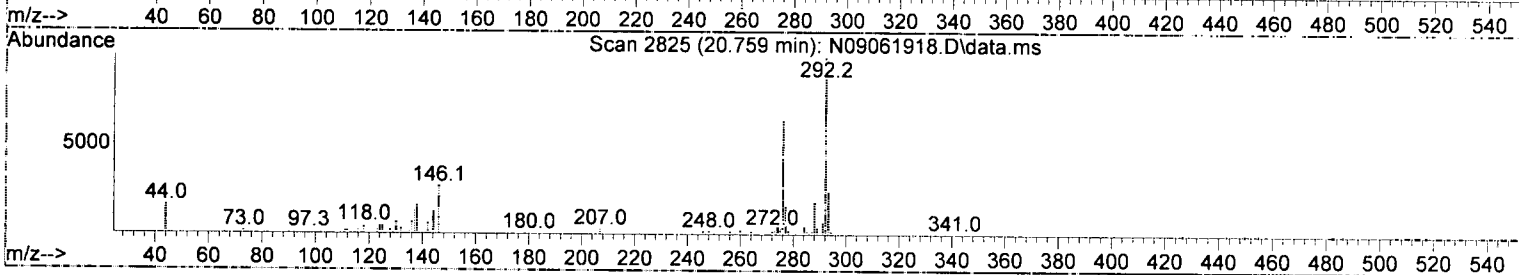
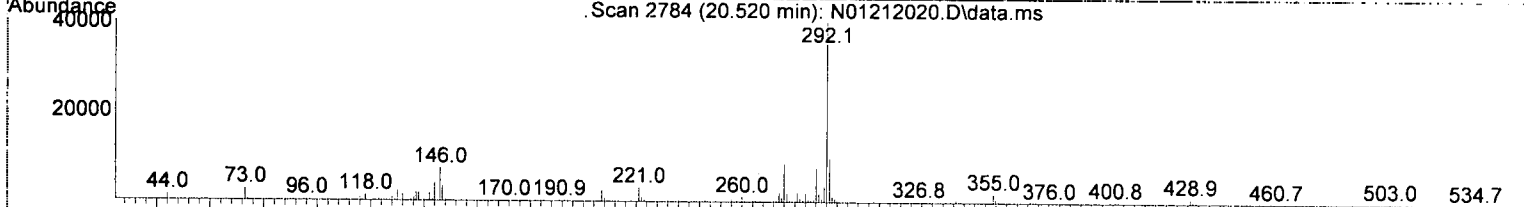
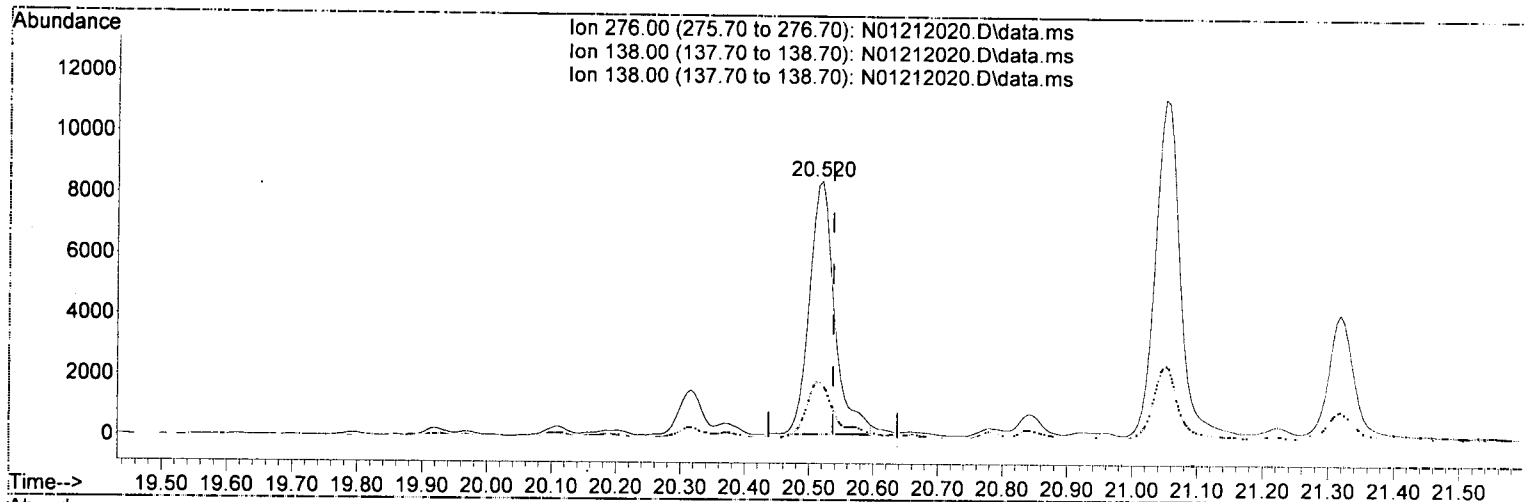
response 34893

Ion	Exp%	Act%
252.00	100.00	100.00
112.90	12.70	9.35
253.00	21.90	22.54
0.00	0.00	0.00

Quantitation Report (Qedit)

Data Path : U:\data\2020-01\0A21027\
 Data File : N01212020.D
 Acq On : 21 Jan 2020 19:00
 Operator : JK/ AMS/ DTH
 Sample : A0A0637-01@20
 Misc : 20x, 8270D PAH ONLY
 ALS Vial : 18 Sample Multiplier: 1
 DataAcq Meth:LVI14_BNA_ACQ.M

Quant Time: Jan 22 07:43:01 2020
 Quant Method : U:\methods\SV14_090619_PAHR7.M
 Quant Title : EPA 8270D: Semivolatile Organics
 QLast Update : Fri Dec 20 12:46:03 2019
 Response via : Initial Calibration
 InstName : SV-GCMS14



TIC: N01212020.D\data.ms

(38) Indeno(1,2,3-cd)Pyrene (T)

20.520min (-0.018) 15.75 ng/ml

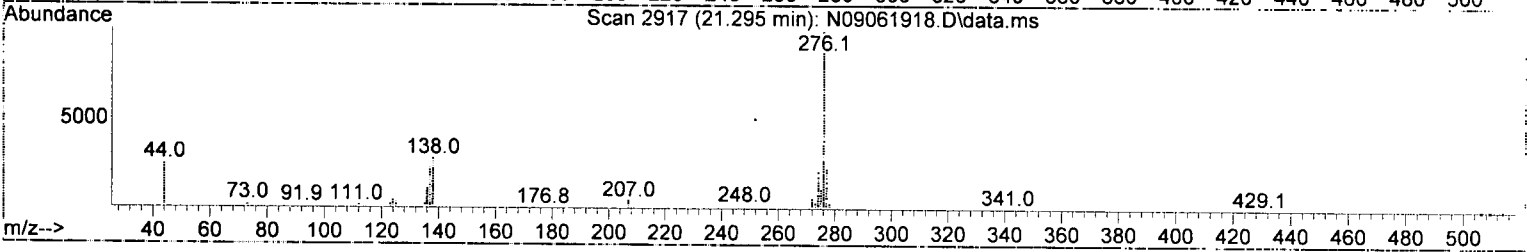
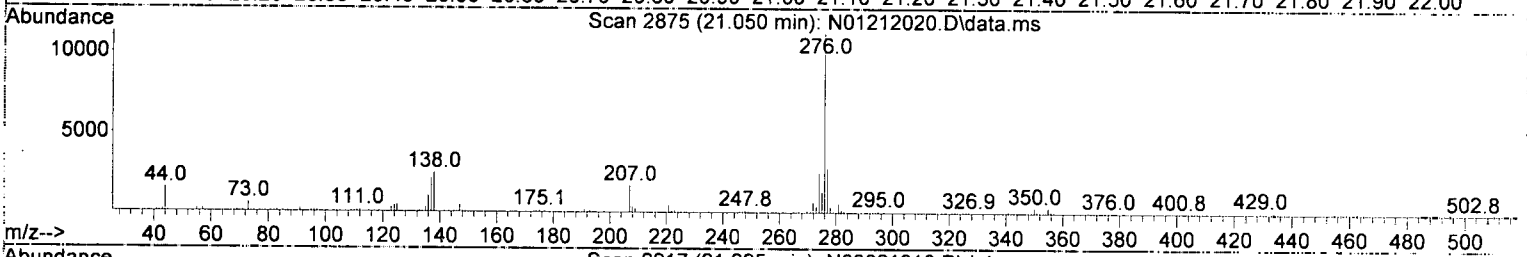
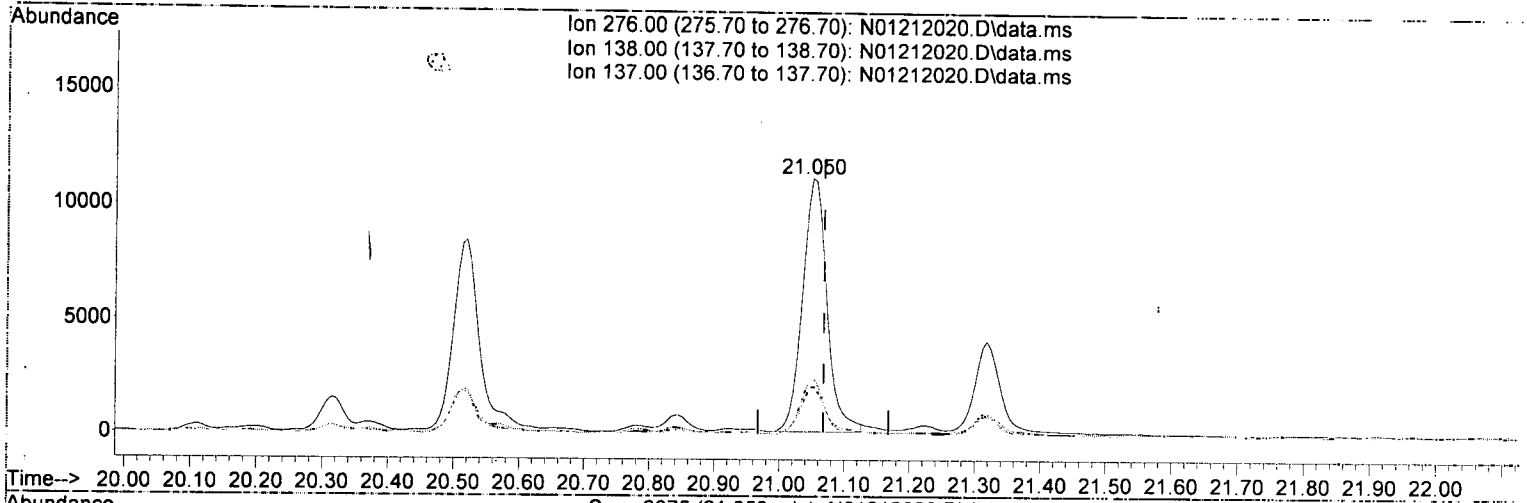
response 22804

Ion	Exp%	Act%
276.00	100.00	100.00
138.00	31.60	21.13
138.00	31.60	21.13
0.00	0.00	0.00

Quantitation Report (Qedit)

Data Path : U:\data\2020-01\0A21027\
 Data File : N01212020.D
 Acq On : 21 Jan 2020 19:00
 Operator : JK/ AMS/ DTH
 Sample : A0A0637-01@20
 Misc : 20x, 8270D PAH ONLY
 ALS Vial : 18 Sample Multiplier: 1
 DataAcq Meth:LVI14_BNA_ACQ.M

Quant Time: Jan 22 07:43:01 2020
 Quant Method : U:\methods\SV14_090619_PAHR7.M
 Quant Title : EPA 8270D: Semivolatile Organics
 QLast Update : Fri Dec 20 12:46:03 2019
 Response via : Initial Calibration
 InstName : SV-GCMS14



TIC: N01212020.D\data.ms

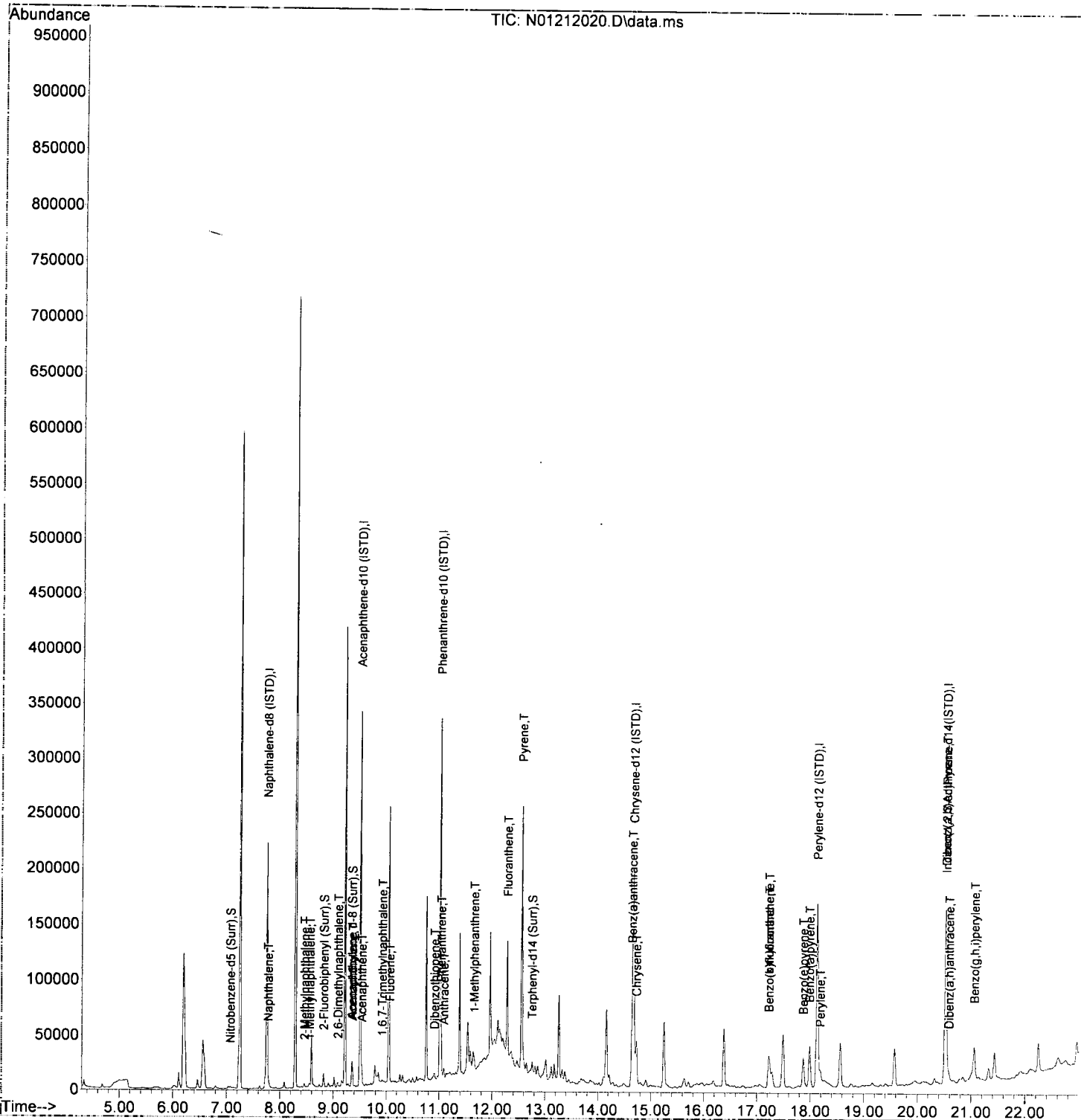
(40) Benzo(g,h,i)perylene (T)

Retention Time (min)	Concentration (ng/ml)
21.050min (-0.018)	18.93 ng/ml

response	Exp%	Act%
276.00	100.00	100.00
138.00	21.00	22.08
137.00	18.60	18.86
0.00	0.00	0.00

Data Path : U:\data\2020-01\0A21027\
 Data File : N01212020.D
 Acq On : 21 Jan 2020 19:00
 Operator : JK/ AMS/ DTH
 Sample : A0A0637-01@20
 Misc : 20x, 8270D PAH ONLY
 ALS Vial : 18 Sample Multiplier: 1
 DataAcq Meth:LVI14_BNA_ACQ.M

Quant Time: Jan 22 07:43:01 2020
 Quant Method : U:\methods\SV14_090619_PAHR7.M
 Quant Title : EPA 8270D: Semivolatile Organics
 QLast Update : Fri Dec 20 12:46:03 2019
 Response via : Initial Calibration
 InstName : SV-GCMS14



Data Path : U:\data\2020-01\0A21027\
 Data File : N01212021.D
 Acq On : 21 Jan 2020 19:33
 Operator : JK/ AMS/ DTH
 Sample : A0A0637-02@4
 Misc : 4x, 8270D PAH ONLY
 ALS Vial : 19 Sample Multiplier: 1
 DataAcq Meth:LVI14_BNA_ACQ.M

AMS
1/22/20
MOS

Quant Time: Jan 22 07:43:06 2020
 Quant Method : U:\methods\SV14_090619_PAHR7.M
 Quant Title : EPA 8270D: Semivolatile Organics
 QLast Update : Fri Dec 20 12:46:03 2019
 Response via : Initial Calibration
 InstName : SV-GCMS14

Compound	R.T.	QIon	Response	Conc	Units	Dev(Min)
Internal Standards						
1) Naphthalene-d8 (ISTD)	7.755	136	183819	100.00	ng/ml	0.00
9) Acenaphthene-d10 (ISTD)	9.509	162	116276	100.00	ng/ml	0.00
17) Phenanthrene-d10 (ISTD)	11.013	188	205274	100.00	ng/ml	0.00
24) Chrysene-d12 (ISTD)	14.674	240	176288	100.00	ng/ml	-0.01
29) Perylene-d12 (ISTD)	18.130	264	183240	100.00	ng/ml	-0.01
37) Dibenz(a,h)Anthrcene-d...	20.520	292	142496	100.00	ng/ml	-0.01
System Monitoring Compounds						
2) Nitrobenzene-d5 (Surr)	7.067	82	10251	16.78	ng/ml	0.00
10) 2-Fluorobiphenyl (Surr)	8.822	172	33880	19.53	ng/ml	0.00
11) Acenaphthylene d-8 (Surr)	9.352	160	8327	2.13	ng/ml	0.00
26) Terphenyl-d14 (Surr)	12.762	244	34145	18.42	ng/ml	0.00
33) Benzo(a)pyrene d-12 (S...	17.908	264	101	0.07	ng/ml	-0.05
Target Compounds						
3) Decalin	7.230	138	68	0.50	ng/ml#	1
4) Naphthalene	7.778	128	22191	10.95	ng/ml	100
5) 2-Methylnaphthalene	8.460	142	8230	4.79	ng/ml	97
6) 1-Methylnaphthalene	8.559	142	5670	3.30	ng/ml	94
7) 1,1'-Biphenyl	8.921	154	2403	1.04	ng/ml	96
8) 2,6-Dimethylnaphthalene	9.090	156	8935	5.29	ng/ml	98
12) Acenaphthylene	9.364	152	19880	7.88	ng/ml	90
13) Acenaphthene	9.539	153	67326	40.72	ng/ml	98
14) Dibenzofuran	9.713	168	7095	3.43	ng/ml#	36
15) 1,6,7-Trimethylnaphtha...	9.923	170	28157	20.31	ng/ml	88
16) Fluorene	10.063	166	41237	24.37	ng/ml	99
18) Dibenzothiopene	10.908	184	68901	32.09	ng/ml	97
19) Phenanthrene	11.042	178	640783	266.76	ng/ml	100
20) Anthracene	11.089	178	45453	20.34	ng/ml	95
21) Carbazole	11.258	167	1645	0.91	ng/ml#	14
22) 1-Methylphenanthrene	11.666	192	33353	19.99	ng/ml	97
23) Fluoranthene	12.284	202	302495	124.99	ng/ml	96
25) Pyrene	12.564	202	364028	132.17	ng/ml	99
27) Benz(a)anthracene	14.650	228	57304	28.00	ng/ml	67
28) Chrysene	14.732	228	66550	34.36	ng/ml	97
30) Benzo(b)fluoranthene	17.232	252	51873	24.53	ng/ml	91
31) Benzo(k)fluoranthene	17.232	252	67109	32.24	ng/ml	89
32) Benzo(b+k)fluoranthene	17.232	252	74344	34.38	ng/ml	89
34) Benzo(e)pyrene	17.873	252	33940	15.87	ng/ml	97
35) Benzo(a)pyrene	17.990	252	50712	28.02	ng/ml	97
36) Perylene	18.188	252	22527	10.11	ng/ml	100
38) Indeno(1,2,3-cd)Pyrene	20.525	276	28840	16.41	ng/ml	81
39) Dibenz(a,h)anthracene	20.584	278	4047	2.45	ng/ml	94
40) Benzo(g,h,i)perylene	21.056	276	34843	18.69	ng/ml	94

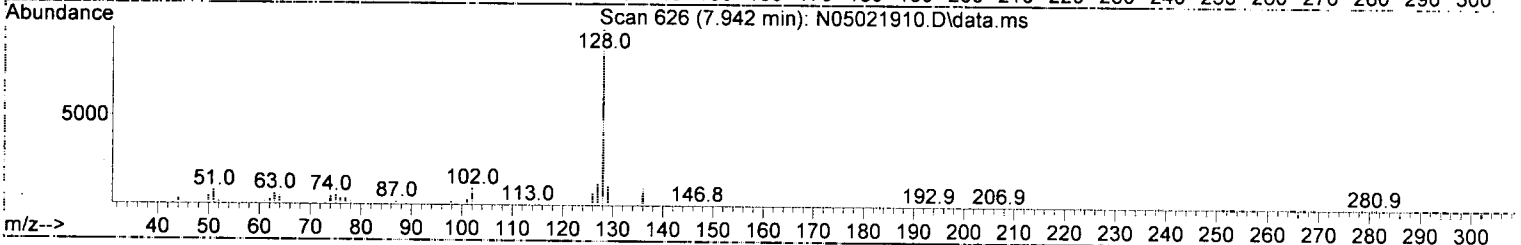
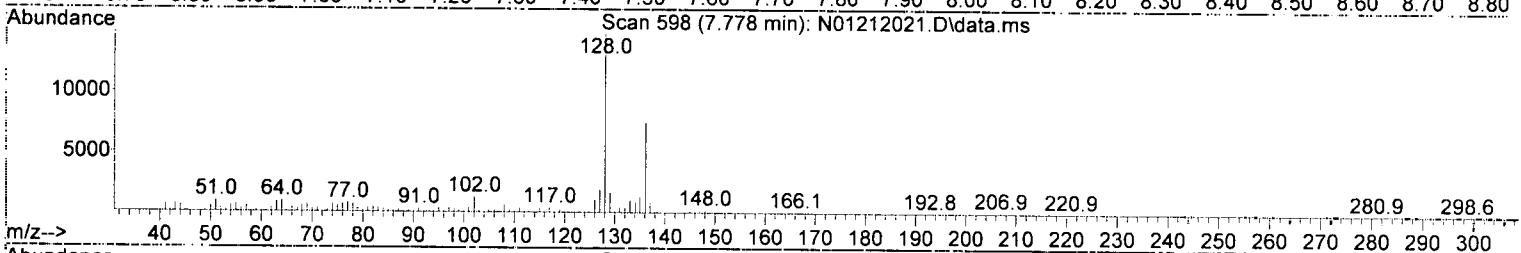
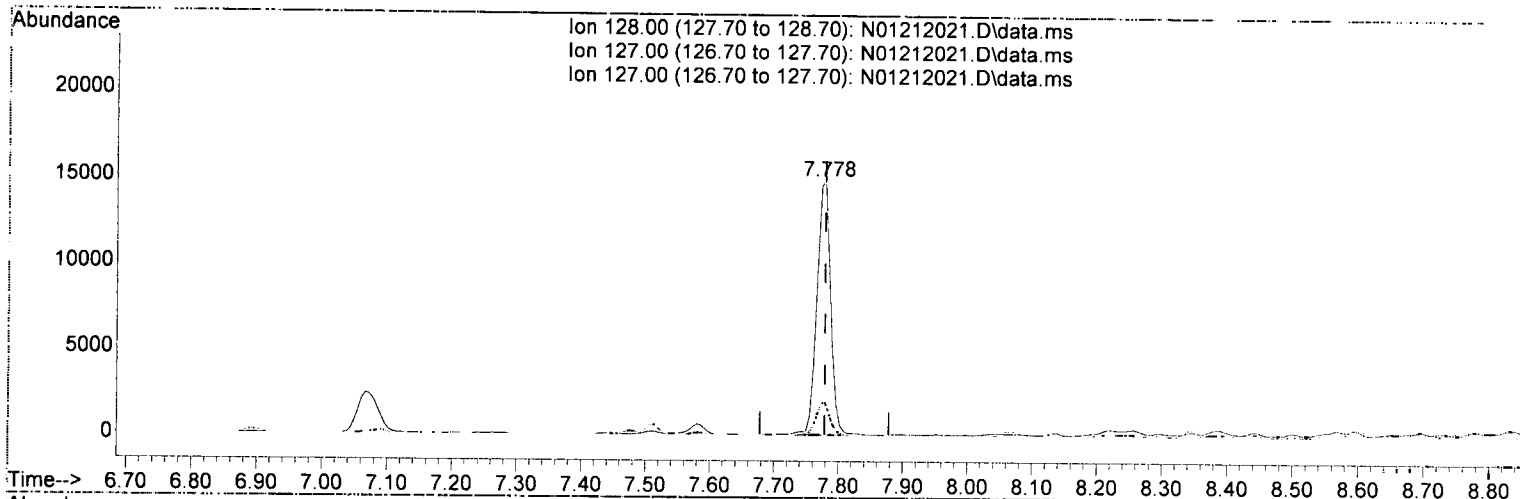
MI-MOS

(#) = qualifier out of range (m) = manual integration (+) = signals summed

Quantitation Report (Qedit)

Data Path : U:\data\2020-01\0A21027\
 Data File : N01212021.D
 Acq On : 21 Jan 2020 19:33
 Operator : JK/ AMS/ DTH
 Sample : A0A0637-02@4
 Misc : 4x, 8270D PAH ONLY
 ALS Vial : 19 Sample Multiplier: 1
 DataAcq Meth:LVI14_BNA_ACQ.M

Quant Time: Jan 22 07:43:06 2020
 Quant Method : U:\methods\SV14_090619_PAHR7.M
 Quant Title : EPA 8270D: Semivolatile Organics
 QLast Update : Fri Dec 20 12:46:03 2019
 Response via : Initial Calibration
 InstName : SV-GCMS14



TIC: N01212021.D\data.ms

(4) Naphthalene (T)

7.778min (-0.000) 10.95 ng/ml

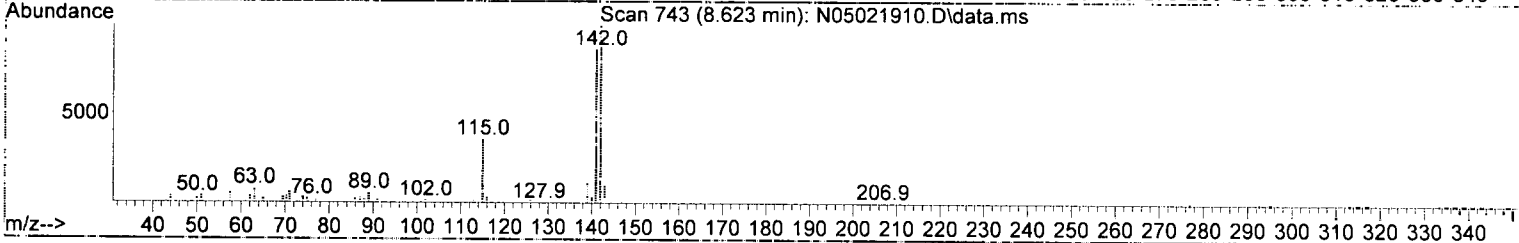
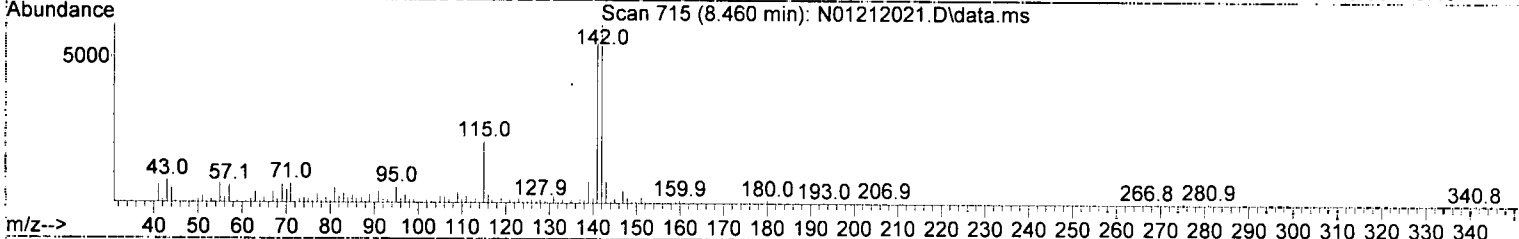
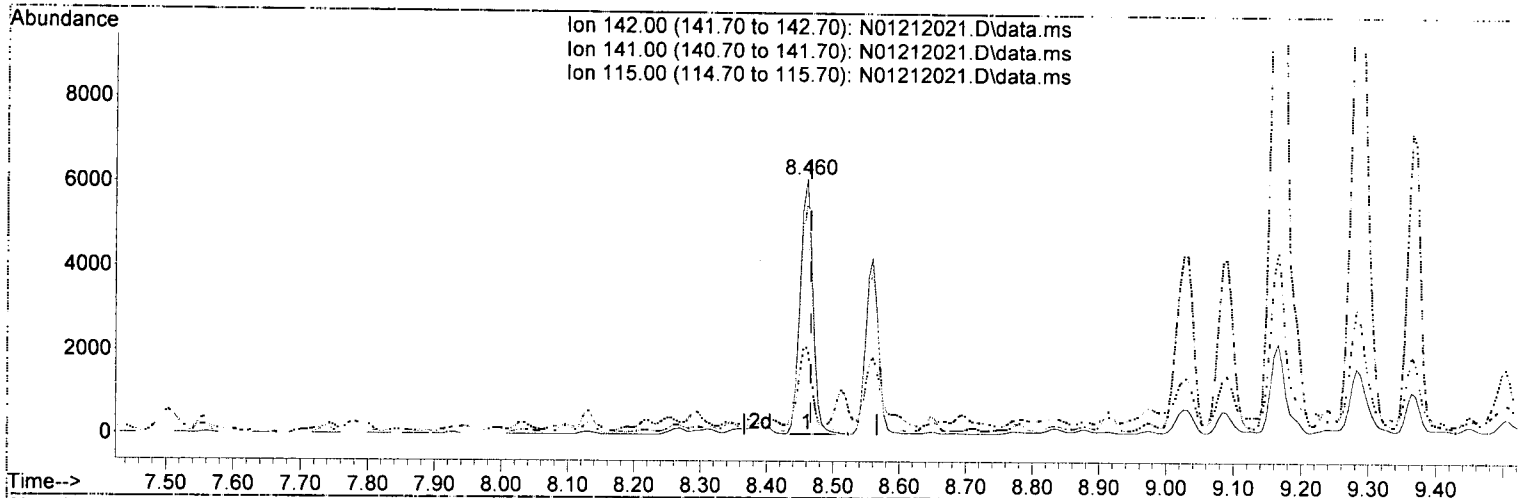
response 22191

Ion	Exp%	Act%
128.00	100.00	100.00
127.00	12.60	12.68
127.00	12.60	12.68
0.00	0.00	0.00

Quantitation Report (Qedit)

Data Path : U:\data\2020-01\0A21027\
 Data File : N01212021.D
 Acq On : 21 Jan 2020 19:33
 Operator : JK/ AMS/ DTH
 Sample : A0A0637-02@4
 Misc : 4x, 8270D PAH ONLY
 ALS Vial : 19 Sample Multiplier: 1
 DataAcq Meth:LVI14_BNA_ACQ.M

Quant Time: Jan 22 07:43:06 2020
 Quant Method : U:\methods\SV14_090619_PAHR7.M
 Quant Title : EPA 8270D: Semivolatile Organics
 QLast Update : Fri Dec 20 12:46:03 2019
 Response via : Initial Calibration
 InstName : SV-GCMS14



TIC: N01212021.D\data.ms

(5) 2-Methylnaphthalene (T)

8.460min (-0.006) 4.79 ng/ml

response 8230

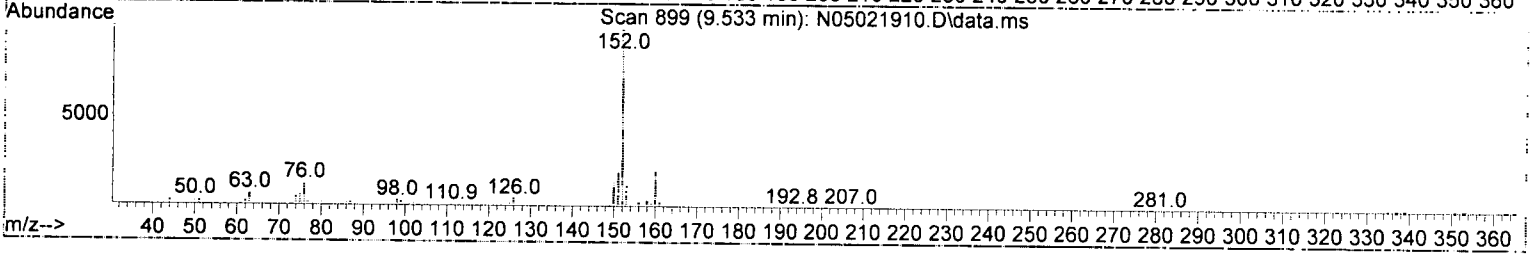
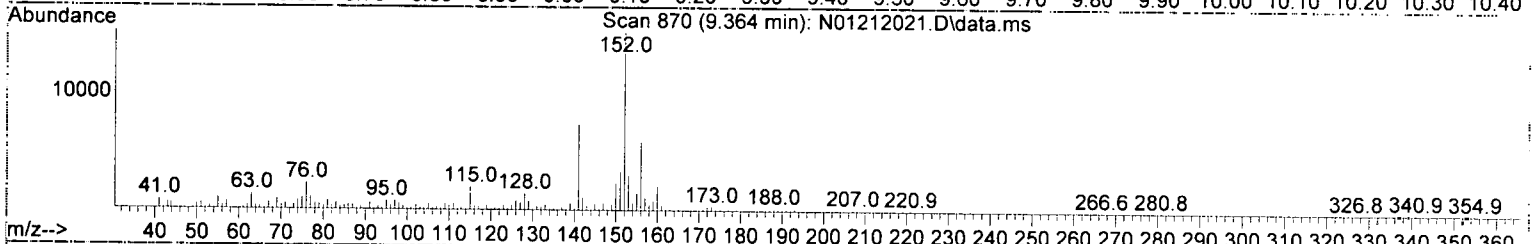
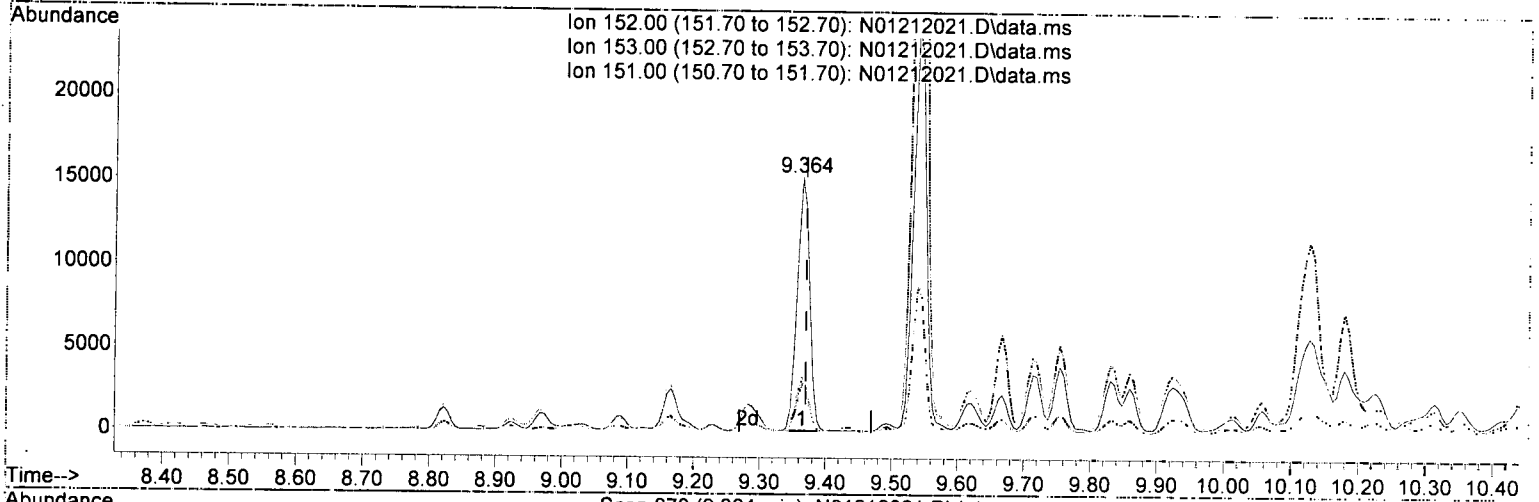
Ion	Exp%	Act%
142.00	100.00	100.00
141.00	86.60	90.22
115.00	35.70	34.62
0.00	0.00	0.00

J

Quantitation Report (Qedit)

Data Path : U:\data\2020-01\0A21027\
 Data File : N01212021.D
 Acq On : 21 Jan 2020 19:33
 Operator : JK/ AMS/ DTH
 Sample : A0A0637-02@4
 Misc : 4x, 8270D PAH ONLY
 ALS Vial : 19 Sample Multiplier: 1
 DataAcq Meth:LVI14_BNA_ACQ.M

Quant Time: Jan 22 07:43:06 2020
 Quant Method : U:\methods\SV14_090619_PAHR7.M
 Quant Title : EPA 8270D: Semivolatile Organics
 QLast Update : Fri Dec 20 12:46:03 2019
 Response via : Initial Calibration
 InstName : SV-GCMS14



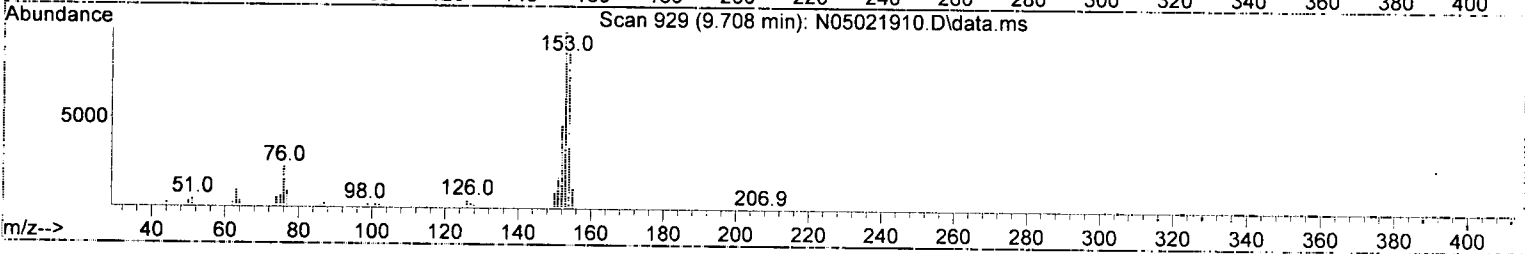

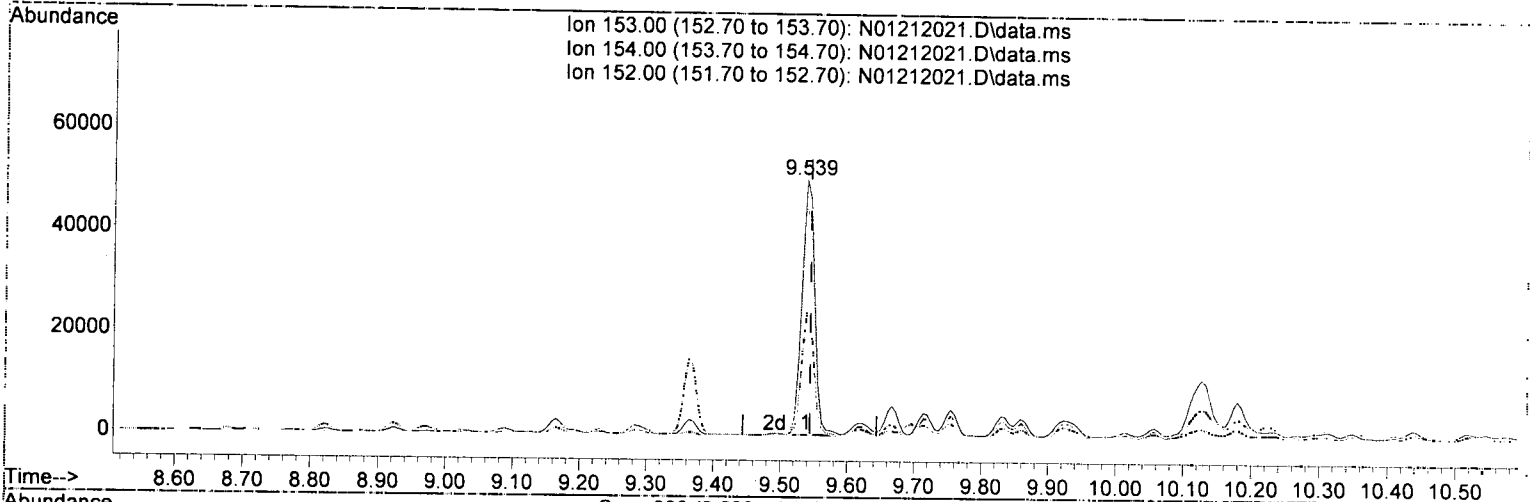
TIC: N01212021.D\data.ms

(12) Acenaphthylene (T)		
9.364min (-0.006)	7.88 ng/ml	
response	19880	
Ion	Exp%	Act%
152.00	100.00	100.00
153.00	12.70	19.35
151.00	19.30	21.52
0.00	0.00	0.00

Quantitation Report (Qedit)

Data Path : U:\data\2020-01\0A21027\
 Data File : N01212021.D
 Acq On : 21 Jan 2020 19:33
 Operator : JK/ AMS/ DTH
 Sample : A0A0637-02@4
 Misc : 4x, 8270D PAH ONLY
 ALS Vial : 19 Sample Multiplier: 1
 DataAcq Meth:LVI14_BNA_ACQ.M

Quant Time: Jan 22 07:43:06 2020
 Quant Method : U:\methods\SV14_090619_PAHR7.M
 Quant Title : EPA 8270D: Semivolatile Organics
 QLast Update : Fri Dec 20 12:46:03 2019
 Response via : Initial Calibration
 InstName : SV-GCMS14



TIC: N01212021.D\data.ms

(13) Acenaphthene (T)

9.539min (-0.006) 40.72 ng/ml



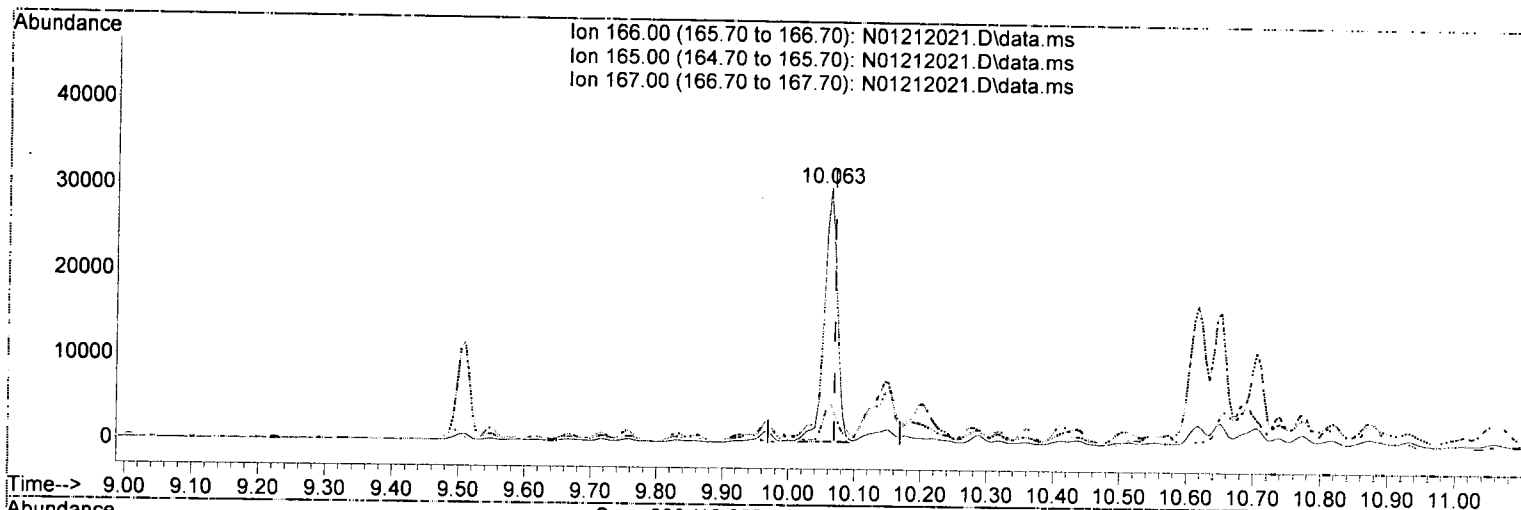
response 67326

Ion	Exp%	Act%
153.00	100.00	100.00
154.00	90.70	89.24
152.00	46.80	47.89
0.00	0.00	0.00

Quantitation Report (Qedit)

Data Path : U:\data\2020-01\0A21027\
 Data File : N01212021.D
 Acq On : 21 Jan 2020 19:33
 Operator : JK/ AMS/ DTH
 Sample : A0A0637-02@4
 Misc : 4x, 8270D PAH ONLY
 ALS Vial : 19 Sample Multiplier: 1
 DataAcq Meth:LVI14_BNA_ACQ.M

Quant Time: Jan 22 07:43:06 2020
 Quant Method : U:\methods\SV14_090619_PAHR7.M
 Quant Title : EPA 8270D: Semivolatile Organics
 QLast Update : Fri Dec 20 12:46:03 2019
 Response via : Initial Calibration
 InstName : SV-GCMS14



TIC: N01212021.D\data.ms

(16) Fluorene (T)

10.063min (-0.006) 24.37 ng/ml

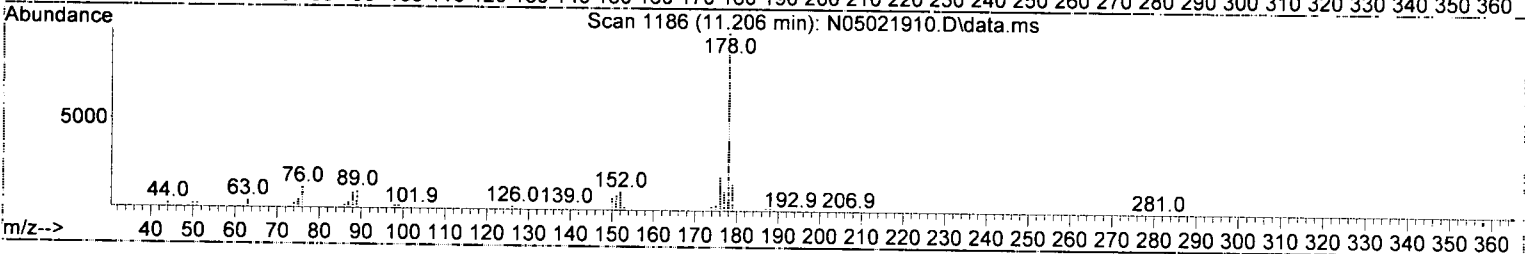
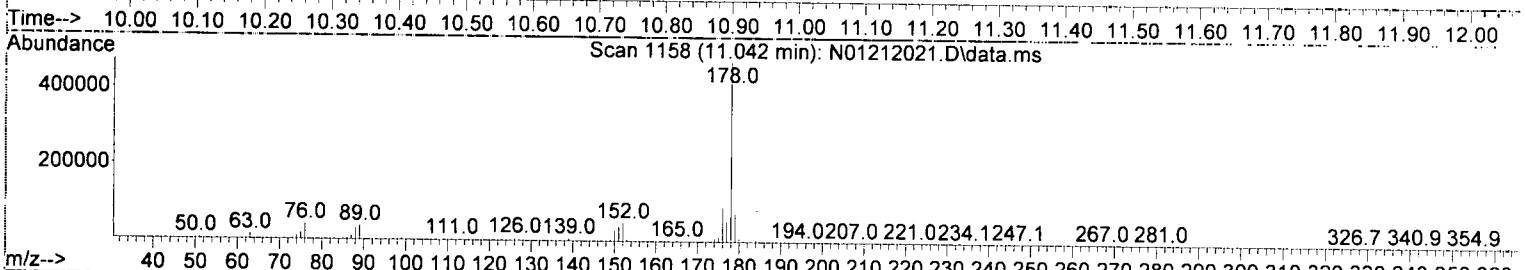
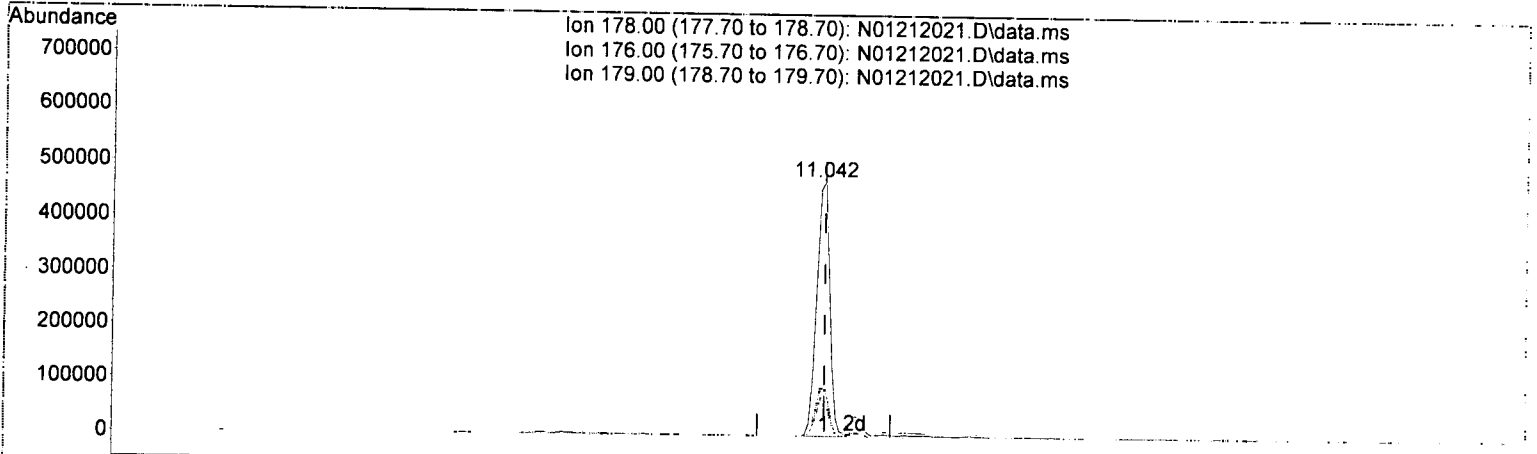
response 41237

Ion	Exp%	Act%
166.00	100.00	100.00
165.00	95.70	95.19
167.00	13.60	15.94
0.00	0.00	0.00

Quantitation Report (Qedit)

Data Path : U:\data\2020-01\0A21027\
 Data File : N01212021.D
 Acq On : 21 Jan 2020 19:33
 Operator : JK/ AMS/ DTH
 Sample : A0A0637-02@4
 Misc : 4x, 8270D PAH ONLY
 ALS Vial : 19 Sample Multiplier: 1
 DataAcq Meth:LVI14_BNA_ACQ.M

Quant Time: Jan 22 07:43:06 2020
 Quant Method : U:\methods\SV14_090619_PAHR7.M
 Quant Title : EPA 8270D: Semivolatile Organics
 QLast Update : Fri Dec 20 12:46:03 2019
 Response via : Initial Calibration
 InstName : SV-GCMS14



TIC: N01212021.D\data.ms

(19) Phenanthrene (T)

11.042min (-0.000) 266.76 ng/ml

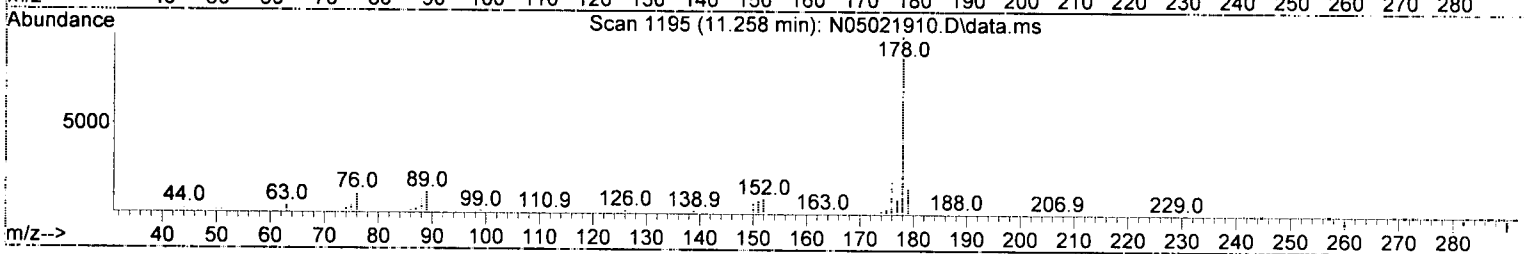
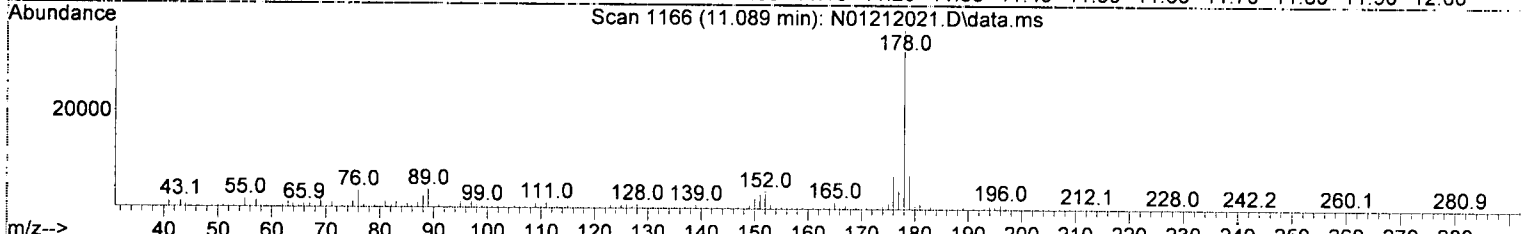
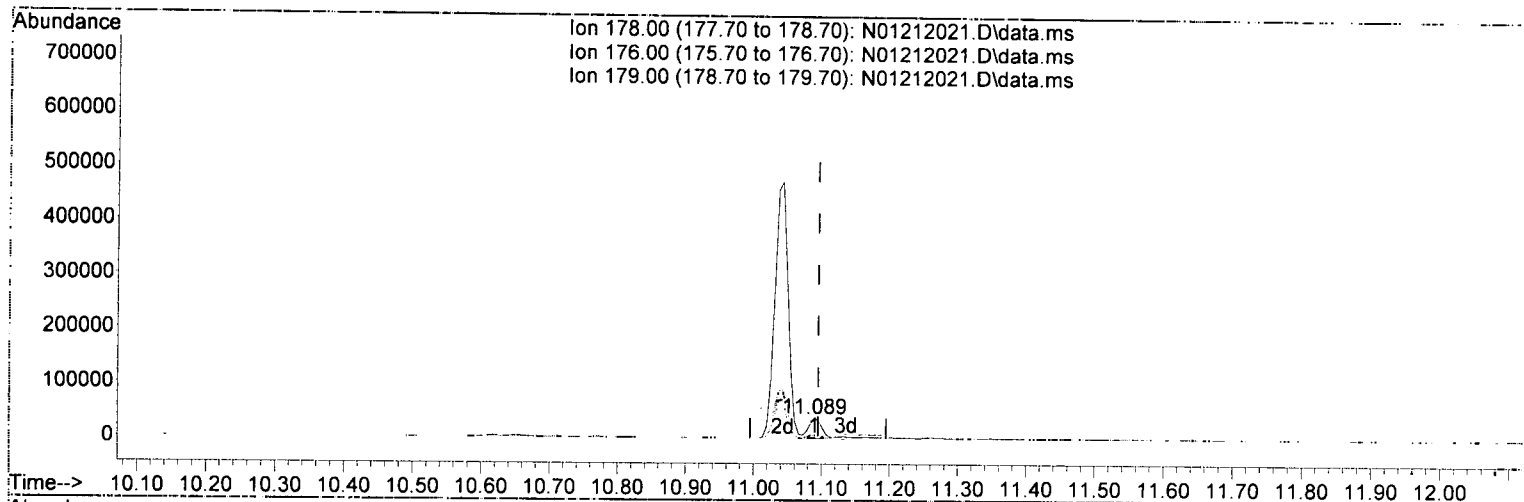
response 640783

Ion	Exp%	Act%
178.00	100.00	100.00
176.00	19.00	19.04
179.00	15.10	15.28
0.00	0.00	0.00

Quantitation Report (Qedit)

Data Path : U:\data\2020-01\0A21027\
 Data File : N01212021.D
 Acq On : 21 Jan 2020 19:33
 Operator : JK/ AMS/ DTH
 Sample : A0A0637-02@4
 Misc : 4x, 8270D PAH ONLY
 ALS Vial : 19 Sample Multiplier: 1
 DataAcq Meth:LVI14_BNA_ACQ.M

Quant Time: Jan 22 07:43:06 2020
 Quant Method : U:\methods\SV14_090619_PAHR7.M
 Quant Title : EPA 8270D: Semivolatile Organics
 QLast Update : Fri Dec 20 12:46:03 2019
 Response via : Initial Calibration
 InstName : SV-GCMS14



TIC: N01212021.D\data.ms

(20) Anthracene (T)

11.089min (-0.006) 20.34 ng/ml

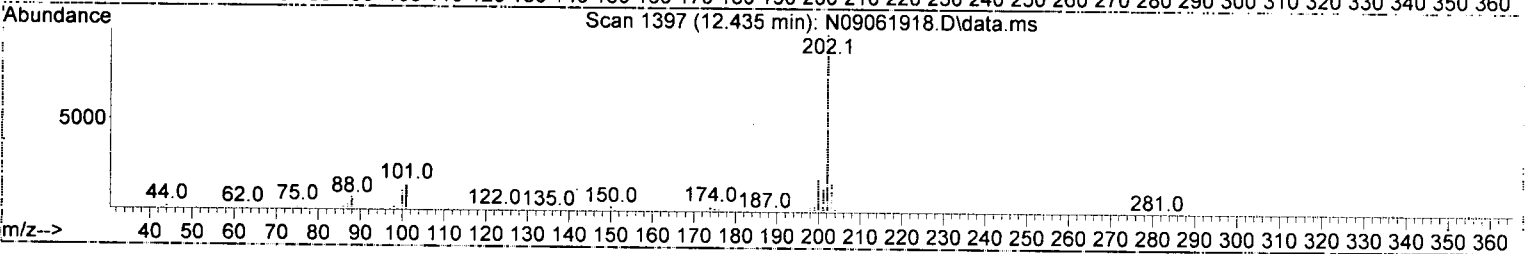
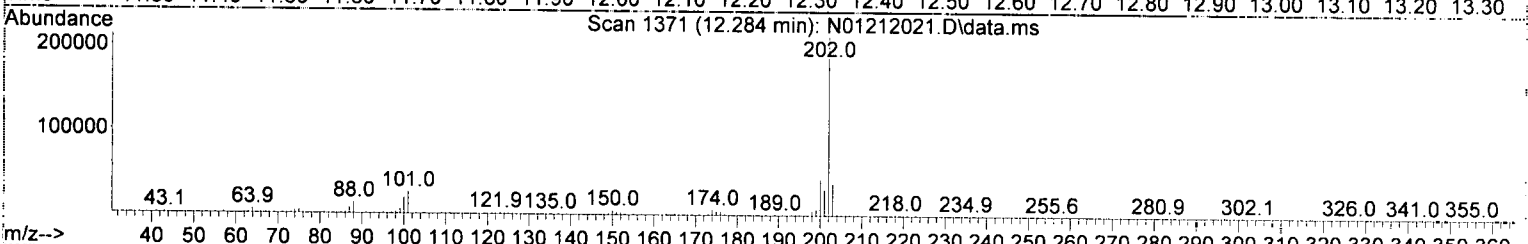
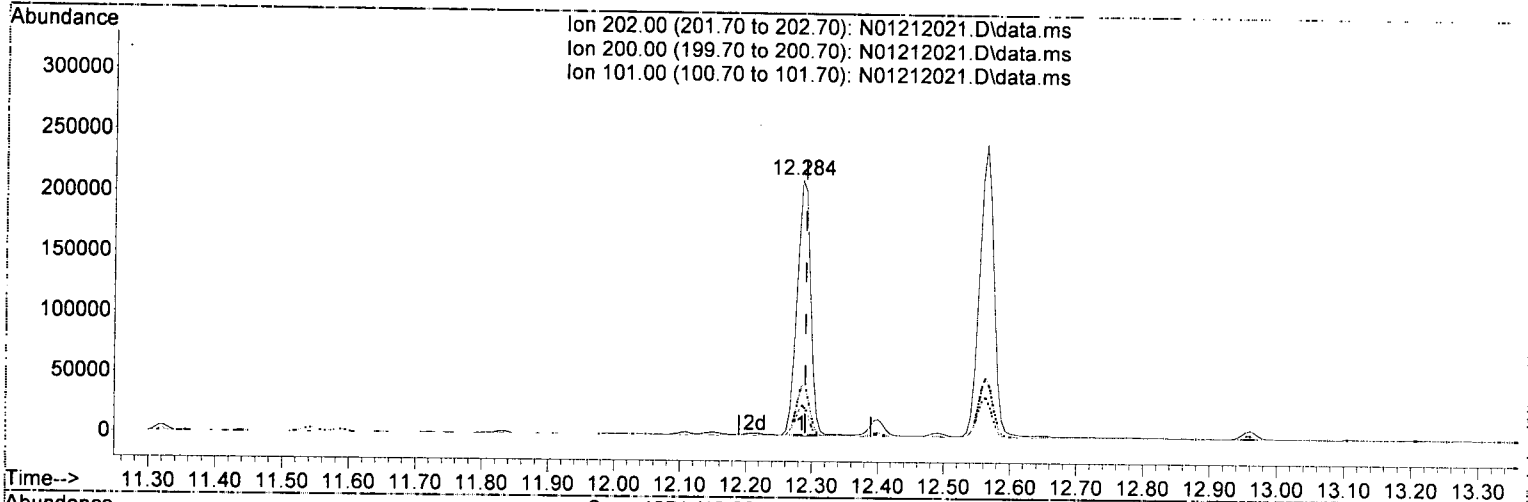
response 45453

Ion	Exp%	Act%
178.00	100.00	100.00
176.00	18.90	18.42
179.00	15.30	19.08
0.00	0.00	0.00

Quantitation Report (Qedit)

Data Path : U:\data\2020-01\0A21027\
 Data File : N01212021.D
 Acq On : 21 Jan 2020 19:33
 Operator : JK/ AMS/ DTH
 Sample : A0A0637-02@4
 Misc : 4x, 8270D PAH ONLY
 ALS Vial : 19 Sample Multiplier: 1
 DataAcq Meth:LVI14_BNA_ACQ.M

Quant Time: Jan 22 07:43:06 2020
 Quant Method : U:\methods\SV14_090619_PAHR7.M
 Quant Title : EPA 8270D: Semivolatile Organics
 QLast Update : Fri Dec 20 12:46:03 2019
 Response via : Initial Calibration
 InstName : SV-GCMS14



TIC: N01212021.D\data.ms

(23) Fluoranthene (T)

12.284min (-0.006) 124.99 ng/ml

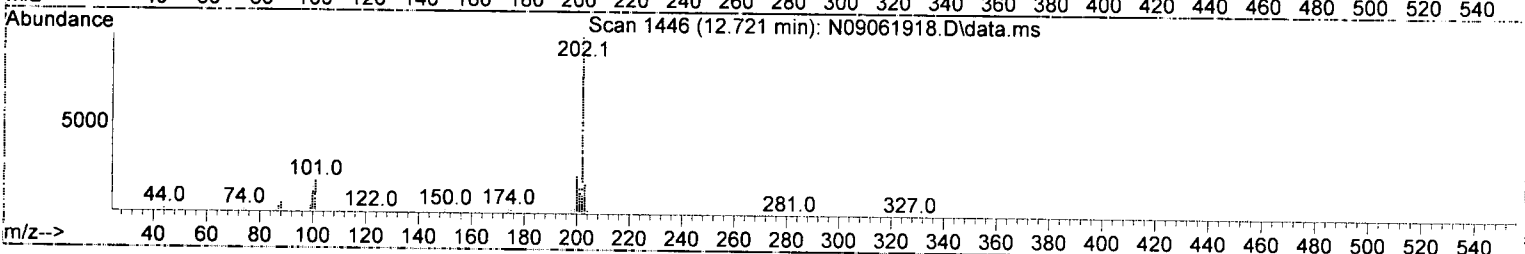

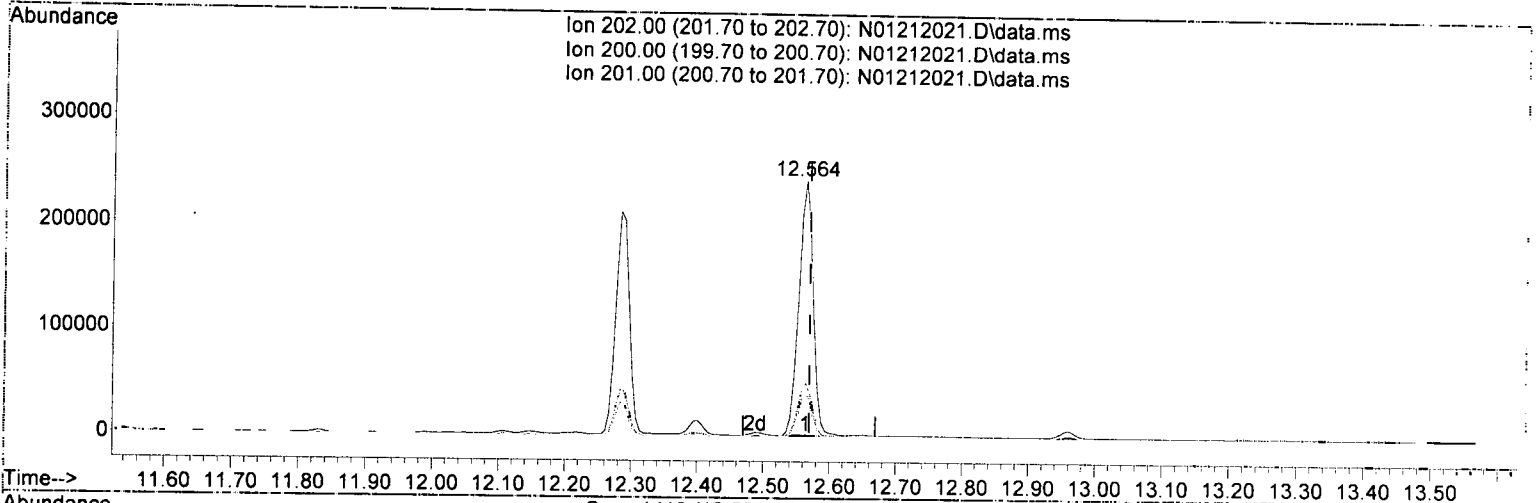
response 302495

Ion	Exp%	Act%
202.00	100.00	100.00
200.00	19.70	20.13
101.00	15.30	12.15
0.00	0.00	0.00

Quantitation Report (Qedit)

Data Path : U:\data\2020-01\0A21027\
 Data File : N01212021.D
 Acq On : 21 Jan 2020 19:33
 Operator : JK/ AMS/ DTH
 Sample : A0A0637-02@4
 Misc : 4x, 8270D PAH ONLY
 ALS Vial : 19 Sample Multiplier: 1
 DataAcq Meth:LVI14_BNA_ACQ.M

Quant Time: Jan 22 07:43:06 2020
 Quant Method : U:\methods\SV14_090619_PAHR7.M
 Quant Title : EPA 8270D: Semivolatile Organics
 QLast Update : Fri Dec 20 12:46:03 2019
 Response via : Initial Calibration
 InstName : SV-GCMS14



TIC: N01212021.D\data.ms

(25) Pyrene (T)


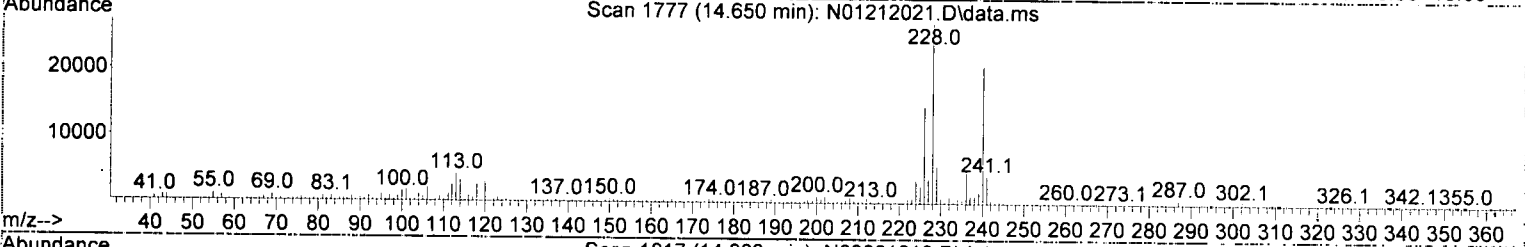
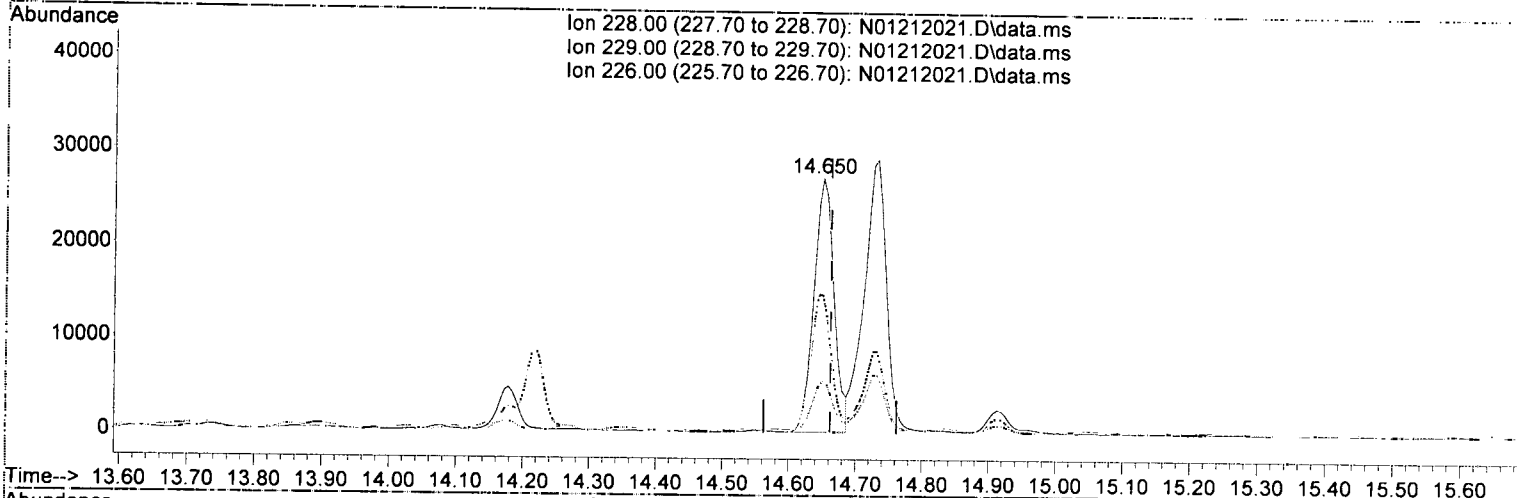
12.564min (-0.006) 132.17 ng/ml

response	364028
Ion	Exp% Act%
202.00	100.00 100.00
200.00	20.70 20.74
201.00	16.80 17.35
0.00	0.00 0.00

Quantitation Report (Qedit)

Data Path : U:\data\2020-01\0A21027\
 Data File : N01212021.D
 Acq On : 21 Jan 2020 19:33
 Operator : JK/ AMS/ DTH
 Sample : A0A0637-02@4
 Misc : 4x, 8270D PAH ONLY
 ALS Vial : 19 Sample Multiplier: 1
 DataAcq Meth:LVI14_BNA_ACQ.M

Quant Time: Jan 22 07:43:06 2020
 Quant Method : U:\methods\SV14_090619_PAHR7.M
 Quant Title : EPA 8270D: Semivolatile Organics
 QLast Update : Fri Dec 20 12:46:03 2019
 Response via : Initial Calibration
 InstName : SV-GCMS14



TIC: N01212021.D\data.ms

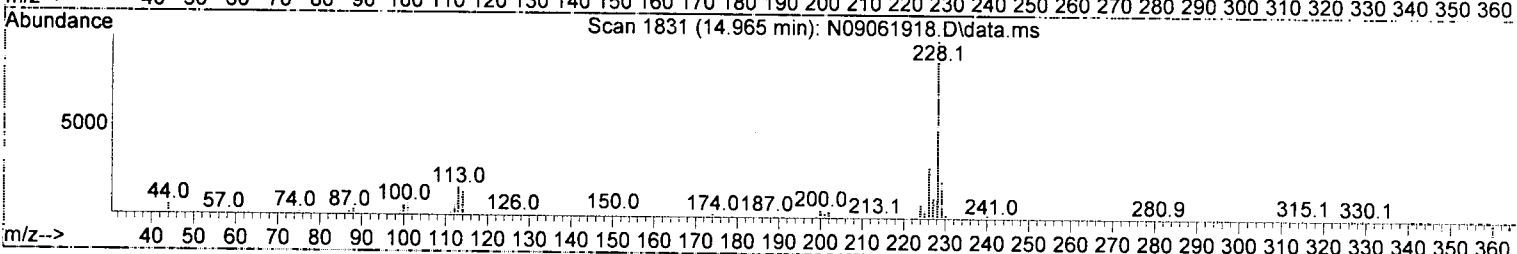
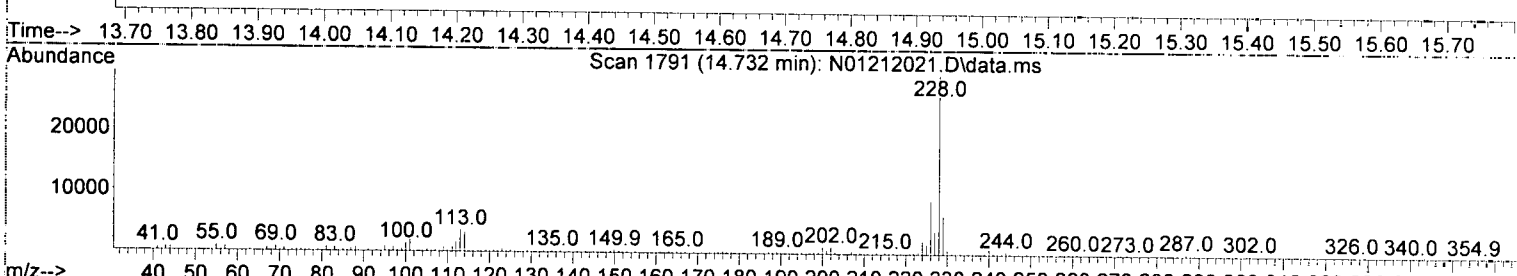
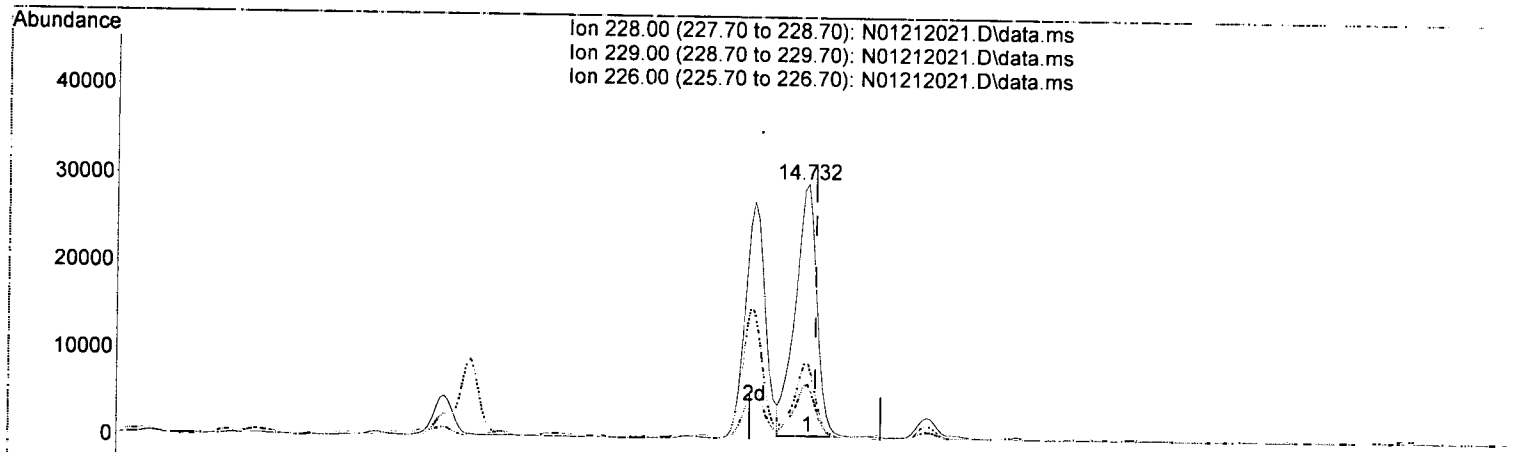
(27) Benz(a)anthracene (T)

14.650min (-0.012)	28.00 ng/ml
response	57304
Ion	Exp% Act%
228.00	100.00 100.00
229.00	19.40 20.83
226.00	26.20 54.16
0.00	0.00 0.00

Quantitation Report (Qedit)

Data Path : U:\data\2020-01\0A21027\
 Data File : N01212021.D
 Acq On : 21 Jan 2020 19:33
 Operator : JK/ AMS/ DTH
 Sample : A0A0637-02@4
 Misc : 4x, 8270D PAH ONLY
 ALS Vial : 19 Sample Multiplier: 1
 DataAcq Meth:LVI14_BNA_ACQ.M

Quant Time: Jan 22 07:43:06 2020
 Quant Method : U:\methods\SV14_090619_PAHR7.M
 Quant Title : EPA 8270D: Semivolatile Organics
 QLast Update : Fri Dec 20 12:46:03 2019
 Response via : Initial Calibration
 InstName : SV-GCMS14



TIC: N01212021.D\data.ms

(28) Chrysene (T)

14.732min (-0.012) 34.36 ng/ml

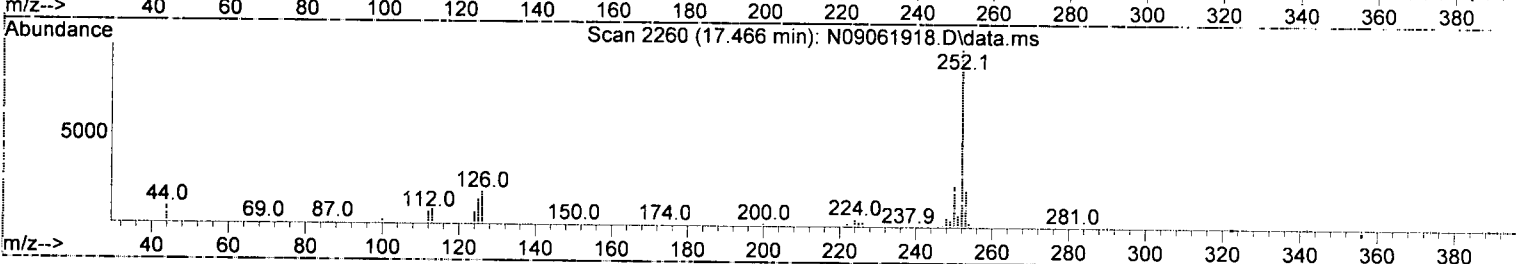
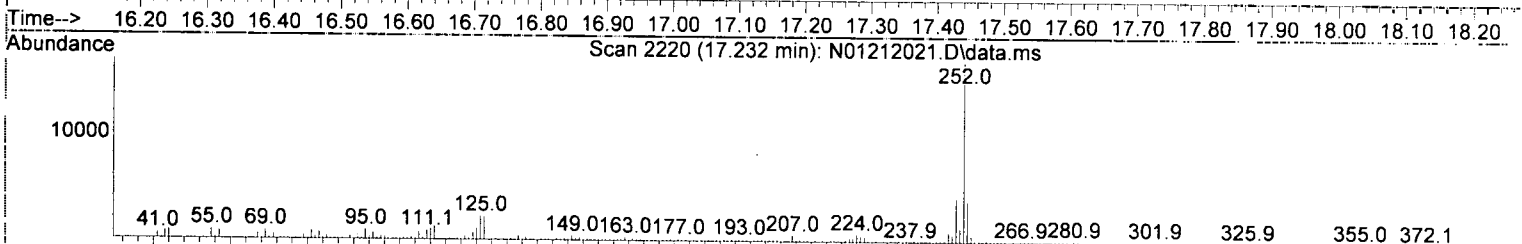
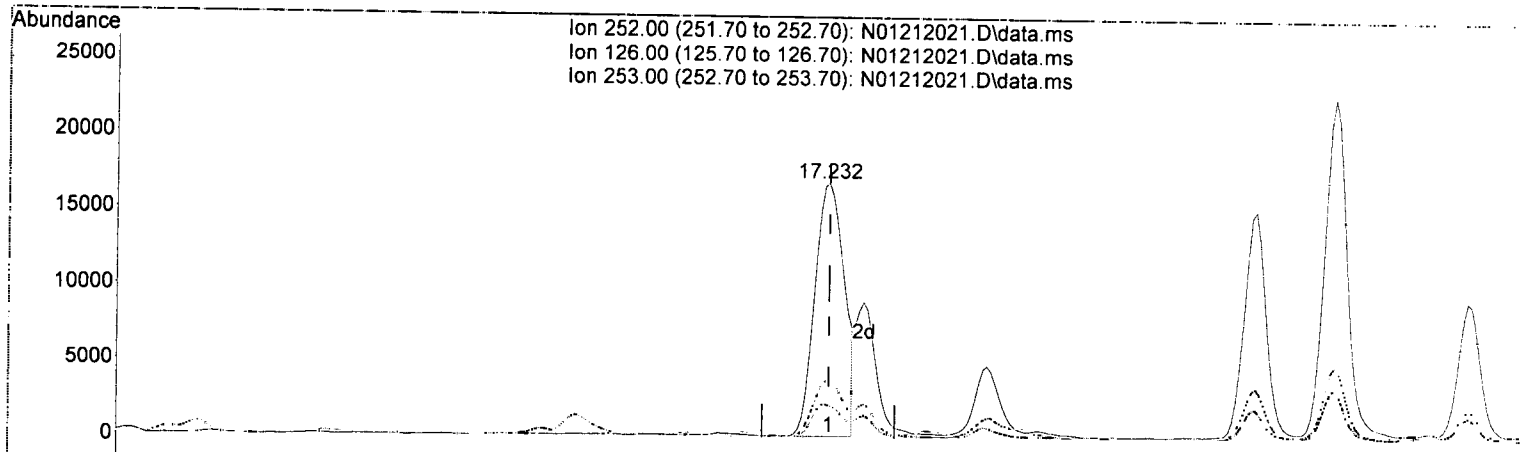
response 66550

Ion	Exp%	Act%
228.00	100.00	100.00
229.00	19.60	21.58
226.00	28.60	30.00
0.00	0.00	0.00

Quantitation Report (Qedit)

Data Path : U:\data\2020-01\0A21027\
 Data File : N01212021.D
 Acq On : 21 Jan 2020 19:33
 Operator : JK/ AMS/ DTH
 Sample : A0A0637-02@4
 Misc : 4x, 8270D PAH ONLY
 ALS Vial : 19 Sample Multiplier: 1
 DataAcq Meth:LVI14_BNA_ACQ.M

Quant Time: Jan 22 07:43:06 2020
 Quant Method : U:\methods\SV14_090619_PAHR7.M
 Quant Title : EPA 8270D: Semivolatile Organics
 QLast Update : Fri Dec 20 12:46:03 2019
 Response via : Initial Calibration
 InstName : SV-GCMS14



TIC: N01212021.D\data.ms

(30) Benzo(b)fluoranthene (T)

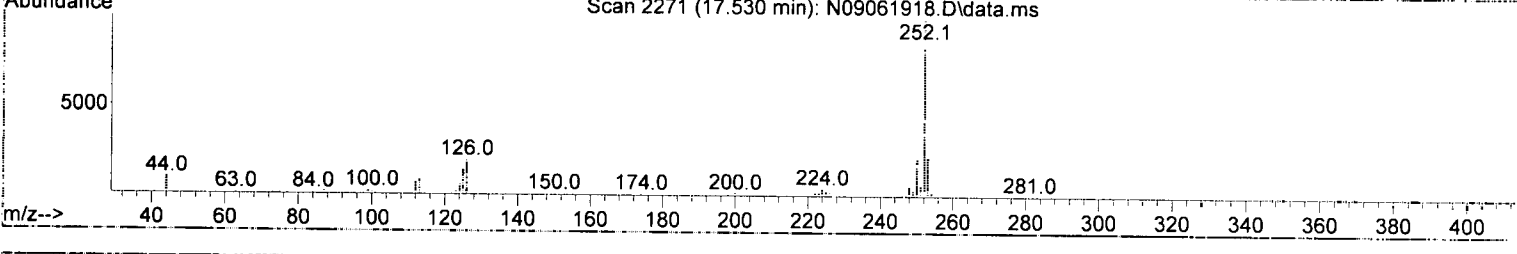
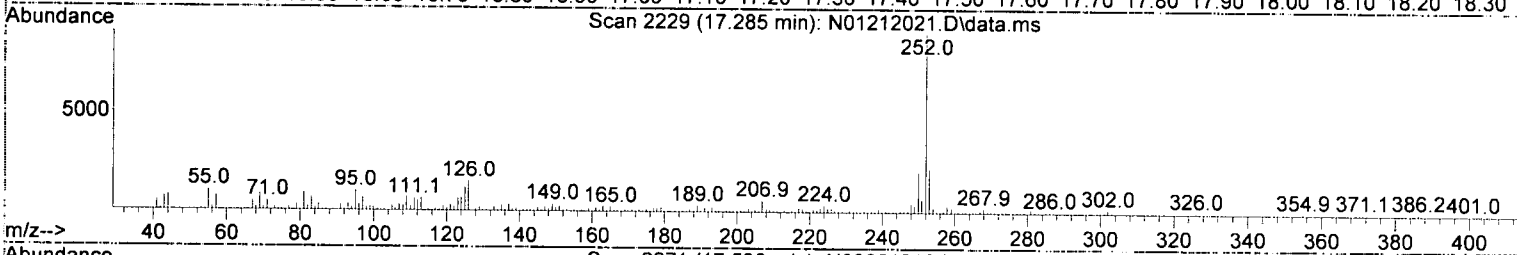
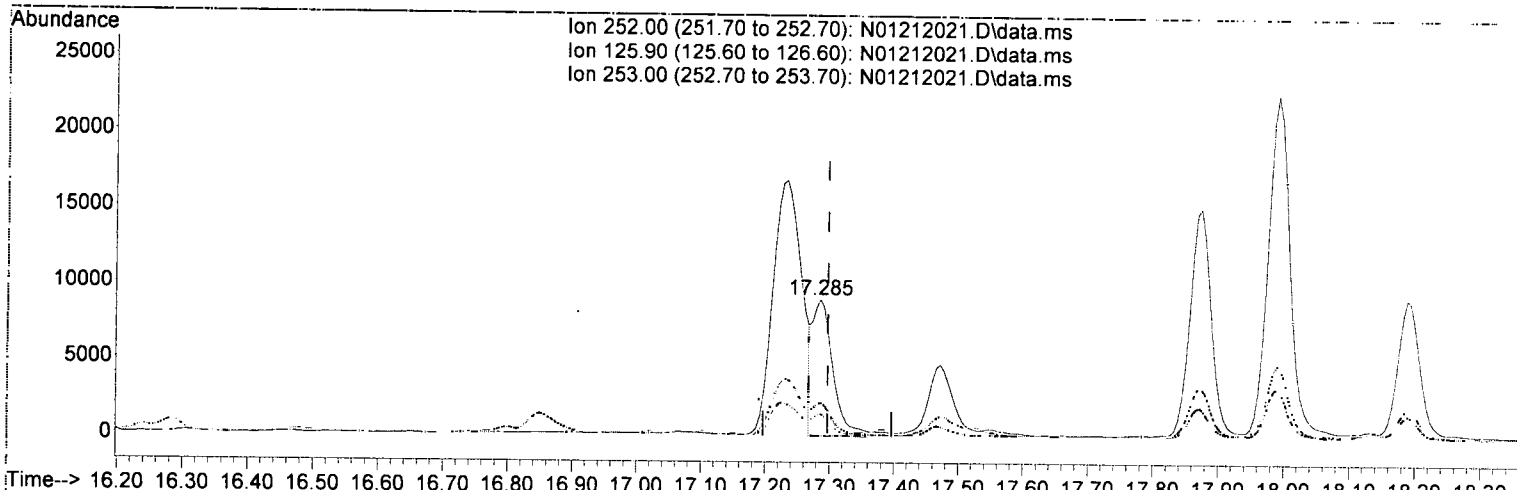
17.232min (-0.000) 24.53 ng/ml

response	Ion	Exp%	Act%
51873	252.00	100.00	100.00
	126.00	20.00	12.75
	253.00	21.10	22.60
	0.00	0.00	0.00

Quantitation Report (Qedit)

Data Path : U:\data\2020-01\0A21027\
 Data File : N01212021.D
 Acq On : 21 Jan 2020 19:33
 Operator : JK/ AMS/ DTH
 Sample : A0A0637-02@4
 Misc : 4x, 8270D PAH ONLY
 ALS Vial : 19 Sample Multiplier: 1
 DataAcq Meth:LVI14_BNA_ACQ.M

Quant Time: Jan 22 07:43:06 2020
 Quant Method : U:\methods\SV14_090619_PAHR7.M
 Quant Title : EPA 8270D: Semivolatile Organics
 QLast Update : Fri Dec 20 12:46:03 2019
 Response via : Initial Calibration
 InstName : SV-GCMS14



TIC: N01212021.D\data.ms

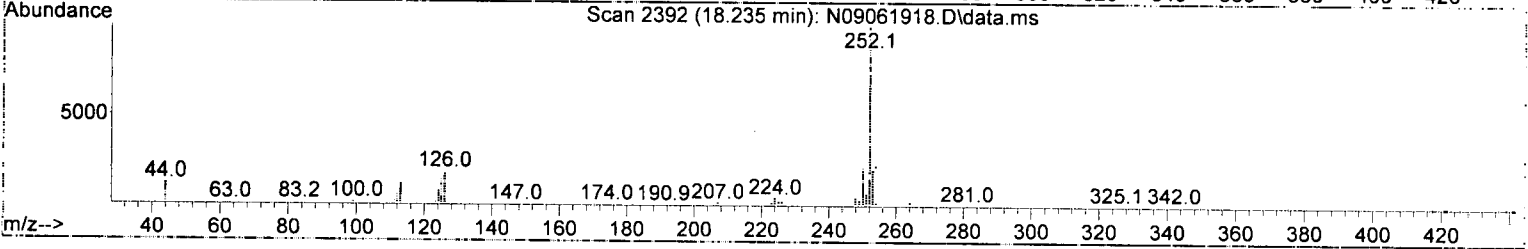
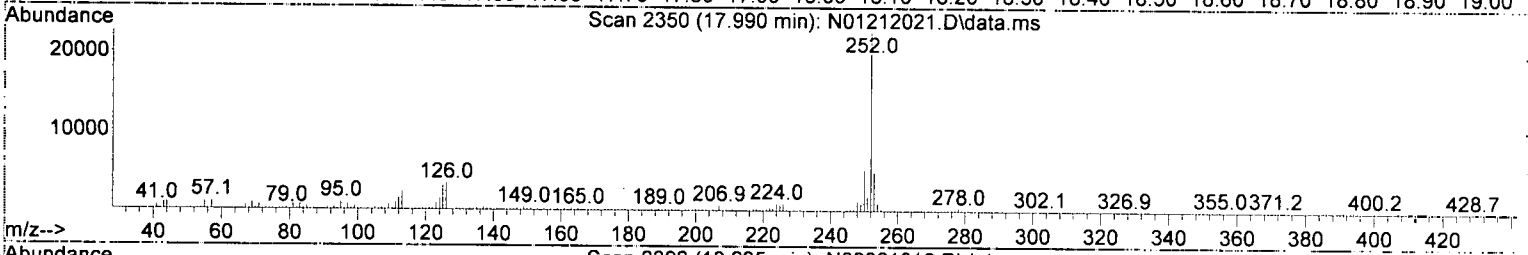
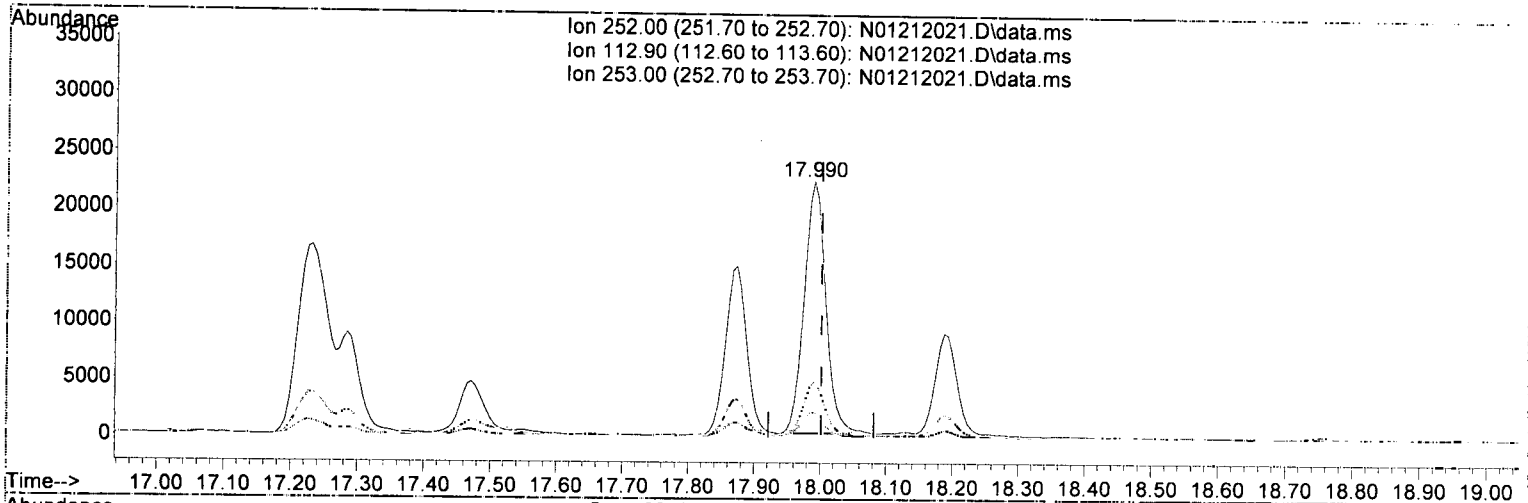
Retention Time (min)	Concentration (ng/ml)	Response	Ion	Exp%	Act%
17.285 (-0.012)	9.52	19810	252.00	100.00	100.00
			125.90	22.10	16.66
			253.00	21.50	24.71
			0.00	0.00	0.00

AMS 1/22/20 MOS ✓

Quantitation Report (Qedit)

Data Path : U:\data\2020-01\0A21027\
 Data File : N01212021.D
 Acq On : 21 Jan 2020 19:33
 Operator : JK/ AMS/ DTH
 Sample : A0A0637-02@4
 Misc : 4x, 8270D PAH ONLY
 ALS Vial : 19 Sample Multiplier: 1
 DataAcq Meth:LVI14_BNA_ACQ.M

Quant Time: Jan 22 07:43:06 2020
 Quant Method : U:\methods\SV14_090619_PAHR7.M
 Quant Title : EPA 8270D: Semivolatile Organics
 QLast Update : Fri Dec 20 12:46:03 2019
 Response via : Initial Calibration
 InstName : SV-GCMS14



TIC: N01212021.D\data.ms

(35) Benzo(a)pyrene (T)

17.990min (-0.012) 28.02 ng/ml

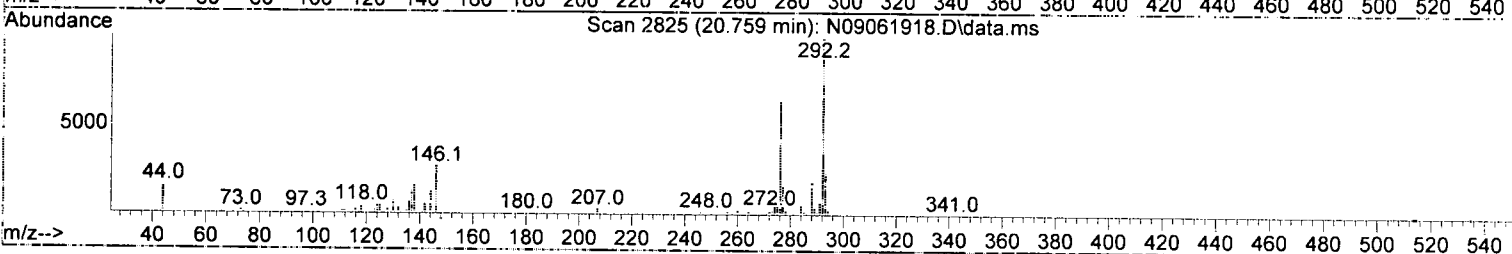
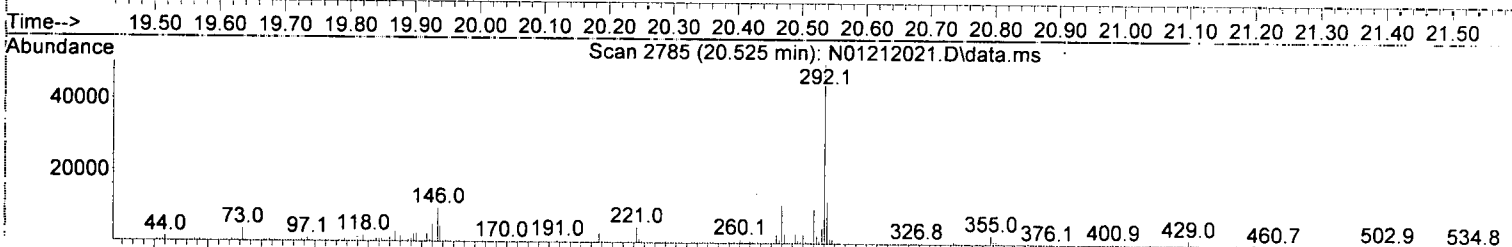
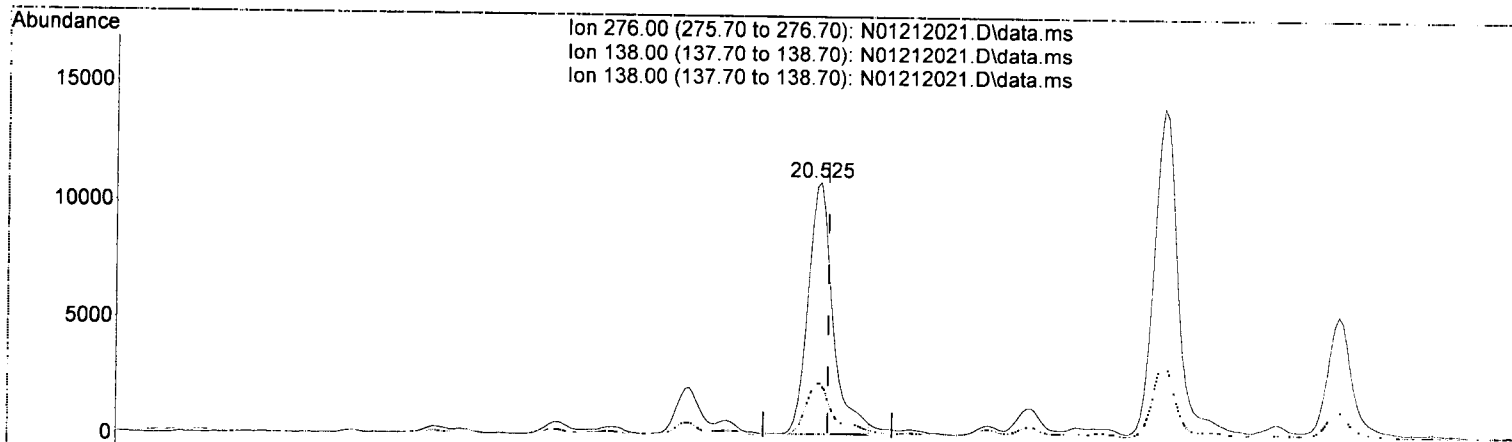
response 50712

Ion	Exp%	Act%
252.00	100.00	100.00
112.90	12.70	9.88
253.00	21.90	21.67
0.00	0.00	0.00

Quantitation Report (Qedit)

Data Path : U:\data\2020-01\0A21027\
 Data File : N01212021.D
 Acq On : 21 Jan 2020 19:33
 Operator : JK/ AMS/ DTH
 Sample : A0A0637-02@4
 Misc : 4x, 8270D PAH ONLY
 ALS Vial : 19 Sample Multiplier: 1
 DataAcq Meth:LVI14_BNA_ACQ.M

Quant Time: Jan 22 07:43:06 2020
 Quant Method : U:\methods\SV14_090619_PAHR7.M
 Quant Title : EPA 8270D: Semivolatile Organics
 QLast Update : Fri Dec 20 12:46:03 2019
 Response via : Initial Calibration
 InstName : SV-GCMS14



TIC: N01212021.D\data.ms

(38) Indeno(1,2,3-cd)Pyrene (T)

20.525min (-0.012) 16.41 ng/ml

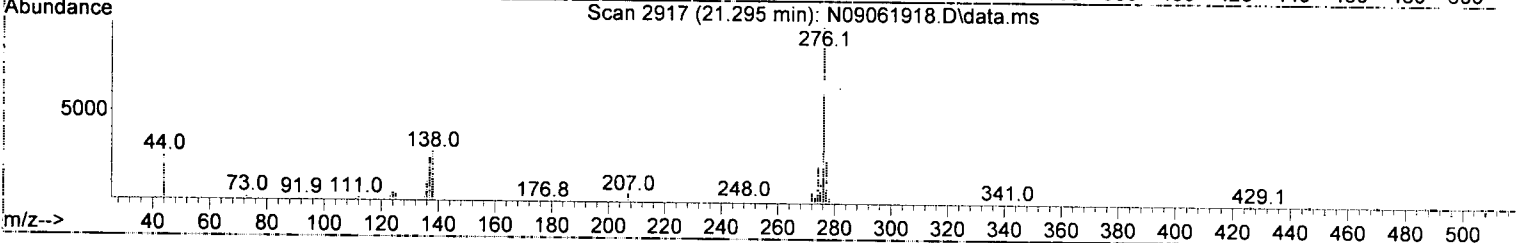
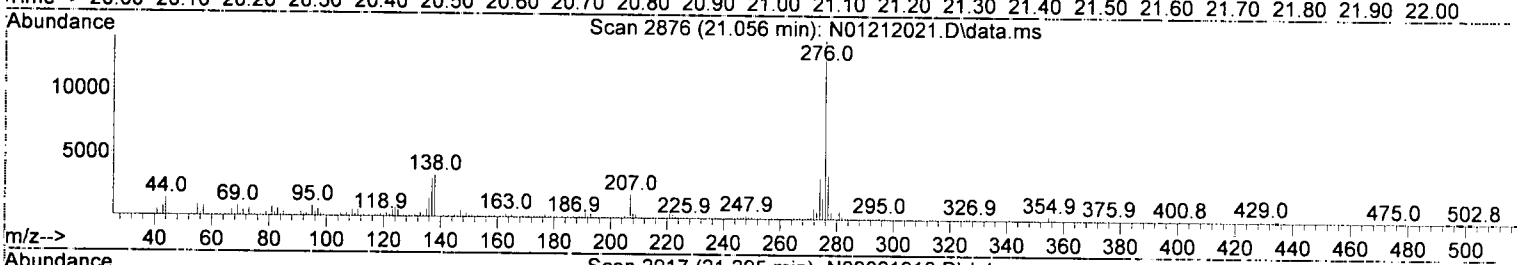
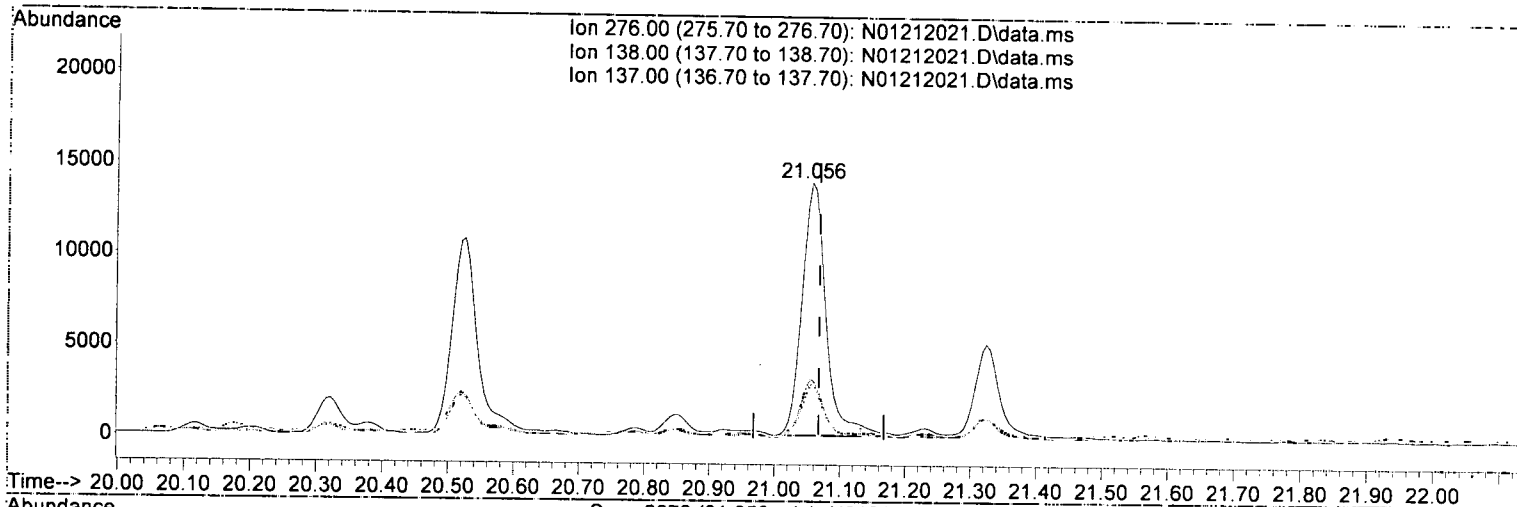
response 28840

Ion	Exp%	Act%
276.00	100.00	100.00
138.00	31.60	21.02
138.00	31.60	21.02
0.00	0.00	0.00

Quantitation Report (Qedit)

Data Path : U:\data\2020-01\0A21027\
 Data File : N01212021.D
 Acq On : 21 Jan 2020 19:33
 Operator : JK/ AMS/ DTH
 Sample : A0A0637-02@4
 Misc : 4x, 8270D PAH ONLY
 ALS Vial : 19 Sample Multiplier: 1
 DataAcq Meth:LVI14_BNA_ACQ.M

Quant Time: Jan 22 07:43:06 2020
 Quant Method : U:\methods\SV14_090619_PAHR7.M
 Quant Title : EPA 8270D: Semivolatile Organics
 QLast Update : Fri Dec 20 12:46:03 2019
 Response via : Initial Calibration
 InstName : SV-GCMS14



TIC: N01212021.D\data.ms

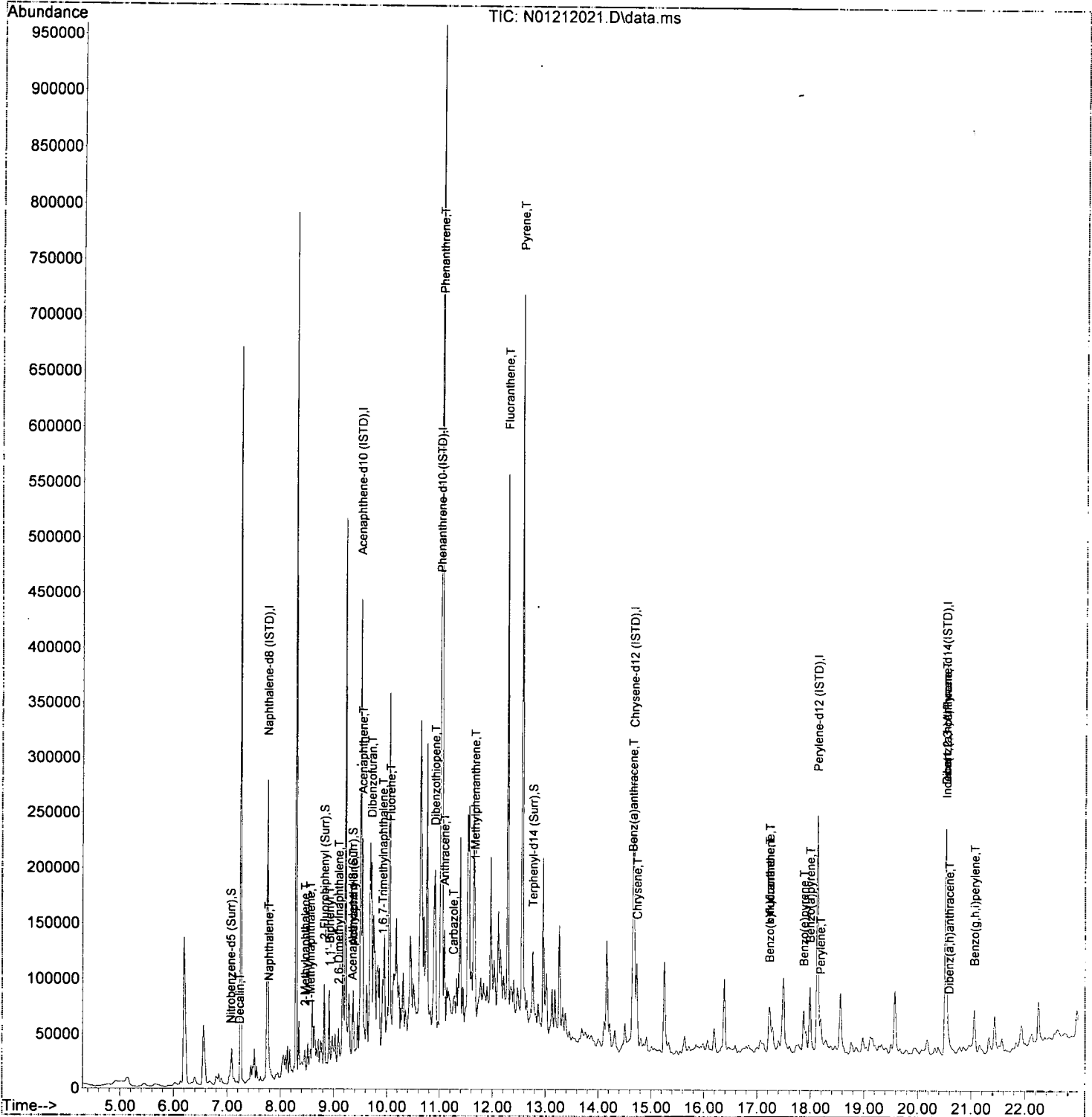
(40) Benzo(g,h,i)perylene (T)

21.056min (-0.012) 18.69 ng/ml

response	Exp%	Act%
34843		
Ion	Exp%	Act%
276.00	100.00	100.00
138.00	21.00	23.47
137.00	18.60	21.65
0.00	0.00	0.00

Data Path : U:\data\2020-01\0A21027\
Data File : N01212021.D
Acq On : 21 Jan 2020 19:33
Operator : JK/ AMS/ DTH
Sample : A0A0637-02@4
Misc : 4x, 8270D PAH ONLY
ALS Vial : 19 Sample Multiplier: 1
DataAcq Meth:LVI14_BNA_ACQ.M

Quant Time: Jan 22 07:43:06 2020
Quant Method : U:\methods\SV14_090619_PAHR7.M
Quant Title : EPA 8270D: Semivolatile Organics
QLast Update : Fri Dec 20 12:46:03 2019
Response via : Initial Calibration
InstName : SV-GCMS14



**Semivolatile Organic Compounds (PAHs) by EPA 8270D
Calibration Data**

Sequence 9106028 (Cal ID A9I1001) SV-GCMS14



ELEMENT SEQUENCE LOG

Apex Laboratories

Sequence: **9I06028**

Instrument: **SV-GCMS14**

Date: **09/06/19 15:37**

Calibration: **A9I1001**

#	<u>Lab Number</u>	<u>Matrix</u>	<u>Analysis</u>	<u>Client</u>	<u>Due</u>	<u>Batch</u>	<u>ISTD ID</u>	<u>STD ID</u>
1	9I06028-TUN1	Sediment	QC	QC			A19I102	A19H414
2	9I06028-ICB1	Sediment	QC	QC			A19I102	
3	9I06028-CAL1	Sediment	QC	QC			A19I102	A19I015
4	9I06028-CAL2	Sediment	QC	QC			A19I102	A19I016
5	9I06028-CAL3	Sediment	QC	QC			A19I102	A19I017
6	9I06028-CAL4	Sediment	QC	QC			A19I102	A19I018
7	9I06028-CAL5	Sediment	QC	QC			A19I102	A19I019
8	9I06028-CAL6	Sediment	QC	QC			A19I102	A19I020
9	9I06028-CAL7	Sediment	QC	QC			A19I102	A19I021
10	9I06028-CAL8	Sediment	QC	QC			A19I102	A19I022
11	9I06028-CAL9	Sediment	QC	QC			A19I102	A19I023
12	9I06028-CALA	Sediment	QC	QC			A19I102	A19I024
13	9I06028-IBL1	Sediment	QC	QC			A19I102	
14	9I06028-ICV1	Sediment	QC	QC			A19I102	A19I025
15	9I06028-IBL2	Sediment	QC	QC			A19I102	

Data Entered By: JD 9/10/19

Comments:

Data Reviewed By: MKT 9/10/19

Calibration Status Report SV-GCMS14

Method Path : N:\methods\
 Method File : SV14_090619_PAH.M
 Title : EPA 8270D: Semivolatile Organics
 Last Update : Mon Sep 09 14:58:53 2019
 Response Via : Initial Calibration

A 9 ± 1001
PH 9/9/19

#	ID	Conc	ISTD Conc	Path\File
1	1.0	1	100	N:\data\2019-09\9I06028\N09061913.D
2	2.5	3	100	N:\data\2019-09\9I06028\N09061914.D
3	5.0	5	100	N:\data\2019-09\9I06028\N09061915.D
4	10.0	10	100	N:\data\2019-09\9I06028\N09061916.D
5	25.0	25	100	N:\data\2019-09\9I06028\N09061917.D
6	50.0	50	100	N:\data\2019-09\9I06028\N09061918.D
7	100	100	100	N:\data\2019-09\9I06028\N09061919.D
8	200	200	100	N:\data\2019-09\9I06028\N09061920.D
9	300	300	100	N:\data\2019-09\9I06028\N09061921.D
10	400	400	100	N:\data\2019-09\9I06028\N09061922.D

#	ID	Update Time	Quant Time	Acquisition Time
1	1.0	Sep 09 14:58 2019	Sep 09 14:46 2019	06 Sep 2019 04:51 pm
2	2.5	Sep 09 14:58 2019	Sep 09 14:46 2019	06 Sep 2019 05:23 pm
3	5.0	Sep 09 14:58 2019	Sep 09 14:47 2019	06 Sep 2019 05:55 pm
4	10.0	Sep 09 14:58 2019	Sep 09 14:47 2019	06 Sep 2019 06:27 pm
5	25.0	Sep 09 14:58 2019	Sep 09 14:47 2019	06 Sep 2019 07:00 pm
6	50.0	Sep 09 14:58 2019	Sep 09 14:47 2019	06 Sep 2019 07:32 pm
7	100	Sep 09 14:58 2019	Sep 09 14:47 2019	06 Sep 2019 08:04 pm
8	200	Sep 09 14:58 2019	Sep 09 14:47 2019	06 Sep 2019 08:37 pm
9	300	Sep 09 14:58 2019	Sep 09 14:47 2019	06 Sep 2019 09:09 pm
10	400	Sep 09 14:58 2019	Sep 09 14:47 2019	06 Sep 2019 09:41 pm

SV14_090619_PAH.M Mon Sep 09 15:05:37 2019

Compound List Report SV-GCMS14

Method Path : N:\methods\
 Method File : SV14_090619_PAH.M
 Title : EPA 8270D: Semivolatile Organics
 Last Update : Mon Sep 09 14:58:53 2019
 Response Via : Initial Calibration

JM 9/9/19

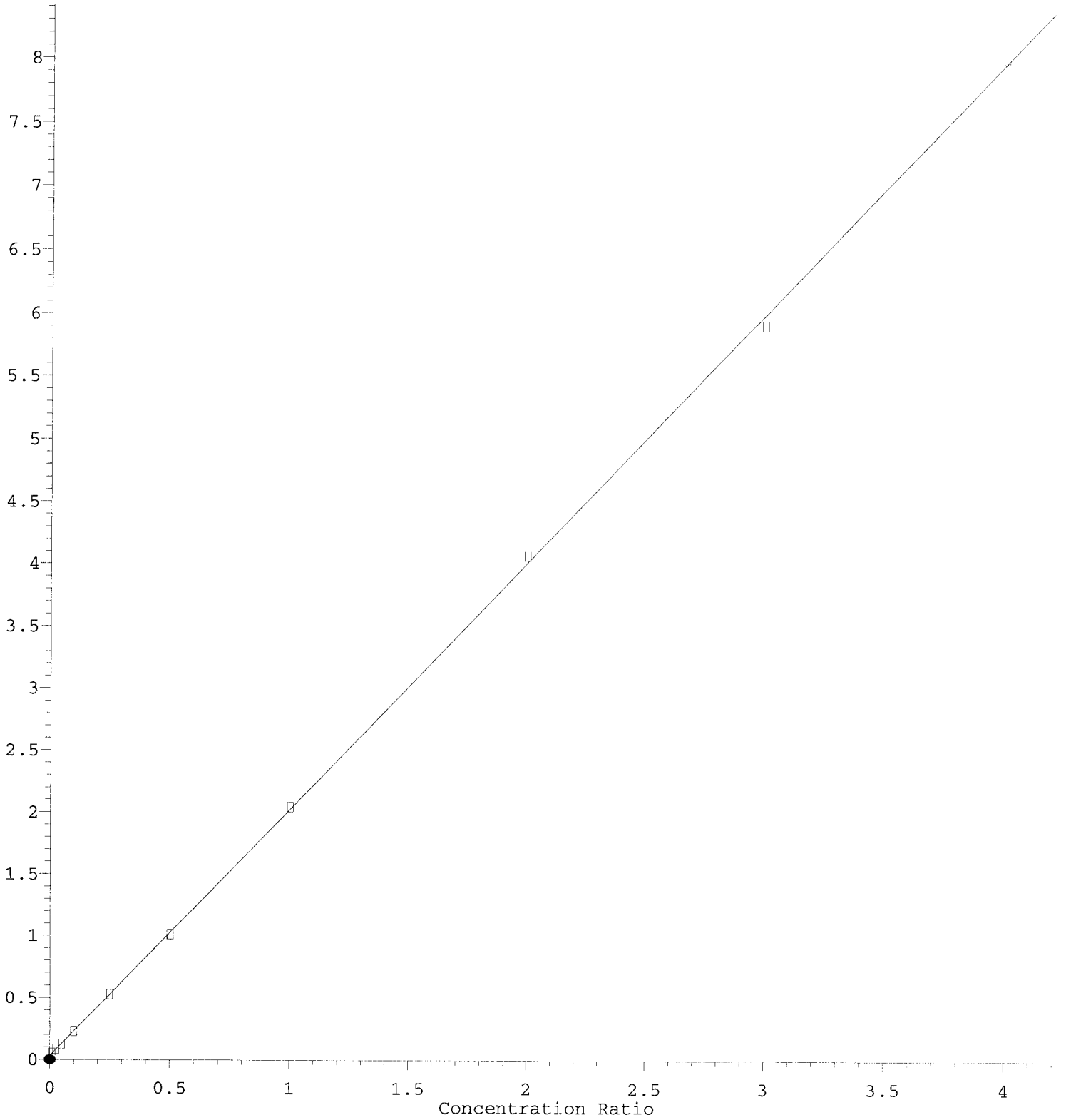
Total Cpnds : 40

PK#		Compound Name	QIon	Exp_RT	Rel_RT	Cal	#Qual	A/H	ID
1	I	Naphthalene-d8 (ISTD)	136	7.883	1.000	A	2	A	B
2	S	Nitrobenzene-d5 (Surr)	82	7.184	0.911	A	1	A	R
3	T	Decalin	138	7.364	0.934	A	2	A	B
4	T	Naphthalene	128	7.907	1.003	A	2	A	R
5	T	2-Methylnaphthalene	142	8.589	1.089	A	2	A	R
6	T	1-Methylnaphthalene	142	8.688	1.102	A	2	A	R
7	T	1,1'-Biphenyl	154	9.055	1.149	A	2	A	B
8	T	2,6-Dimethylnaphthalene	156	9.212	1.169	A	2	A	R
9	I	Acenaphthene-d10 (ISTD)	162	9.638	1.000	A	2	A	R
10	S	2-Fluorobiphenyl (Surr)	172	8.950	0.929	A	2	A	R
11	S	Acenaphthylene d-8 (Surr)	160	9.480	0.984	Q	2	A	R
12	T	Acenaphthylene	152	9.498	0.985	A	2	A	R
13	T	Acenaphthene	153	9.673	1.004	A	2	A	R
14	T	Dibenzofuran	168	9.848	1.022	A	2	A	R
15	T	1,6,7-Trimethylnaphthalene	170	10.057	1.044	A	2	A	R
16	T	Fluorene	166	10.191	1.057	A	2	A	R
17	I	Phenanthrene-d10 (ISTD)	188	11.147	1.000	A	2	A	R
18	T	Dibenzothiopene	184	11.042	0.991	A	3	A	R
19	T	Phenanthrene	178	11.171	1.002	A	2	A	R
20	T	Anthracene	178	11.223	1.007	A	2	A	R
21	T	Carbazole	167	11.390	1.022	A	2	A	R
22	T	1-Methylphenanthrene	192	11.794	1.058	A	2	A	R
23	T	Fluoranthene	202	12.435	1.116	A	2	A	R
24	I	Chrysene-d12 (ISTD)	240	14.906	1.000	A	2	A	R
25	T	Pyrene	202	12.721	0.853	A	2	A	R
26	S	Terphenyl-d14 (Surr)	244	12.930	0.867	A	2	A	R
27	T	Benz(a)anthracene	228	14.883	0.998	A	2	A	R
28	T	Chrysene	228	14.965	1.004	A	2	A	R
29	I	Perylene-d12 (ISTD)	264	18.374	1.000	A	2	A	R
30	T	Benzo(b)fluoranthene	252	17.465	0.951	A	2	A	R
31	T	Benzo(k)fluoranthene	252	17.529	0.954	A	2	A	R
32	T	Benzo(b+k)fluoranthene	252	17.529	0.954	A	2	A	R
33	S	Benzo(a)pyrene d-12 (Surr)	264	18.176	0.989	A	2	A	B
34	T	Benzo(e)pyrene	252	18.118	0.986	A	2	A	R
35	T	Benzo(a)pyrene	252	18.234	0.992	A	2	A	R
36	T	Perylene	252	18.433	1.003	A	2	A	R
37	I	Dibenz(a,h)Anthracene-d14 (ISTD)	292	20.764	1.000	A	2	A	R
38	T	Indeno(1,2,3-cd)Pyrene	276	20.758	1.000	A	2	A	R
39	T	Dibenz(a,h)anthracene	278	20.828	1.003	A	2	A	R
40	T	Benzo(g,h,i)perylene	276	21.294	1.026	A	2	A	R

Cal A = Average L = Linear LO = Linear w/origin Q = Quad QO = Quad w/origin
 #Qual = number of qualifiers
 A/H = Area or Height
 ID R = R.T. B = R.T. & Q Q = Qvalue L = Largest A = All

Acenaphthylene d-8 (Surr)

Response Ratio



$R = -2.27e-003 A^2 + 2.00e+000 A + 2.92e-002$

Coef of Det (r^2) = 0.999 Curve Fit: Quadratic w(1/a²)

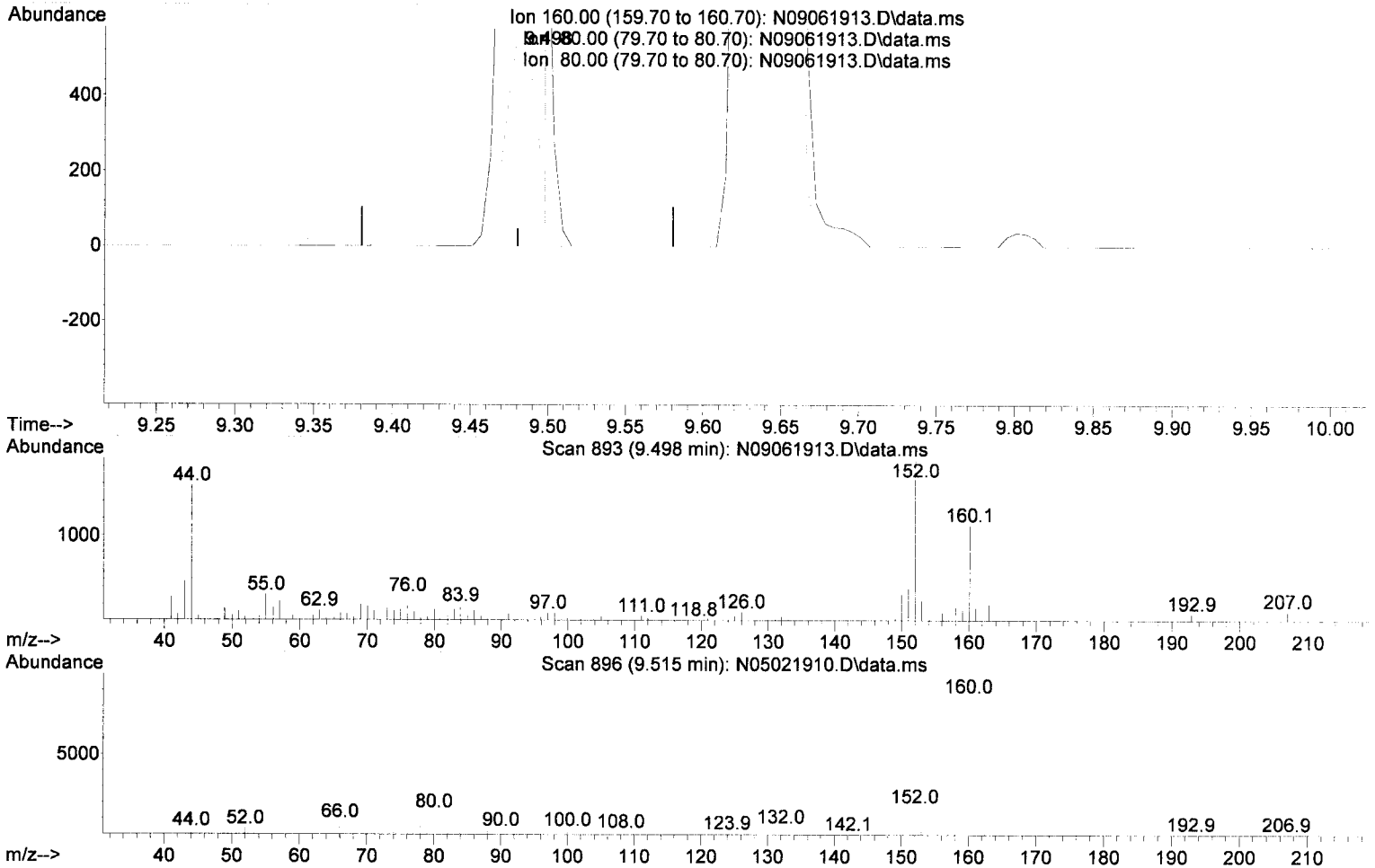
Method Name: N:\methods\SV14_09619_PAN.m 02/25/20 Anchor QEA LLC Gasg PrqD_DG 2019 - 4a-b. DOC-CAP Testing Cores Page 776 of 836

Calibration Table Last Updated: Mon Sep 09 15:00:15 2019

Quantitation Report (Qedit)

Data Path : N:\data\2019-09\9I06028\REQUANT\
 Data File : N09061913.D
 Acq On : 06 Sep 2019 04:51 pm
 Operator :
 Sample : 9I06028-CAL1
 Misc : 1x, A19I015@1
 ALS Vial : 3 Sample Multiplier: 1
 DataAcq Meth:LVI14_BNA_ACQ.M

Quant Time: Sep 09 15:06:04 2019
 Quant Method : N:\methods\SV14_090619_PAH.M
 Quant Title : EPA 8270D: Semivolatile Organics
 QLast Update : Mon Sep 09 14:58:53 2019
 Response via : Initial Calibration
 InstName : SV-GCMS14



TIC: N09061913.D\data.ms

(11) Acenaphthylene d-8 (Surr) (S)

9.498min (+ 0.017) -1.00 ng/ml m

response 111

Ion	Exp%	Act%
160.00	100.00	100.00
80.00	14.40	12.44
80.00	14.40	12.44
0.00	0.00	0.00

Method Path : N:\methods\
 Method File : SV14_090619_PAH.M
 Title : EPA 8270D: Semivolatile Organics
 Last Update : Mon Sep 09 14:58:53 2019
 Response Via : Initial Calibration

JK 9/9/19

Calibration Files

1.0 =N09061913.D 2.5 =N09061914.D 5.0 =N09061915.D 10.0=N09061916.D 25.0=N09061917.D 50.0=N09061918.D 100 =N09061919.D
 200 =N09061920.D 300 =N09061921.D 400 =N09061922.D

Compound	1.0	2.5	5.0	10.0	25.0	50.0	100	200	300	400	Avg	%RSD
1) I Naphthalene-d8 (ISTD)	-----ISTD-----											
2) S Nitrobenzene-d...	0.391	0.340	0.316	0.315	0.306	0.324	0.323	0.334	0.338	0.337	0.332	7.09 <i>Not used</i>
3) T Decalin		0.076	0.070	0.069	0.070	0.075	0.077	0.077	0.075	0.081	0.074	5.47 <i>Not used</i>
4) T Naphthalene	1.158	1.135	1.098	1.123	1.090	1.083	1.082	1.092	1.078	1.090	1.103	2.42 ✓
5) T 2-Methylnaphth...	0.893	0.907	0.881	0.886	0.895	0.941	0.965	1.001	1.001	0.975	0.935	5.16 ✓
6) T 1-Methylnaphth...	0.821	0.875	0.837	0.916	0.923	0.964	0.986	1.025	1.016	0.981	0.934	7.70 ✓
7) T 1,1'-Biphenyl	1.222	1.201	1.123	1.186	1.195	1.259	1.326	1.389	1.390	1.279	1.257	7.10 <i>Not used</i>
8) T 2,6-Dimethylna...	0.823	0.850	0.815	0.851	0.892	0.943	0.994	1.034	1.033	0.946	0.918	9.12 <i>Not used</i>
9) I Acenaphthene-d10 (...)	-----ISTD-----											
10) S 2-Fluorobiphen...	1.424	1.562	1.481	1.499	1.500	1.482	1.499	1.496	1.477	1.498	1.492	2.26 ✓
11) S Acenaphthylene...	4.877	3.301	2.497	2.282	2.108	2.021	2.043	2.031	1.970	2.004	2.513	36.74 <i>Not used (Surrogate)</i>
12) T Acenaphthylene	2.050	2.174	2.139	2.171	2.195	2.172	2.248	2.243	2.161	2.158	2.171	2.55 ✓
13) T Acenaphthene	1.439	1.487	1.404	1.417	1.419	1.394	1.443	1.431	1.388	1.396	1.422	2.10 ✓
14) T Dibenzofuran	1.760	1.773	1.736	1.780	1.790	1.777	1.831	1.827	1.771	1.765	1.781	1.63 ✓
15) T 1,6,7-Trimethy...	1.249	1.207	1.173	1.178	1.169	1.168	1.213	1.212	1.178	1.178	1.193	2.23 <i>Not used</i>
16) T Fluorene	1.369	1.405	1.409	1.422	1.461	1.447	1.526	1.545	1.493	1.476	1.455	3.85 ✓
17) I Phenanthrene-d10 (...)	-----ISTD-----											
18) T Dibenzothiopene	1.030	1.080	1.056	1.038	1.030	1.033	1.050	1.056	1.042	1.043	1.046	1.46 <i>Not used</i>
19) T Phenanthrene	1.287	1.194	1.137	1.165	1.154	1.152	1.158	1.178	1.134	1.143	1.170	3.85 ✓
20) T Anthracene	1.097	1.089	1.049	1.062	1.069	1.076	1.110	1.115	1.102	1.115	1.088	2.16 ✓
21) T Carbazole	0.872	0.830	0.810	0.818	0.866	0.871	0.905	0.945	0.940	0.950	0.881	5.99 ✓
22) T 1-Methylphenan...	0.803	0.804	0.781	0.794	0.802	0.805	0.824	0.842	0.826	0.847	0.813	2.60 <i>Not used</i>
23) T Fluoranthene	1.194	1.127	1.104	1.124	1.162	1.171	1.202	1.227	1.218	1.261	1.179	4.30 ✓
24) I Chrysene-d12 (ISTD)	-----ISTD-----											
25) T Pyrene	1.634	1.742	1.585	1.636	1.580	1.571	1.560	1.478	1.416	1.421	1.562	6.48 ✓
26) S Terphenyl-d14 ...	1.150	1.092	1.037	1.058	1.060	1.046	1.049	1.021	0.993	1.012	1.052	4.22 ✓
27) T Benz(a)anthracene	1.394	1.221	1.088	1.093	1.114	1.098	1.142	1.149	1.139	1.173	1.161	7.87 ✓
28) T Chrysene	1.134	1.107	1.087	1.087	1.098	1.082	1.095	1.103	1.080	1.114	1.099	1.52 ✓
29) I Perylene-d12 (ISTD)	-----ISTD-----											
30) T Benzo(b)fluora...	1.117	1.085	1.065	1.092	1.128	1.164	1.194	1.231	1.217	1.246	1.154	5.68 ✓
31) T Benzo(k)fluora...	1.067	1.082	1.086	1.036	1.128	1.118	1.196	1.221	1.198	1.228	1.136	6.13 ✓
32) T Benzo(b+k)fluo...	2.224	2.236	2.233	2.230	2.344	2.357	2.457	2.518	2.473	2.532	2.361	5.36 ✓
33) S Benzo(a)pyrene...	0.639	0.751	0.745	0.759	0.782	0.808	0.845	0.885	0.880	0.902	0.800	10.15 <i>Not used (Surrogate)</i>
34) T Benzo(e)pyrene	1.244	1.173	1.075	1.091	1.139	1.151	1.184	1.213	1.188	1.210	1.167	4.61 <i>Not used</i>
35) T Benzo(a)pyrene	0.983	0.860	0.859	0.902	0.977	1.004	1.043	1.085	1.068	1.095	0.988	9.00 ✓
36) T Perylene	1.038	1.226	1.199	1.189	1.232	1.218	1.248	1.282	1.254	1.278	1.216	5.74 <i>Not used</i>

Method Path : N:\methods\
 Method File : SV14_090619_PAH.M
 Title : EPA 8270D: Semivolatile Organics

37)	I	Dibenz(a,h)Anthrce...												
38)	T	Indeno(1,2,3-c...	1.208	1.280	1.185	1.191	1.192	1.223	1.260	1.262	1.249	1.283	1.233	3.08'
39)	T	Dibenz(a,h)ant...	1.173	1.144	1.121	1.116	1.120	1.144	1.178	1.194	1.182	1.217	1.159	3.01'
40)	T	Benzo(g,h,i)pe...	1.245	1.185	1.241	1.251	1.289	1.328	1.388	1.395	1.368	1.394	1.308	5.85'

21.60 21.60 9/10/19

(#) = Out of Range

CALIBRATION SEQUENCE REVIEW SHEET

SEQUENCE: 9I06028

Analysis Included

8270D LL PAH Only (Scan)

INSTRUMENT SEQUENCE LOG

<u>SampleID</u>	<u>SampleName</u>	<u>Matrix</u>	<u>STDID</u>	<u>ISTD_ID</u>	<u>Analyzed</u>
9I06028-TUN1	MS Tune	Sediment	A19H414	A19I102	9/6/2019 3:51:00PM
9I06028-ICB1	Initial Cal Blank	Sediment		A19I102	9/6/2019 4:18:00PM
9I06028-CAL1	Cal Standard	Sediment	A19I015	"	9/6/2019 4:51:00PM
9I06028-CAL2	Cal Standard	Sediment	A19I016	"	9/6/2019 5:23:00PM
9I06028-CAL3	Cal Standard	Sediment	A19I017	"	9/6/2019 5:55:00PM
9I06028-CAL4	Cal Standard	Sediment	A19I018	"	9/6/2019 6:27:00PM
9I06028-CAL5	Cal Standard	Sediment	A19I019	"	9/6/2019 7:00:00PM
9I06028-CAL6	Cal Standard	Sediment	A19I020	"	9/6/2019 7:32:00PM
9I06028-CAL7	Cal Standard	Sediment	A19I021	"	9/6/2019 8:04:00PM
9I06028-CAL8	Cal Standard	Sediment	A19I022	"	9/6/2019 8:37:00PM
9I06028-CAL9	Cal Standard	Sediment	A19I023	"	9/6/2019 9:09:00PM
9I06028-CALA	Cal Standard	Sediment	A19I024	"	9/6/2019 9:41:00PM
9I06028-ICV1	Initial Cal Check	Sediment	A19I025	"	9/6/2019 10:45:00PM

CALIBRATION STANDARD RECOVERIES

Calibration: **A9I1001**

Instrument: **SV-GCMS14**

8270D LL PAH Only (Scan)

Sequence: **9I06028**

Matrix: **Sediment**

	<u>Inst. MRL</u>	<u>Recalc Res.</u>	<u>Cal Level</u>	<u>%Rec.</u>	<u>Qual</u>
9I06028-CAL1					
9I06028-CAL2					
9I06028-CAL3					
9I06028-CAL4					
9I06028-CAL5					
9I06028-CAL6					
9I06028-CAL7					
9I06028-CAL8					
9I06028-CAL9					
9I06028-CALA					

Compounds listed above have recalculated recoveries outside 70-130% of the true values, and the calibration levels are above the reporting level. If no compounds are listed, all are OK. Please see the next section for quadratic fit compounds.

CALIBRATION SEQUENCE REVIEW SHEET

SEQUENCE: 9I06028

Analytes With Quadratic Curve Fits

<u>Qualifier</u>	<u>iMDL</u>	<u>iMRL</u>	<u>Spike Amt</u>	<u>%Difference</u>	<u>OK?</u>	<u>Raise MRL to ?</u>
				_____	□	□ _____

Analytes listed above have quadratic curve fits. If they are using a weighting option, they must be checked against the requested curve points to determine if the recalculated results are within limits (70-130 or as specified).

ICV RECOVERIES

Calibration: **A9I1001**

Instrument: **SV-GCMS14**

8270D LL PAH Only (Scan)

Sequence: **9I06028**

Matrix: **Sediment**

9I06028-ICV1

Inst. MRL

ICV Level

Result

%Rec.

Qual

Compounds listed above have Initial Calibration Verification standard recoveries outside 70-130% of the true values. If no compounds are listed, all have passing recoveries.

Evaluate Continuing Calibration Report

Data Path : N:\data\2019-09\9I06028\
 Data File : N09061924.D
 Acq On : 06 Sep 2019 10:45 pm
 Operator :
 Sample : 9I06028-ICV1
 Misc : 1x, A19I025@50
 ALS Vial : 13 Sample Multiplier: 1
 DataAcq Meth:LVI14_BNA_ACQ.M

Quant Time: Sep 10 10:28:40 2019
 Quant Method : N:\methods\SV14_090619_PAH.M
 Quant Title : EPA 8270D: Semivolatile Organics
 QLast Update : Mon Sep 09 14:58:53 2019
 Response via : Initial Calibration
 InstName : SV-GCMS14

JK 9/10/19

Min. RRF : 0.000 Min. Rel. Area : 50% Max. R.T. Dev 0.50min
 Max. RRF Dev : 30% Max. Rel. Area : 200%

	Compound	Amount	Calc.	%Dev	Area%	Dev(min)
1 I	Naphthalene-d8 (ISTD)	100.000	100.000	0.0	123	0.00
2 S	Nitrobenzene-d5 (Surr)	50.000	46.212	7.6	116	0.00
3 T	Decalin	50.000	48.753	2.5	118	0.00
4 T	Naphthalene	50.000	49.942	0.1	125	0.00
5 T	2-Methylnaphthalene	50.000	46.827	6.3	114	0.00
6 T	1-Methylnaphthalene	50.000	47.766	4.5	113	0.00
7 T	1,1'-Biphenyl	50.000	46.341	7.3	113	0.00
8 T	2,6-Dimethylnaphthalene	50.000	45.797	8.4	109	0.00
9 I	Acenaphthene-d10 (ISTD)	100.000	100.000	0.0	106	0.00
10 S	2-Fluorobiphenyl (Surr)	50.000	49.669	0.7	106	0.00
11 S	Acenaphthylene d-8 (Surr)	50.000	49.308	1.4	106	0.00
12 T	Acenaphthylene	50.000	51.950	-3.9	110	0.00
13 T	Acenaphthene	50.000	50.335	-0.7	109	0.00
14 T	Dibenzofuran	50.000	50.914	-1.8	108	0.00
15 T	1,6,7-Trimethylnaphthalene	50.000	50.151	-0.3	109	0.00
16 T	Fluorene	50.000	50.867	-1.7	109	0.00
17 I	Phenanthrene-d10 (ISTD)	100.000	100.000	0.0	107	0.00
18 T	Dibenzothiopene	50.000	49.794	0.4	108	0.00
19 T	Phenanthrene	50.000	50.398	-0.8	110	0.00
20 T	Anthracene	50.000	51.792	-3.6	112	0.00
21 T	Carbazole	50.000	50.683	-1.4	110	-0.02
22 T	1-Methylphenanthrene	50.000	51.441	-2.9	111	0.00
23 T	Fluoranthene	50.000	50.556	-1.1	109	0.00
24 I	Chrysene-d12 (ISTD)	100.000	100.000	0.0	111	0.00
25 T	Pyrene	50.000	49.139	1.7	109	0.00
26 S	Terphenyl-d14 (Surr)	50.000	48.699	2.6	109	0.00
27 T	Benzo(a)anthracene	50.000	48.477	3.0	114	0.00
28 T	Chrysene	50.000	52.375	-4.8	118	0.00
29 I	Perylene-d12 (ISTD)	100.000	100.000	0.0	114	0.00
30 T	Benzo(b)fluoranthene	50.000	50.587	-1.2	115	0.00
31 T	Benzo(k)fluoranthene	50.000	49.972	0.1	116	0.00
32 T	Benzo(b+k)fluoranthene	100.000	100.734	-0.7	115	0.00
33 S	Benzo(a)pyrene d-12 (Surr)	50.000	53.210	-6.4	120	0.00
34 T	Benzo(e)pyrene	50.000	50.277	-0.6	117	0.00
35 T	Benzo(a)pyrene	50.000	51.177	-2.4	115	0.00
36 T	Perylene	50.000	50.891	-1.8	116	0.00
37 I	Dibenz(a,h)Anthracene-d14 (IS	100.000	100.000	0.0	117	0.00
38 T	Indeno(1,2,3-cd)Pyrene	50.000	49.977	0.0	118	0.00
39 T	Dibenz(a,h)anthracene	50.000	49.339	1.3	117	0.00
40 T	Benzo(g,h,i)perylene	50.000	53.580	-7.2	123	0.00

(#) = Out of Range

SPCC's out = 0 CCC's out = 0

Data Path : N:\data\2019-09\9I06028\
 Data File : N09061911.D
 Acq On : 06 Sep 2019 03:51 pm
 Operator :
 Sample : 9I06028-TUN1
 Misc : 1x, A19H414 DFTPP@45
 ALS Vial : 1 Sample Multiplier: 1
 DataAcq Meth:DFTPP.M

Quant Time: Sep 06 17:15:52 2019
 Quant Method : N:\methods\DFTPP.M
 Quant Title : 8270 DFTPP Tune Method
 QLast Update : Thu Sep 05 08:50:46 2019
 Response via : Initial Calibration
 InstName : SV-GCMS14

Qd 9/9/19

Compound	R.T.	QIon	Response	Conc	Units	Dev(Min)
Internal Standards						
1) 1,4-Dichlorobenzene-d4	6.613	150	163761	2.00	ug/mL	# 0.00
2) Naphthalene-d8	7.825	136	486548	2.00	ug/mL	0.00
3) Acenaphthene-d10	9.585	162	255378	2.00	ug/mL	0.00
5) Phenanthrene-d10	11.101	188	470705	2.00	ug/mL	0.00
11) Chrysene-d12	14.779	240	413133	2.00	ug/mL	# 0.00
12) Perylene-d12	16.830	264	372325	2.00	ug/mL	# 0.00
13) Dibenz(a,h)anthracene-...	18.060	292	295670	2.00	ug/mL	0.00
Target Compounds						
4) Pentachlorophenol	10.920	266	1134816	47.06	ug/mL	Qvalue 93
6) DFTPP	11.404	442	1326743	34.91	ug/mL	90
7) Benzidine	12.558	184	4304187	25.70	ug/mL	97
8) 4,4-DDE	12.808	TIC	375170	No Calib		
9) 4,4-DDD	13.310	TIC	188617	No Calib		
10) 4,4-DDT	13.869	TIC	15944082	33.03	ug/mL	98

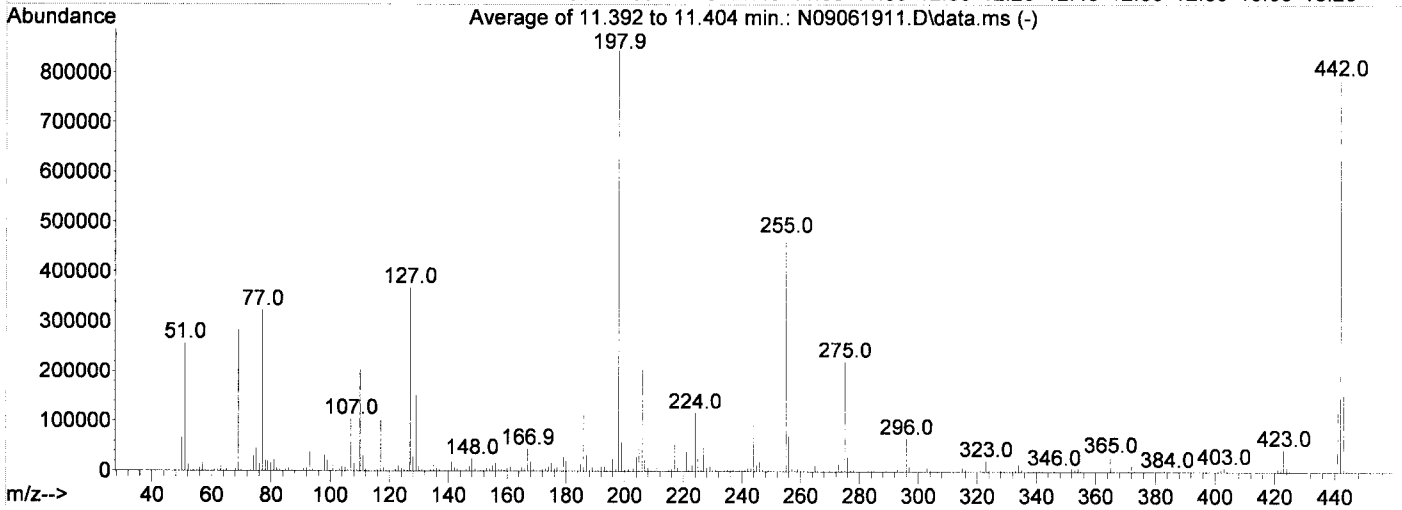
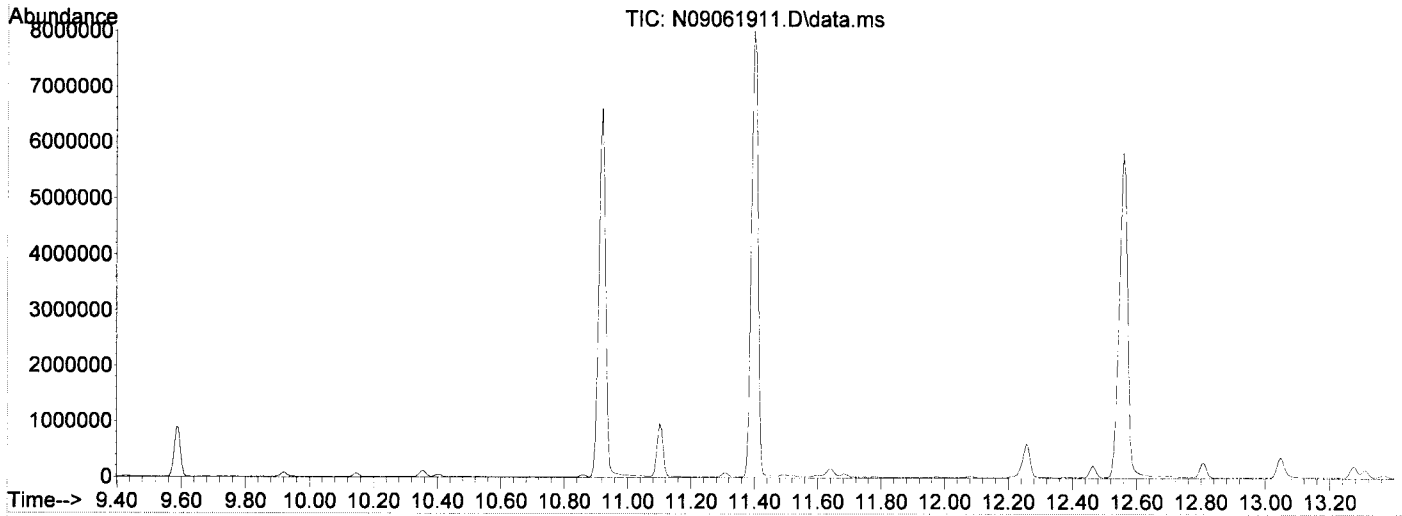
(#) = qualifier out of range (m) = manual integration (+) = signals summed

Data Path : N:\data\2019-09\9I06028\
 Data File : N09061911.D
 Acq On : 06 Sep 2019 03:51 pm
 Operator :
 Sample : 9I06028-TUN1
 Misc : 1x, A19H414 DFTPP@45
 ALS Vial : 1 Sample Multiplier: 1

Integration File: rteint.p

Method : N:\methods\DFTPP.M
 Title : 8270 DFTPP Tune Method
 Last Update : Thu Sep 05 08:50:46 2019

gd 9/9/19




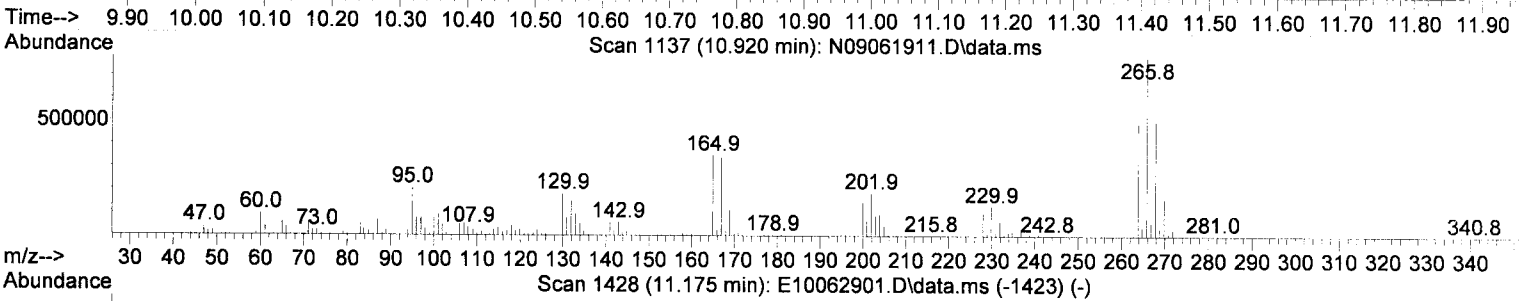
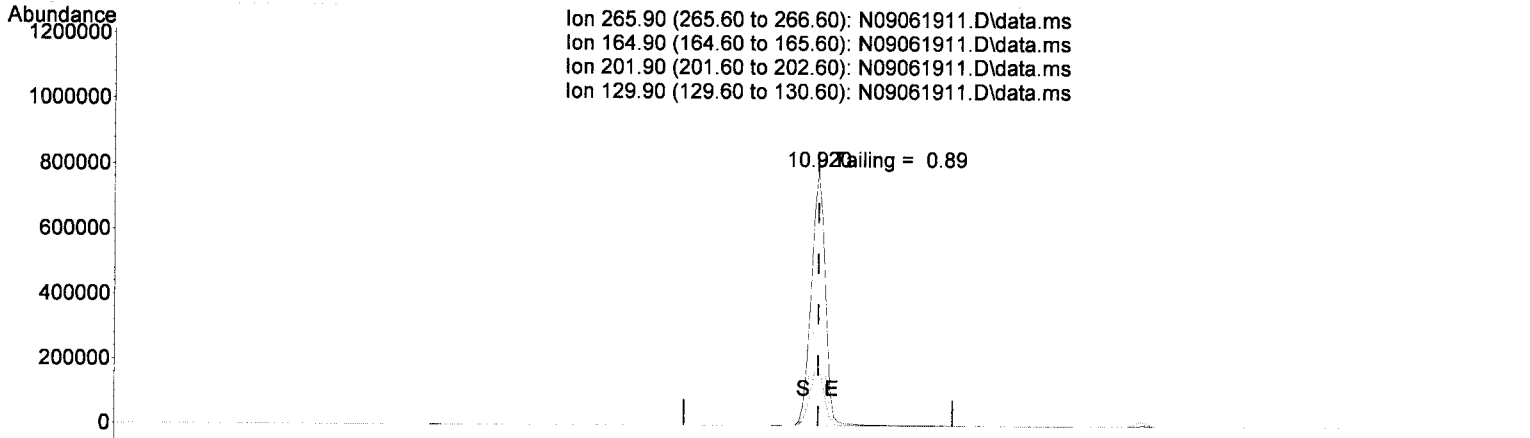
AutoFind: Scans 1218, 1219, 1220; Background Corrected with Scan 1212

Target Mass	Rel. to Mass	Lower Limit%	Upper Limit%	Rel. Abn%	Raw Abn	Result Pass/Fail
68	69	0.00	2	1.5	4348	PASS
69	69	100	100	100.0	283608	PASS
70	69	0.00	2	0.5	1319	PASS
197	198	0.00	2	0.5	4054	PASS
198	198	100	100	100.0	845182	PASS
199	198	5	9	6.9	57976	PASS
365	198	1	100	3.6	30576	PASS
441	443	0.01	150	78.0	120320	PASS
442	198	0.10	200	93.1	787179	PASS
443	442	15	24	19.6	154213	PASS

Quantitation Report (Qedit)

Data Path : N:\data\2019-09\9I06028\
 Data File : N09061911.D
 Acq On : 06 Sep 2019 03:51 pm
 Operator :
 Sample : 9I06028-TUN1
 Misc : 1x, A19H414 DFTPP@45
 ALS Vial : 1 Sample Multiplier: 1
 DataAcq Meth:DFTPP.M

Quant Time: Sep 06 17:15:52 2019
 Quant Method : N:\methods\DFTPP.M
 Quant Title : 8270 DFTPP Tune Method
 QLast Update : Thu Sep 05 08:50:46 2019
 Response via : Initial Calibration
 InstName : SV-GCMS14



TIC: N09061911.D\data.ms

(4) Pentachlorophenol

10.920min (+ 0.000) 47.06 ug/mL

response 1134816

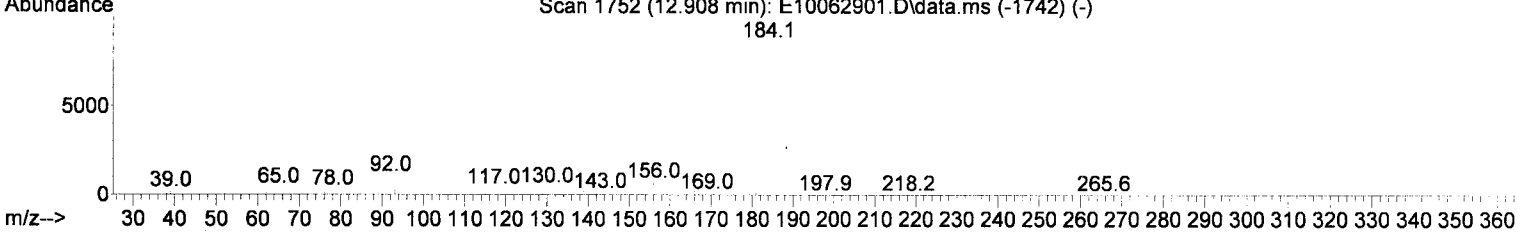
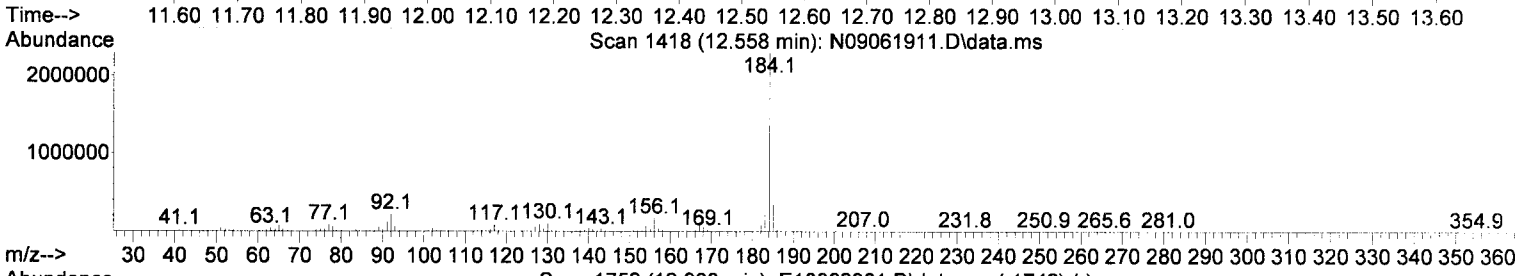
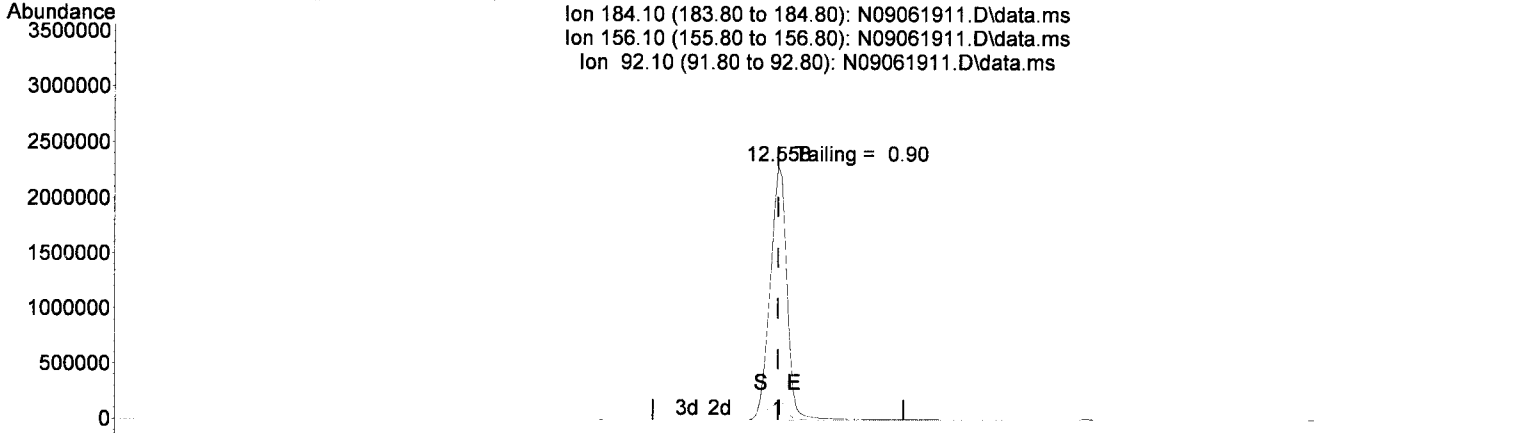
Ion	Exp%	Act%
265.90	100.00	100.00
164.90	50.60	44.95
201.90	25.80	23.85
129.90	27.30	23.19

Handwritten signature and date: 9/9/19

Quantitation Report (Qedit)

Data Path : N:\data\2019-09\9I06028\
Data File : N09061911.D
Acq On : 06 Sep 2019 03:51 pm
Operator :
Sample : 9I06028-TUN1
Misc : 1x, A19H414 DFTPP@45
ALS Vial : 1 Sample Multiplier: 1
DataAcq Meth:DFTPP.M

Quant Time: Sep 06 17:15:52 2019
Quant Method : N:\methods\DFTPP.M
Quant Title : 8270 DFTPP Tune Method
QLast Update : Thu Sep 05 08:50:46 2019
Response via : Initial Calibration
InstName : SV-GCMS14



TIC: N09061911.D\data.ms

(7) Benzidine

12.558min (+ 0.000) 25.70 ug/mL

response 4304187

Ion	Exp%	Act%
184.10	100.00	100.00
156.10	8.50	7.39
92.10	8.20	9.56
0.00	0.00	0.00

Handwritten signature and date: 9/9/19

DDT Breakdown Check (Validated 5/1/2013)

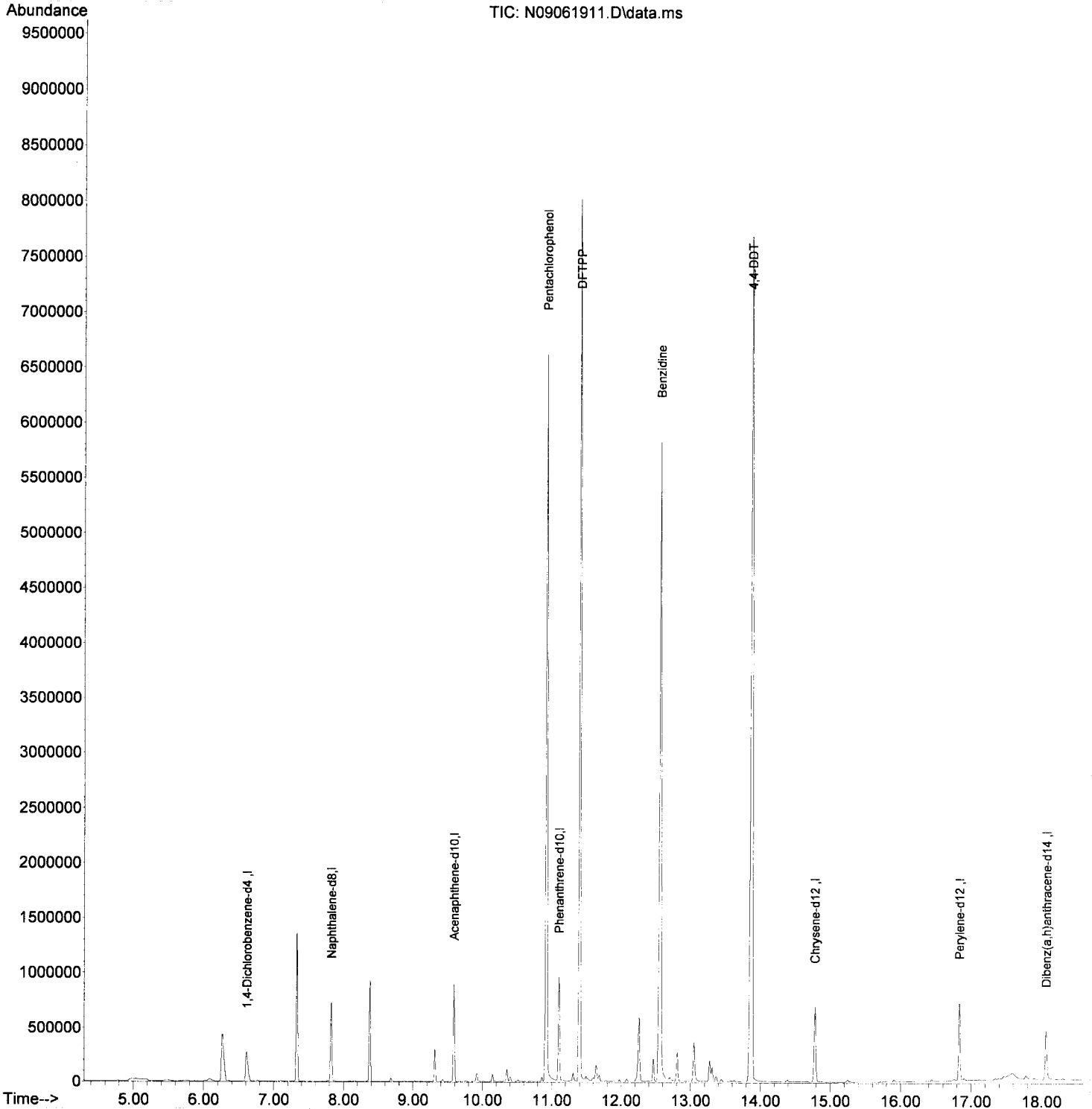
From:
9I06028-TUN1
SV-GCMS14

First Column Area Counts	Percent Breakdown	
DDE 375170		✓
DDD 188617		
DDT 15944082	3.42	PASS

Breakdown must be less than 20% to accept sample data.

Data Path : N:\data\2019-09\9I06028\
Data File : N09061911.D
Acq On : 06 Sep 2019 03:51 pm
Operator :
Sample : 9I06028-TUN1
Misc : 1x, A19H414 DFTPP@45
ALS Vial : 1 Sample Multiplier: 1
DataAcq Meth:DFTPP.M

Quant Time: Sep 06 17:15:52 2019
Quant Method : N:\methods\DFTPP.M
Quant Title : 8270 DFTPP Tune Method
QLast Update : Thu Sep 05 08:50:46 2019
Response via : Initial Calibration
InstName : SV-GCMS14



Data Path : N:\data\2019-09\9I06028\
 Data File : N09061912.D
 Acq On : 06 Sep 2019 04:18 pm
 Operator :
 Sample : 9I06028-ICB1
 Misc : 1x, DCM + ISTD
 ALS Vial : 2 Sample Multiplier: 1
 DataAcq Meth:LVI14_BNA_ACQ.M

Quant Time: Sep 09 14:46:43 2019
 Quant Method : N:\methods\SV14_090619_PAH.M
 Quant Title : EPA 8270D: Semivolatile Organics
 QLast Update : Mon Sep 09 10:14:28 2019
 Response via : Initial Calibration
 InstName : SV-GCMS14

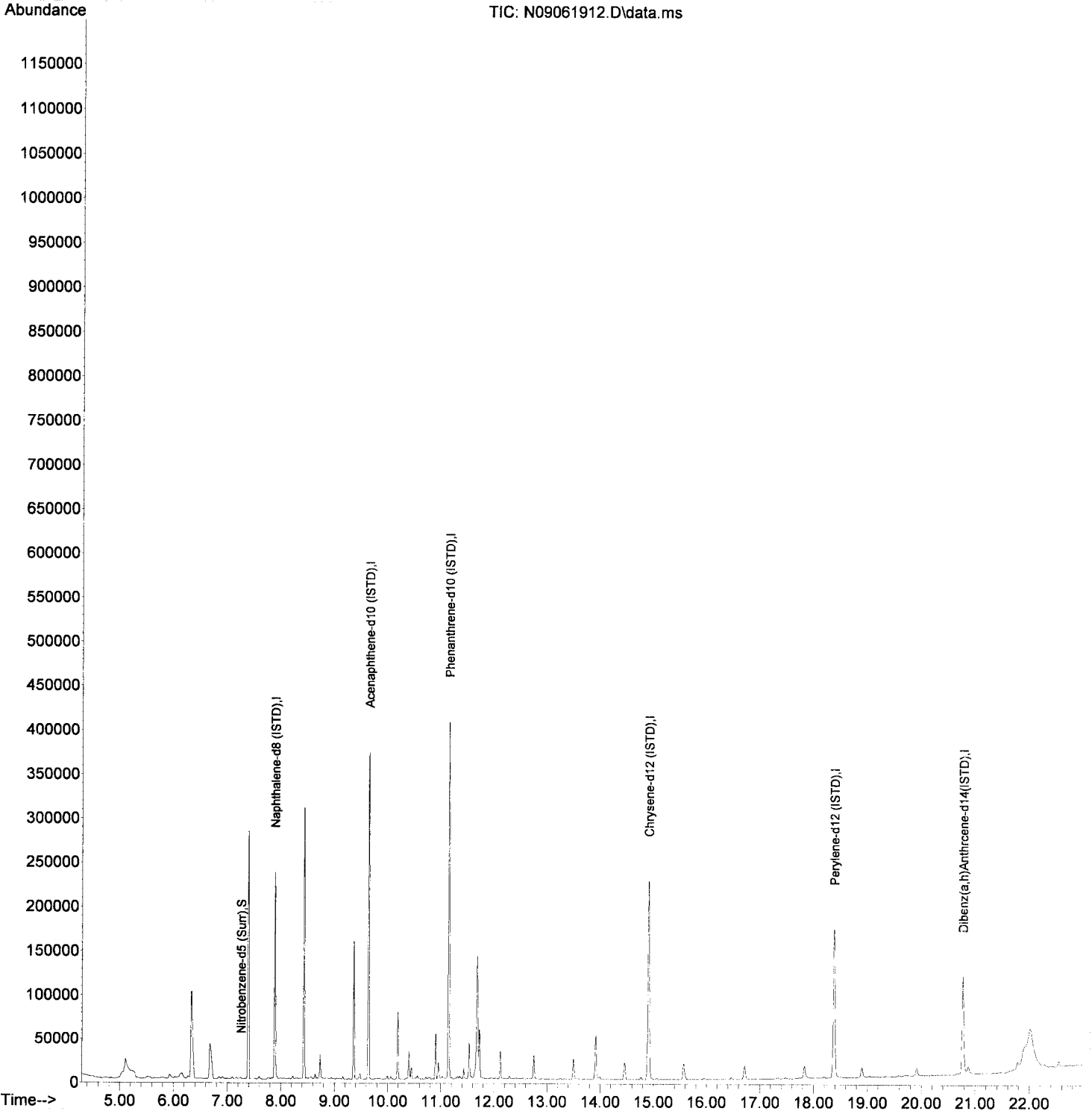
Handwritten signature and date: 9/9/19

Compound	R.T.	QIon	Response	Conc	Units	Dev(Min)	
Internal Standards							
1) Naphthalene-d8 (ISTD)	7.883	136	153621	100.00	ng/ml	0.00	
9) Acenaphthene-d10 (ISTD)	9.643	162	109411	100.00	ng/ml	0.00	
17) Phenanthrene-d10 (ISTD)	11.147	188	203705	100.00	ng/ml	0.00	
24) Chrysene-d12 (ISTD)	14.907	240	156122	100.00	ng/ml	0.00	
29) Perylene-d12 (ISTD)	18.381	264	131660	100.00	ng/ml	0.00	
37) Dibenz(a,h)Anthrcene-d...	20.765	292	95634	100.00	ng/ml	0.00	
System Monitoring Compounds							
2) Nitrobenzene-d5 (Surr)	7.254	82	241	0.47	ng/ml	0.07	
10) 2-Fluorobiphenyl (Surr)	0.000	172	0	0.00	ng/ml		
11) Acenaphthylene d-8 (Surr)	9.486	160	3573	0.17	ng/ml	0.00	
26) Terphenyl-d14 (Surr)	12.931	244	228	0.14	ng/ml	0.00	
33) Benzo(a)pyrene d-12 (S...	0.000	264	0	0.00	ng/ml		
Target Compounds							
3) Decalin	0.000		0	N.D.			Qvalue
4) Naphthalene	7.907	128	157	N.D.			
5) 2-Methylnaphthalene	0.000		0	N.D.			
6) 1-Methylnaphthalene	0.000		0	N.D.			
7) 1,1'-Biphenyl	0.000		0	N.D.			
8) 2,6-Dimethylnaphthalene	0.000		0	N.D.			
12) Acenaphthylene	9.498	152	86	N.D.			
13) Acenaphthene	0.000		0	N.D.			
14) Dibenzofuran	0.000		0	N.D.			
15) 1,6,7-Trimethylnaphtha...	0.000		0	N.D.			
16) Fluorene	0.000		0	N.D.			
18) Dibenzothiopene	11.042	184	87	N.D.			
19) Phenanthrene	11.171	178	288	N.D.			
20) Anthracene	11.223	178	75	N.D.			
21) Carbazole	11.380	167	333	No Calib			
22) 1-Methylphenanthrene	11.800	192	131	N.D.			
23) Fluoranthene	12.435	202	251	N.D.			
25) Pyrene	12.727	202	195	N.D.			
27) Benz(a)anthracene	14.901	228	646	N.D.			
28) Chrysene	14.965	228	290	N.D.			
30) Benzo(b)fluoranthene	17.466	252	208	N.D.			
31) Benzo(k)fluoranthene	17.524	252	168	N.D.			
32) Benzo(b+k)fluoranthene	17.524	252	168	N.D.			
34) Benzo(e)pyrene	18.113	252	178	N.D.			
35) Benzo(a)pyrene	0.000		0	N.D.			
36) Perylene	18.439	252	178	N.D.			
38) Indeno(1,2,3-cd)Pyrene	20.770	276	158	N.D.			
39) Dibenz(a,h)anthracene	20.834	278	121	N.D.			
40) Benzo(g,h,i)perylene	21.301	276	89	N.D.			

(#) = qualifier out of range (m) = manual integration (+) = signals summed

Data Path : N:\data\2019-09\9I06028\
 Data File : N09061912.D
 Acq On : 06 Sep 2019 04:18 pm
 Operator :
 Sample : 9I06028-ICB1
 Misc : 1x, DCM + ISTD
 ALS Vial : 2 Sample Multiplier: 1
 DataAcq Meth:LVI14_BNA_ACQ.M

Quant Time: Sep 09 14:46:43 2019
 Quant Method : N:\methods\SV14_090619_PAH.M
 Quant Title : EPA 8270D: Semivolatile Organics
 QLast Update : Mon Sep 09 10:14:28 2019
 Response via : Initial Calibration
 InstName : SV-GCMS14



Data Path : N:\data\2019-09\9I06028\
 Data File : N09061912.D
 Acq On : 06 Sep 2019 04:18 pm
 Operator :
 Sample : 9I06028-ICB1
 Misc : 1x, DCM + ISTD
 ALS Vial : 2 Sample Multiplier: 1
 DataAcq Meth:LVI14_BNA_ACQ.M

Final Request

Quant Time: Sep 10 10:28:34 2019
 Quant Method : N:\methods\SV14_090619_PAH.M
 Quant Title : EPA 8270D: Semivolatile Organics
 QLast Update : Mon Sep 09 14:58:53 2019
 Response via : Initial Calibration
 InstName : SV-GCMS14

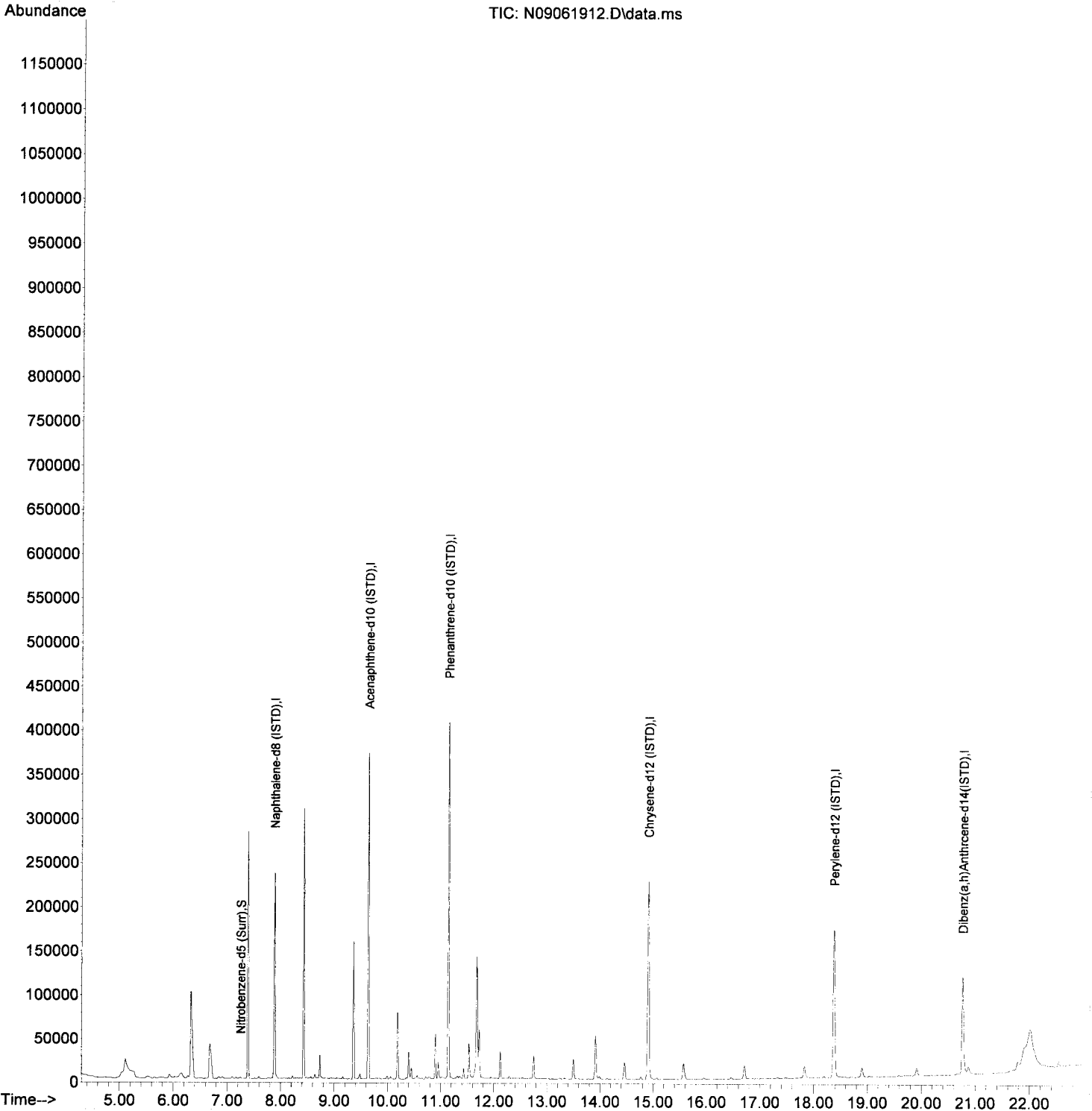
9/10/19

Compound	R.T.	QIon	Response	Conc	Units	Dev (Min)	
Internal Standards							
1) Naphthalene-d8 (ISTD)	7.883	136	153621	100.00	ng/ml	0.00	
9) Acenaphthene-d10 (ISTD)	9.643	162	109411	100.00	ng/ml	0.00	
17) Phenanthrene-d10 (ISTD)	11.147	188	203705	100.00	ng/ml	0.00	
24) Chrysene-d12 (ISTD)	14.907	240	156122	100.00	ng/ml	0.00	
29) Perylene-d12 (ISTD)	18.381	264	131660	100.00	ng/ml	0.00	
37) Dibenz(a,h)Anthracene-d...	20.765	292	95634	100.00	ng/ml	0.00	
System Monitoring Compounds							
2) Nitrobenzene-d5 (Surr)	7.254	82	241	0.47	ng/ml	0.07	
10) 2-Fluorobiphenyl (Surr)	0.000	172	0	0.00	ng/ml		
11) Acenaphthylene d-8 (Surr)	9.486	160	3573	0.17	ng/ml	0.00	
26) Terphenyl-d14 (Surr)	12.931	244	228	0.14	ng/ml	0.00	
33) Benzo(a)pyrene d-12 (S...	0.000	264	0	0.00	ng/ml		
Target Compounds							
3) Decalin	0.000		0	N.D.			Qvalue
4) Naphthalene	7.907	128	157	N.D.			
5) 2-Methylnaphthalene	0.000		0	N.D.			
6) 1-Methylnaphthalene	0.000		0	N.D.			
7) 1,1'-Biphenyl	0.000		0	N.D.			
8) 2,6-Dimethylnaphthalene	0.000		0	N.D.			
12) Acenaphthylene	9.498	152	86	N.D.			
13) Acenaphthene	0.000		0	N.D.			
14) Dibenzofuran	0.000		0	N.D.			
15) 1,6,7-Trimethylnaphtha...	0.000		0	N.D.			
16) Fluorene	0.000		0	N.D.			
18) Dibenzothiopene	11.042	184	87	N.D.			
19) Phenanthrene	11.171	178	288	N.D.			
20) Anthracene	11.223	178	75	N.D.			
21) Carbazole	11.380	167	333	N.D.			
22) 1-Methylphenanthrene	11.800	192	131	N.D.			
23) Fluoranthene	12.435	202	251	N.D.			
25) Pyrene	12.727	202	195	N.D.			
27) Benz(a)anthracene	14.901	228	646	N.D.			
28) Chrysene	14.965	228	290	N.D.			
30) Benzo(b)fluoranthene	17.466	252	208	N.D.			
31) Benzo(k)fluoranthene	17.524	252	168	N.D.			
32) Benzo(b+k)fluoranthene	17.524	252	168	N.D.			
34) Benzo(e)pyrene	18.113	252	178	N.D.			
35) Benzo(a)pyrene	0.000		0	N.D.			
36) Perylene	18.439	252	178	N.D.			
38) Indeno(1,2,3-cd)Pyrene	20.770	276	158	N.D.			
39) Dibenz(a,h)anthracene	20.834	278	121	N.D.			
40) Benzo(g,h,i)perylene	21.301	276	89	N.D.			

(#) = qualifier out of range (m) = manual integration (+) = signals summed

Data Path : N:\data\2019-09\9I06028\
Data File : N09061912.D
Acq On : 06 Sep 2019 04:18 pm
Operator :
Sample : 9I06028-ICB1
Misc : 1x, DCM + ISTD
ALS Vial : 2 Sample Multiplier: 1
DataAcq Meth:LVI14_BNA_ACQ.M

Quant Time: Sep 10 10:28:34 2019
Quant Method : N:\methods\SV14_090619_PAH.M
Quant Title : EPA 8270D: Semivolatile Organics
QLast Update : Mon Sep 09 14:58:53 2019
Response via : Initial Calibration
InstName : SV-GCMS14



Data Path : N:\data\2019-09\9I06028\
 Data File : N09061913.D
 Acq On : 06 Sep 2019 04:51 pm
 Operator :
 Sample : 9I06028-CAL1
 Misc : 1x, A19I015@1
 ALS Vial : 3 Sample Multiplier: 1
 DataAcq Meth:LVI14_BNA_ACQ.M

Quant Time: Sep 09 14:46:51 2019
 Quant Method : N:\methods\SV14_090619_PAH.M
 Quant Title : EPA 8270D: Semivolatile Organics
 QLast Update : Mon Sep 09 10:14:28 2019
 Response via : Initial Calibration
 InstName : SV-GCMS14

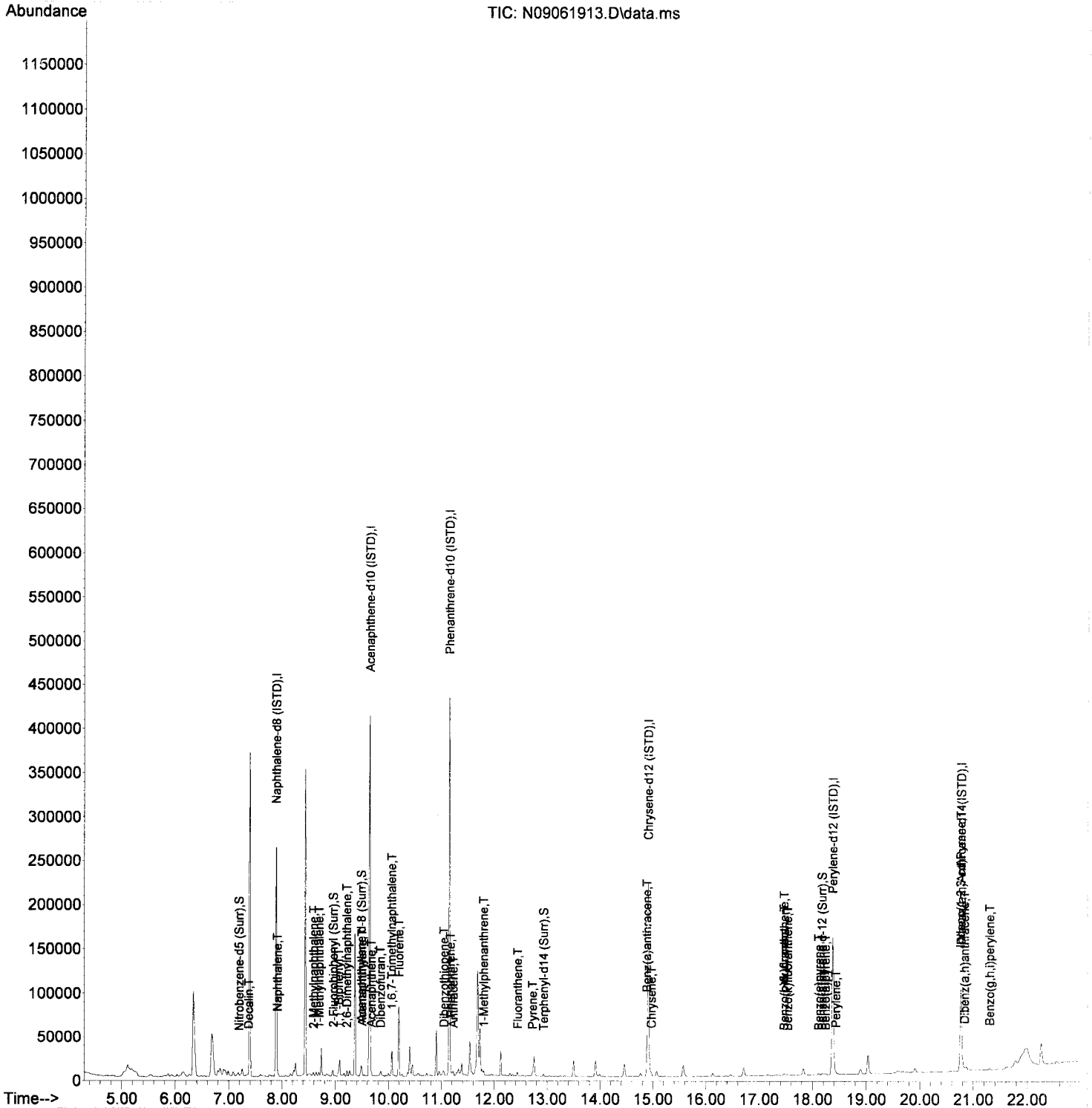
GK 9/9/19

Compound	R.T.	QIon	Response	Conc	Units	Dev (Min)	
Internal Standards							
1) Naphthalene-d8 (ISTD)	7.883	136	173610	100.00	ng/ml	0.00	
9) Acenaphthene-d10 (ISTD)	9.643	162	119749	100.00	ng/ml	0.00	
17) Phenanthrene-d10 (ISTD)	11.147	188	214815	100.00	ng/ml	0.00	
24) Chrysene-d12 (ISTD)	14.907	240	149008	100.00	ng/ml	0.00	
29) Perylene-d12 (ISTD)	18.375	264	120943	100.00	ng/ml	0.00	
37) Dibenz(a,h)Anthracene-d...	20.764	292	80323	100.00	ng/ml	0.00	
System Monitoring Compounds							
2) Nitrobenzene-d5 (Surr)	7.189	82	679	1.18	ng/ml	0.00	
10) 2-Fluorobiphenyl (Surr)	8.956	172	1705	0.95	ng/ml	0.00	
11) Acenaphthylene d-8 (Surr)	9.486	160	5840	0.98	ng/ml	0.00	
26) Terphenyl-d14 (Surr)	12.931	244	1714	1.09	ng/ml	0.00	
33) Benzo(a)pyrene d-12 (S...	18.176	264	773	0.80	ng/ml	0.00	
Target Compounds							
							Qvalue
3) Decalin	7.364	138	87	0.67	ng/ml#		38
4) Naphthalene	7.906	128	2011	1.05	ng/ml		99
5) 2-Methylnaphthalene	8.588	142	1551	0.96	ng/ml		94
6) 1-Methylnaphthalene	8.687	142	1426	0.88	ng/ml		100
7) 1,1'-Biphenyl	9.055	154	2122	0.97	ng/ml		93
8) 2,6-Dimethylnaphthalene	9.212	156	1429	0.90	ng/ml		93
12) Acenaphthylene	9.498	152	2455	0.94	ng/ml		98
13) Acenaphthene	9.672	153	1723	1.01	ng/ml		97
14) Dibenzofuran	9.847	168	2108	0.99	ng/ml		91
15) 1,6,7-Trimethylnaphtha...	10.057	170	1496	1.05	ng/ml		75
16) Fluorene	10.197	166	1639	0.94	ng/ml		98
18) Dibenzothiopene	11.042	184	2213	0.99	ng/ml		95
19) Phenanthrene	11.170	178	2765	1.10	ng/ml		99
20) Anthracene	11.223	178	2357	1.01	ng/ml		97
21) Carbazole	11.380	167	1874	No Calib			
22) 1-Methylphenanthrene	11.794	192	1725	0.99	ng/ml		92
23) Fluoranthene	12.435	202	2565	1.01	ng/ml		98
25) Pyrene	12.721	202	2435	1.05	ng/ml		96
27) Benz(a)anthracene	14.883	228	2077	1.20	ng/ml		98
28) Chrysene	14.965	228	1690	1.03	ng/ml		96
30) Benzo(b)fluoranthene	17.465	252	1351	0.97	ng/ml		95
31) Benzo(k)fluoranthene	17.529	252	1291	0.94	ng/ml		96
32) Benzo(b+k)fluoranthene	17.465	252	2690	0.94	ng/ml		97
34) Benzo(e)pyrene	18.112	252	1505	1.07	ng/ml		94
35) Benzo(a)pyrene	18.235	252	1189	1.00	ng/ml		99
36) Perylene	18.433	252	1255	0.85	ng/ml		99
38) Indeno(1,2,3-cd)Pyrene	20.759	276	970	0.98	ng/ml		74
39) Dibenz(a,h)anthracene	20.828	278	942	1.01	ng/ml		86
40) Benzo(g,h,i)perylene	21.295	276	1000	0.95	ng/ml		93

(#) = qualifier out of range (m) = manual integration (+) = signals summed

Data Path : N:\data\2019-09\9I06028\
 Data File : N09061913.D
 Acq On : 06 Sep 2019 04:51 pm
 Operator :
 Sample : 9I06028-CAL1
 Misc : 1x, A19I015@1
 ALS Vial : 3 Sample Multiplier: 1
 DataAcq Meth:LVI14_BNA_ACQ.M

Quant Time: Sep 09 14:46:51 2019
 Quant Method : N:\methods\SV14_090619_PAH.M
 Quant Title : EPA 8270D: Semivolatile Organics
 QLast Update : Mon Sep 09 10:14:28 2019
 Response via : Initial Calibration
 InstName : SV-GCMS14



Data Path : N:\data\2019-09\9I06028\
 Data File : N09061914.D
 Acq On : 06 Sep 2019 05:23 pm
 Operator :
 Sample : 9I06028-CAL2
 Misc : 1x, A19I016@2.5
 ALS Vial : 4 Sample Multiplier: 1
 DataAcq Meth:LVI14_BNA_ACQ.M

Quant Time: Sep 09 14:46:55 2019
 Quant Method : N:\methods\SV14_090619_PAH.M
 Quant Title : EPA 8270D: Semivolatile Organics
 QLast Update : Mon Sep 09 10:14:28 2019
 Response via : Initial Calibration
 InstName : SV-GCMS14

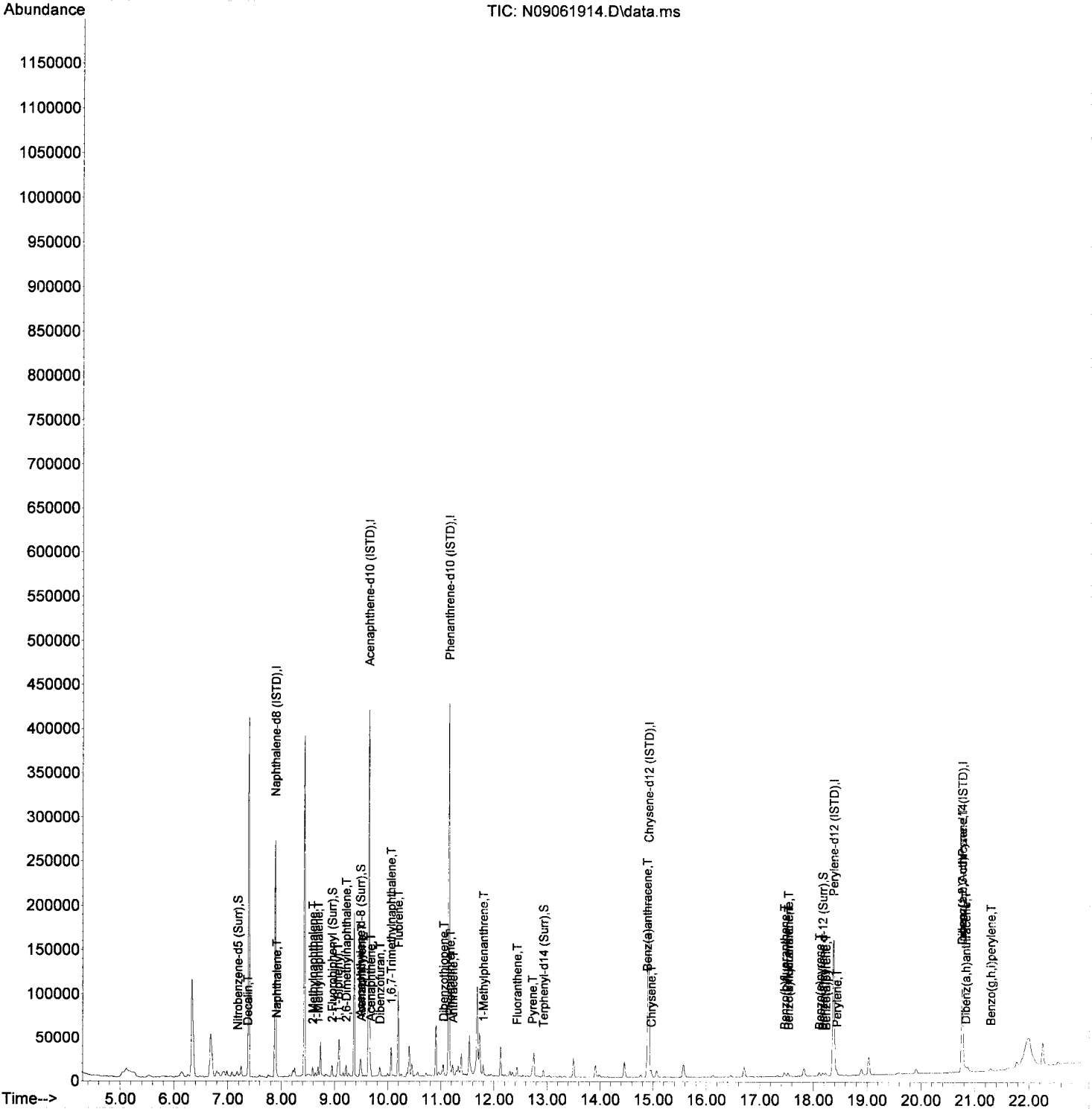
GR 9/9/19

Compound	R.T.	QIon	Response	Conc	Units	Dev (Min)	
Internal Standards							
1) Naphthalene-d8 (ISTD)	7.883	136	170471	100.00	ng/ml	0.00	
9) Acenaphthene-d10 (ISTD)	9.638	162	119278	100.00	ng/ml	0.00	
17) Phenanthrene-d10 (ISTD)	11.147	188	215482	100.00	ng/ml	0.00	
24) Chrysene-d12 (ISTD)	14.907	240	151986	100.00	ng/ml	0.00	
29) Perylene-d12 (ISTD)	18.375	264	123595	100.00	ng/ml	0.00	
37) Dibenz(a,h)Anthracene-d...	20.759	292	82584	100.00	ng/ml	0.00	
System Monitoring Compounds							
2) Nitrobenzene-d5 (Surr)	7.184	82	1447	2.55	ng/ml	0.00	
10) 2-Fluorobiphenyl (Surr)	8.950	172	4658	2.62	ng/ml	0.00	
11) Acenaphthylene d-8 (Surr)	9.480	160	9843	2.67	ng/ml	0.00	
26) Terphenyl-d14 (Surr)	12.931	244	4151	2.60	ng/ml	0.00	
33) Benzo(a)pyrene d-12 (S...	18.171	264	2322	2.35	ng/ml	0.00	
Target Compounds							
							Qvalue
3) Decalin	7.364	138	323	2.54	ng/ml		87
4) Naphthalene	7.906	128	4837	2.57	ng/ml		98
5) 2-Methylnaphthalene	8.588	142	3865	2.43	ng/ml		96
6) 1-Methylnaphthalene	8.688	142	3730	2.34	ng/ml		97
7) 1,1'-Biphenyl	9.055	154	5118	2.39	ng/ml		97
8) 2,6-Dimethylnaphthalene	9.212	156	3622	2.31	ng/ml		97
12) Acenaphthylene	9.498	152	6483	2.50	ng/ml		98
13) Acenaphthene	9.673	153	4435	2.61	ng/ml		96
14) Dibenzofuran	9.847	168	5286	2.49	ng/ml		95
15) 1,6,7-Trimethylnaphtha...	10.057	170	3598	2.53	ng/ml		87
16) Fluorene	10.191	166	4189	2.41	ng/ml		94
18) Dibenzothiopene	11.042	184	5817	2.58	ng/ml		97
19) Phenanthrene	11.171	178	6430	2.55	ng/ml		99
20) Anthracene	11.223	178	5868	2.50	ng/ml		98
21) Carbazole	11.380	167	4473	No Calib			
22) 1-Methylphenanthrene	11.794	192	4331	2.47	ng/ml		98
23) Fluoranthene	12.429	202	6070	2.39	ng/ml		95
25) Pyrene	12.721	202	6620	2.79	ng/ml		98
27) Benz(a)anthracene	14.883	228	4639	2.63	ng/ml		97
28) Chrysene	14.959	228	4207	2.52	ng/ml		99
30) Benzo(b)fluoranthene	17.460	252	3353	2.35	ng/ml		96
31) Benzo(k)fluoranthene	17.530	252	3343	2.38	ng/ml		93
32) Benzo(b+k)fluoranthene	17.530	252	6909	2.37	ng/ml		93
34) Benzo(e)pyrene	18.112	252	3623	2.51	ng/ml		97
35) Benzo(a)pyrene	18.229	252	2658	2.18	ng/ml		100
36) Perylene	18.433	252	3787	2.52	ng/ml		99
38) Indeno(1,2,3-cd)Pyrene	20.759	276	2642	2.59	ng/ml		100
39) Dibenz(a,h)anthracene	20.823	278	2361	2.47	ng/ml		87
40) Benzo(g,h,i)perylene	21.289	276	2446	2.26	ng/ml		97

(#) = qualifier out of range (m) = manual integration (+) = signals summed

Data Path : N:\data\2019-09\9I06028\
 Data File : N09061914.D
 Acq On : 06 Sep 2019 05:23 pm
 Operator :
 Sample : 9I06028-CAL2
 Misc : 1x, A19I016@2.5
 ALS Vial : 4 Sample Multiplier: 1
 DataAcq Meth:LVI14_BNA_ACQ.M

Quant Time: Sep 09 14:46:55 2019
 Quant Method : N:\methods\SV14_090619_PAH.M
 Quant Title : EPA 8270D: Semivolatile Organics
 QLast Update : Mon Sep 09 10:14:28 2019
 Response via : Initial Calibration
 InstName : SV-GCMS14



Data Path : N:\data\2019-09\9I06028\
 Data File : N09061915.D
 Acq On : 06 Sep 2019 05:55 pm
 Operator :
 Sample : 9I06028-CAL3
 Misc : 1x, A19I017@5
 ALS Vial : 5 Sample Multiplier: 1
 DataAcq Meth:LVI14_BNA_ACQ.M

Quant Time: Sep 09 14:47:00 2019
 Quant Method : N:\methods\SV14_090619_PAH.M
 Quant Title : EPA 8270D: Semivolatile Organics
 QLast Update : Mon Sep 09 10:14:28 2019
 Response via : Initial Calibration
 InstName : SV-GCMS14

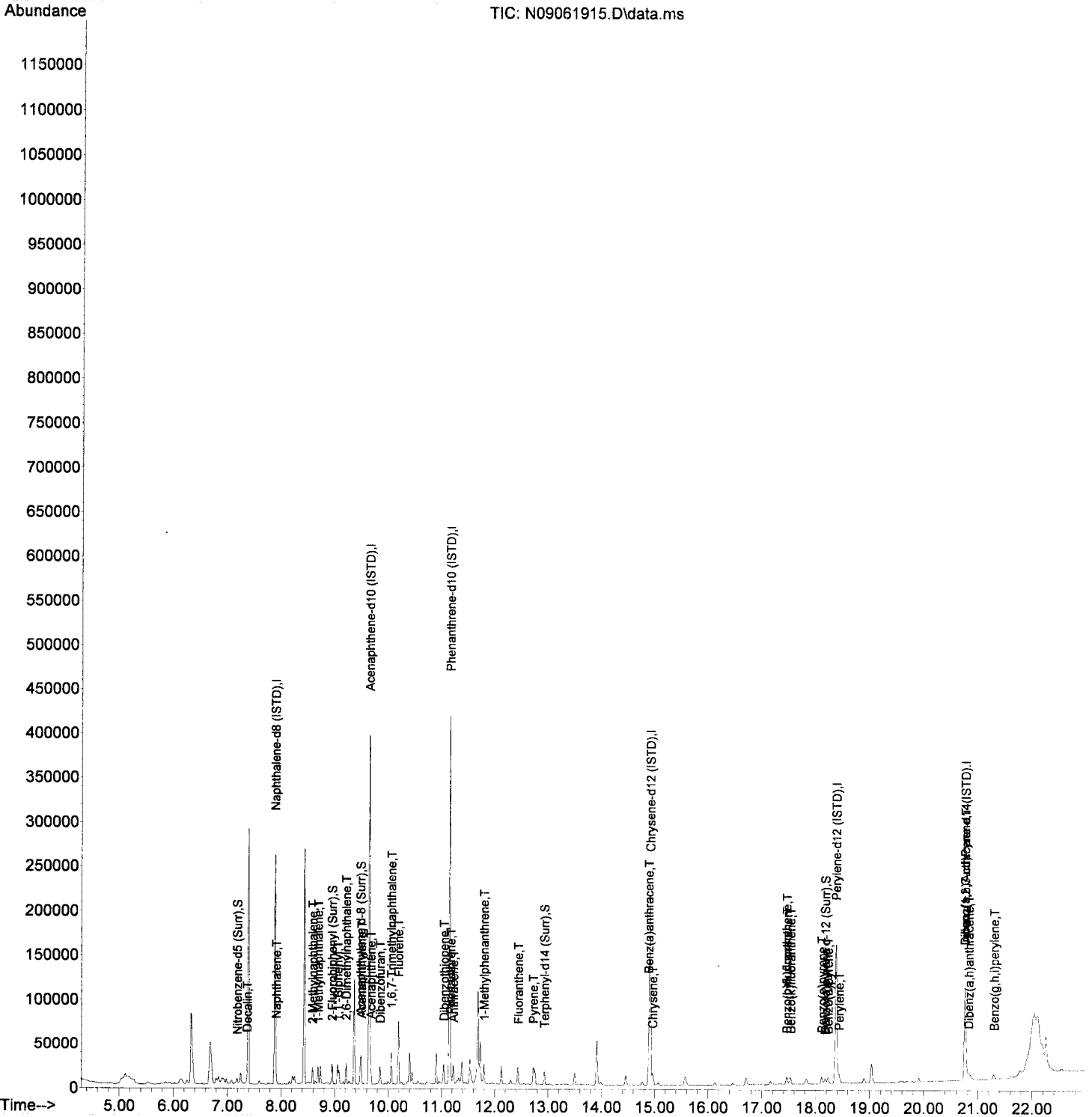
Handwritten signature and date: 9/9/19

Compound	R.T.	QIon	Response	Conc	Units	Dev (Min)	
Internal Standards							
1) Naphthalene-d8 (ISTD)	7.883	136	165670	100.00	ng/ml	0.00	
9) Acenaphthene-d10 (ISTD)	9.638	162	115422	100.00	ng/ml	0.00	
17) Phenanthrene-d10 (ISTD)	11.147	188	210311	100.00	ng/ml	0.00	
24) Chrysene-d12 (ISTD)	14.907	240	150233	100.00	ng/ml	0.00	
29) Perylene-d12 (ISTD)	18.375	264	124460	100.00	ng/ml	0.00	
37) Dibenz(a,h)Anthracene-d...	20.759	292	83358	100.00	ng/ml	0.00	
System Monitoring Compounds							
2) Nitrobenzene-d5 (Surr)	7.184	82	2621	4.76	ng/ml	0.00	
10) 2-Fluorobiphenyl (Surr)	8.950	172	8548	4.96	ng/ml	0.00	
11) Acenaphthylene d-8 (Surr)	9.480	160	14409	4.79	ng/ml	0.00	
26) Terphenyl-d14 (Surr)	12.931	244	7787	4.93	ng/ml	0.00	
33) Benzo(a)pyrene d-12 (S...	18.177	264	4638	4.66	ng/ml	0.00	
Target Compounds							
							Qvalue
3) Decalin	7.364	138	582	4.72	ng/ml		91
4) Naphthalene	7.906	128	9092	4.93	ng/ml		99
5) 2-Methylnaphthalene	8.588	142	7294	4.71	ng/ml		97
6) 1-Methylnaphthalene	8.688	142	6937	4.48	ng/ml		96
7) 1,1'-Biphenyl	9.055	154	9300	4.47	ng/ml		96
8) 2,6-Dimethylnaphthalene	9.212	156	6755	4.44	ng/ml		99
12) Acenaphthylene	9.498	152	12342	4.93	ng/ml		99
13) Acenaphthene	9.673	153	8103	4.94	ng/ml		98
14) Dibenzofuran	9.847	168	10021	4.87	ng/ml		99
15) 1,6,7-Trimethylnaphtha...	10.057	170	6769	4.92	ng/ml		98
16) Fluorene	10.191	166	8130	4.84	ng/ml		99
18) Dibenzothiopene	11.042	184	11105	5.05	ng/ml		97
19) Phenanthrene	11.171	178	11957	4.86	ng/ml		98
20) Anthracene	11.223	178	11026	4.82	ng/ml		99
21) Carbazole	11.380	167	8513	No Calib			
22) 1-Methylphenanthrene	11.794	192	8212	4.80	ng/ml		99
23) Fluoranthene	12.435	202	11610	4.68	ng/ml		98
25) Pyrene	12.721	202	11908	5.07	ng/ml		100
27) Benz(a)anthracene	14.883	228	8173	4.69	ng/ml		96
28) Chrysene	14.959	228	8164	4.95	ng/ml		96
30) Benzo(b)fluoranthene	17.460	252	6625	4.61	ng/ml		95
31) Benzo(k)fluoranthene	17.530	252	6760	4.78	ng/ml		96
32) Benzo(b+k)fluoranthene	17.460	252	13896	4.73	ng/ml		93
34) Benzo(e)pyrene	18.112	252	6692	4.61	ng/ml		98
35) Benzo(a)pyrene	18.229	252	5344	4.35	ng/ml		99
36) Perylene	18.433	252	7462	4.93	ng/ml		97
38) Indeno(1,2,3-cd)Pyrene	20.759	276	4940	4.80	ng/ml		95
39) Dibenz(a,h)anthracene	20.829	278	4673	4.84	ng/ml		98
40) Benzo(g,h,i)perylene	21.295	276	5171	4.74	ng/ml		92

(#) = qualifier out of range (m) = manual integration (+) = signals summed

Data Path : N:\data\2019-09\9I06028\
 Data File : N09061915.D
 Acq On : 06 Sep 2019 05:55 pm
 Operator :
 Sample : 9I06028-CAL3
 Misc : 1x, A19I017@5
 ALS Vial : 5 Sample Multiplier: 1
 DataAcq Meth:LVI14_BNA_ACQ.M

Quant Time: Sep 09 14:47:00 2019
 Quant Method : N:\methods\SV14_090619_PAH.M
 Quant Title : EPA 8270D: Semivolatile Organics
 QLast Update : Mon Sep 09 10:14:28 2019
 Response via : Initial Calibration
 InstName : SV-GCMS14



Data Path : N:\data\2019-09\9I06028\
 Data File : N09061916.D
 Acq On : 06 Sep 2019 06:27 pm
 Operator :
 Sample : 9I06028-CAL4
 Misc : 1x, A19I018@10
 ALS Vial : 6 Sample Multiplier: 1
 DataAcq Meth: LVI14_BNA_ACQ.M

Quant Time: Sep 09 14:47:05 2019
 Quant Method : N:\methods\SV14_090619_PAH.M
 Quant Title : EPA 8270D: Semivolatile Organics
 QLast Update : Mon Sep 09 10:14:28 2019
 Response via : Initial Calibration
 InstName : SV-GCMS14

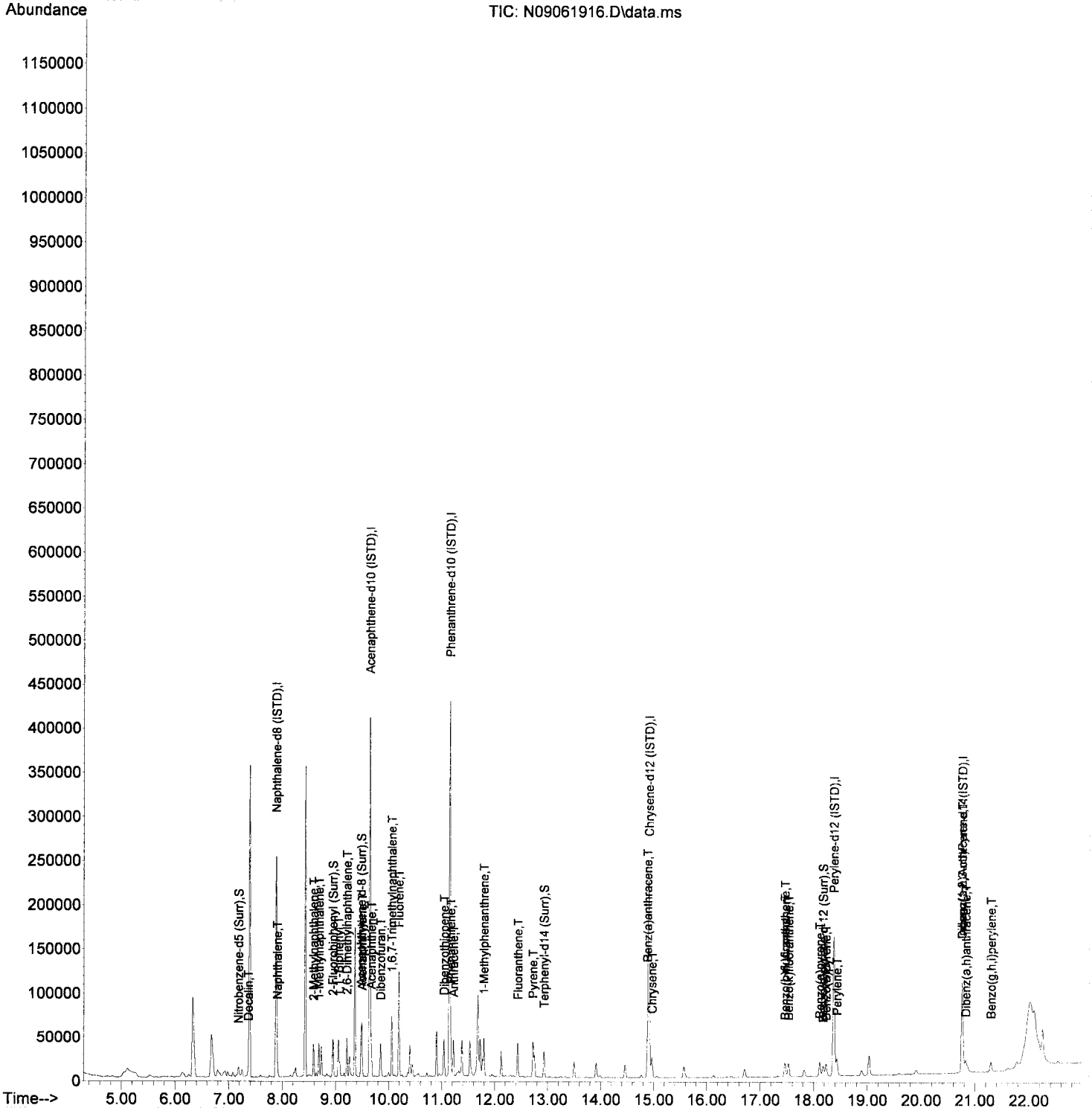
Handwritten signature and date: 9/9/19

Compound	R.T.	QIon	Response	Conc	Units	Dev(Min)	
Internal Standards							
1) Naphthalene-d8 (ISTD)	7.883	136	160906	100.00	ng/ml	0.00	
9) Acenaphthene-d10 (ISTD)	9.638	162	118305	100.00	ng/ml	0.00	
17) Phenanthrene-d10 (ISTD)	11.147	188	216396	100.00	ng/ml	0.00	
24) Chrysene-d12 (ISTD)	14.907	240	153303	100.00	ng/ml	0.00	
29) Perylene-d12 (ISTD)	18.375	264	125859	100.00	ng/ml	0.00	
37) Dibenz(a,h)Anthracene-d...	20.759	292	82058	100.00	ng/ml	0.00	
System Monitoring Compounds							
2) Nitrobenzene-d5 (Surr)	7.184	82	5073	9.49	ng/ml	0.00	
10) 2-Fluorobiphenyl (Surr)	8.950	172	17737	10.05	ng/ml	0.00	
11) Acenaphthylene d-8 (Surr)	9.480	160	27001	9.97	ng/ml	0.00	
26) Terphenyl-d14 (Surr)	12.931	244	16215	10.06	ng/ml	0.00	
33) Benzo(a)pyrene d-12 (S...	18.177	264	9551	9.49	ng/ml	0.00	
Target Compounds							
3) Decalin	7.365	138	1106	9.23	ng/ml	96	Qvalue
4) Naphthalene	7.907	128	18065	10.18	ng/ml	98	
5) 2-Methylnaphthalene	8.589	142	14250	9.48	ng/ml	98	
6) 1-Methylnaphthalene	8.688	142	14747	9.81	ng/ml	97	
7) 1,1'-Biphenyl	9.055	154	19088	9.44	ng/ml	99	
8) 2,6-Dimethylnaphthalene	9.212	156	13690	9.27	ng/ml	97	
12) Acenaphthylene	9.498	152	25683	10.00	ng/ml	98	
13) Acenaphthene	9.673	153	16768	9.97	ng/ml	99	
14) Dibenzofuran	9.848	168	21062	10.00	ng/ml	97	
15) 1,6,7-Trimethylnaphtha...	10.057	170	13937	9.88	ng/ml	99	
16) Fluorene	10.191	166	16819	9.77	ng/ml	100	
18) Dibenzothiopene	11.042	184	22465	9.93	ng/ml	98	
19) Phenanthrene	11.171	178	25204	9.95	ng/ml	100	
20) Anthracene	11.223	178	22988	9.76	ng/ml	100	
21) Carbazole	11.380	167	17697	No Calib			
22) 1-Methylphenanthrene	11.794	192	17190	9.77	ng/ml	100	
23) Fluoranthene	12.435	202	24321	9.53	ng/ml	98	
25) Pyrene	12.721	202	25073	10.47	ng/ml	99	
27) Benz(a)anthracene	14.883	228	16760	9.42	ng/ml	97	
28) Chrysene	14.965	228	16658	9.89	ng/ml	99	
30) Benzo(b)fluoranthene	17.466	252	13743	9.46	ng/ml	97	
31) Benzo(k)fluoranthene	17.530	252	13038	9.12	ng/ml	95	
32) Benzo(b+k)fluoranthene	17.466	252	28065	9.45	ng/ml	95	
34) Benzo(e)pyrene	18.113	252	13726	9.35	ng/ml	98	
35) Benzo(a)pyrene	18.229	252	11353	9.13	ng/ml	99	
36) Perylene	18.433	252	14964	9.77	ng/ml	97	
38) Indeno(1,2,3-cd)Pyrene	20.759	276	9774	9.66	ng/ml	91	
39) Dibenz(a,h)anthracene	20.829	278	9159	9.63	ng/ml	90	
40) Benzo(g,h,i)perylene	21.295	276	10267	9.56	ng/ml	92	

(#) = qualifier out of range (m) = manual integration (+) = signals summed

Data Path : N:\data\2019-09\9I06028\
 Data File : N09061916.D
 Acq On : 06 Sep 2019 06:27 pm
 Operator :
 Sample : 9I06028-CAL4
 Misc : 1x, A19I018@10
 ALS Vial : 6 Sample Multiplier: 1
 DataAcq Meth:LVI14_BNA_ACQ.M

Quant Time: Sep 09 14:47:05 2019
 Quant Method : N:\methods\SV14_090619_PAH.M
 Quant Title : EPA 8270D: Semivolatile Organics
 QLast Update : Mon Sep 09 10:14:28 2019
 Response via : Initial Calibration
 InstName : SV-GCMS14



Data Path : N:\data\2019-09\9I06028\
 Data File : N09061917.D
 Acq On : 06 Sep 2019 07:00 pm
 Operator :
 Sample : 9I06028-CAL5
 Misc : 1x, A19I019@25
 ALS Vial : 7 Sample Multiplier: 1
 DataAcq Meth:LV114_BNA_ACQ.M

Quant Time: Sep 09 14:47:10 2019
 Quant Method : N:\methods\SV14_090619_PAH.M
 Quant Title : EPA 8270D: Semivolatile Organics
 QLast Update : Mon Sep 09 10:14:28 2019
 Response via : Initial Calibration
 InstName : SV-GCMS14

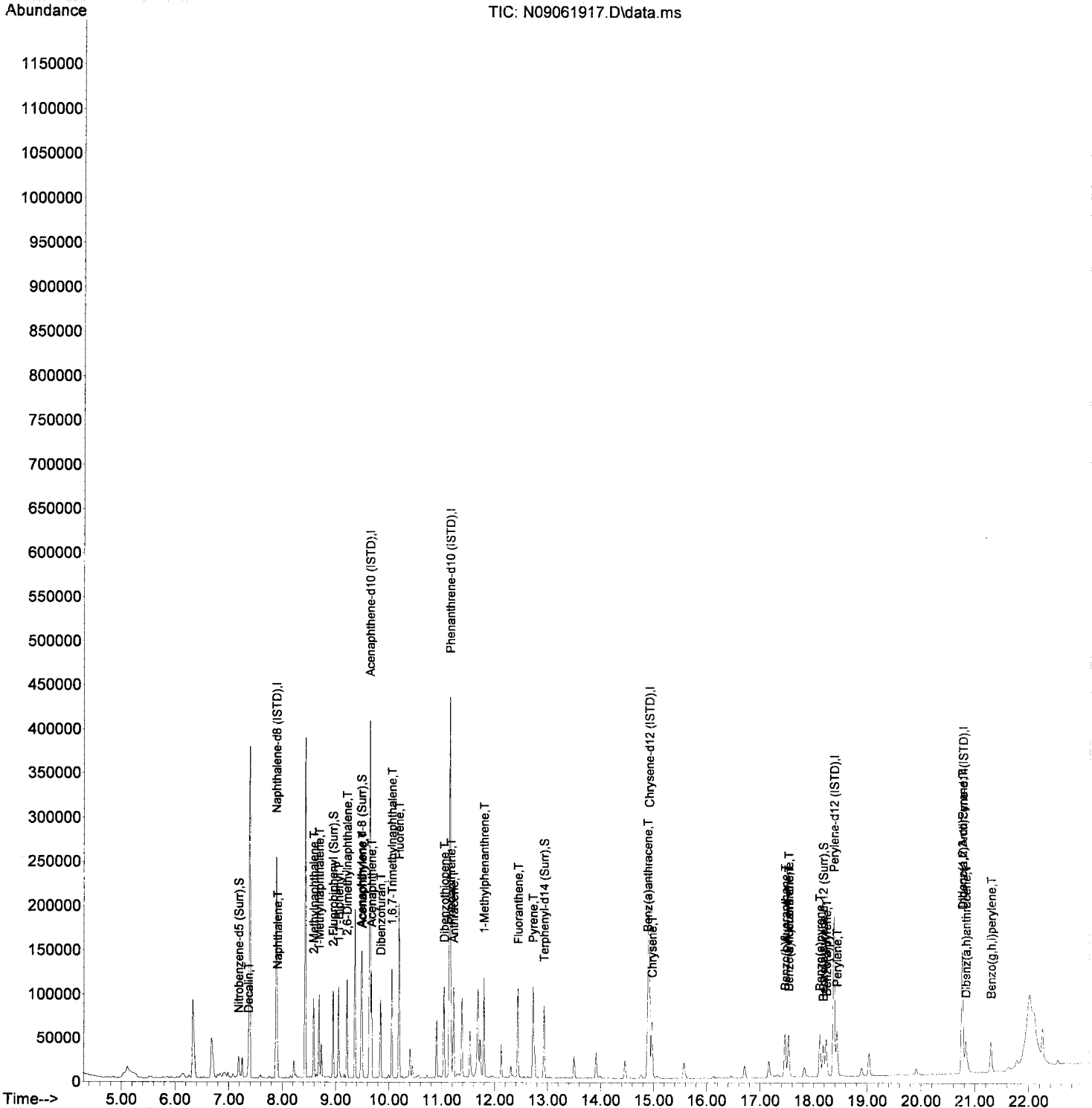
Handwritten: Jd 9/9/19

Compound	R.T.	QIon	Response	Conc	Units	Dev(Min)	
Internal Standards							
1) Naphthalene-d8 (ISTD)	7.883	136	158689	100.00	ng/ml	0.00	
9) Acenaphthene-d10 (ISTD)	9.638	162	118239	100.00	ng/ml	0.00	
17) Phenanthrene-d10 (ISTD)	11.147	188	219818	100.00	ng/ml	0.00	
24) Chrysene-d12 (ISTD)	14.907	240	167298	100.00	ng/ml	0.00	
29) Perylene-d12 (ISTD)	18.375	264	142122	100.00	ng/ml	0.00	
37) Dibenz(a,h)Anthracene-d...	20.765	292	96960	100.00	ng/ml	0.00	
System Monitoring Compounds							
2) Nitrobenzene-d5 (Surr)	7.184	82	12124	22.99	ng/ml	0.00	
10) 2-Fluorobiphenyl (Surr)	8.950	172	44333	25.13	ng/ml	0.00	
11) Acenaphthylene d-8 (Surr)	9.480	160	62320	24.95	ng/ml	0.00	
26) Terphenyl-d14 (Surr)	12.931	244	44339	25.20	ng/ml	0.00	
33) Benzo(a)pyrene d-12 (S...	18.177	264	27791	24.45	ng/ml	0.00	
Target Compounds							
							Qvalue
3) Decalin	7.365	138	2777	23.50	ng/ml		94
4) Naphthalene	7.907	128	43246	24.71	ng/ml		99
5) 2-Methylnaphthalene	8.589	142	35507	23.94	ng/ml		98
6) 1-Methylnaphthalene	8.688	142	36615	24.69	ng/ml		98
7) 1,1'-Biphenyl	9.055	154	47414	23.77	ng/ml		98
8) 2,6-Dimethylnaphthalene	9.212	156	35377	24.28	ng/ml		98
12) Acenaphthylene	9.498	152	64887	25.28	ng/ml		98
13) Acenaphthene	9.673	153	41951	24.95	ng/ml	100	
14) Dibenzofuran	9.848	168	52926	25.13	ng/ml		98
15) 1,6,7-Trimethylnaphtha...	10.057	170	34543	24.50	ng/ml		99
16) Fluorene	10.191	166	43186	25.10	ng/ml		99
18) Dibenzothiopene	11.042	184	56622	24.63	ng/ml		98
19) Phenanthrene	11.171	178	63419	24.66	ng/ml	100	
20) Anthracene	11.223	178	58731	24.55	ng/ml		99
21) Carbazole	11.380	167	47604	No Calib			
22) 1-Methylphenanthrene	11.794	192	44094	24.68	ng/ml		99
23) Fluoranthene	12.435	202	63845	24.64	ng/ml		99
25) Pyrene	12.721	202	66093	25.29	ng/ml		99
27) Benz(a)anthracene	14.883	228	46578	23.98	ng/ml		99
28) Chrysene	14.965	228	45910	24.98	ng/ml		99
30) Benzo(b)fluoranthene	17.466	252	40093	24.45	ng/ml		97
31) Benzo(k)fluoranthene	17.530	252	40088	24.83	ng/ml		98
32) Benzo(b+k)fluoranthene	17.530	252	83294	24.83	ng/ml		98
34) Benzo(e)pyrene	18.113	252	40463	24.40	ng/ml		98
35) Benzo(a)pyrene	18.235	252	34709	24.73	ng/ml		99
36) Perylene	18.433	252	43783	25.33	ng/ml	100	
38) Indeno(1,2,3-cd)Pyrene	20.759	276	28895	24.16	ng/ml		94
39) Dibenz(a,h)anthracene	20.829	278	27156	24.16	ng/ml		92
40) Benzo(g,h,i)perylene	21.295	276	31234	24.62	ng/ml		92

(#) = qualifier out of range (m) = manual integration (+) = signals summed

Data Path : N:\data\2019-09\9I06028\
 Data File : N09061917.D
 Acq On : 06 Sep 2019 07:00 pm
 Operator :
 Sample : 9I06028-CAL5
 Misc : 1x, A19I019@25
 ALS Vial : 7 Sample Multiplier: 1
 DataAcq Meth:LVI14_BNA_ACQ.M

Quant Time: Sep 09 14:47:10 2019
 Quant Method : N:\methods\SV14_090619_PAH.M
 Quant Title : EPA 8270D: Semivolatile Organics
 QLast Update : Mon Sep 09 10:14:28 2019
 Response via : Initial Calibration
 InstName : SV-GCMS14



Data Path : N:\data\2019-09\9I06028\
 Data File : N09061918.D
 Acq On : 06 Sep 2019 07:32 pm
 Operator :
 Sample : 9I06028-CAL6
 Misc : 1x, A19I020@50
 ALS Vial : 8 Sample Multiplier: 1
 DataAcq Meth:LVI14_BNA_ACQ.M

Quant Time: Sep 09 14:47:15 2019
 Quant Method : N:\methods\SV14_090619_PAH.M
 Quant Title : EPA 8270D: Semivolatile Organics
 QLast Update : Mon Sep 09 10:14:28 2019
 Response via : Initial Calibration
 InstName : SV-GCMS14

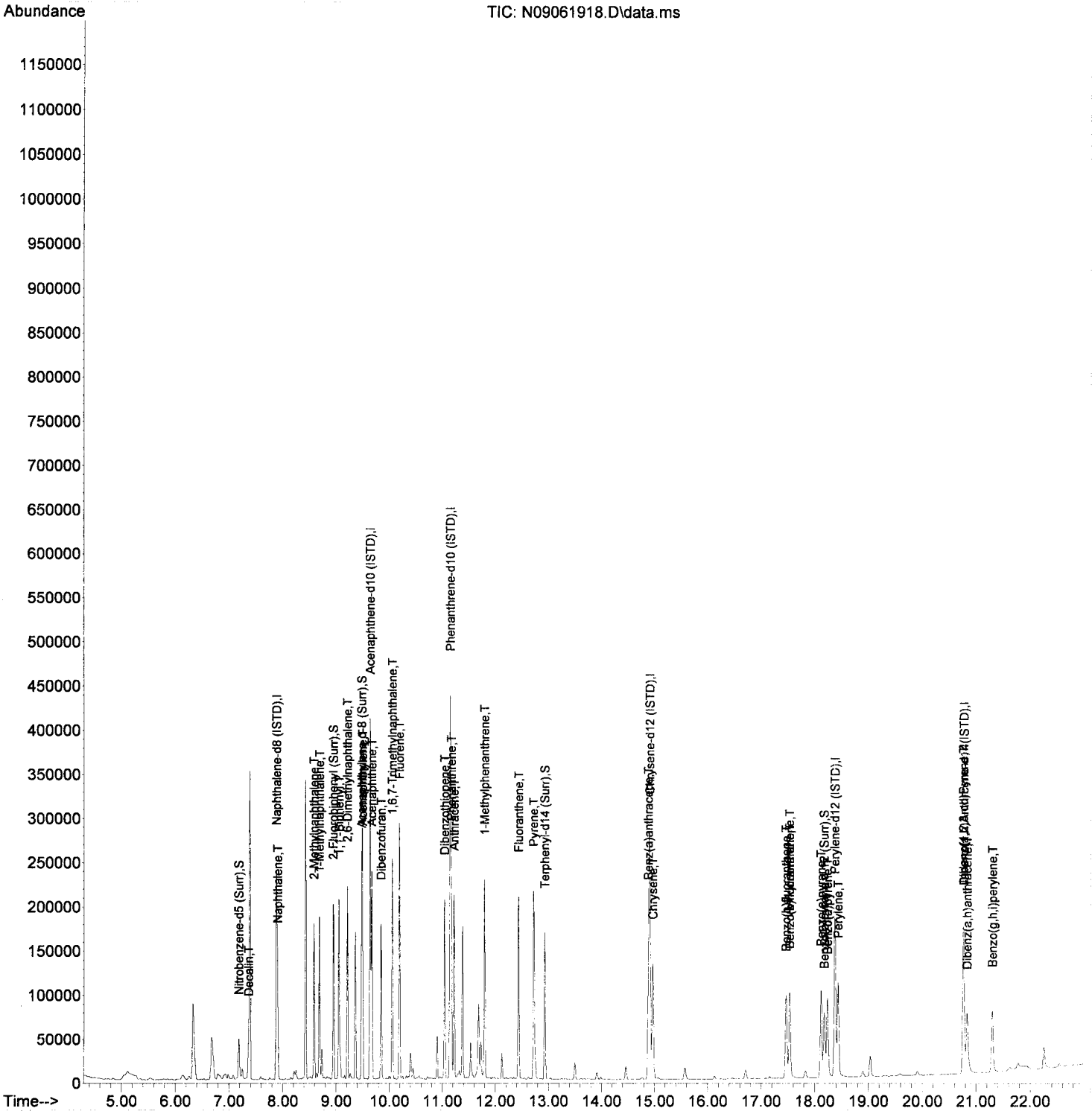
JD 9/9/19

Compound	R.T.	QIon	Response	Conc	Units	Dev(Min)	
Internal Standards							
1) Naphthalene-d8 (ISTD)	7.883	136	148351	100.00	ng/ml	0.00	
9) Acenaphthene-d10 (ISTD)	9.638	162	117951	100.00	ng/ml	0.00	
17) Phenanthrene-d10 (ISTD)	11.147	188	219661	100.00	ng/ml	0.00	
24) Chrysene-d12 (ISTD)	14.907	240	169841	100.00	ng/ml	0.00	
29) Perylene-d12 (ISTD)	18.375	264	142416	100.00	ng/ml	0.00	
37) Dibenz(a,h)Anthracene-d...	20.765	292	93265	100.00	ng/ml	0.00	
System Monitoring Compounds							
2) Nitrobenzene-d5 (Surr)	7.184	82	23996	48.68	ng/ml	0.00	
10) 2-Fluorobiphenyl (Surr)	8.950	172	87417	49.68	ng/ml	0.00	
11) Acenaphthylene d-8 (Surr)	9.480	160	119179	49.18	ng/ml	0.00	
26) Terphenyl-d14 (Surr)	12.931	244	88785	49.70	ng/ml	0.00	
33) Benzo(a)pyrene d-12 (S...	18.177	264	57544	50.53	ng/ml	0.00	
Target Compounds							
							Qvalue
3) Decalin	7.364	138	5568	50.41	ng/ml		97
4) Naphthalene	7.907	128	80326	49.09	ng/ml		99
5) 2-Methylnaphthalene	8.589	142	69811	50.35	ng/ml		98
6) 1-Methylnaphthalene	8.688	142	71477	51.56	ng/ml		97
7) 1,1'-Biphenyl	9.055	154	93359	50.06	ng/ml		98
8) 2,6-Dimethylnaphthalene	9.212	156	69912	51.34	ng/ml		97
12) Acenaphthylene	9.498	152	128075	50.02	ng/ml		99
13) Acenaphthene	9.673	153	82212	49.02	ng/ml		100
14) Dibenzofuran	9.848	168	104783	49.88	ng/ml		98
15) 1,6,7-Trimethylnaphtha...	10.057	170	68907	48.99	ng/ml		99
16) Fluorene	10.191	166	85319	49.71	ng/ml		100
18) Dibenzothiopene	11.042	184	113451	49.38	ng/ml		98
19) Phenanthrene	11.171	178	126501	49.21	ng/ml		100
20) Anthracene	11.223	178	118187	49.43	ng/ml		99
21) Carbazole	11.380	167	95634	No Calib			
22) 1-Methylphenanthrene	11.794	192	88417	49.52	ng/ml		99
23) Fluoranthene	12.435	202	128587	49.65	ng/ml		99
25) Pyrene	12.721	202	133393	50.27	ng/ml		100
27) Benz(a)anthracene	14.883	228	93207	47.27	ng/ml		100
28) Chrysene	14.965	228	91866	49.23	ng/ml		99
30) Benzo(b)fluoranthene	17.466	252	82867	50.43	ng/ml		98
31) Benzo(k)fluoranthene	17.530	252	79638	49.22	ng/ml		97
32) Benzo(b+k)fluoranthene	17.530	252	167848	49.93	ng/ml		97
34) Benzo(e)pyrene	18.118	252	81957	49.32	ng/ml		99
35) Benzo(a)pyrene	18.235	252	71520	50.85	ng/ml		98
36) Perylene	18.433	252	86757	50.08	ng/ml		100
38) Indeno(1,2,3-cd)Pyrene	20.759	276	57046	49.59	ng/ml		90
39) Dibenz(a,h)anthracene	20.829	278	53335	49.34	ng/ml		90
40) Benzo(g,h,i)perylene	21.295	276	61905	50.73	ng/ml		90

(#) = qualifier out of range (m) = manual integration (+) = signals summed

Data Path : N:\data\2019-09\9I06028\
 Data File : N09061918.D
 Acq On : 06 Sep 2019 07:32 pm
 Operator :
 Sample : 9I06028-CAL6
 Misc : 1x, A19I020@50
 ALS Vial : 8 Sample Multiplier: 1
 DataAcq Meth:LVI14_BNA_ACQ.M

Quant Time: Sep 09 14:47:15 2019
 Quant Method : N:\methods\SV14_090619_PAH.M
 Quant Title : EPA 8270D: Semivolatile Organics
 QLast Update : Mon Sep 09 10:14:28 2019
 Response via : Initial Calibration
 InstName : SV-GCMS14



Data Path : N:\data\2019-09\9I06028\
 Data File : N09061919.D
 Acq On : 06 Sep 2019 08:04 pm
 Operator :
 Sample : 9I06028-CAL7
 Misc : 1x, A19I021@100
 ALS Vial : 9 Sample Multiplier: 1
 DataAcq Meth:LVI14_BNA_ACQ.M

Quant Time: Sep 09 14:47:19 2019
 Quant Method : N:\methods\SV14_090619_PAH.M
 Quant Title : EPA 8270D: Semivolatile Organics
 QLast Update : Mon Sep 09 10:14:28 2019
 Response via : Initial Calibration
 InstName : SV-GCMS14

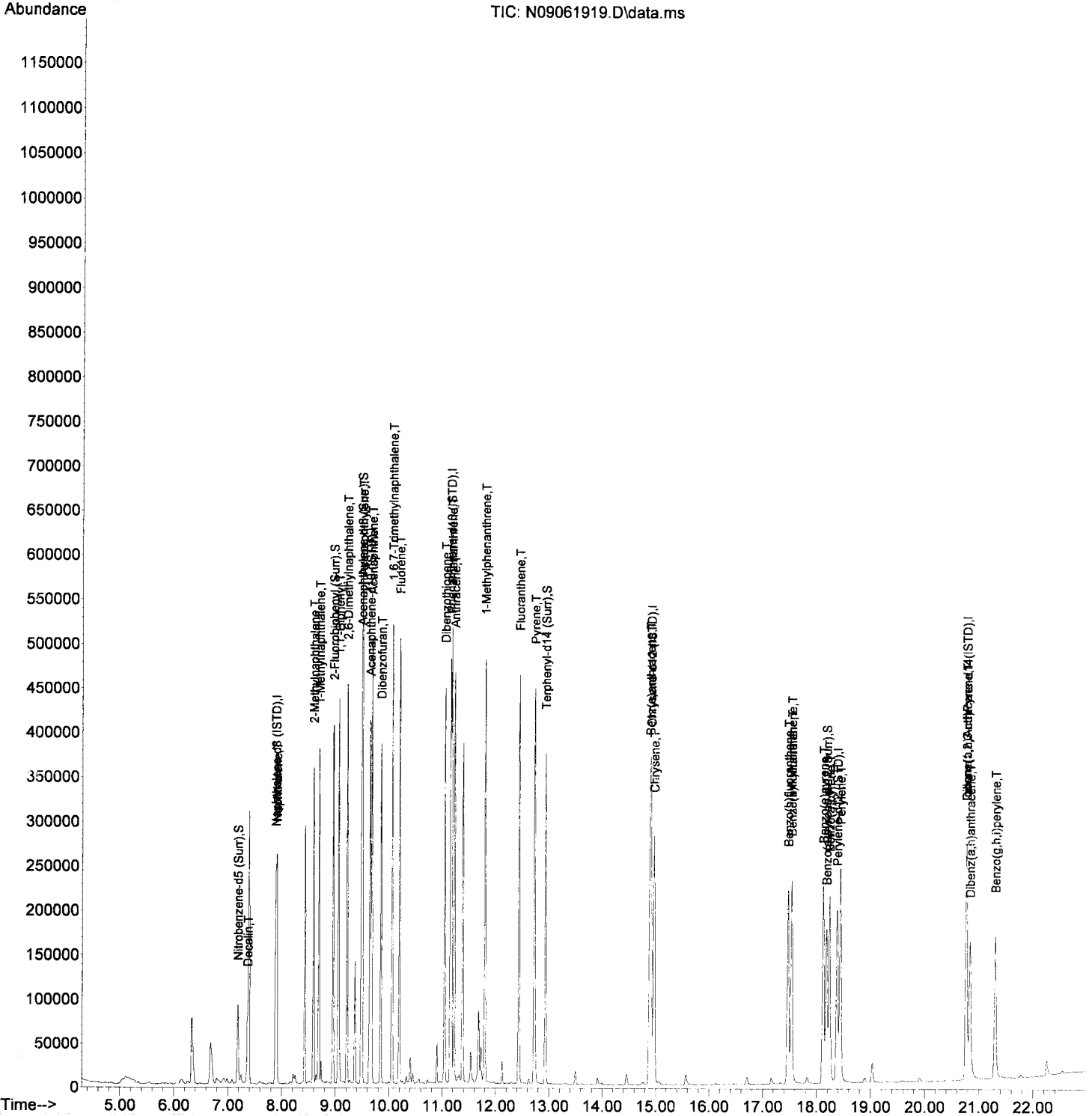
JD 9/9/19

Compound	R.T.	QIon	Response	Conc	Units	Dev(Min)	
Internal Standards							
1) Naphthalene-d8 (ISTD)	7.883	136	148917	100.00	ng/ml	0.00	
9) Acenaphthene-d10 (ISTD)	9.638	162	121411	100.00	ng/ml	0.00	
17) Phenanthrene-d10 (ISTD)	11.147	188	233582	100.00	ng/ml	0.00	
24) Chrysene-d12 (ISTD)	14.907	240	187274	100.00	ng/ml	0.00	
29) Perylene-d12 (ISTD)	18.381	264	159070	100.00	ng/ml	0.00	
37) Dibenz(a,h)Anthracene-d...	20.764	292	103600	100.00	ng/ml	0.00	
System Monitoring Compounds							
2) Nitrobenzene-d5 (Surr)	7.184	82	48056	97.11	ng/ml	0.00	
10) 2-Fluorobiphenyl (Surr)	8.956	172	182001	100.48	ng/ml	0.00	
11) Acenaphthylene d-8 (Surr)	9.480	160	248072	101.01	ng/ml	0.00	
26) Terphenyl-d14 (Surr)	12.931	244	196418	99.72	ng/ml	0.00	
33) Benzo(a)pyrene d-12 (S...	18.182	264	134446	105.69	ng/ml	0.00	
Target Compounds							
							Qvalue
3) Decalin	7.364	138	11430	103.09	ng/ml		94
4) Naphthalene	7.906	128	161201	98.15	ng/ml		100
5) 2-Methylnaphthalene	8.588	142	143766	103.29	ng/ml		99
6) 1-Methylnaphthalene	8.687	142	146804	105.50	ng/ml		98
7) 1,1'-Biphenyl	9.055	154	197491	105.50	ng/ml		99
8) 2,6-Dimethylnaphthalene	9.212	156	148070	108.31	ng/ml		97
12) Acenaphthylene	9.498	152	272913	103.54	ng/ml		99
13) Acenaphthene	9.672	153	175245	101.51	ng/ml		100
14) Dibenzofuran	9.847	168	222327	102.81	ng/ml		98
15) 1,6,7-Trimethylnaphtha...	10.057	170	147218	101.68	ng/ml		100
16) Fluorene	10.191	166	185216	104.84	ng/ml		99
18) Dibenzothiopene	11.042	184	245278	100.40	ng/ml		98
19) Phenanthrene	11.170	178	270427	98.94	ng/ml		100
20) Anthracene	11.223	178	259236	101.96	ng/ml		99
21) Carbazole	11.380	167	211369	No Calib			
22) 1-Methylphenanthrene	11.794	192	192550	101.41	ng/ml		98
23) Fluoranthene	12.435	202	280652	101.91	ng/ml		99
25) Pyrene	12.727	202	292089	99.83	ng/ml		99
27) Benz(a)anthracene	14.889	228	213884	98.37	ng/ml		99
28) Chrysene	14.971	228	205074	99.67	ng/ml		99
30) Benzo(b)fluoranthene	17.471	252	189979	103.50	ng/ml		97
31) Benzo(k)fluoranthene	17.535	252	190175	105.23	ng/ml		97
32) Benzo(b+k)fluoranthene	17.535	252	390913	104.11	ng/ml		97
34) Benzo(e)pyrene	18.124	252	188367	101.49	ng/ml		98
35) Benzo(a)pyrene	18.241	252	165951	105.68	ng/ml		99
36) Perylene	18.439	252	198533	102.60	ng/ml		100
38) Indeno(1,2,3-cd)Pyrene	20.764	276	130568	102.18	ng/ml		90
39) Dibenz(a,h)anthracene	20.834	278	122057	101.65	ng/ml		90
40) Benzo(g,h,i)perylene	21.301	276	143780	106.06	ng/ml		91

(#) = qualifier out of range (m) = manual integration (+) = signals summed

Data Path : N:\data\2019-09\9I06028\
 Data File : N09061919.D
 Acq On : 06 Sep 2019 08:04 pm
 Operator :
 Sample : 9I06028-CAL7
 Misc : 1x, A19I021@100
 ALS Vial : 9 Sample Multiplier: 1
 DataAcq Meth:LVI14_BNA_ACQ.M

Quant Time: Sep 09 14:47:19 2019
 Quant Method : N:\methods\SV14_090619_PAH.M
 Quant Title : EPA 8270D: Semivolatile Organics
 QLast Update : Mon Sep 09 10:14:28 2019
 Response via : Initial Calibration
 InstName : SV-GCMS14



Data Path : N:\data\2019-09\9I06028\
 Data File : N09061920.D
 Acq On : 06 Sep 2019 08:37 pm
 Operator :
 Sample : 9I06028-CAL8
 Misc : 1x, A19I022@200
 ALS Vial : 10 Sample Multiplier: 1
 DataAcq Meth:LVI14_BNA_ACQ.M

Quant Time: Sep 09 14:47:30 2019
 Quant Method : N:\methods\SV14_090619_PAH.M
 Quant Title : EPA 8270D: Semivolatile Organics
 QLast Update : Mon Sep 09 10:14:28 2019
 Response via : Initial Calibration
 InstName : SV-GCMS14

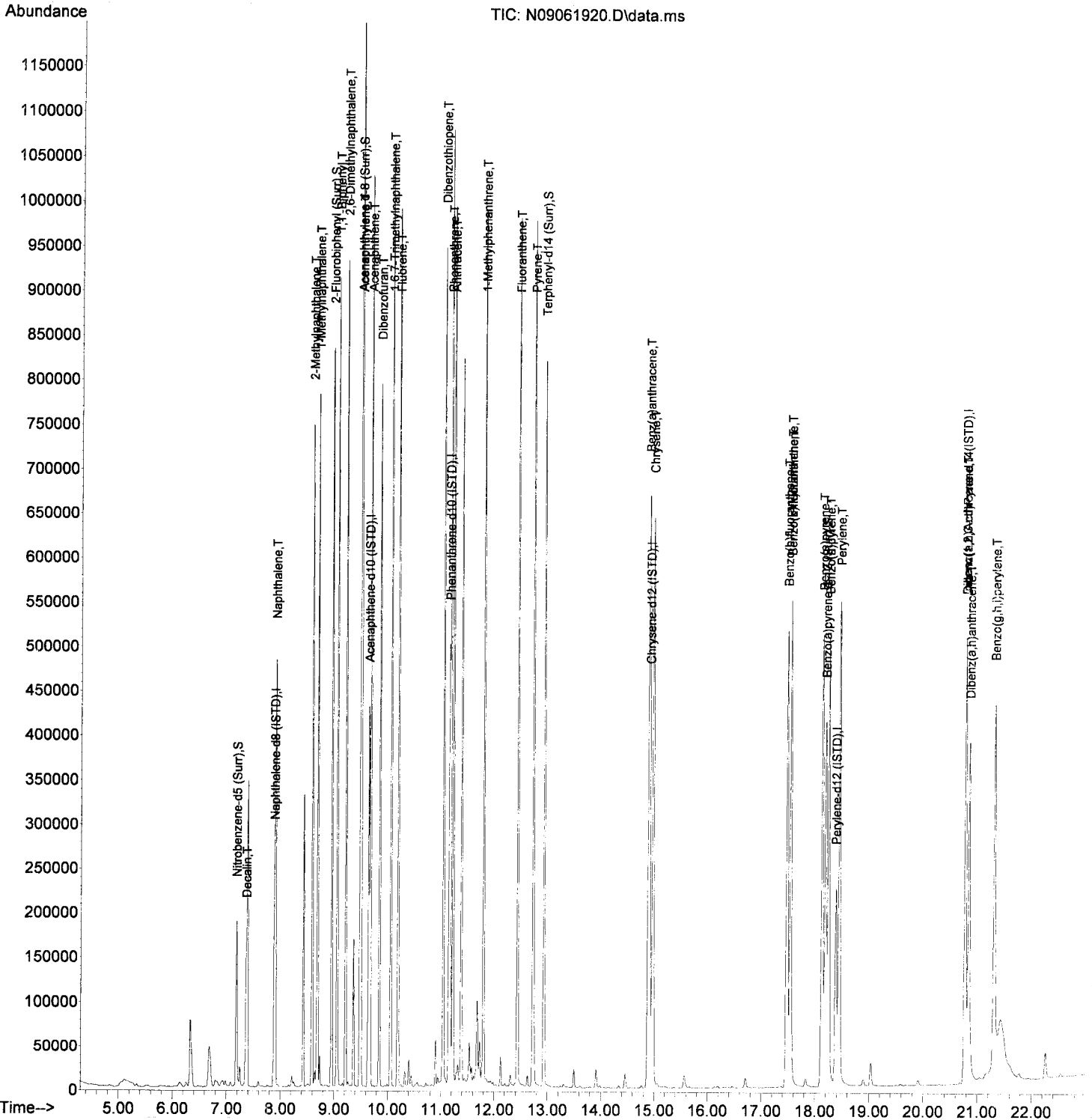
JK 9/9/19

Compound	R.T.	QIon	Response	Conc	Units	Dev (Min)	
Internal Standards							
1) Naphthalene-d8 (ISTD)	7.883	136	148783	100.00	ng/ml	0.00	
9) Acenaphthene-d10 (ISTD)	9.638	162	126650	100.00	ng/ml	0.00	
17) Phenanthrene-d10 (ISTD)	11.147	188	244292	100.00	ng/ml	0.00	
24) Chrysene-d12 (ISTD)	14.913	240	211033	100.00	ng/ml	0.00	
29) Perylene-d12 (ISTD)	18.381	264	182214	100.00	ng/ml	0.00	
37) Dibenz(a,h)Anthracene-d...	20.770	292	126578	100.00	ng/ml	0.00	
System Monitoring Compounds							
2) Nitrobenzene-d5 (Surr)	7.184	82	99288	200.83	ng/ml	0.00	
10) 2-Fluorobiphenyl (Surr)	8.956	172	378966	200.57	ng/ml	0.00	
11) Acenaphthylene d-8 (Surr)	9.486	160	514554	202.58	ng/ml	0.00	
26) Terphenyl-d14 (Surr)	12.931	244	430770	194.09	ng/ml	0.00	
33) Benzo(a)pyrene d-12 (S...	18.188	264	322602	221.39	ng/ml	0.01	
Target Compounds							
							Qvalue
3) Decalin	7.364	138	22829	206.09	ng/ml		95
4) Naphthalene	7.907	128	324908	198.00	ng/ml		100
5) 2-Methylnaphthalene	8.588	142	297992	214.30	ng/ml		98
6) 1-Methylnaphthalene	8.688	142	304942	219.34	ng/ml		98
7) 1,1'-Biphenyl	9.055	154	413306	220.99	ng/ml		98
8) 2,6-Dimethylnaphthalene	9.212	156	307564	225.18	ng/ml		99
12) Acenaphthylene	9.498	152	568160	206.64	ng/ml		99
13) Acenaphthene	9.673	153	362489	201.28	ng/ml		100
14) Dibenzofuran	9.848	168	462691	205.12	ng/ml		99
15) 1,6,7-Trimethylnaphtha...	10.057	170	307091	203.33	ng/ml		98
16) Fluorene	10.197	166	391380	212.38	ng/ml		99
18) Dibenzothiopene	11.042	184	515882	201.91	ng/ml		98
19) Phenanthrene	11.171	178	575793	201.42	ng/ml		100
20) Anthracene	11.223	178	544931	204.94	ng/ml		99
21) Carbazole	11.380	167	461912	No Calib			
22) 1-Methylphenanthrene	11.800	192	411489	207.21	ng/ml		99
23) Fluoranthene	12.435	202	599723	208.23	ng/ml		99
25) Pyrene	12.727	202	623857	189.22	ng/ml		100
27) Benz(a)anthracene	14.889	228	484834	197.88	ng/ml		99
28) Chrysene	14.971	228	465584	200.80	ng/ml		99
30) Benzo(b)fluoranthene	17.477	252	448476	213.30	ng/ml		96
31) Benzo(k)fluoranthene	17.541	252	445148	215.03	ng/ml		97
32) Benzo(b+k)fluoranthene	17.541	252	917698	213.36	ng/ml		97
34) Benzo(e)pyrene	18.130	252	441980	207.89	ng/ml		99
35) Benzo(a)pyrene	18.247	252	395245	219.68	ng/ml		98
36) Perylene	18.451	252	467343	210.85	ng/ml		99
38) Indeno(1,2,3-cd)Pyrene	20.770	276	319524	204.65	ng/ml		89
39) Dibenz(a,h)anthracene	20.840	278	302142	205.95	ng/ml		89
40) Benzo(g,h,i)perylene	21.307	276	353209	213.26	ng/ml		90

(#) = qualifier out of range (m) = manual integration (+) = signals summed

Data Path : N:\data\2019-09\9I06028\
 Data File : N09061920.D
 Acq On : 06 Sep 2019 08:37 pm
 Operator :
 Sample : 9I06028-CAL8
 Misc : 1x, A19I022@200
 ALS Vial : 10 Sample Multiplier: 1
 DataAcq Meth:LVI14_BNA_ACQ.M

Quant Time: Sep 09 14:47:30 2019
 Quant Method : N:\methods\SV14_090619_PAH.M
 Quant Title : EPA 8270D: Semivolatile Organics
 QLast Update : Mon Sep 09 10:14:28 2019
 Response via : Initial Calibration
 InstName : SV-GCMS14



Data Path : N:\data\2019-09\9I06028\
 Data File : N09061921.D
 Acq On : 06 Sep 2019 09:09 pm
 Operator :
 Sample : 9I06028-CAL9
 Misc : 1x, A19I023@300
 ALS Vial : 11 Sample Multiplier: 1
 DataAcq Meth:LVI14_BNA_ACQ.M

Quant Time: Sep 09 14:47:34 2019
 Quant Method : N:\methods\SV14_090619_PAH.M
 Quant Title : EPA 8270D: Semivolatile Organics
 QLast Update : Mon Sep 09 10:14:28 2019
 Response via : Initial Calibration
 InstName : SV-GCMS14


9/9/19

Compound	R.T.	QIon	Response	Conc	Units	Dev(Min)	
Internal Standards							
1) Naphthalene-d8 (ISTD)	7.883	136	144322	100.00	ng/ml	0.00	
9) Acenaphthene-d10 (ISTD)	9.643	162	126204	100.00	ng/ml	0.00	
17) Phenanthrene-d10 (ISTD)	11.147	188	242216	100.00	ng/ml	0.00	
24) Chrysene-d12 (ISTD)	14.918	240	215566	100.00	ng/ml	0.01	
29) Perylene-d12 (ISTD)	18.386	264	189767	100.00	ng/ml	0.01	
37) Dibenz(a,h)Anthracene-d...	20.776	292	133133	100.00	ng/ml	0.01	
System Monitoring Compounds							
2) Nitrobenzene-d5 (Surr)	7.184	82	146381	305.23	ng/ml	0.00	
10) 2-Fluorobiphenyl (Surr)	8.955	172	559316	297.07	ng/ml	0.00	
11) Acenaphthylene d-8 (Surr)	9.486	160	745779	295.55	ng/ml	0.00	
26) Terphenyl-d14 (Surr)	12.936	244	642064	283.20	ng/ml	0.00	
33) Benzo(a)pyrene d-12 (S...	18.194	264	500951	330.10	ng/ml	0.02	
Target Compounds							
							Qvalue
3) Decalin	7.364	138	32583	303.24	ng/ml		97
4) Naphthalene	7.906	128	466678	293.18	ng/ml		100
5) 2-Methylnaphthalene	8.588	142	433604	321.46	ng/ml		99
6) 1-Methylnaphthalene	8.693	142	439781	326.10	ng/ml		99
7) 1,1'-Biphenyl	9.055	154	601929	331.80	ng/ml		98
8) 2,6-Dimethylnaphthalene	9.218	156	447080	337.45	ng/ml		99
12) Acenaphthylene	9.498	152	818063	298.58	ng/ml		99
13) Acenaphthene	9.672	153	525474	292.81	ng/ml		99
14) Dibenzofuran	9.847	168	670519	298.30	ng/ml		100
15) 1,6,7-Trimethylnaphtha...	10.057	170	446194	296.47	ng/ml		97
16) Fluorene	10.197	166	565155	307.76	ng/ml		99
18) Dibenzothiopene	11.042	184	757296	298.94	ng/ml		98
19) Phenanthrene	11.170	178	823752	290.63	ng/ml		99
20) Anthracene	11.223	178	800967	303.81	ng/ml		100
21) Carbazole	11.380	167	683176	No Calib			
22) 1-Methylphenanthrene	11.800	192	600130	304.80	ng/ml		99
23) Fluoranthene	12.441	202	885026	309.92	ng/ml		98
25) Pyrene	12.727	202	915663	271.88	ng/ml		100
27) Benz(a)anthracene	14.895	228	736689	294.35	ng/ml		100
28) Chrysene	14.976	228	698605	294.96	ng/ml		99
30) Benzo(b)fluoranthene	17.483	252	692733	316.36	ng/ml		96
31) Benzo(k)fluoranthene	17.547	252	681890	316.29	ng/ml		97
32) Benzo(b+k)fluoranthene	17.547	252	1407871	314.29	ng/ml		97
34) Benzo(e)pyrene	18.136	252	676479	305.53	ng/ml		99
35) Benzo(a)pyrene	18.258	252	607972	324.39	ng/ml		98
36) Perylene	18.456	252	713926	309.27	ng/ml		99
38) Indeno(1,2,3-cd)Pyrene	20.782	276	498760	303.72	ng/ml		88
39) Dibenz(a,h)anthracene	20.846	278	471957	305.86	ng/ml		90
40) Benzo(g,h,i)perylene	21.318	276	546350	313.63	ng/ml		89

(#) = qualifier out of range (m) = manual integration (+) = signals summed

Data Path : N:\data\2019-09\9I06028\
Data File : N09061921.D
Acq On : 06 Sep 2019 09:09 pm
Operator :
Sample : 9I06028-CAL9
Misc : 1x, A19I023@300
ALS Vial : 11 Sample Multiplier: 1
DataAcq Meth:LVI14_BNA_ACQ.M

Quant Time: Sep 09 14:47:34 2019
Quant Method : N:\methods\SV14_090619_PAH.M
Quant Title : EPA 8270D: Semivolatile Organics
QLast Update : Mon Sep 09 10:14:28 2019
Response via : Initial Calibration
InstName : SV-GCMS14



Data Path : N:\data\2019-09\9I06028\
 Data File : N09061922.D
 Acq On : 06 Sep 2019 09:41 pm
 Operator :
 Sample : 9I06028-CALA
 Misc : 1x, A19I024@400
 ALS Vial : 12 Sample Multiplier: 1
 DataAcq Meth:LVI14_BNA_ACQ.M

Quant Time: Sep 09 14:47:40 2019
 Quant Method : N:\methods\SV14_090619_PAH.M
 Quant Title : EPA 8270D: Semivolatile Organics
 QLast Update : Mon Sep 09 10:14:28 2019
 Response via : Initial Calibration
 InstName : SV-GCMS14


Handwritten signature and date: 9/9/19

Compound	R.T.	QIon	Response	Conc	Units	Dev(Min)	
Internal Standards							
1) Naphthalene-d8 (ISTD)	7.877	136	151798	100.00	ng/ml	0.00	
9) Acenaphthene-d10 (ISTD)	9.638	162	120378	100.00	ng/ml	0.00	
17) Phenanthrene-d10 (ISTD)	11.147	188	227701	100.00	ng/ml	0.00	
24) Chrysene-d12 (ISTD)	14.913	240	211373	100.00	ng/ml	0.00	
29) Perylene-d12 (ISTD)	18.387	264	191099	100.00	ng/ml	0.01	
37) Dibenz(a,h)Anthracene-d...	20.776	292	134738	100.00	ng/ml	0.01	
System Monitoring Compounds							
2) Nitrobenzene-d5 (Surr)	7.178	82	204654	405.72	ng/ml	0.00	
10) 2-Fluorobiphenyl (Surr)	8.950	172	721151	401.56	ng/ml	0.00	
11) Acenaphthylene d-8 (Surr)	9.480	160	964800	401.86	ng/ml	0.00	
26) Terphenyl-d14 (Surr)	12.931	244	855839	384.98	ng/ml	0.00	
33) Benzo(a)pyrene d-12 (S...	18.200	264	689197	450.98	ng/ml	0.02	
Target Compounds							
							Qvalue
3) Decalin	7.359	138	49479	437.80	ng/ml		96
4) Naphthalene	7.901	128	662079	395.46	ng/ml		100
5) 2-Methylnaphthalene	8.589	142	592165	417.39	ng/ml		99
6) 1-Methylnaphthalene	8.688	142	595669	419.94	ng/ml		98
7) 1,1'-Biphenyl	9.055	154	776505	406.95	ng/ml		98
8) 2,6-Dimethylnaphthalene	9.212	156	574431	412.22	ng/ml		99
12) Acenaphthylene	9.498	152	1039006	397.57	ng/ml		99
13) Acenaphthene	9.673	153	672408	392.83	ng/ml		99
14) Dibenzofuran	9.848	168	849810	396.36	ng/ml		99
15) 1,6,7-Trimethylnaphtha...	10.057	170	567245	395.14	ng/ml		98
16) Fluorene	10.191	166	710688	405.74	ng/ml		99
18) Dibenzothiopene	11.042	184	950081	398.95	ng/ml		98
19) Phenanthrene	11.171	178	1041489	390.88	ng/ml		99
20) Anthracene	11.223	178	1015402	409.70	ng/ml		100
21) Carbazole	11.380	167	865078	No Calib			
22) 1-Methylphenanthrene	11.794	192	771189	416.65	ng/ml		99
23) Fluoranthene	12.435	202	1148955	427.99	ng/ml		98
25) Pyrene	12.727	202	1201811	363.93	ng/ml		100
27) Benz(a)anthracene	14.889	228	991720	404.11	ng/ml		99
28) Chrysene	14.977	228	942172	405.69	ng/ml		99
30) Benzo(b)fluoranthene	17.483	252	952609	432.01	ng/ml		96
31) Benzo(k)fluoranthene	17.553	252	938589	432.32	ng/ml		96
32) Benzo(b+k)fluoranthene	17.553	252	1935514	429.07	ng/ml		96
34) Benzo(e)pyrene	18.136	252	924774	414.75	ng/ml		99
35) Benzo(a)pyrene	18.258	252	837229	443.59	ng/ml		98
36) Perylene	18.456	252	976822	420.21	ng/ml		99
38) Indeno(1,2,3-cd)Pyrene	20.782	276	691371	416.00	ng/ml		88
39) Dibenz(a,h)anthracene	20.846	278	656172	420.18	ng/ml		89
40) Benzo(g,h,i)perylene	21.318	276	751545	426.28	ng/ml		89

(#) = qualifier out of range (m) = manual integration (+) = signals summed

Data Path : N:\data\2019-09\9I06028\
 Data File : N09061922.D
 Acq On : 06 Sep 2019 09:41 pm
 Operator :
 Sample : 9I06028-CALA
 Misc : 1x, A19I024@400
 ALS Vial : 12 Sample Multiplier: 1
 DataAcq Meth:LVI14_BNA_ACQ.M

Quant Time: Sep 09 14:47:40 2019
 Quant Method : N:\methods\SV14_090619_PAH.M
 Quant Title : EPA 8270D: Semivolatile Organics
 QLast Update : Mon Sep 09 10:14:28 2019
 Response via : Initial Calibration
 InstName : SV-GCMS14



Data Path : N:\data\2019-09\9I06028\
 Data File : N09061924.D
 Acq On : 06 Sep 2019 10:45 pm
 Operator :
 Sample : 9I06028-ICV1
 Misc : 1x, A19I025@50
 ALS Vial : 13 Sample Multiplier: 1
 DataAcq Meth:LVI14_BNA_ACQ.M

Quant Time: Sep 09 14:47:49 2019
 Quant Method : N:\methods\SV14_090619_PAH.M
 Quant Title : EPA 8270D: Semivolatile Organics
 QLast Update : Mon Sep 09 10:14:28 2019
 Response via : Initial Calibration
 InstName : SV-GCMS14

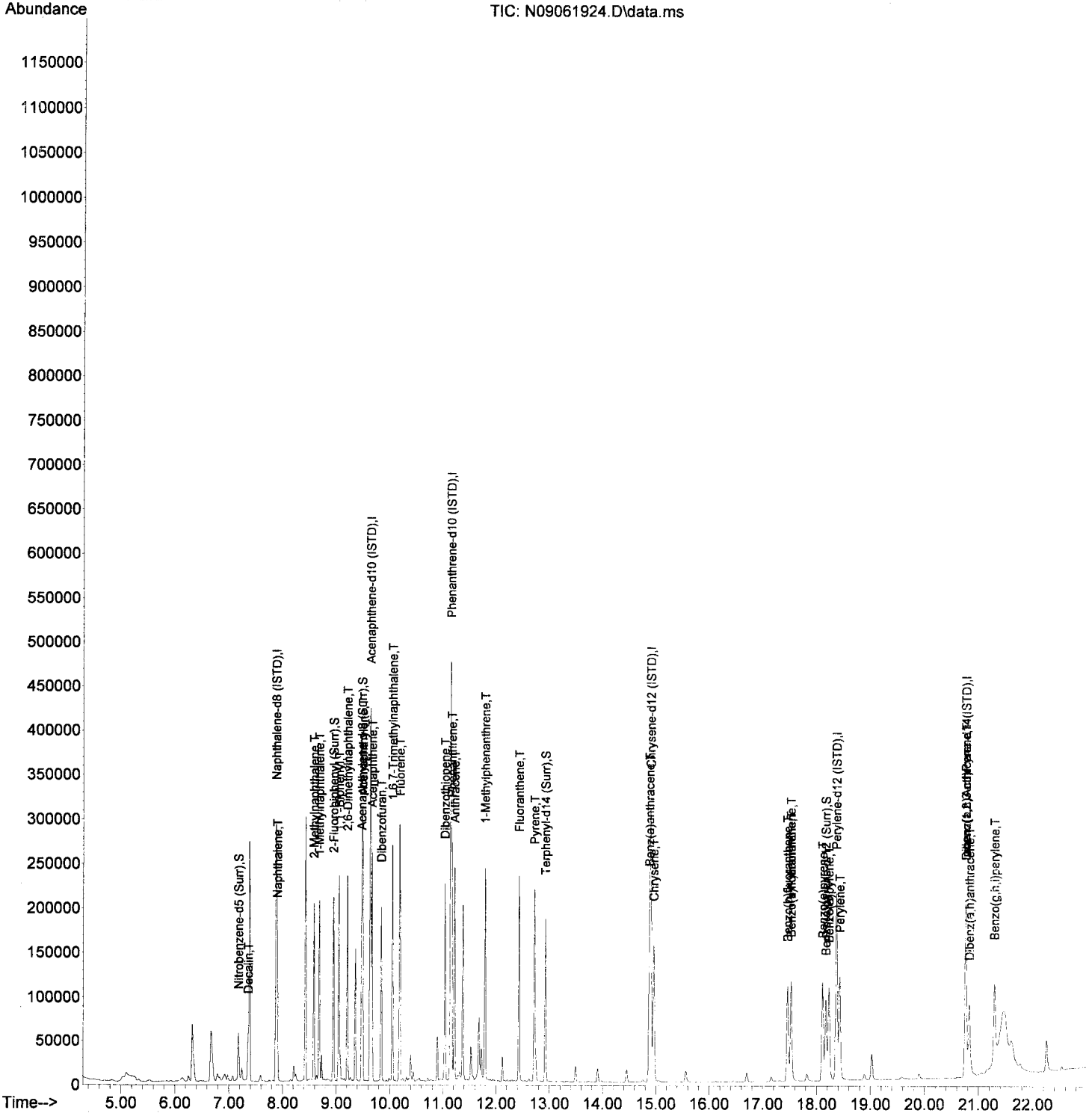
Handwritten signature/initials
 9/9/19

Compound	R.T.	QIon	Response	Conc	Units	Dev(Min)	
Internal Standards							
1) Naphthalene-d8 (ISTD)	7.877	136	181748	100.00	ng/ml	0.00	
9) Acenaphthene-d10 (ISTD)	9.638	162	125177	100.00	ng/ml	0.00	
17) Phenanthrene-d10 (ISTD)	11.141	188	235054	100.00	ng/ml	0.00	
24) Chrysene-d12 (ISTD)	14.901	240	188693	100.00	ng/ml	0.00	
29) Perylene-d12 (ISTD)	18.369	264	162940	100.00	ng/ml	0.00	
37) Dibenz(a,h)Anthrcene-d...	20.759	292	108931	100.00	ng/ml	0.00	
System Monitoring Compounds							
2) Nitrobenzene-d5 (Surr)	7.178	82	27909	46.21	ng/ml	0.00	
10) 2-Fluorobiphenyl (Surr)	8.950	172	92755	49.67	ng/ml	0.00	
11) Acenaphthylene d-8 (Surr)	9.474	160	126796	49.31	ng/ml	0.00	
26) Terphenyl-d14 (Surr)	12.925	244	96645	48.70	ng/ml	0.00	
33) Benzo(a)pyrene d-12 (S...	18.171	264	69335	53.21	ng/ml	0.00	
Target Compounds							
3) Decalin	7.359	138	6597	48.75	ng/ml		Qvalue 96
4) Naphthalene	7.901	128	100112	49.94	ng/ml		99
5) 2-Methylnaphthalene	8.583	142	79542	46.83	ng/ml		99
6) 1-Methylnaphthalene	8.682	142	81122	47.77	ng/ml		98
7) 1,1'-Biphenyl	9.049	154	105870	46.34	ng/ml		98
8) 2,6-Dimethylnaphthalene	9.206	156	76410	45.80	ng/ml		98
12) Acenaphthylene	9.492	152	141177	51.95	ng/ml		99
13) Acenaphthene	9.667	153	89594	50.33	ng/ml		100
14) Dibenzofuran	9.842	168	113513	50.91	ng/ml		98
15) 1,6,7-Trimethylnaphtha...	10.052	170	74864	50.15	ng/ml		99
16) Fluorene	10.191	166	92650	50.87	ng/ml		98
18) Dibenzothiopene	11.037	184	122412	49.79	ng/ml		98
19) Phenanthrene	11.165	178	138621	50.40	ng/ml		100
20) Anthracene	11.217	178	132505	51.79	ng/ml		99
21) Carbazole	11.375	167	104923	No Calib			
22) 1-Methylphenanthrene	11.788	192	98289	51.44	ng/ml		100
23) Fluoranthene	12.430	202	140103	50.56	ng/ml		99
25) Pyrene	12.721	202	144864	49.14	ng/ml		99
27) Benz(a)anthracene	14.878	228	106201	48.48	ng/ml		99
28) Chrysene	14.959	228	108583	52.38	ng/ml		99
30) Benzo(b)fluoranthene	17.460	252	95110	50.59	ng/ml		97
31) Benzo(k)fluoranthene	17.524	252	92505	49.97	ng/ml		97
32) Benzo(b+k)fluoranthene	17.524	252	193724	50.37	ng/ml		97
34) Benzo(e)pyrene	18.113	252	95583	50.28	ng/ml		98
35) Benzo(a)pyrene	18.229	252	82357	51.18	ng/ml		99
36) Perylene	18.427	252	100869	50.89	ng/ml		100
38) Indeno(1,2,3-cd)Pyrene	20.759	276	67142	49.97	ng/ml		89
39) Dibenz(a,h)anthracene	20.823	278	62283	49.33	ng/ml		90
40) Benzo(g,h,i)perylene	21.289	276	76359	53.57	ng/ml		91

(#) = qualifier out of range (m) = manual integration (+) = signals summed

Data Path : N:\data\2019-09\9I06028\
 Data File : N09061924.D
 Acq On : 06 Sep 2019 10:45 pm
 Operator :
 Sample : 9I06028-ICV1
 Misc : 1x, A19I025@50
 ALS Vial : 13 Sample Multiplier: 1
 DataAcq Meth:LVI14_BNA_ACQ.M

Quant Time: Sep 09 14:47:49 2019
 Quant Method : N:\methods\SV14_090619_PAH.M
 Quant Title : EPA 8270D: Semivolatile Organics
 QLast Update : Mon Sep 09 10:14:28 2019
 Response via : Initial Calibration
 InstName : SV-GCMS14



Data Path : N:\data\2019-09\9I06028\
 Data File : N09061924.D
 Acq On : 06 Sep 2019 10:45 pm
 Operator :
 Sample : 9I06028-ICV1
 Misc : 1x, A19I025@50
 ALS Vial : 13 Sample Multiplier: 1
 DataAcq Meth:LVI14_BNA_ACQ.M

Final Request

Quant Time: Sep 10 10:28:40 2019
 Quant Method : N:\methods\SV14_090619_PAH.M
 Quant Title : EPA 8270D: Semivolatile Organics
 QLast Update : Mon Sep 09 14:58:53 2019
 Response via : Initial Calibration
 InstName : SV-GCMS14

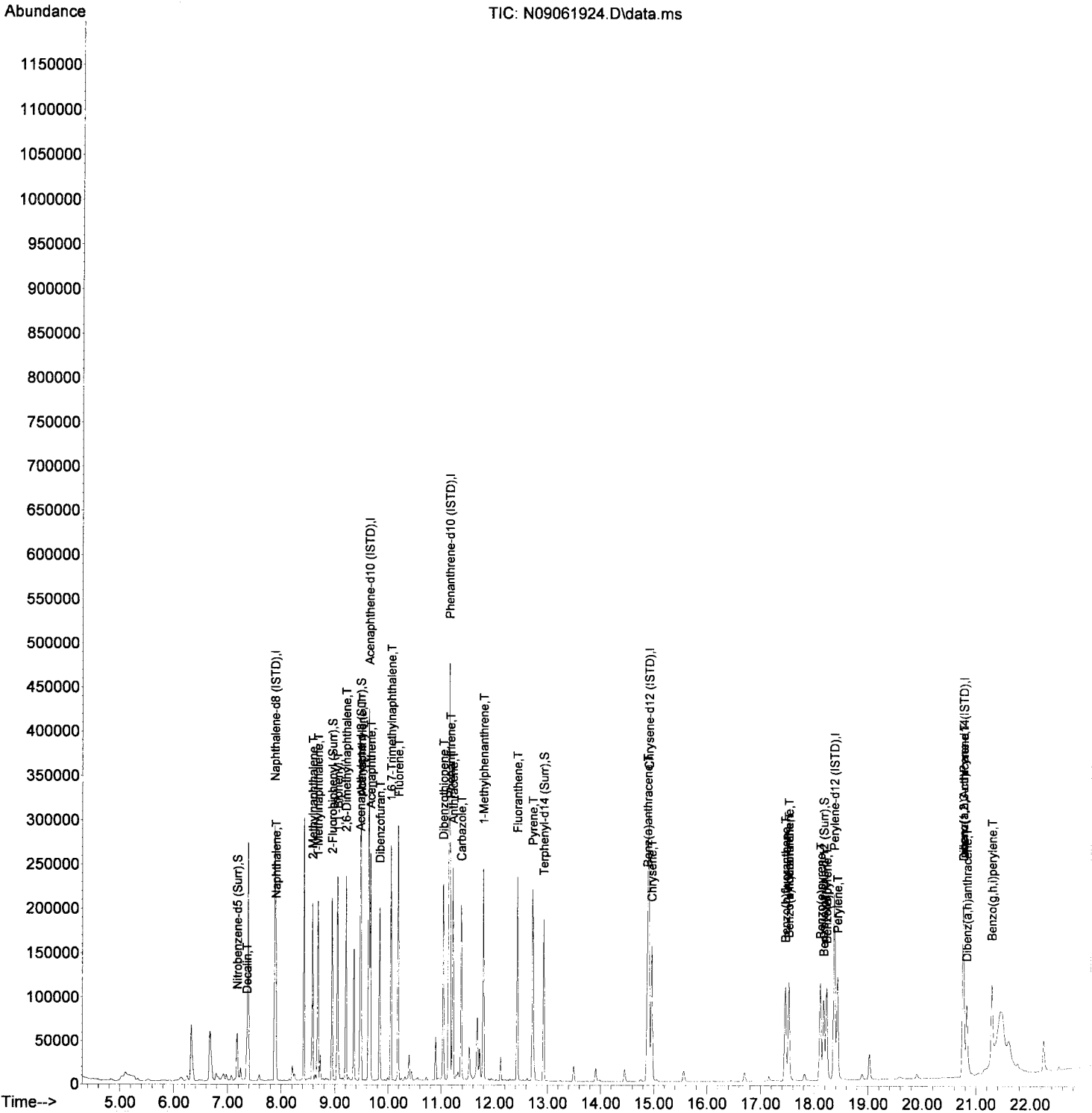
JD 9/10/19

Compound	R.T.	QIon	Response	Conc	Units	Dev (Min)	
Internal Standards							
1) Naphthalene-d8 (ISTD)	7.877	136	181748	100.00	ng/ml	0.00	
9) Acenaphthene-d10 (ISTD)	9.638	162	125177	100.00	ng/ml	0.00	
17) Phenanthrene-d10 (ISTD)	11.141	188	235054	100.00	ng/ml	0.00	
24) Chrysene-d12 (ISTD)	14.901	240	188693	100.00	ng/ml	0.00	
29) Perylene-d12 (ISTD)	18.369	264	162940	100.00	ng/ml	0.00	
37) Dibenz(a,h)Anthracene-d...	20.759	292	108931	100.00	ng/ml	0.00	
System Monitoring Compounds							
2) Nitrobenzene-d5 (Surr)	7.178	82	27909	46.21	ng/ml	0.00	
10) 2-Fluorobiphenyl (Surr)	8.950	172	92755	49.67	ng/ml	0.00	
11) Acenaphthylene d-8 (Surr)	9.474	160	126796	49.31	ng/ml	0.00	
26) Terphenyl-d14 (Surr)	12.925	244	96645	48.70	ng/ml	0.00	
33) Benzo(a)pyrene d-12 (S...	18.171	264	69335	53.21	ng/ml	0.00	
Target Compounds							
							Qvalue
3) Decalin	7.359	138	6597	48.75	ng/ml		96
4) Naphthalene	7.901	128	100112	49.94	ng/ml		99
5) 2-Methylnaphthalene	8.583	142	79542	46.83	ng/ml		99
6) 1-Methylnaphthalene	8.682	142	81122	47.77	ng/ml		98
7) 1,1'-Biphenyl	9.049	154	105870	46.34	ng/ml		98
8) 2,6-Dimethylnaphthalene	9.206	156	76410	45.80	ng/ml		98
12) Acenaphthylene	9.492	152	141177	51.95	ng/ml		99
13) Acenaphthene	9.667	153	89594	50.33	ng/ml		100
14) Dibenzofuran	9.842	168	113513	50.91	ng/ml		98
15) 1,6,7-Trimethylnaphtha...	10.052	170	74864	50.15	ng/ml		99
16) Fluorene	10.191	166	92650	50.87	ng/ml		98
18) Dibenzothiopene	11.037	184	122412	49.79	ng/ml		98
19) Phenanthrene	11.165	178	138621	50.40	ng/ml		100
20) Anthracene	11.217	178	132505	51.79	ng/ml		99
21) Carbazole	11.375	167	104923	50.68	ng/ml		99
22) 1-Methylphenanthrene	11.788	192	98289	51.44	ng/ml		100
23) Fluoranthene	12.430	202	140103	50.56	ng/ml		99
25) Pyrene	12.721	202	144864	49.14	ng/ml		99
27) Benz(a)anthracene	14.878	228	106201	48.48	ng/ml		99
28) Chrysene	14.959	228	108583	52.38	ng/ml		99
30) Benzo(b)fluoranthene	17.460	252	95110	50.59	ng/ml		97
31) Benzo(k)fluoranthene	17.524	252	92505	49.97	ng/ml		97
32) Benzo(b+k)fluoranthene	17.524	252	193724	100.73	ng/ml		97
34) Benzo(e)pyrene	18.113	252	95583	50.28	ng/ml		98
35) Benzo(a)pyrene	18.229	252	82357	51.18	ng/ml		99
36) Perylene	18.427	252	100869	50.89	ng/ml		100
38) Indeno(1,2,3-cd)Pyrene	20.759	276	67142	49.98	ng/ml		89
39) Dibenz(a,h)anthracene	20.823	278	62283	49.34	ng/ml		90
40) Benzo(g,h,i)perylene	21.289	276	76359	53.58	ng/ml		91

(#) = qualifier out of range (m) = manual integration (+) = signals summed

Data Path : N:\data\2019-09\9I06028\
 Data File : N09061924.D
 Acq On : 06 Sep 2019 10:45 pm
 Operator :
 Sample : 9I06028-ICV1
 Misc : 1x, A19I025@50
 ALS Vial : 13 Sample Multiplier: 1
 DataAcq Meth:LVI14_BNA_ACQ.M

Quant Time: Sep 10 10:28:40 2019
 Quant Method : N:\methods\SV14_090619_PAH.M
 Quant Title : EPA 8270D: Semivolatile Organics
 QLast Update : Mon Sep 09 14:58:53 2019
 Response via : Initial Calibration
 InstName : SV-GCMS14



**Conventional Chemistry Parameters
Benchsheet & Analysis Sequence Data**

Total Organic Carbon- Soil (5310 B)

Batch 0010764
Sequence 0A29037 (A0A0637-01,02)



Apex Laboratories
PREPARATION BENCH SHEET

BATCH #: 0010764 (Sediment)

Prep Method: PSEP-5310B TOC

#	Lab Number	Analysis	Prepared	Initial (N/A)	Final (N/A)	Spike ID	Source ID	ul Spike	ul Surr.	Sample ID	Extraction Comments	pH		
												<2	5	>11
	0010764-BLK1	QC	01/23/20 11:23	5	5									
	0010764-BS1	QC	01/23/20 11:23	5	5	A19K246		1						
	A0A0633-01	A Total Organic Carbon - Soil (5310 B)	01/23/20 11:23	5	5					PDI-013SC-A-04-05-190925				
	0010764-DUP1	QC	01/23/20 11:23	5	5		A0A0633-01							
	0010764-DUP2	QC	01/23/20 11:23	5	5		A0A0633-01				triplicate			
	A0A0633-02	A Total Organic Carbon - Soil (5310 B)	01/23/20 11:23	5	5					PDI-018SC-A-08-09-190926				
	A0A0633-03	A Total Organic Carbon - Soil (5310 B)	01/23/20 11:23	5	5					PDI-018SC-A-09-10-190926				
	A0A0636-01	A Total Organic Carbon - Soil (5310 B)	01/23/20 11:23	5	5					PDI-024SC-A-04-05-190927				
	0010764-DUP3	QC	01/23/20 11:23	5	5		A0A0636-01							
	A0A0636-02	A Total Organic Carbon - Soil (5310 B)	01/23/20 11:23	5	5					PDI-024SC-A-05-06-190927				
	A0A0636-03	A Total Organic Carbon - Soil (5310 B)	01/23/20 11:23	5	5					PDI-025SC-A-04-05-190927				
	A0A0636-04	A Total Organic Carbon - Soil (5310 B)	01/23/20 11:23	5	5					PDI-036SC-A-02-03-190929				
	A0A0636-05	A Total Organic Carbon - Soil (5310 B)	01/23/20 11:23	5	5					PDI-036SC-A-03-04-190929				
	A0A0636-06	A Total Organic Carbon - Soil (5310 B)	01/23/20 11:23	5	5					PDI-064SC-A-02-03-190929				
	A0A0636-07	A Total Organic Carbon - Soil (5310 B)	01/23/20 11:23	5	5					PDI-064SC-A-03-04-190929				
	A0A0637-01	A Total Organic Carbon - Soil (5310 B)	01/23/20 11:23	5	5					PDI-046SC-A-03-04-191001				
	0010764-DUP4	QC	01/23/20 11:23	5	5		A0A0637-01							
	A0A0637-02	A Total Organic Carbon - Soil (5310 B)	01/23/20 11:23	5	5					PDI-047SC-A-03-04-191001				
	A0A0638-01	A Total Organic Carbon - Soil (5310 B)	01/23/20 11:23	5	5					PDI-040SC-A-02-03-190930				
	0010764-DUP5	QC	01/23/20 11:23	5	5		A0A0638-01							
	A0A0638-02	A Total Organic Carbon - Soil (5310 B)	01/23/20 11:23	5	5					PDI-042SC-A-03-04-190930				

Prepared By: COM

Date: 1/24/2020

Reviewed By: SELF

Date: 1/30/20

Apex Laboratories
PREPARATION BENCH SHEET
BATCH #: 0010764 (Sediment)

Prep Method: PSEP-5310B TOC

#	Lab Number	Analysis	Prepared	Initial (N/A)	Final (N/A)	Spike ID	Source ID	ul Spike	ul Surr.	Sample ID	Extraction Comments	pH		
												<2	5	>11
	A0A0638-03	A Total Organic Carbon - Soil (5310 B)	01/23/20 11:23	5	5					PDI-044SC-A-02-03-190930				
	A0A0638-04	A Total Organic Carbon - Soil (5310 B)	01/23/20 11:23	5	5					PDI-044SC-A-03-04-190930				

Standards/Reagents

Reagent(s)			Analyte Spike(s)			Surrogate(s)		
Std ID	Exp. Date	Description	Std ID	Exp. Date	Description	Std ID	Exp. Date	Description
A19F020	06/03/29	TOC Soil Drying Oven @70oC	A19K246	05/12/20 ✓	TOC 10k ppm secondary			
A19J023	11/30/23	Wet Chem Balance 4						
A19J145	05/30/22	TOC Soil Blank Matrix						
A19L107	06/06/20	10% Phosphoric Acid						

Prepared By: _____ Date _____

Reviewed By: _____ Date _____

Date/Time:	01/24/20 11:45	1/24/20 16:50	1/27/20 08:40	1/27/20 10:40	Effervesces?	Comments
T(°C) IN / OUT:	69.81 / 68.4	68.21 / 70.6	69.61 / 72.0	69.41 / 70.1		
Sample ID	Wt 1(g)	Wt 2(g)	Wt 3(g)	Wt 4(g)	(yes/no)	
A0A0633-01	9.0718 ✓	9.0864	9.0622	9.0691 ✓	<i>NO</i>	
0010764-DUP1	6.5910	6.6044	6.5915 ✓	6.5925 ✓		
A0A0633-02	7.7513	7.6796	7.6659 ✓	7.6634 ✓		
A0A0633-03	7.0247 ✓	7.0318	7.0213 ✓			
A0A0636-01	7.3922 ✓	7.4018	7.3911 ✓			
0010764-DUP3	6.0132 ✓	6.0148	6.0133 ✓			
A0A0636-02	5.8849 ✓	6.8936	5.8827 ✓			
A0A0636-03	6.8751 ✓	6.8804	6.8713 ✓			
A0A0636-04	7.4822 ✓	7.4931	7.4804 ✓			
A0A0636-05	6.5271 ✓	6.5377	6.5287 ✓			
A0A0636-06	4.9574 ✓	4.9690	4.9577 ✓			
A0A0636-07	7.0384 ✓	7.0489	7.0355 ✓			
A0A0637-01	6.3469 ✓	6.3564	6.3478 ✓			
0010764-DUP4	7.1406 ✓	7.1523	7.1409 ✓			
A0A0637-02	6.9229 ✓	6.9358	6.9212 ✓			
A0A0638-01	6.2452 ✓	6.2537	6.2435 ✓			
0010764-DUP5	6.8938 ✓	6.9011	6.8914 ✓			
A0A0638-02	7.2566	7.2623	7.2504 ✓	7.2457 ✓		
A0A0638-03	6.4279 ✓	6.4378	6.4255 ✓			
A0A0638-04	6.6355 ✓	6.6450	6.6322 ✓			

CMW
1/27/2020

In oven @ 11:23 1/23/2020 @ 69.8°C
CMW 1/24/2020



ELEMENT SEQUENCE LOG

Apex Laboratories

Sequence: **0A29037**
 Date: **01/29/20 10:30**

Instrument: **TOC6**
 Calibration: **A0A0805**

#	Lab Number	Matrix	Analysis	Client	Due	Batch	ISTD ID	STD ID
1	0A29037-CCV1	Sediment	QC	QC				A19L292
2	0A29037-CCB1	Sediment	QC	QC				
3	0010797-BLK1	Sediment	QC	QC		0010797		
4	0010797-BS1	Sediment	QC	QC		0010797		
5	A0A0661-01	Sediment	Total Organic Carbon - Soil (5310 B)		02/03/20	0010797		
6	0010797-DUP1	Sediment	QC	QC		0010797		
7	0010797-DUP2	Sediment	QC	QC		0010797		
8	0010764-BLK1	Sediment	QC	QC		0010764		
9	0010764-BS1	Sediment	QC	QC		0010764		
10	A0A0633-01	Sediment	Total Organic Carbon - Soil (5310 B)	Anchor QEA, LLC	02/03/20	0010764		
11	0010764-DUP1	Sediment	QC	QC		0010764		
12	0010764-DUP2	Sediment	QC	QC		0010764		
13	0A29037-CCV2	Sediment	QC	QC				A19L292
14	0A29037-CCB2	Sediment	QC	QC				
15	A0A0633-02	Sediment	Total Organic Carbon - Soil (5310 B)	Anchor QEA, LLC	02/03/20	0010764		
16	A0A0633-03	Sediment	Total Organic Carbon - Soil (5310 B)	Anchor QEA, LLC	02/03/20	0010764		
17	A0A0636-01	Sediment	Total Organic Carbon - Soil (5310 B)	Anchor QEA, LLC	02/03/20	0010764		
18	0010764-DUP3	Sediment	QC	QC		0010764		
19	A0A0636-02	Sediment	Total Organic Carbon - Soil (5310 B)	Anchor QEA, LLC	02/03/20	0010764		
20	A0A0636-03	Sediment	Total Organic Carbon - Soil (5310 B)	Anchor QEA, LLC	02/03/20	0010764		
21	A0A0636-04	Sediment	Total Organic Carbon - Soil (5310 B)	Anchor QEA, LLC	02/03/20	0010764		
22	A0A0636-05	Sediment	Total Organic Carbon - Soil (5310 B)	Anchor QEA, LLC	02/03/20	0010764		
23	A0A0636-06	Sediment	Total Organic Carbon - Soil (5310 B)	Anchor QEA, LLC	02/03/20	0010764		
24	A0A0636-07	Sediment	Total Organic Carbon - Soil (5310 B)	Anchor QEA, LLC	02/03/20	0010764		
25	0A29037-CCV3	Sediment	QC	QC				A19L292
26	0A29037-CCB3	Sediment	QC	QC				
27	A0A0637-01	Sediment	Total Organic Carbon - Soil (5310 B)	Anchor QEA, LLC	02/03/20	0010764		
28	0010764-DUP4	Sediment	QC	QC		0010764		
29	A0A0637-02	Sediment	Total Organic Carbon - Soil (5310 B)	Anchor QEA, LLC	02/03/20	0010764		
30	A0A0638-01	Sediment	Total Organic Carbon - Soil (5310 B)	Anchor QEA, LLC	02/03/20	0010764		
31	0010764-DUP5	Sediment	QC	QC		0010764		
32	A0A0638-02	Sediment	Total Organic Carbon - Soil (5310 B)	Anchor QEA, LLC	02/03/20	0010764		
33	A0A0638-03	Sediment	Total Organic Carbon - Soil (5310 B)	Anchor QEA, LLC	02/03/20	0010764		
34	A0A0638-04	Sediment	Total Organic Carbon - Soil (5310 B)	Anchor QEA, LLC	02/03/20	0010764		
35	0010765-BLK1	Sediment	QC	QC		0010765		
36	0010765-BS1	Sediment	QC	QC		0010765		
37	0A29037-CCV4	Sediment	QC	QC				A19L292
38	0A29037-CCB4	Sediment	QC	QC				
39	A0A0639-01	Sediment	Total Organic Carbon - Soil (5310 B)	Anchor QEA, LLC	02/03/20	0010765		
40	A0A0639-02	Sediment	Total Organic Carbon - Soil (5310 B)	Anchor QEA, LLC	02/03/20	0010765		
41	A0A0639-03	Sediment	Total Organic Carbon - Soil (5310 B)	Anchor QEA, LLC	02/03/20	0010765		
42	A0A0639-04	Sediment	Total Organic Carbon - Soil (5310 B)	Anchor QEA, LLC	02/03/20	0010765		
43	0010765-DUP1	Sediment	QC	QC		0010765		
44	0010765-DUP2	Sediment	QC	QC		0010765		
45	A0A0639-05	Sediment	Total Organic Carbon - Soil (5310 B)	Anchor QEA, LLC	02/03/20	0010765		
46	A0A0639-06	Sediment	Total Organic Carbon - Soil (5310 B)	Anchor QEA, LLC	02/03/20	0010765		
47	A0A0639-07	Sediment	Total Organic Carbon - Soil (5310 B)	Anchor QEA, LLC	02/03/20	0010765		
48	A0A0639-08	Sediment	Total Organic Carbon - Soil (5310 B)	Anchor QEA, LLC	02/03/20	0010765		
49	0A29037-CCV5	Sediment	QC	QC				A19L292
50	0A29037-CCB5	Sediment	QC	QC				
51	A0A0639-09	Sediment	Total Organic Carbon - Soil (5310 B)	Anchor QEA, LLC	02/03/20	0010765		

Sequence: 0A29037
Date: 01/29/20 10:30

Instrument: TOC6
Calibration: A0A0805

#	Lab Number	Matrix	Analysis	Client	Due	Batch	ISTD ID	STD ID
52	A0A0639-10	Sediment	Total Organic Carbon - Soil (5310 B)	Anchor QEA, LLC	02/03/20	0010765		
53	A0A0639-11	Sediment	Total Organic Carbon - Soil (5310 B)	Anchor QEA, LLC	02/03/20	0010765		
54	A0A0639-12	Sediment	Total Organic Carbon - Soil (5310 B)	Anchor QEA, LLC	02/03/20	0010765		
55	0010765-DUP3	Sediment	QC	QC		0010765		
56	0A29037-CCV6	Sediment	QC	QC				A19L292
57	0A29037-CCB6	Sediment	QC	QC				

Data Entered By: CWA 1/30/20

Comments:

Data Reviewed By: AWF 1/30/20

Method: TCDirect Run Start Time: 1/29/2020 12:13:23
 Method Type: TC_DIRECT Run End Time: 1/30/2020 6:04:35 A
 Table: 0A29037 / Device ID: TOC6
 Analyst: Administrator Run Name: SN10020200129A1

AM
1/30/2020

Cup Position	Sample ID	Weight (mg)	Final Result (mg/kg)	Result mg C abs	Peak Area	Analysed Date and time
A99	prime	200	51.064	0.01	4473.86	1/29/2020 12:14:17 PM
A2	rinse	200	51.754	0.01	4546.46	1/29/2020 12:25:17 PM
A1	0A29037-CCV1	200	10110.752 ✓	2.022	1062947.055	1/29/2020 12:36:10 PM
A2	0A29037-CCB1	200	48.706	0.01	4225.7	1/29/2020 12:46:57 PM
A3	0010797-BLK1	213.2	61.358	0.013	5983.02	1/29/2020 12:57:43 PM
A4	0010797-BS1	200	10156.566	2.031	1067767.54	1/29/2020 1:08:29 PM
A5	A0A0661-01	201.5	1887.897	0.38	199233.865	1/29/2020 1:19:15 PM
A6	0010797-DUP1	201.7	1583.609	0.319	167143.44	1/29/2020 1:30:02 PM
A7	0010797-DUP2	204	1751.677	0.357	187097.355	1/29/2020 1:40:48 PM
A8	0010764-BLK1	213.6	66.56	0.014	6580.57	1/29/2020 1:51:35 PM
A9	0010764-BS1	200	10210.19	2.042	1073409.83	1/29/2020 2:02:22 PM
A10	A0A0633-01	202.9	3998.272	0.811	425896.31	1/29/2020 2:13:09 PM
A11	0010764-DUP1	200.6	2353.626	0.472	247490.715	1/29/2020 2:23:55 PM
A12	0010764-DUP2	202.3	2918.799	0.59	309746.7	1/29/2020 2:34:42 PM
A13	0A29037-CCV2	200	10144.083 ✓	2.029	1066454.115	1/29/2020 2:45:29 PM
A2	0A29037-CCB2	200	53.994	0.011	4782.13	1/29/2020 2:56:16 PM
A14	A0A0633-02	201.9	564.831	0.114	59096.61	1/29/2020 3:07:10 PM
A15	A0A0633-03	200.4	321.628	0.064	33010.045	1/29/2020 3:18:04 PM
A16	A0A0636-01	203.8	379.231	0.077	39761.475	1/29/2020 3:28:51 PM
A17	0010764-DUP3	203.2	354.259	0.072	36972.215	1/29/2020 3:39:39 PM
A18	A0A0636-02	201	337.721	0.068	34813.295	1/29/2020 3:50:25 PM
A19	A0A0636-03	206.1	3021.621	0.623	326730.69	1/29/2020 4:01:12 PM
A20	A0A0636-04	200.5	638.845	0.128	66487.76	1/29/2020 4:11:59 PM
A21	A0A0636-05	202	368.58	0.074	38270.44	1/29/2020 4:22:46 PM
A22	A0A0636-06	203.7	36964.088	7.53	3960388.84	1/29/2020 4:33:33 PM
A23	A0A0636-07	201.5	34129.425	6.877	3617107.89	1/29/2020 4:44:20 PM
A24	0A29037-CCV3	200	10357.13 ✓	2.071	1088870.76	1/29/2020 4:55:07 PM
A2	0A29037-CCB3	200	79.43 ✓	0.016	7458.47	1/29/2020 5:05:53 PM
A25	A0A0637-01	203.1	423.985	0.086	44403.76	1/29/2020 5:16:47 PM
A26	0010764-DUP4	205.3	419.698	0.086	44431.5	1/29/2020 5:27:41 PM
A27	A0A0637-02	200.9	883.404	0.177	92470.3	1/29/2020 5:38:28 PM
A28	A0A0638-01	201.5	423.306	0.085	43974.92	1/29/2020 5:49:16 PM
A29	0010764-DUP5	203	354.124	0.072	36920.47	1/29/2020 6:00:03 PM

A30	A0A0638-02	200.9	369.348	0.074	38138.36	1/29/2020 6:10:50 PM
A31	A0A0638-03	201.4	430.424	0.087	44706.81	1/29/2020 6:21:37 PM
A32	A0A0638-04	201.2	745.802	0.15	78044.46	1/29/2020 6:32:24 PM
A33	0010765-BLK1	215.3	63.025	0.014	6239.595	1/29/2020 6:43:11 PM
A34	0010765-BS1	200	10158.886✓	2.032	1068011.67	1/29/2020 6:53:58 PM
A35	0A29037-CCV4	200	10277.598✓	2.056	1080502.465	1/29/2020 7:04:45 PM
A2	0A29037-CCB4	200	55.008	0.011	4888.83	1/29/2020 7:15:32 PM
A36	A0A0639-01	202.2	11358.686	2.297	1207400.47	1/29/2020 7:26:27 PM
A37	A0A0639-02	202.3	3059.524	0.619	324723.96	1/29/2020 7:37:21 PM
A38	A0A0639-03	202.7	7468.543	1.514	795544.5	1/29/2020 7:48:09 PM
A39	A0A0639-04	204.1	1721.781	0.351	183979.33	1/29/2020 7:58:56 PM
A40	0010765-DUP1	202.2	1473.788	0.298	155877.635	1/29/2020 8:09:42 PM
A41	0010765-DUP2	204.4	2428.486	0.496	260246	1/29/2020 8:20:30 PM
A42	A0A0639-05	14.3	38373.157✓	0.549	287789.04	1/29/2020 8:31:30 PM
A43	A0A0639-06	205.6	355.439	0.073	37547.13	1/29/2020 8:42:24 PM
A44	A0A0639-07	202.5	23415.996	4.742	2493713.13	1/29/2020 8:53:19 PM
A45	A0A0639-08	201.7	35210.033	7.102	3735366.235	1/29/2020 9:04:12 PM
A46	0A29037-CCV5	200	10358.451	2.072	1089009.825	1/29/2020 9:15:06 PM
A2	0A29037-CCB5	200	77.273	0.015	7231.52	1/29/2020 9:25:59 PM
A47	A0A0639-09	201.9	36539.437	7.377	3880278.865	1/29/2020 9:36:46 PM
A48	A0A0639-10	201.7	23476.109	4.735	2490236.665	1/29/2020 9:47:40 PM
A49	A0A0639-11	201.1	19700.855	3.962	2083411.91	1/29/2020 9:58:34 PM
A50	A0A0639-12	204.3	25744.109	5.26	2766116.56	1/29/2020 10:09:28 PM
A51	0010765-DUP3	204.1	23472.47	4.791	2519487.6	1/29/2020 10:20:22 PM
A52	0A29037-CCV6	200	10356.094✓	2.071	1088761.82	1/29/2020 10:31:16 PM
A2	0A29037-CCB6	200	78.455	0.016	7355.84	1/29/2020 10:42:10 PM
A62	clean62	200	64.211	0.013	5857.17	1/29/2020 10:53:04 PM
A63	clean63	200	43.488	0.009	3676.7	1/29/2020 11:03:58 PM
A64	clean64	200	38.853	0.008	3188.97	1/29/2020 11:14:53 PM
A65	clean65	200	35.139	0.007	2798.195	1/29/2020 11:25:46 PM
A66	clean66	200	8.545	0.002	0	1/29/2020 11:36:40 PM
A67	clean67	200	8.545	0.002	0	1/29/2020 11:47:34 PM
A68	clean68	200	39.312	0.008	3237.285	1/29/2020 11:58:27 PM
A69	clean69	200	29.69	0.006	2224.9	1/30/2020 12:09:21 AM
A70	clean70	200	8.545	0.002	0	1/30/2020 12:20:15 AM
A71	clean71	200	27.291	0.005	1972.48	1/30/2020 12:31:10 AM
A72	clean72	200	27.823	0.006	2028.38	1/30/2020 12:42:12 AM
A73	clean73	200	8.545	0.002	0	1/30/2020 12:53:07 AM
A74	clean74	200	32.877	0.007	2560.23	1/30/2020 1:04:00 AM

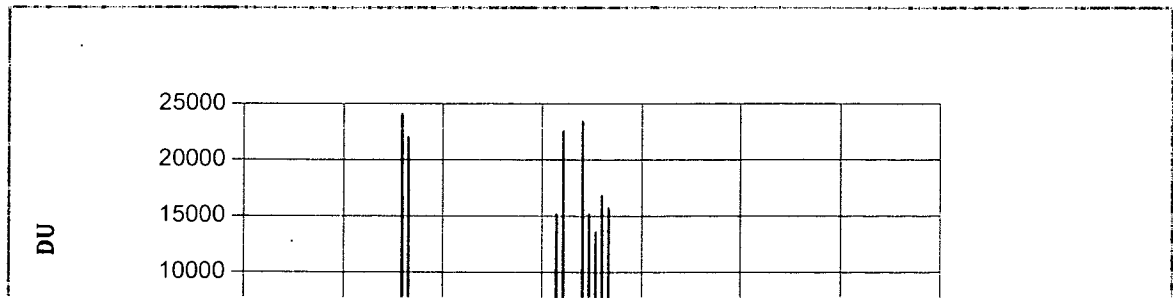
NR
cleaning

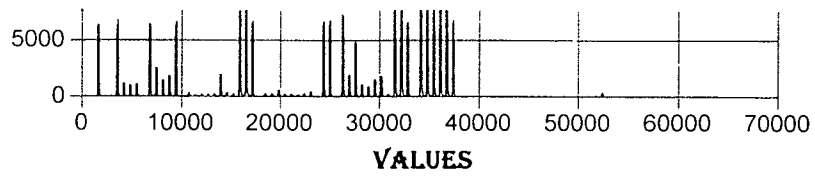
cm 1/30/2020

A75	clean75	200	8.545	0.002	0	1/30/2020 1:14:55 AM
A76	clean76	200	28.062	0.006	2053.53	1/30/2020 1:25:48 AM
A77	clean77	200	40.309	0.008	3342.18	1/30/2020 1:36:43 AM
A78	clean78	200	8.545	0.002	0	1/30/2020 1:47:37 AM
A79	clean79	200	8.545	0.002	0	1/30/2020 1:58:32 AM
A80	clean80	200	36.06	0.007	2895.115	1/30/2020 2:09:27 AM
A81	clean81	200	106.083	0.021	10262.85	1/30/2020 2:20:21 AM
A82	clean82	200	167.753	0.034	16751.74	1/30/2020 2:31:15 AM
A83	clean83	200	690.104	0.138	71713.105	1/30/2020 2:42:08 AM
A84	clean84	200	31.935	0.006	2461.05	1/30/2020 2:53:02 AM
A85	clean85	200	25.338	0.005	1766.955	1/30/2020 3:03:56 AM
A86	clean86	200	8.545	0.002	0	1/30/2020 3:14:50 AM
A87	clean87	200	8.545	0.002	0	1/30/2020 3:25:45 AM
A88	clean88	200	31.455	0.006	2410.54	1/30/2020 3:36:38 AM
A89	clean89	200	72.063	0.014	6683.27	1/30/2020 3:47:32 AM
A90	clean90	200	29.884	0.006	2245.255	1/30/2020 3:58:26 AM
A91	clean91	200	32.913	0.007	2563.94	1/30/2020 4:09:20 AM
A92	clean92	200	23.492	0.005	1572.755	1/30/2020 4:20:21 AM
A93	clean93	200	27.055	0.005	1947.61	1/30/2020 4:31:17 AM
A94	clean94	200	34.513	0.007	2732.36	1/30/2020 4:42:18 AM
A95	clean95	200	41.745	0.008	3493.23	1/30/2020 4:53:20 AM
A96	clean96	200	33.286	0.007	2603.175	1/30/2020 5:04:20 AM
A97	clean97	200	30.182	0.006	2276.635	1/30/2020 5:15:21 AM
A98	clean98	200	40.975	0.008	3412.21	1/30/2020 5:26:17 AM
A99	clean99	200	8.545	0.002	0	1/30/2020 5:37:18 AM
A100	clean100	200	8.545	0.002	0	1/30/2020 5:48:19 AM

nr cleaning

cm 1/30/2020





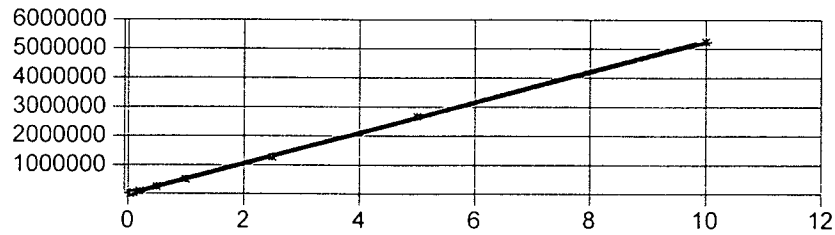
SNACCESS

✓ Cal A0A0005 1/30/2020

RUN NAME : SN10020200108A1 METHOD NAME : TCDIRECT CALIBRATION TYPE : ISO

FIRST ORDER GROUP : 1

A = -899.10605459823300 B = 526096.46424181900000 R = 0.99994117364848 R-SQUARED = 0.99988235075750



**Conventional Chemistry Parameters
Calibration Data**

Sequence 0A08052 (Cal ID A0A0805) TOC6



ELEMENT SEQUENCE LOG

Apex Laboratories

JAN 13 2020

Sequence: 0A08052

Instrument: TOC6

Date: 01/08/20 16:29

Calibration: A0A0805

#	Lab Number	Matrix	Analysis	Client	Due	Batch	ISTD ID	STD ID
1	0A08052-CAL1	Sediment	QC	QC				
2	0A08052-CAL2	Sediment	QC	QC				A20A053
3	0A08052-CAL3	Sediment	QC	QC				A20A054
4	0A08052-CAL4	Sediment	QC	QC				A20A056
5	0A08052-CAL5	Sediment	QC	QC				A20A057
6	0A08052-CAL6	Sediment	QC	QC				A20A058
7	0A08052-CAL7	Sediment	QC	QC				A20A059
8	0A08052-CAL8	Sediment	QC	QC				A20A060
9	0A08052-CAL9	Sediment	QC	QC				A20A061
10	0A08052-ICV1	Sediment	QC	QC				A19K246
11	0A08052-ICB1	Sediment	QC	QC				

Data Entered By: *CMP* 1/9/2020


Comments: *SKalar ID SAN10020200108A1*
aw
1/9/2020

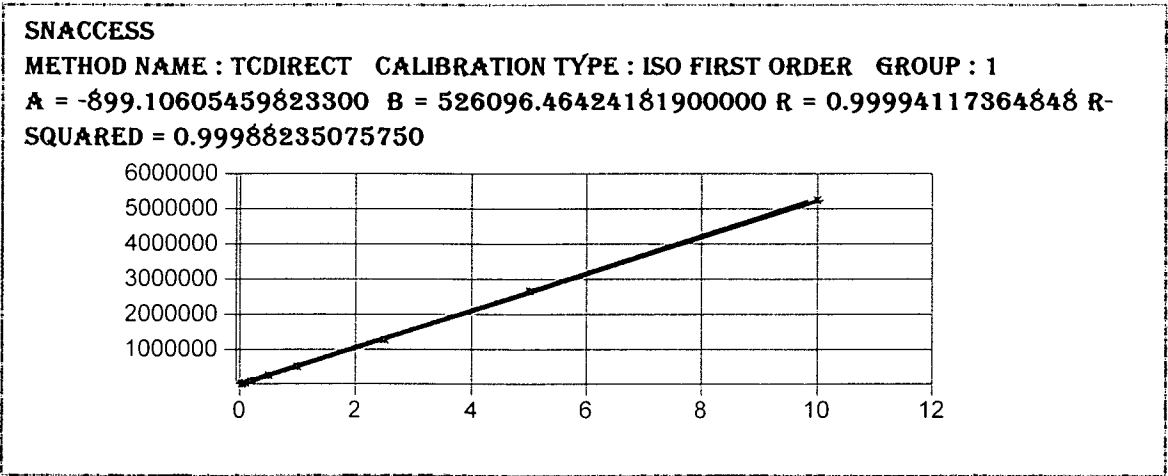
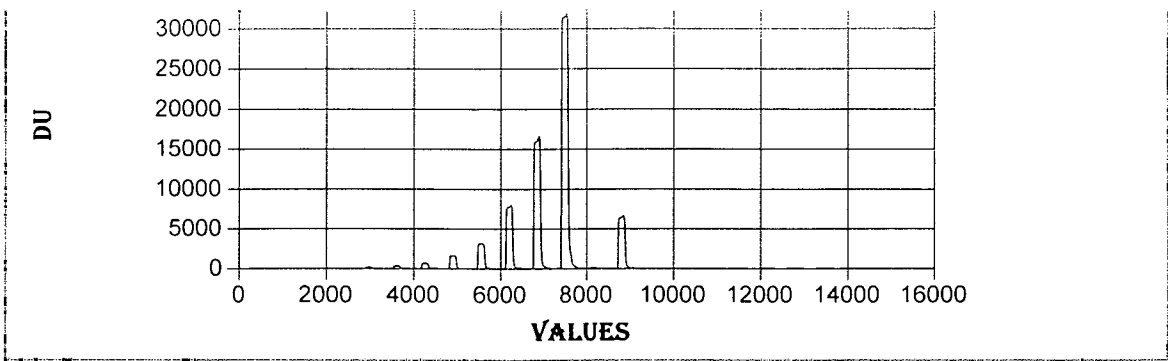
Data Reviewed By: *DMF* 1/10/20

Method: TCDirect Run Start Time: 1/8/2020 6:15:14 PM
 Method Type: TC_DIRECT Run End Time: 1/8/2020 10:40:22 P
 Table: OA08052 Device ID: TOC6
 Analyst: Administrator Run Name: SN10020200108A1

Cup Position	Sample ID	Weight (mg)	Final Result (mg/kg)	Result mg C abs	Peak Area	Analysed Date and time
A98	prime	200	32.359	0.006	2505.73	1/8/2020 6:15:28 PM
A1	blank	200	8.545	0.002	0	1/8/2020 6:26:29 PM
A11	blank	200	8.545	0.002	0	1/8/2020 6:37:23 PM
A1	OA08052-CAL1	200	8.545	0.002	0	1/8/2020 6:48:17 PM
A2	OA08052-CAL2	40	1132.086	0.045/0.0002 = 225	22924.35	1/8/2020 6:59:11 PM
A3	OA08052-CAL3	100	1063.227	0.106 = 570	55036.88	1/8/2020 7:09:58 PM
A4	OA08052-CAL4	200	1039.388	0.208 = 1040	108464.545	1/8/2020 7:20:45 PM
A5	OA08052-CAL5	50	10075.077	0.504 = 2520	264124.015	1/8/2020 7:31:32 PM
A6	OA08052-CAL6	100	9827.481	0.983 = 4915	516121.2	1/8/2020 7:42:18 PM
A7	OA08052-CAL7	250	9761.05	2.44 = 12200	1282914.36	1/8/2020 7:53:05 PM
A8	OA08052-CAL8	500	10150.088	5.075 = 25375	2669063.5	1/8/2020 8:03:52 PM
A9	OA08052-CAL9	1000	9978.708	9.979 = 49895	5248863.92	1/8/2020 8:14:39 PM
A97	OA08052-IBL1	200	175.463	0.035	17562.96	1/8/2020 8:25:25 PM
A10	OA08052-ICV1	200	10013.587✓	2.003✓	1052723.4	1/8/2020 8:36:26 PM
A11	OA08052-ICB1	200	64.139✓	0.013✓	5849.56	1/8/2020 8:47:20 PM
A2	clean2	200	8.545	0.002	0	1/8/2020 8:58:06 PM
A3	clean3	200	8.545	0.002	0	1/8/2020 9:09:00 PM
A4	clean4	200	8.545	0.002	0	1/8/2020 9:19:46 PM
A5	clean5	200	8.545	0.002	0	1/8/2020 9:30:33 PM
A6	clean6	200	8.545	0.002	0	1/8/2020 9:41:20 PM
A7	clean7	200	8.545	0.002	0	1/8/2020 9:52:06 PM
A8	clean8	200	8.545	0.002	0	1/8/2020 10:02:53 PM
A9	clean9	200	49.259	0.01	4283.87	1/8/2020 10:13:40 PM
A10	clean10	200	8.545	0.002	0	1/8/2020 10:24:26 PM

Handwritten notes in the table:
 = 225
 = 570
 = 1040
 = 2520
 = 4915
 = 12200
 = 25375
 = 49895
 1/9/2020





**Total Solids by SM2540G
Benchsheet Data**

Batch 0010655 (A0A0637-01,02)



Apex Laboratories
PREPARATION BENCH SHEET

Percent Solids + Dry Weight Worksheet

BATCH #: 0010655 (Matrix: Sediment)

Lab Number	Analysis	QC Source ID	Prepared (Time In)	Weighed (Time Out)	Tare Wt. (g)	Wet Weight (+Tare) (g)	Dry Weight (+Tare) (g)	% Solids (Calc)	LogComments
A0A0637-01	Dry Weight		01/22/20 11:24		1.26	27.175	24.96	91.5	Use Results from TS.. Make NR once completed.
A0A0637-01	Solids, Total (SM 254		01/22/20 11:24		1.26	27.175	24.96	91.5	Use Results for Dry Weight (Not for Waters)
0010655-DUP1	QC	A0A0637-01	01/22/20 11:24		1.25	28.67	26.31	91.4	
A0A0637-02	Dry Weight		01/22/20 11:24		1.26	27.7	24.75	88.8	Use Results from TS.. Make NR once completed.
A0A0637-02	Solids, Total (SM 254		01/22/20 11:24		1.26	27.7	24.75	88.8	Use Results for Dry Weight (Not for Waters)

Prepared By: NRP Date: 1/24/20

Reviewed By: James S. Johnson Date: 01/27/20

Batch #: 0010655

Total Solids Worksheet

Date: 1/22/2020

Analyst: nrp

Method: SM 2540 G

Sample ID	Tare Wt. (g)	Vessel ID	Initial (wet) Wt. (g)	Final Weight (g)			Comments
				1 st weighing	2nd Weighing	3rd Weighing	
A0A0637-01	1.260	637-01	27.175	24.960	24.960		
0010655-DUP1	1.250	637-01Dup	28.670	26.320	26.310		source: A0A0637-01
A0A0637-02	1.260	637-02	27.700	24.750	24.750		
Date/time first in oven:		Oven temp. (°C; in/out):		102.7/103.4	103.0/103.1	/	
1/23/20@12:16		Time of weighing:		1/24@12:55	1/24@17:04		

Balance Checksheets

Extractions January 2020
Wet Chem January 2020

Balance Challenge Log

Extractions
AND FX-2000
ID# 5210177

Weight ID	weight (g)	acceptance range (g)	
	=/<1g	± 0.02g	
	>1g	± 2%	
10077	0.5g	0.48	0.52
1000143395	300g	294.00	306.00

If other than as listed above, the weight and tracking ID of the mass used to challenge the balance must be recorded.

Alternate Weight/ID used:

Date Range:

Month: January
Year: 2020

Day/Time	Initials
1 07:15	AJT
2 07:25	AJT
3	
4	
5	
6 07:35	JAG
7 06:45	JAG
8 10:20	JAG
9 10:45	AWT
10 10:50	AWT
11	
12	
13 09:25	JAG
14 10:35	AWT
15 10:55	AWT
16 11:25	AWT
17 07:15	AJT
18	
19	
20 07:17	AJT
21 07:25	JAG
22 07:29	AJT
23 08:00	JAG
24 07:15	JAG
25 07:35	
26	
27	
28 07:35	AJT
29 08:20	JAG
30 07:25	CAH
31 07:11	AJT

Weight One	Observed
	0.51
	0.49
	0.50
	0.50
	0.50
	0.49
	0.49
	0.48
	0.51
	0.49
0.50g	0.50
	0.49
	0.49
	0.49
	0.49
	0.49
	0.49
	0.51
	0.49
	0.50
	0.50

Weight Two	Observed
	300.01
	299.99
	299.99
	300.00
	300.00
	300.01
	300.01
	300.00
	300.02
	300.00
	300.00
300.00g	300.01
	300.00
	299.95
	299.96
	299.96
	299.96
	299.98
	299.99
	299.99
	299.97
	300.00
	300.00

Balance Challenge Log

Wet Chem Balance 1
 Ohaus Adventurer Pro
 ID# 8C30461093

Weight ID	weight (g)	acceptance range (g)	
	<0.5000g	± 0.5mg	
	>=0.5000g	± 0.1%	
1000015949	0.005g	0.0045	0.0055
66067	0.100g	0.0995	0.1005
66067	100g	99.9000	100.1000

If other than as listed above, the weight and tracking ID of the mass used to challenge the balance must be recorded.

Month: Jan
 Year: 2020

Alternate Weight/ID used: _____
 Date Range: _____

Day/Time	Initials	Weight 1	Observed	Weight 2	Observed	Weight 3	Observed
1							
2 7:14	ME		99.9995		0.0999		0.0050
3							
4							
5							
6 14:35	MRF		99.9995		0.1000		0.0051
7 10:20	MRF		99.9995		0.1000		0.0050
8 10:05	MRF		99.9997		0.1000		0.0050
9 12:29	MMK		99.9999		0.1002		0.0052
10							
11							
12							
13 12:22	MMK		99.9995		0.1000		0.0050
14 10:15	MAS		99.9993		0.0999		0.0050
15 16:35	MAS		99.9994		0.1000		0.0051
16 12:12	MAS	100.0000g	99.9991	0.1000g	0.1000	.0050g	0.0051
17 11:52	MAS		99.9990		0.1000		0.0050
18							
19							
20 16:40	MAS		99.9990		0.0999		0.0051
21 09:49	CMR		99.9994		0.1002		0.0049
22 10:12	MMK		99.9992		0.1000		0.0049
23 14:03	MMK		99.9995		0.1001		0.0050
24 11:34	MMK		99.9996		0.0999		0.0050
25							
26							
27 09:57	MMK		100.0002		0.0999		0.0051
28 10:26	MAS		100.0002		0.1001		0.0051
29 11:56	MAS		100.0004		0.1000		0.0049
30 11:39	MAS		100.0003		0.1000		0.0051
31 10:06	MAS		100.0004		0.0999		0.0050