Exh. JW-7C
TG-230778

Waste Connections, Inc.
IS 210 - PL Review
2023-07

Districts/Grouping: 2112
Exclude IC:
System:

		Aug-22	Sep-22	Oct-22	Nov-22	Dec-22	Jan-23
98501	Days - Weekdays	23	22	21	22	22	22

[redacted]

Exh. JW-7C
TG-230778

Waste Connections, Inc.
IS 210 - PL Review
2023-07

Districts/Grouping: 2112

Exclude IC:
System:

		Aug-22	Sep-22	Oct-22	Nov-22	Dec-22	Jan-23
98501	Days - Weekdays	23	22	21	22	22	22

[redacted]

Exh. JW-7C
TG-230778

Waste Connections, Inc.
IS 210 - PL Review
2023-07

Districts/Grouping: 2112
Exclude IC:
System:

		Aug-22	Sep-22	Oct-22	Nov-22	Dec-22	Jan-23
98501	Days - Weekdays	23	22	21	22	22	22

[redacted]

Exh. JW-7C
TG-230778

Waste Connections, Inc.
IS 210 - PL Review
2023-07

Districts/Grouping: 2112
Exclude IC:
System:

		Aug-22	Sep-22	Oct-22	Nov-22	Dec-22	Jan-23
98501	Days - Weekdays	23	22	21	22	22	22

[redacted]

Exh. JW-7C
TG-230778

Waste Connections, Inc.
IS 210 - PL Review
2023-07

Districts/Grouping: 2112

Exclude IC:
System:

		Aug-22	Sep-22	Oct-22	Nov-22	Dec-22	Jan-23
98501	Days - Weekdays	23	22	21	22	22	22

[redacted]

Waste Connections, Inc.
IS 210 - PL Review
2023-07

		Feb-23	Mar-23	Apr-23	May-23	Jun-23	Jul-23
98501	Days - Weekdays	20	23	20	23	22	21

[redacted]

Waste Connections, Inc.
IS 210 - PL Review
2023-07

		Feb-23	Mar-23	Apr-23	May-23	Jun-23	Jul-23
98501	Days - Weekdays	20	23	20	23	22	21

[redacted]

Waste Connections, Inc.
IS 210 - PL Review
2023-07

		Feb-23	Mar-23	Apr-23	May-23	Jun-23	Jul-23
98501	Days - Weekdays	20	23	20	23	22	21

[redacted]

Waste Connections, Inc.
IS 210 - PL Review
2023-07

		Feb-23	Mar-23	Apr-23	May-23	Jun-23	Jul-23
98501	Days - Weekdays	20	23	20	23	22	21

Waste Connections, Inc.
IS 210 - PL Review
2023-07

		Feb-23	Mar-23	Apr-23	May-23	Jun-23	Jul-23
98501	Days - Weekdays	20	23	20	23	22	21

[redacted]

Check

Waste Connections, Inc.
IS 210 - PL Review
2023-07

		Total	
98501	Days - Weekdays	261	0%
[redacted]			3%
			1%
			1%
			9%
			1%
			9%
			37%
			0%
			4%
			0%
			29%
			0%
			0%
			5%
			0%
			99%
			(0%)
			0%
			0%
			0%
			0%
			0%
			0%
			0%
			100%
			33%
			0%
			0%
			34%
			1%
			0%
			1%
			0%
			5%
			0%
			5%
			0%
			0%

Waste Connections, Inc.
IS 210 - PL Review
2023-07

		Total	
98501	Days - Weekdays	261	0%
[redacted]			
			40%
			60%
			9%
			2%
			0%
			0%
			1%
			2%
			0%
			0%
			0%
			0%
			0%
			2%
			18%
			1%
			1%
			0%
			2%
			1%
			(0%)
			0%
			0%
			1%
			0%
			0%
			0%
			0%
			0%
			2%
			1%
			0%
			1%
			5%
			0%
			0%
			1%
			2%
			0%
			0%
			0%
			0%
			0%
			15%
			0%
			0%
			0%
			0%
			0%
			0%
			0%
			0%

Waste Connections, Inc.
IS 210 - PL Review
2023-07

		Total	
98501	Days - Weekdays	261	0%
[redacted]			0%
			0%
			0%
			0%
			1%
			1%
			0%
			0%
			0%
			0%
			0%
			1%
			0%
			1%
			0%
			0%
			1%
			0%
			0%
			0%
			0%
			0%
			0%
			0%
			0%
			2%
			0%
			2%
			(0%)
			0%
			0%
			0%
			0%
			3%
			2%
			2%
			42%
			18%
			2%
			1%
			0%
			0%
			0%

Waste Connections, Inc.
IS 210 - PL Review
2023-07

		Total	
98501	Days - Weekdays	261	0%
[redacted]		[redacted]	0%
			1%
			0%
			0%
			0%
			0%
			0%
			0%
			0%
			0%
			0%
			0%
			0%
			0%
			0%
			0%
			0%
			0%
			0%
			0%
			0%
			0%
			0%
			0%
			0%
			0%
			0%
			0%
			0%
			1%
			0%
			0%
			0%
			0%
			0%
			0%
			0%
			0%
			0%
			0%
			9%
			3%
			3%
			12%
			5%
			13%
			5%
			2%
			2%
			0%
			8%

Waste Connections, Inc.
IS 210 - PL Review
2023-07

		Total	
98501	Days - Weekdays	261	0%
[redacted]			8%
			(3%)
			(3%)
			(3%)
			(3%)
			(3%)
		0	

Olympic Disposal Districts (2112)
For the Year Ended 7/31/2023
Total Company P&L Recast into Rate Review Rate Codes

1	2	3	4	5

USOA #	GL Code	Description	Allocator	Per IS - As Booked	Restating Adjustments
[redacted]					
4115	52010	Salaries	DH Haul	78,369	-
4115	52020	Wages-Regular	DH Haul	327,909	(5,496)
		Long Haul	Long Haul	-	5,496
4115	52025	Wages-OT	DH Haul	116,781	-
[redacted]					
4115	52036	Other Bonus/Commission - Non-Safety	DH Haul	22,091	-
4115	52065	Vacation Pay	DH Haul	11,384	
4115	52070	Sick Pay	DH Haul	9,561	
[redacted]					
4115	55020	Wages Regular	CONT Count	50,792	-
4115	55025	Wages O.T.	CONT Count	3,792	-
4115	55036	Other Bonus/Commission - Non-Safety	CONT Count	1,450	-
4115	55065	Vacation Pay	CONT Count	4,416	
4115	55070	Sick Pay	CONT Count	1,261	
[redacted]					
4120	70147	Bldg & Property Maint	CUST	10,093	
[redacted]					

Olympic Disposal Districts (2112)
For the Year Ended 7/31/2023
Total Company P&L Recast into Rate Review Rate Codes

1	2	3	4	5
USOA #	**GL Code**	**Description**	**Allocator**	**Per IS - As Booked**	**Restating Adjustments**
[redacted]					
4180	52182	Towing Expense	DH	23,422	
4180	52185	Travel	DH	388	-
[redacted]					
4210	56010	Salaries-Supervisor	DH	178,605	(9,814)
		MRF Supervisor	MRF		9,814
4210	56036	Other Bonus/Commission - Non-Safety	DH	4,890	-
4210	56065	Vacation Pay	DH	-	
4210	56200	Travel	DH	939	-
[redacted]					
4213	50020	Wages Regular	DH Haul	1,666,909	(268,335)
		MRF Workers	MRF	-	106,736
4213		Long Haul Drivers	Long Haul		161,600
4213	50025	Wages OT	DH Haul	471,096	-
		MRF Workers	MRF		-
		Long Haul Drivers	Long Haul		-
4213	50035	Performance Bonus	DH Haul	-	
4213	50036	Other Bonus/Commission - Non-Safety	DH Haul	35,183	-
4213	50065	Vacation Pay	DH Haul	69,691	
4213	50070	Sick Pay	DH Haul	39,454	
[redacted]					
4240	52142	Fuel Expense	DH	881,400	132,753
		MRF Fuel	MRF		7,104
[redacted]					
4280	57324	Penalties	DH	662	(662)
[redacted]					

Olympic Disposal Districts (2112)
For the Year Ended 7/31/2023
Total Company P&L Recast into Rate Review Rate Codes

1	2	3	4	5
USOA #	**GL Code**	**Description**	**Allocator**	**Per IS - As Booked**	**Restating Adjustments**
[redacted]					
4365	40861	Processing Fees MRF	MRF	223,323	
[redacted]					
4365	44166	Cost of Materials - Glass	MRF	16,401	
4365	44169	Cost of Materials - Intercompany	RTONS	-	
4365	44168	Cost of Materials - Other Recyclables	RTONS	-	
[redacted]					
4450	70225	Advertising and Promotions	CUST	122	(122)
[redacted]					
4530	59341	A&L - Current Year Claims	DH Haul	291,992	(285,000)
4530	59342	Prior Year Claims	DH Haul	(254)	
[redacted]					
4580	70086	Safety and Training	CUST	120	
[redacted]					
4611	70010	Salaries	CUST	290,803	-
4611	70037	Termination Pay	CUST	37,500	(25,000)
[redacted]					
4613	70020	Wages Regular	BILLED CUST	280,704	-
4613	70025	Wages OT	BILLED CUST	49,516	-
[redacted]					
4613	70036	Bonuses	BILLED CUST	28,340	-
4613	70065	Vacation	BILLED CUST	9,269	
4613	70070	Sick Leave	BILLED CUST	8,839	
[redacted]					

Olympic Disposal Districts (2112)
For the Year Ended 7/31/2023
Total Company P&L Recast into Rate Review Rate Codes

	1	2	3	4	5
USOA #	**GL Code**	**Description**	**Allocator**	**Per IS - As Booked**	**Restating Adjustments**
[redacted]					
		Notifications	ACT	-	
[redacted]					
4630	70235	Legal	ACT	205,674	(47,703)
[redacted]					
4645	70149	Corp OH Allocation	REV	604,516	(244,858)
4645	70148	Alloc Exp In Distr	CUST	63,128	(45,574)
[redacted]					
4670	70310	Bad Debt Provision	REV	30,072	7,612
[redacted]					
4210	56201	Meals & Entertainment	DH	-	
[redacted]					
4690	70095	Employee Comm Activity	CUST	53,085	(26,543)
4690	70105	Employee Relocation	CUST	62,160	(28,351)
4690	70110	Contributions	CUST	5,741	(5,741)
4690	70112	Political Contributions	CUST	-	-
4690	70195	Dues & Subscriptions	CUST	9,558	(3,646)
4690	70200	Travel	CUST	2,235	-
4690	70201	Entertainment	CUST	-	
4690	70202	Excursion Meetings	CUST	2,531	-

Olympic Disposal Districts (2112)
For the Year Ended 7/31/2023
Total Company P&L Recast into Rate Review Rate Codes

1		2	3	4	5
USOA #	**GL Code**	**Description**	**Allocator**	**Per IS - As Booked**	**Restating Adjustments**
4690	70203	Lodging	CUST	47,230	-
4690	70205	Travel Auto	CUST	7,661	-
4690	70206	Travel Meals	CUST	10,804	-
4690	70220	Sponsorships	CUST	200	(200)
4690	70230	External Recruiter Fees	CUST	6,000	(4,800)
4690	70231	Recruitment Advertising & Expenses	CUST	10,995	
4690	70232	Recruitment Travel Expenses	CUST	-	
4690	70255	Other Prof Fees	CUST	24,132	
4690	70301	Computer Software	BILLED CUST	43	
4690	70303	Software License Fees	BILLED CUST	9,786	
4690	70324	Penalties and Violations	CUST	33	(33)
4690	70330	Safety Events	CUST	4,363	-
4690	70335	Miscellaneous	BILLED CUST	533	(533)
4690	70336	Coffe Bar	CUST	-	
[redacted]					
5000	51260	Depreciation Trks	ACT	926,729	(15,950)
5000	54260	Depreciation Cont, DB	ACT	317,939	(23,227)
5000	57260	Depreciation Shop	ACT	325,067	(49,985)
5000	57260.1	Depreciation Service	ACT	-	17,620
5000	57260.2	Depreciation MRF	ACT	-	36,928
5000	70260	Depreciation Office	ACT	11,980	29,615
5000	70260.1	Depreciation Leasehold		-	36,558
[redacted]					
5100	91010	Sale of Asset	ACT	347,327	(297,709)
[redacted]					
5242	70050	Payroll Taxes	ACT	55,871	67
[redacted]					
5270	41201	Rebate & Rev Sharing	ACT	869,433	(344,836)
5260	43001	Taxes & Pass Thru Fees	REV	-	344,836
[redacted]					

Olympic Disposal Districts (2112)

For the Year Ended 7/31/2023

Total Company P&L Recast into Rate Review Rate Codes

1	2	3	4	5
USOA #	GL Code	Description	Allocator	Per IS - As Booked	Restating Adjustments
[redacted]					

Olympic Disposal Districts (2112)
For the Year Ended 7/31/2023
Total Company P&L Recast into Rate Review Rate Codes

1	2	3	6	7	8
GL Code	**Description**	**Allocator**	**Pro forma Adjustments**		**Adjusted IS for UTC**
[redacted]					
52010	Salaries	DH Haul	1,877		80,246
52020	Wages-Regular	DH Haul	21,129		343,542
	Long Haul	Long Haul			5,496
52025	Wages-OT	DH Haul			116,781
[redacted]					
52036	Other Bonus/Commission - Non-Safety	DH Haul			22,091
52065	Vacation Pay	DH Haul			11,384
52070	Sick Pay	DH Haul			9,561
[redacted]					
55020	Wages Regular	CONT Count	(721)		50,071
55025	Wages O.T.	CONT Count			3,792
55036	Other Bonus/Commission - Non-Safety	CONT Count			1,450
55065	Vacation Pay	CONT Count			4,416
55070	Sick Pay	CONT Count			1,261
[redacted]					
70147	Bldg & Property Maint	CUST			10,093
[redacted]					

Olympic Disposal Districts (2112)
For the Year Ended 7/31/2023
Total Company P&L Recast into Rate Review Rate Codes

1	2	3	6	7	8
GL Code	**Description**	**Allocator**	**Pro forma Adjustments**		**Adjusted IS for UTC**
[redacted]					
52182	Towing Expense	DH			23,422
52185	Travel	DH			388
[redacted]					
56010	Salaries-Supervisor	DH	56,073		224,865
	MRF Supervisor	MRF			9,814
56036	Other Bonus/Commission - Non-Safety	DH			4,890
56065	Vacation Pay	DH			-
56200	Travel	DH			939
[redacted]					
50020	Wages Regular	DH Haul	56,858		1,455,432
	MRF Workers	MRF	3,030		109,766
	Long Haul Drivers	Long Haul	4,588		166,187
50025	Wages OT	DH Haul			471,096
	MRF Workers	MRF			-
	Long Haul Drivers	Long Haul			-
50035	Performance Bonus	DH Haul			-
50036	Other Bonus/Commission - Non-Safety	DH Haul			35,183
50065	Vacation Pay	DH Haul			69,691
50070	Sick Pay	DH Haul			39,454
[redacted]					
52142	Fuel Expense	DH	87,077		1,101,230
	MRF Fuel	MRF			7,104
[redacted]					
57324	Penalties	DH			-
[redacted]					

Olympic Disposal Districts (2112)
For the Year Ended 7/31/2023
Total Company P&L Recast into Rate Review Rate Codes

1	2	3	6	7	8
GL Code	**Description**	**Allocator**	**Pro forma Adjustments**		**Adjusted IS for UTC**
[redacted]					
40861	Processing Fees MRF	MRF			223,323
[redacted]					
44166	Cost of Materials - Glass	MRF			16,401
44169	Cost of Materials - Intercompany	RTONS			-
44168	Cost of Materials - Other Recyclables	RTONS			-
[redacted]					
70225	Advertising and Promotions	CUST			-
[redacted]					
59341	A&L - Current Year Claims	DH Haul			6,992
59342	Prior Year Claims	DH Haul	380,000		379,746
[redacted]					
70086	Safety and Training	CUST			120
[redacted]					
70010	Salaries	CUST	(15,272)		275,531
70037	Termination Pay	CUST			12,500
[redacted]					
70020	Wages Regular	BILLED CUST	(18,442)		262,262
70025	Wages OT	BILLED CUST			49,516
[redacted]					
70036	Bonuses	BILLED CUST			28,340
70065	Vacation	BILLED CUST			9,269
70070	Sick Leave	BILLED CUST			8,839
[redacted]					

Olympic Disposal Districts (2112)
For the Year Ended 7/31/2023
Total Company P&L Recast into Rate Review Rate Codes

1	2	3	6	7	8
GL Code	**Description**	**Allocator**	**Pro forma Adjustments**		**Adjusted IS for UTC**
[redacted]					
	Notifications	ACT	3,847		3,847
[redacted]					
70235	Legal	ACT			157,972
[redacted]					
70149	Corp OH Allocation	REV			359,658
70148	Alloc Exp In Distr	CUST			17,554
[redacted]					
70310	Bad Debt Provision	REV			37,683
[redacted]					
56201	Meals & Entertainment	DH			-
[redacted]					
70095	Employee Comm Activity	CUST			26,543
70105	Employee Relocation	CUST			33,810
70110	Contributions	CUST			-
70112	Political Contributions	CUST			-
70195	Dues & Subscriptions	CUST			5,912
70200	Travel	CUST			2,235
70201	Entertainment	CUST			-
70202	Excursion Meetings	CUST			2,531

Olympic Disposal Districts (2112)
For the Year Ended 7/31/2023
Total Company P&L Recast into Rate Review Rate Codes

1	2	3	6	7	8
GL Code	**Description**	**Allocator**	**Pro forma Adjustments**		**Adjusted IS for UTC**
70203	Lodging	CUST			47,230
70205	Travel Auto	CUST			7,661
70206	Travel Meals	CUST			10,804
70220	Sponsorships	CUST			-
70230	External Recruiter Fees	CUST			1,200
70231	Recruitment Advertising & Expenses	CUST			10,995
70232	Recruitment Travel Expenses	CUST			-
70255	Other Prof Fees	CUST		66,667	90,798
70301	Computer Software	BILLED CUST			43
70303	Software License Fees	BILLED CUST			9,786
70324	Penalties and Violations	CUST			-
70330	Safety Events	CUST			4,363
70335	Miscellaneous	BILLED CUST			-
70336	Coffe Bar	CUST			-
[redacted]					
51260	Depreciation Trks	ACT			910,779
54260	Depreciation Cont, DB	ACT			294,712
57260	Depreciation Shop	ACT			275,082
57260.1	Depreciation Service	ACT			17,620
57260.2	Depreciation MRF	ACT			36,928
70260	Depreciation Office	ACT			41,595
70260.1	Depreciation Leasehold				36,558
[redacted]					
91010	Sale of Asset	ACT			49,618
[redacted]					
70050	Payroll Taxes	ACT		(2,579)	53,358
[redacted]					
41201	Rebate & Rev Sharing	ACT			524,598
43001	Taxes & Pass Thru Fees	REV			344,836
[redacted]					

Olympic Disposal Districts (2112)
For the Year Ended 7/31/2023
Total Company P&L Recast into Rate Review Rate Codes

1	2 3	6 7	8

GL Code	Description	Allocator	Pro forma Adjustments	Adjusted IS for UTC
[redacted]				

Olympic Disposal Districts (2112)
For the Year Ended 7/31/2023
Total Company P&L Recast into Rate Review Rate Codes

1	2	3	9	10
GL Code	**Description**	**Allocator**	**Clallam (UTC)**	**Jefferson (UTC)**
[redacted]				
52010	Salaries	DH Haul	29,985	15,319
52020	Wages-Regular	DH Haul	128,369	65,582
	Long Haul	Long Haul	476	-
52025	Wages-OT	DH Haul	43,636	22,293
[redacted]				
52036	Other Bonus/Commission - Non-Safety	DH Haul	8,254	4,217
52065	Vacation Pay	DH Haul	4,254	2,173
52070	Sick Pay	DH Haul	3,573	1,825
[redacted]				
55020	Wages Regular	CONT Count	22,638	6,887
55025	Wages O.T.	CONT Count	1,714	521
55036	Other Bonus/Commission - Non-Safety	CONT Count	656	199
55065	Vacation Pay	CONT Count	1,997	607
55070	Sick Pay	CONT Count	570	173
[redacted]				
70147	Bldg & Property Maint	CUST	4,053	1,422
[redacted]				

Olympic Disposal Districts (2112)
For the Year Ended 7/31/2023
Total Company P&L Recast into Rate Review Rate Codes

1	2	3	9	10
GL Code	**Description**	**Allocator**	**Clallam (UTC)**	**Jefferson (UTC)**
[redacted]				
52182	Towing Expense	DH	8,370	4,276
52185	Travel	DH	139	71
[redacted]				
56010	Salaries-Supervisor	DH	80,355	41,053
	MRF Supervisor	MRF	4,528	-
56036	Other Bonus/Commission - Non-Safety	DH	1,747	893
56065	Vacation Pay	DH	-	-
56200	Travel	DH	335	171
[redacted]				
50020	Wages Regular	DH Haul	543,839	277,841
	MRF Workers	MRF	50,646	-
	Long Haul Drivers	Long Haul	14,396	-
50025	Wages OT	DH Haul	176,031	89,932
	MRF Workers	MRF	-	-
	Long Haul Drivers	Long Haul	-	-
50035	Performance Bonus	DH Haul	-	-
50036	Other Bonus/Commission - Non-Safety	DH Haul	13,147	6,716
50065	Vacation Pay	DH Haul	26,041	13,304
50070	Sick Pay	DH Haul	14,743	7,532
[redacted]				
52142	Fuel Expense	DH	393,523	201,046
	MRF Fuel	MRF	3,278	-
[redacted]				
57324	Penalties	DH	-	-
[redacted]				

Olympic Disposal Districts (2112)
For the Year Ended 7/31/2023
Total Company P&L Recast into Rate Review Rate Codes

1	2	3	9	10
GL Code	**Description**	**Allocator**	**Clallam (UTC)**	**Jefferson (UTC)**
[redacted]				
40861	Processing Fees MRF	MRF	103,041	-
[redacted]				
44166	Cost of Materials - Glass	MRF	7,567	-
44169	Cost of Materials - Intercompany	RTONS	-	-
44168	Cost of Materials - Other Recyclables	RTONS	-	-
[redacted]				
70225	Advertising and Promotions	CUST	-	-
[redacted]				
59341	A&L - Current Year Claims	DH Haul	2,613	1,335
59342	Prior Year Claims	DH Haul	141,897	72,493
[redacted]				
70086	Safety and Training	CUST	48	17
[redacted]				
70010	Salaries	CUST	110,650	38,820
70037	Termination Pay	CUST	5,020	1,761
[redacted]				
70020	Wages Regular	BILLED CUST	122,377	53,540
70025	Wages OT	BILLED CUST	23,105	10,109
[redacted]				
70036	Bonuses	BILLED CUST	13,224	5,786
70065	Vacation	BILLED CUST	4,325	1,892
70070	Sick Leave	BILLED CUST	4,124	1,804
[redacted]				

Designated Information is Confidential Per Protective Order in UTC Docket TG-230778

Olympic Disposal Districts (2112)
For the Year Ended 7/31/2023
Total Company P&L Recast into Rate Review Rate Codes

1	2	3	9	10
GL Code	**Description**	**Allocator**	**Clallam (UTC)**	**Jefferson (UTC)**
[redacted]				
	Notifications	ACT	2,847	999
[redacted]				
70235	Legal	ACT	65,636	7,269
[redacted]				
70149	Corp OH Allocation	REV	143,956	54,005
70148	Alloc Exp In Distr	CUST	7,049	2,473
[redacted]				
70310	Bad Debt Provision	REV	15,083	5,658
[redacted]				
56201	Meals & Entertainment	DH	-	-
[redacted]				
70095	Employee Comm Activity	CUST	10,659	3,740
70105	Employee Relocation	CUST	13,578	4,764
70110	Contributions	CUST	-	-
70112	Political Contributions	CUST	-	-
70195	Dues & Subscriptions	CUST	2,374	833
70200	Travel	CUST	898	315
70201	Entertainment	CUST	-	-
70202	Excursion Meetings	CUST	1,016	357

Olympic Disposal Districts (2112)
For the Year Ended 7/31/2023
Total Company P&L Recast into Rate Review Rate Codes

1	2	3	9	10
GL Code	**Description**	**Allocator**	**Clallam (UTC)**	**Jefferson (UTC)**
70203	Lodging	CUST	18,967	6,654
70205	Travel Auto	CUST	3,076	1,079
70206	Travel Meals	CUST	4,339	1,522
70220	Sponsorships	CUST	-	-
70230	External Recruiter Fees	CUST	482	169
70231	Recruitment Advertising & Expenses	CUST	4,415	1,549
70232	Recruitment Travel Expenses	CUST	-	-
70255	Other Prof Fees	CUST	59,039	20,713
70301	Computer Software	BILLED CUST	20	9
70303	Software License Fees	BILLED CUST	4,566	1,998
70324	Penalties and Violations	CUST	-	-
70330	Safety Events	CUST	1,752	615
70335	Miscellaneous	BILLED CUST	-	-
70336	Coffe Bar	CUST	-	-
[redacted]				
51260	Depreciation Trks	ACT	306,362	163,884
54260	Depreciation Cont, DB	ACT	139,342	49,420
57260	Depreciation Shop	ACT	98,300	50,220
57260.1	Depreciation Service	ACT	6,297	3,217
57260.2	Depreciation MRF	ACT	17,039	-
70260	Depreciation Office	ACT	16,704	5,860
70260.1	Depreciation Leasehold		14,681	5,151
[redacted]				
91010	Sale of Asset	ACT	49,618	0
[redacted]				
70050	Payroll Taxes	ACT	23,352	9,389
[redacted]				
41201	Rebate & Rev Sharing	ACT	0	0
43001	Taxes & Pass Thru Fees	REV	138,023	51,780
[redacted]				

Olympic Disposal Districts (2112)
For the Year Ended 7/31/2023
Total Company P&L Recast into Rate Review Rate Codes

1	2	3	9	10
GL Code	**Description**	**Allocator**	**Clallam (UTC)**	**Jefferson (UTC)**
[redacted]				

Olympic Disposal Districts (2112)
For the Year Ended 7/31/2023
Total Company P&L Recast into Rate Review Rate Codes

1	2	3	11	12	13
GL Code	**Description**	**Allocator**	**Mill Long Hauls (UTC)**	**Non-Regulated**	
[redacted]					
52010	Salaries	DH Haul	-	34,942	
52020	Wages-Regular	DH Haul	-	149,592	
	Long Haul	Long Haul	4,464	556	
52025	Wages-OT	DH Haul	-	50,851	
[redacted]					
52036	Other Bonus/Commission - Non-Safety	DH Haul	-	9,619	
52065	Vacation Pay	DH Haul	-	4,957	
52070	Sick Pay	DH Haul	-	4,163	
[redacted]					
55020	Wages Regular	CONT Count	-	20,546	
55025	Wages O.T.	CONT Count	-	1,556	
55036	Other Bonus/Commission - Non-Safety	CONT Count	-	595	
55065	Vacation Pay	CONT Count	-	1,812	
55070	Sick Pay	CONT Count	-	518	
[redacted]					
70147	Bldg & Property Maint	CUST	0	4,617	
[redacted]					

Olympic Disposal Districts (2112)
For the Year Ended 7/31/2023
Total Company P&L Recast into Rate Review Rate Codes

1	2	3	11	12	13
GL Code	**Description**	**Allocator**	**Mill Long Hauls (UTC)**	**Non-Regulated**	
[redacted]					
52182	Towing Expense	DH	1,023	9,754	
52185	Travel	DH	17	162	
[redacted]					
56010	Salaries-Supervisor	DH	9,817	93,640	
	MRF Supervisor	MRF	-	5,286	
56036	Other Bonus/Commission - Non-Safety	DH	213	2,036	
56065	Vacation Pay	DH	-	-	
56200	Travel	DH	41	391	
[redacted]					
50020	Wages Regular	DH Haul	-	633,751	
	MRF Workers	MRF	-	59,120	
	Long Haul Drivers	Long Haul	134,987	16,805	
50025	Wages OT	DH Haul	-	205,133	
	MRF Workers	MRF	-	-	
	Long Haul Drivers	Long Haul	-	-	
50035	Performance Bonus	DH Haul	-	-	
50036	Other Bonus/Commission - Non-Safety	DH Haul	-	15,320	
50065	Vacation Pay	DH Haul	-	30,346	
50070	Sick Pay	DH Haul	-	17,180	
[redacted]					
52142	Fuel Expense	DH	48,078	458,583	
	MRF Fuel	MRF	-	3,826	
[redacted]					
57324	Penalties	DH	-	-	
[redacted]					

Olympic Disposal Districts (2112)
For the Year Ended 7/31/2023
Total Company P&L Recast into Rate Review Rate Codes

1	2	3	11	12	13
GL Code	**Description**	**Allocator**	**Mill Long Hauls (UTC)**	**Non-Regulated**	
[redacted]					
40861	Processing Fees MRF	MRF	-	120,282	
[redacted]					
44166	Cost of Materials - Glass	MRF	-	8,834	
44169	Cost of Materials - Intercompany	RTONS	-	-	
44168	Cost of Materials - Other Recyclables	RTONS	-	-	
[redacted]					
70225	Advertising and Promotions	CUST	-	-	
[redacted]					
59341	A&L - Current Year Claims	DH Haul	-	3,044	
59342	Prior Year Claims	DH Haul	-	165,356	
[redacted]					
70086	Safety and Training	CUST	0	55	
[redacted]					
70010	Salaries	CUST	13	126,049	
70037	Termination Pay	CUST	1	5,718	
[redacted]					
70020	Wages Regular	BILLED CUST	20	86,325	
70025	Wages OT	BILLED CUST	4	16,298	
[redacted]					
70036	Bonuses	BILLED CUST	2	9,328	
70065	Vacation	BILLED CUST	1	3,051	
70070	Sick Leave	BILLED CUST	1	2,909	
[redacted]					

Olympic Disposal Districts (2112)
For the Year Ended 7/31/2023
Total Company P&L Recast into Rate Review Rate Codes

1	2	3	11	12	13

GL Code	Description	Allocator	Mill Long Hauls (UTC)	Non-Regulated
[redacted]				
	Notifications	ACT	0	-
[redacted]				
70235	Legal	ACT	78,774	6,292
[redacted]				
70149	Corp OH Allocation	REV	31,868	129,828
70148	Alloc Exp In Distr	CUST	1	8,030
[redacted]				
70310	Bad Debt Provision	REV	3,339	13,603
[redacted]				
56201	Meals & Entertainment	DH	-	-
[redacted]				
70095	Employee Comm Activity	CUST	1	12,143
70105	Employee Relocation	CUST	2	15,467
70110	Contributions	CUST	-	-
70112	Political Contributions	CUST	-	-
70195	Dues & Subscriptions	CUST	0	2,705
70200	Travel	CUST	0	1,023
70201	Entertainment	CUST	-	-
70202	Excursion Meetings	CUST	0	1,158

Olympic Disposal Districts (2112)
For the Year Ended 7/31/2023
Total Company P&L Recast into Rate Review Rate Codes

1	2	3	11	12	13

GL Code	Description	Allocator	Mill Long Hauls (UTC)	Non-Regulated
70203	Lodging	CUST	2	21,607
70205	Travel Auto	CUST	0	3,505
70206	Travel Meals	CUST	0	4,943
70220	Sponsorships	CUST	-	-
70230	External Recruiter Fees	CUST	0	549
70231	Recruitment Advertising & Expenses	CUST	1	5,030
70232	Recruitment Travel Expenses	CUST	-	-
70255	Other Prof Fees	CUST	7	11,040
70301	Computer Software	BILLED CUST	0	14
70303	Software License Fees	BILLED CUST	1	3,221
70324	Penalties and Violations	CUST	-	-
70330	Safety Events	CUST	0	1,996
70335	Miscellaneous	BILLED CUST	-	-
70336	Coffe Bar	CUST	-	-
[redacted]				
51260	Depreciation Trks	ACT	89,314	351,219
54260	Depreciation Cont, DB	ACT	-	105,950
57260	Depreciation Shop	ACT	12,010	114,552
57260.1	Depreciation Service	ACT	769	7,338
57260.2	Depreciation MRF	ACT	-	19,890
70260	Depreciation Office	ACT	2	19,029
70260.1	Depreciation Leasehold		2	16,725
[redacted]				
91010	Sale of Asset	ACT	0	0
[redacted]				
70050	Payroll Taxes	ACT	3	20,615
[redacted]				
41201	Rebate & Rev Sharing	ACT	0	524,598
43001	Taxes & Pass Thru Fees	REV	30,555	124,478
[redacted]				

Olympic Disposal Districts (2112)
For the Year Ended 7/31/2023
Total Company P&L Recast into Rate Review Rate Codes

1	2	3	11	12	13

GL Code	Description	Allocator	Mill Long Hauls (UTC)	Non-Regulated
[redacted]				

Olympic Disposal Districts (2112)
For the Year Ended 7/31/2023
Total Company P&L Recast into Rate Review Rate Codes

1	2	3	14

GL Code	Description	Allocator	Total Allocated
[redacted]			
52010	Salaries	DH Haul	80,246
52020	Wages-Regular	DH Haul	343,542
	Long Haul	Long Haul	5,496
52025	Wages-OT	DH Haul	116,781
[redacted]			
52036	Other Bonus/Commission - Non-Safety	DH Haul	22,091
52065	Vacation Pay	DH Haul	11,384
52070	Sick Pay	DH Haul	9,561
[redacted]			
55020	Wages Regular	CONT Count	50,071
55025	Wages O.T.	CONT Count	3,792
55036	Other Bonus/Commission - Non-Safety	CONT Count	1,450
55065	Vacation Pay	CONT Count	4,416
55070	Sick Pay	CONT Count	1,261
[redacted]			
70147	Bldg & Property Maint	CUST	10,093
[redacted]			

Olympic Disposal Districts (2112)
For the Year Ended 7/31/2023
Total Company P&L Recast into Rate Review Rate Codes

1	2	3	14
GL Code	Description	Allocator	Total Allocated
52182	Towing Expense	DH	23,422
52185	Travel	DH	388
56010	Salaries-Supervisor	DH	224,865
	MRF Supervisor	MRF	9,814
56036	Other Bonus/Commission - Non-Safety	DH	4,890
56065	Vacation Pay	DH	-
56200	Travel	DH	939
50020	Wages Regular	DH Haul	1,455,432
	MRF Workers	MRF	109,766
	Long Haul Drivers	Long Haul	166,187
50025	Wages OT	DH Haul	471,096
	MRF Workers	MRF	-
	Long Haul Drivers	Long Haul	-
50035	Performance Bonus	DH Haul	-
50036	Other Bonus/Commission - Non-Safety	DH Haul	35,183
50065	Vacation Pay	DH Haul	69,691
50070	Sick Pay	DH Haul	39,454
52142	Fuel Expense	DH	1,101,230
	MRF Fuel	MRF	7,104
57324	Penalties	DH	-

Olympic Disposal Districts (2112)
For the Year Ended 7/31/2023
Total Company P&L Recast into Rate Review Rate Codes

1	2	3	14
GL Code	**Description**	**Allocator**	**Total Allocated**
[redacted]			
40861	Processing Fees MRF	MRF	223,323
[redacted]			
44166	Cost of Materials - Glass	MRF	16,401
44169	Cost of Materials - Intercompany	RTONS	-
44168	Cost of Materials - Other Recyclables	RTONS	-
[redacted]			
70225	Advertising and Promotions	CUST	-
[redacted]			
59341	A&L - Current Year Claims	DH Haul	6,992
59342	Prior Year Claims	DH Haul	379,746
[redacted]			
70086	Safety and Training	CUST	120
[redacted]			
70010	Salaries	CUST	275,531
70037	Termination Pay	CUST	12,500
[redacted]			
70020	Wages Regular	BILLED CUST	262,262
70025	Wages OT	BILLED CUST	49,516
[redacted]			
70036	Bonuses	BILLED CUST	28,340
70065	Vacation	BILLED CUST	9,269
70070	Sick Leave	BILLED CUST	8,839
[redacted]			

Olympic Disposal Districts (2112)
For the Year Ended 7/31/2023
Total Company P&L Recast into Rate Review Rate Codes

1	2	3	14
GL Code	**Description**	**Allocator**	**Total Allocated**
[redacted]			
	Notifications	ACT	3,847
[redacted]			
70235	Legal	ACT	157,972
[redacted]			
70149	Corp OH Allocation	REV	359,658
70148	Alloc Exp In Distr	CUST	17,554
[redacted]			
70310	Bad Debt Provision	REV	37,683
[redacted]			
56201	Meals & Entertainment	DH	-
[redacted]			
70095	Employee Comm Activity	CUST	26,543
70105	Employee Relocation	CUST	33,810
70110	Contributions	CUST	-
70112	Political Contributions	CUST	-
70195	Dues & Subscriptions	CUST	5,912
70200	Travel	CUST	2,235
70201	Entertainment	CUST	-
70202	Excursion Meetings	CUST	2,531

Olympic Disposal Districts (2112)
For the Year Ended 7/31/2023
Total Company P&L Recast into Rate Review Rate Codes

1	2	3	14

GL Code	Description	Allocator	Total Allocated
70203	Lodging	CUST	47,230
70205	Travel Auto	CUST	7,661
70206	Travel Meals	CUST	10,804
70220	Sponsorships	CUST	-
70230	External Recruiter Fees	CUST	1,200
70231	Recruitment Advertising & Expenses	CUST	10,995
70232	Recruitment Travel Expenses	CUST	-
70255	Other Prof Fees	CUST	90,798
70301	Computer Software	BILLED CUST	43
70303	Software License Fees	BILLED CUST	9,786
70324	Penalties and Violations	CUST	-
70330	Safety Events	CUST	4,363
70335	Miscellaneous	BILLED CUST	-
70336	Coffe Bar	CUST	-
[redacted]			
51260	Depreciation Trks	ACT	910,779
54260	Depreciation Cont, DB	ACT	294,712
57260	Depreciation Shop	ACT	275,082
57260.1	Depreciation Service	ACT	17,620
57260.2	Depreciation MRF	ACT	36,928
70260	Depreciation Office	ACT	41,595
70260.1	Depreciation Leasehold		36,558
[redacted]			
91010	Sale of Asset	ACT	49,618
[redacted]			
70050	Payroll Taxes	ACT	53,358
[redacted]			
41201	Rebate & Rev Sharing	ACT	524,598
43001	Taxes & Pass Thru Fees	REV	344,836
[redacted]			

Olympic Disposal Districts (2112)
For the Year Ended 7/31/2023
Total Company P&L Recast into Rate Review Rate Codes

1 2 3 14

GL Code	Description	Allocator	Total Allocated
[redacted]			

Olympic Disposal Districts (2112)
For the Year Ended 7/31/2023
Total Company P&L Recast into Rate Review Rate Codes

1	2	3	15
			-

GL Code	Description	Allocator	Check
[redacted]			
52010	Salaries	DH Haul	-
52020	Wages-Regular	DH Haul	-
	Long Haul	Long Haul	-
52025	Wages-OT	DH Haul	-
[redacted]			
52036	Other Bonus/Commission - Non-Safety	DH Haul	-
52065	Vacation Pay	DH Haul	-
52070	Sick Pay	DH Haul	-
[redacted]			
55020	Wages Regular	CONT Count	
55025	Wages O.T.	CONT Count	
55036	Other Bonus/Commission - Non-Safety	CONT Count	
55065	Vacation Pay	CONT Count	
55070	Sick Pay	CONT Count	
[redacted]			
70147	Bldg & Property Maint	CUST	-
[redacted]			

Olympic Disposal Districts (2112)
For the Year Ended 7/31/2023
Total Company P&L Recast into Rate Review Rate Codes

1	2	3	15
			-

GL Code	Description	Allocator	Check
[redacted]			
52182	Towing Expense	DH	-
52185	Travel	DH	-
[redacted]			
56010	Salaries-Supervisor	DH	-
	MRF Supervisor	MRF	
56036	Other Bonus/Commission - Non-Safety	DH	-
56065	Vacation Pay	DH	-
56200	Travel	DH	-
[redacted]			
50020	Wages Regular	DH Haul	-
	MRF Workers	MRF	-
	Long Haul Drivers	Long Haul	-
50025	Wages OT	DH Haul	-
	MRF Workers	MRF	-
	Long Haul Drivers	Long Haul	-
50035	Performance Bonus	DH Haul	-
50036	Other Bonus/Commission - Non-Safety	DH Haul	-
50065	Vacation Pay	DH Haul	-
50070	Sick Pay	DH Haul	-
[redacted]			
52142	Fuel Expense	DH	-
	MRF Fuel	MRF	-
[redacted]			
57324	Penalties	DH	-
[redacted]			

Olympic Disposal Districts (2112)
For the Year Ended 7/31/2023
Total Company P&L Recast into Rate Review Rate Codes

1	2	3	15
			-

GL Code	Description	Allocator	Check
[redacted]			
40861	Processing Fees MRF	MRF	-
[redacted]			
44166	Cost of Materials - Glass	MRF	-
44169	Cost of Materials - Intercompany	RTONS	-
44168	Cost of Materials - Other Recyclables	RTONS	-
[redacted]			
70225	Advertising and Promotions	CUST	-
[redacted]			
59341	A&L - Current Year Claims	DH Haul	-
59342	Prior Year Claims	DH Haul	-
[redacted]			
70086	Safety and Training	CUST	-
[redacted]			
70010	Salaries	CUST	-
70037	Termination Pay	CUST	-
[redacted]			
70020	Wages Regular	BILLED CUST	-
70025	Wages OT	BILLED CUST	-
[redacted]			
70036	Bonuses	BILLED CUST	-
70065	Vacation	BILLED CUST	-
70070	Sick Leave	BILLED CUST	-
[redacted]			

Olympic Disposal Districts (2112)
For the Year Ended 7/31/2023
Total Company P&L Recast into Rate Review Rate Codes

1	2	3	15
			-

GL Code	Description	Allocator	Check
[redacted]			
	Notifications	ACT	-
[redacted]			
70235	Legal	ACT	-
[redacted]			
70149	Corp OH Allocation	REV	-
70148	Alloc Exp In Distr	CUST	-
[redacted]			
70310	Bad Debt Provision	REV	-
[redacted]			
56201	Meals & Entertainment	DH	-
[redacted]			
70095	Employee Comm Activity	CUST	-
70105	Employee Relocation	CUST	-
70110	Contributions	CUST	-
70112	Political Contributions	CUST	-
70195	Dues & Subscriptions	CUST	-
70200	Travel	CUST	-
70201	Entertainment	CUST	-
70202	Excursion Meetings	CUST	-

Olympic Disposal Districts (2112)
For the Year Ended 7/31/2023
Total Company P&L Recast into Rate Review Rate Codes

1	2	3	15
			-

GL Code	Description	Allocator	Check
70203	Lodging	CUST	-
70205	Travel Auto	CUST	-
70206	Travel Meals	CUST	-
70220	Sponsorships	CUST	-
70230	External Recruiter Fees	CUST	-
70231	Recruitment Advertising & Expenses	CUST	-
70232	Recruitment Travel Expenses	CUST	-
70255	Other Prof Fees	CUST	-
70301	Computer Software	BILLED CUST	-
70303	Software License Fees	BILLED CUST	-
70324	Penalties and Violations	CUST	-
70330	Safety Events	CUST	-
70335	Miscellaneous	BILLED CUST	-
70336	Coffe Bar	CUST	-
[redacted]			
51260	Depreciation Trks	ACT	-
54260	Depreciation Cont, DB	ACT	-
57260	Depreciation Shop	ACT	-
57260.1	Depreciation Service	ACT	-
57260.2	Depreciation MRF	ACT	-
70260	Depreciation Office	ACT	-
70260.1	Depreciation Leasehold		-
[redacted]			
91010	Sale of Asset	ACT	-
[redacted]			
70050	Payroll Taxes	ACT	-
[redacted]			
41201	Rebate & Rev Sharing	ACT	-
43001	Taxes & Pass Thru Fees	REV	-
[redacted]			

Olympic Disposal Districts (2112)
For the Year Ended 7/31/2023
Total Company P&L Recast into Rate Review Rate Codes

1 2 3 15

-

GL Code	Description	Allocator	*Check*
[redacted]			

Olympic Disposal G-9
Pro forma Adjustments

[redacted]

Staff Accepts

-

[redacted]

Customer Notification:

Residential		15,489	0.66	$	10,223
Commercial		1,878	0.66	$	1,239
Roll-off		117	0.66	$	78
	check	-		$	11,540

Amortize over 24-months $5,770 (C) Staff adjusted

[redacted]

Staff Accepts

[redacted]

Staff Accepts

Designated Information is Confidential Per Protective Order in UTC Docket TG-230778

[redacted]

[redacted]

$	1,900,000.00	Staff removed - See staff calculations

Pro Forma Fuel to Open Market

[redacted]

Pro Forma Expert and Legal Fees

[redacted]

usps.com/business/prices.htm

USPS.COM® Quick Tools Send Receive Shop

Mailing & Shipping Prices

You can check out the starting prices for many of our domestic and international mailing and shipping options below or visit the Postal Explorer® website to review the full USPS® Price List.

Not sure which mailing service you need? Compare Our Services.

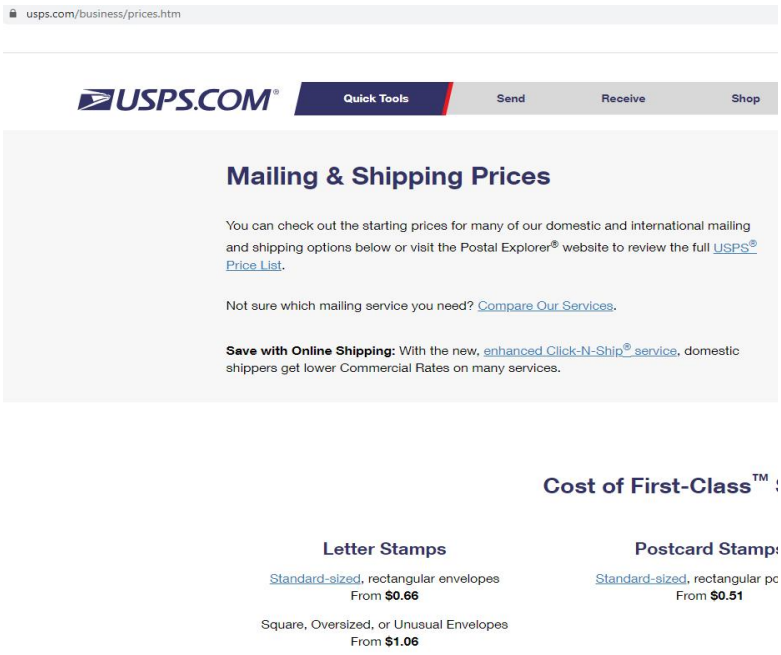

Save with Online Shipping: With the new, enhanced Click-N-Ship® service, domestic shippers get lower Commercial Rates on many services.

Cost of First-Class™ S

Letter Stamps

Standard-sized, rectangular envelopes
From **$0.66**

Square, Oversized, or Unusual Envelopes
From **$1.06**

Postcard Stamps

Standard-sized, rectangular pc
From **$0.51**

[redacted]

English Locations Support Informed Delivery

Business International Help

Stamps

s

ostcards

Global Forever® (International)

Standard-sized, rectangular envelopes
From **$1.50**

Prepared for Docket
TG-230661

For Company
Yakima Waste Systems, Inc.

By
Benjamin Sharbono

Removing unallowable bonuses; removing relocation costs no longer in effect.

Full Account	Date	**Amount USD**	Journal Description	Further Description
[redacted]				

Removing costs for relocation of employee who discontinued employment. Removing unallowable bonuses - these are owner expenses that are at management discresion to continue offering, remove, or revise making the amount that should be in rates unknown and unmeasurable.

Removing unussual relocation expenses and costs no longer in effect

Full Account	Date	**Amount USD**	Journal Description	Further Description

[redacted]

Removing costs for relocation of employee who discontinued employment, with no pay back to the company. The writeoff of the remaining amount of relocation expense is an unussual expense, not normally recurring year to year. Allowing other relocation costs.

[redacted]

Annualizing expenses for relocation of J. Deese and Andrews. Mid-year hires relocation costs were not for complete test year.

Removing Unallowable food and activities unneces

Full Account	Date	**Amount USD**

[redacted]

Designated Information is Confidential Per Protective Order in UTC Docket TG-230778

[redacted]

70095-2112-000-00	12/31/2022	**1,004.85**

[redacted]

70095-2112-000-00	12/31/2022	**630.94**

[redacted]

70095-2112-000-00	12/31/2022	**159.27**

[redacted]

Designated Information is Confidential Per Protective Order in UTC Docket TG-230778

[redacted]

70095-2112-000-00	5/31/2023	**129.13**
70095-2112-000-00	6/1/2023	**(129.13)**
70095-2112-000-00	6/30/2023	**129.13**
[redacted]		
70095-2112-000-00	7/31/2023	**195.19**
[redacted]		
		53,085.29
		-
	x	(53,085.29)
	x	4,374.54

Removing food and activities that are unnecessary t
borne by owners/shareholders, not rate payers.

sary to provide services.

Journal Description	Further Description	Doc Desc

[redacted]

Designated Information is Confidential Per Protective Order in UTC Docket TG-230778

[redacted]

2022-12 Pcard Activity	PO 02270 - MATT'S TOOLS USA~TERESA SELLE

[redacted]

2022-12 Pcard Activity	PO 02194 - CORNWELL TOOLS~TERESA SELLERS

[redacted]

2022-12 Pcard Activity	PO 02265 - MATT'S TOOLS USA~TERESA SELLE

[redacted]

[redacted]

2023-05 Pcard Accrual	PO 00892 - MATT'S TOOLS USA~TERESA SELLE
2023-05 Pcard Accrual	PO 00892 - MATT'S TOOLS USA~TERESA SELLE
2023-06 Pcard Activity	PO 00892 - MATT'S TOOLS USA~TERESA SELLE

[redacted]

2023-07 US Bank Pcard Accrual	PO 01160 - CORNWELL TOOLS~TERESA SELLERS

[redacted]

Sum
Allowable
Staff Adjustment

Tool Allowance for employees, Move to Account 52036

to the operation of solid waste collection services. The costs are not also not considered measurable due to costs being at owner/management descresion. These should be

Removing unnecessary subscriptions and dues

Full Account	Date	**Amount USD**	Journal Description	Further Description

[redacted]

Staff removing fees for publications and organizations not necessary ore required for the operation of solid waste collection services.

Doc Desc

[redacted]

Miscellaneous adjustments removing unallowable expenses, fines, and unnecessary ac

Full Account	Date	Amount USD	Journal Description
[redacted]			

Penalties paid by the company may not be borne by customers.

Full Account	Date	**Amount USD**	Journal Description
[redacted]			

Non-recurring fee. Per company, the cost was incurred to hire a person through a recru
last 5 years per materials provided by company. As this is a rare expense, staff amoritzi

Full Account	Date	**Amount USD**	Journal Description
[redacted]			

Removing due not being necessary for operation of collection services. Additionally,
making this

Full Account	Date	**Amount USD**	Journal Description
[redacted]			

Company stated in the transaction record "Reclass unclear credit card transaction". No

Full Account	Date	**Amount USD**	Journal Description
[redacted]			

Chatmeter is a AI-powered reputation management service. Advertising expense is gen
yellow pages and 2 newspaper ads per year to advise the public of holiday hours, or hir

ctivities.

Further Description Doc Desc

[redacted]

Further Description Doc Desc

[redacted]

iter due to difficulty in hiring locally. The company did not incur similar expenses in the
ng over 5 years.

Further Description Doc Desc

[redacted]

, as this is superfluous to operations, management can choose to not allow the activity,
unmeasurable.

Further Description Doc Desc

[redacted]

t a supportable cost.

Further Description Doc Desc

[redacted]

erally not a necessary expense to providing services. Usualy advertising is limited to
ing ads.

Removing Unallowable bonuses

Full Account	Date	**Amount USD**

[redacted]

[redacted]



[redacted]



[redacted]



[redacted]



[redacted]



[redacted]

Removing unallowable bonuses for non-safety item
management. Bonus programs also include caveat t

Allowing signing bonuses to allow company to attra

Removing Tooty Bonuses to enhance customer serv
to show benefits to customers through metrics, whi

Allowing tool allowances as employees are providin
does not provide all tools, there is an allowance to r

Removing Unallowable travel expenses.

Journal Description	Further Description	Full Account	Date	Amount USD
[redacted]		[redacted]		51.95
		Full Account	Date	Amount USD
		[redacted]		
		Full Account	Date	Amount USD
		[redacted]		13.35
				13.35
		Full Account	Date	Amount USD
		[redacted]		
		Full Account	Date	Amount USD
		[redacted]		

Designated Information is Confidential Per Protective Order in UTC Docket TG-230778

[redacted]



Designated Information is Confidential Per Protective Order in UTC Docket TG-230778

[redacted]

Full Account	Date	**Amount USD**
[redacted]		

Designated Information is Confidential Per Protective Order in UTC Docket TG-230778

[redacted]

[redacted]

Full Account	Date	**Amount USD**
[redacted]		

Designated Information is Confidential Per Protective Order in UTC Docket TG-230778

[redacted]

Removing travel expenses for activities not necessa
should be borne by owners/shareholders.

Allowing Blue team travel expenses. Blue team are
operational needs on a non-permanent basis.

Allowing Ferry transportation.

[redacted]



[redacted]



s due to lack of supporting documentation showing benefits for customers outside of general statements from
that management can change/remove program at will, making costs potentially unmeasurable.

ct qualified and competent drivers and mechanics to operate and maintain collection vehicles.

vice. Staff has requested documentation through data request, email, and verbally during a meeting on 10/13/23
ich have not been provided as of 10/16/23.

g their own tools unless they are specialized. This is a standard practice in mechanic industy that if the company
mechanics who use their own tools.

Journal Description	Further Description	
Workday Expense Report Dec 22	Jeremy Andrews -Ferry trip for new asl	[redacted]
Journal Description	Further Description	
[redacted]		
Journal Description	Further Description	
[redacted]		
2023-03 Pcard Activity	PO 00481 - WSFERRIES-COUPEVILLE~SEAN RAW	
2023-03 Pcard Activity	PO 00482 - WSFERRIES-PORT TOWNSEND~SEAN	
[redacted]		
Journal Description	Further Description	
[redacted]		
Journal Description	Further Description	
[redacted]		

Adjusting Overhead to remove indirect costs not allowable directly.

[redacted]

Adjusting Corporate and Regional OH accounts to remove items not allowe
not allowable indirectly.

[redacted]



[redacted]

Journal Description	Further Description
[redacted]	

[redacted]

Journal Description	Further Description
[redacted]	

[redacted]

ry for operation of regulated services. These costs are for the convienience of the company and

employees temporarily assigned to division other than their normal operation to fulfill

[redacted]

ed directly. These costs are

Removing severence pay

Full Account	Date	**Amount USD**	Journal Description	Further Description

[redacted]

Severence pay is not allowable in rates due to being non-recurring costs. This is a shareholder expense.

Adjusting to remove gift card expenses.

Full Account	Date	**Amount USD**	Journal Description	Further Description

[redacted]

[redacted]

[redacted]

[redacted]

[redacted]

Designated Information is Confidential Per Protective Order in UTC Docket TG-230778

[redacted]

[redacted]

Designated Information is Confidential Per Protective Order in UTC Docket TG-230778

[redacted]

Removing gift card taxes. Gift cards are not allowable due to being considered unknown and unmeasurable as they can be used by anyone or held instead of being granted out.

[redacted]

Revising payroll to reflect costs incurred b

Account	Account Name
[redacted]	
[redacted]	
[redacted]	
[redacted]	
[redacted]	

Per data provided by the company, the co
employees. Staff adjusted payroll informa
hours was derived from company provide
from company data for the current year.
pay in the calculations, only using hours w

based on data provided by the company in the rate case.

From Master IS	Calculated Wages	Staff Adjustment		EE #	Current Hourly Rate	Test Period Hours (Includes Vacation, PTO & Holiday)	Regular Pay, Vac., PTO, Holiday	Overtime Rates	Overtime Hours
[redacted]			x	[redacted]					
			x						
[redacted]			x						
			x						
			x						
[redacted]			x						
			x						
[redacted]			x						
			x						
[redacted]			x						
			x						
			x						

ompany did not increase pay except for two
ation based on accounts. Calculations for
ed data, calculation of pay rates was derived
Staff does not include bonuses or severence
worked and pay rates.

Designated Information is Confidential Per Protective Order in UTC Docket TG-230778

[redacted]



Removing extraordinary insurance events. Averaging over 5 years.

Overtime Pay

[redacted]

Full Account	Date	Amount USD	Journal Description
[redacted]			

Full Account	Date	Amount USD	Journal Description
[redacted]			

After review and consideration, staff cannot support the inclusion of collisions in rates. These exp

Designated Information is Confidential Per Protective Order in UTC Docket TG-230778

[redacted]

After review and consideration, staff cannot support the inclusion of collisions in rates. These exp
operations of the company based on historical account data. This treatment is in line with WAC 4
should be made to eliminate extraordinary items recorded during the test year.

Revising amortization of transfer station costs incurred

Notification costs over 3 years

Further Description

[redacted]

Account	Acct. Name	Amount
[redacted]		

Service Line	Customer Count
Residential	15,489
Commercial	1,878
Roll-off	117

Staff amortizing the expense incurred for engineering plans for a transfer station project that was discontinued. Staff amortized the cost over 7 years due to the unussual nature of the activity and the duration since the last rate case.

Staff adjusting collection peri
years. The company has state
during the rate case.

Further Description

[redacted]

penses are unussual outliers to the normal

penses are unusual outliers to the normal
480-07-520(4)(i), which states adjustments

s, not 2

Mailing cost	Total Cost	
0.66	10,223	
0.66	1,239	
0.66	78	
	11,540	
	3,847	Amortize over 3 years
	5,770	Company Adjustment
x	(1,923)	Staff revised adjustment

od of customer notification costs from 2 years to 3
d several times it plans on a 3 year filing cycling

[redacted]

[redacted]



[redacted]



Designated Information is Confidential Per Protective Order in UTC Docket TG-230778

[redacted]

[redacted]

[redacted]

Murrey's Disposal Co. Inc. G-09
dba Olympic Disposal
Clallam Dump Fee Calculation
Effective 1-1-2024

Customer counts were taken from the filing in TG-230778 currently under audit. - Brian Vandenburg 12.07.2023

	22	20RW1	1-20 GAL CART WEEKLY SVC	7	4.33	380	20	7,594	5,747
	22	32RE1	1-32 GAL CAN-EOW SVC	1	2.17	26	34	884	669
	22	35RW1	1-35 GAL CART WEEKLY SVC	1,503	4.33	78,176	37	2,892,522	2,189,125
	22	60RW1	1-60 GAL CART WEEKLY SVC	3,494	4.33	181,697	47	8,539,770	6,463,085
	22	60RW2	2-60 GAL CARTS WEEKLY SVC	15	8.67	1,601	47	75,255	56,954
	22	35RE1	1-35 GAL CART EOW SVC	1,045	2.17	27,178	37	1,005,568	761,036
	22	60RE1	1-60GAL CART EOW SVC	2,603	2.17	67,676	47	3,180,768	2,407,275
	22	60RE2	2-60 GAL CARTS EOW SVC	3	4.33	160	47	7,536	5,703
	22	35RM1	1-35 GAL MONTHLY	139	1.00	1,673	37	61,901	46,848
	22	60RM1	1-60 GAL CART MONTHLY SVC	165	1.00	1,974	47	92,778	70,216
	22	96RW1	1-96 GAL CART WEEKLY SVC	1,245	4.33	64,755	68	4,403,341	3,332,545
	22	96RE1	1-96 GAL EOW	747	2.17	19,434	68	1,321,524	1,000,158
	22	96RM1	1-96 GAL MONTHLY	36	1.00	430	68	29,240	22,129
	22A	SP35-RES	SPECIAL PICKUP 35GL RES	8	1.00	90	37	3,330	2,520
	22A	SP60-RES	SPECIAL PICKUP 60GL RES	25	1.00	299	47	14,053	10,636
	22A	SP96-RES	SPECIAL PICKUP 96GL RES	11	1.00	131	68	8,908	6,742
	22A	EXTRAR	EXTRA CAN/BAGS	217	1.00	2,605	34	88,570	67,032
	16A	OFOWR	OVERFILL/OVERWEIGHT CHG	82	1.00	982	34	33,388	25,269
	35A	F1YD1W	1YD CONT 1X WEEKLY	139.50	4.33	7,254	175	1,269,450	960,748
	35A	R1YD1W	1YD CONT 1xWEEKLY SVC	0.13	4.33	7	175	1,138	861
	35A	F1.5YD1W	1.5YD CONT 1X WEEKLY	50.92	4.33	2,648	250	661,916	500,953
	35A	F1.5YD2W	1.5YD CONT 2X WEEKLY	0.81	8.67	84	250	21,125	15,988
	35A	F2YD1W	2YD CONT 1X WEEKLY	100.19	4.33	5,210	324	1,687,956	1,277,482
	35A	R2YD1W	2YD CONT 1xWEEKLY SVC	1.45	4.33	75	324	24,429	18,489
		F2YD2W	2YD CONT 2X WEEKLY	1.00	8.67	104	324	33,696	25,502
	35A	F3YD1W	3YD CONT 1X WEEKLY SVC	50.90	4.33	2,647	473	1,252,016	947,554
	35A	F3YD2W	3YD CONT 2X WEEKLY SVC	0.30	8.67	31	473	14,758	11,169
	35A	F4YD1W	4YD CONT 1X WEEKLY SVC	62.00	4.33	3,224	613	1,976,312	1,495,716
	35A	F4YD2W	4YD CONT 2XWEEKLY SVC	1.42	8.67	147	613	90,315	68,353
	35A	R6YD1W	6YD CONT 1XWEEKLY SVC	0.91	4.33	47	840	39,585	29,959
	35A	F6YD1W	6YD CONT 1X WEEKLY SVC	46.32	4.33	2,408	840	2,023,074	1,531,107
	35A	F6YD2W	6YD CONT 2XWEEKLY SVC	1.56	8.67	162	840	136,500	103,306
	35A	F8YD1W	8YD CONT 1X WEEKLY	7.23	4.33	376	980	368,398	278,812
	35A	R1YDEOW	1YD CONT EOW SVC	1.86	2.17	48	175	8,480	6,417
	35A	F1YDEOW	1YD CONT EVERY OTHER WK	200.33	2.17	5,209	175	911,516	689,855
	35A	F1.5YDEOW	1.5YD CONT EVERY OTHER WK	64.00	2.17	1,664	250	415,999	314,837
	35A & 36A	R2YDEOW	2YD CONT EOW SVC	0.50	2.17	13	324	4,212	3,188
	35A & 36A	F2YDEOW	2YD CONT EVERY OTHER WK	77.00	2.17	2,002	324	648,648	490,911
	35A & 36A	F3YDEOW	3YD CONT EOW SVC	23.08	2.17	600	473	283,879	214,846
	35A & 36A	F4YDEOW	4YD CONT EOW SVC	20.62	2.17	536	613	328,721	248,783
	35A & 36A	R4YDEOW	4YD CONT EOW SVC	1.00	2.17	26	613	15,938	12,062
	35A & 36A	F6YDEOW	6YD CONT EVERY OTHER WK	7.46	2.17	194	840	162,890	123,279
	35A & 36A	F8YDEOW	8YD CONT EVERY OTHER WEEK	0.29	2.17	8	980	7,432	5,624
	35A	F1YD1M	1YD CONT 1X MONTH SVC	19.42	1.00	233	175	40,775	30,859
	35A	F1.5YD1M	1.5YD CONT 1X MONTH SVC	9.33	1.00	112	250	28,000	21,191
	35A	F2YD1M	2YD CONT 1X MONTH SVC	29.08	1.00	349	324	113,076	85,578
	35A	R2YD1M	2YD CONT 1X MONTH SVC	1.55	1.00	19	324	6,009	4,548
	35A	F3YD1M	3YD CONT 1X MONTH SVC	7.83	1.00	94	473	44,462	33,650

Murrey's Disposal Co. Inc. G-09
dba Olympic Disposal
Clallam Dump Fee Calculation
Effective 1-1-2024

Customer counts were taken from the filing in TG-230778 currently under audit. - Brian Vandenburg 12.07.2023

Comm	35A	F4YD1M	4YD CONT 1X MONTH SVC	12.92	1.00	155	613	95,015	71,909
	35A	F6YD1M	6YD CONT 1X MONTH SVC	3.75	1.00	45	840	37,800	28,608
	35A	SP1-COM	SPECIAL PICKUP 1YD	4.00	1.00	48	175	8,400	6,357
	35A	F1YDEX	1YD CONT EXTRA P/U	1.00	1.00	12	175	2,100	1,589
	35A	R1YDEX	1YD CONTAINER EXTRA PU	1.00	1.00	12	175	2,100	1,589
	35A	F1YDTPU	1YD TEMP CONT PU	2.56	1.00	31	175	5,367	4,062
	35A	F1.5YDEX	1.5YD CONT EXTRA P/U	1.00	1.00	12	250	3,000	2,270
	35A	R1.5YDEX	1.5YD CONTAINER EXTRA PU	1.00	1.00	12	250	3,000	2,270
	35A	F1.5YDTPU	1.5YD TEMP CONT PU	1.71	1.00	21	250	5,143	3,892
	35A	F2YDEX	2YD CONT EXTRA P/U	1.75	1.00	21	324	6,804	5,149
	35A	F2YDEXCO	CUST OWN 2YD EXTRA PU	1.00	1.00	12	324	3,888	2,943
	35A	R2YDEX	2YD CONTAINER EXTRA PU	1.33	1.00	16	324	5,184	3,923
	35A	F2YDTPU	2YD TEMP CONT PU	5.55	1.00	67	324	21,561	16,318
	35A	R2YDTPU	2YD TEMP CONTAINER PU	1.67	1.00	20	324	6,480	4,904
	35A	F3YDEX	3YD CONTAINER EXTRA PU	1.00	1.00	12	473	5,676	4,296
	35A	SP3-COM	SPECIAL PICKUP 3YD	1.13	1.00	14	473	6,386	4,833
	35A	F4YDEX	4YD CONTAINER EXTRA PU	2.00	1.00	24	613	14,712	11,134
	35A	SP4-COM	SPECIAL PICKUP 4YD	1.57	1.00	24	613	14,712	7,458
	35A	R4YDEX	4YD CONTAINER EXTRA PU	1.67	1.00	20	613	12,260	9,279
	35A	F6YDEX	6YD CONTAINER EXTRA PU	2.00	1.00	24	840	20,160	15,258
	35A	R6YDEX	6 YARD EXTRA	1.50	1.00	18	840	15,120	11,443
	35A	SP6-COM	SPECIAL PICKUP 6YD	1.20	1.00	14	840	12,096	9,155
		F3TC-COM	3 YD TEMP CONT PICKUP	17.03	1.00	204	473	96,681	73,170
	38	FCP4YD1W	4 YD COMPACTOR 1X WK	1.01	1.00	12	1,686	20,519	15,529
		F4TC-COM	4 YD TEMP CONT PICKUP	15.03	1.00	180	613	110,544	83,662
	36A	32CW1	1-32 GAL CAN WEEKLY SVC	1.00	4.33	52	34	1,768	1,338
	36A	CEXYD	CMML EXTRA YARDAGE	8.50	1.00	102	125	12,750	9,649
	35 5A	35CW1	1-35 GAL CAN WEEKLY SVC	11.00	4.33	572	37	21,164	16,017
	35 5A	60CW1	1-60 GAL CART CMML WKLY	33.60	4.33	1,747	47	82,129	62,157
		60CW2	2-60 GAL CAN WEEKLY SVC	1.00	8.67	104	47	4,888	3,699
	35 5A	96CW1	1-96 GL CART WEEKLY SVC	33.13	8.67	3,445	68	234,267	177,298
	36 5A	CEX	EXTRA CANS	4.00	1.00	48	34	1,632	1,235
			Totals	**12,453**		**491,899**		**35,280,937**	**26,697,711**

Designated Information is Confidential Per Protective Order in UTC Docket TG-230778

Murrey's Disposal Co. Inc. G-09
dba Olympic Disposal
Clallam Dump Fee Calculation
Effective 1-1-2024

Customer counts were taken from the filing in TG-230778 currently under audit. - I

				Increase		Tariff Rate Increase	Company Current Tariff		
22	20RW1	1-20 GAL CART WEEKLY SVC	$ 144.92	$ 148.27	$ 1.69	$ 16.81	$ 18.50	$ 18.50
22	32RE1	1-32 GAL CAN-EOW SVC	$ 16.87	$ 17.26	$ 1.44	$ 12.68	$ 14.12	$ 14.12
22	35RW1	1-35 GAL CART WEEKLY SVC	$ 55,198.77	$ 56,475.11	$ 3.13	$ 24.35	$ 27.48	$ 27.48
22	60RW1	1-60 GAL CART WEEKLY SVC	$ 162,966.69	$ 166,734.90	$ 3.98	$ 31.75	$ 35.73	$ 35.73
22	60RW2	2-60 GAL CARTS WEEKLY SVC	$ 1,436.11	$ 1,469.31	$ 7.95	$ 63.50	$ 71.45	$ 71.45
22	35RE1	1-35 GAL CART EOW SVC	$ 19,189.53	$ 19,633.24	$ 1.57	$ 14.05	$ 15.62	$ 15.62
22	60RE1	1-60GAL CART EOW SVC	$ 60,699.43	$ 62,102.96	$ 1.99	$ 18.19	$ 20.18	$ 20.18
22	60RE2	2-60 GAL CARTS EOW SVC	$ 143.81	$ 147.13	$ 3.98	$ 36.38	$ 40.36	$ 40.36
22	35RM1	1-35 GAL MONTHLY	$ 1,181.27	$ 1,208.59	$ 0.72	$ 8.60	$ 9.32	$ 9.32
22	60RM1	1-60 GAL CART MONTHLY SVC	$ 1,770.51	$ 1,811.45	$ 0.92	$ 12.33	$ 13.25	$ 13.25
22	96RW1	1-96 GAL CART WEEKLY SVC	$ 84,030.13	$ 85,973.12	$ 5.75	$ 41.30	$ 47.05	$ 47.05
22	96RE1	1-96 GAL EOW	$ 25,218.99	$ 25,802.12	$ 2.88	$ 23.64	$ 26.52	$ 26.52
22	96RM1	1-96 GAL MONTHLY	$ 557.99	$ 570.90	$ 1.33	$ 15.94	$ 17.27	$ 17.27
22A	SP35-RES	SPECIAL PICKUP 35GL RES	$ 63.55	$ 65.02	$ 0.72	$ 6.96	$ 7.68	$ 7.68
22A	SP60-RES	SPECIAL PICKUP 60GL RES	$ 268.18	$ 274.38	$ 0.92	$ 6.96	$ 7.88	$ 7.88
22A	SP96-RES	SPECIAL PICKUP 96GL RES	$ 169.99	$ 173.92	$ 1.33	$ 6.96	$ 8.29	$ 8.29
22A	EXTRAR	EXTRA CAN/BAGS	$ 1,690.20	$ 1,729.29	$ 0.66	$ 6.96	$ 7.62	$ 7.62
16A	OFOWR	OVERFILL/OVERWEIGHT CHG	$ 637.15	$ 651.88	$ 0.66	$ 6.53	$ 7.19	$ 7.19
35A	F1YD1W	1YD CONT 1X WEEKLY	$ 24,225.25	$ 24,785.40	$ 3.42	$ 21.69	$ 25.11	$ 25.11
35A	R1YD1W	1YD CONT 1xWEEKLY SVC	$ 21.71	$ 22.21	$ 3.42	$ 21.69	$ 25.11	$ 25.11
35A	F1.5YD1W	1.5YD CONT 1X WEEKLY	$ 12,631.52	$ 12,923.59	$ 4.88	$ 31.00	$ 35.88	$ 35.88
35A	F1.5YD2W	1.5YD CONT 2X WEEKLY	$ 403.13	$ 412.45	$ 4.88	$ 31.00	$ 35.88	$ 35.88
35A	F2YD1W	2YD CONT 1X WEEKLY	$ 32,211.71	$ 32,956.53	$ 6.33	$ 42.82	$ 49.15	$ 49.15
35A	R2YD1W	2YD CONT 1xWEEKLY SVC	$ 466.19	$ 476.97	$ 6.33	$ 42.82	$ 49.15	$ 49.15
	F2YD2W	2YD CONT 2X WEEKLY	$ 643.03	$ 657.90	$ 6.33	$ 42.82	$ 49.15	$ 49.15
35A	F3YD1W	3YD CONT 1X WEEKLY SVC	$ 23,892.56	$ 24,445.02	$ 9.24	$ 56.85	$ 66.09	$ 66.09
35A	F3YD2W	3YD CONT 2X WEEKLY SVC	$ 281.62	$ 288.14	$ 9.24	$ 56.85	$ 66.09	$ 66.09
35A	F4YD1W	4YD CONT 1X WEEKLY SVC	$ 37,714.49	$ 38,586.54	$ 11.97	$ 77.71	$ 89.68	$ 89.68
35A	F4YD2W	4YD CONT 2XWEEKLY SVC	$ 1,723.51	$ 1,763.36	$ 11.97	$ 77.71	$ 89.68	$ 89.68
35A	R6YD1W	6YD CONT 1XWEEKLY SVC	$ 755.41	$ 772.88	$ 16.40	$ 108.65	$ 125.05	$ 125.05
35A	F6YD1W	6YD CONT 1X WEEKLY SVC	$ 38,606.86	$ 39,499.55	$ 16.40	$ 108.65	$ 125.05	$ 125.05
35A	F6YD2W	6YD CONT 2XWEEKLY SVC	$ 2,604.86	$ 2,665.09	$ 16.40	$ 108.65	$ 125.05	$ 125.05
35A	F8YD1W	8YD CONT 1X WEEKLY	$ 7,030.24	$ 7,192.80	$ 19.13	$ 145.79	$ 164.92	$ 164.92
35A	R1YDEOW	1YD CONT EOW SVC	$ 161.82	$ 165.56	$ 3.42	$ 21.69	$ 25.11	$ 25.11
35A	F1YDEOW	1YD CONT EVERY OTHER WK	$ 17,394.70	$ 17,796.91	$ 3.42	$ 21.69	$ 25.11	$ 25.11
35A	F1.5YDEOW	1.5YD CONT EVERY OTHER WK	$ 7,938.62	$ 8,122.18	$ 4.88	$ 31.00	$ 35.88	$ 35.88
35A & 36A	R2YDEOW	2YD CONT EOW SVC	$ 80.38	$ 82.24	$ 6.33	$ 42.82	$ 49.15	$ 49.15
35A & 36A	F2YDEOW	2YD CONT EVERY OTHER WK	$ 12,378.32	$ 12,664.54	$ 6.33	$ 42.82	$ 49.15	$ 49.15
35A & 36A	F3YDEOW	3YD CONT EOW SVC	$ 5,417.34	$ 5,542.60	$ 9.24	$ 56.85	$ 66.09	$ 66.09
35A & 36A	F4YDEOW	4YD CONT EOW SVC	$ 6,273.07	$ 6,418.12	$ 11.97	$ 77.71	$ 89.68	$ 89.68
35A & 36A	R4YDEOW	4YD CONT EOW SVC	$ 304.15	$ 311.18	$ 11.97	$ 77.71	$ 89.68	$ 89.68
35A & 36A	F6YDEOW	6YD CONT EVERY OTHER WK	$ 3,108.47	$ 3,180.34	$ 16.40	$ 108.65	$ 125.05	$ 125.05
35A & 36A	F8YDEOW	8YD CONT EVERY OTHER WEEK	$ 141.82	$ 145.10	$ 19.13	$ 145.79	$ 164.92	$ 164.92
35A	F1YD1M	1YD CONT 1X MONTH SVC	$ 778.12	$ 796.11	$ 3.42	$ 21.69	$ 25.11	$ 25.11
35A	F1.5YD1M	1.5YD CONT 1X MONTH SVC	$ 534.33	$ 546.69	$ 4.88	$ 31.00	$ 35.88	$ 35.88
35A	F2YD1M	2YD CONT 1X MONTH SVC	$ 2,157.86	$ 2,207.75	$ 6.33	$ 42.82	$ 49.15	$ 49.15
35A	R2YD1M	2YD CONT 1X MONTH SVC	$ 114.67	$ 117.32	$ 6.33	$ 42.82	$ 49.15	$ 49.15
35A	F3YD1M	3YD CONT 1X MONTH SVC	$ 848.48	$ 868.10	$ 9.24	$ 56.85	$ 66.09	$ 66.09

nercial

Murrey's Disposal Co. Inc. G-09
dba Olympic Disposal
Clallam Dump Fee Calculation
Effective 1-1-2024

Customer counts were taken from the filing in TG-230778 currently under audit. - I

				Increase		Tariff Rate Increase	Company Current Tariff		
Comm	35A	F4YD1M	4YD CONT 1X MONTH SVC	$ 1,813.20	$ 1,855.12	$ 11.97	$ 77.71	$ 89.68	$ 89.68
	35A	F6YD1M	6YD CONT 1X MONTH SVC	$ 721.35	$ 738.03	$ 16.40	$ 108.65	$ 125.05	$ 125.05
	35A	SP1-COM	SPECIAL PICKUP 1YD	$ 160.30	$ 164.01	$ 3.42	$ 24.69	$ 28.11	$ 28.11
	35A	F1YDEX	1YD CONT EXTRA P/U	$ 40.07	$ 41.00	$ 3.42	$ 24.69	$ 28.11	$ 28.11
	35A	R1YDEX	1YD CONTAINER EXTRA PU	$ 40.07	$ 41.00	$ 3.42	$ 24.69	$ 28.11	$ 28.11
	35A	F1YDTPU	1YD TEMP CONT PU	$ 102.41	$ 104.78	$ 3.42	$ 26.71	$ 30.13	$ 30.13
	35A	F1.5YDEX	1.5YD CONT EXTRA P/U	$ 57.25	$ 58.57	$ 4.88	$ 34.00	$ 38.88	$ 38.88
	35A	R1.5YDEX	1.5YD CONTAINER EXTRA PU	$ 57.25	$ 58.57	$ 4.88	$ 34.00	$ 38.88	$ 38.88
	35A	F1.5YDTPU	1.5YD TEMP CONT PU	$ 98.14	$ 100.41	$ 4.88	$ 31.00	$ 35.88	$ 35.88
	35A	F2YDEX	2YD CONT EXTRA P/U	$ 129.84	$ 132.84	$ 6.33	$ 45.82	$ 52.15	$ 52.15
	35A	F2YDEXCO	CUST OWN 2YD EXTRA PU	$ 74.20	$ 75.91	$ 6.33	$ 45.82	$ 52.15	$ 52.15
	35A	R2YDEX	2YD CONTAINER EXTRA PU	$ 98.93	$ 101.22	$ 6.33	$ 45.82	$ 52.15	$ 52.15
	35A	F2YDTPU	2YD TEMP CONT PU	$ 411.45	$ 420.96	$ 6.33	$ 40.36	$ 46.69	$ 46.69
	35A	R2YDTPU	2YD TEMP CONTAINER PU	$ 123.66	$ 126.52	$ 6.33	$ 40.36	$ 46.69	$ 46.69
	35A	F3YDEX	3YD CONTAINER EXTRA PU	$ 108.32	$ 110.82	$ 9.24	$ 59.85	$ 69.09	$ 69.09
	35A	SP3-COM	SPECIAL PICKUP 3YD	$ 121.86	$ 124.67	$ 9.24	$ 59.85	$ 69.09	$ 69.09
	35A	F4YDEX	4YD CONTAINER EXTRA PU	$ 280.75	$ 287.24	$ 11.97	$ 80.71	$ 92.68	$ 92.68
	35A	SP4-COM	SPECIAL PICKUP 4YD	$ (11.86)	$ (12.10)	$ (0.50)	$ 80.71	$ 80.21	$ 80.21
	35A	R4YDEX	4YD CONTAINER EXTRA PU	$ 233.96	$ 239.37	$ 11.97	$ 80.71	$ 92.68	$ 92.68
	35A	F6YDEX	6YD CONTAINER EXTRA PU	$ 384.72	$ 393.61	$ 16.40	$ 111.65	$ 128.05	$ 128.05
	35A	R6YDEX	6 YARD EXTRA	$ 288.54	$ 295.21	$ 16.40	$ 111.65	$ 128.05	$ 128.05
	35A	SP6-COM	SPECIAL PICKUP 6YD	$ 230.83	$ 236.17	$ 16.40	$ 111.65	$ 128.05	$ 128.05
		F3TC-COM	3 YD TEMP CONT PICKUP	$ 1,844.99	$ 1,887.65	$ 9.24	$ 56.85	$ 66.09	$ 66.09
	38	FCP4YD1W	4 YD COMPACTOR 1X WK	$ 391.56	$ 400.62	$ 32.92	$ 160.01	$ 192.93	$ 192.93
		F4TC-COM	4 YD TEMP CONT PICKUP	$ 2,109.55	$ 2,158.33	$ 11.97	$ 77.71	$ 89.68	$ 89.68
	36A	32CW1	1-32 GAL CAN WEEKLY SVC	$ 33.74	$ 34.52	$ 0.66	$ 5.31	$ 5.97	$ 5.97
	36A	CEXYD	CMML EXTRA YARDAGE	$ 243.31	$ 248.94	$ 2.44	$ 28.44	$ 30.88	$ 30.88
	35 5A	35CW1	1-35 GAL CAN WEEKLY SVC	$ 403.88	$ 413.22	$ 0.72	$ 6.00	$ 6.72	$ 6.72
	35 5A	60CW1	1-60 GAL CART CMML WKLY	$ 1,567.28	$ 1,603.52	$ 0.92	$ 7.67	$ 8.59	$ 8.59
		60CW2	2-60 GAL CAN WEEKLY SVC	$ 93.28	$ 95.44	$ 0.92	$ 15.34	$ 17.18	$ 17.18
	35 5A	96CW1	1-96 GL CART WEEKLY SVC	$ 4,470.58	$ 4,573.95	$ 1.33	$ 9.97	$ 11.30	$ 11.30
	36 5A	CEX	EXTRA CANS	$ 31.14	$ 31.86	$ 0.66	$ 6.51	$ 7.17	$ 7.17
			Totals	**672,983**	**688,544**				

Murrey's Disposal Co. Inc. G-09
dba Olympic Disposal
Clallam Dump Fee Calculation
Effective 1-1-2024

Customer counts were taken from the filing in TG-230778 currently under audit. - I

	22	20RW1	1-20 GAL CART WEEKLY SVC	$	1,472.96	$	1,621.23	$	148.27	$	1,621.23
	22	32RE1	1-32 GAL CAN-EOW SVC	$	152.16	$	169.42	$	17.26	$	169.42
	22	35RW1	1-35 GAL CART WEEKLY SVC	$	439,290.57	$	495,765.68	$	56,475.11	$	495,765.68
	22	60RW1	1-60 GAL CART WEEKLY SVC	$	1,331,281.58	$	1,498,016.48	$	166,734.90	$	1,498,016.48
	22	60RW2	2-60 GAL CARTS WEEKLY SVC	$	11,731.62	$	13,200.93	$	1,469.31	$	13,200.93
	22	35RE1	1-35 GAL CART EOW SVC	$	176,235.80	$	195,869.04	$	19,633.24	$	195,869.04
	22	60RE1	1-60GAL CART EOW SVC	$	568,165.26	$	630,268.22	$	62,102.96	$	630,268.22
	22	60RE2	2-60 GAL CARTS EOW SVC	$	1,346.06	$	1,493.19	$	147.13	$	1,493.19
	22	35RM1	1-35 GAL MONTHLY	$	14,387.80	$	15,596.39	$	1,208.59	$	15,596.39
	22	60RM1	1-60 GAL CART MONTHLY SVC	$	24,339.42	$	26,150.87	$	1,811.45	$	26,150.87
	22	96RW1	1-96 GAL CART WEEKLY SVC	$	617,165.09	$	703,138.21	$	85,973.12	$	703,138.21
	22	96RE1	1-96 GAL EOW	$	212,041.79	$	237,843.91	$	25,802.12	$	237,843.91
	22	96RM1	1-96 GAL MONTHLY	$	6,854.20	$	7,425.10	$	570.90	$	7,425.10
	22A	SP35-RES	SPECIAL PICKUP 35GL RES	$	626.40	$	691.42	$	65.02	$	691.42
	22A	SP60-RES	SPECIAL PICKUP 60GL RES	$	2,081.04	$	2,355.42	$	274.38	$	2,355.42
	22A	SP96-RES	SPECIAL PICKUP 96GL RES	$	911.76	$	1,085.68	$	173.92	$	1,085.68
	22A	EXTRAR	EXTRA CAN/BAGS	$	18,130.80	$	19,860.09	$	1,729.29	$	19,860.09
	16A	OFOWR	OVERFILL/OVERWEIGHT CHG	$	6,412.46	$	7,064.34	$	651.88	$	7,064.34
	35A	F1YD1W	1YD CONT 1X WEEKLY	$	157,339.26	$	182,124.66	$	24,785.40	$	182,124.66
	35A	R1YD1W	1YD CONT 1xWEEKLY SVC	$	140.99	$	163.19	$	22.21	$	163.19
	35A	F1.5YD1W	1.5YD CONT 1X WEEKLY	$	82,077.59	$	95,001.18	$	12,923.59	$	95,001.18
	35A	F1.5YD2W	1.5YD CONT 2X WEEKLY	$	2,619.45	$	3,031.90	$	412.45	$	3,031.90
	35A	F2YD1W	2YD CONT 1X WEEKLY	$	223,081.07	$	256,037.60	$	32,956.53	$	256,037.60
	35A	R2YD1W	2YD CONT 1xWEEKLY SVC	$	3,228.57	$	3,705.54	$	476.97	$	3,705.54
		F2YD2W	2YD CONT 2X WEEKLY	$	4,453.28	$	5,111.18	$	657.90	$	5,111.18
	35A	F3YD1W	3YD CONT 1X WEEKLY SVC	$	150,480.20	$	174,925.22	$	24,445.02	$	174,925.22
	35A	F3YD2W	3YD CONT 2X WEEKLY SVC	$	1,773.72	$	2,061.86	$	288.14	$	2,061.86
	35A	F4YD1W	4YD CONT 1X WEEKLY SVC	$	250,537.04	$	289,123.58	$	38,586.54	$	289,123.58
	35A	F4YD2W	4YD CONT 2XWEEKLY SVC	$	11,449.26	$	13,212.63	$	1,763.36	$	13,212.63
	35A	R6YD1W	6YD CONT 1XWEEKLY SVC	$	5,120.13	$	5,893.01	$	772.88	$	5,893.01
	35A	F6YD1W	6YD CONT 1X WEEKLY SVC	$	261,675.00	$	301,174.55	$	39,499.55	$	301,174.55
	35A	F6YD2W	6YD CONT 2XWEEKLY SVC	$	17,655.60	$	20,320.70	$	2,665.09	$	20,320.70
	35A	F8YD1W	8YD CONT 1X WEEKLY	$	54,804.87	$	61,997.67	$	7,192.80	$	61,997.67
	35A	R1YDEOW	1YD CONT EOW SVC	$	1,050.97	$	1,216.53	$	165.56	$	1,216.53
	35A	F1YDEOW	1YD CONT EVERY OTHER WK	$	112,975.87	$	130,772.78	$	17,796.91	$	130,772.78
	35A	F1.5YDEOW	1.5YD CONT EVERY OTHER WK	$	51,583.90	$	59,706.08	$	8,122.18	$	59,706.08
	35A & 36A	R2YDEOW	2YD CONT EOW SVC	$	556.66	$	638.90	$	82.24	$	638.90
	35A & 36A	F2YDEOW	2YD CONT EVERY OTHER WK	$	85,725.64	$	98,390.18	$	12,664.54	$	98,390.18
	35A & 36A	F3YDEOW	3YD CONT EOW SVC	$	34,119.48	$	39,662.07	$	5,542.60	$	39,662.07
	35A & 36A	F4YDEOW	4YD CONT EOW SVC	$	41,671.97	$	48,090.09	$	6,418.12	$	48,090.09
	35A & 36A	R4YDEOW	4YD CONT EOW SVC	$	2,020.46	$	2,331.64	$	311.18	$	2,331.64
	35A & 36A	F6YDEOW	6YD CONT EVERY OTHER WK	$	21,069.01	$	24,249.35	$	3,180.34	$	24,249.35
	35A & 36A	F8YDEOW	8YD CONT EVERY OTHER WEEK	$	1,105.57	$	1,250.67	$	145.10	$	1,250.67
	35A	F1YD1M	1YD CONT 1X MONTH SVC	$	5,053.77	$	5,849.88	$	796.11	$	5,849.88
	35A	F1.5YD1M	1.5YD CONT 1X MONTH SVC	$	3,472.00	$	4,018.69	$	546.69	$	4,018.69
	35A	F2YD1M	2YD CONT 1X MONTH SVC	$	14,944.18	$	17,151.93	$	2,207.75	$	17,151.93
	35A	R2YD1M	2YD CONT 1X MONTH SVC	$	794.12	$	911.43	$	117.32	$	911.43
	35A	F3YD1M	3YD CONT 1X MONTH SVC	$	5,343.90	$	6,212.00	$	868.10	$	6,212.00

Murrey's Disposal Co. Inc. G-09
dba Olympic Disposal
Clallam Dump Fee Calculation
Effective 1-1-2024

Customer counts were taken from the filing in TG-230778 currently under audit. - I

Comm												
	35A	F4YD1M	4YD CONT 1X MONTH SVC	$	12,045.05	$	13,900.17	$	1,855.12	$	13,900.17
	35A	F6YD1M	6YD CONT 1X MONTH SVC	$	4,889.25	$	5,627.28	$	738.03	$	5,627.28
	35A	SP1-COM	SPECIAL PICKUP 1YD	$	1,185.12	$	1,349.13	$	164.01	$	1,349.13
	35A	F1YDEX	1YD CONT EXTRA P/U	$	296.28	$	337.28	$	41.00	$	337.28
	35A	R1YDEX	1YD CONTAINER EXTRA PU	$	296.28	$	337.28	$	41.00	$	337.28
	35A	F1YDTPU	1YD TEMP CONT PU	$	819.11	$	923.89	$	104.78	$	923.89
	35A	F1.5YDEX	1.5YD CONT EXTRA P/U	$	408.00	$	466.57	$	58.57	$	466.57
	35A	R1.5YDEX	1.5YD CONTAINER EXTRA PU	$	408.00	$	466.57	$	58.57	$	466.57
	35A	F1.5YDTPU	1.5YD TEMP CONT PU	$	637.71	$	738.13	$	100.41	$	738.13
	35A	F2YDEX	2YD CONT EXTRA P/U	$	962.22	$	1,095.06	$	132.84	$	1,095.06
	35A	F2YDEXCO	CUST OWN 2YD EXTRA PU	$	549.84	$	625.75	$	75.91	$	625.75
	35A	R2YDEX	2YD CONTAINER EXTRA PU	$	733.12	$	834.34	$	101.22	$	834.34
	35A	F2YDTPU	2YD TEMP CONT PU	$	2,685.77	$	3,106.74	$	420.96	$	3,106.74
	35A	R2YDTPU	2YD TEMP CONTAINER PU	$	807.20	$	933.72	$	126.52	$	933.72
	35A	F3YDEX	3YD CONTAINER EXTRA PU	$	718.20	$	829.02	$	110.82	$	829.02
	35A	SP3-COM	SPECIAL PICKUP 3YD	$	807.98	$	932.65	$	124.67	$	932.65
	35A	F4YDEX	4YD CONTAINER EXTRA PU	$	1,937.04	$	2,224.28	$	287.24	$	2,224.28
	35A	SP4-COM	SPECIAL PICKUP 4YD	$	1,937.04	$	1,924.94	$	(12.10)	$	1,924.94
	35A	R4YDEX	4YD CONTAINER EXTRA PU	$	1,614.20	$	1,853.57	$	239.37	$	1,853.57
	35A	F6YDEX	6YD CONTAINER EXTRA PU	$	2,679.60	$	3,073.21	$	393.61	$	3,073.21
	35A	R6YDEX	6 YARD EXTRA	$	2,009.70	$	2,304.91	$	295.21	$	2,304.91
	35A	SP6-COM	SPECIAL PICKUP 6YD	$	1,607.76	$	1,843.93	$	236.17	$	1,843.93
		F3TC-COM	3 YD TEMP CONT PICKUP	$	11,620.14	$	13,507.79	$	1,887.65	$	13,507.79
	38	FCP4YD1W	4 YD COMPACTOR 1X WK	$	1,947.32	$	2,347.94	$	400.62	$	2,347.94
		F4TC-COM	4 YD TEMP CONT PICKUP	$	14,013.70	$	16,172.03	$	2,158.33	$	16,172.03
	36A	32CW1	1-32 GAL CAN WEEKLY SVC	$	276.12	$	310.64	$	34.52	$	310.64
	36A	CEXYD	CMML EXTRA YARDAGE	$	2,900.88	$	3,149.82	$	248.94	$	3,149.82
	35 5A	35CW1	1-35 GAL CAN WEEKLY SVC	$	3,431.99	$	3,845.21	$	413.22	$	3,845.21
	35 5A	60CW1	1-60 GAL CART CMML WKLY	$	13,402.67	$	15,006.19	$	1,603.52	$	15,006.19
		60CW2	2-60 GAL CAN WEEKLY SVC	$	797.68	$	893.12	$	95.44	$	893.12
	35 5A	96CW1	1-96 GL CART WEEKLY SVC	$	17,173.85	$	19,460.82	$	2,286.98	$	19,460.82
	36 5A	CEX	EXTRA CANS	$	156.24	$	172.17	$	15.93	$	172.17
			Totals	**$**	**5,146,305.37**	**$**	**5,832,546.47**	**$**	**686,241.10**	**$**	**5,832,546.47**

Murrey's Disposal Co. Inc. G-09
dba Olympic Disposal
Clallam Dump Fee Calculation
Effective 1-1-2024

Customer counts were taken from the filing in TG-230778 currently under audit. - I

	22	20RW1	1-20 GAL CART WEEKLY SVC	$ -	$ 18.50	$ 1,621.23	$ 148.27
	22	32RE1	1-32 GAL CAN-EOW SVC	$ -	$ 14.12	$ 169.42	$ 17.26
	22	35RW1	1-35 GAL CART WEEKLY SVC	$ -	$ 27.48	$ 495,765.68	$ 56,475.11
	22	60RW1	1-60 GAL CART WEEKLY SVC	$ -	$ 35.73	$ 1,498,016.48	$ 166,734.90
	22	60RW2	2-60 GAL CARTS WEEKLY SVC	$ -	$ 71.45	$ 13,200.93	$ 1,469.31
	22	35RE1	1-35 GAL CART EOW SVC	$ -	$ 15.62	$ 195,869.04	$ 19,633.24
	22	60RE1	1-60GAL CART EOW SVC	$ -	$ 20.18	$ 630,268.22	$ 62,102.96
	22	60RE2	2-60 GAL CARTS EOW SVC	$ -	$ 40.36	$ 1,493.19	$ 147.13
	22	35RM1	1-35 GAL MONTHLY	$ -	$ 9.32	$ 15,596.39	$ 1,208.59
	22	60RM1	1-60 GAL CART MONTHLY SVC	$ -	$ 13.25	$ 26,150.87	$ 1,811.45
	22	96RW1	1-96 GAL CART WEEKLY SVC	$ -	$ 47.05	$ 703,138.21	$ 85,973.12
	22	96RE1	1-96 GAL EOW	$ -	$ 26.52	$ 237,843.91	$ 25,802.12
	22	96RM1	1-96 GAL MONTHLY	$ -	$ 17.27	$ 7,425.10	$ 570.90
	22A	SP35-RES	SPECIAL PICKUP 35GL RES	$ -	$ 7.68	$ 691.42	$ 65.02
	22A	SP60-RES	SPECIAL PICKUP 60GL RES	$ -	$ 7.88	$ 2,355.42	$ 274.38
	22A	SP96-RES	SPECIAL PICKUP 96GL RES	$ -	$ 8.29	$ 1,085.68	$ 173.92
	22A	EXTRAR	EXTRA CAN/BAGS	$ -	$ 7.62	$ 19,860.09	$ 1,729.29
	16A	OFOWR	OVERFILL/OVERWEIGHT CHG	$ -	$ 7.19	$ 7,064.34	$ 651.88
	35A	F1YD1W	1YD CONT 1X WEEKLY	$ -	$ 25.11	$ 182,124.66	$ 24,785.40
	35A	R1YD1W	1YD CONT 1xWEEKLY SVC	$ -	$ 25.11	$ 163.19	$ 22.21
	35A	F1.5YD1W	1.5YD CONT 1X WEEKLY	$ -	$ 35.88	$ 95,001.18	$ 12,923.59
	35A	F1.5YD2W	1.5YD CONT 2X WEEKLY	$ -	$ 35.88	$ 3,031.90	$ 412.45
	35A	F2YD1W	2YD CONT 1X WEEKLY	$ -	$ 49.15	$ 256,037.60	$ 32,956.53
	35A	R2YD1W	2YD CONT 1xWEEKLY SVC	$ -	$ 49.15	$ 3,705.54	$ 476.97
		F2YD2W	2YD CONT 2X WEEKLY	$ -	$ 49.15	$ 5,111.18	$ 657.90
	35A	F3YD1W	3YD CONT 1X WEEKLY SVC	$ -	$ 66.09	$ 174,925.22	$ 24,445.02
	35A	F3YD2W	3YD CONT 2X WEEKLY SVC	$ -	$ 66.09	$ 2,061.86	$ 288.14
	35A	F4YD1W	4YD CONT 1X WEEKLY SVC	$ -	$ 89.68	$ 289,123.58	$ 38,586.54
	35A	F4YD2W	4YD CONT 2XWEEKLY SVC	$ -	$ 89.68	$ 13,212.63	$ 1,763.36
	35A	R6YD1W	6YD CONT 1XWEEKLY SVC	$ -	$ 125.05	$ 5,893.01	$ 772.88
	35A	F6YD1W	6YD CONT 1X WEEKLY SVC	$ -	$ 125.05	$ 301,174.55	$ 39,499.55
	35A	F6YD2W	6YD CONT 2XWEEKLY SVC	$ -	$ 125.05	$ 20,320.70	$ 2,665.09
	35A	F8YD1W	8YD CONT 1X WEEKLY	$ -	$ 164.92	$ 61,997.67	$ 7,192.80
	35A	R1YDEOW	1YD CONT EOW SVC	$ -	$ 25.11	$ 1,216.53	$ 165.56
	35A	F1YDEOW	1YD CONT EVERY OTHER WK	$ -	$ 25.11	$ 130,772.78	$ 17,796.91
	35A	F1.5YDEOW	1.5YD CONT EVERY OTHER WK	$ -	$ 35.88	$ 59,706.08	$ 8,122.18
	35A & 36A	R2YDEOW	2YD CONT EOW SVC	$ -	$ 49.15	$ 638.90	$ 82.24
	35A & 36A	F2YDEOW	2YD CONT EVERY OTHER WK	$ -	$ 49.15	$ 98,390.18	$ 12,664.54
	35A & 36A	F3YDEOW	3YD CONT EOW SVC	$ -	$ 66.09	$ 39,662.07	$ 5,542.60
	35A & 36A	F4YDEOW	4YD CONT EOW SVC	$ -	$ 89.68	$ 48,090.09	$ 6,418.12
	35A & 36A	R4YDEOW	4YD CONT EOW SVC	$ -	$ 89.68	$ 2,331.64	$ 311.18
	35A & 36A	F6YDEOW	6YD CONT EVERY OTHER WK	$ -	$ 125.05	$ 24,249.35	$ 3,180.34
	35A & 36A	F8YDEOW	8YD CONT EVERY OTHER WEEK	$ -	$ 164.92	$ 1,250.67	$ 145.10
	35A	F1YD1M	1YD CONT 1X MONTH SVC	$ -	$ 25.11	$ 5,849.88	$ 796.11
	35A	F1.5YD1M	1.5YD CONT 1X MONTH SVC	$ -	$ 35.88	$ 4,018.69	$ 546.69
	35A	F2YD1M	2YD CONT 1X MONTH SVC	$ -	$ 49.15	$ 17,151.93	$ 2,207.75
nercial	35A	R2YD1M	2YD CONT 1X MONTH SVC	$ -	$ 49.15	$ 911.43	$ 117.32
	35A	F3YD1M	3YD CONT 1X MONTH SVC	$ -	$ 66.09	$ 6,212.00	$ 868.10

Designated Information is Confidential Per Protective Order in UTC Docket TG-230778

Murrey's Disposal Co. Inc. G-09
dba Olympic Disposal
Clallam Dump Fee Calculation
Effective 1-1-2024

Customer counts were taken from the filing in TG-230778 currently under audit. - I

Comm	35A	F4YD1M	4YD CONT 1X MONTH SVC	$	-	$	89.68	$	13,900.17	$ 1,855.12
	35A	F6YD1M	6YD CONT 1X MONTH SVC	$	-	$	125.05	$	5,627.28	$ 738.03
	35A	SP1-COM	SPECIAL PICKUP 1YD	$	-	$	28.11	$	1,349.13	$ 164.01
	35A	F1YDEX	1YD CONT EXTRA P/U	$	-	$	28.11	$	337.28	$ 41.00
	35A	R1YDEX	1YD CONTAINER EXTRA PU	$	-	$	28.11	$	337.28	$ 41.00
	35A	F1YDTPU	1YD TEMP CONT PU	$	-	$	30.13	$	923.89	$ 104.78
	35A	F1.5YDEX	1.5YD CONT EXTRA P/U	$	-	$	38.88	$	466.57	$ 58.57
	35A	R1.5YDEX	1.5YD CONTAINER EXTRA PU	$	-	$	38.88	$	466.57	$ 58.57
	35A	F1.5YDTPU	1.5YD TEMP CONT PU	$	-	$	35.88	$	738.13	$ 100.41
	35A	F2YDEX	2YD CONT EXTRA P/U	$	-	$	52.15	$	1,095.06	$ 132.84
	35A	F2YDEXCO	CUST OWN 2YD EXTRA PU	$	-	$	52.15	$	625.75	$ 75.91
	35A	R2YDEX	2YD CONTAINER EXTRA PU	$	-	$	52.15	$	834.34	$ 101.22
	35A	F2YDTPU	2YD TEMP CONT PU	$	-	$	46.69	$	3,106.74	$ 420.96
	35A	R2YDTPU	2YD TEMP CONTAINER PU	$	-	$	46.69	$	933.72	$ 126.52
	35A	F3YDEX	3YD CONTAINER EXTRA PU	$	-	$	69.09	$	829.02	$ 110.82
	35A	SP3-COM	SPECIAL PICKUP 3YD	$	-	$	69.09	$	932.65	$ 124.67
	35A	F4YDEX	4YD CONTAINER EXTRA PU	$	-	$	92.68	$	2,224.28	$ 287.24
	35A	SP4-COM	SPECIAL PICKUP 4YD	$	-	$	80.21	$	1,924.94	$ (12.10)
	35A	R4YDEX	4YD CONTAINER EXTRA PU	$	-	$	92.68	$	1,853.57	$ 239.37
	35A	F6YDEX	6YD CONTAINER EXTRA PU	$	-	$	128.05	$	3,073.21	$ 393.61
	35A	R6YDEX	6 YARD EXTRA	$	-	$	128.05	$	2,304.91	$ 295.21
	35A	SP6-COM	SPECIAL PICKUP 6YD	$	-	$	128.05	$	1,843.93	$ 236.17
		F3TC-COM	3 YD TEMP CONT PICKUP	$	-	$	66.09	$	13,507.79	$ 1,887.65
	38	FCP4YD1W	4 YD COMPACTOR 1X WK	$	-	$	192.93	$	2,347.94	$ 400.62
		F4TC-COM	4 YD TEMP CONT PICKUP	$	-	$	89.68	$	16,172.03	$ 2,158.33
	36A	32CW1	1-32 GAL CAN WEEKLY SVC	$	-	$	5.97	$	310.64	$ 34.52
	36A	CEXYD	CMML EXTRA YARDAGE	$	-	$	30.88	$	3,149.82	$ 248.94
	35 5A	35CW1	1-35 GAL CAN WEEKLY SVC	$	-	$	6.72	$	3,845.21	$ 413.22
	35 5A	60CW1	1-60 GAL CART CMML WKLY	$	-	$	8.59	$	15,006.19	$ 1,603.52
		60CW2	2-60 GAL CAN WEEKLY SVC	$	-	$	17.18	$	893.12	$ 95.44
	35 5A	96CW1	1-96 GL CART WEEKLY SVC	$	-	$	11.30	$	19,460.82	$ 2,286.98
	36 5A	CEX	EXTRA CANS	$	-	$	7.17	$	172.17	$ 15.93
			Totals	**$**	**-**			**$**	**5,832,546.47**	**$ 686,241.10**

Murrey's Disposal Co. Inc. G-09
dba Olympic Disposal
Clallam Dump Fee Calculation
Effective 1-1-2024

Customer counts were taken from the filing in TG-230778 currently under audit. - Brian Vandenburg 12.07.2023

[redacted]

	No Current Customers						
22	1-32 GAL CAN-MONTHLY SVC	-	1.00	12	34	34	26
22	1-32 GAL CAN-WEEKLY SVC	-	1.00	12	34	34	26
22	2-32 GAL CANS-WEEKLY SVC	-	1.00	12	51	51	39
22	3-32 GAL CANS-WEEKLY SVC	-	1.00	12	77	77	58
22	4 Can	-	1.00	12	97	97	73
22	5 Can	-	1.00	12	117	117	89
22A	On Call	-	1.00	12	34	34	26
28A	Loose Yard	-	1.00	12	125	125	95
32A	Loose Yard	-	1.00	12	125	125	95
28A	Bulky Materials	-	1.00	12	125	125	95
35A	8 Yard	-	1.00	12	980	980	742
35A	8 YD Cont Extra PU	-	1.00	12	980	980	742
35 5A	96 gal Temp NEW	-	1.00	12	68	68	51
32A	Overweight	-	1.00	12	125	125	95
36A	Extra Unit	-	1.00	12	125	125	95

[redacted]

	Total		
Total Tonnage	13,351	For tonnage information see -	
Total Pounds	26,701,388	TG-230778	12/1/2023
Total Pick Ups	491,899		
Adjustment factor	75.68%		
Residential	$ 424,989	12.38%	
Commercial	$ 261,252	15.25%	
Total	**$ 686,241**		
Roll-Off Tons	5,314	34.78%	
		For tonnage information see -	
Increase	**$ 267,965**	TG-23077	12/1/2023
	$ 954,206		

Murrey's Disposal Co. Inc. G-09
dba Olympic Disposal
Clallam Dump Fee Calculation
Effective 1-1-2024

Customer counts were taken from the filing in TG-230778 currently under audit. - I

		Increase		Tariff Rate Increase	Company Current Tariff		
	No Current Customers						
22	1-32 GAL CAN-MONTHLY SVC	$ 0.65	$ 0.66	$ 0.66	7.50	$ 8.16	$ 8.16
22	1-32 GAL CAN-WEEKLY SVC	$ 0.65	$ 0.66	$ 0.66	21.93	$ 22.59	$ 22.59
22	2-32 GAL CANS-WEEKLY SVC	$ 0.97	$ 1.00	$ 1.00	33.58	$ 34.58	$ 34.58
22	3-32 GAL CANS-WEEKLY SVC	$ 1.47	$ 1.50	$ 1.50	46.17	$ 47.67	$ 47.67
22	4 Can	$ 1.85	$ 1.89	$ 1.89	60.24	$ 62.13	$ 62.13
22	5 Can	$ 2.23	$ 2.28	$ 2.28	71.45	$ 73.73	$ 73.73
22A	On Call	$ 0.65	$ 0.66	$ 0.66	$ 8.50	$ 9.16	$ 9.16
28A	Loose Yard	$ 2.39	$ 2.44	$ 2.44	$ 28.44	$ 30.88	$ 30.88
32A	Loose Yard	$ 2.39	$ 2.44	$ 2.44	$ 28.52	$ 30.96	$ 30.88
28A	Bulky Materials	$ 2.39	$ 2.44	$ 2.44	$ -	$ 2.44	$ 2.44
35A	8 Yard	$ 18.70	$ 19.13	$ 19.13	$ 145.79	$ 164.92	$ 164.92
35A	8 YD Cont Extra PU	$ 18.70	$ 19.13	$ 19.13	$ 148.79	$ 167.92	$ 167.92
35 5A	96 gal Temp NEW	$ 1.30	$ 1.33	$ 1.33	$ 12.97	$ 14.30	$ 14.30
32A	Overweight	$ 2.39	$ 2.44	$ 2.44	$ 28.44	$ 30.88	$ 30.88
36A	Extra Unit	$ 2.39	$ 2.44	$ 2.44	$ 6.94	$ 9.38	$ 7.60

[redacted]

Total Tonnage
Total Pounds
Total Pick Ups
Adjustment factor

Residential
Commercial
Total

Roll-Off Tons

Increase

Olympic Disposal 2112
Payroll Schedule
August 1, 2022-July 31, 2023

Designated Information is Confidential Per Protective Order in UTC Docket TG-230778

Note: We adjusted our payroll schedule approach to align with Staff's approach on previous wage per hour (column E). We then obtained a payroll report for the test period and determ the number of overtime hours. This information was used to determine the restated test pe Next we multiplied the pay by the wage increase that the employee will receive in the rate y beginning 11/1/2023. Since employees received pay raises in April 2023 all their hours during capture test period wages and forward look wages in one calculation.

Note: Data below is from payroll registers. Links have been broken to the source file to maintain data integrity. Source documents are available upon request.

District #	EE #	Name	Job	Current Hourly Rate	Test Period Hours (Includes Vacation, PTO & Holiday)	Regular Pay During Test Period	Overtime Hours	Regular Overtime Pay	Total Hourly/Salary Pay
[redacted]									
			TOTAL Residential Drivers						
			TOTAL Roll Off Driver						
			TOTAL Residenital Recycling						
			TOTAL Commercial Recycling						
			TOTAL Commercial Garbage						
			TOTAL Transfer Tractor Drivers						
			TOTAL Delivery Drivers						
			TOTAL Lead Drivers						

Designated Information is Confidential Per Protective Order in UTC Docket TG-230778

[redacted]

TOTAL MRF

TOTAL DRIVERS

TOTAL MECHANICS

TOTAL SALES

TOTAL CONTAINER

TOTAL G&A

TOTAL SUPERVISOR

GRAND TOTALS

Designated Information is Confidential Per Protective Order in UTC Docket TG-230778

[redacted]

A current pay rate to the GL expense, which includes a blend of pay rates during the year. Wage restatement amounts are linked to the Consoidated IS in the Pro forma workbook.

filings. We ran the most recent payroll report to obtain employees current
nined the number of regular hours (including vacation, PTO & holiday) and
riod total pay (test period hours times current hourly rate) (Column M).
ear (2023) to determine forward looking wages to be included in rates
g the test period were restated at their new rate in April. This allows us to

Bonuses & Commissions	Personal Time & Payouts	Total Test Period Pay	2023 Pay Raises	2023 Rate	2024 Proforma Regular Pay	2024 Proforma OT	2024 Proforma Personal Time Payout	Total Rate Period Pay (adjusted)	Total Proforma Pay
[redacted]									

Designated Information is Confidential Per Protective Order in UTC Docket TG-230778

[redacted]

Designated Information is Confidential Per Protective Order in UTC Docket TG-230778

[redacted]

A



Pro-Forma Raise Adjust	Normalizing Wage Ajdustments

[redacted]

[redacted]

[redacted]



Designated Information is Confidential Per Protective Order in UTC Docket TG-230778

Note: Data below is from payroll registers. Links have been broken to the source file to maintain data integrity. Source documents are available upon request.

District #	EE #	Name	Job	Total Proforma Pay	Pro-Forma Raise Adjust	Normalizing Wage Ajdustments
[redacted]						
		TOTAL Residential Drivers				
		TOTAL Roll Off Driver				
		TOTAL Residenital Recycling				
		TOTAL Commercial Recycling				
		TOTAL Commercial Garbage				
		TOTAL Transfer Tractor Drivers		161,600		
		TOTAL Delivery Drivers				
		TOTAL Lead Drivers				

TOTAL MRF	106,736
TOTAL DRIVERS	
TOTAL MECHANICS	
TOTAL SALES	
TOTAL CONTAINER	
TOTAL G&A	
TOTAL SUPERVISOR	
GRAND TOTALS	

[redacted]



A

A

These differences are due to comparing test period restated wages at the current pay rate to the GL expense, which includes a blend of pay rates during the year. Wage restatement amounts are linked to the Consoidated IS in the Pro forma workbook.

Olympic Disposal
Manual Entry Detail Behind Payroll Schedule

Detail of 500XX --Driver Labor

Detail of 520XX --Mechanic Labor

[redacted]

Designated Information is Confidential Per Protective Order in UTC Docket TG-230778

[redacted]

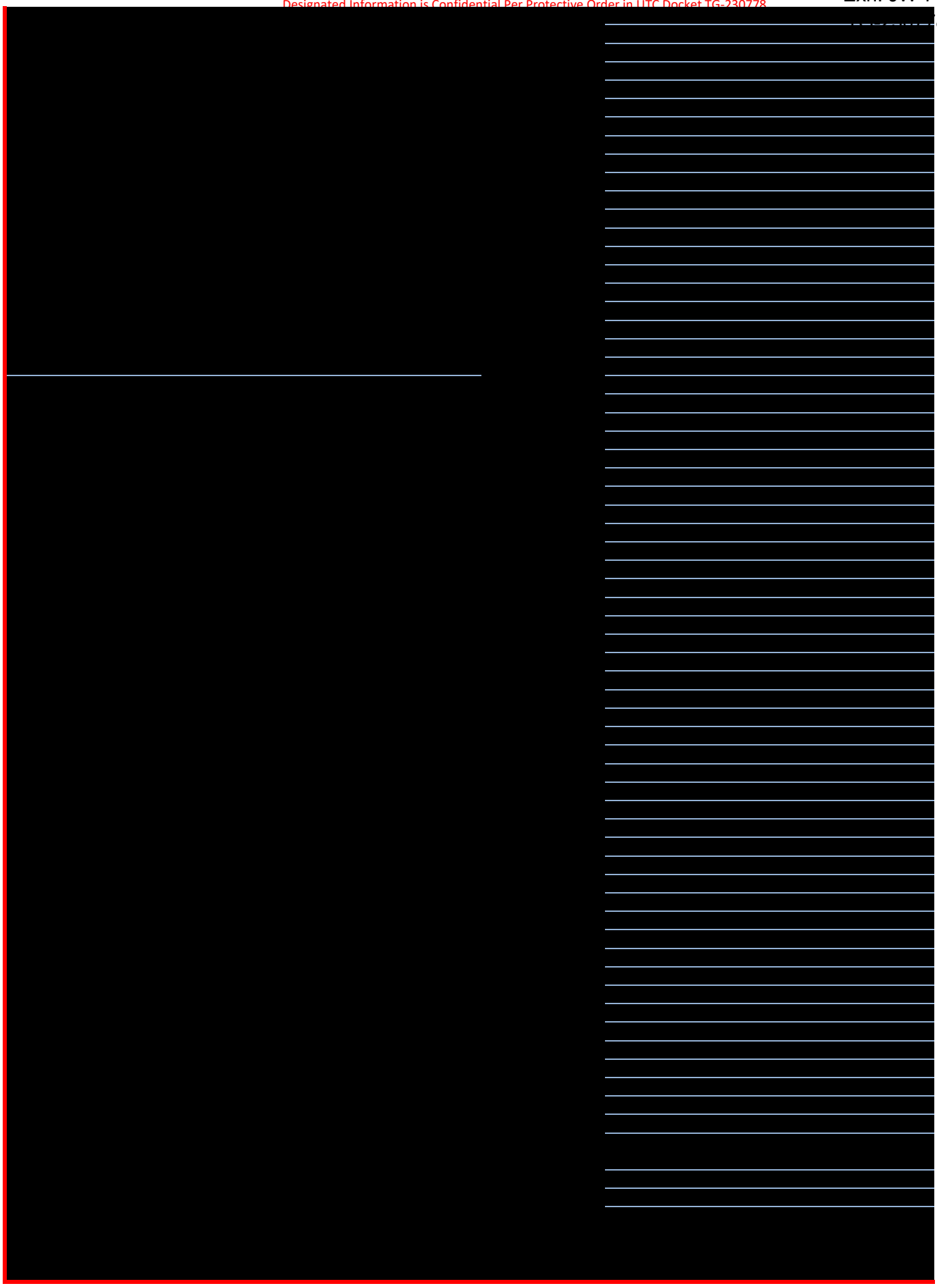

Detail of 550XX --Container Repair Labor

Detail of 560XX --Supervisor Labor

[redacted]

Designated Information is Confidential Per Protective Order in UTC Docket TG-230778

[redacted]

Detail of 700XX --Office G&A Labor

[redacted]



[redacted]

Gift Card- Teresa Sellers	250
Gift Card- Tracy Johnson	27
Gift Card- Trina Sisk	350

Gift per DVC for reducing Refunds	53
Jan GC Accr- Andrews Nickol	0
Jan GC Accr- Davis Madison	0
Jan GC Accr- Davis Nickolas	0
Jan GC Accr- Rawlings Robbie	0
Jan GC Accr- Rawlings Teresa	0
Jul GC Accr- Anthony Stovall	100
Jul GC Accr- Bryson Rose	100
Jul GC Accr- Clark Mader	125
Jul GC Accr- Jennifer Rothganger	50
Jul GC Accr- Jeremy Abbott	175
Jul GC Accr- Jodi Marler	50
Jul GC Accr- jorden reed	100
Jul GC Accr- Justin Childress	150
Jul GC Accr- Mader Clark	-50
Jul GC Accr- Michael Kaake	50
Jul GC Accr- Patrick Kramer	150
Jul GC Accr- Reyes Justin	-250
Jul GC Accr- Richard Jennings	50
Jul GC Accr- Ronald Lind	100
Jul GC Accr- Schaumburg David	-500
Jul GC Accr- Shane meyer	100
Jul GC Accr- Shofstall Dondi	-175
Jul GC Accr- Wetzler Robbie	-500
Jul GC Accr- Williams Joshua	-250
Jul GC Accr- Zane Beck	250
Jun GC Accr- Andre Hughes	0
Jun GC Accr- Brandon Charters	0
Jun GC Accr- Bryson Rose	0
Jun GC Accr- Craig Blank	0
Jun GC Accr- Jeremy Abbott	0
Jun GC Accr- Justin Childress	0
Jun GC Accr- Nickol Miller	0
Jun GC Accr- Patrick Kramer	0
Jun GC Accr- Shane meyer	0
Jun GC Accr- Steven Madison	0
Madison	-9,997
Mar GC Accr- Clark Mader	0
Mar GC Accr- Corey Rogers	0
Mar GC Accr- Derek Bourm	0
Mar GC Accr- Eric Childers	0
Mar GC Accr- Jeremy Abbott	0
Mar GC Accr- Joshua Williams	0
Mar GC Accr- Richard Jennings	0
Mar GC Accr- Steven Madison	0
May GC Accr- Jesse Harris	0
May GC Accr- Joshua Williams	0
May GC Accr- Justin Childress	0
May GC Accr- Patrick Kramer	0
May GC Accr- Robbie Wetzler	0
May GC Accr- Tracy Johnson	0
MISC-PL1.1 2022-12 Severance Reclass	-30,000
MISC-PLRCLS4Blue Team	14,031
Nickolas	-9,060
Nov GC Accr- Andre Hughes	0
Nov GC Accr- Derek Bourm	0
Oct GC Accr- Andre Hughes	0
Oct GC Accr- Hailee Smith	0
Oct GC Accr- Jennifer Rothganger	0
Oct GC Accr- Jodi Marler	0
Oct GC Accr- Nancy Doublin	0
Oct GC Accr- RACHEL LAMB	0
Oct GC Accr- Robbie Wetzler	0
Oct GC Accr- Ronald Lind	0
Oct GC Accr- Trina Sisk	0
Payroll B2 PP15 :COMPENSATION	2,172
Payroll B2 PP16 :COMPENSATION	2,172
Payroll B2 PP17 :COMPENSATION	2,172
Payroll B2 PP18 :COMPENSATION	2,172
Payroll B2 PP19 :COMPENSATION	2,172
Payroll B2 PP20 :COMPENSATION	2,172
Payroll B2 PP21 :COMPENSATION	2,172

Payroll B2 PP22 :COMPENSATION	2,172
Payroll B2 PP23 :COMPENSATION	2,172
Payroll B2 PP24 :COMPENSATION	2,172
Reclass GA Culture Bonus	-2,000
Reclass J. Deese Feb23 Wages	8,077
Region Payroll alloc	10,009
Region PR Alloc	72,826
Sep GC Accr- Andre Hughes	0
Sep GC Accr- Anthony Stovall	0
Sep GC Accr- Corey Rogers	0
Sep GC Accr- Hailee Smith	0
Sep GC Accr- Jeremy Abbott	0
Sep GC Accr- Jodi Marler	0
Sep GC Accr- Nancy Doublin	0
Sick Accrual	-112
Vacation Accrual	-1,205
Grand Total	**119,678**

Manual per Payroll Schedule	119,678.19
Variance	-

Exh. JW-7C
TG-230778

Journal Entry Query Tool

NOTE: Ctrl+Shift+J to pull data

v5.13

50010, 50020, 50025, 50035, 50036, 50065, 50070
52010, 52020, 52025, 52035, 52036, 52065, 52070
55010, 55020, 55025, 55035, 55036, 55065, 55070
56010, 56020, 56025, 56035, 56036, 56065, 56070
70010, 70020, 70025, 70035, 70036, 70065, 70070

From:
To:

Total of Entries:	**0.00**	**0.00**	*pstd: P = Posted, U = Unposted, S = Staged, C:0 = I/C Unposte
Num of Entries Shown:	**6,438**	**6,438**	*records limit:

Full Account	Date	**Amount USD**	**Amount CAD**	**Nat Currency**	Journal Control Num	Psted*

[redacted]

Designated Information is Confidential Per Protective Order in UTC Docket TG-230778

Journal Entry Query Tool

NOTE: Ctrl+Shift+J to pull data

v5.13

50010, 50020, 50025, 50035, 50036, 50065, 50070
52010, 52020, 52025, 52035, 52036, 52065, 52070
55010, 55020, 55025, 55035, 55036, 55065, 55070
56010, 56020, 56025, 56035, 56036, 56065, 56070
70010, 70020, 70025, 70035, 70036, 70065, 70070

From:
To:

Total of Entries:	**0.00**	**0.00**	*pstd: P = Posted, U = Unposted, S = Staged, C:0 = I/C Unposte
Num of Entries Shown:	**6,438**	**6,438**	*records limit:

Full Account	Date	**Amount USD**	**Amount CAD**	**Nat Currency**	Journal Control Num	Psted*

[redacted]

Designated Information is Confidential Per Protective Order in UTC Docket TG-230778

Journal Entry Query Tool

NOTE: Ctrl+Shift+J to pull data

v5.13

50010, 50020, 50025, 50035, 50036, 50065, 50070
52010, 52020, 52025, 52035, 52036, 52065, 52070
55010, 55020, 55025, 55035, 55036, 55065, 55070
56010, 56020, 56025, 56035, 56036, 56065, 56070
70010, 70020, 70025, 70035, 70036, 70065, 70070

From:
To:

Total of Entries:	**0.00**	**0.00**	*pstd: P = Posted, U = Unposted, S = Staged, C:0 = I/C Unposte
Num of Entries Shown:	**6,438**	**6,438**	*records limit:

Full Account	Date	**Amount USD**	**Amount CAD**	**Nat Currency**	Journal Control Num	Psted*

[redacted]

Exh. JW-7C
TG-230778

Journal Entry Query Tool

NOTE: Ctrl+Shift+J to pull data

v5.13

50010, 50020, 50025, 50035, 50036, 50065, 50070
52010, 52020, 52025, 52035, 52036, 52065, 52070
55010, 55020, 55025, 55035, 55036, 55065, 55070
56010, 56020, 56025, 56035, 56036, 56065, 56070
70010, 70020, 70025, 70035, 70036, 70065, 70070

From:
To:

Total of Entries:	**0.00**	**0.00**	*pstd: P = Posted, U = Unposted, S = Staged, C:0 = I/C Unposte
Num of Entries Shown:	**6,438**	**6,438**	*records limit:

Full Account	Date	**Amount USD**	**Amount CAD**	**Nat Currency**	Journal Control Num	Psted*

[redacted]

Designated Information is Confidential Per Protective Order in UTC Docket TG-230778

Journal Entry Query Tool

NOTE: Ctrl+Shift+J to pull data

v5.13

50010, 50020, 50025, 50035, 50036, 50065, 50070
52010, 52020, 52025, 52035, 52036, 52065, 52070
55010, 55020, 55025, 55035, 55036, 55065, 55070
56010, 56020, 56025, 56035, 56036, 56065, 56070
70010, 70020, 70025, 70035, 70036, 70065, 70070

From:
To:

Total of Entries:	**0.00**	**0.00**	*pstd: P = Posted, U = Unposted, S = Staged, C:0 = I/C Unposte
Num of Entries Shown:	**6,438**	**6,438**	*records limit:

Full Account	Date	**Amount USD**	**Amount CAD**	**Nat Currency**	Journal Control Num	Psted*

[redacted]

Designated Information is Confidential Per Protective Order in UTC Docket TG-230778

Journal Entry Query Tool

NOTE: Ctrl+Shift+J to pull data

v5.13

50010, 50020, 50025, 50035, 50036, 50065, 50070
52010, 52020, 52025, 52035, 52036, 52065, 52070
55010, 55020, 55025, 55035, 55036, 55065, 55070
56010, 56020, 56025, 56035, 56036, 56065, 56070
70010, 70020, 70025, 70035, 70036, 70065, 70070

From:
To:

Total of Entries:	**0.00**	**0.00**	*pstd: P = Posted, U = Unposted, S = Staged, C:0 = I/C Unposte
Num of Entries Shown:	**6,438**	**6,438**	*records limit:

Full Account	Date	**Amount USD**	**Amount CAD**	**Nat Currency**	Journal Control Num	Psted*

[redacted]

Exh. JW-7C
TG-230778

Journal Entry Query Tool

NOTE: Ctrl+Shift+J to pull data

v5.13

50010, 50020, 50025, 50035, 50036, 50065, 50070
52010, 52020, 52025, 52035, 52036, 52065, 52070
55010, 55020, 55025, 55035, 55036, 55065, 55070
56010, 56020, 56025, 56035, 56036, 56065, 56070
70010, 70020, 70025, 70035, 70036, 70065, 70070

From:
To:

Total of Entries:	**0.00**	**0.00**	*pstd: P = Posted, U = Unposted, S = Staged, C:0 = I/C Unposte
Num of Entries Shown:	**6,438**	**6,438**	*records limit:

Full Account	Date	**Amount USD**	**Amount CAD**	**Nat Currency**	Journal Control Num	Psted*

[redacted]

Designated Information is Confidential Per Protective Order in UTC Docket TG-230778

Journal Entry Query Tool

NOTE: Ctrl+Shift+J to pull data

v5.13

50010, 50020, 50025, 50035, 50036, 50065, 50070
52010, 52020, 52025, 52035, 52036, 52065, 52070
55010, 55020, 55025, 55035, 55036, 55065, 55070
56010, 56020, 56025, 56035, 56036, 56065, 56070
70010, 70020, 70025, 70035, 70036, 70065, 70070

From:
To:

Total of Entries:	**0.00**	**0.00**	*pstd: P = Posted, U = Unposted, S = Staged, C:0 = I/C Unposte
Num of Entries Shown:	**6,438**	**6,438**	*records limit:

Full Account	Date	**Amount USD**	**Amount CAD**	**Nat Currency**	Journal Control Num	Psted*

[redacted]

Journal Entry Query Tool

NOTE: Ctrl+Shift+J to pull data

v5.13

50010, 50020, 50025, 50035, 50036, 50065, 50070
52010, 52020, 52025, 52035, 52036, 52065, 52070
55010, 55020, 55025, 55035, 55036, 55065, 55070
56010, 56020, 56025, 56035, 56036, 56065, 56070
70010, 70020, 70025, 70035, 70036, 70065, 70070

From:
To:

Total of Entries:	**0.00**	**0.00**	*pstd: P = Posted, U = Unposted, S = Staged, C:0 = I/C Unposte
Num of Entries Shown:	**6,438**	**6,438**	*records limit:

Full Account	Date	**Amount USD**	**Amount CAD**	**Nat Currency**	Journal Control Num	Psted*

[redacted]

Designated Information is Confidential Per Protective Order in UTC Docket TG-230778

Journal Entry Query Tool

NOTE: Ctrl+Shift+J to pull data

v5.13

50010, 50020, 50025, 50035, 50036, 50065, 50070
52010, 52020, 52025, 52035, 52036, 52065, 52070
55010, 55020, 55025, 55035, 55036, 55065, 55070
56010, 56020, 56025, 56035, 56036, 56065, 56070
70010, 70020, 70025, 70035, 70036, 70065, 70070

From:
To:

Total of Entries:	**0.00**	**0.00**	*pstd: P = Posted, U = Unposted, S = Staged, C:0 = I/C Unposte
Num of Entries Shown:	**6,438**	**6,438**	*records limit:

Full Account	Date	**Amount USD**	**Amount CAD**	**Nat Currency**	Journal Control Num	Psted*

[redacted]

Exh. JW-7C
TG-230778

Journal Entry Query Tool

NOTE: Ctrl+Shift+J to pull data

v5.13

50010, 50020, 50025, 50035, 50036, 50065, 50070
52010, 52020, 52025, 52035, 52036, 52065, 52070
55010, 55020, 55025, 55035, 55036, 55065, 55070
56010, 56020, 56025, 56035, 56036, 56065, 56070
70010, 70020, 70025, 70035, 70036, 70065, 70070

From:
To:

Total of Entries:	**0.00**	**0.00**	*pstd: P = Posted, U = Unposted, S = Staged, C:0 = I/C Unposte
Num of Entries Shown:	**6,438**	**6,438**	*records limit:

Full Account	Date	**Amount USD**	**Amount CAD**	**Nat Currency**	Journal Control Num	Psted*

[redacted]

Exh. JW-7C
TG-230778

Journal Entry Query Tool

NOTE: Ctrl+Shift+J to pull data

v5.13

50010, 50020, 50025, 50035, 50036, 50065, 50070
52010, 52020, 52025, 52035, 52036, 52065, 52070
55010, 55020, 55025, 55035, 55036, 55065, 55070
56010, 56020, 56025, 56035, 56036, 56065, 56070
70010, 70020, 70025, 70035, 70036, 70065, 70070

From:
To:

Total of Entries:	**0.00**	**0.00**	*pstd: P = Posted, U = Unposted, S = Staged, C:0 = I/C Unposte
Num of Entries Shown:	**6,438**	**6,438**	*records limit:

Full Account	Date	**Amount USD**	**Amount CAD**	**Nat Currency**	Journal Control Num	Psted*

[redacted]

Designated Information is Confidential Per Protective Order in UTC Docket TG-230778

Journal Entry Query Tool

NOTE: Ctrl+Shift+J to pull data

v5.13

50010, 50020, 50025, 50035, 50036, 50065, 50070
52010, 52020, 52025, 52035, 52036, 52065, 52070
55010, 55020, 55025, 55035, 55036, 55065, 55070
56010, 56020, 56025, 56035, 56036, 56065, 56070
70010, 70020, 70025, 70035, 70036, 70065, 70070

From:
To:

Total of Entries:	**0.00**	**0.00**	*pstd: P = Posted, U = Unposted, S = Staged, C:0 = I/C Unposte
Num of Entries Shown:	**6,438**	**6,438**	*records limit:

Full Account	Date	**Amount USD**	**Amount CAD**	**Nat Currency**	Journal Control Num	Psted*

[redacted]

Journal Entry Query Tool

NOTE: Ctrl+Shift+J to pull data

v5.13

50010, 50020, 50025, 50035, 50036, 50065, 50070
52010, 52020, 52025, 52035, 52036, 52065, 52070
55010, 55020, 55025, 55035, 55036, 55065, 55070
56010, 56020, 56025, 56035, 56036, 56065, 56070
70010, 70020, 70025, 70035, 70036, 70065, 70070

From:
To:

Total of Entries:	**0.00**	**0.00**	*pstd: P = Posted, U = Unposted, S = Staged, C:0 = I/C Unposte
Num of Entries Shown:	**6,438**	**6,438**	*records limit:

Full Account	Date	**Amount USD**	**Amount CAD**	**Nat Currency**	Journal Control Num	Psted*

[redacted]

Exh. JW-7C
TG-230778

Journal Entry Query Tool

NOTE: Ctrl+Shift+J to pull data

v5.13

50010, 50020, 50025, 50035, 50036, 50065, 50070
52010, 52020, 52025, 52035, 52036, 52065, 52070
55010, 55020, 55025, 55035, 55036, 55065, 55070
56010, 56020, 56025, 56035, 56036, 56065, 56070
70010, 70020, 70025, 70035, 70036, 70065, 70070

From:
To:

Total of Entries:	**0.00**	**0.00**	*pstd: P = Posted, U = Unposted, S = Staged, C:0 = I/C Unposte
Num of Entries Shown:	**6,438**	**6,438**	*records limit:

Full Account	Date	**Amount USD**	**Amount CAD**	**Nat Currency**	Journal Control Num	Psted*

[redacted]

Designated Information is Confidential Per Protective Order in UTC Docket TG-230778

Journal Entry Query Tool

NOTE: Ctrl+Shift+J to pull data

v5.13

50010, 50020, 50025, 50035, 50036, 50065, 50070
52010, 52020, 52025, 52035, 52036, 52065, 52070
55010, 55020, 55025, 55035, 55036, 55065, 55070
56010, 56020, 56025, 56035, 56036, 56065, 56070
70010, 70020, 70025, 70035, 70036, 70065, 70070

From:
To:

Total of Entries:	**0.00**	**0.00**	*pstd: P = Posted, U = Unposted, S = Staged, C:0 = I/C Unposte
Num of Entries Shown:	**6,438**	**6,438**	*records limit:

Full Account	Date	**Amount USD**	**Amount CAD**	**Nat Currency**	Journal Control Num	Psted*

[redacted]

Designated Information is Confidential Per Protective Order in UTC Docket TG-230778

Journal Entry Query Tool

NOTE: Ctrl+Shift+J to pull data

v5.13

50010, 50020, 50025, 50035, 50036, 50065, 50070
52010, 52020, 52025, 52035, 52036, 52065, 52070
55010, 55020, 55025, 55035, 55036, 55065, 55070
56010, 56020, 56025, 56035, 56036, 56065, 56070
70010, 70020, 70025, 70035, 70036, 70065, 70070

From:
To:

Total of Entries:	**0.00**	**0.00**	*pstd: P = Posted, U = Unposted, S = Staged, C:0 = I/C Unposte
Num of Entries Shown:	**6,438**	**6,438**	*records limit:

Full Account	Date	**Amount USD**	**Amount CAD**	**Nat Currency**	Journal Control Num	Psted*

[redacted]

Designated Information is Confidential Per Protective Order in UTC Docket TG-230778

Journal Entry Query Tool

NOTE: Ctrl+Shift+J to pull data

v5.13

50010, 50020, 50025, 50035, 50036, 50065, 50070
52010, 52020, 52025, 52035, 52036, 52065, 52070
55010, 55020, 55025, 55035, 55036, 55065, 55070
56010, 56020, 56025, 56035, 56036, 56065, 56070
70010, 70020, 70025, 70035, 70036, 70065, 70070

From:
To:

Total of Entries:	**0.00**	**0.00**	*pstd: P = Posted, U = Unposted, S = Staged, C:0 = I/C Unposte
Num of Entries Shown:	**6,438**	**6,438**	*records limit:

Full Account	Date	**Amount USD**	**Amount CAD**	**Nat Currency**	Journal Control Num	Psted*

[redacted]

Exh. JW-7C
TG-230778

Journal Entry Query Tool

NOTE: Ctrl+Shift+J to pull data

v5.13

50010, 50020, 50025, 50035, 50036, 50065, 50070
52010, 52020, 52025, 52035, 52036, 52065, 52070
55010, 55020, 55025, 55035, 55036, 55065, 55070
56010, 56020, 56025, 56035, 56036, 56065, 56070
70010, 70020, 70025, 70035, 70036, 70065, 70070

From:
To:

Total of Entries:	**0.00**	**0.00**	*pstd: P = Posted, U = Unposted, S = Staged, C:0 = I/C Unposte
Num of Entries Shown:	**6,438**	**6,438**	*records limit:

Full Account	Date	**Amount USD**	**Amount CAD**	**Nat Currency**	Journal Control Num	Psted*

[redacted]

Designated Information is Confidential Per Protective Order in UTC Docket TG-230778

Journal Entry Query Tool

NOTE: Ctrl+Shift+J to pull data

v5.13

50010, 50020, 50025, 50035, 50036, 50065, 50070
52010, 52020, 52025, 52035, 52036, 52065, 52070
55010, 55020, 55025, 55035, 55036, 55065, 55070
56010, 56020, 56025, 56035, 56036, 56065, 56070
70010, 70020, 70025, 70035, 70036, 70065, 70070

From:
To:

Total of Entries:	**0.00**	**0.00**	*pstd: P = Posted, U = Unposted, S = Staged, C:0 = I/C Unposte
Num of Entries Shown:	**6,438**	**6,438**	*records limit:

Full Account	Date	**Amount USD**	**Amount CAD**	**Nat Currency**	Journal Control Num	Psted*

[redacted]

30,000.00	
(30,000.00)	

Designated Information is Confidential Per Protective Order in UTC Docket TG-230778

Journal Entry Query Tool

NOTE: Ctrl+Shift+J to pull data

v5.13

50010, 50020, 50025, 50035, 50036, 50065, 50070
52010, 52020, 52025, 52035, 52036, 52065, 52070
55010, 55020, 55025, 55035, 55036, 55065, 55070
56010, 56020, 56025, 56035, 56036, 56065, 56070
70010, 70020, 70025, 70035, 70036, 70065, 70070

From:
To:

Total of Entries:	**0.00**	**0.00**	*pstd: P = Posted, U = Unposted, S = Staged, C:0 = I/C Unposte
Num of Entries Shown:	**6,438**	**6,438**	*records limit:

Full Account	Date	**Amount USD**	**Amount CAD**	**Nat Currency**	Journal Control Num	Psted*

[redacted]

Designated Information is Confidential Per Protective Order in UTC Docket TG-230778

Journal Entry Query Tool

NOTE: Ctrl+Shift+J to pull data

v5.13

50010, 50020, 50025, 50035, 50036, 50065, 50070
52010, 52020, 52025, 52035, 52036, 52065, 52070
55010, 55020, 55025, 55035, 55036, 55065, 55070
56010, 56020, 56025, 56035, 56036, 56065, 56070
70010, 70020, 70025, 70035, 70036, 70065, 70070

From:
To:

Total of Entries:	**0.00**	**0.00**	*pstd: P = Posted, U = Unposted, S = Staged, C:0 = I/C Unposte
Num of Entries Shown:	**6,438**	**6,438**	*records limit:

Full Account	Date	**Amount USD**	**Amount CAD**	**Nat Currency**	Journal Control Num	Psted*

[redacted]

Designated Information is Confidential Per Protective Order in UTC Docket TG-230778

Journal Entry Query Tool

NOTE: Ctrl+Shift+J to pull data

v5.13

50010, 50020, 50025, 50035, 50036, 50065, 50070
52010, 52020, 52025, 52035, 52036, 52065, 52070
55010, 55020, 55025, 55035, 55036, 55065, 55070
56010, 56020, 56025, 56035, 56036, 56065, 56070
70010, 70020, 70025, 70035, 70036, 70065, 70070

From:
To:

Total of Entries:	**0.00**	**0.00**	*pstd: P = Posted, U = Unposted, S = Staged, C:0 = I/C Unposte
Num of Entries Shown:	**6,438**	**6,438**	*records limit:

Full Account	Date	**Amount USD**	**Amount CAD**	**Nat Currency**	Journal Control Num	Psted*

[redacted]

Designated Information is Confidential Per Protective Order in UTC Docket TG-230778

Journal Entry Query Tool

NOTE: Ctrl+Shift+J to pull data

v5.13

50010, 50020, 50025, 50035, 50036, 50065, 50070
52010, 52020, 52025, 52035, 52036, 52065, 52070
55010, 55020, 55025, 55035, 55036, 55065, 55070
56010, 56020, 56025, 56035, 56036, 56065, 56070
70010, 70020, 70025, 70035, 70036, 70065, 70070

From:
To:

Total of Entries:	**0.00**	**0.00**	*pstd: P = Posted, U = Unposted, S = Staged, C:0 = I/C Unposte
Num of Entries Shown:	**6,438**	**6,438**	*records limit:

Full Account	Date	**Amount USD**	**Amount CAD**	**Nat Currency**	Journal Control Num	Psted*

[redacted]

Exh. JW-7C
TG-230778

Journal Entry Query Tool

NOTE: Ctrl+Shift+J to pull data

v5.13

50010, 50020, 50025, 50035, 50036, 50065, 50070
52010, 52020, 52025, 52035, 52036, 52065, 52070
55010, 55020, 55025, 55035, 55036, 55065, 55070
56010, 56020, 56025, 56035, 56036, 56065, 56070
70010, 70020, 70025, 70035, 70036, 70065, 70070

From:
To:

Total of Entries:	**0.00**	**0.00**	*pstd: P = Posted, U = Unposted, S = Staged, C:0 = I/C Unposte
Num of Entries Shown:	**6,438**	**6,438**	*records limit:

Full Account	Date	**Amount USD**	**Amount CAD**	**Nat Currency**	Journal Control Num	Psted*

[redacted]

Exh. JW-7C
TG-230778

Journal Entry Query Tool

NOTE: Ctrl+Shift+J to pull data

v5.13

50010, 50020, 50025, 50035, 50036, 50065, 50070
52010, 52020, 52025, 52035, 52036, 52065, 52070
55010, 55020, 55025, 55035, 55036, 55065, 55070
56010, 56020, 56025, 56035, 56036, 56065, 56070
70010, 70020, 70025, 70035, 70036, 70065, 70070

From:
To:

Total of Entries:	**0.00**	**0.00**	*pstd: P = Posted, U = Unposted, S = Staged, C:0 = I/C Unposte
Num of Entries Shown:	**6,438**	**6,438**	*records limit:

Full Account	Date	**Amount USD**	**Amount CAD**	**Nat Currency**	Journal Control Num	Psted*

[redacted]

Designated Information is Confidential Per Protective Order in UTC Docket TG-230778

Journal Entry Query Tool

NOTE: Ctrl+Shift+J to pull data

v5.13

50010, 50020, 50025, 50035, 50036, 50065, 50070
52010, 52020, 52025, 52035, 52036, 52065, 52070
55010, 55020, 55025, 55035, 55036, 55065, 55070
56010, 56020, 56025, 56035, 56036, 56065, 56070
70010, 70020, 70025, 70035, 70036, 70065, 70070

From:
To:

Total of Entries:	**0.00**	**0.00**	*pstd: P = Posted, U = Unposted, S = Staged, C:0 = I/C Unposte
Num of Entries Shown:	**6,438**	**6,438**	*records limit:

Full Account	Date	**Amount USD**	**Amount CAD**	**Nat Currency**	Journal Control Num	Psted*

[redacted]

Designated Information is Confidential Per Protective Order in UTC Docket TG-230778

Journal Entry Query Tool

NOTE: Ctrl+Shift+J to pull data

v5.13

50010, 50020, 50025, 50035, 50036, 50065, 50070
52010, 52020, 52025, 52035, 52036, 52065, 52070
55010, 55020, 55025, 55035, 55036, 55065, 55070
56010, 56020, 56025, 56035, 56036, 56065, 56070
70010, 70020, 70025, 70035, 70036, 70065, 70070

From:
To:

Total of Entries:	**0.00**	**0.00**	*pstd: P = Posted, U = Unposted, S = Staged, C:0 = I/C Unposte
Num of Entries Shown:	**6,438**	**6,438**	*records limit:

Full Account	Date	**Amount USD**	**Amount CAD**	**Nat Currency**	Journal Control Num	Psted*

[redacted]

Designated Information is Confidential Per Protective Order in UTC Docket TG-230778

Journal Entry Query Tool

NOTE: Ctrl+Shift+J to pull data

v5.13

50010, 50020, 50025, 50035, 50036, 50065, 50070
52010, 52020, 52025, 52035, 52036, 52065, 52070
55010, 55020, 55025, 55035, 55036, 55065, 55070
56010, 56020, 56025, 56035, 56036, 56065, 56070
70010, 70020, 70025, 70035, 70036, 70065, 70070

From:
To:

Total of Entries:	**0.00**	**0.00**	*pstd: P = Posted, U = Unposted, S = Staged, C:0 = I/C Unposte
Num of Entries Shown:	**6,438**	**6,438**	*records limit:

Full Account	Date	**Amount USD**	**Amount CAD**	**Nat Currency**	Journal Control Num	Psted*

[redacted]

Designated Information is Confidential Per Protective Order in UTC Docket TG-230778

Journal Entry Query Tool

NOTE: Ctrl+Shift+J to pull data

v5.13

50010, 50020, 50025, 50035, 50036, 50065, 50070
52010, 52020, 52025, 52035, 52036, 52065, 52070
55010, 55020, 55025, 55035, 55036, 55065, 55070
56010, 56020, 56025, 56035, 56036, 56065, 56070
70010, 70020, 70025, 70035, 70036, 70065, 70070

From:
To:

Total of Entries:	**0.00**	**0.00**	*pstd: P = Posted, U = Unposted, S = Staged, C:0 = I/C Unposte
Num of Entries Shown:	**6,438**	**6,438**	*records limit:

Full Account	Date	**Amount USD**	**Amount CAD**	**Nat Currency**	Journal Control Num	Psted*

[redacted]

Exh. JW-7C
TG-230778

Journal Entry Query Tool

NOTE: Ctrl+Shift+J to pull data

v5.13

50010, 50020, 50025, 50035, 50036, 50065, 50070
52010, 52020, 52025, 52035, 52036, 52065, 52070
55010, 55020, 55025, 55035, 55036, 55065, 55070
56010, 56020, 56025, 56035, 56036, 56065, 56070
70010, 70020, 70025, 70035, 70036, 70065, 70070

From:
To:

Total of Entries:	**0.00**	**0.00**	*pstd: P = Posted, U = Unposted, S = Staged, C:0 = I/C Unposte
Num of Entries Shown:	**6,438**	**6,438**	*records limit:

Full Account	Date	**Amount USD**	**Amount CAD**	**Nat Currency**	Journal Control Num	Psted*

[redacted]

Exh. JW-7C
TG-230778

Journal Entry Query Tool

NOTE: Ctrl+Shift+J to pull data

v5.13

50010, 50020, 50025, 50035, 50036, 50065, 50070
52010, 52020, 52025, 52035, 52036, 52065, 52070
55010, 55020, 55025, 55035, 55036, 55065, 55070
56010, 56020, 56025, 56035, 56036, 56065, 56070
70010, 70020, 70025, 70035, 70036, 70065, 70070

From:
To:

Total of Entries:	**0.00**	**0.00**	*pstd: P = Posted, U = Unposted, S = Staged, C:0 = I/C Unposte
Num of Entries Shown:	**6,438**	**6,438**	*records limit:

Full Account	Date	**Amount USD**	**Amount CAD**	**Nat Currency**	Journal Control Num	Psted*

[redacted]

Exh. JW-7C
TG-230778

Journal Entry Query Tool

NOTE: Ctrl+Shift+J to pull data

v5.13

50010, 50020, 50025, 50035, 50036, 50065, 50070
52010, 52020, 52025, 52035, 52036, 52065, 52070
55010, 55020, 55025, 55035, 55036, 55065, 55070
56010, 56020, 56025, 56035, 56036, 56065, 56070
70010, 70020, 70025, 70035, 70036, 70065, 70070

From:
To:

Total of Entries:	**0.00**	**0.00**	*pstd: P = Posted, U = Unposted, S = Staged, C:0 = I/C Unposte
Num of Entries Shown:	**6,438**	**6,438**	*records limit:

Full Account	Date	**Amount USD**	**Amount CAD**	**Nat Currency**	Journal Control Num	Psted*

[redacted]

Designated Information is Confidential Per Protective Order in UTC Docket TG-230778

Journal Entry (

v5.13

Date Range:			
2022-08		**Districts:**	2112
2023-07		**Accts:**	
		System:	
		Subsystem:	

Total of Entries: ed, -1 = Hanging out there.
Num of Entries Show

Full Account	Journal Description	User	R/Type	Vendor Code	One Time Vendor
[redacted]					

Designated Information is Confidential Per Protective Order in UTC Docket TG-230778

Journal Entry (

v5.13

Date Range:			
2022-08		**Districts:**	2112
2023-07		**Accts:**	
		System:	
		Subsystem:	

Total of Entries: ed, -1 = Hanging out there.
Num of Entries Show

Full Account	Journal Description	User	R/Type	Vendor Code	One Time Vendor
[redacted]					

Designated Information is Confidential Per Protective Order in UTC Docket TG-230778

Journal Entry (

v5.13

Date Range:			
2022-08		**Districts:**	2112
2023-07		**Accts:**	
		System:	
		Subsystem:	

Total of Entries: ed, -1 = Hanging out there.
Num of Entries Show

Full Account	Journal Description	User	R/Type	Vendor Code	One Time Vendor
[redacted]					

Designated Information is Confidential Per Protective Order in UTC Docket TG-230778

Journal Entry (

v5.13

Date Range:			
2022-08		**Districts:**	2112
2023-07		**Accts:**	
		System:	
		Subsystem:	

Total of Entries: ed, -1 = Hanging out there.
Num of Entries Show

Full Account	Journal Description	User	R/Type	Vendor Code	One Time Vendor
[redacted]					

Designated Information is Confidential Per Protective Order in UTC Docket TG-230778

Journal Entry (

v5.13

Date Range:			
2022-08		**Districts:**	2112
2023-07		**Accts:**	
		System:	
		Subsystem:	

Total of Entries: ed, -1 = Hanging out there.
Num of Entries Show

Full Account	Journal Description	User	R/Type	Vendor Code	One Time Vendor
[redacted]					

Designated Information is Confidential Per Protective Order in UTC Docket TG-230778

Journal Entry (

v5.13

Date Range:			
2022-08		**Districts:**	2112
2023-07		**Accts:**	
		System:	
		Subsystem:	

Total of Entries: ed, -1 = Hanging out there.
Num of Entries Show

Full Account	Journal Description	User	R/Type	Vendor Code	One Time Vendor
[redacted]					

Designated Information is Confidential Per Protective Order in UTC Docket TG-230778

Journal Entry (

v5.13

Date Range:			
2022-08		**Districts:**	2112
2023-07		**Accts:**	
		System:	
		Subsystem:	

Total of Entries: ed, -1 = Hanging out there.
Num of Entries Show

Full Account	Journal Description	User	R/Type	Vendor Code	One Time Vendor
[redacted]					

Designated Information is Confidential Per Protective Order in UTC Docket TG-230778

Journal Entry (

v5.13

Date Range:			
2022-08		**Districts:**	2112
2023-07		**Accts:**	
		System:	
		Subsystem:	

Total of Entries: ed, -1 = Hanging out there.
Num of Entries Show

Full Account	Journal Description	User	R/Type	Vendor Code	One Time Vendor
[redacted]					

Designated Information is Confidential Per Protective Order in UTC Docket TG-230778

Journal Entry (

v5.13

Date Range:			
2022-08		**Districts:**	2112
2023-07		**Accts:**	
		System:	
		Subsystem:	

Total of Entries: ed, -1 = Hanging out there.
Num of Entries Show

Full Account	Journal Description	User	R/Type	Vendor Code	One Time Vendor
[redacted]					

Designated Information is Confidential Per Protective Order in UTC Docket TG-230778

Journal Entry (

v5.13

Date Range:			
2022-08		**Districts:**	2112
2023-07		**Accts:**	
		System:	
		Subsystem:	

Total of Entries: ed, -1 = Hanging out there.
Num of Entries Show

Full Account	Journal Description	User	R/Type	Vendor Code	One Time Vendor
[redacted]					

Designated Information is Confidential Per Protective Order in UTC Docket TG-230778

Journal Entry (

v5.13

Date Range:			
2022-08		**Districts:**	2112
2023-07		**Accts:**	
		System:	
		Subsystem:	

Total of Entries: ed, -1 = Hanging out there.
Num of Entries Show

Full Account	Journal Description	User	R/Type	Vendor Code	One Time Vendor
[redacted]					

Designated Information is Confidential Per Protective Order in UTC Docket TG-230778

Journal Entry (
v5.13

Date Range:			
2022-08		**Districts:**	2112
2023-07		**Accts:**	
		System:	
		Subsystem:	

Total of Entries: ed, -1 = Hanging out there.
Num of Entries Show

Full Account	Journal Description	User	R/Type	Vendor Code	One Time Vendor
[redacted]					

Designated Information is Confidential Per Protective Order in UTC Docket TG-230778

Journal Entry (

v5.13

Date Range:			
2022-08		**Districts:**	2112
2023-07		**Accts:**	
		System:	
		Subsystem:	

Total of Entries: ed, -1 = Hanging out there.
Num of Entries Show

Full Account	Journal Description	User	R/Type	Vendor Code	One Time Vendor
[redacted]					

Designated Information is Confidential Per Protective Order in UTC Docket TG-230778

Journal Entry (

v5.13

Date Range:			
2022-08		**Districts:**	2112
2023-07		**Accts:**	
		System:	
		Subsystem:	

Total of Entries: ed, -1 = Hanging out there.
Num of Entries Show

Full Account	Journal Description	User	R/Type	Vendor Code	One Time Vendor
[redacted]					

Designated Information is Confidential Per Protective Order in UTC Docket TG-230778

Journal Entry (

v5.13

Date Range:			
2022-08		**Districts:**	2112
2023-07		**Accts:**	
		System:	
		Subsystem:	

Total of Entries: ed, -1 = Hanging out there.
Num of Entries Show

Full Account	Journal Description	User	R/Type	Vendor Code	One Time Vendor
[redacted]					

Designated Information is Confidential Per Protective Order in UTC Docket TG-230778

Journal Entry (

v5.13

Date Range:			
2022-08		**Districts:**	2112
2023-07		**Accts:**	
		System:	
		Subsystem:	

Total of Entries: ed, -1 = Hanging out there.
Num of Entries Show

Full Account	Journal Description	User	R/Type	Vendor Code	One Time Vendor
[redacted]					

Designated Information is Confidential Per Protective Order in UTC Docket TG-230778

Journal Entry (

v5.13

Date Range:			
2022-08		**Districts:**	2112
2023-07		**Accts:**	
		System:	
		Subsystem:	

Total of Entries: ed, -1 = Hanging out there.
Num of Entries Show

Full Account	Journal Description	User	R/Type	Vendor Code	One Time Vendor
[redacted]					

Designated Information is Confidential Per Protective Order in UTC Docket TG-230778

Journal Entry (

v5.13

Date Range:			
2022-08		**Districts:**	2112
2023-07		**Accts:**	
		System:	
		Subsystem:	

Total of Entries: ed, -1 = Hanging out there.
Num of Entries Show

Full Account	Journal Description	User	R/Type	Vendor Code	One Time Vendor
[redacted]					

Designated Information is Confidential Per Protective Order in UTC Docket TG-230778

Journal Entry (

v5.13

Date Range:			
2022-08		**Districts:**	2112
2023-07		**Accts:**	
		System:	
		Subsystem:	

Total of Entries: ed, -1 = Hanging out there.
Num of Entries Show

Full Account	Journal Description	User	R/Type	Vendor Code	One Time Vendor
[redacted]					

Designated Information is Confidential Per Protective Order in UTC Docket TG-230778

Journal Entry (

v5.13

Date Range:			
2022-08		**Districts:**	2112
2023-07		**Accts:**	
		System:	
		Subsystem:	

Total of Entries: ed, -1 = Hanging out there.
Num of Entries Show

Full Account	Journal Description	User	R/Type	Vendor Code	One Time Vendor
[redacted]					

Designated Information is Confidential Per Protective Order in UTC Docket TG-230778

Journal Entry (

v5.13

Date Range:			
2022-08		**Districts:**	2112
2023-07		**Accts:**	
		System:	
		Subsystem:	

Total of Entries: ed, -1 = Hanging out there.
Num of Entries Show

Full Account	Journal Description	User	R/Type	Vendor Code	One Time Vendor
[redacted]					

Designated Information is Confidential Per Protective Order in UTC Docket TG-230778

Journal Entry (

v5.13

Date Range:			
2022-08		**Districts:**	2112
2023-07		**Accts:**	
		System:	
		Subsystem:	

Total of Entries: ed, -1 = Hanging out there.
Num of Entries Show

Full Account	Journal Description	User	R/Type	Vendor Code	One Time Vendor
[redacted]					

Designated Information is Confidential Per Protective Order in UTC Docket TG-230778

Journal Entry (

v5.13

Date Range:			
2022-08		**Districts:**	2112
2023-07		**Accts:**	
		System:	
		Subsystem:	

Total of Entries: ed, -1 = Hanging out there.
Num of Entries Show

Full Account	Journal Description	User	R/Type	Vendor Code	One Time Vendor
[redacted]					

Designated Information is Confidential Per Protective Order in UTC Docket TG-230778

Journal Entry (

v5.13

Date Range:			
2022-08		**Districts:**	2112
2023-07		**Accts:**	
		System:	
		Subsystem:	

Total of Entries: ed, -1 = Hanging out there.
Num of Entries Show

Full Account	Journal Description	User	R/Type	Vendor Code	One Time Vendor
[redacted]					

Designated Information is Confidential Per Protective Order in UTC Docket TG-230778

Journal Entry (

v5.13

Date Range:			
2022-08		**Districts:**	2112
2023-07		**Accts:**	
		System:	
		Subsystem:	

Total of Entries: ed, -1 = Hanging out there.
Num of Entries Show

Full Account	Journal Description	User	R/Type	Vendor Code	One Time Vendor
[redacted]					

Designated Information is Confidential Per Protective Order in UTC Docket TG-230778

Journal Entry (

v5.13

Date Range:			
2022-08		**Districts:**	2112
2023-07		**Accts:**	
		System:	
		Subsystem:	

Total of Entries: ed, -1 = Hanging out there.
Num of Entries Show

Full Account	Journal Description	User	R/Type	Vendor Code	One Time Vendor
[redacted]					

Designated Information is Confidential Per Protective Order in UTC Docket TG-230778

Journal Entry (

v5.13

Date Range:			
2022-08		**Districts:**	2112
2023-07		**Accts:**	
		System:	
		Subsystem:	

Total of Entries: ed, -1 = Hanging out there.
Num of Entries Show

Full Account	Journal Description	User	R/Type	Vendor Code	One Time Vendor
[redacted]					

Designated Information is Confidential Per Protective Order in UTC Docket TG-230778

Journal Entry (

v5.13

Date Range:			
2022-08		**Districts:**	2112
2023-07		**Accts:**	
		System:	
		Subsystem:	

Total of Entries: ed, -1 = Hanging out there.
Num of Entries Show

Full Account	Journal Description	User	R/Type	Vendor Code	One Time Vendor
[redacted]					

Designated Information is Confidential Per Protective Order in UTC Docket TG-230778

Journal Entry (

v5.13

Date Range:			
2022-08		**Districts:**	2112
2023-07		**Accts:**	
		System:	
		Subsystem:	

Total of Entries: ed, -1 = Hanging out there.
Num of Entries Show

Full Account	Journal Description	User	R/Type	Vendor Code	One Time Vendor
[redacted]					

Designated Information is Confidential Per Protective Order in UTC Docket TG-230778

Journal Entry (

v5.13

Date Range:			
2022-08		**Districts:**	2112
2023-07		**Accts:**	
		System:	
		Subsystem:	

Total of Entries: ed, -1 = Hanging out there.
Num of Entries Show

Full Account	Journal Description	User	R/Type	Vendor Code	One Time Vendor
[redacted]					

Designated Information is Confidential Per Protective Order in UTC Docket TG-230778

Journal Entry (

v5.13

Date Range:			
2022-08		**Districts:**	2112
2023-07		**Accts:**	
		System:	
		Subsystem:	

Total of Entries: ed, -1 = Hanging out there.
Num of Entries Show

Full Account	Journal Description	User	R/Type	Vendor Code	One Time Vendor
[redacted]					

Designated Information is Confidential Per Protective Order in UTC Docket TG-230778

Journal Entry (

v5.13

Date Range:			
2022-08		**Districts:**	2112
2023-07		**Accts:**	
		System:	
		Subsystem:	

Total of Entries: ed, -1 = Hanging out there.
Num of Entries Show

Full Account	Journal Description	User	R/Type	Vendor Code	One Time Vendor
[redacted]					

Designated Information is Confidential Per Protective Order in UTC Docket TG-230778

Journal Entry (

v5.13

Date Range:			
2022-08		**Districts:**	2112
2023-07		**Accts:**	
		System:	
		Subsystem:	

Total of Entries: ed, -1 = Hanging out there.
Num of Entries Show

Full Account	Journal Description	User	R/Type	Vendor Code	One Time Vendor
[redacted]					

Journal Entry C
v5.13

Other Criteria

Vendor Code:
Amount From:
Amount To:
Posting: All

Total of Entries:
Num of Entries Show

Full Account	Further Description	Date Doc	Doc Desc	Doc Ctrl Num
[redacted]				

Journal Entry (
v5.13

Other Criteria

Vendor Code:
Amount From:
Amount To:
Posting: All

Total of Entries:
Num of Entries Show

Full Account	Further Description	Date Doc	Doc Desc	Doc Ctrl Num
[redacted]	[redacted]			

Journal Entry Q
v5.13

Other Criteria

Vendor Code:
Amount From:
Amount To:
Posting: All

Total of Entries:
Num of Entries Show

Full Account	Further Description	Date Doc	Doc Desc	Doc Ctrl Num
[redacted]				

Journal Entry C
v5.13

Other Criteria

Vendor Code:
Amount From:
Amount To:
Posting: All

Total of Entries:
Num of Entries Show

Full Account	Further Description	Date Doc	Doc Desc	Doc Ctrl Num
[redacted]				

Journal Entry (
v5.13

Other Criteria

Vendor Code:
Amount From:
Amount To:
Posting: All

Total of Entries:
Num of Entries Show

Full Account	Further Description	Date Doc	Doc Desc	Doc Ctrl Num
[redacted]				

Journal Entry (
v5.13

Other Criteria

Vendor Code:
Amount From:
Amount To:
Posting: All

Total of Entries:
Num of Entries Show

Full Account	Further Description	Date Doc	Doc Desc	Doc Ctrl Num
[redacted]	[redacted]			

Journal Entry (
v5.13

Other Criteria

Vendor Code:
Amount From:
Amount To:
Posting: All

Total of Entries:
Num of Entries Show

Full Account	Further Description	Date Doc	Doc Desc	Doc Ctrl Num
[redacted]	[redacted]			

Journal Entry (
v5.13

Other Criteria

Vendor Code:
Amount From:
Amount To:
Posting: All

Total of Entries:
Num of Entries Show

Full Account	Further Description	Date Doc	Doc Desc	Doc Ctrl Num
[redacted]	[redacted]			

Journal Entry C
v5.13

Other Criteria

Vendor Code:
Amount From:
Amount To:
Posting: All

Total of Entries:
Num of Entries Show

Full Account	Further Description	Date Doc	Doc Desc	Doc Ctrl Num
[redacted]				

Journal Entry (
v5.13

Other Criteria

Vendor Code:
Amount From:
Amount To:
Posting: All

Total of Entries:
Num of Entries Show

Full Account	Further Description	Date Doc	Doc Desc	Doc Ctrl Num
[redacted]	[redacted]			

Journal Entry (
v5.13

Other Criteria

Vendor Code:
Amount From:
Amount To:
Posting: All

Total of Entries:
Num of Entries Show

Full Account	Further Description	Date Doc	Doc Desc	Doc Ctrl Num
[redacted]	[redacted]			

Journal Entry (
v5.13

Other Criteria

Vendor Code:
Amount From:
Amount To:
Posting: All

Total of Entries:
Num of Entries Show

Full Account	Further Description	Date Doc	Doc Desc	Doc Ctrl Num
[redacted]	[redacted]			

Journal Entry Q
v5.13

Other Criteria

Vendor Code:
Amount From:
Amount To:
Posting: All

Total of Entries:
Num of Entries Show

Full Account	Further Description	Date Doc	Doc Desc	Doc Ctrl Num
[redacted]	[redacted]			

Exh. JW-7C
TG-230778

Journal Entry (
v5.13

Other Criteria

Vendor Code:
Amount From:
Amount To:
Posting: All

Total of Entries:
Num of Entries Show

Full Account	Further Description	Date Doc	Doc Desc	Doc Ctrl Num
[redacted]	[redacted]			

Journal Entry C
v5.13

Other Criteria

Vendor Code:
Amount From:
Amount To:
Posting: All

Total of Entries:
Num of Entries Show

Full Account	Further Description	Date Doc	Doc Desc	Doc Ctrl Num
[redacted]				

Journal Entry (
v5.13

Other Criteria

Vendor Code:
Amount From:
Amount To:
Posting: All

Total of Entries:
Num of Entries Show

Full Account	Further Description	Date Doc	Doc Desc	Doc Ctrl Num
[redacted]	[redacted]			

Journal Entry (
v5.13

Other Criteria

Vendor Code:
Amount From:
Amount To:
Posting: All

Total of Entries:
Num of Entries Show

Full Account	Further Description	Date Doc	Doc Desc	Doc Ctrl Num
[redacted]	[redacted]			

Journal Entry Q
v5.13

Other Criteria

Vendor Code:
Amount From:
Amount To:
Posting: All

Total of Entries:
Num of Entries Show

Full Account	Further Description	Date Doc	Doc Desc	Doc Ctrl Num
[redacted]	[redacted]			

Journal Entry (
v5.13

Other Criteria

Vendor Code:
Amount From:
Amount To:
Posting: All

Total of Entries:
Num of Entries Show

Full Account	Further Description	Date Doc	Doc Desc	Doc Ctrl Num
[redacted]	[redacted]			

Journal Entry (
v5.13

Other Criteria

Vendor Code:
Amount From:
Amount To:
Posting: All

Total of Entries:
Num of Entries Show

Full Account	Further Description	Date Doc	Doc Desc	Doc Ctrl Num
[redacted]				

Journal Entry Q
v5.13

Other Criteria

Vendor Code:
Amount From:
Amount To:
Posting: All

Total of Entries:
Num of Entries Show

Full Account	Further Description	Date Doc	Doc Desc	Doc Ctrl Num
[redacted]				

Journal Entry (
v5.13

Other Criteria

Vendor Code:
Amount From:
Amount To:
Posting: All

Total of Entries:
Num of Entries Show

Full Account	Further Description	Date Doc	Doc Desc	Doc Ctrl Num
[redacted]	[redacted]			

Journal Entry Q
v5.13

Other Criteria

Vendor Code:
Amount From:
Amount To:
Posting: All

Total of Entries:
Num of Entries Show

Full Account	Further Description	Date Doc	Doc Desc	Doc Ctrl Num
[redacted]				

Journal Entry Q
v5.13

Other Criteria

Vendor Code:
Amount From:
Amount To:
Posting: All

Total of Entries:
Num of Entries Show

Full Account	Further Description	Date Doc	Doc Desc	Doc Ctrl Num
[redacted]	[redacted]			

Journal Entry Q
v5.13

Other Criteria

Vendor Code:
Amount From:
Amount To:
Posting: All

Total of Entries:
Num of Entries Show

Full Account	Further Description	Date Doc	Doc Desc	Doc Ctrl Num
[redacted]	[redacted]			

Journal Entry (
v5.13

Other Criteria

Vendor Code:
Amount From:
Amount To:
Posting: All

Total of Entries:
Num of Entries Show

Full Account	Further Description	Date Doc	Doc Desc	Doc Ctrl Num
[redacted]	[redacted]			

Journal Entry (
v5.13

Other Criteria

Vendor Code:
Amount From:
Amount To:
Posting: All

Total of Entries:
Num of Entries Show

Full Account	Further Description	Date Doc	Doc Desc	Doc Ctrl Num
[redacted]	[redacted]			

Exh. JW-7C
TG-230778

Journal Entry Q
v5.13

Other Criteria

Vendor Code:
Amount From:
Amount To:
Posting: All

Total of Entries:
Num of Entries Show

Full Account	Further Description	Date Doc	Doc Desc	Doc Ctrl Num
[redacted]	[redacted]			

Journal Entry (
v5.13

Other Criteria

Vendor Code:
Amount From:
Amount To:
Posting: All

Total of Entries:
Num of Entries Show

Full Account	Further Description	Date Doc	Doc Desc	Doc Ctrl Num
[redacted]	[redacted]			

Journal Entry (
v5.13

Other Criteria

Vendor Code:
Amount From:
Amount To:
Posting: All

Total of Entries:
Num of Entries Show

Full Account	Further Description	Date Doc	Doc Desc	Doc Ctrl Num
[redacted]	[redacted]			

Journal Entry (
v5.13

Other Criteria

Vendor Code:
Amount From:
Amount To:
Posting: All

Total of Entries:
Num of Entries Show

Full Account	Further Description	Date Doc	Doc Desc	Doc Ctrl Num
[redacted]				

Journal Entry (
v5.13

Other Criteria

Vendor Code:
Amount From:
Amount To:
Posting: All

Total of Entries:
Num of Entries Show

Full Account	Further Description	Date Doc	Doc Desc	Doc Ctrl Num
[redacted]	[redacted]			

Journal Entry Q
v5.13

Other Criteria

Vendor Code:
Amount From:
Amount To:
Posting: All

Total of Entries:
Num of Entries Show

Full Account	Further Description	Date Doc	Doc Desc	Doc Ctrl Num
[redacted]	[redacted]			

Employee ID	Location	Gen Code	Pay Rate Type	Compensation Change Date
[redacted]				

Journal Entry Query Tool
v.4.6

Total of Entries:	**205,674.20**	**0.00**
Num of Entries Shown:	**59**	**59**

Full Account	Date	Amount USD	Amount CAD
[redacted]			

Total of Entries:	**205,674.20**	**0.00**
Num of Entries Shown:	**59**	**59**

Full Account	Date	Amount USD	Amount CAD

[redacted]

605340	Approved	--	08/06/2020	$427.50	$427.50	--	--	05/29/2020	Williams, Kastner	06/10/2020
606612	Approved	--	08/06/2020	$27,998.10	$27,998.10	--	--	06/30/2020	Williams, Kastner	07/10/2020
435169	Approved	--	04/06/2010	$726.00	$726.00	--	--	02/26/2010	Williams, Kastner	03/12/2010
608059	Approved	--	10/05/2020	$6,430.95	$6,430.95	--	--	07/24/2020	Williams, Kastner	08/13/2020
609404	Approved	--	10/06/2020	$13,580.22	$13,580.10	$0.12	--	08/31/2020	Williams, Kastner	09/14/2020
610451	Approved	--	11/10/2020	$4,111.20	$4,111.20	--	--	09/21/2020	Williams, Kastner	10/15/2020
613319	Approved	--	12/22/2020	$6,256.80	$6,256.80	--	--	11/16/2020	Williams, Kastner	12/11/2020
614872	Approved	--	02/05/2021	$4,657.95	$4,657.95	--	--	12/30/2020	Williams, Kastner	01/14/2021
616100	Approved	--	03/30/2021	$11,558.50	$11,558.50	--	--	01/31/2021	Williams, Kastner	02/12/2021
618942	Approved	--	04/26/2021	$12,960.50	$12,960.50	--	--	03/31/2021	Williams, Kastner	04/13/2021
617612	Approved	--	04/26/2021	$6,258.00	$6,258.00	--	--	02/28/2021	Williams, Kastner	03/16/2021
620624	Approved	--	05/21/2021	$8,795.00	$8,795.00	--	--	04/30/2021	Williams, Kastner	05/14/2021
621939	Approved	--	06/23/2021	$34,214.49	$33,915.50	$298.99	--	05/31/2021	Williams, Kastner	06/11/2021
623660	Approved	--	08/16/2021	$20,732.34	$20,639.00	$93.34	--	06/30/2021	Williams, Kastner	07/16/2021
624741	Approved	--	09/08/2021	$2,645.00	$2,645.00	--	--	07/30/2021	Williams, Kastner	08/13/2021
625932	Approved	--	10/14/2021	$285.00	$285.00	--	--	08/25/2021	Williams, Kastner	09/15/2021
627417	Approved	--	12/22/2021	$953.86	$953.50	$0.36	--	09/30/2021	Williams, Kastner	10/09/2021
628918	Approved	--	12/12/2021	$584.50	$584.50	--	--	10/31/2021	Williams, Kastner	11/09/2021
630126	Approved	--	01/06/2022	$3,468.76	$3,466.50	$2.26	--	11/30/2021	Williams, Kastner	12/07/2021
631590	Approved	--	01/21/2022	$1,315.00	$1,315.00	--	--	12/31/2021	Williams, Kastner	01/13/2022
463065	Approved	--	12/20/2011	$379.50	$379.50	--	--	10/19/2011	Williams, Kastner	11/11/2011
633004	Approved	--	02/15/2022	$20,194.41	$20,071.00	$123.41	--	01/31/2022	Williams, Kastner	02/11/2022
635494	Approved	--	04/28/2022	$2,895.50	$2,895.50	--	--	03/31/2022	Williams, Kastner	04/14/2022
637005	Approved	--	05/31/2022	$7,327.00	$7,327.00	--	--	04/30/2022	Williams, Kastner	05/10/2022
638580	Approved	--	06/22/2022	$47.50	$47.50	--	--	05/31/2022	Williams, Kastner	06/15/2022
640355	Approved	--	07/29/2022	$545.02	$540.50	$4.52	--	06/30/2022	Williams, Kastner	07/21/2022
641318	Approved	--	09/14/2022	$182.50	$182.50	--	--	07/31/2022	Williams, Kastner	08/10/2022
642736	Approved	--	10/19/2022	$36.50	$36.50	--	--	08/31/2022	Williams, Kastner	09/13/2022
644092	Approved	--	10/19/2022	$4,414.81	$4,370.50	$44.31	--	09/30/2022	Williams, Kastner	10/11/2022

Journal Entry Query Tool
v.4.6

Total of Entries:	**205,674.20**	**0.00**
Num of Entries Shown:	**59**	**59**

Full Account	Date	Amount USD	Amount CAD

646906	Approved	--	12/14/2022	$1,012.00	$1,012.00	--	--	11/30/2022	Williams, Kastner	12/09/2022
648491	Approved	--	02/03/2023	$7,549.50	$7,549.50	--	--	12/31/2022	Williams, Kastner	01/13/2023
649486	Approved	--	02/22/2023	$10,420.50	$10,420.50	--	--	01/31/2023	Williams, Kastner	02/09/2023
651034	Approved	--	03/14/2023	$2,245.00	$2,245.00	--	--	02/28/2023	Williams, Kastner	03/09/2023
653852	Approved	--	06/02/2023	$6,787.50	$6,787.50	--	--	04/30/2023	Williams, Kastner	05/05/2023
655273	Approved	--	07/03/2023	$2,625.00	$2,625.00	--	--	05/31/2023	Williams, Kastner	06/02/2023
634119	Approved	--	03/23/2022	$1,464.00	$1,457.50	$6.50	--	02/28/2022	Williams, Kastner	03/08/2022

Exh. JW-7C
TG-230778

Journal Entry Query Tool

v.4.6

NOTE: Ctrl+Shift+J to pull data

Date Range:
From: 2022-08
To: 2023-07

Total of Entries:
Num of Entries Shown:

*pstd: P = Posted, U = Unposted, S = Staged, C:0 = I/C Unposted, -1 = Hanging out there.
*records limit: 10000

Full Account	Nat Currency	Journal Control Num	Psted*	Journal Description

[redacted]

Journal Entry Query Tool

v.4.6

Designated Information is Confidential Per Protective Order in UTC Docket TG-230778

NOTE: Ctrl+Shift+J to pull data

Date Range:
From: 2022-08
To: 2023-07

Total of Entries:
Num of Entries Shown:

*pstd: P = Posted, U = Unposted, S = Staged, C:0 = I/C Unposted, -1 = Hanging out there.
*records limit: 10000

Full Account	Nat Currency	Journal Control Num	Psted*	Journal Description

[redacted]

Per discussion with company on 10/6/2023, the company note was not updated to reflect amortizing legal expenses related to significant cases over 3 years.

605340	Approved	--	08/06/2020	$427.50	$42
606612	Approved	--	08/06/2020	$27,998.10	$27,99
435169	Approved	--	04/06/2010	$726.00	$72
608059	Approved	--	10/05/2020	$6,430.95	$6,43
609404	Approved	--	10/06/2020	$13,580.22	$13,58
610451	Approved	--	11/10/2020	$4,111.20	$4,11
613319	Approved	--	12/22/2020	$6,256.80	$6,25
614872	Approved	--	02/05/2021	$4,657.95	$4,65
616100	Approved	--	03/30/2021	$11,558.50	$11,55
618942	Approved	--	04/26/2021	$12,960.50	$12,96
617612	Approved	--	04/26/2021	$6,258.00	$6,25
620624	Approved	--	05/21/2021	$8,795.00	$8,79
621939	Approved	--	06/23/2021	$34,214.49	$33,91
623660	Approved	--	08/16/2021	$20,732.34	$20,63
624741	Approved	--	09/08/2021	$2,645.00	$2,64
625932	Approved	--	10/14/2021	$285.00	$28
627417	Approved	--	12/22/2021	$953.86	$95
628918	Approved	--	12/12/2021	$584.50	$58

630126	Approved	--	01/06/2022	$3,468.76	$3,466
631590	Approved	--	01/21/2022	$1,315.00	$1,315
463065	Approved	--	12/20/2011	$379.50	$379
633004	Approved	--	02/15/2022	$20,194.41	$20,071
635494	Approved	--	04/28/2022	$2,895.50	$2,895
637005	Approved	--	05/31/2022	$7,327.00	$7,327
638580	Approved	--	06/22/2022	$47.50	$47
640355	Approved	--	07/29/2022	$545.02	$540
641318	Approved	--	09/14/2022	$182.50	$182
642736	Approved	--	10/19/2022	$36.50	$36
644092	Approved	--	10/19/2022	$4,414.81	$4,370

Designated Information is Confidential Per Protective Order in UTC Docket TG-230778

Journal Entry Query Tool

v.4.6

NOTE: Ctrl+Shift+J to pull data

Exh. JW-7C
TG-230778

Date Range:
From: 2022-08
To: 2023-07

Total of Entries:
Num of Entries Shown:

*pstd: P = Posted, U = Unposted, S = Staged, C:0 = I/C Unposted, -1 = Hanging out there.
*records limit: 10000

Full Account	Nat Currency	Journal Control Num	Psted*	Journal Description

646906	Approved --	12/14/2022	$1,012.00	$1,012
648491	Approved --	02/03/2023	$7,549.50	$7,549
649486	Approved --	02/22/2023	$10,420.50	$10,420
651034	Approved --	03/14/2023	$2,245.00	$2,245
653852	Approved --	06/02/2023	$6,787.50	$6,787
655273	Approved --	07/03/2023	$2,625.00	$2,625
634119	Approved --	03/23/2022	$1,464.00	$1,457.5

Journal Entry Query Tool

v.4.6

Districts:
Accts:
System:
Subsystem:

Total of Entries:
Num of Entries Shown:

Full Account	User	R/Type	Vendor Code	One Time Vendor
[redacted]				

Journal Entry Query Tool

v.4.6

Districts:
Accts:
System:
Subsystem:

Total of Entries:
Num of Entries Shown:

Full Account	User	R/Type	Vendor Code	One Time Vendor

[redacted]

605340	Approved	--	08/06/2020	$427.50	$42
606612	Approved	--	08/06/2020	$27,998.10	$27,99
435169	Approved	--	04/06/2010	$726.00	$72
608059	Approved	--	10/05/2020	$6,430.95	$6,43
609404	Approved	--	10/06/2020	$13,580.22	$13,58
610451	Approved	--	11/10/2020	$4,111.20	$4,11
613319	Approved	--	12/22/2020	$6,256.80	$6,25
614872	Approved	--	02/05/2021	$4,657.95	$4,65
616100	Approved	--	03/30/2021	$11,558.50	$11,55
618942	Approved	--	04/26/2021	$12,960.50	$12,96
617612	Approved	--	04/26/2021	$6,258.00	$6,25
620624	Approved	--	05/21/2021	$8,795.00	$8,79
621939	Approved	--	06/23/2021	$34,214.49	$33,91
623660	Approved	--	08/16/2021	$20,732.34	$20,63
624741	Approved	--	09/08/2021	$2,645.00	$2,64
625932	Approved	--	10/14/2021	$285.00	$28
627417	Approved	--	12/22/2021	$953.86	$95
628918	Approved	--	12/12/2021	$584.50	$58

630126	Approved	--	01/06/2022	$3,468.76	$3,466
631590	Approved	--	01/21/2022	$1,315.00	$1,315
463065	Approved	--	12/20/2011	$379.50	$379
633004	Approved	--	02/15/2022	$20,194.41	$20,071
635494	Approved	--	04/28/2022	$2,895.50	$2,895
637005	Approved	--	05/31/2022	$7,327.00	$7,327
638580	Approved	--	06/22/2022	$47.50	$47
640355	Approved	--	07/29/2022	$545.02	$540
641318	Approved	--	09/14/2022	$182.50	$182
642736	Approved	--	10/19/2022	$36.50	$36
644092	Approved	--	10/19/2022	$4,414.81	$4,370

Journal Entry Query Tool

v.4.6

Districts:
Accts:
System:
Subsystem:

Total of Entries:
Num of Entries Shown:

Full Account	User	R/Type	Vendor Code	One Time Vendor

[redacted]

646906	Approved --	12/14/2022	$1,012.00	$1,012
648491	Approved --	02/03/2023	$7,549.50	$7,549
649486	Approved --	02/22/2023	$10,420.50	$10,420
651034	Approved --	03/14/2023	$2,245.00	$2,245
653852	Approved --	06/02/2023	$6,787.50	$6,787
655273	Approved --	07/03/2023	$2,625.00	$2,625
634119	Approved --	03/23/2022	$1,464.00	$1,457.5



Journal Entry Query Tool

v.4.6

Other Criteria	
2112	**Vendor Code:**
70235	**Amount From:**
	Amount To:
	Posting:

Total of Entries:
Num of Entries Shown:

Full Account	Further Description	Date Doc	Doc Desc
[redacted]			

Journal Entry Query Tool

v.4.6

Other Criteria	
2112	**Vendor Code:**
70235	**Amount From:**
	Amount To:
	Posting:

Total of Entries:
Num of Entries Shown:

Full Account	Further Description	Date Doc	Doc Desc

[redacted]

605340	Approved	--	08/06/2020	$427.50	$42
606612	Approved	--	08/06/2020	$27,998.10	$27,99
435169	Approved	--	04/06/2010	$726.00	$72
608059	Approved	--	10/05/2020	$6,430.95	$6,43
609404	Approved	--	10/06/2020	$13,580.22	$13,58
610451	Approved	--	11/10/2020	$4,111.20	$4,11
613319	Approved	--	12/22/2020	$6,256.80	$6,25
614872	Approved	--	02/05/2021	$4,657.95	$4,65
616100	Approved	--	03/30/2021	$11,558.50	$11,55
618942	Approved	--	04/26/2021	$12,960.50	$12,96
617612	Approved	--	04/26/2021	$6,258.00	$6,25
620624	Approved	--	05/21/2021	$8,795.00	$8,79
621939	Approved	--	06/23/2021	$34,214.49	$33,91
623660	Approved	--	08/16/2021	$20,732.34	$20,63
624741	Approved	--	09/08/2021	$2,645.00	$2,64
625932	Approved	--	10/14/2021	$285.00	$28
627417	Approved	--	12/22/2021	$953.86	$95
628918	Approved	--	12/12/2021	$584.50	$58

630126	Approved	--	01/06/2022	$3,468.76	$3,466
631590	Approved	--	01/21/2022	$1,315.00	$1,315
463065	Approved	--	12/20/2011	$379.50	$379
633004	Approved	--	02/15/2022	$20,194.41	$20,071
635494	Approved	--	04/28/2022	$2,895.50	$2,895
637005	Approved	--	05/31/2022	$7,327.00	$7,327
638580	Approved	--	06/22/2022	$47.50	$47
640355	Approved	--	07/29/2022	$545.02	$540
641318	Approved	--	09/14/2022	$182.50	$182
642736	Approved	--	10/19/2022	$36.50	$36
644092	Approved	--	10/19/2022	$4,414.81	$4,370

Journal Entry Query Tool

v.4.6

Other Criteria	
2112	**Vendor Code:**
70235	**Amount From:**
	Amount To:
	Posting:

Total of Entries:
Num of Entries Shown:

Full Account	Further Description	Date Doc	Doc Desc
[redacted]			

646906	Approved --	12/14/2022	$1,012.00	$1,012
648491	Approved --	02/03/2023	$7,549.50	$7,549
649486	Approved --	02/22/2023	$10,420.50	$10,420
651034	Approved --	03/14/2023	$2,245.00	$2,245
653852	Approved --	06/02/2023	$6,787.50	$6,787
655273	Approved --	07/03/2023	$2,625.00	$2,625
634119	Approved --	03/23/2022	$1,464.00	$1,457.5



Journal Entry Query Tool
v.4.6

All

Total of Entries:
Num of Entries Shown:

Full Account	Doc Ctrl Num	Po Ctrl Num	Vendor Order Nur	Ticket Num	Document 2

[redacted]

Journal Entry Query Tool

v.4.6

All

Total of Entries:
Num of Entries Shown:

Full Account	Doc Ctrl Num	Po Ctrl Num	Vendor Order Nur	Ticket Num	Document 2

[redacted]

605340	Approved	--	08/06/2020	$427.50	$42
606612	Approved	--	08/06/2020	$27,998.10	$27,99
435169	Approved	--	04/06/2010	$726.00	$72
608059	Approved	--	10/05/2020	$6,430.95	$6,43
609404	Approved	--	10/06/2020	$13,580.22	$13,58
610451	Approved	--	11/10/2020	$4,111.20	$4,11
613319	Approved	--	12/22/2020	$6,256.80	$6,25
614872	Approved	--	02/05/2021	$4,657.95	$4,65
616100	Approved	--	03/30/2021	$11,558.50	$11,55
618942	Approved	--	04/26/2021	$12,960.50	$12,96
617612	Approved	--	04/26/2021	$6,258.00	$6,25
620624	Approved	--	05/21/2021	$8,795.00	$8,79
621939	Approved	--	06/23/2021	$34,214.49	$33,91
623660	Approved	--	08/16/2021	$20,732.34	$20,63
624741	Approved	--	09/08/2021	$2,645.00	$2,64
625932	Approved	--	10/14/2021	$285.00	$28
627417	Approved	--	12/22/2021	$953.86	$95
628918	Approved	--	12/12/2021	$584.50	$58

630126	Approved	--	01/06/2022	$3,468.76	$3,466
631590	Approved	--	01/21/2022	$1,315.00	$1,315
463065	Approved	--	12/20/2011	$379.50	$379
633004	Approved	--	02/15/2022	$20,194.41	$20,071
635494	Approved	--	04/28/2022	$2,895.50	$2,895
637005	Approved	--	05/31/2022	$7,327.00	$7,327
638580	Approved	--	06/22/2022	$47.50	$47
640355	Approved	--	07/29/2022	$545.02	$540
641318	Approved	--	09/14/2022	$182.50	$182
642736	Approved	--	10/19/2022	$36.50	$36
644092	Approved	--	10/19/2022	$4,414.81	$4,370

Journal Entry Query Tool
v.4.6

All

Total of Entries:
Num of Entries Shown:

Full Account	Doc Ctrl Num	Po Ctrl Num	Vendor Order Nur	Ticket Num	Document 2

646906	Approved --	12/14/2022	$1,012.00	$1,012
648491	Approved --	02/03/2023	$7,549.50	$7,549
649486	Approved --	02/22/2023	$10,420.50	$10,420
651034	Approved --	03/14/2023	$2,245.00	$2,245
653852	Approved --	06/02/2023	$6,787.50	$6,787
655273	Approved --	07/03/2023	$2,625.00	$2,625
634119	Approved --	03/23/2022	$1,464.00	$1,457.5

[redacted]

Journal Entry Query Tool
v.4.6

Total of Entries:
Num of Entries Shown:

Full Account	Document 1	Class Code	Date Entered	Date Posted	Amt Net	Date Due	Database	Reversing Flag
[redacted]								

Journal Entry Query Tool
v.4.6

Total of Entries:
Num of Entries Shown:

Full Account	Document 1	Class Code	Date Entered	Date Posted	Amt Net	Date Due	Database	Reversing Flag
[redacted]								

605340	Approved	--	08/06/2020	$427.50	$42
606612	Approved	--	08/06/2020	$27,998.10	$27,99
435169	Approved	--	04/06/2010	$726.00	$72
608059	Approved	--	10/05/2020	$6,430.95	$6,43
609404	Approved	--	10/06/2020	$13,580.22	$13,58
610451	Approved	--	11/10/2020	$4,111.20	$4,11
613319	Approved	--	12/22/2020	$6,256.80	$6,25
614872	Approved	--	02/05/2021	$4,657.95	$4,65
616100	Approved	--	03/30/2021	$11,558.50	$11,55
618942	Approved	--	04/26/2021	$12,960.50	$12,96
617612	Approved	--	04/26/2021	$6,258.00	$6,25
620624	Approved	--	05/21/2021	$8,795.00	$8,79
621939	Approved	--	06/23/2021	$34,214.49	$33,91
623660	Approved	--	08/16/2021	$20,732.34	$20,63
624741	Approved	--	09/08/2021	$2,645.00	$2,64
625932	Approved	--	10/14/2021	$285.00	$28
627417	Approved	--	12/22/2021	$953.86	$95
628918	Approved	--	12/12/2021	$584.50	$58

630126	Approved	--	01/06/2022	$3,468.76	$3,466
631590	Approved	--	01/21/2022	$1,315.00	$1,315
463065	Approved	--	12/20/2011	$379.50	$379
633004	Approved	--	02/15/2022	$20,194.41	$20,071
635494	Approved	--	04/28/2022	$2,895.50	$2,895
637005	Approved	--	05/31/2022	$7,327.00	$7,327
638580	Approved	--	06/22/2022	$47.50	$47
640355	Approved	--	07/29/2022	$545.02	$540
641318	Approved	--	09/14/2022	$182.50	$182
642736	Approved	--	10/19/2022	$36.50	$36
644092	Approved	--	10/19/2022	$4,414.81	$4,370

Journal Entry Query Tool
v.4.6

Total of Entries:
Num of Entries Shown:

Full Account	Document 1	Class Code	Date Entered	Date Posted	Amt Net	Date Due	Database	Reversing Flag
646906 Approved -- 12/14/2022 $1,012.00 $1,012								
648491 Approved -- 02/03/2023 $7,549.50 $7,549								
649486 Approved -- 02/22/2023 $10,420.50 $10,420								
651034 Approved -- 03/14/2023 $2,245.00 $2,245								
653852 Approved -- 06/02/2023 $6,787.50 $6,787								
655273 Approved -- 07/03/2023 $2,625.00 $2,625								
634119 Approved -- 03/23/2022 $1,464.00 $1,457.5								

Journal Entry Query Tool
v.4.6

Total of Entries:
Num of Entries Shown:

	Not included in print range									
Full Account	Hold Flag	Recurring Flag	Repeating Flag	Type Flag	Posted Flag	Seg1	Seg2	Seg3	Seg4	:aged_RefCo

[redacted]

Journal Entry Query Tool
v.4.6

Total of Entries:
Num of Entries Shown:

	Not included in print range									
Full Account	Hold Flag	Recurring Flag	Repeating Flag	Type Flag	Posted Flag	Seg1	Seg2	Seg3	Seg4	:aged_RefCo
[redacted]										

605340	Approved	--	08/06/2020	$427.50	$42
606612	Approved	--	08/06/2020	$27,998.10	$27,99
435169	Approved	--	04/06/2010	$726.00	$72
608059	Approved	--	10/05/2020	$6,430.95	$6,43
609404	Approved	--	10/06/2020	$13,580.22	$13,58
610451	Approved	--	11/10/2020	$4,111.20	$4,11
613319	Approved	--	12/22/2020	$6,256.80	$6,25
614872	Approved	--	02/05/2021	$4,657.95	$4,65
616100	Approved	--	03/30/2021	$11,558.50	$11,55
618942	Approved	--	04/26/2021	$12,960.50	$12,96
617612	Approved	--	04/26/2021	$6,258.00	$6,25
620624	Approved	--	05/21/2021	$8,795.00	$8,79
621939	Approved	--	06/23/2021	$34,214.49	$33,91
623660	Approved	--	08/16/2021	$20,732.34	$20,63
624741	Approved	--	09/08/2021	$2,645.00	$2,64
625932	Approved	--	10/14/2021	$285.00	$28
627417	Approved	--	12/22/2021	$953.86	$95
628918	Approved	--	12/12/2021	$584.50	$58

630126	Approved	--	01/06/2022	$3,468.76	$3,466
631590	Approved	--	01/21/2022	$1,315.00	$1,315
463065	Approved	--	12/20/2011	$379.50	$379
633004	Approved	--	02/15/2022	$20,194.41	$20,071
635494	Approved	--	04/28/2022	$2,895.50	$2,895
637005	Approved	--	05/31/2022	$7,327.00	$7,327
638580	Approved	--	06/22/2022	$47.50	$47
640355	Approved	--	07/29/2022	$545.02	$540
641318	Approved	--	09/14/2022	$182.50	$182
642736	Approved	--	10/19/2022	$36.50	$36
644092	Approved	--	10/19/2022	$4,414.81	$4,370

Journal Entry Query Tool
v.4.6

Total of Entries:
Num of Entries Shown:

					Not included in print range						
Full Account					Hold Flag	Recurring Flag	Repeating Flag	Type Flag	Posted Flag	Seg1	Seg2	Seg3	Seg4	:aged_RefCo
646906	Approved --	12/14/2022	$1,012.00	$1,012										
648491	Approved --	02/03/2023	$7,549.50	$7,549										
649486	Approved --	02/22/2023	$10,420.50	$10,420										
651034	Approved --	03/14/2023	$2,245.00	$2,245										
653852	Approved --	06/02/2023	$6,787.50	$6,787										
655273	Approved --	07/03/2023	$2,625.00	$2,625										
634119	Approved --	03/23/2022	$1,464.00	$1,457.5										

Journal Entry Query Tool
v.4.6

Total of Entries:
Num of Entries Shown:

Full Account	Staged_DocRef	Staged Year Month	Staged District	VO Number
[redacted]				

Journal Entry Query Tool
v.4.6

Total of Entries:
Num of Entries Shown:

Full Account	Staged_DocRef	Staged Year Month	Staged District	VO Number
[redacted]				

605340	Approved	--	08/06/2020	$427.50	$42
606612	Approved	--	08/06/2020	$27,998.10	$27,99
435169	Approved	--	04/06/2010	$726.00	$72
608059	Approved	--	10/05/2020	$6,430.95	$6,43
609404	Approved	--	10/06/2020	$13,580.22	$13,58
610451	Approved	--	11/10/2020	$4,111.20	$4,11
613319	Approved	--	12/22/2020	$6,256.80	$6,25
614872	Approved	--	02/05/2021	$4,657.95	$4,65
616100	Approved	--	03/30/2021	$11,558.50	$11,55
618942	Approved	--	04/26/2021	$12,960.50	$12,96
617612	Approved	--	04/26/2021	$6,258.00	$6,25
620624	Approved	--	05/21/2021	$8,795.00	$8,79
621939	Approved	--	06/23/2021	$34,214.49	$33,91
623660	Approved	--	08/16/2021	$20,732.34	$20,63
624741	Approved	--	09/08/2021	$2,645.00	$2,64
625932	Approved	--	10/14/2021	$285.00	$28
627417	Approved	--	12/22/2021	$953.86	$95
628918	Approved	--	12/12/2021	$584.50	$58

630126	Approved	--	01/06/2022	$3,468.76	$3,466
631590	Approved	--	01/21/2022	$1,315.00	$1,315
463065	Approved	--	12/20/2011	$379.50	$379
633004	Approved	--	02/15/2022	$20,194.41	$20,071
635494	Approved	--	04/28/2022	$2,895.50	$2,895
637005	Approved	--	05/31/2022	$7,327.00	$7,327
638580	Approved	--	06/22/2022	$47.50	$47
640355	Approved	--	07/29/2022	$545.02	$540
641318	Approved	--	09/14/2022	$182.50	$182
642736	Approved	--	10/19/2022	$36.50	$36
644092	Approved	--	10/19/2022	$4,414.81	$4,370

Journal Entry Query Tool
v.4.6

Total of Entries:
Num of Entries Shown:

Full Account	Staged_DocRef	Staged Year Month	Staged District	VO Number
[redacted]				

646906	Approved --	12/14/2022	$1,012.00	$1,012
648491	Approved --	02/03/2023	$7,549.50	$7,549
649486	Approved --	02/22/2023	$10,420.50	$10,420
651034	Approved --	03/14/2023	$2,245.00	$2,245
653852	Approved --	06/02/2023	$6,787.50	$6,787
655273	Approved --	07/03/2023	$2,625.00	$2,625
634119	Approved --	03/23/2022	$1,464.00	$1,457.5

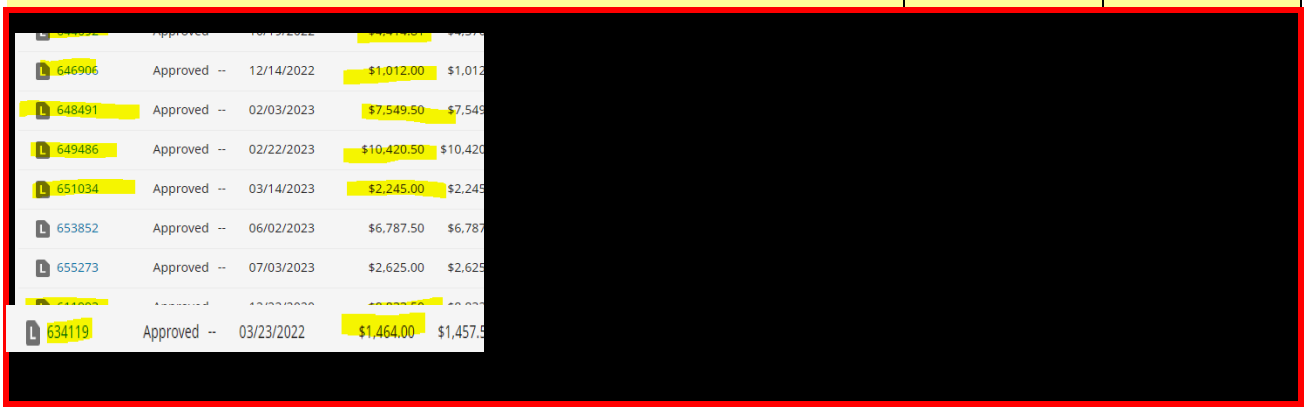

Region OH Calculation
Olympic
August 1, 2022 - July 31, 2023

REGION G&A STATEMENT

		Aug-22	Sep-22	Oct-22	Nov-22	Dec-22	Jan-23	Feb-23	Mar-23	Apr-23	May-23
70036	Other Bonus/Commission - Non-Safety	[redacted]									
70086	Safety and Training										
70090	WCN Training										
70095	Empl & Commun Activ										
70105	Employee Relocation										
70110	Contributions										
70147	Bldg & Property Maint										
70165	Communications										
70167	Cellular Telephone										
70170	Qualifying Operating Lease Expense										
70171	Variable Qualifying Lease Expense										
70185	Postage										
70190	Registration Fees										
70195	Dues and Subscriptions										
70200	Travel										
70201	Entertainment										
70202	Excursions Meetings										
70203	Lodging										
70205	Travel - Auto										
70206	Meals										
70207	Meals with Customers										
70210	Office Supplies and Equip										
70214	Credit Card Fees										
70215	Bank Charges										
70216	Outside Storages										
70225	Advertising and Promotions										
70230	External Recruiter Fees										
70231	Recruitment Advertising & Expenses										
70232	Recruitment Travel Expenses										
70255	Other Prof Fees										
70275	Property Taxes										
70301	Computer Software										
70302	Computer Supplies										
70303	Software License Fees										
70320	Credit and Collection										
70326	Deductible Current Year										
70330	Equipment/Truck Rodeo										
70336	Coffee Bar										
70902	Visual Lease Clearing Account										
	G&A										

Region OH Calculation
Olympic
August 1, 2022 - July 31, 2023

REGION G&A STATEMENT

	Aug-22	Sep-22	Oct-22	Nov-22	Dec-22	Jan-23	Feb-23	Mar-23	Apr-23	May-23

Designated Information is Confidential Per Protective Order in UTC Docket TG-230778

Region OH Calculation
Olympic
August 1, 2022 - July 31, 2023

August-Sept 2022	2.15%
Oct-Nov 2022	2.08%
Dec 2022	2.04%
Jan-Mar 2023	1.55%
April - July 2023	1.63%

REGION G&A STATEMENT

		Jun-23	Jul-23	Total	Olympic Allocation	Adjust Out Unallowable	Adjusted Region OH Allocation
70036	Other Bonus/Commission - Non-Safety	[redacted]					
70086	Safety and Training						
70090	WCN Training						
70095	Empl & Commun Activ						
70105	Employee Relocation						
70110	Contributions						
70147	Bldg & Property Maint						
70165	Communications						
70167	Cellular Telephone						
70170	Qualifying Operating Lease Expense						
70171	Variable Qualifying Lease Expense						
70185	Postage						
70190	Registration Fees						
70195	Dues and Subscriptions						
70200	Travel						
70201	Entertainment						
70202	Excursions Meetings						
70203	Lodging						
70205	Travel - Auto						
70206	Meals						
70207	Meals with Customers						
70210	Office Supplies and Equip						
70214	Credit Card Fees						
70215	Bank Charges						
70216	Outside Storages						
70225	Advertising and Promotions						
70230	External Recruiter Fees						
70231	Recruitment Advertising & Expenses						
70232	Recruitment Travel Expenses						
70255	Other Prof Fees						
70275	Property Taxes						
70301	Computer Software						
70302	Computer Supplies						
70303	Software License Fees						
70320	Credit and Collection						
70326	Deductible Current Year						
70330	Equipment/Truck Rodeo						
70336	Coffee Bar						
70902	Visual Lease Clearing Account						
	G&A						

Designated Information is Confidential Per Protective Order in UTC Docket TG-230778

Region OH Calculation
Olympic
August 1, 2022 - July 31, 2023

August-Sept 2022	2.15%
Oct-Nov 2022	2.08%
Dec 2022	2.04%
Jan-Mar 2023	1.55%
April - July 2023	1.63%

REGION G&A STATEMENT

	Jun-23	Jul-23	Total	Olympic Allocation	Adjust Out Unallowable	Adjusted Region OH Allocation

Region OH Calculation
Olympic
August 1, 2022 - July 31, 2023

REGION G&A STATEMENT		August-Sept 2022	Oct - Nov 2022	December 2022
70036	Other Bonus/Commission - Non-Safety	[redacted]		
70086	Safety and Training			
70090	WCN Training			
70095	Empl & Commun Activ			
70105	Employee Relocation			
70110	Contributions			
70147	Bldg & Property Maint			
70165	Communications			
70167	Cellular Telephone			
70170	Qualifying Operating Lease Expense			
70171	Variable Qualifying Lease Expense			
70185	Postage			
70190	Registration Fees			
70195	Dues and Subscriptions			
70200	Travel			
70201	Entertainment			
70202	Excursions Meetings			
70203	Lodging			
70205	Travel - Auto			
70206	Meals			
70207	Meals with Customers			
70210	Office Supplies and Equip			
70214	Credit Card Fees			
70215	Bank Charges			
70216	Outside Storages			
70225	Advertising and Promotions			
70230	External Recruiter Fees			
70231	Recruitment Advertising & Expenses			
70232	Recruitment Travel Expenses			
70255	Other Prof Fees			
70275	Property Taxes			
70301	Computer Software			
70302	Computer Supplies			
70303	Software License Fees			
70320	Credit and Collection			
70326	Deductible Current Year			
70330	Equipment/Truck Rodeo			
70336	Coffee Bar			
70902	Visual Lease Clearing Account			
	G&A			

Designated Information is Confidential Per Protective Order in UTC Docket TG-230778

REGION G&A STATEMENT	August-Sept 2022	Oct - Nov 2022	December 2022
[redacted]			

Region OH Calculation
Olympic
August 1, 2022 - July 31, 2023

REGION G&A STATEMENT		Jan-March 2023	April - July 2023
70036	Other Bonus/Commission - Non-Safety	[redacted]	
70086	Safety and Training		
70090	WCN Training		
70095	Empl & Commun Activ		
70105	Employee Relocation		
70110	Contributions		
70147	Bldg & Property Maint		
70165	Communications		
70167	Cellular Telephone		
70170	Qualifying Operating Lease Expense		
70171	Variable Qualifying Lease Expense		
70185	Postage		
70190	Registration Fees		
70195	Dues and Subscriptions		
70200	Travel		
70201	Entertainment		
70202	Excursions Meetings		
70203	Lodging		
70205	Travel - Auto		
70206	Meals		
70207	Meals with Customers		
70210	Office Supplies and Equip		
70214	Credit Card Fees		
70215	Bank Charges		
70216	Outside Storages		
70225	Advertising and Promotions		
70230	External Recruiter Fees		
70231	Recruitment Advertising & Expenses		
70232	Recruitment Travel Expenses		
70255	Other Prof Fees		
70275	Property Taxes		
70301	Computer Software		
70302	Computer Supplies		
70303	Software License Fees		
70320	Credit and Collection		
70326	Deductible Current Year		
70330	Equipment/Truck Rodeo		
70336	Coffee Bar		
70902	Visual Lease Clearing Account		
	G&A		

Region OH Calculation
Olympic
August 1, 2022 - July 31, 2023

REGION G&A STATEMENT	Jan-March 2023	April - July 2023
	[redacted]	

8,9,10,11,12 1,2,3,4,5,6,7

[redacted]

8,9,10,11,12 **1,2,3,4,5,6,7**

[redacted]

[redacted]



[redacted]



Olympic Disposal G-9

Equipment	Cost	Salvage	Depr	Test Year	Average Investment

Clallam (UTC)

[redacted]

Depreciation Expense Allocation				Average Investment Allocation					Clalla
Jefferson (UTC)	Mill Long Hauls (UTC)	Non-Regulated	Allocator	Clallam (UTC)	Jefferson (UTC)	Mill Long Hauls (UTC)	Non-Regulated	Allocator	
[redacted]									

am Jefferson

[redacted]

Prepared for Docket TG-230661
For Company Yakima Waste Systems, Inc.
By Benjamin Sharbono

Link to Outputs

	Company Total Average Investment				
	$				
	Staff Total Average Investment				
	$				
	Lines of Service Average Investment Sub-Totals				
None	Shared	Resi MSW	COM	RO	MF
Garbage Truck	$ 2,635,337.85	$ -	$ -	$ -	$ -
Mill Haul Truck	$ 220,930.83	$ -	$ -	$ -	$ -
Roll Off Truck	$ 872,940.49	$ -	$ -	$ -	$ -
Recycling/YW Truck	$ 529,678.38	$ -	$ -	$ -	$ -
MRF Hauls Truck	$ -	$ -	$ -	$ -	$ -
City Contract Specific Truck	$ 663,247.49	$ -	$ -	$ -	$ -
Container Delivery Truck	$ 194,754.71	$ -	$ -	$ -	$ -
Containers	$ 405,139.08	$ -	$ -	$ -	$ -
Roll Off	$ 212,899.36	$ -	$ -	$ -	$ -
Garbage Carts	$ 361,591.64	$ -	$ -	$ -	$ -
Recycling Bins - Jefferson UTC & Port Townsend	$ 34,569.41	$ -	$ -	$ -	$ -
Recycling Carts - Clallam UTC, Sequim, PA	$ 143,977.48	$ -	$ -	$ -	$ -
City Contract Specific	$ 17,360.95	$ -	$ -	$ -	$ -
Service Equipment	$ 35,063.37	$ -	$ -	$ -	$ -
Shop Equipment	$ 1,524,932.72	$ -	$ -	$ -	$ -
MRF Equipment	$ 265,017.48	$ -	$ -	$ -	$ -
Office Equipment	$ 11,595.78	$ -	$ -	$ -	$ -
Leasehold Improvement	$ 171,760.92	$ -	$ -	$ -	$ -
Office Building	$ 656,542.46	$ -	$ -	$ -	$ -
Land	$ 184,230.00	$ -	$ -	$ -	$ -
	$ -	$ -	$ -	$ -	$ -
	$ -	$ -	$ -	$ -	$ -
Fully Depreciated	$ -	$ -	$ -	$ -	$ -
	$ 9,141,570.39	**$ -**	**$ -**	**$ -**	**$ -**

		$ 2,635,140.56			
			Company Number of Assets		
		6,506,429.82			$
			Staff Number of Assets		
		9,141,570.39	**514**		**$**
Resi YW	Resi Recy	Com Recy		**None**	Shared
$ -	$ -	$ -	**$ 2,635,337.85**	Garbage Truck	$ 506,251.04
$ -	$ -	$ -	**$ 220,930.83**	Mill Haul Truck	$ 89,314.40
$ -	$ -	$ -	**$ 872,940.49**	Roll Off Truck	$ 129,477.24
$ -	$ -	$ -	**$ 529,678.38**	Recycling/YW Truck	$ 66,011.35
$ -	$ -	$ -	**$ -**	MRF Hauls Truck	$ -
$ -	$ -	$ -	**$ 663,247.49**	City Contract Specific Truck	$ 99,487.12
$ -	$ -	$ -	**$ 194,754.71**	Container Delivery Truck	$ 20,237.67
$ -	$ -	$ -	**$ 405,139.08**	Containers	$ 54,169.72
$ -	$ -	$ -	**$ 212,899.36**	Roll Off	$ 34,736.32
$ -	$ -	$ -	**$ 361,591.64**	Garbage Carts	$ 126,477.68
$ -	$ -	$ -	**$ 34,569.41**	Recycling Bins - Jefferson UTC & Port Townsend	$ 12,150.61
$ -	$ -	$ -	**$ 143,977.48**	Recycling Carts - Clallam UTC, Sequim, PA	$ 64,237.40
$ -	$ -	$ -	**$ 17,360.95**	City Contract Specific	$ 2,939.81
$ -	$ -	$ -	**$ 35,063.37**	Service Equipment	$ 17,620.22
$ -	$ -	$ -	**$ 1,524,932.72**	Shop Equipment	$ 275,082.08
$ -	$ -	$ -	**$ 265,017.48**	MRF Equipment	$ 36,928.35
$ -	$ -	$ -	**$ 11,595.78**	Office Equipment	$ 4,999.57
$ -	$ -	$ -	**$ 171,760.92**	Leasehold Improvement	$ 36,558.40
$ -	$ -	$ -	**$ 656,542.46**	Office Building	$ 36,595.53
$ -	$ -	$ -	**$ 184,230.00**	Land	$ -
$ -	$ -	$ -	**$ -**	0	$ -
$ -	$ -	$ -	**$ -**	0	$ -
$ -	$ -	$ -	**$ -**	Fully Depreciated	$ 811,873.34
$ -	**$ -**	**$ -**	**Totals**		**$ 2,425,147.83**

$ (112,106.79)

Company Total Depreciation Expense

1,725,381.29

Staff Total Depreciation Expense

1,613,274.50

Lines of Service Depreciation Expense Sub-Totals

Resi MSW	COM	RO	MF	Resi YW	Resi Recy	Com Recy	
$ -	$ -	$ -	$ -	$ -	$ -	$ -	**$ 506,251.04**
$ -	$ -	$ -	$ -	$ -	$ -	$ -	**$ 89,314.40**
$ -	$ -	$ -	$ -	$ -	$ -	$ -	**$ 129,477.24**
$ -	$ -	$ -	$ -	$ -	$ -	$ -	**$ 66,011.35**
$ -	$ -	$ -	$ -	$ -	$ -	$ -	**$ -**
$ -	$ -	$ -	$ -	$ -	$ -	$ -	**$ 99,487.12**
$ -	$ -	$ -	$ -	$ -	$ -	$ -	**$ 20,237.67**
$ -	$ -	$ -	$ -	$ -	$ -	$ -	**$ 54,169.72**
$ -	$ -	$ -	$ -	$ -	$ -	$ -	**$ 34,736.32**
$ -	$ -	$ -	$ -	$ -	$ -	$ -	**$ 126,477.68**
$ -	$ -	$ -	$ -	$ -	$ -	$ -	**$ 12,150.61**
$ -	$ -	$ -	$ -	$ -	$ -	$ -	**$ 64,237.40**
$ -	$ -	$ -	$ -	$ -	$ -	$ -	**$ 2,939.81**
$ -	$ -	$ -	$ -	$ -	$ -	$ -	**$ 17,620.22**
$ -	$ -	$ -	$ -	$ -	$ -	$ -	**$ 275,082.08**
$ -	$ -	$ -	$ -	$ -	$ -	$ -	**$ 36,928.35**
$ -	$ -	$ -	$ -	$ -	$ -	$ -	**$ 4,999.57**
$ -	$ -	$ -	$ -	$ -	$ -	$ -	**$ 36,558.40**
$ -	$ -	$ -	$ -	$ -	$ -	$ -	**$ 36,595.53**
$ -	$ -	$ -	$ -	$ -	$ -	$ -	**$ -**
$ -	$ -	$ -	$ -	$ -	$ -	$ -	**$ -**
$ -	$ -	$ -	$ -	$ -	$ -	$ -	**$ -**
$ -	$ -	$ -	$ -	$ -	$ -	$ -	**$ 811,873.34**
$ -	**$ -**	**$ -**	**$ -**	**$ -**	**$ -**	**$ -**	**Totals**

Prepared for Docket TG-230661
For Company Yakima Waste Systems, Inc.
By Benjamin Sharbono

Asset Category		
List	Asset #	Asset #
Recycling Bins - Jefferson UTC & Port Townsend	313091	313091
Fully Depreciated	312998	312998
Office Equipment	312639	312639
Office Equipment	312638	312638
Fully Depreciated	312110	312110
Fully Depreciated	312109	312109
Garbage Carts	311692	311692
Fully Depreciated	310045	310045
Fully Depreciated	309959	309959
Container Delivery Truck	309700	309700
Container Delivery Truck	309410	309410
Container Delivery Truck	309409	309409
Container Delivery Truck	309408	309408
Container Delivery Truck	309407	309407
Fully Depreciated	308418	308418
Fully Depreciated	308417	308417
Fully Depreciated	308416	308416
Fully Depreciated	308415	308415
Fully Depreciated	308293	308293
Fully Depreciated	308194	308194
Fully Depreciated	307783	307783
Fully Depreciated	307781	307781
Fully Depreciated	307488	307488
Fully Depreciated	307485	307485
Fully Depreciated	307479	307479
Containers	305964	305964
Containers	305963	305963
Container Delivery Truck	305639	305639
Container Delivery Truck	305638	305638
Containers	305303	305303
Containers	305302	305302
Containers	305301	305301
Containers	305300	305300
Office Equipment	304153	304153
Office Equipment	304152	304152
Fully Depreciated	302743	302743
Fully Depreciated	302742	302742
Fully Depreciated	302423	302423
Fully Depreciated	302422	302422
Garbage Truck	299286	299286
Roll Off Truck	298876	298876
Garbage Truck	298875	298875
Garbage Truck	298244	298244
Recycling/YW Truck	298176	298176
Recycling/YW Truck	298175	298175
Recycling Bins - Jefferson UTC & Port Townsend	298107	298107
Roll Off Truck	297478	297478
Roll Off Truck	297477	297477
Roll Off	294774	294774
Roll Off Truck	294555	294555
Roll Off Truck	294554	294554
Fully Depreciated	290998	290998
Fully Depreciated	290997	290997
Fully Depreciated	290996	290996
Fully Depreciated	290995	290995
Office Equipment	287547	287547
Office Equipment	287163	287163
Fully Depreciated	286335	286335
Containers	285324	285324
Containers	285321	285321

Containers	285305	285305
Containers	285303	285303
Containers	285292	285292
Containers	285287	285287
Containers	285284	285284
Containers	285283	285283
Containers	285282	285282
Containers	285278	285278
Containers	285277	285277
Containers	285275	285275
Garbage Carts	284341	284341
Shop Equipment	283931	283931
Shop Equipment	283930	283930
Office Equipment	283929	283929
Office Equipment	283928	283928
Office Equipment	283927	283927
Office Equipment	282057	282057
Office Equipment	282056	282056
Fully Depreciated	281620	281620
Fully Depreciated	281558	281558
Fully Depreciated	281458	281458
Fully Depreciated	281312	281312
Fully Depreciated	281311	281311
Fully Depreciated	281305	281305
Fully Depreciated	281292	281292
Fully Depreciated	281075	281075
Fully Depreciated	280498	280498
Fully Depreciated	279853	279853
Fully Depreciated	279807	279807
Fully Depreciated	279796	279796
Fully Depreciated	279328	279328
Fully Depreciated	279327	279327
Recycling Bins - Jefferson UTC & Port Townsend	278442	278442
Garbage Carts	277992	277992
Garbage Carts	277986	277986
Recycling Bins - Jefferson UTC & Port Townsend	277983	277983
Recycling Bins - Jefferson UTC & Port Townsend	277982	277982
Fully Depreciated	275282	275282
Fully Depreciated	275281	275281
Mill Haul Truck	275280	275280
Fully Depreciated	275279	275279
Fully Depreciated	275278	275278
Fully Depreciated	275277	275277
Fully Depreciated	275276	275276
Fully Depreciated	273622	273622
Garbage Truck	271212	271212
Recycling Bins - Jefferson UTC & Port Townsend	266846	266846
Containers	265287	265287
Containers	265280	265280
Containers	265279	265279
Roll Off Truck	265267	265267
Mill Haul Truck	264431	264431
Office Equipment	264053	264053
Office Equipment	263828	263828
Garbage Carts	260305	260305
Roll Off	260003	260003
Roll Off	260002	260002
Recycling Bins - Jefferson UTC & Port Townsend	259022	259022
Mill Haul Truck	254783	254783
Mill Haul Truck	254782	254782
Mill Haul Truck	254781	254781
Mill Haul Truck	254780	254780
Mill Haul Truck	254779	254779
Mill Haul Truck	254778	254778
Mill Haul Truck	254777	254777
Mill Haul Truck	254776	254776
Office Equipment	254484	254484
Office Equipment	254483	254483
Fully Depreciated	254050	254050
Fully Depreciated	254049	254049
Fully Depreciated	254048	254048
Fully Depreciated	254047	254047

Fully Depreciated		254046		254046
Fully Depreciated		254045		254045
Fully Depreciated		254044		254044
Fully Depreciated		254043		254043
Fully Depreciated		254042		254042
Fully Depreciated		253906		253906
Office Building		251580		251580
Containers		250266		250266
Containers		250265		250265
Containers		250264		250264
Containers		250263		250263
Containers		250262		250262
Containers		250261		250261
Containers		250260		250260
Containers		250259		250259
Garbage Carts		248118		248118
Recycling Carts - Clallam UTC, Sequim, PA		248117		248117
Office Building		247674		247674
Recycling Bins - Jefferson UTC & Port Townsend		246794		246794
Office Building		246599		246599
Shop Equipment		246144		246144
Mill Haul Truck		246088		246088
Fully Depreciated		246087		246087
Fully Depreciated		246086		246086
Fully Depreciated		246085		246085
Fully Depreciated		246084		246084
Fully Depreciated		246083		246083
Fully Depreciated		246082		246082
Office Building		246027		246027
Land		245955		245955
Garbage Carts		245720		245720
Fully Depreciated		104792		104792
Garbage Truck		0		0
Fully Depreciated		72013		72013
Garbage Truck		0		0
Fully Depreciated		69830		69830
Garbage Truck		0		0
Fully Depreciated		0		0
Fully Depreciated		173763		173763
Fully Depreciated		173772		173772
Fully Depreciated		99658		99658
Fully Depreciated		107722		107722
Fully Depreciated		109828		109828
Garbage Truck		117317		117317
Fully Depreciated		118536		118536
Garbage Truck		173840		173840
Fully Depreciated	181880/183281		181880/183281	
Garbage Truck	184362/184561		184362/184561	
Garbage Truck		195618		195618
Garbage Truck	204187/207701		204187/207701	
Garbage Truck	204184/207702		204184/207702	
Garbage Truck		202834		202834
Garbage Truck		219748		219748
Garbage Truck		219749		219749
Garbage Truck		221747		221747
Garbage Truck		223825		223825
Garbage Truck	Q1 2020		Q1 2020	
Garbage Truck	Q1 2020		Q1 2020	
Garbage Truck		232598		232598
Garbage Truck		232599		232599
Fully Depreciated		42965		42965
Roll Off Truck		0		0
Fully Depreciated		118074		118074
Fully Depreciated		125847		125847
Fully Depreciated		0		0
Fully Depreciated		109828		109828
Roll Off Truck	183280/183718		183280/183718	
Roll Off Truck		217462		217462
Fully Depreciated		105711		105711
Fully Depreciated		109828		109828
Fully Depreciated		173834		173834
Fully Depreciated		126398		126398

Recycling/YW Truck	232597	232597
Fully Depreciated	121803	121803
City Contract Specific Truck	231665	231665
City Contract Specific Truck	231666	231666
City Contract Specific Truck	234108	234108
Fully Depreciated	0	0
Fully Depreciated	0	0
Fully Depreciated	6882	6882
Fully Depreciated	0	0
Fully Depreciated	0	0
Fully Depreciated	0	0

Containers	123923	123923
Containers	124523	124523
Containers	124522	124522
Fully Depreciated	133181	133181
Fully Depreciated	133182	133182
Fully Depreciated	165325	165325
Fully Depreciated	165326	165326
Containers	170273	170273
Containers	170272	170272
Containers	170271	170271
Containers	170270	170270
Containers	170269	170269
Containers	170268	170268
Containers	177797	177797
Containers	177798	177798
Containers	177799	177799
Containers	177800	177800
Containers	177801	177801
Containers	177802	177802
Fully Depreciated	198063	198063
Containers	201756	201756
Containers	201755	201755
Containers	201754	201754
Containers	201753	201753
Containers	201752	201752
Containers	201751	201751
Containers	212679	212679
Containers	212678	212678
Containers	212677	212677
Containers	212676	212676
Containers	212675	212675
Containers	212674	212674
Containers	212673	212673
Containers	226150	226150
Containers	226149	226149
Containers	226148	226148
Containers	226147	226147
Containers	233287	233287
Containers	233288	233288
Containers	233289	233289
Containers	233290	233290
Containers	233291	233291
Containers	233292	233292
Containers	233293	233293
Containers	233294	233294
Containers	233295	233295
Containers	233296	233296
Fully Depreciated	0	0
Fully Depreciated	0	0
Fully Depreciated	0	0
Fully Depreciated	0	0
Fully Depreciated	0	0
Fully Depreciated	0	0
Fully Depreciated	0	0
Fully Depreciated	0	0
Fully Depreciated	0	0
Fully Depreciated	0	0
Fully Depreciated	0	0
Fully Depreciated	0	0
Fully Depreciated	0	0
Fully Depreciated	0	0
Fully Depreciated	0	0
Fully Depreciated	0	0
Fully Depreciated	0	0
Fully Depreciated	237925	237925
Fully Depreciated	237924	237924
Fully Depreciated	237685	237685
Fully Depreciated	241724	241724
Roll Off	107241	107241
Roll Off	124065	124065
Roll Off	130068	130068
Roll Off	133215	133215

Roll Off	133216	133216
Roll Off	133564	133564
Roll Off	167238	167238
Roll Off	167239	167239
Roll Off	181670	181670
Roll Off	181671	181671
Roll Off	243178	243178
Roll Off	200627	200627
Roll Off	200628	200628
Roll Off	216316	216316
Roll Off	216315	216315
Fully Depreciated	0	0
Fully Depreciated	0	0
Fully Depreciated	0	0
Fully Depreciated	0	0
Fully Depreciated	0	0
Fully Depreciated	0	0
Fully Depreciated	0	0
Fully Depreciated	0	0
Fully Depreciated	0	0
Fully Depreciated	0	0
Fully Depreciated	0	0
Fully Depreciated	0	0
Fully Depreciated	0	0
Fully Depreciated	0	0
Fully Depreciated	0	0
Fully Depreciated	0	0
Fully Depreciated	0	0
Fully Depreciated	0	0
Fully Depreciated	0	0
Fully Depreciated	0	0
Fully Depreciated	104373	104373
Fully Depreciated	107394	107394
Fully Depreciated	116677	116677
Fully Depreciated	123237	123237
Fully Depreciated	123448	123448
Garbage Carts	167138	167138
Garbage Carts	173862	173862
Garbage Carts	173863	173863
Garbage Carts	173864	173864
Garbage Carts	178883	178883
Garbage Carts	178884	178884
Garbage Carts	178885	178885
Garbage Carts	178886	178886
Garbage Carts	179025	179025
Garbage Carts	179132	179132
Garbage Carts	201018	201018
Garbage Carts	201019	201019
Garbage Carts	201020	201020
Garbage Carts	203609	203609
Garbage Carts	210504	210504
Garbage Carts	212681	212681
Garbage Carts	212680	212680
Garbage Carts	225891	225891
Garbage Carts	231605	231605
Garbage Carts	231606	231606
Garbage Carts	231607	231607
Garbage Carts	231983	231983
Garbage Carts	231984	231984
Garbage Carts	233297	233297
Garbage Carts	233298	233298
Garbage Carts	233301	233301
Garbage Carts	234183	234183
Garbage Carts	234184	234184
Fully Depreciated	0	0
Recycling Bins - Jefferson UTC & Port Townsend	0	0
Fully Depreciated	128144	128144
Fully Depreciated	132477	132477
Recycling Bins - Jefferson UTC & Port Townsend	204803	204803
Recycling Bins - Jefferson UTC & Port Townsend	234065	234065
Recycling Bins - Jefferson UTC & Port Townsend	243433	243433

Recycling Carts - Clallam UTC, Sequim, PA		179887		179887
Recycling Carts - Clallam UTC, Sequim, PA		179932		179932
Recycling Carts - Clallam UTC, Sequim, PA		179933		179933
Recycling Carts - Clallam UTC, Sequim, PA		180264		180264
Recycling Carts - Clallam UTC, Sequim, PA		181057		181057
Recycling Carts - Clallam UTC, Sequim, PA		183526		183526
Recycling Carts - Clallam UTC, Sequim, PA		183527		183527
Recycling Carts - Clallam UTC, Sequim, PA		231985		231985
Recycling Carts - Clallam UTC, Sequim, PA		233299		233299
Recycling Carts - Clallam UTC, Sequim, PA		233300		233300
Recycling Carts - Clallam UTC, Sequim, PA		234185		234185
Recycling Carts - Clallam UTC, Sequim, PA		234186		234186
Recycling Carts - Clallam UTC, Sequim, PA		236848		236848
City Contract Specific		224643		224643
City Contract Specific		215133		215133
Fully Depreciated		130854		130854
Fully Depreciated		174644		174644
Fully Depreciated		227697		227697
Fully Depreciated		235326		235326
Service Equipment		235327		235327
Service Equipment		239568		239568
Service Equipment		240607		240607
Service Equipment		0		0
Fully Depreciated		87711		87711
Fully Depreciated		0		0
Fully Depreciated		0		0
Fully Depreciated		0		0
Fully Depreciated	105398/105399		105398/105399	
Fully Depreciated		128860		128860
Fully Depreciated		171683		171683
Fully Depreciated		186110		186110
Fully Depreciated	186565/186694		186565/186694	
Fully Depreciated		194634		194634
Fully Depreciated		194952		194952
Fully Depreciated		197793		197793
Shop Equipment	203680/ 197793		203680/ 197793	
Shop Equipment	203588 / 203587 / 197793		203588 / 203587 / 197793	
Fully Depreciated		203584		203584
Fully Depreciated		206228		206228
Shop Equipment		209508		209508
Shop Equipment		209507		209507
Shop Equipment		218617		218617
Fully Depreciated	218615, 220969, 220970, 221106, 221735		218615, 220969, 220970, 221106, 221735	
Shop Equipment		218614		218614
Shop Equipment	Q2 2020		Q2 2020	
Shop Equipment		0		0
MRF Equipment		171642		171642
MRF Equipment		185161		185161
Fully Depreciated		122560		122560
Office Equipment		186692		186692
Fully Depreciated		212890		212890
Fully Depreciated		0		0
Fully Depreciated		0		0
Fully Depreciated	115374/116107		115374/116107	
Fully Depreciated		122103		122103
Fully Depreciated		123532		123532
Fully Depreciated	131543/132353		131543/132353	
Fully Depreciated		139784		139784
Fully Depreciated		179236		179236
Fully Depreciated		180542		180542
Fully Depreciated		183543		183543
Fully Depreciated		194814		194814
Fully Depreciated		194954		194954
Fully Depreciated		196591		196591
Fully Depreciated		233213		233213
Leasehold Improvement	190224		190224	
Leasehold Improvement	190223		190223	
Leasehold Improvement	190222		190222	
Fully Depreciated	202995		202995	
Leasehold Improvement	202084		202084	
Leasehold Improvement	218616		218616	
MRF Equipment				

MRF Equipment
MRF Equipment
MRF Equipment
MRF Equipment
MRF Equipment
MRF Equipment
MRF Equipment
MRF Equipment
MRF Equipment
MRF Equipment
MRF Equipment
MRF Equipment
MRF Equipment
MRF Equipment
MRF Equipment
MRF Equipment
MRF Equipment
MRF Equipment
MRF Equipment
MRF Equipment
MRF Equipment
MRF Equipment
MRF Equipment
MRF Equipment

Test Year			
Beginning		End	
Mo	Yr	Mo	Yr
8	2022	7	2023

Inputs

Asset Description	Date in Service			Original Asset Cost	Salvage Value	Service Life	Business Unit Allocation	Regulated Allocation	
1200.00%	Day	Mo	Yr	$	%	Yr	%	%	Shared
18 Gal Recycle Bins		6	2023	$ 8,014.68	0%	5	100.0%	100.00%	100%
1 Yard FEL Containers		10	1997	$ 188.01	0%	5	100.0%	100.00%	100%
HP USB-C G5 Essential Dock - SN: 5CG301ZYB1		7	2023	$ 202.67	0%	3	100.0%	100.00%	100%
HP ProBook 450 G9 Notebook - SN: 5CD3221Q62		7	2023	$ 1,132.72	0%	3	100.0%	100.00%	100%
30 Yard R/O Containers		11	2008	$ 30,500.00	0%	7	100.0%	100.00%	100%
20 Yard R/O Containers		11	2008	$ 2,540.12	0%	7	100.0%	100.00%	100%
64 Gal MSW Carts		7	2023	$ 34,826.88	0%	7	100.0%	100.00%	100%
2004 Genie Man Lift Z45/25		7	2023	$ -	0%	0	100.0%	100.00%	100%
2004 Genie Man Lift Z45/25		7	2023	$ -	0%	0	100.0%	100.00%	100%
22 Rollover- New Container Delivery Truck - 4 Colored Door Panels		5	2023	$ 331.84	0%	10	100.0%	100.00%	100%
CD Truck CD2 Registration		5	2023	$ 1,462.90	0%	10	100.0%	100.00%	100%
CD Truck CD2 Registration		5	2023	$ 5,150.00	0%	10	100.0%	100.00%	100%
CD Truck CD2 Registration		4	2023	$ 5,150.00	0%	10	100.0%	100.00%	100%
CD Truck CD2 Registration		4	2023	$ 5,150.00	0%	10	100.0%	100.00%	100%
Instillation of Auto Grease System Truck #28		5	2009	$ 2,763.00	0%	9	100.0%	100.00%	100%
Alingment on Truck #28		5	2009	$ 1,338.31	0%	9	100.0%	100.00%	100%
Sales/Use tax on 2008 Peterbilt ASL Truck		5	2009	$ 590.00	0%	9	100.0%	100.00%	100%
2008 Peterbilt/McNeilus ASL Truck		5	2009	$ 235,798.41	0%	9	100.0%	100.00%	100%
12 Yd Rectangle Drop Boxes w/ Lids		9	2001	$ 2,962.00	0%	12	100.0%	100.00%	100%
20 yd Drop Box (U)		7	1989	$ 1,000.00	0%	12	100.0%	100.00%	100%
6 YD Commercial Customers ($100 each)		11	2008	$ 4,615.48	0%	7	100.0%	100.00%	100%
1.5 Yard Commercial Containers		11	2008	$ 3,088.32	0%	12	100.0%	100.00%	100%
1.5 Yard REL Containers		11	2001	$ 123.39	0%	6	100.0%	100.00%	100%
1.5 Yard REL Containers		7	2001	$ 455.03	0%	6	100.0%	100.00%	100%
6yd Containers S'D n/Lids (N)		8	1994	$ 1,618.50	0%	12	100.0%	100.00%	100%
1.5 YD REL Containers		5	2023	$ 11,837.10	0%	12	100.0%	100.00%	100%
1 YD REL Containers		5	2023	$ 11,347.50	0%	12	100.0%	100.00%	100%
2023 Peterbilt 537 Grapple Truck		4	2023	$ 183,264.00	0%	10	100.0%	100.00%	100%
Lytx Drive Cam		4	2023	$ 933.99	0%	5	100.0%	100.00%	100%
6 YD FEL Containers		5	2023	$ 6,234.07	0%	12	100.0%	100.00%	100%
4 YD FEL Containers		5	2023	$ 8,731.04	0%	12	100.0%	100.00%	100%
1.5 YD FEL Containers		5	2023	$ 10,308.64	0%	12	100.0%	100.00%	100%
1 YD FEL Containers		5	2023	$ 9,084.64	0%	12	100.0%	100.00%	100%
HP USB-C G5 Essential Dock - SN: 5CG242ZSDQ		4	2023	$ 198.09	0%	3	100.0%	100.00%	100%
HP ProBook 450 G9 Notebook -Wolf Pro Security - 15.6" - SN: 5CD3112QFB		4	2023	$ 1,069.06	0%	3	100.0%	100.00%	100%
Mcneilus 20yd		1	2010	$ 79,897.05	0%	10	100.0%	100.00%	100%
New Mc Neilus Truck # 50-39 Use Tax		12	2009	$ 9,163.63	0%	10	100.0%	100.00%	100%
2009 New International Truck		9	2009	$ 131,742.00	0%	9	100.0%	100.00%	100%
2010 International 7400 REL		12	2009	$ 95,271.64	0%	10	100.0%	100.00%	100%
2023 Peterbilt MSL Truck-Body		1	2023	$ 228,789.55	0%	10	100.0%	100.00%	100%
Weld Plate		1	2023	$ 641.92	0%	10	100.0%	100.00%	100%
Decals-2023 MSL Truck		1	2023	$ 848.64	0%	10	100.0%	100.00%	100%
2023 Peterbilt MSL Truck-Chassis		1	2023	$ 199,299.54	0%	10	100.0%	100.00%	100%
Decals		11	2022	$ 244.80	0%	10	100.0%	100.00%	100%
2023 Peterbilt ASL Truck - PKG		11	2022	$ 336,162.20	0%	10	100.0%	100.00%	100%
57L Recycling Bins		1	2023	$ 7,794.43	0%	5	100.0%	100.00%	100%
Decals		12	2022	$ 244.80	0%	10	100.0%	100.00%	100%
Decals		10	2022	$ 244.80	0%	10	100.0%	100.00%	100%
40yd Roll Off Boxes		10	2022	$ 29,907.00	0%	12	100.0%	100.00%	100%
2023 Peterbilt ROL Truck		12	2022	$ 301,853.17	0%	10	100.0%	100.00%	100%
2023 Peterbilt ROL Truck		10	2022	$ 296,244.28	0%	10	100.0%	100.00%	100%
Install new Engine In Unit 9577		12	2010	$ 5,632.16	0%	3	100.0%	100.00%	100%
Replace Engine in Unit 9577		1	2011	$ 5,587.93	0%	3	100.0%	100.00%	100%
Rebuild Cylinder Head for UNIT 9577 - Capital Repair		1	2011	$ 323.42	0%	3	100.0%	100.00%	100%
1999 Type M Van Box		11	2008	$ 7,000.00	0%	3	100.0%	100.00%	100%
HP Smart Buy ProBook 450 G8 for AC SN: 5CD22097QZ		8	2022	$ 1,353.60	0%	3	100.0%	100.00%	100%
Docking Station for Laptop - No SN on Amazon Purchses		8	2022	$ 307.98	0%	3	100.0%	100.00%	100%
New 2009 ASL Truck (Package Purchase)		1	2010	$ 274,650.34	0%	9	100.0%	100.00%	100%
8 YARD SLANT FRONT LOAD		6	2022	$ 6,382.00	0%	12	100.0%	100.00%	100%
8 YARD SLANT FRONT LOAD		6	2022	$ 124.59	0%	12	100.0%	100.00%	100%

6 YARD SLANT FRONT LOAD	6	2022	$	5,555.00	0%	12	100.0%	100.00%	100%
6 YARD SLANT FRONT LOAD	6	2022	$	126.22	0%	12	100.0%	100.00%	100%
4 YARD SLANT FRONT LOAD	5	2022	$	13,601.60	0%	12	100.0%	100.00%	100%
3 YARD SLANT FRONT LOAD	5	2022	$	12,037.76	0%	12	100.0%	100.00%	100%
2 YARD STANDARD BODY REAR LOADS	6	2022	$	25,627.83	0%	12	100.0%	100.00%	100%
2 YARD STANDARD BODY REAR LOAD	6	2022	$	8,023.00	0%	12	100.0%	100.00%	100%
2 YARD STANDARD BODY REAR LOAD	6	2022	$	121.29	0%	12	100.0%	100.00%	100%
1 YARD STANDARD BODY REAR LOAD	6	2022	$	6,543.00	0%	12	100.0%	100.00%	100%
1 YARD STANDARD BODY REAR LOAD	6	2022	$	1,242.90	0%	12	100.0%	100.00%	100%
1 YARD FEL	5	2022	$	6,189.84	0%	12	100.0%	100.00%	100%
65 Gal MSW Carts	6	2022	$	40,517.73	0%	7	100.0%	100.00%	100%
New computer for site SN: 5CD221613B	6	2022	$	1,580.41	0%	3	100.0%	100.00%	100%
New Docking Station for Laptop - No SN on Amazon Purchases	6	2022	$	303.78	0%	3	100.0%	100.00%	100%
New Computer for site SN: 5CD2164KYL	6	2022	$	1,580.42	0%	3	100.0%	100.00%	100%
Docking Station for new Laptop - No SN on Amazon Purchase	6	2022	$	303.78	0%	3	100.0%	100.00%	100%
New Computer for Site SN: QQ21452166	6	2022	$	1,451.82	0%	3	100.0%	100.00%	100%
HP ProBook 640 SN: 5CD2159TCZ	5	2022	$	1,459.08	0%	3	100.0%	100.00%	100%
New Docking Station for Ops Manager Laptop - NO SN for Amazon Purchases	5	2022	$	302.70	0%	3	100.0%	100.00%	100%
10 YD FEL/REL/SL Metal	5	2022	$	-	0%	0	100.0%	100.00%	100%
8 Yd Commercial Containers	6	2016	$	1.86	0%	7	100.0%	100.00%	100%
2YD REL Containers	8	2003	$	240.00	0%	7	100.0%	100.00%	100%
6 YD Containers	6	2006	$	3,484.78	0%	7	100.0%	100.00%	100%
6 YD FEL Containers	4	2006	$	2,400.19	0%	7	100.0%	100.00%	100%
4 Yard FEL Containers	9	2003	$	513.16	0%	7	100.0%	100.00%	100%
30 YD Roll Off Containers	5	2000	$	3,737.20	0%	5	100.0%	100.00%	100%
3 YD Containers	1	2007	$	11,513.87	0%	11	100.0%	100.00%	100%
4 YD FEL/REL/SL Metal	5	2022	$	-	0%	0	100.0%	100.00%	100%
4YD Containers	11	2008	$	480.00	0%	7	100.0%	100.00%	100%
2 Yard REL Containers	11	2001	$	48.02	0%	6	100.0%	100.00%	100%
2 yd Containers w/Lids	8	1989	$	1,514.92	0%	12	100.0%	100.00%	100%
2yd Containers	6	1987	$	5,518.62	0%	12	100.0%	100.00%	100%
2yd Containers	8	1984	$	1,694.64	0%	12	100.0%	100.00%	100%
Sales Tax	4	2022	$	617.76	0%	5	100.0%	100.00%	100%
95G MSW Carts	4	2022	$	23,883.28	0%	7	100.0%	100.00%	100%
65G MSW Carts	4	2022	$	19,941.60	0%	7	100.0%	100.00%	100%
AP Sales Tax	4	2022	$	(617.76)	0%	5	100.0%	100.00%	100%
16G Recycle Bins	4	2022	$	7,637.76	0%	5	100.0%	100.00%	100%
HP ProBook 640 G2 - 14" Laptop	4	2018	$	1,311.74	0%	3	100.0%	100.00%	100%
(1) Sony Internet TV S/N# S0180642028	12	2011	$	850.89	0%	5	100.0%	100.00%	100%
(4) Drivecam Units	11	2020	$	2,083.20	0%	5	100.0%	100.00%	100%
Shark Comm. Trailer, Skid Mounted 3500 PSI Pressure Washer	9	2010	$	11,165.19	0%	5	100.0%	100.00%	100%
Drive Cameras Subscription Fees	8	2009	$	1,803.60	0%	5	100.0%	100.00%	100%
48 ft Dry Van Container - Sales Tax	9	2006	$	37,648.80	0%	12	100.0%	100.00%	100%
2006 Helm Container Chassis	12	2006	$	41,353.60	0%	7	100.0%	100.00%	100%
Geo Tablets	1	2022	$	7,272.34	0%	1	100.0%	100.00%	100%
Capital Repair - Transmission Truck #884	11	2021	$	18,093.17	0%	3	100.0%	100.00%	100%
16 GAL Recycle Bins	11	2021	$	7,363.58	0%	5	100.0%	100.00%	100%
4Yd FL Containers	10	2021	$	9,514.31	0%	12	100.0%	100.00%	100%
2Yd REL Containers	11	2021	$	13,745.79	0%	12	100.0%	100.00%	100%
2Yd FL Containers	11	2021	$	10,984.81	0%	12	100.0%	100.00%	100%
2022 ROL Pup Trailer (Pioneer HR2000PP)	11	2021	$	68,165.85	0%	7	100.0%	100.00%	100%
2020 Peterbilt Transfer Tractor	9	2021	$	165,345.00	0%	8	100.0%	100.00%	100%
docking station for DM - NO S/N listed for Amazon Purchases	9	2021	$	262.49	0%	3	100.0%	100.00%	100%
HP Probook S/N #5CD1321R5W	9	2021	$	1,173.05	0%	3	100.0%	100.00%	100%
65 Gallon Carts (Gray)	9	2021	$	19,249.44	0%	7	100.0%	100.00%	100%
30 Yd ROL Boxes	8	2021	$	20,303.50	0%	12	100.0%	100.00%	100%
20 Yd ROL Boxes	8	2021	$	18,575.50	0%	12	100.0%	100.00%	100%
15 Gal Recycle Bins	7	2021	$	4,921.56	0%	5	100.0%	100.00%	100%
2000 Panderra Container Chassis	6	2021	$	19,782.00	0%	3	100.0%	100.00%	100%
2000 Panderra Container Chassis	6	2021	$	19,782.00	0%	3	100.0%	100.00%	100%
2000 Panderra Container Chassis	6	2021	$	19,782.00	0%	3	100.0%	100.00%	100%
2000 Panderra Container Chassis	6	2021	$	19,782.00	0%	3	100.0%	100.00%	100%
2008 Homemade Container Chassis	6	2021	$	19,782.00	0%	3	100.0%	100.00%	100%
Fruehauf Container Chassis (1996)	6	2021	$	19,782.00	0%	3	100.0%	100.00%	100%
Fruehauf Container Chassis (1996)	6	2021	$	19,782.00	0%	3	100.0%	100.00%	100%
Fruehauf Container Chassis (1995)	6	2021	$	19,782.00	0%	3	100.0%	100.00%	100%
Laptop Memory - SN S58SNM0R526654	6	2021	$	103.71	0%	3	100.0%	100.00%	100%
HP ProBook - SN 5CD11674KP	6	2021	$	1,040.66	0%	3	100.0%	100.00%	100%
8 YD Container	11	2008	$	87.05	0%	7	100.0%	100.00%	100%
6 YD Container	11	2008	$	174.10	0%	7	100.0%	100.00%	100%
50 YD RO Box	11	2008	$	174.10	0%	7	100.0%	100.00%	100%
40 YD RO Box	11	2008	$	261.15	0%	7	100.0%	100.00%	100%

4 YD Container	11	2008	$	783.46	0%	7	100.0%	100.00%	100%
30 YD RO Box	11	2008	$	522.31	0%	7	100.0%	100.00%	100%
25 YD RO Box	11	2008	$	174.10	0%	7	100.0%	100.00%	100%
20 YD RO Box	11	2008	$	1,741.03	0%	7	100.0%	100.00%	100%
1 YD Container	11	2008	$	3,917.31	0%	7	100.0%	100.00%	100%
NOREGON Panasonic Toughbook FZ-55	3	2021	$	1,842.79	0%	2	100.0%	100.00%	100%
Sequim Office - Legal	1	2021	$	7,870.00	0%	20	100.0%	100.00%	100%
2YD REL METAL CONTAINERS	4	2021	$	5,270.93	0%	12	100.0%	100.00%	100%
1YD REL METAL CONTAINERS	4	2021	$	4,351.94	0%	12	100.0%	100.00%	100%
8YD FEL METAL CONTAINERS	4	2021	$	1,196.75	0%	12	100.0%	100.00%	100%
6YD FEL METAL CONTAINERS	4	2021	$	3,082.48	0%	12	100.0%	100.00%	100%
4YD FEL METAL CONTAINERS	4	2021	$	7,356.30	0%	12	100.0%	100.00%	100%
3YD FEL METAL CONTAINERS	4	2021	$	1,297.66	0%	12	100.0%	100.00%	100%
2YD FEL METAL CONTAINERS	4	2021	$	9,211.65	0%	12	100.0%	100.00%	100%
1YD FEL METAL CONTAINERS	4	2021	$	3,105.27	0%	12	100.0%	100.00%	100%
95 Gal MSW Carts (Gray)	3	2021	$	16,974.92	0%	7	100.0%	100.00%	100%
95 Gal Recycle Carts (Gray)	3	2021	$	16,974.92	0%	7	100.0%	100.00%	100%
Sequim Office Purchase	1	2021	$	36,284.36	0%	20	100.0%	100.00%	100%
15 GAL RECYCLE BINS	1	2021	$	4,674.05	0%	5	100.0%	100.00%	100%
Sequim Office Purchase	1	2021	$	(22,013.78)	0%	20	100.0%	100.00%	100%
(4) Gray Truck Lifts	1	2021	$	42,005.78	0%	5	100.0%	100.00%	100%
2017 4 Axle Long Haul Tractor	11	2016	$	154,776.30	0%	10	100.0%	100.00%	100%
2004 Peterbilt In-Frame Repair	1	2015	$	20,915.00	0%	3	100.0%	100.00%	100%
2014 53' Walking Floor Trailer	8	2013	$	92,074.96	0%	7	100.0%	100.00%	100%
Wet Kit for Chassis 831975 invoice #915-0666	8	2006	$	4,036.70	0%	7	100.0%	100.00%	100%
2004 Tractor	6	2006	$	99,553.75	0%	7	100.0%	100.00%	100%
Roll off trailer	10	2006	$	49,441.57	0%	7	100.0%	100.00%	100%
Used 1993 Wabi Van Trailers #9324	12	2010	$	5,902.20	0%	3	100.0%	100.00%	100%
Sequim Office Purchase	1	2021	$	709,770.00	0%	20	100.0%	100.00%	100%
Sequim Land	1	2021	$	184,230.00	0%	0	100.0%	100.00%	100%
95 Gal Plastic Carts - Grey	1	2021	$	31,727.26	0%	7	100.0%	100.00%	100%
2004 INTL 4300 FLAT 20 Truck (U)	11	2007	$	20,600.62	0%	5	100.0%	100.00%	100%
Truck CD1 Amort of Salvage	7	2023	$	10,146.58	0%	3	100.0%	100.00%	100%
2009 Peterbuilt w/Pckr F718864	12	2009	$	219,720.27	0%	7	100.0%	100.00%	100%
Truck #801 Amort of Salvage	7	2023	$	54,930.07	0%	3	100.0%	100.00%	100%
2009 Peterbuilt w/Pckr F718369	12	2009	$	178,489.36	0%	7	100.0%	100.00%	100%
Truck #919 Amort of Salvage	7	2023	$	44,622.34	0%	3	100.0%	100.00%	100%
Capital Repair (Engine Rebuild)	7	2010	$	4,004.83	0%	3	100.0%	100.00%	100%
2011 Peterbilt 320 ASL	11	2010	$	276,838.92	0%	10	100.0%	100.00%	100%
2005 International REL	11	2011	$	100,004.00	0%	3	100.0%	100.00%	100%
2013 Peterbuilt w/Pckr (N)	12	2012	$	334,615.00	0%	10	100.0%	100.00%	100%
2004 Kenworth Boom Truck (Cont Del) (U)	9	2013	$	65,220.00	0%	5	100.0%	100.00%	100%
(13) Truck Radios	12	2013	$	18,255.64	0%	5	100.0%	100.00%	100%
2015 REL Freighliner (N)	11	2014	$	228,768.45	0%	10	100.0%	100.00%	100%
Truck Radio	7	2014	$	825.00	0%	5	100.0%	100.00%	100%
2016 ASL Peterbilt (N)	10	2015	$	345,402.75	0%	10	100.0%	100.00%	100%
Replace Engine in Truck #603	4	2017	$	12,749.30	0%	3	100.0%	100.00%	100%
2018 ASL Truck	7	2017	$	329,067.48	0%	10	100.0%	100.00%	100%
2018 Better Weigh Mfg Pup Trailer	4	2018	$	123,835.04	0%	7	100.0%	100.00%	100%
2019 ASL Truck	10	2018	$	346,372.69	0%	10	100.0%	100.00%	100%
2019 ASL Truck	10	2018	$	346,372.69	0%	10	100.0%	100.00%	100%
2019 ASL Truck	9	2018	$	345,671.26	0%	10	100.0%	100.00%	100%
2020 Peterbilt FEL	9	2019	$	330,692.70	0%	10	100.0%	100.00%	100%
2020 Peterbilt FEL	9	2019	$	330,692.70	0%	10	100.0%	100.00%	100%
2020 Peterbilt ASL	9	2019	$	378,973.10	0%	10	100.0%	100.00%	100%
2020 Peterbilt ASL	11	2019	$	378,973.10	0%	10	100.0%	100.00%	100%
New FEL Peterbilt / Labrie 40yd	3	2020			0%	10	100.0%	100.00%	100%
New FEL Peterbilt / Labrie 40yd	3	2020			0%	10	100.0%	100.00%	100%
2020 Peterbilt FEL Truck	5	2020	$	334,853.41	0%	10	100.0%	100.00%	100%
2020 Peterbilt FEL Truck	5	2020	$	334,851.25	0%	10	100.0%	100.00%	100%
2006 PETERBUILT RO (N)	6	2006	$	141,950.26	0%	7	100.0%	100.00%	100%
Truck #402 Amort of Salvage	7	2023	$	35,487.56	0%	3	100.0%	100.00%	100%
Tarper #402	12	2014	$	6,532.56	0%	3	100.0%	100.00%	100%
Transmission Repair #402	9	2015	$	7,579.79	0%	3	100.0%	100.00%	100%
Drive Cam, Camara (4)	8	2009	$	3,579.56	0%	7	100.0%	100.00%	100%
(3) Truck Radios	12	2013	$	4,212.84	0%	5	100.0%	100.00%	100%
2018 RO Truck	6	2017	$	234,775.71	0%	10	100.0%	100.00%	100%
New 2019 RO Truck	6	2019	$	245,096.07	0%	10	100.0%	100.00%	100%
2007 Freightliner (U)	7	2013	$	68,587.90	0%	3	100.0%	100.00%	100%
(3) Truck Radios	12	2013	$	4,212.84	0%	5	100.0%	100.00%	100%
2010 Peterbilt ASL	4	2015	$	89,584.15	0%	5	100.0%	100.00%	100%
2016 ASL Truck	10	2015	$	345,402.75	0%	5	100.0%	100.00%	100%

2020 Peterbilt Recycle Truck	5	2020	$	323,706.52	0%	10	100.0%	100.00%	100%
1994 Type HT C-C Trailer (U)	1	2015	$	2,500.00	0%	3	100.0%	100.00%	100%
2020 Peterbilt REL Truck	4	2020	$	307,842.79	0%	10	100.0%	100.00%	100%
2020 Peterbilt REL Truck	4	2020	$	307,842.79	0%	10	100.0%	100.00%	100%
2020 Peterbilt ASL Truck	4	2020	$	379,185.66	0%	10	100.0%	100.00%	100%
1 1/2 YD CONT (U)	12	1997	$	8,225.00	0%	5	100.0%	100.00%	100%
1 YD CONT (U)	12	1997	$	12,388.00	0%	5	100.0%	100.00%	100%
1 YD CONT (U) (3/97)	12	1997	$	13,274.00	0%	7	100.0%	100.00%	100%
1 YD CONT W/LIDS (N)	12	1997	$	11,776.00	0%	10	100.0%	100.00%	100%
1/2 YD CONT (U) (3/97)	12	1997	$	5,822.00	0%	7	100.0%	100.00%	100%
2 YD CONT (U)	12	1997	$	17,169.00	0%	5	100.0%	100.00%	100%
2 YRD CONT W/LIDS (N)	12	1997	$	18,752.00	0%	10	100.0%	100.00%	100%
6 YRD CONT (U)	12	1997	$	964.00	0%	5	100.0%	100.00%	100%
VAR CONT (U)	12	1997	$	142,652.00	0%	5	100.0%	100.00%	100%
2 YD CONT W/LIDS (N)	2	1998	$	13,945.65	0%	10	100.0%	100.00%	100%
1 YD CONT W/LIDS (N)	4	1998	$	6,132.19	0%	10	100.0%	100.00%	100%
2 YRD CONT W/LIDS (N)	4	1998	$	7,064.43	0%	10	100.0%	100.00%	100%
2 YRD CONT W/LIDS (N)	6	1998	$	9,373.09	0%	10	100.0%	100.00%	100%
1 YD +2-6 YD W/LIDS (N)	2	1999	$	5,351.71	0%	10	100.0%	100.00%	100%
1 YD CONT W/LIDS (N)	6	1999	$	12,068.39	0%	10	100.0%	100.00%	100%
1 YD +20-2 YD W/LIDS (N)	9	1999	$	12,838.03	0%	10	100.0%	100.00%	100%
1 YD CONT W/LID	5	2000	$	4,786.29	0%	10	100.0%	100.00%	100%
1YRD REAR LOAD W/L (N)	7	2001	$	5,260.68	0%	10	100.0%	100.00%	100%
2 YD REAR LOAD W/L (N)	7	2001	$	4,326.77	0%	10	100.0%	100.00%	100%
CONTAINERS	8	2002	$	10,045.29	0%	10	100.0%	100.00%	100%
1 YD REAR LOAD W/L (N)	9	2003	$	14,105.71	0%	10	100.0%	100.00%	100%
2 YRD REAR LOAD W/L (N)	9	2003	$	18,129.38	0%	10	100.0%	100.00%	100%
3 YRD FL LOAD W/L (N)	9	2003	$	4,330.24	0%	10	100.0%	100.00%	100%
PACKET CONVERSION KIT	9	2003	$	1,178.30	0%	10	100.0%	100.00%	100%
CONTAINER PARTS	12	2003	$	1,262.08	0%	10	100.0%	100.00%	100%
2YD REL CONTAINERS	5	2004	$	17,190.40	0%	10	100.0%	100.00%	100%
3YD FEL CONTAINERS W/LIDS	5	2004	$	2,110.72	0%	10	100.0%	100.00%	100%
6YD FEL CATHEDRAL CONTAINERS	5	2004	$	2,881.02	0%	10	100.0%	100.00%	100%
FORK POCKETS 16X18	5	2004	$	3,000.70	0%	10	100.0%	100.00%	100%
1YD REL CONTAINERS	6	2004	$	11,424.00	0%	10	100.0%	100.00%	100%
1YD REL CONTAINERS	8	2004	$	11,083.90	0%	10	100.0%	100.00%	100%
2YD REL CONTAINERS	8	2004	$	11,625.90	0%	10	100.0%	100.00%	100%
1YD REL CONTAINERS (N)	5	2005	$	6,885.57	0%	10	100.0%	100.00%	100%
2YD REL CONTAINERS (N)	5	2005	$	7,561.98	0%	10	100.0%	100.00%	100%
4YD FEL CONTAINERS (N)	5	2005	$	6,737.06	0%	10	100.0%	100.00%	100%
6YD FEL CONTAINERS (N)	5	2005	$	8,692.60	0%	10	100.0%	100.00%	100%
1.5YD REL CONTAINERS (N)	6	2005	$	11,478.40	0%	10	100.0%	100.00%	100%
1YD REL CONTAINERS (N)	6	2005	$	18,017.28	0%	10	100.0%	100.00%	100%
2YD REL CONTAINERS (N)	6	2005	$	18,931.20	0%	10	100.0%	100.00%	100%
1YD REL CONTAINERS (N)	7	2005	$	10,758.70	0%	10	100.0%	100.00%	100%
2YD REL CONTAINERS (N)	7	2005	$	11,815.60	0%	10	100.0%	100.00%	100%
1.5YD REL CONTAINERS (N)	3	2006	$	12,551.17	0%	10	100.0%	100.00%	100%
1.5YD REL CONTAINERS (N)	3	2006	$	8,068.61	0%	10	100.0%	100.00%	100%
1YD REL CONTAINERS (N)	3	2006	$	7,872.77	0%	10	100.0%	100.00%	100%
2YD REL CONTAINERS (N)	3	2006	$	13,251.84	0%	10	100.0%	100.00%	100%
2YD REL CONTAINERS (N)	3	2006	$	9,465.60	0%	10	100.0%	100.00%	100%
1YD REL CONTAINERS (N)	6	2007	$	7,334.34	0%	10	100.0%	100.00%	100%
2YD REL CONTAINERS (N)	6	2007	$	18,037.76	0%	10	100.0%	100.00%	100%
1.5YD REL CONTAINERS (N)	9	2008	$	5,873.11	0%	10	100.0%	100.00%	100%
2YD REL CONTAINERS (N)	9	2008	$	9,335.41	0%	10	100.0%	100.00%	100%
3 Yd Containers	11	2008	$	1,473.44	0%	7	100.0%	100.00%	100%
1.5YD FEL CONTAINERS (N)	6	2010	$	5,970.67	0%	10	100.0%	100.00%	100%
1YD FEL CONTAINERS (N)	6	2010	$	5,547.91	0%	10	100.0%	100.00%	100%
2YD FEL CONTAINERS (N)	7	2010	$	13,503.93	0%	10	100.0%	100.00%	100%
4YD FEL CONTAINERS (N)	7	2010	$	7,100.20	0%	10	100.0%	100.00%	100%
6YD FEL CONTAINERS (N)	7	2010	$	9,457.90	0%	10	100.0%	100.00%	100%
1YD FEL CONTAINERS (N)	7	2011	$	11,585.79	0%	10	100.0%	100.00%	100%
1.5YD FEL CONTAINERS (N)	8	2011	$	8,718.63	0%	10	100.0%	100.00%	100%
2YD FEL CONTAINERS (N)	8	2011	$	2,758.78	0%	10	100.0%	100.00%	100%
1.5 Yd Commercial Containers	1	2011	$	0.03	0%	3	100.0%	100.00%	100%
6 Yd Commercial Containers	11	2008	$	378.52	0%	7	100.0%	100.00%	100%
4 Yd Commercial Containers	11	2008	$	1,380.00	0%	12	100.0%	100.00%	100%
4 Yd Containers	11	2008	$	1,600.00	0%	7	100.0%	100.00%	100%
2YD FEL CONTAINERS (N)	5	2012	$	11,013.44	0%	10	100.0%	100.00%	100%
4YD FEL CONTAINERS (N)	7	2012	$	5,475.00	0%	10	100.0%	100.00%	100%
4YD FEL CONTAINERS (N)	5	2013	$	2,976.66	0%	12	100.0%	100.00%	100%
3YD FEL CONTAINERS (N)	5	2013	$	6,005.36	0%	12	100.0%	100.00%	100%

4YD REL CONTAINERS (N)	7	2015	$	6,829.20	0%	12	100.0%	100.00%	100%
2YD REL CONTAINERS (N)	7	2015	$	10,639.46	0%	12	100.0%	100.00%	100%
1YD REL CONTAINERS (N)	7	2015	$	4,401.04	0%	12	100.0%	100.00%	100%
4YD FEL PLASTIC CONTAINERS (N)	5	2016	$	6,682.87	0%	7	100.0%	100.00%	100%
2YD FEL PLASTIC CONTAINERS (N)	5	2016	$	5,127.32	0%	7	100.0%	100.00%	100%
2YD REL CONTAINERS (N)	7	2016	$	4,802.12	0%	7	100.0%	100.00%	100%
6YD FEL CONTAINERS (N)	7	2016	$	1,938.19	0%	7	100.0%	100.00%	100%
6yd FEL Containers	9	2016	$	8,329.00	0%	12	100.0%	100.00%	100%
1yd REL containers	9	2016	$	4,675.73	0%	12	100.0%	100.00%	100%
1yd Flat Top Containers	9	2016	$	4,711.00	0%	12	100.0%	100.00%	100%
2yd REL Containers	9	2016	$	10,972.00	0%	12	100.0%	100.00%	100%
2yd FEL Flat Top Containers	9	2016	$	5,991.00	0%	12	100.0%	100.00%	100%
4yd FEL Containers	9	2016	$	7,413.00	0%	12	100.0%	100.00%	100%
1yd FEL Flat Top Containers w/plastic lid	3	2017	$	26,093.53	0%	12	100.0%	100.00%	100%
1.5yd FEL Flat Top Containers w/plastic lid	3	2017	$	10,450.00	0%	12	100.0%	100.00%	100%
2yd FEL Flat Top Container w/plastic lid	3	2017	$	484.75	0%	12	100.0%	100.00%	100%
3yd FEL Flat Top Containers w/plastic lid	3	2017	$	7,912.19	0%	12	100.0%	100.00%	100%
2YD FEL Containers	3	2017	$	23,763.45	0%	12	100.0%	100.00%	100%
2yd REL Containers w/plastic lid	3	2017	$	22,503.84	0%	12	100.0%	100.00%	100%
22 ft Storage Unit	4	1984	$	3,811.09	0%	15	100.0%	100.00%	100%
FEL Containers - 4 Yd	4	2018	$	9,195.76	0%	12	100.0%	100.00%	100%
REL Containers - 2 yd	4	2018	$	14,724.04	0%	12	100.0%	100.00%	100%
REL Containers - 1.5 Yd	4	2018	$	11,734.82	0%	12	100.0%	100.00%	100%
FEL Containers - 1.5 Yd	4	2018	$	11,770.70	0%	12	100.0%	100.00%	100%
FEL Containers - 2 Yd	4	2018	$	15,038.88	0%	12	100.0%	100.00%	100%
FEL Containers - 6 Yd	4	2018	$	10,579.08	0%	12	100.0%	100.00%	100%
6 Yd FEL Metal Containers	4	2019	$	6,443.18	0%	12	100.0%	100.00%	100%
4 Yd FEL Metal Containers	4	2019	$	11,041.43	0%	12	100.0%	100.00%	100%
3 Yd FEL Metal Containers	4	2019	$	10,162.58	0%	12	100.0%	100.00%	100%
2 Yd FEL Metal Containers	4	2019	$	9,153.53	0%	12	100.0%	100.00%	100%
1 Yd FEL Metal Containers	4	2019	$	6,305.40	0%	12	100.0%	100.00%	100%
2 Yd REL Metal Containers	4	2019	$	6,348.80	0%	12	100.0%	100.00%	100%
1 Yd REL Metal Containers	4	2019	$	8,030.55	0%	12	100.0%	100.00%	100%
4 YD FEL Plastic Container	12	2019	$	16,758.00	0%	7	100.0%	100.00%	100%
3 YD FEL Plastic Container	12	2019	$	7,736.20	0%	7	100.0%	100.00%	100%
2 YD FEL Plastic Container	12	2019	$	11,976.00	0%	7	100.0%	100.00%	100%
1 YD FEL Plastic Container	12	2019	$	9,340.00	0%	7	100.0%	100.00%	100%
1 Yard REL Containers	4	2020	$	3,117.78	0%	12	100.0%	100.00%	100%
1.5 Yard REL Containers	4	2020	$	3,352.57	0%	12	100.0%	100.00%	100%
2 Yard REL Containers	4	2020	$	3,567.80	0%	12	100.0%	100.00%	100%
1 Yard FEL Containers	4	2020	$	8,130.34	0%	12	100.0%	100.00%	100%
1.5 Yard FEL Containers	4	2020	$	8,880.37	0%	12	100.0%	100.00%	100%
2 Yard FEL Containers	4	2020	$	12,451.39	0%	12	100.0%	100.00%	100%
3 Yard FEL Containers	4	2020	$	2,043.15	0%	12	100.0%	100.00%	100%
4 Yard FEL Containers	4	2020	$	6,672.41	0%	12	100.0%	100.00%	100%
6 Yard FEL Containers	4	2020	$	14,359.98	0%	12	100.0%	100.00%	100%
8 Yard FEL Containers	4	2020	$	2,013.21	0%	12	100.0%	100.00%	100%
30 YD DROP BOX (U)	12	1997	$	24,451.11	0%	5	100.0%	100.00%	100%
30 YD DROP BOX (U) (3/97)	12	1997	$	6,960.00	0%	7	100.0%	100.00%	100%
VAR DROP BOX (U)	12	1997	$	23,012.00	0%	5	100.0%	100.00%	100%
20 YD CONT W/LIDS (N)	2	1998	$	14,327.75	0%	10	100.0%	100.00%	100%
25 YD CONT W/LIDS (N)	2	1998	$	15,868.15	0%	10	100.0%	100.00%	100%
40 YD DB W/LIDS (N)	7	1998	$	10,546.23	0%	10	100.0%	100.00%	100%
25YD DROP BOX	6	2004	$	22,655.60	0%	10	100.0%	100.00%	100%
30 YD DROP BOXES	6	2004	$	23,147.20	0%	10	100.0%	100.00%	100%
30YD DROP BOX	6	2004	$	23,902.20	0%	10	100.0%	100.00%	100%
20YD DROP BOX W/LID (N)	5	2005	$	14,120.18	0%	10	100.0%	100.00%	100%
30YD DROP BOX W/LID (N)	5	2005	$	11,989.04	0%	10	100.0%	100.00%	100%
30YD DROP BOX W/LID (N)	7	2005	$	15,057.84	0%	10	100.0%	100.00%	100%
30YD DROP BOX W/LID (N)	3	2006	$	26,449.60	0%	10	100.0%	100.00%	100%
30YD DROP BOX W/LID (N)	6	2006	$	26,449.60	0%	10	100.0%	100.00%	100%
30YD DROP BOX W/LID (N)	6	2007	$	26,509.22	0%	10	100.0%	100.00%	100%
30YD DROP BOX W/LID (N)	8	2007	$	25,620.34	0%	10	100.0%	100.00%	100%
30YD DROP BOX W/LID (N)	10	2007	$	26,509.22	0%	10	100.0%	100.00%	100%
30 Yd Containers	11	2008	$	1,401.60	0%	7	100.0%	100.00%	100%
30 Yd Containers	11	2008	$	700.00	0%	7	100.0%	100.00%	100%
30 Yd Containers	11	2008	$	61,000.00	0%	7	100.0%	100.00%	100%
10 YD Drop Boxes	7	2009	$	6,001.10	0%	7	100.0%	100.00%	100%
30YD DROP BOX (N)	8	2013	$	18,364.04	0%	12	100.0%	100.00%	100%
20YD DROP BOX (N)	7	2015	$	16,310.00	0%	12	100.0%	100.00%	100%
30YD DROP BOX	1	2016	$	17,943.00	0%	11	100.0%	100.00%	100%
30YD DROP BOX W/LID (N)	5	2016	$	5,981.00	0%	12	100.0%	100.00%	100%

20YD DROP BOX W/LID (N)	5	2016	$	11,626.00	0%	12	100.0%	100.00%	100%
30YD DROP BOX W/LID (N)	6	2016	$	17,943.00	0%	12	100.0%	100.00%	100%
30YD DROP BOX W/LID (N)	6	2016	$	5,981.00	0%	12	100.0%	100.00%	100%
20YD DROP BOX W/LID (N)	6	2016	$	11,626.00	0%	12	100.0%	100.00%	100%
20yd RO Boxes	4	2017	$	27,760.00	0%	12	100.0%	100.00%	100%
30 YD Rolloff boxes	4	2017	$	30,650.00	0%	12	100.0%	100.00%	100%
20 Yd RO Boxes	9	2017	$	22,500.00	0%	7	100.0%	100.00%	100%
Roll Off Boxes - 20 Yd	4	2018	$	39,485.00	0%	12	100.0%	100.00%	100%
Roll Off Boxes - 30 Yd	6	2018	$	45,425.00	0%	12	100.0%	100.00%	100%
30 Yd ROL Boxes	6	2019	$	30,976.00	0%	12	100.0%	100.00%	100%
20 Yd ROL Boxes	6	2019	$	27,936.00	0%	12	100.0%	100.00%	100%
AUT-CARTS 35-GAL (N)	3	1998	$	37,290.24	0%	7	100.0%	100.00%	100%
AUTOMATED TOTES (U)	1	1999	$	100,000.00	0%	5	100.0%	100.00%	100%
60 GAL CARTS	6	2001	$	3,564.23	0%	10	100.0%	100.00%	100%
AUTOMATED 68-GAL universal	8	2002	$	9,974.92	0%	10	100.0%	100.00%	100%
AUTOMATED 35-GAL	9	2002	$	5,130.40	0%	10	100.0%	100.00%	100%
32 GAL CARTS (N)	5	2003	$	3,506.75	0%	7	100.0%	100.00%	100%
65 GAL CARTS 9N)	5	2003	$	11,615.25	0%	7	100.0%	100.00%	100%
32 GAL CARTS (N)	9	2003	$	9,509.77	0%	7	100.0%	100.00%	100%
38 GAL CARTS (N)	9	2003	$	11,067.75	0%	7	100.0%	100.00%	100%
Automated 68 GAL GREEN BASE	5	2004	$	22,998.89	0%	7	100.0%	100.00%	100%
Automated 68 GAL MSD PLLB	5	2004	$	6,336.43	0%	7	100.0%	100.00%	100%
Automated ZARN 35 GAL MSD M-L	5	2004	$	9,549.15	0%	7	100.0%	100.00%	100%
Automated 65 GAL GREEN BASE	9	2005	$	23,707.95	0%	10	100.0%	100.00%	100%
Automated 35 GAL GREEN BASE	8	2007	$	10,871.56	0%	10	100.0%	100.00%	100%
Automated 65 GAL GREEN BASE	8	2007	$	24,141.59	0%	10	100.0%	100.00%	100%
Automated 65 GAL GREEN BASE	6	2010	$	28,727.18	0%	10	100.0%	100.00%	100%
Automated 35 GALREFUSE CARTS	4	2011	$	17,127.65	0%	10	100.0%	100.00%	100%
Automated 65 GALREFUSE CARTS	4	2011	$	15,459.36	0%	10	100.0%	100.00%	100%
Automated 35 GALREFUSE CARTS (N)	4	2012	$	18,713.95	0%	10	100.0%	100.00%	100%
Automated 65 GALREFUSE CARTS (N)	4	2012	$	14,312.06	0%	10	100.0%	100.00%	100%
Automated 65 GALREFUSE CARTS (N)	11	2012	$	14,635.18	0%	10	100.0%	100.00%	100%
35 Gal Refuse Carts (N)	4	2013	$	9,804.99	0%	7	100.0%	100.00%	100%
65 Gal Refuse Carts (N)	9	2013	$	11,695.39	0%	7	100.0%	100.00%	100%
35 Gal Refuse Carts (N)	10	2014	$	10,433.78	0%	7	100.0%	100.00%	100%
65 Gal Refuse Carts (N)	6	2015	$	31,880.44	0%	7	100.0%	100.00%	100%
96 Gal Refuse Carts (N)	6	2015	$	31,731.39	0%	7	100.0%	100.00%	100%
32 GAL CARTS (N)	8	2016	$	19,826.36	0%	7	100.0%	100.00%	100%
96 Gallon MSW Carts	12	2016	$	3,873.19	0%	7	100.0%	100.00%	100%
35 Gallon MSW Carts	12	2016	$	16,470.48	0%	7	100.0%	100.00%	100%
64 Gallon MSW Carts	12	2016	$	15,248.51	0%	7	100.0%	100.00%	100%
64 Gal gray MSW Tote w/green lid	4	2017	$	22,508.94	0%	7	100.0%	100.00%	100%
96 Gal gray MSW Tote w/green lid	4	2017	$	18,938.43	0%	7	100.0%	100.00%	100%
35 Gallon Gray MSW Totes w/green lid	4	2017	$	33,930.91	0%	7	100.0%	100.00%	100%
96 Gallon MSW Carts	4	2017	$	32,539.06	0%	7	100.0%	100.00%	100%
35 Gallon MSW Carts	4	2017	$	33,930.91	0%	7	100.0%	100.00%	100%
35 Gallon MSW Carts	4	2017	$	19,387.97	0%	7	100.0%	100.00%	100%
35 GALLON GARBAGE CARTS	4	2018	$	81,647.44	0%	7	100.0%	100.00%	100%
65 GALLON GARBAGE CARTS	4	2018	$	14,797.35	0%	7	100.0%	100.00%	100%
96 GALLON GARBAGE CARTS	4	2018	$	10,037.22	0%	7	100.0%	100.00%	100%
64 Gal Garbage Carts	8	2018	$	39,724.55	0%	7	100.0%	100.00%	100%
MSW Carts 96 Gal	1	2019	$	31,533.31	0%	7	100.0%	100.00%	100%
65 Gallon MSW Carts	4	2019	$	24,978.00	0%	7	100.0%	100.00%	100%
35 Gallon MSW Carts	4	2019	$	11,165.88	0%	7	100.0%	100.00%	100%
96 Gallon MSW Carts	8	2019	$	31,346.08	0%	7	100.0%	100.00%	100%
95 Gal Plastic Carts - Refuse	3	2020	$	7,961.95	0%	7	100.0%	100.00%	100%
65 Gal Plastic Carts - Refuse	3	2020	$	35,646.64	0%	7	100.0%	100.00%	100%
35 Gal Plastic Carts - Refuse	3	2020	$	16,380.65	0%	7	100.0%	100.00%	100%
35 Gal Plastic Carts - Refuse	3	2020	$	4,715.35	0%	7	100.0%	100.00%	100%
65 Gal Plastic Carts - Refuse	3	2020	$	40,540.90	0%	7	100.0%	100.00%	100%
35 Gal Plastic Carts - Refuse	3	2020	$	72,750.96	0%	7	100.0%	100.00%	100%
95 Gal Plastic Carts - Refuse	3	2020	$	10,105.18	0%	7	100.0%	100.00%	100%
65 Gal Plastic Carts - Refuse	3	2020	$	37,422.40	0%	7	100.0%	100.00%	100%
35 Gal Plastic Carts - Refuse	3	2020	$	8,537.00	0%	7	100.0%	100.00%	100%
95 Gal Plastic Carts - Refuse	3	2020	$	2,277.00	0%	7	100.0%	100.00%	100%
RECYCL BINS (N)	5	2011	$	6,929.61	0%	10	100.0%	100.00%	100%
RECYCL BINS (N)	12	2013	$	5,853.60	0%	10	100.0%	100.00%	100%
RECYCL BINS (N)	11	2015	$	6,126.77	0%	5	100.0%	100.00%	100%
RECYCL BINS (N)	4	2016	$	15,181.00	0%	5	100.0%	100.00%	100%
18 Gal Recycle Bins	8	2018	$	7,590.12	0%	5	100.0%	100.00%	100%
16 Gal Recycle Bins	5	2020	$	4,868.80	0%	5	100.0%	100.00%	100%
18 Gal Recycle Bins	9	2020	$	4,961.28	0%	5	100.0%	100.00%	100%

96 Gallon Gray Recy Totes w/blue lid	4	2017	$	32,539.06	0%	7	100.0%	100.00%	100%
96 Gallon Gray Recy Totes w/blue lid	4	2017	$	32,539.06	0%	7	100.0%	100.00%	100%
96 Gallon Gray Recy Totes w/blue lid	4	2017	$	32,539.06	0%	7	100.0%	100.00%	100%
96 Gallon Recy Totes	4	2017	$	20,835.12	0%	7	100.0%	100.00%	100%
96 Gallon Gray Recy Totes w/blue lid	4	2017	$	32,539.06	0%	7	100.0%	100.00%	100%
96 Gallon Recycle Carts (UTC)	6	2017	$	32,732.59	0%	7	100.0%	100.00%	100%
96 Gallon Recycle Carts (UTC)	6	2017	$	32,732.59	0%	7	100.0%	100.00%	100%
95 Gal Plastic Carts - Grey	3	2020	$	32,244.70	0%	7	100.0%	100.00%	100%
95 Gal Plastic Carts - Grey	3	2020	$	32,244.68	0%	7	100.0%	100.00%	100%
95 Gal Plastic Carts - Grey	3	2020	$	116,485.09	0%	7	100.0%	100.00%	100%
95 Gal Plastic Carts - Grey	3	2020	$	10,915.00	0%	7	100.0%	100.00%	100%
95 Gal Plastic Carts - Grey	3	2020	$	9,393.77	0%	7	100.0%	100.00%	100%
95 Gal Plastic Carts - Grey	3	2020	$	14,947.10	0%	7	100.0%	100.00%	100%
50 YD Metal RO - PA Contract Blue Mtn	11	2019	$	20,239.59	0%	12	100.0%	100.00%	100%
16 Gal Bins Blue, Green, Beige - PT Contract	5	2019	$	8,772.23	0%	7	100.0%	100.00%	100%
2002 FORD F-150 PU (U)	8	2014	$	6,270.00	0%	5	100.0%	100.00%	100%
Engine Rebuild on 1994 F450 Service Truck - #125	3	2005	$	9,807.39	0%	5	100.0%	100.00%	100%
Used 2008 Ford F-150 4x4 Supervisor P/U Truck	12	2011	$	27,526.00	0%	3	100.0%	100.00%	100%
2005 Ford F150 (Brown)	12	2011	$	19,878.10	0%	3	100.0%	100.00%	100%
2020 Ford Pickup Truck	7	2020	$	24,681.40	0%	5	100.0%	100.00%	100%
2020 Ford Pickup Truck	7	2020	$	24,681.40	0%	5	100.0%	100.00%	100%
(48) Lytx Drivecams	9	2020	$	38,576.64	0%	5	100.0%	100.00%	100%
(48) Lytx Drivecam Harness	9	2020	$	161.67	0%	5	100.0%	100.00%	100%
Shop Heater	1	2009	$	11,780.91	0%	7	100.0%	100.00%	100%
2011 Ford F-350 Shop Pick-Up (N)	11	2011	$	37,526.77	0%	7	100.0%	100.00%	100%
Trailblazer Compressor, Generator	12	2011	$	10,539.68	0%	7	100.0%	100.00%	100%
Salt Dogg 2-yd Poly Tank Spread	12	2011	$	6,023.60	0%	7	100.0%	100.00%	100%
RTA Equipment	4	2012	$	466.06	0%	7	100.0%	100.00%	100%
Gantry Overhead Crane (Shop)	5	2013	$	23,494.65	0%	7	100.0%	100.00%	100%
Pressure Washer	11	2015	$	6,914.84	0%	5	100.0%	100.00%	100%
Deluxe AC Machine	12	2016	$	4,742.50	0%	5	100.0%	100.00%	100%
14T Floor Jacks (@)	9	2017	$	9,103.43	0%	5	100.0%	100.00%	100%
HP ProBook 640 G2 (Maint. Mgr)	9	2017	$	1,208.24	0%	3	100.0%	100.00%	100%
Carlsborg Shop Addition	1	2018	$	98,486.82	0%	3	100.0%	100.00%	100%
Structural Analysis at Carlsborg Site	1	2018	$	5,129.80	0%	2	100.0%	100.00%	100%
2018 Ford F350 Shop Truck	6	2018	$	48,480.12	0%	10	100.0%	100.00%	100%
Truck Mount Air Compressor	6	2018	$	2,806.82	0%	10	100.0%	100.00%	100%
Air Hose Reel & Lift Gate for New Shop Truck	6	2018	$	2,956.16	0%	3	100.0%	100.00%	100%
New Toyota Forklift (Carlsborg Shop)	8	2018	$	31,165.76	0%	4	100.0%	100.00%	100%
New Pressure Washer - Wash Rack at Carlsborg	11	2018	$	4,068.75	0%	5	100.0%	100.00%	100%
Wash Rack Awning	1	2019	$	10,778.78	0%	5	100.0%	100.00%	100%
Wash Rack - Oil and Water Separator/Catch Basin	1	2019	$	16,244.62	0%	5	100.0%	100.00%	100%
New Shop IS Hardware	8	2019	$	23,188.70	0%	3	100.0%	100.00%	100%
New Shop	8	2019	$	1,970,988.55	0%	10	100.0%	100.00%	100%
Maintanence Shop (Sequim)	8	2019	$	456,068.78	0%	10	100.0%	100.00%	100%
Truck Lift	4	2020	$	60,000.00	0%	5	100.0%	100.00%	100%
Scissor Lift	12	2016	$	13,518.40	0%	10	100.0%	100.00%	100%
Used Skid Steer 2014 Cat	7	2017	$	25,365.60	0%	7	100.0%	100.00%	100%
Phone system	4	2015	$	13,450.42	0%	5	100.0%	100.00%	100%
Cubicles at Carlsborg	9	2017	$	10,189.60	0%	10	100.0%	100.00%	100%
HP Probook 650 G4 Asst Controller	4	2019	$	1,728.93	0%	3	100.0%	100.00%	100%
Sony Internet TV	12	2011	$	850.89	0%	5	100.0%	100.00%	100%
Wyse Winterms D10D	4	2014	$	332.17	0%	5	100.0%	100.00%	100%
HP Prodesk 600 G1 & Monitor	8	2014	$	853.57	0%	5	100.0%	100.00%	100%
Winterms	4	2015	$	2,289.54	0%	5	100.0%	100.00%	100%
HP Probook 650 G1	6	2015	$	1,032.77	0%	5	100.0%	100.00%	100%
Samsung Route Tablets/Mounts	3	2016	$	15,791.17	0%	5	100.0%	100.00%	100%
Snap On Diagnostics Shop Computer	6	2016	$	8,319.62	0%	5	100.0%	100.00%	100%
HP Probook 640 G2	3	2017	$	1,195.85	0%	3	100.0%	100.00%	100%
Diagnostic Laptop for Shop	5	2017	$	1,342.11	0%	3	100.0%	100.00%	100%
Software for Diagnostic Laptop	5	2017	$	6,347.00	0%	3	100.0%	100.00%	100%
Star TSP 743IIU-24 Gry - receipt printer - two-color (monochrome) -direct	3	2018	$	1,118.20	0%	3	100.0%	100.00%	100%
HP ProDesk 600 G3 - SFF - Core i3	3	2018	$	935.10	0%	5	100.0%	100.00%	100%
Adapter	3	2018	$	76.30	0%	5	100.0%	100.00%	100%
Desktop PC - Blue Mtn TS SN-MXL0132VMF	4	2020	$	1,129.75	0%	3	100.0%	100.00%	100%
Paving and Stormwater Pond	12	2017	$	107,611.16	0%	10	100.0%	100.00%	100%
New Roof for Building	12	2017	$	49,999.44	0%	10	100.0%	100.00%	100%
Paving	12	2017	$	16,010.54	0%	10	100.0%	100.00%	100%
Storm Water Infiltration Pond	6	2018	$	27,671.44	0%	3	100.0%	100.00%	100%
Paving & Storm Water Pond at Carlsborg	7	2018	$	172,177.85	0%	10	100.0%	100.00%	100%
Facility Improvements	8	2019	$	19,784.97	0%	10	100.0%	100.00%	100%
New Roof for MRF-Install mini purlins an	5	2021	$	50,000.00	0%	10	100.0%	100.00%	100%

Mold remediation services.	6	2021	$	20,553.32	0%	10	100.0%	100.00%	100%
New Roof for MRF-Install mini purlins an	6	2021	$	20,000.00	0%	10	100.0%	100.00%	100%
North Building Repairs	7	2021	$	40,000.00	0%	10	100.0%	100.00%	100%
South Building Repairs	7	2021	$	30,000.00	0%	10	100.0%	100.00%	100%
New Roof for MRF-Install mini purlins an	7	2021	$	16,795.42	0%	10	100.0%	100.00%	100%
South Building Repairs	7	2021	$	1,629.00	0%	10	100.0%	100.00%	100%
South Building Repairs	7	2021	$	515.85	0%	10	100.0%	100.00%	100%
South Building Repairs	9	2021	$	37,332.00	0%	10	100.0%	100.00%	100%
North Building Repairs	9	2021	$	35,460.71	0%	10	100.0%	100.00%	100%
Final siding and roof repairs for North	9	2021	$	9,891.28	0%	10	100.0%	100.00%	100%
Final siding and roof repairs for North	9	2021	$	3,801.00	0%	10	100.0%	100.00%	100%
Final siding and roof repairs for North	9	2021	$	2,776.75	0%	10	100.0%	100.00%	100%
Final siding and roof repairs for North	9	2021	$	2,280.60	0%	10	100.0%	100.00%	100%
Final siding and roof repairs for North	9	2021	$	1,248.90	0%	10	100.0%	100.00%	100%
PATS MRF Pipe Repairs	1	2022	$	1,954.80	0%	10	100.0%	100.00%	100%
Install Concrete for post protection at	1	2022	$	6,543.15	0%	10	100.0%	100.00%	100%
Additional Repairs to damage in employee	2	2022	$	10,534.20	0%	10	100.0%	100.00%	100%
Final Repairs for overhead doors and new	2	2022	$	9,475.35	0%	10	100.0%	100.00%	100%
3/8/2022 Final repair for wiring are MRF	3	2022	$	1,085.00	0%	10	100.0%	100.00%	100%
INSTALL NEW GUTTER AND DOWNSPOUT ON RECY	7	2022	$	325.80	0%	10	100.0%	100.00%	100%
Final Repairs for south facing overhead	9	2022	$	9,166.40	0%	10	100.0%	100.00%	100%
Final door repair at MRF and attempt to	11	2022	$	8,159.02	0%	10	100.0%	100.00%	100%

**Calculations revised in compliance with WAC 480-07-520(4). Asset lives are now calculated to mor
the end of the test year. In compliance with WAC, investment is calculated to net book value at en**

Line of Service Allocation Percentage (must = 100%)							100% LOS % Check number	Service life	In Service	Service Life Remaining	Fully Depreaciated		Salvage Value	Depreciable Cost
Resi MSW	COM	RO	MF	Resi YW	Resi Recy	Com Recy	Total	Mo	Mo	Mo		Yr	$	$
							100%	60	2	58	6	2028	$ -	$ 8,014.68
							100%	60	310	-250	10	2002	$ -	$ 188.01
							100%	36	1	35	7	2026	$ -	$ 202.67
							100%	36	1	35	7	2026	$ -	$ 1,132.72
							100%	84	177	-93	11	2015	$ -	$ 30,500.00
							100%	84	177	-93	11	2015	$ -	$ 2,540.12
							100%	84	1	83	7	2030	$ -	$ 34,826.88
							100%	0	1	-1	7	2023	$ -	$ -
							100%	0	1	-1	7	2023	$ -	$ -
							100%	120	3	117	5	2033	$ -	$ 331.84
							100%	120	3	117	5	2033	$ -	$ 1,462.90
							100%	120	3	117	5	2033	$ -	$ 5,150.00
							100%	120	4	116	4	2033	$ -	$ 5,150.00
							100%	120	4	116	4	2033	$ -	$ 5,150.00
							100%	108	171	-63	5	2018	$ -	$ 2,763.00
							100%	108	171	-63	5	2018	$ -	$ 1,338.31
							100%	108	171	-63	5	2018	$ -	$ 590.00
							100%	108	171	-63	5	2018	$ -	$ 235,798.41
							100%	144	263	-119	9	2013	$ -	$ 2,962.00
							100%	144	409	-265	7	2001	$ -	$ 1,000.00
							100%	84	177	-93	11	2015	$ -	$ 4,615.48
							100%	144	177	-33	11	2020	$ -	$ 3,088.32
							100%	72	261	-189	11	2007	$ -	$ 123.39
							100%	72	265	-193	7	2007	$ -	$ 455.03
							100%	144	348	-204	8	2006	$ -	$ 1,618.50
							100%	144	3	141	5	2035	$ -	$ 11,837.10
							100%	144	3	141	5	2035	$ -	$ 11,347.50
							100%	120	4	116	4	2033	$ -	$ 183,264.00
							100%	60	4	56	4	2028	$ -	$ 933.99
							100%	144	3	141	5	2035	$ -	$ 6,234.07
							100%	144	3	141	5	2035	$ -	$ 8,731.04
							100%	144	3	141	5	2035	$ -	$ 10,308.64
							100%	144	3	141	5	2035	$ -	$ 9,084.64
							100%	36	4	32	4	2026	$ -	$ 198.09
							100%	36	4	32	4	2026	$ -	$ 1,069.06
							100%	120	163	-43	1	2020	$ -	$ 79,897.05
							100%	120	164	-44	12	2019	$ -	$ 9,163.63
							100%	108	167	-59	9	2018	$ -	$ 131,742.00
							100%	120	164	-44	12	2019	$ -	$ 95,271.64
							100%	120	7	113	1	2033	$ -	$ 228,789.55
							100%	120	7	113	1	2033	$ -	$ 641.92
							100%	120	7	113	1	2033	$ -	$ 848.64
							100%	120	7	113	1	2033	$ -	$ 199,299.54
							100%	120	9	111	11	2032	$ -	$ 244.80
							100%	120	9	111	11	2032	$ -	$ 336,162.20
							100%	60	7	53	1	2028	$ -	$ 7,794.43
							100%	120	8	112	12	2032	$ -	$ 244.80
							100%	120	10	110	10	2032	$ -	$ 244.80
							100%	144	10	134	10	2034	$ -	$ 29,907.00
							100%	120	8	112	12	2032	$ -	$ 301,853.17
							100%	120	10	110	10	2032	$ -	$ 296,244.28
							100%	36	152	-116	12	2013	$ -	$ 5,632.16
							100%	36	151	-115	1	2014	$ -	$ 5,587.93
							100%	36	151	-115	1	2014	$ -	$ 323.42
							100%	36	177	-141	11	2011	$ -	$ 7,000.00
							100%	36	12	24	8	2025	$ -	$ 1,353.60
							100%	36	12	24	8	2025	$ -	$ 307.98
							100%	108	163	-55	1	2019	$ -	$ 274,650.34
							100%	144	14	130	6	2034	$ -	$ 6,382.00
							100%	144	14	130	6	2034	$ -	$ 124.59

100%	144	14	130	6	2034	$	-	$ 7,555.00
100%	144	14	130	6	2034	$	-	$ 126.22
100%	144	15	129	5	2034	$	-	$ 13,601.60
100%	144	15	129	5	2034	$	-	$ 12,037.76
100%	144	14	130	6	2034	$	-	$ 25,627.83
100%	144	14	130	6	2034	$	-	$ 8,023.00
100%	144	14	130	6	2034	$	-	$ 121.29
100%	144	14	130	6	2034	$	-	$ 6,543.00
100%	144	14	130	6	2034	$	-	$ 1,242.90
100%	144	15	129	5	2034	$	-	$ 6,189.84
100%	84	14	70	6	2029	$	-	$ 40,517.73
100%	36	14	22	6	2025	$	-	$ 1,580.41
100%	36	14	22	6	2025	$	-	$ 303.78
100%	36	14	22	6	2025	$	-	$ 1,580.42
100%	36	14	22	6	2025	$	-	$ 303.78
100%	36	14	22	6	2025	$	-	$ 1,451.82
100%	36	15	21	5	2025	$	-	$ 1,459.08
100%	36	15	21	5	2025	$	-	$ 302.70
100%	0	15	-15	5	2022	$	-	$ -
100%	84	86	-2	6	2023	$	-	$ 1.86
100%	84	240	-156	8	2010	$	-	$ 240.00
100%	84	206	-122	6	2013	$	-	$ 3,484.78
100%	84	208	-124	4	2013	$	-	$ 2,400.19
100%	84	239	-155	9	2010	$	-	$ 513.16
100%	60	279	-219	5	2005	$	-	$ 3,737.20
100%	133	199	-66	1	2018	$	-	$ 11,513.87
100%	0	15	-15	5	2022	$	-	$ -
100%	84	177	-93	11	2015	$	-	$ 480.00
100%	72	261	-189	11	2007	$	-	$ 48.02
100%	144	408	-264	8	2001	$	-	$ 1,514.92
100%	144	434	-290	6	1999	$	-	$ 5,518.62
100%	144	468	-324	8	1996	$	-	$ 1,694.64
100%	60	16	44	4	2027	$	-	$ 617.76
100%	84	16	68	4	2029	$	-	$ 23,883.28
100%	84	16	68	4	2029	$	-	$ 19,941.60
100%	60	16	44	4	2027	$	-	$ (617.76)
100%	60	16	44	4	2027	$	-	$ 7,637.76
100%	36	64	-28	4	2021	$	-	$ 1,311.74
100%	60	140	-80	12	2016	$	-	$ 850.89
100%	60	33	27	11	2025	$	-	$ 2,083.20
100%	60	155	-95	9	2015	$	-	$ 11,165.19
100%	60	168	-108	8	2014	$	-	$ 1,803.60
100%	144	203	-59	9	2018	$	-	$ 37,648.80
100%	84	200	-116	12	2013	$	-	$ 41,353.60
100%	12	19	-7	1	2023	$	-	$ 7,272.34
100%	36	21	15	11	2024	$	-	$ 18,093.17
100%	60	21	39	11	2026	$	-	$ 7,363.58
100%	144	22	122	10	2033	$	-	$ 9,514.31
100%	144	21	123	11	2033	$	-	$ 13,745.79
100%	144	21	123	11	2033	$	-	$ 10,984.81
100%	84	21	63	11	2028	$	-	$ 68,165.85
100%	96	23	73	9	2029	$	-	$ 165,345.00
100%	36	23	13	9	2024	$	-	$ 262.49
100%	36	23	13	9	2024	$	-	$ 1,173.05
100%	84	23	61	9	2028	$	-	$ 19,249.44
100%	144	24	120	8	2033	$	-	$ 20,303.50
100%	144	24	120	8	2033	$	-	$ 18,575.50
100%	60	25	35	7	2026	$	-	$ 4,921.56
100%	36	26	10	6	2024	$	-	$ 19,782.00
100%	36	26	10	6	2024	$	-	$ 19,782.00
100%	36	26	10	6	2024	$	-	$ 19,782.00
100%	36	26	10	6	2024	$	-	$ 19,782.00
100%	36	26	10	6	2024	$	-	$ 19,782.00
100%	36	26	10	6	2024	$	-	$ 19,782.00
100%	36	26	10	6	2024	$	-	$ 19,782.00
100%	36	26	10	6	2024	$	-	$ 103.71
100%	36	26	10	6	2024	$	-	$ 1,040.66
100%	84	177	-93	11	2015	$	-	$ 87.05
100%	84	177	-93	11	2015	$	-	$ 174.10
100%	84	177	-93	11	2015	$	-	$ 174.10
100%	84	177	-93	11	2015	$	-	$ 261.15

100%	84	177	-93	11	2015	$	-	$ 783.46
100%	84	177	-93	11	2015	$	-	$ 522.31
100%	84	177	-93	11	2015	$	-	$ 174.10
100%	84	177	-93	11	2015	$	-	$ 1,741.03
100%	84	177	-93	11	2015	$	-	$ 3,917.31
100%	24	29	-5	3	2023	$	-	$ 1,842.79
100%	240	31	209	1	2041	$	-	$ 7,870.00
100%	144	28	116	4	2033	$	-	$ 5,270.93
100%	144	28	116	4	2033	$	-	$ 4,351.94
100%	144	28	116	4	2033	$	-	$ 1,196.75
100%	144	28	116	4	2033	$	-	$ 3,082.48
100%	144	28	116	4	2033	$	-	$ 7,356.30
100%	144	28	116	4	2033	$	-	$ 1,297.66
100%	144	28	116	4	2033	$	-	$ 9,211.65
100%	144	28	116	4	2033	$	-	$ 3,105.27
100%	84	29	55	3	2028	$	-	$ 16,974.92
100%	84	29	55	3	2028	$	-	$ 16,974.92
100%	240	31	209	1	2041	$	-	$ 36,284.36
100%	60	31	29	1	2026	$	-	$ 4,674.05
100%	240	31	209	1	2041	$	-	$ (22,013.78)
100%	60	31	29	1	2026	$	-	$ 42,005.78
100%	120	81	39	11	2026	$	-	$ 154,776.30
100%	36	103	-67	1	2018	$	-	$ 20,915.00
100%	84	120	-36	8	2020	$	-	$ 92,074.96
100%	84	204	-120	8	2013	$	-	$ 4,036.70
100%	84	206	-122	6	2013	$	-	$ 99,553.75
100%	84	202	-118	10	2013	$	-	$ 49,441.57
100%	36	152	-116	12	2013	$	-	$ 5,902.20
100%	240	31	209	1	2041	$	-	$ 709,770.00
100%	0	31	-31	1	2021	$	-	$ 184,230.00
100%	84	31	53	1	2028	$	-	$ 31,727.26
100%	60	189	-129	11	2012	$	-	$ 20,600.62
100%	36	1	35	7	2026	$	-	$ 10,146.58
100%	84	164	-80	12	2016	$	-	$ 219,720.27
100%	36	1	35	7	2026	$	-	$ 54,930.07
100%	84	164	-80	12	2016	$	-	$ 178,489.36
100%	36	1	35	7	2026	$	-	$ 44,622.34
100%	36	157	-121	7	2013	$	-	$ 4,004.83
100%	120	153	-33	11	2020	$	-	$ 276,838.92
100%	36	141	-105	11	2014	$	-	$ 100,004.00
100%	120	128	-8	12	2022	$	-	$ 334,615.00
100%	60	119	-59	9	2018	$	-	$ 65,220.00
100%	60	116	-56	12	2018	$	-	$ 18,255.64
100%	120	105	15	11	2024	$	-	$ 228,768.45
100%	60	109	-49	7	2019	$	-	$ 825.00
100%	120	94	26	10	2025	$	-	$ 345,402.75
100%	36	76	-40	4	2020	$	-	$ 12,749.30
100%	120	73	47	7	2027	$	-	$ 329,067.48
100%	84	64	20	4	2025	$	-	$ 123,835.04
100%	120	58	62	10	2028	$	-	$ 346,372.69
100%	120	58	62	10	2028	$	-	$ 346,372.69
100%	120	59	61	9	2028	$	-	$ 345,671.26
100%	120	47	73	9	2029	$	-	$ 330,692.70
100%	120	47	73	9	2029	$	-	$ 330,692.70
100%	120	47	73	9	2029	$	-	$ 378,973.10
100%	120	45	75	11	2029	$	-	$ 378,973.10
100%	120	41	79	3	2030	$	-	$ -
100%	120	41	79	3	2030	$	-	$ -
100%	120	39	81	5	2030	$	-	$ 334,853.41
100%	120	39	81	5	2030	$	-	$ 334,851.25
100%	84	206	-122	6	2013	$	-	$ 141,950.26
100%	36	1	35	7	2026	$	-	$ 35,487.56
100%	36	104	-68	12	2017	$	-	$ 6,532.56
100%	36	95	-59	9	2018	$	-	$ 7,579.79
100%	84	168	-84	8	2016	$	-	$ 3,579.56
100%	60	116	-56	12	2018	$	-	$ 4,212.84
100%	120	74	46	6	2027	$	-	$ 234,775.71
100%	120	50	70	6	2029	$	-	$ 245,096.07
100%	36	121	-85	7	2016	$	-	$ 68,587.90
100%	60	116	-56	12	2018	$	-	$ 4,212.84
100%	60	100	-40	4	2020	$	-	$ 89,584.15
100%	60	94	-34	10	2020	$	-	$ 345,402.75

100%	120	39	81	5	2030	$	-	$ 323,706.52
100%	36	103	-67	1	2018	$	-	$ 2,500.00
100%	120	40	80	4	2030	$	-	$ 307,842.79
100%	120	40	80	4	2030	$	-	$ 307,842.79
100%	120	40	80	4	2030	$	-	$ 379,185.66
100%	60	308	-248	12	2002	$	-	$ 8,225.00
100%	60	308	-248	12	2002	$	-	$ 12,388.00
100%	84	308	-224	12	2004	$	-	$ 13,274.00
100%	120	308	-188	12	2007	$	-	$ 11,776.00
100%	84	308	-224	12	2004	$	-	$ 5,822.00
100%	60	308	-248	12	2002	$	-	$ 17,169.00
100%	120	308	-188	12	2007	$	-	$ 18,752.00
100%	60	308	-248	12	2002	$	-	$ 964.00
100%	60	308	-248	12	2002	$	-	$ 142,652.00
100%	120	306	-186	2	2008	$	-	$ 13,945.65
100%	120	304	-184	4	2008	$	-	$ 6,132.19
100%	120	304	-184	4	2008	$	-	$ 7,064.43
100%	120	302	-182	6	2008	$	-	$ 9,373.09
100%	120	294	-174	2	2009	$	-	$ 5,351.71
100%	120	290	-170	6	2009	$	-	$ 12,068.39
100%	120	287	-167	9	2009	$	-	$ 12,838.03
100%	120	279	-159	5	2010	$	-	$ 4,786.29
100%	120	265	-145	7	2011	$	-	$ 5,260.68
100%	120	265	-145	7	2011	$	-	$ 4,326.77
100%	120	252	-132	8	2012	$	-	$ 10,045.29
100%	120	239	-119	9	2013	$	-	$ 14,105.71
100%	120	239	-119	9	2013	$	-	$ 18,129.38
100%	120	239	-119	9	2013	$	-	$ 4,330.24
100%	120	239	-119	9	2013	$	-	$ 1,178.30
100%	120	236	-116	12	2013	$	-	$ 1,262.08
100%	120	231	-111	5	2014	$	-	$ 17,190.40
100%	120	231	-111	5	2014	$	-	$ 2,110.72
100%	120	231	-111	5	2014	$	-	$ 2,881.02
100%	120	231	-111	5	2014	$	-	$ 3,000.70
100%	120	230	-110	6	2014	$	-	$ 11,424.00
100%	120	228	-108	8	2014	$	-	$ 11,083.90
100%	120	228	-108	8	2014	$	-	$ 11,625.90
100%	120	219	-99	5	2015	$	-	$ 6,885.57
100%	120	219	-99	5	2015	$	-	$ 7,561.98
100%	120	219	-99	5	2015	$	-	$ 6,737.06
100%	120	219	-99	5	2015	$	-	$ 8,692.60
100%	120	218	-98	6	2015	$	-	$ 11,478.40
100%	120	218	-98	6	2015	$	-	$ 18,017.28
100%	120	218	-98	6	2015	$	-	$ 18,931.20
100%	120	217	-97	7	2015	$	-	$ 10,758.70
100%	120	217	-97	7	2015	$	-	$ 11,815.60
100%	120	209	-89	3	2016	$	-	$ 12,551.17
100%	120	209	-89	3	2016	$	-	$ 8,068.61
100%	120	209	-89	3	2016	$	-	$ 7,872.77
100%	120	209	-89	3	2016	$	-	$ 13,251.84
100%	120	209	-89	3	2016	$	-	$ 9,465.60
100%	120	194	-74	6	2017	$	-	$ 7,334.34
100%	120	194	-74	6	2017	$	-	$ 18,037.76
100%	120	179	-59	9	2018	$	-	$ 5,873.11
100%	120	179	-59	9	2018	$	-	$ 9,335.41
100%	84	177	-93	11	2015	$	-	$ 1,473.44
100%	120	158	-38	6	2020	$	-	$ 5,970.67
100%	120	158	-38	6	2020	$	-	$ 5,547.91
100%	120	157	-37	7	2020	$	-	$ 13,503.93
100%	120	157	-37	7	2020	$	-	$ 7,100.20
100%	120	157	-37	7	2020	$	-	$ 9,457.90
100%	120	145	-25	7	2021	$	-	$ 11,585.79
100%	120	144	-24	8	2021	$	-	$ 8,718.63
100%	120	144	-24	8	2021	$	-	$ 2,758.78
100%	36	151	-115	1	2014	$	-	$ 0.03
100%	84	177	-93	11	2015	$	-	$ 378.52
100%	144	177	-33	11	2020	$	-	$ 1,380.00
100%	84	177	-93	11	2015	$	-	$ 1,600.00
100%	120	135	-15	5	2022	$	-	$ 11,013.44
100%	120	133	-13	7	2022	$	-	$ 5,475.00
100%	144	123	21	5	2025	$	-	$ 2,976.66
100%	144	123	21	5	2025	$	-	$ 6,005.36

100%	144	97	47	7	2027	$	-	$	6,829.20
100%	144	97	47	7	2027	$	-	$	10,639.46
100%	144	97	47	7	2027	$	-	$	4,401.04
100%	84	87	-3	5	2023	$	-	$	6,682.87
100%	84	87	-3	5	2023	$	-	$	5,127.32
100%	84	85	-1	7	2023	$	-	$	4,802.12
100%	84	85	-1	7	2023	$	-	$	1,938.19
100%	144	83	61	9	2028	$	-	$	8,329.00
100%	144	83	61	9	2028	$	-	$	4,675.73
100%	144	83	61	9	2028	$	-	$	4,711.00
100%	144	83	61	9	2028	$	-	$	10,972.00
100%	144	83	61	9	2028	$	-	$	5,991.00
100%	144	83	61	9	2028	$	-	$	7,413.00
100%	144	77	67	3	2029	$	-	$	26,093.53
100%	144	77	67	3	2029	$	-	$	10,450.00
100%	144	77	67	3	2029	$	-	$	484.75
100%	144	77	67	3	2029	$	-	$	7,912.19
100%	144	77	67	3	2029	$	-	$	23,763.45
100%	144	77	67	3	2029	$	-	$	22,503.84
100%	180	472	-292	4	1999	$	-	$	3,811.09
100%	144	64	80	4	2030	$	-	$	9,195.76
100%	144	64	80	4	2030	$	-	$	14,724.04
100%	144	64	80	4	2030	$	-	$	11,734.82
100%	144	64	80	4	2030	$	-	$	11,770.70
100%	144	64	80	4	2030	$	-	$	15,038.88
100%	144	64	80	4	2030	$	-	$	10,579.08
100%	144	52	92	4	2031	$	-	$	6,443.18
100%	144	52	92	4	2031	$	-	$	11,041.43
100%	144	52	92	4	2031	$	-	$	10,162.58
100%	144	52	92	4	2031	$	-	$	9,153.53
100%	144	52	92	4	2031	$	-	$	6,305.40
100%	144	52	92	4	2031	$	-	$	6,348.80
100%	144	52	92	4	2031	$	-	$	8,030.55
100%	84	44	40	12	2026	$	-	$	16,758.00
100%	84	44	40	12	2026	$	-	$	7,736.20
100%	84	44	40	12	2026	$	-	$	11,976.00
100%	84	44	40	12	2026	$	-	$	9,340.00
100%	144	40	104	4	2032	$	-	$	3,117.78
100%	144	40	104	4	2032	$	-	$	3,352.57
100%	144	40	104	4	2032	$	-	$	3,567.80
100%	144	40	104	4	2032	$	-	$	8,130.34
100%	144	40	104	4	2032	$	-	$	8,880.37
100%	144	40	104	4	2032	$	-	$	12,451.39
100%	144	40	104	4	2032	$	-	$	2,043.15
100%	144	40	104	4	2032	$	-	$	6,672.41
100%	144	40	104	4	2032	$	-	$	14,359.98
100%	144	40	104	4	2032	$	-	$	2,013.21
100%	60	308	-248	12	2002	$	-	$	24,451.11
100%	84	308	-224	12	2004	$	-	$	6,960.00
100%	60	308	-248	12	2002	$	-	$	23,012.00
100%	120	306	-186	2	2008	$	-	$	14,327.75
100%	120	306	-186	2	2008	$	-	$	15,868.15
100%	120	301	-181	7	2008	$	-	$	10,546.23
100%	120	230	-110	6	2014	$	-	$	22,655.60
100%	120	230	-110	6	2014	$	-	$	23,147.20
100%	120	230	-110	6	2014	$	-	$	23,902.20
100%	120	219	-99	5	2015	$	-	$	14,120.18
100%	120	219	-99	5	2015	$	-	$	11,989.04
100%	120	217	-97	7	2015	$	-	$	15,057.84
100%	120	209	-89	3	2016	$	-	$	26,449.60
100%	120	206	-86	6	2016	$	-	$	26,449.60
100%	120	194	-74	6	2017	$	-	$	26,509.22
100%	120	192	-72	8	2017	$	-	$	25,620.34
100%	120	190	-70	10	2017	$	-	$	26,509.22
100%	84	177	-93	11	2015	$	-	$	1,401.60
100%	84	177	-93	11	2015	$	-	$	700.00
100%	84	177	-93	11	2015	$	-	$	61,000.00
100%	84	169	-85	7	2016	$	-	$	6,001.10
100%	144	120	24	8	2025	$	-	$	18,364.04
100%	144	97	47	7	2027	$	-	$	16,310.00
100%	133	91	42	1	2027	$	-	$	17,943.00
100%	144	87	57	5	2028	$	-	$	5,981.00

100%	144	87	57	5	2028	$	-	$ 11,626.00
100%	144	86	58	6	2028	$	-	$ 17,943.00
100%	144	86	58	6	2028	$	-	$ 5,981.00
100%	144	86	58	6	2028	$	-	$ 11,626.00
100%	144	76	68	4	2029	$	-	$ 27,760.00
100%	144	76	68	4	2029	$	-	$ 30,650.00
100%	84	71	13	9	2024	$	-	$ 22,500.00
100%	144	64	80	4	2030	$	-	$ 39,485.00
100%	144	62	82	6	2030	$	-	$ 45,425.00
100%	144	50	94	6	2031	$	-	$ 30,976.00
100%	144	50	94	6	2031	$	-	$ 27,936.00
100%	84	305	-221	3	2005	$	-	$ 37,290.24
100%	60	295	-235	1	2004	$	-	$ 100,000.00
100%	120	266	-146	6	2011	$	-	$ 3,564.23
100%	120	252	-132	8	2012	$	-	$ 9,974.92
100%	120	251	-131	9	2012	$	-	$ 5,130.40
100%	84	243	-159	5	2010	$	-	$ 3,506.75
100%	84	243	-159	5	2010	$	-	$ 11,615.25
100%	84	239	-155	9	2010	$	-	$ 9,509.77
100%	84	239	-155	9	2010	$	-	$ 11,067.75
100%	84	231	-147	5	2011	$	-	$ 22,998.89
100%	84	231	-147	5	2011	$	-	$ 6,336.43
100%	84	231	-147	5	2011	$	-	$ 9,549.15
100%	120	215	-95	9	2015	$	-	$ 23,707.95
100%	120	192	-72	8	2017	$	-	$ 10,871.56
100%	120	192	-72	8	2017	$	-	$ 24,141.59
100%	120	158	-38	6	2020	$	-	$ 28,727.18
100%	120	148	-28	4	2021	$	-	$ 17,127.65
100%	120	148	-28	4	2021	$	-	$ 15,459.36
100%	120	136	-16	4	2022	$	-	$ 18,713.95
100%	120	136	-16	4	2022	$	-	$ 14,312.06
100%	120	129	-9	11	2022	$	-	$ 14,635.18
100%	84	124	-40	4	2020	$	-	$ 9,804.99
100%	84	119	-35	9	2020	$	-	$ 11,695.39
100%	84	106	-22	10	2021	$	-	$ 10,433.78
100%	84	98	-14	6	2022	$	-	$ 31,880.44
100%	84	98	-14	6	2022	$	-	$ 31,731.39
100%	84	84	0	8	2023	$	-	$ 19,826.36
100%	84	80	4	12	2023	$	-	$ 3,873.19
100%	84	80	4	12	2023	$	-	$ 16,470.48
100%	84	80	4	12	2023	$	-	$ 15,248.51
100%	84	76	8	4	2024	$	-	$ 22,508.94
100%	84	76	8	4	2024	$	-	$ 18,938.43
100%	84	76	8	4	2024	$	-	$ 33,930.91
100%	84	76	8	4	2024	$	-	$ 32,539.06
100%	84	76	8	4	2024	$	-	$ 33,930.91
100%	84	76	8	4	2024	$	-	$ 19,387.97
100%	84	64	20	4	2025	$	-	$ 81,647.44
100%	84	64	20	4	2025	$	-	$ 14,797.35
100%	84	64	20	4	2025	$	-	$ 10,037.22
100%	84	60	24	8	2025	$	-	$ 39,724.55
100%	84	55	29	1	2026	$	-	$ 31,533.31
100%	84	52	32	4	2026	$	-	$ 24,978.00
100%	84	52	32	4	2026	$	-	$ 11,165.88
100%	84	48	36	8	2026	$	-	$ 31,346.08
100%	84	41	43	3	2027	$	-	$ 7,961.95
100%	84	41	43	3	2027	$	-	$ 35,646.64
100%	84	41	43	3	2027	$	-	$ 16,380.65
100%	84	41	43	3	2027	$	-	$ 4,715.35
100%	84	41	43	3	2027	$	-	$ 40,540.90
100%	84	41	43	3	2027	$	-	$ 72,750.96
100%	84	41	43	3	2027	$	-	$ 10,105.18
100%	84	41	43	3	2027	$	-	$ 37,422.40
100%	84	41	43	3	2027	$	-	$ 8,537.00
100%	84	41	43	3	2027	$	-	$ 2,277.00
100%	120	147	-27	5	2021	$	-	$ 6,929.61
100%	120	116	4	12	2023	$	-	$ 5,853.60
100%	60	93	-33	11	2020	$	-	$ 6,126.77
100%	60	88	-28	4	2021	$	-	$ 15,181.00
100%	60	60	0	8	2023	$	-	$ 7,590.12
100%	60	39	21	5	2025	$	-	$ 4,868.80
100%	60	35	25	9	2025	$	-	$ 4,961.28

100%	84	76	8	4	2024	$	-	$ 32,539.06
100%	84	76	8	4	2024	$	-	$ 32,539.06
100%	84	76	8	4	2024	$	-	$ 32,539.06
100%	84	76	8	4	2024	$	-	$ 20,835.12
100%	84	76	8	4	2024	$	-	$ 32,539.06
100%	84	74	10	6	2024	$	-	$ 32,732.59
100%	84	74	10	6	2024	$	-	$ 32,732.59
100%	84	41	43	3	2027	$	-	$ 32,244.70
100%	84	41	43	3	2027	$	-	$ 32,244.68
100%	84	41	43	3	2027	$	-	$ 116,485.09
100%	84	41	43	3	2027	$	-	$ 10,915.00
100%	84	41	43	3	2027	$	-	$ 9,393.77
100%	84	41	43	3	2027	$	-	$ 14,947.10
100%	144	45	99	11	2031	$	-	$ 20,239.59
100%	84	51	33	5	2026	$	-	$ 8,772.23
100%	60	108	-48	8	2019	$	-	$ 6,270.00
100%	60	221	-161	3	2010	$	-	$ 9,807.39
100%	36	140	-104	12	2014	$	-	$ 27,526.00
100%	36	140	-104	12	2014	$	-	$ 19,878.10
100%	60	37	23	7	2025	$	-	$ 24,681.40
100%	60	37	23	7	2025	$	-	$ 24,681.40
100%	60	35	25	9	2025	$	-	$ 38,576.64
100%	60	35	25	9	2025	$	-	$ 161.67
100%	84	175	-91	1	2016	$	-	$ 11,780.91
100%	84	141	-57	11	2018	$	-	$ 37,526.77
100%	84	140	-56	12	2018	$	-	$ 10,539.68
100%	84	140	-56	12	2018	$	-	$ 6,023.60
100%	84	136	-52	4	2019	$	-	$ 466.06
100%	84	123	-39	5	2020	$	-	$ 23,494.65
100%	60	93	-33	11	2020	$	-	$ 6,914.84
100%	60	80	-20	12	2021	$	-	$ 4,742.50
100%	60	71	-11	9	2022	$	-	$ 9,103.43
100%	36	71	-35	9	2020	$	-	$ 1,208.24
100%	36	67	-31	1	2021	$	-	$ 98,486.82
100%	25	67	-42	1	2020	$	-	$ 5,129.80
100%	120	62	58	6	2028	$	-	$ 48,480.12
100%	120	62	58	6	2028	$	-	$ 2,806.82
100%	36	62	-26	6	2021	$	-	$ 2,956.16
100%	48	60	-12	8	2022	$	-	$ 31,165.76
100%	60	57	3	11	2023	$	-	$ 4,068.75
100%	60	55	5	1	2024	$	-	$ 10,778.78
100%	60	55	5	1	2024	$	-	$ 16,244.62
100%	36	48	-12	8	2022	$	-	$ 23,188.70
100%	120	48	72	8	2029	$	-	$ 1,970,988.55
100%	120	48	72	8	2029	$	-	$ 456,068.78
100%	60	40	20	4	2025	$	-	$ 60,000.00
100%	120	80	40	12	2026	$	-	$ 13,518.40
100%	84	73	11	7	2024	$	-	$ 25,365.60
100%	60	100	-40	4	2020	$	-	$ 13,450.42
100%	120	71	49	9	2027	$	-	$ 10,189.60
100%	36	52	-16	4	2022	$	-	$ 1,728.93
100%	60	140	-80	12	2016	$	-	$ 850.89
100%	60	112	-52	4	2019	$	-	$ 332.17
100%	60	108	-48	8	2019	$	-	$ 853.57
100%	60	100	-40	4	2020	$	-	$ 2,289.54
100%	60	98	-38	6	2020	$	-	$ 1,032.77
100%	60	89	-29	3	2021	$	-	$ 15,791.17
100%	60	86	-26	6	2021	$	-	$ 8,319.62
100%	36	77	-41	3	2020	$	-	$ 1,195.85
100%	36	75	-39	5	2020	$	-	$ 1,342.11
100%	36	75	-39	5	2020	$	-	$ 6,347.00
100%	36	65	-29	3	2021	$	-	$ 1,118.20
100%	60	65	-5	3	2023	$	-	$ 935.10
100%	60	65	-5	3	2023	$	-	$ 76.30
100%	36	40	-4	4	2023	$	-	$ 1,129.75
100%	120	68	52	12	2027	$	-	$ 107,611.16
100%	120	68	52	12	2027	$	-	$ 49,999.44
100%	120	68	52	12	2027	$	-	$ 16,010.54
100%	36	62	-26	6	2021	$	-	$ 27,671.44
100%	120	61	59	7	2028	$	-	$ 172,177.85
100%	120	48	72	8	2029	$	-	$ 19,784.97
100%	120	27	93	5	2031	$	-	$ 50,000.00

100%	120	26	94	6	2031	$	-	$	29,553.32
100%	120	26	94	6	2031	$	-	$	20,000.00
100%	120	25	95	7	2031	$	-	$	40,000.00
100%	120	25	95	7	2031	$	-	$	30,000.00
100%	120	25	95	7	2031	$	-	$	16,795.42
100%	120	25	95	7	2031	$	-	$	1,629.00
100%	120	25	95	7	2031	$	-	$	515.85
100%	120	23	97	9	2031	$	-	$	37,332.00
100%	120	23	97	9	2031	$	-	$	35,460.71
100%	120	23	97	9	2031	$	-	$	9,891.28
100%	120	23	97	9	2031	$	-	$	3,801.00
100%	120	23	97	9	2031	$	-	$	2,776.75
100%	120	23	97	9	2031	$	-	$	2,280.60
100%	120	23	97	9	2031	$	-	$	1,248.90
100%	120	19	101	1	2032	$	-	$	1,954.80
100%	120	19	101	1	2032	$	-	$	6,543.15
100%	120	18	102	2	2032	$	-	$	10,534.20
100%	120	18	102	2	2032	$	-	$	9,475.35
100%	120	17	103	3	2032	$	-	$	1,085.00
100%	120	13	107	7	2032	$	-	$	325.80
100%	120	11	109	9	2032	$	-	$	9,166.40
100%	120	9	111	11	2032	$	-	$	8,159.02
0%	0	24284	-24284	0	0	$	-	$	-

0%	0	24284	-24284	0	0	$ -	$ -

0%	0	24284	-24284	0	0	$ -	$ -

0%	0	24284	-24284	0	0	$ -	$ -

0%	0	24284	-24284	0	0	$ -	$ -

Designated Information is Confidential Per Protective Order in UTC Docket TG-230778

0%	0	24284	-24284	0	0	$ -	$ -

0%	0	24284	-24284	0	0	$ -	$ -

0%	0	24284	-24284	0	0	$ -	$ -

0%	0	24284	-24284	0	0	$ -	$ -

0%	0	24284	-24284	0	0	$ -	$ -

0%	0	24284	-24284	0	0	$ -	$ -

Designated Information is Confidential Per Protective Order in UTC Docket TG-230778

0%	0	24284	-24284	0	0	$ -	$ -

0%	0	24284	-24284	0	0	$ -	$ -

0%	0	24284	-24284	0	0	$ -	$ -
0%	0	24284	-24284	0	0	$ -	$ -
0%	0	24284	-24284	0	0	$ -	$ -
0%	0	24284	-24284	0	0	$ -	$ -
0%	0	24284	-24284	0	0	$ -	$ -
0%	0	24284	-24284	0	0	$ -	$ -
0%	0	24284	-24284	0	0	$ -	$ -
0%	0	24284	-24284	0	0	$ -	$ -
0%	0	24284	-24284	0	0	$ -	$ -
0%	0	24284	-24284	0	0	$ -	$ -
0%	0	24284	-24284	0	0	$ -	$ -
0%	0	24284	-24284	0	0	$ -	$ -
0%	0	24284	-24284	0	0	$ -	$ -
0%	0	24284	-24284	0	0	$ -	$ -
0%	0	24284	-24284	0	0	$ -	$ -
0%	0	24284	-24284	0	0	$ -	$ -
0%	0	24284	-24284	0	0	$ -	$ -
0%	0	24284	-24284	0	0	$ -	$ -
0%	0	24284	-24284	0	0	$ -	$ -
0%	0	24284	-24284	0	0	$ -	$ -
0%	0	24284	-24284	0	0	$ -	$ -
0%	0	24284	-24284	0	0	$ -	$ -
0%	0	24284	-24284	0	0	$ -	$ -
0%	0	24284	-24284	0	0	$ -	$ -
0%	0	24284	-24284	0	0	$ -	$ -
0%	0	24284	-24284	0	0	$ -	$ -
0%	0	24284	-24284	0	0	$ -	$ -
0%	0	24284	-24284	0	0	$ -	$ -
0%	0	24284	-24284	0	0	$ -	$ -
0%	0	24284	-24284	0	0	$ -	$ -
0%	0	24284	-24284	0	0	$ -	$ -
0%	0	24284	-24284	0	0	$ -	$ -
0%	0	24284	-24284	0	0	$ -	$ -
0%	0	24284	-24284	0	0	$ -	$ -
0%	0	24284	-24284	0	0	$ -	$ -
0%	0	24284	-24284	0	0	$ -	$ -
0%	0	24284	-24284	0	0	$ -	$ -
0%	0	24284	-24284	0	0	$ -	$ -
0%	0	24284	-24284	0	0	$ -	$ -
0%	0	24284	-24284	0	0	$ -	$ -
0%	0	24284	-24284	0	0	$ -	$ -
0%	0	24284	-24284	0	0	$ -	$ -
0%	0	24284	-24284	0	0	$ -	$ -
0%	0	24284	-24284	0	0	$ -	$ -
0%	0	24284	-24284	0	0	$ -	$ -
0%	0	24284	-24284	0	0	$ -	$ -
0%	0	24284	-24284	0	0	$ -	$ -
0%	0	24284	-24284	0	0	$ -	$ -
0%	0	24284	-24284	0	0	$ -	$ -
0%	0	24284	-24284	0	0	$ -	$ -
0%	0	24284	-24284	0	0	$ -	$ -
0%	0	24284	-24284	0	0	$ -	$ -
0%	0	24284	-24284	0	0	$ -	$ -
0%	0	24284	-24284	0	0	$ -	$ -
0%	0	24284	-24284	0	0	$ -	$ -
0%	0	24284	-24284	0	0	$ -	$ -
0%	0	24284	-24284	0	0	$ -	$ -
0%	0	24284	-24284	0	0	$ -	$ -
0%	0	24284	-24284	0	0	$ -	$ -
0%	0	24284	-24284	0	0	$ -	$ -
0%	0	24284	-24284	0	0	$ -	$ -
0%	0	24284	-24284	0	0	$ -	$ -
0%	0	24284	-24284	0	0	$ -	$ -
0%	0	24284	-24284	0	0	$ -	$ -
0%	0	24284	-24284	0	0	$ -	$ -
0%	0	24284	-24284	0	0	$ -	$ -
0%	0	24284	-24284	0	0	$ -	$ -
0%	0	24284	-24284	0	0	$ -	$ -
0%	0	24284	-24284	0	0	$ -	$ -
0%	0	24284	-24284	0	0	$ -	$ -
0%	0	24284	-24284	0	0	$ -	$ -
0%	0	24284	-24284	0	0	$ -	$ -

0%	0	24284	-24284	0	0	$ -	$ -

Designated Information is Confidential Per Protective Order in UTC Docket TG-230778

0%	0	24284	-24284	0	0	$ -	$ -

0%	0	24284	-24284	0	0	$ -	$ -

0%	0	24284	-24284	0	0	$ -	$ -

0%	0	24284	-24284	0	0	$ -	$ -

Designated Information is Confidential Per Protective Order in UTC Docket TG-230778

0%	0	24284	-24284	0	0	$ -	$ -

0%	0	24284	-24284	0	0	$ -	$ -

0%	0	24284	-24284	0	0	$ -	$ -

0%	0	24284	-24284	0	0	$ -	$ -

0%	0	24284	-24284	0	0	$ -	$ -

0%	0	24284	-24284	0	0	$ -	$ -

0%	0	24284	-24284	0	0	$ -	$ -

0%	0	24284	-24284	0	0	$ -	$ -

0%	0	24284	-24284	0	0	$ -	$ -

0%	0	24284	-24284	0	0	$	-	$	-
0%	0	24284	-24284	0	0	$	-	$	-
0%	0	24284	-24284	0	0	$	-	$	-
0%	0	24284	-24284	0	0	$	-	$	-
0%	0	24284	-24284	0	0	$	-	$	-
0%	0	24284	-24284	0	0	$	-	$	-
0%	0	24284	-24284	0	0	$	-	$	-
0%	0	24284	-24284	0	0	$	-	$	-
0%	0	24284	-24284	0	0	$	-	$	-
0%	0	24284	-24284	0	0	$	-	$	-
0%	0	24284	-24284	0	0	$	-	$	-
0%	0	24284	-24284	0	0	$	-	$	-
0%	0	24284	-24284	0	0	$	-	$	-
0%	0	24284	-24284	0	0	$	-	$	-
0%	0	24284	-24284	0	0	$	-	$	-
0%	0	24284	-24284	0	0	$	-	$	-
0%	0	24284	-24284	0	0	$	-	$	-
0%	0	24284	-24284	0	0	$	-	$	-
0%	0	24284	-24284	0	0	$	-	$	-
0%	0	24284	-24284	0	0	$	-	$	-
0%	0	24284	-24284	0	0	$	-	$	-
0%	0	24284	-24284	0	0	$	-	$	-
0%	0	24284	-24284	0	0	$	-	$	-
0%	0	24284	-24284	0	0	$	-	$	-
0%	0	24284	-24284	0	0	$	-	$	-
0%	0	24284	-24284	0	0	$	-	$	-
0%	0	24284	-24284	0	0	$	-	$	-
0%	0	24284	-24284	0	0	$	-	$	-
0%	0	24284	-24284	0	0	$	-	$	-
0%	0	24284	-24284	0	0	$	-	$	-
0%	0	24284	-24284	0	0	$	-	$	-
0%	0	24284	-24284	0	0	$	-	$	-
0%	0	24284	-24284	0	0	$	-	$	-
0%	0	24284	-24284	0	0	$	-	$	-
0%	0	24284	-24284	0	0	$	-	$	-
0%	0	24284	-24284	0	0	$	-	$	-
0%	0	24284	-24284	0	0	$	-	$	-
0%	0	24284	-24284	0	0	$	-	$	-
0%	0	24284	-24284	0	0	$	-	$	-
0%	0	24284	-24284	0	0	$	-	$	-
0%	0	24284	-24284	0	0	$	-	$	-
0%	0	24284	-24284	0	0	$	-	$	-
0%	0	24284	-24284	0	0	$	-	$	-
0%	0	24284	-24284	0	0	$	-	$	-
0%	0	24284	-24284	0	0	$	-	$	-
0%	0	24284	-24284	0	0	$	-	$	-
0%	0	24284	-24284	0	0	$	-	$	-
0%	0	24284	-24284	0	0	$	-	$	-
0%	0	24284	-24284	0	0	$	-	$	-
0%	0	24284	-24284	0	0	$	-	$	-
0%	0	24284	-24284	0	0	$	-	$	-
0%	0	24284	-24284	0	0	$	-	$	-
0%	0	24284	-24284	0	0	$	-	$	-
0%	0	24284	-24284	0	0	$	-	$	-
0%	0	24284	-24284	0	0	$	-	$	-
0%	0	24284	-24284	0	0	$	-	$	-
0%	0	24284	-24284	0	0	$	-	$	-
0%	0	24284	-24284	0	0	$	-	$	-
0%	0	24284	-24284	0	0	$	-	$	-
0%	0	24284	-24284	0	0	$	-	$	-
0%	0	24284	-24284	0	0	$	-	$	-
0%	0	24284	-24284	0	0	$	-	$	-
0%	0	24284	-24284	0	0	$	-	$	-
0%	0	24284	-24284	0	0	$	-	$	-
0%	0	24284	-24284	0	0	$	-	$	-
0%	0	24284	-24284	0	0	$	-	$	-
0%	0	24284	-24284	0	0	$	-	$	-
0%	0	24284	-24284	0	0	$	-	$	-
0%	0	24284	-24284	0	0	$	-	$	-
0%	0	24284	-24284	0	0	$	-	$	-
0%	0	24284	-24284	0	0	$	-	$	-
0%	0	24284	-24284	0	0	$	-	$	-

Designated Information is Confidential Per Protective Order in UTC Docket TG-230778

0%	0	24284	-24284	0	0	$	-	$ -
0%	0	24284	-24284	0	0	$	-	$ -
0%	0	24284	-24284	0	0	$	-	$ -
0%	0	24284	-24284	0	0	$	-	$ -
0%	0	24284	-24284	0	0	$	-	$ -
0%	0	24284	-24284	0	0	$	-	$ -
0%	0	24284	-24284	0	0	$	-	$ -
0%	0	24284	-24284	0	0	$	-	$ -
0%	0	24284	-24284	0	0	$	-	$ -
0%	0	24284	-24284	0	0	$	-	$ -
0%	0	24284	-24284	0	0	$	-	$ -
0%	0	24284	-24284	0	0	$	-	$ -
0%	0	24284	-24284	0	0	$	-	$ -
0%	0	24284	-24284	0	0	$	-	$ -
0%	0	24284	-24284	0	0	$	-	$ -
0%	0	24284	-24284	0	0	$	-	$ -
0%	0	24284	-24284	0	0	$	-	$ -
0%	0	24284	-24284	0	0	$	-	$ -
0%	0	24284	-24284	0	0	$	-	$ -
0%	0	24284	-24284	0	0	$	-	$ -
0%	0	24284	-24284	0	0	$	-	$ -
0%	0	24284	-24284	0	0	$	-	$ -
0%	0	24284	-24284	0	0	$	-	$ -

[redacted]



[redacted]



[redacted]



Designated Information is Confidential Per Protective Order in UTC Docket TG-230778



[redacted]



[redacted]



[redacted]



[redacted]



[redacted]



[redacted]



[redacted]



[redacted]



[redacted]



[redacted]



[redacted]



[redacted]



Designated Information is Confidential Per Protective Order in UTC Docket TG-230778



[redacted]



[redacted]



[redacted]



[redacted]



Designated Information is Confidential Per Protective Order in UTC Docket TG-230778



[redacted]



[redacted]



Designated Information is Confidential Per Protective Order in UTC Docket TG-230778



[redacted]



[redacted]



[redacted]



[redacted]



[redacted]



[redacted]



Designated Information is Confidential Per Protective Order in UTC Docket TG-230778



Designated Information is Confidential Per Protective Order in UTC Docket TG-230778



ths, allowing for assets to remain in NBV after the end of test period if not fully consumed by d of test year. Proforma assets are allowed as depreciation only items.

Non Allocated Output					Business Unit Allocation Output		Regulated Allocation Output	
Test Year Depreciation		Accumulated Depreceation		Net Book Value Investment	Business Unit Invest	Business Unit Depreciation Expense	Regulated Invest	Regulated Depreciation Expense
Mo	Yr	Begin	End	$	$	$	$	$
$ 133.58	$ 1,602.94	$ -	$ 267.16	$ 7,747.52	$ 7,747.52	$ 1,602.94	$ 7,747.52	$ 1,602.94
$ 3.13	$ 37.60	$ 933.78	$ 188.01	$ -	$ -	$ 37.60	$ -	$ 37.60
$ 5.63	$ 67.56	$ -	$ 5.63	$ 197.04	$ 197.04	$ 67.56	$ 197.04	$ 67.56
$ 31.46	$ 377.57	$ -	$ 31.46	$ 1,101.26	$ 1,101.26	$ 377.57	$ 1,101.26	$ 377.57
$ 363.10	$ 4,357.14	$ 59,910.71	$ 30,500.00	$ -	$ -	$ 4,357.14	$ -	$ 4,357.14
$ 30.24	$ 362.87	$ 4,989.52	$ 2,540.12	$ -	$ -	$ 362.87	$ -	$ 362.87
$ 414.61	$ 4,975.27	$ -	$ 414.61	$ 34,412.27	$ 34,412.27	$ 4,975.27	$ 34,412.27	$ 4,975.27
$ -	$ -	$ -	$ -	$ -	$ -	$ -	$ -	$ -
$ -	$ -	$ -	$ -	$ -	$ -	$ -	$ -	$ -
$ 2.77	$ 33.18	$ -	$ 8.30	$ 323.54	$ 323.54	$ 33.18	$ 323.54	$ 33.18
$ 12.19	$ 146.29	$ -	$ 36.57	$ 1,426.33	$ 1,426.33	$ 146.29	$ 1,426.33	$ 146.29
$ 42.92	$ 515.00	$ -	$ 128.75	$ 5,021.25	$ 5,021.25	$ 515.00	$ 5,021.25	$ 515.00
$ 42.92	$ 515.00	$ -	$ 171.67	$ 4,978.33	$ 4,978.33	$ 515.00	$ 4,978.33	$ 515.00
$ 42.92	$ 515.00	$ -	$ 171.67	$ 4,978.33	$ 4,978.33	$ 515.00	$ 4,978.33	$ 515.00
$ 25.58	$ 307.00	$ 4,067.75	$ 2,763.00	$ -	$ -	$ 307.00	$ -	$ 307.00
$ 12.39	$ 148.70	$ 1,970.29	$ 1,338.31	$ -	$ -	$ 148.70	$ -	$ 148.70
$ 5.46	$ 65.56	$ 868.61	$ 590.00	$ -	$ -	$ 65.56	$ -	$ 65.56
$ 2,183.32	$ 26,199.82	$ 347,147.66	$ 235,798.41	$ -	$ -	$ 26,199.82	$ -	$ 26,199.82
$ 20.57	$ 246.83	$ 5,162.93	$ 2,962.00	$ -	$ -	$ 246.83	$ -	$ 246.83
$ 6.94	$ 83.33	$ 2,756.94	$ 1,000.00	$ -	$ -	$ 83.33	$ -	$ 83.33
$ 54.95	$ 659.35	$ 9,066.12	$ 4,615.48	$ -	$ -	$ 659.35	$ -	$ 659.35
$ 21.45	$ 257.36	$ 3,538.70	$ 3,088.32	$ -	$ -	$ 257.36	$ -	$ 257.36
$ 1.71	$ 20.57	$ 426.72	$ 123.39	$ -	$ -	$ 20.57	$ -	$ 20.57
$ 6.32	$ 75.84	$ 1,598.92	$ 455.03	$ -	$ -	$ 75.84	$ -	$ 75.84
$ 11.24	$ 134.88	$ 3,776.50	$ 1,618.50	$ -	$ -	$ 134.88	$ -	$ 134.88
$ 82.20	$ 986.43	$ -	$ 246.61	$ 11,590.49	$ 11,590.49	$ 986.43	$ 11,590.49	$ 986.43
$ 78.80	$ 945.63	$ -	$ 236.41	$ 11,111.09	$ 11,111.09	$ 945.63	$ 11,111.09	$ 945.63
$ 1,527.20	$ 18,326.40	$ -	$ 6,108.80	$ 177,155.20	$ 177,155.20	$ 18,326.40	$ 177,155.20	$ 18,326.40
$ 15.57	$ 186.80	$ -	$ 62.27	$ 871.72	$ 871.72	$ 186.80	$ 871.72	$ 186.80
$ 43.29	$ 519.51	$ -	$ 129.88	$ 6,104.19	$ 6,104.19	$ 519.51	$ 6,104.19	$ 519.51
$ 60.63	$ 727.59	$ -	$ 181.90	$ 8,549.14	$ 8,549.14	$ 727.59	$ 8,549.14	$ 727.59
$ 71.59	$ 859.05	$ -	$ 214.76	$ 10,093.88	$ 10,093.88	$ 859.05	$ 10,093.88	$ 859.05
$ 63.09	$ 757.05	$ -	$ 189.26	$ 8,895.38	$ 8,895.38	$ 757.05	$ 8,895.38	$ 757.05
$ 5.50	$ 66.03	$ -	$ 22.01	$ 176.08	$ 176.08	$ 66.03	$ 176.08	$ 66.03
$ 29.70	$ 356.35	$ -	$ 118.78	$ 950.28	$ 950.28	$ 356.35	$ 950.28	$ 356.35
$ 665.81	$ 7,989.71	$ 100,537.12	$ 79,897.05	$ -	$ -	$ 7,989.71	$ -	$ 7,989.71
$ 76.36	$ 916.36	$ 11,607.26	$ 9,163.63	$ -	$ -	$ 916.36	$ -	$ 916.36
$ 1,219.83	$ 14,638.00	$ 189,074.17	$ 131,742.00	$ -	$ -	$ 14,638.00	$ -	$ 14,638.00
$ 793.93	$ 9,527.16	$ 120,677.41	$ 95,271.64	$ -	$ -	$ 9,527.16	$ -	$ 9,527.16
$ 1,906.58	$ 22,878.96	$ -	$ 13,346.06	$ 215,443.49	$ 215,443.49	$ 22,878.96	$ 215,443.49	$ 22,878.96
$ 5.35	$ 64.19	$ -	$ 37.45	$ 604.47	$ 604.47	$ 64.19	$ 604.47	$ 64.19
$ 7.07	$ 84.86	$ -	$ 49.50	$ 799.14	$ 799.14	$ 84.86	$ 799.14	$ 84.86
$ 1,660.83	$ 19,929.95	$ -	$ 11,625.81	$ 187,673.73	$ 187,673.73	$ 19,929.95	$ 187,673.73	$ 19,929.95
$ 2.04	$ 24.48	$ -	$ 18.36	$ 226.44	$ 226.44	$ 24.48	$ 226.44	$ 24.48
$ 2,801.35	$ 33,616.22	$ -	$ 25,212.17	$ 310,950.04	$ 310,950.04	$ 33,616.22	$ 310,950.04	$ 33,616.22
$ 129.91	$ 1,558.89	$ -	$ 909.35	$ 6,885.08	$ 6,885.08	$ 1,558.89	$ 6,885.08	$ 1,558.89
$ 2.04	$ 24.48	$ -	$ 16.32	$ 228.48	$ 228.48	$ 24.48	$ 228.48	$ 24.48
$ 2.04	$ 24.48	$ -	$ 20.40	$ 224.40	$ 224.40	$ 24.48	$ 224.40	$ 24.48
$ 207.69	$ 2,492.25	$ -	$ 2,076.88	$ 27,830.13	$ 27,830.13	$ 2,492.25	$ 27,830.13	$ 2,492.25
$ 2,515.44	$ 30,185.32	$ -	$ 20,123.54	$ 281,729.63	$ 281,729.63	$ 30,185.32	$ 281,729.63	$ 30,185.32
$ 2,468.70	$ 29,624.43	$ -	$ 24,687.02	$ 271,557.26	$ 271,557.26	$ 29,624.43	$ 271,557.26	$ 29,624.43
$ 156.45	$ 1,877.39	$ 21,902.84	$ 5,632.16	$ -	$ -	$ 1,877.39	$ -	$ 1,877.39
$ 155.22	$ 1,862.64	$ 21,575.62	$ 5,587.93	$ -	$ -	$ 1,862.64	$ -	$ 1,862.64
$ 8.98	$ 107.81	$ 1,248.76	$ 323.42	$ -	$ -	$ 107.81	$ -	$ 107.81
$ 194.44	$ 2,333.33	$ 32,083.33	$ 7,000.00	$ -	$ -	$ 2,333.33	$ -	$ 2,333.33
$ 37.60	$ 451.20	$ -	$ 451.20	$ 902.40	$ 902.40	$ 451.20	$ 902.40	$ 451.20
$ 8.56	$ 102.66	$ -	$ 102.66	$ 205.32	$ 205.32	$ 102.66	$ 205.32	$ 102.66
$ 2,543.06	$ 30,516.70	$ 384,001.86	$ 274,650.34	$ -	$ -	$ 30,516.70	$ -	$ 30,516.70
$ 44.32	$ 531.83	$ 88.64	$ 620.47	$ 5,761.53	$ 5,761.53	$ 531.83	$ 5,761.53	$ 531.83
$ 0.87	$ 10.38	$ 1.73	$ 12.11	$ 112.48	$ 112.48	$ 10.38	$ 112.48	$ 10.38

$ 38.58	$ 462.92	$ 77.15	$ 540.07	$ 5,014.93	$ 5,014.93	$ 462.92	$ 5,014.93	$ 462.92
$ 0.88	$ 10.52	$ 1.75	$ 12.27	$ 113.95	$ 113.95	$ 10.52	$ 113.95	$ 10.52
$ 94.46	$ 1,133.47	$ 283.37	$ 1,416.83	$ 12,184.77	$ 12,184.77	$ 1,133.47	$ 12,184.77	$ 1,133.47
$ 83.60	$ 1,003.15	$ 250.79	$ 1,253.93	$ 10,783.83	$ 10,783.83	$ 1,003.15	$ 10,783.83	$ 1,003.15
$ 177.97	$ 2,135.65	$ 355.94	$ 2,491.59	$ 23,136.24	$ 23,136.24	$ 2,135.65	$ 23,136.24	$ 2,135.65
$ 55.72	$ 668.58	$ 111.43	$ 780.01	$ 7,242.99	$ 7,242.99	$ 668.58	$ 7,242.99	$ 668.58
$ 0.84	$ 10.11	$ 1.68	$ 11.79	$ 109.50	$ 109.50	$ 10.11	$ 109.50	$ 10.11
$ 45.44	$ 545.25	$ 90.88	$ 636.13	$ 5,906.88	$ 5,906.88	$ 545.25	$ 5,906.88	$ 545.25
$ 8.63	$ 103.58	$ 17.26	$ 120.84	$ 1,122.06	$ 1,122.06	$ 103.58	$ 1,122.06	$ 103.58
$ 42.99	$ 515.82	$ 128.96	$ 644.78	$ 5,545.07	$ 5,545.07	$ 515.82	$ 5,545.07	$ 515.82
$ 482.35	$ 5,788.25	$ 964.71	$ 6,752.96	$ 33,764.78	$ 33,764.78	$ 5,788.25	$ 33,764.78	$ 5,788.25
$ 43.90	$ 526.80	$ 87.80	$ 614.60	$ 965.81	$ 965.81	$ 526.80	$ 965.81	$ 526.80
$ 8.44	$ 101.26	$ 16.88	$ 118.14	$ 185.64	$ 185.64	$ 101.26	$ 185.64	$ 101.26
$ 43.90	$ 526.81	$ 87.80	$ 614.61	$ 965.81	$ 965.81	$ 526.81	$ 965.81	$ 526.81
$ 8.44	$ 101.26	$ 16.88	$ 118.14	$ 185.64	$ 185.64	$ 101.26	$ 185.64	$ 101.26
$ 40.33	$ 483.94	$ 80.66	$ 564.60	$ 887.22	$ 887.22	$ 483.94	$ 887.22	$ 483.94
$ 40.53	$ 486.36	$ 121.59	$ 607.95	$ 851.13	$ 851.13	$ 486.36	$ 851.13	$ 486.36
$ 8.41	$ 100.90	$ 25.23	$ 126.13	$ 176.58	$ 176.58	$ 100.90	$ 176.58	$ 100.90
$ -	$ -	$ -	$ -	$ -	$ -	$ -	$ -	$ -
$ 0.02	$ 0.27	$ 1.64	$ 1.86	$ -	$ -	$ 0.27	$ -	$ 0.27
$ 2.86	$ 34.29	$ 651.43	$ 240.00	$ -	$ -	$ 34.29	$ -	$ 34.29
$ 41.49	$ 497.83	$ 8,048.18	$ 3,484.78	$ -	$ -	$ 497.83	$ -	$ 497.83
$ 28.57	$ 342.88	$ 5,600.44	$ 2,400.19	$ -	$ -	$ 342.88	$ -	$ 342.88
$ 6.11	$ 73.31	$ 1,386.75	$ 513.16	$ -	$ -	$ 73.31	$ -	$ 73.31
$ 62.29	$ 747.44	$ 16,630.54	$ 3,737.20	$ -	$ -	$ 747.44	$ -	$ 747.44
$ 86.36	$ 1,036.35	$ 16,149.82	$ 11,513.87	$ -	$ -	$ 1,036.35	$ -	$ 1,036.35
$ -	$ -	$ -	$ -	$ -	$ -	$ -	$ -	$ -
$ 5.71	$ 68.57	$ 942.86	$ 480.00	$ -	$ -	$ 68.57	$ -	$ 68.57
$ 0.67	$ 8.00	$ 166.07	$ 48.02	$ -	$ -	$ 8.00	$ -	$ 8.00
$ 10.52	$ 126.24	$ 4,166.03	$ 1,514.92	$ -	$ -	$ 126.24	$ -	$ 126.24
$ 38.32	$ 459.89	$ 16,172.62	$ 5,518.62	$ -	$ -	$ 459.89	$ -	$ 459.89
$ 11.77	$ 141.22	$ 5,366.36	$ 1,694.64	$ -	$ -	$ 141.22	$ -	$ 141.22
$ 10.30	$ 123.55	$ 41.18	$ 164.74	$ 453.02	$ 453.02	$ 123.55	$ 453.02	$ 123.55
$ 284.32	$ 3,411.90	$ 1,137.30	$ 4,549.20	$ 19,334.08	$ 19,334.08	$ 3,411.90	$ 19,334.08	$ 3,411.90
$ 237.40	$ 2,848.80	$ 949.60	$ 3,798.40	$ 16,143.20	$ 16,143.20	$ 2,848.80	$ 16,143.20	$ 2,848.80
$ (10.30)	$ (123.55)	$ (41.18)	$ (617.76)	$ -	$ -	$ (123.55)	$ -	$ (123.55)
$ 127.30	$ 1,527.55	$ 509.18	$ 2,036.74	$ 5,601.02	$ 5,601.02	$ 1,527.55	$ 5,601.02	$ 1,527.55
$ 36.44	$ 437.25	$ 1,894.74	$ 1,311.74	$ -	$ -	$ 437.25	$ -	$ 437.25
$ 14.18	$ 170.18	$ 1,815.23	$ 850.89	$ -	$ -	$ 170.18	$ -	$ 170.18
$ 34.72	$ 416.64	$ 729.12	$ 1,145.76	$ 937.44	$ 937.44	$ 416.64	$ 937.44	$ 416.64
$ 186.09	$ 2,233.04	$ 26,610.37	$ 11,165.19	$ -	$ -	$ 2,233.04	$ -	$ 2,233.04
$ 30.06	$ 360.72	$ 4,689.36	$ 1,803.60	$ -	$ -	$ 360.72	$ -	$ 360.72
$ 261.45	$ 3,137.40	$ 49,936.95	$ 37,648.80	$ -	$ -	$ 3,137.40	$ -	$ 3,137.40
$ 492.30	$ 5,907.66	$ 92,553.30	$ 41,353.60	$ -	$ -	$ 5,907.66	$ -	$ 5,907.66
$ 606.03	$ 7,272.34	$ 4,242.20	$ 7,272.34	$ -	$ -	$ 7,272.34	$ -	$ 7,272.34
$ 502.59	$ 6,031.06	$ 4,523.29	$ 10,554.35	$ 7,538.82	$ 7,538.82	$ 6,031.06	$ 7,538.82	$ 6,031.06
$ 122.73	$ 1,472.72	$ 1,104.54	$ 2,577.25	$ 4,786.33	$ 4,786.33	$ 1,472.72	$ 4,786.33	$ 1,472.72
$ 66.07	$ 792.86	$ 660.72	$ 1,453.58	$ 8,060.73	$ 8,060.73	$ 792.86	$ 8,060.73	$ 792.86
$ 95.46	$ 1,145.48	$ 859.11	$ 2,004.59	$ 11,741.20	$ 11,741.20	$ 1,145.48	$ 11,741.20	$ 1,145.48
$ 76.28	$ 915.40	$ 686.55	$ 1,601.95	$ 9,382.86	$ 9,382.86	$ 915.40	$ 9,382.86	$ 915.40
$ 811.50	$ 9,737.98	$ 7,303.48	$ 17,041.46	$ 51,124.39	$ 51,124.39	$ 9,737.98	$ 51,124.39	$ 9,737.98
$ 1,722.34	$ 20,668.13	$ 18,945.78	$ 39,613.91	$ 125,731.09	$ 125,731.09	$ 20,668.13	$ 125,731.09	$ 20,668.13
$ 7.29	$ 87.50	$ 80.21	$ 167.70	$ 94.79	$ 94.79	$ 87.50	$ 94.79	$ 87.50
$ 32.58	$ 391.02	$ 358.43	$ 749.45	$ 423.60	$ 423.60	$ 391.02	$ 423.60	$ 391.02
$ 229.16	$ 2,749.92	$ 2,520.76	$ 5,270.68	$ 13,978.76	$ 13,978.76	$ 2,749.92	$ 13,978.76	$ 2,749.92
$ 141.00	$ 1,691.96	$ 1,691.96	$ 3,383.92	$ 16,919.58	$ 16,919.58	$ 1,691.96	$ 16,919.58	$ 1,691.96
$ 129.00	$ 1,547.96	$ 1,547.96	$ 3,095.92	$ 15,479.58	$ 15,479.58	$ 1,547.96	$ 15,479.58	$ 1,547.96
$ 82.03	$ 984.31	$ 1,066.34	$ 2,050.65	$ 2,870.91	$ 2,870.91	$ 984.31	$ 2,870.91	$ 984.31
$ 549.50	$ 6,594.00	$ 7,693.00	$ 14,287.00	$ 5,495.00	$ 5,495.00	$ 6,594.00	$ 5,495.00	$ 6,594.00
$ 549.50	$ 6,594.00	$ 7,693.00	$ 14,287.00	$ 5,495.00	$ 5,495.00	$ 6,594.00	$ 5,495.00	$ 6,594.00
$ 549.50	$ 6,594.00	$ 7,693.00	$ 14,287.00	$ 5,495.00	$ 5,495.00	$ 6,594.00	$ 5,495.00	$ 6,594.00
$ 549.50	$ 6,594.00	$ 7,693.00	$ 14,287.00	$ 5,495.00	$ 5,495.00	$ 6,594.00	$ 5,495.00	$ 6,594.00
$ 549.50	$ 6,594.00	$ 7,693.00	$ 14,287.00	$ 5,495.00	$ 5,495.00	$ 6,594.00	$ 5,495.00	$ 6,594.00
$ 549.50	$ 6,594.00	$ 7,693.00	$ 14,287.00	$ 5,495.00	$ 5,495.00	$ 6,594.00	$ 5,495.00	$ 6,594.00
$ 549.50	$ 6,594.00	$ 7,693.00	$ 14,287.00	$ 5,495.00	$ 5,495.00	$ 6,594.00	$ 5,495.00	$ 6,594.00
$ 549.50	$ 6,594.00	$ 7,693.00	$ 14,287.00	$ 5,495.00	$ 5,495.00	$ 6,594.00	$ 5,495.00	$ 6,594.00
$ 2.88	$ 34.57	$ 40.33	$ 74.90	$ 28.81	$ 28.81	$ 34.57	$ 28.81	$ 34.57
$ 28.91	$ 346.89	$ 404.70	$ 751.59	$ 289.07	$ 289.07	$ 346.89	$ 289.07	$ 346.89
$ 1.04	$ 12.44	$ 170.99	$ 87.05	$ -	$ -	$ 12.44	$ -	$ 12.44
$ 2.07	$ 24.87	$ 341.98	$ 174.10	$ -	$ -	$ 24.87	$ -	$ 24.87
$ 2.07	$ 24.87	$ 341.98	$ 174.10	$ -	$ -	$ 24.87	$ -	$ 24.87
$ 3.11	$ 37.31	$ 512.97	$ 261.15	$ -	$ -	$ 37.31	$ -	$ 37.31

$ 9.33	$ 111.92	$ 1,538.94	$ 783.46	$ -	$ -	$ 111.92	$ -	$ 111.92
$ 6.22	$ 74.62	$ 1,025.97	$ 522.31	$ -	$ -	$ 74.62	$ -	$ 74.62
$ 2.07	$ 24.87	$ 341.98	$ 174.10	$ -	$ -	$ 24.87	$ -	$ 24.87
$ 20.73	$ 248.72	$ 3,419.88	$ 1,741.03	$ -	$ -	$ 248.72	$ -	$ 248.72
$ 46.63	$ 559.62	$ 7,694.72	$ 3,917.31	$ -	$ -	$ 559.62	$ -	$ 559.62
$ 76.78	$ 921.40	$ 1,305.31	$ 1,842.79	$ -	$ -	$ 921.40	$ -	$ 921.40
$ 32.79	$ 393.50	$ 623.04	$ 1,016.54	$ 6,853.46	$ 6,853.46	$ 393.50	$ 6,853.46	$ 393.50
$ 36.60	$ 439.24	$ 585.66	$ 1,024.90	$ 4,246.03	$ 4,246.03	$ 439.24	$ 4,246.03	$ 439.24
$ 30.22	$ 362.66	$ 483.55	$ 846.21	$ 3,505.73	$ 3,505.73	$ 362.66	$ 3,505.73	$ 362.66
$ 8.31	$ 99.73	$ 132.97	$ 232.70	$ 964.05	$ 964.05	$ 99.73	$ 964.05	$ 99.73
$ 21.41	$ 256.87	$ 342.50	$ 599.37	$ 2,483.11	$ 2,483.11	$ 256.87	$ 2,483.11	$ 256.87
$ 51.09	$ 613.03	$ 817.37	$ 1,430.39	$ 5,925.91	$ 5,925.91	$ 613.03	$ 5,925.91	$ 613.03
$ 9.01	$ 108.14	$ 144.18	$ 252.32	$ 1,045.34	$ 1,045.34	$ 108.14	$ 1,045.34	$ 108.14
$ 63.97	$ 767.64	$ 1,023.52	$ 1,791.15	$ 7,420.50	$ 7,420.50	$ 767.64	$ 7,420.50	$ 767.64
$ 21.56	$ 258.77	$ 345.03	$ 603.80	$ 2,501.47	$ 2,501.47	$ 258.77	$ 2,501.47	$ 258.77
$ 202.08	$ 2,424.99	$ 3,435.40	$ 5,860.39	$ 11,114.53	$ 11,114.53	$ 2,424.99	$ 11,114.53	$ 2,424.99
$ 202.08	$ 2,424.99	$ 3,435.40	$ 5,860.39	$ 11,114.53	$ 11,114.53	$ 2,424.99	$ 11,114.53	$ 2,424.99
$ 151.18	$ 1,814.22	$ 2,872.51	$ 4,686.73	$ 31,597.63	$ 31,597.63	$ 1,814.22	$ 31,597.63	$ 1,814.22
$ 77.90	$ 934.81	$ 1,480.12	$ 2,414.93	$ 2,259.12	$ 2,259.12	$ 934.81	$ 2,259.12	$ 934.81
$ (91.72)	$ (1,100.69)	$ (1,742.76)	$ (22,013.78)	$ -	$ -	$ (1,100.69)	$ -	$ (1,100.69)
$ 700.10	$ 8,401.16	$ 13,301.83	$ 21,702.99	$ 20,302.79	$ 20,302.79	$ 8,401.16	$ 20,302.79	$ 8,401.16
$ 1,289.80	$ 15,477.63	$ 88,996.37	$ 104,474.00	$ 50,302.30	$ 50,302.30	$ 15,477.63	$ 50,302.30	$ 15,477.63
$ 580.97	$ 6,971.67	$ 52,868.47	$ 20,915.00	$ -	$ -	$ 6,971.67	$ -	$ 6,971.67
$ 1,096.13	$ 13,153.57	$ 118,382.09	$ 92,074.96	$ -	$ -	$ 13,153.57	$ -	$ 13,153.57
$ 48.06	$ 576.67	$ 9,226.74	$ 4,036.70	$ -	$ -	$ 576.67	$ -	$ 576.67
$ 1,185.16	$ 14,221.96	$ 229,921.76	$ 99,553.75	$ -	$ -	$ 14,221.96	$ -	$ 14,221.96
$ 588.59	$ 7,063.08	$ 111,832.12	$ 49,441.57	$ -	$ -	$ 7,063.08	$ -	$ 7,063.08
$ 163.95	$ 1,967.40	$ 22,953.00	$ 5,902.20	$ -	$ -	$ 1,967.40	$ -	$ 1,967.40
$ 2,957.38	$ 35,488.50	$ 56,190.13	$ 91,678.63	$ 618,091.38	$ 618,091.38	$ 35,488.50	$ 618,091.38	$ 35,488.50
$ -	$ -	$ -	$ -	$ 184,230.00	$ 184,230.00	$ -	$ 184,230.00	$ -
$ 377.71	$ 4,532.47	$ 7,176.40	$ 11,708.87	$ 20,018.39	$ 20,018.39	$ 4,532.47	$ 20,018.39	$ 4,532.47
$ 343.34	$ 4,120.12	$ 60,771.84	$ 20,600.62	$ -	$ -	$ 4,120.12	$ -	$ 4,120.12
$ 281.85	$ 3,382.19	$ -	$ 281.85	$ 9,864.73	$ 9,864.73	$ 3,382.19	$ 9,864.73	$ 3,382.19
$ 2,615.72	$ 31,388.61	$ 397,589.06	$ 219,720.27	$ -	$ -	$ 31,388.61	$ -	$ 31,388.61
$ 1,525.84	$ 18,310.02	$ -	$ 1,525.84	$ 53,404.23	$ 53,404.23	$ 18,310.02	$ 53,404.23	$ 18,310.02
$ 2,124.87	$ 25,498.48	$ 322,980.75	$ 178,489.36	$ -	$ -	$ 25,498.48	$ -	$ 25,498.48
$ 1,239.51	$ 14,874.11	$ -	$ 1,239.51	$ 43,382.83	$ 43,382.83	$ 14,874.11	$ 43,382.83	$ 14,874.11
$ 111.25	$ 1,334.94	$ 16,130.57	$ 4,004.83	$ -	$ -	$ 1,334.94	$ -	$ 1,334.94
$ 2,306.99	$ 27,683.89	$ 325,285.73	$ 276,838.92	$ -	$ -	$ 27,683.89	$ -	$ 27,683.89
$ 2,777.89	$ 33,334.67	$ 358,347.67	$ 100,004.00	$ -	$ -	$ 33,334.67	$ -	$ 33,334.67
$ 2,788.46	$ 33,461.50	$ 323,461.17	$ 334,615.00	$ -	$ -	$ 33,461.50	$ -	$ 33,461.50
$ 1,087.00	$ 13,044.00	$ 116,309.00	$ 65,220.00	$ -	$ -	$ 13,044.00	$ -	$ 13,044.00
$ 304.26	$ 3,651.13	$ 31,643.11	$ 18,255.64	$ -	$ -	$ 3,651.13	$ -	$ 3,651.13
$ 1,906.40	$ 22,876.85	$ 177,295.55	$ 200,172.39	$ 28,596.06	$ 28,596.06	$ 22,876.85	$ 28,596.06	$ 22,876.85
$ 13.75	$ 165.00	$ 1,333.75	$ 825.00	$ -	$ -	$ 165.00	$ -	$ 165.00
$ 2,878.36	$ 34,540.28	$ 236,025.21	$ 270,565.49	$ 74,837.26	$ 74,837.26	$ 34,540.28	$ 74,837.26	$ 34,540.28
$ 354.15	$ 4,249.77	$ 22,665.42	$ 12,749.30	$ -	$ -	$ 4,249.77	$ -	$ 4,249.77
$ 2,742.23	$ 32,906.75	$ 167,275.97	$ 200,182.72	$ 128,884.76	$ 128,884.76	$ 32,906.75	$ 128,884.76	$ 32,906.75
$ 1,474.23	$ 17,690.72	$ 76,659.79	$ 94,350.51	$ 29,484.53	$ 29,484.53	$ 17,690.72	$ 29,484.53	$ 17,690.72
$ 2,886.44	$ 34,637.27	$ 132,776.20	$ 167,413.47	$ 178,959.22	$ 178,959.22	$ 34,637.27	$ 178,959.22	$ 34,637.27
$ 2,886.44	$ 34,637.27	$ 132,776.20	$ 167,413.47	$ 178,959.22	$ 178,959.22	$ 34,637.27	$ 178,959.22	$ 34,637.27
$ 2,880.59	$ 34,567.13	$ 135,387.91	$ 169,955.04	$ 175,716.22	$ 175,716.22	$ 34,567.13	$ 175,716.22	$ 34,567.13
$ 2,755.77	$ 33,069.27	$ 96,452.04	$ 129,521.31	$ 201,171.39	$ 201,171.39	$ 33,069.27	$ 201,171.39	$ 33,069.27
$ 2,755.77	$ 33,069.27	$ 96,452.04	$ 129,521.31	$ 201,171.39	$ 201,171.39	$ 33,069.27	$ 201,171.39	$ 33,069.27
$ 3,158.11	$ 37,897.31	$ 110,533.82	$ 148,431.13	$ 230,541.97	$ 230,541.97	$ 37,897.31	$ 230,541.97	$ 37,897.31
$ 3,158.11	$ 37,897.31	$ 104,217.60	$ 142,114.91	$ 236,858.19	$ 236,858.19	$ 37,897.31	$ 236,858.19	$ 37,897.31
$ -	$ -	$ -	$ -	$ -	$ -	$ -	$ -	$ -
$ -	$ -	$ -	$ -	$ -	$ -	$ -	$ -	$ -
$ 2,790.45	$ 33,485.34	$ 75,342.02	$ 108,827.36	$ 226,026.05	$ 226,026.05	$ 33,485.34	$ 226,026.05	$ 33,485.34
$ 2,790.43	$ 33,485.13	$ 75,341.53	$ 108,826.66	$ 226,024.59	$ 226,024.59	$ 33,485.13	$ 226,024.59	$ 33,485.13
$ 1,689.88	$ 20,278.61	$ 327,837.50	$ 141,950.26	$ -	$ -	$ 20,278.61	$ -	$ 20,278.61
$ 985.77	$ 11,829.19	$ -	$ 985.77	$ 34,501.80	$ 34,501.80	$ 11,829.19	$ 34,501.80	$ 11,829.19
$ 181.46	$ 2,177.52	$ 16,694.32	$ 6,532.56	$ -	$ -	$ 2,177.52	$ -	$ 2,177.52
$ 210.55	$ 2,526.60	$ 17,475.63	$ 7,579.79	$ -	$ -	$ 2,526.60	$ -	$ 2,526.60
$ 42.61	$ 511.37	$ 6,647.75	$ 3,579.56	$ -	$ -	$ 511.37	$ -	$ 511.37
$ 70.21	$ 842.57	$ 7,302.26	$ 4,212.84	$ -	$ -	$ 842.57	$ -	$ 842.57
$ 1,956.46	$ 23,477.57	$ 121,300.78	$ 144,778.35	$ 89,997.36	$ 89,997.36	$ 23,477.57	$ 89,997.36	$ 23,477.57
$ 2,042.47	$ 24,509.61	$ 77,613.76	$ 102,123.36	$ 142,972.71	$ 142,972.71	$ 24,509.61	$ 142,972.71	$ 24,509.61
$ 1,905.22	$ 22,862.63	$ 207,668.92	$ 68,587.90	$ -	$ -	$ 22,862.63	$ -	$ 22,862.63
$ 70.21	$ 842.57	$ 7,302.26	$ 4,212.84	$ -	$ -	$ 842.57	$ -	$ 842.57
$ 1,493.07	$ 17,916.83	$ 131,390.09	$ 89,584.15	$ -	$ -	$ 17,916.83	$ -	$ 17,916.83
$ 5,756.71	$ 69,080.55	$ 472,050.43	$ 345,402.75	$ -	$ -	$ 69,080.55	$ -	$ 69,080.55

$ 2,697.55	$ 32,370.65	$ 72,833.97	$ 105,204.62	$ 218,501.90	$ 218,501.90	$ 32,370.65	$ 218,501.90	$ 32,370.65
$ 69.44	$ 833.33	$ 6,319.44	$ 2,500.00	$ -	$ -	$ 833.33	$ -	$ 833.33
$ 2,565.36	$ 30,784.28	$ 71,829.98	$ 102,614.26	$ 205,228.53	$ 205,228.53	$ 30,784.28	$ 205,228.53	$ 30,784.28
$ 2,565.36	$ 30,784.28	$ 71,829.98	$ 102,614.26	$ 205,228.53	$ 205,228.53	$ 30,784.28	$ 205,228.53	$ 30,784.28
$ 3,159.88	$ 37,918.57	$ 88,476.65	$ 126,395.22	$ 252,790.44	$ 252,790.44	$ 37,918.57	$ 252,790.44	$ 37,918.57
$ 137.08	$ 1,645.00	$ 40,576.67	$ 8,225.00	$ -	$ -	$ 1,645.00	$ -	$ 1,645.00
$ 206.47	$ 2,477.60	$ 61,114.13	$ 12,388.00	$ -	$ -	$ 2,477.60	$ -	$ 2,477.60
$ 158.02	$ 1,896.29	$ 46,775.05	$ 13,274.00	$ -	$ -	$ 1,896.29	$ -	$ 1,896.29
$ 98.13	$ 1,177.60	$ 29,047.47	$ 11,776.00	$ -	$ -	$ 1,177.60	$ -	$ 1,177.60
$ 69.31	$ 831.71	$ 20,515.62	$ 5,822.00	$ -	$ -	$ 831.71	$ -	$ 831.71
$ 286.15	$ 3,433.80	$ 84,700.40	$ 17,169.00	$ -	$ -	$ 3,433.80	$ -	$ 3,433.80
$ 156.27	$ 1,875.20	$ 46,254.93	$ 18,752.00	$ -	$ -	$ 1,875.20	$ -	$ 1,875.20
$ 16.07	$ 192.80	$ 4,755.73	$ 964.00	$ -	$ -	$ 192.80	$ -	$ 192.80
$ 2,377.53	$ 28,530.40	$ 703,749.87	$ 142,652.00	$ -	$ -	$ 28,530.40	$ -	$ 28,530.40
$ 116.21	$ 1,394.57	$ 34,166.84	$ 13,945.65	$ -	$ -	$ 1,394.57	$ -	$ 1,394.57
$ 51.10	$ 613.22	$ 14,921.66	$ 6,132.19	$ -	$ -	$ 613.22	$ -	$ 613.22
$ 58.87	$ 706.44	$ 17,190.11	$ 7,064.43	$ -	$ -	$ 706.44	$ -	$ 706.44
$ 78.11	$ 937.31	$ 22,651.63	$ 9,373.09	$ -	$ -	$ 937.31	$ -	$ 937.31
$ 44.60	$ 535.17	$ 12,576.52	$ 5,351.71	$ -	$ -	$ 535.17	$ -	$ 535.17
$ 100.57	$ 1,206.84	$ 27,958.44	$ 12,068.39	$ -	$ -	$ 1,206.84	$ -	$ 1,206.84
$ 106.98	$ 1,283.80	$ 29,420.49	$ 12,838.03	$ -	$ -	$ 1,283.80	$ -	$ 1,283.80
$ 39.89	$ 478.63	$ 10,649.50	$ 4,786.29	$ -	$ -	$ 478.63	$ -	$ 478.63
$ 43.84	$ 526.07	$ 11,091.27	$ 5,260.68	$ -	$ -	$ 526.07	$ -	$ 526.07
$ 36.06	$ 432.68	$ 9,122.27	$ 4,326.77	$ -	$ -	$ 432.68	$ -	$ 432.68
$ 83.71	$ 1,004.53	$ 20,090.58	$ 10,045.29	$ -	$ -	$ 1,004.53	$ -	$ 1,004.53
$ 117.55	$ 1,410.57	$ 26,683.30	$ 14,105.71	$ -	$ -	$ 1,410.57	$ -	$ 1,410.57
$ 151.08	$ 1,812.94	$ 34,294.74	$ 18,129.38	$ -	$ -	$ 1,812.94	$ -	$ 1,812.94
$ 36.09	$ 433.02	$ 8,191.37	$ 4,330.24	$ -	$ -	$ 433.02	$ -	$ 433.02
$ 9.82	$ 117.83	$ 2,228.95	$ 1,178.30	$ -	$ -	$ 117.83	$ -	$ 117.83
$ 10.52	$ 126.21	$ 2,355.88	$ 1,262.08	$ -	$ -	$ 126.21	$ -	$ 126.21
$ 143.25	$ 1,719.04	$ 31,372.48	$ 17,190.40	$ -	$ -	$ 1,719.04	$ -	$ 1,719.04
$ 17.59	$ 211.07	$ 3,852.06	$ 2,110.72	$ -	$ -	$ 211.07	$ -	$ 211.07
$ 24.01	$ 288.10	$ 5,257.86	$ 2,881.02	$ -	$ -	$ 288.10	$ -	$ 288.10
$ 25.01	$ 300.07	$ 5,476.28	$ 3,000.70	$ -	$ -	$ 300.07	$ -	$ 300.07
$ 95.20	$ 1,142.40	$ 20,753.60	$ 11,424.00	$ -	$ -	$ 1,142.40	$ -	$ 1,142.40
$ 92.37	$ 1,108.39	$ 19,951.02	$ 11,083.90	$ -	$ -	$ 1,108.39	$ -	$ 1,108.39
$ 96.88	$ 1,162.59	$ 20,926.62	$ 11,625.90	$ -	$ -	$ 1,162.59	$ -	$ 1,162.59
$ 57.38	$ 688.56	$ 11,877.61	$ 6,885.57	$ -	$ -	$ 688.56	$ -	$ 688.56
$ 63.02	$ 756.20	$ 13,044.42	$ 7,561.98	$ -	$ -	$ 756.20	$ -	$ 756.20
$ 56.14	$ 673.71	$ 11,621.43	$ 6,737.06	$ -	$ -	$ 673.71	$ -	$ 673.71
$ 72.44	$ 869.26	$ 14,994.74	$ 8,692.60	$ -	$ -	$ 869.26	$ -	$ 869.26
$ 95.65	$ 1,147.84	$ 19,704.59	$ 11,478.40	$ -	$ -	$ 1,147.84	$ -	$ 1,147.84
$ 150.14	$ 1,801.73	$ 30,929.66	$ 18,017.28	$ -	$ -	$ 1,801.73	$ -	$ 1,801.73
$ 157.76	$ 1,893.12	$ 32,498.56	$ 18,931.20	$ -	$ -	$ 1,893.12	$ -	$ 1,893.12
$ 89.66	$ 1,075.87	$ 18,379.45	$ 10,758.70	$ -	$ -	$ 1,075.87	$ -	$ 1,075.87
$ 98.46	$ 1,181.56	$ 20,184.98	$ 11,815.60	$ -	$ -	$ 1,181.56	$ -	$ 1,181.56
$ 104.59	$ 1,255.12	$ 20,604.84	$ 12,551.17	$ -	$ -	$ 1,255.12	$ -	$ 1,255.12
$ 67.24	$ 806.86	$ 13,245.97	$ 8,068.61	$ -	$ -	$ 806.86	$ -	$ 806.86
$ 65.61	$ 787.28	$ 12,924.46	$ 7,872.77	$ -	$ -	$ 787.28	$ -	$ 787.28
$ 110.43	$ 1,325.18	$ 21,755.10	$ 13,251.84	$ -	$ -	$ 1,325.18	$ -	$ 1,325.18
$ 78.88	$ 946.56	$ 15,539.36	$ 9,465.60	$ -	$ -	$ 946.56	$ -	$ 946.56
$ 61.12	$ 733.43	$ 11,123.75	$ 7,334.34	$ -	$ -	$ 733.43	$ -	$ 733.43
$ 150.31	$ 1,803.78	$ 27,357.27	$ 18,037.76	$ -	$ -	$ 1,803.78	$ -	$ 1,803.78
$ 48.94	$ 587.31	$ 8,173.41	$ 5,873.11	$ -	$ -	$ 587.31	$ -	$ 587.31
$ 77.80	$ 933.54	$ 12,991.78	$ 9,335.41	$ -	$ -	$ 933.54	$ -	$ 933.54
$ 17.54	$ 210.49	$ 2,894.26	$ 1,473.44	$ -	$ -	$ 210.49	$ -	$ 210.49
$ 49.76	$ 597.07	$ 7,264.32	$ 5,970.67	$ -	$ -	$ 597.07	$ -	$ 597.07
$ 46.23	$ 554.79	$ 6,749.96	$ 5,547.91	$ -	$ -	$ 554.79	$ -	$ 554.79
$ 112.53	$ 1,350.39	$ 16,317.25	$ 13,503.93	$ -	$ -	$ 1,350.39	$ -	$ 1,350.39
$ 59.17	$ 710.02	$ 8,579.41	$ 7,100.20	$ -	$ -	$ 710.02	$ -	$ 710.02
$ 78.82	$ 945.79	$ 11,428.30	$ 9,457.90	$ -	$ -	$ 945.79	$ -	$ 945.79
$ 96.55	$ 1,158.58	$ 12,840.92	$ 11,585.79	$ -	$ -	$ 1,158.58	$ -	$ 1,158.58
$ 72.66	$ 871.86	$ 9,590.49	$ 8,718.63	$ -	$ -	$ 871.86	$ -	$ 871.86
$ 22.99	$ 275.88	$ 3,034.66	$ 2,758.78	$ -	$ -	$ 275.88	$ -	$ 275.88
$ 0.00	$ 0.01	$ 0.12	$ 0.03	$ -	$ -	$ 0.01	$ -	$ 0.01
$ 4.51	$ 54.07	$ 743.52	$ 378.52	$ -	$ -	$ 54.07	$ -	$ 54.07
$ 9.58	$ 115.00	$ 1,581.25	$ 1,380.00	$ -	$ -	$ 115.00	$ -	$ 115.00
$ 19.05	$ 228.57	$ 3,142.86	$ 1,600.00	$ -	$ -	$ 228.57	$ -	$ 228.57
$ 91.78	$ 1,101.34	$ 11,288.78	$ 11,013.44	$ -	$ -	$ 1,101.34	$ -	$ 1,101.34
$ 45.63	$ 547.50	$ 5,520.63	$ 5,475.00	$ -	$ -	$ 547.50	$ -	$ 547.50
$ 20.67	$ 248.06	$ 2,294.51	$ 2,542.56	$ 434.10	$ 434.10	$ 248.06	$ 434.10	$ 248.06
$ 41.70	$ 500.45	$ 4,629.13	$ 5,129.58	$ 875.78	$ 875.78	$ 500.45	$ 875.78	$ 500.45

$ 47.43	$ 569.10	$ 4,031.13	$ 4,600.23	$ 2,228.98	$ 2,228.98	$ 569.10	$ 2,228.98	$ 569.10
$ 73.89	$ 886.62	$ 6,280.24	$ 7,166.86	$ 3,472.60	$ 3,472.60	$ 886.62	$ 3,472.60	$ 886.62
$ 30.56	$ 366.75	$ 2,597.84	$ 2,964.59	$ 1,436.45	$ 1,436.45	$ 366.75	$ 1,436.45	$ 366.75
$ 79.56	$ 954.70	$ 5,966.85	$ 6,682.87	$ -	$ -	$ 954.70	$ -	$ 954.70
$ 61.04	$ 732.47	$ 4,577.96	$ 5,127.32	$ -	$ -	$ 732.47	$ -	$ 732.47
$ 57.17	$ 686.02	$ 4,173.27	$ 4,802.12	$ -	$ -	$ 686.02	$ -	$ 686.02
$ 23.07	$ 276.88	$ 1,684.38	$ 1,938.19	$ -	$ -	$ 276.88	$ -	$ 276.88
$ 57.84	$ 694.08	$ 4,106.66	$ 4,800.74	$ 3,528.26	$ 3,528.26	$ 694.08	$ 3,528.26	$ 694.08
$ 32.47	$ 389.64	$ 2,305.39	$ 2,695.04	$ 1,980.69	$ 1,980.69	$ 389.64	$ 1,980.69	$ 389.64
$ 32.72	$ 392.58	$ 2,322.78	$ 2,715.37	$ 1,995.63	$ 1,995.63	$ 392.58	$ 1,995.63	$ 392.58
$ 76.19	$ 914.33	$ 5,409.81	$ 6,324.14	$ 4,647.86	$ 4,647.86	$ 914.33	$ 4,647.86	$ 914.33
$ 41.60	$ 499.25	$ 2,953.90	$ 3,453.15	$ 2,537.85	$ 2,537.85	$ 499.25	$ 2,537.85	$ 499.25
$ 51.48	$ 617.75	$ 3,655.02	$ 4,272.77	$ 3,140.23	$ 3,140.23	$ 617.75	$ 3,140.23	$ 617.75
$ 181.21	$ 2,174.46	$ 11,778.33	$ 13,952.79	$ 12,140.74	$ 12,140.74	$ 2,174.46	$ 12,140.74	$ 2,174.46
$ 72.57	$ 870.83	$ 4,717.01	$ 5,587.85	$ 4,862.15	$ 4,862.15	$ 870.83	$ 4,862.15	$ 870.83
$ 3.37	$ 40.40	$ 218.81	$ 259.21	$ 225.54	$ 225.54	$ 40.40	$ 225.54	$ 40.40
$ 54.95	$ 659.35	$ 3,571.47	$ 4,230.82	$ 3,681.37	$ 3,681.37	$ 659.35	$ 3,681.37	$ 659.35
$ 165.02	$ 1,980.29	$ 10,726.56	$ 12,706.84	$ 11,056.61	$ 11,056.61	$ 1,980.29	$ 11,056.61	$ 1,980.29
$ 156.28	$ 1,875.32	$ 10,157.98	$ 12,033.30	$ 10,470.54	$ 10,470.54	$ 1,875.32	$ 10,470.54	$ 1,875.32
$ 21.17	$ 254.07	$ 9,739.45	$ 3,811.09	$ -	$ -	$ 254.07	$ -	$ 254.07
$ 63.86	$ 766.31	$ 3,320.69	$ 4,087.00	$ 5,108.76	$ 5,108.76	$ 766.31	$ 5,108.76	$ 766.31
$ 102.25	$ 1,227.00	$ 5,317.01	$ 6,544.02	$ 8,180.02	$ 8,180.02	$ 1,227.00	$ 8,180.02	$ 1,227.00
$ 81.49	$ 977.90	$ 4,237.57	$ 5,215.48	$ 6,519.34	$ 6,519.34	$ 977.90	$ 6,519.34	$ 977.90
$ 81.74	$ 980.89	$ 4,250.53	$ 5,231.42	$ 6,539.28	$ 6,539.28	$ 980.89	$ 6,539.28	$ 980.89
$ 104.44	$ 1,253.24	$ 5,430.71	$ 6,683.95	$ 8,354.93	$ 8,354.93	$ 1,253.24	$ 8,354.93	$ 1,253.24
$ 73.47	$ 881.59	$ 3,820.22	$ 4,701.81	$ 5,877.27	$ 5,877.27	$ 881.59	$ 5,877.27	$ 881.59
$ 44.74	$ 536.93	$ 1,789.77	$ 2,326.70	$ 4,116.48	$ 4,116.48	$ 536.93	$ 4,116.48	$ 536.93
$ 76.68	$ 920.12	$ 3,067.06	$ 3,987.18	$ 7,054.25	$ 7,054.25	$ 920.12	$ 7,054.25	$ 920.12
$ 70.57	$ 846.88	$ 2,822.94	$ 3,669.82	$ 6,492.76	$ 6,492.76	$ 846.88	$ 6,492.76	$ 846.88
$ 63.57	$ 762.79	$ 2,542.65	$ 3,305.44	$ 5,848.09	$ 5,848.09	$ 762.79	$ 5,848.09	$ 762.79
$ 43.79	$ 525.45	$ 1,751.50	$ 2,276.95	$ 4,028.45	$ 4,028.45	$ 525.45	$ 4,028.45	$ 525.45
$ 44.09	$ 529.07	$ 1,763.56	$ 2,292.62	$ 4,056.18	$ 4,056.18	$ 529.07	$ 4,056.18	$ 529.07
$ 55.77	$ 669.21	$ 2,230.71	$ 2,899.92	$ 5,130.63	$ 5,130.63	$ 669.21	$ 5,130.63	$ 669.21
$ 199.50	$ 2,394.00	$ 6,384.00	$ 8,778.00	$ 7,980.00	$ 7,980.00	$ 2,394.00	$ 7,980.00	$ 2,394.00
$ 92.10	$ 1,105.17	$ 2,947.12	$ 4,052.30	$ 3,683.90	$ 3,683.90	$ 1,105.17	$ 3,683.90	$ 1,105.17
$ 142.57	$ 1,710.86	$ 4,562.29	$ 6,273.14	$ 5,702.86	$ 5,702.86	$ 1,710.86	$ 5,702.86	$ 1,710.86
$ 111.19	$ 1,334.29	$ 3,558.10	$ 4,892.38	$ 4,447.62	$ 4,447.62	$ 1,334.29	$ 4,447.62	$ 1,334.29
$ 21.65	$ 259.82	$ 606.24	$ 866.05	$ 2,251.73	$ 2,251.73	$ 259.82	$ 2,251.73	$ 259.82
$ 23.28	$ 279.38	$ 651.89	$ 931.27	$ 2,421.30	$ 2,421.30	$ 279.38	$ 2,421.30	$ 279.38
$ 24.78	$ 297.32	$ 693.74	$ 991.06	$ 2,576.74	$ 2,576.74	$ 297.32	$ 2,576.74	$ 297.32
$ 56.46	$ 677.53	$ 1,580.90	$ 2,258.43	$ 5,871.91	$ 5,871.91	$ 677.53	$ 5,871.91	$ 677.53
$ 61.67	$ 740.03	$ 1,726.74	$ 2,466.77	$ 6,413.60	$ 6,413.60	$ 740.03	$ 6,413.60	$ 740.03
$ 86.47	$ 1,037.62	$ 2,421.10	$ 3,458.72	$ 8,992.67	$ 8,992.67	$ 1,037.62	$ 8,992.67	$ 1,037.62
$ 14.19	$ 170.26	$ 397.28	$ 567.54	$ 1,475.61	$ 1,475.61	$ 170.26	$ 1,475.61	$ 170.26
$ 46.34	$ 556.03	$ 1,297.41	$ 1,853.45	$ 4,818.96	$ 4,818.96	$ 556.03	$ 4,818.96	$ 556.03
$ 99.72	$ 1,196.67	$ 2,792.22	$ 3,988.88	$ 10,371.10	$ 10,371.10	$ 1,196.67	$ 10,371.10	$ 1,196.67
$ 13.98	$ 167.77	$ 391.46	$ 559.23	$ 1,453.99	$ 1,453.99	$ 167.77	$ 1,453.99	$ 167.77
$ 407.52	$ 4,890.22	$ 120,625.45	$ 24,451.11	$ -	$ -	$ 4,890.22	$ -	$ 4,890.22
$ 82.86	$ 994.29	$ 24,525.71	$ 6,960.00	$ -	$ -	$ 994.29	$ -	$ 994.29
$ 383.53	$ 4,602.40	$ 113,525.87	$ 23,012.00	$ -	$ -	$ 4,602.40	$ -	$ 4,602.40
$ 119.40	$ 1,432.78	$ 35,102.99	$ 14,327.75	$ -	$ -	$ 1,432.78	$ -	$ 1,432.78
$ 132.23	$ 1,586.82	$ 38,876.97	$ 15,868.15	$ -	$ -	$ 1,586.82	$ -	$ 1,586.82
$ 87.89	$ 1,054.62	$ 25,398.84	$ 10,546.23	$ -	$ -	$ 1,054.62	$ -	$ 1,054.62
$ 188.80	$ 2,265.56	$ 41,157.67	$ 22,655.60	$ -	$ -	$ 2,265.56	$ -	$ 2,265.56
$ 192.89	$ 2,314.72	$ 42,050.75	$ 23,147.20	$ -	$ -	$ 2,314.72	$ -	$ 2,314.72
$ 199.19	$ 2,390.22	$ 43,422.33	$ 23,902.20	$ -	$ -	$ 2,390.22	$ -	$ 2,390.22
$ 117.67	$ 1,412.02	$ 24,357.31	$ 14,120.18	$ -	$ -	$ 1,412.02	$ -	$ 1,412.02
$ 99.91	$ 1,198.90	$ 20,681.09	$ 11,989.04	$ -	$ -	$ 1,198.90	$ -	$ 1,198.90
$ 125.48	$ 1,505.78	$ 25,723.81	$ 15,057.84	$ -	$ -	$ 1,505.78	$ -	$ 1,505.78
$ 220.41	$ 2,644.96	$ 43,421.43	$ 26,449.60	$ -	$ -	$ 2,644.96	$ -	$ 2,644.96
$ 220.41	$ 2,644.96	$ 42,760.19	$ 26,449.60	$ -	$ -	$ 2,644.96	$ -	$ 2,644.96
$ 220.91	$ 2,650.92	$ 40,205.65	$ 26,509.22	$ -	$ -	$ 2,650.92	$ -	$ 2,650.92
$ 213.50	$ 2,562.03	$ 38,430.51	$ 25,620.34	$ -	$ -	$ 2,562.03	$ -	$ 2,562.03
$ 220.91	$ 2,650.92	$ 39,322.01	$ 26,509.22	$ -	$ -	$ 2,650.92	$ -	$ 2,650.92
$ 16.69	$ 200.23	$ 2,753.14	$ 1,401.60	$ -	$ -	$ 200.23	$ -	$ 200.23
$ 8.33	$ 100.00	$ 1,375.00	$ 700.00	$ -	$ -	$ 100.00	$ -	$ 100.00
$ 726.19	$ 8,714.29	$ 119,821.43	$ 61,000.00	$ -	$ -	$ 8,714.29	$ -	$ 8,714.29
$ 71.44	$ 857.30	$ 11,216.34	$ 6,001.10	$ -	$ -	$ 857.30	$ -	$ 857.30
$ 127.53	$ 1,530.34	$ 13,773.03	$ 15,303.37	$ 3,060.67	$ 3,060.67	$ 1,530.34	$ 3,060.67	$ 1,530.34
$ 113.26	$ 1,359.17	$ 9,627.43	$ 10,986.60	$ 5,323.40	$ 5,323.40	$ 1,359.17	$ 5,323.40	$ 1,359.17
$ 134.83	$ 1,617.94	$ 10,651.47	$ 12,269.41	$ 5,673.59	$ 5,673.59	$ 1,617.94	$ 5,673.59	$ 1,617.94
$ 41.53	$ 498.42	$ 3,115.10	$ 3,613.52	$ 2,367.48	$ 2,367.48	$ 498.42	$ 2,367.48	$ 498.42

$ 80.74	$ 968.83	$ 6,055.21	$ 7,024.04	$ 4,601.96	$ 4,601.96	$ 968.83	$ 4,601.96	$ 968.83
$ 124.60	$ 1,495.25	$ 9,220.71	$ 10,715.96	$ 7,227.04	$ 7,227.04	$ 1,495.25	$ 7,227.04	$ 1,495.25
$ 41.53	$ 498.42	$ 3,073.57	$ 3,571.99	$ 2,409.01	$ 2,409.01	$ 498.42	$ 2,409.01	$ 498.42
$ 80.74	$ 968.83	$ 5,974.47	$ 6,943.31	$ 4,682.69	$ 4,682.69	$ 968.83	$ 4,682.69	$ 968.83
$ 192.78	$ 2,313.33	$ 12,337.78	$ 14,651.11	$ 13,108.89	$ 13,108.89	$ 2,313.33	$ 13,108.89	$ 2,313.33
$ 212.85	$ 2,554.17	$ 13,622.22	$ 16,176.39	$ 14,473.61	$ 14,473.61	$ 2,554.17	$ 14,473.61	$ 2,554.17
$ 267.86	$ 3,214.29	$ 15,803.57	$ 19,017.86	$ 3,482.14	$ 3,482.14	$ 3,214.29	$ 3,482.14	$ 3,214.29
$ 274.20	$ 3,290.42	$ 14,258.47	$ 17,548.89	$ 21,936.11	$ 21,936.11	$ 3,290.42	$ 21,936.11	$ 3,290.42
$ 315.45	$ 3,785.42	$ 15,772.57	$ 19,557.99	$ 25,867.01	$ 25,867.01	$ 3,785.42	$ 25,867.01	$ 3,785.42
$ 215.11	$ 2,581.33	$ 8,174.22	$ 10,755.56	$ 20,220.44	$ 20,220.44	$ 2,581.33	$ 20,220.44	$ 2,581.33
$ 194.00	$ 2,328.00	$ 7,372.00	$ 9,700.00	$ 18,236.00	$ 18,236.00	$ 2,328.00	$ 18,236.00	$ 2,328.00
$ 443.93	$ 5,327.18	$ 130,071.91	$ 37,290.24	$ -	$ -	$ 5,327.18	$ -	$ 5,327.18
$ 1,666.67	$ 20,000.00	$ 471,666.67	$ 100,000.00	$ -	$ -	$ 20,000.00	$ -	$ 20,000.00
$ 29.70	$ 356.42	$ 7,544.29	$ 3,564.23	$ -	$ -	$ 356.42	$ -	$ 356.42
$ 83.12	$ 997.49	$ 19,949.84	$ 9,974.92	$ -	$ -	$ 997.49	$ -	$ 997.49
$ 42.75	$ 513.04	$ 10,218.05	$ 5,130.40	$ -	$ -	$ 513.04	$ -	$ 513.04
$ 41.75	$ 500.96	$ 9,643.56	$ 3,506.75	$ -	$ -	$ 500.96	$ -	$ 500.96
$ 138.28	$ 1,659.32	$ 31,941.94	$ 11,615.25	$ -	$ -	$ 1,659.32	$ -	$ 1,659.32
$ 113.21	$ 1,358.54	$ 25,699.02	$ 9,509.77	$ -	$ -	$ 1,358.54	$ -	$ 1,358.54
$ 131.76	$ 1,581.11	$ 29,909.28	$ 11,067.75	$ -	$ -	$ 1,581.11	$ -	$ 1,581.11
$ 273.80	$ 3,285.56	$ 59,961.39	$ 22,998.89	$ -	$ -	$ 3,285.56	$ -	$ 3,285.56
$ 75.43	$ 905.20	$ 16,519.98	$ 6,336.43	$ -	$ -	$ 905.20	$ -	$ 905.20
$ 113.68	$ 1,364.16	$ 24,896.00	$ 9,549.15	$ -	$ -	$ 1,364.16	$ -	$ 1,364.16
$ 197.57	$ 2,370.80	$ 40,105.95	$ 23,707.95	$ -	$ -	$ 2,370.80	$ -	$ 2,370.80
$ 90.60	$ 1,087.16	$ 16,307.34	$ 10,871.56	$ -	$ -	$ 1,087.16	$ -	$ 1,087.16
$ 201.18	$ 2,414.16	$ 36,212.39	$ 24,141.59	$ -	$ -	$ 2,414.16	$ -	$ 2,414.16
$ 239.39	$ 2,872.72	$ 34,951.40	$ 28,727.18	$ -	$ -	$ 2,872.72	$ -	$ 2,872.72
$ 142.73	$ 1,712.77	$ 19,411.34	$ 17,127.65	$ -	$ -	$ 1,712.77	$ -	$ 1,712.77
$ 128.83	$ 1,545.94	$ 17,520.61	$ 15,459.36	$ -	$ -	$ 1,545.94	$ -	$ 1,545.94
$ 155.95	$ 1,871.40	$ 19,337.75	$ 18,713.95	$ -	$ -	$ 1,871.40	$ -	$ 1,871.40
$ 119.27	$ 1,431.21	$ 14,789.13	$ 14,312.06	$ -	$ -	$ 1,431.21	$ -	$ 1,431.21
$ 121.96	$ 1,463.52	$ 14,269.30	$ 14,635.18	$ -	$ -	$ 1,463.52	$ -	$ 1,463.52
$ 116.73	$ 1,400.71	$ 13,073.32	$ 9,804.99	$ -	$ -	$ 1,400.71	$ -	$ 1,400.71
$ 139.23	$ 1,670.77	$ 14,897.70	$ 11,695.39	$ -	$ -	$ 1,670.77	$ -	$ 1,670.77
$ 124.21	$ 1,490.54	$ 11,675.90	$ 10,433.78	$ -	$ -	$ 1,490.54	$ -	$ 1,490.54
$ 379.53	$ 4,554.35	$ 32,639.50	$ 31,880.44	$ -	$ -	$ 4,554.35	$ -	$ 4,554.35
$ 377.75	$ 4,533.06	$ 32,486.90	$ 31,731.39	$ -	$ -	$ 4,533.06	$ -	$ 4,533.06
$ 236.03	$ 2,832.34	$ 16,994.02	$ 19,826.36	$ -	$ -	$ 2,832.34	$ -	$ 2,832.34
$ 46.11	$ 553.31	$ 3,135.44	$ 3,688.75	$ 184.44	$ 184.44	$ 553.31	$ 184.44	$ 553.31
$ 196.08	$ 2,352.93	$ 13,333.25	$ 15,686.17	$ 784.31	$ 784.31	$ 2,352.93	$ 784.31	$ 2,352.93
$ 181.53	$ 2,178.36	$ 12,344.03	$ 14,522.39	$ 726.12	$ 726.12	$ 2,178.36	$ 726.12	$ 2,178.36
$ 267.96	$ 3,215.56	$ 17,149.67	$ 20,365.23	$ 2,143.71	$ 2,143.71	$ 3,215.56	$ 2,143.71	$ 3,215.56
$ 225.46	$ 2,705.49	$ 14,429.28	$ 17,134.77	$ 1,803.66	$ 1,803.66	$ 2,705.49	$ 1,803.66	$ 2,705.49
$ 403.94	$ 4,847.27	$ 25,852.12	$ 30,699.39	$ 3,231.52	$ 3,231.52	$ 4,847.27	$ 3,231.52	$ 4,847.27
$ 387.37	$ 4,648.44	$ 24,791.66	$ 29,440.10	$ 3,098.96	$ 3,098.96	$ 4,648.44	$ 3,098.96	$ 4,648.44
$ 403.94	$ 4,847.27	$ 25,852.12	$ 30,699.39	$ 3,231.52	$ 3,231.52	$ 4,847.27	$ 3,231.52	$ 4,847.27
$ 230.81	$ 2,769.71	$ 14,771.79	$ 17,541.50	$ 1,846.47	$ 1,846.47	$ 2,769.71	$ 1,846.47	$ 2,769.71
$ 971.99	$ 11,663.92	$ 50,543.65	$ 62,207.57	$ 19,439.87	$ 19,439.87	$ 11,663.92	$ 19,439.87	$ 11,663.92
$ 176.16	$ 2,113.91	$ 9,160.26	$ 11,274.17	$ 3,523.18	$ 3,523.18	$ 2,113.91	$ 3,523.18	$ 2,113.91
$ 119.49	$ 1,433.89	$ 6,213.52	$ 7,647.41	$ 2,389.81	$ 2,389.81	$ 1,433.89	$ 2,389.81	$ 1,433.89
$ 472.91	$ 5,674.94	$ 22,699.74	$ 28,374.68	$ 11,349.87	$ 11,349.87	$ 5,674.94	$ 11,349.87	$ 5,674.94
$ 375.40	$ 4,504.76	$ 16,142.05	$ 20,646.81	$ 10,886.50	$ 10,886.50	$ 4,504.76	$ 10,886.50	$ 4,504.76
$ 297.36	$ 3,568.29	$ 11,894.29	$ 15,462.57	$ 9,515.43	$ 9,515.43	$ 3,568.29	$ 9,515.43	$ 3,568.29
$ 132.93	$ 1,595.13	$ 5,317.09	$ 6,912.21	$ 4,253.67	$ 4,253.67	$ 1,595.13	$ 4,253.67	$ 1,595.13
$ 373.17	$ 4,478.01	$ 13,434.03	$ 17,912.05	$ 13,434.03	$ 13,434.03	$ 4,478.01	$ 13,434.03	$ 4,478.01
$ 94.79	$ 1,137.42	$ 2,748.77	$ 3,886.19	$ 4,075.76	$ 4,075.76	$ 1,137.42	$ 4,075.76	$ 1,137.42
$ 424.36	$ 5,092.38	$ 12,306.58	$ 17,398.96	$ 18,247.68	$ 18,247.68	$ 5,092.38	$ 18,247.68	$ 5,092.38
$ 195.01	$ 2,340.09	$ 5,655.22	$ 7,995.32	$ 8,385.33	$ 8,385.33	$ 2,340.09	$ 8,385.33	$ 2,340.09
$ 56.14	$ 673.62	$ 1,627.92	$ 2,301.54	$ 2,413.81	$ 2,413.81	$ 673.62	$ 2,413.81	$ 673.62
$ 482.63	$ 5,791.56	$ 13,996.26	$ 19,787.82	$ 20,753.08	$ 20,753.08	$ 5,791.56	$ 20,753.08	$ 5,791.56
$ 866.08	$ 10,392.99	$ 25,116.40	$ 35,509.40	$ 37,241.56	$ 37,241.56	$ 10,392.99	$ 37,241.56	$ 10,392.99
$ 120.30	$ 1,443.60	$ 3,488.69	$ 4,932.29	$ 5,172.89	$ 5,172.89	$ 1,443.60	$ 5,172.89	$ 1,443.60
$ 445.50	$ 5,346.06	$ 12,919.64	$ 18,265.70	$ 19,156.70	$ 19,156.70	$ 5,346.06	$ 19,156.70	$ 5,346.06
$ 101.63	$ 1,219.57	$ 2,947.30	$ 4,166.87	$ 4,370.13	$ 4,370.13	$ 1,219.57	$ 4,370.13	$ 1,219.57
$ 27.11	$ 325.29	$ 786.11	$ 1,111.39	$ 1,165.61	$ 1,165.61	$ 325.29	$ 1,165.61	$ 325.29
$ 57.75	$ 692.96	$ 7,795.81	$ 6,929.61	$ -	$ -	$ 692.96	$ -	$ 692.96
$ 48.78	$ 585.36	$ 5,073.12	$ 5,658.48	$ 195.12	$ 195.12	$ 585.36	$ 195.12	$ 585.36
$ 102.11	$ 1,225.35	$ 8,271.14	$ 6,126.77	$ -	$ -	$ 1,225.35	$ -	$ 1,225.35
$ 253.02	$ 3,036.20	$ 19,229.27	$ 15,181.00	$ -	$ -	$ 3,036.20	$ -	$ 3,036.20
$ 126.50	$ 1,518.02	$ 6,072.10	$ 7,590.12	$ -	$ -	$ 1,518.02	$ -	$ 1,518.02
$ 81.15	$ 973.76	$ 2,190.96	$ 3,164.72	$ 1,704.08	$ 1,704.08	$ 973.76	$ 1,704.08	$ 973.76
$ 82.69	$ 992.26	$ 1,901.82	$ 2,894.08	$ 2,067.20	$ 2,067.20	$ 992.26	$ 2,067.20	$ 992.26

$ 387.37	$ 4,648.44	$ 24,791.66	$ 29,440.10	$ 3,098.96	$ 3,098.96	$ 4,648.44	$ 3,098.96	$ 4,648.44
$ 387.37	$ 4,648.44	$ 24,791.66	$ 29,440.10	$ 3,098.96	$ 3,098.96	$ 4,648.44	$ 3,098.96	$ 4,648.44
$ 387.37	$ 4,648.44	$ 24,791.66	$ 29,440.10	$ 3,098.96	$ 3,098.96	$ 4,648.44	$ 3,098.96	$ 4,648.44
$ 248.04	$ 2,976.45	$ 15,874.38	$ 18,850.82	$ 1,984.30	$ 1,984.30	$ 2,976.45	$ 1,984.30	$ 2,976.45
$ 387.37	$ 4,648.44	$ 24,791.66	$ 29,440.10	$ 3,098.96	$ 3,098.96	$ 4,648.44	$ 3,098.96	$ 4,648.44
$ 389.67	$ 4,676.08	$ 24,159.77	$ 28,835.85	$ 3,896.74	$ 3,896.74	$ 4,676.08	$ 3,896.74	$ 4,676.08
$ 389.67	$ 4,676.08	$ 24,159.77	$ 28,835.85	$ 3,896.74	$ 3,896.74	$ 4,676.08	$ 3,896.74	$ 4,676.08
$ 383.87	$ 4,606.39	$ 11,132.10	$ 15,738.48	$ 16,506.22	$ 16,506.22	$ 4,606.39	$ 16,506.22	$ 4,606.39
$ 383.87	$ 4,606.38	$ 11,132.09	$ 15,738.47	$ 16,506.21	$ 16,506.21	$ 4,606.38	$ 16,506.21	$ 4,606.38
$ 1,386.73	$ 16,640.73	$ 40,215.09	$ 56,855.82	$ 59,629.27	$ 59,629.27	$ 16,640.73	$ 59,629.27	$ 16,640.73
$ 129.94	$ 1,559.29	$ 3,768.27	$ 5,327.56	$ 5,587.44	$ 5,587.44	$ 1,559.29	$ 5,587.44	$ 1,559.29
$ 111.83	$ 1,341.97	$ 3,243.09	$ 4,585.05	$ 4,808.72	$ 4,808.72	$ 1,341.97	$ 4,808.72	$ 1,341.97
$ 177.94	$ 2,135.30	$ 5,160.31	$ 7,295.61	$ 7,651.49	$ 7,651.49	$ 2,135.30	$ 7,651.49	$ 2,135.30
$ 140.55	$ 1,686.63	$ 4,638.24	$ 6,324.87	$ 13,914.72	$ 13,914.72	$ 1,686.63	$ 13,914.72	$ 1,686.63
$ 104.43	$ 1,253.18	$ 4,072.82	$ 5,326.00	$ 3,446.23	$ 3,446.23	$ 1,253.18	$ 3,446.23	$ 1,253.18
$ 104.50	$ 1,254.00	$ 10,032.00	$ 6,270.00	$ -	$ -	$ 1,254.00	$ -	$ 1,254.00
$ 163.46	$ 1,961.48	$ 34,162.41	$ 9,807.39	$ -	$ -	$ 1,961.48	$ -	$ 1,961.48
$ 764.61	$ 9,175.33	$ 97,870.22	$ 27,526.00	$ -	$ -	$ 9,175.33	$ -	$ 9,175.33
$ 552.17	$ 6,626.03	$ 70,677.69	$ 19,878.10	$ -	$ -	$ 6,626.03	$ -	$ 6,626.03
$ 411.36	$ 4,936.28	$ 10,283.92	$ 15,220.20	$ 9,461.20	$ 9,461.20	$ 4,936.28	$ 9,461.20	$ 4,936.28
$ 411.36	$ 4,936.28	$ 10,283.92	$ 15,220.20	$ 9,461.20	$ 9,461.20	$ 4,936.28	$ 9,461.20	$ 4,936.28
$ 642.94	$ 7,715.33	$ 14,787.71	$ 22,503.04	$ 16,073.60	$ 16,073.60	$ 7,715.33	$ 16,073.60	$ 7,715.33
$ 2.69	$ 32.33	$ 61.97	$ 94.31	$ 67.36	$ 67.36	$ 32.33	$ 67.36	$ 32.33
$ 140.25	$ 1,682.99	$ 22,860.58	$ 11,780.91	$ -	$ -	$ 1,682.99	$ -	$ 1,682.99
$ 446.75	$ 5,360.97	$ 57,630.40	$ 37,526.77	$ -	$ -	$ 5,360.97	$ -	$ 5,360.97
$ 125.47	$ 1,505.67	$ 16,060.46	$ 10,539.68	$ -	$ -	$ 1,505.67	$ -	$ 1,505.67
$ 71.71	$ 860.51	$ 9,178.82	$ 6,023.60	$ -	$ -	$ 860.51	$ -	$ 860.51
$ 5.55	$ 66.58	$ 687.99	$ 466.06	$ -	$ -	$ 66.58	$ -	$ 66.58
$ 279.70	$ 3,356.38	$ 31,046.50	$ 23,494.65	$ -	$ -	$ 3,356.38	$ -	$ 3,356.38
$ 115.25	$ 1,382.97	$ 9,335.03	$ 6,914.84	$ -	$ -	$ 1,382.97	$ -	$ 1,382.97
$ 79.04	$ 948.50	$ 5,374.83	$ 4,742.50	$ -	$ -	$ 948.50	$ -	$ 948.50
$ 151.72	$ 1,820.69	$ 8,951.71	$ 9,103.43	$ -	$ -	$ 1,820.69	$ -	$ 1,820.69
$ 33.56	$ 402.75	$ 1,980.17	$ 1,208.24	$ -	$ -	$ 402.75	$ -	$ 402.75
$ 2,735.75	$ 32,828.94	$ 150,465.98	$ 98,486.82	$ -	$ -	$ 32,828.94	$ -	$ 32,828.94
$ 204.54	$ 2,454.45	$ 11,249.56	$ 5,129.80	$ -	$ -	$ 2,454.45	$ -	$ 2,454.45
$ 404.00	$ 4,848.01	$ 20,200.05	$ 25,048.06	$ 23,432.06	$ 23,432.06	$ 4,848.01	$ 23,432.06	$ 4,848.01
$ 23.39	$ 280.68	$ 1,169.51	$ 1,450.19	$ 1,356.63	$ 1,356.63	$ 280.68	$ 1,356.63	$ 280.68
$ 82.12	$ 985.39	$ 4,105.78	$ 2,956.16	$ -	$ -	$ 985.39	$ -	$ 985.39
$ 649.29	$ 7,791.44	$ 31,165.76	$ 31,165.76	$ -	$ -	$ 7,791.44	$ -	$ 7,791.44
$ 67.81	$ 813.75	$ 3,051.56	$ 3,865.31	$ 203.44	$ 203.44	$ 813.75	$ 203.44	$ 813.75
$ 179.65	$ 2,155.76	$ 7,724.79	$ 9,880.55	$ 898.23	$ 898.23	$ 2,155.76	$ 898.23	$ 2,155.76
$ 270.74	$ 3,248.92	$ 11,641.98	$ 14,890.90	$ 1,353.72	$ 1,353.72	$ 3,248.92	$ 1,353.72	$ 3,248.92
$ 644.13	$ 7,729.57	$ 23,188.70	$ 23,188.70	$ -	$ -	$ 7,729.57	$ -	$ 7,729.57
$ 16,424.90	$ 197,098.86	$ 591,296.57	$ 788,395.42	$ 1,182,593.13	$ 1,182,593.13	$ 197,098.86	$ 1,182,593.13	$ 197,098.86
$ 3,800.57	$ 45,606.88	$ 136,820.63	$ 182,427.51	$ 273,641.27	$ 273,641.27	$ 45,606.88	$ 273,641.27	$ 45,606.88
$ 1,000.00	$ 12,000.00	$ 28,000.00	$ 40,000.00	$ 20,000.00	$ 20,000.00	$ 12,000.00	$ 20,000.00	$ 12,000.00
$ 112.65	$ 1,351.84	$ 7,660.43	$ 9,012.27	$ 4,506.13	$ 4,506.13	$ 1,351.84	$ 4,506.13	$ 1,351.84
$ 301.97	$ 3,623.66	$ 18,420.26	$ 22,043.91	$ 3,321.69	$ 3,321.69	$ 3,623.66	$ 3,321.69	$ 3,623.66
$ 224.17	$ 2,690.08	$ 19,727.28	$ 13,450.42	$ -	$ -	$ 2,690.08	$ -	$ 2,690.08
$ 84.91	$ 1,018.96	$ 5,009.89	$ 6,028.85	$ 4,160.75	$ 4,160.75	$ 1,018.96	$ 4,160.75	$ 1,018.96
$ 48.03	$ 576.31	$ 1,921.03	$ 1,728.93	$ -	$ -	$ 576.31	$ -	$ 576.31
$ 14.18	$ 170.18	$ 1,815.23	$ 850.89	$ -	$ -	$ 170.18	$ -	$ 170.18
$ 5.54	$ 66.43	$ 553.62	$ 332.17	$ -	$ -	$ 66.43	$ -	$ 66.43
$ 14.23	$ 170.71	$ 1,365.71	$ 853.57	$ -	$ -	$ 170.71	$ -	$ 170.71
$ 38.16	$ 457.91	$ 3,357.99	$ 2,289.54	$ -	$ -	$ 457.91	$ -	$ 457.91
$ 17.21	$ 206.55	$ 1,480.30	$ 1,032.77	$ -	$ -	$ 206.55	$ -	$ 206.55
$ 263.19	$ 3,158.23	$ 20,265.33	$ 15,791.17	$ -	$ -	$ 3,158.23	$ -	$ 3,158.23
$ 138.66	$ 1,663.92	$ 10,260.86	$ 8,319.62	$ -	$ -	$ 1,663.92	$ -	$ 1,663.92
$ 33.22	$ 398.62	$ 2,159.17	$ 1,195.85	$ -	$ -	$ 398.62	$ -	$ 398.62
$ 37.28	$ 447.37	$ 2,348.69	$ 1,342.11	$ -	$ -	$ 447.37	$ -	$ 447.37
$ 176.31	$ 2,115.67	$ 11,107.25	$ 6,347.00	$ -	$ -	$ 2,115.67	$ -	$ 2,115.67
$ 31.06	$ 372.73	$ 1,646.24	$ 1,118.20	$ -	$ -	$ 372.73	$ -	$ 372.73
$ 15.59	$ 187.02	$ 826.01	$ 935.10	$ -	$ -	$ 187.02	$ -	$ 187.02
$ 1.27	$ 15.26	$ 67.40	$ 76.30	$ -	$ -	$ 15.26	$ -	$ 15.26
$ 31.38	$ 376.58	$ 878.69	$ 1,129.75	$ -	$ -	$ 376.58	$ -	$ 376.58
$ 896.76	$ 10,761.12	$ 50,218.54	$ 60,979.66	$ 46,631.50	$ 46,631.50	$ 10,761.12	$ 46,631.50	$ 10,761.12
$ 416.66	$ 4,999.94	$ 23,333.07	$ 28,333.02	$ 21,666.42	$ 21,666.42	$ 4,999.94	$ 21,666.42	$ 4,999.94
$ 133.42	$ 1,601.05	$ 7,471.59	$ 9,072.64	$ 6,937.90	$ 6,937.90	$ 1,601.05	$ 6,937.90	$ 1,601.05
$ 768.65	$ 9,223.81	$ 38,432.56	$ 27,671.44	$ -	$ -	$ 9,223.81	$ -	$ 9,223.81
$ 1,434.82	$ 17,217.79	$ 70,305.96	$ 87,523.74	$ 84,654.11	$ 84,654.11	$ 17,217.79	$ 84,654.11	$ 17,217.79
$ 164.87	$ 1,978.50	$ 5,935.49	$ 7,913.99	$ 11,870.98	$ 11,870.98	$ 1,978.50	$ 11,870.98	$ 1,978.50
$ 416.67	$ 5,000.00	$ 6,250.00	$ 11,250.00	$ 38,750.00	$ 38,750.00	$ 5,000.00	$ 38,750.00	$ 5,000.00

$	171.28	$	2,055.33	$	2,397.89	$	4,453.22	$	16,100.10	$	16,100.10	$	2,055.33	$	16,100.10	$	2,055.33		
$	166.67	$	2,000.00	$	2,333.33	$	4,333.33	$	15,666.67	$	15,666.67	$	2,000.00	$	15,666.67	$	2,000.00		
$	333.33	$	4,000.00	$	4,333.33	$	8,333.33	$	31,666.67	$	31,666.67	$	4,000.00	$	31,666.67	$	4,000.00		
$	250.00	$	3,000.00	$	3,250.00	$	6,250.00	$	23,750.00	$	23,750.00	$	3,000.00	$	23,750.00	$	3,000.00		
$	139.96	$	1,679.54	$	1,819.50	$	3,499.05	$	13,296.37	$	13,296.37	$	1,679.54	$	13,296.37	$	1,679.54		
$	13.58	$	162.90	$	176.48	$	339.38	$	1,289.63	$	1,289.63	$	162.90	$	1,289.63	$	162.90		
$	4.30	$	51.59	$	55.88	$	107.47	$	408.38	$	408.38	$	51.59	$	408.38	$	51.59		
$	311.10	$	3,733.20	$	3,422.10	$	7,155.30	$	30,176.70	$	30,176.70	$	3,733.20	$	30,176.70	$	3,733.20		
$	295.51	$	3,546.07	$	3,250.57	$	6,796.64	$	28,664.07	$	28,664.07	$	3,546.07	$	28,664.07	$	3,546.07		
$	82.43	$	989.13	$	906.70	$	1,895.83	$	7,995.45	$	7,995.45	$	989.13	$	7,995.45	$	989.13		
$	31.68	$	380.10	$	348.43	$	728.53	$	3,072.48	$	3,072.48	$	380.10	$	3,072.48	$	380.10		
$	23.14	$	277.68	$	254.54	$	532.21	$	2,244.54	$	2,244.54	$	277.68	$	2,244.54	$	277.68		
$	19.01	$	228.06	$	209.06	$	437.12	$	1,843.49	$	1,843.49	$	228.06	$	1,843.49	$	228.06		
$	10.41	$	124.89	$	114.48	$	239.37	$	1,009.53	$	1,009.53	$	124.89	$	1,009.53	$	124.89		
$	16.29	$	195.48	$	114.03	$	309.51	$	1,645.29	$	1,645.29	$	195.48	$	1,645.29	$	195.48		
$	54.53	$	654.32	$	381.68	$	1,036.00	$	5,507.15	$	5,507.15	$	654.32	$	5,507.15	$	654.32		
$	87.79	$	1,053.42	$	526.71	$	1,580.13	$	8,954.07	$	8,954.07	$	1,053.42	$	8,954.07	$	1,053.42		
$	78.96	$	947.54	$	473.77	$	1,421.30	$	8,054.05	$	8,054.05	$	947.54	$	8,054.05	$	947.54		
$	9.04	$	108.50	$	45.21	$	153.71	$	931.29	$	931.29	$	108.50	$	931.29	$	108.50		
$	2.72	$	32.58	$	2.72	$	35.30	$	290.51	$	290.51	$	32.58	$	290.51	$	32.58		
$	76.39	$	916.64	$	-	$	840.25	$	8,326.15	$	8,326.15	$	916.64	$	8,326.15	$	916.64		
$	67.99	$	815.90	$	-	$	611.93	$	7,547.09	$	7,547.09	$	815.90	$	7,547.09	$	815.90		
$	-	$	-	$	-	$	-	$	-	$	-	$	-	$	-	$	-

$ -	$ -	$ -	$ -	$ -	$ -	$ -	$ -

$ -	$ -	$ -	$ -	$ -	$ -	$ -	$ -

$	-	$	-	$	-	$	-	$	-	$	-	$	-	$	-

$ -	$ -	$ -	$ -	$ -	$ -	$ -	$ -

$ -	$ -	$ -	$ -	$ -	$ -	$ -	$ -

$	-	$	-	$	-	$	-	$	-	$	-	$	-	$	-

$	-	$	-	$	-	$	-	$	-	$	-	$	-	$	-

$	-	$	-	$	-	$	-	$	-	$	-	$	-	$	-

$ -	$ -	$ -	$ -	$ -	$ -	$ -	$ -

$	-	$	-	$	-	$	-	$	-	$	-	$	-	$	-

$	-	$	-	$	-	$	-	$	-	$	-	$	-	$	-

$ -	$ -	$ -	$ -	$ -	$ -	$ -	$ -

$	-	$	-	$	-	$	-	$	-	$	-	$	-	$	-

$ -	$ -	$ -	$ -	$ -	$ -	$ -	$ -	$ -	$ -
$ -	$ -	$ -	$ -	$ -	$ -	$ -	$ -	$ -	$ -
$ -	$ -	$ -	$ -	$ -	$ -	$ -	$ -	$ -	$ -
$ -	$ -	$ -	$ -	$ -	$ -	$ -	$ -	$ -	$ -
$ -	$ -	$ -	$ -	$ -	$ -	$ -	$ -	$ -	$ -
$ -	$ -	$ -	$ -	$ -	$ -	$ -	$ -	$ -	$ -
$ -	$ -	$ -	$ -	$ -	$ -	$ -	$ -	$ -	$ -
$ -	$ -	$ -	$ -	$ -	$ -	$ -	$ -	$ -	$ -
$ -	$ -	$ -	$ -	$ -	$ -	$ -	$ -	$ -	$ -
$ -	$ -	$ -	$ -	$ -	$ -	$ -	$ -	$ -	$ -
$ -	$ -	$ -	$ -	$ -	$ -	$ -	$ -	$ -	$ -
$ -	$ -	$ -	$ -	$ -	$ -	$ -	$ -	$ -	$ -
$ -	$ -	$ -	$ -	$ -	$ -	$ -	$ -	$ -	$ -
$ -	$ -	$ -	$ -	$ -	$ -	$ -	$ -	$ -	$ -
$ -	$ -	$ -	$ -	$ -	$ -	$ -	$ -	$ -	$ -
$ -	$ -	$ -	$ -	$ -	$ -	$ -	$ -	$ -	$ -
$ -	$ -	$ -	$ -	$ -	$ -	$ -	$ -	$ -	$ -
$ -	$ -	$ -	$ -	$ -	$ -	$ -	$ -	$ -	$ -
$ -	$ -	$ -	$ -	$ -	$ -	$ -	$ -	$ -	$ -
$ -	$ -	$ -	$ -	$ -	$ -	$ -	$ -	$ -	$ -
$ -	$ -	$ -	$ -	$ -	$ -	$ -	$ -	$ -	$ -
$ -	$ -	$ -	$ -	$ -	$ -	$ -	$ -	$ -	$ -
$ -	$ -	$ -	$ -	$ -	$ -	$ -	$ -	$ -	$ -
$ -	$ -	$ -	$ -	$ -	$ -	$ -	$ -	$ -	$ -
$ -	$ -	$ -	$ -	$ -	$ -	$ -	$ -	$ -	$ -
$ -	$ -	$ -	$ -	$ -	$ -	$ -	$ -	$ -	$ -
$ -	$ -	$ -	$ -	$ -	$ -	$ -	$ -	$ -	$ -
$ -	$ -	$ -	$ -	$ -	$ -	$ -	$ -	$ -	$ -
$ -	$ -	$ -	$ -	$ -	$ -	$ -	$ -	$ -	$ -
$ -	$ -	$ -	$ -	$ -	$ -	$ -	$ -	$ -	$ -
$ -	$ -	$ -	$ -	$ -	$ -	$ -	$ -	$ -	$ -
$ -	$ -	$ -	$ -	$ -	$ -	$ -	$ -	$ -	$ -
$ -	$ -	$ -	$ -	$ -	$ -	$ -	$ -	$ -	$ -
$ -	$ -	$ -	$ -	$ -	$ -	$ -	$ -	$ -	$ -
$ -	$ -	$ -	$ -	$ -	$ -	$ -	$ -	$ -	$ -
$ -	$ -	$ -	$ -	$ -	$ -	$ -	$ -	$ -	$ -
$ -	$ -	$ -	$ -	$ -	$ -	$ -	$ -	$ -	$ -
$ -	$ -	$ -	$ -	$ -	$ -	$ -	$ -	$ -	$ -
$ -	$ -	$ -	$ -	$ -	$ -	$ -	$ -	$ -	$ -
$ -	$ -	$ -	$ -	$ -	$ -	$ -	$ -	$ -	$ -
$ -	$ -	$ -	$ -	$ -	$ -	$ -	$ -	$ -	$ -
$ -	$ -	$ -	$ -	$ -	$ -	$ -	$ -	$ -	$ -
$ -	$ -	$ -	$ -	$ -	$ -	$ -	$ -	$ -	$ -
$ -	$ -	$ -	$ -	$ -	$ -	$ -	$ -	$ -	$ -
$ -	$ -	$ -	$ -	$ -	$ -	$ -	$ -	$ -	$ -
$ -	$ -	$ -	$ -	$ -	$ -	$ -	$ -	$ -	$ -
$ -	$ -	$ -	$ -	$ -	$ -	$ -	$ -	$ -	$ -
$ -	$ -	$ -	$ -	$ -	$ -	$ -	$ -	$ -	$ -
$ -	$ -	$ -	$ -	$ -	$ -	$ -	$ -	$ -	$ -
$ -	$ -	$ -	$ -	$ -	$ -	$ -	$ -	$ -	$ -
$ -	$ -	$ -	$ -	$ -	$ -	$ -	$ -	$ -	$ -
$ -	$ -	$ -	$ -	$ -	$ -	$ -	$ -	$ -	$ -
$ -	$ -	$ -	$ -	$ -	$ -	$ -	$ -	$ -	$ -
$ -	$ -	$ -	$ -	$ -	$ -	$ -	$ -	$ -	$ -
$ -	$ -	$ -	$ -	$ -	$ -	$ -	$ -	$ -	$ -
$ -	$ -	$ -	$ -	$ -	$ -	$ -	$ -	$ -	$ -
$ -	$ -	$ -	$ -	$ -	$ -	$ -	$ -	$ -	$ -
$ -	$ -	$ -	$ -	$ -	$ -	$ -	$ -	$ -	$ -
$ -	$ -	$ -	$ -	$ -	$ -	$ -	$ -	$ -	$ -
$ -	$ -	$ -	$ -	$ -	$ -	$ -	$ -	$ -	$ -
$ -	$ -	$ -	$ -	$ -	$ -	$ -	$ -	$ -	$ -
$ -	$ -	$ -	$ -	$ -	$ -	$ -	$ -	$ -	$ -
$ -	$ -	$ -	$ -	$ -	$ -	$ -	$ -	$ -	$ -
$ -	$ -	$ -	$ -	$ -	$ -	$ -	$ -	$ -	$ -
$ -	$ -	$ -	$ -	$ -	$ -	$ -	$ -	$ -	$ -
$ -	$ -	$ -	$ -	$ -	$ -	$ -	$ -	$ -	$ -
$ -	$ -	$ -	$ -	$ -	$ -	$ -	$ -	$ -	$ -
$ -	$ -	$ -	$ -	$ -	$ -	$ -	$ -	$ -	$ -
$ -	$ -	$ -	$ -	$ -	$ -	$ -	$ -	$ -	$ -
$ -	$ -	$ -	$ -	$ -	$ -	$ -	$ -	$ -	$ -
$ -	$ -	$ -	$ -	$ -	$ -	$ -	$ -	$ -	$ -
$ -	$ -	$ -	$ -	$ -	$ -	$ -	$ -	$ -	$ -
$ -	$ -	$ -	$ -	$ -	$ -	$ -	$ -	$ -	$ -

$	-	$	-	$	-	$	-	$	-	$	-	$	-	$	-

$	-	$	-	$	-	$	-	$	-	$	-	$	-	$	-

$ -	$ -	$ -	$ -	$ -	$ -	$ -	$ -

$	-	$	-	$	-	$	-	$	-	$	-	$	-	$	-

$	-	$	-	$	-	$	-	$	-	$	-	$	-	$	-

$ -	$ -	$ -	$ -	$ -	$ -	$ -	$ -

$ -	$ -	$ -	$ -	$ -	$ -	$ -	$ -

$ -	$ -	$ -	$ -	$ -	$ -	$ -	$ -

$	-	$	-	$	-	$	-	$	-	$	-	$	-	$	-

$ -	$ -	$ -	$ -	$ -	$ -	$ -	$ -

$	-	$	-	$	-	$	-	$	-	$	-	$	-	$	-

$	-	$	-	$	-	$	-	$	-	$	-	$	-	$	-

$	-	$	-	$	-	$	-	$	-	$	-	$	-	$	-

$ -	$ -	$ -	$ -	$ -	$ -	$ -	$ -

$	-	$	-	$	-	$	-	$	-	$	-	$	-	$	-	$	-	$	-
$	-	$	-	$	-	$	-	$	-	$	-	$	-	$	-	$	-	$	-
$	-	$	-	$	-	$	-	$	-	$	-	$	-	$	-	$	-	$	-
$	-	$	-	$	-	$	-	$	-	$	-	$	-	$	-	$	-	$	-
$	-	$	-	$	-	$	-	$	-	$	-	$	-	$	-	$	-	$	-
$	-	$	-	$	-	$	-	$	-	$	-	$	-	$	-	$	-	$	-
$	-	$	-	$	-	$	-	$	-	$	-	$	-	$	-	$	-	$	-
$	-	$	-	$	-	$	-	$	-	$	-	$	-	$	-	$	-	$	-
$	-	$	-	$	-	$	-	$	-	$	-	$	-	$	-	$	-	$	-
$	-	$	-	$	-	$	-	$	-	$	-	$	-	$	-	$	-	$	-
$	-	$	-	$	-	$	-	$	-	$	-	$	-	$	-	$	-	$	-
$	-	$	-	$	-	$	-	$	-	$	-	$	-	$	-	$	-	$	-
$	-	$	-	$	-	$	-	$	-	$	-	$	-	$	-	$	-	$	-
$	-	$	-	$	-	$	-	$	-	$	-	$	-	$	-	$	-	$	-
$	-	$	-	$	-	$	-	$	-	$	-	$	-	$	-	$	-	$	-
$	-	$	-	$	-	$	-	$	-	$	-	$	-	$	-	$	-	$	-
$	-	$	-	$	-	$	-	$	-	$	-	$	-	$	-	$	-	$	-
$	-	$	-	$	-	$	-	$	-	$	-	$	-	$	-	$	-	$	-
$	-	$	-	$	-	$	-	$	-	$	-	$	-	$	-	$	-	$	-
$	-	$	-	$	-	$	-	$	-	$	-	$	-	$	-	$	-	$	-
$	-	$	-	$	-	$	-	$	-	$	-	$	-	$	-	$	-	$	-
$	-	$	-	$	-	$	-	$	-	$	-	$	-	$	-	$	-	$	-
$	-	$	-	$	-	$	-	$	-	$	-	$	-	$	-	$	-	$	-
$	-	$	-	$	-	$	-	$	-	$	-	$	-	$	-	$	-	$	-

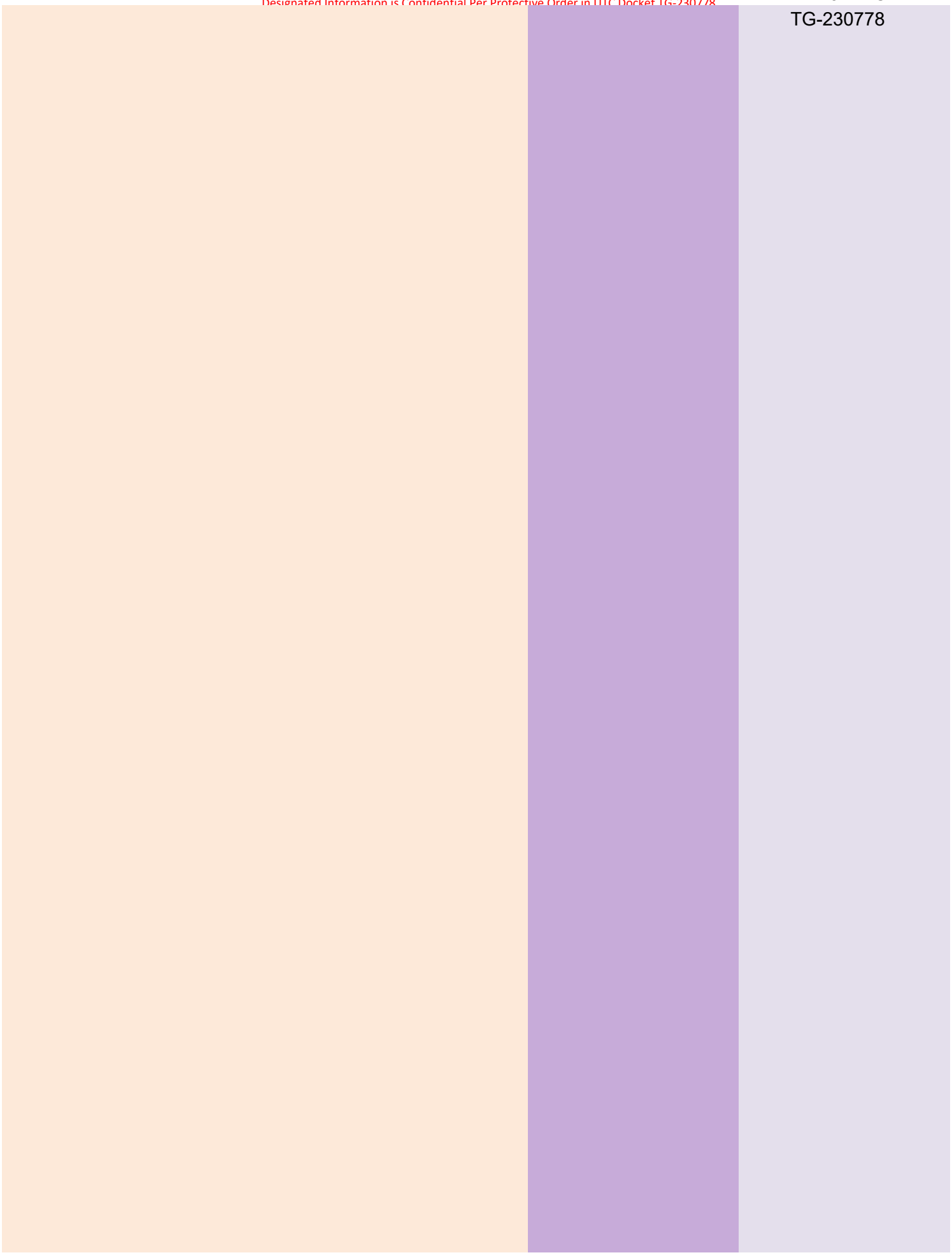

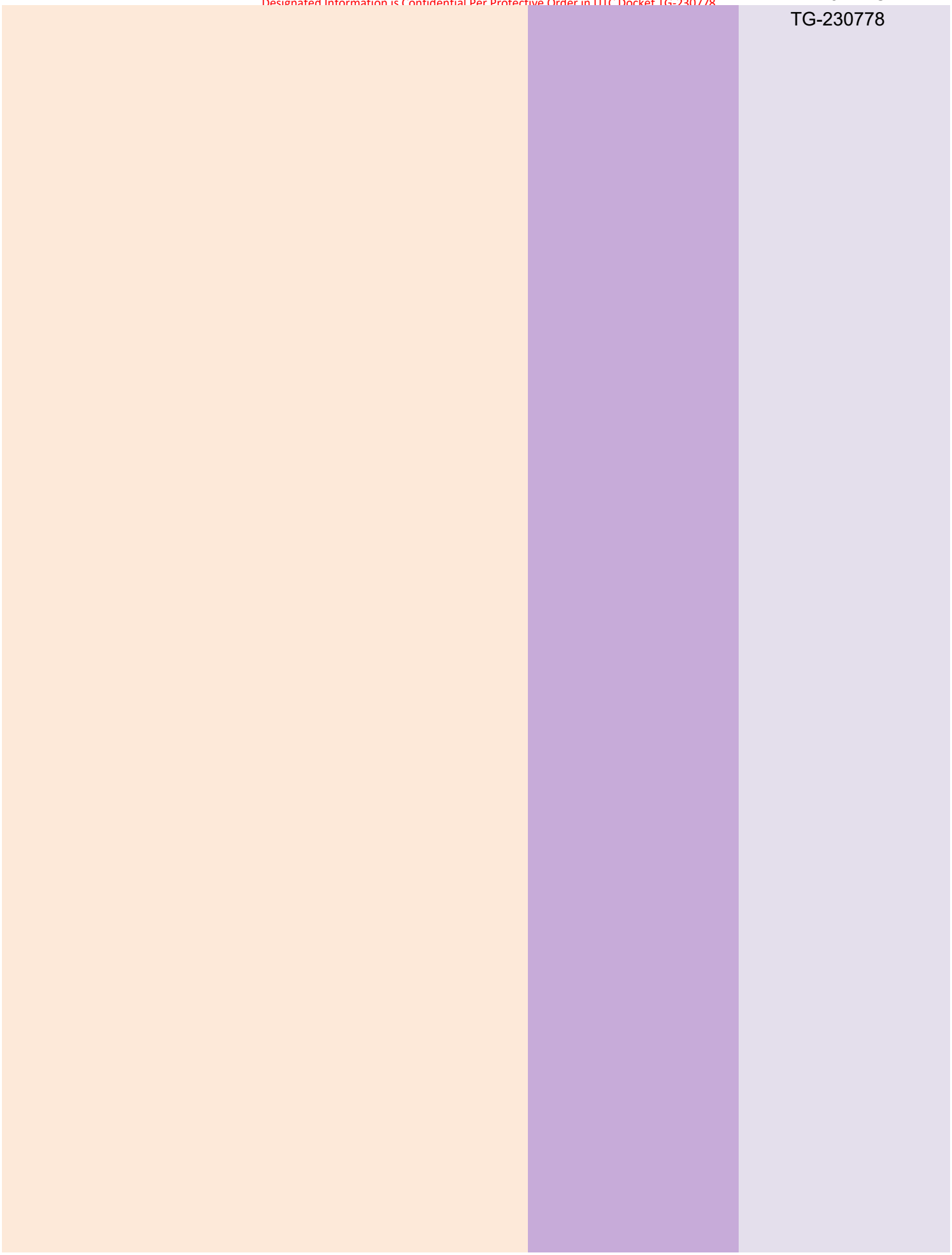

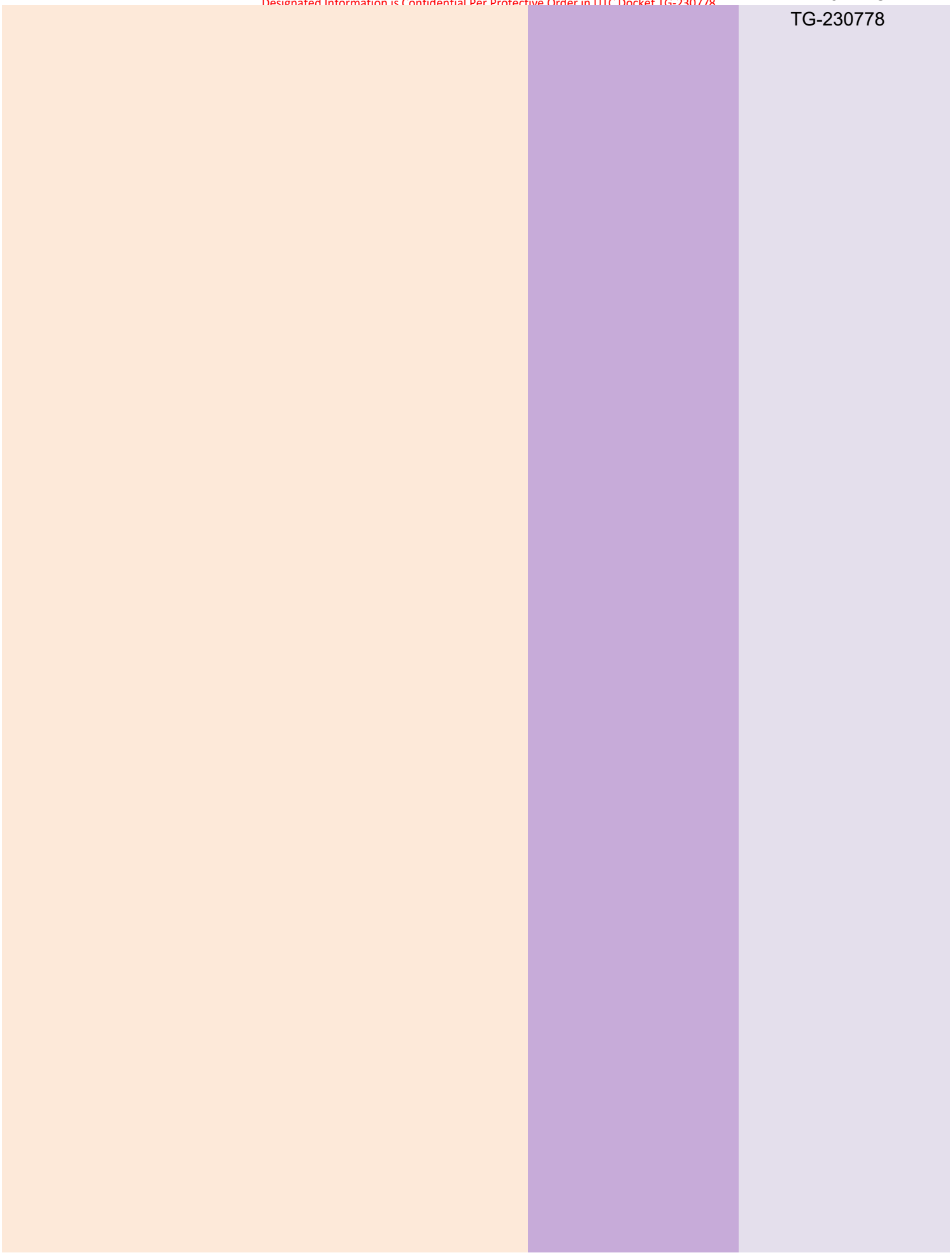

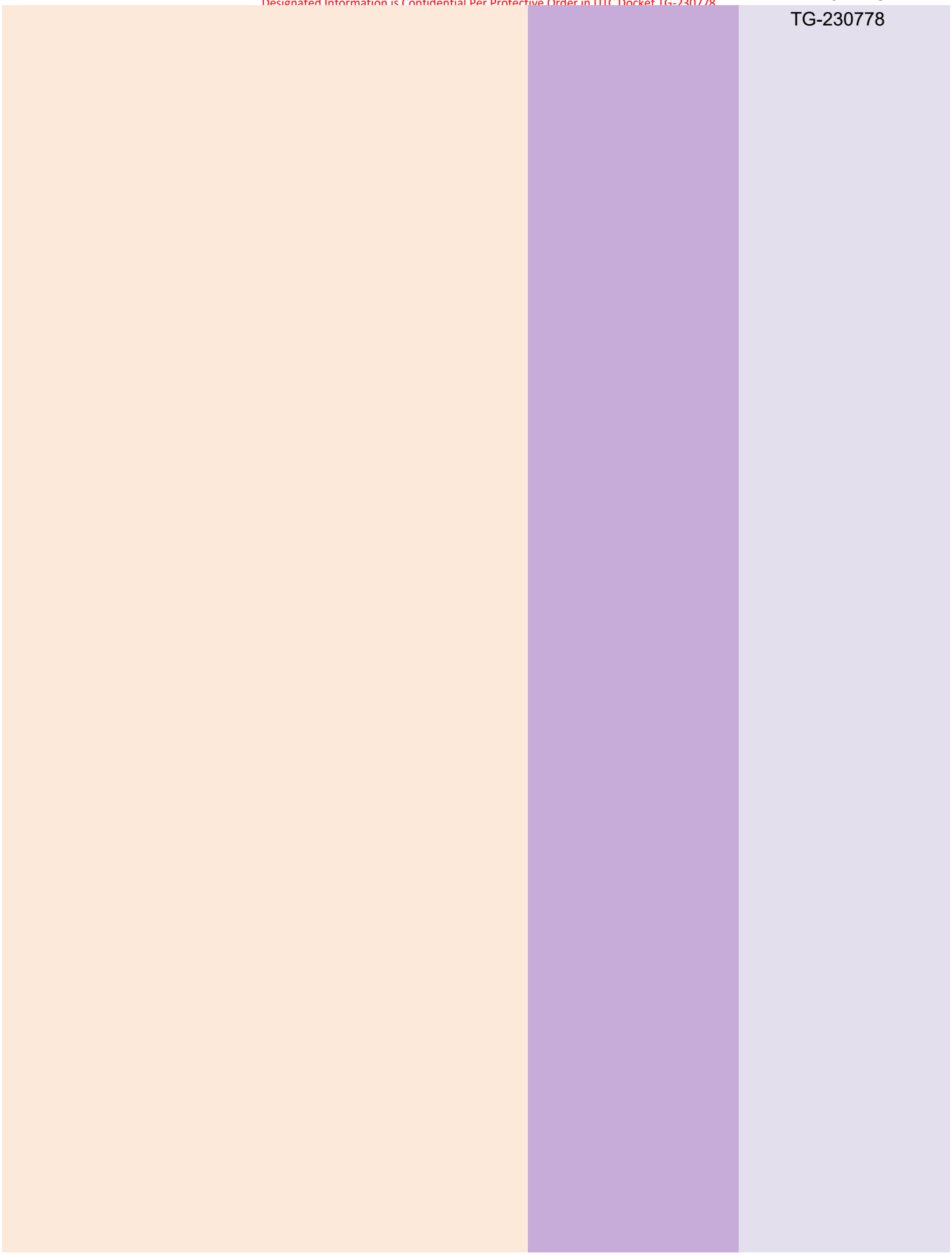

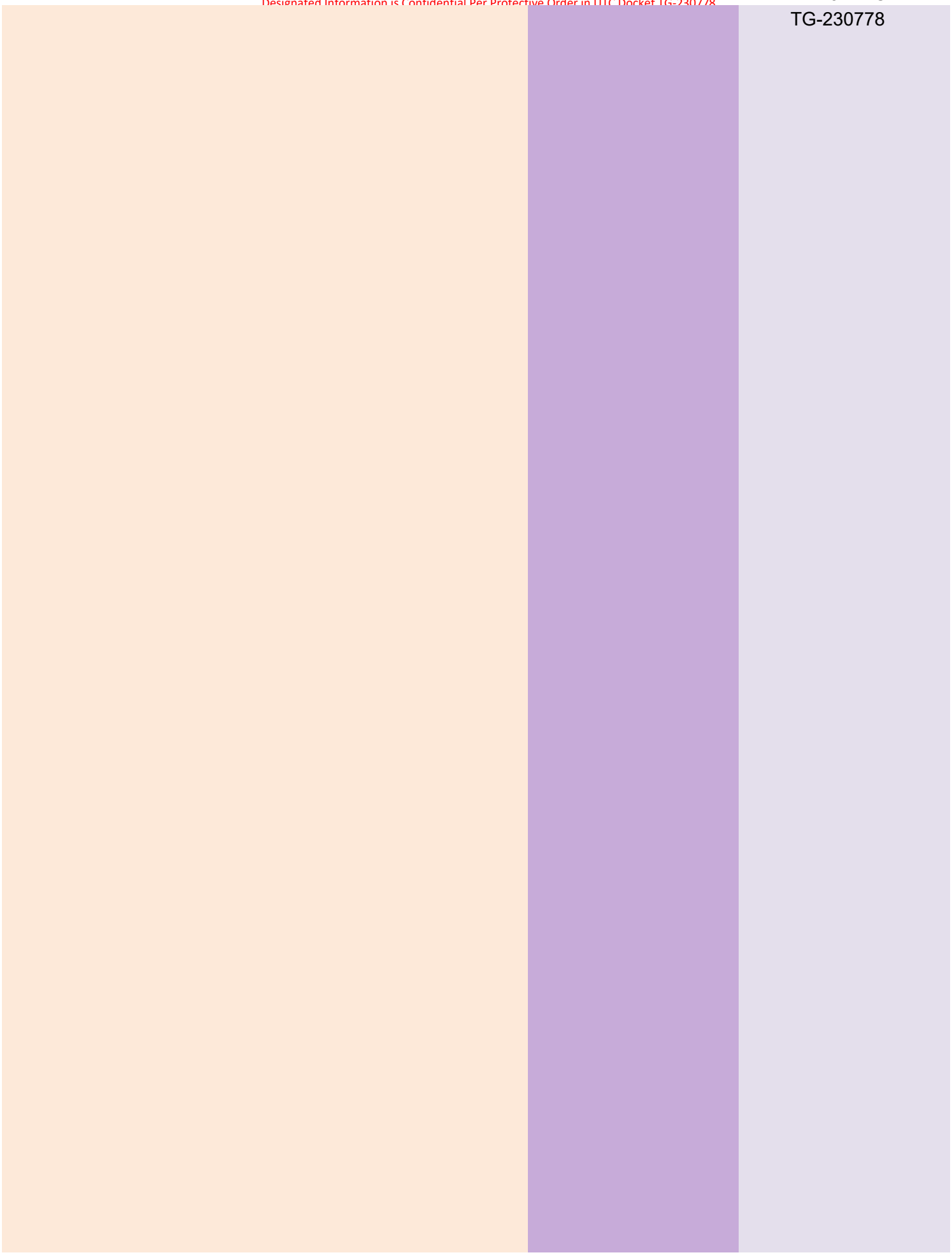

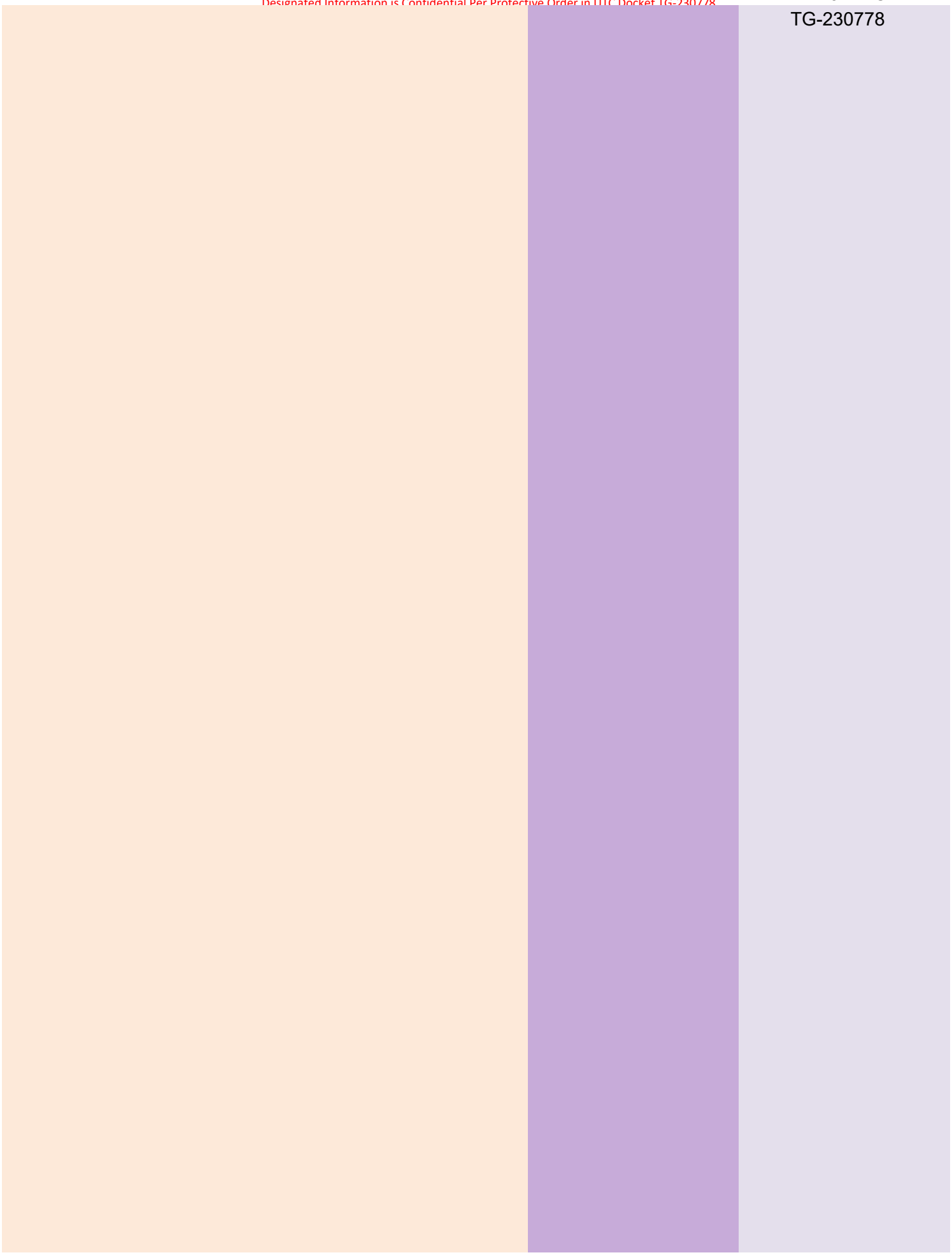

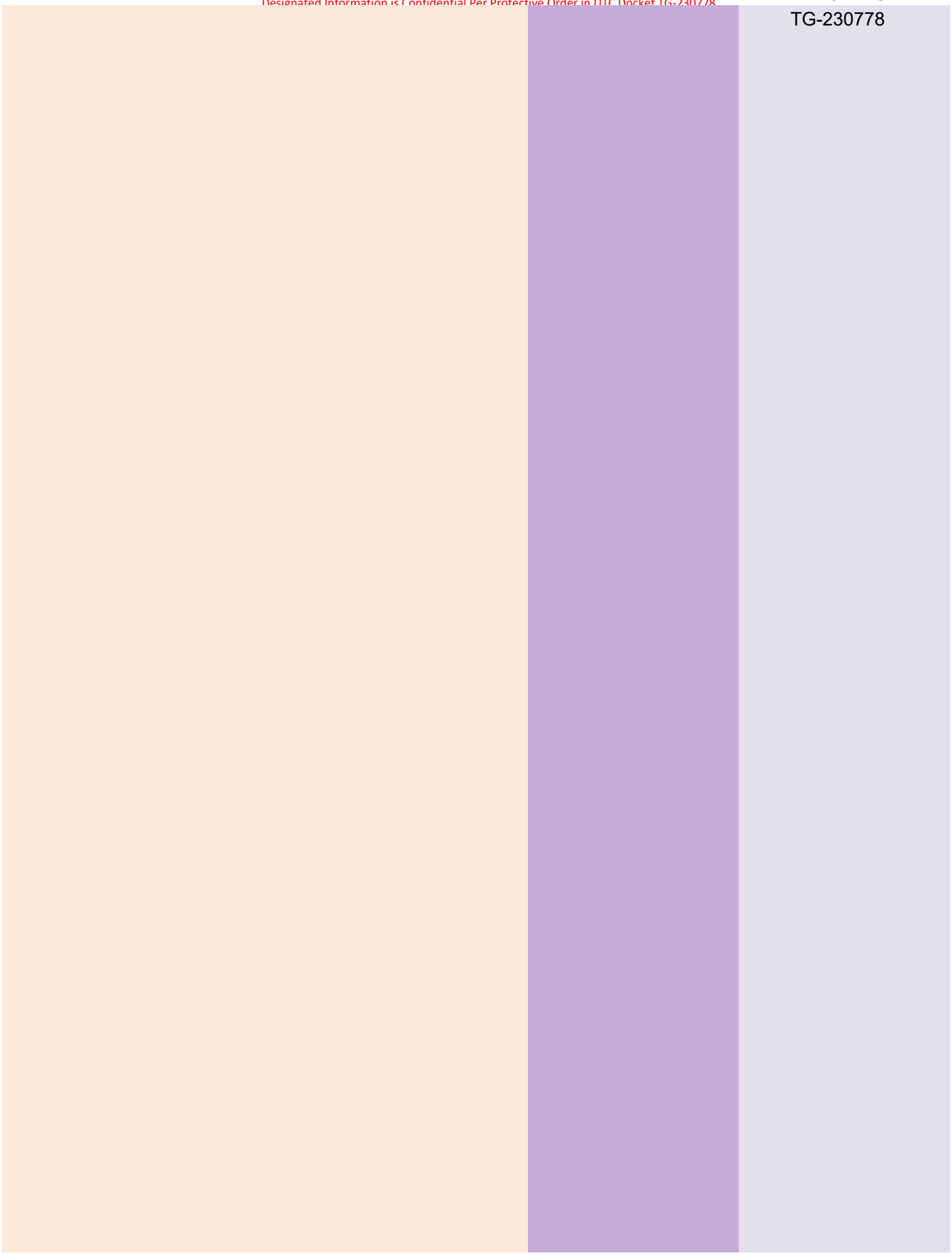

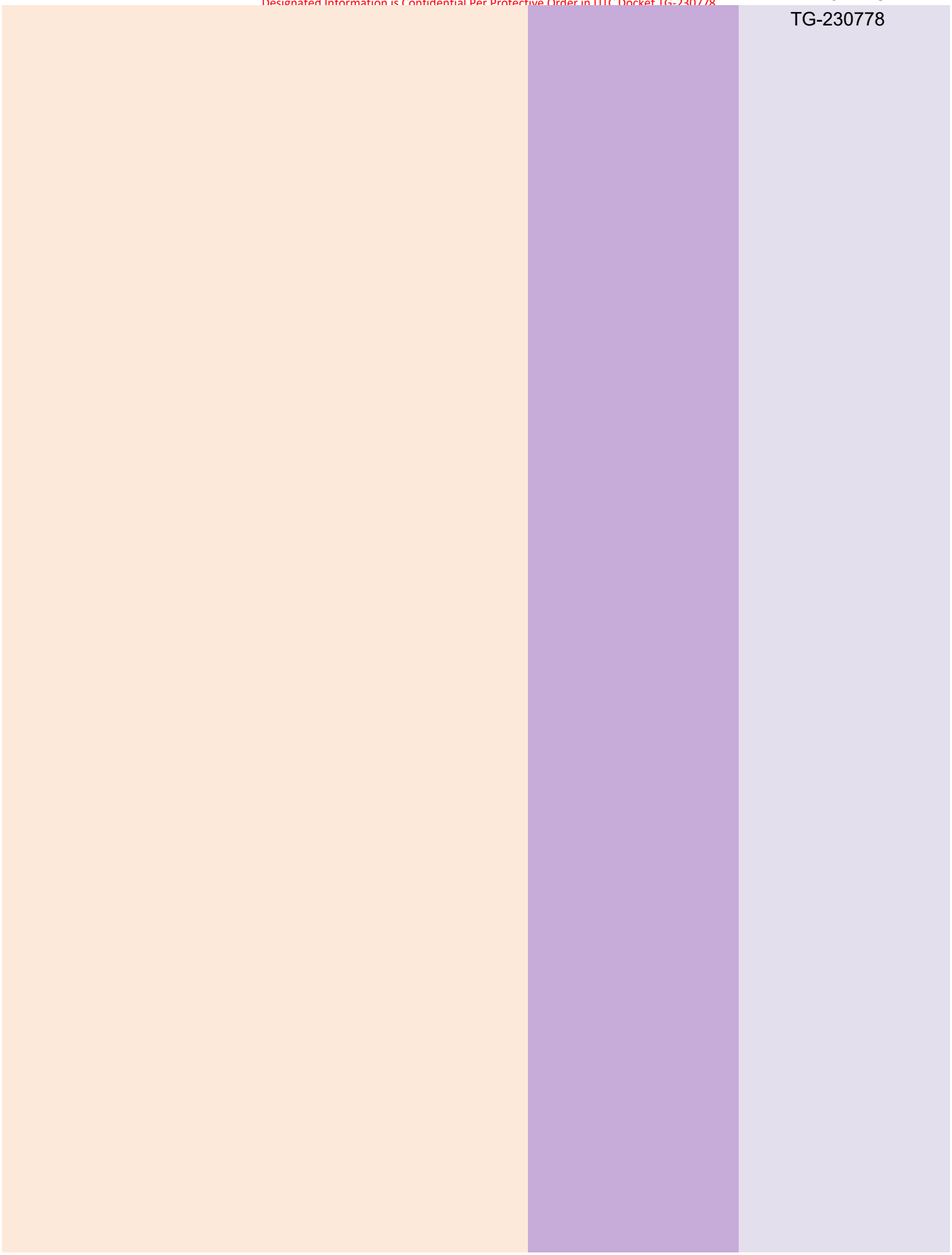

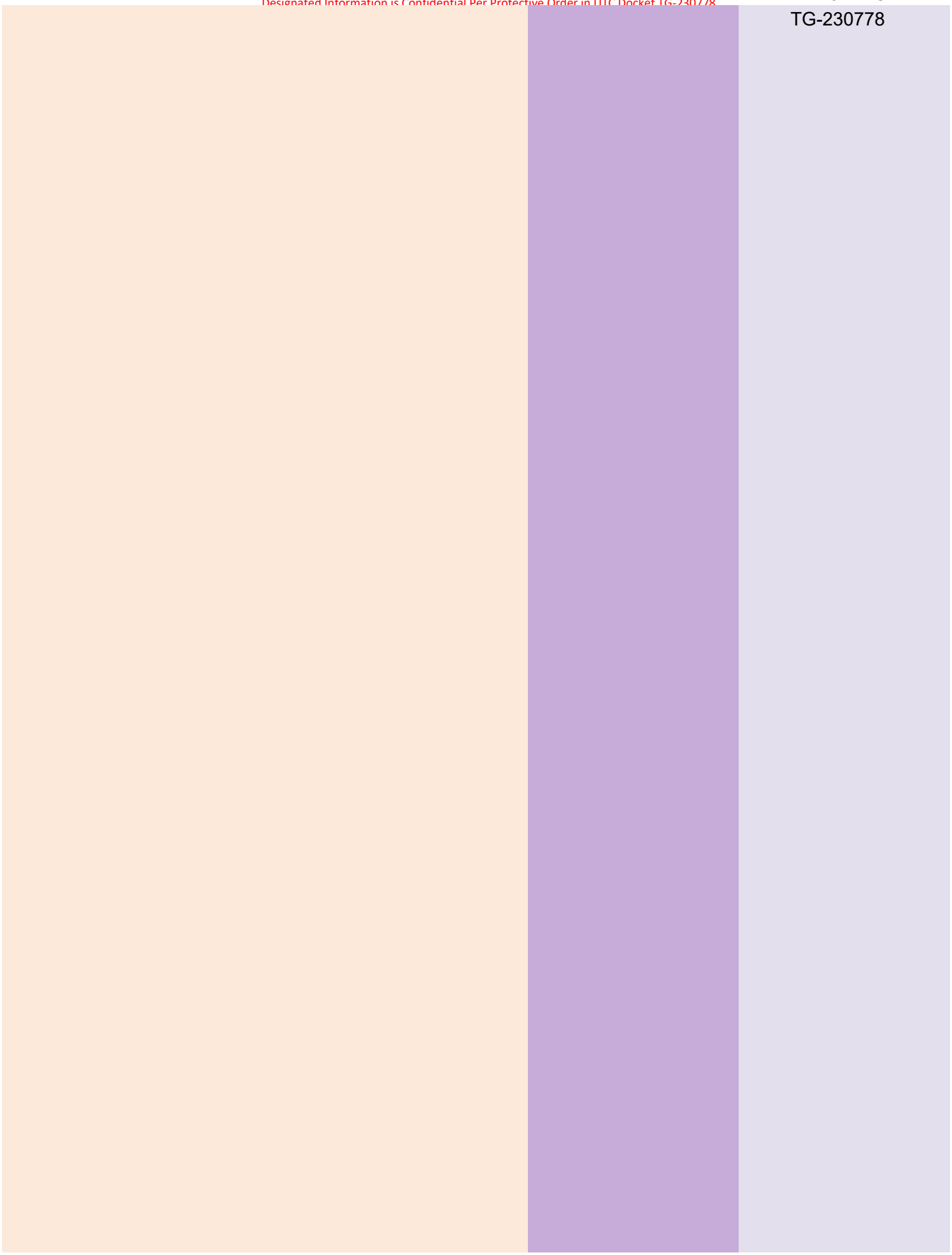

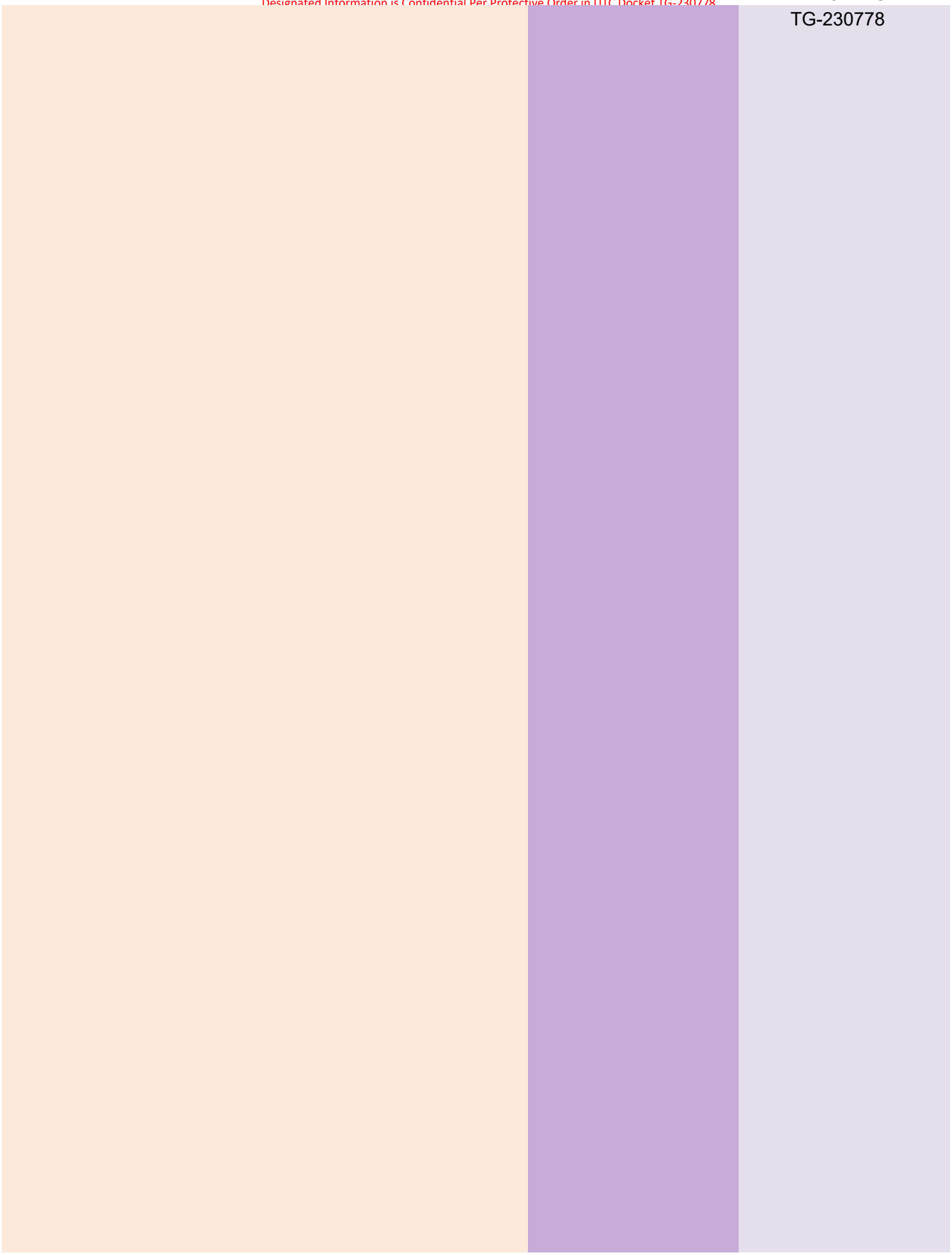

Designated Information is Confidential Per Protective Order in UTC Docket TG-230778



Line of Service Allcocation Output									
Lines of Service Investment									Check Number Regulated Avg Investment
Shared	Resi MSW	COM	RO	MF	Resi YW	Resi Recy	Com Recy		Total
$ 7,747.52	$ -	$ -	$ -	$ -	$ -	$ -	$ -		$ 7,747.52
$ -	$ -	$ -	$ -	$ -	$ -	$ -	$ -		$ -
$ 197.04	$ -	$ -	$ -	$ -	$ -	$ -	$ -		$ 197.04
$ 1,101.26	$ -	$ -	$ -	$ -	$ -	$ -	$ -		$ 1,101.26
$ -	$ -	$ -	$ -	$ -	$ -	$ -	$ -		$ -
$ -	$ -	$ -	$ -	$ -	$ -	$ -	$ -		$ -
$ 34,412.27	$ -	$ -	$ -	$ -	$ -	$ -	$ -		$ 34,412.27
$ -	$ -	$ -	$ -	$ -	$ -	$ -	$ -		$ -
$ -	$ -	$ -	$ -	$ -	$ -	$ -	$ -		$ -
$ 323.54	$ -	$ -	$ -	$ -	$ -	$ -	$ -		$ 323.54
$ 1,426.33	$ -	$ -	$ -	$ -	$ -	$ -	$ -		$ 1,426.33
$ 5,021.25	$ -	$ -	$ -	$ -	$ -	$ -	$ -		$ 5,021.25
$ 4,978.33	$ -	$ -	$ -	$ -	$ -	$ -	$ -		$ 4,978.33
$ 4,978.33	$ -	$ -	$ -	$ -	$ -	$ -	$ -		$ 4,978.33
$ -	$ -	$ -	$ -	$ -	$ -	$ -	$ -		$ -
$ -	$ -	$ -	$ -	$ -	$ -	$ -	$ -		$ -
$ -	$ -	$ -	$ -	$ -	$ -	$ -	$ -		$ -
$ -	$ -	$ -	$ -	$ -	$ -	$ -	$ -		$ -
$ -	$ -	$ -	$ -	$ -	$ -	$ -	$ -		$ -
$ -	$ -	$ -	$ -	$ -	$ -	$ -	$ -		$ -
$ -	$ -	$ -	$ -	$ -	$ -	$ -	$ -		$ -
$ -	$ -	$ -	$ -	$ -	$ -	$ -	$ -		$ -
$ -	$ -	$ -	$ -	$ -	$ -	$ -	$ -		$ -
$ -	$ -	$ -	$ -	$ -	$ -	$ -	$ -		$ -
$ 11,590.49	$ -	$ -	$ -	$ -	$ -	$ -	$ -		$ 11,590.49
$ 11,111.09	$ -	$ -	$ -	$ -	$ -	$ -	$ -		$ 11,111.09
$ 177,155.20	$ -	$ -	$ -	$ -	$ -	$ -	$ -		$ 177,155.20
$ 871.72	$ -	$ -	$ -	$ -	$ -	$ -	$ -		$ 871.72
$ 6,104.19	$ -	$ -	$ -	$ -	$ -	$ -	$ -		$ 6,104.19
$ 8,549.14	$ -	$ -	$ -	$ -	$ -	$ -	$ -		$ 8,549.14
$ 10,093.88	$ -	$ -	$ -	$ -	$ -	$ -	$ -		$ 10,093.88
$ 8,895.38	$ -	$ -	$ -	$ -	$ -	$ -	$ -		$ 8,895.38
$ 176.08	$ -	$ -	$ -	$ -	$ -	$ -	$ -		$ 176.08
$ 950.28	$ -	$ -	$ -	$ -	$ -	$ -	$ -		$ 950.28
$ -	$ -	$ -	$ -	$ -	$ -	$ -	$ -		$ -
$ -	$ -	$ -	$ -	$ -	$ -	$ -	$ -		$ -
$ -	$ -	$ -	$ -	$ -	$ -	$ -	$ -		$ -
$ -	$ -	$ -	$ -	$ -	$ -	$ -	$ -		$ -
$ 215,443.49	$ -	$ -	$ -	$ -	$ -	$ -	$ -		$ 215,443.49
$ 604.47	$ -	$ -	$ -	$ -	$ -	$ -	$ -		$ 604.47
$ 799.14	$ -	$ -	$ -	$ -	$ -	$ -	$ -		$ 799.14
$ 187,673.73	$ -	$ -	$ -	$ -	$ -	$ -	$ -		$ 187,673.73
$ 226.44	$ -	$ -	$ -	$ -	$ -	$ -	$ -		$ 226.44
$ 310,950.04	$ -	$ -	$ -	$ -	$ -	$ -	$ -		$ 310,950.04
$ 6,885.08	$ -	$ -	$ -	$ -	$ -	$ -	$ -		$ 6,885.08
$ 228.48	$ -	$ -	$ -	$ -	$ -	$ -	$ -		$ 228.48
$ 224.40	$ -	$ -	$ -	$ -	$ -	$ -	$ -		$ 224.40
$ 27,830.13	$ -	$ -	$ -	$ -	$ -	$ -	$ -		$ 27,830.13
$ 281,729.63	$ -	$ -	$ -	$ -	$ -	$ -	$ -		$ 281,729.63
$ 271,557.26	$ -	$ -	$ -	$ -	$ -	$ -	$ -		$ 271,557.26
$ -	$ -	$ -	$ -	$ -	$ -	$ -	$ -		$ -
$ -	$ -	$ -	$ -	$ -	$ -	$ -	$ -		$ -
$ -	$ -	$ -	$ -	$ -	$ -	$ -	$ -		$ -
$ -	$ -	$ -	$ -	$ -	$ -	$ -	$ -		$ -
$ 902.40	$ -	$ -	$ -	$ -	$ -	$ -	$ -		$ 902.40
$ 205.32	$ -	$ -	$ -	$ -	$ -	$ -	$ -		$ 205.32
$ -	$ -	$ -	$ -	$ -	$ -	$ -	$ -		$ -
$ 5,761.53	$ -	$ -	$ -	$ -	$ -	$ -	$ -		$ 5,761.53
$ 112.48	$ -	$ -	$ -	$ -	$ -	$ -	$ -		$ 112.48

$ 5,014.93	$ -	$ -	$ -	$ -	$ -	$ -	$ -	$ -	$ 5,014.93
$ 113.95	$ -	$ -	$ -	$ -	$ -	$ -	$ -	$ -	$ 113.95
$ 12,184.77	$ -	$ -	$ -	$ -	$ -	$ -	$ -	$ -	$ 12,184.77
$ 10,783.83	$ -	$ -	$ -	$ -	$ -	$ -	$ -	$ -	$ 10,783.83
$ 23,136.24	$ -	$ -	$ -	$ -	$ -	$ -	$ -	$ -	$ 23,136.24
$ 7,242.99	$ -	$ -	$ -	$ -	$ -	$ -	$ -	$ -	$ 7,242.99
$ 109.50	$ -	$ -	$ -	$ -	$ -	$ -	$ -	$ -	$ 109.50
$ 5,906.88	$ -	$ -	$ -	$ -	$ -	$ -	$ -	$ -	$ 5,906.88
$ 1,122.06	$ -	$ -	$ -	$ -	$ -	$ -	$ -	$ -	$ 1,122.06
$ 5,545.07	$ -	$ -	$ -	$ -	$ -	$ -	$ -	$ -	$ 5,545.07
$ 33,764.78	$ -	$ -	$ -	$ -	$ -	$ -	$ -	$ -	$ 33,764.78
$ 965.81	$ -	$ -	$ -	$ -	$ -	$ -	$ -	$ -	$ 965.81
$ 185.64	$ -	$ -	$ -	$ -	$ -	$ -	$ -	$ -	$ 185.64
$ 965.81	$ -	$ -	$ -	$ -	$ -	$ -	$ -	$ -	$ 965.81
$ 185.64	$ -	$ -	$ -	$ -	$ -	$ -	$ -	$ -	$ 185.64
$ 887.22	$ -	$ -	$ -	$ -	$ -	$ -	$ -	$ -	$ 887.22
$ 851.13	$ -	$ -	$ -	$ -	$ -	$ -	$ -	$ -	$ 851.13
$ 176.58	$ -	$ -	$ -	$ -	$ -	$ -	$ -	$ -	$ 176.58
$ -	$ -	$ -	$ -	$ -	$ -	$ -	$ -	$ -	$ -
$ -	$ -	$ -	$ -	$ -	$ -	$ -	$ -	$ -	$ -
$ -	$ -	$ -	$ -	$ -	$ -	$ -	$ -	$ -	$ -
$ -	$ -	$ -	$ -	$ -	$ -	$ -	$ -	$ -	$ -
$ -	$ -	$ -	$ -	$ -	$ -	$ -	$ -	$ -	$ -
$ -	$ -	$ -	$ -	$ -	$ -	$ -	$ -	$ -	$ -
$ -	$ -	$ -	$ -	$ -	$ -	$ -	$ -	$ -	$ -
$ -	$ -	$ -	$ -	$ -	$ -	$ -	$ -	$ -	$ -
$ -	$ -	$ -	$ -	$ -	$ -	$ -	$ -	$ -	$ -
$ -	$ -	$ -	$ -	$ -	$ -	$ -	$ -	$ -	$ -
$ -	$ -	$ -	$ -	$ -	$ -	$ -	$ -	$ -	$ -
$ -	$ -	$ -	$ -	$ -	$ -	$ -	$ -	$ -	$ -
$ -	$ -	$ -	$ -	$ -	$ -	$ -	$ -	$ -	$ -
$ 453.02	$ -	$ -	$ -	$ -	$ -	$ -	$ -	$ -	$ 453.02
$ 19,334.08	$ -	$ -	$ -	$ -	$ -	$ -	$ -	$ -	$ 19,334.08
$ 16,143.20	$ -	$ -	$ -	$ -	$ -	$ -	$ -	$ -	$ 16,143.20
$ -	$ -	$ -	$ -	$ -	$ -	$ -	$ -	$ -	$ -
$ 5,601.02	$ -	$ -	$ -	$ -	$ -	$ -	$ -	$ -	$ 5,601.02
$ -	$ -	$ -	$ -	$ -	$ -	$ -	$ -	$ -	$ -
$ -	$ -	$ -	$ -	$ -	$ -	$ -	$ -	$ -	$ -
$ 937.44	$ -	$ -	$ -	$ -	$ -	$ -	$ -	$ -	$ 937.44
$ -	$ -	$ -	$ -	$ -	$ -	$ -	$ -	$ -	$ -
$ -	$ -	$ -	$ -	$ -	$ -	$ -	$ -	$ -	$ -
$ -	$ -	$ -	$ -	$ -	$ -	$ -	$ -	$ -	$ -
$ -	$ -	$ -	$ -	$ -	$ -	$ -	$ -	$ -	$ -
$ -	$ -	$ -	$ -	$ -	$ -	$ -	$ -	$ -	$ -
$ 7,538.82	$ -	$ -	$ -	$ -	$ -	$ -	$ -	$ -	$ 7,538.82
$ 4,786.33	$ -	$ -	$ -	$ -	$ -	$ -	$ -	$ -	$ 4,786.33
$ 8,060.73	$ -	$ -	$ -	$ -	$ -	$ -	$ -	$ -	$ 8,060.73
$ 11,741.20	$ -	$ -	$ -	$ -	$ -	$ -	$ -	$ -	$ 11,741.20
$ 9,382.86	$ -	$ -	$ -	$ -	$ -	$ -	$ -	$ -	$ 9,382.86
$ 51,124.39	$ -	$ -	$ -	$ -	$ -	$ -	$ -	$ -	$ 51,124.39
$ 125,731.09	$ -	$ -	$ -	$ -	$ -	$ -	$ -	$ -	$ 125,731.09
$ 94.79	$ -	$ -	$ -	$ -	$ -	$ -	$ -	$ -	$ 94.79
$ 423.60	$ -	$ -	$ -	$ -	$ -	$ -	$ -	$ -	$ 423.60
$ 13,978.76	$ -	$ -	$ -	$ -	$ -	$ -	$ -	$ -	$ 13,978.76
$ 16,919.58	$ -	$ -	$ -	$ -	$ -	$ -	$ -	$ -	$ 16,919.58
$ 15,479.58	$ -	$ -	$ -	$ -	$ -	$ -	$ -	$ -	$ 15,479.58
$ 2,870.91	$ -	$ -	$ -	$ -	$ -	$ -	$ -	$ -	$ 2,870.91
$ 5,495.00	$ -	$ -	$ -	$ -	$ -	$ -	$ -	$ -	$ 5,495.00
$ 5,495.00	$ -	$ -	$ -	$ -	$ -	$ -	$ -	$ -	$ 5,495.00
$ 5,495.00	$ -	$ -	$ -	$ -	$ -	$ -	$ -	$ -	$ 5,495.00
$ 5,495.00	$ -	$ -	$ -	$ -	$ -	$ -	$ -	$ -	$ 5,495.00
$ 5,495.00	$ -	$ -	$ -	$ -	$ -	$ -	$ -	$ -	$ 5,495.00
$ 5,495.00	$ -	$ -	$ -	$ -	$ -	$ -	$ -	$ -	$ 5,495.00
$ 5,495.00	$ -	$ -	$ -	$ -	$ -	$ -	$ -	$ -	$ 5,495.00
$ 28.81	$ -	$ -	$ -	$ -	$ -	$ -	$ -	$ -	$ 28.81
$ 289.07	$ -	$ -	$ -	$ -	$ -	$ -	$ -	$ -	$ 289.07
$ -	$ -	$ -	$ -	$ -	$ -	$ -	$ -	$ -	$ -
$ -	$ -	$ -	$ -	$ -	$ -	$ -	$ -	$ -	$ -
$ -	$ -	$ -	$ -	$ -	$ -	$ -	$ -	$ -	$ -
$ -	$ -	$ -	$ -	$ -	$ -	$ -	$ -	$ -	$ -

$ -	$ -	$ -	$ -	$ -	$ -	$ -	$ -	$ -
$ -	$ -	$ -	$ -	$ -	$ -	$ -	$ -	$ -
$ -	$ -	$ -	$ -	$ -	$ -	$ -	$ -	$ -
$ -	$ -	$ -	$ -	$ -	$ -	$ -	$ -	$ -
$ -	$ -	$ -	$ -	$ -	$ -	$ -	$ -	$ -
$ -	$ -	$ -	$ -	$ -	$ -	$ -	$ -	$ -
$ 6,853.46	$ -	$ -	$ -	$ -	$ -	$ -	$ -	$ 6,853.46
$ 4,246.03	$ -	$ -	$ -	$ -	$ -	$ -	$ -	$ 4,246.03
$ 3,505.73	$ -	$ -	$ -	$ -	$ -	$ -	$ -	$ 3,505.73
$ 964.05	$ -	$ -	$ -	$ -	$ -	$ -	$ -	$ 964.05
$ 2,483.11	$ -	$ -	$ -	$ -	$ -	$ -	$ -	$ 2,483.11
$ 5,925.91	$ -	$ -	$ -	$ -	$ -	$ -	$ -	$ 5,925.91
$ 1,045.34	$ -	$ -	$ -	$ -	$ -	$ -	$ -	$ 1,045.34
$ 7,420.50	$ -	$ -	$ -	$ -	$ -	$ -	$ -	$ 7,420.50
$ 2,501.47	$ -	$ -	$ -	$ -	$ -	$ -	$ -	$ 2,501.47
$ 11,114.53	$ -	$ -	$ -	$ -	$ -	$ -	$ -	$ 11,114.53
$ 11,114.53	$ -	$ -	$ -	$ -	$ -	$ -	$ -	$ 11,114.53
$ 31,597.63	$ -	$ -	$ -	$ -	$ -	$ -	$ -	$ 31,597.63
$ 2,259.12	$ -	$ -	$ -	$ -	$ -	$ -	$ -	$ 2,259.12
$ -	$ -	$ -	$ -	$ -	$ -	$ -	$ -	$ -
$ 20,302.79	$ -	$ -	$ -	$ -	$ -	$ -	$ -	$ 20,302.79
$ 50,302.30	$ -	$ -	$ -	$ -	$ -	$ -	$ -	$ 50,302.30
$ -	$ -	$ -	$ -	$ -	$ -	$ -	$ -	$ -
$ -	$ -	$ -	$ -	$ -	$ -	$ -	$ -	$ -
$ -	$ -	$ -	$ -	$ -	$ -	$ -	$ -	$ -
$ -	$ -	$ -	$ -	$ -	$ -	$ -	$ -	$ -
$ -	$ -	$ -	$ -	$ -	$ -	$ -	$ -	$ -
$ -	$ -	$ -	$ -	$ -	$ -	$ -	$ -	$ -
$ 618,091.38	$ -	$ -	$ -	$ -	$ -	$ -	$ -	$ 618,091.38
$ 184,230.00	$ -	$ -	$ -	$ -	$ -	$ -	$ -	$ 184,230.00
$ 20,018.39	$ -	$ -	$ -	$ -	$ -	$ -	$ -	$ 20,018.39
$ -	$ -	$ -	$ -	$ -	$ -	$ -	$ -	$ -
$ 9,864.73	$ -	$ -	$ -	$ -	$ -	$ -	$ -	$ 9,864.73
$ -	$ -	$ -	$ -	$ -	$ -	$ -	$ -	$ -
$ 53,404.23	$ -	$ -	$ -	$ -	$ -	$ -	$ -	$ 53,404.23
$ -	$ -	$ -	$ -	$ -	$ -	$ -	$ -	$ -
$ 43,382.83	$ -	$ -	$ -	$ -	$ -	$ -	$ -	$ 43,382.83
$ -	$ -	$ -	$ -	$ -	$ -	$ -	$ -	$ -
$ -	$ -	$ -	$ -	$ -	$ -	$ -	$ -	$ -
$ -	$ -	$ -	$ -	$ -	$ -	$ -	$ -	$ -
$ -	$ -	$ -	$ -	$ -	$ -	$ -	$ -	$ -
$ -	$ -	$ -	$ -	$ -	$ -	$ -	$ -	$ -
$ -	$ -	$ -	$ -	$ -	$ -	$ -	$ -	$ -
$ 28,596.06	$ -	$ -	$ -	$ -	$ -	$ -	$ -	$ 28,596.06
$ -	$ -	$ -	$ -	$ -	$ -	$ -	$ -	$ -
$ 74,837.26	$ -	$ -	$ -	$ -	$ -	$ -	$ -	$ 74,837.26
$ -	$ -	$ -	$ -	$ -	$ -	$ -	$ -	$ -
$ 128,884.76	$ -	$ -	$ -	$ -	$ -	$ -	$ -	$ 128,884.76
$ 29,484.53	$ -	$ -	$ -	$ -	$ -	$ -	$ -	$ 29,484.53
$ 178,959.22	$ -	$ -	$ -	$ -	$ -	$ -	$ -	$ 178,959.22
$ 178,959.22	$ -	$ -	$ -	$ -	$ -	$ -	$ -	$ 178,959.22
$ 175,716.22	$ -	$ -	$ -	$ -	$ -	$ -	$ -	$ 175,716.22
$ 201,171.39	$ -	$ -	$ -	$ -	$ -	$ -	$ -	$ 201,171.39
$ 201,171.39	$ -	$ -	$ -	$ -	$ -	$ -	$ -	$ 201,171.39
$ 230,541.97	$ -	$ -	$ -	$ -	$ -	$ -	$ -	$ 230,541.97
$ 236,858.19	$ -	$ -	$ -	$ -	$ -	$ -	$ -	$ 236,858.19
$ -	$ -	$ -	$ -	$ -	$ -	$ -	$ -	$ -
$ -	$ -	$ -	$ -	$ -	$ -	$ -	$ -	$ -
$ 226,026.05	$ -	$ -	$ -	$ -	$ -	$ -	$ -	$ 226,026.05
$ 226,024.59	$ -	$ -	$ -	$ -	$ -	$ -	$ -	$ 226,024.59
$ -	$ -	$ -	$ -	$ -	$ -	$ -	$ -	$ -
$ 34,501.80	$ -	$ -	$ -	$ -	$ -	$ -	$ -	$ 34,501.80
$ -	$ -	$ -	$ -	$ -	$ -	$ -	$ -	$ -
$ -	$ -	$ -	$ -	$ -	$ -	$ -	$ -	$ -
$ -	$ -	$ -	$ -	$ -	$ -	$ -	$ -	$ -
$ -	$ -	$ -	$ -	$ -	$ -	$ -	$ -	$ -
$ 89,997.36	$ -	$ -	$ -	$ -	$ -	$ -	$ -	$ 89,997.36
$ 142,972.71	$ -	$ -	$ -	$ -	$ -	$ -	$ -	$ 142,972.71
$ -	$ -	$ -	$ -	$ -	$ -	$ -	$ -	$ -
$ -	$ -	$ -	$ -	$ -	$ -	$ -	$ -	$ -
$ -	$ -	$ -	$ -	$ -	$ -	$ -	$ -	$ -
$ -	$ -	$ -	$ -	$ -	$ -	$ -	$ -	$ -

| | | |

| | | |

| | | |

$ 3,098.96	$ -	$ -	$ -	$ -	$ -	$ -	$ -	$ -	$ 3,098.96
$ 3,098.96	$ -	$ -	$ -	$ -	$ -	$ -	$ -	$ -	$ 3,098.96
$ 3,098.96	$ -	$ -	$ -	$ -	$ -	$ -	$ -	$ -	$ 3,098.96
$ 1,984.30	$ -	$ -	$ -	$ -	$ -	$ -	$ -	$ -	$ 1,984.30
$ 3,098.96	$ -	$ -	$ -	$ -	$ -	$ -	$ -	$ -	$ 3,098.96
$ 3,896.74	$ -	$ -	$ -	$ -	$ -	$ -	$ -	$ -	$ 3,896.74
$ 3,896.74	$ -	$ -	$ -	$ -	$ -	$ -	$ -	$ -	$ 3,896.74
$ 16,506.22	$ -	$ -	$ -	$ -	$ -	$ -	$ -	$ -	$ 16,506.22
$ 16,506.21	$ -	$ -	$ -	$ -	$ -	$ -	$ -	$ -	$ 16,506.21
$ 59,629.27	$ -	$ -	$ -	$ -	$ -	$ -	$ -	$ -	$ 59,629.27
$ 5,587.44	$ -	$ -	$ -	$ -	$ -	$ -	$ -	$ -	$ 5,587.44
$ 4,808.72	$ -	$ -	$ -	$ -	$ -	$ -	$ -	$ -	$ 4,808.72
$ 7,651.49	$ -	$ -	$ -	$ -	$ -	$ -	$ -	$ -	$ 7,651.49
$ 13,914.72	$ -	$ -	$ -	$ -	$ -	$ -	$ -	$ -	$ 13,914.72
$ 3,446.23	$ -	$ -	$ -	$ -	$ -	$ -	$ -	$ -	$ 3,446.23
$ -	$ -	$ -	$ -	$ -	$ -	$ -	$ -	$ -	$ -
$ -	$ -	$ -	$ -	$ -	$ -	$ -	$ -	$ -	$ -
$ -	$ -	$ -	$ -	$ -	$ -	$ -	$ -	$ -	$ -
$ -	$ -	$ -	$ -	$ -	$ -	$ -	$ -	$ -	$ -
$ 9,461.20	$ -	$ -	$ -	$ -	$ -	$ -	$ -	$ -	$ 9,461.20
$ 9,461.20	$ -	$ -	$ -	$ -	$ -	$ -	$ -	$ -	$ 9,461.20
$ 16,073.60	$ -	$ -	$ -	$ -	$ -	$ -	$ -	$ -	$ 16,073.60
$ 67.36	$ -	$ -	$ -	$ -	$ -	$ -	$ -	$ -	$ 67.36
$ -	$ -	$ -	$ -	$ -	$ -	$ -	$ -	$ -	$ -
$ -	$ -	$ -	$ -	$ -	$ -	$ -	$ -	$ -	$ -
$ -	$ -	$ -	$ -	$ -	$ -	$ -	$ -	$ -	$ -
$ -	$ -	$ -	$ -	$ -	$ -	$ -	$ -	$ -	$ -
$ -	$ -	$ -	$ -	$ -	$ -	$ -	$ -	$ -	$ -
$ -	$ -	$ -	$ -	$ -	$ -	$ -	$ -	$ -	$ -
$ -	$ -	$ -	$ -	$ -	$ -	$ -	$ -	$ -	$ -
$ -	$ -	$ -	$ -	$ -	$ -	$ -	$ -	$ -	$ -
$ -	$ -	$ -	$ -	$ -	$ -	$ -	$ -	$ -	$ -
$ -	$ -	$ -	$ -	$ -	$ -	$ -	$ -	$ -	$ -
$ -	$ -	$ -	$ -	$ -	$ -	$ -	$ -	$ -	$ -
$ 23,432.06	$ -	$ -	$ -	$ -	$ -	$ -	$ -	$ -	$ 23,432.06
$ 1,356.63	$ -	$ -	$ -	$ -	$ -	$ -	$ -	$ -	$ 1,356.63
$ -	$ -	$ -	$ -	$ -	$ -	$ -	$ -	$ -	$ -
$ -	$ -	$ -	$ -	$ -	$ -	$ -	$ -	$ -	$ -
$ 203.44	$ -	$ -	$ -	$ -	$ -	$ -	$ -	$ -	$ 203.44
$ 898.23	$ -	$ -	$ -	$ -	$ -	$ -	$ -	$ -	$ 898.23
$ 1,353.72	$ -	$ -	$ -	$ -	$ -	$ -	$ -	$ -	$ 1,353.72
$ -	$ -	$ -	$ -	$ -	$ -	$ -	$ -	$ -	$ -
$ 1,182,593.13	$ -	$ -	$ -	$ -	$ -	$ -	$ -	$ -	$ 1,182,593.13
$ 273,641.27	$ -	$ -	$ -	$ -	$ -	$ -	$ -	$ -	$ 273,641.27
$ 20,000.00	$ -	$ -	$ -	$ -	$ -	$ -	$ -	$ -	$ 20,000.00
$ 4,506.13	$ -	$ -	$ -	$ -	$ -	$ -	$ -	$ -	$ 4,506.13
$ 3,321.69	$ -	$ -	$ -	$ -	$ -	$ -	$ -	$ -	$ 3,321.69
$ -	$ -	$ -	$ -	$ -	$ -	$ -	$ -	$ -	$ -
$ 4,160.75	$ -	$ -	$ -	$ -	$ -	$ -	$ -	$ -	$ 4,160.75
$ -	$ -	$ -	$ -	$ -	$ -	$ -	$ -	$ -	$ -
$ -	$ -	$ -	$ -	$ -	$ -	$ -	$ -	$ -	$ -
$ -	$ -	$ -	$ -	$ -	$ -	$ -	$ -	$ -	$ -
$ -	$ -	$ -	$ -	$ -	$ -	$ -	$ -	$ -	$ -
$ -	$ -	$ -	$ -	$ -	$ -	$ -	$ -	$ -	$ -
$ -	$ -	$ -	$ -	$ -	$ -	$ -	$ -	$ -	$ -
$ -	$ -	$ -	$ -	$ -	$ -	$ -	$ -	$ -	$ -
$ -	$ -	$ -	$ -	$ -	$ -	$ -	$ -	$ -	$ -
$ -	$ -	$ -	$ -	$ -	$ -	$ -	$ -	$ -	$ -
$ -	$ -	$ -	$ -	$ -	$ -	$ -	$ -	$ -	$ -
$ -	$ -	$ -	$ -	$ -	$ -	$ -	$ -	$ -	$ -
$ -	$ -	$ -	$ -	$ -	$ -	$ -	$ -	$ -	$ -
$ -	$ -	$ -	$ -	$ -	$ -	$ -	$ -	$ -	$ -
$ -	$ -	$ -	$ -	$ -	$ -	$ -	$ -	$ -	$ -
$ -	$ -	$ -	$ -	$ -	$ -	$ -	$ -	$ -	$ -
$ -	$ -	$ -	$ -	$ -	$ -	$ -	$ -	$ -	$ -
$ -	$ -	$ -	$ -	$ -	$ -	$ -	$ -	$ -	$ -
$ -	$ -	$ -	$ -	$ -	$ -	$ -	$ -	$ -	$ -
$ 46,631.50	$ -	$ -	$ -	$ -	$ -	$ -	$ -	$ -	$ 46,631.50
$ 21,666.42	$ -	$ -	$ -	$ -	$ -	$ -	$ -	$ -	$ 21,666.42
$ 6,937.90	$ -	$ -	$ -	$ -	$ -	$ -	$ -	$ -	$ 6,937.90
$ -	$ -	$ -	$ -	$ -	$ -	$ -	$ -	$ -	$ -
$ 84,654.11	$ -	$ -	$ -	$ -	$ -	$ -	$ -	$ -	$ 84,654.11
$ 11,870.98	$ -	$ -	$ -	$ -	$ -	$ -	$ -	$ -	$ 11,870.98
$ 38,750.00	$ -	$ -	$ -	$ -	$ -	$ -	$ -	$ -	$ 38,750.00

$ 16,100.10	$ -	$ -	$ -	$ -	$ -	$ -	$ -	$ -	$ 16,100.10
$ 15,666.67	$ -	$ -	$ -	$ -	$ -	$ -	$ -	$ -	$ 15,666.67
$ 31,666.67	$ -	$ -	$ -	$ -	$ -	$ -	$ -	$ -	$ 31,666.67
$ 23,750.00	$ -	$ -	$ -	$ -	$ -	$ -	$ -	$ -	$ 23,750.00
$ 13,296.37	$ -	$ -	$ -	$ -	$ -	$ -	$ -	$ -	$ 13,296.37
$ 1,289.63	$ -	$ -	$ -	$ -	$ -	$ -	$ -	$ -	$ 1,289.63
$ 408.38	$ -	$ -	$ -	$ -	$ -	$ -	$ -	$ -	$ 408.38
$ 30,176.70	$ -	$ -	$ -	$ -	$ -	$ -	$ -	$ -	$ 30,176.70
$ 28,664.07	$ -	$ -	$ -	$ -	$ -	$ -	$ -	$ -	$ 28,664.07
$ 7,995.45	$ -	$ -	$ -	$ -	$ -	$ -	$ -	$ -	$ 7,995.45
$ 3,072.48	$ -	$ -	$ -	$ -	$ -	$ -	$ -	$ -	$ 3,072.48
$ 2,244.54	$ -	$ -	$ -	$ -	$ -	$ -	$ -	$ -	$ 2,244.54
$ 1,843.49	$ -	$ -	$ -	$ -	$ -	$ -	$ -	$ -	$ 1,843.49
$ 1,009.53	$ -	$ -	$ -	$ -	$ -	$ -	$ -	$ -	$ 1,009.53
$ 1,645.29	$ -	$ -	$ -	$ -	$ -	$ -	$ -	$ -	$ 1,645.29
$ 5,507.15	$ -	$ -	$ -	$ -	$ -	$ -	$ -	$ -	$ 5,507.15
$ 8,954.07	$ -	$ -	$ -	$ -	$ -	$ -	$ -	$ -	$ 8,954.07
$ 8,054.05	$ -	$ -	$ -	$ -	$ -	$ -	$ -	$ -	$ 8,054.05
$ 931.29	$ -	$ -	$ -	$ -	$ -	$ -	$ -	$ -	$ 931.29
$ 290.51	$ -	$ -	$ -	$ -	$ -	$ -	$ -	$ -	$ 290.51
$ 8,326.15	$ -	$ -	$ -	$ -	$ -	$ -	$ -	$ -	$ 8,326.15
$ 7,547.09	$ -	$ -	$ -	$ -	$ -	$ -	$ -	$ -	$ 7,547.09
$ -	$ -	$ -	$ -	$ -	$ -	$ -	$ -	$ -	$ -

| | | |

$ -	$ -	$ -	$ -	$ -	$ -	$ -	$ -	$ -

| | | |

| | | |

| | | |

$ -	$ -	$ -	$ -	$ -	$ -	$ -	$ -	$ -	$ -

| | | |

| | | |

| | | |

| | | |

$ -	$ -	$ -	$ -	$ -	$ -	$ -	$ -	$ -
$ -	$ -	$ -	$ -	$ -	$ -	$ -	$ -	$ -
$ -	$ -	$ -	$ -	$ -	$ -	$ -	$ -	$ -
$ -	$ -	$ -	$ -	$ -	$ -	$ -	$ -	$ -
$ -	$ -	$ -	$ -	$ -	$ -	$ -	$ -	$ -
$ -	$ -	$ -	$ -	$ -	$ -	$ -	$ -	$ -
$ -	$ -	$ -	$ -	$ -	$ -	$ -	$ -	$ -
$ -	$ -	$ -	$ -	$ -	$ -	$ -	$ -	$ -
$ -	$ -	$ -	$ -	$ -	$ -	$ -	$ -	$ -
$ -	$ -	$ -	$ -	$ -	$ -	$ -	$ -	$ -
$ -	$ -	$ -	$ -	$ -	$ -	$ -	$ -	$ -
$ -	$ -	$ -	$ -	$ -	$ -	$ -	$ -	$ -
$ -	$ -	$ -	$ -	$ -	$ -	$ -	$ -	$ -
$ -	$ -	$ -	$ -	$ -	$ -	$ -	$ -	$ -
$ -	$ -	$ -	$ -	$ -	$ -	$ -	$ -	$ -
$ -	$ -	$ -	$ -	$ -	$ -	$ -	$ -	$ -
$ -	$ -	$ -	$ -	$ -	$ -	$ -	$ -	$ -
$ -	$ -	$ -	$ -	$ -	$ -	$ -	$ -	$ -
$ -	$ -	$ -	$ -	$ -	$ -	$ -	$ -	$ -
$ -	$ -	$ -	$ -	$ -	$ -	$ -	$ -	$ -
$ -	$ -	$ -	$ -	$ -	$ -	$ -	$ -	$ -
$ -	$ -	$ -	$ -	$ -	$ -	$ -	$ -	$ -
$ -	$ -	$ -	$ -	$ -	$ -	$ -	$ -	$ -
$ -	$ -	$ -	$ -	$ -	$ -	$ -	$ -	$ -
$ -	$ -	$ -	$ -	$ -	$ -	$ -	$ -	$ -
$ -	$ -	$ -	$ -	$ -	$ -	$ -	$ -	$ -
$ -	$ -	$ -	$ -	$ -	$ -	$ -	$ -	$ -
$ -	$ -	$ -	$ -	$ -	$ -	$ -	$ -	$ -
$ -	$ -	$ -	$ -	$ -	$ -	$ -	$ -	$ -
$ -	$ -	$ -	$ -	$ -	$ -	$ -	$ -	$ -
$ -	$ -	$ -	$ -	$ -	$ -	$ -	$ -	$ -
$ -	$ -	$ -	$ -	$ -	$ -	$ -	$ -	$ -
$ -	$ -	$ -	$ -	$ -	$ -	$ -	$ -	$ -
$ -	$ -	$ -	$ -	$ -	$ -	$ -	$ -	$ -
$ -	$ -	$ -	$ -	$ -	$ -	$ -	$ -	$ -
$ -	$ -	$ -	$ -	$ -	$ -	$ -	$ -	$ -
$ -	$ -	$ -	$ -	$ -	$ -	$ -	$ -	$ -
$ -	$ -	$ -	$ -	$ -	$ -	$ -	$ -	$ -
$ -	$ -	$ -	$ -	$ -	$ -	$ -	$ -	$ -
$ -	$ -	$ -	$ -	$ -	$ -	$ -	$ -	$ -
$ -	$ -	$ -	$ -	$ -	$ -	$ -	$ -	$ -
$ -	$ -	$ -	$ -	$ -	$ -	$ -	$ -	$ -
$ -	$ -	$ -	$ -	$ -	$ -	$ -	$ -	$ -
$ -	$ -	$ -	$ -	$ -	$ -	$ -	$ -	$ -
$ -	$ -	$ -	$ -	$ -	$ -	$ -	$ -	$ -
$ -	$ -	$ -	$ -	$ -	$ -	$ -	$ -	$ -
$ -	$ -	$ -	$ -	$ -	$ -	$ -	$ -	$ -
$ -	$ -	$ -	$ -	$ -	$ -	$ -	$ -	$ -
$ -	$ -	$ -	$ -	$ -	$ -	$ -	$ -	$ -
$ -	$ -	$ -	$ -	$ -	$ -	$ -	$ -	$ -
$ -	$ -	$ -	$ -	$ -	$ -	$ -	$ -	$ -
$ -	$ -	$ -	$ -	$ -	$ -	$ -	$ -	$ -
$ -	$ -	$ -	$ -	$ -	$ -	$ -	$ -	$ -
$ -	$ -	$ -	$ -	$ -	$ -	$ -	$ -	$ -
$ -	$ -	$ -	$ -	$ -	$ -	$ -	$ -	$ -
$ -	$ -	$ -	$ -	$ -	$ -	$ -	$ -	$ -
$ -	$ -	$ -	$ -	$ -	$ -	$ -	$ -	$ -
$ -	$ -	$ -	$ -	$ -	$ -	$ -	$ -	$ -
$ -	$ -	$ -	$ -	$ -	$ -	$ -	$ -	$ -
$ -	$ -	$ -	$ -	$ -	$ -	$ -	$ -	$ -
$ -	$ -	$ -	$ -	$ -	$ -	$ -	$ -	$ -
$ -	$ -	$ -	$ -	$ -	$ -	$ -	$ -	$ -
$ -	$ -	$ -	$ -	$ -	$ -	$ -	$ -	$ -
$ -	$ -	$ -	$ -	$ -	$ -	$ -	$ -	$ -
$ -	$ -	$ -	$ -	$ -	$ -	$ -	$ -	$ -
$ -	$ -	$ -	$ -	$ -	$ -	$ -	$ -	$ -
$ -	$ -	$ -	$ -	$ -	$ -	$ -	$ -	$ -
$ -	$ -	$ -	$ -	$ -	$ -	$ -	$ -	$ -
$ -	$ -	$ -	$ -	$ -	$ -	$ -	$ -	$ -
$ -	$ -	$ -	$ -	$ -	$ -	$ -	$ -	$ -
$ -	$ -	$ -	$ -	$ -	$ -	$ -	$ -	$ -
$ -	$ -	$ -	$ -	$ -	$ -	$ -	$ -	$ -

| | | |

$ -	$ -	$ -	$ -	$ -	$ -	$ -	$ -	$ -

| | | |

| | | |

| | | |

| | | |

| | | |

| | | |

| | | |

| | | |

| | | |

| | | |

$ -	$ -	$ -	$ -	$ -	$ -	$ -	$ -	$ -	$ -

$ -	$ -	$ -	$ -	$ -	$ -	$ -	$ -	$ -

$ -	$ -	$ -	$ -	$ -	$ -	$ -	$ -	$ -	$ -

| | | |

| | | |

$	-	$	-	$	-	$	-	$	-	$	-	$	-	$	-	$	-	$	-
$	-	$	-	$	-	$	-	$	-	$	-	$	-	$	-	$	-	$	-
$	-	$	-	$	-	$	-	$	-	$	-	$	-	$	-	$	-	$	-
$	-	$	-	$	-	$	-	$	-	$	-	$	-	$	-	$	-	$	-
$	-	$	-	$	-	$	-	$	-	$	-	$	-	$	-	$	-	$	-
$	-	$	-	$	-	$	-	$	-	$	-	$	-	$	-	$	-	$	-
$	-	$	-	$	-	$	-	$	-	$	-	$	-	$	-	$	-	$	-
$	-	$	-	$	-	$	-	$	-	$	-	$	-	$	-	$	-	$	-
$	-	$	-	$	-	$	-	$	-	$	-	$	-	$	-	$	-	$	-
$	-	$	-	$	-	$	-	$	-	$	-	$	-	$	-	$	-	$	-
$	-	$	-	$	-	$	-	$	-	$	-	$	-	$	-	$	-	$	-
$	-	$	-	$	-	$	-	$	-	$	-	$	-	$	-	$	-	$	-
$	-	$	-	$	-	$	-	$	-	$	-	$	-	$	-	$	-	$	-
$	-	$	-	$	-	$	-	$	-	$	-	$	-	$	-	$	-	$	-
$	-	$	-	$	-	$	-	$	-	$	-	$	-	$	-	$	-	$	-
$	-	$	-	$	-	$	-	$	-	$	-	$	-	$	-	$	-	$	-
$	-	$	-	$	-	$	-	$	-	$	-	$	-	$	-	$	-	$	-
$	-	$	-	$	-	$	-	$	-	$	-	$	-	$	-	$	-	$	-
$	-	$	-	$	-	$	-	$	-	$	-	$	-	$	-	$	-	$	-
$	-	$	-	$	-	$	-	$	-	$	-	$	-	$	-	$	-	$	-
$	-	$	-	$	-	$	-	$	-	$	-	$	-	$	-	$	-	$	-
$	-	$	-	$	-	$	-	$	-	$	-	$	-	$	-	$	-	$	-
$	-	$	-	$	-	$	-	$	-	$	-	$	-	$	-	$	-	$	-



Line of Service Allcocation Output								
Lines of Service Depreciation Expense								Check Number Regulated Depr Expense
Shared	Resi MSW	COM	RO	MF	Resi YW	Resi Recy	Com Recy	Total
$ 1,602.94	$ -	$ -	$ -	$ -	$ -	$ -	$ -	$ 1,602.94
$ 37.60	$ -	$ -	$ -	$ -	$ -	$ -	$ -	$ 37.60
$ 67.56	$ -	$ -	$ -	$ -	$ -	$ -	$ -	$ 67.56
$ 377.57	$ -	$ -	$ -	$ -	$ -	$ -	$ -	$ 377.57
$ 4,357.14	$ -	$ -	$ -	$ -	$ -	$ -	$ -	$ 4,357.14
$ 362.87	$ -	$ -	$ -	$ -	$ -	$ -	$ -	$ 362.87
$ 4,975.27	$ -	$ -	$ -	$ -	$ -	$ -	$ -	$ 4,975.27
$ -	$ -	$ -	$ -	$ -	$ -	$ -	$ -	$ -
$ -	$ -	$ -	$ -	$ -	$ -	$ -	$ -	$ -
$ 33.18	$ -	$ -	$ -	$ -	$ -	$ -	$ -	$ 33.18
$ 146.29	$ -	$ -	$ -	$ -	$ -	$ -	$ -	$ 146.29
$ 515.00	$ -	$ -	$ -	$ -	$ -	$ -	$ -	$ 515.00
$ 515.00	$ -	$ -	$ -	$ -	$ -	$ -	$ -	$ 515.00
$ 515.00	$ -	$ -	$ -	$ -	$ -	$ -	$ -	$ 515.00
$ 307.00	$ -	$ -	$ -	$ -	$ -	$ -	$ -	$ 307.00
$ 148.70	$ -	$ -	$ -	$ -	$ -	$ -	$ -	$ 148.70
$ 65.56	$ -	$ -	$ -	$ -	$ -	$ -	$ -	$ 65.56
$ 26,199.82	$ -	$ -	$ -	$ -	$ -	$ -	$ -	$ 26,199.82
$ 246.83	$ -	$ -	$ -	$ -	$ -	$ -	$ -	$ 246.83
$ 83.33	$ -	$ -	$ -	$ -	$ -	$ -	$ -	$ 83.33
$ 659.35	$ -	$ -	$ -	$ -	$ -	$ -	$ -	$ 659.35
$ 257.36	$ -	$ -	$ -	$ -	$ -	$ -	$ -	$ 257.36
$ 20.57	$ -	$ -	$ -	$ -	$ -	$ -	$ -	$ 20.57
$ 75.84	$ -	$ -	$ -	$ -	$ -	$ -	$ -	$ 75.84
$ 134.88	$ -	$ -	$ -	$ -	$ -	$ -	$ -	$ 134.88
$ 986.43	$ -	$ -	$ -	$ -	$ -	$ -	$ -	$ 986.43
$ 945.63	$ -	$ -	$ -	$ -	$ -	$ -	$ -	$ 945.63
$ 18,326.40	$ -	$ -	$ -	$ -	$ -	$ -	$ -	$ 18,326.40
$ 186.80	$ -	$ -	$ -	$ -	$ -	$ -	$ -	$ 186.80
$ 519.51	$ -	$ -	$ -	$ -	$ -	$ -	$ -	$ 519.51
$ 727.59	$ -	$ -	$ -	$ -	$ -	$ -	$ -	$ 727.59
$ 859.05	$ -	$ -	$ -	$ -	$ -	$ -	$ -	$ 859.05
$ 757.05	$ -	$ -	$ -	$ -	$ -	$ -	$ -	$ 757.05
$ 66.03	$ -	$ -	$ -	$ -	$ -	$ -	$ -	$ 66.03
$ 356.35	$ -	$ -	$ -	$ -	$ -	$ -	$ -	$ 356.35
$ 7,989.71	$ -	$ -	$ -	$ -	$ -	$ -	$ -	$ 7,989.71
$ 916.36	$ -	$ -	$ -	$ -	$ -	$ -	$ -	$ 916.36
$ 14,638.00	$ -	$ -	$ -	$ -	$ -	$ -	$ -	$ 14,638.00
$ 9,527.16	$ -	$ -	$ -	$ -	$ -	$ -	$ -	$ 9,527.16
$ 22,878.96	$ -	$ -	$ -	$ -	$ -	$ -	$ -	$ 22,878.96
$ 64.19	$ -	$ -	$ -	$ -	$ -	$ -	$ -	$ 64.19
$ 84.86	$ -	$ -	$ -	$ -	$ -	$ -	$ -	$ 84.86
$ 19,929.95	$ -	$ -	$ -	$ -	$ -	$ -	$ -	$ 19,929.95
$ 24.48	$ -	$ -	$ -	$ -	$ -	$ -	$ -	$ 24.48
$ 33,616.22	$ -	$ -	$ -	$ -	$ -	$ -	$ -	$ 33,616.22
$ 1,558.89	$ -	$ -	$ -	$ -	$ -	$ -	$ -	$ 1,558.89
$ 24.48	$ -	$ -	$ -	$ -	$ -	$ -	$ -	$ 24.48
$ 24.48	$ -	$ -	$ -	$ -	$ -	$ -	$ -	$ 24.48
$ 2,492.25	$ -	$ -	$ -	$ -	$ -	$ -	$ -	$ 2,492.25
$ 30,185.32	$ -	$ -	$ -	$ -	$ -	$ -	$ -	$ 30,185.32
$ 29,624.43	$ -	$ -	$ -	$ -	$ -	$ -	$ -	$ 29,624.43
$ 1,877.39	$ -	$ -	$ -	$ -	$ -	$ -	$ -	$ 1,877.39
$ 1,862.64	$ -	$ -	$ -	$ -	$ -	$ -	$ -	$ 1,862.64
$ 107.81	$ -	$ -	$ -	$ -	$ -	$ -	$ -	$ 107.81
$ 2,333.33	$ -	$ -	$ -	$ -	$ -	$ -	$ -	$ 2,333.33
$ 451.20	$ -	$ -	$ -	$ -	$ -	$ -	$ -	$ 451.20
$ 102.66	$ -	$ -	$ -	$ -	$ -	$ -	$ -	$ 102.66
$ 30,516.70	$ -	$ -	$ -	$ -	$ -	$ -	$ -	$ 30,516.70
$ 531.83	$ -	$ -	$ -	$ -	$ -	$ -	$ -	$ 531.83
$ 10.38	$ -	$ -	$ -	$ -	$ -	$ -	$ -	$ 10.38

$ 462.92	$ -	$ -	$ -	$ -	$ -	$ -	$ -	$ 462.92
$ 10.52	$ -	$ -	$ -	$ -	$ -	$ -	$ -	$ 10.52
$ 1,133.47	$ -	$ -	$ -	$ -	$ -	$ -	$ -	$ 1,133.47
$ 1,003.15	$ -	$ -	$ -	$ -	$ -	$ -	$ -	$ 1,003.15
$ 2,135.65	$ -	$ -	$ -	$ -	$ -	$ -	$ -	$ 2,135.65
$ 668.58	$ -	$ -	$ -	$ -	$ -	$ -	$ -	$ 668.58
$ 10.11	$ -	$ -	$ -	$ -	$ -	$ -	$ -	$ 10.11
$ 545.25	$ -	$ -	$ -	$ -	$ -	$ -	$ -	$ 545.25
$ 103.58	$ -	$ -	$ -	$ -	$ -	$ -	$ -	$ 103.58
$ 515.82	$ -	$ -	$ -	$ -	$ -	$ -	$ -	$ 515.82
$ 5,788.25	$ -	$ -	$ -	$ -	$ -	$ -	$ -	$ 5,788.25
$ 526.80	$ -	$ -	$ -	$ -	$ -	$ -	$ -	$ 526.80
$ 101.26	$ -	$ -	$ -	$ -	$ -	$ -	$ -	$ 101.26
$ 526.81	$ -	$ -	$ -	$ -	$ -	$ -	$ -	$ 526.81
$ 101.26	$ -	$ -	$ -	$ -	$ -	$ -	$ -	$ 101.26
$ 483.94	$ -	$ -	$ -	$ -	$ -	$ -	$ -	$ 483.94
$ 486.36	$ -	$ -	$ -	$ -	$ -	$ -	$ -	$ 486.36
$ 100.90	$ -	$ -	$ -	$ -	$ -	$ -	$ -	$ 100.90
$ -	$ -	$ -	$ -	$ -	$ -	$ -	$ -	$ -
$ 0.27	$ -	$ -	$ -	$ -	$ -	$ -	$ -	$ 0.27
$ 34.29	$ -	$ -	$ -	$ -	$ -	$ -	$ -	$ 34.29
$ 497.83	$ -	$ -	$ -	$ -	$ -	$ -	$ -	$ 497.83
$ 342.88	$ -	$ -	$ -	$ -	$ -	$ -	$ -	$ 342.88
$ 73.31	$ -	$ -	$ -	$ -	$ -	$ -	$ -	$ 73.31
$ 747.44	$ -	$ -	$ -	$ -	$ -	$ -	$ -	$ 747.44
$ 1,036.35	$ -	$ -	$ -	$ -	$ -	$ -	$ -	$ 1,036.35
$ -	$ -	$ -	$ -	$ -	$ -	$ -	$ -	$ -
$ 68.57	$ -	$ -	$ -	$ -	$ -	$ -	$ -	$ 68.57
$ 8.00	$ -	$ -	$ -	$ -	$ -	$ -	$ -	$ 8.00
$ 126.24	$ -	$ -	$ -	$ -	$ -	$ -	$ -	$ 126.24
$ 459.89	$ -	$ -	$ -	$ -	$ -	$ -	$ -	$ 459.89
$ 141.22	$ -	$ -	$ -	$ -	$ -	$ -	$ -	$ 141.22
$ 123.55	$ -	$ -	$ -	$ -	$ -	$ -	$ -	$ 123.55
$ 3,411.90	$ -	$ -	$ -	$ -	$ -	$ -	$ -	$ 3,411.90
$ 2,848.80	$ -	$ -	$ -	$ -	$ -	$ -	$ -	$ 2,848.80
$ (123.55)	$ -	$ -	$ -	$ -	$ -	$ -	$ -	$ (123.55)
$ 1,527.55	$ -	$ -	$ -	$ -	$ -	$ -	$ -	$ 1,527.55
$ 437.25	$ -	$ -	$ -	$ -	$ -	$ -	$ -	$ 437.25
$ 170.18	$ -	$ -	$ -	$ -	$ -	$ -	$ -	$ 170.18
$ 416.64	$ -	$ -	$ -	$ -	$ -	$ -	$ -	$ 416.64
$ 2,233.04	$ -	$ -	$ -	$ -	$ -	$ -	$ -	$ 2,233.04
$ 360.72	$ -	$ -	$ -	$ -	$ -	$ -	$ -	$ 360.72
$ 3,137.40	$ -	$ -	$ -	$ -	$ -	$ -	$ -	$ 3,137.40
$ 5,907.66	$ -	$ -	$ -	$ -	$ -	$ -	$ -	$ 5,907.66
$ 7,272.34	$ -	$ -	$ -	$ -	$ -	$ -	$ -	$ 7,272.34
$ 6,031.06	$ -	$ -	$ -	$ -	$ -	$ -	$ -	$ 6,031.06
$ 1,472.72	$ -	$ -	$ -	$ -	$ -	$ -	$ -	$ 1,472.72
$ 792.86	$ -	$ -	$ -	$ -	$ -	$ -	$ -	$ 792.86
$ 1,145.48	$ -	$ -	$ -	$ -	$ -	$ -	$ -	$ 1,145.48
$ 915.40	$ -	$ -	$ -	$ -	$ -	$ -	$ -	$ 915.40
$ 9,737.98	$ -	$ -	$ -	$ -	$ -	$ -	$ -	$ 9,737.98
$ 20,668.13	$ -	$ -	$ -	$ -	$ -	$ -	$ -	$ 20,668.13
$ 87.50	$ -	$ -	$ -	$ -	$ -	$ -	$ -	$ 87.50
$ 391.02	$ -	$ -	$ -	$ -	$ -	$ -	$ -	$ 391.02
$ 2,749.92	$ -	$ -	$ -	$ -	$ -	$ -	$ -	$ 2,749.92
$ 1,691.96	$ -	$ -	$ -	$ -	$ -	$ -	$ -	$ 1,691.96
$ 1,547.96	$ -	$ -	$ -	$ -	$ -	$ -	$ -	$ 1,547.96
$ 984.31	$ -	$ -	$ -	$ -	$ -	$ -	$ -	$ 984.31
$ 6,594.00	$ -	$ -	$ -	$ -	$ -	$ -	$ -	$ 6,594.00
$ 6,594.00	$ -	$ -	$ -	$ -	$ -	$ -	$ -	$ 6,594.00
$ 6,594.00	$ -	$ -	$ -	$ -	$ -	$ -	$ -	$ 6,594.00
$ 6,594.00	$ -	$ -	$ -	$ -	$ -	$ -	$ -	$ 6,594.00
$ 6,594.00	$ -	$ -	$ -	$ -	$ -	$ -	$ -	$ 6,594.00
$ 6,594.00	$ -	$ -	$ -	$ -	$ -	$ -	$ -	$ 6,594.00
$ 6,594.00	$ -	$ -	$ -	$ -	$ -	$ -	$ -	$ 6,594.00
$ 6,594.00	$ -	$ -	$ -	$ -	$ -	$ -	$ -	$ 6,594.00
$ 34.57	$ -	$ -	$ -	$ -	$ -	$ -	$ -	$ 34.57
$ 346.89	$ -	$ -	$ -	$ -	$ -	$ -	$ -	$ 346.89
$ 12.44	$ -	$ -	$ -	$ -	$ -	$ -	$ -	$ 12.44
$ 24.87	$ -	$ -	$ -	$ -	$ -	$ -	$ -	$ 24.87
$ 24.87	$ -	$ -	$ -	$ -	$ -	$ -	$ -	$ 24.87
$ 37.31	$ -	$ -	$ -	$ -	$ -	$ -	$ -	$ 37.31

$ 111.92	$ -	$ -	$ -	$ -	$ -	$ -	$ -	$ -	$ 111.92
$ 74.62	$ -	$ -	$ -	$ -	$ -	$ -	$ -	$ -	$ 74.62
$ 24.87	$ -	$ -	$ -	$ -	$ -	$ -	$ -	$ -	$ 24.87
$ 248.72	$ -	$ -	$ -	$ -	$ -	$ -	$ -	$ -	$ 248.72
$ 559.62	$ -	$ -	$ -	$ -	$ -	$ -	$ -	$ -	$ 559.62
$ 921.40	$ -	$ -	$ -	$ -	$ -	$ -	$ -	$ -	$ 921.40
$ 393.50	$ -	$ -	$ -	$ -	$ -	$ -	$ -	$ -	$ 393.50
$ 439.24	$ -	$ -	$ -	$ -	$ -	$ -	$ -	$ -	$ 439.24
$ 362.66	$ -	$ -	$ -	$ -	$ -	$ -	$ -	$ -	$ 362.66
$ 99.73	$ -	$ -	$ -	$ -	$ -	$ -	$ -	$ -	$ 99.73
$ 256.87	$ -	$ -	$ -	$ -	$ -	$ -	$ -	$ -	$ 256.87
$ 613.03	$ -	$ -	$ -	$ -	$ -	$ -	$ -	$ -	$ 613.03
$ 108.14	$ -	$ -	$ -	$ -	$ -	$ -	$ -	$ -	$ 108.14
$ 767.64	$ -	$ -	$ -	$ -	$ -	$ -	$ -	$ -	$ 767.64
$ 258.77	$ -	$ -	$ -	$ -	$ -	$ -	$ -	$ -	$ 258.77
$ 2,424.99	$ -	$ -	$ -	$ -	$ -	$ -	$ -	$ -	$ 2,424.99
$ 2,424.99	$ -	$ -	$ -	$ -	$ -	$ -	$ -	$ -	$ 2,424.99
$ 1,814.22	$ -	$ -	$ -	$ -	$ -	$ -	$ -	$ -	$ 1,814.22
$ 934.81	$ -	$ -	$ -	$ -	$ -	$ -	$ -	$ -	$ 934.81
$ (1,100.69)	$ -	$ -	$ -	$ -	$ -	$ -	$ -	$ -	$ (1,100.69)
$ 8,401.16	$ -	$ -	$ -	$ -	$ -	$ -	$ -	$ -	$ 8,401.16
$ 15,477.63	$ -	$ -	$ -	$ -	$ -	$ -	$ -	$ -	$ 15,477.63
$ 6,971.67	$ -	$ -	$ -	$ -	$ -	$ -	$ -	$ -	$ 6,971.67
$ 13,153.57	$ -	$ -	$ -	$ -	$ -	$ -	$ -	$ -	$ 13,153.57
$ 576.67	$ -	$ -	$ -	$ -	$ -	$ -	$ -	$ -	$ 576.67
$ 14,221.96	$ -	$ -	$ -	$ -	$ -	$ -	$ -	$ -	$ 14,221.96
$ 7,063.08	$ -	$ -	$ -	$ -	$ -	$ -	$ -	$ -	$ 7,063.08
$ 1,967.40	$ -	$ -	$ -	$ -	$ -	$ -	$ -	$ -	$ 1,967.40
$ 35,488.50	$ -	$ -	$ -	$ -	$ -	$ -	$ -	$ -	$ 35,488.50
$ -	$ -	$ -	$ -	$ -	$ -	$ -	$ -	$ -	$ -
$ 4,532.47	$ -	$ -	$ -	$ -	$ -	$ -	$ -	$ -	$ 4,532.47
$ 4,120.12	$ -	$ -	$ -	$ -	$ -	$ -	$ -	$ -	$ 4,120.12
$ 3,382.19	$ -	$ -	$ -	$ -	$ -	$ -	$ -	$ -	$ 3,382.19
$ 31,388.61	$ -	$ -	$ -	$ -	$ -	$ -	$ -	$ -	$ 31,388.61
$ 18,310.02	$ -	$ -	$ -	$ -	$ -	$ -	$ -	$ -	$ 18,310.02
$ 25,498.48	$ -	$ -	$ -	$ -	$ -	$ -	$ -	$ -	$ 25,498.48
$ 14,874.11	$ -	$ -	$ -	$ -	$ -	$ -	$ -	$ -	$ 14,874.11
$ 1,334.94	$ -	$ -	$ -	$ -	$ -	$ -	$ -	$ -	$ 1,334.94
$ 27,683.89	$ -	$ -	$ -	$ -	$ -	$ -	$ -	$ -	$ 27,683.89
$ 33,334.67	$ -	$ -	$ -	$ -	$ -	$ -	$ -	$ -	$ 33,334.67
$ 33,461.50	$ -	$ -	$ -	$ -	$ -	$ -	$ -	$ -	$ 33,461.50
$ 13,044.00	$ -	$ -	$ -	$ -	$ -	$ -	$ -	$ -	$ 13,044.00
$ 3,651.13	$ -	$ -	$ -	$ -	$ -	$ -	$ -	$ -	$ 3,651.13
$ 22,876.85	$ -	$ -	$ -	$ -	$ -	$ -	$ -	$ -	$ 22,876.85
$ 165.00	$ -	$ -	$ -	$ -	$ -	$ -	$ -	$ -	$ 165.00
$ 34,540.28	$ -	$ -	$ -	$ -	$ -	$ -	$ -	$ -	$ 34,540.28
$ 4,249.77	$ -	$ -	$ -	$ -	$ -	$ -	$ -	$ -	$ 4,249.77
$ 32,906.75	$ -	$ -	$ -	$ -	$ -	$ -	$ -	$ -	$ 32,906.75
$ 17,690.72	$ -	$ -	$ -	$ -	$ -	$ -	$ -	$ -	$ 17,690.72
$ 34,637.27	$ -	$ -	$ -	$ -	$ -	$ -	$ -	$ -	$ 34,637.27
$ 34,637.27	$ -	$ -	$ -	$ -	$ -	$ -	$ -	$ -	$ 34,637.27
$ 34,567.13	$ -	$ -	$ -	$ -	$ -	$ -	$ -	$ -	$ 34,567.13
$ 33,069.27	$ -	$ -	$ -	$ -	$ -	$ -	$ -	$ -	$ 33,069.27
$ 33,069.27	$ -	$ -	$ -	$ -	$ -	$ -	$ -	$ -	$ 33,069.27
$ 37,897.31	$ -	$ -	$ -	$ -	$ -	$ -	$ -	$ -	$ 37,897.31
$ 37,897.31	$ -	$ -	$ -	$ -	$ -	$ -	$ -	$ -	$ 37,897.31
$ -	$ -	$ -	$ -	$ -	$ -	$ -	$ -	$ -	$ -
$ -	$ -	$ -	$ -	$ -	$ -	$ -	$ -	$ -	$ -
$ 33,485.34	$ -	$ -	$ -	$ -	$ -	$ -	$ -	$ -	$ 33,485.34
$ 33,485.13	$ -	$ -	$ -	$ -	$ -	$ -	$ -	$ -	$ 33,485.13
$ 20,278.61	$ -	$ -	$ -	$ -	$ -	$ -	$ -	$ -	$ 20,278.61
$ 11,829.19	$ -	$ -	$ -	$ -	$ -	$ -	$ -	$ -	$ 11,829.19
$ 2,177.52	$ -	$ -	$ -	$ -	$ -	$ -	$ -	$ -	$ 2,177.52
$ 2,526.60	$ -	$ -	$ -	$ -	$ -	$ -	$ -	$ -	$ 2,526.60
$ 511.37	$ -	$ -	$ -	$ -	$ -	$ -	$ -	$ -	$ 511.37
$ 842.57	$ -	$ -	$ -	$ -	$ -	$ -	$ -	$ -	$ 842.57
$ 23,477.57	$ -	$ -	$ -	$ -	$ -	$ -	$ -	$ -	$ 23,477.57
$ 24,509.61	$ -	$ -	$ -	$ -	$ -	$ -	$ -	$ -	$ 24,509.61
$ 22,862.63	$ -	$ -	$ -	$ -	$ -	$ -	$ -	$ -	$ 22,862.63
$ 842.57	$ -	$ -	$ -	$ -	$ -	$ -	$ -	$ -	$ 842.57
$ 17,916.83	$ -	$ -	$ -	$ -	$ -	$ -	$ -	$ -	$ 17,916.83
$ 69,080.55	$ -	$ -	$ -	$ -	$ -	$ -	$ -	$ -	$ 69,080.55

| | | |

$ 569.10	$ -	$ -	$ -	$ -	$ -	$ -	$ 569.10
$ 886.62	$ -	$ -	$ -	$ -	$ -	$ -	$ 886.62
$ 366.75	$ -	$ -	$ -	$ -	$ -	$ -	$ 366.75
$ 954.70	$ -	$ -	$ -	$ -	$ -	$ -	$ 954.70
$ 732.47	$ -	$ -	$ -	$ -	$ -	$ -	$ 732.47
$ 686.02	$ -	$ -	$ -	$ -	$ -	$ -	$ 686.02
$ 276.88	$ -	$ -	$ -	$ -	$ -	$ -	$ 276.88
$ 694.08	$ -	$ -	$ -	$ -	$ -	$ -	$ 694.08
$ 389.64	$ -	$ -	$ -	$ -	$ -	$ -	$ 389.64
$ 392.58	$ -	$ -	$ -	$ -	$ -	$ -	$ 392.58
$ 914.33	$ -	$ -	$ -	$ -	$ -	$ -	$ 914.33
$ 499.25	$ -	$ -	$ -	$ -	$ -	$ -	$ 499.25
$ 617.75	$ -	$ -	$ -	$ -	$ -	$ -	$ 617.75
$ 2,174.46	$ -	$ -	$ -	$ -	$ -	$ -	$ 2,174.46
$ 870.83	$ -	$ -	$ -	$ -	$ -	$ -	$ 870.83
$ 40.40	$ -	$ -	$ -	$ -	$ -	$ -	$ 40.40
$ 659.35	$ -	$ -	$ -	$ -	$ -	$ -	$ 659.35
$ 1,980.29	$ -	$ -	$ -	$ -	$ -	$ -	$ 1,980.29
$ 1,875.32	$ -	$ -	$ -	$ -	$ -	$ -	$ 1,875.32
$ 254.07	$ -	$ -	$ -	$ -	$ -	$ -	$ 254.07
$ 766.31	$ -	$ -	$ -	$ -	$ -	$ -	$ 766.31
$ 1,227.00	$ -	$ -	$ -	$ -	$ -	$ -	$ 1,227.00
$ 977.90	$ -	$ -	$ -	$ -	$ -	$ -	$ 977.90
$ 980.89	$ -	$ -	$ -	$ -	$ -	$ -	$ 980.89
$ 1,253.24	$ -	$ -	$ -	$ -	$ -	$ -	$ 1,253.24
$ 881.59	$ -	$ -	$ -	$ -	$ -	$ -	$ 881.59
$ 536.93	$ -	$ -	$ -	$ -	$ -	$ -	$ 536.93
$ 920.12	$ -	$ -	$ -	$ -	$ -	$ -	$ 920.12
$ 846.88	$ -	$ -	$ -	$ -	$ -	$ -	$ 846.88
$ 762.79	$ -	$ -	$ -	$ -	$ -	$ -	$ 762.79
$ 525.45	$ -	$ -	$ -	$ -	$ -	$ -	$ 525.45
$ 529.07	$ -	$ -	$ -	$ -	$ -	$ -	$ 529.07
$ 669.21	$ -	$ -	$ -	$ -	$ -	$ -	$ 669.21
$ 2,394.00	$ -	$ -	$ -	$ -	$ -	$ -	$ 2,394.00
$ 1,105.17	$ -	$ -	$ -	$ -	$ -	$ -	$ 1,105.17
$ 1,710.86	$ -	$ -	$ -	$ -	$ -	$ -	$ 1,710.86
$ 1,334.29	$ -	$ -	$ -	$ -	$ -	$ -	$ 1,334.29
$ 259.82	$ -	$ -	$ -	$ -	$ -	$ -	$ 259.82
$ 279.38	$ -	$ -	$ -	$ -	$ -	$ -	$ 279.38
$ 297.32	$ -	$ -	$ -	$ -	$ -	$ -	$ 297.32
$ 677.53	$ -	$ -	$ -	$ -	$ -	$ -	$ 677.53
$ 740.03	$ -	$ -	$ -	$ -	$ -	$ -	$ 740.03
$ 1,037.62	$ -	$ -	$ -	$ -	$ -	$ -	$ 1,037.62
$ 170.26	$ -	$ -	$ -	$ -	$ -	$ -	$ 170.26
$ 556.03	$ -	$ -	$ -	$ -	$ -	$ -	$ 556.03
$ 1,196.67	$ -	$ -	$ -	$ -	$ -	$ -	$ 1,196.67
$ 167.77	$ -	$ -	$ -	$ -	$ -	$ -	$ 167.77
$ 4,890.22	$ -	$ -	$ -	$ -	$ -	$ -	$ 4,890.22
$ 994.29	$ -	$ -	$ -	$ -	$ -	$ -	$ 994.29
$ 4,602.40	$ -	$ -	$ -	$ -	$ -	$ -	$ 4,602.40
$ 1,432.78	$ -	$ -	$ -	$ -	$ -	$ -	$ 1,432.78
$ 1,586.82	$ -	$ -	$ -	$ -	$ -	$ -	$ 1,586.82
$ 1,054.62	$ -	$ -	$ -	$ -	$ -	$ -	$ 1,054.62
$ 2,265.56	$ -	$ -	$ -	$ -	$ -	$ -	$ 2,265.56
$ 2,314.72	$ -	$ -	$ -	$ -	$ -	$ -	$ 2,314.72
$ 2,390.22	$ -	$ -	$ -	$ -	$ -	$ -	$ 2,390.22
$ 1,412.02	$ -	$ -	$ -	$ -	$ -	$ -	$ 1,412.02
$ 1,198.90	$ -	$ -	$ -	$ -	$ -	$ -	$ 1,198.90
$ 1,505.78	$ -	$ -	$ -	$ -	$ -	$ -	$ 1,505.78
$ 2,644.96	$ -	$ -	$ -	$ -	$ -	$ -	$ 2,644.96
$ 2,644.96	$ -	$ -	$ -	$ -	$ -	$ -	$ 2,644.96
$ 2,650.92	$ -	$ -	$ -	$ -	$ -	$ -	$ 2,650.92
$ 2,562.03	$ -	$ -	$ -	$ -	$ -	$ -	$ 2,562.03
$ 2,650.92	$ -	$ -	$ -	$ -	$ -	$ -	$ 2,650.92
$ 200.23	$ -	$ -	$ -	$ -	$ -	$ -	$ 200.23
$ 100.00	$ -	$ -	$ -	$ -	$ -	$ -	$ 100.00
$ 8,714.29	$ -	$ -	$ -	$ -	$ -	$ -	$ 8,714.29
$ 857.30	$ -	$ -	$ -	$ -	$ -	$ -	$ 857.30
$ 1,530.34	$ -	$ -	$ -	$ -	$ -	$ -	$ 1,530.34
$ 1,359.17	$ -	$ -	$ -	$ -	$ -	$ -	$ 1,359.17
$ 1,617.94	$ -	$ -	$ -	$ -	$ -	$ -	$ 1,617.94
$ 498.42	$ -	$ -	$ -	$ -	$ -	$ -	$ 498.42

$ 968.83	$ -	$ -	$ -	$ -	$ -	$ -	$ 968.83
$ 1,495.25	$ -	$ -	$ -	$ -	$ -	$ -	$ 1,495.25
$ 498.42	$ -	$ -	$ -	$ -	$ -	$ -	$ 498.42
$ 968.83	$ -	$ -	$ -	$ -	$ -	$ -	$ 968.83
$ 2,313.33	$ -	$ -	$ -	$ -	$ -	$ -	$ 2,313.33
$ 2,554.17	$ -	$ -	$ -	$ -	$ -	$ -	$ 2,554.17
$ 3,214.29	$ -	$ -	$ -	$ -	$ -	$ -	$ 3,214.29
$ 3,290.42	$ -	$ -	$ -	$ -	$ -	$ -	$ 3,290.42
$ 3,785.42	$ -	$ -	$ -	$ -	$ -	$ -	$ 3,785.42
$ 2,581.33	$ -	$ -	$ -	$ -	$ -	$ -	$ 2,581.33
$ 2,328.00	$ -	$ -	$ -	$ -	$ -	$ -	$ 2,328.00
$ 5,327.18	$ -	$ -	$ -	$ -	$ -	$ -	$ 5,327.18
$ 20,000.00	$ -	$ -	$ -	$ -	$ -	$ -	$ 20,000.00
$ 356.42	$ -	$ -	$ -	$ -	$ -	$ -	$ 356.42
$ 997.49	$ -	$ -	$ -	$ -	$ -	$ -	$ 997.49
$ 513.04	$ -	$ -	$ -	$ -	$ -	$ -	$ 513.04
$ 500.96	$ -	$ -	$ -	$ -	$ -	$ -	$ 500.96
$ 1,659.32	$ -	$ -	$ -	$ -	$ -	$ -	$ 1,659.32
$ 1,358.54	$ -	$ -	$ -	$ -	$ -	$ -	$ 1,358.54
$ 1,581.11	$ -	$ -	$ -	$ -	$ -	$ -	$ 1,581.11
$ 3,285.56	$ -	$ -	$ -	$ -	$ -	$ -	$ 3,285.56
$ 905.20	$ -	$ -	$ -	$ -	$ -	$ -	$ 905.20
$ 1,364.16	$ -	$ -	$ -	$ -	$ -	$ -	$ 1,364.16
$ 2,370.80	$ -	$ -	$ -	$ -	$ -	$ -	$ 2,370.80
$ 1,087.16	$ -	$ -	$ -	$ -	$ -	$ -	$ 1,087.16
$ 2,414.16	$ -	$ -	$ -	$ -	$ -	$ -	$ 2,414.16
$ 2,872.72	$ -	$ -	$ -	$ -	$ -	$ -	$ 2,872.72
$ 1,712.77	$ -	$ -	$ -	$ -	$ -	$ -	$ 1,712.77
$ 1,545.94	$ -	$ -	$ -	$ -	$ -	$ -	$ 1,545.94
$ 1,871.40	$ -	$ -	$ -	$ -	$ -	$ -	$ 1,871.40
$ 1,431.21	$ -	$ -	$ -	$ -	$ -	$ -	$ 1,431.21
$ 1,463.52	$ -	$ -	$ -	$ -	$ -	$ -	$ 1,463.52
$ 1,400.71	$ -	$ -	$ -	$ -	$ -	$ -	$ 1,400.71
$ 1,670.77	$ -	$ -	$ -	$ -	$ -	$ -	$ 1,670.77
$ 1,490.54	$ -	$ -	$ -	$ -	$ -	$ -	$ 1,490.54
$ 4,554.35	$ -	$ -	$ -	$ -	$ -	$ -	$ 4,554.35
$ 4,533.06	$ -	$ -	$ -	$ -	$ -	$ -	$ 4,533.06
$ 2,832.34	$ -	$ -	$ -	$ -	$ -	$ -	$ 2,832.34
$ 553.31	$ -	$ -	$ -	$ -	$ -	$ -	$ 553.31
$ 2,352.93	$ -	$ -	$ -	$ -	$ -	$ -	$ 2,352.93
$ 2,178.36	$ -	$ -	$ -	$ -	$ -	$ -	$ 2,178.36
$ 3,215.56	$ -	$ -	$ -	$ -	$ -	$ -	$ 3,215.56
$ 2,705.49	$ -	$ -	$ -	$ -	$ -	$ -	$ 2,705.49
$ 4,847.27	$ -	$ -	$ -	$ -	$ -	$ -	$ 4,847.27
$ 4,648.44	$ -	$ -	$ -	$ -	$ -	$ -	$ 4,648.44
$ 4,847.27	$ -	$ -	$ -	$ -	$ -	$ -	$ 4,847.27
$ 2,769.71	$ -	$ -	$ -	$ -	$ -	$ -	$ 2,769.71
$ 11,663.92	$ -	$ -	$ -	$ -	$ -	$ -	$ 11,663.92
$ 2,113.91	$ -	$ -	$ -	$ -	$ -	$ -	$ 2,113.91
$ 1,433.89	$ -	$ -	$ -	$ -	$ -	$ -	$ 1,433.89
$ 5,674.94	$ -	$ -	$ -	$ -	$ -	$ -	$ 5,674.94
$ 4,504.76	$ -	$ -	$ -	$ -	$ -	$ -	$ 4,504.76
$ 3,568.29	$ -	$ -	$ -	$ -	$ -	$ -	$ 3,568.29
$ 1,595.13	$ -	$ -	$ -	$ -	$ -	$ -	$ 1,595.13
$ 4,478.01	$ -	$ -	$ -	$ -	$ -	$ -	$ 4,478.01
$ 1,137.42	$ -	$ -	$ -	$ -	$ -	$ -	$ 1,137.42
$ 5,092.38	$ -	$ -	$ -	$ -	$ -	$ -	$ 5,092.38
$ 2,340.09	$ -	$ -	$ -	$ -	$ -	$ -	$ 2,340.09
$ 673.62	$ -	$ -	$ -	$ -	$ -	$ -	$ 673.62
$ 5,791.56	$ -	$ -	$ -	$ -	$ -	$ -	$ 5,791.56
$ 10,392.99	$ -	$ -	$ -	$ -	$ -	$ -	$ 10,392.99
$ 1,443.60	$ -	$ -	$ -	$ -	$ -	$ -	$ 1,443.60
$ 5,346.06	$ -	$ -	$ -	$ -	$ -	$ -	$ 5,346.06
$ 1,219.57	$ -	$ -	$ -	$ -	$ -	$ -	$ 1,219.57
$ 325.29	$ -	$ -	$ -	$ -	$ -	$ -	$ 325.29
$ 692.96	$ -	$ -	$ -	$ -	$ -	$ -	$ 692.96
$ 585.36	$ -	$ -	$ -	$ -	$ -	$ -	$ 585.36
$ 1,225.35	$ -	$ -	$ -	$ -	$ -	$ -	$ 1,225.35
$ 3,036.20	$ -	$ -	$ -	$ -	$ -	$ -	$ 3,036.20
$ 1,518.02	$ -	$ -	$ -	$ -	$ -	$ -	$ 1,518.02
$ 973.76	$ -	$ -	$ -	$ -	$ -	$ -	$ 973.76
$ 992.26	$ -	$ -	$ -	$ -	$ -	$ -	$ 992.26

$ 4,648.44	$ -	$ -	$ -	$ -	$ -	$ -	$ -	$ -	$ 4,648.44
$ 4,648.44	$ -	$ -	$ -	$ -	$ -	$ -	$ -	$ -	$ 4,648.44
$ 4,648.44	$ -	$ -	$ -	$ -	$ -	$ -	$ -	$ -	$ 4,648.44
$ 2,976.45	$ -	$ -	$ -	$ -	$ -	$ -	$ -	$ -	$ 2,976.45
$ 4,648.44	$ -	$ -	$ -	$ -	$ -	$ -	$ -	$ -	$ 4,648.44
$ 4,676.08	$ -	$ -	$ -	$ -	$ -	$ -	$ -	$ -	$ 4,676.08
$ 4,676.08	$ -	$ -	$ -	$ -	$ -	$ -	$ -	$ -	$ 4,676.08
$ 4,606.39	$ -	$ -	$ -	$ -	$ -	$ -	$ -	$ -	$ 4,606.39
$ 4,606.38	$ -	$ -	$ -	$ -	$ -	$ -	$ -	$ -	$ 4,606.38
$ 16,640.73	$ -	$ -	$ -	$ -	$ -	$ -	$ -	$ -	$ 16,640.73
$ 1,559.29	$ -	$ -	$ -	$ -	$ -	$ -	$ -	$ -	$ 1,559.29
$ 1,341.97	$ -	$ -	$ -	$ -	$ -	$ -	$ -	$ -	$ 1,341.97
$ 2,135.30	$ -	$ -	$ -	$ -	$ -	$ -	$ -	$ -	$ 2,135.30
$ 1,686.63	$ -	$ -	$ -	$ -	$ -	$ -	$ -	$ -	$ 1,686.63
$ 1,253.18	$ -	$ -	$ -	$ -	$ -	$ -	$ -	$ -	$ 1,253.18
$ 1,254.00	$ -	$ -	$ -	$ -	$ -	$ -	$ -	$ -	$ 1,254.00
$ 1,961.48	$ -	$ -	$ -	$ -	$ -	$ -	$ -	$ -	$ 1,961.48
$ 9,175.33	$ -	$ -	$ -	$ -	$ -	$ -	$ -	$ -	$ 9,175.33
$ 6,626.03	$ -	$ -	$ -	$ -	$ -	$ -	$ -	$ -	$ 6,626.03
$ 4,936.28	$ -	$ -	$ -	$ -	$ -	$ -	$ -	$ -	$ 4,936.28
$ 4,936.28	$ -	$ -	$ -	$ -	$ -	$ -	$ -	$ -	$ 4,936.28
$ 7,715.33	$ -	$ -	$ -	$ -	$ -	$ -	$ -	$ -	$ 7,715.33
$ 32.33	$ -	$ -	$ -	$ -	$ -	$ -	$ -	$ -	$ 32.33
$ 1,682.99	$ -	$ -	$ -	$ -	$ -	$ -	$ -	$ -	$ 1,682.99
$ 5,360.97	$ -	$ -	$ -	$ -	$ -	$ -	$ -	$ -	$ 5,360.97
$ 1,505.67	$ -	$ -	$ -	$ -	$ -	$ -	$ -	$ -	$ 1,505.67
$ 860.51	$ -	$ -	$ -	$ -	$ -	$ -	$ -	$ -	$ 860.51
$ 66.58	$ -	$ -	$ -	$ -	$ -	$ -	$ -	$ -	$ 66.58
$ 3,356.38	$ -	$ -	$ -	$ -	$ -	$ -	$ -	$ -	$ 3,356.38
$ 1,382.97	$ -	$ -	$ -	$ -	$ -	$ -	$ -	$ -	$ 1,382.97
$ 948.50	$ -	$ -	$ -	$ -	$ -	$ -	$ -	$ -	$ 948.50
$ 1,820.69	$ -	$ -	$ -	$ -	$ -	$ -	$ -	$ -	$ 1,820.69
$ 402.75	$ -	$ -	$ -	$ -	$ -	$ -	$ -	$ -	$ 402.75
$ 32,828.94	$ -	$ -	$ -	$ -	$ -	$ -	$ -	$ -	$ 32,828.94
$ 2,454.45	$ -	$ -	$ -	$ -	$ -	$ -	$ -	$ -	$ 2,454.45
$ 4,848.01	$ -	$ -	$ -	$ -	$ -	$ -	$ -	$ -	$ 4,848.01
$ 280.68	$ -	$ -	$ -	$ -	$ -	$ -	$ -	$ -	$ 280.68
$ 985.39	$ -	$ -	$ -	$ -	$ -	$ -	$ -	$ -	$ 985.39
$ 7,791.44	$ -	$ -	$ -	$ -	$ -	$ -	$ -	$ -	$ 7,791.44
$ 813.75	$ -	$ -	$ -	$ -	$ -	$ -	$ -	$ -	$ 813.75
$ 2,155.76	$ -	$ -	$ -	$ -	$ -	$ -	$ -	$ -	$ 2,155.76
$ 3,248.92	$ -	$ -	$ -	$ -	$ -	$ -	$ -	$ -	$ 3,248.92
$ 7,729.57	$ -	$ -	$ -	$ -	$ -	$ -	$ -	$ -	$ 7,729.57
$ 197,098.86	$ -	$ -	$ -	$ -	$ -	$ -	$ -	$ -	$ 197,098.86
$ 45,606.88	$ -	$ -	$ -	$ -	$ -	$ -	$ -	$ -	$ 45,606.88
$ 12,000.00	$ -	$ -	$ -	$ -	$ -	$ -	$ -	$ -	$ 12,000.00
$ 1,351.84	$ -	$ -	$ -	$ -	$ -	$ -	$ -	$ -	$ 1,351.84
$ 3,623.66	$ -	$ -	$ -	$ -	$ -	$ -	$ -	$ -	$ 3,623.66
$ 2,690.08	$ -	$ -	$ -	$ -	$ -	$ -	$ -	$ -	$ 2,690.08
$ 1,018.96	$ -	$ -	$ -	$ -	$ -	$ -	$ -	$ -	$ 1,018.96
$ 576.31	$ -	$ -	$ -	$ -	$ -	$ -	$ -	$ -	$ 576.31
$ 170.18	$ -	$ -	$ -	$ -	$ -	$ -	$ -	$ -	$ 170.18
$ 66.43	$ -	$ -	$ -	$ -	$ -	$ -	$ -	$ -	$ 66.43
$ 170.71	$ -	$ -	$ -	$ -	$ -	$ -	$ -	$ -	$ 170.71
$ 457.91	$ -	$ -	$ -	$ -	$ -	$ -	$ -	$ -	$ 457.91
$ 206.55	$ -	$ -	$ -	$ -	$ -	$ -	$ -	$ -	$ 206.55
$ 3,158.23	$ -	$ -	$ -	$ -	$ -	$ -	$ -	$ -	$ 3,158.23
$ 1,663.92	$ -	$ -	$ -	$ -	$ -	$ -	$ -	$ -	$ 1,663.92
$ 398.62	$ -	$ -	$ -	$ -	$ -	$ -	$ -	$ -	$ 398.62
$ 447.37	$ -	$ -	$ -	$ -	$ -	$ -	$ -	$ -	$ 447.37
$ 2,115.67	$ -	$ -	$ -	$ -	$ -	$ -	$ -	$ -	$ 2,115.67
$ 372.73	$ -	$ -	$ -	$ -	$ -	$ -	$ -	$ -	$ 372.73
$ 187.02	$ -	$ -	$ -	$ -	$ -	$ -	$ -	$ -	$ 187.02
$ 15.26	$ -	$ -	$ -	$ -	$ -	$ -	$ -	$ -	$ 15.26
$ 376.58	$ -	$ -	$ -	$ -	$ -	$ -	$ -	$ -	$ 376.58
$ 10,761.12	$ -	$ -	$ -	$ -	$ -	$ -	$ -	$ -	$ 10,761.12
$ 4,999.94	$ -	$ -	$ -	$ -	$ -	$ -	$ -	$ -	$ 4,999.94
$ 1,601.05	$ -	$ -	$ -	$ -	$ -	$ -	$ -	$ -	$ 1,601.05
$ 9,223.81	$ -	$ -	$ -	$ -	$ -	$ -	$ -	$ -	$ 9,223.81
$ 17,217.79	$ -	$ -	$ -	$ -	$ -	$ -	$ -	$ -	$ 17,217.79
$ 1,978.50	$ -	$ -	$ -	$ -	$ -	$ -	$ -	$ -	$ 1,978.50
$ 5,000.00	$ -	$ -	$ -	$ -	$ -	$ -	$ -	$ -	$ 5,000.00

$	2,055.33	$	-	$	-	$	-	$	-	$	-	$	-	$	-	$	2,055.33
$	2,000.00	$	-	$	-	$	-	$	-	$	-	$	-	$	-	$	2,000.00
$	4,000.00	$	-	$	-	$	-	$	-	$	-	$	-	$	-	$	4,000.00
$	3,000.00	$	-	$	-	$	-	$	-	$	-	$	-	$	-	$	3,000.00
$	1,679.54	$	-	$	-	$	-	$	-	$	-	$	-	$	-	$	1,679.54
$	162.90	$	-	$	-	$	-	$	-	$	-	$	-	$	-	$	162.90
$	51.59	$	-	$	-	$	-	$	-	$	-	$	-	$	-	$	51.59
$	3,733.20	$	-	$	-	$	-	$	-	$	-	$	-	$	-	$	3,733.20
$	3,546.07	$	-	$	-	$	-	$	-	$	-	$	-	$	-	$	3,546.07
$	989.13	$	-	$	-	$	-	$	-	$	-	$	-	$	-	$	989.13
$	380.10	$	-	$	-	$	-	$	-	$	-	$	-	$	-	$	380.10
$	277.68	$	-	$	-	$	-	$	-	$	-	$	-	$	-	$	277.68
$	228.06	$	-	$	-	$	-	$	-	$	-	$	-	$	-	$	228.06
$	124.89	$	-	$	-	$	-	$	-	$	-	$	-	$	-	$	124.89
$	195.48	$	-	$	-	$	-	$	-	$	-	$	-	$	-	$	195.48
$	654.32	$	-	$	-	$	-	$	-	$	-	$	-	$	-	$	654.32
$	1,053.42	$	-	$	-	$	-	$	-	$	-	$	-	$	-	$	1,053.42
$	947.54	$	-	$	-	$	-	$	-	$	-	$	-	$	-	$	947.54
$	108.50	$	-	$	-	$	-	$	-	$	-	$	-	$	-	$	108.50
$	32.58	$	-	$	-	$	-	$	-	$	-	$	-	$	-	$	32.58
$	916.64	$	-	$	-	$	-	$	-	$	-	$	-	$	-	$	916.64
$	815.90	$	-	$	-	$	-	$	-	$	-	$	-	$	-	$	815.90
$	-	$	-	$	-	$	-	$	-	$	-	$	-	$	-	$	-

| | | |

| | | |

| | | |

| | | |

$ -	$ -	$ -	$ -	$ -	$ -	$ -	$ -	$ -	$ -

| | | |

| | | |

| | | |

$ -	$ -	$ -	$ -	$ -	$ -	$ -	$ -	$ -	$ -

| | | |

| | | |

$	-	$	-	$	-	$	-	$	-	$	-	$	-	$	-

| | | |

| | | |

$ -	$ -	$ -	$ -	$ -	$ -	$ -	$ -	$ -	$ -

$ -	$ -	$ -	$ -	$ -	$ -	$ -	$ -	$ -
$ -	$ -	$ -	$ -	$ -	$ -	$ -	$ -	$ -
$ -	$ -	$ -	$ -	$ -	$ -	$ -	$ -	$ -
$ -	$ -	$ -	$ -	$ -	$ -	$ -	$ -	$ -
$ -	$ -	$ -	$ -	$ -	$ -	$ -	$ -	$ -
$ -	$ -	$ -	$ -	$ -	$ -	$ -	$ -	$ -
$ -	$ -	$ -	$ -	$ -	$ -	$ -	$ -	$ -
$ -	$ -	$ -	$ -	$ -	$ -	$ -	$ -	$ -
$ -	$ -	$ -	$ -	$ -	$ -	$ -	$ -	$ -
$ -	$ -	$ -	$ -	$ -	$ -	$ -	$ -	$ -
$ -	$ -	$ -	$ -	$ -	$ -	$ -	$ -	$ -
$ -	$ -	$ -	$ -	$ -	$ -	$ -	$ -	$ -
$ -	$ -	$ -	$ -	$ -	$ -	$ -	$ -	$ -
$ -	$ -	$ -	$ -	$ -	$ -	$ -	$ -	$ -
$ -	$ -	$ -	$ -	$ -	$ -	$ -	$ -	$ -
$ -	$ -	$ -	$ -	$ -	$ -	$ -	$ -	$ -
$ -	$ -	$ -	$ -	$ -	$ -	$ -	$ -	$ -
$ -	$ -	$ -	$ -	$ -	$ -	$ -	$ -	$ -
$ -	$ -	$ -	$ -	$ -	$ -	$ -	$ -	$ -
$ -	$ -	$ -	$ -	$ -	$ -	$ -	$ -	$ -
$ -	$ -	$ -	$ -	$ -	$ -	$ -	$ -	$ -
$ -	$ -	$ -	$ -	$ -	$ -	$ -	$ -	$ -
$ -	$ -	$ -	$ -	$ -	$ -	$ -	$ -	$ -
$ -	$ -	$ -	$ -	$ -	$ -	$ -	$ -	$ -
$ -	$ -	$ -	$ -	$ -	$ -	$ -	$ -	$ -
$ -	$ -	$ -	$ -	$ -	$ -	$ -	$ -	$ -
$ -	$ -	$ -	$ -	$ -	$ -	$ -	$ -	$ -
$ -	$ -	$ -	$ -	$ -	$ -	$ -	$ -	$ -
$ -	$ -	$ -	$ -	$ -	$ -	$ -	$ -	$ -
$ -	$ -	$ -	$ -	$ -	$ -	$ -	$ -	$ -
$ -	$ -	$ -	$ -	$ -	$ -	$ -	$ -	$ -
$ -	$ -	$ -	$ -	$ -	$ -	$ -	$ -	$ -
$ -	$ -	$ -	$ -	$ -	$ -	$ -	$ -	$ -
$ -	$ -	$ -	$ -	$ -	$ -	$ -	$ -	$ -
$ -	$ -	$ -	$ -	$ -	$ -	$ -	$ -	$ -
$ -	$ -	$ -	$ -	$ -	$ -	$ -	$ -	$ -
$ -	$ -	$ -	$ -	$ -	$ -	$ -	$ -	$ -
$ -	$ -	$ -	$ -	$ -	$ -	$ -	$ -	$ -
$ -	$ -	$ -	$ -	$ -	$ -	$ -	$ -	$ -
$ -	$ -	$ -	$ -	$ -	$ -	$ -	$ -	$ -
$ -	$ -	$ -	$ -	$ -	$ -	$ -	$ -	$ -
$ -	$ -	$ -	$ -	$ -	$ -	$ -	$ -	$ -
$ -	$ -	$ -	$ -	$ -	$ -	$ -	$ -	$ -
$ -	$ -	$ -	$ -	$ -	$ -	$ -	$ -	$ -
$ -	$ -	$ -	$ -	$ -	$ -	$ -	$ -	$ -
$ -	$ -	$ -	$ -	$ -	$ -	$ -	$ -	$ -
$ -	$ -	$ -	$ -	$ -	$ -	$ -	$ -	$ -
$ -	$ -	$ -	$ -	$ -	$ -	$ -	$ -	$ -
$ -	$ -	$ -	$ -	$ -	$ -	$ -	$ -	$ -
$ -	$ -	$ -	$ -	$ -	$ -	$ -	$ -	$ -
$ -	$ -	$ -	$ -	$ -	$ -	$ -	$ -	$ -
$ -	$ -	$ -	$ -	$ -	$ -	$ -	$ -	$ -
$ -	$ -	$ -	$ -	$ -	$ -	$ -	$ -	$ -
$ -	$ -	$ -	$ -	$ -	$ -	$ -	$ -	$ -
$ -	$ -	$ -	$ -	$ -	$ -	$ -	$ -	$ -
$ -	$ -	$ -	$ -	$ -	$ -	$ -	$ -	$ -
$ -	$ -	$ -	$ -	$ -	$ -	$ -	$ -	$ -
$ -	$ -	$ -	$ -	$ -	$ -	$ -	$ -	$ -
$ -	$ -	$ -	$ -	$ -	$ -	$ -	$ -	$ -
$ -	$ -	$ -	$ -	$ -	$ -	$ -	$ -	$ -
$ -	$ -	$ -	$ -	$ -	$ -	$ -	$ -	$ -
$ -	$ -	$ -	$ -	$ -	$ -	$ -	$ -	$ -
$ -	$ -	$ -	$ -	$ -	$ -	$ -	$ -	$ -
$ -	$ -	$ -	$ -	$ -	$ -	$ -	$ -	$ -
$ -	$ -	$ -	$ -	$ -	$ -	$ -	$ -	$ -
$ -	$ -	$ -	$ -	$ -	$ -	$ -	$ -	$ -
$ -	$ -	$ -	$ -	$ -	$ -	$ -	$ -	$ -
$ -	$ -	$ -	$ -	$ -	$ -	$ -	$ -	$ -
$ -	$ -	$ -	$ -	$ -	$ -	$ -	$ -	$ -
$ -	$ -	$ -	$ -	$ -	$ -	$ -	$ -	$ -
$ -	$ -	$ -	$ -	$ -	$ -	$ -	$ -	$ -
$ -	$ -	$ -	$ -	$ -	$ -	$ -	$ -	$ -

| | | |

| | | |

$ -	$ -	$ -	$ -	$ -	$ -	$ -	$ -	$ -	$ -

| | | |

| | | |

| | | |

| | | |

| | | |

$ -	$ -	$ -	$ -	$ -	$ -	$ -	$ -	$ -	$ -

$ -	$ -	$ -	$ -	$ -	$ -	$ -	$ -	$ -	$ -

$	-	$	-	$	-	$	-	$	-	$	-	$	-	$	-

$ -	$ -	$ -	$ -	$ -	$ -	$ -	$ -	$ -	$ -

$	-	$	-	$	-	$	-	$	-	$	-	$	-	$	-	$	-	$	-
$	-	$	-	$	-	$	-	$	-	$	-	$	-	$	-	$	-	$	-
$	-	$	-	$	-	$	-	$	-	$	-	$	-	$	-	$	-	$	-
$	-	$	-	$	-	$	-	$	-	$	-	$	-	$	-	$	-	$	-
$	-	$	-	$	-	$	-	$	-	$	-	$	-	$	-	$	-	$	-
$	-	$	-	$	-	$	-	$	-	$	-	$	-	$	-	$	-	$	-
$	-	$	-	$	-	$	-	$	-	$	-	$	-	$	-	$	-	$	-
$	-	$	-	$	-	$	-	$	-	$	-	$	-	$	-	$	-	$	-
$	-	$	-	$	-	$	-	$	-	$	-	$	-	$	-	$	-	$	-
$	-	$	-	$	-	$	-	$	-	$	-	$	-	$	-	$	-	$	-
$	-	$	-	$	-	$	-	$	-	$	-	$	-	$	-	$	-	$	-
$	-	$	-	$	-	$	-	$	-	$	-	$	-	$	-	$	-	$	-
$	-	$	-	$	-	$	-	$	-	$	-	$	-	$	-	$	-	$	-
$	-	$	-	$	-	$	-	$	-	$	-	$	-	$	-	$	-	$	-
$	-	$	-	$	-	$	-	$	-	$	-	$	-	$	-	$	-	$	-
$	-	$	-	$	-	$	-	$	-	$	-	$	-	$	-	$	-	$	-
$	-	$	-	$	-	$	-	$	-	$	-	$	-	$	-	$	-	$	-
$	-	$	-	$	-	$	-	$	-	$	-	$	-	$	-	$	-	$	-
$	-	$	-	$	-	$	-	$	-	$	-	$	-	$	-	$	-	$	-
$	-	$	-	$	-	$	-	$	-	$	-	$	-	$	-	$	-	$	-
$	-	$	-	$	-	$	-	$	-	$	-	$	-	$	-	$	-	$	-
$	-	$	-	$	-	$	-	$	-	$	-	$	-	$	-	$	-	$	-
$	-	$	-	$	-	$	-	$	-	$	-	$	-	$	-	$	-	$	-



Olympic Disposal Districts (2112)
For the Year Ended 7/31/2023
Regulated LOB P&L

Abbreviations			
		MSW	**Recycling**
Driver Hours	DH	[redacted]	
Revenue	REV		
Customers	CUST		
	BILLED CUST		
Actual	ACT		

USOA #	GL Code	Description	Allocator	Total Clallam Regulated	MSW	Recycling	*Check*
[redacted]							

Designated Information is Confidential Per Protective Order in UTC Docket TG-230778

[redacted]

Designated Information is Confidential Per Protective Order in UTC Docket TG-230778

[redacted]



Designated Information is Confidential Per Protective Order in UTC Docket TG-230778

[redacted]

Designated Information is Confidential Per Protective Order in UTC Docket TG-230778

[redacted]

[redacted]

Olympic Disposal Districts (2112)
For the Year Ended 7/31/2023
Regulated LOB P&L

Abbreviations			
		MSW	Recycling
Driver Hours	DH	[redacted]	
Revenue	REV		
Customers	CUST		
	BILLED CUST		
Actual	ACT		

USOA #	GL Code	Description	Allocator	Total Clallam Regulated	MSW	Recycling	*Check*
[redacted]							

Designated Information is Confidential Per Protective Order in UTC Docket TG-230778

[redacted]

Designated Information is Confidential Per Protective Order in UTC Docket TG-230778

[redacted]

Designated Information is Confidential Per Protective Order in UTC Docket TG-230778



Designated Information is Confidential Per Protective Order in UTC Docket TG-230778

[redacted]



Reconcile Revenue to Detailed Billing Records and Determine Regulated vs. Non-Regulated Breakout

[redacted]

Calculation of Actual Long Haul TV Expense

[redacted]

Staff accepts

[redacted]

staff accepts

Corporate OH Adjustment: **2112**

[redacted]

Staff revised
See Staff Calculations

[redacted] Staff accepts

Employee Free Service - Reduction in disposal expense

[redacted] Staff accepts

Adjust WUTC Fee to Actual

[redacted] Staff accepts

Supervisor Allocation to MRF

[redacted] Staff accepts

MRF Fuel Allocation

[redacted] Staff accepts

Staff accepts

[redacted]

[redacted]

[redacted]

[redacted]

Olympic Disposal
Summary of Key Allocators

Line of Business	Clallam (UTC)	Jefferson (UTC)	Mill Long Hauls (UTC)	Non-Reg Cities	Total
[redacted]					

Designated Information is Confidential Per Protective Order in UTC Docket TG-230778

[redacted]



[redacted]



Exh. JW-7C
TG-230778

[redacted]



Murrey's Disposal Co., Inc. G-9
dba Olympic Disposal
Jefferson Regulated Price Out
August 1, 2022 - July 31, 2023

Designated Information is Confidential Per Protective Order in UTC Docket TG-230778

Service Code	Service Code Description	Tariff Rate Monthly Rate	Tariff Page	Total Revenue		Average Customer
RESIDENTIAL SERVICES	**RESIDENTIAL SERVICES**					
RESIDENTIAL GARBAGE	**RESIDENTIAL GARBAGE**					
20RW1	1-20 GAL CART WEEKLY SVC	$18.24	21.0	3,493	32000	16
32RE1	1-32 GAL CAN-EOW SVC	$13.82	21.0	1,085	32000	7
32RW1	1-32 GAL CAN-WEEKLY SVC	$23.61	21.0	266	32000	1
32RW2	2-32 GAL CANS-WEEKLY SVC	$34.95	21.0	1,153	32000	3
35RW1	1-35 GAL CART WEEKLY SVC	$25.77	21.0	405,464	32000	1,311
96RW1	1-96 GAL CART WEEKLY SVC	$43.23	21.0	131,484	32000	253
CARRYRE	CARRYOUT PER CAN-EOW	$1.65	19.0	20	32001	1
CARRYRW	CARRYOUT PER CAN-WKLY	$1.65	19.0	59	32001	3
EXTRAR	EXTRA CAN/BAGS	$7.75	21A	11,594	32001	125
OFOWR	OVERFILL/OVERWEIGHT CHG	$7.30	16.0	2,073	32001	26
RDELCART	RE-DELIVERY FEE-CART	$20.51	15.0	3,302	32000	13
RESTART	SERVICE RESTART FEE	$10.25	15.0	1,620	32000	13
TRIPRCANS	RETURN TRIP CHARGE - CANS	$6.17	17.0	123	32001	2
60RW1	1-60 GAL CART WEEKLY SVC	$33.19	21.0	336,471	32000	845
35RE1	1-35 GAL CART EOW SVC	$15.18	21.0	146,963	32000	807
35RM1	1-35 GAL MONTHLY	$9.53	21.0	12,989	32000	114
60RE1	1-60GAL CART EOW SVC	$18.48	21.0	193,021	32000	870
60RE2	2-60 GAL CARTS EOW SVC	$36.96	21.0	1,331	32000	3
60RM1	1-60 GAL CART MONTHLY SVC	$12.49	21.0	6,732	32000	45
60RW2	2-60 GAL CARTS WEEKLY SVC	$66.38	21.0	3,750	32000	5
96RE1	1-96 GAL EOW	$24.44	21.0	56,579	32000	193
96RM1	1-96 GAL MONTHLY	$16.33	21.0	1,927	32000	10
DRVNRE1	DRIVE IN UP TO 250-EOW	$5.39	19.0	388	32000	6
DRVNRE2	DRIVE IN OVER 250-EOW	$5.39	19.0	129	32000	2
DRVNRW1	DRIVE IN UP TO 250	$5.39	19.0	162	32000	3
RCARRYOUT 5-25	RESI CARRYOUT FEE 5-25 FT	$1.65	19.0	97	32000	5
RCARRYOUT OVER 25	RESI CARRYOUT FEE 25+ FT	$2.48	19.0	29	32000	1
SP35-RES	SPECIAL PICKUP 35GL RES	$8.40	21A	680	32001	7
SP60-RES	SPECIAL PICKUP 60GL RES	$8.40	21A	798	32001	8
SP96-RES	SPECIAL PICKUP 96GL RES	$8.40	21A	252	32001	3
32RM1	1-32 GAL CAN-MONTHLY SVC	$8.40	21A	151	32000	2
RGATE	RESI GATE CHARGE	$2.53	19.0	25	32001	1
ROLLE-RESI	ROLLOUT RESI EOW UP TO 25	$1.21	31.0	220	32001	15
ROLLM-RESI	ROLLOUT RESI MTHLY UP TO 25 FT	$0.56	31.0	11	32001	2
ROLLW-RESI	Rollout 25ft/can per pick up	$2.43	31.0	6	32001	4
OC-RES	ON CALL SERVICE - RES	$8.40	21A	126	32000	1
	TOTAL RESIDENTIAL GARBAGE			**$1,324,573.60**		**4,484**
RESIDENTIAL RECYCLING	**RESIDENTIAL RECYCLING**					
recyonlypre	RECYCLE SERVICE ONLY	$10.87	21.0	1,440	32100	11
recyrpre	RECYCLE PROGRAM WITH MSW	$9.54	21.0	89,232	32100	779
	TOTAL RESIDENTIAL RECYCLING			**$90,672.64**		**790**
COMMERCIAL SERVICES	**COMMERCIAL SERVICES**					
COMMERCIAL GARBAGE	**COMMERCIAL GARBAGE**					
CTIME	COMMERCIAL TIME CHARGE	$58.06	29.0	32	33010	1
DEL1.5TEMP-COM	DELIVERY FEE 1.5YD TEMP	$31.65	35.0	32	33010	1
DEL2TEMP-COM	DELIVERY FEE 2YD TEMP	$42.85	35.0	1,543	33010	3
F2YD1W	2YD CONT 1X WEEKLY	$195.89	35.0	33,791	33010	14
F2YDEOW	2YD CONT EVERY OTHER WK	$98.17	35.0	11,142	33010	9
F4YD1W	4YD CONT 1X WEEKLY SVC	$350.73	36.0	91,716	33010	22
F6YD1W	6YD CONT 1X WEEKLY SVC	$529.39	35.0	25,411	33010	4
F1.5YD1W	1.5YD CONT 1X WEEKLY	$140.12	35.0	3,923	33010	2
F1.5YDEOW	1.5YD CONT EVERY OTHER WK	$70.22	35.0	2,036	33010	2
F1YD1M	1YD CONT 1X MONTH SVC	$23.08	35.0	1,154	33010	4
F1YD1W	1YD CONT 1X WEEKLY	$99.94	35.0	5,522	33010	5
F1YDEOW	1YD CONT EVERY OTHER WK	$50.08	35.0	6,586	33010	11
F2YD2W	2YD CONT 2X WEEKLY	$391.78	35.0	40,500	33010	9
F3YD1W	3YD CONT 1X WEEKLY SVC	$257.12	35.0	26,933	33010	9
F3YDEOW	3YD CONT EOW SVC	$128.85	35.0	1,933	33010	1
F4YDEOW	4YD CONT EOW SVC	$175.77	36.0	6,152	33010	3
SP1.5-COM	SPECIAL PICKUP 1.5YD	$35.36	35.0	354	33010	1
SP2-COM	SPECIAL PICKUP 2YD	$50.24	35.0	1,306	33010	3
DEL1TEMP-COM	DELIVERY FEE 1YD TEMP	$24.07	35.0	48	33010	1
SP1-COM	SPECIAL PICKUP 1YD	$26.08	35.0	1,200	33010	5
F2YDEXCO	CUST OWN 2YD EXTRA PU	$50.24	36.0	5,024	33011	14
F2YD1WCO	CUST OWN 2YD 1X WK	$195.89	36.0	1,665	33010	2
CEXYD	CMML EXTRA YARDAGE	$27.87	35.0	9,324	33011	28
CLOCKWKLY	LOCK CHARGE-CONTAINER WKL	$4.85	35.0	1,553	33011	27
R1.5YD1W	1.5YD CONT 1xWEEKLY SVC	$140.12	35.0	64,665	33010	38
R1.5YD2W	1.5YD CONT 2xWEEKLY SVC	$280.24	35.0	3,363	33010	1
R1.5YDEX	1.5YD CONTAINER EXTRA PU	$35.36	35.0	35	33011	1
R1.5YDRENTM	1.5YD CONTAINER RENT-MTH	$6.75	35.0	1,275	33010	18
R1.5YDRENTTD	1.5 YD TEMP CONT RENT DAI	$0.77	35.0	155	33010	29

R1.5YDTPU	1.5YD TEMP CONTAINER PU	$36.62	35.0	183	33010	1
R1YD1W	1YD CONT 1xWEEKLY SVC	$99.94	35.0	98,816	33010	82
R1YD2W	1YD CONT 2xWEEKLY SVC	$199.87	35.0	16,789	33010	7
R1YDEX	1YD CONTAINER EXTRA PU	$26.08	35.0	52	33011	1
R1YDRENTM	1YD CONTAINER RENT-MTHLY	$5.06	35.0	1,606	33010	26
R2YD1W	2YD CONT 1xWEEKLY SVC	$195.89	36.0	287,811	33010	122
R2YD2W	2YD CONT 2xWEEKLY SVC	$391.78	36.0	82,470	33010	18
R2YDEX	2YD CONTAINER EXTRA PU	$50.24	35.0	100	33011	1
R2YDRENTM	2YD CONTAINER RENT-MTHLY	$9.02	35.0	2,925	33010	27
R2YDTPU	2YD TEMP CONTAINER PU	$51.57	35.0	6,756	33010	11
RDELTO8	REDELIVERY FEE UP TO 8YDS	$30.85	15.0	524	33010	2
CLOCKEOW	LOCK CHARGE - CONT EOW	$2.43	36.0	609	33011	21
96CW1	1-96 GL CART WEEKLY SVC	$44.77	35.5	7,499	33010	14
CGATE	GATE CHARGE	$4.85	36.0	662	33011	11
35CW1	1-35 GAL CAN WEEKLY SVC	$26.89	35.5	14,863	33010	46
60CW1	1-60 GAL CART CMML WKLY	$34.21	35.5	2,249	33010	5
CGATEEOW	GATE CHARGE EOW	$2.43	36.0	117	33010	4
R1.5YDEOW	1.5YD CONT EOW SVC	$70.22	35.0	30,124	33010	36
R1YD1M	1YD CONTAINER 1X A MONTH	$23.08	35.0	6,647	33010	24
R1YDEOW	1YD CONT EOW SVC	$50.08	35.0	115,985	33010	193
R2YD1M	2YD CONT 1X MONTH SVC	$45.24	35.0	14,793	33010	27
R2YDEOW	2YD CONT EOW SVC	$98.17	35.0	76,131	33010	65
CTRIP	RETURN TRIP CHARGE - CONT	$9.91	17.0	50	33011	1
R2YDRENTTD	2 YD TEMP CONT RENT DAILY	$0.82	35.0	1,859	33010	189
R1.5YD1M	1.5YD CONT 1X MONTH SVC	$32.36	35.0	7,216	33010	19
R1YDRENTTD	1YD TEMP CONT RENT DAILY	$0.56	35.0	87	33010	22
ROLLOUTOC	ROLL OUT	$1.12	31.0	9	33011	1
R1YDRENTT	1YD TEMP CONT RENT	$5.60	35.0	67	33010	1
ADDTLPACK25	OVER 25FT ROLLOUT FOR CONTAINERS	$0.16	31.0	76	33011	39
CEX	EXTRA CANS	$7.65	36.0	237	33011	8
RDELOVER8	REDELIVERY FEE OVER 8YDS	$61.55	15.0	62	33010	
R1YDTPU	1YD TEMP CONT PU	$26.09	35.0	52	33010	1
ADDTLPACKA25	OVER 25FT ROLLOUT FOR AUTO CARTS	$0.11	35.0	57	33011	43
	TOTAL COMMERCIAL GARBAGE			**$1,125,853.79**		**809**

Carts
Containers

DROP BOX SERVICES **DROP BOX SERVICES**

DROP BOX HAULS/RENTAL	**DROP BOX HAULS/RENTAL**					
CONNECTFEE	CONNECT/DISCONNECT	$6.02	42.0	205	31010	3
CPHAUL15	15YD COMPACTOR-HAUL	$113.82	42.0	114	31000	0
CPHAUL30	30YD COMPACTOR-HAUL	$206.82	42.0	7,032	31000	1
RODEL	ROLL OFF-DELIVERY	$166.66	39.0	14,999	31010	8
ROHAUL20	20YD ROLL OFF-HAUL	$106.78	39.0	13,454	31000	11
ROHAUL20T	20YD ROLL OFF TEMP HAUL	$153.33	39.0	13,953	31000	8
ROHAUL30	30YD ROLL OFF-HAUL	$113.41	39.0	26,878	31000	20
ROHAUL30T	30YD ROLL OFF TEMP HAUL	$242.07	39.0	17,671	31000	6
ROMILE	ROLL OFF-MILEAGE	$3.84	39.0	10,956	31010	238
RORELOCATE	ROLL OFF RELOCATE	$122.34	17.0	245	31010	0
RORENT20D	20YD ROLL OFF-DAILY RENT	$9.60	39.0	19,094	31002	6
RORENT20M	20YD ROLL OFF-MNTHLY RENT	$78.65	39.0	5,979	31002	6
RORENT30D	30YD ROLL OFF-DAILY RENT	$16.00	39.0	26,736	31002	5
RORENT30M	30YD ROLL OFF-MNTHLY RENT	$81.90	39.0	9,581	31002	10
ROWAIT	TIME/STANDBY CHARGE	$80.72	29.0	161	31010	0
ROHAUL30CO	30YD CUST OWNED R/O HAUL	$114.97	40.0	805	31000	1
ROHAUL40	40YD ROLL OFF-HAUL	$131.42	39.0	13,668	31000	9
RORENT40M	40YD ROLL OFF-MNTHLY RENT	$81.90	39.0	983	31002	1
				$182,513.80		**28**

PASSTHROUGH DISPOSAL	**PASSTHROUGH DISPOSAL**					
DISP	DISPOSAL FEE PER TON	$157.27	34.0	241,258	31005	
	TOTAL PASSTHROUGH DISPOSAL			**$ 241,258.33**		

Service Charges	**Service Charges**					
FINCHG	LATE FEE	$1.00	8.0	2,720	38000	
	TOTAL SERVICE CHARGES			**$2,720.33**		6112

Service Charges	**Mill Haul**					
ROWKND	WEEKEND/HOLIDAY RO SVC	$250.70	16.0	4,638	31020	
ROMILL - W		$2,334.24	16.0	107,375	31020	
ROMILL-C		$1,731.88	16.0	1,030,835	31020	
				1,142,848		
	TOTAL REVENUE			**$4,110,440.63**		

					Area Total
					Per Price Out
Dump Fee Price effective 10.1.2023	Proposed Tariff Rate		Proposed Annual Revenue	Change in Annual Revenue	
					$ 3,392,966
18.38	$ 21.05	$	4,031	$ 538	
13.94	$ 15.96	$	1,253	$ 168	
23.85	$ 27.31	$	307	$ 42	
35.32	$ 40.44	$	1,334	$ 181	
26.04	$ 29.81	$	469,054	$ 63,590	
43.72	$ 50.06	$	152,255	$ 20,772	
1.65	$ 1.89	$	23	$ 3	
1.65	$ 1.89	$	68	$ 9	
7.81	$ 8.94	$	13,378	$ 1,784	
7.36	$ 8.42	$	2,392	$ 319	
20.51	$ 23.48	$	3,781	$ 479	
10.25	$ 11.74	$	1,854	$ 235	
6.17	$ 7.06	$	141	$ 18	
33.53	$ 38.39	$	389,186	$ 52,715	
15.31	$ 17.53	$	169,749	$ 22,786	
9.59	$ 10.98	$	14,967	$ 1,977	
18.65	$ 21.35	$	223,031	$ 30,011	
37.30	$ 42.71	$	1,538	$ 207	
12.57	$ 14.39	$	7,758	$ 1,026	
67.06	$ 76.78	$	4,338	$ 588	
24.68	$ 28.26	$	65,419	$ 8,840	
16.44	$ 18.82	$	2,221	$ 294	
5.39	$ 6.17	$	444	$ 56	
5.39	$ 6.17	$	148	$ 19	
5.39	$ 6.17	$	185	$ 23	
1.65	$ 1.89	$	111	$ 14	
2.48	$ 2.84	$	33	$ 4	
8.46	$ 9.69	$	785	$ 104	
8.46	$ 9.69	$	920	$ 122	
8.46	$ 9.69	$	291	$ 39	
8.46	$ 9.68	$	174	$ 23	
2.53	$ 2.90	$	29	$ 4	
1.21	$ 1.39	$	251	$ 32	
0.56	$ 0.64	$	13	$ 2	
2.43	$ 2.78	$	6	$ 1	
8.40	$ 9.62	$	144	$ 18	
			$1,531,615	**$207,041**	15.63%
10.87	$ 12.45	$	1,649	$ 209	
9.54	$ 10.92	$	102,171	$ 12,939	
-	$ -	$	-	$ -	
			$103,820	**$13,148**	14.50%
58.06	$ 66.48	$	37	$ 5	
31.65	$ 36.24	$	36	$ 5	
42.85	$ 49.06	$	1,766	$ 224	
198.23	$ 226.97	$	39,152	$ 5,361	
99.34	$ 113.75	$	12,910	$ 1,768	
355.15	$ 406.64	$	106,337	$ 14,621	
535.40	$ 613.04	$	29,426	$ 4,015	
141.94	$ 162.52	$	4,551	$ 627	
71.13	$ 81.45	$	2,362	$ 326	
23.37	$ 26.76	$	1,338	$ 184	
101.19	$ 115.87	$	6,402	$ 880	
50.71	$ 58.07	$	7,636	$ 1,050	
396.45	$ 453.94	$	46,926	$ 6,426	
260.54	$ 298.31	$	31,248	$ 4,315	
130.57	$ 149.50	$	2,243	$ 310	
177.98	$ 203.79	$	7,133	$ 981	
35.78	$ 40.97	$	410	$ 56	
50.78	$ 58.14	$	1,512	$ 205	
24.07	$ 27.56	$	55	$ 7	
26.37	$ 30.19	$	1,389	$ 189	
50.78	$ 58.14	$	5,814	$ 790	
198.23	$ 226.97	$	1,929	$ 264	
28.08	$ 32.15	$	10,755	$ 1,431	
4.85	$ 5.55	$	1,778	$ 225	
141.92	$ 162.49	$	74,991	$ 10,326	
283.83	$ 324.99	$	3,900	$ 537	
35.78	$ 40.97	$	41	$ 6	
6.75	$ 7.73	$	1,460	$ 185	
0.77	$ 0.88	$	177	$ 22	

37.04	$ 42.41	$ 212	$ 29	
101.19	$ 115.87	$ 114,565	$ 15,749	
202.39	$ 231.74	$ 19,466	$ 2,677	
26.37	$ 30.19	$ 60	$ 8	
5.06	$ 5.79	$ 1,838	$ 233	
198.22	$ 226.96	$ 333,462	$ 45,651	
396.44	$ 453.92	$ 95,551	$ 13,081	
50.78	$ 58.14	$ 116	$ 16	
9.02	$ 10.33	$ 3,349	$ 424	
52.11	$ 59.66	$ 7,816	$ 1,060	
30.85	$ 35.32	$ 600	$ 76	
2.43	$ 2.78	$ 697	$ 88	
45.25	$ 51.81	$ 8,678	$ 1,179	
4.85	$ 5.55	$ 757	$ 96	
27.15	$ 31.09	$ 17,183	$ 2,319	
34.55	$ 39.56	$ 2,601	$ 352	
2.43	$ 2.78	$ 134	$ 17	
71.13	$ 81.45	$ 34,941	$ 4,816	
23.37	$ 26.76	$ 7,707	$ 1,059	
50.71	$ 58.07	$ 134,481	$ 18,496	
45.78	$ 52.42	$ 17,141	$ 2,347	
99.34	$ 113.74	$ 88,207	$ 12,077	
9.91	$ 11.35	$ 57	$ 7	
0.82	$ 0.94	$ 2,128	$ 270	
32.78	$ 37.53	$ 8,370	$ 1,154	
0.56	$ 0.64	$ 100	$ 13	
1.12	$ 1.28	$ 10	$ 1	
5.60	$ 6.41	$ 77	$ 10	
0.16	$ 0.18	$ 87	$ 11	
7.70	$ 8.81	$ 273	$ 36	
61.55	$ 70.47	$ 70	$ 9	
26.38	$ 30.21	$ 60	$ 8	
0.11	$ 0.13	$ 65	$ 8	
0.11	$ 0.13	$ -	$ -	
		$1,304,574	**$178,720**	15.87%
6.02	$ 6.89	$ 234	$ 30	
113.82	$ 130.32	$ 130	$ 17	
206.82	$ 236.81	$ 8,052	$ 1,020	
166.66	$ 190.83	$ 17,174	$ 2,175	
106.78	$ 122.26	$ 15,405	$ 1,951	
153.33	$ 175.56	$ 15,976	$ 2,023	
113.41	$ 129.85	$ 30,776	$ 3,897	
242.07	$ 277.17	$ 20,233	$ 2,562	
3.84	$ 4.40	$ 12,544	$ 1,589	
122.34	$ 140.08	$ 280	$ 35	
9.60	$ 10.99	$ 21,863	$ 2,769	
78.65	$ 90.05	$ 6,846	$ 867	
16.00	$ 18.32	$ 30,613	$ 3,877	
81.90	$ 93.78	$ 10,970	$ 1,389	
80.72	$ 92.42	$ 185	$ 23	
114.97	$ 131.64	$ 921	$ 117	
131.42	$ 150.48	$ 15,650	$ 1,982	
81.90	$ 93.78	$ 1,125	$ 143	
		$ -	$ -	
		$208,979	**$26,465**	14.50%
-	$ -	$ 241,258	$ -	
			$ -	
		$241,258	**$0**	
1.00	$ 1.00	$ 2,720	$ -	
		$2,720	**$0**	

Designated Information is Confidential Per Protective Order in UTC Docket TG-230778

Increase per	True-Up	Total PI	Diff From LG
13.88%	0.62%	14.50%	9,057

DF Increase	Total	Revenue Req Per LG	Difference
$ 22,472	$ 3,415,438	$ 3,415,438	$ 0

Combined Rev Requirement	14,425,514	488,833
		-
		-
Mill Haul	2,013,781	4,314
		-
Jefferson Res	1,531,615	66,965
Jefferson Recycling	103,820	4,539
Jefferson Commercial	1,304,574	57,038
Jefferson PT	241,258	-
Jefferson Service Charges	2,720	-
		-
Clallam Res	4,375,554	190,453
Clallam Recyling	681,804	29,677
Clallam Commercial	2,181,321	94,945
Clallam PT	517,453	-
Clallam Service Charges	3,986	-
		-
City PA Commercial	85,766	3,733
City PA PT	252,841	-
City PA Service Charges	2,841	-
		-
Jefferson Res DF Increase	10,786	-
Jefferson Com DF Increase	11,686	-
		-
Clallam DF Increase	267,965	-
Clallam Com DF Increase		-
		-
Mill Haul DF Increase	37,954	-
		-
City PA RO	183,962	8,007
Clallam RO	404,846	17,622
Jefferson RO	208,979	11,538
Variance	4	

Murrey's Disposal Co., Inc. G-9
dba Olympic Disposal
Clallam Regulated Price Out
August 1, 2022 - July 31, 2023

Designated Information is Confidential Per Protective Order in UTC Docket TG-230778

Service Code	Service Code Description	Tariff Rate Monthly Rate	Tariff Page	Total Revenue		Average Customer
RESIDENTIAL SERVICES	**RESIDENTIAL SERVICES**					
RESIDENTIAL GARBAGE	**RESIDENTIAL GARBAGE**					
20RW1	1-20 GAL CART WEEKLY SVC	$16.81	22	1,473	32000	7
32RE1	1-32 GAL CAN-EOW SVC	$12.68	22	152	32000	1
35RW1	1-35 GAL CART WEEKLY SVC	$24.35	22	439,291	32000	1,503
96RW1	1-96 GAL CART WEEKLY SVC	$41.30	22	617,165	32000	1,245
CARRYRE	CARRYOUT PER CAN-EOW	$0.83	19	20	32001	2
CARRYRW	CARRYOUT PER CAN-WKLY	$1.65	19	88	32001	4
EXTRAR	EXTRA CAN/BAGS	$6.96	22A	18,131	32001	217
OFOWR	OVERFILL/OVERWEIGHT CHG	$6.53	16A	6,412	32001	82
RDELCART	RE-DELIVERY FEE-CART	$20.51	15	7,691	32000	31
RESTART	SERVICE RESTART FEE	$10.25	15	3,741	32000	30
TRIPRCANS	RETURN TRIP CHARGE - CANS	$6.17	17	389	32001	5
60RW1	1-60 GAL CART WEEKLY SVC	$31.75	22	1,331,282	32000	3,494
35RE1	1-35 GAL CART EOW SVC	$14.05	22	176,236	32000	1,045
35RM1	1-35 GAL MONTHLY	$8.60	22	14,388	32000	139
60RE1	1-60GAL CART EOW SVC	$18.19	22	568,165	32000	2,603
60RE2	2-60 GAL CARTS EOW SVC	$36.38	22	1,346	32000	3
60RM1	1-60 GAL CART MONTHLY SVC	$12.33	22	24,339	32000	165
60RW2	2-60 GAL CARTS WEEKLY SVC	$63.50	22	11,732	32000	15
96RE1	1-96 GAL EOW	$23.64	22	212,042	32000	747
96RM1	1-96 GAL MONTHLY	$15.94	22	6,854	32000	36
DRVNRE1	DRIVE IN UP TO 250-EOW	$5.39	19	1,089	32000	17
DRVNRE2	DRIVE IN OVER 250-EOW	$5.39	19	1,523	32000	24
DRVNRM1	DRIVE IN UP TO 250-MTHLY	$5.39	19	129	32000	2
DRVNRW1	DRIVE IN UP TO 250	$5.39	19	1,773	32000	27
DRVNRW2	DRIVE IN OVER 250	$5.39	19	1,748	32000	27
RCARRYOUT 5-25	RESI CARRYOUT FEE 5-25 FT	$1.65	19	148	32000	7
RCARRYOUT OVER 25	RESI CARRYOUT FEE 25+ FT	$0.83	19	66	32000	7
SP35-RES	SPECIAL PICKUP 35GL RES	$8.50	22A	765	32001	8
SP60-RES	SPECIAL PICKUP 60GL RES	$8.50	22A	2,542	32001	25
SP96-RES	SPECIAL PICKUP 96GL RES	$8.50	22A	1,114	32001	11
RGATE	RESI GATE CHARGE	$2.53	19	51	32001	2
ROLLE-RESI	ROLLOUT RESI EOW UP TO 25	$1.21	31	364	32001	25
ROLLM-RESI	ROLLOUT RESI MTHLY UP TO 25 FT	$0.56	31	44	32001	8
ROLLW-RESI	Rollout 25ft/can per pick up	$2.43	31	301	32001	10
64RW1		$9.54	22	(8)	32000	-
	TOTAL RESIDENTIAL GARBAGE			**$3,452,582.70**		**11,005**
RESIDENTIAL RECYCLING	**RESIDENTIAL RECYCLING**					
recyonlypre	RECYCLE SERVICE ONLY	$10.87	22	7,391	32100	57
recyrpre	RECYCLE PROGRAM WITH MSW	$9.54	22	595,435	32100	5,201
	TOTAL RESIDENTIAL RECYCLING			**$602,825.61**		**5,258**
COMMERCIAL SERVICES	**COMMERCIAL SERVICES**					
COMMERCIAL GARBAGE	**COMMERCIAL GARBAGE**					
CTIME	COMMERCIAL TIME CHARGE	$58.06	29	537	33010	1
CLOCK	CLOCK ON CALL	$1.12	35.5A	144	33011	11
DEL2TEMP-COM	DELIVERY FEE 2YD TEMP	$35.27	35A	741	33010	2
F4TC-COM	4 YD TEMP CONT PICKUP	$77.71	35A	7,382	33010	8
F1.5YD1M	1.5YD CONT 1X MONTH SVC	$31.00	35A	3,472	33010	9
F3YD1M	3YD CONT 1X MONTH SVC	$56.85	35A	5,344	33010	8
F4YD2W	4YD CONT 2XWEEKLY SVC	$672.97	35A	11,440	33010	1
F2YD1W	2YD CONT 1X WEEKLY	$185.41	35A	220,684	33010	99
F2YDEOW	2YD CONT EVERY OTHER WK	$92.92	35A	85,858	33010	77
F4YD1W	4YD CONT 1X WEEKLY SVC	$336.48	35A	250,341	33010	62
F6YD1W	6YD CONT 1X WEEKLY SVC	$470.45	35A	233,813	33010	41
F6YD2W	6YD CONT 2XWEEKLY SVC	$940.91	35A	1,059	33010	1
F3TC-COM	3 YD TEMP CONT PICKUP	$56.85	35A	1,251	33010	2
F1.5YD1W	1.5YD CONT 1X WEEKLY	$134.23	35A	82,014	33010	51
F1.5YD2W	1.5YD CONT 2X WEEKLY	$268.46	35A	436	33010	1
F1.5YDEOW	1.5YD CONT EVERY OTHER WK	$67.27	35A	51,663	33010	64
F1YD1M	1YD CONT 1X MONTH SVC	$21.69	35A	5,054	33010	19
F1YD1W	1YD CONT 1X WEEKLY	$93.92	35A	157,222	33010	140
F1YDEOW	1YD CONT EVERY OTHER WK	$47.07	35A	113,156	33010	200
F2YD1M	2YD CONT 1X MONTH SVC	$42.82	35A	14,944	33010	29
F2YD2W	2YD CONT 2X WEEKLY	$370.82	35A	4,450	33010	1
F3YD1W	3YD CONT 1X WEEKLY SVC	$246.16	35A	150,364	33010	51
F3YDEOW	3YD CONT EOW SVC	$123.36	35A	34,171	33010	23
F4YD1M	4YD CONT 1X MONTH SVC	$77.71	35A	12,045	33010	13
F4YDEOW	4YD CONT EOW SVC	$168.63	35A	41,736	33010	21
F6YDEOW	6YD CONT EVERY OTHER WK	$235.77	35A	21,101	33010	7
F8YD1W	8YD CONT 1X WEEKLY	$631.27	35A	54,763	33010	7
DEL3TEMP-COM	DELIVERY FEE 3YD TEMP	$45.13	35A	496	33010	1
DEL4TEMP-COM	DELIVERY FEE 4YD TEMP	$45.13	35A	1,489	33010	3
F2YDTPU	2YD TEMP CONT PU	$40.36	35A	2,462	33010	6
SP35-COM	SPECIAL PICKUP 35GL COM	$8.00	35.5A	16	33011	1
SP1.5-COM	SPECIAL PICKUP 1.5YD	$34.00	35A	272	33010	2

SP2-COM	SPECIAL PICKUP 2YD	$45.82	35A	962	33010	2	
DEL1.5TEMP-COM	DELIVERY FEE 1.5YD TEMP	$26.04	35A	104	33010	1	
DEL1TEMP-COM	DELIVERY FEE 1YD TEMP	$19.78	35A	79	33010	1	
SP1-COM	SPECIAL PICKUP 1YD	$24.69	35A	1,086	33010	4	
F2YDEX	2YD CONT EXTRA P/U	$42.82	35A	300	33011	2	
F2YDEXCO	CUST OWN 2YD EXTRA PU	$45.82	36A	229	33011	1	
F1YDTPU	1YD TEMP CONT PU	$26.71	35A	614	33010	3	
F1.5YDTPU	1.5YD TEMP CONT PU	$31.00	35A	372	33010	2	
F1.5YDEX	1.5YD CONT EXTRA P/U	$34.00	35A	102	33011	1	
F1YDEX	1YD CONT EXTRA P/U	$24.69	35A	74	33011	1	
SP6-COM	SPECIAL PICKUP 6YD	$111.65	35A	670	33010	1	
F3YD2W	3YD CONT 2X WEEKLY SVC	$492.32	35A	738	33010	0	
F4YDEX	4YD CONTAINER EXTRA PU	$80.71	35A	646	33011	2	
SP3-COM	SPECIAL PICKUP 3YD	$59.85	35A	539	33010	1	
F6YDEX	6YD CONTAINER EXTRA PU	$111.65	35A	670	33011	2	
F6YD1M	6YD CONT 1X MONTH SVC	$108.65	35A	4,889	33010	4	
F3YDEX	3YD CONTAINER EXTRA PU	$59.85	35A	120	33011	1	
R6YDEX	6 YARD EXTRA	$111.65	35A	335	33011	2	
SP4-COM	SPECIAL PICKUP 4YD	$80.71	35A	888	33010	2	
F8YDEOW	8YD CONT EVERY OTHER WEEK	$316.36	35A	1,107	33000	0	
32CW1	1-32 GAL CAN WEEKLY SVC	$22.99	36A	276	33010	1	
CCARRYOUT 5-25	COMM CARRYOUT FEE 5-25 FT	$1.65	19	40	33011	2	
CEXYD	CMML EXTRA YARDAGE	$28.44	36A	2,901	33011	9	
CLOCKWKLY	LOCK CHARGE-CONTAINER WKL	$4.85	35.5A	1,940	33011	33	
R1.5YDEX	1.5YD CONTAINER EXTRA PU	$34.00	35A	68	33011	1	
R1.5YDRENTM	1.5YD CONTAINER RENT-MTH	$6.75	35A	713	33010	9	
R1YD1W	1YD CONT 1xWEEKLY SVC	$93.92	35A	141	33010	0	
R1YDEX	1YD CONTAINER EXTRA PU	$24.69	35A	25	33011	1	
R1YDRENTM	1YD CONTAINER RENT-MTHLY	$5.06	35A	1,099	33010	18	
R2YD1W	2YD CONT 1xWEEKLY SVC	$185.41	35A	1,344	33010	1	
R2YDEX	2YD CONTAINER EXTRA PU	$45.82	35A	183	33011	1	
R2YDRENTM	2YD CONTAINER RENT-MTHLY	$9.03	35A	3,211	33010	30	
R2YDTPU	2YD TEMP CONTAINER PU	$40.36	35A	202	33010	2	
R3YDRENTM	3YD CONTAINER RENT-MTHLY	$10.12	35A	821	33010	7	
R4YD1W	4YD CONT 1XWEEKLY SVC	$336.48	35A	84	33010	0	
R4YDRENTM	4YD CONTAINER RENT-MTHLY	$11.25	35A	1,549	33010	11	
R6YD1W	6YD CONT 1XWEEKLY SVC	$470.45	35A	3,411	33010	1	
RDELTO8	REDELIVERY FEE UP TO 8YDS	$30.85	15	463	33010	2	
CLOCKEOW	LOCK CHARGE - CONT EOW	$2.43	35A	820	33011	28	
96CW1	1-96 GL CART WEEKLY SVC	$43.20	35.5A	17,173	33010	33	
CGATE	GATE CHARGE	$2.53	19	895	33011	29	
35CW1	1-35 GAL CAN WEEKLY SVC	$25.98	35.5A	3,429	33010	11	
60CW1	1-60 GAL CART CMML WKLY	$33.21	35.5A	13,392	33010	34	
60CW2	2-60 GAL CAN WEEKLY SVC	$66.42	35.5A	797	33010	1	
CCARRYOUT OVER 25	COMM CARRYOUT FEE 25+ FT	$0.83	19	40	33010	4	
CGATEEOW	GATE CHARGE EOW	$2.43	35.5A	120	33010	4	
R1YDEOW	1YD CONT EOW SVC	$47.07	35A	965	33010	2	
R2YD1M	2YD CONT 1X MONTH SVC	$42.82	35A	728	33010	2	
R2YDEOW	2YD CONT EOW SVC	$92.92	35A	46	33010	1	
R4YDEOW	4 YD CONT EOW SVC	$168.63	35A	169	33010	1	
CTRIP	RETURN TRIP CHARGE - CONT	$9.91	17	99	33011	1	
R2YDRENTTD	2 YD TEMP CONT RENT DAILY	$0.82	35A	1,200	33010	122	
R3YDRENTTD	3 YD TEMP CONT RENT DAILY	$0.95	35A	577	33010	51	
R4YDRENTTD	4 YD TEMP CONT RENT DAILY	$1.10	35A	2,547	33010	212	
R1.5YDRENTTD	1.5 YD TEMP CONT RENT DAI	$0.77	35A	438	33010	47	
R1YDRENTTD	1YD TEMP CONT RENT DAILY	$0.56	35A	198	33010	32	
ROLLW-COMM	ROLLOUT COMM WKLY UP TO 2	$4.85	31	58	33011	1	
ADDTLPACK25	OVER 25FT ROLLOUT FOR CONTAINERS	$0.16	31	151	33011	78	
R6YDRENTM	CONTAINER 6YD RENT MNTHLY	$13.50	35A	284	33010	2	
CEX	EXTRA CANS	$6.51	35.5A	26	33011	4	
R4YDEX	4YD CONTAINER EXTRA PU	$80.71	35A	404	33011	2	
						-	
	TOTAL COMMERCIAL GARBAGE			**$1,647,471.07**		**1,039**	195 Carts / Containers
DROP BOX SERVICES	**DROP BOX SERVICES**						1069
DROP BOX HAULS/RENTAL	**DROP BOX HAULS/RENTAL**						
CONNECTFEE	CONNECT/DISCONNECT	$6.02	42	722	31010	10	
CPHAUL20	20YD COMPACTOR-HAUL	$144.80	42	13,611	31000	4	
CPHAUL30	30YD COMPACTOR-HAUL	$206.82	42	5,377	31000	1	
RODEL	ROLL OFF-DELIVERY	$166.66	42	33,499	31010	17	
ROHAUL20	20YD ROLL OFF-HAUL	$106.78	42	20,075	31000	16	
ROHAUL20T	20YD ROLL OFF TEMP HAUL	$153.33	42	24,993	31000	14	
ROHAUL30	30YD ROLL OFF-HAUL	$113.41	42	77,459	31000	57	
ROHAUL30T	30YD ROLL OFF TEMP HAUL	$242.07	42	49,140	31000	17	
ROHAUL40CO	40 YD CUST OWNED HAUL	$114.97	40	115	31000	1	
ROMILE	ROLL OFF-MILEAGE	$3.84	40	35,793	31010	777	
RORELOCATE	ROLL OFF RELOCATE	$122.34	17	367	31010	1	
RORENT20D	20YD ROLL OFF-DAILY RENT	$9.60	39	32,045	31002	9	
RORENT20M	20YD ROLL OFF-MNTHLY RENT	$78.65	39	6,919	31002	7	
RORENT30D	30YD ROLL OFF-DAILY RENT	$16.00	39	34,352	31002	6	
RORENT30M	30YD ROLL OFF-MNTHLY RENT	$81.90	39	21,295	31002	22	
ROWAIT	TIME/STANDBY CHARGE	$80.72	29	182	31010	1	
				$355,942.77		**49**	10
PASSTHROUGH DISPOSAL	**PASSTHROUGH DISPOSAL**						
DISP	DISPOSAL FEE PER TON	$144.99	34	517,453	31005		
	TOTAL PASSTHROUGH DISPOSAL			**$517,453.33**			
Service Charges	**Service Charges**						

FINCHG	LATE FEE	$1.00	8	3,986	38000		
	TOTAL SERVICE CHARGES			**$3,985.70**			
	TOTAL REVENUE			**$6,580,261.18**		17,351	205

Price Out		$7,620,717.19	
LG	$	8,012,087	
	$	(391,369.31)	########
		(8,403,455.82)	

	Increase per LG	True Up
Area Total	11.63%	1.48%

.

Revenue Requirement Calc

Proposed Annual Rev
Rev Requirement - LG
Difference

	Proposed Tariff Rate	Proposed Annual Revenue	Change in Annual Revenue
$18.50	$ 20.92	$ 1,833	$ 360
$14.12	$ 15.97	$ 192	$ 39
$27.48	$ 31.08	$ 560,709	$ 121,419
$47.05	$ 53.21	$ 795,205	$ 178,040
$0.83	$ 0.93	$ 22	$ 3
$1.65	$ 1.87	$ 100	$ 12
$7.62	$ 8.62	$ 22,451	$ 4,320
$6.53	$ 7.39	$ 7,253	$ 840
$20.51	$ 23.20	$ 8,699	$ 1,008
$10.25	$ 11.59	$ 4,231	$ 490
$6.17	$ 6.98	$ 440	$ 51
$35.73	$ 40.41	$ 1,694,444	$ 363,163
$15.62	$ 17.67	$ 221,599	$ 45,363
$9.32	$ 10.54	$ 17,635	$ 3,247
$20.18	$ 22.82	$ 712,904	$ 144,739
$40.36	$ 45.65	$ 1,689	$ 343
$13.25	$ 14.99	$ 29,582	$ 5,243
$26.50	$ 29.97	$ 5,537	$ (6,194)
$26.52	$ 29.99	$ 269,039	$ 56,997
$17.27	$ 19.53	$ 8,399	$ 1,545
$5.39	$ 6.10	$ 1,231	$ 143
$5.39	$ 6.10	$ 1,722	$ 199
$5.39	$ 6.10	$ 146	$ 17
$5.39	$ 6.10	$ 2,006	$ 232
$5.39	$ 6.10	$ 1,977	$ 229
$1.65	$ 1.87	$ 168	$ 19
$0.83	$ 0.94	$ 74	$ 9
$9.16	$ 10.36	$ 932	$ 167
$9.16	$ 10.36	$ 3,098	$ 556
$9.16	$ 10.36	$ 1,357	$ 244
$2.53	$ 2.86	$ 69	$ 18
$1.21	$ 1.37	$ 411	$ 48
$0.56	$ 0.63	$ 59	$ 16
$2.43	$ 2.74	$ 340	$ 39
$9.54	$ 10.79	$ -	$ 8
		$4,375,554	**$922,971**
$10.87	$ 12.29	$ 8,359	$ 968
$9.54	$ 10.79	$ 673,445	$ 78,010
		$681,804	**$78,979**
$58.06	$ 65.67	$ 810	$ 273
$1.12	$ 1.27	$ 163	$ 19
$35.27	$ 39.89	$ 1,005	$ 265
$89.68	$ 101.43	$ 9,636	$ 2,253
$35.88	$ 40.58	$ 4,545	$ 1,073
$66.09	$ 74.75	$ 7,026	$ 1,682
$776.63	$ 878.38	$ 14,932	$ 3,492
$212.82	$ 240.70	$ 286,495	$ 65,811
$106.66	$ 120.63	$ 111,461	$ 25,603
$388.31	$ 439.19	$ 326,757	$ 76,416
$541.47	$ 612.41	$ 304,366	$ 70,552
$714.10	$ 807.66	$ 5,452	$ 4,393
$66.09	$ 74.75	$ 1,973	$ 723
$155.36	$ 175.71	$ 107,362	$ 25,347
$310.72	$ 351.43	$ 3,426	$ 2,990
$77.86	$ 88.06	$ 67,630	$ 15,967
$25.11	$ 28.40	$ 6,617	$ 1,563
$108.73	$ 122.97	$ 205,853	$ 48,631
$54.49	$ 61.63	$ 148,152	$ 34,996
$49.15	$ 55.59	$ 19,401	$ 4,457
$425.64	$ 481.40	$ 5,777	$ 1,327
$286.17	$ 323.66	$ 197,705	$ 47,341
$143.42	$ 162.20	$ 44,931	$ 10,760
$89.68	$ 101.43	$ 15,722	$ 3,677
$194.61	$ 220.10	$ 54,475	$ 12,739
$271.36	$ 306.91	$ 27,468	$ 6,367
$714.10	$ 807.66	$ 70,065	$ 15,302
$45.13	$ 51.04	$ 842	$ 346
$45.13	$ 51.04	$ 1,838	$ 348
$46.69	$ 52.81	$ 3,514	$ 1,052
$8.72	$ 9.86	$ 59	$ 43
$38.88	$ 43.97	$ 844	$ 572

$52.15	$ 58.98	$ 1,351	$ 389		
$26.04	$ 29.45	$ 471	$ 367		
$19.78	$ 22.37	$ 358	$ 279		
$28.11	$ 31.79	$ 1,526	$ 440		
$49.15	$ 55.59	$ 1,167	$ 868		
$52.15	$ 58.98	$ 708	$ 479		
$30.13	$ 34.08	$ 1,045	$ 431		
$35.88	$ 40.58	$ 835	$ 463		
$38.88	$ 43.97	$ 528	$ 426		
$28.11	$ 31.79	$ 382	$ 307		
$128.05	$ 144.83	$ 2,085	$ 1,416		
$572.34	$ 647.32	$ 2,330	$ 1,592		
$92.68	$ 104.82	$ 2,516	$ 1,870		
$69.09	$ 78.14	$ 1,055	$ 516		
$128.05	$ 144.83	$ 3,476	$ 2,806		
$125.05	$ 141.43	$ 6,365	$ 1,475		
$69.09	$ 78.14	$ 938	$ 818		
$128.05	$ 144.83	$ 2,607	$ 2,272		
$92.68	$ 104.82	$ 1,977	$ 1,089		
$357.88	$ 404.76	$ 1,417	$ 309		
$25.85	$ 29.24	$ 351	$ 75		
$1.65	$ 1.87	$ 45	$ 5		
$30.88	$ 34.93	$ 3,562	$ 662		
$4.85	$ 5.49	$ 2,194	$ 254		
$38.88	$ 43.97	$ 528	$ 460		
$6.75	$ 7.63	$ 806	$ 93		
$108.73	$ 122.97	$ 184	$ 44		
$28.11	$ 31.79	$ 382	$ 357		
$5.06	$ 5.72	$ 1,243	$ 144		
$212.82	$ 240.70	$ 4,188	$ 2,844		
$52.15	$ 58.98	$ 944	$ 760		
$9.03	$ 10.21	$ 3,632	$ 421		
$46.69	$ 52.81	$ 1,056	$ 854		
$10.12	$ 11.45	$ 929	$ 108		
$388.31	$ 439.19	$ 1,318	$ 1,233		
$11.25	$ 12.72	$ 1,751	$ 203		
$541.47	$ 612.41	$ 6,660	$ 3,249		
$30.85	$ 34.89	$ 785	$ 322		
$2.43	$ 2.75	$ 928	$ 107		
$48.93	$ 55.34	$ 21,998	$ 4,826		
$2.53	$ 2.86	$ 1,012	$ 117		
$29.10	$ 32.91	$ 4,344	$ 915		
$37.19	$ 42.07	$ 16,964	$ 3,572		
$74.39	$ 84.14	$ 1,010	$ 213		
$0.83	$ 0.94	$ 45	$ 5		
$2.43	$ 2.75	$ 136	$ 16		
$54.49	$ 61.63	$ 1,378	$ 413		
$49.15	$ 55.59	$ 1,031	$ 303		
$106.66	$ 120.63	$ 724	$ 677		
$194.61	$ 220.10	$ 2,641	$ 2,473		
$9.91	$ 11.21	$ 149	$ 50		
$0.82	$ 0.93	$ 1,358	$ 157		
$0.95	$ 1.07	$ 652	$ 76		
$1.10	$ 1.24	$ 3,172	$ 625		
$0.77	$ 0.87	$ 496	$ 57		
$0.56	$ 0.63	$ 245	$ 46		
$4.85	$ 5.49	$ 66	$ 8		
$0.16	$ 0.18	$ 170	$ 20		
$13.50	$ 15.27	$ 321	$ 37		
$7.17	$ 8.11	$ 389	$ 363		
$92.68	$ 104.82	$ 2,096	$ 1,693		
	$ -	$ -	$ -		
		$2,181,321	**$533,850**		

	$ 6.81	$ 817	$ 95		
	$ 163.77	$ 15,394	$ 1,783		
	$ 233.92	$ 6,082	$ 705		
	$ 188.49	$ 37,887	$ 4,389		
	$ 120.77	$ 22,705	$ 2,630		
	$ 173.42	$ 28,267	$ 3,274		
	$ 128.27	$ 87,607	$ 10,148		
	$ 273.78	$ 55,578	$ 6,438		
	$ 130.03	$ 1,560	$ 1,445		
	$ 4.34	$ 40,482	$ 4,689		
	$ 138.37	$ 1,660	$ 1,293		
	$ 10.86	$ 36,243	$ 4,198		
	$ 88.95	$ 7,825	$ 906		
	$ 18.10	$ 38,853	$ 4,501		
	$ 92.63	$ 24,085	$ 2,790		
	$ 91.30	$ 616	$ 435		
	$ -	$ -	$ -		
		$404,846	**$49,625**		
	$ -	$ 517,453	$ -		
		$517,453.33	**$0.00**		

	$ -	$	3,986	$ -
17,357				
			$3,985.70	**$0.00**

	Proposed Annual Revenue	Change in Revenue
Clallam Total	$8,164,963.75	$1,585,424.97
CityPA-M Total	$525,408.91	$73,287.56
	$8,690,372.65	$1,658,712.52
January 1 DF PT	$ 267,965	$ 686,241
Total Rev Req	$8,958,338.00	$2,344,953.62

Total PI	Diff From LG
13.10%	(727,209)

	$8,958,338.00
$	8,943,590.03
$	14,747.98

Murrey's Disposal Co.
dba Olympic Disposal
CITYPA-M
August 1, 2022 - July 31, 2023

Service Code	Service Code Description	Tariff Rate 8/1/22 - 6/30/23	Tariff Rate 7/1/23 - 7/31/23	Tariff Page	Total Revenue		Average Customer
COMMERCIAL SERVICES	**COMMERCIAL SERVICES**						
COMMERCIAL GARBAGE	**COMMERCIAL GARBAGE**						
F2YD1W	2YD CONT 1X WEEKLY	$185.41	$185.41	35A	2,225	33010	1
F6YD1W	6YD CONT 1X WEEKLY SVC	$470.45	$470.45	36A	27,658	33010	5
F6YD2W	6YD CONT 2XWEEKLY SVC	$940.91	$940.91	36A	11,291	33010	1
FCP4YD1W	4 YD COMPACTOR 1X WK	$692.84	$692.84	38	8,432	33010	1
F3TC-COM	3 YD TEMP CONT PICKUP	$56.85	$56.85	35A	10,119	33010	15
F4TC-COM	4 YD TEMP CONT PICKUP	$77.71	$77.71	35A	4,973	33010	7
CLOCKWKLY	LOCK CHARGE-CONTAINER WKL	$4.85	$4.85	35A	175	33011	3
CGATE	GATE CHARGE	$2.53	$2.53	19	5	33011	1
R4YDRENTTD	4 YD TEMP CONT RENT DAILY	$1.10	$1.10	35A?	603	33010	2
	TOTAL COMMERCIAL GARBAGE				**$65,480.65**		**30**
DROP BOX SERVICES	**DROP BOX SERVICES**						
DROP BOX HAULS/RENTAL	**DROP BOX HAULS/RENTAL**						
CONNECTFEE	CONNECT/DISCONNECT	$6.02	$6.02	42	813	31010	11
CPHAUL20	20YD COMPACTOR-HAUL	$144.80	$144.80	42	4,489	31000	3
CPHAUL30	30YD COMPACTOR-HAUL	$206.82	$206.82	42	12,409	31000	3
RODEL	ROLL OFF-DELIVERY	$166.66	$166.66	39	6,833	31010	3
ROHAUL20	20YD ROLL OFF-HAUL	$106.78	$106.78	39	11,746	31000	9
ROHAUL20T	20YD ROLL OFF TEMP HAUL	$153.33	$153.33	39	3,987	31000	3
ROHAUL30	30YD ROLL OFF-HAUL	$113.41	$113.41	39	27,105	31000	20
ROHAUL30T	30YD ROLL OFF TEMP HAUL	$242.07	$242.07	39	16,461	31000	6
RORELOCATE	ROLL OFF RELOCATE	$122.34	$122.34	17	489	31010	2
RORENT20D	20YD ROLL OFF-DAILY RENT	$9.60	$9.60	39	6,144	31002	4
RORENT20M	20YD ROLL OFF-MNTHLY RENT	$78.65	$78.65	39	4,719	31002	5
RORENT30D	30YD ROLL OFF-DAILY RENT	$16.00	$16.00	39	14,352	31002	7
RORENT30M	30YD ROLL OFF-MNTHLY RENT	$81.90	$81.90	39	9,019	31002	9
ROWAIT	TIME/STANDBY CHARGE	$80.72	$80.72	29	121	31010	1
CPHAUL15	15YD COMPACTOR-HAUL	$113.82	$113.82	42	4,098	31000	2
CPHAUL25	25YD COMPACTOR-HAUL	$167.16	$167.16	42	1,503	31000	2
ROHAUL30CO	30YD CUST OWNED R/O HAUL	$114.97	$114.97	40	5,978	31000	4
					$130,264.79		**40**
PASSTHROUGH DISPOSAL	**PASSTHROUGH DISPOSAL**						
DISP	DISPOSAL FEE PER TON	$144.99	$144.99	34	252,841	31005	
	TOTAL PASSTHROUGH DISPOSAL				**$252,840.83**		
Service Charges	**Service Charges**						
FINCHG	LATE FEE	$0.00	$0.00	8	2,841	38000	
	TOTAL SERVICE CHARGES				**$2,840.51**		
ROMILL - W	ROLL OFF HAUL (MILL)	$2,435.49	$2,435.49	39	153,436	31020	1
ROMILL-C	ROLL OFF HAUL (MILL)	$1,782.77	$1,828.73	39	435,593	31020	1
					$589,029.23		
	TOTAL REVENUE				**$1,040,456.01**		

	Increase per LG
Area Total	11.63%

2023 vs 2019 Change

		Proposed Tariff Rate	Proposed Annual	Change in Annual Revenue
	$212.82	$ 240.70	$ 2,888	$ 664
	$541.42	$ 612.36	$ 36,000	$ 8,343
	$1,082.85	$ 1,224.71	$ 14,697	$ 3,406
	$835.39	$ 944.83	$ 11,499	$ 3,067
	$66.09	$ 74.75	$ 13,305	$ 3,186
	$89.68	$ 101.43	$ 6,491	$ 1,518
	$4.85	$ 5.49	$ 197	$ 23
	$2.53	$ 2.86	$ 6	$ 1
	$1.10	$ 1.24	$ 682	$ 79
Containers 30			**$85,766**	**$20,285**
	$6.02	$ 6.81	$ 919	$ 106
	$144.80	$ 163.77	$ 5,077	$ 588
	$206.82	$ 233.92	$ 14,035	$ 1,626
	$166.66	$ 188.49	$ 7,728	$ 895
	$106.78	$ 120.77	$ 13,285	$ 1,539
	$153.33	$ 173.42	$ 4,509	$ 522
	$113.41	$ 128.27	$ 30,656	$ 3,551
	$242.07	$ 273.78	$ 18,617	$ 2,157
	$122.34	$ 138.37	$ 553	$ 64
	$9.60	$ 10.86	$ 15,765	$ 9,621
	$78.65	$ 88.95	$ 5,338	$ 618
	$16.00	$ 18.10	$ 44,046	$ 29,694
	$81.90	$ 92.63	$ 10,200	$ 1,182
	$80.72	$ 91.30	$ 137	$ 16
	$113.82	$ 128.73	$ 4,634	$ 537
	$167.16	$ 189.06	$ 1,699	$ 197
	$114.97	$ 130.03	$ 6,762	$ 783
		$ -	$ -	$ -
Containers 26			**$183,962**	**$53,002**
		$ 163.99	$ 252,841	$ -
		$ -	$ -	$ -
		$ -	$ 2,841	$ -
			$2,841	**$0**
			$0	**$0**
		-		
	Total		**$525,409**	**$73,288**

True-Up	Total PI
1.48%	13.10%

Murrey's Disposal Co., Inc. G-9
dba Olympic Disposal
Mill Hauls Only

August 1, 2022 - July 31, 2023

Service Code	Service Code Description		August 1, 2022 Rate	July 1, 2023 Rate		Aug-22 Revenue	Sep-22 Revenue	Oct-22 Revenue	Nov-22 Revenue	Dec-22 Revenue
ROLL OFF HAUL (MILL)	ROMILL - W		$ 2,334.24	$ 2,334.24	39	$ 9,336.96	$ -	$ 9,336.96	$ 11,671.20	$ -
ROLL OFF HAUL (MILL)	ROMILL-C		$ 1,688.17	$ 1,731.88	39	$ 121,548.24	$ 94,537.52	$ 64,150.46	$ 75,967.65	$ 54,021.44
CITYPA-MROMILL - W	ROMILL - W	ROLL OFF H	$ 2,435.49	$ 2,435.49	39	$ 19,483.92	$ 17,048.43	$ 9,741.96	$ 12,177.45	$ 2,435.49
CITYPA-MROMILL-C	ROMILL-C	ROLL OFF H	$ 1,782.77	$ 1,828.73	39	$ 105,183.43	$ 23,176.01	$ 32,089.86	$ 8,913.85	$ 24,958.78

Jan-23 Revenue	Feb-23 Revenue	Mar-23 Revenue	Apr-23 Revenue	May-23 Revenue	Jun-23 Revenue	Jul-23 Revenue	Total Revenue	Aug-22 Customers	Sep-22 Customers	Oct-22 Customers	Nov-22 Customers
$ 11,671.20	$ 21,008.16	$ -	$ 16,339.68	$ 11,671.20	$ 4,668.48	$ 11,671.20	$ 107,375.04	4	-	4	5
$ 86,096.67	$ 102,978.37	$ 108,042.88	$ 87,784.84	$ 106,354.71	$ 87,784.84	$ 41,567.52	$ 1,030,835.14	72	56	38	45
$ 14,612.94	$ 21,919.41	$ 4,870.98	$ 14,612.94	$ 14,612.94	$ 4,870.98	$ 17,048.43	$ 153,435.87	8	7	4	5
$ 24,958.78	$ 44,569.25	$ 35,655.40	$ 30,307.09	$ 44,569.25	$ 37,438.17	$ 23,773.49	$ 435,593.36	59	13	18	5

Designated Information is Confidential Per Protective Order in UTC Docket TG-230778

	Increase per LG	True-Up	Total PI
Garbage	15.96%	-0.02%	15.95%

Revenue Requirement

Dec-22	Jan-23	Feb-23	Mar-23	Apr-23	May-23	Jun-23	Jul-23	Total	Proposed Tariff Rate	Proposed Annual Revenue	Change in Annual Revenue
Customers	Customers	Customers	Customers	Customers	Customers	Customers	Customers	Customers			
-	5	9	-	7	5	2	5	46	$ 2,706.49	$ 124,498.45	$ 17,123.41
32	51	61	64	52	63	52	24	610	$ 1,957.39	$ 1,194,009.00	$ 163,173.86
1	6	9	2	6	6	2	7	63	$ 2,823.88	$ 177,904.73	$ 24,468.86
14	14	25	20	17	25	21	13	244	$ 2,120.36	$ 517,368.54	$ 81,775.18
										2,013,780.72	286,541.31

Diff From LG
4,261
(0)

Murrey's Disposal Co. Inc. G-09
dba Olympic Disposal
Proposed Clallam Rates Effective **11/1/2023**

	Current Tariff Rate	Proposed Increase	New Rate Effective 11/1/2023
Item 50, Pg. 14			
Returned Check Charge	20.51	-	20.51
Item 51, Pg. 15			
Restart Fees	10.25	1.68	11.93
Item 52, Pg. 15			
Redelivery Fees, containers	30.85	5.07	35.92
Redelivery Fees, carts	20.51	3.37	23.88
Redelivery Fees, washing, up to 8yrds	30.85	5.07	35.92
Redelivery Fees, washing, over 8yrds	61.55	10.11	71.66
Item 55, Pg. 16A			
Oversized Container	6.53	1.07	7.60
Item 60, Pg. 16A			
Overtime charge per hr:	250.70	41.19	291.89
Minimum	250.70	41.19	291.89
Item 70, Pg. 17			
Return Trip:			
Cans	6.17	1.01	7.18
Drum	6.17	1.01	7.18
Bale	6.17	1.01	7.18
Litter receptacle	6.17	1.01	7.18
Drop Box	122.34	20.10	142.44
Container	9.91	1.63	11.54
Toter - 35 Gal	6.17	1.01	7.18
Toter - 60 Gal	6.17	1.01	7.18
Toter - 90 Gal	6.17	1.01	7.18
Recycling container	6.17	1.01	7.18
Item 80, pg 19			
Carry-Out:			
Residential:			
5-25 feet	1.65	0.27	1.92
25- plus add	0.83	0.14	0.97
Commercial:			
5-25 feet	1.65	0.27	1.92
25- plus add	0.83	0.14	0.97
Drive-in:			
125-250 feet	5.39	0.89	6.28
Commercial:			
125-250 feet	5.39	0.89	6.28
Locking/Unlocking Gates	1.12	0.18	1.30
Item 90, pg 20			
Stairs - each step	0.25	0.04	0.29
Overhead Obstruction	0.97	0.16	1.13
Sunken	0.97	0.16	1.13
Locking/Unlocking Gates	1.12	0.18	1.30
Item 100, Pg. 22			
Mini Can	18.50	3.04	21.54
1 Can Weekly	22.59	3.71	26.30
2 Can Weekly	34.58	5.68	40.26
3 Can Weekly	47.67	7.83	55.50
4 Can Weekly	62.13	10.21	72.34

Murrey's Disposal Co. Inc. G-09
dba Olympic Disposal
Proposed Clallam Rates Effective **11/1/2023**

	Current Tariff Rate	Proposed Increase	New Rate Effective 11/1/2023
5 Can Weekly	73.73	12.11	85.84
35 Gal Weekly	27.48	4.51	31.99
60 Gal Weekly	35.73	5.87	41.60
96 Gal Weekly	47.05	7.73	54.78
1 Can EOW	14.12	2.32	16.44
35 Gal EOW	15.62	2.57	18.19
60 Gal EOW	20.18	3.32	23.50
96 Gal EOW	26.52	4.36	30.88

Murrey's Disposal Co. Inc. G-09
dba Olympic Disposal
Proposed Clallam Rates Effective **11/1/2023**

	Current Tariff Rate	Proposed Increase	New Rate Effective 11/1/2023
1 Can Monthly	8.16	1.34	9.50
35 Gal Monthly	9.32	1.53	10.85
60 Gal Monthly	13.25	2.18	15.43
96 Gal Monthly	17.27	2.84	20.11
Recycling:	9.54	1.57	11.11
EOWR	10.87	1.79	12.66
Item 100, Pg. 22A			
Roll Out Service	0.56	0.09	0.65
Additional 5 feet	0.11	0.02	0.13
32 Gal Extra	7.62	1.25	8.87
Mini-Can Extra	7.62	1.25	8.87
35 Gal Extra	7.62	1.25	8.87
60 Gal Extra	7.62	1.25	8.87
96 Gal Extra	7.62	1.25	8.87
Bag	7.62	1.25	8.87
On-Call	9.16	1.50	10.66
Item 150, Pg. 28A			
Bulky Materials	30.88	5.07	35.95
Loose Material 1-4yd	30.88	5.07	35.95
Loose Material per Yard	30.88	5.07	35.95
Loose Material Min Charge	30.88	5.07	35.95
Loose Material Carry Charge	16.50	2.71	19.21
Item 160, Pg. 29			
Single Rear Drive Axle:			
Truck and Driver:			
Non-packer	52.65	8.65	61.30
Packer	58.06	9.54	67.60
RO	80.72	13.26	93.98
Each Extra Person:			
Non-packer	30.08	4.94	35.02
Packer	30.08	4.94	35.02
RO	30.08	4.94	35.02
Minimum Charge:			
Non-packer	52.65	8.65	61.30
Packer	58.06	9.54	67.60
RO	80.72	13.26	93.98
Tandem Rear Drive Axle:			
Truck and Driver:			
Non-packer	58.06	9.54	67.60
Packer	58.06	9.54	67.60
RO	80.72	13.26	93.98
Minimum Charge:			
Non-packer	30.08	4.94	35.02
Packer	30.08	4.94	35.02
RO	30.08	4.94	35.02
Minimum Charge:			
Non-packer	58.06	9.54	67.60
Packer	58.06	9.54	67.60
RO	80.72	13.26	93.98
Item 205, Pg. 31			
Roll-Out:			
Container	1.12	0.18	1.30

Murrey's Disposal Co. Inc. G-09
dba Olympic Disposal
Proposed Clallam Rates Effective **11/1/2023**

	Current Tariff Rate	Proposed Increase	New Rate Effective 11/1/2023
Over 25 fee	0.16	0.03	0.19
Cart, Total	0.56	0.09	0.65
Over 25 fee	0.11	0.02	0.13
Item 207, Pg. 32A			
Excess Weight	30.96	5.09	36.05
Overfilled Container	30.88	5.07	35.95
Item 210, Pg. 33			
Washing:			
Per yard	3.51	0.58	4.09
Minimum, 6 yard	14.04	2.31	16.35
Steam Cleaning/Sanitizing:			
Per yard	4.01	0.66	4.67
Minimum, 6 yard	16.04	2.64	18.68
Redelivery:			
Up to 8 yard	30.85	5.07	35.92
Over 8 yard	61.55	10.11	71.66
Item 230, Pg. 34			
City of Port Angeles	195.42		195.42
Refrigerators	161.20		161.20
Environmental Fee	20.00		20.00
Item 240, Pg. 35A			
Permanent Container Rent:			
1 yard	5.06	0.83	5.89
1.5 yard	6.75	1.11	7.86
2 yard	9.03	1.48	10.51
3 yard	10.12	1.66	11.78
4 yard	11.25	1.85	13.10
6 yard	13.50	2.22	15.72
8 yard	15.75	2.59	18.34
Pickups:			
1 Yard	25.11	4.13	29.24
1.5 Yard	35.88	5.89	41.77
2 Yard	49.15	8.08	57.23
3 Yard	66.09	10.86	76.95
4 Yard	89.68	14.73	104.41
6 Yard	125.05	20.55	145.60
8 Yard	164.92	27.10	192.02
Special Pickups:			
1 Yard - Special	28.11	4.62	32.73
1.5 Yard - Special	38.88	6.39	45.27
2 Yard - Special	52.15	8.57	60.72
3 Yard - Special	69.09	11.35	80.44
4 Yard - Special	92.68	15.23	107.91
6 Yard - Special	128.05	21.04	149.09
8 Yard - Special	167.92	27.59	195.51
Temporary:			
Container Delivery:			
1 Yard - Temp	19.78	3.25	23.03
1.5 Yard - Temp	26.04	4.28	30.32
2 Yard - Temp	35.27	5.79	41.06
3 Yard - Temp	45.13	7.41	52.54
4 Yard - Temp	45.13	7.41	52.54
Pickups:			

Murrey's Disposal Co. Inc. G-09
dba Olympic Disposal
Proposed Clallam Rates Effective **11/1/2023**

	Current Tariff Rate	Proposed Increase	New Rate Effective 11/1/2023
1 yard	30.13	4.95	35.08
1.5 yard	35.88	5.89	41.77
2 yard	46.69	7.67	54.36
3 yard	66.09	10.86	76.95
4 yard	89.68	14.73	104.41
Rent per Day:			
1 yard	0.56	0.09	0.65
1.5 yard	0.77	0.13	0.90
2 yard	0.82	0.13	0.95
3 yard	0.95	0.16	1.11

Murrey's Disposal Co. Inc. G-09
dba Olympic Disposal
Proposed Clallam Rates Effective **11/1/2023**

	Current Tariff Rate	Proposed Increase	New Rate Effective 11/1/2023
4 yard	1.10	0.18	1.28
Rent per Month:			
1 yard	5.60	0.92	6.52
1.5 yard	7.70	1.27	8.97
2 yard	8.20	1.35	9.55
3 yard	9.50	1.56	11.06
4 yard	11.00	1.81	12.81
Overfilled:	28.44	4.67	33.11
Unlocking/Unlatching:	1.12	0.18	1.30
Item 240, Pg 35.5A			
35 Gal	6.72	1.10	7.82
35 Gal - Temp	8.72	1.43	10.15
60 Gal	8.59	1.41	10.00
60 Gal - Temp	11.59	1.90	13.49
96 Gal	11.30	1.86	13.16
96 Gal - Temp	14.30	2.35	16.65
Extra yard	30.88	5.07	35.95
Each Additional Unit	7.17	1.18	8.35
35 Gal - Minimum	29.10	4.78	33.88

Exh. JW-7C
TG-230778

Murrey's Disposal Co. Inc. G-09
dba Olympic Disposal
Proposed Jefferson Rates Effective **11/1/2023**

Rate Increase	17.77%

	Current Tariff Rate	Proposed Increase	New 11/1/2023 Rate	
Item 55, Pg. 16				
Oversized Container	7.36	1.31	8.67	
Item 60, Pg. 16				
Charge Per Hour	250.70	44.56	295.26	
Minimum Charge	250.70	44.56	295.26	
Item 100, Pg. 21				
Mini Can	18.38	3.27	21.65	
1 Can Weekly	23.85	4.24	28.09	
2 Can Weekly	35.32	6.28	41.60	
3 Can Weekly	47.62	8.46	56.08	
4 Can Weekly	59.89	10.65	70.54	
5 Can Weekly	72.22	12.84	85.06	
35 Gal Weekly	26.04	4.63	30.67	
60 Gal Weekly	33.53	5.96	39.49	
96 Gal Weekly	43.72	7.77	51.49	
1 Can EOW	13.94	2.48	16.42	
35 Gal EOW	15.31	2.72	18.03	
60 Gal EOW	18.65	3.31	21.96	
96 Gal EOW	24.68	4.39	29.07	
1 Can Monthly	8.46	1.50	9.96	
35 Gal Monthly	9.59	1.70	11.29	
60 Gal Monthly	12.57	2.23	14.80	
96 Gal Monthly	16.44	2.92	19.36	
Recycling:	9.54	1.70	11.24	
EOWR	10.87	1.93	12.80	
Item 100, Pg. 21A				
Roll Out Service	0.56	0.05	0.61	
Additional 5 feet	0.11	0.01	0.12	
32 Gal Extra	7.81	1.39	9.20	
Mini-Can Extra	7.81	1.39	9.20	
35 Gal Extra	7.81	1.39	9.20	
60 Gal Extra	7.81	1.39	9.20	
95 Gal Extra	7.81	1.39	9.20	
Bag	7.81	1.39	9.20	
On-Call	8.46	1.50	9.96	
Item 150, Pg. 28				
Bulky Items	32.36	5.75	38.11	(N)
Loose Material 1-4yd	28.08	4.99	33.07	
Loose Material per Yard	28.08	4.99	33.07	
Loose Material Min Charge	28.08	4.99	33.07	
Loose Material Carry Charge	16.50	2.93	19.43	
Item 207, Pg. 32				
Excess Weight	27.79	4.94	32.73	
Overfilled Container	28.08	4.99	33.07	

Murrey's Disposal Co. Inc. G-09
dba Olympic Disposal
Proposed Jefferson Rates Effective **11/1/2023**

Rate Increase	17.77%

	Current Tariff Rate	Proposed Increase	New 11/1/2023 Rate
Item 230, Pg. 34			
Jefferson County	161.20		161.20
Refrigerators	161.20		161.20
Environmental Fee	20.00		20.00
Item 240, Pg. 35			
1 Yard - Rent	5.06	0.90	5.96
1.5 Yard - Rent	6.75	1.20	7.95
2 Yard - Rent	9.02	1.60	10.62
3 Yard - Rent	10.12	1.80	11.92
4 Yard - Rent	11.25	2.00	13.25
6 Yard - Rent	13.50	2.40	15.90
1 Yard	23.37	4.15	27.52
1.5 Yard	32.78	5.83	38.61
2 Yard	45.78	8.14	53.92
3 Yard	60.17	10.70	70.87
4 Yard	82.02	14.58	96.60
6 Yard	123.65	21.98	145.63
1 Yard - Special	26.37	4.69	31.06
1.5 Yard - Special	35.78	6.36	42.14
2 Yard - Special	50.78	9.03	59.81
3 Yard - Special	63.17	11.23	74.40
4 Yard -Special	85.02	15.11	100.13
6 Yard - Special	129.65	23.04	152.69
1 Yard - Temp - Delivery	24.07	4.28	28.35
1.5 Yard - Temp - Delivery	31.65	5.63	37.28
2 Yard - Temp - Delivery	42.85	7.62	50.47
3 Yard - Temp - Delivery	45.13	8.02	53.15
4 Yard - Temp - Delivery	45.13	8.02	53.15
1 Yard - Temp	26.38	4.69	31.07
1.5 Yard - Temp	37.04	6.58	43.62
2 Yard - Temp	52.11	9.26	61.37
3 Yard - Temp	60.17	10.70	70.87
4 Yard - Temp	82.02	14.58	96.60
1 Yard - Temp - Rent Per Calendar Day	0.56	0.10	0.66
1.5 Yard - Temp - Rent Per Calendar Day	0.77	0.14	0.91
2 Yard - Temp - Rent Per Calendar Day	0.82	0.15	0.97
3 Yard - Temp - Rent Per Calendar Day	0.95	0.17	1.12
4 Yard - Temp - Rent Per Calendar Day	1.10	0.20	1.30
1 Yard - Temp - Rent Per Month	5.60	1.00	6.60
1.5 Yard - Temp - Rent Per Month	7.70	1.37	9.07
2 Yard - Temp - Rent Per Month	8.20	1.46	9.66
3 Yard - Temp - Rent Per Month	9.50	1.69	11.19
4 Yard - Temp - Rent Per Month	11.00	1.96	12.96
Overfilled Container	28.08	4.99	33.07
Unlocking/Latching:	1.12	0.18	1.30
Item 240, Pg 35.5			
35 Gal	6.27	1.11	7.38
35 Gal - Temp	9.27	1.65	10.92
60 Gal	7.98	1.42	9.40
60 Gal - Temp	10.98	1.95	12.93
96 Gal	10.45	1.86	12.31

Murrey's Disposal Co. Inc. G-09
dba Olympic Disposal
Proposed Jefferson Rates Effective **11/1/2023**

Rate Increase	17.77%

	Current Tariff Rate	Proposed Increase	New 11/1/2023 Rate
96 Gal - Temp	13.45	2.39	15.84
Extra Yard	28.08	4.99	33.07
Additional Unit	7.70	1.37	9.07
35 Gal - Minimum	27.13	4.82	31.95
60 Gal - Minimum	34.67	6.16	40.83
96 Gal - Minimum	45.26	8.04	53.30
Unlocking/Latching:	2.52	0.41	2.93

Designated Information is Confidential Per Protective Order in UTC Docket TG-230778

Murrey's Disposal Co. Inc. G-09
dba Olympic Disposal
Proposed Jefferson Rates Effective **11/1/2023**

Rate Increase	17.77%

	Current Tariff Rate	Proposed Increase	New 11/1/2023 Rate
Item 245, Pg. 36			
32 Gal	5.71	1.01	6.72
32 Gal - Temp	7.71	1.37	9.08
2 Yard	45.78	8.14	53.92
3 Yard	60.17	10.70	70.87
4 Yard	82.02		82.02
6 Yard	123.65	21.98	145.63
		-	
Item 245, Pg. 36, Special/Temp		-	
2 Yard	50.78	9.03	59.81
3 Yard	65.17		65.17
4 Yard	87.02		87.02
6 Yard	129.65	23.04	152.69
		-	
Over-filled Container	28.08	4.99	33.07
		-	
Extra Unit	7.70		7.70
		-	
32 Gal - Minimum	24.85		24.85
		-	
Unlocking/Latching:	2.52		2.52
		-	
		-	

Designated Information is Confidential Per Protective Order in UTC Docket TG-230778

Public Co LURITO - GALLAGHER FORMULA MODEL 2018 V5.2c Public Co

Line No.	(a)	(b) Historical	(c) Revenue Change	(b) + (c) (d) Proforma	(e) Add: Revenue Sensitive Taxes	(d) + (e) (f) Revenue Requirement
1	Operating Revenue	11,011,208	1,316,584	12,327,792	32,408	12,360,200
2	Operating Expenses	11,332,865		11,332,865	32,408	11,365,273
3	Operating Income	(321,657)		994,927		$994,927
4						
5	Interest Expense	71,757		71,757		71,757
6	Income Tax Expense			193,866		193,866
7						
8	Net Income			729,304		729,304
9						
10	Operating Ratio	102.92%		91.93%		91.95%
11						
12	**Revenue Requirement**					
13		Historical Revenue	11,011,208		Revenue Increase before taxes	1,316,584
14		Rate Increase	1,348,992		Rev Sensitive Taxes	32,408
15		**Revenue Requirement**	**12,360,200**		**Rate Increase**	**1,348,992**
16			Percent Increase	**12.25%**		
17						
18	**Captial Structure Financing Investment**				**Financing Cost**	
19	Type	Percent	Amount	Cost of Capital	Weighted	Amount
20	Equity	50.77%	2,522,848	28.91%	14.68%	729,304
21	Debt	49.23%	2,445,983	2.93%	1.44%	71,757
22	Total	100.00%	4,968,831		16.12%	801,061
23						
24			**Before**	**After**		
25	**Operating Statistics**		**Income Tax**	**Income Tax**		
26						
27	Return on Investment		20.02%	16.12%		
28	Return on Equity		36.59%	28.91%		
29	Operating Ratio		91.93%	91.95%		
30	Profit Margin		8.07%	8.07%		
31	Final turnover		2.49	2.49		
32	Tax Rate		21.00%	21.00%		
33						
34						
35	**Revenue Sensitive Taxes Charges**					
36			**Rate**	**Taxes**		
37	B & O Tax		1.500%	22,006		
38	WUTC Fee		0.510%	7,482		
39	City Tax		0.000%	-		
40	Bad Debts		0.199%	2,920		
41	Revenue Sensitive		2.209%	32,408		
42						
43	Conversion Factor		89.74%			

Designated Information is Confidential Per Protective Order in UTC Docket TG-230778

Public Co LURITO - GALLAGHER FORMULA MODEL 2018 V5.2c Public Co

Line No.	(a)	(b) Historical	(c) Revenue Change	(b) + (c) (d) Proforma	(e) Add: Revenue Sensitive Taxes	(d) + (e) (f) Revenue Requirement
1	Operating Revenue	12,779,380	1,606,645	14,386,025	39,490	14,425,514
2	Operating Expenses	13,244,033		13,244,033	39,490	13,283,523
3	Operating Income	(464,654)		1,141,991		$1,141,991
4						
5	Interest Expense	75,931		75,931		75,931
6	Income Tax Expense			223,873		223,873
7						
8	Net Income			842,187		842,187
9						
10	Operating Ratio	103.64%		92.06%		92.08%
11						
12	**Revenue Requirement**					
13		Historical Revenue	12,779,380		Revenue Increase before taxes	1,606,645
14		Rate Increase	1,646,135		Rev Sensitive Taxes	39,490
15		**Revenue Requirement**	**14,425,514**		**Rate Increase**	**1,646,135**
16			Percent Increase	**12.88%**		
17						
18	**Captial Structure Financing Investment**				**Financing Cost**	
19	Type	Percent	Amount	Cost of Capital	Weighted	Amount
20	Equity	50.77%	2,669,627	31.55%	16.02%	842,187
21	Debt	49.23%	2,588,290	2.93%	1.44%	75,931
22	Total	100.00%	5,257,916		17.46%	918,119
23						
24			**Before**	**After**		
25	**Operating Statistics**		**Income Tax**	**Income Tax**		
26						
27	Return on Investment		21.72%	17.46%		
28	Return on Equity		39.93%	31.55%		
29	Operating Ratio		92.06%	92.08%		
30	Profit Margin		7.94%	7.94%		
31	Final turnover		2.74	2.74		
32	Tax Rate		21.00%	21.00%		
33						
34						
35	**Revenue Sensitive Taxes Charges**					
36			**Rate**	**Taxes**		
37	B & O Tax		1.500%	26,815		
38	WUTC Fee		0.510%	9,117		
39	City Tax		0.000%	-		
40	Bad Debts		0.199%	3,558		
41	Revenue Sensitive		2.209%	39,490		
42						
43	Conversion Factor		89.87%			

Designated Information is Confidential Per Protective Order in UTC Docket TG-230778

Public Co LURITO - GALLAGHER FORMULA MODEL 2018 V5.2c Public Co

Line No.	(a)	(b) Historical	(c) Revenue Change	(b) + (c) (d) Proforma	(e) Add: Revenue Sensitive Taxes	(d) + (e) (f) Revenue Requirement
1	Operating Revenue	1,768,172	275,614	2,043,785	6,667	2,050,452
2	Operating Expenses	1,911,168		1,911,168	6,667	1,917,835
3	Operating Income	(142,996)		132,617		$132,617
4						
5	Interest Expense	4,175		4,175		4,175
6	Income Tax Expense			26,973		26,973
7						
8	Net Income			101,469		101,469
9						
10	Operating Ratio	108.09%		93.51%		93.53%
11						
12	**Revenue Requirement**					
13		Historical Revenue	1,768,172		Revenue Increase before taxes	275,614
14		Rate Increase	282,280		Rev Sensitive Taxes	6,667
15		**Revenue Requirement**	**2,050,452**		**Rate Increase**	**282,280**
16			Percent Increase	**15.96%**		
17						
18	**Captial Structure Financing Investment**				**Financing Cost**	
19	Type	Percent	Amount	Cost of Capital	Weighted	Amount
20	Equity	50.77%	146,779	69.13%	35.10%	101,469
21	Debt	49.23%	142,307	2.93%	1.44%	4,175
22	Total	100.00%	289,086		36.54%	105,644
23						
24			**Before**	**After**		
25	**Operating Statistics**		**Income Tax**	**Income Tax**		
26						
27	Return on Investment		45.87%	36.54%		
28	Return on Equity		87.51%	69.13%		
29	Operating Ratio		93.51%	93.53%		
30	Profit Margin		6.49%	6.49%		
31	Final turnover		7.09	7.09		
32	Tax Rate		21.00%	21.00%		
33						
34						
35	**Revenue Sensitive Taxes Charges**					
36			**Rate**	**Taxes**		
37	B & O Tax		1.500%	4,527		
38	WUTC Fee		0.510%	1,539		
39	City Tax		0.000%	-		
40	Bad Debts		0.199%	601		
41	Revenue Sensitive		2.209%	6,667		
42						
43	Conversion Factor		91.32%			

Designated Information is Confidential Per Protective Order in UTC Docket TG-230778

Public Co LURITO - GALLAGHER FORMULA MODEL 2018 V5.2c Public Co

Line No.	(a)	(b) Historical	(c) Revenue Change	(b) + (c) (d) Proforma	(e) Add: Revenue Sensitive Taxes	(d) + (e) (f) Revenue Requirement
1	Operating Revenue	8,012,087	909,144	8,921,231	22,359	8,943,590
2	Operating Expenses	8,208,371		8,208,371	22,359	8,230,730
3	Operating Income	(196,284)		712,860		$712,860
4						
5	Interest Expense	48,912		48,912		48,912
6	Income Tax Expense	-	139,429	139,429		139,429
7						
8	Net Income	(245,196)		524,519		524,519
9						
10	Operating Ratio	102.45%		92.01%		92.03%
11						
12	**Revenue Requirement**					
13		Historical Revenue	8,012,087		Revenue Increase before taxes	909,144
14		Rate Increase	931,504		Rev Sensitive Taxes	22,359
15		**Revenue Requirement**	**8,943,590**		**Rate Increase**	**931,504**
16			Percent Increase	**11.63%**		
17						
18	**Captial Structure Financing Investment**				**Financing Cost**	
19	Type	Percent	Amount	Cost of Capital	Weighted	Amount
20	Equity	50.77%	1,719,671	30.50%	15.49%	524,519
21	Debt	49.23%	1,667,276	2.93%	1.44%	48,912
22	Total	100.00%	3,386,947		16.93%	573,431
23						
24			**Before**	**After**		
25	**Operating Statistics**		**Income Tax**	**Income Tax**		
26						
27	Return on Investment		21.05%	16.93%		
28	Return on Equity		38.61%	30.50%		
29	Operating Ratio		92.01%	92.03%		
30	Profit Margin		7.99%	7.99%		
31	Final turnover		2.64	2.64		
32	Tax Rate		21.00%	21.00%		
33						
34						
35	**Revenue Sensitive Taxes Charges**					
36			**Rate**	**Taxes**		
37	B & O Tax		1.500%	15,183		
38	WUTC Fee		0.510%	5,162		
39	City Tax		0.000%	-		
40	Bad Debts		0.199%	2,014		
41	Revenue Sensitive		2.209%	22,359		
42						
43	Conversion Factor		89.82%			

Designated Information is Confidential Per Protective Order in UTC Docket TG-230778

Public Co — LURITO - GALLAGHER FORMULA MODEL 2018 V5.2c — Public Co

Line No.	(a)	(b) Historical	(c) Revenue Change	(d) Proforma *(b) + (c)*	(e) Add: Revenue Sensitive Taxes	(f) Revenue Requirement *(d) + (e)*
1	Operating Revenue	7,390,058	463,484	7,853,541	11,387	7,864,928
2	Operating Expenses	7,234,258		7,234,258	11,387	7,245,645
3	Operating Income	155,799		619,283		$619,283
4						
5	Interest Expense	39,857		39,857		39,857
6	Income Tax Expense			121,680		121,680
7						
8	Net Income			457,747		457,747
9						
10	Operating Ratio	97.89%		92.11%		92.13%
11						

Revenue Requirement

12				
13	Historical Revenue	7,390,058	Revenue Increase before taxes	463,484
14	Rate Increase	474,870	Rev Sensitive Taxes	11,387
15	**Revenue Requirement**	**7,864,928**	**Rate Increase**	**474,870**
16	Percent Increase	**6.43%**		

17						
18	**Captial Structure Financing Investment**				**Financing Cost**	
19	Type	Percent	Amount	Cost of Capital	Weighted	Amount
20	Equity	50.77%	1,401,297	32.67%	16.59%	457,747
21	Debt	49.23%	1,358,602	2.93%	1.44%	39,857
22	Total	100.00%	2,759,899		18.03%	497,604
23						

24		**Before**	**After**
25	**Operating Statistics**	**Income Tax**	**Income Tax**
26			
27	Return on Investment	22.44%	18.03%
28	Return on Equity	41.35%	32.67%
29	Operating Ratio	92.11%	92.13%
30	Profit Margin	7.89%	7.89%
31	Final turnover	2.85	2.85
32	Tax Rate	21.00%	21.00%
33			
34			

Revenue Sensitive Taxes Charges

		Rate	Taxes
36			
37	B & O Tax	1.500%	7,732
38	WUTC Fee	0.510%	2,629
39	City Tax	0.000%	-
40	Bad Debts	0.199%	1,026
41	Revenue Sensitive	2.209%	11,387
42			
43	Conversion Factor	89.92%	

Designated Information is Confidential Per Protective Order in UTC Docket TG-230778

Public Co LURITO - GALLAGHER FORMULA MODEL 2018 V5.2c Public Co

Line No.	(a)	(b) Historical	(c) Revenue Change	(b) + (c) (d) Proforma	(e) Add: Revenue Sensitive Taxes	(d) + (e) (f) Revenue Requirement
1	Operating Revenue	622,029	442,553	1,064,582	10,938	1,075,520
2	Operating Expenses	974,113		974,113	10,938	985,050
3	Operating Income	(352,084)		90,469		$90,469
4						
5	Interest Expense	9,055		9,055		9,055
6	Income Tax Expense			17,097		17,097
7						
8	Net Income			64,317		64,317
9						
10	Operating Ratio	156.60%		91.50%		91.59%
11						
12	**Revenue Requirement**					
13		Historical Revenue	622,029		Revenue Increase before taxes	442,553
14		Rate Increase	453,491		Rev Sensitive Taxes	10,938
15		**Revenue Requirement**	**1,075,520**		**Rate Increase**	**453,491**
16			Percent Increase	**72.91%**		
17						
18	**Captial Structure Financing Investment**				**Financing Cost**	
19	Type	Percent	Amount	Cost of Capital	Weighted	Amount
20	Equity	50.77%	318,374	20.20%	10.26%	64,317
21	Debt	49.23%	308,674	2.93%	1.44%	9,055
22	Total	100.00%	627,048		11.70%	73,372
23						
24			**Before**	**After**		
25	**Operating Statistics**		**Income Tax**	**Income Tax**		
26						
27	Return on Investment		14.43%	11.70%		
28	Return on Equity		25.57%	20.20%		
29	Operating Ratio		91.50%	91.59%		
30	Profit Margin		8.50%	8.50%		
31	Final turnover		1.72	1.72		
32	Tax Rate		21.00%	21.00%		
33						
34						
35	**Revenue Sensitive Taxes Charges**					
36			**Rate**	**Taxes**		
37	B & O Tax		1.500%	7,427		
38	WUTC Fee		0.510%	2,525		
39	City Tax		0.000%	-		
40	Bad Debts		0.199%	985		
41	Revenue Sensitive		2.209%	10,938		
42						
43	Conversion Factor		89.38%			

Designated Information is Confidential Per Protective Order in UTC Docket TG-230778

Public Co LURITO - GALLAGHER FORMULA MODEL 2018 V5.2c Public Co

Line No.	(a)	(b) Historical	(c) Revenue Change	(b) + (c) (d) Proforma	(e) Add: Revenue Sensitive Taxes	(d) + (e) (f) Revenue Requirement
1	Operating Revenue	2,999,122	406,296	3,405,417	10,021	3,415,438
2	Operating Expenses	3,124,494		3,124,494	10,021	3,134,515
3	Operating Income	(125,373)		280,923		$280,923
4						
5	Interest Expense	22,845		22,845		22,845
6	Income Tax Expense			54,197		54,197
7						
8	Net Income			203,882		203,882
9						
10	Operating Ratio	104.18%		91.75%		91.77%
11						
12	**Revenue Requirement**					
13		Historical Revenue	2,999,122		Revenue Increase before taxes	406,296
14		Rate Increase	416,316		Rev Sensitive Taxes	10,021
15		**Revenue Requirement**	**3,415,438**		**Rate Increase**	**416,316**
16			Percent Increase	**13.88%**		
17						
18	**Captial Structure Financing Investment**				**Financing Cost**	
19	Type	Percent	Amount	Cost of Capital	Weighted	Amount
20	Equity	50.77%	803,177	25.38%	12.89%	203,882
21	Debt	49.23%	778,707	2.93%	1.44%	22,845
22	Total	100.00%	1,581,884		14.33%	226,727
23						
24			**Before**	**After**		
25	**Operating Statistics**		**Income Tax**	**Income Tax**		
26						
27	Return on Investment		17.76%	14.33%		
28	Return on Equity		32.13%	25.38%		
29	Operating Ratio		91.75%	91.77%		
30	Profit Margin		8.25%	8.25%		
31	Final turnover		2.16	2.16		
32	Tax Rate		21.00%	21.00%		
33						
34						
35	**Revenue Sensitive Taxes Charges**					
36			**Rate**	**Taxes**		
37	B & O Tax		1.500%	6,804		
38	WUTC Fee		0.510%	2,314		
39	City Tax		0.000%	-		
40	Bad Debts		0.199%	903		
41	Revenue Sensitive		2.209%	10,021		
42						
43	Conversion Factor		89.57%			

Designated Information is Confidential Per Protective Order in UTC Docket TG-230778

Public Co LURITO - GALLAGHER FORMULA MODEL 2018 V5.2c Public Co

Line No.	(a)	(b) Historical	(c) Revenue Change	(b) + (c) (d) Proforma	(e) Add: Revenue Sensitive Taxes	(d) + (e) (f) Revenue Requirement
1	Operating Revenue	2,908,274	295,710	3,203,984	7,292	3,211,276
2	Operating Expenses	2,940,459		2,940,459	7,292	2,947,751
3	Operating Income	(32,185)		263,524		$263,524
4						
5	Interest Expense	21,051		21,051		21,051
6	Income Tax Expense			50,920		50,920
7						
8	Net Income			191,554		191,554
9						
10	Operating Ratio	101.11%		91.78%		91.79%
11						
12	**Revenue Requirement**					
13		Historical Revenue	2,908,274		Revenue Increase before taxes	295,710
14		Rate Increase	303,001		Rev Sensitive Taxes	7,292
15		**Revenue Requirement**	**3,211,276**		**Rate Increase**	**303,001**
16			Percent Increase	**10.42%**		
17						
18	**Captial Structure Financing Investment**				**Financing Cost**	
19	Type	Percent	Amount	Cost of Capital	Weighted	Amount
20	Equity	50.77%	740,106	25.88%	13.14%	191,554
21	Debt	49.23%	717,557	2.93%	1.44%	21,051
22	Total	100.00%	1,457,663		14.59%	212,605
23						
24			**Before**	**After**		
25	**Operating Statistics**		**Income Tax**	**Income Tax**		
26						
27	Return on Investment		18.08%	14.59%		
28	Return on Equity		32.76%	25.88%		
29	Operating Ratio		91.78%	91.79%		
30	Profit Margin		8.22%	8.22%		
31	Final turnover		2.20	2.20		
32	Tax Rate		21.00%	21.00%		
33						
34						
35	**Revenue Sensitive Taxes Charges**					
36			**Rate**	**Taxes**		
37	B & O Tax		1.500%	4,951		
38	WUTC Fee		0.510%	1,683		
39	City Tax		0.000%	-		
40	Bad Debts		0.199%	657		
41	Revenue Sensitive		2.209%	7,292		
42						
43	Conversion Factor		89.58%			

Designated Information is Confidential Per Protective Order in UTC Docket TG-230778

Public Co LURITO - GALLAGHER FORMULA MODEL 2018 V5.2c Public Co

Line No.	(a)	(b) Historical	(c) Revenue Change	(b) + (c) (d) Proforma	(e) Add: Revenue Sensitive Taxes	(d) + (e) (f) Revenue Requirement
1	Operating Revenue	90,847	110,367	201,215	2,728	203,943
2	Operating Expenses	184,035		184,035	2,728	186,763
3	Operating Income	(93,188)		17,180		$17,180
4						
5	Interest Expense	1,794		1,794		1,794
6	Income Tax Expense			3,231		3,231
7						
8	Net Income			12,155		12,155
9						
10	Operating Ratio	202.58%		91.46%		91.58%
11						
12	**Revenue Requirement**					
13		Historical Revenue	90,847		Revenue Increase before taxes	110,367
14		Rate Increase	113,096		Rev Sensitive Taxes	2,728
15		**Revenue Requirement**	**203,943**		**Rate Increase**	**113,096**
16			Percent Increase	**124.49%**		
17						
18	**Captial Structure Financing Investment**				**Financing Cost**	
19	Type	Percent	Amount	Cost of Capital	Weighted	Amount
20	Equity	50.77%	63,071	19.27%	9.78%	12,155
21	Debt	49.23%	61,149	2.93%	1.44%	1,794
22	Total	100.00%	124,220		11.23%	13,949
23						
24			**Before**	**After**		
25	**Operating Statistics**		**Income Tax**	**Income Tax**		
26						
27	Return on Investment		13.83%	11.23%		
28	Return on Equity		24.39%	19.27%		
29	Operating Ratio		91.46%	91.58%		
30	Profit Margin		8.54%	8.54%		
31	Final turnover		1.64	1.64		
32	Tax Rate		21.00%	21.00%		
33						
34						
35	**Revenue Sensitive Taxes Charges**					
36			**Rate**	**Taxes**		
37	B & O Tax		1.500%	1,852		
38	WUTC Fee		0.510%	630		
39	City Tax		0.000%	-		
40	Bad Debts		0.199%	246		
41	Revenue Sensitive		2.209%	2,728		
42						
43	Conversion Factor		89.37%			

Designated Information is Confidential Per Protective Order in UTC Docket TG-230778

[redacted]

[redacted]

Clallam County:

[redacted]

Jefferson County:

[redacted]

Mill Volumes sent to 3rd Party Landfill (Cowlitz):

[redacted]

Designated Information is Confidential Per Protective Order in UTC Docket TG-230778

[redacted]

Mill Volumes sent to IC Landfill (Wasco):

[redacted]

Other Disposal GL 40122

Glass Disposal

[redacted]

[redacted]

Designated Information is Confidential Per Protective Order in UTC Docket TG-230778

[redacted]



Designated Information is Confidential Per Protective Order in UTC Docket TG-230778

Journal Entry Query Tool
v.4.6

NOTE: Click on filter to pu

Total of Entries:	**1,021,256.30**	**0.00**	*pstd: P = Posted, U = Unposted, S = Staged, C:0
Num of Entries Shown:	**273**	**273**	*records limit: 10000

Full Account	Date	**Amount USD**	**Amount CAD**	**Nat Currency**	Journal Control Num

[redacted]

Designated Information is Confidential Per Protective Order in UTC Docket TG-230778

Journal Entry Query Tool
v.4.6

NOTE: Click on filter to pu

Total of Entries:	**1,021,256.30**	**0.00**	*pstd: P = Posted, U = Unposted, S = Staged, C:0
Num of Entries Shown:	**273**	**273**	*records limit: 10000

Full Account	Date	Amount USD	Amount CAD	Nat Currency	Journal Control Num

[redacted]

Designated Information is Confidential Per Protective Order in UTC Docket TG-230778

Journal Entry Query Tool
v.4.6

NOTE: Click on filter to pu

Total of Entries:	**1,021,256.30**	**0.00**	*pstd: P = Posted, U = Unposted, S = Staged, C:0	
Num of Entries Shown:	**273**	**273**	*records limit:	10000

Full Account	Date	Amount USD	Amount CAD	Nat Currency	Journal Control Num

[redacted]

Exh. JW-7C
TG-230778

Journal Entry Query Tool
v.4.6

NOTE: Click on filter to pu

Total of Entries:	**1,021,256.30**	**0.00**	*pstd: P = Posted, U = Unposted, S = Staged, C:0
Num of Entries Shown:	**273**	**273**	*records limit: 10000

Full Account	Date	Amount USD	Amount CAD	Nat Currency	Journal Control Num

[redacted]

Designated Information is Confidential Per Protective Order in UTC Docket TG-230778

Journal Entry Query Tool

v.4.6

NOTE: Click on filter to pu

Total of Entries:	**1,021,256.30**	**0.00**	*pstd: P = Posted, U = Unposted, S = Staged, C:0
Num of Entries Shown:	**273**	**273**	*records limit: 10000

Full Account	Date	Amount USD	Amount CAD	Nat Currency	Journal Control Num

[redacted]

Designated Information is Confidential Per Protective Order in UTC Docket TG-230778

Journal Entry Query Tool

v.4.6

ll data

Date Range:

From: 2023-03
To: 2024-02

Districts: 2112
Accts: 52142
System:
Subsystem:

Total of Entries:
Num of Entries Shown:

= I/C Unposted, -1 = Hanging out there.

Full Account	Psted*	Journal Description	User	R/Type	Vendor Code	One Time Vendo
[redacted]						

Exh. JW-7C
TG-230778

Journal Entry Query Tool

v.4.6

ll data

Date Range:

From: 2023-03
To: 2024-02

Districts: 2112
Accts: 52142
System:
Subsystem:

Total of Entries:
Num of Entries Shown:

= I/C Unposted, -1 = Hanging out there.

Full Account	Psted*	Journal Description	User	R/Type	Vendor Code	One Time Vendo
[redacted]						

Designated Information is Confidential Per Protective Order in UTC Docket TG-230778

Journal Entry Query Tool

v.4.6

ıll data

Date Range:

From: 2023-03
To: 2024-02

Districts: 2112
Accts: 52142
System:
Subsystem:

Total of Entries:
Num of Entries Shown:

= I/C Unposted, -1 = Hanging out there.

Full Account	Psted*	Journal Description	User	R/Type	Vendor Code	One Time Vendo
[redacted]						

Designated Information is Confidential Per Protective Order in UTC Docket TG-230778

Exh. JW-7C
TG-230778

Journal Entry Query Tool

v.4.6

ll data

Date Range:

From: 2023-03
To: 2024-02

Districts: 2112
Accts: 52142
System:
Subsystem:

Total of Entries:
Num of Entries Shown:

= I/C Unposted, -1 = Hanging out there.

Full Account	Psted*	Journal Description	User	R/Type	Vendor Code	One Time Vendo
[redacted]	[redacted]					

Designated Information is Confidential Per Protective Order in UTC Docket TG-230778

Journal Entry Query Tool

v.4.6

ll data

Date Range:

From: 2023-03
To: 2024-02

Districts: 2112
Accts: 52142
System:
Subsystem:

Total of Entries:
Num of Entries Shown:

= I/C Unposted, -1 = Hanging out there.

Full Account	Psted*	Journal Description	User	R/Type	Vendor Code	One Time Vendo
[redacted]	[redacted]					

Journal Entry Query Tool

v.4.6

Other Criteria

Vendor Code:
Amount From:
Amount To:
Posting: All

Total of Entries:
Num of Entries Shown:

Full Account	Further Descriptic	Date Doc	Doc Desc	Doc Ctrl Num
[redacted]	[redacted]			

Designated Information is Confidential Per Protective Order in UTC Docket TG-230778

Journal Entry Query Tool

v.4.6

Other Criteria

Vendor Code:
Amount From:
Amount To:
Posting: All

Total of Entries:
Num of Entries Shown:

Full Account	Further Descriptic	Date Doc	Doc Desc	Doc Ctrl Num
[redacted]	[redacted]			

Designated Information is Confidential Per Protective Order in UTC Docket TG-230778

Journal Entry Query Tool

v.4.6

Other Criteria

Vendor Code:
Amount From:
Amount To:
Posting: All

Total of Entries:
Num of Entries Shown:

Full Account	Further Descriptic	Date Doc	Doc Desc	Doc Ctrl Num
[redacted]	[redacted]			

Designated Information is Confidential Per Protective Order in UTC Docket TG-230778

Journal Entry Query Tool

v.4.6

Other Criteria

Vendor Code:
Amount From:
Amount To:
Posting: All

Total of Entries:
Num of Entries Shown:

Full Account	Further Descriptic	Date Doc	Doc Desc	Doc Ctrl Num
[redacted]	[redacted]			

Journal Entry Query Tool

v.4.6

Other Criteria

Vendor Code:
Amount From:
Amount To:
Posting: All

Total of Entries:
Num of Entries Shown:

Full Account	Further Descriptic	Date Doc	Doc Desc	Doc Ctrl Num
[redacted]	[redacted]			

Journal Entry Query Tool
v.4.6

Total of Entries:
Num of Entries Shown:

Full Account	Po Ctrl Num	Vendor Order Num	Ticket Num	Document 2	Document 1
[redacted]	[redacted]				

Journal Entry Query Tool
v.4.6

Total of Entries:
Num of Entries Shown:

Full Account	Po Ctrl Num	Vendor Order Num	Ticket Num	Document 2	Document 1
[redacted]	[redacted]				

Journal Entry Query Tool
v.4.6

Total of Entries:
Num of Entries Shown:

Full Account	Po Ctrl Num	Vendor Order Num	Ticket Num	Document 2	Document 1
[redacted]	[redacted]	[redacted]	[redacted]	[redacted]	[redacted]

Journal Entry Query Tool
v.4.6

Total of Entries:
Num of Entries Shown:

Full Account	Po Ctrl Num	Vendor Order Num	Ticket Num	Document 2	Document 1
[redacted]	[redacted]				

Journal Entry Query Tool
v.4.6

Total of Entries:
Num of Entries Shown:

Full Account	Po Ctrl Num	Vendor Order Num	Ticket Num	Document 2	Document 1
[redacted]	[redacted]				

Journal Entry Query Tool
v.4.6

Total of Entries:
Num of Entries Shown:

Not included in print rang

Full Account	Class Code	Date Entered	Date Posted	Amt Net	Date Due	Database
[redacted]						

Journal Entry Query Tool
v.4.6

Total of Entries:
Num of Entries Shown:

Not included in print rang

Full Account	Class Code	Date Entered	Date Posted	Amt Net	Date Due	Database
[redacted]	[redacted]					

Journal Entry Query Tool
v.4.6

Total of Entries:
Num of Entries Shown:

Not included in print rang

Full Account	Class Code	Date Entered	Date Posted	Amt Net	Date Due	Database
[redacted]	[redacted]					

Journal Entry Query Tool
v.4.6

Total of Entries:
Num of Entries Shown:

Not included in print rang

Full Account	Class Code	Date Entered	Date Posted	Amt Net	Date Due	Database
[redacted]	[redacted]					

Journal Entry Query Tool
v.4.6

Total of Entries:
Num of Entries Shown:

						Not included in print rang
Full Account	Class Code	Date Entered	Date Posted	Amt Net	Date Due	Database
[redacted]						

Journal Entry Query Tool
v.4.6

Total of Entries:
Num of Entries Shown:

	e								
Full Account	Reversing Flag	Hold Flag	Recurring Flag	Repeating Flag	Type Flag	Posted Flag	Seg1	Seg2	Seg3
[redacted]									

Journal Entry Query Tool
v.4.6

Total of Entries:
Num of Entries Shown:

	e								
Full Account	Reversing Flag	Hold Flag	Recurring Flag	Repeating Flag	Type Flag	Posted Flag	Seg1	Seg2	Seg3
[redacted]									

Journal Entry Query Tool
v.4.6

Total of Entries:
Num of Entries Shown:

	e								
Full Account	Reversing Flag	Hold Flag	Recurring Flag	Repeating Flag	Type Flag	Posted Flag	Seg1	Seg2	Seg3
[redacted]									

Journal Entry Query Tool
v.4.6

Total of Entries:
Num of Entries Shown:

	e								
Full Account	Reversing Flag	Hold Flag	Recurring Flag	Repeating Flag	Type Flag	Posted Flag	Seg1	Seg2	Seg3
[redacted]	[redacted]								

Journal Entry Query Tool
v.4.6

Total of Entries:	
Num of Entries Shown:	

	e								
Full Account	Reversing Flag	Hold Flag	Recurring Flag	Repeating Flag	Type Flag	Posted Flag	Seg1	Seg2	Seg3
[redacted]									

Journal Entry Query Tool
v.4.6

Total of Entries:
Num of Entries Shown:

Full Account	Seg4	Staged_RefCode	Staged_DocRef	Staged Year Month	Staged District	VO Number
[redacted]	[redacted]					

Journal Entry Query Tool
v.4.6

Total of Entries:
Num of Entries Shown:

Full Account	Seg4	Staged_RefCode	Staged_DocRef	Staged Year Month	Staged District	VO Number
[redacted]	[redacted]					

Journal Entry Query Tool
v.4.6

Total of Entries:
Num of Entries Shown:

Full Account	Seg4	Staged_RefCode	Staged_DocRef	Staged Year Month	Staged District	VO Number
[redacted]	[redacted]					

Journal Entry Query Tool
v.4.6

Total of Entries:
Num of Entries Shown:

Full Account	Seg4	Staged_RefCode	Staged_DocRef	Staged Year Month	Staged District	VO Number
[redacted]	[redacted]					

Journal Entry Query Tool
v.4.6

Total of Entries:
Num of Entries Shown:

Full Account	Seg4	Staged_RefCode	Staged_DocRef	Staged Year Month	Staged District	VO Number
[redacted]	[redacted]					

Journal Entry Query Tool
v.4.6

Total of Entries:
Num of Entries Shown:

Full Account

[redacted]

Journal Entry Query Tool
v.4.6

Total of Entries:
Num of Entries Shown:

Full Account

[redacted]

Journal Entry Query Tool
v.4.6

Total of Entries:
Num of Entries Shown:

Full Account

[redacted]

Journal Entry Query Tool
v.4.6

Total of Entries:
Num of Entries Shown:

Full Account

[redacted]

Journal Entry Query Tool
v.4.6

Total of Entries:
Num of Entries Shown:

Full Account

[redacted]

Stat Entry - Trend (source in row)

Part of Original

Stat Acct, Desc, or Group:	98425	(Defaults to all)
Districts / Groupings	2112	(Defaults to your disticts if blank)
LOB:		(Defaults to all)
Sbst:		
Source:	Act	(Defaults to all)
Show Only Stats with Data:	True	
12 Mths From:	2022-08	(Required. YYYY-MM Format)

Stat Acct/C	Account/Stat Name	Dist	LOB	Sbst	Last Entered	Entered By	Source	2022-08	2022-09
98425	Diesel Fuel Volume	2112	000	00	8/6/2023	Adamb	Act	21,649	20,768
End of List	[redacted]								

Filing. Ignore for settlement. See 52142-JE Query-Fuel and Fuel Adj tabs for updated calculation

Note: All inputs from this input form are applied at the first of the month.

2022-10	2022-11	2022-12	2023-01	2023-02	2023-03	2023-04	2023-05	2023-06	2023-07	Save Results
20,076	18,192	16,047	18,763	16,989	20,246	17,894	21,198	20,698	18,503	
[redacted]										

[redacted]



Region	District	District Name	Fuel Type	Vendor	POItemMonth	ReceiptDate

Pull-> OK!: ReportRange Formula OK [jAction{}] > jFocus is ready.
OK!: ReportRun Formula OK [jAction{}] > jFreezePanes is ready.

Inv. Date From 2023-03

Inv. Date To
PO Month
District

Region	District	District Name	Fuel Type	Vendor Name	PO Month	Receipt Date
[redacted]						

Designated Information is Confidential Per Protective Order in UTC Docket TG-230778

[redacted]

[redacted]





Designated Information is Confidential Per Protective Order in UTC Docket TG-230778

[redacted]

Invoice Date	Units	Price Per Unit	Price Paid	InvoiceTotal	InvoiceSeqNum	hlink:ViewInvoice	InvoiceNum	elDetailDistr
			$ -		$ -			

2112,!inactive

2

2024

OK!: ReportRun Formula OK [jActic Last run: 3/18/2024 18:44

Total Units	Avg Per Unit	Total Price

[redacted]

Invoice Date	Units	Price Per Unit	Extended Total	Inv. Total	Variance	Inv. Number	Fuel Dist.

[redacted]

Designated Information is Confidential Per Protective Order in UTC Docket TG-230778

[redacted]





[redacted]

CardholderName

N/A

[redacted]

Cardholder Name

[redacted]

Exh. JW-7C
TG-230778

[redacted]

[redacted]





Exh. JW-7C
TG-230778

[redacted]



CURRENT FUEL INDEX (Western Company) - Tacoma

Proposed Effective Date	Billing Period 1-Month	2-Month	3-Month
July 1, 2005	2.18762	2.32759	2.36821
August 1, 2005	2.21495	2.20129	2.29004
September 1, 2005	2.38960	2.30228	2.26406
October 1, 2005	2.63320	2.51140	2.41258
November 1, 2005	2.84188	2.73754	2.62156
December 1, 2005	3.10730	2.97459	2.86079
January 1, 2006	2.57082	2.83906	2.84000
February 1, 2006	2.34275	2.45679	2.67362
March 1, 2006	2.46056	2.40166	2.45804
April 1, 2006	2.38763	2.42409	2.39698
May 1, 2006	2.62010	2.50386	2.48943
June 1, 2006	2.75428	2.68719	2.58733
July 1, 2006	3.08356	2.91892	2.81931
August 1, 2006	2.81280	2.94818	2.88355
September 1, 2006	2.96928	2.89104	2.95521
October 1, 2006	3.28952	3.12940	3.02387
November 1, 2006	2.74645	3.01799	3.00175
December 1, 2006	2.44558	2.59602	2.82718
January 1, 2007	2.75957	2.60257	2.65053
February 1, 2007	2.82093	2.79025	2.67536
March 1, 2007	2.42424	2.62258	2.66824
April 1, 2007	2.57873	2.50148	2.60797
May 1, 2007	2.60824	2.59349	2.53707
June 1, 2007	2.78608	2.69716	2.65768
July 1, 2007	2.78976	2.78792	2.72803
August 1, 2007	2.76567	2.77771	2.78050
September 1, 2007	2.89649	2.83108	2.81730
October 1, 2007	2.84877	2.87263	2.83697
November 1, 2007	2.91718	2.88298	2.88748
December 1, 2007	3.32281	3.12000	3.02959
January 1, 2008	3.45495	3.38888	3.23165
February 1, 2008	3.19668	3.32582	3.32481
March 1, 2008	3.14284	3.16976	3.26482
April 1, 2008	3.40133	3.27208	3.24695
May 1, 2008	3.83366	3.61749	3.45928
June 1, 2008	4.11486	3.97426	3.78328
July 1, 2008	4.47611	4.29548	4.14154
August 1, 2008	4.52842	4.50226	4.37313
September 1, 2008	4.62210	4.57526	4.54221
October 1, 2008	4.07800	4.35005	4.40951
November 1, 2008	3.73986	3.90893	4.14666
December 1, 2008	3.07086	3.40536	3.62957
January 1, 2009	2.57319	2.82202	3.12797
February 1, 2009	2.00092	2.28705	2.54832
March 1, 2009	2.20957	2.10525	2.26123
April 1, 2009	1.97201	2.09079	2.06084
May 1, 2009	1.90359	1.93780	2.02839
June 1, 2009	2.20922	2.05640	2.02827
July 1, 2009	2.26277	2.23600	2.12519
August 1, 2009	2.50816	2.38547	2.32672
September 1, 2009	2.34581	2.42699	2.37225
October 1, 2009	2.59267	2.46924	2.48221
November 1, 2009	2.67126	2.63196	2.53658
December 1, 2009	2.67184	2.67155	2.64526
January 1, 2010	2.69319	2.68252	2.67876
February 1, 2010	2.62868	2.66093	2.66457
March 1, 2010	2.72050	2.67459	2.68079
April 1, 2010	2.68429	2.70240	2.67783
May 1, 2010	2.85411	2.76920	2.75297
June 1, 2010	3.15737	3.00574	2.89859
July 1, 2010	2.89839	3.02788	2.96996
August 1, 2010	2.85092	2.87466	2.96890
September 1, 2010	2.76050	2.80571	2.83660
October 1, 2010	2.96001	2.86025	2.85714
November 1, 2010	3.12101	3.04051	2.94717

CURRENT FUEL INDEX (Eastern Company) - Spokane

Proposed Effective Date	Billing Period 1-Month	2-Month	3-Month
July 1, 2005	2.21272	2.37066	2.42335
August 1, 2005	2.21623	2.21447	2.31918
September 1, 2005	2.45718	2.33670	2.29537
October 1, 2005	2.75556	2.60637	2.47632
November 1, 2005	3.12430	2.93993	2.77901
December 1, 2005	3.30285	3.21358	3.06090
January 1, 2006	2.81798	3.06042	3.08171
February 1, 2006	2.45098	2.63448	2.85727
March 1, 2006	2.55598	2.50348	2.60831
April 1, 2006	2.48798	2.52198	2.49831
May 1, 2006	2.71468	2.60133	2.58621
June 1, 2006	2.79205	2.75336	2.66490
July 1, 2006	3.12288	2.95747	2.87654
August 1, 2006	3.02128	3.07208	2.97874
September 1, 2006	3.06443	3.04285	3.06953
October 1, 2006	3.39800	3.23121	3.16123
November 1, 2006	3.03305	3.21553	3.16516
December 1, 2006	2.56168	2.79737	2.99758
January 1, 2007	2.89968	2.73068	2.83147
February 1, 2007	2.97503	2.93736	2.81213
March 1, 2007	2.61805	2.79654	2.83092
April 1, 2007	2.64158	2.62981	2.74489
May 1, 2007	2.79326	2.71742	2.68429
June 1, 2007	3.00129	2.89727	2.81204
July 1, 2007	2.90154	2.95142	2.89870
August 1, 2007	2.84936	2.87545	2.91740
September 1, 2007	3.02757	2.93847	2.92616
October 1, 2007	3.00878	3.01817	2.96190
November 1, 2007	3.04943	3.02910	3.02859
December 1, 2007	3.49815	3.27379	3.18545
January 1, 2008	3.69386	3.59601	3.41381
February 1, 2008	3.33721	3.51554	3.50974
March 1, 2008	3.28135	3.30928	3.43748
April 1, 2008	3.49424	3.38780	3.37094
May 1, 2008	3.97938	3.73681	3.58499
June 1, 2008	4.20087	4.09013	3.89150
July 1, 2008	4.53585	4.36836	4.23870
August 1, 2008	4.58359	4.55972	4.44010
September 1, 2008	4.77815	4.68087	4.63253
October 1, 2008	4.34663	4.56239	4.56946
November 1, 2008	3.98472	4.16568	4.36983
December 1, 2008	3.32533	3.65502	3.88556
January 1, 2009	2.77577	3.05055	3.36194
February 1, 2009	2.14812	2.46195	2.74974
March 1, 2009	2.42030	2.28421	2.44806
April 1, 2009	2.15277	2.28653	2.24040
May 1, 2009	1.97369	2.06323	2.18225
June 1, 2009	2.38553	2.17961	2.17066
July 1, 2009	2.31357	2.34955	2.22426
August 1, 2009	2.55989	2.43673	2.41966
September 1, 2009	2.43007	2.49498	2.43451
October 1, 2009	2.69263	2.56135	2.56086
November 1, 2009	2.75808	2.72535	2.62693
December 1, 2009	2.84567	2.80187	2.76546
January 1, 2010	2.87763	2.86165	2.82712
February 1, 2010	2.70395	2.79079	2.80908
March 1, 2010	2.81001	2.75698	2.79720
April 1, 2010	2.77966	2.79484	2.76454
May 1, 2010	3.02541	2.90253	2.87169
June 1, 2010	3.24530	3.13536	3.01679
July 1, 2010	3.02611	3.13571	3.09894
August 1, 2010	2.93787	2.98199	3.06976
September 1, 2010	2.90024	2.91905	2.95474
October 1, 2010	3.05312	2.97668	2.96374
November 1, 2010	3.17068	3.11190	3.04135

December 1, 2010	3.22057	3.17079	3.10053	December 1, 2010	3.40254	3.28661	3.20878
January 1, 2011	3.11427	3.16742	3.15195	January 1, 2011	3.42178	3.41216	3.33167
February 1, 2011	3.17302	3.14365	3.16929	February 1, 2011	3.37126	3.39652	3.39852
March 1, 2011	3.26740	3.22021	3.18490	March 1, 2011	3.36729	3.36927	3.38677
April 1, 2011	3.46922	3.36831	3.30321	April 1, 2011	3.58866	3.47798	3.44240
May 1, 2011	3.87531	3.67227	3.53731	May 1, 2011	4.06600	3.82733	3.67398
June 1, 2011	4.05767	3.96649	3.80073	June 1, 2011	4.23917	4.15259	3.96461
July 1, 2011	4.01684	4.03725	3.98327	July 1, 2011	4.12861	4.18389	4.14460
August 1, 2011	3.72452	3.87068	3.93301	August 1, 2011	3.84773	3.98817	4.07184
September 1, 2011	3.72281	3.72367	3.82139	September 1, 2011	3.88215	3.86494	3.95283
October 1, 2011	3.76016	3.74149	3.73583	October 1, 2011	4.05006	3.96611	3.92665
November 1, 2011	3.79539	3.77777	3.75945	November 1, 2011	4.04400	4.04703	3.99207
December 1, 2011	3.87706	3.83622	3.81087	December 1, 2011	4.00632	4.02516	4.03346
January 1, 2012	3.85749	3.86728	3.84331	January 1, 2012	4.09895	4.05263	4.04976
February 1, 2012	3.58514	3.72132	3.77323	February 1, 2012	3.76039	3.92967	3.95522
March 1, 2012	3.68722	3.63618	3.70995	March 1, 2012	3.77851	3.76945	3.87928
April 1, 2012	3.94207	3.81465	3.73815	April 1, 2012	3.94569	3.86210	3.82820
May 1, 2012	4.21975	4.08091	3.94968	May 1, 2012	4.22727	4.08648	3.98382
June 1, 2012	4.22452	4.22213	4.12878	June 1, 2012	4.19792	4.21259	4.12362
July 1, 2012	4.03655	4.13054	4.16027	July 1, 2012	4.15480	4.17636	4.19333
August 1, 2012	3.37843	3.70749	3.87983	August 1, 2012	3.64693	3.90087	3.99988
September 1, 2012	3.59621	3.48732	3.67040	September 1, 2012	3.75593	3.70143	3.85255
October 1, 2012	4.02061	3.80841	3.66508	October 1, 2012	4.22163	3.98878	3.87483
November 1, 2012	4.01796	4.01929	3.87826	November 1, 2012	4.22075	4.22119	4.06610
December 1, 2012	3.86264	3.94030	3.96707	December 1, 2012	4.10471	4.16273	4.18236
January 1, 2013	3.86359	3.86311	3.91473	January 1, 2013	4.01030	4.05750	4.11192
February 1, 2013	3.60327	3.73343	3.77650	February 1, 2013	3.66275	3.83653	3.92592
March 1, 2013	3.69090	3.64709	3.71925	March 1, 2013	3.58709	3.62492	3.75338
April 1, 2013	3.93894	3.81492	3.74437	April 1, 2013	4.00591	3.79650	3.75192
May 1, 2013	3.74958	3.84426	3.79314	May 1, 2013	3.97500	3.99045	3.85600
June 1, 2013	3.68477	3.71718	3.79110	June 1, 2013	3.79795	3.88647	3.92629
July 1, 2013	3.74966	3.71722	3.72800	July 1, 2013	3.89028	3.84411	3.88774
August 1, 2013	3.56784	3.65875	3.66742	August 1, 2013	3.89480	3.89254	3.86101
September 1, 2013	3.67738	3.62261	3.66496	September 1, 2013	3.84721	3.87101	3.87743
October 1, 2013	3.71540	3.69639	3.65354	October 1, 2013	3.90451	3.87586	3.88218
November 1, 2013	3.75655	3.73598	3.71645	November 1, 2013	3.96875	3.93663	3.90683
December 1, 2013	3.75942	3.75798	3.74379	December 1, 2013	3.91891	3.94383	3.93072
January 1, 2014	3.57128	3.66535	3.69575	January 1, 2014	3.71195	3.81543	3.86654
February 1, 2014	3.61969	3.59548	3.65013	February 1, 2014	3.74919	3.73057	3.79335
March 1, 2014	3.58340	3.60154	3.59146	March 1, 2014	3.73067	3.73993	3.73060
April 1, 2014	3.64983	3.61662	3.61764	April 1, 2014	3.84818	3.78942	3.77601
May 1, 2014	3.67863	3.66423	3.63729	May 1, 2014	3.93506	3.89162	3.83797
June 1, 2014	3.66418	3.67141	3.66421	June 1, 2014	3.88305	3.90906	3.88876
July 1, 2014	3.69511	3.67965	3.67931	July 1, 2014	3.86868	3.87587	3.89560
August 1, 2014	3.75907	3.72709	3.70612	August 1, 2014	3.90411	3.88639	3.88528
September 1, 2014	3.60797	3.68352	3.68739	September 1, 2014	3.75369	3.82890	3.84216
October 1, 2014	3.66949	3.63873	3.67884	October 1, 2014	3.79426	3.77398	3.81735
November 1, 2014	3.71785	3.69367	3.66510	November 1, 2014	3.86040	3.82733	3.80278
December 1, 2014	3.30109	3.50947	3.56281	December 1, 2014	3.48872	3.67456	3.71446
January 1, 2015	3.23758	3.26934	3.41884	January 1, 2015	3.44281	3.46576	3.59731
February 1, 2015	2.63009	2.93384	3.05625	February 1, 2015	2.74636	3.09459	3.22596
March 1, 2015	2.22346	2.42678	2.69705	March 1, 2015	2.25144	2.49890	2.81354
April 1, 2015	2.58669	2.40508	2.48008	April 1, 2015	2.55047	2.40095	2.51609
May 1, 2015	2.47339	2.53004	2.42785	May 1, 2015	2.59701	2.57374	2.46631
June 1, 2015	2.55247	2.51293	2.53752	June 1, 2015	2.50834	2.55268	2.55194
July 1, 2015	2.85273	2.70260	2.62620	July 1, 2015	2.88655	2.69744	2.66397
August 1, 2015	2.83280	2.84277	2.74600	August 1, 2015	2.96462	2.92558	2.78650
September 1, 2015	2.56910	2.70095	2.75154	September 1, 2015	2.81592	2.89027	2.88903
October 1, 2015	2.20065	2.38488	2.53419	October 1, 2015	2.39133	2.60363	2.72396
November 1, 2015	2.26292	2.23179	2.34423	November 1, 2015	2.33618	2.36375	2.51448
December 1, 2015	2.22739	2.24515	2.23032	December 1, 2015	2.35103	2.34360	2.35951
January 1, 2016	2.13428	2.18083	2.20820	January 1, 2016	2.34103	2.34603	2.34275
February 1, 2016	1.82002	1.97715	2.06056	February 1, 2016	1.95605	2.14854	2.21604
March 1, 2016	2.23000	2.02501	2.06143	March 1, 2016	2.23000	2.09302	2.17569
April 1, 2016	2.06700	2.14850	2.03901	April 1, 2016	2.06700	2.14850	2.08435
May 1, 2016	2.15200	2.10950	2.14967	May 1, 2016	2.15200	2.10950	2.14967
June 1, 2016	2.22800	2.19000	2.14900	June 1, 2016	2.22800	2.19000	2.14900
July 1, 2016	2.44300	2.33550	2.27433	July 1, 2016	2.44300	2.33550	2.27433
August 1, 2016	2.60400	2.52350	2.42500	August 1, 2016	2.60400	2.52350	2.42500
September 1, 2016	2.57500	2.58950	2.54067	September 1, 2016	2.57500	2.58950	2.54067
October 1, 2016	2.48800	2.53150	2.55567	October 1, 2016	2.48800	2.53150	2.55567
November 1, 2016	2.53900	2.51350	2.53400	November 1, 2016	2.53900	2.51350	2.53400

December 1, 2016	2.61000	2.57450	2.54567
January 1, 2017	2.65100	2.63050	2.60000
February 1, 2017	2.70000	2.67550	2.65367
March 1, 2017	2.75600	2.72800	2.70233
April 1, 2017	2.76200	2.75900	2.73933
May 1, 2017	2.73000	2.74600	2.74933
June 1, 2017	2.77100	2.75050	2.75433
July 1, 2017	2.74200	2.75650	2.74767
August 1, 2017	2.67200	2.70700	2.72833
September 1, 2017	2.66400	2.66800	2.69267
October 1, 2017	2.78200	2.72300	2.70600
November 1, 2017	2.98900	2.88550	2.81167
December 1, 2017	3.01000	2.99950	2.92700
January 1, 2018	3.10400	3.05700	3.03433
February 1, 2018	3.06200	3.08300	3.05867
March 1, 2018	3.09200	3.07700	3.08600
April 1, 2018	3.09700	3.09450	3.08367
May 1, 2018	3.08100	3.08900	3.09000
June 1, 2018	3.30300	3.19200	3.16033
July 1, 2018	3.47700	3.39000	3.28700
August 1, 2018	3.48100	3.47900	3.42033
September 1, 2018	3.45500	3.46800	3.47100
October 1, 2018	3.42800	3.44150	3.45467
November 1, 2018	3.47000	3.44900	3.45100
December 1, 2018	3.56100	3.51550	3.48633
January 1, 2019	3.49600	3.52850	3.50900
February 1, 2019	3.32100	3.40850	3.45933
March 1, 2019	3.13100	3.22600	3.31600
April 1, 2019	3.10400	3.11750	3.18533
May 1, 2019	3.15300	3.12850	3.12933
June 1, 2019	3.25000	3.20150	3.16900
July 1, 2019	3.34800	3.29900	3.25033
August 1, 2019	3.26200	3.30500	3.28667
September 1, 2019	3.20100	3.23150	3.27033
October 1, 2019	3.16100	3.18100	3.20800
November 1, 2019	3.17900	3.17000	3.18033
December 1, 2019	3.28100	3.23000	3.20700
January 1, 2020	3.42000	3.35050	3.29333
February 1, 2020	3.30200	3.36100	3.33433
March 1, 2020	3.22700	3.26450	3.31633
April 1, 2020	3.09900	3.16300	3.20933
May 1, 2020	2.94200	3.02050	3.08933
June 1, 2020	2.67100	2.80650	2.90400
July 1, 2020	2.55200	2.61150	2.72167
August 1, 2020	2.57900	2.56550	2.60067
September 1, 2020	2.59300	2.58600	2.57467
October 1, 2020	2.59200	2.59250	2.58800
November 1, 2020	2.56800	2.58000	2.58433
December 1, 2020	2.53800	2.55300	2.56600
January 1, 2021	2.65100	2.59450	2.58567
February 1, 2021	2.75300	2.70200	2.64733
March 1, 2021	2.79600	2.77450	2.73333
April 1, 2021	2.94000	2.86800	2.82967
May 1, 2021	3.25200	3.09600	2.99600
June 1, 2021	3.25100	3.25150	3.14767
July 1, 2021	3.35700	3.30400	3.28667
August 1, 2021	3.46700	3.41200	3.35833
September 1, 2021	3.58200	3.52450	3.46867
October 1, 2021	3.66100	3.62150	3.57000
November 1, 2021	3.66300	3.66200	3.63533
December 1, 2021	3.81300	3.73800	3.71233
January 1, 2022	3.99100	3.90200	3.82233
February 1, 2022	3.95500	3.97300	3.91967
March 1, 2022	4.05800	4.00650	4.00133
April 1, 2022	4.26600	4.16200	4.09300
May 1, 2022	5.27900	4.77250	4.53433
June 1, 2022	5.29300	5.28600	4.94600
July 1, 2022	5.61900	5.45600	5.39700
August 1, 2022	6.02200	5.82050	5.64467
September 1, 2022	5.84000	5.93100	5.82700
October 1, 2022	5.23500	5.53750	5.69900
November 1, 2022	5.18300	5.20900	5.41933

December 1, 2016	2.61000	2.57450	2.54567
January 1, 2017	2.65100	2.63050	2.60000
February 1, 2017	2.70000	2.67550	2.65367
March 1, 2017	2.75600	2.72800	2.70233
April 1, 2017	2.76200	2.75900	2.73933
May 1, 2017	2.73000	2.74600	2.74933
June 1, 2017	2.77100	2.75050	2.75433
July 1, 2017	2.74200	2.75650	2.74767
August 1, 2017	2.67200	2.70700	2.72833
September 1, 2017	2.66400	2.66800	2.69267
October 1, 2017	2.78200	2.72300	2.70600
November 1, 2017	2.98900	2.88550	2.81167
December 1, 2017	3.01000	2.99950	2.92700
January 1, 2018	3.10400	3.05700	3.03433
February 1, 2018	3.06200	3.08300	3.05867
March 1, 2018	3.09200	3.07700	3.08600
April 1, 2018	3.09700	3.09450	3.08367
May 1, 2018	3.08100	3.08900	3.09000
June 1, 2018	3.30300	3.19200	3.16033
July 1, 2018	3.47700	3.39000	3.28700
August 1, 2018	3.48100	3.47900	3.42033
September 1, 2018	3.45500	3.46800	3.47100
October 1, 2018	3.42800	3.44150	3.45467
November 1, 2018	3.47000	3.44900	3.45100
December 1, 2018	3.56100	3.51550	3.48633
January 1, 2019	3.49600	3.52850	3.50900
February 1, 2019	3.32100	3.40850	3.45933
March 1, 2019	3.13100	3.22600	3.31600
April 1, 2019	3.10400	3.11750	3.18533
May 1, 2019	3.15300	3.12850	3.12933
June 1, 2019	3.25000	3.20150	3.16900
July 1, 2019	3.34800	3.29900	3.25033
August 1, 2019	3.26200	3.30500	3.28667
September 1, 2019	3.20100	3.23150	3.27033
October 1, 2019	3.16100	3.18100	3.20800
November 1, 2019	3.17900	3.17000	3.18033
December 1, 2019	3.28100	3.23000	3.20700
January 1, 2020	3.42000	3.35050	3.29333
February 1, 2020	3.30200	3.36100	3.33433
March 1, 2020	3.22700	3.26450	3.31633
April 1, 2020	3.09900	3.16300	3.20933
May 1, 2020	2.94200	3.02050	3.08933
June 1, 2020	2.67100	2.80650	2.90400
July 1, 2020	2.55200	2.61150	2.72167
August 1, 2020	2.57900	2.56550	2.60067
September 1, 2020	2.59300	2.58600	2.57467
October 1, 2020	2.59200	2.59250	2.58800
November 1, 2020	2.56800	2.58000	2.58433
December 1, 2020	2.53800	2.55300	2.56600
January 1, 2021	2.65100	2.59450	2.58567
February 1, 2021	2.75300	2.70200	2.64733
March 1, 2021	2.79600	2.77450	2.73333
April 1, 2021	2.94000	2.86800	2.82967
May 1, 2021	3.25200	3.09600	2.99600
June 1, 2021	3.25100	3.25150	3.14767
July 1, 2021	3.35700	3.30400	3.28667
August 1, 2021	3.46700	3.41200	3.35833
September 1, 2021	3.58200	3.52450	3.46867
October 1, 2021	3.66100	3.62150	3.57000
November 1, 2021	3.66300	3.66200	3.63533
December 1, 2021	3.81300	3.73800	3.71233
January 1, 2022	3.99100	3.90200	3.82233
February 1, 2022	3.95500	3.97300	3.91967
March 1, 2022	4.05800	4.00650	4.00133
April 1, 2022	4.26600	4.16200	4.09300
May 1, 2022	5.27900	4.77250	4.53433
June 1, 2022	5.29300	5.28600	4.94600
July 1, 2022	5.61900	5.45600	5.39700
August 1, 2022	6.02200	5.82050	5.64467
September 1, 2022	5.84000	5.93100	5.82700
October 1, 2022	5.23500	5.53750	5.69900
November 1, 2022	5.18300	5.20900	5.41933

December 1, 2022	5.41200	5.29750	5.27667
January 1, 2023	5.40100	5.40650	5.33200
February 1, 2023	4.98000	5.19050	5.26433
March 1, 2023	4.75300	4.86650	5.04467
April 1, 2023	4.64300	4.69800	4.79200
May 1, 2023	4.48800	4.56550	4.62800
June 1, 2023	4.45900	4.47350	4.53000
July 1, 2023	4.30500	4.38200	4.41733
August 1, 2023	4.10900	4.20700	4.29100
September 1, 2023	4.40100	4.25500	4.27167
October 1, 2023	5.02800	4.71450	4.51267
November 1, 2023	5.19000	5.10900	4.87300
December 1, 2023	4.87300	5.03150	5.03033
January 1, 2024	4.49000	4.68150	4.85100
February 1, 2024	4.12600	4.30800	4.49633
March 1, 2024	4.01100	4.06850	4.20900
April 1, 2024	NA	NA	NA
May 1, 2024	NA	NA	NA
June 1, 2024	NA	NA	NA
July 1, 2024	NA	NA	NA
August 1, 2024	NA	NA	NA
September 1, 2024	NA	NA	NA
October 1, 2024	NA	NA	NA
November 1, 2024	NA	NA	NA
December 1, 2024	NA	NA	NA
January 1, 2025	NA	NA	NA
February 1, 2025	NA	NA	NA
March 1, 2025	NA	NA	NA
April 1, 2025	NA	NA	NA
May 1, 2025	NA	NA	NA
June 1, 2025	NA	NA	NA
July 1, 2025	NA	NA	NA
August 1, 2025	NA	NA	NA
September 1, 2025	NA	NA	NA
October 1, 2025	NA	NA	NA
November 1, 2025	NA	NA	NA
December 1, 2025	NA	NA	NA
January 1, 2026	NA	NA	NA
February 1, 2026	NA	NA	NA
March 1, 2026	NA	NA	NA
April 1, 2026	NA	NA	NA
May 1, 2026	NA	NA	NA
June 1, 2026	NA	NA	NA
July 1, 2026	NA	NA	NA
August 1, 2026	NA	NA	NA
September 1, 2026	NA	NA	NA
October 1, 2026	NA	NA	NA
November 1, 2026	NA	NA	NA
December 1, 2026	NA	NA	NA
January 1, 2027	NA	NA	NA
February 1, 2027	NA	NA	NA
March 1, 2027	NA	NA	NA
April 1, 2027	NA	NA	NA
May 1, 2027	NA	NA	NA
June 1, 2027	NA	NA	NA
July 1, 2027	NA	NA	NA
August 1, 2027	NA	NA	NA
September 1, 2027	NA	NA	NA
October 1, 2027	NA	NA	NA
November 1, 2027	NA	NA	NA
December 1, 2027	NA	NA	NA
January 1, 2028	NA	NA	NA
February 1, 2028	NA	NA	NA
March 1, 2028	NA	NA	NA
April 1, 2028	NA	NA	NA
May 1, 2028	NA	NA	NA
June 1, 2028	NA	NA	NA
July 1, 2028	NA	NA	NA
August 1, 2028	NA	NA	NA
September 1, 2028	NA	NA	NA
October 1, 2028	NA	NA	NA
November 1, 2028	NA	NA	NA

December 1, 2022	5.41200	5.29750	5.27667
January 1, 2023	5.40100	5.40650	5.33200
February 1, 2023	4.98000	5.19050	5.26433
March 1, 2023	4.75300	4.86650	5.04467
April 1, 2023	4.64300	4.69800	4.79200
May 1, 2023	4.48800	4.56550	4.62800
June 1, 2023	4.45900	4.47350	4.53000
July 1, 2023	4.30500	4.38200	4.41733
August 1, 2023	4.10900	4.20700	4.29100
September 1, 2023	4.40100	4.25500	4.27167
October 1, 2023	5.02800	4.71450	4.51267
November 1, 2023	5.19000	5.10900	4.87300
December 1, 2023	4.87300	5.03150	5.03033
January 1, 2024	4.49000	4.68150	4.85100
February 1, 2024	4.12600	4.30800	4.49633
March 1, 2024	4.01100	4.06850	4.20900
April 1, 2024	NA	NA	NA
May 1, 2024	NA	NA	NA
June 1, 2024	NA	NA	NA
July 1, 2024	NA	NA	NA
August 1, 2024	NA	NA	NA
September 1, 2024	NA	NA	NA
October 1, 2024	NA	NA	NA
November 1, 2024	NA	NA	NA
December 1, 2024	NA	NA	NA
January 1, 2025	NA	NA	NA
February 1, 2025	NA	NA	NA
March 1, 2025	NA	NA	NA
April 1, 2025	NA	NA	NA
May 1, 2025	NA	NA	NA
June 1, 2025	NA	NA	NA
July 1, 2025	NA	NA	NA
August 1, 2025	NA	NA	NA
September 1, 2025	NA	NA	NA
October 1, 2025	NA	NA	NA
November 1, 2025	NA	NA	NA
December 1, 2025	NA	NA	NA
January 1, 2026	NA	NA	NA
February 1, 2026	NA	NA	NA
March 1, 2026	NA	NA	NA
April 1, 2026	NA	NA	NA
May 1, 2026	NA	NA	NA
June 1, 2026	NA	NA	NA
July 1, 2026	NA	NA	NA
August 1, 2026	NA	NA	NA
September 1, 2026	NA	NA	NA
October 1, 2026	NA	NA	NA
November 1, 2026	NA	NA	NA
December 1, 2026	NA	NA	NA
January 1, 2027	NA	NA	NA
February 1, 2027	NA	NA	NA
March 1, 2027	NA	NA	NA
April 1, 2027	NA	NA	NA
May 1, 2027	NA	NA	NA
June 1, 2027	NA	NA	NA
July 1, 2027	NA	NA	NA
August 1, 2027	NA	NA	NA
September 1, 2027	NA	NA	NA
October 1, 2027	NA	NA	NA
November 1, 2027	NA	NA	NA
December 1, 2027	NA	NA	NA
January 1, 2028	NA	NA	NA
February 1, 2028	NA	NA	NA
March 1, 2028	NA	NA	NA
April 1, 2028	NA	NA	NA
May 1, 2028	NA	NA	NA
June 1, 2028	NA	NA	NA
July 1, 2028	NA	NA	NA
August 1, 2028	NA	NA	NA
September 1, 2028	NA	NA	NA
October 1, 2028	NA	NA	NA
November 1, 2028	NA	NA	NA

December 1, 2028	NA	NA	NA
January 1, 2029	NA	NA	NA
February 1, 2029	NA	NA	NA
March 1, 2029	NA	NA	NA
April 1, 2029	NA	NA	NA
May 1, 2029	NA	NA	NA
June 1, 2029	NA	NA	NA
July 1, 2029	NA	NA	NA
August 1, 2029	NA	NA	NA
September 1, 2029	NA	NA	NA
October 1, 2029	NA	NA	NA
November 1, 2029	NA	NA	NA
December 1, 2029	NA	NA	NA
January 1, 2030	NA	NA	NA
February 1, 2030	NA	NA	NA
March 1, 2030	NA	NA	NA
April 1, 2030	NA	NA	NA
May 1, 2030	NA	NA	NA
June 1, 2030	NA	NA	NA
July 1, 2030	NA	NA	NA
August 1, 2030	NA	NA	NA

December 1, 2028	NA	NA	NA
January 1, 2029	NA	NA	NA
February 1, 2029	NA	NA	NA
March 1, 2029	NA	NA	NA
April 1, 2029	NA	NA	NA
May 1, 2029	NA	NA	NA
June 1, 2029	NA	NA	NA
July 1, 2029	NA	NA	NA
August 1, 2029	NA	NA	NA
September 1, 2029	NA	NA	NA
October 1, 2029	NA	NA	NA
November 1, 2029	NA	NA	NA
December 1, 2029	NA	NA	NA
January 1, 2030	NA	NA	NA
February 1, 2030	NA	NA	NA
March 1, 2030	NA	NA	NA
April 1, 2030	NA	NA	NA
May 1, 2030	NA	NA	NA
June 1, 2030	NA	NA	NA
July 1, 2030	NA	NA	NA
August 1, 2030	NA	NA	NA

3-Month	12-Month
NA	NA
NA	NA
NA	NA

NA	NA
NA	NA
NA	NA

NA	NA
NA	NA
NA	NA

NA	NA
NA	NA
NA	NA

NA	NA
NA	NA
NA	NA

Designated Information is Confidential Per Protective Order in UTC Docket TG-230778

	Volume	Portland	Tacoma	Portland $	Tacoma $	Volume	Portland	Tacoma	Portland $
Jan-23									
Feb-23									
Mar-23									
Apr-23									
May-23									
Jun-23									
Jul-23									
Aug-23									
Sep-23									
Oct-23									
Nov-23									
Dec-23									

Tacoma $	Volume	Portland	**Tacoma**
[redacted]			

Weighted Average 2023
Weighted Average 2022
Increase/Gallon

[redacted]

[redacted]



Debt
Equity
Total Debt & Equity

Interest Expense
Debt
Interest as a % of Debt

WASTE CONNECTIONS, INC.
CONSOLIDATED BALANCE SHEETS
(IN THOUSANDS OF U.S. DOLLARS, EXCEPT SHARE AND PER SHARE AMOUNTS)

	December 31, 2022	December 31, 2021
ASSETS		
Current assets:		
Cash and equivalents	$ 78,637	$ 147,441
Accounts receivable, net of allowance for credit losses of $22,939 and $18,480 at December 31, 2022 and 2021, respectively	833,862	709,614
Prepaid expenses and other current assets	205,146	175,722
Total current assets	1,117,645	1,032,777
Restricted cash	102,727	72,174
Restricted investments	68,099	59,014
Property and equipment, net	6,950,915	5,721,949
Operating lease right-of-use assets	192,506	160,567
Goodwill	6,902,297	6,187,643
Intangible assets, net	1,673,917	1,350,597
Other assets, net	126,497	115,203
Total assets	$ 17,134,603	$ 14,699,924
LIABILITIES AND EQUITY		
Current liabilities:		
Accounts payable	$ 638,728	$ 392,868
Book overdraft	15,645	16,721
Deferred revenue	325,002	273,720
Accrued liabilities	431,247	442,596
Current portion of operating lease liabilities	35,170	38,017
Current portion of contingent consideration	60,092	62,804
Current portion of long-term debt and notes payable	6,759	6,020
Total current liabilities	1,512,643	1,232,746
Long-term portion of debt and notes payable	6,890,149	5,040,500
Long-term portion of operating lease liabilities	165,462	129,628
Long-term portion of contingent consideration	21,323	31,504
Deferred income taxes	1,013,742	850,921
Other long-term liabilities	417,640	421,080
Total liabilities	10,020,959	7,706,379
Commitments and contingencies (Note 13)		
Equity:		
Common shares: 257,211,175 shares issued and 257,145,716 shares outstanding at December 31, 2022; 260,283,158 shares issued and 260,212,496 shares outstanding at December 31, 2021	3,271,958	3,693,027
Additional paid-in capital	244,076	199,482
Accumulated other comprehensive income (loss)	(56,830)	39,584
Treasury shares: 65,459 and 70,662 shares at December 31, 2022 and 2021, respectively	—	—
Retained earnings	3,649,494	3,056,845
Total Waste Connections' equity	7,108,698	6,988,938
Noncontrolling interest in subsidiaries	4,946	4,607
Total equity	7,113,644	6,993,545
Total liabilities and equity	$17,134,603	$14,699,924

ST Debt 6,759,000

LT Deb 6,890,149,000

Equity 7,113,644,000

The accompanying notes are an integral part of these consolidated financial statements.

WASTE CONNECTIONS, INC.
CONSOLIDATED STATEMENTS OF NET INCOME
(IN THOUSANDS OF U.S. DOLLARS, EXCEPT SHARE AND PER SHARE AMOUNTS)

	Years Ended December 31, 2022	2021	2020
Revenues	$ 7,211,859	$ 6,151,361	$ 5,445,990
Operating expenses:			
Cost of operations	4,336,012	3,654,074	3,276,808
Selling, general and administrative	696,467	612,337	537,632
Depreciation	763,285	673,730	621,102
Amortization of intangibles	155,675	139,279	131,302
Impairments and other operating items	18,230	32,316	466,718
Operating income	1,242,190	1,039,625	412,428
Interest expense	(202,331)	(162,796)	(162,375)
Interest income	5,950	2,916	5,253
Other income (expense), net	3,154	6,285	(1,392)
Loss on early extinguishment of debt	—	(115,288)	—
Income before income tax provision	1,048,963	770,742	253,914
Income tax provision	(212,962)	(152,253)	(49,922)
Net income	836,001	618,489	203,992
Plus (less): Net loss (income) attributable to noncontrolling interests	(339)	(442)	685
Net income attributable to Waste Connections	$ 835,662	$ 618,047	$ 204,677
Earnings per common share attributable to Waste Connections' common shareholders:			
Basic	$ 3.25	$ 2.37	$ 0.78
Diluted	$ 3.24	$ 2.36	$ 0.78
Shares used in the per share calculations:			
Basic	257,383,578	261,166,723	263,189,699
Diluted	258,038,801	261,728,470	263,687,539
Cash dividends per common share	$ 0.945	$ 0.845	$ 0.760

Interest Expense

The accompanying notes are an integral part of these consolidated financial statements.

Debt to Equity Ratio			Allowable In LG
$	6,896,908,000	**49.23%**	**40%**
$	7,113,644,000	**50.77%**	**60%**
$	**14,010,552,000**		

Interest as a % of Debt	
$	202,331,000
$	6,896,908,000
	2.93%

202,331,000

Designated Information is Confidential Per Protective Order in UTC Docket TG-230778

Journal Entry Query Tool
v.4.6

NOTE: Click here to pu

Total of Entries:	**869,433.27**	**0.00**	*pstd: P = Posted, U = Unposted, S = Staged, C:0
Num of Entries Shown:	**138**	**138**	*records limit: 10000

Full Account	Date	**Amount USD**	**Amount CAD**	**Nat Currency**	Journal Control Num

[redacted]

Designated Information is Confidential Per Protective Order in UTC Docket TG-230778

Journal Entry Query Tool

v.4.6

NOTE: Click shortcut to pu

Total of Entries:	**869,433.27**	**0.00**	*pstd: P = Posted, U = Unposted, S = Staged, C:0
Num of Entries Shown:	**138**	**138**	*records limit: 10000

Full Account	Date	Amount USD	Amount CAD	Nat Currency	Journal Control Num
[redacted]					
				B	
				B	
				B	

Designated Information is Confidential Per Protective Order in UTC Docket TG-230778

Journal Entry Query Tool

v.4.6

NOTE: Click on the Jo pu

Total of Entries:	**869,433.27**	**0.00**	*pstd: P = Posted, U = Unposted, S = Staged, C:0
Num of Entries Shown:	**138**	**138**	*records limit: 10000

Full Account	Date	Amount USD	Amount CAD	Nat Currency	Journal Control Num
[redacted]					

B
B
X
X
X
X
X
R
B
B
B
B
B
B
B
B
B
B
B

Exh. JW-7C
TG-230778

Journal Entry Query Tool

v.4.6

ll data

Date Range:

From: 2022-08
To: 2023-07

Districts: 2112
Accts: 41201
System:
Subsystem:

Total of Entries:
Num of Entries Shown:

= I/C Unposted, -1 = Hanging out there.

Full Account	Psted*	Journal Description	User	R/Type	Vendor Code	One Time Vendo
[redacted]						

Journal Entry Query Tool

v.4.6

Designated Information is Confidential Per Protective Order in UTC Docket TG-230778

ıll data

Date Range:	
From:	2022-08
To:	2023-07

Districts:	2112
Accts:	41201
System:	
Subsystem:	

Total of Entries:
Num of Entries Shown:

= I/C Unposted, -1 = Hanging out there.

Full Account	Psted*	Journal Description	User	R/Type	Vendor Code	One Time Vendo
[redacted]						
[redacted]						
[redacted]						

Designated Information is Confidential Per Protective Order in UTC Docket TG-230778

Journal Entry Query Tool

v.4.6

ıll data

Date Range:

From: 2022-08
To: 2023-07

Districts: 2112
Accts: 41201
System:
Subsystem:

Total of Entries:
Num of Entries Shown:

= I/C Unposted, -1 = Hanging out there.

Full Account	Psted*	Journal Description	User	R/Type	Vendor Code	One Time Vendo
[redacted]	x U E	[redacted]				

Journal Entry Query Tool

v.4.6

Other Criteria

Vendor Code:
Amount From:
Amount To:
Posting: All

Total of Entries:
Num of Entries Shown:

Full Account	Further Descriptic	Date Doc	Doc Desc	Doc Ctrl Num
[redacted]	[redacted]			

Journal Entry Query Tool

v.4.6

Other Criteria

Vendor Code:
Amount From:
Amount To:
Posting: All

Total of Entries:
Num of Entries Shown:

Full Account	Further Descriptic	Date Doc	Doc Desc	Doc Ctrl Num
[redacted]	[redacted]			

Journal Entry Query Tool

v.4.6

Other Criteria

Vendor Code:
Amount From:
Amount To:
Posting: All

Total of Entries:
Num of Entries Shown:

Full Account	Further Descriptic	Date Doc	Doc Desc	Doc Ctrl Num
[redacted]	[redacted]			

Journal Entry Query Tool
v.4.6

Total of Entries:
Num of Entries Shown:

Full Account	Po Ctrl Num	Vendor Order Num	Ticket Num	Document 2	Document 1
[redacted]	[redacted]				

Journal Entry Query Tool
v.4.6

Total of Entries:
Num of Entries Shown:

Full Account	Po Ctrl Num	Vendor Order Num	Ticket Num	Document 2	Document 1
[redacted]	[redacted]				

Journal Entry Query Tool
v.4.6

Total of Entries:
Num of Entries Shown:

Full Account	Po Ctrl Num	Vendor Order Num	Ticket Num	Document 2	Document 1
[redacted]	[redacted]				

Journal Entry Query Tool
v.4.6

Total of Entries:
Num of Entries Shown:

						Not included in print rang
Full Account	Class Code	Date Entered	Date Posted	Amt Net	Date Due	Database
[redacted]						

Journal Entry Query Tool
v.4.6

Total of Entries:
Num of Entries Shown:

Not included in print rang

Full Account	Class Code	Date Entered	Date Posted	Amt Net	Date Due	Database
[redacted]	[redacted]					

Journal Entry Query Tool
v.4.6

Total of Entries:
Num of Entries Shown:

						Not included in print rang
Full Account	Class Code	Date Entered	Date Posted	Amt Net	Date Due	Database
[redacted]	[redacted]					

Journal Entry Query Tool
v.4.6

Total of Entries:
Num of Entries Shown:

	e								
Full Account	Reversing Flag	Hold Flag	Recurring Flag	Repeating Flag	Type Flag	Posted Flag	Seg1	Seg2	Seg3
[redacted]									

Journal Entry Query Tool
v.4.6

Total of Entries:
Num of Entries Shown:

	e								
Full Account	Reversing Flag	Hold Flag	Recurring Flag	Repeating Flag	Type Flag	Posted Flag	Seg1	Seg2	Seg3
[redacted]	[redacted]								

Journal Entry Query Tool
v.4.6

Total of Entries:
Num of Entries Shown:

	e								
Full Account	Reversing Flag	Hold Flag	Recurring Flag	Repeating Flag	Type Flag	Posted Flag	Seg1	Seg2	Seg3
[redacted]	[redacted]								

Journal Entry Query Tool
v.4.6

Total of Entries:
Num of Entries Shown:

Full Account	Seg4	Staged_RefCode	Staged_DocRef	Staged Year Month	Staged District	VO Number
[redacted]	[redacted]					

Journal Entry Query Tool
v.4.6

Total of Entries:
Num of Entries Shown:

Full Account	Seg4	Staged_RefCode	Staged_DocRef	Staged Year Month	Staged District	VO Number
[redacted]	[redacted]					

Journal Entry Query Tool
v.4.6

Total of Entries:
Num of Entries Shown:

Full Account	Seg4	Staged_RefCode	Staged_DocRef	Staged Year Month	Staged District	VO Number
[redacted]	[redacted]					

Exh. JW-7C
TG-230778

Journal Entry Query Tool
v.4.6

Total of Entries:
Num of Entries Shown:

Full Account

[redacted]

Exh. JW-7C
TG-230778

Journal Entry Query Tool
v.4.6

Total of Entries:
Num of Entries Shown:

Full Account

[redacted]

Journal Entry Query Tool
v.4.6

Total of Entries:
Num of Entries Shown:

Full Account

[redacted]

Journal Entry Query Tool
v.4.6

Total of Entries:		**148,119.01**	**0.00**
Num of Entries Shown:		**202**	**202**

Full Account	Date	Amount USD	Amount CAD
[redacted]			

Journal Entry Query Tool
v.4.6

Total of Entries:		**148,119.01**	**0.00**
Num of Entries Shown:		**202**	**202**

Full Account	Date	**Amount USD**	**Amount CAD**
[redacted]			

Journal Entry Query Tool
v.4.6

Total of Entries:		**148,119.01**	**0.00**
Num of Entries Shown:		**202**	**202**

Full Account	Date	**Amount USD**	**Amount CAD**
[redacted]			

Journal Entry Query Tool
v.4.6

Total of Entries:		**148,119.01**	**0.00**
Num of Entries Shown:		**202**	**202**

Full Account	Date	**Amount USD**	**Amount CAD**
[redacted]			

Journal Entry Query Tool
v.4.6

Total of Entries:	**148,119.01**	**0.00**
Num of Entries Shown:	**202**	**202**

Full Account	Date	Amount USD	Amount CAD
[redacted]			

Designated Information is Confidential Per Protective Order in UTC Docket TG-230778

Journal Entry Query Tool
v.4.6

NOTE: Ctrl+Shift+Ctrl pull data

Total of Entries:	*pstd: P = Posted, U = Unposted, S = Staged, C:0 = I/C Unposted, -1 = Ha
Num of Entries Shown:	*records limit: 10000

Full Account	**Nat Currency**	Journal Control Num

[redacted]

Designated Information is Confidential Per Protective Order in UTC Docket TG-230778

Journal Entry Query Tool
v.4.6

NOTE: Ctrl+Shift+Ctrl pull data

Total of Entries:	*pstd: P = Posted, U = Unposted, S = Staged, C:0 = I/C Unposted, -1 = Ha
Num of Entries Shown:	*records limit: 10000

Full Account	**Nat Currency**	Journal Control Num

[redacted]

Designated Information is Confidential Per Protective Order in UTC Docket TG-230778

Journal Entry Query Tool

v.4.6

NOTE: Ctrl+Shift+Ctrl to pull data

Total of Entries:	*pstd: P = Posted, U = Unposted, S = Staged, C:0 = I/C Unposted, -1 = Ha	
Num of Entries Shown:	*records limit:	10000

Full Account	**Nat Currency**	Journal Control Num

[redacted]

Designated Information is Confidential Per Protective Order in UTC Docket TG-230778

Journal Entry Query Tool
v.4.6

NOTE: Ctrl+Shift+Ctrl pull data

Total of Entries:	*pstd: P = Posted, U = Unposted, S = Staged, C:0 = I/C Unposted, -1 = Ha
Num of Entries Shown:	*records limit: 10000

Full Account	**Nat Currency**	Journal Control Num

[redacted]

Designated Information is Confidential Per Protective Order in UTC Docket TG-230778

Journal Entry Query Tool
v.4.6

NOTE: Ctrl+Shift+Ctrl pull data

Total of Entries:	*pstd: P = Posted, U = Unposted, S = Staged, C:0 = I/C Unposted, -1 = Ha	
Num of Entries Shown:	*records limit:	10000

Full Account	**Nat Currency**	Journal Control Num

[redacted]

Exh. JW-7C
TG-230778

Journal Entry Query Tool

v.4.6

Date Range:
From: 2022-08
To: 2023-07

Total of Entries:
Num of Entries Shown:

nging out there.

Full Account	Psted*	Journal Description	User

[redacted]

Exh. JW-7C
TG-230778

Journal Entry Query Tool

v.4.6

Date Range:
From: 2022-08
To: 2023-07

Total of Entries:
Num of Entries Shown:

nging out there.

Full Account	Psted*	Journal Description	User

[redacted]

Exh. JW-7C
TG-230778

Journal Entry Query Tool

v.4.6

Date Range:
From: 2022-08
To: 2023-07

Total of Entries:
Num of Entries Shown:

nging out there.

Full Account	Psted*	Journal Description	User
[redacted]			

Exh. JW-7C
TG-230778

Journal Entry Query Tool

v.4.6

Date Range:
From: 2022-08
To: 2023-07

Total of Entries:
Num of Entries Shown:

nging out there.

Full Account	Psted*	Journal Description	User

[redacted]

Exh. JW-7C
TG-230778

Journal Entry Query Tool

v.4.6

Date Range:
From: 2022-08
To: 2023-07

Total of Entries:
Num of Entries Shown:

nging out there.

Full Account	Psted*	Journal Description	User
[redacted]			

Journal Entry Query Tool

v.4.6

Districts:	2112
Accts:	52147
System:	
Subsystem:	

Total of Entries:
Num of Entries Shown:

Full Account	R/Type	Vendor Code	One Time Vendor

[redacted]

Exh. JW-7C
TG-230778

Journal Entry Query Tool

v.4.6

Districts:	2112
Accts:	52147
System:	
Subsystem:	

Total of Entries:
Num of Entries Shown:

Full Account	R/Type	Vendor Code	One Time Vendor

[redacted]

Exh. JW-7C
TG-230778

Journal Entry Query Tool

v.4.6

Districts:	2112
Accts:	52147
System:	
Subsystem:	

Total of Entries:
Num of Entries Shown:

Full Account	R/Type	Vendor Code	One Time Vendor

[redacted]

Journal Entry Query Tool

v.4.6

Districts:	2112
Accts:	52147
System:	
Subsystem:	

Total of Entries:
Num of Entries Shown:

Full Account	R/Type	Vendor Code	One Time Vendor

[redacted]

Exh. JW-7C
TG-230778

Journal Entry Query Tool

v.4.6

Districts:	2112
Accts:	52147
System:	
Subsystem:	

Total of Entries:
Num of Entries Shown:

Full Account	R/Type	Vendor Code	One Time Vendor
[redacted]			

Journal Entry Query Tool
v.4.6

Other Crit

Total of Entries:
Num of Entries Shown:

Full Account	Further Description
[redacted]	

Journal Entry Query Tool
v.4.6

Other Crit

Total of Entries:
Num of Entries Shown:

Full Account	Further Description
[redacted]	

Journal Entry Query Tool
v.4.6

Other Crit

Total of Entries:
Num of Entries Shown:

Full Account	Further Description
[redacted]	

Journal Entry Query Tool
v.4.6

Other Crit

Total of Entries:
Num of Entries Shown:

Full Account	Further Description
[redacted]	

Journal Entry Query Tool
v.4.6

Other Crit

Total of Entries:
Num of Entries Shown:

Full Account	Further Description
[redacted]	

Journal Entry Query Tool

v.4.6

Vendor Code:
Amount From:
Amount To:
Posting:

Total of Entries:
Num of Entries Shown:

Full Account	Date Doc
[redacted]	

Journal Entry Query Tool

v.4.6

Vendor Code:
Amount From:
Amount To:
Posting:

Total of Entries:
Num of Entries Shown:

Full Account	Date Doc
[redacted]	

Journal Entry Query Tool

v.4.6

Vendor Code:
Amount From:
Amount To:
Posting:

Total of Entries:
Num of Entries Shown:

Full Account	Date Doc
[redacted]	

Journal Entry Query Tool

v.4.6

Vendor Code:
Amount From:
Amount To:
Posting:

Total of Entries:
Num of Entries Shown:

Full Account	Date Doc
[redacted]	

Journal Entry Query Tool

v.4.6

Vendor Code:
Amount From:
Amount To:
Posting:

Total of Entries:
Num of Entries Shown:

Full Account	Date Doc
[redacted]	

Journal Entry Query Tool
v.4.6

All

Total of Entries:
Num of Entries Shown:

Full Account	Doc Desc
[redacted]	

Journal Entry Query Tool
v.4.6

All

Total of Entries:
Num of Entries Shown:

Full Account	Doc Desc
[redacted]	

Journal Entry Query Tool
v.4.6

All

Total of Entries:
Num of Entries Shown:

Full Account	Doc Desc
[redacted]	

Journal Entry Query Tool
v.4.6

All

Total of Entries:
Num of Entries Shown:

Full Account	Doc Desc
[redacted]	

Journal Entry Query Tool
v.4.6

All

Total of Entries:
Num of Entries Shown:

Full Account	Doc Desc
[redacted]	

Exh. JW-7C
TG-230778

Journal Entry Query Tool
v.4.6

Total of Entries:
Num of Entries Shown:

Full Account	Doc Ctrl Num	Po Ctrl Num
[redacted]		

Exh. JW-7C
TG-230778

Journal Entry Query Tool
v.4.6

Total of Entries:
Num of Entries Shown:

Full Account	Doc Ctrl Num	Po Ctrl Num
[redacted]		

Exh. JW-7C
TG-230778

Journal Entry Query Tool
v.4.6

Total of Entries:
Num of Entries Shown:

Full Account	Doc Ctrl Num	Po Ctrl Num
[redacted]		

Exh. JW-7C
TG-230778

Journal Entry Query Tool
v.4.6

Total of Entries:
Num of Entries Shown:

Full Account	Doc Ctrl Num	Po Ctrl Num
[redacted]		

Exh. JW-7C
TG-230778

Journal Entry Query Tool
v.4.6

Total of Entries:
Num of Entries Shown:

Full Account	Doc Ctrl Num	Po Ctrl Num
[redacted]		

Journal Entry Query Tool
v.4.6

Total of Entries:
Num of Entries Shown:

Full Account	Vendor Order Num	Ticket Num
[redacted]		

Journal Entry Query Tool
v.4.6

Total of Entries:
Num of Entries Shown:

Full Account	Vendor Order Num	Ticket Num

[redacted]

Journal Entry Query Tool
v.4.6

Total of Entries:
Num of Entries Shown:

Full Account	Vendor Order Num	Ticket Num
[redacted]		

Journal Entry Query Tool
v.4.6

Total of Entries:
Num of Entries Shown:

Full Account	Vendor Order Num	Ticket Num
[redacted]		

Journal Entry Query Tool
v.4.6

Total of Entries:
Num of Entries Shown:

Full Account	Vendor Order Num	Ticket Num
[redacted]		

Journal Entry Query Tool
v.4.6

Total of Entries:
Num of Entries Shown:

Full Account	Document 2	Document 1	Class Code
[redacted]			

Journal Entry Query Tool
v.4.6

Total of Entries:
Num of Entries Shown:

Full Account	Document 2	Document 1	Class Code
[redacted]			

Journal Entry Query Tool
v.4.6

Total of Entries:
Num of Entries Shown:

Full Account	Document 2	Document 1	Class Code
[redacted]			

Exh. JW-7C
TG-230778

Journal Entry Query Tool
v.4.6

Total of Entries:
Num of Entries Shown:

Full Account	Document 2	Document 1	Class Code
[redacted]			

Journal Entry Query Tool
v.4.6

Total of Entries:
Num of Entries Shown:

Full Account	Document 2	Document 1	Class Code
[redacted]			

Journal Entry Query Tool
v.4.6

Total of Entries:
Num of Entries Shown:

Full Account	Date Entered	Date Posted

[redacted]

Journal Entry Query Tool
v.4.6

Total of Entries:
Num of Entries Shown:

Full Account	Date Entered	Date Posted
[redacted]		

Journal Entry Query Tool
v.4.6

Total of Entries:
Num of Entries Shown:

Full Account	Date Entered	Date Posted
[redacted]		

Journal Entry Query Tool
v.4.6

Total of Entries:
Num of Entries Shown:

Full Account	Date Entered	Date Posted

[redacted]

Journal Entry Query Tool
v.4.6

Total of Entries:
Num of Entries Shown:

Full Account	Date Entered	Date Posted
[redacted]		

Journal Entry Query Tool
v.4.6

Total of Entries:
Num of Entries Shown:

	Not included in print range					
Full Account	Amt Net	Date Due	Database	Reversing Flag	Hold Flag	Recurring Flag

[redacted]

Journal Entry Query Tool
v.4.6

Total of Entries:
Num of Entries Shown:

	Not included in print range					
Full Account	Amt Net	Date Due	Database	Reversing Flag	Hold Flag	Recurring Flag

[redacted]

Journal Entry Query Tool
v.4.6

Total of Entries:
Num of Entries Shown:

	Not included in print range					
Full Account	Amt Net	Date Due	Database	Reversing Flag	Hold Flag	Recurring Flag

[redacted]

Journal Entry Query Tool
v.4.6

Total of Entries:
Num of Entries Shown:

	Not included in print range					
Full Account	Amt Net	Date Due	Database	Reversing Flag	Hold Flag	Recurring Flag

[redacted]

Journal Entry Query Tool
v.4.6

Total of Entries:
Num of Entries Shown:

	Not included in print range					
Full Account	Amt Net	Date Due	Database	Reversing Flag	Hold Flag	Recurring Flag

[redacted]

Journal Entry Query Tool
v.4.6

Total of Entries:
Num of Entries Shown:

Full Account	Repeating Flag	Type Flag	Posted Flag	Seg1	Seg2	Seg3
[redacted]						

Journal Entry Query Tool
v.4.6

Total of Entries:
Num of Entries Shown:

Full Account	Repeating Flag	Type Flag	Posted Flag	Seg1	Seg2	Seg3
[redacted]						

Journal Entry Query Tool
v.4.6

Total of Entries:
Num of Entries Shown:

Full Account	Repeating Flag	Type Flag	Posted Flag	Seg1	Seg2	Seg3
[redacted]						

Journal Entry Query Tool
v.4.6

Total of Entries:
Num of Entries Shown:

Full Account	Repeating Flag	Type Flag	Posted Flag	Seg1	Seg2	Seg3
[redacted]						

Journal Entry Query Tool
v.4.6

Total of Entries:
Num of Entries Shown:

Full Account	Repeating Flag	Type Flag	Posted Flag	Seg1	Seg2	Seg3
[redacted]						

Journal Entry Query Tool
v.4.6

Total of Entries:
Num of Entries Shown:

Full Account	Seg4	Staged_RefCode	Staged_DocRef	Staged Year Month
[redacted]				

Exh. JW-7C
TG-230778

Journal Entry Query Tool
v.4.6

Total of Entries:
Num of Entries Shown:

Full Account	Seg4	Staged_RefCode	Staged_DocRef	Staged Year Month
[redacted]				

Journal Entry Query Tool
v.4.6

Total of Entries:
Num of Entries Shown:

Full Account	Seg4	Staged_RefCode	Staged_DocRef	Staged Year Month
[redacted]				

Journal Entry Query Tool
v.4.6

Total of Entries:
Num of Entries Shown:

Full Account	Seg4	Staged_RefCode	Staged_DocRef	Staged Year Month
[redacted]				

Journal Entry Query Tool
v.4.6

Total of Entries:
Num of Entries Shown:

Full Account	Seg4	Staged_RefCode	Staged_DocRef	Staged Year Month
[redacted]				

Journal Entry Query Tool
v.4.6

Total of Entries:
Num of Entries Shown:

Full Account	Staged District	VO Number
[redacted]		

Journal Entry Query Tool
v.4.6

Total of Entries:
Num of Entries Shown:

Full Account	Staged District	VO Number
[redacted]		

Journal Entry Query Tool
v.4.6

Total of Entries:
Num of Entries Shown:

Full Account	Staged District	VO Number
[redacted]		

Journal Entry Query Tool
v.4.6

Total of Entries:
Num of Entries Shown:

Full Account	Staged District	VO Number
[redacted]		

Journal Entry Query Tool
v.4.6

Total of Entries:
Num of Entries Shown:

Full Account	Staged District	VO Number
[redacted]		

Journal Entry Query Tool

v5.13

NOTE: Ctrl+Shift+J to pull data

From:
To:

Total of Entries:	**120,954.26**	**0.00**
Num of Entries Shown:	**314**	**314**

*pstd: P = Posted, U = Unposted, S = Staged, C:0 = I/C Unposte
*records limit: 10000

Full Account	Date	**Amount USD**	**Amount CAD**	**Nat Currency**	Journal Control Num	Psted*
57147-2112-000-00	[redacted]					
57147-2112-000-00	[redacted]					
57147-2112-000-00	[redacted]					
57147-2112-000-00	[redacted]					
57147-2112-000-00	[redacted]					
57147-2112-000-00	[redacted]					
57147-2112-000-00	[redacted]					
57147-2112-000-00	[redacted]					
57147-2112-000-00	[redacted]					
57147-2112-000-00	[redacted]					
57147-2112-000-00	[redacted]					
57147-2112-000-00	[redacted]					
57147-2112-000-00	[redacted]					
57147-2112-000-00	[redacted]					
57147-2112-000-00	[redacted]					
57147-2112-000-00	[redacted]					
57147-2112-000-00	[redacted]					
57147-2112-000-00	[redacted]					
57147-2112-000-00	[redacted]					
57147-2112-000-00	[redacted]					
57147-2112-000-00	[redacted]					
57147-2112-000-00	[redacted]					
57147-2112-000-00	[redacted]					
57147-2112-000-00	[redacted]					
57147-2112-000-00	[redacted]					
57147-2112-000-00	[redacted]					
57147-2112-000-00	[redacted]					
57147-2112-000-00	[redacted]					
57147-2112-000-00	[redacted]					
57147-2112-000-00	[redacted]					
57147-2112-000-00	[redacted]					
57147-2112-000-00	[redacted]					
57147-2112-000-00	[redacted]					
57147-2112-000-00	[redacted]					
57147-2112-000-00	[redacted]					
57147-2112-000-00	[redacted]					
57147-2112-000-00	[redacted]					
57147-2112-000-00	[redacted]					
57147-2112-000-00	[redacted]					
57147-2112-000-00	[redacted]					
57147-2112-000-00	[redacted]					
57147-2112-000-00	[redacted]					
57147-2112-000-00	[redacted]					
57147-2112-000-00	[redacted]					
57147-2112-000-00	[redacted]					
57147-2112-000-00	[redacted]					
57147-2112-000-00	[redacted]					
57147-2112-000-00	[redacted]					
57147-2112-000-00	[redacted]					
57147-2112-000-00	[redacted]					
57147-2112-000-00	[redacted]					
57147-2112-000-00	[redacted]					
57147-2112-000-00	[redacted]					
57147-2112-000-00	[redacted]					
57147-2112-000-00	[redacted]					
57147-2112-000-00	[redacted]					
57147-2112-000-00	[redacted]					
57147-2112-000-00	[redacted]					
57147-2112-000-00	[redacted]					
57147-2112-000-00	[redacted]					
57147-2112-000-00	[redacted]					
57147-2112-000-00	[redacted]					

Journal Entry Query Tool

v5.13

NOTE: Ctrl+Shift+J to pull data

From:
To:

Total of Entries:	**120,954.26**	**0.00**	*pstd: P = Posted, U = Unposted, S = Staged, C:0 = I/C Unposte
Num of Entries Shown:	**314**	**314**	*records limit: 10000

Full Account	Date	Amount USD	Amount CAD	Nat Currency	Journal Control Num	Psted*
57147-2112-000-00	[redacted]					
57147-2112-000-00						
57147-2112-000-00						
57147-2112-000-00

Journal Entry Query Tool

v5.13

NOTE: Ctrl+Shift+J to pull data

From:
To:

Total of Entries:	**120,954.26**	**0.00**	*pstd: P = Posted, U = Unposted, S = Staged, C:0 = I/C Unposte
Num of Entries Shown:	**314**	**314**	*records limit: 10000

Full Account	Date	Amount USD	Amount CAD	Nat Currency	Journal Control Num	Psted*
57147-2112-000-00	[redacted]					
57147-2112-000-00						
57147-2112-000-00						
57147-2112-000-00

Journal Entry Query Tool
v5.13

NOTE: Ctrl+Shift+J to pull data

From:
To:

Total of Entries:	**120,954.26**	**0.00**	*pstd: P = Posted, U = Unposted, S = Staged, C:0 = I/C Unposte
Num of Entries Shown:	**314**	**314**	*records limit: 10000

Full Account	Date	Amount USD	Amount CAD	Nat Currency	Journal Control Num	Psted*
57147-2112-000-00	[redacted]					
57147-2112-000-00						
57147-2112-000-00						
57147-2112-000-00

Journal Entry Query Tool
v5.13

NOTE: Ctrl+Shift+J to pull data

From:
To:

Total of Entries:	**120,954.26**	**0.00**	*pstd: P = Posted, U = Unposted, S = Staged, C:0 = I/C Unposte
Num of Entries Shown:	**314**	**314**	*records limit: 10000

Full Account	Date	Amount USD	Amount CAD	Nat Currency	Journal Control Num	Psted*
57147-2112-000-00	[redacted]					
57147-2112-000-00						
57147-2112-000-00						
57147-2112-000-00

Designated Information is Confidential Per Protective Order in UTC Docket TG-230778

Journal Entry Query Tool
v5.13

NOTE: Ctrl+Shift+J to pull data

From:
To:

Total of Entries:	**120,954.26**	**0.00**	*pstd: P = Posted, U = Unposted, S = Staged, C:0 = I/C Unposte
Num of Entries Shown:	**314**	**314**	*records limit: 10000

Full Account	Date	Amount USD	Amount CAD	Nat Currency	Journal Control Num	Psted*
57147-2112-000-00	[redacted]					
57147-2112-000-00						
57147-2112-000-00						
57147-2112-000-00						
57147-2112-000-00						
57147-2112-000-00						
57147-2112-000-00						
57147-2112-000-00						
57147-2112-000-00						
End of List						

Journal Entry Q

v5.13

Date Range:
2022-08
2023-07

Districts:	2112
Accts:	57147
System:	
Subsystem:	

Total of Entries:
Num of Entries Show

d, -1 = Hanging out there.

Full Account	Journal Description	User	R/Type	Vendor Code	One Time Vendor
57147-2112-000-00	[redacted]				
57147-2112-000-00					
57147-2112-000-00					
57147-2112-000-00

Journal Entry C

v5.13

Date Range:	
2022-08	
2023-07	

Districts:	2112
Accts:	57147
System:	
Subsystem:	

Total of Entries:
Num of Entries Show

d, -1 = Hanging out there.

Full Account	Journal Description	User	R/Type	Vendor Code	One Time Vendor
57147-2112-000-00	[redacted]				
57147-2112-000-00					
57147-2112-000-00					
57147-2112-000-00

Journal Entry C

v5.13

Date Range:
2022-08
2023-07

Districts:	2112
Accts:	57147
System:	
Subsystem:	

Total of Entries:
Num of Entries Show

d, -1 = Hanging out there.

Full Account	Journal Description	User	R/Type	Vendor Code	One Time Vendor
57147-2112-000-00	[redacted]				
57147-2112-000-00					
57147-2112-000-00					
57147-2112-000-00

Journal Entry C

v5.13

Date Range:	
2022-08	
2023-07	

Districts:	2112
Accts:	57147
System:	
Subsystem:	

Total of Entries:
Num of Entries Show

d, -1 = Hanging out there.

Full Account	Journal Description	User	R/Type	Vendor Code	One Time Vendor
57147-2112-000-00	[redacted]				
57147-2112-000-00					
57147-2112-000-00					
57147-2112-000-00

Journal Entry C

v5.13

Date Range:	
2022-08	
2023-07	

Districts:	2112
Accts:	57147
System:	
Subsystem:	

Total of Entries:
Num of Entries Show

d, -1 = Hanging out there.

Full Account	Journal Description	User	R/Type	Vendor Code	One Time Vendor
57147-2112-000-00	[redacted]				
57147-2112-000-00					
57147-2112-000-00					
57147-2112-000-00

Exh. JW-7C
TG-230778

Journal Entry (
v5.13

Date Range:			
2022-08		**Districts:**	2112
2023-07		**Accts:**	57147
		System:	
		Subsystem:	

Total of Entries: ed, -1 = Hanging out there.
Num of Entries Show

Full Account	Journal Description	User	R/Type	Vendor Code	One Time Vendor
57147-2112-000-00	[redacted]				
57147-2112-000-00					
57147-2112-000-00					
57147-2112-000-00					
57147-2112-000-00					
57147-2112-000-00					
57147-2112-000-00					
57147-2112-000-00					
57147-2112-000-00					
End of List					

Journal Entry C
v5.13

Other Criteria

Vendor Code:
Amount From:
Amount To:
Posting: All

Total of Entries:
Num of Entries Show

Full Account	Further Description	Date Doc	Doc Desc	Doc Ctrl Num
57147-2112-000-00	[redacted]			
57147-2112-000-00				
57147-2112-000-00				
57147-2112-000-00

Journal Entry C
v5.13

Other Criteria

Vendor Code:
Amount From:
Amount To:
Posting: All

Total of Entries:
Num of Entries Show

Full Account	Further Description	Date Doc	Doc Desc	Doc Ctrl Num
57147-2112-000-00	[redacted]			
57147-2112-000-00				
57147-2112-000-00				
57147-2112-000-00

Journal Entry C
v5.13

Other Criteria

Vendor Code:
Amount From:
Amount To:
Posting: All

Total of Entries:
Num of Entries Show

Full Account	Further Description	Date Doc	Doc Desc	Doc Ctrl Num
57147-2112-000-00	[redacted]			
57147-2112-000-00				
57147-2112-000-00				
57147-2112-000-00

Journal Entry C
v5.13

Other Criteria

Vendor Code:
Amount From:
Amount To:
Posting: All

Total of Entries:
Num of Entries Show

Full Account	Further Description	Date Doc	Doc Desc	Doc Ctrl Num
57147-2112-000-00	[redacted]			
57147-2112-000-00				
57147-2112-000-00				
57147-2112-000-00

Journal Entry C
v5.13

Other Criteria

Vendor Code:
Amount From:
Amount To:
Posting: All

Total of Entries:
Num of Entries Show

Full Account	Further Description	Date Doc	Doc Desc	Doc Ctrl Num
57147-2112-000-00	[redacted]			
57147-2112-000-00				
57147-2112-000-00				
57147-2112-000-00

Journal Entry Q
v5.13

Other Criteria

Vendor Code:
Amount From:
Amount To:
Posting: All

Total of Entries:
Num of Entries Show

Full Account	Further Description	Date Doc	Doc Desc	Doc Ctrl Num
57147-2112-000-00	[redacted]			
57147-2112-000-00				
57147-2112-000-00				
57147-2112-000-00				
57147-2112-000-00				
57147-2112-000-00				
57147-2112-000-00				
57147-2112-000-00				
57147-2112-000-00				
End of List				

Journal Entry Q
v5.13

Total of Entries:
Num of Entries Show

Full Account	Po Ctrl Num	Vendor Order Num	Ticket Num	Document 2	Document 1	Class Code	Date Entered	Date Posted	Amt Net
57147-2112-000-00	[redacted]								
57147-2112-000-00	[redacted]								
57147-2112-000-00	[redacted]								
57147-2112-000-00	[redacted]								
57147-2112-000-00	[redacted]								
57147-2112-000-00	[redacted]								
57147-2112-000-00	[redacted]								
57147-2112-000-00	[redacted]								
57147-2112-000-00	[redacted]								
57147-2112-000-00	[redacted]								
57147-2112-000-00	[redacted]								
57147-2112-000-00	[redacted]								
57147-2112-000-00	[redacted]								
57147-2112-000-00	[redacted]								
57147-2112-000-00	[redacted]								
57147-2112-000-00	[redacted]								
57147-2112-000-00	[redacted]								
57147-2112-000-00	[redacted]								
57147-2112-000-00	[redacted]								
57147-2112-000-00	[redacted]								
57147-2112-000-00	[redacted]								
57147-2112-000-00	[redacted]								
57147-2112-000-00	[redacted]								
57147-2112-000-00	[redacted]								
57147-2112-000-00	[redacted]								
57147-2112-000-00	[redacted]								
57147-2112-000-00	[redacted]								
57147-2112-000-00	[redacted]								
57147-2112-000-00	[redacted]								
57147-2112-000-00	[redacted]								
57147-2112-000-00	[redacted]								
57147-2112-000-00	[redacted]								
57147-2112-000-00	[redacted]								
57147-2112-000-00	[redacted]								
57147-2112-000-00	[redacted]								
57147-2112-000-00	[redacted]								
57147-2112-000-00	[redacted]								
57147-2112-000-00	[redacted]								
57147-2112-000-00	[redacted]								
57147-2112-000-00	[redacted]								
57147-2112-000-00	[redacted]								
57147-2112-000-00	[redacted]								
57147-2112-000-00	[redacted]								
57147-2112-000-00	[redacted]								
57147-2112-000-00	[redacted]								
57147-2112-000-00	[redacted]								
57147-2112-000-00	[redacted]								
57147-2112-000-00	[redacted]								
57147-2112-000-00	[redacted]								
57147-2112-000-00	[redacted]								
57147-2112-000-00	[redacted]								
57147-2112-000-00	[redacted]								
57147-2112-000-00	[redacted]								
57147-2112-000-00	[redacted]								
57147-2112-000-00	[redacted]								
57147-2112-000-00	[redacted]								
57147-2112-000-00	[redacted]								
57147-2112-000-00	[redacted]								
57147-2112-000-00	[redacted]								
57147-2112-000-00	[redacted]								
57147-2112-000-00	[redacted]								
57147-2112-000-00	[redacted]								

Journal Entry C
v5.13

Total of Entries:
Num of Entries Show

Full Account	Po Ctrl Num	Vendor Order Num	Ticket Num	Document 2	Document 1	Class Code	Date Entered	Date Posted	Amt Net
57147-2112-000-00	[redacted]								
57147-2112-000-00									
57147-2112-000-00									
57147-2112-000-00

Journal Entry C
v5.13

Total of Entries:
Num of Entries Show

Full Account	Po Ctrl Num	Vendor Order Num	Ticket Num	Document 2	Document 1	Class Code	Date Entered	Date Posted	Amt Net
57147-2112-000-00	[redacted]								
57147-2112-000-00									
57147-2112-000-00									
57147-2112-000-00

Journal Entry C
v5.13

Total of Entries:
Num of Entries Show

Full Account	Po Ctrl Num	Vendor Order Num	Ticket Num	Document 2	Document 1	Class Code	Date Entered	Date Posted	Amt Net
57147-2112-000-00	[redacted]								
57147-2112-000-00									
57147-2112-000-00									
57147-2112-000-00

Journal Entry C
v5.13

Total of Entries:
Num of Entries Show

Full Account	Po Ctrl Num	Vendor Order Num	Ticket Num	Document 2	Document 1	Class Code	Date Entered	Date Posted	Amt Net
57147-2112-000-00	[redacted]								
57147-2112-000-00									
57147-2112-000-00									
57147-2112-000-00

Designated Information is Confidential Per Protective Order in UTC Docket TG-230778

Total of Entries:
Num of Entries Show

Full Account	Po Ctrl Num	Vendor Order Num	Ticket Num	Document 2	Document 1	Class Code	Date Entered	Date Posted	Amt Net
57147-2112-000-00	[redacted]								
57147-2112-000-00									
57147-2112-000-00									
57147-2112-000-00									
57147-2112-000-00									
57147-2112-000-00									
57147-2112-000-00									
57147-2112-000-00									
57147-2112-000-00									
End of List									

Journal Entry C
v5.13

Total of Entries:
Num of Entries Show

	Not included in print range											
Full Account	Date Due	Database	Reversing Flag	Hold Flag	Recurring Flag	Repeating Flag	Type Flag	Posted Flag	Seg1	Seg2	Seg3	Seg4
57147-2112-000-00	[redacted]											
57147-2112-000-00												
57147-2112-000-00												
57147-2112-000-00

Journal Entry C
v5.13

Total of Entries:
Num of Entries Show

	Not included in print range											
Full Account	Date Due	Database	Reversing Flag	Hold Flag	Recurring Flag	Repeating Flag	Type Flag	Posted Flag	Seg1	Seg2	Seg3	Seg4
57147-2112-000-00	[redacted]											
57147-2112-000-00												
57147-2112-000-00												
57147-2112-000-00

Journal Entry C
v5.13

Total of Entries:
Num of Entries Show

	Not included in print range											
Full Account	Date Due	Database	Reversing Flag	Hold Flag	Recurring Flag	Repeating Flag	Type Flag	Posted Flag	Seg1	Seg2	Seg3	Seg4
57147-2112-000-00	[redacted]											
57147-2112-000-00												
57147-2112-000-00												
57147-2112-000-00

Journal Entry C
v5.13

Total of Entries:
Num of Entries Show

	Not included in print range											
Full Account	Date Due	Database	Reversing Flag	Hold Flag	Recurring Flag	Repeating Flag	Type Flag	Posted Flag	Seg1	Seg2	Seg3	Seg4
57147-2112-000-00	[redacted]											
57147-2112-000-00												
57147-2112-000-00												
57147-2112-000-00

Journal Entry C
v5.13

Total of Entries:
Num of Entries Show

	Not included in print range											
Full Account	Date Due	Database	Reversing Flag	Hold Flag	Recurring Flag	Repeating Flag	Type Flag	Posted Flag	Seg1	Seg2	Seg3	Seg4
57147-2112-000-00	[redacted]											
57147-2112-000-00												
57147-2112-000-00												
57147-2112-000-00

Designated Information is Confidential Per Protective Order in UTC Docket TG-230778

Total of Entries:
Num of Entries Show

	Not included in print range											
Full Account	Date Due	Database	Reversing Flag	Hold Flag	Recurring Flag	Repeating Flag	Type Flag	Posted Flag	Seg1	Seg2	Seg3	Seg4
57147-2112-000-00	[redacted]											
57147-2112-000-00	[redacted]											
57147-2112-000-00	[redacted]											
57147-2112-000-00	[redacted]											
57147-2112-000-00	[redacted]											
57147-2112-000-00	[redacted]											
57147-2112-000-00	[redacted]											
57147-2112-000-00	[redacted]											
57147-2112-000-00	[redacted]											
End of List	[redacted]											

Journal Entry C
v5.13

Total of Entries:
Num of Entries Show

Full Account	Staged_RefCode	Staged_DocRef	Staged Year Month	Staged District	VO Number	Company	BookID
57147-2112-000-00	[redacted]						
57147-2112-000-00							
57147-2112-000-00							
57147-2112-000-00

Journal Entry C
v5.13

Total of Entries:
Num of Entries Show

Full Account	Staged_RefCode	Staged_DocRef	Staged Year Month	Staged District	VO Number	Company	BookID
57147-2112-000-00							
57147-2112-000-00							
57147-2112-000-00							

Journal Entry Q
v5.13

Total of Entries:
Num of Entries Show

Full Account	Staged_RefCode	Staged_DocRef	Staged Year Month	Staged District	VO Number	Company	BookID
57147-2112-000-00							
57147-2112-000-00							
57147-2112-000-00							

Journal Entry C
v5.13

Total of Entries:
Num of Entries Show

Full Account	Staged_RefCode	Staged_DocRef	Staged Year Month	Staged District	VO Number	Company	BookID
57147-2112-000-00							
57147-2112-000-00							
57147-2112-000-00							

Journal Entry C
v5.13

Total of Entries:
Num of Entries Show

Full Account	Staged_RefCode	Staged_DocRef	Staged Year Month	Staged District	VO Number	Company	BookID
57147-2112-000-00							
57147-2112-000-00							
57147-2112-000-00							

Designated Information is Confidential Per Protective Order in UTC Docket TG-230778

Total of Entries:
Num of Entries Show

Full Account	Staged_RefCode	Staged_DocRef	Staged Year Month	Staged District	VO Number	Company	BookID
57147-2112-000-00	[redacted]						
57147-2112-000-00							
57147-2112-000-00							
57147-2112-000-00							
57147-2112-000-00							
57147-2112-000-00							
57147-2112-000-00							
57147-2112-000-00							
57147-2112-000-00							
End of List							

Journal Entry C
v5.13

Total of Entries:
Num of Entries Show

Full Account	FiscalYear	FiscalPeriod
57147-2112-000-00	[redacted]	
57147-2112-000-00		
57147-2112-000-00		
57147-2112-000-00

Journal Entry Q
v5.13

Total of Entries:
Num of Entries Show

Full Account	FiscalYear	FiscalPeriod
57147-2112-000-00	[redacted]	
57147-2112-000-00		
57147-2112-000-00		
57147-2112-000-00

Journal Entry C
v5.13

Total of Entries:
Num of Entries Show

Full Account	FiscalYear	FiscalPeriod
57147-2112-000-00	[redacted]	
57147-2112-000-00		
57147-2112-000-00		
57147-2112-000-00

Journal Entry C
v5.13

Total of Entries:
Num of Entries Show

Full Account	FiscalYear	FiscalPeriod
57147-2112-000-00	[redacted]	
57147-2112-000-00		
57147-2112-000-00		
57147-2112-000-00

Journal Entry C
v5.13

Total of Entries:
Num of Entries Show

Full Account	FiscalYear	FiscalPeriod
57147-2112-000-00	[redacted]	
57147-2112-000-00		
57147-2112-000-00		
57147-2112-000-00

Journal Entry Q
v5.13

Total of Entries:
Num of Entries Show

Full Account	FiscalYear	FiscalPeriod
57147-2112-000-00	[redacted]	
57147-2112-000-00		
57147-2112-000-00		
57147-2112-000-00		
57147-2112-000-00		
57147-2112-000-00		
57147-2112-000-00		
57147-2112-000-00		
57147-2112-000-00		
End of List		

Designated Information is Confidential Per Protective Order in UTC Docket TG-230778

Journal Entry Query Tool

v.4.6

NOTE: Ctrl+Shift+S to pull da

Date	
From:	
To:	

Total of Entries:	**40,000.00**	**0.00**	*pstd: P = Posted, U = Unposted, S = Staged, C:0
Num of Entries Shown:	**9**	**9**	*records limit: 10000

Full Account	Date	Amount USD	Amount CAD	Nat Currency	Journal Control Num	Psted*
[redacted]						

Journal Entry Query Tool

v.4.6

ta

e Range:
2022-08
2023-07

Districts:
Accts:
System:
Subsystem:

Total of Entries:
Num of Entries Shown:

= I/C Unposted, -1 = Hanging out there.

Full Account	Journal Description	User	R/Type	Vendor Code
[redacted]	[redacted]			

Journal Entry Query Tool

v.4.6

Other Criteria	
2112	**Vendor Code:**
57176	**Amount From:**
	Amount To:
	Posting:

Total of Entries:
Num of Entries Shown:

Full Account	One Time Vendor	Further Description	Date Doc
[redacted]	[redacted]		

Journal Entry Query Tool
v.4.6

All

Total of Entries:
Num of Entries Shown:

Full Account	Doc Desc	Doc Ctrl Num	Po Ctrl Num	Vendor Order Num
[redacted]	[redacted]			

Journal Entry Query Tool
v.4.6

Total of Entries:
Num of Entries Shown:

Full Account	Ticket Num	Document 2	Document 1	Class Code	Date Entered	Date Posted	Amt Net
[redacted]	[redacted]						

Journal Entry Query Tool
v.4.6

Total of Entries:
Num of Entries Shown:

	Not included in print range								
Full Account	Date Due	Database	Reversing Flag	Hold Flag	Recurring Flag	Repeating Flag	Type Flag	Posted Flag	Seg1
[redacted]	[redacted]								
[redacted]									
[redacted]									
[redacted]									

Journal Entry Query Tool
v.4.6

Total of Entries:
Num of Entries Shown:

Full Account	Seg2	Seg3	Seg4	Staged_RefCode	Staged_DocRef	Staged Year Month
[redacted]	[redacted]					
[redacted]						
[redacted]						
[redacted]						

Journal Entry Query Tool
v.4.6

Total of Entries:
Num of Entries Shown:

Full Account	Staged District	VO Number
[redacted]	[redacted]	
[redacted]		
[redacted]		
[redacted]		

Designated Information is Confidential Per Protective Order in UTC Docket TG-230778

Journal Entry Query Tool
v5.13

NOTE: Ctrl+Shift+J to pull data

From:
To:

Total of Entries:	**2,265,000.00**	**0.00**	*pstd: P = Posted, U = Unposted, S = Staged, C:0 = I/C Unposte
Num of Entries Shown:	**1**	**1**	*records limit: 10000

Full Account	Date	**Amount USD**	**Amount CAD**	**Nat Currency**	Journal Control Num	Psted*

[redacted]

Designated Information is Confidential Per Protective Order in UTC Docket TG-230778

Journal Entry (

v5.13

Date Range:			
2023-08		**Districts:**	2112
2023-08		**Accts:**	59342
		System:	
		Subsystem:	

Total of Entries: ed, -1 = Hanging out there.
Num of Entries Show

Full Account	Journal Description	User	R/Type	Vendor Code	One Time Vendor
[redacted]					

Journal Entry Q
v5.13

Other Criteria

Vendor Code:
Amount From:
Amount To:
Posting: All

Total of Entries:
Num of Entries Show

Full Account	Further Description	Date Doc	Doc Desc	Doc Ctrl Num
[redacted]				

Designated Information is Confidential Per Protective Order in UTC Docket TG-230778

Total of Entries:
Num of Entries Show

Full Account	Po Ctrl Num	Vendor Order Num	Ticket Num	Document 2	Document 1	Class Code	Date Entered	Date Posted	Amt Net
[redacted]									

Designated Information is Confidential Per Protective Order in UTC Docket TG-230778

Total of Entries:
Num of Entries Show

	Not included in print range											
Full Account	Date Due	Database	Reversing Flag	Hold Flag	Recurring Flag	Repeating Flag	Type Flag	Posted Flag	Seg1	Seg2	Seg3	Seg4
[redacted]												

Designated Information is Confidential Per Protective Order in UTC Docket TG-230778

Total of Entries:
Num of Entries Show

Full Account	Staged_RefCode	Staged_DocRef	Staged Year Month	Staged District	VO Number	Company	BookID
[redacted]							

Designated Information is Confidential Per Protective Order in UTC Docket TG-230778

Total of Entries:
Num of Entries Show

Full Account	FiscalYear	FiscalPeriod
[redacted]	[redacted]	

Exh. JW-7C
TG-230778

Journal Entry Query Tool
v.4.6

Total of Entries:	**21,260.06**
Num of Entries Shown:	**151**

Full Account	Date	**Amount USD**

[redacted]

Exh. JW-7C
TG-230778

Journal Entry Query Tool
v.4.6

Total of Entries:	**21,260.06**
Num of Entries Shown:	**151**

Full Account	Date	**Amount USD**

[redacted]

Exh. JW-7C
TG-230778

Journal Entry Query Tool
v.4.6

Total of Entries:	**21,260.06**
Num of Entries Shown:	**151**

Full Account	Date	**Amount USD**
[redacted]		

Journal Entry Query Tool
v.4.6

NOTE: Ctrl+Shift+J t

Total of Entries:	**0.00**	*pstd: P = Posted, U = Unposted, S = S
Num of Entries Shown:	**151**	*records limit: 10000

Full Account	**Amount CAD**	**Nat Currency**	Journal Control Num

[redacted]

Journal Entry Query Tool
v.4.6

NOTE: Ctrl+Shift+J t

Total of Entries:	**0.00**	*pstd: P = Posted, U = Unposted, S = S
Num of Entries Shown:	**151**	*records limit: 10000

Full Account	**Amount CAD**	**Nat Currency**	Journal Control Num

[redacted]

Journal Entry Query Tool
v.4.6

NOTE: Ctrl+Shift+J t

Total of Entries:	**0.00**	*pstd: P = Posted, U = Unposted, S = S
Num of Entries Shown:	**151**	*records limit: 10000

Full Account	**Amount CAD**	**Nat Currency**	Journal Control Num

[redacted]

Designated Information is Confidential Per Protective Order in UTC Docket TG-230778

Exh. JW-7C
TG-230778

Journal Entry Query Tool

v.4.6

o pull data

Date Range:
From: 2022-08
To: 2023-07

Total of Entries:
Num of Entries Shown:

taged, C:0 = I/C Unposted, -1 = Hanging out there.

Full Account	Psted*	Journal Description	User

[redacted]

Designated Information is Confidential Per Protective Order in UTC Docket TG-230778

Exh. JW-7C
TG-230778

Journal Entry Query Tool

v.4.6

o pull data

Date Range:
From: 2022-08
To: 2023-07

Total of Entries:
Num of Entries Shown:

taged, C:0 = I/C Unposted, -1 = Hanging out there.

Full Account	Psted*	Journal Description	User

[redacted]

Designated Information is Confidential Per Protective Order in UTC Docket TG-230778

Exh. JW-7C
TG-230778

Journal Entry Query Tool

v.4.6

:o pull data

Date Range:
From: 2022-08
To: 2023-07

Total of Entries:
Num of Entries Shown:

taged, C:0 = I/C Unposted, -1 = Hanging out there.

Full Account	Psted*	Journal Description	User
[redacted]			

Exh. JW-7C
TG-230778

Journal Entry Query Tool

v.4.6

Districts:
Accts:
System:
Subsystem:

Total of Entries:
Num of Entries Shown:

Full Account	R/Type	Vendor Code
[redacted]		

Exh. JW-7C
TG-230778

Journal Entry Query Tool

v.4.6

Districts:
Accts:
System:
Subsystem:

Total of Entries:
Num of Entries Shown:

Full Account	R/Type	Vendor Code
[redacted]		

Exh. JW-7C
TG-230778

Journal Entry Query Tool

v.4.6

Districts:
Accts:
System:
Subsystem:

Total of Entries:
Num of Entries Shown:

Full Account	R/Type	Vendor Code
[redacted]		

Journal Entry Query Tool
v.4.6

2112
70171,70175

Total of Entries:
Num of Entries Shown:

Full Account	One Time Vendor
[redacted]	

Journal Entry Query Tool
v.4.6

2112
70171,70175

Total of Entries:
Num of Entries Shown:

Full Account	One Time Vendor
[redacted]	

Journal Entry Query Tool
v.4.6

2112
70171,70175

Total of Entries:
Num of Entries Shown:

Full Account	One Time Vendor
[redacted]	

Exh. JW-7C
TG-230778

Journal Entry Query Tool

v.4.6

Other Criteria

Vendor Code:
Amount From:
Amount To:
Posting:

Total of Entries:
Num of Entries Shown:

Full Account	Further Description	Date Doc

[redacted]

Exh. JW-7C
TG-230778

Journal Entry Query Tool

v.4.6

Other Criteria

Vendor Code:
Amount From:
Amount To:
Posting:

Total of Entries:
Num of Entries Shown:

Full Account	Further Description	Date Doc
[redacted]		

Exh. JW-7C
TG-230778

Journal Entry Query Tool

v.4.6

Other Criteria

Vendor Code:
Amount From:
Amount To:
Posting:

Total of Entries:
Num of Entries Shown:

Full Account	Further Description	Date Doc
[redacted]		

Journal Entry Query Tool
v.4.6

All

Total of Entries:
Num of Entries Shown:

Full Account	Doc Desc	Doc Ctrl Num

[redacted]

Exh. JW-7C
TG-230778

Journal Entry Query Tool
v.4.6

All

Total of Entries:
Num of Entries Shown:

Full Account	Doc Desc	Doc Ctrl Num

[redacted]

Journal Entry Query Tool
v.4.6

All

Total of Entries:
Num of Entries Shown:

Full Account	Doc Desc	Doc Ctrl Num
[redacted]		

Designated Information is Confidential Per Protective Order in UTC Docket TG-230778

Journal Entry Query Tool

v.4.6

NOTE: Ctrl+Shift+J to null data

Date Range:
From:
To:

Total of Entries:	**347,326.99**	**0.00**	*pstd: P = Posted, U = Unposted, S = Staged, C:0 = I/C Unposted, -1 = Hang
Num of Entries Shown:	**6**	**6**	*records limit: 10000

Full Account	Date	Amount USD	Amount CAD	Nat Currency	Journal Control Num	Psted*
[redacted]						

Journal Entry Qu
v.4.6

	2022-08	**Districts:**	2112
	2023-07	**Accts:**	91010
		System:	
		Subsystem:	

Total of Entries: ging out there.
Num of Entries Shown:

Full Account	Journal Description	User	R/Type	Vendor Code	One Time Vendor
[redacted]					

Exh. JW-7C
TG-230778

Journal Entry Qu
v.4.6

Other Criteria

Vendor Code:
Amount From:
Amount To:
Posting: All

Total of Entries:
Num of Entries Shown:

Full Account	Further Description	Date Doc	Doc Desc	Doc Ctrl Num	Po Ctrl Num
[redacted]					

Designated Information is Confidential Per Protective Order in UTC Docket TG-230778

Total of Entries:
Num of Entries Shown:

Full Account	Vendor Order Num	Ticket Num	Document 2	Document 1	Class Code	Date Entered	Date Posted	Amt Net	Date Due
[redacted]									

Designated Information is Confidential Per Protective Order in UTC Docket TG-230778

Total of Entries:
Num of Entries Shown:

	Not included in print range										
Full Account	Database	Reversing Flag	Hold Flag	Recurring Flag	Repeating Flag	Type Flag	Posted Flag	Seg1	Seg2	Seg3	Seg4
[redacted]											

Journal Entry Qu
v.4.6

Total of Entries:
Num of Entries Shown:

Full Account	Staged_RefCode	Staged_DocRef	Staged Year Month	Staged District	VO Number
[redacted]					

Exh. JW-7C
TG-230778

Waste Connections, Inc.
BS Close Report
2022-07

Districts/Grouping: 2112
Exclude IC:

(drill)	(drill)	(drill)	(drill)	(drill)
From Epicor - Current Mth Actual BS				Three M
	Current Mth			
Posted	Unposted	Staged	Total	May-22

[redacted]

Designated Information is Confidential Per Protective Order in UTC Docket TG-230778

Waste Connections, Inc.
BS Close Report
2022-07

Districts/Grouping: 2112
Exclude IC:

(drill)	(drill)	(drill)	(drill)	(drill)
From Epicor - Current Mth Actual BS				Three M
	Current Mth			
Posted	Unposted	Staged	Total	May-22

[redacted]

Designated Information is Confidential Per Protective Order in UTC Docket TG-230778

Waste Connections, Inc.
BS Close Report
2022-07

Districts/Grouping: 2112
Exclude IC:

(drill)	(drill)	(drill)	(drill)	(drill)
From Epicor - Current Mth Actual BS				Three M
	Current Mth			
Posted	Unposted	Staged	Total	May-22

[redacted]

Designated Information is Confidential Per Protective Order in UTC Docket TG-230778

Waste Connections, Inc.
BS Close Report
2022-07

Districts/Grouping: 2112
Exclude IC:

(drill)	(drill)	(drill)	(drill)	(drill)
From Epicor - Current Mth Actual BS				Three M
	Current Mth			
Posted	Unposted	Staged	Total	May-22

[redacted]

Designated Information is Confidential Per Protective Order in UTC Docket TG-230778

Waste Connections, Inc.
BS Close Report
2022-07

System:
SubSystem:

(drill)	(drill)	
Ionth BS Trend (from Epicor)		
	Total	**Change from**
Jun-22	**Jul-22**	**Prior Period**

[redacted]

Designated Information is Confidential Per Protective Order in UTC Docket TG-230778

Waste Connections, Inc.
BS Close Report
2022-07

System:
SubSystem:

(drill)	(drill)	
Ionth BS Trend (from Epicor)		
	Total	**Change from**
Jun-22	**Jul-22**	**Prior Period**

[redacted]

Designated Information is Confidential Per Protective Order in UTC Docket TG-230778

Waste Connections, Inc.
BS Close Report
2022-07

System:
SubSystem:

(drill)	(drill)	
Ionth BS Trend (from Epicor)		
	Total	**Change from**
Jun-22	**Jul-22**	**Prior Period**

[redacted]

Designated Information is Confidential Per Protective Order in UTC Docket TG-230778

Waste Connections, Inc.
BS Close Report
2022-07

System:
SubSystem:

(drill)	(drill)	
Ionth BS Trend (from Epicor)		
	Total	**Change from**
Jun-22	**Jul-22**	**Prior Period**

[redacted]

Exh. JW-7C
TG-230778

Waste Connections, Inc.
BS Close Report
2023-07

Districts/Grouping: 2112
Exclude IC:

(drill)	(drill)	(drill)	(drill)	(drill)
From Epicor - Current Mth Actual BS				Three M

[redacted]

Exh. JW-7C
TG-230778

Waste Connections, Inc.
BS Close Report
2023-07

Districts/Grouping: 2112
Exclude IC:

(drill)	(drill)	(drill)	(drill)	(drill)
From Epicor - Current Mth Actual BS				Three M

[redacted]

Exh. JW-7C
TG-230778

Waste Connections, Inc.
BS Close Report
2023-07

Districts/Grouping: 2112
Exclude IC:

(drill)	(drill)	(drill)	(drill)	(drill)
From Epicor - Current Mth Actual BS				Three M

[redacted]

Designated Information is Confidential Per Protective Order in UTC Docket TG-230778

Waste Connections, Inc.
BS Close Report
2023-07

System:
SubSystem:

(drill) (drill)

lonth BS Trend (from Epicor)



JW-XX 230778-GRC-Murrys Olympic-Staff Wkbk-10-16-2023-Comparison(3)(3)(3)

Waste Connections, Inc.
BS Close Report
2023-07

System:
SubSystem:

(drill) (drill)

lonth BS Trend (from Epicor)

[redacted]

Exh. JW-7C
TG-230778

Waste Connections, Inc.
BS Close Report
2023-07

System:
SubSystem:

(drill) (drill)

lonth BS Trend (from Epicor)

[redacted]

Remaining items from IDR 1 request

	Asset #	Description	In Service Date	Cost				
	117317	2015 REL Freighliner (N)	Nov-14	228,768	102,330	116,911	1,852	8,953
	173840	2016 ASL Peterbilt (N)	Oct-15	345,403	173,022	173,042		
435297	246088	2017 4 Axle Long Haul Tractor	11/2/2016	154,776.30	154,776			
460289	183280/183718	2018 RO Truck	Jun-17	234,776	169,365	63,934		
186843	184362/184561	2018 ASL Truck	Jul-17	329,067	173,305	154,372	692	699
	195618	2018 Better Weigh Mfg Pup Trailer	Apr-18	123,835	123,835			
	202834	2019 ASL Truck	Sep-18	345,671	162,935	182,736		
103953	204187/207701	2019 ASL Truck	Oct-18	346,373	182,736	162,663	973	
103952	204184/207702	2019 ASL Truck	Oct-18	346,373	182,736	162,663	973	
	217462	New 2019 RO Truck	Jun-19	245,096	170,359	74,737		
	219748	2020 Peterbilt FEL	Sep-19	330,692	185,828	144,864		
	219749	2020 Peterbilt FEL	Sep-19	330,692	185,828	144,864		
	221747	2020 Peterbilt ASL	Sep-19	378,973	188,926	190,047		
	223825	2020 Peterbilt ASL	Nov-19	378,973	188,926	190,047		
	Q1 2020	New FEL Peterbilt / Labrie 40yd	Mar-20	364,810	Budgeted Item should not have been included in GRC			
	Q1 2020	New FEL Peterbilt / Labrie 40yd	Mar-20	364,810	Budgeted Item should not have been included in GRC			
	231665	2020 Peterbilt REL Truck	Apr-20	307,843	182,784	124,542	518	
	231666	2020 Peterbilt REL Truck	Apr-20	307,843	182,784	124,542	518	
108673	234108	2020 Peterbilt ASL Truck	Apr-20	379,186	188,922	190,264		
107962	232598	2020 Peterbilt FEL Truck	May-20	334,853	188,301	146,033	520	
107963	232599	2020 Peterbilt FEL Truck	May-20	334,851	188,301	146,033	518	
	232597	2020 Peterbilt Recycle Truck	May-20	323,707	194,488	129,218		
	245720	95 Gal Plastic Carts - Grey	1/1/2021	31,727.26	31,727			
	245955	Sequim Land	1/20/2021	184,230.00	184,230			
	251580	Sequim Office - Legal	1/21/2021	7,870.00	7,870			
	247674	Sequim Office Purchase	1/21/2021	36,284.36				
	246599	Sequim Office Purchase	1/21/2021	-22,013.78	22,014			
	246027	Sequim Office Purchase	1/21/2021	709,770.00	709,770			
	246144	(4) Gray Truck Lifts	1/31/2021	42,005.78	42,006			
	254783	2000 Panderra Container Chassis	6/11/2021	19,782.00	18,000	1,782		
679887	264431	2020 Peterbilt Transfer Tractor	9/24/2021	165,345.00	165,345			
	265267	2022 ROL Pup Trailer (Pioneer HR2000PP)	11/11/2021	68,165.85	68,166			
	285284	2 YARD STANDARD BODY REAR LOADS	6/22/2022	25,627.83	25,628			
	284341	65 Gal MSW Carts	6/28/2022	40,517.73	40,518			
	294774	40yd Roll Off Boxes	10/14/2022	29,907.00	29,907			
839279	294554	2023 Peterbilt ROL Truck	10/31/2022	296,244.28	88,194	208,050		
113681	298175	2023 Peterbilt ASL Truck - PKG	11/16/2022	336,162.20	336,162			
839285	294555	2023 Peterbilt ROL Truck	12/6/2022	301,853.17	213,659	88,194		
114140	299286	2023 Peterbilt MSL Truck-Body	1/23/2023	228,789.55	228,790			
114140	298244	2023 Peterbilt MSL Truck-Chassis	1/23/2023	199,299.54	199,300			
881323	305639	2023 Peterbilt 537 Grapple Truck	4/21/2023	183,264.00	183,264			
	311692	64 Gal MSW Carts	7/3/2023	34,826.88	32,100	2,825		

230,046	(1,278)
346,063	(660)
154,776	-
233,299	1,477
329,067	(0)
123,835	(0)
345,671	(0)
346,373	0
346,373	0
245,096	(0)
330,692	(0)
330,692	(0)
378,973	(0)
378,973	(0)
307,843	0
307,843	0
379,186	0
334,853	(0)
334,851	(0)
323,707	0
31,727	-
184,230	-
7,870	-
-	36,284
22,014	-
709,770	-
42,006	-
19,782	-
165,345	-
68,166	-
25,628	-
40,518	-
29,907	-
296,244	-
336,162	-
301,853	-
228,790	-
199,300	-
183,264	-
34,925	(98)

Removed from IDR 1 request for invoices.

Asset #	Description	In Service Date	Cost
~~246084~~	~~2004 Tractor~~	~~6/26/2006~~	~~99,553.75~~
~~275277~~	~~48 ft Dry Van Container - Sales Tax~~	~~9/1/2006~~	~~37648.8~~
~~246083~~	~~Roll off trailer~~	~~10/23/2006~~	~~49441.57~~
~~275276~~	~~2006 Helm Container Chassis~~	~~12/8/2006~~	~~41,353.60~~
~~312110~~	~~30 Yard R/O Containers~~	~~11/3/2008~~	~~30,500.00~~
~~308415~~	~~2008 Peterbilt/McNeilus ASL Truck~~	~~5/15/2009~~	~~235,798.41~~
~~302423~~	~~2009 New International Truck~~	~~9/28/2009~~	~~131,742.00~~
~~302422~~	~~2010 International 7400 REL~~	~~12/31/2009~~	~~95,271.64~~
~~302743~~	~~Mcneilus 20yd~~	~~1/1/2010~~	~~79,897.05~~
~~286335~~	~~New 2009 ASL Truck (Package Purchase)~~	~~1/31/2010~~	~~274,650.34~~
~~99658~~	~~2013 Peterbuilt w/Pckr (N)~~	~~Dec-12~~	~~334,615~~
~~105711~~	~~2007 Freightliner (U)~~	~~Jul-13~~	~~68,588~~
~~246086~~	~~2014 53' Walking Floor Trailer~~	~~8/10/2013~~	~~92,074.96~~
~~107722~~	~~2004 Kenworth Boom Truck (Cont Del) (U)~~	~~9/1/2013~~	~~65,220.00~~
~~109828~~	~~(13) Truck Radios~~	~~Dec-13~~	~~18,256~~
~~118536~~	~~Truck Radio~~	~~Jul-14~~	~~825~~
~~173834~~	~~2010 Peterbilt ASL~~	~~Apr-15~~	~~89584~~
~~126398~~	~~2016 ASL Truck~~	~~Oct-15~~	~~345403~~
~~181880/183281~~	~~Replace Engine in Truck #603~~	~~Apr-17~~	~~12749~~

Designated Information is Confidential Per Protective Order in UTC Docket TG-230778

Assets Through 12.31.2020

Equipment	Cost	Salvage	Depr Cost	Test Year Depr	Beginning Accum Depr 8/1/2022	Ending Accum Depr 7/31/2023	Average Investment 7/31/2023
Trucks							
Garbage Truck	6,225,168	-	6,225,168	530,288	3,013,030	3,554,472	2,670,696
Mill Haul Truck	2,500	-	2,500	-	2,500	2,500	-
Roll Off Truck	679,214	-	679,214	59,816	362,770	422,586	256,628
Recycling/YW Truck	831,494	-	831,494	32,371	580,622	612,992	218,502
MRF Hauls Truck	-	-	-	-	-	-	-
City Contract Specific Truck	994,871	-	994,871	99,487	232,137	331,624	663,247
Container Delivery Truck	-	-	-	-	-	-	-
Total Trucks	**8,733,248**	**-**	**8,733,248**	**721,962**	**4,191,057**	**4,924,173**	**3,809,074**
	-			-			-
Containers							
Containers	1,126,611	-	1,126,611	36,483	873,496	912,127	214,484
Roll Off	737,184	-	737,184	29,004	555,510	584,514	152,670
Garbage Carts	1,192,009	-	1,192,009	99,746	879,071	979,183	212,826
Recycling Bins - Jefferson UTC & Port	51,511	-	51,511	4,069	43,475	47,545	3,966
Recycling Carts - Clallam UTC, Sequir	432,687	-	432,687	61,812	238,012	299,824	132,863
City Contract Specific	29,012	-	29,012	2,940	8,711	11,651	17,361
Total Containers	**3,569,014**	**-**	**3,569,014**	**234,055**	**2,598,275**	**2,834,844**	**734,170**
	-			-			-
Service Equipment	151,583	-	151,583	17,620	98,899	116,519	35,063
Shop Equipment	2,842,164	-	2,842,164	266,053	1,072,481	1,338,686	1,503,478
MRF Equipment	38,884	-	38,884	4,975	26,081	31,056	7,828
Office Equipment	66,983	-	66,983	1,019	61,434	62,822	4,161
Leasehold Improvement	393,255	-	393,255	36,558	184,936	221,494	171,761
Office Building		-					
Land		-					
Total	**15,795,131**	**-**	**15,795,131**	**1,282,243**	**8,233,163**	**9,529,595**	**6,265,535**
	-						
	28,097,392	-	28,097,392	2,238,261	15,022,495	17,288,613	10,808,779

+

New Assets Adds from FAR (1.1.2021 and Beyond)

Equipment	Cost	Salvage	Depr Cost	Test Year Depr	Beginning Accum Depr 8/1/2022	Ending Accum Depr 7/31/2023	Average Investment 7/31/2023
Trucks							
Garbage Truck	1,278,245	-	1,278,245	48,925	835,738	884,663	393,583
Mill Haul Truck	648,123	-	648,123	89,314	337,878	427,192	220,931
Roll Off Truck	716,836	-	716,836	69,661	56,745	126,406	590,430
Recycling/YW Truck	336,407	-	336,407	33,641	-	33,641	302,766
MRF Hauls Truck	97,977	-	97,977	-	97,977	97,977	-
City Contract Specific Truck	-	-	-	-	-	-	-
Container Delivery Truck	219,986	-	219,986	20,238	18,544	38,781	181,205
Total Trucks	**3,297,575**	**-**	**3,297,575**	**261,778**	**1,346,881**	**1,608,660**	**1,688,915**
Containers							
Containers	254,697	-	254,697	17,686	49,951	67,638	187,059
Roll Off	150,047	-	150,047	5,732	84,501	90,233	59,814
Garbage Carts	187,121	-	187,121	26,732	16,184	42,916	144,205
Recycling Bins	40,406	-	40,406	8,081	4,160	12,241	28,165
Recycling Carts	16,975	-	16,975	2,425	3,435	5,860	11,115
City Contract Specific	-	-	-	-	-	-	-
Total Containers	**649,246**	**-**	**649,246**	**60,656**	**158,232**	**218,888**	**430,357**
Service Equipment	-	-	-	-	-	-	-
Shop Equipment	55,055	-	55,055	9,029	24,572	33,601	21,454
MRF Equipment	-	-	-	-	-	-	-
Office Equipment	23,220	-	23,220	3,981	8,926	16,474	6,745
Leasehold Improvement	-	-	-	-	-	-	-
Office Building	731,911	-	731,911	36,596	57,943	94,538	637,372
Land	184,230	-	184,230	-	-	-	184,230
Total	**4,941,236**	**-**	**4,941,236**	**372,040**	**1,596,554**	**1,972,162**	**2,969,075**
	-			-			-
	8,888,057	-	8,888,057	694,475	3,101,667	3,799,710	5,088,347

+

Equipment	Cost
Trucks	
Garbage Truck	-
Mill Haul Truck	-
Roll Off Truck	-
Recycling/YW Truck	-
MRF Hauls Truck	-
City Contract Specific Truck	-
Container Delivery Truck	-
Total Trucks	**-**
	(391,448)
Containers	
Containers	-
Roll Off	-
Garbage Carts	-
Recycling Bins - Jefferson UTC	0
Recycling Carts - Clallam UTC,	-
City Contract Specific	-
Total Containers	**0**
	-
Service Equipment	-
Shop Equipment	-
MRF Equipment	-
Office Equipment	-
Leasehold Improvement	-
Office Building	-
Land	-
Total	**0**
	-

Proforma Adds

Salvage	Depr Cost	Test Year Depr	Beginning Accum Depr 8/1/2022	Ending Accum Depr 7/31/2023	Average Investment 7/31/2023
-	-	-	-	-	-
-	-	-	-	-	-
-	-	-	-	-	-
-	-	-	-	-	-
-	-	-	-	-	-
-	-	-	-	-	-
-	-	-	-	-	-
-	**-**	**-**	**-**	**-**	**-**
	-	-			-
-	-	-	-	-	-
-	-	-	-	-	-
-	-	-	-	-	-
-	0	0	-	0	0
-	-	-	-	-	-
-	-	-	-	-	-
-	**0**	**0**	**-**	**0**	**0**
		-			-
-	-	-	-	-	-
-	-	-	-	-	-
-	-	-	-	-	-
-	-	-	-	-	-
-	-	-	-	-	-
-	-	-	-	-	-
-	-	-	-	-	-
-	**0**	**0**	**-**	**0**	**0**

+

MRF Capital Repai

Equipment	Cost	Salvage	Depr Cost
Trucks			
Garbage Truck			
Mill Haul Truck			
Roll Off Truck			
Recycling/YW Truck			
MRF Hauls Truck			
City Contract Specific Truck			
Container Delivery Truck			
Total Trucks	**-**	**-**	**-**
			-
Containers			
Containers			
Roll Off			
Garbage Carts			
Recycling Bins - Jefferson UTC			
Recycling Carts - Clallam UTC, Sequim, PA			
City Contract Specific			
Total Containers	**-**	**-**	**-**
Service Equipment			
Shop Equipment			
MRF Equipment	319,529	-	319,529
Office Equipment			
Leasehold Improvement			
Office Building			
Land			
Total	**319,529**	**-**	**319,529**
	-		
	319,529	-	319,529

rs Adds					Combined Summary - This Section to Proforr					
Test Year Depr	Beginning Accum Depr 8/1/2022	Ending Accum Depr 7/31/2023	Average Investment 7/31/2023		Equipment	Cost	Salvage	Depr Cost	Test Year Depr	Beginning Accum Depr 8/1/2022
					Trucks					
					Garbage Truck	7,503,413		7,503,413	579,213	3,848,767
					Mill Haul Truck	650,623		650,623	89,314	340,378
					Roll Off Truck	1,396,051		1,396,051	129,477	419,515
					Recycling/YW Truck	1,167,901		1,167,901	66,011	580,622
					MRF Hauls Truck	97,977		97,977	-	97,977
					City Contract Specific Truck	994,871		994,871	99,487	232,137
					Container Delivery Truck	219,986		219,986	20,238	18,544
-	-	-	-		**Total Trucks**	**12,030,823**	**-**	**12,030,823**	**983,741**	**5,537,939**
-			-							
				=	**Containers**					
					Containers	1,381,307		1,381,307	54,170	923,447
					Roll Off	887,231		887,231	34,736	640,011
					Garbage Carts	1,379,130		1,379,130	126,478	895,255
					Recycling Bins - Jefferson UTC	91,918		91,918	12,151	47,636
					Recycling Carts - Clallam UTC,	449,662		449,662	64,237	241,447
					City Contract Specific	29,012		29,012	2,940	8,711
-	-	-	-		**Total Containers**	**4,218,260**	**-**	**4,218,260**	**294,712**	**2,756,506**
					Service Equipment	151,583		151,583	17,620	98,899
					Shop Equipment	2,897,220		2,897,220	275,082	1,097,053
31,953	30,666	62,619	256,909		MRF Equipment	358,413		358,413	36,928	56,747
					Office Equipment	90,203		90,203	5,000	70,360
					Leasehold Improvement	393,255		393,255	36,558	184,936
					Office Building	731,911		731,911	36,596	57,943
					Land	184,230		184,230	-	-
31,953	**30,666**	**62,619**	**256,909**		**Total**	**21,055,896**	**-**	**21,055,896**	**1,686,236**	**9,860,383**
						-		-	-	-
31,953	30,666	62,619	256,909			37,304,978	-	37,304,978	2,964,689	18,154,828
						37304978.04	0	37304978.04	2964688.84	18154828.42
						-	-	-	-	-

ma	
Ending Accum Depr 7/31/2023	Average Investment 7/31/2023
4,439,134	3,064,279
429,692	220,931
548,992	847,059
646,633	521,268
97,977	-
331,624	663,247
38,781	181,205
6,532,833	**5,497,990**
979,765	401,543
674,747	212,484
1,022,099	357,031
59,786	32,131
305,684	143,977
11,651	17,361
3,053,732	**1,164,527**
116,519	35,063
1,372,287	1,524,933
93,675	264,737
79,296	10,906
221,494	171,761
94,538	637,372
-	184,230
11,564,376	**9,491,519**
-	-

21,150,942	16,154,036
21150941.6	16154036.44
-	-

Designated Information is Confidential Per Protective Order in UTC Docket TG-230778

District	Asset #	Parent/ Child	Descr	Container Count	MFG Serial#	License Plate	Model Year
2112	271212	99658	Capital Repair - Transmission Truck #884				0
2112	286335	P	New 2009 ASL Truck (Package Purchase)	0	3BPZL00X59F718864	B58297N	2009
2112	298244	P	2023 Peterbilt MSL Truck-Chassis		3BPDLK0X7PF114140	D23503C	2023
2112	298875	298244	Decals-2023 MSL Truck				2023
2112	299286	298244	2023 Peterbilt MSL Truck-Body		3BPDLK0X7PF114140		0
2112	302422	P	2010 International 7400 REL	0	1HTWGAZR6AJ259927	B27391N	2010
2112	302423	P	2009 New International Truck	0	1HTWCAANX9J126605	C18568T	2009
2112	302742	302422	New Mc Neilus Truck # 50-39 Use Tax	0	1HTWGAZR6AJ259927		2010
2112	302743	302422	Mcneilus 20yd	0			2010
2112	308415	P	2008 Peterbilt/McNeilus ASL Truck	0	3BPZL00X78F718153	B12084L	2008
2112	308416	308415	Sales/Use tax on 2008 Peterbilt ASL Truck	0	718153		2008
2112	308417	308415	Alingment on Truck #28	0	718153		2008
2112	308418	308415	Instillation of Auto Grease System Truck #28	0	3BPZL00X78F718153		2008

Vendor/Mfg	Body Mfg	Ins Category	In Service Date	Acq Date	CER #	Useful Life	Asset Account	Cost
Peterbilt		Non-Rolling Stock	11/1/2021	11/1/2021	2112-21-0032-1	300	14040	18093.17
Peterbilt 320	McNeilus	Automated Sideload	1/31/2010	1/31/2010	2112-9-0012-1	900	14040	274650.34
Peterbilt 520	Labrie	S/L Truck	1/23/2023	1/23/2023	2112-22-0002	1000	14040	199299.54
SQ BAILEY SIGNS & GRAPHI		Non-Rolling Stock	1/23/2023	1/23/2023	2112-22-0002-1	1000	14040	848.64
SOLID WASTE SYSTEMS		Non-Rolling Stock	1/23/2023	1/23/2023	2112-22-0002-1	1000	14040	228789.55
International	McNeilus	REL Truck	12/31/2009	12/31/2009	2144-9-0008-1	1000	14040	95271.64
International 7400	Heil	REL Truck	9/28/2009	9/28/2009	2149-9-0036-1	900	14040	131742
		REL Truck	12/31/2009	12/31/2009	2144-9-0008-1	1000	14040	9163.63
		REL Truck	1/1/2010	1/1/2010	2144-9-0008-1	1000	14040	79897.05
Peterbilt 320	McNeilus	Automated Sideload	5/15/2009	5/15/2009	2149-9-0026-1	900	14040	235798.41
		Automated Sideload	5/15/2009	5/15/2009	2149-9-0026-1	900	14040	590
		Automated Sideload	5/15/2009	5/15/2009	2149-9-0026-1	900	14040	1338.31
		Automated Sideload	5/15/2009	5/15/2009	2149-9-0026-1	900	14040	2763

Designated Information is Confidential Per Protective Order in UTC Docket TG-230778

Accum Account	Accum Life to Date	NBV	Accum YTD	Expense Account	Current Depr	Acq Type	Former Company	Invoice #
14046	10554.36	7538.81	3518.12	51260	502.59	P		025R256430
14046	274650.34	0	0	51260	0	P		1197363
14046	9964.98	189334.56	9964.98	51260	1660.83	P		
14046	42.43	806.21	42.43	51260	7.07	P		NA
14046	11439.48	217350.07	11439.48	51260	1906.58	P		183520
14046	95271.64	0	0	51260	0	P		7878
14046	131742	0	0	51260	0	P		24044364
14046	9163.63	0	0	51260	0	P		59927
14046	79897.05	0	0	51260	0	P		1162237
14046	235798.41	0	0	51260	0	P		1019602
14046	590	0	0	51260	0	P		02-1633
14046	1338.31	0	0	51260	0	P		2045
14046	2763	0	0	51260	0	P		024/209970

Designated Information is Confidential Per Protective Order in UTC Docket TG-230778

Company Asset #	Book	Activity Cd	Depr Meth	Beg Date	Dbase	Seq	Beg Depr	Truck #	Equipment Type	Month	Year US
	Internal	A	SL		WCNX	0	0	884	Garbage Truck	11	2021
881	Internal	A	SL	7/31/2022	WCNX	0	274650.34	881	Garbage Truck	1	2010
895	Internal	A	SL		WCNX	0	0	895	Garbage Truck	1	2023
	Internal	A	SL		WCNX	0	0	895	Garbage Truck	1	2023
	Internal	A	SL		WCNX	0	0	895	Garbage Truck	1	2023
50-40	Internal	A	SL	3/31/2023	WCNX	0	95271.64	5040	Garbage Truck	12	2009
31	Internal	A	SL	3/31/2023	WCNX	0	131742	31	Garbage Truck	9	2009
	Internal	A	SL	3/31/2023	WCNX	0	9163.63	5040	Garbage Truck	12	2009
	Internal	A	SL	3/31/2023	WCNX	0	79897.05	5040	Garbage Truck	1	2010
27	Internal	A	SL	5/31/2023	WCNX	0	235798.41	28	Garbage Truck	5	2009
	Internal	A	SL	5/31/2023	WCNX	0	590	28	Garbage Truck	5	2009
	Internal	A	SL	5/31/2023	WCNX	0	1338.31	28	Garbage Truck	5	2009
	Internal	A	SL	5/31/2023	WCNX	0	2763	28	Garbage Truck	5	2009

Designated Information is Confidential Per Protective Order in UTC Docket TG-230778

Year Fully Dep	Year/Mo Fully Dep	Monthly Dep	Annual Dep	Test Year Dep	BOY Accum	EOY Accum	EOY Average Investment
2024	2024.916667	502.5880556	6031.056667	6031.056667	4523.2925	10554.34917	7538.820833
2019	2019.083333	2543.058704	30516.70444	0	274650.34	274650.34	0
2033	2033.083333	1660.8295	19929.954	19929.954	0	19929.954	179369.586
2033	2033.083333	7.072	84.864	84.864	0	84.864	763.776
2033	2033.083333	1906.579583	22878.955	22878.955	0	22878.955	205910.595
2019	2020	793.9303333	9527.164	0	95271.64	95271.64	0
2018	2018.75	1219.833333	14638	0	131742	131742	0
2019	2020	76.36358333	916.363	0	9163.63	9163.63	0
2020	2020.083333	665.80875	7989.705	0	79897.05	79897.05	0
2018	2018.416667	2183.318611	26199.82333	0	235798.41	235798.41	0
2018	2018.416667	5.462962963	65.55555556	0	590	590	0
2018	2018.416667	12.39175926	148.7011111	0	1338.31	1338.31	0
2018	2018.416667	25.58333333	307	0	2763	2763	0

Pre 1/1/2021 Add?
No
No
No
No
No
No
No
No
No
No
No
No
No

Designated Information is Confidential Per Protective Order in UTC Docket TG-230778

Pre 1/1/2021 Add?	No		LIVE PIVOT	

Row Labels	Sum of Cost	Sum of Test Year Dep	Sum of BOY Accum	Sum of EOY Accum
Containers	$ 254,696.62	$ 17,686.33	$ 49,951.22	$ 67,637.77
Garbage Carts	$ 187,121.11	$ 26,731.59	$ 16,184.17	$ 42,915.76
Garbage Truck	$ 1,278,245.28	$ 48,924.83	$ 835,737.67	$ 884,662.50
Land	$ 184,230.00	$ -		
Mill Haul Truck	$ 648,123.15	$ 89,314.40	$ 337,877.92	$ 427,192.32
MRF Hauls Truck	$ 97,977.16	$ -	$ 97,977.16	$ 97,977.16
Office Building	$ 731,910.58	$ 36,595.53	$ 57,942.92	$ 94,538.45
Office Equipment	$ 23,219.59	$ 3,980.61	$ 8,925.96	$ 16,474.19
Roll Off	$ 150,046.81	$ 5,732.17	$ 84,500.73	$ 90,232.89
Roll Off Truck	$ 716,836.39	$ 69,660.88	$ 56,745.05	$ 126,405.93
Shop Equipment	$ 55,055.16	$ 9,029.22	$ 24,571.70	$ 33,600.92
Recycling Bins	$ 40,406.06	$ 8,081.21	$ 4,160.17	$ 12,241.39
Recycling Carts	$ 16,974.92	$ 2,424.99	$ 3,435.40	$ 5,860.39
Container Delivery Truck	$ 219,986.24	$ 20,237.67	$ 18,543.51	$ 38,781.18
Recycling/YW Truck	$ 336,407.00	$ 33,640.70	$ -	$ 33,640.70
Grand Total	**$ 4,941,236.07**	**$ 372,040.11**	**$ 1,596,553.59**	**$ 1,972,161.54**

Pasted Values

Row Labels	Sum of Cost	Sum of Test Year Dep	Sum of BOY Accum	Sum of EOY Accum
Containers	$ 254,696.62	$ 17,686.33	$ 49,951.22	$ 67,637.77
Garbage Carts	$ 187,121.11	$ 26,731.59	$ 16,184.17	$ 42,915.76
Garbage Truck	$ 1,278,245.28	$ 48,924.83	$ 835,737.67	$ 884,662.50
Land	$ 184,230.00	$ -		
Mill Haul Truck	$ 648,123.15	$ 89,314.40	$ 337,877.92	$ 427,192.32
MRF Hauls Truck	$ 97,977.16	$ -	$ 97,977.16	$ 97,977.16
Office Building	$ 731,910.58	$ 36,595.53	$ 57,942.92	$ 94,538.45
Office Equipment	$ 23,219.59	$ 3,980.61	$ 8,925.96	$ 16,474.19
Roll Off	$ 150,046.81	$ 5,732.17	$ 84,500.73	$ 90,232.89
Roll Off Truck	$ 716,836.39	$ 69,660.88	$ 56,745.05	$ 126,405.93
Shop Equipment	$ 55,055.16	$ 9,029.22	$ 24,571.70	$ 33,600.92
Recycling Bins	$ 40,406.06	$ 8,081.21	$ 4,160.17	$ 12,241.39
Recycling Carts	$ 16,974.92	$ 2,424.99	$ 3,435.40	$ 5,860.39
Container Delivery Truck	$ 219,986.24	$ 20,237.67	$ 18,543.51	$ 38,781.18
Recycling/YW Truck	$ 336,407.00	$ 33,640.70	$ -	$ 33,640.70
Grand Total	**$ 4,941,236.07**	**$ 372,040.11**	**$ 1,596,553.59**	**$ 1,972,161.54**

Sum of EOY Average Investment	
$	187,058.85
$	144,205.35
$	393,582.78
$	184,230.00
$	220,930.83
$	-
$	637,372.13
$	6,745.40
$	59,813.92
$	590,430.46
$	21,454.24
$	28,164.67
$	11,114.53
$	181,205.06
$	302,766.30
$	**2,969,074.53**

Sum of EOY Average Investment	
$	187,058.85
$	144,205.35
$	393,582.78
$	184,230.00
$	220,930.83
$	-
$	637,372.13
$	6,745.40
$	59,813.92
$	590,430.46
$	21,454.24
$	28,164.67
$	11,114.53
$	181,205.06
$	302,766.30
$	2,969,074.53

District	Asset #	Parent/ Child	Descr	Container Count	MFG Serial#	License Plate
2112	**313091**	P	18 Gal Recycle Bins	720		94-3283464
2112	**312998**	P	1 Yard FEL Containers	1		
2112	**312639**	P	HP USB-C G5 Essential Dock - SN: 5CG301ZYB1	1		94-3283464
2112	**312638**	P	HP ProBook 450 G9 Notebook - SN: 5CD3221Q6Z	1		94-3283464
2112	**312110**	P	30 Yard R/O Containers	2		
2112	**312109**	P	20 Yard R/O Containers	2		
2112	**311692**	P	64 Gal MSW Carts	600		94-3283464
2112	**310045**	P	2004 Genie Man Lift Z45/25		Z452504-22889	
2112	**309959**	P	2004 Genie Man Lift Z45/25		Z452504-22889	
2112	**309700**	305639	22 Rollover- New Container Delivery Truck - 4 Colored Door Panels			
2112	**309410**	305639	CD Truck CD2 Registration			
2112	**309409**	305639	CD Truck CD2 Registration			
2112	**309408**	305639	CD Truck CD2 Registration			
2112	**309407**	305639	CD Truck CD2 Registration			
2112	**308418**	308415	Instillation of Auto Grease System Truck #28	0	3BPZL00X78F718153	
2112	**308417**	308415	Alingment on Truck #28	0	718153	
2112	**308416**	308415	Sales/Use tax on 2008 Peterbilt ASL Truck	0	718153	
2112	**308415**	P	2008 Peterbilt/McNeilus ASL Truck	0	3BPZL00X78F718153	B12084L
2112	**308293**	P	12 Yd Rectangle Drop Boxes w/ Lids	1		
2112	**308194**	P	20 yd Drop Box (U)	1		
2112	**307783**	P	6 YD Commercial Customers ($100 each)	360		
2112	**307781**	P	1.5 Yard Commercial Containers	94		
2112	**307488**	P	1.5 Yard REL Containers	8		
2112	**307485**	P	1.5 Yard REL Containers	37		
2112	**307479**	P	6yd Containers S'D n/Lids (N)	24		
2112	**305964**	P	1.5 YD REL Containers	15		94-3283464
2112	**305963**	P	1 YD REL Containers	15		94-3283464
2112	**305639**	P	2023 Peterbilt 537 Grapple Truck		2NPMHM7X7PM881323	
2112	**305638**	305639	Lytx Drive Cam		2NPMHM7X7PM881323	
2112	**305303**	P	6 YD FEL Containers	5		94-3283464
2112	**305302**	P	4 YD FEL Containers	10		94-3283464
2112	**305301**	P	1.5 YD FEL Containers	15		94-3283464
2112	**305300**	P	1 YD FEL Containers	15		94-3283464
2112	**304153**	304152	HP USB-C G5 Essential Dock - SN: 5CG242ZSDQ	1		
2112	**304152**	P	HP ProBook 450 G9 Notebook -Wolf Pro Security	1		
2112	**302743**	302422	Mcneilus 20yd	0		
2112	**302742**	302422	New Mc Neilus Truck # 50-39 Use Tax	0	1HTWGAZR6AJ259927	
2112	**302423**	P	2009 New International Truck	0	1HTWCAANX9J126605	C18568T
2112	**302422**	P	2010 International 7400 REL	0	1HTWGAZR6AJ259927	B27391N
2112	**299286**	298244	2023 Peterbilt MSL Truck-Body		3BPDLK0X7PF114140	
2112	**298876**	294554	Weld Plate			
2112	**298875**	298244	Decals-2023 MSL Truck			
2112	**298244**	P	2023 Peterbilt MSL Truck-Chassis		3BPDLK0X7PF114140	D23503C
2112	**298176**	298175	Decals		3BPDLJ0X0PF113681	
2112	**298175**	P	2023 Peterbilt ASL Truck - PKG		3BPDLJ0X0PF113681	D33058A
2112	**298107**	P	57L Recycling Bins	720		
2112	**297478**	294555	Decals			
2112	**297477**	294554	Decals			
2112	**294774**	P	40yd Roll Off Boxes	2		
2112	**294555**	P	2023 Peterbilt ROL Truck		1NPCX4EX3PD839285	D20176B
2112	**294554**	P	2023 Peterbilt ROL Truck		1NPCX4EX8PD839279	D33057A
2112	**290998**	290995	Install new Engine In Unit 9577	0		
2112	**290997**	290995	Replace Engine in Unit 9577	0		
2112	**290996**	290995	Rebuild Cylinder Head for UNIT 9577 - Capital Re	0		
2112	**290995**	P	1999 Type M Van Box	0	JW6BBF1H9XL003661	
2112	**287547**	P	HP Smart Buy ProBook 450 G8 for AC SN: 5CD22	1		
2112	**287163**	287547	Docking Station for Laptop - No SN on Amazon P	1		
2112	**286335**	P	New 2009 ASL Truck (Package Purchase)	0	3BPZL00X59F718864	B58297N
2112	**285324**	P	8 YARD SLANT FRONT LOAD	3		
2112	**285321**	P	8 YARD SLANT FRONT LOAD	1		
2112	**285305**	P	6 YARD SLANT FRONT LOAD	3		
2112	**285303**	P	6 YARD SLANT FRONT LOAD	1		
2112	**285292**	P	4 YARD SLANT FRONT LOAD	15		
2112	**285287**	P	3 YARD SLANT FRONT LOAD	15		
2112	**285284**	P	2 YARD STANDARD BODY REAR LOADS	30		
2112	**285283**	P	2 YARD STANDARD BODY REAR LOAD	9		
2112	**285282**	P	2 YARD STANDARD BODY REAR LOAD	1		
2112	**285278**	P	1 YARD STANDARD BODY REAR LOAD	8		
2112	**285277**	P	1 YARD STANDARD BODY REAR LOAD	2		
2112	**285275**	P	1 YARD FEL	10		
2112	**284341**	P	65 Gal MSW Carts	648		

2112	**283931**	P	New computer for site SN: 5CD221613B	1			
2112	**283930**	283931	New Docking Station for Laptop - No SN on Ama	1			
2112	**283929**	P	New Computer for site SN: 5CD2164KYL	1			
2112	**283928**	283929	Docking Station for new Laptop - No SN on Ama	1			
2112	**283927**	P	New Computer for Site SN: QQ21452166	1			
2112	**282057**	P	HP ProBook 640 SN: 5CD2159TCZ	1			
2112	**282056**	282057	New Docking Station for Ops Manager Laptop - I	1			
2112	**281620**	P	10 YD FEL/REL/SL Metal	3			
2112	**281558**	P	8 Yd Commercial Containers	3			
2112	**281458**	P	2YD REL Containers	8			
2112	**281312**	P	6 YD Containers	7			
2112	**281311**	P	6 YD FEL Containers	32			
2112	**281305**	P	4 Yard FEL Containers	5			
2112	**281292**	P	30 YD Roll Off Containers	10			
2112	**281075**	P	3 YD Containers	22		0	
2112	**280498**	P	4 YD FEL/REL/SL Metal	3			
2112	**279853**	P	4YD Containers	163			
2112	**279807**	P	2 Yard REL Containers	2			
2112	**279796**	P	2 yd Containers w/Lids	5			
2112	**279328**	P	2yd Containers	20			
2112	**279327**	P	2yd Containers	6			
2112	**278442**	277982	Sales Tax	0			94-3283464
2112	**277992**	P	95G MSW Carts	351			
2112	**277986**	P	65G MSW Carts	324			
2112	**277983**	277982	AP Sales Tax	0			
2112	**277982**	P	16G Recycle Bins	720			
2112	**275282**	P	HP ProBook 640 G2 - 14" Laptop				94-3283464
2112	**275281**	P	(1) Sony Internet TV S/N# S0180642028	0			
2112	**275280**	P	(4) Drivecam Units	4			
2112	**275279**	P	Shark Comm. Trailer, Skid Mounted 3500 PSI Pre	0			
2112	**275278**	P	Drive Cameras Subscription Fees	0			
2112	**275277**	P	48 ft Dry Van Container - Sales Tax	54		0	
2112	**275276**	P	2006 Helm Container Chassis	0	1H9CC53467T347110		63644AC
2112	**273622**	P	Geo Tablets	57			
2112	**271212**	99658	Capital Repair - Transmission Truck #884				
2112	**266846**	P	16 GAL Recycle Bins	720			
2112	**265287**	P	4Yd FL Containers	10			
2112	**265280**	P	2Yd REL Containers	15			
2112	**265279**	P	2Yd FL Containers	15			
2112	**265267**	P	2022 ROL Pup Trailer (Pioneer HR2000PP)		1W9SR2536NC269920		
2112	**264431**	P	2020 Peterbilt Transfer Tractor		1XPXP49X3LD679887		
2112	**264053**	263828	docking station for DM - NO S/N listed for Amaz	1			
2112	**263828**	P	HP Probook S/N #5CD1321R5W	1			
2112	**260305**	P	65 Gallon Carts (Gray)	350			
2112	**260003**	P	30 Yd ROL Boxes	2			
2112	**260002**	P	20 Yd ROL Boxes	2			
2112	**259022**	P	15 Gal Recycle Bins	480			
2112	**254783**	P	2000 Panderra Container Chassis		1P9CG504XYH401017		40026AG
2112	**254782**	P	2000 Panderra Container Chassis		1P9CG5044XH401013		40027AG
2112	**254781**	P	2000 Panderra Container Chassis		1P9CG5042XH401012		40028AG
2112	**254780**	P	2000 Panderra Container Chassis		1P9CG5049XH401010		40029AG
2112	**254779**	P	2008 Homemade Container Chassis		1S9CC53428T505312		40051AG
2112	**254778**	P	Fruehauf Container Chassis (1996)		1H2P04835TW021827		
2112	**254777**	P	Fruehauf Container Chassis (1996)		1H2P04831TW021825		
2112	**254776**	P	Fruehauf Container Chassis (1995)		1H2P04839SW017827		
2112	**254484**	254483	Laptop Memory - SN S58SNM0R526654	1			
2112	**254483**	P	HP ProBook - SN 5CD11674KP	1			
2112	**254050**	P	8 YD Container	1			
2112	**254049**	P	6 YD Container	2			
2112	**254048**	P	50 YD RO Box	2			
2112	**254047**	P	40 YD RO Box	3			
2112	**254046**	P	4 YD Container	9			
2112	**254045**	P	30 YD RO Box	6			
2112	**254044**	P	25 YD RO Box	2			
2112	**254043**	P	20 YD RO Box	20			
2112	**254042**	P	1 YD Container	45			
2112	**253906**	P	NOREGON Panasonic Toughbook FZ-55	1			
2112	**251580**	246027	Sequim Office - Legal				
2112	**250266**	P	2YD REL METAL CONTAINERS	7			
2112	**250265**	P	1YD REL METAL CONTAINERS	7			
2112	**250264**	P	8YD FEL METAL CONTAINERS	1			
2112	**250263**	P	6YD FEL METAL CONTAINERS	3			

2112	**250262**	P	4YD FEL METAL CONTAINERS	10			
2112	**250261**	P	3YD FEL METAL CONTAINERS	2			
2112	**250260**	P	2YD FEL METAL CONTAINERS	15			
2112	**250259**	P	1YD FEL METAL CONTAINERS	6			
2112	**248118**	P	95 Gal MSW Carts (Gray)	351			94-3283464
2112	**248117**	P	95 Gal Recycle Carts (Gray)	351			94-3283464
2112	**247674**	246027	Sequim Office Purchase				
2112	**246794**	P	15 GAL RECYCLE BINS	480			
2112	**246599**	246027	Sequim Office Purchase				
2112	**246144**	P	(4) Gray Truck Lifts	4			
2112	**246088**	P	2017 4 Axle Long Haul Tractor		1XPCP40X8HD435297		C18582T
2112	**246087**	246084	2004 Peterbilt In-Frame Repair				
2112	**246086**	P	2014 53' Walking Floor Trailer	0	48XAR5320E1008685		63967AE
2112	**246085**	246084	Wet Kit for Chassis 831975 invoice #915-0666	0		831975	
2112	**246084**	P	2004 Tractor	0	2XPFDB9X84M813975		C18583T
2112	**246083**	P	Roll off trailer	0	1C9RS22456R992020		63966AE
2112	**246082**	P	Used 1993 Wabi Van Trailers #9324	0	1JJV533U8PL204715		48188AE
2112	**246027**	P	Sequim Office Purchase				
2112	**245955**	P	Sequim Land				
2112	**245720**	P	95 Gal Plastic Carts - Grey	702			
2112	**243433**	P	18 Gal Recycle Bins	480			
2112	**243178**	P	20 YD RO Boxes	9			94-3283464
2112	**241724**	P	10yd Drop Boxes	2			
2112	**240607**	P	(48) Lytx Drivecam Harness	48			
2112	**239568**	P	(48) Lytx Drivecams	48			
2112	**238068**	P	1.5 Yard Commercial Containers	6			
2112	**237926**	P	3YD Containers	6			
2112	**237924**	P	30YD Containers	7			
2112	**237923**	P	6 Yard Commercial Containers	12			
2112	**237921**	P	4 Yard Commercial Containers	6			
2112	**237920**	P	4YD Containers	16			
2112	**237684**	P	30 YD RO Containers	13		0	
2112	**236848**	P	95 Gal Plastic Carts - Grey	351			
2112	**235327**	P	2020 Ford Pickup Truck		1FTMF1CB1LKE26193		C18586T
2112	**235326**	P	2020 Ford Pickup Truck		1FTMF1CBXLKE26192		C18585T
2112	**234186**	P	95 Gal Plastic Carts - Grey	2530			
2112	**234185**	P	95 Gal Plastic Carts - Grey	2965			
2112	**234184**	P	95 Gal Plastic Carts - Refuse	615			
2112	**234183**	P	35 Gal Plastic Carts - Refuse	2300			
2112	**234108**	P	2020 Peterbilt ASL Truck		3BPDLK0X9LF108673		C18477T
2112	**234065**	P	16 GAL Recycle Bins	500			
2112	**233301**	P	65 Gal Plastic Carts - Refuse	936			
2112	**233300**	P	95 Gal Plastic Carts - Grey	2536			
2112	**233299**	P	95 Gal Plastic Carts -Grey	702			
2112	**233298**	P	95 Gal Plastic Carts - Refuse	220			
2112	**233297**	P	35 Gal Plastic Carts - Refuse	2160			
2112	**233296**	P	8 Yard FEL Containers	2			
2112	**233295**	P	6 Yard FEL Containers	16			
2112	**233294**	P	4 Yard FEL Containers	9			
2112	**233293**	P	3 Yard FEL Containers	3			
2112	**233292**	P	2Yard FEL Containers	20			
2112	**233291**	P	1.5 Yard FEL Containers	15			
2112	**233290**	P	1 Yard FEL Containers	15			
2112	**233289**	P	2 Yard REL Containers	6			
2112	**233288**	P	1.5 Yard REL Containers	6			
2112	**233287**	P	1 Yard REL Containers	6			
2112	**233213**	P	Desktop PC - Blue Mtn TS SN-MXL0132VMF				
2112	**232599**	P	2020 Peterbilt FEL Truck		3BPDLK0X2LF107963		C18479T
2112	**232598**	P	2020 Peterbilt FEL Truck		3BPDLK0X0LF107962		C18478T
2112	**232597**	P	2020 Peterbilt Recycle Truck		3BPDLK0X3LF108684		C18584T
2112	**231985**	P	95 Gal Plastic Carts - Grey	702			
2112	**231984**	P	65 Gal Plastic Carts - Refuse	1014			
2112	**231983**	P	35 Gal Plastic Carts - Refuse	140			
2112	**231666**	P	2020 Peterbilt REL Truck		3BPDLK0X7LF108672		C18481T
2112	**231665**	P	2020 Peterbilt REL Truck		3BPDLK0X5LF108671		C18480T
2112	**231607**	P	35 Gal Plastic Carts - Refuse	504			
2112	**231606**	P	65 Gal Plastic Carts - Refuse	915			
2112	**231605**	P	95 Gal Plastic Carts - Refuse	178			
2112	**228654**	44500	Engine Rebuild on asset #44500				
2112	**227697**	P	2005 Ford F150 Lariat pickup (brown)	0	1FTPW12515KE71128		C18570T
2112	**226150**	P	4 YD FEL Plastic Container	20			
2112	**226149**	P	3 YD FEL Plastic Container	10			

2112	**226148**	P	2 YD FEL Plastic Container	22		
2112	**226147**	P	1 YD FEL Plastic Container	17		
2112	**225891**	P	96 Gallon MSW Carts	624		
2112	**224643**	P	50 YD Metal RO	2		
2112	**223825**	P	2020 ASL Peterbilt Truck		3BPDLK0X8LF107319	C59410S
2112	**222833**	219749	2020 Peterbilt FEL Truck- Body			
2112	**222832**	219748	2020 Peterbilt FEL Truck- Body			
2112	**221747**	P	2020 Peterbilt ASL Truck		3BPDLK0X6LF107318	C59409S
2112	**221735**	218615	arch/structual engineering services			
2112	**221106**	218615	Permit fees- Electrcal Phase			
2112	**220970**	218615	Engineering Services Refund			
2112	**220969**	218615	Water Meter Installation for New Shop			
2112	**219749**	P	2020 FEL Peterbilt Truck		3BPDLK0XXLF107421	C59362S
2112	**219748**	P	2020 FEL Peterbilt Truck		3BPDLK0X8LF107420	C59361S
2112	**218617**	P	New Shop IS Hardware			
2112	**218616**	P	Facility Improvements			
2112	**218615**	P	New Shop			
2112	**218614**	P	Maintenance Shop (Sequim)			
2112	**217462**	P	New 2019 R/O Truck		1NPCX4EX8KD628012	C59360S
2112	**216316**	P	30Yd ROL Box	4		
2112	**216315**	P	20Yd ROL Box	4		
2112	**215133**	P	16gal bins BLUE, GREEN, BEIGE	980		
2112	**212890**	P	HP Probook 650 G4 Asst Controller			
2112	**212681**	P	65 Gallon MSW Carts	588		
2112	**212680**	P	35 Gallon MSW Carts	300		
2112	**212679**	P	6yd FEL Metal Container	7		
2112	**212678**	P	4yd FEL Metal Container	15		
2112	**212677**	P	3yd FEL Metal Container	15		
2112	**212676**	P	2yd FEL Metal Container	15		
2112	**212675**	P	1yd FEL Metal Container	12		
2112	**212674**	P	2yd REL Metal Container	10		
2112	**212673**	P	1yd REL Metal Container	15		
2112	**210504**	P	MSW CARTS 96 GAL	624		
2112	**209508**	P	Wash Rack - Awning			
2112	**209507**	P	Wash Rack - Oil and Water Separator/Catch Basin			
2112	**207702**	204184	New Truck License Registration For 889			
2112	**207701**	204187	New Truck License Registration For 890			
2112	**206228**	P	New Pressure Washer For Wash Rack At Carlsborg Site			
2112	**204803**	P	18 GAL RECYCLE BINS	850		
2112	**204562**	80055	Capital Repair (Parts) 1986 Fiat Allis bucket load	0		
2112	**204561**	80055	Rear differential repair - 1986 Fiat Allis Bucket Lo	0		
2112	**204187**	P	2019 ASL Truck		3BPDL70X7KF103953	C98588N
2112	**204184**	P	2019 ASL Truck		3BPDL70X5KF103952	C98589N
2112	**203680**	197793	Truck Mount Air Compressor For New Service Truck 738		1FDRF3G61JEB66657	
2112	**203609**	P	64 GAL GARBAGE CARTS	864		
2112	**203588**	197793	Air Hose Reel For New Shop Truck			
2112	**203587**	197793	Lift Gate For New Service Truck 738 (To Be Installed)			
2112	**203584**	P	NEW TOYOTA FORKLIFT FOR CARLSBORG SHOP		HHL05HD0000115	
2112	**202995**	P	Storm Water Infiltration Pond (Final Bill)			
2112	**202834**	P	2019 ASL Truck		3BPDL70X9KF103954	C99007N
2112	**202084**	P	Paving and Storm Water Pond at Carlsborg			
2112	**201756**	P	FEL Containers - 4 yd	15		
2112	**201755**	P	REL Containers - 2 yd	23		
2112	**201754**	P	REL Containers - 1.5 yd	21		
2112	**201753**	P	FEL Containers - 1.5 yd	24		
2112	**201752**	P	FEL Containers - 2 yd	30		
2112	**201751**	P	FEL Containers - 6 yd	13		
2112	**201020**	P	96 GALLON GARBAGE CARTS	188		
2112	**201019**	P	65 GALLON GARBAGE CARTS	312		
2112	**201018**	P	35 GALLON GARBAGE CARTS	2000		
2112	**200628**	P	Roll Off Boxes - 30 Yd	10		
2112	**200627**	P	Roll Off Boxes - 20 Yd	10		
2112	**197999**	P	50 YD Container	1		
2112	**197994**	P	2 YD Container	27		
2112	**197993**	P	1.5 YD Container	28		
2112	**197793**	P	2018 Ford F350 Shop Truck		1FDRF3G61JEB66657	C18575T
2112	**196591**	P	Adapter			94-3283464
2112	**195618**	P	2018 Better Weigh Mfg Pup Trailer		1B9PP3339JT260194	63965AE
2112	**194954**	P	HP ProDesk 600 G3 - SFF - Core i3			94-3283464
2112	**194952**	P	Structural Analysis at Carlsborg Site			94-3283464
2112	**194814**	P	Star TSP 743IIU-24 Gry - receipt printer - two-color (monochrome) -direct			94-3283464
2112	**194634**	P	Carlsborg Shop Addition			94-3283464

2112	**190224**	P	Paving and Stormwater Pond			
2112	**190223**	P	New Roof for Building			
2112	**190222**	P	Paving			
2112	**188448**	68916	Use Tax for Truck # 31	0	1HTWCAANX9J126605	
2112	**186694**	P	Docking Station for HP ProBook 640 G2			94-3283464
2112	**186692**	P	New Cubicles (6) at Carlsborg			94-3283464
2112	**186565**	P	HP ProBook 640 G2 (MM)			94-3283464
2112	**186110**	P	14T Floor Jacks (2)			94-3283464
2112	**185161**	P	Used Skid Steer 2014 Cat		0MWD07125	
2112	**184561**	184362	Initial licensing for trk 887			
2112	**184362**	P	2018 ASL Truck		3BPDLJ0X3JF186843	C63962J
2112	**183718**	P	Initial Licensing for new RO truck			
2112	**183543**	P	Software for Diagnostic Laptop			
2112	**183527**	P	96 Gallon Recycle Carts (UTC)	624		
2112	**183526**	P	96 Gallon Recycle Carts (UTC)	624		
2112	**183280**	P	2018 RO Truck		1NPCX4EX1JD460289	C64235J
2112	**181671**	P	30 YD Rolloff boxes	5		
2112	**181670**	P	20yd RO Boxes	5		
2112	**181057**	P	96 Gallon Gray Recy Totes w/blue lid	624		
2112	**180542**	P	Diagnostic Laptop			
2112	**180264**	P	96 Gallon Recy Totes	380		
2112	**179933**	P	96 Gallon Gray Recy Totes w/blue lid	624		
2112	**179932**	P	96 Gallon Gray Recy Totes w/blue lid	624		
2112	**179887**	P	96 Gallon Gray Recy Totes w/blue lid	624		
2112	**179236**	P	HP Probook 640 G2			
2112	**179132**	P	35 Gallon MSW Carts	450		
2112	**179025**	P	35 Gallon MSW Carts	840		
2112	**178886**	P	96 Gallon MSW Carts	624		
2112	**178885**	P	35 Gallon Gray MSW Totes w/green lid	840		
2112	**178884**	P	96 Gal gray MSW Tote w/green lid	376		
2112	**178883**	P	64 Gal gray MSW Tote w/green lid	510		
2112	**177802**	P	2yd REL Containers w/plastic lid	35		
2112	**177801**	P	2YD FEL Containers	49		
2112	**177800**	P	3yd FEL Flat Top Containers w/plastic lid	16		
2112	**177799**	P	2yd FEL Flat Top Container w/plastic lid	1		
2112	**177798**	P	1.5yd FEL Flat Top Containers w/plastic lid	22		
2112	**177797**	P	1yd FEL Flat Top Containers w/plastic lid	60		
2112	**174644**	P	Used 2008 Ford F-150 4x4 Supervisor P/U Truck	0	1FTRW14W88FB86745	C20489D
2112	**173864**	P	64 Gallon MSW Carts	335		
2112	**173863**	P	35 Gallon MSW Carts	401		
2112	**173862**	P	96 Gallon MSW Carts	75		
2112	**173861**	43742	Engine Overhaul (Trk #916)			
2112	**173860**	P	25 Gallon Carts	252		
2112	**173859**	P	65 Gallon Carts	99		
2112	**173858**	P	95 Gallon Carts	9		
2112	**173857**	P	PC tower for ACD Monitor at Port Townsend			
2112	**173856**	P	65 Gallon Carts	468		
2112	**173855**	P	95 Gallon Carts	495		
2112	**173854**	P	2YD RL Containers	4		
2112	**173853**	P	1.5YD RL Containers	3		
2112	**173852**	P	1YD RL Containers	7		
2112	**173851**	P	3YD Containers with lids	6		
2112	**173850**	P	6YD Containers	2		
2112	**173849**	P	1.5 REL Containers	3		
2112	**173848**	P	1yd REL containers	3		
2112	**173847**	P	2 YD OCC containers	6		
2112	**173846**	P	2 YD RL Containers	10		
2112	**173845**	P	1.5 YD RL Containers	4		
2112	**173844**	P	2YD Recycle Containers	10		
2112	**173843**	127366	Engine Rebuild Truck #243			
2112	**173842**	127366	Labrie Top Select Body Mounted on FAS 4864	200	TS00101RAG 0N 712977	
2112	**173840**	P	2016 ASL Truck		3BPZLJ0X0GF100886	C21022D
2112	**173839**	P	30 yd roll off box w/lid	3		
2112	**173838**	P	35 Gallon MSW Carts	600		
2112	**173837**	P	18 Gal Recycle Bins	720		
2112	**173836**	P	2 Winterms			
2112	**173835**	121863	Use Tax on Recycle Truck			
2112	**173834**	P	2010 Recycle Truck		3BPZH57XXAF104093	C18566T
2112	**173832**	P	95 Gal Recycle Carts - Grey	243		
2112	**173831**	P	30 Yard Dropboxes	3		
2112	**173830**	P	3 Yard FEL Containers	10		
2112	**173829**	P	1.5 Yard FEL Containers	10		

2112	**173828**	P	1 Yard FEL Containers	10		
2112	**173827**	P	1.5 Yard REL Containers	10		
2112	**173826**	P	1 Yard REL Containers	10		
2112	**173825**	87712	Cap Repair - Transmission			
2112	**173824**	54942	Cap Repair - Engine			
2112	**173823**	P	Recycle Bins (U)	3868		
2112	**173822**	114605	Software for Diagnostic Computer			
2112	**173821**	114875	Use tax on 5,000 Recycle Bins	0		
2112	**173820**	P	18 GA Recycle Box	452		
2112	**173819**	P	14 Gal. MSD Recycle Bin-DK Blue	1050		
2112	**173818**	P	14 Gallon Recycle Bins	500		
2112	**173817**	P	14 Gallon MSD Recycle Bins	400		
2112	**173816**	P	Diagnostic Computer			
2112	**173815**	P	Scale Parts - Blue Mountain Transfer Station			
2112	**173814**	P	65 Gal Plastic Carts	306		
2112	**173813**	P	3 Bin Recycle System Bins	240		
2112	**173812**	P	95 Gal Plastic Carts - Refuse	252		
2112	**173811**	P	Wyse Winterms D10D	2		
2112	**173810**	P	96 Gal Carts	112		
2112	**173808**	P	Computer for Transfer Station			
2112	**173807**	P	Truck Radios	12		
2112	**173806**	P	96 Gallon Recycle Carts	100		
2112	**173805**	P	2004 Container Delivery Truck		2NKMHD7X64M066807	A56729U
2112	**173804**	P	96 Gal Carts	81		
2112	**173803**	P	96 Gallon Carts	193		
2112	**173802**	P	6 YD FEL OCC Containers - Sales Tax	10		
2112	**173801**	P	4 YD FEL OCC Containers - Sales Tax	10		
2112	**173800**	54942	Truck 917 Transmission Repair	0		
2112	**173799**	P	2 YD FEL OCC Containers	10		
2112	**173798**	P	4Y d FEL OCC Containers	10		
2112	**173797**	P	2004 INTL 4300 FLAT 20 TRUCK	0	1HTMMAAM34H596924	C18201U
2112	**173796**	103337	Resi Recylce Bins-Remaining Balance	960		
2112	**173795**	87711	Lift Gate for Service Truck	0		
2112	**173794**	P	35 Gallon Refuse Carts	270		
2112	**173793**	P	30 Yd R/O Drop Boxes	3		
2112	**173792**	P	6 YD FEL Containers	3		
2112	**173791**	P	4Yd FEL Containers	5		
2112	**173790**	P	3 Yd FEL Containers	10		
2112	**173789**	P	65 Gallon Refuse Carts	243		
2112	**173788**	P	Resi Recycle Bins (3-Bin System)	960		
2112	**173787**	P	(2) 10Ton Air Jacks	0		
2112	**173786**	P	95 Gallon Recycle Carts	243	(004743 - 004985)	
2112	**173785**	P	6 YD FEL Recycling Containers	18		
2112	**173784**	P	4 YD FEL Recycle Containers	18		
2112	**173783**	P	3 Yard FEL Containers	20		
2112	**173782**	P	95 Gallon Garbage Carts - ROC Grey	80	000244-000323	
2112	**173781**	P	95 Gallon Yardwaste Carts	100	002637-002736	
2112	**173780**	P	95 Gallon Carts - ROC Grey	306	004437-004742	
2112	**173779**	P	RTA Equipment	0		
2112	**173778**	P	6 Yard FEL Containers	8		
2112	**173777**	P	Residential Recycling Bins	960		
2112	**173776**	P	Sony Internet TV (SN = S018094755O)	0		
2112	**173775**	P	15 HP shop compressor	0		
2112	**173774**	P	95 Gallon Carts - ROC Grey	243		
2112	**173773**	P	65 Gallon Carts - ROC Grey	324		
2112	**173772**	P	Used 2005 International 7400 REL	0	1HTWGAATX5J146592	C18567T
2112	**173771**	P	2YD FEL Cardboard Containers (Metal)	20		
2112	**173770**	85919	Grapple bucket and sweeper for MRF skid steer	0		
2112	**173769**	P	Used 2006 Komatsu FG25T-14 Forklift	0	593040A	
2112	**173767**	P	4 YD Self-Dump Hoppers for Blue Mt. T/S	2		
2112	**173766**	P	1 Yard FEL Containers	14		
2112	**173765**	P	1.5 Yard FEL Containers	13		
2112	**173764**	P	2 Yard FEL Containers	5		
2112	**173763**	P	New 2011 Peterbilt 320 ASL	0	3BPZL00X4BF117807	C18574T
2112	**173762**	P	Excel 6029 Rubber Belt Conveyor for Port Angele	0		
2112	**173761**	P	1 Yard FEL Containers	10		
2112	**173760**	P	1.5 Yard FEL Containers	10		
2112	**173759**	P	Baler Pit	0		
2112	**173758**	P	80 Liter Recycle Carts - Grey	203		
2112	**173757**	P	20 Yard Recycle Dropoff Center Containers	2		
2112	**173756**	P	95 Gallon Carts	243		
2112	**173755**	P	95 Gallon Carts	243		

2112	**173754**	67818	Baler Electrical Set-up	0			
2112	**173752**	P	95 Gallon Recycling Carts(Blue Lids)	206			
2112	**173751**	P	95 Gallon Recycling Carts (Blue Lids)	486			
2112	**173750**	P	95 Gallon Recycling Carts (Blue Lids)	486			
2112	**173749**	P	95 Gallon Recycling Carts (Blue Lids)	486			
2112	**173748**	P	95 Gallon Recycling Carts (Blue Lids)	486			
2112	**173747**	P	95 Gallon YW Carts	486			
2112	**173746**	P	Drive Cam Installation Cost	0			
2112	**173745**	P	(16) Drive Cams	0			
2112	**173744**	P	Drive Cam Installation and Onsite Technician	0			
2112	**173743**	67818	PARTS & LABOR FOR REBUILD	0		0	
2112	**173742**	P	Baler	0		1	
2112	**173741**	65454	Truck #227 - Engine	0			
2112	**173740**	65454	Spill Kit	100			
2112	**173739**	65454	4 - Junk Boxes & Oil Assemblies	100			
2112	**173737**	P	96 Galllon Grey Carts	624			
2112	**173736**	P	30 YD Roll Off Boxes	5			
2112	**173735**	P	6YD FEL Containers	15			
2112	**173733**	54942	Sales Tax on FEL Truck VIN#200124	0		201124	
2112	**173731**	P	4 YD FEL Carboard Bin	15		0	
2112	**173730**	P	Contracts - City of Sequim	0			
2112	**173729**	P	Carts:	3761			
2112	**173728**	P	6yd Recycling Cages from WM:	18			
2112	**173727**	P	4yd Recycling Cages from WM:	28			
2112	**173726**	P	2yd Recycling Cages from WM:	37			
2112	**173725**	P	3 Yard FEL Containers	58			
2112	**173724**	P	1.5yd FEL Containers from WM:	114			
2112	**173720**	P	96 Gallon carts	588		0	
2112	**173719**	P	1 YD REL Containers	54		0	
2112	**173718**	47554	Taxes for 2003 sideloader FAS # 47554	0	5VCH36UEX3N194761		
2112	**173717**	47553	Taxes on 2003 sideloader FAS # 47553	0	5VCEC6LFX3N194918		
2112	**173715**	P	RM License	0		0	
2112	**173711**	P	96 gallon toters	588		0	
2112	**173710**	P	96 gallon carts	588		0	
2112	**173709**	P	96 Gallon lids	768		0	
2112	**173708**	P	96 Gallon carts	200		0	
2112	**173707**	P	Lids	1184		0	
2112	**173706**	P	96 Gallon Carts	588		0	
2112	**173705**	P	Lids	2000		0	
2112	**173704**	P	Lids	2116		0	
2112	**173703**	P	96 Gallon carts	588		0	
2112	**173702**	P	96 Gallon carts	588		0	
2112	**173701**	P	96 gallons carts	720		0	
2112	**173700**	P	96 gallons carts	720		0	
2112	**173699**	P	96 gallons carts	720		0	
2112	**173698**	P	96 gallons carts	516		0	
2112	**173697**	P	2 yard REL containers	40		0	
2112	**173696**	P	96 gallons carts	720		0	
2112	**173695**	P	96 gallons carts	720		0	
2112	**173693**	P	Toters and containers for curbside contract	240		0	
2112	**173692**	P	30 YD Structural R/O Box w/ 18' EZ Screen Lid	1			
2112	**173691**	P	2 YD REL containers	12			
2112	**173690**	P	1 Yd Rear Load Containers	25			
2112	**173689**	34951	Sales Tax for New Truck #602	0	1HTWCAAN43J067543		
2112	**173684**	P	2 YD REL Containers	22			
2112	**173683**	P	14 Gal. MSD Recycle Bins-LT Blue	300			
2112	**173682**	P	14 Gal. MSD Recycle Bins-LT Gray	300			
2112	**173681**	P	14 Gal. MSD Recycle Bins-Beige	300			
2112	**173680**	P	1 YD REL Containers w/ Plastic Lids & Casters	20			
2112	**173679**	P	220 Gal UL Oval Tank-Labor & Materials to Mou	0		2148	
2112	**173678**	P	32 Gallon Carts	50			
2112	**173677**	P	2 Yard Rear Load Containers	26			
2112	**173676**	P	Nestable/Stackable Recycle Bins	600			
2112	**171683**	P	Deluxe AC Machine				
2112	**171642**	P	Scissor Lift 24-26' Electric 30-36" wide			27011829	
2112	**170273**	P	6yd FEL Containers	10			
2112	**170272**	P	1yd REL containers	10			
2112	**170271**	P	1yd Flat Top Containers	10			
2112	**170270**	P	2yd REL Containers	20			
2112	**170269**	P	2yd FEL Flat Top Containers	10			
2112	**170268**	P	4yd FEL Containers	10			
2112	**167239**	P	20yd boxes w/lids	2			

2112	**167238**	P	30yd box w/lid	1		
2112	**167138**	P	32 Gallon Carts	580		
2112	**166338**	P	2017 R/O Truck		1NPCL40X9HD414304	C58123G
2112	**165326**	P	6 Yard Plastic Commercial Container with Lid	1		
2112	**165325**	P	2 Yard RL Plastic Containers with Lids	6		
2112	**139784**	P	Snap-On Diagnostic Shop Computer			
2112	**133564**	P	30YD boxes with lids	3		
2112	**133440**	P	WashRack for Truck Wash			
2112	**133439**	P	Trench Drain and Diversion Beam for Truck Wash			
2112	**133438**	P	Wash Rack for Truck Wash			
2112	**133437**	P	Tank for Truck Wash			
2112	**133216**	P	20 YD Lidded Boxes	2		
2112	**133215**	P	30 YD Lidded box	1		
2112	**133182**	P	2YD Plastic Containers	8		
2112	**133181**	P	4 YD Commercial Plastic Containers	9		
2112	**132477**	P	18 Gal Recycle boxes	1800		
2112	**132353**	131543	(34) Tablet Mounts and Cases			
2112	**131543**	P	34 Samsung Tablets			
2112	**130068**	P	30 YD Roll Off Boxes	3		
2112	**128860**	P	Pressure Washer - AMB Tools			
2112	**128144**	P	18 Gallon Recycle Carts	720		
2112	**126398**	P	2016 ASL Truck		3BPZLJ0X9GF100885	C18573T
2112	**125847**	42965	Transmission Repair - truck 42965			
2112	**124523**	P	2 yd REL containers	20		
2112	**124522**	P	1 yd REL Containers	10		
2112	**124065**	P	20 yd Roll Off Boxes	3		
2112	**123923**	P	4 YD REL Containers	10		
2112	**123532**	P	HP Probook 650 G1			
2112	**123448**	P	96 Gallon Carts	595		
2112	**123237**	P	65 Gal Garbage Carts	720		
2112	**122560**	P	Phone System			
2112	**122103**	P	7 Winterms			
2112	**120257**	P	18-Gal Recycle Bins	720		
2112	**118536**	P	Truck Radio			
2112	**118074**	42965	Improvement - Tarper			
2112	**117317**	P	2015 REL Truck	0	3ALHCYCY0FDGJ8209	C68628B
2112	**116677**	P	35 gal refuse carts	243		
2112	**116107**	115374	Desktop Monitor			
2112	**115374**	P	HP Prodesk 600 G1			
2112	**114877**	P	2002 Used Ford F150 Supervisor Pick Up	0	2FTRX18W22CA19954	B42374T
2112	**113266**	P	Wyse Winterms D10D	1		
2112	**109828**	P	Truck Radios	22		
2112	**109185**	P	Resi Recylce Bins (3-Bin System)	720		
2112	**107394**	P	65 Gallon Refuse Carts	243		
2112	**107241**	P	30 YD R/O Drop Boxes	3		
2112	**105711**	P	2007 Freightliner	0	1FVACXS77HY21596	B27531Y
2112	**105399**	P	10,000 LB Gantry Overhead Crane 2nd Installme	0		
2112	**105398**	P	10,000 LB Gantry Overhead Crane	0		
2112	**104373**	P	35 Gallon Refuse Carts	270		
2112	**104367**	P	4 Yd FEL Containers	5		
2112	**104366**	P	3Yd FEL Containers	10		
2112	**102299**	P	Stormwater Upgrade / Repair	0		
2112	**99658**	P	New 2013 Peterbilt 320 w/ Labrie Expert 2000 -	0	3BPZL70X9DF198816	C18081U
2112	**98261**	P	65 Gallon Refuse Carts	324	(003189 - 003512)	
2112	**97726**	P	4 Yard FEL Containers	8		
2112	**97222**	P	Storm & Retention Pond Improvements	0		
2112	**95712**	P	30 YD compactor receiver tubes for Makah T/S	4		
2112	**95044**	P	RTA Equipment	0		
2112	**94096**	P	2 Yard FEL Containers	20		
2112	**93240**	P	35 Gallon Refuse Carts - ROC Grey	540		
2112	**93204**	P	65 Gallon Residential Garbage Carts	324		
2112	**93107**	P	2007 Ford Pickup	0	1FTNF20577EA97142	C37810A
2112	**89093**	P	(1) Sony Internet TV S/N# S0180642039	0		
2112	**88970**	P	Trailblazer 302 Air Pak all-in-one compressor/ge	0		
2112	**88761**	84694	Salt Dogg 2-yard Poly Tank Spreader	0	M062002209	
2112	**88760**	84694	Snow Dogg Snow Plow Blade and Lift Frame	0	M062002209	
2112	**87711**	P	2011 Ford F-350 Service Truck	0	1FDRF3E67BEA87319	B23425U
2112	**86799**	P	1 Yard FEL Containers	22		
2112	**85800**	P	1.5 Yard FEL Containers	14		
2112	**85799**	P	1.5 Yard FEL Containers	3		
2112	**85798**	P	2 Yard FEL Containers	5		
2112	**85400**	P	Residential Recycling Bins	960		

2112	**84694**	P	Used 2003 Ford F350 Supervisor Pick-Up Truck	0	1FTSW31P83EC15430		B11858P	
2112	**80934**	P	65 gallon refuse carts	342				
2112	**80933**	P	35 gallon refuse carts	504				
2112	**80813**	P	Shop Diagnostic Laptop Computer w/ Software	0				
2112	**80812**	P	Shop Diagnostic Laptop Computer w/ Software	0				
2112	**80055**	P	1986 Used Fiat Allis W110 Loader	0		603235		
2112	**76544**	P	2 Yard FEL Containers	30				
2112	**75740**	P	4 Yard FEL Containers	10				
2112	**75739**	P	6 Yard FEL Containers	10				
2112	**75223**	P	1 Yard FEL Containers	12				
2112	**75222**	P	1.5 Yard FEL Containers	12				
2112	**75153**	P	New Transformer for Bailer	0				
2112	**74575**	P	65 Gallon Carts	150				
2112	**74574**	P	65 Gallon Carts	498				
2112	**73082**	P	(4) Drive Cam Units	0				
2112	**70872**	P	1 YD FEL Containers	30				
2112	**69830**	P	New 2008 Peterbilt/McNeilus 40 yd FEL (Packag	0	3BPZL00X88F718369		B58292N	
2112	**68213**	P	(24) Drive Cams	0				
2112	**68212**	P	Onsite Technician for Drive Cam	0				
2112	**66402**	P	1.5 Yard Commercial Containers	1				
2112	**63344**	P	Heaters for Warehouse	0				
2112	**60384**	P	35 Gallon Carts	432				
2112	**59448**	P	65 Gallon Green Carts	387				
2112	**59446**	P	2YD REL Containers	16				
2112	**56441**	P	Leasehold Improvements	0				
2112	**54086**	P	Panasonic Laptop S/N#7JTYA18055	0		0		
2112	**53129**	P	65 gallon carts	486		0		
2112	**53128**	P	35 gallon carts	270		0		
2112	**51722**	P	1 Yard RL containers	17		0		
2112	**51721**	P	2 yard rear load	40		0		
2112	**51720**	P	30 Yard box	2		0		
2112	**48634**	P	Route Manager License	0		0		
2112	**48175**	P	1 YD RL containers	18		0		
2112	**48174**	P	1.5 yard RL containers	18		0		
2112	**45672**	P	2 YD RL	20		0		
2112	**45215**	42965	Chassis Plumb work	0	1NPFL40XX7D675713			
2112	**44543**	P	2 yard RL Waste Containers	28		0		
2112	**44542**	P	1.5 Yard RL Waste Containers	3		0		
2112	**42965**	P	2007 PeterBilt 378	0	1NPFL40XX7D675713		C37646S	
2112	**38628**	P	25 YD Structural Drop Off Boxes w/ 18' Lids	2				
2112	**38160**	P	65 Gal. Cart Assy 025u w/ Lid-Plano Green/UV	500				
2112	**38159**	P	35 Gal. Cart Assy 025u w/ Lid-Plano Green/UV	300				
2112	**36402**	P	2 Yd Rear Load Containers	25				
2112	**36401**	P	1 Yd Rear Load Containers	25				
2112	**35114**	P	1 Yard REL Containers w/ Lids & Casters	40				
2112	**35113**	P	2 Yard REL Containers w/ Lids & Casters	40				
2112	**35111**	P	2 Yard R/L Containers	16				
2112	**35109**	P	2-Way Dome Lid Kits	2				
2112	**35108**	P	2-Way Dome Lid Kits	3				
2112	**32127**		(1) RM License	0				
2112	**28941**	P	1 YD Rear Load Containers	25				
2112	**27610**		Olympic Conversion-Programming Services; Con	0				
2112	**27609**		Olympic Conversion-Programming Services; Con	0				
2112	**26305**	P	25 YD Drop-Boxes	1				
2112	**26304**	P	1yd REL Containers	30				
2112	**26301**	P	3yd FEL Containers w/ Plastic Lids & 4/0 Caste	4				
2112	**26300**	P	6yd FELCathedral Containers w/ Plastict Lids	4				
2112	**26299**	P	2yd REL Containers	38				
2112	**26025**	P	(2) Heavy Duty Air Jacks) - 10-Ton Cap.	0		2112		
2112	**25375**	P	68 Gal MSD PLLB-2 Base & F Lid - Green	162	6801364 THRU 6801525			
2112	**25374**	P	68 Gal Green Base Green Arrows Lid	588	6800776 THRU 6801363			
2112	**25026**	P	275 Gal. UL Oval Tank-Labor & Materials to Asse	0		2112		
2112	**24184**		Olympic Conversion	0				
2112	**24183**		Olympic Conversion	0				
2112	**24182**		Olympic Conversion	0				
2112	**23536**		Phone System for Port Angeles	0				
2112	**23440**		Phone System for Port Angeles	0				
2112	**23391**		Hardware for Port Angeles Conversion	0				
2112	**22864**	P	Container Parts	0				
2112	**22057**	P	Olympic G Cert Purchase	0				
2112	**20891**	P	68 Gallon Carts	250				
2112	**20890**	P	32 Gallon Carts	300				

2112	**20887**	P	1 Yd Rear Load Containers	48		
2112	**20885**	P	3 Yard FL Containers	2		
2112	**20628**	P	Pocket Conversion Kits	0		
2112	**19411**	P	32 Gallon Carts	125		
2112	**19410**	P	65 Gallon Carts	250		
2112	**16548**	P	35 Gallon Carts	100	320001-320100	
2112	**16090**	P	1 Yd Rear Load Containers w/ Comp Lids	20	176406-176425	
2112	**16087**	P	68 Gallon Universal Carts	225	680001-680225	
2112	**11283**	P	1 Yd Rear Load Containers w/ Lids	17		
2112	**11281**	P	Freight on Containers	0	WC1-1 T0 WC1-90	
2112	**11018**	P	60 Gallon Carts	90	WC1-1 T0 WC1-90	
2112	**8140**	P	1 Yard Rear Load ontainers w/Lids	15	165950-165964	
2112	**6916**		Olympic G Permit	0		
2112	**6915**		Olympic Non-Compete	0		
2112	**6914**		Olympic Goodwill	0		
2112	**6913**		1 - Compaq Deskpro EP Celeron/Modem & Mon	0	952320695/S6943CVN2K460	
2112	**6912**		Cannon Copier	0		
2112	**6911**		Various Equipment	0		
2112	**6906**	P	Freight & Sales Tax Charges	0		
2112	**6904**	P	1yd Rearload Containers	20		
2112	**6903**	P	Toters (lease payoff)	3000		
2112	**6902**	P	1yd Rearload Containers	40	15894-159028	
2112	**6895**	P	1yd Containers w/Lids (N)	12		
2112	**6894**	P	35gal (N)	1080		
2112	**6893**	P	20yd Containers w/Lids (N)	4		
2112	**6869**	P	2 Way Radio & Base Station (U)	0		2112

Model Year	Vendor/Mfg	Body Mfg	Ins Category	In Service Date	Equipment Type	Month
0	6969 SHIRLEY AVE		Non-Container Audit	6/15/23	Recycling Bins	6
0			1 YD FEL/REL/SL Metal	10/1/97	Containers	10
0	CDW DIR #70302			7/17/23	Office Equipment	7
0	CDW DIR #70302			7/17/23	Office Equipment	7
0			30 YD RO Box	11/3/08	Roll Off	11
0			20 YD RO Box	11/3/08	Roll Off	11
0	FILE 2524		Non-Container Audit	7/3/23	Garbage Carts	7
2004			Manlift	7/1/23	Shop Equipment	7
2004			Manlift	7/1/23	Shop Equipment	7
2023	xxxx	xxxx	Non-Rolling Stock	5/30/23	Container Delivery Truck	5
2023	xxxx	xxxx	Non-Rolling Stock	5/30/23	Container Delivery Truck	5
2023	xxxx	xxxx	Non-Rolling Stock	5/30/23	Container Delivery Truck	5
2023	xxxx	xxxx	Non-Rolling Stock	4/21/23	Container Delivery Truck	4
2023	xxxx	xxxx	Non-Rolling Stock	4/21/23	Container Delivery Truck	4
2008			Automated Sideload	5/15/09	Garbage Truck	5
2008			Automated Sideload	5/15/09	Garbage Truck	5
2008			Automated Sideload	5/15/09	Garbage Truck	5
2008	Peterbilt 320	McNeilus	Automated Sideload	5/15/09	Garbage Truck	5
0	Cascon		12 YD RO Box	9/27/01	Roll Off	9
0			20 YD RO Box	7/1/89	Roll Off	7
0				11/3/08	Containers	11
0			1.5 YD FEL/REL/SL Metal	11/3/08	Containers	11
0			1.5 YD FEL/REL/SL Metal	11/1/01	Containers	11
0			1.5 YD FEL/REL/SL Metal	7/1/01	Containers	7
0			6 YD FEL/REL/SL Metal	8/30/94	Containers	8
0	PO BOX 603008		1.5 YD REL Container	5/1/23	Containers	5
0	PO BOX 603008		1 YD REL Container	5/1/23	Containers	5
2023			Grapple	4/21/23	Container Delivery Truck	4
2023			Non-Rolling Stock	4/21/23	Container Delivery Truck	4
0	PO BOX 603008		6 YD FEL Container	5/11/23	Containers	5
0	PO BOX 603008		4 YD FEL Container	5/11/23	Containers	5
0	PO BOX 603008		1.5 YD FEL Container	5/11/23	Containers	5
0	PO BOX 603008		1 YD FEL Container	5/11/23	Containers	5
0	CDW DIR #14111			4/13/23	Office Equipment	4
0	CDW DIR #14111			4/13/23	Office Equipment	4
2010			REL Truck	1/1/10	Garbage Truck	1
2010			REL Truck	12/31/09	Garbage Truck	12
2009	International 7400	Heil	REL Truck	9/28/09	Garbage Truck	9
2010	International	McNeilus	REL Truck	12/31/09	Garbage Truck	12
0	SOLID WASTE SYSTEMS		Non-Rolling Stock	1/23/23	Garbage Truck	1
0	D WELD SHOP		Non-Rolling Stock	1/2/23	Roll Off Truck	1
2023	SQ BAILEY SIGNS & GRAPHI		Non-Rolling Stock	1/23/23	Garbage Truck	1
2023	Peterbilt 520	Labrie	S/L Truck	1/23/23	Garbage Truck	1
2023	xxxx	xxxx	Non-Rolling Stock	11/16/22	Recycling/YW Truck	11
2023	Peterbilt 520	New Way	Automated Sideload	11/16/22	Recycling/YW Truck	11
0	THUNDERBIRD PLASTICS LTD		Non-Container Audit	1/2/23	Recycling Bins	1
0	Bailey Signs & Graphic		Non-Rolling Stock	12/6/22	Roll Off Truck	12
0	Bailey Signs & Graphic		Non-Rolling Stock	10/31/22	Roll Off Truck	10
0	RULE STEEL TANKS INC		40 YD RO Box	10/14/22	Roll Off	10
2023	Peterbilt 567	AA Welding	R/O Truck	12/6/22	Roll Off Truck	12
2023	Peterbilt 567	AA Welding	R/O Truck	10/31/22	Roll Off Truck	10
0	TRUCK SHOP		Non-Rolling Stock	12/29/10	Container Delivery Truck	12
0	OLYMPIC TRUCK SERVICE		Non-Rolling Stock	1/1/11	Container Delivery Truck	1
0	H&H DIESEL SERVICES		Non-Rolling Stock	1/1/11	Container Delivery Truck	1
1999	Mitsubishi	Other	Container Delivery Truck	11/3/08	Container Delivery Truck	11
0	CDW DIR #2112			8/4/22	Office Equipment	8
0	AMZN MKTP US QL5RQ8YS3			8/4/22	Office Equipment	8
2009	Peterbilt 320	McNeilus	Automated Sideload	1/31/10	Garbage Truck	1
0	WASTEQUIP LLC		8 YD FEL Container	6/16/22	Containers	6
0	WASTEQUIP LLC		8 YD FEL Container	6/16/22	Containers	6
0	WASTEQUIP LLC		6 YD FEL Container	6/16/22	Containers	6
0	WASTEQUIP LLC		6 YD FEL Container	6/16/22	Containers	6
0	WASTEQUIP LLC		4 YD FEL Container	5/18/22	Containers	5
0	WASTEQUIP LLC		3 YD FEL Container	5/18/22	Containers	5
0	WASTEQUIP LLC		2 YD REL Container	6/22/22	Containers	6
0	WASTEQUIP LLC		2 YD REL Container	6/23/22	Containers	6
0	WASTEQUIP LLC		2 YD REL Container	6/23/22	Containers	6
0	WASTEQUIP LLC		1 YD REL Container	6/23/22	Containers	6
0	WASTEQUIP LLC		1 YD REL Container	6/23/22	Containers	6
0	WASTEQUIP LLC		1 YD FEL Container	5/18/22	Containers	5
0	REHRIG PACIFIC COMPANY IN		Non-Container Audit	6/28/22	Garbage Carts	6

0	CDW DIR #2112-22-0023			6/16/22	Shop Equipment	6
0	AMZN MKTP US M20416MC3			6/16/22	Shop Equipment	6
0	CDW DIR #2112-22-0023			6/16/22	Office Equipment	6
0	AMZN MKTP US 5O7RX1EW3			6/16/22	Office Equipment	6
0	CDW DIR #2112-22-0016			6/16/22	Office Equipment	6
0	CDW DIR #PO 2112-22-0			5/16/22	Office Equipment	5
0	AMZN MKTP US 1L2RR10T0			5/16/22	Office Equipment	5
0		2022 Containe	10 YD FEL/REL/SL Metal	5/1/22	Roll Off	5
0			8 YD FEL/REL/SL Metal	6/1/16	Containers	6
0			2 YD FEL/REL/SL Metal	8/29/03	Containers	8
0				6/7/06	Containers	6
0				4/4/06	Containers	4
0			4 YD FEL/REL/SL Metal	9/17/03	Containers	9
0			30 YD RO Box	5/1/00	Roll Off	5
0	CONSOLIDATED FABRICATORS			1/1/07	Containers	1
0		2022 Cont.Au	4 YD FEL/REL/SL Metal	5/1/22	Containers	5
0			4 YD FEL/REL/SL Metal	11/3/08	Containers	11
0			2 YD FEL/REL/SL Metal	11/1/01	Containers	11
0			2 YD FEL/REL/SL Metal	8/18/89	Containers	8
0			2 YD FEL/REL/SL Metal	6/9/87	Containers	6
0			2 YD FEL/REL/SL Metal	8/7/84	Containers	8
0	Thunderbird Plastics LTD		Non-Container Audit	4/18/22	Recycling Bins	4
0	REHRIG PACIFIC COMPANY IN		Non-Container Audit	4/10/22	Garbage Carts	4
0	REHRIG PACIFIC COMPANY IN		Non-Container Audit	4/17/22	Garbage Carts	4
0	THUNDERBIRD PLASTICS LTD		Non-Container Audit	4/18/22	Recycling Bins	4
0	THUNDERBIRD PLASTICS LTD		Non-Container Audit	4/18/22	Recycling Bins	4
0	CDW			4/1/18	Office Equipment	4
0	CDW			12/31/11	Office Equipment	12
0	Lytx			11/10/20	Mill Haul Truck	11
0	Pressure Washers Direct			9/1/10	Shop Equipment	9
0	Deivecam			8/1/09	Mill Haul Truck	8
0			Non Audit Assets	9/1/06	Roll Off	9
2006	Helm	Other	Container Chassis	12/8/06	Mill Haul Truck	12
0				1/31/22	Office Equipment	1
0	Peterbilt		Non-Rolling Stock	11/1/21	Garbage Truck	11
0	THUNDERBIRD PLASTICS LTD		Non-Container Audit	11/23/21	Recycling Bins	11
0	REHRIG PACIFIC COMPANY IN		4 YD FEL Container	10/29/21	Containers	10
0	REHRIG PACIFIC COMPANY IN		2 YD REL Container	11/1/21	Containers	11
0	REHRIG PACIFIC COMPANY IN		2 YD FEL Container	11/1/21	Containers	11
2022	X	X	R/O Trailer	11/11/21	Roll Off Truck	11
2020			Road Tractor	9/24/21	Mill Haul Truck	9
0	AMZN MKTP US 2C41E96Y2			9/24/21	Office Equipment	9
0	CDW DIR #PO 2112-21-0			9/24/21	Office Equipment	9
0	REHRIG PACIFIC COMPANY IN		Non-Container Audit	9/16/21	Garbage Carts	9
0	WASTEQUIP LLC		30 YD RO Box	8/13/21	Roll Off	8
0	WASTEQUIP LLC		20 YD RO Box	8/13/21	Roll Off	8
0	THUNDERBIRD PLASTICS LTD		Non-Container Audit	7/5/21	Recycling Bins	7
2000	Panderra	X	Container Chassis	6/11/21	Mill Haul Truck	6
2000	Panderra	X	Container Chassis	6/11/21	Mill Haul Truck	6
2000	Panderra	X	Container Chassis	6/11/21	Mill Haul Truck	6
2000	Panderra	X	Container Chassis	6/11/21	Mill Haul Truck	6
2008	Homemade	X	Container Chassis	6/11/21	Mill Haul Truck	6
1996	X	X	Container Chassis	6/11/21	Mill Haul Truck	6
1996	X	X	Container Chassis	6/11/21	Mill Haul Truck	6
1995	X	X	Container Chassis	6/11/21	Mill Haul Truck	6
0	CDW			6/7/21	Office Equipment	6
0	CDW			6/7/21	Office Equipment	6
0				11/3/08	Containers	11
0				11/3/08	Containers	11
0				11/3/08	Roll Off	11
0				11/3/08	Roll Off	11
0				11/3/08	Containers	11
0				11/3/08	Roll Off	11
0				11/3/08	Roll Off	11
0				11/3/08	Roll Off	11
0				11/3/08	Containers	11
0	NOREGON SYSTEMS INC			3/11/21	Office Equipment	3
0	Stoel Rives LLP			1/21/21	Office Building	1
0	WASTEQUIP LLC		2 YD FEL/REL/SL Metal	4/1/21	Containers	4
0	WASTEQUIP LLC		1 YD FEL/REL/SL Metal	4/1/21	Containers	4
0	WASTEQUIP LLC		8 YD FEL/REL/SL Metal	4/1/21	Containers	4
0	WASTEQUIP LLC		6 YD FEL/REL/SL Metal	4/1/21	Containers	4

0	WASTEQUIP LLC		4 YD FEL/REL/SL Metal	4/1/21	Containers	4
0	WASTEQUIP LLC		3 YD FEL/REL/SL Metal	4/1/21	Containers	4
0	WASTEQUIP LLC		2 YD FEL/REL/SL Metal	4/1/21	Containers	4
0	WASTEQUIP LLC		1 YD FEL/REL/SL Metal	4/1/21	Containers	4
0	REHRIG PACIFIC COMPANY IN		Non-Container Audit	3/22/21	Garbage Carts	3
0	REHRIG PACIFIC COMPANY IN		Non-Container Audit	3/22/21	Recycling Carts	3
0	First American Title			1/21/21	Office Building	1
0	THUNDERBIRD PLASTICS LTD		Non-Container Audit	1/19/21	Recycling Bins	1
0	PARRISH PARRISH BARTEE LL			1/21/21	Office Building	1
0	MATTHEW C LASHER III			1/31/21	Shop Equipment	1
2017	Peterbilt 567	N/A	Road Tractor	11/2/16	Mill Haul Truck	11
0	NC Machinery		Non-Rolling Stock	1/1/15	Mill Haul Truck	1
2014	Travis	N/A	Trailer	8/10/13	MRF Hauls Truck	8
2006			Road Tractor	8/17/06	Mill Haul Truck	8
2004	Peterbilt 378	N/A	Road Tractor	6/26/06	Mill Haul Truck	6
2006	Cascon Heavy Haul	Cascon	R/O Trailer	10/23/06	Roll Off Truck	10
1993	WABASH	N/A	Trailer	12/1/10	MRF Hauls Truck	12
0	PARRISH PARRISH BARTEE LL			1/21/21	Office Building	1
0	PARRISH PARRISH BARTEE LL			1/20/21	Land	1
0	REHRIG PACIFIC COMPANY IN		Non-Container Audit	1/1/21	Garbage Carts	1
0	THUNDERBIRD PLASTICS LTD		Non-Container Audit	9/8/20		9
0			20 YD RO Box	9/1/17		9
0			10 YD RO Box	7/31/09		7
0	Lytx			9/29/20		9
0	LYTX			9/29/20		9
0			1.5 YD FEL/REL/SL Metal	1/1/11		1
0			3 YD FEL/REL/SL Metal	11/3/08		11
0			30 YD RO Box	11/3/08		11
0			6 YD FEL/REL/SL Metal	11/3/08		11
0			4 YD FEL/REL/SL Metal	11/3/08		11
0			4 YD FEL/REL/SL Metal	11/3/08		11
0	ENTERPRISE SALES, INC.			6/1/06		6
0	REHRIG PACIFIC COMPANY IN		Non-Container Audit	7/30/20		7
2020	Ford F150	N/A	Pick Up Truck	7/6/20		7
2020	Ford F150	N/A	Pick Up Truck	7/6/20		7
0	REHRIG PACIFIC COMPANY IN		Non-Container Audit	3/25/20		3
0	REHRIG PACIFIC COMPANY IN		Non-Container Audit	3/25/20		3
0	REHRIG PACIFIC COMPANY IN		Non-Container Audit	3/25/20		3
0	REHRIG PACIFIC COMPANY IN		Non-Container Audit	3/25/20		3
2020	Peterbilt 520	Labrie	Automated Sideload	4/30/20		4
0	THUNDERBIRD PLASTICS LTD		Non-Container Audit	5/1/20		5
0	REHRIG PACIFIC COMPANY IN		Non-Container Audit	3/25/20		3
0	REHRIG PACIFIC COMPANY IN		Non-Container Audit	3/25/20		3
0	REHRIG PACIFIC COMPANY IN		Non-Container Audit	3/25/20		3
0	REHRIG PACIFIC COMPANY IN		Non-Container Audit	3/25/20		3
0	REHRIG PACIFIC COMPANY IN		Non-Container Audit	3/25/20		3
0	RULE STEEL TANKS INC		8 YD FEL/REL/SL Metal	4/16/20		4
0	RULE STEEL TANKS INC		6 YD FEL/REL/SL Metal	4/16/20		4
0	RULE STEEL TANKS INC		4 YD FEL/REL/SL Metal	4/16/20		4
0	RULE STEEL TANKS INC		3 YD FEL/REL/SL Metal	4/16/20		4
0	RULE STEEL TANKS INC		2 YD FEL/REL/SL Metal	4/16/20		4
0	RULE STEEL TANKS INC		1.5 YD FEL/REL/SL Metal	4/16/20		4
0	RULE STEEL TANKS INC		1 YD FEL/REL/SL Metal	4/16/20		4
0	RULE STEEL TANKS INC		2 YD FEL/REL/SL Metal	4/16/20		4
0	RULE STEEL TANKS INC		1.5 YD FEL/REL/SL Metal	4/16/20		4
0	RULE STEEL TANKS INC		1 YD FEL/REL/SL Metal	4/16/20		4
0	CDW			4/29/20		4
2020	Peterbilt 520	Labrie	FEL Truck	5/1/20		5
2020	Peterbilt 520	Labrie	FEL Truck	5/1/20		5
2020	Peterbilt 520	Kann	Recycle Truck	5/1/20		5
0	REHRIG PACIFIC COMPANY IN		Non-Container Audit	3/25/20		3
0	REHRIG PACIFIC COMPANY IN		Non-Container Audit	3/25/20		3
0	REHRIG PACIFIC COMPANY IN		Non-Container Audit	3/25/20		3
2020	Peterbilt 520	Leach	REL Truck	4/1/20		4
2020	Peterbilt 520	Leach	REL Truck	4/1/20		4
0	REHRIG PACIFIC COMPANY IN		Non-Container Audit	3/21/20		3
0	REHRIG PACIFIC COMPANY IN		Non-Container Audit	3/21/20		3
0	REHRIG PACIFIC COMPANY IN		Non-Container Audit	3/21/20		3
0	NC Machinery		Non-Rolling Stock	1/29/16		1
2005	FORD F-150	Pickup	Pick Up Truck	12/16/11		12
0	TOTER LLC		4 YD FEL/REL/SL Plastic	12/9/19		12
0	TOTER LLC		3 YD FEL/REL/SL Plastic	12/9/19		12

0	TOTER LLC		2 YD FEL/REL/SL Plastic	12/9/19	12
0	TOTER LLC		1 YD FEL/REL/SL Plastic	12/9/19	12
0	TOTER LLC		Non-Container Audit	8/5/19	8
0	ENTERPRISE SALES INC		50 YD RO Box	11/8/19	11
2020	Peterbilt 520	Labrie	Automated Sideload	11/1/19	11
0	SOLID WASTE SYSTEMS		Non-Rolling Stock	9/16/19	9
0	SOLID WASTE SYSTEMS		Non-Rolling Stock	9/16/19	9
2020	Peterbilt 520	Labrie	Automated Sideload	9/23/19	9
0	SITTS & HILL ENGINEERS IN			8/31/19	8
0	SITTS & HILL ENGINEERS IN			10/10/19	10
0	Stits & Hill			8/31/19	8
0	PUD Clallam County			8/31/19	8
2020	Peterbilt 520	Labrie	FEL Truck	9/16/19	9
2020	Peterbilt 520	Labrie	FEL Truck	9/16/19	9
0				8/31/19	8
0				8/31/19	8
0				8/31/19	8
0				8/31/19	8
2019	Peterbilt 567	AA Welding	R/O Truck	6/30/19	6
0	RULE STEEL TANKS INC		30 YD RO Box	6/14/19	6
0	RULE STEEL TANKS INC		20 YD RO Box	6/14/19	6
0	THUNDERBIRD PLASTICS LTD			5/29/19	5
0	CDW			4/30/19	4
0	TOTER LLC			4/26/19	4
0	TOTER LLC			4/26/19	4
0	RULE STEEL TANKS INC		6 YD FEL/REL/SL Metal	4/26/19	4
0	RULE STEEL TANKS INC		4 YD FEL/REL/SL Metal	4/26/19	4
0	RULE STEEL TANKS INC		3 YD FEL/REL/SL Metal	4/26/19	4
0	RULE STEEL TANKS INC		2 YD FEL/REL/SL Metal	4/26/19	4
0	RULE STEEL TANKS INC		1 YD FEL/REL/SL Metal	4/26/19	4
0	RULE STEEL TANKS INC		2 YD FEL/REL/SL Metal	4/26/19	4
0	RULE STEEL TANKS INC		1 YD FEL/REL/SL Metal	4/26/19	4
0	Wastequip Toter			1/26/19	1
0				1/1/19	1
0				1/1/19	1
0	WA DOL LIC & REG 39989		Non-Rolling Stock	10/16/18	10
0	WA DOL LIC & REG 39989		Non-Rolling Stock	10/16/18	10
0	POWER EQUIP DIRECT			11/30/18	11
0	THUNDERBIRD PLASTICS LTD			8/9/18	8
0	D&E Heavy Equipment Parts		Non-Rolling Stock	7/20/11	7
0	NC MACHINERY CO		Non-Rolling Stock	7/20/11	7
2019	PeterBilt 520	Labrie	Automated Sideload	10/16/18	10
2019	PeterBilt 520	Labrie	Automated Sideload	10/16/18	10
2018	Titus Will/Ford	Ford	Non-Rolling Stock	6/15/18	6
0	WASTEQUIP TOTER			8/25/18	8
0	Titus Will/Ford		Non-Rolling Stock	6/15/18	6
0	Titus Will/Ford		Non-Rolling Stock	6/15/18	6
2013	N/A	N/A	Forklift	8/14/18	8
0	HOCH CONSTRUCTION			6/30/18	6
2019	PeterBilt 520	Labrie	Automated Sideload	9/30/18	9
0				7/11/18	7
0	WASTEQUIP LLC		4 YD FEL/REL/SL Metal	4/6/18	4
0	WASTEQUIP LLC		2 YD FEL/REL/SL Metal	4/6/18	4
0	WASTEQUIP LLC		1.5 YD FEL/REL/SL Metal	4/6/18	4
0	WASTEQUIP LLC		1.5 YD FEL/REL/SL Metal	4/6/18	4
0	WASTEQUIP LLC		2 YD FEL/REL/SL Metal	4/6/18	4
0	WASTEQUIP LLC		6 YD FEL/REL/SL Metal	4/6/18	4
0	WASTEQUIP TOTER			4/1/18	4
0	WASTEQUIP TOTER			4/1/18	4
0	WASTEQUIP TOTER			4/1/18	4
0	WASTEQUIP LLC		30 YD RO Box	6/1/18	6
0	WASTEQUIP LLC		20 YD RO Box	4/6/18	4
0			50 YD RO Box	6/1/18	6
0			2 YD FEL/REL/SL Metal	6/1/18	6
0			1.5 YD FEL/REL/SL Metal	6/1/18	6
2018	Titus Will/Ford	Ford	Service Truck	6/15/18	6
0	CDW			3/22/18	3
2018	SOLID WASTE SYST	Better Weigh	R/O Trailer	4/1/18	4
0	CDW DIR #PWSP-3463			3/22/18	3
0	Zenovic & Associates Inco			1/1/18	1
0	CDW DIR #PWSP-3463 211			3/20/18	3
0	HOCH CONSTRUCTION			1/1/18	1

0	TREND SERVICES INC			12/31/17	12
0	TREND SERVICES INC			12/31/17	12
0	TREND SERVICES INC			12/15/17	12
2009	International 7400	Heil	REL Truck	9/29/09	9
0	CDW			9/7/17	9
0	Creative Office			9/30/17	9
0	CDW			9/7/17	9
0	BRAMSTEDT SALES			9/18/17	9
2014	Integrated Rental	Caterpillar	Bucket Loader	6/29/17	6
0	WA St DOL		Non-Rolling Stock	7/15/17	7
2018	PeterBilt 520	Labrie	Automated Sideload	7/15/17	7
0	Washington State DOL	Clal	Non-Rolling Stock	6/14/17	6
0	Snap-On			4/30/17	4
0	Toter (Wastequip)			6/10/17	6
0	Toter (Wastequip)			6/13/17	6
2018	PeterBilt 567	AA Welding	R/O Truck	6/20/17	6
0	WASTEQUIP LLC		30 YD RO Box	4/3/17	4
0	WASTEQUIP LLC		20 YD RO Box	4/3/17	4
0	WASTEQUIP LLC			4/7/17	4
0	CDW			4/30/17	4
0	WASTEQUIP LLC			4/20/17	4
0	WASTEQUIP LLC			4/7/17	4
0	WASTEQUIP LLC			4/7/17	4
0	WASTEQUIP LLC			4/7/17	4
0	CDW			3/17/17	3
0	WASTEQUIP LLC			3/31/17	3
0	WASTEQUIP LLC			3/28/17	3
0	WASTEQUIP LLC			3/30/17	3
0	WASTEQUIP LLC			3/28/17	3
0	WASTEQUIP LLC			3/28/17	3
0	WASTEQUIP LLC			3/28/17	3
0	WASTEQUIP LLC		2 YD FEL/REL/SL Metal	3/10/17	3
0	WASTEQUIP LLC		2 YD FEL/REL/SL Metal	3/7/17	3
0	WASTEQUIP LLC		3 YD FEL/REL/SL Metal	3/7/17	3
0	WASTEQUIP LLC		2 YD FEL/REL/SL Metal	3/7/17	3
0	WASTEQUIP LLC		1.5 YD FEL/REL/SL Metal	3/7/17	3
0	WASTEQUIP LLC		1 YD FEL/REL/SL Metal	3/7/17	3
2008	FORD F-150	Pickup	Pick Up Truck	11/30/11	11
0	Toter			11/28/16	11
0	Toter			11/28/16	11
0	Toter			11/28/16	11
0	H&R Parts & Equipment		Non-Rolling Stock	12/12/16	12
0	OTTO ENVIRONMENTAL SYSTEM			9/13/16	9
0	OTTO ENVIRONMENTAL SYSTEM			9/13/16	9
0	OTTO ENVIRONMENTAL SYSTEM			9/13/16	9
0	CDW			8/18/16	8
0	OTTO ENVIRONMENTAL SYSTEM			8/5/16	8
0	OTTO ENVIRONMENTAL SYSTEM			8/19/16	8
0	ENTERPRISE SALES, INC.		2 YD FEL/REL/SL Metal	6/8/16	6
0	ENTERPRISE SALES, INC.		1.5 YD FEL/REL/SL Metal	6/8/16	6
0	ENTERPRISE SALES, INC.		1 YD FEL/REL/SL Metal	6/8/16	6
0	REHRIG PACIFIC COMPANY IN		3 YD FEL/REL/SL Metal	7/15/16	7
0	REHRIG PACIFIC COMPANY IN		6 YD FEL/REL/SL Metal	7/15/16	7
0	ENTERPRISE SALES, INC.		1.5 YD FEL/REL/SL Metal	6/7/16	6
0	ENTERPRISE SALES, INC.		1 YD FEL/REL/SL Metal	6/7/16	6
0	ENTERPRISE SALES, INC.		2 YD FEL/REL/SL Metal	5/26/16	5
0	ENTERPRISE SALES, INC.		2 YD FEL/REL/SL Metal	5/26/16	5
0	ENTERPRISE SALES, INC.		1.5 YD FEL/REL/SL Metal	5/26/16	5
0	ENTERPRISE SALES, INC		2 YD FEL/REL/SL Metal	1/1/16	1
0	H&R Parts		Non-Rolling Stock	7/15/15	7
0			Non-Rolling Stock	4/17/00	4
2016	Peterbilt 320	Labrie	Automated Sideload	8/30/15	8
0	CAPITAL INDUSTRIES, INC.		30 YD RO Box	8/4/15	8
0	WASTEQUIP			5/30/15	5
0	THUNDERBIRD PLASTICS LTD			7/9/15	7
0	CDW			4/30/15	4
2010	Trucks & Parts of T	Peterbilt	Non-Rolling Stock	4/20/15	4
2010	Peterbilt 320	GS Products	Recycle Truck	4/20/15	4
0	REHRIG PACIFIC COMPANY			7/19/14	7
0	ENTERPRISE SALES, INC.		30 YD RO Box	10/3/14	10
0	ENTERPRISE SALES, INC.		3 YD FEL/REL/SL Metal	10/3/14	10
0	ENTERPRISE SALES, INC.		1.5 YD FEL/REL/SL Metal	10/3/14	10

0	ENTERPRISE SALES, INC.		1 YD FEL/REL/SL Metal	10/3/14	10
0	ENTERPRISE SALES, INC.		1.5 YD FEL/REL/SL Metal	10/3/14	10
0	ENTERPRISE SALES, INC.		1 YD FEL/REL/SL Metal	10/3/14	10
0	Jasper		Non-Rolling Stock	7/14/14	7
0	H&R Parts & Eqiupment		Non-Rolling Stock	10/22/14	10
0				12/1/97	12
0	SNAP ON TOOLS			7/1/14	7
0	Thunderbird Plastics			4/2/08	4
0				4/30/08	4
0	Otto Environmental System			3/2/04	3
0	Otto Waste Systems			3/31/03	3
0	Otto Industries			7/29/02	7
0				7/1/14	7
0	METTLER TOLEDO INC			5/31/14	5
0	REHRIG PACIFIC COMPANY			6/19/14	6
0	THUNDERBIRD PLASTICS LTD			6/28/14	6
0	REHRIG PACIFIC COMPANY			6/19/14	6
0	CDW			4/20/14	4
0	REHRIG PACIFIC COMPANY			1/1/14	1
0	The Elctronic Avenue			2/6/14	2
0	DAY WIRELESS SYSTEMS			12/31/13	12
0	REHRIG PACIFIC COMPANY			9/24/13	9
2004	Kenworth T300	Crane/flatbed	Container Delivery Truck	9/30/13	9
0	REHRIG PACIFIC COMPANY			9/16/13	9
0	REHRIG PACIFIC COMPANY			9/13/13	9
0	ENTERPRISE SALES, INC.			6/30/13	6
0	ENTERPRISE SALES, INC.			6/30/13	6
0	PACIFIC POWER PRODUCTS		Non-Rolling Stock	8/15/13	8
0	ENTERPRISE SALES, INC.		2 YD FEL/REL/SL Metal	6/30/13	6
0	ENTERPRISE SALES, INC.		4 YD FEL/REL/SL Metal	6/30/13	6
2004	International 4300	Flatbed	Container Delivery Truck	11/21/07	11
0	THUNDERBIRD PLASTICS LTD			4/1/13	4
0	LINCOLN INDUSTRIAL CORP I		Non-Rolling Stock	6/3/13	6
0	REHRIG PACIFIC COMPANY			4/23/13	4
0	ENTERPRISE SALES, INC.		30 YD RO Box	5/30/13	5
0	ENTERPRISE SALES, INC.		6 YD FEL/REL/SL Metal	5/30/13	5
0	ENTERPRISE SALES, INC.		4 YD FEL/REL/SL Metal	5/30/13	5
0	ENTERPRISE SALES, INC.		3 YD FEL/REL/SL Metal	5/30/13	5
0	REHRIG PACIFIC COMPANY			5/6/13	5
0	THUNDERBIRD PLASTICS LTD			4/1/13	4
0	MATCO TOOLS			1/28/13	1
0	REHRIG PACIFIC COMPANY			11/2/12	11
0	ENTERPRISE SALES, INC.		6 YD FEL/REL/SL Metal	11/1/12	11
0	ENTERPRISE SALES, INC.		4 YD FEL/REL/SL Metal	11/1/12	11
0	ENTERPRISE SALES INC		3 YD FEL/REL/SL Metal	8/28/12	8
0	REHRIG PACIFIC COMPANY			7/6/12	7
0	REHRIG PACIFIC COMPANY			7/6/12	7
0	REHRIG PACIFIC COMPANY			7/6/12	7
0	CDW			4/30/12	4
0	CAPITAL INDUSTRIES, INC.		6 YD FEL/REL/SL Metal	4/1/12	4
0	THUNDERBIRD PLASTICS LTD			3/1/12	3
0	cdw			1/25/12	1
0	Snap-On Tools			12/28/11	12
0	REHRIG PACIFIC COMPANY			11/1/11	11
0	REHRIG PACIFIC COMPANY			11/1/11	11
2005	International 7400	McNeilus	REL Truck	11/1/11	11
0	WASTEQUIP WEST COAST		2 YD FEL/REL/SL Metal	11/25/11	11
2006	John Deere	N/A	Non-Rolling Stock	8/10/11	8
2006	N/A	N/A	Forklift	9/28/11	9
0	ENTERPRISE SALES, INC.		4 YD FEL/REL/SL Metal	8/5/11	8
0	ENTERPRISE SALES, INC.		1 YD FEL/REL/SL Metal	8/5/11	8
0	ENTERPRISE SALES, INC.		1.5 YD FEL/REL/SL Metal	8/5/11	8
0	ENTERPRISE SALES, INC.		2 YD FEL/REL/SL Metal	8/5/11	8
2011	Petebilt 320	McNeilus	Automated Sideload	11/8/10	11
0	SOLID WASTE SYSTEMS		Non-Rolling Stock	9/1/10	9
0	WASTEQUIP		1 YD FEL/REL/SL Metal	7/1/10	7
0	WASTEQUIP		1.5 YD FEL/REL/SL Metal	7/1/10	7
0	HOCH CONSTRUCTION			7/1/10	7
0	REHRIG PACIFIC COMPANY			6/9/10	6
0	ENTERPRISE SALES, INC.		20 YD RO Box	6/3/10	6
0	REHRIG PACIFIC COMPANY			5/26/10	5
0	REHRIG PACIFIC COMPANY			5/26/10	5

2010	N/A		Non-Rolling Stock	4/27/10	4
0	REHRIG PACIFIC COMPANY			2/1/10	2
0	REHRIG PACIFIC COMPANY			2/1/10	2
0	REHRIG PACIFIC COMPANY			2/1/10	2
0	REHRIG PACIFIC COMPANY			2/1/10	2
0	REHRIG PACIFIC COMPANY			2/1/10	2
0	REHRIG PACIFIC COMPANY			2/1/10	2
0	Drivecam			8/1/09	8
0	DriveCam			8/1/09	8
0	Drive Cam			8/1/09	8
0	PACIFIC WIRE PRODUCTS		Non-Rolling Stock	8/14/07	8
1997	OTHER	Other	MRF Equipment	12/1/97	12
0			Non-Rolling Stock	3/20/08	3
0			Non-Rolling Stock	2/1/99	2
0			Non-Rolling Stock	2/1/99	2
0	TOTER INCORPORATED			9/5/08	9
0	ENTERPRISE SALES, INC.		30 YD RO Box	7/24/08	7
0	ENTERPRISE SALES, INC.		6 YD FEL/REL/SL Metal	7/24/08	7
2005			Non-Rolling Stock	1/1/08	1
0	ENTERPRISE SALES, INC.		4 YD FEL/REL/SL Metal	1/1/08	1
0				12/31/07	12
0				12/31/07	12
0			6 YD FEL/REL/SL Metal	12/31/07	12
0			4 YD FEL/REL/SL Metal	12/31/07	12
0			2 YD FEL/REL/SL Metal	12/31/07	12
0			3 YD FEL/REL/SL Metal	12/31/07	12
0			1.5 YD FEL/REL/SL Metal	12/31/07	12
0	TOTER INCORPORATED			9/12/07	9
0	ENTERPRISE SALES, INC.		1 YD FEL/REL/SL Metal	8/16/07	8
2006			Non-Rolling Stock	7/17/07	7
2003			Non-Rolling Stock	7/17/07	7
0	DESERT MICRO			1/25/07	1
0	TOTER INCORPORATED			8/16/06	8
0	TOTER INCORPORATED			8/25/06	8
0	TOTER INCORPORATED		Non Audit Assets	7/11/06	7
0	TOTER INCORPORATED			6/19/06	6
0	TOTER INCORPORATED		Non Audit Assets	7/12/06	7
0	TOTER INCORPORATED			7/12/06	7
0	TOTER INCORPORATED		Non Audit Assets	7/11/06	7
0	TOTER INCORPORATED		Non Audit Assets	7/11/06	7
0	TOTER INCORPORATED			6/16/06	6
0	TOTER INCORPORATED			6/16/06	6
0	TOTER INCORPORATED			6/2/06	6
0	TOTER INCORPORATED			6/2/06	6
0	TOTER INCORPORATED			6/2/06	6
0	TOTER INCORPORATED			6/2/06	6
0	ENTERPRISE SALES, INC.		2 YD FEL/REL/SL Metal	6/1/06	6
0	TOTER INCORPORATED			6/1/06	6
0	TOTER INCORPORATED			6/1/06	6
0	WASTE MANAGEMENT			5/12/06	5
0	Capital Industries, Inc.		30 YD RO Box	11/14/05	11
0	Capital Industries, Inc.		2 YD FEL/REL/SL Metal	11/14/05	11
0	Enterprise Sales, Inc		1 YD FEL/REL/SL Metal	7/22/05	7
2003			Non-Rolling Stock	9/15/05	9
0	Enterprise Sales, Inc		2 YD FEL/REL/SL Metal	6/30/04	6
0	Otto Environmental System			3/2/04	3
0	Otto Environmental System			3/2/04	3
0	Otto Environmental System			3/2/04	3
0	Capital Industries, inc.		1 YD FEL/REL/SL Metal	4/30/04	4
2004	CAMCAL Inc.	Other		4/19/04	4
0	Otto Industries			9/1/03	9
0	Wasteline Industries		2 YD FEL/REL/SL Metal	8/1/03	8
0	Rehrig Pacific			12/31/02	12
0	Snap-On			12/7/16	12
0	Snap-On	Skyjack SJIII32	Manlift	12/9/16	12
0	Rule Steel		6 YD FEL/REL/SL Metal	9/30/16	9
0	Rule Steel		1 YD FEL/REL/SL Metal	9/30/16	9
0	Rule Steel		1 YD FEL/REL/SL Metal	9/30/16	9
0	Rule Steel		2 YD FEL/REL/SL Metal	9/30/16	9
0	Rule Steel		2 YD FEL/REL/SL Metal	9/30/16	9
0	Rule Steel		4 YD FEL/REL/SL Metal	9/30/16	9
0	ENTERPRISE SALES, INC.		20 YD RO Box	6/7/16	6

0	ENTERPRISE SALES, INC.		30 YD RO Box	6/7/16	6
0	OTTO ENVIRONMENTAL SYSTEM			8/23/16	8
2017	Peterbilt 567	AAA welding	R/O Truck	8/30/16	8
0	REHRIG PACIFIC COMPANY		6 YD FEL/REL/SL Plastic	7/12/16	7
0	REHRIG PACIFIC COMPANY		2 YD FEL/REL/SL Metal	7/12/16	7
0	Snap-On			6/10/16	6
0	ENTERPRISE SALES, INC.		30 YD RO Box	6/7/16	6
0	TREND SERVICES INC			6/17/16	6
0	TREND SERVICES INC			6/17/16	6
0	TREND SERVICES INC			6/17/16	6
0	TREND SERVICES INC			6/17/16	6
0	ENTERPRISE SALES, INC.		20 YD RO Box	5/26/16	5
0	ENTERPRISE SALES, INC.		30 YD RO Box	5/26/16	5
0	REHRIG PACIFIC COMPANY		2 YD FEL/REL/SL Plastic	5/8/16	5
0	REHRIG PACIFIC COMPANY		4 YD FEL/REL/SL Plastic	5/8/16	5
0	THUNDERBIRD PLASTICS LTD			3/30/16	3
0	ProClip USA, Inc			3/31/16	3
0	VERIZON WIRELESS P1667~NA			3/31/16	3
0	ENTERPRISE SALES, INC.		30 YD RO Box	1/1/16	1
0	AMB Tools and Equipment			11/30/15	11
0	THUNDERBIRD PLASTICS LTD			11/3/15	11
2016	Peterbilt 320	Labrie	Automated Sideload	10/30/15	10
0	H&R Parts and Equipment		Non-Rolling Stock	9/18/15	9
0	CAPITAL INDUSTRIES, INC.		2 YD FEL/REL/SL Metal	7/31/15	7
0	CAPITAL INDUSTRIES, INC.		1 YD FEL/REL/SL Metal	7/31/15	7
0	CAPITAL INDUSTRIES, INC.		20 YD RO Box	7/27/15	7
0	Capital Industries		4 YD FEL/REL/SL Metal	7/29/15	7
0	CDW			6/15/15	6
0	Toter			6/15/15	6
0	OTTO ENVIRONMENTAL SYSTEM			6/15/15	6
0				4/30/15	4
0	CDW			4/30/15	4
0	THUNDERBIRD PLASTICS LTD			1/31/15	1
0	Day Wireless Systems			7/11/14	7
0			Non-Rolling Stock	12/31/14	12
2015	Freighliner M2	McNelius	REL Truck	11/15/14	11
0	REHRIG PACIFIC COMPANY			10/1/14	10
0	CDW			8/14/14	8
0	CDW			8/14/14	8
2002	FORD F-150	Pickup	Pick Up Truck	9/13/04	9
0	CDW			4/20/14	4
0	DAY WIRELESS SYSTEMS			12/31/13	12
0	THUNDERBIRD PLASTICS LTD			12/2/13	12
0	REHRIG PACIFIC COMPANY			9/13/13	9
0	ENTERPRISE SALES, INC.		30 YD RO Box	8/31/13	8
2007	Freightliner M2	GS Products	Recycle Truck	7/31/13	7
0	Global Industrial			5/31/13	5
0	Global Industrial			5/31/13	5
0	REHRIG PACIFIC COMPANY			4/23/13	4
0	ENTERPRISE SALES, INC.		4 YD FEL/REL/SL Metal	5/30/13	5
0	ENTERPRISE SALES, INC.		3 YD FEL/REL/SL Metal	5/31/13	5
0	HOCH CONSTRUCTION			1/1/13	1
2013	Peterbilt 320	Labrie	Automated Sideload	12/31/12	12
0	REHRIG PACIFIC COMPANY			11/1/12	11
0	CAPITAL INDUSTRIES INC		4 YD FEL/REL/SL Metal	7/15/12	7
0				10/31/12	10
0	GK INDUSTRIAL REFUSE SYST		30 YD RO Box	7/1/12	7
0	CDW			4/30/12	4
0	CAPITAL INDUSTRIES, INC.		2 YD FEL/REL/SL Metal	5/1/12	5
0	REHRIG PACIFIC COMPANY			4/3/12	4
0	REHRIG PACIFIC COMPANY			4/1/12	4
2007	FORD		Pick Up Truck	1/1/12	1
0	CDW			12/31/11	12
0	Central Welding Supply			12/30/11	12
2011	Snow Dogg	N/A	Non-Rolling Stock	12/16/11	12
2011	Snow Dogg	N/A	Non-Rolling Stock	12/16/11	12
2011	FORD F-350	Pickup	Pick Up Truck	11/1/11	11
0	ENTERPRISE SALES, INC.		1 YD FEL/REL/SL Metal	7/27/11	7
0	ENTERPRISE SALES, INC.		1.5 YD FEL/REL/SL Metal	8/5/11	8
0	ENTERPRISE SALES, INC.		1.5 YD FEL/REL/SL Metal	8/5/11	8
0	ENTERPRISE SALES, INC.		2 YD FEL/REL/SL Metal	8/5/11	8
0	Thunderbird Plastics, Ltd			5/15/11	5

2003	FORD F-350	Pickup	Pick Up Truck	6/20/11	6
0	REHRIG PACIFIC COMPANY			4/20/11	4
0	REHRIG PACIFIC COMPANY			4/20/11	4
0	SNAP ON BUSINESS SOLUTION			1/1/11	1
0	SNAP ON BUSINESS SOLUTION			1/1/11	1
1986	Other		Bucket Loader	1/1/11	1
0	WASTEQUIP		2 YD FEL/REL/SL Metal	7/1/10	7
0	ENTERPRISE SALES, INC.		4 YD FEL/REL/SL Metal	7/15/10	7
0	ENTERPRISE SALES, INC.		6 YD FEL/REL/SL Metal	7/15/10	7
0	ENTERPRISE SALES, INC.		1 YD FEL/REL/SL Metal	6/4/10	6
0	ENTERPRISE SALES, INC.		1.5 YD FEL/REL/SL Metal	6/4/10	6
0				6/18/10	6
0	REHRIG PACIFIC COMPANY			5/25/10	5
0	REHRIG PACIFIC COMPANY			5/25/10	5
0	Drive Cam			6/22/09	6
0	ENTERPRISE SALES INC		Grouped Containers	12/11/09	12
2008	Peterbilt 320	McNeilus	FEL Truck	10/26/09	10
0	Drive Cam			8/1/09	8
0	Drive Cam			8/1/09	8
0			1.5 YD FEL/REL/SL Metal	11/3/08	11
0	BOTERO & SON ELECTRICAL L			1/1/09	1
0	REHRIG PACIFIC COMPANY			11/5/08	11
0	REHRIG PACIFIC COMPANY			8/26/08	8
0	ENTERPRISE SALES, INC.		2 YD FEL/REL/SL Metal	9/4/08	9
0				3/31/08	3
0				11/1/07	11
0	REHRIG PACIFIC COMPANY			8/22/07	8
0	REHRIG PACIFIC COMPANY			8/22/07	8
0	ENTERPRISE SALES, INC.		1 YD FEL/REL/SL Metal	6/11/07	6
0	ENTERPRISE SALES, INC.		2 YD FEL/REL/SL Metal	6/11/07	6
0	ENTERPRISE SALES, INC.		30 YD RO Box	6/11/07	6
0	DESERT MICRO			1/23/07	1
0	CAPITAL INDUSTRIES, INC.		1 YD FEL/REL/SL Metal	1/1/07	1
0	CAPITAL INDUSTRIES, INC.		1.5 YD FEL/REL/SL Metal	1/1/07	1
0	CAPITAL INDUSTRIES, INC.		2 YD FEL/REL/SL Metal	6/30/06	6
2006			R/O Truck	6/9/06	6
0	CAPITAL INDUSTRIES, INC.		2 YD FEL/REL/SL Metal	5/17/06	5
0	CAPITAL INDUSTRIES, INC.		1.5 YD FEL/REL/SL Metal	5/17/06	5
2007	Peterbilt 378	Cascon	R/O Truck	4/18/06	4
0	Capital Industries, Inc.		25 YD RO Box	11/14/05	11
0	Rehrig Pacific Company			9/26/05	9
0	Rehrig Pacific Company			10/16/05	10
0	Enterprise Sales, Inc		2 YD FEL/REL/SL Metal	7/22/05	7
0	Enterprise Sales, Inc		1 YD FEL/REL/SL Metal	7/22/05	7
0	Capital Industries, Inc.		1 YD FEL/REL/SL Metal	6/23/05	6
0	Capital Industries, Inc.		2 YD FEL/REL/SL Metal	5/27/05	5
0	Enterprise Sales, Inc		2 YD FEL/REL/SL Metal	5/16/05	5
0	Enterprise Sales, Inc		Non Audit Assets	5/16/05	5
0	Enterprise Sales, Inc		Non Audit Assets	5/16/05	5
0	DesertMicro			3/16/05	3
0	Enterprise Sales, Inc		1 YD FEL/REL/SL Metal	8/30/04	8
0	Progressive Data Systems,			3/31/04	3
0	Progressive Data Systems,			2/29/04	2
0	Enterprise Sales, Inc		25 YD RO Box	6/30/04	6
0	Capital Industries, inc.		1 YD FEL/REL/SL Metal	6/30/04	6
0	Capital Industries, inc.		3 YD FEL/REL/SL Metal	5/28/04	5
0	Capital Industries, inc.		6 YD FEL/REL/SL Metal	5/28/04	5
0	Capital Industries, inc.		2 YD FEL/REL/SL Metal	5/28/04	5
2004	Six Robblees' Inc.	Other		3/1/04	3
0	Otto Environmental System			5/21/04	5
0	Otto Environmental System			5/18/04	5
2004	CAMCAL Inc	FrontLine-OnRoad		4/19/04	4
0	Progressive Data Systems,			1/31/04	1
0	Progressive Data Systems,			1/16/04	1
0	Progressive Data Systems,			1/31/04	1
0	NetVersant			1/15/04	1
0	Insight Technology Soluti			1/1/04	1
0	Quest			1/1/04	1
0			Non Audit Assets	12/31/03	12
0				11/1/03	11
0	Otto Industries			9/1/03	9
0	Otto Industries			9/1/03	9

0	Wasteline Industries	1 YD FEL/REL/SL Metal	8/1/03	8
0	Capital Industries	3 YD FEL/REL/SL Metal	8/1/03	8
0	Capital Industries	Non Audit Assets	6/30/03	6
0	Otto Waste Systems		3/31/03	3
0	Otto Waste Systems		3/31/03	3
0	Otto Industries		7/29/02	7
0	DeWald Northwest	1 YD FEL/REL/SL Metal	5/30/02	5
0	Otto Industries		7/29/02	7
0	Capital Industries	1 YD FEL/REL/SL Metal	7/13/01	7
0	Rehrig Pacific	Non Audit Assets	6/18/01	6
0	Rehrig Pacific Company		6/18/01	6
0	DeWald Northwest Co.	1 YD FEL/REL/SL Metal	5/30/00	5
0			12/1/97	12
0			12/1/97	12
0			12/1/97	12
0	Insight		2/24/00	2
0			6/25/98	6
0			12/1/97	12
0	Dewald Northwest	Non Audit Assets	7/30/99	7
0	Dewald Northwest	1 YD FEL/REL/SL Metal	7/30/99	7
0	Orix Credit		1/1/99	1
0	Dewald Northwest	1 YD FEL/REL/SL Metal	5/26/99	5
0		1 YD FEL/REL/SL Metal	4/14/98	4
0			3/11/98	3
0		20 YD RO Box	2/26/98	2
1992		Non-Rolling Stock	12/1/97	12

YearPIS	Year Fully Dep	Year/Mo Fully Dep	Monthly Dep	Annual Dep	Test Year Dep	BOY Accum	EOY Accum
2023	2028	2028.5	134	1,603	1,603	-	1,603
1997	2002	2002.8	3	38	-	188	188
2023	2026	2026.6	6	68	68	-	68
2023	2026	2026.6	31	378	378	-	378
2008	2015	2015.9	363	4,357	-	30,500	30,500
2008	2015	2015.9	30	363	-	2,540	2,540
2023	2030	2030.6	415	4,975	4,975	-	4,975
2023	2023	2023.6	-	-	-	-	-
2023	2023	2023.6	-	-	-	-	-
2023	2033	2033.4	3	33	33	-	33
2023	2033	2033.4	12	146	146	-	146
2023	2033	2033.4	43	515	515	-	515
2023	2033	2033.3	43	515	515	-	515
2023	2033	2033.3	43	515	515	-	515
2009	2018	2018.4	26	307	-	2,763	2,763
2009	2018	2018.4	12	149	-	1,338	1,338
2009	2018	2018.4	5	66	-	590	590
2009	2018	2018.4	2,183	26,200	-	235,798	235,798
2001	2013	2013.8	21	247	-	2,962	2,962
1989	2001	2001.6	7	83	-	1,000	1,000
2008	2015	2015.9	55	659	-	4,615	4,615
2008	2020	2020.9	21	257	-	3,088	3,088
2001	2007	2007.9	2	21	-	123	123
2001	2007	2007.6	6	76	-	455	455
1994	2006	2006.7	11	135	-	1,619	1,619
2023	2035	2035.4	82	986	986	-	986
2023	2035	2035.4	79	946	946	-	946
2023	2033	2033.3	1,527	18,326	18,326	-	18,326
2023	2028	2028.3	16	187	187	-	187
2023	2035	2035.4	43	520	520	-	520
2023	2035	2035.4	61	728	728	-	728
2023	2035	2035.4	72	859	859	-	859
2023	2035	2035.4	63	757	757	-	757
2023	2026	2026.3	6	66	66	-	66
2023	2026	2026.3	30	356	356	-	356
2010	2020	2020.1	666	7,990	-	79,897	79,897
2009	2019	2020.0	76	916	-	9,164	9,164
2009	2018	2018.8	1,220	14,638	-	131,742	131,742
2009	2019	2020.0	794	9,527	-	95,272	95,272
2023	2033	2033.1	1,907	22,879	22,879	-	22,879
2023	2033	2033.1	5	64	64	-	64
2023	2033	2033.1	7	85	85	-	85
2023	2033	2033.1	1,661	19,930	19,930	-	19,930
2022	2032	2032.9	2	24	24	-	24
2022	2032	2032.9	2,801	33,616	33,616	-	33,616
2023	2028	2028.1	130	1,559	1,559	-	1,559
2022	2032	2033.0	2	24	24	-	24
2022	2032	2032.8	2	24	24	-	24
2022	2034	2034.8	208	2,492	2,492	-	2,492
2022	2032	2033.0	2,515	30,185	30,185	-	30,185
2022	2032	2032.8	2,469	29,624	29,624	-	29,624
2010	2013	2014.0	156	1,877	-	5,632	5,632
2011	2014	2014.1	155	1,863	-	5,588	5,588
2011	2014	2014.1	9	108	-	323	323
2008	2011	2011.9	194	2,333	-	7,000	7,000
2022	2025	2025.7	38	451	451	-	451
2022	2025	2025.7	9	103	103	-	103
2010	2019	2019.1	2,543	30,517	-	274,650	274,650
2022	2034	2034.5	44	532	532	89	620
2022	2034	2034.5	1	10	10	2	12
2022	2034	2034.5	39	463	463	77	540
2022	2034	2034.5	1	11	11	2	12
2022	2034	2034.4	94	1,133	1,133	283	1,417
2022	2034	2034.4	84	1,003	1,003	251	1,254
2022	2034	2034.5	178	2,136	2,136	356	2,492
2022	2034	2034.5	56	669	669	111	780
2022	2034	2034.5	1	10	10	2	12
2022	2034	2034.5	45	545	545	91	636
2022	2034	2034.5	9	104	104	17	121
2022	2034	2034.4	43	516	516	129	645
2022	2029	2029.5	482	5,788	5,788	965	6,753

2022	2025	2025.5	44	527	527	88	615
2022	2025	2025.5	8	101	101	17	118
2022	2025	2025.5	44	527	527	88	615
2022	2025	2025.5	8	101	101	17	118
2022	2025	2025.5	40	484	484	81	565
2022	2025	2025.4	41	486	486	122	608
2022	2025	2025.4	8	101	101	25	126
2022	2022	2022.4	-	-	-	-	-
2016	2023	2023.5	0	0	-	2	2
2003	2010	2010.7	3	34	-	240	240
2006	2013	2013.5	41	498	-	3,485	3,485
2006	2013	2013.3	29	343	-	2,400	2,400
2003	2010	2010.8	6	73	-	513	513
2000	2005	2005.4	62	747	-	3,737	3,737
2007	2018	2018.2	86	1,036	-	11,514	11,514
2022	2022	2022.4	-	-	-	-	-
2008	2015	2015.9	6	69	-	480	480
2001	2007	2007.9	1	8	-	48	48
1989	2001	2001.7	11	126	-	1,515	1,515
1987	1999	1999.5	38	460	-	5,519	5,519
1984	1996	1996.7	12	141	-	1,695	1,695
2022	2027	2027.3	10	124	124	41	165
2022	2029	2029.3	284	3,412	3,412	1,137	4,549
2022	2029	2029.3	237	2,849	2,849	950	3,798
2022	2027	2027.3	(10)	(124)	(124)	(41)	(165)
2022	2027	2027.3	127	1,528	1,528	509	2,037
2018	2021	2021.3	36	437	-	1,312	1,312
2011	2016	2017.0	14	170	-	851	851
2020	2025	2025.9	35	417	417	729	1,146
2010	2015	2015.8	186	2,233	-	11,165	11,165
2009	2014	2014.7	30	361	-	1,804	1,804
2006	2018	2018.8	261	3,137	-	37,649	37,649
2006	2013	2014.0	492	5,908	-	41,354	41,354
2022	2023	2023.1	606	7,272	-	4,242	7,272
2021	2024	2024.9	503	6,031	6,031	4,523	10,554
2021	2026	2026.9	123	1,473	1,473	1,105	2,577
2021	2033	2033.8	66	793	793	661	1,454
2021	2033	2033.9	95	1,145	1,145	859	2,005
2021	2033	2033.9	76	915	915	687	1,602
2021	2028	2028.9	811	9,738	9,738	7,303	17,041
2021	2029	2029.8	1,722	20,668	20,668	18,946	39,614
2021	2024	2024.8	7	87	87	80	168
2021	2024	2024.8	33	391	391	358	749
2021	2028	2028.8	229	2,750	2,750	2,521	5,271
2021	2033	2033.7	141	1,692	1,692	1,692	3,384
2021	2033	2033.7	129	1,548	1,548	1,548	3,096
2021	2026	2026.6	82	984	984	1,066	2,051
2021	2024	2024.5	550	6,594	6,594	7,693	14,287
2021	2024	2024.5	550	6,594	6,594	7,693	14,287
2021	2024	2024.5	550	6,594	6,594	7,693	14,287
2021	2024	2024.5	550	6,594	6,594	7,693	14,287
2021	2024	2024.5	550	6,594	6,594	7,693	14,287
2021	2024	2024.5	550	6,594	6,594	7,693	14,287
2021	2024	2024.5	550	6,594	6,594	7,693	14,287
2021	2024	2024.5	550	6,594	6,594	7,693	14,287
2021	2024	2024.5	3	35	35	40	75
2021	2024	2024.5	29	347	347	405	752
2008	2015	2015.9	1	12	-	87	87
2008	2015	2015.9	2	25	-	174	174
2008	2015	2015.9	2	25	-	174	174
2008	2015	2015.9	3	37	-	261	261
2008	2015	2015.9	9	112	-	783	783
2008	2015	2015.9	6	75	-	522	522
2008	2015	2015.9	2	25	-	174	174
2008	2015	2015.9	21	249	-	1,741	1,741
2008	2015	2015.9	47	560	-	3,917	3,917
2021	2023	2023.3	77	921	-	1,305	1,843
2021	2041	2041.1	33	394	394	623	1,017
2021	2033	2033.3	37	439	439	586	1,025
2021	2033	2033.3	30	363	363	484	846
2021	2033	2033.3	8	100	100	133	233
2021	2033	2033.3	21	257	257	342	599

2021	2033	2033.3	51	613	613	817	1,430
2021	2033	2033.3	9	108	108	144	252
2021	2033	2033.3	64	768	768	1,024	1,791
2021	2033	2033.3	22	259	259	345	604
2021	2028	2028.3	202	2,425	2,425	3,435	5,860
2021	2028	2028.3	202	2,425	2,425	3,435	5,860
2021	2041	2041.1	151	1,814	1,814	2,873	4,687
2021	2026	2026.1	78	935	935	1,480	2,415
2021	2041	2041.1	(92)	(1,101)	(1,101)	(1,743)	(2,843)
2021	2026	2026.1	700	8,401	8,401	13,302	21,703
2016	2026	2026.9	1,290	15,478	15,478	88,996	104,474
2015	2018	2018.1	581	6,972	-	20,915	20,915
2013	2020	2020.7	1,096	13,154	-	92,075	92,075
2006	2013	2013.7	48	577	-	4,037	4,037
2006	2013	2013.5	1,185	14,222	-	99,554	99,554
2006	2013	2013.8	589	7,063	-	49,442	49,442
2010	2013	2014.0	164	1,967	-	5,902	5,902
2021	2041	2041.1	2,957	35,489	35,489	56,190	91,679
2021	2021	2021.1	-	-	-		
2021	2028	2028.1	378	4,532	4,532	7,176	11,709
2020	2025	2025.8	83	992	992	1,902	2,894
2017	2024	2024.8	268	3,214	3,214	15,804	19,018
2009	2016	2016.6	36	429	-	3,001	3,001
2020	2025	2025.8	3	32	32	62	94
2020	2025	2025.8	643	7,715	7,715	14,788	22,503
2011	2014	2014.1	0	0	-	0	0
2008	2015	2015.9	18	210	-	1,473	1,473
2008	2015	2015.9	8	100	-	700	700
2008	2015	2015.9	5	54	-	379	379
2008	2020	2020.9	10	115	-	1,380	1,380
2008	2015	2015.9	19	229	-	1,600	1,600
2006	2018	2018.5	506	6,069	-	72,827	72,827
2020	2027	2027.6	178	2,135	2,135	4,449	6,584
2020	2025	2025.6	411	4,936	4,936	10,284	15,220
2020	2025	2025.6	411	4,936	4,936	10,284	15,220
2020	2027	2027.3	112	1,342	1,342	3,243	4,585
2020	2027	2027.3	130	1,559	1,559	3,768	5,328
2020	2027	2027.3	27	325	325	786	1,111
2020	2027	2027.3	102	1,220	1,220	2,947	4,167
2020	2030	2030.3	3,160	37,919	37,919	88,477	126,395
2020	2025	2025.4	81	974	974	2,191	3,165
2020	2027	2027.3	446	5,346	5,346	12,920	18,266
2020	2027	2027.3	1,387	16,641	16,641	40,215	56,856
2020	2027	2027.3	384	4,606	4,606	11,132	15,738
2020	2027	2027.3	120	1,444	1,444	3,489	4,932
2020	2027	2027.3	866	10,393	10,393	25,116	35,509
2020	2032	2032.3	14	168	168	391	559
2020	2032	2032.3	100	1,197	1,197	2,792	3,989
2020	2032	2032.3	46	556	556	1,297	1,853
2020	2032	2032.3	14	170	170	397	568
2020	2032	2032.3	86	1,038	1,038	2,421	3,459
2020	2032	2032.3	62	740	740	1,727	2,467
2020	2032	2032.3	56	678	678	1,581	2,258
2020	2032	2032.3	25	297	297	694	991
2020	2032	2032.3	23	279	279	652	931
2020	2032	2032.3	22	260	260	606	866
2020	2023	2023.3	31	377	-	879	1,130
2020	2030	2030.4	2,790	33,485	33,485	75,342	108,827
2020	2030	2030.4	2,790	33,485	33,485	75,342	108,827
2020	2030	2030.4	2,698	32,371	32,371	72,834	105,205
2020	2027	2027.3	384	4,606	4,606	11,132	15,738
2020	2027	2027.3	483	5,792	5,792	13,996	19,788
2020	2027	2027.3	56	674	674	1,628	2,302
2020	2030	2030.3	2,565	30,784	30,784	71,830	102,614
2020	2030	2030.3	2,565	30,784	30,784	71,830	102,614
2020	2027	2027.3	195	2,340	2,340	5,655	7,995
2020	2027	2027.3	424	5,092	5,092	12,307	17,399
2020	2027	2027.3	95	1,137	1,137	2,749	3,886
2016	2019	2019.1	1,047	12,568	-	37,705	37,705
2011	2014	2015.0	552	6,626	-	19,878	19,878
2019	2026	2027.0	200	2,394	2,394	6,384	8,778
2019	2026	2027.0	92	1,105	1,105	2,947	4,052

2019	2026	2027.0	143	1,711	1,711	4,762	6,273
2019	2026	2027.0	111	1,334	1,334	3,558	4,892
2019	2026	2026.7	373	4,478	4,478	13,434	17,912
2019	2031	2031.9	141	1,687	1,687	4,638	6,325
2019	2029	2029.9	3,158	37,897	37,897	104,218	142,115
2019	2029	2029.8	1,207	14,486	14,486	42,252	56,738
2019	2029	2029.8	1,207	14,486	14,486	42,252	56,738
2019	2029	2029.8	3,158	37,897	37,897	110,534	148,431
2019	2029	2029.7	7	82	82	246	328
2019	2029	2029.8	26	310	310	879	1,189
2019	2029	2029.7	(22)	(259)	(259)	(777)	(1,035)
2019	2029	2029.7	(14)	(163)	(163)	(488)	(651)
2019	2029	2029.8	1,549	18,583	18,583	54,200	72,783
2019	2029	2029.8	1,549	18,583	18,583	54,200	72,783
2019	2022	2022.7	644	7,730	-	23,189	23,189
2019	2029	2029.7	165	1,978	1,978	5,935	7,914
2019	2029	2029.7	16,427	197,128	197,128	591,384	788,512
2019	2029	2029.7	3,801	45,607	45,607	136,821	182,428
2019	2029	2029.5	2,042	24,510	24,510	77,614	102,123
2019	2031	2031.5	215	2,581	2,581	8,174	10,756
2019	2031	2031.5	194	2,328	2,328	7,372	9,700
2019	2026	2026.4	104	1,253	1,253	4,073	5,326
2019	2022	2022.3	48	576	-	1,729	1,729
2019	2026	2026.3	297	3,568	3,568	11,894	15,463
2019	2026	2026.3	133	1,595	1,595	5,317	6,912
2019	2031	2031.3	45	537	537	1,790	2,327
2019	2031	2031.3	77	920	920	3,067	3,987
2019	2031	2031.3	71	847	847	2,823	3,670
2019	2031	2031.3	64	763	763	2,543	3,305
2019	2031	2031.3	44	525	525	1,752	2,277
2019	2031	2031.3	44	529	529	1,764	2,293
2019	2031	2031.3	56	669	669	2,231	2,900
2019	2026	2026.1	375	4,505	4,505	16,142	20,647
2019	2024	2024.1	180	2,156	2,156	7,725	9,881
2019	2024	2024.1	271	3,249	3,249	11,642	14,891
2018	2028	2028.8	8	97	97	373	470
2018	2028	2028.8	8	97	97	373	470
2018	2023	2023.9	68	814	814	3,052	3,865
2018	2023	2023.7	127	1,518	1,518	6,072	7,590
2011	2014	2014.6	357	4,285	-	12,854	12,854
2011	2014	2014.6	118	1,415	-	4,246	4,246
2018	2028	2028.8	2,878	34,540	34,540	132,403	166,943
2018	2028	2028.8	2,878	34,540	34,540	132,403	166,943
2018	2028	2028.5	23	281	281	1,170	1,450
2018	2025	2025.7	473	5,675	5,675	22,700	28,375
2018	2021	2021.5	15	186	-	558	558
2018	2021	2021.5	67	800	-	2,399	2,399
2018	2022	2022.7	649	7,791	-	31,166	31,166
2018	2021	2021.5	769	9,224	-	27,671	27,671
2018	2028	2028.8	2,881	34,567	34,567	135,388	169,955
2018	2028	2028.6	1,435	17,218	17,218	70,306	87,524
2018	2030	2030.3	64	766	766	3,321	4,087
2018	2030	2030.3	102	1,227	1,227	5,317	6,544
2018	2030	2030.3	81	978	978	4,238	5,215
2018	2030	2030.3	82	981	981	4,251	5,231
2018	2030	2030.3	104	1,253	1,253	5,431	6,684
2018	2030	2030.3	73	882	882	3,820	4,702
2018	2025	2025.3	119	1,434	1,434	6,214	7,647
2018	2025	2025.3	176	2,114	2,114	9,160	11,274
2018	2025	2025.3	972	11,664	11,664	50,544	62,208
2018	2030	2030.5	315	3,785	3,785	15,773	19,558
2018	2030	2030.3	274	3,290	3,290	14,258	17,549
2018	2018	2018.5	-	-	-	-	-
2018	2018	2018.5	-	-	-	-	-
2018	2018	2018.5	-	-	-	-	-
2018	2028	2028.5	404	4,848	4,848	20,200	25,048
2018	2021	2021.3	2	25	-	76	76
2018	2025	2025.3	1,474	17,691	17,691	76,660	94,351
2018	2021	2021.3	26	312	-	935	935
2018	2020	2020.2	205	2,454	-	5,130	5,130
2018	2021	2021.3	31	373	-	1,118	1,118
2018	2021	2021.1	2,736	32,829	-	98,487	98,487

2017	2027	2028.0	897	10,761	10,761	50,219	60,980
2017	2027	2028.0	417	5,000	5,000	23,333	28,333
2017	2027	2028.0	133	1,601	1,601	7,472	9,073
2009	2019	2019.8	96	1,146	-	11,462	11,462
2017	2020	2020.8	5	66	-	197	197
2017	2027	2027.8	85	1,019	1,019	5,010	6,029
2017	2020	2020.8	28	337	-	1,012	1,012
2017	2022	2022.8	152	1,821	-	8,952	9,103
2017	2024	2024.5	302	3,624	3,624	18,722	22,346
2017	2027	2027.6	6	69	69	352	421
2017	2027	2027.6	2,736	32,838	32,838	166,924	199,762
2017	2027	2027.5	10	117	117	604	721
2017	2020	2020.3	176	2,116	-	6,347	6,347
2017	2024	2024.5	390	4,676	4,676	24,160	28,836
2017	2024	2024.5	390	4,676	4,676	24,160	28,836
2017	2027	2027.5	1,947	23,361	23,361	120,697	144,057
2017	2029	2029.3	213	2,554	2,554	13,622	16,176
2017	2029	2029.3	193	2,313	2,313	12,338	14,651
2017	2024	2024.3	387	4,648	4,648	24,792	29,440
2017	2020	2020.3	37	447	-	1,342	1,342
2017	2024	2024.3	248	2,976	2,976	15,874	18,851
2017	2024	2024.3	387	4,648	4,648	24,792	29,440
2017	2024	2024.3	387	4,648	4,648	24,792	29,440
2017	2024	2024.3	387	4,648	4,648	24,792	29,440
2017	2020	2020.3	33	399	-	1,196	1,196
2017	2024	2024.3	231	2,770	2,770	15,003	17,772
2017	2024	2024.3	404	4,847	4,847	26,256	31,103
2017	2024	2024.3	387	4,648	4,648	25,179	29,827
2017	2024	2024.3	404	4,847	4,847	26,256	31,103
2017	2024	2024.3	225	2,705	2,705	14,655	17,360
2017	2024	2024.3	268	3,216	3,216	17,418	20,633
2017	2029	2029.3	156	1,875	1,875	10,158	12,033
2017	2029	2029.3	165	1,980	1,980	10,727	12,707
2017	2029	2029.3	55	659	659	3,571	4,231
2017	2029	2029.3	3	40	40	219	259
2017	2029	2029.3	73	871	871	4,717	5,588
2017	2029	2029.3	181	2,174	2,174	11,778	13,953
2011	2014	2014.9	765	9,175	-	27,526	27,526
2016	2023	2023.9	182	2,178	2,178	12,526	14,704
2016	2023	2023.9	196	2,353	2,353	13,529	15,882
2016	2023	2023.9	46	553	553	3,182	3,735
2016	2019	2020.0	519	6,223	-	18,669	18,669
2016	2023	2023.8	104	1,249	1,249	7,389	8,637
2016	2023	2023.8	57	685	685	4,054	4,740
2016	2023	2023.8	5	57	57	336	393
2016	2019	2019.7	20	235	-	706	706
2016	2023	2023.7	251	3,018	3,018	18,106	21,124
2016	2023	2023.7	302	3,623	3,623	21,738	25,362
2016	2028	2028.5	12	144	144	887	1,031
2016	2028	2028.5	10	122	122	754	876
2016	2028	2028.5	23	279	279	1,720	1,998
2016	2028	2028.6	33	394	394	2,399	2,793
2016	2028	2028.6	26	306	306	1,863	2,170
2016	2028	2028.5	10	122	122	754	876
2016	2028	2028.5	10	120	120	737	856
2016	2028	2028.4	18	216	216	1,348	1,564
2016	2028	2028.4	35	417	417	2,608	3,026
2016	2028	2028.4	14	163	163	1,019	1,181
2016	2027	2027.2	32	389	389	2,561	2,950
2015	2018	2018.6	314	3,771	-	11,314	11,314
2000	2010	2010.3	388	4,660	-	46,599	46,599
2015	2025	2025.7	2,884	34,606	34,606	242,244	276,851
2015	2027	2027.7	126	1,518	1,518	10,625	12,143
2015	2022	2022.4	297	3,566	-	24,964	24,964
2015	2020	2020.6	102	1,225	-	6,127	6,127
2015	2018	2018.3	18	221	-	663	663
2015	2020	2020.3	134	1,602	-	8,010	8,010
2015	2020	2020.3	1,493	17,917	-	89,584	89,584
2014	2021	2021.6	183	2,198	-	15,383	15,383
2014	2026	2026.8	130	1,556	1,556	12,185	13,741
2014	2026	2026.8	40	475	475	3,722	4,197
2014	2026	2026.8	37	441	441	3,454	3,895

2014	2026	2026.8	36	432	432	3,283	3,815
2014	2026	2026.8	36	427	427	3,348	3,775
2014	2026	2026.8	35	419	419	3,284	3,703
2014	2017	2017.6	221	2,655	-	7,964	7,964
2014	2017	2017.8	440	5,284	-	15,852	15,852
1997	2002	2003.0	158	1,895	-	9,477	9,477
2014	2017	2017.6	161	1,930	-	5,789	5,789
2008	2013	2013.3	36	428	-	2,138	2,138
2008	2013	2013.3	424	5,090	-	25,450	25,450
2004	2009	2009.3	94	1,124	-	5,619	5,619
2003	2008	2008.3	102	1,228	-	6,138	6,138
2002	2009	2009.6	23	279	-	1,951	1,951
2014	2017	2017.6	48	574	-	1,723	1,723
2014	2024	2024.4	83	990	990	8,170	9,160
2014	2021	2021.5	179	2,151	-	15,060	15,060
2014	2019	2019.5	102	1,225	-	6,127	6,127
2014	2021	2021.5	173	2,077	-	14,541	14,541
2014	2017	2017.3	19	223	-	668	668
2014	2021	2021.1	69	822	-	5,757	5,757
2014	2017	2017.2	50	601	-	1,803	1,803
2013	2018	2019.0	300	3,603	-	18,015	18,015
2013	2020	2020.8	75	899	-	6,295	6,295
2013	2016	2016.8	1,812	21,740	-	65,220	65,220
2013	2020	2020.8	77	919	-	6,434	6,434
2013	2020	2020.8	125	1,505	-	10,537	10,537
2013	2025	2025.5	0	3	3	25	28
2013	2025	2025.5	0	3	3	28	31
2013	2016	2016.7	181	2,172	-	6,515	6,515
2013	2025	2025.5	41	490	490	4,491	4,980
2013	2025	2025.5	45	544	544	4,987	5,531
2007	2012	2012.9	512	6,149	-	30,747	30,747
2013	2018	2018.3	12	138	-	692	692
2013	2016	2016.5	199	2,387	-	7,160	7,160
2013	2020	2020.3	117	1,408	-	9,859	9,859
2013	2025	2025.4	127	1,521	1,521	14,072	15,593
2013	2025	2025.4	18	214	214	1,976	2,190
2013	2025	2025.4	21	248	248	2,295	2,543
2013	2025	2025.4	34	412	412	3,811	4,223
2013	2020	2020.4	137	1,644	-	11,507	11,507
2013	2018	2018.3	110	1,316	-	6,581	6,581
2013	2018	2018.1	81	970	-	4,849	4,849
2012	2019	2019.9	152	1,826	-	12,783	12,783
2012	2024	2024.9	84	1,010	1,010	9,849	10,859
2012	2024	2024.9	82	989	989	9,642	10,631
2012	2024	2024.7	74	887	887	8,871	9,758
2012	2019	2019.6	51	609	-	4,260	4,260
2012	2019	2019.6	63	761	-	5,326	5,326
2012	2019	2019.6	194	2,328	-	16,296	16,296
2012	2015	2015.3	13	155	-	466	466
2012	2024	2024.3	52	621	621	6,422	7,044
2012	2017	2017.3	117	1,405	-	7,024	7,024
2012	2017	2017.1	9	113	-	563	563
2011	2016	2017.0	79	950	-	4,748	4,748
2011	2018	2018.9	162	1,943	-	13,603	13,603
2011	2018	2018.9	190	2,284	-	15,991	15,991
2011	2014	2014.9	2,778	33,335	-	100,004	100,004
2011	2023	2023.9	93	1,122	1,122	12,061	13,183
2011	2021	2021.7	32	379	-	3,794	3,794
2011	2015	2015.8	361	4,336	-	17,344	17,344
2011	2023	2023.7	19	223	223	2,456	2,680
2011	2023	2023.7	51	614	614	6,759	7,373
2011	2023	2023.7	49	587	587	6,457	7,044
2011	2023	2023.7	19	232	232	2,549	2,780
2010	2020	2020.9	2,307	27,684	-	276,839	276,839
2010	2022	2022.8	255	3,054	-	36,396	36,651
2010	2022	2022.6	31	366	-	4,393	4,393
2010	2022	2022.6	31	375	-	4,501	4,501
2010	2018	2018.6	74	890	-	7,122	7,122
2010	2017	2017.5	107	1,289	-	9,024	9,024
2010	2022	2022.5	100	1,203	-	14,430	14,430
2010	2017	2017.4	140	1,684	-	11,785	11,785
2010	2017	2017.4	140	1,684	-	11,785	11,785

2010	2013	2013.3	907	10,886	-	32,659	32,659
2010	2017	2017.2	111	1,338	-	9,365	9,365
2010	2017	2017.2	263	3,156	-	22,095	22,095
2010	2017	2017.2	263	3,156	-	22,095	22,095
2010	2017	2017.2	263	3,156	-	22,095	22,095
2010	2017	2017.2	263	3,156	-	22,095	22,095
2010	2017	2017.2	263	3,156	-	22,095	22,095
2009	2014	2014.7	24	286	-	1,428	1,428
2009	2014	2014.7	132	1,588	-	7,939	7,939
2009	2014	2014.7	71	850	-	4,250	4,250
2007	2010	2010.7	219	2,624	-	7,871	7,871
1997	2004	2005.0	357	4,286	-	30,000	30,000
2008	2011	2011.3	412	4,939	-	14,817	14,817
1999	2009	2009.2	6	68	-	679	679
1999	2009	2009.2	22	258	-	2,582	2,582
2008	2015	2015.8	452	5,425	-	37,973	37,973
2008	2020	2020.6	193	2,311	-	27,729	27,729
2008	2020	2020.6	95	1,136	-	13,631	13,631
2008	2015	2015.1	199	2,393	-	16,748	16,748
2008	2019	2019.2	76	912	-	10,124	10,124
2007	2012	2013.0	10,341	124,088	-	620,440	620,440
2007	2012	2013.0	627	7,522	-	37,610	37,610
2007	2014	2015.0	16	193	-	1,350	1,350
2007	2014	2015.0	25	300	-	2,100	2,100
2007	2014	2015.0	33	396	-	2,775	2,775
2007	2014	2015.0	31	372	-	2,607	2,607
2007	2014	2015.0	102	1,221	-	8,550	8,550
2007	2014	2014.8	402	4,819	-	33,732	33,732
2007	2019	2019.7	172	2,064	-	24,767	24,767
2007	2015	2015.6	160	1,915	-	15,322	15,322
2007	2012	2012.6	255	3,064	-	15,322	15,322
2007	2010	2010.1	24	292	-	875	875
2006	2013	2013.7	400	4,803	-	33,624	33,624
2006	2013	2013.7	400	4,803	-	33,624	33,624
2006	2013	2013.6	15	178	-	1,248	1,248
2006	2013	2013.5	76	913	-	6,390	6,390
2006	2013	2013.6	25	306	-	2,140	2,140
2006	2013	2013.6	400	4,799	-	33,592	33,592
2006	2013	2013.6	77	928	-	6,498	6,498
2006	2013	2013.6	82	982	-	6,875	6,875
2006	2013	2013.5	400	4,799	-	33,592	33,592
2006	2013	2013.5	400	4,799	-	33,592	33,592
2006	2013	2013.5	482	5,789	-	40,526	40,526
2006	2013	2013.5	482	5,789	-	40,526	40,526
2006	2013	2013.5	482	5,789	-	40,526	40,526
2006	2013	2013.5	355	4,259	-	29,811	29,811
2006	2018	2018.5	128	1,536	-	18,428	18,428
2006	2013	2013.5	482	5,789	-	40,526	40,526
2006	2013	2013.5	482	5,789	-	40,526	40,526
2006	2018	2018.4	475	5,704	-	68,444	68,444
2005	2017	2017.9	37	446	-	5,348	5,348
2005	2017	2017.9	39	473	-	5,679	5,679
2005	2017	2017.6	75	897	-	10,759	10,759
2005	2012	2012.8	86	1,031	-	7,215	7,215
2004	2016	2016.5	71	847	-	10,159	10,159
2004	2009	2009.3	27	321	-	1,606	1,606
2004	2009	2009.3	27	321	-	1,606	1,606
2004	2009	2009.3	27	321	-	1,606	1,606
2004	2016	2016.3	53	635	-	7,616	7,616
2004	2009	2009.3	89	1,063	-	5,315	5,315
2003	2010	2010.8	19	226	-	1,585	1,585
2003	2015	2015.7	64	767	-	9,200	9,200
2002	2012	2013.0	33	392	-	3,917	3,917
2016	2021	2022.0	79	949	-	4,743	4,743
2016	2026	2027.0	113	1,352	1,352	7,660	9,012
2016	2028	2028.8	58	694	694	4,107	4,801
2016	2028	2028.8	32	390	390	2,305	2,695
2016	2028	2028.8	33	393	393	2,323	2,715
2016	2028	2028.8	76	914	914	5,410	6,324
2016	2028	2028.8	42	499	499	2,954	3,453
2016	2028	2028.8	51	618	618	3,655	4,273
2016	2028	2028.5	81	969	969	5,974	6,943

2016	2028	2028.5	42	498	498	3,074	3,572
2016	2023	2023.7	236	2,832	2,832	16,994	19,826
2016	2026	2026.7	1,784	21,404	21,404	128,422	149,825
2016	2023	2023.6	23	277	-	1,684	1,684
2016	2023	2023.6	57	686	-	4,173	4,173
2016	2019	2019.5	231	2,773	-	8,320	8,320
2016	2028	2028.5	125	1,495	1,495	9,221	10,716
2016	2026	2026.5	25	302	302	1,865	2,167
2016	2026	2026.5	110	1,322	1,322	8,151	9,473
2016	2026	2026.5	219	2,629	2,629	16,212	18,841
2016	2026	2026.5	173	2,078	2,078	12,816	14,894
2016	2028	2028.4	81	969	969	6,055	7,024
2016	2028	2028.4	42	498	498	3,115	3,614
2016	2023	2023.4	61	732	-	4,578	5,127
2016	2023	2023.4	80	955	-	5,967	6,683
2016	2021	2021.3	253	3,036	-	15,181	15,181
2016	2017	2017.3	611	7,327	-	7,327	7,327
2016	2017	2017.3	705	8,465	-	8,465	8,465
2016	2027	2027.2	135	1,618	1,618	10,651	12,269
2015	2020	2020.9	115	1,383	-	6,915	6,915
2015	2020	2020.9	102	1,225	-	6,127	6,127
2015	2025	2025.8	2,878	34,540	34,540	236,025	270,565
2015	2018	2018.8	211	2,527	-	7,580	7,580
2015	2027	2027.6	74	887	887	6,280	7,167
2015	2027	2027.6	31	367	367	2,598	2,965
2015	2027	2027.6	113	1,359	1,359	9,627	10,987
2015	2027	2027.6	47	569	569	4,031	4,600
2015	2018	2018.5	29	344	-	1,033	1,033
2015	2022	2022.5	378	4,533	-	31,731	31,731
2015	2022	2022.5	380	4,554	-	31,880	31,880
2015	2020	2020.3	224	2,690	-	13,450	13,450
2015	2018	2018.3	64	763	-	2,290	2,290
2015	2020	2020.1	102	1,225	-	6,127	6,127
2014	2019	2019.6	14	165	-	825	825
2014	2017	2018.0	181	2,178	-	6,533	6,533
2014	2024	2024.9	1,906	22,877	22,877	177,296	200,172
2014	2021	2021.8	124	1,491	-	10,434	10,434
2014	2017	2017.7	3	35	-	104	104
2014	2017	2017.7	21	250	-	750	750
2004	2007	2007.8	528	6,333	-	19,000	19,000
2014	2017	2017.3	9	111	-	332	332
2013	2018	2019.0	515	6,179	-	30,894	30,894
2013	2018	2019.0	98	1,171	-	5,854	5,854
2013	2020	2020.8	139	1,671	-	11,695	11,695
2013	2025	2025.7	128	1,530	1,530	13,773	15,303
2013	2016	2016.6	1,905	22,863	-	68,588	68,588
2013	2018	2018.4	183	2,202	-	11,010	11,010
2013	2018	2018.4	208	2,497	-	12,485	12,485
2013	2020	2020.3	117	1,401	-	9,805	9,805
2013	2025	2025.4	21	248	248	2,295	2,543
2013	2025	2025.4	42	500	500	4,629	5,130
2013	2021	2021.1	77	926	-	7,461	7,461
2012	2022	2023.0	2,788	33,461	-	323,461	334,615
2012	2019	2019.9	174	2,091	-	14,635	14,635
2012	2024	2024.6	38	456	456	4,601	5,057
2012	2017	2017.9	677	8,127	-	40,800	40,800
2012	2024	2024.6	286	3,429	3,429	34,571	37,999
2012	2015	2015.3	13	155	-	466	466
2012	2024	2024.4	76	918	918	9,407	10,325
2012	2019	2019.3	223	2,673	-	18,714	18,714
2012	2019	2019.3	170	2,045	-	14,312	14,312
2012	2013	2013.1	-	-	-	-	-
2011	2016	2017.0	14	170	-	851	851
2011	2016	2017.0	176	2,108	-	10,540	10,540
2011	2014	2015.0	167	2,008	-	6,024	6,024
2011	2014	2015.0	165	1,978	-	5,933	5,933
2011	2015	2015.9	782	9,382	-	37,527	37,527
2011	2023	2023.6	80	965	-	10,701	10,701
2011	2023	2023.7	53	632	632	6,954	7,586
2011	2023	2023.7	8	94	94	1,038	1,133
2011	2023	2023.7	19	230	230	2,529	2,759
2011	2016	2016.4	115	1,386	-	6,930	6,930

2011	2014	2014.5	549	6,582	-	19,747	19,747
2011	2018	2018.3	184	2,208	-	15,459	15,459
2011	2018	2018.3	204	2,447	-	17,128	17,128
2011	2014	2014.1	43	516	-	1,548	1,548
2011	2014	2014.1	157	1,879	-	5,636	5,636
2011	2012	2012.1	-	-	-	-	-
2010	2022	2022.6	94	1,125	-	13,504	13,504
2010	2022	2022.6	49	592	-	7,100	7,100
2010	2022	2022.6	66	788	-	9,458	9,458
2010	2022	2022.5	39	462	-	5,548	5,548
2010	2022	2022.5	41	498	-	5,971	5,971
2010	2017	2017.5	91	1,087	-	7,608	7,608
2010	2017	2017.4	79	950	-	6,650	6,650
2010	2017	2017.4	263	3,154	-	22,077	22,077
2009	2014	2014.5	33	396	-	1,980	1,980
2009	2021	2022.0	134	1,607	-	19,287	19,287
2009	2017	2017.8	2,324	27,889	-	223,112	223,112
2009	2014	2014.7	198	2,380	-	11,898	11,898
2009	2014	2014.7	67	800	-	4,000	4,000
2008	2020	2020.9	1	8	-	92	92
2009	2017	2017.2	121	1,454	-	11,781	11,781
2008	2015	2015.9	215	2,577	-	18,038	18,038
2008	2015	2015.7	254	3,049	-	21,341	21,341
2008	2020	2020.8	65	778	-	9,335	9,335
2008	2017	2017.3	41	492	-	4,465	4,465
2007	2010	2010.9	57	680	-	2,041	2,041
2007	2014	2014.7	287	3,449	-	24,142	24,142
2007	2014	2014.7	129	1,553	-	10,872	10,872
2007	2019	2019.5	51	611	-	7,334	7,334
2007	2019	2019.5	125	1,503	-	18,038	18,038
2007	2019	2019.5	29	353	-	4,241	4,241
2007	2010	2010.1	24	292	-	875	875
2007	2018	2018.2	59	711	-	7,873	7,873
2007	2018	2018.2	61	728	-	8,069	8,069
2006	2018	2018.5	66	789	-	9,466	9,466
2006	2016	2016.5	442	5,309	-	53,093	53,093
2006	2018	2018.4	92	1,104	-	13,252	13,252
2006	2018	2018.4	9	112	-	1,345	1,345
2006	2016	2016.3	1,036	12,434	-	124,345	124,345
2005	2017	2017.9	72	860	-	10,325	10,325
2005	2012	2012.8	282	3,387	-	23,708	23,708
2005	2012	2012.8	144	1,723	-	12,062	12,062
2005	2017	2017.6	82	985	-	11,816	11,816
2005	2017	2017.6	75	897	-	10,759	10,759
2005	2017	2017.5	125	1,501	-	18,017	18,017
2005	2017	2017.4	131	1,578	-	18,931	18,931
2005	2017	2017.4	53	630	-	7,562	7,562
2005	2017	2017.4	12	141	-	1,691	1,691
2005	2017	2017.4	18	211	-	2,537	2,537
2005	2008	2008.3	24	292	-	875	875
2004	2016	2016.7	77	924	-	11,084	11,084
2004	2009	2009.3	21	256	-	1,280	1,280
2004	2009	2009.2	17	200	-	1,000	1,000
2004	2016	2016.5	47	566	-	6,797	6,797
2004	2016	2016.5	79	952	-	11,424	11,424
2004	2016	2016.4	15	176	-	2,111	2,111
2004	2016	2016.4	20	240	-	2,881	2,881
2004	2016	2016.4	119	1,433	-	17,190	17,190
2004	2009	2009.3	36	433	-	2,165	2,165
2004	2011	2011.4	75	905	-	6,336	6,336
2004	2011	2011.4	274	3,286	-	22,999	22,999
2004	2009	2009.3	50	601	-	3,007	3,007
2004	2009	2009.1	16	192	-	960	960
2004	2009	2009.1	37	440	-	2,200	2,200
2004	2009	2009.1	11	128	-	640	640
2004	2009	2009.1	84	1,010	-	5,052	5,052
2004	2009	2009.1	13	152	-	760	760
2004	2009	2009.1	57	678	-	3,392	3,392
2003	2006	2007.0	35	421	-	1,262	1,262
2003	2003	2003.9	-	-	-	325,000	325,000
2003	2010	2010.8	132	1,581	-	11,068	11,068
2003	2010	2010.8	113	1,359	-	9,510	9,510

2003	2015	2015.7	98	1,175	-	14,106	14,106
2003	2008	2008.7	14	173	-	866	866
2003	2015	2015.5	2	25	-	305	305
2003	2010	2010.3	42	501	-	3,507	3,507
2003	2010	2010.3	138	1,659	-	11,615	11,615
2002	2009	2009.6	61	733	-	5,130	5,130
2002	2014	2014.4	45	538	-	6,451	6,451
2002	2009	2009.6	119	1,425	-	9,975	9,975
2001	2013	2013.6	26	309	-	3,713	3,713
2001	2008	2008.5	5	63	-	443	443
2001	2008	2008.5	42	509	-	3,564	3,564
2000	2010	2010.4	40	479	-	4,786	4,786
1997	2004	2005.0	16,667	200,000	-	1,400,000	1,400,000
1997	2002	2003.0	667	8,000	-	40,000	40,000
1997	1997	1998.0	-	-	-	25,000	25,000
2000	2003	2003.2	30	365	-	1,094	1,094
1998	2003	2003.5	13	151	-	754	754
1997	2000	2001.0	438	5,260	-	15,781	15,781
1999	2011	2011.6	16	191	-	2,295	2,295
1999	2011	2011.6	35	420	-	5,042	5,042
1999	2004	2004.1	1,667	20,000	-	100,000	100,000
1999	2011	2011.4	84	1,006	-	12,068	12,068
1998	2010	2010.3	23	274	-	3,292	3,292
1998	2010	2010.3	259	3,108	-	37,290	37,290
1998	2010	2010.2	110	1,322	-	15,868	15,868
1997	2007	2008.0	8	101	-	1,013	1,013

EOY Average Investment	Pre 1/1/2021 Add?
6,412	No
-	No
135	No
755	No
-	No
-	No
29,852	No
-	No
-	No
299	No
1,317	No
4,635	No
4,635	No
4,635	No
-	No
-	No
-	No
-	No
-	No
-	No
-	No
-	No
-	No
-	No
-	No
10,851	No
10,402	No
164,938	No
747	No
5,715	No
8,003	No
9,450	No
8,328	No
132	No
713	No
-	No
-	No
-	No
-	No
205,911	No
578	No
764	No
179,370	No
220	No
302,546	No
6,236	No
220	No
220	No
27,415	No
271,668	No
266,620	No
-	No
-	No
-	No
-	No
902	No
205	No
-	No
5,762	No
112	No
5,015	No
114	No
12,185	No
10,784	No
23,136	No
7,243	No
109	No
5,907	No
1,122	No
5,545	No
33,765	No

966	No
186	No
966	No
186	No
887	No
851	No
177	No
-	No
-	No
-	No
-	No
-	No
-	No
-	No
-	No
-	No
-	No
-	No
-	No
-	No
-	No
453	No
19,334	No
16,143	No
(453)	No
5,601	No
-	No
-	No
937	No
-	No
-	No
-	No
-	No
-	No
7,539	No
4,786	No
8,061	No
11,741	No
9,383	No
51,124	No
125,731	No
95	No
424	No
13,979	No
16,920	No
15,480	No
2,871	No
5,495	No
5,495	No
5,495	No
5,495	No
5,495	No
5,495	No
5,495	No
5,495	No
29	No
289	No
-	No
-	No
-	No
-	No
-	No
-	No
-	No
-	No
-	No
-	No
6,853	No
4,246	No
3,506	No
964	No
2,483	No

5,926	No
1,045	No
7,420	No
2,501	No
11,115	No
11,115	No
31,598	No
2,259	No
(19,170)	No
20,303	No
50,302	No
-	No
-	No
-	No
-	No
-	No
-	No
618,091	No
184,230	No
20,018	No
2,067.20	
3,482.14	
-	
67.36	
16,073.60	
-	
-	
-	
-	
-	
-	
-	
8,363.26	
9,461.20	
9,461.20	
4,808.72	
5,587.44	
1,165.61	
4,370.13	
252,790.44	
1,704.08	
19,156.70	
59,629.27	
16,506.21	
5,172.89	
37,241.56	
1,453.98	
10,371.10	
4,818.96	
1,475.61	
8,992.67	
6,413.60	
5,871.91	
2,576.74	
2,421.30	
2,251.73	
-	
226,024.59	
226,026.05	
218,501.90	
16,506.22	
20,753.08	
2,413.81	
205,228.53	
205,228.53	
8,385.33	
18,247.68	
4,075.76	
-	
-	
7,980.00	
3,683.90	

5,702.86
4,447.62
13,434.03
13,914.72
236,858.19
88,125.67
88,125.67
230,541.97
492.49
1,912.96
(1,553.04)
(975.80)
113,045.51
113,045.51
-
11,870.98
1,182,768.22
273,641.27
142,972.71
20,220.44
18,236.00
3,446.23
-
9,515.43
4,253.67
4,116.48
7,054.25
6,492.76
5,848.09
4,028.45
4,056.18
5,130.63
10,886.50
898.23
1,353.72
502.72
502.72
203.44
-
-
-
178,456.51
178,456.51
1,356.63
11,349.87
-
-
-
-
175,716.22
84,654.11
5,108.76
8,180.02
6,519.34
6,539.28
8,354.93
5,877.27
2,389.81
3,523.18
19,439.87
25,867.01
21,936.11
-
-
-
23,432.06
-
29,484.53
-
-
-
-

46,631.50
21,666.42
6,937.90
-
-
4,160.75
-
-
3,019.71
271.03
128,613.73
448.31
-
3,896.74
3,896.74
89,549.05
14,473.61
13,108.89
3,098.96
-
1,984.30
3,098.96
3,098.96
3,098.96
-
1,615.66
2,827.58
2,711.59
2,827.58
1,578.20
1,875.74
10,470.54
11,056.61
3,681.37
225.54
4,862.15
12,140.74
-
544.59
588.23
138.33
-
104.06
57.10
4.73
-
-
-
695.09
590.73
1,347.82
1,938.67
1,506.08
590.73
577.64
1,024.65
1,982.37
774.07
1,364.19
-
-
69,212.68
6,071.67
-
-
-
-
-
-
4,926.01
1,504.69
1,396.18

1,367.58
1,353.27
1,327.53
-
-
-
-
-
-
-
-
-
-
742.73
-
-
-
-
-
-
-
-
-
-
-
4.97
5.52
-
898.11
997.48
-
-
-
-
2,662.28
373.87
434.10
721.02
-
-
-
-
1,262.63
1,236.21
887.07
-
-
-
-
414.33
-
-
-
-
-
-
280.49
-
-
-
-
-
-
-
-
-
-
-
-
-
-

-
-
-

2,409.01
-
64,210.85
253.81
628.85
-
7,227.04
856.67
3,745.08
7,448.83
5,888.21
4,601.96
2,367.48
-
-
-
-
-
5,673.59
-
-
74,837.26
-
3,472.60
1,436.45
5,323.40
2,228.97
-
-
-
-
-
-
-
-
28,596.06
-
-
-
-
-
-
-
-
3,060.67
-
-
-
-
434.10
875.78
-
-
-
418.23
-
3,142.80
-
688.34
-
-
-
-
-
-
-
-
885.03
-
-
-
-

-	
-	
-	

-
-
-
-
-
-
-
-
-
-
-
-
-
-
-
-
-
-
-
-
-
-
-
-
-
-
-

8	Test Period Beg. Month
7	Test Period End Month
2,022	First Year
2,023	Second year
2,023.6	Test Period End Mo/Yr
2,022.7	Test Period Beg. Mo/Yr

Date Acquired	Asset Purchased	Amount from JE Query	Date In Service Year	Month	Salvage Value %	Method	Life Year	Year Fully Depr	Year/Mo Fully Depr	Asset Cost
5/26/2021	New Roof for MRF-Install mini purlins an	50,000.00	2021	5	0%	S/L	10	2031	2031.4	50,000
6/15/2021	Mold remediation services.	20,553.32	2021	6	0%	S/L	10	2031	2031.5	20,553
6/23/2021	New Roof for MRF-Install mini purlins an	20,000.00	2021	6	0%	S/L	10	2031	2031.5	20,000
7/28/2021	North Building Repairs	40,000.00	2021	7	0%	S/L	10	2031	2031.6	40,000
7/28/2021	South Building Repairs	30,000.00	2021	7	0%	S/L	10	2031	2031.6	30,000
7/28/2021	New Roof for MRF-Install mini purlins an	16,795.42	2021	7	0%	S/L	10	2031	2031.6	16,795
7/28/2021	South Building Repairs	1,629.00	2021	7	0%	S/L	10	2031	2031.6	1,629
7/28/2021	South Building Repairs	515.85	2021	7	0%	S/L	10	2031	2031.6	516
9/9/2021	South Building Repairs	37,332.00	2021	9	0%	S/L	10	2031	2031.8	37,332
9/9/2021	North Building Repairs	35,460.71	2021	9	0%	S/L	10	2031	2031.8	35,461
9/21/2021	Final siding and roof repairs for North	9,891.28	2021	9	0%	S/L	10	2031	2031.8	9,891
9/21/2021	Final siding and roof repairs for North	3,801.00	2021	9	0%	S/L	10	2031	2031.8	3,801
9/21/2021	Final siding and roof repairs for North	2,776.75	2021	9	0%	S/L	10	2031	2031.8	2,777
9/21/2021	Final siding and roof repairs for North	2,280.60	2021	9	0%	S/L	10	2031	2031.8	2,281
9/21/2021	Final siding and roof repairs for North	1,248.90	2021	9	0%	S/L	10	2031	2031.8	1,249
1/12/2022	PATS MRF Pipe Repairs	1,954.80	2022	1	0%	S/L	10	2032	2032.1	1,955
1/18/2022	Install Concrete for post protection at	6,543.15	2022	1	0%	S/L	10	2032	2032.1	6,543
2/24/2022	Additional Repairs to damage in employee	10,534.20	2022	2	0%	S/L	10	2032	2032.2	10,534
2/24/2022	Final Repairs for overhead doors and new	9,475.35	2022	2	0%	S/L	10	2032	2032.2	9,475
3/9/2022	3/8/2022 Final repair for wiring are MRF	1,085.00	2022	3	0%	S/L	10	2032	2032.3	1,085
7/22/2022	INSTALL NEW GUTTER AND DOWNSPOUT ON RECY	325.80	2022	7	0%	S/L	10	2032	2032.6	326
9/20/2022	Final Repairs for south facing overhead	9,166.40	2022	9	0%	S/L	10	2032	2032.8	9,166
11/11/2022	Final door repair at MRF and attempt to	8,159.02	2022	11	0%	S/L	10	2032	2032.9	8,159
	Total MRF Capital Repairs									**319,529**

Depr Cost	Monthly Depr	Annual Depr	Test Year Depr	Beg Accum Depr	Ending Accum Depr	Average Investment
50,000	417	5,000	5,000	6,250	11,250	38,750
20,553	171	2,055	2,055	2,398	4,453	16,100
20,000	167	2,000	2,000	2,333	4,333	15,667
40,000	333	4,000	4,000	4,333	8,333	31,667
30,000	250	3,000	3,000	3,250	6,250	23,750
16,795	140	1,680	1,680	1,820	3,499	13,296
1,629	14	163	163	176	339	1,290
516	4	52	52	56	107	408
37,332	311	3,733	3,733	3,422	7,155	30,177
35,461	296	3,546	3,546	3,251	6,797	28,664
9,891	82	989	989	907	1,896	7,995
3,801	32	380	380	348	729	3,072
2,777	23	278	278	255	532	2,245
2,281	19	228	228	209	437	1,843
1,249	10	125	125	114	239	1,010
1,955	16	195	195	114	310	1,645
6,543	55	654	654	382	1,036	5,507
10,534	88	1,053	1,053	527	1,580	8,954
9,475	79	948	948	474	1,421	8,054
1,085	9	109	109	45	154	931
326	3	33	33	3	35	291
9,166	76	917	917	-	917	8,250
8,159	68	816	816	-	816	7,343
319,529	**2,663**	**31,953**	**31,953**	**30,666**	**62,619**	**256,909**

Individual District: 2112 (Only one district a time for this input page)
Budget Year: 2023

CAPITAL DETAIL

Delete on Save	PO #	Item	PO Description (Required)	PO Item Description
	0001	1	New REL Pete/Labrie 25yd	New REL Pete/Labrie 25yd
	0003	1	New Reycle Manual Sideload	New Reycle Manual Sideload
	0006	1	Containers Various	Containers Various

End of List (save and re-pull for at least 5 more rows)

IMPORTANT: Pull for a single district BEFORE inputting. This will auto create new lines for you and prepare the page for input.

PO Explanation	Asset Type	SubType	Life
New REL Pete/Labrie 25yd	New Trucks	Rear Load	10
New Reycle Manual Sideload (UTC)	New Trucks	Recycle Truck	10
Containers Various	Containers	Toter – Plastic	7

A / R	N / U	Truck Ctr. #	Jan	Feb	Mar	Apr	May	Jun	Jul
R	N	17150	-	-	-	-	-	-	-
R	N	17151	-	-	-	-	-	-	-
R	N		-	37,500	35,000	-	60,000	35,000	-
			-	-	-	-	-	-	-
			-	-	-	-	-	-	-
			-	-	-	-	-	-

Aug	Sep	Oct	Nov	Dec	Total	FAS #	FAS Description
377,522	-	-	-	-	**377,522**	173772	Used 2005 International 7400 REL
-	391,448	-	-	-	**391,448**	173834	2010 Recycle Truck
37,500	-	-	35,000	-	**240,000**		
-	-	-	-	-	**-**		
-	-	-	-	-	**-**		
-	-	-	-	-	**-**		
-	-	-	-	-	**-**		
-	-	-	-	-	**-**		
-	-	-	-	-	**-**		
-	-	-	-	-	**-**		
-	-	-	-	-	**-**		
-	-	-	-	-	**-**		
-	-	-	-	-	**-**		
-	-	-	-	-	**-**		
-	-	-	-	-	**-**		
-	-	-	-	-	**-**		
-	-	-	-	-	**-**		
-	-	-	-	-	**-**		
-	-	-	-	-	**-**		
-	-	-	-	-	**-**		
-	-	-	-	-	**-**		
-	-	-	-	-	**-**		
-	-	-	-	-	**-**		
-	-	-	-	-	**-**		
415,022	**391,448**	**-**	**35,000**	**-**	**1,008,970**		

Replacement Info

Replacement Notes	Site Eq #	Model Year	Folder/File Link
Replacing truck 31. Existing truck is at the end of its usable life	31	2005	Garbage Truck
Replacing truck to provide a more reliable truck to use on the front line. Current truck is getting old (12 yrs).		2010	Recycling/YW Truck
			Containers

245720

Asset Classification	Date in Service Year	Mo	Salvage Value %	Method M	Life Years	Year Fully Depr	Year/Mo Fully Depr	Asset Cost	Depr Cost
Packer Trucks									
2004 INTL 4300 FLAT 20 Truck (U)	2007	11	0%	S/L	5	2012	2012.9	20,601	20,601
Truck CD1 Amort of Salvage	2023	7	0%	S/L	3	2026	2026.6	10,147	10,147
2009 Peterbuilt w/Pckr F718864	2009	12	0%	S/L	7	2016	2017.0	219,720	219,720
Truck #801 Amort of Salvage	2023	7	0%	S/L	3	2026	2026.6	54,930	54,930
2009 Peterbuilt w/Pckr F718369	2009	12	0%	S/L	7	2016	2017.0	178,489	178,489
Truck #919 Amort of Salvage	2023	7	0%	S/L	3	2026	2026.6	44,622	44,622
Capital Repair (Engine Rebuild)	2010	7	0%	S/L	3	2013	2013.6	4,005	4,005
2011 Peterbilt 320 ASL	2010	11	0%	S/L	10	2020	2020.9	276,839	276,839
2005 International REL	2011	11	0%	S/L	3	2014	2014.9	100,004	100,004
2013 Peterbuilt w/Pckr (N)	2012	12	0%	S/L	10	2022	2023.0	334,615	334,615
2004 Kenworth Boom Truck (Cont Del) (U)	2013	9	0%	S/L	5	2018	2018.8	65,220	65,220
(13) Truck Radios	2013	12	0%	S/L	5	2018	2019.0	18,256	18,256
2015 REL Freighliner (N)	2014	11	0%	S/L	10	2024	2024.9	228,768	228,768
Truck Radio	2014	7	0%	S/L	5	2019	2019.6	825	825
2016 ASL Peterbilt (N)	2015	10	0%	S/L	10	2025	2025.8	345,403	345,403
Replace Engine in Truck #603	2017	4	0%	S/L	3	2020	2020.3	12,749	12,749
2018 ASL Truck	2017	7	0%	S/L	10	2027	2027.6	329,067	329,067
2018 Better Weigh Mfg Pup Trailer	2018	4	0%	S/L	7	2025	2025.3	123,835	123,835
2019 ASL Truck	2018	10	0%	S/L	10	2028	2028.8	346,373	346,373
2019 ASL Truck	2018	10	0%	S/L	10	2028	2028.8	346,373	346,373
2019 ASL Truck	2018	9	0%	S/L	10	2028	2028.8	345,671	345,671
2020 Peterbilt FEL	2019	9	0%	S/L	10	2029	2029.8	330,692	330,692
2020 Peterbilt FEL	2019	9	0%	S/L	10	2029	2029.8	330,692	330,692
2020 Peterbilt ASL	2019	9	0%	S/L	10	2029	2029.8	378,973	378,973
2020 Peterbilt ASL	2019	11	0%	S/L	10	2029	2029.9	378,973	378,973
New FEL Peterbilt / Labrie 40yd	2020	3	0%	S/L	10	2030	2030.3	364,810	364,810
New FEL Peterbilt / Labrie 40yd	2020	3	0%	S/L	10	2030	2030.3	364,810	364,810
2020 Peterbilt FEL Truck	2020	5	0%	S/L	10	2030	2030.4	334,853	334,853
2020 Peterbilt FEL Truck	2020	5	0%	S/L	10	2030	2030.4	334,851	334,851
Total Garbage Trucks								**6,225,168**	**6,225,168**
Roll-off Trucks									
2006 PETERBUILT RO (N)	2006	6	0%	S/L	7	2013	2013.5	141,950	141,950
Truck #402 Amort of Salvage	2023	7	0%	S/L	3	2026	2026.6	35,488	35,488
Tarper #402	2014	12	0%	S/L	3	2017	2018.0	6,533	6,533
Transmission Repair #402	2015	9	0%	S/L	3	2018	2018.8	7,580	7,580
Drive Cam, Camara (4)	2009	8	0%	S/L	7	2016	2016.7	3,580	3,580
(3) Truck Radios	2013	12	0%	S/L	5	2018	2019.0	4,213	4,213
2018 RO Truck	2017	6	0%	S/L	10	2027	2027.5	234,776	234,776
New 2019 RO Truck	2019	6	0%	S/L	10	2029	2029.5	245,096	245,096
Total Roll-off Trucks								**679,214**	**679,214**

Recycle/YW Trucks									
2007 Freightliner (U)	2013	7	0%	S/L	3	2016	2016.6	68,588	68,588
(3) Truck Radios	2013	12	0%	S/L	5	2018	2019.0	4,213	4,213
2010 Peterbilt ASL	2015	4	0%	S/L	5	2020	2020.3	89,584	89,584
2016 ASL Truck	2015	10	0%	S/L	5	2020	2020.8	345,403	345,403
2020 Peterbilt Recycle Truck	2020	5	0%	S/L	10	2030	2030.4	323,707	323,707
Total Recycle/YW Trucks								**831,494**	**831,494**
Mill-Haul Trucks									
1994 Type HT C-C Trailer (U)	2015	1	0%	S/L	3	2018	2018.1	2,500	2,500
Total Mill-Haul Trucks								**2,500**	**2,500**
MRF Hauls									
Total MRF Haul Trucks								**0**	**0**
City Contract Specific									
2020 Peterbilt REL Truck	2020	4	0%	S/L	10	2030	2030.3	307,843	307,843
2020 Peterbilt REL Truck	2020	4	0%	S/L	10	2030	2030.3	307,843	307,843
2020 Peterbilt ASL Truck	2020	4	0%	S/L	10	2030	2030.3	379,186	379,186
Total City Contract								**994,871**	**994,871**
Total Trucks								**8,733,247.60**	**8,733,248**

8	Test Period Beg. Month
7	Test Period End Month
2,022	First Year
2,023	Second year
2023.6	Test Period End Mo/Yr
2022.7	Test Period Beg. Mo/Yr

Monthly Depr	Annual Depr	Test Year Depr	Beginning Accumulated Depreciation 8/1/2022	Allocated Accumulated Depreciation 7/31/2023	Average Investment 7/31/2023
343.34	4,120	-	20,601	20,601	-
281.85	3,382	3,382	-	3,382	6,764
2,615.72	31,389	-	219,720	219,720	-
1,525.84	18,310	18,310	-	18,310	36,620
2,124.87	25,498	-	178,489	178,489	-
1,239.51	14,874	14,874	-	14,874	29,748
111.25	1,335	-	4,005	4,005	-
2,306.99	27,684	-	276,839	276,839	-
2,777.89	33,335	-	100,004	100,004	-
2,788.46	33,462	-	323,461	334,615	-
1,087.00	13,044	-	65,220	65,220	-
304.26	3,651	-	18,256	18,256	-
1,906.40	22,877	22,877	177,296	200,172	28,596
13.75	165	-	825	825	-
2,878.36	34,540	34,540	236,025	270,565	74,837
354.15	4,250	-	12,749	12,749	-
2,742.23	32,907	32,907	167,276	200,183	128,885
		-	-	0	
1,474	17,691	17,691	76,660	94,351	29,485
2,886	34,637	34,637	132,776	167,413	178,959
2,886	34,637	34,637	132,776	167,413	178,959
2,881	34,567	34,567	135,388	169,955	175,716
2,756	33,069	33,069	96,452	129,521	201,171
2,756	33,069	33,069	96,452	129,521	201,171
3,158	37,897	37,897	110,534	148,431	230,542
3,158	37,897	37,897	104,218	142,115	236,858
3,040	36,481	36,481	88,162	124,643	240,167
3,040	36,481	36,481	88,162	124,643	240,167
2,790	33,485	33,485	75,342	108,827	226,026
2,790	33,485	33,485	75,342	108,827	226,025
59,018	**708,220**	**530,288**	**3,013,030**	**3,554,472**	**2,670,696**
1,690	20,279	-	141,950	141,950	-
986	11,829	11,829	-	11,829	23,658
181	2,178	-	6,533	6,533	-
211	2,527	-	7,580	7,580	-
43	511	-	3,580	3,580	-
70	843	-	4,213	4,213	-
1,956	23,478	23,478	121,301	144,778	89,997
2,042	24,510	24,510	77,614	102,123	142,973
7,179	**86,153**	**59,816**	**362,770**	**422,586**	**256,628**

1,905	22,863	-	68,588	68,588	-
70	843	-	4,213	4,213	-
1,493	17,917	-	89,584	89,584	-
5,757	69,081	-	345,403	345,403	-
2,698	32,371	32,371	72,834	105,205	218,502
11,923	**143,073**	**32,371**	**580,622**	**612,992**	**218,502**
69	833	-	2,500	2,500	-
69	**833**	**0**	**2,500**	**2,500**	**0**
0	**0**	**0**	**0**	**0**	**0**
2,565	30,784	30,784	71,830	102,614	205,229
2,565	30,784	30,784	71,830	102,614	205,229
3,160	37,919	37,919	88,477	126,395	252,790
8,291	**99,487**	**99,487**	**232,137**	**331,624**	**663,247**
86,481	**1,037,767**	**721,962**	**4,191,057**	**4,924,173**	**3,809,074**

8	Test Period B
7	Test Period E
2,022	First Year
2,023	Second year
2,023.6	Test Period E
2,022.7	Test Period B

No.	Asset Classification	Date in Service Year	Mo	Salvage Value %	Method M	Life Years	Year Fully Depr	Year/Mo Fully Depr	Asset Cost	Depr Cost	Monthly Depr	Annual Depr
	Garbage Containers											
43	1 1/2 YD CONT (U)	1997	12	0%	S/L	5	2002	2003.0	8,225	8,225	137	1,645
85	1 YD CONT (U)	1997	12	0%	S/L	5	2002	2003.0	12,388	12,388	206	2,478
46	1 YD CONT (U) (3/97)	1997	12	0%	S/L	7	2004	2005.0	13,274	13,274	158	1,896
40	1 YD CONT W/LIDS (N)	1997	12	0%	S/L	10	2007	2008.0	11,776	11,776	98	1,178
20	1/2 YD CONT (U) (3/97)	1997	12	0%	S/L	7	2004	2005.0	5,822	5,822	69	832
65	2 YD CONT (U)	1997	12	0%	S/L	5	2002	2003.0	17,169	17,169	286	3,434
50	2 YRD CONT W/LIDS (N)	1997	12	0%	S/L	10	2007	2008.0	18,752	18,752	156	1,875
1	6 YRD CONT (U)	1997	12	0%	S/L	5	2002	2003.0	964	964	16	193
	VAR CONT (U)	1997	12	0%	S/L	5	2002	2003.0	142,652	142,652	2,378	28,530
40	2 YD CONT W/LIDS (N)	1998	2	0%	S/L	10	2008	2008.2	13,946	13,946	116	1,395
20	1 YD CONT W/LIDS (N)	1998	4	0%	S/L	10	2008	2008.3	6,132	6,132	51	613
20	2 YRD CONT W/LIDS (N)	1998	4	0%	S/L	10	2008	2008.3	7,064	7,064	59	706
24	2 YRD CONT W/LIDS (N)	1998	6	0%	S/L	10	2008	2008.5	9,373	9,373	78	937
10	1 YD +2-6 YD W/LIDS (N)	1999	2	0%	S/L	10	2009	2009.2	5,352	5,352	45	535
40	1 YD CONT W/LIDS (N)	1999	6	0%	S/L	10	2009	2009.5	12,068	12,068	101	1,207
20	1 YD +20-2 YD W/LIDS (N)	1999	9	0%	S/L	10	2009	2009.8	12,838	12,838	107	1,284
15	1 YD CONT W/LID	2000	5	0%	S/L	10	2010	2010.4	4,786	4,786	40	479
17	1YRD REAR LOAD W/L (N)	2001	7	0%	S/L	10	2011	2011.6	5,261	5,261	44	526
11	2 YD REAR LOAD W/L (N)	2001	7	0%	S/L	10	2011	2011.6	4,327	4,327	36	433
	CONTAINERS	2002	8	0%	S/L	10	2012	2012.7	10,045	10,045	84	1,005
48	1 YD REAR LOAD W/L (N)	2003	9	0%	S/L	10	2013	2013.8	14,106	14,106	118	1,411
52	2 YRD REAR LOAD W/L (N)	2003	9	0%	S/L	10	2013	2013.8	18,129	18,129	151	1,813
10	3 YRD FL LOAD W/L (N)	2003	9	0%	S/L	10	2013	2013.8	4,330	4,330	36	433
	PACKET CONVERSION KIT	2003	9	0%	S/L	10	2013	2013.8	1,178	1,178	10	118
	CONTAINER PARTS	2003	12	0%	S/L	10	2013	2014.0	1,262	1,262	11	126
40	2YD REL CONTAINERS	2004	5	0%	S/L	10	2014	2014.4	17,190	17,190	143	1,719
4	3YD FEL CONTAINERS W/LIDS	2004	5	0%	S/L	10	2014	2014.4	2,111	2,111	18	211
4	6YD FEL CATHEDRAL CONTAINERS	2004	5	0%	S/L	10	2014	2014.4	2,881	2,881	24	288
130	FORK POCKETS 16X18	2004	5	0%	S/L	10	2014	2014.4	3,001	3,001	25	300
30	1YD REL CONTAINERS	2004	6	0%	S/L	10	2014	2014.5	11,424	11,424	95	1,142
25	1YD REL CONTAINERS	2004	8	0%	S/L	10	2014	2014.7	11,084	11,084	92	1,108
25	2YD REL CONTAINERS	2004	8	0%	S/L	10	2014	2014.7	11,626	11,626	97	1,163
16	1YD REL CONTAINERS (N)	2005	5	0%	S/L	10	2015	2015.4	6,886	6,886	57	689
16	2YD REL CONTAINERS (N)	2005	5	0%	S/L	10	2015	2015.4	7,562	7,562	63	756
11	4YD FEL CONTAINERS (N)	2005	5	0%	S/L	10	2015	2015.4	6,737	6,737	56	674
11	6YD FEL CONTAINERS (N)	2005	5	0%	S/L	10	2015	2015.4	8,693	8,693	72	869
25	1.5YD REL CONTAINERS (N)	2005	6	0%	S/L	10	2015	2015.5	11,478	11,478	96	1,148
40	1YD REL CONTAINERS (N)	2005	6	0%	S/L	10	2015	2015.5	18,017	18,017	150	1,802
40	2YD REL CONTAINERS (N)	2005	6	0%	S/L	10	2015	2015.5	18,931	18,931	158	1,893
25	1YD REL CONTAINERS (N)	2005	7	0%	S/L	10	2015	2015.6	10,759	10,759	90	1,076
25	2YD REL CONTAINERS (N)	2005	7	0%	S/L	10	2015	2015.6	11,816	11,816	98	1,182
28	1.5YD REL CONTAINERS (N)	2006	3	0%	S/L	10	2016	2016.3	12,551	12,551	105	1,255
18	1.5YD REL CONTAINERS (N)	2006	3	0%	S/L	10	2016	2016.3	8,069	8,069	67	807
18	1YD REL CONTAINERS (N)	2006	3	0%	S/L	10	2016	2016.3	7,873	7,873	66	787
28	2YD REL CONTAINERS (N)	2006	3	0%	S/L	10	2016	2016.3	13,252	13,252	110	1,325
20	2YD REL CONTAINERS (N)	2006	3	0%	S/L	10	2016	2016.3	9,466	9,466	79	947
17	1YD REL CONTAINERS (N)	2007	6	0%	S/L	10	2017	2017.5	7,334	7,334	61	733
40	2YD REL CONTAINERS (N)	2007	6	0%	S/L	10	2017	2017.5	18,038	18,038	150	1,804
10	1.5YD REL CONTAINERS (N)	2008	9	0%	S/L	10	2018	2018.8	5,873	5,873	49	587
16	2YD REL CONTAINERS (N)	2008	9	0%	S/L	10	2018	2018.8	9,335	9,335	78	934
16	3 Yd Containers	2008	11	0%	S/L	7	2015	2015.9	1,473	1,473	18	210
12	1.5YD FEL CONTAINERS (N)	2010	6	0%	S/L	10	2020	2020.5	5,971	5,971	50	597
12	1YD FEL CONTAINERS (N)	2010	6	0%	S/L	10	2020	2020.5	5,548	5,548	46	555
30	2YD FEL CONTAINERS (N)	2010	7	0%	S/L	10	2020	2020.6	13,504	13,504	113	1,350
10	4YD FEL CONTAINERS (N)	2010	7	0%	S/L	10	2020	2020.6	7,100	7,100	59	710
10	6YD FEL CONTAINERS (N)	2010	7	0%	S/L	10	2020	2020.6	9,458	9,458	79	946
22	1YD FEL CONTAINERS (N)	2011	7	0%	S/L	10	2021	2021.6	11,586	11,586	97	1,159
17	1.5YD FEL CONTAINERS (N)	2011	8	0%	S/L	10	2021	2021.7	8,719	8,719	73	872
5	2YD FEL CONTAINERS (N)	2011	8	0%	S/L	10	2021	2021.7	2,759	2,759	23	276
6	1.5 Yd Commercial Containers	2011	1	0%	S/L	3	2014	2014.1	0	0	0	0
12	6 Yd Commercial Containers	2008	11	0%	S/L	7	2015	2015.9	379	379	5	54
6	4 Yd Commercial Containers	2008	11	0%	S/L	12	2020	2020.9	1,380	1,380	10	115
16	4 Yd Containers	2008	11	0%	S/L	7	2015	2015.9	1,600	1,600	19	229
20	2YD FEL CONTAINERS (N)	2012	5	0%	S/L	10	2022	2022.4	11,013	11,013	92	1,101
8	4YD FEL CONTAINERS (N)	2012	7	0%	S/L	10	2022	2022.6	5,475	5,475	46	548
	4YD FEL CONTAINERS (N)	2013	5	0%	S/L	12	2025	2025.4	2,977	2,977	21	248
	3YD FEL CONTAINERS (N)	2013	5	0%	S/L	12	2025	2025.4	6,005	6,005	42	500
10	4YD REL CONTAINERS (N)	2015	7	0%	S/L	12	2027	2027.6	6,829	6,829	47	569
20	2YD REL CONTAINERS (N)	2015	7	0%	S/L	12	2027	2027.6	10,639	10,639	74	887
10	1YD REL CONTAINERS (N)	2015	7	0%	S/L	12	2027	2027.6	4,401	4,401	31	367
9	4YD FEL PLASTIC CONTAINERS (N)	2016	5	0%	S/L	7	2023	2023.4	6,683	6,683	80	955
8	2YD FEL PLASTIC CONTAINERS (N)	2016	5	0%	S/L	7	2023	2023.4	5,127	5,127	61	732
6	2YD REL CONTAINERS (N)	2016	7	0%	S/L	7	2023	2023.6	4,802	4,802	57	686
1	6YD FEL CONTAINERS (N)	2016	7	0%	S/L	7	2023	2023.6	1,938	1,938	23	277
10	6yd FEL Containers	2016	9	0%	S/L	12	2028	2028.8	8,329	8,329	58	694
10	1yd REL containers	2016	9	0%	S/L	12	2028	2028.8	4,676	4,676	32	390
10	1yd Flat Top Containers	2016	9	0%	S/L	12	2028	2028.8	4,711	4,711	33	393
20	2yd REL Containers	2016	9	0%	S/L	12	2028	2028.8	10,972	10,972	76	914
10	2yd FEL Flat Top Containers	2016	9	0%	S/L	12	2028	2028.8	5,991	5,991	42	499

10	4yd FEL Containers	2016	9	0%	S/L	12	2028	2028.8	7,413	7,413	51	618
60	1yd FEL Flat Top Containers w/plastic lid	2017	3	0%	S/L	12	2029	2029.3	26,094	26,094	181	2,174
22	1.5yd FEL Flat Top Containers w/plastic lid	2017	3	0%	S/L	12	2029	2029.3	10,450	10,450	73	871
1	2yd FEL Flat Top Container w/plastic lid	2017	3	0%	S/L	12	2029	2029.3	485	485	3	40
16	3yd FEL Flat Top Containers w/plastic lid	2017	3	0%	S/L	12	2029	2029.3	7,912	7,912	55	659
49	2YD FEL Containers	2017	3	0%	S/L	12	2029	2029.3	23,763	23,763	165	1,980
35	2yd REL Containers w/plastic lid	2017	3	0%	S/L	12	2029	2029.3	22,504	22,503.84	156	1,875
1	22 ft Storage Unit	1984	4	0%	S/L	15	1999	1999.3	3,811	3,811	21	254
15	FEL Containers - 4 Yd	2018	4	0%	S/L	12	2030	2030.3	9,196	9,196	64	766
23	REL Containers - 2 yd	2018	4	0%	S/L	12	2030	2030.3	14,724	14,724	102	1,227
21	REL Containers - 1.5 Yd	2018	4	0%	S/L	12	2030	2030.3	11,735	11,735	81	978
24	FEL Containers - 1.5 Yd	2018	4	0%	S/L	12	2030	2030.3	11,771	11,771	82	981
30	FEL Containers - 2 Yd	2018	4	0%	S/L	12	2030	2030.3	15,039	15,039	104	1,253
13	FEL Containers - 6 Yd	2018	4	0%	S/L	12	2030	2030.3	10,579	10,579	73	882
7	6 Yd FEL Metal Containers	2019	4	0%	S/L	12	2031	2031.3	6,443	6,443	45	537
15	4 Yd FEL Metal Containers	2019	4	0%	S/L	12	2031	2031.3	11,041	11,041	77	920
15	3 Yd FEL Metal Containers	2019	4	0%	S/L	12	2031	2031.3	10,163	10,163	71	847
15	2 Yd FEL Metal Containers	2019	4	0%	S/L	12	2031	2031.3	9,154	9,154	64	763
12	1 Yd FEL Metal Containers	2019	4	0%	S/L	12	2031	2031.3	6,305	6,305	44	525
10	2 Yd REL Metal Containers	2019	4	0%	S/L	12	2031	2031.3	6,349	6,349	44	529
15	1 Yd REL Metal Containers	2019	4	0%	S/L	12	2031	2031.3	8,031	8,031	56	669
20	4 YD FEL Plastic Container	2019	12	0%	S/L	7	2026	2027.0	16,758	16,758	200	2,394
10	3 YD FEL Plastic Container	2019	12	0%	S/L	7	2026	2027.0	7,736	7,736	92	1,105
22	2 YD FEL Plastic Container	2019	12	0%	S/L	7	2026	2027.0	11,976	11,976	143	1,711
17	1 YD FEL Plastic Container	2019	12	0%	S/L	7	2026	2027.0	9,340	9,340	111	1,334
6	1 Yard REL Containers	2020	4	0%	S/L	12	2032	2032.3	3,118	3,118	22	260
6	1.5 Yard REL Containers	2020	4	0%	S/L	12	2032	2032.3	3,353	3,353	23	279
6	2 Yard REL Containers	2020	4	0%	S/L	12	2032	2032.3	3,568	3,568	25	297
15	1 Yard FEL Containers	2020	4	0%	S/L	12	2032	2032.3	8,130	8,130	56	678
15	1.5 Yard FEL Containers	2020	4	0%	S/L	12	2032	2032.3	8,880	8,880	62	740
20	2 Yard FEL Containers	2020	4	0%	S/L	12	2032	2032.3	12,451	12,451	86	1,038
3	3 Yard FEL Containers	2020	4	0%	S/L	12	2032	2032.3	2,043	2,043	14	170
9	4 Yard FEL Containers	2020	4	0%	S/L	12	2032	2032.3	6,672	6,672	46	556
16	6 Yard FEL Containers	2020	4	0%	S/L	12	2032	2032.3	14,360	14,360	100	1,197
2	8 Yard FEL Containers	2020	4	0%	S/L	12	2032	2032.3	2,013	2,013	14	168
	Total Containers								**1,126,611**	**1,126,611**	**10,699**	**128,388**
	Roll Off											
9	30 YD DROP BOX (U)	1997	12	0%	S/L	5	2002	2003.0	24,451	24,451	408	4,890
2	30 YD DROP BOX (U) (3/97)	1997	12	0%	S/L	7	2004	2005.0	6,960	6,960	83	994
	VAR DROP BOX (U)	1997	12	0%	S/L	5	2002	2003.0	23,012	23,012	384	4,602
4	20 YD CONT W/LIDS (N)	1998	2	0%	S/L	10	2008	2008.2	14,328	14,328	119	1,433
4	25 YD CONT W/LIDS (N)	1998	2	0%	S/L	10	2008	2008.2	15,868	15,868	132	1,587
2	40 YD DB W/LIDS (N)	1998	7	0%	S/L	10	2008	2008.6	10,546	10,546	88	1,055
5	25YD DROP BOX	2004	6	0%	S/L	10	2014	2014.5	22,656	22,656	189	2,266
5	30 YD DROP BOXES	2004	6	0%	S/L	10	2014	2014.5	23,147	23,147	193	2,315
5	30YD DROP BOX	2004	6	0%	S/L	10	2014	2014.5	23,902	23,902	199	2,390
3	20YD DROP BOX W/LID (N)	2005	5	0%	S/L	10	2015	2015.4	14,120	14,120	118	1,412
2	30YD DROP BOX W/LID (N)	2005	5	0%	S/L	10	2015	2015.4	11,989	11,989	100	1,199
3	30YD DROP BOX W/LID (N)	2005	7	0%	S/L	10	2015	2015.6	15,058	15,058	125	1,506
5	30YD DROP BOX W/LID (N)	2006	3	0%	S/L	10	2016	2016.3	26,450	26,450	220	2,645
5	30YD DROP BOX W/LID (N)	2006	6	0%	S/L	10	2016	2016.5	26,450	26,450	220	2,645
5	30YD DROP BOX W/LID (N)	2007	6	0%	S/L	10	2017	2017.5	26,509	26,509	221	2,651
5	30YD DROP BOX W/LID (N)	2007	8	0%	S/L	10	2017	2017.7	25,620	25,620	214	2,562
5	30YD DROP BOX W/LID (N)	2007	10	0%	S/L	10	2017	2017.8	26,509	26,509	221	2,651
10	30 Yd Containers	2008	11	0%	S/L	7	2015	2015.9	1,402	1,402	17	200
7	30 Yd Containers	2008	11	0%	S/L	7	2015	2015.9	700	700	8	100
4	30 Yd Containers	2008	11	0%	S/L	7	2015	2015.9	61,000	61,000	726	8,714
4	10 YD Drop Boxes	2009	7	0%	S/L	7	2016	2016.6	6,001	6,001	71	857
3	30YD DROP BOX (N)	2013	8	0%	S/L	12	2025	2025.7	18,364	18,364	128	1,530
3	20YD DROP BOX (N)	2015	7	0%	S/L	12	2027	2027.6	16,310	16,310	113	1,359
3	30YD DROP BOX	2016	1	0%	S/L	11.09	2027.09	2027.2	17,943	17,943	135	1,618
1	30YD DROP BOX W/LID (N)	2016	5	0%	S/L	12	2028	2028.4	5,981	5,981	42	498
2	20YD DROP BOX W/LID (N)	2016	5	0%	S/L	12	2028	2028.4	11,626	11,626	81	969
3	30YD DROP BOX W/LID (N)	2016	6	0%	S/L	12	2028	2028.5	17,943	17,943	125	1,495
1	30YD DROP BOX W/LID (N)	2016	6	0%	S/L	12	2028	2028.5	5,981	5,981	42	498
2	20YD DROP BOX W/LID (N)	2016	6	0%	S/L	12	2028	2028.5	11,626	11,626	81	969
5	20yd RO Boxes	2017	4	0%	S/L	12	2029	2029.3	27,760	27,760	193	2,313
5	30 YD Rolloff boxes	2017	4	0%	S/L	12	2029	2029.3	30,650	30,650	213	2,554
9	20 Yd RO Boxes	2017	9	0%	S/L	7	2024	2024.8	22,500	22,500	268	3,214
10	Roll Off Boxes - 20 Yd	2018	4	0%	S/L	12	2030	2030.3	39,485	39,485	274	3,290
10	Roll Off Boxes - 30 Yd	2018	6	0%	S/L	12	2030	2030.5	45,425	45,425	315	3,785
4	30 Yd ROL Boxes	2019	6	0%	S/L	12	2031	2031.5	30,976	30,976	215	2,581
4	20 Yd ROL Boxes	2019	6	0%	S/L	12	2031	2031.5	27,936	27,936	194	2,328
	Total Roll Off								**737,184**	**737,184**	**6,473**	**77,678**
	Garbage Carts											
1080	AUT-CARTS 35-GAL (N)	1998	3	0%	S/L	7	2005	2005.3	37,290	37,290	444	5,327
3000	AUTOMATED TOTES (U)	1999	1	0%	S/L	5	2004	2004.1	100,000	100,000	1,667	20,000
90	60 GAL CARTS	2001	6	0%	S/L	10	2011	2011.5	3,564	3,564	30	356
225	AUTOMATED 68-GAL universal	2002	8	0%	S/L	10	2012	2012.7	9,975	9,975	83	997
100	AUTOMATED 35-GAL	2002	9	0%	S/L	10	2012	2012.8	5,130	5,130	43	513
125	32 GAL CARTS (N)	2003	5	0%	S/L	7	2010	2010.4	3,507	3,507	42	501
250	65 GAL CARTS 9N)	2003	5	0%	S/L	7	2010	2010.4	11,615	11,615	138	1,659
300	32 GAL CARTS (N)	2003	9	0%	S/L	7	2010	2010.8	9,510	9,510	113	1,359
250	38 GAL CARTS (N)	2003	9	0%	S/L	7	2010	2010.8	11,068	11,068	132	1,581

588	Automated 68 GAL GREEN BASE	2004	5	0%	S/L	7	2011	2011.4	22,999	22,999	274	3,286
162	Automated 68 GAL MSD PLLB	2004	5	0%	S/L	7	2011	2011.4	6,336	6,336	75	905
300	Automated ZARN 35 GAL MSD M-L	2004	5	0%	S/L	7	2011	2011.4	9,549	9,549	114	1,364
500	Automated 65 GAL GREEN BASE	2005	9	0%	S/L	10	2015	2015.8	23,708	23,708	198	2,371
270	Automated 35 GAL GREEN BASE	2007	8	0%	S/L	10	2017	2017.7	10,872	10,872	91	1,087
486	Automated 65 GAL GREEN BASE	2007	8	0%	S/L	10	2017	2017.7	24,142	24,142	201	2,414
648	Automated 65 GAL GREEN BASE	2010	6	0%	S/L	10	2020	2020.5	28,727	28,727	239	2,873
504	Automated 35 GALREFUSE CARTS	2011	4	0%	S/L	10	2021	2021.3	17,128	17,128	143	1,713
342	Automated 65 GALREFUSE CARTS	2011	4	0%	S/L	10	2021	2021.3	15,459	15,459	129	1,546
540	Automated 35 GALREFUSE CARTS (N)	2012	4	0%	S/L	10	2022	2022.3	18,714	18,714	156	1,871
324	Automated 65 GALREFUSE CARTS (N)	2012	4	0%	S/L	10	2022	2022.3	14,312	14,312	119	1,431
324	Automated 65 GALREFUSE CARTS (N)	2012	11	0%	S/L	10	2022	2022.9	14,635	14,635	122	1,464
270	35 Gal Refuse Carts (N)	2013	4	0%	S/L	7	2020	2020.3	9,805	9,805	117	1,401
243	65 Gal Refuse Carts (N)	2013	9	0%	S/L	7	2020	2020.8	11,695	11,695	139	1,671
243	35 Gal Refuse Carts (N)	2014	10	0%	S/L	7	2021	2021.8	10,434	10,434	124	1,491
720	65 Gal Refuse Carts (N)	2015	6	0%	S/L	7	2022	2022.5	31,880	31,880	380	4,554
595	96 Gal Refuse Carts (N)	2015	6	0%	S/L	7	2022	2022.5	31,731	31,731	378	4,533
580	32 GAL CARTS (N)	2016	8	0%	S/L	7	2023	2023.7	19,826	19,826	236	2,832
75	96 Gallon MSW Carts	2016	12	0%	S/L	7	2023	2024.0	3,873	3,873	46	553
401	35 Gallon MSW Carts	2016	12	0%	S/L	7	2023	2024.0	16,470	16,470	196	2,353
335	64 Gallon MSW Carts	2016	12	0%	S/L	7	2023	2024.0	15,249	15,249	182	2,178
510	64 Gal gray MSW Tote w/green lid	2017	4	0%	S/L	7	2024	2024.3	22,509	22,509	268	3,216
376	96 Gal gray MSW Tote w/green lid	2017	4	0%	S/L	7	2024	2024.3	18,938	18,938	225	2,705
840	35 Gallon Gray MSW Totes w/green lid	2017	4	0%	S/L	7	2024	2024.3	33,931	33,931	404	4,847
624	96 Gallon MSW Carts	2017	4	0%	S/L	7	2024	2024.3	32,539	32,539	387	4,648
840	35 Gallon MSW Carts	2017	4	0%	S/L	7	2024	2024.3	33,931	33,931	404	4,847
450	35 Gallon MSW Carts	2017	4	0%	S/L	7	2024	2024.3	19,388	19,388	231	2,770
2000	35 GALLON GARBAGE CARTS	2018	4	0%	S/L	7	2025	2025.3	81,647	81,647	972	11,664
312	65 GALLON GARBAGE CARTS	2018	4	0%	S/L	7	2025	2025.3	14,797	14,797	176	2,114
188	96 GALLON GARBAGE CARTS	2018	4	0%	S/L	7	2025	2025.3	10,037	10,037	119	1,434
864	64 Gal Garbage Carts	2018	8	0%	S/L	7	2025	2025.7	39,725	39,725	473	5,675
624	MSW Carts 96 Gal	2019	1	0%	S/L	7	2026	2026.1	31,533	31,533	375	4,505
588	65 Gallon MSW Carts	2019	4	0%	S/L	7	2026	2026.3	24,978	24,978	297	3,568
300	35 Gallon MSW Carts	2019	4	0%	S/L	7	2026	2026.3	11,166	11,166	133	1,595
624	96 Gallon MSW Carts	2019	8	0%	S/L	7	2026	2026.7	31,346	31,346	373	4,478
178	95 Gal Plastic Carts - Refuse	2020	3	0%	S/L	7	2027	2027.3	7,962	7,962	95	1,137
915	65 Gal Plastic Carts - Refuse	2020	3	0%	S/L	7	2027	2027.3	35,647	35,647	424	5,092
504	35 Gal Plastic Carts - Refuse	2020	3	0%	S/L	7	2027	2027.3	16,381	16,381	195	2,340
140	35 Gal Plastic Carts - Refuse	2020	3	0%	S/L	7	2027	2027.3	4,715	4,715	56	674
1014	65 Gal Plastic Carts - Refuse	2020	3	0%	S/L	7	2027	2027.3	40,541	40,541	483	5,792
2160	35 Gal Plastic Carts - Refuse	2020	3	0%	S/L	7	2027	2027.3	72,751	72,751	866	10,393
220	95 Gal Plastic Carts - Refuse	2020	3	0%	S/L	7	2027	2027.3	10,105	10,105	120	1,444
936	65 Gal Plastic Carts - Refuse	2020	3	0%	S/L	7	2027	2027.3	37,422	37,422	446	5,346
2300	35 Gal Plastic Carts - Refuse	2020	3	0%	S/L	7	2027	2027.3	8,537	8,537	102	1,220
615	95 Gal Plastic Carts - Refuse	2020	3	0%	S/L	7	2027	2027.3	2,277	2,277	27	325
	Total Garbage Carts								**1,192,009**	**1,192,009**	**14,001**	**168,014**
	Recycling Bins - Jefferson UTC & Port Townsend											
960	RECYCL BINS (N)	2011	5	0%	S/L	10	2021	2021.4	6,930	6,930	58	693
720	RECYCL BINS (N)	2013	12	0%	S/L	10	2023	2024.0	5,854	5,854	49	585
720	RECYCL BINS (N)	2015	11	0%	S/L	5	2020	2020.9	6,127	6,127	102	1,225
1800	RECYCL BINS (N)	2016	4	0%	S/L	5	2021	2021.3	15,181	15,181	253	3,036
850	18 Gal Recycle Bins	2018	8	0%	S/L	5	2023	2023.7	7,590	7,590	127	1,518
500	16 Gal Recycle Bins	2020	5	0%	S/L	5	2025	2025.4	4,869	4,869	81	974
480	18 Gal Recycle Bins	2020	9	0%	S/L	5	2025	2025.8	4,961	4,961	83	992
	Total Recycling Bins								**51,511**	**51,511**	**752**	**9,024**

eg. Month
nd Month

nd Mo/Yr
eg. Mo/Yr

Test Year Depr	Beginning Accumulated Depreciation 8/1/2022	Allocated Accumulated Depreciation 7/31/2023	Average Investment 7/31/2023
-	8,225	8,225	-
-	12,388	12,388	-
-	13,274	13,274	-
-	11,776	11,776	-
-	5,822	5,822	-
-	17,169	17,169	-
-	18,752	18,752	-
-	964	964	-
-	142,652	142,652	-
-	13,946	13,946	-
-	6,132	6,132	-
-	7,064	7,064	-
-	9,373	9,373	-
-	5,352	5,352	-
-	12,068	12,068	-
-	12,838	12,838	-
-	4,786	4,786	-
-	5,261	5,261	-
-	4,327	4,327	-
-	10,045	10,045	-
-	14,106	14,106	-
-	18,129	18,129	-
-	4,330	4,330	-
-	1,178	1,178	-
-	1,262	1,262	-
-	17,190	17,190	-
-	2,111	2,111	-
-	2,881	2,881	-
-	3,001	3,001	-
-	11,424	11,424	-
-	11,084	11,084	-
-	11,626	11,626	-
-	6,886	6,886	-
-	7,562	7,562	-
-	6,737	6,737	-
-	8,693	8,693	-
-	11,478	11,478	-
-	18,017	18,017	-
-	18,931	18,931	-
-	10,759	10,759	-
-	11,816	11,816	-
-	12,551	12,551	-
-	8,069	8,069	-
-	7,873	7,873	-
-	13,252	13,252	-
-	9,466	9,466	-
-	7,334	7,334	-
-	18,038	18,038	-
-	5,873	5,873	-
-	9,335	9,335	-
-	1,473	1,473	-
-	5,971	5,971	-
-	5,548	5,548	-
-	13,504	13,504	-
-	7,100	7,100	-
-	9,458	9,458	-
-	11,586	11,586	-
-	8,719	8,719	-
-	2,759	2,759	-
-	0	0	-
-	379	379	-
-	1,380	1,380	-
-	1,600	1,600	-
-	11,013	11,013	-
-	5,475	5,475	-
248	2,295	2,543	434
500	4,629	5,130	876
569	4,031	4,600	2,229
887	6,280	7,167	3,473
367	2,598	2,965	1,436
-	5,967	6,683	-
-	4,578	5,127	-
-	4,173	4,802	-
-	1,684	1,938	-
694	4,107	4,801	3,528
390	2,305	2,695	1,981
393	2,323	2,715	1,996
914	5,410	6,324	4,648
499	2,954	3,453	2,538

618	3,655	4,273	3,140
2,174	11,778	13,953	12,141
871	4,717	5,588	4,862
40	219	259	226
659	3,571	4,231	3,681
1,980	10,727	12,707	11,057
1,875	10,158	12,033	10,471
-	3,811	3,811	-
766	3,321	4,087	5,109
1,227	5,317	6,544	8,180
978	4,238	5,215	6,519
981	4,251	5,231	6,539
1,253	5,431	6,684	8,355
882	3,820	4,702	5,877
537	1,790	2,327	4,116
920	3,067	3,987	7,054
847	2,823	3,670	6,493
763	2,543	3,305	5,848
525	1,752	2,277	4,028
529	1,764	2,293	4,056
669	2,231	2,900	5,131
2,394	6,384	8,778	7,980
1,105	2,947	4,052	3,684
1,711	4,562	6,273	5,703
1,334	3,558	4,892	4,448
260	606	866	2,252
279	652	931	2,421
297	694	991	2,577
678	1,581	2,258	5,872
740	1,727	2,467	6,414
1,038	2,421	3,459	8,993
170	397	568	1,476
556	1,297	1,853	4,819
1,197	2,792	3,989	10,371
168	391	559	1,454

36,483	**873,496**	**912,127**	**214,484**

-	24,451	24,451	-
-	6,960	6,960	-
-	23,012	23,012	-
-	14,328	14,328	-
-	15,868	15,868	-
-	10,546	10,546	-
-	22,656	22,656	-
-	23,147	23,147	-
-	23,902	23,902	-
-	14,120	14,120	-
-	11,989	11,989	-
-	15,058	15,058	-
-	26,450	26,450	-
-	26,450	26,450	-
-	26,509	26,509	-
-	25,620	25,620	-
-	26,509	26,509	-
-	1,402	1,402	-
-	700	700	-
-	61,000	61,000	-
-	6,001	6,001	-
1,530	13,773	15,303	3,061
1,359	9,627	10,987	5,323
1,618	10,651	12,269	5,674
498	3,115	3,614	2,367
969	6,055	7,024	4,602
1,495	9,221	10,716	7,227
498	3,074	3,572	2,409
969	5,974	6,943	4,683
2,313	12,338	14,651	13,109
2,554	13,622	16,176	14,474
3,214	15,804	19,018	3,482
3,290	14,258	17,549	21,936
3,785	15,773	19,558	25,867
2,581	8,174	10,756	20,220
2,328	7,372	9,700	18,236

29,004	**555,510**	**584,514**	**152,670**

-	37,290	37,290	-
-	100,000	100,000	-
-	3,564	3,564	-
-	9,975	9,975	-
-	5,130	5,130	-
-	3,507	3,507	-
-	11,615	11,615	-
-	9,510	9,510	-
-	11,068	11,068	-

-	22,999	22,999	-
-	6,336	6,336	-
-	9,549	9,549	-
-	23,708	23,708	-
-	10,872	10,872	-
-	24,142	24,142	-
-	28,727	28,727	-
-	17,128	17,128	-
-	15,459	15,459	-
-	18,714	18,714	-
-	14,312	14,312	-
-	14,269	14,635	-
-	9,805	9,805	-
-	11,695	11,695	-
-	10,434	10,434	-
-	31,880	31,880	-
-	31,731	31,731	-
2,832	16,994	19,826	-
553	3,135	3,689	184
2,353	13,333	15,686	784
2,178	12,344	14,522	726
3,216	17,150	20,365	2,144
2,705	14,429	17,135	1,804
4,847	25,852	30,699	3,232
4,648	24,792	29,440	3,099
4,847	25,852	30,699	3,232
2,770	14,772	17,541	1,846
11,664	50,544	62,208	19,440
2,114	9,160	11,274	3,523
1,434	6,214	7,647	2,390
5,675	22,700	28,375	11,350
4,505	16,142	20,647	10,886
3,568	11,894	15,463	9,515
1,595	5,317	6,912	4,254
4,478	13,434	17,912	13,434
1,137	2,749	3,886	4,076
5,092	12,307	17,399	18,248
2,340	5,655	7,995	8,385
674	1,628	2,302	2,414
5,792	13,996	19,788	20,753
10,393	25,116	35,509	37,242
1,444	3,489	4,932	5,173
5,346	12,920	18,266	19,157
1,220	2,947	4,167	4,370
325	786	1,111	1,166
99,746	**879,071**	**979,183**	**212,826**
-	6,930	6,930	-
585	5,073	5,658	195
-	6,127	6,127	-
-	15,181	15,181	-
1,518	6,072	7,590	-
974	2,191	3,165	1,704
992	1,902	2,894	2,067
4,069	**43,475**	**47,545**	**3,966**

Olympic Disposal
Depreciation Schedule
July 31, 2023

FAR #	Codes	No	Asset Classification	Date in Service Year	Mo	Salvage Value %	Method M	Life Years	Year Fully Depr	Year/Mo Fully Depr	Asset Cost
			Service Equipment								
		8	2002 FORD F-150 PU (U)	2014	8	0%	S/L	5	2019	2019.7	6,270
130854		1	Engine Rebuild on 1994 F450 Service	2005	3	0%	S/L	5	2010	2010.3	9,807
174644		102	Used 2008 Ford F-150 4x4 Supervisor	2011	12	0%	S/L	3	2014	2015.0	27,526
227697		12	2005 Ford F150 (Brown)	2011	12	0%	S/L	3	2014	2015.0	19,878
235326		ops2	2020 Ford Pickup Truck	2020	7	0%	S/L	5	2025	2025.6	24,681
235327		ops3	2020 Ford Pickup Truck	2020	7	0%	S/L	5	2025	2025.6	24,681
239568		48	(48) Lytx Drivecams	2020	9	0%	S/L	5	2025	2026	38,577
240607		48	(48) Lytx Drivecam Harness	2020	9	0%	S/L	5	2025	2026	162
			Total Service Equipment								**151,583**
			Shop Equipment								
			Shop Heater	2009	1	0%	S/L	7	2016	2016	11,781
87711		737	2011 Ford F-350 Shop Pick-Up (N)	2011	11	0%	S/L	7	2018	2019	37,527
			Trailblazer Compressor, Generator	2011	12	0%	S/L	7	2018	2019	10,540
			Salt Dogg 2-yd Poly Tank Spread	2011	12	0%	S/L	7	2018	2019	6,024
			RTA Equipment	2012	4	0%	S/L	7	2019	2019	466
105398/105399			Gantry Overhead Crane (Shop)	2013	5	0%	S/L	7	2020	2020	23,495
128860			Pressure Washer	2015	11	0%	S/L	5	2020	2021	6,915
171683			Deluxe AC Machine	2016	12	0%	S/L	5	2021	2022	4,743
186110			14T Floor Jacks (@)	2017	9	0%	S/L	5	2022	2023	9,103
186565/186694			HP ProBook 640 G2 (Maint. Mgr)	2017	9	0%	S/L	3	2020	2021	1,208
194634			Carlsborg Shop Addition	2018	1	0%	S/L	3	2021	2021	98,487
194952			Structural Analysis at Carlsborg Site	2018	1	0%	S/L	2.09	2020.09	2020	5,130
197793		738	2018 Ford F350 Shop Truck	2018	6	0%	S/L	10	2028	2028.5	48,480
203680/ 197793			Truck Mount Air Compressor	2018	6	0%	S/L	10	2028	2029	2,807
203588 / 203587 / 197793			Air Hose Reel & Lift Gate for New Sho	2018	6	0%	S/L	3	2021	2022	2,956
203584			New Toyota Forklift (Carlsborg Shop)	2018	8	0%	S/L	4	2022	2023	31,166
206228			New Pressure Washer - Wash Rack at	2018	11	0%	S/L	5	2023	2024	4,069
209508			Wash Rack Awning	2019	1	0%	S/L	5	2024	2024	10,779
209507			Wash Rack - Oil and Water Separator,	2019	1	0%	S/L	5	2024	2024	16,245
218617			New Shop IS Hardware	2019	8	0%	S/L	3	2022	2023	23,189
218615, 220969, 220970, 221106, 221735			New Shop	2019	8	0%	S/L	10	2029	2030	1,970,989
218614			Maintanence Shop (Sequim)	2019	8	0%	S/L	10	2029	2030	456,069
Q2 2020			Truck Lift	2020	4	0%	S/L	5	2025	2025	60,000
			Total Shop Equipment								**2,842,164**
			MRF Equipment								
171642			Scissor Lift	2016	12	0%	S/L	10	2026	2027	13,518
185161			Used Skid Steer 2014 Cat	2017	7	0%	S/L	7	2024	2025	25,366
			Total MRF Equipment								**38,884**
			Office								
122560			Phone system	2015	4	0%	S/L	5	2020	2020	13,450
186692			Cubicles at Carlsborg	2017	9	0%	S/L	10	2027	2028	10,190
212890			HP Probook 650 G4 Asst Controller	2019	4	0%	S/L	3	2022	2022	1,729
			Total Office								**25,369**
			Computers								
			Sony Internet TV	2011	12	0%	S/L	5	2016	2017	851
			Wyse Winterms D10D	2014	4	0%	S/L	5	2019	2019	332
115374/116107			HP Prodesk 600 G1 & Monitor	2014	8	0%	S/L	5	2019	2020	854
122103		7	Winterms	2015	4	0%	S/L	5	2020	2020	2,290
123532			HP Probook 650 G1	2015	6	0%	S/L	5	2020	2021	1,033
131543/132353		34	Samsung Route Tablets/Mounts	2016	3	0%	S/L	5	2021	2021	15,791
139784		1	Snap On Diagnostics Shop Computer	2016	6	0%	S/L	5	2021	2022	8,320
179236		1	HP Probook 640 G2	2017	3	0%	S/L	3	2020	2020	1,196
180542		1	Diagnostic Laptop for Shop	2017	5	0%	S/L	3	2020	2020	1,342
183543		1	Software for Diagnostic Laptop	2017	5	0%	S/L	3	2020	2020	6,347
194814			Star TSP 743IIU-24 Gry - receipt print	2018	3	0%	S/L	3	2021	2021	1,118.20
194954			HP ProDesk 600 G3 - SFF - Core i3	2018	3	0%	S/L	5	2023	2023	935.10
196591			Adapter	2018	3	0%	S/L	5	2023	2023	76.30
233213			Desktop PC - Blue Mtn TS SN-MXL013	2020	4	0%	S/L	3	2023	2023	1,129.75
			Total Computers								**41,614**
			Leasehold Improvement								
190224			Paving and Stormwater Pond	2017	12	0%	S/L	10	2027	2028	107,611
190223			New Roof for Building	2017	12	0%	S/L	10	2027	2028	49,999
190222			Paving	2017	12	0%	S/L	10	2027	2028	16,011
202995			Storm Water Infiltration Pond	2018	6	0%	S/L	3	2021	2022	27,671
202084			Paving & Storm Water Pond at Carlsb	2018	7	0%	S/L	10	2028	2029	172,178
218616			Facility Improvements	2019	8	0%	S/L	10	2029	2030	19,785
			Total Leasehold Improvement								**393,255**

8	Test Period Beg. Month
7	Test Period End Month
2,022	First Year
2,023	Second year
2,024	Test Period End Mo/Yr
2,023	Test Period Beg. Mo/Yr

Depr Cost	Monthly Depr	Annual Depr	Test Year Depr	Beginning Accum Depr 8/1/2022	Ending Accum Depr 7/31/2023	Average Investment 7/31/2023
6,270	105	1,254	-	6,270	6,270	-
9,807	163	1,961	-	9,807	9,807	-
27,526	765	9,175	-	27,526	27,526	-
19,878	552	6,626	-	19,878	19,878	-
24,681	411	4,936	4,936	10,284	15,220	9,461
24,681	411	4,936	4,936	10,284	15,220	9,461
38,577	643	7,715	7,715	14,788	22,503	16,074
162	3	32	32	62	94	67
151,583	**3,053**	**36,637**	**17,620**	**98,899**	**116,519**	**35,063**
11,781	140	1,683	-	11,781	11,781	-
37,527	447	5,361	-	37,527	37,527	-
10,540	125	1,506	-	10,540	10,540	-
6,024	72	861	-	6,024	6,024	-
466	6	67	-	466	466	-
23,495	280	3,356	-	23,495	23,495	-
6,915	115	1,383	-	6,915	6,915	-
4,743	79	949	-	4,743	4,743	-
9,103	152	1,821	-	8,952	9,103	-
1,208	34	403	-	1,208	1,208	-
98,487	2,736	32,829	-	98,487	98,487	-
5,130	205	2,454	-	5,130	5,130	-
48,480	404	4,848	4,848	20,200	25,048	23,432
2,807	23	281	281	1,170	1,450	1,357
2,956	82	985	-	2,956	2,956	-
31,166	649	7,791	-	31,166	31,166	-
4,069	68	814	814	3,052	3,865	203
10,779	180	2,156	2,156	7,725	9,881	898
16,245	271	3,249	3,249	11,642	14,891	1,354
23,189	644	7,730	-	23,189	23,189	-
1,970,989	16,425	197,099	197,099	591,297	788,395	1,182,593
456,069	3,801	45,607	45,607	136,821	182,428	273,641
60,000	1,000	12,000	12,000	28,000	40,000	20,000
2,842,164	**27,936**	**335,231**	**266,053**	**1,072,481**	**1,338,686**	**1,503,478**
13,518	113	1,352	1,352	7,660	9,012	4,506
25,366	302	3,624	3,624	18,420	22,044	3,322
38,884	**415**	**4,975**	**4,975**	**26,081**	**31,056**	**7,828**
13,450	224	2,690	-	13,450	13,450	-
10,190	85	1,019	1,019	5,010	6,029	4,161
1,729	48	576	-	1,729	1,729	-
25,369	**357**	**4,285**	**1,019**	**20,189**	**21,208**	**4,161**
851	14	170	-	851	851	-
332	6	66	-	332	332	-
854	14	171	-	854	854	-
2,290	38	458	-	2,290	2,290	-
1,033	17	207	-	1,033	1,033	-
15,791	263	3,158	-	15,791	15,791	-
8,320	139	1,664	-	8,320	8,320	-
1,196	33	399	-	1,196	1,196	-
1,342	37	447	-	1,342	1,342	-
6,347	176	2,116	-	6,347	6,347	-
1,118	31	373	-	1,118	1,118	-
935	16	187	-	826	935	-
76	1	15	-	67	76	-
1,130	31	377	-	879	1,130	-
41,614	**817**	**9,807**	**0**	**41,245**	**41,614**	**0**
107,611	897	10,761	10,761	50,219	60,980	46,632
49,999	417	5,000	5,000	23,333	28,333	21,666
16,011	133	1,601	1,601	7,472	9,073	6,938
27,671	769	9,224	-	27,671	27,671	-
172,178	1,435	17,218	17,218	70,306	87,524	84,654
19,785	165	1,978	1,978	5,935	7,914	11,871
393,255	**3,815**	**45,782**	**36,558**	**184,936**	**221,494**	**171,761**