



Performance Results

Washington February 2003 - January 2004

Qwest's Performance Assurance Plans (PAPs)

PAP specific statistical parameters are unique in some cases. For example, some PAPs apply a range of critical values dependent on the type of product and volume of orders. Accordingly, the critical z-values and resulting parity scores reflected in this report may differ from critical z-values and resulting parity values used to calculate PAP payments. For CLECs who have opted into a QPAP, the critical z-values and parity values applicable under the PAP will be applied and reflected in the CLEC payment summaries provided with any payments made.

The numerator and denominator of each performance result will be the same in both instances.

February 20, 2004

Table of Contents

Section	Page Number
GA-1 - Gateway Availability - IMA-GUI	24
<i>Gateway Availability - IMA-GUI (Percent) All (GA-1 A) (Benchmark)</i>	24
<i>Gateway Availability - IMA-GUI (Percent) SIA (GA-1 D) (Benchmark)</i>	24
GA-2 - Gateway Availability - IMA-EDI	25
<i>Gateway Availability - IMA-EDI (Percent) (GA-2) (Benchmark)</i>	25
GA-3 - Gateway Availability - EB-TA	26
<i>Gateway Availability - EB-TA (Percent) (GA-3) (Benchmark)</i>	26
GA-4 - System Availability - EXACT	27
<i>System Availability - EXACT (Percent) (GA-4) (Benchmark)</i>	27
GA-6 - Gateway Availability - GUI - Repair	28
<i>Gateway Availability - GUI - Repair (Percent) (GA-6) (Benchmark)</i>	28
GA-7 - Timely Outage Resolution following Software Releases	29
<i>Timely Outage Resolution following Software Releases (Percent) (GA-7) (Benchmark)</i>	29
PO-1 - Pre-Order/Order Response Times	30
<i>Pre-Order Response Times (Appt. Scheduler) (Avg Sec) IMA Request (PO-1 A-1(a)) (Diagnostic)</i>	30
<i>Pre-Order Response Times (Appt. Scheduler) (Avg Sec) IMA Response/Accept (PO-1 A-1(b,c)) (Diagnostic)</i>	30
<i>Pre-Order Response Times (Appt. Scheduler) (Avg Sec) IMA Aggregate (PO-1 A-1 Total) (Benchmark)</i>	30
<i>Pre-Order Response Times (Service Availability) (Avg Sec) IMA Request (PO-1 A-2(a)) (Diagnostic)</i>	30
<i>Pre-Order Response Times (Service Availability) (Avg Sec) IMA Response (PO-1 A-2(b)) (Diagnostic)</i>	31
<i>Pre-Order Response Times (Service Availability) (Avg Sec) IMA Aggregate (PO-1 A-2 Total) (Benchmark)</i>	31
<i>Pre-Order Response Times (Facility Check) (Avg Sec) IMA Request (PO-1 A-3(a)) (Diagnostic)</i>	31
<i>Pre-Order Response Times (Facility Check) (Avg Sec) IMA Response (PO-1 A-3(b)) (Diagnostic)</i>	31
<i>Pre-Order Response Times (Facility Check) (Avg Sec) IMA Aggregate (PO-1 A-3 Total) (Benchmark)</i>	32
<i>Pre-Order Response Times (Address Validation) (Avg Sec) IMA Request (PO-1 A-4(a)) (Diagnostic)</i>	32
<i>Pre-Order Response Times (Address Validation) (Avg Sec) IMA Response (PO-1 A-4(b)) (Diagnostic)</i>	32
<i>Pre-Order Response Times (Address Validation) (Avg Sec) IMA Aggregate (PO-1 A-4 Total) (Benchmark)</i>	32
<i>Pre-Order Response Times (Get CSR) (Avg Sec) IMA Request (PO-1 A-5(a)) (Diagnostic)</i>	33
<i>Pre-Order Response Times (Get CSR) (Avg Sec) IMA Response (PO-1 A-5(b)) (Diagnostic)</i>	33
<i>Pre-Order Response Times (Get CSR) (Avg Sec) IMA Aggregate (PO-1 A-5 Total) (Benchmark)</i>	33
<i>Pre-Order Response Times (TN Reservation) (Avg Sec) IMA Request (PO-1 A-6(a)) (Diagnostic)</i>	33
<i>Pre-Order Response Times (TN Reservation) (Avg Sec) IMA Response (PO-1 A-6(b)) (Diagnostic)</i>	34
<i>Pre-Order Response Times (TN Reservation) (Avg Sec) IMA Accept (PO-1 A-6(c)) (Diagnostic)</i>	34
<i>Pre-Order Response Times (TN Reservation) (Avg Sec) IMA Aggregate (PO-1 A-6 Total) (Benchmark)</i>	34
<i>Pre-Order Response Times (Loop Qualification Tools) (Avg Sec) IMA Request (PO-1 A-7(a)) (Diagnostic)</i>	34
<i>Pre-Order Response Times (Loop Qualification Tools) (Avg Sec) IMA Response (PO-1 A-7(b)) (Benchmark)</i>	35
<i>Pre-Order Response Times (Loop Qualification Tools) (Avg Sec) IMA Aggregate (PO-1 A-7 Total) (Diagnostic)</i>	35
<i>Pre-Order Response Times (Resale of Qwest DSL Qualification) (Avg Sec) IMA Request (PO-1 A-8(a)) (Diagnostic)</i>	35
<i>Pre-Order Response Times (Resale of Qwest DSL Qualification) (Avg Sec) IMA Response (PO-1 A-8(b)) (Benchmark)</i>	35
<i>Pre-Order Response Times (Resale of Qwest DSL Qualification) (Avg Sec) IMA Aggregate (PO-1 A-8 Total) (Diagnostic)</i>	36
<i>Pre-Order Response Times (Connecting Facility Assignment) (Avg Sec) IMA Request (PO-1 A-9(a)) (Diagnostic)</i>	36
<i>Pre-Order Response Times (Connecting Facility Assignment) (Avg Sec) IMA Response (PO-1 A-9(b)) (Diagnostic)</i>	36
<i>Pre-Order Response Times (Connecting Facility Assignment) (Avg Sec) IMA Aggregate (PO-1 A-9 Total) (Benchmark)</i>	36
<i>Pre-Order Response Times (Meet Point Inquiry) (Avg Sec) IMA Request (PO-1 A-10(a)) (Diagnostic)</i>	37
<i>Pre-Order Response Times (Meet Point Inquiry) (Avg Sec) IMA Response (PO-1 A-10(b)) (Diagnostic)</i>	37
<i>Pre-Order Response Times (Meet Point Inquiry) (Avg Sec) IMA Aggregate (PO-1 A-10 Total) (Benchmark)</i>	37

Table of Contents

Section	Page Number
<i>Pre-Order Response Times (Appt. Scheduler) (Avg Sec) EDI Request/Response (PO-1 B-1) (Benchmark)</i>	38
<i>Pre-Order Response Times (Service Availability) (Avg Sec) EDI Request/Response (PO-1 B-2) (Benchmark)</i>	38
<i>Pre-Order Response Times (Facility Check) (Avg Sec) EDI Request/Response (PO-1 B-3) (Benchmark)</i>	38
<i>Pre-Order Response Times (Address Validation) (Avg Sec) EDI Request/Response (PO-1 B-4) (Benchmark)</i>	38
<i>Pre-Order Response Times (Get CSR) (Avg Sec) EDI Request/Response (PO-1 B-5) (Benchmark)</i>	39
<i>Pre-Order Response Times (TN Reservation) (Avg Sec) EDI Request/Response (PO-1 B-6) (Benchmark)</i>	39
<i>Pre-Order Response Times (Loop Qualification Tools) (Avg Sec) EDI Request/Response (PO-1 B-7) (Benchmark)</i>	39
<i>Pre-Order Response Times (Resale of Qwest DSL Qualification) (Avg Sec) EDI Request/Response (PO-1 B-8) (Benchmark)</i>	39
<i>Pre-Order Response Times (Connecting Facility Assignment) (Avg Sec) EDI Request/Response (PO-1 B-9) (Benchmark)</i>	40
<i>Pre-Order Response Times (Meet Point Inquiry) (Avg Sec) EDI Request/Response (PO-1 B-10) (Benchmark)</i>	40
<i>Pre-Order Response Times (Timeout) (Percent) IMA Total (PO-1C - 1) (Benchmark)</i>	40
<i>Pre-Order Response Times (Timeout) (Percent) EDI Total (PO-1C - 2) (Benchmark)</i>	40
<i>Pre-Order Response Times (Rejected Query) (Avg Sec) IMA Total (PO-1D - 1) (Diagnostic)</i>	41
<i>Pre-Order Response Times (Rejected Query) (Avg Sec) EDI Total (PO-1D - 2) (Diagnostic)</i>	41
PO-2A-1 - Electronic Flow-through for LSRs received via IMA GUI (Percent)	42
<i>Resale Aggregate W/O UNE-P-POTS (Diagnostic)</i>	42
<i>Unbundled Loop Aggregate (Diagnostic)</i>	42
<i>LNP (Diagnostic)</i>	42
<i>UNE - P (POTS) (Diagnostic)</i>	42
PO-2A-2 - Electronic Flow-through for LSRs received via IMA EDI (Percent)	43
<i>Resale Aggregate W/O UNE-P-POTS (Diagnostic)</i>	43
<i>Unbundled Loop Aggregate (Diagnostic)</i>	43
<i>LNP (Diagnostic)</i>	43
<i>UNE - P (POTS) (Diagnostic)</i>	43
PO-2B-1 - Electronic Flow-through for All Eligible LSRs received via IMA GUI (Percent)	44
<i>Resale Aggregate W/O UNE-P-POTS (Benchmark)</i>	44
<i>Unbundled Loop Aggregate (Benchmark)</i>	44
<i>LNP (Benchmark)</i>	44
<i>UNE - P (POTS) (Benchmark)</i>	44
PO-2B-2 - Electronic Flow-through for All Eligible LSRs received via IMA EDI (Percent)	45
<i>Resale Aggregate W/O UNE-P-POTS (Benchmark)</i>	45
<i>Unbundled Loop Aggregate (Benchmark)</i>	45
<i>LNP (Benchmark)</i>	45
<i>UNE - P (POTS) (Benchmark)</i>	45
PO-3 - LSR Rejection Notice Interval	46
<i>LSR Rejection Notice Interval for IMA - Rejected Manually (Hours:Minutes) (PO-3A-1) (Benchmark)</i>	46
<i>LSR Rejection Notice Interval for IMA - Auto-Rejected (Minutes:Seconds) (PO-3A-2) (Benchmark)</i>	46
<i>LSR Rejection Notice Interval for EDI - Rejected Manually (Hours:Minutes) (PO-3B-1) (Benchmark)</i>	46
<i>LSR Rejection Notice Interval for EDI - Auto-Rejected (Minutes:Seconds) (PO-3B-2) (Benchmark)</i>	46
<i>LSR Rejection Notice Interval for Manual and IIS (Hours:Minutes) (PO-3C) (Benchmark)</i>	47
PO-4 - LSRs Rejected	48
<i>LSRs Rejected for IMA - Rejected Manually (Percent) (PO-4A-1) (Diagnostic)</i>	48
<i>LSRs Rejected for IMA - Auto-Rejected (Percent) (PO-4A-2) (Diagnostic)</i>	48
<i>LSRs Rejected for EDI - Rejected Manually (Percent) (PO-4B-1) (Diagnostic)</i>	48
<i>LSRs Rejected for EDI - Auto-Rejected (Percent) (PO-4B-2) (Diagnostic)</i>	48

Table of Contents

Section	Page Number
<i>LSRs Received via Facsimile (Percent) (PO-4C) (Diagnostic)</i>	49
PO-5A-1 - FOCs On Time for Fully Electronic LSRs Received via IMA GUI (Percent)	50
<i>Resale Aggregate (PO-5A-1 (a)) (Benchmark)</i>	50
<i>Unbundled Loop Aggregate (PO-5A-1 (b)) (Benchmark)</i>	50
<i>LNP (PO-5A-1 (c)) (Benchmark)</i>	50
PO-5A-2 - FOCs On Time for Fully Electronic LSRs Received via IMA EDI (Percent)	51
<i>Resale Aggregate (PO-5A-2 (a)) (Benchmark)</i>	51
<i>Unbundled Loop Aggregate (PO-5A-2 (b)) (Benchmark)</i>	51
<i>LNP (PO-5A-2 (c)) (Benchmark)</i>	51
PO-5B-1 - FOCs On Time for Electronic/Manual LSRs Received via IMA GUI (Percent)	52
<i>Resale Aggregate (PO-5B-1 (a)) (Benchmark)</i>	52
<i>Unbundled Loop Aggregate (PO-5B-1 (b)) (Benchmark)</i>	52
<i>LNP (PO-5B-1 (c)) (Benchmark)</i>	52
PO-5B-2 - FOCs On Time for Electronic/Manual LSRs Received via IMA EDI (Percent)	53
<i>Resale Aggregate (PO-5B-2 (a)) (Benchmark)</i>	53
<i>Unbundled Loop Aggregate (PO-5B-2 (b)) (Benchmark)</i>	53
<i>LNP (PO-5B-2 (c)) (Benchmark)</i>	53
PO-5C - FOCs on Time for Manual (Percent)	54
<i>Resale Aggregate (PO-5C -(a)) (Benchmark)</i>	54
<i>Unbundled Loop Aggregate (PO-5C -(b)) (Benchmark)</i>	54
<i>LNP (PO-5C -(c)) (Benchmark)</i>	54
PO-5D - FOCs on Time (Percent)	55
<i>LIS Trunk (PO-5D) (Benchmark)</i>	55
PO-6 - Work Completion Notification Timeliness	56
<i>Notices Made Available via IMA - GUI All (Hours:Minutes) (PO-6A) (Benchmark)</i>	56
<i>Notices Transmitted via IMA - EDI All (Hours:Minutes) (PO-6B) (Benchmark)</i>	56
PO-7 - Billing Completion Notification Timeliness	57
<i>Notices Made Available via IMA - GUI / Billing System Posting Completions All (Percent) (PO-7A ,C) (Parity)</i>	57
<i>Notices Transmitted via IMA - EDI / Billing System Posting Completions All (Percent) (PO-7B ,C) (Parity)</i>	57
PO-8 - Jeopardy Notice Interval	58
<i>Non-Designed Services (Average Days) (PO-8 A) (Parity)</i>	58
<i>Unbundled Loops and Number Portability (Average Days) (PO-8 B) (Parity)</i>	58
<i>LIS Trunk (Average Days) (PO-8 C) (Parity)</i>	58
<i>UNE - P (POTS) (Average Days) (PO-8 D) (Parity)</i>	58
PO-9 - Timely Jeopardy Notices	59
<i>Non-Designed Services (PO-9 A) (Parity)</i>	59
<i>Unbundled Loops and Number Portability (PO-9 B) (Parity)</i>	59
<i>LIS Trunk (PO-9 C) (Parity)</i>	59
<i>UNE - P (POTS) (PO-9 D) (Parity)</i>	59
PO-10 - LSR Accountability	60

Table of Contents

Section	Page Number
<i>LSR Accountability (Percent) Product Aggregate (PO-10) (Diagnostic)</i>	60
PO-15 - Number of Due Date Changes per Order	61
<i>All (PO-15) (Diagnostic)</i>	61
PO-16 - Timely Release Notifications	62
<i>(PO-16) (Percent) (Benchmark)</i>	62
PO-19 - Stand-Alone Test Environment (SATE) Accuracy	63
<i>(PO-19) (Percent) (Benchmark)</i>	63
<i>(PO-19 A) Rel. 10.0 (Percent) (Benchmark)</i>	63
<i>(PO-19 A) Rel. 11.0 (Percent) (Benchmark)</i>	63
<i>(PO-19 A) Rel. 12.0 (Percent) (Benchmark)</i>	63
<i>(PO-19 A) Rel. 13.0 (Percent) (Benchmark)</i>	64
<i>(PO-19 A) Rel. 14.0 (Percent) (Benchmark)</i>	64
<i>(PO-19 A) Rel. VICKI (Percent) (Benchmark)</i>	64
<i>(PO-19 B) (Percent) (Benchmark)</i>	64
PO-20 Manual Service Order Accuracy	65
<i>Resale POTS and UNE-P (POTS) (Benchmark)</i>	65
<i>Unbundled Loops (Analog & NL 2-wire) (Benchmark)</i>	65
Order Accuracy	66
<i>(Diagnostic)</i>	66
OP-2 - Calls Answered within Twenty Seconds - Interconnect Provisioning Center	67
<i>Calls Answered within Twenty Seconds - Interconnect Provisioning Center (Percent) (OP-2) (Parity)</i>	67
OP-3A - Installation Commitments Met (Percent) - Dispatches within MSAs	68
<i>Business (Parity)</i>	68
<i>Centrex (Parity)</i>	68
<i>Residence (Parity)</i>	68
<i>Qwest DSL (Parity)</i>	68
<i>UNE - P (POTS) (Parity)</i>	69
<i>UNE P (Centrex) (Parity)</i>	69
<i>UNE P (Centrex 21) (Parity)</i>	69
<i>Line Sharing (Benchmark)</i>	70
<i>Line Splitting (Diagnostic)</i>	70
OP-3B - Installation Commitments Met (Percent) - Dispatches outside MSAs	71
<i>Residence (Parity)</i>	71
<i>Business (Parity)</i>	71
<i>PBX (Parity)</i>	71
<i>Qwest DSL (Parity)</i>	71
<i>UNE - P (POTS) (Parity)</i>	72
<i>UNE P (Centrex) (Parity)</i>	72
<i>UNE P (Centrex 21) (Parity)</i>	72
<i>Line Sharing (Benchmark)</i>	73
OP-3C - Installation Commitments Met (Percent) - No dispatches	74
<i>Residence (Parity)</i>	74

Table of Contents

Section	Page Number
<i>Business (Parity)</i>	74
<i>Centrex 21 (Parity)</i>	74
<i>PBX (Parity)</i>	74
<i>Qwest DSL (Parity)</i>	75
<i>UNE - P (POTS) (Parity)</i>	75
<i>UNE P (Centrex) (Parity)</i>	75
<i>UNE P (Centrex 21) (Parity)</i>	75
<i>Line Sharing (Benchmark)</i>	76
<i>Line Splitting (Diagnostic)</i>	76
OP-3D - Installation Commitments Met (Percent) - Interval Zone One	77
<i>ISDN Primary (Parity)</i>	77
<i>DS1 (Parity)</i>	77
<i>PBX (Parity)</i>	77
<i>Basic Rate ISDN (Parity)</i>	77
<i>LIS Trunk (Parity)</i>	78
<i>UDIT DS1 (Parity)</i>	79
<i>UDIT Above DS1 Level (Parity)</i>	79
<i>Dark Fiber - IOF (Diagnostic)</i>	79
<i>Unbundled Loop Analog (Benchmark)</i>	79
<i>Unbundled Loop - 2 Wire Non-Loaded (Benchmark)</i>	80
<i>Unbundled Loop - 4 Wire Non-Loaded (Parity)</i>	80
<i>Unbundled Loop - DS1 Capable (Parity)</i>	80
<i>Unbundled Loop ISDN Capable (Parity)</i>	80
<i>Unbundled Loop - ADSL Qualified (Benchmark)</i>	81
<i>Unbundled Loop - DS3 Capable (Parity)</i>	81
<i>Qwest DSL (Parity)</i>	81
<i>Dark Fiber - Loop (Diagnostic)</i>	81
<i>E911 (Parity)</i>	82
<i>Enhanced Extended Loops (EELs) (Benchmark)</i>	83
<i>Unbundled Loop Conditioned (Benchmark)</i>	83
OP-3E - Installation Commitments Met (Percent) - Interval Zone Two	84
<i>ISDN Primary (Parity)</i>	84
<i>DS1 (Parity)</i>	84
<i>PBX (Parity)</i>	84
<i>LIS Trunk (Parity)</i>	84
<i>UDIT Above DS1 Level (Parity)</i>	85
<i>Unbundled Loop Analog (Benchmark)</i>	85
<i>Unbundled Loop - 2 Wire Non-Loaded (Benchmark)</i>	85
<i>Unbundled Loop - DS1 Capable (Parity)</i>	85
<i>Unbundled Loop ISDN Capable (Parity)</i>	86
<i>Unbundled Loop - ADSL Qualified (Benchmark)</i>	86
<i>E911 (Parity)</i>	86
<i>Enhanced Extended Loops (EELs) (Benchmark)</i>	87
<i>Unbundled Loop Conditioned (Benchmark)</i>	87
OP-4A - Installation Interval (Average Days) - Dispatches within MSAs	88
<i>Residence (Parity)</i>	88
<i>Business (Parity)</i>	88
<i>Centrex (Parity)</i>	88

Table of Contents

Section	Page Number
<i>Qwest DSL (Parity)</i>	88
<i>UNE - P (POTS) (Parity)</i>	89
<i>UNE P (Centrex) (Parity)</i>	89
<i>UNE P (Centrex 21) (Parity)</i>	89
<i>Line Sharing (Benchmark)</i>	90
<i>Line Splitting (Diagnostic)</i>	90
OP-4B - Installation Interval (Average Days) - Dispatches outside MSAs	91
<i>Residence (Parity)</i>	91
<i>Business (Parity)</i>	91
<i>PBX (Parity)</i>	91
<i>Qwest DSL (Parity)</i>	91
<i>UNE - P (POTS) (Parity)</i>	92
<i>UNE P (Centrex) (Parity)</i>	92
<i>UNE P (Centrex 21) (Parity)</i>	92
<i>Line Sharing (Benchmark)</i>	93
OP-4C - Installation Interval (Average Days) - No dispatches	94
<i>Residence (Parity)</i>	94
<i>Business (Parity)</i>	94
<i>Centrex 21 (Parity)</i>	94
<i>PBX (Parity)</i>	94
<i>Qwest DSL (Parity)</i>	95
<i>UNE - P (POTS) (Parity)</i>	95
<i>UNE P (Centrex) (Parity)</i>	95
<i>UNE P (Centrex 21) (Parity)</i>	95
<i>Line Sharing (Benchmark)</i>	96
<i>Line Splitting (Diagnostic)</i>	96
OP-4D - Installation Interval (Average Days) - Interval Zone One	97
<i>ISDN Primary (Parity)</i>	97
<i>DS1 (Parity)</i>	97
<i>PBX (Parity)</i>	97
<i>Basic Rate ISDN (Parity)</i>	97
<i>LIS Trunk (Parity)</i>	98
<i>UDIT DS1 (Parity)</i>	99
<i>UDIT Above DS1 Level (Parity)</i>	99
<i>Dark Fiber - IOF (Diagnostic)</i>	99
<i>Unbundled Loop Analog (Benchmark)</i>	99
<i>Unbundled Loop - 2 Wire Non-Loaded (Benchmark)</i>	100
<i>Unbundled Loop - DS1 Capable (Parity)</i>	100
<i>Unbundled Loop ISDN Capable (Parity)</i>	100
<i>Unbundled Loop - ADSL Qualified (Benchmark)</i>	100
<i>Unbundled Loop - DS3 Capable (Parity)</i>	101
<i>Dark Fiber - Loop (Diagnostic)</i>	101
<i>E911 (Parity)</i>	101
<i>Enhanced Extended Loops (EELs) (Diagnostic)</i>	102
<i>Unbundled Loop Conditioned (Benchmark)</i>	102
OP-4E - Installation Interval (Average Days) - Interval Zone Two	103
<i>ISDN Primary (Parity)</i>	103

Table of Contents

Section	Page Number
<i>DS1 (Parity)</i>	103
<i>PBX (Parity)</i>	103
<i>LIS Trunk (Parity)</i>	103
<i>UDIT DS1 (Parity)</i>	104
<i>UDIT Above DS1 Level (Parity)</i>	104
<i>Unbundled Loop Analog (Benchmark)</i>	104
<i>Unbundled Loop - 2 Wire Non-Loaded (Benchmark)</i>	104
<i>Unbundled Loop - DS1 Capable (Parity)</i>	105
<i>Unbundled Loop ISDN Capable (Parity)</i>	105
<i>Unbundled Loop - ADSL Qualified (Benchmark)</i>	105
<i>Dark Fiber - Loop (Diagnostic)</i>	105
<i>E911 (Parity)</i>	106
<i>Enhanced Extended Loops (EELs) (Diagnostic)</i>	107
<i>Unbundled Loop Conditioned (Benchmark)</i>	107
OP-5 - New Service Installation Quality (Percent)	108
<i>Residence (Parity)</i>	108
<i>Business (Parity)</i>	108
<i>Centrex (Parity)</i>	108
<i>Centrex 21 (Parity)</i>	108
<i>PBX (Parity)</i>	109
<i>Basic Rate ISDN (Parity)</i>	109
<i>Qwest DSL (Parity)</i>	109
<i>UNE - P (POTS) (Parity)</i>	109
<i>UNE P (Centrex) (Parity)</i>	110
<i>UNE P (Centrex 21) (Parity)</i>	110
<i>ISDN Primary (Parity)</i>	110
<i>DS1 (Parity)</i>	110
<i>Line Sharing (Parity)</i>	111
<i>UDIT DS1 (Parity)</i>	112
<i>UDIT Above DS1 Level (Parity)</i>	112
<i>Dark Fiber - IOF (Diagnostic)</i>	112
<i>Unbundled Loop Analog (Parity)</i>	112
<i>Unbundled Loop - 2 Wire Non-Loaded (Parity)</i>	113
<i>Unbundled Loop - 4 Wire Non-Loaded (Parity)</i>	113
<i>Unbundled Loop - DS1 Capable (Parity)</i>	113
<i>Unbundled Loop ISDN Capable (Parity)</i>	113
<i>Unbundled Loop - ADSL Qualified (Parity)</i>	114
<i>Unbundled Loop - DS3 Capable (Parity)</i>	114
<i>LIS Trunk (Parity)</i>	114
<i>Dark Fiber - Loop (Diagnostic)</i>	114
<i>E911 (Parity)</i>	115
<i>Enhanced Extended Loops (EELs) (Diagnostic)</i>	116
OP-5A - New Service Installation Quality Reported to Repair (Percent)	117
<i>Residence (Parity)</i>	117
<i>Business (Parity)</i>	117
<i>Centrex (Parity)</i>	117
<i>Centrex 21 (Parity)</i>	117
<i>PBX (Parity)</i>	118
<i>Qwest DSL (Parity)</i>	118

Table of Contents

Section	Page Number
UNE - P (POTS) (Parity)	118
UNE P (Centrex) (Parity)	118
UNE P (Centrex 21) (Parity)	119
Line Sharing (Parity)	119
Line Splitting (Diagnostic)	120
UDIT DS1 (Parity)	121
UDIT Above DS1 Level (Parity)	121
Dark Fiber - IOF (Diagnostic)	121
Unbundled Loop Analog (Parity)	121
Unbundled Loop - 2 Wire Non-Loaded (Parity)	122
Unbundled Loop - DS1 Capable (Parity)	122
Unbundled Loop ISDN Capable (Parity)	122
Unbundled Loop - ADSL Qualified (Parity)	122
Unbundled Loop - DS3 Capable (Parity)	123
LIS Trunk (Parity)	123
Dark Fiber - Loop (Diagnostic)	123
E911 (Parity)	123
Enhanced Extended Loops - DS1 Capable (Parity)	124
OP-5B - New Service Provisioning Quality (Percent)	125
Residence (Diagnostic)	125
Business (Diagnostic)	125
Centrex (Diagnostic)	125
Centrex 21 (Diagnostic)	125
PBX (Diagnostic)	126
Qwest DSL (Diagnostic)	126
UNE - P (POTS) (Diagnostic)	126
UNE P (Centrex) (Diagnostic)	126
UNE P (Centrex 21) (Diagnostic)	127
Line Sharing (Diagnostic)	128
Line Splitting (Diagnostic)	128
Unbundled Loop Analog (Diagnostic)	129
Unbundled Loop - 2 Wire Non-Loaded (Diagnostic)	129
Unbundled Loop - DS1 Capable (Diagnostic)	129
Unbundled Loop ISDN Capable (Diagnostic)	129
Unbundled Loop - ADSL Qualified (Diagnostic)	130
Unbundled Loop - DS3 Capable (Diagnostic)	130
Dark Fiber - Loop (Diagnostic)	130
Enhanced Extended Loops - DS1 Capable (Diagnostic)	131
OP-5T - New Service Installation Quality Total (Percent)	132
Residence (Diagnostic)	132
Business (Diagnostic)	132
Centrex (Diagnostic)	132
Centrex 21 (Diagnostic)	132
PBX (Diagnostic)	133
Qwest DSL (Diagnostic)	133
UNE - P (POTS) (Diagnostic)	133
UNE P (Centrex) (Diagnostic)	133
UNE P (Centrex 21) (Diagnostic)	134
Line Sharing (Diagnostic)	135

Table of Contents

Section	Page Number
<i>Line Splitting (Diagnostic)</i>	135
<i>Unbundled Loop Analog (Diagnostic)</i>	136
<i>Unbundled Loop - 2 Wire Non-Loaded (Diagnostic)</i>	136
<i>Unbundled Loop - DS1 Capable (Diagnostic)</i>	136
<i>Unbundled Loop ISDN Capable (Diagnostic)</i>	136
<i>Unbundled Loop - ADSL Qualified (Diagnostic)</i>	137
<i>Unbundled Loop - DS3 Capable (Diagnostic)</i>	137
<i>Dark Fiber - Loop (Diagnostic)</i>	137
<i>Enhanced Extended Loops - DS1 Capable (Diagnostic)</i>	138
OP-5R - New Service Quality Multiple Report Rate (Percent)	139
<i>Residence (Diagnostic)</i>	139
<i>Business (Diagnostic)</i>	139
<i>Qwest DSL (Diagnostic)</i>	139
<i>UNE - P (POTS) (Diagnostic)</i>	139
<i>UNE P (Centrex) (Diagnostic)</i>	140
<i>UNE P (Centrex 21) (Diagnostic)</i>	140
<i>Line Sharing (Diagnostic)</i>	141
<i>Line Splitting (Diagnostic)</i>	141
<i>Unbundled Loop Analog (Diagnostic)</i>	142
<i>Unbundled Loop - 2 Wire Non-Loaded (Diagnostic)</i>	142
<i>Unbundled Loop - DS1 Capable (Diagnostic)</i>	142
<i>Unbundled Loop ISDN Capable (Diagnostic)</i>	142
<i>Unbundled Loop - ADSL Qualified (Diagnostic)</i>	143
<i>LIS Trunk (Diagnostic)</i>	143
OP-5R - New Service Quality Multiple Report Rate (Percent)	144
<i>Enhanced Extended Loops - DS1 Capable (Diagnostic)</i>	144
OP-5* - New Service Installation Quality (Percent)	145
<i>Residence (Parity)</i>	145
<i>Business (Parity)</i>	145
<i>Centrex (Parity)</i>	145
<i>Centrex 21 (Parity)</i>	145
<i>PBX (Parity)</i>	146
<i>Basic Rate ISDN (Parity)</i>	146
<i>Qwest DSL (Parity)</i>	146
<i>UNE - P (POTS) (Parity)</i>	146
<i>UNE P (Centrex) (Parity)</i>	147
<i>UNE P (Centrex 21) (Parity)</i>	147
<i>ISDN Primary (Parity)</i>	147
<i>DS1 (Parity)</i>	147
<i>Line Sharing (Parity)</i>	148
<i>UDIT DS1 (Parity)</i>	149
<i>UDIT Above DS1 Level (Parity)</i>	149
<i>Dark Fiber - IOF (Diagnostic)</i>	149
<i>Unbundled Loop Analog (Parity)</i>	149
<i>Unbundled Loop - 2 Wire Non-Loaded (Parity)</i>	150
<i>Unbundled Loop - 4 Wire Non-Loaded (Parity)</i>	150
<i>Unbundled Loop - DS1 Capable (Parity)</i>	150
<i>Unbundled Loop ISDN Capable (Parity)</i>	150

Table of Contents

Section	Page Number
<i>Unbundled Loop - ADSL Qualified (Parity)</i>	151
<i>Unbundled Loop - DS3 Capable (Parity)</i>	151
<i>LIS Trunk (Parity)</i>	151
<i>Dark Fiber - Loop (Diagnostic)</i>	151
<i>E911 (Parity)</i>	152
<i>Enhanced Extended Loops (EELs) (Diagnostic)</i>	153
OP-6A-1 - Delayed Days for Non-Facility Reasons (Average Days) - Dispatches within MSAs	154
<i>Residence (Parity)</i>	154
<i>Qwest DSL (Parity)</i>	154
<i>UNE - P (POTS) (Parity)</i>	154
<i>UNE P (Centrex) (Parity)</i>	154
<i>UNE P (Centrex 21) (Parity)</i>	155
<i>Line Sharing (Diagnostic)</i>	156
<i>Line Splitting (Diagnostic)</i>	156
OP-6A-2 - Delayed Days for Non-Facility Reasons (Average Days) - Dispatches outside MSAs	157
<i>Residence (Parity)</i>	157
<i>UNE - P (POTS) (Parity)</i>	157
OP-6A-3 - Delayed Days for Non-Facility Reasons (Average Days) - No dispatches	158
<i>Residence (Parity)</i>	158
<i>Business (Parity)</i>	158
<i>Qwest DSL (Parity)</i>	158
<i>UNE - P (POTS) (Parity)</i>	158
<i>Line Sharing (Diagnostic)</i>	159
<i>Line Splitting (Diagnostic)</i>	159
OP-6A-4 - Delayed Days for Non-Facility Reasons (Average Days) - Interval Zone One	160
<i>ISDN Primary (Parity)</i>	160
<i>LIS Trunk (Parity)</i>	160
<i>Unbundled Loop Analog (Parity)</i>	161
<i>Unbundled Loop - 2 Wire Non-Loaded (Parity)</i>	161
<i>Unbundled Loop - DS1 Capable (Parity)</i>	161
<i>Unbundled Loop ISDN Capable (Parity)</i>	161
<i>Enhanced Extended Loops (EELs) (Diagnostic)</i>	162
OP-6A-5 - Delayed Days for Non-Facility Reasons (Average Days) - Interval Zone Two	163
<i>ISDN Primary (Parity)</i>	163
<i>DS1 (Parity)</i>	163
<i>LIS Trunk (Parity)</i>	163
<i>Unbundled Loop Analog (Parity)</i>	164
<i>Unbundled Loop - 2 Wire Non-Loaded (Parity)</i>	164
<i>Unbundled Loop - DS1 Capable (Parity)</i>	164
<i>Unbundled Loop ISDN Capable (Parity)</i>	164
<i>Unbundled Loop - ADSL Qualified (Parity)</i>	165
<i>Enhanced Extended Loops (EELs) (Diagnostic)</i>	166
OP-6B-1 - Delayed Days for Facility Reasons (Average Days) - Dispatches within MSAs	167
<i>Residence (Parity)</i>	167
<i>Qwest DSL (Parity)</i>	167

Table of Contents

Section	Page Number
<i>UNE - P (POTS) (Parity)</i>	167
<i>UNE P (Centrex) (Parity)</i>	167
OP-6B-2 - Delayed Days for Facility Reasons (Average Days) - Dispatches outside MSAs	168
<i>Residence (Parity)</i>	168
<i>UNE - P (POTS) (Parity)</i>	168
OP-6B-3 - Delayed Days for Facility Reasons (Average Days) - No dispatches	169
<i>Residence (Parity)</i>	169
<i>UNE - P (POTS) (Parity)</i>	169
<i>Line Sharing (Diagnostic)</i>	170
OP-6B-4 - Delayed Days for Facility Reasons (Average Days) - Interval Zone One	171
<i>LIS Trunk (Parity)</i>	171
<i>Unbundled Loop Analog (Parity)</i>	172
<i>Unbundled Loop - 2 Wire Non-Loaded (Parity)</i>	172
<i>Unbundled Loop - DS1 Capable (Parity)</i>	172
<i>Unbundled Loop ISDN Capable (Parity)</i>	172
<i>Unbundled Loop - ADSL Qualified (Parity)</i>	173
<i>Enhanced Extended Loops (EELs) (Diagnostic)</i>	174
OP-6B-5 - Delayed Days for Facility Reasons (Average Days) - Interval Zone Two	175
<i>Unbundled Loop Analog (Parity)</i>	175
<i>Unbundled Loop - 2 Wire Non-Loaded (Parity)</i>	175
<i>Unbundled Loop - DS1 Capable (Parity)</i>	175
<i>Unbundled Loop ISDN Capable (Parity)</i>	175
<i>Enhanced Extended Loops (EELs) (Diagnostic)</i>	176
OP-7 - Coordinated "Hot Cut" Interval (Hours:Minutes)	177
<i>Unbundled Loop - Analog (Diagnostic)</i>	177
<i>Unbundled Loop Other (Diagnostic)</i>	177
OP-8 - Number Portability Timeliness (Percent)	178
<i>Number Portability Timeliness (Percent) (OP-8 B) (Benchmark)</i>	178
<i>Percentage of LNP Triggers Set Prior to the Frame Due Time (Percent) (OP-8C) (Benchmark)</i>	178
OP-13 - Coordinated Cuts on Time (Percent)	179
<i>Coordinated Cuts Completed on Time (Percent) Unbundled Loop - Analog (OP-13A) (Benchmark)</i>	179
<i>Coordinated Cuts Completed on Time (Percent) Unbundled Loop Other (OP-13A) (Benchmark)</i>	179
<i>Coordinated Cuts Started Without CLEC Approval (Percent) Unbundled Loop - Analog (OP-13B) (Diagnostic)</i>	179
<i>Coordinated Cuts Started Without CLEC Approval (Percent) Unbundled Loop Other (OP-13B) (Diagnostic)</i>	179
OP-15A - Interval for Pending Orders Delayed Past Due Date	180
<i>Residence (Diagnostic)</i>	180
<i>Business (Diagnostic)</i>	180
<i>PBX (Diagnostic)</i>	180
<i>UNE - P (POTS) (Diagnostic)</i>	180
<i>UNE P (Centrex) (Diagnostic)</i>	181
<i>UNE P (Centrex 21) (Diagnostic)</i>	181
<i>Line Sharing (Diagnostic)</i>	182
<i>Line Splitting (Diagnostic)</i>	182

Table of Contents

Section	Page Number
<i>LIS Trunk (Diagnostic)</i>	183
<i>Unbundled Loop Analog (Diagnostic)</i>	183
<i>Unbundled Loop - 2 Wire Non-Loaded (Diagnostic)</i>	183
<i>Unbundled Loop - DS1 Capable (Diagnostic)</i>	183
<i>Unbundled Loop ISDN Capable (Diagnostic)</i>	184
<i>Unbundled Loop - DS3 Capable (Diagnostic)</i>	184
<i>Qwest DSL (Parity)</i>	184
<i>Enhanced Extended Loops (EELs) (Diagnostic)</i>	185
OP-15B - Count of Pending Orders Delayed for Facilities Reasons	186
<i>Residence (Diagnostic)</i>	186
<i>Business (Diagnostic)</i>	186
<i>PBX (Diagnostic)</i>	186
<i>UNE - P (POTS) (Diagnostic)</i>	186
<i>UNE P (Centrex) (Diagnostic)</i>	187
<i>UNE P (Centrex 21) (Diagnostic)</i>	187
<i>Line Sharing (Diagnostic)</i>	188
<i>Line Splitting (Diagnostic)</i>	188
<i>LIS Trunk (Diagnostic)</i>	189
<i>Unbundled Loop Analog (Diagnostic)</i>	189
<i>Unbundled Loop - 2 Wire Non-Loaded (Diagnostic)</i>	189
<i>Unbundled Loop - DS1 Capable (Diagnostic)</i>	189
<i>Unbundled Loop ISDN Capable (Diagnostic)</i>	190
<i>Unbundled Loop - DS3 Capable (Diagnostic)</i>	190
<i>Qwest DSL (Diagnostic)</i>	190
<i>Enhanced Extended Loops (EELs) (Diagnostic)</i>	190
OP-17 - Timeliness of Disconnects associated with LNP Orders	191
<i>Timeliness of Disconnects associated with LNP Orders (Percent) (OP-17A) (Benchmark)</i>	191
<i>Timeliness of Disconnects associated with LNP Orders (Percent) (OP-17B) (Diagnostic)</i>	191
MR-2 - Calls Answered within 20 Seconds - Interconnect Repair Center (Percent)	192
<i>Calls Answered within 20 seconds - Interconnect Repair Center (Percent) (MR-2) (Parity)</i>	192
MR-3A - Out of Service Cleared within 24 Hours (Percent) - Dispatches within MSAs	193
<i>Residence (Parity)</i>	193
<i>Business (Parity)</i>	193
<i>Centrex (Parity)</i>	193
<i>Centrex 21 (Parity)</i>	193
<i>PBX (Parity)</i>	194
<i>Basic Rate ISDN (Parity)</i>	194
<i>UNE - P (POTS) (Parity)</i>	194
<i>UNE P (Centrex) (Parity)</i>	194
<i>UNE P (Centrex 21) (Parity)</i>	195
<i>Line Sharing (Parity)</i>	195
<i>Line Splitting (Diagnostic)</i>	196
MR-3B - Out of Service Cleared within 24 Hours (Percent) - Dispatches outside MSAs	197
<i>Residence (Parity)</i>	197
<i>Business (Parity)</i>	197
<i>Centrex 21 (Parity)</i>	197

Table of Contents

Section	Page Number
<i>PBX (Parity)</i>	197
<i>UNE - P (POTS) (Parity)</i>	198
<i>UNE P (Centrex) (Parity)</i>	198
<i>UNE P (Centrex 21) (Parity)</i>	198
<i>Line Sharing (Parity)</i>	198
MR-3C - Out of Service Cleared within 24 Hours (Percent) - No dispatches	199
<i>Residence (Parity)</i>	199
<i>Business (Parity)</i>	199
<i>Centrex (Parity)</i>	199
<i>Centrex 21 (Parity)</i>	199
<i>PBX (Parity)</i>	200
<i>UNE - P (POTS) (Parity)</i>	200
<i>UNE P (Centrex) (Parity)</i>	200
<i>UNE P (Centrex 21) (Parity)</i>	200
<i>Line Sharing (Parity)</i>	201
<i>Line Splitting (Diagnostic)</i>	202
MR-3D - Out of Service Cleared within 24 Hours (Percent) - Interval Zone One	203
<i>Qwest DSL (Parity)</i>	203
<i>Unbundled Loop Analog (Parity)</i>	203
<i>Unbundled Loop - 2 Wire Non-Loaded (Parity)</i>	203
<i>Unbundled Loop - ADSL Qualified (Parity)</i>	203
<i>Unbundled Loop ISDN Capable (Parity)</i>	204
MR-3E - Out of Service Cleared within 24 Hours (Percent) - Interval Zone Two	205
<i>Unbundled Loop Analog (Parity)</i>	205
<i>Unbundled Loop - 2 Wire Non-Loaded (Parity)</i>	205
<i>Unbundled Loop - ADSL Qualified (Parity)</i>	205
<i>Unbundled Loop ISDN Capable (Parity)</i>	205
MR-4A - All Troubles Cleared within 48 Hours (Percent) - Dispatches within MSAs	206
<i>Residence (Parity)</i>	206
<i>Business (Parity)</i>	206
<i>Centrex (Parity)</i>	206
<i>Centrex 21 (Parity)</i>	206
<i>PBX (Parity)</i>	207
<i>Basic Rate ISDN (Parity)</i>	207
<i>UNE - P (POTS) (Parity)</i>	207
<i>UNE P (Centrex) (Parity)</i>	207
<i>UNE P (Centrex 21) (Parity)</i>	208
<i>Line Sharing (Parity)</i>	208
MR-4B - All Troubles Cleared within 48 Hours (Percent) - Dispatches outside MSAs	209
<i>Residence (Parity)</i>	209
<i>Business (Parity)</i>	209
<i>Centrex 21 (Parity)</i>	209
<i>PBX (Parity)</i>	209
<i>UNE - P (POTS) (Parity)</i>	210
<i>UNE P (Centrex) (Parity)</i>	210
<i>UNE P (Centrex 21) (Parity)</i>	210

Table of Contents

Section	Page Number
<i>Line Sharing (Parity)</i>	210
MR-4C - All Troubles Cleared within 48 Hours (Percent) - No dispatches	211
<i>Residence (Parity)</i>	211
<i>Business (Parity)</i>	211
<i>Centrex (Parity)</i>	211
<i>Centrex 21 (Parity)</i>	211
<i>PBX (Parity)</i>	212
<i>UNE - P (POTS) (Parity)</i>	212
<i>UNE P (Centrex) (Parity)</i>	212
<i>UNE P (Centrex 21) (Parity)</i>	212
<i>Line Sharing (Parity)</i>	213
MR-4D - All Troubles Cleared within 48 Hours (Percent) - Interval Zone One	214
<i>Qwest DSL (Parity)</i>	214
<i>Unbundled Loop Analog (Parity)</i>	214
<i>Unbundled Loop - 2 Wire Non-Loaded (Parity)</i>	214
<i>Unbundled Loop - ADSL Qualified (Parity)</i>	214
<i>Unbundled Loop ISDN Capable (Parity)</i>	215
MR-4E - All Troubles Cleared within 48 Hours (Percent) - Interval Zone Two	216
<i>Qwest DSL (Parity)</i>	216
<i>Unbundled Loop Analog (Parity)</i>	216
<i>Unbundled Loop - 2 Wire Non-Loaded (Parity)</i>	216
<i>Unbundled Loop - ADSL Qualified (Parity)</i>	216
<i>Unbundled Loop ISDN Capable (Parity)</i>	217
MR-5A - All Troubles Cleared within 4 Hours (Percent) - Interval Zone One	218
<i>ISDN Primary (Parity)</i>	218
<i>DS0 (Parity)</i>	218
<i>DS1 (Parity)</i>	218
<i>LIS Trunk (Parity)</i>	218
<i>UDIT DS1 (Parity)</i>	219
<i>UDIT Above DS1 Level (Parity)</i>	219
<i>Unbundled Loop - 4 Wire Non-Loaded (Parity)</i>	219
<i>Unbundled Loop - DS1 Capable (Parity)</i>	219
<i>E911 (Parity)</i>	220
<i>Enhanced Extended Loops (EELs) (Diagnostic)</i>	221
MR-5B - All Troubles Cleared within 4 Hours (Percent) - Interval Zone Two	222
<i>ISDN Primary (Parity)</i>	222
<i>DS0 (Parity)</i>	222
<i>DS1 (Parity)</i>	222
<i>LIS Trunk (Parity)</i>	222
<i>UDIT DS1 (Parity)</i>	223
<i>UDIT Above DS1 Level (Parity)</i>	223
<i>Unbundled Loop - DS1 Capable (Parity)</i>	223
<i>Enhanced Extended Loops (EELs) (Diagnostic)</i>	224
MR-6A - Mean Time to Restore (Hours:Minutes) - Dispatches within MSAs	225
<i>Residence (Parity)</i>	225

Table of Contents

Section	Page Number
<i>Business (Parity)</i>	225
<i>Centrex (Parity)</i>	225
<i>Centrex 21 (Parity)</i>	225
<i>PBX (Parity)</i>	226
<i>Basic Rate ISDN (Parity)</i>	226
<i>UNE - P (POTS) (Parity)</i>	226
<i>UNE P (Centrex) (Parity)</i>	226
<i>UNE P (Centrex 21) (Parity)</i>	227
<i>Line Sharing (Parity)</i>	227
<i>Line Splitting (Diagnostic)</i>	228
MR-6B - Mean Time to Restore (Hours:Minutes) - Dispatches outside MSAs	229
<i>Residence (Parity)</i>	229
<i>Business (Parity)</i>	229
<i>Centrex 21 (Parity)</i>	229
<i>PBX (Parity)</i>	229
<i>UNE - P (POTS) (Parity)</i>	230
<i>UNE P (Centrex) (Parity)</i>	230
<i>UNE P (Centrex 21) (Parity)</i>	230
<i>Line Sharing (Parity)</i>	230
MR-6C - Mean Time to Restore (Hours:Minutes) - No dispatches	231
<i>Residence (Parity)</i>	231
<i>Business (Parity)</i>	231
<i>Centrex (Parity)</i>	231
<i>Centrex 21 (Parity)</i>	231
<i>PBX (Parity)</i>	232
<i>UNE - P (POTS) (Parity)</i>	232
<i>UNE P (Centrex) (Parity)</i>	232
<i>UNE P (Centrex 21) (Parity)</i>	232
<i>Line Sharing (Parity)</i>	233
<i>Line Splitting (Diagnostic)</i>	234
MR-6D - Mean Time to Restore (Hours:Minutes) - Interval Zone One	235
<i>ISDN Primary (Parity)</i>	235
<i>DS0 (Parity)</i>	235
<i>DS1 (Parity)</i>	235
<i>LIS Trunk (Parity)</i>	235
<i>UDIT DS1 (Parity)</i>	236
<i>UDIT Above DS1 Level (Parity)</i>	236
<i>Unbundled Loop Analog (Parity)</i>	236
<i>Unbundled Loop - 2 Wire Non-Loaded (Parity)</i>	236
<i>Unbundled Loop - 4 Wire Non-Loaded (Parity)</i>	237
<i>Unbundled Loop - DS1 Capable (Parity)</i>	237
<i>Unbundled Loop ISDN Capable (Parity)</i>	237
<i>Unbundled Loop - ADSL Qualified (Parity)</i>	237
<i>Qwest DSL (Parity)</i>	238
<i>E911 (Parity)</i>	238
<i>Enhanced Extended Loops (EELs) (Diagnostic)</i>	239
MR-6E - Mean Time to Restore (Hours:Minutes) - Interval Zone Two	240

Table of Contents

Section	Page Number
<i>ISDN Primary (Parity)</i>	240
<i>DS0 (Parity)</i>	240
<i>DS1 (Parity)</i>	240
<i>LIS Trunk (Parity)</i>	240
<i>UDIT DS1 (Parity)</i>	241
<i>UDIT Above DS1 Level (Parity)</i>	241
<i>Unbundled Loop Analog (Parity)</i>	241
<i>Unbundled Loop - 2 Wire Non-Loaded (Parity)</i>	241
<i>Unbundled Loop - DS1 Capable (Parity)</i>	242
<i>Unbundled Loop ISDN Capable (Parity)</i>	242
<i>Unbundled Loop - ADSL Qualified (Parity)</i>	242
<i>Qwest DSL (Parity)</i>	242
<i>Enhanced Extended Loops (EELs) (Diagnostic)</i>	243
MR-7A - Repair Repeat Report Rate (Percent) - Dispatches within MSAs	244
<i>Residence (Parity)</i>	244
<i>Business (Parity)</i>	244
<i>Centrex (Parity)</i>	244
<i>Centrex 21 (Parity)</i>	244
<i>PBX (Parity)</i>	245
<i>Basic Rate ISDN (Parity)</i>	245
<i>UNE - P (POTS) (Parity)</i>	245
<i>UNE P (Centrex) (Parity)</i>	245
<i>UNE P (Centrex 21) (Parity)</i>	246
<i>Line Sharing (Diagnostic)</i>	246
<i>Line Splitting (Diagnostic)</i>	247
MR-7A* - Repair Repeat Report Rate (Percent) - Dispatches within MSAs	248
<i>Residence (Parity)</i>	248
<i>Business (Parity)</i>	248
<i>Centrex (Parity)</i>	248
<i>Centrex 21 (Parity)</i>	248
<i>PBX (Parity)</i>	249
<i>UNE - P (POTS) (Parity)</i>	249
<i>UNE P (Centrex) (Parity)</i>	249
<i>UNE P (Centrex 21) (Parity)</i>	249
<i>Line Sharing (Diagnostic)</i>	250
MR-7B - Repair Repeat Report Rate (Percent) - Dispatches outside MSAs	251
<i>Residence (Parity)</i>	251
<i>Business (Parity)</i>	251
<i>Centrex 21 (Parity)</i>	251
<i>PBX (Parity)</i>	251
<i>UNE - P (POTS) (Parity)</i>	252
<i>UNE P (Centrex) (Parity)</i>	252
<i>UNE P (Centrex 21) (Parity)</i>	252
<i>Line Sharing (Diagnostic)</i>	252
MR-7B* - Repair Repeat Report Rate (Percent) - Dispatches outside MSAs	253
<i>Residence (Parity)</i>	253
<i>Business (Parity)</i>	253

Table of Contents

Section	Page Number
<i>Centrex 21 (Parity)</i>	253
<i>PBX (Parity)</i>	253
<i>UNE - P (POTS) (Parity)</i>	254
<i>UNE P (Centrex) (Parity)</i>	254
<i>UNE P (Centrex 21) (Parity)</i>	254
<i>Line Sharing (Diagnostic)</i>	254
MR-7C - Repair Repeat Report Rate (Percent) - No dispatches	255
<i>Residence (Parity)</i>	255
<i>Business (Parity)</i>	255
<i>Centrex (Parity)</i>	255
<i>Centrex 21 (Parity)</i>	255
<i>PBX (Parity)</i>	256
<i>UNE - P (POTS) (Parity)</i>	256
<i>UNE P (Centrex) (Parity)</i>	256
<i>UNE P (Centrex 21) (Parity)</i>	256
<i>Line Sharing (Diagnostic)</i>	257
<i>Line Splitting (Diagnostic)</i>	258
MR-7C* - Repair Repeat Report Rate (Percent) - No dispatches	259
<i>Residence (Parity)</i>	259
<i>Business (Parity)</i>	259
<i>Centrex (Parity)</i>	259
<i>PBX (Parity)</i>	259
<i>UNE - P (POTS) (Parity)</i>	260
<i>UNE P (Centrex) (Parity)</i>	260
<i>UNE P (Centrex 21) (Parity)</i>	260
<i>Line Sharing (Diagnostic)</i>	260
MR-7D - Repair Repeat Report Rate (Percent) - Interval Zone One	261
<i>ISDN Primary (Parity)</i>	261
<i>DS0 (Parity)</i>	261
<i>DS1 (Parity)</i>	261
<i>LIS Trunk (Parity)</i>	261
<i>UDIT DS1 (Parity)</i>	262
<i>UDIT Above DS1 Level (Parity)</i>	262
<i>Unbundled Loop Analog (Parity)</i>	262
<i>Unbundled Loop - 2 Wire Non-Loaded (Parity)</i>	262
<i>Unbundled Loop - 4 Wire Non-Loaded (Parity)</i>	263
<i>Unbundled Loop - DS1 Capable (Parity)</i>	263
<i>Unbundled Loop ISDN Capable (Parity)</i>	263
<i>Unbundled Loop - ADSL Qualified (Parity)</i>	263
<i>Qwest DSL (Parity)</i>	264
<i>E911 (Parity)</i>	264
<i>Enhanced Extended Loops (EELs) (Diagnostic)</i>	265
MR-7D* - Repair Repeat Report Rate (Percent) - Interval Zone One	266
<i>ISDN Primary (Parity)</i>	266
<i>DS0 (Parity)</i>	266
<i>DS1 (Parity)</i>	266
<i>LIS Trunk (Parity)</i>	266

Table of Contents

Section	Page Number
<i>UDIT Above DS1 Level (Parity)</i>	267
<i>Unbundled Loop Analog (Parity)</i>	267
<i>Unbundled Loop - 2 Wire Non-Loaded (Parity)</i>	267
<i>Unbundled Loop - 4 Wire Non-Loaded (Parity)</i>	267
<i>Unbundled Loop - DS1 Capable (Parity)</i>	268
<i>Unbundled Loop ISDN Capable (Parity)</i>	268
<i>Unbundled Loop - ADSL Qualified (Parity)</i>	268
<i>Qwest DSL (Parity)</i>	268
<i>E911 (Parity)</i>	269
<i>Enhanced Extended Loops (EELs) (Diagnostic)</i>	270
MR-7E - Repair Repeat Report Rate (Percent) - Interval Zone Two	271
<i>ISDN Primary (Parity)</i>	271
<i>DS0 (Parity)</i>	271
<i>DS1 (Parity)</i>	271
<i>LIS Trunk (Parity)</i>	271
<i>UDIT DS1 (Parity)</i>	272
<i>UDIT Above DS1 Level (Parity)</i>	272
<i>Unbundled Loop Analog (Parity)</i>	272
<i>Unbundled Loop - 2 Wire Non-Loaded (Parity)</i>	272
<i>Unbundled Loop - DS1 Capable (Parity)</i>	273
<i>Unbundled Loop ISDN Capable (Parity)</i>	273
<i>Unbundled Loop - ADSL Qualified (Parity)</i>	273
<i>Qwest DSL (Parity)</i>	273
<i>Enhanced Extended Loops (EELs) (Diagnostic)</i>	274
MR-7E* - Repair Repeat Report Rate (Percent) - Interval Zone Two	275
<i>ISDN Primary (Parity)</i>	275
<i>DS0 (Parity)</i>	275
<i>DS1 (Parity)</i>	275
<i>LIS Trunk (Parity)</i>	275
<i>UDIT DS1 (Parity)</i>	276
<i>UDIT Above DS1 Level (Parity)</i>	276
<i>Unbundled Loop Analog (Parity)</i>	276
<i>Unbundled Loop - 2 Wire Non-Loaded (Parity)</i>	276
<i>Unbundled Loop - DS1 Capable (Parity)</i>	277
<i>Unbundled Loop ISDN Capable (Parity)</i>	277
<i>Unbundled Loop - ADSL Qualified (Parity)</i>	277
<i>Qwest DSL (Parity)</i>	277
<i>Enhanced Extended Loops (EELs) (Diagnostic)</i>	278
MR-8 - Trouble Rate (Percent)	279
<i>Residence (Parity)</i>	279
<i>Business (Parity)</i>	279
<i>Centrex (Parity)</i>	279
<i>Centrex 21 (Parity)</i>	279
<i>PBX (Parity)</i>	280
<i>Basic Rate ISDN (Parity)</i>	280
<i>Qwest DSL (Parity)</i>	280
<i>ISDN Primary (Parity)</i>	280
<i>DS0 (Parity)</i>	281

Table of Contents

Section	Page Number
DS1 (Parity)	281
DS3 (Parity)	281
Frame Relay (Parity)	281
LIS Trunk (Parity)	282
UNE - P (POTS) (Parity)	282
UNE P (Centrex) (Parity)	282
UNE P (Centrex 21) (Parity)	282
Line Sharing (Parity)	283
Line Splitting (Diagnostic)	284
UDIT DS1 (Parity)	285
UDIT Above DS1 Level (Parity)	285
Dark Fiber - IOF (Diagnostic)	285
Unbundled Loop Analog (Parity)	285
Unbundled Loop - 2 Wire Non-Loaded (Parity)	286
Unbundled Loop - 4 Wire Non-Loaded (Parity)	286
Unbundled Loop - DS1 Capable (Parity)	286
Unbundled Loop ISDN Capable (Parity)	286
Unbundled Loop - ADSL Qualified (Parity)	287
Dark Fiber - Loop (Diagnostic)	287
E911 (Parity)	287
Enhanced Extended Loops (EELs) (Diagnostic)	288
MR-8* - Trouble Rate (Percent)	289
Residence (Parity)	289
Business (Parity)	289
Centrex (Parity)	289
Centrex 21 (Parity)	289
PBX (Parity)	290
Basic Rate ISDN (Parity)	290
Qwest DSL (Parity)	290
ISDN Primary (Parity)	290
DS0 (Parity)	291
DS1 (Parity)	291
DS3 (Parity)	291
Frame Relay (Parity)	291
LIS Trunk (Parity)	292
UNE - P (POTS) (Parity)	292
UNE P (Centrex) (Parity)	292
UNE P (Centrex 21) (Parity)	292
Line Sharing (Parity)	293
UDIT DS1 (Parity)	294
UDIT Above DS1 Level (Parity)	294
Dark Fiber - IOF (Diagnostic)	294
Unbundled Loop Analog (Parity)	294
Unbundled Loop - 2 Wire Non-Loaded (Parity)	295
Unbundled Loop - 4 Wire Non-Loaded (Parity)	295
Unbundled Loop - DS1 Capable (Parity)	295
Unbundled Loop ISDN Capable (Parity)	295
Unbundled Loop - ADSL Qualified (Parity)	296
Dark Fiber - Loop (Diagnostic)	296
E911 (Parity)	296

Table of Contents

Section	Page Number
<i>Enhanced Extended Loops (EELs) (Diagnostic)</i>	297
MR-9A - Repair Appointments Met (Percent) - Dispatches within MSAs	298
<i>Residence (Parity)</i>	298
<i>Business (Parity)</i>	298
<i>Centrex (Parity)</i>	298
<i>Centrex 21 (Parity)</i>	298
<i>PBX (Parity)</i>	299
<i>UNE - P (POTS) (Parity)</i>	299
MR-9B - Repair Appointments Met (Percent) - Dispatches outside MSAs	300
<i>Residence (Parity)</i>	300
<i>Business (Parity)</i>	300
<i>Centrex 21 (Parity)</i>	300
<i>PBX (Parity)</i>	300
<i>UNE - P (POTS) (Parity)</i>	301
MR-9C - Repair Appointments Met (Percent) - No dispatches	302
<i>Residence (Parity)</i>	302
<i>Business (Parity)</i>	302
<i>Centrex (Parity)</i>	302
<i>Centrex 21 (Parity)</i>	302
<i>PBX (Parity)</i>	303
<i>UNE - P (POTS) (Parity)</i>	303
MR-10 - Customer-Related Trouble Reports (Percent)	304
<i>Residence (Diagnostic)</i>	304
<i>Business (Diagnostic)</i>	304
<i>Centrex (Diagnostic)</i>	304
<i>Centrex 21 (Diagnostic)</i>	304
<i>PBX (Diagnostic)</i>	305
<i>Basic Rate ISDN (Diagnostic)</i>	305
<i>Qwest DSL (Diagnostic)</i>	305
<i>ISDN Primary (Diagnostic)</i>	305
<i>DS0 (Diagnostic)</i>	306
<i>DS1 (Diagnostic)</i>	306
<i>DS3 (Diagnostic)</i>	306
<i>LIS Trunk (Diagnostic)</i>	306
<i>UNE - P (POTS) (Diagnostic)</i>	307
<i>UNE P (Centrex) (Diagnostic)</i>	307
<i>UNE P (Centrex 21) (Diagnostic)</i>	307
<i>UDIT DS1 (Diagnostic)</i>	308
<i>UDIT Above DS1 Level (Diagnostic)</i>	308
<i>Unbundled Loop Analog (Diagnostic)</i>	308
<i>Unbundled Loop - 2 Wire Non-Loaded (Diagnostic)</i>	308
<i>Unbundled Loop - 4 Wire Non-Loaded (Diagnostic)</i>	309
<i>Unbundled Loop - DS1 Capable (Diagnostic)</i>	309
<i>Unbundled Loop ISDN Capable (Diagnostic)</i>	309
<i>Unbundled Loop - ADSL Qualified (Diagnostic)</i>	309
<i>E911 (Diagnostic)</i>	310

Table of Contents

Section	Page Number
MR-11 - LNP Trouble Reports Cleared	311
<i>LNP Trouble Reports Cleared within 4 Hours (Percent) (MR-11A) (Benchmark)</i>	311
<i>LNP Trouble Reports Cleared within 48 Hours - All Volumes (Percent) (MR-11B) (Benchmark)</i>	311
BI-1 - Time to Provide Recorded Usage Records	312
<i>Time to Provide Usage Records (Average Days) UNEs and Resale Aggregate (BI-1A) (Parity)</i>	312
<i>Time to Provide Usage Records (Percent) Jointly-provided Switched Access (BI-1B) (Benchmark)</i>	313
BI-1 - Time to Provide Recorded Usage Reports	314
<i>Time to Provide Usage Records [CAT11] (Average Days) UNEs and Resale Aggregate (BI-1C-1) (Diagnostic)</i>	314
<i>Time to Provide Usage Records [CAT10] (Average Days) UNEs and Resale Aggregate (BI-1C-2) (Diagnostic)</i>	315
BI-2 - Invoices Delivered within 10 Days	316
<i>Invoices Delivered within 10 Days (Percent) All (BI-2) (Parity)</i>	316
BI-3 - Billing Accuracy - Adjustments for Errors	317
<i>Billing Accuracy - Adjustments for Errors (Percent) UNEs and Resale Aggregate (BI-3A) (Parity)</i>	317
<i>Billing Accuracy - Adjustments for Errors (Percent) Reciprocal Compensation (BI-3B) (Benchmark)</i>	318
BI-4 - Billing Completeness	319
<i>Billing Completeness (Percent) UNEs and Resale Aggregate (BI-4A) (Parity)</i>	319
<i>Billing Completeness (Percent) Reciprocal Compensation (BI-4B) (Benchmark)</i>	320
BI-5 - Billing Accuracy & Claims Processing	321
<i>Billing Accuracy & Claims Processing - Acknowledgment (Percent) All (BI-5A) (Benchmark)</i>	321
<i>Billing Accuracy & Claims Processing - Resolution (Percent) All (BI-5B) (Benchmark)</i>	321
DB-1 - Time to Update Databases	322
<i>Time to Update Databases (Hours:Minutes) E911 (DB-1 A) (Parity)</i>	322
<i>Time to Update Databases (Avg Sec) LIDB (DB-1 B) (Parity)</i>	322
<i>Time to Update Databases (Avg Sec) Directory Listing (DB-1 C-1) (Parity)</i>	322
DB-2 - Accurate Database Updates	323
<i>Accurate Database Updates (Percent) Directory Listing (DB-2 C-1) (Parity)</i>	323
DA-1 - Speed of Answer - Directory Assistance	324
<i>Speed of Answer - Directory Assistance (Avg Sec) (DA-1) (Parity)</i>	324
OS-1 - Speed of Answer - Operator Services	325
<i>Speed of Answer - Operator Services (Avg Sec) (OS-1) (Parity)</i>	325
NI-1 - Trunk Blocking	326
<i>Trunk Blockage to Qwest Tandem Offices (NI-1A) (Benchmark)</i>	326
<i>Trunk Blockage to Qwest End Offices (NI-1B) (Benchmark)</i>	326
<i>Trunk Blockage to Qwest Tandem Offices (Percent) (NI-1C) (Diagnostic)</i>	327
<i>Trunk Blockage to Qwest End Offices (Percent) (NI-1D) (Diagnostic)</i>	327
NP-1 - NXX Code Activation	328
<i>NXX Code Activation (Percent) (NP-1A) (Parity)</i>	328
<i>NXX Code Activation - Facility Delays (Percent) (NP-1B) (Diagnostic)</i>	328

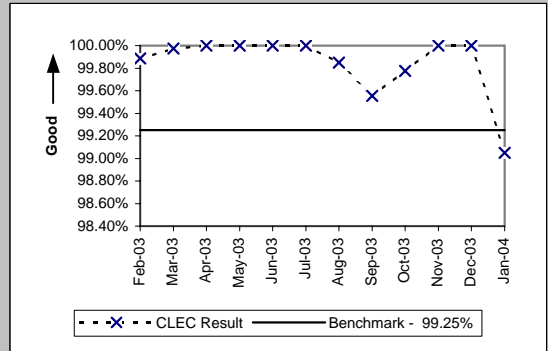
Table of Contents

Section	Page Number
CP-1 - Collocation Completion Interval (Average Days)	329
<i>Scheduled Interval 90 Calendar Days or Less (CP-1A) (Benchmark)</i>	329
<i>Scheduled Interval 91 to 120 Calendar Days (CP-1B) (Benchmark)</i>	329
<i>Scheduled Interval 121 to 150 Calendar Days (CP-1C) (Benchmark)</i>	329
CP-2 - Collocations Completed within Scheduled Intervals (Percent)	330
<i>Non-Forecasted & Late Forecasted Collocations (CP-2B) (Benchmark)</i>	330
<i>Collocations with Intervals Longer than 120 Days (CP-2C) (Benchmark)</i>	330
CP-3 - Collocation Feasibility Study Interval (Average Days)	331
<i>Collocation Feasibility Study Interval (CP-3) (Benchmark)</i>	331
CP-4 - Collocation Feasibility Study Commitments Met (Percent)	332
<i>Collocation Feasibility Study Commitments Met (CP-4) (Benchmark)</i>	332

GA-1 - Gateway Availability - IMA-GUI

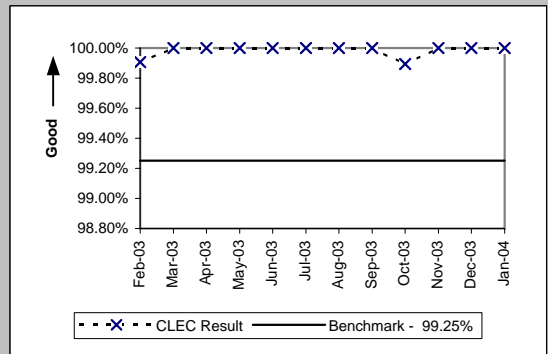
Gateway Availability - IMA-GUI (Percent) All (GA-1 A) (Benchmark)

Date	Numerator	Denominator	CLEC Result
Feb-03	26610	26640	99.89%
Mar-03	28973	28980	99.98%
Apr-03	28440	28440	100.00%
May-03	29700	29700	100.00%
Jun-03	28080	28080	100.00%
Jul-03	29880	29880	100.00%
Aug-03	28457	28500	99.85%
Sep-03	28672	28800	99.56%
Oct-03	29693	29760	99.77%
Nov-03	27900	27900	100.00%
Dec-03	29340	29340	100.00%
Jan-04	29418	29700	99.05%



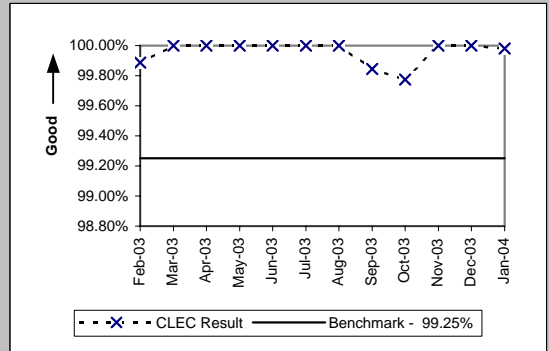
Gateway Availability - IMA-GUI (Percent) SIA (GA-1 D) (Benchmark)

Date	Numerator	Denominator	CLEC Result
Feb-03	26615	26640	99.91%
Mar-03	28980	28980	100.00%
Apr-03	28800	28800	100.00%
May-03	29700	29700	100.00%
Jun-03	28080	28080	100.00%
Jul-03	29880	29880	100.00%
Aug-03	28980	28980	100.00%
Sep-03	28800	28800	100.00%
Oct-03	29848	29880	99.89%
Nov-03	27900	27900	100.00%
Dec-03	29880	29880	100.00%
Jan-04	29700	29700	100.00%



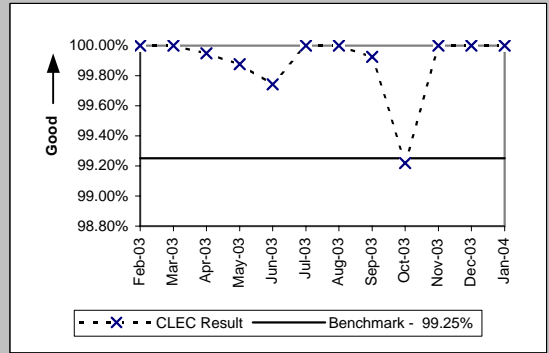
GA-2 - Gateway Availability - IMA-EDI

Gateway Availability - IMA-EDI (Percent) (GA-2) (Benchmark)				
Date	Numerator	Denominator	CLEC Result	
Feb-03	26610	26640	99.89%	
Mar-03	28980	28980	100.00%	
Apr-03	28440	28440	100.00%	
May-03	29700	29700	100.00%	
Jun-03	28080	28080	100.00%	
Jul-03	29880	29880	100.00%	
Aug-03	28500	28500	100.00%	
Sep-03	28755	28800	99.84%	
Oct-03	29693	29760	99.77%	
Nov-03	27900	27900	100.00%	
Dec-03	29340	29340	100.00%	
Jan-04	29694	29700	99.98%	



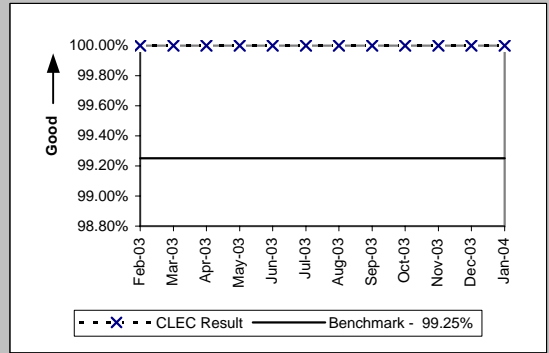
GA-3 - Gateway Availability - EB-TA

Gateway Availability - EB-TA (Percent) (GA-3) (Benchmark)				
Date	Numerator	Denominator	CLEC Result	
Feb-03	38880	38880	100.00%	
Mar-03	42600	42600	100.00%	
Apr-03	41739	41760	99.95%	
May-03	43087	43140	99.88%	
Jun-03	40815	40920	99.74%	
Jul-03	43200	43200	100.00%	
Aug-03	42840	42840	100.00%	
Sep-03	41489	41520	99.93%	
Oct-03	42863	43200	99.22%	
Nov-03	41400	41400	100.00%	
Dec-03	43200	43200	100.00%	
Jan-04	43140	43140	100.00%	



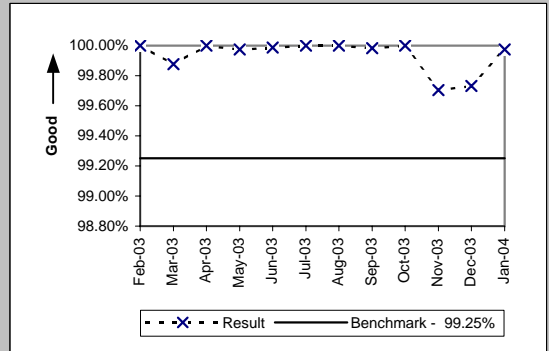
GA-4 - System Availability - EXACT

System Availability - EXACT (Percent) (GA-4) (Benchmark)				
Date	Numerator	Denominator	CLEC Result	
Feb-03	20160	20160	100.00%	
Mar-03	21600	21600	100.00%	
Apr-03	21960	21960	100.00%	
May-03	22500	22500	100.00%	
Jun-03	21060	21060	100.00%	
Jul-03	22860	22860	100.00%	
Aug-03	21600	21600	100.00%	
Sep-03	21960	21960	100.00%	
Oct-03	22860	22860	100.00%	
Nov-03	20700	20700	100.00%	
Dec-03	22860	22860	100.00%	
Jan-04	22500	22500	100.00%	



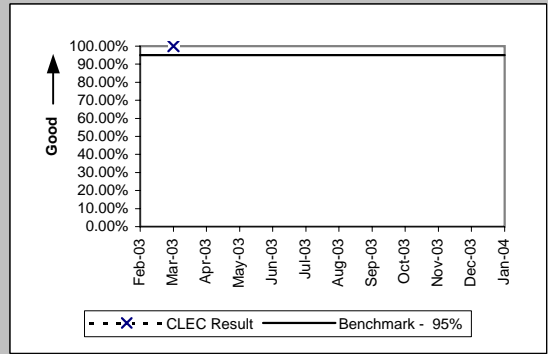
GA-6 - Gateway Availability - GUI - Repair

Gateway Availability - GUI - Repair (Percent) (GA-6) (Benchmark)				
Date	Numerator	Denominator	Result	
Feb-03	35160	35160	100.00%	
Mar-03	38323	38370	99.88%	
Apr-03	37410	37410	100.00%	
May-03	38945	38955	99.97%	
Jun-03	37540	37545	99.99%	
Jul-03	39075	39075	100.00%	
Aug-03	38370	38370	100.00%	
Sep-03	37584	37590	99.98%	
Oct-03	39075	39075	100.00%	
Nov-03	37314	37425	99.70%	
Dec-03	38970	39075	99.73%	
Jan-04	38945	38955	99.97%	



GA-7 - Timely Outage Resolution following Software Releases

Timely Outage Resolution following Software Releases (Percent) (GA-7) (Benchmark)			
Date	CLEC Num	CLEC Denom	CLEC Result
Feb-03	0	0	
Mar-03	1	1	100.00%
Apr-03	0	0	
May-03	0	0	
Jun-03	0	0	
Jul-03	0	0	
Aug-03	0	0	
Sep-03	0	0	
Oct-03	0	0	
Nov-03	0	0	
Dec-03	0	0	
Jan-04	0	0	

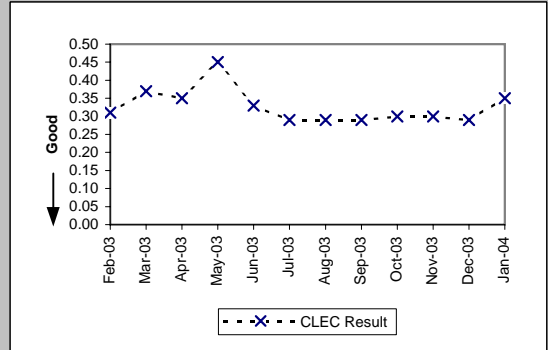


If the outage volume is less than 20 in the reporting month, the standard is 1 miss

PO-1 - Pre-Order/Order Response Times

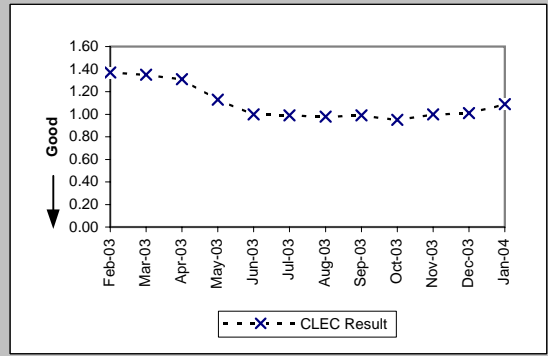
Pre-Order Response Times (Appt. Scheduler) (Avg Sec) IMA Request (PO-1 A-1(a)) (Diagnostic)

Date	Numerator	Denominator	CLEC Result	Standard Dev
Feb-03	667.74	2154	0.31	0.46
Mar-03	917.6	2480	0.37	0.72
Apr-03	852.25	2435	0.35	0.31
May-03	1044	2320	0.45	1.03
Jun-03	790.68	2396	0.33	0.50
Jul-03	760.67	2623	0.29	0.19
Aug-03	769.95	2655	0.29	0.04
Sep-03	780.39	2691	0.29	0.04
Oct-03	866.1	2887	0.30	0.03
Nov-03	798.9	2663	0.30	0.03
Dec-03	793.44	2736	0.29	0.04
Jan-04	936.95	2677	0.35	0.04



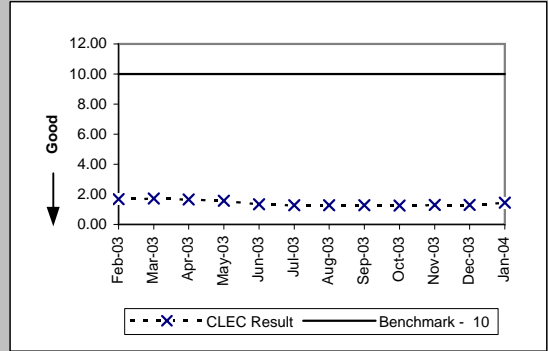
Pre-Order Response Times (Appt. Scheduler) (Avg Sec) IMA Response/Accept (PO-1 A-1(b,c)) (Diagnostic)

Date	Numerator	Denominator	CLEC Result	Standard Dev
Feb-03	2950.98	2154	1.37	0.92
Mar-03	3348	2480	1.35	0.80
Apr-03	3189.85	2435	1.31	0.72
May-03	2621.6	2320	1.13	1.06
Jun-03	2396	2396	1.00	1.32
Jul-03	2596.77	2623	0.99	0.55
Aug-03	2601.9	2655	0.98	0.44
Sep-03	2664.09	2691	0.99	0.54
Oct-03	2742.65	2887	0.95	0.44
Nov-03	2663	2663	1.00	0.41
Dec-03	2763.36	2736	1.01	0.50
Jan-04	2917.93	2677	1.09	0.78



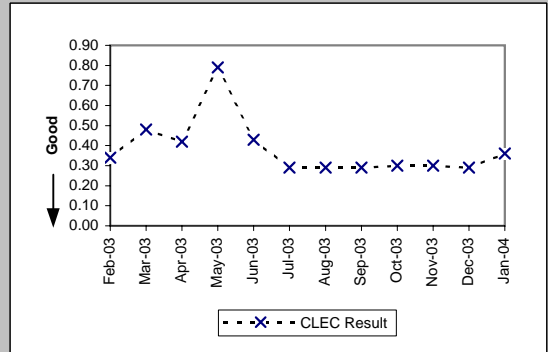
Pre-Order Response Times (Appt. Scheduler) (Avg Sec) IMA Aggregate (PO-1 A-1 Total) (Benchmark)

Date	Numerator	Denominator	CLEC Result	Standard Dev
Feb-03	3618.72	2154	1.68	
Mar-03	4265.6	2480	1.72	
Apr-03	4042.1	2435	1.66	
May-03	3665.6	2320	1.58	
Jun-03	3186.68	2396	1.33	
Jul-03	3357.44	2623	1.28	
Aug-03	3371.85	2655	1.27	
Sep-03	3444.48	2691	1.28	
Oct-03	3608.75	2887	1.25	
Nov-03	3461.9	2663	1.30	
Dec-03	3556.8	2736	1.30	
Jan-04	3854.88	2677	1.44	



Pre-Order Response Times (Service Availability) (Avg Sec) IMA Request (PO-1 A-2(a)) (Diagnostic)

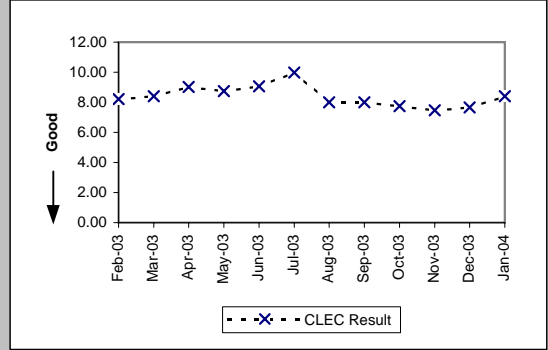
Date	Numerator	Denominator	CLEC Result	Standard Dev
Feb-03	1374.12	4095	0.34	0.87
Mar-03	2163.78	4504	0.48	1.38
Apr-03	1783.03	4240	0.42	0.70
May-03	3323.91	4195	0.79	3.19
Jun-03	1802.4	4229	0.43	1.15
Jul-03	1254.61	4329	0.29	0.65
Aug-03	1391.15	4804	0.29	0.13
Sep-03	1510.49	5177	0.29	0.16
Oct-03	1648.67	5472	0.30	0.13
Nov-03	1541.87	5092	0.30	0.16
Dec-03	1564.95	5313	0.29	0.15
Jan-04	1878.45	5215	0.36	0.18



PO-1 - Pre-Order/Order Response Times

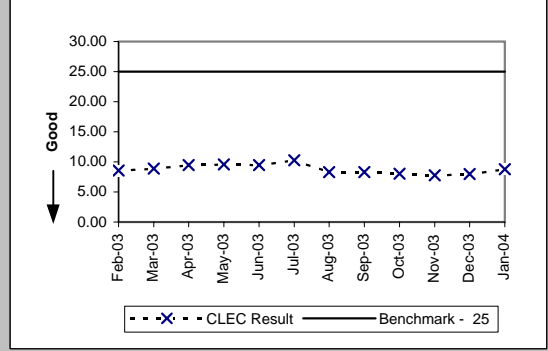
Pre-Order Response Times (Service Availability) (Avg Sec) IMA Response (PO-1 A-2(b)) (Diagnostic)

Date	Numerator	Denominator	CLEC Result	Standard Dev
Feb-03	33638.36	4095	8.21	7.60
Mar-03	37811.82	4504	8.40	7.74
Apr-03	38298.32	4240	9.03	7.92
May-03	36725.28	4195	8.75	7.47
Jun-03	38309.67	4229	9.06	7.93
Jul-03	43189.51	4329	9.98	8.34
Aug-03	38470.06	4804	8.01	7.92
Sep-03	41370.6	5177	7.99	7.79
Oct-03	42424.81	5472	7.75	7.69
Nov-03	38044.32	5092	7.47	7.77
Dec-03	40755.55	5313	7.67	7.84
Jan-04	43835.64	5215	8.41	7.54



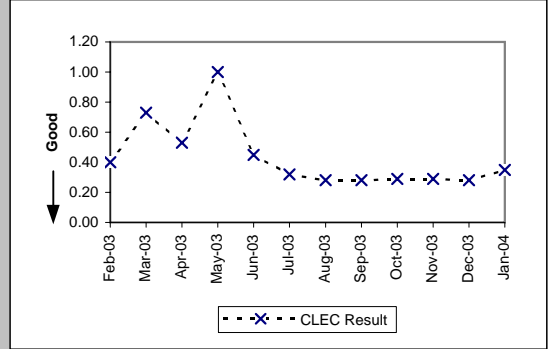
Pre-Order Response Times (Service Availability) (Avg Sec) IMA Aggregate (PO-1 A-2 Total) (Benchmark)

Date	Numerator	Denominator	CLEC Result	Standard Dev
Feb-03	35012.48	4095	8.55	
Mar-03	39975.6	4504	8.88	
Apr-03	40081.35	4240	9.45	
May-03	40049.19	4195	9.55	
Jun-03	40112.07	4229	9.48	
Jul-03	44444.12	4329	10.27	
Aug-03	39861.21	4804	8.30	
Sep-03	42881.09	5177	8.28	
Oct-03	44073.48	5472	8.05	
Nov-03	39586.19	5092	7.77	
Dec-03	42320.5	5313	7.97	
Jan-04	45714.09	5215	8.77	



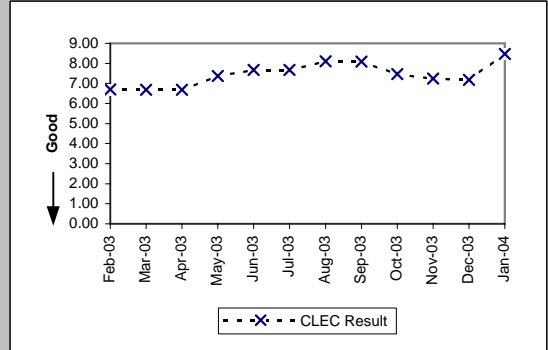
Pre-Order Response Times (Facility Check) (Avg Sec) IMA Request (PO-1 A-3(a)) (Diagnostic)

Date	Numerator	Denominator	CLEC Result	Standard Dev
Feb-03	337.6	844	0.40	2.13
Mar-03	629.99	863	0.73	1.94
Apr-03	444.67	839	0.53	1.10
May-03	788	788	1.00	3.46
Jun-03	365.85	813	0.45	1.38
Jul-03	288.64	902	0.32	1.25
Aug-03	326.2	1165	0.28	0.04
Sep-03	343	1225	0.28	0.04
Oct-03	362.5	1250	0.29	0.03
Nov-03	346.26	1194	0.29	0.03
Dec-03	337.4	1205	0.28	0.04
Jan-04	398.65	1139	0.35	0.05



Pre-Order Response Times (Facility Check) (Avg Sec) IMA Response (PO-1 A-3(b)) (Diagnostic)

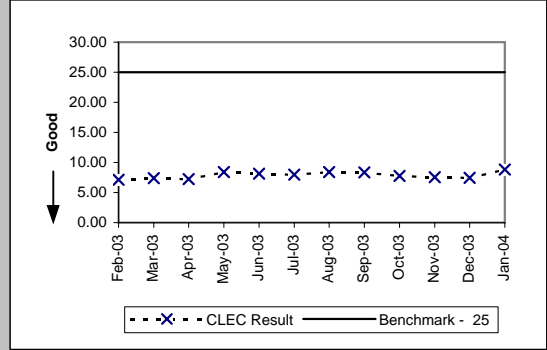
Date	Numerator	Denominator	CLEC Result	Standard Dev
Feb-03	5663.24	844	6.71	3.01
Mar-03	5764.84	863	6.68	2.83
Apr-03	5612.91	839	6.69	3.76
May-03	5815.44	788	7.38	3.38
Jun-03	6235.71	813	7.67	3.55
Jul-03	6927.36	902	7.68	3.34
Aug-03	9448.15	1165	8.11	5.58
Sep-03	9910.25	1225	8.09	3.52
Oct-03	9337.5	1250	7.47	4.41
Nov-03	8656.5	1194	7.25	3.64
Dec-03	8651.9	1205	7.18	3.61
Jan-04	9658.72	1139	8.48	4.47



PO-1 - Pre-Order/Order Response Times

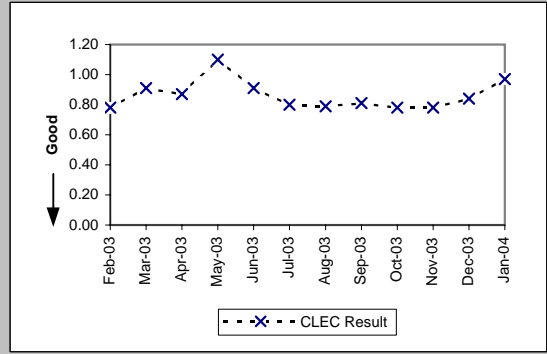
Pre-Order Response Times (Facility Check) (Avg Sec) IMA Aggregate (PO-1 A-3 Total) (Benchmark)

Date	Numerator	Denominator	CLEC Result	Standard Dev
Feb-03	6000.84	844	7.11	
Mar-03	6394.83	863	7.41	
Apr-03	6057.58	839	7.22	
May-03	6603.44	788	8.38	
Jun-03	6601.56	813	8.12	
Jul-03	7216	902	8.00	
Aug-03	9774.35	1165	8.39	
Sep-03	10253.25	1225	8.37	
Oct-03	9700	1250	7.76	
Nov-03	9002.76	1194	7.54	
Dec-03	8989.3	1205	7.46	
Jan-04	10057.37	1139	8.83	



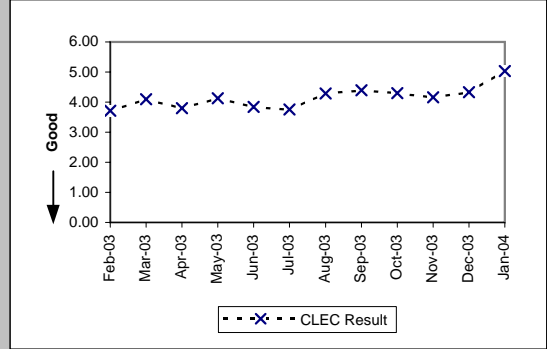
Pre-Order Response Times (Address Validation) (Avg Sec) IMA Request (PO-1 A-4(a)) (Diagnostic)

Date	Numerator	Denominator	CLEC Result	Standard Dev
Feb-03	6549.7	8364	0.78	1.75
Mar-03	8271.13	9122	0.91	2.09
Apr-03	7379.27	8486	0.87	1.29
May-03	8875.3	8085	1.10	3.83
Jun-03	7376.28	8069	0.91	2.44
Jul-03	7118.93	8890	0.80	1.17
Aug-03	6935.04	8740	0.79	0.59
Sep-03	7162.69	8825	0.81	0.67
Oct-03	7082.34	9133	0.78	0.41
Nov-03	6870.45	8756	0.78	0.43
Dec-03	7507.51	8989	0.84	0.72
Jan-04	9713.89	10001	0.97	0.49



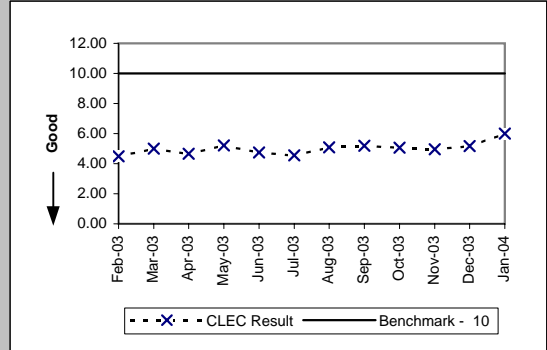
Pre-Order Response Times (Address Validation) (Avg Sec) IMA Response (PO-1 A-4(b)) (Diagnostic)

Date	Numerator	Denominator	CLEC Result	Standard Dev
Feb-03	30988.98	8364	3.71	2.45
Mar-03	37426.15	9122	4.10	3.89
Apr-03	32220.73	8486	3.80	2.59
May-03	33355.93	8085	4.13	5.46
Jun-03	30978.96	8069	3.84	3.24
Jul-03	33391.62	8890	3.76	2.12
Aug-03	37479.78	8740	4.29	1.69
Sep-03	38729.07	8825	4.39	2.43
Oct-03	39259.39	9133	4.30	1.47
Nov-03	36445.2	8756	4.16	1.64
Dec-03	38966.17	8989	4.33	2.46
Jan-04	50287.86	10001	5.03	1.82



Pre-Order Response Times (Address Validation) (Avg Sec) IMA Aggregate (PO-1 A-4 Total) (Benchmark)

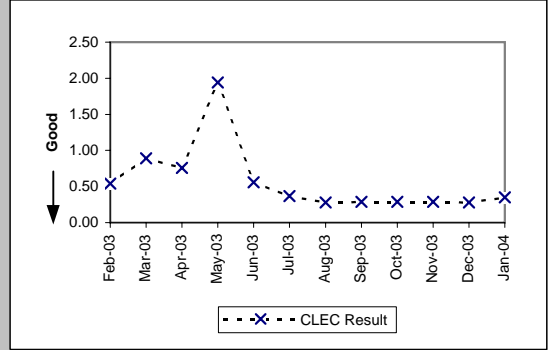
Date	Numerator	Denominator	CLEC Result	Standard Dev
Feb-03	37538.68	8364	4.49	
Mar-03	45697.28	9122	5.01	
Apr-03	39600	8486	4.67	
May-03	42231.23	8085	5.22	
Jun-03	38355.24	8069	4.75	
Jul-03	40510.55	8890	4.56	
Aug-03	44414.82	8740	5.08	
Sep-03	45891.76	8825	5.20	
Oct-03	46341.73	9133	5.07	
Nov-03	43315.65	8756	4.95	
Dec-03	46473.68	8989	5.17	
Jan-04	60001.75	10001	6.00	



PO-1 - Pre-Order/Order Response Times

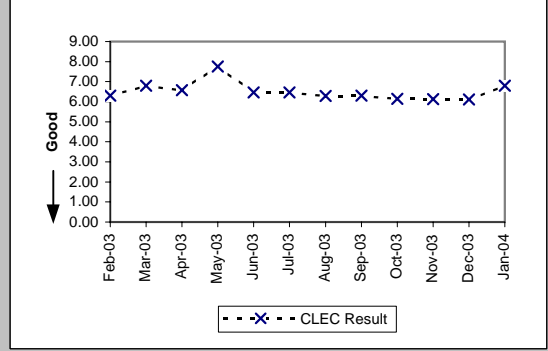
Pre-Order Response Times (Get CSR) (Avg Sec) IMA Request (PO-1 A-5(a)) (Diagnostic)

Date	Numerator	Denominator	CLEC Result	Standard Dev
Feb-03	687.86	1268	0.54	1.85
Mar-03	1211.62	1354	0.89	2.06
Apr-03	882.16	1155	0.76	1.79
May-03	1927.01	991	1.94	4.36
Jun-03	635.81	1136	0.56	1.53
Jul-03	490.53	1315	0.37	1.54
Aug-03	330.33	1172	0.28	0.04
Sep-03	351.5	1228	0.29	0.04
Oct-03	366.98	1258	0.29	0.03
Nov-03	356.6	1213	0.29	0.03
Dec-03	340.96	1201	0.28	0.04
Jan-04	395.14	1142	0.35	0.05



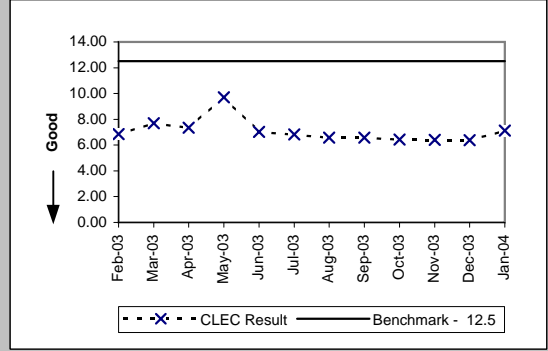
Pre-Order Response Times (Get CSR) (Avg Sec) IMA Response (PO-1 A-5(b)) (Diagnostic)

Date	Numerator	Denominator	CLEC Result	Standard Dev
Feb-03	7997.41	1268	6.31	2.94
Mar-03	9202.32	1354	6.80	3.36
Apr-03	7591.36	1155	6.57	3.02
May-03	7694.54	991	7.76	4.85
Jun-03	7335.02	1136	6.46	2.67
Jul-03	8488.67	1315	6.46	2.59
Aug-03	7376.27	1172	6.29	1.11
Sep-03	7731.55	1228	6.30	1.59
Oct-03	7732.83	1258	6.15	1.28
Nov-03	7423.91	1213	6.12	1.02
Dec-03	7332.68	1201	6.11	1.54
Jan-04	7750.75	1142	6.79	0.68



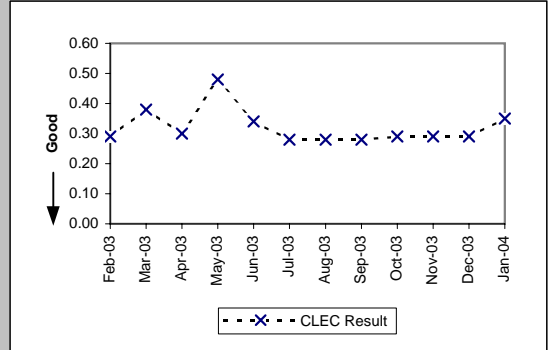
Pre-Order Response Times (Get CSR) (Avg Sec) IMA Aggregate (PO-1 A-5 Total) (Benchmark)

Date	Numerator	Denominator	CLEC Result	Standard Dev
Feb-03	8685.27	1268	6.85	
Mar-03	10413.94	1354	7.69	
Apr-03	8473.52	1155	7.34	
May-03	9621.55	991	9.71	
Jun-03	7970.83	1136	7.02	
Jul-03	8979.2	1315	6.83	
Aug-03	7706.6	1172	6.58	
Sep-03	8083.05	1228	6.58	
Oct-03	8099.81	1258	6.44	
Nov-03	7780.51	1213	6.41	
Dec-03	7673.64	1201	6.39	
Jan-04	8145.89	1142	7.13	



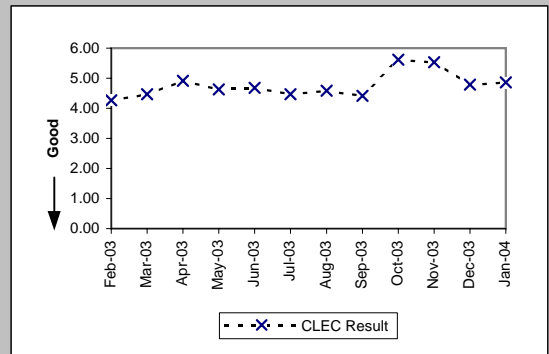
Pre-Order Response Times (TN Reservation) (Avg Sec) IMA Request (PO-1 A-6(a)) (Diagnostic)

Date	Numerator	Denominator	CLEC Result	Standard Dev
Feb-03	405.8	1392	0.29	0.03
Mar-03	521.47	1377	0.38	0.74
Apr-03	413.85	1392	0.30	0.08
May-03	552.23	1149	0.48	1.40
Jun-03	444.34	1310	0.34	0.61
Jul-03	418.07	1479	0.28	0.06
Aug-03	519.09	1834	0.28	0.04
Sep-03	544.35	1912	0.28	0.04
Oct-03	575.73	1965	0.29	0.03
Nov-03	543.53	1852	0.29	0.03
Dec-03	537.85	1885	0.29	0.09
Jan-04	630.24	1814	0.35	0.07

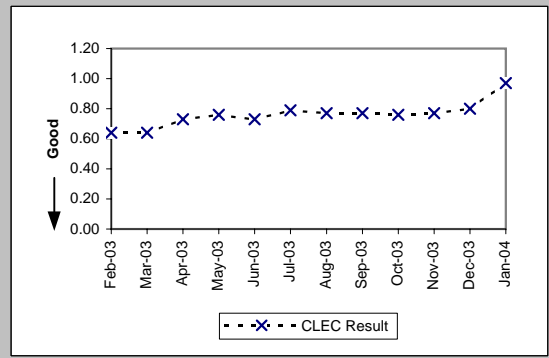


PO-1 - Pre-Order/Order Response Times

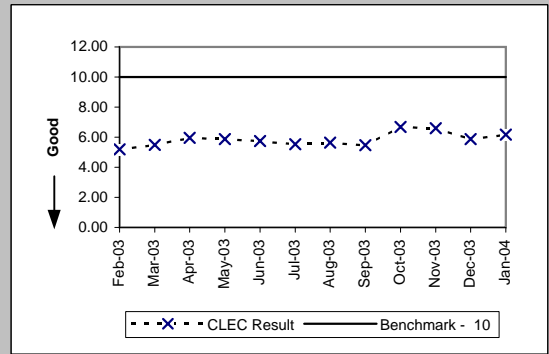
Pre-Order Response Times (TN Reservation) (Avg Sec) IMA Response (PO-1 A-6(b)) (Diagnostic)				
Date	Numerator	Denominator	CLEC Result	Standard Dev
Feb-03	5939.29	1392	4.27	1.70
Mar-03	6151.51	1377	4.47	2.43
Apr-03	6855.59	1392	4.92	2.49
May-03	5320.21	1149	4.63	2.14
Jun-03	6127.57	1310	4.68	2.33
Jul-03	6617.57	1479	4.47	2.03
Aug-03	8413.87	1834	4.59	2.12
Sep-03	8432.09	1912	4.41	2.38
Oct-03	11039.27	1965	5.62	3.33
Nov-03	10234.39	1852	5.53	2.99
Dec-03	9032.33	1885	4.79	2.19
Jan-04	8823.56	1814	4.86	1.97



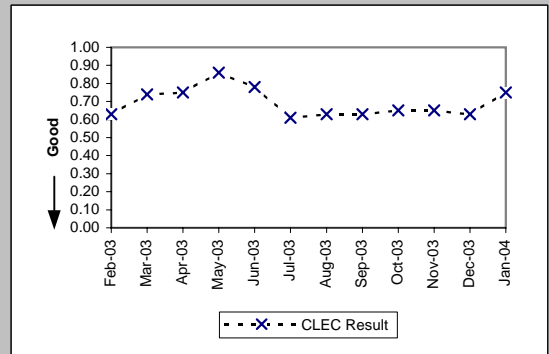
Pre-Order Response Times (TN Reservation) (Avg Sec) IMA Accept (PO-1 A-6(c)) (Diagnostic)				
Date	Numerator	Denominator	CLEC Result	Standard Dev
Feb-03	886.44	1392	0.64	0.17
Mar-03	881.7	1377	0.64	0.24
Apr-03	1014.47	1392	0.73	0.23
May-03	870.46	1149	0.76	0.41
Jun-03	958.88	1310	0.73	0.17
Jul-03	1163.07	1479	0.79	0.26
Aug-03	1414.05	1834	0.77	0.24
Sep-03	1477.51	1912	0.77	0.21
Oct-03	1501.51	1965	0.76	0.14
Nov-03	1421.39	1852	0.77	0.13
Dec-03	1514.59	1885	0.80	0.24
Jan-04	1753.32	1814	0.97	0.53



Pre-Order Response Times (TN Reservation) (Avg Sec) IMA Aggregate (PO-1 A-6 Total) (Benchmark)				
Date	Numerator	Denominator	CLEC Result	Standard Dev
Feb-03	7231.53	1392	5.20	
Mar-03	7554.68	1377	5.49	
Apr-03	8283.91	1392	5.95	
May-03	6742.9	1149	5.87	
Jun-03	7530.79	1310	5.75	
Jul-03	8198.71	1479	5.54	
Aug-03	10347.01	1834	5.64	
Sep-03	10453.95	1912	5.47	
Oct-03	13116.51	1965	6.68	
Nov-03	12199.31	1852	6.59	
Dec-03	11084.77	1885	5.88	
Jan-04	11207.12	1814	6.18	

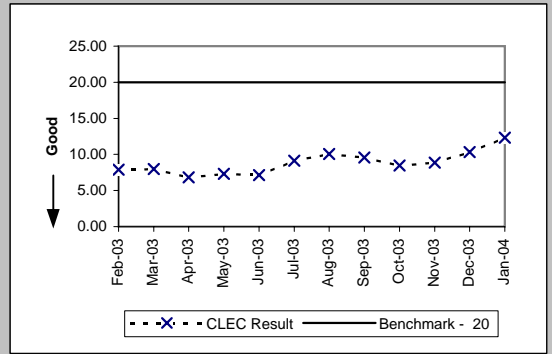


Pre-Order Response Times (Loop Qualification Tools) (Avg Sec) IMA Request (PO-1 A-7(a)) (Diagnostic)				
Date	Numerator	Denominator	CLEC Result	Standard Dev
Feb-03	2315.97	3669	0.63	0.60
Mar-03	2923.8	3949	0.74	1.25
Apr-03	2709.64	3614	0.75	0.66
May-03	2993.16	3466	0.86	2.03
Jun-03	2775.64	3561	0.78	1.25
Jul-03	2383.51	3935	0.61	0.49
Aug-03	2554.38	4060	0.63	0.29
Sep-03	2485.56	3976	0.63	0.29
Oct-03	2708.62	4194	0.65	0.29
Nov-03	2444.35	3735	0.65	0.29
Dec-03	2529.88	4028	0.63	0.30
Jan-04	3793.35	5062	0.75	0.26

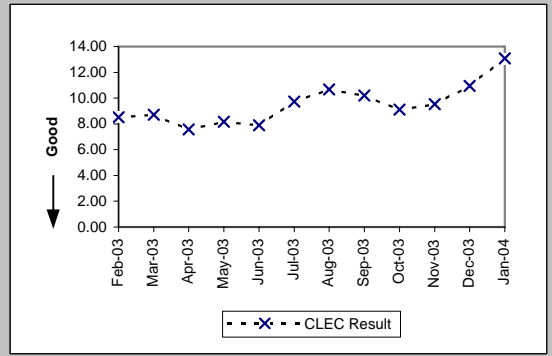


PO-1 - Pre-Order/Order Response Times

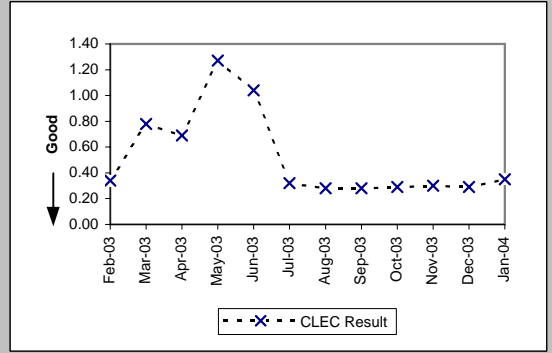
Pre-Order Response Times (Loop Qualification Tools) (Avg Sec) IMA Response (PO-1 A-7(b)) (Benchmark)				
Date	Numerator	Denominator	CLEC Result	Standard Dev
Feb-03	28921.84	3669	7.88	7.10
Mar-03	31458.32	3949	7.97	7.50
Apr-03	24684.83	3614	6.83	5.62
May-03	25320.1	3466	7.31	7.65
Jun-03	25347.64	3561	7.12	5.39
Jul-03	35847.55	3935	9.11	10.23
Aug-03	40771.63	4060	10.04	12.46
Sep-03	38041.87	3976	9.57	11.29
Oct-03	35560.89	4194	8.48	10.48
Nov-03	33169.11	3735	8.88	11.51
Dec-03	41589	4028	10.32	12.09
Jan-04	62391.62	5062	12.33	10.87



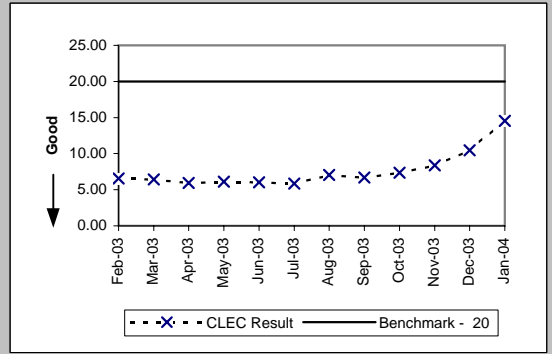
Pre-Order Response Times (Loop Qualification Tools) (Avg Sec) IMA Aggregate (PO-1 A-7 Total) (Diagnostic)				
Date	Numerator	Denominator	CLEC Result	Standard Dev
Feb-03	31237.81	3669	8.51	
Mar-03	34382.12	3949	8.71	
Apr-03	27394.47	3614	7.58	
May-03	28313.26	3466	8.17	
Jun-03	28123.28	3561	7.90	
Jul-03	38231.06	3935	9.72	
Aug-03	43326.01	4060	10.67	
Sep-03	40527.43	3976	10.19	
Oct-03	38269.51	4194	9.12	
Nov-03	35613.46	3735	9.54	
Dec-03	44118.88	4028	10.95	
Jan-04	66184.97	5062	13.07	



Pre-Order Response Times (Resale of Qwest DSL Qualification) (Avg Sec) IMA Request (PO-1 A-8(a)) (Diagnostic)				
Date	Numerator	Denominator	CLEC Result	Standard Dev
Feb-03	151.64	446	0.34	1.48
Mar-03	387.66	497	0.78	2.28
Apr-03	347.76	504	0.69	1.26
May-03	567.69	447	1.27	3.55
Jun-03	455.52	438	1.04	2.73
Jul-03	170.56	533	0.32	0.49
Aug-03	171.64	613	0.28	0.04
Sep-03	171.08	611	0.28	0.04
Oct-03	194.3	670	0.29	0.03
Nov-03	178.2	594	0.30	0.03
Dec-03	181.83	627	0.29	0.06
Jan-04	215.6	616	0.35	0.10

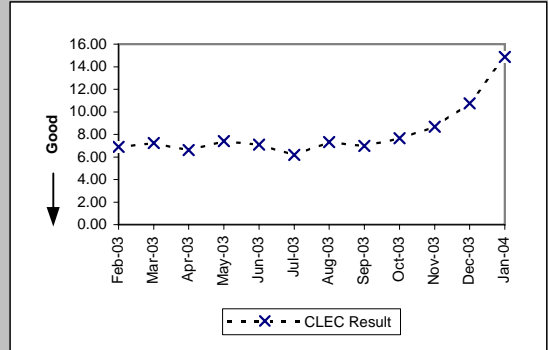


Pre-Order Response Times (Resale of Qwest DSL Qualification) (Avg Sec) IMA Response (PO-1 A-8(b)) (Benchmark)				
Date	Numerator	Denominator	CLEC Result	Standard Dev
Feb-03	2916.84	446	6.54	7.30
Mar-03	3200.68	497	6.44	7.22
Apr-03	2988.72	504	5.93	7.49
May-03	2740.11	447	6.13	7.41
Jun-03	2645.52	438	6.04	8.30
Jul-03	3128.71	533	5.87	8.19
Aug-03	4315.52	613	7.04	12.50
Sep-03	4093.7	611	6.70	12.36
Oct-03	4937.9	670	7.37	11.20
Nov-03	4971.78	594	8.37	14.88
Dec-03	6552.15	627	10.45	12.42
Jan-04	8944.32	616	14.52	16.16

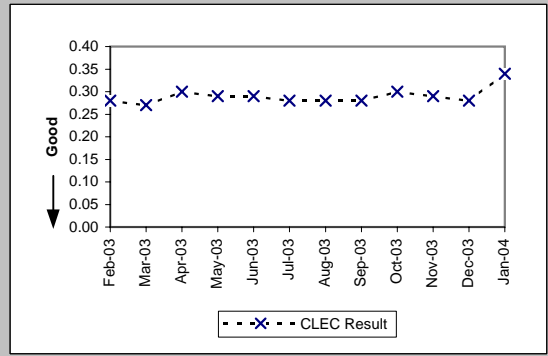


PO-1 - Pre-Order/Order Response Times

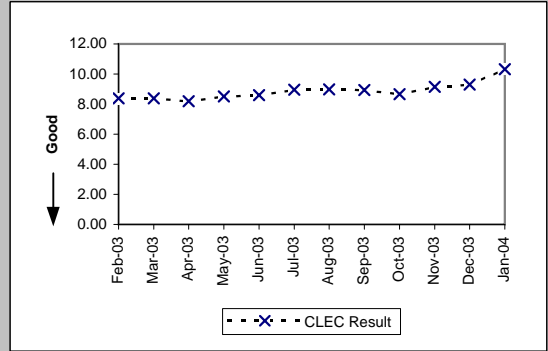
Pre-Order Response Times (Resale of Qwest DSL Qualification) (Avg Sec) IMA Aggregate (PO-1 A-8 Total) (Diagnostic)				
Date	Numerator	Denominator	CLEC Result	Standard Dev
Feb-03	3068.48	446	6.88	
Mar-03	3588.34	497	7.22	
Apr-03	3336.48	504	6.62	
May-03	3307.8	447	7.40	
Jun-03	3101.04	438	7.08	
Jul-03	3299.27	533	6.19	
Aug-03	4487.16	613	7.32	
Sep-03	4264.78	611	6.98	
Oct-03	5132.2	670	7.66	
Nov-03	5149.98	594	8.67	
Dec-03	6733.98	627	10.74	
Jan-04	9159.92	616	14.87	



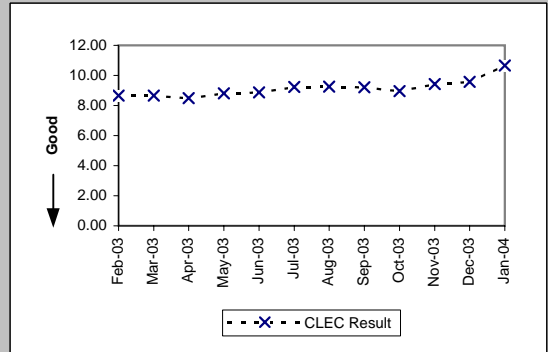
Pre-Order Response Times (Connecting Facility Assignment) (Avg Sec) IMA Request (PO-1 A-9(a)) (Diagnostic)				
Date	Numerator	Denominator	CLEC Result	Standard Dev
Feb-03	262.92	938	0.28	0.05
Mar-03	292.81	1067	0.27	0.05
Apr-03	242.4	817	0.30	0.03
May-03	303.38	1047	0.29	0.05
Jun-03	281.55	972	0.29	0.03
Jul-03	297.37	1060	0.28	0.04
Aug-03	232.51	817	0.28	0.04
Sep-03	229.16	816	0.28	0.04
Oct-03	236.43	801	0.30	0.02
Nov-03	226.81	777	0.29	0.03
Dec-03	241.67	868	0.28	0.04
Jan-04	287.56	843	0.34	0.05



Pre-Order Response Times (Connecting Facility Assignment) (Avg Sec) IMA Response (PO-1 A-9(b)) (Diagnostic)				
Date	Numerator	Denominator	CLEC Result	Standard Dev
Feb-03	7859.64	938	8.38	3.87
Mar-03	8946.76	1067	8.38	4.42
Apr-03	6693.06	817	8.19	4.07
May-03	8912.11	1047	8.51	4.24
Jun-03	8347.51	972	8.59	3.20
Jul-03	9484.07	1060	8.95	4.69
Aug-03	7328.29	817	8.97	3.07
Sep-03	7286.51	816	8.93	4.82
Oct-03	6930.89	801	8.65	5.32
Nov-03	7100.95	777	9.14	7.29
Dec-03	8062.22	868	9.29	6.58
Jan-04	8700.14	843	10.32	6.71

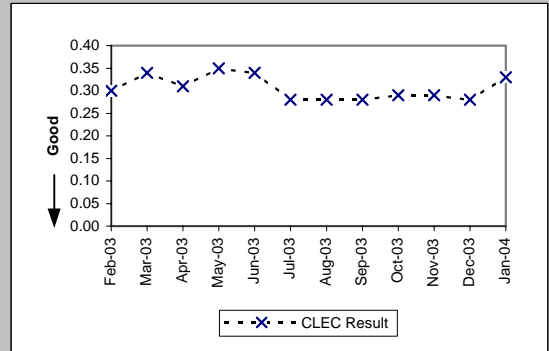


Pre-Order Response Times (Connecting Facility Assignment) (Avg Sec) IMA Aggregate (PO-1 A-9 Total) (Benchmark)				
Date	Numerator	Denominator	CLEC Result	Standard Dev
Feb-03	8122.56	938	8.66	
Mar-03	9239.57	1067	8.66	
Apr-03	6935.46	817	8.49	
May-03	9215.49	1047	8.80	
Jun-03	8629.06	972	8.88	
Jul-03	9781.44	1060	9.23	
Aug-03	7560.8	817	9.25	
Sep-03	7515.67	816	9.21	
Oct-03	7167.32	801	8.95	
Nov-03	7327.76	777	9.43	
Dec-03	8303.89	868	9.57	
Jan-04	8987.7	843	10.66	

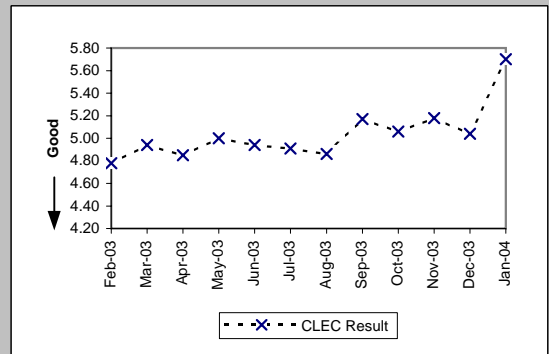


PO-1 - Pre-Order/Order Response Times

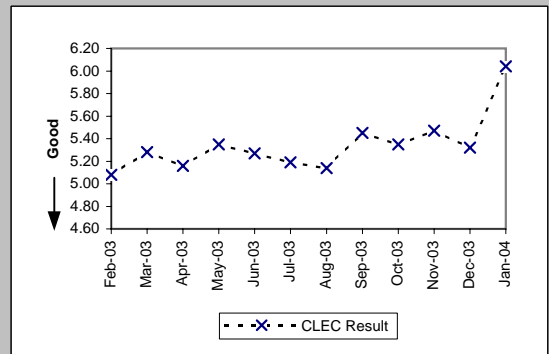
Pre-Order Response Times (Meet Point Inquiry) (Avg Sec) IMA Request (PO-1 A-10(a)) (Diagnostic)					
Date	Numerator	Denominator	CLEC Result	Standard Dev	
Feb-03	176.79	580	0.30	0.21	
Mar-03	222.91	659	0.34	0.40	
Apr-03	193.4	630	0.31	0.11	
May-03	221.4	630	0.35	0.51	
Jun-03	220.17	655	0.34	0.25	
Jul-03	189.9	683	0.28	0.17	
Aug-03	177.86	628	0.28	0.04	
Sep-03	177.6	624	0.28	0.04	
Oct-03	184.63	631	0.29	0.03	
Nov-03	176.19	604	0.29	0.03	
Dec-03	182.05	639	0.28	0.04	
Jan-04	209.11	626	0.33	0.03	



Pre-Order Response Times (Meet Point Inquiry) (Avg Sec) IMA Response (PO-1 A-10(b)) (Diagnostic)					
Date	Numerator	Denominator	CLEC Result	Standard Dev	
Feb-03	2770.45	580	4.78	1.36	
Mar-03	3255.34	659	4.94	1.68	
Apr-03	3057.8	630	4.85	1.27	
May-03	3149.17	630	5.00	1.01	
Jun-03	3234.56	655	4.94	0.91	
Jul-03	3352.01	683	4.91	2.41	
Aug-03	3049.88	628	4.86	1.79	
Sep-03	3224.18	624	5.17	1.77	
Oct-03	3194.09	631	5.06	2.00	
Nov-03	3129.45	604	5.18	3.15	
Dec-03	3218.39	639	5.04	1.46	
Jan-04	3570.55	626	5.70	0.71	



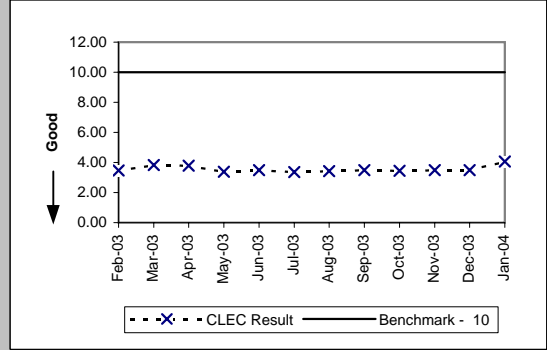
Pre-Order Response Times (Meet Point Inquiry) (Avg Sec) IMA Aggregate (PO-1 A-10 Total) (Benchmark)					
Date	Numerator	Denominator	CLEC Result	Standard Dev	
Feb-03	2947.24	580	5.08		
Mar-03	3478.25	659	5.28		
Apr-03	3251.2	630	5.16		
May-03	3370.57	630	5.35		
Jun-03	3454.73	655	5.27		
Jul-03	3541.91	683	5.19		
Aug-03	3227.74	628	5.14		
Sep-03	3401.78	624	5.45		
Oct-03	3378.72	631	5.35		
Nov-03	3305.64	604	5.47		
Dec-03	3400.44	639	5.32		
Jan-04	3779.66	626	6.04		



PO-1 - Pre-Order/Order Response Times

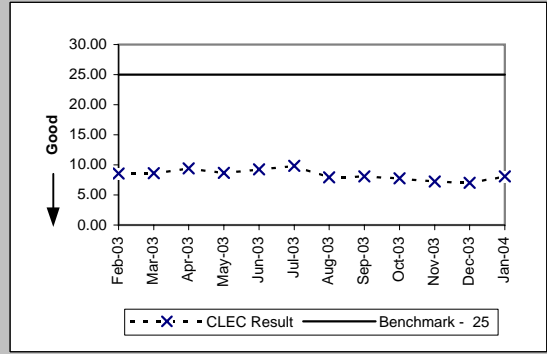
Pre-Order Response Times (Appt. Scheduler) (Avg Sec) EDI Request/Response (PO-1 B-1) (Benchmark)

Date	Numerator	Denominator	CLEC Result	Standard Dev
Feb-03	14390.09	4147	3.47	0.93
Mar-03	20226.23	5281	3.83	3.52
Apr-03	20457.36	5412	3.78	1.70
May-03	18780.6	5540	3.39	1.39
Jun-03	18578	5308	3.50	2.90
Jul-03	20597.44	6112	3.37	0.95
Aug-03	22202.64	6492	3.42	1.80
Sep-03	19453.2	5590	3.48	2.38
Oct-03	20571.2	5980	3.44	1.26
Nov-03	19957	5702	3.50	1.68
Dec-03	19432.32	5584	3.48	0.80
Jan-04	26564.58	6543	4.06	1.24



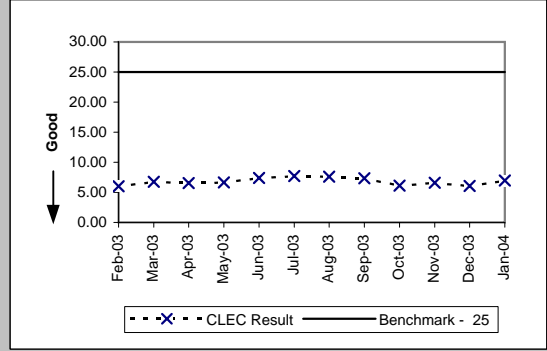
Pre-Order Response Times (Service Availability) (Avg Sec) EDI Request/Response (PO-1 B-2) (Benchmark)

Date	Numerator	Denominator	CLEC Result	Standard Dev
Feb-03	36168.16	4223	8.56	8.85
Mar-03	42543.29	4939	8.61	9.10
Apr-03	47052.22	5005	9.40	9.18
May-03	45526.26	5245	8.68	8.29
Jun-03	45648.86	4937	9.25	9.10
Jul-03	54120.53	5506	9.83	9.83
Aug-03	55339.86	7009	7.90	9.09
Sep-03	49419.06	6129	8.06	9.17
Oct-03	49819.82	6415	7.77	8.56
Nov-03	43050.67	5967	7.21	8.20
Dec-03	41670.63	5929	7.03	8.00
Jan-04	57529.28	7136	8.06	7.77



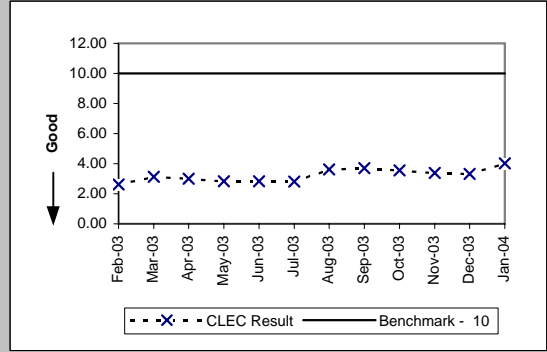
Pre-Order Response Times (Facility Check) (Avg Sec) EDI Request/Response (PO-1 B-3) (Benchmark)

Date	Numerator	Denominator	CLEC Result	Standard Dev
Feb-03	2277.79	379	6.01	2.65
Mar-03	2717.52	402	6.76	4.68
Apr-03	2965.12	452	6.56	4.09
May-03	3127.44	471	6.64	2.31
Jun-03	3273.77	443	7.39	3.05
Jul-03	3814.24	496	7.69	3.92
Aug-03	4544.8	598	7.60	4.91
Sep-03	3471.82	473	7.34	6.28
Oct-03	2998.8	490	6.12	1.41
Nov-03	3041.91	463	6.57	6.55
Dec-03	2830.02	467	6.06	1.42
Jan-04	3411.12	488	6.99	1.67



Pre-Order Response Times (Address Validation) (Avg Sec) EDI Request/Response (PO-1 B-4) (Benchmark)

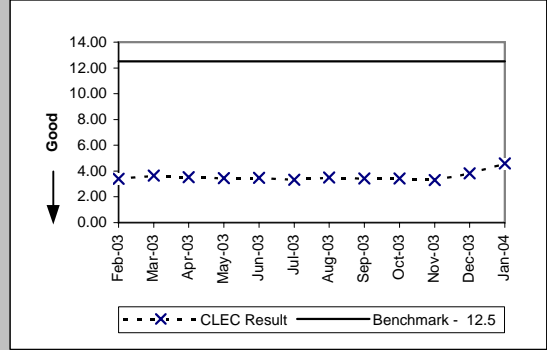
Date	Numerator	Denominator	CLEC Result	Standard Dev
Feb-03	17850.21	6832	2.61	1.43
Mar-03	24797.56	7930	3.13	4.93
Apr-03	24607.61	8240	2.99	2.14
May-03	24047.48	8494	2.83	0.96
Jun-03	22680.19	7981	2.84	1.93
Jul-03	25490.68	9059	2.81	0.89
Aug-03	31690.96	8789	3.61	1.82
Sep-03	29693.51	8023	3.70	2.47
Oct-03	29833.6	8375	3.56	1.45
Nov-03	26824.06	7906	3.39	1.22
Dec-03	26455.31	7962	3.32	0.85
Jan-04	40250.71	9991	4.03	1.76



PO-1 - Pre-Order/Order Response Times

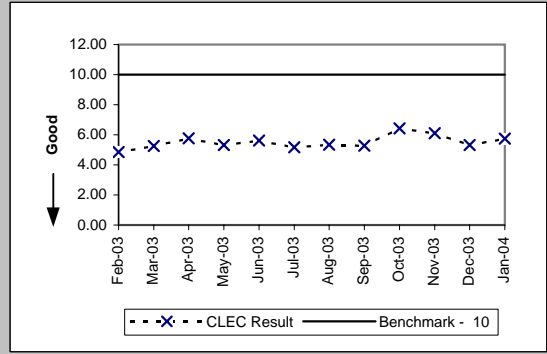
Pre-Order Response Times (Get CSR) (Avg Sec) EDI Request/Response (PO-1 B-5) (Benchmark)

Date	Numerator	Denominator	CLEC Result	Standard Dev
Feb-03	6296.96	1844	3.41	2.16
Mar-03	6991.14	1914	3.65	5.16
Apr-03	7635.3	2164	3.53	2.19
May-03	7251.04	2110	3.44	2.07
Jun-03	7200.57	2077	3.47	1.48
Jul-03	7663.81	2299	3.33	0.84
Aug-03	7186.87	2047	3.51	1.94
Sep-03	6449.64	1881	3.43	0.98
Oct-03	6760.94	1978	3.42	1.36
Nov-03	6125	1851	3.31	0.79
Dec-03	7100.62	1860	3.82	1.37
Jan-04	8928.56	1941	4.60	1.45



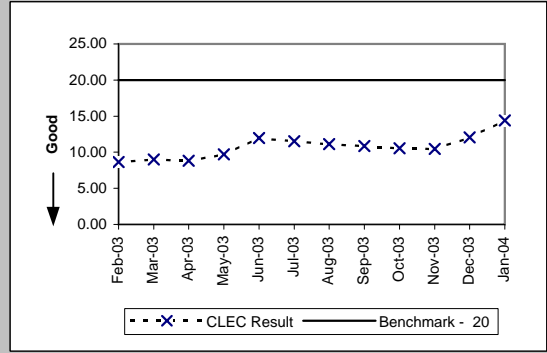
Pre-Order Response Times (TN Reservation) (Avg Sec) EDI Request/Response (PO-1 B-6) (Benchmark)

Date	Numerator	Denominator	CLEC Result	Standard Dev
Feb-03	10803.68	2225	4.86	1.90
Mar-03	14354.86	2735	5.25	3.18
Apr-03	15797.36	2741	5.76	2.55
May-03	15024.63	2831	5.31	2.83
Jun-03	14834.49	2640	5.62	2.59
Jul-03	15805.08	3049	5.18	1.97
Aug-03	16059.11	3009	5.34	2.00
Sep-03	15046.26	2850	5.28	2.75
Oct-03	18895.58	2938	6.43	3.38
Nov-03	17538.79	2870	6.11	3.04
Dec-03	14956.04	2811	5.32	2.24
Jan-04	20134.9	3507	5.74	2.54



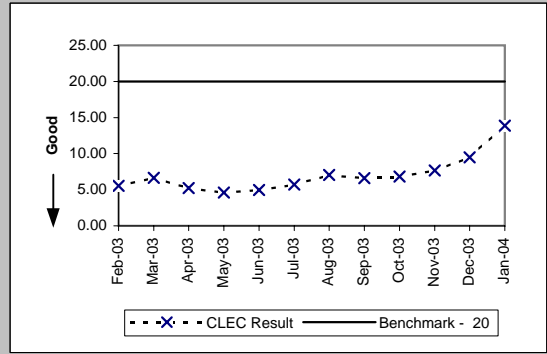
Pre-Order Response Times (Loop Qualification Tools) (Avg Sec) EDI Request/Response (PO-1 B-7) (Benchmark)

Date	Numerator	Denominator	CLEC Result	Standard Dev
Feb-03	20513.51	2374	8.64	12.43
Mar-03	22912.09	2551	8.98	13.04
Apr-03	25014.79	2841	8.80	13.58
May-03	28369.29	2921	9.71	17.77
Jun-03	32326.56	2702	11.96	22.49
Jul-03	35069.64	3042	11.53	21.76
Aug-03	33637.58	3021	11.13	21.08
Sep-03	31513.85	2897	10.88	19.67
Oct-03	32320.86	3068	10.53	18.70
Nov-03	29394.89	2808	10.47	18.32
Dec-03	34857.06	2895	12.04	20.88
Jan-04	73307.21	5096	14.39	17.37



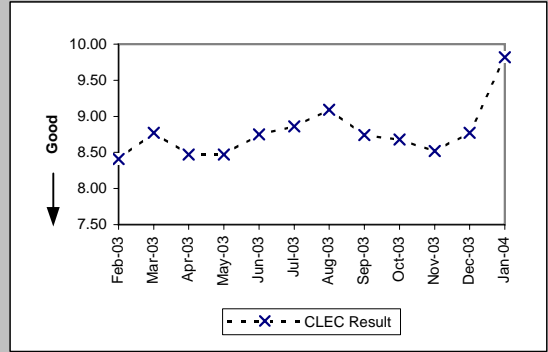
Pre-Order Response Times (Resale of Qwest DSL Qualification) (Avg Sec) EDI Request/Response (PO-1 B-8) (Benchmark)

Date	Numerator	Denominator	CLEC Result	Standard Dev
Feb-03	4253.4	765	5.56	6.82
Mar-03	5329.33	799	6.67	9.99
Apr-03	4765.86	913	5.22	6.97
May-03	4407.76	952	4.63	6.12
Jun-03	4437.18	891	4.98	8.39
Jul-03	5711.3	995	5.74	9.29
Aug-03	6812.07	969	7.03	11.70
Sep-03	6233.23	943	6.61	10.66
Oct-03	6744.98	989	6.82	11.39
Nov-03	6953.85	909	7.65	12.99
Dec-03	8788.16	928	9.47	11.75
Jan-04	13638.24	984	13.86	16.83

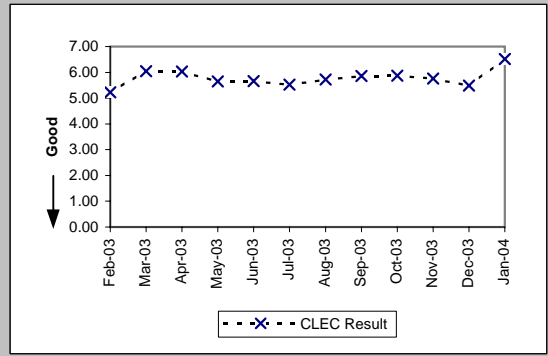


PO-1 - Pre-Order/Order Response Times

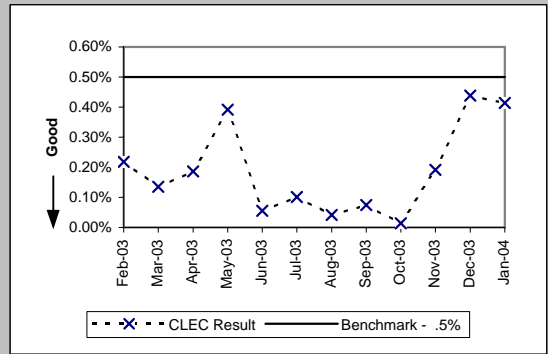
Pre-Order Response Times (Connecting Facility Assignment) (Avg Sec) EDI Request/Response (PO-1 B-9) (Benchmark)				
Date	Numerator	Denominator	CLEC Result	Standard Dev
Feb-03	6119.66	728	8.41	5.06
Mar-03	6655.08	759	8.77	5.97
Apr-03	5621.86	664	8.47	4.24
May-03	7615.1	899	8.47	4.33
Jun-03	7423.23	848	8.75	4.41
Jul-03	8335.6	941	8.86	3.42
Aug-03	8463.5	931	9.09	3.33
Sep-03	7802.57	893	8.74	4.48
Oct-03	7756.78	894	8.68	5.13
Nov-03	7553.25	887	8.52	4.53
Dec-03	8173.23	932	8.77	6.79
Jan-04	9580.22	976	9.82	4.38



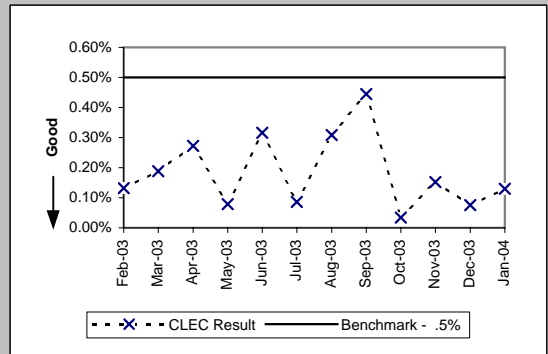
Pre-Order Response Times (Meet Point Inquiry) (Avg Sec) EDI Request/Response (PO-1 B-10) (Benchmark)				
Date	Numerator	Denominator	CLEC Result	Standard Dev
Feb-03	3964.69	758	5.23	2.01
Mar-03	4754.37	787	6.04	6.98
Apr-03	5530.29	917	6.03	4.51
May-03	5370.15	951	5.65	0.95
Jun-03	5035.5	889	5.66	2.03
Jul-03	5491.14	995	5.52	0.84
Aug-03	5508.49	963	5.72	3.60
Sep-03	5507.65	940	5.86	2.73
Oct-03	5795.82	987	5.87	2.35
Nov-03	5327.6	925	5.76	2.74
Dec-03	5012.82	913	5.49	1.39
Jan-04	6233.76	958	6.51	2.98



Pre-Order Response Times (Timeout) (Percent) IMA Total (PO-1C -1) (Benchmark)				
Date	Numerator	Denominator	CLEC Result	Standard Dev
Feb-03	52	23802	0.22%	4.67%
Mar-03	35	25907	0.14%	3.67%
Apr-03	45	24157	0.19%	4.31%
May-03	91	23209	0.39%	6.25%
Jun-03	13	23592	0.06%	2.35%
Jul-03	26	25775	0.10%	3.17%
Aug-03	11	26499	0.04%	2.04%
Sep-03	20	27105	0.07%	2.72%
Oct-03	4	28265	0.01%	1.19%
Nov-03	51	26531	0.19%	4.38%
Dec-03	121	27612	0.44%	6.61%
Jan-04	121	29256	0.41%	6.42%

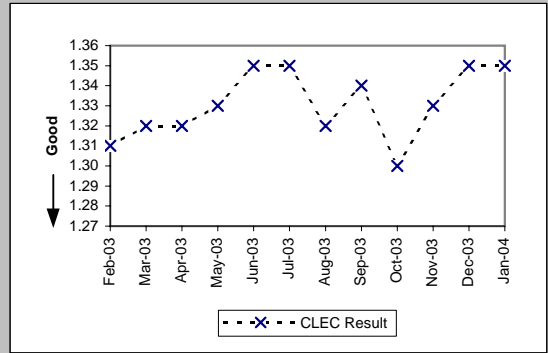


Pre-Order Response Times (Timeout) (Percent) EDI Total (PO-1C -2) (Benchmark)				
Date	Numerator	Denominator	CLEC Result	Standard Dev
Feb-03	32	24307	0.13%	3.63%
Mar-03	53	28150	0.19%	4.34%
Apr-03	80	29429	0.27%	5.21%
May-03	24	30438	0.08%	2.81%
Jun-03	91	28807	0.32%	5.61%
Jul-03	28	32522	0.09%	2.93%
Aug-03	105	33933	0.31%	5.55%
Sep-03	137	30756	0.45%	6.66%
Oct-03	11	32125	0.03%	1.85%
Nov-03	46	30334	0.15%	3.89%
Dec-03	23	30304	0.08%	2.75%
Jan-04	49	37669	0.13%	3.60%

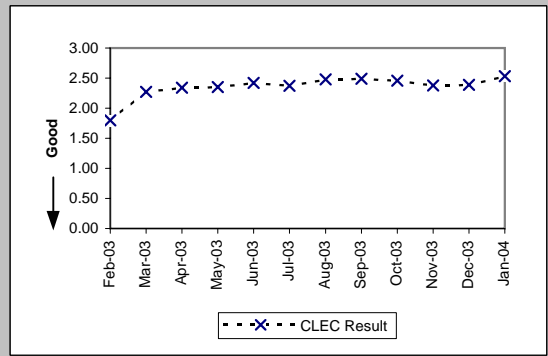


PO-1 - Pre-Order/Order Response Times

Pre-Order Response Times (Rejected Query) (Avg Sec) IMA Total (PO-1D -1) (Diagnostic)					
Date	Numerator	Denominator	CLEC Result	Standard Dev	
Feb-03	11155.96	8516	1.31	1.26	
Mar-03	12558.48	9514	1.32	1.26	
Apr-03	11992.2	9085	1.32	1.25	
May-03	12507.32	9404	1.33	1.27	
Jun-03	11796.3	8738	1.35	1.31	
Jul-03	12945.15	9589	1.35	1.37	
Aug-03	11762.52	8911	1.32	1.28	
Sep-03	11979.6	8940	1.34	1.43	
Oct-03	12447.5	9575	1.30	1.25	
Nov-03	12186.79	9163	1.33	1.25	
Dec-03	12237.75	9065	1.35	1.24	
Jan-04	13086.9	9694	1.35	1.29	



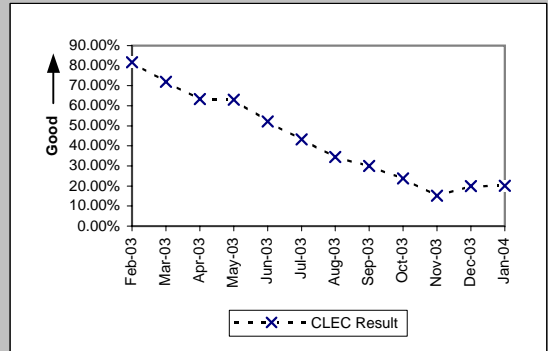
Pre-Order Response Times (Rejected Query) (Avg Sec) EDI Total (PO-1D -2) (Diagnostic)				
Date	Numerator	Denominator	CLEC Result	Standard Dev
Feb-03	11863.8	6591	1.80	1.42
Mar-03	15215.81	6703	2.27	5.67
Apr-03	18652.14	7971	2.34	2.44
May-03	19314.65	8219	2.35	2.36
Jun-03	18646.1	7705	2.42	3.55
Jul-03	20813.34	8782	2.37	2.94
Aug-03	23106.16	9317	2.48	3.05
Sep-03	20325.87	8163	2.49	3.70
Oct-03	21067.44	8564	2.46	2.79
Nov-03	19075.7	8015	2.38	3.47
Dec-03	19289.69	8071	2.39	3.32
Jan-04	21401.27	8459	2.53	3.95



PO-2A-1 - Electronic Flow-through for LSRs received via IMA GUI (Percent)

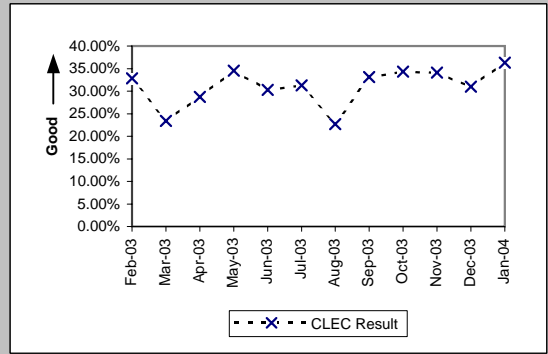
Resale Aggregate W/O UNE-P-POTS (Diagnostic)

Date	CLEC Num	CLEC Denom	CLEC Result	CLEC Std Dev
Feb-03	2326	2847	81.70%	38.67%
Mar-03	1979	2749	71.99%	44.90%
Apr-03	1565	2468	63.41%	48.17%
May-03	1261	2002	62.99%	48.28%
Jun-03	757	1449	52.24%	49.95%
Jul-03	869	2013	43.17%	49.53%
Aug-03	664	1924	34.51%	47.54%
Sep-03	605	2022	29.92%	45.79%
Oct-03	564	2366	23.84%	42.61%
Nov-03	252	1670	15.09%	35.80%
Dec-03	420	2109	19.91%	39.94%
Jan-04	522	2605	20.04%	40.03%



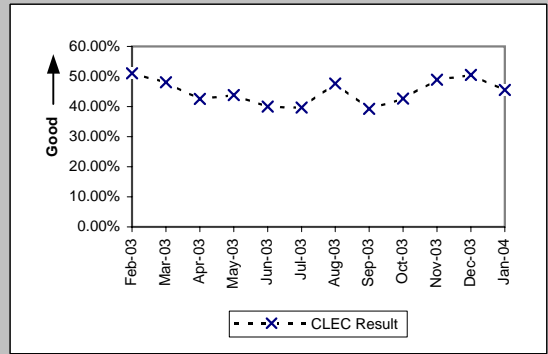
Unbundled Loop Aggregate (Diagnostic)

Date	CLEC Num	CLEC Denom	CLEC Result	CLEC Std Dev
Feb-03	347	1056	32.86%	46.97%
Mar-03	218	931	23.42%	42.35%
Apr-03	307	1069	28.72%	45.24%
May-03	360	1042	34.55%	47.55%
Jun-03	290	957	30.30%	45.96%
Jul-03	328	1049	31.27%	46.36%
Aug-03	229	1008	22.72%	41.90%
Sep-03	338	1021	33.10%	47.06%
Oct-03	422	1230	34.31%	47.47%
Nov-03	308	902	34.15%	47.42%
Dec-03	300	968	30.99%	46.25%
Jan-04	382	1052	36.31%	48.09%



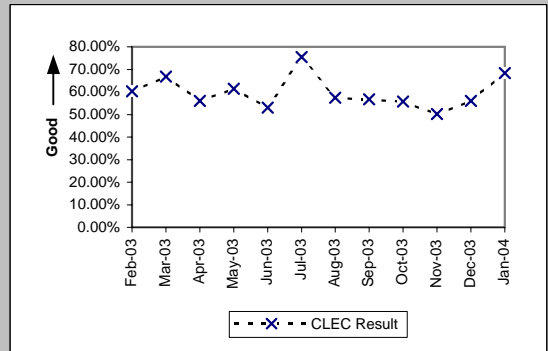
LNP (Diagnostic)

Date	CLEC Num	CLEC Denom	CLEC Result	CLEC Std Dev
Feb-03	256	501	51.10%	49.99%
Mar-03	219	455	48.13%	49.97%
Apr-03	224	527	42.50%	49.44%
May-03	208	475	43.79%	49.61%
Jun-03	146	365	40.00%	48.99%
Jul-03	215	542	39.67%	48.92%
Aug-03	204	428	47.66%	49.95%
Sep-03	170	433	39.26%	48.83%
Oct-03	212	497	42.66%	49.46%
Nov-03	139	284	48.94%	49.99%
Dec-03	193	382	50.52%	50.00%
Jan-04	166	365	45.48%	49.80%



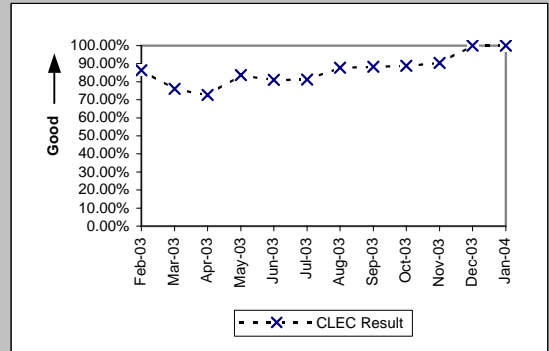
UNE - P (POTS) (Diagnostic)

Date	CLEC Num	CLEC Denom	CLEC Result	CLEC Std Dev
Feb-03	2494	4136	60.30%	48.93%
Mar-03	4258	6370	66.84%	47.08%
Apr-03	2775	4947	56.09%	49.63%
May-03	3062	4985	61.42%	48.68%
Jun-03	2666	5021	53.10%	49.90%
Jul-03	5943	7869	75.52%	42.99%
Aug-03	2399	4171	57.52%	49.43%
Sep-03	2762	4872	56.69%	49.55%
Oct-03	2893	5196	55.68%	49.68%
Nov-03	2032	4048	50.20%	50.00%
Dec-03	2041	3641	56.06%	49.63%
Jan-04	5324	7781	68.42%	46.48%

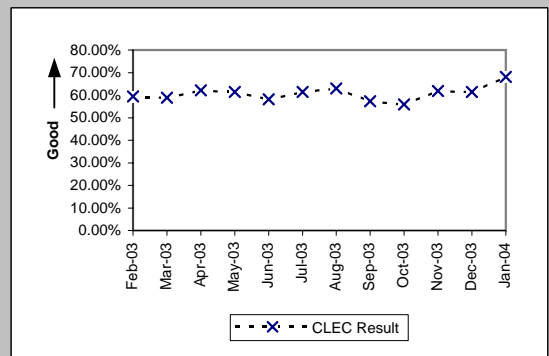


PO-2A-2 - Electronic Flow-through for LSRs received via IMA EDI (Percent)

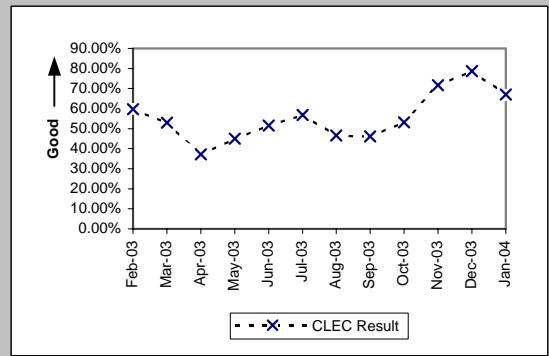
Resale Aggregate W/O UNE-P-POTS (Diagnostic)				
Date	CLEC Num	CLEC Denom	CLEC Result	CLEC Std Dev
Feb-03	107	124	86.29%	34.39%
Mar-03	54	71	76.06%	42.67%
Apr-03	40	55	72.73%	44.54%
May-03	36	43	83.72%	36.92%
Jun-03	34	42	80.95%	39.27%
Jul-03	26	32	81.25%	39.03%
Aug-03	72	82	87.80%	32.72%
Sep-03	45	51	88.24%	32.22%
Oct-03	32	36	88.89%	31.43%
Nov-03	19	21	90.48%	29.35%
Dec-03	11	11	100.00%	0.00%
Jan-04	17	17	100.00%	0.00%



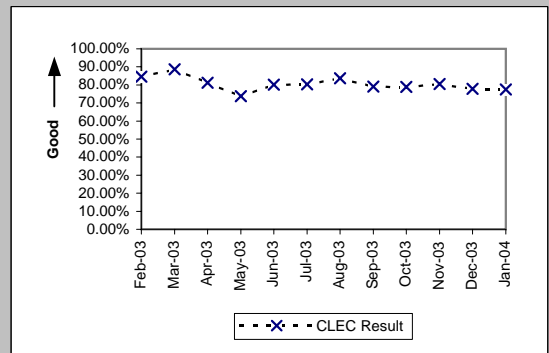
Unbundled Loop Aggregate (Diagnostic)				
Date	CLEC Num	CLEC Denom	CLEC Result	CLEC Std Dev
Feb-03	584	983	59.41%	49.11%
Mar-03	737	1252	58.87%	49.21%
Apr-03	867	1395	62.15%	48.50%
May-03	755	1230	61.38%	48.69%
Jun-03	783	1346	58.17%	49.33%
Jul-03	847	1378	61.47%	48.67%
Aug-03	826	1312	62.96%	48.29%
Sep-03	671	1171	57.30%	49.46%
Oct-03	738	1322	55.82%	49.66%
Nov-03	643	1040	61.83%	48.58%
Dec-03	610	994	61.37%	48.69%
Jan-04	580	852	68.08%	46.62%



LNP (Diagnostic)				
Date	CLEC Num	CLEC Denom	CLEC Result	CLEC Std Dev
Feb-03	316	529	59.74%	49.04%
Mar-03	115	217	53.00%	49.91%
Apr-03	61	164	37.20%	48.33%
May-03	71	158	44.94%	49.74%
Jun-03	64	124	51.61%	49.97%
Jul-03	63	111	56.76%	49.54%
Aug-03	91	195	46.67%	49.89%
Sep-03	109	236	46.19%	49.85%
Oct-03	141	265	53.21%	49.90%
Nov-03	217	303	71.62%	45.09%
Dec-03	489	621	78.74%	40.91%
Jan-04	246	367	67.03%	47.01%

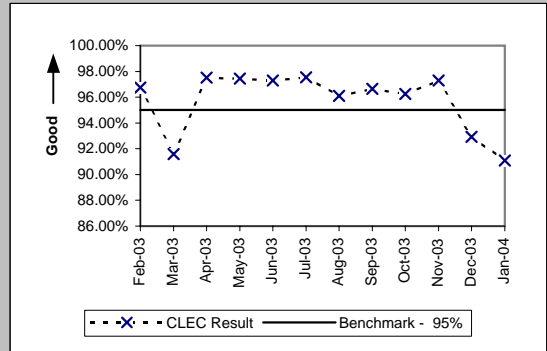


UNE - P (POTS) (Diagnostic)				
Date	CLEC Num	CLEC Denom	CLEC Result	CLEC Std Dev
Feb-03	1993	2355	84.63%	36.07%
Mar-03	4514	5087	88.74%	31.62%
Apr-03	4745	5848	81.14%	39.12%
May-03	5867	7950	73.80%	43.97%
Jun-03	7188	8977	80.07%	39.95%
Jul-03	10599	13185	80.39%	39.71%
Aug-03	10530	12571	83.76%	36.88%
Sep-03	8811	11145	79.06%	40.69%
Oct-03	10096	12784	78.97%	40.75%
Nov-03	8944	11107	80.53%	39.60%
Dec-03	7293	9363	77.89%	41.50%
Jan-04	8601	11097	77.51%	41.75%

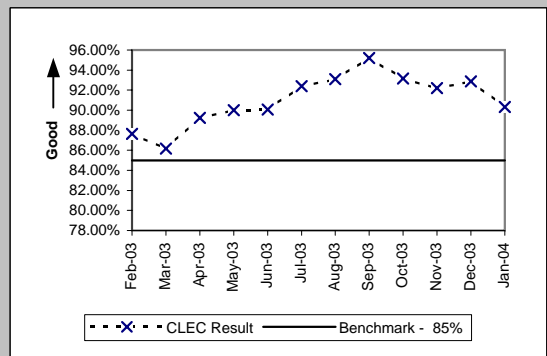


PO-2B-1 - Electronic Flow-through for All Eligible LSRs received via IMA GUI (Percent)

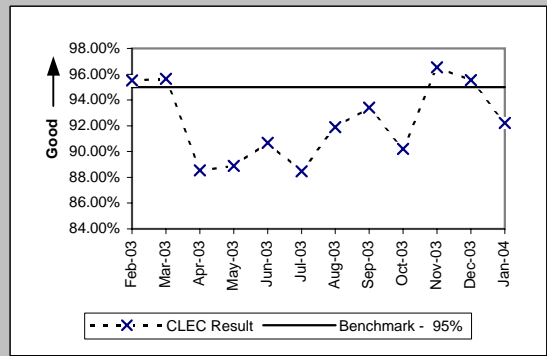
Resale Aggregate W/O UNE-P-POTS (Benchmark)					
Date	CLEC Num	CLEC Denom	CLEC Result	CLEC Std Dev	
Feb-03	2326	2404	96.76%	17.72%	
Mar-03	1979	2161	91.58%	27.77%	
Apr-03	1565	1605	97.51%	15.59%	
May-03	1261	1294	97.45%	15.76%	
Jun-03	757	778	97.30%	16.21%	
Jul-03	869	891	97.53%	15.52%	
Aug-03	664	691	96.09%	19.38%	
Sep-03	605	626	96.65%	18.01%	
Oct-03	564	586	96.25%	19.01%	
Nov-03	252	259	97.30%	16.22%	
Dec-03	420	452	92.92%	25.65%	
Jan-04	522	573	91.10%	28.48%	



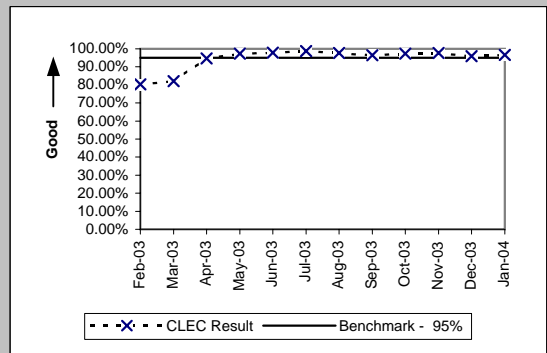
Unbundled Loop Aggregate (Benchmark)				
Date	CLEC Num	CLEC Denom	CLEC Result	CLEC Std Dev
Feb-03	347	396	87.63%	32.93%
Mar-03	218	253	86.17%	34.53%
Apr-03	307	344	89.24%	30.98%
May-03	360	400	90.00%	30.00%
Jun-03	290	322	90.06%	29.92%
Jul-03	328	355	92.39%	26.51%
Aug-03	229	246	93.09%	25.36%
Sep-03	338	355	95.21%	21.35%
Oct-03	422	453	93.16%	25.25%
Nov-03	308	334	92.22%	26.79%
Dec-03	300	323	92.88%	25.72%
Jan-04	382	423	90.31%	29.59%



LNP (Benchmark)				
Date	CLEC Num	CLEC Denom	CLEC Result	CLEC Std Dev
Feb-03	256	268	95.52%	20.68%
Mar-03	219	229	95.63%	20.44%
Apr-03	224	253	88.54%	31.86%
May-03	208	234	88.89%	31.43%
Jun-03	146	161	90.68%	29.07%
Jul-03	215	243	88.48%	31.93%
Aug-03	204	222	91.89%	27.30%
Sep-03	170	182	93.41%	24.82%
Oct-03	212	235	90.21%	29.71%
Nov-03	139	144	96.53%	18.31%
Dec-03	193	202	95.54%	20.63%
Jan-04	166	180	92.22%	26.78%

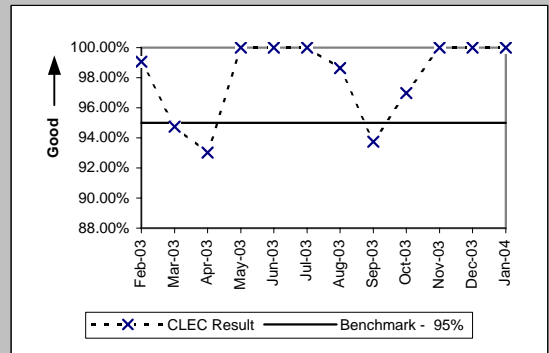


UNE - P (POTS) (Benchmark)				
Date	CLEC Num	CLEC Denom	CLEC Result	CLEC Std Dev
Feb-03	2494	3104	80.35%	39.74%
Mar-03	4258	5190	82.04%	38.38%
Apr-03	2775	2932	94.65%	22.51%
May-03	3062	3147	97.30%	16.21%
Jun-03	2666	2722	97.94%	14.20%
Jul-03	5943	6014	98.82%	10.80%
Aug-03	2399	2454	97.76%	14.80%
Sep-03	2762	2863	96.47%	18.45%
Oct-03	2893	2971	97.37%	15.99%
Nov-03	2032	2081	97.65%	15.16%
Dec-03	2041	2126	96.00%	19.59%
Jan-04	5324	5511	96.61%	18.11%

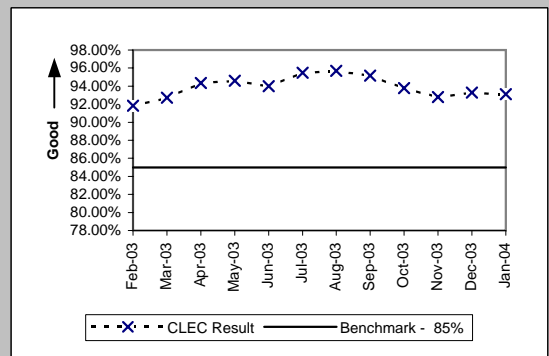


PO-2B-2 - Electronic Flow-through for All Eligible LSRs received via IMA EDI (Percent)

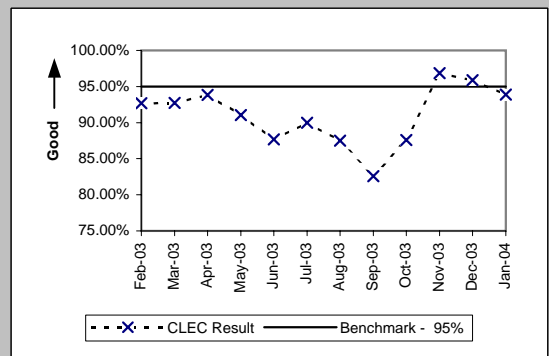
Resale Aggregate W/O UNE-P-POTS (Benchmark)					
Date	CLEC Num	CLEC Denom	CLEC Result	CLEC Std Dev	
Feb-03	107	108	99.07%	9.58%	
Mar-03	54	57	94.74%	22.33%	
Apr-03	40	43	93.02%	25.48%	
May-03	36	36	100.00%	0.00%	
Jun-03	34	34	100.00%	0.00%	
Jul-03	26	26	100.00%	0.00%	
Aug-03	72	73	98.63%	11.62%	
Sep-03	45	48	93.75%	24.21%	
Oct-03	32	33	96.97%	17.14%	
Nov-03	19	19	100.00%	0.00%	
Dec-03	11	11	100.00%	0.00%	
Jan-04	17	17	100.00%	0.00%	



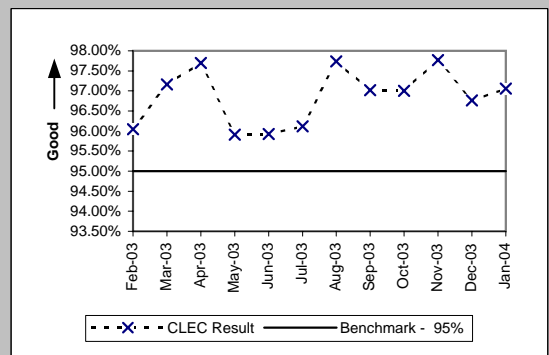
Unbundled Loop Aggregate (Benchmark)					
Date	CLEC Num	CLEC Denom	CLEC Result	CLEC Std Dev	
Feb-03	584	636	91.82%	27.40%	
Mar-03	737	795	92.70%	26.01%	
Apr-03	867	919	94.34%	23.10%	
May-03	755	798	94.61%	22.58%	
Jun-03	783	833	94.00%	23.75%	
Jul-03	847	887	95.49%	20.75%	
Aug-03	826	863	95.71%	20.26%	
Sep-03	671	705	95.18%	21.42%	
Oct-03	738	787	93.77%	24.16%	
Nov-03	643	693	92.79%	25.87%	
Dec-03	610	654	93.27%	25.05%	
Jan-04	580	623	93.10%	25.35%	



LNP (Benchmark)					
Date	CLEC Num	CLEC Denom	CLEC Result	CLEC Std Dev	
Feb-03	316	341	92.67%	26.07%	
Mar-03	115	124	92.74%	25.94%	
Apr-03	61	65	93.85%	24.03%	
May-03	71	78	91.03%	28.58%	
Jun-03	64	73	87.67%	32.88%	
Jul-03	63	70	90.00%	30.00%	
Aug-03	91	104	87.50%	33.07%	
Sep-03	109	132	82.58%	37.93%	
Oct-03	141	161	87.58%	32.98%	
Nov-03	217	224	96.88%	17.40%	
Dec-03	489	510	95.88%	19.87%	
Jan-04	246	262	93.89%	23.95%	



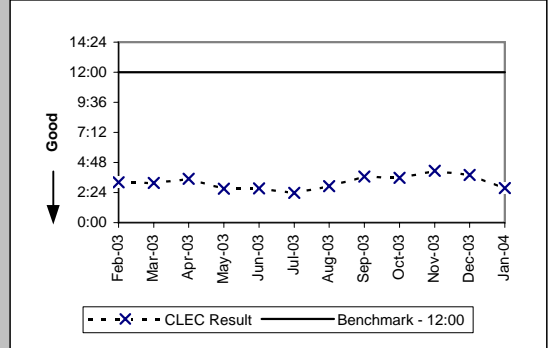
UNE - P (POTS) (Benchmark)					
Date	CLEC Num	CLEC Denom	CLEC Result	CLEC Std Dev	
Feb-03	1993	2075	96.05%	19.48%	
Mar-03	4514	4646	97.16%	16.61%	
Apr-03	4745	4857	97.69%	15.01%	
May-03	5867	6117	95.91%	19.80%	
Jun-03	7188	7493	95.93%	19.76%	
Jul-03	10599	11027	96.12%	19.32%	
Aug-03	10530	10774	97.74%	14.88%	
Sep-03	8811	9082	97.02%	17.01%	
Oct-03	10096	10408	97.00%	17.05%	
Nov-03	8944	9148	97.77%	14.77%	
Dec-03	7293	7537	96.76%	17.70%	
Jan-04	8601	8862	97.05%	16.91%	



PO-3 - LSR Rejection Notice Interval

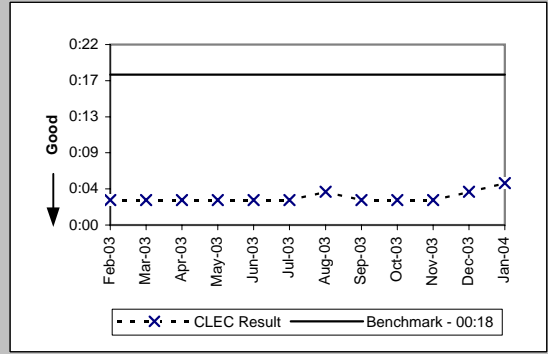
LSR Rejection Notice Interval for IMA - Rejected Manually (Hours:Minutes) (PO-3A-1) (Benchmark)

Date	Numerator	Denominator	CLEC Result	Standard Dev
Feb-03	1386:31	432	3:13	3:58
Mar-03	1905:26	601	3:10	4:35
Apr-03	2518:12	719	3:30	5:05
May-03	1551:21	571	2:43	2:47
Jun-03	1196:18	439	2:44	2:53
Jul-03	2155:21	909	2:22	3:07
Aug-03	1501:02	514	2:55	3:38
Sep-03	1359:30	369	3:41	2:56
Oct-03	1076:28	300	3:35	3:10
Nov-03	1058:01	256	4:08	4:19
Dec-03	885:17	232	3:49	4:17
Jan-04	1002:51	362	2:46	4:13



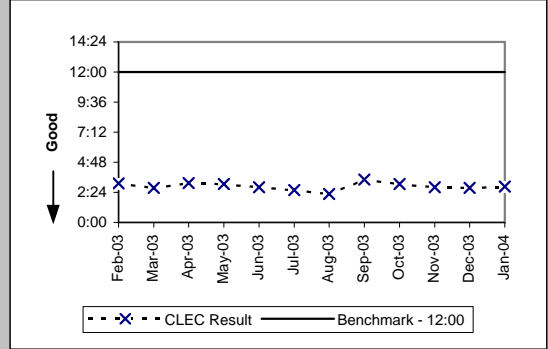
LSR Rejection Notice Interval for IMA - Auto-Rejected (Minutes:Seconds) (PO-3A-2) (Benchmark)

Date	Numerator	Denominator	CLEC Result	Standard Dev
Feb-03	1273:27	27043	0:03	0:07
Mar-03	1400:40	29150	0:03	0:08
Apr-03	1535:28	28297	0:03	0:07
May-03	1502:28	28319	0:03	0:05
Jun-03	1545:00	27583	0:03	0:08
Jul-03	1652:41	30468	0:03	0:06
Aug-03	1972:45	30222	0:04	0:24
Sep-03	1557:40	29054	0:03	0:09
Oct-03	1767:03	31549	0:03	0:07
Nov-03	1297:02	24418	0:03	0:07
Dec-03	2140:56	30669	0:04	0:06
Jan-04	2339:24	29665	0:05	0:08



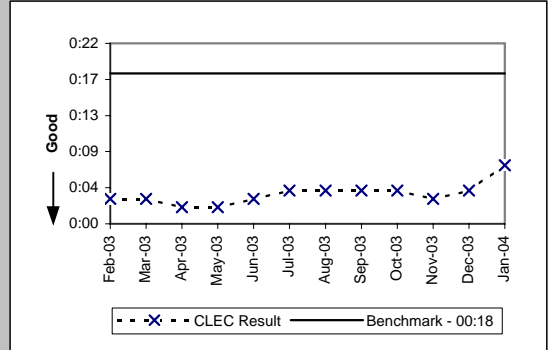
LSR Rejection Notice Interval for EDI - Rejected Manually (Hours:Minutes) (PO-3B-1) (Benchmark)

Date	Numerator	Denominator	CLEC Result	Standard Dev
Feb-03	916:33	294	3:07	3:04
Mar-03	1169:32	422	2:46	3:14
Apr-03	2085:17	667	3:08	2:46
May-03	3287:59	1075	3:04	2:46
Jun-03	2454:51	874	2:49	2:54
Jul-03	2930:48	1135	2:35	2:18
Aug-03	1838:39	808	2:17	2:47
Sep-03	2350:01	685	3:26	3:04
Oct-03	2197:51	716	3:04	2:47
Nov-03	1272:30	453	2:49	2:26
Dec-03	1002:51	365	2:45	2:45
Jan-04	1106:54	386	2:52	19:48



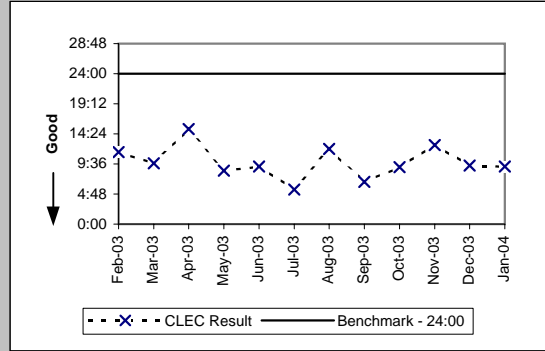
LSR Rejection Notice Interval for EDI - Auto-Rejected (Minutes:Seconds) (PO-3B-2) (Benchmark)

Date	Numerator	Denominator	CLEC Result	Standard Dev
Feb-03	1516:55	33356	0:03	0:05
Mar-03	3367:45	75612	0:03	0:06
Apr-03	2467:49	59972	0:02	0:04
May-03	2614:58	63810	0:02	0:03
Jun-03	3330:06	69744	0:03	0:05
Jul-03	3752:49	58520	0:04	0:06
Aug-03	3525:51	53256	0:04	0:06
Sep-03	3767:10	57343	0:04	0:10
Oct-03	3748:36	63580	0:04	0:05
Nov-03	2719:38	49423	0:03	0:06
Dec-03	3022:28	45226	0:04	0:06
Jan-04	5822:36	51314	0:07	0:15



PO-3 - LSR Rejection Notice Interval

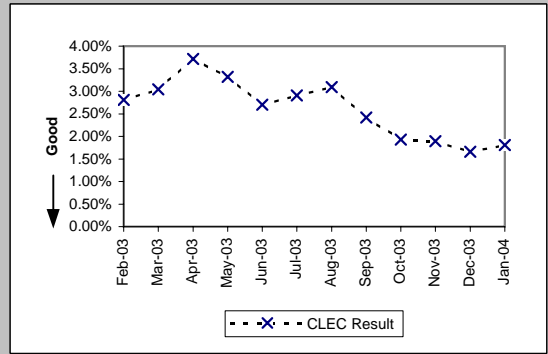
LSR Rejection Notice Interval for Manual and IIS (Hours:Minutes) (PO-3C) (Benchmark)					
Date	Numerator	Denominator	CLEC Result	Standard Dev	
Feb-03	448:23	39	11:30	10:56	
Mar-03	359:23	37	9:43	10:59	
Apr-03	530:06	35	15:09	36:21	
May-03	298:06	35	8:31	10:18	
Jun-03	211:37	23	9:12	8:21	
Jul-03	126:55	23	5:31	5:56	
Aug-03	299:41	25	11:59	10:25	
Sep-03	67:31	10	6:45	7:36	
Oct-03	117:56	13	9:04	10:40	
Nov-03	252:18	20	12:37	12:34	
Dec-03	1131:50	121	9:21	7:26	
Jan-04	596:32	65	9:11	7:49	



PO-4 - LSRs Rejected

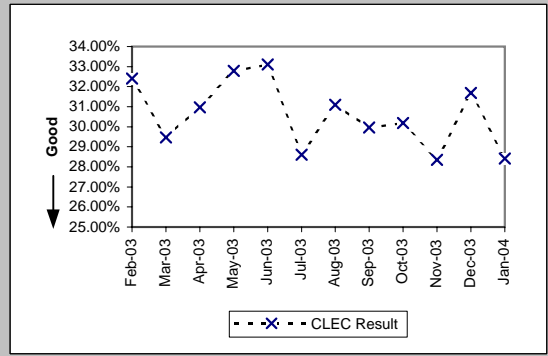
LSRs Rejected for IMA - Rejected Manually (Percent) (PO-4A-1) (Diagnostic)

Date	Numerator	Denominator	CLEC Result	Standard Dev
Feb-03	2342	83449	2.81%	16.52%
Mar-03	3008	98912	3.04%	17.17%
Apr-03	3396	91377	3.72%	18.92%
May-03	2867	86378	3.32%	17.91%
Jun-03	2229	82422	2.70%	16.22%
Jul-03	3094	106488	2.91%	16.80%
Aug-03	3004	97187	3.09%	17.31%
Sep-03	2345	96958	2.42%	15.36%
Oct-03	2016	104515	1.93%	13.75%
Nov-03	1628	86133	1.89%	13.62%
Dec-03	1604	96809	1.66%	12.76%
Jan-04	1887	104419	1.81%	13.32%



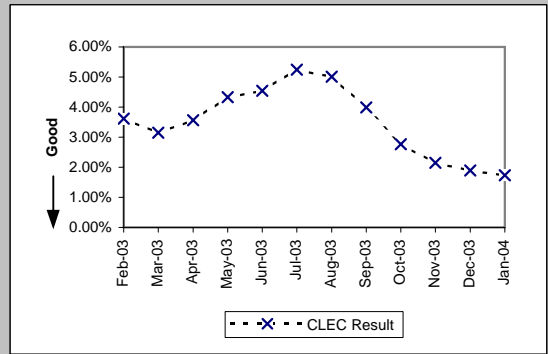
LSRs Rejected for IMA - Auto-Rejected (Percent) (PO-4A-2) (Diagnostic)

Date	Numerator	Denominator	CLEC Result	Standard Dev
Feb-03	27043	83449	32.41%	46.80%
Mar-03	29150	98912	29.47%	45.59%
Apr-03	28297	91377	30.97%	46.24%
May-03	28319	86378	32.79%	46.94%
Jun-03	27288	82422	33.11%	47.06%
Jul-03	30468	106488	28.61%	45.19%
Aug-03	30222	97187	31.10%	46.29%
Sep-03	29054	96958	29.97%	45.81%
Oct-03	31549	104515	30.19%	45.91%
Nov-03	24418	86133	28.35%	45.07%
Dec-03	30669	96809	31.68%	46.52%
Jan-04	29665	104419	28.41%	45.10%



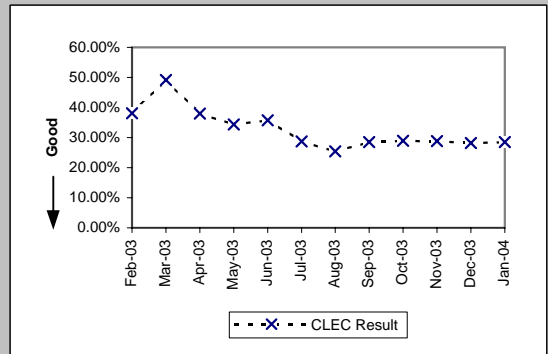
LSRs Rejected for EDI - Rejected Manually (Percent) (PO-4B-1) (Diagnostic)

Date	Numerator	Denominator	CLEC Result	Standard Dev
Feb-03	3168	87625	3.62%	18.67%
Mar-03	4842	153816	3.15%	17.46%
Apr-03	5617	157795	3.56%	18.53%
May-03	8053	185923	4.33%	20.36%
Jun-03	8871	195154	4.55%	20.83%
Jul-03	10704	203973	5.25%	22.30%
Aug-03	10515	209854	5.01%	21.82%
Sep-03	8017	201183	3.98%	19.56%
Oct-03	6086	219882	2.77%	16.41%
Nov-03	3679	171330	2.15%	14.50%
Dec-03	3031	160353	1.89%	13.62%
Jan-04	3113	179855	1.73%	13.04%



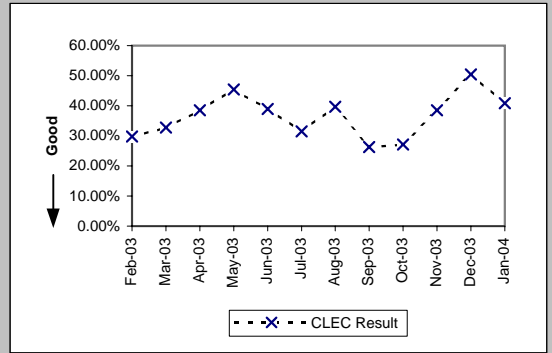
LSRs Rejected for EDI - Auto-Rejected (Percent) (PO-4B-2) (Diagnostic)

Date	Numerator	Denominator	CLEC Result	Standard Dev
Feb-03	33356	87625	38.07%	48.56%
Mar-03	75612	153816	49.16%	49.99%
Apr-03	59972	157795	38.01%	48.54%
May-03	63810	185923	34.32%	47.48%
Jun-03	69744	195154	35.74%	47.92%
Jul-03	58520	203973	28.69%	45.23%
Aug-03	53256	209854	25.38%	43.52%
Sep-03	57343	201183	28.50%	45.14%
Oct-03	63580	219882	28.92%	45.34%
Nov-03	49423	171330	28.85%	45.30%
Dec-03	45226	160353	28.20%	45.00%
Jan-04	51314	179855	28.53%	45.16%



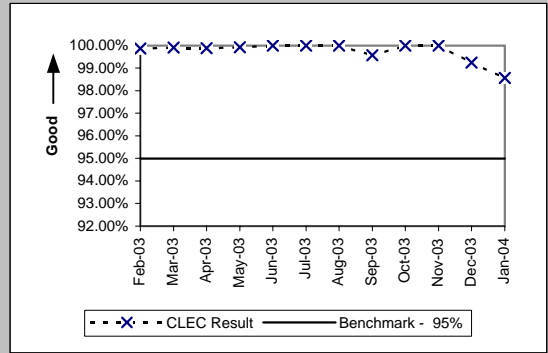
PO-4 - LSRs Rejected

LSRs Received via Facsimile (Percent) (PO-4C) (Diagnostic)					
Date	Numerator	Denominator	CLEC Result	Standard Dev	
Feb-03	39	131	29.77%	45.73%	
Mar-03	37	113	32.74%	46.93%	
Apr-03	35	91	38.46%	48.65%	
May-03	35	77	45.45%	49.79%	
Jun-03	23	59	38.98%	48.77%	
Jul-03	23	73	31.51%	46.45%	
Aug-03	25	63	39.68%	48.92%	
Sep-03	10	38	26.32%	44.03%	
Oct-03	13	48	27.08%	44.44%	
Nov-03	20	52	38.46%	48.65%	
Dec-03	121	240	50.42%	50.00%	
Jan-04	65	159	40.88%	49.16%	

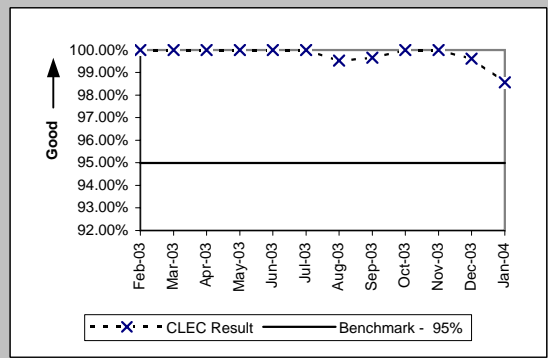


PO-5A-1 - FOCs On Time for Fully Electronic LSRs Received via IMA GUI (Percent)

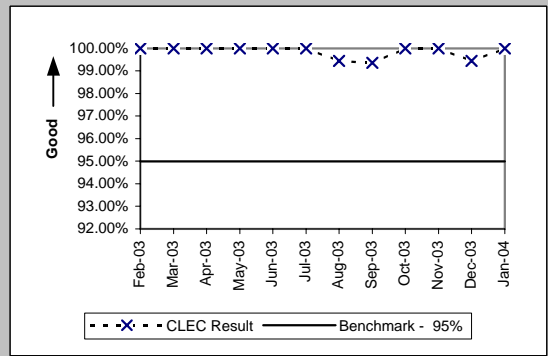
Resale Aggregate (PO-5A-1 (a)) (Benchmark)					
Date	Numerator	Denominator	CLEC Result	Standard Dev	
Feb-03	4755	4761	99.87%	3.55%	
Mar-03	6183	6188	99.92%	2.84%	
Apr-03	4278	4283	99.88%	3.41%	
May-03	4244	4247	99.93%	2.66%	
Jun-03	3363	3363	100.00%	0.00%	
Jul-03	6741	6741	100.00%	0.00%	
Aug-03	3017	3017	100.00%	0.00%	
Sep-03	3306	3320	99.58%	6.48%	
Oct-03	3403	3403	100.00%	0.00%	
Nov-03	2235	2235	100.00%	0.00%	
Dec-03	2371	2389	99.25%	8.65%	
Jan-04	5314	5391	98.57%	11.87%	



Unbundled Loop Aggregate (PO-5A-1 (b)) (Benchmark)					
Date	Numerator	Denominator	CLEC Result	Standard Dev	
Feb-03	325	325	100.00%	0.00%	
Mar-03	204	204	100.00%	0.00%	
Apr-03	292	292	100.00%	0.00%	
May-03	344	344	100.00%	0.00%	
Jun-03	264	264	100.00%	0.00%	
Jul-03	288	288	100.00%	0.00%	
Aug-03	215	216	99.54%	6.79%	
Sep-03	298	299	99.67%	5.77%	
Oct-03	369	369	100.00%	0.00%	
Nov-03	265	265	100.00%	0.00%	
Dec-03	263	264	99.62%	6.14%	
Jan-04	343	348	98.56%	11.90%	

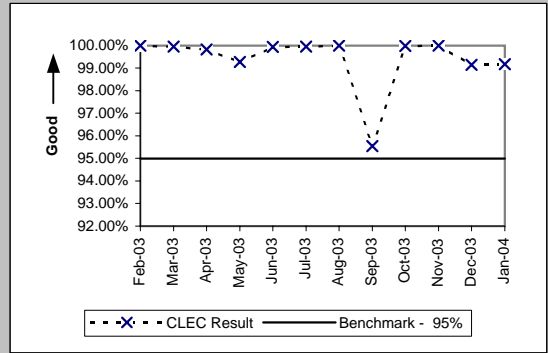


LNP (PO-5A-1 (c)) (Benchmark)					
Date	Numerator	Denominator	CLEC Result	Standard Dev	
Feb-03	236	236	100.00%	0.00%	
Mar-03	202	202	100.00%	0.00%	
Apr-03	206	206	100.00%	0.00%	
May-03	189	189	100.00%	0.00%	
Jun-03	138	138	100.00%	0.00%	
Jul-03	195	195	100.00%	0.00%	
Aug-03	180	181	99.45%	7.41%	
Sep-03	155	156	99.36%	7.98%	
Oct-03	199	199	100.00%	0.00%	
Nov-03	127	127	100.00%	0.00%	
Dec-03	181	182	99.45%	7.39%	
Jan-04	151	151	100.00%	0.00%	

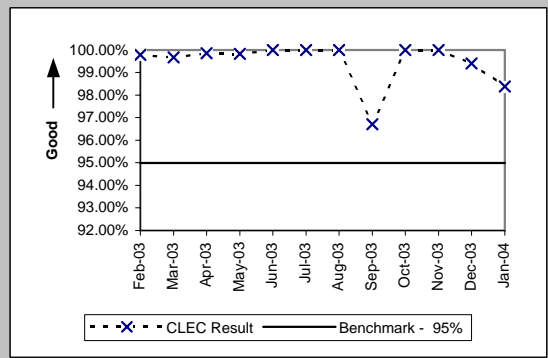


PO-5A-2 - FOCs On Time for Fully Electronic LSRs Received via IMA EDI (Percent)

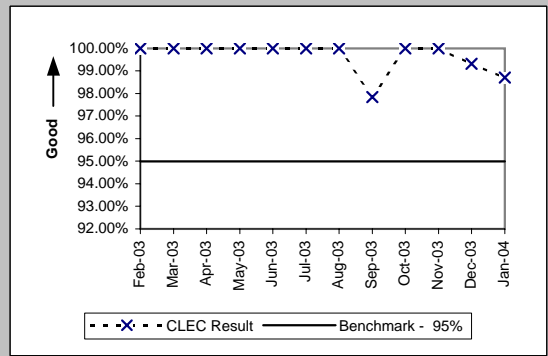
Resale Aggregate (PO-5A-2 (a)) (Benchmark)					
Date	Numerator	Denominator	CLEC Result	Standard Dev	
Feb-03	2049	2049	100.00%	0.00%	
Mar-03	4530	4532	99.96%	2.10%	
Apr-03	4735	4743	99.83%	4.10%	
May-03	5797	5839	99.28%	8.45%	
Jun-03	7171	7175	99.94%	2.36%	
Jul-03	10524	10528	99.96%	1.95%	
Aug-03	10500	10500	100.00%	0.00%	
Sep-03	8348	8737	95.55%	20.63%	
Oct-03	9985	9987	99.98%	1.42%	
Nov-03	8845	8845	100.00%	0.00%	
Dec-03	7172	7234	99.14%	9.22%	
Jan-04	8488	8558	99.18%	9.01%	



Unbundled Loop Aggregate (PO-5A-2 (b)) (Benchmark)					
Date	Numerator	Denominator	CLEC Result	Standard Dev	
Feb-03	466	467	99.79%	4.62%	
Mar-03	609	611	99.67%	5.71%	
Apr-03	728	729	99.86%	3.70%	
May-03	596	597	99.83%	4.09%	
Jun-03	611	611	100.00%	0.00%	
Jul-03	631	631	100.00%	0.00%	
Aug-03	643	643	100.00%	0.00%	
Sep-03	528	546	96.70%	17.86%	
Oct-03	625	625	100.00%	0.00%	
Nov-03	569	569	100.00%	0.00%	
Dec-03	500	503	99.40%	7.70%	
Jan-04	487	495	98.38%	12.61%	

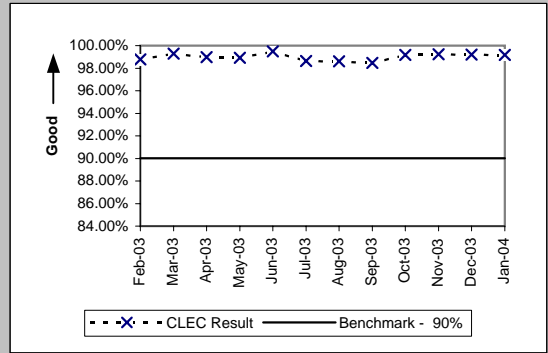


LNP (PO-5A-2 (c)) (Benchmark)					
Date	Numerator	Denominator	CLEC Result	Standard Dev	
Feb-03	245	245	100.00%	0.00%	
Mar-03	92	92	100.00%	0.00%	
Apr-03	46	46	100.00%	0.00%	
May-03	60	60	100.00%	0.00%	
Jun-03	52	52	100.00%	0.00%	
Jul-03	61	61	100.00%	0.00%	
Aug-03	79	79	100.00%	0.00%	
Sep-03	91	93	97.85%	14.51%	
Oct-03	125	125	100.00%	0.00%	
Nov-03	197	197	100.00%	0.00%	
Dec-03	435	438	99.32%	8.25%	
Jan-04	230	233	98.71%	11.27%	

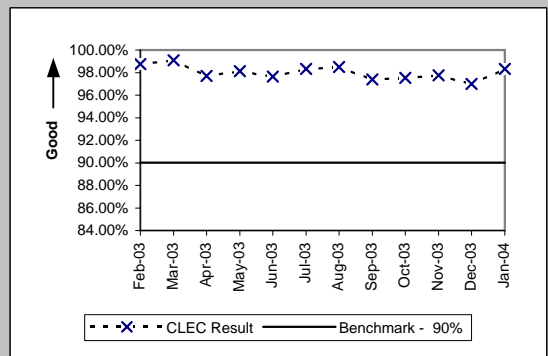


PO-5B-1 - FOCs On Time for Electronic/Manual LSRs Received via IMA GUI (Percent)

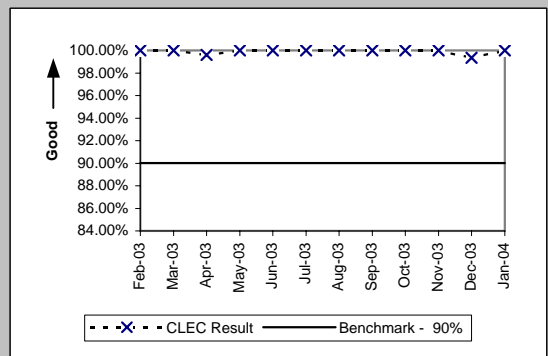
Resale Aggregate (PO-5B-1 (a)) (Benchmark)					
Date	Numerator	Denominator	CLEC Result	Standard Dev	
Feb-03	2129	2155	98.79%	10.92%	
Mar-03	2780	2800	99.29%	8.42%	
Apr-03	2911	2941	98.98%	10.05%	
May-03	2476	2503	98.92%	10.33%	
Jun-03	2907	2922	99.49%	7.15%	
Jul-03	2967	3008	98.64%	11.60%	
Aug-03	2971	3013	98.61%	11.72%	
Sep-03	3401	3454	98.47%	12.29%	
Oct-03	3877	3909	99.18%	9.01%	
Nov-03	3289	3314	99.25%	8.65%	
Dec-03	3030	3054	99.21%	8.83%	
Jan-04	4218	4253	99.18%	9.03%	



Unbundled Loop Aggregate (PO-5B-1 (b)) (Benchmark)					
Date	Numerator	Denominator	CLEC Result	Standard Dev	
Feb-03	708	717	98.74%	11.13%	
Mar-03	660	666	99.10%	9.45%	
Apr-03	805	824	97.69%	15.01%	
May-03	628	640	98.13%	13.56%	
Jun-03	625	640	97.66%	15.13%	
Jul-03	644	655	98.32%	12.85%	
Aug-03	720	731	98.50%	12.17%	
Sep-03	707	726	97.38%	15.96%	
Oct-03	827	848	97.52%	15.54%	
Nov-03	567	580	97.76%	14.80%	
Dec-03	675	696	96.98%	17.11%	
Jan-04	710	722	98.34%	12.78%	

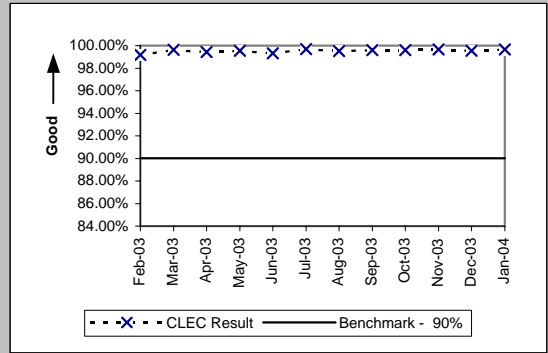


LNP (PO-5B-1 (c)) (Benchmark)					
Date	Numerator	Denominator	CLEC Result	Standard Dev	
Feb-03	216	216	100.00%	0.00%	
Mar-03	206	206	100.00%	0.00%	
Apr-03	254	255	99.61%	6.25%	
May-03	224	224	100.00%	0.00%	
Jun-03	193	193	100.00%	0.00%	
Jul-03	291	291	100.00%	0.00%	
Aug-03	182	182	100.00%	0.00%	
Sep-03	218	218	100.00%	0.00%	
Oct-03	242	242	100.00%	0.00%	
Nov-03	120	120	100.00%	0.00%	
Dec-03	151	152	99.34%	8.08%	
Jan-04	167	167	100.00%	0.00%	

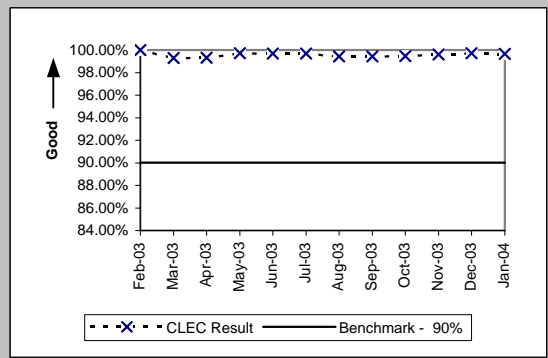


PO-5B-2 - FOCs On Time for Electronic/Manual LSRs Received via IMA EDI (Percent)

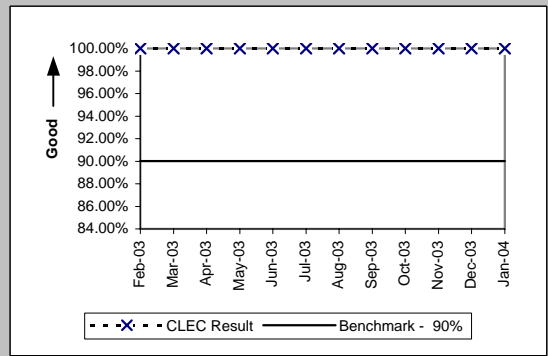
Resale Aggregate (PO-5B-2 (a)) (Benchmark)					
Date	Numerator	Denominator	CLEC Result	Standard Dev	
Feb-03	365	368	99.18%	8.99%	
Mar-03	550	552	99.64%	6.01%	
Apr-03	1040	1046	99.43%	7.55%	
May-03	2027	2036	99.56%	6.63%	
Jun-03	1730	1742	99.31%	8.27%	
Jul-03	2486	2494	99.68%	5.65%	
Aug-03	1907	1916	99.53%	6.84%	
Sep-03	2216	2225	99.60%	6.35%	
Oct-03	2530	2540	99.61%	6.26%	
Nov-03	2040	2047	99.66%	5.84%	
Dec-03	1982	1991	99.55%	6.71%	
Jan-04	2335	2343	99.66%	5.83%	



Unbundled Loop Aggregate (PO-5B-2 (b)) (Benchmark)					
Date	Numerator	Denominator	CLEC Result	Standard Dev	
Feb-03	1345	1345	100.00%	0.00%	
Mar-03	1519	1530	99.28%	8.45%	
Apr-03	1628	1639	99.33%	8.16%	
May-03	2010	2016	99.70%	5.45%	
Jun-03	2292	2299	99.70%	5.51%	
Jul-03	2321	2328	99.70%	5.48%	
Aug-03	1891	1902	99.42%	7.58%	
Sep-03	1897	1908	99.42%	7.57%	
Oct-03	2075	2086	99.47%	7.24%	
Nov-03	1533	1539	99.61%	6.23%	
Dec-03	1687	1692	99.70%	5.43%	
Jan-04	1424	1429	99.65%	5.90%	

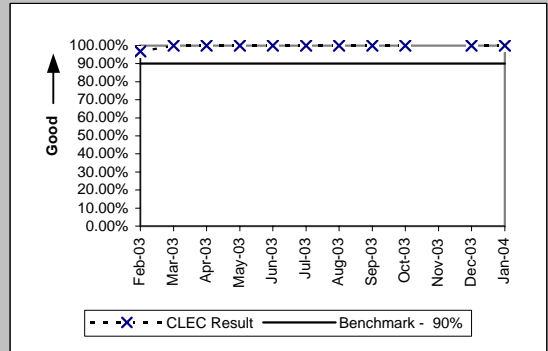


LNP (PO-5B-2 (c)) (Benchmark)					
Date	Numerator	Denominator	CLEC Result	Standard Dev	
Feb-03	208	208	100.00%	0.00%	
Mar-03	99	99	100.00%	0.00%	
Apr-03	94	94	100.00%	0.00%	
May-03	80	80	100.00%	0.00%	
Jun-03	58	58	100.00%	0.00%	
Jul-03	43	43	100.00%	0.00%	
Aug-03	95	95	100.00%	0.00%	
Sep-03	118	118	100.00%	0.00%	
Oct-03	114	114	100.00%	0.00%	
Nov-03	73	73	100.00%	0.00%	
Dec-03	111	111	100.00%	0.00%	
Jan-04	109	109	100.00%	0.00%	

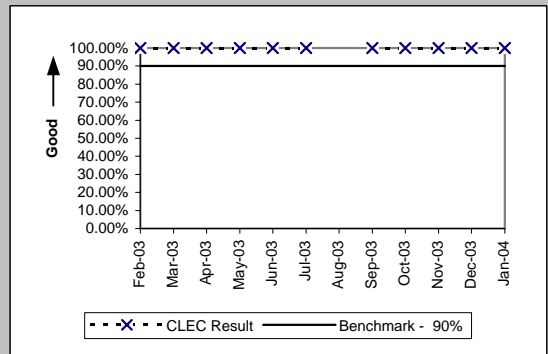


PO-5C - FOCs on Time for Manual (Percent)

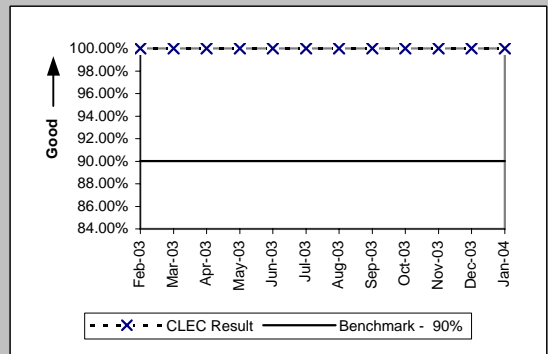
Resale Aggregate (PO-5C -(a)) (Benchmark)					
Date	Numerator	Denominator	CLEC Result	Standard Dev	
Feb-03	59	61	96.72%	17.81%	
Mar-03	32	32	100.00%	0.00%	
Apr-03	29	29	100.00%	0.00%	
May-03	12	12	100.00%	0.00%	
Jun-03	8	8	100.00%	0.00%	
Jul-03	15	15	100.00%	0.00%	
Aug-03	11	11	100.00%	0.00%	
Sep-03	13	13	100.00%	0.00%	
Oct-03	3	3	100.00%	0.00%	
Nov-03					
Dec-03	17	17	100.00%	0.00%	
Jan-04	12	12	100.00%	0.00%	



Unbundled Loop Aggregate (PO-5C -(b)) (Benchmark)				
Date	Numerator	Denominator	CLEC Result	Standard Dev
Feb-03	5	5	100.00%	0.00%
Mar-03	17	17	100.00%	0.00%
Apr-03	9	9	100.00%	0.00%
May-03	5	5	100.00%	0.00%
Jun-03	1	1	100.00%	0.00%
Jul-03	10	10	100.00%	0.00%
Aug-03				
Sep-03	3	3	100.00%	0.00%
Oct-03	4	4	100.00%	0.00%
Nov-03	17	17	100.00%	0.00%
Dec-03	25	25	100.00%	0.00%
Jan-04	26	26	100.00%	0.00%



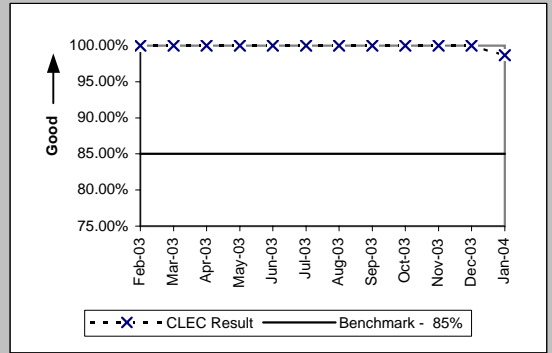
LNP (PO-5C -(c)) (Benchmark)				
Date	Numerator	Denominator	CLEC Result	Standard Dev
Feb-03	10	10	100.00%	0.00%
Mar-03	13	13	100.00%	0.00%
Apr-03	13	13	100.00%	0.00%
May-03	17	17	100.00%	0.00%
Jun-03	22	22	100.00%	0.00%
Jul-03	19	19	100.00%	0.00%
Aug-03	24	24	100.00%	0.00%
Sep-03	10	10	100.00%	0.00%
Oct-03	24	24	100.00%	0.00%
Nov-03	14	14	100.00%	0.00%
Dec-03	74	74	100.00%	0.00%
Jan-04	52	52	100.00%	0.00%



PO-5D - FOCs on Time (Percent)

LIS Trunk (PO-5D) (Benchmark)

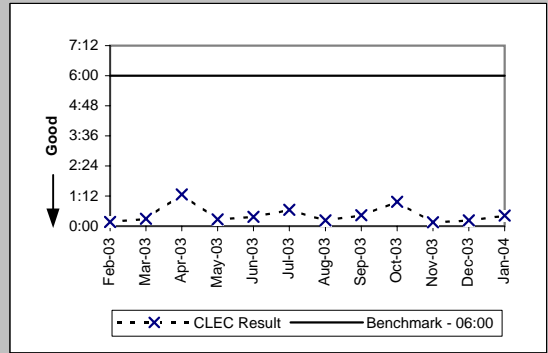
Date	Numerator	Denominator	CLEC Result	Standard Dev
Feb-03	109	109	100.00%	0.00%
Mar-03	115	115	100.00%	0.00%
Apr-03	80	80	100.00%	0.00%
May-03	79	79	100.00%	0.00%
Jun-03	98	98	100.00%	0.00%
Jul-03	29	29	100.00%	0.00%
Aug-03	39	39	100.00%	0.00%
Sep-03	37	37	100.00%	0.00%
Oct-03	87	87	100.00%	0.00%
Nov-03	57	57	100.00%	0.00%
Dec-03	77	77	100.00%	0.00%
Jan-04	74	75	98.67%	11.47%



PO-6 - Work Completion Notification Timeliness

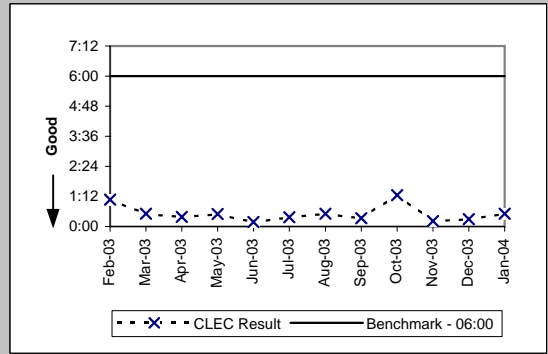
Notices Made Available via IMA - GUI All (Hours:Minutes) (PO-6A) (Benchmark)

Date	Numerator	Denominator	CLEC Result
Feb-03	1306:53	7629	0:10
Mar-03	3010:57	9917	0:18
Apr-03	10327:48	8186	1:16
May-03	2094:57	8085	0:16
Jun-03	2575:50	7027	0:22
Jul-03	6408:00	9866	0:39
Aug-03	1406:32	6136	0:14
Sep-03	2682:28	6087	0:26
Oct-03	7506:25	7705	0:58
Nov-03	778:38	5170	0:09
Dec-03	1351:32	5773	0:14
Jan-04	3884:48	9236	0:25



Notices Transmitted via IMA - EDI All (Hours:Minutes) (PO-6B) (Benchmark)

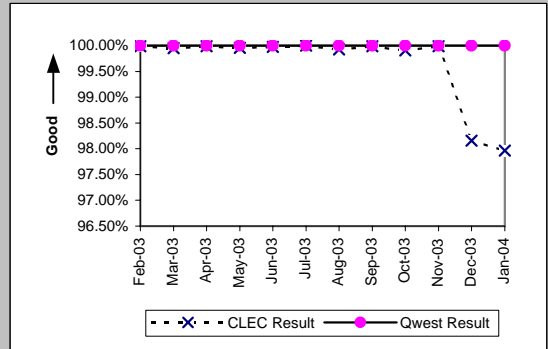
Date	Numerator	Denominator	CLEC Result
Feb-03	3962:58	3737	1:04
Mar-03	3127:23	6029	0:31
Apr-03	2662:13	6904	0:23
May-03	4848:15	9673	0:30
Jun-03	1759:09	9701	0:11
Jul-03	5030:29	13852	0:22
Aug-03	4861:36	9557	0:31
Sep-03	2735:37	8156	0:20
Oct-03	9798:41	7803	1:15
Nov-03	1878:34	8996	0:13
Dec-03	3115:31	10487	0:18
Jan-04	5421:54	10639	0:31



PO-7 - Billing Completion Notification Timeliness

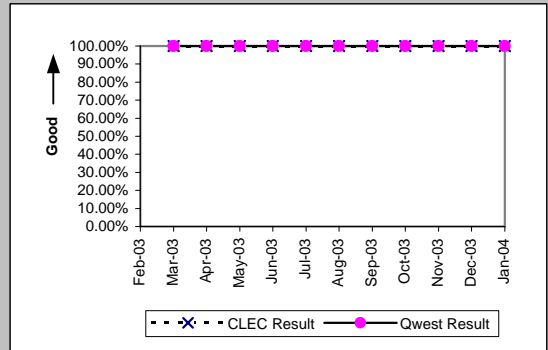
Notices Made Available via IMA - GUI / Billing System Posting Completions All (Percent) (PO-7A .C) (Parity)

Date	Numerator	Denominator	CLEC Resu	CLEC Std	Qwest Num	Qwest Deno	Qwest Resu	Mod Z Scr	Parity Scr
Feb-03	9165	9166	99.99%	1.04%	362951	362951	100.00%	N/A	
Mar-03	11653	11659	99.95%	2.27%	356882	356882	100.00%	N/A	
Apr-03	9864	9865	99.99%	1.01%	341683	341683	100.00%	N/A	
May-03	9689	9693	99.96%	2.03%	330009	330009	100.00%	N/A	
Jun-03	8164	8166	99.98%	1.56%	357623	357623	100.00%	N/A	
Jul-03	10946	10946	100.00%	0.00%	372292	372292	100.00%	N/A	N/A
Aug-03	8047	8053	99.93%	2.73%	335082	335082	100.00%	N/A	
Sep-03	8308	8309	99.99%	1.10%	326718	326718	100.00%	N/A	
Oct-03	9980	9989	99.91%	3.00%	367754	367754	100.00%	N/A	
Nov-03	7016	7017	99.99%	1.19%	245828	245828	100.00%	N/A	
Dec-03	7786	7932	98.16%	13.44%	283480	283480	100.00%	N/A	
Jan-04	10969	11197	97.96%	14.12%	328482	328482	100.00%	N/A	



Notices Transmitted via IMA - EDI / Billing System Posting Completions All (Percent) (PO-7B .C) (Parity)

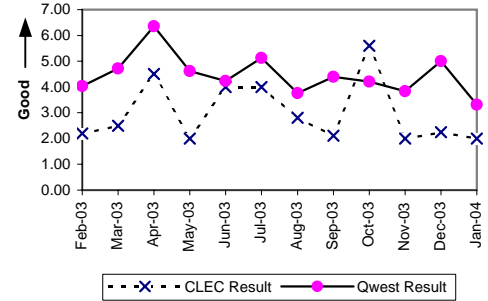
Date	Numerator	Denominator	CLEC Resu	CLEC Std	Qwest Num	Qwest Deno	Qwest Resu	Mod Z Scr	Parity Scr
Feb-03									
Mar-03	33	33	100.00%	0.00%	356882	356882	100.00%	N/A	N/A
Apr-03	303	303	100.00%	0.00%	341683	341683	100.00%	N/A	N/A
May-03	285	285	100.00%	0.00%	330009	330009	100.00%	N/A	N/A
Jun-03	226	226	100.00%	0.00%	357623	357623	100.00%	N/A	N/A
Jul-03	258	258	100.00%	0.00%	372292	372292	100.00%	N/A	N/A
Aug-03	346	346	100.00%	0.00%	335082	335082	100.00%	N/A	N/A
Sep-03	384	384	100.00%	0.00%	326718	326718	100.00%	N/A	N/A
Oct-03	264	264	100.00%	0.00%	367754	367754	100.00%	N/A	N/A
Nov-03	271	271	100.00%	0.00%	245828	245828	100.00%	N/A	N/A
Dec-03	488	488	100.00%	0.00%	283480	283480	100.00%	N/A	N/A
Jan-04	519	519	100.00%	0.00%	328482	328482	100.00%	N/A	N/A



PO-8 - Jeopardy Notice Interval

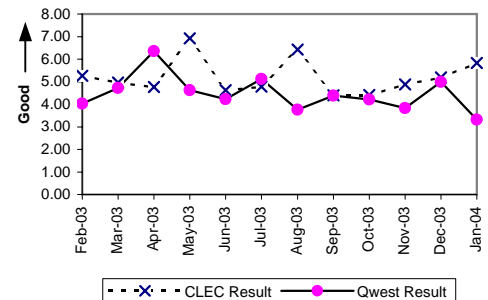
Non-Designed Services (Average Days) (PO-8 A) (Parity)

Date	CLEC Num	CLEC Dend	CLEC Resu	CLEC Std	Qwest Num	Qwest Dend	Qwest Resu	Mod Z Scr	Parity Score
Feb-03	11	5	2.20	0.45	2146	532	4.03	0.96	-0.42
Mar-03	5	2	2.50	0.71	2201	466	4.72	0.45	-0.72
Apr-03	9	2	4.50	3.54	1031	162	6.36	-0.27	-1.16
May-03	4	2	2.00	0.00	555	120	4.62	0.54	-0.67
Jun-03	12	3	4.00	2.00	448	106	4.23	-0.2	-1.12
Jul-03	4	1	4.00		665	130	5.12	-1.03	-1.62
Aug-03	14	5	2.80	1.92	564	150	3.76	0.21	-0.87
Sep-03	19	9	2.11	1.05	523	119	4.39	1.17	-0.29
Oct-03	28	5	5.60	4.04	459	109	4.21	-0.47	-1.29
Nov-03	8	4	2.00	0.82	295	77	3.83	1.21	-0.26
Dec-03	18	8	2.25	1.58	330	66	5.00	1.35	-0.18
Jan-04	16	8	2.00	1.07	189	57	3.32	1.09	-0.33



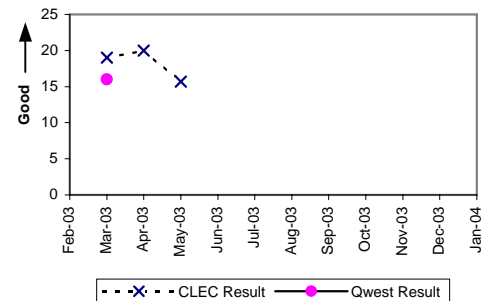
Unbundled Loops and Number Portability (Average Days) (PO-8 B) (Parity)

Date	CLEC Num	CLEC Dend	CLEC Resu	CLEC Std	Qwest Num	Qwest Dend	Qwest Resu	Mod Z Scr	Parity Score
Feb-03	636	121	5.26	4.65	2146	532	4.03	-2.43	-2.48
Mar-03	531	107	4.96	5.09	2201	466	4.72	-0.34	-1.21
Apr-03	648	136	4.76	2.70	1031	162	6.36	1.42	-0.14
May-03	900	130	6.92	5.59	555	120	4.62	-2.09	-2.27
Jun-03	545	118	4.62	2.74	448	106	4.23	-0.6	-1.36
Jul-03	378	79	4.78	4.25	665	130	5.12	-0.19	-1.12
Aug-03	578	90	6.42	7.12	564	150	3.76	-4.15	-3.52
Sep-03	436	99	4.40	2.43	523	119	4.39	-0.01	-1.01
Oct-03	428	97	4.41	2.70	459	109	4.21	-0.22	-1.14
Nov-03	327	67	4.88	2.05	295	77	3.83	-1.66	-2.01
Dec-03	348	67	5.19	3.50	330	66	5.00	-0.16	-1.1
Jan-04	560	96	5.83	4.56	189	57	3.32	-3.69	-3.24



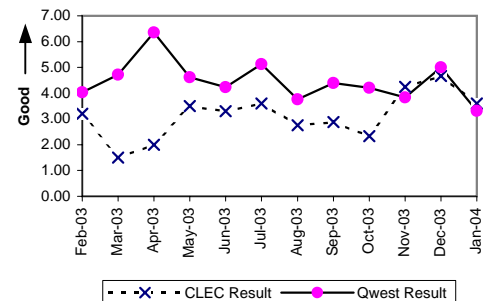
LIS Trunk (Average Days) (PO-8 C) (Parity)

Date	CLEC Num	CLEC Dend	CLEC Resu	CLEC Std	Qwest Num	Qwest Dend	Qwest Resu	Mod Z Scr	Parity Score
Feb-03									
Mar-03	38	2	19.00	1.41	16	1	16.00		
Apr-03	20	1	20.00						
May-03	47	3	15.67	5.77					
Jun-03									
Jul-03									
Aug-03									
Sep-03									
Oct-03									
Nov-03									
Dec-03									
Jan-04									



UNE - P (POTS) (Average Days) (PO-8 D) (Parity)

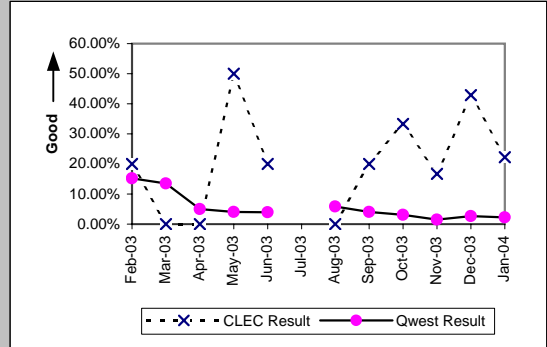
Date	CLEC Num	CLEC Dend	CLEC Resu	CLEC Std	Qwest Num	Qwest Dend	Qwest Resu	Mod Z Scr	Parity Score
Feb-03	16	5	3.20	2.95	2146	532	4.03	0.14	-0.91
Mar-03	9	6	1.50	0.84	2201	466	4.72	1.98	0.2
Apr-03	14	7	2.00	1.15	1031	162	6.36	1.64	0
May-03	21	6	3.50	2.74	555	120	4.62	0.01	-0.99
Jun-03	33	10	3.30	2.45	448	106	4.23	0.42	-0.75
Jul-03	36	10	3.60	5.91	665	130	5.12	-0.07	-1.04
Aug-03	22	8	2.75	1.75	564	150	3.76	0.38	-0.77
Sep-03	23	8	2.88	1.81	523	119	4.39	0.56	-0.66
Oct-03	28	12	2.33	1.67	459	109	4.21	1.63	-0.01
Nov-03	17	4	4.25	1.89	295	77	3.83	-0.22	-1.13
Dec-03	14	3	4.67	2.08	330	66	5.00	-0.3	-1.18
Jan-04	36	10	3.60	2.37	189	57	3.32	-0.2	-1.12



PO-9 - Timely Jeopardy Notices

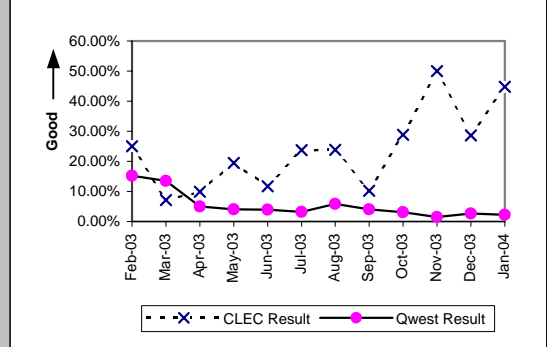
Non-Designed Services (PO-9 A) (Parity)

Date	CLEC Num	CLEC Dend	CLEC Resu	CLEC Std	Qwest Num	Qwest Dend	Qwest Resu	Mod Z Scr	Parity Score
Feb-03	1	5	20.00%	40.00%	121	795	15.22%	-0.3	-1.18
Mar-03	0	6	0.00%	0.00%	87	646	13.47%	0.83	-0.5
Apr-03	0	1	0.00%	0.00%	29	578	5.02%	0.01	-0.99
May-03	1	2	50.00%	50.00%	17	425	4.00%	-3.31	-3.01
Jun-03	1	5	20.00%	40.00%	18	460	3.91%	-1.85	-2.12
Jul-03									
Aug-03	0	1	0.00%	0.00%	32	543	5.89%	0.02	-0.99
Sep-03	1	5	20.00%	40.00%	20	490	4.08%	-1.79	-2.09
Oct-03	1	3	33.33%	47.14%	16	516	3.10%	-3.01	-2.83
Nov-03	1	6	16.67%	37.27%	5	343	1.46%	-3.08	-2.87
Dec-03	3	7	42.86%	49.49%	13	493	2.64%	-6.59	-5.01
Jan-04	2	9	22.22%	41.57%	12	548	2.19%	-4.07	-3.48



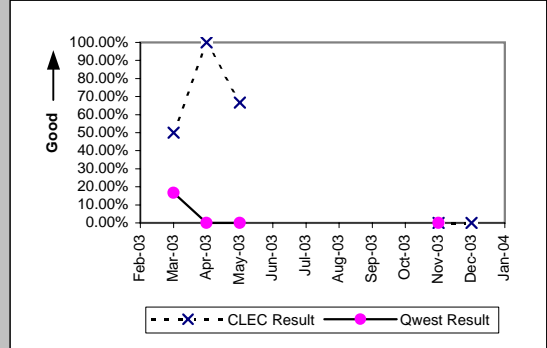
Unbundled Loops and Number Portability (PO-9 B) (Parity)

Date	CLEC Num	CLEC Dend	CLEC Resu	CLEC Std	Qwest Num	Qwest Dend	Qwest Resu	Mod Z Scr	Parity Score
Feb-03	7	28	25.00%	43.30%	121	795	15.22%	-1.42	-1.86
Mar-03	15	212	7.08%	25.64%	87	646	13.47%	2.58	0.57
Apr-03	13	132	9.85%	29.80%	29	578	5.02%	-2.29	-2.39
May-03	23	118	19.49%	39.61%	17	425	4.00%	-7.6	-5.62
Jun-03	12	103	11.65%	32.08%	18	460	3.91%	-3.66	-3.23
Jul-03	14	59	23.73%	42.54%	15	477	3.14%	-8.55	-6.2
Aug-03	5	21	23.81%	42.59%	32	543	5.89%	-3.42	-3.08
Sep-03	6	59	10.17%	30.22%	20	490	4.08%	-2.23	-2.36
Oct-03	15	52	28.85%	45.30%	16	516	3.10%	-10.21	-7.21
Nov-03	4	8	50.00%	50.00%	5	343	1.46%	-11.32	-7.88
Dec-03	6	21	28.57%	45.18%	13	493	2.64%	-7.26	-5.42
Jan-04	13	29	44.83%	49.73%	12	548	2.19%	-15.29	-10.3



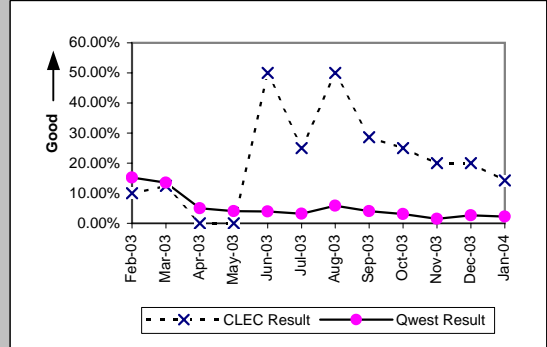
LIS Trunk (PO-9 C) (Parity)

Date	CLEC Num	CLEC Dend	CLEC Resu	CLEC Std	Qwest Num	Qwest Dend	Qwest Resu	Mod Z Scr	Parity Score
Feb-03									
Mar-03	1	2	50.00%	50.00%	1	6	16.67%	-1.1	-1.67
Apr-03	1	1	100.00%	0.00%	0	7	0.00%	N/A	
May-03	2	3	66.67%	47.14%	0	11	0.00%	N/A	
Jun-03									
Jul-03									
Aug-03									
Sep-03									
Oct-03									
Nov-03	0	3	0.00%	0.00%	0	2	0.00%	N/A	N/A
Dec-03	0	1	0.00%	0.00%					
Jan-04									



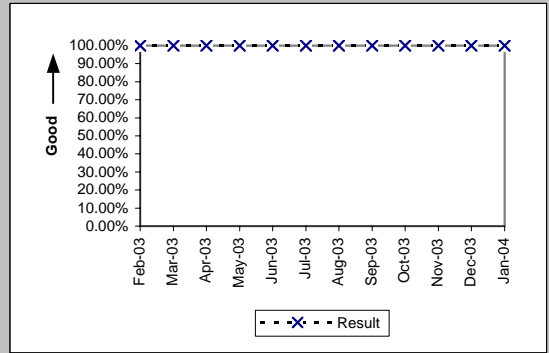
UNE - P (POTS) (PO-9 D) (Parity)

Date	CLEC Num	CLEC Dend	CLEC Resu	CLEC Std	Qwest Num	Qwest Dend	Qwest Resu	Mod Z Scr	Parity Score
Feb-03	1	10	10.00%	30.00%	121	795	15.22%	0.35	-0.79
Mar-03	1	8	12.50%	33.07%	87	646	13.47%	-0.04	-1.02
Apr-03	0	11	0.00%	0.00%	29	578	5.02%	0.59	-0.64
May-03	0	14	0.00%	0.00%	17	425	4.00%	0.59	-0.64
Jun-03	1	2	50.00%	50.00%	18	460	3.91%	-3.35	-3.04
Jul-03	1	4	25.00%	43.30%	15	477	3.14%	-2.49	-2.52
Aug-03	1	2	50.00%	50.00%	32	543	5.89%	-2.64	-2.61
Sep-03	2	7	28.57%	45.18%	20	490	4.08%	-3.25	-2.98
Oct-03	1	4	25.00%	43.30%	16	516	3.10%	-2.52	-2.53
Nov-03	1	5	20.00%	40.00%	5	343	1.46%	-3.43	-3.09
Dec-03	1	5	20.00%	40.00%	13	493	2.64%	-2.41	-2.47
Jan-04	1	7	14.29%	34.99%	12	548	2.19%	-2.17	-2.32



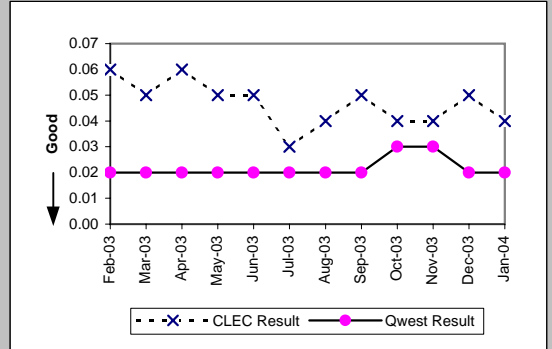
PO-10 - LSR Accountability

LSR Accountability (Percent) Product Aggregate (PO-10) (Diagnostic)				
Date	Numerator	Denominator	Result	
Feb-03	13173	13173	100.00%	
Mar-03	18900	18900	100.00%	
Apr-03	17868	17868	100.00%	
May-03	18982	18982	100.00%	
Jun-03	20326	20326	100.00%	
Jul-03	28224	28224	100.00%	
Aug-03	22225	22225	100.00%	
Sep-03	22020	22020	100.00%	
Oct-03	24445	24445	100.00%	
Nov-03	19590	19590	100.00%	
Dec-03	19302	19302	100.00%	
Jan-04	24416	24416	100.00%	



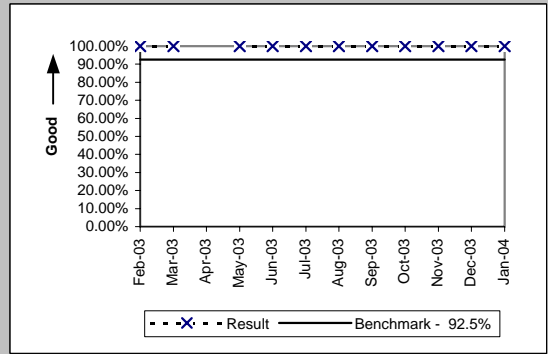
PO-15 - Number of Due Date Changes per Order

All (PO-15) (Diagnostic)										
Date	CLEC Num	CLEC Dend	CLEC Resu	CLEC Std	Qwest Num	Qwest Dend	Qwest Res	Mod Z Scr	Parity Score	
Feb-03	526	8371	0.06	0.26	1101	47522	0.02	19.84	11.06	
Mar-03	645	13268	0.05	0.23	1041	50518	0.02	17.42	9.59	
Apr-03	659	11587	0.06	0.24	1086	52706	0.02	21.51	12.08	
May-03	692	14230	0.05	0.22	1090	52085	0.02	18.05	9.97	
Jun-03	624	12763	0.05	0.23	1192	55224	0.02	16.82	9.23	
Jul-03	556	16630	0.03	0.19	1151	61120	0.02	10.55	5.42	
Aug-03	555	13789	0.04	0.20	1246	60717	0.02	13.32	7.1	
Sep-03	650	13904	0.05	0.22	1398	61817	0.02	14.54	7.84	
Oct-03	691	15537	0.04	0.22	1550	60981	0.03	11.91	6.24	
Nov-03	499	13225	0.04	0.20	1181	46715	0.03	7.07	3.3	
Dec-03	593	12230	0.05	0.23	1167	48006	0.02	13.62	7.28	
Jan-04	505	11750	0.04	0.22	1135	48688	0.02	10.61	5.45	



PO-16 - Timely Release Notifications

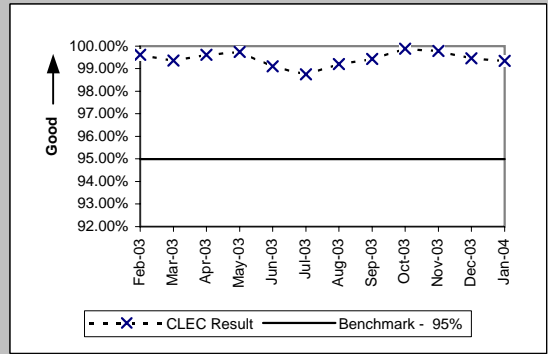
(PO-16) (Percent) (Benchmark)			
Date	Numerator	Denominator	Result
Feb-03	3	3	100.00%
Mar-03	4	4	100.00%
Apr-03	0	0	
May-03	1	1	100.00%
Jun-03	1	1	100.00%
Jul-03	5	5	100.00%
Aug-03	3	3	100.00%
Sep-03	3	3	100.00%
Oct-03	5	5	100.00%
Nov-03	3	3	100.00%
Dec-03	1	1	100.00%
Jan-04	1	1	100.00%



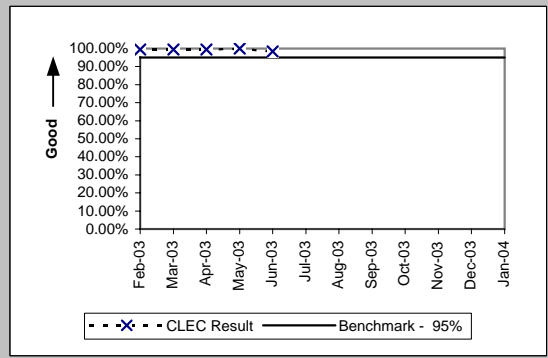
If the release notifications are less than 10 in the reporting month, the standard is 1 miss

PO-19 - Stand-Alone Test Environment (SATE) Accuracy

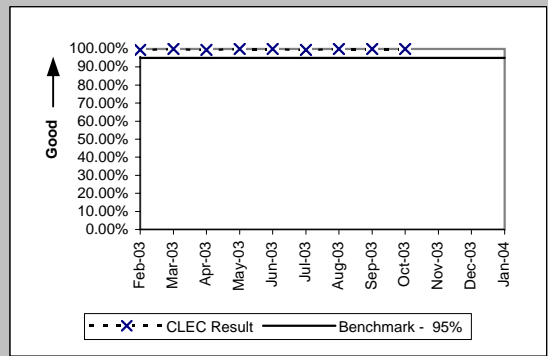
(PO-19) (Percent) (Benchmark)				
Date	CLEC Num	CLEC Denom	CLEC Result	
Feb-03	526	528	99.62%	
Mar-03	775	780	99.36%	
Apr-03	777	780	99.62%	
May-03	778	780	99.74%	
Jun-03	774	781	99.10%	
Jul-03	871	882	98.75%	
Aug-03	876	883	99.21%	
Sep-03	878	883	99.43%	
Oct-03	880	881	99.89%	
Nov-03	920	922	99.78%	
Dec-03	917	922	99.46%	
Jan-04	916	922	99.35%	



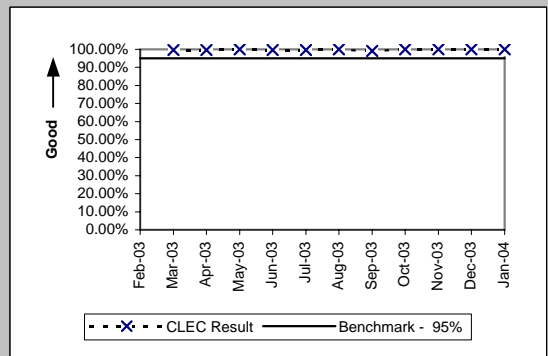
(PO-19 A) Rel. 10.0 (Percent) (Benchmark)				
Date	CLEC Num	CLEC Denom	CLEC Result	
Feb-03	196	197	99.49%	
Mar-03	196	197	99.49%	
Apr-03	196	197	99.49%	
May-03	197	197	100.00%	
Jun-03	195	198	98.48%	
Jul-03				
Aug-03				
Sep-03				
Oct-03				
Nov-03				
Dec-03				
Jan-04				



(PO-19 A) Rel. 11.0 (Percent) (Benchmark)				
Date	CLEC Num	CLEC Denom	CLEC Result	
Feb-03	219	220	99.55%	
Mar-03	221	221	100.00%	
Apr-03	220	221	99.55%	
May-03	221	221	100.00%	
Jun-03	221	221	100.00%	
Jul-03	220	221	99.55%	
Aug-03	221	221	100.00%	
Sep-03	221	221	100.00%	
Oct-03	221	221	100.00%	
Nov-03				
Dec-03				
Jan-04				

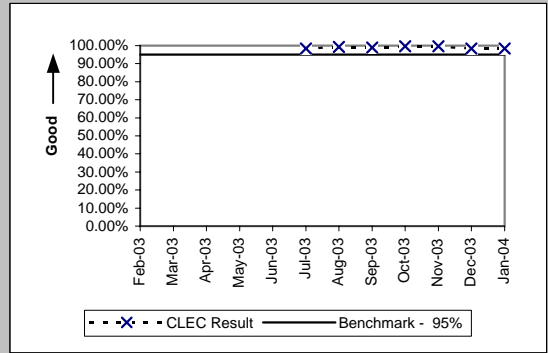


(PO-19 A) Rel. 12.0 (Percent) (Benchmark)				
Date	CLEC Num	CLEC Denom	CLEC Result	
Feb-03				
Mar-03	239	240	99.58%	
Apr-03	239	240	99.58%	
May-03	240	240	100.00%	
Jun-03	239	240	99.58%	
Jul-03	239	240	99.58%	
Aug-03	240	240	100.00%	
Sep-03	238	240	99.17%	
Oct-03	240	240	100.00%	
Nov-03	240	240	100.00%	
Dec-03	240	240	100.00%	
Jan-04	240	240	100.00%	

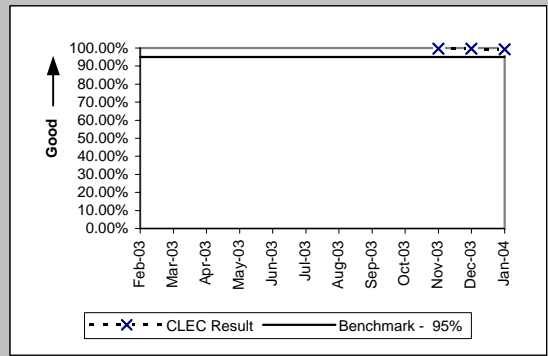


PO-19 - Stand-Alone Test Environment (SATE) Accuracy

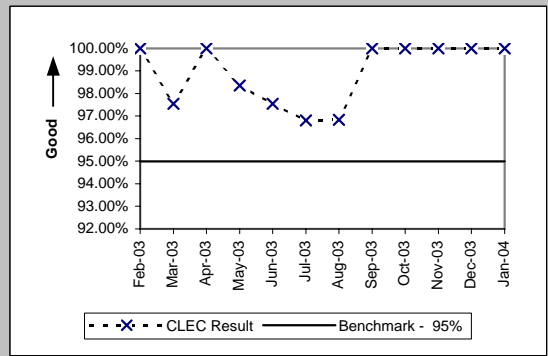
(PO-19 A) Rel. 13.0 (Percent) (Benchmark)				
Date	CLEC Num	CLEC Denom	CLEC Result	
Feb-03				
Mar-03				
Apr-03				
May-03				
Jun-03				
Jul-03	260	264	98.48%	
Aug-03	262	264	99.24%	
Sep-03	261	264	98.86%	
Oct-03	264	265	99.62%	
Nov-03	264	265	99.62%	
Dec-03	261	265	98.49%	
Jan-04	261	265	98.49%	



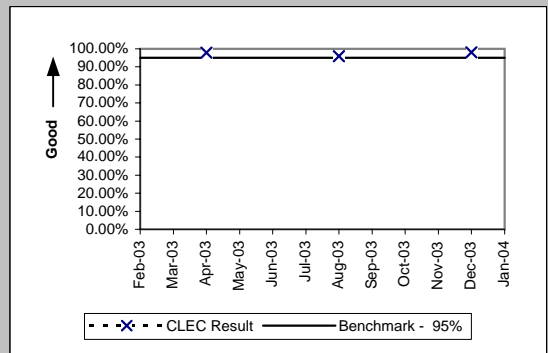
(PO-19 A) Rel. 14.0 (Percent) (Benchmark)				
Date	CLEC Num	CLEC Denom	CLEC Result	
Feb-03				
Mar-03				
Apr-03				
May-03				
Jun-03				
Jul-03				
Aug-03				
Sep-03				
Oct-03				
Nov-03	261	262	99.62%	
Dec-03	261	262	99.62%	
Jan-04	260	262	99.24%	



(PO-19 A) Rel. VICKI (Percent) (Benchmark)				
Date	CLEC Num	CLEC Denom	CLEC Result	
Feb-03	111	111	100.00%	
Mar-03	119	122	97.54%	
Apr-03	122	122	100.00%	
May-03	120	122	98.36%	
Jun-03	119	122	97.54%	
Jul-03	152	157	96.82%	
Aug-03	153	158	96.84%	
Sep-03	158	158	100.00%	
Oct-03	155	155	100.00%	
Nov-03	155	155	100.00%	
Dec-03	155	155	100.00%	
Jan-04	155	155	100.00%	

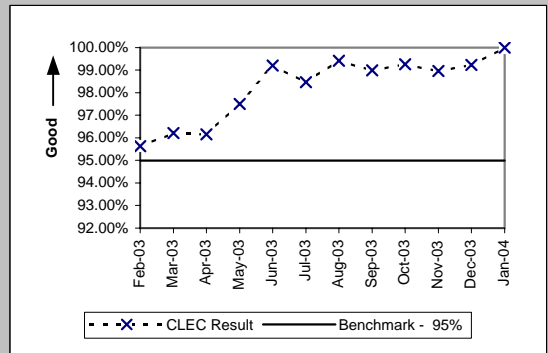


(PO-19 B) (Percent) (Benchmark)				
Date	CLEC Num	CLEC Denom	CLEC Result	
Feb-03				
Mar-03				
Apr-03	178	182	97.80%	
May-03				
Jun-03				
Jul-03				
Aug-03	189	197	95.94%	
Sep-03				
Oct-03				
Nov-03				
Dec-03	193	197	97.97%	
Jan-04				

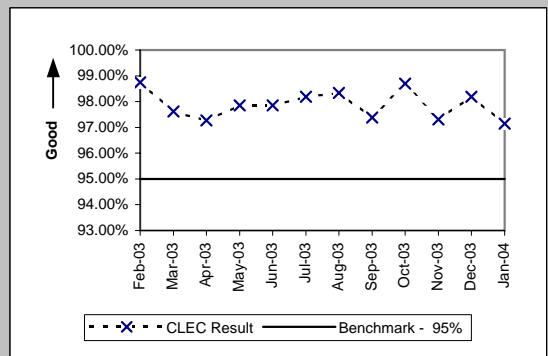


PO-20 Manual Service Order Accuracy

Resale POTS and UNE-P (POTS) (Benchmark)				
Date	CLEC Num	CLEC Denom	CLEC Result	
Feb-03	459	480	95.63%	
Mar-03	457	475	96.21%	
Apr-03	500	520	96.15%	
May-03	507	520	97.50%	
Jun-03	496	500	99.20%	
Jul-03	512	520	98.46%	
Aug-03	517	520	99.42%	
Sep-03	495	500	99.00%	
Oct-03	536	540	99.26%	
Nov-03	475	480	98.96%	
Dec-03	516	520	99.23%	
Jan-04	520	520	100.00%	

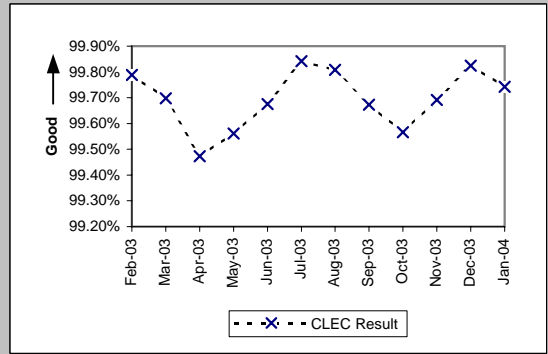


Unbundled Loops (Analog & NL 2-wire) (Benchmark)				
Date	CLEC Num	CLEC Denom	CLEC Result	
Feb-03	395	400	98.75%	
Mar-03	410	420	97.62%	
Apr-03	428	440	97.27%	
May-03	411	420	97.86%	
Jun-03	411	420	97.86%	
Jul-03	432	440	98.18%	
Aug-03	413	420	98.33%	
Sep-03	409	420	97.38%	
Oct-03	454	460	98.70%	
Nov-03	362	372	97.31%	
Dec-03	432	440	98.18%	
Jan-04	408	420	97.14%	



Order Accuracy

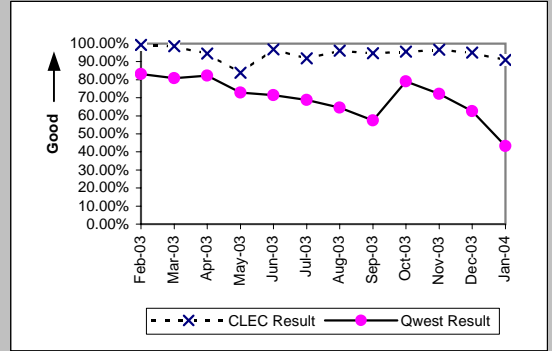
(Diagnostic)			
Date	CLEC Num	CLEC Denom	CLEC Result
Feb-03	8029	8046	99.79%
Mar-03	10866	10899	99.70%
Apr-03	12265	12330	99.47%
May-03	12712	12768	99.56%
Jun-03	13212	13255	99.68%
Jul-03	14462	14485	99.84%
Aug-03	15083	15112	99.81%
Sep-03	13718	13763	99.67%
Oct-03	14680	14744	99.57%
Nov-03	14217	14261	99.69%
Dec-03	12531	12553	99.82%
Jan-04	11979	12010	99.74%



Additional information related to OP-5 new service installation quality - order accuracy

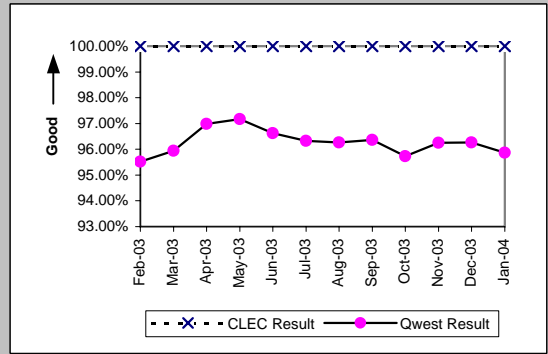
OP-2 - Calls Answered within Twenty Seconds - Interconnect Provisioning Center

Calls Answered within Twenty Seconds - Interconnect Provisioning Center (Percent) (OP-2) (Parity)						
Date	CLEC Num	CLEC Denom	CLEC Result	Qwest Num	Qwest Denom	Qwest Result
Feb-03	20899	21046	99.30%	2128566	2559622	83.16%
Mar-03	23866	24212	98.57%	2248592	2781661	80.84%
Apr-03	26748	28312	94.48%	2276242	2764235	82.35%
May-03	23655	28191	83.91%	2042164	2801297	72.90%
Jun-03	25407	26248	96.80%	2052431	2870341	71.50%
Jul-03	26243	28550	91.92%	2078165	3019253	68.83%
Aug-03	24941	25948	96.12%	1877597	2912367	64.47%
Sep-03	25677	27116	94.69%	1642887	2859548	57.45%
Oct-03	29232	30565	95.64%	2276364	2877143	79.12%
Nov-03	22703	23482	96.68%	1770391	2453680	72.15%
Dec-03	25828	27186	95.00%	1789584	2858297	62.61%
Jan-04	25305	27805	91.01%	1479598	3423076	43.22%

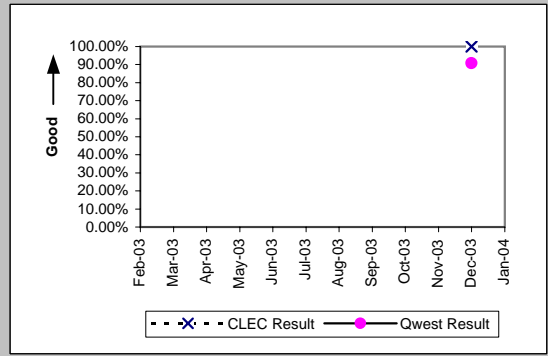


OP-3A - Installation Commitments Met (Percent) - Dispatches within MSAs

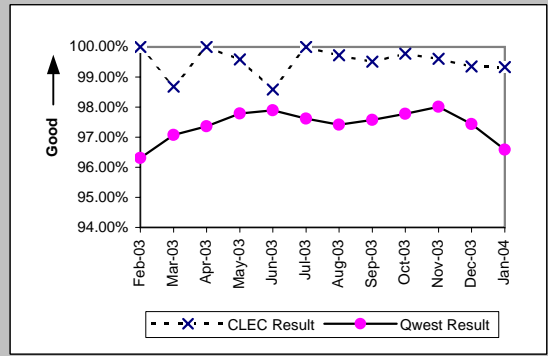
Business (Parity)									
Date	CLEC Num	CLEC Denc	CLEC Resu	CLEC Std E	Qwest Num	Qwest Denc	Qwest Resu	Mod Z Scr	Parity Scr
Feb-03	8	8	100.00%	0.00%	2174	2276	95.52%	-0.61	-1.37
Mar-03	9	9	100.00%	0.00%	2458	2562	95.94%	-0.62	-1.37
Apr-03	12	12	100.00%	0.00%	2380	2454	96.98%	-0.61	-1.37
May-03	14	14	100.00%	0.00%	2373	2442	97.17%	-0.64	-1.39
Jun-03	13	13	100.00%	0.00%	2345	2427	96.62%	-0.67	-1.41
Jul-03	11	11	100.00%	0.00%	2415	2507	96.33%	-0.65	-1.39
Aug-03	7	7	100.00%	0.00%	2398	2491	96.27%	-0.52	-1.32
Sep-03	8	8	100.00%	0.00%	2462	2555	96.36%	-0.55	-1.33
Oct-03	5	5	100.00%	0.00%	2692	2812	95.73%	-0.47	-1.29
Nov-03	16	16	100.00%	0.00%	2002	2080	96.25%	-0.79	-1.48
Dec-03	7	7	100.00%	0.00%	1930	2005	96.26%	-0.52	-1.32
Jan-04	5	5	100.00%	0.00%	1949	2033	95.87%	-0.46	-1.28



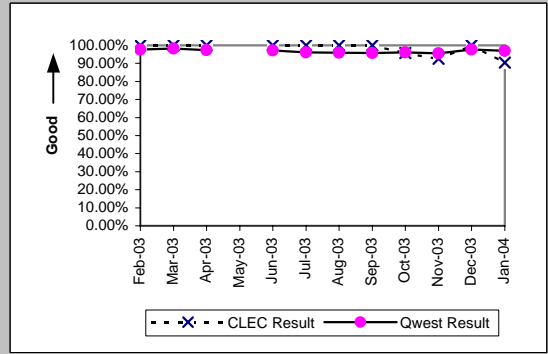
Centrex (Parity)									
Date	CLEC Num	CLEC Denc	CLEC Resu	CLEC Std E	Qwest Num	Qwest Denc	Qwest Resu	Mod Z Scr	Parity Scr
Feb-03									
Mar-03									
Apr-03									
May-03									
Jun-03									
Jul-03									
Aug-03									
Sep-03									
Oct-03									
Nov-03									
Dec-03	1	1	100.00%	0.00%	286	315	90.79%	-0.32	-1.19
Jan-04									



Residence (Parity)									
Date	CLEC Num	CLEC Denc	CLEC Resu	CLEC Std E	Qwest Num	Qwest Denc	Qwest Resu	Mod Z Scr	Parity Scr
Feb-03	253	253	100.00%	0.00%	7402	7686	96.31%	-3.07	-2.86
Mar-03	224	227	98.68%	11.42%	8015	8257	97.07%	-1.42	-1.86
Apr-03	226	226	100.00%	0.00%	8485	8715	97.36%	-2.44	-2.49
May-03	243	244	99.59%	6.39%	8097	8280	97.79%	-1.89	-2.15
Jun-03	278	282	98.58%	11.83%	8646	8832	97.89%	-0.79	-1.48
Jul-03	606	606	100.00%	0.00%	9145	9368	97.62%	-3.73	-3.26
Aug-03	722	724	99.72%	5.25%	8872	9107	97.42%	-3.76	-3.29
Sep-03	808	812	99.51%	7.00%	8799	9018	97.57%	-3.43	-3.09
Oct-03	895	897	99.78%	4.72%	8400	8591	97.78%	-3.87	-3.35
Nov-03	765	768	99.61%	6.24%	7339	7488	98.01%	-3.02	-2.84
Dec-03	764	769	99.35%	8.04%	9819	10077	97.44%	-3.23	-2.97
Jan-04	746	751	99.33%	8.13%	7102	7353	96.59%	-3.95	-3.4

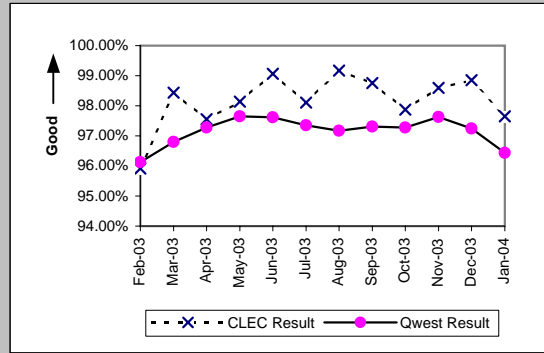


Qwest DSL (Parity)									
Date	CLEC Num	CLEC Denc	CLEC Resu	CLEC Std E	Qwest Num	Qwest Denc	Qwest Resu	Mod Z Scr	Parity Scr
Feb-03	1	1	100.00%	0.00%	784	802	97.76%	-0.15	-1.09
Mar-03	2	2	100.00%	0.00%	740	753	98.27%	-0.19	-1.11
Apr-03	2	2	100.00%	0.00%	638	655	97.40%	-0.23	-1.14
May-03									
Jun-03	3	3	100.00%	0.00%	388	399	97.24%	-0.29	-1.18
Jul-03	7	7	100.00%	0.00%	321	334	96.11%	-0.53	-1.32
Aug-03	7	7	100.00%	0.00%	350	365	95.89%	-0.54	-1.33
Sep-03	15	15	100.00%	0.00%	548	572	95.80%	-0.8	-1.49
Oct-03	23	24	95.83%	19.98%	693	721	96.12%	0.14	-0.91
Nov-03	25	27	92.59%	26.19%	679	710	95.63%	0.75	-0.55
Dec-03	22	22	100.00%	0.00%	1089	1114	97.76%	-0.7	-1.43
Jan-04	19	21	90.48%	29.35%	1429	1473	97.01%	1.43	-0.13

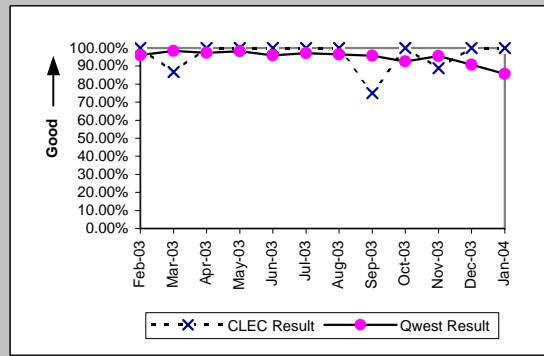


OP-3A - Installation Commitments Met (Percent) - Dispatches within MSAs

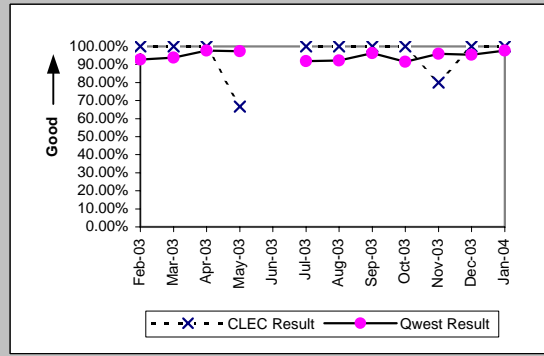
UNE - P (POTS) (Parity)									
Date	CLEC Num	CLEC Denc	CLEC Resu	CLEC Std	Qwest Num	Qwest Denc	Qwest Resu	Mod Z Scr	Parity Scr
Feb-03	188	196	95.92%	19.79%	9576	9962	96.13%	0.2	-0.88
Mar-03	314	319	98.43%	12.42%	10473	10819	96.80%	-1.63	-1.99
Apr-03	279	286	97.55%	15.45%	10865	11169	97.28%	-0.28	-1.17
May-03	317	323	98.14%	13.50%	10470	10722	97.65%	-0.58	-1.35
Jun-03	211	213	99.06%	9.64%	10991	11259	97.62%	-1.37	-1.83
Jul-03	259	264	98.11%	13.63%	11560	11875	97.35%	-0.76	-1.46
Aug-03	239	241	99.17%	9.07%	11270	11598	97.17%	-1.85	-2.13
Sep-03	237	240	98.75%	11.11%	11261	11573	97.30%	-1.37	-1.83
Oct-03	230	235	97.87%	14.43%	11092	11403	97.27%	-0.56	-1.34
Nov-03	210	213	98.59%	11.78%	9341	9568	97.63%	-0.91	-1.56
Dec-03	345	349	98.85%	10.64%	11749	12082	97.24%	-1.81	-2.1
Jan-04	208	213	97.65%	15.14%	9051	9386	96.43%	-0.95	-1.58



UNE P (Centrex) (Parity)									
Date	CLEC Num	CLEC Denc	CLEC Resu	CLEC Std	Qwest Num	Qwest Denc	Qwest Resu	Mod Z Scr	Parity Scr
Feb-03	10	10	100.00%	0.00%	417	434	96.08%	-0.63	-1.38
Mar-03	13	15	86.67%	33.99%	535	544	98.35%	2.18	0.33
Apr-03	17	17	100.00%	0.00%	323	332	97.29%	-0.67	-1.41
May-03	6	6	100.00%	0.00%	339	345	98.26%	-0.32	-1.2
Jun-03	7	7	100.00%	0.00%	454	473	95.98%	-0.54	-1.33
Jul-03	7	7	100.00%	0.00%	401	413	97.09%	-0.45	-1.28
Aug-03	7	7	100.00%	0.00%	332	344	96.51%	-0.5	-1.3
Sep-03	3	4	75.00%	43.30%	363	379	95.78%	1.37	-0.17
Oct-03	5	5	100.00%	0.00%	236	255	92.55%	-0.63	-1.38
Nov-03	8	9	88.89%	31.43%	257	269	95.54%	0.81	-0.51
Dec-03	8	8	100.00%	0.00%	286	315	90.79%	-0.89	-1.54
Jan-04	5	5	100.00%	0.00%	222	259	85.71%	-0.9	-1.55

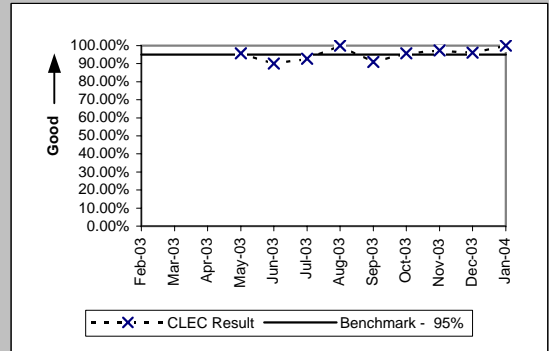


UNE P (Centrex 21) (Parity)									
Date	CLEC Num	CLEC Denc	CLEC Resu	CLEC Std	Qwest Num	Qwest Denc	Qwest Resu	Mod Z Scr	Parity Scr
Feb-03	4	4	100.00%	0.00%	102	110	92.73%	-0.55	-1.33
Mar-03	4	4	100.00%	0.00%	120	128	93.75%	-0.51	-1.31
Apr-03	5	5	100.00%	0.00%	126	129	97.67%	-0.34	-1.21
May-03	2	3	66.67%	47.14%	110	113	97.35%	1.68	0.02
Jun-03									
Jul-03	4	4	100.00%	0.00%	123	134	91.79%	-0.59	-1.36
Aug-03	4	4	100.00%	0.00%	94	102	92.16%	-0.57	-1.35
Sep-03	4	4	100.00%	0.00%	128	133	96.24%	-0.39	-1.24
Oct-03	2	2	100.00%	0.00%	108	118	91.53%	-0.43	-1.26
Nov-03	4	5	80.00%	40.00%	94	98	95.92%	1.19	-0.28
Dec-03	2	2	100.00%	0.00%	83	87	95.40%	-0.31	-1.19
Jan-04	1	1	100.00%	0.00%	84	86	97.67%	-0.15	-1.09

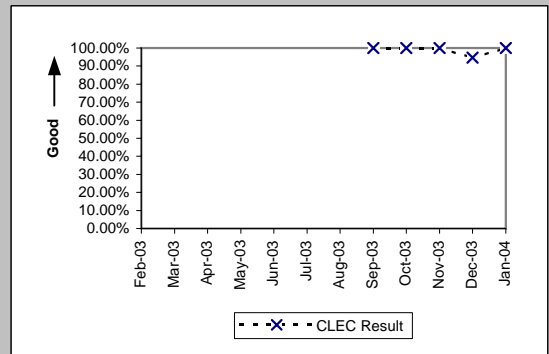


OP-3A - Installation Commitments Met (Percent) - Dispatches within MSAs

Line Sharing (Benchmark)				
Date	Numerator	Denominator	CLEC Result	Standard Dev
Feb-03				
Mar-03				
Apr-03				
May-03	23	24	95.83%	19.98%
Jun-03	45	50	90.00%	30.00%
Jul-03	76	82	92.68%	26.04%
Aug-03	43	43	100.00%	0.00%
Sep-03	50	55	90.91%	28.75%
Oct-03	68	71	95.77%	20.12%
Nov-03	36	37	97.30%	16.22%
Dec-03	49	51	96.08%	19.41%
Jan-04	54	54	100.00%	0.00%

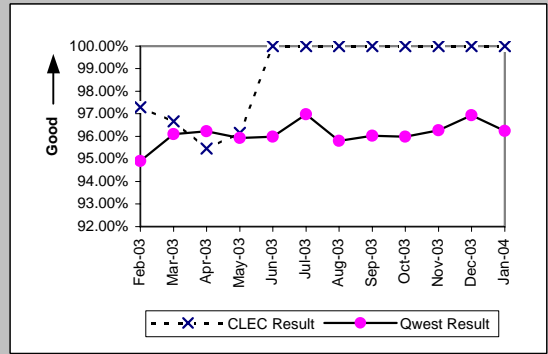


Line Splitting (Diagnostic)				
Date	Numerator	Denominator	CLEC Result	Standard Dev
Feb-03				
Mar-03				
Apr-03				
May-03				
Jun-03				
Jul-03				
Aug-03				
Sep-03	5	5	100.00%	0.00%
Oct-03	6	6	100.00%	0.00%
Nov-03	5	5	100.00%	0.00%
Dec-03	18	19	94.74%	22.33%
Jan-04	10	10	100.00%	0.00%

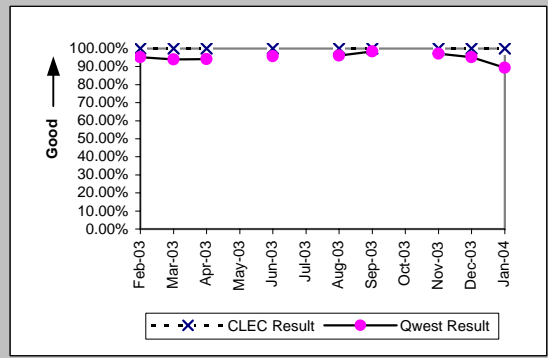


OP-3B - Installation Commitments Met (Percent) - Dispatches outside MSAs

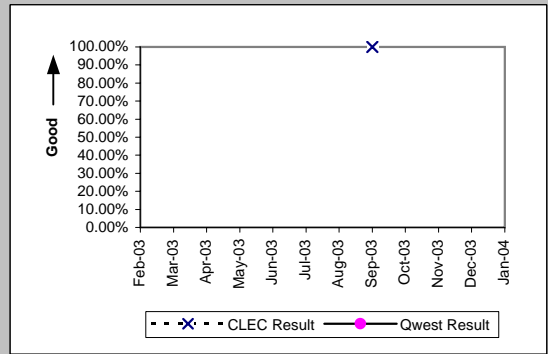
Residence (Parity)									
Date	CLEC Num	CLEC Denc	CLEC Resu	CLEC Std	Qwest Num	Qwest Denc	Qwest Resu	Mod Z Scr	Parity Scr
Feb-03	36	37	97.30%	16.22%	1305	1375	94.91%	-0.65	-1.4
Mar-03	29	30	96.67%	17.95%	1380	1436	96.10%	-0.16	-1.1
Apr-03	21	22	95.45%	20.83%	1529	1589	96.22%	0.26	-0.84
May-03	25	26	96.15%	19.23%	1462	1524	95.93%	-0.06	-1.03
Jun-03	19	19	100.00%	0.00%	1504	1567	95.98%	-0.89	-1.54
Jul-03	15	15	100.00%	0.00%	1641	1692	96.99%	-0.68	-1.41
Aug-03	15	15	100.00%	0.00%	1529	1596	95.80%	-0.81	-1.49
Sep-03	17	17	100.00%	0.00%	1476	1537	96.03%	-0.83	-1.51
Oct-03	31	31	100.00%	0.00%	1459	1520	95.99%	-1.13	-1.69
Nov-03	52	52	100.00%	0.00%	1159	1204	96.26%	-1.39	-1.85
Dec-03	58	58	100.00%	0.00%	1458	1504	96.94%	-1.33	-1.81
Jan-04	25	25	100.00%	0.00%	1154	1199	96.25%	-0.98	-1.59



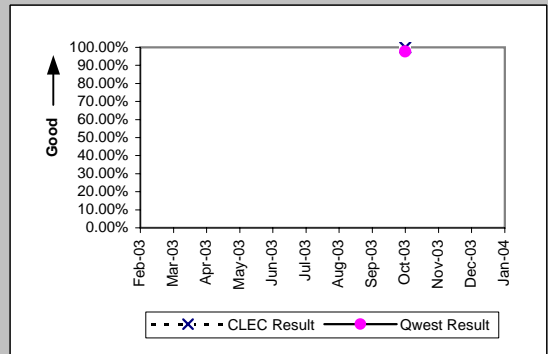
Business (Parity)									
Date	CLEC Num	CLEC Denc	CLEC Resu	CLEC Std	Qwest Num	Qwest Denc	Qwest Resu	Mod Z Scr	Parity Scr
Feb-03	1	1	100.00%	0.00%	280	294	95.24%	-0.22	-1.14
Mar-03	2	2	100.00%	0.00%	297	316	93.99%	-0.36	-1.22
Apr-03	3	3	100.00%	0.00%	287	305	94.10%	-0.43	-1.26
May-03									
Jun-03	1	1	100.00%	0.00%	291	304	95.72%	-0.21	-1.13
Jul-03									
Aug-03	2	2	100.00%	0.00%	275	286	96.15%	-0.28	-1.17
Sep-03	1	1	100.00%	0.00%	310	315	98.41%	-0.13	-1.08
Oct-03									
Nov-03	2	2	100.00%	0.00%	242	249	97.19%	-0.24	-1.15
Dec-03	2	2	100.00%	0.00%	202	212	95.28%	-0.31	-1.19
Jan-04	4	4	100.00%	0.00%	236	264	89.39%	-0.68	-1.42



PBX (Parity)									
Date	CLEC Num	CLEC Denc	CLEC Resu	CLEC Std	Qwest Num	Qwest Denc	Qwest Resu	Mod Z Scr	Parity Scr
Feb-03									
Mar-03									
Apr-03									
May-03									
Jun-03									
Jul-03									
Aug-03									
Sep-03	1	1	100.00%	0.00%					
Oct-03									
Nov-03									
Dec-03									
Jan-04									

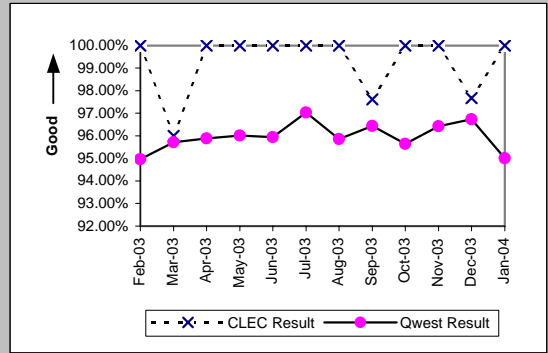


Qwest DSL (Parity)									
Date	CLEC Num	CLEC Denc	CLEC Resu	CLEC Std	Qwest Num	Qwest Denc	Qwest Resu	Mod Z Scr	Parity Scr
Feb-03									
Mar-03									
Apr-03									
May-03									
Jun-03									
Jul-03									
Aug-03									
Sep-03									
Oct-03	1	1	100.00%	0.00%	41	42	97.62%	-0.15	-1.09
Nov-03									
Dec-03									
Jan-04									

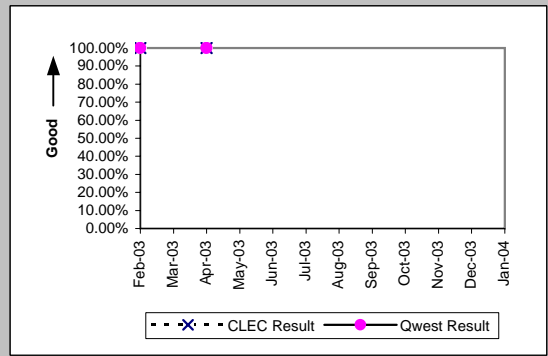


OP-3B - Installation Commitments Met (Percent) - Dispatches outside MSAs

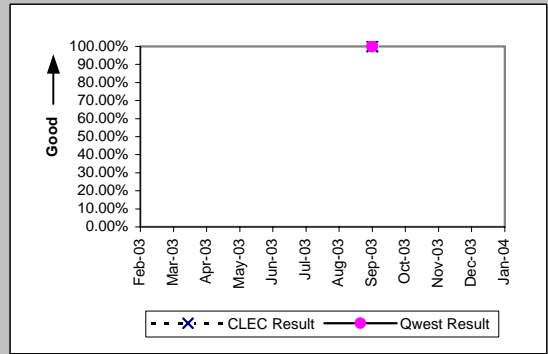
UNE - P (POTS) (Parity)										
Date	CLEC Num	CLEC Dend	CLEC Resu	CLEC Std	Qwest Num	Qwest Dend	Qwest Resu	Mod Z Scr	Parity Scr	
Feb-03	21	21	100.00%	0.00%	1585	1669	94.97%	-1.05	-1.64	
Mar-03	48	50	96.00%	19.60%	1677	1752	95.72%	-0.1	-1.06	
Apr-03	34	34	100.00%	0.00%	1816	1894	95.88%	-1.2	-1.73	
May-03	51	51	100.00%	0.00%	1737	1809	96.02%	-1.43	-1.87	
Jun-03	28	28	100.00%	0.00%	1795	1871	95.94%	-1.08	-1.66	
Jul-03	28	28	100.00%	0.00%	1931	1990	97.04%	-0.92	-1.56	
Aug-03	29	29	100.00%	0.00%	1804	1882	95.86%	-1.11	-1.68	
Sep-03	41	42	97.62%	15.25%	1786	1852	96.44%	-0.41	-1.25	
Oct-03	28	28	100.00%	0.00%	1737	1816	95.65%	-1.12	-1.68	
Nov-03	30	30	100.00%	0.00%	1401	1453	96.42%	-1.04	-1.64	
Dec-03	42	43	97.67%	15.07%	1660	1716	96.74%	-0.34	-1.21	
Jan-04	24	24	100.00%	0.00%	1390	1463	95.01%	-1.11	-1.68	



UNE P (Centrex) (Parity)										
Date	CLEC Num	CLEC Dend	CLEC Resu	CLEC Std	Qwest Num	Qwest Dend	Qwest Resu	Mod Z Scr	Parity Scr	
Feb-03	1	1	100.00%	0.00%	4	4	100.00%	N/A	N/A	
Mar-03										
Apr-03	1	1	100.00%	0.00%	11	11	100.00%	N/A	N/A	
May-03										
Jun-03										
Jul-03										
Aug-03										
Sep-03										
Oct-03										
Nov-03										
Dec-03										
Jan-04										

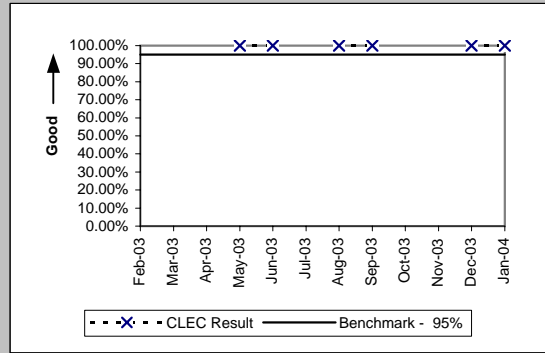


UNE P (Centrex 21) (Parity)										
Date	CLEC Num	CLEC Dend	CLEC Resu	CLEC Std	Qwest Num	Qwest Dend	Qwest Resu	Mod Z Scr	Parity Scr	
Feb-03										
Mar-03										
Apr-03										
May-03										
Jun-03										
Jul-03										
Aug-03										
Sep-03	1	1	100.00%	0.00%	9	9	100.00%	N/A	N/A	
Oct-03										
Nov-03										
Dec-03										
Jan-04										



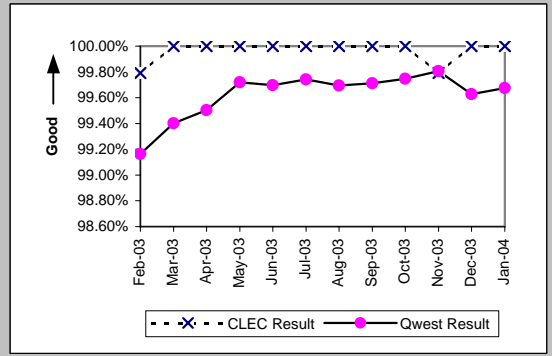
OP-3B - Installation Commitments Met (Percent) - Dispatches outside MSAs

Line Sharing (Benchmark)				
Date	Numerator	Denominator	CLEC Result	Standard Dev
Feb-03				
Mar-03				
Apr-03				
May-03	1	1	100.00%	0.00%
Jun-03	2	2	100.00%	0.00%
Jul-03				
Aug-03	1	1	100.00%	0.00%
Sep-03	1	1	100.00%	0.00%
Oct-03				
Nov-03				
Dec-03	1	1	100.00%	0.00%
Jan-04	1	1	100.00%	0.00%

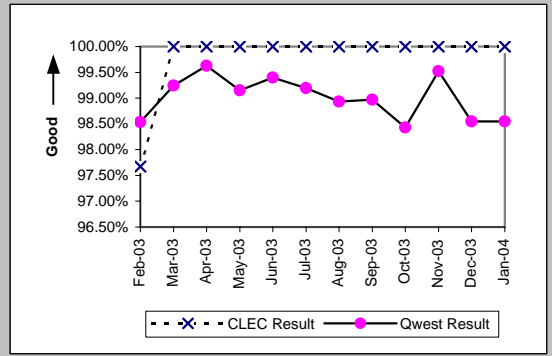


OP-3C - Installation Commitments Met (Percent) - No dispatches

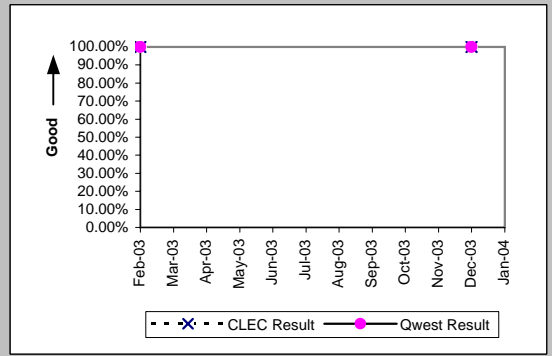
Residence (Parity)									
Date	CLEC Num	CLEC Denc	CLEC Resu	CLEC Std I	Qwest Num	Qwest Denc	Qwest Resu	Mod Z Scr	Parity Scr
Feb-03	1440	1443	99.79%	4.55%	23458	23656	99.16%	-2.55	-2.55
Mar-03	1195	1195	100.00%	0.00%	24736	24885	99.40%	-2.62	-2.59
Apr-03	843	843	100.00%	0.00%	26417	26549	99.50%	-2.02	-2.23
May-03	743	743	100.00%	0.00%	26574	26649	99.72%	-1.43	-1.87
Jun-03	385	385	100.00%	0.00%	28603	28690	99.70%	-1.07	-1.65
Jul-03	501	501	100.00%	0.00%	32937	33022	99.74%	-1.13	-1.69
Aug-03	379	379	100.00%	0.00%	32927	33028	99.69%	-1.07	-1.65
Sep-03	317	317	100.00%	0.00%	31586	31677	99.71%	-0.95	-1.58
Oct-03	479	479	100.00%	0.00%	29988	30064	99.75%	-1.09	-1.66
Nov-03	480	481	99.79%	4.55%	21013	21054	99.81%	0.15	-0.91
Dec-03	670	670	100.00%	0.00%	18460	18529	99.63%	-1.55	-1.95
Jan-04	907	907	100.00%	0.00%	22323	22396	99.67%	-1.69	-2.03



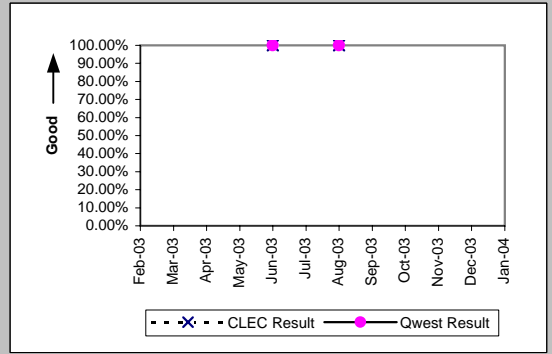
Business (Parity)									
Date	CLEC Num	CLEC Denc	CLEC Resu	CLEC Std I	Qwest Num	Qwest Denc	Qwest Resu	Mod Z Scr	Parity Scr
Feb-03	42	43	97.67%	15.07%	807	819	98.53%	0.47	-0.72
Mar-03	37	37	100.00%	0.00%	786	792	99.24%	-0.52	-1.32
Apr-03	71	71	100.00%	0.00%	805	808	99.63%	-0.49	-1.3
May-03	33	33	100.00%	0.00%	936	944	99.15%	-0.52	-1.32
Jun-03	20	20	100.00%	0.00%	823	828	99.40%	-0.34	-1.21
Jul-03	27	27	100.00%	0.00%	736	742	99.19%	-0.46	-1.28
Aug-03	10	10	100.00%	0.00%	649	656	98.93%	-0.33	-1.2
Sep-03	12	12	100.00%	0.00%	673	680	98.97%	-0.35	-1.21
Oct-03	10	10	100.00%	0.00%	816	829	98.43%	-0.4	-1.24
Nov-03	7	7	100.00%	0.00%	829	833	99.52%	-0.18	-1.11
Dec-03	22	22	100.00%	0.00%	610	619	98.55%	-0.56	-1.34
Jan-04	5	5	100.00%	0.00%	746	757	98.55%	-0.27	-1.16



Centrex 21 (Parity)									
Date	CLEC Num	CLEC Denc	CLEC Resu	CLEC Std I	Qwest Num	Qwest Denc	Qwest Resu	Mod Z Scr	Parity Scr
Feb-03	1	1	100.00%	0.00%	65	65	100.00%	N/A	N/A
Mar-03									
Apr-03									
May-03									
Jun-03									
Jul-03									
Aug-03									
Sep-03									
Oct-03									
Nov-03									
Dec-03	1	1	100.00%	0.00%	43	43	100.00%	N/A	N/A
Jan-04									

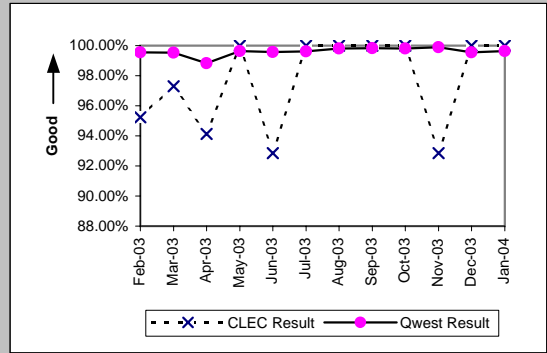


PBX (Parity)									
Date	CLEC Num	CLEC Denc	CLEC Resu	CLEC Std I	Qwest Num	Qwest Denc	Qwest Resu	Mod Z Scr	Parity Scr
Feb-03									
Mar-03									
Apr-03									
May-03									
Jun-03	1	1	100.00%	0.00%	6	6	100.00%	N/A	N/A
Jul-03									
Aug-03	1	1	100.00%	0.00%	19	19	100.00%	N/A	N/A
Sep-03									
Oct-03									
Nov-03									
Dec-03									
Jan-04									

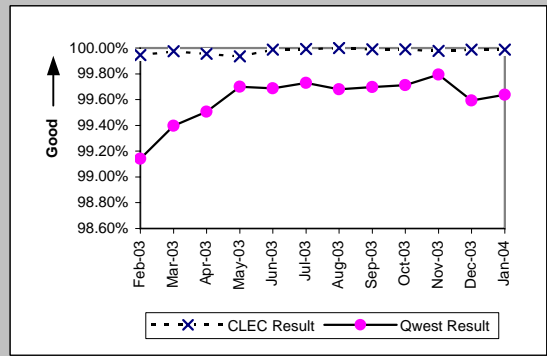


OP-3C - Installation Commitments Met (Percent) - No dispatches

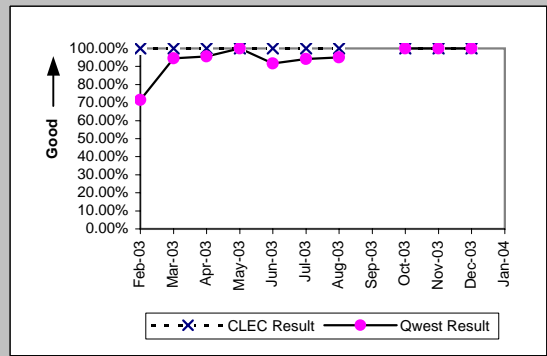
Qwest DSL (Parity)									
Date	CLEC Num	CLEC Denc	CLEC Resu	CLEC Std	Qwest Num	Qwest Denc	Qwest Resu	Mod Z Scr	Parity Scr
Feb-03	20	21	95.24%	21.30%	4263	4282	99.56%	1.68	0.02
Mar-03	36	37	97.30%	16.22%	4479	4500	99.53%	1.36	-0.17
Apr-03	16	17	94.12%	23.53%	4892	4950	98.83%	1.29	-0.22
May-03	24	24	100.00%	0.00%	4344	4360	99.63%	-0.3	-1.18
Jun-03	13	14	92.86%	25.75%	4765	4785	99.58%	1.89	0.15
Jul-03	26	26	100.00%	0.00%	4981	5000	99.62%	-0.31	-1.19
Aug-03	48	48	100.00%	0.00%	6033	6045	99.80%	-0.31	-1.19
Sep-03	32	32	100.00%	0.00%	8323	8338	99.82%	-0.24	-1.15
Oct-03	35	35	100.00%	0.00%	8612	8629	99.80%	-0.26	-1.16
Nov-03	13	14	92.86%	25.75%	7393	7401	99.89%	2.42	0.47
Dec-03	26	26	100.00%	0.00%	7724	7758	99.56%	-0.34	-1.21
Jan-04	11	11	100.00%	0.00%	8132	8162	99.63%	-0.2	-1.12



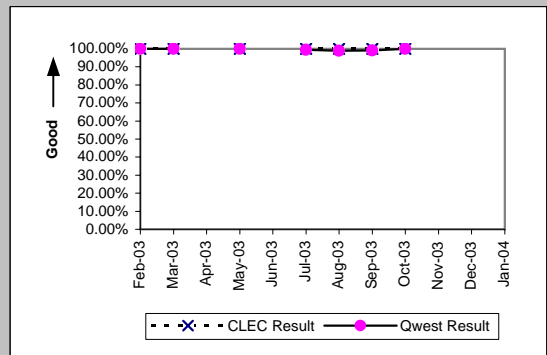
UNE - P (POTS) (Parity)									
Date	CLEC Num	CLEC Denc	CLEC Resu	CLEC Std	Qwest Num	Qwest Denc	Qwest Resu	Mod Z Scr	Parity Scr
Feb-03	3602	3604	99.94%	2.36%	24265	24475	99.14%	-4.88	-3.96
Mar-03	8044	8046	99.98%	1.58%	25522	25677	99.40%	-5.85	-4.56
Apr-03	6753	6756	99.96%	2.11%	27222	27357	99.51%	-4.72	-3.87
May-03	9374	9380	99.94%	2.53%	27510	27593	99.70%	-3.62	-3.2
Jun-03	7998	7999	99.99%	1.12%	29426	29518	99.69%	-4.26	-3.59
Jul-03	11630	11631	99.99%	0.93%	33673	33764	99.73%	-4.68	-3.85
Aug-03	9179	9179	100.00%	0.00%	33576	33684	99.68%	-4.82	-3.93
Sep-03	9182	9183	99.99%	1.04%	32259	32357	99.70%	-4.49	-3.73
Oct-03	10426	10427	99.99%	0.98%	30804	30893	99.71%	-4.59	-3.79
Nov-03	9094	9096	99.98%	1.48%	21842	21887	99.79%	-3.25	-2.98
Dec-03	7360	7361	99.99%	1.17%	19070	19148	99.59%	-4.51	-3.74
Jan-04	7482	7483	99.99%	1.16%	23069	23153	99.64%	-4.37	-3.66



UNE P (Centrex) (Parity)									
Date	CLEC Num	CLEC Denc	CLEC Resu	CLEC Std	Qwest Num	Qwest Denc	Qwest Resu	Mod Z Scr	Parity Scr
Feb-03	1	1	100.00%	0.00%	5	7	71.43%	-0.59	-1.36
Mar-03	1	1	100.00%	0.00%	17	18	94.44%	-0.24	-1.14
Apr-03	3	3	100.00%	0.00%	22	23	95.65%	-0.35	-1.21
May-03	3	3	100.00%	0.00%	9	9	100.00%	N/A	N/A
Jun-03	4	4	100.00%	0.00%	22	24	91.67%	-0.56	-1.34
Jul-03	1	1	100.00%	0.00%	16	17	94.12%	-0.24	-1.15
Aug-03	4	4	100.00%	0.00%	39	41	95.12%	-0.43	-1.26
Sep-03									
Oct-03	4	4	100.00%	0.00%	11	11	100.00%	N/A	N/A
Nov-03	3	3	100.00%	0.00%	12	12	100.00%	N/A	N/A
Dec-03	1	1	100.00%	0.00%	21	21	100.00%	N/A	N/A
Jan-04									

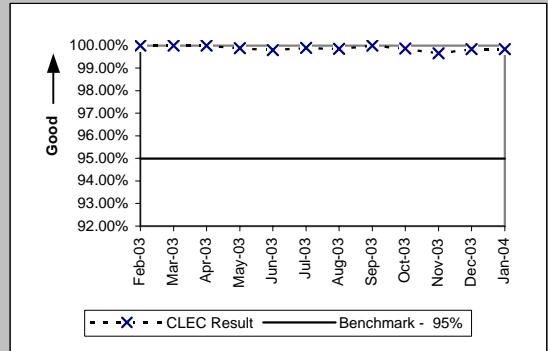


UNE P (Centrex 21) (Parity)									
Date	CLEC Num	CLEC Denc	CLEC Resu	CLEC Std	Qwest Num	Qwest Denc	Qwest Resu	Mod Z Scr	Parity Scr
Feb-03	4	4	100.00%	0.00%	65	65	100.00%	N/A	N/A
Mar-03	3	3	100.00%	0.00%	82	82	100.00%	N/A	N/A
Apr-03									
May-03	5	5	100.00%	0.00%	77	77	100.00%	N/A	N/A
Jun-03									
Jul-03	29	29	100.00%	0.00%	224	225	99.56%	-0.34	-1.21
Aug-03	19	19	100.00%	0.00%	99	100	99.00%	-0.4	-1.24
Sep-03	31	31	100.00%	0.00%	116	117	99.15%	-0.46	-1.28
Oct-03	4	4	100.00%	0.00%	48	48	100.00%	N/A	N/A
Nov-03									
Dec-03									
Jan-04									

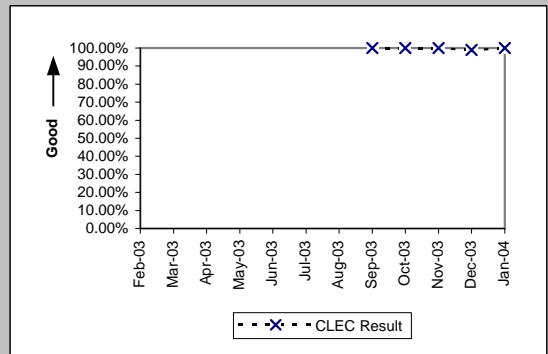


OP-3C - Installation Commitments Met (Percent) - No dispatches

Line Sharing (Benchmark)					
Date	Numerator	Denominator	CLEC Result	Standard Dev	
Feb-03	608	608	100.00%	0.00%	
Mar-03	611	611	100.00%	0.00%	
Apr-03	713	713	100.00%	0.00%	
May-03	887	888	99.89%	3.35%	
Jun-03	1027	1029	99.81%	4.40%	
Jul-03	1050	1051	99.90%	3.08%	
Aug-03	678	679	99.85%	3.83%	
Sep-03	761	761	100.00%	0.00%	
Oct-03	828	829	99.88%	3.47%	
Nov-03	593	595	99.66%	5.79%	
Dec-03	612	613	99.84%	4.04%	
Jan-04	654	655	99.85%	3.90%	

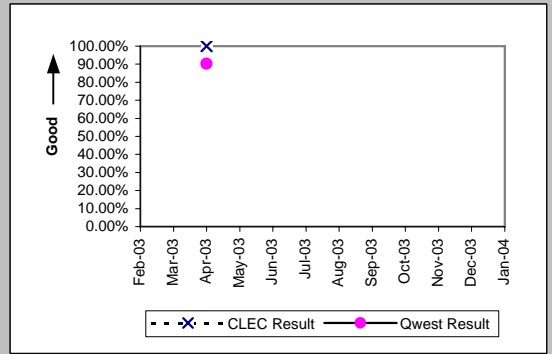


Line Splitting (Diagnostic)				
Date	Numerator	Denominator	CLEC Result	Standard Dev
Feb-03				
Mar-03				
Apr-03				
May-03				
Jun-03				
Jul-03				
Aug-03				
Sep-03	41	41	100.00%	0.00%
Oct-03	59	59	100.00%	0.00%
Nov-03	90	90	100.00%	0.00%
Dec-03	96	97	98.97%	10.10%
Jan-04	90	90	100.00%	0.00%

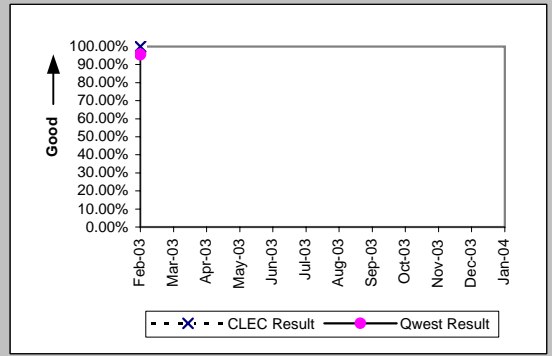


OP-3D - Installation Commitments Met (Percent) - Interval Zone One

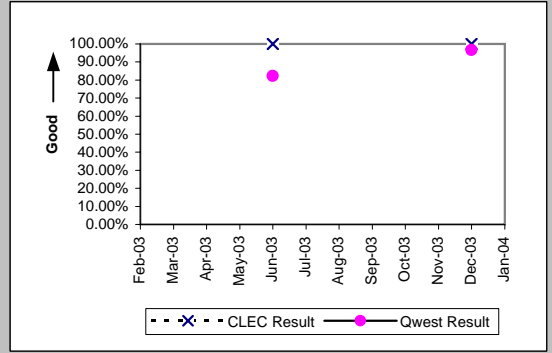
ISDN Primary (Parity)									
Date	CLEC Num	CLEC Denc	CLEC Resu	CLEC Std	Qwest Num	Qwest Denc	Qwest Resu	Mod Z Scr	Parity Scr
Feb-03									
Mar-03									
Apr-03	1	1	100.00%	0.00%	55	61	90.16%	-0.33	-1.2
May-03									
Jun-03									
Jul-03									
Aug-03									
Sep-03									
Oct-03									
Nov-03									
Dec-03									
Jan-04									



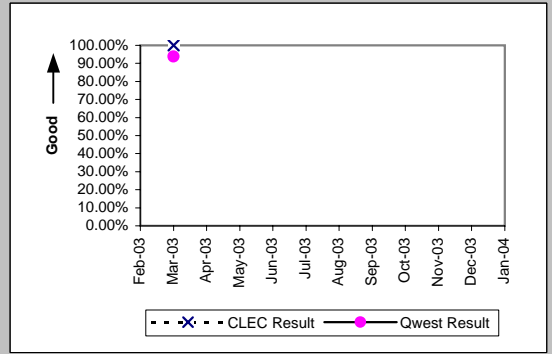
DS1 (Parity)									
Date	CLEC Num	CLEC Denc	CLEC Resu	CLEC Std	Qwest Num	Qwest Denc	Qwest Resu	Mod Z Scr	Parity Scr
Feb-03									
Mar-03	1	1	100.00%	0.00%	428	448	95.54%	-0.22	-1.13
Apr-03									
May-03									
Jun-03									
Jul-03									
Aug-03									
Sep-03									
Oct-03									
Nov-03									
Dec-03									
Jan-04									



PBX (Parity)									
Date	CLEC Num	CLEC Denc	CLEC Resu	CLEC Std	Qwest Num	Qwest Denc	Qwest Resu	Mod Z Scr	Parity Scr
Feb-03									
Mar-03									
Apr-03									
May-03									
Jun-03	3	3	100.00%	0.00%	14	17	82.35%	-0.74	-1.45
Jul-03									
Aug-03									
Sep-03									
Oct-03									
Nov-03									
Dec-03	1	1	100.00%	0.00%	29	30	96.67%	-0.18	-1.11
Jan-04									

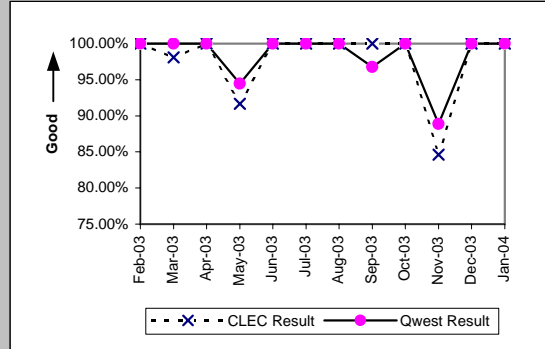


Basic Rate ISDN (Parity)									
Date	CLEC Num	CLEC Denc	CLEC Resu	CLEC Std	Qwest Num	Qwest Denc	Qwest Resu	Mod Z Scr	Parity Scr
Feb-03									
Mar-03	1	1	100.00%	0.00%	209	223	93.72%	-0.26	-1.16
Apr-03									
May-03									
Jun-03									
Jul-03									
Aug-03									
Sep-03									
Oct-03									
Nov-03									
Dec-03									
Jan-04									



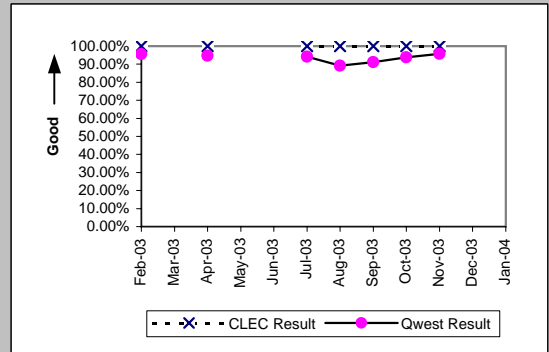
OP-3D - Installation Commitments Met (Percent) - Interval Zone One

Date	CLEC Num	CLEC Denc	LIS Trunk (Parity)				Qwest Res	Mod Z Scr	Parity Scr
			CLEC Resu	CLEC Std	Qwest Num	Qwest Denc			
Feb-03	64	64	100.00%	0.00%	40	40	100.00%	N/A	N/A
Mar-03	51	52	98.08%	13.73%	19	19	100.00%	N/A	-0.85
Apr-03	37	37	100.00%	0.00%	20	20	100.00%	N/A	N/A
May-03	22	24	91.67%	27.64%	17	18	94.44%	0.17	-0.9
Jun-03	18	18	100.00%	0.00%	28	28	100.00%	N/A	N/A
Jul-03	9	9	100.00%	0.00%	26	26	100.00%	N/A	N/A
Aug-03	9	9	100.00%	0.00%	9	9	100.00%	N/A	N/A
Sep-03	18	18	100.00%	0.00%	30	31	96.77%	-0.62	-1.37
Oct-03	15	15	100.00%	0.00%	43	43	100.00%	N/A	N/A
Nov-03	11	13	84.62%	36.08%	8	9	88.89%	0.1	-0.94
Dec-03	27	27	100.00%	0.00%	8	8	100.00%	N/A	N/A
Jan-04	19	19	100.00%	0.00%	15	15	100.00%	N/A	N/A

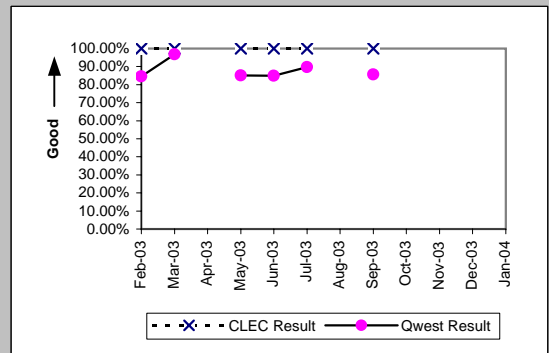


OP-3D - Installation Commitments Met (Percent) - Interval Zone One

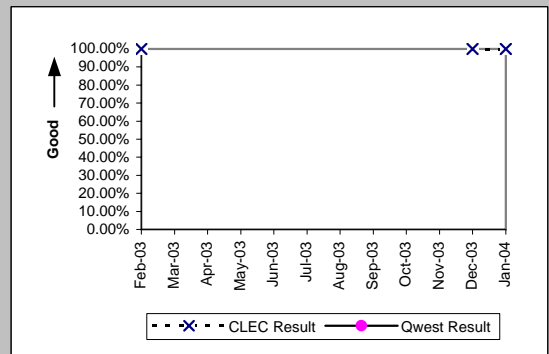
UDIT DS1 (Parity)									
Date	CLEC Num	CLEC Denc	CLEC Resu	CLEC Std E	Qwest Num	Qwest Denc	Qwest Resu	Mod Z Scr	Parity Scr
Feb-03	1	1	100.00%	0.00%	428	448	95.54%	-0.22	-1.13
Mar-03									
Apr-03	3	3	100.00%	0.00%	457	483	94.62%	-0.41	-1.25
May-03									
Jun-03									
Jul-03	1	1	100.00%	0.00%	618	656	94.21%	-0.25	-1.15
Aug-03	1	1	100.00%	0.00%	581	652	89.11%	-0.35	-1.21
Sep-03	1	1	100.00%	0.00%	585	642	91.12%	-0.31	-1.19
Oct-03	1	1	100.00%	0.00%	494	527	93.74%	-0.26	-1.16
Nov-03	1	1	100.00%	0.00%	525	548	95.80%	-0.21	-1.13
Dec-03									
Jan-04									



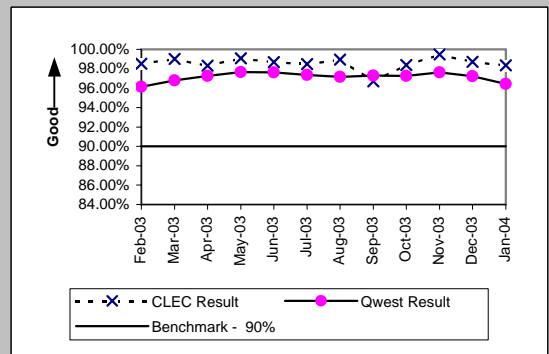
UDIT Above DS1 Level (Parity)									
Date	CLEC Num	CLEC Denc	CLEC Resu	CLEC Std E	Qwest Num	Qwest Denc	Qwest Resu	Mod Z Scr	Parity Scr
Feb-03	1	1	100.00%	0.00%	22	26	84.62%	-0.42	-1.25
Mar-03	1	1	100.00%	0.00%	31	32	96.88%	-0.18	-1.11
Apr-03									
May-03	1	1	100.00%	0.00%	40	47	85.11%	-0.41	-1.25
Jun-03	1	1	100.00%	0.00%	17	20	85.00%	-0.41	-1.25
Jul-03	2	2	100.00%	0.00%	35	39	89.74%	-0.47	-1.28
Aug-03									
Sep-03	1	1	100.00%	0.00%	12	14	85.71%	-0.39	-1.24
Oct-03									
Nov-03									
Dec-03									
Jan-04									



Dark Fiber - IOF (Diagnostic)									
Date	CLEC Num	CLEC Denc	CLEC Resu	CLEC Std E	Qwest Num	Qwest Denc	Qwest Resu	Mod Z Scr	Parity Scr
Feb-03	5	5	100.00%	0.00%					
Mar-03									
Apr-03									
May-03									
Jun-03									
Jul-03									
Aug-03									
Sep-03									
Oct-03									
Nov-03									
Dec-03	3	3	100.00%	0.00%					
Jan-04	1	1	100.00%	0.00%					

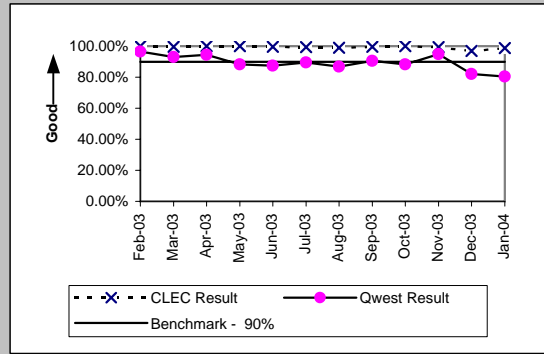


Unbundled Loop Analog (Benchmark)									
Date	CLEC Num	CLEC Denc	CLEC Resu	CLEC Std E	Qwest Num	Qwest Denc	Qwest Resu	Mod Z Scr	Parity Scr
Feb-03	1525	1548	98.51%	12.10%	9576	9962	96.13%	-4.53	-3.75
Mar-03	1698	1715	99.01%	9.91%	10473	10819	96.80%	-4.83	-3.93
Apr-03	1590	1617	98.33%	12.81%	10865	11169	97.28%	-2.43	-2.48
May-03	1518	1532	99.09%	9.52%	10470	10722	97.65%	-3.47	-3.11
Jun-03	1511	1531	98.69%	11.35%	10991	11259	97.62%	-2.59	-2.57
Jul-03	1354	1375	98.47%	12.26%	11560	11875	97.35%	-2.46	-2.49
Aug-03	1403	1418	98.94%	10.23%	11270	11598	97.17%	-3.8	-3.31
Sep-03	1436	1485	96.70%	17.86%	11261	11573	97.30%	1.35	-0.18
Oct-03	1458	1482	98.38%	12.62%	11092	11403	97.27%	-2.46	-2.5
Nov-03	1150	1156	99.48%	7.19%	9341	9568	97.63%	-3.91	-3.38
Dec-03	1381	1399	98.71%	11.27%	11749	12082	97.24%	-3.18	-2.93
Jan-04	1065	1083	98.34%	12.78%	9051	9386	96.43%	-3.2	-2.95

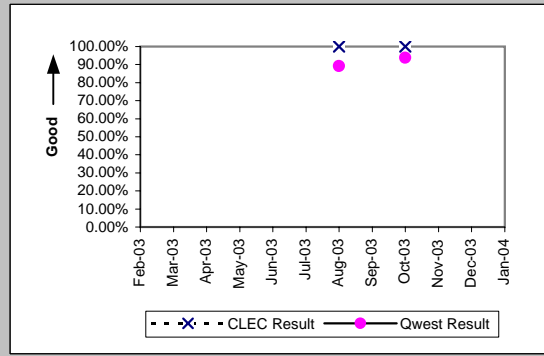


OP-3D - Installation Commitments Met (Percent) - Interval Zone One

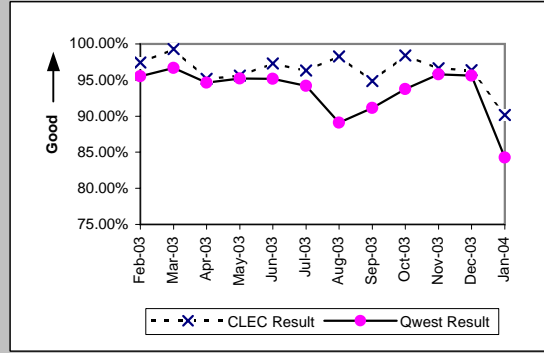
Unbundled Loop - 2 Wire Non-Loaded (Benchmark)									
Date	CLEC Num	CLEC Denc	CLEC Resu	CLEC Std	Qwest Num	Qwest Denc	Qwest Resu	Mod Z Scr	Parity Scr
Feb-03	137	137	100.00%	0.00%	227	235	96.60%	-1.75	-2.06
Mar-03	224	225	99.56%	6.65%	213	229	93.01%	-2.73	-2.66
Apr-03	156	156	100.00%	0.00%	134	142	94.37%	-2.11	-2.28
May-03	248	248	100.00%	0.00%	75	85	88.24%	-2.91	-2.77
Jun-03	218	219	99.54%	6.74%	83	95	87.37%	-2.98	-2.81
Jul-03	192	193	99.48%	7.18%	77	86	89.53%	-2.51	-2.52
Aug-03	210	212	99.06%	9.67%	98	113	86.73%	-3.12	-2.9
Sep-03	221	222	99.55%	6.70%	85	94	90.43%	-2.52	-2.53
Oct-03	192	192	100.00%	0.00%	121	137	88.32%	-3.25	-2.98
Nov-03	154	155	99.35%	8.01%	73	77	94.81%	-1.47	-1.89
Dec-03	155	160	96.88%	17.40%	46	56	82.14%	-2.48	-2.51
Jan-04	151	153	98.69%	11.36%	49	61	80.33%	-3.05	-2.85



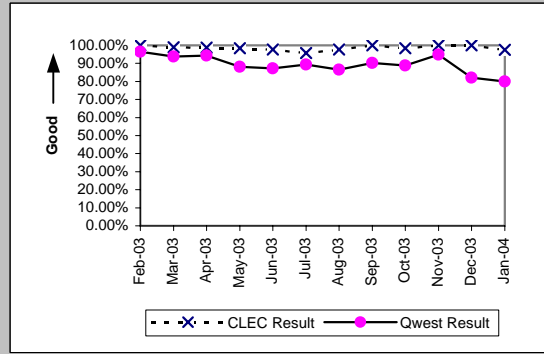
Unbundled Loop - 4 Wire Non-Loaded (Parity)									
Date	CLEC Num	CLEC Denc	CLEC Resu	CLEC Std	Qwest Num	Qwest Denc	Qwest Resu	Mod Z Scr	Parity Scr
Feb-03									
Mar-03									
Apr-03									
May-03									
Jun-03									
Jul-03									
Aug-03	1	1	100.00%	0.00%	581	652	89.11%	-0.35	-1.21
Sep-03									
Oct-03	1	1	100.00%	0.00%	494	527	93.74%	-0.26	-1.16
Nov-03									
Dec-03									
Jan-04									



Unbundled Loop - DS1 Capable (Parity)									
Date	CLEC Num	CLEC Denc	CLEC Resu	CLEC Std	Qwest Num	Qwest Denc	Qwest Resu	Mod Z Scr	Parity Scr
Feb-03	114	117	97.44%	15.81%	428	448	95.54%	-0.89	-1.54
Mar-03	136	137	99.27%	8.51%	468	484	96.69%	-1.49	-1.91
Apr-03	138	145	95.17%	21.43%	457	483	94.62%	-0.26	-1.16
May-03	174	182	95.60%	20.50%	476	500	95.20%	-0.22	-1.13
Jun-03	145	149	97.32%	16.16%	590	620	95.16%	-1.1	-1.67
Jul-03	105	109	96.33%	18.80%	618	656	94.21%	-0.88	-1.53
Aug-03	114	116	98.28%	13.02%	581	652	89.11%	-2.92	-2.78
Sep-03	111	117	94.87%	22.06%	585	642	91.12%	-1.31	-1.8
Oct-03	184	187	98.40%	12.56%	494	527	93.74%	-2.26	-2.37
Nov-03	115	119	96.64%	18.02%	525	548	95.80%	-0.41	-1.25
Dec-03	133	138	96.38%	18.69%	522	546	95.60%	-0.4	-1.24
Jan-04	128	142	90.14%	29.81%	118	140	84.29%	-1.35	-1.82

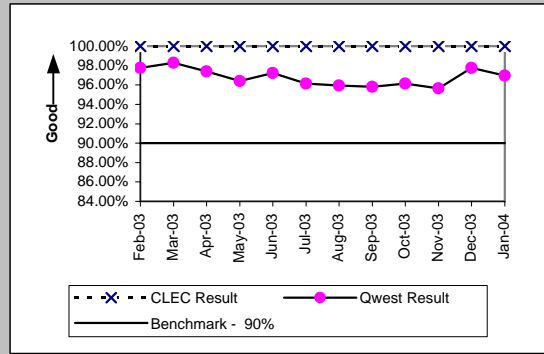


Unbundled Loop ISDN Capable (Parity)									
Date	CLEC Num	CLEC Denc	CLEC Resu	CLEC Std	Qwest Num	Qwest Denc	Qwest Resu	Mod Z Scr	Parity Scr
Feb-03	38	38	100.00%	0.00%	223	231	96.54%	-1.08	-1.66
Mar-03	88	89	98.88%	10.54%	209	223	93.72%	-1.69	-2.03
Apr-03	80	81	98.77%	11.04%	132	140	94.29%	-1.38	-1.84
May-03	65	66	98.48%	12.22%	74	84	88.10%	-1.95	-2.19
Jun-03	85	87	97.70%	14.99%	82	94	87.23%	-2.11	-2.28
Jul-03	69	72	95.83%	19.98%	76	85	89.41%	-1.3	-1.79
Aug-03	44	45	97.78%	14.74%	97	112	86.61%	-1.86	-2.13
Sep-03	55	55	100.00%	0.00%	84	93	90.32%	-1.92	-2.17
Oct-03	63	64	98.44%	12.40%	120	135	88.89%	-2	-2.22
Nov-03	48	48	100.00%	0.00%	73	77	94.81%	-1.27	-1.77
Dec-03	43	43	100.00%	0.00%	46	56	82.14%	-2.3	-2.4
Jan-04	38	39	97.44%	15.81%	48	60	80.00%	-2.12	-2.29

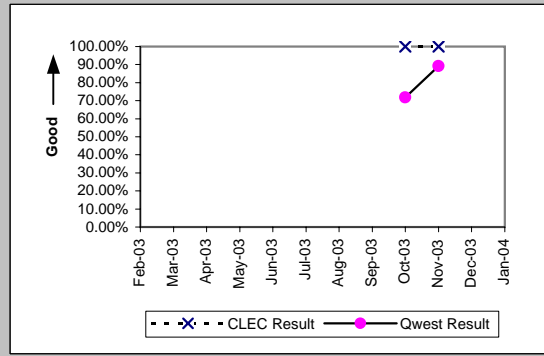


OP-3D - Installation Commitments Met (Percent) - Interval Zone One

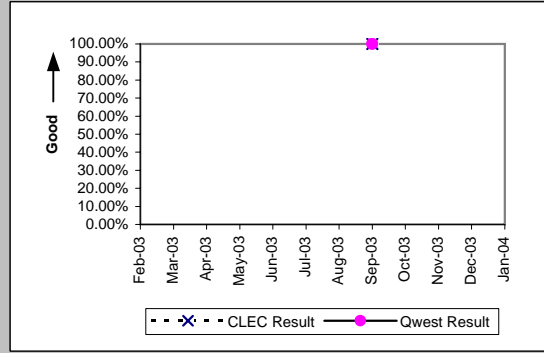
Unbundled Loop - ADSL Qualified (Benchmark)									
Date	CLEC Num	CLEC Denc	CLEC Resu	CLEC Std	Qwest Num	Qwest Denc	Qwest Resu	Mod Z Scr	Parity Scr
Feb-03	14	14	100.00%	0.00%	784	802	97.76%	-0.56	-1.34
Mar-03	10	10	100.00%	0.00%	740	753	98.27%	-0.42	-1.25
Apr-03	5	5	100.00%	0.00%	639	656	97.41%	-0.36	-1.22
May-03	9	9	100.00%	0.00%	483	501	96.41%	-0.57	-1.35
Jun-03	16	16	100.00%	0.00%	388	399	97.24%	-0.66	-1.4
Jul-03	10	10	100.00%	0.00%	325	338	96.15%	-0.62	-1.38
Aug-03	10	10	100.00%	0.00%	356	371	95.96%	-0.64	-1.39
Sep-03	9	9	100.00%	0.00%	550	574	95.82%	-0.62	-1.38
Oct-03	11	11	100.00%	0.00%	697	725	96.14%	-0.66	-1.4
Nov-03	10	10	100.00%	0.00%	680	711	95.64%	-0.67	-1.41
Dec-03	19	19	100.00%	0.00%	1090	1115	97.76%	-0.65	-1.4
Jan-04	15	15	100.00%	0.00%	1431	1476	96.95%	-0.68	-1.42



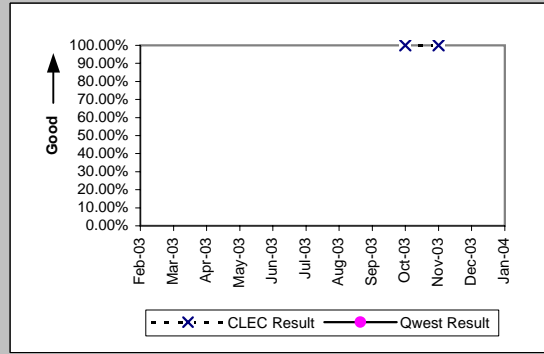
Unbundled Loop - DS3 Capable (Parity)									
Date	CLEC Num	CLEC Denc	CLEC Resu	CLEC Std	Qwest Num	Qwest Denc	Qwest Resu	Mod Z Scr	Parity Scr
Feb-03									
Mar-03									
Apr-03									
May-03									
Jun-03									
Jul-03									
Aug-03									
Sep-03									
Oct-03	1	1	100.00%	0.00%	23	32	71.88%	-0.62	-1.37
Nov-03	1	1	100.00%	0.00%	41	46	89.13%	-0.35	-1.21
Dec-03									
Jan-04									



Qwest DSL (Parity)									
Date	CLEC Num	CLEC Denc	CLEC Resu	CLEC Std	Qwest Num	Qwest Denc	Qwest Resu	Mod Z Scr	Parity Scr
Feb-03									
Mar-03									
Apr-03									
May-03									
Jun-03									
Jul-03									
Aug-03									
Sep-03	1	1	100.00%	0.00%	15	15	100.00%	N/A	N/A
Oct-03									
Nov-03									
Dec-03									
Jan-04									

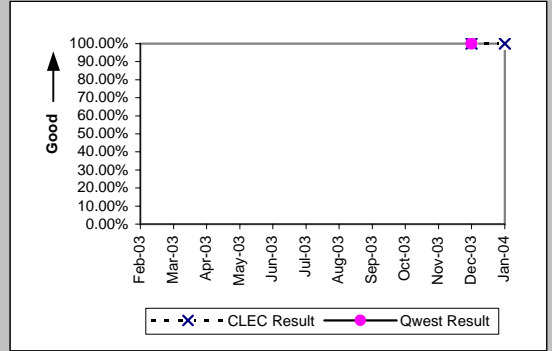


Dark Fiber - Loop (Diagnostic)									
Date	CLEC Num	CLEC Denc	CLEC Resu	CLEC Std	Qwest Num	Qwest Denc	Qwest Resu	Mod Z Scr	Parity Scr
Feb-03									
Mar-03									
Apr-03									
May-03									
Jun-03									
Jul-03									
Aug-03									
Sep-03									
Oct-03	1	1	100.00%	0.00%					
Nov-03	1	1	100.00%	0.00%					
Dec-03									
Jan-04									



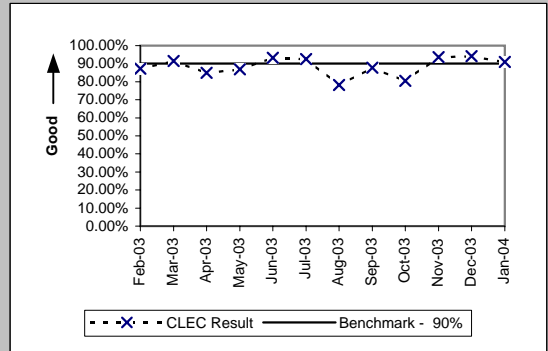
OP-3D - Installation Commitments Met (Percent) - Interval Zone One

E911 (Parity)									
Date	CLEC Num	CLEC Dend	CLEC Resu	CLEC Std	Qwest Num	Qwest Dend	Qwest Resu	Mod Z Scr	Parity Scr
Feb-03									
Mar-03									
Apr-03									
May-03									
Jun-03									
Jul-03									
Aug-03									
Sep-03									
Oct-03									
Nov-03									
Dec-03	30	30	100.00%	0.00%	4	4	100.00%	N/A	N/A
Jan-04	1	1	100.00%	0.00%					

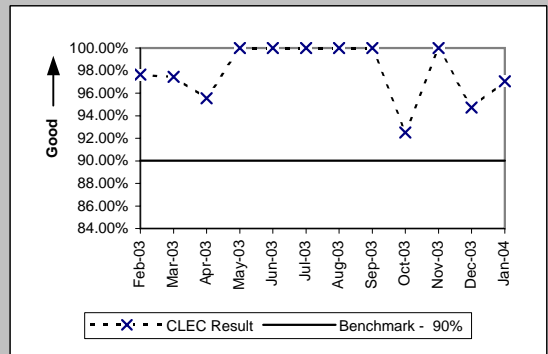


OP-3D - Installation Commitments Met (Percent) - Interval Zone One

Enhanced Extended Loops (EELs) (Benchmark)					
Date	Num	Denom	CLEC Result	Standard Dev	
Feb-03	41	47	87.23%	33.37%	
Mar-03	43	47	91.49%	27.90%	
Apr-03	28	33	84.85%	35.86%	
May-03	40	46	86.96%	33.68%	
Jun-03	41	44	93.18%	25.21%	
Jul-03	25	27	92.59%	26.19%	
Aug-03	18	23	78.26%	41.25%	
Sep-03	36	41	87.80%	32.72%	
Oct-03	33	41	80.49%	39.63%	
Nov-03	29	31	93.55%	24.57%	
Dec-03	32	34	94.12%	23.53%	
Jan-04	30	33	90.91%	28.75%	

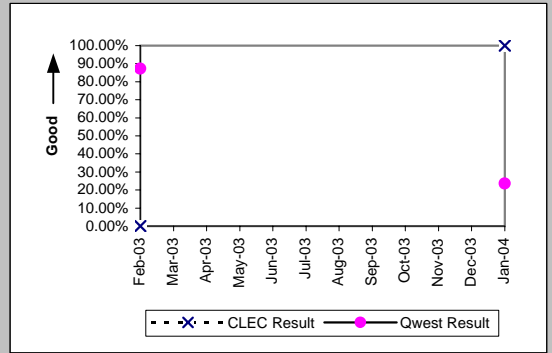


Unbundled Loop Conditioned (Benchmark)					
Date	Num	Denom	CLEC Result	Standard Dev	
Feb-03	83	85	97.65%	15.16%	
Mar-03	76	78	97.44%	15.81%	
Apr-03	43	45	95.56%	20.61%	
May-03	44	44	100.00%	0.00%	
Jun-03	41	41	100.00%	0.00%	
Jul-03	53	53	100.00%	0.00%	
Aug-03	40	40	100.00%	0.00%	
Sep-03	37	37	100.00%	0.00%	
Oct-03	37	40	92.50%	26.34%	
Nov-03	29	29	100.00%	0.00%	
Dec-03	36	38	94.74%	22.33%	
Jan-04	33	34	97.06%	16.90%	

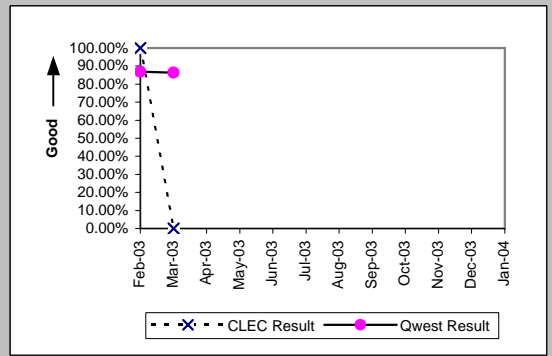


OP-3E - Installation Commitments Met (Percent) - Interval Zone Two

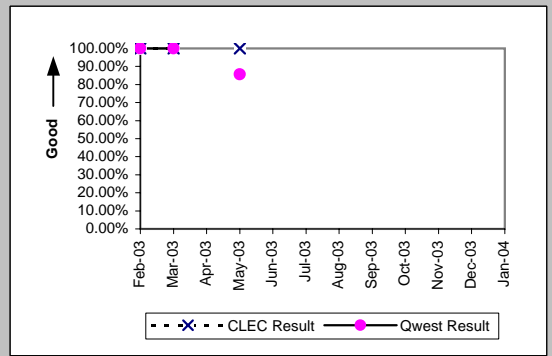
ISDN Primary (Parity)									
Date	CLEC Num	CLEC Denc	CLEC Resu	CLEC Std	Qwest Num	Qwest Denc	Qwest Resu	Mod Z Scr	Parity Scr
Feb-03		0	1	0.00%	41	47	87.23%	1.5	-0.09
Mar-03									
Apr-03									
May-03									
Jun-03									
Jul-03									
Aug-03									
Sep-03									
Oct-03									
Nov-03									
Dec-03									
Jan-04	1	1	100.00%	0.00%	4	17	23.53%	-1.75	-2.07



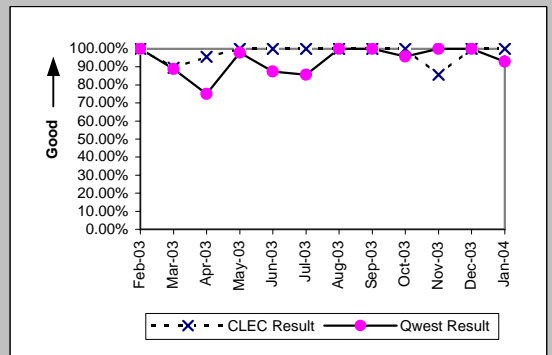
DS1 (Parity)									
Date	CLEC Num	CLEC Denc	CLEC Resu	CLEC Std	Qwest Num	Qwest Denc	Qwest Resu	Mod Z Scr	Parity Scr
Feb-03	2	2	100.00%	0.00%	246	283	86.93%	-0.55	-1.33
Mar-03	0	2	0.00%	0.00%	258	299	86.29%	2.38	0.44
Apr-03									
May-03									
Jun-03									
Jul-03									
Aug-03									
Sep-03									
Oct-03									
Nov-03									
Dec-03									
Jan-04									



PBX (Parity)									
Date	CLEC Num	CLEC Denc	CLEC Resu	CLEC Std	Qwest Num	Qwest Denc	Qwest Resu	Mod Z Scr	Parity Scr
Feb-03	1	1	100.00%	0.00%	15	15	100.00%	N/A	N/A
Mar-03	1	1	100.00%	0.00%	11	11	100.00%	N/A	N/A
Apr-03									
May-03	1	1	100.00%	0.00%	12	14	85.71%	-0.39	-1.24
Jun-03									
Jul-03									
Aug-03									
Sep-03									
Oct-03									
Nov-03									
Dec-03									
Jan-04									

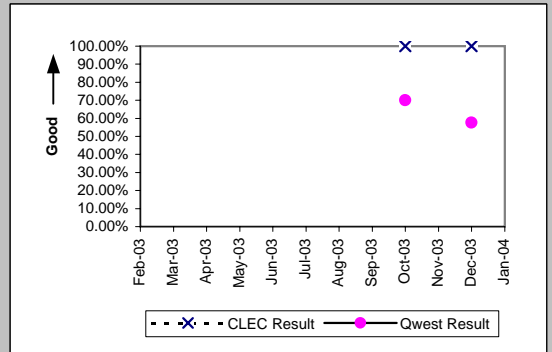


LIS Trunk (Parity)									
Date	CLEC Num	CLEC Denc	CLEC Resu	CLEC Std	Qwest Num	Qwest Denc	Qwest Resu	Mod Z Scr	Parity Scr
Feb-03	19	19	100.00%	0.00%	33	33	100.00%	N/A	N/A
Mar-03	17	19	89.47%	30.69%	40	45	88.89%	-0.07	-1.04
Apr-03	22	23	95.65%	20.39%	15	20	75.00%	-1.56	-1.95
May-03	12	12	100.00%	0.00%	48	49	97.96%	-0.45	-1.27
Jun-03	15	15	100.00%	0.00%	21	24	87.50%	-1.15	-1.7
Jul-03	7	7	100.00%	0.00%	12	14	85.71%	-0.88	-1.54
Aug-03	5	5	100.00%	0.00%	10	10	100.00%	N/A	N/A
Sep-03	14	14	100.00%	0.00%	27	27	100.00%	N/A	N/A
Oct-03	8	8	100.00%	0.00%	23	24	95.83%	-0.51	-1.31
Nov-03	6	7	85.71%	34.99%	19	19	100.00%	N/A	-0.31
Dec-03	6	6	100.00%	0.00%	9	9	100.00%	N/A	N/A
Jan-04	11	11	100.00%	0.00%	13	14	92.86%	-0.69	-1.42

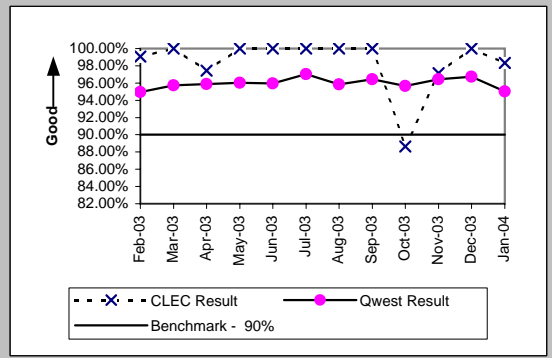


OP-3E - Installation Commitments Met (Percent) - Interval Zone Two

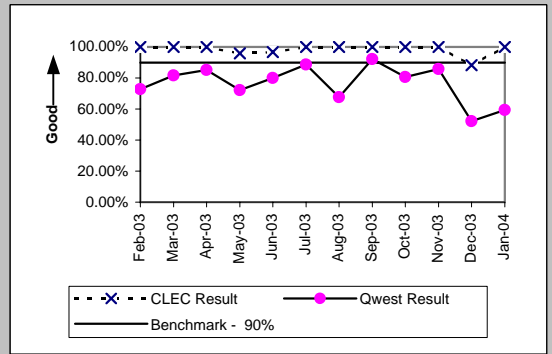
UDIT Above DS1 Level (Parity)									
Date	CLEC Num	CLEC Denc	CLEC Resu	CLEC Std E	Qwest Num	Qwest Denc	Qwest Resu	Mod Z Scr	Parity Scr
Feb-03									
Mar-03									
Apr-03									
May-03									
Jun-03									
Jul-03									
Aug-03									
Sep-03									
Oct-03	8	8	100.00%	0.00%	14	20	70.00%	-1.56	-1.95
Nov-03									
Dec-03	1	1	100.00%	0.00%	19	33	57.58%	-0.85	-1.51
Jan-04									



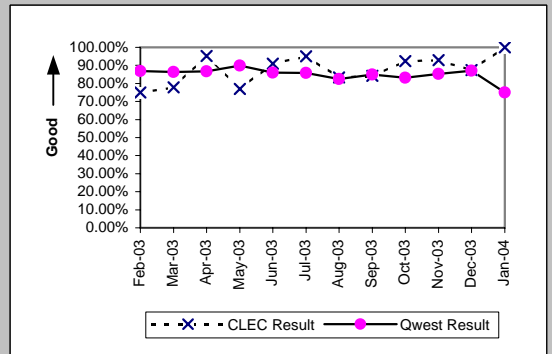
Unbundled Loop Analog (Benchmark)									
Date	CLEC Num	CLEC Denc	CLEC Resu	CLEC Std E	Qwest Num	Qwest Denc	Qwest Resu	Mod Z Scr	Parity Scr
Feb-03	105	106	99.06%	9.67%	1585	1669	94.97%	-1.87	-2.14
Mar-03	145	145	100.00%	0.00%	1677	1752	95.72%	-2.45	-2.49
Apr-03	152	156	97.44%	15.81%	1816	1894	95.88%	-0.94	-1.57
May-03	69	69	100.00%	0.00%	1737	1809	96.02%	-1.66	-2.01
Jun-03	124	124	100.00%	0.00%	1795	1871	95.94%	-2.22	-2.35
Jul-03	316	316	100.00%	0.00%	1931	1990	97.04%	-2.89	-2.75
Aug-03	269	269	100.00%	0.00%	1804	1882	95.86%	-3.19	-2.94
Sep-03	180	180	100.00%	0.00%	1786	1852	96.44%	-2.46	-2.5
Oct-03	164	185	88.65%	31.72%	1737	1816	95.65%	3.66	1.23
Nov-03	136	140	97.14%	16.66%	1401	1453	96.42%	-0.44	-1.27
Dec-03	81	81	100.00%	0.00%	1660	1716	96.74%	-1.62	-1.98
Jan-04	59	60	98.33%	12.80%	1390	1463	95.01%	-1.16	-1.7



Unbundled Loop - 2 Wire Non-Loaded (Benchmark)									
Date	CLEC Num	CLEC Denc	CLEC Resu	CLEC Std E	Qwest Num	Qwest Denc	Qwest Resu	Mod Z Scr	Parity Scr
Feb-03	39	39	100.00%	0.00%	32	44	72.73%	-2.78	-2.69
Mar-03	25	25	100.00%	0.00%	31	38	81.58%	-1.85	-2.12
Apr-03	23	23	100.00%	0.00%	40	47	85.11%	-1.64	-2
May-03	23	24	95.83%	19.98%	31	43	72.09%	-2.08	-2.26
Jun-03	30	31	96.77%	17.67%	32	40	80.00%	-1.75	-2.07
Jul-03	23	23	100.00%	0.00%	71	80	88.75%	-1.5	-1.91
Aug-03	25	25	100.00%	0.00%	25	37	67.57%	-2.68	-2.63
Sep-03	18	18	100.00%	0.00%	35	38	92.11%	-1.02	-1.62
Oct-03	28	28	100.00%	0.00%	46	57	80.70%	-2.12	-2.29
Nov-03	27	27	100.00%	0.00%	24	28	85.71%	-1.51	-1.92
Dec-03	15	17	88.24%	32.22%	24	46	52.17%	-2.54	-2.55
Jan-04	19	19	100.00%	0.00%	19	32	59.38%	-2.86	-2.74

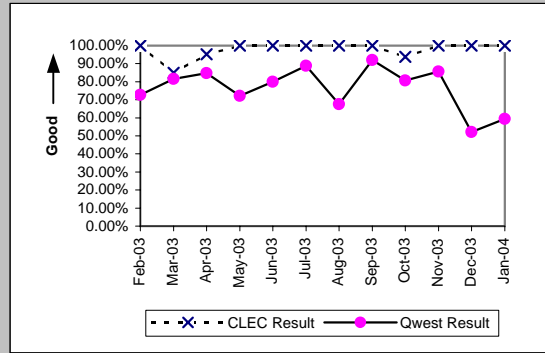


Unbundled Loop - DS1 Capable (Parity)									
Date	CLEC Num	CLEC Denc	CLEC Resu	CLEC Std E	Qwest Num	Qwest Denc	Qwest Resu	Mod Z Scr	Parity Scr
Feb-03	9	12	75.00%	43.30%	246	283	86.93%	1.11	-0.33
Mar-03	7	9	77.78%	41.57%	258	299	86.29%	0.71	-0.57
Apr-03	20	21	95.24%	21.30%	274	316	86.71%	-1.11	-1.68
May-03	10	13	76.92%	42.13%	377	419	89.98%	1.37	-0.17
Jun-03	10	11	90.91%	28.75%	296	344	86.05%	-0.46	-1.28
Jul-03	19	20	95.00%	21.79%	274	319	85.89%	-1.13	-1.69
Aug-03	15	18	83.33%	37.27%	301	365	82.47%	-0.09	-1.06
Sep-03	16	19	84.21%	36.46%	401	472	84.96%	0.13	-0.92
Oct-03	36	39	92.31%	26.65%	364	438	83.11%	-1.47	-1.89
Nov-03	13	14	92.86%	25.75%	256	300	85.33%	-0.78	-1.47
Dec-03	14	16	87.50%	33.07%	327	376	86.97%	-0.06	-1.04
Jan-04	9	9	100.00%	0.00%	147	196	75.00%	-1.69	-2.03

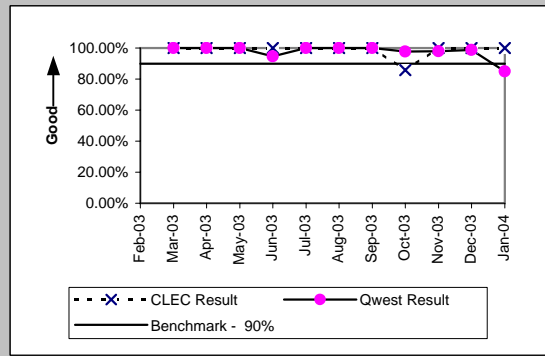


OP-3E - Installation Commitments Met (Percent) - Interval Zone Two

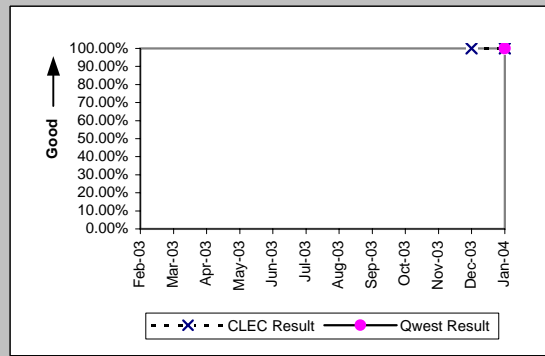
Unbundled Loop ISDN Capable (Parity)									
Date	CLEC Num	CLEC Dend	CLEC Resu	CLEC Std	Qwest Num	Qwest Dend	Qwest Resu	Mod Z Scr	Parity Scr
Feb-03	21	21	100.00%	0.00%	32	44	72.73%	-2.31	-2.4
Mar-03	17	20	85.00%	35.71%	31	38	81.58%	-0.32	-1.19
Apr-03	20	21	95.24%	21.30%	39	46	84.78%	-1.11	-1.67
May-03	13	13	100.00%	0.00%	31	43	72.09%	-1.97	-2.2
Jun-03	23	23	100.00%	0.00%	32	40	80.00%	-1.91	-2.16
Jul-03	21	21	100.00%	0.00%	71	80	88.75%	-1.45	-1.88
Aug-03	23	23	100.00%	0.00%	25	37	67.57%	-2.61	-2.59
Sep-03	18	18	100.00%	0.00%	35	38	92.11%	-1.02	-1.62
Oct-03	15	16	93.75%	24.21%	46	57	80.70%	-1.17	-1.71
Nov-03	8	8	100.00%	0.00%	24	28	85.71%	-1.02	-1.62
Dec-03	14	14	100.00%	0.00%	24	46	52.17%	-3.14	-2.91
Jan-04	18	18	100.00%	0.00%	19	32	59.38%	-2.81	-2.71



Unbundled Loop - ADSL Qualified (Benchmark)									
Date	CLEC Num	CLEC Dend	CLEC Resu	CLEC Std	Qwest Num	Qwest Dend	Qwest Resu	Mod Z Scr	Parity Scr
Feb-03									
Mar-03	3	3	100.00%	0.00%	14	14	100.00%	N/A	N/A
Apr-03	3	3	100.00%	0.00%	10	10	100.00%	N/A	N/A
May-03	3	3	100.00%	0.00%	15	15	100.00%	N/A	N/A
Jun-03	4	4	100.00%	0.00%	18	19	94.74%	-0.43	-1.26
Jul-03	5	5	100.00%	0.00%	21	21	100.00%	N/A	N/A
Aug-03	5	5	100.00%	0.00%	13	13	100.00%	N/A	N/A
Sep-03	5	5	100.00%	0.00%	38	38	100.00%	N/A	N/A
Oct-03	6	7	85.71%	34.99%	43	44	97.73%	1.12	-0.32
Nov-03	2	2	100.00%	0.00%	46	47	97.87%	-0.2	-1.12
Dec-03	6	6	100.00%	0.00%	169	171	98.83%	-0.26	-1.16
Jan-04	3	3	100.00%	0.00%	187	220	85.00%	-0.72	-1.44



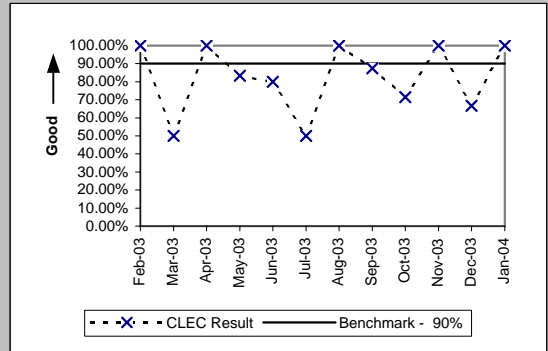
E911 (Parity)									
Date	CLEC Num	CLEC Dend	CLEC Resu	CLEC Std	Qwest Num	Qwest Dend	Qwest Resu	Mod Z Scr	Parity Scr
Feb-03									
Mar-03									
Apr-03									
May-03									
Jun-03									
Jul-03									
Aug-03									
Sep-03									
Oct-03									
Nov-03									
Dec-03	3	3	100.00%	0.00%					
Jan-04	3	3	100.00%	0.00%	1	1	100.00%	N/A	N/A



OP-3E - Installation Commitments Met (Percent) - Interval Zone Two

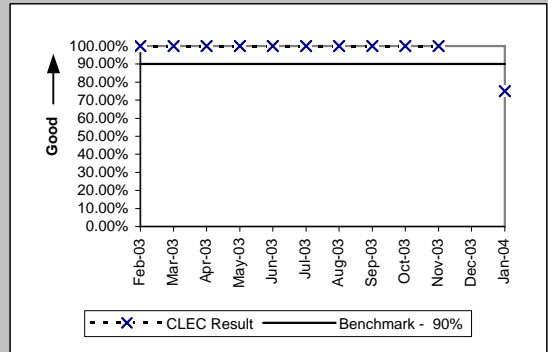
Enhanced Extended Loops (EELs) (Benchmark)

Date	Num	Denom	CLEC Result	Standard Dev
Feb-03	2	2	100.00%	0.00%
Mar-03	1	2	50.00%	50.00%
Apr-03	3	3	100.00%	0.00%
May-03	5	6	83.33%	37.27%
Jun-03	4	5	80.00%	40.00%
Jul-03	1	2	50.00%	50.00%
Aug-03	1	1	100.00%	0.00%
Sep-03	14	16	87.50%	33.07%
Oct-03	5	7	71.43%	45.18%
Nov-03	4	4	100.00%	0.00%
Dec-03	4	6	66.67%	47.14%
Jan-04	13	13	100.00%	0.00%



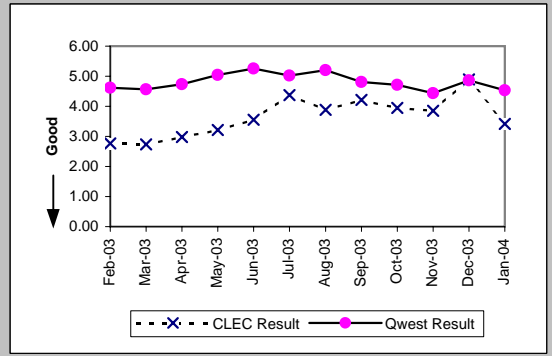
Unbundled Loop Conditioned (Benchmark)

Date	Num	Denom	CLEC Result	Standard Dev
Feb-03	15	15	100.00%	0.00%
Mar-03	12	12	100.00%	0.00%
Apr-03	5	5	100.00%	0.00%
May-03	6	6	100.00%	0.00%
Jun-03	2	2	100.00%	0.00%
Jul-03	3	3	100.00%	0.00%
Aug-03	4	4	100.00%	0.00%
Sep-03	3	3	100.00%	0.00%
Oct-03	3	3	100.00%	0.00%
Nov-03	2	2	100.00%	0.00%
Dec-03				
Jan-04	3	4	75.00%	43.30%

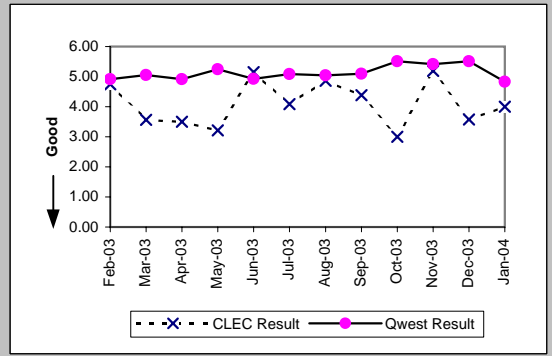


OP-4A - Installation Interval (Average Days) - Dispatches within MSAs

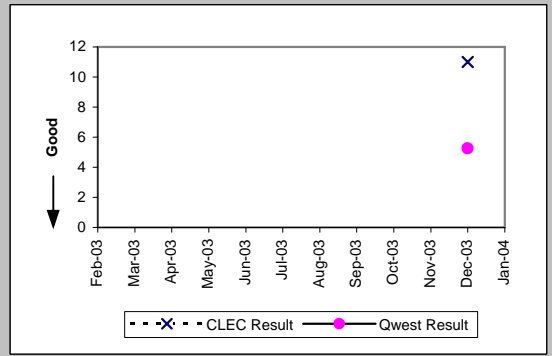
Residence (Parity)									
Date	CLEC Num	CLEC Denc	CLEC Resu	CLEC Std I	Qwest Num	Qwest Denc	Qwest Resu	Mod Z Scr	Parity Scr
Feb-03	700	253	2.77	0.64	35614	7710	4.62	-7	-5.25
Mar-03	620	227	2.73	0.83	37801	8287	4.56	-7.28	-5.43
Apr-03	673	226	2.98	1.47	41391	8742	4.73	-5.98	-4.64
May-03	789	246	3.21	1.97	41876	8305	5.04	-6.15	-4.74
Jun-03	1006	283	3.55	1.18	46591	8851	5.26	-6.15	-4.74
Jul-03	2655	607	4.37	2.51	47142	9392	5.02	-3.45	-3.1
Aug-03	2816	725	3.88	2.55	47497	9139	5.20	-7.26	-5.41
Sep-03	3419	813	4.21	2.62	43514	9050	4.81	-4	-3.43
Oct-03	3542	897	3.95	2.39	40616	8617	4.71	-5.27	-4.2
Nov-03	2957	768	3.85	2.12	33308	7505	4.44	-4	-3.43
Dec-03	3764	769	4.89	2.13	49073	10102	4.86	0.29	-0.82
Jan-04	2565	752	3.41	1.75	33432	7375	4.53	-7.56	-5.59



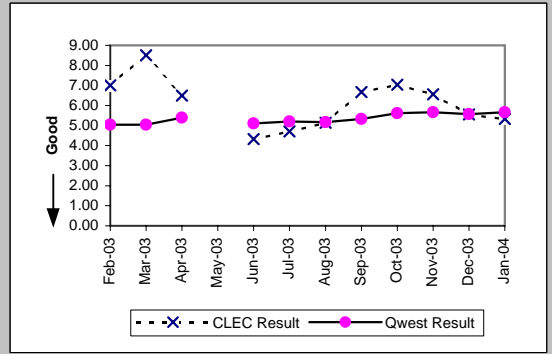
Business (Parity)									
Date	CLEC Num	CLEC Denc	CLEC Resu	CLEC Std I	Qwest Num	Qwest Denc	Qwest Resu	Mod Z Scr	Parity Scr
Feb-03	38	8	4.75	2.05	11231	2284	4.92	-0.08	-1.05
Mar-03	32	9	3.56	1.13	13032	2579	5.05	-0.72	-1.44
Apr-03	42	12	3.50	1.09	12142	2466	4.92	-0.92	-1.56
May-03	45	14	3.21	1.37	12900	2455	5.25	-1.28	-1.78
Jun-03	67	13	5.15	3.87	12063	2447	4.93	0.34	-0.79
Jul-03	45	11	4.09	1.45	12840	2523	5.09	-0.58	-1.35
Aug-03	34	7	4.86	3.72	12626	2506	5.04	-0.09	-1.05
Sep-03	35	8	4.38	1.92	13096	2567	5.10	-0.38	-1.23
Oct-03	15	5	3.00	0.00	15626	2835	5.51	-0.9	-1.55
Nov-03	83	16	5.19	2.74	11321	2093	5.41	-0.14	-1.08
Dec-03	25	7	3.57	1.13	11193	2032	5.51	-0.82	-1.5
Jan-04	20	5	4.00	2.35	9898	2048	4.83	-0.31	-1.19



Centrex (Parity)									
Date	CLEC Num	CLEC Denc	CLEC Resu	CLEC Std I	Qwest Num	Qwest Denc	Qwest Resu	Mod Z Scr	Parity Scr
Feb-03									
Mar-03									
Apr-03									
May-03									
Jun-03									
Jul-03									
Aug-03									
Sep-03									
Oct-03									
Nov-03									
Dec-03	11	1	11.00		1734	330	5.25	1.76	0.07
Jan-04									

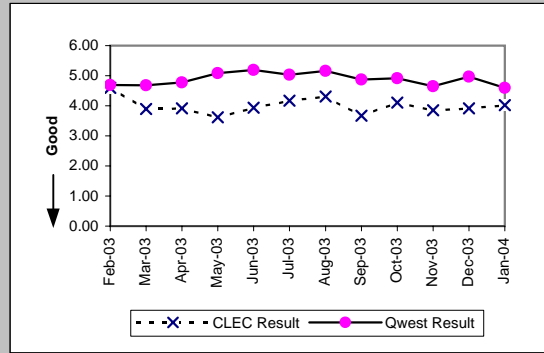


Qwest DSL (Parity)									
Date	CLEC Num	CLEC Denc	CLEC Resu	CLEC Std I	Qwest Num	Qwest Denc	Qwest Resu	Mod Z Scr	Parity Scr
Feb-03	7	1	7.00		4063	804	5.05	1.57	-0.04
Mar-03	17	2	8.50	0.71	3807	755	5.04	1.79	0.09
Apr-03	13	2	6.50	2.12	3554	659	5.39	1.14	-0.31
May-03									
Jun-03	13	3	4.33	1.15	2065	404	5.11	-0.82	-1.5
Jul-03	33	7	4.71	0.49	1765	339	5.21	-0.77	-1.47
Aug-03	36	7	5.14	0.38	1897	367	5.17	-0.04	-1.02
Sep-03	100	15	6.67	3.11	3070	576	5.33	1.75	0.06
Oct-03	169	24	7.04	3.17	4054	723	5.61	1.91	0.16
Nov-03	177	27	6.56	2.93	4038	714	5.66	1.35	-0.18
Dec-03	122	22	5.55	1.65	6244	1121	5.57	-0.05	-1.03
Jan-04	112	21	5.33	1.80	8416	1485	5.67	-0.51	-1.31

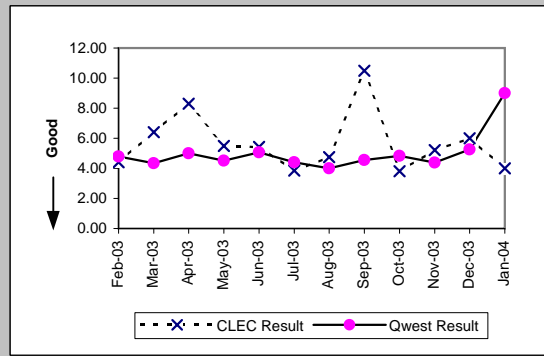


OP-4A - Installation Interval (Average Days) - Dispatches within MSAs

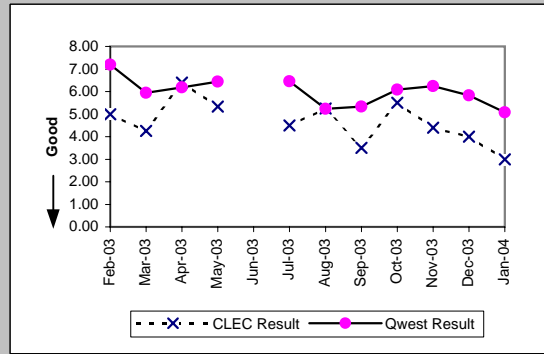
UNE - P (POTS) (Parity)										
Date	CLEC Num	CLEC Denc	CLEC Resu	CLEC Std	Qwest Num	Qwest Denc	Qwest Resu	Mod Z Scr	Parity Scr	
Feb-03	906	197	4.60	3.95	46845	9994	4.69	-0.27	-1.16	
Mar-03	1240	319	3.89	2.76	50833	10866	4.68	-3.12	-2.9	
Apr-03	1137	290	3.92	3.05	53533	11208	4.78	-3.13	-2.9	
May-03	1168	323	3.62	2.63	54776	10760	5.09	-5.28	-4.21	
Jun-03	839	213	3.94	3.12	58654	11298	5.19	-3.82	-3.32	
Jul-03	1110	266	4.17	4.27	59982	11915	5.03	-2.92	-2.77	
Aug-03	1051	244	4.31	3.77	60123	11645	5.16	-2.71	-2.65	
Sep-03	880	240	3.67	1.86	56610	11617	4.87	-4.17	-3.53	
Oct-03	966	235	4.11	3.14	56242	11452	4.91	-2.56	-2.55	
Nov-03	823	214	3.85	1.98	44629	9598	4.65	-2.54	-2.54	
Dec-03	1364	349	3.91	2.49	60266	12134	4.97	-4.86	-3.96	
Jan-04	861	214	4.02	3.16	43330	9423	4.60	-1.89	-2.15	



UNE P (Centrex) (Parity)										
Date	CLEC Num	CLEC Denc	CLEC Resu	CLEC Std	Qwest Num	Qwest Denc	Qwest Resu	Mod Z Scr	Parity Scr	
Feb-03	44	10	4.40	2.22	2078	435	4.78	-0.35	-1.21	
Mar-03	96	15	6.40	6.94	2375	546	4.35	2.2	0.34	
Apr-03	141	17	8.29	8.72	1674	334	5.01	2.51	0.53	
May-03	33	6	5.50	0.84	1566	347	4.51	0.85	-0.48	
Jun-03	38	7	5.43	3.95	2409	476	5.06	0.83	-0.5	
Jul-03	27	7	3.86	2.19	1816	413	4.40	-0.62	-1.38	
Aug-03	38	8	4.75	2.60	1391	347	4.01	0.97	-0.41	
Sep-03	42	4	10.50	14.34	1735	381	4.55	2.37	0.44	
Oct-03	19	5	3.80	1.30	1246	258	4.83	-0.67	-1.41	
Nov-03	47	9	5.22	5.95	1195	272	4.39	0.89	-0.46	
Dec-03	48	8	6.00	3.30	1734	330	5.25	0.76	-0.54	
Jan-04	20	5	4.00	2.83	2333	259	9.01	-0.64	-1.39	

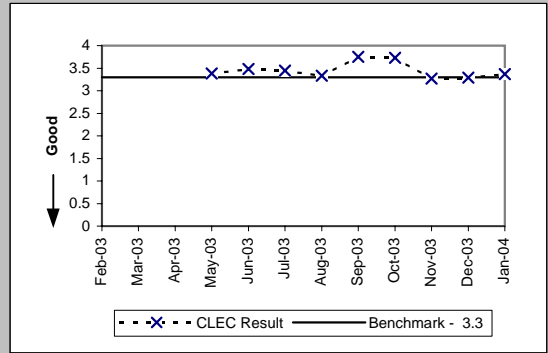


UNE P (Centrex 21) (Parity)										
Date	CLEC Num	CLEC Denc	CLEC Resu	CLEC Std	Qwest Num	Qwest Denc	Qwest Resu	Mod Z Scr	Parity Scr	
Feb-03	20	4	5.00	2.45	798	111	7.19	-0.5	-1.3	
Mar-03	17	4	4.25	0.50	761	128	5.95	-0.4	-1.24	
Apr-03	32	5	6.40	1.82	799	129	6.19	0.49	-0.7	
May-03	16	3	5.33	1.53	754	117	6.44	-0.25	-1.15	
Jun-03										
Jul-03	18	4	4.50	1.29	877	136	6.45	-0.53	-1.32	
Aug-03	21	4	5.25	1.50	540	103	5.24	0.23	-0.86	
Sep-03	14	4	3.50	0.58	715	134	5.34	-0.66	-1.4	
Oct-03	11	2	5.50	0.71	729	120	6.08	-0.13	-1.08	
Nov-03	22	5	4.40	1.14	618	99	6.24	-0.68	-1.41	
Dec-03	8	2	4.00	2.83	513	88	5.83	-0.49	-1.3	
Jan-04	3	1	3.00		442	87	5.08	-0.39	-1.24	

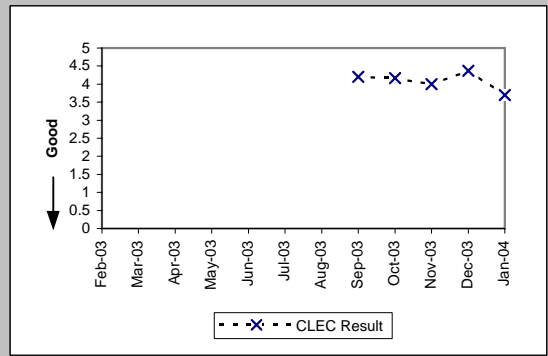


OP-4A - Installation Interval (Average Days) - Dispatches within MSAs

Line Sharing (Benchmark)				
Date	Numerator	Denominator	CLEC Result	Standard Dev
Feb-03				
Mar-03				
Apr-03				
May-03	81	24	3.38	0.88
Jun-03	174	50	3.48	1.09
Jul-03	283	82	3.45	0.93
Aug-03	143	43	3.33	0.78
Sep-03	206	55	3.75	1.29
Oct-03	265	71	3.73	1.44
Nov-03	121	37	3.27	0.65
Dec-03	168	51	3.29	0.97
Jan-04	182	54	3.37	0.76

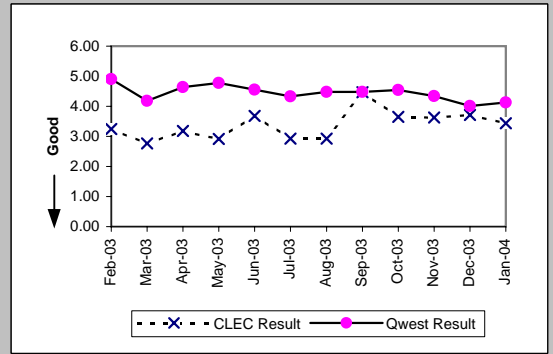


Line Splitting (Diagnostic)				
Date	Numerator	Denominator	CLEC Result	Standard Dev
Feb-03				
Mar-03				
Apr-03				
May-03				
Jun-03				
Jul-03				
Aug-03				
Sep-03	21	5	4.20	1.79
Oct-03	25	6	4.17	1.33
Nov-03	20	5	4.00	1.41
Dec-03	83	19	4.37	1.42
Jan-04	37	10	3.70	1.16

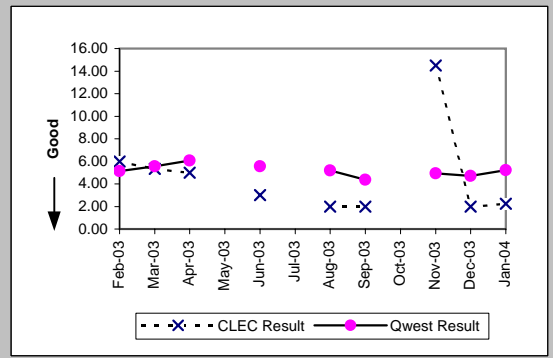


OP-4B - Installation Interval (Average Days) - Dispatches outside MSAs

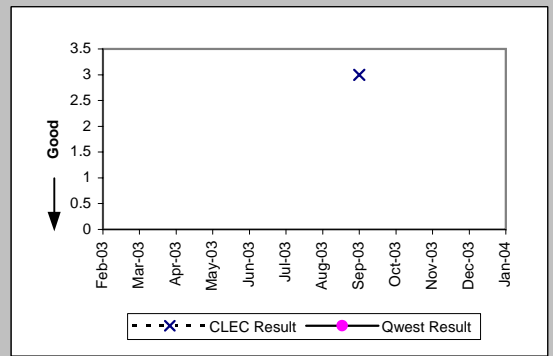
Residence (Parity)									
Date	CLEC Num	CLEC Denc	CLEC Resu	CLEC Std E	Qwest Num	Qwest Denc	Qwest Resu	Mod Z Scr	Parity Scr
Feb-03	120	37	3.24	1.48	6765	1380	4.90	-1.77	-2.08
Mar-03	83	30	2.77	1.52	6034	1442	4.18	-2.26	-2.38
Apr-03	70	22	3.18	1.05	7396	1595	4.64	-1.3	-1.79
May-03	76	26	2.92	0.48	7295	1525	4.78	-1.95	-2.19
Jun-03	70	19	3.68	1.00	7156	1574	4.55	-0.79	-1.48
Jul-03	44	15	2.93	0.70	7382	1703	4.33	-1.51	-1.92
Aug-03	44	15	2.93	0.59	7165	1600	4.48	-1.53	-1.93
Sep-03	76	17	4.47	2.96	6905	1543	4.48	0	-1
Oct-03	113	31	3.65	1.70	6946	1529	4.54	-1.18	-1.71
Nov-03	189	52	3.63	1.46	5251	1210	4.34	-0.83	-1.5
Dec-03	215	58	3.71	2.16	6048	1508	4.01	-0.64	-1.39
Jan-04	86	25	3.44	2.08	4977	1206	4.13	-0.99	-1.6



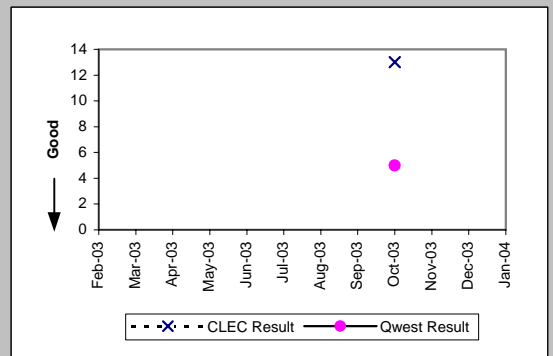
Business (Parity)									
Date	CLEC Num	CLEC Denc	CLEC Resu	CLEC Std E	Qwest Num	Qwest Denc	Qwest Resu	Mod Z Scr	Parity Scr
Feb-03	6	1	6.00		1514	295	5.13	0.82	-0.5
Mar-03	16	3	5.33	1.53	1759	316	5.57	-0.05	-1.03
Apr-03	15	3	5.00	2.65	1862	307	6.07	-0.17	-1.1
May-03									
Jun-03	3	1	3.00		1695	305	5.56	-0.38	-1.23
Jul-03									
Aug-03	4	2	2.00	2.83	1493	287	5.20	-0.85	-1.52
Sep-03	2	1	2.00		1381	317	4.36	-0.7	-1.43
Oct-03									
Nov-03	29	2	14.50	6.36	1229	249	4.94	1.77	0.08
Dec-03	4	2	2.00	1.41	1010	215	4.70	-0.86	-1.52
Jan-04	9	4	2.25	0.96	1377	264	5.22	-1.16	-1.71



PBX (Parity)									
Date	CLEC Num	CLEC Denc	CLEC Resu	CLEC Std E	Qwest Num	Qwest Denc	Qwest Resu	Mod Z Scr	Parity Scr
Feb-03									
Mar-03									
Apr-03									
May-03									
Jun-03									
Jul-03									
Aug-03									
Sep-03	3	1	3.00						
Oct-03									
Nov-03									
Dec-03									
Jan-04									

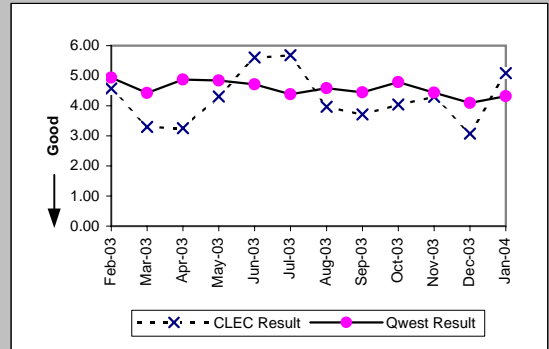


Qwest DSL (Parity)									
Date	CLEC Num	CLEC Denc	CLEC Resu	CLEC Std E	Qwest Num	Qwest Denc	Qwest Resu	Mod Z Scr	Parity Scr
Feb-03									
Mar-03									
Apr-03									
May-03									
Jun-03									
Jul-03									
Aug-03									
Sep-03									
Oct-03	13	1	13.00		209	42	4.98	2.17	0.32
Nov-03									
Dec-03									
Jan-04									

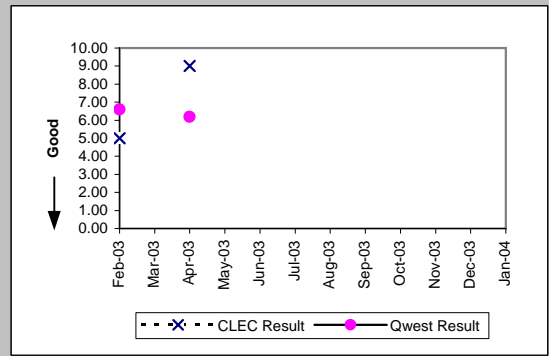


OP-4B - Installation Interval (Average Days) - Dispatches outside MSAs

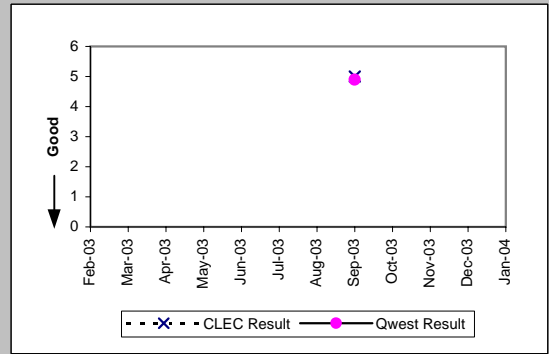
UNE - P (POTS) (Parity)										
Date	CLEC Num	CLEC Denc	CLEC Resu	CLEC Std	Qwest Num	Qwest Denc	Qwest Resu	Mod Z Scr	Parity Scr	
Feb-03	96	21	4.57	4.17	8279	1675	4.94	-0.3	-1.18	
Mar-03	165	50	3.30	1.42	7793	1758	4.43	-1.71	-2.04	
Apr-03	111	34	3.26	0.62	9258	1902	4.87	-1.44	-1.88	
May-03	220	51	4.31	4.15	8777	1815	4.84	-0.75	-1.46	
Jun-03	157	28	5.61	11.37	8851	1879	4.71	1.05	-0.36	
Jul-03	159	28	5.68	6.44	8764	2002	4.38	1.71	0.04	
Aug-03	115	29	3.97	1.90	8658	1887	4.59	-0.8	-1.49	
Sep-03	156	42	3.71	1.99	8286	1860	4.45	-1.13	-1.69	
Oct-03	113	28	4.04	1.82	8754	1828	4.79	-0.81	-1.49	
Nov-03	129	30	4.30	2.87	6480	1459	4.44	-0.13	-1.08	
Dec-03	132	43	3.07	1.39	7058	1723	4.10	-1.81	-2.1	
Jan-04	122	24	5.08	3.97	6354	1470	4.32	1.02	-0.38	



UNE P (Centrex) (Parity)										
Date	CLEC Num	CLEC Denc	CLEC Resu	CLEC Std	Qwest Num	Qwest Denc	Qwest Resu	Mod Z Scr	Parity Scr	
Feb-03	5	1	5.00		33	5	6.60	-0.33	-1.2	
Mar-03										
Apr-03	9	1	9.00		68	11	6.18	1.06	-0.36	
May-03										
Jun-03										
Jul-03										
Aug-03										
Sep-03										
Oct-03										
Nov-03										
Dec-03										
Jan-04										

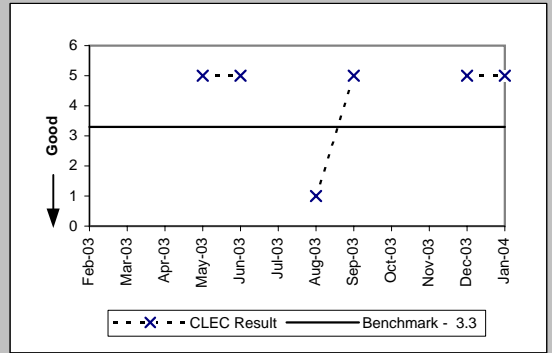


UNE P (Centrex 21) (Parity)										
Date	CLEC Num	CLEC Denc	CLEC Resu	CLEC Std	Qwest Num	Qwest Denc	Qwest Resu	Mod Z Scr	Parity Scr	
Feb-03										
Mar-03										
Apr-03										
May-03										
Jun-03										
Jul-03										
Aug-03										
Sep-03	5	1	5.00		44	9	4.89	-0.09	-1.05	
Oct-03										
Nov-03										
Dec-03										
Jan-04										



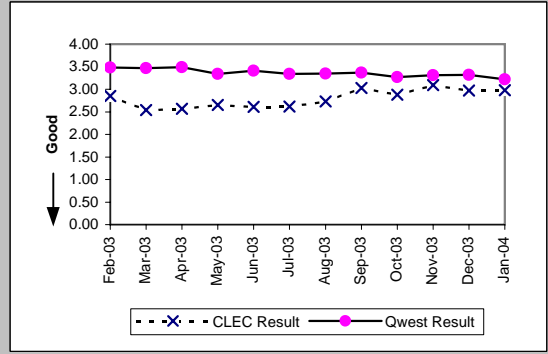
OP-4B - Installation Interval (Average Days) - Dispatches outside MSAs

Line Sharing (Benchmark)				
Date	Numerator	Denominator	CLEC Result	Standard Dev
Feb-03				
Mar-03				
Apr-03				
May-03	5	1	5.00	0.00
Jun-03	10	2	5.00	
Jul-03				
Aug-03	1	1	1.00	
Sep-03	5	1	5.00	
Oct-03				
Nov-03				
Dec-03	5	1	5.00	
Jan-04	5	1	5.00	

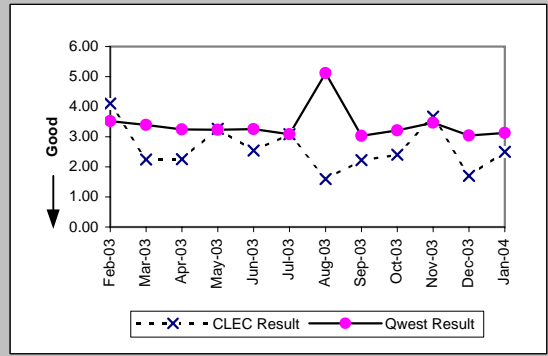


OP-4C - Installation Interval (Average Days) - No dispatches

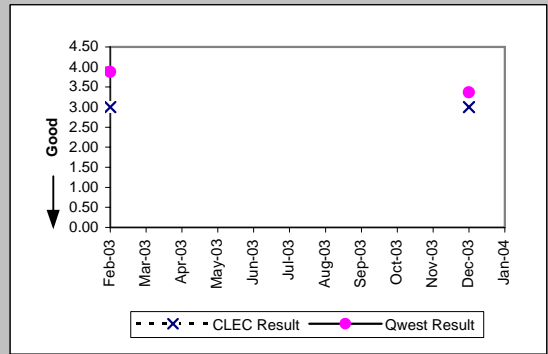
Residence (Parity)									
Date	CLEC Num	CLEC Denc	CLEC Resu	CLEC Std I	Qwest Num	Qwest Denc	Qwest Resu	Mod Z Scr	Parity Scr
Feb-03	3628	1271	2.85	0.63	64188	18455	3.48	-17.27	-11.5
Mar-03	2791	1098	2.54	0.70	65671	18924	3.47	-20.81	-13.65
Apr-03	1810	704	2.57	0.80	70206	20115	3.49	-8.14	-5.95
May-03	1459	550	2.65	0.74	65663	19672	3.34	-8.95	-6.44
Jun-03	685	262	2.61	0.80	70799	20773	3.41	-8.73	-6.3
Jul-03	856	327	2.62	0.91	83314	24954	3.34	-10.95	-7.66
Aug-03	661	242	2.73	0.69	81232	24228	3.35	-8.2	-5.98
Sep-03	603	199	3.03	0.63	79360	23531	3.37	-4.18	-3.54
Oct-03	1004	349	2.88	0.61	73840	22594	3.27	-6.36	-4.87
Nov-03	983	318	3.09	0.69	53146	16032	3.31	-3.54	-3.15
Dec-03	1404	472	2.97	0.66	43156	13011	3.32	-5.75	-4.49
Jan-04	1898	637	2.98	0.66	54463	16901	3.22	-5.79	-4.52



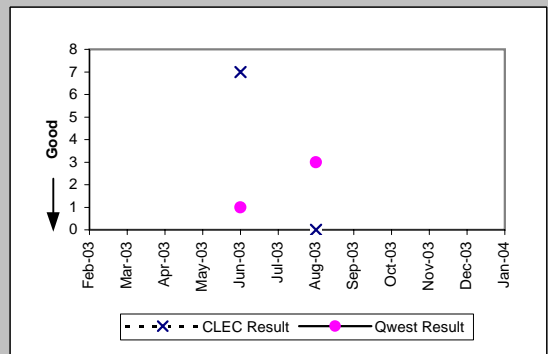
Business (Parity)									
Date	CLEC Num	CLEC Denc	CLEC Resu	CLEC Std I	Qwest Num	Qwest Denc	Qwest Resu	Mod Z Scr	Parity Scr
Feb-03	144	35	4.11	2.70	1584	450	3.52	0.83	-0.49
Mar-03	54	24	2.25	1.36	1413	417	3.39	-1.92	-2.17
Apr-03	88	39	2.26	1.46	1478	456	3.24	-2.42	-2.47
May-03	49	15	3.27	1.62	1749	542	3.23	0.36	-0.78
Jun-03	33	13	2.54	0.97	1608	493	3.26	-0.97	-1.59
Jul-03	37	12	3.08	1.78	1312	424	3.09	-0.02	-1.01
Aug-03	8	5	1.60	1.34	1857	363	5.12	-0.24	-1.14
Sep-03	20	9	2.22	0.97	1076	355	3.03	-1.3	-1.79
Oct-03	12	5	2.40	0.89	1296	404	3.21	-0.49	-1.3
Nov-03	11	3	3.67	1.15	1439	415	3.47	1.33	-0.19
Dec-03	34	20	1.70	0.92	987	325	3.04	-3.89	-3.36
Jan-04	10	4	2.50	1.29	1282	409	3.13	-0.39	-1.24



Centrex 21 (Parity)									
Date	CLEC Num	CLEC Denc	CLEC Resu	CLEC Std I	Qwest Num	Qwest Denc	Qwest Resu	Mod Z Scr	Parity Scr
Feb-03	3	1	3.00		202	52	3.88	-0.26	-1.16
Mar-03									
Apr-03									
May-03									
Jun-03									
Jul-03									
Aug-03									
Sep-03									
Oct-03									
Nov-03									
Dec-03	3	1	3.00		91	27	3.37	-0.17	-1.1
Jan-04									

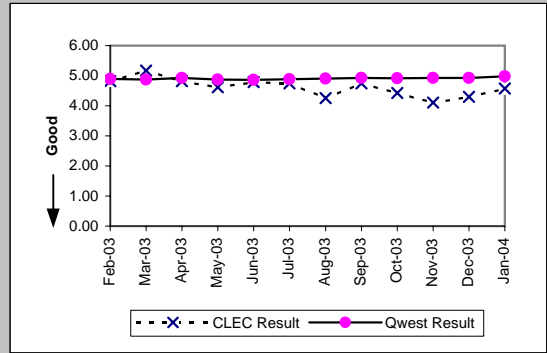


PBX (Parity)									
Date	CLEC Num	CLEC Denc	CLEC Resu	CLEC Std I	Qwest Num	Qwest Denc	Qwest Resu	Mod Z Scr	Parity Scr
Feb-03									
Mar-03									
Apr-03									
May-03									
Jun-03	7	1	7.00		5	5	1.00	1.32	-0.2
Jul-03									
Aug-03	0	1	0.00		54	18	3.00		
Sep-03									
Oct-03									
Nov-03									
Dec-03									
Jan-04									

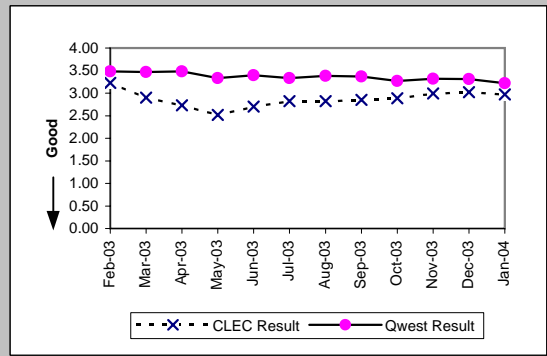


OP-4C - Installation Interval (Average Days) - No dispatches

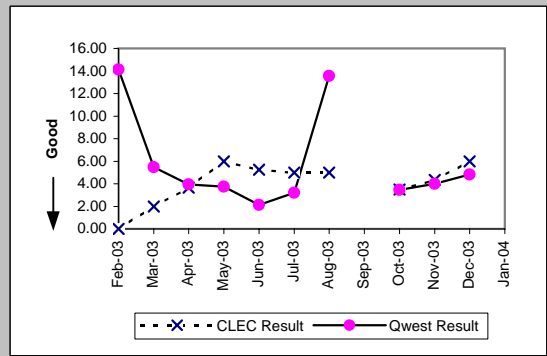
Qwest DSL (Parity)										
Date	CLEC Num	CLEC Denc	CLEC Resu	CLEC Std	Qwest Num	Qwest Denc	Qwest Resu	Mod Z Scr	Parity Scr	
Feb-03	53	11	4.82	1.17	17237	3523	4.89	-0.31	-1.19	
Mar-03	150	29	5.17	1.20	18483	3796	4.87	2.17	0.32	
Apr-03	53	11	4.82	0.75	20441	4146	4.93	-0.4	-1.24	
May-03	97	21	4.62	0.59	18005	3699	4.87	-1.59	-1.96	
Jun-03	67	14	4.79	0.43	20041	4126	4.86	-0.37	-1.23	
Jul-03	95	20	4.75	0.55	21206	4347	4.88	-0.78	-1.47	
Aug-03	115	27	4.26	1.51	25367	5174	4.90	-4.93	-4	
Sep-03	76	16	4.75	0.45	33615	6816	4.93	-0.81	-1.49	
Oct-03	62	14	4.43	1.40	34356	6987	4.92	-2.8	-2.7	
Nov-03	37	9	4.11	1.69	30112	6113	4.93	-2.96	-2.8	
Dec-03	86	20	4.30	0.92	28724	5821	4.93	-3.38	-3.05	
Jan-04	32	7	4.57	0.53	31861	6402	4.98	-1.17	-1.71	



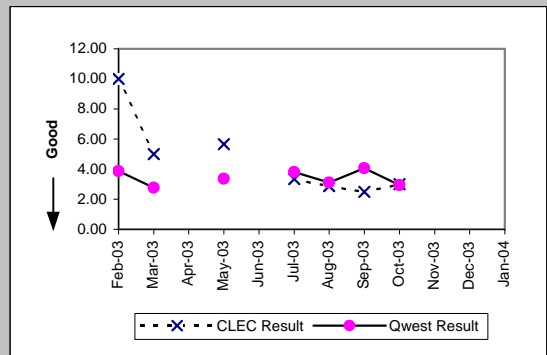
UNE - P (POTS) (Parity)										
Date	CLEC Num	CLEC Denc	CLEC Resu	CLEC Std	Qwest Num	Qwest Denc	Qwest Resu	Mod Z Scr	Parity Scr	
Feb-03	7367	2280	3.23	0.68	65772	18905	3.48	-8.15	-5.95	
Mar-03	13674	4708	2.90	0.69	67084	19341	3.47	-23.44	-15.25	
Apr-03	9266	3388	2.73	1.06	71684	20571	3.48	-13.77	-9.37	
May-03	12914	5128	2.52	1.01	67412	20214	3.33	-29.33	-18.83	
Jun-03	10057	3723	2.70	0.93	72407	21266	3.40	-26.38	-17.04	
Jul-03	16408	5816	2.82	0.62	84626	25378	3.33	-29.68	-19.05	
Aug-03	15235	5403	2.82	0.64	83089	24591	3.38	-8.98	-6.46	
Sep-03	12061	4232	2.85	0.68	80436	23866	3.37	-26.64	-17.2	
Oct-03	16084	5575	2.89	0.64	75136	22998	3.27	-20.81	-13.65	
Nov-03	15772	5275	2.99	0.39	54585	16447	3.32	-11.87	-8.21	
Dec-03	12480	4139	3.02	0.62	44143	13336	3.31	-12.97	-8.88	
Jan-04	12725	4284	2.97	0.35	55745	17310	3.22	-12.82	-8.8	



UNE P (Centrex) (Parity)										
Date	CLEC Num	CLEC Denc	CLEC Resu	CLEC Std	Qwest Num	Qwest Denc	Qwest Resu	Mod Z Scr	Parity Scr	
Feb-03	0	1	0.00		99	7	14.14	-0.75	-1.46	
Mar-03	2	1	2.00		82	15	5.47	-0.79	-1.48	
Apr-03	11	3	3.67	2.08	83	21	3.95	-0.25	-1.15	
May-03	18	3	6.00	1.00	15	4	3.75	1.14	-0.31	
Jun-03	21	4	5.25	0.50	47	22	2.14	3.72	1.26	
Jul-03	5	1	5.00		48	15	3.20	3.72	1.26	
Aug-03	20	4	5.00	1.63	529	39	13.56	-0.94	-1.57	
Sep-03										
Oct-03	14	4	3.50	2.52	38	11	3.45	0.09	-0.95	
Nov-03	13	3	4.33	1.53	48	12	4.00	0.38	-0.77	
Dec-03	6	1	6.00		101	21	4.81	1.47	-0.11	
Jan-04										

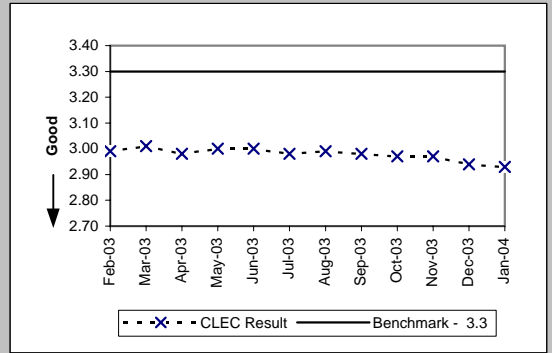


UNE P (Centrex 21) (Parity)										
Date	CLEC Num	CLEC Denc	CLEC Resu	CLEC Std	Qwest Num	Qwest Denc	Qwest Resu	Mod Z Scr	Parity Scr	
Feb-03	10	1	10.00		202	52	3.88	1.59	-0.03	
Mar-03	5	1	5.00		147	53	2.77	1.57	-0.04	
Apr-03										
May-03	17	3	5.67	4.62	212	63	3.37	1.34	-0.18	
Jun-03										
Jul-03	20	6	3.33	1.03	793	208	3.81	-0.79	-1.48	
Aug-03	23	8	2.88	0.35	292	94	3.11	-0.68	-1.41	
Sep-03	10	4	2.50	0.58	399	98	4.07	-1.63	-1.99	
Oct-03	3	1	3.00		97	33	2.94	-0.59	-1.36	
Nov-03										
Dec-03										
Jan-04										

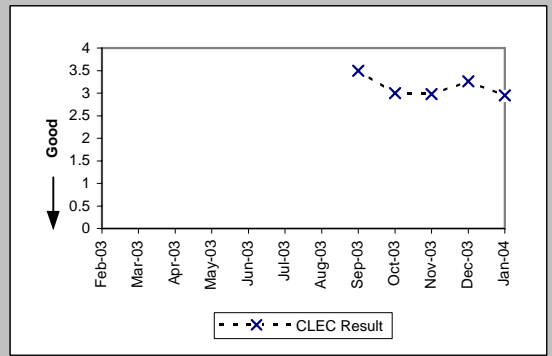


OP-4C - Installation Interval (Average Days) - No dispatches

Line Sharing (Benchmark)					
Date	Numerator	Denominator	CLEC Result	Standard Dev	
Feb-03	1632	545	2.99	0.56	
Mar-03	1778	591	3.01	0.57	
Apr-03	2107	706	2.98	0.23	
May-03	2640	880	3.00	0.22	
Jun-03	3029	1009	3.00	0.19	
Jul-03	3041	1019	2.98	0.29	
Aug-03	1980	662	2.99	0.18	
Sep-03	2138	718	2.98	0.30	
Oct-03	2304	775	2.97	0.31	
Nov-03	1704	573	2.97	0.30	
Dec-03	1593	541	2.94	0.40	
Jan-04	1835	626	2.93	0.52	

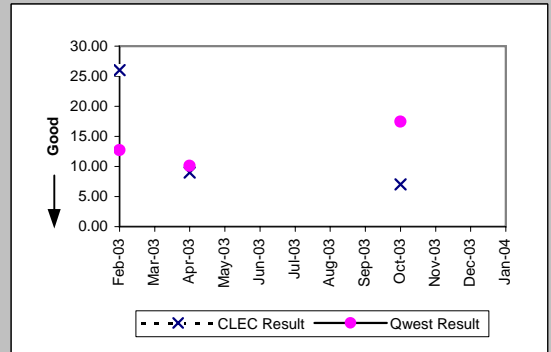


Line Splitting (Diagnostic)				
Date	Numerator	Denominator	CLEC Result	Standard Dev
Feb-03				
Mar-03				
Apr-03				
May-03				
Jun-03				
Jul-03				
Aug-03				
Sep-03	7	2	3.50	0.71
Oct-03	105	35	3.00	0.00
Nov-03	179	60	2.98	0.47
Dec-03	261	80	3.26	1.04
Jan-04	186	63	2.95	0.38

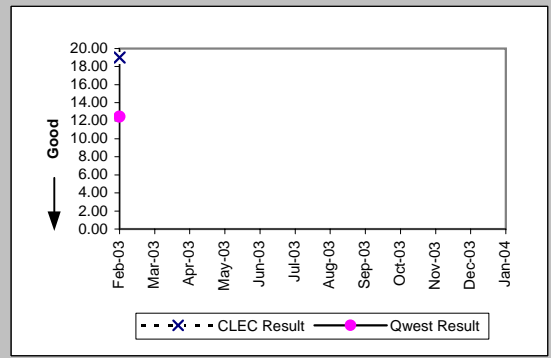


OP-4D - Installation Interval (Average Days) - Interval Zone One

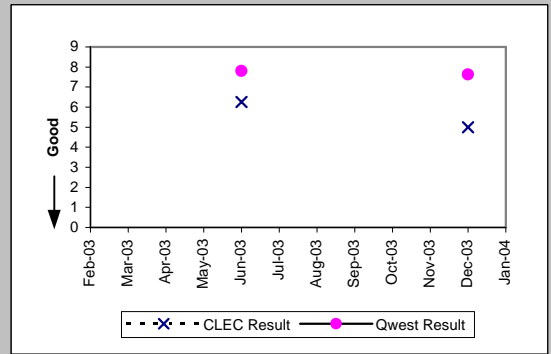
ISDN Primary (Parity)									
Date	CLEC Num	CLEC Denc	CLEC Resu	CLEC Std I	Qwest Num	Qwest Denc	Qwest Resu	Mod Z Scr	Parity Scr
Feb-03	26	1	26.00		559	44	12.70	1.31	-0.2
Mar-03									
Apr-03	9	1	9.00		514	51	10.08	-0.24	-1.14
May-03									
Jun-03									
Jul-03									
Aug-03									
Sep-03									
Oct-03	7	1	7.00		803	46	17.46	-1.05	-1.64
Nov-03									
Dec-03									
Jan-04									



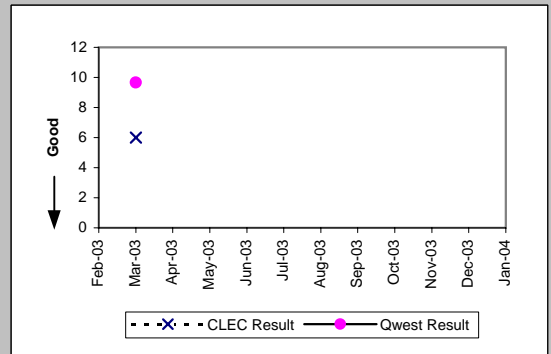
DS1 (Parity)									
Date	CLEC Num	CLEC Denc	CLEC Resu	CLEC Std I	Qwest Num	Qwest Denc	Qwest Resu	Mod Z Scr	Parity Scr
Feb-03	19	1	19.00		5811	467	12.44	0.85	-0.48
Mar-03									
Apr-03									
May-03									
Jun-03									
Jul-03									
Aug-03									
Sep-03									
Oct-03									
Nov-03									
Dec-03									
Jan-04									



PBX (Parity)									
Date	CLEC Num	CLEC Denc	CLEC Resu	CLEC Std I	Qwest Num	Qwest Denc	Qwest Resu	Mod Z Scr	Parity Scr
Feb-03									
Mar-03									
Apr-03									
May-03									
Jun-03	25	4	6.25	1.50	156	20	7.80	-0.5	-1.3
Jul-03									
Aug-03									
Sep-03									
Oct-03									
Nov-03									
Dec-03	5	1	5.00		244	32	7.62	-0.55	-1.34
Jan-04									

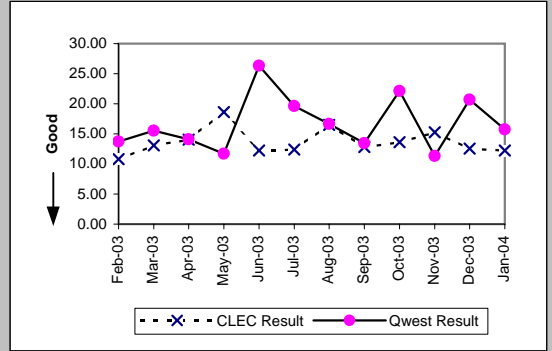


Basic Rate ISDN (Parity)									
Date	CLEC Num	CLEC Denc	CLEC Resu	CLEC Std I	Qwest Num	Qwest Denc	Qwest Resu	Mod Z Scr	Parity Scr
Feb-03									
Mar-03	6	1	6.00		2316	240	9.65	-0.52	-1.32
Apr-03									
May-03									
Jun-03									
Jul-03									
Aug-03									
Sep-03									
Oct-03									
Nov-03									
Dec-03									
Jan-04									



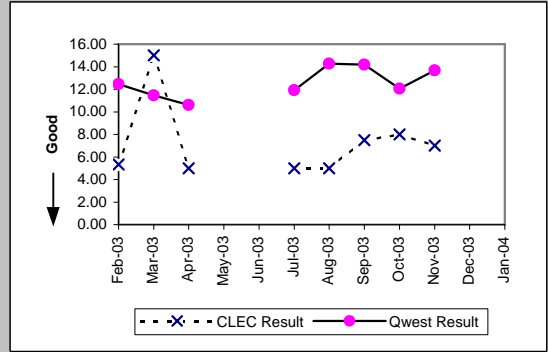
OP-4D - Installation Interval (Average Days) - Interval Zone One

Date	CLEC Num	CLEC Dens	CLEC Resu	LIS Trunk (Parity)				Mod Z Scr	Parity Scr
				CLEC Std	Qwest Num	Qwest Dens	Qwest Res		
Feb-03	702	65	10.80	4.53	605	44	13.75	-2.22	-2.35
Mar-03	759	58	13.09	7.68	326	21	15.52	-2.03	-2.23
Apr-03	548	39	14.05	4.87	282	20	14.10	-0.04	-1.02
May-03	540	29	18.62	6.79	234	20	11.70	3.72	1.26
Jun-03	220	18	12.22	4.26	816	31	26.32	-3.47	-3.11
Jul-03	124	10	12.40	5.36	510	26	19.62	-2.27	-2.38
Aug-03	165	10	16.50	5.36	200	12	16.67	-0.06	-1.04
Sep-03	218	17	12.82	8.58	471	35	13.46	-0.46	-1.28
Oct-03	204	15	13.60	7.08	974	44	22.14	-4.54	-3.76
Nov-03	229	15	15.27	6.26	102	9	11.33	1.59	-0.03
Dec-03	364	29	12.55	4.92	207	10	20.70	-3.26	-2.98
Jan-04	257	21	12.24	5.52	268	17	15.76	-1.72	-2.05

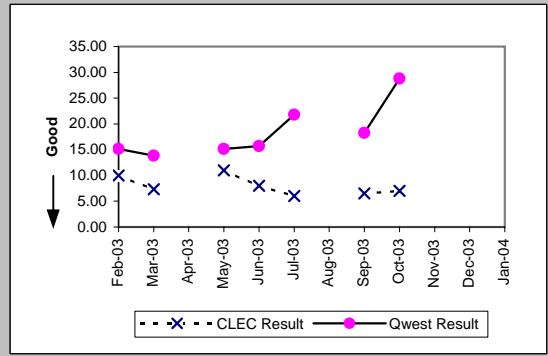


OP-4D - Installation Interval (Average Days) - Interval Zone One

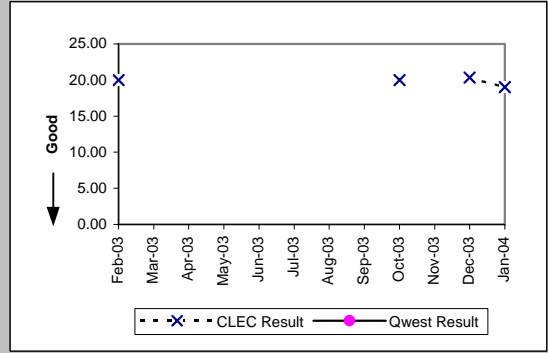
UDIT DS1 (Parity)									
Date	CLEC Num	CLEC Denc	CLEC Resu	CLEC Std I	Qwest Num	Qwest Denc	Qwest Resu	Mod Z Scr	Parity Scr
Feb-03	16	3	5.33	1.53	5811	467	12.44	-1.44	-1.88
Mar-03	15	1	15.00		5585	487	11.47	0.83	-0.49
Apr-03	15	3	5.00	0.00	5690	536	10.62	-1.78	-2.09
May-03									
Jun-03									
Jul-03	5	1	5.00		8088	679	11.91	-1.03	-1.63
Aug-03	5	1	5.00		9666	677	14.28	-1.02	-1.62
Sep-03	15	2	7.50	0.71	9617	678	14.18	-0.89	-1.54
Oct-03	16	2	8.00	1.41	6769	561	12.07	-0.76	-1.46
Nov-03	7	1	7.00		7598	556	13.67	-0.7	-1.43
Dec-03									
Jan-04									



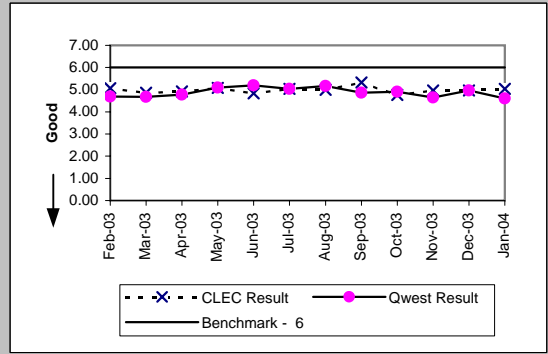
UDIT Above DS1 Level (Parity)									
Date	CLEC Num	CLEC Denc	CLEC Resu	CLEC Std I	Qwest Num	Qwest Denc	Qwest Resu	Mod Z Scr	Parity Scr
Feb-03	10	1	10.00		499	33	15.12	-0.25	-1.15
Mar-03	22	3	7.33	2.08	748	54	13.85	-1.02	-1.62
Apr-03									
May-03	11	1	11.00		758	50	15.16	-0.55	-1.33
Jun-03	40	5	8.00	1.41	424	27	15.70	-0.87	-1.53
Jul-03	24	4	6.00	2.00	980	45	21.78	-1.41	-1.86
Aug-03									
Sep-03	13	2	6.50	0.71	419	23	18.22	-0.51	-1.31
Oct-03	7	1	7.00		1124	39	28.82	-0.64	-1.39
Nov-03									
Dec-03									
Jan-04									



Dark Fiber - IOF (Diagnostic)									
Date	CLEC Num	CLEC Denc	CLEC Resu	CLEC Std I	Qwest Num	Qwest Denc	Qwest Resu	Mod Z Scr	Parity Scr
Feb-03	100	5	20.00	0.00					
Mar-03									
Apr-03									
May-03									
Jun-03									
Jul-03									
Aug-03									
Sep-03									
Oct-03	40	2	20.00	0.00					
Nov-03									
Dec-03	122	6	20.33	1.63					
Jan-04	19	1	19.00						



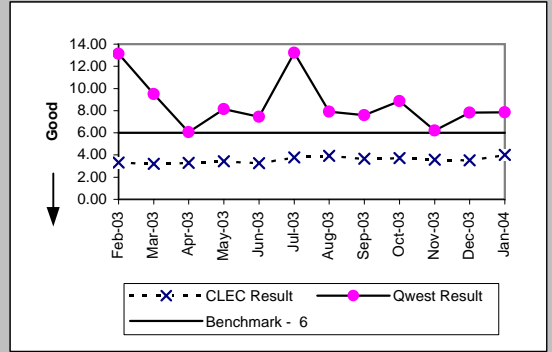
Unbundled Loop Analog (Benchmark)									
Date	CLEC Num	CLEC Denc	CLEC Resu	CLEC Std I	Qwest Num	Qwest Denc	Qwest Resu	Mod Z Scr	Parity Scr
Feb-03	4909	969	5.07	1.05	46845	9994	4.69	2.43	0.48
Mar-03	4826	992	4.86	1.01	50833	10866	4.68	1.26	-0.23
Apr-03	5274	1072	4.92	1.29	53533	11208	4.78	0.98	-0.41
May-03	4773	940	5.08	2.25	54776	10760	5.09	-0.08	-1.05
Jun-03	4214	871	4.84	1.14	58654	11298	5.19	-2.12	-2.29
Jul-03	3978	790	5.04	1.73	59982	11915	5.03	0.01	-1
Aug-03	4274	856	4.99	1.27	60123	11645	5.16	-0.99	-1.6
Sep-03	4415	829	5.33	2.30	56610	11617	4.87	2.84	0.72
Oct-03	3556	746	4.77	1.54	56242	11452	4.91	-0.8	-1.49
Nov-03	3186	642	4.96	1.25	44629	9598	4.65	1.67	0.02
Dec-03	3483	702	4.96	1.18	60266	12134	4.97	-0.03	-1.02
Jan-04	3179	631	5.04	1.53	43330	9423	4.60	2.43	0.48



OP-4D - Installation Interval (Average Days) - Interval Zone One

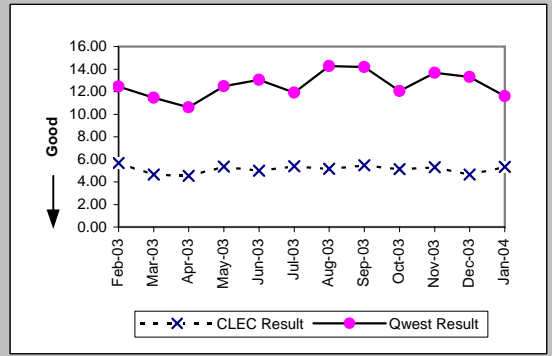
Unbundled Loop - 2 Wire Non-Loaded (Benchmark)

Date	CLEC Num	CLEC Denc	CLEC Resu	CLEC Std E	Qwest Num	Qwest Denc	Qwest Resu	Mod Z Scr	Parity Scr
Feb-03	390	117	3.33	1.17	3060	233	13.13	-9.62	-6.85
Mar-03	677	211	3.21	1.07	2334	246	9.49	-9.56	-6.81
Apr-03	485	147	3.30	1.36	830	137	6.06	-4.92	-3.99
May-03	819	238	3.44	1.10	742	91	8.15	-3.4	-3.06
Jun-03	691	212	3.26	1.26	694	93	7.46	-6.02	-4.66
Jul-03	709	187	3.79	1.14	1164	88	13.23	-3.07	-2.87
Aug-03	805	205	3.93	1.43	935	118	7.92	-5.62	-4.42
Sep-03	740	202	3.66	1.60	667	88	7.58	-4.11	-3.5
Oct-03	639	172	3.72	1.57	1118	126	8.87	-5.35	-4.25
Nov-03	503	141	3.57	1.32	471	76	6.20	-3.1	-2.88
Dec-03	477	136	3.51	1.61	446	57	7.82	-4.29	-3.61
Jan-04	563	140	4.02	1.17	479	61	7.85	-4.14	-3.52



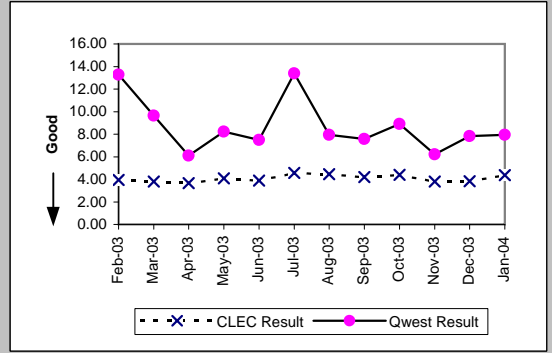
Unbundled Loop - DS1 Capable (Parity)

Date	CLEC Num	CLEC Denc	CLEC Resu	CLEC Std E	Qwest Num	Qwest Denc	Qwest Resu	Mod Z Scr	Parity Scr
Feb-03	522	92	5.67	2.08	5811	467	12.44	-6.97	-5.24
Mar-03	288	62	4.65	1.54	5585	487	11.47	-8.05	-5.9
Apr-03	317	70	4.53	1.20	5690	536	10.62	-8.81	-6.36
May-03	419	78	5.37	3.88	6414	514	12.48	-8.05	-5.9
Jun-03	355	71	5.00	2.69	8226	630	13.06	-7.72	-5.69
Jul-03	242	45	5.38	2.60	8088	679	11.91	-6.33	-4.85
Aug-03	450	87	5.17	3.55	9666	677	14.28	-8.78	-6.34
Sep-03	285	52	5.48	3.38	9617	678	14.18	-5.71	-4.47
Oct-03	581	113	5.14	3.41	6769	561	12.07	-8.86	-6.39
Nov-03	324	61	5.31	4.15	7598	556	13.67	-6.52	-4.96
Dec-03	209	45	4.64	0.93	7696	578	13.31	-5.47	-4.32
Jan-04	405	76	5.33	4.67	1819	157	11.59	-6.52	-4.96



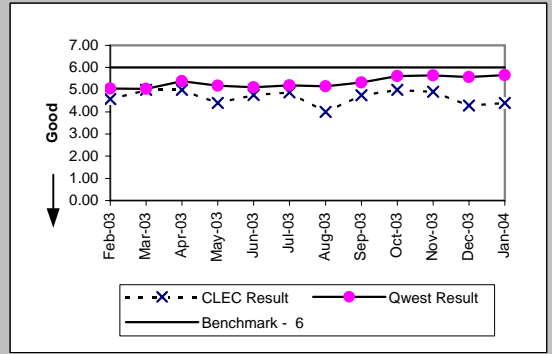
Unbundled Loop ISDN Capable (Parity)

Date	CLEC Num	CLEC Denc	CLEC Resu	CLEC Std E	Qwest Num	Qwest Denc	Qwest Resu	Mod Z Scr	Parity Scr
Feb-03	130	33	3.94	1.09	3053	230	13.27	-5.6	-4.4
Mar-03	277	73	3.79	1.33	2316	240	9.65	-6.25	-4.8
Apr-03	267	73	3.66	1.22	828	136	6.09	-3.55	-3.16
May-03	249	61	4.08	1.85	740	90	8.22	-2.21	-2.34
Jun-03	299	77	3.88	1.79	689	92	7.49	-4.14	-3.52
Jul-03	324	71	4.56	1.83	1164	87	13.38	-2.31	-2.4
Aug-03	196	44	4.45	2.05	930	117	7.95	-3.2	-2.95
Sep-03	226	54	4.19	0.95	667	88	7.58	-2.63	-2.6
Oct-03	264	60	4.40	0.87	1105	124	8.91	-3.47	-3.11
Nov-03	163	43	3.79	1.01	471	76	6.20	-2.11	-2.28
Dec-03	146	38	3.84	1.13	446	57	7.82	-2.98	-2.81
Jan-04	162	37	4.38	1.48	476	60	7.93	-2.81	-2.71



Unbundled Loop - ADSL Qualified (Benchmark)

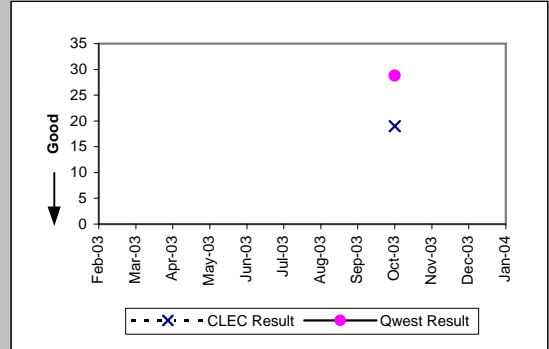
Date	CLEC Num	CLEC Denc	CLEC Resu	CLEC Std E	Qwest Num	Qwest Denc	Qwest Resu	Mod Z Scr	Parity Scr
Feb-03	55	12	4.58	0.79	4063	804	5.05	-0.83	-1.5
Mar-03	40	8	5.00	0.00	3807	755	5.04	-0.05	-1.03
Apr-03	5	1	5.00		3557	660	5.39	-0.17	-1.1
May-03	22	5	4.40	0.89	2605	503	5.18	-0.97	-1.59
Jun-03	62	13	4.77	0.83	2065	404	5.11	-0.74	-1.45
Jul-03	39	8	4.88	0.35	1781	343	5.19	-0.53	-1.32
Aug-03	32	8	4.00	1.20	1922	373	5.15	-1.74	-2.06
Sep-03	38	8	4.75	0.71	3078	578	5.33	-0.69	-1.42
Oct-03	55	11	5.00	0.00	4077	727	5.61	-0.67	-1.41
Nov-03	49	10	4.90	0.32	4041	715	5.65	-0.74	-1.45
Dec-03	60	14	4.29	0.91	6247	1122	5.57	-2.15	-2.3
Jan-04	66	15	4.40	0.74	8428	1488	5.66	-1.62	-1.99



OP-4D - Installation Interval (Average Days) - Interval Zone One

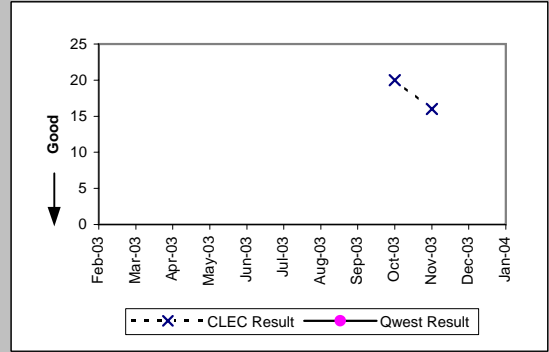
Unbundled Loop - DS3 Capable (Parity)

Date	CLEC Num	CLEC Dend	CLEC Resu	CLEC Std	Qwest Num	Qwest Dend	Qwest Resu	Mod Z Scr	Parity Scr
Feb-03									
Mar-03									
Apr-03									
May-03									
Jun-03									
Jul-03									
Aug-03									
Sep-03									
Oct-03	19	1	19.00		1124	39	28.82	-0.29	-1.18
Nov-03									
Dec-03									
Jan-04									



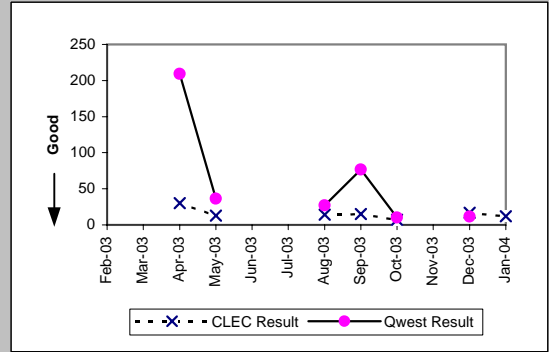
Dark Fiber - Loop (Diagnostic)

Date	CLEC Num	CLEC Dend	CLEC Resu	CLEC Std	Qwest Num	Qwest Dend	Qwest Resu	Mod Z Scr	Parity Scr
Feb-03									
Mar-03									
Apr-03									
May-03									
Jun-03									
Jul-03									
Aug-03									
Sep-03									
Oct-03	20	1	20.00						
Nov-03	16	1	16.00						
Dec-03									
Jan-04									



E911 (Parity)

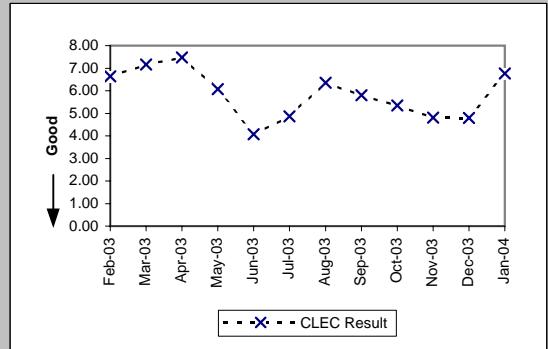
Date	CLEC Num	CLEC Dend	CLEC Resu	CLEC Std	Qwest Num	Qwest Dend	Qwest Resu	Mod Z Scr	Parity Scr
Feb-03									
Mar-03									
Apr-03	30	1	30.00		418	2	209.00	-0.6	-1.37
May-03	39	3	13.00	0.00	218	6	36.33	-2.18	-2.33
Jun-03									
Jul-03									
Aug-03	14	1	14.00		81	3	27.00	-0.82	-1.5
Sep-03	15	1	15.00		153	2	76.50	-0.58	-1.35
Oct-03	49	7	7.00	0.00	30	3	10.00		
Nov-03									
Dec-03	509	30	16.97	6.73	58	5	11.60	3.09	0.88
Jan-04	60	5	12.00	0.00					



OP-4D - Installation Interval (Average Days) - Interval Zone One

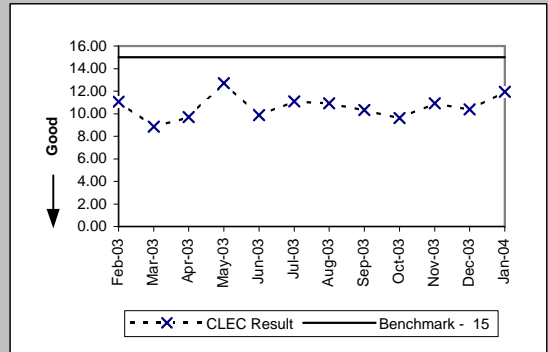
Enhanced Extended Loops (EELs) (Diagnostic)

Date	Num	Denom	CLEC Result	Standard Dev
Feb-03	166	25	6.64	2.75
Mar-03	208	29	7.17	6.30
Apr-03	142	19	7.47	7.30
May-03	170	28	6.07	9.28
Jun-03	122	30	4.07	2.59
Jul-03	73	15	4.87	0.64
Aug-03	89	14	6.36	3.59
Sep-03	145	25	5.80	3.30
Oct-03	123	23	5.35	1.97
Nov-03	101	21	4.81	0.98
Dec-03	134	28	4.79	1.23
Jan-04	203	30	6.77	5.08



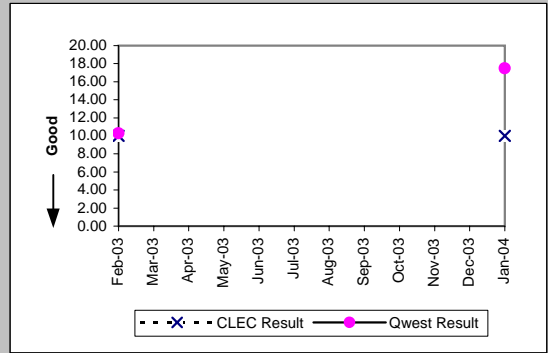
Unbundled Loop Conditioned (Benchmark)

Date	Num	Denom	CLEC Result	Standard Dev
Feb-03	874	79	11.06	4.65
Mar-03	601	68	8.84	5.17
Apr-03	427	44	9.70	5.22
May-03	521	41	12.71	4.87
Jun-03	355	36	9.86	6.35
Jul-03	521	47	11.09	5.45
Aug-03	371	34	10.91	4.86
Sep-03	279	27	10.33	5.49
Oct-03	250	26	9.62	4.89
Nov-03	251	23	10.91	5.67
Dec-03	270	26	10.38	5.40
Jan-04	346	29	11.93	6.76

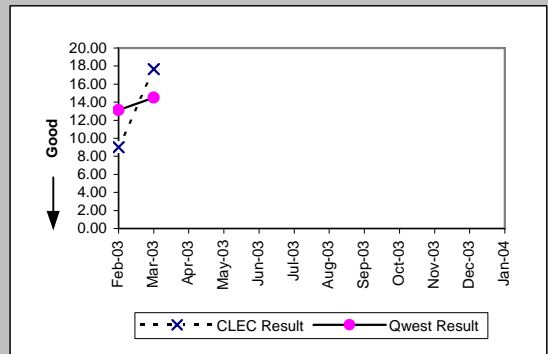


OP-4E - Installation Interval (Average Days) - Interval Zone Two

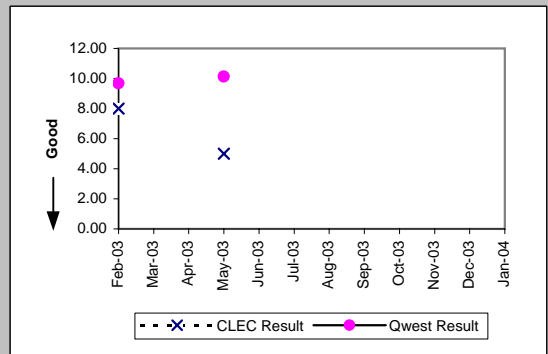
ISDN Primary (Parity)										
Date	CLEC Num	CLEC Denc	CLEC Resu	CLEC Std	Qwest Num	Qwest Denc	Qwest Resu	Mod Z Scr	Parity Scr	
Feb-03	10	1	10.00		525	51	10.29	-0.1	-1.06	
Mar-03										
Apr-03										
May-03										
Jun-03										
Jul-03										
Aug-03										
Sep-03										
Oct-03										
Nov-03										
Dec-03										
Jan-04	10	1	10.00		262	15	17.47	-1.03	-1.63	



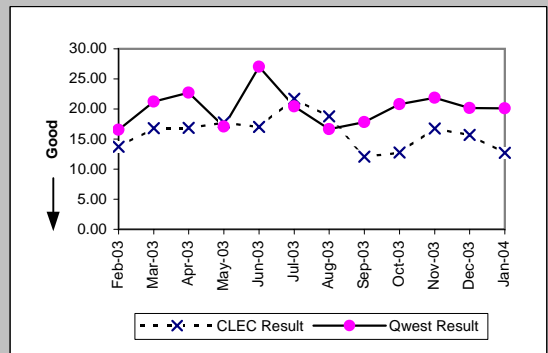
DS1 (Parity)										
Date	CLEC Num	CLEC Denc	CLEC Resu	CLEC Std	Qwest Num	Qwest Denc	Qwest Resu	Mod Z Scr	Parity Scr	
Feb-03	18	2	9.00	0.00	3989	304	13.12	-0.61	-1.37	
Mar-03	53	3	17.67	9.61	4528	312	14.51	0.81	-0.51	
Apr-03										
May-03										
Jun-03										
Jul-03										
Aug-03										
Sep-03										
Oct-03										
Nov-03										
Dec-03										
Jan-04										



PBX (Parity)										
Date	CLEC Num	CLEC Denc	CLEC Resu	CLEC Std	Qwest Num	Qwest Denc	Qwest Resu	Mod Z Scr	Parity Scr	
Feb-03	8	1	8.00		155	16	9.69	-0.36	-1.22	
Mar-03										
Apr-03										
May-03	5	1	5.00		162	16	10.12	-0.81	-1.49	
Jun-03										
Jul-03										
Aug-03										
Sep-03										
Oct-03										
Nov-03										
Dec-03										
Jan-04										

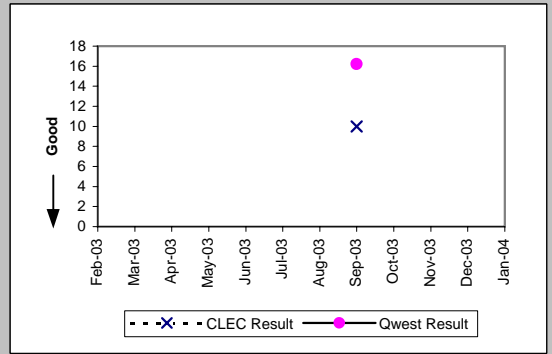


LIS Trunk (Parity)										
Date	CLEC Num	CLEC Denc	CLEC Resu	CLEC Std	Qwest Num	Qwest Denc	Qwest Resu	Mod Z Scr	Parity Scr	
Feb-03	275	20	13.75	6.15	595	36	16.53	-2.07	-2.26	
Mar-03	404	24	16.83	7.76	1060	50	21.20	-3.37	-3.05	
Apr-03	421	25	16.84	5.95	500	22	22.73	-1.92	-2.16	
May-03	231	13	17.77	5.00	855	50	17.10	0.51	-0.69	
Jun-03	187	11	17.00	3.95	703	26	27.04	-1.98	-2.21	
Jul-03	152	7	21.71	1.11	306	15	20.40	0.77	-0.53	
Aug-03	94	5	18.80	3.11	200	12	16.67	1.33	-0.19	
Sep-03	145	12	12.08	8.35	534	30	17.80	-5.08	-4.09	
Oct-03	102	8	12.75	4.92	687	33	20.82	-3.92	-3.39	
Nov-03	134	8	16.75	4.13	459	21	21.86	-2.57	-2.56	
Dec-03	141	9	15.67	2.45	242	12	20.17	-3.17	-2.93	
Jan-04	140	11	12.73	4.36	342	17	20.12	-4.95	-4.01	

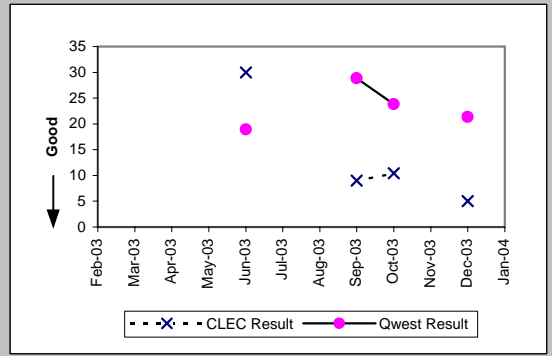


OP-4E - Installation Interval (Average Days) - Interval Zone Two

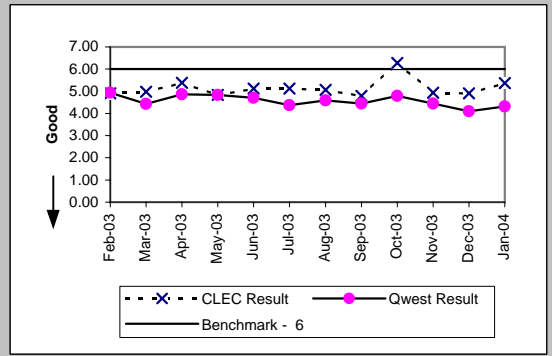
UDIT DS1 (Parity)									
Date	CLEC Num	CLEC Denc	CLEC Resu	Standard D	Qwest Num	Qwest Denc	Qwest Resu	Mod Z Scr	Parity Score
Feb-03									
Mar-03									
Apr-03									
May-03									
Jun-03									
Jul-03									
Aug-03									
Sep-03	10	1	10.00		7948	490	16.22	-0.28	-1.17
Oct-03									
Nov-03									
Dec-03									
Jan-04									



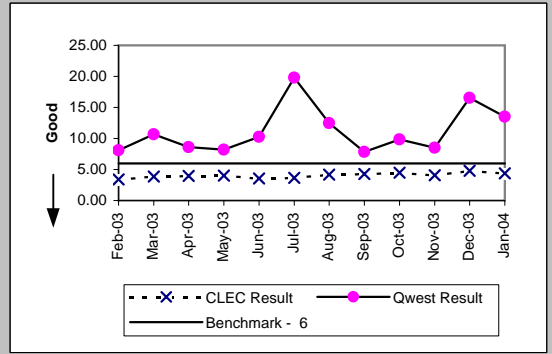
UDIT Above DS1 Level (Parity)									
Date	CLEC Num	CLEC Denc	CLEC Resu	Standard D	Qwest Num	Qwest Denc	Qwest Resu	Mod Z Scr	Parity Score
Feb-03									
Mar-03									
Apr-03									
May-03									
Jun-03	30	1	30.00		360	19	18.95	0.69	-0.58
Jul-03									
Aug-03									
Sep-03	9	1	9.00		606	21	28.86	-1.04	-1.63
Oct-03	94	9	10.44	3.09	644	27	23.85	-1.86	-2.13
Nov-03									
Dec-03	5	1	5.00		983	46	21.37	-0.39	-1.24
Jan-04									



Unbundled Loop Analog (Benchmark)									
Date	CLEC Num	CLEC Denc	CLEC Resu	Standard D	Qwest Num	Qwest Denc	Qwest Resu	Mod Z Scr	Parity Score
Feb-03	363	74	4.91	0.94	8279	1675	4.94	-0.06	-1.03
Mar-03	319	64	4.98	0.70	7793	1758	4.43	1.05	-0.36
Apr-03	667	124	5.38	0.90	9258	1902	4.87	0.86	-0.48
May-03	184	38	4.84	0.59	8777	1815	4.84	0.11	-0.93
Jun-03	487	95	5.13	0.69	8851	1879	4.71	0.71	-0.57
Jul-03	835	163	5.12	0.79	8764	2002	4.38	2.55	0.55
Aug-03	903	178	5.07	0.74	8658	1887	4.59	1.49	-0.09
Sep-03	388	81	4.79	0.61	8286	1860	4.45	0.87	-0.47
Oct-03	647	103	6.28	3.17	8754	1828	4.79	3.01	0.83
Nov-03	419	85	4.93	2.05	6480	1459	4.44	1.05	-0.36
Dec-03	285	58	4.91	0.86	7058	1723	4.10	1.42	-0.14
Jan-04	263	49	5.37	1.97	6354	1470	4.32	1.81	0.1

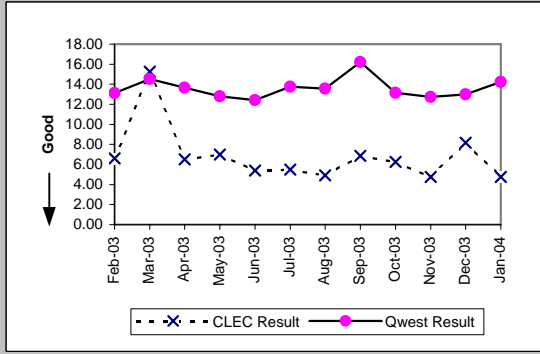


Unbundled Loop - 2 Wire Non-Loaded (Benchmark)									
Date	CLEC Num	CLEC Denc	CLEC Resu	Standard D	Qwest Num	Qwest Denc	Qwest Resu	Mod Z Scr	Parity Score
Feb-03	133	39	3.41	1.52	363	45	8.07	-4.43	-3.69
Mar-03	89	23	3.87	1.22	405	38	10.66	-1.92	-2.17
Apr-03	83	21	3.95	1.12	397	46	8.63	-1.95	-2.19
May-03	93	23	4.04	1.15	361	44	8.20	-3.67	-3.23
Jun-03	85	24	3.54	1.14	410	40	10.25	-2.41	-2.47
Jul-03	73	20	3.65	1.04	1585	80	19.81	-5.31	-4.23
Aug-03	100	24	4.17	1.01	499	40	12.48	-2.03	-2.23
Sep-03	73	17	4.29	0.92	322	41	7.85	-1.79	-2.09
Oct-03	126	28	4.50	0.84	561	57	9.84	-3.02	-2.84
Nov-03	94	23	4.09	1.56	212	25	8.48	-2.18	-2.32
Dec-03	77	16	4.81	1.42	778	47	16.55	-4.88	-3.97
Jan-04	83	19	4.37	0.68	405	30	13.50	-2.59	-2.58

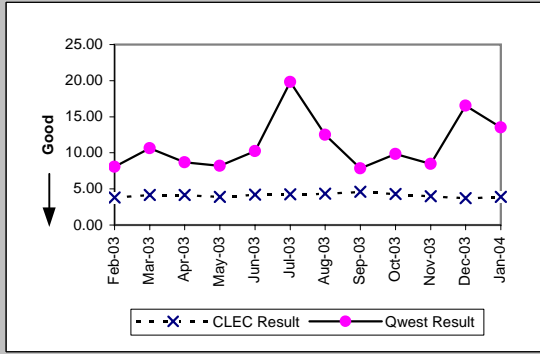


OP-4E - Installation Interval (Average Days) - Interval Zone Two

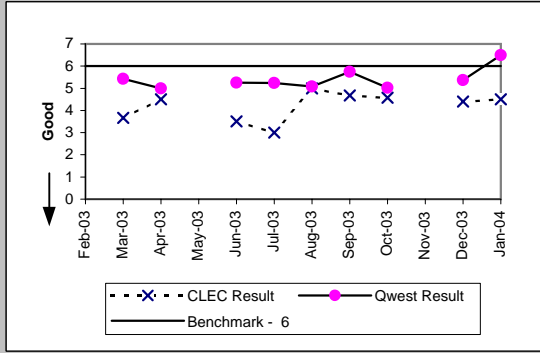
Unbundled Loop - DS1 Capable (Parity)									
Date	CLEC Num	CLEC Denc	CLEC Resu	Standard D	Qwest Num	Qwest Denc	Qwest Resu	Mod Z Scr	Parity Score
Feb-03	33	5	6.60	1.14	3989	304	13.12	-1.53	-1.93
Mar-03	61	4	15.25	11.84	4528	312	14.51	0.43	-0.74
Apr-03	39	6	6.50	2.51	4850	355	13.66	-1.45	-1.88
May-03	35	5	7.00	4.53	5022	392	12.81	-1.45	-1.88
Jun-03	27	5	5.40	1.52	4409	355	12.42	-1.71	-2.04
Jul-03	44	8	5.50	1.85	4616	336	13.74	-1.42	-1.86
Aug-03	49	10	4.90	0.32	5347	394	13.57	-2.45	-2.49
Sep-03	48	7	6.86	5.81	7948	490	16.22	-1.11	-1.67
Oct-03	100	16	6.25	6.98	6456	491	13.15	-2.64	-2.6
Nov-03	19	4	4.75	0.50	4013	315	12.74	-1.78	-2.09
Dec-03	49	6	8.17	9.24	5280	406	13.00	-1.11	-1.68
Jan-04	19	4	4.75	0.50	3177	223	14.25	-1.78	-2.08



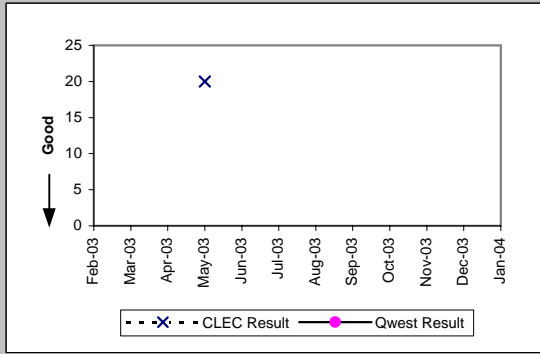
Unbundled Loop ISDN Capable (Parity)									
Date	CLEC Num	CLEC Denc	CLEC Resu	Standard D	Qwest Num	Qwest Denc	Qwest Resu	Mod Z Scr	Parity Score
Feb-03	72	19	3.79	0.98	363	45	8.07	-3.25	-2.98
Mar-03	75	18	4.17	2.01	405	38	10.66	-1.69	-2.03
Apr-03	83	20	4.15	1.18	392	45	8.71	-1.85	-2.12
May-03	35	9	3.89	1.05	361	44	8.20	-2.68	-2.63
Jun-03	88	21	4.19	1.83	410	40	10.25	-2.09	-2.27
Jul-03	85	20	4.25	1.02	1585	80	19.81	-5.12	-4.11
Aug-03	100	23	4.35	0.98	499	40	12.48	-1.96	-2.19
Sep-03	83	18	4.61	0.98	322	41	7.85	-1.66	-2.01
Oct-03	69	16	4.31	1.30	561	57	9.84	-2.55	-2.55
Nov-03	32	8	4.00	1.07	212	25	8.48	-1.58	-1.96
Dec-03	52	14	3.71	1.20	778	47	16.55	-5.07	-4.08
Jan-04	66	17	3.88	1.17	405	30	13.50	-2.64	-2.6



Unbundled Loop - ADSL Qualified (Benchmark)									
Date	CLEC Num	CLEC Denc	CLEC Resu	Standard D	Qwest Num	Qwest Denc	Qwest Resu	Mod Z Scr	Parity Score
Feb-03									
Mar-03	11	3	3.67	2.31	76	14	5.43	-1.63	-1.99
Apr-03	9	2	4.50	0.71	50	10	5.00	-1.37	-1.83
May-03									
Jun-03	7	2	3.50	0.71	100	19	5.26	-2.94	-2.79
Jul-03	12	4	3.00	1.83	110	21	5.24	-2.23	-2.35
Aug-03	15	3	5.00	0.00	66	13	5.08	-0.24	-1.15
Sep-03	14	3	4.67	0.58	218	38	5.74	-0.74	-1.45
Oct-03	32	7	4.57	1.62	221	44	5.02	-1.11	-1.67
Nov-03									
Dec-03	22	5	4.40	0.55	923	172	5.37	-1.26	-1.76
Jan-04	9	2	4.50	0.71	1427	220	6.49	-0.84	-1.51

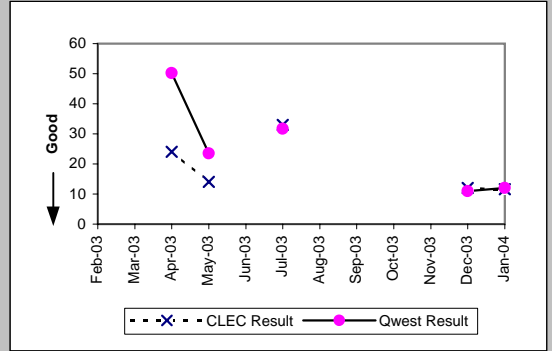


Dark Fiber - Loop (Diagnostic)									
Date	CLEC Num	CLEC Denc	CLEC Resu	Standard D	Qwest Num	Qwest Denc	Qwest Resu	Mod Z Scr	Parity Score
Feb-03									
Mar-03									
Apr-03									
May-03	20	1	20.00						
Jun-03									
Jul-03									
Aug-03									
Sep-03									
Oct-03									
Nov-03									
Dec-03									
Jan-04									



OP-4E - Installation Interval (Average Days) - Interval Zone Two

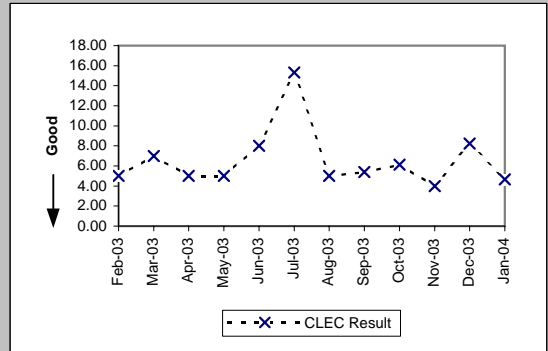
E911 (Parity)									
Date	CLEC Num	CLEC Dens	CLEC Resu	Standard D	Qwest Num	Qwest Dens	Qwest Resu	Mod Z Scr	Parity Score
Feb-03									
Mar-03									
Apr-03	24	1	24.00		1205	24	50.21	-0.32	-1.2
May-03	42	3	14.00	0.00	212	9	23.56	-0.68	-1.41
Jun-03									
Jul-03	33	1	33.00		476	15	31.73	-0.28	-1.17
Aug-03									
Sep-03									
Oct-03									
Nov-03									
Dec-03	36	3	12.00	0.00	11	1	11.00		
Jan-04	58	5	11.60	0.55	12	1	12.00		



OP-4E - Installation Interval (Average Days) - Interval Zone Two

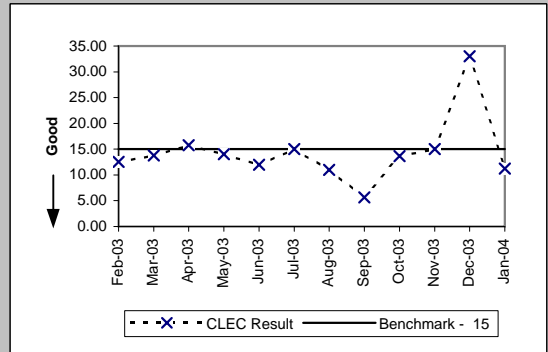
Enhanced Extended Loops (EELs) (Diagnostic)

Date	Num	Denom	CLEC Result	Standard Dev
Feb-03	5	1	5.00	
Mar-03	7	1	7.00	
Apr-03	15	3	5.00	1.00
May-03	25	5	5.00	0.71
Jun-03	16	2	8.00	5.66
Jul-03	46	3	15.33	15.37
Aug-03	5	1	5.00	
Sep-03	70	13	5.38	1.12
Oct-03	43	7	6.14	2.27
Nov-03	8	2	4.00	0.00
Dec-03	33	4	8.25	2.99
Jan-04	14	3	4.67	0.58



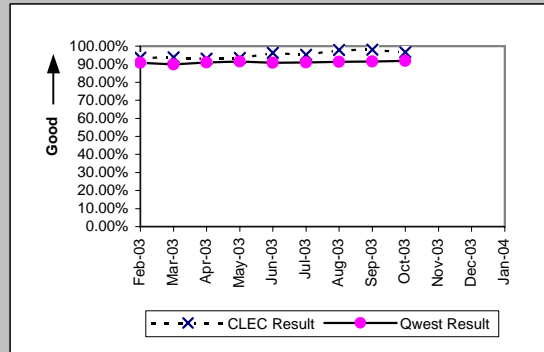
Unbundled Loop Conditioned (Benchmark)

Date	Num	Denom	CLEC Result	Standard Dev
Feb-03	113	9	12.56	3.13
Mar-03	124	9	13.78	1.86
Apr-03	63	4	15.75	4.35
May-03	56	4	14.00	2.00
Jun-03	24	2	12.00	8.49
Jul-03	45	3	15.00	0.00
Aug-03	44	4	11.00	5.48
Sep-03	17	3	5.67	2.89
Oct-03	41	3	13.67	2.31
Nov-03	30	2	15.00	0.00
Dec-03	33	1	33.00	
Jan-04	45	4	11.25	5.38

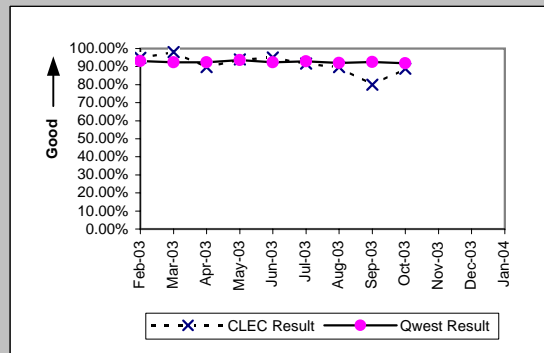


OP-5 - New Service Installation Quality (Percent)

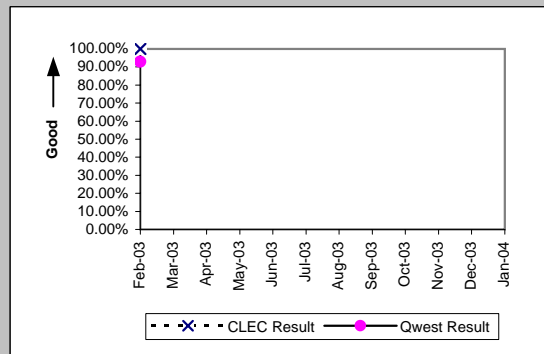
Residence (Parity)									
Date	CLEC Num	CLEC Denc	CLEC Resu	CLEC Std E	Qwest Num	Qwest Denc	Qwest Resu	Mod Z Scr	Parity Scr
Feb-03	1649	1763	93.53%	24.59%	30996	34160	90.74%	-3.95	-3.4
Mar-03	1494	1593	93.79%	24.14%	30273	33697	89.84%	-5.09	-4.1
Apr-03	1185	1272	93.16%	25.24%	32534	35768	90.96%	-2.69	-2.64
May-03	983	1053	93.35%	24.91%	33558	36695	91.45%	-2.18	-2.32
Jun-03	820	851	96.36%	18.74%	34337	37812	90.81%	-5.54	-4.37
Jul-03	862	905	95.25%	21.27%	37915	41651	91.03%	-4.39	-3.67
Aug-03	1097	1121	97.86%	14.47%	40140	43976	91.28%	-7.71	-5.69
Sep-03	1110	1133	97.97%	14.10%	39376	43045	91.48%	-7.73	-5.7
Oct-03	1234	1277	96.63%	18.04%	37888	41272	91.80%	-6.2	-4.77
Nov-03									
Dec-03									
Jan-04									



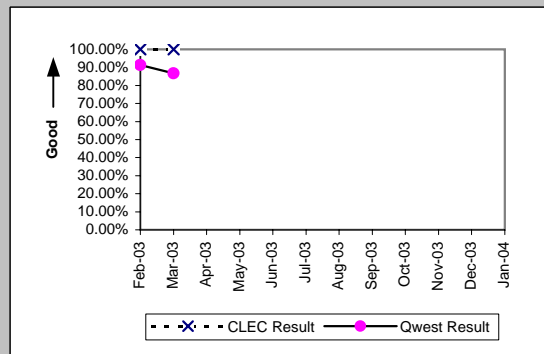
Business (Parity)									
Date	CLEC Num	CLEC Denc	CLEC Resu	CLEC Std E	Qwest Num	Qwest Denc	Qwest Resu	Mod Z Scr	Parity Scr
Feb-03	55	58	94.83%	22.15%	3301	3544	93.14%	-0.5	-1.31
Mar-03	50	51	98.04%	13.86%	3278	3546	92.44%	-1.5	-1.91
Apr-03	61	68	89.71%	30.39%	3358	3638	92.30%	0.8	-0.51
May-03	63	67	94.03%	23.69%	3405	3638	93.60%	-0.14	-1.09
Jun-03	39	41	95.12%	21.54%	3362	3636	92.46%	-0.64	-1.39
Jul-03	33	36	91.67%	27.64%	3322	3573	92.98%	0.36	-0.78
Aug-03	26	29	89.66%	30.45%	3232	3510	92.08%	0.52	-0.68
Sep-03	16	20	80.00%	40.00%	3253	3513	92.60%	1.83	0.11
Oct-03	16	18	88.89%	31.43%	3465	3770	91.91%	0.51	-0.69
Nov-03									
Dec-03									
Jan-04									



Centrex (Parity)									
Date	CLEC Num	CLEC Denc	CLEC Resu	CLEC Std E	Qwest Num	Qwest Denc	Qwest Resu	Mod Z Scr	Parity Scr
Feb-03	1	1	100.00%	0.00%	408	439	92.94%	-0.28	-1.17
Mar-03									
Apr-03									
May-03									
Jun-03									
Jul-03									
Aug-03									
Sep-03									
Oct-03									
Nov-03									
Dec-03									
Jan-04									

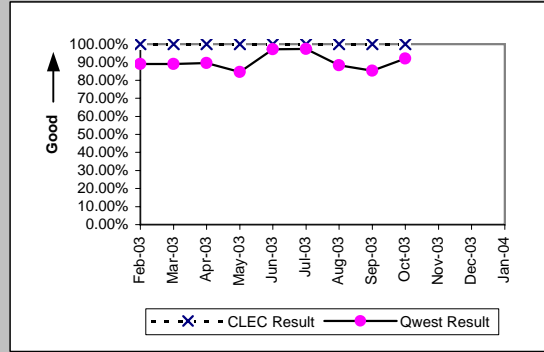


Centrex 21 (Parity)									
Date	CLEC Num	CLEC Denc	CLEC Resu	CLEC Std E	Qwest Num	Qwest Denc	Qwest Resu	Mod Z Scr	Parity Scr
Feb-03	1	1	100.00%	0.00%	169	185	91.35%	-0.31	-1.19
Mar-03	1	1	100.00%	0.00%	177	204	86.76%	-0.39	-1.24
Apr-03									
May-03									
Jun-03									
Jul-03									
Aug-03									
Sep-03									
Oct-03									
Nov-03									
Dec-03									
Jan-04									

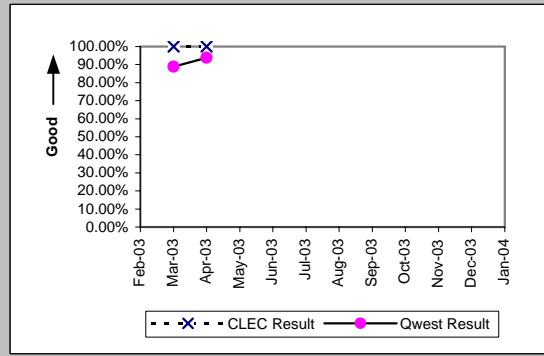


OP-5 - New Service Installation Quality (Percent)

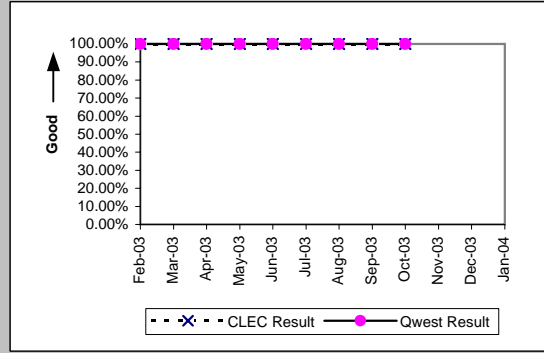
PBX (Parity)									
Date	CLEC Num	CLEC Denc	CLEC Resu	CLEC Std E	Qwest Num	Qwest Denc	Qwest Resu	Mod Z Scr	Parity Scr
Feb-03	1	1	100.00%	0.00%	57	64	89.06%	-0.35	-1.21
Mar-03	1	1	100.00%	0.00%	65	73	89.04%	-0.35	-1.21
Apr-03	1	1	100.00%	0.00%	69	77	89.61%	-0.34	-1.21
May-03	1	1	100.00%	0.00%	66	78	84.62%	-0.42	-1.26
Jun-03	3	3	100.00%	0.00%	70	72	97.22%	-0.29	-1.17
Jul-03	3	3	100.00%	0.00%	71	73	97.26%	-0.28	-1.17
Aug-03	1	1	100.00%	0.00%	68	77	88.31%	-0.36	-1.22
Sep-03	1	1	100.00%	0.00%	58	68	85.29%	-0.41	-1.25
Oct-03	1	1	100.00%	0.00%	57	62	91.94%	-0.29	-1.18
Nov-03									
Dec-03									
Jan-04									



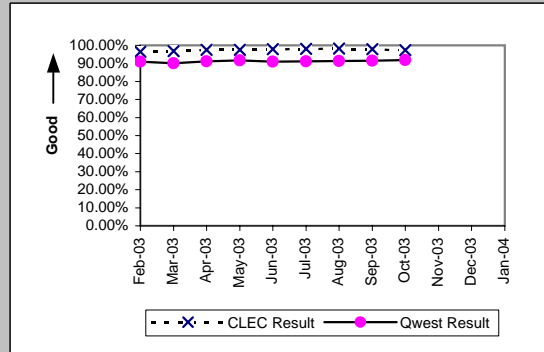
Basic Rate ISDN (Parity)									
Date	CLEC Num	CLEC Denc	CLEC Resu	CLEC Std E	Qwest Num	Qwest Denc	Qwest Resu	Mod Z Scr	Parity Scr
Feb-03									
Mar-03	1	1	100.00%	0.00%	253	285	88.77%	-0.36	-1.22
Apr-03	1	1	100.00%	0.00%	225	240	93.75%	-0.26	-1.16
May-03									
Jun-03									
Jul-03									
Aug-03									
Sep-03									
Oct-03									
Nov-03									
Dec-03									
Jan-04									



Qwest DSL (Parity)									
Date	CLEC Num	CLEC Denc	CLEC Resu	CLEC Std E	Qwest Num	Qwest Denc	Qwest Resu	Mod Z Scr	Parity Scr
Feb-03	29	29	100.00%	0.00%	5649	5652	99.95%	-0.12	-1.08
Mar-03	31	31	100.00%	0.00%	5199	5201	99.96%	-0.11	-1.07
Apr-03	29	29	100.00%	0.00%	5459	5460	99.98%	-0.07	-1.04
May-03	22	22	100.00%	0.00%	5262	5262	100.00%	N/A	N/A
Jun-03	21	21	100.00%	0.00%	5055	5055	100.00%	N/A	N/A
Jul-03	25	25	100.00%	0.00%	5297	5298	99.98%	-0.07	-1.04
Aug-03	44	44	100.00%	0.00%	5910	5911	99.98%	-0.09	-1.05
Sep-03	52	52	100.00%	0.00%	7708	7708	100.00%	N/A	N/A
Oct-03	54	54	100.00%	0.00%	9210	9210	100.00%	N/A	N/A
Nov-03									
Dec-03									
Jan-04									

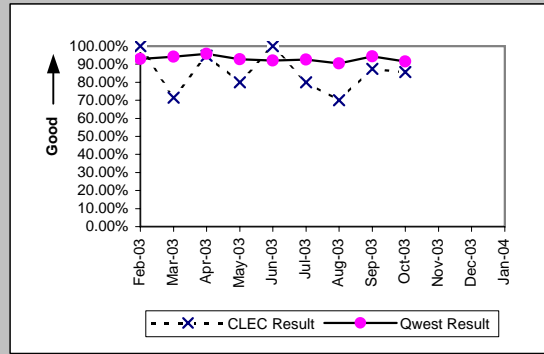


UNE - P (POTS) (Parity)									
Date	CLEC Num	CLEC Denc	CLEC Resu	CLEC Std E	Qwest Num	Qwest Denc	Qwest Resu	Mod Z Scr	Parity Scr
Feb-03	3038	3147	96.54%	18.29%	34297	37704	90.96%	-10.48	-7.37
Mar-03	5923	6119	96.80%	17.61%	33551	37243	90.09%	-16.28	-10.9
Apr-03	7557	7748	97.53%	15.51%	35892	39406	91.08%	-18.22	-12.08
May-03	8206	8417	97.49%	15.63%	36963	40333	91.64%	-17.64	-11.72
Jun-03	8806	8997	97.88%	14.41%	37699	41448	90.95%	-20.75	-13.61
Jul-03	9894	10083	98.13%	13.56%	41237	45224	91.18%	-22.23	-14.52
Aug-03	10506	10689	98.29%	12.97%	43372	47486	91.34%	-23.08	-15.03
Sep-03	9264	9459	97.94%	14.21%	42629	46558	91.56%	-20.34	-13.37
Oct-03	9808	10078	97.32%	16.15%	41352	45041	91.81%	-18.24	-12.09
Nov-03									
Dec-03									
Jan-04									

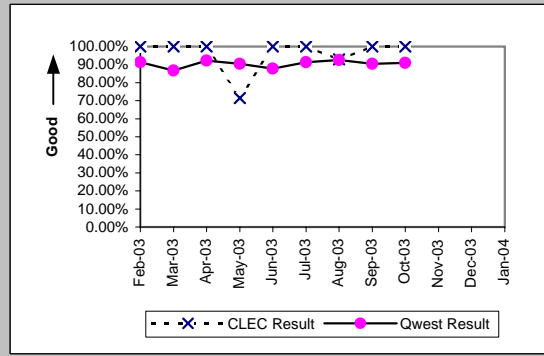


OP-5 - New Service Installation Quality (Percent)

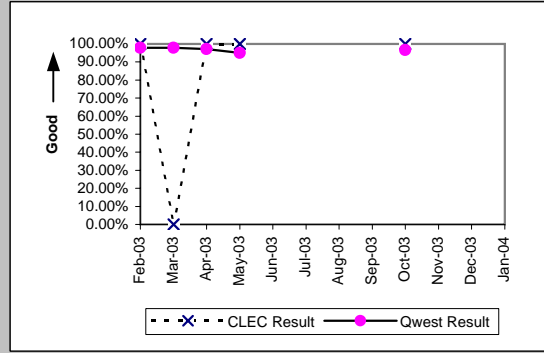
UNE P (Centrex) (Parity)									
Date	CLEC Num	CLEC Denc	CLEC Resu	CLEC Std E	Qwest Num	Qwest Denc	Qwest Resu	Mod Z Scr	Parity Scr
Feb-03	11	11	100.00%	0.00%	408	439	92.94%	-0.9	-1.55
Mar-03	10	14	71.43%	45.18%	484	514	94.16%	2.63	0.6
Apr-03	18	19	94.74%	22.33%	455	475	95.79%	0.27	-0.83
May-03	12	15	80.00%	40.00%	341	368	92.66%	1.56	-0.05
Jun-03	10	10	100.00%	0.00%	404	439	92.03%	-0.92	-1.56
Jul-03	8	10	80.00%	40.00%	439	474	92.62%	1.28	-0.22
Aug-03	7	10	70.00%	45.83%	379	419	90.45%	1.79	0.09
Sep-03	7	8	87.50%	33.07%	377	400	94.25%	0.73	-0.56
Oct-03	6	7	85.71%	34.99%	310	339	91.45%	0.52	-0.68
Nov-03									
Dec-03									
Jan-04									



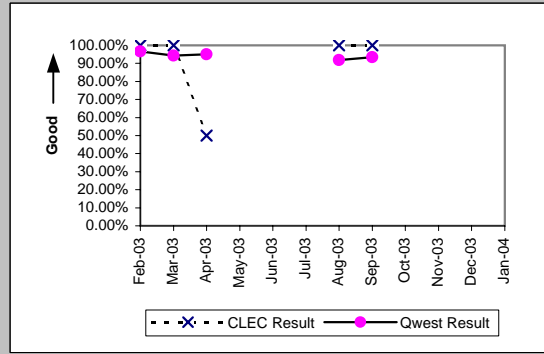
UNE P (Centrex 21) (Parity)									
Date	CLEC Num	CLEC Denc	CLEC Resu	CLEC Std E	Qwest Num	Qwest Denc	Qwest Resu	Mod Z Scr	Parity Scr
Feb-03	9	9	100.00%	0.00%	169	185	91.35%	-0.9	-1.55
Mar-03	8	8	100.00%	0.00%	177	204	86.76%	-1.08	-1.66
Apr-03	6	6	100.00%	0.00%	199	216	92.13%	-0.71	-1.43
May-03	5	7	71.43%	45.18%	188	208	90.38%	1.38	-0.16
Jun-03	4	4	100.00%	0.00%	200	228	87.72%	-0.74	-1.45
Jul-03	17	17	100.00%	0.00%	286	313	91.37%	-1.23	-1.75
Aug-03	26	28	92.86%	25.75%	276	298	92.62%	-0.05	-1.03
Sep-03	30	30	100.00%	0.00%	217	240	90.42%	-1.68	-2.02
Oct-03	21	21	100.00%	0.00%	200	220	90.91%	-1.38	-1.84
Nov-03									
Dec-03									
Jan-04									



ISDN Primary (Parity)									
Date	CLEC Num	CLEC Denc	CLEC Resu	CLEC Std E	Qwest Num	Qwest Denc	Qwest Resu	Mod Z Scr	Parity Scr
Feb-03	1	1	100.00%	0.00%	95	97	97.94%	-0.14	-1.09
Mar-03	0	1	0.00%	0.00%	96	98	97.96%	2.23	0.35
Apr-03	1	1	100.00%	0.00%	102	105	97.14%	-0.17	-1.1
May-03	1	1	100.00%	0.00%	94	99	94.95%	-0.23	-1.14
Jun-03									
Jul-03									
Aug-03									
Sep-03									
Oct-03	1	1	100.00%	0.00%	144	149	96.64%	-0.19	-1.11
Nov-03									
Dec-03									
Jan-04									

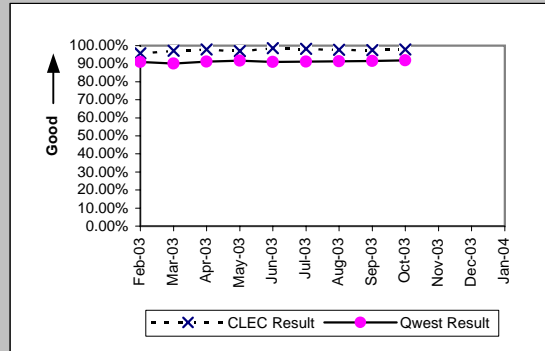


DS1 (Parity)									
Date	CLEC Num	CLEC Denc	CLEC Resu	CLEC Std E	Qwest Num	Qwest Denc	Qwest Resu	Mod Z Scr	Parity Scr
Feb-03	2	2	100.00%	0.00%	794	822	96.59%	-0.27	-1.16
Mar-03	3	3	100.00%	0.00%	774	821	94.28%	-0.43	-1.26
Apr-03	1	2	50.00%	50.00%	836	880	95.00%	1.65	0
May-03									
Jun-03									
Jul-03									
Aug-03	1	1	100.00%	0.00%	981	1069	91.77%	-0.3	-1.18
Sep-03	1	1	100.00%	0.00%	1074	1149	93.47%	-0.26	-1.16
Oct-03									
Nov-03									
Dec-03									
Jan-04									



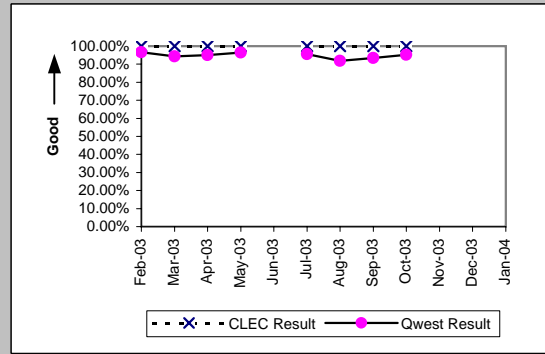
OP-5 - New Service Installation Quality (Percent)

Date	CLEC Num	CLEC Dens	Line Sharing (Parity)				Qwest Res	Mod Z Scr	Parity Scr
			CLEC Resu	CLEC Std	Qwest Num	Qwest Dens			
Feb-03	650	679	95.73%	20.22%	34297	37704	90.96%	-4.29	-3.61
Mar-03	642	661	97.13%	16.71%	33551	37243	90.09%	-6	-4.65
Apr-03	694	709	97.88%	14.39%	35892	39406	91.08%	-6.3	-4.83
May-03	819	845	96.92%	17.27%	36963	40333	91.64%	-5.49	-4.34
Jun-03	1009	1024	98.54%	12.01%	37699	41448	90.95%	-8.35	-6.08
Jul-03	1114	1135	98.15%	13.48%	41237	45224	91.18%	-8.18	-5.97
Aug-03	931	953	97.69%	15.02%	43372	47486	91.34%	-6.91	-5.2
Sep-03	770	790	97.47%	15.71%	42629	46558	91.56%	-5.92	-4.6
Oct-03	858	877	97.83%	14.56%	41352	45041	91.81%	-6.44	-4.92
Nov-03									
Dec-03									
Jan-04									

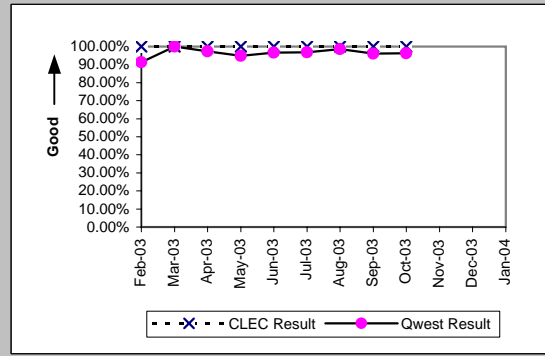


OP-5 - New Service Installation Quality (Percent)

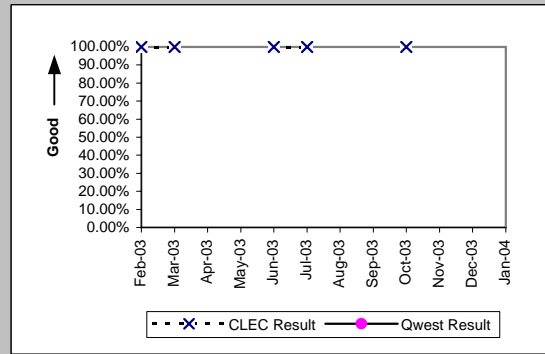
UDIT DS1 (Parity)									
Date	CLEC Num	CLEC Denc	CLEC Resu	Standard D	Qwest Num	Qwest Denc	Qwest Resu	Mod Z Scr	Parity Scr
Feb-03	7	7	100.00%	0.00%	794	822	96.59%	-0.49	-1.3
Mar-03	2	2	100.00%	0.00%	774	821	94.28%	-0.35	-1.21
Apr-03	2	2	100.00%	0.00%	836	880	95.00%	-0.32	-1.2
May-03	2	2	100.00%	0.00%	915	948	96.52%	-0.27	-1.16
Jun-03									
Jul-03	1	1	100.00%	0.00%	986	1032	95.54%	-0.22	-1.13
Aug-03	1	1	100.00%	0.00%	981	1069	91.77%	-0.3	-1.18
Sep-03	2	2	100.00%	0.00%	1074	1149	93.47%	-0.37	-1.23
Oct-03	3	3	100.00%	0.00%	1082	1136	95.25%	-0.39	-1.23
Nov-03									
Dec-03									
Jan-04									



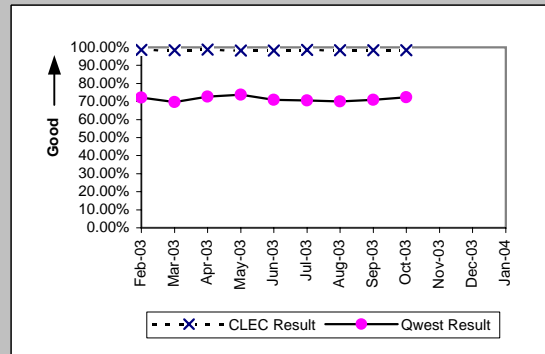
UDIT Above DS1 Level (Parity)									
Date	CLEC Num	CLEC Denc	CLEC Resu	Standard D	Qwest Num	Qwest Denc	Qwest Resu	Mod Z Scr	Parity Scr
Feb-03	1	1	100.00%	0.00%	42	46	91.30%	-0.31	-1.19
Mar-03	2	2	100.00%	0.00%	58	58	100.00%	N/A	N/A
Apr-03	2	2	100.00%	0.00%	71	73	97.26%	-0.23	-1.14
May-03	1	1	100.00%	0.00%	73	77	94.81%	-0.23	-1.14
Jun-03	4	4	100.00%	0.00%	58	60	96.67%	-0.36	-1.22
Jul-03	5	5	100.00%	0.00%	60	62	96.77%	-0.39	-1.24
Aug-03	2	2	100.00%	0.00%	66	67	98.51%	-0.17	-1.1
Sep-03	2	2	100.00%	0.00%	50	52	96.15%	-0.28	-1.17
Oct-03	7	7	100.00%	0.00%	76	79	96.20%	-0.5	-1.31
Nov-03									
Dec-03									
Jan-04									



Dark Fiber - IOF (Diagnostic)									
Date	CLEC Num	CLEC Denc	CLEC Resu	Standard D	Qwest Num	Qwest Denc	Qwest Resu	Mod Z Scr	Parity Scr
Feb-03	4	4	100.00%	0.00%					
Mar-03	3	3	100.00%	0.00%					
Apr-03									
May-03									
Jun-03	1	1	100.00%	0.00%					
Jul-03	1	1	100.00%	0.00%					
Aug-03									
Sep-03									
Oct-03	1	1	100.00%	0.00%					
Nov-03									
Dec-03									
Jan-04									

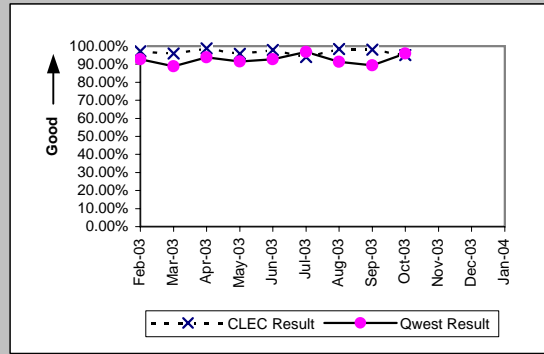


Unbundled Loop Analog (Parity)									
Date	CLEC Num	CLEC Denc	CLEC Resu	Standard D	Qwest Num	Qwest Denc	Qwest Resu	Mod Z Scr	Parity Scr
Feb-03	1693	1718	98.54%	11.98%	8871	12278	72.25%	-22.8	-14.86
Mar-03	1730	1757	98.46%	12.30%	8455	12147	69.61%	-24.58	-15.94
Apr-03	1794	1817	98.73%	11.18%	9353	12867	72.69%	-23.32	-15.18
May-03	1658	1687	98.28%	13.00%	9473	12843	73.76%	-21.52	-14.09
Jun-03	1599	1629	98.16%	13.45%	9127	12876	70.88%	-22.83	-14.88
Jul-03	1649	1674	98.51%	12.13%	9561	13548	70.57%	-23.66	-15.38
Aug-03	1662	1690	98.34%	12.76%	9612	13726	70.03%	-23.98	-15.58
Sep-03	1649	1677	98.33%	12.81%	9577	13506	70.91%	-23.32	-15.18
Oct-03	1641	1667	98.44%	12.39%	9690	13379	72.43%	-22.41	-14.63
Nov-03									
Dec-03									
Jan-04									

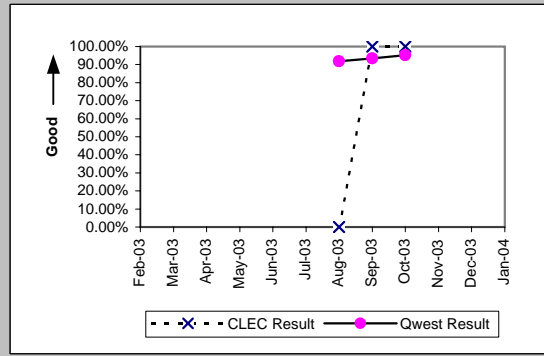


OP-5 - New Service Installation Quality (Percent)

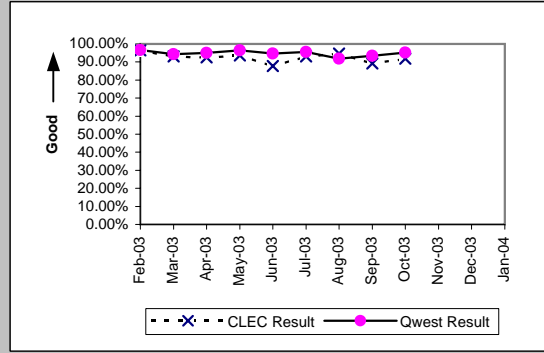
Unbundled Loop - 2 Wire Non-Loaded (Parity)									
Date	CLEC Num	CLEC Denc	CLEC Resu	Standard D	Qwest Num	Qwest Denc	Qwest Resu	Mod Z Scr	Parity Scr
Feb-03	207	213	97.18%	16.55%	266	287	92.68%	-1.91	-2.16
Mar-03	232	242	95.87%	19.90%	253	285	88.77%	-2.57	-2.56
Apr-03	227	230	98.70%	11.35%	225	240	93.75%	-2.21	-2.35
May-03	229	239	95.82%	20.02%	150	164	91.46%	-1.54	-1.93
Jun-03	269	275	97.82%	14.61%	128	138	92.75%	-1.87	-2.14
Jul-03	232	247	93.93%	23.88%	155	160	96.88%	1.34	-0.19
Aug-03	240	244	98.36%	12.70%	156	171	91.23%	-2.53	-2.54
Sep-03	250	255	98.04%	13.86%	135	151	89.40%	-2.73	-2.66
Oct-03	233	245	95.10%	21.58%	165	172	95.93%	0.37	-0.78
Nov-03									
Dec-03									
Jan-04									



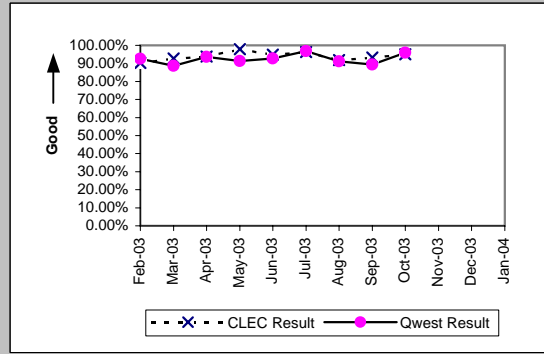
Unbundled Loop - 4 Wire Non-Loaded (Parity)									
Date	CLEC Num	CLEC Denc	CLEC Resu	Standard D	Qwest Num	Qwest Denc	Qwest Resu	Mod Z Scr	Parity Scr
Feb-03									
Mar-03									
Apr-03									
May-03									
Jun-03									
Jul-03									
Aug-03	0	1	0.00%	0.00%	981	1069	91.77%	1.74	0.06
Sep-03	1	1	100.00%	0.00%	1074	1149	93.47%	-0.26	-1.16
Oct-03	1	1	100.00%	0.00%	1082	1136	95.25%	-0.22	-1.14
Nov-03									
Dec-03									
Jan-04									



Unbundled Loop - DS1 Capable (Parity)									
Date	CLEC Num	CLEC Denc	CLEC Resu	Standard D	Qwest Num	Qwest Denc	Qwest Resu	Mod Z Scr	Parity Scr
Feb-03	139	144	96.53%	18.31%	794	822	96.59%	0.08	-0.95
Mar-03	149	160	93.13%	25.30%	774	821	94.28%	0.58	-0.65
Apr-03	163	176	92.61%	26.15%	836	880	95.00%	1.23	-0.25
May-03	176	188	93.62%	24.44%	915	948	96.52%	1.76	0.07
Jun-03	158	180	87.78%	32.75%	948	1001	94.71%	3.2	0.95
Jul-03	135	145	93.10%	25.34%	986	1032	95.54%	1.25	-0.24
Aug-03	126	133	94.74%	22.33%	981	1069	91.77%	-1.17	-1.71
Sep-03	123	138	89.13%	31.13%	1074	1149	93.47%	1.8	0.09
Oct-03	168	183	91.80%	27.43%	1082	1136	95.25%	1.84	0.12
Nov-03									
Dec-03									
Jan-04									



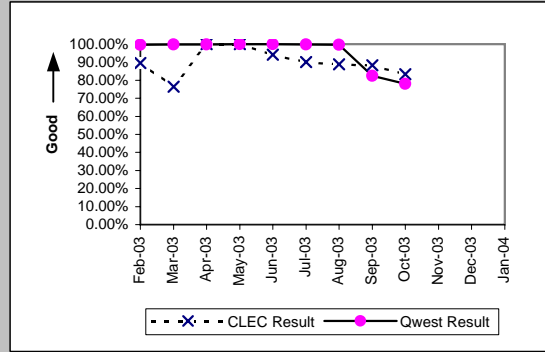
Unbundled Loop ISDN Capable (Parity)									
Date	CLEC Num	CLEC Denc	CLEC Resu	Standard D	Qwest Num	Qwest Denc	Qwest Resu	Mod Z Scr	Parity Scr
Feb-03	83	92	90.22%	29.71%	261	282	92.55%	0.72	-0.56
Mar-03	90	97	92.78%	25.88%	248	280	88.57%	-1.12	-1.68
Apr-03	106	113	93.81%	24.11%	220	235	93.62%	-0.07	-1.04
May-03	94	96	97.92%	14.28%	148	162	91.36%	-1.81	-2.1
Jun-03	93	98	94.90%	22.00%	127	137	92.70%	-0.64	-1.39
Jul-03	102	106	96.23%	19.06%	154	159	96.86%	0.23	-0.86
Aug-03	78	85	91.76%	27.49%	155	170	91.18%	-0.16	-1.09
Sep-03	69	74	93.24%	25.10%	134	150	89.33%	-0.89	-1.54
Oct-03	78	82	95.12%	21.54%	164	171	95.91%	0.29	-0.82
Nov-03									
Dec-03									
Jan-04									



OP-5 - New Service Installation Quality (Percent)

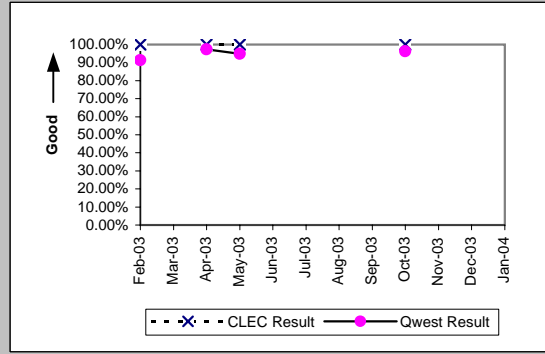
Unbundled Loop - ADSL Qualified (Parity)

Date	CLEC Num	CLEC Denc	CLEC Resu	Standard D	Qwest Num	Qwest Denc	Qwest Resu	Mod Z Scr	Parity Scr
Feb-03	17	19	89.47%	30.69%	885	888	99.66%	2.97	0.81
Mar-03	13	17	76.47%	42.42%	789	791	99.75%	4.87	1.96
Apr-03	13	13	100.00%	0.00%	719	720	99.86%	-0.13	-1.08
May-03	11	11	100.00%	0.00%	594	594	100.00%	N/A	N/A
Jun-03	16	17	94.12%	23.53%	471	471	100.00%	N/A	0.35
Jul-03	18	20	90.00%	30.00%	393	394	99.75%	2.83	0.72
Aug-03	16	18	88.89%	31.43%	374	375	99.73%	2.87	0.74
Sep-03	15	17	88.24%	32.22%	413	501	82.44%	-0.62	-1.38
Oct-03	15	18	83.33%	37.27%	541	694	77.95%	-0.54	-1.33
Nov-03									
Dec-03									
Jan-04									



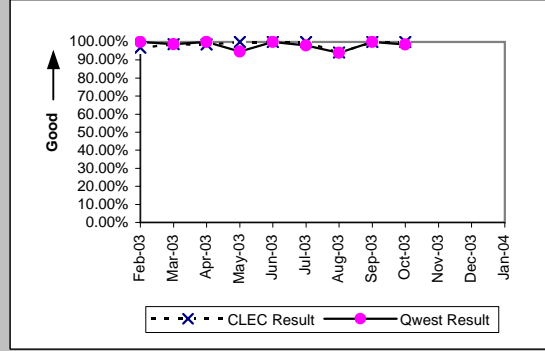
Unbundled Loop - DS3 Capable (Parity)

Date	CLEC Num	CLEC Denc	CLEC Resu	Standard D	Qwest Num	Qwest Denc	Qwest Resu	Mod Z Scr	Parity Scr
Feb-03	1	1	100.00%	0.00%	42	46	91.30%	-0.31	-1.19
Mar-03									
Apr-03	1	1	100.00%	0.00%	71	73	97.26%	-0.17	-1.1
May-03	1	1	100.00%	0.00%	73	77	94.81%	-0.23	-1.14
Jun-03									
Jul-03									
Aug-03									
Sep-03									
Oct-03	1	1	100.00%	0.00%	76	79	96.20%	-0.2	-1.12
Nov-03									
Dec-03									
Jan-04									



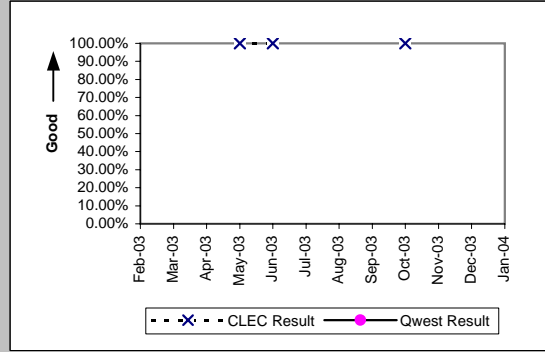
LIS Trunk (Parity)

Date	CLEC Num	CLEC Denc	CLEC Resu	Standard D	Qwest Num	Qwest Denc	Qwest Resu	Mod Z Scr	Parity Scr
Feb-03	90	93	96.77%	17.67%	66	66	100.00%	N/A	-0.17
Mar-03	83	84	98.81%	10.85%	75	76	98.68%	-0.07	-1.04
Apr-03	72	73	98.63%	11.62%	57	57	100.00%	N/A	-0.65
May-03	53	53	100.00%	0.00%	53	56	94.64%	-1.24	-1.75
Jun-03	38	38	100.00%	0.00%	64	64	100.00%	N/A	N/A
Jul-03	25	25	100.00%	0.00%	49	50	98.00%	-0.58	-1.35
Aug-03	16	17	94.12%	23.53%	31	33	93.94%	-0.03	-1.02
Sep-03	25	25	100.00%	0.00%	46	46	100.00%	N/A	N/A
Oct-03	28	28	100.00%	0.00%	72	73	98.63%	-0.53	-1.32
Nov-03									
Dec-03									
Jan-04									



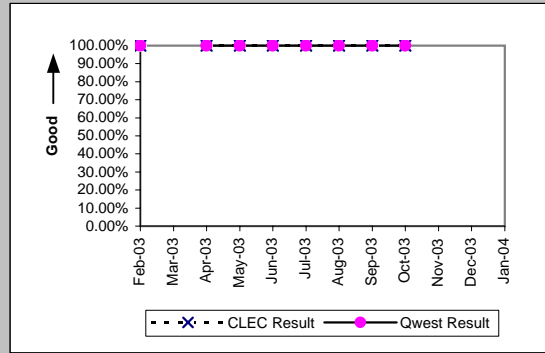
Dark Fiber - Loop (Diagnostic)

Date	CLEC Num	CLEC Denc	CLEC Resu	Standard D	Qwest Num	Qwest Denc	Qwest Resu	Mod Z Scr	Parity Scr
Feb-03									
Mar-03									
Apr-03									
May-03	1	1	100.00%	0.00%					
Jun-03	1	1	100.00%	0.00%					
Jul-03									
Aug-03									
Sep-03									
Oct-03	1	1	100.00%	0.00%					
Nov-03									
Dec-03									
Jan-04									



OP-5 - New Service Installation Quality (Percent)

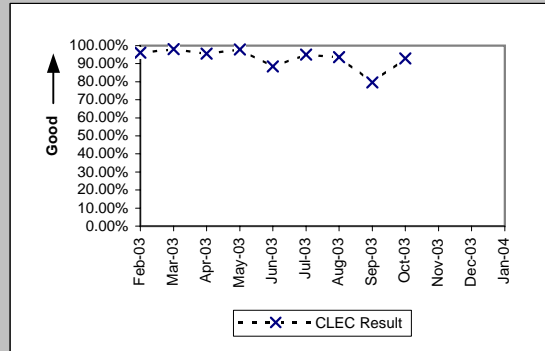
E911 (Parity)										
Date	CLEC Num	CLEC Denc	CLEC Resu	Standard D	Qwest Num	Qwest Denc	Qwest Resu	Mod Z Scr	Parity Scr	
Feb-03	1	1	100.00%	0.00%	6	6	100.00%		N/A	N/A
Mar-03										
Apr-03	1	1	100.00%	0.00%	18	18	100.00%		N/A	N/A
May-03	4	4	100.00%	0.00%	21	21	100.00%		N/A	N/A
Jun-03	3	3	100.00%	0.00%	56	56	100.00%		N/A	N/A
Jul-03	1	1	100.00%	0.00%	58	58	100.00%		N/A	N/A
Aug-03	1	1	100.00%	0.00%	13	13	100.00%		N/A	N/A
Sep-03	1	1	100.00%	0.00%	11	11	100.00%		N/A	N/A
Oct-03	4	4	100.00%	0.00%	10	10	100.00%		N/A	N/A
Nov-03										
Dec-03										
Jan-04										



OP-5 - New Service Installation Quality (Percent)

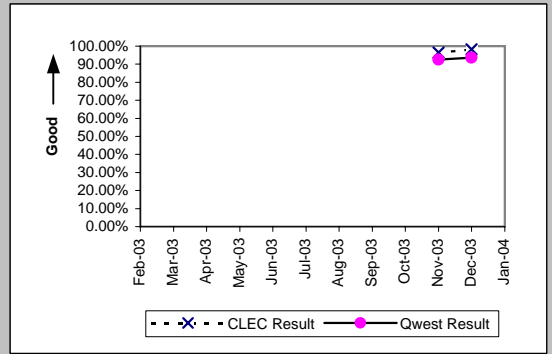
Enhanced Extended Loops (EELs) (Diagnostic)

Date	Numerator	Denominator	CLEC Result	Standard Dev
Feb-03	49	51	96.08%	19.41%
Mar-03	50	51	98.04%	13.86%
Apr-03	44	46	95.65%	20.39%
May-03	47	48	97.92%	14.28%
Jun-03	46	52	88.46%	31.95%
Jul-03	39	41	95.12%	21.54%
Aug-03	29	31	93.55%	24.57%
Sep-03	35	44	79.55%	40.34%
Oct-03	53	57	92.98%	25.54%
Nov-03				
Dec-03				
Jan-04				

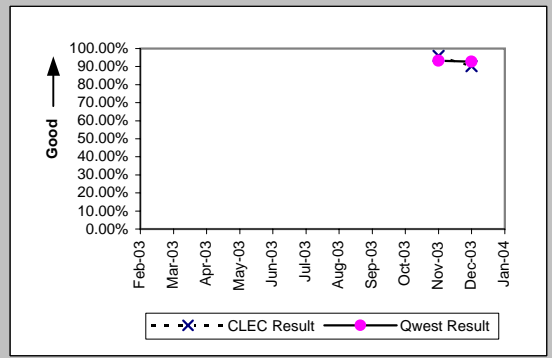


OP-5A - New Service Installation Quality Reported to Repair (Percent)

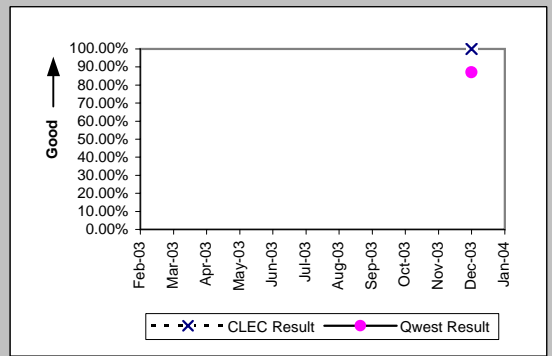
Residence (Parity)									
Date	CLEC Num	CLEC Denc	CLEC Resu	CLEC Std	Qwest Num	Qwest Denc	Qwest Resu	Mod Z Scr	Parity Scr
Feb-03									
Mar-03									
Apr-03									
May-03									
Jun-03									
Jul-03									
Aug-03									
Sep-03									
Oct-03									
Nov-03	1256	1302	96.47%	18.46%	27497	29732	92.48%	-5.34	-4.24
Dec-03	1470	1497	98.20%	13.31%	28214	30145	93.59%	-7.1	-5.32
Jan-04									



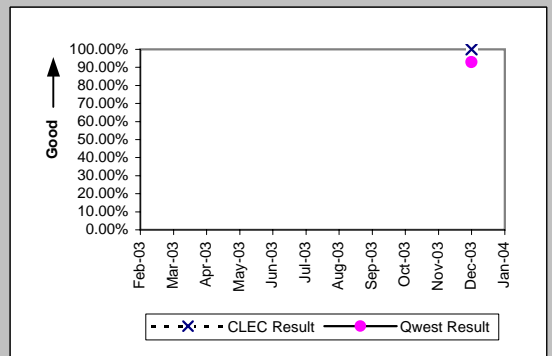
Business (Parity)									
Date	CLEC Num	CLEC Denc	CLEC Resu	CLEC Std	Qwest Num	Qwest Denc	Qwest Resu	Mod Z Scr	Parity Scr
Feb-03									
Mar-03									
Apr-03									
May-03									
Jun-03									
Jul-03									
Aug-03									
Sep-03									
Oct-03									
Nov-03	24	25	96.00%	19.60%	2961	3174	93.29%	-0.54	-1.33
Dec-03	28	31	90.32%	29.57%	2661	2867	92.81%	0.57	-0.65
Jan-04									



Centrex (Parity)									
Date	CLEC Num	CLEC Denc	CLEC Resu	CLEC Std	Qwest Num	Qwest Denc	Qwest Resu	Mod Z Scr	Parity Scr
Feb-03									
Mar-03									
Apr-03									
May-03									
Jun-03									
Jul-03									
Aug-03									
Sep-03									
Oct-03									
Nov-03									
Dec-03	1	1	100.00%	0.00%	311	357	87.11%	-0.38	-1.23
Jan-04									

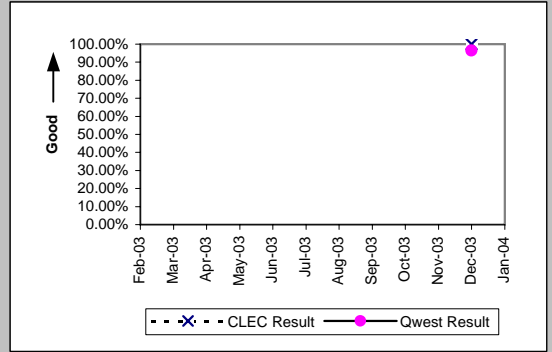


Centrex 21 (Parity)									
Date	CLEC Num	CLEC Denc	CLEC Resu	CLEC Std	Qwest Num	Qwest Denc	Qwest Resu	Mod Z Scr	Parity Scr
Feb-03									
Mar-03									
Apr-03									
May-03									
Jun-03									
Jul-03									
Aug-03									
Sep-03									
Oct-03									
Nov-03									
Dec-03	1	1	100.00%	0.00%	130	140	92.86%	-0.28	-1.17
Jan-04									

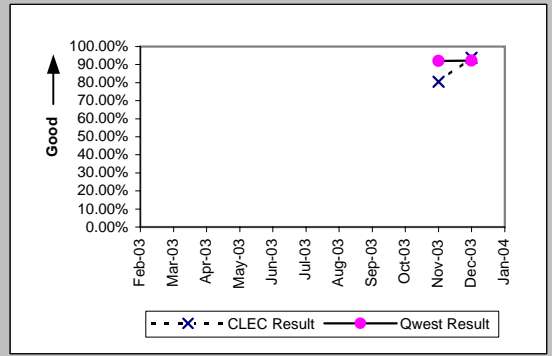


OP-5A - New Service Installation Quality Reported to Repair (Percent)

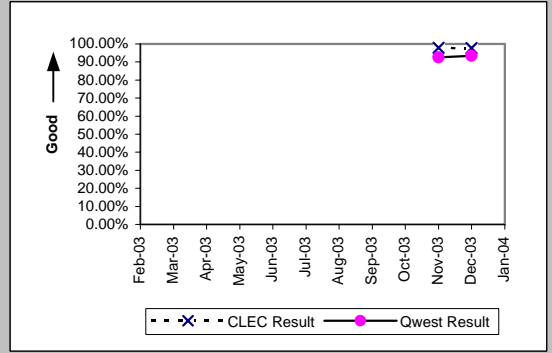
PBX (Parity)									
Date	CLEC Num	CLEC Denc	CLEC Resu	CLEC Std	Qwest Num	Qwest Denc	Qwest Resu	Mod Z Scr	Parity Scr
Feb-03									
Mar-03									
Apr-03									
May-03									
Jun-03									
Jul-03									
Aug-03									
Sep-03									
Oct-03									
Nov-03									
Dec-03	1	1	100.00%	0.00%	55	57	96.49%	-0.19	-1.11
Jan-04									



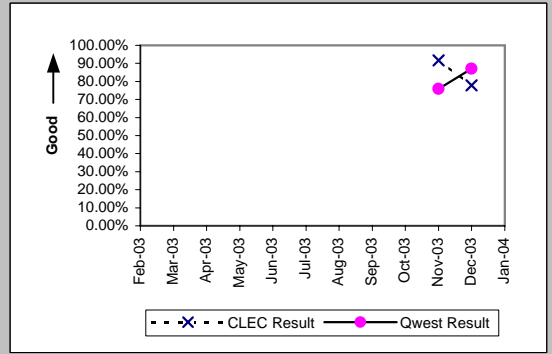
Qwest DSL (Parity)									
Date	CLEC Num	CLEC Denc	CLEC Resu	CLEC Std	Qwest Num	Qwest Denc	Qwest Resu	Mod Z Scr	Parity Scr
Feb-03									
Mar-03									
Apr-03									
May-03									
Jun-03									
Jul-03									
Aug-03									
Sep-03									
Oct-03									
Nov-03	33	41	80.49%	39.63%	7520	8173	92.01%	2.36	0.43
Dec-03	45	48	93.75%	24.21%	8355	9068	92.14%	-0.41	-1.25
Jan-04									



UNE - P (POTS) (Parity)									
Date	CLEC Num	CLEC Denc	CLEC Resu	CLEC Std	Qwest Num	Qwest Denc	Qwest Resu	Mod Z Scr	Parity Scr
Feb-03									
Mar-03									
Apr-03									
May-03									
Jun-03									
Jul-03									
Aug-03									
Sep-03									
Oct-03									
Nov-03	9135	9339	97.82%	14.62%	30458	32906	92.56%	-17.08	-11.38
Dec-03	7570	7750	97.68%	15.06%	30875	33012	93.53%	-13.36	-9.13
Jan-04									

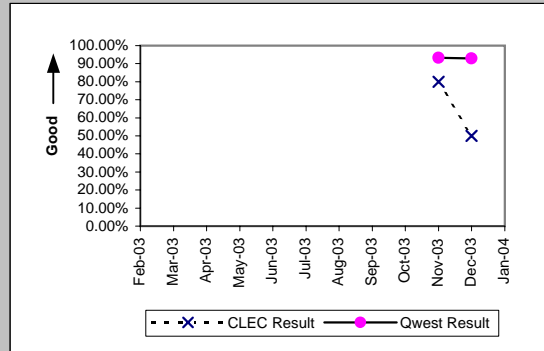


UNE P (Centrex) (Parity)									
Date	CLEC Num	CLEC Denc	CLEC Resu	CLEC Std	Qwest Num	Qwest Denc	Qwest Resu	Mod Z Scr	Parity Scr
Feb-03									
Mar-03									
Apr-03									
May-03									
Jun-03									
Jul-03									
Aug-03									
Sep-03									
Oct-03									
Nov-03	11	12	91.67%	27.64%	221	291	75.95%	-1.25	-1.76
Dec-03	7	9	77.78%	41.57%	311	357	87.11%	0.79	-0.52
Jan-04									

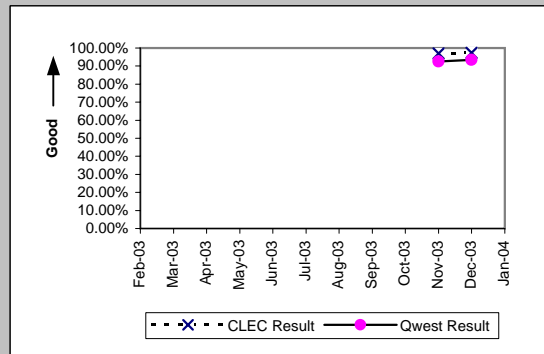


OP-5A - New Service Installation Quality Reported to Repair (Percent)

UNE P (Centrex 21) (Parity)									
Date	CLEC Num	CLEC Denc	CLEC Resu	CLEC Std	Qwest Num	Qwest Denc	Qwest Resu	Mod Z Scr	Parity Scr
Feb-03									
Mar-03									
Apr-03									
May-03									
Jun-03									
Jul-03									
Aug-03									
Sep-03									
Oct-03									
Nov-03	4	5	80.00%	40.00%	140	150	93.33%	0.93	-0.43
Dec-03	1	2	50.00%	50.00%	130	140	92.86%	1.45	-0.12
Jan-04									

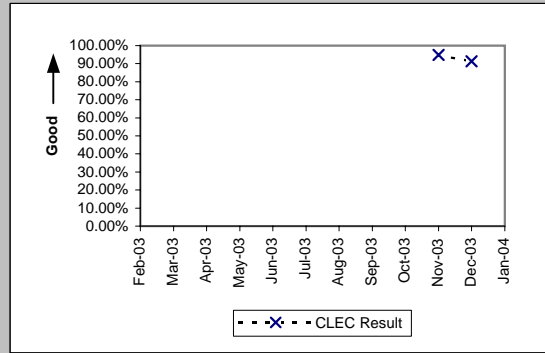


Line Sharing (Parity)									
Date	CLEC Num	CLEC Denc	CLEC Resu	CLEC Std	Qwest Num	Qwest Denc	Qwest Resu	Mod Z Scr	Parity Scr
Feb-03									
Mar-03									
Apr-03									
May-03									
Jun-03									
Jul-03									
Aug-03									
Sep-03									
Oct-03									
Nov-03	630	649	97.07%	16.86%	30458	32906	92.56%	-4.34	-3.64
Dec-03	668	686	97.38%	15.98%	30875	33012	93.53%	-4.06	-3.47
Jan-04									



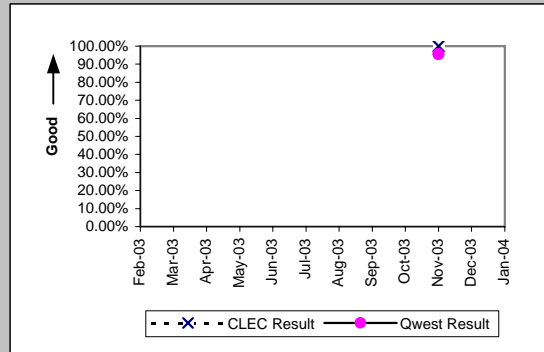
OP-5A - New Service Installation Quality Reported to Repair (Percent)

Line Splitting (Diagnostic)				
Date	CLEC Num	CLEC Denom	CLEC Result	CLEC Std Dev
Feb-03				
Mar-03				
Apr-03				
May-03				
Jun-03				
Jul-03				
Aug-03				
Sep-03				
Oct-03				
Nov-03	93	98	94.90%	22.00%
Dec-03	106	116	91.38%	28.07%
Jan-04				

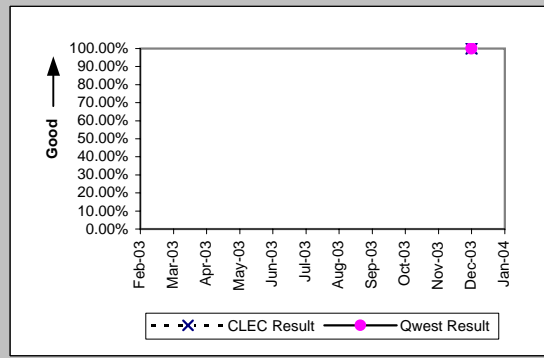


OP-5A - New Service Installation Quality Reported to Repair (Percent)

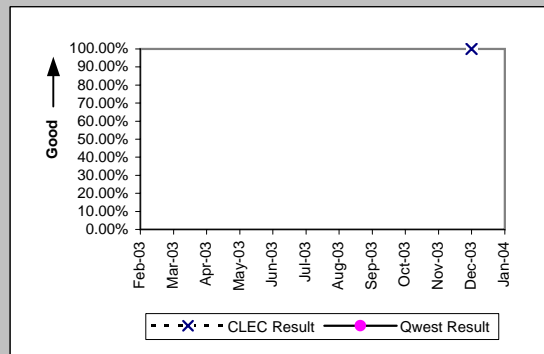
UDIT DS1 (Parity)									
Date	CLEC Num	CLEC Denc	CLEC Resu	Standard D	Qwest Num	Qwest Denc	Qwest Resu	Mod Z Scr	Parity Scr
Feb-03									
Mar-03									
Apr-03									
May-03									
Jun-03									
Jul-03									
Aug-03									
Sep-03									
Oct-03									
Nov-03	1	1	100.00%	0.00%	854	893	95.63%	-0.21	-1.13
Dec-03									
Jan-04									



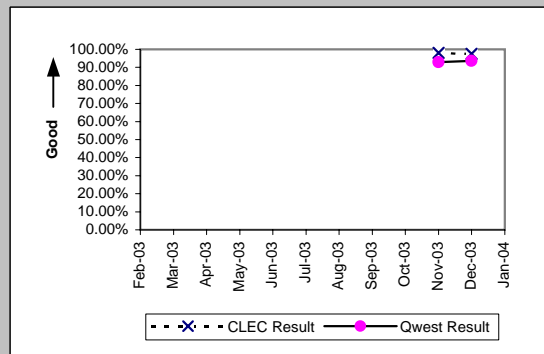
UDIT Above DS1 Level (Parity)									
Date	CLEC Num	CLEC Denc	CLEC Resu	Standard D	Qwest Num	Qwest Denc	Qwest Resu	Mod Z Scr	Parity Scr
Feb-03									
Mar-03									
Apr-03									
May-03									
Jun-03									
Jul-03									
Aug-03									
Sep-03									
Oct-03									
Nov-03									
Dec-03	1	1	100.00%	0.00%	112	112	100.00%	N/A	N/A
Jan-04									



Dark Fiber - IOF (Diagnostic)									
Date	CLEC Num	CLEC Denc	CLEC Resu	Standard D	Qwest Num	Qwest Denc	Qwest Resu	Mod Z Scr	Parity Scr
Feb-03									
Mar-03									
Apr-03									
May-03									
Jun-03									
Jul-03									
Aug-03									
Sep-03									
Oct-03									
Nov-03									
Dec-03	6	6	100.00%	0.00%					
Jan-04									



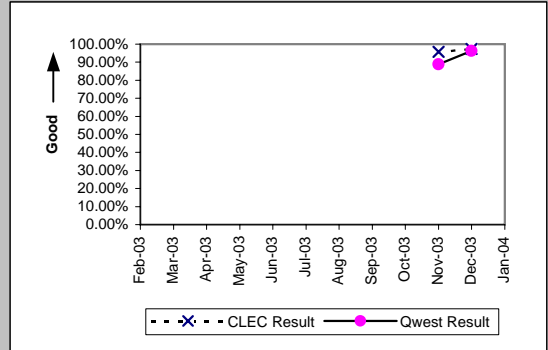
Unbundled Loop Analog (Parity)									
Date	CLEC Num	CLEC Denc	CLEC Resu	Standard D	Qwest Num	Qwest Denc	Qwest Resu	Mod Z Scr	Parity Scr
Feb-03									
Mar-03									
Apr-03									
May-03									
Jun-03									
Jul-03									
Aug-03									
Sep-03									
Oct-03									
Nov-03	1271	1296	98.07%	13.75%	10261	11043	92.92%	-6.84	-5.16
Dec-03	1447	1485	97.44%	15.79%	12970	13855	93.61%	-5.73	-4.49
Jan-04									



OP-5A - New Service Installation Quality Reported to Repair (Percent)

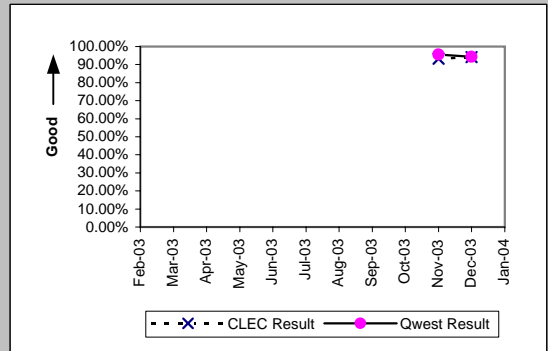
Unbundled Loop - 2 Wire Non-Loaded (Parity)

Date	CLEC Num	CLEC Denc	CLEC Resu	Standard D	Qwest Num	Qwest Denc	Qwest Resu	Mod Z Scr	Parity Scr
Feb-03									
Mar-03									
Apr-03									
May-03									
Jun-03									
Jul-03									
Aug-03									
Sep-03									
Oct-03									
Nov-03	184	192	95.83%	19.98%	96	108	88.89%	-1.84	-2.12
Dec-03	183	188	97.34%	16.09%	102	106	96.23%	-0.48	-1.29
Jan-04									



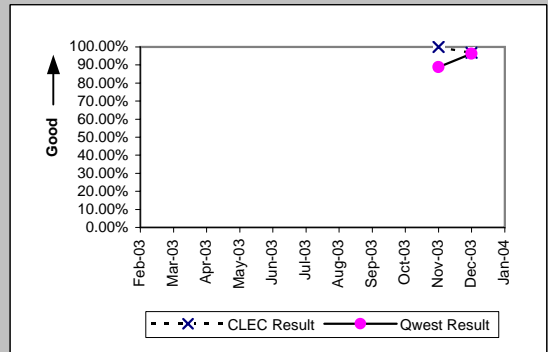
Unbundled Loop - DS1 Capable (Parity)

Date	CLEC Num	CLEC Denc	CLEC Resu	Standard D	Qwest Num	Qwest Denc	Qwest Resu	Mod Z Scr	Parity Scr
Feb-03									
Mar-03									
Apr-03									
May-03									
Jun-03									
Jul-03									
Aug-03									
Sep-03									
Oct-03									
Nov-03	124	133	93.23%	25.12%	854	893	95.63%	1.19	-0.28
Dec-03	145	154	94.16%	23.46%	949	1007	94.24%	0.07	-0.96
Jan-04									



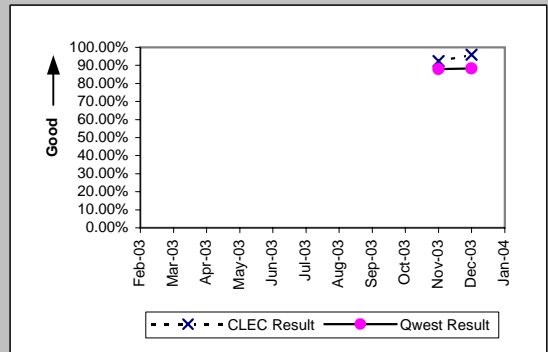
Unbundled Loop ISDN Capable (Parity)

Date	CLEC Num	CLEC Denc	CLEC Resu	Standard D	Qwest Num	Qwest Denc	Qwest Resu	Mod Z Scr	Parity Scr
Feb-03									
Mar-03									
Apr-03									
May-03									
Jun-03									
Jul-03									
Aug-03									
Sep-03									
Oct-03									
Nov-03	59	59	100.00%	0.00%	96	108	88.89%	-2.18	-2.33
Dec-03	59	61	96.72%	17.81%	102	106	96.23%	-0.16	-1.1
Jan-04									



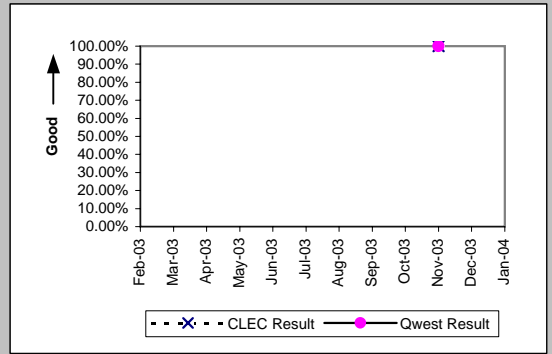
Unbundled Loop - ADSL Qualified (Parity)

Date	CLEC Num	CLEC Denc	CLEC Resu	Standard D	Qwest Num	Qwest Denc	Qwest Resu	Mod Z Scr	Parity Scr
Feb-03									
Mar-03									
Apr-03									
May-03									
Jun-03									
Jul-03									
Aug-03									
Sep-03									
Oct-03									
Nov-03	12	13	92.31%	26.65%	670	762	87.93%	-0.48	-1.29
Dec-03	24	25	96.00%	19.60%	1143	1294	88.33%	-1.18	-1.72
Jan-04									

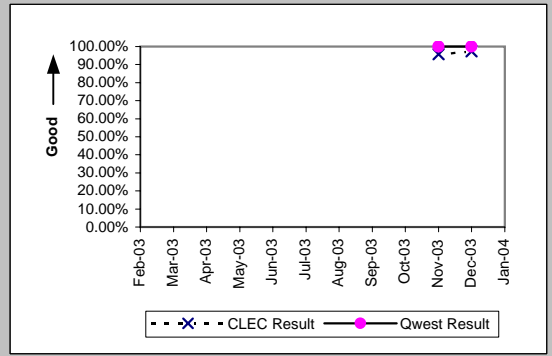


OP-5A - New Service Installation Quality Reported to Repair (Percent)

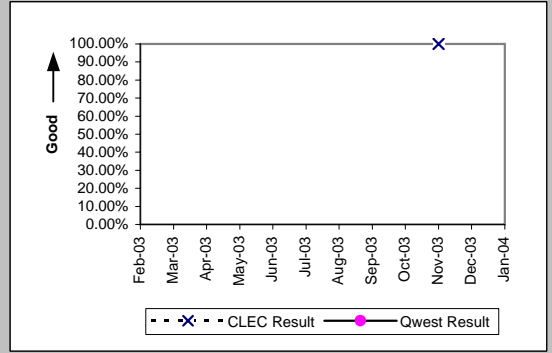
Unbundled Loop - DS3 Capable (Parity)									
Date	CLEC Num	CLEC Denc	CLEC Resu	Standard D	Qwest Num	Qwest Denc	Qwest Resu	Mod Z Scr	Parity Scr
Feb-03									
Mar-03									
Apr-03									
May-03									
Jun-03									
Jul-03									
Aug-03									
Sep-03									
Oct-03									
Nov-03	1	1	100.00%	0.00%	85	85	100.00%	N/A	N/A
Dec-03									
Jan-04									



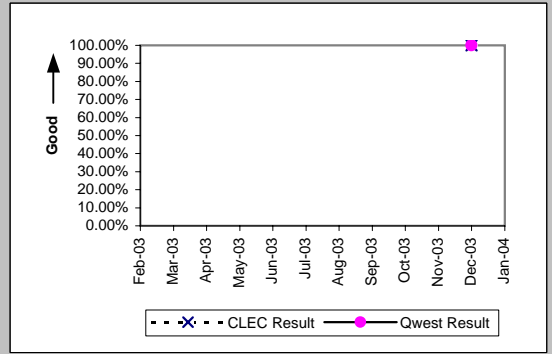
LIS Trunk (Parity)									
Date	CLEC Num	CLEC Denc	CLEC Resu	Standard D	Qwest Num	Qwest Denc	Qwest Resu	Mod Z Scr	Parity Scr
Feb-03									
Mar-03									
Apr-03									
May-03									
Jun-03									
Jul-03									
Aug-03									
Sep-03									
Oct-03									
Nov-03	23	24	95.83%	19.98%	30	30	100.00%	N/A	-0.55
Dec-03	37	38	97.37%	16.01%	22	22	100.00%	N/A	-0.74
Jan-04									



Dark Fiber - Loop (Diagnostic)									
Date	CLEC Num	CLEC Denc	CLEC Resu	Standard D	Qwest Num	Qwest Denc	Qwest Resu	Mod Z Scr	Parity Scr
Feb-03									
Mar-03									
Apr-03									
May-03									
Jun-03									
Jul-03									
Aug-03									
Sep-03									
Oct-03									
Nov-03	1	1	100.00%	0.00%					
Dec-03									
Jan-04									

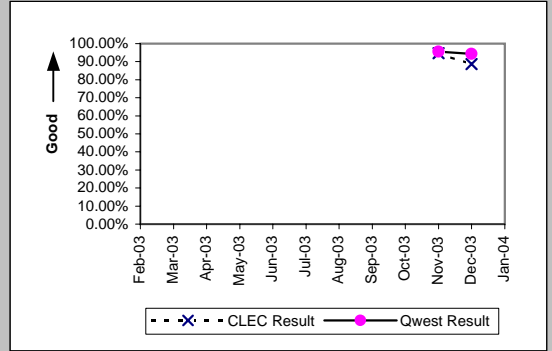


E911 (Parity)									
Date	CLEC Num	CLEC Denc	CLEC Resu	Standard D	Qwest Num	Qwest Denc	Qwest Resu	Mod Z Scr	Parity Scr
Feb-03									
Mar-03									
Apr-03									
May-03									
Jun-03									
Jul-03									
Aug-03									
Sep-03									
Oct-03									
Nov-03									
Dec-03	33	33	100.00%	0.00%	6	6	100.00%	N/A	N/A
Jan-04									



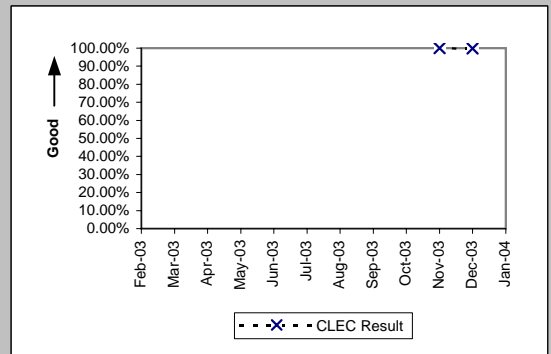
OP-5A - New Service Installation Quality Reported to Repair (Percent)

Enhanced Extended Loops - DS1 Capable (Parity)									
Date	CLEC Num	CLEC Dend	CLEC Resu	Standard D	Qwest Num	Qwest Dend	Qwest Resu	Mod Z Scr	Parity Scr
Feb-03									
Mar-03									
Apr-03									
May-03									
Jun-03									
Jul-03									
Aug-03									
Sep-03									
Oct-03									
Nov-03	36	38	94.74%	22.33%	854	893	95.63%	0.32	-0.8
Dec-03	39	44	88.64%	31.74%	949	1007	94.24%	1.43	-0.13
Jan-04									

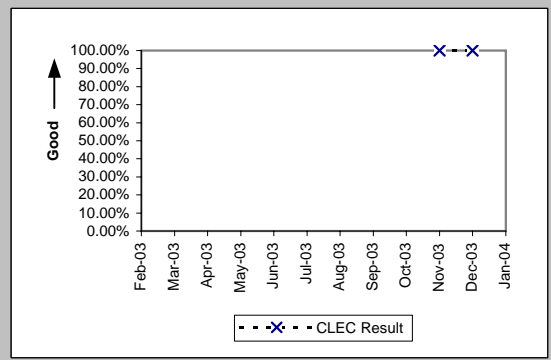


OP-5B - New Service Provisioning Quality (Percent)

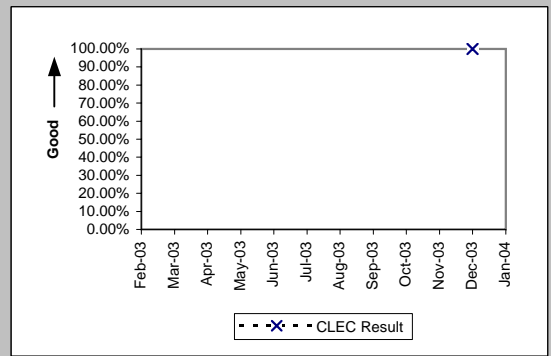
Residence (Diagnostic)				
Date	Numerator	Denominator	CLEC Result	Standard Dev
Feb-03				
Mar-03				
Apr-03				
May-03				
Jun-03				
Jul-03				
Aug-03				
Sep-03				
Oct-03				
Nov-03	1301	1302	99.92%	2.77%
Dec-03	1495	1497	99.87%	3.65%
Jan-04				



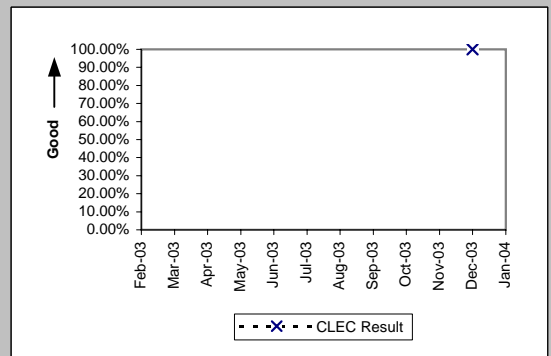
Business (Diagnostic)				
Date	Numerator	Denominator	CLEC Result	Standard Dev
Feb-03				
Mar-03				
Apr-03				
May-03				
Jun-03				
Jul-03				
Aug-03				
Sep-03				
Oct-03				
Nov-03	25	25	100.00%	0.00%
Dec-03	31	31	100.00%	0.00%
Jan-04				



Centrex (Diagnostic)				
Date	Numerator	Denominator	CLEC Result	Standard Dev
Feb-03				
Mar-03				
Apr-03				
May-03				
Jun-03				
Jul-03				
Aug-03				
Sep-03				
Oct-03				
Nov-03				
Dec-03	1	1	100.00%	0.00%
Jan-04				

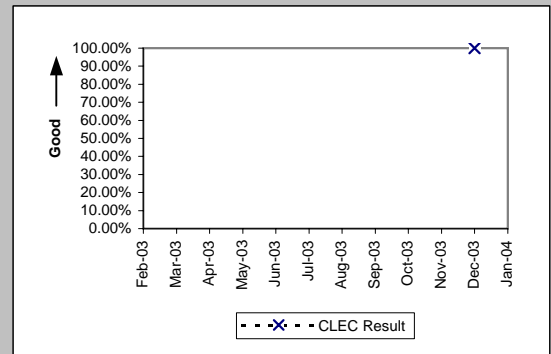


Centrex 21 (Diagnostic)				
Date	Numerator	Denominator	CLEC Result	Standard Dev
Feb-03				
Mar-03				
Apr-03				
May-03				
Jun-03				
Jul-03				
Aug-03				
Sep-03				
Oct-03				
Nov-03				
Dec-03	1	1	100.00%	0.00%
Jan-04				

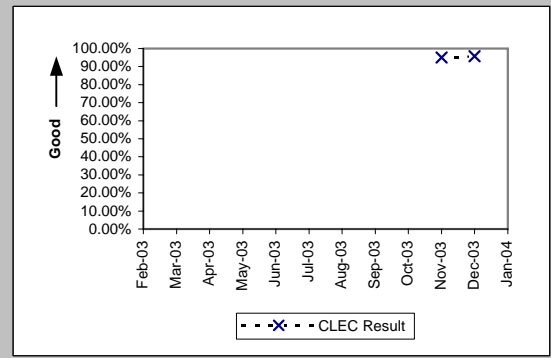


OP-5B - New Service Provisioning Quality (Percent)

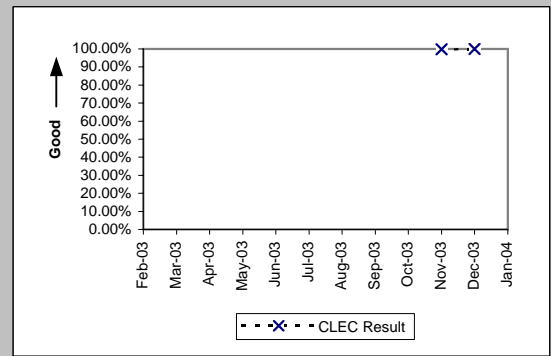
PBX (Diagnostic)				
Date	Numerator	Denominator	CLEC Result	Standard Dev
Feb-03				
Mar-03				
Apr-03				
May-03				
Jun-03				
Jul-03				
Aug-03				
Sep-03				
Oct-03				
Nov-03				
Dec-03	1	1	100.00%	0.00%
Jan-04				



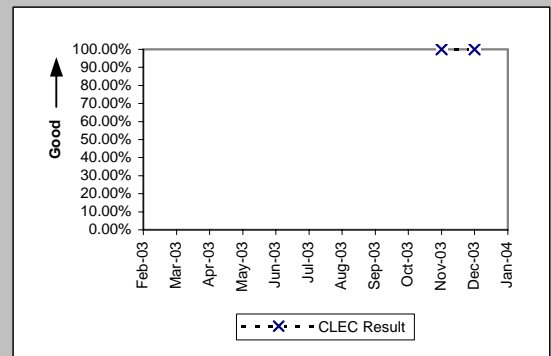
Qwest DSL (Diagnostic)				
Date	Numerator	Denominator	CLEC Result	Standard Dev
Feb-03				
Mar-03				
Apr-03				
May-03				
Jun-03				
Jul-03				
Aug-03				
Sep-03				
Oct-03				
Nov-03	39	41	95.12%	21.54%
Dec-03	46	48	95.83%	19.98%
Jan-04				



UNE - P (POTS) (Diagnostic)				
Date	Numerator	Denominator	CLEC Result	Standard Dev
Feb-03				
Mar-03				
Apr-03				
May-03				
Jun-03				
Jul-03				
Aug-03				
Sep-03				
Oct-03				
Nov-03	9321	9339	99.81%	4.39%
Dec-03	7745	7750	99.94%	2.54%
Jan-04				



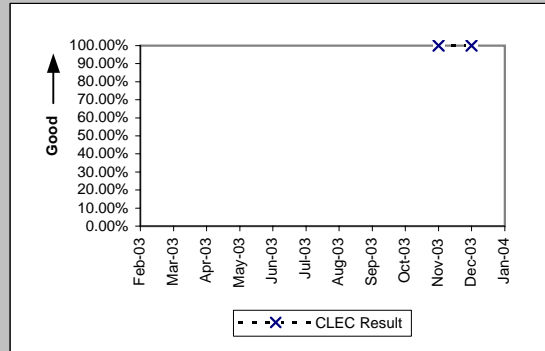
UNE P (Centrex) (Diagnostic)				
Date	Numerator	Denominator	CLEC Result	Standard Dev
Feb-03				
Mar-03				
Apr-03				
May-03				
Jun-03				
Jul-03				
Aug-03				
Sep-03				
Oct-03				
Nov-03	12	12	100.00%	0.00%
Dec-03	9	9	100.00%	0.00%
Jan-04				



OP-5B - New Service Provisioning Quality (Percent)

UNE P (Centrex 21) (Diagnostic)

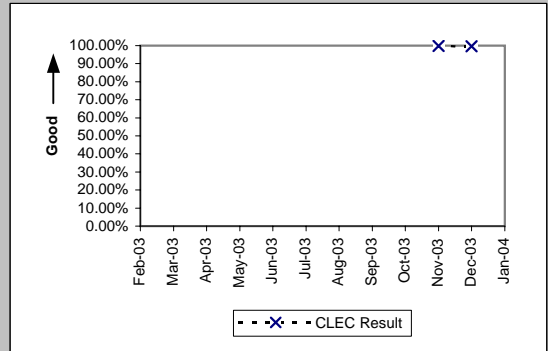
Date	Numerator	Denominator	CLEC Result	Standard Dev
Feb-03				
Mar-03				
Apr-03				
May-03				
Jun-03				
Jul-03				
Aug-03				
Sep-03				
Oct-03				
Nov-03	5	5	100.00%	0.00%
Dec-03	2	2	100.00%	0.00%
Jan-04				



OP-5B - New Service Provisioning Quality (Percent)

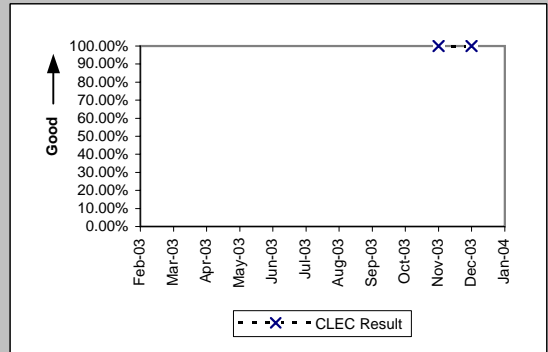
Line Sharing (Diagnostic)

Date	Numerator	Denominator	CLEC Result	Standard Dev
Feb-03				
Mar-03				
Apr-03				
May-03				
Jun-03				
Jul-03				
Aug-03				
Sep-03				
Oct-03				
Nov-03	648	649	99.85%	3.92%
Dec-03	684	686	99.71%	5.39%
Jan-04				



Line Splitting (Diagnostic)

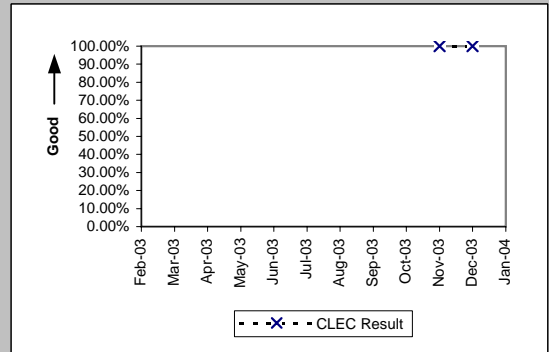
Date	Numerator	Denominator	CLEC Result	Standard Dev
Feb-03				
Mar-03				
Apr-03				
May-03				
Jun-03				
Jul-03				
Aug-03				
Sep-03				
Oct-03				
Nov-03	98	98	100.00%	0.00%
Dec-03	116	116	100.00%	0.00%
Jan-04				



OP-5B - New Service Provisioning Quality (Percent)

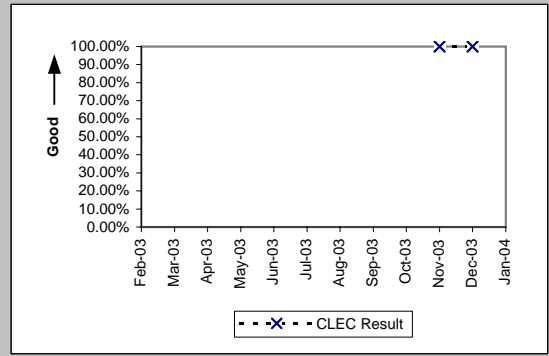
Unbundled Loop Analog (Diagnostic)

Date	Numerator	Denominator	CLEC Result	Standard Dev
Feb-03				
Mar-03				
Apr-03				
May-03				
Jun-03				
Jul-03				
Aug-03				
Sep-03				
Oct-03				
Nov-03	1296	1296	100.00%	0.00%
Dec-03	1485	1485	100.00%	0.00%
Jan-04				



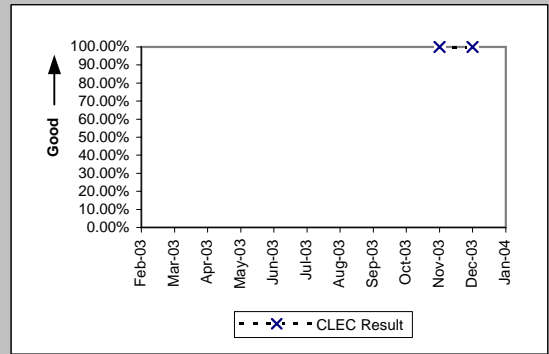
Unbundled Loop - 2 Wire Non-Loaded (Diagnostic)

Date	Numerator	Denominator	CLEC Result	Standard Dev
Feb-03				
Mar-03				
Apr-03				
May-03				
Jun-03				
Jul-03				
Aug-03				
Sep-03				
Oct-03				
Nov-03	192	192	100.00%	0.00%
Dec-03	188	188	100.00%	0.00%
Jan-04				



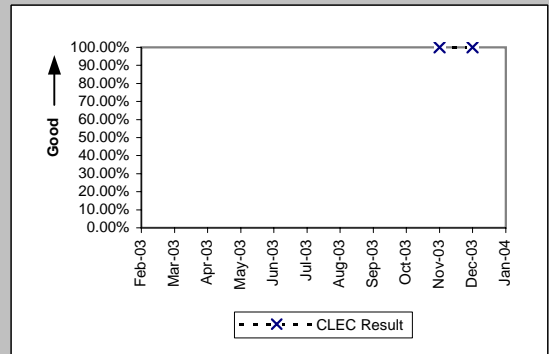
Unbundled Loop - DS1 Capable (Diagnostic)

Date	Numerator	Denominator	CLEC Result	Standard Dev
Feb-03				
Mar-03				
Apr-03				
May-03				
Jun-03				
Jul-03				
Aug-03				
Sep-03				
Oct-03				
Nov-03	133	133	100.00%	0.00%
Dec-03	154	154	100.00%	0.00%
Jan-04				



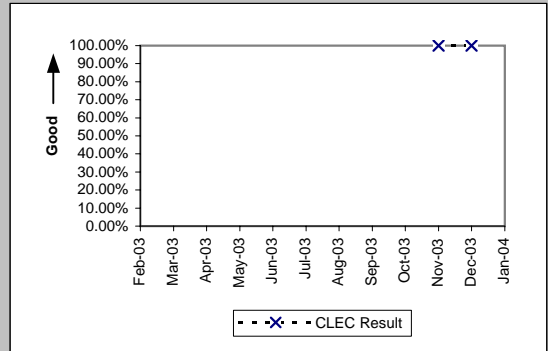
Unbundled Loop ISDN Capable (Diagnostic)

Date	Numerator	Denominator	CLEC Result	Standard Dev
Feb-03				
Mar-03				
Apr-03				
May-03				
Jun-03				
Jul-03				
Aug-03				
Sep-03				
Oct-03				
Nov-03	59	59	100.00%	0.00%
Dec-03	61	61	100.00%	0.00%
Jan-04				

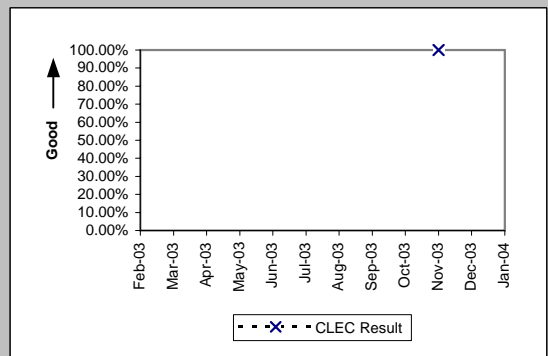


OP-5B - New Service Provisioning Quality (Percent)

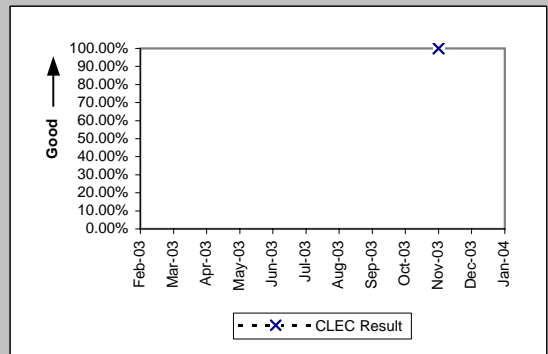
Unbundled Loop - ADSL Qualified (Diagnostic)				
Date	Numerator	Denominator	CLEC Result	Standard Dev
Feb-03				
Mar-03				
Apr-03				
May-03				
Jun-03				
Jul-03				
Aug-03				
Sep-03				
Oct-03				
Nov-03	13	13	100.00%	0.00%
Dec-03	25	25	100.00%	0.00%
Jan-04				



Unbundled Loop - DS3 Capable (Diagnostic)				
Date	Numerator	Denominator	CLEC Result	Standard Dev
Feb-03				
Mar-03				
Apr-03				
May-03				
Jun-03				
Jul-03				
Aug-03				
Sep-03				
Oct-03				
Nov-03	1	1	100.00%	0.00%
Dec-03				
Jan-04				

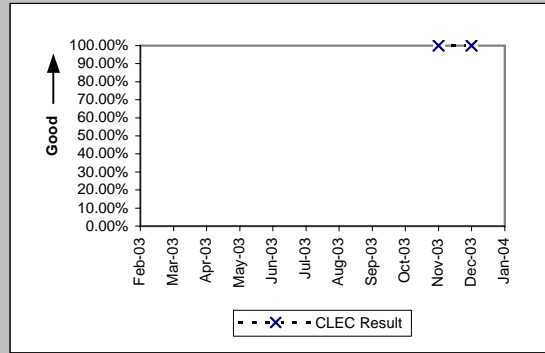


Dark Fiber - Loop (Diagnostic)				
Date	Numerator	Denominator	CLEC Result	Standard Dev
Feb-03				
Mar-03				
Apr-03				
May-03				
Jun-03				
Jul-03				
Aug-03				
Sep-03				
Oct-03				
Nov-03	1	1	100.00%	0.00%
Dec-03				
Jan-04				



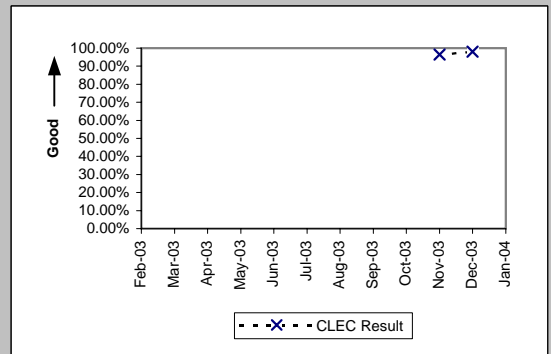
OP-5B - New Service Provisioning Quality (Percent)

Enhanced Extended Loops - DS1 Capable (Diagnostic)				
Date	Numerator	Denominator	CLEC Result	Standard Dev
Feb-03				
Mar-03				
Apr-03				
May-03				
Jun-03				
Jul-03				
Aug-03				
Sep-03				
Oct-03				
Nov-03	38	38	100.00%	0.00%
Dec-03	44	44	100.00%	0.00%
Jan-04				

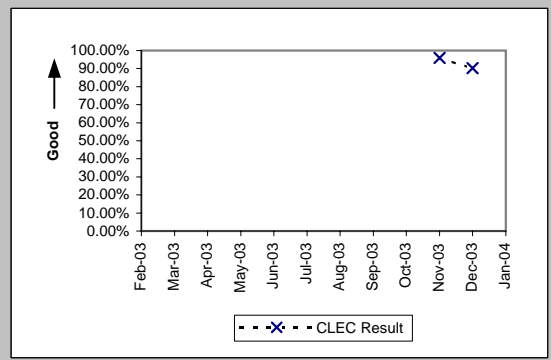


OP-5T - New Service Installation Quality Total (Percent)

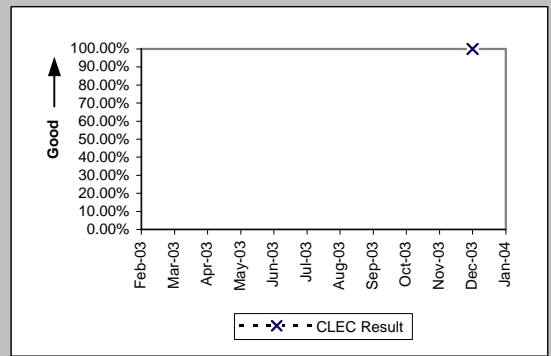
Residence (Diagnostic)				
Date	Numerator	Denominator	CLEC Result	Standard Dev
Feb-03				
Mar-03				
Apr-03				
May-03				
Jun-03				
Jul-03				
Aug-03				
Sep-03				
Oct-03				
Nov-03	1255	1302	96.39%	18.65%
Dec-03	1468	1497	98.06%	13.78%
Jan-04				



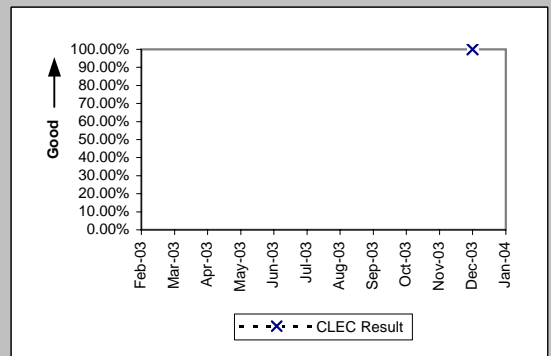
Business (Diagnostic)				
Date	Numerator	Denominator	CLEC Result	Standard Dev
Feb-03				
Mar-03				
Apr-03				
May-03				
Jun-03				
Jul-03				
Aug-03				
Sep-03				
Oct-03				
Nov-03	24	25	96.00%	19.60%
Dec-03	28	31	90.32%	29.57%
Jan-04				



Centrex (Diagnostic)				
Date	Numerator	Denominator	CLEC Result	Standard Dev
Feb-03				
Mar-03				
Apr-03				
May-03				
Jun-03				
Jul-03				
Aug-03				
Sep-03				
Oct-03				
Nov-03				
Dec-03	1	1	100.00%	0.00%
Jan-04				

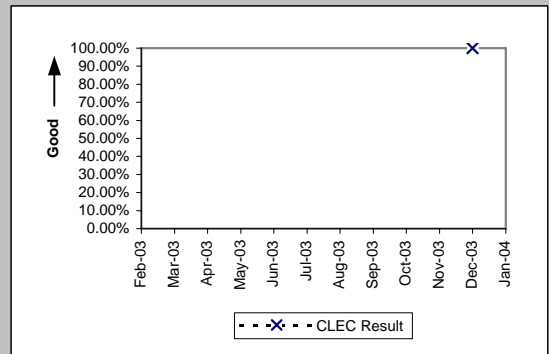


Centrex 21 (Diagnostic)				
Date	Numerator	Denominator	CLEC Result	Standard Dev
Feb-03				
Mar-03				
Apr-03				
May-03				
Jun-03				
Jul-03				
Aug-03				
Sep-03				
Oct-03				
Nov-03				
Dec-03	1	1	100.00%	0.00%
Jan-04				

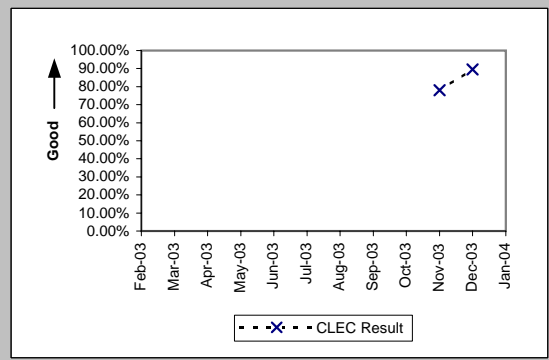


OP-5T - New Service Installation Quality Total (Percent)

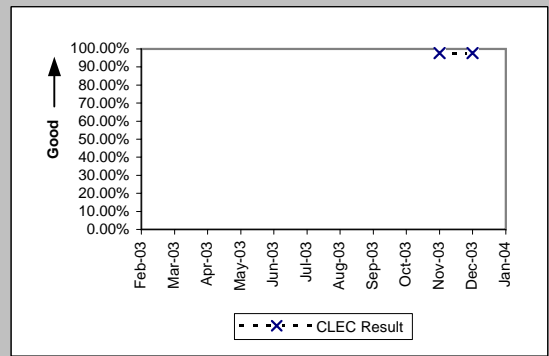
PBX (Diagnostic)				
Date	Numerator	Denominator	CLEC Result	Standard Dev
Feb-03				
Mar-03				
Apr-03				
May-03				
Jun-03				
Jul-03				
Aug-03				
Sep-03				
Oct-03				
Nov-03				
Dec-03	1	1	100.00%	0.00%
Jan-04				



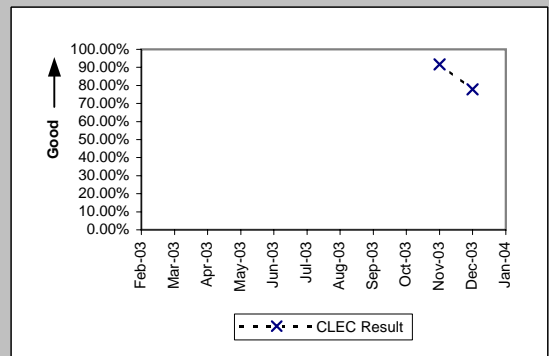
Qwest DSL (Diagnostic)				
Date	Numerator	Denominator	CLEC Result	Standard Dev
Feb-03				
Mar-03				
Apr-03				
May-03				
Jun-03				
Jul-03				
Aug-03				
Sep-03				
Oct-03				
Nov-03	32	41	78.05%	41.39%
Dec-03	43	48	89.58%	30.55%
Jan-04				



UNE - P (POTS) (Diagnostic)				
Date	Numerator	Denominator	CLEC Result	Standard Dev
Feb-03				
Mar-03				
Apr-03				
May-03				
Jun-03				
Jul-03				
Aug-03				
Sep-03				
Oct-03				
Nov-03	9120	9339	97.66%	15.13%
Dec-03	7565	7750	97.61%	15.26%
Jan-04				



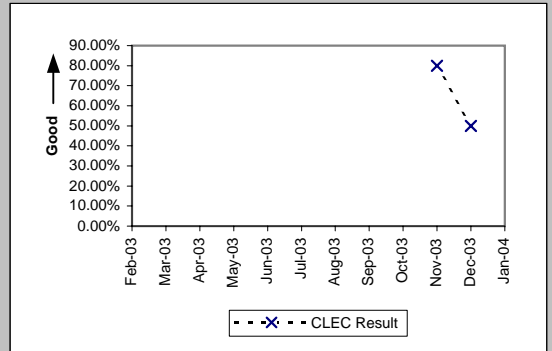
UNE P (Centrex) (Diagnostic)				
Date	Numerator	Denominator	CLEC Result	Standard Dev
Feb-03				
Mar-03				
Apr-03				
May-03				
Jun-03				
Jul-03				
Aug-03				
Sep-03				
Oct-03				
Nov-03	11	12	91.67%	27.64%
Dec-03	7	9	77.78%	41.57%
Jan-04				



OP-5T - New Service Installation Quality Total (Percent)

UNE P (Centrex 21) (Diagnostic)

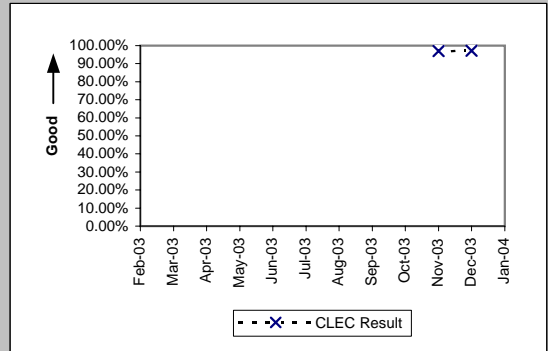
Date	Numerator	Denominator	CLEC Result	Standard Dev
Feb-03				
Mar-03				
Apr-03				
May-03				
Jun-03				
Jul-03				
Aug-03				
Sep-03				
Oct-03				
Nov-03	4	5	80.00%	40.00%
Dec-03	1	2	50.00%	50.00%
Jan-04				



OP-5T - New Service Installation Quality Total (Percent)

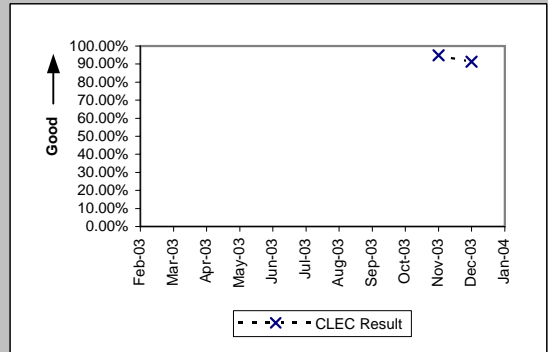
Line Sharing (Diagnostic)

Date	Numerator	Denominator	CLEC Result	Standard Dev
Feb-03				
Mar-03				
Apr-03				
May-03				
Jun-03				
Jul-03				
Aug-03				
Sep-03				
Oct-03				
Nov-03	629	649	96.92%	17.28%
Dec-03	666	686	97.08%	16.82%
Jan-04				



Line Splitting (Diagnostic)

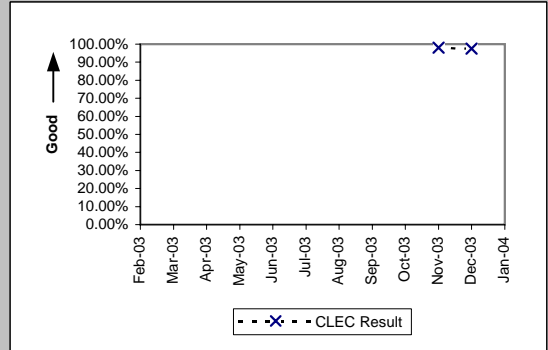
Date	Numerator	Denominator	CLEC Result	Standard Dev
Feb-03				
Mar-03				
Apr-03				
May-03				
Jun-03				
Jul-03				
Aug-03				
Sep-03				
Oct-03				
Nov-03	93	98	94.90%	22.00%
Dec-03	106	116	91.38%	28.07%
Jan-04				



OP-5T - New Service Installation Quality Total (Percent)

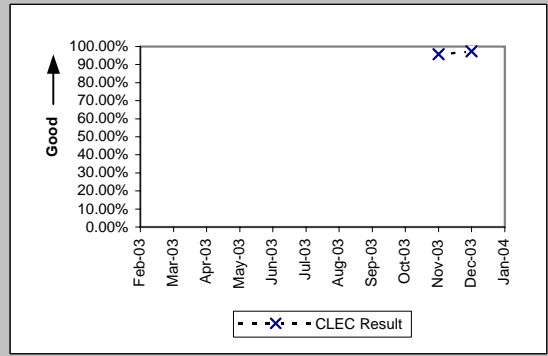
Unbundled Loop Analog (Diagnostic)

Date	Numerator	Denominator	CLEC Result	Standard Dev
Feb-03				
Mar-03				
Apr-03				
May-03				
Jun-03				
Jul-03				
Aug-03				
Sep-03				
Oct-03				
Nov-03	1271	1296	98.07%	13.75%
Dec-03	1447	1485	97.44%	15.79%
Jan-04				



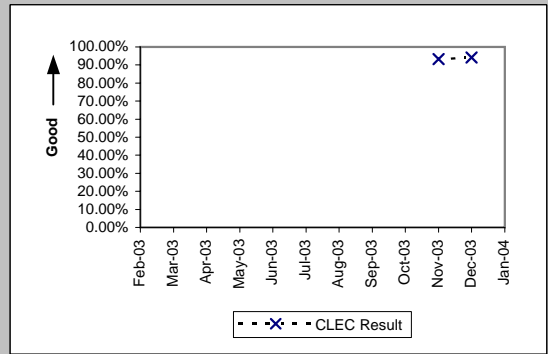
Unbundled Loop - 2 Wire Non-Loaded (Diagnostic)

Date	Numerator	Denominator	CLEC Result	Standard Dev
Feb-03				
Mar-03				
Apr-03				
May-03				
Jun-03				
Jul-03				
Aug-03				
Sep-03				
Oct-03				
Nov-03	184	192	95.83%	19.98%
Dec-03	183	188	97.34%	16.09%
Jan-04				



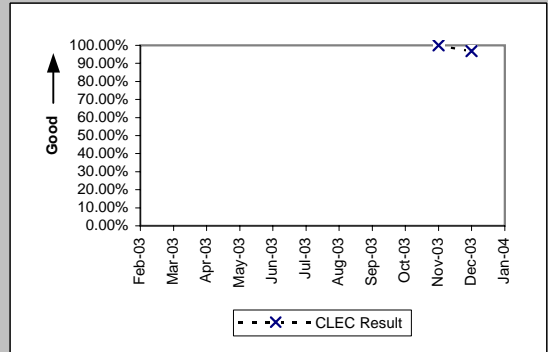
Unbundled Loop - DS1 Capable (Diagnostic)

Date	Numerator	Denominator	CLEC Result	Standard Dev
Feb-03				
Mar-03				
Apr-03				
May-03				
Jun-03				
Jul-03				
Aug-03				
Sep-03				
Oct-03				
Nov-03	124	133	93.23%	25.12%
Dec-03	145	154	94.16%	23.46%
Jan-04				



Unbundled Loop ISDN Capable (Diagnostic)

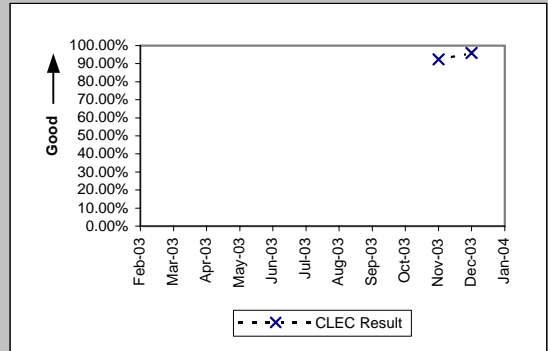
Date	Numerator	Denominator	CLEC Result	Standard Dev
Feb-03				
Mar-03				
Apr-03				
May-03				
Jun-03				
Jul-03				
Aug-03				
Sep-03				
Oct-03				
Nov-03	59	59	100.00%	0.00%
Dec-03	59	61	96.72%	17.81%
Jan-04				



OP-5T - New Service Installation Quality Total (Percent)

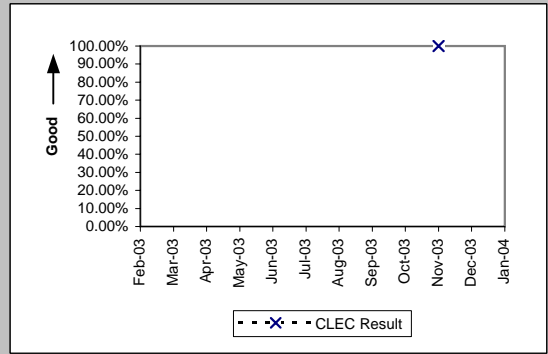
Unbundled Loop - ADSL Qualified (Diagnostic)

Date	Numerator	Denominator	CLEC Result	Standard Dev
Feb-03				
Mar-03				
Apr-03				
May-03				
Jun-03				
Jul-03				
Aug-03				
Sep-03				
Oct-03				
Nov-03	12	13	92.31%	26.65%
Dec-03	24	25	96.00%	19.60%
Jan-04				



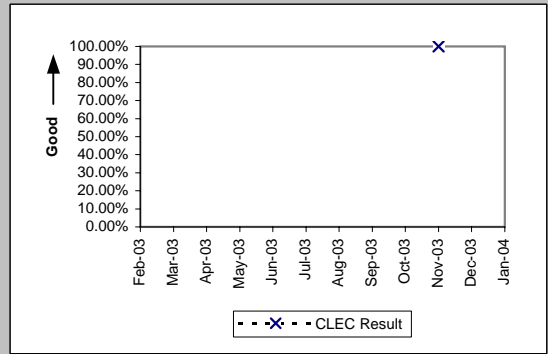
Unbundled Loop - DS3 Capable (Diagnostic)

Date	Numerator	Denominator	CLEC Result	Standard Dev
Feb-03				
Mar-03				
Apr-03				
May-03				
Jun-03				
Jul-03				
Aug-03				
Sep-03				
Oct-03				
Nov-03	1	1	100.00%	0.00%
Dec-03				
Jan-04				



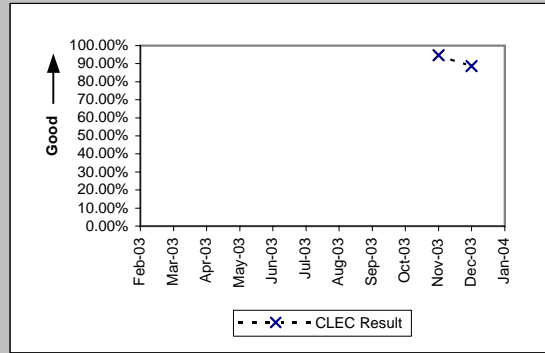
Dark Fiber - Loop (Diagnostic)

Date	Numerator	Denominator	CLEC Result	Standard Dev
Feb-03				
Mar-03				
Apr-03				
May-03				
Jun-03				
Jul-03				
Aug-03				
Sep-03				
Oct-03				
Nov-03	1	1	100.00%	0.00%
Dec-03				
Jan-04				



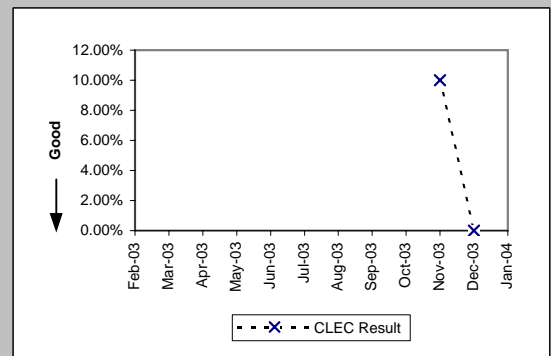
OP-5T - New Service Installation Quality Total (Percent)

Enhanced Extended Loops - DS1 Capable (Diagnostic)				
Date	Numerator	Denominator	CLEC Result	Standard Dev
Feb-03				
Mar-03				
Apr-03				
May-03				
Jun-03				
Jul-03				
Aug-03				
Sep-03				
Oct-03				
Nov-03	36	38	94.74%	22.33%
Dec-03	39	44	88.64%	31.74%
Jan-04				

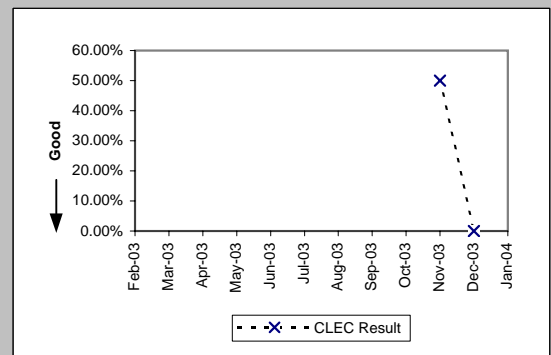


OP-5R - New Service Quality Multiple Report Rate (Percent)

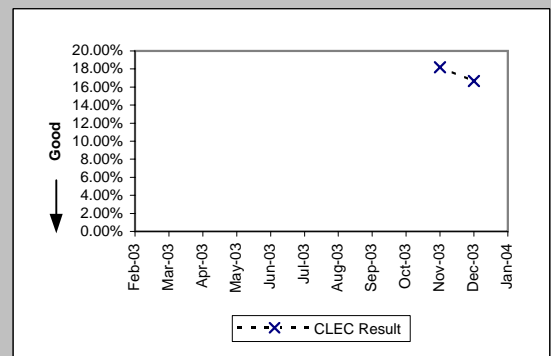
Residence (Diagnostic)				
Date	Numerator	Denominator	CLEC Result	Standard Dev
Feb-03				
Mar-03				
Apr-03				
May-03				
Jun-03				
Jul-03				
Aug-03				
Sep-03				
Oct-03				
Nov-03	4	40	10.00%	30.00%
Dec-03	0	28	0.00%	0.00%
Jan-04				



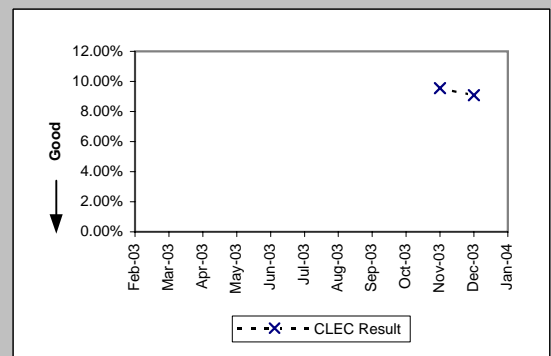
Business (Diagnostic)				
Date	Numerator	Denominator	CLEC Result	Standard Dev
Feb-03				
Mar-03				
Apr-03				
May-03				
Jun-03				
Jul-03				
Aug-03				
Sep-03				
Oct-03				
Nov-03	1	2	50.00%	50.00%
Dec-03	0	3	0.00%	0.00%
Jan-04				



Qwest DSL (Diagnostic)				
Date	Numerator	Denominator	CLEC Result	Standard Dev
Feb-03				
Mar-03				
Apr-03				
May-03				
Jun-03				
Jul-03				
Aug-03				
Sep-03				
Oct-03				
Nov-03	2	11	18.18%	38.57%
Dec-03	1	6	16.67%	37.27%
Jan-04				



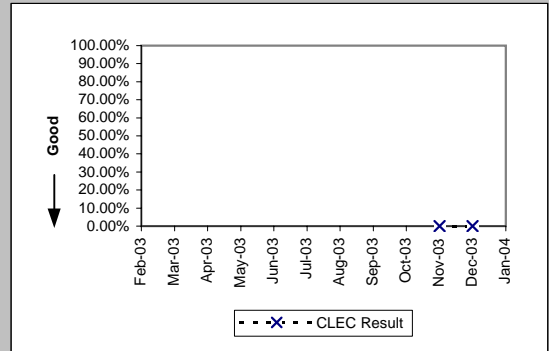
UNE - P (POTS) (Diagnostic)				
Date	Numerator	Denominator	CLEC Result	Standard Dev
Feb-03				
Mar-03				
Apr-03				
May-03				
Jun-03				
Jul-03				
Aug-03				
Sep-03				
Oct-03				
Nov-03	24	251	9.56%	29.41%
Dec-03	19	209	9.09%	28.75%
Jan-04				



OP-5R - New Service Quality Multiple Report Rate (Percent)

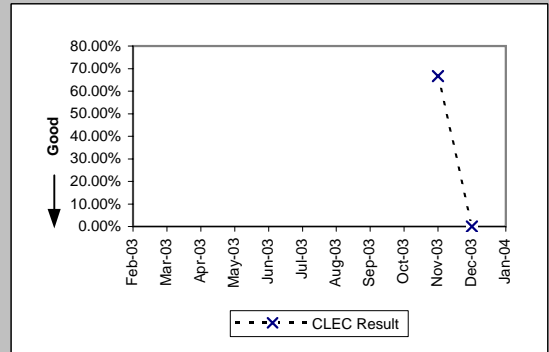
UNE P (Centrex) (Diagnostic)

Date	Numerator	Denominator	CLEC Result	Standard Dev
Feb-03				
Mar-03				
Apr-03				
May-03				
Jun-03				
Jul-03				
Aug-03				
Sep-03				
Oct-03				
Nov-03	0	1	0.00%	0.00%
Dec-03	0	2	0.00%	0.00%
Jan-04				



UNE P (Centrex 21) (Diagnostic)

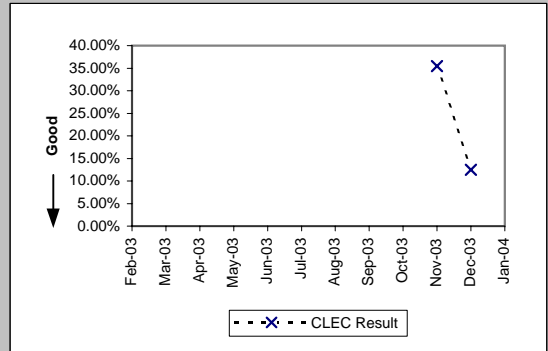
Date	Numerator	Denominator	CLEC Result	Standard Dev
Feb-03				
Mar-03				
Apr-03				
May-03				
Jun-03				
Jul-03				
Aug-03				
Sep-03				
Oct-03				
Nov-03	2	3	66.67%	47.14%
Dec-03	0	1	0.00%	0.00%
Jan-04				



OP-5R - New Service Quality Multiple Report Rate (Percent)

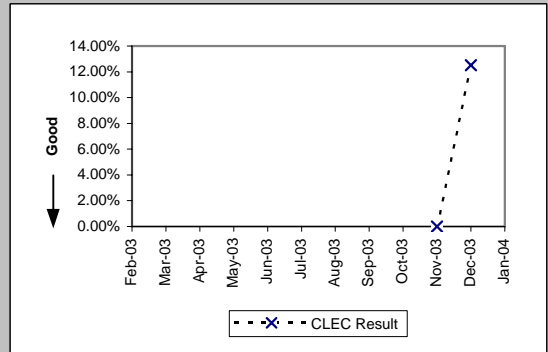
Line Sharing (Diagnostic)

Date	Numerator	Denominator	CLEC Result	Standard Dev
Feb-03				
Mar-03				
Apr-03				
May-03				
Jun-03				
Jul-03				
Aug-03				
Sep-03				
Oct-03				
Nov-03	11	31	35.48%	47.85%
Dec-03	3	24	12.50%	33.07%
Jan-04				



Line Splitting (Diagnostic)

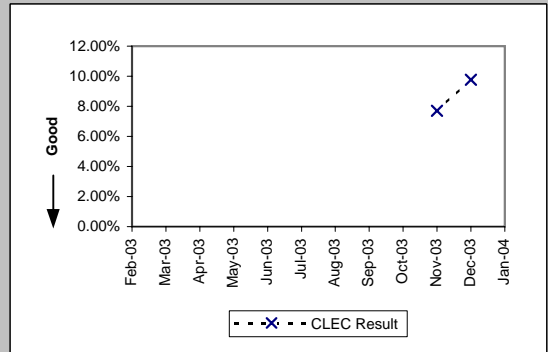
Date	Numerator	Denominator	CLEC Result	Standard Dev
Feb-03				
Mar-03				
Apr-03				
May-03				
Jun-03				
Jul-03				
Aug-03				
Sep-03				
Oct-03				
Nov-03	0	4	0.00%	0.00%
Dec-03	1	8	12.50%	33.07%
Jan-04				



OP-5R - New Service Quality Multiple Report Rate (Percent)

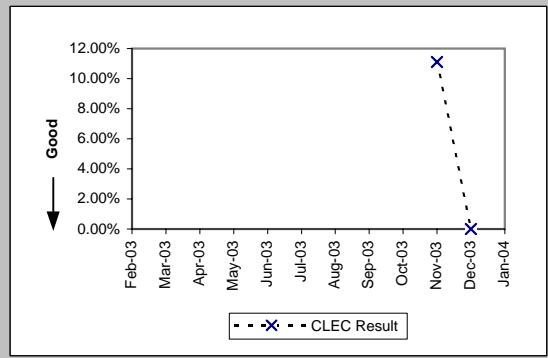
Unbundled Loop Analog (Diagnostic)

Date	Numerator	Denominator	CLEC Result	Standard Dev
Feb-03				
Mar-03				
Apr-03				
May-03				
Jun-03				
Jul-03				
Aug-03				
Sep-03				
Oct-03				
Nov-03	2	26	7.69%	26.65%
Dec-03	4	41	9.76%	29.67%
Jan-04				



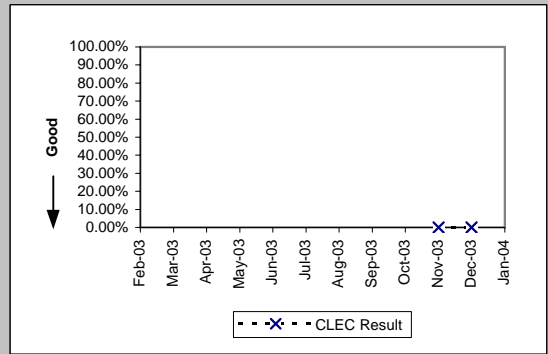
Unbundled Loop - 2 Wire Non-Loaded (Diagnostic)

Date	Numerator	Denominator	CLEC Result	Standard Dev
Feb-03				
Mar-03				
Apr-03				
May-03				
Jun-03				
Jul-03				
Aug-03				
Sep-03				
Oct-03				
Nov-03	1	9	11.11%	31.43%
Dec-03	0	5	0.00%	0.00%
Jan-04				



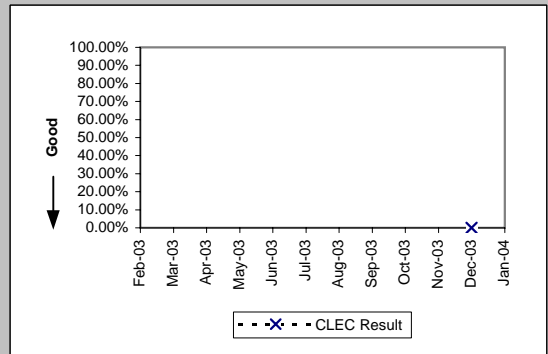
Unbundled Loop - DS1 Capable (Diagnostic)

Date	Numerator	Denominator	CLEC Result	Standard Dev
Feb-03				
Mar-03				
Apr-03				
May-03				
Jun-03				
Jul-03				
Aug-03				
Sep-03				
Oct-03				
Nov-03	0	10	0.00%	0.00%
Dec-03	0	9	0.00%	0.00%
Jan-04				



Unbundled Loop ISDN Capable (Diagnostic)

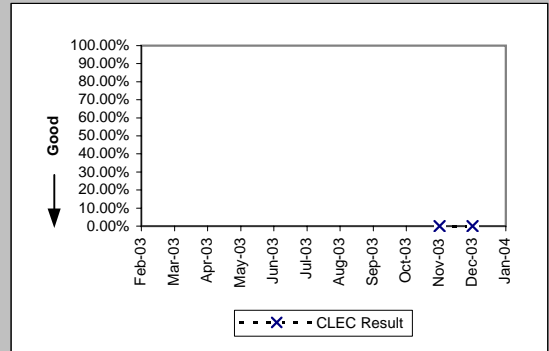
Date	Numerator	Denominator	CLEC Result	Standard Dev
Feb-03				
Mar-03				
Apr-03				
May-03				
Jun-03				
Jul-03				
Aug-03				
Sep-03				
Oct-03				
Nov-03				
Dec-03	0	2	0.00%	0.00%
Jan-04				



OP-5R - New Service Quality Multiple Report Rate (Percent)

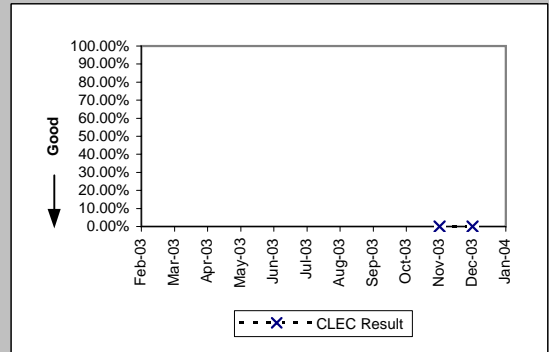
Unbundled Loop - ADSL Qualified (Diagnostic)

Date	Numerator	Denominator	CLEC Result	Standard Dev
Feb-03				
Mar-03				
Apr-03				
May-03				
Jun-03				
Jul-03				
Aug-03				
Sep-03				
Oct-03				
Nov-03	0	1	0.00%	0.00%
Dec-03	0	1	0.00%	0.00%
Jan-04				



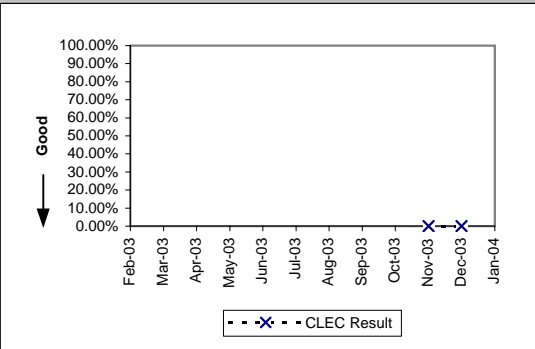
LIS Trunk (Diagnostic)

Date	Numerator	Denominator	CLEC Result	Standard Dev
Feb-03				
Mar-03				
Apr-03				
May-03				
Jun-03				
Jul-03				
Aug-03				
Sep-03				
Oct-03				
Nov-03	0	1	0.00%	0.00%
Dec-03	0	1	0.00%	0.00%
Jan-04				



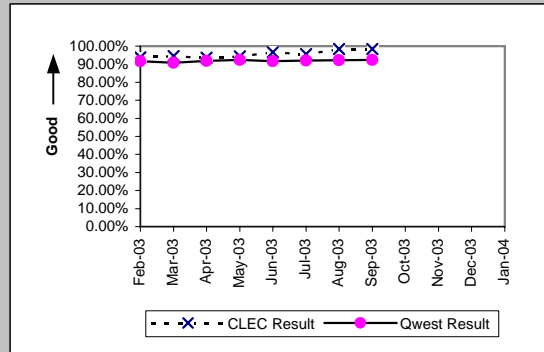
OP-5R - New Service Quality Multiple Report Rate (Percent)

Enhanced Extended Loops - DS1 Capable (Diagnostic)				
Date	Numerator	Denominator	CLEC Result	Standard Dev
Feb-03				
Mar-03				
Apr-03				
May-03				
Jun-03				
Jul-03				
Aug-03				
Sep-03				
Oct-03				
Nov-03	0	2	0.00%	0.00%
Dec-03	0	5	0.00%	0.00%
Jan-04				

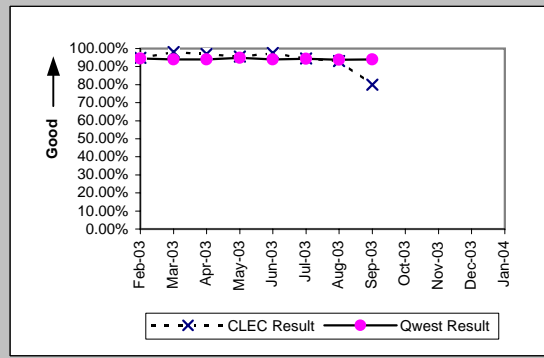


OP-5* - New Service Installation Quality (Percent)

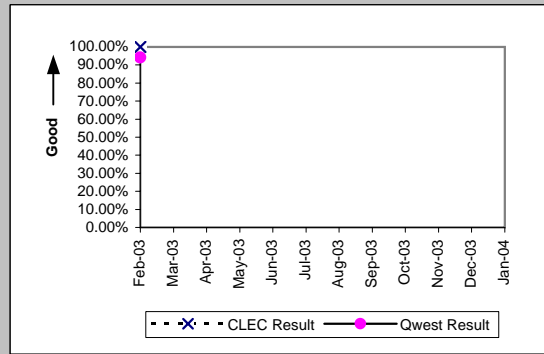
Residence (Parity)									
Date	CLEC Num	CLEC Denc	CLEC Resu	CLEC Std E	Qwest Num	Qwest Denc	Qwest Resu	Mod Z Scr	Parity Scr
Feb-03	1653	1763	93.76%	24.19%	31299	34160	91.62%	-3.16	-2.92
Mar-03	1506	1593	94.54%	22.72%	30608	33697	90.83%	-5.01	-4.04
Apr-03	1191	1272	93.63%	24.42%	32873	35768	91.91%	-2.22	-2.35
May-03	993	1053	94.30%	23.18%	33865	36695	92.29%	-2.42	-2.47
Jun-03	823	851	96.71%	17.84%	34663	37812	91.67%	-5.26	-4.2
Jul-03	865	905	95.58%	20.55%	38301	41651	91.96%	-3.96	-3.41
Aug-03	1103	1121	98.39%	12.57%	40578	43976	92.27%	-7.58	-5.61
Sep-03	1114	1133	98.32%	12.84%	39769	43045	92.39%	-7.43	-5.52
Oct-03									
Nov-03									
Dec-03									
Jan-04									



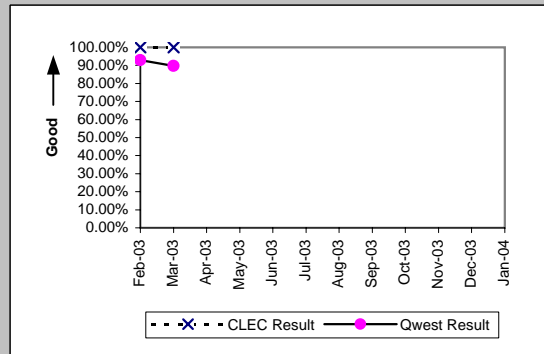
Business (Parity)									
Date	CLEC Num	CLEC Denc	CLEC Resu	CLEC Std E	Qwest Num	Qwest Denc	Qwest Resu	Mod Z Scr	Parity Scr
Feb-03	55	58	94.83%	22.15%	3350	3544	94.53%	-0.1	-1.06
Mar-03	50	51	98.04%	13.86%	3330	3546	93.91%	-1.22	-1.74
Apr-03	66	68	97.06%	16.90%	3416	3638	93.90%	-1.08	-1.66
May-03	64	67	95.52%	20.68%	3453	3638	94.91%	-0.22	-1.14
Jun-03	40	41	97.56%	15.43%	3416	3636	93.95%	-0.96	-1.59
Jul-03	34	36	94.44%	22.91%	3373	3573	94.40%	-0.01	-1.01
Aug-03	27	29	93.10%	25.34%	3294	3510	93.85%	0.24	-0.85
Sep-03	16	20	80.00%	40.00%	3303	3513	94.02%	2.13	0.3
Oct-03									
Nov-03									
Dec-03									
Jan-04									



Centrex (Parity)									
Date	CLEC Num	CLEC Denc	CLEC Resu	CLEC Std E	Qwest Num	Qwest Denc	Qwest Resu	Mod Z Scr	Parity Scr
Feb-03	1	1	100.00%	0.00%	413	439	94.08%	-0.25	-1.15
Mar-03									
Apr-03									
May-03									
Jun-03									
Jul-03									
Aug-03									
Sep-03									
Oct-03									
Nov-03									
Dec-03									
Jan-04									



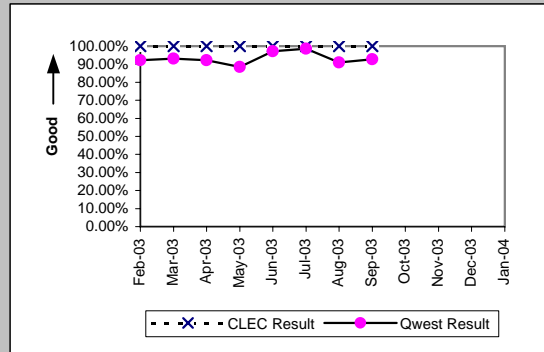
Centrex 21 (Parity)									
Date	CLEC Num	CLEC Denc	CLEC Resu	CLEC Std E	Qwest Num	Qwest Denc	Qwest Resu	Mod Z Scr	Parity Scr
Feb-03	1	1	100.00%	0.00%	172	185	92.97%	-0.27	-1.17
Mar-03	1	1	100.00%	0.00%	183	204	89.71%	-0.34	-1.21
Apr-03									
May-03									
Jun-03									
Jul-03									
Aug-03									
Sep-03									
Oct-03									
Nov-03									
Dec-03									
Jan-04									



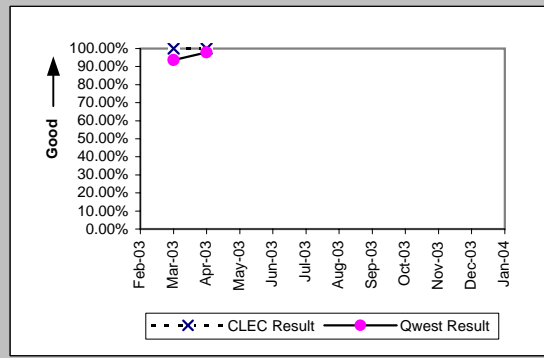
*Results exclude No Trouble Found and Test OK reports unless QWEST trouble is found on another report within 30 days of the original report. A 30-day window necessitates reporting a month behind

OP-5* - New Service Installation Quality (Percent)

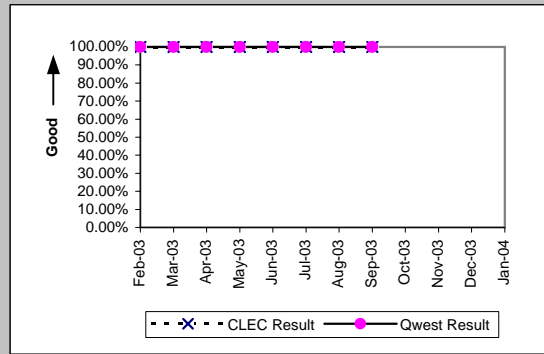
PBX (Parity)									
Date	CLEC Num	CLEC Denc	CLEC Resu	CLEC Std E	Qwest Num	Qwest Denc	Qwest Resu	Mod Z Scr	Parity Scr
Feb-03	1	1	100.00%	0.00%	59	64	92.19%	-0.29	-1.18
Mar-03	1	1	100.00%	0.00%	68	73	93.15%	-0.27	-1.16
Apr-03	1	1	100.00%	0.00%	71	77	92.21%	-0.29	-1.18
May-03	1	1	100.00%	0.00%	69	78	88.46%	-0.36	-1.22
Jun-03	3	3	100.00%	0.00%	70	72	97.22%	-0.29	-1.17
Jul-03	3	3	100.00%	0.00%	72	73	98.63%	-0.2	-1.12
Aug-03	1	1	100.00%	0.00%	70	77	90.91%	-0.31	-1.19
Sep-03	1	1	100.00%	0.00%	63	68	92.65%	-0.28	-1.17
Oct-03									
Nov-03									
Dec-03									
Jan-04									



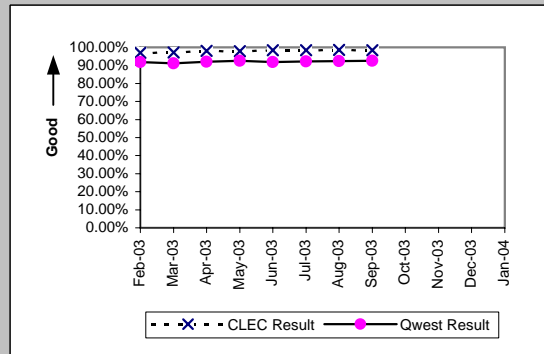
Basic Rate ISDN (Parity)									
Date	CLEC Num	CLEC Denc	CLEC Resu	CLEC Std E	Qwest Num	Qwest Denc	Qwest Resu	Mod Z Scr	Parity Scr
Feb-03									
Mar-03	1	1	100.00%	0.00%	267	285	93.68%	-0.26	-1.16
Apr-03	1	1	100.00%	0.00%	235	240	97.92%	-0.15	-1.09
May-03									
Jun-03									
Jul-03									
Aug-03									
Sep-03									
Oct-03									
Nov-03									
Dec-03									
Jan-04									



Qwest DSL (Parity)									
Date	CLEC Num	CLEC Denc	CLEC Resu	CLEC Std E	Qwest Num	Qwest Denc	Qwest Resu	Mod Z Scr	Parity Scr
Feb-03	29	29	100.00%	0.00%	5650	5652	99.96%	-0.1	-1.06
Mar-03	31	31	100.00%	0.00%	5199	5201	99.96%	-0.11	-1.07
Apr-03	29	29	100.00%	0.00%	5459	5460	99.98%	-0.07	-1.04
May-03	22	22	100.00%	0.00%	5262	5262	100.00%	N/A	N/A
Jun-03	21	21	100.00%	0.00%	5055	5055	100.00%	N/A	N/A
Jul-03	25	25	100.00%	0.00%	5298	5298	100.00%	N/A	N/A
Aug-03	44	44	100.00%	0.00%	5910	5911	99.98%	-0.09	-1.05
Sep-03	52	52	100.00%	0.00%	7708	7708	100.00%	N/A	N/A
Oct-03									
Nov-03									
Dec-03									
Jan-04									



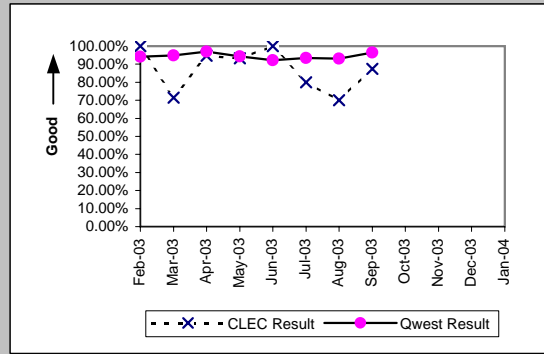
UNE - P (POTS) (Parity)									
Date	CLEC Num	CLEC Denc	CLEC Resu	CLEC Std E	Qwest Num	Qwest Denc	Qwest Resu	Mod Z Scr	Parity Scr
Feb-03	3050	3147	96.92%	17.28%	34649	37704	91.90%	-9.92	-7.03
Mar-03	5945	6119	97.16%	16.62%	33938	37243	91.13%	-15.37	-10.35
Apr-03	7591	7748	97.97%	14.09%	36289	39406	92.09%	-17.54	-11.66
May-03	8245	8417	97.96%	14.15%	37318	40333	92.52%	-17.24	-11.48
Jun-03	8846	8997	98.32%	12.85%	38079	41448	91.87%	-20.29	-13.34
Jul-03	9931	10083	98.49%	12.19%	41674	45224	92.15%	-21.41	-14.02
Aug-03	10535	10689	98.56%	11.92%	43872	47486	92.39%	-21.73	-14.21
Sep-03	9304	9459	98.36%	12.70%	43072	46558	92.51%	-19.7	-12.98
Oct-03									
Nov-03									
Dec-03									
Jan-04									



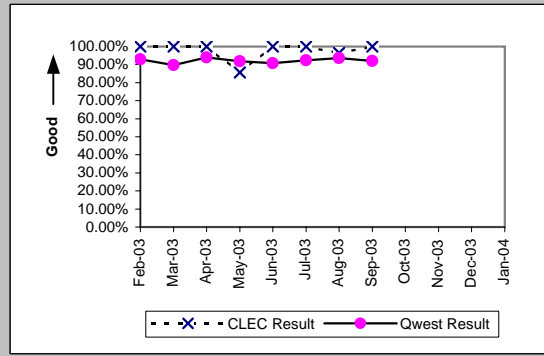
*Results exclude No Trouble Found and Test OK reports unless QWEST trouble is found on another report within 30 days of the original report. A 30-day window necessitates reporting a month behind

OP-5* - New Service Installation Quality (Percent)

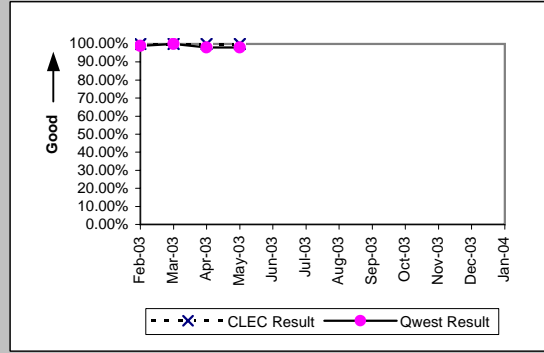
UNE P (Centrex) (Parity)									
Date	CLEC Num	CLEC Denc	CLEC Resu	CLEC Std E	Qwest Num	Qwest Denc	Qwest Resu	Mod Z Scr	Parity Scr
Feb-03	11	11	100.00%	0.00%	413	439	94.08%	-0.82	-1.5
Mar-03	10	14	71.43%	45.18%	488	514	94.94%	2.8	0.7
Apr-03	18	19	94.74%	22.33%	461	475	97.05%	0.56	-0.66
May-03	14	15	93.33%	24.94%	347	368	94.29%	0.21	-0.87
Jun-03	10	10	100.00%	0.00%	405	439	92.26%	-0.91	-1.55
Jul-03	8	10	80.00%	40.00%	443	474	93.46%	1.4	-0.15
Aug-03	7	10	70.00%	45.83%	390	419	93.08%	2.16	0.31
Sep-03	7	8	87.50%	33.07%	386	400	96.50%	1.06	-0.36
Oct-03									
Nov-03									
Dec-03									
Jan-04									



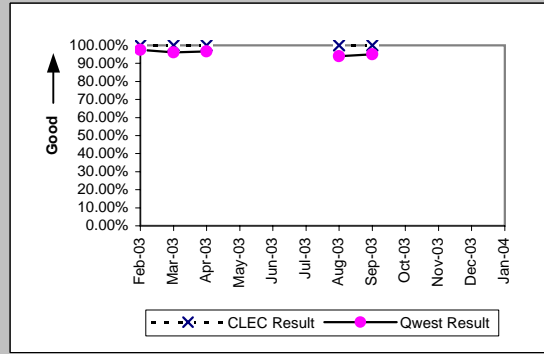
UNE P (Centrex 21) (Parity)									
Date	CLEC Num	CLEC Denc	CLEC Resu	CLEC Std E	Qwest Num	Qwest Denc	Qwest Resu	Mod Z Scr	Parity Scr
Feb-03	9	9	100.00%	0.00%	172	185	92.97%	-0.81	-1.49
Mar-03	8	8	100.00%	0.00%	183	204	89.71%	-0.94	-1.57
Apr-03	6	6	100.00%	0.00%	203	216	93.98%	-0.61	-1.37
May-03	6	7	85.71%	34.99%	191	208	91.83%	0.55	-0.67
Jun-03	4	4	100.00%	0.00%	207	228	90.79%	-0.63	-1.38
Jul-03	17	17	100.00%	0.00%	289	313	92.33%	-1.16	-1.7
Aug-03	27	28	96.43%	18.56%	279	298	93.62%	-0.58	-1.35
Sep-03	30	30	100.00%	0.00%	221	240	92.08%	-1.51	-1.92
Oct-03									
Nov-03									
Dec-03									
Jan-04									



ISDN Primary (Parity)									
Date	CLEC Num	CLEC Denc	CLEC Resu	CLEC Std E	Qwest Num	Qwest Denc	Qwest Resu	Mod Z Scr	Parity Scr
Feb-03	1	1	100.00%	0.00%	96	97	98.97%	-0.1	-1.06
Mar-03	1	1	100.00%	0.00%	98	98	100.00%	N/A	N/A
Apr-03	1	1	100.00%	0.00%	103	105	98.10%	-0.14	-1.08
May-03	1	1	100.00%	0.00%	97	99	97.98%	-0.14	-1.09
Jun-03									
Jul-03									
Aug-03									
Sep-03									
Oct-03									
Nov-03									
Dec-03									
Jan-04									



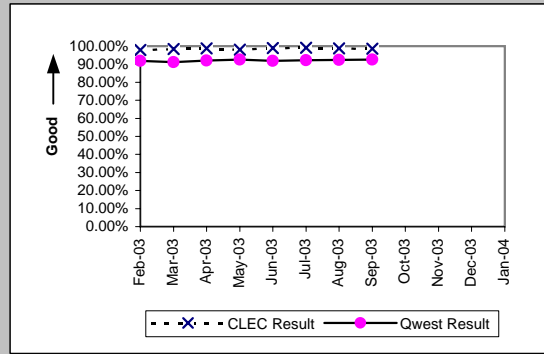
DS1 (Parity)									
Date	CLEC Num	CLEC Denc	CLEC Resu	CLEC Std E	Qwest Num	Qwest Denc	Qwest Resu	Mod Z Scr	Parity Scr
Feb-03	2	2	100.00%	0.00%	802	822	97.57%	-0.22	-1.14
Mar-03	3	3	100.00%	0.00%	789	821	96.10%	-0.35	-1.21
Apr-03	2	2	100.00%	0.00%	850	880	96.59%	-0.27	-1.16
May-03									
Jun-03									
Jul-03									
Aug-03	1	1	100.00%	0.00%	1004	1069	93.92%	-0.25	-1.15
Sep-03	1	1	100.00%	0.00%	1092	1149	95.04%	-0.23	-1.14
Oct-03									
Nov-03									
Dec-03									
Jan-04									



*Results exclude No Trouble Found and Test OK reports unless QWEST trouble is found on another report within 30 days of the original report. A 30-day window necessitates reporting a month behind

OP-5* - New Service Installation Quality (Percent)

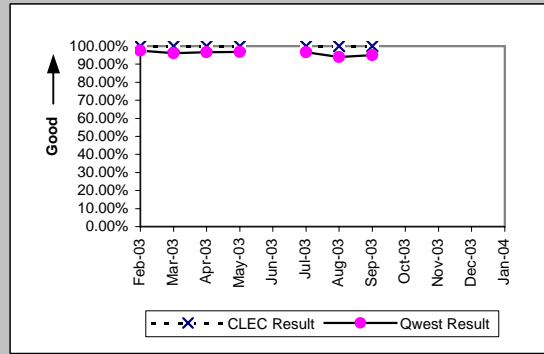
Line Sharing (Parity)									
Date	CLEC Num	CLEC Denc	CLEC Resu	CLEC Std	Qwest Num	Qwest Denc	Qwest Resu	Mod Z Scr	Parity Scr
Feb-03	665	679	97.94%	14.21%	34649	37704	91.90%	-5.72	-4.48
Mar-03	650	661	98.34%	12.79%	33938	37243	91.13%	-6.46	-4.93
Apr-03	700	709	98.73%	11.20%	36289	39406	92.09%	-6.49	-4.95
May-03	829	845	98.11%	13.63%	37318	40333	92.52%	-6.11	-4.71
Jun-03	1014	1024	99.02%	9.83%	38079	41448	91.87%	-8.27	-6.03
Jul-03	1125	1135	99.12%	9.35%	41674	45224	92.15%	-8.62	-6.24
Aug-03	942	953	98.85%	10.68%	43872	47486	92.39%	-7.44	-5.52
Sep-03	779	790	98.61%	11.72%	43072	46558	92.51%	-6.45	-4.92
Oct-03									
Nov-03									
Dec-03									
Jan-04									



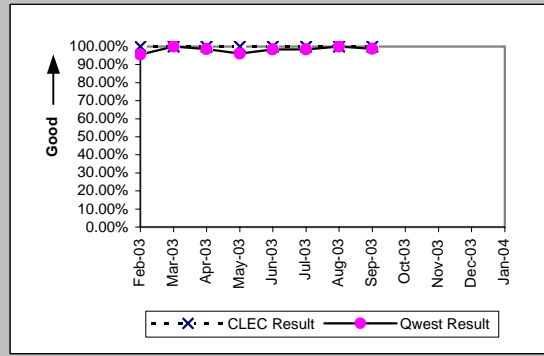
*Results exclude No Trouble Found and Test OK reports unless QWEST trouble is found on another report within 30 days of the original report. A 30-day window necessitates reporting a month behind

OP-5* - New Service Installation Quality (Percent)

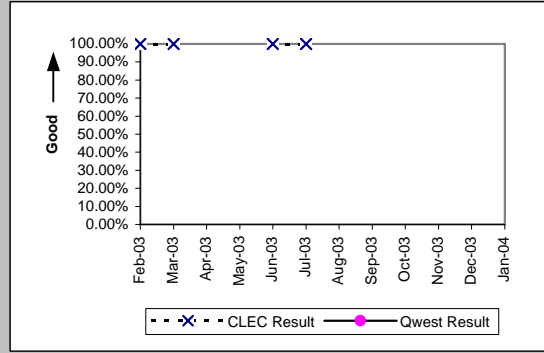
UDIT DS1 (Parity)									
Date	CLEC Num	CLEC Denc	CLEC Resu	Standard D	Qwest Num	Qwest Denc	Qwest Resu	Mod Z Scr	Parity Scr
Feb-03	7	7	100.00%	0.00%	802	822	97.57%	-0.42	-1.25
Mar-03	2	2	100.00%	0.00%	789	821	96.10%	-0.28	-1.17
Apr-03	2	2	100.00%	0.00%	850	880	96.59%	-0.27	-1.16
May-03	2	2	100.00%	0.00%	918	948	96.84%	-0.26	-1.16
Jun-03									
Jul-03	1	1	100.00%	0.00%	997	1032	96.61%	-0.19	-1.11
Aug-03	1	1	100.00%	0.00%	1004	1069	93.92%	-0.25	-1.15
Sep-03	2	2	100.00%	0.00%	1092	1149	95.04%	-0.32	-1.2
Oct-03									
Nov-03									
Dec-03									
Jan-04									



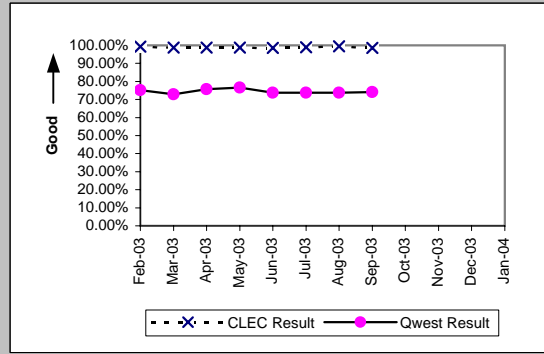
UDIT Above DS1 Level (Parity)									
Date	CLEC Num	CLEC Denc	CLEC Resu	Standard D	Qwest Num	Qwest Denc	Qwest Resu	Mod Z Scr	Parity Scr
Feb-03	1	1	100.00%	0.00%	44	46	95.65%	-0.21	-1.13
Mar-03	2	2	100.00%	0.00%	58	58	100.00%	N/A	N/A
Apr-03	2	2	100.00%	0.00%	72	73	98.63%	-0.16	-1.1
May-03	1	1	100.00%	0.00%	74	77	96.10%	-0.2	-1.12
Jun-03	4	4	100.00%	0.00%	59	60	98.33%	-0.25	-1.15
Jul-03	5	5	100.00%	0.00%	61	62	98.39%	-0.28	-1.17
Aug-03	2	2	100.00%	0.00%	67	67	100.00%	N/A	N/A
Sep-03	2	2	100.00%	0.00%	81	82	98.78%	-0.16	-1.09
Oct-03									
Nov-03									
Dec-03									
Jan-04									



Dark Fiber - IOF (Diagnostic)									
Date	CLEC Num	CLEC Denc	CLEC Resu	Standard D	Qwest Num	Qwest Denc	Qwest Resu	Mod Z Scr	Parity Scr
Feb-03	4	4	100.00%	0.00%					
Mar-03	3	3	100.00%	0.00%					
Apr-03									
May-03									
Jun-03	1	1	100.00%	0.00%					
Jul-03	1	1	100.00%	0.00%					
Aug-03									
Sep-03									
Oct-03									
Nov-03									
Dec-03									
Jan-04									



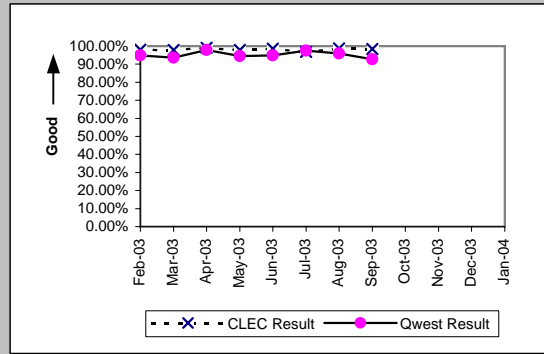
Unbundled Loop Analog (Parity)									
Date	CLEC Num	CLEC Denc	CLEC Resu	Standard D	Qwest Num	Qwest Denc	Qwest Resu	Mod Z Scr	Parity Scr
Feb-03	1705	1718	99.24%	8.67%	9223	12278	75.12%	-21.66	-14.17
Mar-03	1734	1757	98.69%	11.37%	8842	12147	72.79%	-22.8	-14.86
Apr-03	1795	1817	98.79%	10.94%	9750	12867	75.78%	-21.43	-14.03
May-03	1667	1687	98.81%	10.82%	9828	12843	76.52%	-20.31	-13.35
Jun-03	1606	1629	98.59%	11.80%	9507	12876	73.84%	-21.42	-14.02
Jul-03	1657	1674	98.98%	10.03%	9998	13548	73.80%	-22.11	-14.44
Aug-03	1680	1690	99.41%	7.67%	10112	13726	73.67%	-22.67	-14.78
Sep-03	1654	1677	98.63%	11.63%	10020	13506	74.19%	-21.57	-14.11
Oct-03									
Nov-03									
Dec-03									
Jan-04									



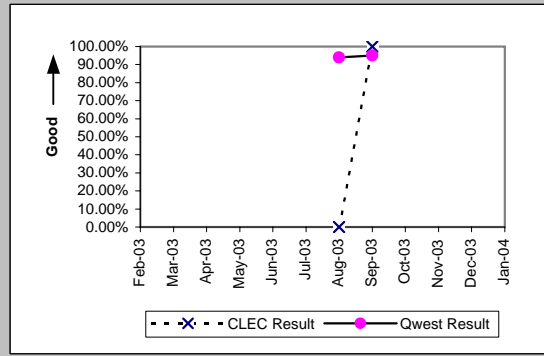
*Results exclude No Trouble Found and Test OK reports unless QWEST trouble is found on another report within 30 days of the original report. A 30-day window necessitates reporting a month behind

OP-5* - New Service Installation Quality (Percent)

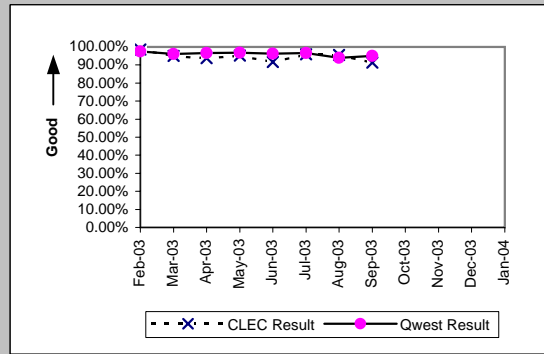
Unbundled Loop - 2 Wire Non-Loaded (Parity)									
Date	CLEC Num	CLEC Denc	CLEC Resu	Standard D	Qwest Num	Qwest Denc	Qwest Resu	Mod Z Scr	Parity Scr
Feb-03	209	213	98.12%	13.57%	272	287	94.77%	-1.66	-2.01
Mar-03	237	242	97.93%	14.22%	267	285	93.68%	-2	-2.22
Apr-03	228	230	99.13%	9.28%	235	240	97.92%	-0.92	-1.56
May-03	234	239	97.91%	14.31%	155	164	94.51%	-1.47	-1.89
Jun-03	271	275	98.55%	11.97%	131	138	94.93%	-1.58	-1.96
Jul-03	239	247	96.76%	17.70%	156	160	97.50%	0.38	-0.77
Aug-03	241	244	98.77%	11.02%	164	171	95.91%	-1.45	-1.88
Sep-03	251	255	98.43%	12.43%	140	151	92.72%	-2.14	-2.3
Oct-03									
Nov-03									
Dec-03									
Jan-04									



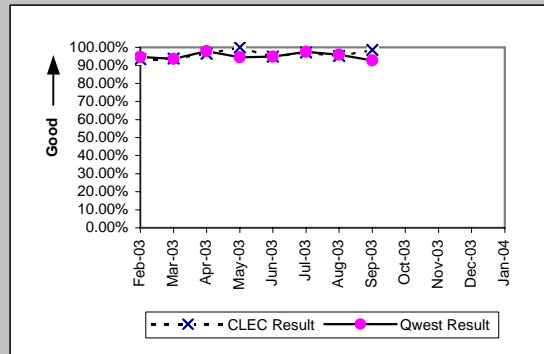
Unbundled Loop - 4 Wire Non-Loaded (Parity)									
Date	CLEC Num	CLEC Denc	CLEC Resu	Standard D	Qwest Num	Qwest Denc	Qwest Resu	Mod Z Scr	Parity Scr
Feb-03									
Mar-03									
Apr-03									
May-03									
Jun-03									
Jul-03									
Aug-03	0	1	0.00%	0.00%	1004	1069	93.92%	1.88	0.14
Sep-03	1	1	100.00%	0.00%	1092	1149	95.04%	-0.23	-1.14
Oct-03									
Nov-03									
Dec-03									
Jan-04									



Unbundled Loop - DS1 Capable (Parity)									
Date	CLEC Num	CLEC Denc	CLEC Resu	Standard D	Qwest Num	Qwest Denc	Qwest Resu	Mod Z Scr	Parity Scr
Feb-03	142	144	98.61%	11.70%	802	822	97.57%	-0.75	-1.46
Mar-03	152	160	95.00%	21.79%	789	821	96.10%	0.66	-0.6
Apr-03	165	176	93.75%	24.21%	850	880	96.59%	1.67	0.02
May-03	179	188	95.21%	21.35%	918	948	96.84%	1.09	-0.33
Jun-03	165	180	91.67%	27.64%	964	1001	96.30%	2.56	0.55
Jul-03	139	145	95.86%	19.92%	997	1032	96.61%	0.49	-0.7
Aug-03	127	133	95.49%	20.76%	1004	1069	93.92%	-0.71	-1.43
Sep-03	126	138	91.30%	28.18%	1092	1149	95.04%	1.74	0.06
Oct-03									
Nov-03									
Dec-03									
Jan-04									



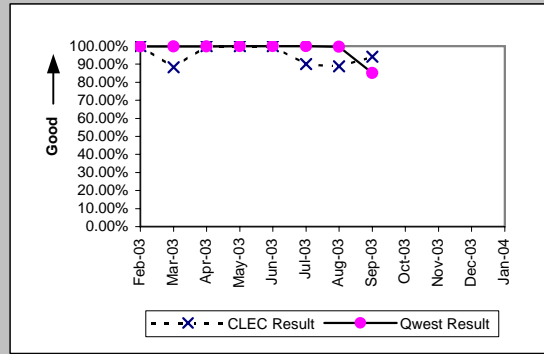
Unbundled Loop ISDN Capable (Parity)									
Date	CLEC Num	CLEC Denc	CLEC Resu	Standard D	Qwest Num	Qwest Denc	Qwest Resu	Mod Z Scr	Parity Scr
Feb-03	86	92	93.48%	24.69%	267	282	94.68%	0.45	-0.73
Mar-03	91	97	93.81%	24.09%	262	280	93.57%	-0.08	-1.05
Apr-03	109	113	96.46%	18.48%	230	235	97.87%	0.76	-0.54
May-03	96	96	100.00%	0.00%	153	162	94.44%	-1.88	-2.14
Jun-03	93	98	94.90%	22.00%	130	137	94.89%	0	-1
Jul-03	103	106	97.17%	16.58%	155	159	97.48%	0.11	-0.94
Aug-03	81	85	95.29%	21.18%	163	170	95.88%	0.14	-0.91
Sep-03	73	74	98.65%	11.55%	139	150	92.67%	-1.62	-1.98
Oct-03									
Nov-03									
Dec-03									
Jan-04									



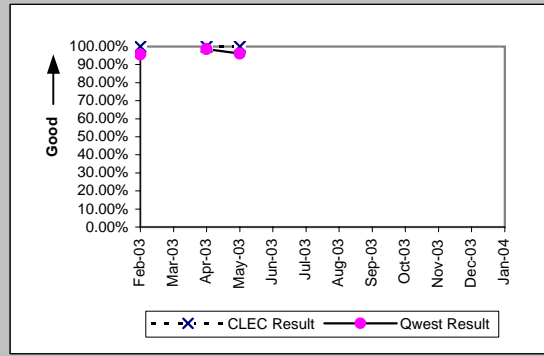
*Results exclude No Trouble Found and Test OK reports unless QWEST trouble is found on another report within 30 days of the original report. A 30-day window necessitates reporting a month behind

OP-5* - New Service Installation Quality (Percent)

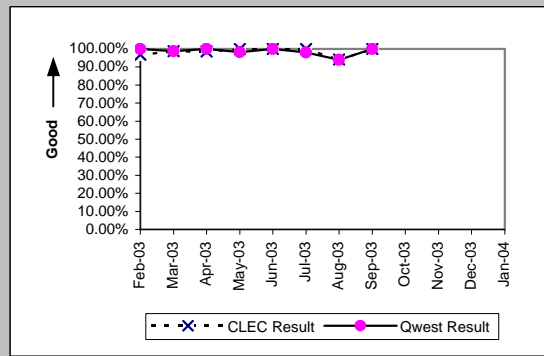
Unbundled Loop - ADSL Qualified (Parity)									
Date	CLEC Num	CLEC Denc	CLEC Resu	Standard D	Qwest Num	Qwest Denc	Qwest Resu	Mod Z Scr	Parity Scr
Feb-03	19	19	100.00%	0.00%	886	888	99.77%	-0.2	-1.12
Mar-03	15	17	88.24%	32.22%	789	791	99.75%	3.14	0.91
Apr-03	13	13	100.00%	0.00%	719	720	99.86%	-0.13	-1.08
May-03	11	11	100.00%	0.00%	594	594	100.00%	N/A	N/A
Jun-03	17	17	100.00%	0.00%	471	471	100.00%	N/A	N/A
Jul-03	18	20	90.00%	30.00%	394	394	100.00%	N/A	0.94
Aug-03	16	18	88.89%	31.43%	374	375	99.73%	2.87	0.74
Sep-03	16	17	94.12%	23.53%	426	501	85.03%	-1.03	-1.63
Oct-03									
Nov-03									
Dec-03									
Jan-04									



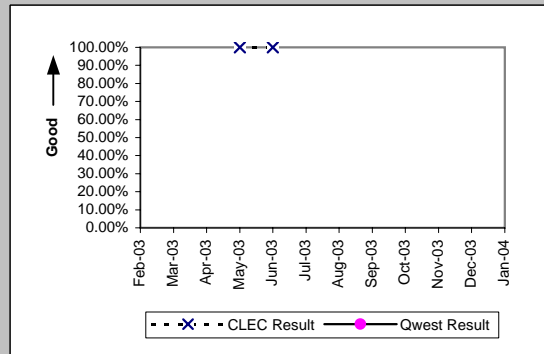
Unbundled Loop - DS3 Capable (Parity)									
Date	CLEC Num	CLEC Denc	CLEC Resu	Standard D	Qwest Num	Qwest Denc	Qwest Resu	Mod Z Scr	Parity Scr
Feb-03	1	1	100.00%	0.00%	44	46	95.65%	-0.21	-1.13
Mar-03									
Apr-03	1	1	100.00%	0.00%	72	73	98.63%	-0.12	-1.07
May-03	1	1	100.00%	0.00%	74	77	96.10%	-0.2	-1.12
Jun-03									
Jul-03									
Aug-03									
Sep-03									
Oct-03									
Nov-03									
Dec-03									
Jan-04									



LIS Trunk (Parity)									
Date	CLEC Num	CLEC Denc	CLEC Resu	Standard D	Qwest Num	Qwest Denc	Qwest Resu	Mod Z Scr	Parity Scr
Feb-03	90	93	96.77%	17.67%	66	66	100.00%	N/A	-0.17
Mar-03	83	84	98.81%	10.85%	75	76	98.68%	-0.07	-1.04
Apr-03	72	73	98.63%	11.62%	57	57	100.00%	N/A	-0.65
May-03	53	53	100.00%	0.00%	55	56	98.21%	-0.7	-1.43
Jun-03	38	38	100.00%	0.00%	64	64	100.00%	N/A	N/A
Jul-03	25	25	100.00%	0.00%	49	50	98.00%	-0.58	-1.35
Aug-03	16	17	94.12%	23.53%	31	33	93.94%	-0.03	-1.02
Sep-03	25	25	100.00%	0.00%	46	46	100.00%	N/A	N/A
Oct-03									
Nov-03									
Dec-03									
Jan-04									



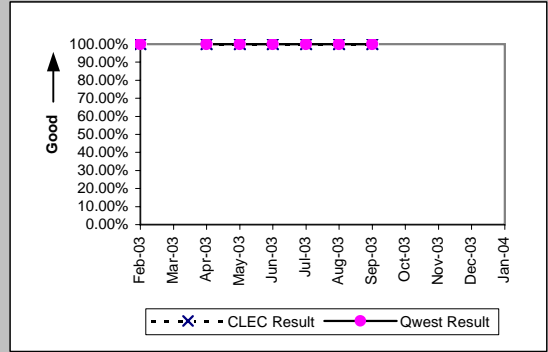
Dark Fiber - Loop (Diagnostic)									
Date	CLEC Num	CLEC Denc	CLEC Resu	Standard D	Qwest Num	Qwest Denc	Qwest Resu	Mod Z Scr	Parity Scr
Feb-03									
Mar-03									
Apr-03									
May-03	1	1	100.00%	0.00%					
Jun-03	1	1	100.00%	0.00%					
Jul-03									
Aug-03									
Sep-03									
Oct-03									
Nov-03									
Dec-03									
Jan-04									



*Results exclude No Trouble Found and Test OK reports unless QWEST trouble is found on another report within 30 days of the original report. A 30-day window necessitates reporting a month behind

OP-5* - New Service Installation Quality (Percent)

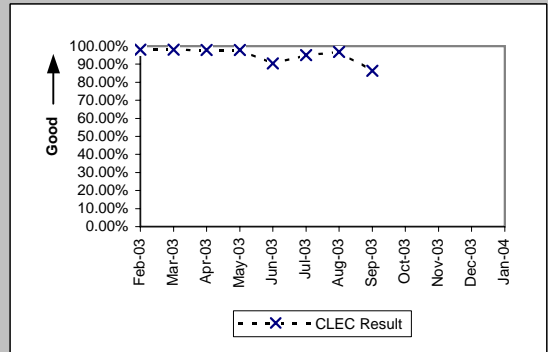
E911 (Parity)									
Date	CLEC Num	CLEC Denc	CLEC Resu	Standard D	Qwest Num	Qwest Denc	Qwest Resu	Mod Z Scr	Parity Scr
Feb-03	1	1	100.00%	0.00%	6	6	100.00%	N/A	N/A
Mar-03									
Apr-03	1	1	100.00%	0.00%	18	18	100.00%	N/A	N/A
May-03	4	4	100.00%	0.00%	21	21	100.00%	N/A	N/A
Jun-03	3	3	100.00%	0.00%	56	56	100.00%	N/A	N/A
Jul-03	1	1	100.00%	0.00%	58	58	100.00%	N/A	N/A
Aug-03	1	1	100.00%	0.00%	13	13	100.00%	N/A	N/A
Sep-03	1	1	100.00%	0.00%	11	11	100.00%	N/A	N/A
Oct-03									
Nov-03									
Dec-03									
Jan-04									



*Results exclude No Trouble Found and Test OK reports unless QWEST trouble is found on another report within 30 days of the original report. A 30-day window necessitates reporting a month behind

OP-5* - New Service Installation Quality (Percent)

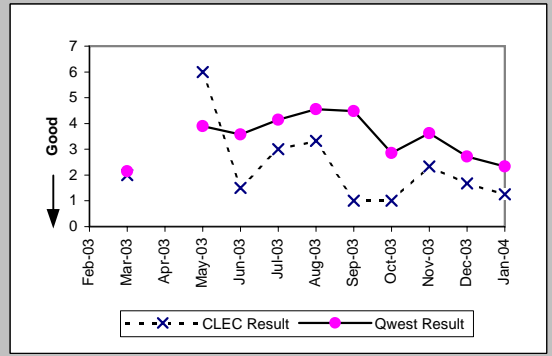
Enhanced Extended Loops (EELs) (Diagnostic)				
Date	Numerator	Denominator	CLEC Result	Standard Dev
Feb-03	50	51	98.04%	13.86%
Mar-03	50	51	98.04%	13.86%
Apr-03	45	46	97.83%	14.58%
May-03	47	48	97.92%	14.28%
Jun-03	47	52	90.38%	29.48%
Jul-03	39	41	95.12%	21.54%
Aug-03	30	31	96.77%	17.67%
Sep-03	38	44	86.36%	34.32%
Oct-03				
Nov-03				
Dec-03				
Jan-04				



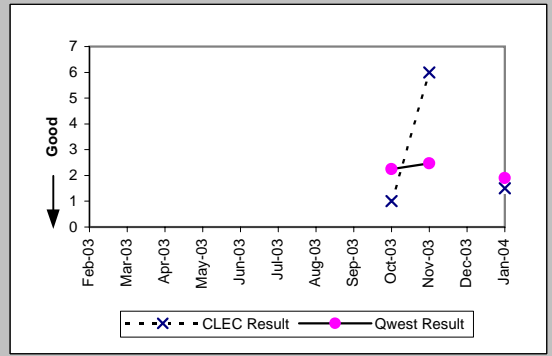
*Results exclude No Trouble Found and Test OK reports unless QWEST trouble is found on another report within 30 days of the original report. A 30-day window necessitates reporting a month behind

OP-6A-1 - Delayed Days for Non-Facility Reasons (Average Days) - Dispatches within MSAs

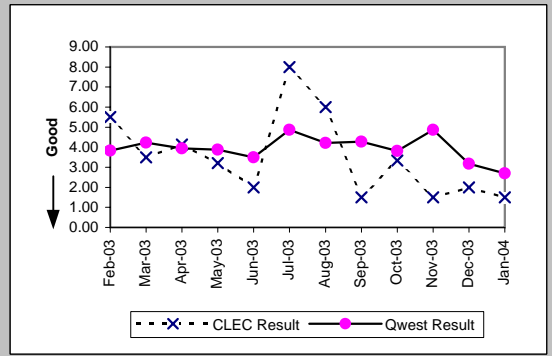
Residence (Parity)									
Date	CLEC Num	CLEC Denc	CLEC Resu	CLEC Std	Qwest Num	Qwest Denc	Qwest Resu	Mod Z Scr	Parity Scr
Feb-03									
Mar-03	6	3	2.00	0.00	327	152	2.15	-0.17	-1.1
Apr-03									
May-03	6	1	6.00		448	115	3.90	1.47	-0.11
Jun-03	6	4	1.50	1.00	446	125	3.57	-0.46	-1.28
Jul-03	3	1	3.00		544	131	4.15	-0.1	-1.06
Aug-03	10	3	3.33	4.04	607	133	4.56	-0.19	-1.12
Sep-03	3	3	1.00	0.00	659	147	4.48	-0.97	-1.59
Oct-03	2	2	1.00	0.00	328	115	2.85	-0.74	-1.45
Nov-03	7	3	2.33	2.31	392	108	3.63	-0.42	-1.26
Dec-03	5	3	1.67	0.58	515	189	2.72	-0.57	-1.35
Jan-04	5	4	1.25	0.50	382	164	2.33	-0.83	-1.5



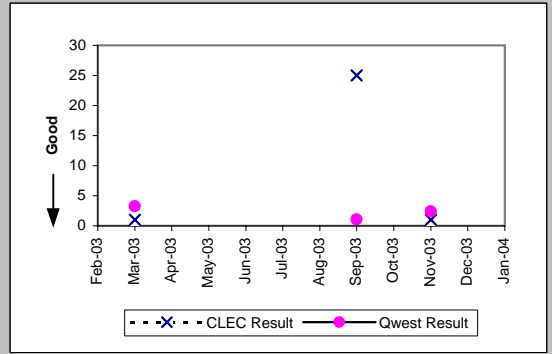
Qwest DSL (Parity)									
Date	CLEC Num	CLEC Denc	CLEC Resu	CLEC Std	Qwest Num	Qwest Denc	Qwest Resu	Mod Z Scr	Parity Scr
Feb-03									
Mar-03									
Apr-03									
May-03									
Jun-03									
Jul-03									
Aug-03									
Sep-03									
Oct-03	1	1	1.00		45	20	2.25	-0.56	-1.34
Nov-03	6	1	6.00		74	30	2.47	1.77	0.08
Dec-03									
Jan-04	3	2	1.50	0.71	80	42	1.90	-0.3	-1.18



UNE - P (POTS) (Parity)									
Date	CLEC Num	CLEC Denc	CLEC Resu	CLEC Std	Qwest Num	Qwest Denc	Qwest Resu	Mod Z Scr	Parity Scr
Feb-03	22	4	5.50	6.61	866	226	3.83	1.07	-0.35
Mar-03	7	2	3.50	2.12	943	223	4.23	-0.1	-1.06
Apr-03	29	7	4.14	3.44	744	189	3.94	0.76	-0.54
May-03	16	5	3.20	4.92	664	171	3.88	-0.19	-1.11
Jun-03	2	1	2.00		637	182	3.50	-0.2	-1.12
Jul-03	32	4	8.00	13.34	928	191	4.86	1.03	-0.38
Aug-03	12	2	6.00	7.07	855	203	4.21	1.13	-0.31
Sep-03	3	2	1.50	0.71	905	212	4.27	-0.6	-1.37
Oct-03	10	3	3.33	4.04	762	200	3.81	-0.12	-1.07
Nov-03	3	2	1.50	0.71	823	169	4.87	-0.53	-1.32
Dec-03	4	2	2.00	0.00	790	249	3.17	-0.4	-1.24
Jan-04	6	4	1.50	1.00	626	233	2.69	-0.75	-1.46

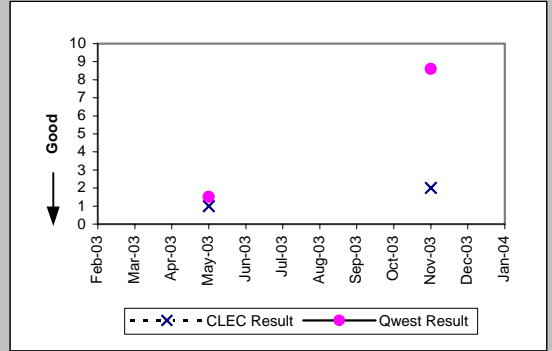


UNE P (Centrex) (Parity)									
Date	CLEC Num	CLEC Denc	CLEC Resu	CLEC Std	Qwest Num	Qwest Denc	Qwest Resu	Mod Z Scr	Parity Scr
Feb-03									
Mar-03	1	1	1.00		29	9	3.22	-0.53	-1.32
Apr-03									
May-03									
Jun-03									
Jul-03									
Aug-03									
Sep-03	25	1	25.00		12	11	1.09	3.72	1.26
Oct-03									
Nov-03	1	1	1.00		31	13	2.38	-0.34	-1.21
Dec-03									
Jan-04									



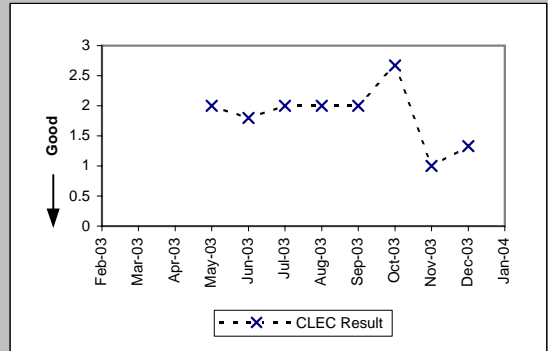
OP-6A-1 - Delayed Days for Non-Facility Reasons (Average Days) - Dispatches within MSAs

UNE P (Centrex 21) (Parity)									
Date	CLEC Num	CLEC Dend	CLEC Resu	CLEC Std	Qwest Num	Qwest Dend	Qwest Resu	Mod Z Scr	Parity Scr
Feb-03									
Mar-03									
Apr-03									
May-03	1	1	1.00		6	4	1.50	-0.45	-1.27
Jun-03									
Jul-03									
Aug-03									
Sep-03									
Oct-03									
Nov-03	2	1	2.00		43	5	8.60	-0.85	-1.52
Dec-03									
Jan-04									

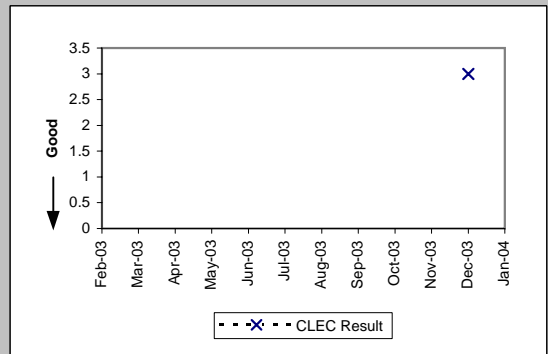


OP-6A-1 - Delayed Days for Non-Facility Reasons (Average Days) - Dispatches within MSAs

Line Sharing (Diagnostic)				
Date	Numerator	Denominator	CLEC Result	Standard Dev
Feb-03				
Mar-03				
Apr-03				
May-03	2	1	2.00	
Jun-03	9	5	1.80	0.45
Jul-03	12	6	2.00	1.26
Aug-03	2	1	2.00	
Sep-03	10	5	2.00	0.71
Oct-03	8	3	2.67	2.08
Nov-03	1	1	1.00	
Dec-03	4	3	1.33	0.58
Jan-04				

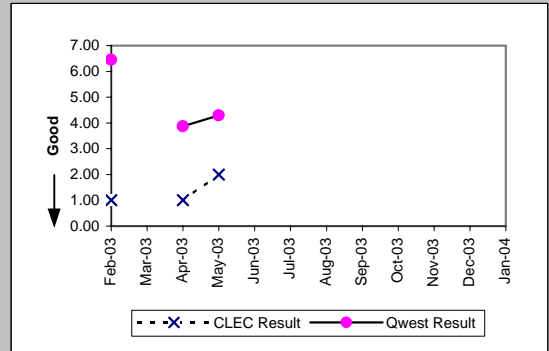


Line Splitting (Diagnostic)				
Date	Numerator	Denominator	CLEC Result	Standard Dev
Feb-03				
Mar-03				
Apr-03				
May-03				
Jun-03				
Jul-03				
Aug-03				
Sep-03				
Oct-03				
Nov-03				
Dec-03	3	1	3.00	
Jan-04				

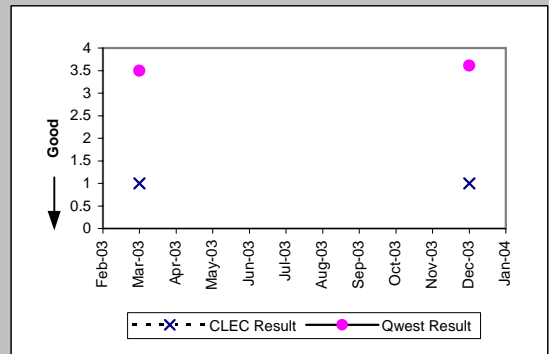


OP-6A-2 - Delayed Days for Non-Facility Reasons (Average Days) - Dispatches outside MSAs

Residence (Parity)										
Date	CLEC Num	CLEC Denc	CLEC Resu	CLEC Std	Qwest Num	Qwest Denc	Qwest Resu	Mod Z Scr	Parity Scr	
Feb-03	1	1	1.00		181	28	6.46	-0.42	-1.26	
Mar-03										
Apr-03	1	1	1.00		116	30	3.87	-0.62	-1.38	
May-03	2	1	2.00		99	23	4.30	-0.48	-1.29	
Jun-03										
Jul-03										
Aug-03										
Sep-03										
Oct-03										
Nov-03										
Dec-03										
Jan-04										

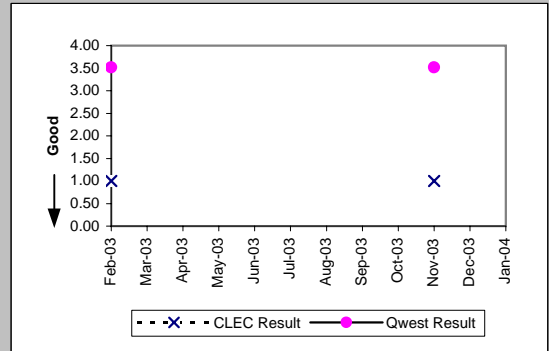


UNE - P (POTS) (Parity)										
Date	CLEC Num	CLEC Denc	CLEC Resu	CLEC Std	Qwest Num	Qwest Denc	Qwest Resu	Mod Z Scr	Parity Scr	
Feb-03										
Mar-03	2	2	1.00	0.00	119	34	3.50	-0.91	-1.55	
Apr-03										
May-03										
Jun-03										
Jul-03										
Aug-03										
Sep-03										
Oct-03										
Nov-03										
Dec-03	1	1	1.00		119	33	3.61	-0.53	-1.32	
Jan-04										

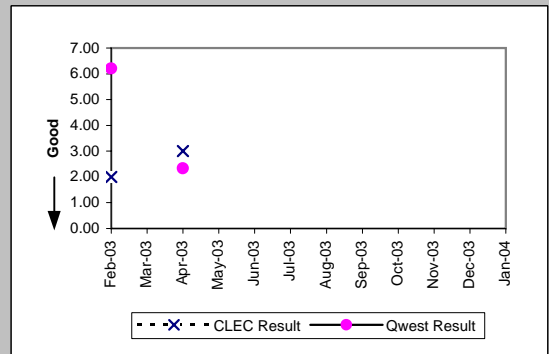


OP-6A-3 - Delayed Days for Non-Facility Reasons (Average Days) - No dispatches

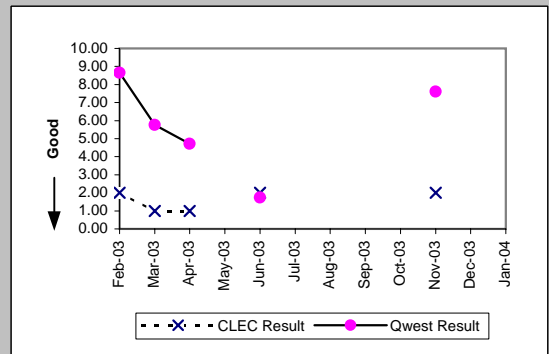
Residence (Parity)										
Date	CLEC Num	CLEC Denc	CLEC Resu	CLEC Std	Qwest Num	Qwest Denc	Qwest Resu	Mod Z Scr	Parity Scr	
Feb-03	2	2	1.00	0.00	703	200	3.52	-0.86	-1.52	
Mar-03										
Apr-03										
May-03										
Jun-03										
Jul-03										
Aug-03										
Sep-03										
Oct-03										
Nov-03	1	1	1.00		155	44	3.52	-0.89	-1.54	
Dec-03										
Jan-04										



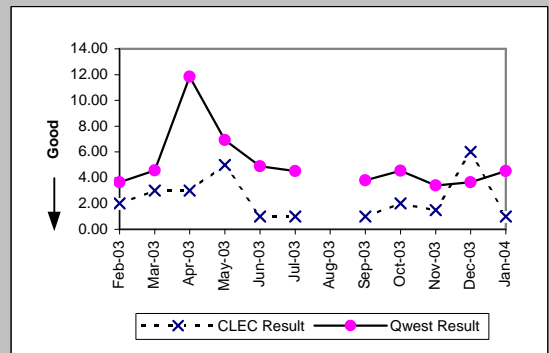
Business (Parity)										
Date	CLEC Num	CLEC Denc	CLEC Resu	CLEC Std	Qwest Num	Qwest Denc	Qwest Resu	Mod Z Scr	Parity Scr	
Feb-03	2	1	2.00		62	10	6.20	-0.36	-1.22	
Mar-03										
Apr-03	3	1	3.00		7	3	2.33	-0.06	-1.04	
May-03										
Jun-03										
Jul-03										
Aug-03										
Sep-03										
Oct-03										
Nov-03										
Dec-03										
Jan-04										



Qwest DSL (Parity)										
Date	CLEC Num	CLEC Denc	CLEC Resu	CLEC Std	Qwest Num	Qwest Denc	Qwest Resu	Mod Z Scr	Parity Scr	
Feb-03	2	1	2.00		173	20	8.65	-0.51	-1.31	
Mar-03	1	1	1.00		121	21	5.76	-0.51	-1.31	
Apr-03	1	1	1.00		273	58	4.71	-0.89	-1.54	
May-03										
Jun-03	2	1	2.00		26	15	1.73	0.02	-0.99	
Jul-03										
Aug-03										
Sep-03										
Oct-03										
Nov-03	2	1	2.00		76	10	7.60	-0.38	-1.23	
Dec-03										
Jan-04										



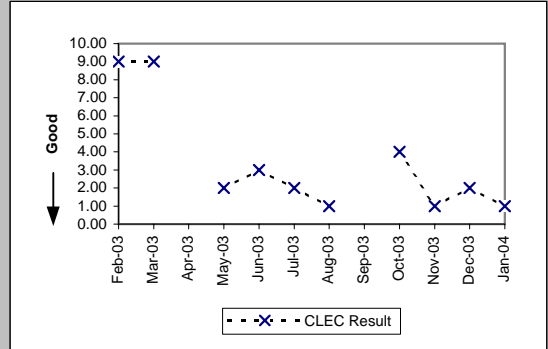
UNE - P (POTS) (Parity)										
Date	CLEC Num	CLEC Denc	CLEC Resu	CLEC Std	Qwest Num	Qwest Denc	Qwest Resu	Mod Z Scr	Parity Scr	
Feb-03	4	2	2.00	1.41	765	210	3.64	-0.5	-1.3	
Mar-03	6	2	3.00	2.83	725	159	4.56	-0.28	-1.17	
Apr-03	6	2	3.00	2.83	1624	137	11.85	-0.37	-1.22	
May-03	30	6	5.00	2.61	582	84	6.93	-0.23	-1.14	
Jun-03	1	1	1.00		434	89	4.88	-0.31	-1.19	
Jul-03	1	1	1.00		411	91	4.52	-0.51	-1.31	
Aug-03										
Sep-03	1	1	1.00		376	99	3.80	-0.61	-1.37	
Oct-03	2	1	2.00		404	89	4.54	-0.33	-1.2	
Nov-03	3	2	1.50	0.71	163	48	3.40	-0.97	-1.59	
Dec-03	6	1	6.00		289	79	3.66	1.09	-0.34	
Jan-04	1	1	1.00		366	81	4.52	-0.5	-1.3	



OP-6A-3 - Delayed Days for Non-Facility Reasons (Average Days) - No dispatches

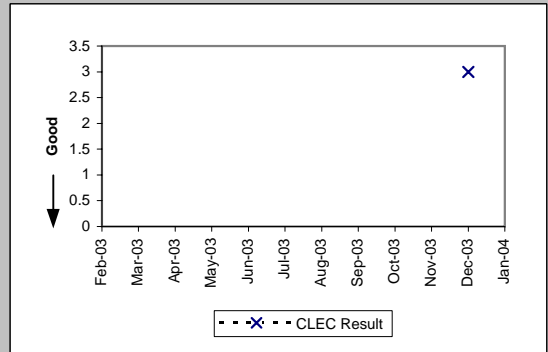
Line Sharing (Diagnostic)

Date	Numerator	Denominator	CLEC Result	Standard Dev
Feb-03	9	1	9.00	
Mar-03	18	2	9.00	9.90
Apr-03				
May-03	2	1	2.00	
Jun-03	6	2	3.00	2.83
Jul-03	2	1	2.00	
Aug-03	1	1	1.00	
Sep-03				
Oct-03	4	1	4.00	
Nov-03	2	2	1.00	0.00
Dec-03	2	1	2.00	
Jan-04	1	1	1.00	



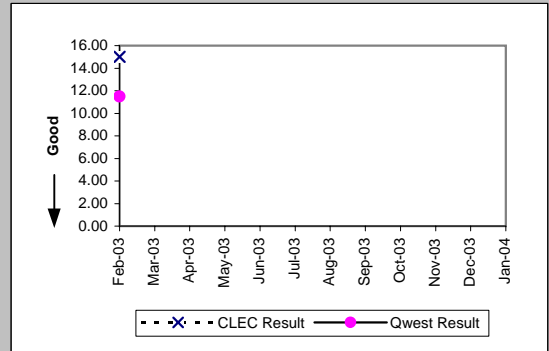
Line Splitting (Diagnostic)

Date	Numerator	Denominator	CLEC Result	Standard Dev
Feb-03				
Mar-03				
Apr-03				
May-03				
Jun-03				
Jul-03				
Aug-03				
Sep-03				
Oct-03				
Nov-03				
Dec-03	3	1	3.00	
Jan-04				

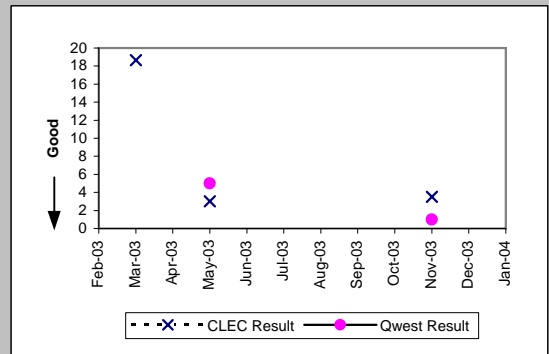


OP-6A-4 - Delayed Days for Non-Facility Reasons (Average Days) - Interval Zone One

ISDN Primary (Parity)										
Date	CLEC Num	CLEC Denc	CLEC Resu	CLEC Std	Qwest Num	Qwest Denc	Qwest Resu	Mod Z Scr	Parity Scr	
Feb-03	15	1	15.00		23	2	11.50	0.62	-0.62	
Mar-03										
Apr-03										
May-03										
Jun-03										
Jul-03										
Aug-03										
Sep-03										
Oct-03										
Nov-03										
Dec-03										
Jan-04										

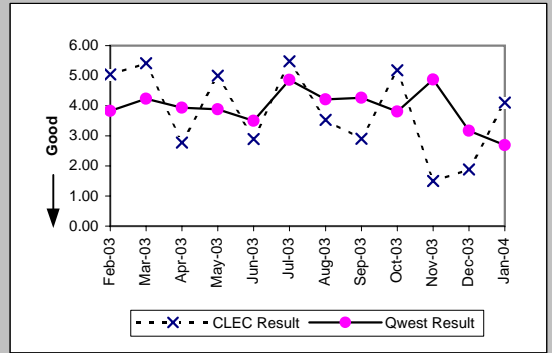


LIS Trunk (Parity)										
Date	CLEC Num	CLEC Denc	CLEC Resu	CLEC Std	Qwest Num	Qwest Denc	Qwest Resu	Mod Z Scr	Parity Scr	
Feb-03										
Mar-03	56	3	18.67	5.77						
Apr-03										
May-03	3	1	3.00		5	1	5.00			
Jun-03										
Jul-03										
Aug-03										
Sep-03										
Oct-03										
Nov-03	7	2	3.50	0.71	1	1	1.00			
Dec-03										
Jan-04										

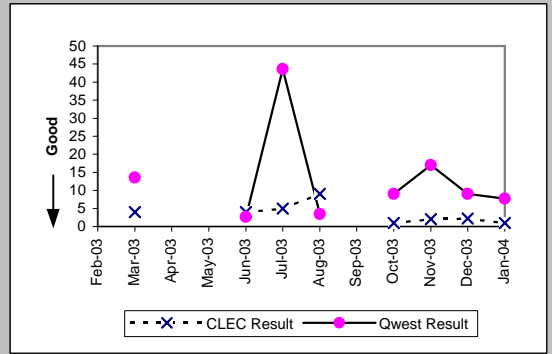


OP-6A-4 - Delayed Days for Non-Facility Reasons (Average Days) - Interval Zone One

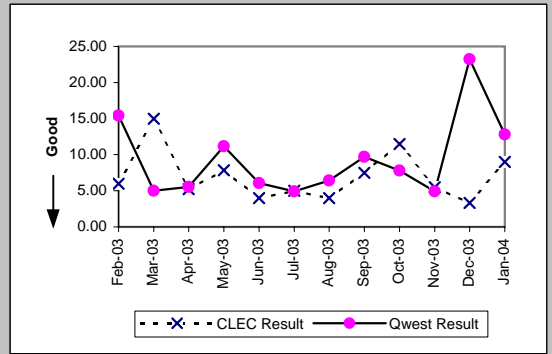
Unbundled Loop Analog (Parity)										
Date	CLEC Num	CLEC Dend	CLEC Resu	CLEC Std	Qwest Num	Qwest Dend	Qwest Resu	Mod Z Scr	Parity Scr	
Feb-03	116	23	5.04	4.26	866	226	3.83	0.83	-0.49	
Mar-03	92	17	5.41	8.02	943	223	4.23	0.57	-0.65	
Apr-03	75	27	2.78	1.31	744	189	3.94	-0.59	-1.36	
May-03	35	7	5.00	3.79	664	171	3.88	0.89	-0.46	
Jun-03	55	19	2.89	1.41	637	182	3.50	-0.33	-1.2	
Jul-03	115	21	5.48	3.30	928	191	4.86	0.55	-0.67	
Aug-03	53	15	3.53	3.07	855	203	4.21	-0.26	-1.16	
Sep-03	142	49	2.90	3.18	905	212	4.27	-1.34	-1.82	
Oct-03	114	22	5.18	2.17	762	200	3.81	0.92	-0.44	
Nov-03	6	4	1.50	1.00	823	169	4.87	-0.75	-1.45	
Dec-03	30	16	1.88	2.28	790	249	3.17	-1.21	-1.74	
Jan-04	74	18	4.11	5.18	626	233	2.69	1.59	-0.03	



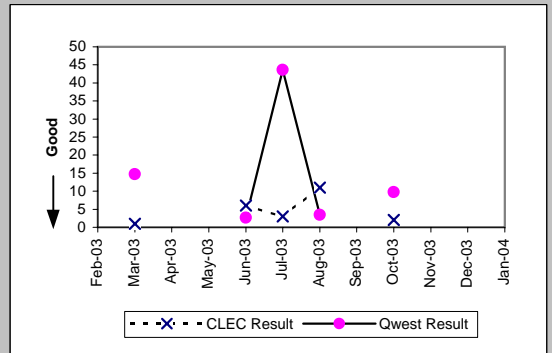
Unbundled Loop - 2 Wire Non-Loaded (Parity)										
Date	CLEC Num	CLEC Dend	CLEC Resu	CLEC Std	Qwest Num	Qwest Dend	Qwest Resu	Mod Z Scr	Parity Scr	
Feb-03										
Mar-03	4	1	4.00		299	22	13.59	-1.1	-1.67	
Apr-03										
May-03										
Jun-03	4	1	4.00		8	3	2.67	0.46	-0.72	
Jul-03	5	1	5.00		611	14	43.64	-0.93	-1.57	
Aug-03	9	1	9.00		21	6	3.50	1.28	-0.22	
Sep-03										
Oct-03	1	1	1.00		72	8	9.00	-0.76	-1.46	
Nov-03	2	1	2.00		17	1	17.00			
Dec-03	9	4	2.25	0.96	27	3	9.00	-0.85	-1.51	
Jan-04	1	1	1.00		46	6	7.67	-0.74	-1.45	



Unbundled Loop - DS1 Capable (Parity)										
Date	CLEC Num	CLEC Dend	CLEC Resu	CLEC Std	Qwest Num	Qwest Dend	Qwest Resu	Mod Z Scr	Parity Scr	
Feb-03	12	2	6.00	4.24	262	17	15.41	-1.05	-1.64	
Mar-03	30	2	15.00	0.00	50	10	5.00	1.87	0.13	
Apr-03	21	4	5.25	3.95	100	18	5.56	-0.09	-1.05	
May-03	47	6	7.83	4.22	134	12	11.17	-0.66	-1.4	
Jun-03	8	2	4.00	1.41	109	18	6.06	-0.5	-1.31	
Jul-03	5	1	5.00		113	23	4.91	0.73	-0.56	
Aug-03	4	1	4.00		218	34	6.41	-0.24	-1.15	
Sep-03	15	2	7.50	7.78	418	43	9.72	-0.28	-1.17	
Oct-03	23	2	11.50	10.61	133	17	7.82	0.83	-0.49	
Nov-03	11	2	5.50	0.71	59	12	4.92	0.32	-0.81	
Dec-03	10	3	3.33	4.04	302	13	23.23	-1.86	-2.13	
Jan-04	72	8	9.00	7.65	154	12	12.83	-0.94	-1.57	

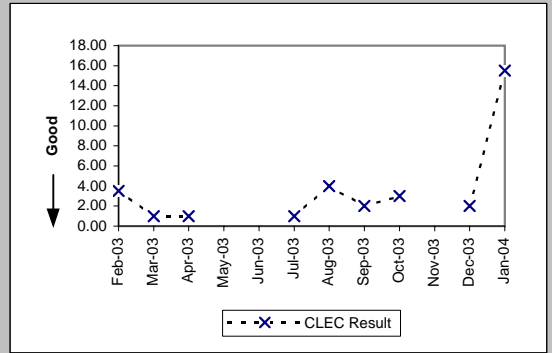


Unbundled Loop ISDN Capable (Parity)										
Date	CLEC Num	CLEC Dend	CLEC Resu	CLEC Std	Qwest Num	Qwest Dend	Qwest Resu	Mod Z Scr	Parity Scr	
Feb-03										
Mar-03	1	1	1.00		295	20	14.75	-1.66	-2.01	
Apr-03										
May-03										
Jun-03	6	1	6.00		8	3	2.67	3.72	1.26	
Jul-03	6	2	3.00	2.83	611	14	43.64	-1.34	-1.82	
Aug-03	11	1	11.00		21	6	3.50	1.41	-0.14	
Sep-03										
Oct-03	2	1	2.00		68	7	9.71	-0.68	-1.42	
Nov-03										
Dec-03										
Jan-04										



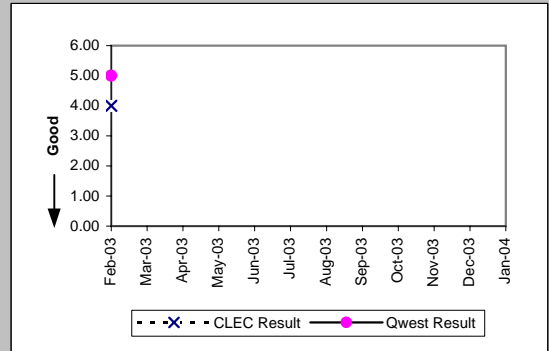
OP-6A-4 - Delayed Days for Non-Facility Reasons (Average Days) - Interval Zone One

Enhanced Extended Loops (EELs) (Diagnostic)					
Date	Num	Denom	CLEC Result	Standard Dev	
Feb-03	7	2	3.50	3.54	
Mar-03	1	1	1.00		
Apr-03	2	2	1.00	0.00	
May-03					
Jun-03					
Jul-03	1	1	1.00		
Aug-03	4	1	4.00		
Sep-03	2	1	2.00		
Oct-03	3	1	3.00		
Nov-03					
Dec-03	2	1	2.00		
Jan-04	31	2	15.50	6.36	

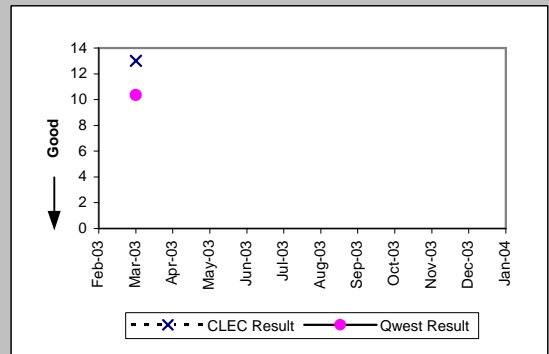


OP-6A-5 - Delayed Days for Non-Facility Reasons (Average Days) - Interval Zone Two

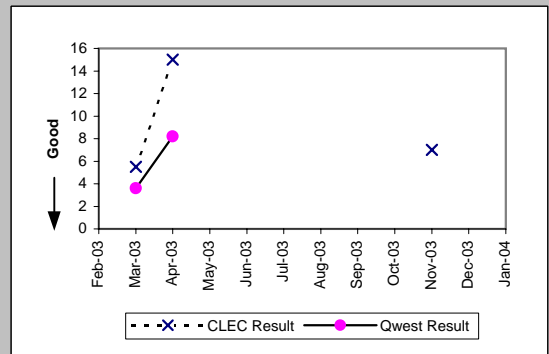
ISDN Primary (Parity)										
Date	CLEC Num	CLEC Denc	CLEC Resu	CLEC Std	Qwest Num	Qwest Denc	Qwest Resu	Mod Z Scr	Parity Scr	
Feb-03	4	1	4.00		35	7	5.00	-0.29	-1.17	
Mar-03										
Apr-03										
May-03										
Jun-03										
Jul-03										
Aug-03										
Sep-03										
Oct-03										
Nov-03										
Dec-03										
Jan-04										



DS1 (Parity)										
Date	CLEC Num	CLEC Denc	CLEC Resu	CLEC Std	Qwest Num	Qwest Denc	Qwest Resu	Mod Z Scr	Parity Scr	
Feb-03										
Mar-03	26	2	13.00	8.49	290	28	10.36	0.8	-0.51	
Apr-03										
May-03										
Jun-03										
Jul-03										
Aug-03										
Sep-03										
Oct-03										
Nov-03										
Dec-03										
Jan-04										

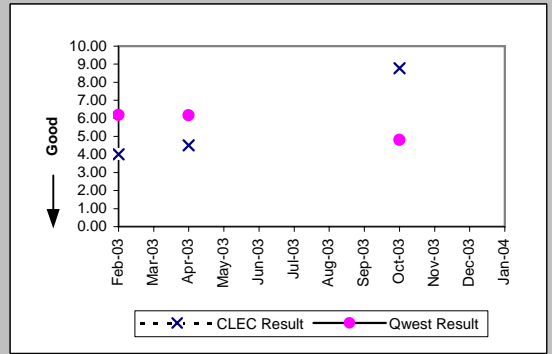


LIS Trunk (Parity)										
Date	CLEC Num	CLEC Denc	CLEC Resu	CLEC Std	Qwest Num	Qwest Denc	Qwest Resu	Mod Z Scr	Parity Scr	
Feb-03										
Mar-03	11	2	5.50	6.36	18	5	3.60	1.32	-0.2	
Apr-03	15	1	15.00		41	5	8.20	0.85	-0.48	
May-03										
Jun-03										
Jul-03										
Aug-03										
Sep-03										
Oct-03										
Nov-03	7	1	7.00							
Dec-03										
Jan-04										

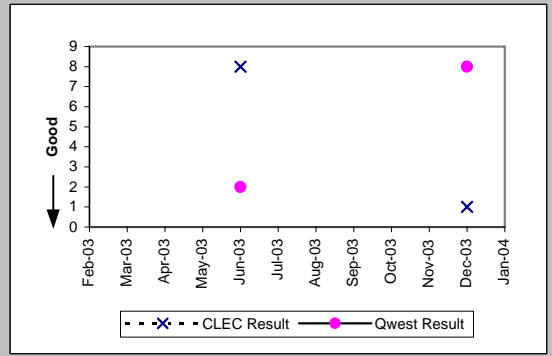


OP-6A-5 - Delayed Days for Non-Facility Reasons (Average Days) - Interval Zone Two

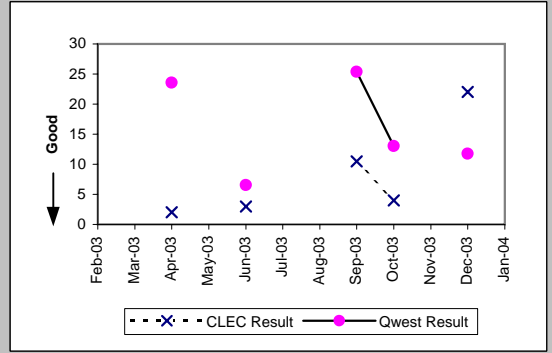
Unbundled Loop Analog (Parity)									
Date	CLEC Num	CLEC Denc	CLEC Resu	CLEC Std	Qwest Num	Qwest Denc	Qwest Resu	Mod Z Scr	Parity Scr
Feb-03	4	1	4.00		229	37	6.19	-0.19	-1.11
Mar-03									
Apr-03	18	4	4.50	0.58	259	42	6.17	-0.23	-1.14
May-03									
Jun-03									
Jul-03									
Aug-03									
Sep-03									
Oct-03	114	13	8.77	1.92	211	44	4.80	0.72	-0.56
Nov-03									
Dec-03									
Jan-04									



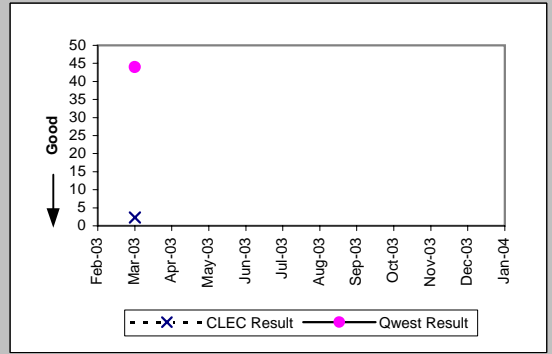
Unbundled Loop - 2 Wire Non-Loaded (Parity)									
Date	CLEC Num	CLEC Denc	CLEC Resu	CLEC Std	Qwest Num	Qwest Denc	Qwest Resu	Mod Z Scr	Parity Scr
Feb-03									
Mar-03									
Apr-03									
May-03									
Jun-03	8	1	8.00		6	3	2.00		
Jul-03									
Aug-03									
Sep-03									
Oct-03									
Nov-03									
Dec-03	1	1	1.00		8	1	8.00		
Jan-04									



Unbundled Loop - DS1 Capable (Parity)									
Date	CLEC Num	CLEC Denc	CLEC Resu	CLEC Std	Qwest Num	Qwest Denc	Qwest Resu	Mod Z Scr	Parity Scr
Feb-03									
Mar-03									
Apr-03	2	1	2.00		920	39	23.59	-0.48	-1.29
May-03									
Jun-03	3	1	3.00		157	24	6.54	-0.48	-1.29
Jul-03									
Aug-03									
Sep-03	21	2	10.50	6.36	1142	45	25.38	-0.33	-1.2
Oct-03	4	1	4.00		522	40	13.05	-0.55	-1.34
Nov-03									
Dec-03	22	1	22.00		341	29	11.76	0.85	-0.48
Jan-04									

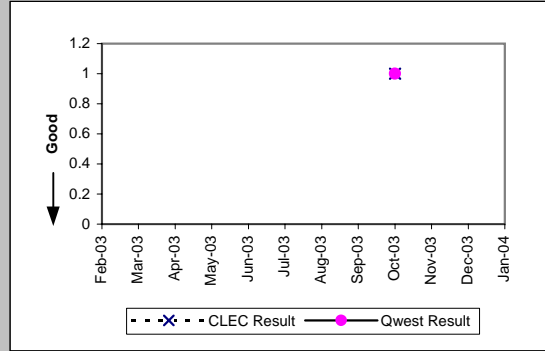


Unbundled Loop ISDN Capable (Parity)									
Date	CLEC Num	CLEC Denc	CLEC Resu	CLEC Std	Qwest Num	Qwest Denc	Qwest Resu	Mod Z Scr	Parity Scr
Feb-03									
Mar-03	7	3	2.33	1.53	44	1	44.00		
Apr-03									
May-03									
Jun-03									
Jul-03									
Aug-03									
Sep-03									
Oct-03									
Nov-03									
Dec-03									
Jan-04									



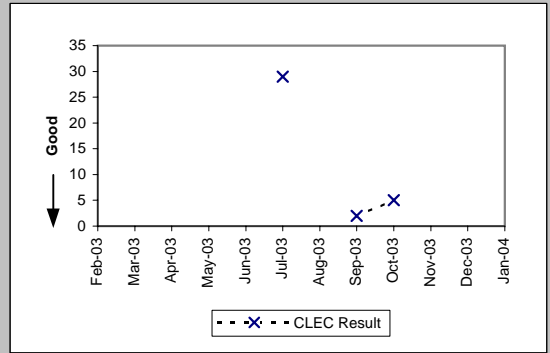
OP-6A-5 - Delayed Days for Non-Facility Reasons (Average Days) - Interval Zone Two

Unbundled Loop - ADSL Qualified (Parity)									
Date	CLEC Num	CLEC Dend	CLEC Resu	CLEC Std	Qwest Num	Qwest Dend	Qwest Resu	Mod Z Scr	Parity Scr
Feb-03									
Mar-03									
Apr-03									
May-03									
Jun-03									
Jul-03									
Aug-03									
Sep-03									
Oct-03	1	1	1.00		1	1	1.00		
Nov-03									
Dec-03									
Jan-04									



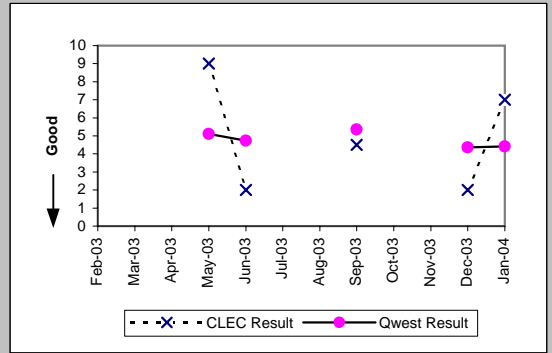
OP-6A-5 - Delayed Days for Non-Facility Reasons (Average Days) - Interval Zone Two

Enhanced Extended Loops (EELs) (Diagnostic)				
Date	Num	Denom	CLEC Result	Standard Dev
Feb-03				
Mar-03				
Apr-03				
May-03				
Jun-03				
Jul-03	29	1	29.00	
Aug-03				
Sep-03	2	1	2.00	
Oct-03	5	1	5.00	
Nov-03				
Dec-03				
Jan-04				

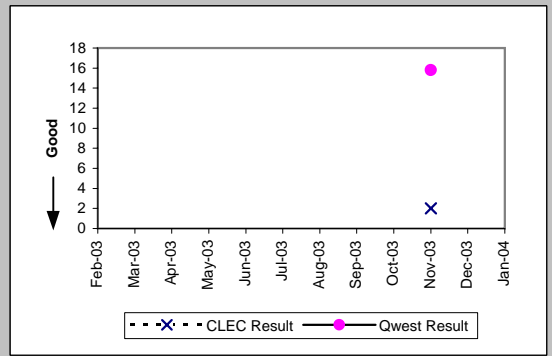


OP-6B-1 - Delayed Days for Facility Reasons (Average Days) - Dispatches within MSAs

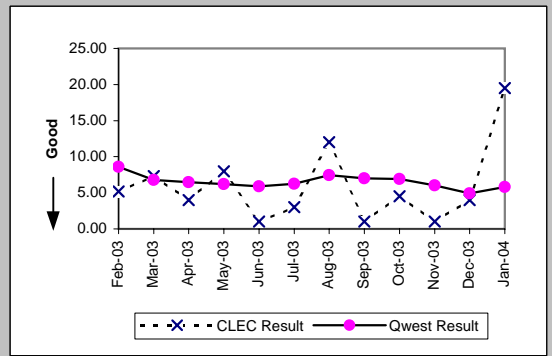
Residence (Parity)									
Date	CLEC Num	CLEC Denc	CLEC Resu	CLEC Std	Qwest Num	Qwest Denc	Qwest Resu	Mod Z Scr	Parity Scr
Feb-03									
Mar-03									
Apr-03									
May-03	9	1	9.00		413	81	5.10	0.88	-0.46
Jun-03	2	1	2.00		303	64	4.73	-0.55	-1.34
Jul-03									
Aug-03									
Sep-03	9	2	4.50	0.71	482	90	5.36	-0.22	-1.14
Oct-03									
Nov-03									
Dec-03	4	2	2.00	1.41	380	87	4.37	-0.95	-1.57
Jan-04	7	1	7.00		442	100	4.42	0.76	-0.54



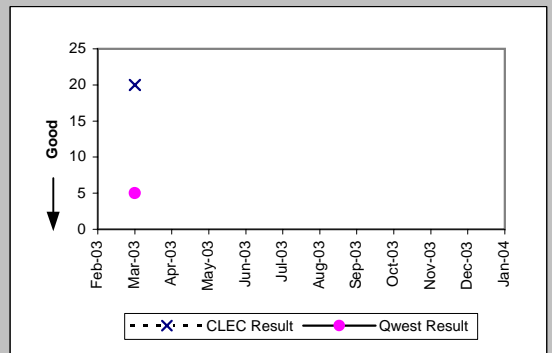
Qwest DSL (Parity)									
Date	CLEC Num	CLEC Denc	CLEC Resu	CLEC Std	Qwest Num	Qwest Denc	Qwest Resu	Mod Z Scr	Parity Scr
Feb-03									
Mar-03									
Apr-03									
May-03									
Jun-03									
Jul-03									
Aug-03									
Sep-03									
Oct-03									
Nov-03	2	1	2.00		79	5	15.80	-0.64	-1.39
Dec-03									
Jan-04									



UNE - P (POTS) (Parity)									
Date	CLEC Num	CLEC Denc	CLEC Resu	CLEC Std	Qwest Num	Qwest Denc	Qwest Resu	Mod Z Scr	Parity Scr
Feb-03	26	5	5.20	3.35	1501	175	8.58	-0.5	-1.3
Mar-03	22	3	7.33	6.51	948	140	6.77	0.52	-0.68
Apr-03	16	4	4.00	1.63	844	130	6.49	-0.46	-1.28
May-03	8	1	8.00		628	101	6.22	0.8	-0.51
Jun-03	1	1	1.00		615	104	5.91	-0.77	-1.47
Jul-03	3	1	3.00		861	138	6.24	-0.35	-1.21
Aug-03	12	1	12.00		1117	150	7.45	0.81	-0.51
Sep-03	1	1	1.00		863	123	7.02	-0.57	-1.35
Oct-03	9	2	4.50	0.71	914	132	6.92	-0.45	-1.27
Nov-03	1	1	1.00		477	79	6.04	-0.44	-1.27
Dec-03	8	2	4.00	2.83	579	118	4.91	-0.31	-1.19
Jan-04	39	2	19.50	17.68	728	125	5.82	1.65	0.01

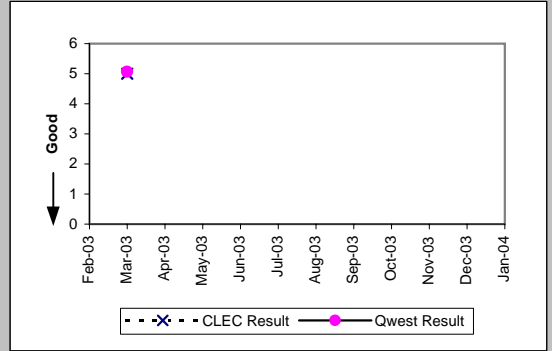


UNE P (Centrex) (Parity)									
Date	CLEC Num	CLEC Denc	CLEC Resu	CLEC Std	Qwest Num	Qwest Denc	Qwest Resu	Mod Z Scr	Parity Scr
Feb-03									
Mar-03	20	1	20.00		5	1	5.00		
Apr-03									
May-03									
Jun-03									
Jul-03									
Aug-03									
Sep-03									
Oct-03									
Nov-03									
Dec-03									
Jan-04									

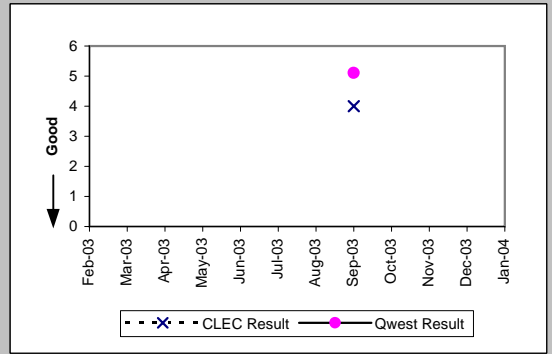


OP-6B-2 - Delayed Days for Facility Reasons (Average Days) - Dispatches outside MSAs

Residence (Parity)									
Date	CLEC Num	CLEC Denc	CLEC Resu	CLEC Std	Qwest Num	Qwest Denc	Qwest Resu	Mod Z Scr	Parity Scr
Feb-03									
Mar-03	5	1	5.00		162	32	5.06	-0.01	-1.01
Apr-03									
May-03									
Jun-03									
Jul-03									
Aug-03									
Sep-03									
Oct-03									
Nov-03									
Dec-03									
Jan-04									

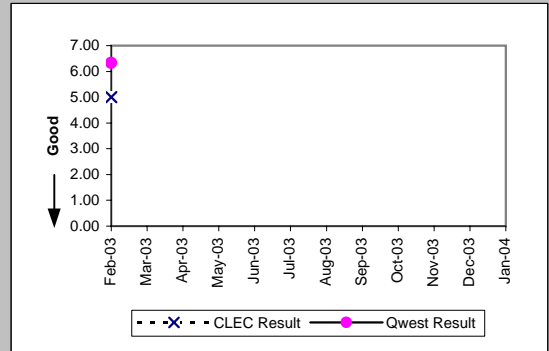


UNE - P (POTS) (Parity)									
Date	CLEC Num	CLEC Denc	CLEC Resu	CLEC Std	Qwest Num	Qwest Denc	Qwest Resu	Mod Z Scr	Parity Scr
Feb-03									
Mar-03									
Apr-03									
May-03									
Jun-03									
Jul-03									
Aug-03									
Sep-03	4	1	4.00		194	38	5.11	-0.21	-1.13
Oct-03									
Nov-03									
Dec-03									
Jan-04									

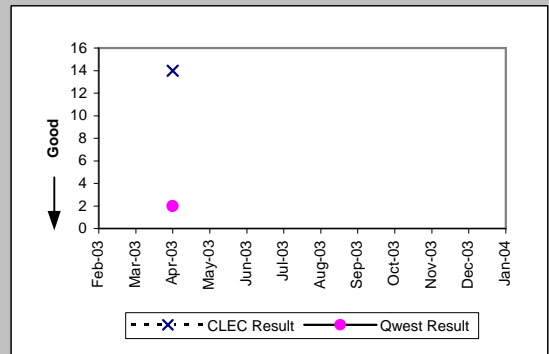


OP-6B-3 - Delayed Days for Facility Reasons (Average Days) - No dispatches

Residence (Parity)										
Date	CLEC Num	CLEC Denc	CLEC Resu	CLEC Std	Qwest Num	Qwest Denc	Qwest Resu	Mod Z Scr	Parity Scr	
Feb-03	5	1	5.00		19	3	6.33	-0.2	-1.12	
Mar-03										
Apr-03										
May-03										
Jun-03										
Jul-03										
Aug-03										
Sep-03										
Oct-03										
Nov-03										
Dec-03										
Jan-04										

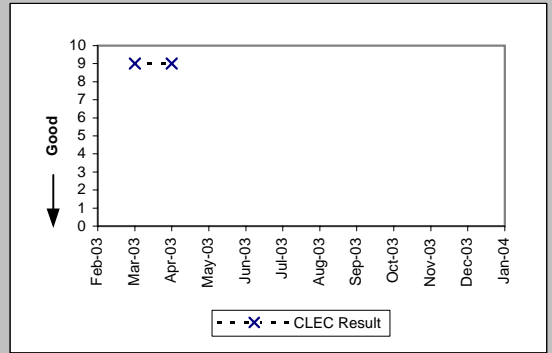


UNE - P (POTS) (Parity)										
Date	CLEC Num	CLEC Denc	CLEC Resu	CLEC Std	Qwest Num	Qwest Denc	Qwest Resu	Mod Z Scr	Parity Scr	
Feb-03										
Mar-03										
Apr-03	14	1	14.00		2	1	2.00			
May-03										
Jun-03										
Jul-03										
Aug-03										
Sep-03										
Oct-03										
Nov-03										
Dec-03										
Jan-04										



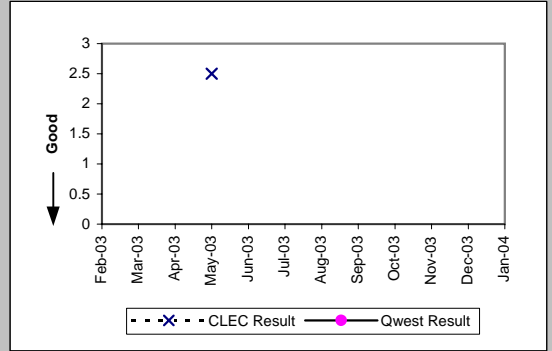
OP-6B-3 - Delayed Days for Facility Reasons (Average Days) - No dispatches

Line Sharing (Diagnostic)				
Date	Numerator	Denominator	CLEC Result	Standard Dev
Feb-03				
Mar-03	9	1	9.00	
Apr-03	18	2	9.00	0.00
May-03				
Jun-03				
Jul-03				
Aug-03				
Sep-03				
Oct-03				
Nov-03				
Dec-03				
Jan-04				



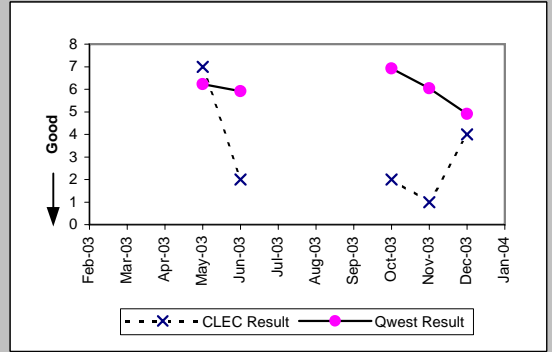
OP-6B-4 - Delayed Days for Facility Reasons (Average Days) - Interval Zone One

Date	LIS Trunk (Parity)				Qwest Num	Qwest Den	Qwest Res	Mod Z Scr	Parity Scr
	CLEC Num	CLEC Den	CLEC Res	CLEC Std					
Feb-03									
Mar-03									
Apr-03									
May-03	5	2	2.50	2.12					
Jun-03									
Jul-03									
Aug-03									
Sep-03									
Oct-03									
Nov-03									
Dec-03									
Jan-04									

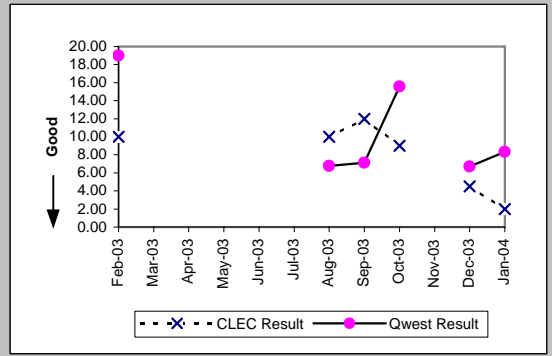


OP-6B-4 - Delayed Days for Facility Reasons (Average Days) - Interval Zone One

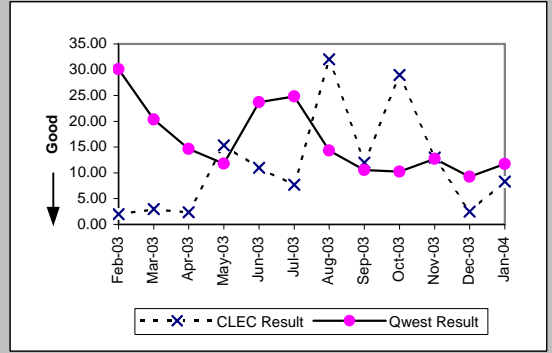
Unbundled Loop Analog (Parity)									
Date	CLEC Num	CLEC Denc	CLEC Resu	CLEC Std	Qwest Num	Qwest Denc	Qwest Resu	Mod Z Scr	Parity Scr
Feb-03									
Mar-03									
Apr-03									
May-03	7	1	7.00		628	101	6.22	0.67	-0.59
Jun-03	2	1	2.00		615	104	5.91	-0.61	-1.37
Jul-03									
Aug-03									
Sep-03									
Oct-03	4	2	2.00	0.00	914	132	6.92	-0.91	-1.55
Nov-03	1	1	1.00		477	79	6.04	-0.44	-1.27
Dec-03	8	2	4.00	0.00	579	118	4.91	-0.31	-1.19
Jan-04									



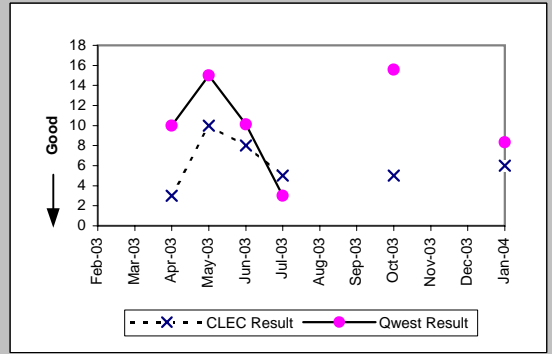
Unbundled Loop - 2 Wire Non-Loaded (Parity)									
Date	CLEC Num	CLEC Denc	CLEC Resu	CLEC Std	Qwest Num	Qwest Denc	Qwest Resu	Mod Z Scr	Parity Scr
Feb-03					38	2	19.00	-0.74	-1.45
Mar-03									
Apr-03									
May-03									
Jun-03									
Jul-03									
Aug-03	10	1	10.00		61	9	6.78	0.51	-0.69
Sep-03	12	1	12.00		57	8	7.12	0.52	-0.68
Oct-03	9	1	9.00		140	9	15.56	-0.41	-1.25
Nov-03									
Dec-03	9	2	4.50	4.95	47	7	6.71	-0.54	-1.33
Jan-04	2	1	2.00		50	6	8.33	-0.76	-1.46



Unbundled Loop - DS1 Capable (Parity)									
Date	CLEC Num	CLEC Denc	CLEC Resu	CLEC Std	Qwest Num	Qwest Denc	Qwest Resu	Mod Z Scr	Parity Scr
Feb-03	2	1	2.00		421	14	30.07	-0.86	-1.52
Mar-03	3	1	3.00		122	6	20.33	-0.91	-1.56
Apr-03	7	3	2.33	1.53	190	13	14.62	-1.76	-2.07
May-03	46	3	15.33	11.59	189	16	11.81	0.6	-0.64
Jun-03	22	2	11.00	12.73	356	15	23.73	-0.84	-1.51
Jul-03	23	3	7.67	7.64	620	25	24.80	-1.25	-1.76
Aug-03	32	1	32.00		588	41	14.34	1.51	-0.08
Sep-03	48	4	12.00	7.70	221	21	10.52	0.46	-0.72
Oct-03	29	1	29.00		245	24	10.21	1.32	-0.2
Nov-03	26	2	13.00	16.97	191	15	12.73	0.31	-0.81
Dec-03	5	2	2.50	0.71	157	17	9.24	-0.92	-1.56
Jan-04	50	6	8.33	6.15	199	17	11.71	-0.76	-1.46

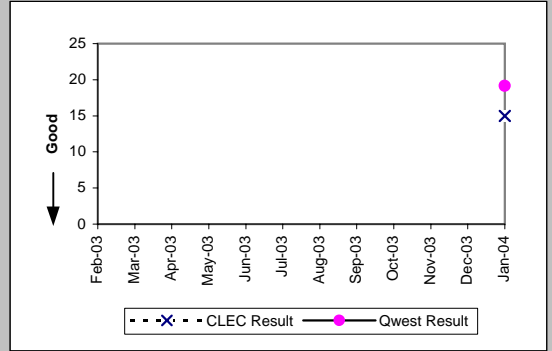


Unbundled Loop ISDN Capable (Parity)									
Date	CLEC Num	CLEC Denc	CLEC Resu	CLEC Std	Qwest Num	Qwest Denc	Qwest Resu	Mod Z Scr	Parity Scr
Feb-03									
Mar-03									
Apr-03	3	1	3.00		80	8	10.00	-0.69	-1.42
May-03	10	1	10.00		75	5	15.00	-0.22	-1.13
Jun-03	8	1	8.00		91	9	10.11	-0.24	-1.14
Jul-03	5	1	5.00		6	2	3.00	0.67	-0.59
Aug-03									
Sep-03									
Oct-03	5	1	5.00		140	9	15.56	-0.66	-1.4
Nov-03									
Dec-03									
Jan-04	6	1	6.00		50	6	8.33	-0.28	-1.17



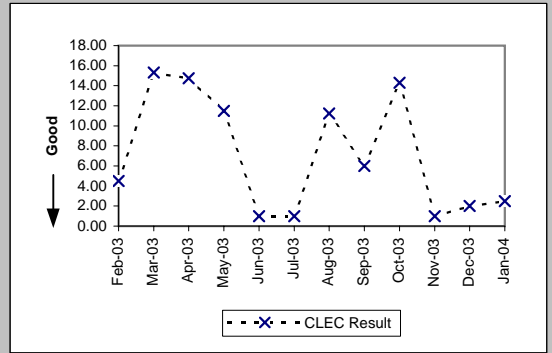
OP-6B-4 - Delayed Days for Facility Reasons (Average Days) - Interval Zone One

Unbundled Loop - ADSL Qualified (Parity)									
Date	CLEC Num	CLEC Dend	CLEC Resu	CLEC Std	Qwest Num	Qwest Dend	Qwest Resu	Mod Z Scr	Parity Scr
Feb-03									
Mar-03									
Apr-03									
May-03									
Jun-03									
Jul-03									
Aug-03									
Sep-03									
Oct-03									
Nov-03									
Dec-03									
Jan-04	15	1	15.00		115	6	19.17	-0.19	-1.11



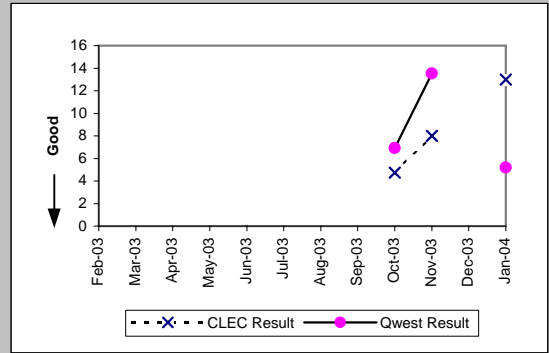
OP-6B-4 - Delayed Days for Facility Reasons (Average Days) - Interval Zone One

Enhanced Extended Loops (EELs) (Diagnostic)					
Date	Num	Denom	CLEC Result	Standard Dev	
Feb-03	18	4	4.50	4.04	
Mar-03	46	3	15.33	12.66	
Apr-03	59	4	14.75	9.50	
May-03	69	6	11.50	17.72	
Jun-03	3	3	1.00	0.00	
Jul-03	1	1	1.00		
Aug-03	45	4	11.25	8.85	
Sep-03	24	4	6.00	5.23	
Oct-03	100	7	14.29	31.66	
Nov-03	2	2	1.00	0.00	
Dec-03	2	1	2.00		
Jan-04	5	2	2.50	0.71	

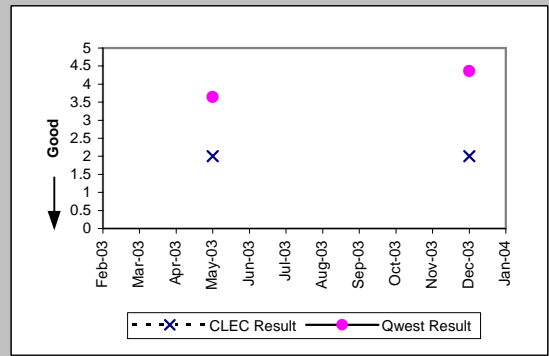


OP-6B-5 - Delayed Days for Facility Reasons (Average Days) - Interval Zone Two

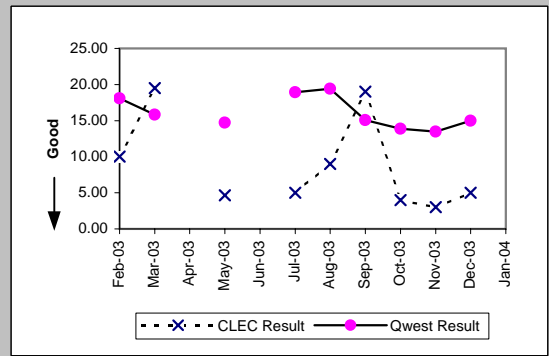
Unbundled Loop Analog (Parity)									
Date	CLEC Num	CLEC Dend	CLEC Resu	CLEC Std	Qwest Num	Qwest Dend	Qwest Resu	Mod Z Scr	Parity Scr
Feb-03									
Mar-03									
Apr-03									
May-03									
Jun-03									
Jul-03									
Aug-03									
Sep-03									
Oct-03	38	8	4.75	2.12	291	42	6.93	-0.91	-1.55
Nov-03	32	4	8.00	0.00	392	29	13.52	-0.35	-1.21
Dec-03									
Jan-04	26	2	13.00	0.00	140	27	5.19	2.05	0.25



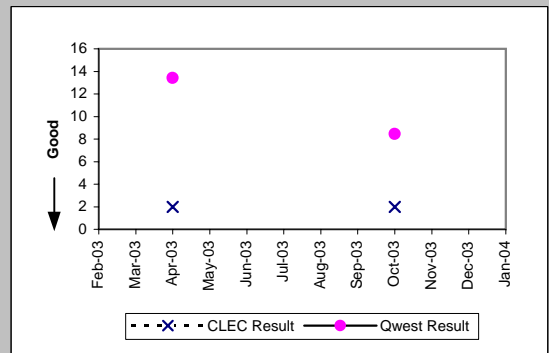
Unbundled Loop - 2 Wire Non-Loaded (Parity)									
Date	CLEC Num	CLEC Dend	CLEC Resu	CLEC Std	Qwest Num	Qwest Dend	Qwest Resu	Mod Z Scr	Parity Scr
Feb-03									
Mar-03									
Apr-03									
May-03	2	1	2.00		40	11	3.64	-0.42	-1.26
Jun-03									
Jul-03									
Aug-03									
Sep-03									
Oct-03									
Nov-03									
Dec-03	2	1	2.00		96	22	4.36	-0.38	-1.23
Jan-04									



Unbundled Loop - DS1 Capable (Parity)									
Date	CLEC Num	CLEC Dend	CLEC Resu	CLEC Std	Qwest Num	Qwest Dend	Qwest Resu	Mod Z Scr	Parity Scr
Feb-03	30	3	10.00	7.00	235	13	18.08	-1.11	-1.67
Mar-03	39	2	19.50	0.71	301	19	15.84	0.35	-0.79
Apr-03									
May-03	14	3	4.67	4.73	265	18	14.72	-0.93	-1.57
Jun-03									
Jul-03	5	1	5.00		454	24	18.92	-0.5	-1.3
Aug-03	27	3	9.00	10.58	369	19	19.42	-0.66	-1.4
Sep-03	19	1	19.00		498	33	15.09	0.4	-0.76
Oct-03	8	2	4.00	2.83	596	43	13.86	-1.15	-1.7
Nov-03	3	1	3.00		175	13	13.46	-0.67	-1.41
Dec-03	5	1	5.00		480	32	15.00	-0.58	-1.35
Jan-04									

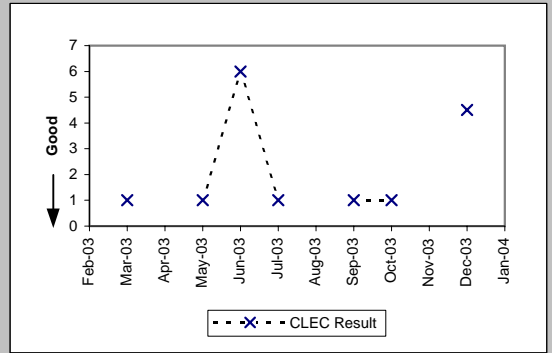


Unbundled Loop ISDN Capable (Parity)									
Date	CLEC Num	CLEC Dend	CLEC Resu	CLEC Std	Qwest Num	Qwest Dend	Qwest Resu	Mod Z Scr	Parity Scr
Feb-03									
Mar-03									
Apr-03	2	1	2.00		94	7	13.43	-0.68	-1.41
May-03									
Jun-03									
Jul-03									
Aug-03									
Sep-03									
Oct-03	2	1	2.00		76	9	8.44	-1.05	-1.64
Nov-03									
Dec-03									
Jan-04									



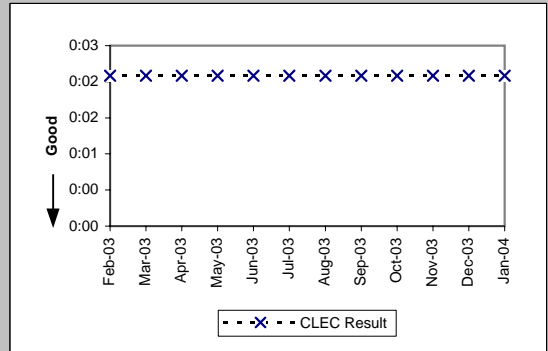
OP-6B-5 - Delayed Days for Facility Reasons (Average Days) - Interval Zone Two

Enhanced Extended Loops (EELs) (Diagnostic)				
Date	Num	Denom	CLEC Result	Standard Dev
Feb-03				
Mar-03		1	1	1.00
Apr-03				
May-03	1	1	1	1.00
Jun-03	6	1	6	6.00
Jul-03	1	1	1	1.00
Aug-03				
Sep-03	1	1	1	1.00
Oct-03	1	1	1	1.00
Nov-03				
Dec-03	9	2	4.50	3.54
Jan-04				

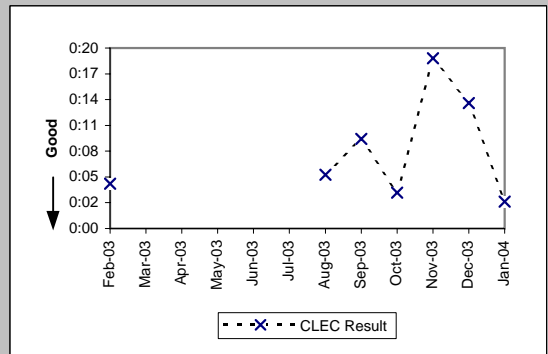


OP-7 - Coordinated "Hot Cut" Interval (Hours:Minutes)

Unbundled Loop - Analog (Diagnostic)				
Date	Numerator	Denominator		CLEC Result
Feb-03		42:37	918	0:03
Mar-03		48:21	1016	0:03
Apr-03		44:25	1000	0:03
May-03		34:20	721	0:03
Jun-03		39:34	846	0:03
Jul-03		37:33	869	0:03
Aug-03		41:53	863	0:03
Sep-03		39:17	864	0:03
Oct-03		42:47	760	0:03
Nov-03		35:54	646	0:03
Dec-03		42:38	802	0:03
Jan-04		28:44	605	0:03

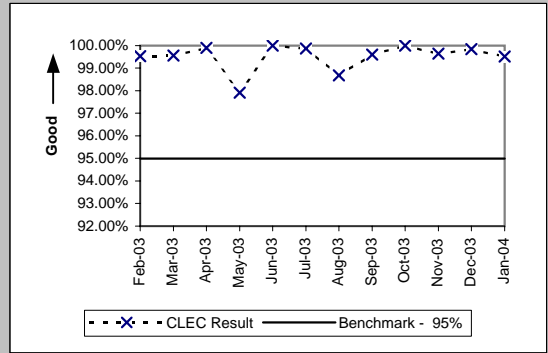


Unbundled Loop Other (Diagnostic)				
Date	Numerator	Denominator		CLEC Result
Feb-03		0:05	1	0:05
Mar-03				
Apr-03				
May-03				
Jun-03				
Jul-03				
Aug-03	0:12		2	0:06
Sep-03	0:10		1	0:10
Oct-03	0:18		5	0:04
Nov-03	1:16		4	0:19
Dec-03	2:10		9	0:14
Jan-04	0:30		10	0:03

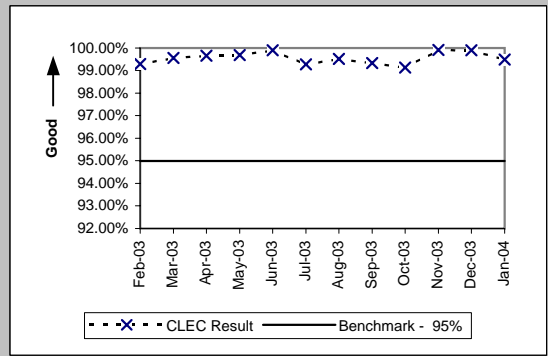


OP-8 - Number Portability Timeliness (Percent)

Number Portability Timeliness (Percent) (OP-8 B) (Benchmark)				
Date	Numerator	Denominator	CLEC Result	
Feb-03	855	859	99.53%	
Mar-03	914	918	99.56%	
Apr-03	951	952	99.90%	
May-03	610	623	97.91%	
Jun-03	730	730	100.00%	
Jul-03	825	826	99.88%	
Aug-03	748	758	98.68%	
Sep-03	742	745	99.60%	
Oct-03	674	674	100.00%	
Nov-03	568	570	99.65%	
Dec-03	625	626	99.84%	
Jan-04	409	411	99.51%	

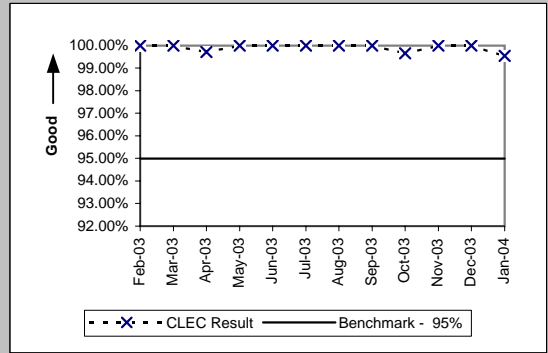


Percentage of LNP Triggers Set Prior to the Frame Due Time (Percent) (OP-8C) (Benchmark)				
Date	Numerator	Denominator	CLEC Result	
Feb-03	2360	2377	99.28%	
Mar-03	2504	2515	99.56%	
Apr-03	2043	2050	99.66%	
May-03	2240	2247	99.69%	
Jun-03	3955	3959	99.90%	
Jul-03	4779	4814	99.27%	
Aug-03	2084	2094	99.52%	
Sep-03	4918	4951	99.33%	
Oct-03	3665	3697	99.13%	
Nov-03	9135	9143	99.91%	
Dec-03	5172	5177	99.90%	
Jan-04	1940	1950	99.49%	

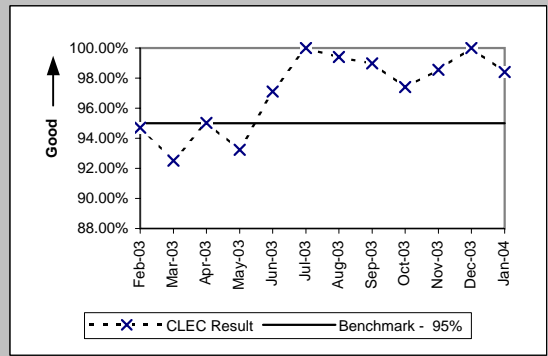


OP-13 - Coordinated Cuts on Time (Percent)

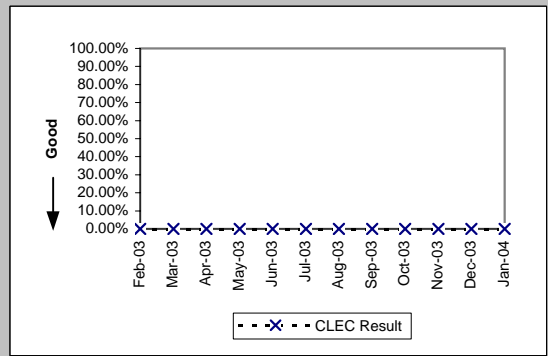
Coordinated Cuts Completed on Time (Percent) Unbundled Loop - Analog (OP-13A) (Benchmark)				
Date	Numerator	Denominator	CLEC Result	
Feb-03	323	323	100.00%	
Mar-03	351	351	100.00%	
Apr-03	354	355	99.72%	
May-03	252	252	100.00%	
Jun-03	298	298	100.00%	
Jul-03	258	258	100.00%	
Aug-03	326	326	100.00%	
Sep-03	293	293	100.00%	
Oct-03	287	288	99.65%	
Nov-03	265	265	100.00%	
Dec-03	337	337	100.00%	
Jan-04	218	219	99.54%	



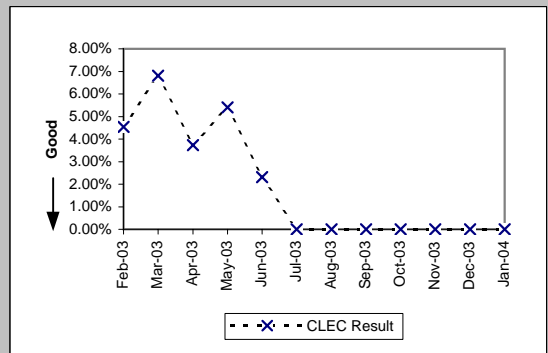
Coordinated Cuts Completed on Time (Percent) Unbundled Loop Other (OP-13A) (Benchmark)				
Date	Numerator	Denominator	CLEC Result	
Feb-03	125	132	94.70%	
Mar-03	136	147	92.52%	
Apr-03	153	161	95.03%	
May-03	138	148	93.24%	
Jun-03	168	173	97.11%	
Jul-03	144	144	100.00%	
Aug-03	169	170	99.41%	
Sep-03	193	195	98.97%	
Oct-03	187	192	97.40%	
Nov-03	137	139	98.56%	
Dec-03	158	158	100.00%	
Jan-04	123	125	98.40%	



Coordinated Cuts Started Without CLEC Approval (Percent) Unbundled Loop - Analog (OP-13B) (Diagnostic)				
Date	Numerator	Denominator	CLEC Result	
Feb-03	0	323	0.00%	
Mar-03	0	351	0.00%	
Apr-03	0	355	0.00%	
May-03	0	252	0.00%	
Jun-03	0	298	0.00%	
Jul-03	0	258	0.00%	
Aug-03	0	326	0.00%	
Sep-03	0	293	0.00%	
Oct-03	0	288	0.00%	
Nov-03	0	265	0.00%	
Dec-03	0	337	0.00%	
Jan-04	0	219	0.00%	

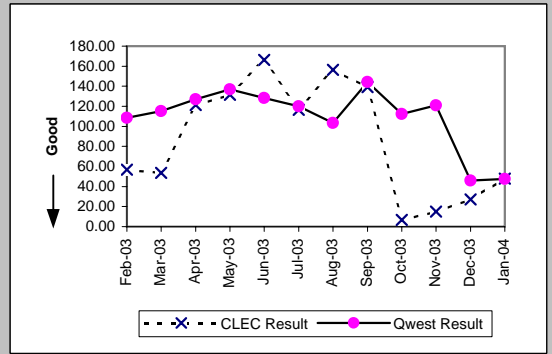


Coordinated Cuts Started Without CLEC Approval (Percent) Unbundled Loop Other (OP-13B) (Diagnostic)				
Date	Numerator	Denominator	CLEC Result	
Feb-03	6	132	4.55%	
Mar-03	10	147	6.80%	
Apr-03	6	161	3.73%	
May-03	8	148	5.41%	
Jun-03	4	173	2.31%	
Jul-03	0	144	0.00%	
Aug-03	0	170	0.00%	
Sep-03	0	195	0.00%	
Oct-03	0	192	0.00%	
Nov-03	0	139	0.00%	
Dec-03	0	158	0.00%	
Jan-04	0	125	0.00%	

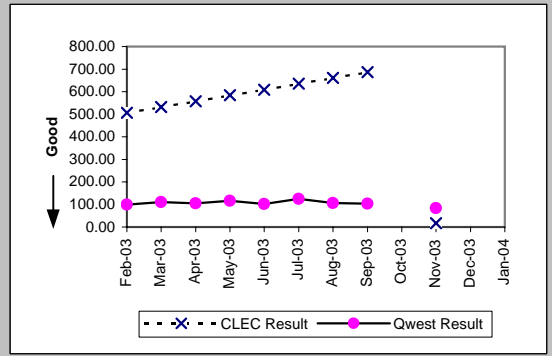


OP-15A - Interval for Pending Orders Delayed Past Due Date

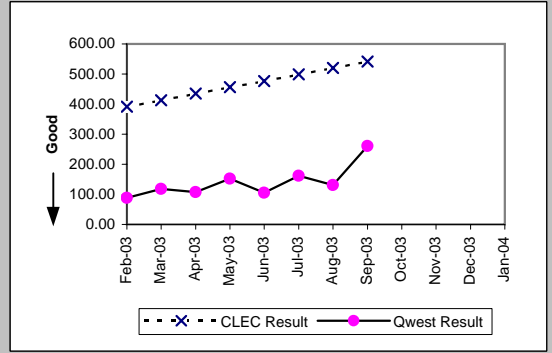
Residence (Diagnostic)									
Date	CLEC Num	CLEC Denc	CLEC Resu	Standard D	Qwest Num	Qwest Denc	Qwest Resu	Mod Z Scr	Parity Scr
Feb-03	738	13	56.77	114.39	111422	1027	108.49	-1.39	-1.85
Mar-03	697	13	53.62	125.78	121012	1049	115.36	-1.59	-1.97
Apr-03	727	6	121.17	185.53	114459	900	127.18	-0.1	-1.06
May-03	788	6	131.33	196.18	119299	872	136.81	-0.08	-1.05
Jun-03	832	5	166.40	220.05	123952	965	128.45	0.65	-0.61
Jul-03	931	8	116.38	194.73	112247	936	119.92	-0.06	-1.04
Aug-03	938	6	156.33	231.44	91542	886	103.32	0.91	-0.45
Sep-03	973	7	139.00	231.65	87443	606	144.30	-0.08	-1.05
Oct-03	20	3	6.67	1.53	57053	508	112.31	-1.3	-1.79
Nov-03	60	4	15.00	14.63	62609	518	120.87	-1.47	-1.89
Dec-03	27	1	27.00		11221	245	45.80	-0.24	-1.15
Jan-04	48	1	48.00		14487	304	47.65	0.48	-0.71



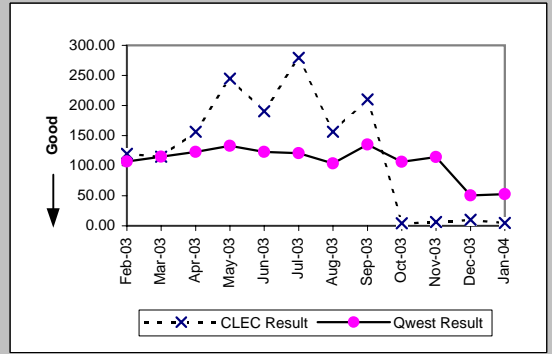
Business (Diagnostic)									
Date	CLEC Num	CLEC Denc	CLEC Resu	Standard D	Qwest Num	Qwest Denc	Qwest Resu	Mod Z Scr	Parity Scr
Feb-03	506	1	506.00		24453	245	99.81	2.26	0.37
Mar-03	532	1	532.00		23357	210	111.22	2.12	0.29
Apr-03	558	1	558.00		22662	215	105.40	2.1	0.27
May-03	584	1	584.00		24102	207	116.43	2.17	0.32
Jun-03	609	1	609.00		26790	262	102.25	2.29	0.39
Jul-03	635	1	635.00		29241	234	124.96	2.17	0.32
Aug-03	661	1	661.00		25809	244	105.77	2.29	0.39
Sep-03	686	1	686.00		18799	181	103.86	2.23	0.35
Oct-03									
Nov-03	17	1	17.00		8825	106	83.25	-0.54	-1.33
Dec-03									
Jan-04									



PBX (Diagnostic)									
Date	CLEC Num	CLEC Denc	CLEC Resu	Standard D	Qwest Num	Qwest Denc	Qwest Resu	Mod Z Scr	Parity Scr
Feb-03	392	1	392.00		887	10	88.70	1.62	-0.02
Mar-03	413	1	413.00		944	8	118.00	1.62	-0.02
Apr-03	435	1	435.00		969	9	107.67	1.51	-0.08
May-03	456	1	456.00		911	6	151.83	1.37	-0.17
Jun-03	477	1	477.00		1054	10	105.40	1.64	0
Jul-03	499	1	499.00		972	6	162.00	1.56	-0.05
Aug-03	520	1	520.00		787	6	131.17	1.39	-0.16
Sep-03	541	1	541.00		781	3	260.33	1.03	-0.38
Oct-03									
Nov-03									
Dec-03									
Jan-04									

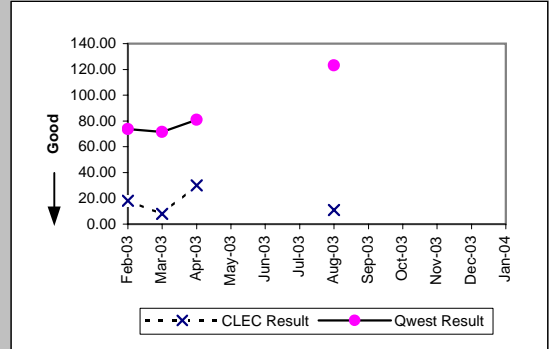


UNE - P (POTS) (Diagnostic)									
Date	CLEC Num	CLEC Denc	CLEC Resu	Standard D	Qwest Num	Qwest Denc	Qwest Resu	Mod Z Scr	Parity Scr
Feb-03	2873	24	119.71	151.37	135875	1272	106.82	0.58	-0.65
Mar-03	2870	25	114.80	166.40	144369	1259	114.67	0.07	-0.96
Apr-03	2973	19	156.47	192.90	137121	1115	122.98	0.95	-0.42
May-03	3180	13	244.62	206.39	143401	1079	132.90	2.14	0.3
Jun-03	3429	18	190.50	216.39	150742	1227	122.85	1.74	0.06
Jul-03	3630	13	279.23	226.05	141488	1170	120.93	2.75	0.67
Aug-03	3911	25	156.44	224.00	117351	1130	103.85	1.54	-0.06
Sep-03	4206	20	210.30	243.65	106242	787	135.00	1.83	0.11
Oct-03	29	7	4.14	4.98	66036	620	106.51	-1.97	-2.2
Nov-03	87	14	6.21	8.40	71434	624	114.48	-2.85	-2.73
Dec-03	82	8	10.25	10.95	17635	348	50.68	-1.3	-1.79
Jan-04	72	15	4.80	7.85	21220	401	52.92	-2.1	-2.28

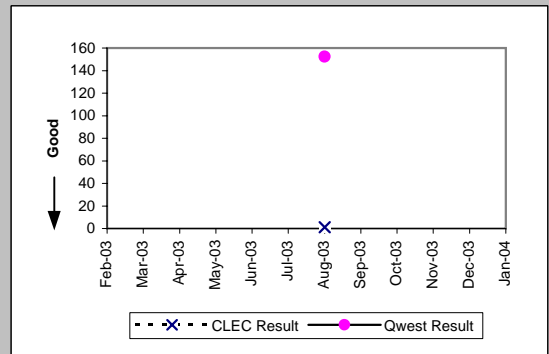


OP-15A - Interval for Pending Orders Delayed Past Due Date

UNE P (Centrex) (Diagnostic)										
Date	CLEC Num	CLEC Denc	CLEC Resu	Standard D	Qwest Num	Qwest Denc	Qwest Resu	Mod Z Scr	Parity Scr	
Feb-03	18	1	18.00		1767	24	73.62	-0.72	-1.44	
Mar-03	8	1	8.00		1645	23	71.52	-0.73	-1.44	
Apr-03	30	1	30.00		1700	21	80.95	-0.51	-1.31	
May-03										
Jun-03										
Jul-03										
Aug-03	11	1	11.00		862	7	123.14	-0.71	-1.43	
Sep-03										
Oct-03										
Nov-03										
Dec-03										
Jan-04										

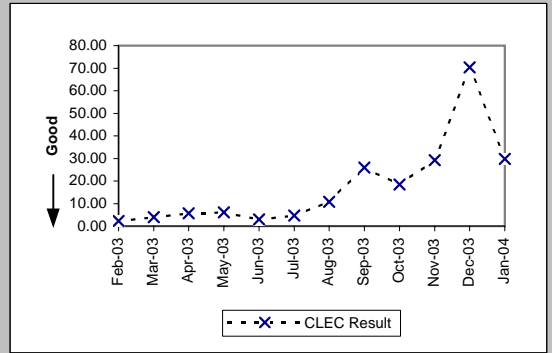


UNE P (Centrex 21) (Diagnostic)										
Date	CLEC Num	CLEC Denc	CLEC Resu	Standard D	Qwest Num	Qwest Denc	Qwest Resu	Mod Z Scr	Parity Scr	
Feb-03										
Mar-03										
Apr-03										
May-03										
Jun-03										
Jul-03										
Aug-03	1	1	1.00		2892	19	152.21	-0.69	-1.42	
Sep-03										
Oct-03										
Nov-03										
Dec-03										
Jan-04										

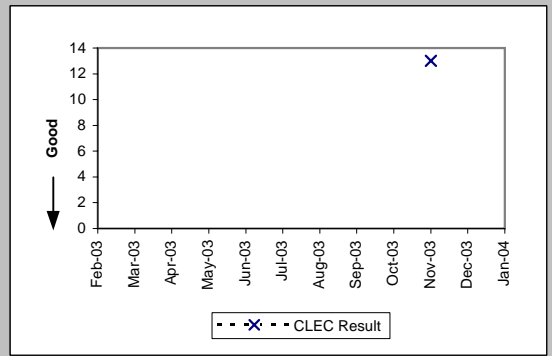


OP-15A - Interval for Pending Orders Delayed Past Due Date

Line Sharing (Diagnostic)					
Date	CLEC Num	CLEC Denom	CLEC Result	Standard Dev	
Feb-03	39	17	2.29	3.26	
Mar-03	43	11	3.91	3.51	
Apr-03	85	15	5.67	3.37	
May-03	61	10	6.10	8.41	
Jun-03	38	13	2.92	3.90	
Jul-03	61	13	4.69	8.74	
Aug-03	75	7	10.71	18.94	
Sep-03	78	3	26.00	41.58	
Oct-03	111	6	18.50	38.64	
Nov-03	175	6	29.17	43.94	
Dec-03	211	3	70.33	58.77	
Jan-04	119	4	29.75	32.29	

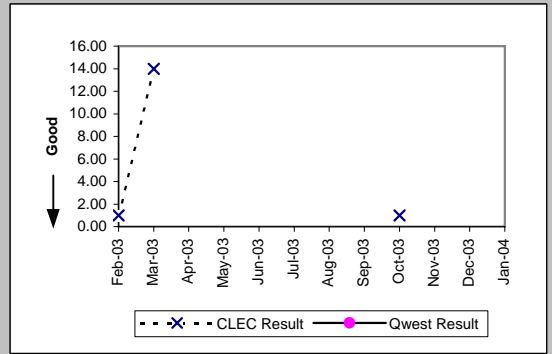


Line Splitting (Diagnostic)				
Date	CLEC Num	CLEC Denom	CLEC Result	Standard Dev
Feb-03				
Mar-03				
Apr-03				
May-03				
Jun-03				
Jul-03				
Aug-03				
Sep-03				
Oct-03				
Nov-03	13	1	13.00	
Dec-03				
Jan-04				

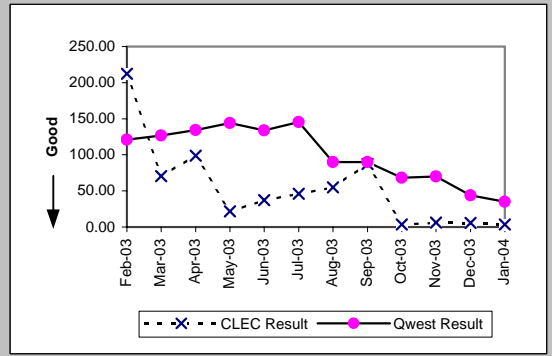


OP-15A - Interval for Pending Orders Delayed Past Due Date

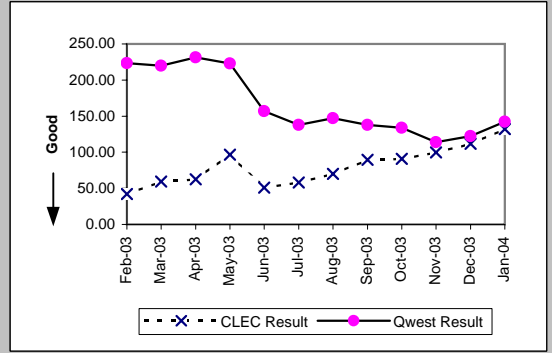
LIS Trunk (Diagnostic)									
Date	CLEC Num	CLEC Denc	CLEC Resu	Standard D	Qwest Num	Qwest Denc	Qwest Resu	Mod Z Scr	Parity Scr
Feb-03	1	1	1.00						
Mar-03	14	1	14.00						
Apr-03									
May-03									
Jun-03									
Jul-03									
Aug-03									
Sep-03									
Oct-03	1	1	1.00						
Nov-03									
Dec-03									
Jan-04									



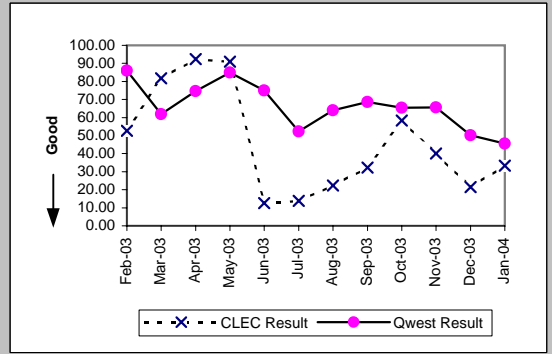
Unbundled Loop Analog (Diagnostic)									
Date	CLEC Num	CLEC Denc	CLEC Resu	Standard D	Qwest Num	Qwest Denc	Qwest Resu	Mod Z Scr	Parity Scr
Feb-03	425	2	212.50	300.52	52209	432	120.85	0.97	-0.41
Mar-03	493	7	70.43	165.69	54229	428	126.70	-1.03	-1.62
Apr-03	594	6	99.00	181.05	51581	384	134.33	-0.55	-1.34
May-03	829	38	21.82	79.22	53077	368	144.23	-4.42	-3.69
Jun-03	224	6	37.33	35.98	55773	416	134.07	-1.42	-1.86
Jul-03	276	6	46.00	50.50	51729	356	145.31	-1.35	-1.82
Aug-03	220	4	55.00	63.51	24784	275	90.12	-0.53	-1.32
Sep-03	262	3	87.33	75.63	19124	213	89.78	-0.03	-1.02
Oct-03	10	3	3.33	2.89	11420	167	68.38	-1.11	-1.68
Nov-03	6	1	6.00		12132	173	70.13	-0.61	-1.37
Dec-03	75	13	5.77	6.72	5412	123	44.00	-1.87	-2.14
Jan-04	47	13	3.62	11.29	6336	181	35.01	-1.66	-2.01



Unbundled Loop - 2 Wire Non-Loaded (Diagnostic)									
Date	CLEC Num	CLEC Denc	CLEC Resu	Standard D	Qwest Num	Qwest Denc	Qwest Resu	Mod Z Scr	Parity Scr
Feb-03	588	14	42.00	50.82	12731	57	223.35	-3.17	-2.93
Mar-03	712	12	59.33	57.79	12104	55	220.07	-2.43	-2.48
Apr-03	815	13	62.69	63.74	13186	57	231.33	-2.6	-2.58
May-03	871	9	96.78	72.62	14270	64	222.97	-1.64	-2
Jun-03	509	10	50.90	63.51	6125	39	157.05	-2.44	-2.48
Jul-03	637	11	57.91	70.42	6488	47	138.04	-1.75	-2.06
Aug-03	908	13	69.85	96.68	4414	30	147.13	-1.77	-2.08
Sep-03	1075	12	89.58	104.20	4963	36	137.86	-1.06	-1.64
Oct-03	1270	14	90.71	108.60	3611	27	133.74	-0.97	-1.59
Nov-03	1494	15	99.60	110.68	3875	34	113.97	-0.34	-1.21
Dec-03	1564	14	111.71	118.68	4778	39	122.51	-0.23	-1.14
Jan-04	1321	10	132.10	115.36	4406	31	142.13	-0.19	-1.11

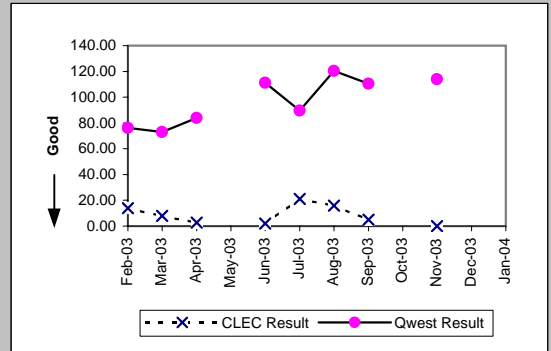


Unbundled Loop - DS1 Capable (Diagnostic)									
Date	CLEC Num	CLEC Denc	CLEC Resu	Standard D	Qwest Num	Qwest Denc	Qwest Resu	Mod Z Scr	Parity Scr
Feb-03	369	7	52.71	58.43	6368	74	86.05	-0.69	-1.42
Mar-03	245	3	81.67	99.38	6556	106	61.85	0.38	-0.77
Apr-03	277	3	92.33	111.78	6202	83	74.72	0.3	-0.82
May-03	273	3	91.00	128.42	7047	83	84.90	0.19	-0.89
Jun-03	63	5	12.60	19.23	5777	77	75.03	-1.38	-1.84
Jul-03	165	12	13.75	18.56	6020	115	52.35	-1.38	-1.84
Aug-03	224	10	22.40	26.26	5884	92	63.96	-1.22	-1.74
Sep-03	194	6	32.33	40.11	5836	85	68.66	-0.79	-1.48
Oct-03	175	3	58.33	67.69	5039	77	65.44	-0.11	-1.07
Nov-03	160	4	40.00	74.67	4663	71	65.68	-0.51	-1.31
Dec-03	278	13	21.38	46.37	5417	108	50.16	-1.1	-1.67
Jan-04	266	8	33.25	66.48	2873	63	45.60	-0.32	-1.2

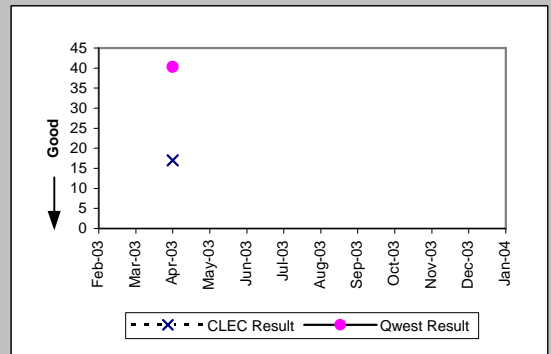


OP-15A - Interval for Pending Orders Delayed Past Due Date

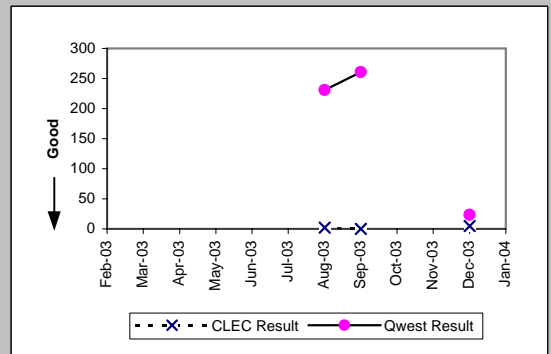
Unbundled Loop ISDN Capable (Diagnostic)										
Date	CLEC Num	CLEC Dend	CLEC Resu	Standard D	Qwest Num	Qwest Dend	Qwest Resu	Mod Z Scr	Parity Scr	
Feb-03	14	1	14.00		1523	20	76.15	-0.55	-1.33	
Mar-03	8	1	8.00		1822	25	72.88	-0.59	-1.36	
Apr-03	8	3	2.67	4.62	2262	27	83.78	-1.22	-1.74	
May-03										
Jun-03	2	1	2.00		2671	24	111.29	-1.04	-1.63	
Jul-03	21	1	21.00		2691	30	89.70	-0.6	-1.37	
Aug-03	16	1	16.00		2890	24	120.42	-0.82	-1.5	
Sep-03	15	3	5.00	3.46	3313	30	110.43	-1.38	-1.84	
Oct-03										
Nov-03	0	1	0.00		3875	34	113.97	-0.84	-1.51	
Dec-03										
Jan-04										



Unbundled Loop - DS3 Capable (Diagnostic)										
Date	CLEC Num	CLEC Dend	CLEC Resu	Standard D	Qwest Num	Qwest Dend	Qwest Resu	Mod Z Scr	Parity Scr	
Feb-03										
Mar-03										
Apr-03	17	1	17.00		1210	30	40.33	-0.41	-1.25	
May-03										
Jun-03										
Jul-03										
Aug-03										
Sep-03										
Oct-03										
Nov-03										
Dec-03										
Jan-04										

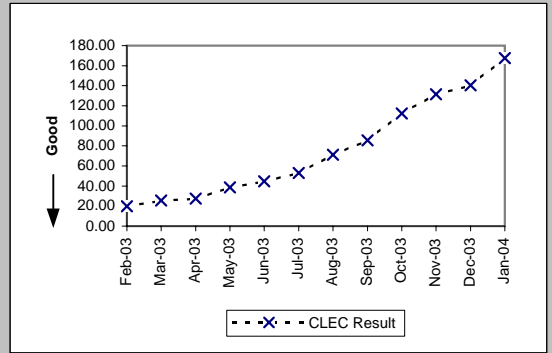


Qwest DSL (Parity)										
Date	CLEC Num	CLEC Dend	CLEC Resu	Standard D	Qwest Num	Qwest Dend	Qwest Resu	Mod Z Scr	Parity Scr	
Feb-03										
Mar-03										
Apr-03										
May-03										
Jun-03										
Jul-03										
Aug-03	2	1	2.00		17555	76	230.99	-1.05	-1.64	
Sep-03	0	1	0.00		18517	71	260.80	-1.16	-1.71	
Oct-03										
Nov-03										
Dec-03	5	1	5.00		983	42	23.40	-0.71	-1.43	
Jan-04										



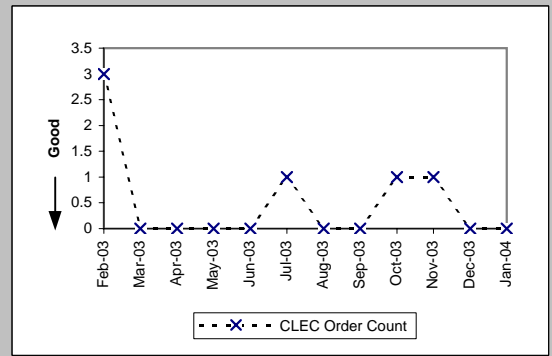
OP-15A - Interval for Pending Orders Delayed Past Due Date

Enhanced Extended Loops (EELs) (Diagnostic)					
Date	Num	Denom	CLEC Result	Standard Dev	
Feb-03	138	7	19.71	23.68	
Mar-03	205	8	25.62	28.94	
Apr-03	413	15	27.53	30.00	
May-03	503	13	38.69	37.87	
Jun-03	807	18	44.83	40.38	
Jul-03	903	17	53.12	48.15	
Aug-03	855	12	71.25	56.03	
Sep-03	1026	12	85.50	63.56	
Oct-03	1125	10	112.50	69.45	
Nov-03	1315	10	131.50	69.45	
Dec-03	1546	11	140.55	78.66	
Jan-04	1508	9	167.56	69.89	

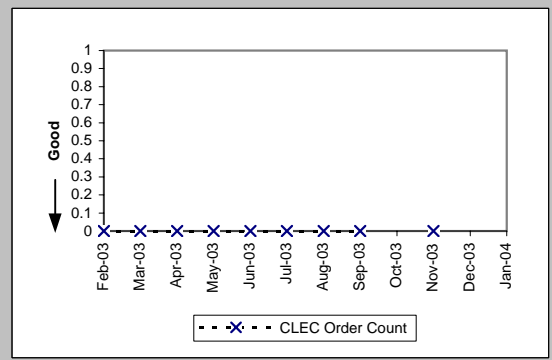


OP-15B - Count of Pending Orders Delayed for Facilities Reasons

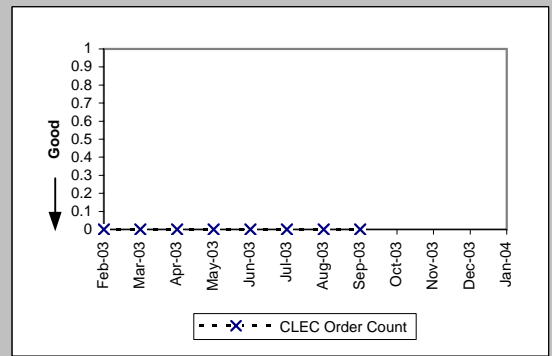
Residence (Diagnostic)	
Date	CLEC Order Count
Feb-03	3
Mar-03	0
Apr-03	0
May-03	0
Jun-03	0
Jul-03	1
Aug-03	0
Sep-03	0
Oct-03	1
Nov-03	1
Dec-03	0
Jan-04	0



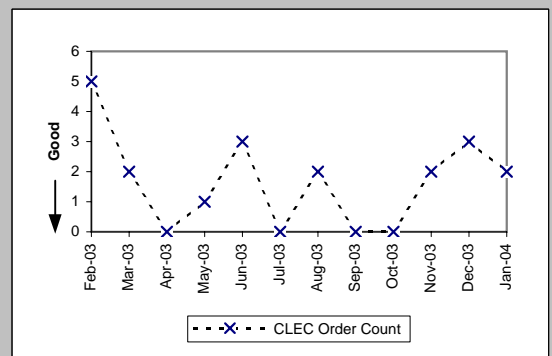
Business (Diagnostic)	
Date	CLEC Order Count
Feb-03	0
Mar-03	0
Apr-03	0
May-03	0
Jun-03	0
Jul-03	0
Aug-03	0
Sep-03	0
Oct-03	0
Nov-03	0
Dec-03	0
Jan-04	0



PBX (Diagnostic)	
Date	CLEC Order Count
Feb-03	0
Mar-03	0
Apr-03	0
May-03	0
Jun-03	0
Jul-03	0
Aug-03	0
Sep-03	0
Oct-03	0
Nov-03	0
Dec-03	0
Jan-04	0

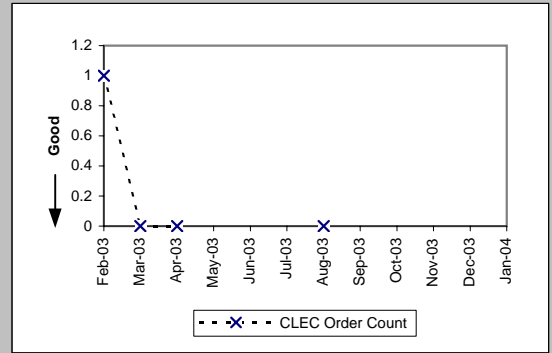


UNE - P (POTS) (Diagnostic)	
Date	CLEC Order Count
Feb-03	5
Mar-03	2
Apr-03	0
May-03	1
Jun-03	3
Jul-03	0
Aug-03	2
Sep-03	0
Oct-03	0
Nov-03	2
Dec-03	3
Jan-04	2

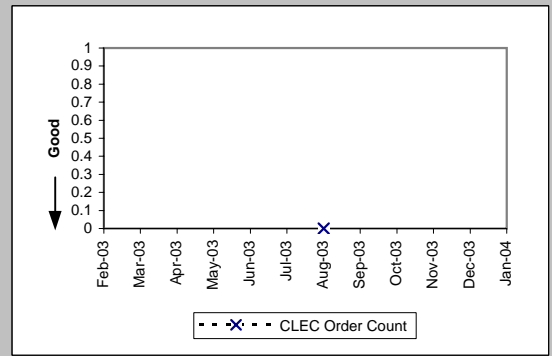


OP-15B - Count of Pending Orders Delayed for Facilities Reasons

UNE P (Centrex) (Diagnostic)	
Date	CLEC Order Count
Feb-03	1
Mar-03	0
Apr-03	0
May-03	
Jun-03	
Jul-03	
Aug-03	0
Sep-03	
Oct-03	
Nov-03	
Dec-03	
Jan-04	

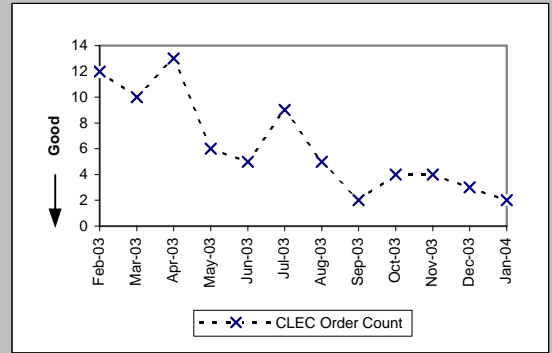


UNE P (Centrex 21) (Diagnostic)	
Date	CLEC Order Count
Feb-03	
Mar-03	
Apr-03	
May-03	
Jun-03	
Jul-03	
Aug-03	0
Sep-03	
Oct-03	
Nov-03	
Dec-03	
Jan-04	

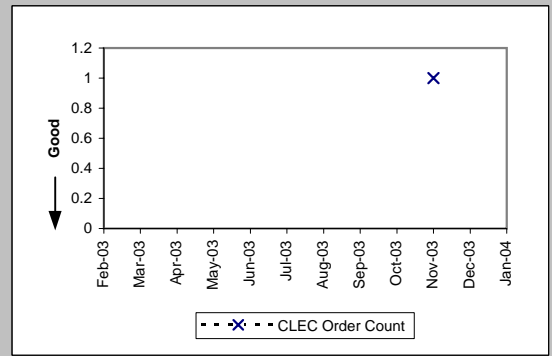


OP-15B - Count of Pending Orders Delayed for Facilities Reasons

Line Sharing (Diagnostic)	
Date	CLEC Order Count
Feb-03	12
Mar-03	10
Apr-03	13
May-03	6
Jun-03	5
Jul-03	9
Aug-03	5
Sep-03	2
Oct-03	4
Nov-03	4
Dec-03	3
Jan-04	2

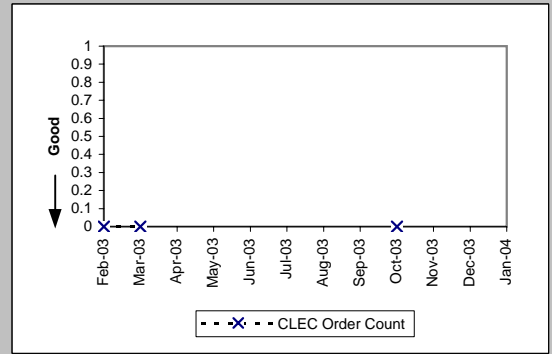


Line Splitting (Diagnostic)	
Date	CLEC Order Count
Feb-03	
Mar-03	
Apr-03	
May-03	
Jun-03	
Jul-03	
Aug-03	
Sep-03	
Oct-03	
Nov-03	
Dec-03	
Jan-04	1

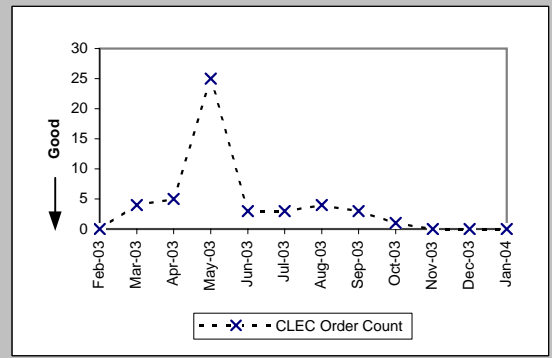


OP-15B - Count of Pending Orders Delayed for Facilities Reasons

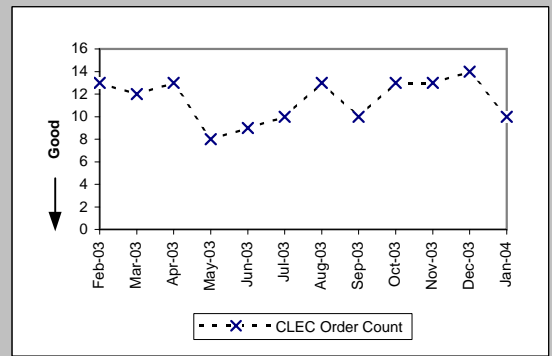
LIS Trunk (Diagnostic)	
Date	CLEC Order Count
Feb-03	0
Mar-03	0
Apr-03	
May-03	
Jun-03	
Jul-03	
Aug-03	
Sep-03	
Oct-03	0
Nov-03	
Dec-03	
Jan-04	



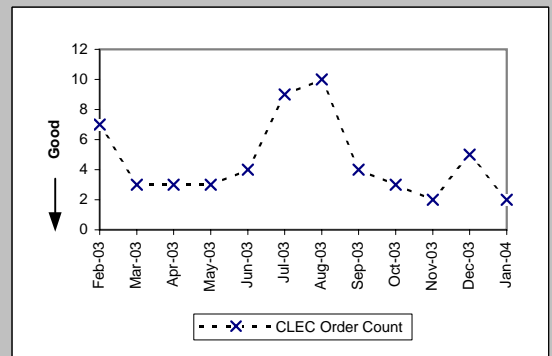
Unbundled Loop Analog (Diagnostic)	
Date	CLEC Order Count
Feb-03	0
Mar-03	4
Apr-03	5
May-03	25
Jun-03	3
Jul-03	3
Aug-03	4
Sep-03	3
Oct-03	1
Nov-03	0
Dec-03	0
Jan-04	0



Unbundled Loop - 2 Wire Non-Loaded (Diagnostic)	
Date	CLEC Order Count
Feb-03	13
Mar-03	12
Apr-03	13
May-03	8
Jun-03	9
Jul-03	10
Aug-03	13
Sep-03	10
Oct-03	13
Nov-03	13
Dec-03	14
Jan-04	10

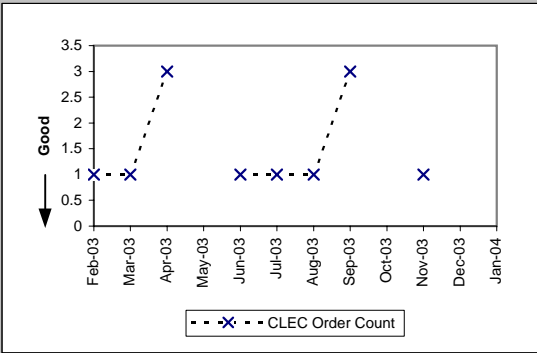


Unbundled Loop - DS1 Capable (Diagnostic)	
Date	CLEC Order Count
Feb-03	7
Mar-03	3
Apr-03	3
May-03	3
Jun-03	4
Jul-03	9
Aug-03	10
Sep-03	4
Oct-03	3
Nov-03	2
Dec-03	5
Jan-04	2

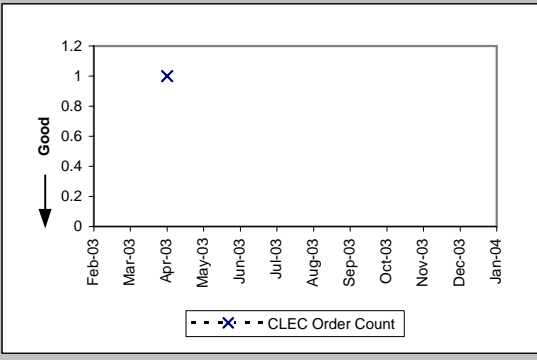


OP-15B - Count of Pending Orders Delayed for Facilities Reasons

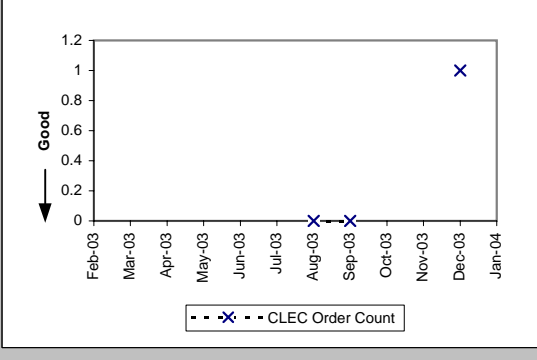
Unbundled Loop ISDN Capable (Diagnostic)	
Date	CLEC Order Count
Feb-03	1
Mar-03	1
Apr-03	3
May-03	
Jun-03	1
Jul-03	1
Aug-03	1
Sep-03	
Oct-03	3
Nov-03	
Dec-03	1
Jan-04	



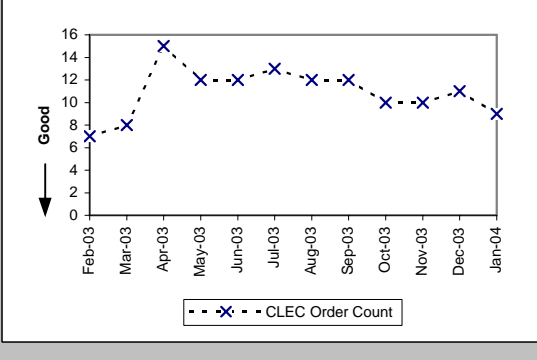
Unbundled Loop - DS3 Capable (Diagnostic)	
Date	CLEC Order Count
Feb-03	
Mar-03	
Apr-03	1
May-03	
Jun-03	
Jul-03	
Aug-03	
Sep-03	
Oct-03	
Nov-03	
Dec-03	
Jan-04	



Qwest DSL (Diagnostic)	
Date	CLEC Order Count
Feb-03	
Mar-03	
Apr-03	
May-03	
Jun-03	
Jul-03	
Aug-03	0
Sep-03	0
Oct-03	
Nov-03	
Dec-03	1
Jan-04	

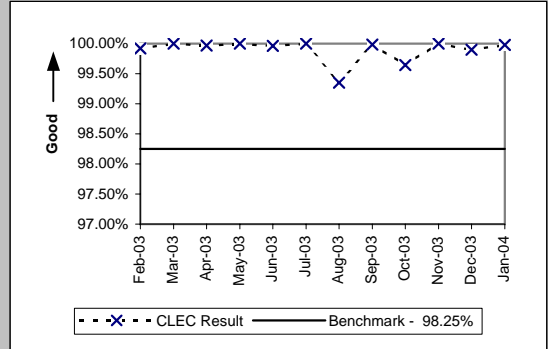


Enhanced Extended Loops (EELs) (Diagnostic)	
Date	CLEC Order Count
Feb-03	7
Mar-03	8
Apr-03	15
May-03	12
Jun-03	12
Jul-03	13
Aug-03	12
Sep-03	12
Oct-03	10
Nov-03	10
Dec-03	11
Jan-04	9

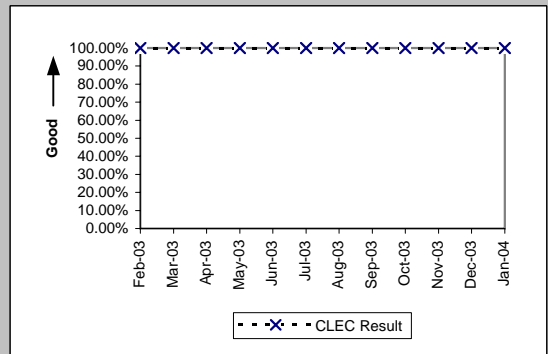


OP-17 - Timeliness of Disconnects associated with LNP Orders

Timeliness of Disconnects associated with LNP Orders (Percent) (OP-17A) (Benchmark)					
Date	CLEC Num	CLEC Denom	CLEC Result	CLEC Std Dev	
Feb-03	3702	3705	99.92%	2.84%	
Mar-03	3618	3618	100.00%	0.00%	
Apr-03	3240	3241	99.97%	1.76%	
May-03	2994	2994	100.00%	0.00%	
Jun-03	5032	5034	99.96%	1.99%	
Jul-03	7084	7084	100.00%	0.00%	
Aug-03	3205	3226	99.35%	8.04%	
Sep-03	5876	5877	99.98%	1.30%	
Oct-03	4471	4487	99.64%	5.96%	
Nov-03	10273	10273	100.00%	0.00%	
Dec-03	5995	6001	99.90%	3.16%	
Jan-04	4255	4256	99.98%	1.53%	

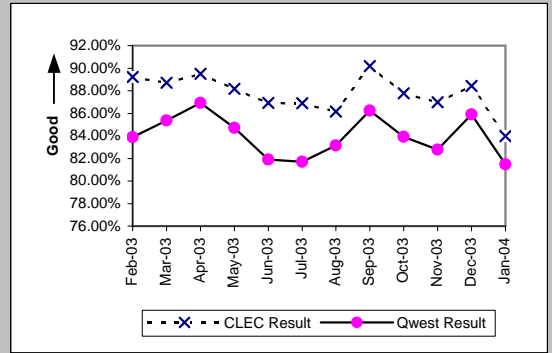


Timeliness of Disconnects associated with LNP Orders (Percent) (OP-17B) (Diagnostic)				
Date	CLEC Num	CLEC Denom	CLEC Result	CLEC Std Dev
Feb-03	3705	3705	100.00%	0.00%
Mar-03	3618	3618	100.00%	0.00%
Apr-03	3241	3241	100.00%	0.00%
May-03	2994	2994	100.00%	0.00%
Jun-03	5034	5034	100.00%	0.00%
Jul-03	7084	7084	100.00%	0.00%
Aug-03	3226	3226	100.00%	0.00%
Sep-03	5877	5877	100.00%	0.00%
Oct-03	4487	4487	100.00%	0.00%
Nov-03	10273	10273	100.00%	0.00%
Dec-03	6001	6001	100.00%	0.00%
Jan-04	4256	4256	100.00%	0.00%



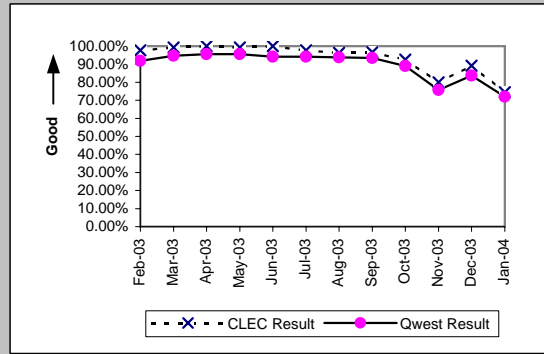
MR-2 - Calls Answered within 20 Seconds - Interconnect Repair Center (Percent)

Calls Answered within 20 seconds - Interconnect Repair Center (Percent) (MR-2) (Parity)						
Date	CLEC Num	CLEC Denom	CLEC Result	Qwest Num	Qwest Denom	Qwest Result
Feb-03	11140	12487	89.21%	394969	470777	83.90%
Mar-03	12328	13899	88.70%	447315	524058	85.36%
Apr-03	12751	14245	89.51%	430454	495240	86.92%
May-03	12385	14045	88.18%	442857	522838	84.70%
Jun-03	12206	14044	86.91%	449439	548847	81.89%
Jul-03	15255	17557	86.89%	497296	608569	81.72%
Aug-03	14043	16299	86.16%	481790	579527	83.14%
Sep-03	13904	15415	90.20%	463223	537131	86.24%
Oct-03	11982	13652	87.77%	435737	519212	83.92%
Nov-03	10968	12612	86.96%	397500	480265	82.77%
Dec-03	11105	12560	88.42%	382627	445380	85.91%
Jan-04	10155	12093	83.97%	425971	522736	81.49%

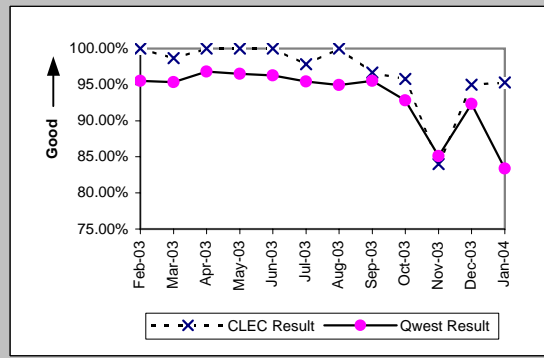


MR-3A - Out of Service Cleared within 24 Hours (Percent) - Dispatches within MSAs

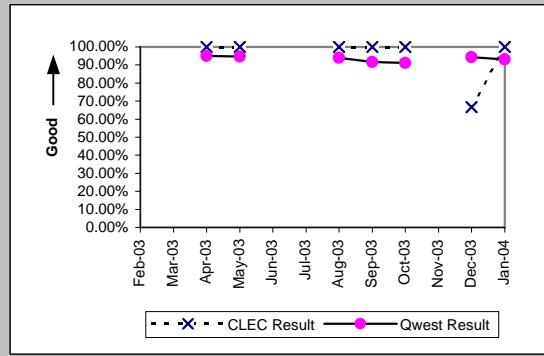
Residence (Parity)									
Date	CLEC Num	CLEC Denc	CLEC Resu	CLEC Std E	Qwest Num	Qwest Denc	Qwest Resu	Mod Z Scr	Parity Scr
Feb-03	128	131	97.71%	14.96%	8366	9104	91.89%	-2.42	-2.47
Mar-03	154	155	99.35%	8.01%	8738	9228	94.69%	-2.57	-2.56
Apr-03	150	150	100.00%	0.00%	7539	7895	95.49%	-2.64	-2.6
May-03	132	133	99.25%	8.64%	7822	8184	95.58%	-2.04	-2.24
Jun-03	122	122	100.00%	0.00%	8331	8844	94.20%	-2.72	-2.65
Jul-03	169	173	97.69%	15.03%	8497	9028	94.12%	-1.98	-2.2
Aug-03	152	158	96.20%	19.11%	8492	9062	93.71%	-1.28	-1.78
Sep-03	173	179	96.65%	18.00%	8796	9408	93.49%	-1.69	-2.03
Oct-03	299	323	92.57%	26.23%	10837	12184	88.94%	-2.05	-2.25
Nov-03	263	329	79.94%	40.05%	8760	11576	75.67%	-1.78	-2.08
Dec-03	246	276	89.13%	31.13%	8351	9987	83.62%	-2.44	-2.48
Jan-04	294	395	74.43%	43.63%	9161	12729	71.97%	-1.07	-1.65



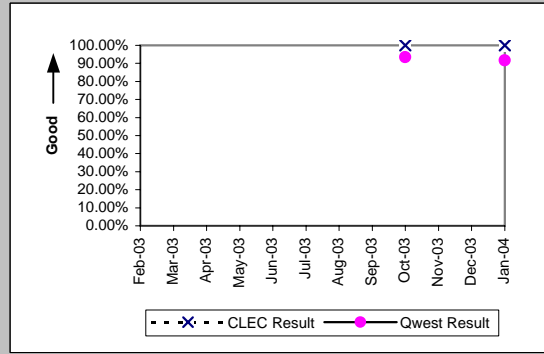
Business (Parity)									
Date	CLEC Num	CLEC Denc	CLEC Resu	CLEC Std E	Qwest Num	Qwest Denc	Qwest Resu	Mod Z Scr	Parity Scr
Feb-03	55	55	100.00%	0.00%	981	1027	95.52%	-1.56	-1.95
Mar-03	75	76	98.68%	11.40%	986	1034	95.36%	-1.33	-1.81
Apr-03	43	43	100.00%	0.00%	945	976	96.82%	-1.16	-1.71
May-03	36	36	100.00%	0.00%	914	947	96.52%	-1.12	-1.68
Jun-03	52	52	100.00%	0.00%	1038	1078	96.29%	-1.38	-1.84
Jul-03	45	46	97.83%	14.58%	1004	1052	95.44%	-0.76	-1.46
Aug-03	60	60	100.00%	0.00%	901	949	94.94%	-1.73	-2.05
Sep-03	58	60	96.67%	17.95%	1003	1050	95.52%	-0.42	-1.25
Oct-03	68	71	95.77%	20.12%	1303	1404	92.81%	-0.94	-1.57
Nov-03	63	75	84.00%	36.66%	896	1053	85.09%	0.28	-0.83
Dec-03	57	60	95.00%	21.79%	987	1069	92.33%	-0.76	-1.46
Jan-04	61	64	95.31%	21.14%	1037	1244	83.36%	-2.5	-2.52



Centrex (Parity)									
Date	CLEC Num	CLEC Denc	CLEC Resu	CLEC Std E	Qwest Num	Qwest Denc	Qwest Resu	Mod Z Scr	Parity Scr
Feb-03									
Mar-03									
Apr-03	1	1	100.00%	0.00%	96	101	95.05%	-0.23	-1.14
May-03	3	3	100.00%	0.00%	107	113	94.69%	-0.4	-1.25
Jun-03									
Jul-03									
Aug-03	2	2	100.00%	0.00%	93	99	93.94%	-0.36	-1.22
Sep-03	2	2	100.00%	0.00%	109	119	91.60%	-0.42	-1.26
Oct-03	1	1	100.00%	0.00%	103	113	91.15%	-0.31	-1.19
Nov-03									
Dec-03	2	3	66.67%	47.14%	66	70	94.29%	1.3	-0.21
Jan-04	4	4	100.00%	0.00%	67	72	93.06%	-0.53	-1.32

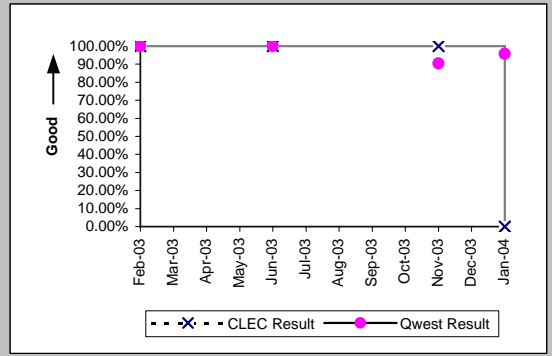


Centrex 21 (Parity)									
Date	CLEC Num	CLEC Denc	CLEC Resu	CLEC Std E	Qwest Num	Qwest Denc	Qwest Resu	Mod Z Scr	Parity Scr
Feb-03									
Mar-03									
Apr-03									
May-03									
Jun-03									
Jul-03									
Aug-03									
Sep-03									
Oct-03	1	1	100.00%	0.00%	170	182	93.41%	-0.26	-1.16
Nov-03									
Dec-03									
Jan-04	1	1	100.00%	0.00%	131	143	91.61%	-0.3	-1.18

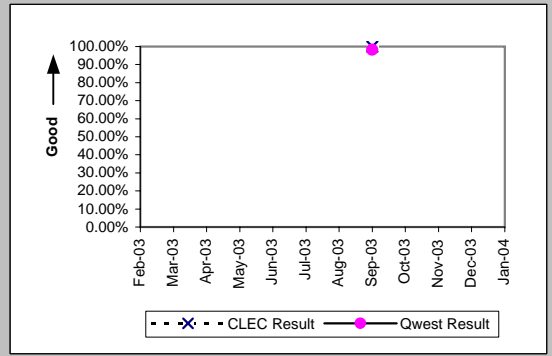


MR-3A - Out of Service Cleared within 24 Hours (Percent) - Dispatches within MSAs

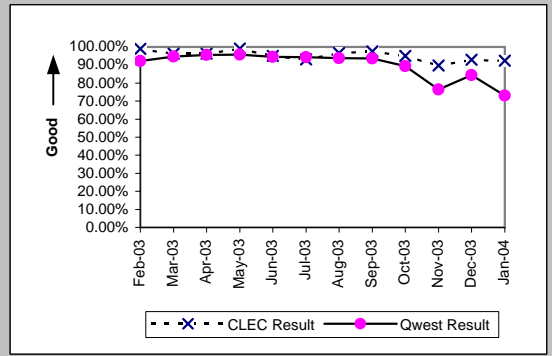
PBX (Parity)									
Date	CLEC Num	CLEC Denc	CLEC Resu	CLEC Std	Qwest Num	Qwest Denc	Qwest Resu	Mod Z Scr	Parity Scr
Feb-03	1	1	100.00%	0.00%	26	26	100.00%	N/A	N/A
Mar-03									
Apr-03									
May-03									
Jun-03	2	2	100.00%	0.00%	28	28	100.00%	N/A	N/A
Jul-03									
Aug-03									
Sep-03									
Oct-03									
Nov-03	1	1	100.00%	0.00%	19	21	90.48%	-0.32	-1.19
Dec-03									
Jan-04	0	1	0.00%	0.00%	23	24	95.83%	1.83	0.11



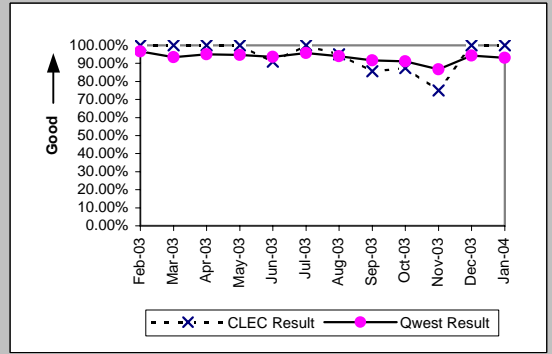
Basic Rate ISDN (Parity)									
Date	CLEC Num	CLEC Denc	CLEC Resu	CLEC Std	Qwest Num	Qwest Denc	Qwest Resu	Mod Z Scr	Parity Scr
Feb-03									
Mar-03									
Apr-03									
May-03									
Jun-03									
Jul-03									
Aug-03									
Sep-03	1	1	100.00%	0.00%	55	56	98.21%	-0.13	-1.08
Oct-03									
Nov-03									
Dec-03									
Jan-04									



UNE - P (POTS) (Parity)									
Date	CLEC Num	CLEC Denc	CLEC Resu	CLEC Std	Qwest Num	Qwest Denc	Qwest Resu	Mod Z Scr	Parity Scr
Feb-03	88	89	98.88%	10.54%	9347	10131	92.26%	-2.33	-2.41
Mar-03	102	106	96.23%	19.06%	9724	10262	94.76%	-0.68	-1.41
Apr-03	104	108	96.30%	18.89%	8484	8871	95.64%	-0.33	-1.2
May-03	111	112	99.11%	9.41%	8736	9131	95.67%	-1.78	-2.08
Jun-03	94	99	94.95%	21.90%	9369	9922	94.43%	-0.23	-1.14
Jul-03	81	87	93.10%	25.34%	9501	10080	94.26%	0.5	-0.7
Aug-03	87	90	96.67%	17.95%	9393	10011	93.83%	-1.11	-1.68
Sep-03	81	83	97.59%	15.33%	9799	10458	93.70%	-1.45	-1.88
Oct-03	115	121	95.04%	21.71%	12140	13588	89.34%	-2.02	-2.23
Nov-03	88	98	89.80%	30.27%	9656	12629	76.46%	-3.1	-2.88
Dec-03	106	114	92.98%	25.54%	9338	11056	84.46%	-2.5	-2.52
Jan-04	132	143	92.31%	26.65%	10198	13973	72.98%	-5.18	-4.15

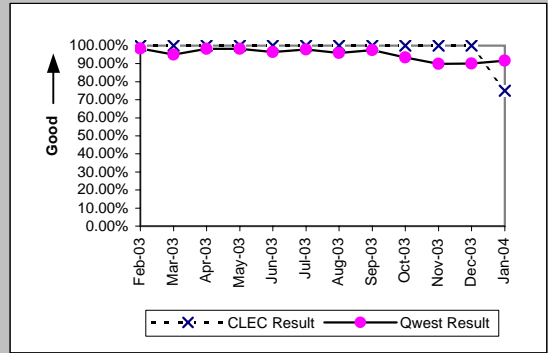


UNE P (Centrex) (Parity)									
Date	CLEC Num	CLEC Denc	CLEC Resu	CLEC Std	Qwest Num	Qwest Denc	Qwest Resu	Mod Z Scr	Parity Scr
Feb-03	17	17	100.00%	0.00%	86	89	96.63%	-0.71	-1.43
Mar-03	14	14	100.00%	0.00%	115	123	93.50%	-0.94	-1.57
Apr-03	11	11	100.00%	0.00%	96	101	95.05%	-0.72	-1.44
May-03	17	17	100.00%	0.00%	107	113	94.69%	-0.91	-1.55
Jun-03	10	11	90.91%	28.75%	118	126	93.65%	0.35	-0.79
Jul-03	19	19	100.00%	0.00%	115	120	95.83%	-0.84	-1.51
Aug-03	19	20	95.00%	21.79%	93	99	93.94%	-0.18	-1.11
Sep-03	12	14	85.71%	34.99%	109	119	91.60%	0.7	-0.57
Oct-03	14	16	87.50%	33.07%	103	113	91.15%	0.48	-0.71
Nov-03	15	20	75.00%	43.30%	59	68	86.76%	1.2	-0.27
Dec-03	13	13	100.00%	0.00%	66	70	94.29%	-0.82	-1.5
Jan-04	12	12	100.00%	0.00%	67	72	93.06%	-0.88	-1.53

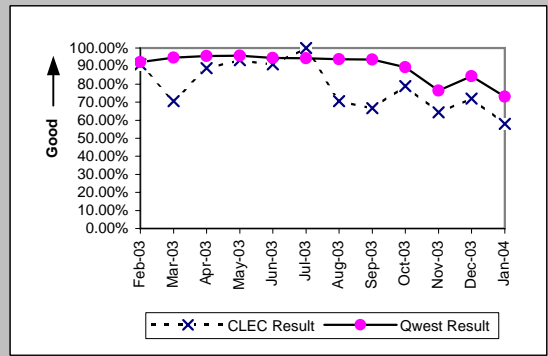


MR-3A - Out of Service Cleared within 24 Hours (Percent) - Dispatches within MSAs

UNE P (Centrex 21) (Parity)										
Date	CLEC Num	CLEC Denc	CLEC Resu	CLEC Std	Qwest Num	Qwest Denc	Qwest Resu	Mod Z Scr	Parity Scr	
Feb-03	4	4	100.00%	0.00%	126	128	98.44%	-0.25	-1.15	
Mar-03	4	4	100.00%	0.00%	116	122	95.08%	-0.45	-1.27	
Apr-03	1	1	100.00%	0.00%	109	111	98.20%	-0.13	-1.08	
May-03	3	3	100.00%	0.00%	107	109	98.17%	-0.23	-1.14	
Jun-03	1	1	100.00%	0.00%	139	144	96.53%	-0.19	-1.11	
Jul-03	2	2	100.00%	0.00%	135	138	97.83%	-0.21	-1.13	
Aug-03	4	4	100.00%	0.00%	116	121	95.87%	-0.41	-1.25	
Sep-03	2	2	100.00%	0.00%	114	117	97.44%	-0.23	-1.14	
Oct-03	3	3	100.00%	0.00%	170	182	93.41%	-0.46	-1.28	
Nov-03	4	4	100.00%	0.00%	124	138	89.86%	-0.66	-1.4	
Dec-03	5	5	100.00%	0.00%	118	131	90.08%	-0.73	-1.44	
Jan-04	3	4	75.00%	43.30%	131	143	91.61%	0.93	-0.43	

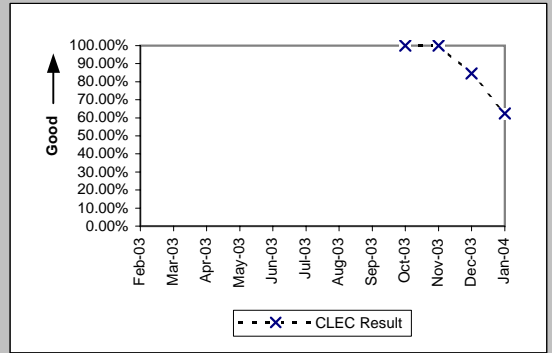


Line Sharing (Parity)										
Date	CLEC Num	CLEC Denc	CLEC Resu	CLEC Std	Qwest Num	Qwest Denc	Qwest Resu	Mod Z Scr	Parity Scr	
Feb-03	10	11	90.91%	28.75%	9347	10131	92.26%	0.25	-0.85	
Mar-03	12	17	70.59%	45.56%	9724	10262	94.76%	3.18	0.93	
Apr-03	8	9	88.89%	31.43%	8484	8871	95.64%	0.86	-0.47	
May-03	14	15	93.33%	24.94%	8736	9131	95.67%	0.49	-0.7	
Jun-03	10	11	90.91%	28.75%	9369	9922	94.43%	0.53	-0.68	
Jul-03	15	15	100.00%	0.00%	9501	10080	94.26%	-0.96	-1.58	
Aug-03	12	17	70.59%	45.56%	9393	10011	93.83%	2.95	0.8	
Sep-03	10	15	66.67%	47.14%	9799	10458	93.70%	3.12	0.9	
Oct-03	15	19	78.95%	40.77%	12140	13588	89.34%	1.34	-0.18	
Nov-03	9	14	64.29%	47.92%	9656	12629	76.46%	1.03	-0.37	
Dec-03	18	25	72.00%	44.90%	9338	11056	84.46%	1.6	-0.03	
Jan-04	11	19	57.89%	49.37%	10198	13973	72.98%	1.41	-0.14	



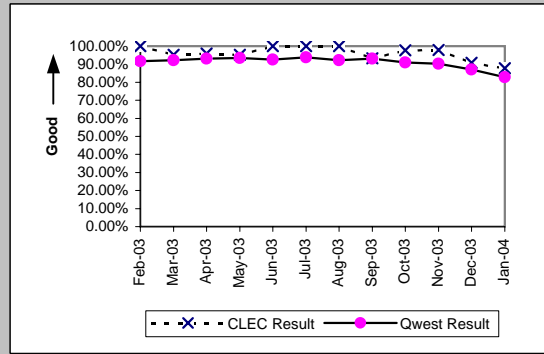
MR-3A - Out of Service Cleared within 24 Hours (Percent) - Dispatches within MSAs

Line Splitting (Diagnostic)				
Date	Numerator	Denominator	CLEC Result	Standard Dev
Feb-03				
Mar-03				
Apr-03				
May-03				
Jun-03				
Jul-03				
Aug-03				
Sep-03				
Oct-03	1	1	100.00%	0.00%
Nov-03	2	2	100.00%	0.00%
Dec-03	11	13	84.62%	36.08%
Jan-04	5	8	62.50%	48.41%

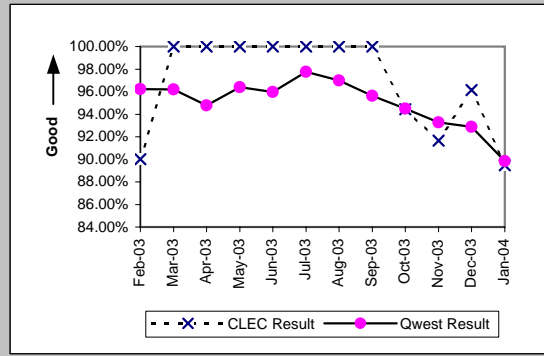


MR-3B - Out of Service Cleared within 24 Hours (Percent) - Dispatches outside MSAs

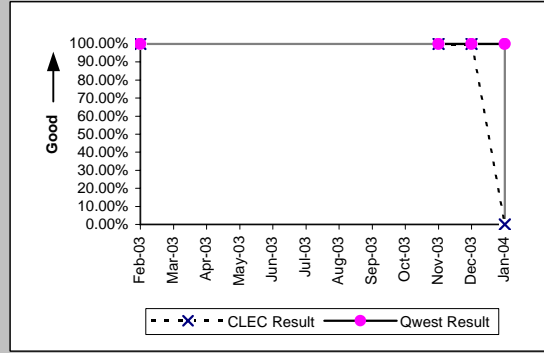
Residence (Parity)									
Date	CLEC Num	CLEC Denc	CLEC Resu	CLEC Std	Qwest Num	Qwest Denc	Qwest Resu	Mod Z Scr	Parity Scr
Feb-03	23	23	100.00%	0.00%	1680	1831	91.75%	-1.43	-1.87
Mar-03	20	21	95.24%	21.30%	1954	2121	92.13%	-0.53	-1.32
Apr-03	24	25	96.00%	19.60%	1824	1960	93.06%	-0.57	-1.35
May-03	20	21	95.24%	21.30%	1720	1841	93.43%	-0.33	-1.2
Jun-03	13	13	100.00%	0.00%	1702	1840	92.50%	-1.02	-1.62
Jul-03	12	12	100.00%	0.00%	2014	2148	93.76%	-0.89	-1.54
Aug-03	20	20	100.00%	0.00%	2042	2214	92.23%	-1.29	-1.79
Sep-03	28	30	93.33%	24.94%	1763	1895	93.03%	-0.06	-1.04
Oct-03	44	45	97.78%	14.74%	2113	2324	90.92%	-1.59	-1.96
Nov-03	46	47	97.87%	14.43%	1771	1962	90.27%	-1.74	-2.06
Dec-03	59	65	90.77%	28.95%	1964	2258	86.98%	-0.9	-1.54
Jan-04	57	65	87.69%	32.85%	2073	2503	82.82%	-1.03	-1.62



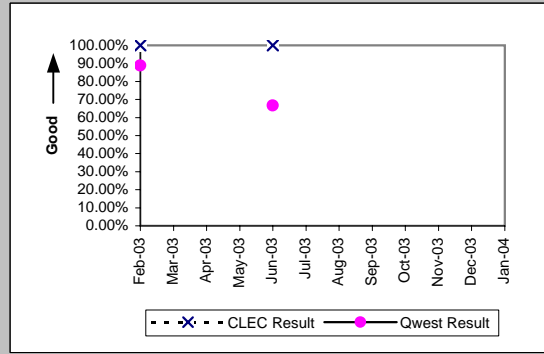
Business (Parity)									
Date	CLEC Num	CLEC Denc	CLEC Resu	CLEC Std	Qwest Num	Qwest Denc	Qwest Resu	Mod Z Scr	Parity Scr
Feb-03	9	10	90.00%	30.00%	230	239	96.23%	0.84	-0.49
Mar-03	16	16	100.00%	0.00%	253	263	96.20%	-0.77	-1.47
Apr-03	8	8	100.00%	0.00%	254	268	94.78%	-0.65	-1.4
May-03	15	15	100.00%	0.00%	241	250	96.40%	-0.73	-1.44
Jun-03	20	20	100.00%	0.00%	239	249	95.98%	-0.88	-1.54
Jul-03	13	13	100.00%	0.00%	261	267	97.75%	-0.53	-1.32
Aug-03	13	13	100.00%	0.00%	226	233	97.00%	-0.62	-1.38
Sep-03	15	15	100.00%	0.00%	240	251	95.62%	-0.81	-1.49
Oct-03	17	18	94.44%	22.91%	223	236	94.49%	0.06	-0.97
Nov-03	11	12	91.67%	27.64%	208	223	93.27%	0.25	-0.85
Dec-03	25	26	96.15%	19.23%	235	253	92.89%	-0.62	-1.38
Jan-04	17	19	89.47%	30.69%	239	266	89.85%	0.1	-0.94



Centrex 21 (Parity)									
Date	CLEC Num	CLEC Denc	CLEC Resu	CLEC Std	Qwest Num	Qwest Denc	Qwest Resu	Mod Z Scr	Parity Scr
Feb-03			100.00%	0.00%	14	14	100.00%	N/A	N/A
Mar-03									
Apr-03									
May-03									
Jun-03									
Jul-03									
Aug-03									
Sep-03									
Oct-03									
Nov-03	1	1	100.00%	0.00%	9	9	100.00%	N/A	N/A
Dec-03	1	1	100.00%	0.00%	11	11	100.00%	N/A	N/A
Jan-04	0	1	0.00%	0.00%	9	9	100.00%	N/A	0.07

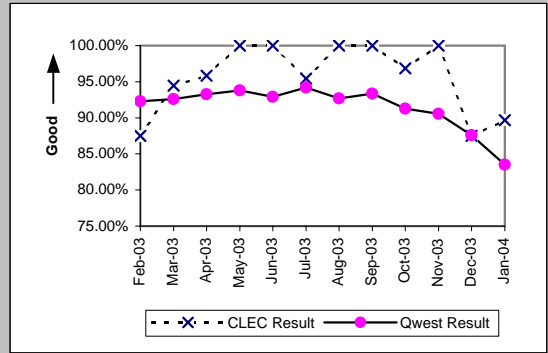


PBX (Parity)									
Date	CLEC Num	CLEC Denc	CLEC Resu	CLEC Std	Qwest Num	Qwest Denc	Qwest Resu	Mod Z Scr	Parity Scr
Feb-03	1	1	100.00%	0.00%	8	9	88.89%	-0.34	-1.2
Mar-03									
Apr-03									
May-03									
Jun-03	2	2	100.00%	0.00%	2	3	66.67%	-0.77	-1.47
Jul-03									
Aug-03									
Sep-03									
Oct-03									
Nov-03									
Dec-03									
Jan-04									

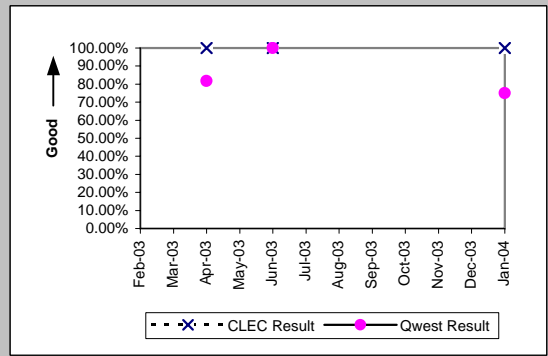


MR-3B - Out of Service Cleared within 24 Hours (Percent) - Dispatches outside MSAs

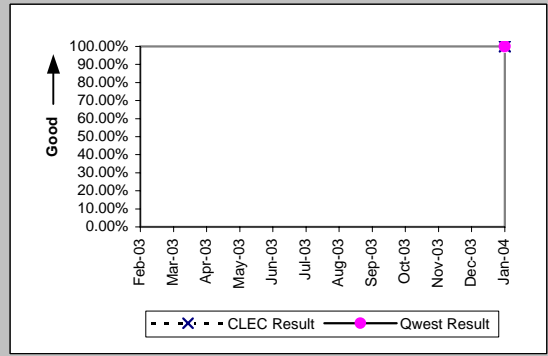
UNE - P (POTS) (Parity)										
Date	CLEC Num	CLEC Dend	CLEC Resu	CLEC Std	Qwest Num	Qwest Dend	Qwest Resu	Mod Z Scr	Parity Scr	
Feb-03	14	16	87.50%	33.07%	1910	2070	92.27%	0.71	-0.57	
Mar-03	17	18	94.44%	22.91%	2207	2384	92.58%	-0.3	-1.18	
Apr-03	23	24	95.83%	19.98%	2078	2228	93.27%	-0.5	-1.3	
May-03	24	24	100.00%	0.00%	1961	2091	93.78%	-1.25	-1.76	
Jun-03	15	15	100.00%	0.00%	1941	2089	92.92%	-1.07	-1.65	
Jul-03	21	22	95.45%	20.83%	2275	2415	94.20%	-0.25	-1.15	
Aug-03	10	10	100.00%	0.00%	2268	2447	92.68%	-0.89	-1.54	
Sep-03	9	9	100.00%	0.00%	2003	2146	93.34%	-0.8	-1.49	
Oct-03	31	32	96.88%	17.40%	2336	2560	91.25%	-1.12	-1.68	
Nov-03	25	25	100.00%	0.00%	1979	2185	90.57%	-1.6	-1.98	
Dec-03	28	32	87.50%	33.07%	2199	2511	87.57%	0.07	-0.96	
Jan-04	26	29	89.66%	30.45%	2312	2769	83.50%	-0.89	-1.54	



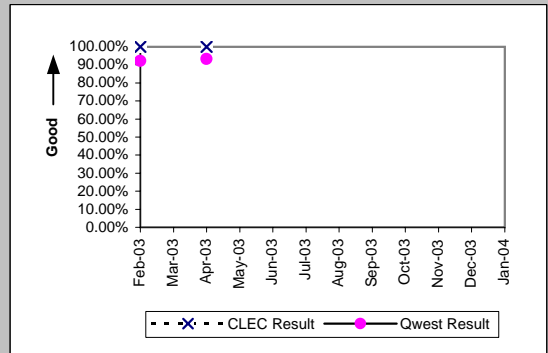
UNE P (Centrex) (Parity)										
Date	CLEC Num	CLEC Dend	CLEC Resu	CLEC Std	Qwest Num	Qwest Dend	Qwest Resu	Mod Z Scr	Parity Scr	
Feb-03										
Mar-03										
Apr-03	3	3	100.00%	0.00%	9	11	81.82%	-0.72	-1.44	
May-03										
Jun-03	1	1	100.00%	0.00%	15	15	100.00%	N/A	N/A	
Jul-03										
Aug-03										
Sep-03										
Oct-03										
Nov-03										
Dec-03										
Jan-04	1	1	100.00%	0.00%	9	12	75.00%	-0.55	-1.34	



UNE P (Centrex 21) (Parity)										
Date	CLEC Num	CLEC Dend	CLEC Resu	CLEC Std	Qwest Num	Qwest Dend	Qwest Resu	Mod Z Scr	Parity Scr	
Feb-03										
Mar-03										
Apr-03										
May-03										
Jun-03										
Jul-03										
Aug-03										
Sep-03										
Oct-03										
Nov-03										
Dec-03										
Jan-04	4	4	100.00%	0.00%	9	9	100.00%	N/A	N/A	

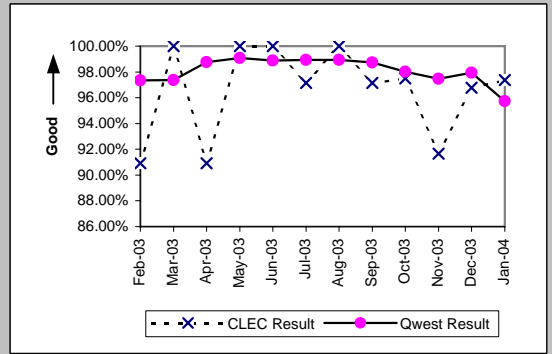


Line Sharing (Parity)										
Date	CLEC Num	CLEC Dend	CLEC Resu	CLEC Std	Qwest Num	Qwest Dend	Qwest Resu	Mod Z Scr	Parity Scr	
Feb-03	3	3	100.00%	0.00%	1910	2070	92.27%	-0.5	-1.3	
Mar-03										
Apr-03	1	1	100.00%	0.00%	2078	2228	93.27%	-0.27	-1.16	
May-03										
Jun-03										
Jul-03										
Aug-03										
Sep-03										
Oct-03										
Nov-03										
Dec-03										
Jan-04										

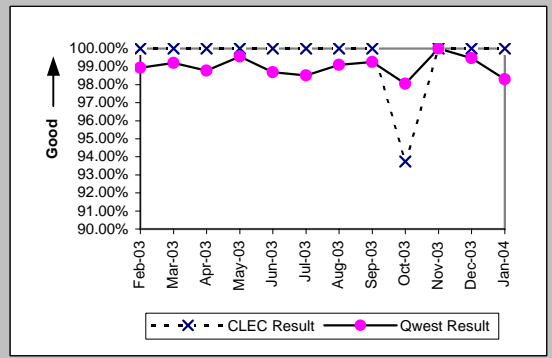


MR-3C - Out of Service Cleared within 24 Hours (Percent) - No dispatches

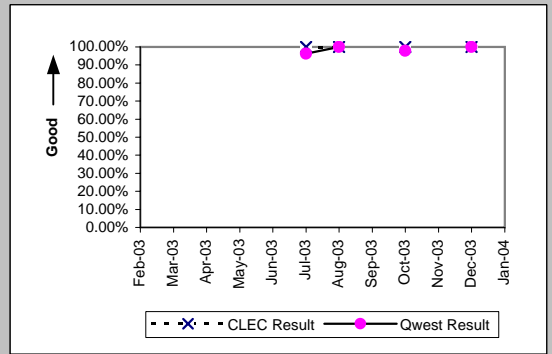
Residence (Parity)									
Date	CLEC Num	CLEC Denc	CLEC Resu	CLEC Std	Qwest Num	Qwest Denc	Qwest Resu	Mod Z Scr	Parity Scr
Feb-03	10	11	90.91%	28.75%	1460	1500	97.33%	1.05	-0.36
Mar-03	28	28	100.00%	0.00%	1561	1603	97.38%	-0.86	-1.52
Apr-03	20	22	90.91%	28.75%	1346	1363	98.75%	2.13	0.29
May-03	31	31	100.00%	0.00%	1385	1398	99.07%	-0.53	-1.32
Jun-03	16	16	100.00%	0.00%	1338	1353	98.89%	-0.42	-1.26
Jul-03	34	35	97.14%	16.66%	1588	1605	98.94%	0.88	-0.47
Aug-03	26	26	100.00%	0.00%	1584	1601	98.94%	-0.52	-1.32
Sep-03	34	35	97.14%	16.66%	1859	1883	98.73%	0.76	-0.54
Oct-03	39	40	97.50%	15.61%	1478	1508	98.01%	0.29	-0.82
Nov-03	33	36	91.67%	27.64%	1352	1387	97.48%	1.78	0.08
Dec-03	30	31	96.77%	17.67%	1386	1415	97.95%	0.48	-0.71
Jan-04	37	38	97.37%	16.01%	1574	1644	95.74%	-0.49	-1.3



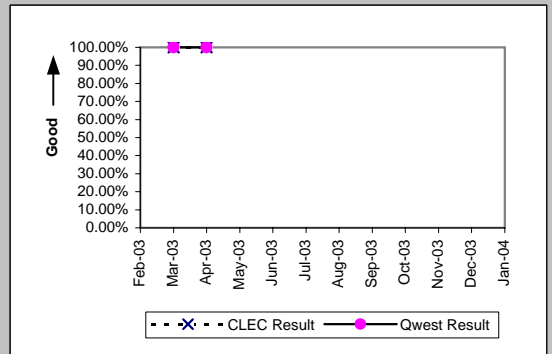
Business (Parity)									
Date	CLEC Num	CLEC Denc	CLEC Resu	CLEC Std	Qwest Num	Qwest Denc	Qwest Resu	Mod Z Scr	Parity Scr
Feb-03	15	15	100.00%	0.00%	278	281	98.93%	-0.39	-1.24
Mar-03	19	19	100.00%	0.00%	248	250	99.20%	-0.38	-1.23
Apr-03	16	16	100.00%	0.00%	244	247	98.79%	-0.43	-1.26
May-03	16	16	100.00%	0.00%	225	226	99.56%	-0.26	-1.16
Jun-03	8	8	100.00%	0.00%	226	229	98.69%	-0.32	-1.19
Jul-03	23	23	100.00%	0.00%	263	267	98.50%	-0.57	-1.35
Aug-03	21	21	100.00%	0.00%	221	223	99.10%	-0.42	-1.25
Sep-03	26	26	100.00%	0.00%	266	268	99.25%	-0.42	-1.26
Oct-03	15	16	93.75%	24.21%	251	256	98.05%	0.94	-0.43
Nov-03	11	11	100.00%	0.00%	177	177	100.00%	N/A	N/A
Dec-03	15	15	100.00%	0.00%	189	190	99.47%	-0.27	-1.16
Jan-04	9	9	100.00%	0.00%	230	234	98.29%	-0.39	-1.24



Centrex (Parity)									
Date	CLEC Num	CLEC Denc	CLEC Resu	CLEC Std	Qwest Num	Qwest Denc	Qwest Resu	Mod Z Scr	Parity Scr
Feb-03									
Mar-03									
Apr-03									
May-03									
Jun-03									
Jul-03	1	1	100.00%	0.00%	53	55	96.36%	-0.19	-1.12
Aug-03	1	1	100.00%	0.00%	49	49	100.00%	N/A	N/A
Sep-03									
Oct-03	1	1	100.00%	0.00%	45	46	97.83%	-0.15	-1.09
Nov-03									
Dec-03	1	1	100.00%	0.00%	30	30	100.00%	N/A	N/A
Jan-04									

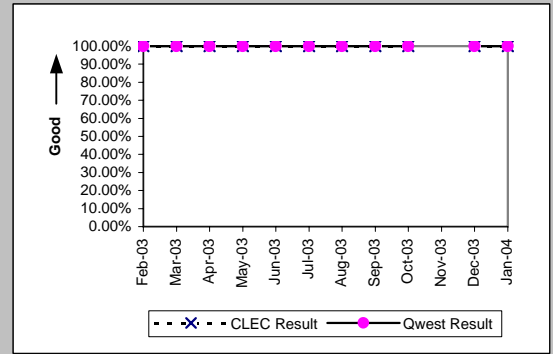


Centrex 21 (Parity)									
Date	CLEC Num	CLEC Denc	CLEC Resu	CLEC Std	Qwest Num	Qwest Denc	Qwest Resu	Mod Z Scr	Parity Scr
Feb-03									
Mar-03	1	1	100.00%	0.00%	35	35	100.00%	N/A	N/A
Apr-03	1	1	100.00%	0.00%	51	51	100.00%	N/A	N/A
May-03									
Jun-03									
Jul-03									
Aug-03									
Sep-03									
Oct-03									
Nov-03									
Dec-03									
Jan-04									

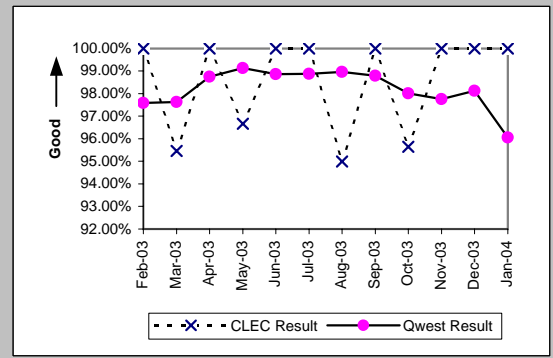


MR-3C - Out of Service Cleared within 24 Hours (Percent) - No dispatches

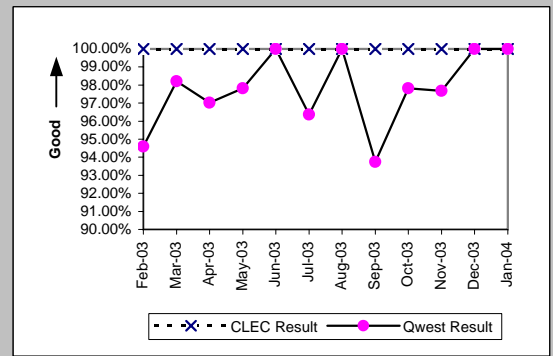
PBX (Parity)									
Date	CLEC Num	CLEC Denc	CLEC Resu	CLEC Std E	Qwest Num	Qwest Denc	Qwest Resu	Mod Z Scr	Parity Scr
Feb-03	1	1	100.00%	0.00%	66	66	100.00%	N/A	N/A
Mar-03	2	2	100.00%	0.00%	75	75	100.00%	N/A	N/A
Apr-03	2	2	100.00%	0.00%	56	56	100.00%	N/A	N/A
May-03	2	2	100.00%	0.00%	52	52	100.00%	N/A	N/A
Jun-03	4	4	100.00%	0.00%	49	49	100.00%	N/A	N/A
Jul-03	2	2	100.00%	0.00%	50	50	100.00%	N/A	N/A
Aug-03	3	3	100.00%	0.00%	76	76	100.00%	N/A	N/A
Sep-03	2	2	100.00%	0.00%	61	61	100.00%	N/A	N/A
Oct-03	1	1	100.00%	0.00%	82	82	100.00%	N/A	N/A
Nov-03									
Dec-03	1	1	100.00%	0.00%	44	44	100.00%	N/A	N/A
Jan-04	2	2	100.00%	0.00%	60	60	100.00%	N/A	N/A



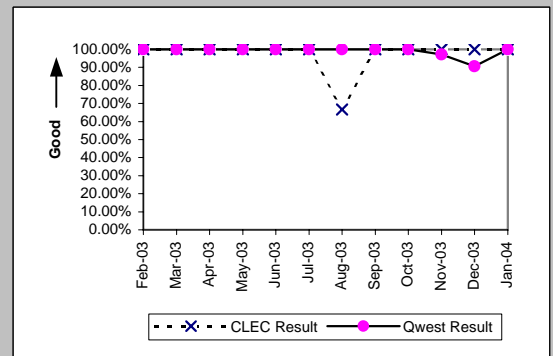
UNE - P (POTS) (Parity)									
Date	CLEC Num	CLEC Denc	CLEC Resu	CLEC Std E	Qwest Num	Qwest Denc	Qwest Resu	Mod Z Scr	Parity Scr
Feb-03	25	25	100.00%	0.00%	1738	1781	97.59%	-0.78	-1.47
Mar-03	21	22	95.45%	20.83%	1809	1853	97.63%	0.65	-0.61
Apr-03	16	16	100.00%	0.00%	1590	1610	98.76%	-0.45	-1.27
May-03	29	30	96.67%	17.95%	1610	1624	99.14%	1.11	-0.32
Jun-03	15	15	100.00%	0.00%	1564	1582	98.86%	-0.41	-1.25
Jul-03	21	21	100.00%	0.00%	1851	1872	98.88%	-0.49	-1.3
Aug-03	19	20	95.00%	21.79%	1805	1824	98.96%	1.25	-0.24
Sep-03	32	32	100.00%	0.00%	2125	2151	98.79%	-0.62	-1.38
Oct-03	22	23	95.65%	20.39%	1729	1764	98.02%	0.74	-0.55
Nov-03	18	18	100.00%	0.00%	1529	1564	97.76%	-0.64	-1.39
Dec-03	26	26	100.00%	0.00%	1575	1605	98.13%	-0.7	-1.42
Jan-04	25	25	100.00%	0.00%	1804	1878	96.06%	-1.01	-1.61



UNE P (Centrex) (Parity)									
Date	CLEC Num	CLEC Denc	CLEC Resu	CLEC Std E	Qwest Num	Qwest Denc	Qwest Resu	Mod Z Scr	Parity Scr
Feb-03	3	3	100.00%	0.00%	70	74	94.59%	-0.41	-1.25
Mar-03	2	2	100.00%	0.00%	55	56	98.21%	-0.19	-1.11
Apr-03	6	6	100.00%	0.00%	65	67	97.01%	-0.41	-1.25
May-03	4	4	100.00%	0.00%	45	46	97.83%	-0.29	-1.17
Jun-03	3	3	100.00%	0.00%	59	59	100.00%	N/A	N/A
Jul-03	2	2	100.00%	0.00%	53	55	96.36%	-0.27	-1.16
Aug-03	6	6	100.00%	0.00%	49	49	100.00%	N/A	N/A
Sep-03	2	2	100.00%	0.00%	45	48	93.75%	-0.36	-1.22
Oct-03	3	3	100.00%	0.00%	45	46	97.83%	-0.25	-1.15
Nov-03	5	5	100.00%	0.00%	42	43	97.67%	-0.33	-1.2
Dec-03	4	4	100.00%	0.00%	30	30	100.00%	N/A	N/A
Jan-04	7	7	100.00%	0.00%	45	45	100.00%	N/A	N/A

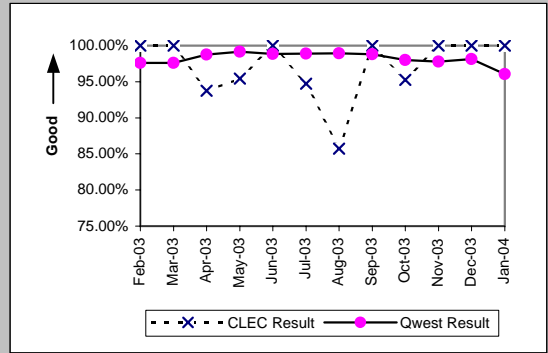


UNE P (Centrex 21) (Parity)									
Date	CLEC Num	CLEC Denc	CLEC Resu	CLEC Std E	Qwest Num	Qwest Denc	Qwest Resu	Mod Z Scr	Parity Scr
Feb-03	2	2	100.00%	0.00%	45	45	100.00%	N/A	N/A
Mar-03	3	3	100.00%	0.00%	35	35	100.00%	N/A	N/A
Apr-03	1	1	100.00%	0.00%	51	51	100.00%	N/A	N/A
May-03	5	5	100.00%	0.00%	44	44	100.00%	N/A	N/A
Jun-03	1	1	100.00%	0.00%	36	36	100.00%	N/A	N/A
Jul-03	4	4	100.00%	0.00%	43	43	100.00%	N/A	N/A
Aug-03	2	3	66.67%	47.14%	29	29	100.00%	N/A	0.08
Sep-03	1	1	100.00%	0.00%	43	43	100.00%	N/A	N/A
Oct-03	2	2	100.00%	0.00%	37	37	100.00%	N/A	N/A
Nov-03	2	2	100.00%	0.00%	35	36	97.22%	-0.23	-1.14
Dec-03	2	2	100.00%	0.00%	29	32	90.63%	-0.44	-1.27
Jan-04	4	4	100.00%	0.00%	27	27	100.00%	N/A	N/A



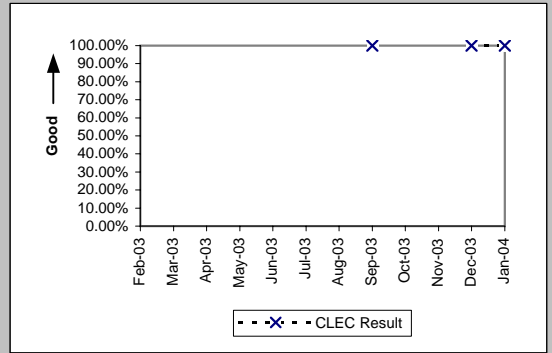
MR-3C - Out of Service Cleared within 24 Hours (Percent) - No dispatches

Date	CLEC Num	CLEC Denc	Line Sharing (Parity)				Qwest Res	Mod Z Scr	Parity Scr
			CLEC Resu	CLEC Std	Qwest Num	Qwest Denc			
Feb-03	24	24	100.00%	0.00%	1738	1781	97.59%	-0.77	-1.47
Mar-03	20	20	100.00%	0.00%	1809	1853	97.63%	-0.69	-1.42
Apr-03	15	16	93.75%	24.21%	1590	1610	98.76%	1.28	-0.22
May-03	21	22	95.45%	20.83%	1610	1624	99.14%	1.3	-0.21
Jun-03	10	10	100.00%	0.00%	1564	1582	98.86%	-0.34	-1.21
Jul-03	18	19	94.74%	22.33%	1851	1872	98.88%	1.24	-0.25
Aug-03	18	21	85.71%	34.99%	1805	1824	98.96%	3.2	0.94
Sep-03	14	14	100.00%	0.00%	2125	2151	98.79%	-0.41	-1.25
Oct-03	20	21	95.24%	21.30%	1729	1764	98.02%	0.81	-0.51
Nov-03	15	15	100.00%	0.00%	1529	1564	97.76%	-0.58	-1.35
Dec-03	13	13	100.00%	0.00%	1575	1605	98.13%	-0.5	-1.3
Jan-04	16	16	100.00%	0.00%	1804	1878	96.06%	-0.81	-1.49



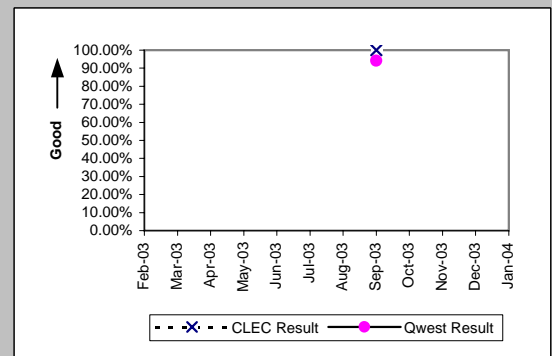
MR-3C - Out of Service Cleared within 24 Hours (Percent) - No dispatches

Line Splitting (Diagnostic)				
Date	Numerator	Denominator	CLEC Result	Standard Dev
Feb-03				
Mar-03				
Apr-03				
May-03				
Jun-03				
Jul-03				
Aug-03				
Sep-03	1	1	100.00%	0.00%
Oct-03				
Nov-03				
Dec-03	1	1	100.00%	0.00%
Jan-04	2	2	100.00%	0.00%

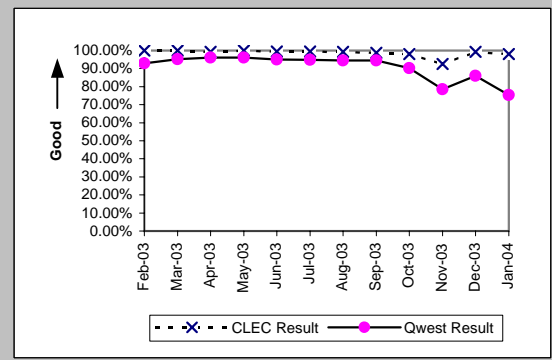


MR-3D - Out of Service Cleared within 24 Hours (Percent) - Interval Zone One

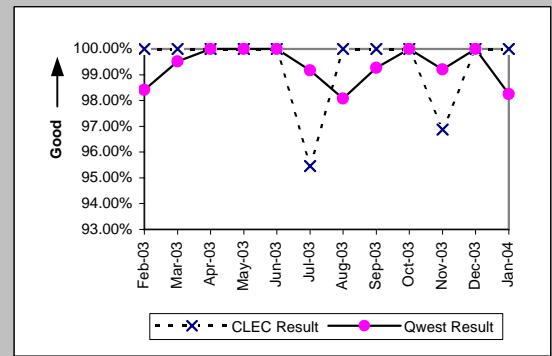
Qwest DSL (Parity)									
Date	CLEC Num	CLEC Denc	CLEC Resu	CLEC Std E	Qwest Num	Qwest Denc	Qwest Resu	Mod Z Scr	Parity Scr
Feb-03									
Mar-03									
Apr-03									
May-03									
Jun-03									
Jul-03									
Aug-03									
Sep-03	1	1	100.00%	0.00%	289	307	94.14%	-0.25	-1.15
Oct-03									
Nov-03									
Dec-03									
Jan-04									



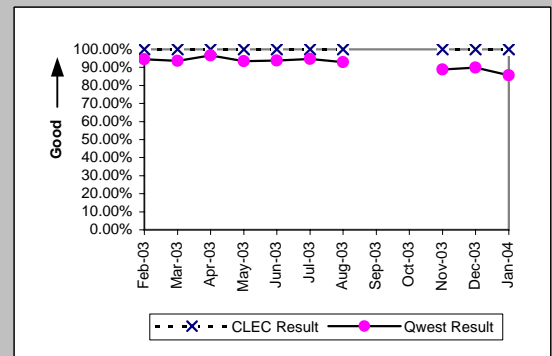
Unbundled Loop Analog (Parity)									
Date	CLEC Num	CLEC Denc	CLEC Resu	CLEC Std E	Qwest Num	Qwest Denc	Qwest Resu	Mod Z Scr	Parity Scr
Feb-03	174	174	100.00%	0.00%	10858	11680	92.96%	-3.6	-3.19
Mar-03	172	172	100.00%	0.00%	11270	11831	95.26%	-2.91	-2.77
Apr-03	128	129	99.22%	8.77%	9810	10214	96.04%	-1.84	-2.12
May-03	145	145	100.00%	0.00%	10097	10504	96.13%	-2.4	-2.46
Jun-03	166	167	99.40%	7.72%	10742	11312	94.96%	-2.6	-2.58
Jul-03	191	192	99.48%	7.20%	11090	11688	94.88%	-2.87	-2.74
Aug-03	146	147	99.32%	8.22%	10945	11582	94.50%	-2.55	-2.55
Sep-03	158	160	98.75%	11.11%	11695	12378	94.48%	-2.35	-2.43
Oct-03	210	214	98.13%	13.54%	13649	15130	90.21%	-3.87	-3.35
Nov-03	201	217	92.63%	26.13%	11023	14031	78.56%	-5.01	-4.05
Dec-03	155	156	99.36%	7.98%	10732	12475	86.03%	-4.77	-3.9
Jan-04	158	161	98.14%	13.52%	11720	15565	75.30%	-6.69	-5.06



Unbundled Loop - 2 Wire Non-Loaded (Parity)									
Date	CLEC Num	CLEC Denc	CLEC Resu	CLEC Std E	Qwest Num	Qwest Denc	Qwest Resu	Mod Z Scr	Parity Scr
Feb-03	11	11	100.00%	0.00%	186	189	98.41%	-0.41	-1.25
Mar-03	12	12	100.00%	0.00%	206	207	99.52%	-0.23	-1.14
Apr-03	15	15	100.00%	0.00%	145	145	100.00%	N/A	N/A
May-03	17	17	100.00%	0.00%	121	121	100.00%	N/A	N/A
Jun-03	25	25	100.00%	0.00%	137	137	100.00%	N/A	N/A
Jul-03	21	22	95.45%	20.83%	119	120	99.17%	1.03	-0.37
Aug-03	13	13	100.00%	0.00%	153	156	98.08%	-0.49	-1.29
Sep-03	23	23	100.00%	0.00%	135	136	99.26%	-0.38	-1.23
Oct-03	26	26	100.00%	0.00%	171	171	100.00%	N/A	N/A
Nov-03	31	32	96.88%	17.40%	124	125	99.20%	0.82	-0.5
Dec-03	18	18	100.00%	0.00%	109	109	100.00%	N/A	N/A
Jan-04	13	13	100.00%	0.00%	112	114	98.25%	-0.46	-1.28

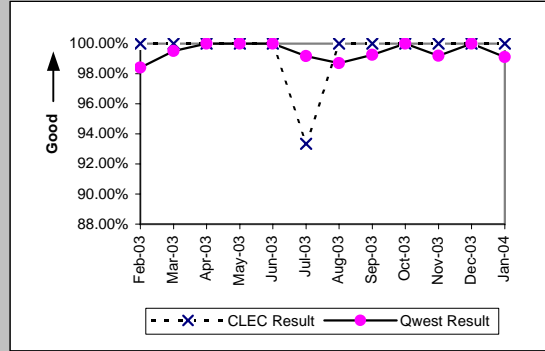


Unbundled Loop - ADSL Qualified (Parity)									
Date	CLEC Num	CLEC Denc	CLEC Resu	CLEC Std E	Qwest Num	Qwest Denc	Qwest Resu	Mod Z Scr	Parity Scr
Feb-03	2	2	100.00%	0.00%	339	359	94.43%	-0.34	-1.21
Mar-03	1	1	100.00%	0.00%	322	344	93.60%	-0.26	-1.16
Apr-03	1	1	100.00%	0.00%	411	425	96.71%	-0.18	-1.11
May-03	4	4	100.00%	0.00%	299	320	93.44%	-0.53	-1.32
Jun-03	3	3	100.00%	0.00%	319	340	93.82%	-0.44	-1.27
Jul-03	5	5	100.00%	0.00%	264	279	94.62%	-0.53	-1.32
Aug-03	5	5	100.00%	0.00%	207	223	92.83%	-0.61	-1.37
Sep-03									
Oct-03									
Nov-03	4	4	100.00%	0.00%	221	249	88.76%	-0.71	-1.43
Dec-03	1	1	100.00%	0.00%	178	198	89.90%	-0.33	-1.2
Jan-04	1	1	100.00%	0.00%	155	181	85.64%	-0.41	-1.25



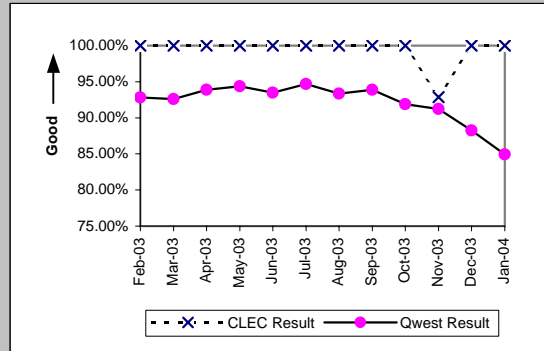
MR-3D - Out of Service Cleared within 24 Hours (Percent) - Interval Zone One

Unbundled Loop ISDN Capable (Parity)										
Date	CLEC Num	CLEC Dend	CLEC Resu	CLEC Std	Qwest Num	Qwest Dend	Qwest Res	Mod Z Scr	Parity Scr	
Feb-03	21	21	100.00%	0.00%	186	189	98.41%	-0.55	-1.34	
Mar-03	16	16	100.00%	0.00%	206	207	99.52%	-0.27	-1.16	
Apr-03	21	21	100.00%	0.00%	145	145	100.00%	N/A	N/A	
May-03	21	21	100.00%	0.00%	121	121	100.00%	N/A	N/A	
Jun-03	29	29	100.00%	0.00%	137	137	100.00%	N/A	N/A	
Jul-03	14	15	93.33%	24.94%	119	120	99.17%	1.26	-0.24	
Aug-03	19	19	100.00%	0.00%	153	155	98.71%	-0.47	-1.29	
Sep-03	16	16	100.00%	0.00%	135	136	99.26%	-0.33	-1.2	
Oct-03	19	19	100.00%	0.00%	171	171	100.00%	N/A	N/A	
Nov-03	12	12	100.00%	0.00%	122	123	99.19%	-0.3	-1.18	
Dec-03	11	11	100.00%	0.00%	109	109	100.00%	N/A	N/A	
Jan-04	20	20	100.00%	0.00%	111	112	99.11%	-0.39	-1.24	

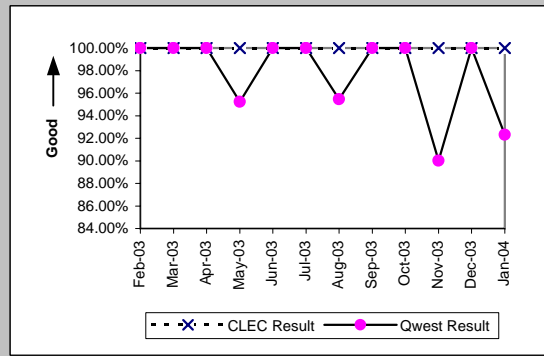


MR-3E - Out of Service Cleared within 24 Hours (Percent) - Interval Zone Two

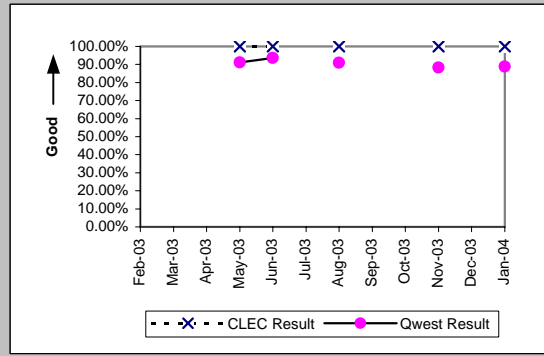
Unbundled Loop Analog (Parity)									
Date	CLEC Num	CLEC Dend	CLEC Resu	CLEC Std	Qwest Num	Qwest Dend	Qwest Resu	Mod Z Scr	Parity Scr
Feb-03	38	38	100.00%	0.00%	2137	2302	92.83%	-1.7	-2.03
Mar-03	8	8	100.00%	0.00%	2470	2668	92.58%	-0.8	-1.49
Apr-03	14	14	100.00%	0.00%	2342	2495	93.87%	-0.95	-1.58
May-03	21	21	100.00%	0.00%	2210	2342	94.36%	-1.11	-1.68
Jun-03	14	14	100.00%	0.00%	2132	2281	93.47%	-0.99	-1.6
Jul-03	10	10	100.00%	0.00%	2537	2679	94.70%	-0.75	-1.45
Aug-03	17	17	100.00%	0.00%	2521	2700	93.37%	-1.1	-1.67
Sep-03	11	11	100.00%	0.00%	2232	2377	93.90%	-0.84	-1.51
Oct-03	21	21	100.00%	0.00%	2556	2782	91.88%	-1.36	-1.83
Nov-03	13	14	92.86%	25.75%	2141	2347	91.22%	-0.22	-1.13
Dec-03	14	14	100.00%	0.00%	2380	2697	88.25%	-1.36	-1.83
Jan-04	17	17	100.00%	0.00%	2594	3055	84.91%	-1.73	-2.05



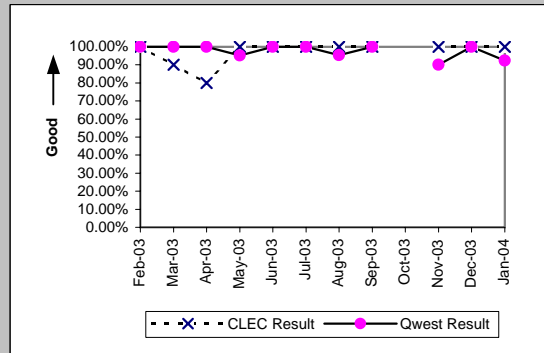
Unbundled Loop - 2 Wire Non-Loaded (Parity)									
Date	CLEC Num	CLEC Dend	CLEC Resu	CLEC Std	Qwest Num	Qwest Dend	Qwest Resu	Mod Z Scr	Parity Scr
Feb-03	1	1	100.00%	0.00%	11	11	100.00%	N/A	N/A
Mar-03	4	4	100.00%	0.00%	10	10	100.00%	N/A	N/A
Apr-03	6	6	100.00%	0.00%	13	13	100.00%	N/A	N/A
May-03	3	3	100.00%	0.00%	20	21	95.24%	-0.36	-1.22
Jun-03	3	3	100.00%	0.00%	9	9	100.00%	N/A	N/A
Jul-03	6	6	100.00%	0.00%	13	13	100.00%	N/A	N/A
Aug-03	6	6	100.00%	0.00%	21	22	95.45%	-0.47	-1.29
Sep-03	1	1	100.00%	0.00%	15	15	100.00%	N/A	N/A
Oct-03	3	3	100.00%	0.00%	9	9	100.00%	N/A	N/A
Nov-03	5	5	100.00%	0.00%	9	10	90.00%	-0.61	-1.37
Dec-03	5	5	100.00%	0.00%	11	11	100.00%	N/A	N/A
Jan-04	5	5	100.00%	0.00%	12	13	92.31%	-0.55	-1.33



Unbundled Loop - ADSL Qualified (Parity)									
Date	CLEC Num	CLEC Dend	CLEC Resu	CLEC Std	Qwest Num	Qwest Dend	Qwest Resu	Mod Z Scr	Parity Scr
Feb-03									
Mar-03									
Apr-03									
May-03	2	2	100.00%	0.00%	31	34	91.18%	-0.43	-1.26
Jun-03	1	1	100.00%	0.00%	29	31	93.55%	-0.26	-1.16
Jul-03									
Aug-03	1	1	100.00%	0.00%	20	22	90.91%	-0.31	-1.19
Sep-03									
Oct-03									
Nov-03	1	1	100.00%	0.00%	15	17	88.24%	-0.35	-1.22
Dec-03									
Jan-04	2	2	100.00%	0.00%	16	18	88.89%	-0.47	-1.29

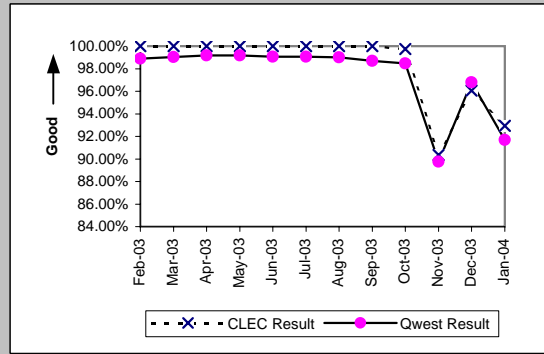


Unbundled Loop ISDN Capable (Parity)									
Date	CLEC Num	CLEC Dend	CLEC Resu	CLEC Std	Qwest Num	Qwest Dend	Qwest Resu	Mod Z Scr	Parity Scr
Feb-03	6	6	100.00%	0.00%	11	11	100.00%	N/A	N/A
Mar-03	9	10	90.00%	30.00%	10	10	100.00%	N/A	-0.62
Apr-03	4	5	80.00%	40.00%	13	13	100.00%	N/A	-0.32
May-03	5	5	100.00%	0.00%	20	21	95.24%	-0.45	-1.27
Jun-03	3	3	100.00%	0.00%	9	9	100.00%	N/A	N/A
Jul-03	2	2	100.00%	0.00%	13	13	100.00%	N/A	N/A
Aug-03	6	6	100.00%	0.00%	21	22	95.45%	-0.47	-1.29
Sep-03	6	6	100.00%	0.00%	15	15	100.00%	N/A	N/A
Oct-03									
Nov-03	11	11	100.00%	0.00%	9	10	90.00%	-0.76	-1.46
Dec-03	4	4	100.00%	0.00%	10	10	100.00%	N/A	N/A
Jan-04	9	9	100.00%	0.00%	12	13	92.31%	-0.67	-1.4

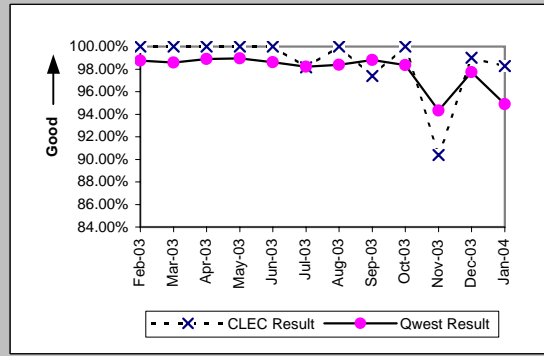


MR-4A - All Troubles Cleared within 48 Hours (Percent) - Dispatches within MSAs

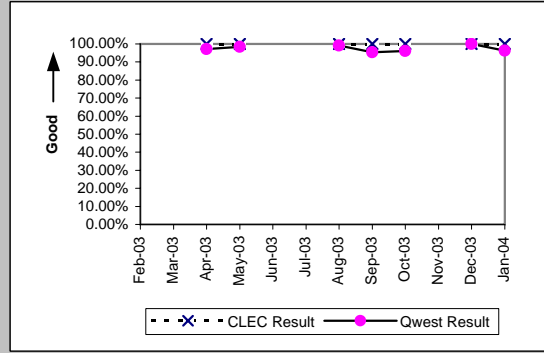
Residence (Parity)									
Date	CLEC Num	CLEC Denc	CLEC Resu	CLEC Std E	Qwest Num	Qwest Denc	Qwest Resu	Mod Z Scr	Parity Scr
Feb-03	152	152	100.00%	0.00%	11393	11521	98.89%	-1.3	-1.79
Mar-03	171	171	100.00%	0.00%	11455	11567	99.03%	-1.28	-1.78
Apr-03	173	173	100.00%	0.00%	10085	10168	99.18%	-1.18	-1.72
May-03	159	159	100.00%	0.00%	10251	10336	99.18%	-1.14	-1.69
Jun-03	144	144	100.00%	0.00%	11012	11115	99.07%	-1.15	-1.7
Jul-03	204	204	100.00%	0.00%	11215	11322	99.05%	-1.38	-1.84
Aug-03	184	184	100.00%	0.00%	11335	11448	99.01%	-1.34	-1.82
Sep-03	212	212	100.00%	0.00%	11614	11766	98.71%	-1.65	-2
Oct-03	386	387	99.74%	5.08%	14983	15216	98.47%	-2.01	-2.22
Nov-03	337	373	90.35%	29.53%	12640	14083	89.75%	-0.37	-1.23
Dec-03	342	356	96.07%	19.44%	12494	12909	96.79%	0.77	-0.53
Jan-04	448	482	92.95%	25.61%	15189	16565	91.69%	-0.98	-1.6



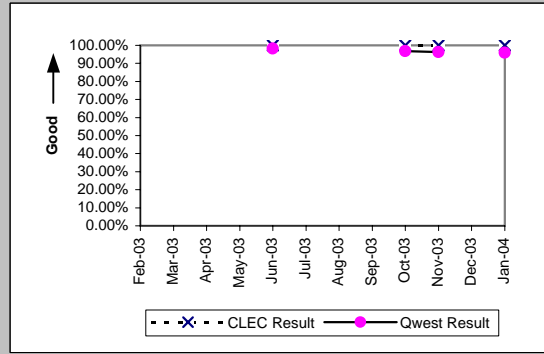
Business (Parity)									
Date	CLEC Num	CLEC Denc	CLEC Resu	CLEC Std E	Qwest Num	Qwest Denc	Qwest Resu	Mod Z Scr	Parity Scr
Feb-03	57	57	100.00%	0.00%	1254	1270	98.74%	-0.83	-1.51
Mar-03	87	87	100.00%	0.00%	1251	1269	98.58%	-1.08	-1.66
Apr-03	52	52	100.00%	0.00%	1159	1172	98.89%	-0.75	-1.45
May-03	43	43	100.00%	0.00%	1120	1132	98.94%	-0.67	-1.41
Jun-03	59	59	100.00%	0.00%	1276	1294	98.61%	-0.89	-1.54
Jul-03	53	54	98.15%	13.48%	1262	1285	98.21%	0.11	-0.93
Aug-03	67	67	100.00%	0.00%	1151	1170	98.38%	-1.02	-1.62
Sep-03	75	77	97.40%	15.91%	1251	1266	98.82%	1	-0.39
Oct-03	101	101	100.00%	0.00%	1678	1706	98.36%	-1.26	-1.77
Nov-03	94	104	90.38%	29.48%	1196	1268	94.32%	1.55	-0.06
Dec-03	101	102	99.02%	9.85%	1291	1321	97.73%	-0.84	-1.51
Jan-04	114	116	98.28%	13.02%	1453	1531	94.91%	-1.59	-1.97



Centrex (Parity)									
Date	CLEC Num	CLEC Denc	CLEC Resu	CLEC Std E	Qwest Num	Qwest Denc	Qwest Resu	Mod Z Scr	Parity Scr
Feb-03									
Mar-03									
Apr-03	1	1	100.00%	0.00%	106	109	97.25%	-0.17	-1.1
May-03	3	3	100.00%	0.00%	117	119	98.32%	-0.22	-1.14
Jun-03									
Jul-03									
Aug-03	2	2	100.00%	0.00%	108	109	99.08%	-0.13	-1.08
Sep-03	2	2	100.00%	0.00%	126	132	95.45%	-0.31	-1.19
Oct-03	2	2	100.00%	0.00%	121	126	96.03%	-0.29	-1.17
Nov-03									
Dec-03	3	3	100.00%	0.00%	76	76	100.00%	N/A	N/A
Jan-04	4	4	100.00%	0.00%	77	80	96.25%	-0.39	-1.23

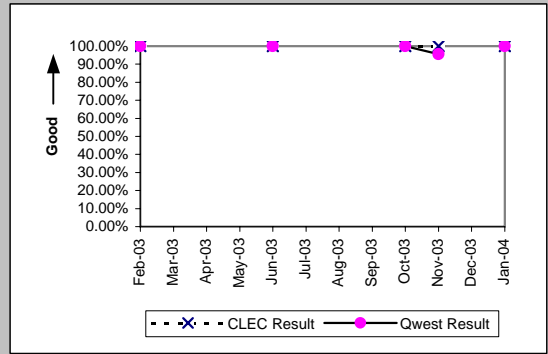


Centrex 21 (Parity)									
Date	CLEC Num	CLEC Denc	CLEC Resu	CLEC Std E	Qwest Num	Qwest Denc	Qwest Resu	Mod Z Scr	Parity Scr
Feb-03									
Mar-03									
Apr-03									
May-03									
Jun-03	2	2	100.00%	0.00%	164	167	98.20%	-0.19	-1.12
Jul-03									
Aug-03									
Sep-03									
Oct-03	1	1	100.00%	0.00%	210	217	96.77%	-0.18	-1.11
Nov-03	1	1	100.00%	0.00%	157	163	96.32%	-0.19	-1.12
Dec-03									
Jan-04	1	1	100.00%	0.00%	165	172	95.93%	-0.21	-1.12

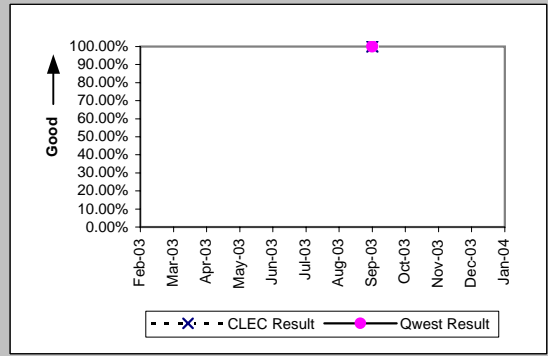


MR-4A - All Troubles Cleared within 48 Hours (Percent) - Dispatches within MSAs

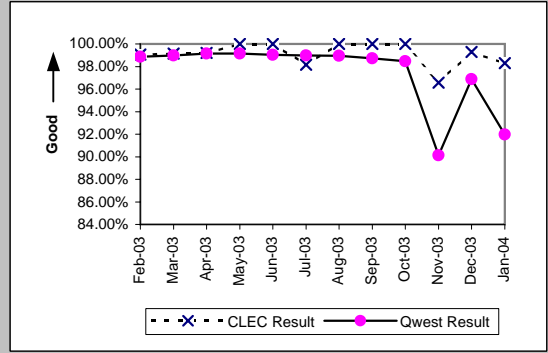
PBX (Parity)									
Date	CLEC Num	CLEC Denc	CLEC Resu	CLEC Std E	Qwest Num	Qwest Denc	Qwest Resu	Mod Z Scr	Parity Scr
Feb-03	1	1	100.00%	0.00%	26	26	100.00%	N/A	N/A
Mar-03									
Apr-03									
May-03									
Jun-03	2	2	100.00%	0.00%	34	34	100.00%	N/A	N/A
Jul-03									
Aug-03									
Sep-03									
Oct-03	1	1	100.00%	0.00%	30	30	100.00%	N/A	N/A
Nov-03	1	1	100.00%	0.00%	22	23	95.65%	-0.21	-1.13
Dec-03									
Jan-04	1	1	100.00%	0.00%	25	25	100.00%	N/A	N/A



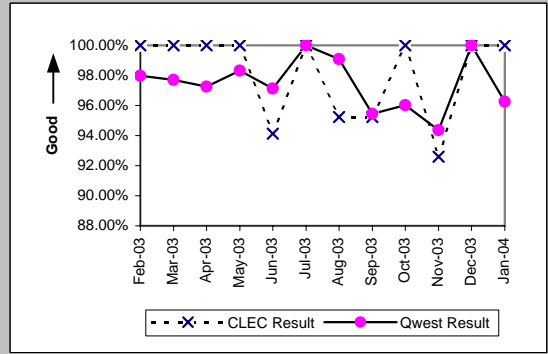
Basic Rate ISDN (Parity)									
Date	CLEC Num	CLEC Denc	CLEC Resu	CLEC Std E	Qwest Num	Qwest Denc	Qwest Resu	Mod Z Scr	Parity Scr
Feb-03									
Mar-03									
Apr-03									
May-03									
Jun-03									
Jul-03									
Aug-03									
Sep-03	1	1	100.00%	0.00%	57	57	100.00%	N/A	N/A
Oct-03									
Nov-03									
Dec-03									
Jan-04									



UNE - P (POTS) (Parity)									
Date	CLEC Num	CLEC Denc	CLEC Resu	CLEC Std E	Qwest Num	Qwest Denc	Qwest Resu	Mod Z Scr	Parity Scr
Feb-03	106	107	99.07%	9.62%	12647	12791	98.87%	-0.19	-1.11
Mar-03	118	119	99.16%	9.13%	12706	12836	98.99%	-0.19	-1.11
Apr-03	127	128	99.22%	8.80%	11244	11340	99.15%	-0.08	-1.05
May-03	126	126	100.00%	0.00%	11371	11468	99.15%	-1.03	-1.63
Jun-03	109	109	100.00%	0.00%	12288	12409	99.02%	-1.03	-1.63
Jul-03	106	108	98.15%	13.48%	12477	12607	98.97%	0.83	-0.5
Aug-03	102	102	100.00%	0.00%	12486	12618	98.95%	-1.03	-1.63
Sep-03	99	99	100.00%	0.00%	12865	13032	98.72%	-1.13	-1.69
Oct-03	151	151	100.00%	0.00%	16661	16922	98.46%	-1.53	-1.93
Nov-03	113	117	96.58%	18.17%	13836	15351	90.13%	-2.33	-2.42
Dec-03	141	142	99.30%	8.36%	13785	14230	96.87%	-1.65	-2
Jan-04	173	176	98.30%	12.94%	16642	18096	91.97%	-3.07	-2.87

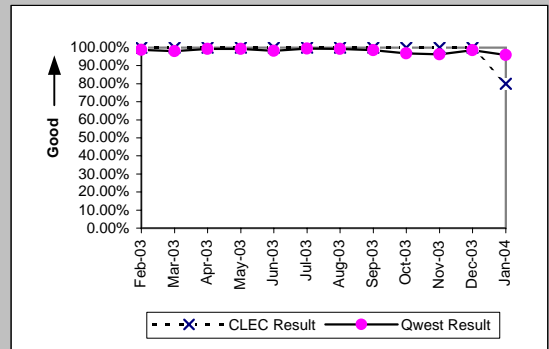


UNE P (Centrex) (Parity)									
Date	CLEC Num	CLEC Denc	CLEC Resu	CLEC Std E	Qwest Num	Qwest Denc	Qwest Resu	Mod Z Scr	Parity Scr
Feb-03	22	22	100.00%	0.00%	97	99	97.98%	-0.61	-1.37
Mar-03	20	20	100.00%	0.00%	127	130	97.69%	-0.64	-1.39
Apr-03	16	16	100.00%	0.00%	106	109	97.25%	-0.63	-1.38
May-03	18	18	100.00%	0.00%	117	119	98.32%	-0.52	-1.31
Jun-03	16	17	94.12%	23.53%	135	139	97.12%	0.59	-0.64
Jul-03	22	22	100.00%	0.00%	126	126	100.00%	N/A	N/A
Aug-03	20	21	95.24%	21.30%	108	109	99.08%	1	-0.39
Sep-03	20	21	95.24%	21.30%	126	132	95.45%	0.07	-0.96
Oct-03	20	20	100.00%	0.00%	121	126	96.03%	-0.84	-1.51
Nov-03	25	27	92.59%	26.19%	67	71	94.37%	0.31	-0.81
Dec-03	15	15	100.00%	0.00%	76	76	100.00%	N/A	N/A
Jan-04	19	19	100.00%	0.00%	77	80	96.25%	-0.77	-1.47

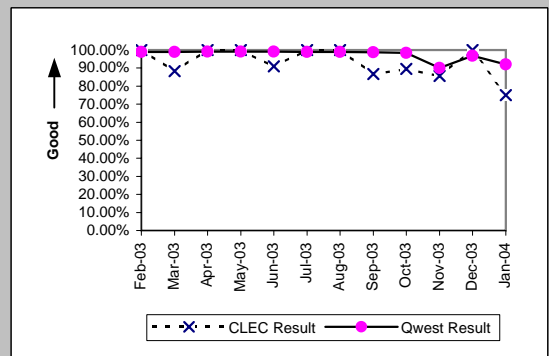


MR-4A - All Troubles Cleared within 48 Hours (Percent) - Dispatches within MSAs

UNE P (Centrex 21) (Parity)									
Date	CLEC Num	CLEC Denc	CLEC Resu	CLEC Std	Qwest Num	Qwest Denc	Qwest Resu	Mod Z Scr	Parity Scr
Feb-03	8	8	100.00%	0.00%	153	155	98.71%	-0.32	-1.19
Mar-03	4	4	100.00%	0.00%	145	148	97.97%	-0.28	-1.17
Apr-03	2	2	100.00%	0.00%	132	133	99.25%	-0.12	-1.07
May-03	4	4	100.00%	0.00%	132	133	99.25%	-0.17	-1.1
Jun-03	3	3	100.00%	0.00%	164	167	98.20%	-0.23	-1.14
Jul-03	3	3	100.00%	0.00%	165	166	99.40%	-0.13	-1.08
Aug-03	7	7	100.00%	0.00%	149	150	99.33%	-0.21	-1.13
Sep-03	4	4	100.00%	0.00%	137	139	98.56%	-0.24	-1.14
Oct-03	3	3	100.00%	0.00%	210	217	96.77%	-0.31	-1.19
Nov-03	7	7	100.00%	0.00%	157	163	96.32%	-0.51	-1.31
Dec-03	5	5	100.00%	0.00%	146	148	98.65%	-0.26	-1.16
Jan-04	4	5	80.00%	40.00%	165	172	95.93%	1.23	-0.25

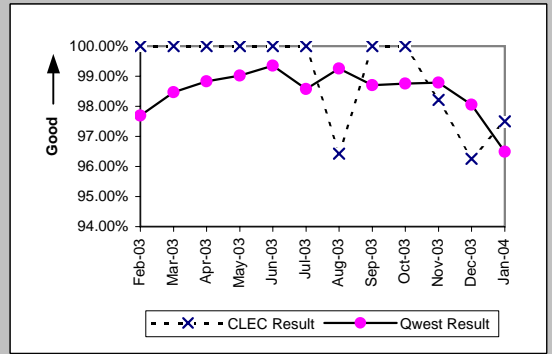


Line Sharing (Parity)									
Date	CLEC Num	CLEC Denc	CLEC Resu	CLEC Std	Qwest Num	Qwest Denc	Qwest Resu	Mod Z Scr	Parity Scr
Feb-03	11	11	100.00%	0.00%	12647	12791	98.87%	-0.35	-1.22
Mar-03	15	17	88.24%	32.22%	12706	12836	98.99%	2.49	0.52
Apr-03	9	9	100.00%	0.00%	11244	11340	99.15%	-0.28	-1.17
May-03	15	15	100.00%	0.00%	11371	11468	99.15%	-0.36	-1.22
Jun-03	10	11	90.91%	28.75%	12288	12409	99.02%	1.62	-0.02
Jul-03	15	15	100.00%	0.00%	12477	12607	98.97%	-0.4	-1.24
Aug-03	17	17	100.00%	0.00%	12486	12618	98.95%	-0.42	-1.26
Sep-03	13	15	86.67%	33.99%	12865	13032	98.72%	2.42	0.47
Oct-03	17	19	89.47%	30.69%	16661	16922	98.46%	2.1	0.28
Nov-03	12	14	85.71%	34.99%	13836	15351	90.13%	0.58	-0.65
Dec-03	26	26	100.00%	0.00%	13785	14230	96.87%	-0.92	-1.56
Jan-04	15	20	75.00%	43.30%	16642	18096	91.97%	2.29	0.39

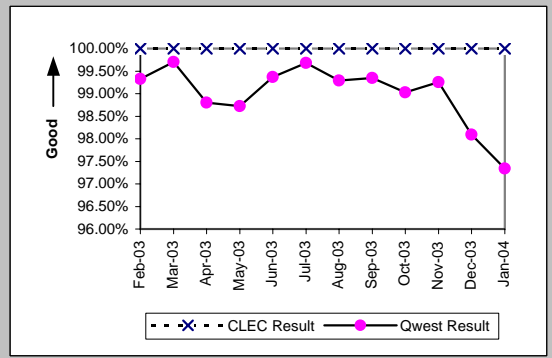


MR-4B - All Troubles Cleared within 48 Hours (Percent) - Dispatches outside MSAs

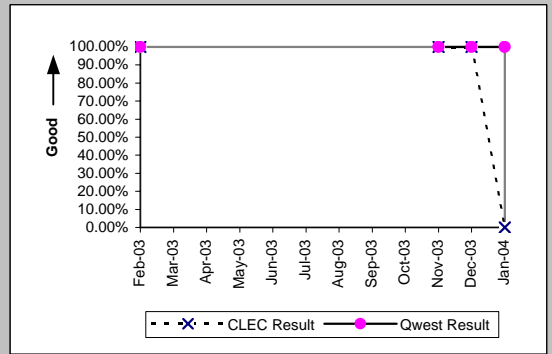
Residence (Parity)									
Date	CLEC Num	CLEC Denc	CLEC Resu	CLEC Std E	Qwest Num	Qwest Denc	Qwest Resu	Mod Z Scr	Parity Scr
Feb-03	26	26	100.00%	0.00%	2414	2471	97.69%	-0.78	-1.47
Mar-03	25	25	100.00%	0.00%	2704	2746	98.47%	-0.62	-1.38
Apr-03	27	27	100.00%	0.00%	2531	2561	98.83%	-0.56	-1.34
May-03	25	25	100.00%	0.00%	2429	2453	99.02%	-0.49	-1.3
Jun-03	15	15	100.00%	0.00%	2434	2450	99.35%	-0.31	-1.19
Jul-03	16	16	100.00%	0.00%	2760	2800	98.57%	-0.48	-1.29
Aug-03	27	28	96.43%	18.56%	2794	2815	99.25%	1.25	-0.24
Sep-03	38	38	100.00%	0.00%	2500	2533	98.70%	-0.7	-1.43
Oct-03	59	59	100.00%	0.00%	3099	3138	98.76%	-0.85	-1.52
Nov-03	55	56	98.21%	13.24%	2530	2561	98.79%	0.43	-0.74
Dec-03	77	80	96.25%	19.00%	2976	3035	98.06%	1.08	-0.34
Jan-04	78	80	97.50%	15.61%	3267	3386	96.49%	-0.49	-1.3



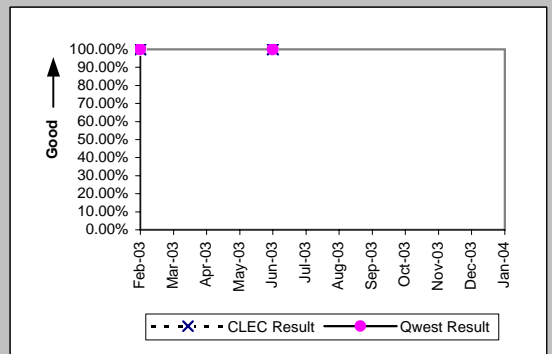
Business (Parity)									
Date	CLEC Num	CLEC Denc	CLEC Resu	CLEC Std E	Qwest Num	Qwest Denc	Qwest Resu	Mod Z Scr	Parity Scr
Feb-03	18	18	100.00%	0.00%	296	298	99.33%	-0.34	-1.21
Mar-03	17	17	100.00%	0.00%	332	333	99.70%	-0.22	-1.13
Apr-03	8	8	100.00%	0.00%	330	334	98.80%	-0.31	-1.19
May-03	17	17	100.00%	0.00%	310	314	98.73%	-0.46	-1.28
Jun-03	23	23	100.00%	0.00%	316	318	99.37%	-0.37	-1.22
Jul-03	17	17	100.00%	0.00%	311	312	99.68%	-0.23	-1.14
Aug-03	16	16	100.00%	0.00%	280	282	99.29%	-0.33	-1.2
Sep-03	21	21	100.00%	0.00%	306	308	99.35%	-0.36	-1.22
Oct-03	26	26	100.00%	0.00%	305	308	99.03%	-0.49	-1.3
Nov-03	14	14	100.00%	0.00%	267	269	99.26%	-0.32	-1.19
Dec-03	30	30	100.00%	0.00%	309	315	98.10%	-0.73	-1.44
Jan-04	27	27	100.00%	0.00%	329	338	97.34%	-0.83	-1.5



Centrex 21 (Parity)										
Date	CLEC Num	CLEC Denc	CLEC Resu	CLEC Std E	Qwest Num	Qwest Denc	Qwest Resu	Mod Z Scr	Parity Scr	
Feb-03			100.00%	0.00%		15	15	100.00%	N/A	N/A
Mar-03										
Apr-03										
May-03										
Jun-03										
Jul-03										
Aug-03										
Sep-03										
Oct-03										
Nov-03	1	1	100.00%	0.00%	12	12	100.00%	N/A	N/A	
Dec-03	1	1	100.00%	0.00%	12	12	100.00%	N/A	N/A	
Jan-04	0	1	0.00%	0.00%	14	14	100.00%	N/A	0.19	

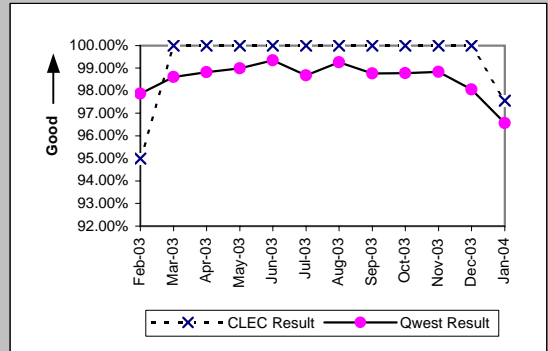


PBX (Parity)										
Date	CLEC Num	CLEC Denc	CLEC Resu	CLEC Std E	Qwest Num	Qwest Denc	Qwest Resu	Mod Z Scr	Parity Scr	
Feb-03	1	1	100.00%	0.00%	10	10	100.00%	N/A	N/A	
Mar-03										
Apr-03										
May-03										
Jun-03	2	2	100.00%	0.00%	4	4	100.00%	N/A	N/A	
Jul-03										
Aug-03										
Sep-03										
Oct-03										
Nov-03										
Dec-03										
Jan-04										

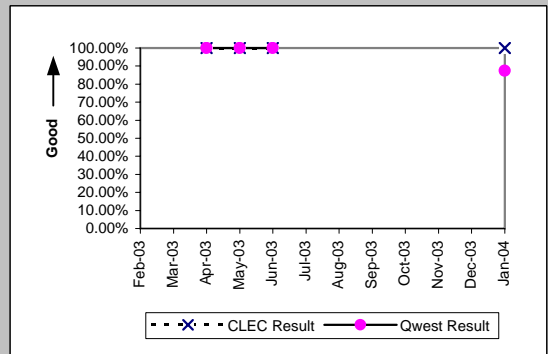


MR-4B - All Troubles Cleared within 48 Hours (Percent) - Dispatches outside MSAs

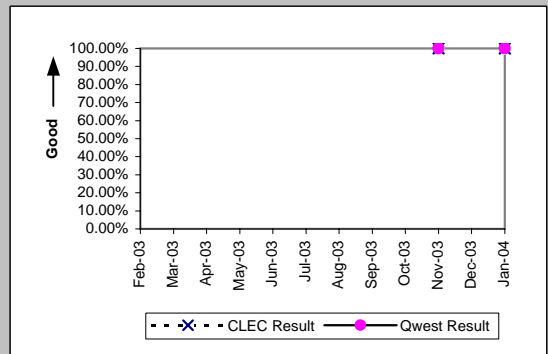
UNE - P (POTS) (Parity)										
Date	CLEC Num	CLEC Dend	CLEC Resu	CLEC Std	Qwest Num	Qwest Dend	Qwest Resu	Mod Z Scr	Parity Scr	
Feb-03	19	20	95.00%	21.79%	2710	2769	97.87%	0.8	-0.51	
Mar-03	21	21	100.00%	0.00%	3036	3079	98.60%	-0.54	-1.33	
Apr-03	27	27	100.00%	0.00%	2861	2895	98.83%	-0.56	-1.34	
May-03	29	29	100.00%	0.00%	2739	2767	98.99%	-0.54	-1.33	
Jun-03	18	18	100.00%	0.00%	2750	2768	99.35%	-0.34	-1.21	
Jul-03	28	28	100.00%	0.00%	3071	3112	98.68%	-0.61	-1.37	
Aug-03	13	13	100.00%	0.00%	3074	3097	99.26%	-0.31	-1.19	
Sep-03	9	9	100.00%	0.00%	2806	2841	98.77%	-0.33	-1.2	
Oct-03	51	51	100.00%	0.00%	3404	3446	98.78%	-0.79	-1.48	
Nov-03	31	31	100.00%	0.00%	2797	2830	98.83%	-0.6	-1.37	
Dec-03	36	36	100.00%	0.00%	3285	3350	98.06%	-0.84	-1.51	
Jan-04	40	41	97.56%	15.43%	3596	3724	96.56%	-0.35	-1.21	



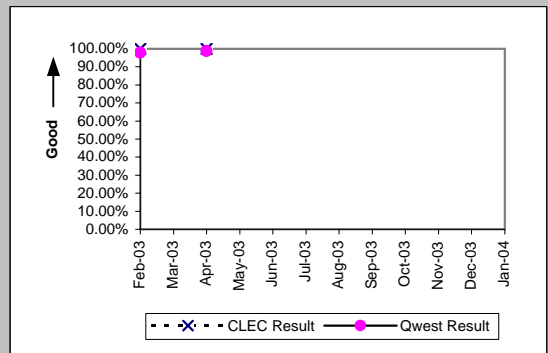
UNE P (Centrex) (Parity)										
Date	CLEC Num	CLEC Dend	CLEC Resu	CLEC Std	Qwest Num	Qwest Dend	Qwest Resu	Mod Z Scr	Parity Scr	
Feb-03										
Mar-03										
Apr-03	5	5	100.00%	0.00%	15	15	100.00%	N/A	N/A	
May-03	1	1	100.00%	0.00%	6	6	100.00%	N/A	N/A	
Jun-03	1	1	100.00%	0.00%	20	20	100.00%	N/A	N/A	
Jul-03										
Aug-03										
Sep-03										
Oct-03										
Nov-03										
Dec-03										
Jan-04	1	1	100.00%	0.00%	14	16	87.50%	-0.37	-1.22	



UNE P (Centrex 21) (Parity)										
Date	CLEC Num	CLEC Dend	CLEC Resu	CLEC Std	Qwest Num	Qwest Dend	Qwest Resu	Mod Z Scr	Parity Scr	
Feb-03										
Mar-03										
Apr-03										
May-03										
Jun-03										
Jul-03										
Aug-03										
Sep-03										
Oct-03										
Nov-03	1	1	100.00%	0.00%	12	12	100.00%	N/A	N/A	
Dec-03										
Jan-04	4	4	100.00%	0.00%	14	14	100.00%	N/A	N/A	

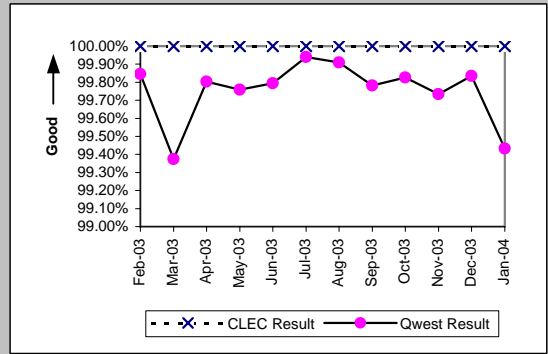


Line Sharing (Parity)										
Date	CLEC Num	CLEC Dend	CLEC Resu	CLEC Std	Qwest Num	Qwest Dend	Qwest Resu	Mod Z Scr	Parity Scr	
Feb-03	3	3	100.00%	0.00%	2710	2769	97.87%	-0.26	-1.16	
Mar-03										
Apr-03	1	1	100.00%	0.00%	2861	2895	98.83%	-0.11	-1.07	
May-03										
Jun-03										
Jul-03										
Aug-03										
Sep-03										
Oct-03										
Nov-03										
Dec-03										
Jan-04										

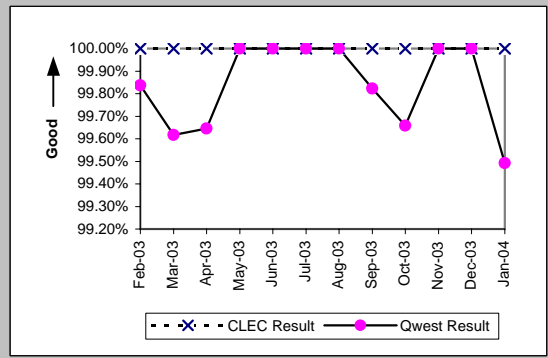


MR-4C - All Troubles Cleared within 48 Hours (Percent) - No dispatches

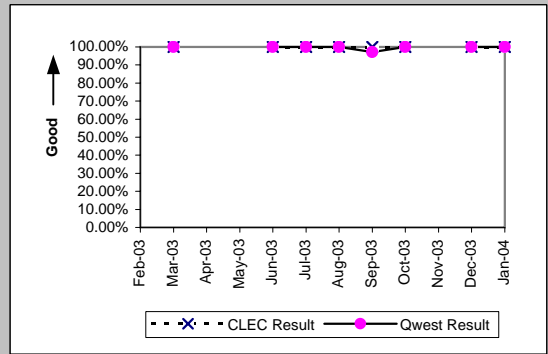
Residence (Parity)									
Date	CLEC Num	CLEC Denc	CLEC Resu	CLEC Std E	Qwest Num	Qwest Denc	Qwest Resu	Mod Z Scr	Parity Scr
Feb-03	31	31	100.00%	0.00%	3235	3240	99.85%	-0.22	-1.13
Mar-03	64	64	100.00%	0.00%	3334	3355	99.37%	-0.63	-1.38
Apr-03	63	63	100.00%	0.00%	3045	3051	99.80%	-0.35	-1.21
May-03	68	68	100.00%	0.00%	2899	2906	99.76%	-0.4	-1.24
Jun-03	49	49	100.00%	0.00%	2909	2915	99.79%	-0.32	-1.19
Jul-03	95	95	100.00%	0.00%	3297	3299	99.94%	-0.24	-1.14
Aug-03	68	68	100.00%	0.00%	3338	3341	99.91%	-0.24	-1.15
Sep-03	107	107	100.00%	0.00%	3667	3675	99.78%	-0.48	-1.29
Oct-03	105	105	100.00%	0.00%	3436	3442	99.83%	-0.42	-1.26
Nov-03	88	88	100.00%	0.00%	2991	2999	99.73%	-0.48	-1.29
Dec-03	97	97	100.00%	0.00%	3029	3034	99.84%	-0.39	-1.24
Jan-04	99	99	100.00%	0.00%	3504	3524	99.43%	-0.74	-1.45



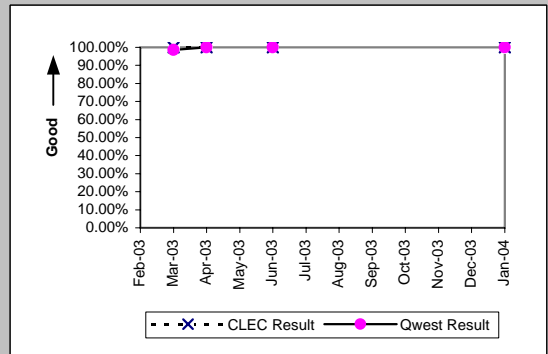
Business (Parity)									
Date	CLEC Num	CLEC Denc	CLEC Resu	CLEC Std E	Qwest Num	Qwest Denc	Qwest Resu	Mod Z Scr	Parity Scr
Feb-03	36	36	100.00%	0.00%	614	615	99.84%	-0.24	-1.14
Mar-03	33	33	100.00%	0.00%	521	523	99.62%	-0.35	-1.21
Apr-03	40	40	100.00%	0.00%	562	564	99.65%	-0.36	-1.22
May-03	31	31	100.00%	0.00%	525	525	100.00%	N/A	N/A
Jun-03	36	36	100.00%	0.00%	508	508	100.00%	N/A	N/A
Jul-03	41	41	100.00%	0.00%	548	548	100.00%	N/A	N/A
Aug-03	32	32	100.00%	0.00%	476	476	100.00%	N/A	N/A
Sep-03	44	44	100.00%	0.00%	562	563	99.82%	-0.27	-1.16
Oct-03	46	46	100.00%	0.00%	584	586	99.66%	-0.38	-1.23
Nov-03	21	21	100.00%	0.00%	434	434	100.00%	N/A	N/A
Dec-03	34	34	100.00%	0.00%	474	474	100.00%	N/A	N/A
Jan-04	30	30	100.00%	0.00%	588	591	99.49%	-0.38	-1.23



Centrex (Parity)									
Date	CLEC Num	CLEC Denc	CLEC Resu	CLEC Std E	Qwest Num	Qwest Denc	Qwest Resu	Mod Z Scr	Parity Scr
Feb-03									
Mar-03	1	1	100.00%	0.00%	76	76	100.00%	N/A	N/A
Apr-03									
May-03									
Jun-03	2	2	100.00%	0.00%	75	75	100.00%	N/A	N/A
Jul-03	4	4	100.00%	0.00%	88	88	100.00%	N/A	N/A
Aug-03	1	1	100.00%	0.00%	78	78	100.00%	N/A	N/A
Sep-03	3	3	100.00%	0.00%	68	70	97.14%	-0.29	-1.18
Oct-03	1	1	100.00%	0.00%	76	76	100.00%	N/A	N/A
Nov-03									
Dec-03	1	1	100.00%	0.00%	41	41	100.00%	N/A	N/A
Jan-04	1	1	100.00%	0.00%	66	66	100.00%	N/A	N/A

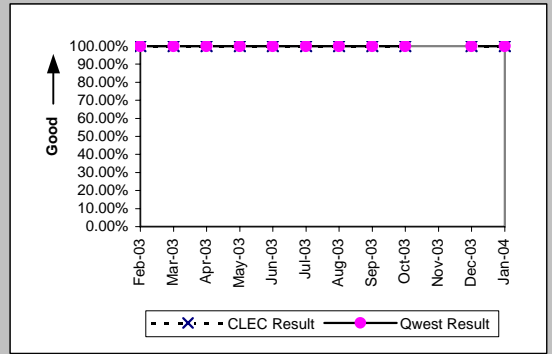


Centrex 21 (Parity)									
Date	CLEC Num	CLEC Denc	CLEC Resu	CLEC Std E	Qwest Num	Qwest Denc	Qwest Resu	Mod Z Scr	Parity Scr
Feb-03									
Mar-03	2	2	100.00%	0.00%	71	72	98.61%	-0.17	-1.1
Apr-03	3	3	100.00%	0.00%	95	95	100.00%	N/A	N/A
May-03									
Jun-03	1	1	100.00%	0.00%	95	95	100.00%	N/A	N/A
Jul-03									
Aug-03									
Sep-03									
Oct-03									
Nov-03									
Dec-03									
Jan-04	1	1	100.00%	0.00%	78	78	100.00%	N/A	N/A

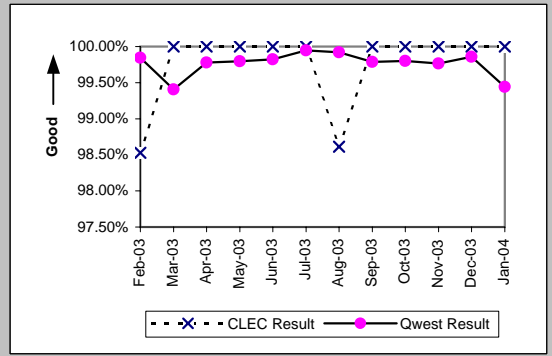


MR-4C - All Troubles Cleared within 48 Hours (Percent) - No dispatches

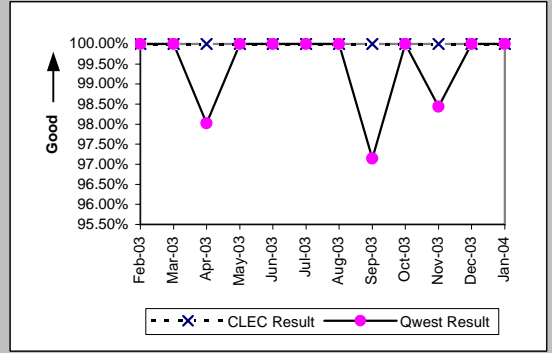
PBX (Parity)									
Date	CLEC Num	CLEC Denc	CLEC Resu	CLEC Std E	Qwest Num	Qwest Denc	Qwest Resu	Mod Z Scr	Parity Scr
Feb-03	1	1	100.00%	0.00%	68	68	100.00%	N/A	N/A
Mar-03	2	2	100.00%	0.00%	79	79	100.00%	N/A	N/A
Apr-03	2	2	100.00%	0.00%	60	60	100.00%	N/A	N/A
May-03	2	2	100.00%	0.00%	65	65	100.00%	N/A	N/A
Jun-03	4	4	100.00%	0.00%	54	54	100.00%	N/A	N/A
Jul-03	2	2	100.00%	0.00%	55	55	100.00%	N/A	N/A
Aug-03	4	4	100.00%	0.00%	79	79	100.00%	N/A	N/A
Sep-03	2	2	100.00%	0.00%	69	69	100.00%	N/A	N/A
Oct-03	1	1	100.00%	0.00%	89	89	100.00%	N/A	N/A
Nov-03									
Dec-03	2	2	100.00%	0.00%	50	50	100.00%	N/A	N/A
Jan-04	2	2	100.00%	0.00%	66	66	100.00%	N/A	N/A



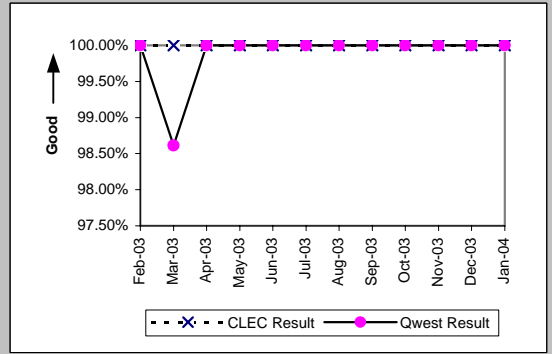
UNE - P (POTS) (Parity)									
Date	CLEC Num	CLEC Denc	CLEC Resu	CLEC Std E	Qwest Num	Qwest Denc	Qwest Resu	Mod Z Scr	Parity Scr
Feb-03	67	68	98.53%	12.04%	3849	3855	99.84%	1.58	-0.04
Mar-03	49	49	100.00%	0.00%	3855	3878	99.41%	-0.54	-1.33
Apr-03	48	48	100.00%	0.00%	3607	3615	99.78%	-0.32	-1.2
May-03	78	78	100.00%	0.00%	3424	3431	99.80%	-0.39	-1.24
Jun-03	48	48	100.00%	0.00%	3417	3423	99.82%	-0.29	-1.18
Jul-03	61	61	100.00%	0.00%	3845	3847	99.95%	-0.18	-1.11
Aug-03	71	72	98.61%	11.70%	3814	3817	99.92%	1.83	0.11
Sep-03	71	71	100.00%	0.00%	4229	4238	99.79%	-0.39	-1.23
Oct-03	68	68	100.00%	0.00%	4020	4028	99.80%	-0.36	-1.22
Nov-03	56	56	100.00%	0.00%	3425	3433	99.77%	-0.36	-1.22
Dec-03	71	71	100.00%	0.00%	3503	3508	99.86%	-0.32	-1.19
Jan-04	73	73	100.00%	0.00%	4092	4115	99.44%	-0.63	-1.39



UNE P (Centrex) (Parity)									
Date	CLEC Num	CLEC Denc	CLEC Resu	CLEC Std E	Qwest Num	Qwest Denc	Qwest Resu	Mod Z Scr	Parity Scr
Feb-03	9	9	100.00%	0.00%	105	105	100.00%	N/A	N/A
Mar-03	8	8	100.00%	0.00%	76	76	100.00%	N/A	N/A
Apr-03	12	12	100.00%	0.00%	99	101	98.02%	-0.47	-1.28
May-03	11	11	100.00%	0.00%	74	74	100.00%	N/A	N/A
Jun-03	6	6	100.00%	0.00%	75	75	100.00%	N/A	N/A
Jul-03	4	4	100.00%	0.00%	88	88	100.00%	N/A	N/A
Aug-03	13	13	100.00%	0.00%	78	78	100.00%	N/A	N/A
Sep-03	6	6	100.00%	0.00%	68	70	97.14%	-0.4	-1.25
Oct-03	5	5	100.00%	0.00%	76	76	100.00%	N/A	N/A
Nov-03	13	13	100.00%	0.00%	63	64	98.44%	-0.41	-1.25
Dec-03	10	10	100.00%	0.00%	41	41	100.00%	N/A	N/A
Jan-04	13	13	100.00%	0.00%	66	66	100.00%	N/A	N/A

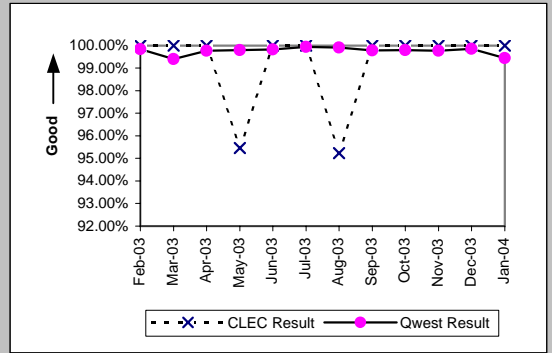


UNE P (Centrex 21) (Parity)									
Date	CLEC Num	CLEC Denc	CLEC Resu	CLEC Std E	Qwest Num	Qwest Denc	Qwest Resu	Mod Z Scr	Parity Scr
Feb-03	9	9	100.00%	0.00%	92	92	100.00%	N/A	N/A
Mar-03	9	9	100.00%	0.00%	71	72	98.61%	-0.34	-1.2
Apr-03	3	3	100.00%	0.00%	95	95	100.00%	N/A	N/A
May-03	8	8	100.00%	0.00%	97	97	100.00%	N/A	N/A
Jun-03	5	5	100.00%	0.00%	95	95	100.00%	N/A	N/A
Jul-03	7	7	100.00%	0.00%	93	93	100.00%	N/A	N/A
Aug-03	6	6	100.00%	0.00%	69	69	100.00%	N/A	N/A
Sep-03	4	4	100.00%	0.00%	84	84	100.00%	N/A	N/A
Oct-03	3	3	100.00%	0.00%	79	79	100.00%	N/A	N/A
Nov-03	3	3	100.00%	0.00%	74	74	100.00%	N/A	N/A
Dec-03	3	3	100.00%	0.00%	59	59	100.00%	N/A	N/A
Jan-04	6	6	100.00%	0.00%	78	78	100.00%	N/A	N/A



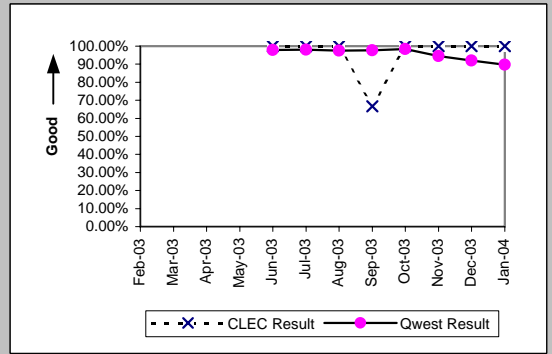
MR-4C - All Troubles Cleared within 48 Hours (Percent) - No dispatches

Date	CLEC Num	CLEC Denc	Line Sharing (Parity)		Qwest Num	Qwest Denc	Qwest Res	Mod Z Scr	Parity Scr
			CLEC Resu	CLEC Std					
Feb-03	24	24	100.00%	0.00%	3849	3855	99.84%	-0.19	-1.12
Mar-03	20	20	100.00%	0.00%	3855	3878	99.41%	-0.34	-1.21
Apr-03	16	16	100.00%	0.00%	3607	3615	99.78%	-0.19	-1.11
May-03	21	22	95.45%	20.83%	3424	3431	99.80%	1.99	0.21
Jun-03	10	10	100.00%	0.00%	3417	3423	99.82%	-0.13	-1.08
Jul-03	20	20	100.00%	0.00%	3845	3847	99.95%	-0.1	-1.06
Aug-03	20	21	95.24%	21.30%	3814	3817	99.92%	2.34	0.42
Sep-03	15	15	100.00%	0.00%	4229	4238	99.79%	-0.18	-1.11
Oct-03	21	21	100.00%	0.00%	4020	4028	99.80%	-0.2	-1.12
Nov-03	15	15	100.00%	0.00%	3425	3433	99.77%	-0.19	-1.11
Dec-03	13	13	100.00%	0.00%	3503	3508	99.86%	-0.14	-1.08
Jan-04	16	16	100.00%	0.00%	4092	4115	99.44%	-0.3	-1.18

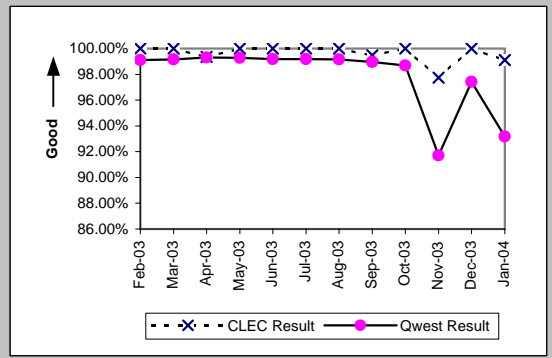


MR-4D - All Troubles Cleared within 48 Hours (Percent) - Interval Zone One

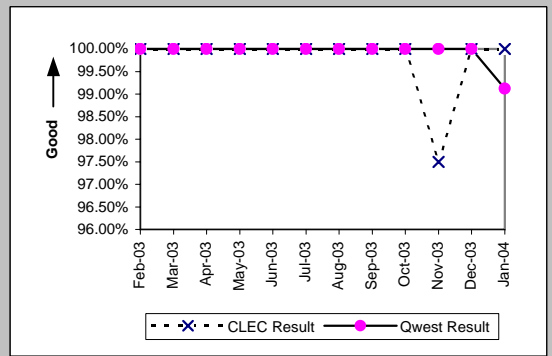
Qwest DSL (Parity)									
Date	CLEC Num	CLEC Denc	CLEC Resu	CLEC Std E	Qwest Num	Qwest Denc	Qwest Resu	Mod Z Scr	Parity Scr
Feb-03									
Mar-03									
Apr-03									
May-03									
Jun-03	5	5	100.00%	0.00%	1493	1525	97.90%	-0.33	-1.2
Jul-03	2	2	100.00%	0.00%	1693	1727	98.03%	-0.2	-1.12
Aug-03	5	5	100.00%	0.00%	1576	1616	97.52%	-0.36	-1.22
Sep-03	2	3	66.67%	47.14%	1807	1848	97.78%	1.84	0.12
Oct-03	7	7	100.00%	0.00%	2138	2174	98.34%	-0.34	-1.21
Nov-03	6	6	100.00%	0.00%	1490	1577	94.48%	-0.59	-1.36
Dec-03	2	2	100.00%	0.00%	1390	1510	92.05%	-0.42	-1.25
Jan-04	6	6	100.00%	0.00%	1644	1832	89.74%	-0.83	-1.5



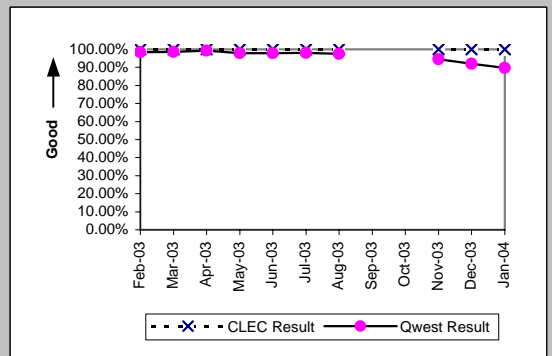
Unbundled Loop Analog (Parity)									
Date	CLEC Num	CLEC Denc	CLEC Resu	CLEC Std E	Qwest Num	Qwest Denc	Qwest Resu	Mod Z Scr	Parity Scr
Feb-03	196	196	100.00%	0.00%	16003	16149	99.10%	-1.33	-1.81
Mar-03	215	215	100.00%	0.00%	16048	16185	99.15%	-1.35	-1.82
Apr-03	153	154	99.35%	8.03%	14244	14345	99.30%	-0.08	-1.05
May-03	198	198	100.00%	0.00%	14302	14404	99.29%	-1.18	-1.72
Jun-03	210	210	100.00%	0.00%	15251	15377	99.18%	-1.31	-1.8
Jul-03	243	243	100.00%	0.00%	15819	15950	99.18%	-1.41	-1.86
Aug-03	193	193	100.00%	0.00%	15781	15915	99.16%	-1.27	-1.77
Sep-03	195	196	99.49%	7.12%	16578	16751	98.97%	-0.72	-1.44
Oct-03	262	262	100.00%	0.00%	20148	20417	98.68%	-1.86	-2.13
Nov-03	259	265	97.74%	14.88%	16866	18389	91.72%	-3.53	-3.15
Dec-03	204	204	100.00%	0.00%	16850	17298	97.41%	-2.32	-2.41
Jan-04	221	223	99.10%	9.43%	20140	21614	93.18%	-3.49	-3.12



Unbundled Loop - 2 Wire Non-Loaded (Parity)									
Date	CLEC Num	CLEC Denc	CLEC Resu	CLEC Std E	Qwest Num	Qwest Denc	Qwest Resu	Mod Z Scr	Parity Scr
Feb-03	16	16	100.00%	0.00%	189	189	100.00%	N/A	N/A
Mar-03	14	14	100.00%	0.00%	208	208	100.00%	N/A	N/A
Apr-03	21	21	100.00%	0.00%	145	145	100.00%	N/A	N/A
May-03	26	26	100.00%	0.00%	121	121	100.00%	N/A	N/A
Jun-03	33	33	100.00%	0.00%	137	137	100.00%	N/A	N/A
Jul-03	28	28	100.00%	0.00%	120	120	100.00%	N/A	N/A
Aug-03	18	18	100.00%	0.00%	156	156	100.00%	N/A	N/A
Sep-03	29	29	100.00%	0.00%	137	137	100.00%	N/A	N/A
Oct-03	37	37	100.00%	0.00%	171	171	100.00%	N/A	N/A
Nov-03	39	40	97.50%	15.61%	126	126	100.00%	N/A	-0.26
Dec-03	27	27	100.00%	0.00%	109	109	100.00%	N/A	N/A
Jan-04	20	20	100.00%	0.00%	113	114	99.12%	-0.39	-1.24

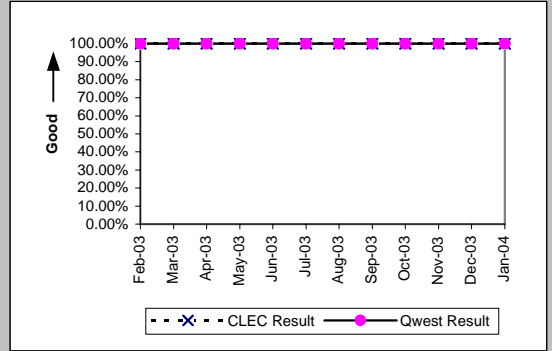


Unbundled Loop - ADSL Qualified (Parity)									
Date	CLEC Num	CLEC Denc	CLEC Resu	CLEC Std E	Qwest Num	Qwest Denc	Qwest Resu	Mod Z Scr	Parity Scr
Feb-03	2	2	100.00%	0.00%	354	360	98.33%	-0.18	-1.11
Mar-03	1	1	100.00%	0.00%	340	345	98.55%	-0.12	-1.07
Apr-03	1	1	100.00%	0.00%	423	426	99.30%	-0.08	-1.05
May-03	4	4	100.00%	0.00%	315	322	97.83%	-0.3	-1.18
Jun-03	3	3	100.00%	0.00%	1493	1525	97.90%	-0.25	-1.15
Jul-03	5	5	100.00%	0.00%	1693	1727	98.03%	-0.32	-1.19
Aug-03	5	5	100.00%	0.00%	1576	1616	97.52%	-0.36	-1.22
Sep-03									
Oct-03									
Nov-03	4	4	100.00%	0.00%	1490	1577	94.48%	-0.48	-1.29
Dec-03	1	1	100.00%	0.00%	1390	1510	92.05%	-0.29	-1.18
Jan-04	1	1	100.00%	0.00%	1644	1832	89.74%	-0.34	-1.21



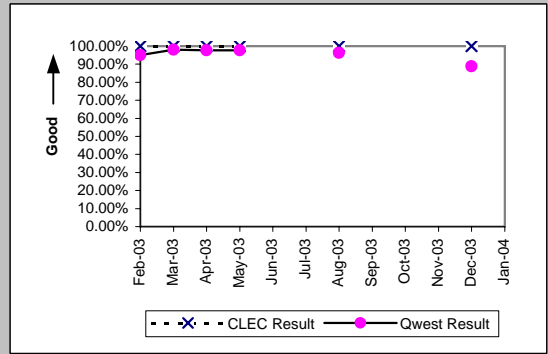
MR-4D - All Troubles Cleared within 48 Hours (Percent) - Interval Zone One

Unbundled Loop ISDN Capable (Parity)									
Date	CLEC Num	CLEC Dend	CLEC Resu	CLEC Std	Qwest Num	Qwest Dend	Qwest Resu	Mod Z Scr	Parity Scr
Feb-03	31	31	100.00%	0.00%	189	189	100.00%	N/A	N/A
Mar-03	23	23	100.00%	0.00%	208	208	100.00%	N/A	N/A
Apr-03	28	28	100.00%	0.00%	145	145	100.00%	N/A	N/A
May-03	25	25	100.00%	0.00%	121	121	100.00%	N/A	N/A
Jun-03	37	37	100.00%	0.00%	137	137	100.00%	N/A	N/A
Jul-03	21	21	100.00%	0.00%	120	120	100.00%	N/A	N/A
Aug-03	23	23	100.00%	0.00%	155	155	100.00%	N/A	N/A
Sep-03	23	23	100.00%	0.00%	136	136	100.00%	N/A	N/A
Oct-03	26	26	100.00%	0.00%	171	171	100.00%	N/A	N/A
Nov-03	19	19	100.00%	0.00%	123	123	100.00%	N/A	N/A
Dec-03	24	24	100.00%	0.00%	109	109	100.00%	N/A	N/A
Jan-04	25	25	100.00%	0.00%	112	112	100.00%	N/A	N/A

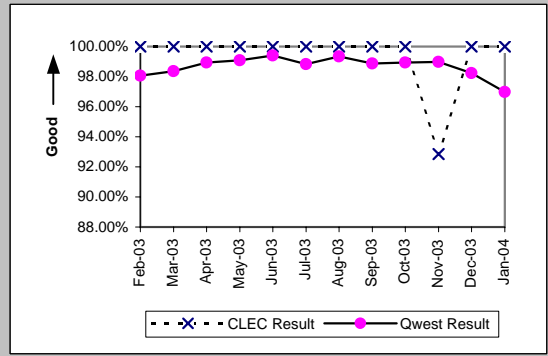


MR-4E - All Troubles Cleared within 48 Hours (Percent) - Interval Zone Two

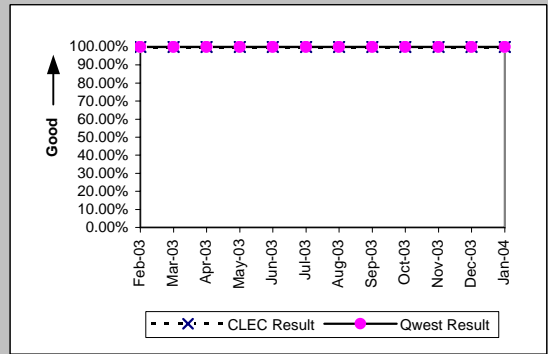
Qwest DSL (Parity)									
Date	CLEC Num	CLEC Denc	CLEC Resu	CLEC Std E	Qwest Num	Qwest Denc	Qwest Resu	Mod Z Scr	Parity Scr
Feb-03	1	1	100.00%	0.00%	1581	1663	95.07%	-0.23	-1.14
Mar-03	7	7	100.00%	0.00%	1624	1656	98.07%	-0.37	-1.23
Apr-03	8	8	100.00%	0.00%	1785	1828	97.65%	-0.44	-1.27
May-03	3	3	100.00%	0.00%	1751	1791	97.77%	-0.26	-1.16
Jun-03									
Jul-03									
Aug-03	1	1	100.00%	0.00%	388	403	96.28%	-0.2	-1.12
Sep-03									
Oct-03									
Nov-03									
Dec-03	2	2	100.00%	0.00%	491	553	88.79%	-0.5	-1.3
Jan-04									



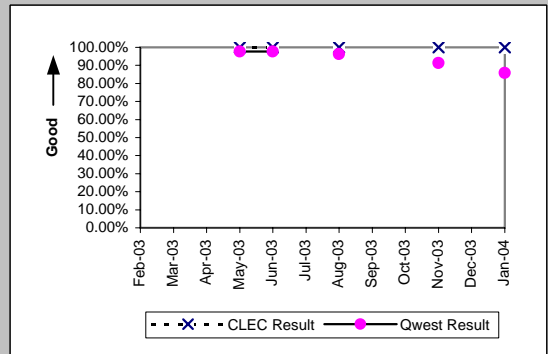
Unbundled Loop Analog (Parity)									
Date	CLEC Num	CLEC Denc	CLEC Resu	CLEC Std E	Qwest Num	Qwest Denc	Qwest Resu	Mod Z Scr	Parity Scr
Feb-03	39	39	100.00%	0.00%	3203	3266	98.07%	-0.87	-1.53
Mar-03	8	8	100.00%	0.00%	3549	3608	98.36%	-0.36	-1.22
Apr-03	15	15	100.00%	0.00%	3468	3505	98.94%	-0.4	-1.24
May-03	22	22	100.00%	0.00%	3232	3262	99.08%	-0.45	-1.27
Jun-03	16	16	100.00%	0.00%	3204	3223	99.41%	-0.31	-1.19
Jul-03	11	11	100.00%	0.00%	3574	3616	98.84%	-0.36	-1.22
Aug-03	18	18	100.00%	0.00%	3593	3617	99.34%	-0.35	-1.21
Sep-03	12	12	100.00%	0.00%	3322	3360	98.87%	-0.37	-1.22
Oct-03	22	22	100.00%	0.00%	3937	3979	98.94%	-0.48	-1.29
Nov-03	13	14	92.86%	25.75%	3192	3225	98.98%	1.46	-0.11
Dec-03	16	16	100.00%	0.00%	3723	3790	98.23%	-0.54	-1.33
Jan-04	17	17	100.00%	0.00%	4190	4321	96.97%	-0.73	-1.44



Unbundled Loop - 2 Wire Non-Loaded (Parity)									
Date	CLEC Num	CLEC Denc	CLEC Resu	CLEC Std E	Qwest Num	Qwest Denc	Qwest Resu	Mod Z Scr	Parity Scr
Feb-03	2	2	100.00%	0.00%	11	11	100.00%	N/A	N/A
Mar-03	5	5	100.00%	0.00%	10	10	100.00%	N/A	N/A
Apr-03	7	7	100.00%	0.00%	13	13	100.00%	N/A	N/A
May-03	3	3	100.00%	0.00%	21	21	100.00%	N/A	N/A
Jun-03	3	3	100.00%	0.00%	9	9	100.00%	N/A	N/A
Jul-03	6	6	100.00%	0.00%	13	13	100.00%	N/A	N/A
Aug-03	6	6	100.00%	0.00%	22	22	100.00%	N/A	N/A
Sep-03	2	2	100.00%	0.00%	15	15	100.00%	N/A	N/A
Oct-03	4	4	100.00%	0.00%	9	9	100.00%	N/A	N/A
Nov-03	5	5	100.00%	0.00%	10	10	100.00%	N/A	N/A
Dec-03	5	5	100.00%	0.00%	11	11	100.00%	N/A	N/A
Jan-04	6	6	100.00%	0.00%	13	13	100.00%	N/A	N/A

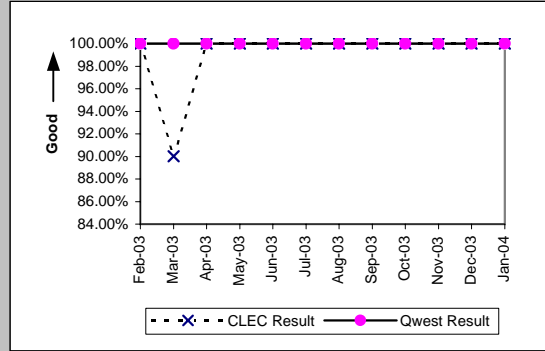


Unbundled Loop - ADSL Qualified (Parity)									
Date	CLEC Num	CLEC Denc	CLEC Resu	CLEC Std E	Qwest Num	Qwest Denc	Qwest Resu	Mod Z Scr	Parity Scr
Feb-03									
Mar-03									
Apr-03									
May-03	2	2	100.00%	0.00%	1751	1791	97.77%	-0.21	-1.13
Jun-03	1	1	100.00%	0.00%	254	260	97.69%	-0.15	-1.09
Jul-03									
Aug-03	1	1	100.00%	0.00%	388	403	96.28%	-0.2	-1.12
Sep-03									
Oct-03									
Nov-03	1	1	100.00%	0.00%	411	450	91.33%	-0.31	-1.19
Dec-03									
Jan-04	2	2	100.00%	0.00%	652	760	85.79%	-0.57	-1.35



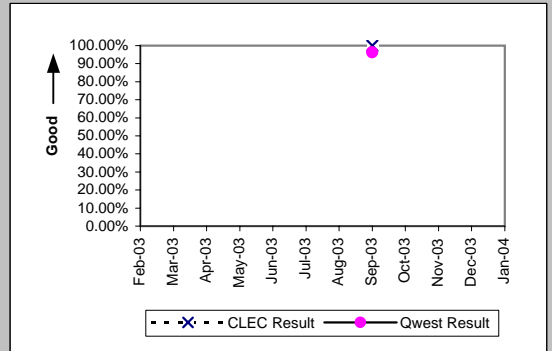
MR-4E - All Troubles Cleared within 48 Hours (Percent) - Interval Zone Two

Unbundled Loop ISDN Capable (Parity)									
Date	CLEC Num	CLEC Dend	CLEC Resu	CLEC Std	Qwest Num	Qwest Dend	Qwest Resu	Mod Z Scr	Parity Scr
Feb-03	7	7	100.00%	0.00%	11	11	100.00%	N/A	N/A
Mar-03	9	10	90.00%	30.00%	10	10	100.00%	N/A	-0.62
Apr-03	6	6	100.00%	0.00%	13	13	100.00%	N/A	N/A
May-03	6	6	100.00%	0.00%	21	21	100.00%	N/A	N/A
Jun-03	5	5	100.00%	0.00%	9	9	100.00%	N/A	N/A
Jul-03	3	3	100.00%	0.00%	13	13	100.00%	N/A	N/A
Aug-03	7	7	100.00%	0.00%	22	22	100.00%	N/A	N/A
Sep-03	7	7	100.00%	0.00%	15	15	100.00%	N/A	N/A
Oct-03	3	3	100.00%	0.00%	9	9	100.00%	N/A	N/A
Nov-03	11	11	100.00%	0.00%	10	10	100.00%	N/A	N/A
Dec-03	5	5	100.00%	0.00%	10	10	100.00%	N/A	N/A
Jan-04	11	11	100.00%	0.00%	13	13	100.00%	N/A	N/A

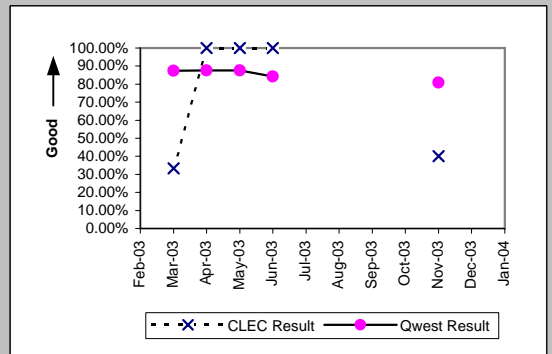


MR-5A - All Troubles Cleared within 4 Hours (Percent) - Interval Zone One

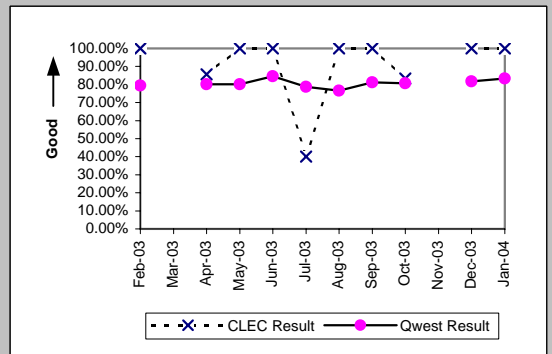
ISDN Primary (Parity)									
Date	CLEC Num	CLEC Dend	CLEC Resu	CLEC Std E	Qwest Num	Qwest Dend	Qwest Resu	Mod Z Scr	Parity Scr
Feb-03									
Mar-03									
Apr-03									
May-03									
Jun-03									
Jul-03									
Aug-03									
Sep-03	1	1	100.00%	0.00%	26	27	96.30%	-0.19	-1.12
Oct-03									
Nov-03									
Dec-03									
Jan-04									



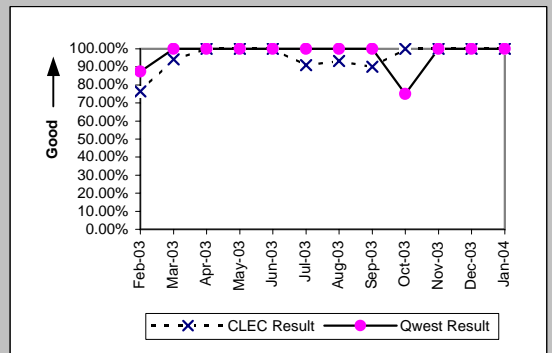
DS0 (Parity)									
Date	CLEC Num	CLEC Dend	CLEC Resu	CLEC Std E	Qwest Num	Qwest Dend	Qwest Resu	Mod Z Scr	Parity Scr
Feb-03									
Mar-03	1	3	33.33%	47.14%	292	334	87.43%	2.02	0.23
Apr-03	1	1	100.00%	0.00%	254	290	87.59%	-0.38	-1.23
May-03	2	2	100.00%	0.00%	256	292	87.67%	-0.53	-1.32
Jun-03	2	2	100.00%	0.00%	288	342	84.21%	-0.61	-1.37
Jul-03									
Aug-03									
Sep-03									
Oct-03									
Nov-03	2	5	40.00%	48.99%	297	367	80.93%	1.93	0.17
Dec-03									
Jan-04									



DS1 (Parity)									
Date	CLEC Num	CLEC Dend	CLEC Resu	CLEC Std E	Qwest Num	Qwest Dend	Qwest Resu	Mod Z Scr	Parity Scr
Feb-03	1	1	100.00%	0.00%	318	400	79.50%	-0.51	-1.31
Mar-03									
Apr-03	6	7	85.71%	34.99%	295	368	80.16%	-0.36	-1.22
May-03	1	1	100.00%	0.00%	269	336	80.06%	-0.5	-1.3
Jun-03	1	1	100.00%	0.00%	368	435	84.60%	-0.43	-1.26
Jul-03	2	5	40.00%	48.99%	311	395	78.73%	1.79	0.09
Aug-03	3	3	100.00%	0.00%	386	504	76.59%	-0.95	-1.58
Sep-03	2	2	100.00%	0.00%	394	485	81.24%	-0.68	-1.41
Oct-03	5	6	83.33%	37.27%	436	541	80.59%	-0.17	-1.1
Nov-03									
Dec-03	2	2	100.00%	0.00%	315	385	81.82%	-0.66	-1.4
Jan-04	1	1	100.00%	0.00%	130	156	83.33%	-0.45	-1.27

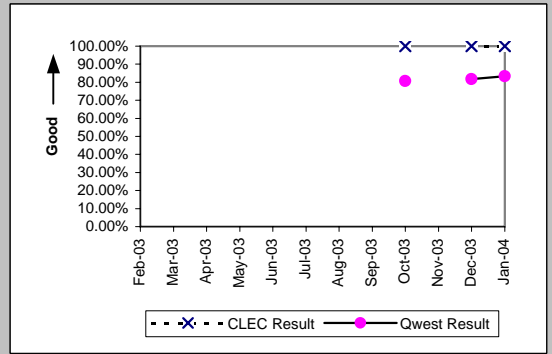


LIS Trunk (Parity)									
Date	CLEC Num	CLEC Dend	CLEC Resu	CLEC Std E	Qwest Num	Qwest Dend	Qwest Resu	Mod Z Scr	Parity Scr
Feb-03	26	34	76.47%	42.42%	7	8	87.50%	0.56	-0.66
Mar-03	16	17	94.12%	23.53%	6	6	100.00%	N/A	-0.86
Apr-03	11	11	100.00%	0.00%	5	5	100.00%	N/A	N/A
May-03	16	16	100.00%	0.00%	9	9	100.00%	N/A	N/A
Jun-03	6	6	100.00%	0.00%	5	5	100.00%	N/A	N/A
Jul-03	10	11	90.91%	28.75%	5	5	100.00%	N/A	-0.8
Aug-03	14	15	93.33%	24.94%	6	6	100.00%	N/A	-0.83
Sep-03	9	10	90.00%	30.00%	5	5	100.00%	N/A	-0.78
Oct-03	12	12	100.00%	0.00%	3	4	75.00%	-1	-1.61
Nov-03	9	9	100.00%	0.00%	9	9	100.00%	N/A	N/A
Dec-03	10	10	100.00%	0.00%	4	4	100.00%	N/A	N/A
Jan-04	9	9	100.00%	0.00%	12	12	100.00%	N/A	N/A

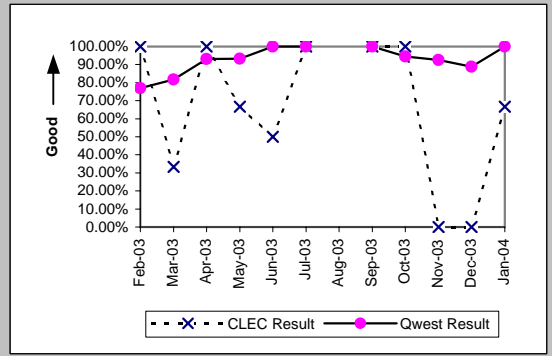


MR-5A - All Troubles Cleared within 4 Hours (Percent) - Interval Zone One

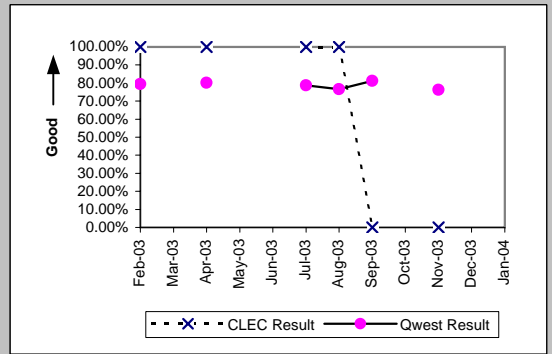
UDIT DS1 (Parity)									
Date	CLEC Num	CLEC Denc	CLEC Resu	CLEC Std E	Qwest Num	Qwest Denc	Qwest Resu	Mod Z Scr	Parity Scr
Feb-03									
Mar-03									
Apr-03									
May-03									
Jun-03									
Jul-03									
Aug-03									
Sep-03									
Oct-03	1	1	100.00%	0.00%	436	541	80.59%	-0.49	-1.3
Nov-03									
Dec-03	1	1	100.00%	0.00%	315	385	81.82%	-0.47	-1.29
Jan-04	1	1	100.00%	0.00%	130	156	83.33%	-0.45	-1.27



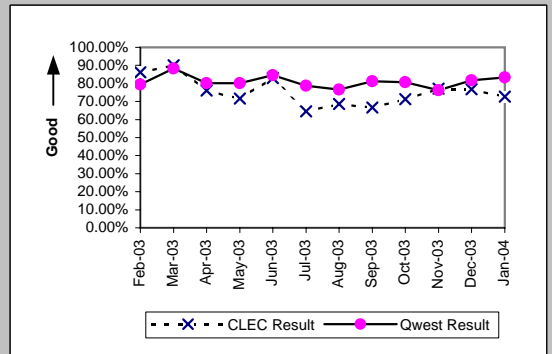
UDIT Above DS1 Level (Parity)									
Date	CLEC Num	CLEC Denc	CLEC Resu	CLEC Std E	Qwest Num	Qwest Denc	Qwest Resu	Mod Z Scr	Parity Scr
Feb-03	2	2	100.00%	0.00%	10	13	76.92%	-0.72	-1.44
Mar-03	1	3	33.33%	47.14%	9	11	81.82%	1.38	-0.16
Apr-03	1	1	100.00%	0.00%	27	29	93.10%	-0.27	-1.16
May-03	2	3	66.67%	47.14%	14	15	93.33%	0.98	-0.4
Jun-03	1	2	50.00%	50.00%	11	11	100.00%	N/A	-0.08
Jul-03	1	1	100.00%	0.00%	19	19	100.00%	N/A	N/A
Aug-03									
Sep-03	1	1	100.00%	0.00%	14	14	100.00%	N/A	N/A
Oct-03	3	3	100.00%	0.00%	17	18	94.44%	-0.39	-1.24
Nov-03	0	1	0.00%	0.00%	25	27	92.59%	1.68	0.02
Dec-03	0	1	0.00%	0.00%	8	9	88.89%	1.36	-0.17
Jan-04	2	3	66.67%	47.14%	2	2	100.00%	N/A	-0.71



Unbundled Loop - 4 Wire Non-Loaded (Parity)									
Date	CLEC Num	CLEC Denc	CLEC Resu	CLEC Std E	Qwest Num	Qwest Denc	Qwest Resu	Mod Z Scr	Parity Scr
Feb-03	2	2	100.00%	0.00%	318	400	79.50%	-0.72	-1.44
Mar-03									
Apr-03	1	1	100.00%	0.00%	295	368	80.16%	-0.5	-1.3
May-03									
Jun-03									
Jul-03	1	1	100.00%	0.00%	311	395	78.73%	-0.52	-1.32
Aug-03	3	3	100.00%	0.00%	386	504	76.59%	-0.95	-1.58
Sep-03	0	1	0.00%	0.00%	394	485	81.24%	1.32	-0.2
Oct-03									
Nov-03	0	1	0.00%	0.00%	313	411	76.16%	1.18	-0.28
Dec-03									
Jan-04									

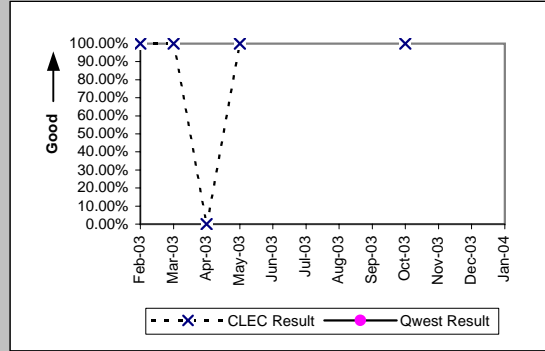


Unbundled Loop - DS1 Capable (Parity)									
Date	CLEC Num	CLEC Denc	CLEC Resu	CLEC Std E	Qwest Num	Qwest Denc	Qwest Resu	Mod Z Scr	Parity Scr
Feb-03	50	58	86.21%	34.48%	318	400	79.50%	-1.18	-1.72
Mar-03	45	50	90.00%	30.00%	332	376	88.30%	-0.35	-1.21
Apr-03	54	71	76.06%	42.67%	295	368	80.16%	0.78	-0.52
May-03	38	53	71.70%	45.05%	269	336	80.06%	1.36	-0.18
Jun-03	73	88	82.95%	37.60%	368	435	84.60%	0.4	-0.76
Jul-03	49	76	64.47%	47.86%	311	395	78.73%	2.58	0.57
Aug-03	57	83	68.67%	46.38%	386	504	76.59%	1.52	-0.07
Sep-03	46	69	66.67%	47.14%	394	485	81.24%	2.66	0.62
Oct-03	57	80	71.25%	45.26%	436	541	80.59%	1.87	0.14
Nov-03	64	83	77.11%	42.01%	313	411	76.16%	-0.19	-1.11
Dec-03	63	82	76.83%	42.19%	315	385	81.82%	1.03	-0.37
Jan-04	61	84	72.62%	44.59%	130	156	83.33%	1.93	0.17



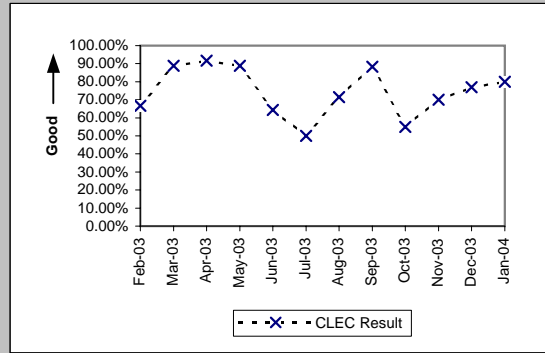
MR-5A - All Troubles Cleared within 4 Hours (Percent) - Interval Zone One

Date	CLEC Num	CLEC Denc	CLEC Resu	E911 (Parity)		Qwest Num	Qwest Denc	Qwest Resu	Mod Z Scr	Parity Scr
				CLEC Std	Qwest Resu					
Feb-03	1	1	100.00%	0.00%						
Mar-03	1	1	100.00%	0.00%						
Apr-03	0	1	0.00%	0.00%						
May-03	1	1	100.00%	0.00%						
Jun-03										
Jul-03										
Aug-03										
Sep-03										
Oct-03	1	1	100.00%	0.00%						
Nov-03										
Dec-03										
Jan-04										



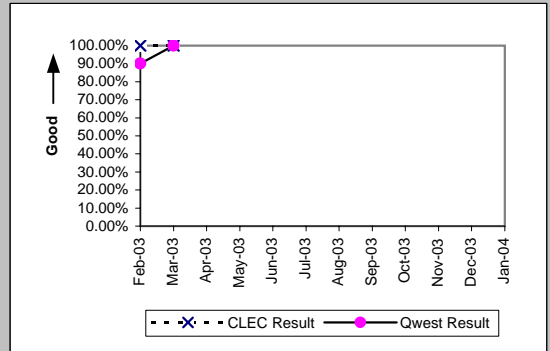
MR-5A - All Troubles Cleared within 4 Hours (Percent) - Interval Zone One

Enhanced Extended Loops (EELs) (Diagnostic)				
Date	CLEC Num	CLEC Denom	CLEC Result	CLEC Std Dev
Feb-03	2	3	66.67%	47.14%
Mar-03	8	9	88.89%	31.43%
Apr-03	11	12	91.67%	27.64%
May-03	8	9	88.89%	31.43%
Jun-03	9	14	64.29%	47.92%
Jul-03	4	8	50.00%	50.00%
Aug-03	10	14	71.43%	45.18%
Sep-03	15	17	88.24%	32.22%
Oct-03	11	20	55.00%	49.75%
Nov-03	7	10	70.00%	45.83%
Dec-03	20	26	76.92%	42.13%
Jan-04	12	15	80.00%	40.00%

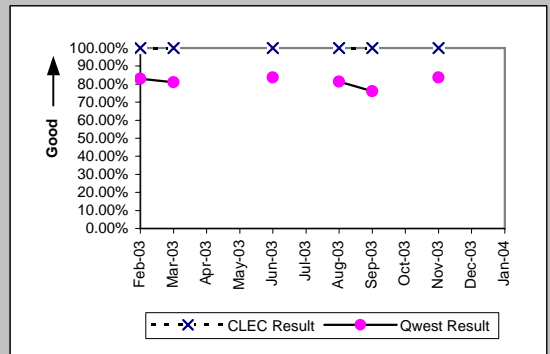


MR-5B - All Troubles Cleared within 4 Hours (Percent) - Interval Zone Two

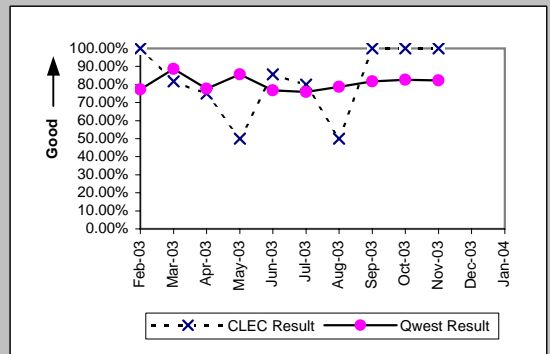
ISDN Primary (Parity)										
Date	CLEC Num	CLEC Denc	CLEC Resu	CLEC Std E	Qwest Num	Qwest Denc	Qwest Resu	Mod Z Scr	Parity Scr	
Feb-03	2	2	100.00%	0.00%	9	10	90.00%	-0.43	-1.26	
Mar-03	2	2	100.00%	0.00%	7	7	100.00%	N/A	N/A	
Apr-03										
May-03										
Jun-03										
Jul-03										
Aug-03										
Sep-03										
Oct-03										
Nov-03										
Dec-03										
Jan-04										



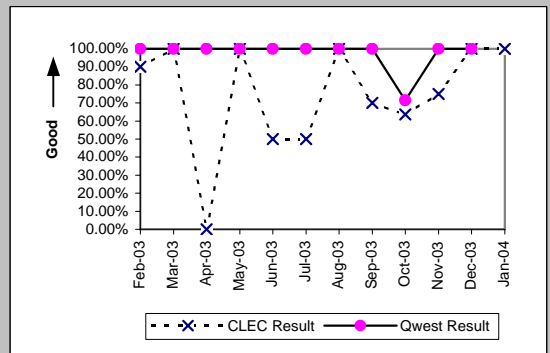
DS0 (Parity)										
Date	CLEC Num	CLEC Denc	CLEC Resu	CLEC Std E	Qwest Num	Qwest Denc	Qwest Resu	Mod Z Scr	Parity Scr	
Feb-03	2	2	100.00%	0.00%	196	236	83.05%	-0.64	-1.39	
Mar-03	1	1	100.00%	0.00%	175	216	81.02%	-0.48	-1.29	
Apr-03										
May-03										
Jun-03	1	1	100.00%	0.00%	201	240	83.75%	-0.44	-1.27	
Jul-03										
Aug-03	2	2	100.00%	0.00%	201	247	81.38%	-0.67	-1.41	
Sep-03	1	1	100.00%	0.00%	257	338	76.04%	-0.56	-1.34	
Oct-03										
Nov-03	2	2	100.00%	0.00%	169	202	83.66%	-0.62	-1.38	
Dec-03										
Jan-04										



DS1 (Parity)										
Date	CLEC Num	CLEC Denc	CLEC Resu	CLEC Std E	Qwest Num	Qwest Denc	Qwest Resu	Mod Z Scr	Parity Scr	
Feb-03	1	1	100.00%	0.00%	163	211	77.25%	-0.54	-1.33	
Mar-03	9	11	81.82%	38.57%	197	222	88.74%	0.69	-0.58	
Apr-03	3	4	75.00%	43.30%	192	247	77.73%	0.15	-0.91	
May-03	1	2	50.00%	50.00%	173	202	85.64%	1.06	-0.36	
Jun-03	6	7	85.71%	34.99%	178	232	76.72%	-0.55	-1.34	
Jul-03	4	5	80.00%	40.00%	180	237	75.95%	-0.21	-1.13	
Aug-03	1	2	50.00%	50.00%	215	273	78.75%	0.79	-0.52	
Sep-03	1	1	100.00%	0.00%	296	362	81.77%	-0.47	-1.29	
Oct-03	2	2	100.00%	0.00%	285	345	82.61%	-0.65	-1.39	
Nov-03	1	1	100.00%	0.00%	172	209	82.30%	-0.46	-1.28	
Dec-03										
Jan-04										

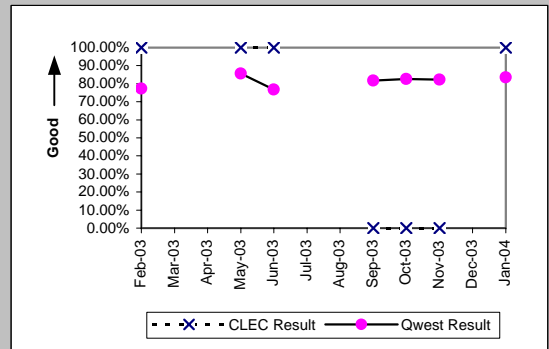


LIS Trunk (Parity)										
Date	CLEC Num	CLEC Denc	CLEC Resu	CLEC Std E	Qwest Num	Qwest Denc	Qwest Resu	Mod Z Scr	Parity Scr	
Feb-03	9	10	90.00%	30.00%	2	2	100.00%	N/A	-0.98	
Mar-03	2	2	100.00%	0.00%	2	2	100.00%	N/A	N/A	
Apr-03	0	1	0.00%	0.00%	3	3	100.00%	N/A	-0.24	
May-03	3	3	100.00%	0.00%	5	5	100.00%	N/A	N/A	
Jun-03	1	2	50.00%	50.00%	2	2	100.00%	N/A	-0.63	
Jul-03	2	4	50.00%	50.00%	4	4	100.00%	N/A	-0.24	
Aug-03	4	4	100.00%	0.00%	5	5	100.00%	N/A	N/A	
Sep-03	7	10	70.00%	45.83%	5	5	100.00%	N/A	-0.28	
Oct-03	7	11	63.64%	48.10%	5	7	71.43%	0.23	-0.86	
Nov-03	3	4	75.00%	43.30%	7	7	100.00%	N/A	-0.44	
Dec-03	8	8	100.00%	0.00%	2	2	100.00%	N/A	N/A	
Jan-04	1	1	100.00%	0.00%						

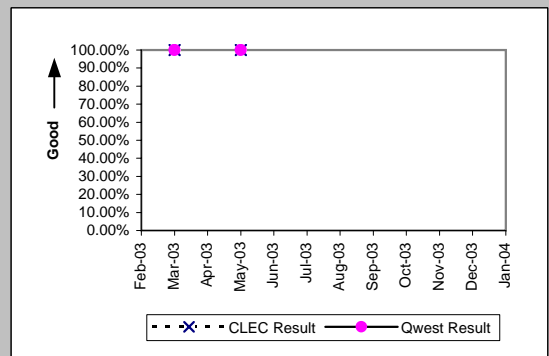


MR-5B - All Troubles Cleared within 4 Hours (Percent) - Interval Zone Two

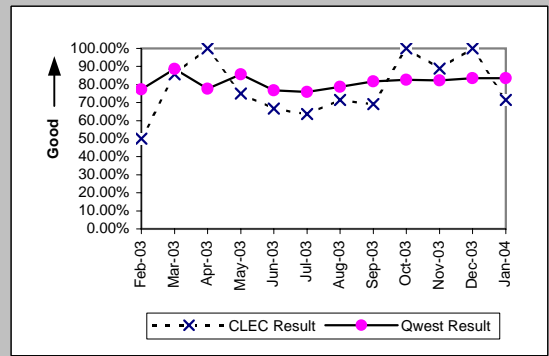
UDIT DS1 (Parity)									
Date	CLEC Num	CLEC Denc	CLEC Resu	CLEC Std E	Qwest Num	Qwest Denc	Qwest Resu	Mod Z Scr	Parity Scr
Feb-03	2	2	100.00%	0.00%	163	211	77.25%	-0.76	-1.46
Mar-03									
Apr-03									
May-03	2	2	100.00%	0.00%	173	202	85.64%	-0.58	-1.35
Jun-03	1	1	100.00%	0.00%	178	232	76.72%	-0.55	-1.33
Jul-03									
Aug-03									
Sep-03	0	3	0.00%	0.00%	296	362	81.77%	2.78	0.69
Oct-03	0	1	0.00%	0.00%	285	345	82.61%	1.37	-0.17
Nov-03	0	2	0.00%	0.00%	172	209	82.30%	2.18	0.33
Dec-03									
Jan-04	1	1	100.00%	0.00%	126	151	83.44%	-0.44	-1.27



UDIT Above DS1 Level (Parity)									
Date	CLEC Num	CLEC Denc	CLEC Resu	CLEC Std E	Qwest Num	Qwest Denc	Qwest Resu	Mod Z Scr	Parity Scr
Feb-03									
Mar-03	2	2	100.00%	0.00%	5	5	100.00%	N/A	N/A
Apr-03									
May-03	1	1	100.00%	0.00%	4	4	100.00%	N/A	N/A
Jun-03									
Jul-03									
Aug-03									
Sep-03									
Oct-03									
Nov-03									
Dec-03									
Jan-04									

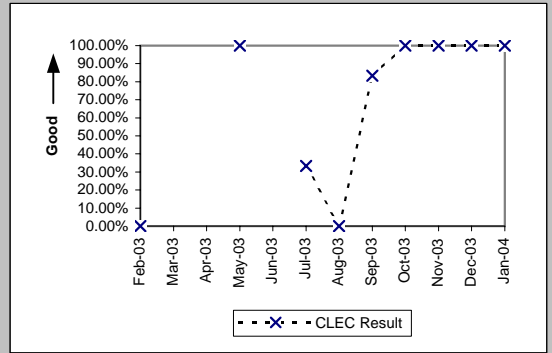


Unbundled Loop - DS1 Capable (Parity)									
Date	CLEC Num	CLEC Denc	CLEC Resu	CLEC Std E	Qwest Num	Qwest Denc	Qwest Resu	Mod Z Scr	Parity Scr
Feb-03	2	4	50.00%	50.00%	163	211	77.25%	1.12	-0.32
Mar-03	6	7	85.71%	34.99%	197	222	88.74%	0.28	-0.83
Apr-03	5	5	100.00%	0.00%	192	247	77.73%	-1.18	-1.72
May-03	9	12	75.00%	43.30%	173	202	85.64%	0.96	-0.42
Jun-03	4	6	66.67%	47.14%	178	232	76.72%	0.56	-0.66
Jul-03	7	11	63.64%	48.10%	180	237	75.95%	0.9	-0.45
Aug-03	10	14	71.43%	45.18%	215	273	78.75%	0.65	-0.6
Sep-03	9	13	69.23%	46.15%	296	362	81.77%	1.09	-0.34
Oct-03	6	6	100.00%	0.00%	285	345	82.61%	-1.11	-1.68
Nov-03	8	9	88.89%	31.43%	172	209	82.30%	-0.51	-1.31
Dec-03	16	16	100.00%	0.00%	218	261	83.52%	-1.72	-2.05
Jan-04	10	14	71.43%	45.18%	126	151	83.44%	1.08	-0.34



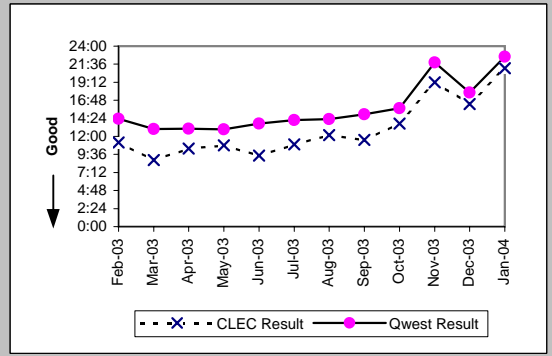
MR-5B - All Troubles Cleared within 4 Hours (Percent) - Interval Zone Two

Enhanced Extended Loops (EELs) (Diagnostic)				
Date	CLEC Num	CLEC Denom	CLEC Result	CLEC Std Dev
Feb-03	0	1	0.00%	0.00%
Mar-03				
Apr-03				
May-03	1	1	100.00%	0.00%
Jun-03				
Jul-03	1	3	33.33%	47.14%
Aug-03	0	1	0.00%	0.00%
Sep-03	5	6	83.33%	37.27%
Oct-03	5	5	100.00%	0.00%
Nov-03	6	6	100.00%	0.00%
Dec-03	7	7	100.00%	0.00%
Jan-04	1	1	100.00%	0.00%

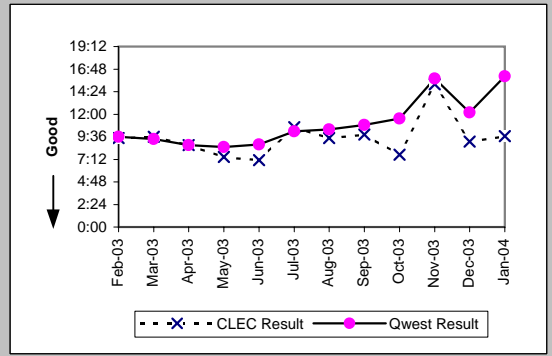


MR-6A - Mean Time to Restore (Hours:Minutes) - Dispatches within MSAs

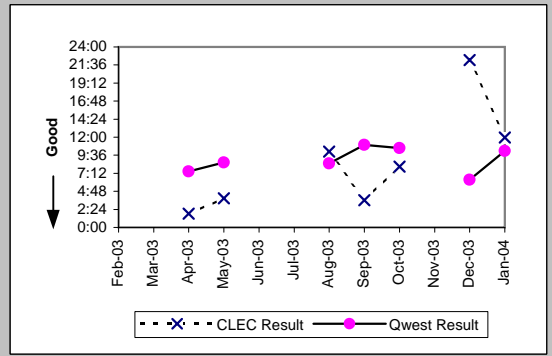
Residence (Parity)									
Date	CLEC Num	CLEC Denc	CLEC Resu	CLEC Std E	Qwest Num	Qwest Denc	Qwest Resu	Mod Z Scr	Parity Scr
Feb-03	1698:57	152	11:11	9:05	165153:36	11521	14:20	-3.04	-2.85
Mar-03	1510:37	171	8:50	8:15	150182:58	11567	12:59	-4.62	-3.81
Apr-03	1795:00	173	10:23	8:14	132383:01	10168	13:01	-2.84	-2.73
May-03	1717:07	159	10:48	8:33	133485:16	10336	12:55	-2.27	-2.38
Jun-03	1361:04	144	9:27	7:46	152439:48	11115	13:43	-4.38	-3.66
Jul-03	2229:55	204	10:56	8:42	160227:08	11322	14:09	-3.66	-3.22
Aug-03	2242:36	184	12:11	8:55	163524:40	11448	14:17	-2.47	-2.5
Sep-03	2440:01	212	11:31	9:15	175875:39	11766	14:57	-3.33	-3.03
Oct-03	5296:14	387	13:41	10:03	239663:53	15216	15:45	-3.37	-3.05
Nov-03	7162:21	373	19:12	20:52	307470:55	14083	21:50	-2.28	-2.38
Dec-03	5801:15	356	16:18	15:02	230308:36	12909	17:50	-1.85	-2.12
Jan-04	10165:31	482	21:05	16:29	374321:11	16565	22:36	-1.77	-2.08



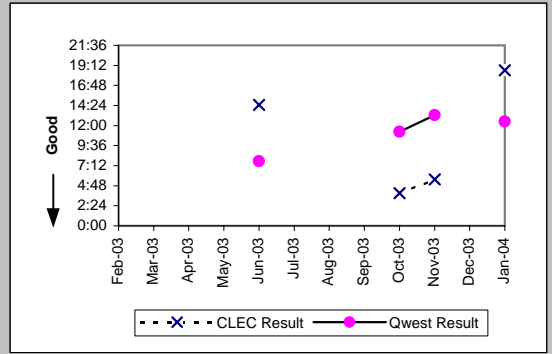
Business (Parity)									
Date	CLEC Num	CLEC Denc	CLEC Resu	CLEC Std E	Qwest Num	Qwest Denc	Qwest Resu	Mod Z Scr	Parity Scr
Feb-03	539:05	57	9:27	6:59	12187:08	1270	9:36	-0.09	-1.05
Mar-03	833:14	87	9:35	7:39	11886:17	1269	9:22	0.25	-0.85
Apr-03	452:35	52	8:42	7:06	10219:28	1172	8:43	-0.01	-1.01
May-03	320:44	43	7:28	7:24	9649:19	1132	8:31	-0.69	-1.42
Jun-03	418:48	59	7:06	6:41	11343:05	1294	8:46	-1.16	-1.71
Jul-03	572:52	54	10:37	14:28	13054:36	1285	10:10	0.27	-0.83
Aug-03	633:25	67	9:27	7:31	12153:58	1170	10:23	-0.66	-1.4
Sep-03	758:55	77	9:51	10:46	13758:38	1266	10:52	-0.71	-1.43
Oct-03	775:16	101	7:41	7:40	19686:44	1706	11:32	-2.88	-2.75
Nov-03	1578:43	104	15:11	22:30	20030:34	1268	15:48	-0.28	-1.17
Dec-03	928:40	102	9:06	9:33	16107:09	1321	12:12	-2.18	-2.33
Jan-04	1124:14	116	9:41	10:54	24548:52	1531	16:02	-3.82	-3.32



Centrex (Parity)									
Date	CLEC Num	CLEC Denc	CLEC Resu	CLEC Std E	Qwest Num	Qwest Denc	Qwest Resu	Mod Z Scr	Parity Scr
Feb-03									
Mar-03									
Apr-03	1:49	1	1:49		810:12	109	7:26	-0.47	-1.29
May-03	11:40	3	3:53	1:55	1029:51	119	8:39	-0.78	-1.47
Jun-03									
Jul-03									
Aug-03	20:07	2	10:04	8:37	926:34	109	8:30	0.28	-0.83
Sep-03	7:12	2	3:36	4:00	1447:00	132	10:58	-0.63	-1.38
Oct-03	16:08	2	8:04	10:56	1328:28	126	10:33	-0.23	-1.14
Nov-03									
Dec-03	66:45	3	22:15	19:01	482:11	76	6:21	2.41	0.46
Jan-04	47:53	4	11:58	10:22	812:04	80	10:09	0.56	-0.66

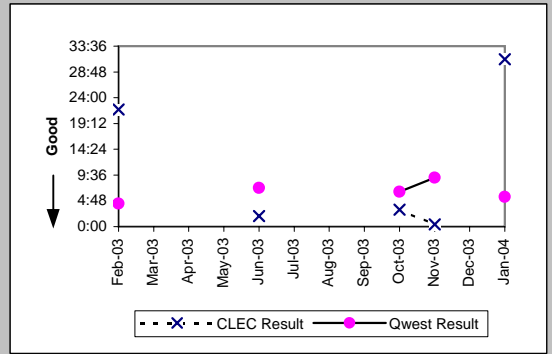


Centrex 21 (Parity)									
Date	CLEC Num	CLEC Denc	CLEC Resu	CLEC Std E	Qwest Num	Qwest Denc	Qwest Resu	Mod Z Scr	Parity Scr
Feb-03									
Mar-03									
Apr-03									
May-03									
Jun-03	28:57	2	14:28	16:28	1290:10	167	7:44	1.32	-0.2
Jul-03									
Aug-03									
Sep-03									
Oct-03	3:55	1	3:55		2445:25	217	11:16	-0.58	-1.35
Nov-03	5:34	1	5:34		2157:30	163	13:14	-0.43	-1.26
Dec-03									
Jan-04	18:37	1	18:37		2150:46	172	12:30	0.47	-0.71

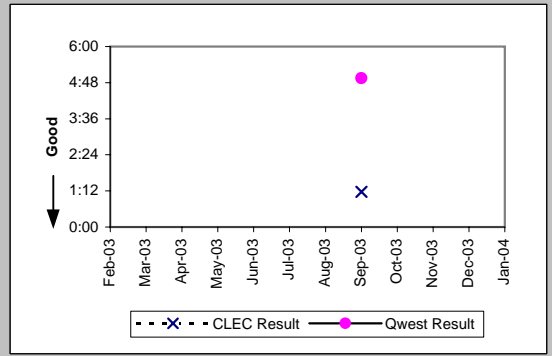


MR-6A - Mean Time to Restore (Hours:Minutes) - Dispatches within MSAs

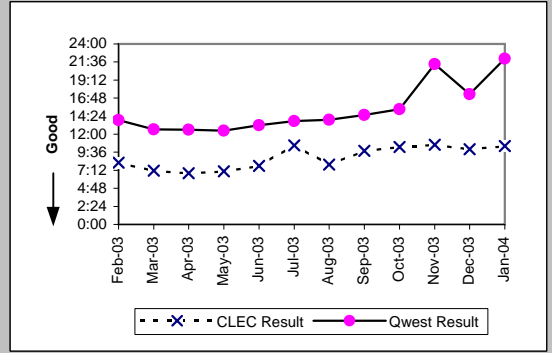
PBX (Parity)									
Date	CLEC Num	CLEC Denc	CLEC Resu	CLEC Std I	Qwest Num	Qwest Denc	Qwest Resu	Mod Z Scr	Parity Scr
Feb-03	21:47	1	21:47		111:48	26	4:18	1.72	0.04
Mar-03									
Apr-03									
May-03									
Jun-03	3:57	2	1:59	1:17	246:11	34	7:14	-0.99	-1.6
Jul-03									
Aug-03									
Sep-03									
Oct-03	3:10	1	3:10		194:07	30	6:28	-0.34	-1.21
Nov-03	0:26	1	0:26		210:10	23	9:08	-0.69	-1.42
Dec-03									
Jan-04	31:09	1	31:09		137:51	25	5:31	2	0.21



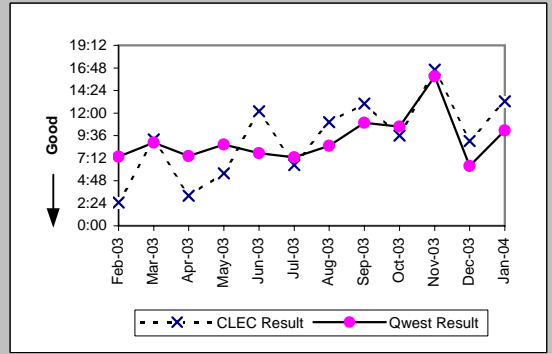
Basic Rate ISDN (Parity)									
Date	CLEC Num	CLEC Denc	CLEC Resu	CLEC Std I	Qwest Num	Qwest Denc	Qwest Resu	Mod Z Scr	Parity Scr
Feb-03									
Mar-03									
Apr-03									
May-03									
Jun-03									
Jul-03									
Aug-03									
Sep-03	1:10	1	1:10		281:57	57	4:57	-0.6	-1.36
Oct-03									
Nov-03									
Dec-03									
Jan-04									



UNE - P (POTS) (Parity)									
Date	CLEC Num	CLEC Denc	CLEC Resu	CLEC Std I	Qwest Num	Qwest Denc	Qwest Resu	Mod Z Scr	Parity Scr
Feb-03	879:22	107	8:13	9:06	177340:44	12791	13:52	-4.58	-3.79
Mar-03	848:33	119	7:08	8:49	162069:15	12836	12:38	-5.11	-4.11
Apr-03	870:38	128	6:48	8:13	142602:29	11340	12:35	-5.38	-4.27
May-03	890:48	126	7:04	7:09	143134:35	11468	12:29	-5.23	-4.18
Jun-03	849:41	109	7:48	7:58	163782:53	12409	13:12	-4.84	-3.94
Jul-03	1133:37	108	10:30	12:28	173281:44	12607	13:45	-2.7	-2.64
Aug-03	810:33	102	7:57	8:41	175678:38	12618	13:55	-5.24	-4.19
Sep-03	966:21	99	9:46	7:56	189634:17	13032	14:33	-3.23	-2.96
Oct-03	1553:00	151	10:17	9:06	259350:37	16922	15:20	-5.09	-4.1
Nov-03	1237:46	117	10:35	15:59	327501:29	15351	21:20	-5.25	-4.19
Dec-03	1422:20	142	10:01	10:37	246415:45	14230	17:19	-5.59	-4.4
Jan-04	1832:39	176	10:25	11:35	398870:03	18096	22:03	-8.34	-6.07

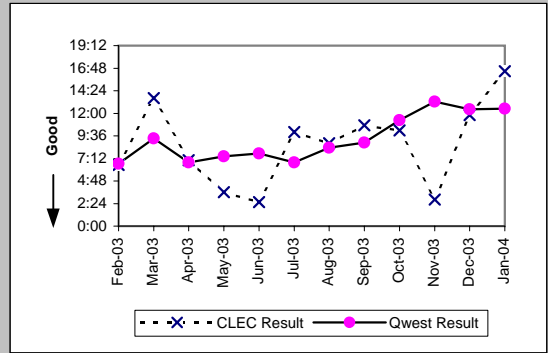


UNE P (Centrex) (Parity)									
Date	CLEC Num	CLEC Denc	CLEC Resu	CLEC Std I	Qwest Num	Qwest Denc	Qwest Resu	Mod Z Scr	Parity Scr
Feb-03	54:56	22	2:30	1:12	729:18	99	7:22	-1.84	-2.12
Mar-03	184:09	20	9:12	7:35	1151:51	130	8:52	0.19	-0.88
Apr-03	50:58	16	3:11	1:28	810:12	109	7:26	-1.34	-1.81
May-03	100:29	18	5:35	6:02	1029:51	119	8:39	-1.16	-1.7
Jun-03	207:07	17	12:11	22:24	1073:15	139	7:43	1.17	-0.29
Jul-03	142:36	22	6:29	6:30	920:23	126	7:18	-0.48	-1.29
Aug-03	231:22	21	11:01	11:25	926:34	109	8:30	0.89	-0.46
Sep-03	273:25	21	13:01	15:39	1447:00	132	10:58	0.52	-0.68
Oct-03	191:50	20	9:36	10:13	1328:28	126	10:33	-0.26	-1.16
Nov-03	448:29	27	16:37	25:17	1128:22	71	15:54	0.18	-0.89
Dec-03	135:23	15	9:02	7:39	482:11	76	6:21	1.3	-0.21
Jan-04	251:31	19	13:14	8:42	812:04	80	10:09	0.86	-0.48

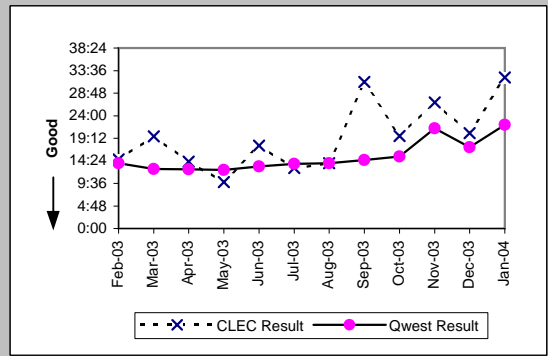


MR-6A - Mean Time to Restore (Hours:Minutes) - Dispatches within MSAs

UNE P (Centrex 21) (Parity)										
Date	CLEC Num	CLEC Denc	CLEC Resu	CLEC Std	Qwest Num	Qwest Denc	Qwest Resu	Mod Z Scr	Parity Scr	
Feb-03	52:08	8	6:31	7:54	1029:19	155	6:38	-0.04	-1.02	
Mar-03	54:29	4	13:37	6:58	1377:52	148	9:19	0.96	-0.42	
Apr-03	14:01	2	7:01	6:14	899:59	133	6:46	0.43	-0.74	
May-03	14:26	4	3:36	1:10	986:39	133	7:25	-0.83	-1.5	
Jun-03	7:40	3	2:33	0:25	1290:10	167	7:44	-0.8	-1.48	
Jul-03	30:02	3	10:01	11:36	1124:19	166	6:46	0.94	-0.43	
Aug-03	61:48	7	8:50	10:16	1249:06	150	8:20	0.26	-0.84	
Sep-03	42:56	4	10:44	9:01	1235:22	139	8:53	0.63	-0.61	
Oct-03	30:31	3	10:10	11:34	2445:25	217	11:16	-0.15	-1.09	
Nov-03	19:49	7	2:50	1:02	2157:30	163	13:14	-1.5	-1.91	
Dec-03	59:01	5	11:48	8:11	1836:47	148	12:25	-0.1	-1.06	
Jan-04	82:27	5	16:29	29:20	2150:46	172	12:30	0.79	-0.52	

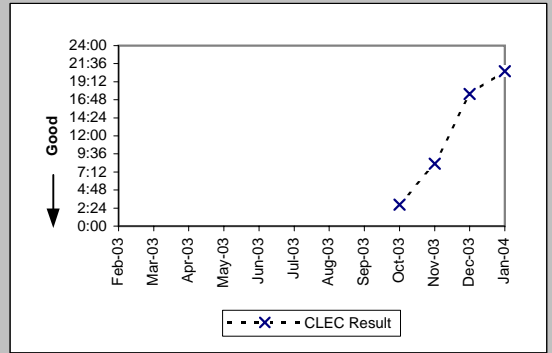


Line Sharing (Parity)										
Date	CLEC Num	CLEC Denc	CLEC Resu	CLEC Std	Qwest Num	Qwest Denc	Qwest Resu	Mod Z Scr	Parity Scr	
Feb-03	162:07	11	14:44	9:00	177340:44	12791	13:52	0.45	-0.73	
Mar-03	333:27	17	19:37	21:12	162069:15	12836	12:38	2.07	0.26	
Apr-03	128:10	9	14:14	9:09	142602:29	11340	12:35	0.61	-0.63	
May-03	147:47	15	9:51	7:55	143134:35	11468	12:29	-0.88	-1.54	
Jun-03	193:58	11	17:38	13:41	163782:53	12409	13:12	1.34	-0.18	
Jul-03	193:28	15	12:54	8:29	173281:44	12607	13:45	-0.26	-1.16	
Aug-03	235:50	17	13:52	9:53	175678:38	12618	13:55	-0.02	-1.01	
Sep-03	467:56	15	31:12	40:45	189634:17	13032	14:33	2.88	0.75	
Oct-03	373:56	19	19:41	21:59	259350:37	16922	15:20	1.53	-0.07	
Nov-03	375:14	14	26:48	19:13	327501:29	15351	21:20	0.96	-0.42	
Dec-03	527:23	26	20:17	11:04	246415:45	14230	17:19	1.07	-0.35	
Jan-04	642:19	20	32:07	30:14	398870:03	18096	22:03	2.37	0.44	



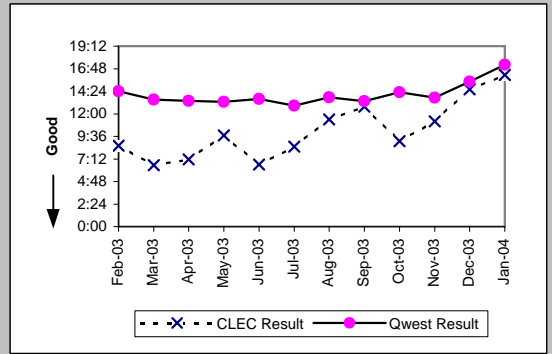
MR-6A - Mean Time to Restore (Hours:Minutes) - Dispatches within MSAs

Line Splitting (Diagnostic)				
Date	Numerator	Denominator	CLEC Result	Standard Dev
Feb-03				
Mar-03				
Apr-03				
May-03				
Jun-03				
Jul-03				
Aug-03				
Sep-03				
Oct-03	2:50	1	2:50	
Nov-03	24:51	3	8:17	6:47
Dec-03	246:01	14	17:34	11:35
Jan-04	164:55	8	20:37	12:53

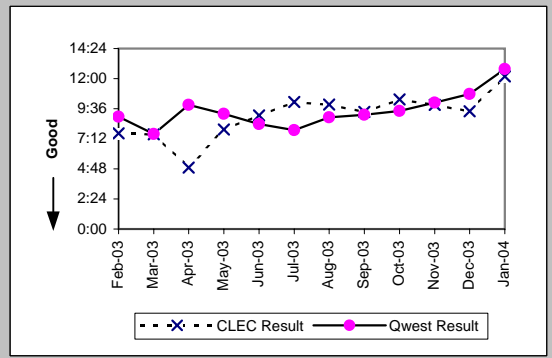


MR-6B - Mean Time to Restore (Hours:Minutes) - Dispatches outside MSAs

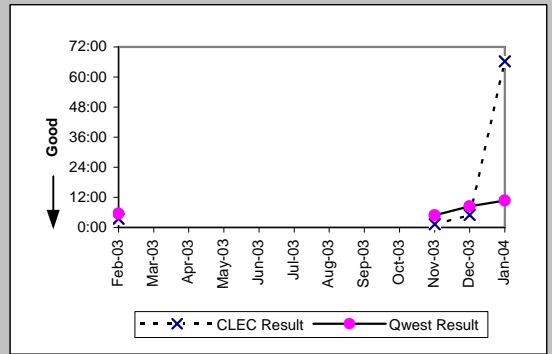
Residence (Parity)									
Date	CLEC Num	CLEC Denc	CLEC Resu	CLEC Std I	Qwest Num	Qwest Denc	Qwest Resu	Mod Z Scr	Parity Scr
Feb-03	223:56	26	8:37	7:49	35641:18	2471	14:25	-1.92	-2.17
Mar-03	163:51	25	6:33	9:11	37075:25	2746	13:30	-2.67	-2.62
Apr-03	192:26	27	7:08	7:01	34245:08	2561	13:22	-2.18	-2.33
May-03	242:33	25	9:42	7:57	32583:30	2453	13:17	-1.72	-2.05
Jun-03	99:19	15	6:37	6:31	33337:30	2450	13:36	-1.92	-2.17
Jul-03	136:23	16	8:31	7:35	36094:00	2800	12:53	-1.55	-1.95
Aug-03	319:04	28	11:24	14:00	38736:31	2815	13:46	-0.54	-1.33
Sep-03	484:25	38	12:45	9:24	33833:53	2533	13:21	-0.24	-1.14
Oct-03	537:11	59	9:06	8:13	44849:08	3138	14:18	-3.19	-2.94
Nov-03	627:19	56	11:12	9:46	35111:17	2561	13:43	-1.48	-1.9
Dec-03	1168:20	80	14:36	12:31	46809:00	3035	15:25	-0.56	-1.34
Jan-04	1292:39	80	16:09	12:55	58281:29	3386	17:13	-0.64	-1.39



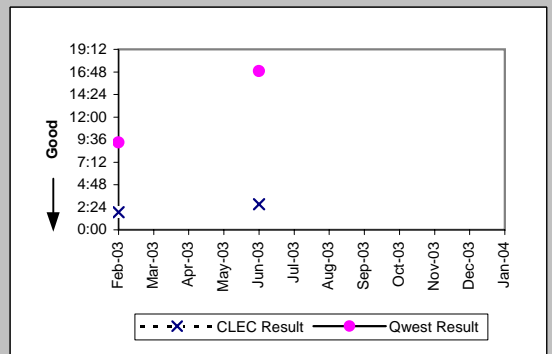
Business (Parity)									
Date	CLEC Num	CLEC Denc	CLEC Resu	CLEC Std I	Qwest Num	Qwest Denc	Qwest Resu	Mod Z Scr	Parity Scr
Feb-03	137:24	18	7:38	7:43	2667:23	298	8:57	-0.47	-1.28
Mar-03	128:27	17	7:33	7:01	2527:23	333	7:35	-0.02	-1.01
Apr-03	39:09	8	4:54	5:05	3312:00	334	9:55	-1.32	-1.8
May-03	135:16	17	7:57	10:34	2884:34	314	9:11	-0.42	-1.26
Jun-03	208:33	23	9:04	7:42	2666:24	318	8:23	0.34	-0.8
Jul-03	172:21	17	10:08	8:32	2465:05	312	7:54	1.03	-0.37
Aug-03	158:58	16	9:56	8:54	2513:33	282	8:55	0.48	-0.71
Sep-03	196:29	21	9:21	10:42	2808:16	308	9:07	0.31	-0.81
Oct-03	269:15	26	10:21	8:51	2901:31	308	9:25	0.54	-0.67
Nov-03	138:33	14	9:54	8:03	2712:00	269	10:05	-0.07	-1.04
Dec-03	282:04	30	9:24	9:40	3391:53	315	10:46	-0.51	-1.31
Jan-04	328:39	27	12:10	10:32	4314:27	338	12:46	-0.19	-1.12



Centrex 21 (Parity)									
Date	CLEC Num	CLEC Denc	CLEC Resu	CLEC Std I	Qwest Num	Qwest Denc	Qwest Resu	Mod Z Scr	Parity Scr
Feb-03	3:27	1	3:27		83:07	15	5:32	-0.43	-1.26
Mar-03									
Apr-03									
May-03									
Jun-03									
Jul-03									
Aug-03									
Sep-03									
Oct-03									
Nov-03	1:14	1	1:14		57:46	12	4:49	-0.63	-1.38
Dec-03	4:57	1	4:57		100:29	12	8:22	-0.4	-1.24
Jan-04	66:14	1	66:14		150:38	14	10:46	1.88	0.14

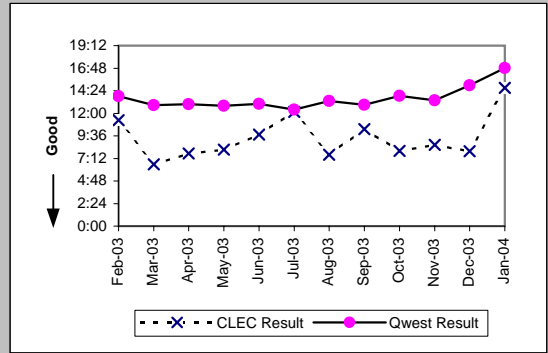


PBX (Parity)									
Date	CLEC Num	CLEC Denc	CLEC Resu	CLEC Std I	Qwest Num	Qwest Denc	Qwest Resu	Mod Z Scr	Parity Scr
Feb-03	1:52	1	1:52		93:00	10	9:18	-0.53	-1.32
Mar-03									
Apr-03									
May-03									
Jun-03	5:27	2	2:44	1:30	67:32	4	16:53	-0.89	-1.54
Jul-03									
Aug-03									
Sep-03									
Oct-03									
Nov-03									
Dec-03									
Jan-04									

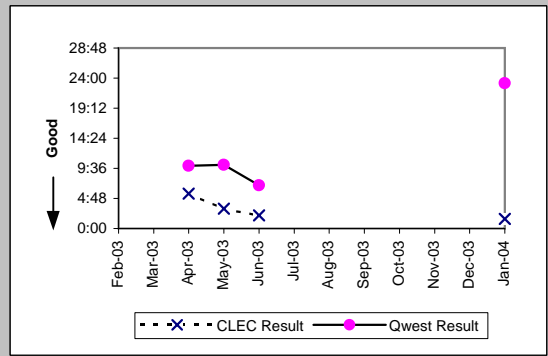


MR-6B - Mean Time to Restore (Hours:Minutes) - Dispatches outside MSAs

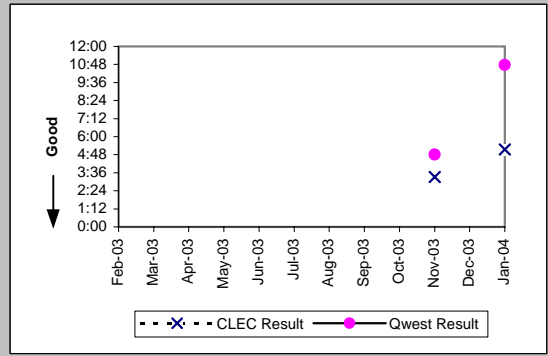
UNE - P (POTS) (Parity)										
Date	CLEC Num	CLEC Dend	CLEC Resu	CLEC Std	Qwest Num	Qwest Dend	Qwest Resu	Mod Z Scr	Parity Scr	
Feb-03	225:30	20	11:17	12:14	38308:41	2769	13:50	-0.76	-1.46	
Mar-03	138:11	21	6:35	6:43	39602:48	3079	12:52	-2.26	-2.38	
Apr-03	208:52	27	7:44	7:19	37557:08	2895	12:58	-1.88	-2.14	
May-03	236:16	29	8:09	7:26	35468:04	2767	12:49	-2.36	-2.44	
Jun-03	175:05	18	9:44	8:30	36003:54	2768	13:00	-1.01	-1.61	
Jul-03	340:14	28	12:09	9:55	38559:05	3112	12:23	-0.11	-1.07	
Aug-03	98:43	13	7:36	8:16	41250:04	3097	13:19	-0.92	-1.56	
Sep-03	92:43	9	10:18	8:03	36642:09	2841	12:54	-0.5	-1.3	
Oct-03	407:03	51	7:59	8:11	47750:39	3446	13:51	-3.38	-3.05	
Nov-03	267:37	31	8:38	6:47	37823:17	2830	13:22	-2.12	-2.29	
Dec-03	286:25	36	7:57	8:19	50200:53	3350	14:59	-3.21	-2.95	
Jan-04	602:44	41	14:42	16:22	62595:56	3724	16:49	-0.92	-1.56	



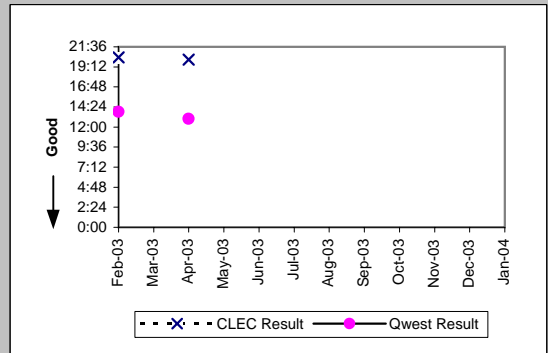
UNE P (Centrex) (Parity)										
Date	CLEC Num	CLEC Dend	CLEC Resu	CLEC Std	Qwest Num	Qwest Dend	Qwest Resu	Mod Z Scr	Parity Scr	
Feb-03										
Mar-03										
Apr-03	27:43	5	5:33	6:21	149:43	15	9:59	-0.91	-1.55	
May-03	3:11	1	3:11		61:05	6	10:11	-0.65	-1.4	
Jun-03	2:06	1	2:06		137:46	20	6:53	-0.72	-1.44	
Jul-03										
Aug-03										
Sep-03										
Oct-03										
Nov-03										
Dec-03										
Jan-04	1:33	1	1:33		370:38	16	23:10	-0.69	-1.42	



UNE P (Centrex 21) (Parity)										
Date	CLEC Num	CLEC Dend	CLEC Resu	CLEC Std	Qwest Num	Qwest Dend	Qwest Resu	Mod Z Scr	Parity Scr	
Feb-03										
Mar-03										
Apr-03										
May-03										
Jun-03										
Jul-03										
Aug-03										
Sep-03										
Oct-03										
Nov-03	3:19	1	3:19		57:46	12	4:49	-0.26	-1.16	
Dec-03										
Jan-04	20:37	4	5:09	1:00	150:38	14	10:46	-1.03	-1.63	

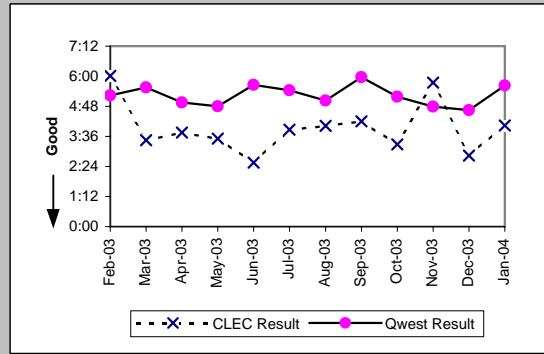


Line Sharing (Parity)										
Date	CLEC Num	CLEC Dend	CLEC Resu	CLEC Std	Qwest Num	Qwest Dend	Qwest Resu	Mod Z Scr	Parity Scr	
Feb-03	61:03	3	20:21	1:08	38308:41	2769	13:50	1.1	-0.33	
Mar-03										
Apr-03	20:03	1	20:03		37557:08	2895	12:58	0.64	-0.61	
May-03										
Jun-03										
Jul-03										
Aug-03										
Sep-03										
Oct-03										
Nov-03										
Dec-03										
Jan-04										

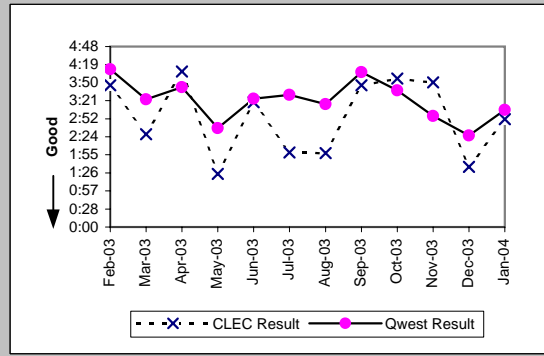


MR-6C - Mean Time to Restore (Hours:Minutes) - No dispatches

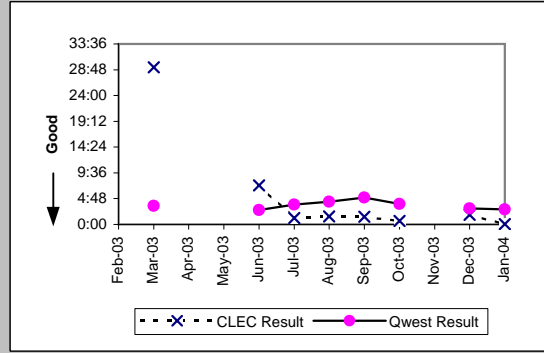
Residence (Parity)									
Date	CLEC Num	CLEC Denc	CLEC Resu	CLEC Std T	Qwest Num	Qwest Denc	Qwest Resu	Mod Z Scr	Parity Scr
Feb-03	186:22	31	6:01	10:05	16937:16	3240	5:14	0.62	-0.62
Mar-03	221:07	64	3:27	5:31	18613:06	3355	5:33	-1.88	-2.14
Apr-03	236:35	63	3:45	7:24	15083:25	3051	4:57	-1.25	-1.76
May-03	238:58	68	3:31	5:29	13963:04	2906	4:48	-1.45	-1.88
Jun-03	124:39	49	2:33	4:10	16455:29	2915	5:39	-2.73	-2.66
Jul-03	367:27	95	3:52	6:47	17902:36	3299	5:26	-1.9	-2.16
Aug-03	273:41	68	4:01	5:58	16811:17	3341	5:02	-1.18	-1.72
Sep-03	449:30	107	4:12	6:42	21926:22	3675	5:58	-2.31	-2.41
Oct-03	344:04	105	3:17	5:33	17813:51	3442	5:11	-2.54	-2.54
Nov-03	506:12	88	5:45	10:36	14337:42	2999	4:47	1.05	-0.36
Dec-03	275:16	97	2:50	6:11	14110:40	3034	4:39	-2.47	-2.5
Jan-04	399:43	99	4:02	7:03	19851:19	3524	5:38	-1.76	-2.07



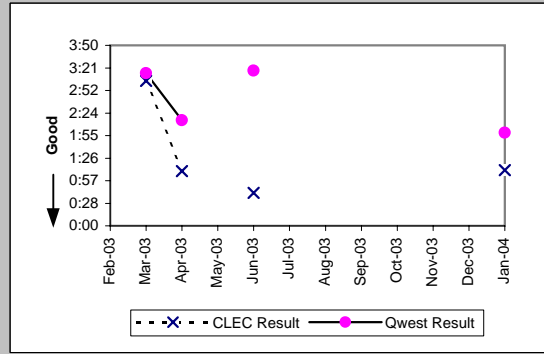
Business (Parity)									
Date	CLEC Num	CLEC Denc	CLEC Resu	CLEC Std T	Qwest Num	Qwest Denc	Qwest Resu	Mod Z Scr	Parity Scr
Feb-03	135:27	36	3:46	4:29	2578:37	615	4:12	-0.38	-1.23
Mar-03	81:19	33	2:28	4:20	1775:50	523	3:24	-0.64	-1.39
Apr-03	165:00	40	4:08	5:54	2096:07	564	3:43	0.4	-0.75
May-03	43:41	31	1:25	1:31	1383:52	525	2:38	-1.52	-1.92
Jun-03	119:15	36	3:19	6:17	1737:19	508	3:25	-0.11	-1.07
Jul-03	81:23	41	1:59	2:57	1925:59	548	3:31	-1.49	-1.91
Aug-03	63:01	32	1:58	2:07	1558:22	476	3:16	-1.33	-1.81
Sep-03	165:32	44	3:46	5:55	2313:51	563	4:07	-0.35	-1.21
Oct-03	181:53	46	3:57	6:32	2126:11	586	3:38	0.47	-0.71
Nov-03	80:51	21	3:51	5:48	1281:56	434	2:57	0.74	-0.55
Dec-03	54:23	34	1:36	3:15	1154:42	474	2:26	-0.97	-1.59
Jan-04	85:57	30	2:52	4:10	1843:30	591	3:07	-0.22	-1.14



Centrex (Parity)									
Date	CLEC Num	CLEC Denc	CLEC Resu	CLEC Std T	Qwest Num	Qwest Denc	Qwest Resu	Mod Z Scr	Parity Scr
Feb-03									
Mar-03	29:14	1	29:14		265:05	76	3:29	3.72	1.26
Apr-03									
May-03									
Jun-03	14:31	2	7:16	10:07	202:24	75	2:42	1.48	-0.1
Jul-03	4:48	4	1:12	1:06	325:26	88	3:42	-0.86	-1.52
Aug-03	1:28	1	1:28		331:29	78	4:15	-0.47	-1.29
Sep-03	4:17	3	1:26	0:57	348:19	70	4:59	-0.56	-1.34
Oct-03	0:39	1	0:39		290:24	76	3:49	-0.53	-1.32
Nov-03									
Dec-03	1:46	1	1:46		123:16	41	3:00	-0.29	-1.18
Jan-04	0:03	1	0:03		183:49	66	2:47	-0.72	-1.44

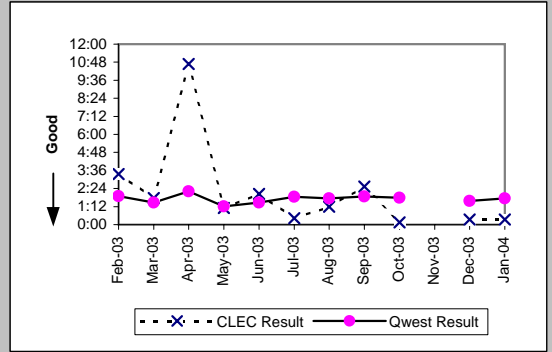


Centrex 21 (Parity)									
Date	CLEC Num	CLEC Denc	CLEC Resu	CLEC Std T	Qwest Num	Qwest Denc	Qwest Resu	Mod Z Scr	Parity Scr
Feb-03									
Mar-03	6:10	2	3:05	0:45	233:47	72	3:15	-0.03	-1.02
Apr-03	3:30	3	1:10	0:10	213:34	95	2:15	-0.54	-1.33
May-03									
Jun-03	0:42	1	0:42		312:45	95	3:18	-0.44	-1.27
Jul-03									
Aug-03									
Sep-03									
Oct-03									
Nov-03									
Dec-03									
Jan-04	1:11	1	1:11		154:59	78	1:59	-0.38	-1.23

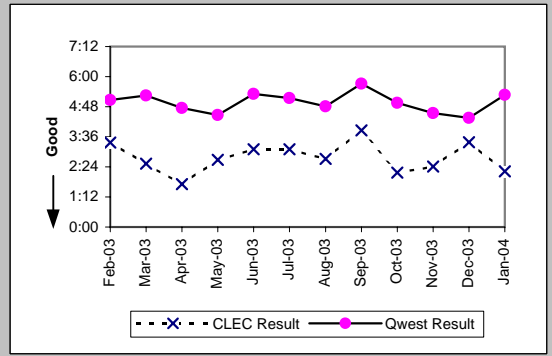


MR-6C - Mean Time to Restore (Hours:Minutes) - No dispatches

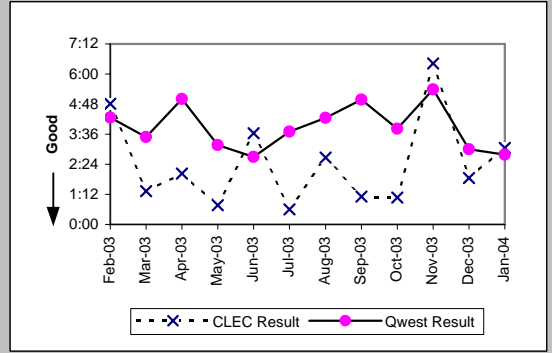
PBX (Parity)									
Date	CLEC Num	CLEC Denc	CLEC Resu	CLEC Std I	Qwest Num	Qwest Denc	Qwest Resu	Mod Z Scr	Parity Scr
Feb-03	3:22	1	3:22		127:39	68	1:53	1.29	-0.21
Mar-03	3:31	2	1:46	0:18	115:56	79	1:28	0.36	-0.78
Apr-03	21:23	2	10:41	10:37	132:53	60	2:13	1.73	0.05
May-03	2:15	2	1:07	0:37	79:27	65	1:13	-0.09	-1.06
Jun-03	8:14	4	2:03	0:29	79:08	54	1:28	0.96	-0.42
Jul-03	0:50	2	0:25	0:31	101:53	55	1:51	-0.61	-1.37
Aug-03	4:45	4	1:11	0:59	137:56	79	1:45	-0.46	-1.28
Sep-03	5:03	2	2:32	2:38	129:22	69	1:52	0.78	-0.53
Oct-03	0:09	1	0:09		159:15	89	1:47	-0.63	-1.38
Nov-03									
Dec-03	0:42	2	0:21	0:11	79:06	50	1:35	-1.04	-1.63
Jan-04	0:39	2	0:20	0:23	116:01	66	1:45	-0.75	-1.45



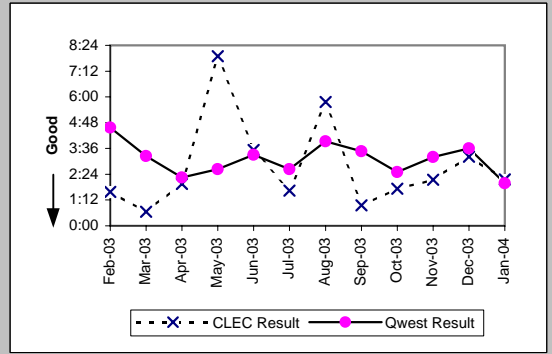
UNE - P (POTS) (Parity)									
Date	CLEC Num	CLEC Denc	CLEC Resu	CLEC Std I	Qwest Num	Qwest Denc	Qwest Resu	Mod Z Scr	Parity Scr
Feb-03	228:47	68	3:22	7:28	19515:53	3855	5:04	-1.65	-2
Mar-03	124:25	49	2:32	4:27	20388:56	3878	5:15	-2.15	-2.31
Apr-03	82:04	48	1:43	2:32	17179:32	3615	4:45	-2.85	-2.73
May-03	209:46	78	2:41	5:28	15346:56	3431	4:28	-2.24	-2.36
Jun-03	149:11	48	3:06	5:11	18192:48	3423	5:19	-1.99	-2.21
Jul-03	189:35	61	3:06	5:04	19828:35	3847	5:09	-2.06	-2.25
Aug-03	195:46	72	2:43	8:04	18369:39	3817	4:49	-2.58	-2.57
Sep-03	273:36	71	3:51	4:54	24240:13	4238	5:43	-2.04	-2.24
Oct-03	147:42	68	2:10	4:09	19940:02	4028	4:57	-3.06	-2.86
Nov-03	134:53	56	2:25	4:21	15619:38	3433	4:33	-1.9	-2.16
Dec-03	239:53	71	3:23	6:31	15265:22	3508	4:21	-1.18	-1.72
Jan-04	161:14	73	2:13	3:27	21694:49	4115	5:16	-3.02	-2.83



UNE P (Centrex) (Parity)									
Date	CLEC Num	CLEC Denc	CLEC Resu	CLEC Std I	Qwest Num	Qwest Denc	Qwest Resu	Mod Z Scr	Parity Scr
Feb-03	43:22	9	4:49	6:23	447:43	105	4:16	0.32	-0.81
Mar-03	10:43	8	1:20	2:17	265:05	76	3:29	-1.08	-1.66
Apr-03	24:22	12	2:02	1:31	504:11	101	5:00	-0.52	-1.32
May-03	8:26	11	0:46	0:48	233:47	74	3:10	-1.4	-1.85
Jun-03	21:50	6	3:38	6:37	202:24	75	2:42	0.78	-0.52
Jul-03	2:25	4	0:36	0:33	325:26	88	3:42	-1.06	-1.64
Aug-03	34:44	13	2:40	4:30	331:29	78	4:15	-0.9	-1.55
Sep-03	6:43	6	1:07	0:45	348:19	70	4:59	-0.84	-1.51
Oct-03	5:21	5	1:04	1:12	290:24	76	3:49	-1.01	-1.61
Nov-03	83:30	13	6:25	11:08	344:37	64	5:23	0.66	-0.6
Dec-03	18:30	10	1:51	1:27	123:16	41	3:00	-0.78	-1.47
Jan-04	39:36	13	3:03	5:47	183:49	66	2:47	0.29	-0.82

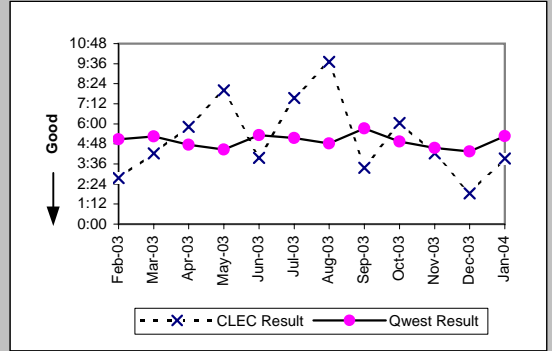


UNE P (Centrex 21) (Parity)									
Date	CLEC Num	CLEC Denc	CLEC Resu	CLEC Std I	Qwest Num	Qwest Denc	Qwest Resu	Mod Z Scr	Parity Scr
Feb-03	14:19	9	1:35	1:43	419:52	92	4:34	-1.36	-1.83
Mar-03	5:49	9	0:39	0:39	233:47	72	3:15	-0.81	-1.5
Apr-03	5:51	3	1:57	1:05	213:34	95	2:15	-0.15	-1.09
May-03	63:14	8	7:54	9:15	254:46	97	2:38	1.48	-0.1
Jun-03	17:40	5	3:32	6:16	312:45	95	3:18	0	-1
Jul-03	11:26	7	1:38	1:24	245:33	93	2:38	-0.58	-1.35
Aug-03	34:38	6	5:46	10:08	271:16	69	3:56	0.9	-0.45
Sep-03	3:48	4	0:57	0:32	291:42	84	3:28	-1.01	-1.61
Oct-03	5:12	3	1:44	1:38	197:16	79	2:30	-0.37	-1.22
Nov-03	6:26	3	2:09	0:56	236:35	74	3:12	-0.32	-1.19
Dec-03	9:39	3	3:13	2:20	212:04	59	3:36	-0.09	-1.05
Jan-04	13:00	6	2:10	2:11	154:59	78	1:59	0.33	-0.8



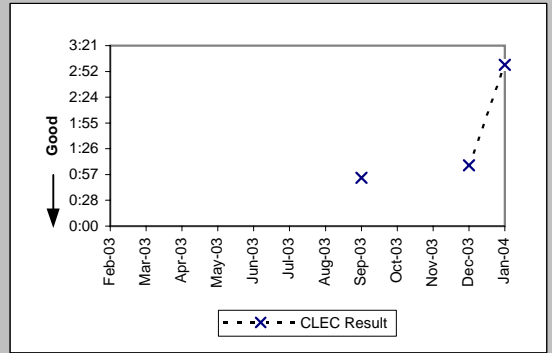
MR-6C - Mean Time to Restore (Hours:Minutes) - No dispatches

Date	CLEC Num	CLEC Dens	Line Sharing (Parity)				Qwest Res	Mod Z Scr	Parity Scr
			CLEC Resu	CLEC Std	Qwest Num	Qwest Dens			
Feb-03	66:30	24	2:46	3:42	19515:53	3855	5:04	-1.33	-1.81
Mar-03	84:47	20	4:14	5:18	20388:56	3878	5:15	-0.52	-1.31
Apr-03	93:06	16	5:49	8:00	17179:32	3615	4:45	0.63	-0.62
May-03	176:11	22	8:00	16:01	15346:56	3431	4:28	1.91	0.16
Jun-03	39:36	10	3:58	5:43	18192:48	3423	5:19	-0.56	-1.34
Jul-03	151:02	20	7:33	10:51	19828:35	3847	5:09	1.41	-0.15
Aug-03	203:38	21	9:42	17:11	18369:39	3817	4:49	2.88	0.75
Sep-03	50:26	15	3:22	5:09	24240:13	4238	5:43	-1.19	-1.73
Oct-03	126:57	21	6:03	7:30	19940:02	4028	4:57	0.68	-0.59
Nov-03	63:29	15	4:14	5:21	15619:38	3433	4:33	-0.15	-1.09
Dec-03	23:44	13	1:50	1:19	15265:22	3508	4:21	-1.32	-1.8
Jan-04	62:52	16	3:56	5:12	21694:49	4115	5:16	-0.62	-1.38



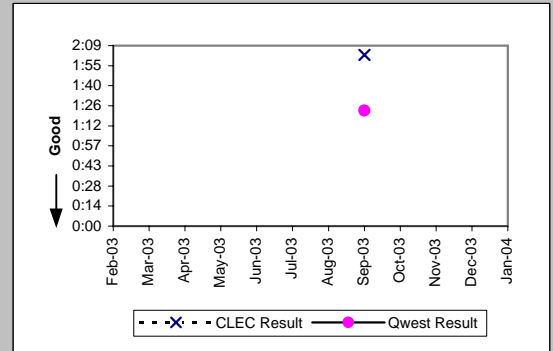
MR-6C - Mean Time to Restore (Hours:Minutes) - No dispatches

Line Splitting (Diagnostic)				
Date	Numerator	Denominator	CLEC Result	Standard Dev
Feb-03				
Mar-03				
Apr-03				
May-03				
Jun-03				
Jul-03				
Aug-03				
Sep-03	0:54	1	0:54	
Oct-03				
Nov-03				
Dec-03	2:17	2	1:08	0:02
Jan-04	9:00	3	3:00	2:34

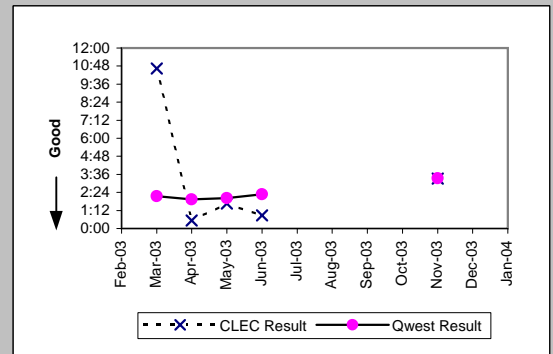


MR-6D - Mean Time to Restore (Hours:Minutes) - Interval Zone One

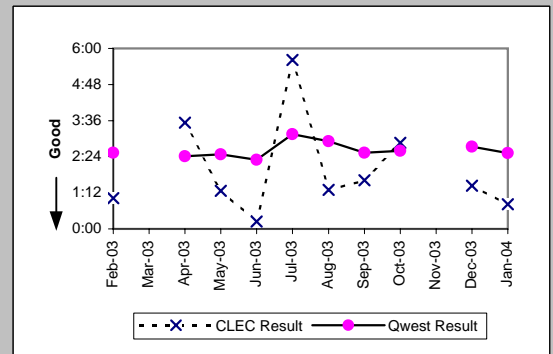
ISDN Primary (Parity)									
Date	CLEC Num	CLEC Dend	CLEC Resu	CLEC Std	Qwest Num	Qwest Dend	Qwest Resu	Mod Z Scr	Parity Scr
Feb-03									
Mar-03									
Apr-03									
May-03									
Jun-03									
Jul-03									
Aug-03									
Sep-03	2:03	1	2:03		37:15	27	1:23	0.92	-0.44
Oct-03									
Nov-03									
Dec-03									
Jan-04									



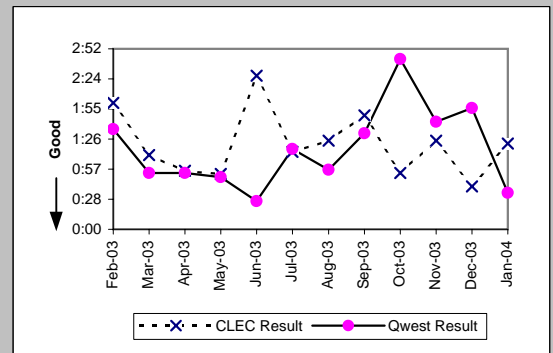
DS0 (Parity)									
Date	CLEC Num	CLEC Dend	CLEC Resu	CLEC Std	Qwest Num	Qwest Dend	Qwest Resu	Mod Z Scr	Parity Scr
Feb-03									
Mar-03	31:55	3	10:38	13:17	720:31	334	2:09	2.37	0.44
Apr-03	0:32	1	0:32		559:11	290	1:56	-0.64	-1.39
May-03	3:20	2	1:40	1:11	589:19	292	2:01	-0.18	-1.11
Jun-03	1:44	2	0:52	0:18	778:46	342	2:17	-0.69	-1.42
Jul-03									
Aug-03									
Sep-03									
Oct-03									
Nov-03	16:36	5	3:19	1:53	1230:58	367	3:21	-0.01	-1.01
Dec-03									
Jan-04									



DS1 (Parity)									
Date	CLEC Num	CLEC Dend	CLEC Resu	CLEC Std	Qwest Num	Qwest Dend	Qwest Resu	Mod Z Scr	Parity Scr
Feb-03	1:01	1	1:01		1014:21	400	2:32	-0.64	-1.39
Mar-03									
Apr-03	24:47	7	3:32	5:24	889:31	368	2:25	1.25	-0.24
May-03	1:16	1	1:16		836:01	336	2:29	-0.48	-1.29
Jun-03	0:15	1	0:15		1003:03	435	2:18	-0.8	-1.49
Jul-03	28:03	5	5:37	4:00	1241:46	395	3:09	1.39	-0.16
Aug-03	3:55	3	1:18	1:13	1472:51	504	2:55	-0.77	-1.47
Sep-03	3:13	2	1:37	0:08	1231:13	485	2:32	-0.45	-1.27
Oct-03	17:10	6	2:52	3:58	1406:49	541	2:36	0.46	-0.72
Nov-03									
Dec-03	2:53	2	1:26	0:42	1054:26	385	2:44	-0.27	-1.16
Jan-04	0:49	1	0:49		393:50	156	2:31	-0.49	-1.3

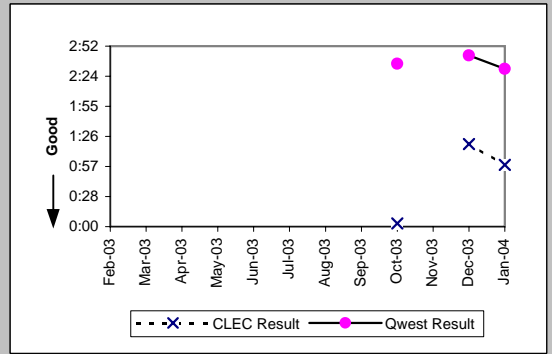


LIS Trunk (Parity)									
Date	CLEC Num	CLEC Dend	CLEC Resu	CLEC Std	Qwest Num	Qwest Dend	Qwest Resu	Mod Z Scr	Parity Scr
Feb-03	68:22	34	2:01	2:59	12:48	8	1:36	0.44	-0.73
Mar-03	20:02	17	1:11	1:24	5:27	6	0:54	0.57	-0.65
Apr-03	10:19	11	0:56	0:38	4:29	5	0:54	0.21	-0.87
May-03	14:15	16	0:53	0:49	7:27	9	0:50	0.23	-0.86
Jun-03	14:40	6	2:27	0:37	2:14	5	0:27	3.72	1.26
Jul-03	13:39	11	1:14	2:21	6:23	5	1:17	-0.05	-1.03
Aug-03	21:16	15	1:25	2:35	5:42	6	0:57	0.02	-0.99
Sep-03	18:14	10	1:49	1:26	7:38	5	1:32	0.2	-0.88
Oct-03	10:49	12	0:54	0:43	10:51	4	2:43	-0.68	-1.41
Nov-03	12:43	9	1:25	0:45	15:25	9	1:43	-0.51	-1.31
Dec-03	6:53	10	0:41	0:26	7:45	4	1:56	-1.72	-2.04
Jan-04	12:20	9	1:22	1:06	6:55	12	0:35	1.81	0.1

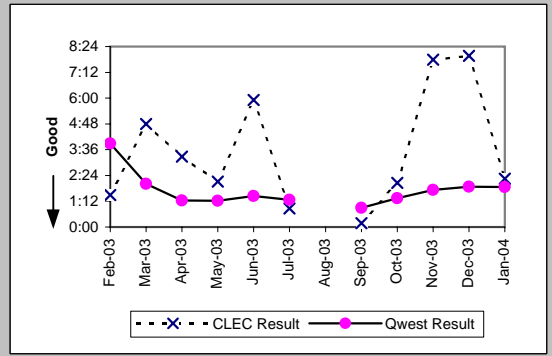


MR-6D - Mean Time to Restore (Hours:Minutes) - Interval Zone One

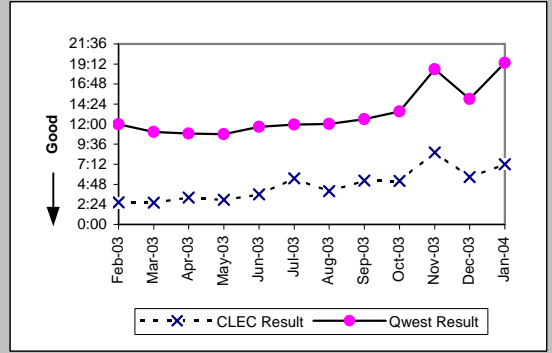
UDIT DS1 (Parity)									
Date	CLEC Num	CLEC Denc	CLEC Resu	CLEC Std I	Qwest Num	Qwest Denc	Qwest Resu	Mod Z Scr	Parity Scr
Feb-03									
Mar-03									
Apr-03									
May-03									
Jun-03									
Jul-03									
Aug-03									
Sep-03									
Oct-03	0:03	1	0:03		1406:49	541	2:36	-0.8	-1.49
Nov-03									
Dec-03	1:19	1	1:19		1054:26	385	2:44	-0.21	-1.13
Jan-04	0:59	1	0:59		393:50	156	2:31	-0.44	-1.27



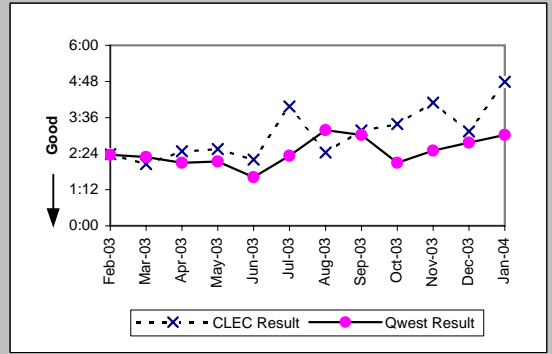
UDIT Above DS1 Level (Parity)									
Date	CLEC Num	CLEC Denc	CLEC Resu	CLEC Std I	Qwest Num	Qwest Denc	Qwest Resu	Mod Z Scr	Parity Scr
Feb-03	2:59	2	1:29	0:50	50:23	13	3:53	-0.62	-1.37
Mar-03	14:23	3	4:48	3:54	22:06	11	2:01	1.76	0.07
Apr-03	3:17	1	3:17		35:55	29	1:14	1.18	-0.28
May-03	6:22	3	2:07	1:56	18:20	15	1:13	0.79	-0.52
Jun-03	11:50	2	5:55	6:12	15:59	11	1:27	1.59	-0.03
Jul-03	0:52	1	0:52		24:05	19	1:16	-0.37	-1.22
Aug-03									
Sep-03	0:11	1	0:11		12:35	14	0:54	-0.73	-1.44
Oct-03	6:10	3	2:03	1:33	23:52	18	1:20	0.93	-0.43
Nov-03	7:47	1	7:47		46:37	27	1:44	1.93	0.17
Dec-03	7:58	1	7:58		17:01	9	1:53	0.96	-0.42
Jan-04	6:44	3	2:15	1:57	3:45	2	1:52	0.17	-0.89



Unbundled Loop Analog (Parity)									
Date	CLEC Num	CLEC Denc	CLEC Resu	CLEC Std I	Qwest Num	Qwest Denc	Qwest Resu	Mod Z Scr	Parity Scr
Feb-03	516:51	196	2:38	2:16	193919:55	16149	12:00	-10.5	-7.38
Mar-03	561:05	215	2:37	2:15	178934:15	16185	11:03	-10.72	-7.52
Apr-03	495:19	154	3:13	4:51	155914:05	14345	10:52	-8.09	-5.92
May-03	581:09	198	2:56	2:46	155716:22	14404	10:49	-9.81	-6.96
Jun-03	752:09	210	3:35	3:30	179774:22	15377	11:41	-10.25	-7.23
Jul-03	1345:07	243	5:32	5:00	190221:44	15950	11:56	-8.14	-5.95
Aug-03	769:30	193	3:59	4:48	191240:02	15915	12:01	-9.82	-6.97
Sep-03	1029:29	196	5:15	6:36	210991:06	16751	12:36	-7.34	-5.46
Oct-03	1360:55	262	5:12	5:33	276355:14	20417	13:32	-11.08	-7.73
Nov-03	2288:26	265	8:38	15:46	341740:57	18389	18:35	-7.52	-5.57
Dec-03	1157:09	204	5:40	6:12	259807:27	17298	15:01	-8.75	-6.32
Jan-04	1603:28	223	7:11	8:36	417884:20	21614	19:20	-9.87	-7

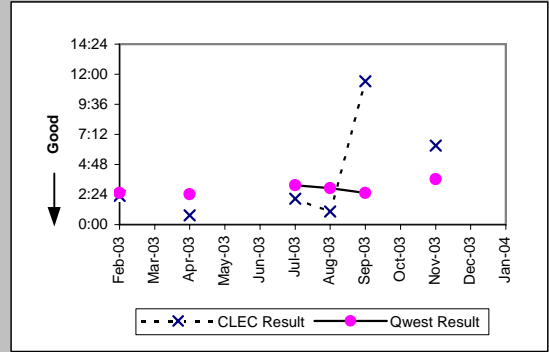


Unbundled Loop - 2 Wire Non-Loaded (Parity)									
Date	CLEC Num	CLEC Denc	CLEC Resu	CLEC Std I	Qwest Num	Qwest Denc	Qwest Resu	Mod Z Scr	Parity Scr
Feb-03	38:10	16	2:23	3:02	446:29	189	2:22	0.35	-0.79
Mar-03	28:36	14	2:03	1:40	475:36	208	2:17	-0.26	-1.16
Apr-03	52:13	21	2:29	1:53	304:40	145	2:06	0.53	-0.68
May-03	66:15	26	2:33	1:57	258:43	121	2:08	0.55	-0.67
Jun-03	72:51	33	2:12	1:43	221:49	137	1:37	1.42	-0.14
Jul-03	111:14	28	3:58	5:15	280:29	120	2:20	1.68	0.02
Aug-03	43:54	18	2:26	1:42	497:19	156	3:11	-0.56	-1.34
Sep-03	91:55	29	3:10	3:07	412:43	137	3:01	0.23	-0.86
Oct-03	125:20	37	3:23	2:54	358:44	171	2:06	1.77	0.08
Nov-03	163:56	40	4:06	10:39	314:08	126	2:30	1.23	-0.25
Dec-03	84:39	27	3:08	3:07	300:48	109	2:46	0.51	-0.69
Jan-04	95:45	20	4:47	5:24	343:16	114	3:01	1.21	-0.26

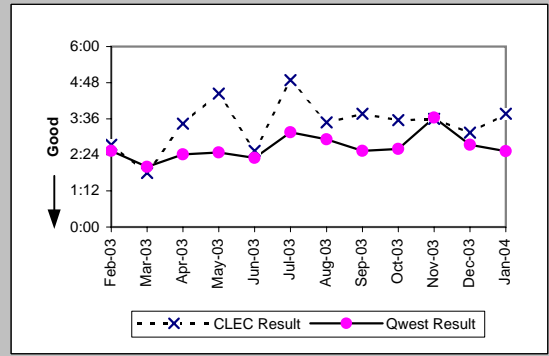


MR-6D - Mean Time to Restore (Hours:Minutes) - Interval Zone One

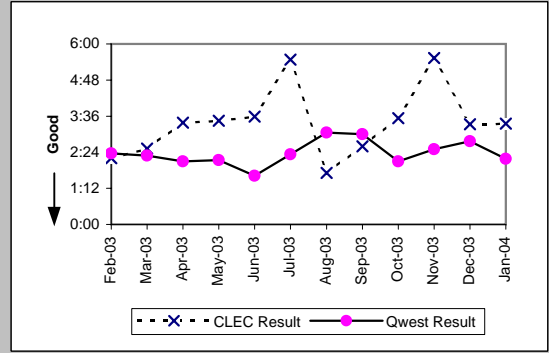
Unbundled Loop - 4 Wire Non-Loaded (Parity)										
Date	CLEC Num	CLEC Denc	CLEC Resu	CLEC Std I	Qwest Num	Qwest Denc	Qwest Resu	Mod Z Scr	Parity Scr	
Feb-03	4:37	2	2:18	2:22	1014:21	400	2:32	-0.14	-1.08	
Mar-03										
Apr-03	0:45	1	0:45		889:31	368	2:25	-0.64	-1.39	
May-03										
Jun-03										
Jul-03	2:04	1	2:04		1241:46	395	3:09	-0.2	-1.12	
Aug-03	3:10	3	1:03	0:40	1472:51	504	2:55	-0.88	-1.54	
Sep-03	11:26	1	11:26		1231:13	485	2:32	1.83	0.11	
Oct-03										
Nov-03	6:19	1	6:19		1496:42	411	3:38	1.03	-0.38	
Dec-03										
Jan-04										



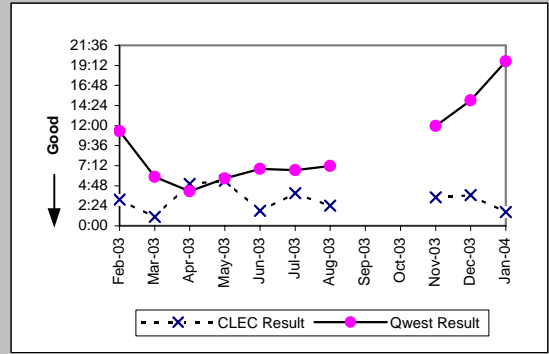
Unbundled Loop - DS1 Capable (Parity)										
Date	CLEC Num	CLEC Denc	CLEC Resu	CLEC Std I	Qwest Num	Qwest Denc	Qwest Resu	Mod Z Scr	Parity Scr	
Feb-03	158:29	58	2:44	2:48	1014:21	400	2:32	0.58	-0.65	
Mar-03	89:48	50	1:48	1:40	749:36	376	2:00	-0.61	-1.37	
Apr-03	243:45	71	3:26	3:21	889:31	368	2:25	2.41	0.46	
May-03	234:41	53	4:26	5:31	836:01	336	2:29	3.72	1.26	
Jun-03	223:22	88	2:32	3:11	1003:03	435	2:18	0.73	-0.55	
Jul-03	370:48	76	4:53	9:33	1241:46	395	3:09	2	0.21	
Aug-03	288:57	83	3:29	3:51	1472:51	504	2:55	1.25	-0.24	
Sep-03	259:44	69	3:46	4:04	1231:13	485	2:32	2.75	0.67	
Oct-03	284:30	80	3:33	4:01	1406:49	541	2:36	2.17	0.32	
Nov-03	298:51	83	3:36	5:07	1496:42	411	3:38	-0.06	-1.04	
Dec-03	257:12	82	3:08	3:28	1054:26	385	2:44	0.8	-0.52	
Jan-04	316:32	84	3:46	4:28	393:50	156	2:31	2.12	0.29	



Unbundled Loop ISDN Capable (Parity)										
Date	CLEC Num	CLEC Denc	CLEC Resu	CLEC Std I	Qwest Num	Qwest Denc	Qwest Resu	Mod Z Scr	Parity Scr	
Feb-03	68:17	31	2:12	1:38	446:29	189	2:22	-0.19	-1.12	
Mar-03	58:01	23	2:31	1:51	475:36	208	2:17	0.43	-0.74	
Apr-03	94:44	28	3:23	3:42	304:40	145	2:06	1.66	0.01	
May-03	86:18	25	3:27	3:25	258:43	121	2:08	1.38	-0.16	
Jun-03	132:20	37	3:35	3:53	221:49	137	1:37	3.72	1.26	
Jul-03	115:04	21	5:29	6:14	280:29	120	2:20	2.33	0.41	
Aug-03	39:18	23	1:43	1:06	472:16	155	3:03	-1.19	-1.72	
Sep-03	59:52	23	2:36	3:09	408:06	136	3:00	-0.39	-1.23	
Oct-03	91:39	26	3:32	2:38	358:44	171	2:06	1.65	0.01	
Nov-03	105:06	19	5:32	5:42	306:37	123	2:30	1.65	0.01	
Dec-03	79:50	24	3:20	2:38	300:48	109	2:46	0.64	-0.61	
Jan-04	83:53	25	3:21	2:45	245:01	112	2:11	1.14	-0.31	

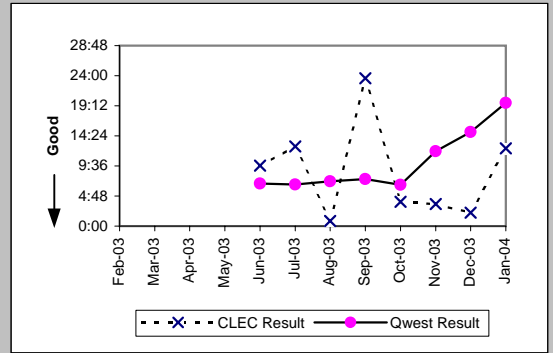


Unbundled Loop - ADSL Qualified (Parity)										
Date	CLEC Num	CLEC Denc	CLEC Resu	CLEC Std I	Qwest Num	Qwest Denc	Qwest Resu	Mod Z Scr	Parity Scr	
Feb-03	6:16	2	3:08	2:04	4083:44	360	11:21	-0.17	-1.1	
Mar-03	1:04	1	1:04		2024:55	345	5:52	-0.41	-1.25	
Apr-03	5:02	1	5:02		1760:32	426	4:08	0.93	-0.43	
May-03	21:33	4	5:23	3:12	1819:58	322	5:39	-0.04	-1.03	
Jun-03	5:28	3	1:49	1:45	10361:39	1525	6:48	-0.64	-1.39	
Jul-03	19:33	5	3:55	1:49	11477:34	1727	6:39	-0.41	-1.25	
Aug-03	12:03	5	2:25	1:28	11593:41	1616	7:10	-0.7	-1.43	
Sep-03										
Oct-03										
Nov-03	13:36	4	3:24	2:07	18807:18	1577	11:56	-0.52	-1.32	
Dec-03	3:41	1	3:41		22686:03	1510	15:01	-0.32	-1.2	
Jan-04	1:38	1	1:38		36058:54	1832	19:41	-0.3	-1.18	

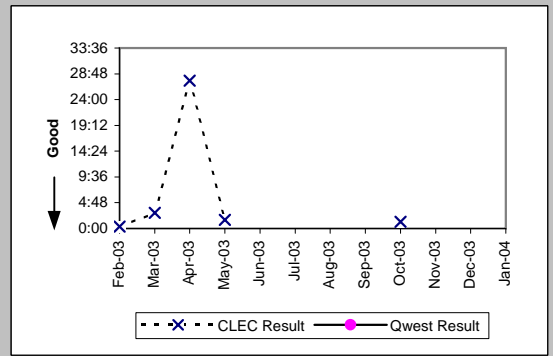


MR-6D - Mean Time to Restore (Hours:Minutes) - Interval Zone One

Qwest DSL (Parity)									
Date	CLEC Num	CLEC Denc	CLEC Resu	CLEC Std	Qwest Num	Qwest Denc	Qwest Resu	Mod Z Scr	Parity Scr
Feb-03									
Mar-03									
Apr-03									
May-03									
Jun-03	48:11	5	9:38	13:09	10361:39	1525	6:48	0.74	-0.55
Jul-03	25:24	2	12:42	15:31	11477:34	1727	6:39	1.08	-0.35
Aug-03	4:06	5	0:49	1:07	11593:41	1616	7:10	-0.94	-1.57
Sep-03	70:46	3	23:35	40:35	13877:45	1848	7:31	1.7	0.03
Oct-03	27:21	7	3:54	6:28	14324:45	2174	6:35	-0.51	-1.31
Nov-03	21:00	6	3:30	7:09	18807:18	1577	11:56	-0.63	-1.38
Dec-03	4:17	2	2:09	3:00	22686:03	1510	15:01	-0.52	-1.32
Jan-04	74:35	6	12:26	11:10	36058:54	1832	19:41	-0.3	-1.18

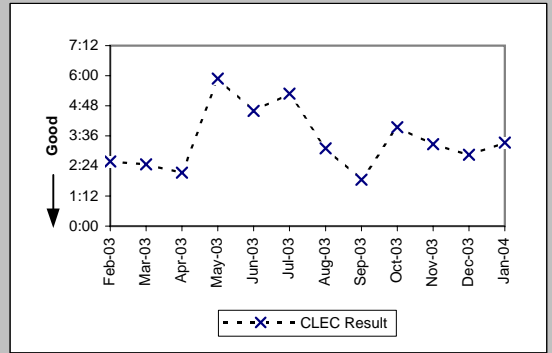


E911 (Parity)									
Date	CLEC Num	CLEC Denc	CLEC Resu	CLEC Std	Qwest Num	Qwest Denc	Qwest Resu	Mod Z Scr	Parity Scr
Feb-03	0:23	1	0:23						
Mar-03	2:54	1	2:54						
Apr-03	27:33	1	27:33						
May-03	1:37	1	1:37						
Jun-03									
Jul-03									
Aug-03									
Sep-03									
Oct-03	1:16	1	1:16						
Nov-03									
Dec-03									
Jan-04									



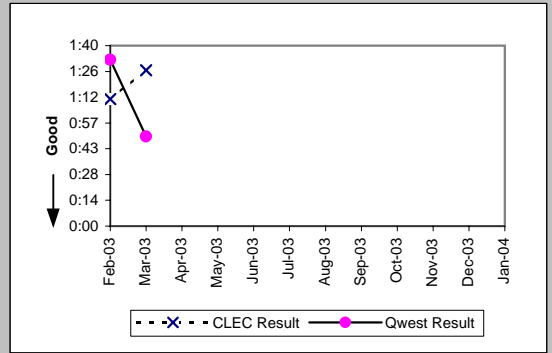
MR-6D - Mean Time to Restore (Hours:Minutes) - Interval Zone One

Enhanced Extended Loops (EELs) (Diagnostic)					
Date	CLEC Num	CLEC Denom	CLEC Result	CLEC Std Dev	
Feb-03	7:45	3	2:35	2:08	
Mar-03	22:12	9	2:28	2:15	
Apr-03	25:39	12	2:08	1:12	
May-03	52:58	9	5:53	12:12	
Jun-03	64:23	14	4:36	4:25	
Jul-03	42:13	8	5:17	4:13	
Aug-03	43:21	14	3:06	3:07	
Sep-03	31:28	17	1:51	1:28	
Oct-03	78:53	20	3:57	2:54	
Nov-03	32:35	10	3:16	3:22	
Dec-03	74:15	26	2:51	2:37	
Jan-04	50:00	15	3:20	2:38	

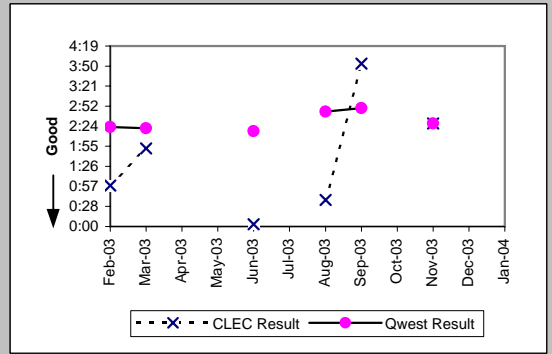


MR-6E - Mean Time to Restore (Hours:Minutes) - Interval Zone Two

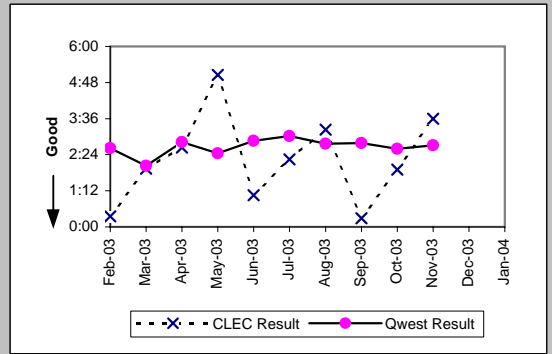
ISDN Primary (Parity)										
Date	CLEC Num	CLEC Denc	CLEC Resu	CLEC Std	Qwest Num	Qwest Denc	Qwest Resu	Mod Z Scr	Parity Scr	
Feb-03	2:21	2	1:11	0:28	15:35	10	1:33	-0.26	-1.16	
Mar-03	2:54	2	1:27	1:35	5:47	7	0:50	0.85	-0.49	
Apr-03										
May-03										
Jun-03										
Jul-03										
Aug-03										
Sep-03										
Oct-03										
Nov-03										
Dec-03										
Jan-04										



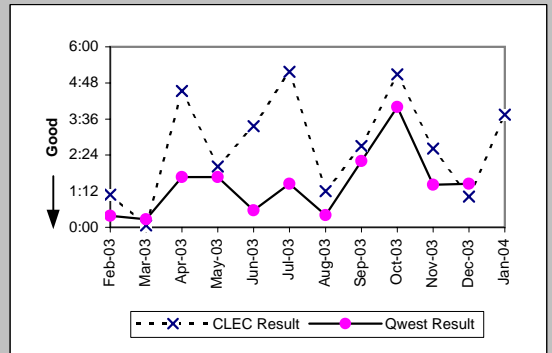
DS0 (Parity)										
Date	CLEC Num	CLEC Denc	CLEC Resu	CLEC Std	Qwest Num	Qwest Denc	Qwest Resu	Mod Z Scr	Parity Scr	
Feb-03	1:59	2	0:59	0:09	562:00	236	2:23	-0.79	-1.48	
Mar-03	1:52	1	1:52		506:25	216	2:21	-0.2	-1.12	
Apr-03										
May-03										
Jun-03	0:03	1	0:03		548:23	240	2:17	-0.75	-1.45	
Jul-03										
Aug-03	1:16	2	0:38	0:33	680:07	247	2:45	-0.79	-1.48	
Sep-03	3:54	1	3:54		954:51	338	2:50	0.66	-0.6	
Oct-03										
Nov-03	4:56	2	2:28	1:39	498:46	202	2:28	0	-1	
Dec-03										
Jan-04										



DS1 (Parity)										
Date	CLEC Num	CLEC Denc	CLEC Resu	CLEC Std	Qwest Num	Qwest Denc	Qwest Resu	Mod Z Scr	Parity Scr	
Feb-03	0:21	1	0:21		551:28	211	2:37	-0.81	-1.49	
Mar-03	21:18	11	1:56	2:10	452:06	222	2:02	-0.12	-1.07	
Apr-03	10:32	4	2:38	4:30	696:43	247	2:49	-0.09	-1.06	
May-03	10:05	2	5:03	5:50	495:13	202	2:27	1.42	-0.14	
Jun-03	7:19	7	1:03	1:42	664:17	232	2:52	-1.47	-1.89	
Jul-03	11:17	5	2:15	1:51	714:56	237	3:01	-0.47	-1.29	
Aug-03	6:29	2	3:14	1:45	756:59	273	2:46	0.49	-0.7	
Sep-03	0:17	1	0:17		1005:11	362	2:47	-0.78	-1.47	
Oct-03	3:48	2	1:54	1:11	894:25	345	2:36	-0.41	-1.25	
Nov-03	3:36	1	3:36		567:28	209	2:43	0.8	-0.52	
Dec-03										
Jan-04										

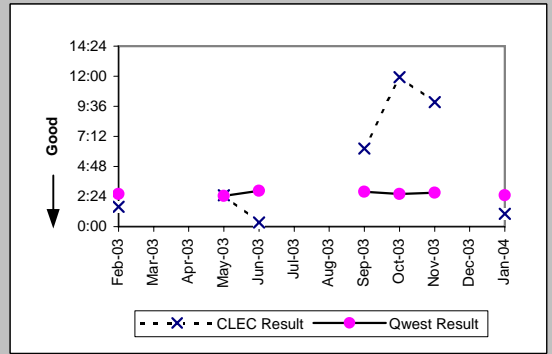


LIS Trunk (Parity)										
Date	CLEC Num	CLEC Denc	CLEC Resu	CLEC Std	Qwest Num	Qwest Denc	Qwest Resu	Mod Z Scr	Parity Scr	
Feb-03	10:46	10	1:05	1:55	0:47	2	0:23	1.33	-0.19	
Mar-03	0:08	2	0:04	0:03	0:33	2	0:16	-1.36	-1.83	
Apr-03	4:32	1	4:32		4:59	3	1:40	3.72	1.26	
May-03	6:03	3	2:01	1:33	8:19	5	1:40	0.1	-0.94	
Jun-03	6:44	2	3:22	3:32	1:08	2	0:34	0.76	-0.54	
Jul-03	20:42	4	5:10	6:12	5:46	4	1:27	1.55	-0.06	
Aug-03	4:49	4	1:12	1:28	1:59	5	0:24	1	-0.39	
Sep-03	27:02	10	2:42	3:18	11:01	5	2:12	0.29	-0.82	
Oct-03	55:59	11	5:05	4:57	28:00	7	4:00	0.69	-0.58	
Nov-03	10:26	4	2:37	2:14	9:53	7	1:25	0.93	-0.44	
Dec-03	8:09	8	1:01	0:40	2:54	2	1:27	-0.54	-1.33	
Jan-04	3:45	1	3:45							

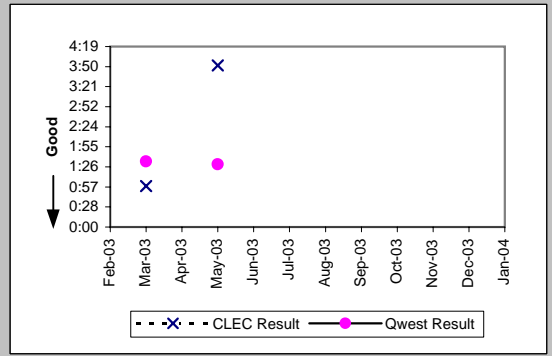


MR-6E - Mean Time to Restore (Hours:Minutes) - Interval Zone Two

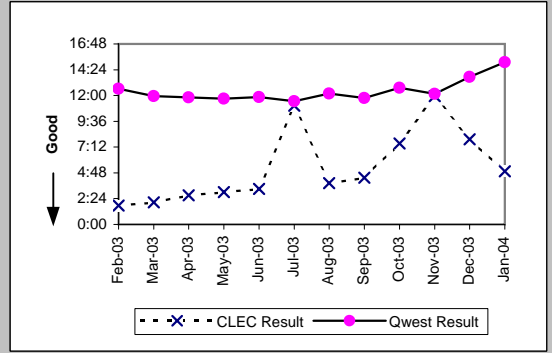
UDIT DS1 (Parity)									
Date	CLEC Num	CLEC Denc	CLEC Resu	CLEC Std E	Qwest Num	Qwest Denc	Qwest Resu	Mod Z Scr	Parity Scr
Feb-03	3:10	2	1:35	1:59	551:28	211	2:37	-0.52	-1.31
Mar-03									
Apr-03									
May-03	5:00	2	2:30	0:17	495:13	202	2:27	0.35	-0.79
Jun-03	0:20	1	0:20		664:17	232	2:52	-0.78	-1.48
Jul-03									
Aug-03									
Sep-03	18:43	3	6:14	2:07	1005:11	362	2:47	1.74	0.06
Oct-03	11:56	1	11:56		894:25	345	2:36	2.14	0.3
Nov-03	19:51	2	9:56	0:23	567:28	209	2:43	1.71	0.04
Dec-03									
Jan-04	1:02	1	1:02		377:47	151	2:30	-0.42	-1.25



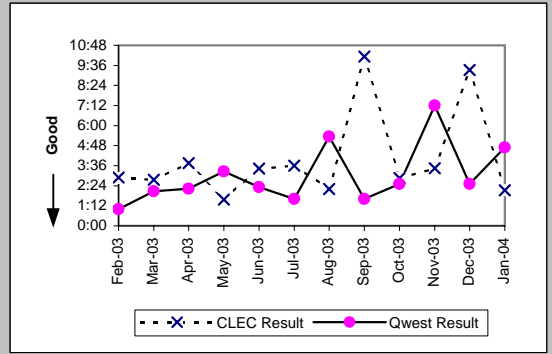
UDIT Above DS1 Level (Parity)									
Date	CLEC Num	CLEC Denc	CLEC Resu	CLEC Std E	Qwest Num	Qwest Denc	Qwest Resu	Mod Z Scr	Parity Scr
Feb-03									
Mar-03	1:58	2	0:59	0:18	7:50	5	1:34	-0.56	-1.34
Apr-03									
May-03	3:52	1	3:52		5:59	4	1:30	3.72	1.26
Jun-03									
Jul-03									
Aug-03									
Sep-03									
Oct-03									
Nov-03									
Dec-03									
Jan-04									



Unbundled Loop Analog (Parity)									
Date	CLEC Num	CLEC Denc	CLEC Resu	CLEC Std E	Qwest Num	Qwest Denc	Qwest Resu	Mod Z Scr	Parity Scr
Feb-03	69:06	39	1:46	1:32	41245:23	3266	12:38	-4.57	-3.78
Mar-03	16:24	8	2:03	1:15	43126:44	3608	11:57	-2.21	-2.34
Apr-03	40:25	15	2:42	1:21	41425:04	3505	11:49	-2.54	-2.55
May-03	65:59	22	3:00	1:48	38233:13	3262	11:43	-3.82	-3.32
Jun-03	52:41	16	3:18	1:51	38205:13	3223	11:51	-2.57	-2.56
Jul-03	121:29	11	11:03	11:38	41447:40	3616	11:28	-0.13	-1.08
Aug-03	69:19	18	3:51	3:15	44058:19	3617	12:11	-1.68	-2.02
Sep-03	52:17	12	4:21	4:12	39525:33	3360	11:46	-1.72	-2.04
Oct-03	166:02	22	7:33	6:05	50686:04	3979	12:44	-2.01	-2.22
Nov-03	167:20	14	11:57	23:06	39203:27	3225	12:09	-0.06	-1.04
Dec-03	126:48	16	7:56	6:45	52074:33	3790	13:44	-1.79	-2.09
Jan-04	84:08	17	4:57	5:53	65276:28	4321	15:06	-2.89	-2.76

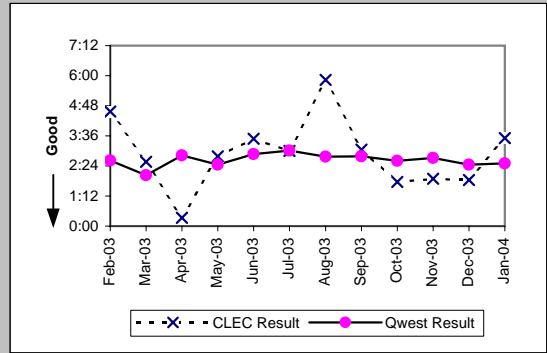


Unbundled Loop - 2 Wire Non-Loaded (Parity)									
Date	CLEC Num	CLEC Denc	CLEC Resu	CLEC Std E	Qwest Num	Qwest Denc	Qwest Resu	Mod Z Scr	Parity Scr
Feb-03	5:47	2	2:54	1:06	11:01	11	1:00	2.03	0.24
Mar-03	13:46	5	2:45	2:31	20:40	10	2:04	0.59	-0.64
Apr-03	26:12	7	3:45	4:21	28:44	13	2:13	0.91	-0.45
May-03	4:41	3	1:34	1:15	68:24	21	3:15	-0.4	-1.24
Jun-03	10:19	3	3:26	1:53	20:47	9	2:19	0.71	-0.57
Jul-03	21:34	6	3:36	2:33	20:44	13	1:36	1.56	-0.05
Aug-03	13:12	6	2:12	0:58	117:44	22	5:21	-0.7	-1.43
Sep-03	20:15	2	10:08	2:45	24:00	15	1:36	3.72	1.26
Oct-03	11:25	4	2:51	1:54	22:27	9	2:30	0.23	-0.86
Nov-03	17:13	5	3:27	3:31	72:03	10	7:12	-0.57	-1.35
Dec-03	46:35	5	9:19	8:00	27:25	11	2:30	2.12	0.29
Jan-04	12:50	6	2:08	1:33	60:49	13	4:41	-0.65	-1.39

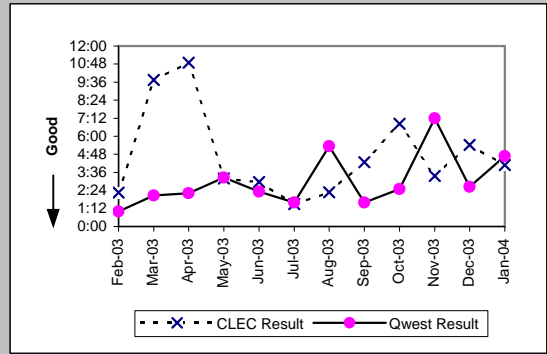


MR-6E - Mean Time to Restore (Hours:Minutes) - Interval Zone Two

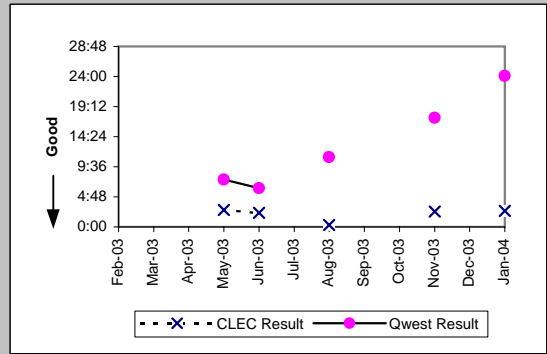
Unbundled Loop - DS1 Capable (Parity)										
Date	CLEC Num	CLEC Dend	CLEC Resu	CLEC Std	Qwest Num	Qwest Dend	Qwest Resu	Mod Z Scr	Parity Scr	
Feb-03	18:15	4	4:34	2:38	551:28	211	2:37	1.3	-0.21	
Mar-03	17:56	7	2:34	2:08	452:06	222	2:02	0.83	-0.5	
Apr-03	1:40	5	0:20	0:18	696:43	247	2:49	-1.37	-1.83	
May-03	33:23	12	2:47	2:16	495:13	202	2:27	0.63	-0.62	
Jun-03	20:54	6	3:29	3:30	664:17	232	2:52	0.52	-0.68	
Jul-03	33:00	11	3:00	2:58	714:56	237	3:01	-0.02	-1.01	
Aug-03	81:46	14	5:50	10:15	756:59	273	2:46	1.66	0.01	
Sep-03	39:43	13	3:03	3:27	1005:11	362	2:47	0.51	-0.69	
Oct-03	10:39	6	1:46	1:27	894:25	345	2:36	-0.84	-1.51	
Nov-03	16:57	9	1:53	1:34	567:28	209	2:43	-0.59	-1.36	
Dec-03	29:19	16	1:50	1:15	640:39	261	2:27	-0.56	-1.34	
Jan-04	49:12	14	3:31	5:12	377:47	151	2:30	1	-0.39	



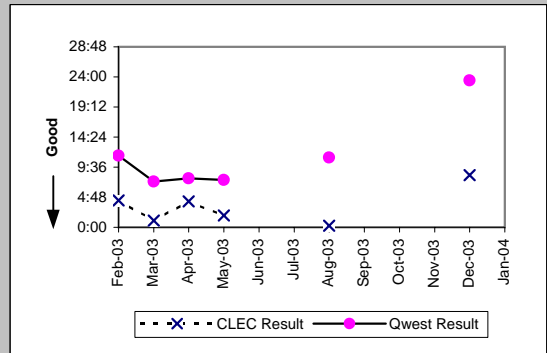
Unbundled Loop ISDN Capable (Parity)										
Date	CLEC Num	CLEC Dend	CLEC Resu	CLEC Std	Qwest Num	Qwest Dend	Qwest Resu	Mod Z Scr	Parity Scr	
Feb-03	15:43	7	2:15	1:10	11:01	11	1:00	2.26	0.37	
Mar-03	97:35	10	9:45	21:46	20:40	10	2:04	1.08	-0.35	
Apr-03	65:26	6	10:54	16:18	28:44	13	2:13	2.2	0.34	
May-03	19:13	6	3:12	1:31	68:24	21	3:15	-0.02	-1.01	
Jun-03	14:51	5	2:58	0:21	20:47	9	2:19	0.41	-0.75	
Jul-03	4:31	3	1:30	1:21	20:44	13	1:36	-0.08	-1.05	
Aug-03	15:50	7	2:16	1:20	117:44	22	5:21	-0.73	-1.44	
Sep-03	29:55	7	4:16	5:05	24:00	15	1:36	1.76	0.07	
Oct-03	20:29	3	6:50	5:31	22:27	9	2:30	1.64	-0.01	
Nov-03	37:00	11	3:22	3:40	72:03	10	7:12	-0.73	-1.45	
Dec-03	27:09	5	5:26	6:39	26:16	10	2:38	0.93	-0.44	
Jan-04	44:56	11	4:05	6:07	60:49	13	4:41	-0.18	-1.11	



Unbundled Loop - ADSL Qualified (Parity)										
Date	CLEC Num	CLEC Dend	CLEC Resu	CLEC Std	Qwest Num	Qwest Dend	Qwest Resu	Mod Z Scr	Parity Scr	
Feb-03										
Mar-03										
Apr-03										
May-03	5:26	2	2:43	1:11	13541:11	1791	7:34	-0.31	-1.19	
Jun-03	2:16	1	2:16		1605:02	260	6:10	-0.31	-1.19	
Jul-03										
Aug-03	0:18	1	0:18		4484:16	403	11:08	-0.56	-1.34	
Sep-03										
Oct-03										
Nov-03	2:27	1	2:27		7829:12	450	17:24	-0.41	-1.25	
Dec-03										
Jan-04	5:07	2	2:33	0:15	18324:35	760	24:07	-0.57	-1.35	

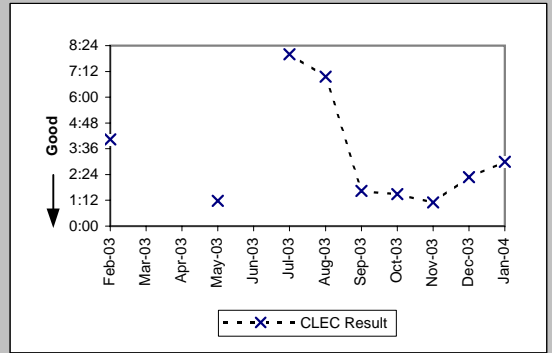


Qwest DSL (Parity)										
Date	CLEC Num	CLEC Dend	CLEC Resu	CLEC Std	Qwest Num	Qwest Dend	Qwest Resu	Mod Z Scr	Parity Scr	
Feb-03	4:16	1	4:16		19038:53	1663	11:27	-0.3	-1.18	
Mar-03	7:21	7	1:03	1:09	12054:28	1656	7:17	-1.19	-1.72	
Apr-03	33:01	8	4:08	6:19	14263:34	1828	7:48	-0.58	-1.35	
May-03	5:39	3	1:53	3:06	13541:11	1791	7:34	-0.45	-1.27	
Jun-03										
Jul-03										
Aug-03	0:14	1	0:14		4484:16	403	11:08	-0.57	-1.34	
Sep-03										
Oct-03										
Nov-03										
Dec-03	16:39	2	8:19	1:31	12953:50	553	23:25	-0.27	-1.16	
Jan-04										



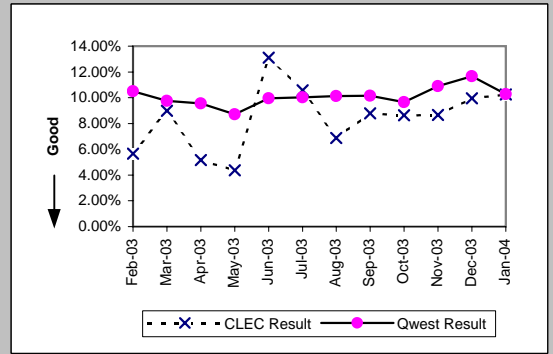
MR-6E - Mean Time to Restore (Hours:Minutes) - Interval Zone Two

Enhanced Extended Loops (EELs) (Diagnostic)					
Date	Numerator	Denominator	CLEC Result	Standard Dev	
Feb-03		4:02	1	4:02	
Mar-03					
Apr-03					
May-03	1:11		1	1:11	
Jun-03					
Jul-03	24:00		3	8:00	6:28
Aug-03	6:57		1	6:57	
Sep-03	9:49		6	1:38	1:36
Oct-03	7:23		5	1:29	0:33
Nov-03	6:35		6	1:06	1:08
Dec-03	16:02		7	2:17	1:12
Jan-04	3:00		1	3:00	

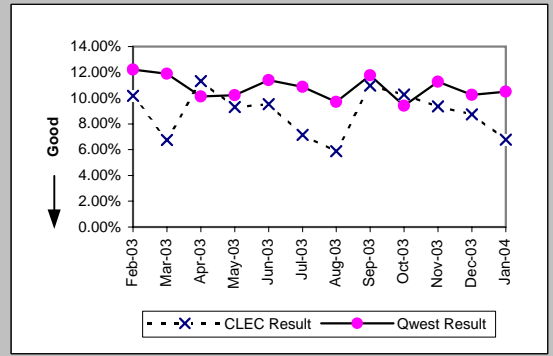


MR-7A - Repair Repeat Report Rate (Percent) - Dispatches within MSAs

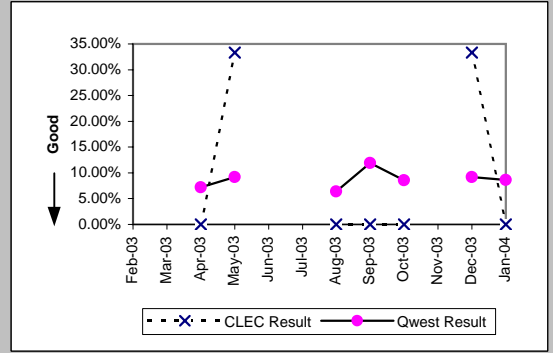
Residence (Parity)									
Date	CLEC Num	CLEC Denc	CLEC Resu	CLEC Std	Qwest Num	Qwest Denc	Qwest Resu	Mod Z Scr	Parity Scr
Feb-03	9	159	5.66%	23.11%	1254	11939	10.50%	-1.98	-2.2
Mar-03	16	178	8.99%	28.60%	1165	11930	9.77%	-0.35	-1.21
Apr-03	9	174	5.17%	22.15%	998	10441	9.56%	-1.95	-2.19
May-03	7	160	4.38%	20.45%	924	10601	8.72%	-1.93	-2.17
Jun-03	19	145	13.10%	33.74%	1132	11375	9.95%	1.24	-0.25
Jul-03	22	208	10.58%	30.75%	1160	11569	10.03%	0.29	-0.83
Aug-03	13	189	6.88%	25.31%	1189	11726	10.14%	-1.47	-1.9
Sep-03	19	216	8.80%	28.32%	1220	12031	10.14%	-0.65	-1.39
Oct-03	34	394	8.63%	28.08%	1501	15558	9.65%	-0.68	-1.41
Nov-03	33	381	8.66%	28.13%	1566	14361	10.90%	-1.39	-1.84
Dec-03	36	362	9.94%	29.93%	1538	13181	11.67%	-1.01	-1.61
Jan-04	50	488	10.25%	30.33%	1741	16928	10.28%	-0.03	-1.02



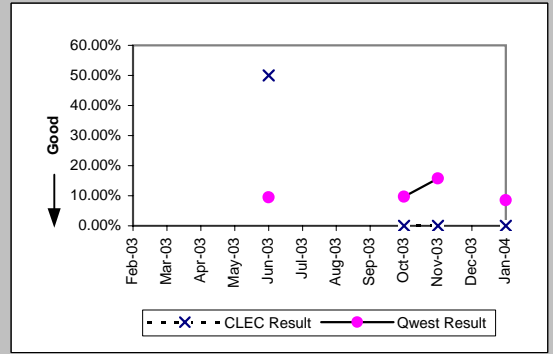
Business (Parity)									
Date	CLEC Num	CLEC Denc	CLEC Resu	CLEC Std	Qwest Num	Qwest Denc	Qwest Resu	Mod Z Scr	Parity Scr
Feb-03	6	59	10.17%	30.22%	159	1302	12.21%	-0.47	-1.28
Mar-03	6	89	6.74%	25.07%	156	1313	11.88%	-1.45	-1.88
Apr-03	6	53	11.32%	31.68%	122	1205	10.12%	0.32	-0.8
May-03	4	43	9.30%	29.05%	119	1164	10.22%	-0.2	-1.12
Jun-03	6	63	9.52%	29.35%	151	1324	11.40%	-0.46	-1.28
Jul-03	4	56	7.14%	25.75%	143	1316	10.87%	-0.88	-1.53
Aug-03	4	68	5.88%	23.53%	116	1196	9.70%	-1.03	-1.63
Sep-03	9	82	10.98%	31.26%	153	1299	11.78%	-0.22	-1.13
Oct-03	11	107	10.28%	30.37%	165	1752	9.42%	0.33	-0.8
Nov-03	10	107	9.35%	29.11%	147	1305	11.26%	-0.6	-1.37
Dec-03	9	103	8.74%	28.24%	140	1364	10.26%	-0.49	-1.3
Jan-04	8	118	6.78%	25.14%	165	1570	10.51%	-1.27	-1.77



Centrex (Parity)									
Date	CLEC Num	CLEC Denc	CLEC Resu	CLEC Std	Qwest Num	Qwest Denc	Qwest Resu	Mod Z Scr	Parity Scr
Feb-03									
Mar-03									
Apr-03	0	1	0.00%	0.00%	8	111	7.21%	-0.28	-1.17
May-03	1	3	33.33%	47.14%	11	120	9.17%	1.06	-0.35
Jun-03									
Jul-03									
Aug-03	0	2	0.00%	0.00%	7	110	6.36%	-0.37	-1.22
Sep-03	0	2	0.00%	0.00%	16	134	11.94%	-0.52	-1.31
Oct-03	0	2	0.00%	0.00%	11	128	8.59%	-0.43	-1.26
Nov-03									
Dec-03	1	3	33.33%	47.14%	7	76	9.21%	1.04	-0.37
Jan-04	0	4	0.00%	0.00%	7	81	8.64%	-0.6	-1.37

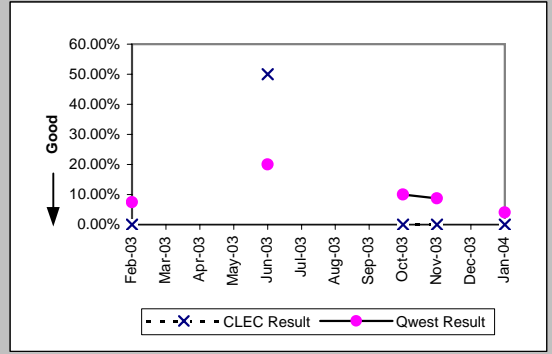


Centrex 21 (Parity)									
Date	CLEC Num	CLEC Denc	CLEC Resu	CLEC Std	Qwest Num	Qwest Denc	Qwest Resu	Mod Z Scr	Parity Scr
Feb-03									
Mar-03									
Apr-03									
May-03									
Jun-03	1	2	50.00%	50.00%	16	169	9.47%	1.3	-0.21
Jul-03									
Aug-03									
Sep-03									
Oct-03	0	1	0.00%	0.00%	21	217	9.68%	-0.33	-1.2
Nov-03	0	1	0.00%	0.00%	26	165	15.76%	-0.43	-1.26
Dec-03									
Jan-04	0	1	0.00%	0.00%	15	176	8.52%	-0.3	-1.19

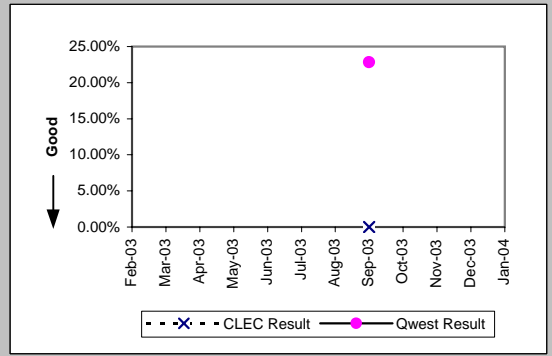


MR-7A - Repair Repeat Report Rate (Percent) - Dispatches within MSAs

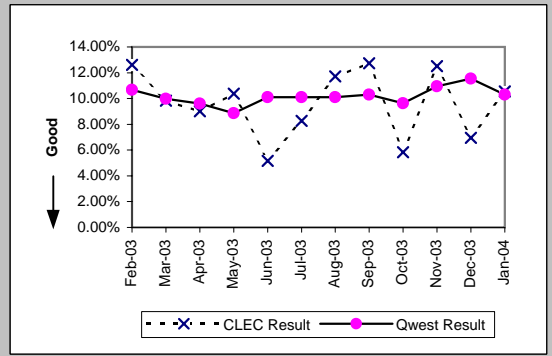
PBX (Parity)									
Date	CLEC Num	CLEC Denc	CLEC Resu	CLEC Std	Qwest Num	Qwest Denc	Qwest Resu	Mod Z Scr	Parity Scr
Feb-03	0	1	0.00%	0.00%	2	27	7.41%	-0.28	-1.17
Mar-03									
Apr-03									
May-03									
Jun-03	1	2	50.00%	50.00%	7	35	20.00%	0.78	-0.53
Jul-03									
Aug-03									
Sep-03									
Oct-03	0	1	0.00%	0.00%	3	30	10.00%	-0.33	-1.2
Nov-03	0	1	0.00%	0.00%	2	23	8.70%	-0.3	-1.18
Dec-03									
Jan-04	0	1	0.00%	0.00%	1	25	4.00%	-0.2	-1.12



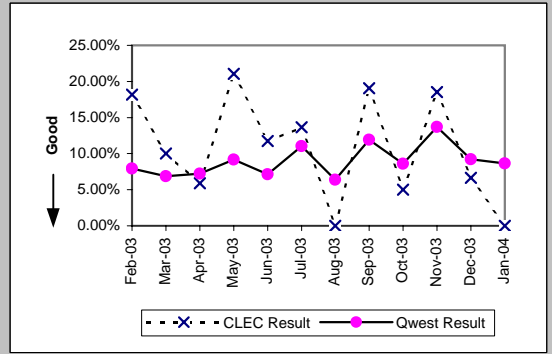
Basic Rate ISDN (Parity)									
Date	CLEC Num	CLEC Denc	CLEC Resu	CLEC Std	Qwest Num	Qwest Denc	Qwest Resu	Mod Z Scr	Parity Scr
Feb-03									
Mar-03									
Apr-03									
May-03									
Jun-03									
Jul-03									
Aug-03									
Sep-03	0	1	0.00%	0.00%	13	57	22.81%	-0.54	-1.33
Oct-03									
Nov-03									
Dec-03									
Jan-04									



UNE - P (POTS) (Parity)									
Date	CLEC Num	CLEC Denc	CLEC Resu	CLEC Std	Qwest Num	Qwest Denc	Qwest Resu	Mod Z Scr	Parity Scr
Feb-03	14	111	12.61%	33.20%	1413	13241	10.67%	0.68	-0.59
Mar-03	12	122	9.84%	29.78%	1321	13243	9.98%	-0.05	-1.03
Apr-03	12	133	9.02%	28.65%	1120	11646	9.62%	-0.23	-1.14
May-03	14	135	10.37%	30.49%	1043	11765	8.87%	0.63	-0.62
Jun-03	6	116	5.17%	22.15%	1283	12699	10.10%	-1.75	-2.07
Jul-03	9	109	8.26%	27.52%	1303	12885	10.11%	-0.64	-1.39
Aug-03	13	111	11.71%	32.16%	1305	12922	10.10%	0.58	-0.64
Sep-03	13	102	12.75%	33.35%	1373	13330	10.30%	0.82	-0.5
Oct-03	9	154	5.84%	23.46%	1666	17310	9.62%	-1.58	-1.96
Nov-03	15	120	12.50%	33.07%	1713	15666	10.93%	0.57	-0.65
Dec-03	10	144	6.94%	25.42%	1678	14545	11.54%	-1.72	-2.04
Jan-04	19	180	10.56%	30.73%	1906	18498	10.30%	0.14	-0.91

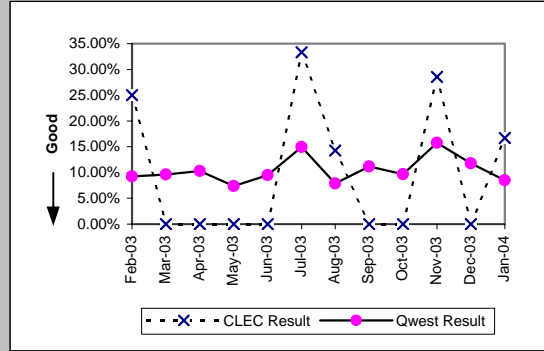


UNE P (Centrex) (Parity)									
Date	CLEC Num	CLEC Denc	CLEC Resu	CLEC Std	Qwest Num	Qwest Denc	Qwest Resu	Mod Z Scr	Parity Scr
Feb-03	4	22	18.18%	38.57%	8	101	7.92%	1.36	-0.17
Mar-03	2	20	10.00%	30.00%	9	131	6.87%	0.51	-0.69
Apr-03	1	17	5.88%	23.53%	8	111	7.21%	-0.2	-1.12
May-03	4	19	21.05%	40.77%	11	120	9.17%	1.43	-0.13
Jun-03	2	17	11.76%	32.22%	10	140	7.14%	0.66	-0.6
Jul-03	3	22	13.64%	34.32%	14	127	11.02%	0.37	-0.77
Aug-03	0	23	0.00%	0.00%	7	110	6.36%	-1.14	-1.69
Sep-03	4	21	19.05%	39.27%	16	134	11.94%	0.88	-0.46
Oct-03	1	20	5.00%	21.79%	11	128	8.59%	-0.53	-1.32
Nov-03	5	27	18.52%	38.84%	10	73	13.70%	0.58	-0.64
Dec-03	1	15	6.67%	24.94%	7	76	9.21%	-0.31	-1.19
Jan-04	0	19	0.00%	0.00%	7	81	8.64%	-1.21	-1.73

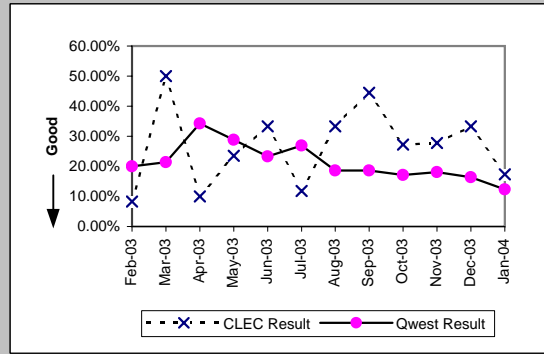


MR-7A - Repair Repeat Report Rate (Percent) - Dispatches within MSAs

UNE P (Centrex 21) (Parity)										
Date	CLEC Num	CLEC Denc	CLEC Resu	CLEC Std	Qwest Num	Qwest Denc	Qwest Resu	Mod Z Scr	Parity Scr	
Feb-03	2	8	25.00%	43.30%	15	162	9.26%	1.26	-0.23	
Mar-03	0	4	0.00%	0.00%	15	156	9.62%	-0.64	-1.39	
Apr-03	0	2	0.00%	0.00%	14	136	10.29%	-0.48	-1.29	
May-03	0	4	0.00%	0.00%	10	135	7.41%	-0.56	-1.34	
Jun-03	0	3	0.00%	0.00%	16	169	9.47%	-0.56	-1.34	
Jul-03	1	3	33.33%	47.14%	25	167	14.97%	0.74	-0.55	
Aug-03	1	7	14.29%	34.99%	12	152	7.89%	0.56	-0.66	
Sep-03	0	4	0.00%	0.00%	16	143	11.19%	-0.7	-1.43	
Oct-03	0	3	0.00%	0.00%	21	217	9.68%	-0.56	-1.34	
Nov-03	2	7	28.57%	45.18%	26	165	15.76%	0.84	-0.49	
Dec-03	0	5	0.00%	0.00%	18	153	11.76%	-0.8	-1.49	
Jan-04	1	6	16.67%	37.27%	15	176	8.52%	0.63	-0.62	

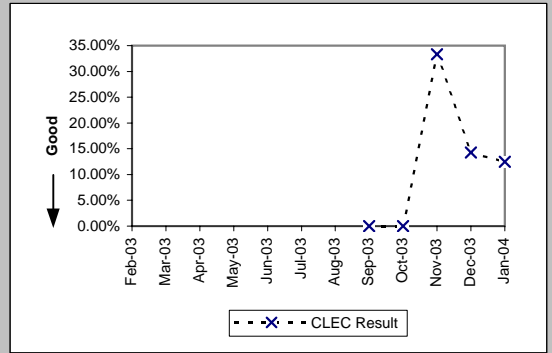


Line Sharing (Diagnostic)										
Date	CLEC Num	CLEC Denc	CLEC Resu	CLEC Std	Qwest Num	Qwest Denc	Qwest Resu	Mod Z Scr	Parity Scr	
Feb-03	1	12	8.33%	27.64%	11	55	20.00%	-0.92	-1.56	
Mar-03	10	20	50.00%	50.00%	15	70	21.43%	2.39	0.45	
Apr-03	1	10	10.00%	30.00%	24	70	34.29%	-1.51	-1.92	
May-03	4	17	23.53%	42.42%	17	59	28.81%	-0.42	-1.26	
Jun-03	4	12	33.33%	47.14%	79	339	23.30%	0.79	-0.52	
Jul-03	2	17	11.76%	32.22%	97	360	26.94%	-1.38	-1.84	
Aug-03	7	21	33.33%	47.14%	67	360	18.61%	1.57	-0.05	
Sep-03	8	18	44.44%	49.69%	72	386	18.65%	2.43	0.48	
Oct-03	6	22	27.27%	44.54%	73	427	17.10%	1.18	-0.28	
Nov-03	5	18	27.78%	44.79%	56	310	18.06%	1	-0.39	
Dec-03	10	30	33.33%	47.14%	69	421	16.39%	2.18	0.33	
Jan-04	4	23	17.39%	37.90%	59	478	12.34%	0.72	-0.56	



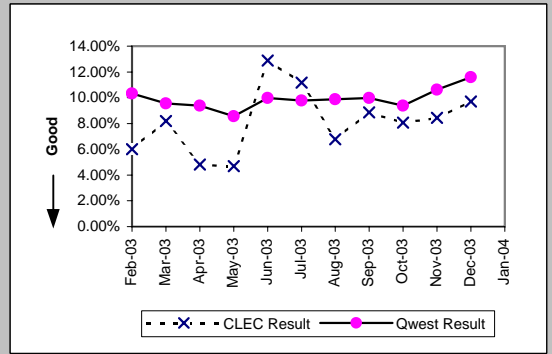
MR-7A - Repair Repeat Report Rate (Percent) - Dispatches within MSAs

Line Splitting (Diagnostic)				
Date	Numerator	Denominator	CLEC Result	Standard Dev
Feb-03				
Mar-03				
Apr-03				
May-03				
Jun-03				
Jul-03				
Aug-03				
Sep-03	0	1	0.00%	0.00%
Oct-03	0	1	0.00%	0.00%
Nov-03	1	3	33.33%	47.14%
Dec-03	2	14	14.29%	34.99%
Jan-04	1	8	12.50%	33.07%

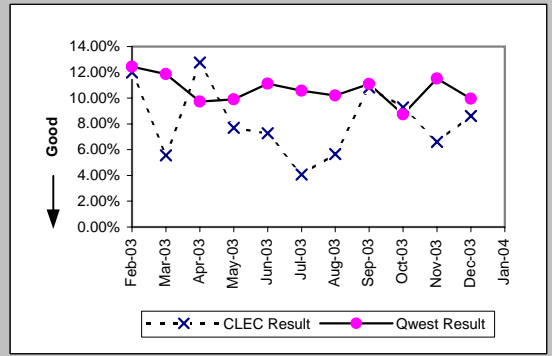


MR-7A* - Repair Repeat Report Rate (Percent) - Dispatches within MSAs

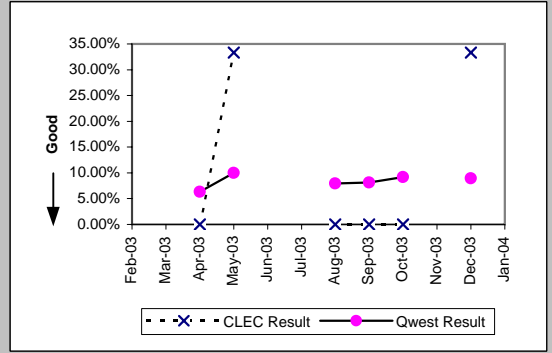
Residence (Parity)									
Date	CLEC Num	CLEC Denc	CLEC Resu	CLEC Std	Qwest Num	Qwest Denc	Qwest Resu	Mod Z Scr	Parity Scr
Feb-03	9	150	6.00%	23.75%	1161	11244	10.33%	-1.73	-2.05
Mar-03	14	171	8.19%	27.42%	1072	11213	9.56%	-0.61	-1.37
Apr-03	8	166	4.82%	21.42%	919	9803	9.37%	-2	-2.21
May-03	7	149	4.70%	21.16%	853	9948	8.57%	-1.68	-2.02
Jun-03	17	132	12.88%	33.50%	1066	10676	9.99%	1.09	-0.34
Jul-03	22	197	11.17%	31.50%	1059	10835	9.77%	0.67	-0.59
Aug-03	12	177	6.78%	25.14%	1079	10917	9.88%	-1.37	-1.83
Sep-03	18	203	8.87%	28.43%	1116	11182	9.98%	-0.52	-1.32
Oct-03	29	359	8.08%	27.25%	1365	14563	9.37%	-0.83	-1.51
Nov-03	30	355	8.45%	27.81%	1443	13591	10.62%	-1.31	-1.8
Dec-03	32	330	9.70%	29.59%	1442	12452	11.58%	-1.06	-1.64
Jan-04									



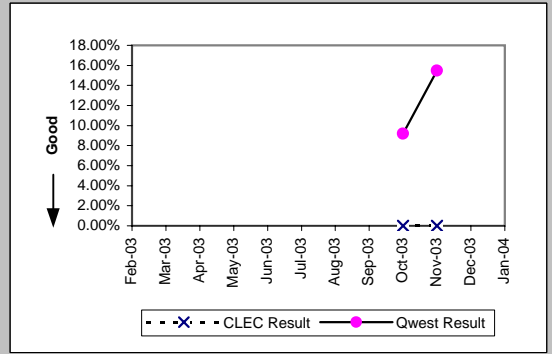
Business (Parity)									
Date	CLEC Num	CLEC Denc	CLEC Resu	CLEC Std	Qwest Num	Qwest Denc	Qwest Resu	Mod Z Scr	Parity Scr
Feb-03	6	50	12.00%	32.50%	144	1158	12.44%	-0.09	-1.06
Mar-03	4	72	5.56%	22.91%	140	1180	11.86%	-1.61	-1.98
Apr-03	6	47	12.77%	33.37%	104	1069	9.73%	0.7	-0.57
May-03	3	39	7.69%	26.65%	105	1060	9.91%	-0.45	-1.28
Jun-03	4	55	7.27%	25.97%	131	1179	11.11%	-0.89	-1.54
Jul-03	2	49	4.08%	19.79%	123	1162	10.59%	-1.45	-1.88
Aug-03	3	53	5.66%	23.11%	109	1068	10.21%	-1.07	-1.65
Sep-03	8	74	10.81%	31.05%	129	1162	11.10%	-0.08	-1.05
Oct-03	9	97	9.28%	29.01%	139	1591	8.74%	0.22	-0.87
Nov-03	6	91	6.59%	24.82%	136	1180	11.53%	-1.42	-1.86
Dec-03	8	93	8.60%	28.04%	122	1225	9.96%	-0.42	-1.26
Jan-04									



Centrex (Parity)									
Date	CLEC Num	CLEC Denc	CLEC Resu	CLEC Std	Qwest Num	Qwest Denc	Qwest Resu	Mod Z Scr	Parity Scr
Feb-03									
Mar-03									
Apr-03	0	1	0.00%	0.00%	6	95	6.32%	-0.26	-1.16
May-03	1	3	33.33%	47.14%	11	110	10.00%	1.01	-0.39
Jun-03									
Jul-03									
Aug-03	0	2	0.00%	0.00%	7	88	7.95%	-0.41	-1.25
Sep-03	0	1	0.00%	0.00%	9	111	8.11%	-0.3	-1.18
Oct-03	0	2	0.00%	0.00%	10	109	9.17%	-0.45	-1.27
Nov-03									
Dec-03	1	3	33.33%	47.14%	6	67	8.96%	1.05	-0.36
Jan-04									



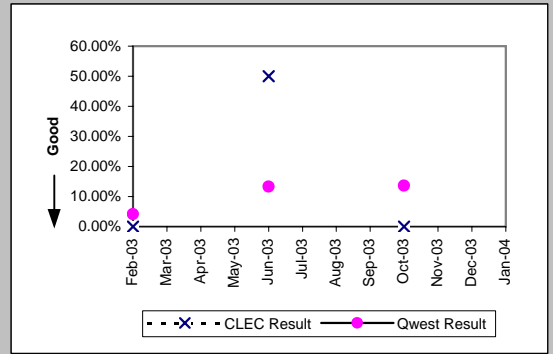
Centrex 21 (Parity)									
Date	CLEC Num	CLEC Denc	CLEC Resu	CLEC Std	Qwest Num	Qwest Denc	Qwest Resu	Mod Z Scr	Parity Scr
Feb-03									
Mar-03									
Apr-03									
May-03									
Jun-03									
Jul-03									
Aug-03									
Sep-03									
Oct-03	0	1	0.00%	0.00%	19	207	9.18%	-0.32	-1.19
Nov-03	0	1	0.00%	0.00%	22	142	15.49%	-0.43	-1.26
Dec-03									
Jan-04									



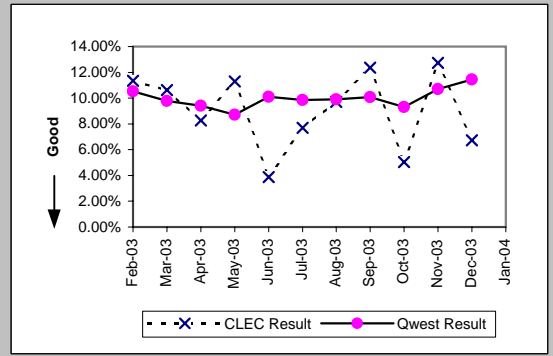
*Results exclude No Trouble Found and Test OK reports unless QWEST trouble is found on another report within 30 days of the original report. A 30-day window necessitates reporting a month behind

MR-7A* - Repair Repeat Report Rate (Percent) - Dispatches within MSAs

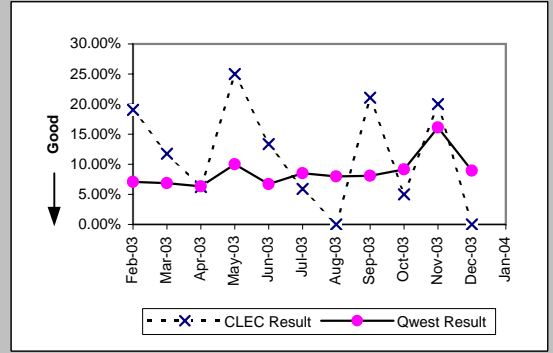
PBX (Parity)									
Date	CLEC Num	CLEC Denc	CLEC Resu	CLEC Std E	Qwest Num	Qwest Denc	Qwest Resu	Mod Z Scr	Parity Scr
Feb-03	0	1	0.00%	0.00%	1	24	4.17%	-0.2	-1.12
Mar-03									
Apr-03									
May-03									
Jun-03	1	2	50.00%	50.00%	4	30	13.33%	1.03	-0.38
Jul-03									
Aug-03									
Sep-03									
Oct-03	0	1	0.00%	0.00%	3	22	13.64%	-0.39	-1.24
Nov-03									
Dec-03									
Jan-04									



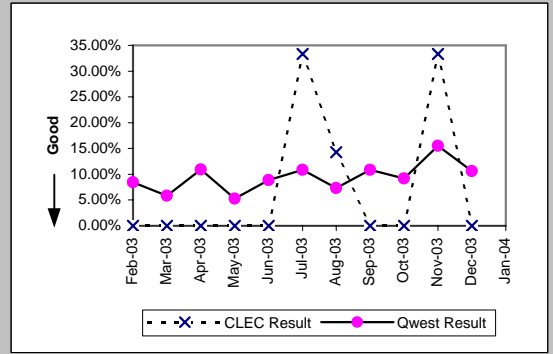
UNE - P (POTS) (Parity)									
Date	CLEC Num	CLEC Denc	CLEC Resu	CLEC Std E	Qwest Num	Qwest Denc	Qwest Resu	Mod Z Scr	Parity Scr
Feb-03	11	97	11.34%	31.71%	1305	12402	10.52%	0.3	-0.82
Mar-03	12	113	10.62%	30.81%	1212	12393	9.78%	0.33	-0.8
Apr-03	10	121	8.26%	27.53%	1023	10872	9.41%	-0.43	-1.26
May-03	14	124	11.29%	31.65%	958	11008	8.70%	1.01	-0.39
Jun-03	4	103	3.88%	19.32%	1197	11855	10.10%	-2.08	-2.27
Jul-03	8	104	7.69%	26.65%	1182	11997	9.85%	-0.74	-1.45
Aug-03	10	103	9.71%	29.61%	1188	11985	9.91%	-0.07	-1.04
Sep-03	12	97	12.37%	32.93%	1245	12344	10.09%	0.76	-0.54
Oct-03	7	139	5.04%	21.87%	1504	16154	9.31%	-1.73	-2.05
Nov-03	14	110	12.73%	33.33%	1579	14771	10.69%	0.7	-0.57
Dec-03	9	134	6.72%	25.03%	1564	13677	11.44%	-1.71	-2.04
Jan-04									



UNE P (Centrex) (Parity)									
Date	CLEC Num	CLEC Denc	CLEC Resu	CLEC Std E	Qwest Num	Qwest Denc	Qwest Resu	Mod Z Scr	Parity Scr
Feb-03	4	21	19.05%	39.27%	6	85	7.06%	1.53	-0.07
Mar-03	2	17	11.76%	32.22%	7	102	6.86%	0.68	-0.59
Apr-03	1	16	6.25%	24.21%	6	95	6.32%	-0.01	-1.01
May-03	4	16	25.00%	43.30%	11	110	10.00%	1.57	-0.04
Jun-03	2	15	13.33%	33.99%	8	119	6.72%	0.86	-0.48
Jul-03	1	17	5.88%	23.53%	9	106	8.49%	-0.36	-1.22
Aug-03	0	20	0.00%	0.00%	7	88	7.95%	-1.19	-1.72
Sep-03	4	19	21.05%	40.77%	9	111	8.11%	1.58	-0.04
Oct-03	1	20	5.00%	21.79%	10	109	9.17%	-0.59	-1.36
Nov-03	5	25	20.00%	40.00%	10	62	16.13%	0.42	-0.74
Dec-03	0	11	0.00%	0.00%	6	67	8.96%	-0.96	-1.59
Jan-04									



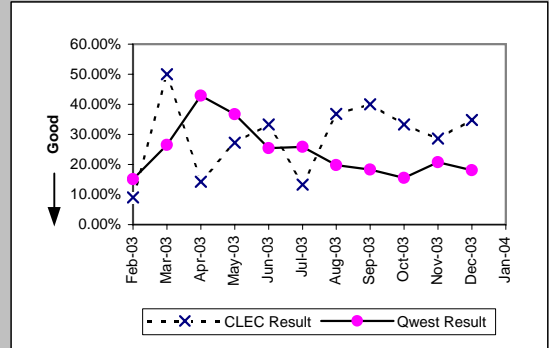
UNE P (Centrex 21) (Parity)									
Date	CLEC Num	CLEC Denc	CLEC Resu	CLEC Std E	Qwest Num	Qwest Denc	Qwest Resu	Mod Z Scr	Parity Scr
Feb-03	0	5	0.00%	0.00%	12	142	8.45%	-0.67	-1.41
Mar-03	0	4	0.00%	0.00%	8	137	5.84%	-0.49	-1.3
Apr-03	0	2	0.00%	0.00%	13	119	10.92%	-0.49	-1.3
May-03	0	4	0.00%	0.00%	6	114	5.26%	-0.46	-1.28
Jun-03	0	3	0.00%	0.00%	13	146	8.90%	-0.54	-1.33
Jul-03	1	3	33.33%	47.14%	16	147	10.88%	0.96	-0.42
Aug-03	1	7	14.29%	34.99%	10	136	7.35%	0.61	-0.63
Sep-03	0	4	0.00%	0.00%	14	129	10.85%	-0.69	-1.42
Oct-03	0	3	0.00%	0.00%	19	207	9.18%	-0.55	-1.33
Nov-03	2	6	33.33%	47.14%	22	142	15.49%	1.05	-0.36
Dec-03	0	3	0.00%	0.00%	14	132	10.61%	-0.59	-1.36
Jan-04									



*Results exclude No Trouble Found and Test OK reports unless QWEST trouble is found on another report within 30 days of the original report. A 30-day window necessitates reporting a month behind

MR-7A* - Repair Repeat Report Rate (Percent) - Dispatches within MSAs

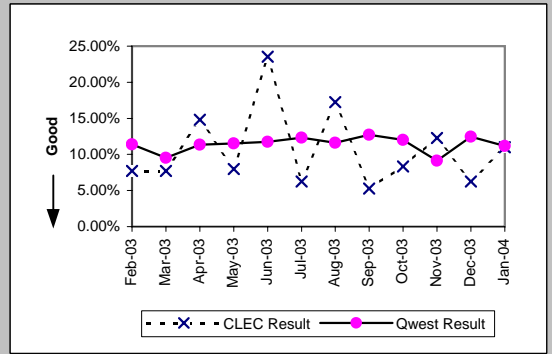
Line Sharing (Diagnostic)									
Date	CLEC Num	CLEC Denc	CLEC Resu	CLEC Std T	Qwest Num	Qwest Denc	Qwest Resu	Mod Z Scr	Parity Scr
Feb-03	1	11	9.09%	28.75%	5	33	15.15%	-0.49	-1.3
Mar-03	9	18	50.00%	50.00%	9	34	26.47%	1.64	0
Apr-03	1	7	14.29%	34.99%	15	35	42.86%	-1.39	-1.85
May-03	3	11	27.27%	44.54%	11	30	36.67%	-0.55	-1.34
Jun-03	4	12	33.33%	47.14%	59	232	25.43%	0.61	-0.63
Jul-03	2	15	13.33%	33.99%	68	263	25.86%	-1.08	-1.65
Aug-03	7	19	36.84%	48.24%	52	263	19.77%	1.66	0.01
Sep-03	6	15	40.00%	48.99%	51	278	18.35%	1.89	0.15
Oct-03	6	18	33.33%	47.14%	49	315	15.56%	1.81	0.1
Nov-03	4	14	28.57%	45.18%	46	222	20.72%	0.69	-0.58
Dec-03	8	23	34.78%	47.63%	57	316	18.04%	1.84	0.12
Jan-04									



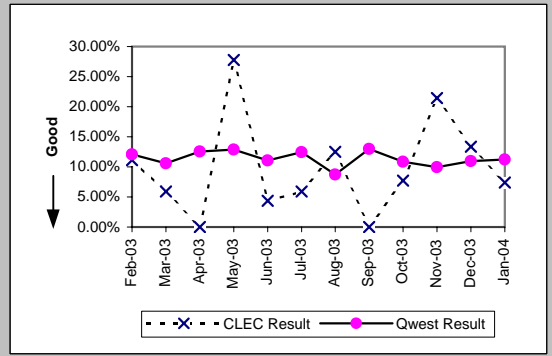
*Results exclude No Trouble Found and Test OK reports unless QWEST trouble is found on another report within 30 days of the original report. A 30-day window necessitates reporting a month behind

MR-7B - Repair Repeat Report Rate (Percent) - Dispatches outside MSAs

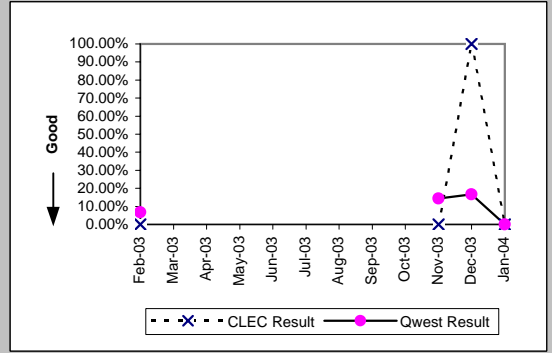
Residence (Parity)									
Date	CLEC Num	CLEC Denc	CLEC Resu	CLEC Std	Qwest Num	Qwest Denc	Qwest Resu	Mod Z Scr	Parity Scr
Feb-03	2	26	7.69%	26.65%	293	2570	11.40%	-0.59	-1.36
Mar-03	2	26	7.69%	26.65%	268	2813	9.53%	-0.32	-1.19
Apr-03	4	27	14.81%	35.52%	299	2634	11.35%	0.59	-0.64
May-03	2	25	8.00%	27.13%	289	2509	11.52%	-0.55	-1.33
Jun-03	4	17	23.53%	42.42%	294	2500	11.76%	1.37	-0.16
Jul-03	1	16	6.25%	24.21%	350	2845	12.30%	-0.73	-1.45
Aug-03	5	29	17.24%	37.77%	333	2869	11.61%	0.93	-0.44
Sep-03	2	38	5.26%	22.33%	329	2585	12.73%	-1.37	-1.83
Oct-03	5	60	8.33%	27.64%	385	3200	12.03%	-0.87	-1.53
Nov-03	7	57	12.28%	32.82%	238	2609	9.12%	0.82	-0.5
Dec-03	5	80	6.25%	24.21%	386	3103	12.44%	-1.66	-2.01
Jan-04	9	82	10.98%	31.26%	387	3467	11.16%	-0.05	-1.03



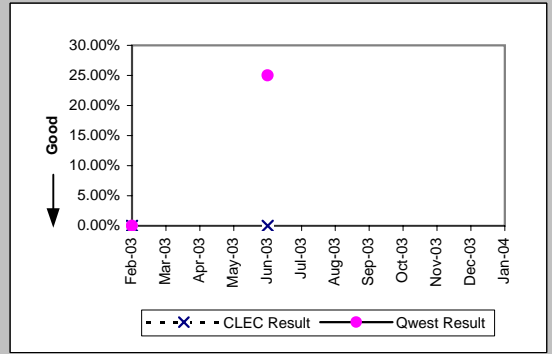
Business (Parity)									
Date	CLEC Num	CLEC Denc	CLEC Resu	CLEC Std	Qwest Num	Qwest Denc	Qwest Resu	Mod Z Scr	Parity Scr
Feb-03	2	18	11.11%	31.43%	37	307	12.05%	-0.12	-1.07
Mar-03	1	17	5.88%	23.53%	36	340	10.59%	-0.62	-1.37
Apr-03	0	8	0.00%	0.00%	43	342	12.57%	-1.06	-1.64
May-03	5	18	27.78%	44.79%	41	319	12.85%	1.64	0
Jun-03	1	23	4.35%	20.39%	36	325	11.08%	-0.99	-1.6
Jul-03	1	17	5.88%	23.53%	39	314	12.42%	-0.8	-1.48
Aug-03	2	16	12.50%	33.07%	25	286	8.74%	0.53	-0.68
Sep-03	0	21	0.00%	0.00%	41	316	12.97%	-1.71	-2.04
Oct-03	2	26	7.69%	26.65%	34	314	10.83%	-0.49	-1.3
Nov-03	3	14	21.43%	41.03%	28	281	9.96%	1.25	-0.24
Dec-03	4	30	13.33%	33.99%	35	319	10.97%	0.42	-0.74
Jan-04	2	27	7.41%	26.19%	39	348	11.21%	-0.6	-1.37



Centrex 21 (Parity)									
Date	CLEC Num	CLEC Denc	CLEC Resu	CLEC Std	Qwest Num	Qwest Denc	Qwest Resu	Mod Z Scr	Parity Scr
Feb-03	0	1	0.00%	0.00%	1	15	6.67%	-0.26	-1.16
Mar-03									
Apr-03									
May-03									
Jun-03									
Jul-03									
Aug-03									
Sep-03									
Oct-03									
Nov-03	0	1	0.00%	0.00%	2	14	14.29%	-0.39	-1.24
Dec-03	1	1	100.00%	0.00%	2	12	16.67%	1.26	-0.24
Jan-04	0	1	0.00%	0.00%	0	14	0.00%	N/A	N/A

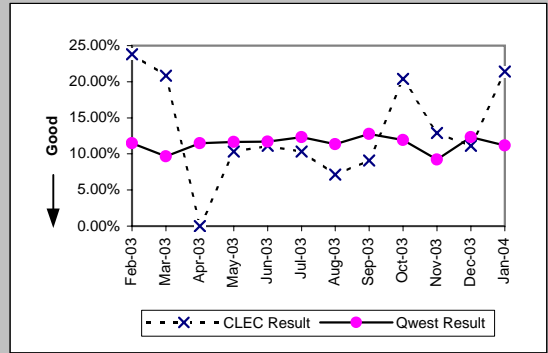


PBX (Parity)									
Date	CLEC Num	CLEC Denc	CLEC Resu	CLEC Std	Qwest Num	Qwest Denc	Qwest Resu	Mod Z Scr	Parity Scr
Feb-03	0	1	0.00%	0.00%	0	10	0.00%	N/A	N/A
Mar-03									
Apr-03									
May-03									
Jun-03	0	2	0.00%	0.00%	1	4	25.00%	-0.67	-1.41
Jul-03									
Aug-03									
Sep-03									
Oct-03									
Nov-03									
Dec-03									
Jan-04									

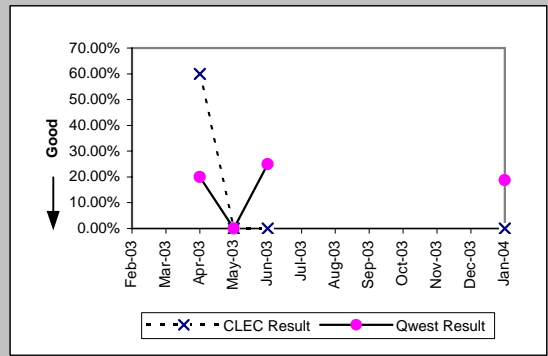


MR-7B - Repair Repeat Report Rate (Percent) - Dispatches outside MSAs

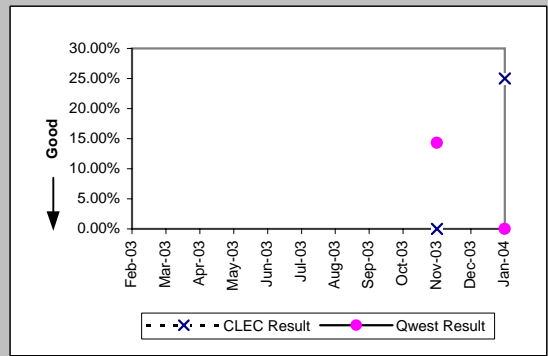
UNE - P (POTS) (Parity)										
Date	CLEC Num	CLEC Dend	CLEC Resu	CLEC Std	Qwest Num	Qwest Dend	Qwest Resu	Mod Z Scr	Parity Scr	
Feb-03	5	21	23.81%	42.59%	330	2877	11.47%	1.6	-0.03	
Mar-03	5	24	20.83%	40.61%	304	3153	9.64%	1.66	0.01	
Apr-03	0	27	0.00%	0.00%	342	2976	11.49%	-1.86	-2.13	
May-03	3	29	10.34%	30.45%	330	2828	11.67%	-0.22	-1.13	
Jun-03	2	18	11.11%	31.43%	330	2825	11.68%	-0.08	-1.05	
Jul-03	3	29	10.34%	30.45%	389	3159	12.31%	-0.32	-1.2	
Aug-03	1	14	7.14%	25.75%	358	3155	11.35%	-0.49	-1.3	
Sep-03	1	11	9.09%	28.75%	370	2901	12.75%	-0.36	-1.22	
Oct-03	11	54	20.37%	40.28%	419	3514	11.92%	1.78	0.08	
Nov-03	4	31	12.90%	33.52%	266	2890	9.20%	0.72	-0.56	
Dec-03	4	36	11.11%	31.43%	421	3422	12.30%	-0.22	-1.13	
Jan-04	9	42	21.43%	41.03%	426	3815	11.17%	1.92	0.17	



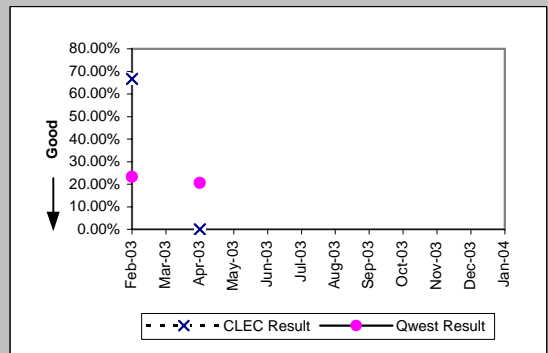
UNE P (Centrex) (Parity)										
Date	CLEC Num	CLEC Dend	CLEC Resu	CLEC Std	Qwest Num	Qwest Dend	Qwest Resu	Mod Z Scr	Parity Scr	
Feb-03										
Mar-03										
Apr-03	3	5	60.00%	48.99%	3	15	20.00%	1.49	-0.09	
May-03	0	1	0.00%	0.00%	0	6	0.00%	N/A	N/A	
Jun-03	0	1	0.00%	0.00%	5	20	25.00%	-0.56	-1.34	
Jul-03										
Aug-03										
Sep-03										
Oct-03										
Nov-03										
Dec-03										
Jan-04	0	1	0.00%	0.00%	3	16	18.75%	-0.47	-1.28	



UNE P (Centrex 21) (Parity)										
Date	CLEC Num	CLEC Dend	CLEC Resu	CLEC Std	Qwest Num	Qwest Dend	Qwest Resu	Mod Z Scr	Parity Scr	
Feb-03										
Mar-03										
Apr-03										
May-03										
Jun-03										
Jul-03										
Aug-03										
Sep-03										
Oct-03										
Nov-03	0	1	0.00%	0.00%	2	14	14.29%	-0.39	-1.24	
Dec-03										
Jan-04	1	4	25.00%	43.30%	0	14	0.00%	N/A	-0.22	

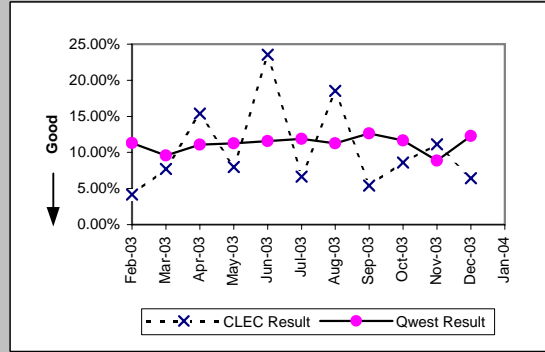


Line Sharing (Diagnostic)										
Date	CLEC Num	CLEC Dend	CLEC Resu	CLEC Std	Qwest Num	Qwest Dend	Qwest Resu	Mod Z Scr	Parity Scr	
Feb-03	2	3	66.67%	47.14%	97	418	23.21%	1.46	-0.11	
Mar-03										
Apr-03	0	1	0.00%	0.00%	88	428	20.56%	-0.51	-1.31	
May-03										
Jun-03										
Jul-03										
Aug-03										
Sep-03										
Oct-03										
Nov-03										
Dec-03										
Jan-04										

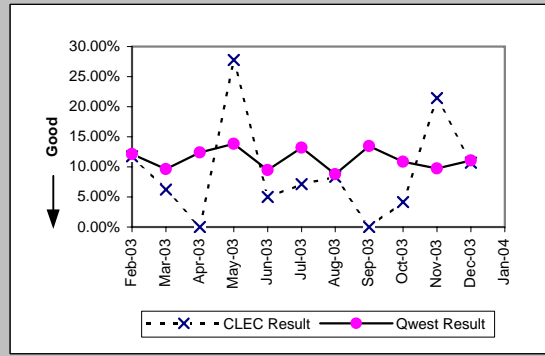


MR-7B* - Repair Repeat Report Rate (Percent) - Dispatches outside MSAs

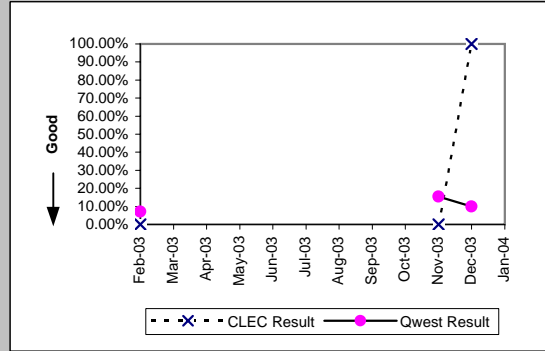
Residence (Parity)									
Date	CLEC Num	CLEC Denc	CLEC Resu	CLEC Std	Qwest Num	Qwest Denc	Qwest Resu	Mod Z Scr	Parity Scr
Feb-03	1	24	4.17%	19.98%	274	2427	11.29%	-1.1	-1.67
Mar-03	2	26	7.69%	26.65%	257	2688	9.56%	-0.32	-1.2
Apr-03	4	26	15.38%	36.08%	280	2523	11.10%	0.71	-0.57
May-03	2	25	8.00%	27.13%	270	2399	11.25%	-0.51	-1.31
Jun-03	4	17	23.53%	42.42%	274	2368	11.57%	1.4	-0.15
Jul-03	1	15	6.67%	24.94%	322	2707	11.90%	-0.62	-1.38
Aug-03	5	27	18.52%	38.84%	305	2708	11.26%	1.14	-0.31
Sep-03	2	37	5.41%	22.61%	306	2425	12.62%	-1.31	-1.8
Oct-03	5	58	8.62%	28.07%	354	3040	11.64%	-0.71	-1.43
Nov-03	6	54	11.11%	31.43%	220	2479	8.87%	0.6	-0.64
Dec-03	5	78	6.41%	24.49%	361	2944	12.26%	-1.56	-1.95
Jan-04									



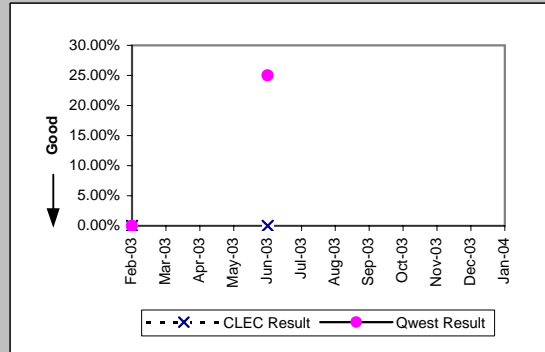
Business (Parity)									
Date	CLEC Num	CLEC Denc	CLEC Resu	CLEC Std	Qwest Num	Qwest Denc	Qwest Resu	Mod Z Scr	Parity Scr
Feb-03	2	17	11.76%	32.22%	35	288	12.15%	-0.05	-1.03
Mar-03	1	16	6.25%	24.21%	30	311	9.65%	-0.45	-1.27
Apr-03	0	7	0.00%	0.00%	38	307	12.38%	-0.98	-1.6
May-03	5	18	27.78%	44.79%	41	296	13.85%	1.51	-0.08
Jun-03	1	20	5.00%	21.79%	28	295	9.49%	-0.66	-1.4
Jul-03	1	14	7.14%	25.75%	38	288	13.19%	-0.65	-1.4
Aug-03	1	12	8.33%	27.64%	23	262	8.78%	-0.05	-1.03
Sep-03	0	18	0.00%	0.00%	39	290	13.45%	-1.62	-1.99
Oct-03	1	24	4.17%	19.98%	31	285	10.88%	-1.01	-1.62
Nov-03	3	14	21.43%	41.03%	25	257	9.73%	1.28	-0.22
Dec-03	3	28	10.71%	30.93%	33	298	11.07%	-0.06	-1.04
Jan-04									



Centrex 21 (Parity)									
Date	CLEC Num	CLEC Denc	CLEC Resu	CLEC Std	Qwest Num	Qwest Denc	Qwest Resu	Mod Z Scr	Parity Scr
Feb-03	0	1	0.00%	0.00%	1	14	7.14%	-0.27	-1.16
Mar-03									
Apr-03									
May-03									
Jun-03									
Jul-03									
Aug-03									
Sep-03									
Oct-03									
Nov-03	0	1	0.00%	0.00%	2	13	15.38%	-0.41	-1.25
Dec-03	1	1	100.00%	0.00%	1	10	10.00%	1.41	-0.14
Jan-04									



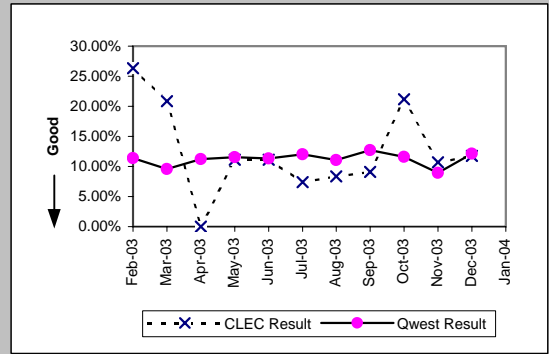
PBX (Parity)									
Date	CLEC Num	CLEC Denc	CLEC Resu	CLEC Std	Qwest Num	Qwest Denc	Qwest Resu	Mod Z Scr	Parity Scr
Feb-03	0	1	0.00%	0.00%	0	10	0.00%	N/A	N/A
Mar-03									
Apr-03									
May-03									
Jun-03	0	2	0.00%	0.00%	1	4	25.00%	-0.67	-1.41
Jul-03									
Aug-03									
Sep-03									
Oct-03									
Nov-03									
Dec-03									
Jan-04									



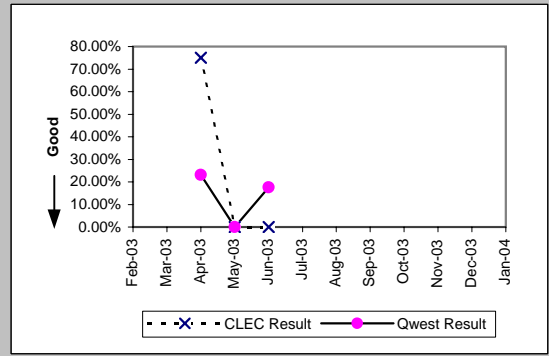
*Results exclude No Trouble Found and Test OK reports unless QWEST trouble is found on another report within 30 days of the original report. A 30-day window necessitates reporting a month behind

MR-7B* - Repair Repeat Report Rate (Percent) - Dispatches outside MSAs

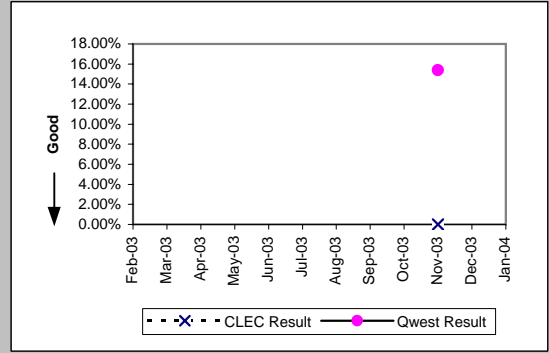
UNE - P (POTS) (Parity)									
Date	CLEC Num	CLEC Denc	CLEC Resu	CLEC Std E	Qwest Num	Qwest Denc	Qwest Resu	Mod Z Scr	Parity Scr
Feb-03	5	19	26.32%	44.03%	309	2715	11.38%	1.81	0.1
Mar-03	5	24	20.83%	40.61%	287	2999	9.57%	1.67	0.02
Apr-03	0	23	0.00%	0.00%	318	2830	11.24%	-1.7	-2.03
May-03	3	27	11.11%	31.43%	311	2695	11.54%	-0.07	-1.04
Jun-03	2	18	11.11%	31.43%	302	2663	11.34%	-0.03	-1.02
Jul-03	2	27	7.41%	26.19%	360	2995	12.02%	-0.73	-1.45
Aug-03	1	12	8.33%	27.64%	328	2970	11.04%	-0.3	-1.18
Sep-03	1	11	9.09%	28.75%	345	2715	12.71%	-0.36	-1.22
Oct-03	11	52	21.15%	40.84%	385	3325	11.58%	1.98	0.2
Nov-03	3	28	10.71%	30.93%	245	2736	8.95%	0.38	-0.77
Dec-03	4	34	11.76%	32.22%	394	3242	12.15%	-0.07	-1.04
Jan-04									



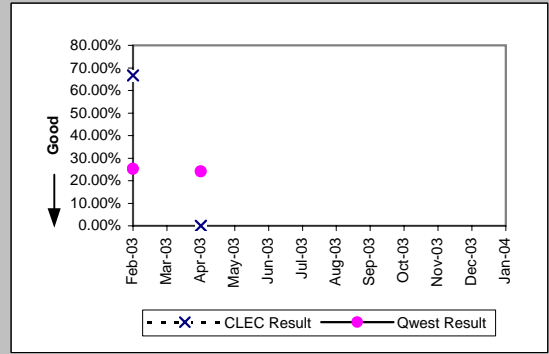
UNE P (Centrex) (Parity)									
Date	CLEC Num	CLEC Denc	CLEC Resu	CLEC Std E	Qwest Num	Qwest Denc	Qwest Resu	Mod Z Scr	Parity Scr
Feb-03									
Mar-03									
Apr-03	3	4	75.00%	43.30%	3	13	23.08%	1.7	0.04
May-03	0	1	0.00%	0.00%	0	5	0.00%	N/A	N/A
Jun-03	0	1	0.00%	0.00%	3	17	17.65%	-0.45	-1.27
Jul-03									
Aug-03									
Sep-03									
Oct-03									
Nov-03									
Dec-03									
Jan-04									



UNE P (Centrex 21) (Parity)									
Date	CLEC Num	CLEC Denc	CLEC Resu	CLEC Std E	Qwest Num	Qwest Denc	Qwest Resu	Mod Z Scr	Parity Scr
Feb-03									
Mar-03									
Apr-03									
May-03									
Jun-03									
Jul-03									
Aug-03									
Sep-03									
Oct-03									
Nov-03	0	1	0.00%	0.00%	2	13	15.38%	-0.41	-1.25
Dec-03									
Jan-04									



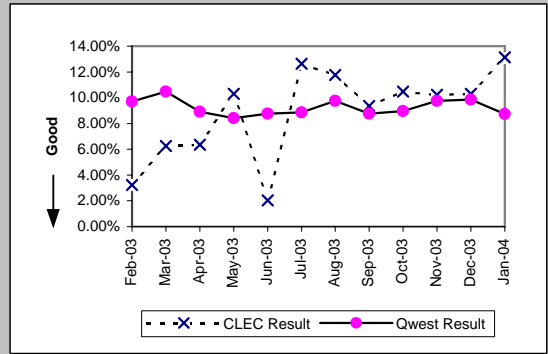
Line Sharing (Diagnostic)									
Date	CLEC Num	CLEC Denc	CLEC Resu	CLEC Std E	Qwest Num	Qwest Denc	Qwest Resu	Mod Z Scr	Parity Scr
Feb-03	2	3	66.67%	47.14%	52	206	25.24%	1.37	-0.17
Mar-03									
Apr-03	0	1	0.00%	0.00%	63	261	24.14%	-0.56	-1.34
May-03									
Jun-03									
Jul-03									
Aug-03									
Sep-03									
Oct-03									
Nov-03									
Dec-03									
Jan-04									



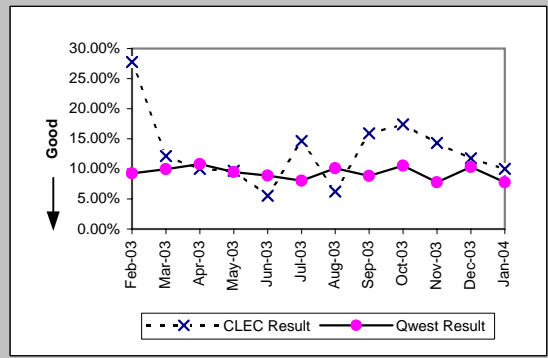
*Results exclude No Trouble Found and Test OK reports unless QWEST trouble is found on another report within 30 days of the original report. A 30-day window necessitates reporting a month behind

MR-7C - Repair Repeat Report Rate (Percent) - No dispatches

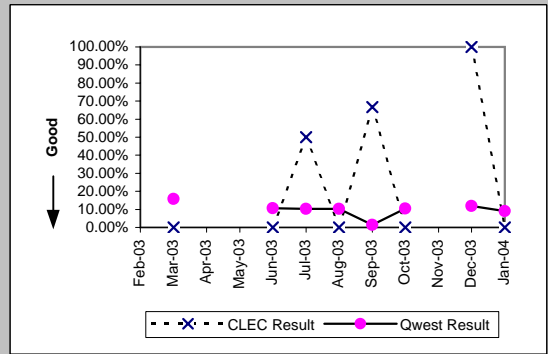
Residence (Parity)									
Date	CLEC Num	CLEC Denc	CLEC Resu	CLEC Std E	Qwest Num	Qwest Denc	Qwest Resu	Mod Z Scr	Parity Scr
Feb-03	1	31	3.23%	17.67%	315	3245	9.71%	-1.21	-1.74
Mar-03	4	64	6.25%	24.21%	352	3357	10.49%	-1.1	-1.67
Apr-03	4	63	6.35%	24.38%	272	3054	8.91%	-0.71	-1.43
May-03	7	68	10.29%	30.39%	245	2912	8.41%	0.58	-0.65
Jun-03	1	49	2.04%	14.14%	256	2918	8.77%	-1.65	-2
Jul-03	12	95	12.63%	33.22%	293	3305	8.87%	1.24	-0.25
Aug-03	8	68	11.76%	32.22%	326	3344	9.75%	0.58	-0.65
Sep-03	10	107	9.35%	29.11%	323	3681	8.77%	0.24	-0.85
Oct-03	11	105	10.48%	30.62%	309	3445	8.97%	0.56	-0.66
Nov-03	9	88	10.23%	30.30%	293	3003	9.76%	0.19	-0.89
Dec-03	10	97	10.31%	30.41%	300	3041	9.87%	0.18	-0.89
Jan-04	13	99	13.13%	33.77%	308	3529	8.73%	1.46	-0.11



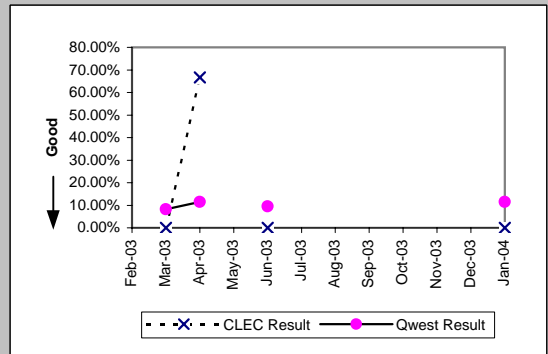
Business (Parity)									
Date	CLEC Num	CLEC Denc	CLEC Resu	CLEC Std E	Qwest Num	Qwest Denc	Qwest Resu	Mod Z Scr	Parity Scr
Feb-03	10	36	27.78%	44.79%	57	616	9.25%	3.06	0.86
Mar-03	4	33	12.12%	32.64%	52	524	9.92%	0.44	-0.73
Apr-03	4	40	10.00%	30.00%	61	565	10.80%	-0.16	-1.1
May-03	3	31	9.68%	29.57%	50	527	9.49%	0.09	-0.95
Jun-03	2	36	5.56%	22.91%	45	508	8.86%	-0.67	-1.41
Jul-03	6	41	14.63%	35.34%	44	549	8.01%	1.39	-0.16
Aug-03	2	32	6.25%	24.21%	48	476	10.08%	-0.7	-1.42
Sep-03	7	44	15.91%	36.58%	50	565	8.85%	1.46	-0.11
Oct-03	8	46	17.39%	37.90%	62	588	10.54%	1.37	-0.17
Nov-03	3	21	14.29%	34.99%	34	437	7.78%	1.02	-0.38
Dec-03	4	34	11.76%	32.22%	49	475	10.32%	0.31	-0.81
Jan-04	3	30	10.00%	30.00%	46	593	7.76%	0.48	-0.71



Centrex (Parity)									
Date	CLEC Num	CLEC Denc	CLEC Resu	CLEC Std E	Qwest Num	Qwest Denc	Qwest Resu	Mod Z Scr	Parity Scr
Feb-03									
Mar-03	0	1	0.00%	0.00%	12	76	15.79%	-0.43	-1.26
Apr-03									
May-03									
Jun-03	0	2	0.00%	0.00%	8	75	10.67%	-0.48	-1.29
Jul-03	2	4	50.00%	50.00%	9	88	10.23%	1.86	0.13
Aug-03	0	1	0.00%	0.00%	8	78	10.26%	-0.34	-1.2
Sep-03	2	3	66.67%	47.14%	1	70	1.43%	3.06	0.86
Oct-03	0	1	0.00%	0.00%	8	76	10.53%	-0.34	-1.21
Nov-03									
Dec-03	1	1	100.00%	0.00%	5	42	11.90%	1.52	-0.07
Jan-04	0	1	0.00%	0.00%	6	66	9.09%	-0.31	-1.19

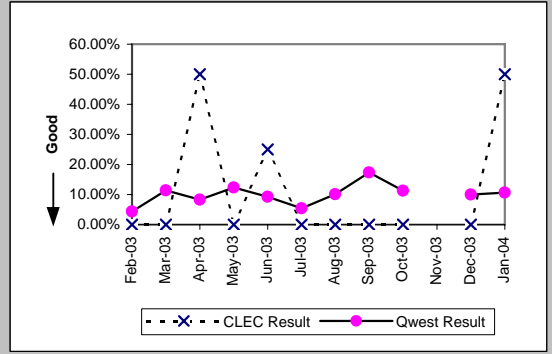


Centrex 21 (Parity)									
Date	CLEC Num	CLEC Denc	CLEC Resu	CLEC Std E	Qwest Num	Qwest Denc	Qwest Resu	Mod Z Scr	Parity Scr
Feb-03									
Mar-03	0	2	0.00%	0.00%	6	73	8.22%	-0.42	-1.25
Apr-03	2	3	66.67%	47.14%	11	96	11.46%	2.07	0.26
May-03									
Jun-03	0	1	0.00%	0.00%	9	95	9.47%	-0.32	-1.2
Jul-03									
Aug-03									
Sep-03									
Oct-03									
Nov-03									
Dec-03									
Jan-04	0	1	0.00%	0.00%	9	78	11.54%	-0.36	-1.22

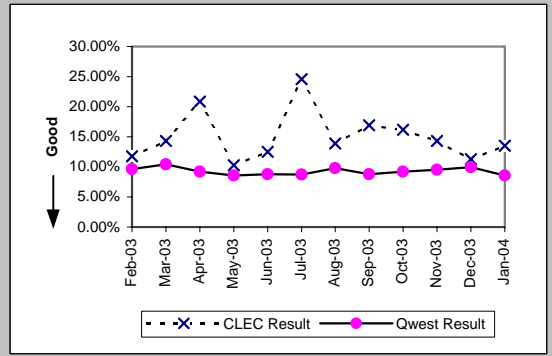


MR-7C - Repair Repeat Report Rate (Percent) - No dispatches

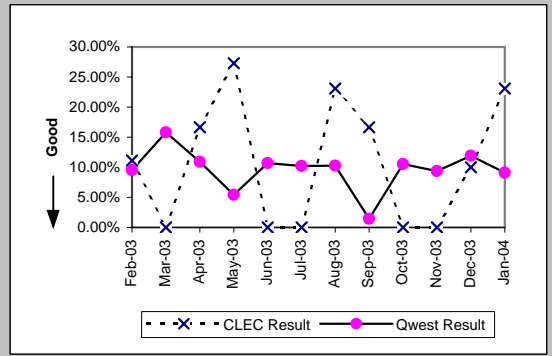
PBX (Parity)									
Date	CLEC Num	CLEC Denc	CLEC Resu	CLEC Std I	Qwest Num	Qwest Denc	Qwest Resu	Mod Z Scr	Parity Scr
Feb-03	0	1	0.00%	0.00%	3	68	4.41%	-0.21	-1.13
Mar-03	0	2	0.00%	0.00%	9	79	11.39%	-0.5	-1.3
Apr-03	1	2	50.00%	50.00%	5	60	8.33%	1.33	-0.19
May-03	0	2	0.00%	0.00%	8	65	12.31%	-0.52	-1.32
Jun-03	1	4	25.00%	43.30%	5	54	9.26%	0.82	-0.5
Jul-03	0	2	0.00%	0.00%	3	55	5.45%	-0.33	-1.2
Aug-03	0	4	0.00%	0.00%	8	79	10.13%	-0.65	-1.4
Sep-03	0	2	0.00%	0.00%	12	69	17.39%	-0.64	-1.39
Oct-03	0	1	0.00%	0.00%	10	89	11.24%	-0.35	-1.22
Nov-03									
Dec-03	0	2	0.00%	0.00%	5	50	10.00%	-0.46	-1.28
Jan-04	1	2	50.00%	50.00%	7	66	10.61%	1.21	-0.27



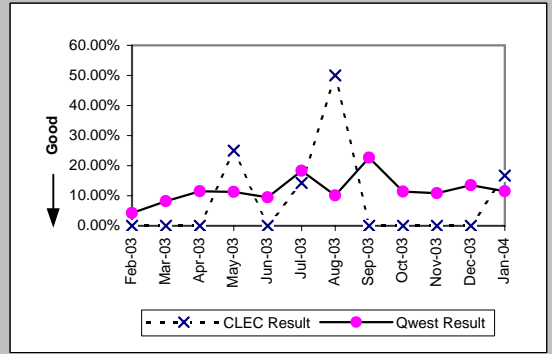
UNE - P (POTS) (Parity)									
Date	CLEC Num	CLEC Denc	CLEC Resu	CLEC Std I	Qwest Num	Qwest Denc	Qwest Resu	Mod Z Scr	Parity Scr
Feb-03	8	68	11.76%	32.22%	372	3861	9.63%	0.61	-0.63
Mar-03	7	49	14.29%	34.99%	404	3881	10.41%	0.88	-0.46
Apr-03	10	48	20.83%	40.61%	333	3619	9.20%	2.44	0.49
May-03	8	78	10.26%	30.34%	295	3439	8.58%	0.55	-0.66
Jun-03	6	48	12.50%	33.07%	301	3426	8.79%	0.9	-0.45
Jul-03	15	61	24.59%	43.06%	337	3854	8.74%	3.65	1.22
Aug-03	10	72	13.89%	34.58%	374	3820	9.79%	1.13	-0.31
Sep-03	12	71	16.90%	37.48%	373	4246	8.78%	2.18	0.33
Oct-03	11	68	16.18%	36.82%	371	4033	9.20%	1.83	0.11
Nov-03	8	56	14.29%	34.99%	327	3440	9.51%	1.17	-0.29
Dec-03	8	71	11.27%	31.62%	349	3516	9.93%	0.41	-0.75
Jan-04	10	74	13.51%	34.19%	354	4122	8.59%	1.43	-0.13



UNE P (Centrex) (Parity)									
Date	CLEC Num	CLEC Denc	CLEC Resu	CLEC Std I	Qwest Num	Qwest Denc	Qwest Resu	Mod Z Scr	Parity Scr
Feb-03	1	9	11.11%	31.43%	10	105	9.52%	0.17	-0.89
Mar-03	0	8	0.00%	0.00%	12	76	15.79%	-1.16	-1.71
Apr-03	2	12	16.67%	37.27%	11	101	10.89%	0.58	-0.65
May-03	3	11	27.27%	44.54%	4	74	5.41%	2.03	0.23
Jun-03	0	6	0.00%	0.00%	8	75	10.67%	-0.81	-1.5
Jul-03	0	4	0.00%	0.00%	9	88	10.23%	-0.66	-1.4
Aug-03	3	13	23.08%	42.13%	8	78	10.26%	1.2	-0.27
Sep-03	1	6	16.67%	37.27%	1	70	1.43%	1.46	-0.11
Oct-03	0	5	0.00%	0.00%	8	76	10.53%	-0.74	-1.45
Nov-03	0	13	0.00%	0.00%	6	64	9.38%	-1.06	-1.64
Dec-03	1	10	10.00%	30.00%	5	42	11.90%	-0.17	-1.1
Jan-04	3	13	23.08%	42.13%	6	66	9.09%	1.31	-0.2

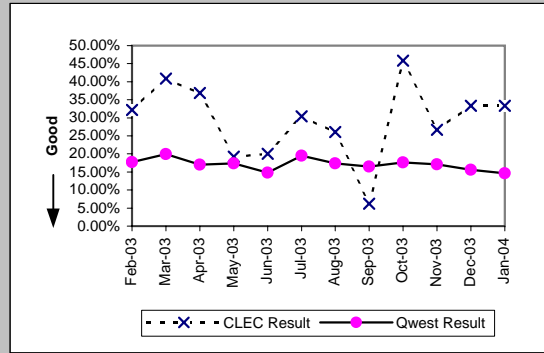


UNE P (Centrex 21) (Parity)									
Date	CLEC Num	CLEC Denc	CLEC Resu	CLEC Std I	Qwest Num	Qwest Denc	Qwest Resu	Mod Z Scr	Parity Scr
Feb-03	0	9	0.00%	0.00%	4	93	4.30%	-0.61	-1.37
Mar-03	0	9	0.00%	0.00%	6	73	8.22%	-0.85	-1.51
Apr-03	0	3	0.00%	0.00%	11	96	11.46%	-0.61	-1.37
May-03	2	8	25.00%	43.30%	11	98	11.22%	1.03	-0.37
Jun-03	0	5	0.00%	0.00%	9	95	9.47%	-0.71	-1.43
Jul-03	1	7	14.29%	34.99%	17	93	18.28%	-0.26	-1.16
Aug-03	3	6	50.00%	50.00%	7	69	10.14%	2.24	0.36
Sep-03	0	4	0.00%	0.00%	19	84	22.62%	-1.06	-1.64
Oct-03	0	3	0.00%	0.00%	9	79	11.39%	-0.61	-1.37
Nov-03	0	3	0.00%	0.00%	8	74	10.81%	-0.59	-1.36
Dec-03	0	3	0.00%	0.00%	8	59	13.56%	-0.67	-1.41
Jan-04	1	6	16.67%	37.27%	9	78	11.54%	0.36	-0.78



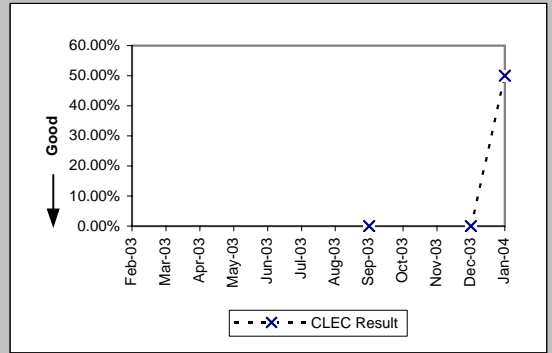
MR-7C - Repair Repeat Report Rate (Percent) - No dispatches

Date	CLEC Num	CLEC Dens	Line Sharing (Diagnostic)		Qwest Num	Qwest Dens	Qwest Res	Mod Z Scr	Parity Scr
			CLEC Resu	CLEC Std					
Feb-03	9	28	32.14%	46.70%	275	1550	17.74%	1.84	0.12
Mar-03	9	22	40.91%	49.17%	309	1552	19.91%	2.24	0.36
Apr-03	7	19	36.84%	48.24%	299	1756	17.03%	2.06	0.25
May-03	5	26	19.23%	39.41%	287	1650	17.39%	0.28	-0.83
Jun-03	2	10	20.00%	40.00%	207	1402	14.76%	0.49	-0.7
Jul-03	7	23	30.43%	46.01%	312	1602	19.48%	1.26	-0.23
Aug-03	6	23	26.09%	43.91%	264	1516	17.41%	1.06	-0.36
Sep-03	1	16	6.25%	24.21%	301	1828	16.47%	-1.1	-1.67
Oct-03	11	24	45.83%	49.83%	409	2318	17.64%	3.16	0.92
Nov-03	4	15	26.67%	44.22%	271	1587	17.08%	0.95	-0.42
Dec-03	6	18	33.33%	47.14%	224	1432	15.64%	1.85	0.13
Jan-04	6	18	33.33%	47.14%	271	1854	14.62%	1.99	0.21



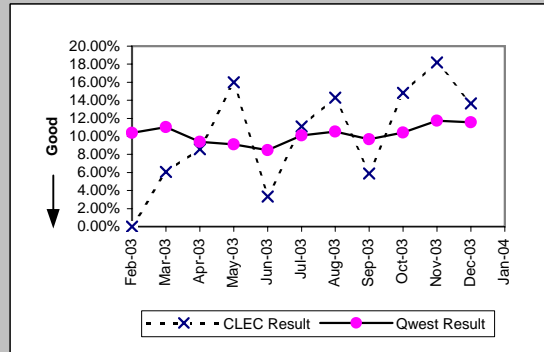
MR-7C - Repair Repeat Report Rate (Percent) - No dispatches

Line Splitting (Diagnostic)				
Date	Numerator	Denominator	CLEC Result	Standard Dev
Feb-03				
Mar-03				
Apr-03				
May-03				
Jun-03				
Jul-03				
Aug-03				
Sep-03	0	1	0.00%	0.00%
Oct-03				
Nov-03				
Dec-03	0	2	0.00%	0.00%
Jan-04	2	4	50.00%	50.00%

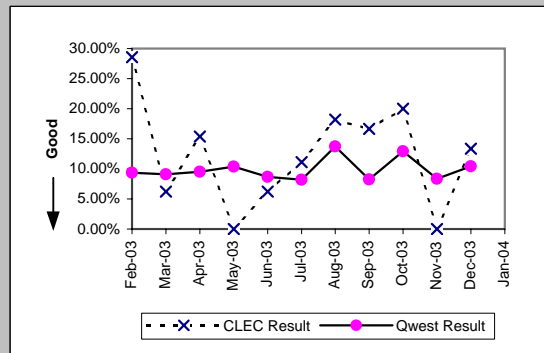


MR-7C* - Repair Repeat Report Rate (Percent) - No dispatches

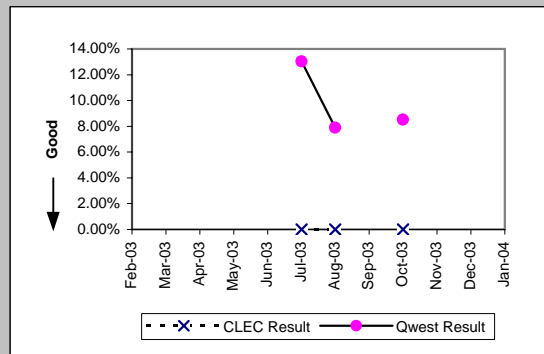
Residence (Parity)									
Date	CLEC Num	CLEC Denc	CLEC Resu	CLEC Std	Qwest Num	Qwest Denc	Qwest Resu	Mod Z Scr	Parity Scr
Feb-03	0	17	0.00%	0.00%	165	1589	10.38%	-1.4	-1.85
Mar-03	2	33	6.06%	23.86%	189	1714	11.03%	-0.9	-1.55
Apr-03	3	35	8.57%	27.99%	139	1481	9.39%	-0.16	-1.1
May-03	4	25	16.00%	36.66%	120	1317	9.11%	1.12	-0.32
Jun-03	1	30	3.33%	17.95%	114	1345	8.48%	-1	-1.61
Jul-03	6	54	11.11%	31.43%	151	1494	10.11%	0.28	-0.83
Aug-03	5	35	14.29%	34.99%	145	1378	10.52%	0.73	-0.56
Sep-03	3	51	5.88%	23.53%	169	1744	9.69%	-0.91	-1.55
Oct-03	8	54	14.81%	35.52%	150	1441	10.41%	1.02	-0.38
Nov-03	8	44	18.18%	38.57%	145	1237	11.72%	1.26	-0.24
Dec-03	6	44	13.64%	34.32%	136	1176	11.56%	0.45	-0.72
Jan-04									



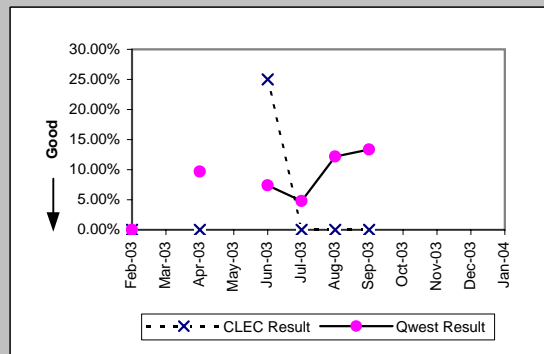
Business (Parity)									
Date	CLEC Num	CLEC Denc	CLEC Resu	CLEC Std	Qwest Num	Qwest Denc	Qwest Resu	Mod Z Scr	Parity Scr
Feb-03	6	21	28.57%	45.18%	32	341	9.38%	2.4	0.46
Mar-03	1	16	6.25%	24.21%	27	297	9.09%	-0.39	-1.23
Apr-03	2	13	15.38%	36.08%	31	325	9.54%	0.69	-0.58
May-03	0	13	0.00%	0.00%	28	270	10.37%	-1.2	-1.73
Jun-03	1	16	6.25%	24.21%	23	266	8.65%	-0.33	-1.2
Jul-03	1	9	11.11%	31.43%	22	268	8.21%	0.34	-0.79
Aug-03	2	11	18.18%	38.57%	32	233	13.73%	0.44	-0.73
Sep-03	3	18	16.67%	37.27%	26	315	8.25%	1.15	-0.3
Oct-03	4	20	20.00%	40.00%	37	286	12.94%	0.88	-0.47
Nov-03	0	11	0.00%	0.00%	17	203	8.37%	-0.98	-1.59
Dec-03	2	15	13.33%	33.99%	25	240	10.42%	0.39	-0.76
Jan-04									



Centrex (Parity)									
Date	CLEC Num	CLEC Denc	CLEC Resu	CLEC Std	Qwest Num	Qwest Denc	Qwest Resu	Mod Z Scr	Parity Scr
Feb-03									
Mar-03									
Apr-03									
May-03									
Jun-03									
Jul-03	0	1	0.00%	0.00%	6	46	13.04%	-0.38	-1.23
Aug-03	0	1	0.00%	0.00%	3	38	7.89%	-0.29	-1.18
Sep-03									
Oct-03	0	1	0.00%	0.00%	4	47	8.51%	-0.3	-1.18
Nov-03									
Dec-03									
Jan-04									



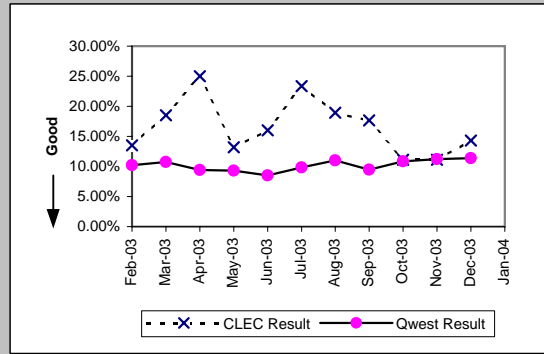
PBX (Parity)									
Date	CLEC Num	CLEC Denc	CLEC Resu	CLEC Std	Qwest Num	Qwest Denc	Qwest Resu	Mod Z Scr	Parity Scr
Feb-03	0	1	0.00%	0.00%	0	40	0.00%	N/A	N/A
Mar-03									
Apr-03	0	1	0.00%	0.00%	3	31	9.68%	-0.32	-1.2
May-03									
Jun-03	1	4	25.00%	43.30%	2	27	7.41%	0.86	-0.47
Jul-03	0	1	0.00%	0.00%	1	21	4.76%	-0.22	-1.13
Aug-03	0	3	0.00%	0.00%	5	41	12.20%	-0.62	-1.38
Sep-03	0	2	0.00%	0.00%	4	30	13.33%	-0.54	-1.33
Oct-03									
Nov-03									
Dec-03									
Jan-04									



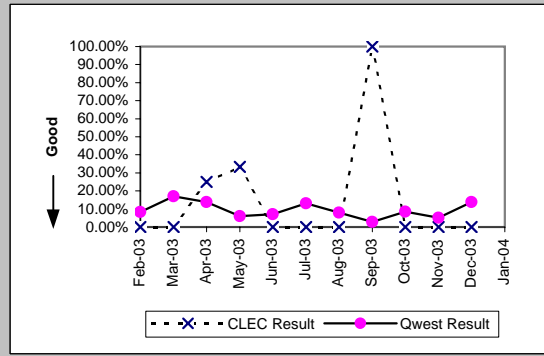
*Results exclude No Trouble Found and Test OK reports unless QWEST trouble is found on another report within 30 days of the original report. A 30-day window necessitates reporting a month behind

MR-7C* - Repair Repeat Report Rate (Percent) - No dispatches

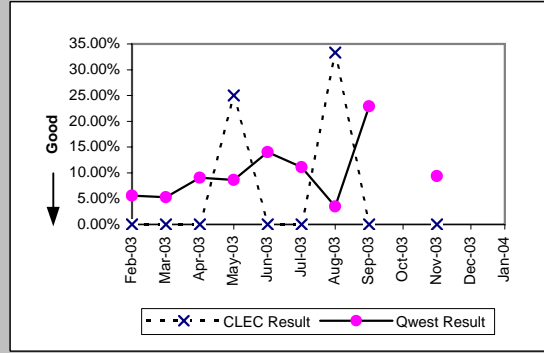
UNE - P (POTS) (Parity)									
Date	CLEC Num	CLEC Denc	CLEC Resu	CLEC Std E	Qwest Num	Qwest Denc	Qwest Resu	Mod Z Scr	Parity Scr
Feb-03	5	37	13.51%	34.19%	197	1930	10.21%	0.68	-0.59
Mar-03	5	27	18.52%	38.84%	216	2011	10.74%	1.23	-0.25
Apr-03	7	28	25.00%	43.30%	170	1806	9.41%	2.4	0.46
May-03	7	53	13.21%	33.86%	148	1587	9.33%	0.94	-0.43
Jun-03	4	25	16.00%	36.66%	137	1611	8.50%	1.24	-0.24
Jul-03	7	30	23.33%	42.30%	173	1762	9.82%	2.16	0.32
Aug-03	7	37	18.92%	39.17%	177	1611	10.99%	1.43	-0.13
Sep-03	6	34	17.65%	38.12%	195	2059	9.47%	1.5	-0.09
Oct-03	4	36	11.11%	31.43%	187	1727	10.83%	0.11	-0.93
Nov-03	3	27	11.11%	31.43%	162	1440	11.25%	-0.02	-1.01
Dec-03	4	28	14.29%	34.99%	161	1416	11.37%	0.51	-0.69
Jan-04									



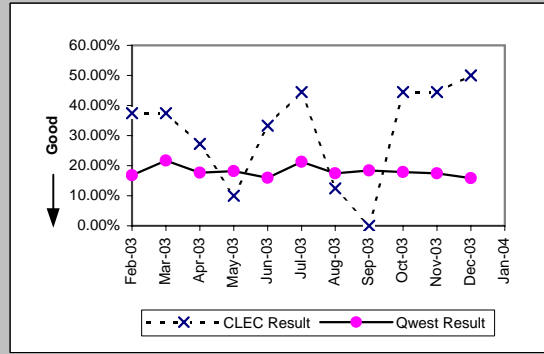
UNE P (Centrex) (Parity)									
Date	CLEC Num	CLEC Denc	CLEC Resu	CLEC Std E	Qwest Num	Qwest Denc	Qwest Resu	Mod Z Scr	Parity Scr
Feb-03	0	6	0.00%	0.00%	6	72	8.33%	-0.71	-1.43
Mar-03	0	8	0.00%	0.00%	9	53	16.98%	-1.19	-1.72
Apr-03	2	8	25.00%	43.30%	8	58	13.79%	0.77	-0.53
May-03	1	3	33.33%	47.14%	3	50	6.00%	1.24	-0.25
Jun-03	0	1	0.00%	0.00%	3	42	7.14%	-0.27	-1.17
Jul-03	0	1	0.00%	0.00%	6	46	13.04%	-0.38	-1.23
Aug-03	0	6	0.00%	0.00%	3	38	7.89%	-0.67	-1.41
Sep-03	1	1	100.00%	0.00%	1	36	2.78%	2.01	0.22
Oct-03	0	3	0.00%	0.00%	4	47	8.51%	-0.51	-1.31
Nov-03	0	5	0.00%	0.00%	2	39	5.13%	-0.49	-1.3
Dec-03	0	5	0.00%	0.00%	4	29	13.79%	-0.83	-1.5
Jan-04									



UNE P (Centrex 21) (Parity)									
Date	CLEC Num	CLEC Denc	CLEC Resu	CLEC Std E	Qwest Num	Qwest Denc	Qwest Resu	Mod Z Scr	Parity Scr
Feb-03	0	5	0.00%	0.00%	3	54	5.56%	-0.52	-1.32
Mar-03	0	3	0.00%	0.00%	2	38	5.26%	-0.39	-1.24
Apr-03	0	3	0.00%	0.00%	5	55	9.09%	-0.53	-1.32
May-03	1	4	25.00%	43.30%	5	58	8.62%	0.87	-0.47
Jun-03	0	3	0.00%	0.00%	7	50	14.00%	-0.68	-1.41
Jul-03	0	2	0.00%	0.00%	5	45	11.11%	-0.49	-1.3
Aug-03	1	3	33.33%	47.14%	1	29	3.45%	1.37	-0.17
Sep-03	0	1	0.00%	0.00%	11	48	22.92%	-0.54	-1.33
Oct-03									
Nov-03	0	1	0.00%	0.00%	3	32	9.38%	-0.32	-1.19
Dec-03									
Jan-04									



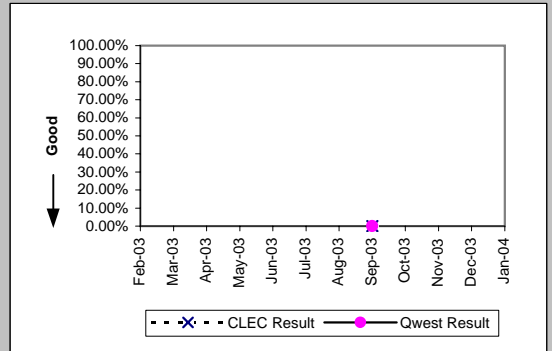
Line Sharing (Diagnostic)									
Date	CLEC Num	CLEC Denc	CLEC Resu	CLEC Std E	Qwest Num	Qwest Denc	Qwest Resu	Mod Z Scr	Parity Scr
Feb-03	3	8	37.50%	48.41%	168	999	16.82%	1.39	-0.16
Mar-03	3	8	37.50%	48.41%	214	986	21.70%	1.01	-0.39
Apr-03	3	11	27.27%	44.54%	195	1101	17.71%	0.8	-0.51
May-03	1	10	10.00%	30.00%	194	1067	18.18%	-0.67	-1.41
Jun-03	1	3	33.33%	47.14%	147	922	15.94%	0.71	-0.57
Jul-03	4	9	44.44%	49.69%	230	1079	21.32%	1.53	-0.07
Aug-03	1	8	12.50%	33.07%	177	1015	17.44%	-0.37	-1.22
Sep-03	0	7	0.00%	0.00%	219	1193	18.36%	-1.25	-1.76
Oct-03	4	9	44.44%	49.69%	263	1471	17.88%	1.81	0.1
Nov-03	4	9	44.44%	49.69%	194	1115	17.40%	1.85	0.13
Dec-03	3	6	50.00%	50.00%	164	1038	15.80%	1.89	0.15
Jan-04									



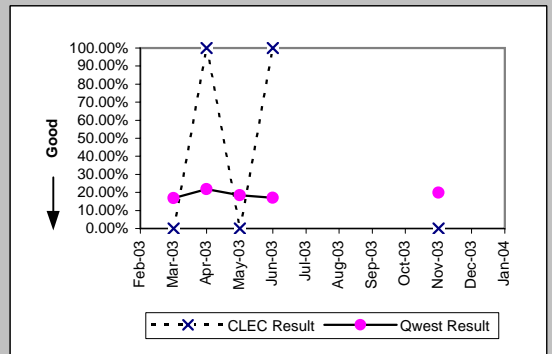
*Results exclude No Trouble Found and Test OK reports unless QWEST trouble is found on another report within 30 days of the original report. A 30-day window necessitates reporting a month behind

MR-7D - Repair Repeat Report Rate (Percent) - Interval Zone One

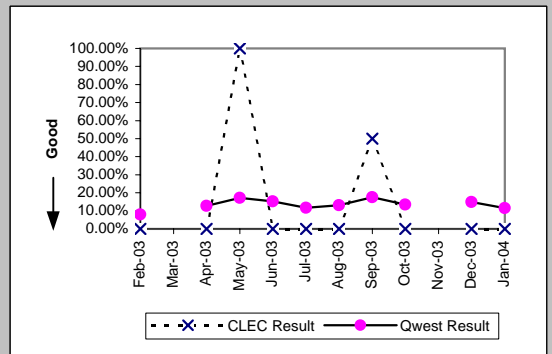
ISDN Primary (Parity)									
Date	CLEC Num	CLEC Dend	CLEC Resu	CLEC Std E	Qwest Num	Qwest Dend	Qwest Resu	Mod Z Scr	Parity Scr
Feb-03									
Mar-03									
Apr-03									
May-03									
Jun-03									
Jul-03									
Aug-03									
Sep-03	0	1	0.00%	0.00%	0	27	0.00%	N/A	N/A
Oct-03									
Nov-03									
Dec-03									
Jan-04									



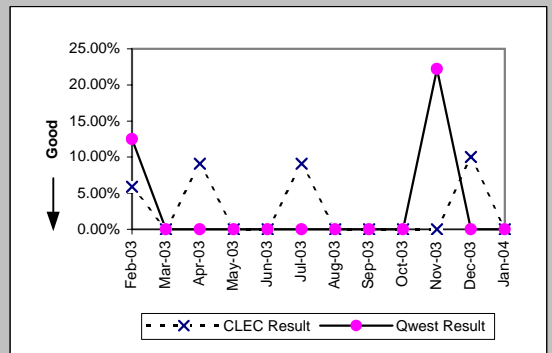
DS0 (Parity)									
Date	CLEC Num	CLEC Dend	CLEC Resu	CLEC Std E	Qwest Num	Qwest Dend	Qwest Resu	Mod Z Scr	Parity Scr
Feb-03									
Mar-03	0	3	0.00%	0.00%	56	334	16.77%	-0.77	-1.47
Apr-03	1	1	100.00%	0.00%	63	290	21.72%	1.24	-0.25
May-03	0	2	0.00%	0.00%	54	292	18.49%	-0.67	-1.41
Jun-03	2	2	100.00%	0.00%	58	342	16.96%	2.21	0.35
Jul-03									
Aug-03									
Sep-03									
Oct-03									
Nov-03	0	5	0.00%	0.00%	73	367	19.89%	-1.11	-1.67
Dec-03									
Jan-04									



DS1 (Parity)									
Date	CLEC Num	CLEC Dend	CLEC Resu	CLEC Std E	Qwest Num	Qwest Dend	Qwest Resu	Mod Z Scr	Parity Scr
Feb-03	0	1	0.00%	0.00%	32	400	8.00%	-0.29	-1.18
Mar-03									
Apr-03	0	7	0.00%	0.00%	47	368	12.77%	-1	-1.61
May-03	1	1	100.00%	0.00%	58	336	17.26%	1.37	-0.17
Jun-03	0	1	0.00%	0.00%	66	435	15.17%	-0.42	-1.26
Jul-03	0	5	0.00%	0.00%	46	395	11.65%	-0.81	-1.49
Aug-03	0	3	0.00%	0.00%	66	504	13.10%	-0.67	-1.41
Sep-03	1	2	50.00%	50.00%	85	485	17.53%	0.93	-0.43
Oct-03	0	6	0.00%	0.00%	73	541	13.49%	-0.96	-1.58
Nov-03									
Dec-03	0	2	0.00%	0.00%	57	385	14.81%	-0.59	-1.36
Jan-04	0	1	0.00%	0.00%	18	156	11.54%	-0.36	-1.22

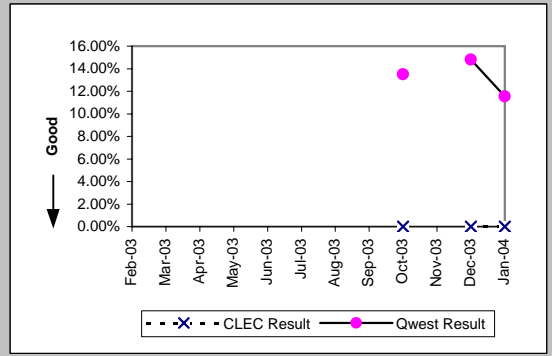


LIS Trunk (Parity)									
Date	CLEC Num	CLEC Dend	CLEC Resu	CLEC Std E	Qwest Num	Qwest Dend	Qwest Resu	Mod Z Scr	Parity Scr
Feb-03	2	34	5.88%	23.53%	1	8	12.50%	-0.51	-1.31
Mar-03	0	17	0.00%	0.00%	0	6	0.00%	N/A	N/A
Apr-03	1	11	9.09%	28.75%	0	5	0.00%	N/A	-0.8
May-03	0	16	0.00%	0.00%	0	9	0.00%	N/A	N/A
Jun-03	0	6	0.00%	0.00%	0	5	0.00%	N/A	N/A
Jul-03	1	11	9.09%	28.75%	0	5	0.00%	N/A	-0.8
Aug-03	0	15	0.00%	0.00%	0	6	0.00%	N/A	N/A
Sep-03	0	10	0.00%	0.00%	0	5	0.00%	N/A	N/A
Oct-03	0	12	0.00%	0.00%	0	4	0.00%	N/A	N/A
Nov-03	0	9	0.00%	0.00%	2	9	22.22%	-1.13	-1.69
Dec-03	1	10	10.00%	30.00%	0	4	0.00%	N/A	-0.83
Jan-04	0	9	0.00%	0.00%	0	12	0.00%	N/A	N/A

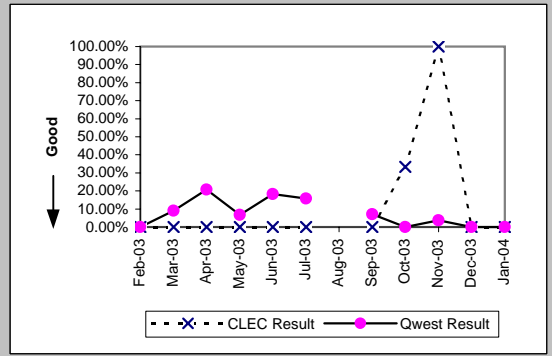


MR-7D - Repair Repeat Report Rate (Percent) - Interval Zone One

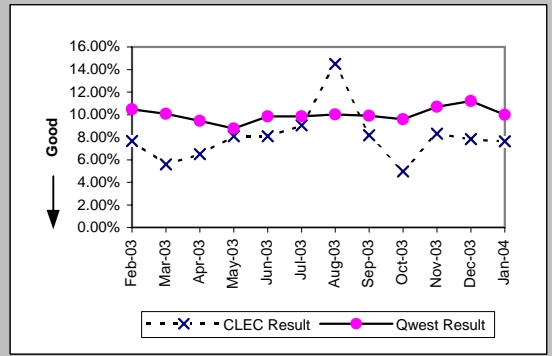
UDIT DS1 (Parity)									
Date	CLEC Num	CLEC Denc	CLEC Resu	CLEC Std E	Qwest Num	Qwest Denc	Qwest Resu	Mod Z Scr	Parity Scr
Feb-03									
Mar-03									
Apr-03									
May-03									
Jun-03									
Jul-03									
Aug-03									
Sep-03									
Oct-03	0	1	0.00%	0.00%	73	541	13.49%	-0.39	-1.24
Nov-03									
Dec-03	0	1	0.00%	0.00%	57	385	14.81%	-0.42	-1.25
Jan-04	0	1	0.00%	0.00%	18	156	11.54%	-0.36	-1.22



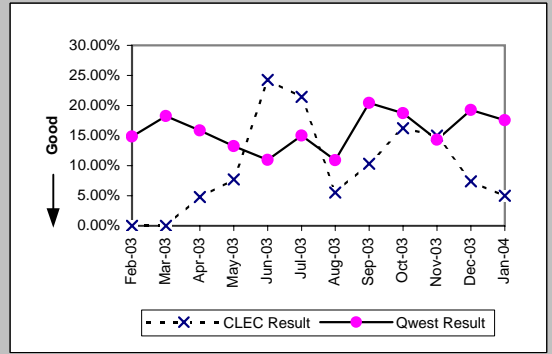
UDIT Above DS1 Level (Parity)									
Date	CLEC Num	CLEC Denc	CLEC Resu	CLEC Std E	Qwest Num	Qwest Denc	Qwest Resu	Mod Z Scr	Parity Scr
Feb-03	0	2	0.00%	0.00%	0	13	0.00%	N/A	N/A
Mar-03	0	3	0.00%	0.00%	1	11	9.09%	-0.49	-1.3
Apr-03	0	1	0.00%	0.00%	6	29	20.69%	-0.5	-1.31
May-03	0	3	0.00%	0.00%	1	15	6.67%	-0.42	-1.26
Jun-03	0	2	0.00%	0.00%	2	11	18.18%	-0.61	-1.37
Jul-03	0	1	0.00%	0.00%	3	19	15.79%	-0.42	-1.26
Aug-03									
Sep-03	0	1	0.00%	0.00%	1	14	7.14%	-0.27	-1.16
Oct-03	1	3	33.33%	47.14%	0	18	0.00%	N/A	-0.06
Nov-03	1	1	100.00%	0.00%	1	27	3.70%	1.88	0.15
Dec-03	0	1	0.00%	0.00%	0	9	0.00%	N/A	N/A
Jan-04	0	3	0.00%	0.00%	0	2	0.00%	N/A	N/A



Unbundled Loop Analog (Parity)									
Date	CLEC Num	CLEC Denc	CLEC Resu	CLEC Std E	Qwest Num	Qwest Denc	Qwest Resu	Mod Z Scr	Parity Scr
Feb-03	15	196	7.65%	26.58%	1737	16605	10.46%	-1.28	-1.78
Mar-03	12	215	5.58%	22.96%	1671	16595	10.07%	-2.17	-2.32
Apr-03	10	154	6.49%	24.64%	1386	14655	9.46%	-1.25	-1.76
May-03	16	198	8.08%	27.25%	1290	14709	8.77%	-0.34	-1.21
Jun-03	17	210	8.10%	27.28%	1541	15670	9.83%	-0.84	-1.51
Jul-03	22	243	9.05%	28.69%	1599	16234	9.85%	-0.41	-1.25
Aug-03	28	193	14.51%	35.22%	1624	16222	10.01%	1.98	0.2
Sep-03	16	196	8.16%	27.38%	1689	17057	9.90%	-0.81	-1.49
Oct-03	13	262	4.96%	21.72%	1993	20810	9.58%	-2.52	-2.53
Nov-03	22	265	8.30%	27.59%	2000	18711	10.69%	-1.25	-1.76
Dec-03	16	204	7.84%	26.88%	1973	17619	11.20%	-1.51	-1.92
Jan-04	17	223	7.62%	26.54%	2202	22023	10.00%	-1.18	-1.72

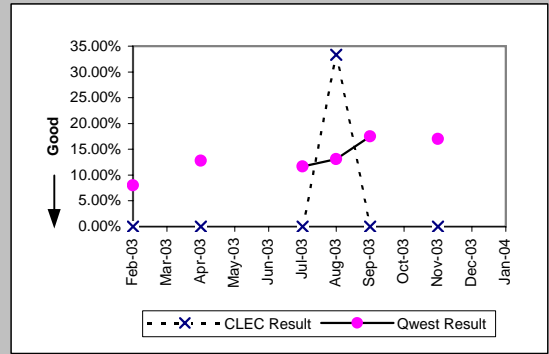


Unbundled Loop - 2 Wire Non-Loaded (Parity)									
Date	CLEC Num	CLEC Denc	CLEC Resu	CLEC Std E	Qwest Num	Qwest Denc	Qwest Resu	Mod Z Scr	Parity Scr
Feb-03	0	16	0.00%	0.00%	28	189	14.81%	-1.6	-1.97
Mar-03	0	14	0.00%	0.00%	38	208	18.27%	-1.71	-2.04
Apr-03	1	21	4.76%	21.30%	23	145	15.86%	-1.3	-1.79
May-03	2	26	7.69%	26.65%	16	121	13.22%	-0.76	-1.46
Jun-03	8	33	24.24%	42.86%	15	137	10.95%	1.87	0.14
Jul-03	6	28	21.43%	41.03%	18	120	15.00%	0.82	-0.5
Aug-03	1	18	5.56%	22.91%	17	156	10.90%	-0.69	-1.42
Sep-03	3	29	10.34%	30.45%	28	137	20.44%	-1.22	-1.74
Oct-03	6	37	16.22%	36.86%	32	171	18.71%	-0.35	-1.21
Nov-03	6	40	15.00%	35.71%	18	126	14.29%	0.12	-0.92
Dec-03	2	27	7.41%	26.19%	21	109	19.27%	-1.4	-1.85
Jan-04	1	20	5.00%	21.79%	20	114	17.54%	-1.36	-1.83

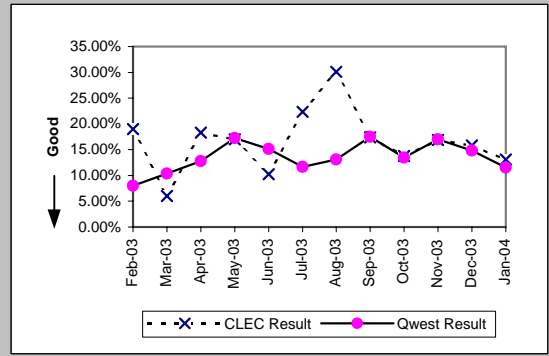


MR-7D - Repair Repeat Report Rate (Percent) - Interval Zone One

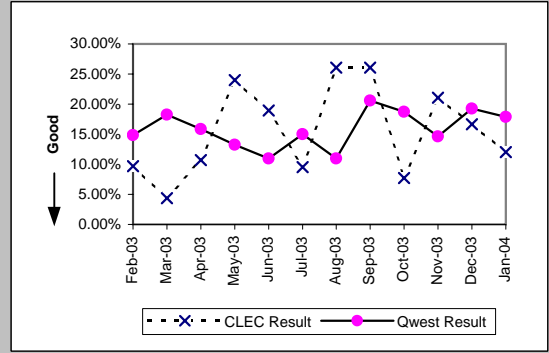
Unbundled Loop - 4 Wire Non-Loaded (Parity)									
Date	CLEC Num	CLEC Denc	CLEC Resu	CLEC Std	Qwest Num	Qwest Denc	Qwest Resu	Mod Z Scr	Parity Scr
Feb-03	0	2	0.00%	0.00%	32	400	8.00%	-0.42	-1.25
Mar-03									
Apr-03	0	1	0.00%	0.00%	47	368	12.77%	-0.38	-1.23
May-03									
Jun-03									
Jul-03	0	1	0.00%	0.00%	46	395	11.65%	-0.36	-1.22
Aug-03	1	3	33.33%	47.14%	66	504	13.10%	0.85	-0.48
Sep-03	0	1	0.00%	0.00%	85	485	17.53%	-0.46	-1.28
Oct-03									
Nov-03	0	1	0.00%	0.00%	70	411	17.03%	-0.45	-1.28
Dec-03									
Jan-04									



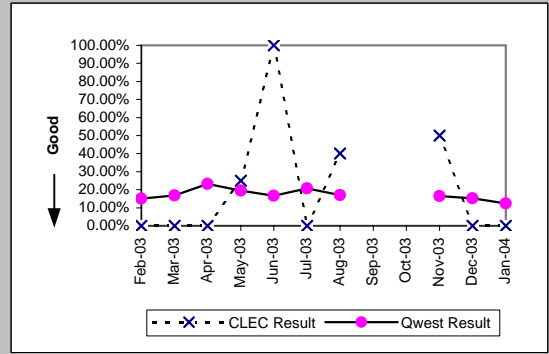
Unbundled Loop - DS1 Capable (Parity)									
Date	CLEC Num	CLEC Denc	CLEC Resu	CLEC Std	Qwest Num	Qwest Denc	Qwest Resu	Mod Z Scr	Parity Scr
Feb-03	11	58	18.97%	39.20%	32	400	8.00%	2.44	0.48
Mar-03	3	50	6.00%	23.75%	39	376	10.37%	-0.95	-1.58
Apr-03	13	71	18.31%	38.67%	47	368	12.77%	1.22	-0.26
May-03	9	53	16.98%	37.55%	58	336	17.26%	-0.05	-1.03
Jun-03	9	88	10.23%	30.30%	66	435	15.17%	-1.18	-1.72
Jul-03	17	76	22.37%	41.67%	46	395	11.65%	2.37	0.44
Aug-03	25	83	30.12%	45.88%	66	504	13.10%	3.66	1.22
Sep-03	12	69	17.39%	37.90%	85	485	17.53%	-0.03	-1.02
Oct-03	11	80	13.75%	34.44%	73	541	13.49%	0.09	-0.95
Nov-03	14	83	16.87%	37.45%	70	411	17.03%	-0.04	-1.02
Dec-03	13	82	15.85%	36.52%	57	385	14.81%	0.26	-0.84
Jan-04	11	84	13.10%	33.73%	18	156	11.54%	0.35	-0.79



Unbundled Loop ISDN Capable (Parity)									
Date	CLEC Num	CLEC Denc	CLEC Resu	CLEC Std	Qwest Num	Qwest Denc	Qwest Resu	Mod Z Scr	Parity Scr
Feb-03	3	31	9.68%	29.57%	28	189	14.81%	-0.75	-1.45
Mar-03	1	23	4.35%	20.39%	38	208	18.27%	-1.64	-2
Apr-03	3	28	10.71%	30.93%	23	145	15.86%	-0.68	-1.42
May-03	6	25	24.00%	42.71%	16	121	13.22%	1.31	-0.2
Jun-03	7	37	18.92%	39.17%	15	137	10.95%	1.25	-0.24
Jul-03	2	21	9.52%	29.35%	18	120	15.00%	-0.65	-1.39
Aug-03	6	23	26.09%	43.91%	17	155	10.97%	1.85	0.12
Sep-03	6	23	26.09%	43.91%	28	136	20.59%	0.59	-0.64
Oct-03	2	26	7.69%	26.65%	32	171	18.71%	-1.34	-1.82
Nov-03	4	19	21.05%	40.77%	18	123	14.63%	0.71	-0.57
Dec-03	4	24	16.67%	37.27%	21	109	19.27%	-0.29	-1.18
Jan-04	3	25	12.00%	32.50%	20	112	17.86%	-0.69	-1.42

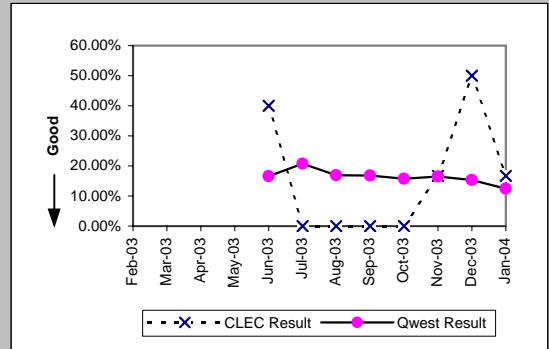


Unbundled Loop - ADSL Qualified (Parity)									
Date	CLEC Num	CLEC Denc	CLEC Resu	CLEC Std	Qwest Num	Qwest Denc	Qwest Resu	Mod Z Scr	Parity Scr
Feb-03	0	2	0.00%	0.00%	54	360	15.00%	-0.59	-1.36
Mar-03	0	1	0.00%	0.00%	58	345	16.81%	-0.45	-1.27
Apr-03	0	1	0.00%	0.00%	99	426	23.24%	-0.55	-1.33
May-03	1	4	25.00%	43.30%	63	322	19.57%	0.29	-0.83
Jun-03	3	3	100.00%	0.00%	253	1525	16.59%	2.86	0.74
Jul-03	0	5	0.00%	0.00%	359	1727	20.79%	-1.14	-1.7
Aug-03	2	5	40.00%	48.99%	274	1616	16.96%	1.18	-0.28
Sep-03									
Oct-03									
Nov-03	2	4	50.00%	50.00%	260	1577	16.49%	1.47	-0.11
Dec-03	0	1	0.00%	0.00%	231	1510	15.30%	-0.42	-1.26
Jan-04	0	1	0.00%	0.00%	228	1832	12.45%	-0.38	-1.23

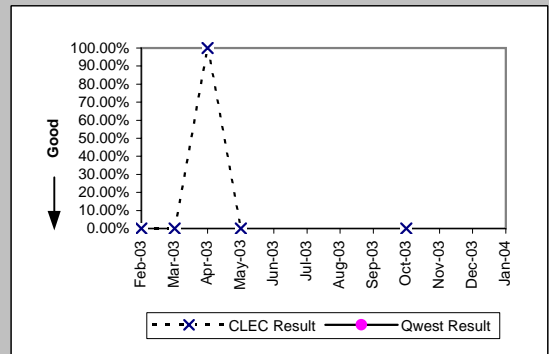


MR-7D - Repair Repeat Report Rate (Percent) - Interval Zone One

Qwest DSL (Parity)									
Date	CLEC Num	CLEC Denc	CLEC Resu	CLEC Std	Qwest Num	Qwest Denc	Qwest Resu	Mod Z Scr	Parity Scr
Feb-03									
Mar-03									
Apr-03									
May-03									
Jun-03	2	5	40.00%	48.99%	253	1525	16.59%	1.21	-0.27
Jul-03	0	2	0.00%	0.00%	359	1727	20.79%	-0.72	-1.44
Aug-03	0	5	0.00%	0.00%	274	1616	16.96%	-1.01	-1.61
Sep-03	0	3	0.00%	0.00%	311	1848	16.83%	-0.78	-1.47
Oct-03	0	7	0.00%	0.00%	342	2174	15.73%	-1.14	-1.69
Nov-03	1	6	16.67%	37.27%	260	1577	16.49%	0.08	-0.95
Dec-03	1	2	50.00%	50.00%	231	1510	15.30%	1.02	-0.38
Jan-04	1	6	16.67%	37.27%	228	1832	12.45%	0.35	-0.79

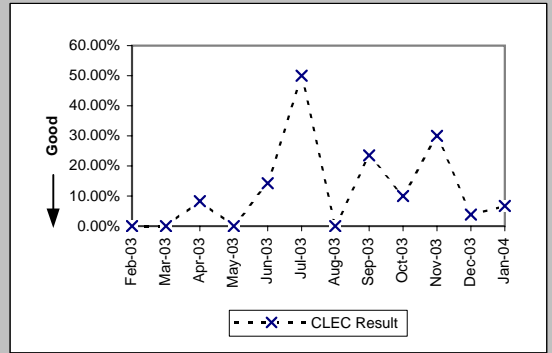


E911 (Parity)									
Date	CLEC Num	CLEC Denc	CLEC Resu	CLEC Std	Qwest Num	Qwest Denc	Qwest Resu	Mod Z Scr	Parity Scr
Feb-03	0	1	0.00%	0.00%					
Mar-03	0	1	0.00%	0.00%					
Apr-03	1	1	100.00%	0.00%					
May-03	0	1	0.00%	0.00%					
Jun-03									
Jul-03									
Aug-03									
Sep-03									
Oct-03	0	1	0.00%	0.00%					
Nov-03									
Dec-03									
Jan-04									



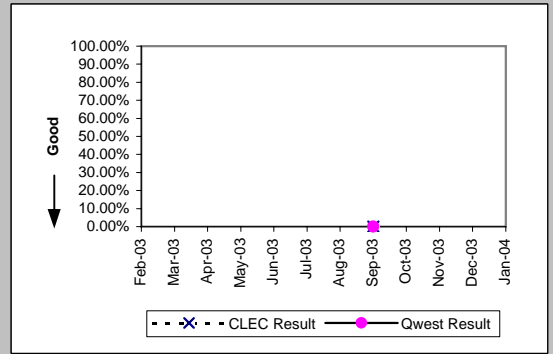
MR-7D - Repair Repeat Report Rate (Percent) - Interval Zone One

Enhanced Extended Loops (EELs) (Diagnostic)					
Date	Numerator	Denominator	CLEC Result	Standard Dev	
Feb-03	0	3	0.00%	0.00%	
Mar-03	0	9	0.00%	0.00%	
Apr-03	1	12	8.33%	27.64%	
May-03	0	9	0.00%	0.00%	
Jun-03	2	14	14.29%	34.99%	
Jul-03	4	8	50.00%	50.00%	
Aug-03	0	14	0.00%	0.00%	
Sep-03	4	17	23.53%	42.42%	
Oct-03	2	20	10.00%	30.00%	
Nov-03	3	10	30.00%	45.83%	
Dec-03	1	26	3.85%	19.23%	
Jan-04	1	15	6.67%	24.94%	

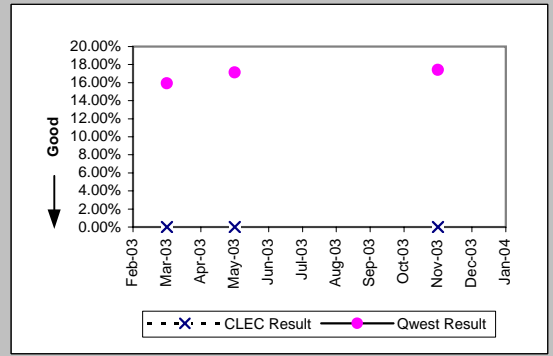


MR-7D* - Repair Repeat Report Rate (Percent) - Interval Zone One

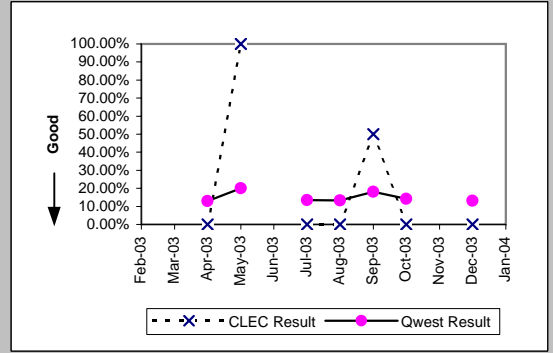
ISDN Primary (Parity)									
Date	CLEC Num	CLEC Denc	CLEC Resu	CLEC Std I	Qwest Num	Qwest Denc	Qwest Resu	Mod Z Scr	Parity Scr
Feb-03									
Mar-03									
Apr-03									
May-03									
Jun-03									
Jul-03									
Aug-03									
Sep-03	0	1	0.00%	0.00%	0	12	0.00%	N/A	N/A
Oct-03									
Nov-03									
Dec-03									
Jan-04									



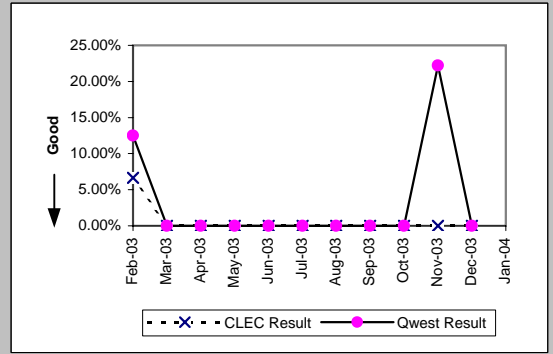
DS0 (Parity)									
Date	CLEC Num	CLEC Denc	CLEC Resu	CLEC Std I	Qwest Num	Qwest Denc	Qwest Resu	Mod Z Scr	Parity Scr
Feb-03									
Mar-03	0	2	0.00%	0.00%	36	226	15.93%	-0.61	-1.37
Apr-03									
May-03	0	1	0.00%	0.00%	30	175	17.14%	-0.45	-1.28
Jun-03									
Jul-03									
Aug-03									
Sep-03									
Oct-03									
Nov-03	0	5	0.00%	0.00%	47	270	17.41%	-1.02	-1.62
Dec-03									
Jan-04									



DS1 (Parity)									
Date	CLEC Num	CLEC Denc	CLEC Resu	CLEC Std I	Qwest Num	Qwest Denc	Qwest Resu	Mod Z Scr	Parity Scr
Feb-03									
Mar-03									
Apr-03	0	5	0.00%	0.00%	34	264	12.88%	-0.85	-1.52
May-03	1	1	100.00%	0.00%	49	244	20.08%	1.28	-0.22
Jun-03									
Jul-03	0	4	0.00%	0.00%	38	283	13.43%	-0.78	-1.48
Aug-03	0	2	0.00%	0.00%	48	361	13.30%	-0.55	-1.34
Sep-03	1	2	50.00%	50.00%	59	325	18.15%	0.9	-0.45
Oct-03	0	4	0.00%	0.00%	56	395	14.18%	-0.81	-1.49
Nov-03									
Dec-03	0	2	0.00%	0.00%	35	266	13.16%	-0.55	-1.33
Jan-04									



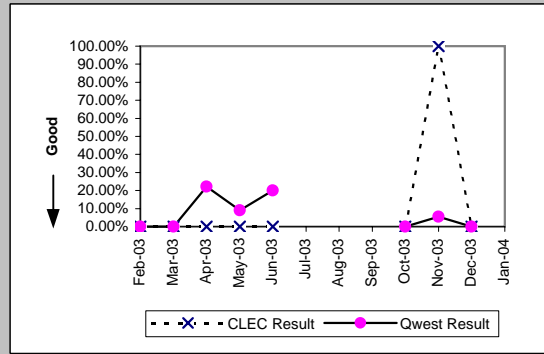
LIS Trunk (Parity)									
Date	CLEC Num	CLEC Denc	CLEC Resu	CLEC Std I	Qwest Num	Qwest Denc	Qwest Resu	Mod Z Scr	Parity Scr
Feb-03	2	30	6.67%	24.94%	1	8	12.50%	-0.44	-1.27
Mar-03	0	15	0.00%	0.00%	0	5	0.00%	N/A	N/A
Apr-03	0	5	0.00%	0.00%	0	5	0.00%	N/A	N/A
May-03	0	12	0.00%	0.00%	0	5	0.00%	N/A	N/A
Jun-03	0	5	0.00%	0.00%	0	2	0.00%	N/A	N/A
Jul-03	0	7	0.00%	0.00%	0	3	0.00%	N/A	N/A
Aug-03	0	11	0.00%	0.00%	0	6	0.00%	N/A	N/A
Sep-03	0	9	0.00%	0.00%	0	3	0.00%	N/A	N/A
Oct-03	0	5	0.00%	0.00%	0	3	0.00%	N/A	N/A
Nov-03	0	7	0.00%	0.00%	2	9	22.22%	-1.06	-1.64
Dec-03	0	3	0.00%	0.00%	0	2	0.00%	N/A	N/A
Jan-04									



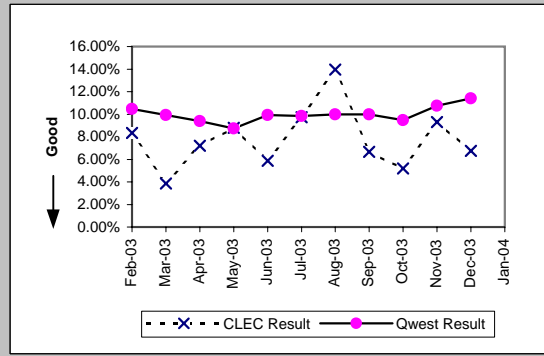
*Results exclude No Trouble Found and Test OK reports unless QWEST trouble is found on another report within 30 days of the original report. A 30-day window necessitates reporting a month behind

MR-7D* - Repair Repeat Report Rate (Percent) - Interval Zone One

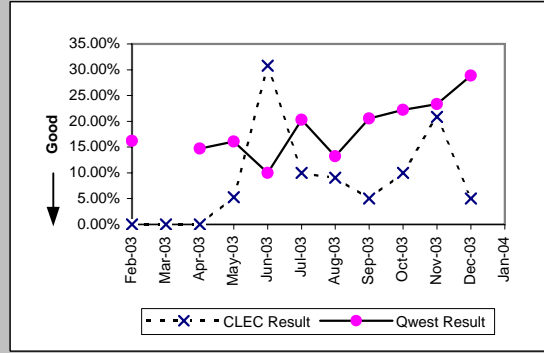
UDIT Above DS1 Level (Parity)									
Date	CLEC Num	CLEC Denc	CLEC Resu	CLEC Std E	Qwest Num	Qwest Denc	Qwest Resu	Mod Z Scr	Parity Scr
Feb-03	0	2	0.00%	0.00%	0	9	0.00%	N/A	N/A
Mar-03	0	2	0.00%	0.00%	0	7	0.00%	N/A	N/A
Apr-03	0	1	0.00%	0.00%	4	18	22.22%	-0.52	-1.32
May-03	0	2	0.00%	0.00%	1	11	9.09%	-0.41	-1.25
Jun-03	0	1	0.00%	0.00%	2	10	20.00%	-0.48	-1.29
Jul-03									
Aug-03									
Sep-03									
Oct-03	0	2	0.00%	0.00%	0	12	0.00%	N/A	N/A
Nov-03	1	1	100.00%	0.00%	1	18	5.56%	1.7	0.04
Dec-03	0	1	0.00%	0.00%	0	7	0.00%	N/A	N/A
Jan-04									



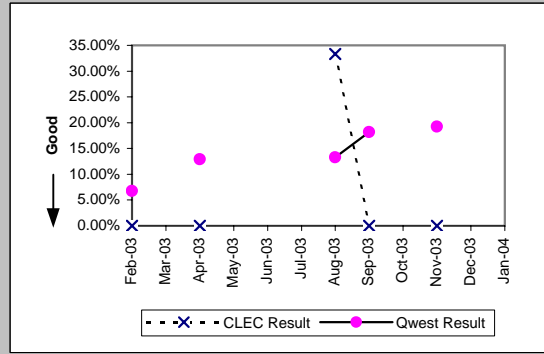
Unbundled Loop Analog (Parity)									
Date	CLEC Num	CLEC Denc	CLEC Resu	CLEC Std E	Qwest Num	Qwest Denc	Qwest Resu	Mod Z Scr	Parity Scr
Feb-03	13	156	8.33%	27.64%	1477	14120	10.46%	-0.86	-1.52
Mar-03	6	155	3.87%	19.29%	1405	14153	9.93%	-2.51	-2.52
Apr-03	9	125	7.20%	25.85%	1161	12378	9.38%	-0.83	-1.51
May-03	13	148	8.78%	28.31%	1081	12357	8.75%	0.05	-0.97
Jun-03	9	153	5.88%	23.53%	1316	13261	9.92%	-1.66	-2.01
Jul-03	18	185	9.73%	29.64%	1335	13555	9.85%	-0.05	-1.03
Aug-03	18	129	13.95%	34.65%	1339	13398	9.99%	1.45	-0.12
Sep-03	10	150	6.67%	24.94%	1417	14184	9.99%	-1.35	-1.82
Oct-03	11	212	5.19%	22.18%	1673	17676	9.46%	-2.11	-2.29
Nov-03	21	226	9.29%	29.03%	1729	16083	10.75%	-0.7	-1.43
Dec-03	11	163	6.75%	25.09%	1704	14927	11.42%	-1.86	-2.13
Jan-04									



Unbundled Loop - 2 Wire Non-Loaded (Parity)									
Date	CLEC Num	CLEC Denc	CLEC Resu	CLEC Std E	Qwest Num	Qwest Denc	Qwest Resu	Mod Z Scr	Parity Scr
Feb-03	0	11	0.00%	0.00%	17	105	16.19%	-1.39	-1.84
Mar-03	0	9	0.00%	0.00%					
Apr-03	0	15	0.00%	0.00%	10	68	14.71%	-1.46	-1.88
May-03	1	19	5.26%	22.33%	9	56	16.07%	-1.11	-1.67
Jun-03	8	26	30.77%	46.15%	7	70	10.00%	2.32	0.41
Jul-03	1	10	10.00%	30.00%	14	69	20.29%	-0.76	-1.46
Aug-03	1	11	9.09%	28.75%	9	68	13.24%	-0.38	-1.23
Sep-03	1	20	5.00%	21.79%	16	78	20.51%	-1.53	-1.93
Oct-03	3	30	10.00%	30.00%	20	90	22.22%	-1.39	-1.85
Nov-03	5	24	20.83%	40.61%	14	60	23.33%	-0.24	-1.15
Dec-03	1	20	5.00%	21.79%	15	52	28.85%	-2	-2.22
Jan-04									



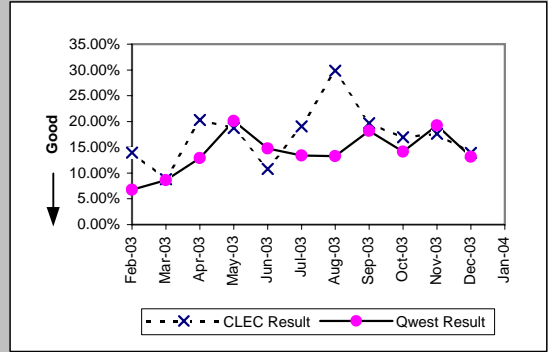
Unbundled Loop - 4 Wire Non-Loaded (Parity)									
Date	CLEC Num	CLEC Denc	CLEC Resu	CLEC Std E	Qwest Num	Qwest Denc	Qwest Resu	Mod Z Scr	Parity Scr
Feb-03	0	1	0.00%	0.00%	19	282	6.74%	-0.27	-1.16
Mar-03									
Apr-03	0	1	0.00%	0.00%	34	264	12.88%	-0.38	-1.23
May-03									
Jun-03									
Jul-03									
Aug-03	1	3	33.33%	47.14%	48	361	13.30%	0.84	-0.49
Sep-03	0	1	0.00%	0.00%	59	325	18.15%	-0.47	-1.29
Oct-03									
Nov-03	0	1	0.00%	0.00%	56	291	19.24%	-0.49	-1.3
Dec-03									
Jan-04									



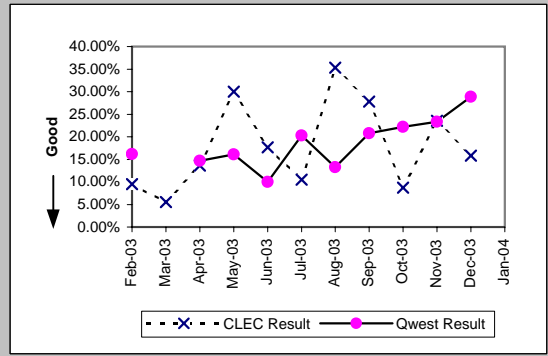
*Results exclude No Trouble Found and Test OK reports unless QWEST trouble is found on another report within 30 days of the original report. A 30-day window necessitates reporting a month behind

MR-7D* - Repair Repeat Report Rate (Percent) - Interval Zone One

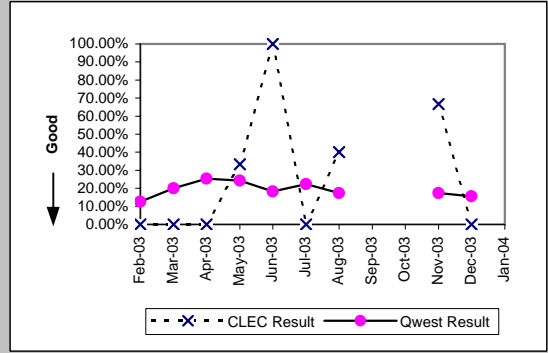
Unbundled Loop - DS1 Capable (Parity)									
Date	CLEC Num	CLEC Denc	CLEC Resu	CLEC Std E	Qwest Num	Qwest Denc	Qwest Resu	Mod Z Scr	Parity Scr
Feb-03	6	43	13.95%	34.65%	19	282	6.74%	1.54	-0.06
Mar-03	3	34	8.82%	28.36%	22	255	8.63%	0.08	-0.95
Apr-03	13	64	20.31%	40.23%	34	264	12.88%	1.48	-0.1
May-03	9	48	18.75%	39.03%	49	244	20.08%	-0.21	-1.13
Jun-03	7	65	10.77%	31.00%	46	311	14.79%	-0.83	-1.5
Jul-03	12	63	19.05%	39.27%	38	283	13.43%	1.13	-0.32
Aug-03	20	67	29.85%	45.76%	48	361	13.30%	3.16	0.92
Sep-03	11	56	19.64%	39.73%	59	325	18.15%	0.28	-0.83
Oct-03	11	65	16.92%	37.50%	56	395	14.18%	0.59	-0.64
Nov-03	12	68	17.65%	38.12%	56	291	19.24%	-0.3	-1.18
Dec-03	10	72	13.89%	34.58%	35	266	13.16%	0.18	-0.89
Jan-04									



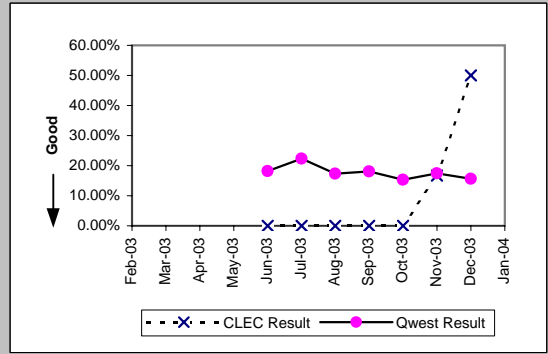
Unbundled Loop ISDN Capable (Parity)									
Date	CLEC Num	CLEC Denc	CLEC Resu	CLEC Std E	Qwest Num	Qwest Denc	Qwest Resu	Mod Z Scr	Parity Scr
Feb-03	2	21	9.52%	29.35%	17	105	16.19%	-0.76	-1.46
Mar-03	1	18	5.56%	22.91%					
Apr-03	3	22	13.64%	34.32%	10	68	14.71%	-0.12	-1.07
May-03	6	20	30.00%	45.83%	9	56	16.07%	1.28	-0.22
Jun-03	6	34	17.65%	38.12%	7	70	10.00%	1.06	-0.35
Jul-03	2	19	10.53%	30.69%	14	69	20.29%	-0.94	-1.57
Aug-03	6	17	35.29%	47.79%	9	68	13.24%	1.94	0.18
Sep-03	5	18	27.78%	44.79%	16	77	20.78%	0.63	-0.62
Oct-03	2	23	8.70%	28.18%	20	90	22.22%	-1.39	-1.85
Nov-03	4	17	23.53%	42.42%	14	60	23.33%	0.02	-0.99
Dec-03	3	19	15.79%	36.46%	15	52	28.85%	-1.08	-1.65
Jan-04									



Unbundled Loop - ADSL Qualified (Parity)									
Date	CLEC Num	CLEC Denc	CLEC Resu	CLEC Std E	Qwest Num	Qwest Denc	Qwest Resu	Mod Z Scr	Parity Scr
Feb-03	0	2	0.00%	0.00%	29	231	12.55%	-0.53	-1.32
Mar-03	0	1	0.00%	0.00%	37	184	20.11%	-0.5	-1.3
Apr-03	0	1	0.00%	0.00%	66	261	25.29%	-0.58	-1.35
May-03	1	3	33.33%	47.14%	46	190	24.21%	0.34	-0.79
Jun-03	1	1	100.00%	0.00%	183	1005	18.21%	1.34	-0.19
Jul-03	0	3	0.00%	0.00%	265	1185	22.36%	-0.93	-1.56
Aug-03	2	5	40.00%	48.99%	193	1111	17.37%	1.16	-0.3
Sep-03									
Oct-03									
Nov-03	2	3	66.67%	47.14%	197	1128	17.46%	1.73	0.05
Dec-03	0	1	0.00%	0.00%	175	1117	15.67%	-0.43	-1.26
Jan-04									



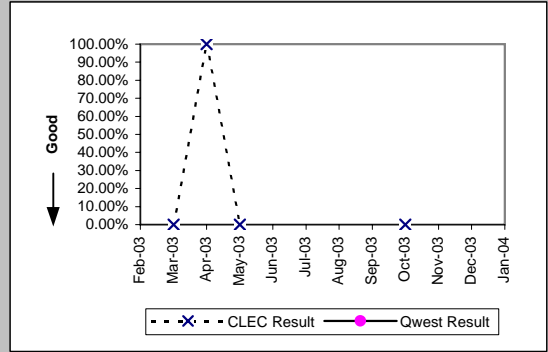
Qwest DSL (Parity)									
Date	CLEC Num	CLEC Denc	CLEC Resu	CLEC Std E	Qwest Num	Qwest Denc	Qwest Resu	Mod Z Scr	Parity Scr
Feb-03									
Mar-03									
Apr-03									
May-03									
Jun-03	0	1	0.00%	0.00%	183	1005	18.21%	-0.47	-1.29
Jul-03	0	1	0.00%	0.00%	265	1185	22.36%	-0.54	-1.33
Aug-03	0	3	0.00%	0.00%	193	1111	17.37%	-0.79	-1.48
Sep-03	0	2	0.00%	0.00%	221	1222	18.09%	-0.66	-1.4
Oct-03	0	5	0.00%	0.00%	215	1402	15.34%	-0.95	-1.58
Nov-03	1	6	16.67%	37.27%	197	1128	17.46%	-0.05	-1.03
Dec-03	1	2	50.00%	50.00%	175	1117	15.67%	1.01	-0.39
Jan-04									



*Results exclude No Trouble Found and Test OK reports unless QWEST trouble is found on another report within 30 days of the original report. A 30-day window necessitates reporting a month behind

MR-7D* - Repair Repeat Report Rate (Percent) - Interval Zone One

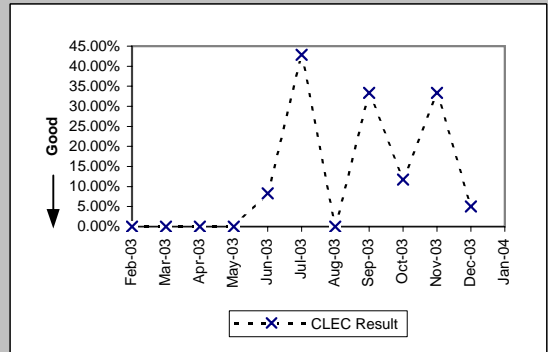
E911 (Parity)									
Date	CLEC Num	CLEC Denc	CLEC Resu	CLEC Std	Qwest Num	Qwest Denc	Qwest Resu	Mod Z Scr	Parity Scr
Feb-03									
Mar-03	0	1	0.00%	0.00%					
Apr-03	1	1	100.00%	0.00%					
May-03	0	1	0.00%	0.00%					
Jun-03									
Jul-03									
Aug-03									
Sep-03									
Oct-03	0	1	0.00%	0.00%					
Nov-03									
Dec-03									
Jan-04									



*Results exclude No Trouble Found and Test OK reports unless QWEST trouble is found on another report within 30 days of the original report. A 30-day window necessitates reporting a month behind

MR-7D* - Repair Repeat Report Rate (Percent) - Interval Zone One

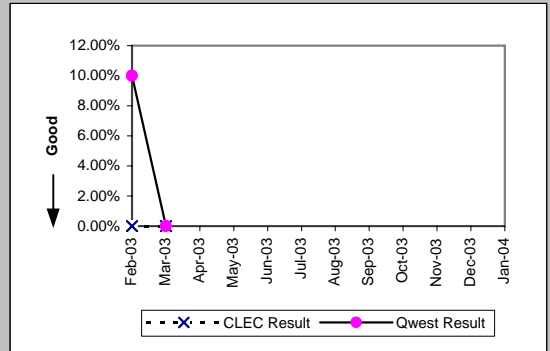
Enhanced Extended Loops (EELs) (Diagnostic)				
Date	Numerator	Denominator	CLEC Result	Standard Dev
Feb-03	0	2	0.00%	0.00%
Mar-03	0	8	0.00%	0.00%
Apr-03	0	7	0.00%	0.00%
May-03	0	7	0.00%	0.00%
Jun-03	1	12	8.33%	27.64%
Jul-03	3	7	42.86%	49.49%
Aug-03	0	11	0.00%	0.00%
Sep-03	4	12	33.33%	47.14%
Oct-03	2	17	11.76%	32.22%
Nov-03	3	9	33.33%	47.14%
Dec-03	1	20	5.00%	21.79%
Jan-04				



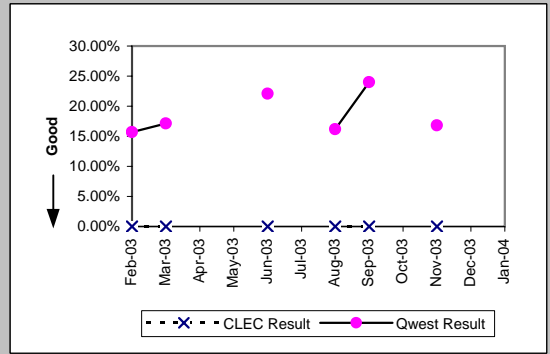
*Results exclude No Trouble Found and Test OK reports unless QWEST trouble is found on another report within 30 days of the original report. A 30-day window necessitates reporting a month behind

MR-7E - Repair Repeat Report Rate (Percent) - Interval Zone Two

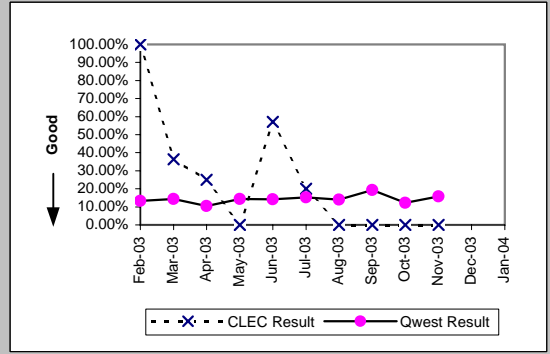
ISDN Primary (Parity)										
Date	CLEC Num	CLEC Denc	CLEC Resu	CLEC Std	Qwest Num	Qwest Denc	Qwest Resu	Mod Z Scr	Parity Scr	
Feb-03	0	2	0.00%	0.00%	1	10	10.00%	-0.43	-1.26	
Mar-03	0	2	0.00%	0.00%	0	7	0.00%	N/A	N/A	
Apr-03										
May-03										
Jun-03										
Jul-03										
Aug-03										
Sep-03										
Oct-03										
Nov-03										
Dec-03										
Jan-04										



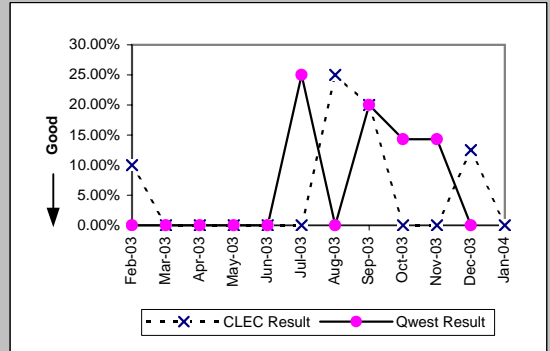
DS0 (Parity)										
Date	CLEC Num	CLEC Denc	CLEC Resu	CLEC Std	Qwest Num	Qwest Denc	Qwest Resu	Mod Z Scr	Parity Scr	
Feb-03	0	2	0.00%	0.00%	37	236	15.68%	-0.61	-1.37	
Mar-03	0	1	0.00%	0.00%	37	216	17.13%	-0.45	-1.28	
Apr-03										
May-03										
Jun-03	0	1	0.00%	0.00%	53	240	22.08%	-0.53	-1.32	
Jul-03										
Aug-03	0	2	0.00%	0.00%	40	247	16.19%	-0.62	-1.38	
Sep-03	0	1	0.00%	0.00%	81	338	23.96%	-0.56	-1.34	
Oct-03										
Nov-03	0	2	0.00%	0.00%	34	202	16.83%	-0.63	-1.38	
Dec-03										
Jan-04										



DS1 (Parity)										
Date	CLEC Num	CLEC Denc	CLEC Resu	CLEC Std	Qwest Num	Qwest Denc	Qwest Resu	Mod Z Scr	Parity Scr	
Feb-03	1	1	100.00%	0.00%	28	211	13.27%	1.51	-0.08	
Mar-03	4	11	36.36%	48.10%	32	222	14.41%	1.75	0.07	
Apr-03	1	4	25.00%	43.30%	26	247	10.53%	0.79	-0.52	
May-03	0	2	0.00%	0.00%	29	202	14.36%	-0.58	-1.35	
Jun-03	4	7	57.14%	49.49%	33	232	14.22%	2.54	0.55	
Jul-03	1	5	20.00%	40.00%	36	237	15.19%	0.31	-0.81	
Aug-03	0	2	0.00%	0.00%	38	273	13.92%	-0.57	-1.34	
Sep-03	0	1	0.00%	0.00%	70	362	19.34%	-0.49	-1.3	
Oct-03	0	2	0.00%	0.00%	42	345	12.17%	-0.53	-1.32	
Nov-03	0	1	0.00%	0.00%	33	209	15.79%	-0.43	-1.26	
Dec-03										
Jan-04										

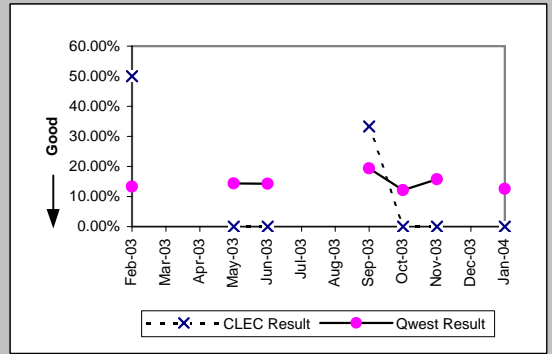


LIS Trunk (Parity)										
Date	CLEC Num	CLEC Denc	CLEC Resu	CLEC Std	Qwest Num	Qwest Denc	Qwest Resu	Mod Z Scr	Parity Scr	
Feb-03	1	10	10.00%	30.00%	0	2	0.00%	N/A	-0.98	
Mar-03	0	2	0.00%	0.00%	0	2	0.00%	N/A	N/A	
Apr-03	0	1	0.00%	0.00%	0	3	0.00%	N/A	N/A	
May-03	0	3	0.00%	0.00%	0	5	0.00%	N/A	N/A	
Jun-03	0	2	0.00%	0.00%	0	2	0.00%	N/A	N/A	
Jul-03	0	4	0.00%	0.00%	1	4	25.00%	-0.82	-1.5	
Aug-03	1	4	25.00%	43.30%	0	5	0.00%	N/A	-0.55	
Sep-03	2	10	20.00%	40.00%	1	5	20.00%	0	-1	
Oct-03	0	11	0.00%	0.00%	1	7	14.29%	-0.84	-1.51	
Nov-03	0	4	0.00%	0.00%	1	7	14.29%	-0.65	-1.4	
Dec-03	1	8	12.50%	33.07%	0	2	0.00%	N/A	-0.94	
Jan-04	0	1	0.00%	0.00%						

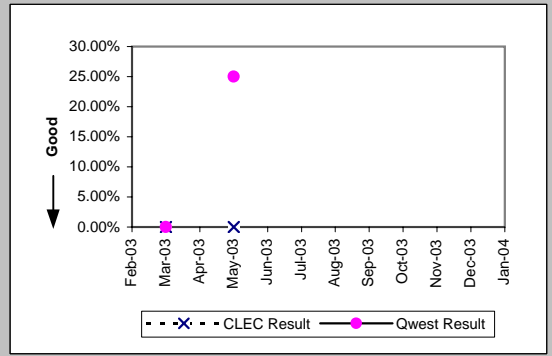


MR-7E - Repair Repeat Report Rate (Percent) - Interval Zone Two

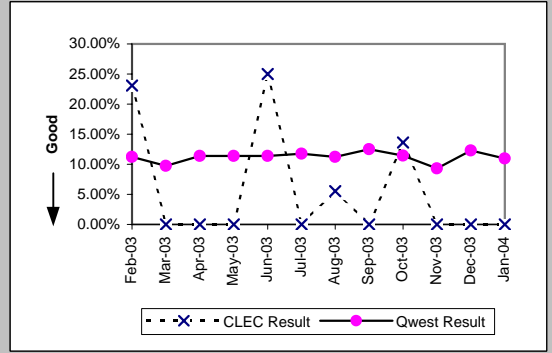
UDIT DS1 (Parity)									
Date	CLEC Num	CLEC Denc	CLEC Resu	CLEC Std E	Qwest Num	Qwest Denc	Qwest Resu	Mod Z Scr	Parity Scr
Feb-03	1	2	50.00%	50.00%	28	211	13.27%	1.11	-0.33
Mar-03									
Apr-03									
May-03	0	2	0.00%	0.00%	29	202	14.36%	-0.58	-1.35
Jun-03	0	1	0.00%	0.00%	33	232	14.22%	-0.41	-1.25
Jul-03									
Aug-03									
Sep-03	1	3	33.33%	47.14%	70	362	19.34%	0.55	-0.67
Oct-03	0	1	0.00%	0.00%	42	345	12.17%	-0.37	-1.23
Nov-03	0	2	0.00%	0.00%	33	209	15.79%	-0.61	-1.37
Dec-03									
Jan-04	0	1	0.00%	0.00%	19	151	12.58%	-0.38	-1.23



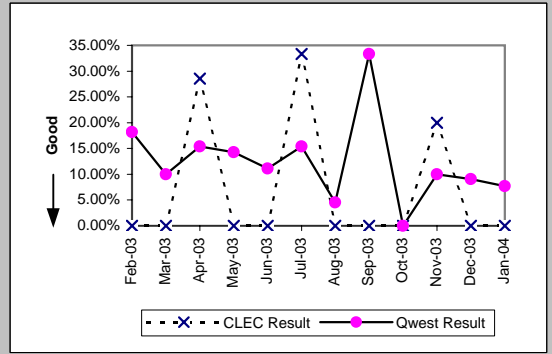
UDIT Above DS1 Level (Parity)									
Date	CLEC Num	CLEC Denc	CLEC Resu	CLEC Std E	Qwest Num	Qwest Denc	Qwest Resu	Mod Z Scr	Parity Scr
Feb-03									
Mar-03	0	2	0.00%	0.00%	0	5	0.00%	N/A	N/A
Apr-03									
May-03	0	1	0.00%	0.00%	1	4	25.00%	-0.52	-1.31
Jun-03									
Jul-03									
Aug-03									
Sep-03									
Oct-03									
Nov-03									
Dec-03									
Jan-04									



Unbundled Loop Analog (Parity)									
Date	CLEC Num	CLEC Denc	CLEC Resu	CLEC Std E	Qwest Num	Qwest Denc	Qwest Resu	Mod Z Scr	Parity Scr
Feb-03	9	39	23.08%	42.13%	378	3374	11.20%	2.11	0.28
Mar-03	0	8	0.00%	0.00%	358	3682	9.72%	-0.93	-1.56
Apr-03	0	15	0.00%	0.00%	409	3586	11.41%	-1.39	-1.84
May-03	0	22	0.00%	0.00%	378	3323	11.38%	-1.67	-2.02
Jun-03	4	16	25.00%	43.30%	373	3280	11.37%	1.53	-0.07
Jul-03	0	11	0.00%	0.00%	430	3664	11.74%	-1.21	-1.73
Aug-03	1	18	5.56%	22.91%	413	3675	11.24%	-0.76	-1.46
Sep-03	0	12	0.00%	0.00%	427	3420	12.49%	-1.31	-1.79
Oct-03	3	22	13.64%	34.32%	463	4047	11.44%	0.37	-0.77
Nov-03	0	14	0.00%	0.00%	306	3285	9.32%	-1.2	-1.73
Dec-03	0	16	0.00%	0.00%	475	3864	12.29%	-1.49	-1.91
Jan-04	0	17	0.00%	0.00%	484	4412	10.97%	-1.44	-1.88

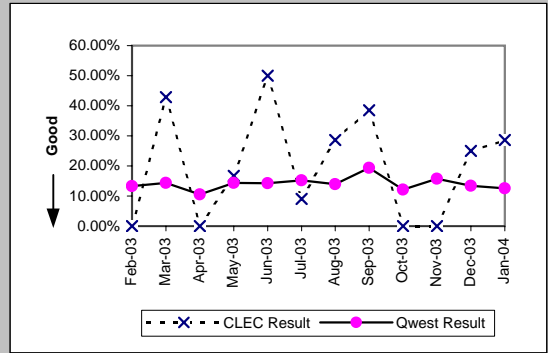


Unbundled Loop - 2 Wire Non-Loaded (Parity)									
Date	CLEC Num	CLEC Denc	CLEC Resu	CLEC Std E	Qwest Num	Qwest Denc	Qwest Resu	Mod Z Scr	Parity Scr
Feb-03	0	2	0.00%	0.00%	2	11	18.18%	-0.61	-1.37
Mar-03	0	5	0.00%	0.00%	1	10	10.00%	-0.61	-1.37
Apr-03	2	7	28.57%	45.18%	2	13	15.38%	0.59	-0.64
May-03	0	3	0.00%	0.00%	3	21	14.29%	-0.66	-1.4
Jun-03	0	3	0.00%	0.00%	1	9	11.11%	-0.53	-1.32
Jul-03	2	6	33.33%	47.14%	2	13	15.38%	0.77	-0.53
Aug-03	0	6	0.00%	0.00%	1	22	4.55%	-0.47	-1.29
Sep-03	0	2	0.00%	0.00%	5	15	33.33%	-0.94	-1.57
Oct-03	0	4	0.00%	0.00%	0	9	0.00%	N/A	N/A
Nov-03	1	5	20.00%	40.00%	1	10	10.00%	0.36	-0.78
Dec-03	0	5	0.00%	0.00%	1	11	9.09%	-0.59	-1.36
Jan-04	0	6	0.00%	0.00%	1	13	7.69%	-0.58	-1.36

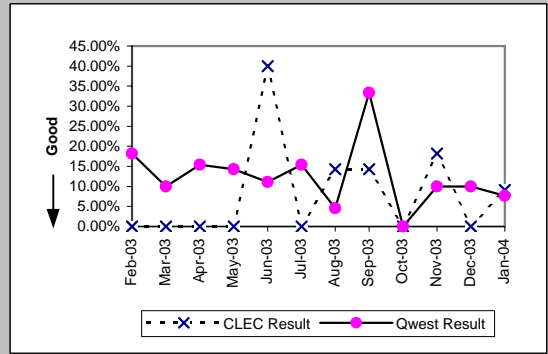


MR-7E - Repair Repeat Report Rate (Percent) - Interval Zone Two

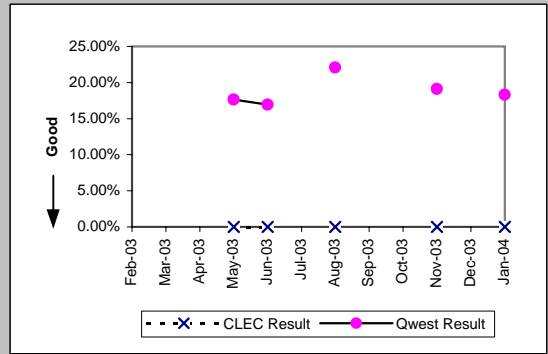
Unbundled Loop - DS1 Capable (Parity)										
Date	CLEC Num	CLEC Dend	CLEC Resu	CLEC Std	Qwest Num	Qwest Dend	Qwest Resu	Mod Z Scr	Parity Scr	
Feb-03	0	4	0.00%	0.00%	28	211	13.27%	-0.78	-1.47	
Mar-03	3	7	42.86%	49.49%	32	222	14.41%	1.76	0.07	
Apr-03	0	5	0.00%	0.00%	26	247	10.53%	-0.76	-1.46	
May-03	2	12	16.67%	37.27%	29	202	14.36%	0.25	-0.85	
Jun-03	3	6	50.00%	50.00%	33	232	14.22%	2	0.22	
Jul-03	1	11	9.09%	28.75%	36	237	15.19%	-0.55	-1.33	
Aug-03	4	14	28.57%	45.18%	38	273	13.92%	1.4	-0.15	
Sep-03	5	13	38.46%	48.65%	70	362	19.34%	1.57	-0.04	
Oct-03	0	6	0.00%	0.00%	42	345	12.17%	-0.9	-1.55	
Nov-03	0	9	0.00%	0.00%	33	209	15.79%	-1.27	-1.77	
Dec-03	4	16	25.00%	43.30%	35	261	13.41%	1.22	-0.26	
Jan-04	4	14	28.57%	45.18%	19	151	12.58%	1.51	-0.08	



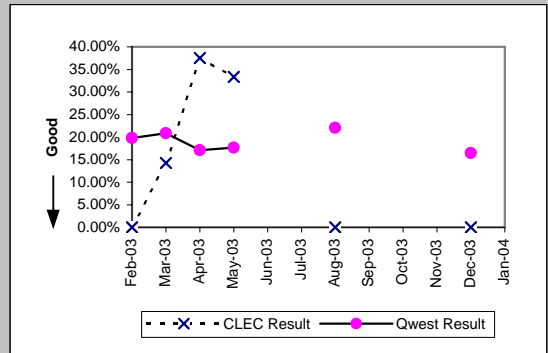
Unbundled Loop ISDN Capable (Parity)										
Date	CLEC Num	CLEC Dend	CLEC Resu	CLEC Std	Qwest Num	Qwest Dend	Qwest Resu	Mod Z Scr	Parity Scr	
Feb-03	0	7	0.00%	0.00%	2	11	18.18%	-0.97	-1.59	
Mar-03	0	10	0.00%	0.00%	1	10	10.00%	-0.75	-1.45	
Apr-03	0	6	0.00%	0.00%	2	13	15.38%	-0.86	-1.53	
May-03	0	6	0.00%	0.00%	3	21	14.29%	-0.88	-1.54	
Jun-03	2	5	40.00%	48.99%	1	9	11.11%	1.09	-0.34	
Jul-03	0	3	0.00%	0.00%	2	13	15.38%	-0.67	-1.4	
Aug-03	1	7	14.29%	34.99%	1	22	4.55%	0.68	-0.59	
Sep-03	1	7	14.29%	34.99%	5	15	33.33%	-0.88	-1.54	
Oct-03	0	3	0.00%	0.00%	0	9	0.00%	N/A	N/A	
Nov-03	2	11	18.18%	38.57%	1	10	10.00%	0.35	-0.79	
Dec-03	0	5	0.00%	0.00%	1	10	10.00%	-0.61	-1.37	
Jan-04	1	11	9.09%	28.75%	1	13	7.69%	0.03	-0.98	



Unbundled Loop - ADSL Qualified (Parity)										
Date	CLEC Num	CLEC Dend	CLEC Resu	CLEC Std	Qwest Num	Qwest Dend	Qwest Resu	Mod Z Scr	Parity Scr	
Feb-03										
Mar-03										
Apr-03										
May-03	0	2	0.00%	0.00%	316	1791	17.64%	-0.65	-1.4	
Jun-03	0	1	0.00%	0.00%	44	260	16.92%	-0.45	-1.27	
Jul-03										
Aug-03	0	1	0.00%	0.00%	89	403	22.08%	-0.53	-1.32	
Sep-03										
Oct-03										
Nov-03	0	1	0.00%	0.00%	86	450	19.11%	-0.49	-1.3	
Dec-03										
Jan-04	0	2	0.00%	0.00%	139	760	18.29%	-0.67	-1.41	

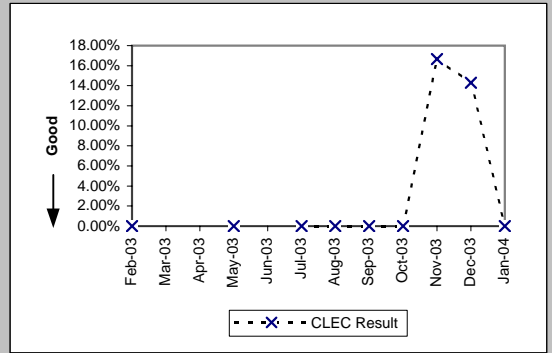


Qwest DSL (Parity)										
Date	CLEC Num	CLEC Dend	CLEC Resu	CLEC Std	Qwest Num	Qwest Dend	Qwest Resu	Mod Z Scr	Parity Scr	
Feb-03	0	1	0.00%	0.00%	329	1663	19.78%	-0.5	-1.3	
Mar-03	1	7	14.29%	34.99%	345	1656	20.83%	-0.43	-1.26	
Apr-03	3	8	37.50%	48.41%	312	1828	17.07%	1.36	-0.17	
May-03	1	3	33.33%	47.14%	316	1791	17.64%	0.63	-0.62	
Jun-03										
Jul-03										
Aug-03	0	1	0.00%	0.00%	89	403	22.08%	-0.53	-1.32	
Sep-03										
Oct-03										
Nov-03										
Dec-03	0	2	0.00%	0.00%	91	553	16.46%	-0.63	-1.38	
Jan-04										



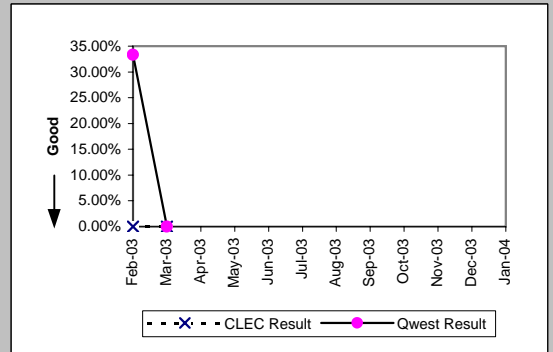
MR-7E - Repair Repeat Report Rate (Percent) - Interval Zone Two

Enhanced Extended Loops (EELs) (Diagnostic)					
Date	Numerator	Denominator	CLEC Result	Standard Dev	
Feb-03	0	1	0.00%	0.00%	
Mar-03					
Apr-03					
May-03	0	1	0.00%	0.00%	
Jun-03					
Jul-03	0	3	0.00%	0.00%	
Aug-03	0	1	0.00%	0.00%	
Sep-03	0	6	0.00%	0.00%	
Oct-03	0	5	0.00%	0.00%	
Nov-03	1	6	16.67%	37.27%	
Dec-03	1	7	14.29%	34.99%	
Jan-04	0	1	0.00%	0.00%	

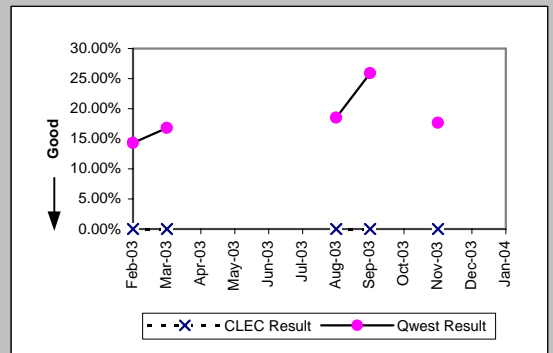


MR-7E* - Repair Repeat Report Rate (Percent) - Interval Zone Two

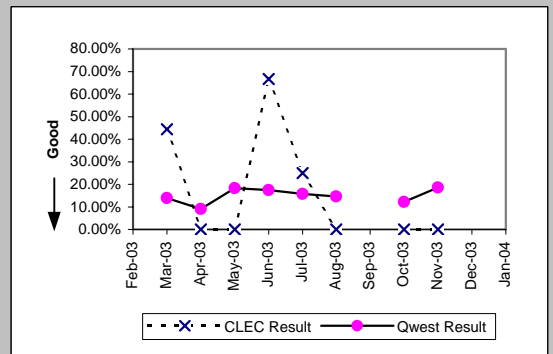
ISDN Primary (Parity)									
Date	CLEC Num	CLEC Denc	CLEC Resu	CLEC Std I	Qwest Num	Qwest Denc	Qwest Resu	Mod Z Scr	Parity Scr
Feb-03	0	1	0.00%	0.00%	1	3	33.33%	-0.61	-1.37
Mar-03	0	1	0.00%	0.00%	0	2	0.00%	N/A	N/A
Apr-03									
May-03									
Jun-03									
Jul-03									
Aug-03									
Sep-03									
Oct-03									
Nov-03									
Dec-03									
Jan-04									



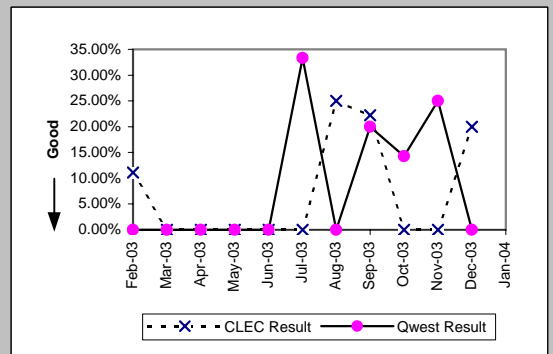
DS0 (Parity)									
Date	CLEC Num	CLEC Denc	CLEC Resu	CLEC Std I	Qwest Num	Qwest Denc	Qwest Resu	Mod Z Scr	Parity Scr
Feb-03	0	2	0.00%	0.00%	25	175	14.29%	-0.57	-1.35
Mar-03	0	1	0.00%	0.00%	24	143	16.78%	-0.45	-1.27
Apr-03									
May-03									
Jun-03									
Jul-03									
Aug-03	0	1	0.00%	0.00%	32	173	18.50%	-0.48	-1.29
Sep-03	0	1	0.00%	0.00%	70	270	25.93%	-0.59	-1.36
Oct-03									
Nov-03	0	1	0.00%	0.00%	24	136	17.65%	-0.46	-1.28
Dec-03									
Jan-04									



DS1 (Parity)									
Date	CLEC Num	CLEC Denc	CLEC Resu	CLEC Std I	Qwest Num	Qwest Denc	Qwest Resu	Mod Z Scr	Parity Scr
Feb-03									
Mar-03	4	9	44.44%	49.69%	19	136	13.97%	2.1	0.28
Apr-03	0	2	0.00%	0.00%	15	166	9.04%	-0.44	-1.27
May-03	0	2	0.00%	0.00%	25	137	18.25%	-0.66	-1.4
Jun-03	4	6	66.67%	47.14%	27	155	17.42%	2.53	0.54
Jul-03	1	4	25.00%	43.30%	27	172	15.70%	0.47	-0.71
Aug-03	0	1	0.00%	0.00%	27	185	14.59%	-0.41	-1.25
Sep-03									
Oct-03	0	2	0.00%	0.00%	30	245	12.24%	-0.53	-1.32
Nov-03	0	1	0.00%	0.00%	22	118	18.64%	-0.48	-1.29
Dec-03									
Jan-04									



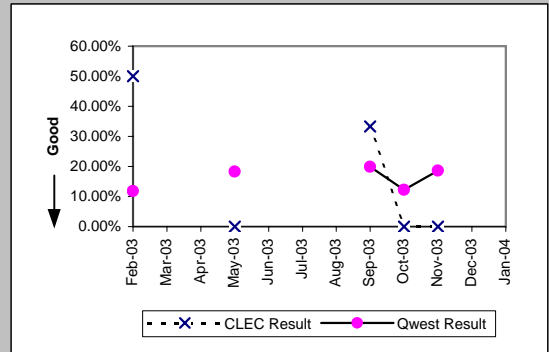
LIS Trunk (Parity)									
Date	CLEC Num	CLEC Denc	CLEC Resu	CLEC Std I	Qwest Num	Qwest Denc	Qwest Resu	Mod Z Scr	Parity Scr
Feb-03	1	9	11.11%	31.43%	0	2	0.00%	N/A	-0.96
Mar-03	0	2	0.00%	0.00%	0	2	0.00%	N/A	N/A
Apr-03	0	1	0.00%	0.00%	0	2	0.00%	N/A	N/A
May-03	0	3	0.00%	0.00%	0	5	0.00%	N/A	N/A
Jun-03	0	1	0.00%	0.00%	0	2	0.00%	N/A	N/A
Jul-03	0	2	0.00%	0.00%	1	3	33.33%	-0.77	-1.47
Aug-03	1	4	25.00%	43.30%	0	5	0.00%	N/A	-0.55
Sep-03	2	9	22.22%	41.57%	1	5	20.00%	-0.09	-1.06
Oct-03	0	9	0.00%	0.00%	1	7	14.29%	-0.81	-1.49
Nov-03	0	3	0.00%	0.00%	1	4	25.00%	-0.76	-1.46
Dec-03	1	5	20.00%	40.00%	0	2	0.00%	N/A	-0.84
Jan-04									



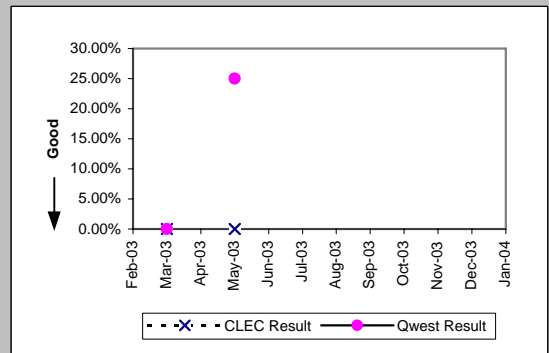
*Results exclude No Trouble Found and Test OK reports unless QWEST trouble is found on another report within 30 days of the original report. A 30-day window necessitates reporting a month behind

MR-7E* - Repair Repeat Report Rate (Percent) - Interval Zone Two

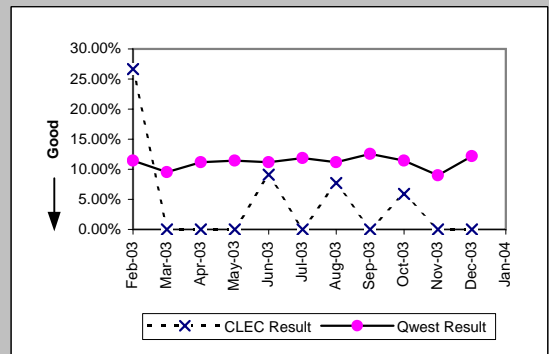
UDIT DS1 (Parity)										
Date	CLEC Num	CLEC Denc	CLEC Resu	CLEC Std E	Qwest Num	Qwest Denc	Qwest Resu	Mod Z Scr	Parity Scr	
Feb-03		1	2	50.00%	50.00%	17	144	11.81%	1.17	-0.29
Mar-03										
Apr-03										
May-03	0	2	0.00%	0.00%	25	137	18.25%	-0.66	-1.4	
Jun-03										
Jul-03										
Aug-03										
Sep-03	1	3	33.33%	47.14%	59	296	19.93%	0.52	-0.68	
Oct-03	0	1	0.00%	0.00%	30	245	12.24%	-0.37	-1.23	
Nov-03	0	2	0.00%	0.00%	22	118	18.64%	-0.67	-1.41	
Dec-03										
Jan-04										



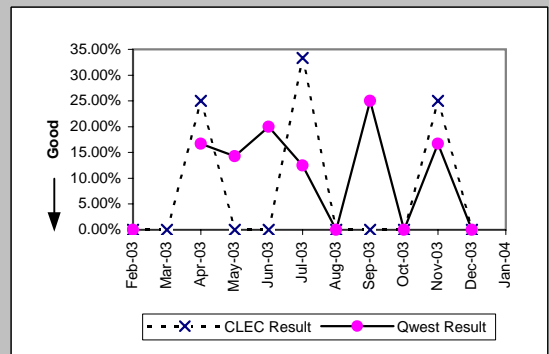
UDIT Above DS1 Level (Parity)										
Date	CLEC Num	CLEC Denc	CLEC Resu	CLEC Std E	Qwest Num	Qwest Denc	Qwest Resu	Mod Z Scr	Parity Scr	
Feb-03										
Mar-03	0	2	0.00%	0.00%	0	3	0.00%	N/A	N/A	
Apr-03										
May-03	0	1	0.00%	0.00%	1	4	25.00%	-0.52	-1.31	
Jun-03										
Jul-03										
Aug-03										
Sep-03										
Oct-03										
Nov-03										
Dec-03										
Jan-04										



Unbundled Loop Analog (Parity)										
Date	CLEC Num	CLEC Denc	CLEC Resu	CLEC Std E	Qwest Num	Qwest Denc	Qwest Resu	Mod Z Scr	Parity Scr	
Feb-03	8	30	26.67%	44.22%	334	2927	11.41%	2.3	0.4	
Mar-03	0	4	0.00%	0.00%	310	3250	9.54%	-0.65	-1.39	
Apr-03	0	12	0.00%	0.00%	350	3130	11.18%	-1.23	-1.75	
May-03	0	20	0.00%	0.00%	336	2933	11.46%	-1.6	-1.97	
Jun-03	1	11	9.09%	28.75%	320	2868	11.16%	-0.22	-1.13	
Jul-03	0	9	0.00%	0.00%	380	3199	11.88%	-1.1	-1.67	
Aug-03	1	13	7.69%	26.65%	354	3168	11.17%	-0.4	-1.24	
Sep-03	0	8	0.00%	0.00%	368	2934	12.54%	-1.07	-1.65	
Oct-03	1	17	5.88%	23.53%	403	3530	11.42%	-0.72	-1.44	
Nov-03	0	10	0.00%	0.00%	257	2864	8.97%	-0.99	-1.6	
Dec-03	0	11	0.00%	0.00%	415	3408	12.18%	-1.23	-1.75	
Jan-04										



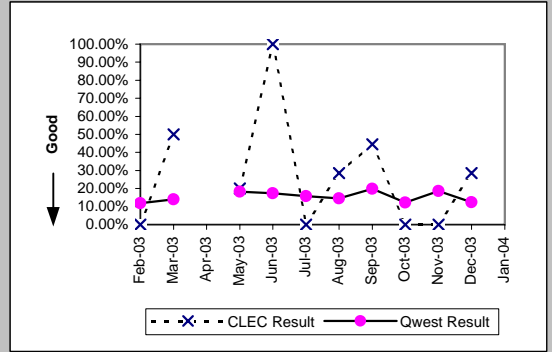
Unbundled Loop - 2 Wire Non-Loaded (Parity)										
Date	CLEC Num	CLEC Denc	CLEC Resu	CLEC Std E	Qwest Num	Qwest Denc	Qwest Resu	Mod Z Scr	Parity Scr	
Feb-03	0	1	0.00%	0.00%	0	2	0.00%	N/A	N/A	
Mar-03	0	2	0.00%	0.00%						
Apr-03	1	4	25.00%	43.30%	1	6	16.67%	0.17	-0.9	
May-03	0	1	0.00%	0.00%	2	14	14.29%	-0.39	-1.24	
Jun-03	0	3	0.00%	0.00%	1	5	20.00%	-0.68	-1.42	
Jul-03	1	3	33.33%	47.14%	1	8	12.50%	0.56	-0.66	
Aug-03	0	5	0.00%	0.00%	0	12	0.00%	N/A	N/A	
Sep-03	0	2	0.00%	0.00%	2	8	25.00%	-0.73	-1.44	
Oct-03	0	3	0.00%	0.00%	0	6	0.00%	N/A	N/A	
Nov-03	1	4	25.00%	43.30%	1	6	16.67%	0.17	-0.9	
Dec-03	0	5	0.00%	0.00%	0	7	0.00%	N/A	N/A	
Jan-04										



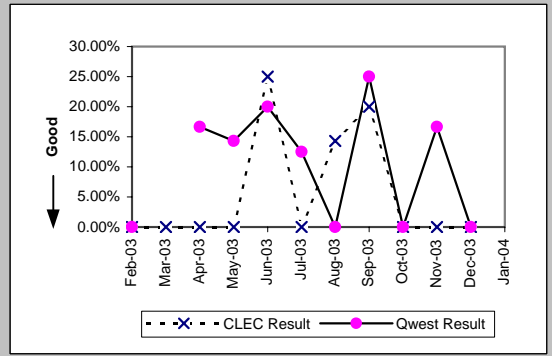
*Results exclude No Trouble Found and Test OK reports unless QWEST trouble is found on another report within 30 days of the original report. A 30-day window necessitates reporting a month behind

MR-7E* - Repair Repeat Report Rate (Percent) - Interval Zone Two

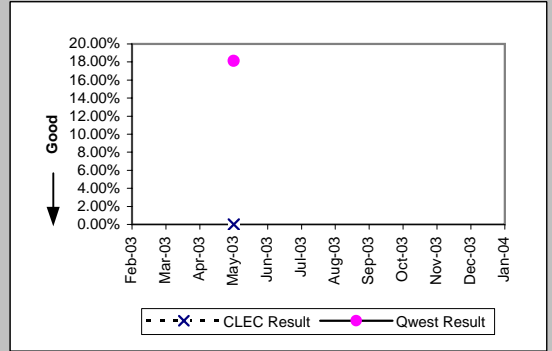
Unbundled Loop - DS1 Capable (Parity)									
Date	CLEC Num	CLEC Denc	CLEC Resu	CLEC Std	Qwest Num	Qwest Denc	Qwest Resu	Mod Z Scr	Parity Scr
Feb-03	0	4	0.00%	0.00%	17	144	11.81%	-0.72	-1.44
Mar-03	3	6	50.00%	50.00%	19	136	13.97%	2	0.21
Apr-03									
May-03	2	10	20.00%	40.00%	25	137	18.25%	0.16	-0.9
Jun-03	3	3	100.00%	0.00%	27	155	17.42%	2.82	0.71
Jul-03	0	6	0.00%	0.00%	27	172	15.70%	-1.04	-1.63
Aug-03	4	14	28.57%	45.18%	27	185	14.59%	1.3	-0.21
Sep-03	4	9	44.44%	49.69%	59	296	19.93%	1.62	-0.01
Oct-03	0	3	0.00%	0.00%	30	245	12.24%	-0.64	-1.39
Nov-03	0	8	0.00%	0.00%	22	118	18.64%	-1.31	-1.8
Dec-03	4	14	28.57%	45.18%	21	168	12.50%	1.53	-0.07
Jan-04									



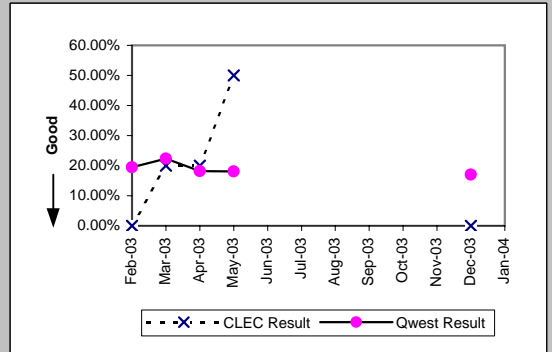
Unbundled Loop ISDN Capable (Parity)									
Date	CLEC Num	CLEC Denc	CLEC Resu	CLEC Std	Qwest Num	Qwest Denc	Qwest Resu	Mod Z Scr	Parity Scr
Feb-03	0	6	0.00%	0.00%	0	2	0.00%	N/A	N/A
Mar-03	0	7	0.00%	0.00%					
Apr-03	0	5	0.00%	0.00%	1	6	16.67%	-0.74	-1.45
May-03	0	4	0.00%	0.00%	2	14	14.29%	-0.72	-1.44
Jun-03	1	4	25.00%	43.30%	1	5	20.00%	0.02	-0.99
Jul-03	0	3	0.00%	0.00%	1	8	12.50%	-0.56	-1.34
Aug-03	1	7	14.29%	34.99%	0	12	0.00%	N/A	-0.45
Sep-03	1	5	20.00%	40.00%	2	8	25.00%	-0.2	-1.12
Oct-03	0	3	0.00%	0.00%	0	6	0.00%	N/A	N/A
Nov-03	0	5	0.00%	0.00%	1	6	16.67%	-0.74	-1.45
Dec-03	0	5	0.00%	0.00%	0	6	0.00%	N/A	N/A
Jan-04									



Unbundled Loop - ADSL Qualified (Parity)									
Date	CLEC Num	CLEC Denc	CLEC Resu	CLEC Std	Qwest Num	Qwest Denc	Qwest Resu	Mod Z Scr	Parity Scr
Feb-03									
Mar-03									
Apr-03									
May-03	0	1	0.00%	0.00%	212	1169	18.14%	-0.47	-1.29
Jun-03									
Jul-03									
Aug-03									
Sep-03									
Oct-03									
Nov-03									
Dec-03									
Jan-04									



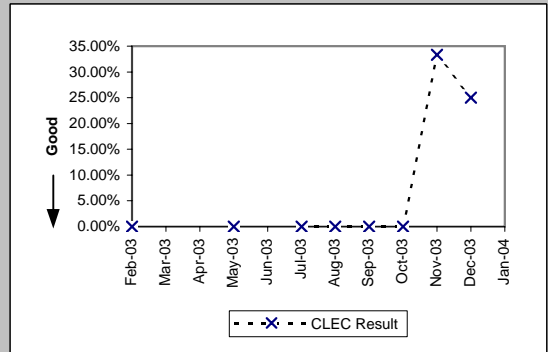
Qwest DSL (Parity)									
Date	CLEC Num	CLEC Denc	CLEC Resu	CLEC Std	Qwest Num	Qwest Denc	Qwest Resu	Mod Z Scr	Parity Scr
Feb-03	0	1	0.00%	0.00%	196	1007	19.46%	-0.49	-1.3
Mar-03	1	5	20.00%	40.00%	240	1075	22.33%	-0.12	-1.08
Apr-03	1	5	20.00%	40.00%	207	1136	18.22%	0.16	-0.9
May-03	1	2	50.00%	50.00%	212	1169	18.14%	0.91	-0.45
Jun-03									
Jul-03									
Aug-03									
Sep-03									
Oct-03									
Nov-03									
Dec-03	0	2	0.00%	0.00%	67	394	17.01%	-0.64	-1.39
Jan-04									



*Results exclude No Trouble Found and Test OK reports unless QWEST trouble is found on another report within 30 days of the original report. A 30-day window necessitates reporting a month behind

MR-7E* - Repair Repeat Report Rate (Percent) - Interval Zone Two

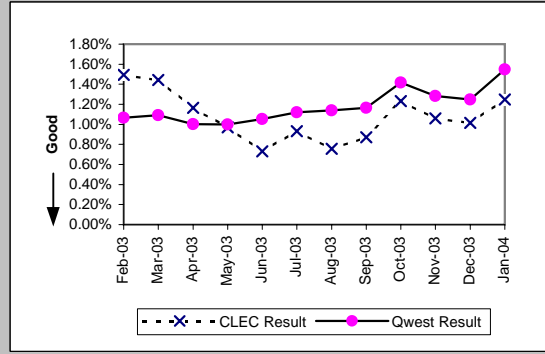
Enhanced Extended Loops (EELs) (Diagnostic)				
Date	Numerator	Denominator	CLEC Result	Standard Dev
Feb-03	0	1	0.00%	0.00%
Mar-03				
Apr-03				
May-03	0	1	0.00%	0.00%
Jun-03				
Jul-03	0	2	0.00%	0.00%
Aug-03	0	1	0.00%	0.00%
Sep-03	0	4	0.00%	0.00%
Oct-03	0	4	0.00%	0.00%
Nov-03	1	3	33.33%	47.14%
Dec-03	1	4	25.00%	43.30%
Jan-04				



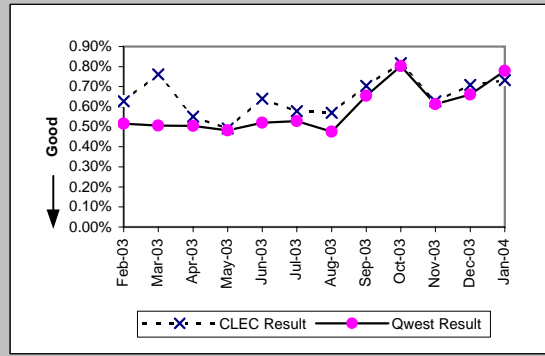
*Results exclude No Trouble Found and Test OK reports unless QWEST trouble is found on another report within 30 days of the original report. A 30-day window necessitates reporting a month behind

MR-8 - Trouble Rate (Percent)

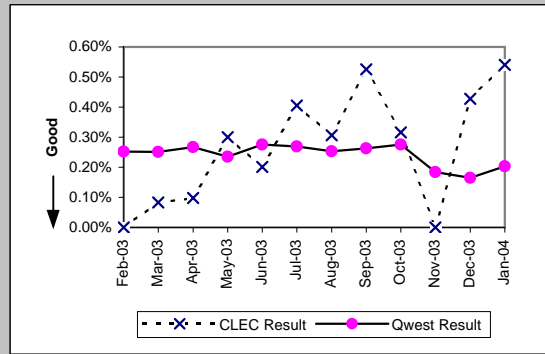
Residence (Parity)									
Date	CLEC Num	CLEC Denc	CLEC Resu	CLEC Std	Qwest Num	Qwest Denc	Qwest Resu	Mod Z Scr	Parity Scr
Feb-03	216	14468	1.49%	12.13%	17754	1665148	1.07%	4.98	2.03
Mar-03	268	18564	1.44%	11.93%	18100	1660312	1.09%	4.61	1.8
Apr-03	264	22669	1.16%	10.73%	16129	1609093	1.00%	2.43	0.48
May-03	253	26039	0.97%	9.81%	16022	1602268	1.00%	-0.46	-1.28
Jun-03	211	28924	0.73%	8.51%	16793	1593239	1.05%	-5.36	-4.26
Jul-03	319	34189	0.93%	9.61%	17719	1581481	1.12%	-3.26	-2.98
Aug-03	286	37768	0.76%	8.67%	17939	1575990	1.14%	-6.9	-5.19
Sep-03	361	41480	0.87%	9.29%	18297	1569834	1.17%	-5.53	-4.36
Oct-03	559	45326	1.23%	11.04%	22203	1565630	1.42%	-3.28	-2.99
Nov-03	526	49591	1.06%	10.24%	19973	1556274	1.28%	-4.34	-3.64
Dec-03	539	53038	1.02%	10.03%	19325	1549552	1.25%	-4.71	-3.86
Jan-04	669	53609	1.25%	11.10%	23924	1545592	1.55%	-5.53	-4.36



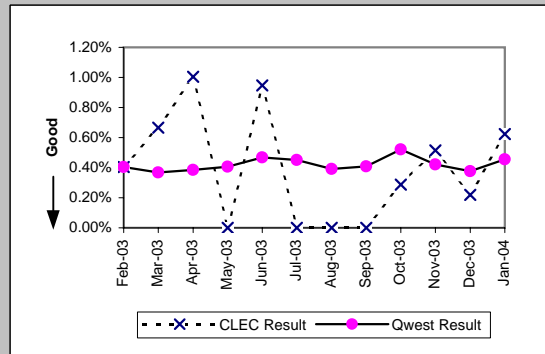
Business (Parity)									
Date	CLEC Num	CLEC Denc	CLEC Resu	CLEC Std	Qwest Num	Qwest Denc	Qwest Resu	Mod Z Scr	Parity Scr
Feb-03	113	18006	0.63%	7.90%	2225	432005	0.52%	2.07	0.26
Mar-03	139	18270	0.76%	8.69%	2177	430578	0.51%	4.76	1.9
Apr-03	101	18363	0.55%	7.40%	2112	418874	0.50%	0.86	-0.48
May-03	92	18721	0.49%	6.99%	2010	416673	0.48%	0.17	-0.89
Jun-03	122	19057	0.64%	7.98%	2157	414987	0.52%	2.26	0.37
Jul-03	114	19712	0.58%	7.58%	2179	413025	0.53%	0.96	-0.42
Aug-03	116	20390	0.57%	7.52%	1958	411071	0.48%	1.87	0.14
Sep-03	147	20875	0.70%	8.36%	2180	332837	0.66%	0.86	-0.48
Oct-03	179	21900	0.82%	9.00%	2654	330735	0.80%	0.24	-0.85
Nov-03	142	22671	0.63%	7.89%	2023	329969	0.61%	0.25	-0.85
Dec-03	167	23560	0.71%	8.39%	2158	326499	0.66%	0.88	-0.47
Jan-04	175	23890	0.73%	8.53%	2511	322394	0.78%	-0.79	-1.48



Centrex (Parity)									
Date	CLEC Num	CLEC Denc	CLEC Resu	CLEC Std	Qwest Num	Qwest Denc	Qwest Resu	Mod Z Scr	Parity Scr
Feb-03	0	1204	0.00%	0.00%	219	86819	0.25%	-1.73	-2.05
Mar-03	1	1211	0.08%	2.87%	216	85942	0.25%	-1.16	-1.71
Apr-03	1	1017	0.10%	3.13%	227	84998	0.27%	-1.04	-1.63
May-03	3	1001	0.30%	5.47%	200	85074	0.24%	0.42	-0.74
Jun-03	2	997	0.20%	4.47%	235	85299	0.28%	-0.45	-1.27
Jul-03	4	986	0.41%	6.36%	224	83309	0.27%	0.82	-0.5
Aug-03	3	978	0.31%	5.53%	206	81484	0.25%	0.33	-0.8
Sep-03	5	952	0.53%	7.23%	216	82070	0.26%	1.57	-0.05
Oct-03	3	951	0.32%	5.61%	225	81663	0.28%	0.23	-0.86
Nov-03	0	941	0.00%	0.00%	149	80746	0.18%	-1.31	-1.8
Dec-03	4	936	0.43%	6.52%	133	80416	0.17%	1.96	0.19
Jan-04	5	926	0.54%	7.33%	163	80141	0.20%	2.26	0.37

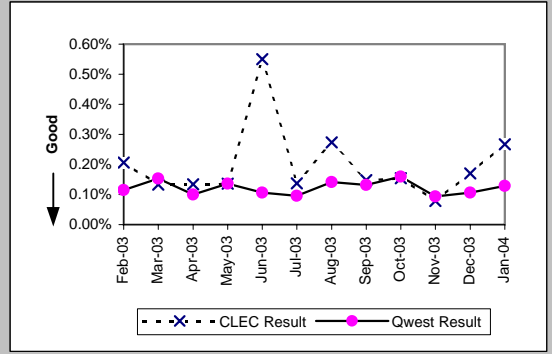


Centrex 21 (Parity)									
Date	CLEC Num	CLEC Denc	CLEC Resu	CLEC Std	Qwest Num	Qwest Denc	Qwest Resu	Mod Z Scr	Parity Scr
Feb-03	1	247	0.40%	6.35%	270	66702	0.40%	0.11	-0.93
Mar-03	2	300	0.67%	8.14%	244	66184	0.37%	0.84	-0.49
Apr-03	3	299	1.00%	9.97%	245	63466	0.39%	1.48	-0.1
May-03	0	293	0.00%	0.00%	254	62622	0.41%	-1.09	-1.66
Jun-03	3	317	0.95%	9.68%	291	62037	0.47%	1.15	-0.3
Jul-03	0	317	0.00%	0.00%	279	61885	0.45%	-1.2	-1.73
Aug-03	0	348	0.00%	0.00%	240	61271	0.39%	-1.17	-1.71
Sep-03	0	361	0.00%	0.00%	249	61074	0.41%	-1.21	-1.74
Oct-03	1	347	0.29%	5.36%	317	60882	0.52%	-0.6	-1.36
Nov-03	2	389	0.51%	7.15%	253	59990	0.42%	0.36	-0.78
Dec-03	1	455	0.22%	4.68%	224	59588	0.38%	-0.54	-1.33
Jan-04	3	481	0.62%	7.87%	268	58863	0.46%	0.59	-0.64

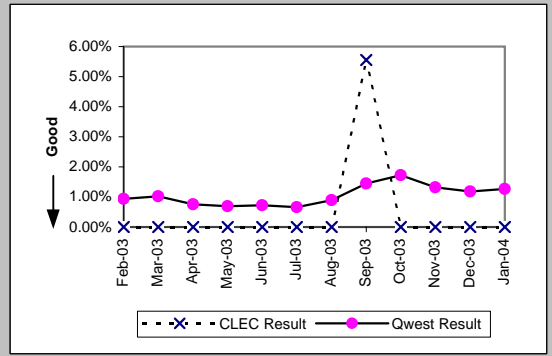


MR-8 - Trouble Rate (Percent)

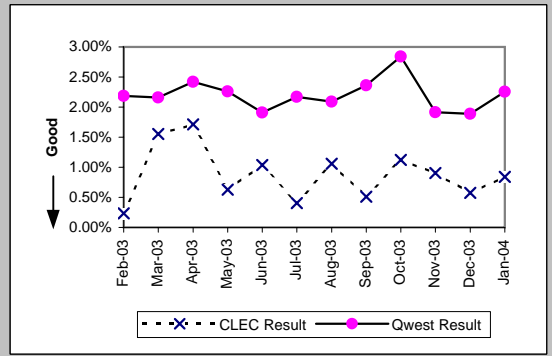
PBX (Parity)									
Date	CLEC Num	CLEC Denc	CLEC Resu	CLEC Std	Qwest Num	Qwest Denc	Qwest Resu	Mod Z Scr	Parity Scr
Feb-03	3	1455	0.21%	4.54%	105	91457	0.11%	1.02	-0.38
Mar-03	2	1502	0.13%	3.65%	138	89833	0.15%	-0.2	-1.12
Apr-03	2	1489	0.13%	3.66%	89	88515	0.10%	0.41	-0.75
May-03	2	1474	0.14%	3.68%	119	87682	0.14%	0	-1
Jun-03	8	1454	0.55%	7.40%	93	87090	0.11%	5.13	2.12
Jul-03	2	1458	0.14%	3.70%	83	87018	0.10%	0.51	-0.69
Aug-03	4	1466	0.27%	5.22%	121	85314	0.14%	1.32	-0.2
Sep-03	2	1350	0.15%	3.85%	110	83236	0.13%	0.16	-0.9
Oct-03	2	1293	0.15%	3.93%	132	82529	0.16%	-0.05	-1.03
Nov-03	1	1278	0.08%	2.80%	77	82200	0.09%	-0.18	-1.11
Dec-03	2	1176	0.17%	4.12%	82	77330	0.11%	0.67	-0.59
Jan-04	3	1124	0.27%	5.16%	95	74012	0.13%	1.29	-0.22



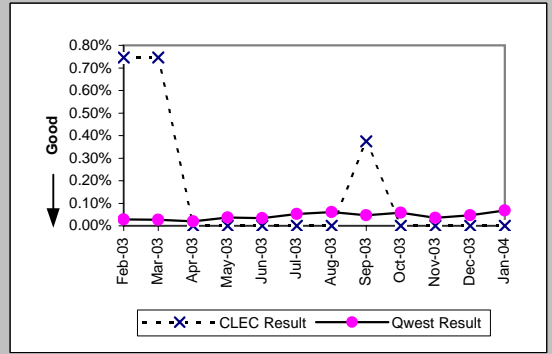
Basic Rate ISDN (Parity)									
Date	CLEC Num	CLEC Denc	CLEC Resu	CLEC Std	Qwest Num	Qwest Denc	Qwest Resu	Mod Z Scr	Parity Scr
Feb-03	0	35	0.00%	0.00%	200	21402	0.93%	-0.57	-1.35
Mar-03	0	36	0.00%	0.00%	218	21282	1.02%	-0.61	-1.37
Apr-03	0	37	0.00%	0.00%	158	21012	0.75%	-0.53	-1.32
May-03	0	35	0.00%	0.00%	142	20554	0.69%	-0.49	-1.3
Jun-03	0	34	0.00%	0.00%	146	20305	0.72%	-0.5	-1.3
Jul-03	0	32	0.00%	0.00%	133	20063	0.66%	-0.46	-1.28
Aug-03	0	35	0.00%	0.00%	178	19850	0.90%	-0.56	-1.34
Sep-03	1	18	5.56%	22.91%	152	10485	1.45%	1.13	-0.31
Oct-03	0	18	0.00%	0.00%	180	10432	1.73%	-0.56	-1.34
Nov-03	0	19	0.00%	0.00%	136	10323	1.32%	-0.5	-1.31
Dec-03	0	19	0.00%	0.00%	120	10190	1.18%	-0.48	-1.29
Jan-04	0	19	0.00%	0.00%	127	10036	1.27%	-0.49	-1.3



Qwest DSL (Parity)									
Date	CLEC Num	CLEC Denc	CLEC Resu	CLEC Std	Qwest Num	Qwest Denc	Qwest Resu	Mod Z Scr	Parity Scr
Feb-03	1	427	0.23%	4.83%	2023	92610	2.18%	-2.75	-2.67
Mar-03	7	450	1.56%	12.37%	2001	92710	2.16%	-0.88	-1.53
Apr-03	8	467	1.71%	12.98%	2254	93146	2.42%	-0.99	-1.6
May-03	3	479	0.63%	7.89%	2113	93479	2.26%	-2.4	-2.46
Jun-03	5	482	1.04%	10.13%	1785	93527	1.91%	-1.39	-1.85
Jul-03	2	493	0.41%	6.36%	2036	93875	2.17%	-2.68	-2.63
Aug-03	6	568	1.06%	10.22%	2019	96533	2.09%	-1.72	-2.05
Sep-03	3	590	0.51%	7.11%	2347	99465	2.36%	-2.95	-2.8
Oct-03	7	623	1.12%	10.54%	2920	102728	2.84%	-2.57	-2.56
Nov-03	6	664	0.90%	9.46%	2027	105998	1.91%	-1.89	-2.15
Dec-03	4	699	0.57%	7.54%	2063	109273	1.89%	-2.55	-2.55
Jan-04	6	714	0.84%	9.13%	2592	114816	2.26%	-2.54	-2.55

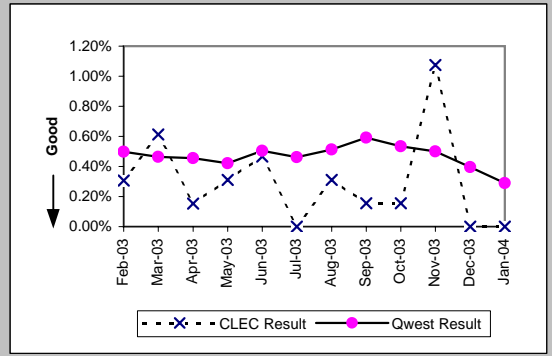


ISDN Primary (Parity)									
Date	CLEC Num	CLEC Denc	CLEC Resu	CLEC Std	Qwest Num	Qwest Denc	Qwest Resu	Mod Z Scr	Parity Scr
Feb-03	2	268	0.75%	8.61%	30	104186	0.03%	3	0.82
Mar-03	2	268	0.75%	8.61%	28	104586	0.03%	3.04	0.85
Apr-03	0	292	0.00%	0.00%	21	104139	0.02%	-0.24	-1.15
May-03	0	291	0.00%	0.00%	38	101261	0.04%	-0.33	-1.2
Jun-03	0	267	0.00%	0.00%	28	81929	0.03%	-0.3	-1.18
Jul-03	0	267	0.00%	0.00%	43	82221	0.05%	-0.37	-1.23
Aug-03	0	267	0.00%	0.00%	51	83273	0.06%	-0.4	-1.25
Sep-03	1	267	0.37%	6.11%	39	82679	0.05%	1.53	-0.07
Oct-03	0	279	0.00%	0.00%	48	82796	0.06%	-0.4	-1.24
Nov-03	0	279	0.00%	0.00%	30	83879	0.04%	-0.32	-1.19
Dec-03	0	260	0.00%	0.00%	39	82517	0.05%	-0.35	-1.21
Jan-04	0	284	0.00%	0.00%	33	48769	0.07%	-0.44	-1.27

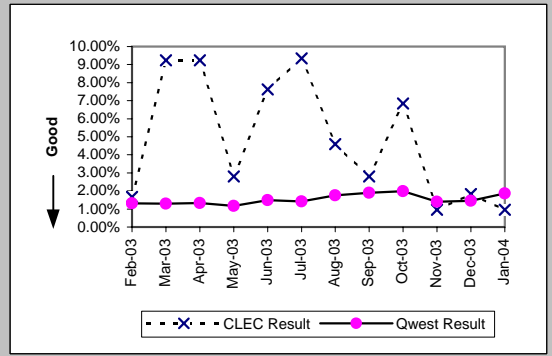


MR-8 - Trouble Rate (Percent)

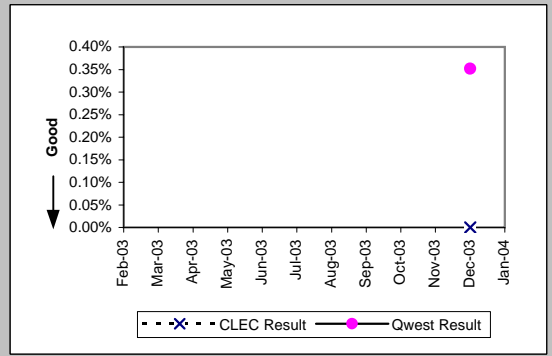
DS0 (Parity)									
Date	CLEC Num	CLEC Denc	CLEC Resu	CLEC Std	Qwest Num	Qwest Denc	Qwest Resu	Mod Z Scr	Parity Scr
Feb-03	2	654	0.31%	5.52%	592	118766	0.50%	-0.7	-1.42
Mar-03	4	653	0.61%	7.80%	550	118520	0.46%	0.56	-0.66
Apr-03	1	653	0.15%	3.91%	525	115294	0.46%	-1.14	-1.7
May-03	2	644	0.31%	5.56%	487	115727	0.42%	-0.43	-1.26
Jun-03	3	644	0.47%	6.81%	582	115354	0.50%	-0.14	-1.08
Jul-03	0	645	0.00%	0.00%	533	115510	0.46%	-1.72	-2.05
Aug-03	2	643	0.31%	5.57%	581	113437	0.51%	-0.71	-1.43
Sep-03	1	645	0.16%	3.93%	677	114433	0.59%	-1.44	-1.88
Oct-03	1	646	0.15%	3.93%	610	114428	0.53%	-1.32	-1.8
Nov-03	7	651	1.08%	10.31%	569	113724	0.50%	2.07	0.26
Dec-03	0	650	0.00%	0.00%	460	115988	0.40%	-1.6	-1.98
Jan-04	0	648	0.00%	0.00%	315	108999	0.29%	-1.37	-1.83



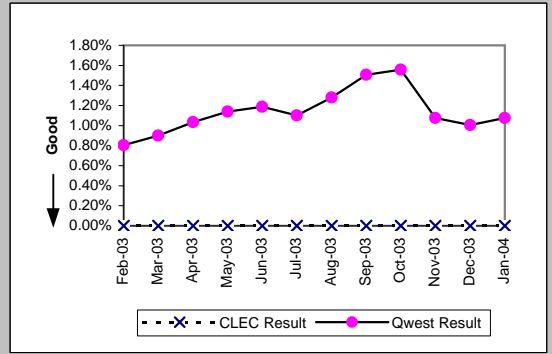
DS1 (Parity)									
Date	CLEC Num	CLEC Denc	CLEC Resu	CLEC Std	Qwest Num	Qwest Denc	Qwest Resu	Mod Z Scr	Parity Scr
Feb-03	2	120	1.67%	12.80%	611	46431	1.32%	0.41	-0.75
Mar-03	11	119	9.24%	28.96%	598	46066	1.30%	5.02	2.05
Apr-03	11	119	9.24%	28.96%	615	46008	1.34%	4.96	2.02
May-03	3	107	2.80%	16.51%	538	45679	1.18%	1.38	-0.16
Jun-03	8	105	7.62%	26.53%	667	44632	1.49%	3.71	1.26
Jul-03	10	107	9.35%	29.11%	632	44594	1.42%	4.65	1.82
Aug-03	5	109	4.59%	20.92%	777	44119	1.76%	1.91	0.16
Sep-03	3	107	2.80%	16.51%	847	44486	1.90%	0.7	-0.57
Oct-03	8	117	6.84%	25.24%	886	44429	1.99%	2.97	0.81
Nov-03	1	104	0.96%	9.76%	620	44536	1.39%	-0.37	-1.23
Dec-03	2	109	1.83%	13.42%	646	44573	1.45%	0.41	-0.75
Jan-04	1	105	0.95%	9.71%	307	16563	1.85%	-0.68	-1.41



DS3 (Parity)									
Date	CLEC Num	CLEC Denc	CLEC Resu	CLEC Std	Qwest Num	Qwest Denc	Qwest Resu	Mod Z Scr	Parity Scr
Feb-03									
Mar-03									
Apr-03									
May-03									
Jun-03									
Jul-03									
Aug-03									
Sep-03									
Oct-03									
Nov-03									
Dec-03	0	1	0.00%	0.00%	15	4261	0.35%	-0.06	-1.04
Jan-04									



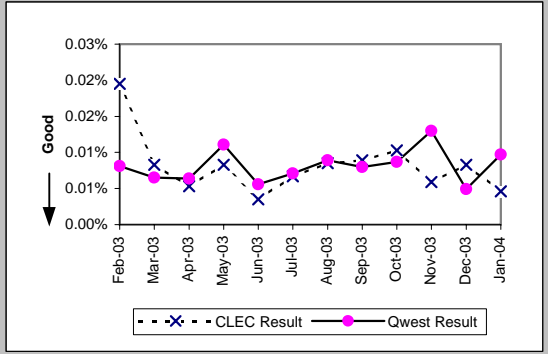
Frame Relay (Parity)									
Date	CLEC Num	CLEC Denc	CLEC Resu	CLEC Std	Qwest Num	Qwest Denc	Qwest Resu	Mod Z Scr	Parity Scr
Feb-03	0	2	0.00%	0.00%	100	12413	0.81%	-0.13	-1.08
Mar-03	0	2	0.00%	0.00%	110	12241	0.90%	-0.13	-1.08
Apr-03	0	4	0.00%	0.00%	125	12089	1.03%	-0.2	-1.12
May-03	0	4	0.00%	0.00%	137	12032	1.14%	-0.21	-1.13
Jun-03	0	4	0.00%	0.00%	141	11868	1.19%	-0.22	-1.13
Jul-03	0	3	0.00%	0.00%	129	11705	1.10%	-0.18	-1.11
Aug-03	0	3	0.00%	0.00%	147	11490	1.28%	-0.2	-1.12
Sep-03	0	3	0.00%	0.00%	172	11415	1.51%	-0.21	-1.13
Oct-03	0	4	0.00%	0.00%	176	11302	1.56%	-0.25	-1.15
Nov-03	0	5	0.00%	0.00%	121	11235	1.08%	-0.23	-1.14
Dec-03	0	5	0.00%	0.00%	111	11040	1.01%	-0.23	-1.14
Jan-04	0	5	0.00%	0.00%	95	8833	1.08%	-0.23	-1.14



MR-8 - Trouble Rate (Percent)

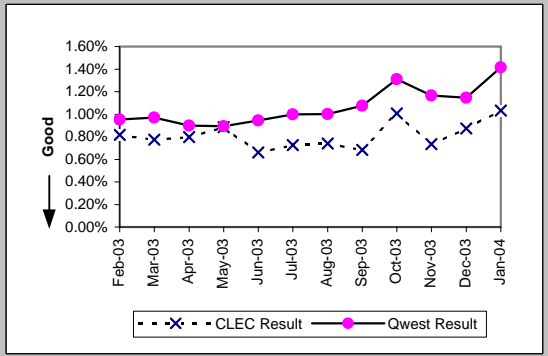
LIS Trunk (Parity)

Date	CLEC Num	CLEC Denc	CLEC Resu	CLEC Std	Qwest Num	Qwest Denc	Qwest Resu	Mod Z Scr	Parity Scr
Feb-03	44	225647	0.02%	1.40%	10	124066	0.01%	3.61	1.19
Mar-03	19	228677	0.01%	0.91%	8	123908	0.01%	0.65	-0.6
Apr-03	12	228509	0.01%	0.72%	8	125726	0.01%	-0.4	-1.24
May-03	19	230267	0.01%	0.91%	14	125575	0.01%	-0.78	-1.48
Jun-03	8	227699	0.00%	0.59%	7	125359	0.01%	-0.79	-1.48
Jul-03	15	225195	0.01%	0.82%	9	126175	0.01%	-0.16	-1.1
Aug-03	19	224163	0.01%	0.92%	11	123649	0.01%	-0.13	-1.08
Sep-03	20	224787	0.01%	0.94%	10	124837	0.01%	0.28	-0.83
Oct-03	23	223971	0.01%	1.01%	11	125725	0.01%	0.46	-0.72
Nov-03	13	222219	0.01%	0.76%	16	123317	0.01%	-1.76	-2.07
Dec-03	18	217563	0.01%	0.91%	6	123549	0.00%	1.38	-0.16
Jan-04	10	216530	0.00%	0.68%	12	123933	0.01%	-1.44	-1.88



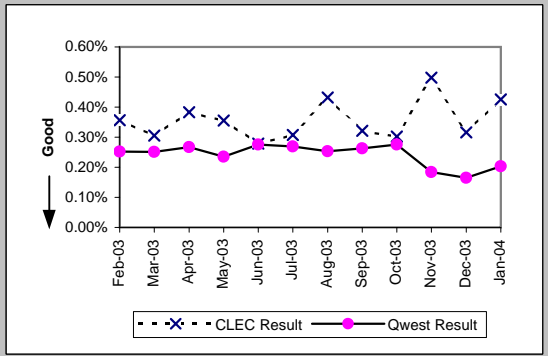
UNE - P (POTS) (Parity)

Date	CLEC Num	CLEC Denc	CLEC Resu	CLEC Std	Qwest Num	Qwest Denc	Qwest Resu	Mod Z Scr	Parity Scr
Feb-03	200	24519	0.82%	8.99%	19979	2097153	0.95%	-2.2	-2.33
Mar-03	195	25160	0.78%	8.77%	20277	2090890	0.97%	-3.13	-2.9
Apr-03	208	26128	0.80%	8.89%	18241	2027967	0.90%	-1.76	-2.07
May-03	242	27365	0.88%	9.36%	18032	2018941	0.89%	-0.15	-1.09
Jun-03	182	27512	0.66%	8.11%	18950	2008226	0.94%	-4.81	-3.92
Jul-03	199	27364	0.73%	8.50%	19898	1994506	1.00%	-4.47	-3.72
Aug-03	197	26611	0.74%	8.57%	19897	1987061	1.00%	-4.25	-3.58
Sep-03	184	26967	0.68%	8.23%	20477	1902671	1.08%	-6.23	-4.78
Oct-03	276	27372	1.01%	9.99%	24857	1896365	1.31%	-4.37	-3.66
Nov-03	207	28128	0.74%	8.55%	21996	1886243	1.17%	-6.67	-5.06
Dec-03	251	28749	0.87%	9.30%	21483	1876051	1.15%	-4.3	-3.62
Jan-04	296	28676	1.03%	10.11%	26435	1867986	1.42%	-5.45	-4.31



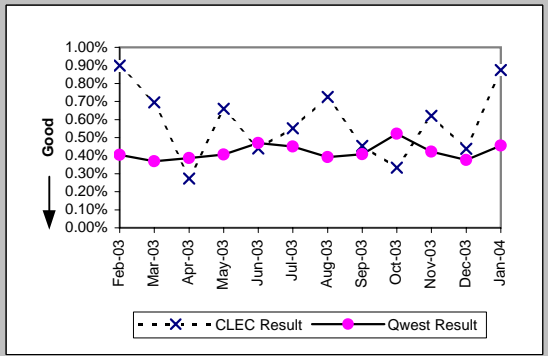
UNE P (Centrex) (Parity)

Date	CLEC Num	CLEC Denc	CLEC Resu	CLEC Std	Qwest Num	Qwest Denc	Qwest Resu	Mod Z Scr	Parity Scr
Feb-03	31	8698	0.36%	5.96%	219	86819	0.25%	1.85	0.12
Mar-03	28	9160	0.31%	5.52%	216	85942	0.25%	0.99	-0.4
Apr-03	34	8869	0.38%	6.18%	227	84998	0.27%	2.02	0.23
May-03	31	8716	0.36%	5.95%	200	85074	0.24%	2.21	0.35
Jun-03	24	8604	0.28%	5.27%	235	85299	0.28%	0.06	-0.96
Jul-03	26	8461	0.31%	5.53%	224	83309	0.27%	0.65	-0.6
Aug-03	36	8337	0.43%	6.56%	206	81484	0.25%	3.1	0.88
Sep-03	27	8413	0.32%	5.66%	216	82070	0.26%	0.98	-0.4
Oct-03	25	8277	0.30%	5.49%	225	81663	0.28%	0.44	-0.73
Nov-03	40	8026	0.50%	7.04%	149	80746	0.18%	6.25	2.8
Dec-03	25	7908	0.32%	5.61%	133	80416	0.17%	3.15	0.91
Jan-04	33	7752	0.43%	6.51%	163	80141	0.20%	4.15	1.52



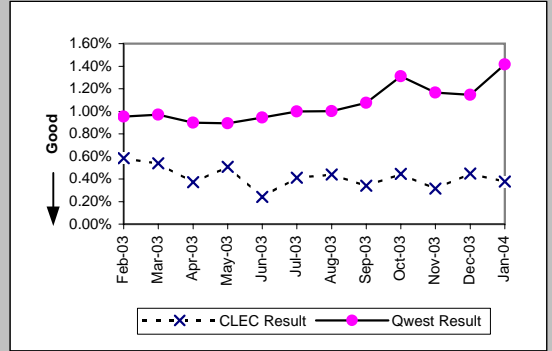
UNE P (Centrex 21) (Parity)

Date	CLEC Num	CLEC Denc	CLEC Resu	CLEC Std	Qwest Num	Qwest Denc	Qwest Resu	Mod Z Scr	Parity Scr
Feb-03	17	1890	0.90%	9.44%	270	66702	0.40%	3.34	1.03
Mar-03	13	1868	0.70%	8.31%	244	66184	0.37%	2.3	0.4
Apr-03	5	1830	0.27%	5.22%	245	63466	0.39%	-0.77	-1.47
May-03	12	1821	0.66%	8.09%	254	62622	0.41%	1.68	0.02
Jun-03	8	1820	0.44%	6.62%	291	62037	0.47%	-0.18	-1.11
Jul-03	10	1815	0.55%	7.40%	279	61885	0.45%	0.63	-0.62
Aug-03	13	1791	0.73%	8.49%	240	61271	0.39%	2.23	0.36
Sep-03	8	1765	0.45%	6.72%	249	61074	0.41%	0.3	-0.82
Oct-03	6	1801	0.33%	5.76%	317	60882	0.52%	-1.09	-1.66
Nov-03	11	1771	0.62%	7.86%	253	59990	0.42%	1.28	-0.22
Dec-03	8	1824	0.44%	6.61%	224	59588	0.38%	0.43	-0.74
Jan-04	16	1830	0.87%	9.31%	268	58863	0.46%	2.62	0.59



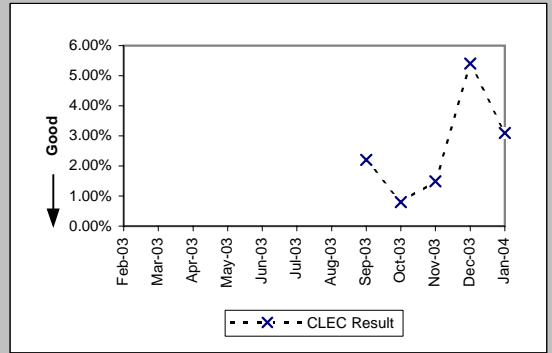
MR-8 - Trouble Rate (Percent)

Date	CLEC Num	CLEC Dens	Line Sharing (Parity)				Qwest Res	Mod Z Scr	Parity Scr
			CLEC Resu	CLEC Std	Qwest Num	Qwest Dens			
Feb-03	43	7344	0.59%	7.63%	19979	2097153	0.95%	-3.23	-2.97
Mar-03	42	7799	0.54%	7.32%	20277	2090890	0.97%	-3.88	-3.36
Apr-03	30	8071	0.37%	6.09%	18241	2027967	0.90%	-5.01	-4.05
May-03	43	8470	0.51%	7.11%	18032	2018941	0.89%	-3.76	-3.29
Jun-03	22	9147	0.24%	4.90%	18950	2008226	0.94%	-6.94	-5.22
Jul-03	40	9720	0.41%	6.40%	19898	1994506	1.00%	-5.8	-4.53
Aug-03	44	10023	0.44%	6.61%	19897	1987061	1.00%	-5.64	-4.43
Sep-03	34	10026	0.34%	5.81%	20477	1902671	1.08%	-7.13	-5.34
Oct-03	46	10319	0.45%	6.66%	24857	1896365	1.31%	-7.7	-5.68
Nov-03	33	10523	0.31%	5.59%	21996	1886243	1.17%	-8.12	-5.94
Dec-03	48	10701	0.45%	6.68%	21483	1876051	1.15%	-6.75	-5.11
Jan-04	41	10844	0.38%	6.14%	26435	1867986	1.42%	-9.12	-6.54



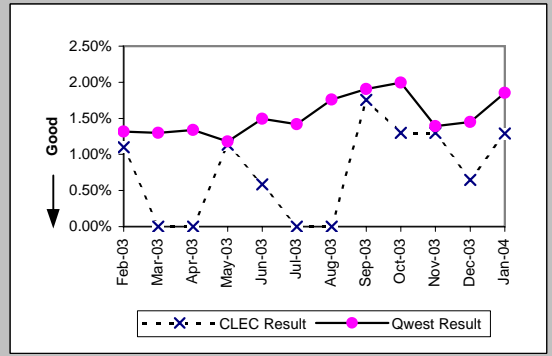
MR-8 - Trouble Rate (Percent)

Line Splitting (Diagnostic)				
Date	Numerator	Denominator	CLEC Result	Standard Dev
Feb-03				
Mar-03				
Apr-03				
May-03				
Jun-03				
Jul-03				
Aug-03				
Sep-03	2	91	2.20%	14.66%
Oct-03	1	125	0.80%	8.91%
Nov-03	3	202	1.49%	12.10%
Dec-03	16	296	5.41%	22.61%
Jan-04	12	388	3.09%	17.31%

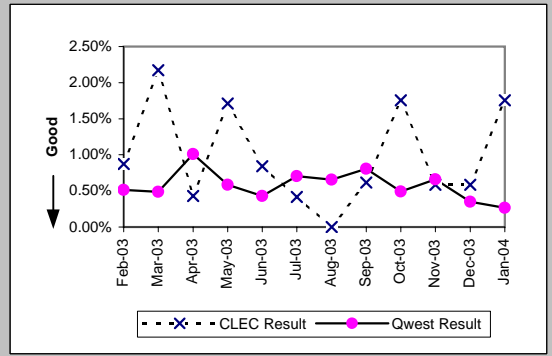


MR-8 - Trouble Rate (Percent)

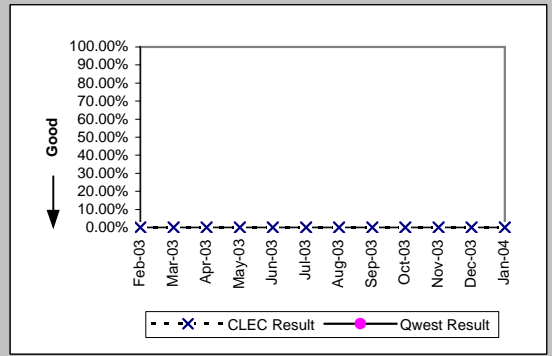
UDIT DS1 (Parity)									
Date	Numerator	Denominator	CLEC Resu	Standard D	Qwest Num	Qwest Deno	Qwest Resu	Mod Z Scr	Parity Scr
Feb-03	2	182	1.10%	10.43%	611	46431	1.32%	-0.26	-1.16
Mar-03	0	183	0.00%	0.00%	598	46066	1.30%	-1.55	-1.94
Apr-03	0	182	0.00%	0.00%	615	46008	1.34%	-1.57	-1.95
May-03	2	176	1.14%	10.60%	538	45679	1.18%	-0.05	-1.03
Jun-03	1	171	0.58%	7.62%	667	44632	1.49%	-0.98	-1.59
Jul-03	0	168	0.00%	0.00%	632	44594	1.42%	-1.55	-1.94
Aug-03	0	169	0.00%	0.00%	777	44119	1.76%	-1.74	-2.06
Sep-03	3	171	1.75%	13.13%	847	44486	1.90%	-0.14	-1.09
Oct-03	2	154	1.30%	11.32%	886	44429	1.99%	-0.62	-1.37
Nov-03	2	154	1.30%	11.32%	620	44536	1.39%	-0.1	-1.06
Dec-03	1	155	0.65%	8.01%	646	44573	1.45%	-0.84	-1.51
Jan-04	2	155	1.29%	11.29%	307	16563	1.85%	-0.52	-1.31



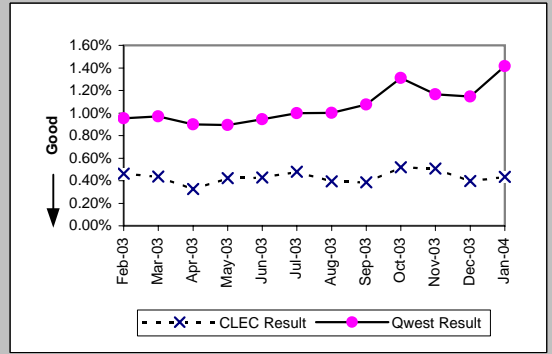
UDIT Above DS1 Level (Parity)									
Date	Numerator	Denominator	CLEC Resu	Standard D	Qwest Num	Qwest Deno	Qwest Resu	Mod Z Scr	Parity Scr
Feb-03	2	229	0.87%	9.30%	17	3302	0.51%	0.72	-0.56
Mar-03	5	230	2.17%	14.58%	16	3269	0.49%	2.55	0.55
Apr-03	1	233	0.43%	6.54%	33	3271	1.01%	-0.86	-1.52
May-03	4	234	1.71%	12.96%	19	3258	0.58%	1.78	0.08
Jun-03	2	238	0.84%	9.13%	14	3255	0.43%	0.87	-0.47
Jul-03	1	241	0.41%	6.43%	23	3254	0.71%	-0.52	-1.32
Aug-03	0	160	0.00%	0.00%	21	3205	0.66%	-1	-1.61
Sep-03	1	162	0.62%	7.83%	26	3215	0.81%	-0.27	-1.16
Oct-03	3	171	1.75%	13.13%	21	4282	0.49%	1.82	0.11
Nov-03	1	171	0.58%	7.62%	28	4252	0.66%	-0.12	-1.07
Dec-03	1	171	0.58%	7.62%	15	4261	0.35%	0.51	-0.69
Jan-04	3	171	1.75%	13.13%	3	1131	0.27%	2.12	0.29



Dark Fiber - IOF (Diagnostic)									
Date	Numerator	Denominator	CLEC Resu	Standard D	Qwest Num	Qwest Deno	Qwest Resu	Mod Z Scr	Parity Scr
Feb-03	0	26	0.00%	0.00%					
Mar-03	0	26	0.00%	0.00%					
Apr-03	0	26	0.00%	0.00%					
May-03	0	26	0.00%	0.00%					
Jun-03	0	27	0.00%	0.00%					
Jul-03	0	29	0.00%	0.00%					
Aug-03	0	29	0.00%	0.00%					
Sep-03	0	29	0.00%	0.00%					
Oct-03	0	27	0.00%	0.00%					
Nov-03	0	28	0.00%	0.00%					
Dec-03	0	34	0.00%	0.00%					
Jan-04	0	35	0.00%	0.00%					



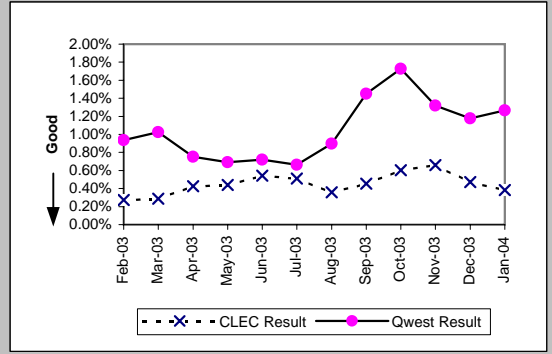
Unbundled Loop Analog (Parity)									
Date	Numerator	Denominator	CLEC Resu	Standard D	Qwest Num	Qwest Deno	Qwest Resu	Mod Z Scr	Parity Scr
Feb-03	235	50718	0.46%	6.79%	19979	2097153	0.95%	-11.21	-7.82
Mar-03	223	51194	0.44%	6.59%	20277	2090890	0.97%	-12.18	-8.41
Apr-03	169	51737	0.33%	5.71%	18241	2027967	0.90%	-13.63	-9.28
May-03	220	52027	0.42%	6.49%	18032	2018941	0.89%	-11.26	-7.84
Jun-03	226	52595	0.43%	6.54%	18950	2008226	0.94%	-12.03	-8.32
Jul-03	254	53047	0.48%	6.90%	19898	1994506	1.00%	-11.87	-8.21
Aug-03	211	53606	0.39%	6.26%	19897	1987061	1.00%	-13.95	-9.48
Sep-03	208	54074	0.38%	6.19%	20477	1902671	1.08%	-15.37	-10.34
Oct-03	284	54567	0.52%	7.20%	24857	1896365	1.31%	-16	-10.73
Nov-03	279	54835	0.51%	7.11%	21996	1886243	1.17%	-14.13	-9.59
Dec-03	220	55243	0.40%	6.30%	21483	1876051	1.15%	-16.26	-10.89
Jan-04	240	55313	0.43%	6.57%	26435	1867986	1.42%	-19.26	-12.71



MR-8 - Trouble Rate (Percent)

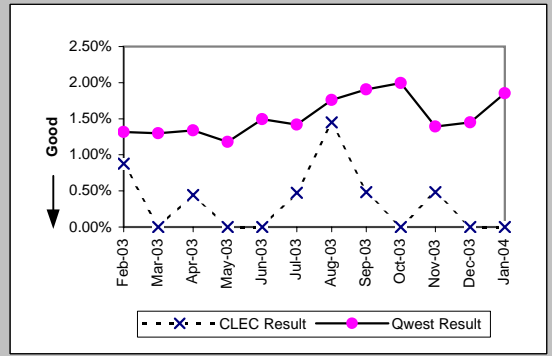
Unbundled Loop - 2 Wire Non-Loaded (Parity)

Date	Numerator	Denominator	CLEC Resu	Standard D	Qwest Num	Qwest Den	Qwest Resu	Mod Z Scr	Parity Scr
Feb-03	18	6581	0.27%	5.22%	200	21402	0.93%	-4.87	-3.96
Mar-03	19	6616	0.29%	5.35%	218	21282	1.02%	-5.2	-4.16
Apr-03	28	6594	0.42%	6.50%	158	21012	0.75%	-2.68	-2.63
May-03	29	6603	0.44%	6.61%	142	20554	0.69%	-2.15	-2.31
Jun-03	36	6641	0.54%	7.34%	146	20305	0.72%	-1.48	-1.9
Jul-03	34	6649	0.51%	7.13%	133	20063	0.66%	-1.32	-1.8
Aug-03	24	6707	0.36%	5.97%	178	19850	0.90%	-4.05	-3.46
Sep-03	31	6807	0.46%	6.73%	152	10485	1.45%	-5.34	-4.25
Oct-03	41	6794	0.60%	7.74%	180	10432	1.73%	-5.53	-4.36
Nov-03	45	6812	0.66%	8.10%	136	10323	1.32%	-3.69	-3.24
Dec-03	32	6804	0.47%	6.84%	120	10190	1.18%	-4.19	-3.55
Jan-04	26	6761	0.38%	6.19%	127	10036	1.27%	-5.01	-4.05



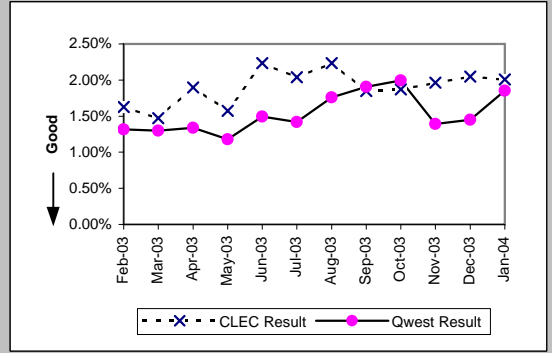
Unbundled Loop - 4 Wire Non-Loaded (Parity)

Date	Numerator	Denominator	CLEC Resu	Standard D	Qwest Num	Qwest Den	Qwest Resu	Mod Z Scr	Parity Scr
Feb-03	2	228	0.88%	9.32%	611	46431	1.32%	-0.58	-1.35
Mar-03	0	226	0.00%	0.00%	598	46066	1.30%	-1.72	-2.05
Apr-03	1	225	0.44%	6.65%	615	46008	1.34%	-1.16	-1.71
May-03	0	225	0.00%	0.00%	538	45679	1.18%	-1.63	-1.99
Jun-03	0	218	0.00%	0.00%	667	44632	1.49%	-1.81	-2.1
Jul-03	1	210	0.48%	6.88%	632	44594	1.42%	-1.15	-1.7
Aug-03	3	207	1.45%	11.95%	777	44119	1.76%	-0.34	-1.21
Sep-03	1	207	0.48%	6.93%	847	44486	1.90%	-1.49	-1.91
Oct-03	0	208	0.00%	0.00%	886	44429	1.99%	-2.05	-2.25
Nov-03	1	207	0.48%	6.93%	620	44536	1.39%	-1.11	-1.68
Dec-03	0	207	0.00%	0.00%	646	44573	1.45%	-1.74	-2.06
Jan-04	0	206	0.00%	0.00%	307	16563	1.85%	-1.96	-2.19



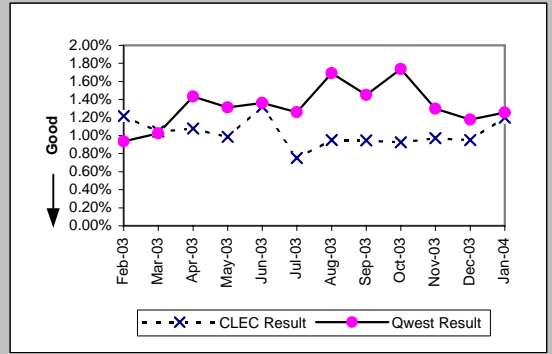
Unbundled Loop - DS1 Capable (Parity)

Date	Numerator	Denominator	CLEC Resu	Standard D	Qwest Num	Qwest Den	Qwest Resu	Mod Z Scr	Parity Scr
Feb-03	62	3816	1.62%	12.64%	611	46431	1.32%	1.61	-0.02
Mar-03	57	3876	1.47%	12.04%	598	46066	1.30%	0.91	-0.45
Apr-03	76	4004	1.90%	13.65%	615	46008	1.34%	2.97	0.8
May-03	65	4130	1.57%	12.45%	538	45679	1.18%	2.26	0.37
Jun-03	94	4207	2.23%	14.78%	667	44632	1.49%	3.78	1.3
Jul-03	87	4265	2.04%	14.14%	632	44594	1.42%	3.29	1
Aug-03	97	4344	2.23%	14.78%	777	44119	1.76%	2.26	0.37
Sep-03	82	4431	1.85%	13.48%	847	44486	1.90%	-0.25	-1.15
Oct-03	86	4595	1.87%	13.55%	886	44429	1.99%	-0.57	-1.34
Nov-03	92	4684	1.96%	13.88%	620	44536	1.39%	3.18	0.93
Dec-03	98	4781	2.05%	14.17%	646	44573	1.45%	3.3	1.01
Jan-04	98	4882	2.01%	14.03%	307	16563	1.85%	0.7	-0.57



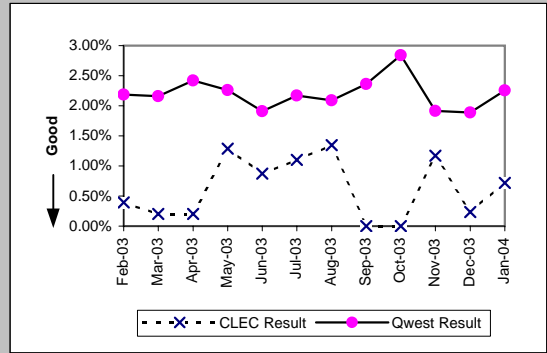
Unbundled Loop ISDN Capable (Parity)

Date	Numerator	Denominator	CLEC Resu	Standard D	Qwest Num	Qwest Den	Qwest Resu	Mod Z Scr	Parity Scr
Feb-03	38	3127	1.22%	10.96%	200	21402	0.93%	1.52	-0.07
Mar-03	33	3150	1.05%	10.18%	218	21282	1.02%	0.12	-0.93
Apr-03	34	3159	1.08%	10.32%	158	11020	1.43%	-1.49	-1.91
May-03	31	3144	0.99%	9.88%	142	10835	1.31%	-1.41	-1.86
Jun-03	42	3182	1.32%	11.41%	146	10725	1.36%	-0.18	-1.11
Jul-03	24	3187	0.75%	8.65%	133	10577	1.26%	-2.24	-2.36
Aug-03	30	3155	0.95%	9.70%	177	10465	1.69%	-2.83	-2.72
Sep-03	30	3171	0.95%	9.68%	151	10405	1.45%	-2.08	-2.27
Oct-03	29	3138	0.92%	9.57%	180	10353	1.74%	-3.06	-2.86
Nov-03	30	3086	0.97%	9.81%	133	10240	1.30%	-1.41	-1.85
Dec-03	29	3050	0.95%	9.70%	119	10110	1.18%	-1.02	-1.62
Jan-04	36	3007	1.20%	10.88%	125	9958	1.26%	-0.25	-1.15

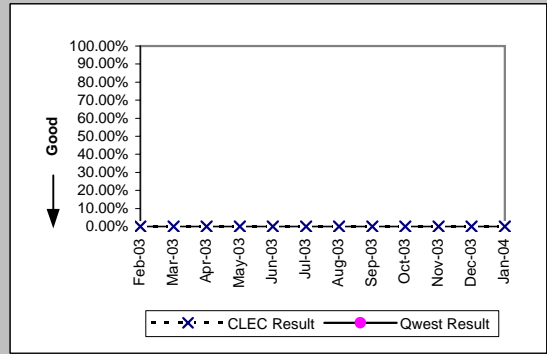


MR-8 - Trouble Rate (Percent)

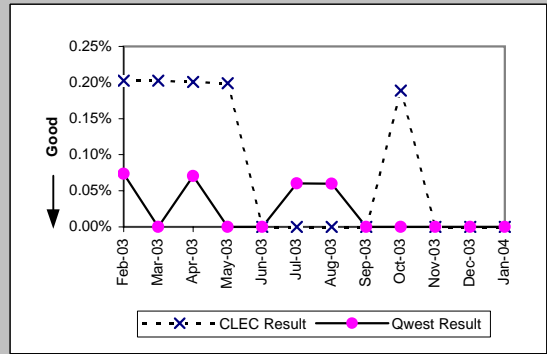
Unbundled Loop - ADSL Qualified (Parity)										
Date	Numerator	Denominator	CLEC Resu	Standard D	Qwest Num	Qwest Deno	Qwest Resu	Mod Z Scr	Parity Scr	
Feb-03	2	505	0.40%	6.28%	2023	92610	2.18%	-2.74	-2.67	
Mar-03	1	493	0.20%	4.50%	2001	92710	2.16%	-2.98	-2.81	
Apr-03	1	491	0.20%	4.51%	2254	93146	2.42%	-3.19	-2.94	
May-03	6	467	1.28%	11.26%	2113	93479	2.26%	-1.41	-1.86	
Jun-03	4	458	0.87%	9.30%	1785	93527	1.91%	-1.62	-1.98	
Jul-03	5	455	1.10%	10.43%	2036	93875	2.17%	-1.56	-1.95	
Aug-03	6	445	1.35%	11.53%	2019	96533	2.09%	-1.09	-1.66	
Sep-03	0	440	0.00%	0.00%	2347	99465	2.36%	-3.25	-2.98	
Oct-03	0	436	0.00%	0.00%	2920	102728	2.84%	-3.56	-3.17	
Nov-03	5	427	1.17%	10.76%	2027	105998	1.91%	-1.12	-1.68	
Dec-03	1	423	0.24%	4.86%	2063	109273	1.89%	-2.49	-2.51	
Jan-04	3	417	0.72%	8.45%	2592	114816	2.26%	-2.11	-2.28	



Dark Fiber - Loop (Diagnostic)										
Date	Numerator	Denominator	CLEC Resu	Standard D	Qwest Num	Qwest Deno	Qwest Resu	Mod Z Scr	Parity Scr	
Feb-03	0	25	0.00%	0.00%						
Mar-03	0	25	0.00%	0.00%						
Apr-03	0	25	0.00%	0.00%						
May-03	0	26	0.00%	0.00%						
Jun-03	0	26	0.00%	0.00%						
Jul-03	0	26	0.00%	0.00%						
Aug-03	0	26	0.00%	0.00%						
Sep-03	0	26	0.00%	0.00%						
Oct-03	0	23	0.00%	0.00%						
Nov-03	0	24	0.00%	0.00%						
Dec-03	0	22	0.00%	0.00%						
Jan-04	0	22	0.00%	0.00%						

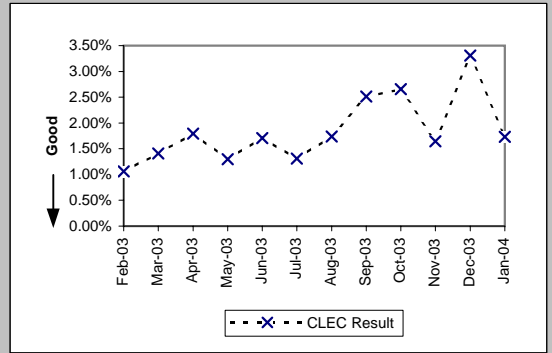


E911 (Parity)										
Date	Numerator	Denominator	CLEC Resu	Standard D	Qwest Num	Qwest Deno	Qwest Resu	Mod Z Scr	Parity Scr	
Feb-03	1	494	0.20%	4.49%	1	1361	0.07%	0.6	-0.63	
Mar-03	1	494	0.20%	4.49%	0	1389	0.00%	N/A	-0.3	
Apr-03	1	498	0.20%	4.48%	1	1420	0.07%	0.63	-0.62	
May-03	1	502	0.20%	4.46%	0	1456	0.00%	N/A		
Jun-03	0	508	0.00%	0.00%	0	1631	0.00%	N/A	N/A	
Jul-03	0	512	0.00%	0.00%	1	1661	0.06%	-0.49	-1.3	
Aug-03	0	514	0.00%	0.00%	1	1675	0.06%	-0.48	-1.29	
Sep-03	0	516	0.00%	0.00%	0	1707	0.00%	N/A	N/A	
Oct-03	1	530	0.19%	4.34%	0	1797	0.00%	N/A	N/A	
Nov-03	0	530	0.00%	0.00%	0	1797	0.00%	N/A	N/A	
Dec-03	0	556	0.00%	0.00%	0	1924	0.00%	N/A	N/A	
Jan-04	0	584	0.00%	0.00%	0	1824	0.00%	N/A	N/A	



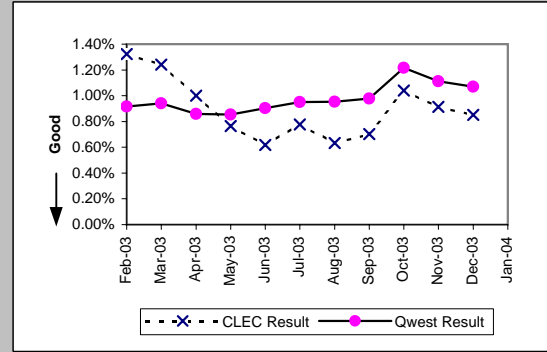
MR-8 - Trouble Rate (Percent)

Enhanced Extended Loops (EELs) (Diagnostic)					
Date	Numerator	Denominator	CLEC Result	Standard Dev	
Feb-03	4	376	1.06%	10.26%	
Mar-03	9	638	1.41%	11.79%	
Apr-03	12	670	1.79%	13.26%	
May-03	10	770	1.30%	11.32%	
Jun-03	14	819	1.71%	12.96%	
Jul-03	11	842	1.31%	11.35%	
Aug-03	15	862	1.74%	13.08%	
Sep-03	23	915	2.51%	15.65%	
Oct-03	25	941	2.66%	16.08%	
Nov-03	16	974	1.64%	12.71%	
Dec-03	33	997	3.31%	17.89%	
Jan-04	16	925	1.73%	13.04%	

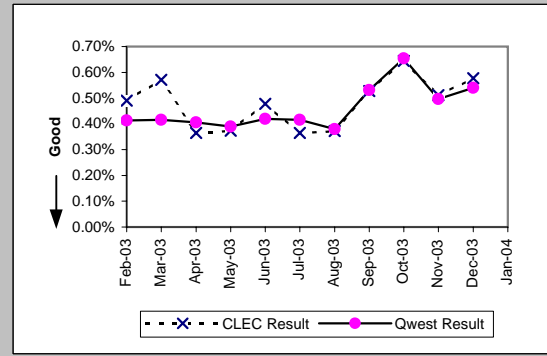


MR-8* - Trouble Rate (Percent)

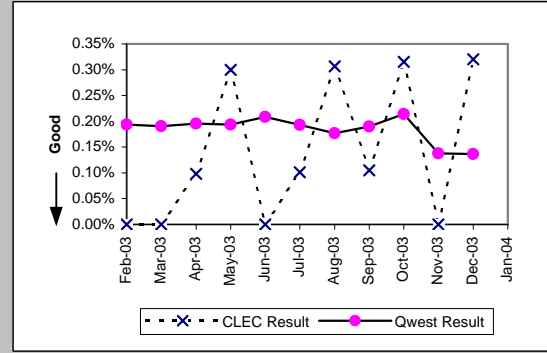
Residence (Parity)									
Date	CLEC Num	CLEC Denc	CLEC Resu	CLEC Std I	Qwest Num	Qwest Denc	Qwest Resu	Mod Z Scr	Parity Scr
Feb-03	191	14439	1.32%	11.43%	15260	1665148	0.92%	5.1	2.1
Mar-03	230	18538	1.24%	11.07%	15615	1660312	0.94%	4.21	1.56
Apr-03	227	22669	1.00%	9.96%	13807	1609093	0.86%	2.32	0.41
May-03	199	26039	0.76%	8.71%	13664	1602268	0.85%	-1.54	-1.94
Jun-03	179	28924	0.62%	7.84%	14389	1593239	0.90%	-5.06	-4.08
Jul-03	266	34189	0.78%	8.79%	15036	1581481	0.95%	-3.26	-2.98
Aug-03	239	37768	0.63%	7.93%	15003	1575990	0.95%	-6.31	-4.84
Sep-03	291	41480	0.70%	8.35%	15351	1569834	0.98%	-5.65	-4.43
Oct-03	471	45326	1.04%	10.14%	19044	1565630	1.22%	-3.39	-3.06
Nov-03	453	49591	0.91%	9.51%	17307	1556274	1.11%	-4.15	-3.52
Dec-03	452	53038	0.85%	9.19%	16572	1549552	1.07%	-4.78	-3.91
Jan-04									



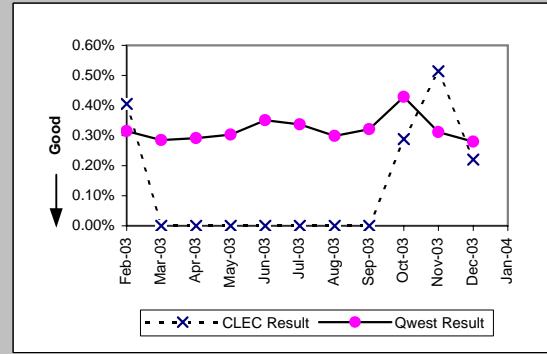
Business (Parity)									
Date	CLEC Num	CLEC Denc	CLEC Resu	CLEC Std I	Qwest Num	Qwest Denc	Qwest Resu	Mod Z Scr	Parity Scr
Feb-03	88	17955	0.49%	6.98%	1787	432005	0.41%	1.56	-0.05
Mar-03	104	18230	0.57%	7.53%	1788	430578	0.42%	3.19	0.94
Apr-03	67	18363	0.36%	6.03%	1701	418874	0.41%	-0.86	-1.52
May-03	70	18721	0.37%	6.10%	1626	416673	0.39%	-0.35	-1.21
Jun-03	91	19057	0.48%	6.89%	1740	414987	0.42%	1.22	-0.26
Jul-03	72	19712	0.37%	6.03%	1718	413025	0.42%	-1.08	-1.66
Aug-03	76	20390	0.37%	6.09%	1563	411071	0.38%	-0.17	-1.1
Sep-03	110	20875	0.53%	7.24%	1767	332837	0.53%	-0.08	-1.05
Oct-03	141	21900	0.64%	8.00%	2162	330735	0.65%	-0.18	-1.11
Nov-03	116	22671	0.51%	7.13%	1640	329969	0.50%	0.3	-0.82
Dec-03	136	23560	0.58%	7.58%	1763	326499	0.54%	0.75	-0.54
Jan-04									



Centrex (Parity)									
Date	CLEC Num	CLEC Denc	CLEC Resu	CLEC Std I	Qwest Num	Qwest Denc	Qwest Resu	Mod Z Scr	Parity Scr
Feb-03	0	1043	0.00%	0.00%	168	86819	0.19%	-1.41	-1.86
Mar-03	0	1059	0.00%	0.00%	164	85942	0.19%	-1.41	-1.86
Apr-03	1	1017	0.10%	3.13%	166	84998	0.20%	-0.7	-1.42
May-03	3	1001	0.30%	5.47%	165	85074	0.19%	0.76	-0.54
Jun-03	0	997	0.00%	0.00%	178	85299	0.21%	-1.44	-1.87
Jul-03	1	986	0.10%	3.18%	161	83309	0.19%	-0.65	-1.4
Aug-03	3	978	0.31%	5.53%	144	81484	0.18%	0.96	-0.41
Sep-03	1	952	0.11%	3.24%	156	82070	0.19%	-0.6	-1.36
Oct-03	3	951	0.32%	5.61%	175	81663	0.21%	0.67	-0.59
Nov-03	0	941	0.00%	0.00%	111	80746	0.14%	-1.13	-1.69
Dec-03	3	936	0.32%	5.65%	110	80416	0.14%	1.51	-0.08
Jan-04									



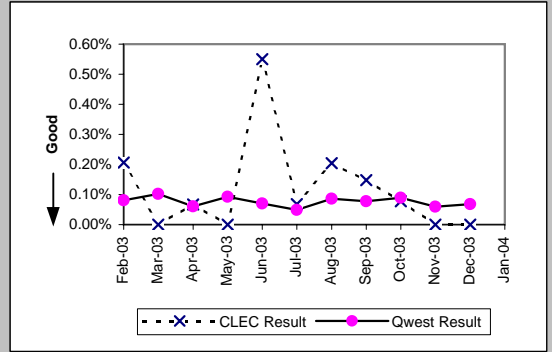
Centrex 21 (Parity)									
Date	CLEC Num	CLEC Denc	CLEC Resu	CLEC Std I	Qwest Num	Qwest Denc	Qwest Resu	Mod Z Scr	Parity Scr
Feb-03	1	247	0.40%	6.35%	210	66702	0.31%	0.34	-0.79
Mar-03	0	300	0.00%	0.00%	189	66184	0.29%	-0.92	-1.56
Apr-03	0	299	0.00%	0.00%	185	63466	0.29%	-0.93	-1.57
May-03	0	293	0.00%	0.00%	190	62622	0.30%	-0.94	-1.57
Jun-03	0	317	0.00%	0.00%	218	62037	0.35%	-1.05	-1.64
Jul-03	0	317	0.00%	0.00%	209	61885	0.34%	-1.03	-1.63
Aug-03	0	348	0.00%	0.00%	183	61271	0.30%	-1.02	-1.62
Sep-03	0	361	0.00%	0.00%	196	61074	0.32%	-1.07	-1.65
Oct-03	1	347	0.29%	5.36%	261	60882	0.43%	-0.4	-1.24
Nov-03	2	389	0.51%	7.15%	187	59990	0.31%	0.73	-0.56
Dec-03	1	455	0.22%	4.68%	167	59588	0.28%	-0.24	-1.15
Jan-04									



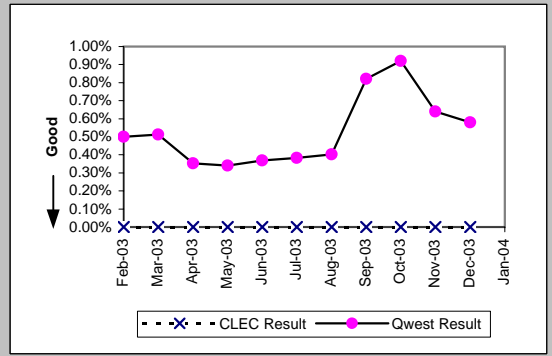
*Results exclude No Trouble Found and Test OK reports unless QWEST trouble is found on another report within 30 days of the original report. A 30-day window necessitates reporting a month behind

MR-8* - Trouble Rate (Percent)

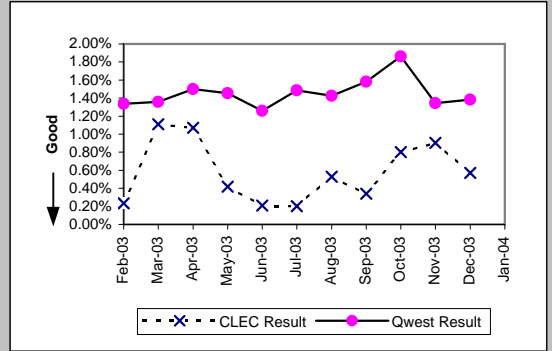
PBX (Parity)									
Date	CLEC Num	CLEC Denc	CLEC Resu	CLEC Std	Qwest Num	Qwest Denc	Qwest Resu	Mod Z Scr	Parity Scr
Feb-03	3	1455	0.21%	4.54%	74	91457	0.08%	1.67	0.01
Mar-03	0	1502	0.00%	0.00%	92	89833	0.10%	-1.23	-1.75
Apr-03	1	1489	0.07%	2.59%	54	88515	0.06%	0.1	-0.94
May-03	0	1474	0.00%	0.00%	81	87682	0.09%	-1.16	-1.7
Jun-03	8	1454	0.55%	7.40%	61	87090	0.07%	6.86	3.17
Jul-03	1	1458	0.07%	2.62%	43	87018	0.05%	0.33	-0.8
Aug-03	3	1466	0.20%	4.52%	74	85314	0.09%	1.52	-0.08
Sep-03	2	1350	0.15%	3.85%	65	83236	0.08%	0.91	-0.44
Oct-03	1	1293	0.08%	2.78%	74	82529	0.09%	-0.15	-1.09
Nov-03	0	1278	0.00%	0.00%	49	82200	0.06%	-0.87	-1.53
Dec-03	0	1176	0.00%	0.00%	53	77330	0.07%	-0.89	-1.54
Jan-04									



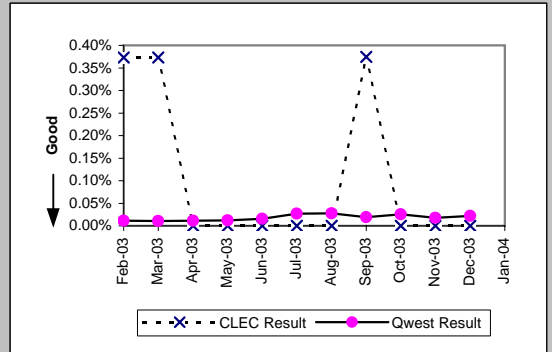
Basic Rate ISDN (Parity)									
Date	CLEC Num	CLEC Denc	CLEC Resu	CLEC Std	Qwest Num	Qwest Denc	Qwest Resu	Mod Z Scr	Parity Scr
Feb-03	0	35	0.00%	0.00%	107	21402	0.50%	-0.42	-1.25
Mar-03	0	36	0.00%	0.00%	109	21282	0.51%	-0.43	-1.26
Apr-03	0	37	0.00%	0.00%	74	21012	0.35%	-0.36	-1.22
May-03	0	35	0.00%	0.00%	70	20554	0.34%	-0.35	-1.21
Jun-03	0	34	0.00%	0.00%	75	20305	0.37%	-0.35	-1.22
Jul-03	0	32	0.00%	0.00%	77	20063	0.38%	-0.35	-1.21
Aug-03	0	35	0.00%	0.00%	80	19850	0.40%	-0.38	-1.23
Sep-03	0	18	0.00%	0.00%	86	10485	0.82%	-0.39	-1.23
Oct-03	0	18	0.00%	0.00%	96	10432	0.92%	-0.41	-1.25
Nov-03	0	19	0.00%	0.00%	66	10323	0.64%	-0.35	-1.21
Dec-03	0	19	0.00%	0.00%	59	10190	0.58%	-0.33	-1.2
Jan-04									



Qwest DSL (Parity)									
Date	CLEC Num	CLEC Denc	CLEC Resu	CLEC Std	Qwest Num	Qwest Denc	Qwest Resu	Mod Z Scr	Parity Scr
Feb-03	1	427	0.23%	4.83%	1238	92610	1.34%	-1.98	-2.2
Mar-03	5	450	1.11%	10.48%	1259	92710	1.36%	-0.45	-1.27
Apr-03	5	467	1.07%	10.29%	1397	93146	1.50%	-0.76	-1.46
May-03	2	479	0.42%	6.45%	1359	93479	1.45%	-1.89	-2.15
Jun-03	1	482	0.21%	4.55%	1179	93527	1.26%	-2.07	-2.26
Jul-03	1	493	0.20%	4.50%	1394	93875	1.49%	-2.35	-2.43
Aug-03	3	568	0.53%	7.25%	1376	96533	1.43%	-1.8	-2.09
Sep-03	2	590	0.34%	5.81%	1573	99465	1.58%	-2.41	-2.47
Oct-03	5	623	0.80%	8.92%	1913	102728	1.86%	-1.95	-2.19
Nov-03	6	664	0.90%	9.46%	1425	105998	1.34%	-0.98	-1.6
Dec-03	4	699	0.57%	7.54%	1511	109273	1.38%	-1.83	-2.11
Jan-04									



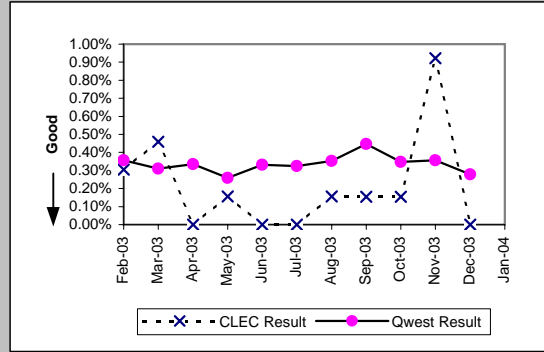
ISDN Primary (Parity)									
Date	CLEC Num	CLEC Denc	CLEC Resu	CLEC Std	Qwest Num	Qwest Denc	Qwest Resu	Mod Z Scr	Parity Scr
Feb-03	1	268	0.37%	6.10%	12	104186	0.01%	2.15	0.31
Mar-03	1	268	0.37%	6.10%	11	104586	0.01%	2.19	0.33
Apr-03	0	292	0.00%	0.00%	12	104139	0.01%	-0.18	-1.11
May-03	0	291	0.00%	0.00%	12	101261	0.01%	-0.19	-1.11
Jun-03	0	267	0.00%	0.00%	13	81929	0.02%	-0.21	-1.12
Jul-03	0	267	0.00%	0.00%	22	82221	0.03%	-0.27	-1.16
Aug-03	0	267	0.00%	0.00%	23	83273	0.03%	-0.27	-1.16
Sep-03	1	267	0.37%	6.11%	16	82679	0.02%	1.94	0.18
Oct-03	0	279	0.00%	0.00%	21	82796	0.03%	-0.27	-1.16
Nov-03	0	279	0.00%	0.00%	15	83879	0.02%	-0.22	-1.14
Dec-03	0	260	0.00%	0.00%	18	82517	0.02%	-0.24	-1.14
Jan-04									



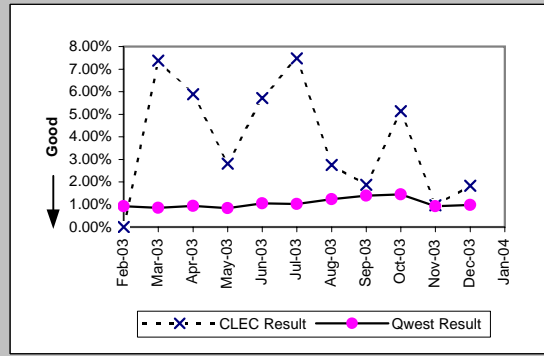
*Results exclude No Trouble Found and Test OK reports unless QWEST trouble is found on another report within 30 days of the original report. A 30-day window necessitates reporting a month behind

MR-8* - Trouble Rate (Percent)

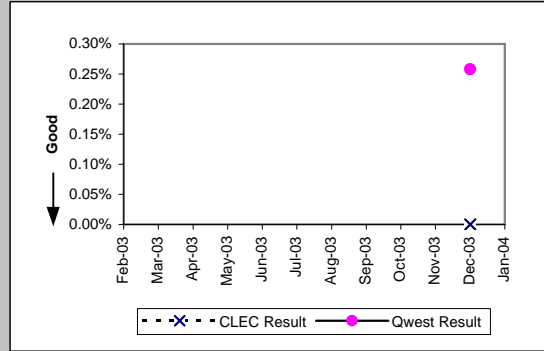
DS0 (Parity)									
Date	CLEC Num	CLEC Denc	CLEC Resu	CLEC Std	Qwest Num	Qwest Denc	Qwest Resu	Mod Z Scr	Parity Scr
Feb-03	2	654	0.31%	5.52%	426	119348	0.36%	-0.22	-1.13
Mar-03	3	653	0.46%	6.76%	369	119108	0.31%	0.69	-0.58
Apr-03	0	653	0.00%	0.00%	387	115294	0.34%	-1.48	-1.9
May-03	1	644	0.16%	3.94%	300	115727	0.26%	-0.52	-1.31
Jun-03	0	644	0.00%	0.00%	382	115354	0.33%	-1.46	-1.89
Jul-03	0	645	0.00%	0.00%	375	115510	0.32%	-1.45	-1.88
Aug-03	1	643	0.16%	3.94%	401	113437	0.35%	-0.84	-1.51
Sep-03	1	645	0.16%	3.93%	511	114433	0.45%	-1.11	-1.67
Oct-03	1	646	0.15%	3.93%	397	114428	0.35%	-0.83	-1.5
Nov-03	6	651	0.92%	9.56%	406	113724	0.36%	2.41	0.46
Dec-03	0	650	0.00%	0.00%	322	115988	0.28%	-1.34	-1.82
Jan-04									



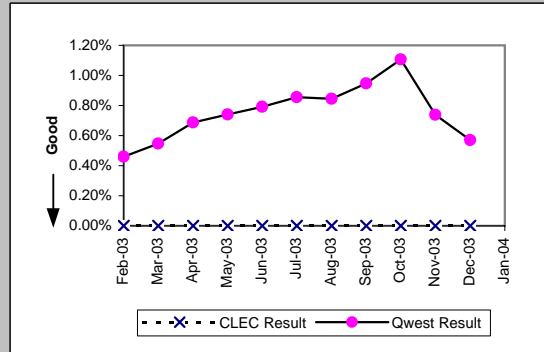
DS1 (Parity)									
Date	CLEC Num	CLEC Denc	CLEC Resu	CLEC Std	Qwest Num	Qwest Denc	Qwest Resu	Mod Z Scr	Parity Scr
Feb-03	0	122	0.00%	0.00%	426	46431	0.92%	-1.06	-1.65
Mar-03	9	122	7.38%	26.14%	391	46066	0.85%	4.86	1.96
Apr-03	7	119	5.88%	23.53%	430	46008	0.93%	3.8	1.31
May-03	3	107	2.80%	16.51%	381	45679	0.83%	1.8	0.09
Jun-03	6	105	5.71%	23.21%	466	44632	1.04%	3.31	1.01
Jul-03	8	107	7.48%	26.30%	455	44594	1.02%	4.32	1.62
Aug-03	3	109	2.75%	16.36%	546	44119	1.24%	1.29	-0.22
Sep-03	2	107	1.87%	13.54%	621	44486	1.40%	0.48	-0.71
Oct-03	6	117	5.13%	22.06%	640	44429	1.44%	2.63	0.6
Nov-03	1	104	0.96%	9.76%	409	44536	0.92%	0.16	-0.9
Dec-03	2	109	1.83%	13.42%	434	44573	0.97%	0.88	-0.46
Jan-04									



DS3 (Parity)									
Date	CLEC Num	CLEC Denc	CLEC Resu	CLEC Std	Qwest Num	Qwest Denc	Qwest Resu	Mod Z Scr	Parity Scr
Feb-03									
Mar-03									
Apr-03									
May-03									
Jun-03									
Jul-03									
Aug-03									
Sep-03									
Oct-03									
Nov-03									
Dec-03	0	1	0.00%	0.00%	11	4261	0.26%	-0.05	-1.03
Jan-04									



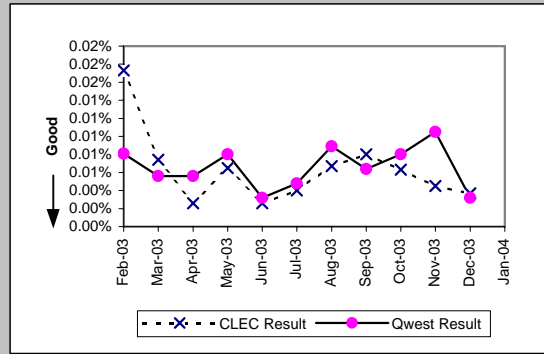
Frame Relay (Parity)									
Date	CLEC Num	CLEC Denc	CLEC Resu	CLEC Std	Qwest Num	Qwest Denc	Qwest Resu	Mod Z Scr	Parity Scr
Feb-03	0	2	0.00%	0.00%	57	12413	0.46%	-0.1	-1.06
Mar-03	0	2	0.00%	0.00%	67	12241	0.55%	-0.1	-1.06
Apr-03	0	4	0.00%	0.00%	83	12089	0.69%	-0.17	-1.1
May-03	0	4	0.00%	0.00%	89	12032	0.74%	-0.17	-1.1
Jun-03	0	4	0.00%	0.00%	94	11868	0.79%	-0.18	-1.11
Jul-03	0	3	0.00%	0.00%	100	11705	0.85%	-0.16	-1.1
Aug-03	0	3	0.00%	0.00%	97	11490	0.84%	-0.16	-1.1
Sep-03	0	3	0.00%	0.00%	108	11415	0.95%	-0.17	-1.1
Oct-03	0	4	0.00%	0.00%	125	11302	1.11%	-0.21	-1.13
Nov-03	0	5	0.00%	0.00%	83	11235	0.74%	-0.19	-1.12
Dec-03	0	5	0.00%	0.00%	63	11040	0.57%	-0.17	-1.1
Jan-04									



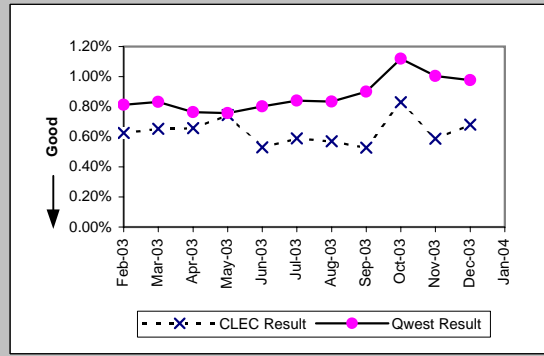
*Results exclude No Trouble Found and Test OK reports unless QWEST trouble is found on another report within 30 days of the original report. A 30-day window necessitates reporting a month behind

MR-8* - Trouble Rate (Percent)

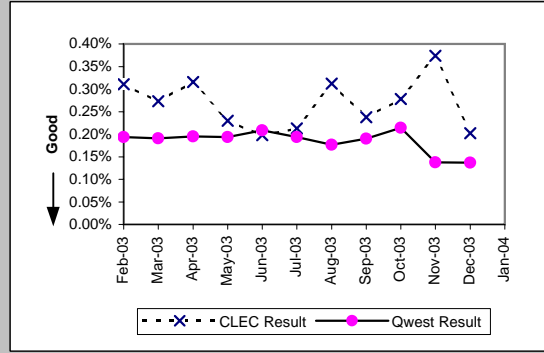
LIS Trunk (Parity)									
Date	CLEC Num	CLEC Denc	CLEC Resu	CLEC Std	Qwest Num	Qwest Denc	Qwest Resu	Mod Z Scr	Parity Scr
Feb-03	39	225647	0.02%	1.31%	10	124066	0.01%	2.91	0.77
Mar-03	17	228677	0.01%	0.86%	7	123908	0.01%	0.67	-0.59
Apr-03	6	228509	0.00%	0.51%	7	125726	0.01%	-1.12	-1.68
May-03	15	230267	0.01%	0.81%	10	125575	0.01%	-0.46	-1.28
Jun-03	6	227699	0.00%	0.51%	4	125359	0.00%	-0.28	-1.17
Jul-03	9	225195	0.00%	0.63%	6	126175	0.00%	-0.31	-1.19
Aug-03	15	224163	0.01%	0.82%	11	123649	0.01%	-0.66	-1.4
Sep-03	18	224787	0.01%	0.89%	8	124837	0.01%	0.57	-0.66
Oct-03	14	223971	0.01%	0.79%	10	125725	0.01%	-0.54	-1.33
Nov-03	10	222219	0.00%	0.67%	13	123317	0.01%	-1.66	-2.01
Dec-03	8	217563	0.00%	0.61%	4	123549	0.00%	0.22	-0.87
Jan-04									



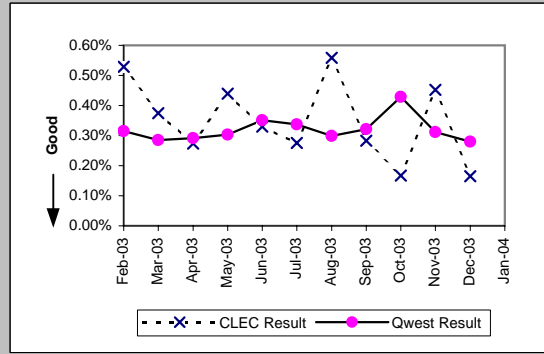
UNE - P (POTS) (Parity)									
Date	CLEC Num	CLEC Denc	CLEC Resu	CLEC Std	Qwest Num	Qwest Denc	Qwest Resu	Mod Z Scr	Parity Scr
Feb-03	153	24464	0.63%	7.88%	17047	2097153	0.81%	-3.25	-2.97
Mar-03	164	25112	0.65%	8.05%	17403	2090890	0.83%	-3.11	-2.89
Apr-03	172	26128	0.66%	8.09%	15508	2027967	0.76%	-1.96	-2.19
May-03	204	27365	0.75%	8.60%	15290	2018941	0.76%	-0.22	-1.14
Jun-03	146	27512	0.53%	7.27%	16129	2008226	0.80%	-5.03	-4.06
Jul-03	161	27364	0.59%	7.65%	16754	1994506	0.84%	-4.53	-3.75
Aug-03	152	26611	0.57%	7.54%	16566	1987061	0.83%	-4.68	-3.84
Sep-03	142	26967	0.53%	7.24%	17118	1902671	0.90%	-6.44	-4.92
Oct-03	227	27372	0.83%	9.07%	21206	1896365	1.12%	-4.51	-3.74
Nov-03	165	28128	0.59%	7.64%	18947	1886243	1.00%	-6.98	-5.24
Dec-03	196	28749	0.68%	8.23%	18335	1876051	0.98%	-5.06	-4.07
Jan-04									



UNE P (Centrex) (Parity)									
Date	CLEC Num	CLEC Denc	CLEC Resu	CLEC Std	Qwest Num	Qwest Denc	Qwest Resu	Mod Z Scr	Parity Scr
Feb-03	27	8698	0.31%	5.56%	168	86819	0.19%	2.37	0.44
Mar-03	25	9160	0.27%	5.22%	164	85942	0.19%	1.71	0.04
Apr-03	28	8869	0.32%	5.61%	166	84998	0.20%	2.44	0.49
May-03	20	8716	0.23%	4.78%	165	85074	0.19%	0.72	-0.56
Jun-03	17	8604	0.20%	4.44%	178	85299	0.21%	-0.21	-1.13
Jul-03	18	8461	0.21%	4.61%	161	83309	0.19%	0.39	-0.76
Aug-03	26	8337	0.31%	5.58%	144	81484	0.18%	2.8	0.7
Sep-03	20	8413	0.24%	4.87%	156	82070	0.19%	0.96	-0.42
Oct-03	23	8277	0.28%	5.26%	175	81663	0.21%	1.19	-0.28
Nov-03	30	8026	0.37%	6.10%	111	80746	0.14%	5.45	2.31
Dec-03	16	7908	0.20%	4.49%	110	80416	0.14%	1.5	-0.09
Jan-04									



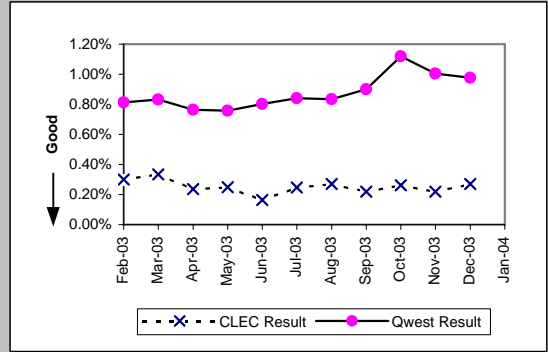
UNE P (Centrex 21) (Parity)									
Date	CLEC Num	CLEC Denc	CLEC Resu	CLEC Std	Qwest Num	Qwest Denc	Qwest Resu	Mod Z Scr	Parity Scr
Feb-03	10	1890	0.53%	7.25%	210	66702	0.31%	1.64	0
Mar-03	7	1868	0.37%	6.11%	189	66184	0.29%	0.71	-0.57
Apr-03	5	1830	0.27%	5.22%	185	63466	0.29%	-0.14	-1.09
May-03	8	1821	0.44%	6.61%	190	62622	0.30%	1.04	-0.37
Jun-03	6	1820	0.33%	5.73%	218	62037	0.35%	-0.15	-1.09
Jul-03	5	1815	0.28%	5.24%	209	61885	0.34%	-0.45	-1.27
Aug-03	10	1791	0.56%	7.45%	183	61271	0.30%	1.99	0.21
Sep-03	5	1765	0.28%	5.31%	196	61074	0.32%	-0.28	-1.17
Oct-03	3	1801	0.17%	4.08%	261	60882	0.43%	-1.68	-2.02
Nov-03	8	1771	0.45%	6.71%	187	59990	0.31%	1.04	-0.37
Dec-03	3	1824	0.16%	4.05%	167	59588	0.28%	-0.92	-1.56
Jan-04									



*Results exclude No Trouble Found and Test OK reports unless QWEST trouble is found on another report within 30 days of the original report. A 30-day window necessitates reporting a month behind

MR-8* - Trouble Rate (Percent)

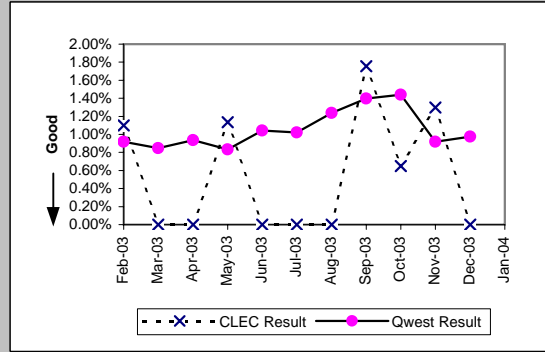
Line Sharing (Parity)									
Date	CLEC Num	CLEC Denc	CLEC Resu	CLEC Std	Qwest Num	Qwest Denc	Qwest Resu	Mod Z Scr	Parity Scr
Feb-03	22	7344	0.30%	5.47%	17047	2097153	0.81%	-4.89	-3.97
Mar-03	26	7799	0.33%	5.76%	17403	2090890	0.83%	-4.84	-3.94
Apr-03	19	8071	0.24%	4.85%	15508	2027967	0.76%	-5.45	-4.31
May-03	21	8470	0.25%	4.97%	15290	2018941	0.76%	-5.4	-4.28
Jun-03	15	9147	0.16%	4.05%	16129	2008226	0.80%	-6.83	-5.15
Jul-03	24	9720	0.25%	4.96%	16754	1994506	0.84%	-6.39	-4.89
Aug-03	27	10023	0.27%	5.18%	16566	1987061	0.83%	-6.2	-4.77
Sep-03	22	10026	0.22%	4.68%	17118	1902671	0.90%	-7.19	-5.37
Oct-03	27	10319	0.26%	5.11%	21206	1896365	1.12%	-8.25	-6.02
Nov-03	23	10523	0.22%	4.67%	18947	1886243	1.00%	-8.06	-5.9
Dec-03	29	10701	0.27%	5.20%	18335	1876051	0.98%	-7.41	-5.5
Jan-04									



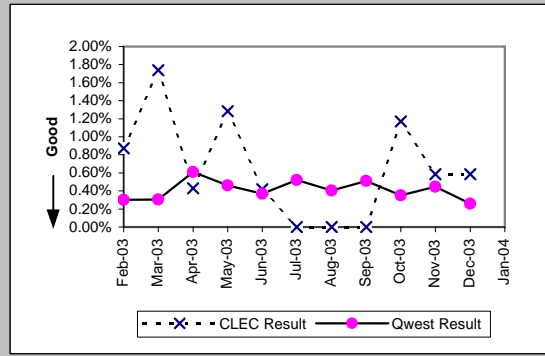
*Results exclude No Trouble Found and Test OK reports unless QWEST trouble is found on another report within 30 days of the original report. A 30-day window necessitates reporting a month behind

MR-8* - Trouble Rate (Percent)

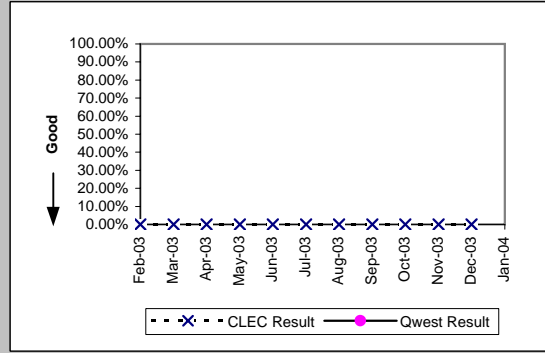
UDIT DS1 (Parity)									
Date	Numerator	Denominator	CLEC Resu	Standard D	Qwest Num	Qwest Den	Qwest Resu	Mod Z Scr	Parity Scr
Feb-03	2	182	1.10%	10.43%	426	46431	0.92%	0.34	-0.8
Mar-03	0	183	0.00%	0.00%	391	46066	0.85%	-1.25	-1.76
Apr-03	0	182	0.00%	0.00%	430	46008	0.93%	-1.31	-1.8
May-03	2	176	1.14%	10.60%	381	45679	0.83%	0.5	-0.7
Jun-03	0	171	0.00%	0.00%	466	44632	1.04%	-1.34	-1.82
Jul-03	0	168	0.00%	0.00%	455	44594	1.02%	-1.31	-1.8
Aug-03	0	169	0.00%	0.00%	546	44119	1.24%	-1.45	-1.88
Sep-03	3	171	1.75%	13.13%	621	44486	1.40%	0.46	-0.72
Oct-03	1	154	0.65%	8.03%	640	44429	1.44%	-0.82	-1.5
Nov-03	2	154	1.30%	11.32%	409	44536	0.92%	0.55	-0.67
Dec-03	0	155	0.00%	0.00%	434	44573	0.97%	-1.23	-1.75
Jan-04									



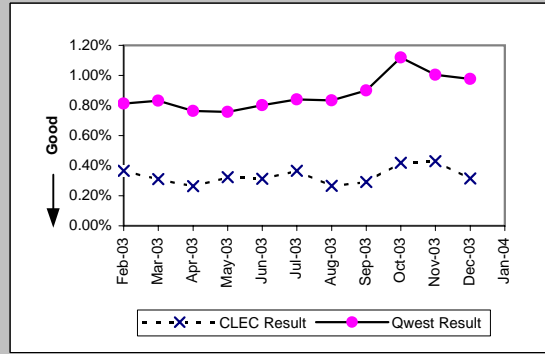
UDIT Above DS1 Level (Parity)									
Date	Numerator	Denominator	CLEC Resu	Standard D	Qwest Num	Qwest Den	Qwest Resu	Mod Z Scr	Parity Scr
Feb-03	2	229	0.87%	9.30%	10	3302	0.30%	1.26	-0.24
Mar-03	4	230	1.74%	13.07%	10	3269	0.31%	2.55	0.55
Apr-03	1	233	0.43%	6.54%	20	3271	0.61%	-0.34	-1.21
May-03	3	234	1.28%	11.25%	15	3258	0.46%	1.49	-0.09
Jun-03	1	238	0.42%	6.47%	12	3255	0.37%	0.18	-0.89
Jul-03	0	241	0.00%	0.00%	17	3254	0.52%	-1.09	-1.66
Aug-03	0	160	0.00%	0.00%	13	3205	0.41%	-0.79	-1.48
Sep-03	0	162	0.00%	0.00%	22	4297	0.51%	-0.9	-1.54
Oct-03	2	171	1.17%	10.75%	15	4282	0.35%	1.43	-0.13
Nov-03	1	171	0.58%	7.62%	19	4252	0.45%	0.32	-0.81
Dec-03	1	171	0.58%	7.62%	11	4261	0.26%	0.74	-0.55
Jan-04									



Dark Fiber - IOF (Diagnostic)									
Date	Numerator	Denominator	CLEC Resu	Standard D	Qwest Num	Qwest Den	Qwest Resu	Mod Z Scr	Parity Scr
Feb-03	0	26	0.00%	0.00%					
Mar-03	0	26	0.00%	0.00%					
Apr-03	0	26	0.00%	0.00%					
May-03	0	26	0.00%	0.00%					
Jun-03	0	27	0.00%	0.00%					
Jul-03	0	29	0.00%	0.00%					
Aug-03	0	29	0.00%	0.00%					
Sep-03	0	29	0.00%	0.00%					
Oct-03	0	27	0.00%	0.00%					
Nov-03	0	28	0.00%	0.00%					
Dec-03	0	34	0.00%	0.00%					
Jan-04									



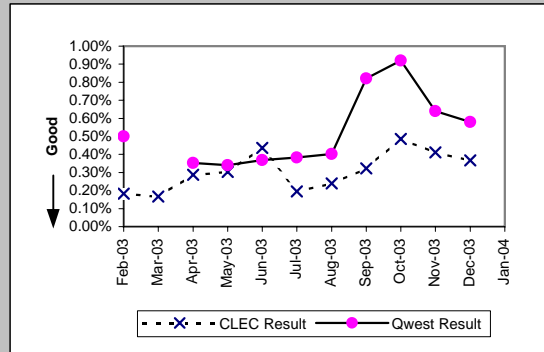
Unbundled Loop Analog (Parity)									
Date	Numerator	Denominator	CLEC Resu	Standard D	Qwest Num	Qwest Den	Qwest Resu	Mod Z Scr	Parity Scr
Feb-03	186	50717	0.37%	6.04%	17047	2097153	0.81%	-11.06	-7.72
Mar-03	159	51193	0.31%	5.56%	17403	2090890	0.83%	-12.84	-8.8
Apr-03	137	51737	0.26%	5.14%	15508	2027967	0.76%	-12.89	-8.84
May-03	168	52027	0.32%	5.67%	15290	2018941	0.76%	-11.29	-7.86
Jun-03	164	52595	0.31%	5.58%	16129	2008226	0.80%	-12.46	-8.58
Jul-03	194	53047	0.37%	6.04%	16754	1994506	0.84%	-11.81	-8.18
Aug-03	142	53606	0.26%	5.14%	16566	1987061	0.83%	-14.29	-9.69
Sep-03	158	54074	0.29%	5.40%	17118	1902671	0.90%	-14.75	-9.97
Oct-03	229	54567	0.42%	6.46%	21206	1896365	1.12%	-15.3	-10.3
Nov-03	236	54835	0.43%	6.55%	18947	1886243	1.00%	-13.29	-9.08
Dec-03	174	55243	0.32%	5.60%	18335	1876051	0.98%	-15.6	-10.48
Jan-04									



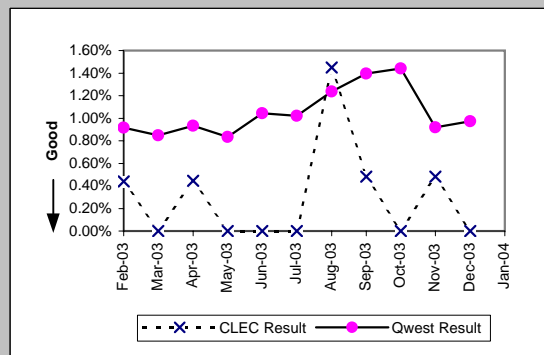
*Results exclude No Trouble Found and Test OK reports unless QWEST trouble is found on another report within 30 days of the original report. A 30-day window necessitates reporting a month behind

MR-8* - Trouble Rate (Percent)

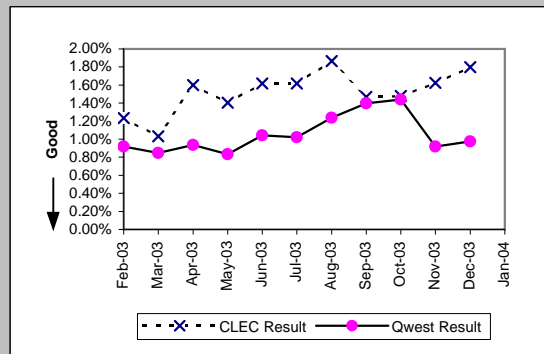
Unbundled Loop - 2 Wire Non-Loaded (Parity)									
Date	Numerator	Denominator	CLEC Resu	Standard D	Qwest Num	Qwest Den	Qwest Resu	Mod Z Scr	Parity Scr
Feb-03	12	6581	0.18%	4.27%	107	21402	0.50%	-3.19	-2.94
Mar-03	11	6616	0.17%	4.07%					
Apr-03	19	6594	0.29%	5.36%	74	21012	0.35%	-0.77	-1.47
May-03	20	6603	0.30%	5.50%	70	20554	0.34%	-0.46	-1.28
Jun-03	29	6641	0.44%	6.59%	75	20305	0.37%	0.78	-0.52
Jul-03	13	6649	0.20%	4.42%	77	20063	0.38%	-2.15	-2.31
Aug-03	16	6707	0.24%	4.88%	80	19850	0.40%	-1.84	-2.12
Sep-03	22	6807	0.32%	5.68%	86	10485	0.82%	-3.54	-3.15
Oct-03	33	6794	0.49%	6.95%	96	10432	0.92%	-2.92	-2.77
Nov-03	28	6812	0.41%	6.40%	66	10323	0.64%	-1.84	-2.12
Dec-03	25	6804	0.37%	6.05%	59	10190	0.58%	-1.78	-2.08
Jan-04									



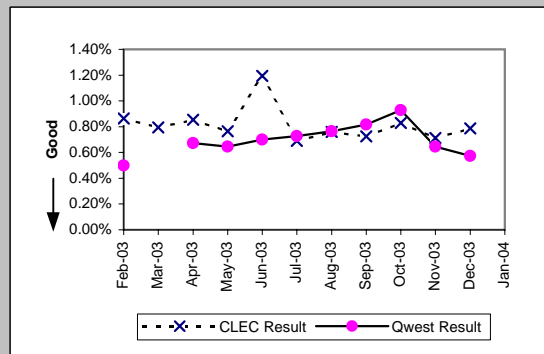
Unbundled Loop - 4 Wire Non-Loaded (Parity)									
Date	Numerator	Denominator	CLEC Resu	Standard D	Qwest Num	Qwest Den	Qwest Resu	Mod Z Scr	Parity Scr
Feb-03	1	228	0.44%	6.61%	426	46431	0.92%	-0.76	-1.46
Mar-03	0	226	0.00%	0.00%	391	46066	0.85%	-1.39	-1.84
Apr-03	1	225	0.44%	6.65%	430	46008	0.93%	-0.76	-1.46
May-03	0	225	0.00%	0.00%	381	45679	0.83%	-1.37	-1.83
Jun-03	0	218	0.00%	0.00%	466	44632	1.04%	-1.51	-1.92
Jul-03	0	210	0.00%	0.00%	455	44594	1.02%	-1.47	-1.89
Aug-03	3	207	1.45%	11.95%	546	44119	1.24%	0.34	-0.79
Sep-03	1	207	0.48%	6.93%	621	44486	1.40%	-1.12	-1.68
Oct-03	0	208	0.00%	0.00%	640	44429	1.44%	-1.74	-2.06
Nov-03	1	207	0.48%	6.93%	409	44536	0.92%	-0.65	-1.4
Dec-03	0	207	0.00%	0.00%	434	44573	0.97%	-1.42	-1.87
Jan-04									



Unbundled Loop - DS1 Capable (Parity)									
Date	Numerator	Denominator	CLEC Resu	Standard D	Qwest Num	Qwest Den	Qwest Resu	Mod Z Scr	Parity Scr
Feb-03	47	3814	1.23%	11.03%	426	46431	0.92%	1.96	0.19
Mar-03	40	3874	1.03%	10.11%	391	46066	0.85%	1.2	-0.27
Apr-03	64	4004	1.60%	12.54%	430	46008	0.93%	4.19	1.55
May-03	58	4130	1.40%	11.77%	381	45679	0.83%	3.86	1.35
Jun-03	68	4207	1.62%	12.61%	466	44632	1.04%	3.49	1.12
Jul-03	69	4265	1.62%	12.62%	455	44594	1.02%	3.71	1.26
Aug-03	81	4344	1.86%	13.53%	546	44119	1.24%	3.57	1.17
Sep-03	65	4431	1.47%	12.02%	621	44486	1.40%	0.38	-0.77
Oct-03	68	4595	1.48%	12.07%	640	44429	1.44%	0.21	-0.87
Nov-03	76	4684	1.62%	12.63%	409	44536	0.92%	4.81	1.92
Dec-03	86	4781	1.80%	13.29%	434	44573	0.97%	5.52	2.36
Jan-04									



Unbundled Loop ISDN Capable (Parity)									
Date	Numerator	Denominator	CLEC Resu	Standard D	Qwest Num	Qwest Den	Qwest Resu	Mod Z Scr	Parity Scr
Feb-03	27	3127	0.86%	9.25%	107	21402	0.50%	2.69	0.64
Mar-03	25	3150	0.79%	8.87%					
Apr-03	27	3159	0.85%	9.21%	74	11020	0.67%	1.11	-0.32
May-03	24	3144	0.76%	8.70%	70	10835	0.65%	0.72	-0.56
Jun-03	38	3182	1.19%	10.86%	75	10725	0.70%	2.94	0.79
Jul-03	22	3187	0.69%	8.28%	77	10577	0.73%	-0.22	-1.13
Aug-03	24	3155	0.76%	8.69%	80	10465	0.76%	-0.02	-1.01
Sep-03	23	3171	0.73%	8.49%	85	10405	0.82%	-0.5	-1.3
Oct-03	26	3138	0.83%	9.06%	96	10353	0.93%	-0.51	-1.31
Nov-03	22	3086	0.71%	8.41%	66	10240	0.64%	0.42	-0.75
Dec-03	24	3050	0.79%	8.84%	58	10110	0.57%	1.37	-0.17
Jan-04									

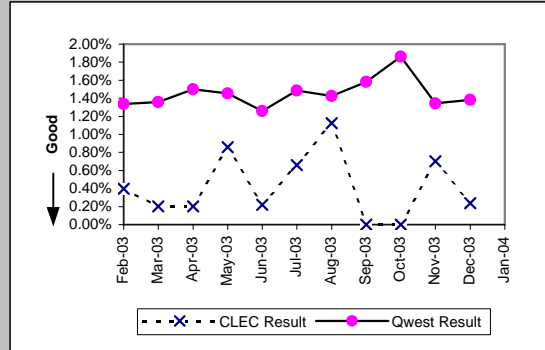


*Results exclude No Trouble Found and Test OK reports unless QWEST trouble is found on another report within 30 days of the original report. A 30-day window necessitates reporting a month behind

MR-8* - Trouble Rate (Percent)

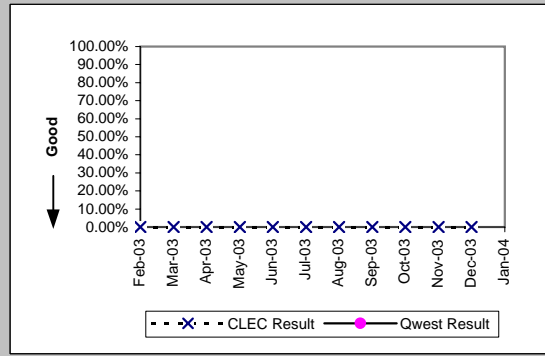
Unbundled Loop - ADSL Qualified (Parity)

Date	Numerator	Denominator	CLEC Resu	Standard D	Qwest Num	Qwest Den	Qwest Resu	Mod Z Scr	Parity Scr
Feb-03	2	505	0.40%	6.28%	1238	92610	1.34%	-1.84	-2.12
Mar-03	1	493	0.20%	4.50%	1259	92710	1.36%	-2.21	-2.34
Apr-03	1	491	0.20%	4.51%	1397	93146	1.50%	-2.36	-2.43
May-03	4	467	0.86%	9.22%	1359	93479	1.45%	-1.08	-1.65
Jun-03	1	458	0.22%	4.67%	1179	93527	1.26%	-1.99	-2.21
Jul-03	3	455	0.66%	8.09%	1394	93875	1.49%	-1.45	-1.88
Aug-03	5	445	1.12%	10.54%	1376	96533	1.43%	-0.54	-1.33
Sep-03	0	440	0.00%	0.00%	1573	99465	1.58%	-2.65	-2.61
Oct-03	0	436	0.00%	0.00%	1913	102728	1.86%	-2.87	-2.74
Nov-03	3	427	0.70%	8.35%	1425	105998	1.34%	-1.15	-1.7
Dec-03	1	423	0.24%	4.86%	1511	109273	1.38%	-2.02	-2.23
Jan-04									



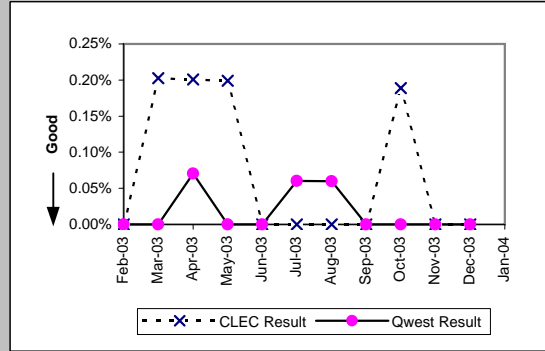
Dark Fiber - Loop (Diagnostic)

Date	Numerator	Denominator	CLEC Resu	Standard D	Qwest Num	Qwest Den	Qwest Resu	Mod Z Scr	Parity Scr
Feb-03	0	25	0.00%	0.00%					
Mar-03	0	25	0.00%	0.00%					
Apr-03	0	25	0.00%	0.00%					
May-03	0	26	0.00%	0.00%					
Jun-03	0	26	0.00%	0.00%					
Jul-03	0	26	0.00%	0.00%					
Aug-03	0	26	0.00%	0.00%					
Sep-03	0	26	0.00%	0.00%					
Oct-03	0	23	0.00%	0.00%					
Nov-03	0	24	0.00%	0.00%					
Dec-03	0	22	0.00%	0.00%					
Jan-04									



E911 (Parity)

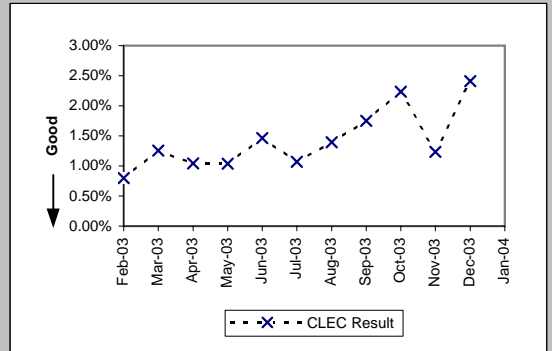
Date	Numerator	Denominator	CLEC Resu	Standard D	Qwest Num	Qwest Den	Qwest Resu	Mod Z Scr	Parity Scr
Feb-03	0	494	0.00%	0.00%	0	1361	0.00%	N/A	N/A
Mar-03	1	494	0.20%	4.49%	0	1389	0.00%	N/A	-0.3
Apr-03	1	498	0.20%	4.48%	1	1420	0.07%	0.63	-0.62
May-03	1	502	0.20%	4.46%	0	1456	0.00%	N/A	N/A
Jun-03	0	508	0.00%	0.00%	0	1631	0.00%	N/A	N/A
Jul-03	0	512	0.00%	0.00%	1	1661	0.06%	-0.49	-1.3
Aug-03	0	514	0.00%	0.00%	1	1675	0.06%	-0.48	-1.29
Sep-03	0	516	0.00%	0.00%	0	1707	0.00%	N/A	N/A
Oct-03	1	530	0.19%	4.34%	0	1797	0.00%	N/A	N/A
Nov-03	0	530	0.00%	0.00%	0	1797	0.00%	N/A	N/A
Dec-03	0	556	0.00%	0.00%	0	1924	0.00%	N/A	N/A
Jan-04									



*Results exclude No Trouble Found and Test OK reports unless QWEST trouble is found on another report within 30 days of the original report. A 30-day window necessitates reporting a month behind

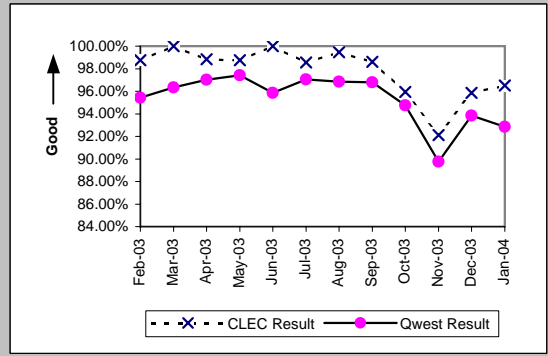
MR-8* - Trouble Rate (Percent)

Enhanced Extended Loops (EELs) (Diagnostic)					
Date	Numerator	Denominator	CLEC Result	Standard Dev	
Feb-03	3	376	0.80%	8.90%	
Mar-03	8	637	1.26%	11.14%	
Apr-03	7	670	1.04%	10.17%	
May-03	8	770	1.04%	10.14%	
Jun-03	12	819	1.47%	12.02%	
Jul-03	9	842	1.07%	10.28%	
Aug-03	12	862	1.39%	11.72%	
Sep-03	16	915	1.75%	13.11%	
Oct-03	21	941	2.23%	14.77%	
Nov-03	12	974	1.23%	11.03%	
Dec-03	24	997	2.41%	15.33%	
Jan-04					

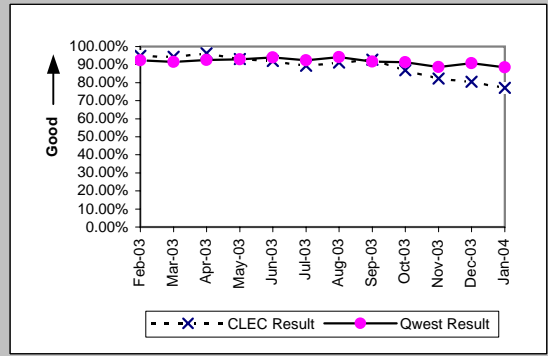


MR-9A - Repair Appointments Met (Percent) - Dispatches within MSAs

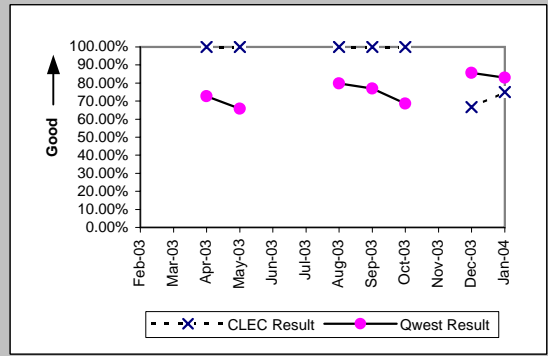
Residence (Parity)									
Date	CLEC Num	CLEC Denc	CLEC Resu	CLEC Std E	Qwest Num	Qwest Denc	Qwest Resu	Mod Z Scr	Parity Scr
Feb-03	157	159	98.74%	11.14%	11394	11939	95.44%	-1.98	-2.21
Mar-03	178	178	100.00%	0.00%	11492	11930	96.33%	-2.59	-2.57
Apr-03	172	174	98.85%	10.66%	10131	10441	97.03%	-1.4	-1.85
May-03	158	160	98.75%	11.11%	10327	10601	97.42%	-1.06	-1.64
Jun-03	145	145	100.00%	0.00%	10905	11375	95.87%	-2.48	-2.51
Jul-03	205	208	98.56%	11.92%	11227	11569	97.04%	-1.28	-1.78
Aug-03	188	189	99.47%	7.25%	11356	11726	96.84%	-2.05	-2.25
Sep-03	213	216	98.61%	11.70%	11644	12031	96.78%	-1.51	-1.92
Oct-03	378	394	95.94%	19.74%	14740	15558	94.74%	-1.05	-1.64
Nov-03	351	381	92.13%	26.93%	12889	14361	89.75%	-1.51	-1.92
Dec-03	347	362	95.86%	19.93%	12369	13181	93.84%	-1.57	-1.96
Jan-04	471	488	96.52%	18.34%	15720	16928	92.86%	-3.09	-2.88



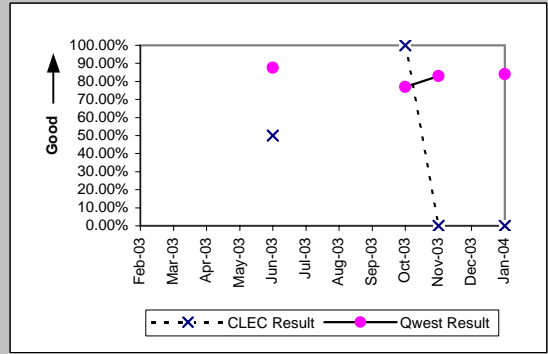
Business (Parity)									
Date	CLEC Num	CLEC Denc	CLEC Resu	CLEC Std E	Qwest Num	Qwest Denc	Qwest Resu	Mod Z Scr	Parity Scr
Feb-03	56	59	94.92%	21.97%	1203	1302	92.40%	-0.71	-1.43
Mar-03	84	89	94.38%	23.03%	1202	1313	91.55%	-0.93	-1.57
Apr-03	51	53	96.23%	19.06%	1115	1205	92.53%	-1	-1.61
May-03	40	43	93.02%	25.48%	1081	1164	92.87%	-0.04	-1.02
Jun-03	58	63	92.06%	27.03%	1244	1324	93.96%	0.64	-0.61
Jul-03	50	56	89.29%	30.93%	1215	1316	92.33%	0.84	-0.49
Aug-03	62	68	91.18%	28.36%	1125	1196	94.06%	0.96	-0.42
Sep-03	76	82	92.68%	26.04%	1190	1299	91.61%	-0.34	-1.21
Oct-03	93	107	86.92%	33.72%	1600	1752	91.32%	1.5	-0.09
Nov-03	88	107	82.24%	38.22%	1156	1305	88.58%	1.86	0.13
Dec-03	83	103	80.58%	39.56%	1238	1364	90.76%	3.03	0.84
Jan-04	91	118	77.12%	42.01%	1389	1570	88.47%	3.32	1.02



Centrex (Parity)									
Date	CLEC Num	CLEC Denc	CLEC Resu	CLEC Std E	Qwest Num	Qwest Denc	Qwest Resu	Mod Z Scr	Parity Scr
Feb-03									
Mar-03									
Apr-03	1	1	100.00%	0.00%	72	99	72.73%	-0.61	-1.37
May-03	3	3	100.00%	0.00%	73	111	65.77%	-1.23	-1.75
Jun-03									
Jul-03									
Aug-03	2	2	100.00%	0.00%	75	94	79.79%	-0.7	-1.43
Sep-03	2	2	100.00%	0.00%	90	117	76.92%	-0.77	-1.47
Oct-03	2	2	100.00%	0.00%	79	115	68.70%	-0.95	-1.58
Nov-03									
Dec-03	2	3	66.67%	47.14%	60	70	85.71%	0.75	-0.55
Jan-04	3	4	75.00%	43.30%	63	76	82.89%	0.37	-0.77

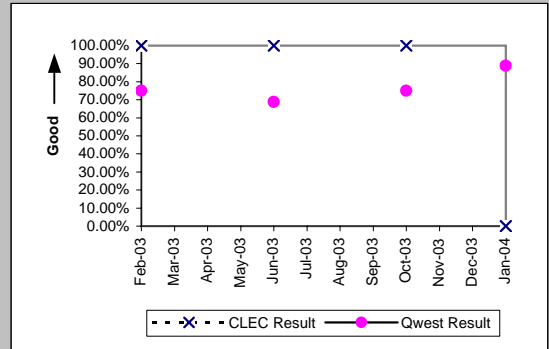


Centrex 21 (Parity)									
Date	CLEC Num	CLEC Denc	CLEC Resu	CLEC Std E	Qwest Num	Qwest Denc	Qwest Resu	Mod Z Scr	Parity Scr
Feb-03									
Mar-03									
Apr-03									
May-03									
Jun-03	1	2	50.00%	50.00%	148	169	87.57%	1.14	-0.3
Jul-03									
Aug-03									
Sep-03									
Oct-03	1	1	100.00%	0.00%	167	217	76.96%	-0.55	-1.33
Nov-03	0	1	0.00%	0.00%	137	165	83.03%	1.38	-0.16
Dec-03									
Jan-04	0	1	0.00%	0.00%	148	176	84.09%	1.41	-0.14

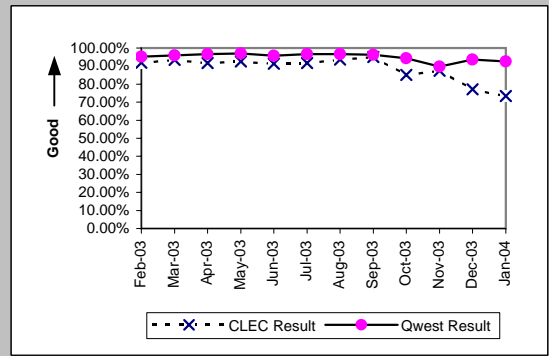


MR-9A - Repair Appointments Met (Percent) - Dispatches within MSAs

PBX (Parity)										
Date	CLEC Num	CLEC Denc	CLEC Resu	CLEC Std	Qwest Num	Qwest Denc	Qwest Resu	Mod Z Scr	Parity Scr	
Feb-03	1	1	100.00%	0.00%	9	12	75.00%	-0.55	-1.34	
Mar-03										
Apr-03										
May-03										
Jun-03	2	2	100.00%	0.00%	11	16	68.75%	-0.9	-1.55	
Jul-03										
Aug-03										
Sep-03										
Oct-03	1	1	100.00%	0.00%	9	12	75.00%	-0.55	-1.34	
Nov-03										
Dec-03										
Jan-04	0	1	0.00%	0.00%	8	9	88.89%	1.36	-0.17	

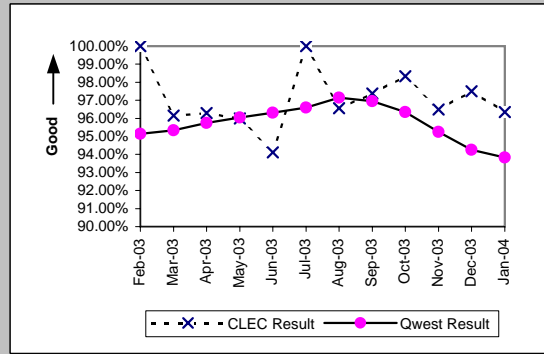


UNE - P (POTS) (Parity)										
Date	CLEC Num	CLEC Denc	CLEC Resu	CLEC Std	Qwest Num	Qwest Denc	Qwest Resu	Mod Z Scr	Parity Scr	
Feb-03	102	111	91.89%	27.30%	12597	13241	95.14%	1.49	-0.09	
Mar-03	114	122	93.44%	24.75%	12694	13243	95.85%	1.28	-0.22	
Apr-03	122	133	91.73%	27.54%	11246	11646	96.57%	2.63	0.6	
May-03	125	135	92.59%	26.19%	11408	11765	96.97%	2.54	0.54	
Jun-03	106	116	91.38%	28.07%	12149	12699	95.67%	2.04	0.24	
Jul-03	100	109	91.74%	27.52%	12442	12885	96.56%	2.38	0.45	
Aug-03	104	111	93.69%	24.31%	12481	12922	96.59%	1.55	-0.06	
Sep-03	97	102	95.10%	21.59%	12834	13330	96.28%	0.66	-0.6	
Oct-03	131	154	85.06%	35.64%	16340	17310	94.40%	4.22	1.57	
Nov-03	105	120	87.50%	33.07%	14045	15666	89.65%	0.78	-0.52	
Dec-03	111	144	77.08%	42.03%	13607	14545	93.55%	6.35	2.86	
Jan-04	132	180	73.33%	44.22%	17109	18498	92.49%	7.72	3.69	

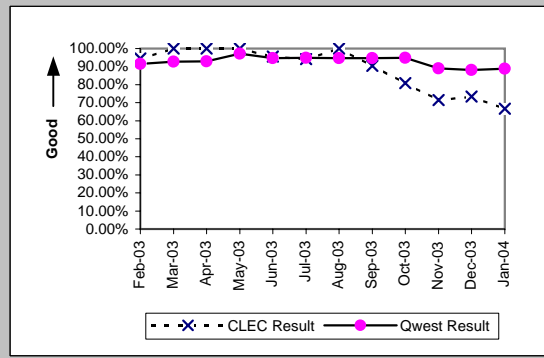


MR-9B - Repair Appointments Met (Percent) - Dispatches outside MSAs

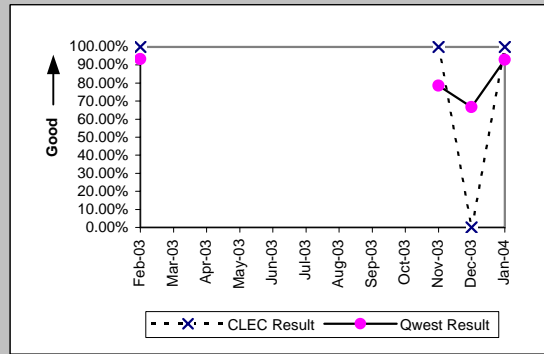
Residence (Parity)									
Date	CLEC Num	CLEC Denc	CLEC Resu	CLEC Std	Qwest Num	Qwest Denc	Qwest Resu	Mod Z Scr	Parity Scr
Feb-03	26	26	100.00%	0.00%	2445	2570	95.14%	-1.15	-1.7
Mar-03	25	26	96.15%	19.23%	2682	2813	95.34%	-0.2	-1.12
Apr-03	26	27	96.30%	18.89%	2522	2634	95.75%	-0.14	-1.09
May-03	24	25	96.00%	19.60%	2410	2509	96.05%	0.11	-0.93
Jun-03	16	17	94.12%	23.53%	2408	2500	96.32%	0.51	-0.69
Jul-03	16	16	100.00%	0.00%	2748	2845	96.59%	-0.75	-1.46
Aug-03	28	29	96.55%	18.25%	2787	2869	97.14%	0.27	-0.84
Sep-03	37	38	97.37%	16.01%	2506	2585	96.94%	-0.15	-1.09
Oct-03	59	60	98.33%	12.80%	3083	3200	96.34%	-0.81	-1.49
Nov-03	55	57	96.49%	18.40%	2485	2609	95.25%	-0.44	-1.27
Dec-03	78	80	97.50%	15.61%	2925	3103	94.26%	-1.23	-1.75
Jan-04	79	82	96.34%	18.77%	3253	3467	93.83%	-0.93	-1.57



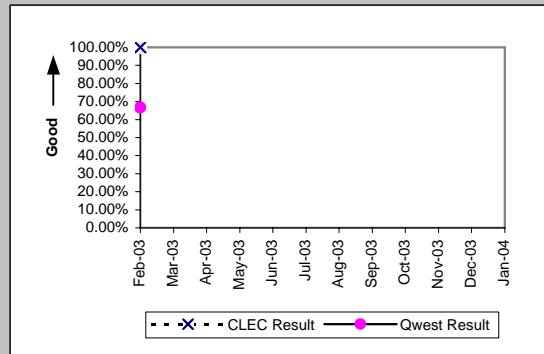
Business (Parity)									
Date	CLEC Num	CLEC Denc	CLEC Resu	CLEC Std	Qwest Num	Qwest Denc	Qwest Resu	Mod Z Scr	Parity Scr
Feb-03	17	18	94.44%	22.91%	281	307	91.53%	-0.43	-1.26
Mar-03	17	17	100.00%	0.00%	315	340	92.65%	-1.13	-1.69
Apr-03	8	8	100.00%	0.00%	318	342	92.98%	-0.77	-1.47
May-03	18	18	100.00%	0.00%	310	319	97.18%	-0.7	-1.43
Jun-03	22	23	95.65%	20.39%	308	325	94.77%	-0.18	-1.11
Jul-03	16	17	94.12%	23.53%	298	314	94.90%	0.19	-0.88
Aug-03	16	16	100.00%	0.00%	271	286	94.76%	-0.92	-1.56
Sep-03	19	21	90.48%	29.35%	299	316	94.62%	0.78	-0.53
Oct-03	21	26	80.77%	39.41%	298	314	94.90%	2.4	0.46
Nov-03	10	14	71.43%	45.18%	250	281	88.97%	1.75	0.07
Dec-03	22	30	73.33%	44.22%	281	319	88.09%	2.09	0.27
Jan-04	18	27	66.67%	47.14%	309	348	88.79%	2.89	0.76



Centrex 21 (Parity)									
Date	CLEC Num	CLEC Denc	CLEC Resu	CLEC Std	Qwest Num	Qwest Denc	Qwest Resu	Mod Z Scr	Parity Scr
Feb-03	1	1	100.00%	0.00%	14	15	93.33%	-0.26	-1.16
Mar-03									
Apr-03									
May-03									
Jun-03									
Jul-03									
Aug-03									
Sep-03									
Oct-03									
Nov-03	1	1	100.00%	0.00%	11	14	78.57%	-0.5	-1.31
Dec-03	0	1	0.00%	0.00%	8	12	66.67%	0.89	-0.46
Jan-04	1	1	100.00%	0.00%	13	14	92.86%	-0.27	-1.16

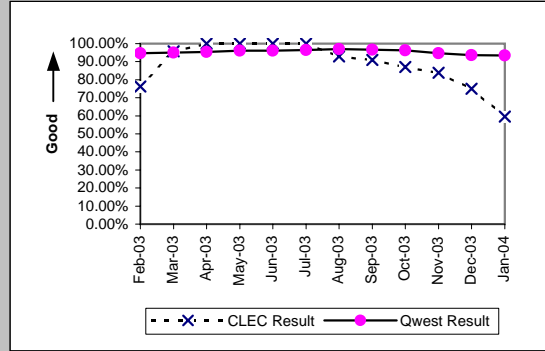


PBX (Parity)									
Date	CLEC Num	CLEC Denc	CLEC Resu	CLEC Std	Qwest Num	Qwest Denc	Qwest Resu	Mod Z Scr	Parity Scr
Feb-03	1	1	100.00%	0.00%	4	6	66.67%	-0.65	-1.4
Mar-03									
Apr-03									
May-03									
Jun-03									
Jul-03									
Aug-03									
Sep-03									
Oct-03									
Nov-03									
Dec-03									
Jan-04									



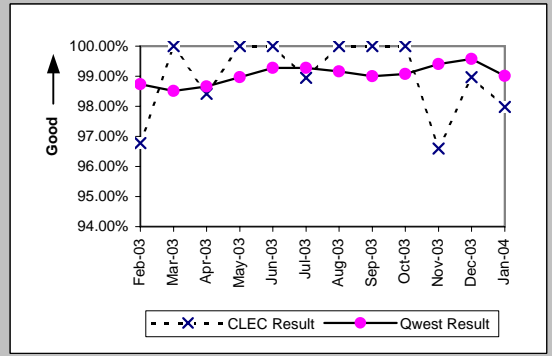
MR-9B - Repair Appointments Met (Percent) - Dispatches outside MSAs

Date	CLEC Num	CLEC Denc	UNE - P (POTS) (Parity)		Qwest Num	Qwest Denc	Qwest Res	Mod Z Scr	Parity Scr
			CLEC Resu	CLEC Std					
Feb-03	16	21	76.19%	42.59%	2726	2877	94.75%	2.86	0.74
Mar-03	23	24	95.83%	19.98%	2997	3153	95.05%	-0.18	-1.11
Apr-03	27	27	100.00%	0.00%	2840	2976	95.43%	-1.13	-1.69
May-03	29	29	100.00%	0.00%	2720	2828	96.18%	-1.07	-1.65
Jun-03	18	18	100.00%	0.00%	2716	2825	96.14%	-0.85	-1.52
Jul-03	29	29	100.00%	0.00%	3046	3159	96.42%	-1.03	-1.63
Aug-03	13	14	92.86%	25.75%	3058	3155	96.93%	0.8	-0.52
Sep-03	10	11	90.91%	28.75%	2805	2901	96.69%	0.91	-0.45
Oct-03	47	54	87.04%	33.59%	3381	3514	96.22%	2.8	0.7
Nov-03	26	31	83.87%	36.78%	2735	2890	94.64%	2.19	0.33
Dec-03	27	36	75.00%	43.30%	3206	3422	93.69%	3.57	1.17
Jan-04	25	42	59.52%	49.08%	3562	3815	93.37%	6.19	2.76

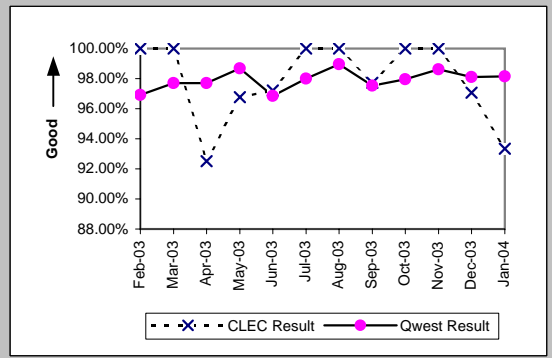


MR-9C - Repair Appointments Met (Percent) - No dispatches

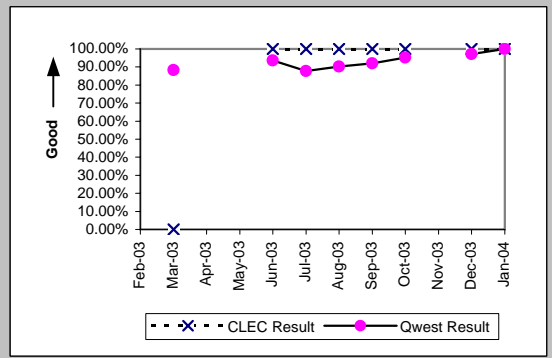
Residence (Parity)									
Date	CLEC Num	CLEC Denc	CLEC Resu	CLEC Std E	Qwest Num	Qwest Denc	Qwest Resu	Mod Z Scr	Parity Scr
Feb-03	30	31	96.77%	17.67%	3204	3245	98.74%	0.86	-0.48
Mar-03	64	64	100.00%	0.00%	3307	3357	98.51%	-0.97	-1.59
Apr-03	62	63	98.41%	12.50%	3013	3054	98.66%	0.24	-0.85
May-03	68	68	100.00%	0.00%	2882	2912	98.97%	-0.83	-1.51
Jun-03	49	49	100.00%	0.00%	2897	2918	99.28%	-0.59	-1.36
Jul-03	94	95	98.95%	10.21%	3281	3305	99.27%	0.41	-0.75
Aug-03	68	68	100.00%	0.00%	3316	3344	99.16%	-0.75	-1.46
Sep-03	107	107	100.00%	0.00%	3644	3681	98.99%	-1.03	-1.62
Oct-03	105	105	100.00%	0.00%	3413	3445	99.07%	-0.98	-1.59
Nov-03	85	88	96.59%	18.15%	2985	3003	99.40%	2.33	0.42
Dec-03	96	97	98.97%	10.10%	3028	3041	99.57%	0.79	-0.52
Jan-04	97	99	97.98%	14.07%	3494	3529	99.01%	0.95	-0.42



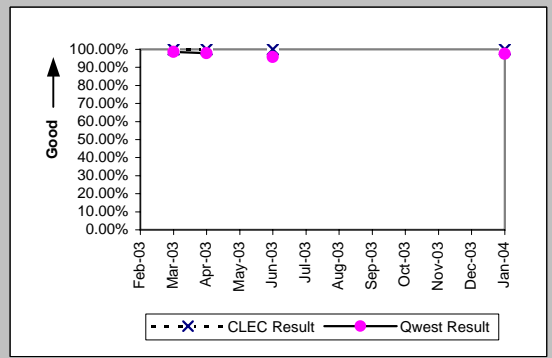
Business (Parity)									
Date	CLEC Num	CLEC Denc	CLEC Resu	CLEC Std E	Qwest Num	Qwest Denc	Qwest Resu	Mod Z Scr	Parity Scr
Feb-03	36	36	100.00%	0.00%	597	616	96.92%	-1.04	-1.63
Mar-03	33	33	100.00%	0.00%	512	524	97.71%	-0.85	-1.52
Apr-03	37	40	92.50%	26.34%	552	565	97.70%	1.69	0.03
May-03	30	31	96.77%	17.67%	520	527	98.67%	0.77	-0.53
Jun-03	35	36	97.22%	16.43%	492	508	96.85%	-0.12	-1.08
Jul-03	41	41	100.00%	0.00%	538	549	98.00%	-0.88	-1.54
Aug-03	32	32	100.00%	0.00%	471	476	98.95%	-0.56	-1.34
Sep-03	43	44	97.73%	14.90%	551	565	97.52%	-0.08	-1.05
Oct-03	46	46	100.00%	0.00%	576	588	97.96%	-0.94	-1.57
Nov-03	21	21	100.00%	0.00%	431	437	98.63%	-0.53	-1.32
Dec-03	33	34	97.06%	16.90%	466	475	98.11%	0.43	-0.74
Jan-04	28	30	93.33%	24.94%	582	593	98.15%	1.49	-0.09



Centrex (Parity)									
Date	CLEC Num	CLEC Denc	CLEC Resu	CLEC Std E	Qwest Num	Qwest Denc	Qwest Resu	Mod Z Scr	Parity Scr
Feb-03									
Mar-03	0	1	0.00%	0.00%	53	60	88.33%	1.55	-0.06
Apr-03									
May-03									
Jun-03	2	2	100.00%	0.00%	44	47	93.62%	-0.36	-1.22
Jul-03	4	4	100.00%	0.00%	65	74	87.84%	-0.72	-1.44
Aug-03	1	1	100.00%	0.00%	56	62	90.32%	-0.32	-1.2
Sep-03	3	3	100.00%	0.00%	46	50	92.00%	-0.5	-1.3
Oct-03	1	1	100.00%	0.00%	59	62	95.16%	-0.22	-1.14
Nov-03									
Dec-03	1	1	100.00%	0.00%	34	35	97.14%	-0.17	-1.1
Jan-04	1	1	100.00%	0.00%	50	50	100.00%	N/A	N/A

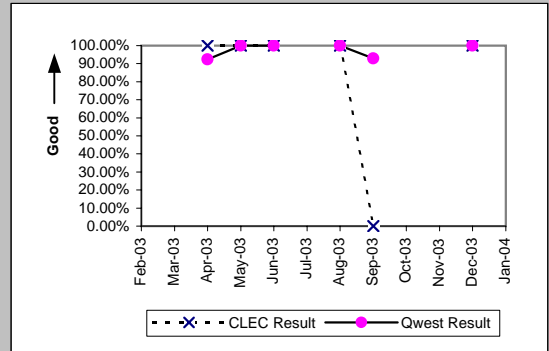


Centrex 21 (Parity)									
Date	CLEC Num	CLEC Denc	CLEC Resu	CLEC Std E	Qwest Num	Qwest Denc	Qwest Resu	Mod Z Scr	Parity Scr
Feb-03									
Mar-03	2	2	100.00%	0.00%	72	73	98.63%	-0.16	-1.1
Apr-03	3	3	100.00%	0.00%	94	96	97.92%	-0.25	-1.15
May-03									
Jun-03	1	1	100.00%	0.00%	91	95	95.79%	-0.21	-1.13
Jul-03									
Aug-03									
Sep-03									
Oct-03									
Nov-03									
Dec-03									
Jan-04	1	1	100.00%	0.00%	76	78	97.44%	-0.16	-1.1

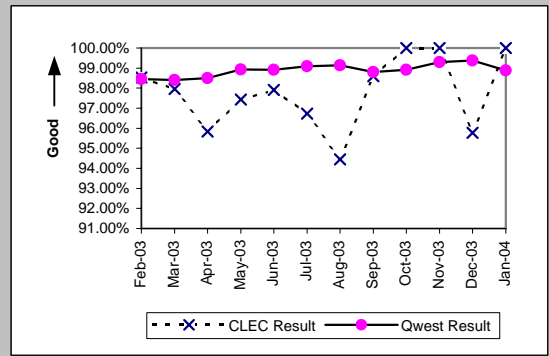


MR-9C - Repair Appointments Met (Percent) - No dispatches

PBX (Parity)									
Date	CLEC Num	CLEC Denc	CLEC Resu	CLEC Std	Qwest Num	Qwest Denc	Qwest Resu	Mod Z Scr	Parity Scr
Feb-03									
Mar-03									
Apr-03	1	1	100.00%	0.00%	12	13	92.31%	-0.28	-1.17
May-03	1	1	100.00%	0.00%	16	16	100.00%	N/A	N/A
Jun-03	3	3	100.00%	0.00%	10	10	100.00%	N/A	N/A
Jul-03									
Aug-03	1	1	100.00%	0.00%	9	9	100.00%	N/A	N/A
Sep-03	0	1	0.00%	0.00%	13	14	92.86%	1.58	-0.04
Oct-03									
Nov-03									
Dec-03	1	1	100.00%	0.00%	9	9	100.00%	N/A	N/A
Jan-04									

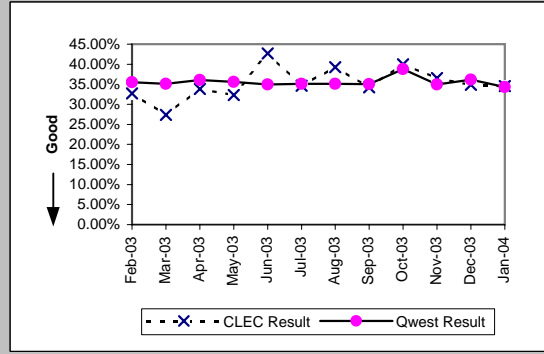


UNE - P (POTS) (Parity)									
Date	CLEC Num	CLEC Denc	CLEC Resu	CLEC Std	Qwest Num	Qwest Denc	Qwest Resu	Mod Z Scr	Parity Scr
Feb-03	67	68	98.53%	12.04%	3801	3861	98.45%	-0.06	-1.03
Mar-03	48	49	97.96%	14.14%	3819	3881	98.40%	0.32	-0.81
Apr-03	46	48	95.83%	19.98%	3565	3619	98.51%	1.3	-0.21
May-03	76	78	97.44%	15.81%	3402	3439	98.92%	1.12	-0.32
Jun-03	47	48	97.92%	14.28%	3389	3426	98.92%	0.65	-0.6
Jul-03	59	61	96.72%	17.81%	3819	3854	99.09%	1.54	-0.07
Aug-03	68	72	94.44%	22.91%	3787	3820	99.14%	2.87	0.74
Sep-03	70	71	98.59%	11.78%	4195	4246	98.80%	0.24	-0.85
Oct-03	68	68	100.00%	0.00%	3989	4033	98.91%	-0.86	-1.52
Nov-03	56	56	100.00%	0.00%	3416	3440	99.30%	-0.62	-1.38
Dec-03	68	71	95.77%	20.12%	3494	3516	99.37%	2.52	0.53
Jan-04	74	74	100.00%	0.00%	4076	4122	98.88%	-0.91	-1.55

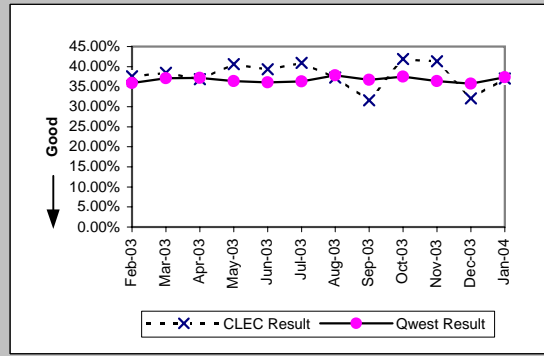


MR-10 - Customer-Related Trouble Reports (Percent)

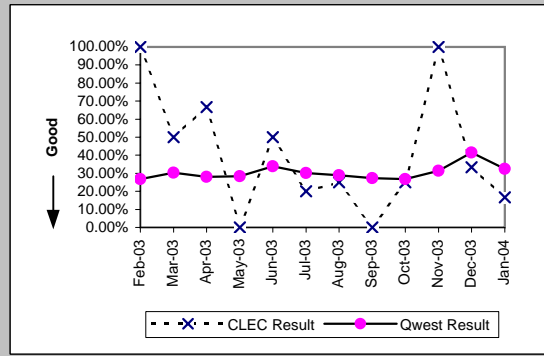
Residence (Diagnostic)									
Date	CLEC Num	CLEC Denc	CLEC Resu	CLEC Std	Qwest Num	Qwest Denc	Qwest Resu	Mod Z Scr	Parity Scr
Feb-03	105	321	32.71%	46.92%	9774	27528	35.51%	-1.04	-1.63
Mar-03	101	369	27.37%	44.59%	9782	27882	35.08%	-3.08	-2.87
Apr-03	135	399	33.83%	47.31%	9083	25212	36.03%	-0.9	-1.55
May-03	121	374	32.35%	46.78%	8864	24886	35.62%	-1.31	-1.8
Jun-03	157	368	42.66%	49.46%	9035	25828	34.98%	3.03	0.84
Jul-03	169	488	34.63%	47.58%	9571	27290	35.07%	-0.2	-1.12
Aug-03	185	471	39.28%	48.84%	9704	27643	35.10%	1.87	0.14
Sep-03	188	549	34.24%	47.45%	9867	28164	35.03%	-0.38	-1.23
Oct-03	372	931	39.96%	48.98%	14071	36274	38.79%	0.72	-0.56
Nov-03	303	829	36.55%	48.16%	10737	30710	34.96%	0.95	-0.42
Dec-03	289	828	34.90%	47.67%	10935	30260	36.14%	-0.73	-1.44
Jan-04	353	1022	34.54%	47.55%	12491	36415	34.30%	0.16	-0.9



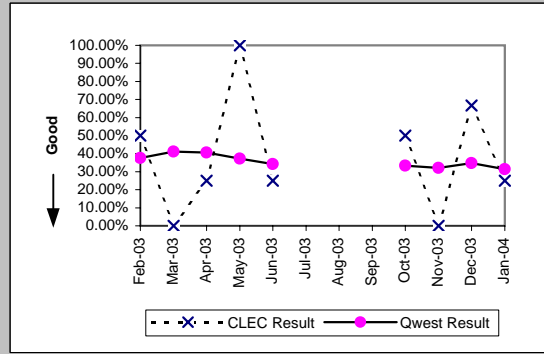
Business (Diagnostic)									
Date	CLEC Num	CLEC Denc	CLEC Resu	CLEC Std	Qwest Num	Qwest Denc	Qwest Resu	Mod Z Scr	Parity Scr
Feb-03	68	181	37.57%	48.43%	1247	3472	35.92%	0.46	-0.72
Mar-03	87	226	38.50%	48.66%	1284	3461	37.10%	0.42	-0.74
Apr-03	59	160	36.88%	48.25%	1249	3361	37.16%	-0.07	-1.04
May-03	63	155	40.65%	49.12%	1149	3159	36.37%	1.08	-0.35
Jun-03	79	201	39.30%	48.84%	1217	3374	36.07%	0.93	-0.44
Jul-03	79	193	40.93%	49.17%	1241	3420	36.29%	1.3	-0.21
Aug-03	69	185	37.30%	48.36%	1191	3149	37.82%	-0.14	-1.09
Sep-03	68	215	31.63%	46.50%	1263	3443	36.68%	-1.49	-1.91
Oct-03	129	308	41.88%	49.34%	1591	4245	37.48%	1.53	-0.07
Nov-03	100	242	41.32%	49.24%	1157	3180	36.38%	1.53	-0.07
Dec-03	79	246	32.11%	46.69%	1201	3359	35.75%	-1.15	-1.7
Jan-04	103	278	37.05%	48.29%	1494	4005	37.30%	-0.08	-1.05



Centrex (Diagnostic)									
Date	CLEC Num	CLEC Denc	CLEC Resu	CLEC Std	Qwest Num	Qwest Denc	Qwest Resu	Mod Z Scr	Parity Scr
Feb-03	1	1	100.00%	0.00%	80	299	26.76%	1.11	-0.32
Mar-03	1	2	50.00%	50.00%	94	310	30.32%	0.5	-0.7
Apr-03	2	3	66.67%	47.14%	88	315	27.94%	1.26	-0.23
May-03	0	3	0.00%	0.00%	79	279	28.32%	-1.08	-1.66
Jun-03	2	4	50.00%	50.00%	120	355	33.80%	0.62	-0.62
Jul-03	1	5	20.00%	40.00%	97	321	30.22%	-0.49	-1.3
Aug-03	1	4	25.00%	43.30%	84	290	28.97%	-0.17	-1.11
Sep-03	0	5	0.00%	0.00%	81	297	27.27%	-1.36	-1.83
Oct-03	1	4	25.00%	43.30%	82	307	26.71%	-0.08	-1.05
Nov-03	2	2	100.00%	0.00%	68	217	31.34%	1.68	0.02
Dec-03	2	6	33.33%	47.14%	94	227	41.41%	-0.4	-1.24
Jan-04	1	6	16.67%	37.27%	78	241	32.37%	-0.81	-1.49

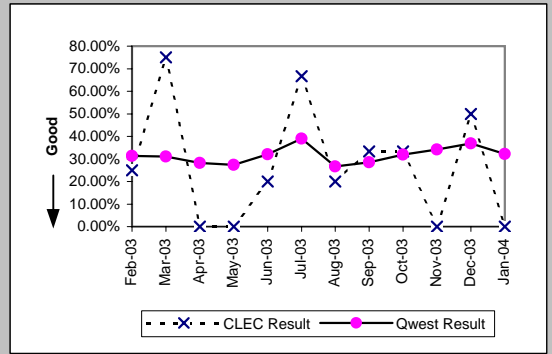


Centrex 21 (Diagnostic)									
Date	CLEC Num	CLEC Denc	CLEC Resu	CLEC Std	Qwest Num	Qwest Denc	Qwest Resu	Mod Z Scr	Parity Scr
Feb-03	1	2	50.00%	50.00%	163	433	37.64%	0.3	-0.82
Mar-03	0	2	0.00%	0.00%	170	414	41.06%	-1.18	-1.72
Apr-03	1	4	25.00%	43.30%	168	413	40.68%	-0.64	-1.39
May-03	1	1	100.00%	0.00%	151	405	37.28%	0.89	-0.46
Jun-03	1	4	25.00%	43.30%	151	442	34.16%	-0.38	-1.23
Jul-03									
Aug-03									
Sep-03									
Oct-03	1	2	50.00%	50.00%	159	476	33.40%	0.42	-0.75
Nov-03	0	2	0.00%	0.00%	120	373	32.17%	-0.97	-1.59
Dec-03	2	3	66.67%	47.14%	119	343	34.69%	1	-0.39
Jan-04	1	4	25.00%	43.30%	123	391	31.46%	-0.28	-1.17

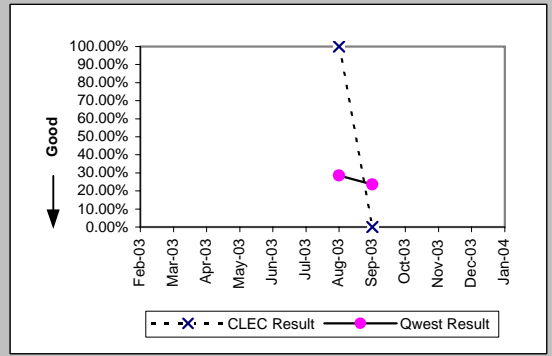


MR-10 - Customer-Related Trouble Reports (Percent)

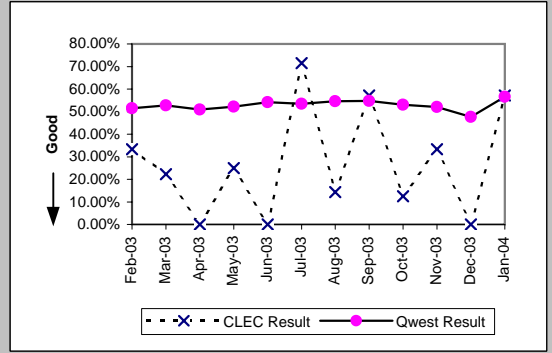
PBX (Diagnostic)									
Date	CLEC Num	CLEC Denc	CLEC Resu	CLEC Std E	Qwest Num	Qwest Denc	Qwest Resu	Mod Z Scr	Parity Scr
Feb-03	1	4	25.00%	43.30%	48	153	31.37%	-0.27	-1.16
Mar-03	6	8	75.00%	43.30%	62	200	31.00%	2.43	0.48
Apr-03	0	2	0.00%	0.00%	35	124	28.23%	-0.88	-1.53
May-03	0	2	0.00%	0.00%	45	164	27.44%	-0.86	-1.53
Jun-03	2	10	20.00%	40.00%	44	137	32.12%	-0.79	-1.48
Jul-03	4	6	66.67%	47.14%	53	136	38.97%	1.28	-0.22
Aug-03	1	5	20.00%	40.00%	44	165	26.67%	-0.33	-1.2
Sep-03	1	3	33.33%	47.14%	44	154	28.57%	0.17	-0.9
Oct-03	1	3	33.33%	47.14%	62	194	31.96%	0.06	-0.97
Nov-03	0	1	0.00%	0.00%	40	117	34.19%	-0.72	-1.44
Dec-03	2	4	50.00%	50.00%	48	130	36.92%	0.48	-0.71
Jan-04	0	3	0.00%	0.00%	45	140	32.14%	-1.18	-1.72



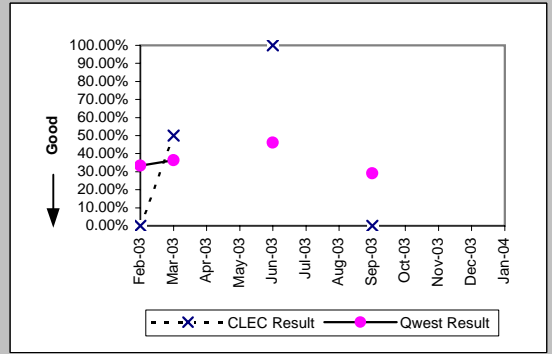
Basic Rate ISDN (Diagnostic)									
Date	CLEC Num	CLEC Denc	CLEC Resu	CLEC Std E	Qwest Num	Qwest Denc	Qwest Resu	Mod Z Scr	Parity Scr
Feb-03									
Mar-03									
Apr-03									
May-03									
Jun-03									
Jul-03									
Aug-03	1	1	100.00%	0.00%	71	249	28.51%	1.07	-0.35
Sep-03	0	1	0.00%	0.00%	47	199	23.62%	-0.55	-1.34
Oct-03									
Nov-03									
Dec-03									
Jan-04									



Qwest DSL (Diagnostic)									
Date	CLEC Num	CLEC Denc	CLEC Resu	CLEC Std E	Qwest Num	Qwest Denc	Qwest Resu	Mod Z Scr	Parity Scr
Feb-03	1	3	33.33%	47.14%	2167	4208	51.50%	-0.63	-1.38
Mar-03	2	9	22.22%	41.57%	2265	4294	52.75%	-1.83	-2.11
Apr-03	0	8	0.00%	0.00%	2366	4644	50.95%	-2.88	-2.75
May-03	1	4	25.00%	43.30%	2330	4469	52.14%	-1.09	-1.66
Jun-03	0	5	0.00%	0.00%	2125	3924	54.15%	-2.43	-2.48
Jul-03	5	7	71.43%	45.18%	2338	4375	53.44%	0.89	-0.46
Aug-03	1	7	14.29%	34.99%	2432	4456	54.58%	-2.14	-2.3
Sep-03	4	7	57.14%	49.49%	2843	5191	54.77%	0.1	-0.94
Oct-03	1	8	12.50%	33.07%	3309	6233	53.09%	-2.3	-2.4
Nov-03	3	9	33.33%	47.14%	2197	4226	51.99%	-1.12	-1.68
Dec-03	0	4	0.00%	0.00%	1879	3943	47.65%	-1.91	-2.16
Jan-04	8	14	57.14%	49.49%	3385	5980	56.61%	0.03	-0.98

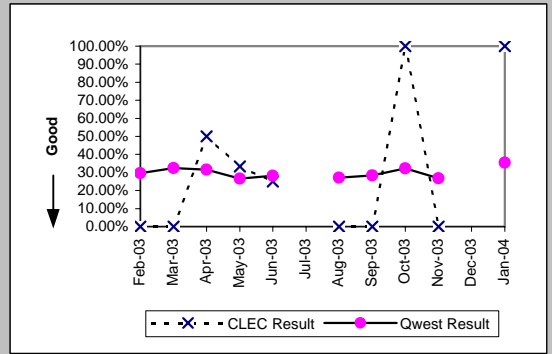


ISDN Primary (Diagnostic)									
Date	CLEC Num	CLEC Denc	CLEC Resu	CLEC Std E	Qwest Num	Qwest Denc	Qwest Resu	Mod Z Scr	Parity Scr
Feb-03	0	2	0.00%	0.00%	15	45	33.33%	-0.98	-1.59
Mar-03	2	4	50.00%	50.00%	16	44	36.36%	0.47	-0.71
Apr-03									
May-03									
Jun-03	1	1	100.00%	0.00%	24	52	46.15%	0.72	-0.56
Jul-03									
Aug-03									
Sep-03	0	1	0.00%	0.00%	16	55	29.09%	-0.63	-1.39
Oct-03									
Nov-03									
Dec-03									
Jan-04									

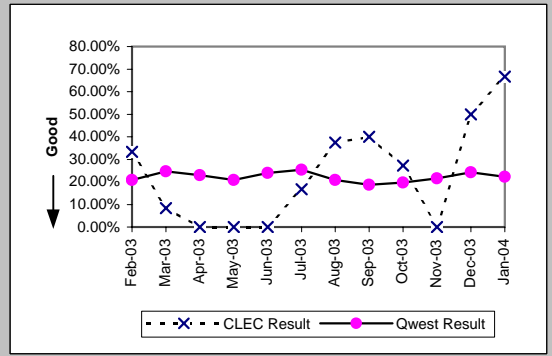


MR-10 - Customer-Related Trouble Reports (Percent)

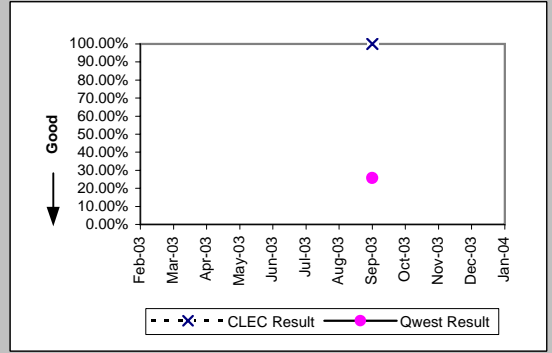
DS0 (Diagnostic)									
Date	CLEC Num	CLEC Denc	CLEC Resu	CLEC Std E	Qwest Num	Qwest Denc	Qwest Resu	Mod Z Scr	Parity Scr
Feb-03	0	2	0.00%	0.00%	248	840	29.52%	-0.91	-1.56
Mar-03	0	4	0.00%	0.00%	265	815	32.52%	-1.38	-1.84
Apr-03	1	2	50.00%	50.00%	242	767	31.55%	0.47	-0.71
May-03	1	3	33.33%	47.14%	177	664	26.66%	0.26	-0.84
Jun-03	1	4	25.00%	43.30%	228	810	28.15%	-0.14	-1.08
Jul-03									
Aug-03	0	2	0.00%	0.00%	216	797	27.10%	-0.86	-1.52
Sep-03	0	1	0.00%	0.00%	269	946	28.44%	-0.63	-1.38
Oct-03	1	1	100.00%	0.00%	291	901	32.30%	0.99	-0.4
Nov-03	0	7	0.00%	0.00%	208	777	26.77%	-1.59	-1.97
Dec-03									
Jan-04	1	1	100.00%	0.00%	173	488	35.45%	0.93	-0.44



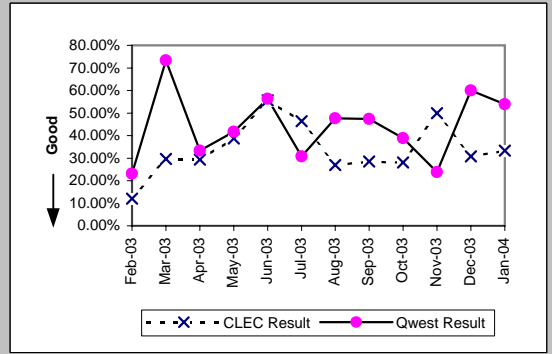
DS1 (Diagnostic)									
Date	CLEC Num	CLEC Denc	CLEC Resu	CLEC Std E	Qwest Num	Qwest Denc	Qwest Resu	Mod Z Scr	Parity Scr
Feb-03	1	3	33.33%	47.14%	161	772	20.85%	0.49	-0.7
Mar-03	1	12	8.33%	27.64%	196	794	24.69%	-1.3	-1.79
Apr-03	0	11	0.00%	0.00%	183	798	22.93%	-1.8	-2.09
May-03	0	3	0.00%	0.00%	142	680	20.88%	-0.89	-1.54
Jun-03	0	8	0.00%	0.00%	210	877	23.95%	-1.58	-1.96
Jul-03	2	12	16.67%	37.27%	215	847	25.38%	-0.69	-1.42
Aug-03	3	8	37.50%	48.41%	204	981	20.80%	1.08	-0.35
Sep-03	2	5	40.00%	48.99%	196	1043	18.79%	1.07	-0.35
Oct-03	3	11	27.27%	44.54%	218	1104	19.75%	0.63	-0.62
Nov-03	0	1	0.00%	0.00%	170	790	21.52%	-0.52	-1.32
Dec-03	2	4	50.00%	50.00%	207	853	24.27%	1.05	-0.36
Jan-04	2	3	66.67%	47.14%	88	395	22.28%	1.5	-0.09



DS3 (Diagnostic)									
Date	CLEC Num	CLEC Denc	CLEC Resu	CLEC Std E	Qwest Num	Qwest Denc	Qwest Resu	Mod Z Scr	Parity Scr
Feb-03									
Mar-03									
Apr-03									
May-03									
Jun-03									
Jul-03									
Aug-03									
Sep-03	1	1	100.00%	0.00%	9	35	25.71%	1.11	-0.32
Oct-03									
Nov-03									
Dec-03									
Jan-04									

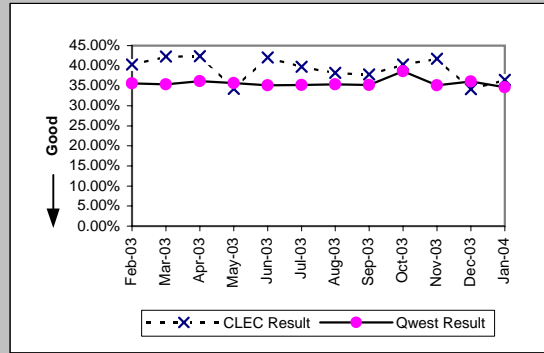


LIS Trunk (Diagnostic)									
Date	CLEC Num	CLEC Denc	CLEC Resu	CLEC Std E	Qwest Num	Qwest Denc	Qwest Resu	Mod Z Scr	Parity Scr
Feb-03	6	50	12.00%	32.50%	3	13	23.08%	-0.84	-1.51
Mar-03	8	27	29.63%	45.66%	22	30	73.33%	-3.73	-3.26
Apr-03	5	17	29.41%	45.56%	4	12	33.33%	-0.22	-1.13
May-03	12	31	38.71%	48.71%	10	24	41.67%	-0.22	-1.13
Jun-03	10	18	55.56%	49.69%	9	16	56.25%	-0.04	-1.02
Jul-03	13	28	46.43%	49.87%	4	13	30.77%	0.89	-0.46
Aug-03	7	26	26.92%	44.36%	10	21	47.62%	-1.41	-1.86
Sep-03	8	28	28.57%	45.18%	9	19	47.37%	-1.27	-1.77
Oct-03	9	32	28.13%	44.96%	7	18	38.89%	-0.75	-1.46
Nov-03	13	26	50.00%	50.00%	5	21	23.81%	1.81	0.1
Dec-03	8	26	30.77%	46.15%	9	15	60.00%	-1.84	-2.12
Jan-04	5	15	33.33%	47.14%	14	26	53.85%	-1.27	-1.77

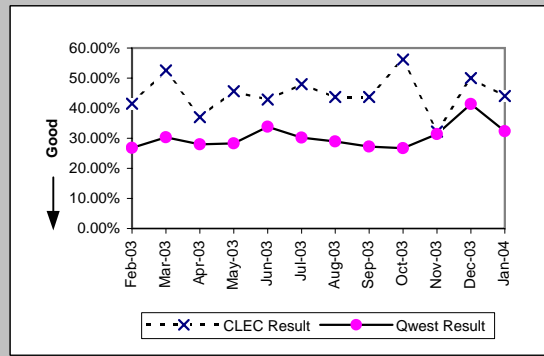


MR-10 - Customer-Related Trouble Reports (Percent)

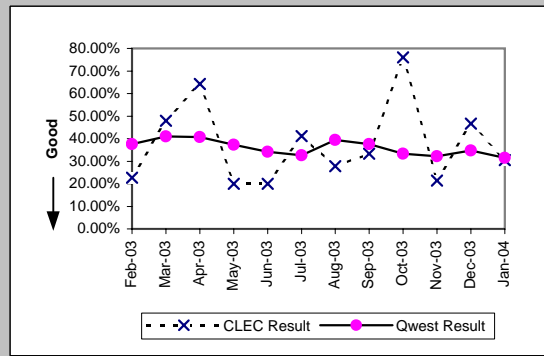
UNE - P (POTS) (Diagnostic)									
Date	CLEC Num	CLEC Denc	CLEC Resu	CLEC Std	Qwest Num	Qwest Denc	Qwest Resu	Mod Z Scr	Parity Scr
Feb-03	135	335	40.30%	49.05%	11021	31000	35.55%	1.79	0.09
Mar-03	143	338	42.31%	49.40%	11066	31343	35.31%	2.65	0.61
Apr-03	153	361	42.38%	49.42%	10332	28573	36.16%	2.42	0.47
May-03	126	368	34.24%	47.45%	10013	28045	35.70%	-0.58	-1.35
Jun-03	132	314	42.04%	49.36%	10252	29202	35.11%	2.53	0.54
Jul-03	131	330	39.70%	48.93%	10812	30710	35.21%	1.69	0.03
Aug-03	122	319	38.24%	48.60%	10895	30792	35.38%	1.06	-0.35
Sep-03	112	296	37.84%	48.50%	11130	31607	35.21%	0.94	-0.43
Oct-03	186	462	40.26%	49.04%	15662	40519	38.65%	0.71	-0.57
Nov-03	148	355	41.69%	49.30%	11894	33890	35.10%	2.56	0.56
Dec-03	130	381	34.12%	47.41%	12136	33619	36.10%	-0.8	-1.49
Jan-04	170	466	36.48%	48.14%	13985	40420	34.60%	0.85	-0.48



UNE P (Centrex) (Diagnostic)									
Date	CLEC Num	CLEC Denc	CLEC Resu	CLEC Std	Qwest Num	Qwest Denc	Qwest Resu	Mod Z Scr	Parity Scr
Feb-03	22	53	41.51%	49.27%	80	299	26.76%	2.12	0.29
Mar-03	31	59	52.54%	49.94%	94	310	30.32%	3.22	0.96
Apr-03	20	54	37.04%	48.29%	88	315	27.94%	1.34	-0.19
May-03	26	57	45.61%	49.81%	79	279	28.32%	2.5	0.52
Jun-03	18	42	42.86%	49.49%	120	355	33.80%	1.15	-0.3
Jul-03	24	50	48.00%	49.96%	97	321	30.22%	2.43	0.48
Aug-03	28	64	43.75%	49.61%	84	290	28.97%	2.25	0.37
Sep-03	21	48	43.75%	49.61%	81	297	27.27%	2.25	0.37
Oct-03	32	57	56.14%	49.62%	82	307	26.71%	4.23	1.57
Nov-03	19	59	32.20%	46.73%	68	217	31.34%	0.13	-0.92
Dec-03	25	50	50.00%	50.00%	94	227	41.41%	1.1	-0.33
Jan-04	26	59	44.07%	49.65%	78	241	32.37%	1.67	0.01

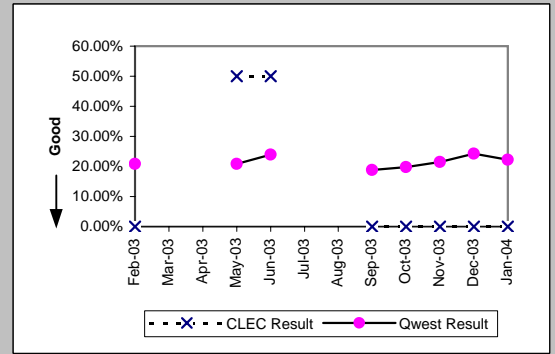


UNE P (Centrex 21) (Diagnostic)									
Date	CLEC Num	CLEC Denc	CLEC Resu	CLEC Std	Qwest Num	Qwest Denc	Qwest Resu	Mod Z Scr	Parity Scr
Feb-03	5	22	22.73%	41.91%	163	433	37.64%	-1.41	-1.86
Mar-03	12	25	48.00%	49.96%	170	414	41.06%	0.68	-0.59
Apr-03	9	14	64.29%	47.92%	168	413	40.68%	1.72	0.05
May-03	3	15	20.00%	40.00%	151	405	37.28%	-1.36	-1.83
Jun-03	2	10	20.00%	40.00%	151	442	34.16%	-0.93	-1.57
Jul-03	7	17	41.18%	49.22%	135	414	32.61%	0.73	-0.56
Aug-03	5	18	27.78%	44.79%	156	396	39.39%	-0.99	-1.6
Sep-03	4	12	33.33%	47.14%	150	399	37.59%	-0.3	-1.18
Oct-03	19	25	76.00%	42.71%	159	476	33.40%	4.21	1.56
Nov-03	3	14	21.43%	41.03%	120	373	32.17%	-0.84	-1.51
Dec-03	7	15	46.67%	49.89%	119	343	34.69%	0.93	-0.43
Jan-04	7	23	30.43%	46.01%	123	391	31.46%	-0.1	-1.06

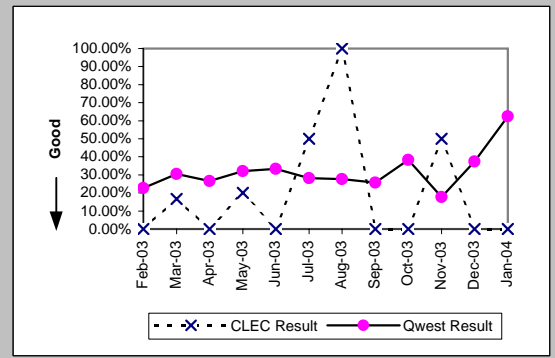


MR-10 - Customer-Related Trouble Reports (Percent)

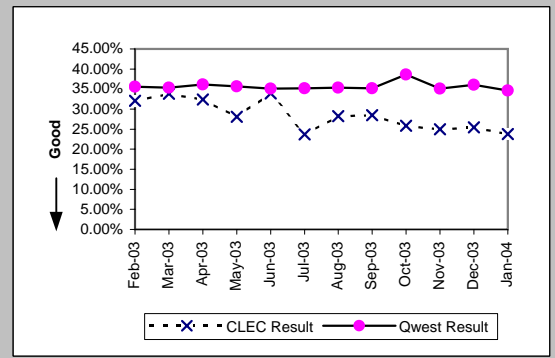
UDIT DS1 (Diagnostic)									
Date	CLEC Num	CLEC Denc	CLEC Resu	CLEC Std E	Qwest Num	Qwest Denc	Qwest Resu	Mod Z Scr	Parity Scr
Feb-03	0	2	0.00%	0.00%	161	772	20.85%	-0.73	-1.44
Mar-03	0	2	0.00%	0.00%	142	680	20.88%	1.22	-0.26
Apr-03	1	2	50.00%	50.00%	210	877	23.95%	0.7	-0.57
May-03	0	3	0.00%	0.00%	196	1043	18.79%	-0.83	-1.51
Jun-03	0	2	0.00%	0.00%	218	1104	19.75%	-0.7	-1.43
Jul-03	0	2	0.00%	0.00%	170	790	21.52%	-0.74	-1.45
Aug-03	0	1	0.00%	0.00%	207	853	24.27%	-0.57	-1.34
Sep-03	0	2	0.00%	0.00%	88	395	22.28%	-0.76	-1.46



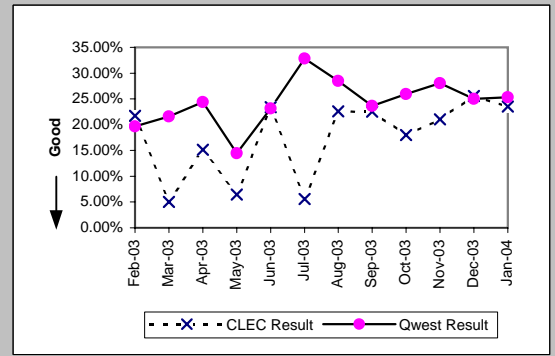
UDIT Above DS1 Level (Diagnostic)									
Date	CLEC Num	CLEC Denc	CLEC Resu	CLEC Std E	Qwest Num	Qwest Denc	Qwest Resu	Mod Z Scr	Parity Scr
Feb-03	0	2	0.00%	0.00%	5	22	22.73%	-0.73	-1.45
Mar-03	1	6	16.67%	37.27%	7	23	30.43%	-0.65	-1.4
Apr-03	0	1	0.00%	0.00%	12	45	26.67%	-0.6	-1.36
May-03	1	5	20.00%	40.00%	9	28	32.14%	-0.54	-1.33
Jun-03	0	2	0.00%	0.00%	7	21	33.33%	-0.96	-1.58
Jul-03	1	2	50.00%	50.00%	9	32	28.13%	0.51	-0.69
Aug-03	1	1	100.00%	0.00%	8	29	27.59%	1.06	-0.35
Sep-03	0	1	0.00%	0.00%	9	35	25.71%	-0.58	-1.35
Oct-03	0	3	0.00%	0.00%	13	34	38.24%	-1.31	-1.79
Nov-03	1	2	50.00%	50.00%	6	34	17.65%	0.86	-0.48
Dec-03	0	1	0.00%	0.00%	9	24	37.50%	-0.76	-1.46
Jan-04	0	3	0.00%	0.00%	5	8	62.50%	-1.91	-2.16



Unbundled Loop Analog (Diagnostic)									
Date	CLEC Num	CLEC Denc	CLEC Resu	CLEC Std E	Qwest Num	Qwest Denc	Qwest Resu	Mod Z Scr	Parity Scr
Feb-03	111	346	32.08%	46.68%	11021	31000	35.55%	-1.34	-1.82
Mar-03	114	337	33.83%	47.31%	11066	31343	35.31%	-0.56	-1.34
Apr-03	81	250	32.40%	46.80%	10332	28573	36.16%	-1.23	-1.75
May-03	86	302	28.10%	44.95%	10013	28045	35.70%	-2.76	-2.68
Jun-03	116	346	33.92%	47.34%	10252	29202	35.11%	-0.46	-1.28
Jul-03	79	333	23.72%	42.54%	10812	30710	35.21%	-4.36	-3.65
Aug-03	83	294	28.23%	45.01%	10895	30792	35.38%	-2.55	-2.55
Sep-03	83	291	28.52%	45.15%	11130	31607	35.21%	-2.38	-2.45
Oct-03	99	383	25.85%	43.78%	15662	40519	38.65%	-5.12	-4.11
Nov-03	93	372	25.00%	43.30%	11894	33890	35.10%	-4.06	-3.47
Dec-03	75	295	25.42%	43.54%	12136	33619	36.10%	-3.8	-3.31
Jan-04	75	315	23.81%	42.59%	13985	40420	34.60%	-4.01	-3.44



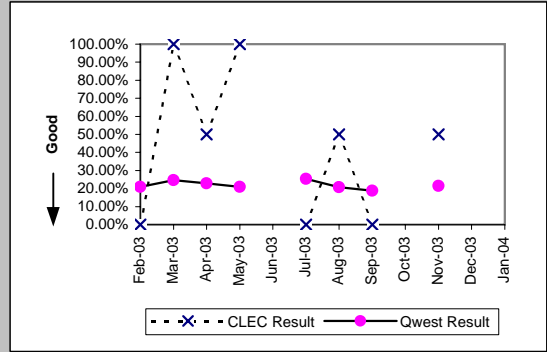
Unbundled Loop - 2 Wire Non-Loaded (Diagnostic)									
Date	CLEC Num	CLEC Denc	CLEC Resu	CLEC Std E	Qwest Num	Qwest Denc	Qwest Resu	Mod Z Scr	Parity Scr
Feb-03	5	23	21.74%	41.25%	49	249	19.68%	0.26	-0.84
Mar-03	1	20	5.00%	21.79%	60	278	21.58%	-1.74	-2.06
Apr-03	5	33	15.15%	35.86%	51	209	24.40%	-1.15	-1.7
May-03	2	31	6.45%	24.57%	24	166	14.46%	-1.16	-1.71
Jun-03	11	47	23.40%	42.34%	44	190	23.16%	0.05	-0.97
Jul-03	2	36	5.56%	22.91%	65	198	32.83%	-3.21	-2.95
Aug-03	7	31	22.58%	41.81%	71	249	28.51%	-0.69	-1.42
Sep-03	9	40	22.50%	41.76%	47	199	23.62%	-0.15	-1.09
Oct-03	9	50	18.00%	38.42%	63	243	25.93%	-1.16	-1.71
Nov-03	12	57	21.05%	40.77%	53	189	28.04%	-1.03	-1.63
Dec-03	11	43	25.58%	43.63%	40	160	25.00%	0.08	-0.95
Jan-04	8	34	23.53%	42.42%	43	170	25.29%	-0.22	-1.13



MR-10 - Customer-Related Trouble Reports (Percent)

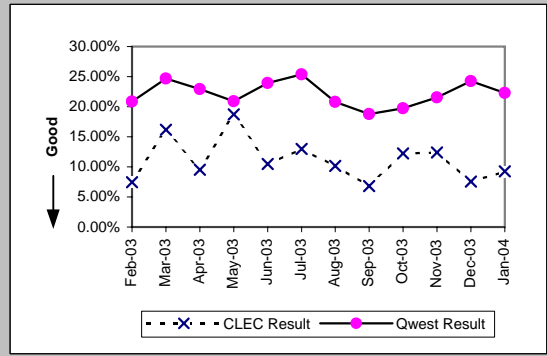
Unbundled Loop - 4 Wire Non-Loaded (Diagnostic)

Date	CLEC Num	CLEC Denc	CLEC Resu	CLEC Std	Qwest Num	Qwest Denc	Qwest Resu	Mod Z Scr	Parity Scr
Feb-03	0	2	0.00%	0.00%	161	772	20.85%	-0.73	-1.44
Mar-03	3	3	100.00%	0.00%	196	794	24.69%	2.46	0.5
Apr-03	1	2	50.00%	50.00%	183	798	22.93%	0.74	-0.55
May-03	1	1	100.00%	0.00%	142	680	20.88%	1.26	-0.23
Jun-03									
Jul-03	0	1	0.00%	0.00%	215	847	25.38%	-0.58	-1.35
Aug-03	3	6	50.00%	50.00%	204	981	20.80%	1.53	-0.07
Sep-03	0	1	0.00%	0.00%	196	1043	18.79%	-0.48	-1.29
Oct-03									
Nov-03	1	2	50.00%	50.00%	170	790	21.52%	0.79	-0.52
Dec-03									
Jan-04									



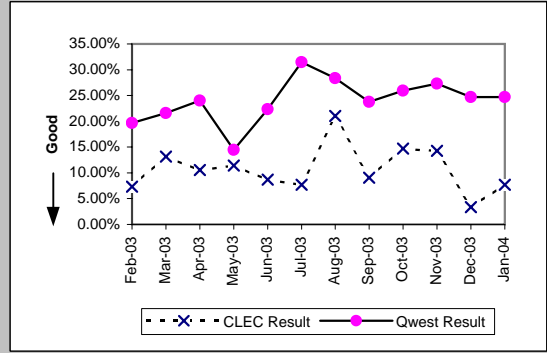
Unbundled Loop - DS1 Capable (Diagnostic)

Date	CLEC Num	CLEC Denc	CLEC Resu	CLEC Std	Qwest Num	Qwest Denc	Qwest Resu	Mod Z Scr	Parity Scr
Feb-03	5	67	7.46%	26.28%	161	772	20.85%	-2.59	-2.57
Mar-03	11	68	16.18%	36.82%	196	794	24.69%	-1.56	-1.95
Apr-03	8	84	9.52%	29.35%	183	798	22.93%	-2.78	-2.69
May-03	15	80	18.75%	39.03%	142	680	20.88%	-0.44	-1.27
Jun-03	11	105	10.48%	30.62%	210	877	23.95%	-3.06	-2.86
Jul-03	13	100	13.00%	33.63%	215	847	25.38%	-2.69	-2.64
Aug-03	11	108	10.19%	30.25%	204	981	20.80%	-2.58	-2.57
Sep-03	6	88	6.82%	25.21%	196	1043	18.79%	-2.76	-2.68
Oct-03	12	98	12.24%	32.78%	218	1104	19.75%	-1.79	-2.09
Nov-03	13	105	12.38%	32.94%	170	790	21.52%	-2.14	-2.3
Dec-03	8	106	7.55%	26.42%	207	853	24.27%	-3.79	-3.3
Jan-04	10	108	9.26%	28.99%	88	395	22.28%	-2.88	-2.75



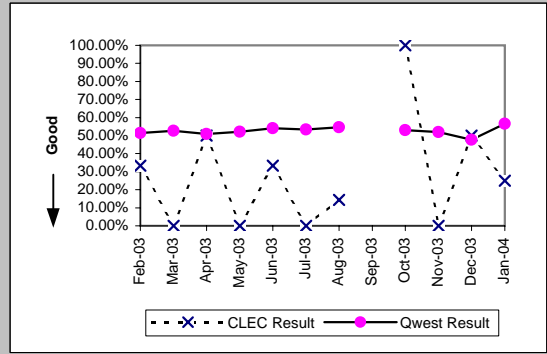
Unbundled Loop ISDN Capable (Diagnostic)

Date	CLEC Num	CLEC Denc	CLEC Resu	CLEC Std	Qwest Num	Qwest Denc	Qwest Resu	Mod Z Scr	Parity Scr
Feb-03	3	41	7.32%	26.04%	49	249	19.68%	-1.84	-2.12
Mar-03	5	38	13.16%	33.80%	60	278	21.58%	-1.18	-1.72
Apr-03	4	38	10.53%	30.69%	50	208	24.04%	-1.79	-2.09
May-03	4	35	11.43%	31.82%	24	166	14.46%	-0.46	-1.28
Jun-03	4	46	8.70%	28.18%	42	188	22.34%	-1.99	-2.21
Jul-03	2	26	7.69%	26.65%	61	194	31.44%	-2.45	-2.49
Aug-03	8	38	21.05%	40.77%	70	247	28.34%	-0.93	-1.56
Sep-03	3	33	9.09%	28.75%	47	198	23.74%	-1.83	-2.11
Oct-03	5	34	14.71%	35.42%	63	243	25.93%	-1.4	-1.85
Nov-03	5	35	14.29%	34.99%	50	183	27.32%	-1.59	-1.96
Dec-03	1	30	3.33%	17.95%	39	158	24.68%	-2.49	-2.51
Jan-04	3	39	7.69%	26.65%	41	166	24.70%	-2.22	-2.35



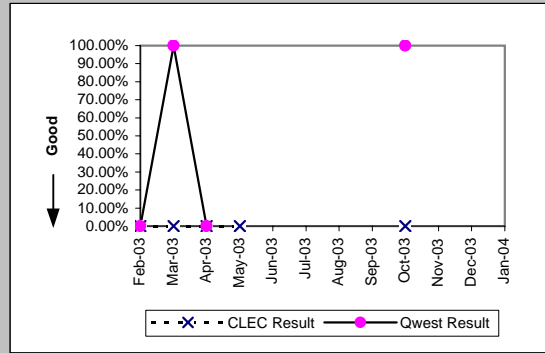
Unbundled Loop - ADSL Qualified (Diagnostic)

Date	CLEC Num	CLEC Denc	CLEC Resu	CLEC Std	Qwest Num	Qwest Denc	Qwest Resu	Mod Z Scr	Parity Scr
Feb-03	1	3	33.33%	47.14%	2167	4208	51.50%	-0.63	-1.38
Mar-03	0	1	0.00%	0.00%	2265	4294	52.75%	-1.06	-1.64
Apr-03	1	2	50.00%	50.00%	2366	4644	50.95%	-0.03	-1.02
May-03	0	6	0.00%	0.00%	2330	4469	52.14%	-2.55	-2.55
Jun-03	2	6	33.33%	47.14%	2125	3924	54.15%	-1.02	-1.62
Jul-03	0	5	0.00%	0.00%	2338	4375	53.44%	-2.39	-2.46
Aug-03	1	7	14.29%	34.99%	2432	4456	54.58%	-2.14	-2.3
Sep-03									
Oct-03	1	1	100.00%	0.00%	3309	6233	53.09%	0.63	-0.62
Nov-03	0	5	0.00%	0.00%	2197	4226	51.99%	-2.33	-2.41
Dec-03	1	2	50.00%	50.00%	1879	3943	47.65%	0.05	-0.97
Jan-04	1	4	25.00%	43.30%	3385	5980	56.61%	-1.27	-1.78



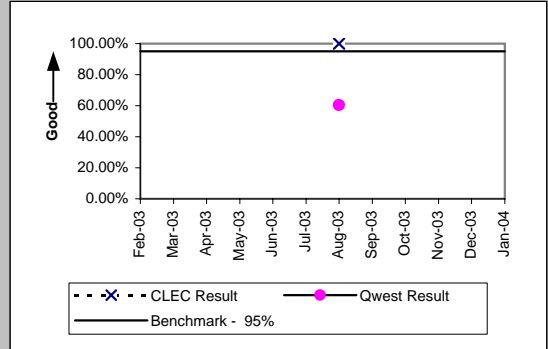
MR-10 - Customer-Related Trouble Reports (Percent)

Date	CLEC Num	CLEC Denc	E911 (Diagnostic)		Qwest Num	Qwest Denc	Qwest Res	Mod Z Scr	Parity Scr
			CLEC Resu	CLEC Std					
Feb-03	0	1	0.00%	0.00%	0	1	0.00%	N/A	N/A
Mar-03	0	1	0.00%	0.00%	1	1	100.00%	N/A	N/A
Apr-03	0	1	0.00%	0.00%	0	1	0.00%	N/A	N/A
May-03	0	1	0.00%	0.00%					
Jun-03									
Jul-03									
Aug-03									
Sep-03									
Oct-03	0	1	0.00%	0.00%	1	1	100.00%	N/A	N/A
Nov-03									
Dec-03									
Jan-04									

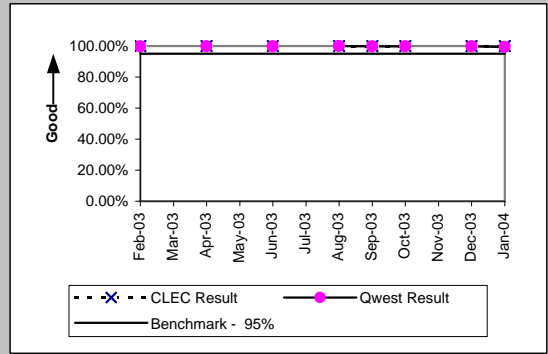


MR-11 - LNP Trouble Reports Cleared

LNP Trouble Reports Cleared within 4 Hours (Percent) (MR-11A) (Benchmark)									
Date	CLEC Num	CLEC Denc	CLEC Resu	CLEC Std	Qwest Num	Qwest Denc	Qwest Resu	Mod Z Scr	Parity Scr
Feb-03									
Mar-03									
Apr-03									
May-03									
Jun-03									
Jul-03									
Aug-03	1	1	100.00%	0.00%	1103	1824	60.47%	-0.81	-1.49
Sep-03									
Oct-03									
Nov-03									
Dec-03									
Jan-04									

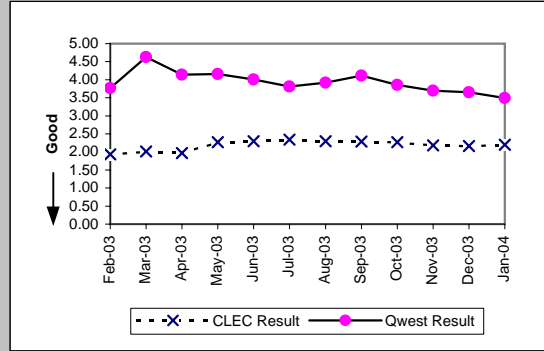


LNP Trouble Reports Cleared within 48 Hours - All Volumes (Percent) (MR-11B) (Benchmark)									
Date	CLEC Num	CLEC Denc	CLEC Resu	CLEC Std	Qwest Num	Qwest Denc	Qwest Resu	Mod Z Scr	Parity Scr
Feb-03	1	1	100.00%		3849	3855	99.84%	0.04	-0.98
Mar-03									
Apr-03	1	1	100.00%		3607	3615	99.78%	0.05	-0.97
May-03									
Jun-03	1	1	100.00%	0.00%	3417	3423	99.82%	-0.04	-1.03
Jul-03									
Aug-03	7	7	100.00%	0.00%	3814	3817	99.92%	-0.07	-1.05
Sep-03	1	1	100.00%	0.00%	4229	4238	99.79%	-0.05	-1.03
Oct-03	2	2	100.00%	0.00%	4020	4028	99.80%	-0.06	-1.04
Nov-03									
Dec-03	2	2	100.00%	0.00%	3503	3508	99.86%	-0.05	-1.03
Jan-04	1	1	100.00%	0.00%	4092	4115	99.44%	-0.07	-1.05



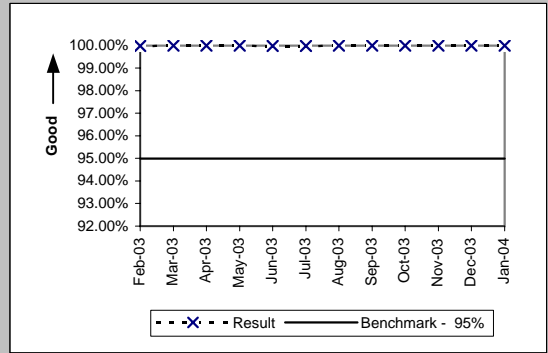
BI-1 - Time to Provide Recorded Usage Records

Time to Provide Usage Records (Average Days) UNEs and Resale Aggregate (BI-1A) (Parity)									
Date	CLEC Num	CLEC Dend	CLEC Resu	CLEC Std	Qwest Num	Qwest Dend	Qwest Res	Mod Z Scr	Parity Scr
Feb-03	24612954	12727001	1.93	1.47	33162880	8804442	3.77	-1019.24	-620.65
Mar-03	29097751	14464239	2.01	0.72	46185375	9967254	4.63	-1319.17	-803
Apr-03	32846417	16705034	1.97	0.69	40874232	9883201	4.14	-1225.42	-746
May-03	42150591	18562845	2.27	0.85	39203183	9421453	4.16	-1075.6	-654.92
Jun-03	45619295	19840556	2.30	0.83	37687029	9405321	4.01	-1038.38	-632.29
Jul-03	51488237	21982332	2.34	0.92	37210323	9777749	3.81	-982.69	-598.43
Aug-03	46549498	20257006	2.30	0.92	33281812	8491126	3.92	-951.8	-579.65
Sep-03	48893021	21382682	2.29	1.12	34473242	8388168	4.11	-1050.5	-639.66
Oct-03	56523110	24943681	2.27	0.89	32582706	8434270	3.86	-1028.02	-625.99
Nov-03	46510397	21371190	2.18	0.67	28267672	7632396	3.70	-922.34	-561.74
Dec-03	56805852	26321881	2.16	1.88	36251713	9920301	3.65	-1100.61	-670.12
Jan-04	54808195	24964590	2.20	1.47	34335175	9833047	3.49	-927.82	-565.07



BI-1 - Time to Provide Recorded Usage Records

Time to Provide Usage Records (Percent) Jointly-provided Switched Access (BI-1B) (Benchmark)				
Date	Numerator	Denominator	Result	
Feb-03	1204102	1204234	99.99%	
Mar-03	1362843	1362939	99.99%	
Apr-03	1312404	1312488	99.99%	
May-03	1309233	1309233	100.00%	
Jun-03	1335347	1335442	99.99%	
Jul-03	1346446	1346579	99.99%	
Aug-03	605190	605191	100.00%	
Sep-03	640509	640513	100.00%	
Oct-03	665172	665172	100.00%	
Nov-03	540207	540207	100.00%	
Dec-03	581437	581437	100.00%	
Jan-04	628266	628266	100.00%	



BI-1 - Time to Provide Recorded Usage Reports

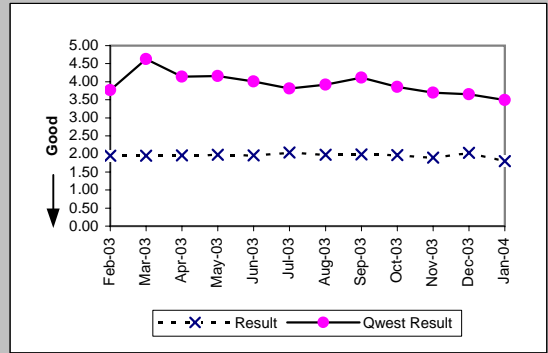
Time to Provide Usage Records [CAT11] (Average Days) UNEs and Resale Aggregate (BI-1C-1) (Diagnostic)									
Date	Numerator	Denominator	Result	CLEC Std	Qwest Num	Qwest Den	Qwest Res	Mod Z Scr	Parity Scr
Feb-03	13742301	7154761	1.92	1.83	33162880	8804442	3.77	-894.04	-544.54
Mar-03	15665762	7592930	2.06	0.64	46185375	9967254	4.63	-1105.23	-672.93
Apr-03	14605184	7417637	1.97	0.59	40874232	9883201	4.14	-1011.02	-615.66
May-03	20780602	7764831	2.68	0.75	39203183	9421453	4.16	-697.25	-424.9
Jun-03	21670895	7599129	2.85	0.53	37687029	9405321	4.01	-570.13	-347.61
Jul-03	23052850	8027112	2.87	0.58	37210323	9777749	3.81	-506.06	-308.67
Aug-03	20687329	7221864	2.86	0.65	33281812	8491126	3.92	-500.12	-305.05
Sep-03	20916913	7297866	2.87	0.63	34473242	8388168	4.11	-576.69	-351.6
Oct-03	22860895	7895950	2.90	0.63	32582706	8434270	3.86	-501.11	-305.66
Nov-03	18066107	6414766	2.82	0.46	28267672	7632396	3.70	-421.83	-257.46
Dec-03	18027453	7183316	2.51	1.62	36251713	9920301	3.65	-640.32	-390.29
Jan-04	21920299	6733284	3.26	2.29	34335175	9833047	3.49	-127.29	-78.39



Per the PID, the Retail analog for BI-1C-1 is the same as BI-1A which contains only Category 10 records

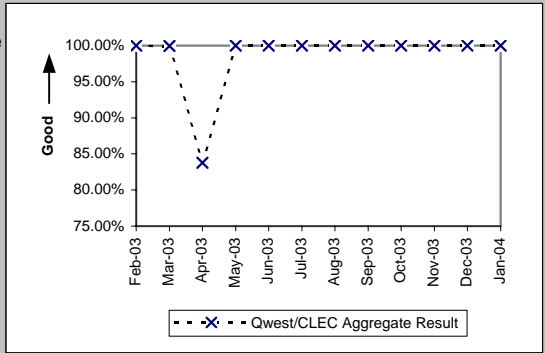
BI-1 - Time to Provide Recorded Usage Reports

Time to Provide Usage Records [CAT10] (Average Days) UNEs and Resale Aggregate (BI-1C-2) (Diagnostic)									
Date	Numerator	Denominator	Result	CLEC Std	Qwest Num	Qwest Den	Qwest Res	Mod Z Scr	Parity Scr
Feb-03	10870653	5572240	1.95	0.81	33162880	8804442	3.77	-817.71	-498.13
Mar-03	13431989	6871309	1.95	0.79	46185375	9967254	4.63	-1118.97	-681.29
Apr-03	18241233	9287397	1.96	0.75	40874232	9883201	4.14	-1077.14	-655.85
May-03	21369989	10798014	1.98	0.78	39203183	9421453	4.16	-1113.99	-678.26
Jun-03	23948400	12241427	1.96	0.79	37687029	9405321	4.01	-1138.45	-693.13
Jul-03	28435387	13955220	2.04	0.95	37210323	9777749	3.81	-1094.32	-666.3
Aug-03	25862169	13035142	1.98	0.90	33281812	8491126	3.92	-1053.14	-641.27
Sep-03	27976108	14084816	1.99	1.20	34473242	8388168	4.11	-1142.95	-695.86
Oct-03	33662215	17047731	1.97	0.84	32582706	8434270	3.86	-1150.17	-700.25
Nov-03	28444290	14956424	1.90	0.55	28267672	7632396	3.70	-1031.46	-628.08
Dec-03	38778399	19138565	2.03	1.95	36251713	9920301	3.65	-1140.51	-694.38
Jan-04	32887896	18231306	1.80	0.67	34335175	9833047	3.49	-1149.53	-699.86



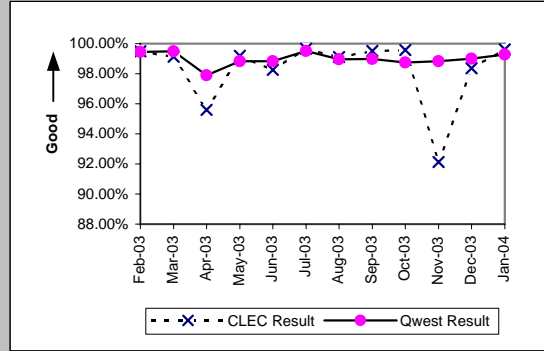
BI-2 - Invoices Delivered within 10 Days

Invoices Delivered within 10 Days (Percent) All (BI-2) (Parity)				
Date	Qwest/CLEC Aggregate	Qwest/CLEC Aggregate	Qwest/CLEC Aggregate	Qwest/CLEC Aggregate
Feb-03	7856	7856	7856	100.00%
Mar-03	7573	7575	7575	99.97%
Apr-03	2704	3227	3227	83.79%
May-03	408	408	408	100.00%
Jun-03	509	509	509	100.00%
Jul-03	589	589	589	100.00%
Aug-03	508	508	508	100.00%
Sep-03	546	546	546	100.00%
Oct-03	534	534	534	100.00%
Nov-03	555	555	555	100.00%
Dec-03	586	586	586	100.00%
Jan-04	587	587	587	100.00%



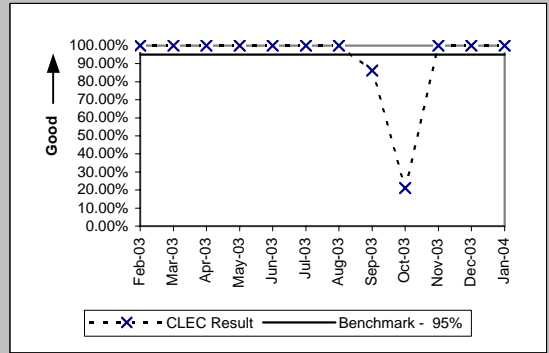
BI-3 - Billing Accuracy - Adjustments for Errors

Billing Accuracy - Adjustments for Errors (Percent) UNEs and Resale Aggregate (BI-3A) (Parity)									
Date	CLEC Num	CLEC Deno	CLEC Resu	CLEC Std	Qwest Num	Qwest Deno	Qwest Resu	Mod Z Scr	Parity Scr
Feb-03	3683478.2	3702097.6	99.50%	7.07%	95406832	95943431	99.44%	-14.26	-9.67
Mar-03	4005910.9	4041347.1	99.12%	9.32%	96264494	96752449	99.50%	103.57	61.97
Apr-03	3760676	3933819.3	95.60%	20.51%	91681079	93648444	97.90%	311.7	188.5
May-03	3139483.5	3165048.5	99.19%	8.95%	92086592	93172445	98.83%	-58.31	-36.45
Jun-03	4311472.7	4388233.7	98.25%	13.11%	89590133	90647523	98.83%	111.04	66.51
Jul-03	4082458.9	4096072.7	99.67%	5.76%	90883962	91322531	99.52%	-42.35	-26.75
Aug-03	4257553.8	4296259.6	99.10%	9.45%	90530639	91482739	98.96%	-27.91	-17.97
Sep-03	4471588.4	4493810.6	99.51%	7.01%	89771640	90688584	98.99%	-106.85	-65.96
Oct-03	4525763.1	4545239.9	99.57%	6.53%	89512848	90660075	98.73%	-155.77	-95.7
Nov-03	4289664.2	4655965.5	92.13%	26.92%	88297072	89345681	98.83%	1307.48	793.89
Dec-03	4281130	4352319.9	98.36%	12.68%	86193342	87062306	99.00%	130.59	78.39
Jan-04	7454093.9	7482160.8	99.62%	6.11%	87809258	88441462	99.29%	-105.91	-65.39



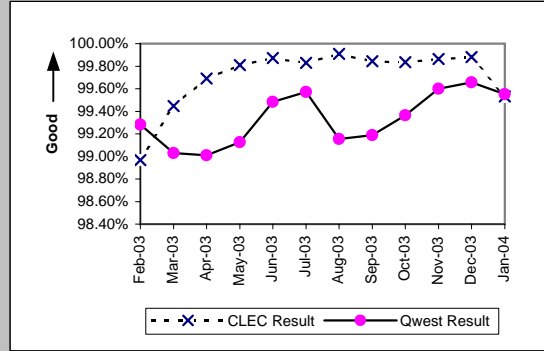
BI-3 - Billing Accuracy - Adjustments for Errors

Billing Accuracy - Adjustments for Errors (Percent) Reciprocal Compensation (BI-3B) (Benchmark)				
Date	Numerator	Denominator	CLEC Result	
Feb-03	65993.32	65993.32	100.00%	
Mar-03	61633.09	61633.09	100.00%	
Apr-03	59721.82	59721.82	100.00%	
May-03	58351.26	58351.26	100.00%	
Jun-03	59299.36	59299.37	100.00%	
Jul-03	50908.26	50908.26	100.00%	
Aug-03	48583.58	48583.58	100.00%	
Sep-03	39333.18	45649.87	86.16%	
Oct-03	9352.17	44427.84	21.05%	
Nov-03	44257.65	44257.65	100.00%	
Dec-03	39471.32	39471.32	100.00%	
Jan-04	38755.38	38755.38	100.00%	



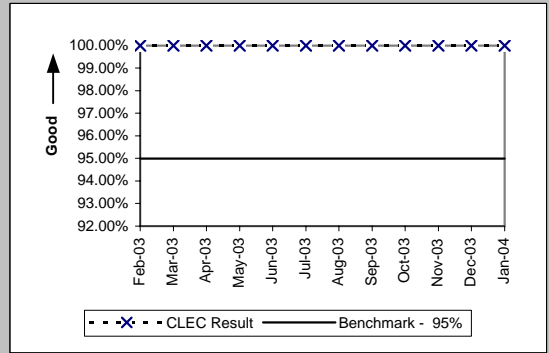
BI-4 - Billing Completeness

Billing Completeness (Percent) UNEs and Resale Aggregate (BI-4A) (Parity)										
Date	CLEC Num	CLEC Deno	CLEC Resu	CLEC Std	Qwest Num	Qwest Deno	Qwest Resu	Mod Z Scr	Parity Scr	
Feb-03	15323	15483	98.97%	10.11%	404825	407746	99.28%	4.59	1.79	
Mar-03	17770	17869	99.45%	7.42%	362432	365982	99.03%	-5.54	-4.37	
Apr-03	24132	24207	99.69%	5.56%	361704	365325	99.01%	-10.36	-7.3	
May-03	23083	23127	99.81%	4.36%	342429	345446	99.13%	-10.81	-7.57	
Jun-03	24192	24223	99.87%	3.58%	359520	361382	99.48%	-8.15	-5.95	
Jul-03	29702	29753	99.83%	4.14%	377160	378787	99.57%	-6.56	-4.99	
Aug-03	29916	29943	99.91%	3.00%	377227	380439	99.16%	-13.73	-9.35	
Sep-03	28127	28171	99.84%	3.95%	336163	338911	99.19%	-11.77	-8.16	
Oct-03	27871	27917	99.84%	4.06%	349567	351799	99.37%	-9.51	-6.78	
Nov-03	30115	30156	99.86%	3.68%	320341	321629	99.60%	-6.95	-5.23	
Dec-03	26082	26113	99.88%	3.44%	268925	269852	99.66%	-5.93	-4.6	
Jan-04	22980	23088	99.53%	6.82%	171580	172353	99.55%	0.41	-0.75	



BI-4 - Billing Completeness

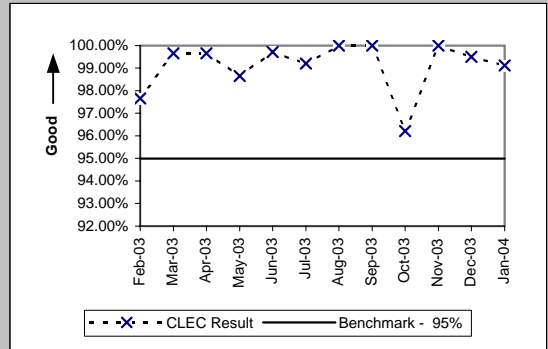
Billing Completeness (Percent) Reciprocal Compensation (BI-4B) (Benchmark)				
Date	Numerator	Denominator	CLEC Result	
Feb-03	65993.32	65993.32	100.00%	
Mar-03	61633.09	61633.09	100.00%	
Apr-03	59721.82	59721.82	100.00%	
May-03	58351.26	58351.26	100.00%	
Jun-03	59299.37	59299.37	100.00%	
Jul-03	50908.26	50908.26	100.00%	
Aug-03	48583.58	48583.58	100.00%	
Sep-03	45649.87	45649.87	100.00%	
Oct-03	44427.84	44427.84	100.00%	
Nov-03	44257.65	44257.65	100.00%	
Dec-03	39471.32	39471.32	100.00%	
Jan-04	38755.38	38755.38	100.00%	



BI-5 - Billing Accuracy & Claims Processing

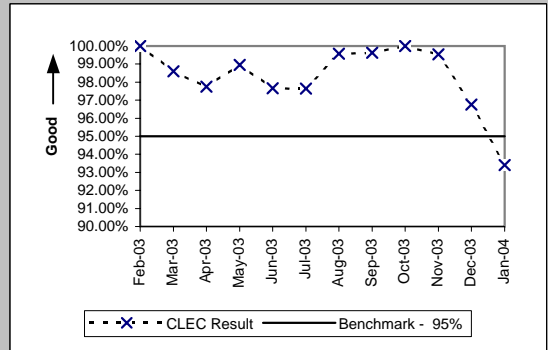
Billing Accuracy & Claims Processing - Acknowledgment (Percent) All (BI-5A) (Benchmark)

Date	Numerator	Denominator	CLEC Result
Feb-03	209	214	97.66%
Mar-03	293	294	99.66%
Apr-03	296	297	99.66%
May-03	368	373	98.66%
Jun-03	352	353	99.72%
Jul-03	252	254	99.21%
Aug-03	249	249	100.00%
Sep-03	284	284	100.00%
Oct-03	305	317	96.21%
Nov-03	276	276	100.00%
Dec-03	201	202	99.51%
Jan-04	338	341	99.12%



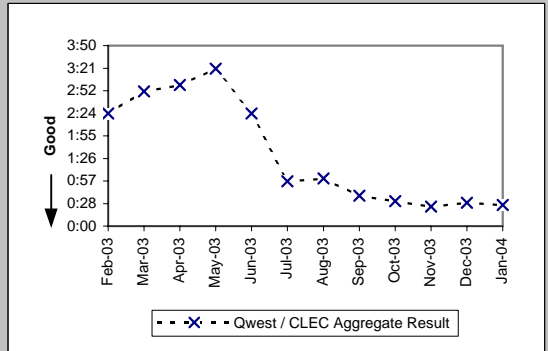
Billing Accuracy & Claims Processing - Resolution (Percent) All (BI-5B) (Benchmark)

Date	Numerator	Denominator	CLEC Result
Feb-03	206	206	100.00%
Mar-03	211	214	98.60%
Apr-03	303	310	97.74%
May-03	285	288	98.96%
Jun-03	333	341	97.65%
Jul-03	207	212	97.64%
Aug-03	233	234	99.57%
Sep-03	264	265	99.62%
Oct-03	285	285	100.00%
Nov-03	220	221	99.55%
Dec-03	238	246	96.75%
Jan-04	255	273	93.41%

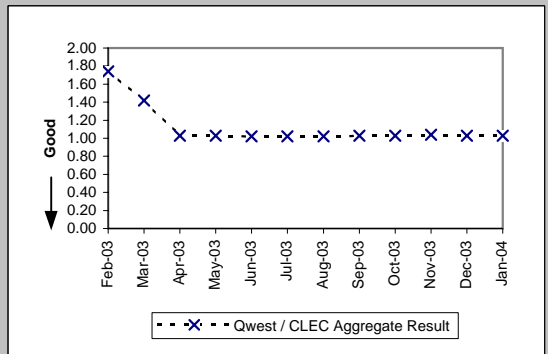


DB-1 - Time to Update Databases

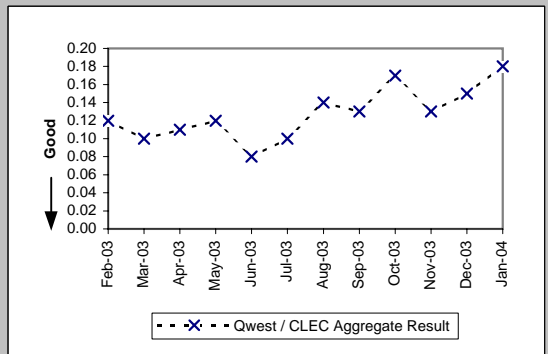
Time to Update Databases (Hours:Minutes) E911 (DB-1 A) (Parity)		
Date	Qwest / CLEC Aggregate Result	
Feb-03		2:24
Mar-03		2:52
Apr-03		3:00
May-03		3:21
Jun-03		2:24
Jul-03		0:57
Aug-03		1:01
Sep-03		0:39
Oct-03		0:32
Nov-03		0:25
Dec-03		0:30
Jan-04		0:27



Time to Update Databases (Avg Sec) LIDB (DB-1 B) (Parity)		
Date	Qwest / CLEC Aggregate Result	
Feb-03		1.74
Mar-03		1.42
Apr-03		1.03
May-03		1.03
Jun-03		1.02
Jul-03		1.02
Aug-03		1.02
Sep-03		1.03
Oct-03		1.03
Nov-03		1.04
Dec-03		1.03
Jan-04		1.03

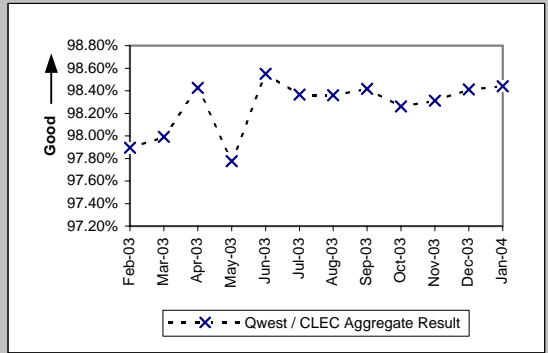


Time to Update Databases (Avg Sec) Directory Listing (DB-1 C-1) (Parity)		
Date	Qwest / CLEC Aggregate Result	
Feb-03		0.12
Mar-03		0.10
Apr-03		0.11
May-03		0.12
Jun-03		0.08
Jul-03		0.10
Aug-03		0.14
Sep-03		0.13
Oct-03		0.17
Nov-03		0.13
Dec-03		0.15
Jan-04		0.18



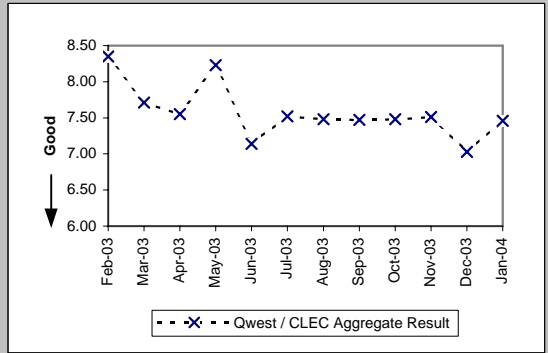
DB-2 - Accurate Database Updates

Accurate Database Updates (Percent) Directory Listing (DB-2 C-1) (Parity)	
Date	Qwest / CLEC Aggregate Result
Feb-03	97.90%
Mar-03	97.99%
Apr-03	98.42%
May-03	97.78%
Jun-03	98.55%
Jul-03	98.37%
Aug-03	98.36%
Sep-03	98.42%
Oct-03	98.26%
Nov-03	98.31%
Dec-03	98.41%
Jan-04	98.44%



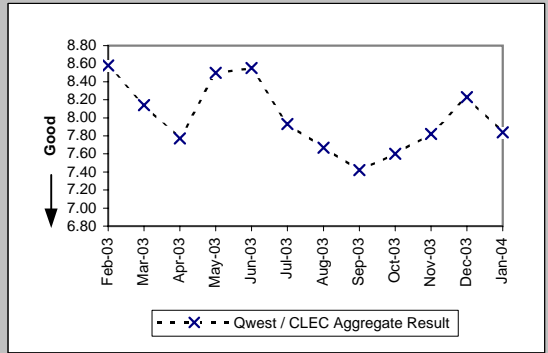
DA-1 - Speed of Answer - Directory Assistance

Speed of Answer - Directory Assistance (Avg Sec) (DA-1) (Parity)	
Date	Qwest / CLEC Aggregate Result
Feb-03	8.35
Mar-03	7.71
Apr-03	7.55
May-03	8.23
Jun-03	7.14
Jul-03	7.52
Aug-03	7.48
Sep-03	7.47
Oct-03	7.48
Nov-03	7.51
Dec-03	7.03
Jan-04	7.46



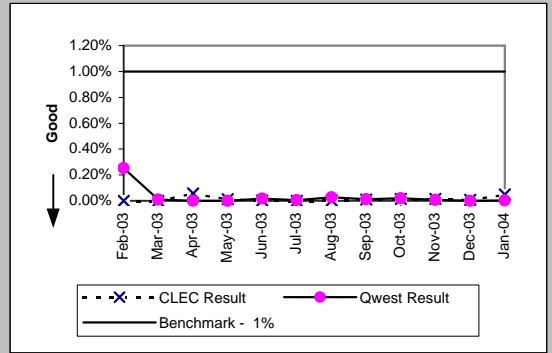
OS-1 - Speed of Answer - Operator Services

Speed of Answer - Operator Services (Avg Sec) (OS-1) (Parity)	
Date	Qwest / CLEC Aggregate Result
Feb-03	8.58
Mar-03	8.14
Apr-03	7.77
May-03	8.50
Jun-03	8.55
Jul-03	7.93
Aug-03	7.67
Sep-03	7.42
Oct-03	7.60
Nov-03	7.82
Dec-03	8.23
Jan-04	7.84

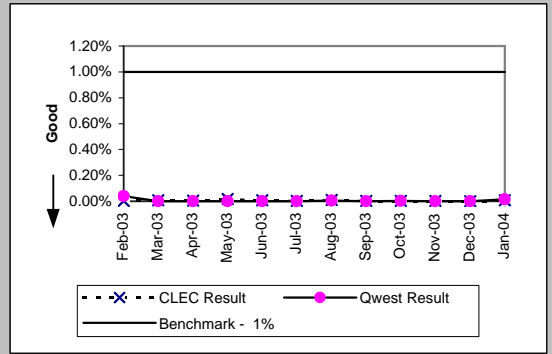


NI-1 - Trunk Blocking

Trunk Blockage to Qwest Tandem Offices (NI-1A) (Benchmark)									
Date	CLEC Num	CLEC Denc	CLEC Resu	CLEC Std	Qwest Num	Qwest Denc	Qwest Resu	Mod Z Scr	Parity Scr
Feb-03	0	29328	0.00%	0.00%	87.36	34584	0.25%	-26.3	-16.99
Mar-03	0.21	29304	0.00%	0.00%	3.26	34343	0.01%	-16.31	-10.92
Apr-03	18.45	32976	0.06%	0.15%	0	34271	0.00%		
May-03	4.5	33720	0.01%	0.08%	0	34007	0.00%		
Jun-03	1.26	33648	0.00%	0.04%	6.16	34007	0.02%	-18.26	-12.1
Jul-03	0.38	34248	0.00%	0.02%	1.44	34007	0.00%	-8.88	-6.4
Aug-03	0.79	32448	0.00%	0.02%	9.13	33408	0.03%	-19.06	-12.59
Sep-03	3.06	33192	0.01%	0.06%	4.3	33335	0.01%	-5.79	-4.52
Oct-03	4.74	32184	0.01%	0.07%	6.51	33431	0.02%	-8.9	-6.41
Nov-03	4.72	32352	0.01%	0.09%	2.81	33431	0.01%	21.07	11.81
Dec-03	2.48	32664	0.01%	0.06%	0	33431	0.00%		
Jan-04	15.4	31392	0.05%	0.46%	0.95	33431	0.00%	326.9	197.74



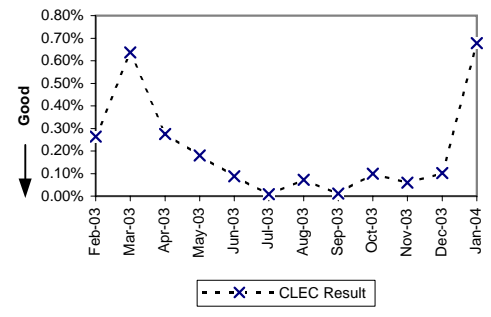
Trunk Blockage to Qwest End Offices (NI-1B) (Benchmark)									
Date	CLEC Num	CLEC Denc	CLEC Resu	CLEC Std	Qwest Num	Qwest Denc	Qwest Resu	Mod Z Scr	Parity Scr
Feb-03	0.51	20556	0.00%	0.03%	12.61	32588	0.04%	-13.73	-9.35
Mar-03	1.7	21168	0.01%	0.07%	0	32396	0.00%		
Apr-03	0.9	20376	0.00%	0.06%	0	32108	0.00%		
May-03	3.6	20604	0.02%	0.10%	0.01	31796	0.00%	1181.72	717.44
Jun-03	1.49	20940	0.01%	0.07%	0.05	31796	0.00%	235	141.87
Jul-03	0.3	20400	0.00%	0.03%	0	31796	0.00%		
Aug-03	2.13	19956	0.01%	0.09%	1.44	31676	0.00%	11.95	6.26
Sep-03	0.5	20196	0.00%	0.03%	0	31676	0.00%		
Oct-03	0.53	20112	0.00%	0.03%	0.85	31172	0.00%	-0.24	-1.14
Nov-03	0.48	20076	0.00%	0.02%	0.08	31028	0.00%	59.7	35.3
Dec-03	0.13	19908	0.00%	0.01%	0	30327	0.00%		
Jan-04	1.54	19800	0.01%	0.07%	4.2	29031	0.01%	-5.2	-4.16



NI-1 - Trunk Blocking

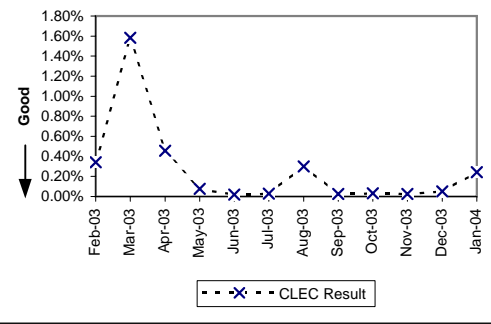
Trunk Blockage to Qwest Tandem Offices (Percent) (NI-1C) (Diagnostic)

Date	Numerator	Denominator	CLEC Result	Standard Deviation
Feb-03	78.89	29976	0.26%	2.42%
Mar-03	205.39	32232	0.64%	4.16%
Apr-03	91.37	33192	0.28%	2.71%
May-03	61.33	34176	0.18%	1.73%
Jun-03	29.96	34200	0.09%	0.66%
Jul-03	3.13	34440	0.01%	0.11%
Aug-03	24.02	33432	0.07%	0.46%
Sep-03	3.98	33264	0.01%	0.08%
Oct-03	32.73	32976	0.10%	0.58%
Nov-03	19.6	32736	0.06%	0.44%
Dec-03	33.8	32976	0.10%	0.97%
Jan-04	228.22	33648	0.68%	4.42%



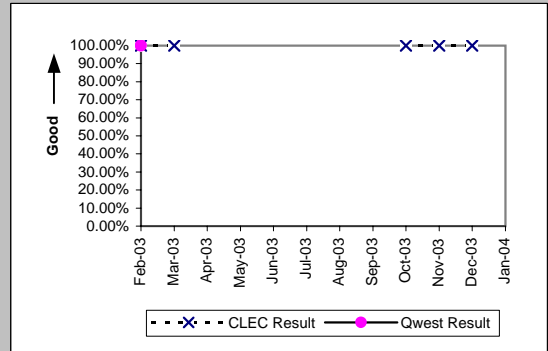
Trunk Blockage to Qwest End Offices (Percent) (NI-1D) (Diagnostic)

Date	Numerator	Denominator	CLEC Result	Standard Deviation
Feb-03	71.5	21012	0.34%	2.88%
Mar-03	347.38	21948	1.58%	9.46%
Apr-03	93.8	20604	0.46%	4.78%
May-03	15.86	20868	0.08%	0.87%
Jun-03	3.92	21012	0.02%	0.21%
Jul-03	6.31	20844	0.03%	0.20%
Aug-03	61.05	20316	0.30%	3.58%
Sep-03	4.9	20316	0.02%	0.34%
Oct-03	6.61	20316	0.03%	0.34%
Nov-03	5.45	20220	0.03%	0.36%
Dec-03	10.22	20220	0.05%	0.48%
Jan-04	48.9	20220	0.24%	1.88%

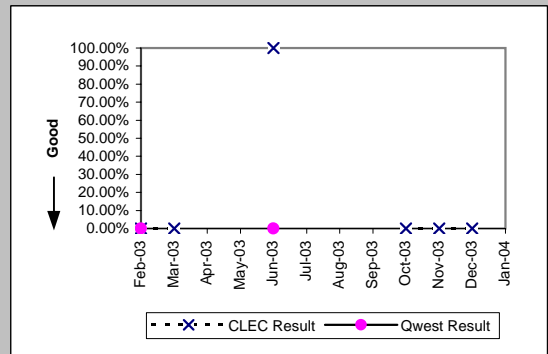


NP-1 - NXX Code Activation

NXX Code Activation (Percent) (NP-1A) (Parity)						
Date	CLEC Num	CLEC Denom	CLEC Result	Qwest Num	Qwest Denom	Qwest Result
Feb-03	2	2	100.00%	1	1	100.00%
Mar-03	1	1	100.00%			
Apr-03						
May-03						
Jun-03						
Jul-03						
Aug-03						
Sep-03						
Oct-03	1	1	100.00%			
Nov-03	1	1	100.00%			
Dec-03	1	1	100.00%			
Jan-04						



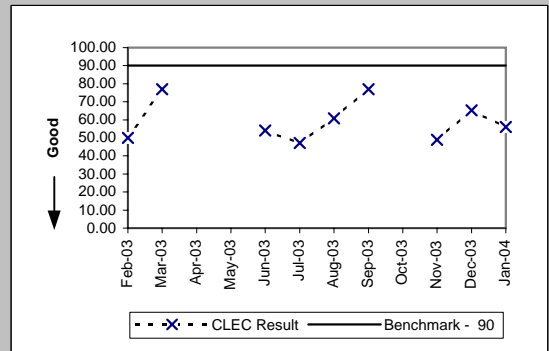
NXX Code Activation - Facility Delays (Percent) (NP-1B) (Diagnostic)						
Date	CLEC Num	CLEC Denom	CLEC Result	Qwest Num	Qwest Denom	Qwest Result
Feb-03	0	2	0.00%	0	1	0.00%
Mar-03	0	1	0.00%			
Apr-03						
May-03						
Jun-03	4	4	100.00%	0	1	0.00%
Jul-03						
Aug-03						
Sep-03						
Oct-03	0	1	0.00%			
Nov-03	0	1	0.00%			
Dec-03	0	1	0.00%			
Jan-04						



CP-1 - Collocation Completion Interval (Average Days)

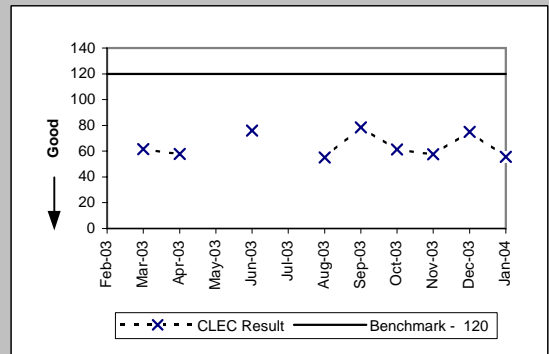
Scheduled Interval 90 Calendar Days or Less (CP-1A) (Benchmark)

Date	CLEC Num	CLEC Denom	CLEC Result	CLEC Std Dev
Feb-03	50	1	50.00	
Mar-03	77	1	77.00	
Apr-03				
May-03				
Jun-03	54	1	54.00	
Jul-03	283	6	47.17	4.92
Aug-03	1034	17	60.82	12.16
Sep-03	308	4	77.00	4.62
Oct-03				
Nov-03	49	1	49.00	
Dec-03	587	9	65.22	16.24
Jan-04	56	1	56.00	



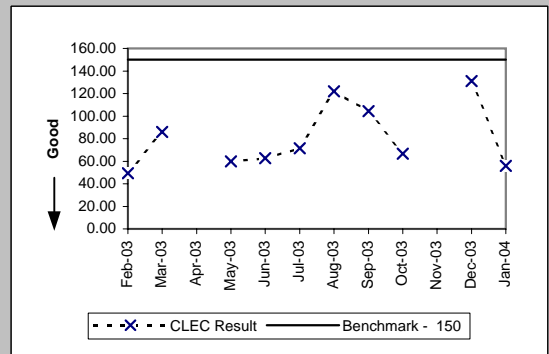
Scheduled Interval 91 to 120 Calendar Days (CP-1B) (Benchmark)

Date	CLEC Num	CLEC Denom	CLEC Result	CLEC Std Dev
Feb-03				
Mar-03	246	4	61.50	15.33
Apr-03	578	10	57.80	9.72
May-03				
Jun-03	76	1	76.00	
Jul-03				
Aug-03	55	1	55.00	
Sep-03	157	2	78.50	38.89
Oct-03	306	5	61.20	8.32
Nov-03	115	2	57.50	4.95
Dec-03	75	1	75.00	
Jan-04	111	2	55.50	0.71



Scheduled Interval 121 to 150 Calendar Days (CP-1C) (Benchmark)

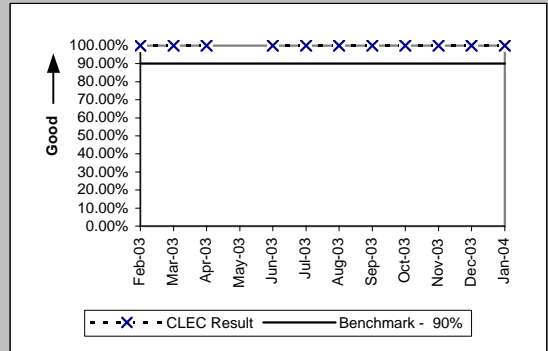
Date	CLEC Num	CLEC Denom	CLEC Result	CLEC Std Dev
Feb-03	148	3	49.33	2.08
Mar-03	86	1	86.00	
Apr-03				
May-03	120	2	60.00	9.90
Jun-03	188	3	62.67	5.77
Jul-03	143	2	71.50	16.26
Aug-03	122	1	122.00	
Sep-03	313	3	104.33	41.04
Oct-03	200	3	66.67	3.21
Nov-03				
Dec-03	131	1	131.00	
Jan-04	56	1	56.00	



CP-2 - Collocations Completed within Scheduled Intervals (Percent)

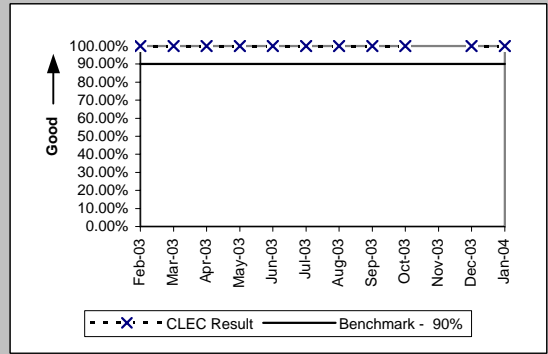
Non-Forecasted & Late Forecasted Collocations (CP-2B) (Benchmark)

Date	CLEC Num	CLEC Denom	CLEC Result	CLEC Std Dev
Feb-03	1	1	100.00%	0.00%
Mar-03	5	5	100.00%	0.00%
Apr-03	10	10	100.00%	0.00%
May-03				
Jun-03	2	2	100.00%	0.00%
Jul-03	6	6	100.00%	0.00%
Aug-03	18	18	100.00%	0.00%
Sep-03	6	6	100.00%	0.00%
Oct-03	5	5	100.00%	0.00%
Nov-03	3	3	100.00%	0.00%
Dec-03	10	10	100.00%	0.00%
Jan-04	3	3	100.00%	0.00%



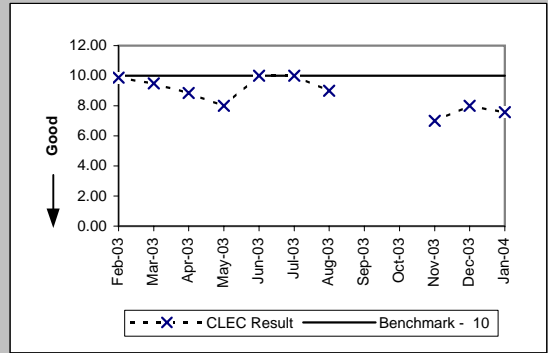
Collocations with Intervals Longer than 120 Days (CP-2C) (Benchmark)

Date	CLEC Num	CLEC Denom	CLEC Result	CLEC Std Dev
Feb-03	4	4	100.00%	0.00%
Mar-03	1	1	100.00%	0.00%
Apr-03	1	1	100.00%	0.00%
May-03	3	3	100.00%	0.00%
Jun-03	5	5	100.00%	0.00%
Jul-03	3	3	100.00%	0.00%
Aug-03	2	2	100.00%	0.00%
Sep-03	6	6	100.00%	0.00%
Oct-03	6	6	100.00%	0.00%
Nov-03				
Dec-03	2	2	100.00%	0.00%
Jan-04	1	1	100.00%	0.00%



CP-3 - Collocation Feasibility Study Interval (Average Days)

Collocation Feasibility Study Interval (CP-3) (Benchmark)					
Date	CLEC Num	CLEC Denom	CLEC Result	CLEC Std Dev	
Feb-03	79	8	9.88	0.35	
Mar-03	57	6	9.50	1.22	
Apr-03	62	7	8.86	1.46	
May-03	40	5	8.00	1.22	
Jun-03	10	1	10.00		
Jul-03	20	2	10.00	0.00	
Aug-03	207	23	9.00	0.60	
Sep-03					
Oct-03					
Nov-03	7	1	7.00		
Dec-03	32	4	8.00	2.45	
Jan-04	53	7	7.57	1.90	



CP-4 - Collocation Feasibility Study Commitments Met (Percent)

Collocation Feasibility Study Commitments Met (CP-4) (Benchmark)					
Date	CLEC Num	CLEC Denom	CLEC Result	CLEC Std Dev	
Feb-03	12	12	100.00%	0.00%	
Mar-03	6	6	100.00%	0.00%	
Apr-03	8	8	100.00%	0.00%	
May-03	6	6	100.00%	0.00%	
Jun-03	10	10	100.00%	0.00%	
Jul-03	19	19	100.00%	0.00%	
Aug-03	23	23	100.00%	0.00%	
Sep-03					
Oct-03	10	10	100.00%	0.00%	
Nov-03	5	5	100.00%	0.00%	
Dec-03	7	7	100.00%	0.00%	
Jan-04	8	8	100.00%	0.00%	

