

**EXHIBIT NO. \_\_\_(SML-4C)  
DOCKET NO. UE-060266/UG-060267  
2006 PSE GENERAL RATE CASE  
WITNESS: SUSAN MCLAIN**

**BEFORE THE  
WASHINGTON UTILITIES AND TRANSPORTATION COMMISSION**

**WASHINGTON UTILITIES AND  
TRANSPORTATION COMMISSION,**

**Complainant,**

**v.**

**PUGET SOUND ENERGY, INC.,**

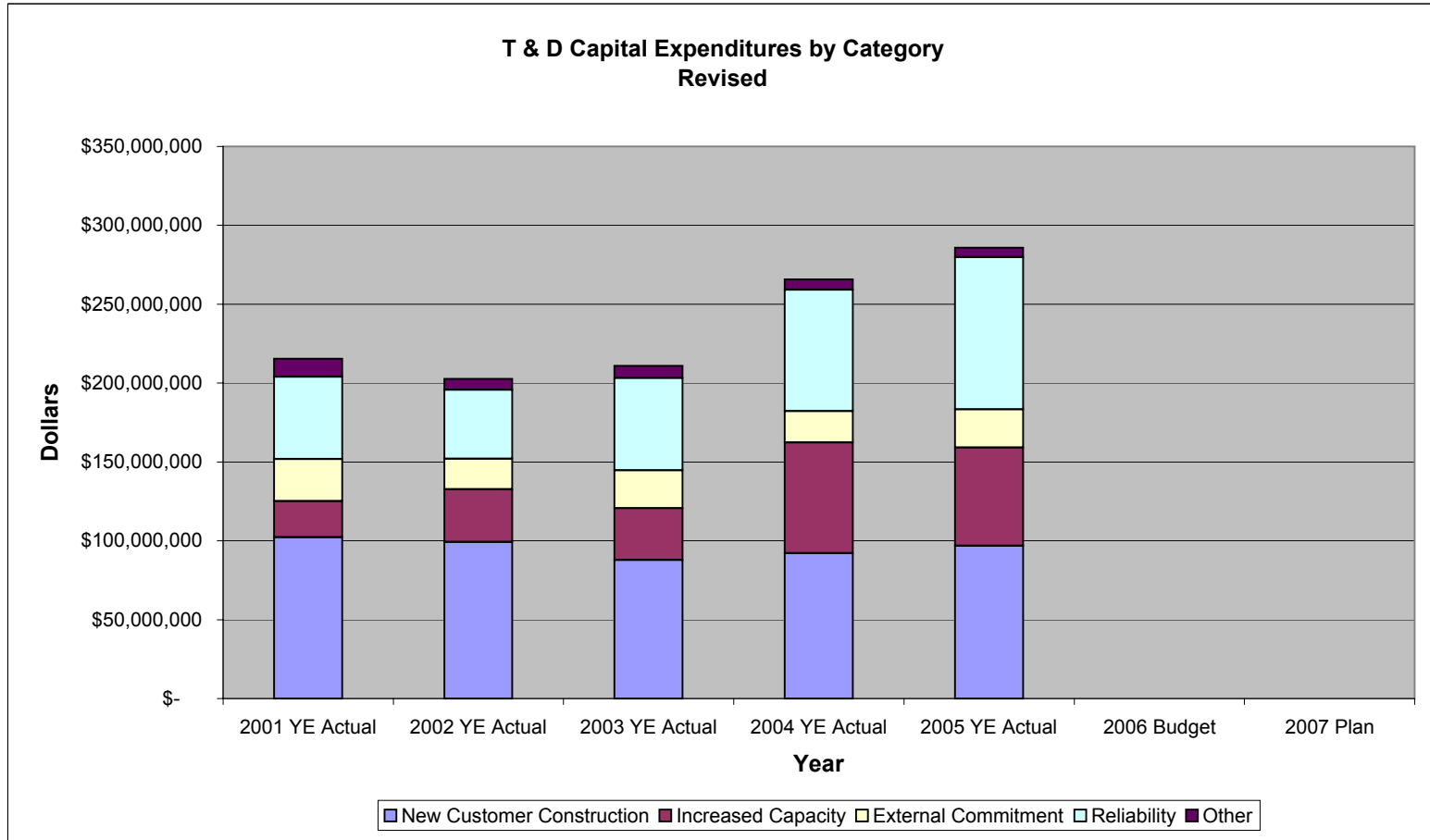
**Respondent.**

**Docket No. UE-060266  
Docket No. UG-060267**

**THIRD EXHIBIT (CONFIDENTIAL) TO THE  
PREFILED DIRECT TESTIMONY OF  
SUSAN MCLAIN  
ON BEHALF OF PUGET SOUND ENERGY, INC.**

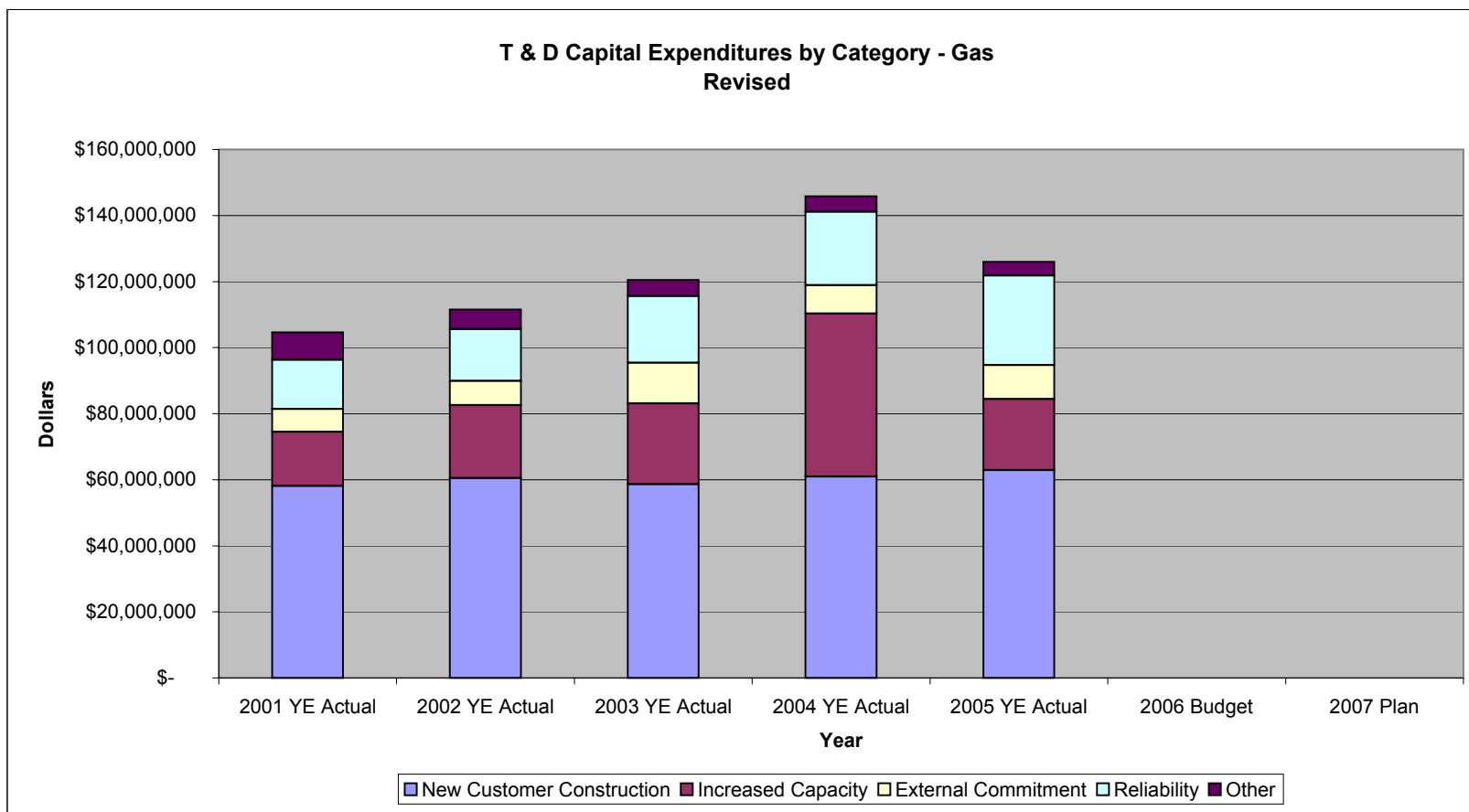
**REDACTED  
VERSION**

**REVISED JUNE 7, 2006**



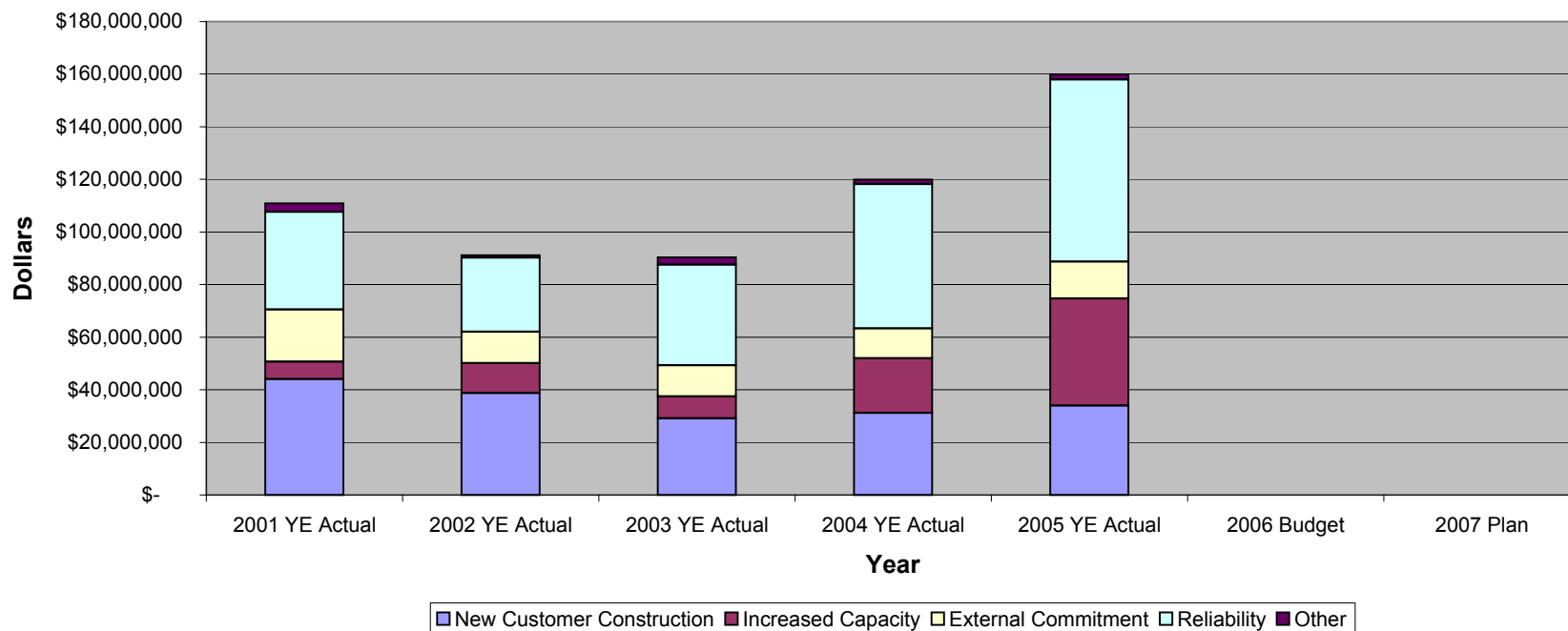
Category	2001 YE Actual	2002 YE Actual	2003 YE Actual	2004 YE Actual	2005 YE Actual	2006 Budget	2007 Plan
New Customer Construction	\$ 102,216,060	\$ 99,290,580	\$ 87,782,391	\$ 92,229,087	\$ 96,814,674	XXXXXX	XXXXXX
Increased Capacity	\$ 22,994,758	\$ 33,446,279	\$ 32,801,757	\$ 70,049,393	\$ 62,298,921	XXXXXX	XXXXXX
External Commitment	\$ 26,629,205	\$ 19,244,489	\$ 24,081,361	\$ 20,002,298	\$ 24,292,699	XXXXXX	XXXXXX
Reliability	\$ 52,151,179	\$ 43,831,552	\$ 58,610,701	\$ 76,975,106	\$ 96,331,461	XXXXXX	XXXXXX
Other	\$ 11,529,354	\$ 6,910,513	\$ 7,588,059	\$ 6,533,502	\$ 6,144,915	XXXXXX	XXXXXX
<b>Total</b>	<b>\$ 215,520,556</b>	<b>\$ 202,723,413</b>	<b>\$ 210,864,269</b>	<b>\$ 265,789,386</b>	<b>\$ 285,882,670</b>	<b>XXXXXX</b>	<b>XXXXXX</b>

**T & D Capital Expenditures by Category - Gas  
Revised**



Category	2001 YE Actual	2002 YE Actual	2003 YE Actual	2004 YE Actual	2005 YE Actual	2006 Budget	2007 Plan
New Customer Construction	\$ 58,143,919	\$ 60,508,953	\$ 58,647,921	\$ 60,974,944	\$ 62,886,897	XXXXXX	XXXXXX
Increased Capacity	\$ 16,347,321	\$ 22,096,914	\$ 24,488,396	\$ 49,298,502	\$ 21,515,581	XXXXXX	XXXXXX
External Commitment	\$ 6,888,066	\$ 7,283,889	\$ 12,245,578	\$ 8,649,322	\$ 10,317,396	XXXXXX	XXXXXX
Reliability	\$ 14,950,533	\$ 15,684,749	\$ 20,275,852	\$ 22,185,713	\$ 27,082,158	XXXXXX	XXXXXX
Other	\$ 8,323,206	\$ 5,986,166	\$ 4,829,993	\$ 4,756,982	\$ 4,186,685	XXXXXX	XXXXXX
<b>Total</b>	<b>\$ 104,653,045</b>	<b>\$ 111,560,670</b>	<b>\$ 120,487,740</b>	<b>\$ 145,865,463</b>	<b>\$ 125,988,717</b>	<b>XXXXXX</b>	<b>XXXXXX</b>
Less NCC	\$ 46,509,126	\$ 51,051,717	\$ 61,839,819	\$ 84,890,519	\$ 63,101,820	XXXXXX	XXXXXX

**T&D Capital Expenditures by Category - Electric  
REVISED**



Category	2001 YE Actual	2002 YE Actual	2003 YE Actual	2004 YE Actual	2005 YE Actual	2006 Budget	2007 Plan
New Customer Construction	\$ 44,072,141	\$ 38,781,627	\$ 29,134,470	\$ 31,254,143	\$ 33,927,777	XXXXXX	XXXXXX
Increased Capacity	\$ 6,647,437	\$ 11,349,365	\$ 8,313,361	\$ 20,750,891	\$ 40,783,340	XXXXXX	XXXXXX
External Commitment	\$ 19,741,139	\$ 11,960,601	\$ 11,835,784	\$ 11,352,976	\$ 13,975,303	XXXXXX	XXXXXX
Reliability	\$ 37,200,646	\$ 28,146,804	\$ 38,334,849	\$ 54,789,393	\$ 69,249,303	XXXXXX	XXXXXX
Other	\$ 3,206,148	\$ 924,347	\$ 2,758,066	\$ 1,776,520	\$ 1,958,230	XXXXXX	XXXXXX
<b>Total</b>	<b>\$ 110,867,511</b>	<b>\$ 91,162,743</b>	<b>\$ 90,376,530</b>	<b>\$ 119,923,923</b>	<b>\$ 159,893,953</b>	<b>XXXXXX</b>	<b>XXXXXX</b>
Less NCC	\$ 66,795,370	\$ 52,381,116	\$ 61,242,060	\$ 88,669,780	\$ 125,966,176	XXXXXX	XXXXXX