

Exh. JR-10  
Docket TP-220513  
Witness: Jordan Royer

**BEFORE THE STATE OF WASHINGTON  
UTILITIES AND TRANSPORTATION COMMISSION**

WASHINGTON UTILITIES AND  
TRANSPORTATION COMMISSION,

Complainant,

v.

PUGET SOUND PILOTS,

Respondent.

Docket No. TP-220513

**EXHIBIT TO TESTIMONY OF  
Jordan Royer  
ON BEHALF OF  
PACIFIC MERCHANT SHIPPING ASSOCIATION**

**BPC Quarterly Reports, 2022**

**FEBRUARY 10, 2023**

# Puget Sound District Activity Report Dashboard

Licensed Pilots  
 Including President

Trainees

**51**

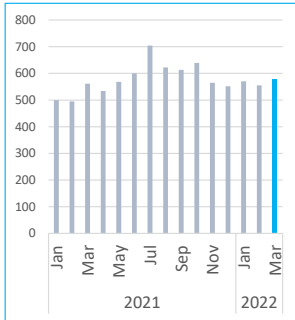
**11**

*Includes 1 new licensed pilot  
 & 2 new trainees in late March*

March 2022

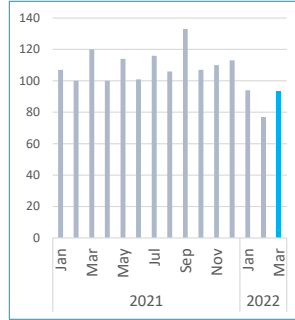
**Total Assignments**

**577**



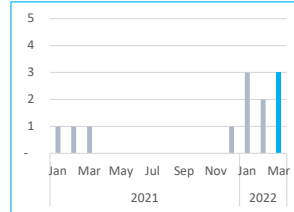
**Repositions**

**93**



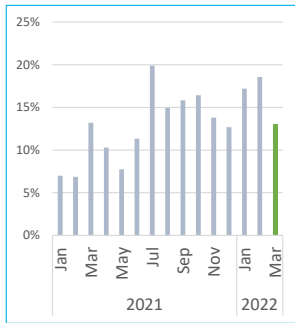
**Pilots Not Fit for Duty**

**3**



**Percent Callbacks\***

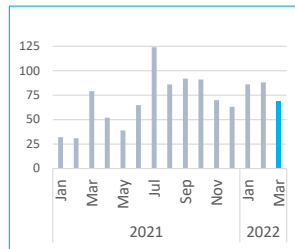
**13%**



**Comp Days Earned**

**(Callbacks)**

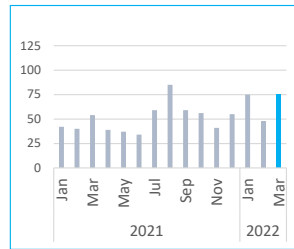
**69**



**Comp Days Used**

**(Licensed Pilots)**

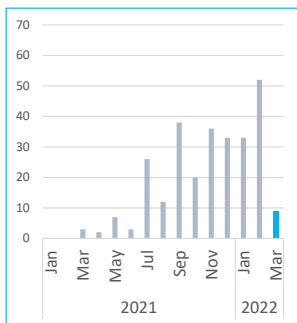
**75**



*\*March value of 13% is estimated at 109% of Comp Days Earned divided by Total Assignments.  
 Other values are actual (not estimated).*

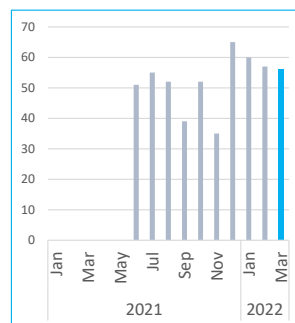
**Delays due to  
 Unavailable Rested Pilot**

**9**



**Billable Delays  
 by Customers**

**56**



# Puget Sound District Activity Report Dashboard

Licensed Pilots  
 Including President

Trainees

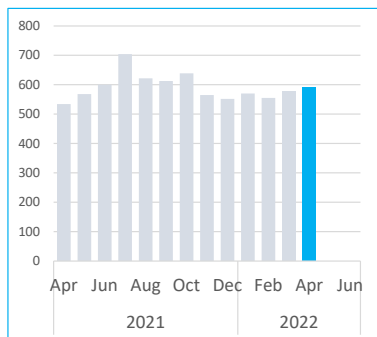
51

11

April 2022

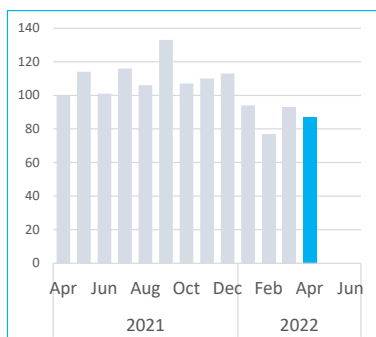
Total Assignments

592



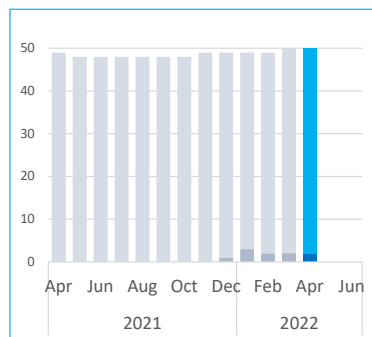
Repositions

87



Licensed Pilots not incl Pres: 50

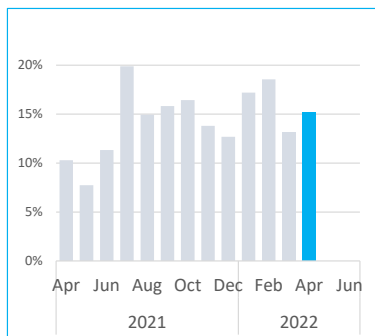
Licensed Pilots NFFD: 2



This now shows total licensed pilots (not incl president) with NFFD number.

Percent Callbacks

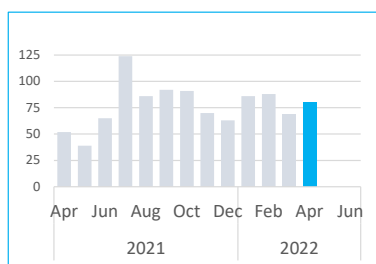
15%



Comp Days Earned

(Callbacks)

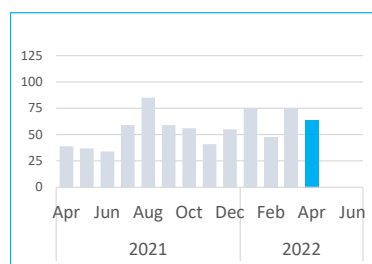
69



Comp Days Used

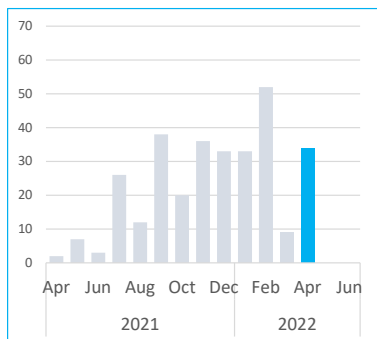
(Licensed Pilots)

64



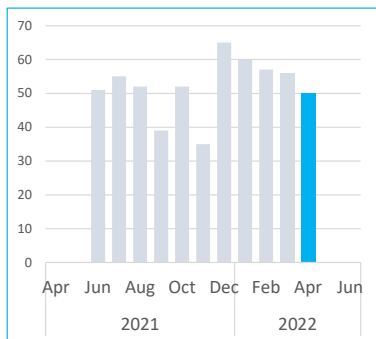
Delays due to  
 Unavailable Rested Pilot

34

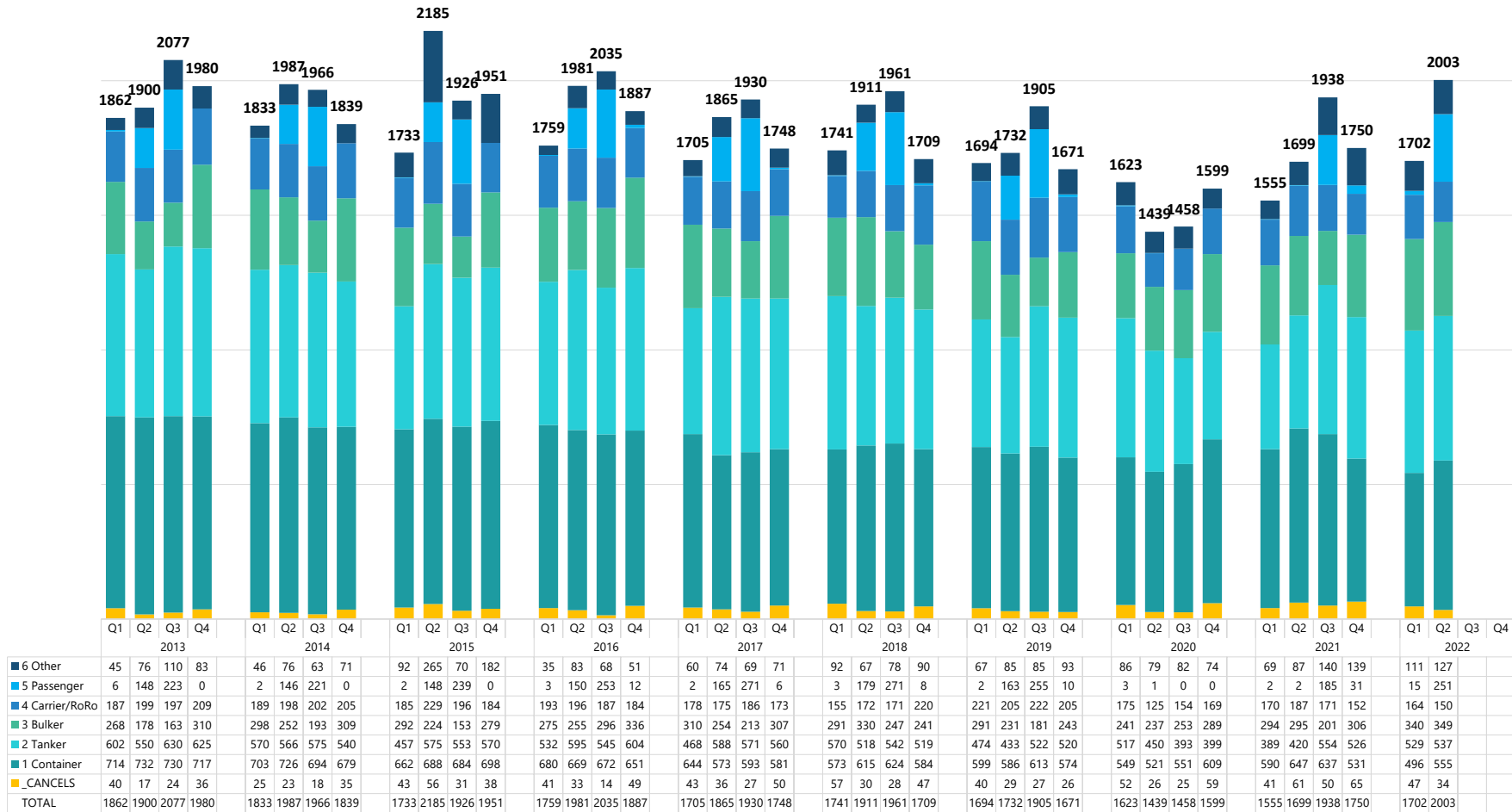


Billable Delays  
 by Customers

50

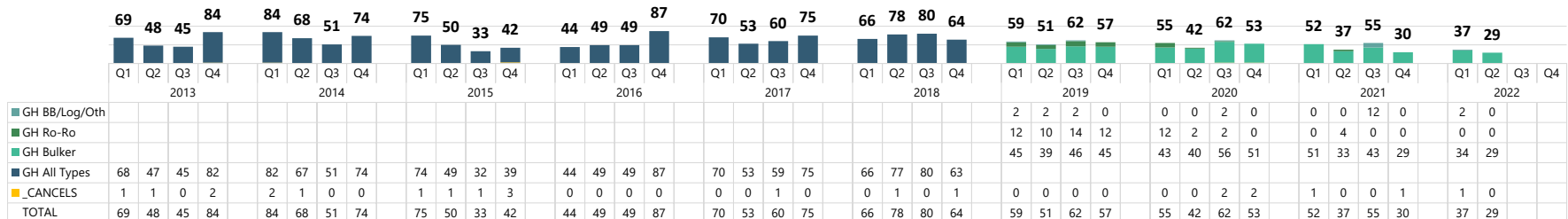


**Puget Sound Pilotage District Assignments 2013-2022**  
quarterly, by vessel type, including cancellations



**Grays Harbor Pilotage District Assignments 2013-2022**  
quarterly, by vessel type when available, including cancellations

August 15, 2022  
Q1 PSP assignment counts now corrected.  
Previously counted 47 cancellations twice.



**Puget Sound District  
 Activity Report Dashboard**

**52**

**7**

*New pilot licensed at July mtg not counted (will start in Aug)  
 One pilot retired as of July. So, pilot count is down by 1.*

**July 2022**



\* NFFD Days counts unavailable pilot days due to NFFD and COVID for pilots who were not NFFD the entire month (they were available part of the month).

**Puget Sound District  
 Activity Report Dashboard**

Licensed Pilots  
 Including President

Trainees

**52**

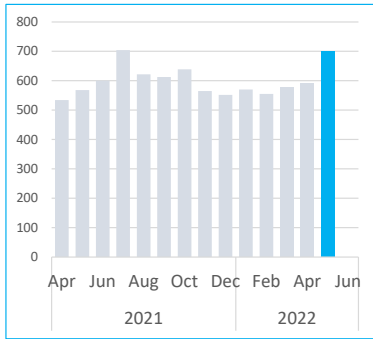
**9**

*includes 1 new pilot  
 licensed in late May*

May 2022

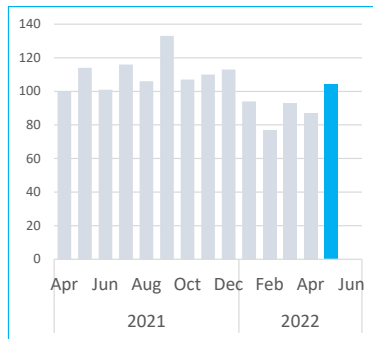
**Total Assignments**

**701**



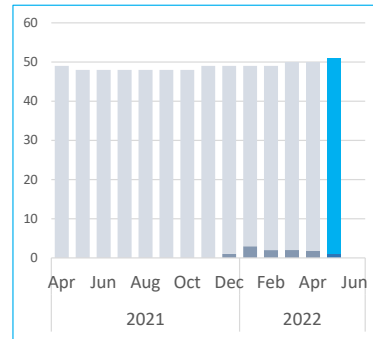
**Repositions**

**104**



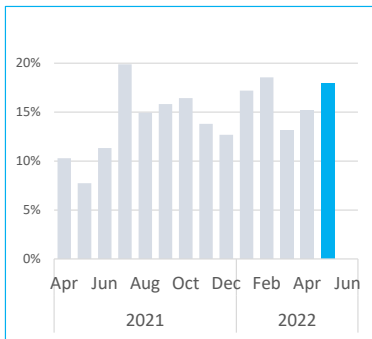
**Licensed Pilots not incl Pres: 51**

**Licensed Pilots NFFD: 1**



**Percent Callbacks**

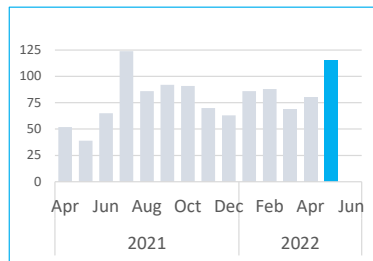
**18%**



**Comp Days Earned**

**(Callbacks)**

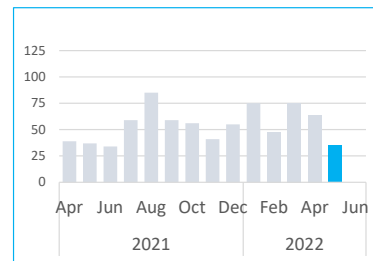
**115**



**Comp Days Used**

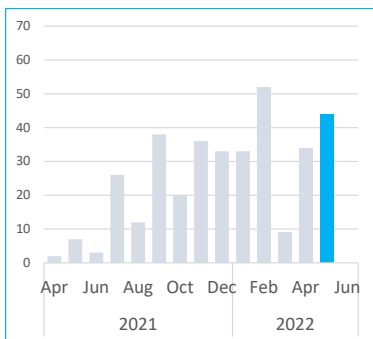
**(Licensed Pilots)**

**35**



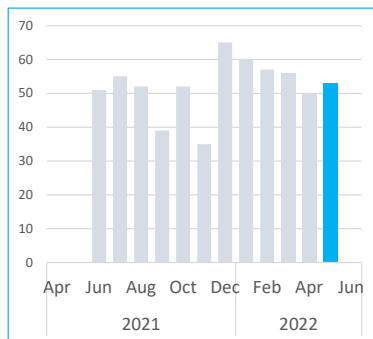
**Delays due to  
 Unavailable Rested Pilot**

**44**



**Billable Delays  
 by Customers**

**53**



**Puget Sound District  
 Activity Report Dashboard**

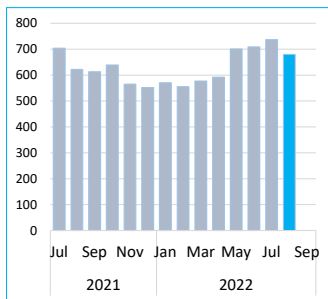
Licensed Pilots  
 Including President  
**53**

PS District  
 Trainees  
**7**

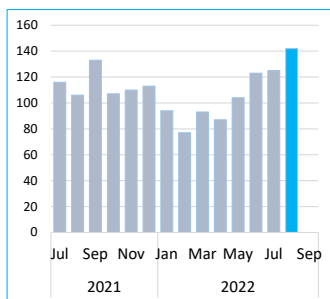
**August 2022**

*Includes pilot licensed at July meeting (started in August).  
 Doesn't include pilot licensed at August meeting (started in September).  
 A pilot retired mid August is included -- will be subtracted in September.*

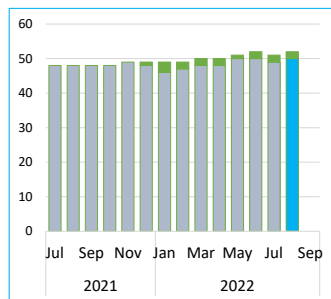
**Total Assignments**  
**680**



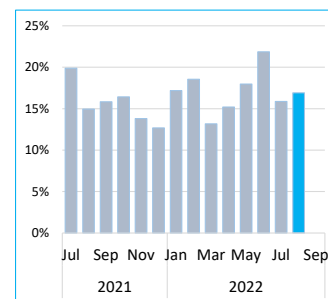
**Repositions**  
**142**



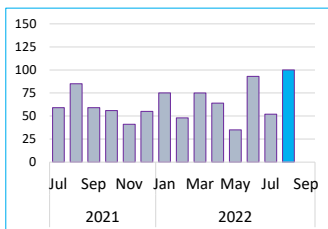
**Licensed Pilots w/o Pres** **52**  
**Pilots NFFD entire month** **2**  
**Available Pilots** **50**



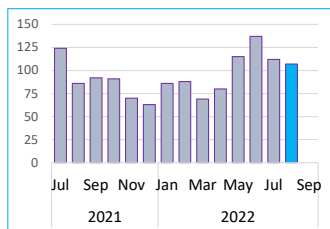
**Off-Watch Assignments**  
**(Callbacks)**  
**17%**



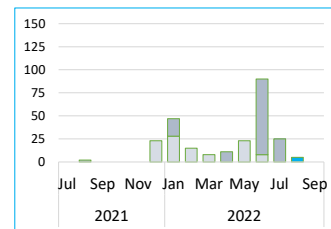
**Comp Days Used**  
**(Licensed Pilots)**  
**100**



**Comp Days Earned**  
**(Callbacks)**  
**107**

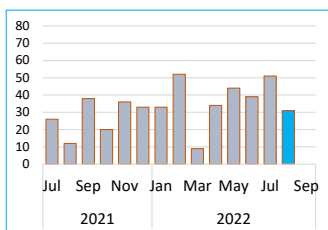


**COVID Days\*** **5**  
**NFFD Days\*** **0**

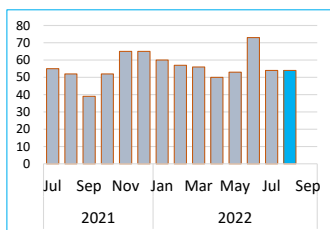


\*NFFD Days & COVID Days count unavailable pilot days for pilots who were not NFFD the entire month (they were available part of the month and did some assignments).

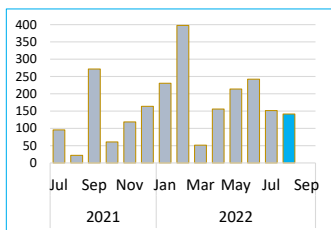
**Delays due to**  
**Unavailable Rested Pilot**  
**31**



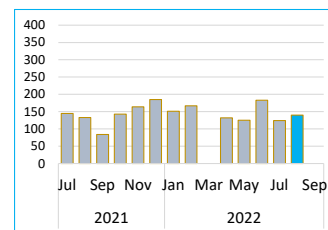
**Billable Delays**  
**by Customers**  
**54**



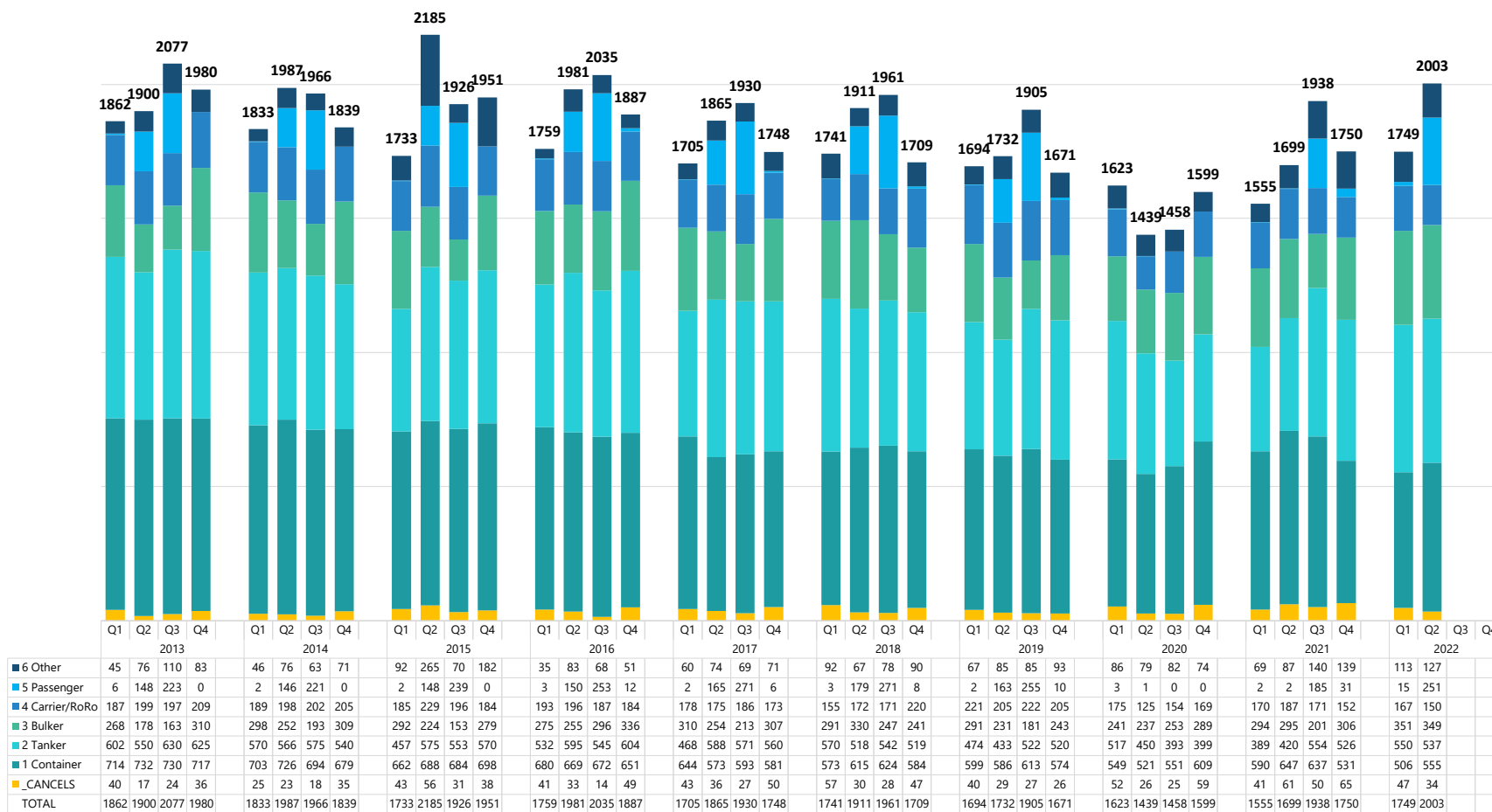
**Hours of Delays**  
**Unavailable Rested Pilot**  
**142**



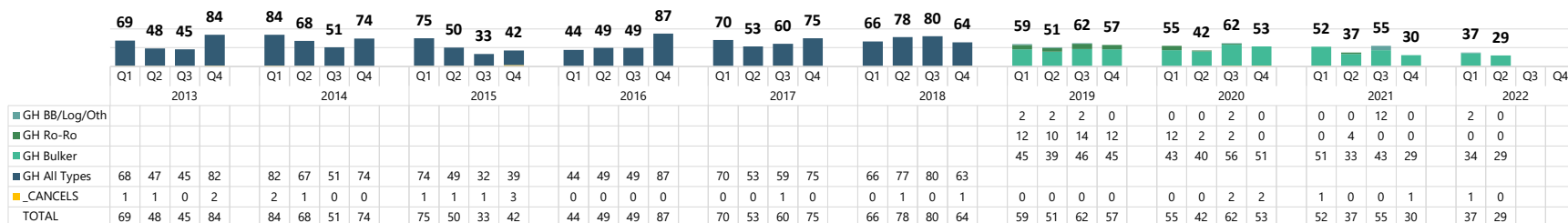
**Hours of Delays**  
**by Customers**  
**140**



Puget Sound Pilotage District Assignments 2013-2022  
quarterly, by vessel type, including cancellations

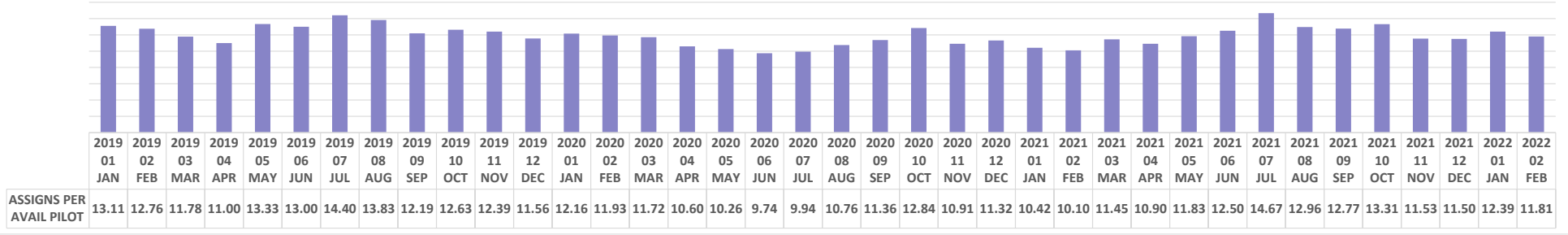


Grays Harbor Pilotage District Assignments 2013-2022  
quarterly, by vessel type when available, including cancellations

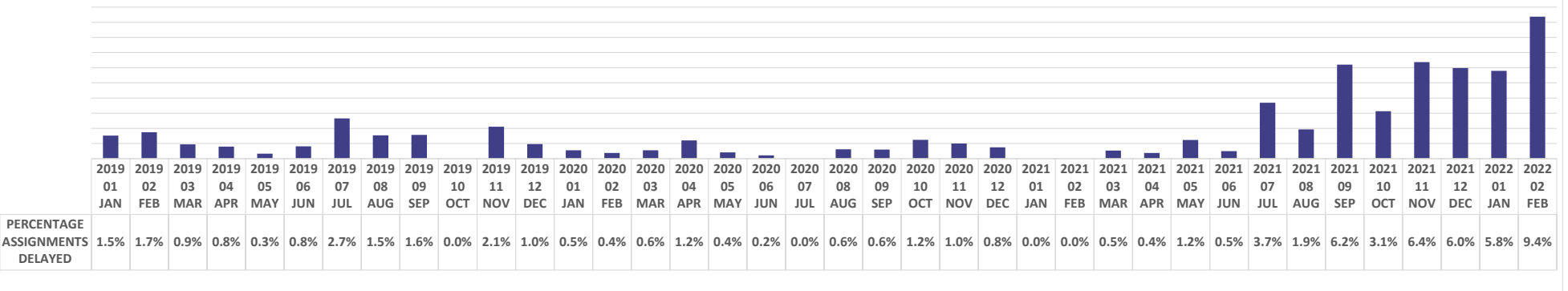




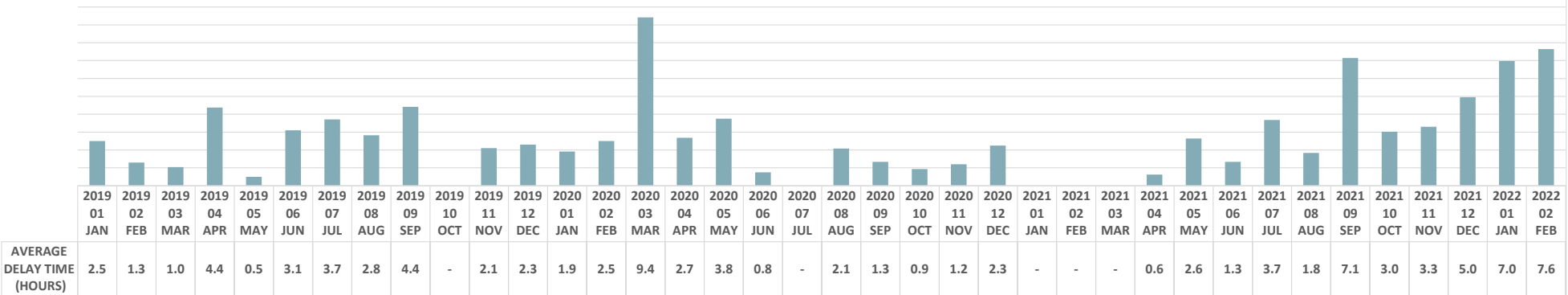
ASSIGNMENTS PER AVAILABLE PILOT  
 Puget Sound District Jan 2019 - Feb 2022



Puget Sound District Activity Report Data Jan 2019 - Feb 2022  
 PERCENTAGE OF ASSIGNMENTS DELAYED  
 (count of delays due to unavailable rested pilot divided by count of assignments)



Puget Sound District Activity Report Data Jan 2019 - Feb 2022  
 AVERAGE DELAY TIME (HOURS)  
 (hours of delays divided by number of delays)



PUGET SOUND DISTRICT LICENSED PILOTS ACTIVITY 2019-2021, SHOWING NUMBER OF AVAILABLE PILOTS EACH MONTH

Table with columns for months from 2019-01 to 2022-02 and rows for individual pilots, including status labels like PRES, NFFD, and NFFD.

Summary table with rows: president assignments (see notes), COUNT OF LICENSED PILOTS (NOT INCL PRESIDENT & NFFD), PILOTS NFFD see notes, TOTAL LICENSED, INCL PRESIDENT & NFFD.

NOTES: The presidents' rows are labeled "PRES" when they are president and with number of assigns when they are not president. The "president" row at bottom counts assignments done by the presidents while they are president. NFFD label is applied only when the number of assignments was zero that month AND the pilot was NFFD for all or part of the month. Blue shaded (blank) cells represent retired pilots or pilots not yet licensed.

Cells show number of assignments done by each licensed pilot even if the number is zero. "Count of Licensed Pilots" counts number of cells that contain numbers. (Doesn't count blank, "NFFD", or "PRES") Row "president assignments" is included in monthly assignment tally, but not in monthly pilot count. Data set includes all pilots who did assignments from Jan 2019 through Feb 2022 (38 months).

TOTAL ASSIGNS: 590 574 530 506 613 611 677 650 573 581 570 520 547 537 539 498 482 458 467 484 500 565 502 532 500 495 561 534 568 600 704 622 613 639 565 552 570 555

ASSIGNS PER AVAIL PILOT: 13.11 12.76 11.78 11.00 13.33 13.00 14.40 13.83 12.19 12.63 12.39 11.56 12.16 11.93 11.72 10.60 10.26 9.74 9.94 10.76 11.36 12.84 10.91 11.32 10.42 10.10 11.45 10.90 11.83 12.50 14.67 12.96 12.77 13.31 11.53 11.50 12.39 11.81

# Puget Sound District Activity Report Dashboard

Licensed Pilots  
Including President

Trainees

**53**

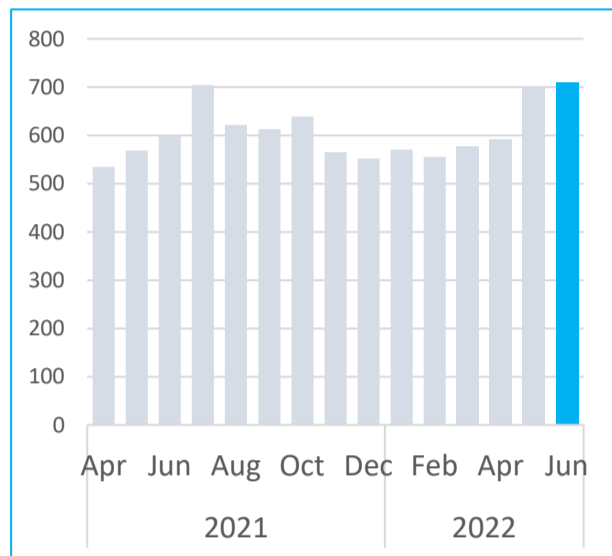
**8**

*includes 1 new pilot  
licensed in late June*

June 2022

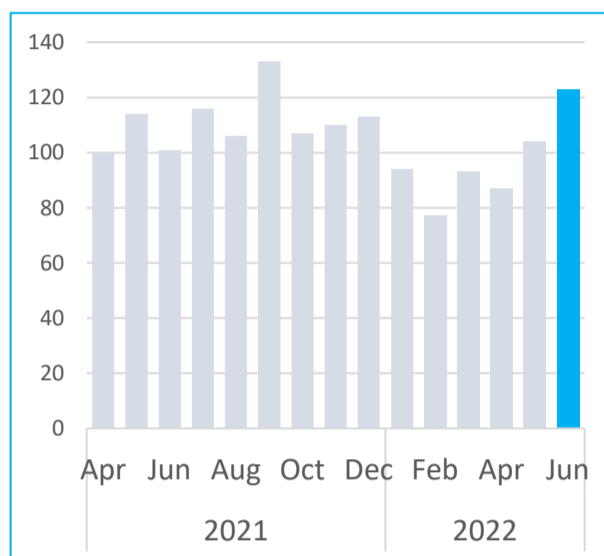
Total Assignments

**709**



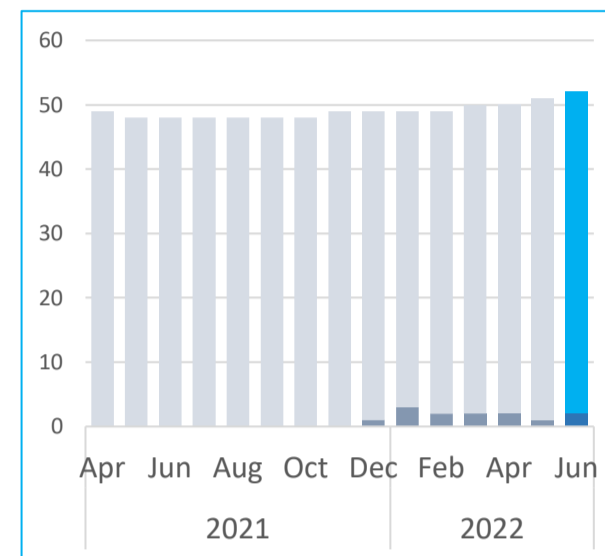
Repositions

**123**



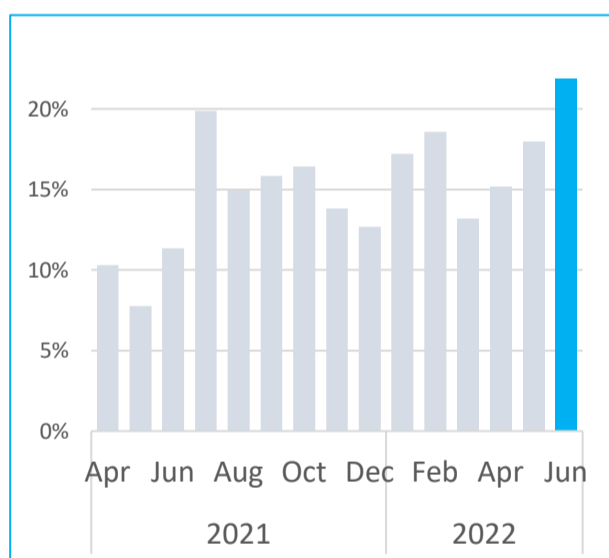
Licensed Pilots not incl Pres: **52**

Licensed Pilots NFFD: **2**



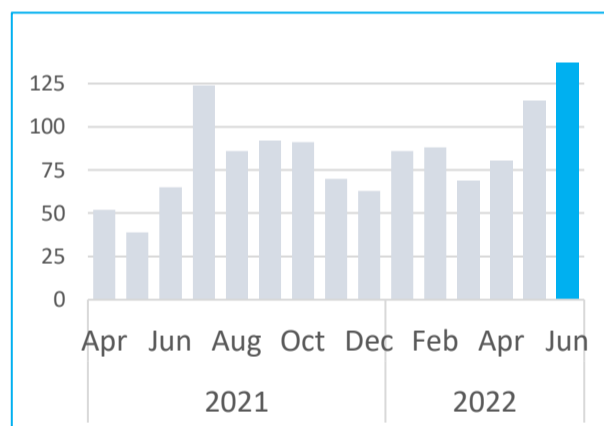
Percent Callbacks

**22%**



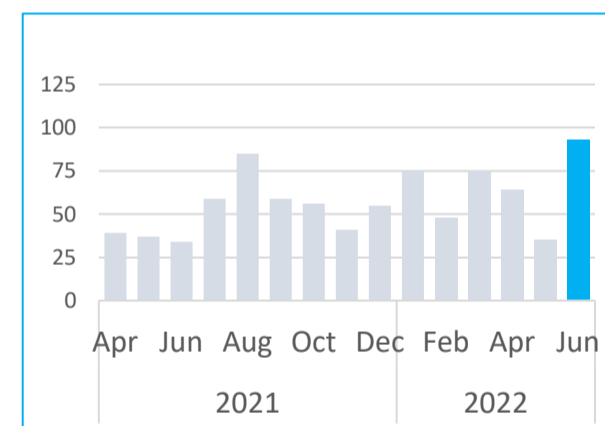
Comp Days Earned

(Callbacks)  
**137**



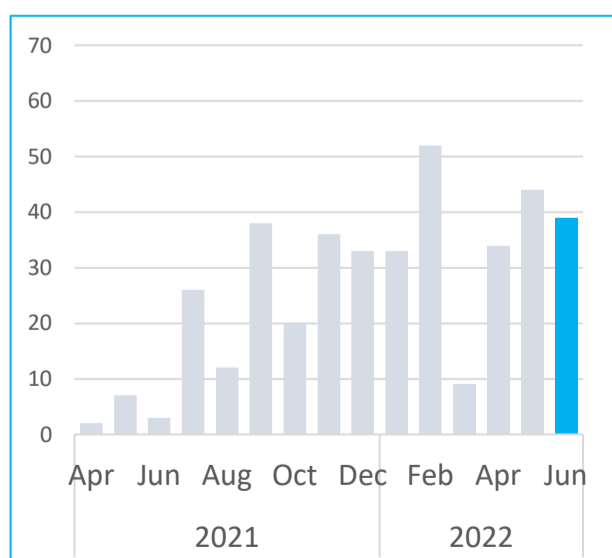
Comp Days Used

(Licensed Pilots)  
**93**



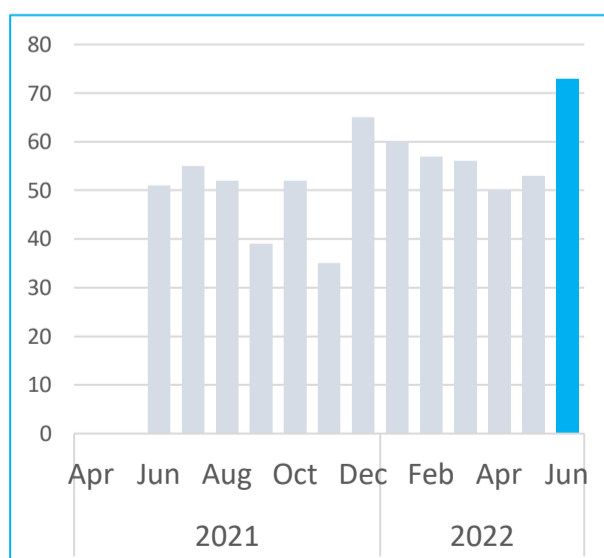
Delays due to  
Unavailable Rested Pilot

**39**

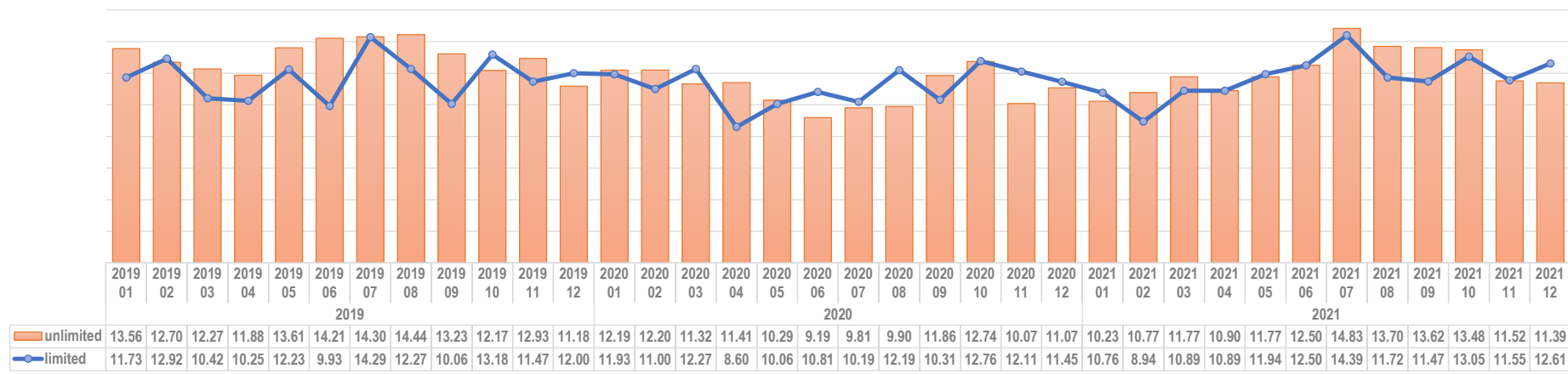


Billable Delays  
by Customers

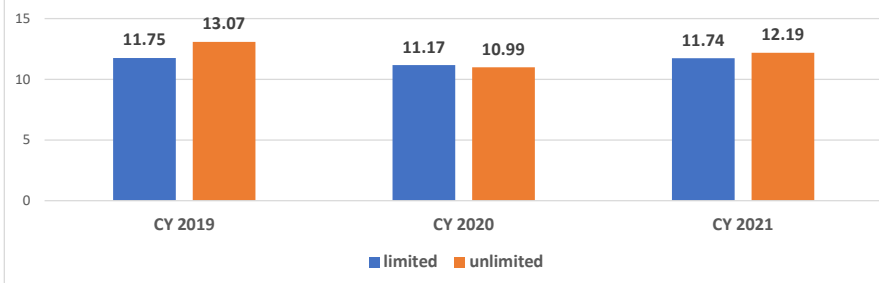
**73**



PSP Average Assigns Per Pilot Per Month  
Limited vs Unlimited Licenses  
2019, 2020, 2021  
(does not include president)



PSP Assignments per pilot per month,  
limited license and unlimited license,  
averaged over entire year,  
2019, 2020, 2021  
(does not include president)



*Looking at all assignments for each year, pilots with **majority** of their assignments less than 5 years since license date were grouped with "limited" license group for the whole year.*

*2021: #197 and higher  
2020: #194 and higher  
2019: #191 and higher*

Puget Sound Pilots 2021  
Assignments per Pilot per Month

	2021-01	2021-02	2021-03	2021-04	2021-05	2021-06	2021-07	2021-08	2021-09	2021-10	2021-11	2021-12	Avg	Total
	12	15	21	12									15.00	60
	9	13	14	13	13	8	20	17	17	19	11	21	14.58	175
	12	9	15	16	12	15	17	18	21	9	14	12	14.42	173
	6	16	13	12	15	15	23	20	15	15	8	13	14.25	171
	12	8	12	12	13	16	14	15	18	21	10	17	14.00	168
	13	11	12	13	15	14	16	21	10	11	16	14	13.83	166
	15	9	10	14	13	14	17	18	13	17	15	10	13.75	165
	14	4	12	17	15	18	13	18	16	12	17	7	13.58	163
	11	14	6	12	12	14	20	13	19	11	12	14	13.17	158
	11	15	14	18	6	13	13	14	18	9	13		13.09	144
	10	14	14	14	9	14	17	9	12	20	9	14	13.00	156
											7	19	13.00	26
	14	12	4	14	13	14	19	9	17	18	10	7	12.58	151
	17	12	10	14	6	13	17	12	10	16	13	11	12.58	151
	11	12	13	10	15	16	9	16	13	13	11	12	12.58	151
	3	13	12	14	15	7	16	16	17	18	7	13	12.58	151
	11	10	15	11	11	12	11	14	15	15	12	14	12.58	151
	10	0	12	17	11	14	6	21	14	20	15	11	12.58	151
	12	9	11	6	15	13	16	13	13	11	17	15	12.58	151
	9	10	12	9	9	11	11	12	17	11	17	15	12.50	150
	NFFD	NFFD	NFFD	6	15	15	21	9	15	9	12	9	12.33	111
	12	15	15	3	16	15	16	6					12.25	98
	10	16	15	12	6	13	16	17	12	4	11	15	12.25	147
									2	16	15	16	12.25	49
		11	13	10	11	12	17	8	13	14	12	13	12.18	134
	11	11	16	3	10	17	18	11	7	15	14	13	12.17	146
	10	11	7	15	7	15	8	14	18	10	16	14	12.08	145
	10	11	12	8	13	7	22	14	15	10	10	13	12.08	145
	12	13	4	12	15	13	12	3	16	11	15	18	12.00	144
	9	13	10	14	12	18	15	11	7	15	8	10	11.83	142
	12	9	15	14	9	13	16	6	14	12	12	9	11.75	141
	4	9	13	15	13	8	17	12	14	19	7	10	11.75	141
	5	9	15	10	6	13	20	12	15	7	14	14	11.67	140
	4	9	10	9	12	6	16	17	17	16	11	13	11.67	140
	12	14	12	3	13	13	14	20	2	10	14	12	11.58	139
	17	11	14	5	15	11	14	8	4	15	9	16	11.58	139
	11	12	11	9	15	10	12	16	11	13	11	7	11.50	138
	4	12	13	8	14	5	16	15	18	14	6	12	11.42	137
	12	1	11	11	15	14	5	17	17	13	16	5	11.42	137
	11	7	10	10	11	15	10	15	12	12	11	13	11.42	137
	13	11	11	12	6	10	18	8	11	9	15	12	11.33	136
	7	0	15	14	14	14	11	11	12	20	11	7	11.33	136
	11	12	12	10	10	10	15	13	10	12	6	NFFD	11.00	121
	14	10	9	11	14	13	12	10	13	10	10	6	11.00	132
	11	6	13	9	10	9	12	15	9	18	8	10	10.83	130
	9	9	9	12	9	15	15	14	2	12	11	12	10.75	129
	9	9	2	12	14	13	17	2	12	13	10	8	10.08	121
	10	5	11	5	15	15	14	12	10	12	11	9	9.92	119
	4	11	12	12	11	7	8	8	13	12	8	8	9.50	114
	12	6	8	7	6	11	12	11	11	6	12	3	8.75	105
	9	7	8	5	11	8	10	8	10	9	9	9	8.58	103
	13	9	3										8.33	25

Total Assigns	500	495	561	534	568	600	704	622	613	639	565	552		6953
Available Licensed Pilots not including president & NFFD	48	49	49	49	48	48	48	48	48	48	49	47		
Assigns per Available Pilot	10.42	10.10	11.45	10.90	11.83	12.50	14.67	12.96	12.77	13.31	11.53	11.74		

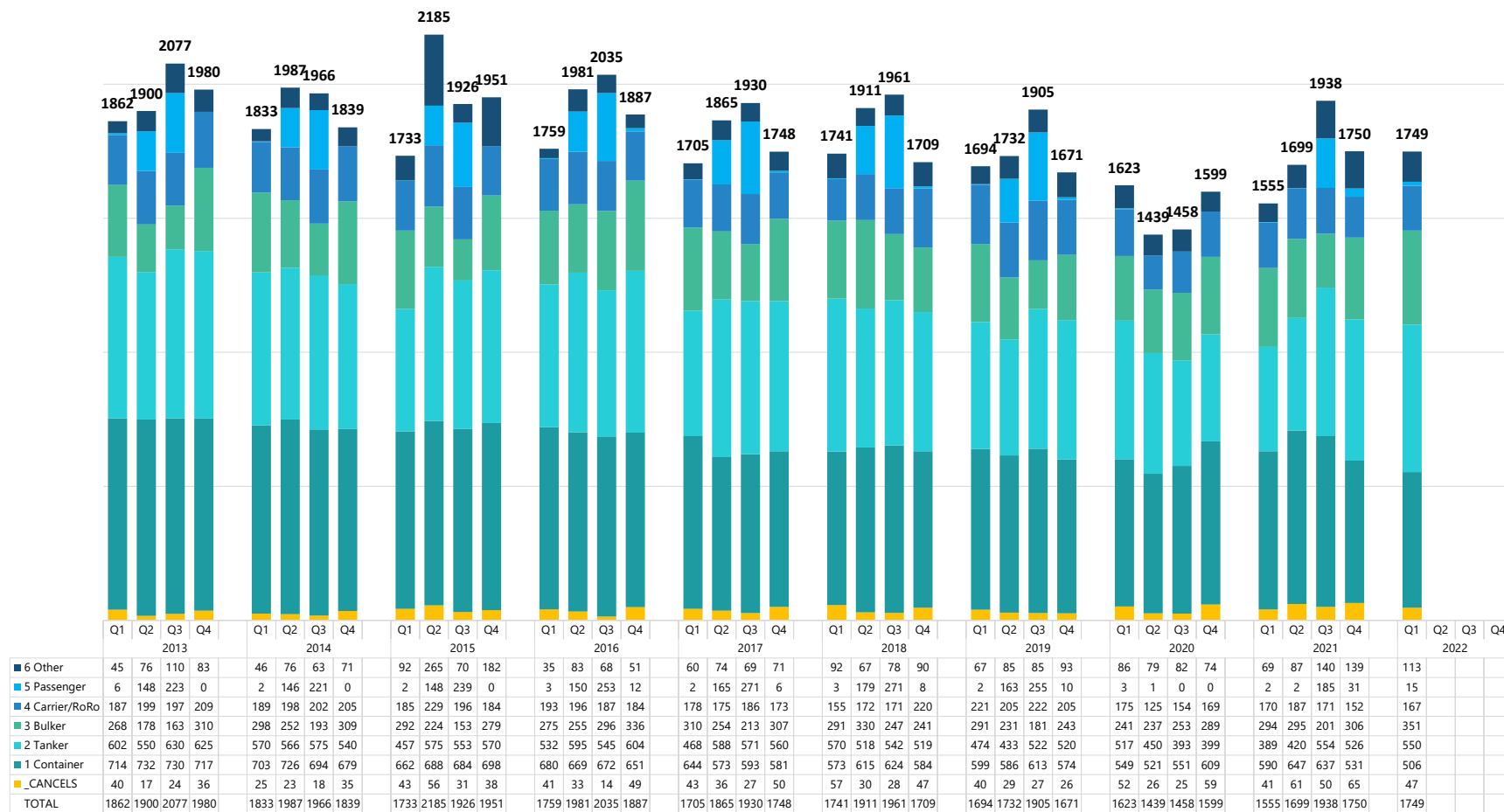
- = 12 or more
- = 6 to 11
- = less than 6

"NFFD" is only indicated if pilot was NFFD their entire watch

Puget Sound Pilots 2021 Total Assignments Per Day

Month	week#	DayOfWeek						
		Sun	Mon	Tue	Wed	Thu	Fri	Sat
January	1						6	17
	2	15	13	16	10	15	19	18
	3	16	11	16	18	14	18	17
	4	16	14	22	20	14	27	15
	5	13	12	18	28	14	18	16
	6	14						
February	6		13	21	18	21	28	16
	7	16	16	10	14	16	21	17
	8	11	8	27	20	28	13	20
	9	15	13	23	13	21	19	20
	10	17						
March	10		13	12	20	14	15	18
	11	13	20	9	17	22	30	18
	12	17	18	23	16	8	34	22
	13	6	14	15	26	15	21	21
	14	17	27	22	18			
April	14					19	19	20
	15	13	10	12	18	22	15	17
	16	20	17	19	19	26	25	25
	17	18	6	13	20	22	19	19
May	18	20	6	20	16	20	19	
	18							21
	19	18	14	11	22	15	19	20
	20	16	11	11	19	12	26	16
	21	19	13	20	22	26	27	23
	22	16	15	26	16	14	18	28
June	23	21	13					
	23		13	21	22	25	25	
	24	11	14	9	21	24	26	18
	25	11	17	22	19	24	22	22
	26	26	16	17	30	22	19	18
	27	23	18	19	26			
July	27					22	32	19
	28	11	16	21	30	37	20	30
	29	19	19	20	19	31	24	20
	30	23	29	20	22	19	25	32
	31	14	14	17	25	21	24	29
August	32	24	17	23	19	25	17	25
	33	20	13	26	13	21	15	26
	34	16	16	18	15	18	23	16
	35	17	23	26	19	19	25	27
	36	23	16	21				
September	36				15	21	25	19
	37	14	15	16	12	22	26	24
	38	21	18	21	18	17	28	26
	39	22	22	25	30	22	23	25
	40	18	18	17	16	17		
October	40						27	21
	41	17	20	22	22	24	28	26
	42	12	20	15	15	16	16	22
	43	11	25	16	23	24	19	20
	44	24	29	20	24	18	22	14
November	45	27						
	45		20	17	16	21	20	21
	46	10	15	23	21	16	19	13
	47	20	14	16	18	24	28	22
	48	9	17	25	23	12	18	21
December	49	23	16	27				
	49				16	20	18	24
	50	10	13	25	23	18	27	18
	51	20	12	15	23	25	17	29
	52	18	19	20	21	21	19	6
53	17	13	13	9	19	4		

Puget Sound Pilotage District Assignments 2013-2022  
quarterly, by vessel type, including cancellations



Grays Harbor Pilotage District Assignments 2013-2022  
quarterly, by vessel type when available, including cancellations

