



Home	Paper Certification Tracking	Study Area Selection	Main Page	Study Area Data Input Menu	CAF & ARC Output	Historic Reports	Certification	Instructions & Documents	Contact Us
------	------------------------------	----------------------	-----------	----------------------------	------------------	------------------	---------------	--------------------------	------------

Study Area: TENINO TEL. CO. (ID: 522446)

Holding Company: SCATTER CREEK LIMITED (ID: 200002400)



**Access Recovery Charges**

Recalculate ARC Rates & CAF Support revenues

Test Period 2023-24 Pre-True-up View		Test Period 2023-24 Post-True-Up (Filing) View								
<b>Test Period 2023-2024 Post-True-Up (Filing) View</b>										
Exchange/Zone Name	Residential Lines excluding Lifelines	Residential ARC	Residential ARC Revenue	SLB Lines	SLB ARC	SLB ARC Revenue	MLB Lines	MLB ARC	MLB ARC Revenue	Total ARC Revenue
Tenino		\$0.00								
<b>Study Area Summary</b>					\$3.00			\$3.00		

© 2023 NECA

[Terms of Use](#) | [Privacy Policy](#)



Home	Paper Certification Tracking	Study Area Selection	Main Page	Study Area Data Input Menu	CAF & ARC Output	Historic Reports	Certification	Instructions & Documents	Contact Us	
------	------------------------------	----------------------	-----------	----------------------------	------------------	------------------	---------------	--------------------------	------------	--

Study Area: TENINO TEL. CO. (ID: 522446)  
 Holding Company: SCATTER CREEK LIMITED (ID: 200002400)



**CAF Output and ARC Revenues**

Test Period 2023-2024 Pre-True-Up view	Test Period 2023-2024 Post-True-Up (Filing) view
--	--

Test Period 2023-2024 Post True-Up(Filing) View		
Line ID	Line Description	Amount
<b>Test Period 2023-2024 Pre True-Up View</b>		
10	Total Eligible Recovery (Pre-TrueUp)	
30	Residential ARC Revenue at FCC Prescribed Rate	
40	SLB ARC Revenue at FCC Prescribed Rate	
50	MLB ARC Revenue at FCC Prescribed Rate	
60	Total ARC Revenue (Pre-TrueUp)	
70	CAFICC Support (Pre-TrueUp)	
<b>Test Period 2021-2022 True-Up</b>		
80	Net Impact on Total Eligible Recovery	
<b>Test Period 2023-2024 Filing (Post True-Up) View</b>		
90	Total Eligible Recovery (Post-TrueUp)	
110	Residential ARC Revenue at FCC Prescribed Rate	
120	SLB ARC Revenue at FCC Prescribed Rate	
130	MLB ARC Revenue at FCC Prescribed Rate	
140	Total ARC Revenue (Post-TrueUp)	
150	CAFICC Support (Post-TrueUp)	

© 2023 NECA

[Terms of Use](#) | [Privacy Policy](#)



Home	Paper Certification Tracking	Study Area Selection	Main Page	Study Area Data Input Menu	CAF & ARC Output	Historic Reports	Certification	Instructions & Documents	Contact Us
------	------------------------------	----------------------	-----------	----------------------------	------------------	------------------	---------------	--------------------------	------------

**Study Area: TENINO TEL. CO. (ID: 522446)**  
**Holding Company: SCATTER CREEK LIMITED (ID: 200002400)**



**Intrastate Revenues (FCC TRP exhibit)**

[Download TRP Data in Excel](#)


**Intrastate Revenues**

[View TRP report in Excel](#)

Test Year 2023-2024 Expected Maximum Intrastate Revenue: **\$1,992.79**

Col D -- Rate Element Description	Col E -- Unit of Demand	Col F -- 7/1/2023 Interstate Rate	Col G -- Test Year 2022- 2023 Current Intrastate Rate	Col H -- 7/1/2023 Proposed Intrastate Rate	Col I -- FY 2011 Intrastate Units: Terminating for Non-Dedicated or Originating and Terminating for Dedicated Elements	Col J -- H*1 Intrastate Price-out with 7/1/2023 proposed intrastate rate and FY2011 Demand	Col K -- FY 2022 Intrastate Units: Terminating for Non-Dedicated and total for Dedicated Elements	Col L -- Test Year 2023- 2024 Forecasted Intrastate Units	Col M -- [(L/K)^(12/21)-1]*100 Intrastate Units Growth Rate %	Col N -- H*L TY 2023-24 Forecasted Intrastate Revenue
Terminating End Office Access Service Terminating End Office, Premium, per access minute	MOU	\$0.00000000	\$0.00000000	\$0.00000000						
Terminating End Office Access Service Terminating End Office, Non-Premium, per access minute	MOU	\$0.00000000	\$0.00000000	\$0.00000000						
Entrance Facility, Per Termination Voice Grade Two Wire	Termination	\$47.77	\$47.57	\$47.77						
Entrance Facility, Per Termination Voice Grade Four Wire	Termination	\$76.44	\$76.12	\$76.44						
Entrance Facility, Per Termination High Capacity DS1	Termination	\$232.88	\$231.90	\$232.88						
Entrance Facility, Per Termination High Capacity DS3	Termination	\$2,126.32	\$2,117.37	\$2,126.32						
Entrance Facility, Per Termination Synchronous Optical Channel OC3	Termination	\$2,168.20	\$2,159.08	\$2,168.20						
Entrance Facility, Per Termination Synchronous Optical Channel OC12	Termination	\$2,314.95	\$2,305.21	\$2,314.95						
Entrance Facility, Per Termination ESALT 2 Mbps	Circuit	\$412.49	\$410.75	\$412.49						
Entrance Facility, Per Termination ESALT 10 Mbps	Circuit	\$444.57	\$442.70	\$444.57						
Entrance Facility, Per Termination ESALT 50 Mbps	Circuit	\$575.96	\$573.54	\$575.96						
Direct Trunked Transport Facility/ Mile Voice Grade - Two Wire & Four Wire	Mile	\$3.40	\$3.39	\$3.40						
Direct Trunked Transport Facility/ Mile High Capacity DS1	Mile	\$15.96	\$15.89	\$15.96						
Direct Trunked Transport Facility/ Mile High Capacity DS3	Mile	\$138.99	\$138.41	\$138.99						
Direct Trunked Transport Facility/ Mile Synchronous Optical Channel OC3	Mile	\$148.78	\$148.15	\$148.78						
Direct Trunked Transport Facility/ Mile Synchronous Optical Channel OC12	Mile	\$186.72	\$185.93	\$186.72						
Direct Trunked Transport Facility/ Mile ESALT 2 Mbps DTF-E1	Circuit Miles	\$46.99	\$46.79	\$46.99						
Direct Trunked Transport Facility/ Mile ESALT 2 Mbps DTF-E2	Circuit Miles	\$31.33	\$31.20	\$31.33						
Direct Trunked Transport Facility/ Mile ESALT 2 Mbps DTF-E3	Circuit Miles	\$80.93	\$80.59	\$80.93						
Direct Trunked Transport Facility/ Mile ESALT 2 Mbps DTF-E4	Circuit Miles	\$135.50	\$134.93	\$135.50						
Direct Trunked Transport Facility/ Mile ESALT 10 Mbps DTF-E1	Circuit Miles	\$119.16	\$118.66	\$119.16						
Direct Trunked Transport Facility/ Mile ESALT 10 Mbps DTF-E2	Circuit Miles	\$71.50	\$71.20	\$71.50						
Direct Trunked Transport Facility/ Mile ESALT 10 Mbps DTF-E3	Circuit Miles	\$203.71	\$202.85	\$203.71						
Direct Trunked Transport Facility/ Mile ESALT 10 Mbps DTF-E4	Circuit Miles	\$417.82	\$416.06	\$417.82						
Direct Trunked Transport Facility/ Mile ESALT 50 Mbps DTF-E1	Circuit Miles	\$333.64	\$332.24	\$333.64						
Direct Trunked Transport Facility/ Mile ESALT 50 Mbps DTF-E2	Circuit Miles	\$222.45	\$221.51	\$222.45						
Direct Trunked Transport Facility/ Mile ESALT 50 Mbps DTF-E3	Circuit Miles	\$665.30	\$662.50	\$665.30						
Direct Trunked Transport Facility/ Mile ESALT 50 Mbps DTF-E4	Circuit Miles	\$1,185.66	\$1,180.67	\$1,185.66						
Direct Trunked Transport Facility/Termination Voice Grade - Two Wire & Four Wire	Termination	\$34.20	\$34.06	\$34.20						
Direct Trunked Transport Facility/Termination High Capacity DS1	Termination	\$82.78	\$82.43	\$82.78						
Direct Trunked Transport Facility/Termination High Capacity DS3	Termination	\$531.56	\$529.32	\$531.56						
Direct Trunked Transport Facility/Termination Synchronous Optical Channel OC3	Termination	\$553.48	\$551.15	\$553.48						
Direct Trunked Transport Facility/Termination Synchronous Optical Channel OC12	Termination	\$1,205.10	\$1,200.03	\$1,205.10						
Direct Trunked Transport Facility/Termination ESALT 2 Mbps	Circuit terms	\$109.66	\$109.20	\$109.66						
Direct Trunked Transport Facility/Termination ESALT 10 Mbps	Circuit terms	\$134.06	\$133.50	\$134.06						
Direct Trunked Transport Facility/Termination ESALT 50 Mbps	Circuit terms	\$163.84	\$163.15	\$163.84						
Multiplexing, Per Arrangement DS3 to DS1	Termination	\$485.00	\$482.96	\$485.00						
Multiplexing, Per Arrangement DS1 to Voice	Termination	\$187.25	\$186.46	\$187.25						
Customer Node Per Node OC3 155.52 Mbps	Port	\$503.47	\$501.35	\$503.47						
Customer Node Per Node OC12 622.08 Mbps	Port	\$1,454.48	\$1,448.36	\$1,454.48						
Customer Premises Port, Per Port OC3 155.52 Mbps	Port	\$165.22	\$164.52	\$165.22						
Customer Premises Port, Per Port STS-1 51.84 Mbps	Port	\$198.35	\$197.52	\$198.35						
Customer Premises Port, Per Port DS3 44.736 Mbps	Port	\$198.35	\$197.52	\$198.35						
Customer Premises Port, Per Port DS1 1.544 Mbps	Port	\$50.82	\$50.61	\$50.82						
Add/Drop Multiplexing Central Office Port, Per Port DS1 1.544 Mbps	Port	\$40.68	\$40.51	\$40.68						
Add/Drop Multiplexing Central Office Port, Per Port OC3 155.52 Mbps	Port	\$165.22	\$164.52	\$165.22						
Add/Drop Multiplexing Central Office Port, Per Port DS3 44.736 Mbps	Port	\$101.72	\$101.29	\$101.72						
Network Blocking, Per Blocked Call Network Blocking, Per Blocked Call, Applies to FGD only	Call	\$0.01667000	\$0.01660000	\$0.01667000						
ESALT Real Time CoS/QoS, Per ESALT DTF-E1 Facility ESALT 2 Mbps	Facility	\$8.98	\$8.94	\$8.98						
ESALT Real Time CoS/QoS, Per ESALT DTF-E1 Facility ESALT 10 Mbps	Facility	\$44.88	\$44.69	\$44.88						
ESALT Real Time CoS/QoS, Per ESALT DTF-E1 Facility ESALT 50 Mbps	Facility	\$139.69	\$139.10	\$139.69						
ESALT Entrance Facility Protection, Per ESALT Entrance Facility ESALT 2 Mbps	Circuit	\$288.93	\$287.71	\$288.93						
ESALT Entrance Facility Protection, Per ESALT Entrance Facility ESALT 10 Mbps	Circuit	\$288.93	\$287.71	\$288.93						
ESALT Entrance Facility Protection, Per ESALT Entrance Facility ESALT 50 Mbps	Circuit	\$288.93	\$287.71	\$288.93						
Common Channel Signaling Network Connection Signaling Mileage Facility, Per Mile	Mile	\$4.58	\$4.56	\$4.58						
Common Channel Signaling Network Connection Signaling Mileage Termination, Per Termination	Termination	\$46.03	\$45.84	\$46.03						
Common Channel Signaling Network Connection Signaling Entrance Facility, Per Facility	Facility	\$88.16	\$87.79	\$88.16						
Common Channel Signaling Network Connection STP Port, Per Port	Port	\$454.30	\$452.39	\$454.30						
Terminating Tandem Switched Transport Terminating Tandem Switched Transport Facility	Minutes / Mile	\$0.00020400	\$0.00020300	\$0.00020400						
Terminating Tandem Switched Transport Terminating Tandem Switched Termination	Minutes	\$0.00106300	\$0.00105900	\$0.00106300						
Terminating Tandem Switched Transport Terminating Tandem Switching	Minutes	\$0.00268400	\$0.00267300	\$0.00268400						

Nonrecurring Charges Voice Grade Two Wire	Facility	\$489.07	\$487.01	\$489.07
Nonrecurring Charges Voice Grade Four Wire	Facility	\$489.07	\$487.01	\$489.07
Nonrecurring Charges High Capacity DS1	Facility	\$358.67	\$357.16	\$358.67
Nonrecurring Charges High Capacity DS3	Facility	\$483.64	\$481.61	\$483.64
Nonrecurring Charges Synchronous Optical Channel OC3	Facility	\$391.26	\$389.61	\$391.26
Nonrecurring Charges Synchronous Optical Channel OC12	Facility	\$391.26	\$389.61	\$391.26
Nonrecurring Charges Interim NXX Translation, Per Order	Order	\$239.11	\$238.10	\$239.11
Nonrecurring Charges FGC and FGD Conversion of Multifrequency Address Signaling to SS7 Signaling or SS7 Signaling to Multifrequency Address Signaling, per 24 trunks converted or fraction thereof on a per order basis	Order	\$480.38	\$478.36	\$480.38
Nonrecurring Charges Trunk Activation, per 24 trunks activated or fraction thereof on a per order basis	Order	\$498.85	\$496.75	\$498.85
Nonrecurring Charges Flexible Automatic Number Identification (Flex ANI), per End Office, per CIC	End Office	\$0.00000000	\$0.00000000	\$0.00000000
Nonrecurring Charges ESALT 2 Mbps	Facility	\$579.64	\$577.20	\$579.64
Nonrecurring Charges ESALT 10 Mbps	Facility	\$579.64	\$577.20	\$579.64
Nonrecurring Charges ESALT 50 Mbps	Facility	\$579.64	\$577.20	\$579.64
Nonrecurring Charges ESALT Direct Trunked Termination, per ESALT Direct Trunked Termination installed	Order	\$381.88	\$380.27	\$381.88
Nonrecurring Charges ESALT Entrance Facility Protection, per ESALT Entrance Facility	Facility	\$585.89	\$583.43	\$585.89



© 2023 NECA

[Terms of Use](#) | [Privacy Policy](#)



Home	Paper Certification Tracking	Study Area Selection	Main Page	Study Area Data Input Menu	CAF & ARC Output	Historic Reports	Certification	Instructions & Documents	Contact Us	
------	------------------------------	----------------------	-----------	----------------------------	------------------	------------------	---------------	--------------------------	------------	--

Study Area: **TENINO TEL. CO. (ID: 522446)**  
 Holding Company: **SCATTER CREEK LIMITED (ID: 200002400)**



**Revised CAFICC Support with Imputed ARC Revenue for Broadband-Only Lines**

[ View the calculation method ]

[Input Broadband-only lines]

**Broadband-only Residential Lines (Submitted at Exchange level)**

Exchange/Zone (Plan) Name	Col A -- Projected Residential Broadband-only Lines for CBOL Support (Migration from Voice Lines)	Col B -- Projected Residential Broadband-only Lines for CBOL Support (New Lines)	Col C -- [A+B] Total Projected Residential Broadband-only Lines for CBOL Support	Col D -- Residential ARC	Col F -- [C*D*12] Imputed Residential ARC Revenue
Tenino				\$0.00	
<b>Study Area Summary</b>					

Monthly Weighted Average of SLB and MLB ARC=(SLB ARC Revenue + MLB ARC Revenue)/(SLB Lines + MLB Lines)/12 based on Voice-Data or Voice lines

**Broadband-only Business Lines Input Selection: Option B**  
**Company submitted combined projected Broadband-only SLB and MLB lines.**

Col M -- Projected SLB+MLB Broadband-only Lines	Col N -- Monthly Weighted Average of SLB and MLB ARC	Col O -- [M*N*12] Imputed SLB+MLB ARC Revenue	Col P -- [F+O] Total Imputed ARC Revenue
	\$3.00		

Monthly Weighted Average of SLB and MLB ARC (Col K)=(SLB ARC Revenue + MLB ARC Revenue)/(SLB Lines + MLB Lines)/12 based on Voice-Data or Voice lines

Line ID	Line Description	Source	Amount
10	Test Period 2023-2024 CAF ICC Support	Prepopulated (Line 150 (Post True-Up) on the Eligible Recovery and CAFICC screen)	
20	Total Test Period 2023-2024 Imputed ARC Revenue	Columns on the table above	
30	<b>Adjusted Test Period 2023-2024 CAF ICC Support</b>	Line 10 - Line 20	



Home	Paper Certification Tracking	Study Area Selection	Main Page	Study Area Data Input Menu	CAF & ARC Output	Historic Reports	Certification	Instructions & Documents	Contact Us	
------	------------------------------	----------------------	-----------	----------------------------	------------------	------------------	---------------	--------------------------	------------	--

**Study Area: TENINO TEL. CO. (ID: 522446)**  
**Holding Company: SCATTER CREEK LIMITED (ID: 200002400)**



**Study Area Test Period 2023-24 Summary Report**

**Summary Report for Study Area ID 522446 - For data collected during year 2023  
 Test Period 2023-2024**

**Interstate Revenues Eligible Recovery Data**

Study Area Amounts

		Study Area Amounts
1	TY 2011-2012 Frozen Interstate Switched Access Revenue Requirement excluding Pool Administration Expenses	
2	Projected TY 2023-2024 Interstate Switched Access Revenue Requirement + Pool Administration Expenses	
5	TY 2022-2023 Total Interstate Switched Access Composite Rate incl Rate Impact due to Changes in Pool Participation	
6	Projected TY 2023-2024 Total Interstate Local Switching Minutes	
7	Projected TY 2023-2024 Total Interstate Switched Access Revenue at the Current Rate	
11	Adjustments to the Total Projected TY 2023-2024 Interstate Switched Access Revenue	
12	Projected TY 2023-2024 Total Interstate Switched Access Revenue at the Proposed Rate	
13	Projected TY 2023-2024 Allocated Interstate Switched Access Revenue	
14A	Adjustments to the 2011-2012 Interstate Switched Access Revenue Requirement to Avoid Double Recovery	
14B	<i>No double recovery option is selected</i>	
14C1	Adjustment in 2011-2012 Interstate Special Access Revenue Requirement Related to Double Recovery	
14C2	Adjustment in 2011-2012 Interstate Common Line Revenue Requirement Related to Double Recovery	
14C3	Adjustment in 2011-2012 Other Related to Double Recovery	
14	Projected TY 2023-2024 Interstate Eligible Recovery	
14D	True-Up Adjustments for TP2020-2021 and TP2021-2022 to avoid Double Recovery	
14E	<b>Adjusted TY 2023-2024 Interstate Eligible Recovery</b>	
15	Proposed TY 2023-2024 Total Interstate Switched Access Composite Rate	
16	FY 2022 (October 1, 2021 - September 30, 2022) Total Interstate Local Switching Minutes	
17	TY 2023-2024 Growth Rate relative to FY 2022	

(Interstate Data for Study Area 522446)

**Intrastate Revenues Eligible Recovery Data**

Study Area Amounts

Line 1	FY 2011 (October 2010 through September 2011) Received Revenue including Correction of Errors and Halo	
Line 2	95% of Total TY2023-2024 Revenue Requirement (95% <sup>12</sup> * Line 1)	
(Option B) Line 9	Projected Total TY2023-2024 Intrastate Terminating Switched Access Service Revenue	
Line 10	Test Year 2023-2024 Net settlement from the State Pool	
Line 11	Test Year 2023-2024 State Terminating Access Support Rebalancing Fund Revenue	
Line 12	Total Test Year 2023-2024 Projected Intrastate Terminating Switched Access Service Revenue	
Line 13A	Adjustments to FY2011 Received Revenue due to Halo Uncollectibles	
Line 13B	Correction of Errors Resulting in Downward Adjustments in FY2011 Received Revenue	
Line 13C	Adjustments to FY2011 Received Revenue to Avoid Double Recovery	
Line 13D	Correction of Errors Resulting in Upward Adjustments in FY2011 Received Revenue	
Line 13	The Total TY 2023-2024 Intrastate Eligible Recovery	
Line 13E	True-Up Adjustment for Intrastate Terminating Switched Access in 2019-2020 and 2021-2022 for Double Recovery	
Line 13F	<b>Adjusted TY2023-2024 Intrastate Eligible Recovery</b>	

(Intrastate Data for Study Area 522446)



**Reciprocal Compensation Revenue Eligible Recovery Data**

CMRS Amount

NON CMRS Amount

		CMRS Amount	NON CMRS Amount
Line 1/Line 10	FY2011 (October 2010 through September 2011) Net Reciprocal Compensation Received Revenue		
Line 8/Line 17	TY 2023-2024 Net Forecasted Reciprocal Compensation Revenue		
Line 9/Line 18	TY 2023-2024 Net Reciprocal Compensation Revenue Requirement		
Line 19/Line 20	Eligible Recovery		
Line 19A/Line 20A	Downward Adjustments to FY2011 Net Reciprocal Compensation Received Revenue		
Line 19B/Line 20B	Upward Adjustments to FY2011 Net Reciprocal Compensation Received Revenue		
Line 21	Total Adjusted Reciprocal Compensation Eligible Recovery		

(CMRS Data for Study Area 522446)



**Test Period 2023-24 Lines Data**

Test Year 2023-24 Single Line Business Lines

Test Year 2023-24 Multi-Line Business Lines



(Test Period Lines Data for Study Area 522446)

**Exogenous Data**

Telecommunications Relay Service  
Increment

Regulatory-Fees Increment

NANPA Increment

Total Exogenous Costs

(Exogeneous Data for Study Area 522446)



**Test Period 2021-22 True-Up Data**

		Study Area Forecasted Amount	Study Area Reported Amount	Difference [Reported - Forecasted]
1	TY 2021-2022 Allocated Interstate Access Revenue			
2	Total TY 2021-2022 Intrastate Terminating & Reciprocal Compensation Revenue			
3	Total TY 2021-2022 Intrastate Terminating Switched Access Service Revenue			
4	Total TY 2021-2022 Net Reciprocal Compensation Revenue			
5	TY 2021-2022 Residential ARC Revenue			
6	TY 2021-2022 SLB ARC Revenue			
7	TY 2021-2022 MLB ARC Revenue			
8	TY 2021-2022 Total Limited Imputed ARC Revenue			
9	TY 2021-2022 TRS Increment			
10	TY 2021-2022 Regulatory Fees Increment			
11	TY 2021-2022 NANPA Increment			
12	Total Exogenous Costs			
13	<b>Net impact on Total Eligible Recovery</b>			
14	TY 2021-2022 Eligible Recovery			
15	TY 2021-2022 CAFICC Support			
16	TY 2021-2022 Adjusted CAFICC Support			


(TP 21-22 True-up Data for Study Area 522446)

**ARC Rates - Test Period 2023-24 Pre-True-Up View**

Exchange/Zone Name	Residential Lines excluding Lifelines	Residential ARC	Residential ARC Revenue	SLB ARC	SLB ARC Revenue	MLB ARC	MLB ARC Revenue	Total ARC Revenue
Tenino		\$0.00						
<b>Study Area Summary</b>				\$3.00		\$3.00		

(Pre True-Up ARC Rates - for Study Area 522446)

**CAF ICC - Test Period 2023-24 Pre-True-Up View**

Line ID	Line Description	Study Area Amounts
10	Interstate Eligible Recovery	
20	Intrastate Eligible Recovery	
30	Reciprocal Compensation Eligible Recovery	
40	Interstate Local Switching Support for Price Cap Affiliates or Estimated Duplicate LSS Costs in CAF II	
50	Total Exogenous Costs	
60	Total Eligible Recovery	
80	Residential ARC Revenue at the FCC Prescribed Rate	
90	SLB ARC Revenue at the FCC Prescribed Rate	
100	MLB ARC Revenue at the FCC Prescribed Rate	
110	Total ARC Revenue	
120	CAF ICC Support	

(Before TP 21-22 True-Up CAF ICC Data for Study Area 522446)

**ARC Rates - Test Period 2023-24 Post-True-Up View**

Exchange/Zone Name	Residential Lines excluding Lifelines	Residential ARC	Residential ARC Revenue	SLB ARC	SLB ARC Revenue	MLB ARC	MLB ARC Revenue	Total ARC Revenue
Tenino		\$0.00						
<b>Study Area Summary</b>				\$3.00		\$3.00		

(Filing View (Post True-Up) ARC Rates - for Study Area 522446)

**CAF ICC - Test Period 2023-24 Post True-Up (Filing) View**

Line ID	Line Description	Study Area Amounts	
<b>Test Period 2023-2024 Pre True-Up View</b>			
10	Total Eligible Recovery (Pre-TrueUp)		
30	Residential ARC Revenue at FCC Prescribed Rate		
40	SLB ARC Revenue at FCC Prescribed Rate		
50	MLB ARC Revenue at FCC Prescribed Rate		
60	Total ARC Revenue (Pre-TrueUp)		
70	CAFICC Support (Pre-TrueUp)		
<b>Test Period 2021-2022 True-Up</b>			
80	Net Impact on Total Eligible Recovery		
<b>Test Period 2023-2024 Filing (Post True-Up) View</b>			
90	Total Eligible Recovery (Post-TrueUp)		
110	Residential ARC Revenue at FCC Prescribed Rate		
120	SLB ARC Revenue at FCC Prescribed Rate		
130	MLB ARC Revenue at FCC Prescribed Rate		
140	Total ARC Revenue (Post-TrueUp)		
150	<b>CAFICC Support (Post-TrueUp)</b>		

(Filing view - After TP 21-22 True-Up CAF ICC Data for Study Area 522446)



**Revised CAF ICC Support with Imputed ARC Revenue for Consumer Broadband Loops**  
**Broadband-only Residential Lines (Submitted at Exchange level)**


Exchange/Zone (Plan) Name	Col A --	Col B --	Col C -- [A+B]	Col D --	Col F -- [C*D*12]
	Projected Residential Broadband-only Lines for CBOL Support (Migration from Voice Lines)	Projected Residential Broadband-only Lines for CBOL Support (New Lines)	Total Projected Residential Broadband-only Lines for CBOL Support	Residential ARC	Imputed Residential ARC Revenue
Tenino				\$0.00	
<b>Study Area Summary</b>					

Monthly Weighted Average of SLB and MLB ARC=(SLB ARC Revenue + MLB ARC Revenue)/(SLB Lines + MLB Lines)/12 based on Voice-Data or Voice lines

**Broadband-only Business Lines Input Selection: Option B**  
**Company submitted combined projected Broadband-only SLB and MLB lines.**

Col M --	Col N --	Col O -- [M*N*12]	Col P -- [F+O]
Projected SLB+MLB Broadband-only Lines	Monthly Weighted Average of SLB and MLB ARC	Imputed SLB+MLB ARC Revenue	Total Imputed ARC Revenue
[REDACTED]	\$3.00	[REDACTED]	[REDACTED]

Monthly Weighted Average of SLB and MLB ARC (Col K)=(SLB ARC Revenue + MLB ARC Revenue)/(SLB Lines + MLB Lines)/12 based on Voice-Data or Voice lines

Line ID	Line Description	Source	Amount
10	Test Period 2023-2024 CAF ICC Support	Prepopulated (Line 150 (Post True-Up) on the Eligible Recovery and CAFICC screen)	
20	Total Test Period 2023-2024 Imputed ARC Revenue	Columns on the table above	
<b>30</b>	<b>Adjusted Test Period 2023-2024 CAF ICC Support</b>	Line 10 - Line 20	

© 2023 NECA

[Terms of Use](#) | [Privacy Policy](#)