



## **Performance Results**

### **Washington January 2003 - December 2003**

#### ***Qwest's Performance Assurance Plans (PAPs)***

*PAP specific statistical parameters are unique in some cases. For example, some PAPs apply a range of critical values dependent on the type of product and volume of orders. Accordingly, the critical z-values and resulting parity scores reflected in this report may differ from critical z-values and resulting parity values used to calculate PAP payments. For CLECs who have opted into a QPAP, the critical z-values and parity values applicable under the PAP will be applied and reflected in the CLEC payment summaries provided with any payments made.*

*The numerator and denominator of each performance result will be the same in both instances.*

**January 27, 2004**

## Table of Contents

<b>Section</b>	<b>Page Number</b>
GA-1 - Gateway Availability - IMA-GUI	23
<i>Gateway Availability - IMA-GUI (Percent) All (GA-1 A) (Benchmark)</i>	23
<i>Gateway Availability - IMA-GUI (Percent) SIA (GA-1 D) (Benchmark)</i>	23
GA-2 - Gateway Availability - IMA-EDI	24
<i>Gateway Availability - IMA-EDI (Percent) (GA-2) (Benchmark)</i>	24
GA-3 - Gateway Availability - EB-TA	25
<i>Gateway Availability - EB-TA (Percent) (GA-3) (Benchmark)</i>	25
GA-4 - System Availability - EXACT	26
<i>System Availability - EXACT (Percent) (GA-4) (Benchmark)</i>	26
GA-6 - Gateway Availability - GUI - Repair	27
<i>Gateway Availability - GUI - Repair (Percent) (GA-6) (Benchmark)</i>	27
GA-7 - Timely Outage Resolution following Software Releases	28
<i>Timely Outage Resolution following Software Releases (Percent) (GA-7) (Benchmark)</i>	28
PO-1 - Pre-Order/Order Response Times	29
<i>Pre-Order Response Times (Appt. Scheduler) (Avg Sec) IMA Request (PO-1 A-1(a)) (Diagnostic)</i>	29
<i>Pre-Order Response Times (Appt. Scheduler) (Avg Sec) IMA Response/Accept (PO-1 A-1(b,c)) (Diagnostic)</i>	29
<i>Pre-Order Response Times (Appt. Scheduler) (Avg Sec) IMA Aggregate (PO-1 A-1 Total) (Benchmark)</i>	29
<i>Pre-Order Response Times (Service Availability) (Avg Sec) IMA Request (PO-1 A-2(a)) (Diagnostic)</i>	29
<i>Pre-Order Response Times (Service Availability) (Avg Sec) IMA Response (PO-1 A-2(b)) (Diagnostic)</i>	30
<i>Pre-Order Response Times (Service Availability) (Avg Sec) IMA Aggregate (PO-1 A-2 Total) (Benchmark)</i>	30
<i>Pre-Order Response Times (Facility Check) (Avg Sec) IMA Request (PO-1 A-3(a)) (Diagnostic)</i>	30
<i>Pre-Order Response Times (Facility Check) (Avg Sec) IMA Response (PO-1 A-3(b)) (Diagnostic)</i>	30
<i>Pre-Order Response Times (Facility Check) (Avg Sec) IMA Aggregate (PO-1 A-3 Total) (Benchmark)</i>	31
<i>Pre-Order Response Times (Address Validation) (Avg Sec) IMA Request (PO-1 A-4(a)) (Diagnostic)</i>	31
<i>Pre-Order Response Times (Address Validation) (Avg Sec) IMA Response (PO-1 A-4(b)) (Diagnostic)</i>	31
<i>Pre-Order Response Times (Address Validation) (Avg Sec) IMA Aggregate (PO-1 A-4 Total) (Benchmark)</i>	31
<i>Pre-Order Response Times (Get CSR) (Avg Sec) IMA Request (PO-1 A-5(a)) (Diagnostic)</i>	32
<i>Pre-Order Response Times (Get CSR) (Avg Sec) IMA Response (PO-1 A-5(b)) (Diagnostic)</i>	32
<i>Pre-Order Response Times (Get CSR) (Avg Sec) IMA Aggregate (PO-1 A-5 Total) (Benchmark)</i>	32
<i>Pre-Order Response Times (TN Reservation) (Avg Sec) IMA Request (PO-1 A-6(a)) (Diagnostic)</i>	32
<i>Pre-Order Response Times (TN Reservation) (Avg Sec) IMA Response (PO-1 A-6(b)) (Diagnostic)</i>	33
<i>Pre-Order Response Times (TN Reservation) (Avg Sec) IMA Accept (PO-1 A-6(c)) (Diagnostic)</i>	33
<i>Pre-Order Response Times (TN Reservation) (Avg Sec) IMA Aggregate (PO-1 A-6 Total) (Benchmark)</i>	33
<i>Pre-Order Response Times (Loop Qualification Tools) (Avg Sec) IMA Request (PO-1 A-7(a)) (Diagnostic)</i>	33
<i>Pre-Order Response Times (Loop Qualification Tools) (Avg Sec) IMA Response (PO-1 A-7(b)) (Benchmark)</i>	34
<i>Pre-Order Response Times (Loop Qualification Tools) (Avg Sec) IMA Aggregate (PO-1 A-7 Total) (Diagnostic)</i>	34
<i>Pre-Order Response Times (Resale of Qwest DSL Qualification) (Avg Sec) IMA Request (PO-1 A-8(a)) (Diagnostic)</i>	34
<i>Pre-Order Response Times (Resale of Qwest DSL Qualification) (Avg Sec) IMA Response (PO-1 A-8(b)) (Benchmark)</i>	34
<i>Pre-Order Response Times (Resale of Qwest DSL Qualification) (Avg Sec) IMA Aggregate (PO-1 A-8 Total) (Diagnostic)</i>	35
<i>Pre-Order Response Times (Connecting Facility Assignment) (Avg Sec) IMA Request (PO-1 A-9(a)) (Diagnostic)</i>	35
<i>Pre-Order Response Times (Connecting Facility Assignment) (Avg Sec) IMA Response (PO-1 A-9(b)) (Diagnostic)</i>	35
<i>Pre-Order Response Times (Connecting Facility Assignment) (Avg Sec) IMA Aggregate (PO-1 A-9 Total) (Benchmark)</i>	35
<i>Pre-Order Response Times (Meet Point Inquiry) (Avg Sec) IMA Request (PO-1 A-10(a)) (Diagnostic)</i>	36
<i>Pre-Order Response Times (Meet Point Inquiry) (Avg Sec) IMA Response (PO-1 A-10(b)) (Diagnostic)</i>	36
<i>Pre-Order Response Times (Meet Point Inquiry) (Avg Sec) IMA Aggregate (PO-1 A-10 Total) (Benchmark)</i>	36

## Table of Contents

<b>Section</b>	<b>Page Number</b>
<i>Pre-Order Response Times (Appt. Scheduler) (Avg Sec) EDI Request/Response (PO-1 B-1) (Benchmark)</i>	37
<i>Pre-Order Response Times (Service Availability) (Avg Sec) EDI Request/Response (PO-1 B-2) (Benchmark)</i>	37
<i>Pre-Order Response Times (Facility Check) (Avg Sec) EDI Request/Response (PO-1 B-3) (Benchmark)</i>	37
<i>Pre-Order Response Times (Address Validation) (Avg Sec) EDI Request/Response (PO-1 B-4) (Benchmark)</i>	37
<i>Pre-Order Response Times (Get CSR) (Avg Sec) EDI Request/Response (PO-1 B-5) (Benchmark)</i>	38
<i>Pre-Order Response Times (TN Reservation) (Avg Sec) EDI Request/Response (PO-1 B-6) (Benchmark)</i>	38
<i>Pre-Order Response Times (Loop Qualification Tools) (Avg Sec) EDI Request/Response (PO-1 B-7) (Benchmark)</i>	38
<i>Pre-Order Response Times (Resale of Qwest DSL Qualification) (Avg Sec) EDI Request/Response (PO-1 B-8) (Benchmark)</i>	38
<i>Pre-Order Response Times (Connecting Facility Assignment) (Avg Sec) EDI Request/Response (PO-1 B-9) (Benchmark)</i>	39
<i>Pre-Order Response Times (Meet Point Inquiry) (Avg Sec) EDI Request/Response (PO-1 B-10) (Benchmark)</i>	39
<i>Pre-Order Response Times (Timeout) (Percent) IMA Total (PO-1C - 1) (Benchmark)</i>	39
<i>Pre-Order Response Times (Timeout) (Percent) EDI Total (PO-1C - 2) (Benchmark)</i>	39
<i>Pre-Order Response Times (Rejected Query) (Avg Sec) IMA Total (PO-1D - 1) (Diagnostic)</i>	40
<i>Pre-Order Response Times (Rejected Query) (Avg Sec) EDI Total (PO-1D - 2) (Diagnostic)</i>	40
<b>PO-2A-1 - Electronic Flow-through for LSRs received via IMA GUI (Percent)</b>	<b>41</b>
<i>Resale Aggregate W/O UNE-P-POTS (Diagnostic)</i>	41
<i>Unbundled Loop Aggregate (Diagnostic)</i>	41
<i>LNP (Diagnostic)</i>	41
<i>UNE - P (POTS) (Diagnostic)</i>	41
<b>PO-2A-2 - Electronic Flow-through for LSRs received via IMA EDI (Percent)</b>	<b>42</b>
<i>Resale Aggregate W/O UNE-P-POTS (Diagnostic)</i>	42
<i>Unbundled Loop Aggregate (Diagnostic)</i>	42
<i>LNP (Diagnostic)</i>	42
<i>UNE - P (POTS) (Diagnostic)</i>	42
<b>PO-2B-1 - Electronic Flow-through for All Eligible LSRs received via IMA GUI (Percent)</b>	<b>43</b>
<i>Resale Aggregate W/O UNE-P-POTS (Benchmark)</i>	43
<i>Unbundled Loop Aggregate (Benchmark)</i>	43
<i>LNP (Benchmark)</i>	43
<i>UNE - P (POTS) (Benchmark)</i>	43
<b>PO-2B-2 - Electronic Flow-through for All Eligible LSRs received via IMA EDI (Percent)</b>	<b>44</b>
<i>Resale Aggregate W/O UNE-P-POTS (Benchmark)</i>	44
<i>Unbundled Loop Aggregate (Benchmark)</i>	44
<i>LNP (Benchmark)</i>	44
<i>UNE - P (POTS) (Benchmark)</i>	44
<b>PO-3 - LSR Rejection Notice Interval</b>	<b>45</b>
<i>LSR Rejection Notice Interval for IMA - Rejected Manually (Hours:Minutes) (PO-3A-1 ) (Benchmark)</i>	45
<i>LSR Rejection Notice Interval for IMA - Auto-Rejected (Minutes:Seconds) (PO-3A-2 ) (Benchmark)</i>	45
<i>LSR Rejection Notice Interval for EDI - Rejected Manually (Hours:Minutes) (PO-3B-1 ) (Benchmark)</i>	45
<i>LSR Rejection Notice Interval for EDI - Auto-Rejected (Minutes:Seconds) (PO-3B-2 ) (Benchmark)</i>	45
<i>LSR Rejection Notice Interval for Manual and IIS (Hours:Minutes) (PO-3C ) (Benchmark)</i>	46
<b>PO-4 - LSRs Rejected</b>	<b>47</b>
<i>LSRs Rejected for IMA - Rejected Manually (Percent) (PO-4A-1 ) (Diagnostic)</i>	47
<i>LSRs Rejected for IMA - Auto-Rejected (Percent) (PO-4A-2 ) (Diagnostic)</i>	47
<i>LSRs Rejected for EDI - Rejected Manually (Percent) (PO-4B-1 ) (Diagnostic)</i>	47
<i>LSRs Rejected for EDI - Auto-Rejected (Percent) (PO-4B-2 ) (Diagnostic)</i>	47

## Table of Contents

<b>Section</b>	<b>Page Number</b>
<i>LSRs Received via Facsimile (Percent) (PO-4C) (Diagnostic)</i>	48
<b>PO-5A-1 - FOCs On Time for Fully Electronic LSRs Received via IMA GUI (Percent)</b>	<b>49</b>
<i>Resale Aggregate (PO-5A-1 (a)) (Benchmark)</i>	49
<i>Unbundled Loop Aggregate (PO-5A-1 (b)) (Benchmark)</i>	49
<i>LNP (PO-5A-1 (c)) (Benchmark)</i>	49
<b>PO-5A-2 - FOCs On Time for Fully Electronic LSRs Received via IMA EDI (Percent)</b>	<b>50</b>
<i>Resale Aggregate (PO-5A-2 (a)) (Benchmark)</i>	50
<i>Unbundled Loop Aggregate (PO-5A-2 (b)) (Benchmark)</i>	50
<i>LNP (PO-5A-2 (c)) (Benchmark)</i>	50
<b>PO-5B-1 - FOCs On Time for Electronic/Manual LSRs Received via IMA GUI (Percent)</b>	<b>51</b>
<i>Resale Aggregate (PO-5B-1 (a)) (Benchmark)</i>	51
<i>Unbundled Loop Aggregate (PO-5B-1 (b)) (Benchmark)</i>	51
<i>LNP (PO-5B-1 (c)) (Benchmark)</i>	51
<b>PO-5B-2 - FOCs On Time for Electronic/Manual LSRs Received via IMA EDI (Percent)</b>	<b>52</b>
<i>Resale Aggregate (PO-5B-2 (a)) (Benchmark)</i>	52
<i>Unbundled Loop Aggregate (PO-5B-2 (b)) (Benchmark)</i>	52
<i>LNP (PO-5B-2 (c)) (Benchmark)</i>	52
<b>PO-5C - FOCs on Time for Manual (Percent)</b>	<b>53</b>
<i>Resale Aggregate (PO-5C -(a)) (Benchmark)</i>	53
<i>Unbundled Loop Aggregate (PO-5C -(b)) (Benchmark)</i>	53
<i>LNP (PO-5C -(c)) (Benchmark)</i>	53
<b>PO-5D - FOCs on Time (Percent)</b>	<b>54</b>
<i>LIS Trunk (PO-5D) (Benchmark)</i>	54
<b>PO-6 - Work Completion Notification Timeliness</b>	<b>55</b>
<i>Notices Made Available via IMA - GUI All (Hours:Minutes) (PO-6A) (Benchmark)</i>	55
<i>Notices Transmitted via IMA - EDI All (Hours:Minutes) (PO-6B) (Benchmark)</i>	55
<b>PO-7 - Billing Completion Notification Timeliness</b>	<b>56</b>
<i>Notices Made Available via IMA - GUI / Billing System Posting Completions All (Percent) (PO-7A ,C) (Parity)</i>	56
<i>Notices Transmitted via IMA - EDI / Billing System Posting Completions All (Percent) (PO-7B ,C) (Parity)</i>	56
<b>PO-8 - Jeopardy Notice Interval</b>	<b>57</b>
<i>Non-Designed Services (Average Days) (PO-8 A) (Parity)</i>	57
<i>Unbundled Loops and Number Portability (Average Days) (PO-8 B) (Parity)</i>	57
<i>LIS Trunk (Average Days) (PO-8 C) (Parity)</i>	57
<i>UNE - P (POTS) (Average Days) (PO-8 D) (Parity)</i>	57
<b>PO-9 - Timely Jeopardy Notices</b>	<b>58</b>
<i>Non-Designed Services (PO-9 A) (Parity)</i>	58
<i>Unbundled Loops and Number Portability (PO-9 B) (Parity)</i>	58
<i>LIS Trunk (PO-9 C) (Parity)</i>	58
<i>UNE - P (POTS) (PO-9 D) (Parity)</i>	58
<b>PO-10 - LSR Accountability</b>	<b>59</b>

## Table of Contents

<b>Section</b>	<b>Page Number</b>
<i>LSR Accountability (Percent) Product Aggregate (PO-10) (Diagnostic)</i>	59
PO-15 - Number of Due Date Changes per Order	60
<i>All (PO-15) (Diagnostic)</i>	60
PO-16 - Timely Release Notifications	61
<i>(PO-16) (Percent) (Benchmark)</i>	61
PO-19 - Stand-Alone Test Environment (SATE) Accuracy	62
<i>(PO-19) (Percent) (Benchmark)</i>	62
<i>(PO-19 A) Rel. 10.0 (Percent) (Benchmark)</i>	62
<i>(PO-19 A) Rel. 11.0 (Percent) (Benchmark)</i>	62
<i>(PO-19 A) Rel. 12.0 (Percent) (Benchmark)</i>	62
<i>(PO-19 A) Rel. 13.0 (Percent) (Benchmark)</i>	63
<i>(PO-19 A) Rel. 14.0 (Percent) (Benchmark)</i>	63
<i>(PO-19 A) Rel. VICKI (Percent) (Benchmark)</i>	63
<i>(PO-19 B) (Percent) (Benchmark)</i>	63
PO-20 Manual Service Order Accuracy	64
<i>Resale POTS and UNE-P (POTS) (Benchmark)</i>	64
<i>Unbundled Loops (Analog &amp; NL 2-wire) (Benchmark)</i>	64
Order Accuracy	65
<i>(Diagnostic)</i>	65
OP-2 - Calls Answered within Twenty Seconds - Interconnect Provisioning Center	66
<i>Calls Answered within Twenty Seconds - Interconnect Provisioning Center (Percent) (OP-2) (Parity)</i>	66
OP-3A - Installation Commitments Met (Percent) - Dispatches within MSAs	67
<i>Business (Parity)</i>	67
<i>Centrex (Parity)</i>	67
<i>Residence (Parity)</i>	67
<i>Qwest DSL (Parity)</i>	67
<i>UNE - P (POTS) (Parity)</i>	68
<i>UNE P (Centrex) (Parity)</i>	68
<i>UNE P (Centrex 21) (Parity)</i>	68
<i>Line Sharing (Benchmark)</i>	69
OP-3B - Installation Commitments Met (Percent) - Dispatches outside MSAs	70
<i>Residence (Parity)</i>	70
<i>Business (Parity)</i>	70
<i>PBX (Parity)</i>	70
<i>Qwest DSL (Parity)</i>	70
<i>UNE - P (POTS) (Parity)</i>	71
<i>UNE P (Centrex) (Parity)</i>	71
<i>UNE P (Centrex 21) (Parity)</i>	71
<i>Line Sharing (Benchmark)</i>	72
OP-3C - Installation Commitments Met (Percent) - No dispatches	73
<i>Residence (Parity)</i>	73
<i>Business (Parity)</i>	73

## Table of Contents

<b>Section</b>	<b>Page Number</b>
<i>Centrex 21 (Parity)</i>	73
<i>PBX (Parity)</i>	73
<i>Qwest DSL (Parity)</i>	74
<i>UNE - P (POTS) (Parity)</i>	74
<i>UNE P (Centrex) (Parity)</i>	74
<i>UNE P (Centrex 21) (Parity)</i>	74
<i>Line Sharing (Benchmark)</i>	75
<b>OP-3D - Installation Commitments Met (Percent) - Interval Zone One</b>	<b>76</b>
<i>ISDN Primary (Parity)</i>	76
<i>DS1 (Parity)</i>	76
<i>PBX (Parity)</i>	76
<i>Basic Rate ISDN (Parity)</i>	76
<i>LIS Trunk (Parity)</i>	77
<i>UDIT DS1 (Parity)</i>	78
<i>UDIT Above DS1 Level (Parity)</i>	78
<i>Dark Fiber - IOF (Diagnostic)</i>	78
<i>Unbundled Loop Analog (Benchmark)</i>	78
<i>Unbundled Loop - 2 Wire Non-Loaded (Benchmark)</i>	79
<i>Unbundled Loop - 4 Wire Non-Loaded (Parity)</i>	79
<i>Unbundled Loop - DS1 Capable (Parity)</i>	79
<i>Unbundled Loop ISDN Capable (Parity)</i>	79
<i>Unbundled Loop - ADSL Qualified (Benchmark)</i>	80
<i>Unbundled Loop - DS3 Capable (Parity)</i>	80
<i>Qwest DSL (Parity)</i>	80
<i>Dark Fiber - Loop (Diagnostic)</i>	80
<i>E911 (Parity)</i>	81
<i>Enhanced Extended Loops (EELs) (Benchmark)</i>	82
<i>Unbundled Loop Conditioned (Benchmark)</i>	82
<b>OP-3E - Installation Commitments Met (Percent) - Interval Zone Two</b>	<b>83</b>
<i>ISDN Primary (Parity)</i>	83
<i>DS1 (Parity)</i>	83
<i>PBX (Parity)</i>	83
<i>LIS Trunk (Parity)</i>	83
<i>UDIT Above DS1 Level (Parity)</i>	84
<i>Unbundled Loop Analog (Benchmark)</i>	84
<i>Unbundled Loop - 2 Wire Non-Loaded (Benchmark)</i>	84
<i>Unbundled Loop - DS1 Capable (Parity)</i>	84
<i>Unbundled Loop ISDN Capable (Parity)</i>	85
<i>Unbundled Loop - ADSL Qualified (Benchmark)</i>	85
<i>E911 (Parity)</i>	85
<i>Enhanced Extended Loops (EELs) (Benchmark)</i>	86
<i>Unbundled Loop Conditioned (Benchmark)</i>	86
<b>OP-4A - Installation Interval (Average Days) - Dispatches within MSAs</b>	<b>87</b>
<i>Residence (Parity)</i>	87
<i>Business (Parity)</i>	87
<i>Centrex (Parity)</i>	87
<i>Qwest DSL (Parity)</i>	87
<i>UNE - P (POTS) (Parity)</i>	88

## Table of Contents

<b>Section</b>	<b>Page Number</b>
<i>UNE P (Centrex) (Parity)</i>	88
<i>UNE P (Centrex 21) (Parity)</i>	88
<i>Line Sharing (Benchmark)</i>	89
<b>OP-4B - Installation Interval (Average Days) - Dispatches outside MSAs</b>	<b>90</b>
<i>Residence (Parity)</i>	90
<i>Business (Parity)</i>	90
<i>PBX (Parity)</i>	90
<i>Qwest DSL (Parity)</i>	90
<i>UNE - P (POTS) (Parity)</i>	91
<i>UNE P (Centrex) (Parity)</i>	91
<i>UNE P (Centrex 21) (Parity)</i>	91
<i>Line Sharing (Benchmark)</i>	92
<b>OP-4C - Installation Interval (Average Days) - No dispatches</b>	<b>93</b>
<i>Residence (Parity)</i>	93
<i>Business (Parity)</i>	93
<i>Centrex 21 (Parity)</i>	93
<i>PBX (Parity)</i>	93
<i>Qwest DSL (Parity)</i>	94
<i>UNE - P (POTS) (Parity)</i>	94
<i>UNE P (Centrex) (Parity)</i>	94
<i>UNE P (Centrex 21) (Parity)</i>	94
<i>Line Sharing (Benchmark)</i>	95
<b>OP-4D - Installation Interval (Average Days) - Interval Zone One</b>	<b>96</b>
<i>ISDN Primary (Parity)</i>	96
<i>DS1 (Parity)</i>	96
<i>PBX (Parity)</i>	96
<i>Basic Rate ISDN (Parity)</i>	96
<i>LIS Trunk (Parity)</i>	97
<i>UDIT DS1 (Parity)</i>	98
<i>UDIT Above DS1 Level (Parity)</i>	98
<i>Dark Fiber - IOF (Diagnostic)</i>	98
<i>Unbundled Loop Analog (Benchmark)</i>	98
<i>Unbundled Loop - 2 Wire Non-Loaded (Benchmark)</i>	99
<i>Unbundled Loop - DS1 Capable (Parity)</i>	99
<i>Unbundled Loop ISDN Capable (Parity)</i>	99
<i>Unbundled Loop - ADSL Qualified (Benchmark)</i>	99
<i>Unbundled Loop - DS3 Capable (Parity)</i>	100
<i>Dark Fiber - Loop (Diagnostic)</i>	100
<i>E911 (Parity)</i>	100
<i>Enhanced Extended Loops (EELs) (Diagnostic)</i>	101
<i>Unbundled Loop Conditioned (Benchmark)</i>	101
<b>OP-4E - Installation Interval (Average Days) - Interval Zone Two</b>	<b>102</b>
<i>ISDN Primary (Parity)</i>	102
<i>DS1 (Parity)</i>	102
<i>PBX (Parity)</i>	102
<i>LIS Trunk (Parity)</i>	102
<i>UDIT DS1 (Parity)</i>	103

## Table of Contents

<b>Section</b>	<b>Page Number</b>
<i>UDIT Above DS1 Level (Parity)</i>	103
<i>Unbundled Loop Analog (Benchmark)</i>	103
<i>Unbundled Loop - 2 Wire Non-Loaded (Benchmark)</i>	103
<i>Unbundled Loop - DS1 Capable (Parity)</i>	104
<i>Unbundled Loop ISDN Capable (Parity)</i>	104
<i>Unbundled Loop - ADSL Qualified (Benchmark)</i>	104
<i>Dark Fiber - Loop (Diagnostic)</i>	104
<i>E911 (Parity)</i>	105
<i>Enhanced Extended Loops (EELs) (Diagnostic)</i>	106
<i>Unbundled Loop Conditioned (Benchmark)</i>	106
<b>OP-5 - New Service Installation Quality (Percent)</b>	<b>107</b>
<i>Residence (Parity)</i>	107
<i>Business (Parity)</i>	107
<i>Centrex (Parity)</i>	107
<i>Centrex 21 (Parity)</i>	107
<i>PBX (Parity)</i>	108
<i>Basic Rate ISDN (Parity)</i>	108
<i>Qwest DSL (Parity)</i>	108
<i>UNE - P (POTS) (Parity)</i>	108
<i>UNE P (Centrex) (Parity)</i>	109
<i>UNE P (Centrex 21) (Parity)</i>	109
<i>ISDN Primary (Parity)</i>	109
<i>DS1 (Parity)</i>	109
<i>Line Sharing (Parity)</i>	110
<i>UDIT DS1 (Parity)</i>	111
<i>UDIT Above DS1 Level (Parity)</i>	111
<i>Dark Fiber - IOF (Diagnostic)</i>	111
<i>Unbundled Loop Analog (Parity)</i>	111
<i>Unbundled Loop - 2 Wire Non-Loaded (Parity)</i>	112
<i>Unbundled Loop - 4 Wire Non-Loaded (Parity)</i>	112
<i>Unbundled Loop - DS1 Capable (Parity)</i>	112
<i>Unbundled Loop ISDN Capable (Parity)</i>	112
<i>Unbundled Loop - ADSL Qualified (Parity)</i>	113
<i>Unbundled Loop - DS3 Capable (Parity)</i>	113
<i>LIS Trunk (Parity)</i>	113
<i>Dark Fiber - Loop (Diagnostic)</i>	113
<i>E911 (Parity)</i>	114
<i>Enhanced Extended Loops (EELs) (Diagnostic)</i>	115
<b>OP-5A - New Service Installation Quality Reported to Repair (Percent)</b>	<b>116</b>
<i>Residence (Parity)</i>	116
<i>Business (Parity)</i>	116
<i>Qwest DSL (Parity)</i>	116
<i>UNE - P (POTS) (Parity)</i>	116
<i>UNE P (Centrex) (Parity)</i>	117
<i>UNE P (Centrex 21) (Parity)</i>	117
<i>Line Sharing (Parity)</i>	117
<i>Line Splitting (Diagnostic)</i>	118
<i>UDIT DS1 (Parity)</i>	119
<i>Unbundled Loop Analog (Parity)</i>	119



## Table of Contents

<b>Section</b>	<b>Page Number</b>
<i>Unbundled Loop - 2 Wire Non-Loaded (Parity)</i>	119
<i>Unbundled Loop - DS1 Capable (Parity)</i>	119
<i>Unbundled Loop ISDN Capable (Parity)</i>	120
<i>Unbundled Loop - ADSL Qualified (Parity)</i>	120
<i>Unbundled Loop - DS3 Capable (Parity)</i>	120
<i>LIS Trunk (Parity)</i>	120
<i>Dark Fiber - Loop (Diagnostic)</i>	121
<i>Enhanced Extended Loops - DS1 Capable (Parity)</i>	121
<b>OP-5B - New Service Provisioning Quality (Percent)</b>	<b>122</b>
<i>Residence (Diagnostic)</i>	122
<i>Business (Diagnostic)</i>	122
<i>Qwest DSL (Diagnostic)</i>	122
<i>UNE - P (POTS) (Diagnostic)</i>	122
<i>UNE P (Centrex) (Diagnostic)</i>	123
<i>UNE P (Centrex 21) (Diagnostic)</i>	123
<i>Line Sharing (Diagnostic)</i>	124
<i>Line Splitting (Diagnostic)</i>	124
<i>Unbundled Loop Analog (Diagnostic)</i>	125
<i>Unbundled Loop - 2 Wire Non-Loaded (Diagnostic)</i>	125
<i>Unbundled Loop - DS1 Capable (Diagnostic)</i>	125
<i>Unbundled Loop ISDN Capable (Diagnostic)</i>	125
<i>Unbundled Loop - ADSL Qualified (Diagnostic)</i>	126
<i>Unbundled Loop - DS3 Capable (Diagnostic)</i>	126
<i>Dark Fiber - Loop (Diagnostic)</i>	126
<i>Enhanced Extended Loops - DS1 Capable (Diagnostic)</i>	127
<b>OP-5T - New Service Installation Quality Total (Percent)</b>	<b>128</b>
<i>Residence (Diagnostic)</i>	128
<i>Business (Diagnostic)</i>	128
<i>Qwest DSL (Diagnostic)</i>	128
<i>UNE - P (POTS) (Diagnostic)</i>	128
<i>UNE P (Centrex) (Diagnostic)</i>	129
<i>UNE P (Centrex 21) (Diagnostic)</i>	129
<i>Line Sharing (Diagnostic)</i>	130
<i>Line Splitting (Diagnostic)</i>	130
<i>Unbundled Loop Analog (Diagnostic)</i>	131
<i>Unbundled Loop - 2 Wire Non-Loaded (Diagnostic)</i>	131
<i>Unbundled Loop - DS1 Capable (Diagnostic)</i>	131
<i>Unbundled Loop ISDN Capable (Diagnostic)</i>	131
<i>Unbundled Loop - ADSL Qualified (Diagnostic)</i>	132
<i>Unbundled Loop - DS3 Capable (Diagnostic)</i>	132
<i>Dark Fiber - Loop (Diagnostic)</i>	132
<i>Enhanced Extended Loops - DS1 Capable (Diagnostic)</i>	133
<b>OP-5R - New Service Quality Multiple Report Rate (Percent)</b>	<b>134</b>
<i>Residence (Diagnostic)</i>	134
<i>Business (Diagnostic)</i>	134
<i>Qwest DSL (Diagnostic)</i>	134
<i>UNE - P (POTS) (Diagnostic)</i>	134
<i>UNE P (Centrex) (Diagnostic)</i>	135

## Table of Contents

<b>Section</b>	<b>Page Number</b>
<i>UNE P (Centrex 21) (Diagnostic)</i>	135
<i>Line Sharing (Diagnostic)</i>	136
<i>Line Splitting (Diagnostic)</i>	136
<i>Unbundled Loop Analog (Diagnostic)</i>	137
<i>Unbundled Loop - 2 Wire Non-Loaded (Diagnostic)</i>	137
<i>Unbundled Loop - DS1 Capable (Diagnostic)</i>	137
<i>Unbundled Loop - ADSL Qualified (Diagnostic)</i>	137
<i>LIS Trunk (Diagnostic)</i>	138
<b>OP-5R - New Service Quality Multiple Report Rate (Percent)</b>	<b>139</b>
<i>Enhanced Extended Loops - DS1 Capable (Diagnostic)</i>	139
<b>OP-5* - New Service Installation Quality (Percent)</b>	<b>140</b>
<i>Residence (Parity)</i>	140
<i>Business (Parity)</i>	140
<i>Centrex (Parity)</i>	140
<i>Centrex 21 (Parity)</i>	140
<i>PBX (Parity)</i>	141
<i>Basic Rate ISDN (Parity)</i>	141
<i>Qwest DSL (Parity)</i>	141
<i>UNE - P (POTS) (Parity)</i>	141
<i>UNE P (Centrex) (Parity)</i>	142
<i>UNE P (Centrex 21) (Parity)</i>	142
<i>ISDN Primary (Parity)</i>	142
<i>DS1 (Parity)</i>	142
<i>Line Sharing (Parity)</i>	143
<i>UDIT DS1 (Parity)</i>	144
<i>UDIT Above DS1 Level (Parity)</i>	144
<i>Dark Fiber - IOF (Diagnostic)</i>	144
<i>Unbundled Loop Analog (Parity)</i>	144
<i>Unbundled Loop - 2 Wire Non-Loaded (Parity)</i>	145
<i>Unbundled Loop - 4 Wire Non-Loaded (Parity)</i>	145
<i>Unbundled Loop - DS1 Capable (Parity)</i>	145
<i>Unbundled Loop ISDN Capable (Parity)</i>	145
<i>Unbundled Loop - ADSL Qualified (Parity)</i>	146
<i>Unbundled Loop - DS3 Capable (Parity)</i>	146
<i>LIS Trunk (Parity)</i>	146
<i>Dark Fiber - Loop (Diagnostic)</i>	146
<i>E911 (Parity)</i>	147
<i>Enhanced Extended Loops (EELs) (Diagnostic)</i>	148
<b>OP-6A-1 - Delayed Days for Non-Facility Reasons (Average Days) - Dispatches within MSAs</b>	<b>149</b>
<i>Residence (Parity)</i>	149
<i>Qwest DSL (Parity)</i>	149
<i>UNE - P (POTS) (Parity)</i>	149
<i>UNE P (Centrex) (Parity)</i>	149
<i>UNE P (Centrex 21) (Parity)</i>	150
<i>Line Sharing (Diagnostic)</i>	151
<b>OP-6A-2 - Delayed Days for Non-Facility Reasons (Average Days) - Dispatches outside MSAs</b>	<b>152</b>
<i>Residence (Parity)</i>	152

## Table of Contents

<b>Section</b>	<b>Page Number</b>
<i>UNE - P (POTS) (Parity)</i>	152
OP-6A-3 - Delayed Days for Non-Facility Reasons (Average Days) - No dispatches	153
<i>Residence (Parity)</i>	153
<i>Business (Parity)</i>	153
<i>Qwest DSL (Parity)</i>	153
<i>UNE - P (POTS) (Parity)</i>	153
<i>Line Sharing (Diagnostic)</i>	154
OP-6A-4 - Delayed Days for Non-Facility Reasons (Average Days) - Interval Zone One	155
<i>ISDN Primary (Parity)</i>	155
<i>LIS Trunk (Parity)</i>	155
<i>Unbundled Loop Analog (Parity)</i>	156
<i>Unbundled Loop - 2 Wire Non-Loaded (Parity)</i>	156
<i>Unbundled Loop - DS1 Capable (Parity)</i>	156
<i>Unbundled Loop ISDN Capable (Parity)</i>	156
<i>Unbundled Loop - ADSL Qualified (Parity)</i>	157
<i>Enhanced Extended Loops (EELs) (Diagnostic)</i>	158
OP-6A-5 - Delayed Days for Non-Facility Reasons (Average Days) - Interval Zone Two	159
<i>ISDN Primary (Parity)</i>	159
<i>DS1 (Parity)</i>	159
<i>LIS Trunk (Parity)</i>	159
<i>Unbundled Loop Analog (Parity)</i>	160
<i>Unbundled Loop - 2 Wire Non-Loaded (Parity)</i>	160
<i>Unbundled Loop - DS1 Capable (Parity)</i>	160
<i>Unbundled Loop ISDN Capable (Parity)</i>	160
<i>Unbundled Loop - ADSL Qualified (Parity)</i>	161
<i>Enhanced Extended Loops (EELs) (Diagnostic)</i>	162
OP-6B-1 - Delayed Days for Facility Reasons (Average Days) - Dispatches within MSAs	163
<i>Residence (Parity)</i>	163
<i>Qwest DSL (Parity)</i>	163
<i>UNE - P (POTS) (Parity)</i>	163
<i>UNE P (Centrex) (Parity)</i>	163
OP-6B-2 - Delayed Days for Facility Reasons (Average Days) - Dispatches outside MSAs	164
<i>Residence (Parity)</i>	164
<i>UNE - P (POTS) (Parity)</i>	164
OP-6B-3 - Delayed Days for Facility Reasons (Average Days) - No dispatches	165
<i>Residence (Parity)</i>	165
<i>UNE - P (POTS) (Parity)</i>	165
<i>Line Sharing (Diagnostic)</i>	166
OP-6B-4 - Delayed Days for Facility Reasons (Average Days) - Interval Zone One	167
<i>LIS Trunk (Parity)</i>	167
<i>Unbundled Loop Analog (Parity)</i>	168
<i>Unbundled Loop - 2 Wire Non-Loaded (Parity)</i>	168
<i>Unbundled Loop - DS1 Capable (Parity)</i>	168
<i>Unbundled Loop ISDN Capable (Parity)</i>	168

## Table of Contents

<b>Section</b>	<b>Page Number</b>
<i>Enhanced Extended Loops (EELs) (Diagnostic)</i>	169
<b>OP-6B-5 - Delayed Days for Facility Reasons (Average Days) - Interval Zone Two</b>	<b>170</b>
<i>DS1 (Parity)</i>	170
<i>Unbundled Loop Analog (Parity)</i>	171
<i>Unbundled Loop - 2 Wire Non-Loaded (Parity)</i>	171
<i>Unbundled Loop - DS1 Capable (Parity)</i>	171
<i>Unbundled Loop ISDN Capable (Parity)</i>	171
<i>Enhanced Extended Loops (EELs) (Diagnostic)</i>	172
<b>OP-7 - Coordinated "Hot Cut" Interval (Hours:Minutes)</b>	<b>173</b>
<i>Unbundled Loop - Analog (Diagnostic)</i>	173
<i>Unbundled Loop Other (Diagnostic)</i>	173
<b>OP-8 - Number Portability Timeliness (Percent)</b>	<b>174</b>
<i>Number Portability Timeliness (Percent) (OP-8 B) (Benchmark)</i>	174
<i>Percentage of LNP Triggers Set Prior to the Frame Due Time (Percent) (OP-8C) (Benchmark)</i>	174
<b>OP-13 - Coordinated Cuts on Time (Percent)</b>	<b>175</b>
<i>Coordinated Cuts Completed on Time (Percent) Unbundled Loop - Analog (OP-13A) (Benchmark)</i>	175
<i>Coordinated Cuts Completed on Time (Percent) Unbundled Loop Other (OP-13A) (Benchmark)</i>	175
<i>Coordinated Cuts Started Without CLEC Approval (Percent) Unbundled Loop - Analog (OP-13B) (Diagnostic)</i>	175
<i>Coordinated Cuts Started Without CLEC Approval (Percent) Unbundled Loop Other (OP-13B) (Diagnostic)</i>	175
<b>OP-15A - Interval for Pending Orders Delayed Past Due Date</b>	<b>176</b>
<i>Residence (Diagnostic)</i>	176
<i>Business (Diagnostic)</i>	176
<i>PBX (Diagnostic)</i>	176
<i>UNE - P (POTS) (Diagnostic)</i>	176
<i>UNE P (Centrex) (Diagnostic)</i>	177
<i>UNE P (Centrex 21) (Diagnostic)</i>	177
<i>Line Sharing (Diagnostic)</i>	178
<i>LIS Trunk (Diagnostic)</i>	179
<i>Unbundled Loop Analog (Diagnostic)</i>	179
<i>Unbundled Loop - 2 Wire Non-Loaded (Diagnostic)</i>	179
<i>Unbundled Loop - DS1 Capable (Diagnostic)</i>	179
<i>Unbundled Loop ISDN Capable (Diagnostic)</i>	180
<i>Unbundled Loop - DS3 Capable (Diagnostic)</i>	180
<i>Qwest DSL (Parity)</i>	180
<i>Enhanced Extended Loops (EELs) (Diagnostic)</i>	181
<b>OP-15B - Count of Pending Orders Delayed for Facilities Reasons</b>	<b>182</b>
<i>Residence (Diagnostic)</i>	182
<i>Business (Diagnostic)</i>	182
<i>PBX (Diagnostic)</i>	182
<i>UNE - P (POTS) (Diagnostic)</i>	182
<i>UNE P (Centrex) (Diagnostic)</i>	183
<i>UNE P (Centrex 21) (Diagnostic)</i>	183
<i>Line Sharing (Diagnostic)</i>	184
<i>LIS Trunk (Diagnostic)</i>	185
<i>Unbundled Loop Analog (Diagnostic)</i>	185

## Table of Contents

<b>Section</b>	<b>Page Number</b>
<i>Unbundled Loop - 2 Wire Non-Loaded (Diagnostic)</i>	185
<i>Unbundled Loop - DS1 Capable (Diagnostic)</i>	185
<i>Unbundled Loop ISDN Capable (Diagnostic)</i>	186
<i>Unbundled Loop - DS3 Capable (Diagnostic)</i>	186
<i>Qwest DSL (Diagnostic)</i>	186
<i>Enhanced Extended Loops (EELs) (Diagnostic)</i>	186
<b>OP-17 - Timeliness of Disconnects associated with LNP Orders</b>	<b>187</b>
<i>Timeliness of Disconnects associated with LNP Orders (Percent) (OP-17A) (Benchmark)</i>	187
<i>Timeliness of Disconnects associated with LNP Orders (Percent) (OP-17B) (Diagnostic)</i>	187
<b>MR-2 - Calls Answered within 20 Seconds - Interconnect Repair Center (Percent)</b>	<b>188</b>
<i>Calls Answered within 20 seconds - Interconnect Repair Center (Percent) (MR-2) (Parity)</i>	188
<b>MR-3A - Out of Service Cleared within 24 Hours (Percent) - Dispatches within MSAs</b>	<b>189</b>
<i>Residence (Parity)</i>	189
<i>Business (Parity)</i>	189
<i>Centrex (Parity)</i>	189
<i>Centrex 21 (Parity)</i>	189
<i>PBX (Parity)</i>	190
<i>Basic Rate ISDN (Parity)</i>	190
<i>UNE - P (POTS) (Parity)</i>	190
<i>UNE P (Centrex) (Parity)</i>	190
<i>UNE P (Centrex 21) (Parity)</i>	191
<i>Line Sharing (Parity)</i>	191
<b>MR-3B - Out of Service Cleared within 24 Hours (Percent) - Dispatches outside MSAs</b>	<b>192</b>
<i>Residence (Parity)</i>	192
<i>Business (Parity)</i>	192
<i>Centrex 21 (Parity)</i>	192
<i>PBX (Parity)</i>	192
<i>UNE - P (POTS) (Parity)</i>	193
<i>UNE P (Centrex) (Parity)</i>	193
<i>Line Sharing (Parity)</i>	193
<b>MR-3C - Out of Service Cleared within 24 Hours (Percent) - No dispatches</b>	<b>194</b>
<i>Residence (Parity)</i>	194
<i>Business (Parity)</i>	194
<i>Centrex (Parity)</i>	194
<i>Centrex 21 (Parity)</i>	194
<i>PBX (Parity)</i>	195
<i>UNE - P (POTS) (Parity)</i>	195
<i>UNE P (Centrex) (Parity)</i>	195
<i>UNE P (Centrex 21) (Parity)</i>	195
<i>Line Sharing (Parity)</i>	196
<b>MR-3D - Out of Service Cleared within 24 Hours (Percent) - Interval Zone One</b>	<b>197</b>
<i>Qwest DSL (Parity)</i>	197
<i>Unbundled Loop Analog (Parity)</i>	197
<i>Unbundled Loop - 2 Wire Non-Loaded (Parity)</i>	197
<i>Unbundled Loop - ADSL Qualified (Parity)</i>	197

## Table of Contents

<b>Section</b>	<b>Page Number</b>
<i>Unbundled Loop ISDN Capable (Parity)</i>	198
<b>MR-3E - Out of Service Cleared within 24 Hours (Percent) - Interval Zone Two</b>	<b>199</b>
<i>Unbundled Loop Analog (Parity)</i>	199
<i>Unbundled Loop - 2 Wire Non-Loaded (Parity)</i>	199
<i>Unbundled Loop - ADSL Qualified (Parity)</i>	199
<i>Unbundled Loop ISDN Capable (Parity)</i>	199
<b>MR-4A - All Troubles Cleared within 48 Hours (Percent) - Dispatches within MSAs</b>	<b>200</b>
<i>Residence (Parity)</i>	200
<i>Business (Parity)</i>	200
<i>Centrex (Parity)</i>	200
<i>Centrex 21 (Parity)</i>	200
<i>PBX (Parity)</i>	201
<i>Basic Rate ISDN (Parity)</i>	201
<i>UNE - P (POTS) (Parity)</i>	201
<i>UNE P (Centrex) (Parity)</i>	201
<i>UNE P (Centrex 21) (Parity)</i>	202
<i>Line Sharing (Parity)</i>	202
<b>MR-4B - All Troubles Cleared within 48 Hours (Percent) - Dispatches outside MSAs</b>	<b>203</b>
<i>Residence (Parity)</i>	203
<i>Business (Parity)</i>	203
<i>Centrex 21 (Parity)</i>	203
<i>PBX (Parity)</i>	203
<i>UNE - P (POTS) (Parity)</i>	204
<i>UNE P (Centrex) (Parity)</i>	204
<i>UNE P (Centrex 21) (Parity)</i>	204
<i>Line Sharing (Parity)</i>	204
<b>MR-4C - All Troubles Cleared within 48 Hours (Percent) - No dispatches</b>	<b>205</b>
<i>Residence (Parity)</i>	205
<i>Business (Parity)</i>	205
<i>Centrex (Parity)</i>	205
<i>Centrex 21 (Parity)</i>	205
<i>PBX (Parity)</i>	206
<i>UNE - P (POTS) (Parity)</i>	206
<i>UNE P (Centrex) (Parity)</i>	206
<i>UNE P (Centrex 21) (Parity)</i>	206
<i>Line Sharing (Parity)</i>	207
<b>MR-4D - All Troubles Cleared within 48 Hours (Percent) - Interval Zone One</b>	<b>208</b>
<i>Qwest DSL (Parity)</i>	208
<i>Unbundled Loop Analog (Parity)</i>	208
<i>Unbundled Loop - 2 Wire Non-Loaded (Parity)</i>	208
<i>Unbundled Loop - ADSL Qualified (Parity)</i>	208
<i>Unbundled Loop ISDN Capable (Parity)</i>	209
<b>MR-4E - All Troubles Cleared within 48 Hours (Percent) - Interval Zone Two</b>	<b>210</b>
<i>Qwest DSL (Parity)</i>	210
<i>Unbundled Loop Analog (Parity)</i>	210

## Table of Contents

<b>Section</b>	<b>Page Number</b>
<i>Unbundled Loop - 2 Wire Non-Loaded (Parity)</i>	210
<i>Unbundled Loop - ADSL Qualified (Parity)</i>	210
<i>Unbundled Loop ISDN Capable (Parity)</i>	211
<b>MR-5A - All Troubles Cleared within 4 Hours (Percent) - Interval Zone One</b>	<b>212</b>
<i>ISDN Primary (Parity)</i>	212
<i>DS0 (Parity)</i>	212
<i>DS1 (Parity)</i>	212
<i>LIS Trunk (Parity)</i>	212
<i>UDIT DS1 (Parity)</i>	213
<i>UDIT Above DS1 Level (Parity)</i>	213
<i>Unbundled Loop - 4 Wire Non-Loaded (Parity)</i>	213
<i>Unbundled Loop - DS1 Capable (Parity)</i>	213
<i>E911 (Parity)</i>	214
<i>Enhanced Extended Loops (EELs) (Diagnostic)</i>	215
<b>MR-5B - All Troubles Cleared within 4 Hours (Percent) - Interval Zone Two</b>	<b>216</b>
<i>ISDN Primary (Parity)</i>	216
<i>DS0 (Parity)</i>	216
<i>DS1 (Parity)</i>	216
<i>LIS Trunk (Parity)</i>	216
<i>UDIT DS1 (Parity)</i>	217
<i>UDIT Above DS1 Level (Parity)</i>	217
<i>Unbundled Loop - DS1 Capable (Parity)</i>	217
<i>Enhanced Extended Loops (EELs) (Diagnostic)</i>	218
<b>MR-6A - Mean Time to Restore (Hours:Minutes) - Dispatches within MSAs</b>	<b>219</b>
<i>Residence (Parity)</i>	219
<i>Business (Parity)</i>	219
<i>Centrex (Parity)</i>	219
<i>Centrex 21 (Parity)</i>	219
<i>PBX (Parity)</i>	220
<i>Basic Rate ISDN (Parity)</i>	220
<i>UNE - P (POTS) (Parity)</i>	220
<i>UNE P (Centrex) (Parity)</i>	220
<i>UNE P (Centrex 21) (Parity)</i>	221
<i>Line Sharing (Parity)</i>	221
<b>MR-6B - Mean Time to Restore (Hours:Minutes) - Dispatches outside MSAs</b>	<b>222</b>
<i>Residence (Parity)</i>	222
<i>Business (Parity)</i>	222
<i>Centrex 21 (Parity)</i>	222
<i>PBX (Parity)</i>	222
<i>UNE - P (POTS) (Parity)</i>	223
<i>UNE P (Centrex) (Parity)</i>	223
<i>UNE P (Centrex 21) (Parity)</i>	223
<i>Line Sharing (Parity)</i>	223
<b>MR-6C - Mean Time to Restore (Hours:Minutes) - No dispatches</b>	<b>224</b>
<i>Residence (Parity)</i>	224
<i>Business (Parity)</i>	224

## Table of Contents

<b>Section</b>	<b>Page Number</b>
<i>Centrex (Parity)</i>	224
<i>Centrex 21 (Parity)</i>	224
<i>PBX (Parity)</i>	225
<i>UNE - P (POTS) (Parity)</i>	225
<i>UNE P (Centrex) (Parity)</i>	225
<i>UNE P (Centrex 21) (Parity)</i>	225
<i>Line Sharing (Parity)</i>	226
<b>MR-6D - Mean Time to Restore (Hours:Minutes) - Interval Zone One</b>	<b>227</b>
<i>ISDN Primary (Parity)</i>	227
<i>DS0 (Parity)</i>	227
<i>DS1 (Parity)</i>	227
<i>LIS Trunk (Parity)</i>	227
<i>UDIT DS1 (Parity)</i>	228
<i>UDIT Above DS1 Level (Parity)</i>	228
<i>Unbundled Loop Analog (Parity)</i>	228
<i>Unbundled Loop - 2 Wire Non-Loaded (Parity)</i>	228
<i>Unbundled Loop - 4 Wire Non-Loaded (Parity)</i>	229
<i>Unbundled Loop - DS1 Capable (Parity)</i>	229
<i>Unbundled Loop ISDN Capable (Parity)</i>	229
<i>Unbundled Loop - ADSL Qualified (Parity)</i>	229
<i>Qwest DSL (Parity)</i>	230
<i>E911 (Parity)</i>	230
<i>Enhanced Extended Loops (EELs) (Diagnostic)</i>	231
<b>MR-6E - Mean Time to Restore (Hours:Minutes) - Interval Zone Two</b>	<b>232</b>
<i>ISDN Primary (Parity)</i>	232
<i>DS0 (Parity)</i>	232
<i>DS1 (Parity)</i>	232
<i>LIS Trunk (Parity)</i>	232
<i>UDIT DS1 (Parity)</i>	233
<i>UDIT Above DS1 Level (Parity)</i>	233
<i>Unbundled Loop Analog (Parity)</i>	233
<i>Unbundled Loop - 2 Wire Non-Loaded (Parity)</i>	233
<i>Unbundled Loop - DS1 Capable (Parity)</i>	234
<i>Unbundled Loop ISDN Capable (Parity)</i>	234
<i>Unbundled Loop - ADSL Qualified (Parity)</i>	234
<i>Qwest DSL (Parity)</i>	234
<i>Enhanced Extended Loops (EELs) (Diagnostic)</i>	235
<b>MR-7A - Repair Repeat Report Rate (Percent) - Dispatches within MSAs</b>	<b>236</b>
<i>Residence (Parity)</i>	236
<i>Business (Parity)</i>	236
<i>Centrex (Parity)</i>	236
<i>Centrex 21 (Parity)</i>	236
<i>PBX (Parity)</i>	237
<i>Basic Rate ISDN (Parity)</i>	237
<i>UNE - P (POTS) (Parity)</i>	237
<i>UNE P (Centrex) (Parity)</i>	237
<i>UNE P (Centrex 21) (Parity)</i>	238
<i>Line Sharing (Diagnostic)</i>	238



## Table of Contents

<b>Section</b>	<b>Page Number</b>
MR-7A* - Repair Repeat Report Rate (Percent) - Dispatches within MSAs	239
<i>Residence (Parity)</i>	239
<i>Business (Parity)</i>	239
<i>Centrex (Parity)</i>	239
<i>Centrex 21 (Parity)</i>	239
<i>PBX (Parity)</i>	240
<i>UNE - P (POTS) (Parity)</i>	240
<i>UNE P (Centrex) (Parity)</i>	240
<i>UNE P (Centrex 21) (Parity)</i>	240
<i>Line Sharing (Diagnostic)</i>	241
MR-7B - Repair Repeat Report Rate (Percent) - Dispatches outside MSAs	242
<i>Residence (Parity)</i>	242
<i>Business (Parity)</i>	242
<i>Centrex 21 (Parity)</i>	242
<i>PBX (Parity)</i>	242
<i>UNE - P (POTS) (Parity)</i>	243
<i>UNE P (Centrex) (Parity)</i>	243
<i>UNE P (Centrex 21) (Parity)</i>	243
<i>Line Sharing (Diagnostic)</i>	243
MR-7B* - Repair Repeat Report Rate (Percent) - Dispatches outside MSAs	244
<i>Residence (Parity)</i>	244
<i>Business (Parity)</i>	244
<i>Centrex 21 (Parity)</i>	244
<i>PBX (Parity)</i>	244
<i>UNE - P (POTS) (Parity)</i>	245
<i>UNE P (Centrex) (Parity)</i>	245
<i>UNE P (Centrex 21) (Parity)</i>	245
<i>Line Sharing (Diagnostic)</i>	245
MR-7C - Repair Repeat Report Rate (Percent) - No dispatches	246
<i>Residence (Parity)</i>	246
<i>Business (Parity)</i>	246
<i>Centrex (Parity)</i>	246
<i>Centrex 21 (Parity)</i>	246
<i>PBX (Parity)</i>	247
<i>UNE - P (POTS) (Parity)</i>	247
<i>UNE P (Centrex) (Parity)</i>	247
<i>UNE P (Centrex 21) (Parity)</i>	247
<i>Line Sharing (Diagnostic)</i>	248
MR-7C* - Repair Repeat Report Rate (Percent) - No dispatches	249
<i>Residence (Parity)</i>	249
<i>Business (Parity)</i>	249
<i>Centrex (Parity)</i>	249
<i>PBX (Parity)</i>	249
<i>UNE - P (POTS) (Parity)</i>	250
<i>UNE P (Centrex) (Parity)</i>	250
<i>UNE P (Centrex 21) (Parity)</i>	250

## Table of Contents

<b>Section</b>	<b>Page Number</b>
<i>Line Sharing (Diagnostic)</i>	250
<b>MR-7D - Repair Repeat Report Rate (Percent) - Interval Zone One</b>	<b>251</b>
<i>ISDN Primary (Parity)</i>	251
<i>DS0 (Parity)</i>	251
<i>DS1 (Parity)</i>	251
<i>LIS Trunk (Parity)</i>	251
<i>UDIT DS1 (Parity)</i>	252
<i>UDIT Above DS1 Level (Parity)</i>	252
<i>Unbundled Loop Analog (Parity)</i>	252
<i>Unbundled Loop - 2 Wire Non-Loaded (Parity)</i>	252
<i>Unbundled Loop - 4 Wire Non-Loaded (Parity)</i>	253
<i>Unbundled Loop - DS1 Capable (Parity)</i>	253
<i>Unbundled Loop ISDN Capable (Parity)</i>	253
<i>Unbundled Loop - ADSL Qualified (Parity)</i>	253
<i>Qwest DSL (Parity)</i>	254
<i>E911 (Parity)</i>	254
<i>Enhanced Extended Loops (EELs) (Diagnostic)</i>	255
<b>MR-7D* - Repair Repeat Report Rate (Percent) - Interval Zone One</b>	<b>256</b>
<i>ISDN Primary (Parity)</i>	256
<i>DS0 (Parity)</i>	256
<i>DS1 (Parity)</i>	256
<i>LIS Trunk (Parity)</i>	256
<i>UDIT Above DS1 Level (Parity)</i>	257
<i>Unbundled Loop Analog (Parity)</i>	257
<i>Unbundled Loop - 2 Wire Non-Loaded (Parity)</i>	257
<i>Unbundled Loop - 4 Wire Non-Loaded (Parity)</i>	257
<i>Unbundled Loop - DS1 Capable (Parity)</i>	258
<i>Unbundled Loop ISDN Capable (Parity)</i>	258
<i>Unbundled Loop - ADSL Qualified (Parity)</i>	258
<i>Qwest DSL (Parity)</i>	258
<i>E911 (Parity)</i>	259
<i>Enhanced Extended Loops (EELs) (Diagnostic)</i>	260
<b>MR-7E - Repair Repeat Report Rate (Percent) - Interval Zone Two</b>	<b>261</b>
<i>ISDN Primary (Parity)</i>	261
<i>DS0 (Parity)</i>	261
<i>DS1 (Parity)</i>	261
<i>LIS Trunk (Parity)</i>	261
<i>UDIT DS1 (Parity)</i>	262
<i>UDIT Above DS1 Level (Parity)</i>	262
<i>Unbundled Loop Analog (Parity)</i>	262
<i>Unbundled Loop - 2 Wire Non-Loaded (Parity)</i>	262
<i>Unbundled Loop - DS1 Capable (Parity)</i>	263
<i>Unbundled Loop ISDN Capable (Parity)</i>	263
<i>Unbundled Loop - ADSL Qualified (Parity)</i>	263
<i>Qwest DSL (Parity)</i>	263
<i>Enhanced Extended Loops (EELs) (Diagnostic)</i>	264
<b>MR-7E* - Repair Repeat Report Rate (Percent) - Interval Zone Two</b>	<b>265</b>

## Table of Contents

<b>Section</b>	<b>Page Number</b>
<i>ISDN Primary (Parity)</i>	265
<i>DS0 (Parity)</i>	265
<i>DS1 (Parity)</i>	265
<i>LIS Trunk (Parity)</i>	265
<i>UDIT DS1 (Parity)</i>	266
<i>UDIT Above DS1 Level (Parity)</i>	266
<i>Unbundled Loop Analog (Parity)</i>	266
<i>Unbundled Loop - 2 Wire Non-Loaded (Parity)</i>	266
<i>Unbundled Loop - DS1 Capable (Parity)</i>	267
<i>Unbundled Loop ISDN Capable (Parity)</i>	267
<i>Unbundled Loop - ADSL Qualified (Parity)</i>	267
<i>Qwest DSL (Parity)</i>	267
<i>Enhanced Extended Loops (EELs) (Diagnostic)</i>	268
<b>MR-8 - Trouble Rate (Percent)</b>	<b>269</b>
<i>Residence (Parity)</i>	269
<i>Business (Parity)</i>	269
<i>Centrex (Parity)</i>	269
<i>Centrex 21 (Parity)</i>	269
<i>PBX (Parity)</i>	270
<i>Basic Rate ISDN (Parity)</i>	270
<i>Qwest DSL (Parity)</i>	270
<i>ISDN Primary (Parity)</i>	270
<i>DS0 (Parity)</i>	271
<i>DS1 (Parity)</i>	271
<i>DS3 (Parity)</i>	271
<i>Frame Relay (Parity)</i>	271
<i>LIS Trunk (Parity)</i>	272
<i>UNE - P (POTS) (Parity)</i>	272
<i>UNE P (Centrex) (Parity)</i>	272
<i>UNE P (Centrex 21) (Parity)</i>	272
<i>Line Sharing (Parity)</i>	273
<i>UDIT DS1 (Parity)</i>	274
<i>UDIT Above DS1 Level (Parity)</i>	274
<i>Dark Fiber - IOF (Diagnostic)</i>	274
<i>Unbundled Loop Analog (Parity)</i>	274
<i>Unbundled Loop - 2 Wire Non-Loaded (Parity)</i>	275
<i>Unbundled Loop - 4 Wire Non-Loaded (Parity)</i>	275
<i>Unbundled Loop - DS1 Capable (Parity)</i>	275
<i>Unbundled Loop ISDN Capable (Parity)</i>	275
<i>Unbundled Loop - ADSL Qualified (Parity)</i>	276
<i>Dark Fiber - Loop (Diagnostic)</i>	276
<i>E911 (Parity)</i>	276
<i>Enhanced Extended Loops (EELs) (Diagnostic)</i>	277
<b>MR-8* - Trouble Rate (Percent)</b>	<b>278</b>
<i>Residence (Parity)</i>	278
<i>Business (Parity)</i>	278
<i>Centrex (Parity)</i>	278
<i>Centrex 21 (Parity)</i>	278
<i>PBX (Parity)</i>	279

## Table of Contents

<b>Section</b>	<b>Page Number</b>
<i>Basic Rate ISDN (Parity)</i>	279
<i>Qwest DSL (Parity)</i>	279
<i>ISDN Primary (Parity)</i>	279
<i>DS0 (Parity)</i>	280
<i>DS1 (Parity)</i>	280
<i>Frame Relay (Parity)</i>	280
<i>LIS Trunk (Parity)</i>	280
<i>UNE - P (POTS) (Parity)</i>	281
<i>UNE P (Centrex) (Parity)</i>	281
<i>UNE P (Centrex 21) (Parity)</i>	281
<i>Line Sharing (Parity)</i>	281
<i>UDIT DS1 (Parity)</i>	282
<i>UDIT Above DS1 Level (Parity)</i>	282
<i>Dark Fiber - IOF (Diagnostic)</i>	282
<i>Unbundled Loop Analog (Parity)</i>	282
<i>Unbundled Loop - 2 Wire Non-Loaded (Parity)</i>	283
<i>Unbundled Loop - 4 Wire Non-Loaded (Parity)</i>	283
<i>Unbundled Loop - DS1 Capable (Parity)</i>	283
<i>Unbundled Loop ISDN Capable (Parity)</i>	283
<i>Unbundled Loop - ADSL Qualified (Parity)</i>	284
<i>Dark Fiber - Loop (Diagnostic)</i>	284
<i>E911 (Parity)</i>	284
<i>Enhanced Extended Loops (EELs) (Diagnostic)</i>	285
<b>MR-9A - Repair Appointments Met (Percent) - Dispatches within MSAs</b>	<b>286</b>
<i>Residence (Parity)</i>	286
<i>Business (Parity)</i>	286
<i>Centrex (Parity)</i>	286
<i>Centrex 21 (Parity)</i>	286
<i>PBX (Parity)</i>	287
<i>UNE - P (POTS) (Parity)</i>	287
<b>MR-9B - Repair Appointments Met (Percent) - Dispatches outside MSAs</b>	<b>288</b>
<i>Residence (Parity)</i>	288
<i>Business (Parity)</i>	288
<i>Centrex 21 (Parity)</i>	288
<i>PBX (Parity)</i>	288
<i>UNE - P (POTS) (Parity)</i>	289
<b>MR-9C - Repair Appointments Met (Percent) - No dispatches</b>	<b>290</b>
<i>Residence (Parity)</i>	290
<i>Business (Parity)</i>	290
<i>Centrex (Parity)</i>	290
<i>Centrex 21 (Parity)</i>	290
<i>PBX (Parity)</i>	291
<i>UNE - P (POTS) (Parity)</i>	291
<b>MR-10 - Customer-Related Trouble Reports (Percent)</b>	<b>292</b>
<i>Residence (Diagnostic)</i>	292
<i>Business (Diagnostic)</i>	292
<i>Centrex (Diagnostic)</i>	292

## Table of Contents

<b>Section</b>	<b>Page Number</b>
<i>Centrex 21 (Diagnostic)</i>	292
<i>PBX (Diagnostic)</i>	293
<i>Basic Rate ISDN (Diagnostic)</i>	293
<i>Qwest DSL (Diagnostic)</i>	293
<i>ISDN Primary (Diagnostic)</i>	293
<i>DS0 (Diagnostic)</i>	294
<i>DS1 (Diagnostic)</i>	294
<i>DS3 (Diagnostic)</i>	294
<i>LIS Trunk (Diagnostic)</i>	294
<i>UNE - P (POTS) (Diagnostic)</i>	295
<i>UNE P (Centrex) (Diagnostic)</i>	295
<i>UNE P (Centrex 21) (Diagnostic)</i>	295
<i>UDIT DS1 (Diagnostic)</i>	296
<i>UDIT Above DS1 Level (Diagnostic)</i>	296
<i>Unbundled Loop Analog (Diagnostic)</i>	296
<i>Unbundled Loop - 2 Wire Non-Loaded (Diagnostic)</i>	296
<i>Unbundled Loop - 4 Wire Non-Loaded (Diagnostic)</i>	297
<i>Unbundled Loop - DS1 Capable (Diagnostic)</i>	297
<i>Unbundled Loop ISDN Capable (Diagnostic)</i>	297
<i>Unbundled Loop - ADSL Qualified (Diagnostic)</i>	297
<i>E911 (Diagnostic)</i>	298
<b>MR-11 - LNP Trouble Reports Cleared</b>	<b>299</b>
<i>LNP Trouble Reports Cleared within 4 Hours (Percent) (MR-11A ) (Benchmark)</i>	299
<i>LNP Trouble Reports Cleared within 48 Hours - All Volumes (Percent) (MR-11B ) (Benchmark)</i>	299
<b>BI-1 - Time to Provide Recorded Usage Records</b>	<b>300</b>
<i>Time to Provide Usage Records (Average Days) UNEs and Resale Aggregate (BI-1A ) (Parity)</i>	300
<i>Time to Provide Usage Records (Percent) Jointly-provided Switched Access (BI-1B ) (Benchmark)</i>	301
<b>BI-1 - Time to Provide Recorded Usage Reports</b>	<b>302</b>
<i>Time to Provide Usage Records [CAT11] (Average Days) UNEs and Resale Aggregate (BI-1C-1 ) (Diagnostic)</i>	302
<i>Time to Provide Usage Records [CAT10] (Average Days) UNEs and Resale Aggregate (BI-1C-2 ) (Diagnostic)</i>	303
<b>BI-2 - Invoices Delivered within 10 Days</b>	<b>304</b>
<i>Invoices Delivered within 10 Days (Percent) All (BI-2 ) (Parity)</i>	304
<b>BI-3 - Billing Accuracy - Adjustments for Errors</b>	<b>305</b>
<i>Billing Accuracy - Adjustments for Errors (Percent) UNEs and Resale Aggregate (BI-3A ) (Parity)</i>	305
<i>Billing Accuracy - Adjustments for Errors (Percent) Reciprocal Compensation (BI-3B ) (Benchmark)</i>	306
<b>BI-4 - Billing Completeness</b>	<b>307</b>
<i>Billing Completeness (Percent) UNEs and Resale Aggregate (BI-4A ) (Parity)</i>	307
<i>Billing Completeness (Percent) Reciprocal Compensation (BI-4B ) (Benchmark)</i>	308
<b>BI-5 - Billing Accuracy &amp; Claims Processing</b>	<b>309</b>
<i>Billing Accuracy &amp; Claims Processing - Acknowledgment (Percent) All (BI-5A ) (Benchmark)</i>	309
<i>Billing Accuracy &amp; Claims Processing - Resolution (Percent) All (BI-5B ) (Benchmark)</i>	309
<b>DB-1 - Time to Update Databases</b>	<b>310</b>
<i>Time to Update Databases (Hours:Minutes) E911 (DB-1 A) (Parity)</i>	310

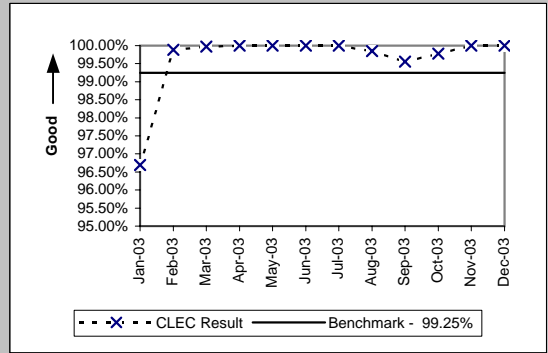
## Table of Contents

<b>Section</b>	<b>Page Number</b>
<i>Time to Update Databases (Avg Sec) LIDB (DB-1 B) (Parity)</i>	310
<i>Time to Update Databases (Avg Sec) Directory Listing (DB-1 C-1) (Parity)</i>	310
<b>DB-2 - Accurate Database Updates</b>	<b>311</b>
<i>Accurate Database Updates (Percent) Directory Listing (DB-2 C-1) (Parity)</i>	311
<b>DA-1 - Speed of Answer - Directory Assistance</b>	<b>312</b>
<i>Speed of Answer - Directory Assistance (Avg Sec) (DA-1 ) (Parity)</i>	312
<b>OS-1 - Speed of Answer - Operator Services</b>	<b>313</b>
<i>Speed of Answer - Operator Services (Avg Sec) (OS-1 ) (Parity)</i>	313
<b>NI-1 - Trunk Blocking</b>	<b>314</b>
<i>Trunk Blockage to Qwest Tandem Offices (NI-1A ) (Benchmark)</i>	314
<i>Trunk Blockage to Qwest End Offices (NI-1B ) (Benchmark)</i>	314
<i>Trunk Blockage to Qwest Tandem Offices (Percent) (NI-1C ) (Diagnostic)</i>	315
<i>Trunk Blockage to Qwest End Offices (Percent) (NI-1D ) (Diagnostic)</i>	315
<b>NP-1 - NXX Code Activation</b>	<b>316</b>
<i>NXX Code Activation (Percent) (NP-1A ) (Parity)</i>	316
<i>NXX Code Activation - Facility Delays (Percent) (NP-1B ) (Diagnostic)</i>	316
<b>CP-1 - Collocation Completion Interval (Average Days)</b>	<b>317</b>
<i>Scheduled Interval 90 Calendar Days or Less (CP-1A ) (Benchmark)</i>	317
<i>Scheduled Interval 91 to 120 Calendar Days (CP-1B ) (Benchmark)</i>	317
<i>Scheduled Interval 121 to 150 Calendar Days (CP-1C ) (Benchmark)</i>	317
<b>CP-2 - Collocations Completed within Scheduled Intervals (Percent)</b>	<b>318</b>
<i>Non-Forecasted &amp; Late Forecasted Collocations (CP-2B ) (Benchmark)</i>	318
<i>Collocations with Intervals Longer than 120 Days (CP-2C ) (Benchmark)</i>	318
<b>CP-3 - Collocation Feasibility Study Interval (Average Days)</b>	<b>319</b>
<i>Collocation Feasibility Study Interval (CP-3 ) (Benchmark)</i>	319
<b>CP-4 - Collocation Feasibility Study Commitments Met (Percent)</b>	<b>320</b>
<i>Collocation Feasibility Study Commitments Met (CP-4 ) (Benchmark)</i>	320

GA-1 - Gateway Availability - IMA-GUI

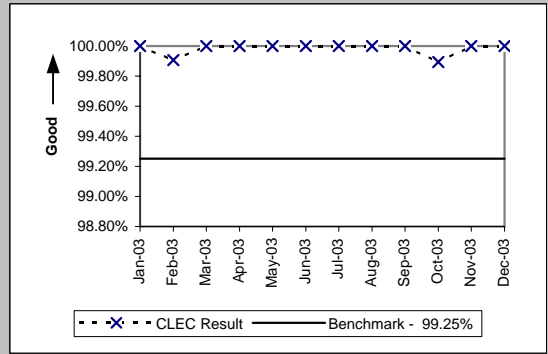
Gateway Availability - IMA-GUI (Percent) All (GA-1 A) (Benchmark)

Date	Numerator	Denominator	CLEC Result
Jan-03	28544	29520	96.69%
Feb-03	26610	26640	99.89%
Mar-03	28973	28980	99.98%
Apr-03	28440	28440	100.00%
May-03	29700	29700	100.00%
Jun-03	28080	28080	100.00%
Jul-03	29880	29880	100.00%
Aug-03	28457	28500	99.85%
Sep-03	28672	28800	99.56%
Oct-03	29693	29760	99.77%
Nov-03	27900	27900	100.00%
Dec-03	29340	29340	100.00%



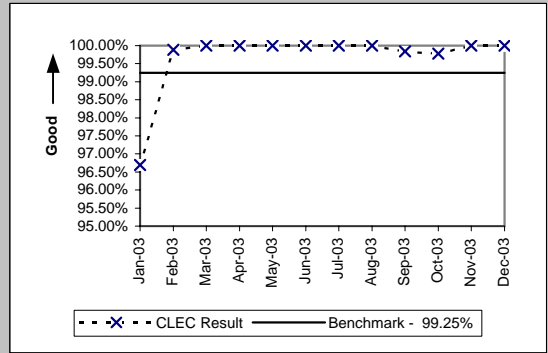
Gateway Availability - IMA-GUI (Percent) SIA (GA-1 D) (Benchmark)

Date	Numerator	Denominator	CLEC Result
Jan-03	29880	29880	100.00%
Feb-03	26615	26640	99.91%
Mar-03	28980	28980	100.00%
Apr-03	28800	28800	100.00%
May-03	29700	29700	100.00%
Jun-03	28080	28080	100.00%
Jul-03	29880	29880	100.00%
Aug-03	28980	28980	100.00%
Sep-03	28800	28800	100.00%
Oct-03	29848	29880	99.89%
Nov-03	27900	27900	100.00%
Dec-03	29880	29880	100.00%



GA-2 - Gateway Availability - IMA-EDI

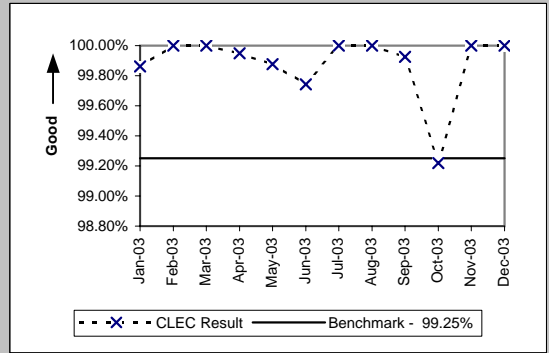
Gateway Availability - IMA-EDI (Percent) (GA-2) (Benchmark)				
Date	Numerator	Denominator	CLEC Result	
Jan-03	28544	29520	96.69%	
Feb-03	26610	26640	99.89%	
Mar-03	28980	28980	100.00%	
Apr-03	28440	28440	100.00%	
May-03	29700	29700	100.00%	
Jun-03	28080	28080	100.00%	
Jul-03	29880	29880	100.00%	
Aug-03	28500	28500	100.00%	
Sep-03	28755	28800	99.84%	
Oct-03	29693	29760	99.77%	
Nov-03	27900	27900	100.00%	
Dec-03	29340	29340	100.00%	





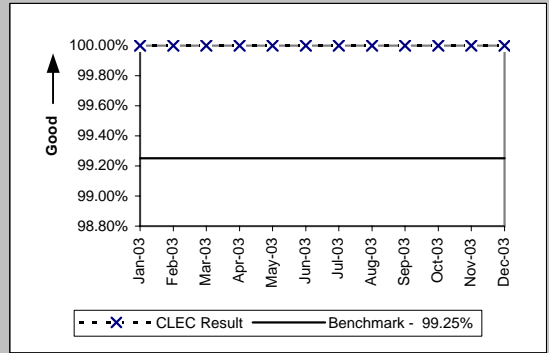
GA-3 - Gateway Availability - EB-TA

Gateway Availability - EB-TA (Percent) (GA-3) (Benchmark)				
Date	Numerator	Denominator	CLEC Result	
Jan-03	43140	43200	99.86%	
Feb-03	38880	38880	100.00%	
Mar-03	42600	42600	100.00%	
Apr-03	41739	41760	99.95%	
May-03	43087	43140	99.88%	
Jun-03	40815	40920	99.74%	
Jul-03	43200	43200	100.00%	
Aug-03	42840	42840	100.00%	
Sep-03	41489	41520	99.93%	
Oct-03	42863	43200	99.22%	
Nov-03	41400	41400	100.00%	
Dec-03	43200	43200	100.00%	



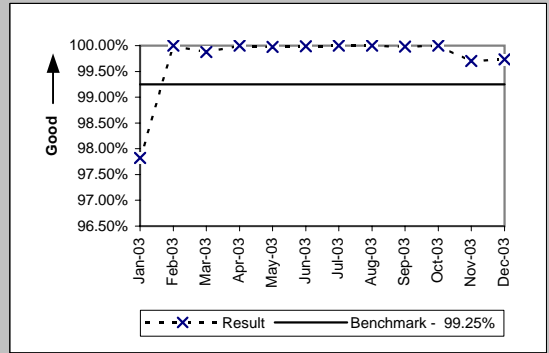
GA-4 - System Availability - EXACT

System Availability - EXACT (Percent) (GA-4) (Benchmark)				
Date	Numerator	Denominator	CLEC Result	
Jan-03	22860	22860	100.00%	
Feb-03	20160	20160	100.00%	
Mar-03	21600	21600	100.00%	
Apr-03	21960	21960	100.00%	
May-03	22500	22500	100.00%	
Jun-03	21060	21060	100.00%	
Jul-03	22860	22860	100.00%	
Aug-03	21600	21600	100.00%	
Sep-03	21960	21960	100.00%	
Oct-03	22860	22860	100.00%	
Nov-03	20700	20700	100.00%	
Dec-03	22860	22860	100.00%	



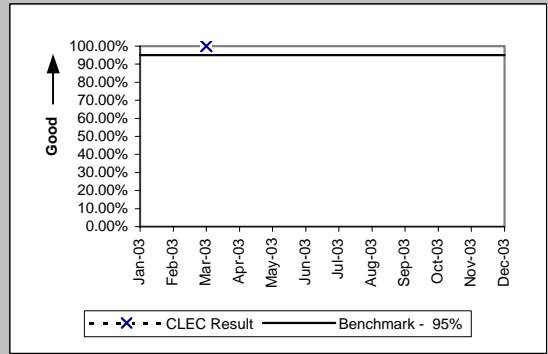
GA-6 - Gateway Availability - GUI - Repair

Gateway Availability - GUI - Repair (Percent) (GA-6) (Benchmark)				
Date	Numerator	Denominator	Result	
Jan-03	38223	39075	97.82%	
Feb-03	35160	35160	100.00%	
Mar-03	38323	38370	99.88%	
Apr-03	37410	37410	100.00%	
May-03	38945	38955	99.97%	
Jun-03	37540	37545	99.99%	
Jul-03	39075	39075	100.00%	
Aug-03	38370	38370	100.00%	
Sep-03	37584	37590	99.98%	
Oct-03	39075	39075	100.00%	
Nov-03	37314	37425	99.70%	
Dec-03	38970	39075	99.73%	



GA-7 - Timely Outage Resolution following Software Releases

Timely Outage Resolution following Software Releases (Percent) (GA-7 ) (Benchmark)			
Date	CLEC Num	CLEC Denom	CLEC Result
Jan-03	0	0	
Feb-03	0	0	
Mar-03	1	1	100.00%
Apr-03	0	0	
May-03	0	0	
Jun-03	0	0	
Jul-03	0	0	
Aug-03	0	0	
Sep-03	0	0	
Oct-03	0	0	
Nov-03	0	0	
Dec-03	0	0	

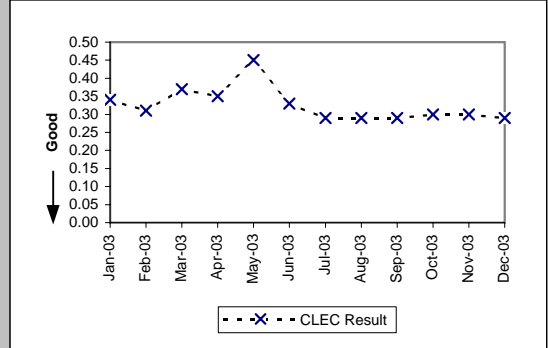


If the outage volume is less than 20 in the reporting month, the standard is 1 miss

PO-1 - Pre-Order/Order Response Times

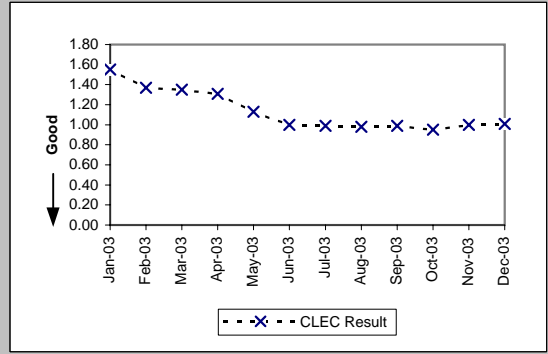
Pre-Order Response Times (Appt. Scheduler) (Avg Sec) IMA Request (PO-1 A-1(a)) (Diagnostic)

Date	Numerator	Denominator	CLEC Result	Standard Dev
Jan-03	794.92	2338	0.34	0.62
Feb-03	667.74	2154	0.31	0.46
Mar-03	917.6	2480	0.37	0.72
Apr-03	852.25	2435	0.35	0.31
May-03	1044	2320	0.45	1.03
Jun-03	790.68	2396	0.33	0.50
Jul-03	760.67	2623	0.29	0.19
Aug-03	769.95	2655	0.29	0.04
Sep-03	780.39	2691	0.29	0.04
Oct-03	866.1	2887	0.30	0.03
Nov-03	798.9	2663	0.30	0.03
Dec-03	793.44	2736	0.29	0.04



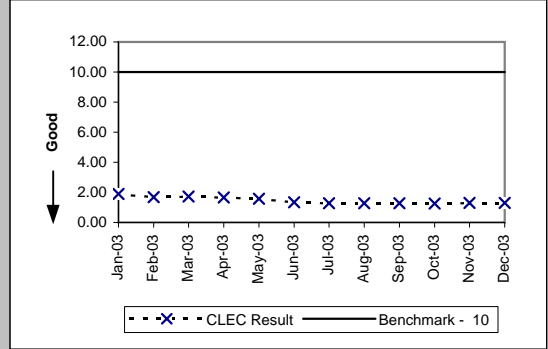
Pre-Order Response Times (Appt. Scheduler) (Avg Sec) IMA Response/Accept (PO-1 A-1(b,c)) (Diagnostic)

Date	Numerator	Denominator	CLEC Result	Standard Dev
Jan-03	3623.9	2338	1.55	2.37
Feb-03	2950.98	2154	1.37	0.92
Mar-03	3348	2480	1.35	0.80
Apr-03	3189.85	2435	1.31	0.72
May-03	2621.6	2320	1.13	1.06
Jun-03	2396	2396	1.00	1.32
Jul-03	2596.77	2623	0.99	0.55
Aug-03	2601.9	2655	0.98	0.44
Sep-03	2664.09	2691	0.99	0.54
Oct-03	2742.65	2887	0.95	0.44
Nov-03	2663	2663	1.00	0.41
Dec-03	2763.36	2736	1.01	0.50



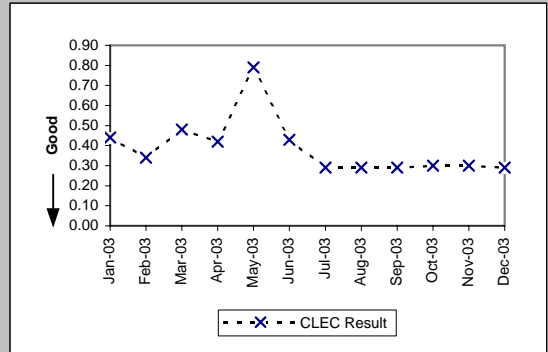
Pre-Order Response Times (Appt. Scheduler) (Avg Sec) IMA Aggregate (PO-1 A-1 Total) (Benchmark)

Date	Numerator	Denominator	CLEC Result	Standard Dev
Jan-03	4418.82	2338	1.89	
Feb-03	3618.72	2154	1.68	
Mar-03	4265.6	2480	1.72	
Apr-03	4042.1	2435	1.66	
May-03	3665.6	2320	1.58	
Jun-03	3186.68	2396	1.33	
Jul-03	3357.44	2623	1.28	
Aug-03	3371.85	2655	1.27	
Sep-03	3444.48	2691	1.28	
Oct-03	3608.75	2887	1.25	
Nov-03	3461.9	2663	1.30	
Dec-03	3556.8	2736	1.30	



Pre-Order Response Times (Service Availability) (Avg Sec) IMA Request (PO-1 A-2(a)) (Diagnostic)

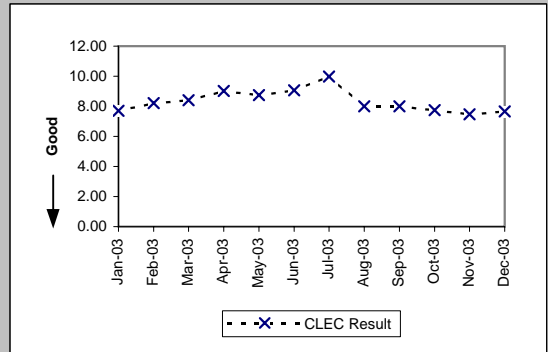
Date	Numerator	Denominator	CLEC Result	Standard Dev
Jan-03	1870.28	4265	0.44	1.51
Feb-03	1374.12	4095	0.34	0.87
Mar-03	2163.78	4504	0.48	1.38
Apr-03	1783.03	4240	0.42	0.70
May-03	3323.91	4195	0.79	3.19
Jun-03	1802.4	4229	0.43	1.15
Jul-03	1254.61	4329	0.29	0.65
Aug-03	1391.15	4804	0.29	0.13
Sep-03	1510.49	5177	0.29	0.16
Oct-03	1648.67	5472	0.30	0.13
Nov-03	1541.87	5092	0.30	0.16
Dec-03	1564.95	5313	0.29	0.15



PO-1 - Pre-Order/Order Response Times

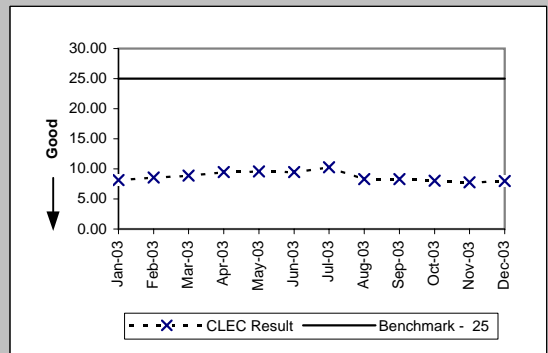
Pre-Order Response Times (Service Availability) (Avg Sec) IMA Response (PO-1 A-2(b)) (Diagnostic)

Date	Numerator	Denominator	CLEC Result	Standard Dev
Jan-03	32867.53	4265	7.71	7.68
Feb-03	33638.36	4095	8.21	7.60
Mar-03	37811.82	4504	8.40	7.74
Apr-03	38298.32	4240	9.03	7.92
May-03	36725.28	4195	8.75	7.47
Jun-03	38309.67	4229	9.06	7.93
Jul-03	43189.51	4329	9.98	8.34
Aug-03	38470.06	4804	8.01	7.92
Sep-03	41370.6	5177	7.99	7.79
Oct-03	42424.81	5472	7.75	7.69
Nov-03	38044.32	5092	7.47	7.77
Dec-03	40755.55	5313	7.67	7.84



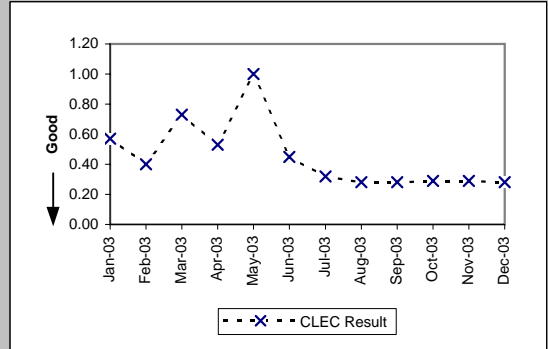
Pre-Order Response Times (Service Availability) (Avg Sec) IMA Aggregate (PO-1 A-2 Total) (Benchmark)

Date	Numerator	Denominator	CLEC Result	Standard Dev
Jan-03	34737.81	4265	8.14	
Feb-03	35012.48	4095	8.55	
Mar-03	39975.6	4504	8.88	
Apr-03	40081.35	4240	9.45	
May-03	40049.19	4195	9.55	
Jun-03	40112.07	4229	9.48	
Jul-03	44444.12	4329	10.27	
Aug-03	39861.21	4804	8.30	
Sep-03	42881.09	5177	8.28	
Oct-03	44073.48	5472	8.05	
Nov-03	39586.19	5092	7.77	
Dec-03	42320.5	5313	7.97	



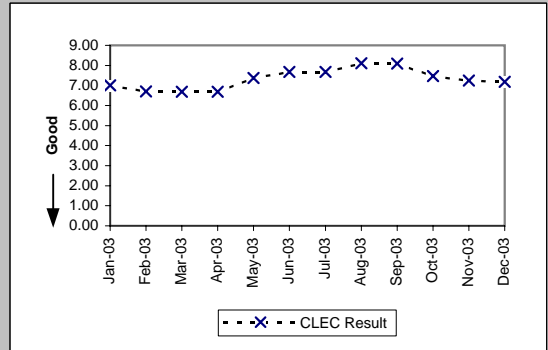
Pre-Order Response Times (Facility Check) (Avg Sec) IMA Request (PO-1 A-3(a)) (Diagnostic)

Date	Numerator	Denominator	CLEC Result	Standard Dev
Jan-03	497.61	873	0.57	1.96
Feb-03	337.6	844	0.40	2.13
Mar-03	629.99	863	0.73	1.94
Apr-03	444.67	839	0.53	1.10
May-03	788	788	1.00	3.46
Jun-03	365.85	813	0.45	1.38
Jul-03	288.64	902	0.32	1.25
Aug-03	326.2	1165	0.28	0.04
Sep-03	343	1225	0.28	0.04
Oct-03	362.5	1250	0.29	0.03
Nov-03	346.26	1194	0.29	0.03
Dec-03	337.4	1205	0.28	0.04



Pre-Order Response Times (Facility Check) (Avg Sec) IMA Response (PO-1 A-3(b)) (Diagnostic)

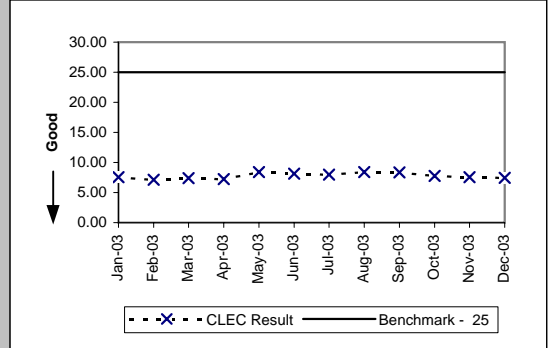
Date	Numerator	Denominator	CLEC Result	Standard Dev
Jan-03	6111	873	7.00	3.73
Feb-03	5663.24	844	6.71	3.01
Mar-03	5764.84	863	6.68	2.83
Apr-03	5612.91	839	6.69	3.76
May-03	5815.44	788	7.38	3.38
Jun-03	6235.71	813	7.67	3.55
Jul-03	6927.36	902	7.68	3.34
Aug-03	9448.15	1165	8.11	5.58
Sep-03	9910.25	1225	8.09	3.52
Oct-03	9337.5	1250	7.47	4.41
Nov-03	8656.5	1194	7.25	3.64
Dec-03	8651.9	1205	7.18	3.61



PO-1 - Pre-Order/Order Response Times

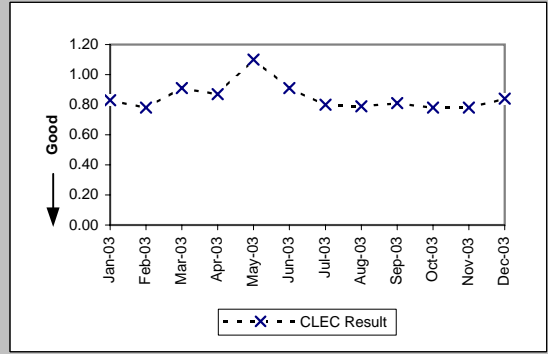
Pre-Order Response Times (Facility Check) (Avg Sec) IMA Aggregate (PO-1 A-3 Total) (Benchmark)

Date	Numerator	Denominator	CLEC Result	Standard Dev
Jan-03	6608.61	873	7.57	
Feb-03	6000.84	844	7.11	
Mar-03	6394.83	863	7.41	
Apr-03	6057.58	839	7.22	
May-03	6603.44	788	8.38	
Jun-03	6601.56	813	8.12	
Jul-03	7216	902	8.00	
Aug-03	9774.35	1165	8.39	
Sep-03	10253.25	1225	8.37	
Oct-03	9700	1250	7.76	
Nov-03	9002.76	1194	7.54	
Dec-03	8989.3	1205	7.46	



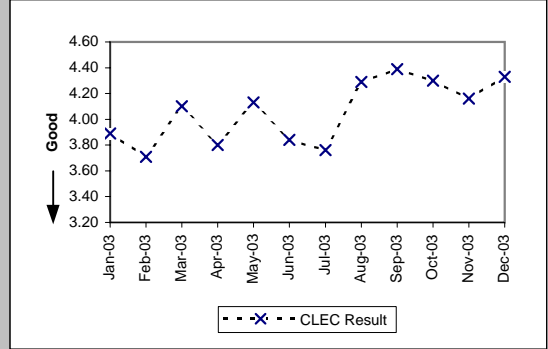
Pre-Order Response Times (Address Validation) (Avg Sec) IMA Request (PO-1 A-4(a)) (Diagnostic)

Date	Numerator	Denominator	CLEC Result	Standard Dev
Jan-03	8073.03	9726	0.83	2.26
Feb-03	6549.7	8364	0.78	1.75
Mar-03	8271.13	9122	0.91	2.09
Apr-03	7379.27	8486	0.87	1.29
May-03	8875.3	8085	1.10	3.83
Jun-03	7376.28	8069	0.91	2.44
Jul-03	7118.93	8890	0.80	1.17
Aug-03	6935.04	8740	0.79	0.59
Sep-03	7162.69	8825	0.81	0.67
Oct-03	7082.34	9133	0.78	0.41
Nov-03	6870.45	8756	0.78	0.43
Dec-03	7507.51	8989	0.84	0.72



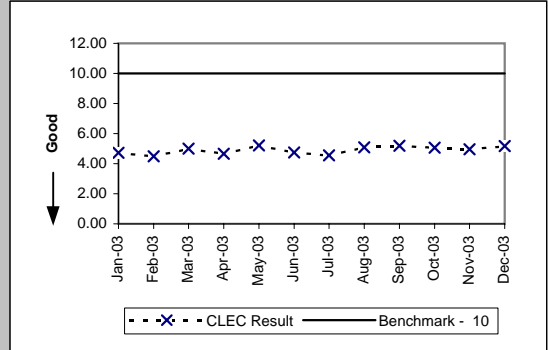
Pre-Order Response Times (Address Validation) (Avg Sec) IMA Response (PO-1 A-4(b)) (Diagnostic)

Date	Numerator	Denominator	CLEC Result	Standard Dev
Jan-03	37834.67	9726	3.89	3.61
Feb-03	30988.98	8364	3.71	2.45
Mar-03	37426.15	9122	4.10	3.89
Apr-03	32220.73	8486	3.80	2.59
May-03	33355.93	8085	4.13	5.46
Jun-03	30978.96	8069	3.84	3.24
Jul-03	33391.62	8890	3.76	2.12
Aug-03	37479.78	8740	4.29	1.69
Sep-03	38729.07	8825	4.39	2.43
Oct-03	39259.39	9133	4.30	1.47
Nov-03	36445.2	8756	4.16	1.64
Dec-03	38966.17	8989	4.33	2.46



Pre-Order Response Times (Address Validation) (Avg Sec) IMA Aggregate (PO-1 A-4 Total) (Benchmark)

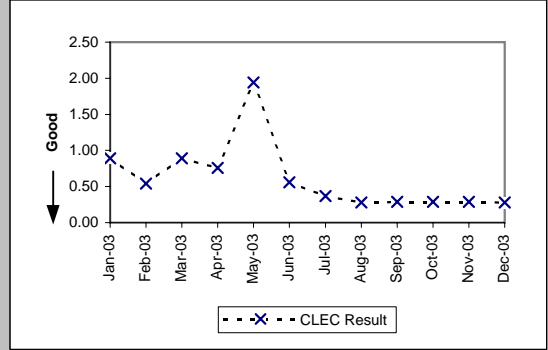
Date	Numerator	Denominator	CLEC Result	Standard Dev
Jan-03	45907.7	9726	4.72	
Feb-03	37538.68	8364	4.49	
Mar-03	45697.28	9122	5.01	
Apr-03	39600	8486	4.67	
May-03	42231.23	8085	5.22	
Jun-03	38355.24	8069	4.75	
Jul-03	40510.55	8890	4.56	
Aug-03	44414.82	8740	5.08	
Sep-03	45891.76	8825	5.20	
Oct-03	46341.73	9133	5.07	
Nov-03	43315.65	8756	4.95	
Dec-03	46473.68	8989	5.17	



PO-1 - Pre-Order/Order Response Times

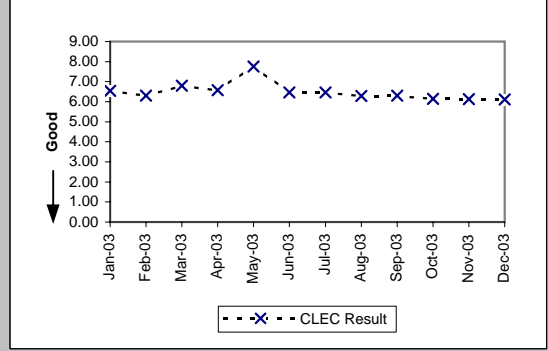
Pre-Order Response Times (Get CSR) (Avg Sec) IMA Request (PO-1 A-5(a)) (Diagnostic)

Date	Numerator	Denominator	CLEC Result	Standard Dev
Jan-03	1030.38	1162	0.89	2.53
Feb-03	687.86	1268	0.54	1.85
Mar-03	1211.62	1354	0.89	2.06
Apr-03	882.16	1155	0.76	1.79
May-03	1927.01	991	1.94	4.36
Jun-03	635.81	1136	0.56	1.53
Jul-03	490.53	1315	0.37	1.54
Aug-03	330.33	1172	0.28	0.04
Sep-03	351.5	1228	0.29	0.04
Oct-03	366.98	1258	0.29	0.03
Nov-03	356.6	1213	0.29	0.03
Dec-03	340.96	1201	0.28	0.04



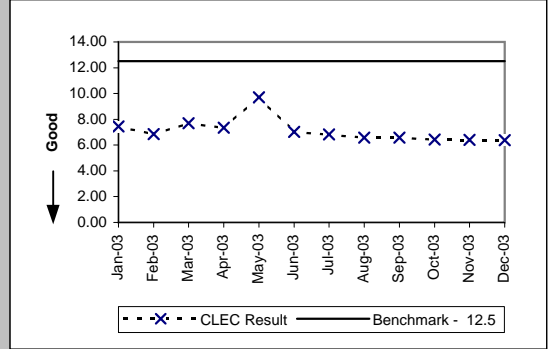
Pre-Order Response Times (Get CSR) (Avg Sec) IMA Response (PO-1 A-5(b)) (Diagnostic)

Date	Numerator	Denominator	CLEC Result	Standard Dev
Jan-03	7609.42	1162	6.55	3.29
Feb-03	7997.41	1268	6.31	2.94
Mar-03	9202.32	1354	6.80	3.36
Apr-03	7591.36	1155	6.57	3.02
May-03	7694.54	991	7.76	4.85
Jun-03	7335.02	1136	6.46	2.67
Jul-03	8488.67	1315	6.46	2.59
Aug-03	7376.27	1172	6.29	1.11
Sep-03	7731.55	1228	6.30	1.59
Oct-03	7732.83	1258	6.15	1.28
Nov-03	7423.91	1213	6.12	1.02
Dec-03	7332.68	1201	6.11	1.54



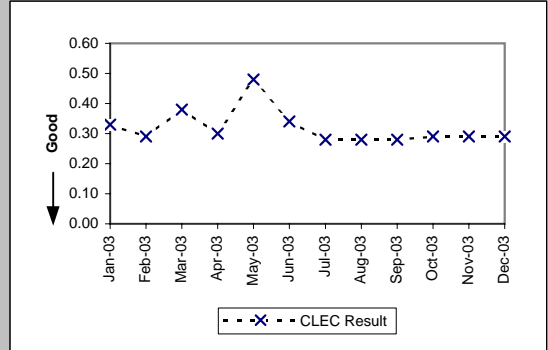
Pre-Order Response Times (Get CSR) (Avg Sec) IMA Aggregate (PO-1 A-5 Total) (Benchmark)

Date	Numerator	Denominator	CLEC Result	Standard Dev
Jan-03	8639.8	1162	7.44	
Feb-03	8685.27	1268	6.85	
Mar-03	10413.94	1354	7.69	
Apr-03	8473.52	1155	7.34	
May-03	9621.55	991	9.71	
Jun-03	7970.83	1136	7.02	
Jul-03	8979.2	1315	6.83	
Aug-03	7706.6	1172	6.58	
Sep-03	8083.05	1228	6.58	
Oct-03	8099.81	1258	6.44	
Nov-03	7780.51	1213	6.41	
Dec-03	7673.64	1201	6.39	



Pre-Order Response Times (TN Reservation) (Avg Sec) IMA Request (PO-1 A-6(a)) (Diagnostic)

Date	Numerator	Denominator	CLEC Result	Standard Dev
Jan-03	417.65	1276	0.33	0.51
Feb-03	405.8	1392	0.29	0.03
Mar-03	521.47	1377	0.38	0.74
Apr-03	413.85	1392	0.30	0.08
May-03	552.23	1149	0.48	1.40
Jun-03	444.34	1310	0.34	0.61
Jul-03	418.07	1479	0.28	0.06
Aug-03	519.09	1834	0.28	0.04
Sep-03	544.35	1912	0.28	0.04
Oct-03	575.73	1965	0.29	0.03
Nov-03	543.53	1852	0.29	0.03
Dec-03	537.85	1885	0.29	0.09

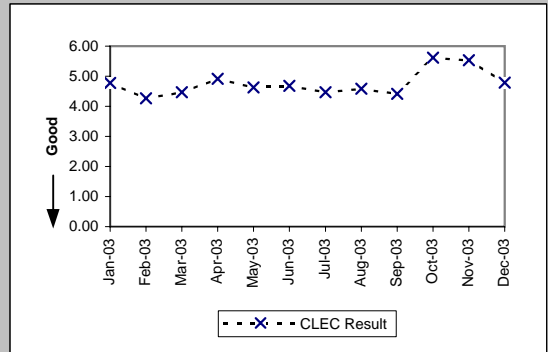




PO-1 - Pre-Order/Order Response Times

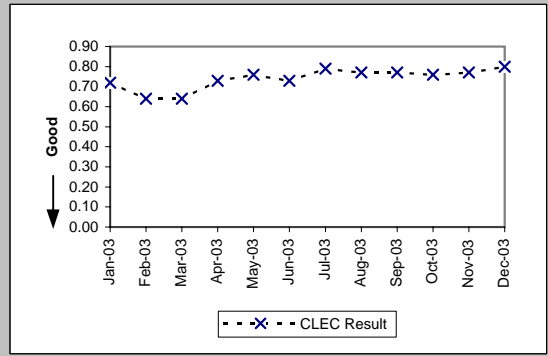
Pre-Order Response Times (TN Reservation) (Avg Sec) IMA Response (PO-1 A-6(b)) (Diagnostic)

Date	Numerator	Denominator	CLEC Result	Standard Dev
Jan-03	6101.12	1276	4.78	2.00
Feb-03	5939.29	1392	4.27	1.70
Mar-03	6151.51	1377	4.47	2.43
Apr-03	6855.59	1392	4.92	2.49
May-03	5320.21	1149	4.63	2.14
Jun-03	6127.57	1310	4.68	2.33
Jul-03	6617.57	1479	4.47	2.03
Aug-03	8413.87	1834	4.59	2.12
Sep-03	8432.09	1912	4.41	2.38
Oct-03	11039.27	1965	5.62	3.33
Nov-03	10234.39	1852	5.53	2.99
Dec-03	9032.33	1885	4.79	2.19



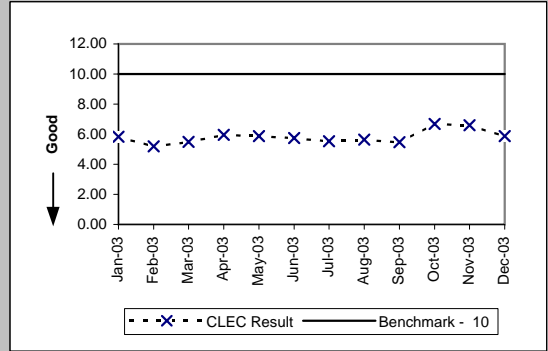
Pre-Order Response Times (TN Reservation) (Avg Sec) IMA Accept (PO-1 A-6(c)) (Diagnostic)

Date	Numerator	Denominator	CLEC Result	Standard Dev
Jan-03	915.01	1276	0.72	0.24
Feb-03	886.44	1392	0.64	0.17
Mar-03	881.7	1377	0.64	0.24
Apr-03	1014.47	1392	0.73	0.23
May-03	870.46	1149	0.76	0.41
Jun-03	958.88	1310	0.73	0.17
Jul-03	1163.07	1479	0.79	0.26
Aug-03	1414.05	1834	0.77	0.24
Sep-03	1477.51	1912	0.77	0.21
Oct-03	1501.51	1965	0.76	0.14
Nov-03	1421.39	1852	0.77	0.13
Dec-03	1514.59	1885	0.80	0.24



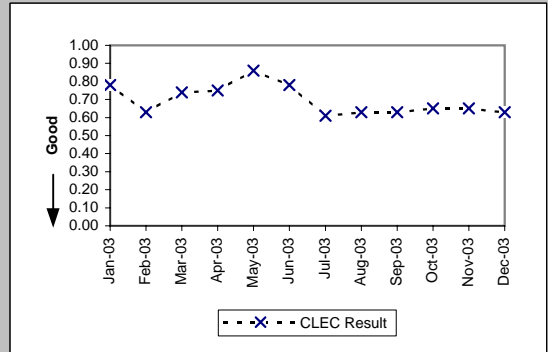
Pre-Order Response Times (TN Reservation) (Avg Sec) IMA Aggregate (PO-1 A-6 Total) (Benchmark)

Date	Numerator	Denominator	CLEC Result	Standard Dev
Jan-03	7433.78	1276	5.83	
Feb-03	7231.53	1392	5.20	
Mar-03	7554.68	1377	5.49	
Apr-03	8283.91	1392	5.95	
May-03	6742.9	1149	5.87	
Jun-03	7530.79	1310	5.75	
Jul-03	8198.71	1479	5.54	
Aug-03	10347.01	1834	5.64	
Sep-03	10453.95	1912	5.47	
Oct-03	13116.51	1965	6.68	
Nov-03	12199.31	1852	6.59	
Dec-03	11084.77	1885	5.88	



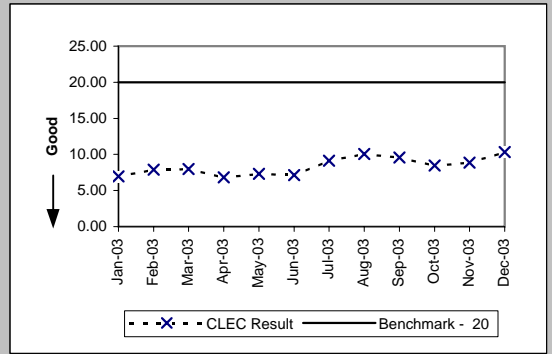
Pre-Order Response Times (Loop Qualification Tools) (Avg Sec) IMA Request (PO-1 A-7(a)) (Diagnostic)

Date	Numerator	Denominator	CLEC Result	Standard Dev
Jan-03	2964.43	3816	0.78	1.29
Feb-03	2315.97	3669	0.63	0.60
Mar-03	2923.8	3949	0.74	1.25
Apr-03	2709.64	3614	0.75	0.66
May-03	2993.16	3466	0.86	2.03
Jun-03	2775.64	3561	0.78	1.25
Jul-03	2383.51	3935	0.61	0.49
Aug-03	2554.38	4060	0.63	0.29
Sep-03	2485.56	3976	0.63	0.29
Oct-03	2708.62	4194	0.65	0.29
Nov-03	2444.35	3735	0.65	0.29
Dec-03	2529.88	4028	0.63	0.30

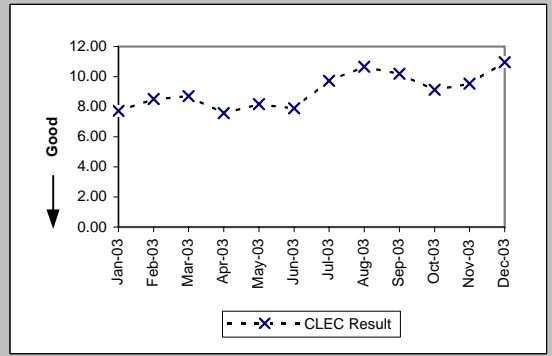


PO-1 - Pre-Order/Order Response Times

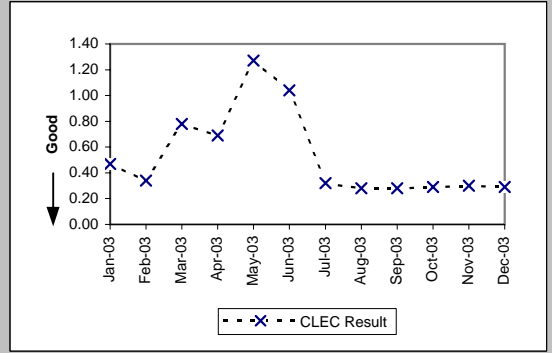
Pre-Order Response Times (Loop Qualification Tools) (Avg Sec) IMA Response (PO-1 A-7(b)) (Benchmark)				
Date	Numerator	Denominator	CLEC Result	Standard Dev
Jan-03	26480.49	3816	6.94	7.43
Feb-03	28921.84	3669	7.88	7.10
Mar-03	31458.32	3949	7.97	7.50
Apr-03	24684.83	3614	6.83	5.62
May-03	25320.1	3466	7.31	7.65
Jun-03	25347.64	3561	7.12	5.39
Jul-03	35847.55	3935	9.11	10.23
Aug-03	40771.63	4060	10.04	12.46
Sep-03	38041.87	3976	9.57	11.29
Oct-03	35560.89	4194	8.48	10.48
Nov-03	33169.11	3735	8.88	11.51
Dec-03	41589	4028	10.32	12.09



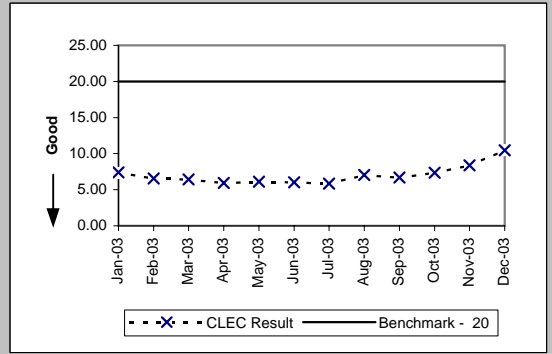
Pre-Order Response Times (Loop Qualification Tools) (Avg Sec) IMA Aggregate (PO-1 A-7 Total) (Diagnostic)				
Date	Numerator	Denominator	CLEC Result	Standard Dev
Jan-03	29444.92	3816	7.72	
Feb-03	31237.81	3669	8.51	
Mar-03	34382.12	3949	8.71	
Apr-03	27394.47	3614	7.58	
May-03	28313.26	3466	8.17	
Jun-03	28123.28	3561	7.90	
Jul-03	38231.06	3935	9.72	
Aug-03	43326.01	4060	10.67	
Sep-03	40527.43	3976	10.19	
Oct-03	38269.51	4194	9.12	
Nov-03	35613.46	3735	9.54	
Dec-03	44118.88	4028	10.95	



Pre-Order Response Times (Resale of Qwest DSL Qualification) (Avg Sec) IMA Request (PO-1 A-8(a)) (Diagnostic)				
Date	Numerator	Denominator	CLEC Result	Standard Dev
Jan-03	225.6	480	0.47	1.66
Feb-03	151.64	446	0.34	1.48
Mar-03	387.66	497	0.78	2.28
Apr-03	347.76	504	0.69	1.26
May-03	567.69	447	1.27	3.55
Jun-03	455.52	438	1.04	2.73
Jul-03	170.56	533	0.32	0.49
Aug-03	171.64	613	0.28	0.04
Sep-03	171.08	611	0.28	0.04
Oct-03	194.3	670	0.29	0.03
Nov-03	178.2	594	0.30	0.03
Dec-03	181.83	627	0.29	0.06

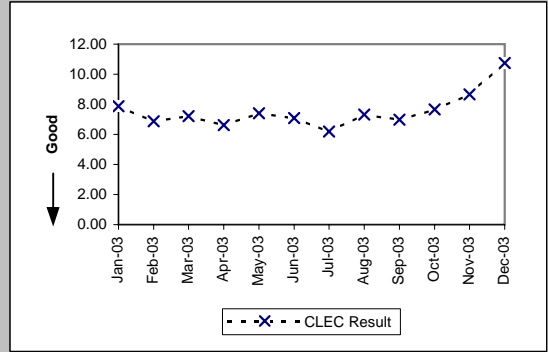


Pre-Order Response Times (Resale of Qwest DSL Qualification) (Avg Sec) IMA Response (PO-1 A-8(b)) (Benchmark)				
Date	Numerator	Denominator	CLEC Result	Standard Dev
Jan-03	3552	480	7.40	10.25
Feb-03	2916.84	446	6.54	7.30
Mar-03	3200.68	497	6.44	7.22
Apr-03	2988.72	504	5.93	7.49
May-03	2740.11	447	6.13	7.41
Jun-03	2645.52	438	6.04	8.30
Jul-03	3128.71	533	5.87	8.19
Aug-03	4315.52	613	7.04	12.50
Sep-03	4093.7	611	6.70	12.36
Oct-03	4937.9	670	7.37	11.20
Nov-03	4971.78	594	8.37	14.88
Dec-03	6552.15	627	10.45	12.42

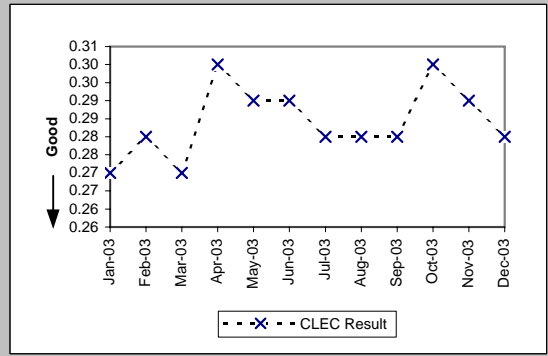


PO-1 - Pre-Order/Order Response Times

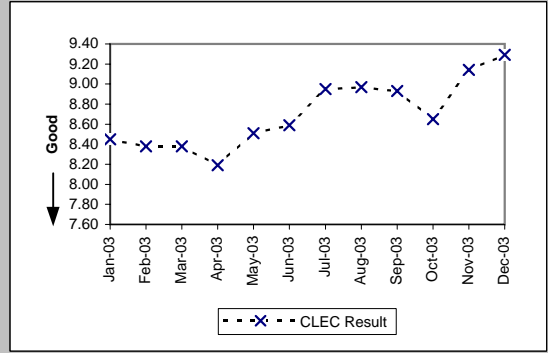
Pre-Order Response Times (Resale of Qwest DSL Qualification) (Avg Sec) IMA Aggregate (PO-1 A-8 Total) (Diagnostic)				
Date	Numerator	Denominator	CLEC Result	Standard Dev
Jan-03	3777.6	480	7.87	
Feb-03	3068.48	446	6.88	
Mar-03	3588.34	497	7.22	
Apr-03	3336.48	504	6.62	
May-03	3307.8	447	7.40	
Jun-03	3101.04	438	7.08	
Jul-03	3299.27	533	6.19	
Aug-03	4487.16	613	7.32	
Sep-03	4264.78	611	6.98	
Oct-03	5132.2	670	7.66	
Nov-03	5149.98	594	8.67	
Dec-03	6733.98	627	10.74	



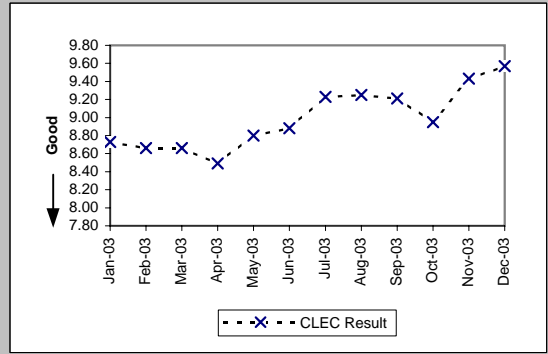
Pre-Order Response Times (Connecting Facility Assignment) (Avg Sec) IMA Request (PO-1 A-9(a)) (Diagnostic)				
Date	Numerator	Denominator	CLEC Result	Standard Dev
Jan-03	270.2	983	0.27	0.04
Feb-03	262.92	938	0.28	0.05
Mar-03	292.81	1067	0.27	0.05
Apr-03	242.4	817	0.30	0.03
May-03	303.38	1047	0.29	0.05
Jun-03	281.55	972	0.29	0.03
Jul-03	297.37	1060	0.28	0.04
Aug-03	232.51	817	0.28	0.04
Sep-03	229.16	816	0.28	0.04
Oct-03	236.43	801	0.30	0.02
Nov-03	226.81	777	0.29	0.03
Dec-03	241.67	868	0.28	0.04



Pre-Order Response Times (Connecting Facility Assignment) (Avg Sec) IMA Response (PO-1 A-9(b)) (Diagnostic)				
Date	Numerator	Denominator	CLEC Result	Standard Dev
Jan-03	8310.19	983	8.45	4.21
Feb-03	7859.64	938	8.38	3.87
Mar-03	8946.76	1067	8.38	4.42
Apr-03	6693.06	817	8.19	4.07
May-03	8912.11	1047	8.51	4.24
Jun-03	8347.51	972	8.59	3.20
Jul-03	9484.07	1060	8.95	4.69
Aug-03	7328.29	817	8.97	3.07
Sep-03	7286.51	816	8.93	4.82
Oct-03	6930.89	801	8.65	5.32
Nov-03	7100.95	777	9.14	7.29
Dec-03	8062.22	868	9.29	6.58

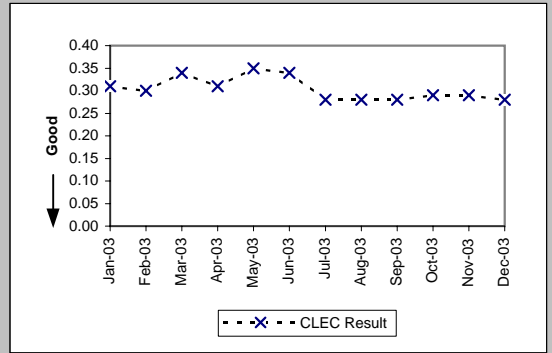


Pre-Order Response Times (Connecting Facility Assignment) (Avg Sec) IMA Aggregate (PO-1 A-9 Total) (Benchmark)				
Date	Numerator	Denominator	CLEC Result	Standard Dev
Jan-03	8580.39	983	8.73	
Feb-03	8122.56	938	8.66	
Mar-03	9239.57	1067	8.66	
Apr-03	6935.46	817	8.49	
May-03	9215.49	1047	8.80	
Jun-03	8629.06	972	8.88	
Jul-03	9781.44	1060	9.23	
Aug-03	7560.8	817	9.25	
Sep-03	7515.67	816	9.21	
Oct-03	7167.32	801	8.95	
Nov-03	7327.76	777	9.43	
Dec-03	8303.89	868	9.57	

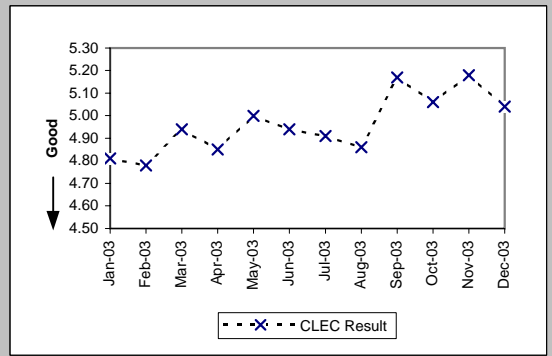


PO-1 - Pre-Order/Order Response Times

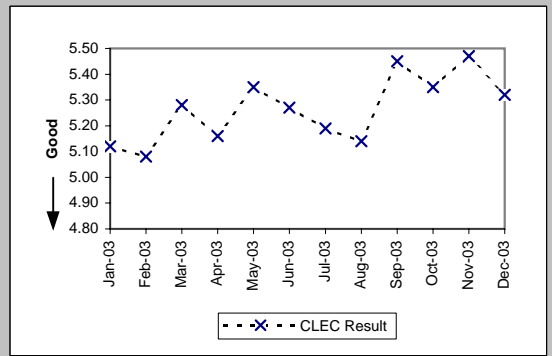
Pre-Order Response Times (Meet Point Inquiry) (Avg Sec) IMA Request (PO-1 A-10(a)) (Diagnostic)					
Date	Numerator	Denominator	CLEC Result	Standard Dev	
Jan-03	193.3	624	0.31	0.35	
Feb-03	176.79	580	0.30	0.21	
Mar-03	222.91	659	0.34	0.40	
Apr-03	193.4	630	0.31	0.11	
May-03	221.4	630	0.35	0.51	
Jun-03	220.17	655	0.34	0.25	
Jul-03	189.9	683	0.28	0.17	
Aug-03	177.86	628	0.28	0.04	
Sep-03	177.6	624	0.28	0.04	
Oct-03	184.63	631	0.29	0.03	
Nov-03	176.19	604	0.29	0.03	
Dec-03	182.05	639	0.28	0.04	



Pre-Order Response Times (Meet Point Inquiry) (Avg Sec) IMA Response (PO-1 A-10(b)) (Diagnostic)					
Date	Numerator	Denominator	CLEC Result	Standard Dev	
Jan-03	3002.9	624	4.81	1.03	
Feb-03	2770.45	580	4.78	1.36	
Mar-03	3255.34	659	4.94	1.68	
Apr-03	3057.8	630	4.85	1.27	
May-03	3149.17	630	5.00	1.01	
Jun-03	3234.56	655	4.94	0.91	
Jul-03	3352.01	683	4.91	2.41	
Aug-03	3049.88	628	4.86	1.79	
Sep-03	3224.18	624	5.17	1.77	
Oct-03	3194.09	631	5.06	2.00	
Nov-03	3129.45	604	5.18	3.15	
Dec-03	3218.39	639	5.04	1.46	



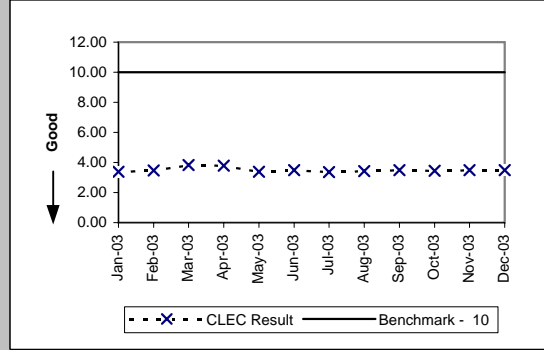
Pre-Order Response Times (Meet Point Inquiry) (Avg Sec) IMA Aggregate (PO-1 A-10 Total) (Benchmark)					
Date	Numerator	Denominator	CLEC Result	Standard Dev	
Jan-03	3196.2	624	5.12		
Feb-03	2947.24	580	5.08		
Mar-03	3478.25	659	5.28		
Apr-03	3251.2	630	5.16		
May-03	3370.57	630	5.35		
Jun-03	3454.73	655	5.27		
Jul-03	3541.91	683	5.19		
Aug-03	3227.74	628	5.14		
Sep-03	3401.78	624	5.45		
Oct-03	3378.72	631	5.35		
Nov-03	3305.64	604	5.47		
Dec-03	3400.44	639	5.32		



PO-1 - Pre-Order/Order Response Times

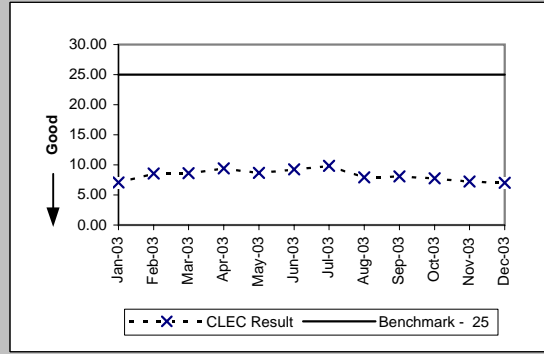
Pre-Order Response Times (Appt. Scheduler) (Avg Sec) EDI Request/Response (PO-1 B-1) (Benchmark)

Date	Numerator	Denominator	CLEC Result	Standard Dev
Jan-03	18126.33	5347	3.39	0.75
Feb-03	14390.09	4147	3.47	0.93
Mar-03	20226.23	5281	3.83	3.52
Apr-03	20457.36	5412	3.78	1.70
May-03	18780.6	5540	3.39	1.39
Jun-03	18578	5308	3.50	2.90
Jul-03	20597.44	6112	3.37	0.95
Aug-03	22202.64	6492	3.42	1.80
Sep-03	19453.2	5590	3.48	2.38
Oct-03	20571.2	5980	3.44	1.26
Nov-03	19957	5702	3.50	1.68
Dec-03	19432.32	5584	3.48	0.80



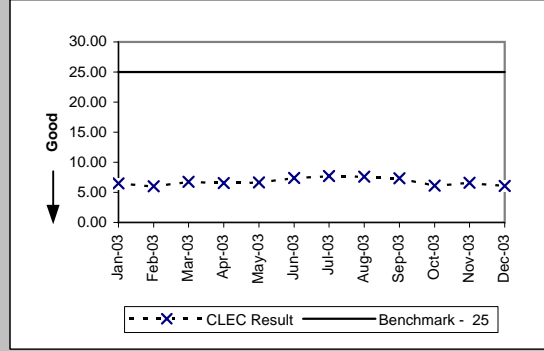
Pre-Order Response Times (Service Availability) (Avg Sec) EDI Request/Response (PO-1 B-2) (Benchmark)

Date	Numerator	Denominator	CLEC Result	Standard Dev
Jan-03	36889.02	5200	7.09	8.15
Feb-03	36168.16	4223	8.56	8.85
Mar-03	42543.29	4939	8.61	9.10
Apr-03	47052.22	5005	9.40	9.18
May-03	45526.26	5245	8.68	8.29
Jun-03	45648.86	4937	9.25	9.10
Jul-03	54120.53	5506	9.83	9.83
Aug-03	55339.86	7009	7.90	9.09
Sep-03	49419.06	6129	8.06	9.17
Oct-03	49819.82	6415	7.77	8.56
Nov-03	43050.67	5967	7.21	8.20
Dec-03	41670.63	5929	7.03	8.00



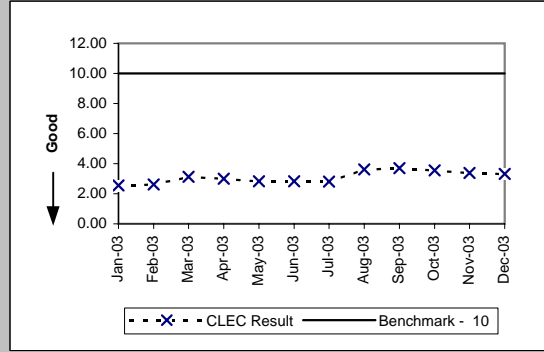
Pre-Order Response Times (Facility Check) (Avg Sec) EDI Request/Response (PO-1 B-3) (Benchmark)

Date	Numerator	Denominator	CLEC Result	Standard Dev
Jan-03	3016	464	6.50	3.58
Feb-03	2277.79	379	6.01	2.65
Mar-03	2717.52	402	6.76	4.68
Apr-03	2965.12	452	6.56	4.09
May-03	3127.44	471	6.64	2.31
Jun-03	3273.77	443	7.39	3.05
Jul-03	3814.24	496	7.69	3.92
Aug-03	4544.8	598	7.60	4.91
Sep-03	3471.82	473	7.34	6.28
Oct-03	2998.8	490	6.12	1.41
Nov-03	3041.91	463	6.57	6.55
Dec-03	2830.02	467	6.06	1.42



Pre-Order Response Times (Address Validation) (Avg Sec) EDI Request/Response (PO-1 B-4) (Benchmark)

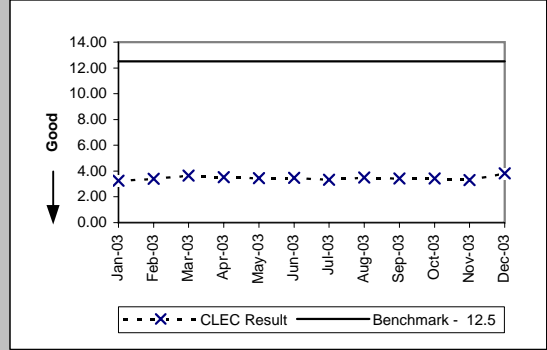
Date	Numerator	Denominator	CLEC Result	Standard Dev
Jan-03	22346.26	8736	2.56	1.38
Feb-03	17850.21	6832	2.61	1.43
Mar-03	24797.56	7930	3.13	4.93
Apr-03	24607.61	8240	2.99	2.14
May-03	24047.48	8494	2.83	0.96
Jun-03	22680.19	7981	2.84	1.93
Jul-03	25490.68	9059	2.81	0.89
Aug-03	31690.96	8789	3.61	1.82
Sep-03	29693.51	8023	3.70	2.47
Oct-03	29833.6	8375	3.56	1.45
Nov-03	26824.06	7906	3.39	1.22
Dec-03	26455.31	7962	3.32	0.85



PO-1 - Pre-Order/Order Response Times

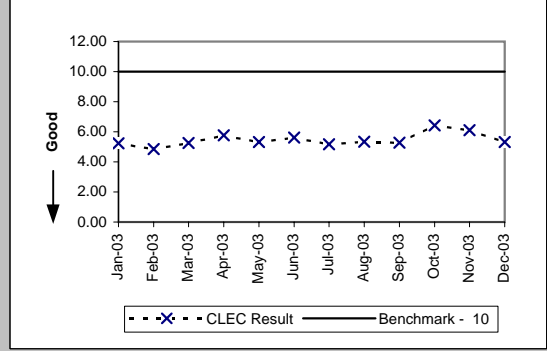
Pre-Order Response Times (Get CSR) (Avg Sec) EDI Request/Response (PO-1 B-5) (Benchmark)

Date	Numerator	Denominator	CLEC Result	Standard Dev
Jan-03	7358.7	2261	3.25	1.42
Feb-03	6296.96	1844	3.41	2.16
Mar-03	6991.14	1914	3.65	5.16
Apr-03	7635.3	2164	3.53	2.19
May-03	7251.04	2110	3.44	2.07
Jun-03	7200.57	2077	3.47	1.48
Jul-03	7663.81	2299	3.33	0.84
Aug-03	7186.87	2047	3.51	1.94
Sep-03	6449.64	1881	3.43	0.98
Oct-03	6760.94	1978	3.42	1.36
Nov-03	6125	1851	3.31	0.79
Dec-03	7100.62	1860	3.82	1.37



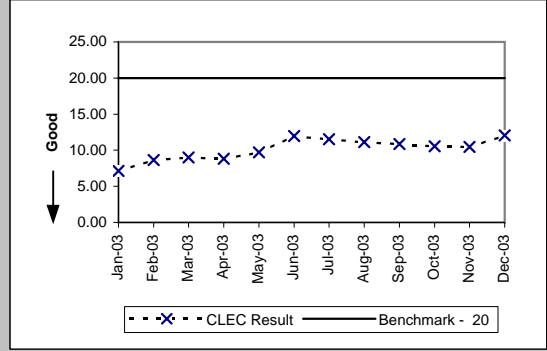
Pre-Order Response Times (TN Reservation) (Avg Sec) EDI Request/Response (PO-1 B-6) (Benchmark)

Date	Numerator	Denominator	CLEC Result	Standard Dev
Jan-03	14404.45	2747	5.24	2.18
Feb-03	10803.68	2225	4.86	1.90
Mar-03	14354.86	2735	5.25	3.18
Apr-03	15797.36	2741	5.76	2.55
May-03	15024.63	2831	5.31	2.83
Jun-03	14834.49	2640	5.62	2.59
Jul-03	15805.08	3049	5.18	1.97
Aug-03	16059.11	3009	5.34	2.00
Sep-03	15046.26	2850	5.28	2.75
Oct-03	18895.58	2938	6.43	3.38
Nov-03	17538.79	2870	6.11	3.04
Dec-03	14956.04	2811	5.32	2.24



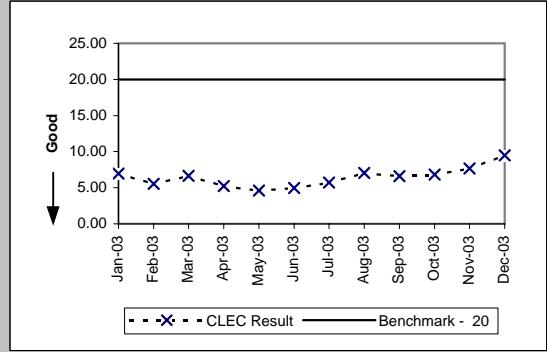
Pre-Order Response Times (Loop Qualification Tools) (Avg Sec) EDI Request/Response (PO-1 B-7) (Benchmark)

Date	Numerator	Denominator	CLEC Result	Standard Dev
Jan-03	20739.06	2912	7.12	13.21
Feb-03	20513.51	2374	8.64	12.43
Mar-03	22912.09	2551	8.98	13.04
Apr-03	25014.79	2841	8.80	13.58
May-03	28369.29	2921	9.71	17.77
Jun-03	32326.56	2702	11.96	22.49
Jul-03	35069.64	3042	11.53	21.76
Aug-03	33637.58	3021	11.13	21.08
Sep-03	31513.85	2897	10.88	19.67
Oct-03	32320.86	3068	10.53	18.70
Nov-03	29394.89	2808	10.47	18.32
Dec-03	34857.06	2895	12.04	20.88



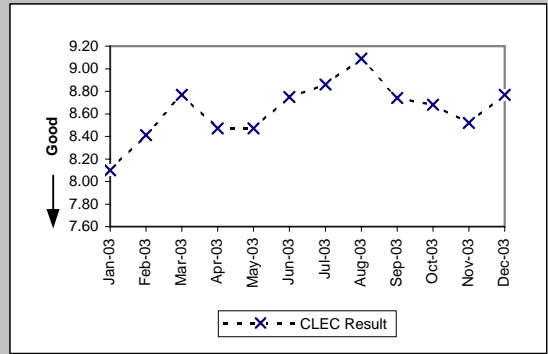
Pre-Order Response Times (Resale of Qwest DSL Qualification) (Avg Sec) EDI Request/Response (PO-1 B-8) (Benchmark)

Date	Numerator	Denominator	CLEC Result	Standard Dev
Jan-03	6521.52	937	6.96	10.79
Feb-03	4253.4	765	5.56	6.82
Mar-03	5329.33	799	6.67	9.99
Apr-03	4765.86	913	5.22	6.97
May-03	4407.76	952	4.63	6.12
Jun-03	4437.18	891	4.98	8.39
Jul-03	5711.3	995	5.74	9.29
Aug-03	6812.07	969	7.03	11.70
Sep-03	6233.23	943	6.61	10.66
Oct-03	6744.98	989	6.82	11.39
Nov-03	6953.85	909	7.65	12.99
Dec-03	8788.16	928	9.47	11.75

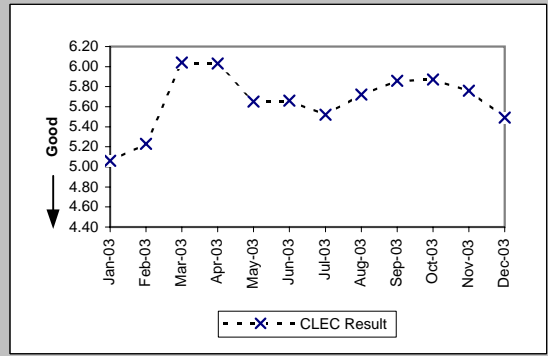


PO-1 - Pre-Order/Order Response Times

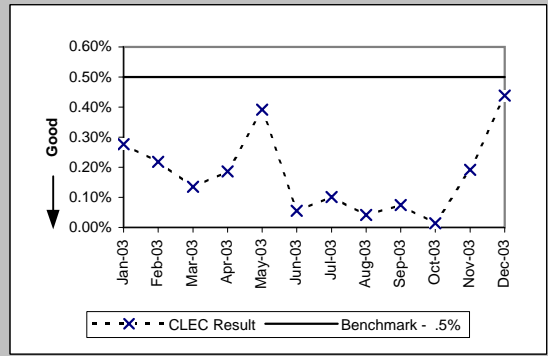
Pre-Order Response Times (Connecting Facility Assignment) (Avg Sec) EDI Request/Response (PO-1 B-9) (Benchmark)				
Date	Numerator	Denominator	CLEC Result	Standard Dev
Jan-03	7226.84	892	8.10	3.29
Feb-03	6119.66	728	8.41	5.06
Mar-03	6655.08	759	8.77	5.97
Apr-03	5621.86	664	8.47	4.24
May-03	7615.1	899	8.47	4.33
Jun-03	7423.23	848	8.75	4.41
Jul-03	8335.6	941	8.86	3.42
Aug-03	8463.5	931	9.09	3.33
Sep-03	7802.57	893	8.74	4.48
Oct-03	7756.78	894	8.68	5.13
Nov-03	7553.25	887	8.52	4.53
Dec-03	8173.23	932	8.77	6.79



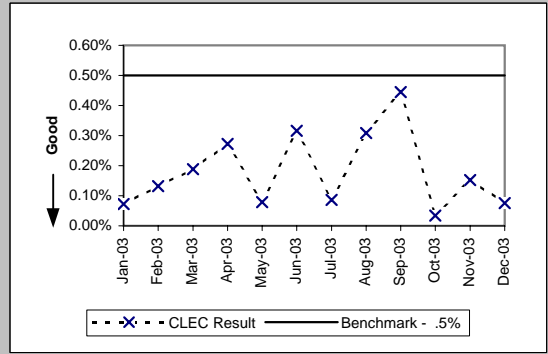
Pre-Order Response Times (Meet Point Inquiry) (Avg Sec) EDI Request/Response (PO-1 B-10) (Benchmark)				
Date	Numerator	Denominator	CLEC Result	Standard Dev
Jan-03	4740.59	937	5.06	0.74
Feb-03	3964.69	758	5.23	2.01
Mar-03	4754.37	787	6.04	6.98
Apr-03	5530.29	917	6.03	4.51
May-03	5370.15	951	5.65	0.95
Jun-03	5035.5	889	5.66	2.03
Jul-03	5491.14	995	5.52	0.84
Aug-03	5508.49	963	5.72	3.60
Sep-03	5507.65	940	5.86	2.73
Oct-03	5795.82	987	5.87	2.35
Nov-03	5327.6	925	5.76	2.74
Dec-03	5012.82	913	5.49	1.39



Pre-Order Response Times (Timeout) (Percent) IMA Total (PO-1C -1) (Benchmark)				
Date	Numerator	Denominator	CLEC Result	Standard Dev
Jan-03	71	25614	0.28%	5.26%
Feb-03	52	23802	0.22%	4.67%
Mar-03	35	25907	0.14%	3.67%
Apr-03	45	24157	0.19%	4.31%
May-03	91	23209	0.39%	6.25%
Jun-03	13	23592	0.06%	2.35%
Jul-03	26	25775	0.10%	3.17%
Aug-03	11	26499	0.04%	2.04%
Sep-03	20	27105	0.07%	2.72%
Oct-03	4	28265	0.01%	1.19%
Nov-03	51	26531	0.19%	4.38%
Dec-03	121	27612	0.44%	6.61%

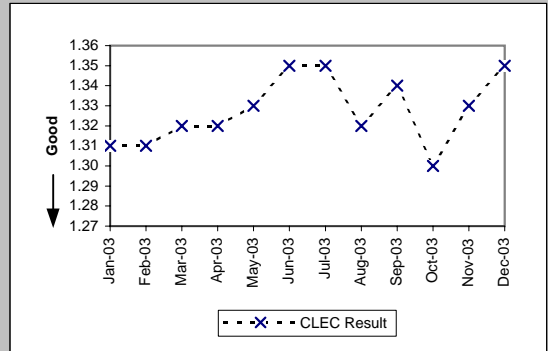


Pre-Order Response Times (Timeout) (Percent) EDI Total (PO-1C -2) (Benchmark)				
Date	Numerator	Denominator	CLEC Result	Standard Dev
Jan-03	22	30455	0.07%	2.69%
Feb-03	32	24307	0.13%	3.63%
Mar-03	53	28150	0.19%	4.34%
Apr-03	80	29429	0.27%	5.21%
May-03	24	30438	0.08%	2.81%
Jun-03	91	28807	0.32%	5.61%
Jul-03	28	32522	0.09%	2.93%
Aug-03	105	33933	0.31%	5.55%
Sep-03	137	30756	0.45%	6.66%
Oct-03	11	32125	0.03%	1.85%
Nov-03	46	30334	0.15%	3.89%
Dec-03	23	30304	0.08%	2.75%

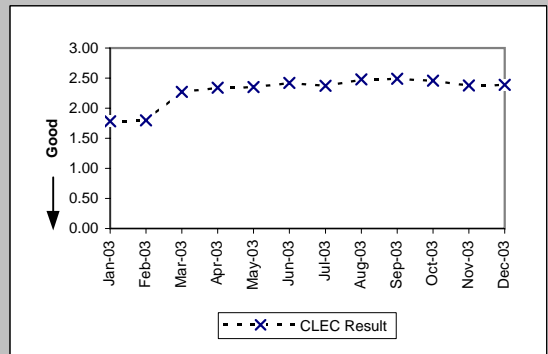


PO-1 - Pre-Order/Order Response Times

Pre-Order Response Times (Rejected Query) (Avg Sec) IMA Total (PO-1D -1) (Diagnostic)					
Date	Numerator	Denominator	CLEC Result	Standard Dev	
Jan-03	11699.61	8931	1.31	1.31	1.27
Feb-03	11155.96	8516	1.31	1.31	1.26
Mar-03	12558.48	9514	1.32	1.32	1.26
Apr-03	11992.2	9085	1.32	1.32	1.25
May-03	12507.32	9404	1.33	1.33	1.27
Jun-03	11796.3	8738	1.35	1.35	1.31
Jul-03	12945.15	9589	1.35	1.35	1.37
Aug-03	11762.52	8911	1.32	1.32	1.28
Sep-03	11979.6	8940	1.34	1.34	1.43
Oct-03	12447.5	9575	1.30	1.30	1.25
Nov-03	12186.79	9163	1.33	1.33	1.25
Dec-03	12237.75	9065	1.35	1.35	1.24



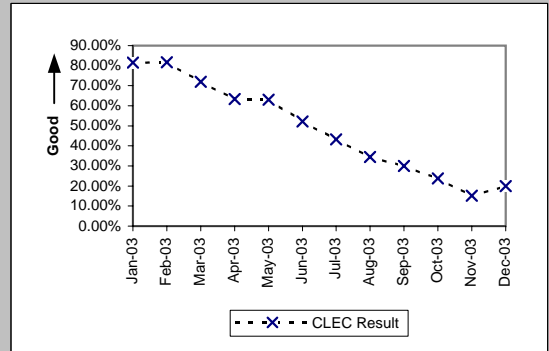
Pre-Order Response Times (Rejected Query) (Avg Sec) EDI Total (PO-1D -2) (Diagnostic)				
Date	Numerator	Denominator	CLEC Result	Standard Dev
Jan-03	14435.8	8110	1.78	1.86
Feb-03	11863.8	6591	1.80	1.42
Mar-03	15215.81	6703	2.27	5.67
Apr-03	18652.14	7971	2.34	2.44
May-03	19314.65	8219	2.35	2.36
Jun-03	18646.1	7705	2.42	3.55
Jul-03	20813.34	8782	2.37	2.94
Aug-03	23106.16	9317	2.48	3.05
Sep-03	20325.87	8163	2.49	3.70
Oct-03	21067.44	8564	2.46	2.79
Nov-03	19075.7	8015	2.38	3.47
Dec-03	19289.69	8071	2.39	3.32



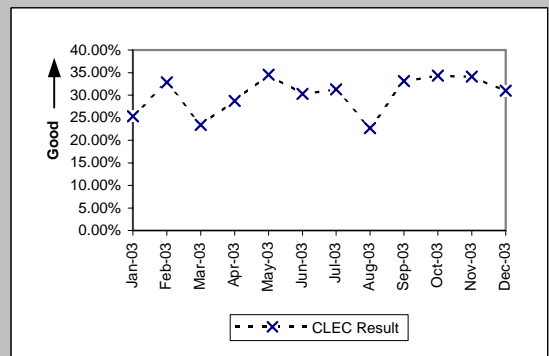


PO-2A-1 - Electronic Flow-through for LSRs received via IMA GUI (Percent)

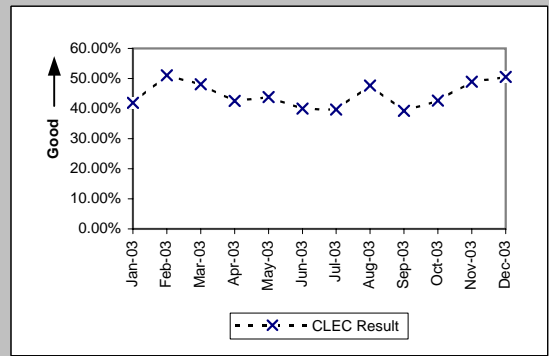
Resale Aggregate W/O UNE-P-POTS (Diagnostic)					
Date	CLEC Num	CLEC Denom	CLEC Result	CLEC Std Dev	
Jan-03	2575	3160	81.49%	38.84%	
Feb-03	2326	2847	81.70%	38.67%	
Mar-03	1979	2749	71.99%	44.90%	
Apr-03	1565	2468	63.41%	48.17%	
May-03	1261	2002	62.99%	48.28%	
Jun-03	757	1449	52.24%	49.95%	
Jul-03	869	2013	43.17%	49.53%	
Aug-03	664	1924	34.51%	47.54%	
Sep-03	605	2022	29.92%	45.79%	
Oct-03	564	2366	23.84%	42.61%	
Nov-03	252	1670	15.09%	35.80%	
Dec-03	420	2109	19.91%	39.94%	



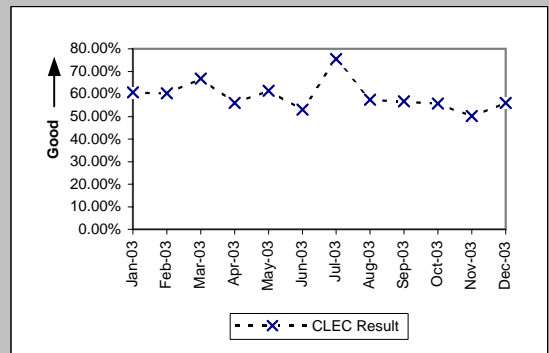
Unbundled Loop Aggregate (Diagnostic)					
Date	CLEC Num	CLEC Denom	CLEC Result	CLEC Std Dev	
Jan-03	291	1149	25.33%	43.49%	
Feb-03	347	1056	32.86%	46.97%	
Mar-03	218	931	23.42%	42.35%	
Apr-03	307	1069	28.72%	45.24%	
May-03	360	1042	34.55%	47.55%	
Jun-03	290	957	30.30%	45.96%	
Jul-03	328	1049	31.27%	46.36%	
Aug-03	229	1008	22.72%	41.90%	
Sep-03	338	1021	33.10%	47.06%	
Oct-03	422	1230	34.31%	47.47%	
Nov-03	308	902	34.15%	47.42%	
Dec-03	300	968	30.99%	46.25%	



LNP (Diagnostic)					
Date	CLEC Num	CLEC Denom	CLEC Result	CLEC Std Dev	
Jan-03	310	740	41.89%	49.34%	
Feb-03	256	501	51.10%	49.99%	
Mar-03	219	455	48.13%	49.97%	
Apr-03	224	527	42.50%	49.44%	
May-03	208	475	43.79%	49.61%	
Jun-03	146	365	40.00%	48.99%	
Jul-03	215	542	39.67%	48.92%	
Aug-03	204	428	47.66%	49.95%	
Sep-03	170	433	39.26%	48.83%	
Oct-03	212	497	42.66%	49.46%	
Nov-03	139	284	48.94%	49.99%	
Dec-03	193	382	50.52%	50.00%	

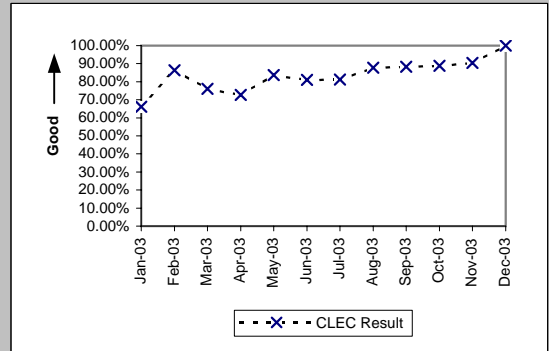


UNE - P (POTS) (Diagnostic)					
Date	CLEC Num	CLEC Denom	CLEC Result	CLEC Std Dev	
Jan-03	2321	3824	60.70%	48.84%	
Feb-03	2494	4136	60.30%	48.93%	
Mar-03	4258	6370	66.84%	47.08%	
Apr-03	2775	4947	56.09%	49.63%	
May-03	3062	4985	61.42%	48.68%	
Jun-03	2666	5021	53.10%	49.90%	
Jul-03	5943	7869	75.52%	42.99%	
Aug-03	2399	4171	57.52%	49.43%	
Sep-03	2762	4872	56.69%	49.55%	
Oct-03	2893	5196	55.68%	49.68%	
Nov-03	2032	4048	50.20%	50.00%	
Dec-03	2041	3641	56.06%	49.63%	

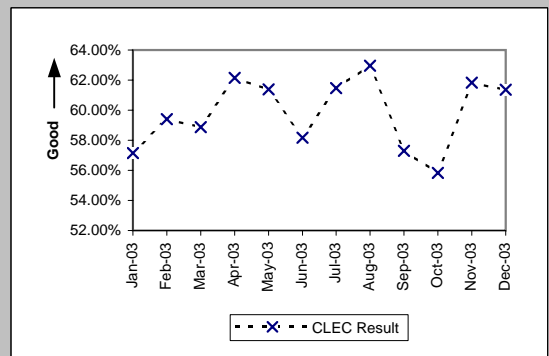


PO-2A-2 - Electronic Flow-through for LSRs received via IMA EDI (Percent)

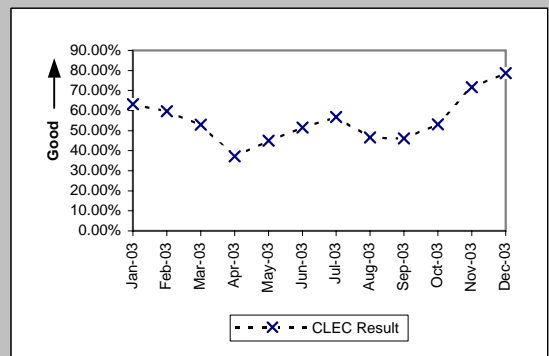
Resale Aggregate W/O UNE-P-POTS (Diagnostic)					
Date	CLEC Num	CLEC Denom	CLEC Result	CLEC Std Dev	
Jan-03	37	56	66.07%	47.35%	
Feb-03	107	124	86.29%	34.39%	
Mar-03	54	71	76.06%	42.67%	
Apr-03	40	55	72.73%	44.54%	
May-03	36	43	83.72%	36.92%	
Jun-03	34	42	80.95%	39.27%	
Jul-03	26	32	81.25%	39.03%	
Aug-03	72	82	87.80%	32.72%	
Sep-03	45	51	88.24%	32.22%	
Oct-03	32	36	88.89%	31.43%	
Nov-03	19	21	90.48%	29.35%	
Dec-03	11	11	100.00%	0.00%	



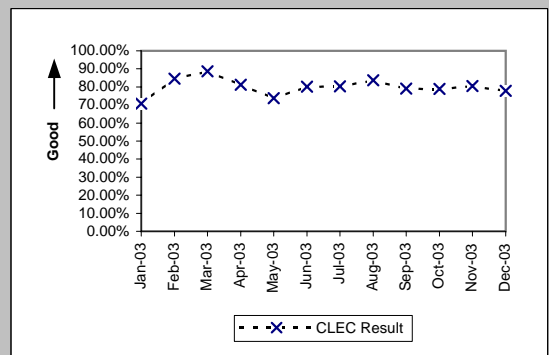
Unbundled Loop Aggregate (Diagnostic)					
Date	CLEC Num	CLEC Denom	CLEC Result	CLEC Std Dev	
Jan-03	664	1162	57.14%	49.49%	
Feb-03	584	983	59.41%	49.11%	
Mar-03	737	1252	58.87%	49.21%	
Apr-03	867	1395	62.15%	48.50%	
May-03	755	1230	61.38%	48.69%	
Jun-03	783	1346	58.17%	49.33%	
Jul-03	847	1378	61.47%	48.67%	
Aug-03	826	1312	62.96%	48.29%	
Sep-03	671	1171	57.30%	49.46%	
Oct-03	738	1322	55.82%	49.66%	
Nov-03	643	1040	61.83%	48.58%	
Dec-03	610	994	61.37%	48.69%	



LNP (Diagnostic)					
Date	CLEC Num	CLEC Denom	CLEC Result	CLEC Std Dev	
Jan-03	579	916	63.21%	48.22%	
Feb-03	316	529	59.74%	49.04%	
Mar-03	115	217	53.00%	49.91%	
Apr-03	61	164	37.20%	48.33%	
May-03	71	158	44.94%	49.74%	
Jun-03	64	124	51.61%	49.97%	
Jul-03	63	111	56.76%	49.54%	
Aug-03	91	195	46.67%	49.89%	
Sep-03	109	236	46.19%	49.85%	
Oct-03	141	265	53.21%	49.90%	
Nov-03	217	303	71.62%	45.09%	
Dec-03	489	621	78.74%	40.91%	

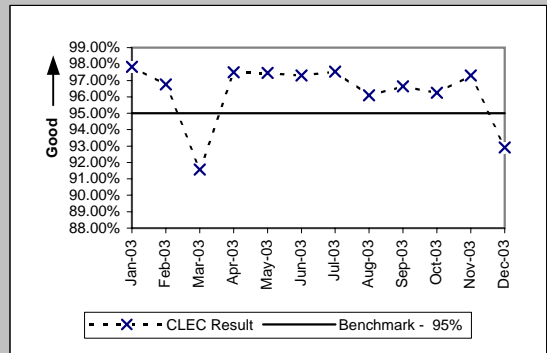


UNE - P (POTS) (Diagnostic)					
Date	CLEC Num	CLEC Denom	CLEC Result	CLEC Std Dev	
Jan-03	551	778	70.82%	45.46%	
Feb-03	1993	2355	84.63%	36.07%	
Mar-03	4514	5087	88.74%	31.62%	
Apr-03	4745	5848	81.14%	39.12%	
May-03	5867	7950	73.80%	43.97%	
Jun-03	7188	8977	80.07%	39.95%	
Jul-03	10599	13185	80.39%	39.71%	
Aug-03	10530	12571	83.76%	36.88%	
Sep-03	8811	11145	79.06%	40.69%	
Oct-03	10096	12784	78.97%	40.75%	
Nov-03	8944	11107	80.53%	39.60%	
Dec-03	7293	9363	77.89%	41.50%	

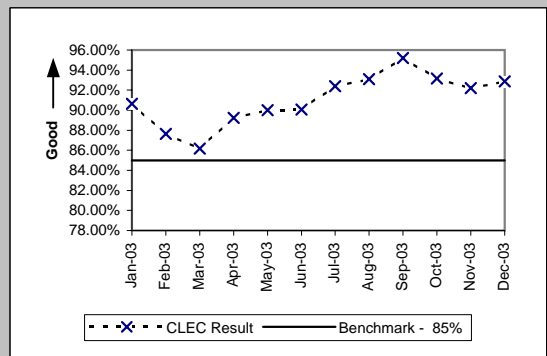


PO-2B-1 - Electronic Flow-through for All Eligible LSRs received via IMA GUI (Percent)

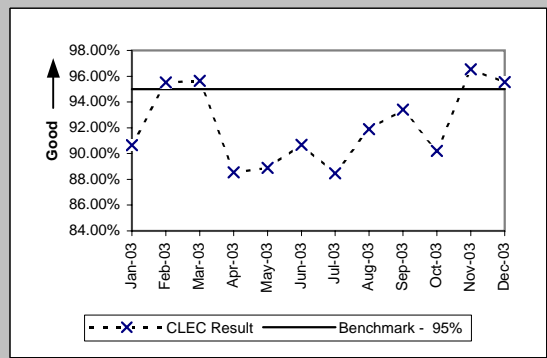
Resale Aggregate W/O UNE-P-POTS (Benchmark)					
Date	CLEC Num	CLEC Denom	CLEC Result	CLEC Std Dev	
Jan-03	2575	2632	97.83%	14.56%	
Feb-03	2326	2404	96.76%	17.72%	
Mar-03	1979	2161	91.58%	27.77%	
Apr-03	1565	1605	97.51%	15.59%	
May-03	1261	1294	97.45%	15.76%	
Jun-03	757	778	97.30%	16.21%	
Jul-03	869	891	97.53%	15.52%	
Aug-03	664	691	96.09%	19.38%	
Sep-03	605	626	96.65%	18.01%	
Oct-03	564	586	96.25%	19.01%	
Nov-03	252	259	97.30%	16.22%	
Dec-03	420	452	92.92%	25.65%	



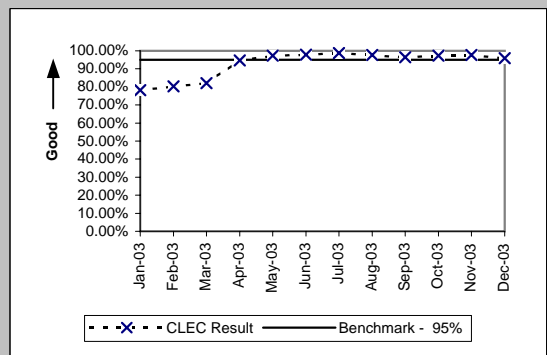
Unbundled Loop Aggregate (Benchmark)				
Date	CLEC Num	CLEC Denom	CLEC Result	CLEC Std Dev
Jan-03	291	321	90.65%	29.11%
Feb-03	347	396	87.63%	32.93%
Mar-03	218	253	86.17%	34.53%
Apr-03	307	344	89.24%	30.98%
May-03	360	400	90.00%	30.00%
Jun-03	290	322	90.06%	29.92%
Jul-03	328	355	92.39%	26.51%
Aug-03	229	246	93.09%	25.36%
Sep-03	338	355	95.21%	21.35%
Oct-03	422	453	93.16%	25.25%
Nov-03	308	334	92.22%	26.79%
Dec-03	300	323	92.88%	25.72%



LNP (Benchmark)				
Date	CLEC Num	CLEC Denom	CLEC Result	CLEC Std Dev
Jan-03	310	342	90.64%	29.12%
Feb-03	256	268	95.52%	20.68%
Mar-03	219	229	95.63%	20.44%
Apr-03	224	253	88.54%	31.86%
May-03	208	234	88.89%	31.43%
Jun-03	146	161	90.68%	29.07%
Jul-03	215	243	88.48%	31.93%
Aug-03	204	222	91.89%	27.30%
Sep-03	170	182	93.41%	24.82%
Oct-03	212	235	90.21%	29.71%
Nov-03	139	144	96.53%	18.31%
Dec-03	193	202	95.54%	20.63%

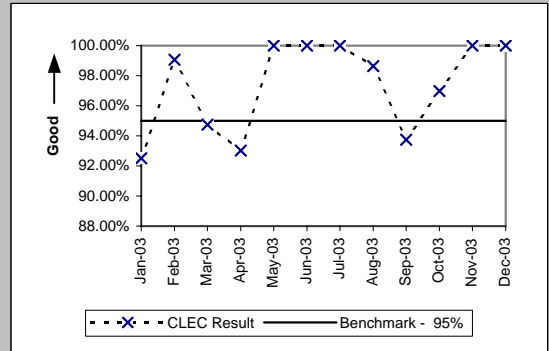


UNE - P (POTS) (Benchmark)				
Date	CLEC Num	CLEC Denom	CLEC Result	CLEC Std Dev
Jan-03	2321	2969	78.17%	41.31%
Feb-03	2494	3104	80.35%	39.74%
Mar-03	4258	5190	82.04%	38.38%
Apr-03	2775	2932	94.65%	22.51%
May-03	3062	3147	97.30%	16.21%
Jun-03	2666	2722	97.94%	14.20%
Jul-03	5943	6014	98.82%	10.80%
Aug-03	2399	2454	97.76%	14.80%
Sep-03	2762	2863	96.47%	18.45%
Oct-03	2893	2971	97.37%	15.99%
Nov-03	2032	2081	97.65%	15.16%
Dec-03	2041	2126	96.00%	19.59%

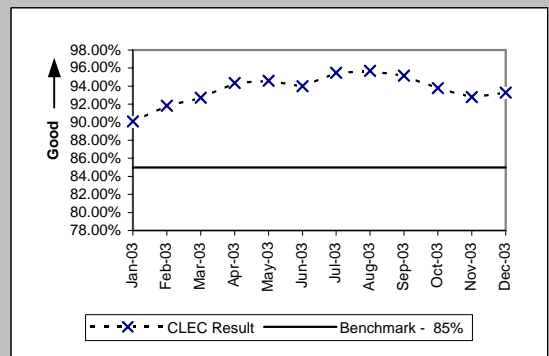


PO-2B-2 - Electronic Flow-through for All Eligible LSRs received via IMA EDI (Percent)

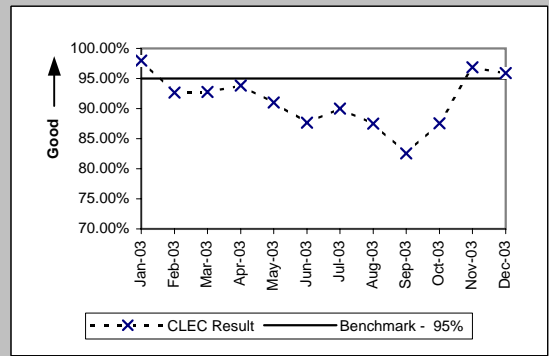
Resale Aggregate W/O UNE-P-POTS (Benchmark)					
Date	CLEC Num	CLEC Denom	CLEC Result	CLEC Std Dev	
Jan-03	37	40	92.50%	26.34%	
Feb-03	107	108	99.07%	9.58%	
Mar-03	54	57	94.74%	22.33%	
Apr-03	40	43	93.02%	25.48%	
May-03	36	36	100.00%	0.00%	
Jun-03	34	34	100.00%	0.00%	
Jul-03	26	26	100.00%	0.00%	
Aug-03	72	73	98.63%	11.62%	
Sep-03	45	48	93.75%	24.21%	
Oct-03	32	33	96.97%	17.14%	
Nov-03	19	19	100.00%	0.00%	
Dec-03	11	11	100.00%	0.00%	



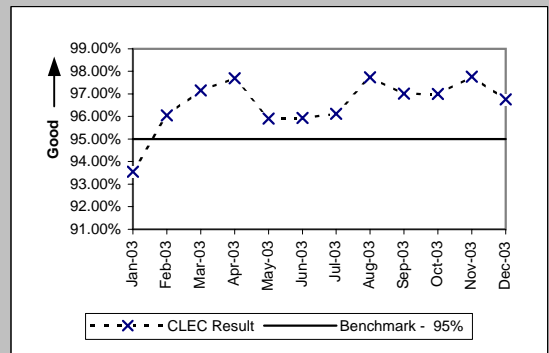
Unbundled Loop Aggregate (Benchmark)					
Date	CLEC Num	CLEC Denom	CLEC Result	CLEC Std Dev	
Jan-03	664	737	90.10%	29.87%	
Feb-03	584	636	91.82%	27.40%	
Mar-03	737	795	92.70%	26.01%	
Apr-03	867	919	94.34%	23.10%	
May-03	755	798	94.61%	22.58%	
Jun-03	783	833	94.00%	23.75%	
Jul-03	847	887	95.49%	20.75%	
Aug-03	826	863	95.71%	20.26%	
Sep-03	671	705	95.18%	21.42%	
Oct-03	738	787	93.77%	24.16%	
Nov-03	643	693	92.79%	25.87%	
Dec-03	610	654	93.27%	25.05%	



LNP (Benchmark)					
Date	CLEC Num	CLEC Denom	CLEC Result	CLEC Std Dev	
Jan-03	579	591	97.97%	14.10%	
Feb-03	316	341	92.67%	26.07%	
Mar-03	115	124	92.74%	25.94%	
Apr-03	61	65	93.85%	24.03%	
May-03	71	78	91.03%	28.58%	
Jun-03	64	73	87.67%	32.88%	
Jul-03	63	70	90.00%	30.00%	
Aug-03	91	104	87.50%	33.07%	
Sep-03	109	132	82.58%	37.93%	
Oct-03	141	161	87.58%	32.98%	
Nov-03	217	224	96.88%	17.40%	
Dec-03	489	510	95.88%	19.87%	



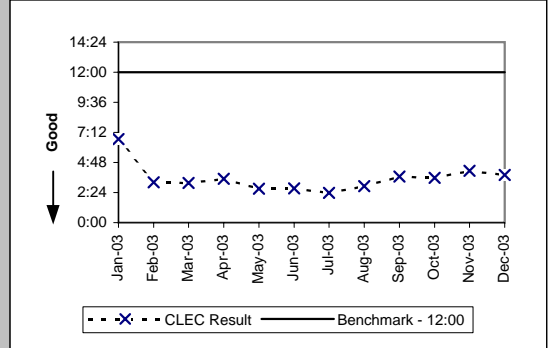
UNE - P (POTS) (Benchmark)					
Date	CLEC Num	CLEC Denom	CLEC Result	CLEC Std Dev	
Jan-03	551	589	93.55%	24.57%	
Feb-03	1993	2075	96.05%	19.48%	
Mar-03	4514	4646	97.16%	16.61%	
Apr-03	4745	4857	97.69%	15.01%	
May-03	5867	6117	95.91%	19.80%	
Jun-03	7188	7493	95.93%	19.76%	
Jul-03	10599	11027	96.12%	19.32%	
Aug-03	10530	10774	97.74%	14.88%	
Sep-03	8811	9082	97.02%	17.01%	
Oct-03	10096	10408	97.00%	17.05%	
Nov-03	8944	9148	97.77%	14.77%	
Dec-03	7293	7537	96.76%	17.70%	



PO-3 - LSR Rejection Notice Interval

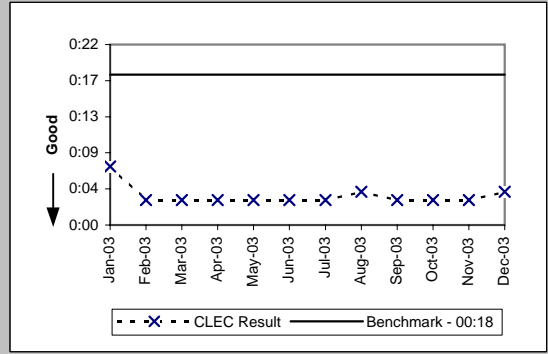
LSR Rejection Notice Interval for IMA - Rejected Manually (Hours:Minutes) (PO-3A-1) (Benchmark)

Date	Numerator	Denominator	CLEC Result	Standard Dev
Jan-03	3845:37	577	6:40	105:28
Feb-03	1386:31	432	3:13	3:58
Mar-03	1905:26	601	3:10	4:35
Apr-03	2518:12	719	3:30	5:05
May-03	1551:21	571	2:43	2:47
Jun-03	1196:18	439	2:44	2:53
Jul-03	2155:21	909	2:22	3:07
Aug-03	1501:02	514	2:55	3:38
Sep-03	1359:30	369	3:41	2:56
Oct-03	1076:28	300	3:35	3:10
Nov-03	1058:01	256	4:08	4:19
Dec-03	885:17	232	3:49	4:17



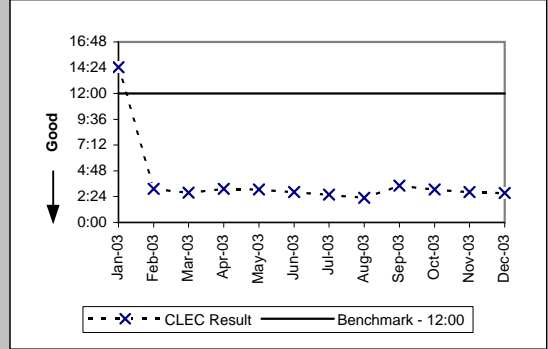
LSR Rejection Notice Interval for IMA - Auto-Rejected (Minutes:Seconds) (PO-3A-2) (Benchmark)

Date	Numerator	Denominator	CLEC Result	Standard Dev
Jan-03	3181:50	28442	0:07	0:58
Feb-03	1273:27	27043	0:03	0:07
Mar-03	1400:40	29150	0:03	0:08
Apr-03	1535:28	28297	0:03	0:07
May-03	1502:28	28319	0:03	0:05
Jun-03	1545:00	27583	0:03	0:08
Jul-03	1652:41	30468	0:03	0:06
Aug-03	1972:45	30222	0:04	0:24
Sep-03	1557:40	29054	0:03	0:09
Oct-03	1767:03	31549	0:03	0:07
Nov-03	1297:02	24418	0:03	0:07
Dec-03	2140:56	30669	0:04	0:06



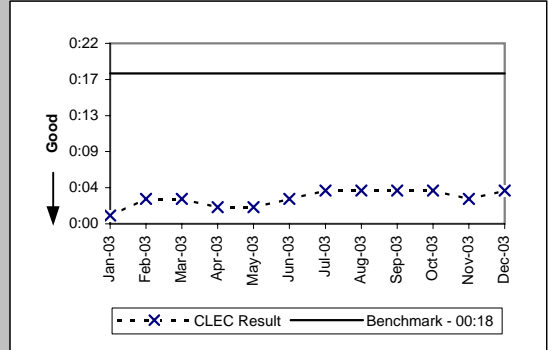
LSR Rejection Notice Interval for EDI - Rejected Manually (Hours:Minutes) (PO-3B-1) (Benchmark)

Date	Numerator	Denominator	CLEC Result	Standard Dev
Jan-03	2944:10	204	14:26	118:36
Feb-03	916:33	294	3:07	3:04
Mar-03	1169:32	422	2:46	3:14
Apr-03	2085:17	667	3:08	2:46
May-03	3287:59	1075	3:04	2:46
Jun-03	2454:51	874	2:49	2:54
Jul-03	2930:48	1135	2:35	2:18
Aug-03	1838:39	808	2:17	2:47
Sep-03	2350:01	685	3:26	3:04
Oct-03	2197:51	716	3:04	2:47
Nov-03	1272:30	453	2:49	2:26
Dec-03	1002:51	365	2:45	2:45



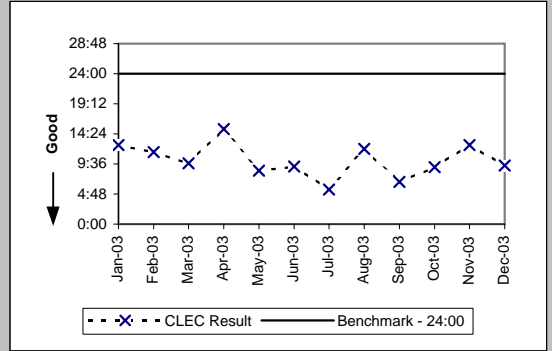
LSR Rejection Notice Interval for EDI - Auto-Rejected (Minutes:Seconds) (PO-3B-2) (Benchmark)

Date	Numerator	Denominator	CLEC Result	Standard Dev
Jan-03	959:47	42708	0:01	0:12
Feb-03	1516:55	33356	0:03	0:05
Mar-03	3367:45	75612	0:03	0:06
Apr-03	2467:49	59972	0:02	0:04
May-03	2614:58	63810	0:02	0:03
Jun-03	3330:06	69744	0:03	0:05
Jul-03	3752:49	58520	0:04	0:06
Aug-03	3525:51	53256	0:04	0:06
Sep-03	3767:10	57343	0:04	0:10
Oct-03	3748:36	63580	0:04	0:05
Nov-03	2719:38	49423	0:03	0:06
Dec-03	3022:28	45226	0:04	0:06



PO-3 - LSR Rejection Notice Interval

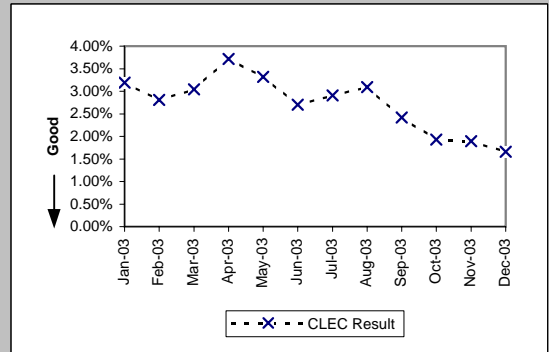
LSR Rejection Notice Interval for Manual and IIS (Hours:Minutes) (PO-3C) (Benchmark)					
Date	Numerator	Denominator	CLEC Result	Standard Dev	
Jan-03	884:27	70	12:38	17:47	
Feb-03	448:23	39	11:30	10:56	
Mar-03	359:23	37	9:43	10:59	
Apr-03	530:06	35	15:09	36:21	
May-03	298:06	35	8:31	10:18	
Jun-03	211:37	23	9:12	8:21	
Jul-03	126:55	23	5:31	5:56	
Aug-03	299:41	25	11:59	10:25	
Sep-03	67:31	10	6:45	7:36	
Oct-03	117:56	13	9:04	10:40	
Nov-03	252:18	20	12:37	12:34	
Dec-03	1131:50	121	9:21	7:26	



PO-4 - LSRs Rejected

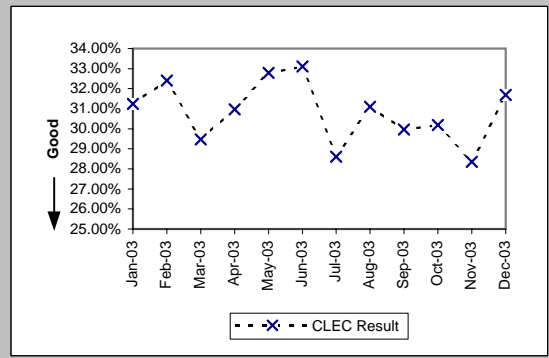
LSRs Rejected for IMA - Rejected Manually (Percent) (PO-4A-1) (Diagnostic)

Date	Numerator	Denominator	CLEC Result	Standard Dev
Jan-03	2907	91062	3.19%	17.58%
Feb-03	2342	83449	2.81%	16.52%
Mar-03	3008	98912	3.04%	17.17%
Apr-03	3396	91377	3.72%	18.92%
May-03	2867	86378	3.32%	17.91%
Jun-03	2229	82422	2.70%	16.22%
Jul-03	3094	106488	2.91%	16.80%
Aug-03	3004	97187	3.09%	17.31%
Sep-03	2345	96958	2.42%	15.36%
Oct-03	2016	104515	1.93%	13.75%
Nov-03	1628	86133	1.89%	13.62%
Dec-03	1604	96809	1.66%	12.76%



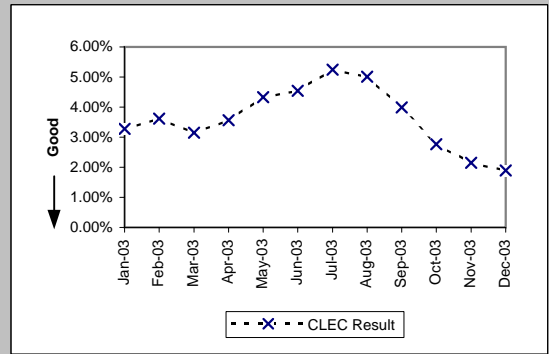
LSRs Rejected for IMA - Auto-Rejected (Percent) (PO-4A-2) (Diagnostic)

Date	Numerator	Denominator	CLEC Result	Standard Dev
Jan-03	28442	91062	31.23%	46.34%
Feb-03	27043	83449	32.41%	46.80%
Mar-03	29150	98912	29.47%	45.59%
Apr-03	28297	91377	30.97%	46.24%
May-03	28319	86378	32.79%	46.94%
Jun-03	27288	82422	33.11%	47.06%
Jul-03	30468	106488	28.61%	45.19%
Aug-03	30222	97187	31.10%	46.29%
Sep-03	29054	96958	29.97%	45.81%
Oct-03	31549	104515	30.19%	45.91%
Nov-03	24418	86133	28.35%	45.07%
Dec-03	30669	96809	31.68%	46.52%



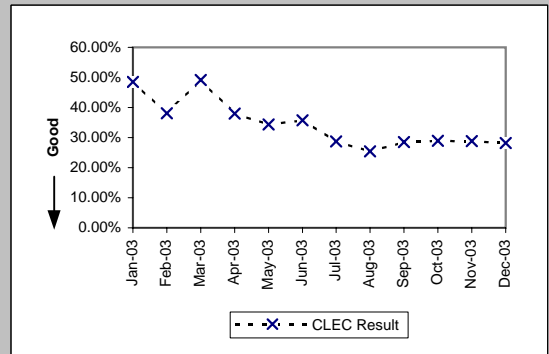
LSRs Rejected for EDI - Rejected Manually (Percent) (PO-4B-1) (Diagnostic)

Date	Numerator	Denominator	CLEC Result	Standard Dev
Jan-03	2880	88038	3.27%	17.79%
Feb-03	3168	87625	3.62%	18.67%
Mar-03	4842	153816	3.15%	17.46%
Apr-03	5617	157795	3.56%	18.53%
May-03	8053	185923	4.33%	20.36%
Jun-03	8871	195154	4.55%	20.83%
Jul-03	10704	203973	5.25%	22.30%
Aug-03	10515	209854	5.01%	21.82%
Sep-03	8017	201183	3.98%	19.56%
Oct-03	6086	219882	2.77%	16.41%
Nov-03	3679	171330	2.15%	14.50%
Dec-03	3031	160353	1.89%	13.62%



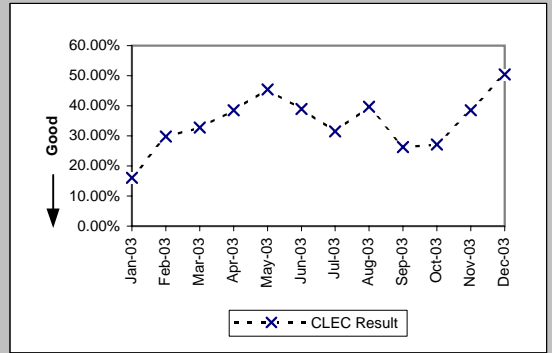
LSRs Rejected for EDI - Auto-Rejected (Percent) (PO-4B-2) (Diagnostic)

Date	Numerator	Denominator	CLEC Result	Standard Dev
Jan-03	42708	88038	48.51%	49.98%
Feb-03	33356	87625	38.07%	48.56%
Mar-03	75612	153816	49.16%	49.99%
Apr-03	59972	157795	38.01%	48.54%
May-03	63810	185923	34.32%	47.48%
Jun-03	69744	195154	35.74%	47.92%
Jul-03	58520	203973	28.69%	45.23%
Aug-03	53256	209854	25.38%	43.52%
Sep-03	57343	201183	28.50%	45.14%
Oct-03	63580	219882	28.92%	45.34%
Nov-03	49423	171330	28.85%	45.30%
Dec-03	45226	160353	28.20%	45.00%



PO-4 - LSRs Rejected

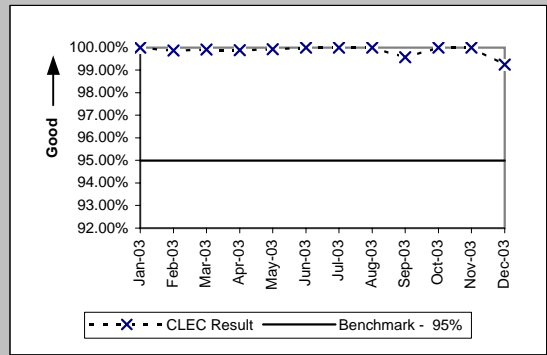
LSRs Received via Facsimile (Percent) (PO-4C) (Diagnostic)					
Date	Numerator	Denominator	CLEC Result	Standard Dev	
Jan-03	70	437	16.02%	36.68%	
Feb-03	39	131	29.77%	45.73%	
Mar-03	37	113	32.74%	46.93%	
Apr-03	35	91	38.46%	48.65%	
May-03	35	77	45.45%	49.79%	
Jun-03	23	59	38.98%	48.77%	
Jul-03	23	73	31.51%	46.45%	
Aug-03	25	63	39.68%	48.92%	
Sep-03	10	38	26.32%	44.03%	
Oct-03	13	48	27.08%	44.44%	
Nov-03	20	52	38.46%	48.65%	
Dec-03	121	240	50.42%	50.00%	



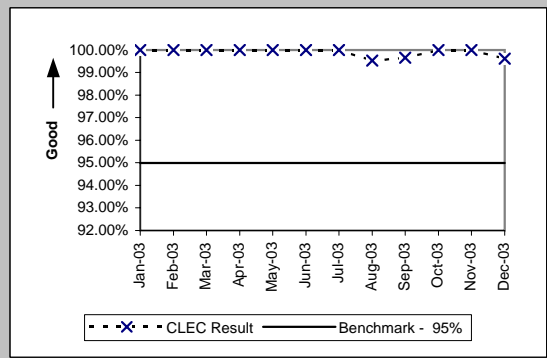


PO-5A-1 - FOCs On Time for Fully Electronic LSRs Received via IMA GUI (Percent)

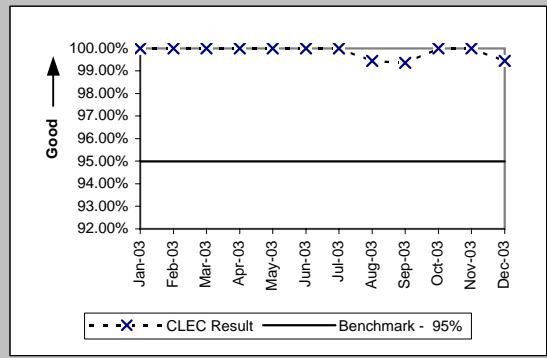
Resale Aggregate (PO-5A-1 (a)) (Benchmark)					
Date	Numerator	Denominator	CLEC Result	Standard Dev	
Jan-03	4835	4835	100.00%	0.00%	
Feb-03	4755	4761	99.87%	3.55%	
Mar-03	6183	6188	99.92%	2.84%	
Apr-03	4278	4283	99.88%	3.41%	
May-03	4244	4247	99.93%	2.66%	
Jun-03	3363	3363	100.00%	0.00%	
Jul-03	6741	6741	100.00%	0.00%	
Aug-03	3017	3017	100.00%	0.00%	
Sep-03	3306	3320	99.58%	6.48%	
Oct-03	3403	3403	100.00%	0.00%	
Nov-03	2235	2235	100.00%	0.00%	
Dec-03	2371	2389	99.25%	8.65%	



Unbundled Loop Aggregate (PO-5A-1 (b)) (Benchmark)					
Date	Numerator	Denominator	CLEC Result	Standard Dev	
Jan-03	268	268	100.00%	0.00%	
Feb-03	325	325	100.00%	0.00%	
Mar-03	204	204	100.00%	0.00%	
Apr-03	292	292	100.00%	0.00%	
May-03	344	344	100.00%	0.00%	
Jun-03	264	264	100.00%	0.00%	
Jul-03	288	288	100.00%	0.00%	
Aug-03	215	216	99.54%	6.79%	
Sep-03	298	299	99.67%	5.77%	
Oct-03	369	369	100.00%	0.00%	
Nov-03	265	265	100.00%	0.00%	
Dec-03	263	264	99.62%	6.14%	

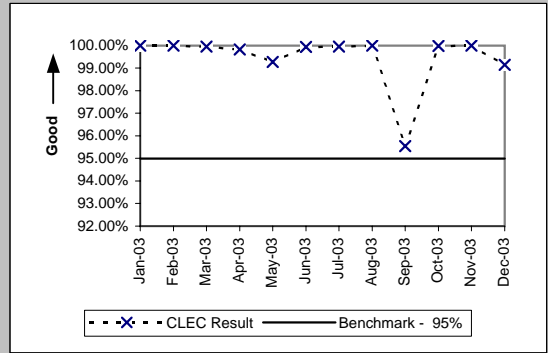


LNP (PO-5A-1 (c)) (Benchmark)					
Date	Numerator	Denominator	CLEC Result	Standard Dev	
Jan-03	287	287	100.00%	0.00%	
Feb-03	236	236	100.00%	0.00%	
Mar-03	202	202	100.00%	0.00%	
Apr-03	206	206	100.00%	0.00%	
May-03	189	189	100.00%	0.00%	
Jun-03	138	138	100.00%	0.00%	
Jul-03	195	195	100.00%	0.00%	
Aug-03	180	181	99.45%	7.41%	
Sep-03	155	156	99.36%	7.98%	
Oct-03	199	199	100.00%	0.00%	
Nov-03	127	127	100.00%	0.00%	
Dec-03	181	182	99.45%	7.39%	

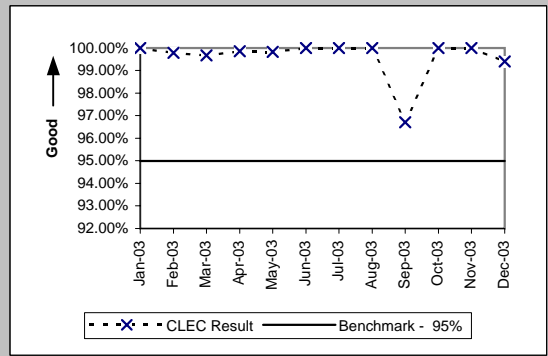


PO-5A-2 - FOCs On Time for Fully Electronic LSRs Received via IMA EDI (Percent)

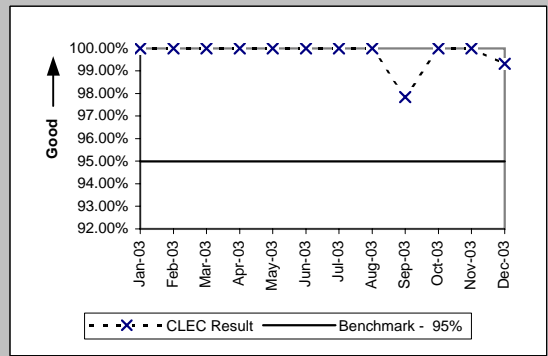
Resale Aggregate (PO-5A-2 (a)) (Benchmark)					
Date	Numerator	Denominator	CLEC Result	Standard Dev	
Jan-03	578	578	100.00%	0.00%	
Feb-03	2049	2049	100.00%	0.00%	
Mar-03	4530	4532	99.96%	2.10%	
Apr-03	4735	4743	99.83%	4.10%	
May-03	5797	5839	99.28%	8.45%	
Jun-03	7171	7175	99.94%	2.36%	
Jul-03	10524	10528	99.96%	1.95%	
Aug-03	10500	10500	100.00%	0.00%	
Sep-03	8348	8737	95.55%	20.63%	
Oct-03	9985	9987	99.98%	1.42%	
Nov-03	8845	8845	100.00%	0.00%	
Dec-03	7172	7234	99.14%	9.22%	



Unbundled Loop Aggregate (PO-5A-2 (b)) (Benchmark)					
Date	Numerator	Denominator	CLEC Result	Standard Dev	
Jan-03	519	519	100.00%	0.00%	
Feb-03	466	467	99.79%	4.62%	
Mar-03	609	611	99.67%	5.71%	
Apr-03	728	729	99.86%	3.70%	
May-03	596	597	99.83%	4.09%	
Jun-03	611	611	100.00%	0.00%	
Jul-03	631	631	100.00%	0.00%	
Aug-03	643	643	100.00%	0.00%	
Sep-03	528	546	96.70%	17.86%	
Oct-03	625	625	100.00%	0.00%	
Nov-03	569	569	100.00%	0.00%	
Dec-03	500	503	99.40%	7.70%	



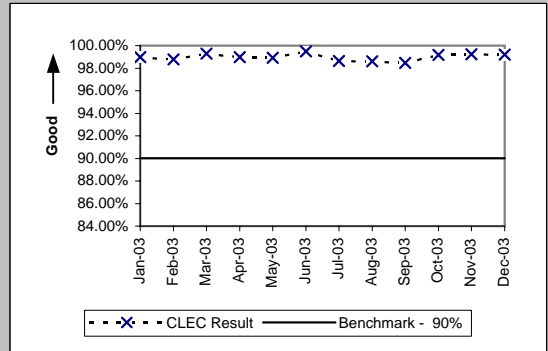
LNP (PO-5A-2 (c)) (Benchmark)					
Date	Numerator	Denominator	CLEC Result	Standard Dev	
Jan-03	443	443	100.00%	0.00%	
Feb-03	245	245	100.00%	0.00%	
Mar-03	92	92	100.00%	0.00%	
Apr-03	46	46	100.00%	0.00%	
May-03	60	60	100.00%	0.00%	
Jun-03	52	52	100.00%	0.00%	
Jul-03	61	61	100.00%	0.00%	
Aug-03	79	79	100.00%	0.00%	
Sep-03	91	93	97.85%	14.51%	
Oct-03	125	125	100.00%	0.00%	
Nov-03	197	197	100.00%	0.00%	
Dec-03	435	438	99.32%	8.25%	



PO-5B-1 - FOCs On Time for Electronic/Manual LSRs Received via IMA GUI (Percent)

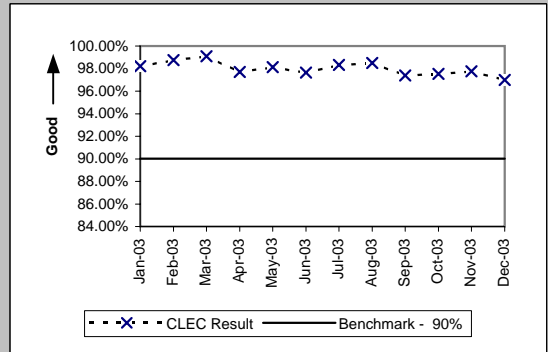
Resale Aggregate (PO-5B-1 (a)) (Benchmark)

Date	Numerator	Denominator	CLEC Result	Standard Dev
Jan-03	2029	2050	98.98%	10.07%
Feb-03	2129	2155	98.79%	10.92%
Mar-03	2780	2800	99.29%	8.42%
Apr-03	2911	2941	98.98%	10.05%
May-03	2476	2503	98.92%	10.33%
Jun-03	2907	2922	99.49%	7.15%
Jul-03	2967	3008	98.64%	11.60%
Aug-03	2971	3013	98.61%	11.72%
Sep-03	3401	3454	98.47%	12.29%
Oct-03	3877	3909	99.18%	9.01%
Nov-03	3289	3314	99.25%	8.65%
Dec-03	3030	3054	99.21%	8.83%



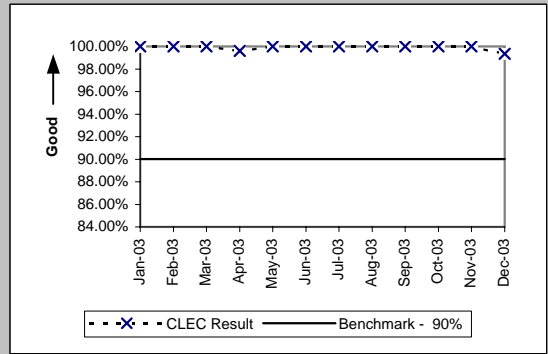
Unbundled Loop Aggregate (PO-5B-1 (b)) (Benchmark)

Date	Numerator	Denominator	CLEC Result	Standard Dev
Jan-03	823	838	98.21%	13.26%
Feb-03	708	717	98.74%	11.13%
Mar-03	660	666	99.10%	9.45%
Apr-03	805	824	97.69%	15.01%
May-03	628	640	98.13%	13.56%
Jun-03	625	640	97.66%	15.13%
Jul-03	644	655	98.32%	12.85%
Aug-03	720	731	98.50%	12.17%
Sep-03	707	726	97.38%	15.96%
Oct-03	827	848	97.52%	15.54%
Nov-03	567	580	97.76%	14.80%
Dec-03	675	696	96.98%	17.11%



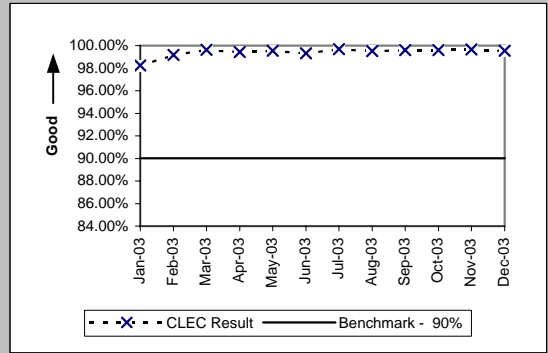
LNP (PO-5B-1 (c)) (Benchmark)

Date	Numerator	Denominator	CLEC Result	Standard Dev
Jan-03	370	370	100.00%	0.00%
Feb-03	216	216	100.00%	0.00%
Mar-03	206	206	100.00%	0.00%
Apr-03	254	255	99.61%	6.25%
May-03	224	224	100.00%	0.00%
Jun-03	193	193	100.00%	0.00%
Jul-03	291	291	100.00%	0.00%
Aug-03	182	182	100.00%	0.00%
Sep-03	218	218	100.00%	0.00%
Oct-03	242	242	100.00%	0.00%
Nov-03	120	120	100.00%	0.00%
Dec-03	151	152	99.34%	8.08%

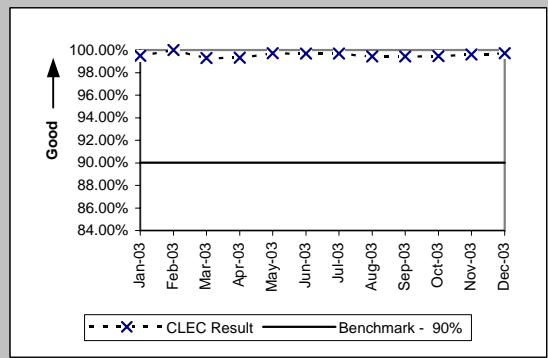


PO-5B-2 - FOCs On Time for Electronic/Manual LSRs Received via IMA EDI (Percent)

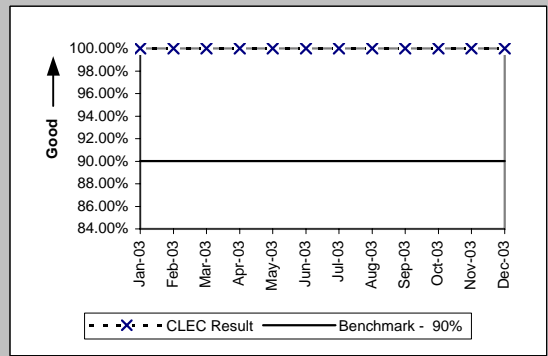
Resale Aggregate (PO-5B-2 (a)) (Benchmark)					
Date	Numerator	Denominator	CLEC Result	Standard Dev	
Jan-03	222	226	98.23%	13.19%	
Feb-03	365	368	99.18%	8.99%	
Mar-03	550	552	99.64%	6.01%	
Apr-03	1040	1046	99.43%	7.55%	
May-03	2027	2036	99.56%	6.63%	
Jun-03	1730	1742	99.31%	8.27%	
Jul-03	2486	2494	99.68%	5.65%	
Aug-03	1907	1916	99.53%	6.84%	
Sep-03	2216	2225	99.60%	6.35%	
Oct-03	2530	2540	99.61%	6.26%	
Nov-03	2040	2047	99.66%	5.84%	
Dec-03	1982	1991	99.55%	6.71%	



Unbundled Loop Aggregate (PO-5B-2 (b)) (Benchmark)					
Date	Numerator	Denominator	CLEC Result	Standard Dev	
Jan-03	1531	1539	99.48%	7.19%	
Feb-03	1345	1345	100.00%	0.00%	
Mar-03	1519	1530	99.28%	8.45%	
Apr-03	1628	1639	99.33%	8.16%	
May-03	2010	2016	99.70%	5.45%	
Jun-03	2292	2299	99.70%	5.51%	
Jul-03	2321	2328	99.70%	5.48%	
Aug-03	1891	1902	99.42%	7.58%	
Sep-03	1897	1908	99.42%	7.57%	
Oct-03	2075	2086	99.47%	7.24%	
Nov-03	1533	1539	99.61%	6.23%	
Dec-03	1687	1692	99.70%	5.43%	

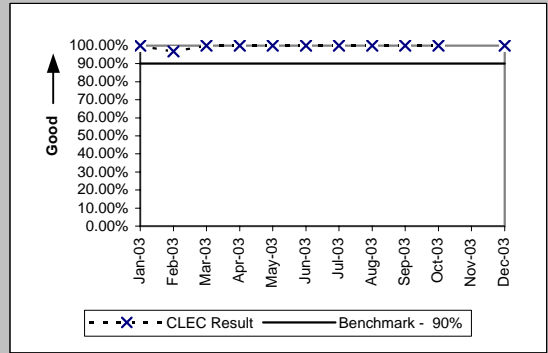


LNP (PO-5B-2 (c)) (Benchmark)					
Date	Numerator	Denominator	CLEC Result	Standard Dev	
Jan-03	313	313	100.00%	0.00%	
Feb-03	208	208	100.00%	0.00%	
Mar-03	99	99	100.00%	0.00%	
Apr-03	94	94	100.00%	0.00%	
May-03	80	80	100.00%	0.00%	
Jun-03	58	58	100.00%	0.00%	
Jul-03	43	43	100.00%	0.00%	
Aug-03	95	95	100.00%	0.00%	
Sep-03	118	118	100.00%	0.00%	
Oct-03	114	114	100.00%	0.00%	
Nov-03	73	73	100.00%	0.00%	
Dec-03	111	111	100.00%	0.00%	

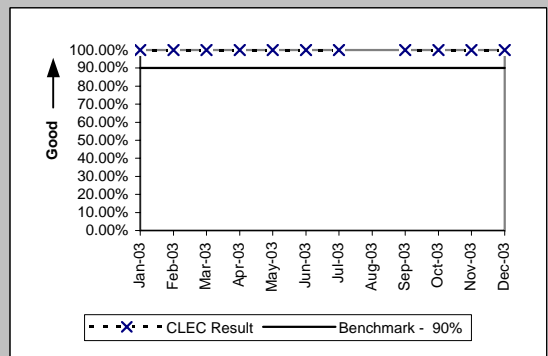


PO-5C - FOCs on Time for Manual (Percent)

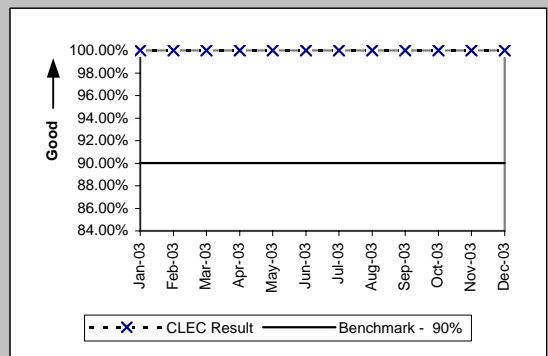
Resale Aggregate (PO-5C -(a)) (Benchmark)					
Date	Numerator	Denominator	CLEC Result	Standard Dev	
Jan-03	316	316	100.00%	0.00%	
Feb-03	59	61	96.72%	17.81%	
Mar-03	32	32	100.00%	0.00%	
Apr-03	29	29	100.00%	0.00%	
May-03	12	12	100.00%	0.00%	
Jun-03	8	8	100.00%	0.00%	
Jul-03	15	15	100.00%	0.00%	
Aug-03	11	11	100.00%	0.00%	
Sep-03	13	13	100.00%	0.00%	
Oct-03	3	3	100.00%	0.00%	
Nov-03					
Dec-03	17	17	100.00%	0.00%	



Unbundled Loop Aggregate (PO-5C -(b)) (Benchmark)					
Date	Numerator	Denominator	CLEC Result	Standard Dev	
Jan-03	12	12	100.00%	0.00%	
Feb-03	5	5	100.00%	0.00%	
Mar-03	17	17	100.00%	0.00%	
Apr-03	9	9	100.00%	0.00%	
May-03	5	5	100.00%	0.00%	
Jun-03	1	1	100.00%	0.00%	
Jul-03	10	10	100.00%	0.00%	
Aug-03					
Sep-03	3	3	100.00%	0.00%	
Oct-03	4	4	100.00%	0.00%	
Nov-03	17	17	100.00%	0.00%	
Dec-03	25	25	100.00%	0.00%	



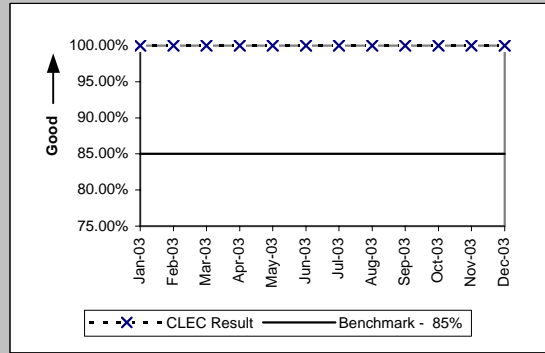
LNP (PO-5C -(c)) (Benchmark)					
Date	Numerator	Denominator	CLEC Result	Standard Dev	
Jan-03	18	18	100.00%	0.00%	
Feb-03	10	10	100.00%	0.00%	
Mar-03	13	13	100.00%	0.00%	
Apr-03	13	13	100.00%	0.00%	
May-03	17	17	100.00%	0.00%	
Jun-03	22	22	100.00%	0.00%	
Jul-03	19	19	100.00%	0.00%	
Aug-03	24	24	100.00%	0.00%	
Sep-03	10	10	100.00%	0.00%	
Oct-03	24	24	100.00%	0.00%	
Nov-03	14	14	100.00%	0.00%	
Dec-03	74	74	100.00%	0.00%	



PO-5D - FOCs on Time (Percent)

LIS Trunk (PO-5D) (Benchmark)

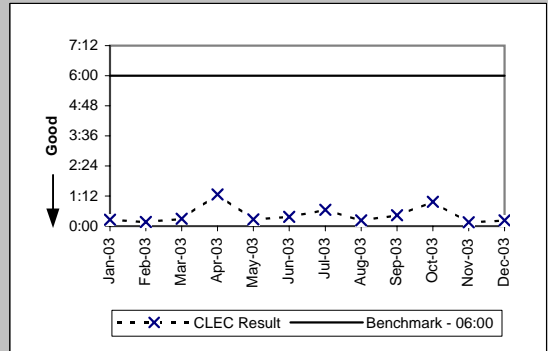
Date	Numerator	Denominator	CLEC Result	Standard Dev
Jan-03	90	90	100.00%	0.00%
Feb-03	109	109	100.00%	0.00%
Mar-03	115	115	100.00%	0.00%
Apr-03	80	80	100.00%	0.00%
May-03	79	79	100.00%	0.00%
Jun-03	98	98	100.00%	0.00%
Jul-03	29	29	100.00%	0.00%
Aug-03	39	39	100.00%	0.00%
Sep-03	37	37	100.00%	0.00%
Oct-03	87	87	100.00%	0.00%
Nov-03	57	57	100.00%	0.00%
Dec-03	77	77	100.00%	0.00%



PO-6 - Work Completion Notification Timeliness

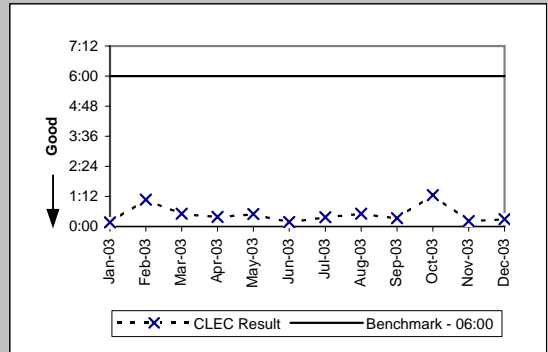
Notices Made Available via IMA - GUI All (Hours:Minutes) (PO-6A ) (Benchmark)

Date	Numerator	Denominator	CLEC Result
Jan-03	1828:44	7408	0:15
Feb-03	1306:53	7629	0:10
Mar-03	3010:57	9917	0:18
Apr-03	10327:48	8186	1:16
May-03	2094:57	8085	0:16
Jun-03	2575:50	7027	0:22
Jul-03	6408:00	9866	0:39
Aug-03	1406:32	6136	0:14
Sep-03	2682:28	6087	0:26
Oct-03	7506:25	7705	0:58
Nov-03	778:38	5170	0:09
Dec-03	1351:32	5773	0:14



Notices Transmitted via IMA - EDI All (Hours:Minutes) (PO-6B ) (Benchmark)

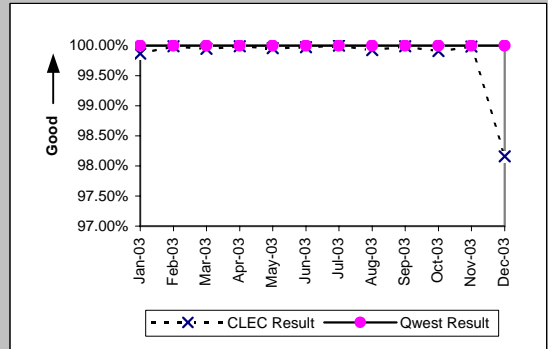
Date	Numerator	Denominator	CLEC Result
Jan-03	557:03	3325	0:10
Feb-03	3962:58	3737	1:04
Mar-03	3127:23	6029	0:31
Apr-03	2662:13	6904	0:23
May-03	4848:15	9673	0:30
Jun-03	1759:09	9701	0:11
Jul-03	5030:29	13852	0:22
Aug-03	4861:36	9557	0:31
Sep-03	2735:37	8156	0:20
Oct-03	9798:41	7803	1:15
Nov-03	1878:34	8996	0:13
Dec-03	3115:31	10487	0:18



PO-7 - Billing Completion Notification Timeliness

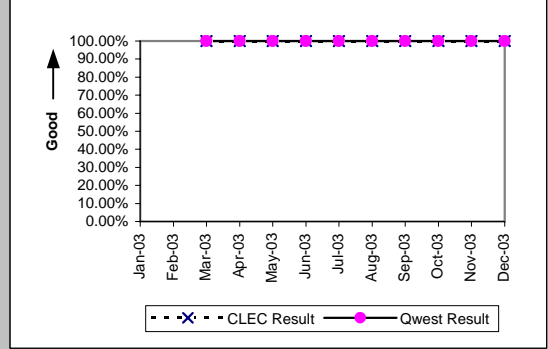
Notices Made Available via IMA - GUI / Billing System Posting Completions All (Percent) (PO-7A .C) (Parity)

Date	Numerator	Denominator	CLEC Resu	CLEC Std	Qwest Num	Qwest Deno	Qwest Resu	Mod Z Scr	Parity Scr
Jan-03	8858	8870	99.86%	3.68%	354400	354400	100.00%	N/A	
Feb-03	9165	9166	99.99%	1.04%	362951	362951	100.00%	N/A	
Mar-03	11653	11659	99.95%	2.27%	356882	356882	100.00%	N/A	
Apr-03	9864	9865	99.99%	1.01%	341683	341683	100.00%	N/A	
May-03	9689	9693	99.96%	2.03%	330009	330009	100.00%	N/A	
Jun-03	8164	8166	99.98%	1.56%	357623	357623	100.00%	N/A	
Jul-03	10946	10946	100.00%	0.00%	372292	372292	100.00%	N/A	N/A
Aug-03	8047	8053	99.93%	2.73%	335082	335082	100.00%	N/A	
Sep-03	8308	8309	99.99%	1.10%	326718	326718	100.00%	N/A	
Oct-03	9980	9989	99.91%	3.00%	367754	367754	100.00%	N/A	
Nov-03	7016	7017	99.99%	1.19%	245828	245828	100.00%	N/A	
Dec-03	7786	7932	98.16%	13.44%	283480	283480	100.00%	N/A	



Notices Transmitted via IMA - EDI / Billing System Posting Completions All (Percent) (PO-7B .C) (Parity)

Date	Numerator	Denominator	CLEC Resu	CLEC Std	Qwest Num	Qwest Deno	Qwest Resu	Mod Z Scr	Parity Scr
Jan-03									
Feb-03									
Mar-03	33	33	100.00%	0.00%	356882	356882	100.00%	N/A	N/A
Apr-03	303	303	100.00%	0.00%	341683	341683	100.00%	N/A	N/A
May-03	285	285	100.00%	0.00%	330009	330009	100.00%	N/A	N/A
Jun-03	226	226	100.00%	0.00%	357623	357623	100.00%	N/A	N/A
Jul-03	258	258	100.00%	0.00%	372292	372292	100.00%	N/A	N/A
Aug-03	346	346	100.00%	0.00%	335082	335082	100.00%	N/A	N/A
Sep-03	384	384	100.00%	0.00%	326718	326718	100.00%	N/A	N/A
Oct-03	264	264	100.00%	0.00%	367754	367754	100.00%	N/A	N/A
Nov-03	271	271	100.00%	0.00%	245828	245828	100.00%	N/A	N/A
Dec-03	488	488	100.00%	0.00%	283480	283480	100.00%	N/A	N/A

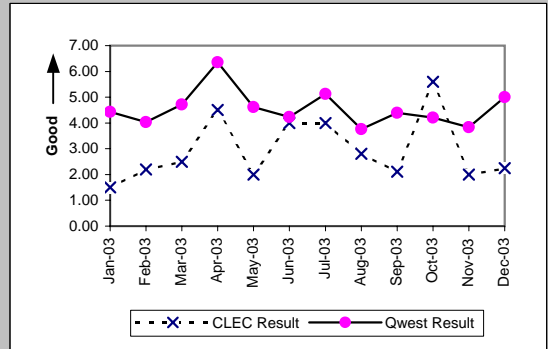




PO-8 - Jeopardy Notice Interval

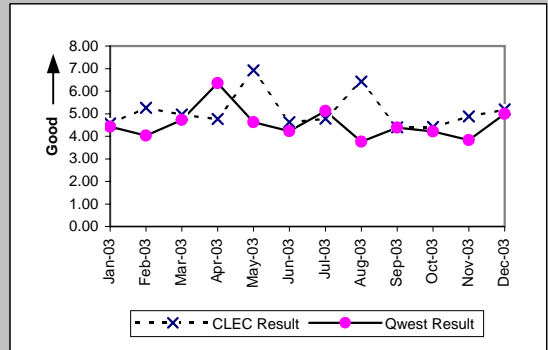
Non-Designed Services (Average Days) (PO-8 A) (Parity)

Date	CLEC Num	CLEC Dend	CLEC Resu	CLEC Std	Qwest Num	Qwest Dend	Qwest Resu	Mod Z Scr	Parity Score
Jan-03	9	6	1.50	0.84	2980	672	4.43	1.93	0.17
Feb-03	11	5	2.20	0.45	2146	532	4.03	0.96	-0.42
Mar-03	5	2	2.50	0.71	2201	466	4.72	0.45	-0.72
Apr-03	9	2	4.50	3.54	1031	162	6.36	-0.27	-1.16
May-03	4	2	2.00	0.00	555	120	4.62	0.54	-0.67
Jun-03	12	3	4.00	2.00	448	106	4.23	-0.2	-1.12
Jul-03	4	1	4.00		665	130	5.12	-1.03	-1.62
Aug-03	14	5	2.80	1.92	564	150	3.76	0.21	-0.87
Sep-03	19	9	2.11	1.05	523	119	4.39	1.17	-0.29
Oct-03	28	5	5.60	4.04	459	109	4.21	-0.47	-1.29
Nov-03	8	4	2.00	0.82	295	77	3.83	1.21	-0.26
Dec-03	18	8	2.25	1.58	330	66	5.00	1.35	-0.18



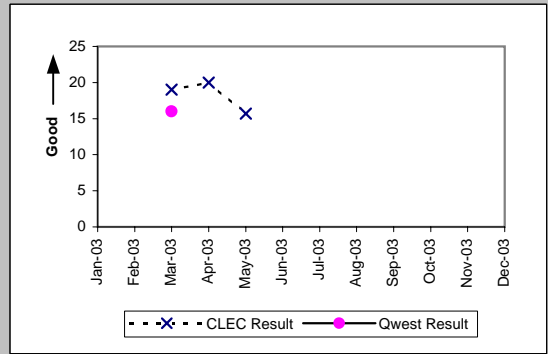
Unbundled Loops and Number Portability (Average Days) (PO-8 B) (Parity)

Date	CLEC Num	CLEC Dend	CLEC Resu	CLEC Std	Qwest Num	Qwest Dend	Qwest Resu	Mod Z Scr	Parity Score
Jan-03	795	174	4.57	3.24	2980	672	4.43	-0.15	-1.09
Feb-03	636	121	5.26	4.65	2146	532	4.03	-2.43	-2.48
Mar-03	531	107	4.96	5.09	2201	466	4.72	-0.34	-1.21
Apr-03	648	136	4.76	2.70	1031	162	6.36	1.42	-0.14
May-03	900	130	6.92	5.59	555	120	4.62	-2.09	-2.27
Jun-03	545	118	4.62	2.74	448	106	4.23	-0.6	-1.36
Jul-03	378	79	4.78	4.25	665	130	5.12	-0.19	-1.12
Aug-03	578	90	6.42	7.12	564	150	3.76	-4.15	-3.52
Sep-03	436	99	4.40	2.43	523	119	4.39	-0.01	-1.01
Oct-03	428	97	4.41	2.70	459	109	4.21	-0.22	-1.14
Nov-03	327	67	4.88	2.05	295	77	3.83	-1.66	-2.01
Dec-03	348	67	5.19	3.50	330	66	5.00	-0.16	-1.1



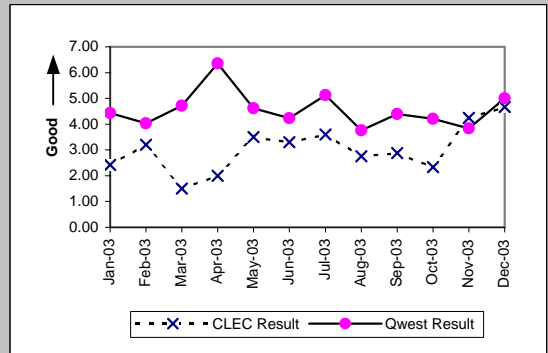
LIS Trunk (Average Days) (PO-8 C) (Parity)

Date	CLEC Num	CLEC Dend	CLEC Resu	CLEC Std	Qwest Num	Qwest Dend	Qwest Resu	Mod Z Scr	Parity Score
Jan-03									
Feb-03									
Mar-03	38	2	19.00	1.41	16	1	16.00		
Apr-03	20	1	20.00						
May-03	47	3	15.67	5.77					
Jun-03									
Jul-03									
Aug-03									
Sep-03									
Oct-03									
Nov-03									
Dec-03									



UNE - P (POTS) (Average Days) (PO-8 D) (Parity)

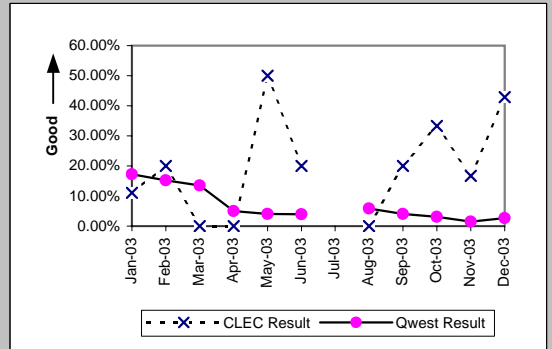
Date	CLEC Num	CLEC Dend	CLEC Resu	CLEC Std	Qwest Num	Qwest Dend	Qwest Resu	Mod Z Scr	Parity Score
Jan-03	29	12	2.42	2.50	2980	672	4.43	1.49	-0.09
Feb-03	16	5	3.20	2.95	2146	532	4.03	0.14	-0.91
Mar-03	9	6	1.50	0.84	2201	466	4.72	1.98	0.2
Apr-03	14	7	2.00	1.15	1031	162	6.36	1.64	0
May-03	21	6	3.50	2.74	555	120	4.62	0.01	-0.99
Jun-03	33	10	3.30	2.45	448	106	4.23	0.42	-0.75
Jul-03	36	10	3.60	5.91	665	130	5.12	-0.07	-1.04
Aug-03	22	8	2.75	1.75	564	150	3.76	0.38	-0.77
Sep-03	23	8	2.88	1.81	523	119	4.39	0.56	-0.66
Oct-03	28	12	2.33	1.67	459	109	4.21	1.63	-0.01
Nov-03	17	4	4.25	1.89	295	77	3.83	-0.22	-1.13
Dec-03	14	3	4.67	2.08	330	66	5.00	-0.3	-1.18



PO-9 - Timely Jeopardy Notices

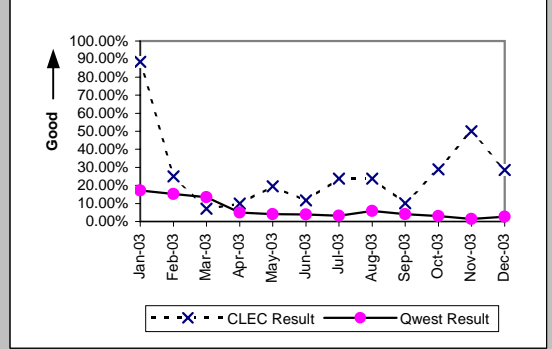
Non-Designed Services (PO-9 A) (Parity)

Date	CLEC Num	CLEC Dend	CLEC Resu	CLEC Std	Qwest Num	Qwest Dend	Qwest Resu	Mod Z Scr	Parity Score
Jan-03	1	9	11.11%	31.43%	147	853	17.23%	0.38	-0.77
Feb-03	1	5	20.00%	40.00%	121	795	15.22%	-0.3	-1.18
Mar-03	0	6	0.00%	0.00%	87	646	13.47%	0.83	-0.5
Apr-03	0	1	0.00%	0.00%	29	578	5.02%	0.01	-0.99
May-03	1	2	50.00%	50.00%	17	425	4.00%	-3.31	-3.01
Jun-03	1	5	20.00%	40.00%	18	460	3.91%	-1.85	-2.12
Jul-03									
Aug-03	0	1	0.00%	0.00%	32	543	5.89%	0.02	-0.99
Sep-03	1	5	20.00%	40.00%	20	490	4.08%	-1.79	-2.09
Oct-03	1	3	33.33%	47.14%	16	516	3.10%	-3.01	-2.83
Nov-03	1	6	16.67%	37.27%	5	343	1.46%	-3.08	-2.87
Dec-03	3	7	42.86%	49.49%	13	493	2.64%	-6.59	-5.01



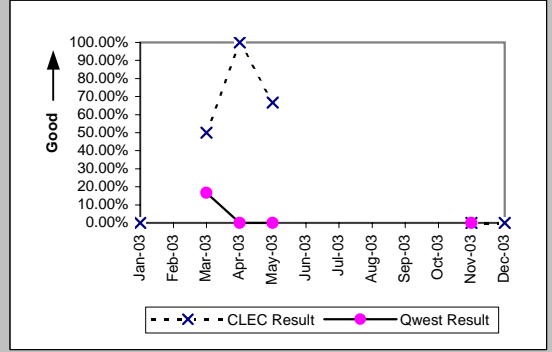
Unbundled Loops and Number Portability (PO-9 B) (Parity)

Date	CLEC Num	CLEC Dend	CLEC Resu	CLEC Std	Qwest Num	Qwest Dend	Qwest Resu	Mod Z Scr	Parity Score
Jan-03	23	26	88.46%	31.95%	147	853	17.23%	-9.47	-6.76
Feb-03	7	28	25.00%	43.30%	121	795	15.22%	-1.42	-1.86
Mar-03	15	212	7.08%	25.64%	87	646	13.47%	2.58	0.57
Apr-03	13	132	9.85%	29.80%	29	578	5.02%	-2.29	-2.39
May-03	23	118	19.49%	39.61%	17	425	4.00%	-7.6	-5.62
Jun-03	12	103	11.65%	32.08%	18	460	3.91%	-3.66	-3.23
Jul-03	14	59	23.73%	42.54%	15	477	3.14%	-8.55	-6.2
Aug-03	5	21	23.81%	42.59%	32	543	5.89%	-3.42	-3.08
Sep-03	6	59	10.17%	30.22%	20	490	4.08%	-2.23	-2.36
Oct-03	15	52	28.85%	45.30%	16	516	3.10%	-10.21	-7.21
Nov-03	4	8	50.00%	50.00%	5	343	1.46%	-11.32	-7.88
Dec-03	6	21	28.57%	45.18%	13	493	2.64%	-7.26	-5.42



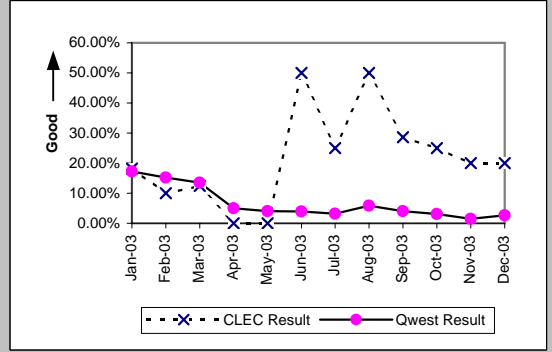
LIS Trunk (PO-9 C) (Parity)

Date	CLEC Num	CLEC Dend	CLEC Resu	CLEC Std	Qwest Num	Qwest Dend	Qwest Resu	Mod Z Scr	Parity Score
Jan-03	0	1	0.00%	0.00%					
Feb-03									
Mar-03	1	2	50.00%	50.00%	1	6	16.67%	-1.1	-1.67
Apr-03	1	1	100.00%	0.00%	0	7	0.00%	N/A	
May-03	2	3	66.67%	47.14%	0	11	0.00%	N/A	
Jun-03									
Jul-03									
Aug-03									
Sep-03									
Oct-03									
Nov-03	0	3	0.00%	0.00%	0	2	0.00%	N/A	N/A
Dec-03	0	1	0.00%	0.00%					



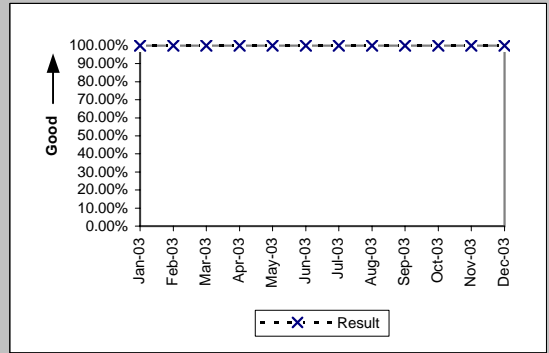
UNE - P (POTS) (PO-9 D) (Parity)

Date	CLEC Num	CLEC Dend	CLEC Resu	CLEC Std	Qwest Num	Qwest Dend	Qwest Resu	Mod Z Scr	Parity Score
Jan-03	2	11	18.18%	38.57%	147	853	17.23%	-0.08	-1.05
Feb-03	1	10	10.00%	30.00%	121	795	15.22%	0.35	-0.79
Mar-03	1	8	12.50%	33.07%	87	646	13.47%	-0.04	-1.02
Apr-03	0	11	0.00%	0.00%	29	578	5.02%	0.59	-0.64
May-03	0	14	0.00%	0.00%	17	425	4.00%	0.59	-0.64
Jun-03	1	2	50.00%	50.00%	18	460	3.91%	-3.35	-3.04
Jul-03	1	4	25.00%	43.30%	15	477	3.14%	-2.49	-2.52
Aug-03	1	2	50.00%	50.00%	32	543	5.89%	-2.64	-2.61
Sep-03	2	7	28.57%	45.18%	20	490	4.08%	-3.25	-2.98
Oct-03	1	4	25.00%	43.30%	16	516	3.10%	-2.52	-2.53
Nov-03	1	5	20.00%	40.00%	5	343	1.46%	-3.43	-3.09
Dec-03	1	5	20.00%	40.00%	13	493	2.64%	-2.41	-2.47



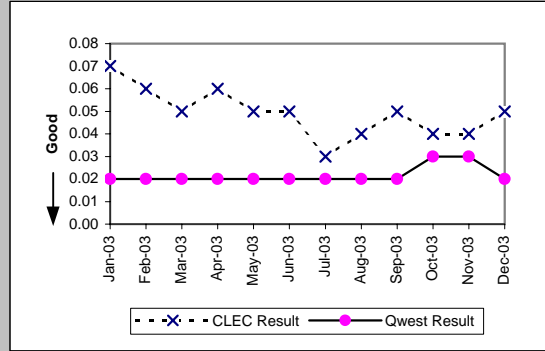
PO-10 - LSR Accountability

LSR Accountability (Percent) Product Aggregate (PO-10 ) (Diagnostic)				
Date	Numerator	Denominator		Result
Jan-03	12308	12308		100.00%
Feb-03	13173	13173		100.00%
Mar-03	18900	18900		100.00%
Apr-03	17868	17868		100.00%
May-03	18982	18982		100.00%
Jun-03	20326	20326		100.00%
Jul-03	28224	28224		100.00%
Aug-03	22225	22225		100.00%
Sep-03	22020	22020		100.00%
Oct-03	24445	24445		100.00%
Nov-03	19590	19590		100.00%
Dec-03	19302	19302		100.00%



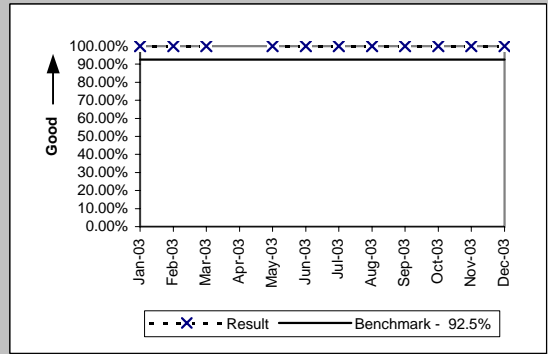
PO-15 - Number of Due Date Changes per Order

All (PO-15) (Diagnostic)										
Date	CLEC Num	CLEC Dend	CLEC Resu	CLEC Std	Qwest Num	Qwest Dend	Qwest Res	Mod Z Scr	Parity Score	
Jan-03	507	7746	0.07	0.27	961	51570	0.02	24.47	13.88	
Feb-03	526	8371	0.06	0.26	1101	47522	0.02	19.84	11.06	
Mar-03	645	13268	0.05	0.23	1041	50518	0.02	17.42	9.59	
Apr-03	659	11587	0.06	0.24	1086	52706	0.02	21.51	12.08	
May-03	692	14230	0.05	0.22	1090	52085	0.02	18.05	9.97	
Jun-03	624	12763	0.05	0.23	1192	55224	0.02	16.82	9.23	
Jul-03	556	16630	0.03	0.19	1151	61120	0.02	10.55	5.42	
Aug-03	555	13789	0.04	0.20	1246	60717	0.02	13.32	7.1	
Sep-03	650	13904	0.05	0.22	1398	61817	0.02	14.54	7.84	
Oct-03	691	15537	0.04	0.22	1550	60981	0.03	11.91	6.24	
Nov-03	499	13225	0.04	0.20	1181	46715	0.03	7.07	3.3	
Dec-03	593	12230	0.05	0.23	1167	48006	0.02	13.62	7.28	



PO-16 - Timely Release Notifications

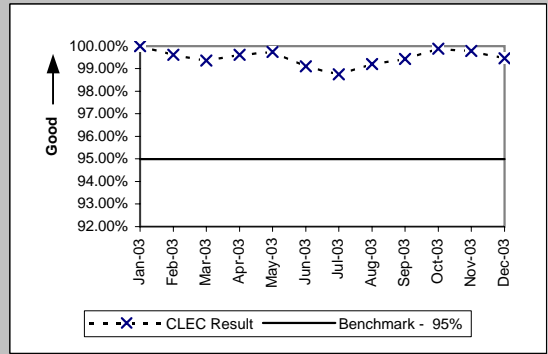
(PO-16 ) (Percent) (Benchmark)			
Date	Numerator	Denominator	Result
Jan-03	3	3	100.00%
Feb-03	3	3	100.00%
Mar-03	4	4	100.00%
Apr-03	0	0	
May-03	1	1	100.00%
Jun-03	1	1	100.00%
Jul-03	5	5	100.00%
Aug-03	3	3	100.00%
Sep-03	3	3	100.00%
Oct-03	5	5	100.00%
Nov-03	3	3	100.00%
Dec-03	1	1	100.00%



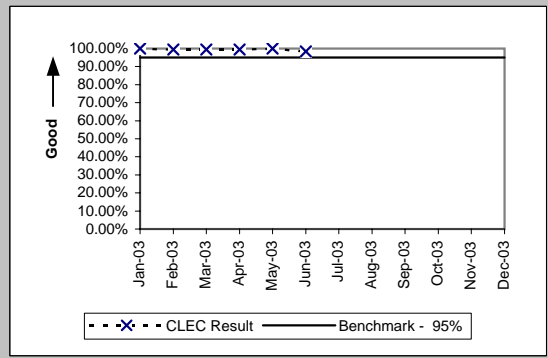
If the release notifications are less than 10 in the reporting month, the standard is 1 miss

PO-19 - Stand-Alone Test Environment (SATE) Accuracy

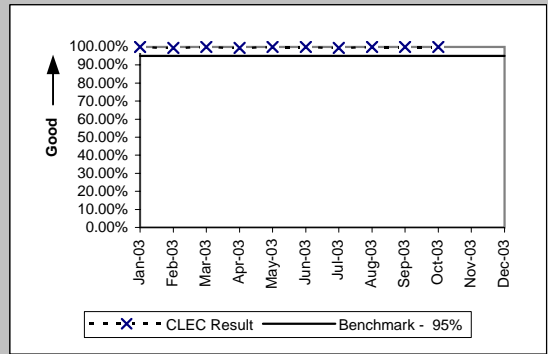
(PO-19 ) (Percent) (Benchmark)				
Date	CLEC Num	CLEC Denom	CLEC Result	
Jan-03	524	524	100.00%	
Feb-03	526	528	99.62%	
Mar-03	775	780	99.36%	
Apr-03	777	780	99.62%	
May-03	778	780	99.74%	
Jun-03	774	781	99.10%	
Jul-03	871	882	98.75%	
Aug-03	876	883	99.21%	
Sep-03	878	883	99.43%	
Oct-03	880	881	99.89%	
Nov-03	920	922	99.78%	
Dec-03	917	922	99.46%	



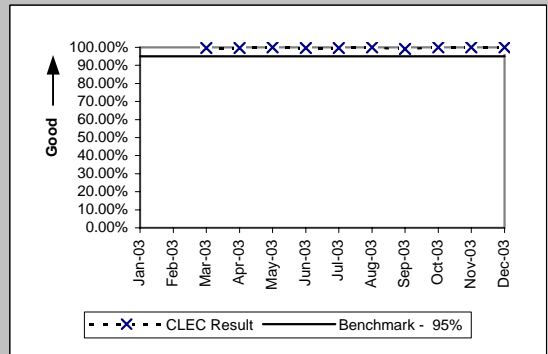
(PO-19 A) Rel. 10.0 (Percent) (Benchmark)				
Date	CLEC Num	CLEC Denom	CLEC Result	
Jan-03	195	195	100.00%	
Feb-03	196	197	99.49%	
Mar-03	196	197	99.49%	
Apr-03	196	197	99.49%	
May-03	197	197	100.00%	
Jun-03	195	198	98.48%	
Jul-03				
Aug-03				
Sep-03				
Oct-03				
Nov-03				
Dec-03				



(PO-19 A) Rel. 11.0 (Percent) (Benchmark)				
Date	CLEC Num	CLEC Denom	CLEC Result	
Jan-03	218	218	100.00%	
Feb-03	219	220	99.55%	
Mar-03	221	221	100.00%	
Apr-03	220	221	99.55%	
May-03	221	221	100.00%	
Jun-03	221	221	100.00%	
Jul-03	220	221	99.55%	
Aug-03	221	221	100.00%	
Sep-03	221	221	100.00%	
Oct-03	221	221	100.00%	
Nov-03				
Dec-03				

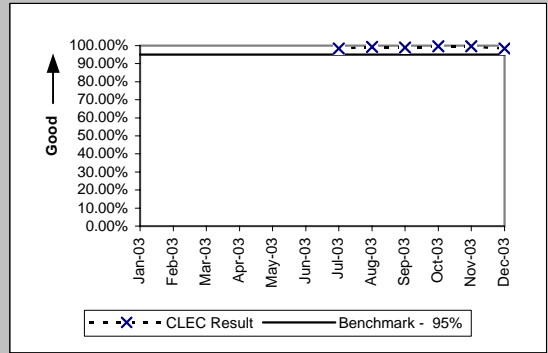


(PO-19 A) Rel. 12.0 (Percent) (Benchmark)				
Date	CLEC Num	CLEC Denom	CLEC Result	
Jan-03				
Feb-03				
Mar-03	239	240	99.58%	
Apr-03	239	240	99.58%	
May-03	240	240	100.00%	
Jun-03	239	240	99.58%	
Jul-03	239	240	99.58%	
Aug-03	240	240	100.00%	
Sep-03	238	240	99.17%	
Oct-03	240	240	100.00%	
Nov-03	240	240	100.00%	
Dec-03	240	240	100.00%	

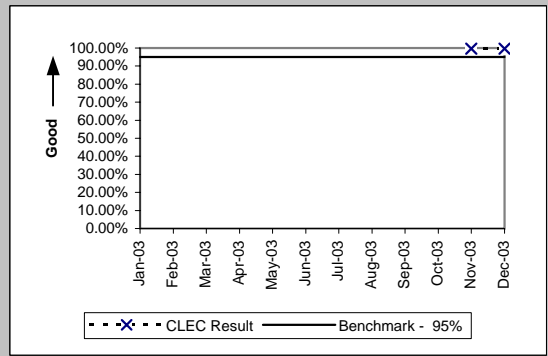


PO-19 - Stand-Alone Test Environment (SATE) Accuracy

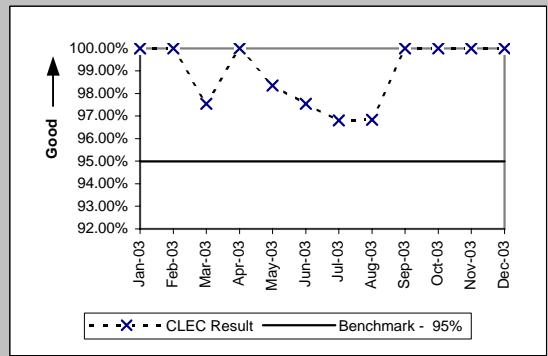
(PO-19 A) Rel. 13.0 (Percent) (Benchmark)				
Date	CLEC Num	CLEC Denom	CLEC Result	
Jan-03				
Feb-03				
Mar-03				
Apr-03				
May-03				
Jun-03				
Jul-03	260	264	98.48%	
Aug-03	262	264	99.24%	
Sep-03	261	264	98.86%	
Oct-03	264	265	99.62%	
Nov-03	264	265	99.62%	
Dec-03	261	265	98.49%	



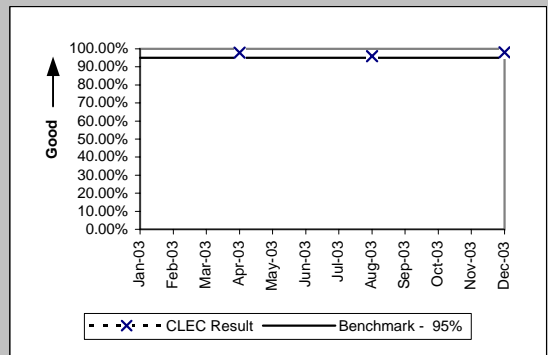
(PO-19 A) Rel. 14.0 (Percent) (Benchmark)				
Date	CLEC Num	CLEC Denom	CLEC Result	
Jan-03				
Feb-03				
Mar-03				
Apr-03				
May-03				
Jun-03				
Jul-03				
Aug-03				
Sep-03				
Oct-03				
Nov-03	261	262	99.62%	
Dec-03	261	262	99.62%	



(PO-19 A) Rel. VICKI (Percent) (Benchmark)				
Date	CLEC Num	CLEC Denom	CLEC Result	
Jan-03	111	111	100.00%	
Feb-03	111	111	100.00%	
Mar-03	119	122	97.54%	
Apr-03	122	122	100.00%	
May-03	120	122	98.36%	
Jun-03	119	122	97.54%	
Jul-03	152	157	96.82%	
Aug-03	153	158	96.84%	
Sep-03	158	158	100.00%	
Oct-03	155	155	100.00%	
Nov-03	155	155	100.00%	
Dec-03	155	155	100.00%	

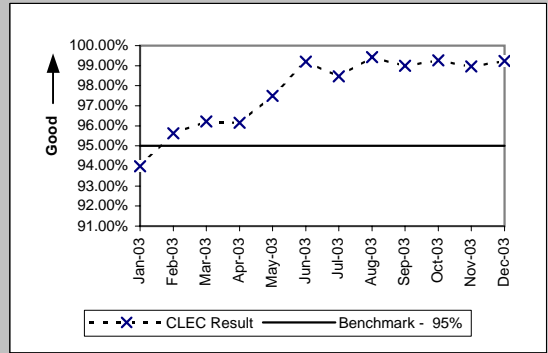


(PO-19 B) (Percent) (Benchmark)				
Date	CLEC Num	CLEC Denom	CLEC Result	
Jan-03				
Feb-03				
Mar-03				
Apr-03	178	182	97.80%	
May-03				
Jun-03				
Jul-03				
Aug-03	189	197	95.94%	
Sep-03				
Oct-03				
Nov-03				
Dec-03	193	197	97.97%	

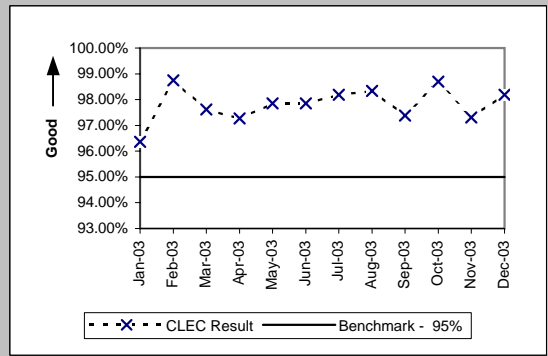


PO-20 Manual Service Order Accuracy

Resale POTS and UNE-P (POTS) (Benchmark)				
Date	CLEC Num	CLEC Denom	CLEC Result	
Jan-03	484	515	93.98%	
Feb-03	459	480	95.63%	
Mar-03	457	475	96.21%	
Apr-03	500	520	96.15%	
May-03	507	520	97.50%	
Jun-03	496	500	99.20%	
Jul-03	512	520	98.46%	
Aug-03	517	520	99.42%	
Sep-03	495	500	99.00%	
Oct-03	536	540	99.26%	
Nov-03	475	480	98.96%	
Dec-03	516	520	99.23%	



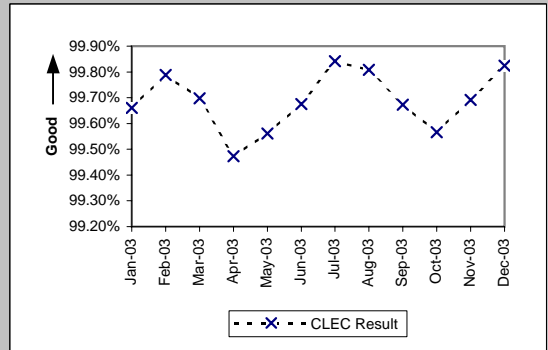
Unbundled Loops (Analog & NL 2-wire) (Benchmark)				
Date	CLEC Num	CLEC Denom	CLEC Result	
Jan-03	424	440	96.36%	
Feb-03	395	400	98.75%	
Mar-03	410	420	97.62%	
Apr-03	428	440	97.27%	
May-03	411	420	97.86%	
Jun-03	411	420	97.86%	
Jul-03	432	440	98.18%	
Aug-03	413	420	98.33%	
Sep-03	409	420	97.38%	
Oct-03	454	460	98.70%	
Nov-03	362	372	97.31%	
Dec-03	432	440	98.18%	





Order Accuracy

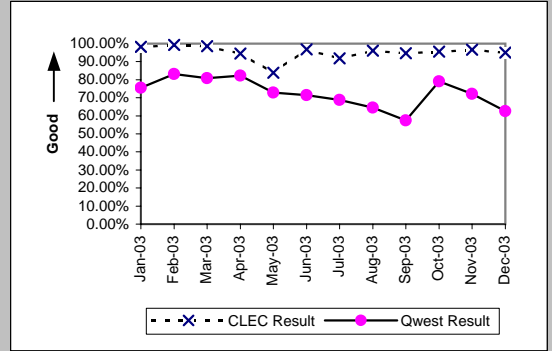
(Diagnostic)			
Date	CLEC Num	CLEC Denom	CLEC Result
Jan-03	7710	7736	99.66%
Feb-03	8029	8046	99.79%
Mar-03	10866	10899	99.70%
Apr-03	12265	12330	99.47%
May-03	12712	12768	99.56%
Jun-03	13212	13255	99.68%
Jul-03	14462	14485	99.84%
Aug-03	15083	15112	99.81%
Sep-03	13718	13763	99.67%
Oct-03	14680	14744	99.57%
Nov-03	14217	14261	99.69%
Dec-03	12531	12553	99.82%



Additional information related to OP-5 new service installation quality - order accuracy

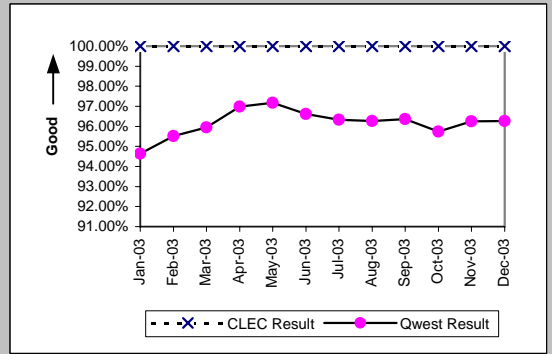
OP-2 - Calls Answered within Twenty Seconds - Interconnect Provisioning Center

Calls Answered within Twenty Seconds - Interconnect Provisioning Center (Percent) (OP-2) (Parity)						
Date	CLEC Num	CLEC Denom	CLEC Result	Qwest Num	Qwest Denom	Qwest Result
Jan-03	23917	24362	98.17%	2238227	2964996	75.49%
Feb-03	20899	21046	99.30%	2128566	2559622	83.16%
Mar-03	23866	24212	98.57%	2248592	2781661	80.84%
Apr-03	26748	28312	94.48%	2276242	2764235	82.35%
May-03	23655	28191	83.91%	2042164	2801297	72.90%
Jun-03	25407	26248	96.80%	2052431	2870341	71.50%
Jul-03	26243	28550	91.92%	2078165	3019253	68.83%
Aug-03	24941	25948	96.12%	1877597	2912367	64.47%
Sep-03	25677	27116	94.69%	1642887	2859548	57.45%
Oct-03	29232	30565	95.64%	2276364	2877143	79.12%
Nov-03	22703	23482	96.68%	1770391	2453680	72.15%
Dec-03	25828	27186	95.00%	1789584	2858297	62.61%

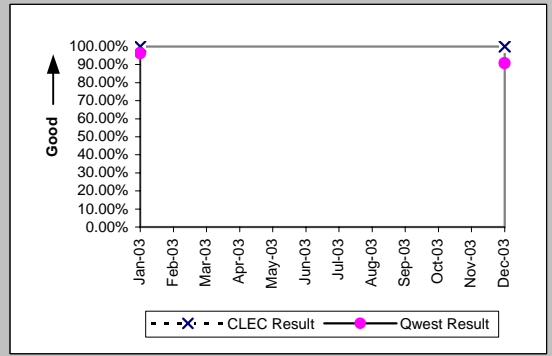


OP-3A - Installation Commitments Met (Percent) - Dispatches within MSAs

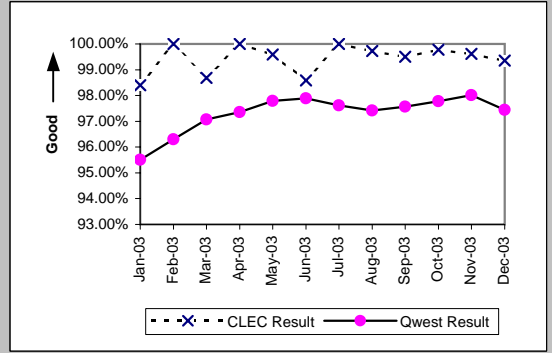
Business (Parity)									
Date	CLEC Num	CLEC Denc	CLEC Resu	CLEC Std	Qwest Num	Qwest Denc	Qwest Resu	Mod Z Scr	Parity Scr
Jan-03	7	7	100.00%	0.00%	2417	2554	94.64%	-0.63	-1.38
Feb-03	8	8	100.00%	0.00%	2174	2276	95.52%	-0.61	-1.37
Mar-03	9	9	100.00%	0.00%	2458	2562	95.94%	-0.62	-1.37
Apr-03	12	12	100.00%	0.00%	2380	2454	96.98%	-0.61	-1.37
May-03	14	14	100.00%	0.00%	2373	2442	97.17%	-0.64	-1.39
Jun-03	13	13	100.00%	0.00%	2345	2427	96.62%	-0.67	-1.41
Jul-03	11	11	100.00%	0.00%	2415	2507	96.33%	-0.65	-1.39
Aug-03	7	7	100.00%	0.00%	2398	2491	96.27%	-0.52	-1.32
Sep-03	8	8	100.00%	0.00%	2462	2555	96.36%	-0.55	-1.33
Oct-03	5	5	100.00%	0.00%	2692	2812	95.73%	-0.47	-1.29
Nov-03	16	16	100.00%	0.00%	2002	2080	96.25%	-0.79	-1.48
Dec-03	7	7	100.00%	0.00%	1930	2005	96.26%	-0.52	-1.32



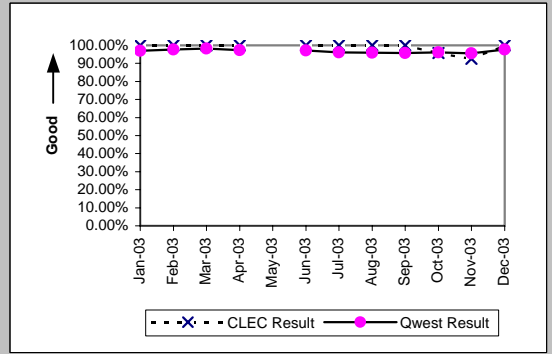
Centrex (Parity)									
Date	CLEC Num	CLEC Denc	CLEC Resu	CLEC Std	Qwest Num	Qwest Denc	Qwest Resu	Mod Z Scr	Parity Scr
Jan-03	1	1	100.00%	0.00%	388	403	96.28%	-0.2	-1.12
Feb-03									
Mar-03									
Apr-03									
May-03									
Jun-03									
Jul-03									
Aug-03									
Sep-03									
Oct-03									
Nov-03									
Dec-03	1	1	100.00%	0.00%	286	315	90.79%	-0.32	-1.19



Residence (Parity)									
Date	CLEC Num	CLEC Denc	CLEC Resu	CLEC Std	Qwest Num	Qwest Denc	Qwest Resu	Mod Z Scr	Parity Scr
Jan-03	245	249	98.39%	12.57%	8099	8480	95.51%	-2.17	-2.32
Feb-03	253	253	100.00%	0.00%	7402	7686	96.31%	-3.07	-2.86
Mar-03	224	227	98.68%	11.42%	8015	8257	97.07%	-1.42	-1.86
Apr-03	226	226	100.00%	0.00%	8485	8715	97.36%	-2.44	-2.49
May-03	243	244	99.59%	6.39%	8097	8280	97.79%	-1.89	-2.15
Jun-03	278	282	98.58%	11.83%	8646	8832	97.89%	-0.79	-1.48
Jul-03	606	606	100.00%	0.00%	9145	9368	97.62%	-3.73	-3.26
Aug-03	722	724	99.72%	5.25%	8872	9107	97.42%	-3.76	-3.29
Sep-03	808	812	99.51%	7.00%	8799	9018	97.57%	-3.43	-3.09
Oct-03	895	897	99.78%	4.72%	8400	8591	97.78%	-3.87	-3.35
Nov-03	765	768	99.61%	6.24%	7339	7488	98.01%	-3.02	-2.84
Dec-03	764	769	99.35%	8.04%	9819	10077	97.44%	-3.23	-2.97

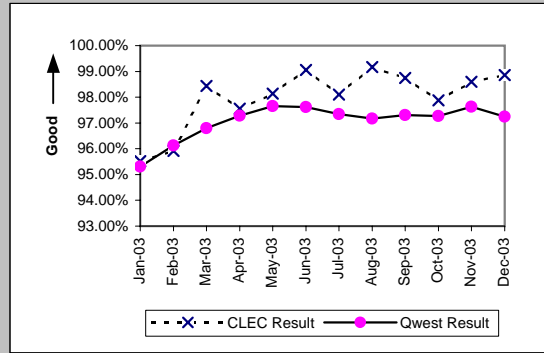


Qwest DSL (Parity)									
Date	CLEC Num	CLEC Denc	CLEC Resu	CLEC Std	Qwest Num	Qwest Denc	Qwest Resu	Mod Z Scr	Parity Scr
Jan-03	1	1	100.00%	0.00%	912	941	96.92%	-0.18	-1.11
Feb-03	1	1	100.00%	0.00%	784	802	97.76%	-0.15	-1.09
Mar-03	2	2	100.00%	0.00%	740	753	98.27%	-0.19	-1.11
Apr-03	2	2	100.00%	0.00%	638	655	97.40%	-0.23	-1.14
May-03									
Jun-03	3	3	100.00%	0.00%	388	399	97.24%	-0.29	-1.18
Jul-03	7	7	100.00%	0.00%	321	334	96.11%	-0.53	-1.32
Aug-03	7	7	100.00%	0.00%	350	365	95.89%	-0.54	-1.33
Sep-03	15	15	100.00%	0.00%	548	572	95.80%	-0.8	-1.49
Oct-03	23	24	95.83%	19.98%	693	721	96.12%	0.14	-0.91
Nov-03	25	27	92.59%	26.19%	679	710	95.63%	0.75	-0.55
Dec-03	22	22	100.00%	0.00%	1089	1114	97.76%	-0.7	-1.43

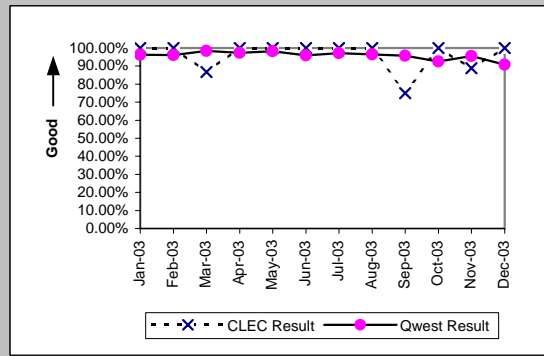


OP-3A - Installation Commitments Met (Percent) - Dispatches within MSAs

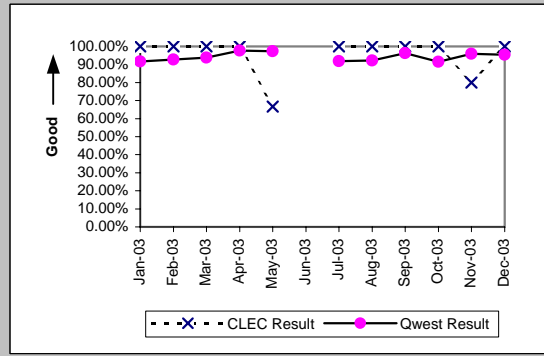
UNE - P (POTS) (Parity)									
Date	CLEC Num	CLEC Denc	CLEC Resu	CLEC Std	Qwest Num	Qwest Denc	Qwest Resu	Mod Z Scr	Parity Scr
Jan-03	192	201	95.52%	20.68%	10516	11034	95.31%	-0.14	-1.09
Feb-03	188	196	95.92%	19.79%	9576	9962	96.13%	0.2	-0.88
Mar-03	314	319	98.43%	12.42%	10473	10819	96.80%	-1.63	-1.99
Apr-03	279	286	97.55%	15.45%	10865	11169	97.28%	-0.28	-1.17
May-03	317	323	98.14%	13.50%	10470	10722	97.65%	-0.58	-1.35
Jun-03	211	213	99.06%	9.64%	10991	11259	97.62%	-1.37	-1.83
Jul-03	259	264	98.11%	13.63%	11560	11875	97.35%	-0.76	-1.46
Aug-03	239	241	99.17%	9.07%	11270	11598	97.17%	-1.85	-2.13
Sep-03	237	240	98.75%	11.11%	11261	11573	97.30%	-1.37	-1.83
Oct-03	230	235	97.87%	14.43%	11092	11403	97.27%	-0.56	-1.34
Nov-03	210	213	98.59%	11.78%	9341	9568	97.63%	-0.91	-1.56
Dec-03	345	349	98.85%	10.64%	11749	12082	97.24%	-1.81	-2.1



UNE P (Centrex) (Parity)									
Date	CLEC Num	CLEC Denc	CLEC Resu	CLEC Std	Qwest Num	Qwest Denc	Qwest Resu	Mod Z Scr	Parity Scr
Jan-03	10	10	100.00%	0.00%	388	403	96.28%	-0.61	-1.37
Feb-03	10	10	100.00%	0.00%	417	434	96.08%	-0.63	-1.38
Mar-03	13	15	86.67%	33.99%	535	544	98.35%	2.18	0.33
Apr-03	17	17	100.00%	0.00%	323	332	97.29%	-0.67	-1.41
May-03	6	6	100.00%	0.00%	339	345	98.26%	-0.32	-1.2
Jun-03	7	7	100.00%	0.00%	454	473	95.98%	-0.54	-1.33
Jul-03	7	7	100.00%	0.00%	401	413	97.09%	-0.45	-1.28
Aug-03	7	7	100.00%	0.00%	332	344	96.51%	-0.5	-1.3
Sep-03	3	4	75.00%	43.30%	363	379	95.78%	1.37	-0.17
Oct-03	5	5	100.00%	0.00%	236	255	92.55%	-0.63	-1.38
Nov-03	8	9	88.89%	31.43%	257	269	95.54%	0.81	-0.51
Dec-03	8	8	100.00%	0.00%	286	315	90.79%	-0.89	-1.54

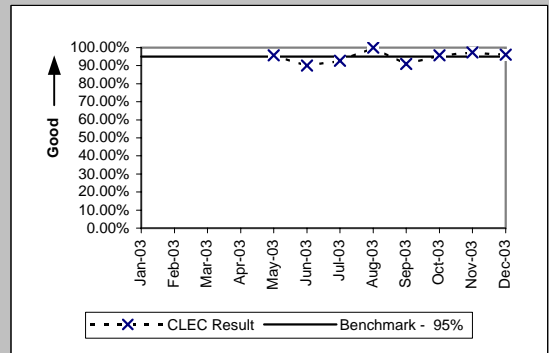


UNE P (Centrex 21) (Parity)									
Date	CLEC Num	CLEC Denc	CLEC Resu	CLEC Std	Qwest Num	Qwest Denc	Qwest Resu	Mod Z Scr	Parity Scr
Jan-03	3	3	100.00%	0.00%	110	120	91.67%	-0.52	-1.31
Feb-03	4	4	100.00%	0.00%	102	110	92.73%	-0.55	-1.33
Mar-03	4	4	100.00%	0.00%	120	128	93.75%	-0.51	-1.31
Apr-03	5	5	100.00%	0.00%	126	129	97.67%	-0.34	-1.21
May-03	2	3	66.67%	47.14%	110	113	97.35%	1.68	0.02
Jun-03									
Jul-03	4	4	100.00%	0.00%	123	134	91.79%	-0.59	-1.36
Aug-03	4	4	100.00%	0.00%	94	102	92.16%	-0.57	-1.35
Sep-03	4	4	100.00%	0.00%	128	133	96.24%	-0.39	-1.24
Oct-03	2	2	100.00%	0.00%	108	118	91.53%	-0.43	-1.26
Nov-03	4	5	80.00%	40.00%	94	98	95.92%	1.19	-0.28
Dec-03	2	2	100.00%	0.00%	83	87	95.40%	-0.31	-1.19



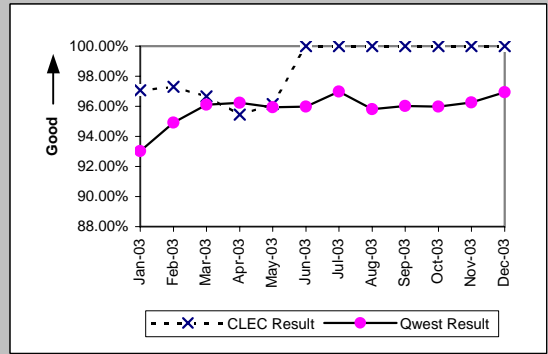
OP-3A - Installation Commitments Met (Percent) - Dispatches within MSAs

Line Sharing (Benchmark)				
Date	Numerator	Denominator	CLEC Result	Standard Dev
Jan-03				
Feb-03				
Mar-03				
Apr-03				
May-03	23	24	95.83%	19.98%
Jun-03	45	50	90.00%	30.00%
Jul-03	76	82	92.68%	26.04%
Aug-03	43	43	100.00%	0.00%
Sep-03	50	55	90.91%	28.75%
Oct-03	68	71	95.77%	20.12%
Nov-03	36	37	97.30%	16.22%
Dec-03	49	51	96.08%	19.41%

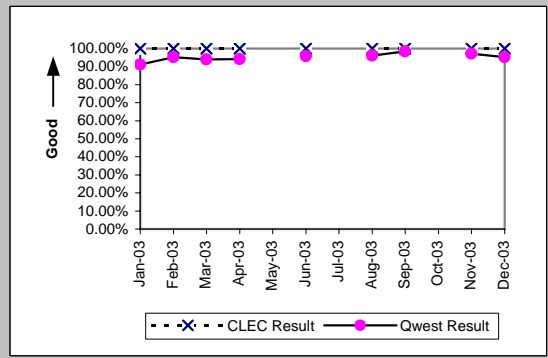


OP-3B - Installation Commitments Met (Percent) - Dispatches outside MSAs

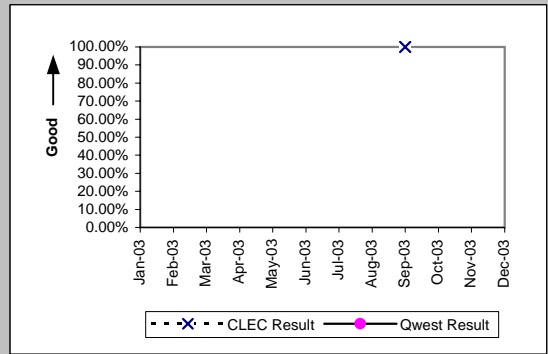
Residence (Parity)									
Date	CLEC Num	CLEC Denc	CLEC Resu	CLEC Std	Qwest Num	Qwest Denc	Qwest Resu	Mod Z Scr	Parity Scr
Jan-03	33	34	97.06%	16.90%	1371	1474	93.01%	-0.92	-1.56
Feb-03	36	37	97.30%	16.22%	1305	1375	94.91%	-0.65	-1.4
Mar-03	29	30	96.67%	17.95%	1380	1436	96.10%	-0.16	-1.1
Apr-03	21	22	95.45%	20.83%	1529	1589	96.22%	0.26	-0.84
May-03	25	26	96.15%	19.23%	1462	1524	95.93%	-0.06	-1.03
Jun-03	19	19	100.00%	0.00%	1504	1567	95.98%	-0.89	-1.54
Jul-03	15	15	100.00%	0.00%	1641	1692	96.99%	-0.68	-1.41
Aug-03	15	15	100.00%	0.00%	1529	1596	95.80%	-0.81	-1.49
Sep-03	17	17	100.00%	0.00%	1476	1537	96.03%	-0.83	-1.51
Oct-03	31	31	100.00%	0.00%	1459	1520	95.99%	-1.13	-1.69
Nov-03	52	52	100.00%	0.00%	1159	1204	96.26%	-1.39	-1.85
Dec-03	58	58	100.00%	0.00%	1458	1504	96.94%	-1.33	-1.81



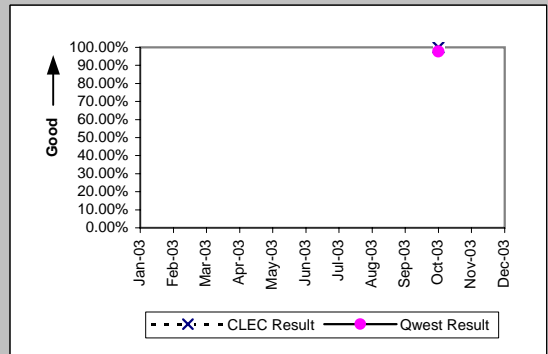
Business (Parity)									
Date	CLEC Num	CLEC Denc	CLEC Resu	CLEC Std	Qwest Num	Qwest Denc	Qwest Resu	Mod Z Scr	Parity Scr
Jan-03	1	1	100.00%	0.00%	306	336	91.07%	-0.31	-1.19
Feb-03	1	1	100.00%	0.00%	280	294	95.24%	-0.22	-1.14
Mar-03	2	2	100.00%	0.00%	297	316	93.99%	-0.36	-1.22
Apr-03	3	3	100.00%	0.00%	287	305	94.10%	-0.43	-1.26
May-03									
Jun-03	1	1	100.00%	0.00%	291	304	95.72%	-0.21	-1.13
Jul-03									
Aug-03	2	2	100.00%	0.00%	275	286	96.15%	-0.28	-1.17
Sep-03	1	1	100.00%	0.00%	310	315	98.41%	-0.13	-1.08
Oct-03									
Nov-03	2	2	100.00%	0.00%	242	249	97.19%	-0.24	-1.15
Dec-03	2	2	100.00%	0.00%	202	212	95.28%	-0.31	-1.19



PBX (Parity)									
Date	CLEC Num	CLEC Denc	CLEC Resu	CLEC Std	Qwest Num	Qwest Denc	Qwest Resu	Mod Z Scr	Parity Scr
Jan-03									
Feb-03									
Mar-03									
Apr-03									
May-03									
Jun-03									
Jul-03									
Aug-03									
Sep-03	1	1	100.00%	0.00%					
Oct-03									
Nov-03									
Dec-03									

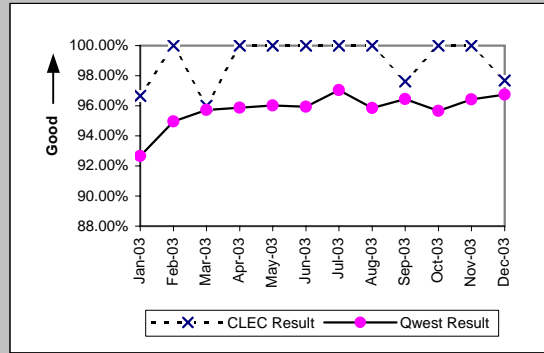


Qwest DSL (Parity)									
Date	CLEC Num	CLEC Denc	CLEC Resu	CLEC Std	Qwest Num	Qwest Denc	Qwest Resu	Mod Z Scr	Parity Scr
Jan-03									
Feb-03									
Mar-03									
Apr-03									
May-03									
Jun-03									
Jul-03									
Aug-03									
Sep-03									
Oct-03	1	1	100.00%	0.00%	41	42	97.62%	-0.15	-1.09
Nov-03									
Dec-03									

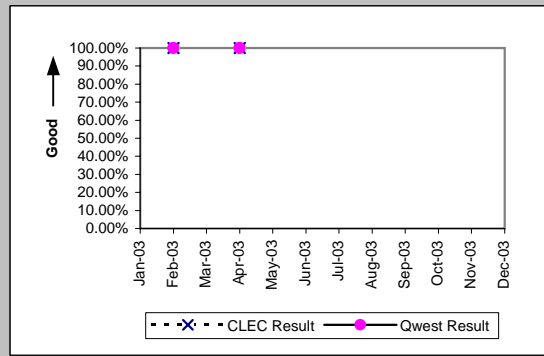


OP-3B - Installation Commitments Met (Percent) - Dispatches outside MSAs

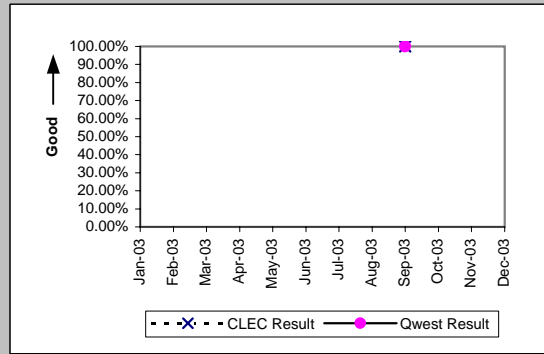
UNE - P (POTS) (Parity)										
Date	CLEC Num	CLEC Dend	CLEC Resu	CLEC Std	Qwest Num	Qwest Dend	Qwest Resu	Mod Z Scr	Parity Scr	
Jan-03	29	30	96.67%	17.95%	1677	1810	92.65%	-0.84	-1.51	
Feb-03	21	21	100.00%	0.00%	1585	1669	94.97%	-1.05	-1.64	
Mar-03	48	50	96.00%	19.60%	1677	1752	95.72%	-0.1	-1.06	
Apr-03	34	34	100.00%	0.00%	1816	1894	95.88%	-1.2	-1.73	
May-03	51	51	100.00%	0.00%	1737	1809	96.02%	-1.43	-1.87	
Jun-03	28	28	100.00%	0.00%	1795	1871	95.94%	-1.08	-1.66	
Jul-03	28	28	100.00%	0.00%	1931	1990	97.04%	-0.92	-1.56	
Aug-03	29	29	100.00%	0.00%	1804	1882	95.86%	-1.11	-1.68	
Sep-03	41	42	97.62%	15.25%	1786	1852	96.44%	-0.41	-1.25	
Oct-03	28	28	100.00%	0.00%	1737	1816	95.65%	-1.12	-1.68	
Nov-03	30	30	100.00%	0.00%	1401	1453	96.42%	-1.04	-1.64	
Dec-03	42	43	97.67%	15.07%	1660	1716	96.74%	-0.34	-1.21	



UNE P (Centrex) (Parity)										
Date	CLEC Num	CLEC Dend	CLEC Resu	CLEC Std	Qwest Num	Qwest Dend	Qwest Resu	Mod Z Scr	Parity Scr	
Jan-03										
Feb-03	1	1	100.00%	0.00%	4	4	100.00%		N/A	
Mar-03										
Apr-03	1	1	100.00%	0.00%	11	11	100.00%		N/A	
May-03										
Jun-03										
Jul-03										
Aug-03										
Sep-03										
Oct-03										
Nov-03										
Dec-03										

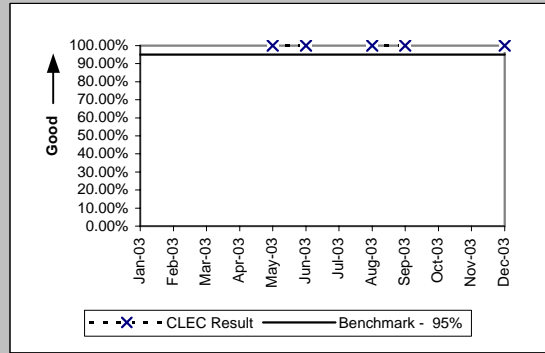


UNE P (Centrex 21) (Parity)										
Date	CLEC Num	CLEC Dend	CLEC Resu	CLEC Std	Qwest Num	Qwest Dend	Qwest Resu	Mod Z Scr	Parity Scr	
Jan-03										
Feb-03										
Mar-03										
Apr-03										
May-03										
Jun-03										
Jul-03										
Aug-03										
Sep-03	1	1	100.00%	0.00%	9	9	100.00%		N/A	
Oct-03										
Nov-03										
Dec-03										



OP-3B - Installation Commitments Met (Percent) - Dispatches outside MSAs

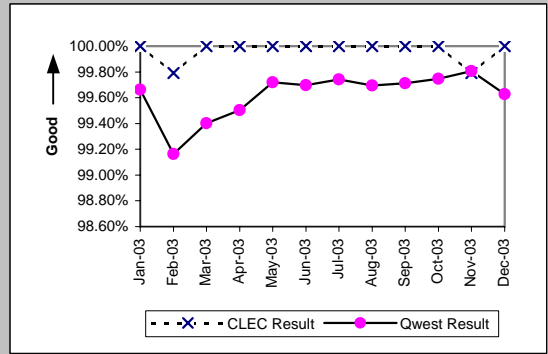
Line Sharing (Benchmark)				
Date	Numerator	Denominator	CLEC Result	Standard Dev
Jan-03				
Feb-03				
Mar-03				
Apr-03				
May-03	1	1	100.00%	0.00%
Jun-03	2	2	100.00%	0.00%
Jul-03				
Aug-03	1	1	100.00%	0.00%
Sep-03	1	1	100.00%	0.00%
Oct-03				
Nov-03				
Dec-03	1	1	100.00%	0.00%



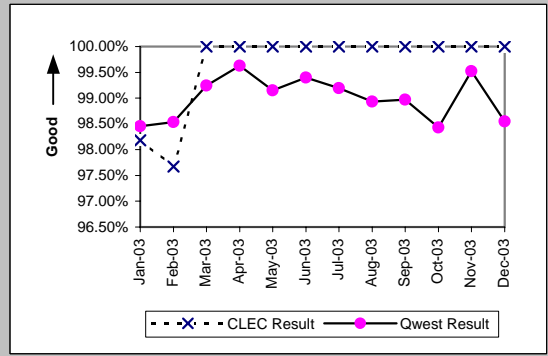


OP-3C - Installation Commitments Met (Percent) - No dispatches

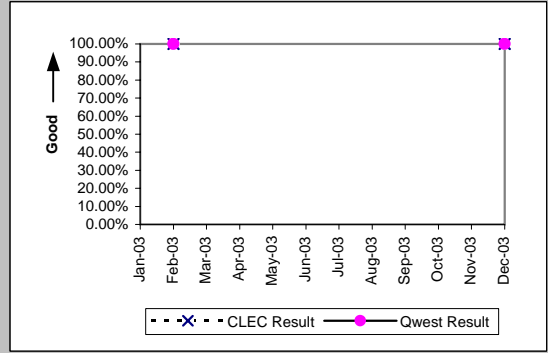
Residence (Parity)									
Date	CLEC Num	CLEC Denc	CLEC Resu	CLEC Std E	Qwest Num	Qwest Denc	Qwest Resu	Mod Z Scr	Parity Scr
Jan-03	1506	1506	100.00%	0.00%	25469	25555	99.66%	-2.19	-2.33
Feb-03	1440	1443	99.79%	4.55%	23458	23656	99.16%	-2.55	-2.55
Mar-03	1195	1195	100.00%	0.00%	24736	24885	99.40%	-2.62	-2.59
Apr-03	843	843	100.00%	0.00%	26417	26549	99.50%	-2.02	-2.23
May-03	743	743	100.00%	0.00%	26574	26649	99.72%	-1.43	-1.87
Jun-03	385	385	100.00%	0.00%	28603	28690	99.70%	-1.07	-1.65
Jul-03	501	501	100.00%	0.00%	32937	33022	99.74%	-1.13	-1.69
Aug-03	379	379	100.00%	0.00%	32927	33028	99.69%	-1.07	-1.65
Sep-03	317	317	100.00%	0.00%	31586	31677	99.71%	-0.95	-1.58
Oct-03	479	479	100.00%	0.00%	29988	30064	99.75%	-1.09	-1.66
Nov-03	480	481	99.79%	4.55%	21013	21054	99.81%	0.15	-0.91
Dec-03	670	670	100.00%	0.00%	18460	18529	99.63%	-1.55	-1.95



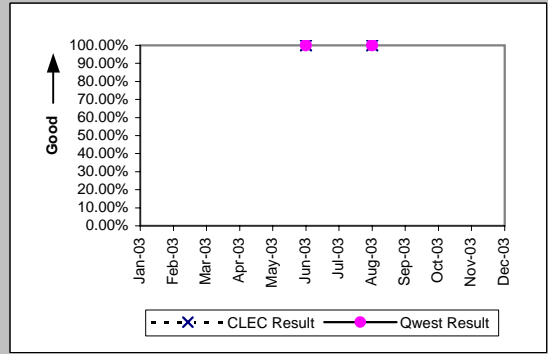
Business (Parity)									
Date	CLEC Num	CLEC Denc	CLEC Resu	CLEC Std E	Qwest Num	Qwest Denc	Qwest Resu	Mod Z Scr	Parity Scr
Jan-03	54	55	98.18%	13.36%	764	776	98.45%	0.21	-0.87
Feb-03	42	43	97.67%	15.07%	807	819	98.53%	0.47	-0.72
Mar-03	37	37	100.00%	0.00%	786	792	99.24%	-0.52	-1.32
Apr-03	71	71	100.00%	0.00%	805	808	99.63%	-0.49	-1.3
May-03	33	33	100.00%	0.00%	936	944	99.15%	-0.52	-1.32
Jun-03	20	20	100.00%	0.00%	823	828	99.40%	-0.34	-1.21
Jul-03	27	27	100.00%	0.00%	736	742	99.19%	-0.46	-1.28
Aug-03	10	10	100.00%	0.00%	649	656	98.93%	-0.33	-1.2
Sep-03	12	12	100.00%	0.00%	673	680	98.97%	-0.35	-1.21
Oct-03	10	10	100.00%	0.00%	816	829	98.43%	-0.4	-1.24
Nov-03	7	7	100.00%	0.00%	829	833	99.52%	-0.18	-1.11
Dec-03	22	22	100.00%	0.00%	610	619	98.55%	-0.56	-1.34



Centrex 21 (Parity)									
Date	CLEC Num	CLEC Denc	CLEC Resu	CLEC Std E	Qwest Num	Qwest Denc	Qwest Resu	Mod Z Scr	Parity Scr
Jan-03									
Feb-03	1	1	100.00%	0.00%	65	65	100.00%	N/A	N/A
Mar-03									
Apr-03									
May-03									
Jun-03									
Jul-03									
Aug-03									
Sep-03									
Oct-03									
Nov-03									
Dec-03	1	1	100.00%	0.00%	43	43	100.00%	N/A	N/A

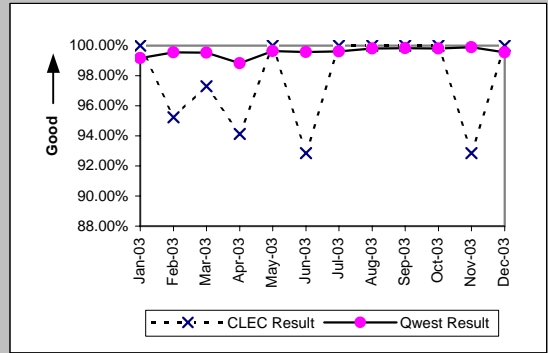


PBX (Parity)									
Date	CLEC Num	CLEC Denc	CLEC Resu	CLEC Std E	Qwest Num	Qwest Denc	Qwest Resu	Mod Z Scr	Parity Scr
Jan-03									
Feb-03									
Mar-03									
Apr-03									
May-03									
Jun-03	1	1	100.00%	0.00%	6	6	100.00%	N/A	N/A
Jul-03									
Aug-03	1	1	100.00%	0.00%	19	19	100.00%	N/A	N/A
Sep-03									
Oct-03									
Nov-03									
Dec-03									

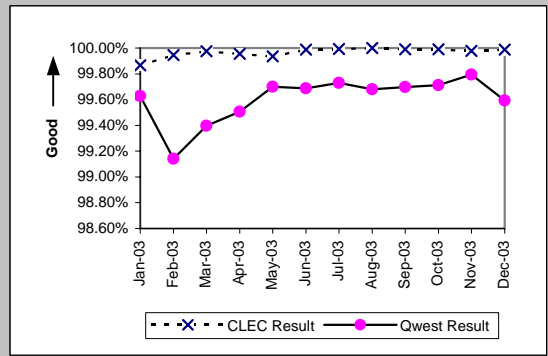


OP-3C - Installation Commitments Met (Percent) - No dispatches

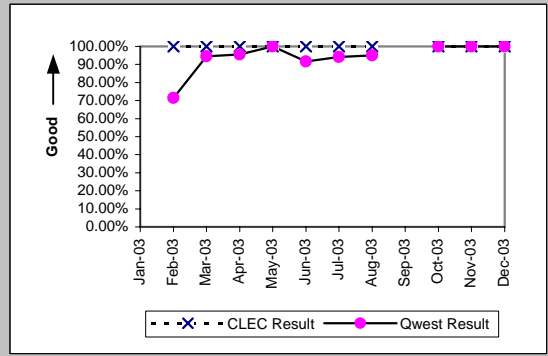
Qwest DSL (Parity)										
Date	CLEC Num	CLEC Dend	CLEC Resu	CLEC Std	Qwest Num	Qwest Dend	Qwest Resu	Mod Z Scr	Parity Scr	
Jan-03	35	35	100.00%	0.00%	5151	5194	99.17%	-0.54	-1.33	
Feb-03	20	21	95.24%	21.30%	4263	4282	99.56%	1.68	0.02	
Mar-03	36	37	97.30%	16.22%	4479	4500	99.53%	1.36	-0.17	
Apr-03	16	17	94.12%	23.53%	4892	4950	98.83%	1.29	-0.22	
May-03	24	24	100.00%	0.00%	4344	4360	99.63%	-0.3	-1.18	
Jun-03	13	14	92.86%	25.75%	4765	4785	99.58%	1.89	0.15	
Jul-03	26	26	100.00%	0.00%	4981	5000	99.62%	-0.31	-1.19	
Aug-03	48	48	100.00%	0.00%	6033	6045	99.80%	-0.31	-1.19	
Sep-03	32	32	100.00%	0.00%	8323	8338	99.82%	-0.24	-1.15	
Oct-03	35	35	100.00%	0.00%	8612	8629	99.80%	-0.26	-1.16	
Nov-03	13	14	92.86%	25.75%	7393	7401	99.89%	2.42	0.47	
Dec-03	26	26	100.00%	0.00%	7724	7758	99.56%	-0.34	-1.21	



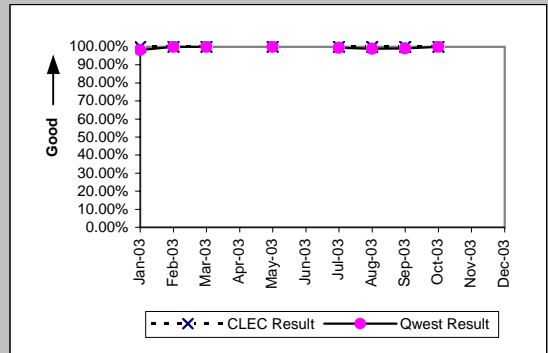
UNE - P (POTS) (Parity)										
Date	CLEC Num	CLEC Dend	CLEC Resu	CLEC Std	Qwest Num	Qwest Dend	Qwest Resu	Mod Z Scr	Parity Scr	
Jan-03	2235	2238	99.87%	3.66%	26233	26331	99.63%	-1.78	-2.08	
Feb-03	3602	3604	99.94%	2.36%	24265	24475	99.14%	-4.88	-3.96	
Mar-03	8044	8046	99.98%	1.58%	25522	25677	99.40%	-5.85	-4.56	
Apr-03	6753	6756	99.96%	2.11%	27222	27357	99.51%	-4.72	-3.87	
May-03	9374	9380	99.94%	2.53%	27510	27593	99.70%	-3.62	-3.2	
Jun-03	7998	7999	99.99%	1.12%	29426	29518	99.69%	-4.26	-3.59	
Jul-03	11630	11631	99.99%	0.93%	33673	33764	99.73%	-4.68	-3.85	
Aug-03	9179	9179	100.00%	0.00%	33576	33684	99.68%	-4.82	-3.93	
Sep-03	9182	9183	99.99%	1.04%	32259	32357	99.70%	-4.49	-3.73	
Oct-03	10426	10427	99.99%	0.98%	30804	30893	99.71%	-4.59	-3.79	
Nov-03	9094	9096	99.98%	1.48%	21842	21887	99.79%	-3.25	-2.98	
Dec-03	7360	7361	99.99%	1.17%	19070	19148	99.59%	-4.51	-3.74	



UNE P (Centrex) (Parity)										
Date	CLEC Num	CLEC Dend	CLEC Resu	CLEC Std	Qwest Num	Qwest Dend	Qwest Resu	Mod Z Scr	Parity Scr	
Jan-03										
Feb-03	1	1	100.00%	0.00%	5	7	71.43%	-0.59	-1.36	
Mar-03	1	1	100.00%	0.00%	17	18	94.44%	-0.24	-1.14	
Apr-03	3	3	100.00%	0.00%	22	23	95.65%	-0.35	-1.21	
May-03	3	3	100.00%	0.00%	9	9	100.00%	N/A	N/A	
Jun-03	4	4	100.00%	0.00%	22	24	91.67%	-0.56	-1.34	
Jul-03	1	1	100.00%	0.00%	16	17	94.12%	-0.24	-1.15	
Aug-03	4	4	100.00%	0.00%	39	41	95.12%	-0.43	-1.26	
Sep-03										
Oct-03	4	4	100.00%	0.00%	11	11	100.00%	N/A	N/A	
Nov-03	3	3	100.00%	0.00%	12	12	100.00%	N/A	N/A	
Dec-03	1	1	100.00%	0.00%	21	21	100.00%	N/A	N/A	

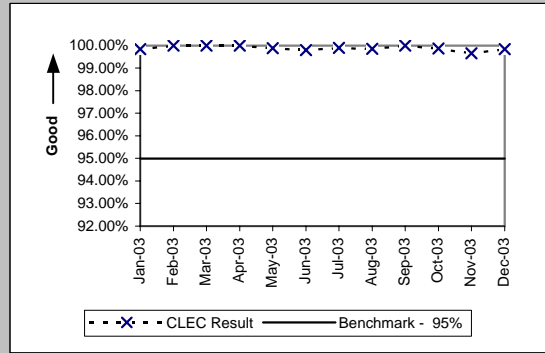


UNE P (Centrex 21) (Parity)										
Date	CLEC Num	CLEC Dend	CLEC Resu	CLEC Std	Qwest Num	Qwest Dend	Qwest Resu	Mod Z Scr	Parity Scr	
Jan-03	6	6	100.00%	0.00%	55	56	98.21%	-0.31	-1.19	
Feb-03	4	4	100.00%	0.00%	65	65	100.00%	N/A	N/A	
Mar-03	3	3	100.00%	0.00%	82	82	100.00%	N/A	N/A	
Apr-03										
May-03	5	5	100.00%	0.00%	77	77	100.00%	N/A	N/A	
Jun-03										
Jul-03	29	29	100.00%	0.00%	224	225	99.56%	-0.34	-1.21	
Aug-03	19	19	100.00%	0.00%	99	100	99.00%	-0.4	-1.24	
Sep-03	31	31	100.00%	0.00%	116	117	99.15%	-0.46	-1.28	
Oct-03	4	4	100.00%	0.00%	48	48	100.00%	N/A	N/A	
Nov-03										
Dec-03										



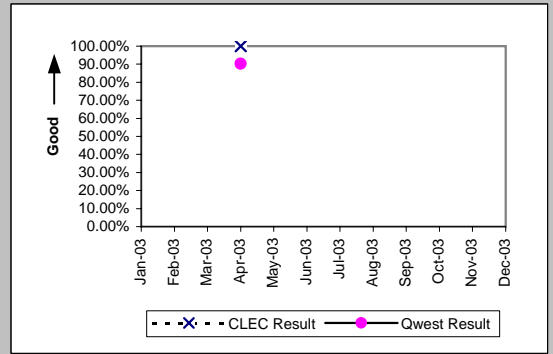
OP-3C - Installation Commitments Met (Percent) - No dispatches

Line Sharing (Benchmark)					
Date	Numerator	Denominator	CLEC Result	Standard Dev	
Jan-03	660	661	99.85%	3.89%	
Feb-03	608	608	100.00%	0.00%	
Mar-03	611	611	100.00%	0.00%	
Apr-03	713	713	100.00%	0.00%	
May-03	887	888	99.89%	3.35%	
Jun-03	1027	1029	99.81%	4.40%	
Jul-03	1050	1051	99.90%	3.08%	
Aug-03	678	679	99.85%	3.83%	
Sep-03	761	761	100.00%	0.00%	
Oct-03	828	829	99.88%	3.47%	
Nov-03	593	595	99.66%	5.79%	
Dec-03	612	613	99.84%	4.04%	

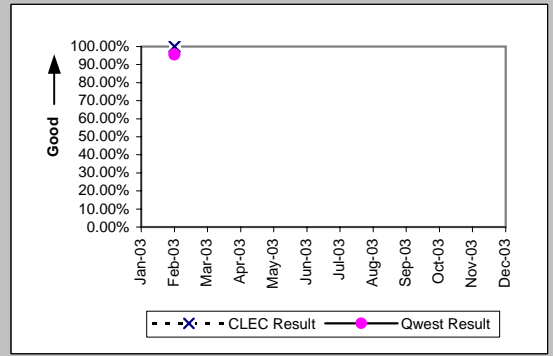


OP-3D - Installation Commitments Met (Percent) - Interval Zone One

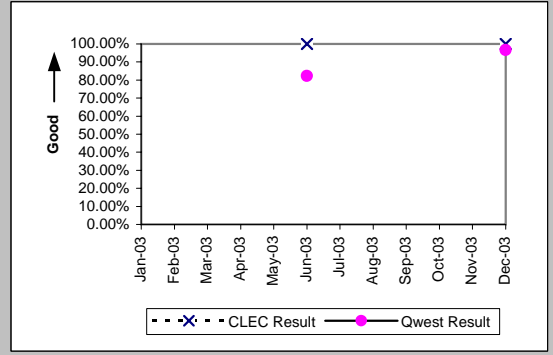
ISDN Primary (Parity)									
Date	CLEC Num	CLEC Dend	CLEC Resu	CLEC Std	Qwest Num	Qwest Dend	Qwest Resu	Mod Z Scr	Parity Scr
Jan-03									
Feb-03									
Mar-03									
Apr-03	1	1	100.00%	0.00%	55	61	90.16%	-0.33	-1.2
May-03									
Jun-03									
Jul-03									
Aug-03									
Sep-03									
Oct-03									
Nov-03									
Dec-03									



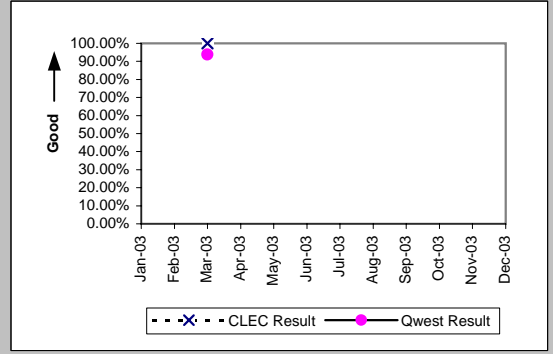
DS1 (Parity)									
Date	CLEC Num	CLEC Dend	CLEC Resu	CLEC Std	Qwest Num	Qwest Dend	Qwest Resu	Mod Z Scr	Parity Scr
Jan-03									
Feb-03	1	1	100.00%	0.00%	428	448	95.54%	-0.22	-1.13
Mar-03									
Apr-03									
May-03									
Jun-03									
Jul-03									
Aug-03									
Sep-03									
Oct-03									
Nov-03									
Dec-03									



PBX (Parity)									
Date	CLEC Num	CLEC Dend	CLEC Resu	CLEC Std	Qwest Num	Qwest Dend	Qwest Resu	Mod Z Scr	Parity Scr
Jan-03									
Feb-03									
Mar-03									
Apr-03									
May-03									
Jun-03	3	3	100.00%	0.00%	14	17	82.35%	-0.74	-1.45
Jul-03									
Aug-03									
Sep-03									
Oct-03									
Nov-03									
Dec-03	1	1	100.00%	0.00%	29	30	96.67%	-0.18	-1.11

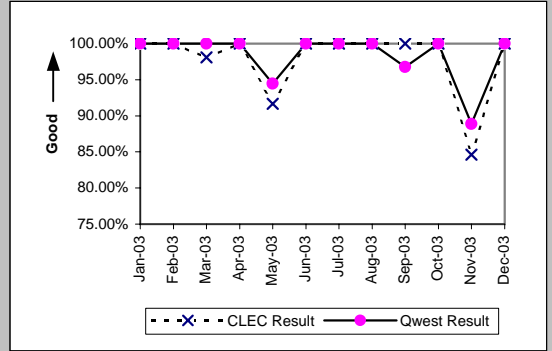


Basic Rate ISDN (Parity)									
Date	CLEC Num	CLEC Dend	CLEC Resu	CLEC Std	Qwest Num	Qwest Dend	Qwest Resu	Mod Z Scr	Parity Scr
Jan-03									
Feb-03									
Mar-03	1	1	100.00%	0.00%	209	223	93.72%	-0.26	-1.16
Apr-03									
May-03									
Jun-03									
Jul-03									
Aug-03									
Sep-03									
Oct-03									
Nov-03									
Dec-03									



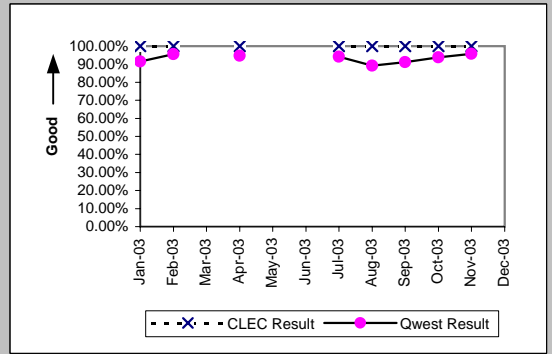
OP-3D - Installation Commitments Met (Percent) - Interval Zone One

Date	CLEC Num	CLEC Denc	LIS Trunk (Parity)				Qwest Res	Mod Z Scr	Parity Scr
			CLEC Resu	CLEC Std	Qwest Num	Qwest Denc			
Jan-03	71	71	100.00%	0.00%	23	23	100.00%	N/A	N/A
Feb-03	64	64	100.00%	0.00%	40	40	100.00%	N/A	N/A
Mar-03	51	52	98.08%	13.73%	19	19	100.00%	N/A	-0.85
Apr-03	37	37	100.00%	0.00%	20	20	100.00%	N/A	N/A
May-03	22	24	91.67%	27.64%	17	18	94.44%	0.17	-0.9
Jun-03	18	18	100.00%	0.00%	28	28	100.00%	N/A	N/A
Jul-03	9	9	100.00%	0.00%	26	26	100.00%	N/A	N/A
Aug-03	9	9	100.00%	0.00%	9	9	100.00%	N/A	N/A
Sep-03	18	18	100.00%	0.00%	30	31	96.77%	-0.62	-1.37
Oct-03	15	15	100.00%	0.00%	43	43	100.00%	N/A	N/A
Nov-03	11	13	84.62%	36.08%	8	9	88.89%	0.1	-0.94
Dec-03	27	27	100.00%	0.00%	8	8	100.00%	N/A	N/A

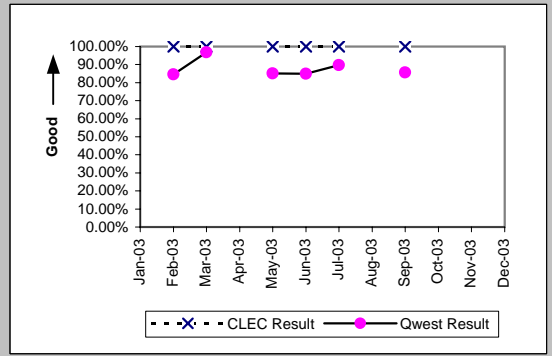


OP-3D - Installation Commitments Met (Percent) - Interval Zone One

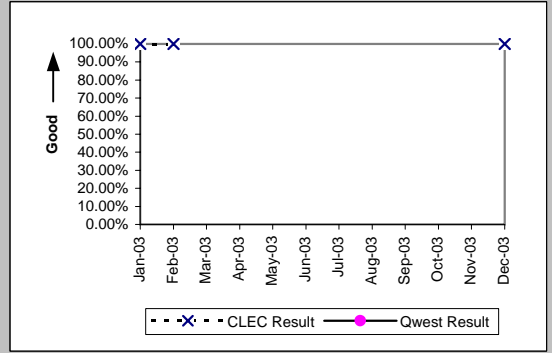
UDIT DS1 (Parity)									
Date	CLEC Num	CLEC Denc	CLEC Resu	CLEC Std E	Qwest Num	Qwest Denc	Qwest Resu	Mod Z Scr	Parity Scr
Jan-03	8	8	100.00%	0.00%	423	462	91.56%	-0.85	-1.52
Feb-03	1	1	100.00%	0.00%	428	448	95.54%	-0.22	-1.13
Mar-03									
Apr-03	3	3	100.00%	0.00%	457	483	94.62%	-0.41	-1.25
May-03									
Jun-03									
Jul-03	1	1	100.00%	0.00%	618	656	94.21%	-0.25	-1.15
Aug-03	1	1	100.00%	0.00%	581	652	89.11%	-0.35	-1.21
Sep-03	1	1	100.00%	0.00%	585	642	91.12%	-0.31	-1.19
Oct-03	1	1	100.00%	0.00%	494	527	93.74%	-0.26	-1.16
Nov-03	1	1	100.00%	0.00%	525	548	95.80%	-0.21	-1.13
Dec-03									



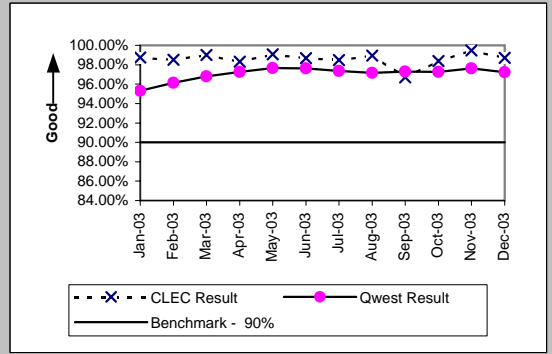
UDIT Above DS1 Level (Parity)									
Date	CLEC Num	CLEC Denc	CLEC Resu	CLEC Std E	Qwest Num	Qwest Denc	Qwest Resu	Mod Z Scr	Parity Scr
Jan-03									
Feb-03	1	1	100.00%	0.00%	22	26	84.62%	-0.42	-1.25
Mar-03	1	1	100.00%	0.00%	31	32	96.88%	-0.18	-1.11
Apr-03									
May-03	1	1	100.00%	0.00%	40	47	85.11%	-0.41	-1.25
Jun-03	1	1	100.00%	0.00%	17	20	85.00%	-0.41	-1.25
Jul-03	2	2	100.00%	0.00%	35	39	89.74%	-0.47	-1.28
Aug-03									
Sep-03	1	1	100.00%	0.00%	12	14	85.71%	-0.39	-1.24
Oct-03									
Nov-03									
Dec-03									



Dark Fiber - IOF (Diagnostic)									
Date	CLEC Num	CLEC Denc	CLEC Resu	CLEC Std E	Qwest Num	Qwest Denc	Qwest Resu	Mod Z Scr	Parity Scr
Jan-03	2	2	100.00%	0.00%					
Feb-03	5	5	100.00%	0.00%					
Mar-03									
Apr-03									
May-03									
Jun-03									
Jul-03									
Aug-03									
Sep-03									
Oct-03									
Nov-03									
Dec-03	3	3	100.00%	0.00%					



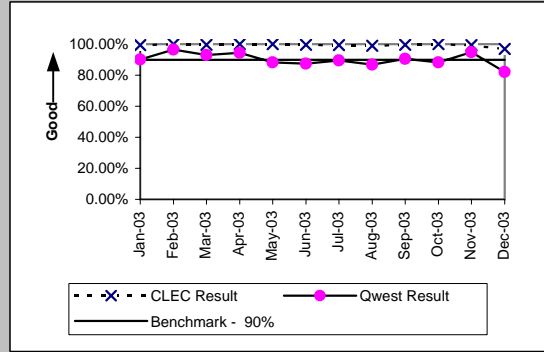
Unbundled Loop Analog (Benchmark)									
Date	CLEC Num	CLEC Denc	CLEC Resu	CLEC Std E	Qwest Num	Qwest Denc	Qwest Resu	Mod Z Scr	Parity Scr
Jan-03	1591	1611	98.76%	11.07%	10516	11034	95.31%	-6.12	-4.72
Feb-03	1525	1548	98.51%	12.10%	9576	9962	96.13%	-4.53	-3.75
Mar-03	1698	1715	99.01%	9.91%	10473	10819	96.80%	-4.83	-3.93
Apr-03	1590	1617	98.33%	12.81%	10865	11169	97.28%	-2.43	-2.48
May-03	1518	1532	99.09%	9.52%	10470	10722	97.65%	-3.47	-3.11
Jun-03	1511	1531	98.69%	11.35%	10991	11259	97.62%	-2.59	-2.57
Jul-03	1354	1375	98.47%	12.26%	11560	11875	97.35%	-2.46	-2.49
Aug-03	1403	1418	98.94%	10.23%	11270	11598	97.17%	-3.8	-3.31
Sep-03	1436	1485	96.70%	17.86%	11261	11573	97.30%	1.35	-0.18
Oct-03	1458	1482	98.38%	12.62%	11092	11403	97.27%	-2.46	-2.5
Nov-03	1150	1156	99.48%	7.19%	9341	9568	97.63%	-3.91	-3.38
Dec-03	1381	1399	98.71%	11.27%	11749	12082	97.24%	-3.18	-2.93



OP-3D - Installation Commitments Met (Percent) - Interval Zone One

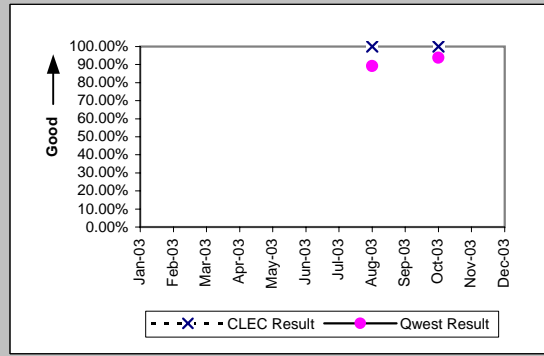
Unbundled Loop - 2 Wire Non-Loaded (Benchmark)

Date	CLEC Num	CLEC Denc	CLEC Resu	CLEC Std	Qwest Num	Qwest Denc	Qwest Resu	Mod Z Scr	Parity Scr
Jan-03	143	144	99.31%	8.30%	201	223	90.13%	-2.88	-2.75
Feb-03	137	137	100.00%	0.00%	227	235	96.60%	-1.75	-2.06
Mar-03	224	225	99.56%	6.65%	213	229	93.01%	-2.73	-2.66
Apr-03	156	156	100.00%	0.00%	134	142	94.37%	-2.11	-2.28
May-03	248	248	100.00%	0.00%	75	85	88.24%	-2.91	-2.77
Jun-03	218	219	99.54%	6.74%	83	95	87.37%	-2.98	-2.81
Jul-03	192	193	99.48%	7.18%	77	86	89.53%	-2.51	-2.52
Aug-03	210	212	99.06%	9.67%	98	113	86.73%	-3.12	-2.9
Sep-03	221	222	99.55%	6.70%	85	94	90.43%	-2.52	-2.53
Oct-03	192	192	100.00%	0.00%	121	137	88.32%	-3.25	-2.98
Nov-03	154	155	99.35%	8.01%	73	77	94.81%	-1.47	-1.89
Dec-03	155	160	96.88%	17.40%	46	56	82.14%	-2.48	-2.51



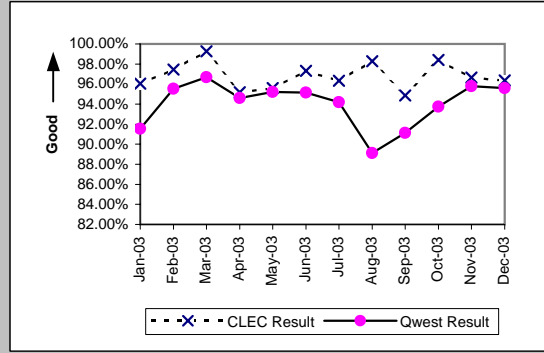
Unbundled Loop - 4 Wire Non-Loaded (Parity)

Date	CLEC Num	CLEC Denc	CLEC Resu	CLEC Std	Qwest Num	Qwest Denc	Qwest Resu	Mod Z Scr	Parity Scr
Jan-03									
Feb-03									
Mar-03									
Apr-03									
May-03									
Jun-03									
Jul-03									
Aug-03	1	1	100.00%	0.00%	581	652	89.11%	-0.35	-1.21
Sep-03									
Oct-03	1	1	100.00%	0.00%	494	527	93.74%	-0.26	-1.16
Nov-03									
Dec-03									



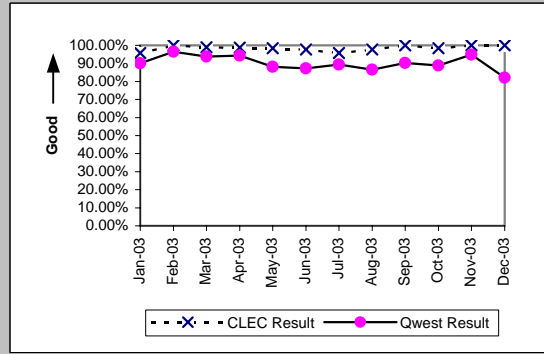
Unbundled Loop - DS1 Capable (Parity)

Date	CLEC Num	CLEC Denc	CLEC Resu	CLEC Std	Qwest Num	Qwest Denc	Qwest Resu	Mod Z Scr	Parity Scr
Jan-03	121	126	96.03%	19.52%	423	462	91.56%	-1.6	-1.97
Feb-03	114	117	97.44%	15.81%	428	448	95.54%	-0.89	-1.54
Mar-03	136	137	99.27%	8.51%	468	484	96.69%	-1.49	-1.91
Apr-03	138	145	95.17%	21.43%	457	483	94.62%	-0.26	-1.16
May-03	174	182	95.60%	20.50%	476	500	95.20%	-0.22	-1.13
Jun-03	145	149	97.32%	16.16%	590	620	95.16%	-1.1	-1.67
Jul-03	105	109	96.33%	18.80%	618	656	94.21%	-0.88	-1.53
Aug-03	114	116	98.28%	13.02%	581	652	89.11%	-2.92	-2.78
Sep-03	111	117	94.87%	22.06%	585	642	91.12%	-1.31	-1.8
Oct-03	184	187	98.40%	12.56%	494	527	93.74%	-2.26	-2.37
Nov-03	115	119	96.64%	18.02%	525	548	95.80%	-0.41	-1.25
Dec-03	133	138	96.38%	18.69%	522	546	95.60%	-0.4	-1.24



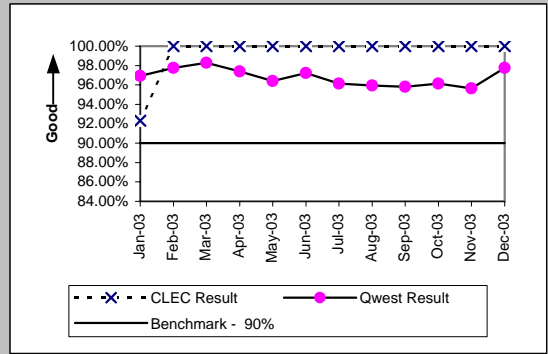
Unbundled Loop ISDN Capable (Parity)

Date	CLEC Num	CLEC Denc	CLEC Resu	CLEC Std	Qwest Num	Qwest Denc	Qwest Resu	Mod Z Scr	Parity Scr
Jan-03	67	70	95.71%	20.25%	201	223	90.13%	-1.37	-1.83
Feb-03	38	38	100.00%	0.00%	223	231	96.54%	-1.08	-1.66
Mar-03	88	89	98.88%	10.54%	209	223	93.72%	-1.69	-2.03
Apr-03	80	81	98.77%	11.04%	132	140	94.29%	-1.38	-1.84
May-03	65	66	98.48%	12.22%	74	84	88.10%	-1.95	-2.19
Jun-03	85	87	97.70%	14.99%	82	94	87.23%	-2.11	-2.28
Jul-03	69	72	95.83%	19.98%	76	85	89.41%	-1.3	-1.79
Aug-03	44	45	97.78%	14.74%	97	112	86.61%	-1.86	-2.13
Sep-03	55	55	100.00%	0.00%	84	93	90.32%	-1.92	-2.17
Oct-03	63	64	98.44%	12.40%	120	135	88.89%	-2	-2.22
Nov-03	48	48	100.00%	0.00%	73	77	94.81%	-1.27	-1.77
Dec-03	43	43	100.00%	0.00%	46	56	82.14%	-2.3	-2.4

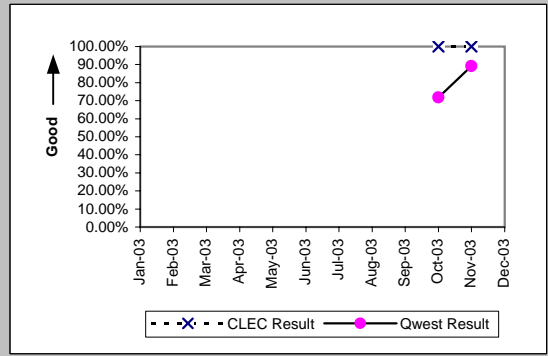


OP-3D - Installation Commitments Met (Percent) - Interval Zone One

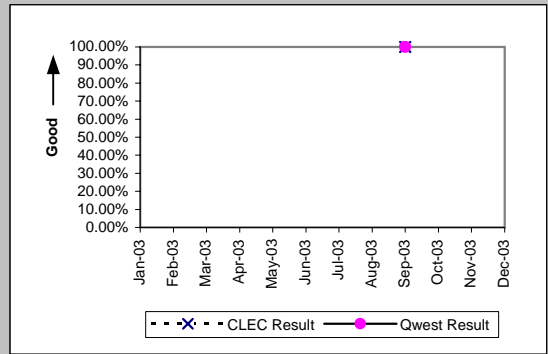
Unbundled Loop - ADSL Qualified (Benchmark)									
Date	CLEC Num	CLEC Denc	CLEC Resu	CLEC Std	Qwest Num	Qwest Denc	Qwest Resu	Mod Z Scr	Parity Scr
Jan-03	12	13	92.31%	26.65%	915	944	96.93%	0.84	-0.49
Feb-03	14	14	100.00%	0.00%	784	802	97.76%	-0.56	-1.34
Mar-03	10	10	100.00%	0.00%	740	753	98.27%	-0.42	-1.25
Apr-03	5	5	100.00%	0.00%	639	656	97.41%	-0.36	-1.22
May-03	9	9	100.00%	0.00%	483	501	96.41%	-0.57	-1.35
Jun-03	16	16	100.00%	0.00%	388	399	97.24%	-0.66	-1.4
Jul-03	10	10	100.00%	0.00%	325	338	96.15%	-0.62	-1.38
Aug-03	10	10	100.00%	0.00%	356	371	95.96%	-0.64	-1.39
Sep-03	9	9	100.00%	0.00%	550	574	95.82%	-0.62	-1.38
Oct-03	11	11	100.00%	0.00%	697	725	96.14%	-0.66	-1.4
Nov-03	10	10	100.00%	0.00%	680	711	95.64%	-0.67	-1.41
Dec-03	19	19	100.00%	0.00%	1090	1115	97.76%	-0.65	-1.4



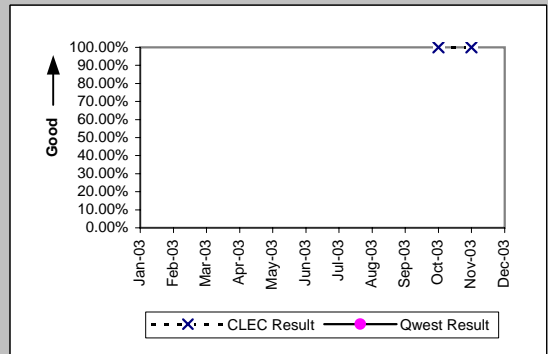
Unbundled Loop - DS3 Capable (Parity)									
Date	CLEC Num	CLEC Denc	CLEC Resu	CLEC Std	Qwest Num	Qwest Denc	Qwest Resu	Mod Z Scr	Parity Scr
Jan-03									
Feb-03									
Mar-03									
Apr-03									
May-03									
Jun-03									
Jul-03									
Aug-03									
Sep-03									
Oct-03	1	1	100.00%	0.00%	23	32	71.88%	-0.62	-1.37
Nov-03	1	1	100.00%	0.00%	41	46	89.13%	-0.35	-1.21
Dec-03									



Qwest DSL (Parity)									
Date	CLEC Num	CLEC Denc	CLEC Resu	CLEC Std	Qwest Num	Qwest Denc	Qwest Resu	Mod Z Scr	Parity Scr
Jan-03									
Feb-03									
Mar-03									
Apr-03									
May-03									
Jun-03									
Jul-03									
Aug-03									
Sep-03	1	1	100.00%	0.00%	15	15	100.00%	N/A	N/A
Oct-03									
Nov-03									
Dec-03									



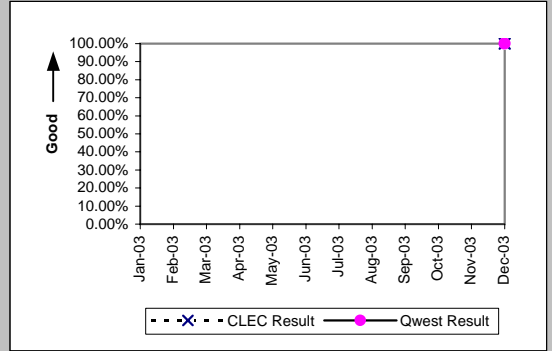
Dark Fiber - Loop (Diagnostic)									
Date	CLEC Num	CLEC Denc	CLEC Resu	CLEC Std	Qwest Num	Qwest Denc	Qwest Resu	Mod Z Scr	Parity Scr
Jan-03									
Feb-03									
Mar-03									
Apr-03									
May-03									
Jun-03									
Jul-03									
Aug-03									
Sep-03									
Oct-03	1	1	100.00%	0.00%					
Nov-03	1	1	100.00%	0.00%					
Dec-03									





OP-3D - Installation Commitments Met (Percent) - Interval Zone One

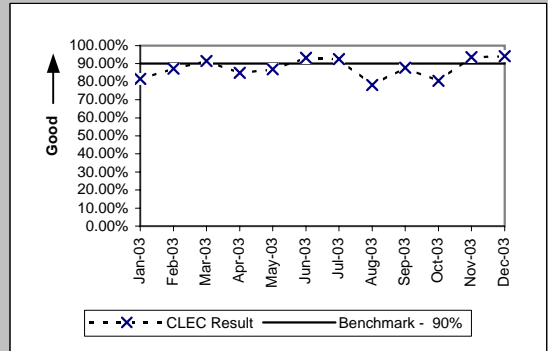
Date	E911 (Parity)								
	CLEC Num	CLEC Denc	CLEC Resu	CLEC Std	Qwest Num	Qwest Denc	Qwest Resu	Mod Z Scr	Parity Scr
Jan-03									
Feb-03									
Mar-03									
Apr-03									
May-03									
Jun-03									
Jul-03									
Aug-03									
Sep-03									
Oct-03									
Nov-03									
Dec-03	30	30	100.00%	0.00%	4	4	100.00%	N/A	N/A



OP-3D - Installation Commitments Met (Percent) - Interval Zone One

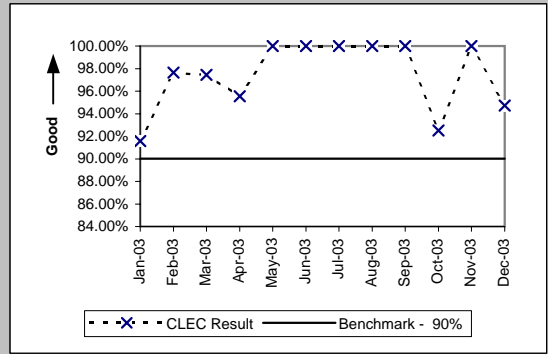
Enhanced Extended Loops (EELs) (Benchmark)

Date	Num	Denom	CLEC Result	Standard Dev
Jan-03	31	38	81.58%	38.77%
Feb-03	41	47	87.23%	33.37%
Mar-03	43	47	91.49%	27.90%
Apr-03	28	33	84.85%	35.86%
May-03	40	46	86.96%	33.68%
Jun-03	41	44	93.18%	25.21%
Jul-03	25	27	92.59%	26.19%
Aug-03	18	23	78.26%	41.25%
Sep-03	36	41	87.80%	32.72%
Oct-03	33	41	80.49%	39.63%
Nov-03	29	31	93.55%	24.57%
Dec-03	32	34	94.12%	23.53%



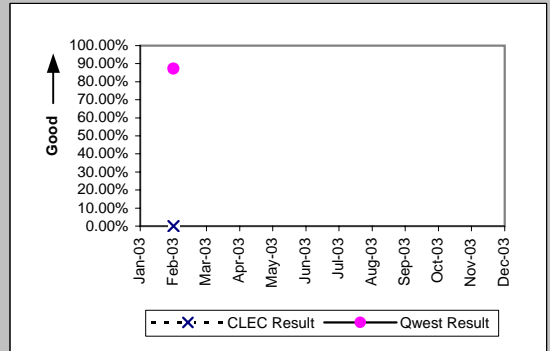
Unbundled Loop Conditioned (Benchmark)

Date	Num	Denom	CLEC Result	Standard Dev
Jan-03	76	83	91.57%	27.79%
Feb-03	83	85	97.65%	15.16%
Mar-03	76	78	97.44%	15.81%
Apr-03	43	45	95.56%	20.61%
May-03	44	44	100.00%	0.00%
Jun-03	41	41	100.00%	0.00%
Jul-03	53	53	100.00%	0.00%
Aug-03	40	40	100.00%	0.00%
Sep-03	37	37	100.00%	0.00%
Oct-03	37	40	92.50%	26.34%
Nov-03	29	29	100.00%	0.00%
Dec-03	36	38	94.74%	22.33%

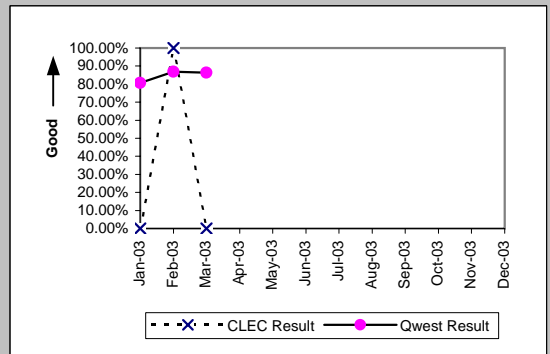


OP-3E - Installation Commitments Met (Percent) - Interval Zone Two

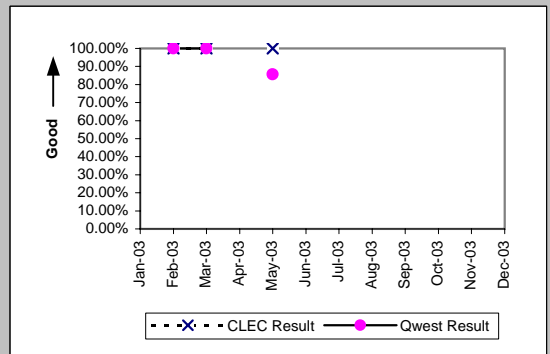
ISDN Primary (Parity)									
Date	CLEC Num	CLEC Dend	CLEC Resu	CLEC Std	Qwest Num	Qwest Dend	Qwest Resu	Mod Z Scr	Parity Scr
Jan-03									
Feb-03	0	1	0.00%	0.00%	41	47	87.23%	1.5	-0.09
Mar-03									
Apr-03									
May-03									
Jun-03									
Jul-03									
Aug-03									
Sep-03									
Oct-03									
Nov-03									
Dec-03									



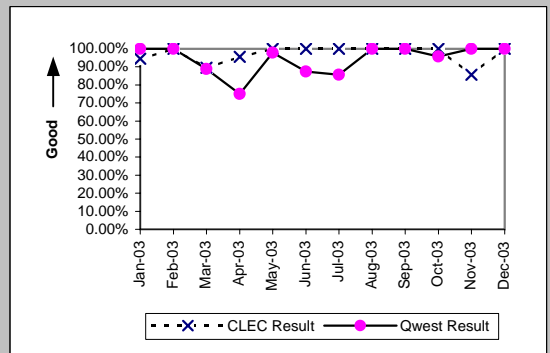
DS1 (Parity)									
Date	CLEC Num	CLEC Dend	CLEC Resu	CLEC Std	Qwest Num	Qwest Dend	Qwest Resu	Mod Z Scr	Parity Scr
Jan-03	0	1	0.00%	0.00%	222	275	80.73%	1.31	-0.2
Feb-03	2	2	100.00%	0.00%	246	283	86.93%	-0.55	-1.33
Mar-03	0	2	0.00%	0.00%	258	299	86.29%	2.38	0.44
Apr-03									
May-03									
Jun-03									
Jul-03									
Aug-03									
Sep-03									
Oct-03									
Nov-03									
Dec-03									



PBX (Parity)									
Date	CLEC Num	CLEC Dend	CLEC Resu	CLEC Std	Qwest Num	Qwest Dend	Qwest Resu	Mod Z Scr	Parity Scr
Jan-03									
Feb-03	1	1	100.00%	0.00%	15	15	100.00%	N/A	N/A
Mar-03	1	1	100.00%	0.00%	11	11	100.00%	N/A	N/A
Apr-03									
May-03	1	1	100.00%	0.00%	12	14	85.71%	-0.39	-1.24
Jun-03									
Jul-03									
Aug-03									
Sep-03									
Oct-03									
Nov-03									
Dec-03									

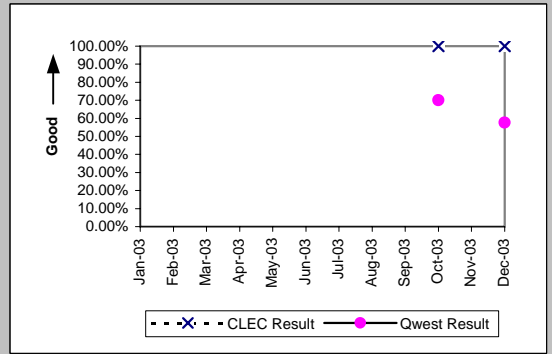


LIS Trunk (Parity)									
Date	CLEC Num	CLEC Dend	CLEC Resu	CLEC Std	Qwest Num	Qwest Dend	Qwest Resu	Mod Z Scr	Parity Scr
Jan-03	17	18	94.44%	22.91%	13	13	100.00%	N/A	-0.68
Feb-03	19	19	100.00%	0.00%	33	33	100.00%	N/A	N/A
Mar-03	17	19	89.47%	30.69%	40	45	88.89%	-0.07	-1.04
Apr-03	22	23	95.65%	20.39%	15	20	75.00%	-1.56	-1.95
May-03	12	12	100.00%	0.00%	48	49	97.96%	-0.45	-1.27
Jun-03	15	15	100.00%	0.00%	21	24	87.50%	-1.15	-1.7
Jul-03	7	7	100.00%	0.00%	12	14	85.71%	-0.88	-1.54
Aug-03	5	5	100.00%	0.00%	10	10	100.00%	N/A	N/A
Sep-03	14	14	100.00%	0.00%	27	27	100.00%	N/A	N/A
Oct-03	8	8	100.00%	0.00%	23	24	95.83%	-0.51	-1.31
Nov-03	6	7	85.71%	34.99%	19	19	100.00%	N/A	-0.31
Dec-03	6	6	100.00%	0.00%	9	9	100.00%	N/A	N/A

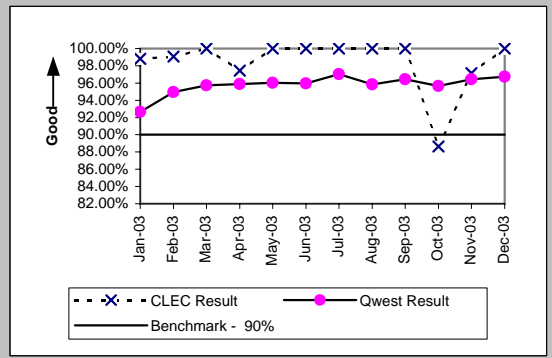


OP-3E - Installation Commitments Met (Percent) - Interval Zone Two

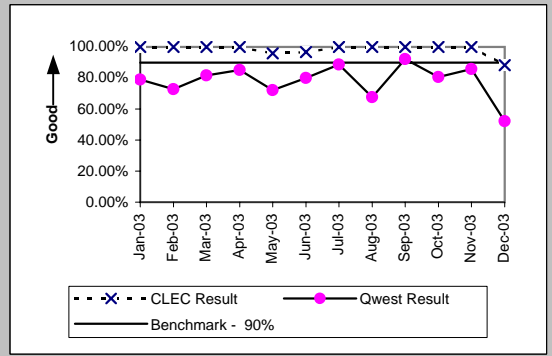
UDIT Above DS1 Level (Parity)									
Date	CLEC Num	CLEC Denc	CLEC Resu	CLEC Std	Qwest Num	Qwest Denc	Qwest Resu	Mod Z Scr	Parity Scr
Jan-03									
Feb-03									
Mar-03									
Apr-03									
May-03									
Jun-03									
Jul-03									
Aug-03									
Sep-03									
Oct-03	8	8	100.00%	0.00%	14	20	70.00%	-1.56	-1.95
Nov-03									
Dec-03	1	1	100.00%	0.00%	19	33	57.58%	-0.85	-1.51



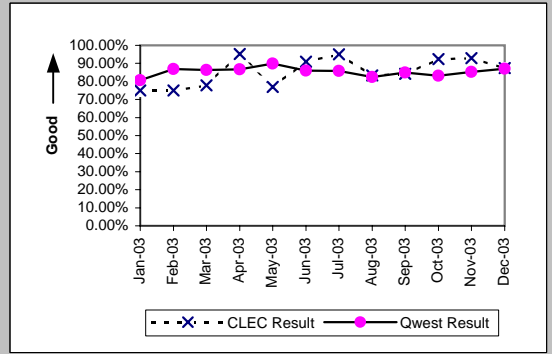
Unbundled Loop Analog (Benchmark)									
Date	CLEC Num	CLEC Denc	CLEC Resu	CLEC Std	Qwest Num	Qwest Denc	Qwest Resu	Mod Z Scr	Parity Scr
Jan-03	168	170	98.82%	10.78%	1677	1810	92.65%	-2.95	-2.79
Feb-03	105	106	99.06%	9.67%	1585	1669	94.97%	-1.87	-2.14
Mar-03	145	145	100.00%	0.00%	1677	1752	95.72%	-2.45	-2.49
Apr-03	152	156	97.44%	15.81%	1816	1894	95.88%	-0.94	-1.57
May-03	69	69	100.00%	0.00%	1737	1809	96.02%	-1.66	-2.01
Jun-03	124	124	100.00%	0.00%	1795	1871	95.94%	-2.22	-2.35
Jul-03	316	316	100.00%	0.00%	1931	1990	97.04%	-2.89	-2.75
Aug-03	269	269	100.00%	0.00%	1804	1882	95.86%	-3.19	-2.94
Sep-03	180	180	100.00%	0.00%	1786	1852	96.44%	-2.46	-2.5
Oct-03	164	185	88.65%	31.72%	1737	1816	95.65%	3.66	1.23
Nov-03	136	140	97.14%	16.66%	1401	1453	96.42%	-0.44	-1.27
Dec-03	81	81	100.00%	0.00%	1660	1716	96.74%	-1.62	-1.98



Unbundled Loop - 2 Wire Non-Loaded (Benchmark)									
Date	CLEC Num	CLEC Denc	CLEC Resu	CLEC Std	Qwest Num	Qwest Denc	Qwest Resu	Mod Z Scr	Parity Scr
Jan-03	40	40	100.00%	0.00%	45	57	78.95%	-2.5	-2.52
Feb-03	39	39	100.00%	0.00%	32	44	72.73%	-2.78	-2.69
Mar-03	25	25	100.00%	0.00%	31	38	81.58%	-1.85	-2.12
Apr-03	23	23	100.00%	0.00%	40	47	85.11%	-1.64	-2
May-03	23	24	95.83%	19.98%	31	43	72.09%	-2.08	-2.26
Jun-03	30	31	96.77%	17.67%	32	40	80.00%	-1.75	-2.07
Jul-03	23	23	100.00%	0.00%	71	80	88.75%	-1.5	-1.91
Aug-03	25	25	100.00%	0.00%	25	37	67.57%	-2.68	-2.63
Sep-03	18	18	100.00%	0.00%	35	38	92.11%	-1.02	-1.62
Oct-03	28	28	100.00%	0.00%	46	57	80.70%	-2.12	-2.29
Nov-03	27	27	100.00%	0.00%	24	28	85.71%	-1.51	-1.92
Dec-03	15	17	88.24%	32.22%	24	46	52.17%	-2.54	-2.55



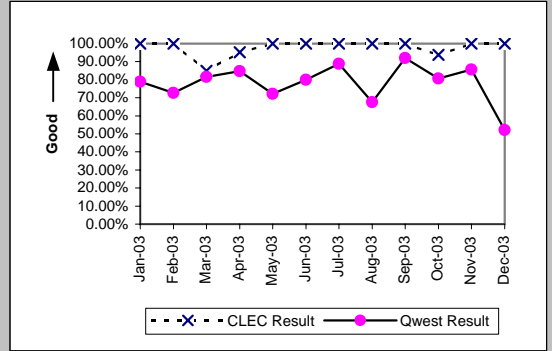
Unbundled Loop - DS1 Capable (Parity)									
Date	CLEC Num	CLEC Denc	CLEC Resu	CLEC Std	Qwest Num	Qwest Denc	Qwest Resu	Mod Z Scr	Parity Scr
Jan-03	3	4	75.00%	43.30%	222	275	80.73%	0.3	-0.82
Feb-03	9	12	75.00%	43.30%	246	283	86.93%	1.11	-0.33
Mar-03	7	9	77.78%	41.57%	258	299	86.29%	0.71	-0.57
Apr-03	20	21	95.24%	21.30%	274	316	86.71%	-1.11	-1.68
May-03	10	13	76.92%	42.13%	377	419	89.98%	1.37	-0.17
Jun-03	10	11	90.91%	28.75%	296	344	86.05%	-0.46	-1.28
Jul-03	19	20	95.00%	21.79%	274	319	85.89%	-1.13	-1.69
Aug-03	15	18	83.33%	37.27%	301	365	82.47%	-0.09	-1.06
Sep-03	16	19	84.21%	36.46%	401	472	84.96%	0.13	-0.92
Oct-03	36	39	92.31%	26.65%	364	438	83.11%	-1.47	-1.89
Nov-03	13	14	92.86%	25.75%	256	300	85.33%	-0.78	-1.47
Dec-03	14	16	87.50%	33.07%	327	376	86.97%	-0.06	-1.04



OP-3E - Installation Commitments Met (Percent) - Interval Zone Two

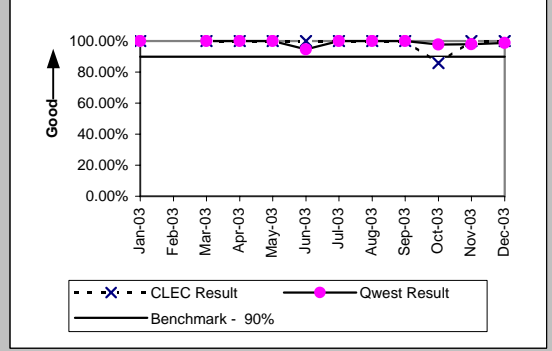
Unbundled Loop ISDN Capable (Parity)

Date	CLEC Num	CLEC Denc	CLEC Resu	CLEC Std	Qwest Num	Qwest Denc	Qwest Resu	Mod Z Scr	Parity Scr
Jan-03	23	23	100.00%	0.00%	45	57	78.95%	-2.09	-2.27
Feb-03	21	21	100.00%	0.00%	32	44	72.73%	-2.31	-2.4
Mar-03	17	20	85.00%	35.71%	31	38	81.58%	-0.32	-1.19
Apr-03	20	21	95.24%	21.30%	39	46	84.78%	-1.11	-1.67
May-03	13	13	100.00%	0.00%	31	43	72.09%	-1.97	-2.2
Jun-03	23	23	100.00%	0.00%	32	40	80.00%	-1.91	-2.16
Jul-03	21	21	100.00%	0.00%	71	80	88.75%	-1.45	-1.88
Aug-03	23	23	100.00%	0.00%	25	37	67.57%	-2.61	-2.59
Sep-03	18	18	100.00%	0.00%	35	38	92.11%	-1.02	-1.62
Oct-03	15	16	93.75%	24.21%	46	57	80.70%	-1.17	-1.71
Nov-03	8	8	100.00%	0.00%	24	28	85.71%	-1.02	-1.62
Dec-03	14	14	100.00%	0.00%	24	46	52.17%	-3.14	-2.91



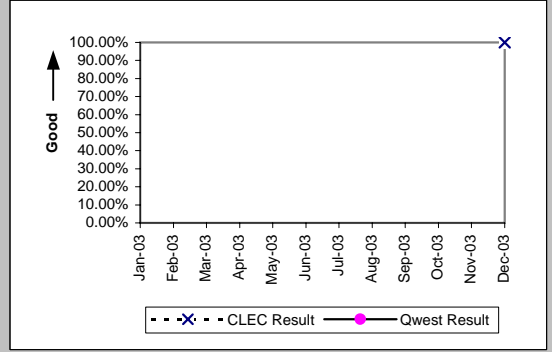
Unbundled Loop - ADSL Qualified (Benchmark)

Date	CLEC Num	CLEC Denc	CLEC Resu	CLEC Std	Qwest Num	Qwest Denc	Qwest Resu	Mod Z Scr	Parity Scr
Jan-03	6	6	100.00%	0.00%	13	13	100.00%	N/A	N/A
Feb-03									
Mar-03	3	3	100.00%	0.00%	14	14	100.00%	N/A	N/A
Apr-03	3	3	100.00%	0.00%	10	10	100.00%	N/A	N/A
May-03	3	3	100.00%	0.00%	15	15	100.00%	N/A	N/A
Jun-03	4	4	100.00%	0.00%	18	19	94.74%	-0.43	-1.26
Jul-03	5	5	100.00%	0.00%	21	21	100.00%	N/A	N/A
Aug-03	5	5	100.00%	0.00%	13	13	100.00%	N/A	N/A
Sep-03	5	5	100.00%	0.00%	38	38	100.00%	N/A	N/A
Oct-03	6	7	85.71%	34.99%	43	44	97.73%	1.12	-0.32
Nov-03	2	2	100.00%	0.00%	46	47	97.87%	-0.2	-1.12
Dec-03	6	6	100.00%	0.00%	169	171	98.83%	-0.26	-1.16



E911 (Parity)

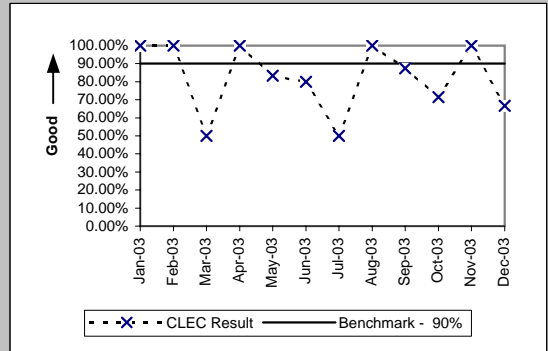
Date	CLEC Num	CLEC Denc	CLEC Resu	CLEC Std	Qwest Num	Qwest Denc	Qwest Resu	Mod Z Scr	Parity Scr
Jan-03									
Feb-03									
Mar-03									
Apr-03									
May-03									
Jun-03									
Jul-03									
Aug-03									
Sep-03									
Oct-03									
Nov-03									
Dec-03	3	3	100.00%	0.00%					



OP-3E - Installation Commitments Met (Percent) - Interval Zone Two

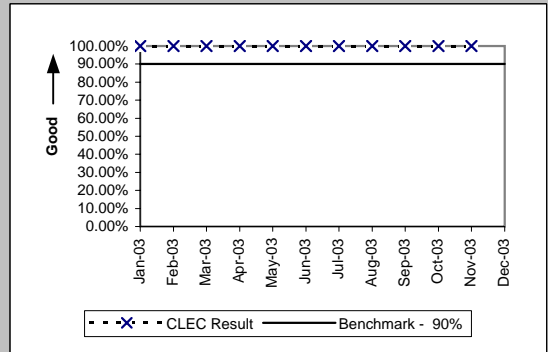
Enhanced Extended Loops (EELs) (Benchmark)

Date	Num	Denom	CLEC Result	Standard Dev
Jan-03	3	3	100.00%	0.00%
Feb-03	2	2	100.00%	0.00%
Mar-03	1	2	50.00%	50.00%
Apr-03	3	3	100.00%	0.00%
May-03	5	6	83.33%	37.27%
Jun-03	4	5	80.00%	40.00%
Jul-03	1	2	50.00%	50.00%
Aug-03	1	1	100.00%	0.00%
Sep-03	14	16	87.50%	33.07%
Oct-03	5	7	71.43%	45.18%
Nov-03	4	4	100.00%	0.00%
Dec-03	4	6	66.67%	47.14%



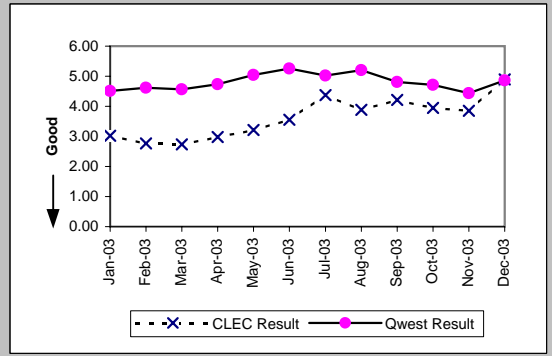
Unbundled Loop Conditioned (Benchmark)

Date	Num	Denom	CLEC Result	Standard Dev
Jan-03	8	8	100.00%	0.00%
Feb-03	15	15	100.00%	0.00%
Mar-03	12	12	100.00%	0.00%
Apr-03	5	5	100.00%	0.00%
May-03	6	6	100.00%	0.00%
Jun-03	2	2	100.00%	0.00%
Jul-03	3	3	100.00%	0.00%
Aug-03	4	4	100.00%	0.00%
Sep-03	3	3	100.00%	0.00%
Oct-03	3	3	100.00%	0.00%
Nov-03	2	2	100.00%	0.00%
Dec-03				

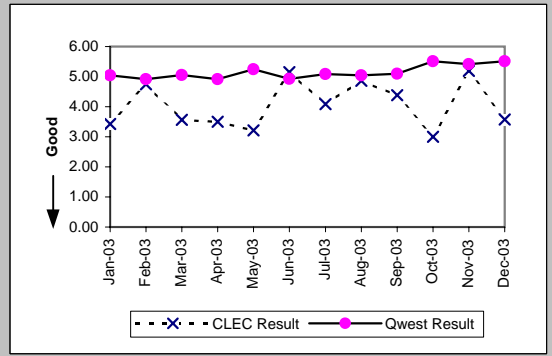


OP-4A - Installation Interval (Average Days) - Dispatches within MSAs

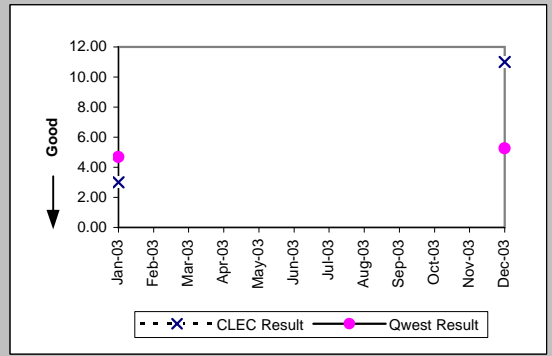
Residence (Parity)									
Date	CLEC Num	CLEC Denc	CLEC Resu	CLEC Std	Qwest Num	Qwest Denc	Qwest Resu	Mod Z Scr	Parity Scr
Jan-03	757	251	3.02	0.88	38352	8502	4.51	-6.42	-4.9
Feb-03	700	253	2.77	0.64	35614	7710	4.62	-7	-5.25
Mar-03	620	227	2.73	0.83	37801	8287	4.56	-7.28	-5.43
Apr-03	673	226	2.98	1.47	41391	8742	4.73	-5.98	-4.64
May-03	789	246	3.21	1.97	41876	8305	5.04	-6.15	-4.74
Jun-03	1006	283	3.55	1.18	46591	8851	5.26	-6.15	-4.74
Jul-03	2655	607	4.37	2.51	47142	9392	5.02	-3.45	-3.1
Aug-03	2816	725	3.88	2.55	47497	9139	5.20	-7.26	-5.41
Sep-03	3419	813	4.21	2.62	43514	9050	4.81	-4	-3.43
Oct-03	3542	897	3.95	2.39	40616	8617	4.71	-5.27	-4.2
Nov-03	2957	768	3.85	2.12	33308	7505	4.44	-4	-3.43
Dec-03	3764	769	4.89	2.13	49073	10102	4.86	0.29	-0.82



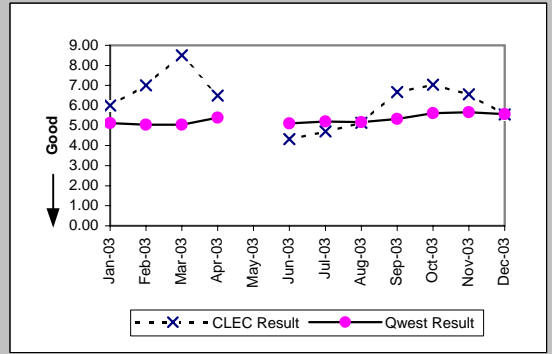
Business (Parity)									
Date	CLEC Num	CLEC Denc	CLEC Resu	CLEC Std	Qwest Num	Qwest Denc	Qwest Resu	Mod Z Scr	Parity Scr
Jan-03	24	7	3.43	1.13	12931	2566	5.04	-0.73	-1.45
Feb-03	38	8	4.75	2.05	11231	2284	4.92	-0.08	-1.05
Mar-03	32	9	3.56	1.13	13032	2579	5.05	-0.72	-1.44
Apr-03	42	12	3.50	1.09	12142	2466	4.92	-0.92	-1.56
May-03	45	14	3.21	1.37	12900	2455	5.25	-1.28	-1.78
Jun-03	67	13	5.15	3.87	12063	2447	4.93	0.34	-0.79
Jul-03	45	11	4.09	1.45	12840	2523	5.09	-0.58	-1.35
Aug-03	34	7	4.86	3.72	12626	2506	5.04	-0.09	-1.05
Sep-03	35	8	4.38	1.92	13096	2567	5.10	-0.38	-1.23
Oct-03	15	5	3.00	0.00	15626	2835	5.51	-0.9	-1.55
Nov-03	83	16	5.19	2.74	11321	2093	5.41	-0.14	-1.08
Dec-03	25	7	3.57	1.13	11193	2032	5.51	-0.82	-1.5



Centrex (Parity)									
Date	CLEC Num	CLEC Denc	CLEC Resu	CLEC Std	Qwest Num	Qwest Denc	Qwest Resu	Mod Z Scr	Parity Scr
Jan-03	3	1	3.00		1909	407	4.69	-0.23	-1.14
Feb-03									
Mar-03									
Apr-03									
May-03									
Jun-03									
Jul-03									
Aug-03									
Sep-03									
Oct-03									
Nov-03									
Dec-03	11	1	11.00		1734	330	5.25	1.76	0.07

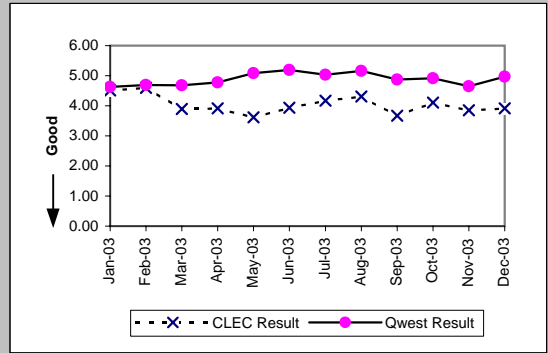


Qwest DSL (Parity)									
Date	CLEC Num	CLEC Denc	CLEC Resu	CLEC Std	Qwest Num	Qwest Denc	Qwest Resu	Mod Z Scr	Parity Scr
Jan-03	6	1	6.00		4839	946	5.12	0.73	-0.55
Feb-03	7	1	7.00		4063	804	5.05	1.57	-0.04
Mar-03	17	2	8.50	0.71	3807	755	5.04	1.79	0.09
Apr-03	13	2	6.50	2.12	3554	659	5.39	1.14	-0.31
May-03									
Jun-03	13	3	4.33	1.15	2065	404	5.11	-0.82	-1.5
Jul-03	33	7	4.71	0.49	1765	339	5.21	-0.77	-1.47
Aug-03	36	7	5.14	0.38	1897	367	5.17	-0.04	-1.02
Sep-03	100	15	6.67	3.11	3070	576	5.33	1.75	0.06
Oct-03	169	24	7.04	3.17	4054	723	5.61	1.91	0.16
Nov-03	177	27	6.56	2.93	4038	714	5.66	1.35	-0.18
Dec-03	122	22	5.55	1.65	6244	1121	5.57	-0.05	-1.03

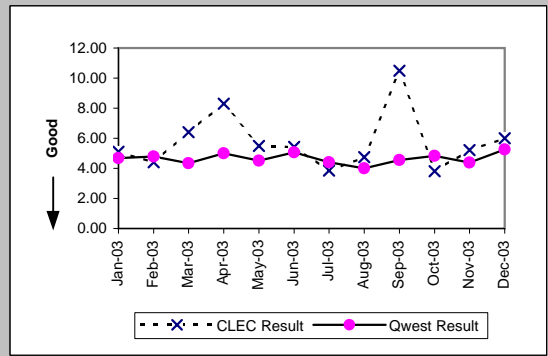


OP-4A - Installation Interval (Average Days) - Dispatches within MSAs

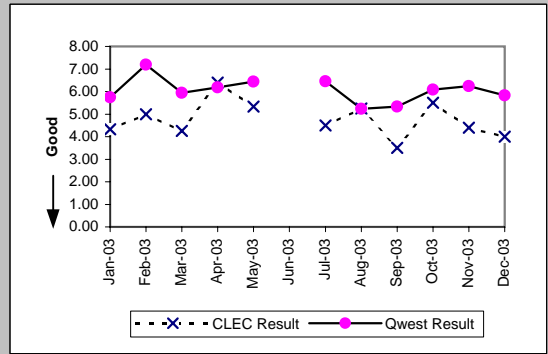
UNE - P (POTS) (Parity)										
Date	CLEC Num	CLEC Denc	CLEC Resu	CLEC Std	Qwest Num	Qwest Denc	Qwest Resu	Mod Z Scr	Parity Scr	
Jan-03	916	203	4.51	5.65	51283	11068	4.63	-0.4	-1.25	
Feb-03	906	197	4.60	3.95	46845	9994	4.69	-0.27	-1.16	
Mar-03	1240	319	3.89	2.76	50833	10866	4.68	-3.12	-2.9	
Apr-03	1137	290	3.92	3.05	53533	11208	4.78	-3.13	-2.9	
May-03	1168	323	3.62	2.63	54776	10760	5.09	-5.28	-4.21	
Jun-03	839	213	3.94	3.12	58654	11298	5.19	-3.82	-3.32	
Jul-03	1110	266	4.17	4.27	59982	11915	5.03	-2.92	-2.77	
Aug-03	1051	244	4.31	3.77	60123	11645	5.16	-2.71	-2.65	
Sep-03	880	240	3.67	1.86	56610	11617	4.87	-4.17	-3.53	
Oct-03	966	235	4.11	3.14	56242	11452	4.91	-2.56	-2.55	
Nov-03	823	214	3.85	1.98	44629	9598	4.65	-2.54	-2.54	
Dec-03	1364	349	3.91	2.49	60266	12134	4.97	-4.86	-3.96	



UNE P (Centrex) (Parity)										
Date	CLEC Num	CLEC Denc	CLEC Resu	CLEC Std	Qwest Num	Qwest Denc	Qwest Resu	Mod Z Scr	Parity Scr	
Jan-03	51	10	5.10	3.78	1909	407	4.69	0.85	-0.48	
Feb-03	44	10	4.40	2.22	2078	435	4.78	-0.35	-1.21	
Mar-03	96	15	6.40	6.94	2375	546	4.35	2.2	0.34	
Apr-03	141	17	8.29	8.72	1674	334	5.01	2.51	0.53	
May-03	33	6	5.50	0.84	1566	347	4.51	0.85	-0.48	
Jun-03	38	7	5.43	3.95	2409	476	5.06	0.83	-0.5	
Jul-03	27	7	3.86	2.19	1816	413	4.40	-0.62	-1.38	
Aug-03	38	8	4.75	2.60	1391	347	4.01	0.97	-0.41	
Sep-03	42	4	10.50	14.34	1735	381	4.55	2.37	0.44	
Oct-03	19	5	3.80	1.30	1246	258	4.83	-0.67	-1.41	
Nov-03	47	9	5.22	5.95	1195	272	4.39	0.89	-0.46	
Dec-03	48	8	6.00	3.30	1734	330	5.25	0.76	-0.54	



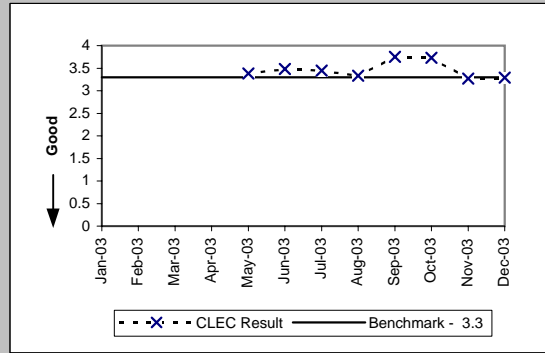
UNE P (Centrex 21) (Parity)										
Date	CLEC Num	CLEC Denc	CLEC Resu	CLEC Std	Qwest Num	Qwest Denc	Qwest Resu	Mod Z Scr	Parity Scr	
Jan-03	13	3	4.33	1.15	696	121	5.75	-0.32	-1.19	
Feb-03	20	4	5.00	2.45	798	111	7.19	-0.5	-1.3	
Mar-03	17	4	4.25	0.50	761	128	5.95	-0.4	-1.24	
Apr-03	32	5	6.40	1.82	799	129	6.19	0.49	-0.7	
May-03	16	3	5.33	1.53	754	117	6.44	-0.25	-1.15	
Jun-03										
Jul-03	18	4	4.50	1.29	877	136	6.45	-0.53	-1.32	
Aug-03	21	4	5.25	1.50	540	103	5.24	0.23	-0.86	
Sep-03	14	4	3.50	0.58	715	134	5.34	-0.66	-1.4	
Oct-03	11	2	5.50	0.71	729	120	6.08	-0.13	-1.08	
Nov-03	22	5	4.40	1.14	618	99	6.24	-0.68	-1.41	
Dec-03	8	2	4.00	2.83	513	88	5.83	-0.49	-1.3	





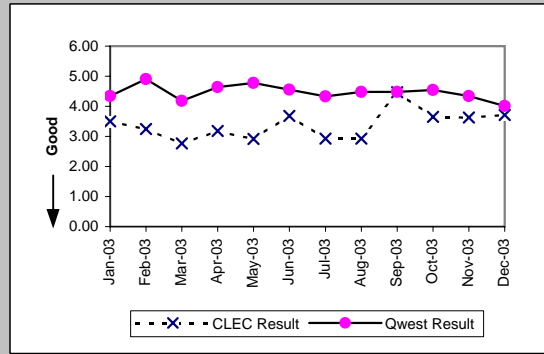
OP-4A - Installation Interval (Average Days) - Dispatches within MSAs

Line Sharing (Benchmark)				
Date	Numerator	Denominator	CLEC Result	Standard Dev
Jan-03				
Feb-03				
Mar-03				
Apr-03				
May-03	81	24	3.38	0.88
Jun-03	174	50	3.48	1.09
Jul-03	283	82	3.45	0.93
Aug-03	143	43	3.33	0.78
Sep-03	206	55	3.75	1.29
Oct-03	265	71	3.73	1.44
Nov-03	121	37	3.27	0.65
Dec-03	168	51	3.29	0.97

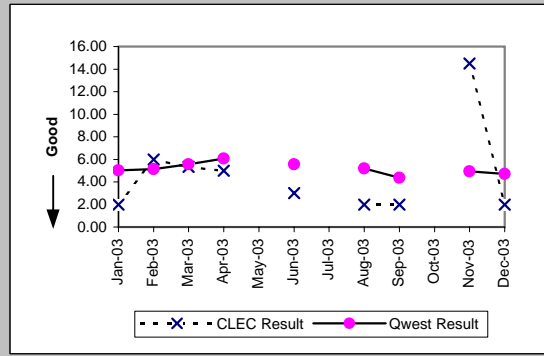


OP-4B - Installation Interval (Average Days) - Dispatches outside MSAs

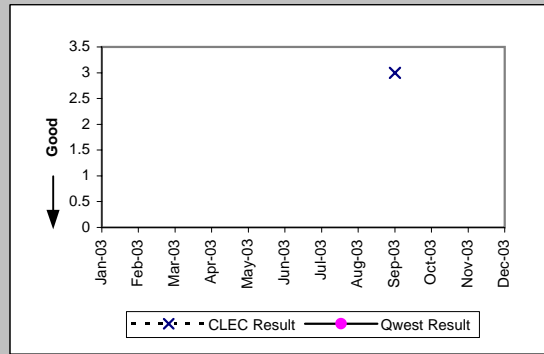
Residence (Parity)									
Date	CLEC Num	CLEC Denc	CLEC Resu	CLEC Std	Qwest Num	Qwest Denc	Qwest Resu	Mod Z Scr	Parity Scr
Jan-03	119	34	3.50	1.69	6417	1480	4.34	-1.46	-1.89
Feb-03	120	37	3.24	1.48	6765	1380	4.90	-1.77	-2.08
Mar-03	83	30	2.77	1.52	6034	1442	4.18	-2.26	-2.38
Apr-03	70	22	3.18	1.05	7396	1595	4.64	-1.3	-1.79
May-03	76	26	2.92	0.48	7295	1525	4.78	-1.95	-2.19
Jun-03	70	19	3.68	1.00	7156	1574	4.55	-0.79	-1.48
Jul-03	44	15	2.93	0.70	7382	1703	4.33	-1.51	-1.92
Aug-03	44	15	2.93	0.59	7165	1600	4.48	-1.53	-1.93
Sep-03	76	17	4.47	2.96	6905	1543	4.48	0	-1
Oct-03	113	31	3.65	1.70	6946	1529	4.54	-1.18	-1.71
Nov-03	189	52	3.63	1.46	5251	1210	4.34	-0.83	-1.5
Dec-03	215	58	3.71	2.16	6048	1508	4.01	-0.64	-1.39



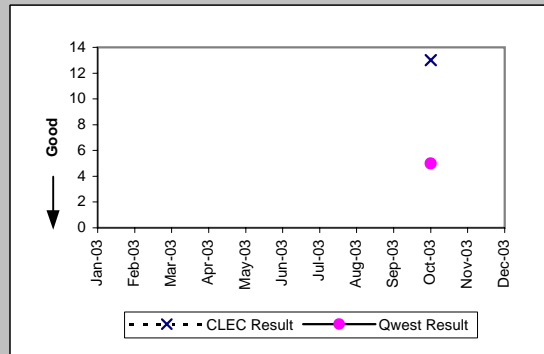
Business (Parity)									
Date	CLEC Num	CLEC Denc	CLEC Resu	CLEC Std	Qwest Num	Qwest Denc	Qwest Resu	Mod Z Scr	Parity Scr
Jan-03	2	1	2.00		1691	337	5.02	-0.59	-1.36
Feb-03	6	1	6.00		1514	295	5.13	0.82	-0.5
Mar-03	16	3	5.33	1.53	1759	316	5.57	-0.05	-1.03
Apr-03	15	3	5.00	2.65	1862	307	6.07	-0.17	-1.1
May-03									
Jun-03	3	1	3.00		1695	305	5.56	-0.38	-1.23
Jul-03									
Aug-03	4	2	2.00	2.83	1493	287	5.20	-0.85	-1.52
Sep-03	2	1	2.00		1381	317	4.36	-0.7	-1.43
Oct-03									
Nov-03	29	2	14.50	6.36	1229	249	4.94	1.77	0.08
Dec-03	4	2	2.00	1.41	1010	215	4.70	-0.86	-1.52



PBX (Parity)									
Date	CLEC Num	CLEC Denc	CLEC Resu	CLEC Std	Qwest Num	Qwest Denc	Qwest Resu	Mod Z Scr	Parity Scr
Jan-03									
Feb-03									
Mar-03									
Apr-03									
May-03									
Jun-03									
Jul-03									
Aug-03									
Sep-03	3	1	3.00						
Oct-03									
Nov-03									
Dec-03									

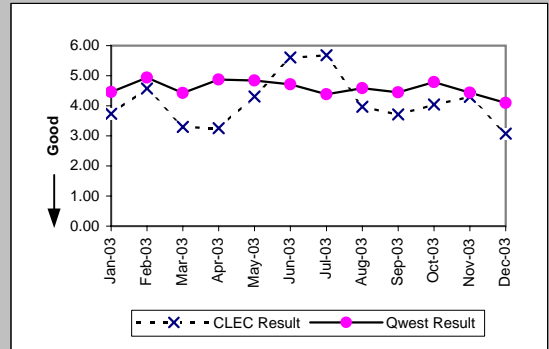


Qwest DSL (Parity)									
Date	CLEC Num	CLEC Denc	CLEC Resu	CLEC Std	Qwest Num	Qwest Denc	Qwest Resu	Mod Z Scr	Parity Scr
Jan-03									
Feb-03									
Mar-03									
Apr-03									
May-03									
Jun-03									
Jul-03									
Aug-03									
Sep-03									
Oct-03	13	1	13.00		209	42	4.98	2.17	0.32
Nov-03									
Dec-03									

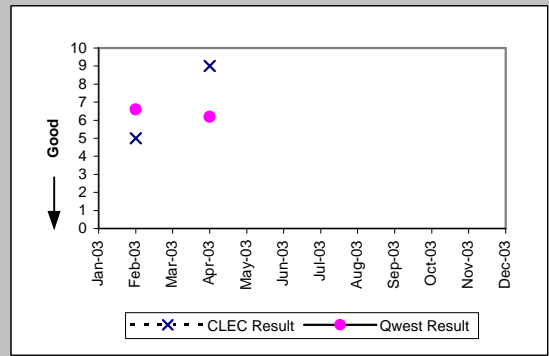


OP-4B - Installation Interval (Average Days) - Dispatches outside MSAs

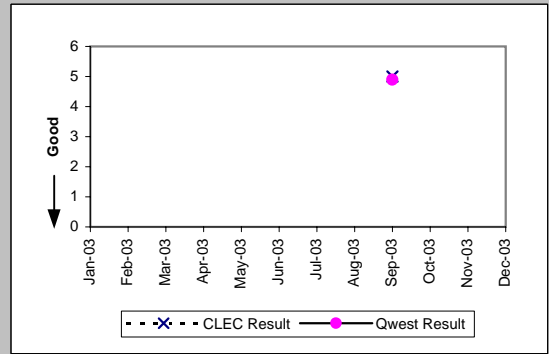
UNE - P (POTS) (Parity)										
Date	CLEC Num	CLEC Dend	CLEC Resu	CLEC Std	Qwest Num	Qwest Dend	Qwest Resu	Mod Z Scr	Parity Scr	
Jan-03	112	30	3.73	1.76	8108	1817	4.46	-1.07	-1.65	
Feb-03	96	21	4.57	4.17	8279	1675	4.94	-0.3	-1.18	
Mar-03	165	50	3.30	1.42	7793	1758	4.43	-1.71	-2.04	
Apr-03	111	34	3.26	0.62	9258	1902	4.87	-1.44	-1.88	
May-03	220	51	4.31	4.15	8777	1815	4.84	-0.75	-1.46	
Jun-03	157	28	5.61	11.37	8851	1879	4.71	1.05	-0.36	
Jul-03	159	28	5.68	6.44	8764	2002	4.38	1.71	0.04	
Aug-03	115	29	3.97	1.90	8658	1887	4.59	-0.8	-1.49	
Sep-03	156	42	3.71	1.99	8286	1860	4.45	-1.13	-1.69	
Oct-03	113	28	4.04	1.82	8754	1828	4.79	-0.81	-1.49	
Nov-03	129	30	4.30	2.87	6480	1459	4.44	-0.13	-1.08	
Dec-03	132	43	3.07	1.39	7058	1723	4.10	-1.81	-2.1	



UNE P (Centrex) (Parity)										
Date	CLEC Num	CLEC Dend	CLEC Resu	CLEC Std	Qwest Num	Qwest Dend	Qwest Resu	Mod Z Scr	Parity Scr	
Jan-03										
Feb-03	5	1	5.00		33	5	6.60	-0.33	-1.2	
Mar-03										
Apr-03	9	1	9.00		68	11	6.18	1.06	-0.36	
May-03										
Jun-03										
Jul-03										
Aug-03										
Sep-03										
Oct-03										
Nov-03										
Dec-03										

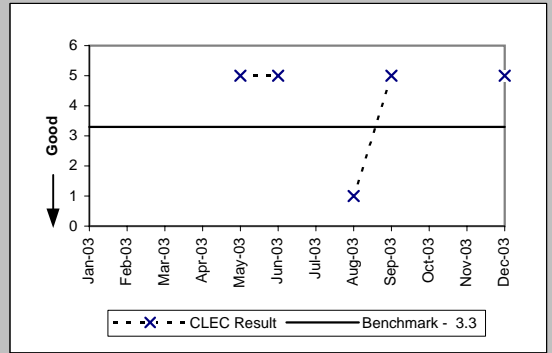


UNE P (Centrex 21) (Parity)										
Date	CLEC Num	CLEC Dend	CLEC Resu	CLEC Std	Qwest Num	Qwest Dend	Qwest Resu	Mod Z Scr	Parity Scr	
Jan-03										
Feb-03										
Mar-03										
Apr-03										
May-03										
Jun-03										
Jul-03										
Aug-03										
Sep-03	5	1	5.00		44	9	4.89	-0.09	-1.05	
Oct-03										
Nov-03										
Dec-03										



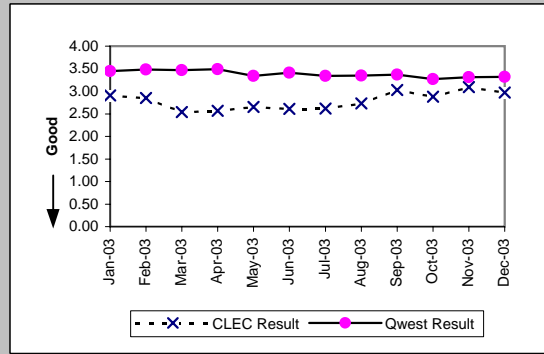
OP-4B - Installation Interval (Average Days) - Dispatches outside MSAs

Line Sharing (Benchmark)				
Date	Numerator	Denominator	CLEC Result	Standard Dev
Jan-03				
Feb-03				
Mar-03				
Apr-03				
May-03	5	1	5.00	0.00
Jun-03	10	2	5.00	
Jul-03				
Aug-03	1	1	1.00	
Sep-03	5	1	5.00	
Oct-03				
Nov-03				
Dec-03	5	1	5.00	

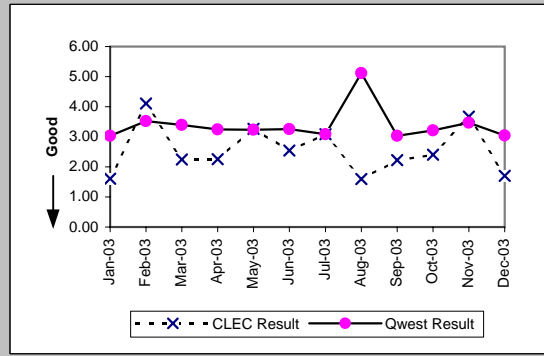


OP-4C - Installation Interval (Average Days) - No dispatches

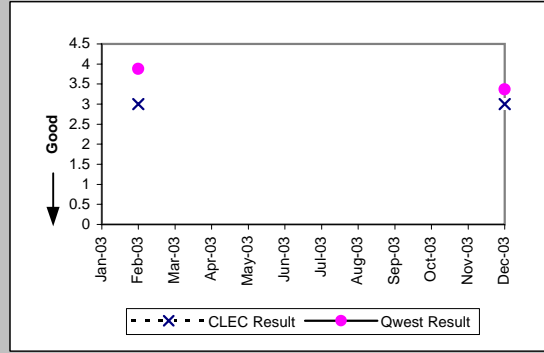
Residence (Parity)									
Date	CLEC Num	CLEC Denc	CLEC Resu	CLEC Std	Qwest Num	Qwest Denc	Qwest Resu	Mod Z Scr	Parity Scr
Jan-03	4113	1413	2.91	0.40	71221	20641	3.45	-16.1	-10.79
Feb-03	3628	1271	2.85	0.63	64188	18455	3.48	-17.27	-11.5
Mar-03	2791	1098	2.54	0.70	65671	18924	3.47	-20.81	-13.65
Apr-03	1810	704	2.57	0.80	70206	20115	3.49	-8.14	-5.95
May-03	1459	550	2.65	0.74	65663	19672	3.34	-8.95	-6.44
Jun-03	685	262	2.61	0.80	70799	20773	3.41	-8.73	-6.3
Jul-03	856	327	2.62	0.91	83314	24954	3.34	-10.95	-7.66
Aug-03	661	242	2.73	0.69	81232	24228	3.35	-8.2	-5.98
Sep-03	603	199	3.03	0.63	79360	23531	3.37	-4.18	-3.54
Oct-03	1004	349	2.88	0.61	73840	22594	3.27	-6.36	-4.87
Nov-03	983	318	3.09	0.69	53146	16032	3.31	-3.54	-3.15
Dec-03	1404	472	2.97	0.66	43156	13011	3.32	-5.75	-4.49



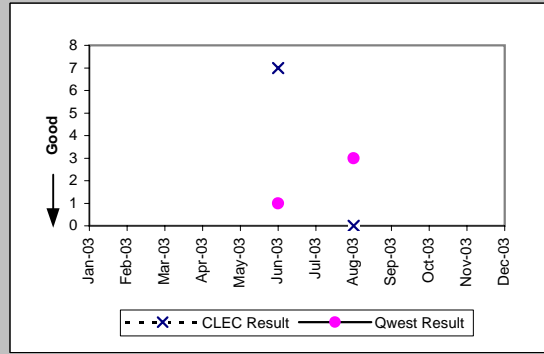
Business (Parity)									
Date	CLEC Num	CLEC Denc	CLEC Resu	CLEC Std	Qwest Num	Qwest Denc	Qwest Resu	Mod Z Scr	Parity Scr
Jan-03	71	44	1.61	1.20	1410	466	3.03	-5	-4.04
Feb-03	144	35	4.11	2.70	1584	450	3.52	0.83	-0.49
Mar-03	54	24	2.25	1.36	1413	417	3.39	-1.92	-2.17
Apr-03	88	39	2.26	1.46	1478	456	3.24	-2.42	-2.47
May-03	49	15	3.27	1.62	1749	542	3.23	0.36	-0.78
Jun-03	33	13	2.54	0.97	1608	493	3.26	-0.97	-1.59
Jul-03	37	12	3.08	1.78	1312	424	3.09	-0.02	-1.01
Aug-03	8	5	1.60	1.34	1857	363	5.12	-0.24	-1.14
Sep-03	20	9	2.22	0.97	1076	355	3.03	-1.3	-1.79
Oct-03	12	5	2.40	0.89	1296	404	3.21	-0.49	-1.3
Nov-03	11	3	3.67	1.15	1439	415	3.47	1.33	-0.19
Dec-03	34	20	1.70	0.92	987	325	3.04	-3.89	-3.36



Centrex 21 (Parity)									
Date	CLEC Num	CLEC Denc	CLEC Resu	CLEC Std	Qwest Num	Qwest Denc	Qwest Resu	Mod Z Scr	Parity Scr
Jan-03									
Feb-03	3	1	3.00		202	52	3.88	-0.26	-1.16
Mar-03									
Apr-03									
May-03									
Jun-03									
Jul-03									
Aug-03									
Sep-03									
Oct-03									
Nov-03									
Dec-03	3	1	3.00		91	27	3.37	-0.17	-1.1

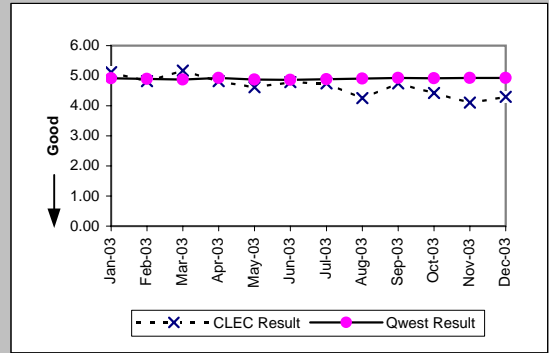


PBX (Parity)									
Date	CLEC Num	CLEC Denc	CLEC Resu	CLEC Std	Qwest Num	Qwest Denc	Qwest Resu	Mod Z Scr	Parity Scr
Jan-03									
Feb-03									
Mar-03									
Apr-03									
May-03									
Jun-03	7	1	7.00		5	5	1.00	1.32	-0.2
Jul-03									
Aug-03	0	1	0.00		54	18	3.00		
Sep-03									
Oct-03									
Nov-03									
Dec-03									

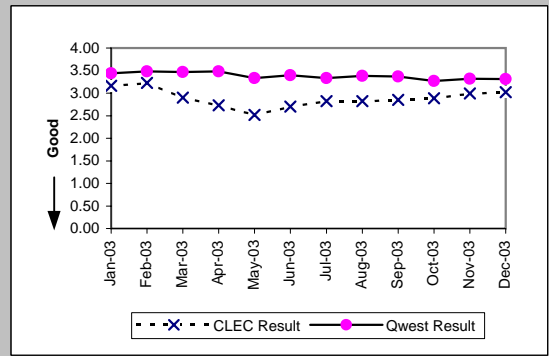


OP-4C - Installation Interval (Average Days) - No dispatches

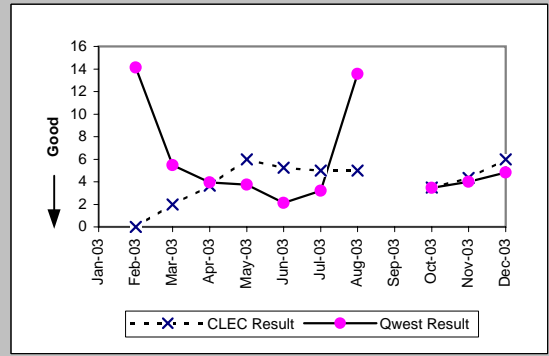
Qwest DSL (Parity)										
Date	CLEC Num	CLEC Denc	CLEC Resu	CLEC Std	Qwest Num	Qwest Denc	Qwest Resu	Mod Z Scr	Parity Scr	
Jan-03	87	17	5.12	0.78	20635	4202	4.91	1.48	-0.1	
Feb-03	53	11	4.82	1.17	17237	3523	4.89	-0.31	-1.19	
Mar-03	150	29	5.17	1.20	18483	3796	4.87	2.17	0.32	
Apr-03	53	11	4.82	0.75	20441	4146	4.93	-0.4	-1.24	
May-03	97	21	4.62	0.59	18005	3699	4.87	-1.59	-1.96	
Jun-03	67	14	4.79	0.43	20041	4126	4.86	-0.37	-1.23	
Jul-03	95	20	4.75	0.55	21206	4347	4.88	-0.78	-1.47	
Aug-03	115	27	4.26	1.51	25367	5174	4.90	-4.93	-4	
Sep-03	76	16	4.75	0.45	33615	6816	4.93	-0.81	-1.49	
Oct-03	62	14	4.43	1.40	34356	6987	4.92	-2.8	-2.7	
Nov-03	37	9	4.11	1.69	30112	6113	4.93	-2.96	-2.8	
Dec-03	86	20	4.30	0.92	28724	5821	4.93	-3.38	-3.05	



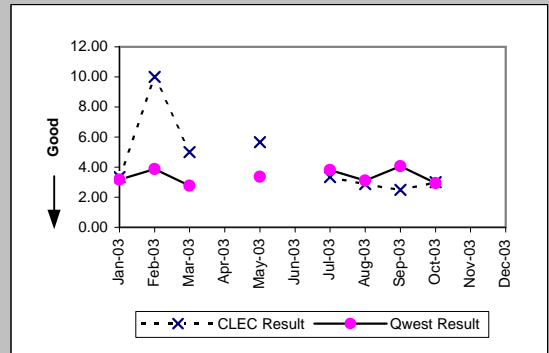
UNE - P (POTS) (Parity)										
Date	CLEC Num	CLEC Denc	CLEC Resu	CLEC Std	Qwest Num	Qwest Denc	Qwest Resu	Mod Z Scr	Parity Scr	
Jan-03	4685	1482	3.16	0.67	72631	21107	3.44	-8.43	-6.12	
Feb-03	7367	2280	3.23	0.68	65772	18905	3.48	-8.15	-5.95	
Mar-03	13674	4708	2.90	0.69	67084	19341	3.47	-23.44	-15.25	
Apr-03	9266	3388	2.73	1.06	71684	20571	3.48	-13.77	-9.37	
May-03	12914	5128	2.52	1.01	67412	20214	3.33	-29.33	-18.83	
Jun-03	10057	3723	2.70	0.93	72407	21266	3.40	-26.38	-17.04	
Jul-03	16408	5816	2.82	0.62	84626	25378	3.33	-29.68	-19.05	
Aug-03	15235	5403	2.82	0.64	83089	24591	3.38	-8.98	-6.46	
Sep-03	12061	4232	2.85	0.68	80436	23886	3.37	-26.64	-17.2	
Oct-03	16084	5575	2.89	0.64	75136	22998	3.27	-20.81	-13.65	
Nov-03	15772	5275	2.99	0.39	54585	16447	3.32	-11.87	-8.21	
Dec-03	12480	4139	3.02	0.62	44143	13336	3.31	-12.97	-8.88	



UNE P (Centrex) (Parity)										
Date	CLEC Num	CLEC Denc	CLEC Resu	CLEC Std	Qwest Num	Qwest Denc	Qwest Resu	Mod Z Scr	Parity Scr	
Jan-03										
Feb-03	0	1	0.00		99	7	14.14	-0.75	-1.46	
Mar-03	2	1	2.00		82	15	5.47	-0.79	-1.48	
Apr-03	11	3	3.67	2.08	83	21	3.95	-0.25	-1.15	
May-03	18	3	6.00	1.00	15	4	3.75	1.14	-0.31	
Jun-03	21	4	5.25	0.50	47	22	2.14	3.72	1.26	
Jul-03	5	1	5.00		48	15	3.20	3.72	1.26	
Aug-03	20	4	5.00	1.63	529	39	13.56	-0.94	-1.57	
Sep-03										
Oct-03	14	4	3.50	2.52	38	11	3.45	0.09	-0.95	
Nov-03	13	3	4.33	1.53	48	12	4.00	0.38	-0.77	
Dec-03	6	1	6.00		101	21	4.81	1.47	-0.11	

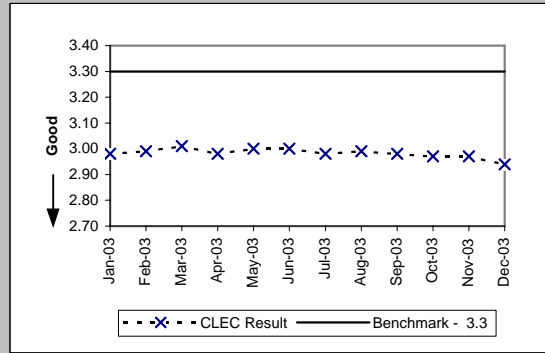


UNE P (Centrex 21) (Parity)										
Date	CLEC Num	CLEC Denc	CLEC Resu	CLEC Std	Qwest Num	Qwest Denc	Qwest Resu	Mod Z Scr	Parity Scr	
Jan-03	10	3	3.33	0.58	130	41	3.17	0.21	-0.87	
Feb-03	10	1	10.00		202	52	3.88	1.59	-0.03	
Mar-03	5	1	5.00		147	53	2.77	1.57	-0.04	
Apr-03										
May-03	17	3	5.67	4.62	212	63	3.37	1.34	-0.18	
Jun-03										
Jul-03	20	6	3.33	1.03	793	208	3.81	-0.79	-1.48	
Aug-03	23	8	2.88	0.35	292	94	3.11	-0.68	-1.41	
Sep-03	10	4	2.50	0.58	399	98	4.07	-1.63	-1.99	
Oct-03	3	1	3.00		97	33	2.94	-0.59	-1.36	
Nov-03										
Dec-03										



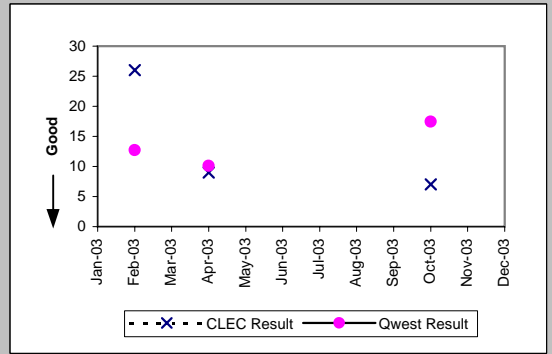
OP-4C - Installation Interval (Average Days) - No dispatches

Line Sharing (Benchmark)					
Date	Numerator	Denominator	CLEC Result	Standard Dev	
Jan-03	1917	643	2.98	0.18	
Feb-03	1632	545	2.99	0.56	
Mar-03	1778	591	3.01	0.57	
Apr-03	2107	706	2.98	0.23	
May-03	2640	880	3.00	0.22	
Jun-03	3029	1009	3.00	0.19	
Jul-03	3041	1019	2.98	0.29	
Aug-03	1980	662	2.99	0.18	
Sep-03	2138	718	2.98	0.30	
Oct-03	2304	775	2.97	0.31	
Nov-03	1704	573	2.97	0.30	
Dec-03	1593	541	2.94	0.40	

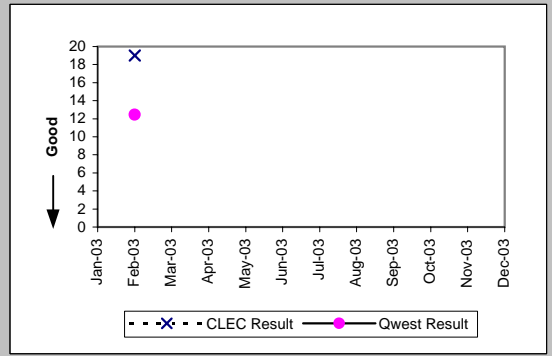


OP-4D - Installation Interval (Average Days) - Interval Zone One

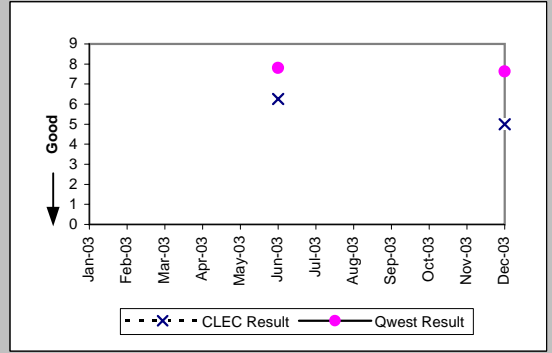
ISDN Primary (Parity)									
Date	CLEC Num	CLEC Denc	CLEC Resu	CLEC Std	Qwest Num	Qwest Denc	Qwest Resu	Mod Z Scr	Parity Scr
Jan-03									
Feb-03	26	1	26.00		559	44	12.70	1.31	-0.2
Mar-03									
Apr-03	9	1	9.00		514	51	10.08	-0.24	-1.14
May-03									
Jun-03									
Jul-03									
Aug-03									
Sep-03									
Oct-03	7	1	7.00		803	46	17.46	-1.05	-1.64
Nov-03									
Dec-03									



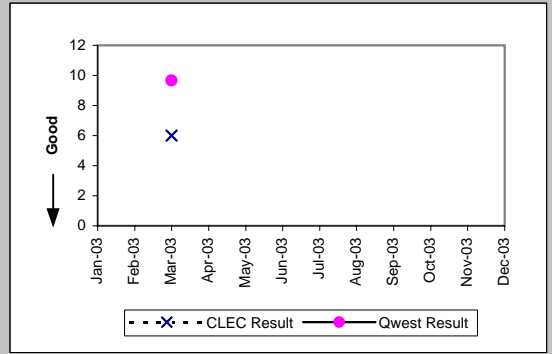
DS1 (Parity)									
Date	CLEC Num	CLEC Denc	CLEC Resu	CLEC Std	Qwest Num	Qwest Denc	Qwest Resu	Mod Z Scr	Parity Scr
Jan-03									
Feb-03	19	1	19.00		5811	467	12.44	0.85	-0.48
Mar-03									
Apr-03									
May-03									
Jun-03									
Jul-03									
Aug-03									
Sep-03									
Oct-03									
Nov-03									
Dec-03									



PBX (Parity)									
Date	CLEC Num	CLEC Denc	CLEC Resu	CLEC Std	Qwest Num	Qwest Denc	Qwest Resu	Mod Z Scr	Parity Scr
Jan-03									
Feb-03									
Mar-03									
Apr-03									
May-03									
Jun-03	25	4	6.25	1.50	156	20	7.80	-0.5	-1.3
Jul-03									
Aug-03									
Sep-03									
Oct-03									
Nov-03									
Dec-03	5	1	5.00		244	32	7.62	-0.55	-1.34



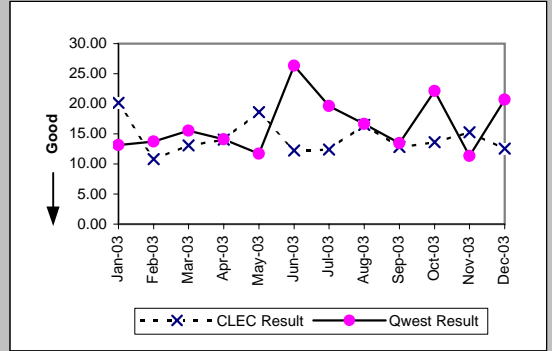
Basic Rate ISDN (Parity)									
Date	CLEC Num	CLEC Denc	CLEC Resu	CLEC Std	Qwest Num	Qwest Denc	Qwest Resu	Mod Z Scr	Parity Scr
Jan-03									
Feb-03									
Mar-03	6	1	6.00		2316	240	9.65	-0.52	-1.32
Apr-03									
May-03									
Jun-03									
Jul-03									
Aug-03									
Sep-03									
Oct-03									
Nov-03									
Dec-03									





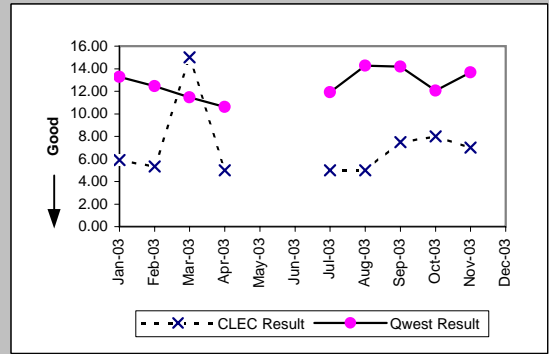
OP-4D - Installation Interval (Average Days) - Interval Zone One

Date	CLEC Num	CLEC Dens	LIS Trunk (Parity)				Qwest Res	Mod Z Scr	Parity Scr
			CLEC Resu	CLEC Std	Qwest Num	Qwest Dens			
Jan-03	1552	77	20.16	10.08	408	31	13.16	3.72	1.26
Feb-03	702	65	10.80	4.53	605	44	13.75	-2.22	-2.35
Mar-03	759	58	13.09	7.68	326	21	15.52	-2.03	-2.23
Apr-03	548	39	14.05	4.87	282	20	14.10	-0.04	-1.02
May-03	540	29	18.62	6.79	234	20	11.70	3.72	1.26
Jun-03	220	18	12.22	4.26	816	31	26.32	-3.47	-3.11
Jul-03	124	10	12.40	5.36	510	26	19.62	-2.27	-2.38
Aug-03	165	10	16.50	5.36	200	12	16.67	-0.06	-1.04
Sep-03	218	17	12.82	8.58	471	35	13.46	-0.46	-1.28
Oct-03	204	15	13.60	7.08	974	44	22.14	-4.54	-3.76
Nov-03	229	15	15.27	6.26	102	9	11.33	1.59	-0.03
Dec-03	364	29	12.55	4.92	207	10	20.70	-3.26	-2.98

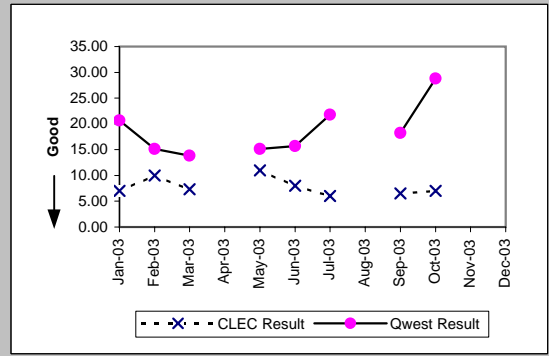


OP-4D - Installation Interval (Average Days) - Interval Zone One

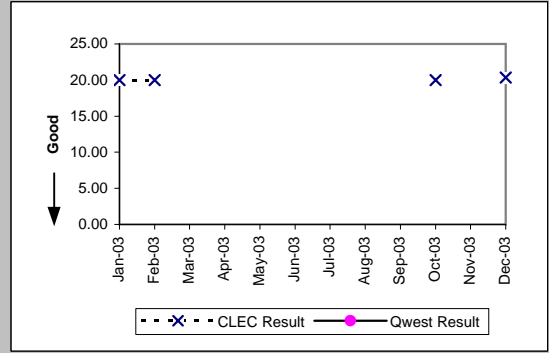
UDIT DS1 (Parity)									
Date	CLEC Num	CLEC Denc	CLEC Resu	CLEC Std I	Qwest Num	Qwest Denc	Qwest Resu	Mod Z Scr	Parity Scr
Jan-03	59	10	5.90	1.97	6753	509	13.27	-2.75	-2.67
Feb-03	16	3	5.33	1.53	5811	467	12.44	-1.44	-1.88
Mar-03	15	1	15.00		5585	487	11.47	0.83	-0.49
Apr-03	15	3	5.00	0.00	5690	536	10.62	-1.78	-2.09
May-03									
Jun-03									
Jul-03	5	1	5.00		8088	679	11.91	-1.03	-1.63
Aug-03	5	1	5.00		9666	677	14.28	-1.02	-1.62
Sep-03	15	2	7.50	0.71	9617	678	14.18	-0.89	-1.54
Oct-03	16	2	8.00	1.41	6769	561	12.07	-0.76	-1.46
Nov-03	7	1	7.00		7598	556	13.67	-0.7	-1.43
Dec-03									



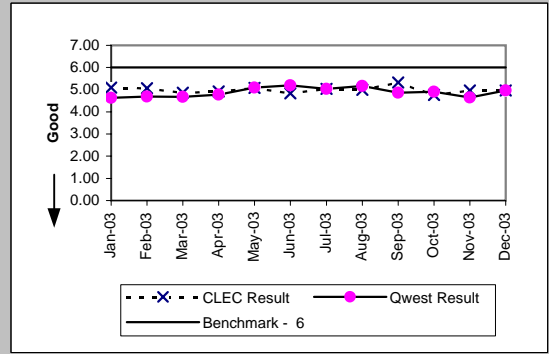
UDIT Above DS1 Level (Parity)									
Date	CLEC Num	CLEC Denc	CLEC Resu	CLEC Std I	Qwest Num	Qwest Denc	Qwest Resu	Mod Z Scr	Parity Scr
Jan-03	7	1	7.00		641	31	20.68	-0.6	-1.37
Feb-03	10	1	10.00		499	33	15.12	-0.25	-1.15
Mar-03	22	3	7.33	2.08	748	54	13.85	-1.02	-1.62
Apr-03									
May-03	11	1	11.00		758	50	15.16	-0.55	-1.33
Jun-03	40	5	8.00	1.41	424	27	15.70	-0.87	-1.53
Jul-03	24	4	6.00	2.00	980	45	21.78	-1.41	-1.86
Aug-03									
Sep-03	13	2	6.50	0.71	419	23	18.22	-0.51	-1.31
Oct-03	7	1	7.00		1124	39	28.82	-0.64	-1.39
Nov-03									
Dec-03									



Dark Fiber - IOF (Diagnostic)									
Date	CLEC Num	CLEC Denc	CLEC Resu	CLEC Std I	Qwest Num	Qwest Denc	Qwest Resu	Mod Z Scr	Parity Scr
Jan-03	40	2	20.00	0.00					
Feb-03	100	5	20.00	0.00					
Mar-03									
Apr-03									
May-03									
Jun-03									
Jul-03									
Aug-03									
Sep-03									
Oct-03	40	2	20.00	0.00					
Nov-03									
Dec-03	122	6	20.33	1.63					



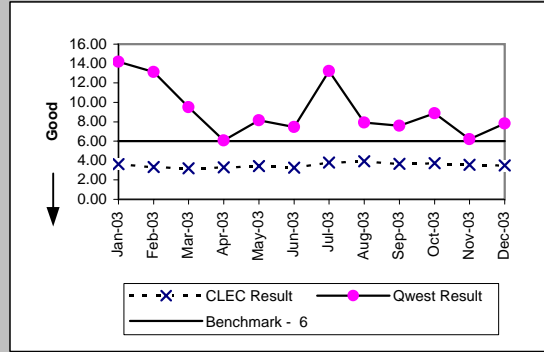
Unbundled Loop Analog (Benchmark)									
Date	CLEC Num	CLEC Denc	CLEC Resu	CLEC Std I	Qwest Num	Qwest Denc	Qwest Resu	Mod Z Scr	Parity Scr
Jan-03	5005	982	5.10	1.37	51283	11068	4.63	3.28	0.99
Feb-03	4909	969	5.07	1.05	46845	9994	4.69	2.43	0.48
Mar-03	4826	992	4.86	1.01	50833	10866	4.68	1.26	-0.23
Apr-03	5274	1072	4.92	1.29	53533	11208	4.78	0.98	-0.41
May-03	4773	940	5.08	2.25	54776	10760	5.09	-0.08	-1.05
Jun-03	4214	871	4.84	1.14	58654	11298	5.19	-2.12	-2.29
Jul-03	3978	790	5.04	1.73	59982	11915	5.03	0.01	-1
Aug-03	4274	856	4.99	1.27	60123	11645	5.16	-0.99	-1.6
Sep-03	4415	829	5.33	2.30	56610	11617	4.87	2.84	0.72
Oct-03	3556	746	4.77	1.54	56242	11452	4.91	-0.8	-1.49
Nov-03	3186	642	4.96	1.25	44629	9598	4.65	1.67	0.02
Dec-03	3483	702	4.96	1.18	60266	12134	4.97	-0.03	-1.02



OP-4D - Installation Interval (Average Days) - Interval Zone One

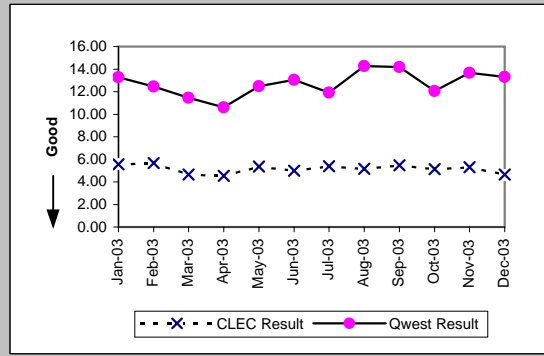
Unbundled Loop - 2 Wire Non-Loaded (Benchmark)

Date	CLEC Num	CLEC Denc	CLEC Resu	CLEC Std	Qwest Num	Qwest Denc	Qwest Resu	Mod Z Scr	Parity Scr
Jan-03	499	138	3.62	1.66	3230	228	14.17	-11.52	-8
Feb-03	390	117	3.33	1.17	3060	233	13.13	-9.62	-6.85
Mar-03	677	211	3.21	1.07	2334	246	9.49	-9.56	-6.81
Apr-03	485	147	3.30	1.36	830	137	6.06	-4.92	-3.99
May-03	819	238	3.44	1.10	742	91	8.15	-3.4	-3.06
Jun-03	691	212	3.26	1.26	694	93	7.46	-6.02	-4.66
Jul-03	709	187	3.79	1.14	1164	88	13.23	-3.07	-2.87
Aug-03	805	205	3.93	1.43	935	118	7.92	-5.62	-4.42
Sep-03	740	202	3.66	1.60	667	88	7.58	-4.11	-3.5
Oct-03	639	172	3.72	1.57	1118	126	8.87	-5.35	-4.25
Nov-03	503	141	3.57	1.32	471	76	6.20	-3.1	-2.88
Dec-03	477	136	3.51	1.61	446	57	7.82	-4.29	-3.61



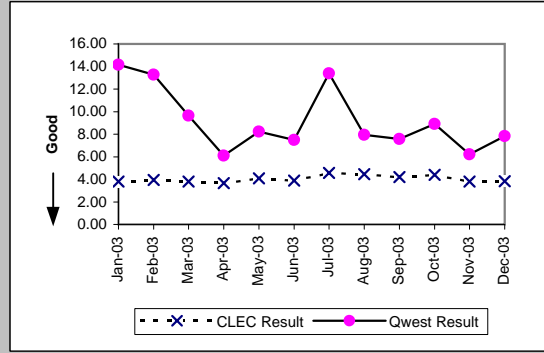
Unbundled Loop - DS1 Capable (Parity)

Date	CLEC Num	CLEC Denc	CLEC Resu	CLEC Std	Qwest Num	Qwest Denc	Qwest Resu	Mod Z Scr	Parity Scr
Jan-03	434	78	5.56	4.61	6753	509	13.27	-7.54	-5.58
Feb-03	522	92	5.67	2.08	5811	467	12.44	-6.97	-5.24
Mar-03	288	62	4.65	1.54	5585	487	11.47	-8.05	-5.9
Apr-03	317	70	4.53	1.20	5690	536	10.62	-8.81	-6.36
May-03	419	78	5.37	3.88	6414	514	12.48	-8.05	-5.9
Jun-03	355	71	5.00	2.69	8226	630	13.06	-7.72	-5.69
Jul-03	242	45	5.38	2.60	8088	679	11.91	-6.33	-4.85
Aug-03	450	87	5.17	3.55	9666	677	14.28	-8.78	-6.34
Sep-03	285	52	5.48	3.38	9617	678	14.18	-5.71	-4.47
Oct-03	581	113	5.14	3.41	6769	561	12.07	-8.86	-6.39
Nov-03	324	61	5.31	4.15	7598	556	13.67	-6.52	-4.96
Dec-03	209	45	4.64	0.93	7696	578	13.31	-5.47	-4.32



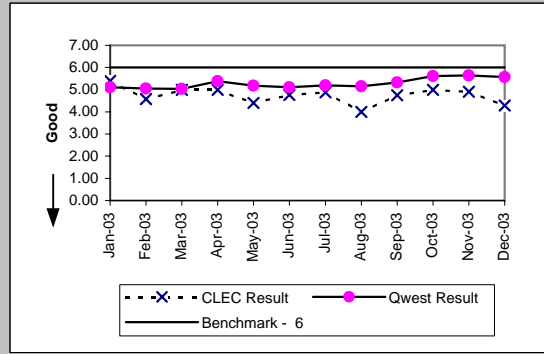
Unbundled Loop ISDN Capable (Parity)

Date	CLEC Num	CLEC Denc	CLEC Resu	CLEC Std	Qwest Num	Qwest Denc	Qwest Resu	Mod Z Scr	Parity Scr
Jan-03	167	44	3.80	1.23	3230	228	14.17	-7.42	-5.51
Feb-03	130	33	3.94	1.09	3053	230	13.27	-5.6	-4.4
Mar-03	277	73	3.79	1.33	2316	240	9.65	-6.25	-4.8
Apr-03	267	73	3.66	1.22	828	136	6.09	-3.55	-3.16
May-03	249	61	4.08	1.85	740	90	8.22	-2.21	-2.34
Jun-03	299	77	3.88	1.79	689	92	7.49	-4.14	-3.52
Jul-03	324	71	4.56	1.83	1164	87	13.38	-2.31	-2.4
Aug-03	196	44	4.45	2.05	930	117	7.95	-3.2	-2.95
Sep-03	226	54	4.19	0.95	667	88	7.58	-2.63	-2.6
Oct-03	264	60	4.40	0.87	1105	124	8.91	-3.47	-3.11
Nov-03	163	43	3.79	1.01	471	76	6.20	-2.11	-2.28
Dec-03	146	38	3.84	1.13	446	57	7.82	-2.98	-2.81



Unbundled Loop - ADSL Qualified (Benchmark)

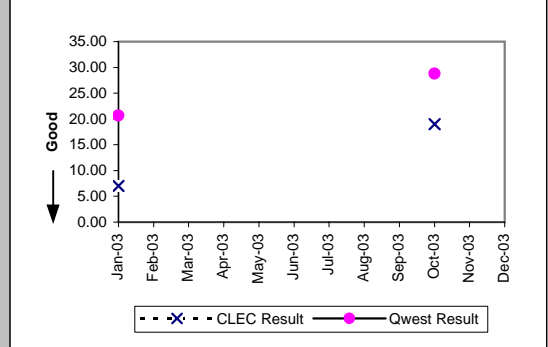
Date	CLEC Num	CLEC Denc	CLEC Resu	CLEC Std	Qwest Num	Qwest Denc	Qwest Resu	Mod Z Scr	Parity Scr
Jan-03	27	5	5.40	3.36	4849	949	5.11	0.83	-0.5
Feb-03	55	12	4.58	0.79	4063	804	5.05	-0.83	-1.5
Mar-03	40	8	5.00	0.00	3807	755	5.04	-0.05	-1.03
Apr-03	5	1	5.00		3557	660	5.39	-0.17	-1.1
May-03	22	5	4.40	0.89	2605	503	5.18	-0.97	-1.59
Jun-03	62	13	4.77	0.83	2065	404	5.11	-0.74	-1.45
Jul-03	39	8	4.88	0.35	1781	343	5.19	-0.53	-1.32
Aug-03	32	8	4.00	1.20	1922	373	5.15	-1.74	-2.06
Sep-03	38	8	4.75	0.71	3078	578	5.33	-0.69	-1.42
Oct-03	55	11	5.00	0.00	4077	727	5.61	-0.67	-1.41
Nov-03	49	10	4.90	0.32	4041	715	5.65	-0.74	-1.45
Dec-03	60	14	4.29	0.91	6247	1122	5.57	-2.15	-2.3



OP-4D - Installation Interval (Average Days) - Interval Zone One

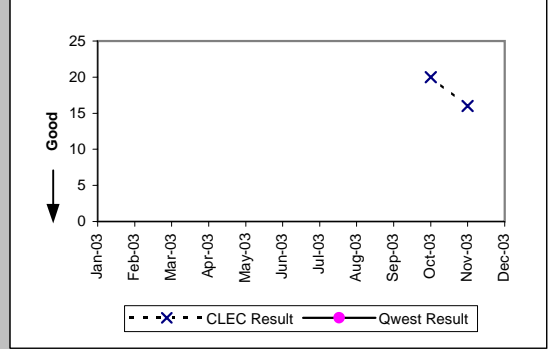
Unbundled Loop - DS3 Capable (Parity)

Date	CLEC Num	CLEC Dend	CLEC Resu	CLEC Std	Qwest Num	Qwest Dend	Qwest Resu	Mod Z Scr	Parity Scr
Jan-03	7	1	7.00		641	31	20.68	-0.6	-1.37
Feb-03									
Mar-03									
Apr-03									
May-03									
Jun-03									
Jul-03									
Aug-03									
Sep-03									
Oct-03	19	1	19.00		1124	39	28.82	-0.29	-1.18
Nov-03									
Dec-03									



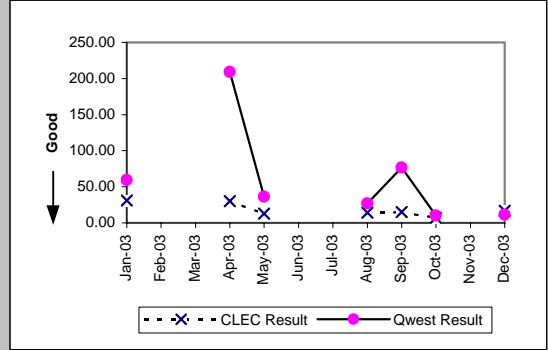
Dark Fiber - Loop (Diagnostic)

Date	CLEC Num	CLEC Dend	CLEC Resu	CLEC Std	Qwest Num	Qwest Dend	Qwest Resu	Mod Z Scr	Parity Scr
Jan-03									
Feb-03									
Mar-03									
Apr-03									
May-03									
Jun-03									
Jul-03									
Aug-03									
Sep-03									
Oct-03	20	1	20.00						
Nov-03	16	1	16.00						
Dec-03									



E911 (Parity)

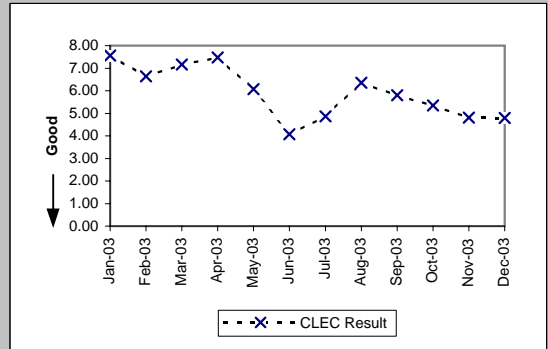
Date	CLEC Num	CLEC Dend	CLEC Resu	CLEC Std	Qwest Num	Qwest Dend	Qwest Resu	Mod Z Scr	Parity Scr
Jan-03	62	2	31.00	0.00	297	5	59.40	-0.77	-1.47
Feb-03									
Mar-03									
Apr-03	30	1	30.00		418	2	209.00	-0.6	-1.37
May-03	39	3	13.00	0.00	218	6	36.33	-2.18	-2.33
Jun-03									
Jul-03									
Aug-03	14	1	14.00		81	3	27.00	-0.82	-1.5
Sep-03	15	1	15.00		153	2	76.50	-0.58	-1.35
Oct-03	49	7	7.00	0.00	30	3	10.00		
Nov-03									
Dec-03	509	30	16.97	6.73	58	5	11.60	3.09	0.88



OP-4D - Installation Interval (Average Days) - Interval Zone One

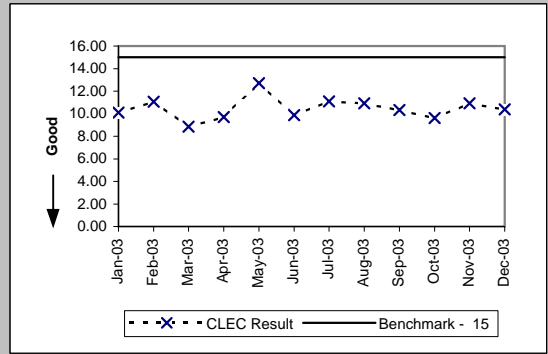
Enhanced Extended Loops (EELs) (Diagnostic)

Date	Num	Denom	CLEC Result	Standard Dev
Jan-03	189	25	7.56	5.05
Feb-03	166	25	6.64	2.75
Mar-03	208	29	7.17	6.30
Apr-03	142	19	7.47	7.30
May-03	170	28	6.07	9.28
Jun-03	122	30	4.07	2.59
Jul-03	73	15	4.87	0.64
Aug-03	89	14	6.36	3.59
Sep-03	145	25	5.80	3.30
Oct-03	123	23	5.35	1.97
Nov-03	101	21	4.81	0.98
Dec-03	134	28	4.79	1.23



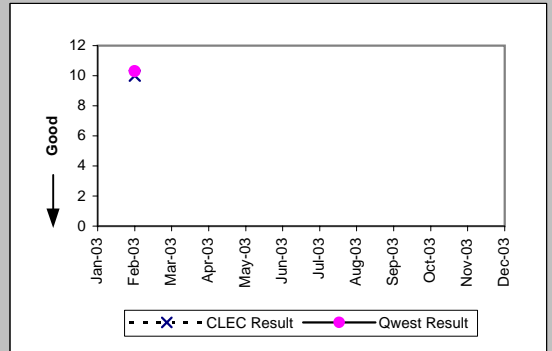
Unbundled Loop Conditioned (Benchmark)

Date	Num	Denom	CLEC Result	Standard Dev
Jan-03	778	77	10.10	4.51
Feb-03	874	79	11.06	4.65
Mar-03	601	68	8.84	5.17
Apr-03	427	44	9.70	5.22
May-03	521	41	12.71	4.87
Jun-03	355	36	9.86	6.35
Jul-03	521	47	11.09	5.45
Aug-03	371	34	10.91	4.86
Sep-03	279	27	10.33	5.49
Oct-03	250	26	9.62	4.89
Nov-03	251	23	10.91	5.67
Dec-03	270	26	10.38	5.40

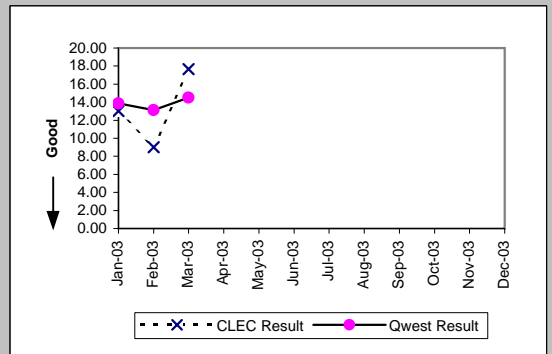


OP-4E - Installation Interval (Average Days) - Interval Zone Two

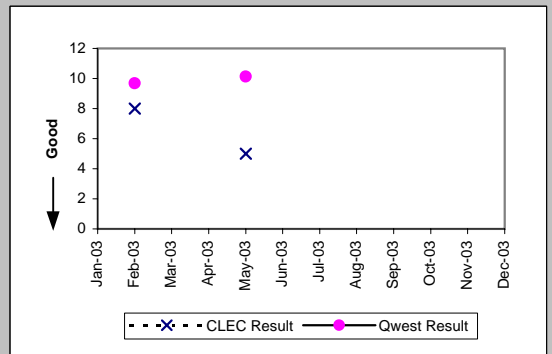
ISDN Primary (Parity)									
Date	CLEC Num	CLEC Dend	CLEC Resu	CLEC Std	Qwest Num	Qwest Dend	Qwest Resu	Mod Z Scr	Parity Scr
Jan-03									
Feb-03	10	1	10.00		525	51	10.29	-0.1	-1.06
Mar-03									
Apr-03									
May-03									
Jun-03									
Jul-03									
Aug-03									
Sep-03									
Oct-03									
Nov-03									
Dec-03									



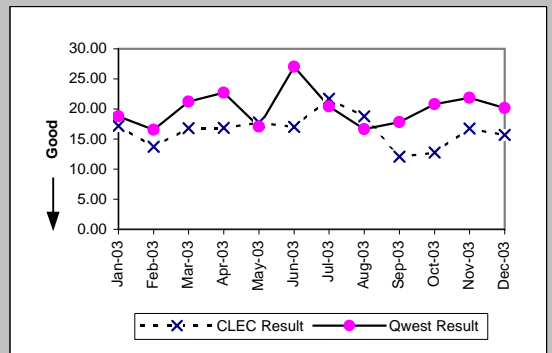
DS1 (Parity)									
Date	CLEC Num	CLEC Dend	CLEC Resu	CLEC Std	Qwest Num	Qwest Dend	Qwest Resu	Mod Z Scr	Parity Scr
Jan-03	13	1	13.00		4332	312	13.88	-0.09	-1.06
Feb-03	18	2	9.00	0.00	3989	304	13.12	-0.61	-1.37
Mar-03	53	3	17.67	9.61	4528	312	14.51	0.81	-0.51
Apr-03									
May-03									
Jun-03									
Jul-03									
Aug-03									
Sep-03									
Oct-03									
Nov-03									
Dec-03									



PBX (Parity)									
Date	CLEC Num	CLEC Dend	CLEC Resu	CLEC Std	Qwest Num	Qwest Dend	Qwest Resu	Mod Z Scr	Parity Scr
Jan-03									
Feb-03	8	1	8.00		155	16	9.69	-0.36	-1.22
Mar-03									
Apr-03									
May-03	5	1	5.00		162	16	10.12	-0.81	-1.49
Jun-03									
Jul-03									
Aug-03									
Sep-03									
Oct-03									
Nov-03									
Dec-03									



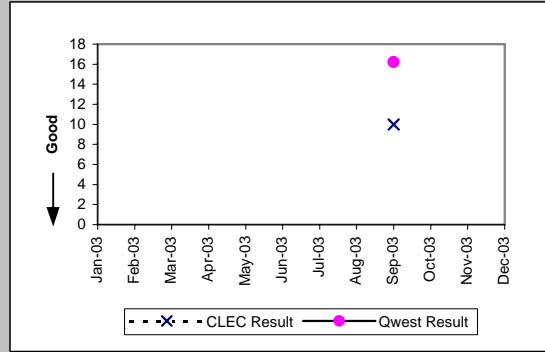
LIS Trunk (Parity)									
Date	CLEC Num	CLEC Dend	CLEC Resu	CLEC Std	Qwest Num	Qwest Dend	Qwest Resu	Mod Z Scr	Parity Scr
Jan-03	395	23	17.17	7.99	394	21	18.76	-0.8	-1.49
Feb-03	275	20	13.75	6.15	595	36	16.53	-2.07	-2.26
Mar-03	404	24	16.83	7.76	1060	50	21.20	-3.37	-3.05
Apr-03	421	25	16.84	5.95	500	22	22.73	-1.92	-2.16
May-03	231	13	17.77	5.00	855	50	17.10	0.51	-0.69
Jun-03	187	11	17.00	3.95	703	26	27.04	-1.98	-2.21
Jul-03	152	7	21.71	1.11	306	15	20.40	0.77	-0.53
Aug-03	94	5	18.80	3.11	200	12	16.67	1.33	-0.19
Sep-03	145	12	12.08	8.35	534	30	17.80	-5.08	-4.09
Oct-03	102	8	12.75	4.92	687	33	20.82	-3.92	-3.39
Nov-03	134	8	16.75	4.13	459	21	21.86	-2.57	-2.56
Dec-03	141	9	15.67	2.45	242	12	20.17	-3.17	-2.93



OP-4E - Installation Interval (Average Days) - Interval Zone Two

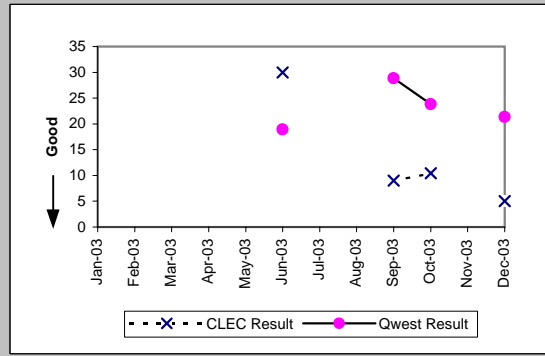
UDIT DS1 (Parity)

Date	CLEC Num	CLEC Denc	CLEC Resu	Standard D	Qwest Num	Qwest Denc	Qwest Resu	Mod Z Scr	Parity Score
Jan-03									
Feb-03									
Mar-03									
Apr-03									
May-03									
Jun-03									
Jul-03									
Aug-03									
Sep-03	10	1	10.00		7948	490	16.22	-0.28	-1.17
Oct-03									
Nov-03									
Dec-03									



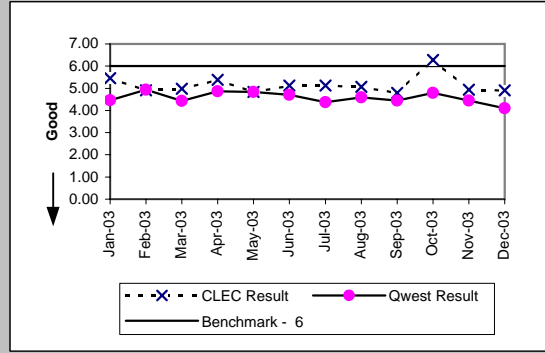
UDIT Above DS1 Level (Parity)

Date	CLEC Num	CLEC Denc	CLEC Resu	Standard D	Qwest Num	Qwest Denc	Qwest Resu	Mod Z Scr	Parity Score
Jan-03									
Feb-03									
Mar-03									
Apr-03									
May-03									
Jun-03	30	1	30.00		360	19	18.95	0.69	-0.58
Jul-03									
Aug-03									
Sep-03	9	1	9.00		606	21	28.86	-1.04	-1.63
Oct-03	94	9	10.44	3.09	644	27	23.85	-1.86	-2.13
Nov-03									
Dec-03	5	1	5.00		983	46	21.37	-0.39	-1.24



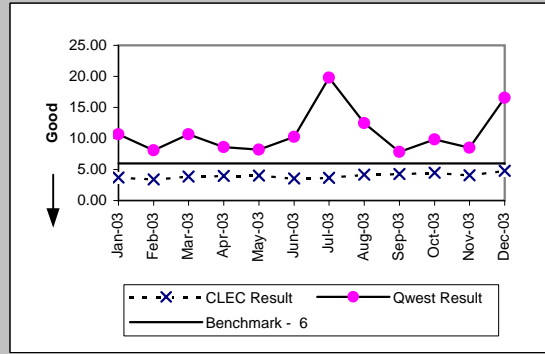
Unbundled Loop Analog (Benchmark)

Date	CLEC Num	CLEC Denc	CLEC Resu	Standard D	Qwest Num	Qwest Denc	Qwest Resu	Mod Z Scr	Parity Score
Jan-03	530	97	5.46	1.16	8108	1817	4.46	2.05	0.25
Feb-03	363	74	4.91	0.94	8279	1675	4.94	-0.06	-1.03
Mar-03	319	64	4.98	0.70	7793	1758	4.43	1.05	-0.36
Apr-03	667	124	5.38	0.90	9258	1902	4.87	0.86	-0.48
May-03	184	38	4.84	0.59	8777	1815	4.84	0.11	-0.93
Jun-03	487	95	5.13	0.69	8851	1879	4.71	0.71	-0.57
Jul-03	835	163	5.12	0.79	8764	2002	4.38	2.55	0.55
Aug-03	903	178	5.07	0.74	8658	1887	4.59	1.49	-0.09
Sep-03	388	81	4.79	0.61	8286	1860	4.45	0.87	-0.47
Oct-03	647	103	6.28	3.17	8754	1828	4.79	3.01	0.83
Nov-03	419	85	4.93	2.05	6480	1459	4.44	1.05	-0.36
Dec-03	285	58	4.91	0.86	7058	1723	4.10	1.42	-0.14



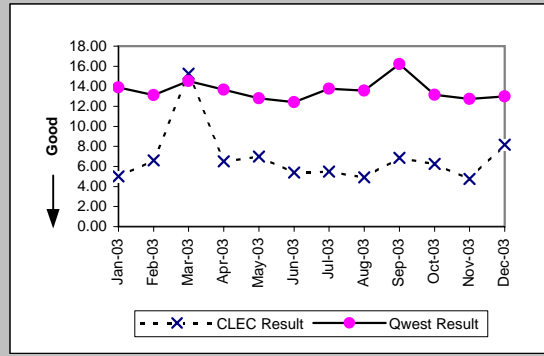
Unbundled Loop - 2 Wire Non-Loaded (Benchmark)

Date	CLEC Num	CLEC Denc	CLEC Resu	Standard D	Qwest Num	Qwest Denc	Qwest Resu	Mod Z Scr	Parity Score
Jan-03	123	33	3.73	1.23	640	60	10.67	-3.68	-3.24
Feb-03	133	39	3.41	1.52	363	45	8.07	-4.43	-3.69
Mar-03	89	23	3.87	1.22	405	38	10.66	-1.92	-2.17
Apr-03	83	21	3.95	1.12	397	46	8.63	-1.95	-2.19
May-03	93	23	4.04	1.15	361	44	8.20	-3.67	-3.23
Jun-03	85	24	3.54	1.14	410	40	10.25	-2.41	-2.47
Jul-03	73	20	3.65	1.04	1585	80	19.81	-5.31	-4.23
Aug-03	100	24	4.17	1.01	499	40	12.48	-2.03	-2.23
Sep-03	73	17	4.29	0.92	322	41	7.85	-1.79	-2.09
Oct-03	126	28	4.50	0.84	561	57	9.84	-3.02	-2.84
Nov-03	94	23	4.09	1.56	212	25	8.48	-2.18	-2.32
Dec-03	77	16	4.81	1.42	778	47	16.55	-4.88	-3.97

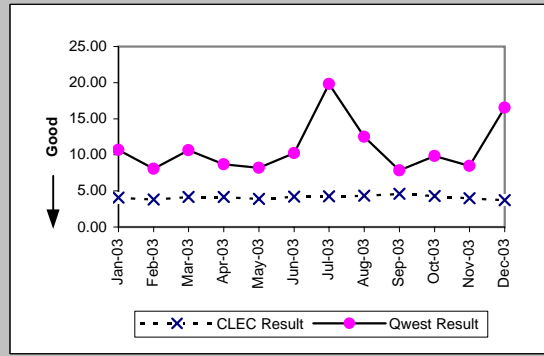


OP-4E - Installation Interval (Average Days) - Interval Zone Two

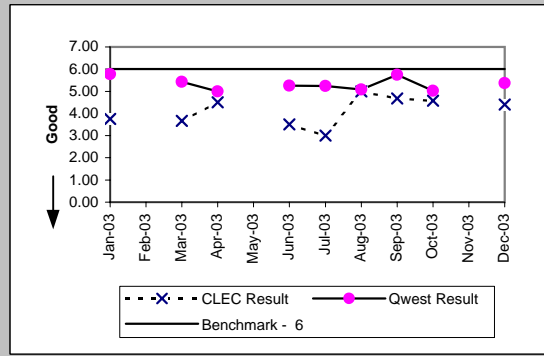
Unbundled Loop - DS1 Capable (Parity)									
Date	CLEC Num	CLEC Denc	CLEC Resu	Standard D	Qwest Num	Qwest Denc	Qwest Resu	Mod Z Scr	Parity Score
Jan-03	10	2	5.00	0.00	4332	312	13.88	-1.31	-1.8
Feb-03	33	5	6.60	1.14	3989	304	13.12	-1.53	-1.93
Mar-03	61	4	15.25	11.84	4528	312	14.51	0.43	-0.74
Apr-03	39	6	6.50	2.51	4850	355	13.66	-1.45	-1.88
May-03	35	5	7.00	4.53	5022	392	12.81	-1.45	-1.88
Jun-03	27	5	5.40	1.52	4409	355	12.42	-1.71	-2.04
Jul-03	44	8	5.50	1.85	4616	336	13.74	-1.42	-1.86
Aug-03	49	10	4.90	0.32	5347	394	13.57	-2.45	-2.49
Sep-03	48	7	6.86	5.81	7948	490	16.22	-1.11	-1.67
Oct-03	100	16	6.25	6.98	6456	491	13.15	-2.64	-2.6
Nov-03	19	4	4.75	0.50	4013	315	12.74	-1.78	-2.09
Dec-03	49	6	8.17	9.24	5280	406	13.00	-1.11	-1.68



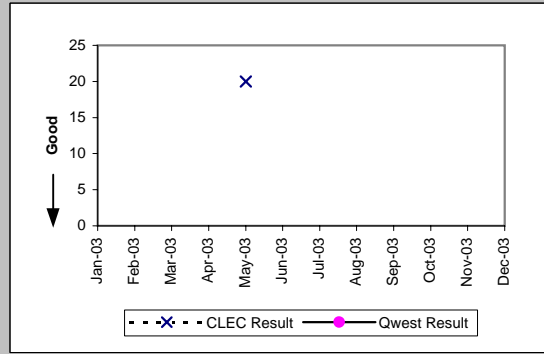
Unbundled Loop ISDN Capable (Parity)									
Date	CLEC Num	CLEC Denc	CLEC Resu	Standard D	Qwest Num	Qwest Denc	Qwest Resu	Mod Z Scr	Parity Score
Jan-03	86	21	4.10	0.94	640	60	10.67	-2.98	-2.81
Feb-03	72	19	3.79	0.98	363	45	8.07	-3.25	-2.98
Mar-03	75	18	4.17	2.01	405	38	10.66	-1.69	-2.03
Apr-03	83	20	4.15	1.18	392	45	8.71	-1.85	-2.12
May-03	35	9	3.89	1.05	361	44	8.20	-2.68	-2.63
Jun-03	88	21	4.19	1.83	410	40	10.25	-2.09	-2.27
Jul-03	85	20	4.25	1.02	1585	80	19.81	-5.12	-4.11
Aug-03	100	23	4.35	0.98	499	40	12.48	-1.96	-2.19
Sep-03	83	18	4.61	0.98	322	41	7.85	-1.66	-2.01
Oct-03	69	16	4.31	1.30	561	57	9.84	-2.55	-2.55
Nov-03	32	8	4.00	1.07	212	25	8.48	-1.58	-1.96
Dec-03	52	14	3.71	1.20	778	47	16.55	-5.07	-4.08



Unbundled Loop - ADSL Qualified (Benchmark)									
Date	CLEC Num	CLEC Denc	CLEC Resu	Standard D	Qwest Num	Qwest Denc	Qwest Resu	Mod Z Scr	Parity Score
Jan-03	15	4	3.75	1.26	75	13	5.77	-1.72	-2.05
Feb-03									
Mar-03	11	3	3.67	2.31	76	14	5.43	-1.63	-1.99
Apr-03	9	2	4.50	0.71	50	10	5.00	-1.37	-1.83
May-03									
Jun-03	7	2	3.50	0.71	100	19	5.26	-2.94	-2.79
Jul-03	12	4	3.00	1.83	110	21	5.24	-2.23	-2.35
Aug-03	15	3	5.00	0.00	66	13	5.08	-0.24	-1.15
Sep-03	14	3	4.67	0.58	218	38	5.74	-0.74	-1.45
Oct-03	32	7	4.57	1.62	221	44	5.02	-1.11	-1.67
Nov-03									
Dec-03	22	5	4.40	0.55	923	172	5.37	-1.26	-1.76



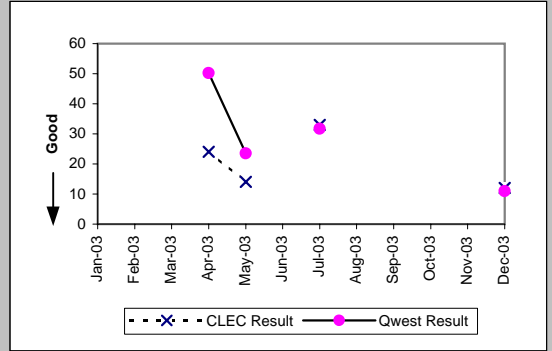
Dark Fiber - Loop (Diagnostic)									
Date	CLEC Num	CLEC Denc	CLEC Resu	Standard D	Qwest Num	Qwest Denc	Qwest Resu	Mod Z Scr	Parity Score
Jan-03									
Feb-03									
Mar-03									
Apr-03									
May-03	20	1	20.00						
Jun-03									
Jul-03									
Aug-03									
Sep-03									
Oct-03									
Nov-03									
Dec-03									





OP-4E - Installation Interval (Average Days) - Interval Zone Two

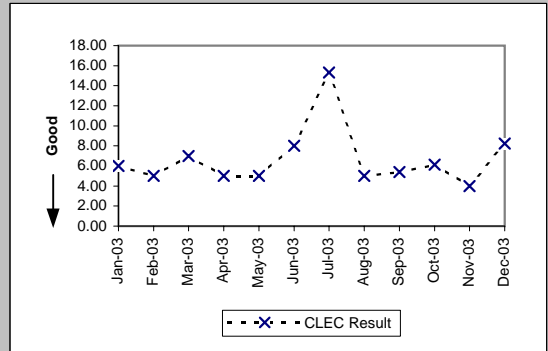
E911 (Parity)									
Date	CLEC Num	CLEC Dend	CLEC Resu	Standard D	Qwest Num	Qwest Dend	Qwest Resu	Mod Z Scr	Parity Score
Jan-03									
Feb-03									
Mar-03									
Apr-03	24	1	24.00		1205	24	50.21	-0.32	-1.2
May-03	42	3	14.00	0.00	212	9	23.56	-0.68	-1.41
Jun-03									
Jul-03	33	1	33.00		476	15	31.73	-0.28	-1.17
Aug-03									
Sep-03									
Oct-03									
Nov-03									
Dec-03	36	3	12.00	0.00	11	1	11.00		



OP-4E - Installation Interval (Average Days) - Interval Zone Two

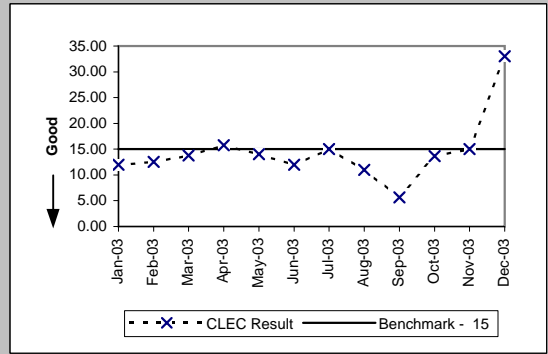
Enhanced Extended Loops (EELs) (Diagnostic)

Date	Num	Denom	CLEC Result	Standard Dev
Jan-03	6	1	6.00	
Feb-03	5	1	5.00	
Mar-03	7	1	7.00	
Apr-03	15	3	5.00	1.00
May-03	25	5	5.00	0.71
Jun-03	16	2	8.00	5.66
Jul-03	46	3	15.33	15.37
Aug-03	5	1	5.00	
Sep-03	70	13	5.38	1.12
Oct-03	43	7	6.14	2.27
Nov-03	8	2	4.00	0.00
Dec-03	33	4	8.25	2.99



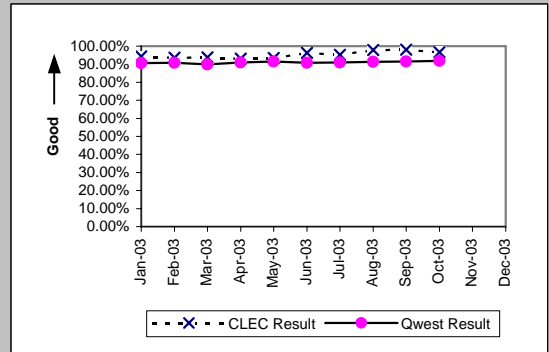
Unbundled Loop Conditioned (Benchmark)

Date	Num	Denom	CLEC Result	Standard Dev
Jan-03	72	6	12.00	4.00
Feb-03	113	9	12.56	3.13
Mar-03	124	9	13.78	1.86
Apr-03	63	4	15.75	4.35
May-03	56	4	14.00	2.00
Jun-03	24	2	12.00	8.49
Jul-03	45	3	15.00	0.00
Aug-03	44	4	11.00	5.48
Sep-03	17	3	5.67	2.89
Oct-03	41	3	13.67	2.31
Nov-03	30	2	15.00	0.00
Dec-03	33	1	33.00	

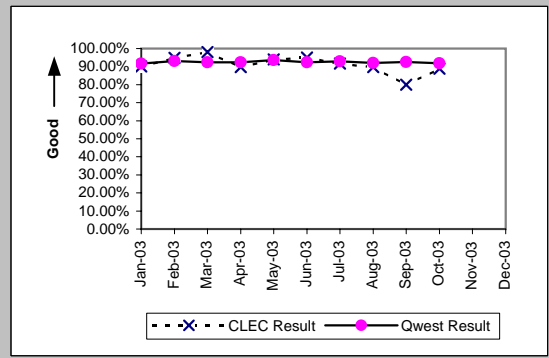


OP-5 - New Service Installation Quality (Percent)

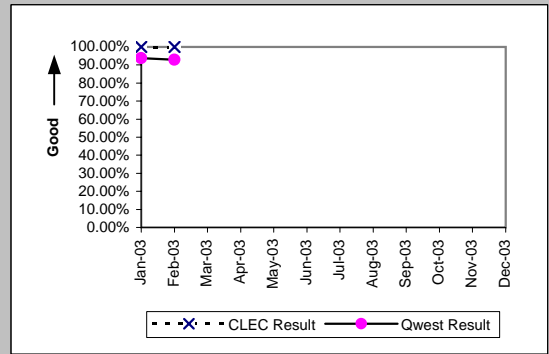
Residence (Parity)									
Date	CLEC Num	CLEC Denc	CLEC Resu	CLEC Std	Qwest Num	Qwest Denc	Qwest Resu	Mod Z Scr	Parity Scr
Jan-03	1659	1758	94.37%	23.05%	31012	34251	90.54%	-5.35	-4.25
Feb-03	1649	1763	93.53%	24.59%	30996	34160	90.74%	-3.95	-3.4
Mar-03	1494	1593	93.79%	24.14%	30273	33697	89.84%	-5.09	-4.1
Apr-03	1185	1272	93.16%	25.24%	32534	35768	90.96%	-2.69	-2.64
May-03	983	1053	93.35%	24.91%	33558	36695	91.45%	-2.18	-2.32
Jun-03	820	851	96.36%	18.74%	34337	37812	90.81%	-5.54	-4.37
Jul-03	862	905	95.25%	21.27%	37915	41651	91.03%	-4.39	-3.67
Aug-03	1097	1121	97.86%	14.47%	40140	43976	91.28%	-7.71	-5.69
Sep-03	1110	1133	97.97%	14.10%	39376	43045	91.48%	-7.73	-5.7
Oct-03	1234	1277	96.63%	18.04%	37888	41272	91.80%	-6.2	-4.77
Nov-03									
Dec-03									



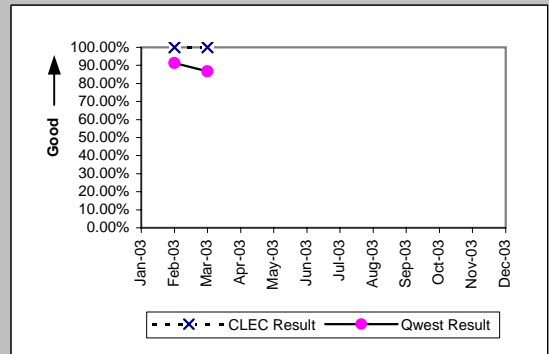
Business (Parity)									
Date	CLEC Num	CLEC Denc	CLEC Resu	CLEC Std	Qwest Num	Qwest Denc	Qwest Resu	Mod Z Scr	Parity Scr
Jan-03	45	50	90.00%	30.00%	3115	3399	91.64%	0.46	-0.72
Feb-03	55	58	94.83%	22.15%	3301	3544	93.14%	-0.5	-1.31
Mar-03	50	51	98.04%	13.86%	3278	3546	92.44%	-1.5	-1.91
Apr-03	61	68	89.71%	30.39%	3358	3638	92.30%	0.8	-0.51
May-03	63	67	94.03%	23.69%	3405	3638	93.60%	-0.14	-1.09
Jun-03	39	41	95.12%	21.54%	3362	3636	92.46%	-0.64	-1.39
Jul-03	33	36	91.67%	27.64%	3322	3573	92.98%	0.36	-0.78
Aug-03	26	29	89.66%	30.45%	3232	3510	92.08%	0.52	-0.68
Sep-03	16	20	80.00%	40.00%	3253	3513	92.60%	1.83	0.11
Oct-03	16	18	88.89%	31.43%	3465	3770	91.91%	0.51	-0.69
Nov-03									
Dec-03									



Centrex (Parity)									
Date	CLEC Num	CLEC Denc	CLEC Resu	CLEC Std	Qwest Num	Qwest Denc	Qwest Resu	Mod Z Scr	Parity Scr
Jan-03	1	1	100.00%	0.00%	427	455	93.85%	-0.26	-1.16
Feb-03	1	1	100.00%	0.00%	408	439	92.94%	-0.28	-1.17
Mar-03									
Apr-03									
May-03									
Jun-03									
Jul-03									
Aug-03									
Sep-03									
Oct-03									
Nov-03									
Dec-03									

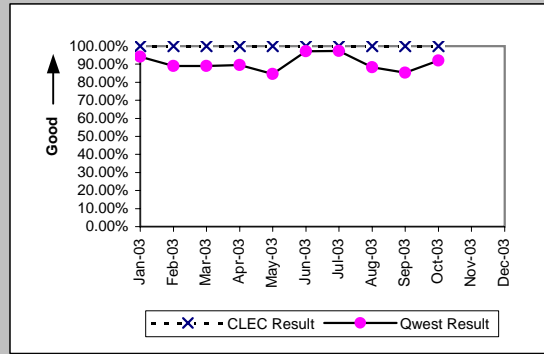


Centrex 21 (Parity)									
Date	CLEC Num	CLEC Denc	CLEC Resu	CLEC Std	Qwest Num	Qwest Denc	Qwest Resu	Mod Z Scr	Parity Scr
Jan-03									
Feb-03	1	1	100.00%	0.00%	169	185	91.35%	-0.31	-1.19
Mar-03	1	1	100.00%	0.00%	177	204	86.76%	-0.39	-1.24
Apr-03									
May-03									
Jun-03									
Jul-03									
Aug-03									
Sep-03									
Oct-03									
Nov-03									
Dec-03									

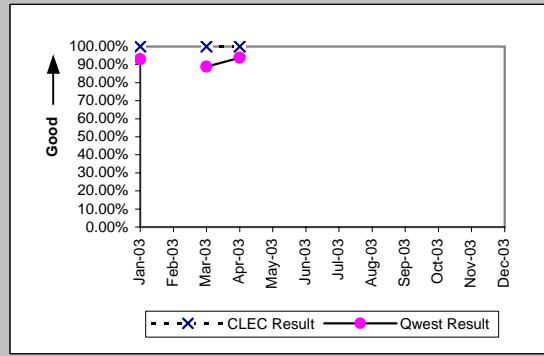


OP-5 - New Service Installation Quality (Percent)

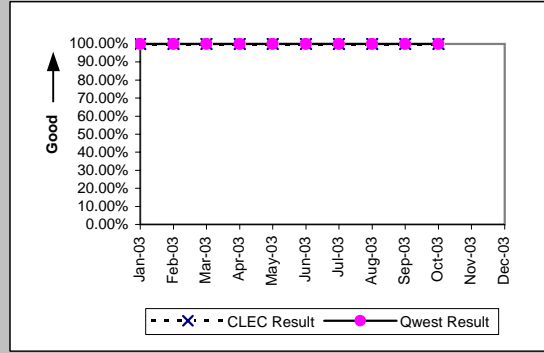
PBX (Parity)									
Date	CLEC Num	CLEC Denc	CLEC Resu	CLEC Std	Qwest Num	Qwest Denc	Qwest Resu	Mod Z Scr	Parity Scr
Jan-03	1	1	100.00%	0.00%	48	51	94.12%	-0.25	-1.15
Feb-03	1	1	100.00%	0.00%	57	64	89.06%	-0.35	-1.21
Mar-03	1	1	100.00%	0.00%	65	73	89.04%	-0.35	-1.21
Apr-03	1	1	100.00%	0.00%	69	77	89.61%	-0.34	-1.21
May-03	1	1	100.00%	0.00%	66	78	84.62%	-0.42	-1.26
Jun-03	3	3	100.00%	0.00%	70	72	97.22%	-0.29	-1.17
Jul-03	3	3	100.00%	0.00%	71	73	97.26%	-0.28	-1.17
Aug-03	1	1	100.00%	0.00%	68	77	88.31%	-0.36	-1.22
Sep-03	1	1	100.00%	0.00%	58	68	85.29%	-0.41	-1.25
Oct-03	1	1	100.00%	0.00%	57	62	91.94%	-0.29	-1.18
Nov-03									
Dec-03									



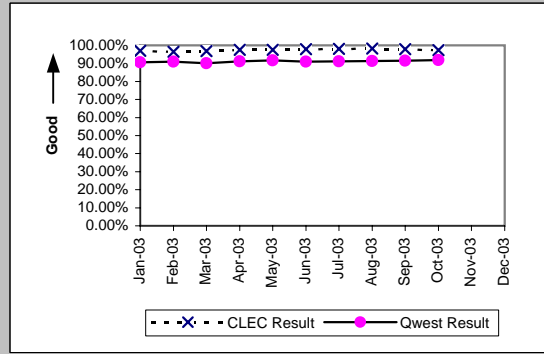
Basic Rate ISDN (Parity)									
Date	CLEC Num	CLEC Denc	CLEC Resu	CLEC Std	Qwest Num	Qwest Denc	Qwest Resu	Mod Z Scr	Parity Scr
Jan-03	1	1	100.00%	0.00%	207	223	92.83%	-0.28	-1.17
Feb-03									
Mar-03	1	1	100.00%	0.00%	253	285	88.77%	-0.36	-1.22
Apr-03	1	1	100.00%	0.00%	225	240	93.75%	-0.26	-1.16
May-03									
Jun-03									
Jul-03									
Aug-03									
Sep-03									
Oct-03									
Nov-03									
Dec-03									



Qwest DSL (Parity)									
Date	CLEC Num	CLEC Denc	CLEC Resu	CLEC Std	Qwest Num	Qwest Denc	Qwest Resu	Mod Z Scr	Parity Scr
Jan-03	38	38	100.00%	0.00%	5950	5951	99.98%	-0.08	-1.05
Feb-03	29	29	100.00%	0.00%	5649	5652	99.95%	-0.12	-1.08
Mar-03	31	31	100.00%	0.00%	5199	5201	99.96%	-0.11	-1.07
Apr-03	29	29	100.00%	0.00%	5459	5460	99.98%	-0.07	-1.04
May-03	22	22	100.00%	0.00%	5262	5262	100.00%	N/A	N/A
Jun-03	21	21	100.00%	0.00%	5055	5055	100.00%	N/A	N/A
Jul-03	25	25	100.00%	0.00%	5297	5298	99.98%	-0.07	-1.04
Aug-03	44	44	100.00%	0.00%	5910	5911	99.98%	-0.09	-1.05
Sep-03	52	52	100.00%	0.00%	7708	7708	100.00%	N/A	N/A
Oct-03	54	54	100.00%	0.00%	9210	9210	100.00%	N/A	N/A
Nov-03									
Dec-03									

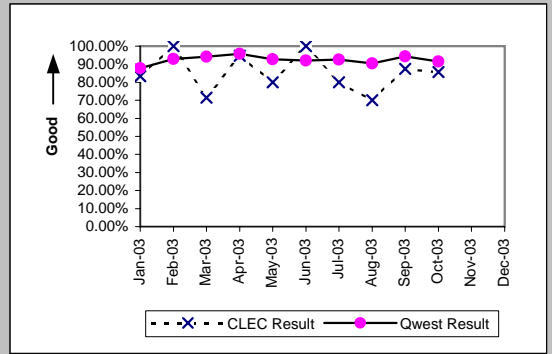


UNE - P (POTS) (Parity)									
Date	CLEC Num	CLEC Denc	CLEC Resu	CLEC Std	Qwest Num	Qwest Denc	Qwest Resu	Mod Z Scr	Parity Scr
Jan-03	2425	2502	96.92%	17.27%	34127	37650	90.64%	-10.44	-7.35
Feb-03	3038	3147	96.54%	18.29%	34297	37704	90.96%	-10.48	-7.37
Mar-03	5923	6119	96.80%	17.61%	33551	37243	90.09%	-16.28	-10.9
Apr-03	7557	7748	97.53%	15.51%	35892	39406	91.08%	-18.22	-12.08
May-03	8206	8417	97.49%	15.63%	36963	40333	91.64%	-17.64	-11.72
Jun-03	8806	8997	97.88%	14.41%	37699	41448	90.95%	-20.75	-13.61
Jul-03	9894	10083	98.13%	13.56%	41237	45224	91.18%	-22.23	-14.52
Aug-03	10506	10689	98.29%	12.97%	43372	47486	91.34%	-23.08	-15.03
Sep-03	9264	9459	97.94%	14.21%	42629	46558	91.56%	-20.34	-13.37
Oct-03	9808	10078	97.32%	16.15%	41352	45041	91.81%	-18.24	-12.09
Nov-03									
Dec-03									

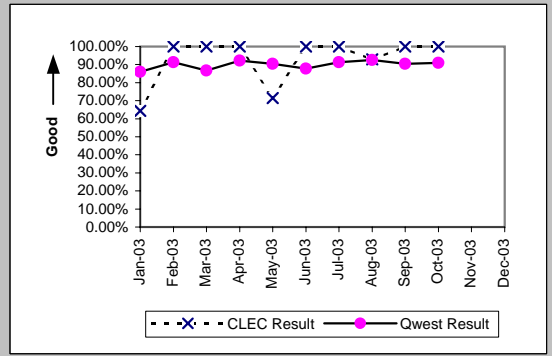


OP-5 - New Service Installation Quality (Percent)

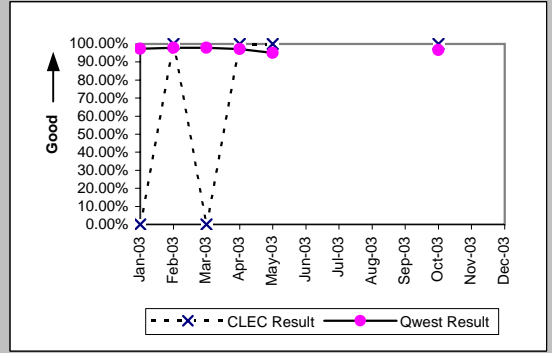
UNE P (Centrex) (Parity)									
Date	CLEC Num	CLEC Denc	CLEC Resu	CLEC Std	Qwest Num	Qwest Denc	Qwest Resu	Mod Z Scr	Parity Scr
Jan-03	10	12	83.33%	37.27%	399	455	87.69%	0.48	-0.71
Feb-03	11	11	100.00%	0.00%	408	439	92.94%	-0.9	-1.55
Mar-03	10	14	71.43%	45.18%	484	514	94.16%	2.63	0.6
Apr-03	18	19	94.74%	22.33%	455	475	95.79%	0.27	-0.83
May-03	12	15	80.00%	40.00%	341	368	92.66%	1.56	-0.05
Jun-03	10	10	100.00%	0.00%	404	439	92.03%	-0.92	-1.56
Jul-03	8	10	80.00%	40.00%	439	474	92.62%	1.28	-0.22
Aug-03	7	10	70.00%	45.83%	379	419	90.45%	1.79	0.09
Sep-03	7	8	87.50%	33.07%	377	400	94.25%	0.73	-0.56
Oct-03	6	7	85.71%	34.99%	310	339	91.45%	0.52	-0.68
Nov-03									
Dec-03									



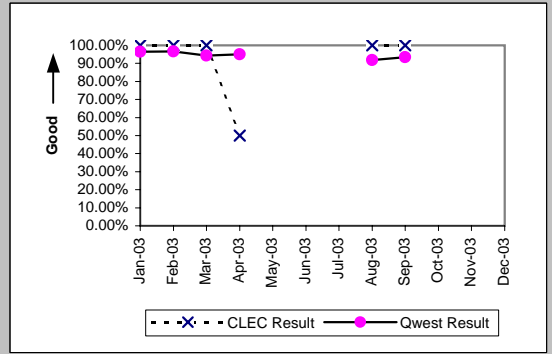
UNE P (Centrex 21) (Parity)									
Date	CLEC Num	CLEC Denc	CLEC Resu	CLEC Std	Qwest Num	Qwest Denc	Qwest Resu	Mod Z Scr	Parity Scr
Jan-03	9	14	64.29%	47.92%	171	199	85.93%	1.94	0.18
Feb-03	9	9	100.00%	0.00%	169	185	91.35%	-0.9	-1.55
Mar-03	8	8	100.00%	0.00%	177	204	86.76%	-1.08	-1.66
Apr-03	6	6	100.00%	0.00%	199	216	92.13%	-0.71	-1.43
May-03	5	7	71.43%	45.18%	188	208	90.38%	1.38	-0.16
Jun-03	4	4	100.00%	0.00%	200	228	87.72%	-0.74	-1.45
Jul-03	17	17	100.00%	0.00%	286	313	91.37%	-1.23	-1.75
Aug-03	26	28	92.86%	25.75%	276	298	92.62%	-0.05	-1.03
Sep-03	30	30	100.00%	0.00%	217	240	90.42%	-1.68	-2.02
Oct-03	21	21	100.00%	0.00%	200	220	90.91%	-1.38	-1.84
Nov-03									
Dec-03									



ISDN Primary (Parity)									
Date	CLEC Num	CLEC Denc	CLEC Resu	CLEC Std	Qwest Num	Qwest Denc	Qwest Resu	Mod Z Scr	Parity Scr
Jan-03	0	1	0.00%	0.00%	146	150	97.33%	2.18	0.32
Feb-03	1	1	100.00%	0.00%	95	97	97.94%	-0.14	-1.09
Mar-03	0	1	0.00%	0.00%	96	98	97.96%	2.23	0.35
Apr-03	1	1	100.00%	0.00%	102	105	97.14%	-0.17	-1.1
May-03	1	1	100.00%	0.00%	94	99	94.95%	-0.23	-1.14
Jun-03									
Jul-03									
Aug-03									
Sep-03									
Oct-03	1	1	100.00%	0.00%	144	149	96.64%	-0.19	-1.11
Nov-03									
Dec-03									

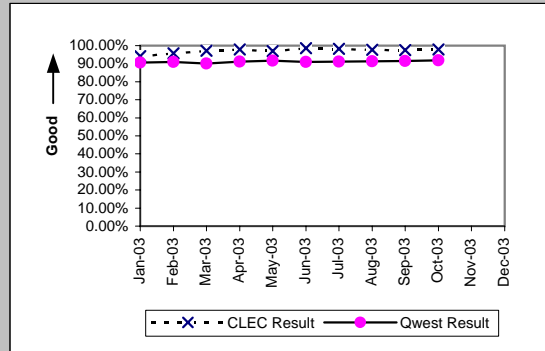


DS1 (Parity)									
Date	CLEC Num	CLEC Denc	CLEC Resu	CLEC Std	Qwest Num	Qwest Denc	Qwest Resu	Mod Z Scr	Parity Scr
Jan-03	1	1	100.00%	0.00%	758	786	96.44%	-0.19	-1.12
Feb-03	2	2	100.00%	0.00%	794	822	96.59%	-0.27	-1.16
Mar-03	3	3	100.00%	0.00%	774	821	94.28%	-0.43	-1.26
Apr-03	1	2	50.00%	50.00%	836	880	95.00%	1.65	0
May-03									
Jun-03									
Jul-03									
Aug-03	1	1	100.00%	0.00%	981	1069	91.77%	-0.3	-1.18
Sep-03	1	1	100.00%	0.00%	1074	1149	93.47%	-0.26	-1.16
Oct-03									
Nov-03									
Dec-03									



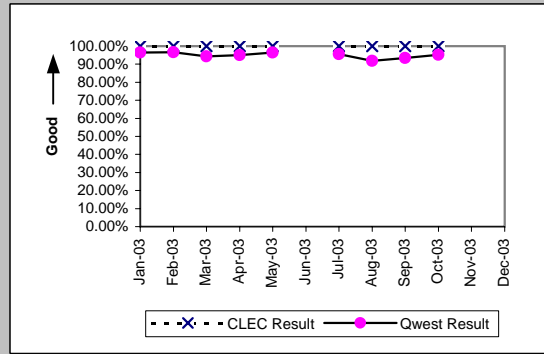
OP-5 - New Service Installation Quality (Percent)

Date	CLEC Num	CLEC Denc	Line Sharing (Parity)				Qwest Res	Mod Z Scr	Parity Scr
			CLEC Resu	CLEC Std	Qwest Num	Qwest Denc			
Jan-03	593	630	94.13%	23.51%	34127	37650	90.64%	-2.98	-2.81
Feb-03	650	679	95.73%	20.22%	34297	37704	90.96%	-4.29	-3.61
Mar-03	642	661	97.13%	16.71%	33551	37243	90.09%	-6	-4.65
Apr-03	694	709	97.88%	14.39%	35892	39406	91.08%	-6.3	-4.83
May-03	819	845	96.92%	17.27%	36963	40333	91.64%	-5.49	-4.34
Jun-03	1009	1024	98.54%	12.01%	37699	41448	90.95%	-8.35	-6.08
Jul-03	1114	1135	98.15%	13.48%	41237	45224	91.18%	-8.18	-5.97
Aug-03	931	953	97.69%	15.02%	43372	47486	91.34%	-6.91	-5.2
Sep-03	770	790	97.47%	15.71%	42629	46558	91.56%	-5.92	-4.6
Oct-03	858	877	97.83%	14.56%	41352	45041	91.81%	-6.44	-4.92
Nov-03									
Dec-03									

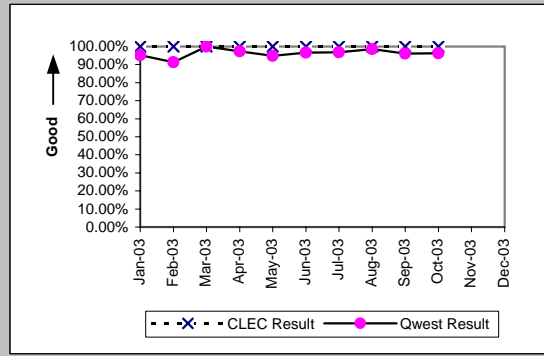


OP-5 - New Service Installation Quality (Percent)

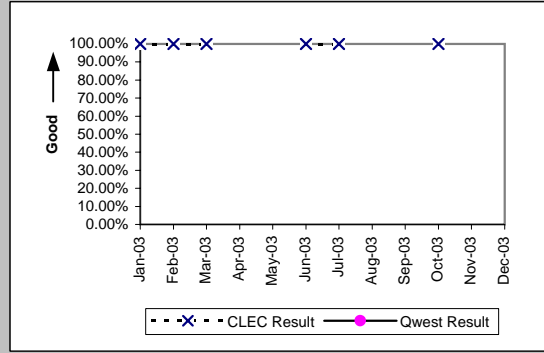
UDIT DS1 (Parity)									
Date	CLEC Num	CLEC Denc	CLEC Resu	Standard D	Qwest Num	Qwest Denc	Qwest Resu	Mod Z Scr	Parity Scr
Jan-03	9	9	100.00%	0.00%	758	786	96.44%	-0.57	-1.35
Feb-03	7	7	100.00%	0.00%	794	822	96.59%	-0.49	-1.3
Mar-03	2	2	100.00%	0.00%	774	821	94.28%	-0.35	-1.21
Apr-03	2	2	100.00%	0.00%	836	880	95.00%	-0.32	-1.2
May-03	2	2	100.00%	0.00%	915	948	96.52%	-0.27	-1.16
Jun-03									
Jul-03	1	1	100.00%	0.00%	986	1032	95.54%	-0.22	-1.13
Aug-03	1	1	100.00%	0.00%	981	1069	91.77%	-0.3	-1.18
Sep-03	2	2	100.00%	0.00%	1074	1149	93.47%	-0.37	-1.23
Oct-03	3	3	100.00%	0.00%	1082	1136	95.25%	-0.39	-1.23
Nov-03									
Dec-03									



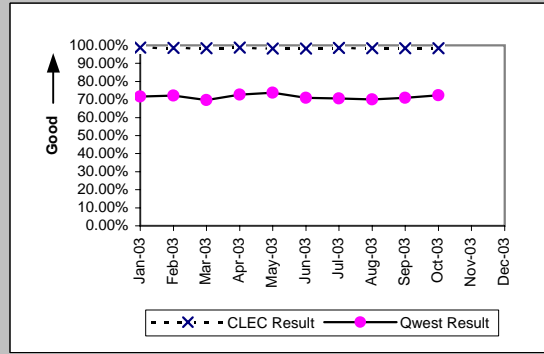
UDIT Above DS1 Level (Parity)									
Date	CLEC Num	CLEC Denc	CLEC Resu	Standard D	Qwest Num	Qwest Denc	Qwest Resu	Mod Z Scr	Parity Scr
Jan-03	1	1	100.00%	0.00%	40	42	95.24%	-0.22	-1.13
Feb-03	1	1	100.00%	0.00%	42	46	91.30%	-0.31	-1.19
Mar-03	2	2	100.00%	0.00%	58	58	100.00%	N/A	N/A
Apr-03	2	2	100.00%	0.00%	71	73	97.26%	-0.23	-1.14
May-03	1	1	100.00%	0.00%	73	77	94.81%	-0.23	-1.14
Jun-03	4	4	100.00%	0.00%	58	60	96.67%	-0.36	-1.22
Jul-03	5	5	100.00%	0.00%	60	62	96.77%	-0.39	-1.24
Aug-03	2	2	100.00%	0.00%	66	67	98.51%	-0.17	-1.1
Sep-03	2	2	100.00%	0.00%	50	52	96.15%	-0.28	-1.17
Oct-03	7	7	100.00%	0.00%	76	79	96.20%	-0.5	-1.31
Nov-03									
Dec-03									



Dark Fiber - IOF (Diagnostic)									
Date	CLEC Num	CLEC Denc	CLEC Resu	Standard D	Qwest Num	Qwest Denc	Qwest Resu	Mod Z Scr	Parity Scr
Jan-03	1	1	100.00%	0.00%					
Feb-03	4	4	100.00%	0.00%					
Mar-03	3	3	100.00%	0.00%					
Apr-03									
May-03									
Jun-03	1	1	100.00%	0.00%					
Jul-03	1	1	100.00%	0.00%					
Aug-03									
Sep-03									
Oct-03	1	1	100.00%	0.00%					
Nov-03									
Dec-03									



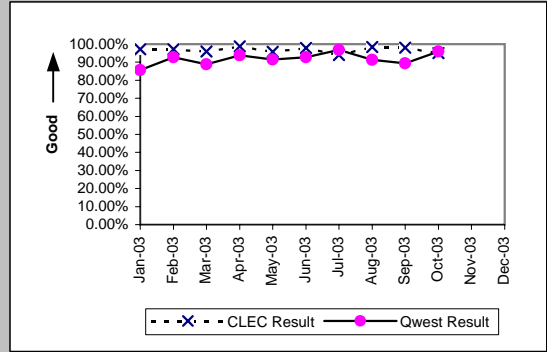
Unbundled Loop Analog (Parity)									
Date	CLEC Num	CLEC Denc	CLEC Resu	Standard D	Qwest Num	Qwest Denc	Qwest Resu	Mod Z Scr	Parity Scr
Jan-03	2079	2104	98.81%	10.84%	8894	12417	71.63%	-25.58	-16.55
Feb-03	1693	1718	98.54%	11.98%	8871	12278	72.25%	-22.8	-14.86
Mar-03	1730	1757	98.46%	12.30%	8455	12147	69.61%	-24.58	-15.94
Apr-03	1794	1817	98.73%	11.18%	9353	12867	72.69%	-23.32	-15.18
May-03	1658	1687	98.28%	13.00%	9473	12843	73.76%	-21.52	-14.09
Jun-03	1599	1629	98.16%	13.45%	9127	12876	70.88%	-22.83	-14.88
Jul-03	1649	1674	98.51%	12.13%	9561	13548	70.57%	-23.66	-15.38
Aug-03	1662	1690	98.34%	12.76%	9612	13726	70.03%	-23.98	-15.58
Sep-03	1649	1677	98.33%	12.81%	9577	13506	70.91%	-23.32	-15.18
Oct-03	1641	1667	98.44%	12.39%	9690	13379	72.43%	-22.41	-14.63
Nov-03									
Dec-03									



OP-5 - New Service Installation Quality (Percent)

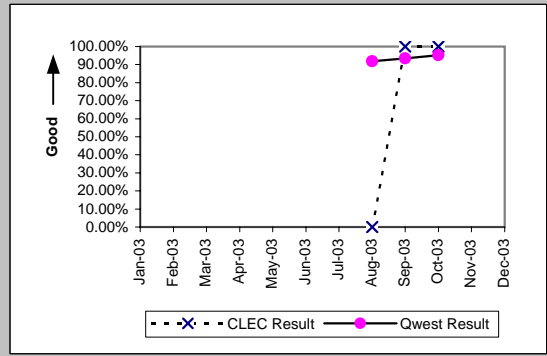
Unbundled Loop - 2 Wire Non-Loaded (Parity)

Date	CLEC Num	CLEC Denc	CLEC Resu	Standard D	Qwest Num	Qwest Denc	Qwest Resu	Mod Z Scr	Parity Scr
Jan-03	201	207	97.10%	16.78%	191	223	85.65%	-3.38	-3.06
Feb-03	207	213	97.18%	16.55%	266	287	92.68%	-1.91	-2.16
Mar-03	232	242	95.87%	19.90%	253	285	88.77%	-2.57	-2.56
Apr-03	227	230	98.70%	11.35%	225	240	93.75%	-2.21	-2.35
May-03	229	239	95.82%	20.02%	150	164	91.46%	-1.54	-1.93
Jun-03	269	275	97.82%	14.61%	128	138	92.75%	-1.87	-2.14
Jul-03	232	247	93.93%	23.88%	155	160	96.88%	1.34	-0.19
Aug-03	240	244	98.36%	12.70%	156	171	91.23%	-2.53	-2.54
Sep-03	250	255	98.04%	13.86%	135	151	89.40%	-2.73	-2.66
Oct-03	233	245	95.10%	21.58%	165	172	95.93%	0.37	-0.78
Nov-03									
Dec-03									



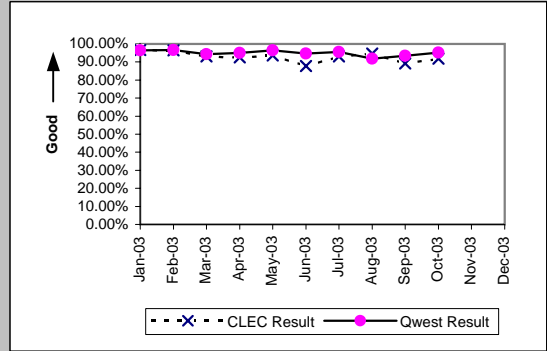
Unbundled Loop - 4 Wire Non-Loaded (Parity)

Date	CLEC Num	CLEC Denc	CLEC Resu	Standard D	Qwest Num	Qwest Denc	Qwest Resu	Mod Z Scr	Parity Scr
Jan-03									
Feb-03									
Mar-03									
Apr-03									
May-03									
Jun-03									
Jul-03									
Aug-03	0	1	0.00%	0.00%	981	1069	91.77%	1.74	0.06
Sep-03	1	1	100.00%	0.00%	1074	1149	93.47%	-0.26	-1.16
Oct-03	1	1	100.00%	0.00%	1082	1136	95.25%	-0.22	-1.14
Nov-03									
Dec-03									



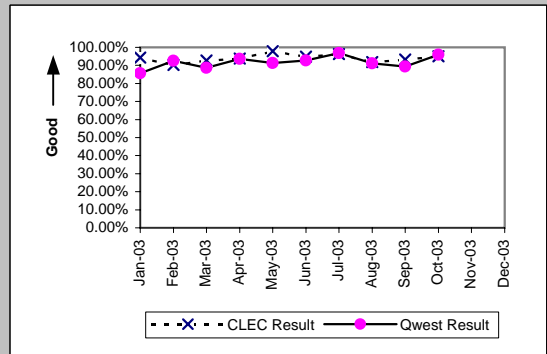
Unbundled Loop - DS1 Capable (Parity)

Date	CLEC Num	CLEC Denc	CLEC Resu	Standard D	Qwest Num	Qwest Denc	Qwest Resu	Mod Z Scr	Parity Scr
Jan-03	147	152	96.71%	17.84%	758	786	96.44%	-0.17	-1.1
Feb-03	139	144	96.53%	18.31%	794	822	96.59%	0.08	-0.95
Mar-03	149	160	93.13%	25.30%	774	821	94.28%	0.58	-0.65
Apr-03	163	176	92.61%	26.15%	836	880	95.00%	1.23	-0.25
May-03	176	188	93.62%	24.44%	915	948	96.52%	1.76	0.07
Jun-03	158	180	87.78%	32.75%	948	1001	94.71%	3.2	0.95
Jul-03	135	145	93.10%	25.34%	986	1032	95.54%	1.25	-0.24
Aug-03	126	133	94.74%	22.33%	981	1069	91.77%	-1.17	-1.71
Sep-03	123	138	89.13%	31.13%	1074	1149	93.47%	1.8	0.09
Oct-03	168	183	91.80%	27.43%	1082	1136	95.25%	1.84	0.12
Nov-03									
Dec-03									



Unbundled Loop ISDN Capable (Parity)

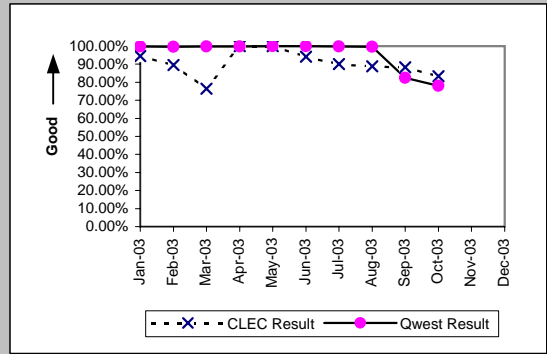
Date	CLEC Num	CLEC Denc	CLEC Resu	Standard D	Qwest Num	Qwest Denc	Qwest Resu	Mod Z Scr	Parity Scr
Jan-03	100	106	94.34%	23.11%	191	223	85.65%	-2.1	-2.28
Feb-03	83	92	90.22%	29.71%	261	282	92.55%	0.72	-0.56
Mar-03	90	97	92.78%	25.88%	248	280	88.57%	-1.12	-1.68
Apr-03	106	113	93.81%	24.11%	220	235	93.62%	-0.07	-1.04
May-03	94	96	97.92%	14.28%	148	162	91.36%	-1.81	-2.1
Jun-03	93	98	94.90%	22.00%	127	137	92.70%	-0.64	-1.39
Jul-03	102	106	96.23%	19.06%	154	159	96.86%	0.23	-0.86
Aug-03	78	85	91.76%	27.49%	155	170	91.18%	-0.16	-1.09
Sep-03	69	74	93.24%	25.10%	134	150	89.33%	-0.89	-1.54
Oct-03	78	82	95.12%	21.54%	164	171	95.91%	0.29	-0.82
Nov-03									
Dec-03									



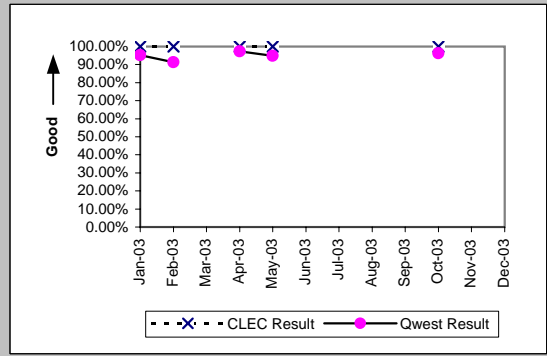


OP-5 - New Service Installation Quality (Percent)

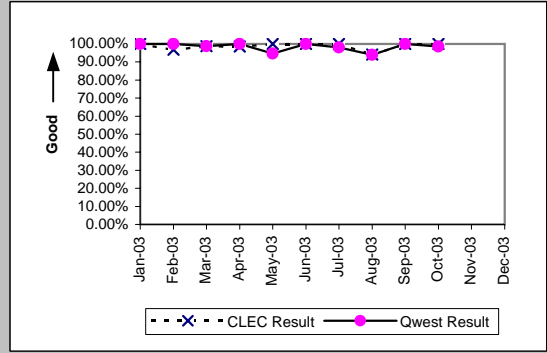
Unbundled Loop - ADSL Qualified (Parity)									
Date	CLEC Num	CLEC Denc	CLEC Resu	Standard D	Qwest Num	Qwest Denc	Qwest Resu	Mod Z Scr	Parity Scr
Jan-03	17	18	94.44%	22.91%	930	931	99.89%	2.15	0.31
Feb-03	17	19	89.47%	30.69%	885	888	99.66%	2.97	0.81
Mar-03	13	17	76.47%	42.42%	789	791	99.75%	4.87	1.96
Apr-03	13	13	100.00%	0.00%	719	720	99.86%	-0.13	-1.08
May-03	11	11	100.00%	0.00%	594	594	100.00%	N/A	N/A
Jun-03	16	17	94.12%	23.53%	471	471	100.00%	N/A	0.35
Jul-03	18	20	90.00%	30.00%	393	394	99.75%	2.83	0.72
Aug-03	16	18	88.89%	31.43%	374	375	99.73%	2.87	0.74
Sep-03	15	17	88.24%	32.22%	413	501	82.44%	-0.62	-1.38
Oct-03	15	18	83.33%	37.27%	541	694	77.95%	-0.54	-1.33
Nov-03									
Dec-03									



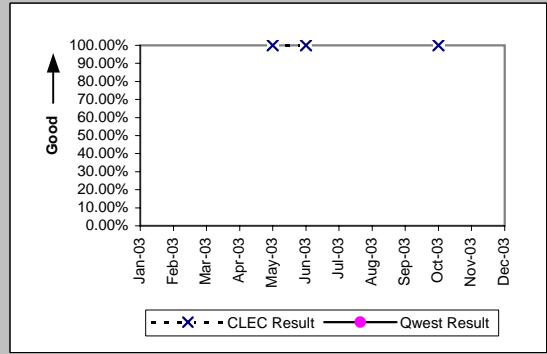
Unbundled Loop - DS3 Capable (Parity)									
Date	CLEC Num	CLEC Denc	CLEC Resu	Standard D	Qwest Num	Qwest Denc	Qwest Resu	Mod Z Scr	Parity Scr
Jan-03	1	1	100.00%	0.00%	40	42	95.24%	-0.22	-1.13
Feb-03	1	1	100.00%	0.00%	42	46	91.30%	-0.31	-1.19
Mar-03									
Apr-03	1	1	100.00%	0.00%	71	73	97.26%	-0.17	-1.1
May-03	1	1	100.00%	0.00%	73	77	94.81%	-0.23	-1.14
Jun-03									
Jul-03									
Aug-03									
Sep-03									
Oct-03	1	1	100.00%	0.00%	76	79	96.20%	-0.2	-1.12
Nov-03									
Dec-03									



LIS Trunk (Parity)									
Date	CLEC Num	CLEC Denc	CLEC Resu	Standard D	Qwest Num	Qwest Denc	Qwest Resu	Mod Z Scr	Parity Scr
Jan-03	89	89	100.00%	0.00%	46	46	100.00%	N/A	N/A
Feb-03	90	93	96.77%	17.67%	66	66	100.00%	N/A	-0.17
Mar-03	83	84	98.81%	10.85%	75	76	98.68%	-0.07	-1.04
Apr-03	72	73	98.63%	11.62%	57	57	100.00%	N/A	-0.65
May-03	53	53	100.00%	0.00%	53	56	94.64%	-1.24	-1.75
Jun-03	38	38	100.00%	0.00%	64	64	100.00%	N/A	N/A
Jul-03	25	25	100.00%	0.00%	49	50	98.00%	-0.58	-1.35
Aug-03	16	17	94.12%	23.53%	31	33	93.94%	-0.03	-1.02
Sep-03	25	25	100.00%	0.00%	46	46	100.00%	N/A	N/A
Oct-03	28	28	100.00%	0.00%	72	73	98.63%	-0.53	-1.32
Nov-03									
Dec-03									

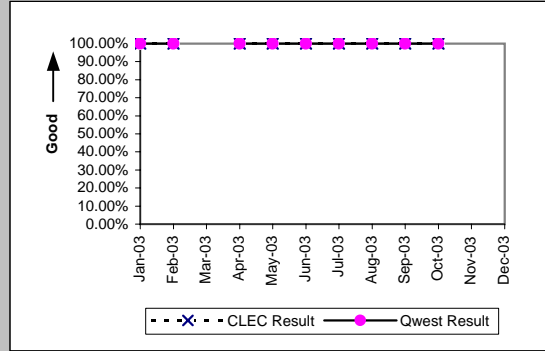


Dark Fiber - Loop (Diagnostic)									
Date	CLEC Num	CLEC Denc	CLEC Resu	Standard D	Qwest Num	Qwest Denc	Qwest Resu	Mod Z Scr	Parity Scr
Jan-03									
Feb-03									
Mar-03									
Apr-03									
May-03	1	1	100.00%	0.00%					
Jun-03	1	1	100.00%	0.00%					
Jul-03									
Aug-03									
Sep-03									
Oct-03	1	1	100.00%	0.00%					
Nov-03									
Dec-03									



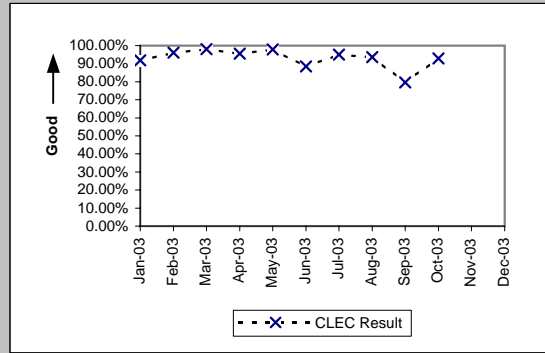
OP-5 - New Service Installation Quality (Percent)

Date	CLEC Num	CLEC Dend	E911 (Parity)		Qwest Num	Qwest Dend	Qwest Res	Mod Z Scr	Parity Scr
			CLEC Resu	Standard D					
Jan-03	2	2	100.00%	0.00%	10	10	100.00%	N/A	N/A
Feb-03	1	1	100.00%	0.00%	6	6	100.00%	N/A	N/A
Mar-03									
Apr-03	1	1	100.00%	0.00%	18	18	100.00%	N/A	N/A
May-03	4	4	100.00%	0.00%	21	21	100.00%	N/A	N/A
Jun-03	3	3	100.00%	0.00%	56	56	100.00%	N/A	N/A
Jul-03	1	1	100.00%	0.00%	58	58	100.00%	N/A	N/A
Aug-03	1	1	100.00%	0.00%	13	13	100.00%	N/A	N/A
Sep-03	1	1	100.00%	0.00%	11	11	100.00%	N/A	N/A
Oct-03	4	4	100.00%	0.00%	10	10	100.00%	N/A	N/A
Nov-03									
Dec-03									



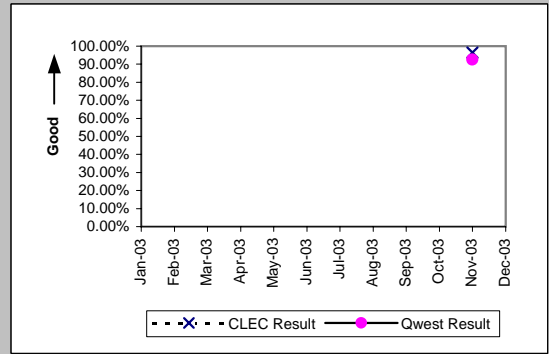
OP-5 - New Service Installation Quality (Percent)

Enhanced Extended Loops (EELs) (Diagnostic)					
Date	Numerator	Denominator	CLEC Result	Standard Dev	
Jan-03	34	37	91.89%	27.30%	
Feb-03	49	51	96.08%	19.41%	
Mar-03	50	51	98.04%	13.86%	
Apr-03	44	46	95.65%	20.39%	
May-03	47	48	97.92%	14.28%	
Jun-03	46	52	88.46%	31.95%	
Jul-03	39	41	95.12%	21.54%	
Aug-03	29	31	93.55%	24.57%	
Sep-03	35	44	79.55%	40.34%	
Oct-03	53	57	92.98%	25.54%	
Nov-03					
Dec-03					

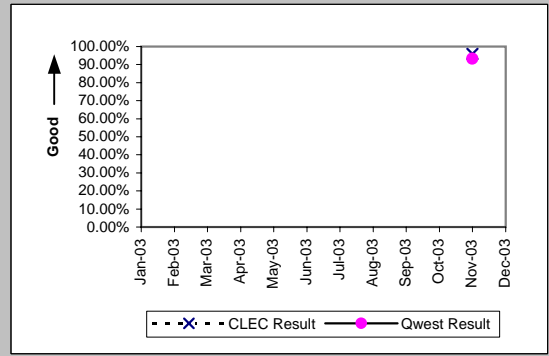


OP-5A - New Service Installation Quality Reported to Repair (Percent)

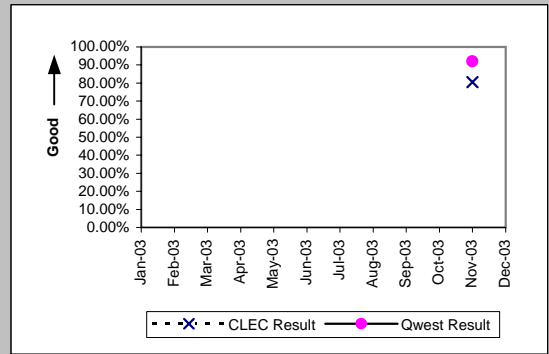
Residence (Parity)									
Date	CLEC Num	CLEC Denc	CLEC Resu	CLEC Std	Qwest Num	Qwest Denc	Qwest Resu	Mod Z Scr	Parity Scr
Jan-03									
Feb-03									
Mar-03									
Apr-03									
May-03									
Jun-03									
Jul-03									
Aug-03									
Sep-03									
Oct-03									
Nov-03	1256	1302	96.47%	18.46%	27497	29732	92.48%	-5.34	-4.24
Dec-03									



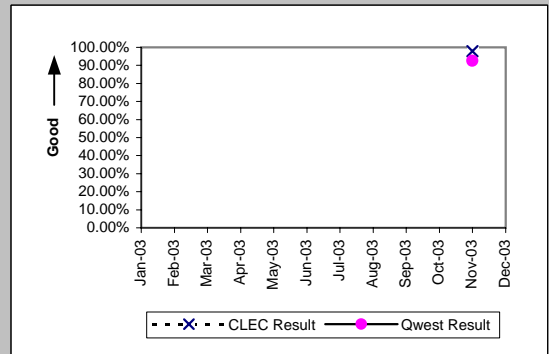
Business (Parity)									
Date	CLEC Num	CLEC Denc	CLEC Resu	CLEC Std	Qwest Num	Qwest Denc	Qwest Resu	Mod Z Scr	Parity Scr
Jan-03									
Feb-03									
Mar-03									
Apr-03									
May-03									
Jun-03									
Jul-03									
Aug-03									
Sep-03									
Oct-03									
Nov-03	24	25	96.00%	19.60%	2961	3174	93.29%	-0.54	-1.33
Dec-03									



Qwest DSL (Parity)									
Date	CLEC Num	CLEC Denc	CLEC Resu	CLEC Std	Qwest Num	Qwest Denc	Qwest Resu	Mod Z Scr	Parity Scr
Jan-03									
Feb-03									
Mar-03									
Apr-03									
May-03									
Jun-03									
Jul-03									
Aug-03									
Sep-03									
Oct-03									
Nov-03	33	41	80.49%	39.63%	7520	8173	92.01%	2.36	0.43
Dec-03									

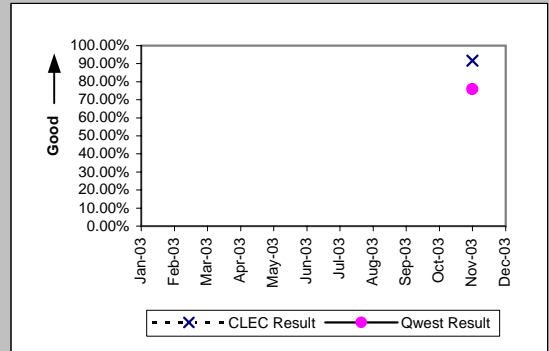


UNE - P (POTS) (Parity)									
Date	CLEC Num	CLEC Denc	CLEC Resu	CLEC Std	Qwest Num	Qwest Denc	Qwest Resu	Mod Z Scr	Parity Scr
Jan-03									
Feb-03									
Mar-03									
Apr-03									
May-03									
Jun-03									
Jul-03									
Aug-03									
Sep-03									
Oct-03									
Nov-03	9135	9339	97.82%	14.62%	30458	32906	92.56%	-17.08	-11.38
Dec-03									

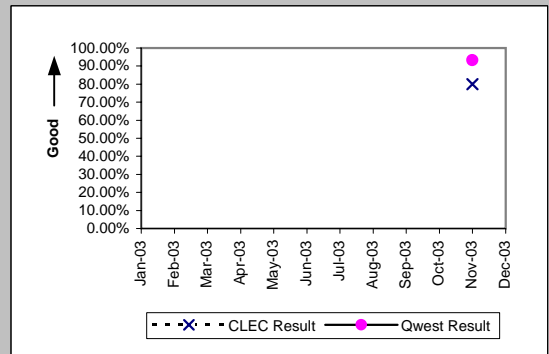


OP-5A - New Service Installation Quality Reported to Repair (Percent)

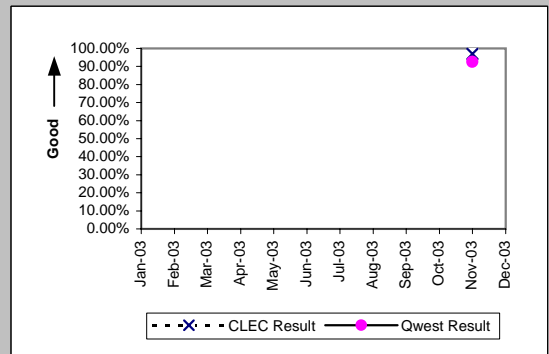
UNE P (Centrex) (Parity)									
Date	CLEC Num	CLEC Dend	CLEC Resu	CLEC Std	Qwest Num	Qwest Dend	Qwest Resu	Mod Z Scr	Parity Scr
Jan-03									
Feb-03									
Mar-03									
Apr-03									
May-03									
Jun-03									
Jul-03									
Aug-03									
Sep-03									
Oct-03									
Nov-03	11	12	91.67%	27.64%	221	291	75.95%	-1.25	-1.76
Dec-03									



UNE P (Centrex 21) (Parity)									
Date	CLEC Num	CLEC Dend	CLEC Resu	CLEC Std	Qwest Num	Qwest Dend	Qwest Resu	Mod Z Scr	Parity Scr
Jan-03									
Feb-03									
Mar-03									
Apr-03									
May-03									
Jun-03									
Jul-03									
Aug-03									
Sep-03									
Oct-03									
Nov-03	4	5	80.00%	40.00%	140	150	93.33%	0.93	-0.43
Dec-03									

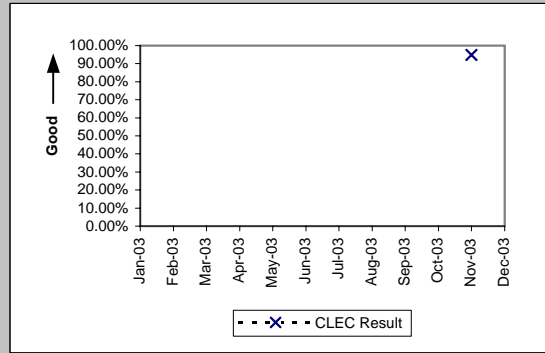


Line Sharing (Parity)									
Date	CLEC Num	CLEC Dend	CLEC Resu	CLEC Std	Qwest Num	Qwest Dend	Qwest Resu	Mod Z Scr	Parity Scr
Jan-03									
Feb-03									
Mar-03									
Apr-03									
May-03									
Jun-03									
Jul-03									
Aug-03									
Sep-03									
Oct-03									
Nov-03	630	649	97.07%	16.86%	30458	32906	92.56%	-4.34	-3.64
Dec-03									



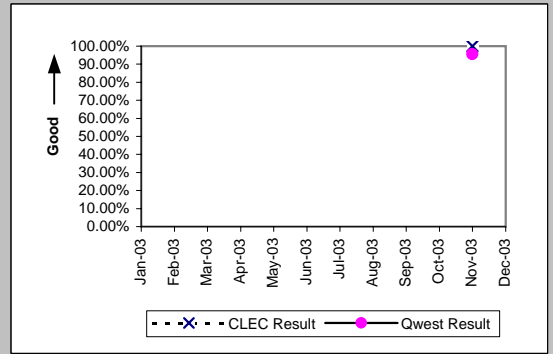
OP-5A - New Service Installation Quality Reported to Repair (Percent)

Line Splitting (Diagnostic)				
Date	CLEC Num	CLEC Denom	CLEC Result	CLEC Std Dev
Jan-03				
Feb-03				
Mar-03				
Apr-03				
May-03				
Jun-03				
Jul-03				
Aug-03				
Sep-03				
Oct-03				
Nov-03	93	98	94.90%	22.00%
Dec-03				

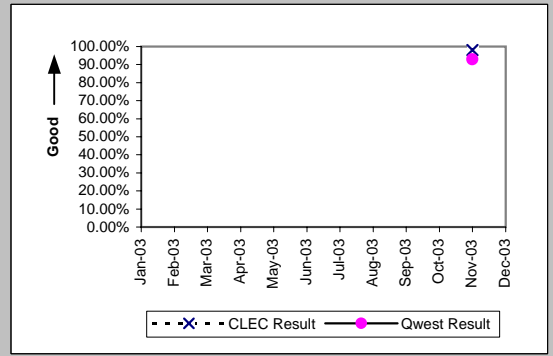


OP-5A - New Service Installation Quality Reported to Repair (Percent)

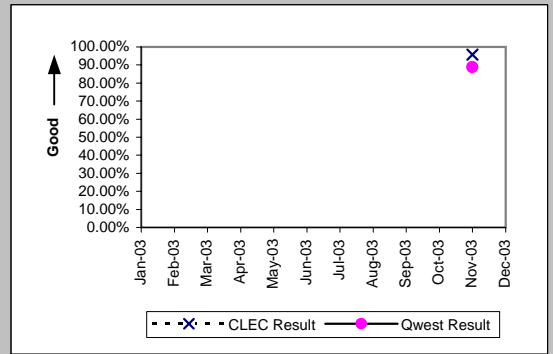
UDIT DS1 (Parity)									
Date	CLEC Num	CLEC Denc	CLEC Resu	Standard D	Qwest Num	Qwest Denc	Qwest Resu	Mod Z Scr	Parity Scr
Jan-03									
Feb-03									
Mar-03									
Apr-03									
May-03									
Jun-03									
Jul-03									
Aug-03									
Sep-03									
Oct-03									
Nov-03	1	1	100.00%	0.00%	854	893	95.63%	-0.21	-1.13
Dec-03									



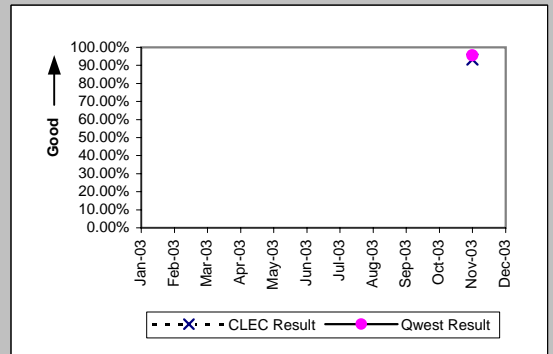
Unbundled Loop Analog (Parity)									
Date	CLEC Num	CLEC Denc	CLEC Resu	Standard D	Qwest Num	Qwest Denc	Qwest Resu	Mod Z Scr	Parity Scr
Jan-03									
Feb-03									
Mar-03									
Apr-03									
May-03									
Jun-03									
Jul-03									
Aug-03									
Sep-03									
Oct-03									
Nov-03	1271	1296	98.07%	13.75%	10261	11043	92.92%	-6.84	-5.16
Dec-03									



Unbundled Loop - 2 Wire Non-Loaded (Parity)									
Date	CLEC Num	CLEC Denc	CLEC Resu	Standard D	Qwest Num	Qwest Denc	Qwest Resu	Mod Z Scr	Parity Scr
Jan-03									
Feb-03									
Mar-03									
Apr-03									
May-03									
Jun-03									
Jul-03									
Aug-03									
Sep-03									
Oct-03									
Nov-03	184	192	95.83%	19.98%	96	108	88.89%	-1.84	-2.12
Dec-03									

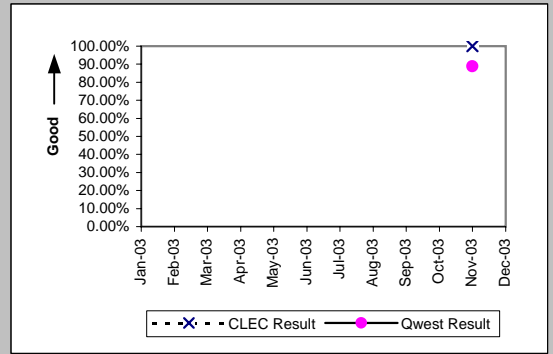


Unbundled Loop - DS1 Capable (Parity)									
Date	CLEC Num	CLEC Denc	CLEC Resu	Standard D	Qwest Num	Qwest Denc	Qwest Resu	Mod Z Scr	Parity Scr
Jan-03									
Feb-03									
Mar-03									
Apr-03									
May-03									
Jun-03									
Jul-03									
Aug-03									
Sep-03									
Oct-03									
Nov-03	124	133	93.23%	25.12%	854	893	95.63%	1.19	-0.28
Dec-03									

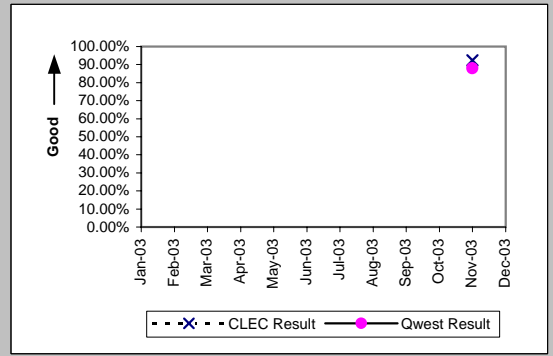


OP-5A - New Service Installation Quality Reported to Repair (Percent)

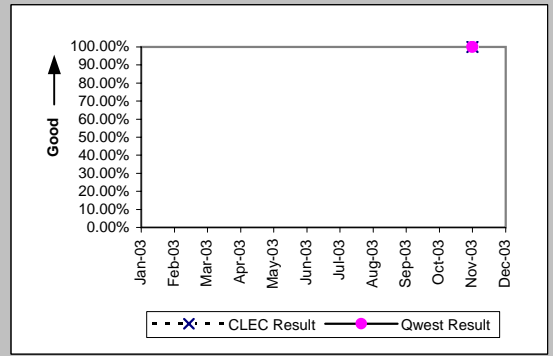
Unbundled Loop ISDN Capable (Parity)									
Date	CLEC Num	CLEC Denc	CLEC Resu	Standard D	Qwest Num	Qwest Denc	Qwest Resu	Mod Z Scr	Parity Scr
Jan-03									
Feb-03									
Mar-03									
Apr-03									
May-03									
Jun-03									
Jul-03									
Aug-03									
Sep-03									
Oct-03									
Nov-03	59	59	100.00%	0.00%	96	108	88.89%	-2.18	-2.33
Dec-03									



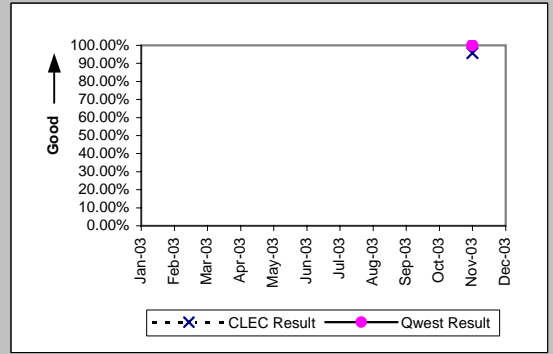
Unbundled Loop - ADSL Qualified (Parity)									
Date	CLEC Num	CLEC Denc	CLEC Resu	Standard D	Qwest Num	Qwest Denc	Qwest Resu	Mod Z Scr	Parity Scr
Jan-03									
Feb-03									
Mar-03									
Apr-03									
May-03									
Jun-03									
Jul-03									
Aug-03									
Sep-03									
Oct-03									
Nov-03	12	13	92.31%	26.65%	670	762	87.93%	-0.48	-1.29
Dec-03									



Unbundled Loop - DS3 Capable (Parity)									
Date	CLEC Num	CLEC Denc	CLEC Resu	Standard D	Qwest Num	Qwest Denc	Qwest Resu	Mod Z Scr	Parity Scr
Jan-03									
Feb-03									
Mar-03									
Apr-03									
May-03									
Jun-03									
Jul-03									
Aug-03									
Sep-03									
Oct-03									
Nov-03	1	1	100.00%	0.00%	85	85	100.00%	N/A	N/A
Dec-03									



LIS Trunk (Parity)									
Date	CLEC Num	CLEC Denc	CLEC Resu	Standard D	Qwest Num	Qwest Denc	Qwest Resu	Mod Z Scr	Parity Scr
Jan-03									
Feb-03									
Mar-03									
Apr-03									
May-03									
Jun-03									
Jul-03									
Aug-03									
Sep-03									
Oct-03									
Nov-03	23	24	95.83%	19.98%	30	30	100.00%	N/A	-0.55
Dec-03									

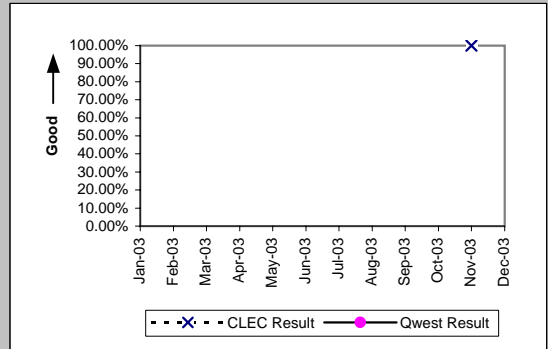




OP-5A - New Service Installation Quality Reported to Repair (Percent)

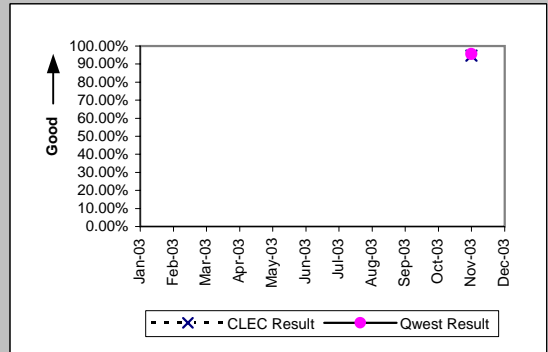
Dark Fiber - Loop (Diagnostic)

Date	CLEC Num	CLEC Dend	CLEC Resu	Standard D	Qwest Num	Qwest Dend	Qwest Resu	Mod Z Scr	Parity Scr
Jan-03									
Feb-03									
Mar-03									
Apr-03									
May-03									
Jun-03									
Jul-03									
Aug-03									
Sep-03									
Oct-03									
Nov-03	1	1	100.00%	0.00%					
Dec-03									



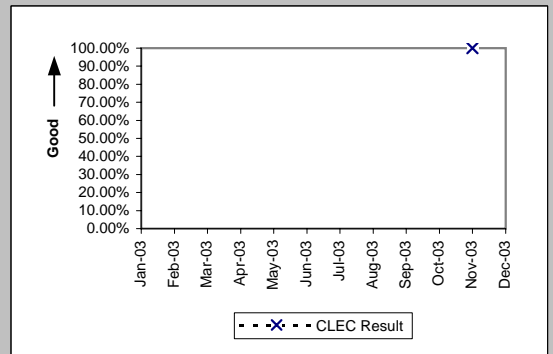
Enhanced Extended Loops - DS1 Capable (Parity)

Date	CLEC Num	CLEC Dend	CLEC Resu	Standard D	Qwest Num	Qwest Dend	Qwest Resu	Mod Z Scr	Parity Scr
Jan-03									
Feb-03									
Mar-03									
Apr-03									
May-03									
Jun-03									
Jul-03									
Aug-03									
Sep-03									
Oct-03									
Nov-03	36	38	94.74%	22.33%	854	893	95.63%	0.32	-0.8
Dec-03									

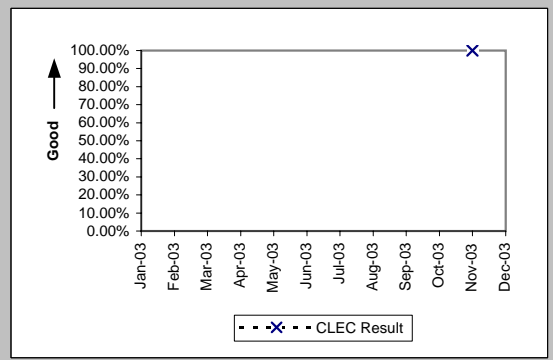


OP-5B - New Service Provisioning Quality (Percent)

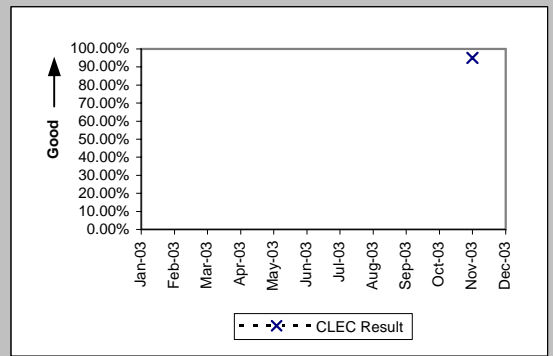
Residence (Diagnostic)				
Date	Numerator	Denominator	CLEC Result	Standard Dev
Jan-03				
Feb-03				
Mar-03				
Apr-03				
May-03				
Jun-03				
Jul-03				
Aug-03				
Sep-03				
Oct-03				
Nov-03	1301	1302	99.92%	2.77%
Dec-03				



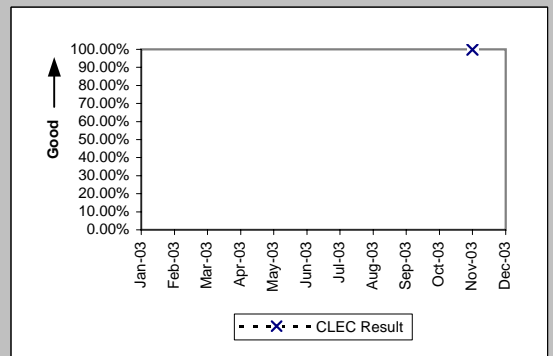
Business (Diagnostic)				
Date	Numerator	Denominator	CLEC Result	Standard Dev
Jan-03				
Feb-03				
Mar-03				
Apr-03				
May-03				
Jun-03				
Jul-03				
Aug-03				
Sep-03				
Oct-03				
Nov-03	25	25	100.00%	0.00%
Dec-03				



Qwest DSL (Diagnostic)				
Date	Numerator	Denominator	CLEC Result	Standard Dev
Jan-03				
Feb-03				
Mar-03				
Apr-03				
May-03				
Jun-03				
Jul-03				
Aug-03				
Sep-03				
Oct-03				
Nov-03	39	41	95.12%	21.54%
Dec-03				



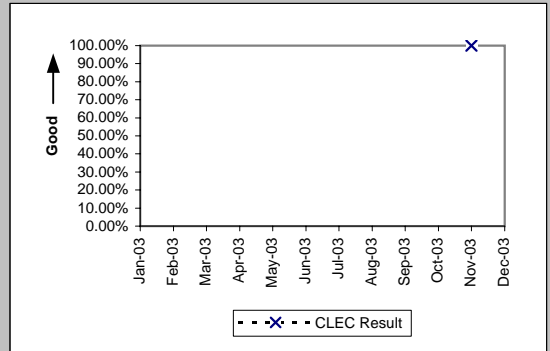
UNE - P (POTS) (Diagnostic)				
Date	Numerator	Denominator	CLEC Result	Standard Dev
Jan-03				
Feb-03				
Mar-03				
Apr-03				
May-03				
Jun-03				
Jul-03				
Aug-03				
Sep-03				
Oct-03				
Nov-03	9321	9339	99.81%	4.39%
Dec-03				



OP-5B - New Service Provisioning Quality (Percent)

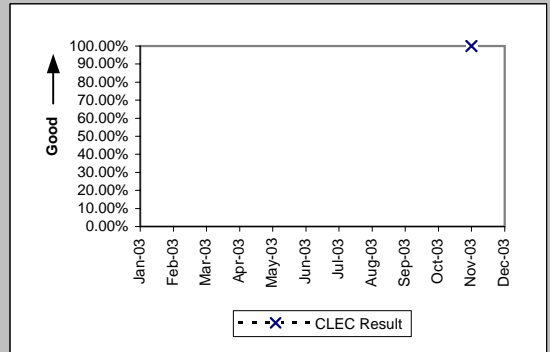
UNE P (Centrex) (Diagnostic)

Date	Numerator	Denominator	CLEC Result	Standard Dev
Jan-03				
Feb-03				
Mar-03				
Apr-03				
May-03				
Jun-03				
Jul-03				
Aug-03				
Sep-03				
Oct-03				
Nov-03	12	12	100.00%	0.00%
Dec-03				



UNE P (Centrex 21) (Diagnostic)

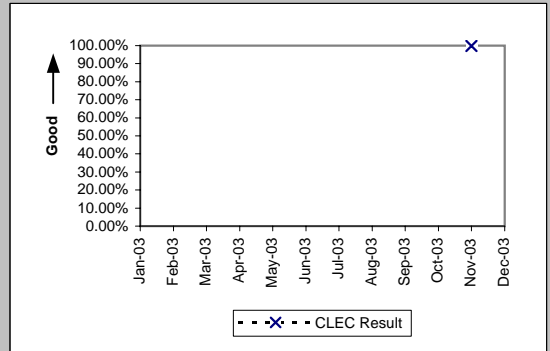
Date	Numerator	Denominator	CLEC Result	Standard Dev
Jan-03				
Feb-03				
Mar-03				
Apr-03				
May-03				
Jun-03				
Jul-03				
Aug-03				
Sep-03				
Oct-03				
Nov-03	5	5	100.00%	0.00%
Dec-03				



OP-5B - New Service Provisioning Quality (Percent)

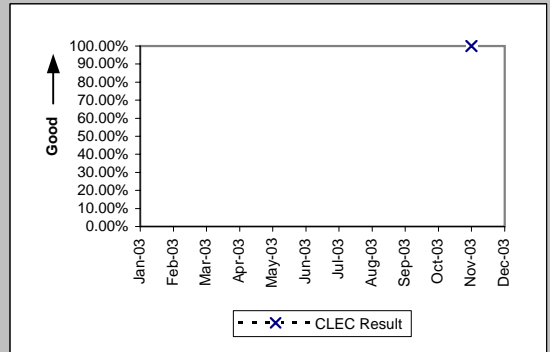
Line Sharing (Diagnostic)

Date	Numerator	Denominator	CLEC Result	Standard Dev
Jan-03				
Feb-03				
Mar-03				
Apr-03				
May-03				
Jun-03				
Jul-03				
Aug-03				
Sep-03				
Oct-03				
Nov-03	648	649	99.85%	3.92%
Dec-03				



Line Splitting (Diagnostic)

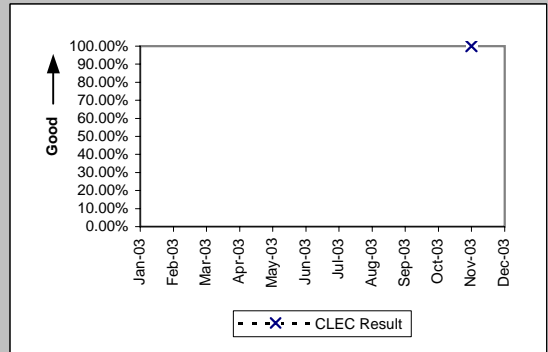
Date	Numerator	Denominator	CLEC Result	Standard Dev
Jan-03				
Feb-03				
Mar-03				
Apr-03				
May-03				
Jun-03				
Jul-03				
Aug-03				
Sep-03				
Oct-03				
Nov-03	98	98	100.00%	0.00%
Dec-03				



OP-5B - New Service Provisioning Quality (Percent)

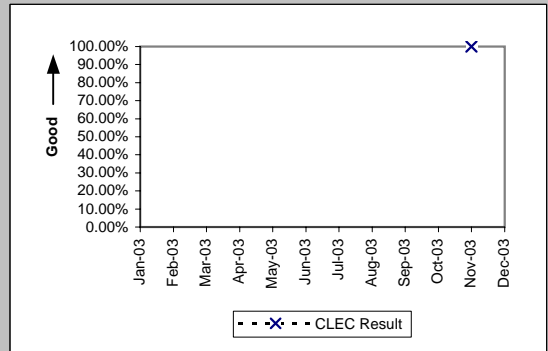
Unbundled Loop Analog (Diagnostic)

Date	Numerator	Denominator	CLEC Result	Standard Dev
Jan-03				
Feb-03				
Mar-03				
Apr-03				
May-03				
Jun-03				
Jul-03				
Aug-03				
Sep-03				
Oct-03				
Nov-03	1296	1296	100.00%	0.00%
Dec-03				



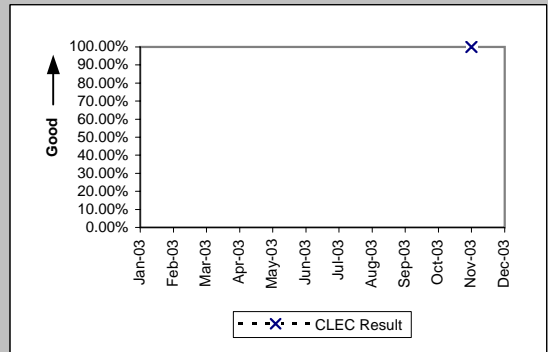
Unbundled Loop - 2 Wire Non-Loaded (Diagnostic)

Date	Numerator	Denominator	CLEC Result	Standard Dev
Jan-03				
Feb-03				
Mar-03				
Apr-03				
May-03				
Jun-03				
Jul-03				
Aug-03				
Sep-03				
Oct-03				
Nov-03	192	192	100.00%	0.00%
Dec-03				



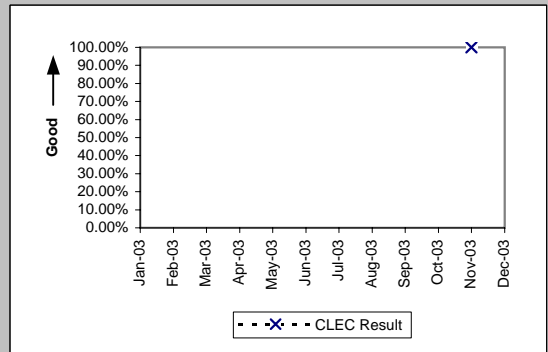
Unbundled Loop - DS1 Capable (Diagnostic)

Date	Numerator	Denominator	CLEC Result	Standard Dev
Jan-03				
Feb-03				
Mar-03				
Apr-03				
May-03				
Jun-03				
Jul-03				
Aug-03				
Sep-03				
Oct-03				
Nov-03	133	133	100.00%	0.00%
Dec-03				



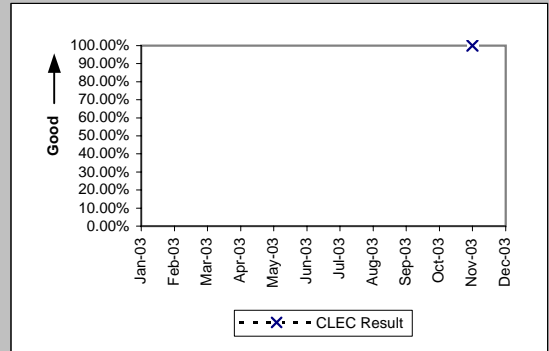
Unbundled Loop ISDN Capable (Diagnostic)

Date	Numerator	Denominator	CLEC Result	Standard Dev
Jan-03				
Feb-03				
Mar-03				
Apr-03				
May-03				
Jun-03				
Jul-03				
Aug-03				
Sep-03				
Oct-03				
Nov-03	59	59	100.00%	0.00%
Dec-03				

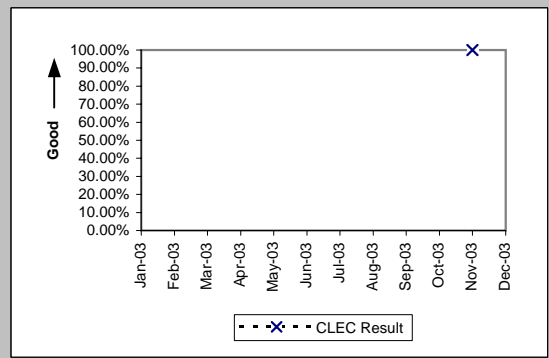


OP-5B - New Service Provisioning Quality (Percent)

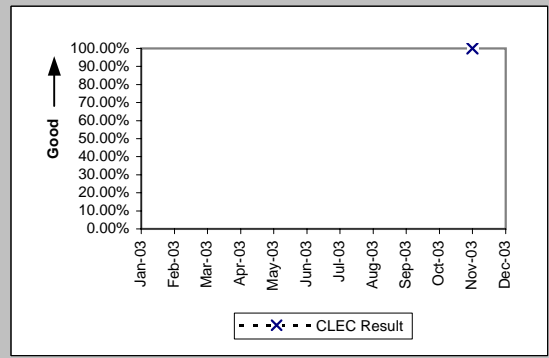
Unbundled Loop - ADSL Qualified (Diagnostic)				
Date	Numerator	Denominator	CLEC Result	Standard Dev
Jan-03				
Feb-03				
Mar-03				
Apr-03				
May-03				
Jun-03				
Jul-03				
Aug-03				
Sep-03				
Oct-03				
Nov-03	13	13	100.00%	0.00%
Dec-03				



Unbundled Loop - DS3 Capable (Diagnostic)				
Date	Numerator	Denominator	CLEC Result	Standard Dev
Jan-03				
Feb-03				
Mar-03				
Apr-03				
May-03				
Jun-03				
Jul-03				
Aug-03				
Sep-03				
Oct-03				
Nov-03	1	1	100.00%	0.00%
Dec-03				

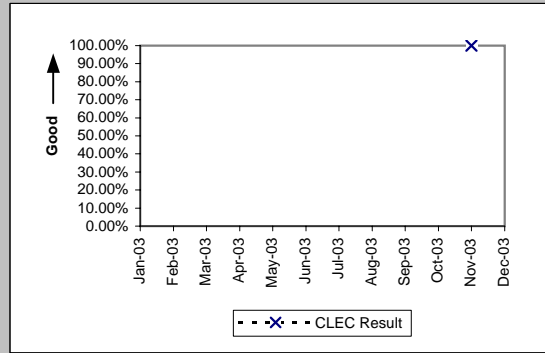


Dark Fiber - Loop (Diagnostic)				
Date	Numerator	Denominator	CLEC Result	Standard Dev
Jan-03				
Feb-03				
Mar-03				
Apr-03				
May-03				
Jun-03				
Jul-03				
Aug-03				
Sep-03				
Oct-03				
Nov-03	1	1	100.00%	0.00%
Dec-03				



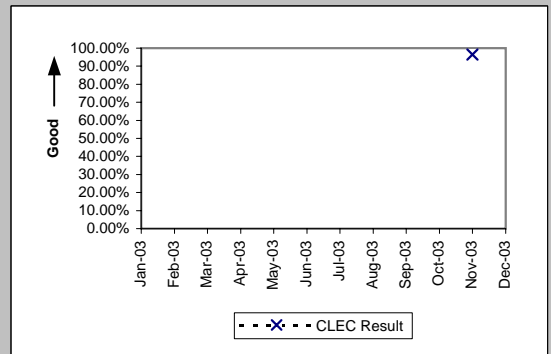
OP-5B - New Service Provisioning Quality (Percent)

Enhanced Extended Loops - DS1 Capable (Diagnostic)				
Date	Numerator	Denominator	CLEC Result	Standard Dev
Jan-03				
Feb-03				
Mar-03				
Apr-03				
May-03				
Jun-03				
Jul-03				
Aug-03				
Sep-03				
Oct-03				
Nov-03	38	38	100.00%	0.00%
Dec-03				

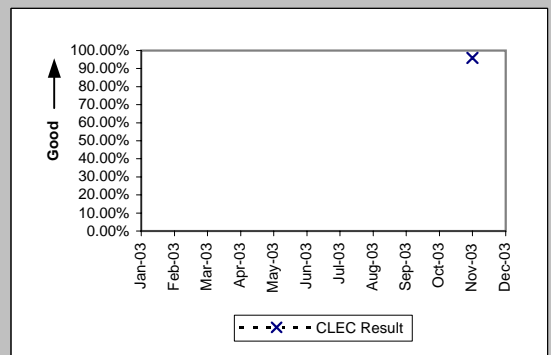


OP-5T - New Service Installation Quality Total (Percent)

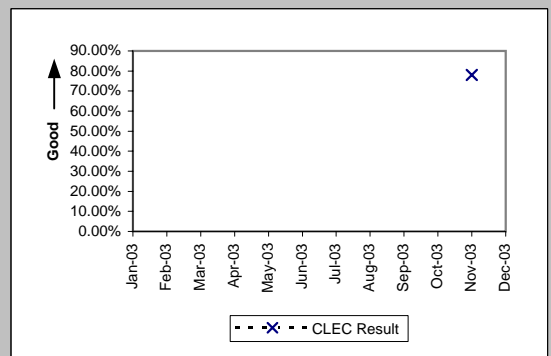
Residence (Diagnostic)				
Date	Numerator	Denominator	CLEC Result	Standard Dev
Jan-03				
Feb-03				
Mar-03				
Apr-03				
May-03				
Jun-03				
Jul-03				
Aug-03				
Sep-03				
Oct-03				
Nov-03	1255	1302	96.39%	18.65%
Dec-03				



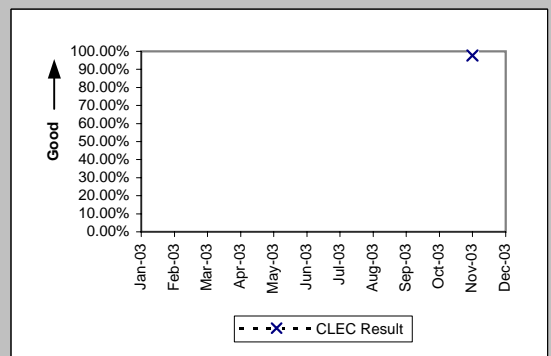
Business (Diagnostic)				
Date	Numerator	Denominator	CLEC Result	Standard Dev
Jan-03				
Feb-03				
Mar-03				
Apr-03				
May-03				
Jun-03				
Jul-03				
Aug-03				
Sep-03				
Oct-03				
Nov-03	24	25	96.00%	19.60%
Dec-03				



Qwest DSL (Diagnostic)				
Date	Numerator	Denominator	CLEC Result	Standard Dev
Jan-03				
Feb-03				
Mar-03				
Apr-03				
May-03				
Jun-03				
Jul-03				
Aug-03				
Sep-03				
Oct-03				
Nov-03	32	41	78.05%	41.39%
Dec-03				



UNE - P (POTS) (Diagnostic)				
Date	Numerator	Denominator	CLEC Result	Standard Dev
Jan-03				
Feb-03				
Mar-03				
Apr-03				
May-03				
Jun-03				
Jul-03				
Aug-03				
Sep-03				
Oct-03				
Nov-03	9120	9339	97.66%	15.13%
Dec-03				

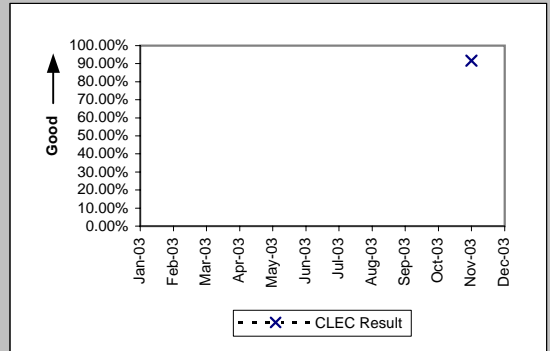




OP-5T - New Service Installation Quality Total (Percent)

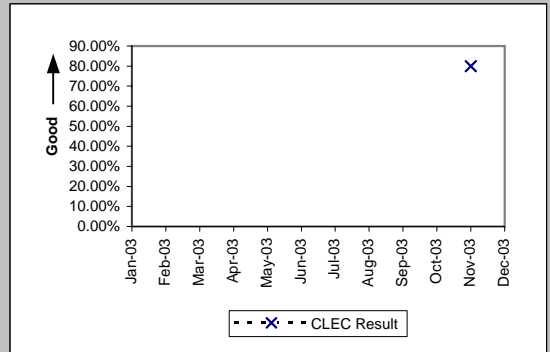
UNE P (Centrex) (Diagnostic)

Date	Numerator	Denominator	CLEC Result	Standard Dev
Jan-03				
Feb-03				
Mar-03				
Apr-03				
May-03				
Jun-03				
Jul-03				
Aug-03				
Sep-03				
Oct-03				
Nov-03	11	12	91.67%	27.64%
Dec-03				



UNE P (Centrex 21) (Diagnostic)

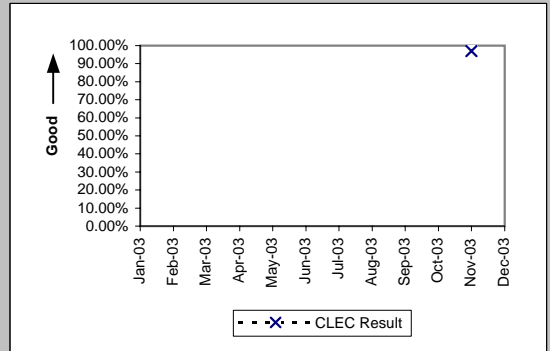
Date	Numerator	Denominator	CLEC Result	Standard Dev
Jan-03				
Feb-03				
Mar-03				
Apr-03				
May-03				
Jun-03				
Jul-03				
Aug-03				
Sep-03				
Oct-03				
Nov-03	4	5	80.00%	40.00%
Dec-03				



OP-5T - New Service Installation Quality Total (Percent)

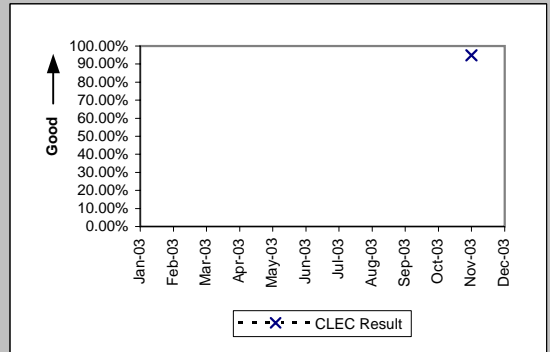
Line Sharing (Diagnostic)

Date	Numerator	Denominator	CLEC Result	Standard Dev
Jan-03				
Feb-03				
Mar-03				
Apr-03				
May-03				
Jun-03				
Jul-03				
Aug-03				
Sep-03				
Oct-03				
Nov-03	629	649	96.92%	17.28%
Dec-03				



Line Splitting (Diagnostic)

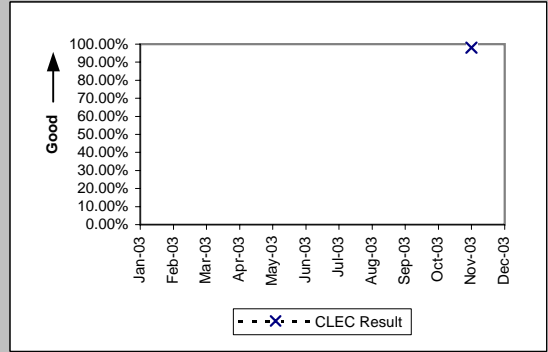
Date	Numerator	Denominator	CLEC Result	Standard Dev
Jan-03				
Feb-03				
Mar-03				
Apr-03				
May-03				
Jun-03				
Jul-03				
Aug-03				
Sep-03				
Oct-03				
Nov-03	93	98	94.90%	22.00%
Dec-03				



OP-5T - New Service Installation Quality Total (Percent)

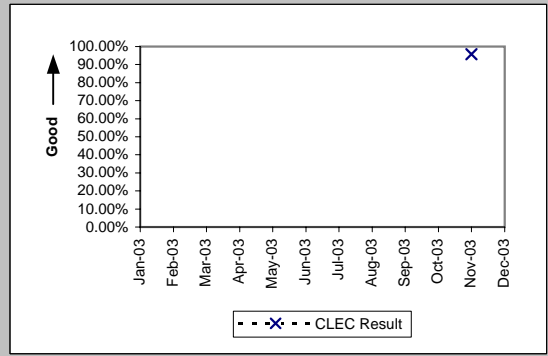
Unbundled Loop Analog (Diagnostic)

Date	Numerator	Denominator	CLEC Result	Standard Dev
Jan-03				
Feb-03				
Mar-03				
Apr-03				
May-03				
Jun-03				
Jul-03				
Aug-03				
Sep-03				
Oct-03				
Nov-03	1271	1296	98.07%	13.75%
Dec-03				



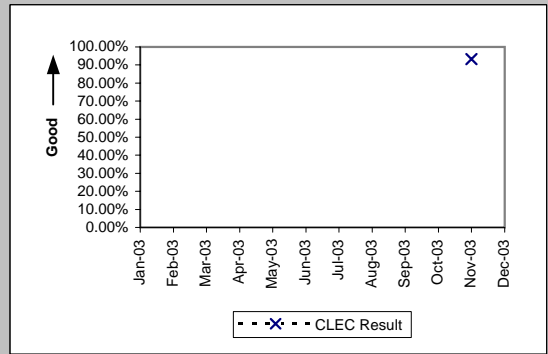
Unbundled Loop - 2 Wire Non-Loaded (Diagnostic)

Date	Numerator	Denominator	CLEC Result	Standard Dev
Jan-03				
Feb-03				
Mar-03				
Apr-03				
May-03				
Jun-03				
Jul-03				
Aug-03				
Sep-03				
Oct-03				
Nov-03	184	192	95.83%	19.98%
Dec-03				



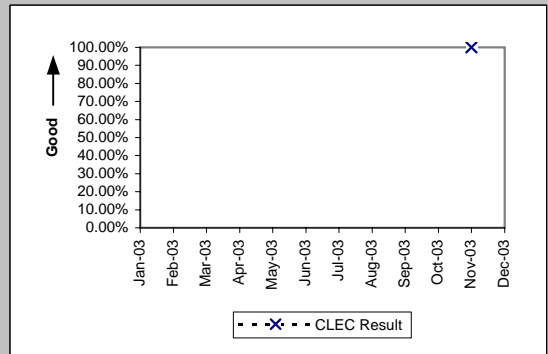
Unbundled Loop - DS1 Capable (Diagnostic)

Date	Numerator	Denominator	CLEC Result	Standard Dev
Jan-03				
Feb-03				
Mar-03				
Apr-03				
May-03				
Jun-03				
Jul-03				
Aug-03				
Sep-03				
Oct-03				
Nov-03	124	133	93.23%	25.12%
Dec-03				



Unbundled Loop ISDN Capable (Diagnostic)

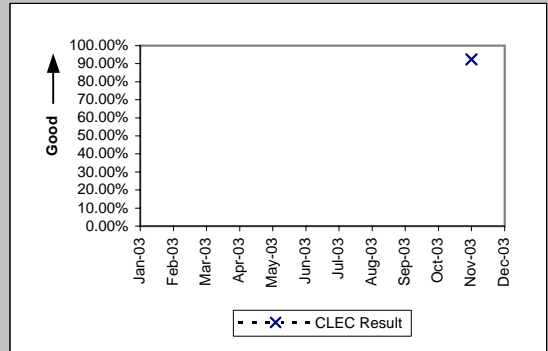
Date	Numerator	Denominator	CLEC Result	Standard Dev
Jan-03				
Feb-03				
Mar-03				
Apr-03				
May-03				
Jun-03				
Jul-03				
Aug-03				
Sep-03				
Oct-03				
Nov-03	59	59	100.00%	0.00%
Dec-03				



OP-5T - New Service Installation Quality Total (Percent)

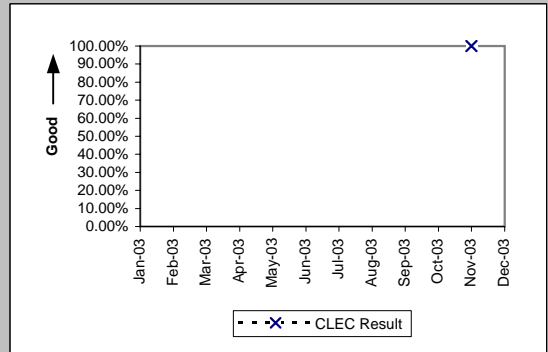
Unbundled Loop - ADSL Qualified (Diagnostic)

Date	Numerator	Denominator	CLEC Result	Standard Dev
Jan-03				
Feb-03				
Mar-03				
Apr-03				
May-03				
Jun-03				
Jul-03				
Aug-03				
Sep-03				
Oct-03				
Nov-03	12	13	92.31%	26.65%
Dec-03				



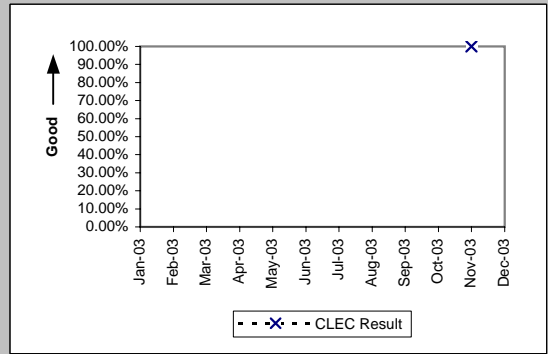
Unbundled Loop - DS3 Capable (Diagnostic)

Date	Numerator	Denominator	CLEC Result	Standard Dev
Jan-03				
Feb-03				
Mar-03				
Apr-03				
May-03				
Jun-03				
Jul-03				
Aug-03				
Sep-03				
Oct-03				
Nov-03	1	1	100.00%	0.00%
Dec-03				



Dark Fiber - Loop (Diagnostic)

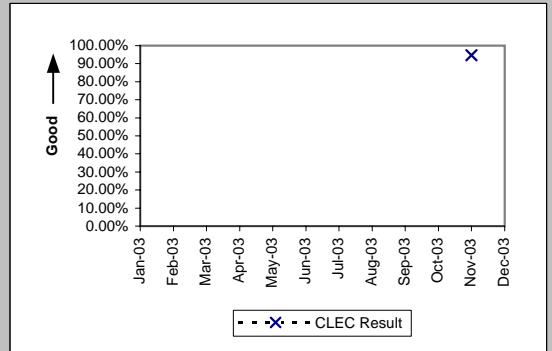
Date	Numerator	Denominator	CLEC Result	Standard Dev
Jan-03				
Feb-03				
Mar-03				
Apr-03				
May-03				
Jun-03				
Jul-03				
Aug-03				
Sep-03				
Oct-03				
Nov-03	1	1	100.00%	0.00%
Dec-03				



OP-5T - New Service Installation Quality Total (Percent)

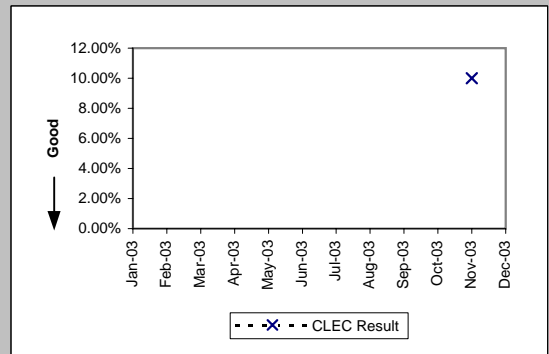
Enhanced Extended Loops - DS1 Capable (Diagnostic)

Date	Numerator	Denominator	CLEC Result	Standard Dev
Jan-03				
Feb-03				
Mar-03				
Apr-03				
May-03				
Jun-03				
Jul-03				
Aug-03				
Sep-03				
Oct-03				
Nov-03	36	38	94.74%	22.33%
Dec-03				

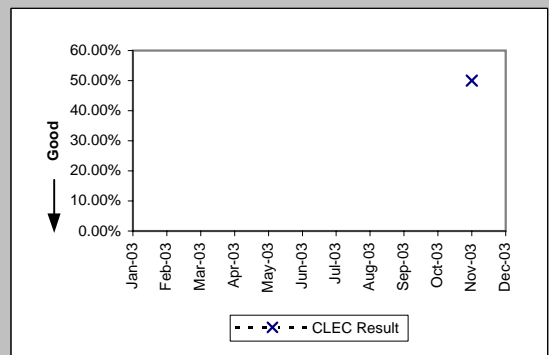


OP-5R - New Service Quality Multiple Report Rate (Percent)

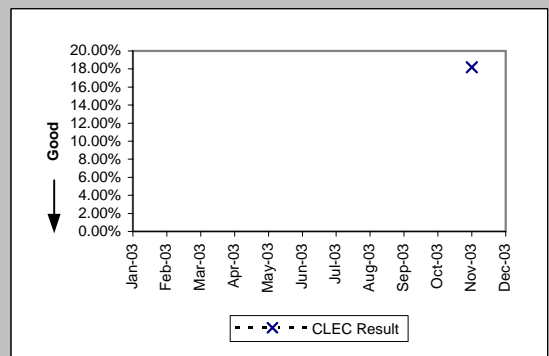
Residence (Diagnostic)				
Date	Numerator	Denominator	CLEC Result	Standard Dev
Jan-03				
Feb-03				
Mar-03				
Apr-03				
May-03				
Jun-03				
Jul-03				
Aug-03				
Sep-03				
Oct-03				
Nov-03	4	40	10.00%	30.00%
Dec-03				



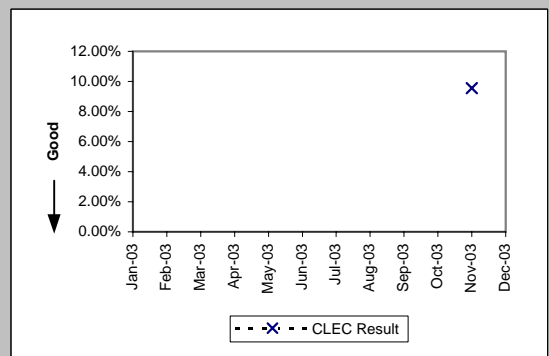
Business (Diagnostic)				
Date	Numerator	Denominator	CLEC Result	Standard Dev
Jan-03				
Feb-03				
Mar-03				
Apr-03				
May-03				
Jun-03				
Jul-03				
Aug-03				
Sep-03				
Oct-03				
Nov-03	1	2	50.00%	50.00%
Dec-03				



Qwest DSL (Diagnostic)				
Date	Numerator	Denominator	CLEC Result	Standard Dev
Jan-03				
Feb-03				
Mar-03				
Apr-03				
May-03				
Jun-03				
Jul-03				
Aug-03				
Sep-03				
Oct-03				
Nov-03	2	11	18.18%	38.57%
Dec-03				



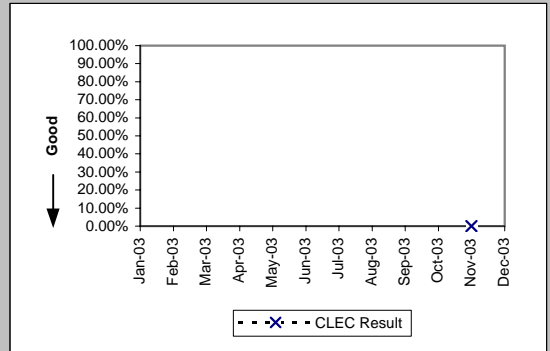
UNE - P (POTS) (Diagnostic)				
Date	Numerator	Denominator	CLEC Result	Standard Dev
Jan-03				
Feb-03				
Mar-03				
Apr-03				
May-03				
Jun-03				
Jul-03				
Aug-03				
Sep-03				
Oct-03				
Nov-03	24	251	9.56%	29.41%
Dec-03				



OP-5R - New Service Quality Multiple Report Rate (Percent)

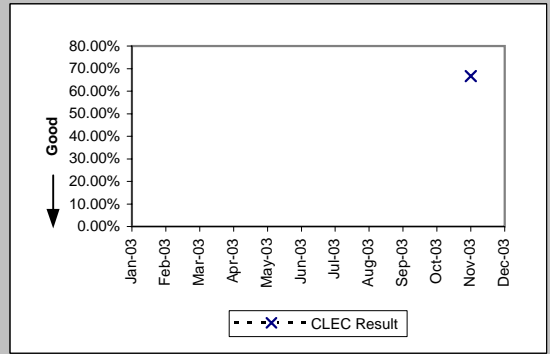
UNE P (Centrex) (Diagnostic)

Date	Numerator	Denominator	CLEC Result	Standard Dev
Jan-03				
Feb-03				
Mar-03				
Apr-03				
May-03				
Jun-03				
Jul-03				
Aug-03				
Sep-03				
Oct-03				
Nov-03	0	1	0.00%	0.00%
Dec-03				



UNE P (Centrex 21) (Diagnostic)

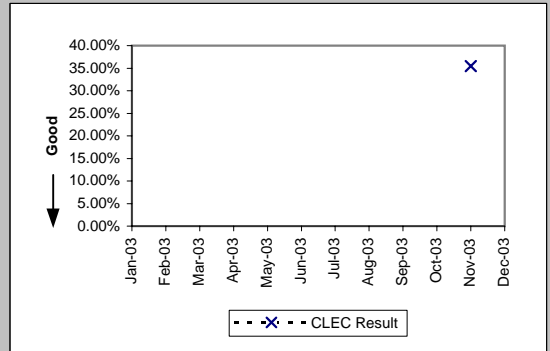
Date	Numerator	Denominator	CLEC Result	Standard Dev
Jan-03				
Feb-03				
Mar-03				
Apr-03				
May-03				
Jun-03				
Jul-03				
Aug-03				
Sep-03				
Oct-03				
Nov-03	2	3	66.67%	47.14%
Dec-03				



OP-5R - New Service Quality Multiple Report Rate (Percent)

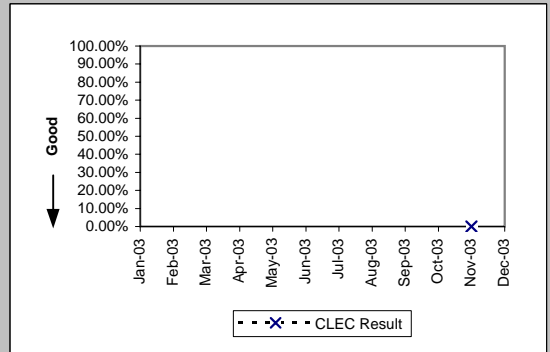
Line Sharing (Diagnostic)

Date	Numerator	Denominator	CLEC Result	Standard Dev
Jan-03				
Feb-03				
Mar-03				
Apr-03				
May-03				
Jun-03				
Jul-03				
Aug-03				
Sep-03				
Oct-03				
Nov-03	11	31	35.48%	47.85%
Dec-03				



Line Splitting (Diagnostic)

Date	Numerator	Denominator	CLEC Result	Standard Dev
Jan-03				
Feb-03				
Mar-03				
Apr-03				
May-03				
Jun-03				
Jul-03				
Aug-03				
Sep-03				
Oct-03				
Nov-03	0	4	0.00%	0.00%
Dec-03				

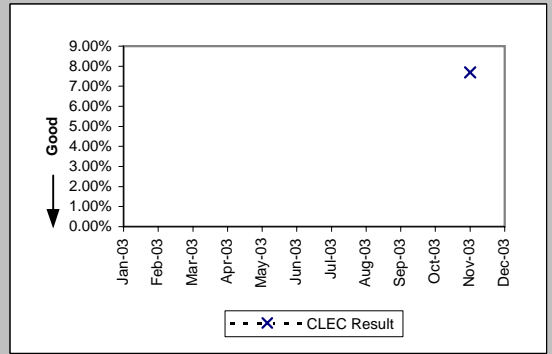




OP-5R - New Service Quality Multiple Report Rate (Percent)

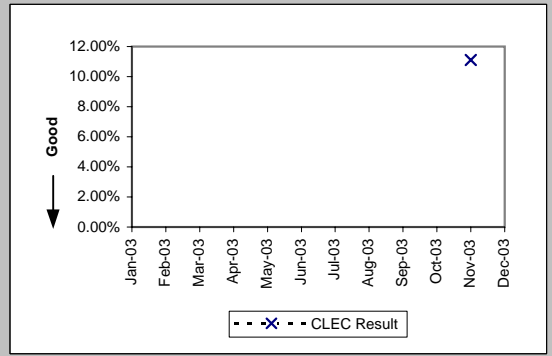
Unbundled Loop Analog (Diagnostic)

Date	Numerator	Denominator	CLEC Result	Standard Dev
Jan-03				
Feb-03				
Mar-03				
Apr-03				
May-03				
Jun-03				
Jul-03				
Aug-03				
Sep-03				
Oct-03				
Nov-03	2	26	7.69%	26.65%
Dec-03				



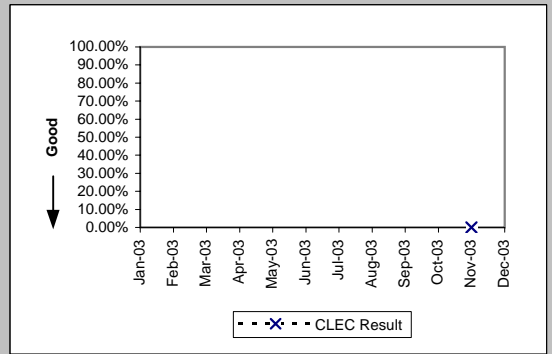
Unbundled Loop - 2 Wire Non-Loaded (Diagnostic)

Date	Numerator	Denominator	CLEC Result	Standard Dev
Jan-03				
Feb-03				
Mar-03				
Apr-03				
May-03				
Jun-03				
Jul-03				
Aug-03				
Sep-03				
Oct-03				
Nov-03	1	9	11.11%	31.43%
Dec-03				



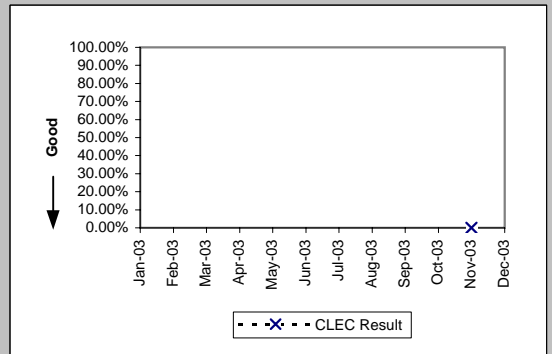
Unbundled Loop - DS1 Capable (Diagnostic)

Date	Numerator	Denominator	CLEC Result	Standard Dev
Jan-03				
Feb-03				
Mar-03				
Apr-03				
May-03				
Jun-03				
Jul-03				
Aug-03				
Sep-03				
Oct-03				
Nov-03	0	10	0.00%	0.00%
Dec-03				



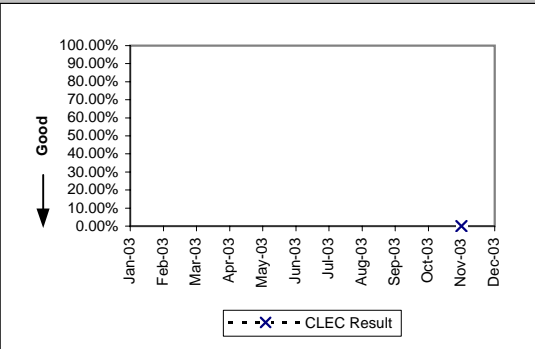
Unbundled Loop - ADSL Qualified (Diagnostic)

Date	Numerator	Denominator	CLEC Result	Standard Dev
Jan-03				
Feb-03				
Mar-03				
Apr-03				
May-03				
Jun-03				
Jul-03				
Aug-03				
Sep-03				
Oct-03				
Nov-03	0	1	0.00%	0.00%
Dec-03				



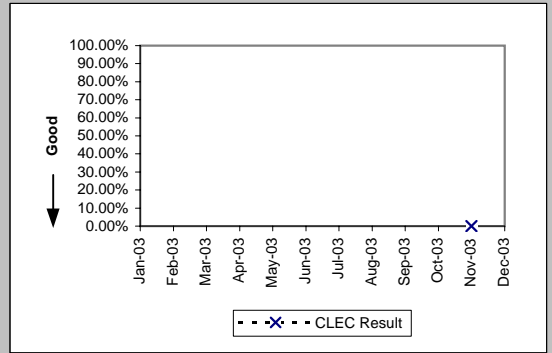
OP-5R - New Service Quality Multiple Report Rate (Percent)

LIS Trunk (Diagnostic)				
Date	Numerator	Denominator	CLEC Result	Standard Dev
Jan-03				
Feb-03				
Mar-03				
Apr-03				
May-03				
Jun-03				
Jul-03				
Aug-03				
Sep-03				
Oct-03				
Nov-03	0	1	0.00%	0.00%
Dec-03				



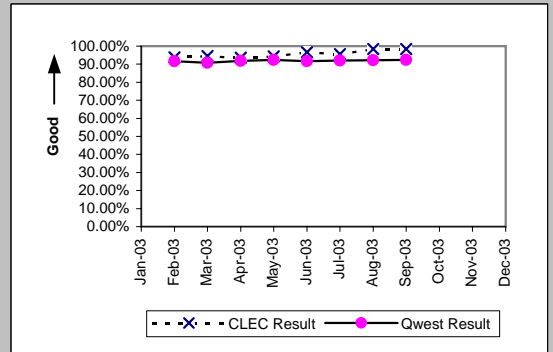
OP-5R - New Service Quality Multiple Report Rate (Percent)

Enhanced Extended Loops - DS1 Capable (Diagnostic)				
Date	Numerator	Denominator	CLEC Result	Standard Dev
Jan-03				
Feb-03				
Mar-03				
Apr-03				
May-03				
Jun-03				
Jul-03				
Aug-03				
Sep-03				
Oct-03				
Nov-03	0	2	0.00%	0.00%
Dec-03				

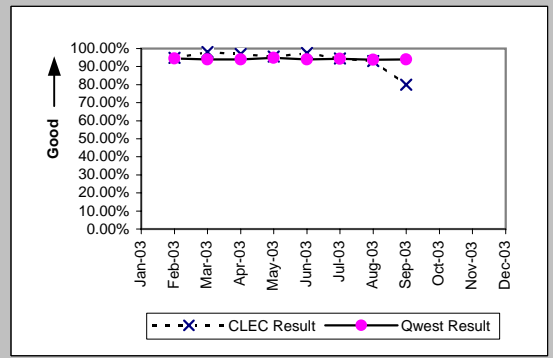


OP-5\* - New Service Installation Quality (Percent)

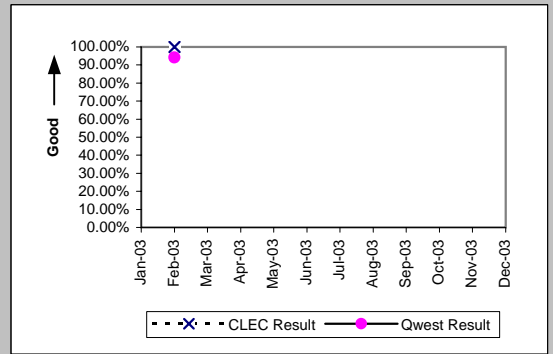
Residence (Parity)									
Date	CLEC Num	CLEC Denc	CLEC Resu	CLEC Std	Qwest Num	Qwest Denc	Qwest Resu	Mod Z Scr	Parity Scr
Jan-03									
Feb-03	1653	1763	93.76%	24.19%	31299	34160	91.62%	-3.16	-2.92
Mar-03	1506	1593	94.54%	22.72%	30608	33697	90.83%	-5.01	-4.04
Apr-03	1191	1272	93.63%	24.42%	32873	35768	91.91%	-2.22	-2.35
May-03	993	1053	94.30%	23.18%	33865	36695	92.29%	-2.42	-2.47
Jun-03	823	851	96.71%	17.84%	34663	37812	91.67%	-5.26	-4.2
Jul-03	865	905	95.58%	20.55%	38301	41651	91.96%	-3.96	-3.41
Aug-03	1103	1121	98.39%	12.57%	40578	43976	92.27%	-7.58	-5.61
Sep-03	1114	1133	98.32%	12.84%	39769	43045	92.39%	-7.43	-5.52
Oct-03									
Nov-03									
Dec-03									



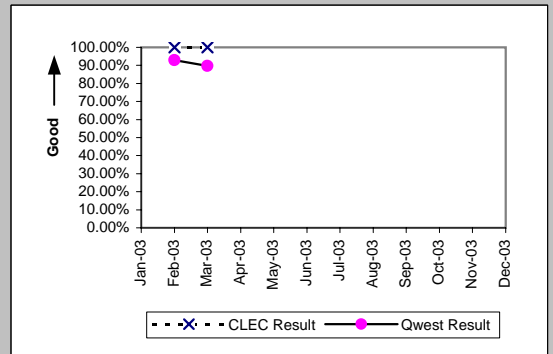
Business (Parity)									
Date	CLEC Num	CLEC Denc	CLEC Resu	CLEC Std	Qwest Num	Qwest Denc	Qwest Resu	Mod Z Scr	Parity Scr
Jan-03									
Feb-03	55	58	94.83%	22.15%	3350	3544	94.53%	-0.1	-1.06
Mar-03	50	51	98.04%	13.86%	3330	3546	93.91%	-1.22	-1.74
Apr-03	66	68	97.06%	16.90%	3416	3638	93.90%	-1.08	-1.66
May-03	64	67	95.52%	20.68%	3453	3638	94.91%	-0.22	-1.14
Jun-03	40	41	97.56%	15.43%	3416	3636	93.95%	-0.96	-1.59
Jul-03	34	36	94.44%	22.91%	3373	3573	94.40%	-0.01	-1.01
Aug-03	27	29	93.10%	25.34%	3294	3510	93.85%	0.24	-0.85
Sep-03	16	20	80.00%	40.00%	3303	3513	94.02%	2.13	0.3
Oct-03									
Nov-03									
Dec-03									



Centrex (Parity)									
Date	CLEC Num	CLEC Denc	CLEC Resu	CLEC Std	Qwest Num	Qwest Denc	Qwest Resu	Mod Z Scr	Parity Scr
Jan-03									
Feb-03	1	1	100.00%	0.00%	413	439	94.08%	-0.25	-1.15
Mar-03									
Apr-03									
May-03									
Jun-03									
Jul-03									
Aug-03									
Sep-03									
Oct-03									
Nov-03									
Dec-03									



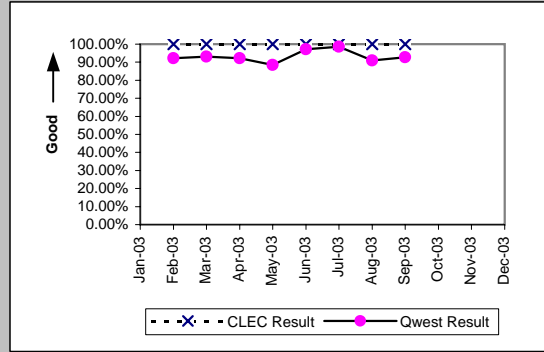
Centrex 21 (Parity)									
Date	CLEC Num	CLEC Denc	CLEC Resu	CLEC Std	Qwest Num	Qwest Denc	Qwest Resu	Mod Z Scr	Parity Scr
Jan-03									
Feb-03	1	1	100.00%	0.00%	172	185	92.97%	-0.27	-1.17
Mar-03	1	1	100.00%	0.00%	183	204	89.71%	-0.34	-1.21
Apr-03									
May-03									
Jun-03									
Jul-03									
Aug-03									
Sep-03									
Oct-03									
Nov-03									
Dec-03									



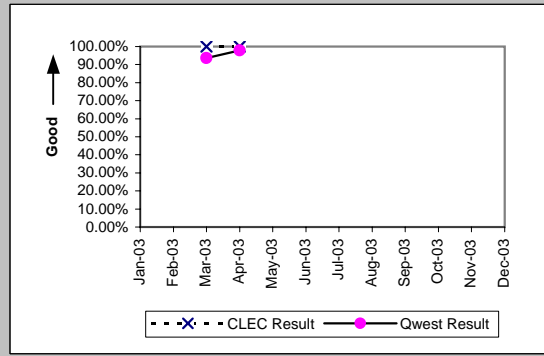
\*Results exclude No Trouble Found and Test OK reports unless QWEST trouble is found on another report within 30 days of the original report. A 30-day window necessitates reporting a month behind

OP-5\* - New Service Installation Quality (Percent)

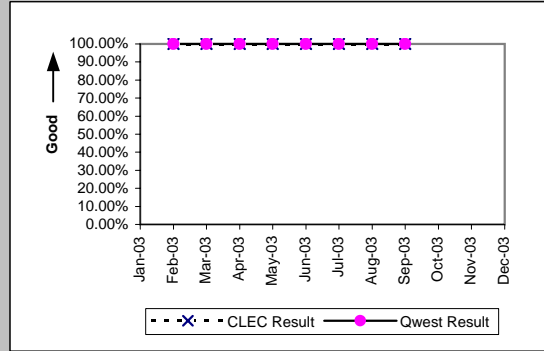
PBX (Parity)									
Date	CLEC Num	CLEC Denc	CLEC Resu	CLEC Std E	Qwest Num	Qwest Denc	Qwest Resu	Mod Z Scr	Parity Scr
Jan-03									
Feb-03	1	1	100.00%	0.00%	59	64	92.19%	-0.29	-1.18
Mar-03	1	1	100.00%	0.00%	68	73	93.15%	-0.27	-1.16
Apr-03	1	1	100.00%	0.00%	71	77	92.21%	-0.29	-1.18
May-03	1	1	100.00%	0.00%	69	78	88.46%	-0.36	-1.22
Jun-03	3	3	100.00%	0.00%	70	72	97.22%	-0.29	-1.17
Jul-03	3	3	100.00%	0.00%	72	73	98.63%	-0.2	-1.12
Aug-03	1	1	100.00%	0.00%	70	77	90.91%	-0.31	-1.19
Sep-03	1	1	100.00%	0.00%	63	68	92.65%	-0.28	-1.17
Oct-03									
Nov-03									
Dec-03									



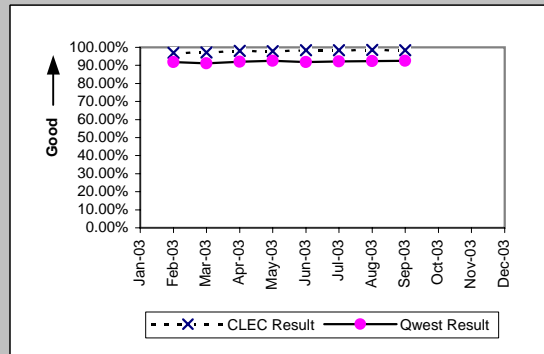
Basic Rate ISDN (Parity)									
Date	CLEC Num	CLEC Denc	CLEC Resu	CLEC Std E	Qwest Num	Qwest Denc	Qwest Resu	Mod Z Scr	Parity Scr
Jan-03									
Feb-03									
Mar-03	1	1	100.00%	0.00%	267	285	93.68%	-0.26	-1.16
Apr-03	1	1	100.00%	0.00%	235	240	97.92%	-0.15	-1.09
May-03									
Jun-03									
Jul-03									
Aug-03									
Sep-03									
Oct-03									
Nov-03									
Dec-03									



Qwest DSL (Parity)									
Date	CLEC Num	CLEC Denc	CLEC Resu	CLEC Std E	Qwest Num	Qwest Denc	Qwest Resu	Mod Z Scr	Parity Scr
Jan-03									
Feb-03	29	29	100.00%	0.00%	5650	5652	99.96%	-0.1	-1.06
Mar-03	31	31	100.00%	0.00%	5199	5201	99.96%	-0.11	-1.07
Apr-03	29	29	100.00%	0.00%	5459	5460	99.98%	-0.07	-1.04
May-03	22	22	100.00%	0.00%	5262	5262	100.00%	N/A	N/A
Jun-03	21	21	100.00%	0.00%	5055	5055	100.00%	N/A	N/A
Jul-03	25	25	100.00%	0.00%	5298	5298	100.00%	N/A	N/A
Aug-03	44	44	100.00%	0.00%	5910	5911	99.98%	-0.09	-1.05
Sep-03	52	52	100.00%	0.00%	7708	7708	100.00%	N/A	N/A
Oct-03									
Nov-03									
Dec-03									



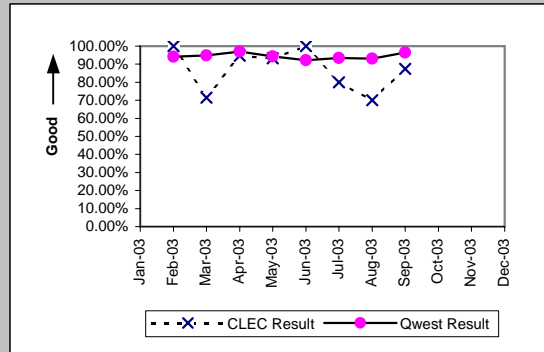
UNE - P (POTS) (Parity)									
Date	CLEC Num	CLEC Denc	CLEC Resu	CLEC Std E	Qwest Num	Qwest Denc	Qwest Resu	Mod Z Scr	Parity Scr
Jan-03									
Feb-03	3050	3147	96.92%	17.28%	34649	37704	91.90%	-9.92	-7.03
Mar-03	5945	6119	97.16%	16.62%	33938	37243	91.13%	-15.37	-10.35
Apr-03	7591	7748	97.97%	14.09%	36289	39406	92.09%	-17.54	-11.66
May-03	8245	8417	97.96%	14.15%	37318	40333	92.52%	-17.24	-11.48
Jun-03	8846	8997	98.32%	12.85%	38079	41448	91.87%	-20.29	-13.34
Jul-03	9931	10083	98.49%	12.19%	41674	45224	92.15%	-21.41	-14.02
Aug-03	10535	10689	98.56%	11.92%	43872	47486	92.39%	-21.73	-14.21
Sep-03	9304	9459	98.36%	12.70%	43072	46558	92.51%	-19.7	-12.98
Oct-03									
Nov-03									
Dec-03									



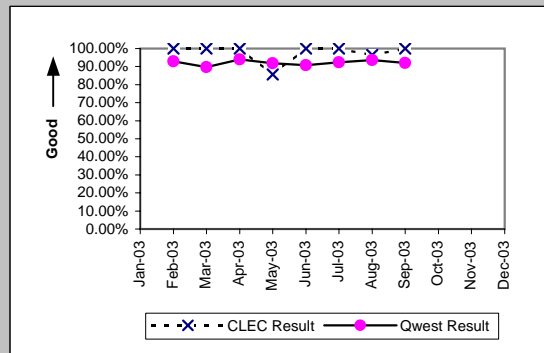
\*Results exclude No Trouble Found and Test OK reports unless QWEST trouble is found on another report within 30 days of the original report. A 30-day window necessitates reporting a month behind

OP-5\* - New Service Installation Quality (Percent)

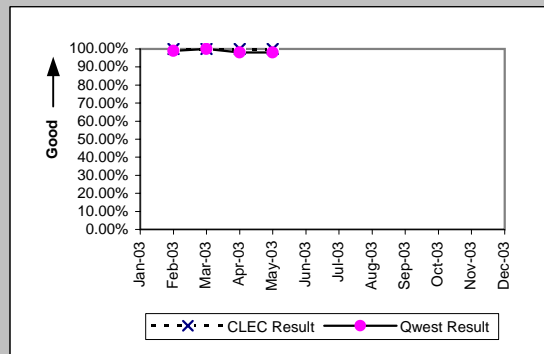
UNE P (Centrex) (Parity)									
Date	CLEC Num	CLEC Denc	CLEC Resu	CLEC Std E	Qwest Num	Qwest Denc	Qwest Resu	Mod Z Scr	Parity Scr
Jan-03									
Feb-03	11	11	100.00%	0.00%	413	439	94.08%	-0.82	-1.5
Mar-03	10	14	71.43%	45.18%	488	514	94.94%	2.8	0.7
Apr-03	18	19	94.74%	22.33%	461	475	97.05%	0.56	-0.66
May-03	14	15	93.33%	24.94%	347	368	94.29%	0.21	-0.87
Jun-03	10	10	100.00%	0.00%	405	439	92.26%	-0.91	-1.55
Jul-03	8	10	80.00%	40.00%	443	474	93.46%	1.4	-0.15
Aug-03	7	10	70.00%	45.83%	390	419	93.08%	2.16	0.31
Sep-03	7	8	87.50%	33.07%	386	400	96.50%	1.06	-0.36
Oct-03									
Nov-03									
Dec-03									



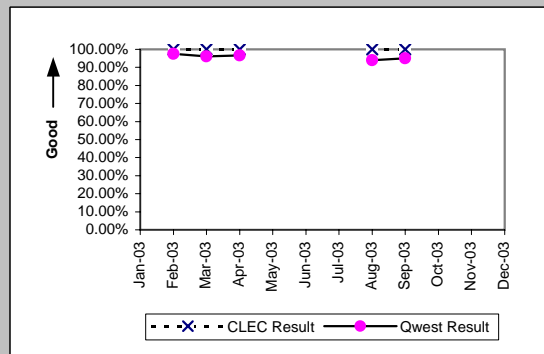
UNE P (Centrex 21) (Parity)									
Date	CLEC Num	CLEC Denc	CLEC Resu	CLEC Std E	Qwest Num	Qwest Denc	Qwest Resu	Mod Z Scr	Parity Scr
Jan-03									
Feb-03	9	9	100.00%	0.00%	172	185	92.97%	-0.81	-1.49
Mar-03	8	8	100.00%	0.00%	183	204	89.71%	-0.94	-1.57
Apr-03	6	6	100.00%	0.00%	203	216	93.98%	-0.61	-1.37
May-03	6	7	85.71%	34.99%	191	208	91.83%	0.55	-0.67
Jun-03	4	4	100.00%	0.00%	207	228	90.79%	-0.63	-1.38
Jul-03	17	17	100.00%	0.00%	289	313	92.33%	-1.16	-1.7
Aug-03	27	28	96.43%	18.56%	279	298	93.62%	-0.58	-1.35
Sep-03	30	30	100.00%	0.00%	221	240	92.08%	-1.51	-1.92
Oct-03									
Nov-03									
Dec-03									



ISDN Primary (Parity)									
Date	CLEC Num	CLEC Denc	CLEC Resu	CLEC Std E	Qwest Num	Qwest Denc	Qwest Resu	Mod Z Scr	Parity Scr
Jan-03									
Feb-03	1	1	100.00%	0.00%	96	97	98.97%	-0.1	-1.06
Mar-03	1	1	100.00%	0.00%	98	98	100.00%	N/A	N/A
Apr-03	1	1	100.00%	0.00%	103	105	98.10%	-0.14	-1.08
May-03	1	1	100.00%	0.00%	97	99	97.98%	-0.14	-1.09
Jun-03									
Jul-03									
Aug-03									
Sep-03									
Oct-03									
Nov-03									
Dec-03									



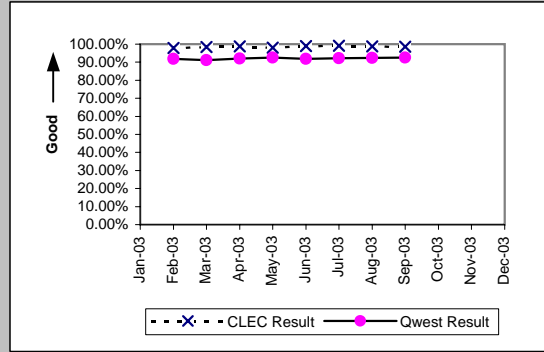
DS1 (Parity)									
Date	CLEC Num	CLEC Denc	CLEC Resu	CLEC Std E	Qwest Num	Qwest Denc	Qwest Resu	Mod Z Scr	Parity Scr
Jan-03									
Feb-03	2	2	100.00%	0.00%	802	822	97.57%	-0.22	-1.14
Mar-03	3	3	100.00%	0.00%	789	821	96.10%	-0.35	-1.21
Apr-03	2	2	100.00%	0.00%	850	880	96.59%	-0.27	-1.16
May-03									
Jun-03									
Jul-03									
Aug-03	1	1	100.00%	0.00%	1004	1069	93.92%	-0.25	-1.15
Sep-03	1	1	100.00%	0.00%	1092	1149	95.04%	-0.23	-1.14
Oct-03									
Nov-03									
Dec-03									



\*Results exclude No Trouble Found and Test OK reports unless QWEST trouble is found on another report within 30 days of the original report. A 30-day window necessitates reporting a month behind

OP-5\* - New Service Installation Quality (Percent)

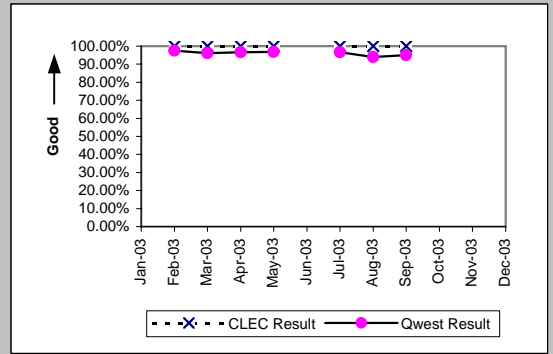
Line Sharing (Parity)									
Date	CLEC Num	CLEC Denc	CLEC Resu	CLEC Std	Qwest Num	Qwest Denc	Qwest Resu	Mod Z Scr	Parity Scr
Jan-03									
Feb-03	665	679	97.94%	14.21%	34649	37704	91.90%	-5.72	-4.48
Mar-03	650	661	98.34%	12.79%	33938	37243	91.13%	-6.46	-4.93
Apr-03	700	709	98.73%	11.20%	36289	39406	92.09%	-6.49	-4.95
May-03	829	845	98.11%	13.63%	37318	40333	92.52%	-6.11	-4.71
Jun-03	1014	1024	99.02%	9.83%	38079	41448	91.87%	-8.27	-6.03
Jul-03	1125	1135	99.12%	9.35%	41674	45224	92.15%	-8.62	-6.24
Aug-03	942	953	98.85%	10.68%	43872	47486	92.39%	-7.44	-5.52
Sep-03	779	790	98.61%	11.72%	43072	46558	92.51%	-6.45	-4.92
Oct-03									
Nov-03									
Dec-03									



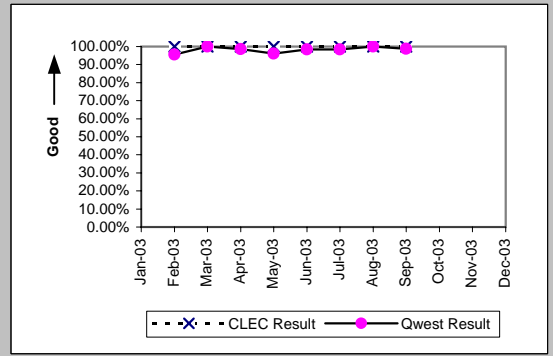
\*Results exclude No Trouble Found and Test OK reports unless QWEST trouble is found on another report within 30 days of the original report. A 30-day window necessitates reporting a month behind

OP-5\* - New Service Installation Quality (Percent)

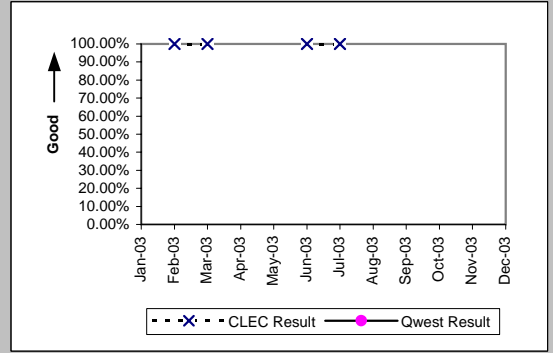
UDIT DS1 (Parity)									
Date	CLEC Num	CLEC Denc	CLEC Resu	Standard D	Qwest Num	Qwest Denc	Qwest Resu	Mod Z Scr	Parity Scr
Jan-03									
Feb-03	7	7	100.00%	0.00%	802	822	97.57%	-0.42	-1.25
Mar-03	2	2	100.00%	0.00%	789	821	96.10%	-0.28	-1.17
Apr-03	2	2	100.00%	0.00%	850	880	96.59%	-0.27	-1.16
May-03	2	2	100.00%	0.00%	918	948	96.84%	-0.26	-1.16
Jun-03									
Jul-03	1	1	100.00%	0.00%	997	1032	96.61%	-0.19	-1.11
Aug-03	1	1	100.00%	0.00%	1004	1069	93.92%	-0.25	-1.15
Sep-03	2	2	100.00%	0.00%	1092	1149	95.04%	-0.32	-1.2
Oct-03									
Nov-03									
Dec-03									



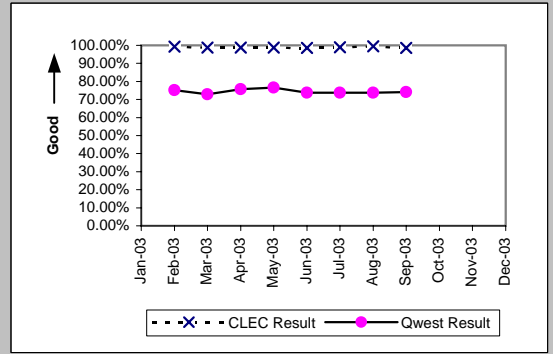
UDIT Above DS1 Level (Parity)									
Date	CLEC Num	CLEC Denc	CLEC Resu	Standard D	Qwest Num	Qwest Denc	Qwest Resu	Mod Z Scr	Parity Scr
Jan-03									
Feb-03	1	1	100.00%	0.00%	44	46	95.65%	-0.21	-1.13
Mar-03	2	2	100.00%	0.00%	58	58	100.00%	N/A	N/A
Apr-03	2	2	100.00%	0.00%	72	73	98.63%	-0.16	-1.1
May-03	1	1	100.00%	0.00%	74	77	96.10%	-0.2	-1.12
Jun-03	4	4	100.00%	0.00%	59	60	98.33%	-0.25	-1.15
Jul-03	5	5	100.00%	0.00%	61	62	98.39%	-0.28	-1.17
Aug-03	2	2	100.00%	0.00%	67	67	100.00%	N/A	N/A
Sep-03	2	2	100.00%	0.00%	81	82	98.78%	-0.16	-1.09
Oct-03									
Nov-03									
Dec-03									



Dark Fiber - IOF (Diagnostic)									
Date	CLEC Num	CLEC Denc	CLEC Resu	Standard D	Qwest Num	Qwest Denc	Qwest Resu	Mod Z Scr	Parity Scr
Jan-03									
Feb-03	4	4	100.00%	0.00%					
Mar-03	3	3	100.00%	0.00%					
Apr-03									
May-03									
Jun-03	1	1	100.00%	0.00%					
Jul-03	1	1	100.00%	0.00%					
Aug-03									
Sep-03									
Oct-03									
Nov-03									
Dec-03									



Unbundled Loop Analog (Parity)									
Date	CLEC Num	CLEC Denc	CLEC Resu	Standard D	Qwest Num	Qwest Denc	Qwest Resu	Mod Z Scr	Parity Scr
Jan-03									
Feb-03	1705	1718	99.24%	8.67%	9223	12278	75.12%	-21.66	-14.17
Mar-03	1734	1757	98.69%	11.37%	8842	12147	72.79%	-22.8	-14.86
Apr-03	1795	1817	98.79%	10.94%	9750	12867	75.78%	-21.43	-14.03
May-03	1667	1687	98.81%	10.82%	9828	12843	76.52%	-20.31	-13.35
Jun-03	1606	1629	98.59%	11.80%	9507	12876	73.84%	-21.42	-14.02
Jul-03	1657	1674	98.98%	10.03%	9998	13548	73.80%	-22.11	-14.44
Aug-03	1680	1690	99.41%	7.67%	10112	13726	73.67%	-22.67	-14.78
Sep-03	1654	1677	98.63%	11.63%	10020	13506	74.19%	-21.57	-14.11
Oct-03									
Nov-03									
Dec-03									

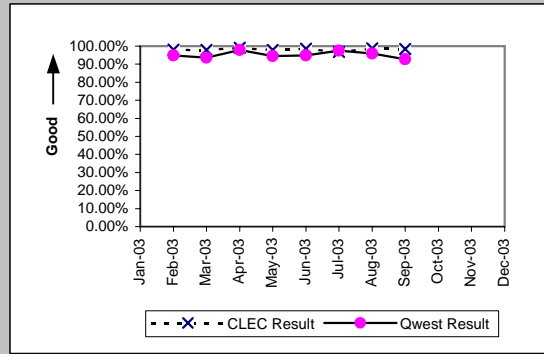


\*Results exclude No Trouble Found and Test OK reports unless QWEST trouble is found on another report within 30 days of the original report. A 30-day window necessitates reporting a month behind

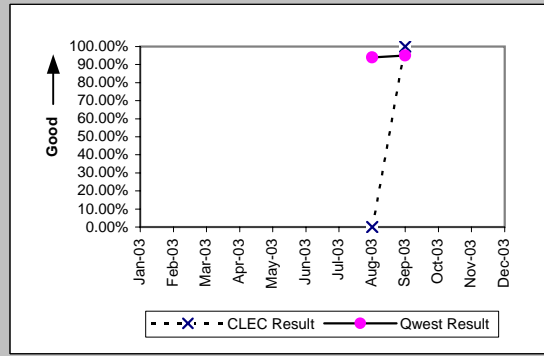


OP-5\* - New Service Installation Quality (Percent)

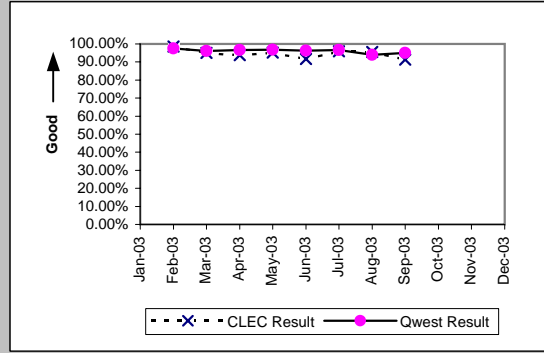
Unbundled Loop - 2 Wire Non-Loaded (Parity)									
Date	CLEC Num	CLEC Dend	CLEC Resu	Standard D	Qwest Num	Qwest Dend	Qwest Resu	Mod Z Scr	Parity Scr
Jan-03									
Feb-03	209	213	98.12%	13.57%	272	287	94.77%	-1.66	-2.01
Mar-03	237	242	97.93%	14.22%	267	285	93.68%	-2	-2.22
Apr-03	228	230	99.13%	9.28%	235	240	97.92%	-0.92	-1.56
May-03	234	239	97.91%	14.31%	155	164	94.51%	-1.47	-1.89
Jun-03	271	275	98.55%	11.97%	131	138	94.93%	-1.58	-1.96
Jul-03	239	247	96.76%	17.70%	156	160	97.50%	0.38	-0.77
Aug-03	241	244	98.77%	11.02%	164	171	95.91%	-1.45	-1.88
Sep-03	251	255	98.43%	12.43%	140	151	92.72%	-2.14	-2.3
Oct-03									
Nov-03									
Dec-03									



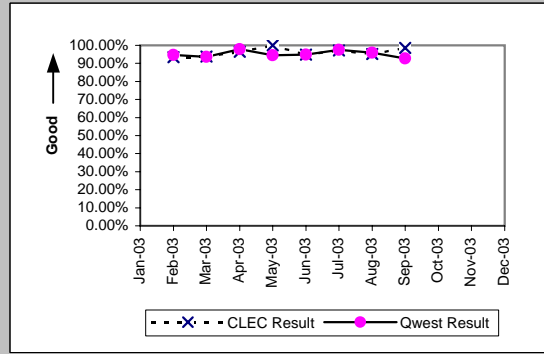
Unbundled Loop - 4 Wire Non-Loaded (Parity)									
Date	CLEC Num	CLEC Dend	CLEC Resu	Standard D	Qwest Num	Qwest Dend	Qwest Resu	Mod Z Scr	Parity Scr
Jan-03									
Feb-03									
Mar-03									
Apr-03									
May-03									
Jun-03									
Jul-03									
Aug-03	0	1	0.00%	0.00%	1004	1069	93.92%	1.88	0.14
Sep-03	1	1	100.00%	0.00%	1092	1149	95.04%	-0.23	-1.14
Oct-03									
Nov-03									
Dec-03									



Unbundled Loop - DS1 Capable (Parity)									
Date	CLEC Num	CLEC Dend	CLEC Resu	Standard D	Qwest Num	Qwest Dend	Qwest Resu	Mod Z Scr	Parity Scr
Jan-03									
Feb-03	142	144	98.61%	11.70%	802	822	97.57%	-0.75	-1.46
Mar-03	152	160	95.00%	21.79%	789	821	96.10%	0.66	-0.6
Apr-03	165	176	93.75%	24.21%	850	880	96.59%	1.67	0.02
May-03	179	188	95.21%	21.35%	918	948	96.84%	1.09	-0.33
Jun-03	165	180	91.67%	27.64%	964	1001	96.30%	2.56	0.55
Jul-03	139	145	95.86%	19.92%	997	1032	96.61%	0.49	-0.7
Aug-03	127	133	95.49%	20.76%	1004	1069	93.92%	-0.71	-1.43
Sep-03	126	138	91.30%	28.18%	1092	1149	95.04%	1.74	0.06
Oct-03									
Nov-03									
Dec-03									



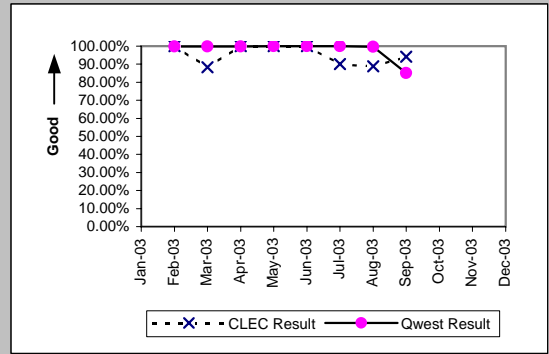
Unbundled Loop ISDN Capable (Parity)									
Date	CLEC Num	CLEC Dend	CLEC Resu	Standard D	Qwest Num	Qwest Dend	Qwest Resu	Mod Z Scr	Parity Scr
Jan-03									
Feb-03	86	92	93.48%	24.69%	267	282	94.68%	0.45	-0.73
Mar-03	91	97	93.81%	24.09%	262	280	93.57%	-0.08	-1.05
Apr-03	109	113	96.46%	18.48%	230	235	97.87%	0.76	-0.54
May-03	96	96	100.00%	0.00%	153	162	94.44%	-1.88	-2.14
Jun-03	93	98	94.90%	22.00%	130	137	94.89%	0	-1
Jul-03	103	106	97.17%	16.58%	155	159	97.48%	0.11	-0.94
Aug-03	81	85	95.29%	21.18%	163	170	95.88%	0.14	-0.91
Sep-03	73	74	98.65%	11.55%	139	150	92.67%	-1.62	-1.98
Oct-03									
Nov-03									
Dec-03									



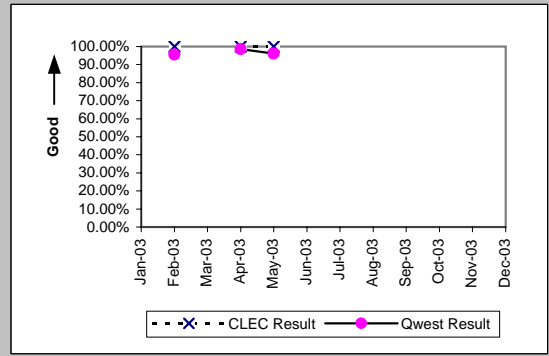
\*Results exclude No Trouble Found and Test OK reports unless QWEST trouble is found on another report within 30 days of the original report. A 30-day window necessitates reporting a month behind

OP-5\* - New Service Installation Quality (Percent)

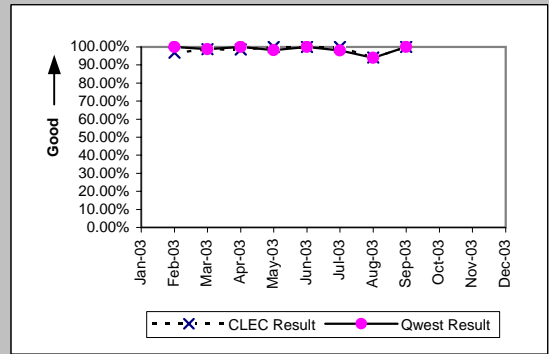
Unbundled Loop - ADSL Qualified (Parity)									
Date	CLEC Num	CLEC Denc	CLEC Resu	Standard D	Qwest Num	Qwest Denc	Qwest Resu	Mod Z Scr	Parity Scr
Jan-03									
Feb-03	19	19	100.00%	0.00%	886	888	99.77%	-0.2	-1.12
Mar-03	15	17	88.24%	32.22%	789	791	99.75%	3.14	0.91
Apr-03	13	13	100.00%	0.00%	719	720	99.86%	-0.13	-1.08
May-03	11	11	100.00%	0.00%	594	594	100.00%	N/A	N/A
Jun-03	17	17	100.00%	0.00%	471	471	100.00%	N/A	N/A
Jul-03	18	20	90.00%	30.00%	394	394	100.00%	N/A	0.94
Aug-03	16	18	88.89%	31.43%	374	375	99.73%	2.87	0.74
Sep-03	16	17	94.12%	23.53%	426	501	85.03%	-1.03	-1.63
Oct-03									
Nov-03									
Dec-03									



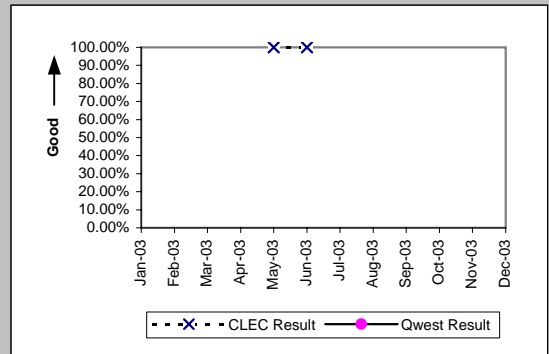
Unbundled Loop - DS3 Capable (Parity)									
Date	CLEC Num	CLEC Denc	CLEC Resu	Standard D	Qwest Num	Qwest Denc	Qwest Resu	Mod Z Scr	Parity Scr
Jan-03									
Feb-03	1	1	100.00%	0.00%	44	46	95.65%	-0.21	-1.13
Mar-03									
Apr-03	1	1	100.00%	0.00%	72	73	98.63%	-0.12	-1.07
May-03	1	1	100.00%	0.00%	74	77	96.10%	-0.2	-1.12
Jun-03									
Jul-03									
Aug-03									
Sep-03									
Oct-03									
Nov-03									
Dec-03									



LIS Trunk (Parity)									
Date	CLEC Num	CLEC Denc	CLEC Resu	Standard D	Qwest Num	Qwest Denc	Qwest Resu	Mod Z Scr	Parity Scr
Jan-03									
Feb-03	90	93	96.77%	17.67%	66	66	100.00%	N/A	-0.17
Mar-03	83	84	98.81%	10.85%	75	76	98.68%	-0.07	-1.04
Apr-03	72	73	98.63%	11.62%	57	57	100.00%	N/A	-0.65
May-03	53	53	100.00%	0.00%	55	56	98.21%	-0.7	-1.43
Jun-03	38	38	100.00%	0.00%	64	64	100.00%	N/A	N/A
Jul-03	25	25	100.00%	0.00%	49	50	98.00%	-0.58	-1.35
Aug-03	16	17	94.12%	23.53%	31	33	93.94%	-0.03	-1.02
Sep-03	25	25	100.00%	0.00%	46	46	100.00%	N/A	N/A
Oct-03									
Nov-03									
Dec-03									



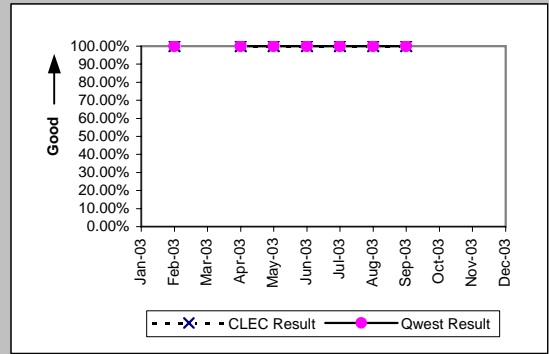
Dark Fiber - Loop (Diagnostic)									
Date	CLEC Num	CLEC Denc	CLEC Resu	Standard D	Qwest Num	Qwest Denc	Qwest Resu	Mod Z Scr	Parity Scr
Jan-03									
Feb-03									
Mar-03									
Apr-03									
May-03	1	1	100.00%	0.00%					
Jun-03	1	1	100.00%	0.00%					
Jul-03									
Aug-03									
Sep-03									
Oct-03									
Nov-03									
Dec-03									



\*Results exclude No Trouble Found and Test OK reports unless QWEST trouble is found on another report within 30 days of the original report. A 30-day window necessitates reporting a month behind

OP-5\* - New Service Installation Quality (Percent)

E911 (Parity)									
Date	CLEC Num	CLEC Denc	CLEC Resu	Standard D	Qwest Num	Qwest Denc	Qwest Resu	Mod Z Scr	Parity Scr
Jan-03									
Feb-03	1	1	100.00%	0.00%	6	6	100.00%	N/A	N/A
Mar-03									
Apr-03	1	1	100.00%	0.00%	18	18	100.00%	N/A	N/A
May-03	4	4	100.00%	0.00%	21	21	100.00%	N/A	N/A
Jun-03	3	3	100.00%	0.00%	56	56	100.00%	N/A	N/A
Jul-03	1	1	100.00%	0.00%	58	58	100.00%	N/A	N/A
Aug-03	1	1	100.00%	0.00%	13	13	100.00%	N/A	N/A
Sep-03	1	1	100.00%	0.00%	11	11	100.00%	N/A	N/A
Oct-03									
Nov-03									
Dec-03									

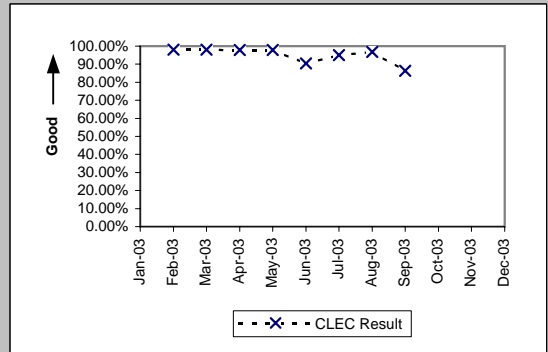


\*Results exclude No Trouble Found and Test OK reports unless QWEST trouble is found on another report within 30 days of the original report. A 30-day window necessitates reporting a month behind

OP-5\* - New Service Installation Quality (Percent)

Enhanced Extended Loops (EELs) (Diagnostic)

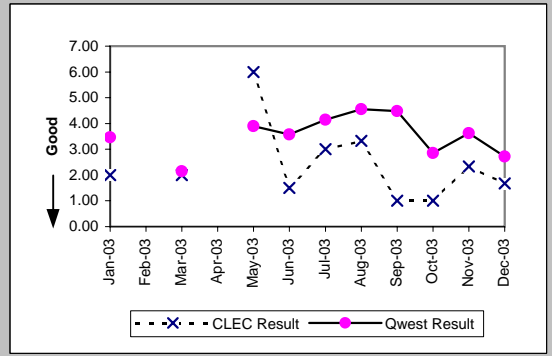
Date	Numerator	Denominator	CLEC Result	Standard Dev
Jan-03				
Feb-03	50	51	98.04%	13.86%
Mar-03	50	51	98.04%	13.86%
Apr-03	45	46	97.83%	14.58%
May-03	47	48	97.92%	14.28%
Jun-03	47	52	90.38%	29.48%
Jul-03	39	41	95.12%	21.54%
Aug-03	30	31	96.77%	17.67%
Sep-03	38	44	86.36%	34.32%
Oct-03				
Nov-03				
Dec-03				



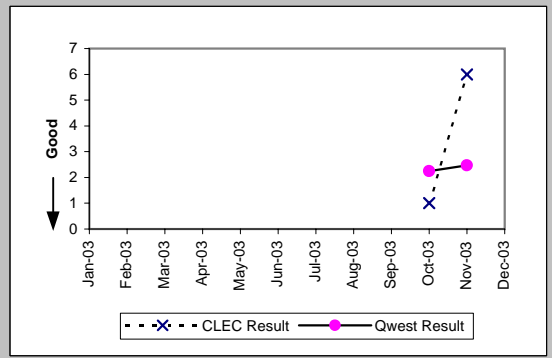
\*Results exclude No Trouble Found and Test OK reports unless QWEST trouble is found on another report within 30 days of the original report. A 30-day window necessitates reporting a month behind

OP-6A-1 - Delayed Days for Non-Facility Reasons (Average Days) - Dispatches within MSAs

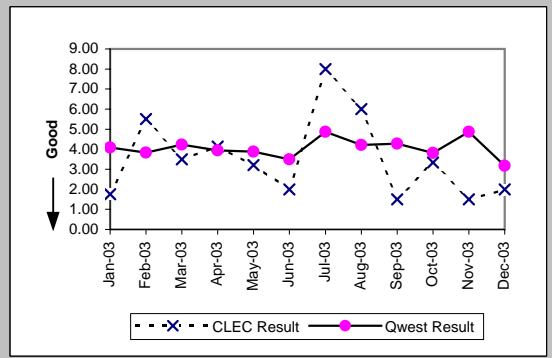
Residence (Parity)									
Date	CLEC Num	CLEC Denc	CLEC Resu	CLEC Std	Qwest Num	Qwest Denc	Qwest Resu	Mod Z Scr	Parity Scr
Jan-03	6	3	2.00	1.00	626	181	3.46	-0.49	-1.3
Feb-03									
Mar-03	6	3	2.00	0.00	327	152	2.15	-0.17	-1.1
Apr-03									
May-03	6	1	6.00		448	115	3.90	1.47	-0.11
Jun-03	6	4	1.50	1.00	446	125	3.57	-0.46	-1.28
Jul-03	3	1	3.00		544	131	4.15	-0.1	-1.06
Aug-03	10	3	3.33	4.04	607	133	4.56	-0.19	-1.12
Sep-03	3	3	1.00	0.00	659	147	4.48	-0.97	-1.59
Oct-03	2	2	1.00	0.00	328	115	2.85	-0.74	-1.45
Nov-03	7	3	2.33	2.31	392	108	3.63	-0.42	-1.26
Dec-03	5	3	1.67	0.58	515	189	2.72	-0.57	-1.35



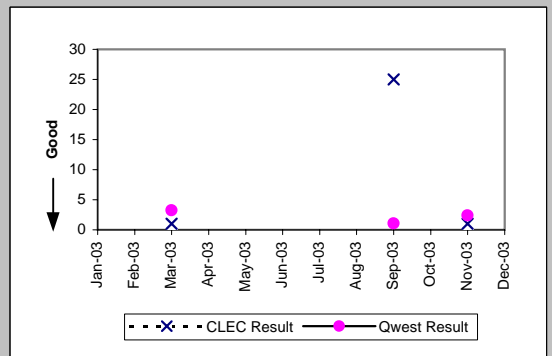
Qwest DSL (Parity)									
Date	CLEC Num	CLEC Denc	CLEC Resu	CLEC Std	Qwest Num	Qwest Denc	Qwest Resu	Mod Z Scr	Parity Scr
Jan-03									
Feb-03									
Mar-03									
Apr-03									
May-03									
Jun-03									
Jul-03									
Aug-03									
Sep-03									
Oct-03	1	1	1.00		45	20	2.25	-0.56	-1.34
Nov-03	6	1	6.00		74	30	2.47	1.77	0.08
Dec-03									



UNE - P (POTS) (Parity)									
Date	CLEC Num	CLEC Denc	CLEC Resu	CLEC Std	Qwest Num	Qwest Denc	Qwest Resu	Mod Z Scr	Parity Scr
Jan-03	7	4	1.75	0.50	1076	263	4.09	-0.69	-1.42
Feb-03	22	4	5.50	6.61	866	226	3.83	1.07	-0.35
Mar-03	7	2	3.50	2.12	943	223	4.23	-0.1	-1.06
Apr-03	29	7	4.14	3.44	744	189	3.94	0.76	-0.54
May-03	16	5	3.20	4.92	664	171	3.88	-0.19	-1.11
Jun-03	2	1	2.00		637	182	3.50	-0.2	-1.12
Jul-03	32	4	8.00	13.34	928	191	4.86	1.03	-0.38
Aug-03	12	2	6.00	7.07	855	203	4.21	1.13	-0.31
Sep-03	3	2	1.50	0.71	905	212	4.27	-0.6	-1.37
Oct-03	10	3	3.33	4.04	762	200	3.81	-0.12	-1.07
Nov-03	3	2	1.50	0.71	823	169	4.87	-0.53	-1.32
Dec-03	4	2	2.00	0.00	790	249	3.17	-0.4	-1.24

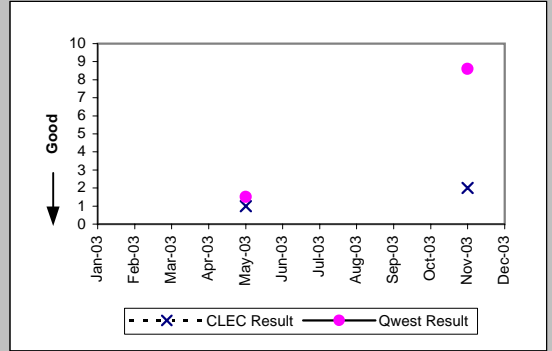


UNE P (Centrex) (Parity)									
Date	CLEC Num	CLEC Denc	CLEC Resu	CLEC Std	Qwest Num	Qwest Denc	Qwest Resu	Mod Z Scr	Parity Scr
Jan-03									
Feb-03									
Mar-03	1	1	1.00		29	9	3.22	-0.53	-1.32
Apr-03									
May-03									
Jun-03									
Jul-03									
Aug-03									
Sep-03	25	1	25.00		12	11	1.09	3.72	1.26
Oct-03									
Nov-03	1	1	1.00		31	13	2.38	-0.34	-1.21
Dec-03									



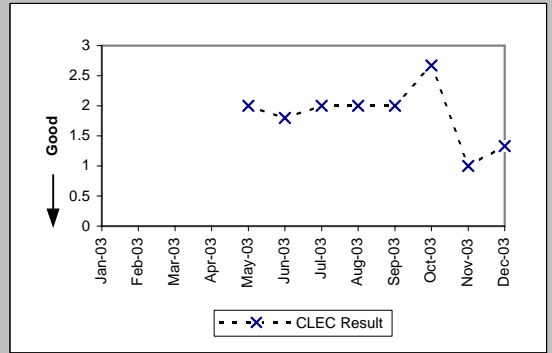
OP-6A-1 - Delayed Days for Non-Facility Reasons (Average Days) - Dispatches within MSAs

UNE P (Centrex 21) (Parity)									
Date	CLEC Num	CLEC Dend	CLEC Resu	CLEC Std	Qwest Num	Qwest Dend	Qwest Resu	Mod Z Scr	Parity Scr
Jan-03									
Feb-03									
Mar-03									
Apr-03									
May-03	1	1	1.00		6	4	1.50	-0.45	-1.27
Jun-03									
Jul-03									
Aug-03									
Sep-03									
Oct-03									
Nov-03	2	1	2.00		43	5	8.60	-0.85	-1.52
Dec-03									



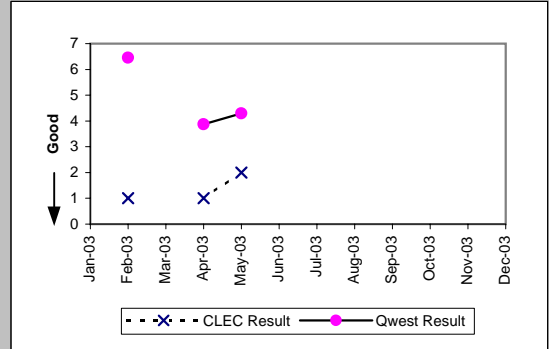
OP-6A-1 - Delayed Days for Non-Facility Reasons (Average Days) - Dispatches within MSAs

Line Sharing (Diagnostic)				
Date	Numerator	Denominator	CLEC Result	Standard Dev
Jan-03				
Feb-03				
Mar-03				
Apr-03				
May-03	2	1	2.00	
Jun-03	9	5	1.80	0.45
Jul-03	12	6	2.00	1.26
Aug-03	2	1	2.00	
Sep-03	10	5	2.00	0.71
Oct-03	8	3	2.67	2.08
Nov-03	1	1	1.00	
Dec-03	4	3	1.33	0.58

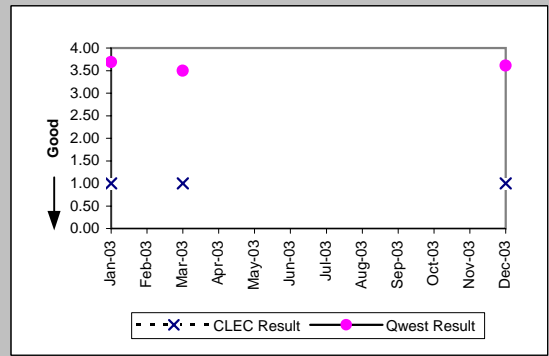


OP-6A-2 - Delayed Days for Non-Facility Reasons (Average Days) - Dispatches outside MSAs

Residence (Parity)									
Date	CLEC Num	CLEC Denc	CLEC Resu	CLEC Std	Qwest Num	Qwest Denc	Qwest Resu	Mod Z Scr	Parity Scr
Jan-03									
Feb-03	1	1	1.00		181	28	6.46	-0.42	-1.26
Mar-03									
Apr-03	1	1	1.00		116	30	3.87	-0.62	-1.38
May-03	2	1	2.00		99	23	4.30	-0.48	-1.29
Jun-03									
Jul-03									
Aug-03									
Sep-03									
Oct-03									
Nov-03									
Dec-03									



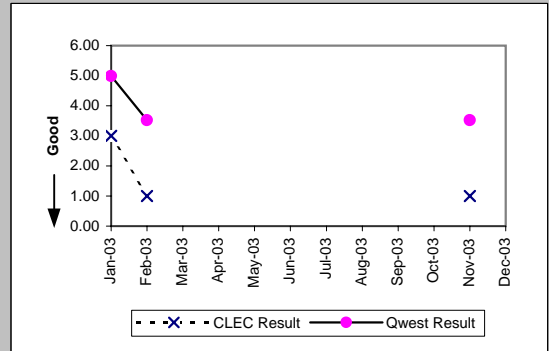
UNE - P (POTS) (Parity)									
Date	CLEC Num	CLEC Denc	CLEC Resu	CLEC Std	Qwest Num	Qwest Denc	Qwest Resu	Mod Z Scr	Parity Scr
Jan-03	1	1	1.00		225	61	3.69	-0.49	-1.3
Feb-03									
Mar-03	2	2	1.00	0.00	119	34	3.50	-0.91	-1.55
Apr-03									
May-03									
Jun-03									
Jul-03									
Aug-03									
Sep-03									
Oct-03									
Nov-03									
Dec-03	1	1	1.00		119	33	3.61	-0.53	-1.32



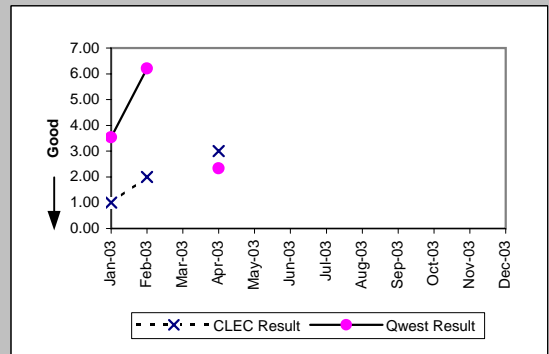


OP-6A-3 - Delayed Days for Non-Facility Reasons (Average Days) - No dispatches

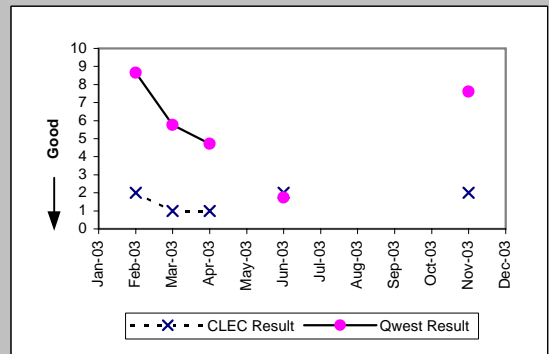
Residence (Parity)										
Date	CLEC Num	CLEC Denc	CLEC Resu	CLEC Std	Qwest Num	Qwest Denc	Qwest Resu	Mod Z Scr	Parity Scr	
Jan-03	3	1	3.00		419	84	4.99	-0.32	-1.2	
Feb-03	2	2	1.00	0.00	703	200	3.52	-0.86	-1.52	
Mar-03										
Apr-03										
May-03										
Jun-03										
Jul-03										
Aug-03										
Sep-03										
Oct-03										
Nov-03	1	1	1.00		155	44	3.52	-0.89	-1.54	
Dec-03										



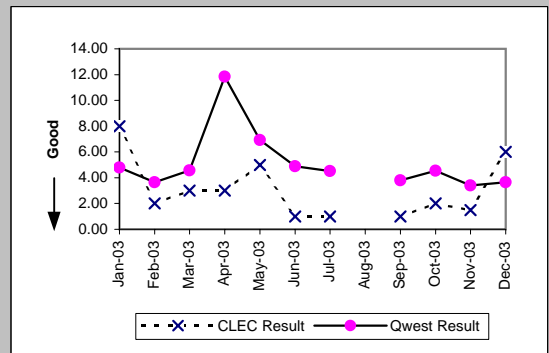
Business (Parity)										
Date	CLEC Num	CLEC Denc	CLEC Resu	CLEC Std	Qwest Num	Qwest Denc	Qwest Resu	Mod Z Scr	Parity Scr	
Jan-03	1	1	1.00		46	13	3.54	-0.76	-1.46	
Feb-03	2	1	2.00		62	10	6.20	-0.36	-1.22	
Mar-03										
Apr-03	3	1	3.00		7	3	2.33	-0.06	-1.04	
May-03										
Jun-03										
Jul-03										
Aug-03										
Sep-03										
Oct-03										
Nov-03										
Dec-03										



Qwest DSL (Parity)										
Date	CLEC Num	CLEC Denc	CLEC Resu	CLEC Std	Qwest Num	Qwest Denc	Qwest Resu	Mod Z Scr	Parity Scr	
Jan-03										
Feb-03	2	1	2.00		173	20	8.65	-0.51	-1.31	
Mar-03	1	1	1.00		121	21	5.76	-0.51	-1.31	
Apr-03	1	1	1.00		273	58	4.71	-0.89	-1.54	
May-03										
Jun-03	2	1	2.00		26	15	1.73	0.02	-0.99	
Jul-03										
Aug-03										
Sep-03										
Oct-03										
Nov-03	2	1	2.00		76	10	7.60	-0.38	-1.23	
Dec-03										

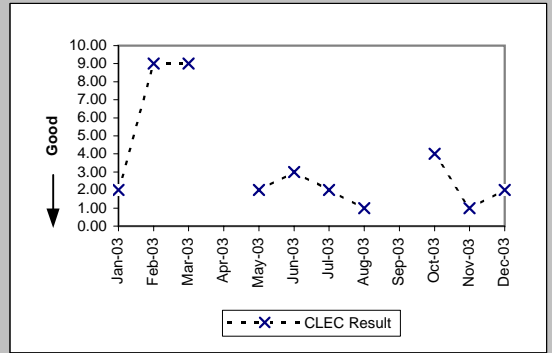


UNE - P (POTS) (Parity)										
Date	CLEC Num	CLEC Denc	CLEC Resu	CLEC Std	Qwest Num	Qwest Denc	Qwest Resu	Mod Z Scr	Parity Scr	
Jan-03	24	3	8.00	7.00	465	97	4.79	1.1	-0.33	
Feb-03	4	2	2.00	1.41	765	210	3.64	-0.5	-1.3	
Mar-03	6	2	3.00	2.83	725	159	4.56	-0.28	-1.17	
Apr-03	6	2	3.00	2.83	1624	137	11.85	-0.37	-1.22	
May-03	30	6	5.00	2.61	582	84	6.93	-0.23	-1.14	
Jun-03	1	1	1.00		434	89	4.88	-0.31	-1.19	
Jul-03	1	1	1.00		411	91	4.52	-0.51	-1.31	
Aug-03										
Sep-03	1	1	1.00		376	99	3.80	-0.61	-1.37	
Oct-03	2	1	2.00		404	89	4.54	-0.33	-1.2	
Nov-03	3	2	1.50	0.71	163	48	3.40	-0.97	-1.59	
Dec-03	6	1	6.00		289	79	3.66	1.09	-0.34	



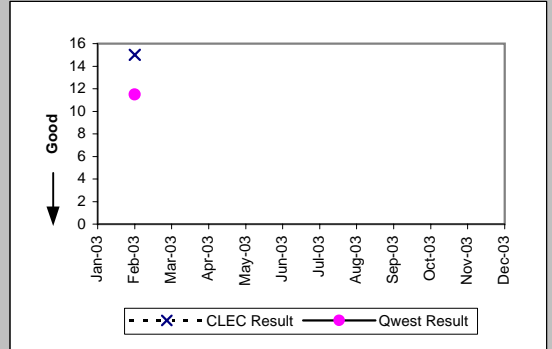
OP-6A-3 - Delayed Days for Non-Facility Reasons (Average Days) - No dispatches

Line Sharing (Diagnostic)				
Date	Numerator	Denominator	CLEC Result	Standard Dev
Jan-03	2	1	2.00	
Feb-03	9	1	9.00	
Mar-03	18	2	9.00	9.90
Apr-03				
May-03	2	1	2.00	
Jun-03	6	2	3.00	2.83
Jul-03	2	1	2.00	
Aug-03	1	1	1.00	
Sep-03				
Oct-03	4	1	4.00	
Nov-03	2	2	1.00	0.00
Dec-03	2	1	2.00	

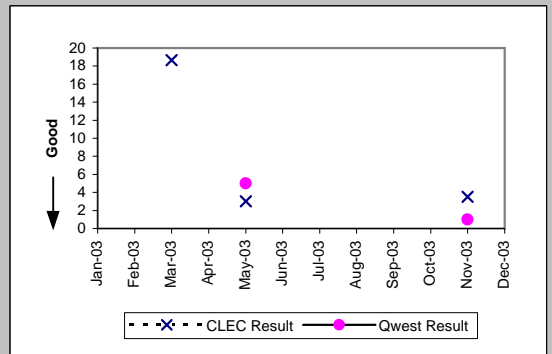


OP-6A-4 - Delayed Days for Non-Facility Reasons (Average Days) - Interval Zone One

ISDN Primary (Parity)									
Date	CLEC Num	CLEC Denc	CLEC Resu	CLEC Std	Qwest Num	Qwest Denc	Qwest Resu	Mod Z Scr	Parity Scr
Jan-03									
Feb-03	15	1	15.00		23	2	11.50	0.62	-0.62
Mar-03									
Apr-03									
May-03									
Jun-03									
Jul-03									
Aug-03									
Sep-03									
Oct-03									
Nov-03									
Dec-03									

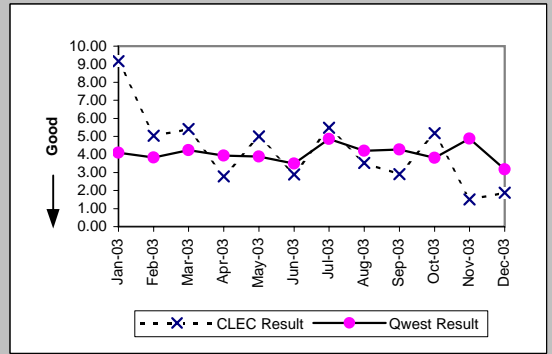


LIS Trunk (Parity)									
Date	CLEC Num	CLEC Denc	CLEC Resu	CLEC Std	Qwest Num	Qwest Denc	Qwest Resu	Mod Z Scr	Parity Scr
Jan-03									
Feb-03									
Mar-03	56	3	18.67	5.77					
Apr-03									
May-03	3	1	3.00		5	1	5.00		
Jun-03									
Jul-03									
Aug-03									
Sep-03									
Oct-03									
Nov-03	7	2	3.50	0.71	1	1	1.00		
Dec-03									

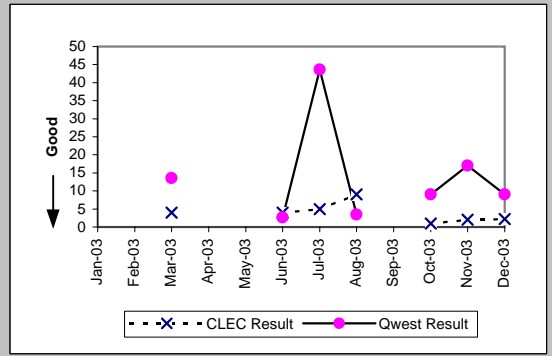


OP-6A-4 - Delayed Days for Non-Facility Reasons (Average Days) - Interval Zone One

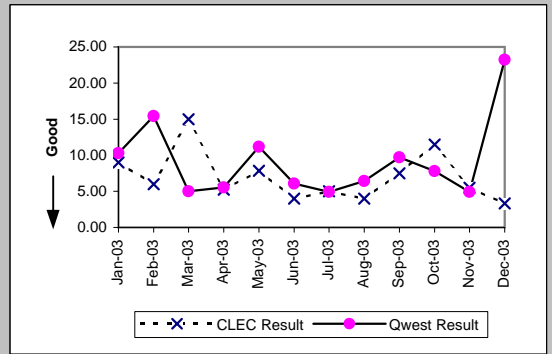
Unbundled Loop Analog (Parity)									
Date	CLEC Num	CLEC Denc	CLEC Resu	CLEC Std	Qwest Num	Qwest Denc	Qwest Resu	Mod Z Scr	Parity Scr
Jan-03	55	6	9.17	2.64	1076	263	4.09	1.32	-0.2
Feb-03	116	23	5.04	4.26	866	226	3.83	0.83	-0.49
Mar-03	92	17	5.41	8.02	943	223	4.23	0.57	-0.65
Apr-03	75	27	2.78	1.31	744	189	3.94	-0.59	-1.36
May-03	35	7	5.00	3.79	664	171	3.88	0.89	-0.46
Jun-03	55	19	2.89	1.41	637	182	3.50	-0.33	-1.2
Jul-03	115	21	5.48	3.30	928	191	4.86	0.55	-0.67
Aug-03	53	15	3.53	3.07	855	203	4.21	-0.26	-1.16
Sep-03	142	49	2.90	3.18	905	212	4.27	-1.34	-1.82
Oct-03	114	22	5.18	2.17	762	200	3.81	0.92	-0.44
Nov-03	6	4	1.50	1.00	823	169	4.87	-0.75	-1.45
Dec-03	30	16	1.88	2.28	790	249	3.17	-1.21	-1.74



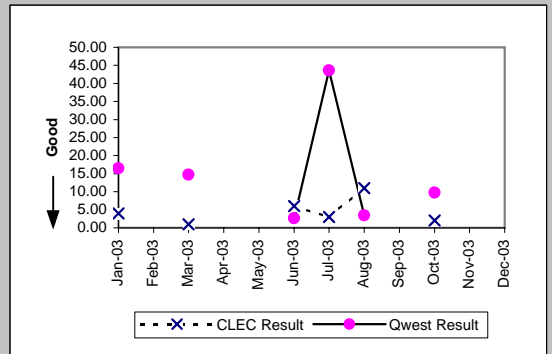
Unbundled Loop - 2 Wire Non-Loaded (Parity)									
Date	CLEC Num	CLEC Denc	CLEC Resu	CLEC Std	Qwest Num	Qwest Denc	Qwest Resu	Mod Z Scr	Parity Scr
Jan-03									
Feb-03									
Mar-03	4	1	4.00		299	22	13.59	-1.1	-1.67
Apr-03									
May-03									
Jun-03	4	1	4.00		8	3	2.67	0.46	-0.72
Jul-03	5	1	5.00		611	14	43.64	-0.93	-1.57
Aug-03	9	1	9.00		21	6	3.50	1.28	-0.22
Sep-03									
Oct-03	1	1	1.00		72	8	9.00	-0.76	-1.46
Nov-03	2	1	2.00		17	1	17.00		
Dec-03	9	4	2.25	0.96	27	3	9.00	-0.85	-1.51



Unbundled Loop - DS1 Capable (Parity)									
Date	CLEC Num	CLEC Denc	CLEC Resu	CLEC Std	Qwest Num	Qwest Denc	Qwest Resu	Mod Z Scr	Parity Scr
Jan-03	18	2	9.00	2.83	185	18	10.28	-0.16	-1.1
Feb-03	12	2	6.00	4.24	262	17	15.41	-1.05	-1.64
Mar-03	30	2	15.00	0.00	50	10	5.00	1.87	0.13
Apr-03	21	4	5.25	3.95	100	18	5.56	-0.09	-1.05
May-03	47	6	7.83	4.22	134	12	11.17	-0.66	-1.4
Jun-03	8	2	4.00	1.41	109	18	6.06	-0.5	-1.31
Jul-03	5	1	5.00		113	23	4.91	0.73	-0.56
Aug-03	4	1	4.00		218	34	6.41	-0.24	-1.15
Sep-03	15	2	7.50	7.78	418	43	9.72	-0.28	-1.17
Oct-03	23	2	11.50	10.61	133	17	7.82	0.83	-0.49
Nov-03	11	2	5.50	0.71	59	12	4.92	0.32	-0.81
Dec-03	10	3	3.33	4.04	302	13	23.23	-1.86	-2.13

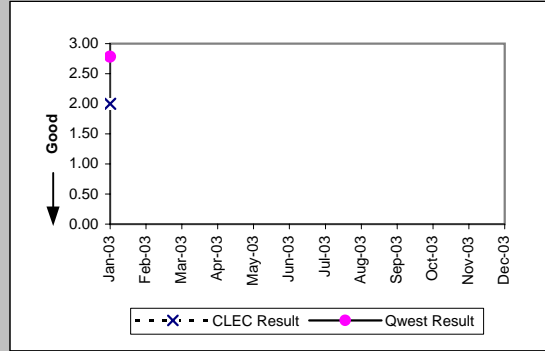


Unbundled Loop ISDN Capable (Parity)									
Date	CLEC Num	CLEC Denc	CLEC Resu	CLEC Std	Qwest Num	Qwest Denc	Qwest Resu	Mod Z Scr	Parity Scr
Jan-03	4	1	4.00		99	6	16.50	-1.04	-1.64
Feb-03									
Mar-03	1	1	1.00		295	20	14.75	-1.66	-2.01
Apr-03									
May-03									
Jun-03	6	1	6.00		8	3	2.67	3.72	1.26
Jul-03	6	2	3.00	2.83	611	14	43.64	-1.34	-1.82
Aug-03	11	1	11.00		21	6	3.50	1.41	-0.14
Sep-03									
Oct-03	2	1	2.00		68	7	9.71	-0.68	-1.42
Nov-03									
Dec-03									



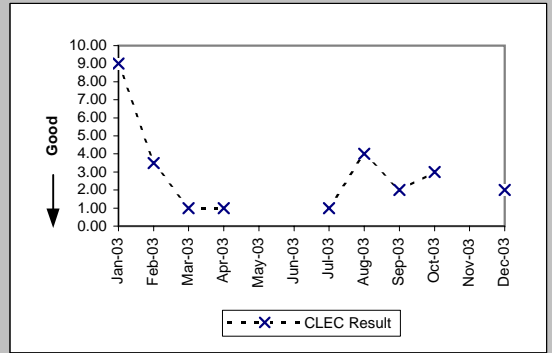
OP-6A-4 - Delayed Days for Non-Facility Reasons (Average Days) - Interval Zone One

Unbundled Loop - ADSL Qualified (Parity)										
Date	CLEC Num	CLEC Denc	CLEC Resu	CLEC Std	Qwest Num	Qwest Denc	Qwest Resu	Mod Z Scr	Parity Scr	
Jan-03	2	1	2.00		64	23	2.78	-0.27	-1.17	
Feb-03										
Mar-03										
Apr-03										
May-03										
Jun-03										
Jul-03										
Aug-03										
Sep-03										
Oct-03										
Nov-03										
Dec-03										



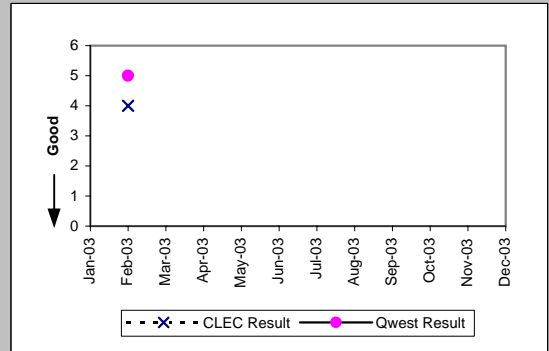
OP-6A-4 - Delayed Days for Non-Facility Reasons (Average Days) - Interval Zone One

Enhanced Extended Loops (EELs) (Diagnostic)					
Date	Num	Denom	CLEC Result	Standard Dev	
Jan-03	27	3	9.00	4.00	
Feb-03	7	2	3.50	3.54	
Mar-03	1	1	1.00		
Apr-03	2	2	1.00	0.00	
May-03					
Jun-03					
Jul-03	1	1	1.00		
Aug-03	4	1	4.00		
Sep-03	2	1	2.00		
Oct-03	3	1	3.00		
Nov-03					
Dec-03	2	1	2.00		

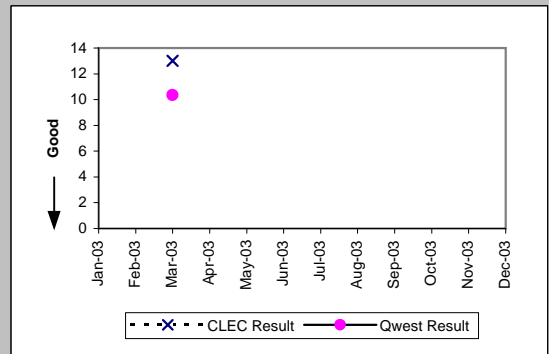


OP-6A-5 - Delayed Days for Non-Facility Reasons (Average Days) - Interval Zone Two

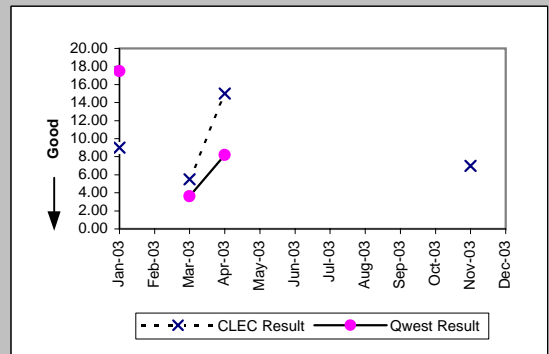
ISDN Primary (Parity)									
Date	CLEC Num	CLEC Dend	CLEC Resu	CLEC Std	Qwest Num	Qwest Dend	Qwest Resu	Mod Z Scr	Parity Scr
Jan-03									
Feb-03	4	1	4.00		35	7	5.00	-0.29	-1.17
Mar-03									
Apr-03									
May-03									
Jun-03									
Jul-03									
Aug-03									
Sep-03									
Oct-03									
Nov-03									
Dec-03									



DS1 (Parity)									
Date	CLEC Num	CLEC Dend	CLEC Resu	CLEC Std	Qwest Num	Qwest Dend	Qwest Resu	Mod Z Scr	Parity Scr
Jan-03									
Feb-03									
Mar-03	26	2	13.00	8.49	290	28	10.36	0.8	-0.51
Apr-03									
May-03									
Jun-03									
Jul-03									
Aug-03									
Sep-03									
Oct-03									
Nov-03									
Dec-03									



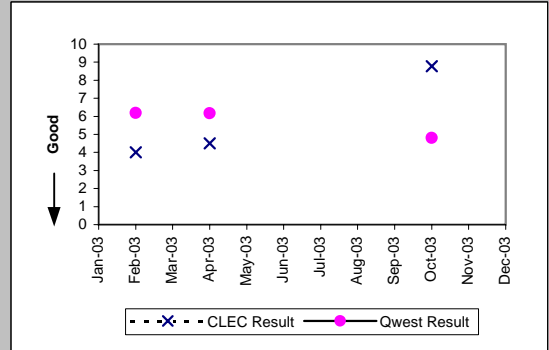
LIS Trunk (Parity)									
Date	CLEC Num	CLEC Dend	CLEC Resu	CLEC Std	Qwest Num	Qwest Dend	Qwest Resu	Mod Z Scr	Parity Scr
Jan-03	9	1	9.00		35	2	17.50	-9.81	-6.97
Feb-03									
Mar-03	11	2	5.50	6.36	18	5	3.60	1.32	-0.2
Apr-03	15	1	15.00		41	5	8.20	0.85	-0.48
May-03									
Jun-03									
Jul-03									
Aug-03									
Sep-03									
Oct-03									
Nov-03	7	1	7.00						
Dec-03									



OP-6A-5 - Delayed Days for Non-Facility Reasons (Average Days) - Interval Zone Two

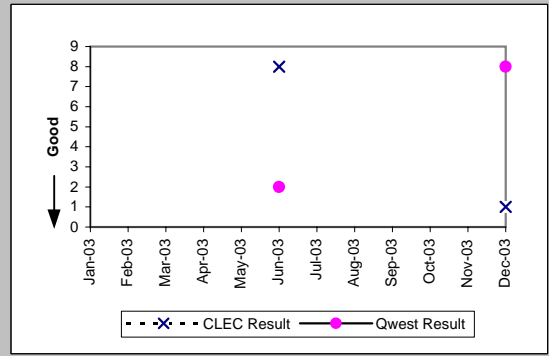
Unbundled Loop Analog (Parity)

Date	CLEC Num	CLEC Denc	CLEC Resu	CLEC Std	Qwest Num	Qwest Denc	Qwest Resu	Mod Z Scr	Parity Scr
Jan-03									
Feb-03	4	1	4.00		229	37	6.19	-0.19	-1.11
Mar-03									
Apr-03	18	4	4.50	0.58	259	42	6.17	-0.23	-1.14
May-03									
Jun-03									
Jul-03									
Aug-03									
Sep-03									
Oct-03	114	13	8.77	1.92	211	44	4.80	0.72	-0.56
Nov-03									
Dec-03									



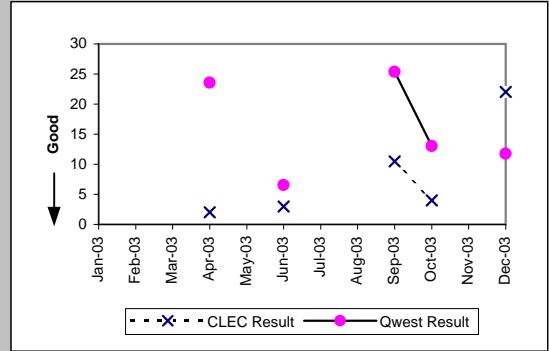
Unbundled Loop - 2 Wire Non-Loaded (Parity)

Date	CLEC Num	CLEC Denc	CLEC Resu	CLEC Std	Qwest Num	Qwest Denc	Qwest Resu	Mod Z Scr	Parity Scr
Jan-03									
Feb-03									
Mar-03									
Apr-03									
May-03									
Jun-03	8	1	8.00		6	3	2.00		
Jul-03									
Aug-03									
Sep-03									
Oct-03									
Nov-03									
Dec-03	1	1	1.00		8	1	8.00		



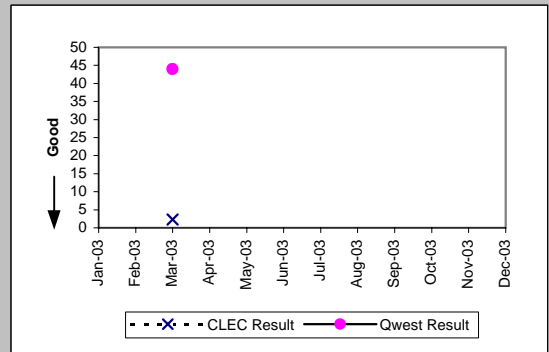
Unbundled Loop - DS1 Capable (Parity)

Date	CLEC Num	CLEC Denc	CLEC Resu	CLEC Std	Qwest Num	Qwest Denc	Qwest Resu	Mod Z Scr	Parity Scr
Jan-03									
Feb-03									
Mar-03									
Apr-03	2	1	2.00		920	39	23.59	-0.48	-1.29
May-03									
Jun-03	3	1	3.00		157	24	6.54	-0.48	-1.29
Jul-03									
Aug-03									
Sep-03	21	2	10.50	6.36	1142	45	25.38	-0.33	-1.2
Oct-03	4	1	4.00		522	40	13.05	-0.55	-1.34
Nov-03									
Dec-03	22	1	22.00		341	29	11.76	0.85	-0.48



Unbundled Loop ISDN Capable (Parity)

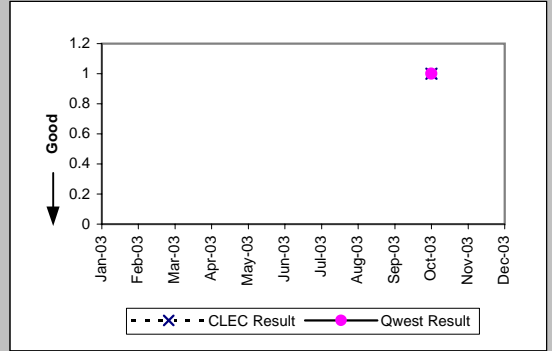
Date	CLEC Num	CLEC Denc	CLEC Resu	CLEC Std	Qwest Num	Qwest Denc	Qwest Resu	Mod Z Scr	Parity Scr
Jan-03									
Feb-03									
Mar-03	7	3	2.33	1.53	44	1	44.00		
Apr-03									
May-03									
Jun-03									
Jul-03									
Aug-03									
Sep-03									
Oct-03									
Nov-03									
Dec-03									





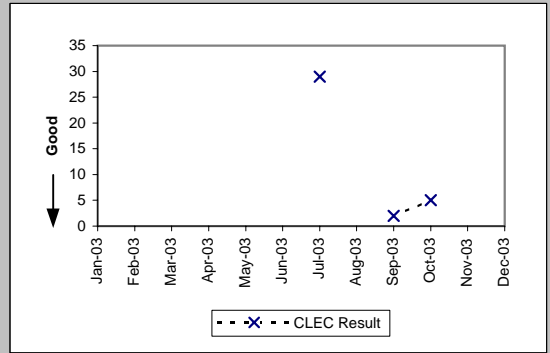
OP-6A-5 - Delayed Days for Non-Facility Reasons (Average Days) - Interval Zone Two

Unbundled Loop - ADSL Qualified (Parity)									
Date	CLEC Num	CLEC Dend	CLEC Resu	CLEC Std	Qwest Num	Qwest Dend	Qwest Resu	Mod Z Scr	Parity Scr
Jan-03									
Feb-03									
Mar-03									
Apr-03									
May-03									
Jun-03									
Jul-03									
Aug-03									
Sep-03									
Oct-03	1	1	1.00		1	1	1.00		
Nov-03									
Dec-03									



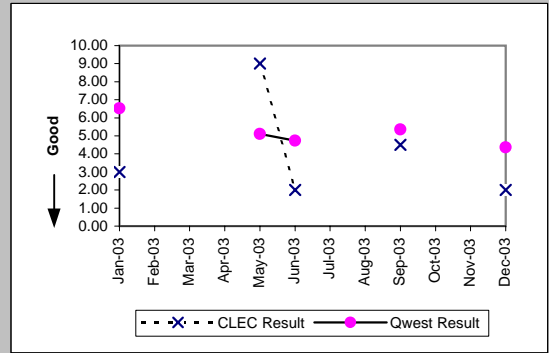
OP-6A-5 - Delayed Days for Non-Facility Reasons (Average Days) - Interval Zone Two

Enhanced Extended Loops (EELs) (Diagnostic)				
Date	Num	Denom	CLEC Result	Standard Dev
Jan-03				
Feb-03				
Mar-03				
Apr-03				
May-03				
Jun-03				
Jul-03	29	1	29.00	
Aug-03				
Sep-03	2	1	2.00	
Oct-03	5	1	5.00	
Nov-03				
Dec-03				

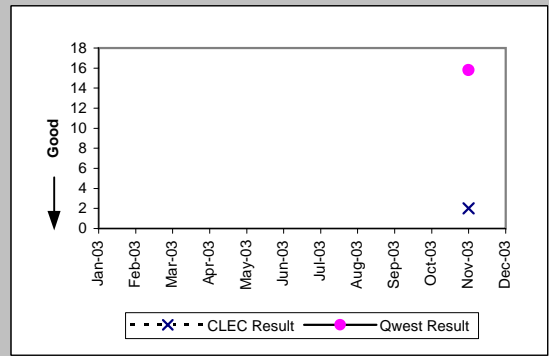


OP-6B-1 - Delayed Days for Facility Reasons (Average Days) - Dispatches within MSAs

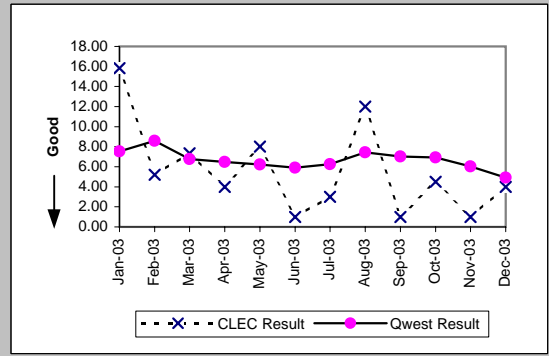
Residence (Parity)										
Date	CLEC Num	CLEC Denc	CLEC Resu	CLEC Std	Qwest Num	Qwest Denc	Qwest Resu	Mod Z Scr	Parity Scr	
Jan-03	9	3	3.00	2.65	1351	207	6.53	-0.86	-1.52	
Feb-03										
Mar-03										
Apr-03										
May-03	9	1	9.00		413	81	5.10	0.88	-0.46	
Jun-03	2	1	2.00		303	64	4.73	-0.55	-1.34	
Jul-03										
Aug-03										
Sep-03	9	2	4.50	0.71	482	90	5.36	-0.22	-1.14	
Oct-03										
Nov-03										
Dec-03	4	2	2.00	1.41	380	87	4.37	-0.95	-1.57	



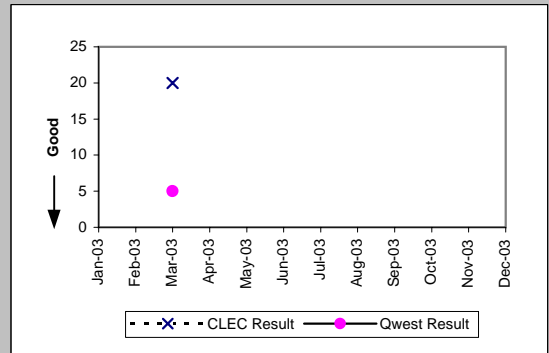
Qwest DSL (Parity)										
Date	CLEC Num	CLEC Denc	CLEC Resu	CLEC Std	Qwest Num	Qwest Denc	Qwest Resu	Mod Z Scr	Parity Scr	
Jan-03										
Feb-03										
Mar-03										
Apr-03										
May-03										
Jun-03										
Jul-03										
Aug-03										
Sep-03										
Oct-03										
Nov-03	2	1	2.00		79	5	15.80	-0.64	-1.39	
Dec-03										



UNE - P (POTS) (Parity)										
Date	CLEC Num	CLEC Denc	CLEC Resu	CLEC Std	Qwest Num	Qwest Denc	Qwest Resu	Mod Z Scr	Parity Scr	
Jan-03	95	6	15.83	28.60	2008	267	7.52	1.51	-0.08	
Feb-03	26	5	5.20	3.35	1501	175	8.58	-0.5	-1.3	
Mar-03	22	3	7.33	6.51	948	140	6.77	0.52	-0.68	
Apr-03	16	4	4.00	1.63	844	130	6.49	-0.46	-1.28	
May-03	8	1	8.00		628	101	6.22	0.8	-0.51	
Jun-03	1	1	1.00		615	104	5.91	-0.77	-1.47	
Jul-03	3	1	3.00		861	138	6.24	-0.35	-1.21	
Aug-03	12	1	12.00		1117	150	7.45	0.81	-0.51	
Sep-03	1	1	1.00		863	123	7.02	-0.57	-1.35	
Oct-03	9	2	4.50	0.71	914	132	6.92	-0.45	-1.27	
Nov-03	1	1	1.00		477	79	6.04	-0.44	-1.27	
Dec-03	8	2	4.00	2.83	579	118	4.91	-0.31	-1.19	

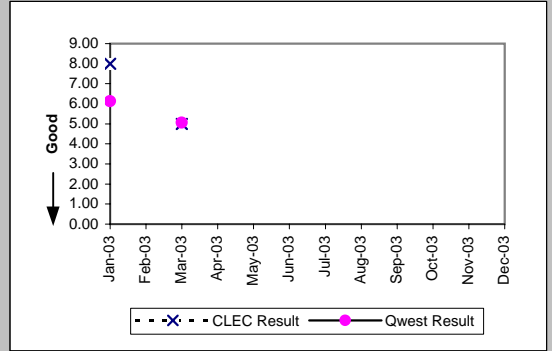


UNE P (Centrex) (Parity)										
Date	CLEC Num	CLEC Denc	CLEC Resu	CLEC Std	Qwest Num	Qwest Denc	Qwest Resu	Mod Z Scr	Parity Scr	
Jan-03										
Feb-03										
Mar-03	20	1	20.00		5	1	5.00			
Apr-03										
May-03										
Jun-03										
Jul-03										
Aug-03										
Sep-03										
Oct-03										
Nov-03										
Dec-03										

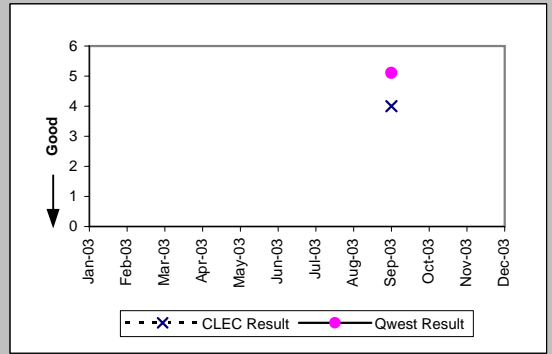


OP-6B-2 - Delayed Days for Facility Reasons (Average Days) - Dispatches outside MSAs

Residence (Parity)										
Date	CLEC Num	CLEC Denc	CLEC Resu	CLEC Std	Qwest Num	Qwest Denc	Qwest Resu	Mod Z Scr	Parity Scr	
Jan-03	8	1	8.00		367	60	6.12	0.56	-0.66	
Feb-03										
Mar-03	5	1	5.00		162	32	5.06	-0.01	-1.01	
Apr-03										
May-03										
Jun-03										
Jul-03										
Aug-03										
Sep-03										
Oct-03										
Nov-03										
Dec-03										

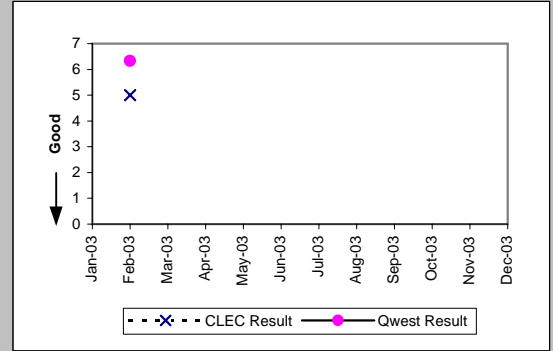


UNE - P (POTS) (Parity)										
Date	CLEC Num	CLEC Denc	CLEC Resu	CLEC Std	Qwest Num	Qwest Denc	Qwest Resu	Mod Z Scr	Parity Scr	
Jan-03										
Feb-03										
Mar-03										
Apr-03										
May-03										
Jun-03										
Jul-03										
Aug-03										
Sep-03	4	1	4.00		194	38	5.11	-0.21	-1.13	
Oct-03										
Nov-03										
Dec-03										

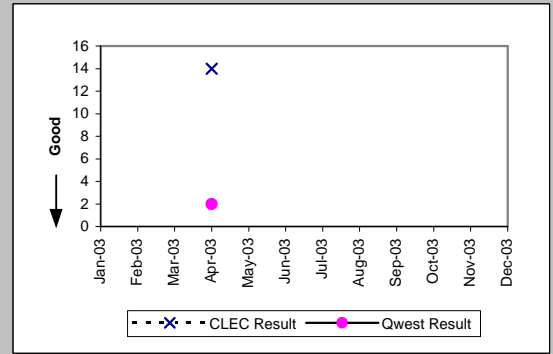


OP-6B-3 - Delayed Days for Facility Reasons (Average Days) - No dispatches

Residence (Parity)									
Date	CLEC Num	CLEC Denc	CLEC Resu	CLEC Std	Qwest Num	Qwest Denc	Qwest Resu	Mod Z Scr	Parity Scr
Jan-03									
Feb-03	5	1	5.00		19	3	6.33	-0.2	-1.12
Mar-03									
Apr-03									
May-03									
Jun-03									
Jul-03									
Aug-03									
Sep-03									
Oct-03									
Nov-03									
Dec-03									

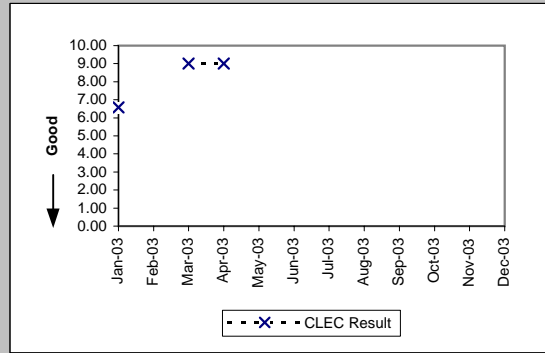


UNE - P (POTS) (Parity)									
Date	CLEC Num	CLEC Denc	CLEC Resu	CLEC Std	Qwest Num	Qwest Denc	Qwest Resu	Mod Z Scr	Parity Scr
Jan-03									
Feb-03									
Mar-03									
Apr-03	14	1	14.00		2	1	2.00		
May-03									
Jun-03									
Jul-03									
Aug-03									
Sep-03									
Oct-03									
Nov-03									
Dec-03									



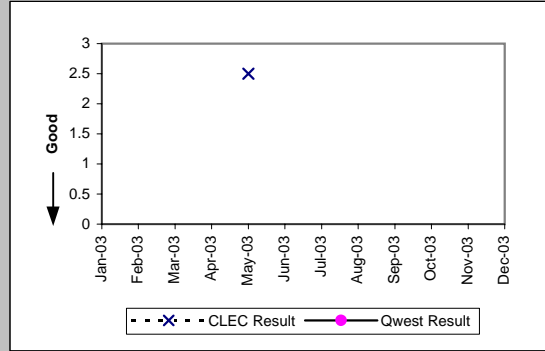
OP-6B-3 - Delayed Days for Facility Reasons (Average Days) - No dispatches

Line Sharing (Diagnostic)				
Date	Numerator	Denominator	CLEC Result	Standard Dev
Jan-03	46	7	6.57	3.78
Feb-03				
Mar-03	9	1	9.00	
Apr-03	18	2	9.00	0.00
May-03				
Jun-03				
Jul-03				
Aug-03				
Sep-03				
Oct-03				
Nov-03				
Dec-03				



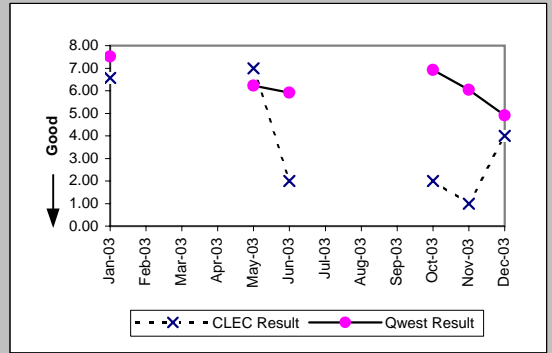
OP-6B-4 - Delayed Days for Facility Reasons (Average Days) - Interval Zone One

Date	LIS Trunk (Parity)								
	CLEC Num	CLEC Dend	CLEC Resu	CLEC Std	Qwest Num	Qwest Dend	Qwest Resu	Mod Z Scr	Parity Scr
Jan-03									
Feb-03									
Mar-03									
Apr-03									
May-03	5	2	2.50	2.12					
Jun-03									
Jul-03									
Aug-03									
Sep-03									
Oct-03									
Nov-03									
Dec-03									

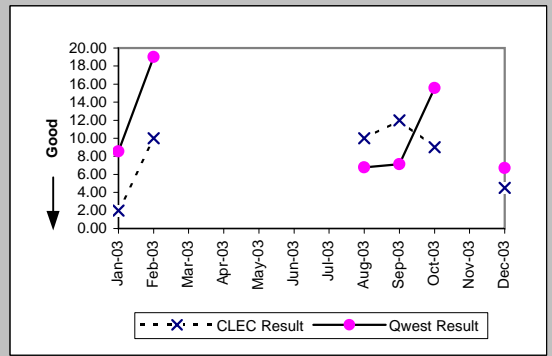


OP-6B-4 - Delayed Days for Facility Reasons (Average Days) - Interval Zone One

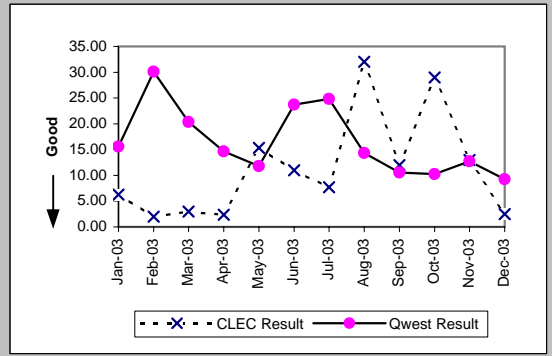
Unbundled Loop Analog (Parity)									
Date	CLEC Num	CLEC Denc	CLEC Resu	CLEC Std	Qwest Num	Qwest Denc	Qwest Resu	Mod Z Scr	Parity Scr
Jan-03	92	14	6.57	1.60	2008	267	7.52	-0.37	-1.23
Feb-03									
Mar-03									
Apr-03									
May-03	7	1	7.00		628	101	6.22	0.67	-0.59
Jun-03	2	1	2.00		615	104	5.91	-0.61	-1.37
Jul-03									
Aug-03									
Sep-03									
Oct-03	4	2	2.00	0.00	914	132	6.92	-0.91	-1.55
Nov-03	1	1	1.00		477	79	6.04	-0.44	-1.27
Dec-03	8	2	4.00	0.00	579	118	4.91	-0.31	-1.19



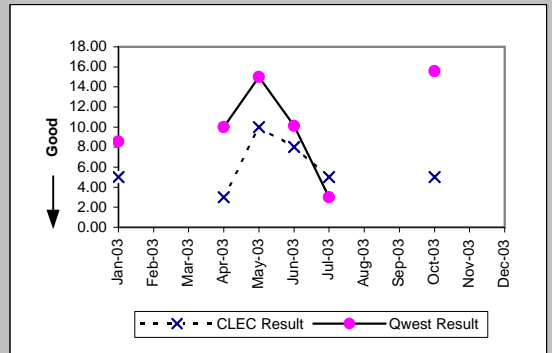
Unbundled Loop - 2 Wire Non-Loaded (Parity)									
Date	CLEC Num	CLEC Denc	CLEC Resu	CLEC Std	Qwest Num	Qwest Denc	Qwest Resu	Mod Z Scr	Parity Scr
Jan-03	2	1	2.00		137	16	8.56	-0.77	-1.47
Feb-03	10	1	10.00		38	2	19.00	-0.74	-1.45
Mar-03									
Apr-03									
May-03									
Jun-03									
Jul-03									
Aug-03	10	1	10.00		61	9	6.78	0.51	-0.69
Sep-03	12	1	12.00		57	8	7.12	0.52	-0.68
Oct-03	9	1	9.00		140	9	15.56	-0.41	-1.25
Nov-03									
Dec-03	9	2	4.50	4.95	47	7	6.71	-0.54	-1.33



Unbundled Loop - DS1 Capable (Parity)									
Date	CLEC Num	CLEC Denc	CLEC Resu	CLEC Std	Qwest Num	Qwest Denc	Qwest Resu	Mod Z Scr	Parity Scr
Jan-03	25	4	6.25	6.85	451	29	15.55	-1.39	-1.84
Feb-03	2	1	2.00		421	14	30.07	-0.86	-1.52
Mar-03	3	1	3.00		122	6	20.33	-0.91	-1.56
Apr-03	7	3	2.33	1.53	190	13	14.62	-1.76	-2.07
May-03	46	3	15.33	11.59	189	16	11.81	0.6	-0.64
Jun-03	22	2	11.00	12.73	356	15	23.73	-0.84	-1.51
Jul-03	23	3	7.67	7.64	620	25	24.80	-1.25	-1.76
Aug-03	32	1	32.00		588	41	14.34	1.51	-0.08
Sep-03	48	4	12.00	7.70	221	21	10.52	0.46	-0.72
Oct-03	29	1	29.00		245	24	10.21	1.32	-0.2
Nov-03	26	2	13.00	16.97	191	15	12.73	0.31	-0.81
Dec-03	5	2	2.50	0.71	157	17	9.24	-0.92	-1.56



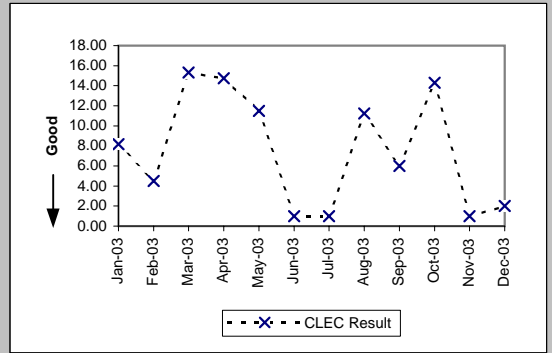
Unbundled Loop ISDN Capable (Parity)									
Date	CLEC Num	CLEC Denc	CLEC Resu	CLEC Std	Qwest Num	Qwest Denc	Qwest Resu	Mod Z Scr	Parity Scr
Jan-03	10	2	5.00	4.24	137	16	8.56	-0.58	-1.35
Feb-03									
Mar-03									
Apr-03	3	1	3.00		80	8	10.00	-0.69	-1.42
May-03	10	1	10.00		75	5	15.00	-0.22	-1.13
Jun-03	8	1	8.00		91	9	10.11	-0.24	-1.14
Jul-03	5	1	5.00		6	2	3.00	0.67	-0.59
Aug-03									
Sep-03									
Oct-03	5	1	5.00		140	9	15.56	-0.66	-1.4
Nov-03									
Dec-03									





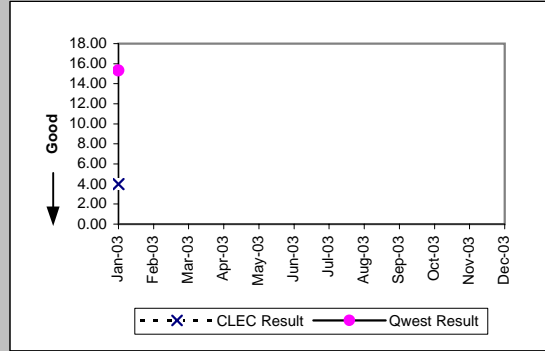
OP-6B-4 - Delayed Days for Facility Reasons (Average Days) - Interval Zone One

Enhanced Extended Loops (EELs) (Diagnostic)					
Date	Num	Denom	CLEC Result	Standard Dev	
Jan-03	49	6	8.17	5.27	
Feb-03	18	4	4.50	4.04	
Mar-03	46	3	15.33	12.66	
Apr-03	59	4	14.75	9.50	
May-03	69	6	11.50	17.72	
Jun-03	3	3	1.00	0.00	
Jul-03	1	1	1.00		
Aug-03	45	4	11.25	8.85	
Sep-03	24	4	6.00	5.23	
Oct-03	100	7	14.29	31.66	
Nov-03	2	2	1.00	0.00	
Dec-03	2	1	2.00		



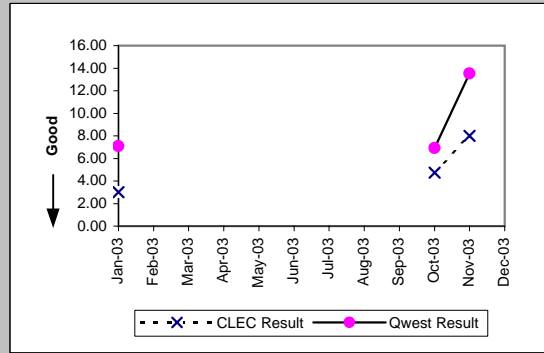
OP-6B-5 - Delayed Days for Facility Reasons (Average Days) - Interval Zone Two

DS1 (Parity)										
Date	CLEC Num	CLEC Denc	CLEC Resu	CLEC Std	Qwest Num	Qwest Denc	Qwest Resu	Mod Z Scr	Parity Scr	
Jan-03	4	1	4.00		460	30	15.33	-1.17	-1.71	
Feb-03										
Mar-03										
Apr-03										
May-03										
Jun-03										
Jul-03										
Aug-03										
Sep-03										
Oct-03										
Nov-03										
Dec-03										

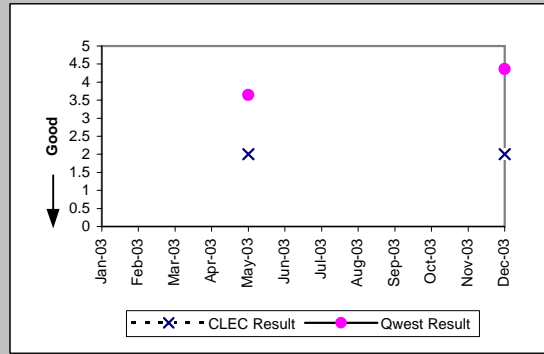


OP-6B-5 - Delayed Days for Facility Reasons (Average Days) - Interval Zone Two

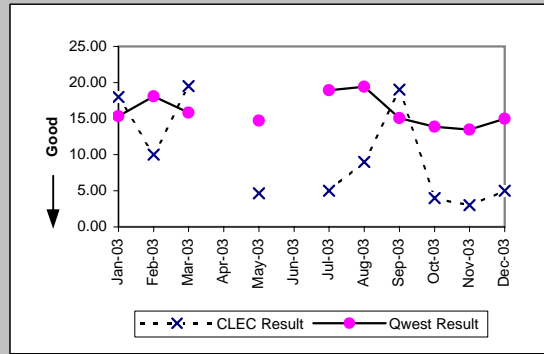
Unbundled Loop Analog (Parity)										
Date	CLEC Num	CLEC Dend	CLEC Resu	CLEC Std	Qwest Num	Qwest Dend	Qwest Resu	Mod Z Scr	Parity Scr	
Jan-03	6	2	3.00	0.00	531	75	7.08	-0.74	-1.45	
Feb-03										
Mar-03										
Apr-03										
May-03										
Jun-03										
Jul-03										
Aug-03										
Sep-03										
Oct-03	38	8	4.75	2.12	291	42	6.93	-0.91	-1.55	
Nov-03	32	4	8.00	0.00	392	29	13.52	-0.35	-1.21	
Dec-03										



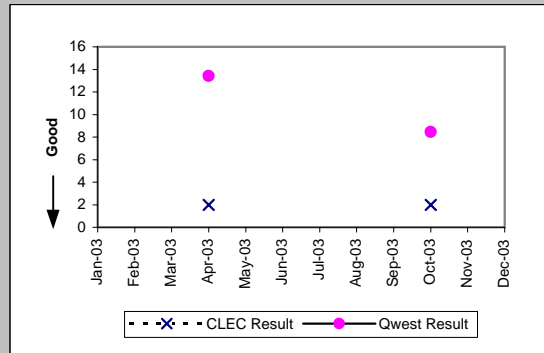
Unbundled Loop - 2 Wire Non-Loaded (Parity)										
Date	CLEC Num	CLEC Dend	CLEC Resu	CLEC Std	Qwest Num	Qwest Dend	Qwest Resu	Mod Z Scr	Parity Scr	
Jan-03										
Feb-03										
Mar-03										
Apr-03										
May-03	2	1	2.00		40	11	3.64	-0.42	-1.26	
Jun-03										
Jul-03										
Aug-03										
Sep-03										
Oct-03										
Nov-03										
Dec-03	2	1	2.00		96	22	4.36	-0.38	-1.23	



Unbundled Loop - DS1 Capable (Parity)										
Date	CLEC Num	CLEC Dend	CLEC Resu	CLEC Std	Qwest Num	Qwest Dend	Qwest Resu	Mod Z Scr	Parity Scr	
Jan-03	18	1	18.00		460	30	15.33	0.35	-0.79	
Feb-03	30	3	10.00	7.00	235	13	18.08	-1.11	-1.67	
Mar-03	39	2	19.50	0.71	301	19	15.84	0.35	-0.79	
Apr-03										
May-03	14	3	4.67	4.73	265	18	14.72	-0.93	-1.57	
Jun-03										
Jul-03	5	1	5.00		454	24	18.92	-0.5	-1.3	
Aug-03	27	3	9.00	10.58	369	19	19.42	-0.66	-1.4	
Sep-03	19	1	19.00		498	33	15.09	0.4	-0.76	
Oct-03	8	2	4.00	2.83	596	43	13.86	-1.15	-1.7	
Nov-03	3	1	3.00		175	13	13.46	-0.67	-1.41	
Dec-03	5	1	5.00		480	32	15.00	-0.58	-1.35	

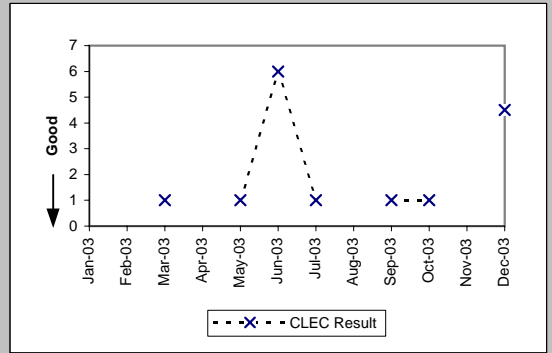


Unbundled Loop ISDN Capable (Parity)										
Date	CLEC Num	CLEC Dend	CLEC Resu	CLEC Std	Qwest Num	Qwest Dend	Qwest Resu	Mod Z Scr	Parity Scr	
Jan-03										
Feb-03										
Mar-03										
Apr-03	2	1	2.00		94	7	13.43	-0.68	-1.41	
May-03										
Jun-03										
Jul-03										
Aug-03										
Sep-03										
Oct-03	2	1	2.00		76	9	8.44	-1.05	-1.64	
Nov-03										
Dec-03										



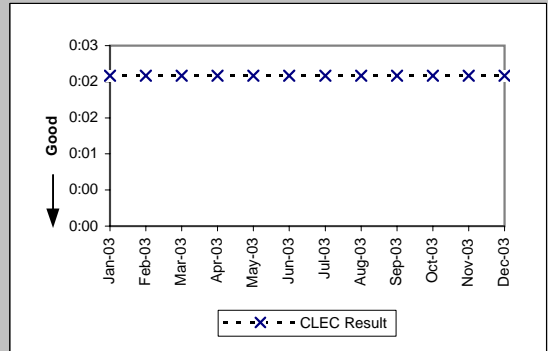
OP-6B-5 - Delayed Days for Facility Reasons (Average Days) - Interval Zone Two

Enhanced Extended Loops (EELs) (Diagnostic)				
Date	Num	Denom	CLEC Result	Standard Dev
Jan-03				
Feb-03				
Mar-03		1	1	1.00
Apr-03				
May-03	1	1	1	1.00
Jun-03	6	1	6	6.00
Jul-03	1	1	1	1.00
Aug-03				
Sep-03	1	1	1	1.00
Oct-03	1	1	1	1.00
Nov-03				
Dec-03	9	2	4.50	3.54

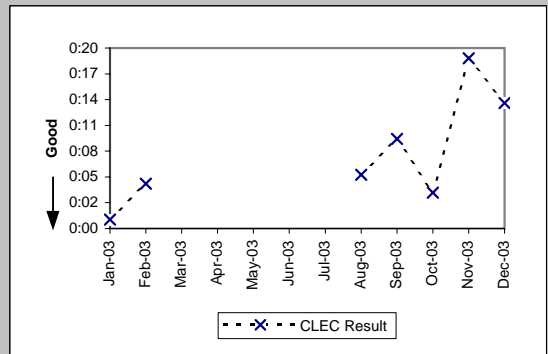


OP-7 - Coordinated "Hot Cut" Interval (Hours:Minutes)

Unbundled Loop - Analog (Diagnostic)				
Date	Numerator	Denominator		CLEC Result
Jan-03		49:46	955	0:03
Feb-03		42:37	918	0:03
Mar-03		48:21	1016	0:03
Apr-03		44:25	1000	0:03
May-03		34:20	721	0:03
Jun-03		39:34	846	0:03
Jul-03		37:33	869	0:03
Aug-03		41:53	863	0:03
Sep-03		39:17	864	0:03
Oct-03		42:47	760	0:03
Nov-03		35:54	646	0:03
Dec-03		42:38	802	0:03

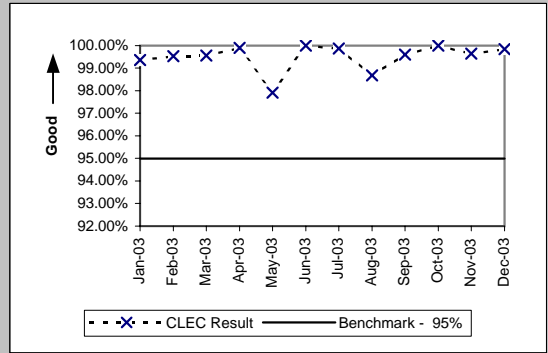


Unbundled Loop Other (Diagnostic)				
Date	Numerator	Denominator		CLEC Result
Jan-03		0:01	1	0:01
Feb-03		0:05	1	0:05
Mar-03				
Apr-03				
May-03				
Jun-03				
Jul-03				
Aug-03		0:12	2	0:06
Sep-03		0:10	1	0:10
Oct-03		0:18	5	0:04
Nov-03		1:16	4	0:19
Dec-03		2:10	9	0:14

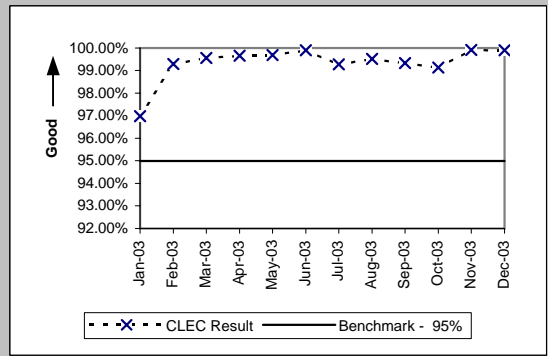


OP-8 - Number Portability Timeliness (Percent)

Number Portability Timeliness (Percent) (OP-8 B) (Benchmark)				
Date	Numerator	Denominator	CLEC Result	
Jan-03	773	778	99.36%	
Feb-03	855	859	99.53%	
Mar-03	914	918	99.56%	
Apr-03	951	952	99.90%	
May-03	610	623	97.91%	
Jun-03	730	730	100.00%	
Jul-03	825	826	99.88%	
Aug-03	748	758	98.68%	
Sep-03	742	745	99.60%	
Oct-03	674	674	100.00%	
Nov-03	568	570	99.65%	
Dec-03	625	626	99.84%	

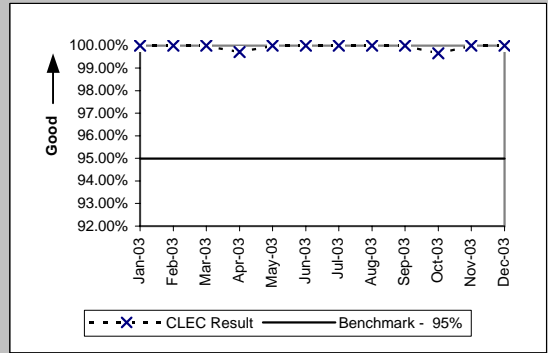


Percentage of LNP Triggers Set Prior to the Frame Due Time (Percent) (OP-8C) (Benchmark)				
Date	Numerator	Denominator	CLEC Result	
Jan-03	3823	3942	96.98%	
Feb-03	2360	2377	99.28%	
Mar-03	2504	2515	99.56%	
Apr-03	2043	2050	99.66%	
May-03	2240	2247	99.69%	
Jun-03	3955	3959	99.90%	
Jul-03	4779	4814	99.27%	
Aug-03	2084	2094	99.52%	
Sep-03	4918	4951	99.33%	
Oct-03	3665	3697	99.13%	
Nov-03	9135	9143	99.91%	
Dec-03	5172	5177	99.90%	

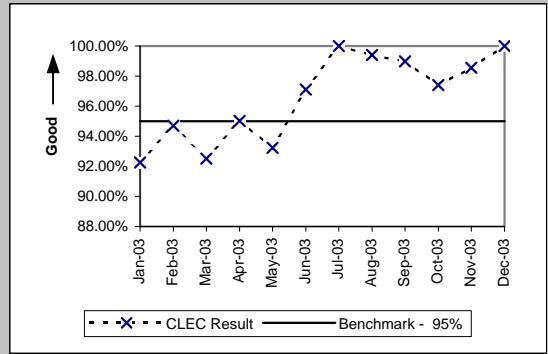


OP-13 - Coordinated Cuts on Time (Percent)

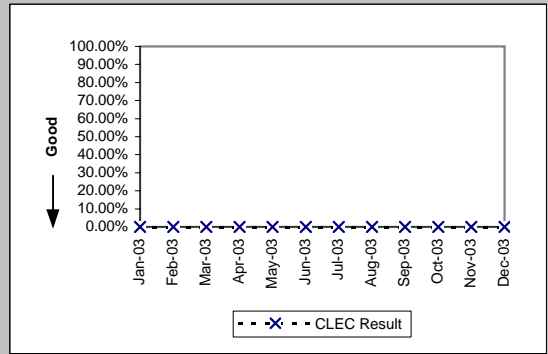
Coordinated Cuts Completed on Time (Percent) Unbundled Loop - Analog (OP-13A ) (Benchmark)				
Date	Numerator	Denominator		CLEC Result
Jan-03	376	376		100.00%
Feb-03	323	323		100.00%
Mar-03	351	351		100.00%
Apr-03	354	355		99.72%
May-03	252	252		100.00%
Jun-03	298	298		100.00%
Jul-03	258	258		100.00%
Aug-03	326	326		100.00%
Sep-03	293	293		100.00%
Oct-03	287	288		99.65%
Nov-03	265	265		100.00%
Dec-03	337	337		100.00%



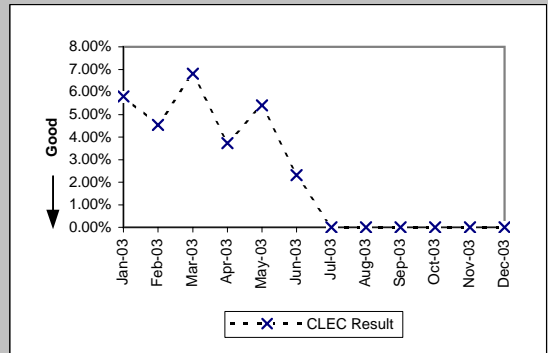
Coordinated Cuts Completed on Time (Percent) Unbundled Loop Other (OP-13A ) (Benchmark)				
Date	Numerator	Denominator		CLEC Result
Jan-03	143	155		92.26%
Feb-03	125	132		94.70%
Mar-03	136	147		92.52%
Apr-03	153	161		95.03%
May-03	138	148		93.24%
Jun-03	168	173		97.11%
Jul-03	144	144		100.00%
Aug-03	169	170		99.41%
Sep-03	193	195		98.97%
Oct-03	187	192		97.40%
Nov-03	137	139		98.56%
Dec-03	158	158		100.00%



Coordinated Cuts Started Without CLEC Approval (Percent) Unbundled Loop - Analog (OP-13B ) (Diagnostic)				
Date	Numerator	Denominator		CLEC Result
Jan-03	0	376		0.00%
Feb-03	0	323		0.00%
Mar-03	0	351		0.00%
Apr-03	0	355		0.00%
May-03	0	252		0.00%
Jun-03	0	298		0.00%
Jul-03	0	258		0.00%
Aug-03	0	326		0.00%
Sep-03	0	293		0.00%
Oct-03	0	288		0.00%
Nov-03	0	265		0.00%
Dec-03	0	337		0.00%

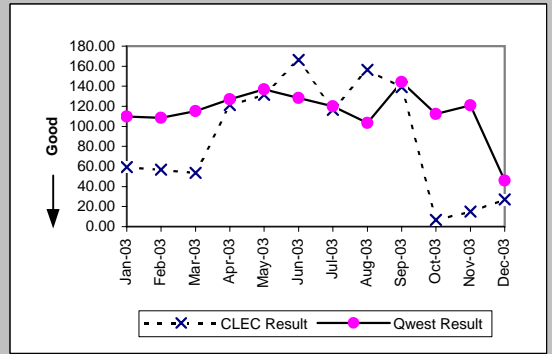


Coordinated Cuts Started Without CLEC Approval (Percent) Unbundled Loop Other (OP-13B ) (Diagnostic)				
Date	Numerator	Denominator		CLEC Result
Jan-03	9	155		5.81%
Feb-03	6	132		4.55%
Mar-03	10	147		6.80%
Apr-03	6	161		3.73%
May-03	8	148		5.41%
Jun-03	4	173		2.31%
Jul-03	0	144		0.00%
Aug-03	0	170		0.00%
Sep-03	0	195		0.00%
Oct-03	0	192		0.00%
Nov-03	0	139		0.00%
Dec-03	0	158		0.00%

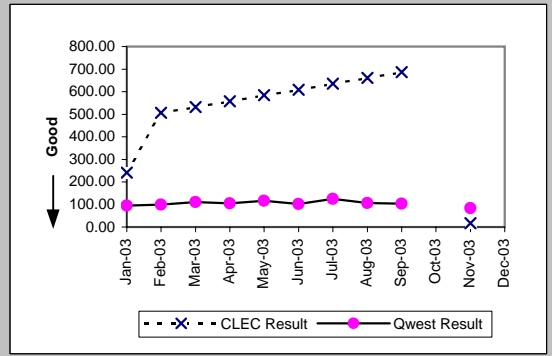


OP-15A - Interval for Pending Orders Delayed Past Due Date

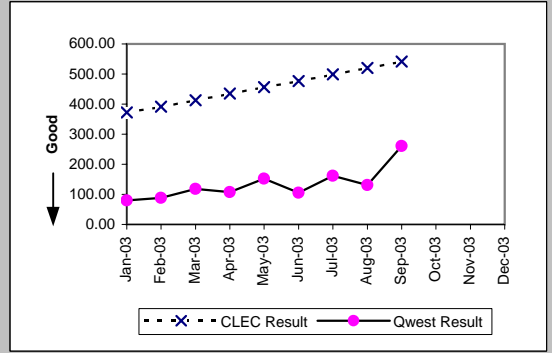
Residence (Diagnostic)									
Date	CLEC Num	CLEC Denc	CLEC Resu	Standard D	Qwest Num	Qwest Denc	Qwest Resu	Mod Z Scr	Parity Scr
Jan-03	654	11	59.45	114.76	111981	1020	109.79	-1.28	-1.78
Feb-03	738	13	56.77	114.39	111422	1027	108.49	-1.39	-1.85
Mar-03	697	13	53.62	125.78	121012	1049	115.36	-1.59	-1.97
Apr-03	727	6	121.17	185.53	114459	900	127.18	-0.1	-1.06
May-03	788	6	131.33	196.18	119299	872	136.81	-0.08	-1.05
Jun-03	832	5	166.40	220.05	123952	965	128.45	0.65	-0.61
Jul-03	931	8	116.38	194.73	112247	936	119.92	-0.06	-1.04
Aug-03	938	6	156.33	231.44	91542	886	103.32	0.91	-0.45
Sep-03	973	7	139.00	231.65	87443	606	144.30	-0.08	-1.05
Oct-03	20	3	6.67	1.53	57053	508	112.31	-1.3	-1.79
Nov-03	60	4	15.00	14.63	62609	518	120.87	-1.47	-1.89
Dec-03	27	1	27.00		11221	245	45.80	-0.24	-1.15



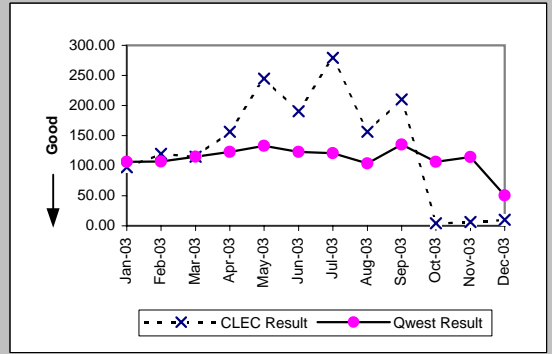
Business (Diagnostic)									
Date	CLEC Num	CLEC Denc	CLEC Resu	Standard D	Qwest Num	Qwest Denc	Qwest Resu	Mod Z Scr	Parity Scr
Jan-03	482	2	241.00	340.83	26618	282	94.39	1.46	-0.11
Feb-03	506	1	506.00		24453	245	99.81	2.26	0.37
Mar-03	532	1	532.00		23357	210	111.22	2.12	0.29
Apr-03	558	1	558.00		22662	215	105.40	2.1	0.27
May-03	584	1	584.00		24102	207	116.43	2.17	0.32
Jun-03	609	1	609.00		26790	262	102.25	2.29	0.39
Jul-03	635	1	635.00		29241	234	124.96	2.17	0.32
Aug-03	661	1	661.00		25809	244	105.77	2.29	0.39
Sep-03	686	1	686.00		18799	181	103.86	2.23	0.35
Oct-03									
Nov-03	17	1	17.00		8825	106	83.25	-0.54	-1.33
Dec-03									



PBX (Diagnostic)									
Date	CLEC Num	CLEC Denc	CLEC Resu	Standard D	Qwest Num	Qwest Denc	Qwest Resu	Mod Z Scr	Parity Scr
Jan-03	372	1	372.00		715	9	79.44	1.55	-0.05
Feb-03	392	1	392.00		887	10	88.70	1.62	-0.02
Mar-03	413	1	413.00		944	8	118.00	1.62	-0.02
Apr-03	435	1	435.00		969	9	107.67	1.51	-0.08
May-03	456	1	456.00		911	6	151.83	1.37	-0.17
Jun-03	477	1	477.00		1054	10	105.40	1.64	0
Jul-03	499	1	499.00		972	6	162.00	1.56	-0.05
Aug-03	520	1	520.00		787	6	131.17	1.39	-0.16
Sep-03	541	1	541.00		781	3	260.33	1.03	-0.38
Oct-03									
Nov-03									
Dec-03									



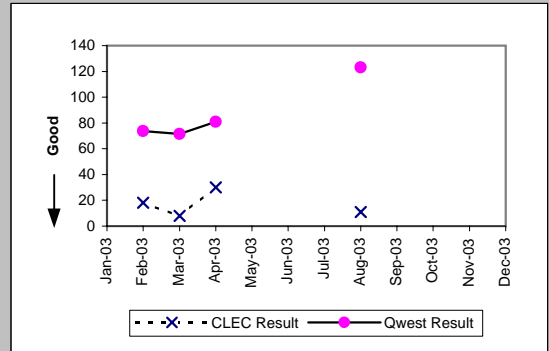
UNE - P (POTS) (Diagnostic)									
Date	CLEC Num	CLEC Denc	CLEC Resu	Standard D	Qwest Num	Qwest Denc	Qwest Resu	Mod Z Scr	Parity Scr
Jan-03	2525	26	97.12	141.90	138599	1302	106.45	-0.37	-1.22
Feb-03	2873	24	119.71	151.37	135875	1272	106.82	0.58	-0.65
Mar-03	2870	25	114.80	166.40	144369	1259	114.67	0.07	-0.96
Apr-03	2973	19	156.47	192.90	137121	1115	122.98	0.95	-0.42
May-03	3180	13	244.62	206.39	143401	1079	132.90	2.14	0.3
Jun-03	3429	18	190.50	216.39	150742	1227	122.85	1.74	0.06
Jul-03	3630	13	279.23	226.05	141488	1170	120.93	2.75	0.67
Aug-03	3911	25	156.44	224.00	117351	1130	103.85	1.54	-0.06
Sep-03	4206	20	210.30	243.65	106242	787	135.00	1.83	0.11
Oct-03	29	7	4.14	4.98	66036	620	106.51	-1.97	-2.2
Nov-03	87	14	6.21	8.40	71434	624	114.48	-2.85	-2.73
Dec-03	82	8	10.25	10.95	17635	348	50.68	-1.3	-1.79



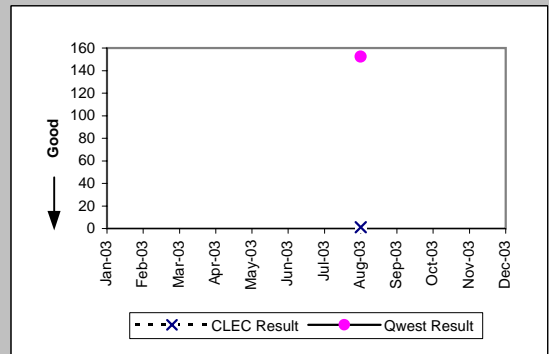


OP-15A - Interval for Pending Orders Delayed Past Due Date

UNE P (Centrex) (Diagnostic)									
Date	CLEC Num	CLEC Denc	CLEC Resu	Standard D	Qwest Num	Qwest Denc	Qwest Resu	Mod Z Scr	Parity Scr
Jan-03									
Feb-03	18	1	18.00		1767	24	73.62	-0.72	-1.44
Mar-03	8	1	8.00		1645	23	71.52	-0.73	-1.44
Apr-03	30	1	30.00		1700	21	80.95	-0.51	-1.31
May-03									
Jun-03									
Jul-03									
Aug-03	11	1	11.00		862	7	123.14	-0.71	-1.43
Sep-03									
Oct-03									
Nov-03									
Dec-03									

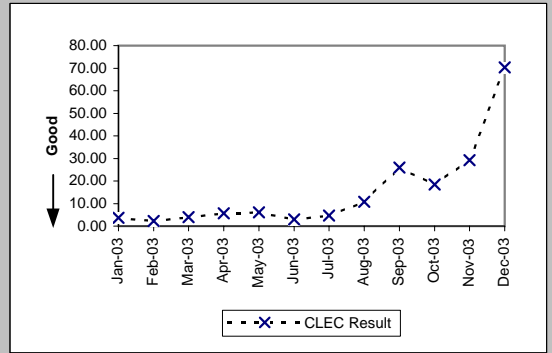


UNE P (Centrex 21) (Diagnostic)									
Date	CLEC Num	CLEC Denc	CLEC Resu	Standard D	Qwest Num	Qwest Denc	Qwest Resu	Mod Z Scr	Parity Scr
Jan-03									
Feb-03									
Mar-03									
Apr-03									
May-03									
Jun-03									
Jul-03									
Aug-03	1	1	1.00		2892	19	152.21	-0.69	-1.42
Sep-03									
Oct-03									
Nov-03									
Dec-03									



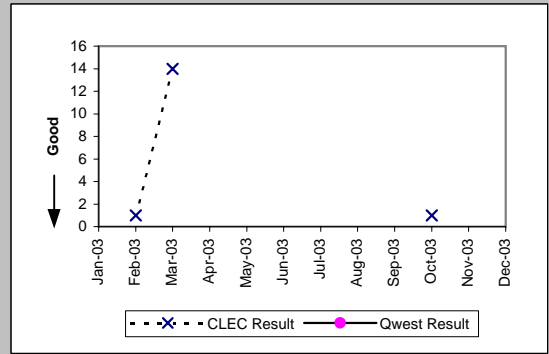
OP-15A - Interval for Pending Orders Delayed Past Due Date

Line Sharing (Diagnostic)					
Date	CLEC Num	CLEC Denom	CLEC Result	Standard Dev	
Jan-03	58	16	3.62	3.88	
Feb-03	39	17	2.29	3.26	
Mar-03	43	11	3.91	3.51	
Apr-03	85	15	5.67	3.37	
May-03	61	10	6.10	8.41	
Jun-03	38	13	2.92	3.90	
Jul-03	61	13	4.69	8.74	
Aug-03	75	7	10.71	18.94	
Sep-03	78	3	26.00	41.58	
Oct-03	111	6	18.50	38.64	
Nov-03	175	6	29.17	43.94	
Dec-03	211	3	70.33	58.77	

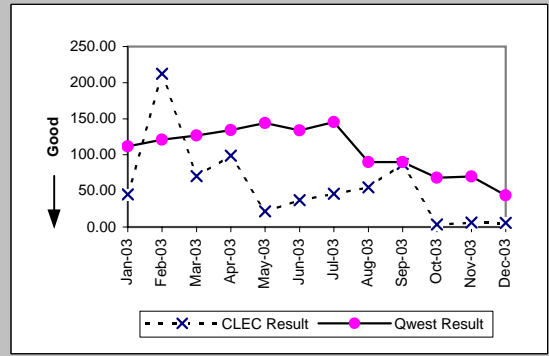


OP-15A - Interval for Pending Orders Delayed Past Due Date

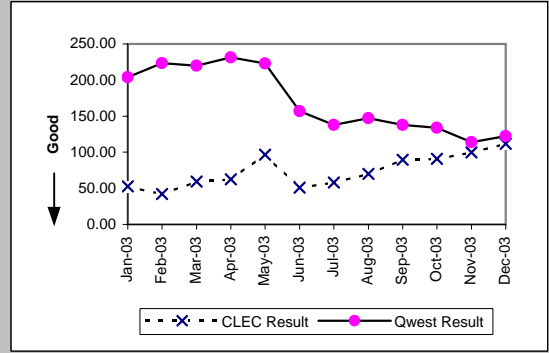
LIS Trunk (Diagnostic)									
Date	CLEC Num	CLEC Denc	CLEC Resu	Standard D	Qwest Num	Qwest Denc	Qwest Resu	Mod Z Scr	Parity Scr
Jan-03									
Feb-03	1	1	1.00						
Mar-03	14	1	14.00						
Apr-03									
May-03									
Jun-03									
Jul-03									
Aug-03									
Sep-03									
Oct-03	1	1	1.00						
Nov-03									
Dec-03									



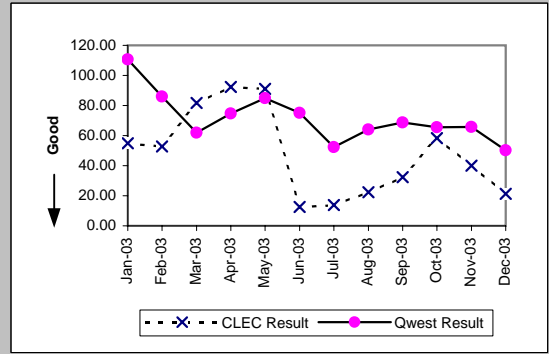
Unbundled Loop Analog (Diagnostic)									
Date	CLEC Num	CLEC Denc	CLEC Resu	Standard D	Qwest Num	Qwest Denc	Qwest Resu	Mod Z Scr	Parity Scr
Jan-03	588	13	45.23	110.22	53692	480	111.86	-1.87	-2.14
Feb-03	425	2	212.50	300.52	52209	432	120.85	0.97	-0.41
Mar-03	493	7	70.43	165.69	54229	428	126.70	-1.03	-1.62
Apr-03	594	6	99.00	181.05	51581	384	134.33	-0.55	-1.34
May-03	829	38	21.82	79.22	53077	368	144.23	-4.42	-3.69
Jun-03	224	6	37.33	35.98	55773	416	134.07	-1.42	-1.86
Jul-03	276	6	46.00	50.50	51729	356	145.31	-1.35	-1.82
Aug-03	220	4	55.00	63.51	24784	275	90.12	-0.53	-1.32
Sep-03	262	3	87.33	75.63	19124	213	89.78	-0.03	-1.02
Oct-03	10	3	3.33	2.89	11420	167	68.38	-1.11	-1.68
Nov-03	6	1	6.00		12132	173	70.13	-0.61	-1.37
Dec-03	75	13	5.77	6.72	5412	123	44.00	-1.87	-2.14



Unbundled Loop - 2 Wire Non-Loaded (Diagnostic)									
Date	CLEC Num	CLEC Denc	CLEC Resu	Standard D	Qwest Num	Qwest Denc	Qwest Resu	Mod Z Scr	Parity Scr
Jan-03	421	8	52.62	49.68	12043	59	204.12	-2.17	-2.32
Feb-03	588	14	42.00	50.82	12731	57	223.35	-3.17	-2.93
Mar-03	712	12	59.33	57.79	12104	55	220.07	-2.43	-2.48
Apr-03	815	13	62.69	63.74	13186	57	231.33	-2.6	-2.58
May-03	871	9	96.78	72.62	14270	64	222.97	-1.64	-2
Jun-03	509	10	50.90	63.51	6125	39	157.05	-2.44	-2.48
Jul-03	637	11	57.91	70.42	6488	47	138.04	-1.75	-2.06
Aug-03	908	13	69.85	96.68	4414	30	147.13	-1.77	-2.08
Sep-03	1075	12	89.58	104.20	4963	36	137.86	-1.06	-1.64
Oct-03	1270	14	90.71	108.60	3611	27	133.74	-0.97	-1.59
Nov-03	1494	15	99.60	110.68	3875	34	113.97	-0.34	-1.21
Dec-03	1564	14	111.71	118.68	4778	39	122.51	-0.23	-1.14

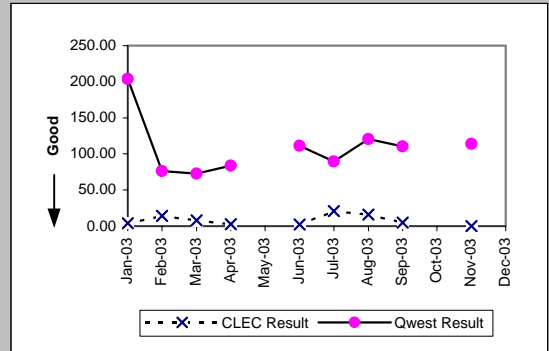


Unbundled Loop - DS1 Capable (Diagnostic)									
Date	CLEC Num	CLEC Denc	CLEC Resu	Standard D	Qwest Num	Qwest Denc	Qwest Resu	Mod Z Scr	Parity Scr
Jan-03	385	7	55.00	55.76	5752	52	110.62	-1.1	-1.67
Feb-03	369	7	52.71	58.43	6368	74	86.05	-0.69	-1.42
Mar-03	245	3	81.67	99.38	6556	106	61.85	0.38	-0.77
Apr-03	277	3	92.33	111.78	6202	83	74.72	0.3	-0.82
May-03	273	3	91.00	128.42	7047	83	84.90	0.19	-0.89
Jun-03	63	5	12.60	19.23	5777	77	75.03	-1.38	-1.84
Jul-03	165	12	13.75	18.56	6020	115	52.35	-1.38	-1.84
Aug-03	224	10	22.40	26.26	5884	92	63.96	-1.22	-1.74
Sep-03	194	6	32.33	40.11	5836	85	68.66	-0.79	-1.48
Oct-03	175	3	58.33	67.69	5039	77	65.44	-0.11	-1.07
Nov-03	160	4	40.00	74.67	4663	71	65.68	-0.51	-1.31
Dec-03	278	13	21.38	46.37	5417	108	50.16	-1.1	-1.67

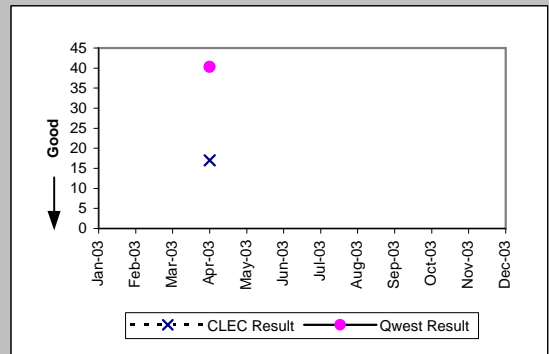


OP-15A - Interval for Pending Orders Delayed Past Due Date

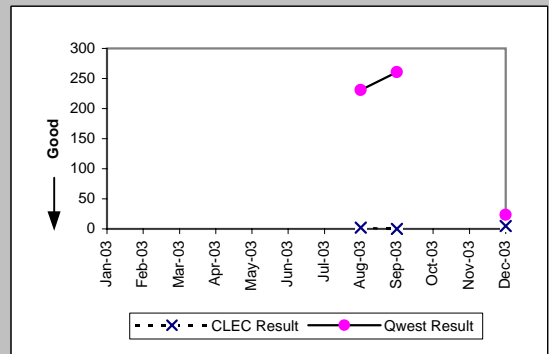
Unbundled Loop ISDN Capable (Diagnostic)										
Date	CLEC Num	CLEC Dend	CLEC Resu	Standard D	Qwest Num	Qwest Dend	Qwest Resu	Mod Z Scr	Parity Scr	
Jan-03	8	2	4.00		12043	59	204.12	-1.5	-1.91	
Feb-03	14	1	14.00		1523	20	76.15	-0.55	-1.33	
Mar-03	8	1	8.00		1822	25	72.88	-0.59	-1.36	
Apr-03	8	3	2.67	4.62	2262	27	83.78	-1.22	-1.74	
May-03										
Jun-03	2	1	2.00		2671	24	111.29	-1.04	-1.63	
Jul-03	21	1	21.00		2691	30	89.70	-0.6	-1.37	
Aug-03	16	1	16.00		2890	24	120.42	-0.82	-1.5	
Sep-03	15	3	5.00	3.46	3313	30	110.43	-1.38	-1.84	
Oct-03										
Nov-03	0	1	0.00		3875	34	113.97	-0.84	-1.51	
Dec-03										



Unbundled Loop - DS3 Capable (Diagnostic)										
Date	CLEC Num	CLEC Dend	CLEC Resu	Standard D	Qwest Num	Qwest Dend	Qwest Resu	Mod Z Scr	Parity Scr	
Jan-03										
Feb-03										
Mar-03										
Apr-03	17	1	17.00		1210	30	40.33	-0.41	-1.25	
May-03										
Jun-03										
Jul-03										
Aug-03										
Sep-03										
Oct-03										
Nov-03										
Dec-03										

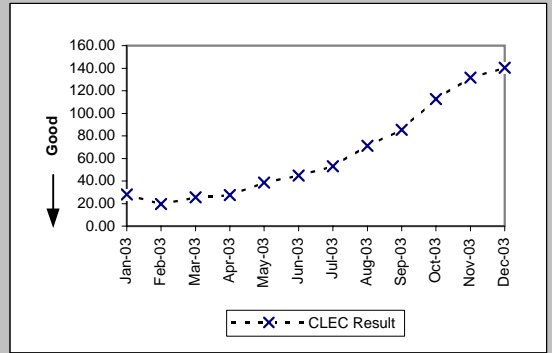


Qwest DSL (Parity)										
Date	CLEC Num	CLEC Dend	CLEC Resu	Standard D	Qwest Num	Qwest Dend	Qwest Resu	Mod Z Scr	Parity Scr	
Jan-03										
Feb-03										
Mar-03										
Apr-03										
May-03										
Jun-03										
Jul-03										
Aug-03	2	1	2.00		17555	76	230.99	-1.05	-1.64	
Sep-03	0	1	0.00		18517	71	260.80	-1.16	-1.71	
Oct-03										
Nov-03										
Dec-03	5	1	5.00		983	42	23.40	-0.71	-1.43	

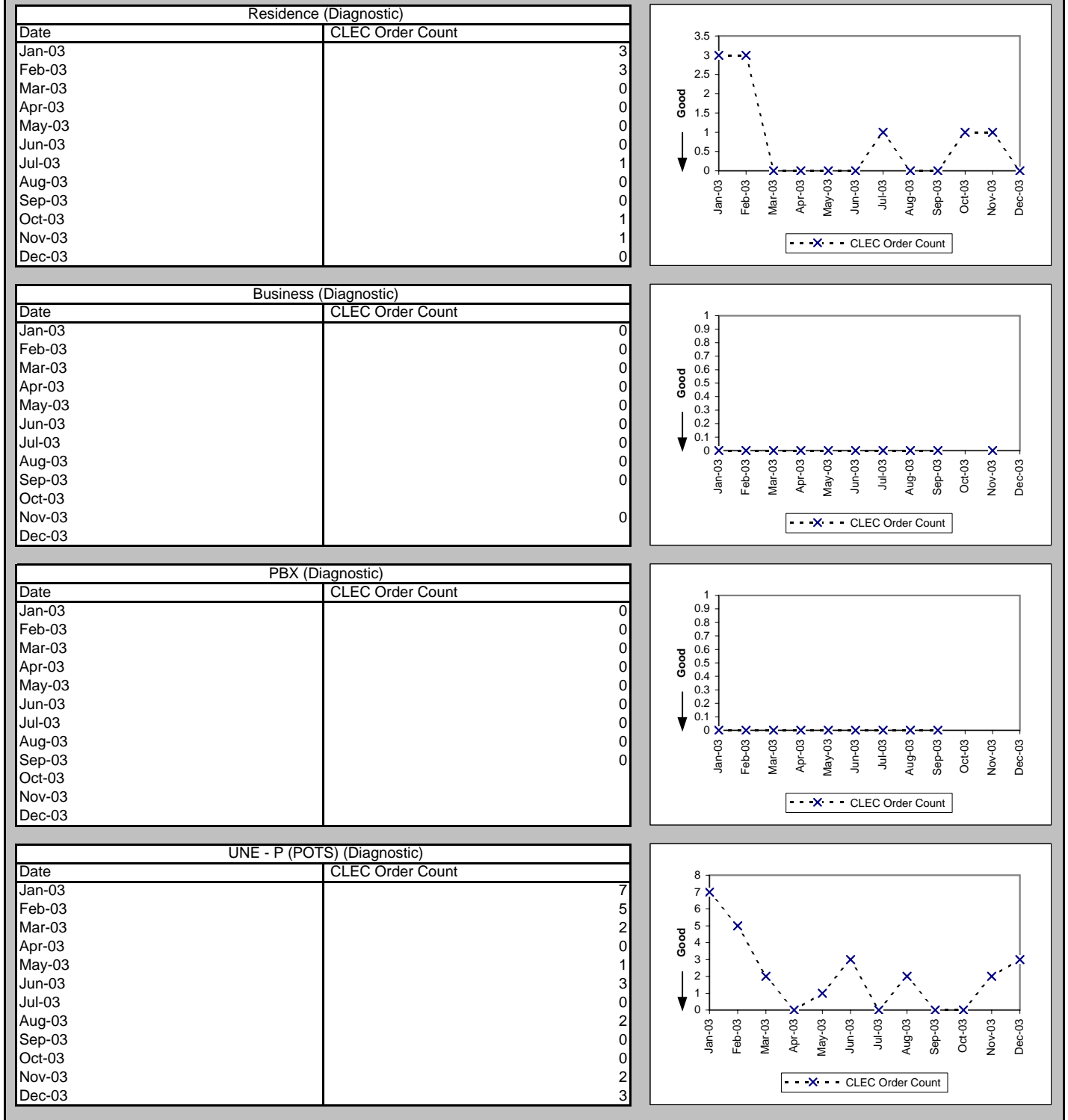


OP-15A - Interval for Pending Orders Delayed Past Due Date

Enhanced Extended Loops (EELs) (Diagnostic)					
Date	Num	Denom	CLEC Result	Standard Dev	
Jan-03	56	2	28.00	33.94	
Feb-03	138	7	19.71	23.68	
Mar-03	205	8	25.62	28.94	
Apr-03	413	15	27.53	30.00	
May-03	503	13	38.69	37.87	
Jun-03	807	18	44.83	40.38	
Jul-03	903	17	53.12	48.15	
Aug-03	855	12	71.25	56.03	
Sep-03	1026	12	85.50	63.56	
Oct-03	1125	10	112.50	69.45	
Nov-03	1315	10	131.50	69.45	
Dec-03	1546	11	140.55	78.66	

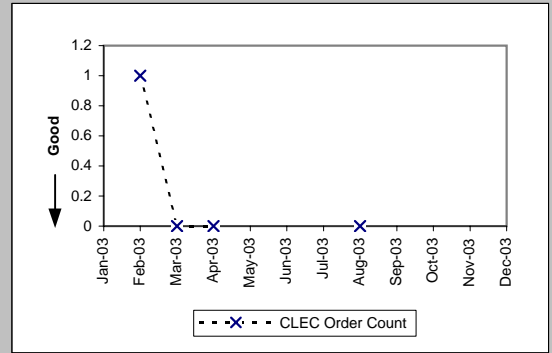


OP-15B - Count of Pending Orders Delayed for Facilities Reasons

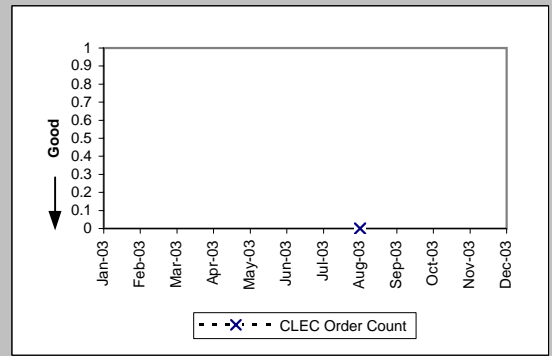


OP-15B - Count of Pending Orders Delayed for Facilities Reasons

UNE P (Centrex) (Diagnostic)	
Date	CLEC Order Count
Jan-03	
Feb-03	1
Mar-03	0
Apr-03	0
May-03	
Jun-03	
Jul-03	
Aug-03	0
Sep-03	
Oct-03	
Nov-03	
Dec-03	

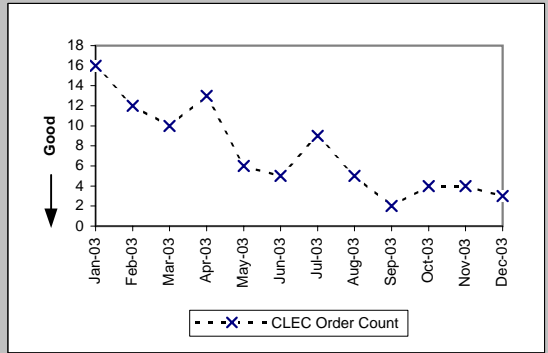


UNE P (Centrex 21) (Diagnostic)	
Date	CLEC Order Count
Jan-03	
Feb-03	
Mar-03	
Apr-03	
May-03	
Jun-03	
Jul-03	
Aug-03	0
Sep-03	
Oct-03	
Nov-03	
Dec-03	



OP-15B - Count of Pending Orders Delayed for Facilities Reasons

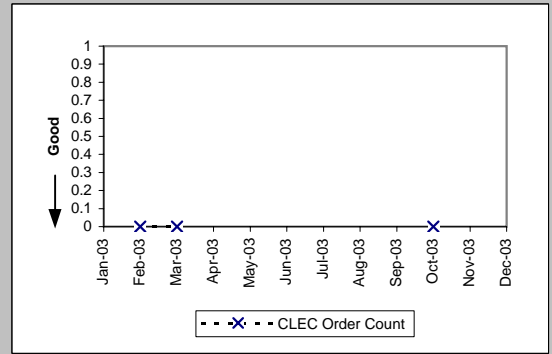
Line Sharing (Diagnostic)	
Date	CLEC Order Count
Jan-03	16
Feb-03	12
Mar-03	10
Apr-03	13
May-03	6
Jun-03	5
Jul-03	9
Aug-03	5
Sep-03	2
Oct-03	4
Nov-03	4
Dec-03	3



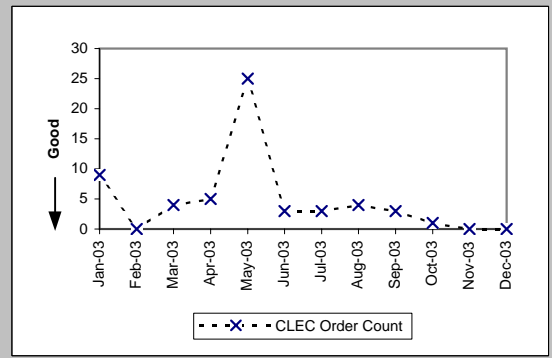


OP-15B - Count of Pending Orders Delayed for Facilities Reasons

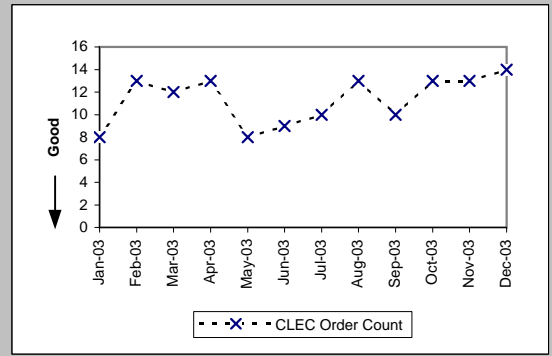
LIS Trunk (Diagnostic)	
Date	CLEC Order Count
Jan-03	
Feb-03	0
Mar-03	0
Apr-03	
May-03	
Jun-03	
Jul-03	
Aug-03	
Sep-03	
Oct-03	0
Nov-03	
Dec-03	



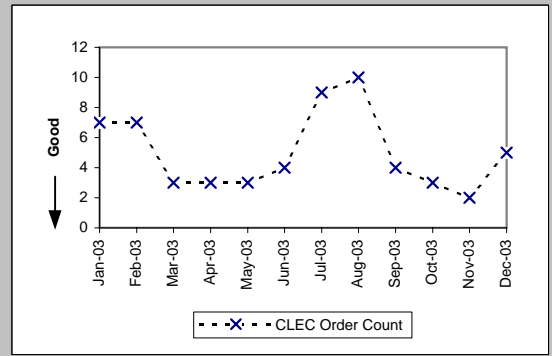
Unbundled Loop Analog (Diagnostic)	
Date	CLEC Order Count
Jan-03	9
Feb-03	0
Mar-03	4
Apr-03	5
May-03	25
Jun-03	3
Jul-03	3
Aug-03	4
Sep-03	3
Oct-03	1
Nov-03	0
Dec-03	0



Unbundled Loop - 2 Wire Non-Loaded (Diagnostic)	
Date	CLEC Order Count
Jan-03	8
Feb-03	13
Mar-03	12
Apr-03	13
May-03	8
Jun-03	9
Jul-03	10
Aug-03	13
Sep-03	10
Oct-03	13
Nov-03	13
Dec-03	14

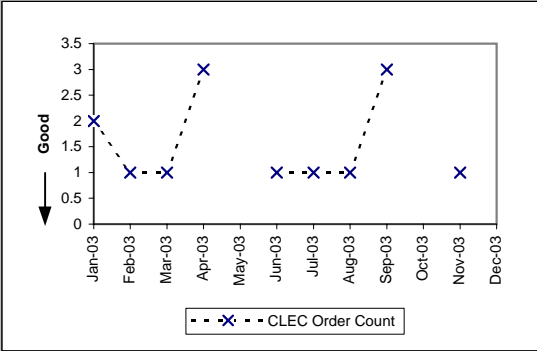


Unbundled Loop - DS1 Capable (Diagnostic)	
Date	CLEC Order Count
Jan-03	7
Feb-03	7
Mar-03	3
Apr-03	3
May-03	3
Jun-03	4
Jul-03	9
Aug-03	10
Sep-03	4
Oct-03	3
Nov-03	2
Dec-03	5

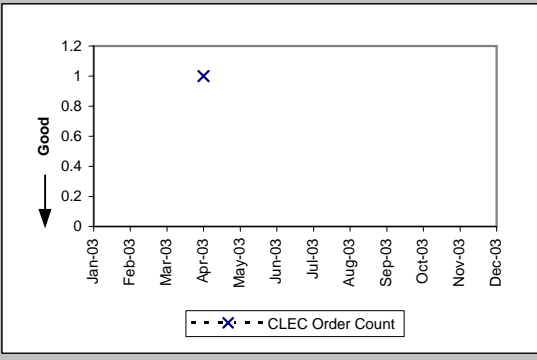


OP-15B - Count of Pending Orders Delayed for Facilities Reasons

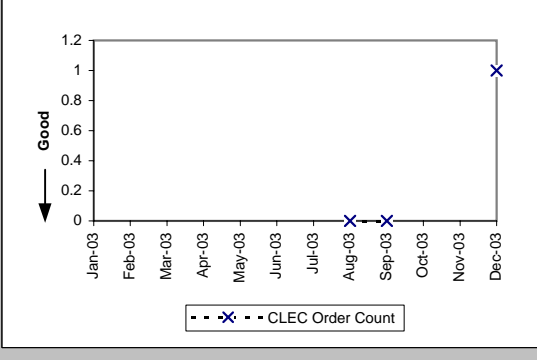
Unbundled Loop ISDN Capable (Diagnostic)	
Date	CLEC Order Count
Jan-03	2
Feb-03	1
Mar-03	1
Apr-03	3
May-03	1
Jun-03	1
Jul-03	1
Aug-03	1
Sep-03	3
Oct-03	1
Nov-03	1
Dec-03	1



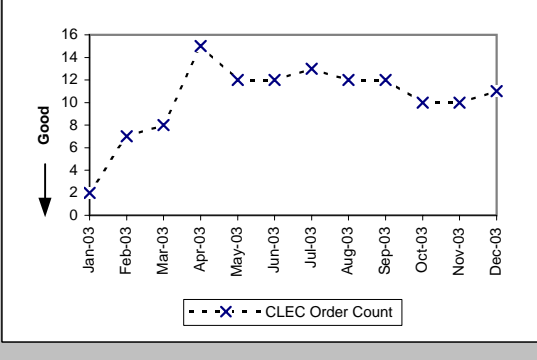
Unbundled Loop - DS3 Capable (Diagnostic)	
Date	CLEC Order Count
Jan-03	0
Feb-03	0
Mar-03	0
Apr-03	1
May-03	0
Jun-03	0
Jul-03	0
Aug-03	0
Sep-03	0
Oct-03	0
Nov-03	0
Dec-03	0



Qwest DSL (Diagnostic)	
Date	CLEC Order Count
Jan-03	0
Feb-03	0
Mar-03	0
Apr-03	0
May-03	0
Jun-03	0
Jul-03	0
Aug-03	0
Sep-03	0
Oct-03	0
Nov-03	0
Dec-03	1

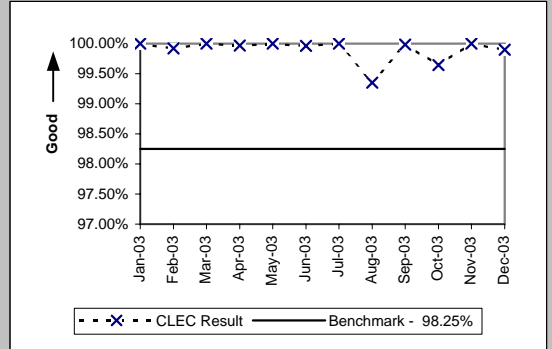


Enhanced Extended Loops (EELs) (Diagnostic)	
Date	CLEC Order Count
Jan-03	2
Feb-03	7
Mar-03	8
Apr-03	15
May-03	12
Jun-03	12
Jul-03	13
Aug-03	12
Sep-03	12
Oct-03	10
Nov-03	10
Dec-03	11

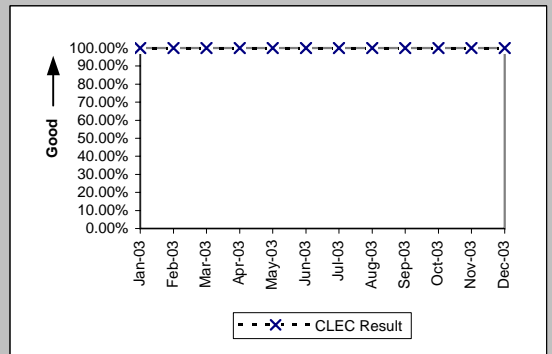


OP-17 - Timeliness of Disconnects associated with LNP Orders

Timeliness of Disconnects associated with LNP Orders (Percent) (OP-17A) (Benchmark)					
Date	CLEC Num	CLEC Denom	CLEC Result	CLEC Std Dev	
Jan-03	4977	4977	100.00%	0.00%	
Feb-03	3702	3705	99.92%	2.84%	
Mar-03	3618	3618	100.00%	0.00%	
Apr-03	3240	3241	99.97%	1.76%	
May-03	2994	2994	100.00%	0.00%	
Jun-03	5032	5034	99.96%	1.99%	
Jul-03	7084	7084	100.00%	0.00%	
Aug-03	3205	3226	99.35%	8.04%	
Sep-03	5876	5877	99.98%	1.30%	
Oct-03	4471	4487	99.64%	5.96%	
Nov-03	10273	10273	100.00%	0.00%	
Dec-03	5995	6001	99.90%	3.16%	

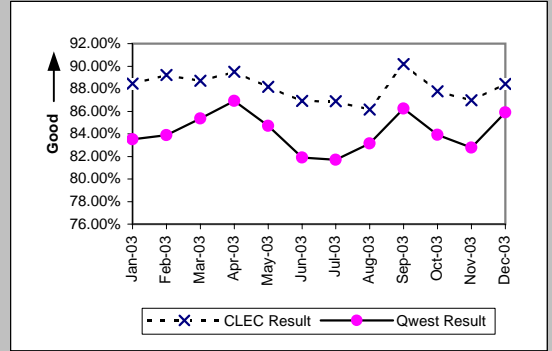


Timeliness of Disconnects associated with LNP Orders (Percent) (OP-17B) (Diagnostic)				
Date	CLEC Num	CLEC Denom	CLEC Result	CLEC Std Dev
Jan-03	4977	4977	100.00%	0.00%
Feb-03	3705	3705	100.00%	0.00%
Mar-03	3618	3618	100.00%	0.00%
Apr-03	3241	3241	100.00%	0.00%
May-03	2994	2994	100.00%	0.00%
Jun-03	5034	5034	100.00%	0.00%
Jul-03	7084	7084	100.00%	0.00%
Aug-03	3226	3226	100.00%	0.00%
Sep-03	5877	5877	100.00%	0.00%
Oct-03	4487	4487	100.00%	0.00%
Nov-03	10273	10273	100.00%	0.00%
Dec-03	6001	6001	100.00%	0.00%



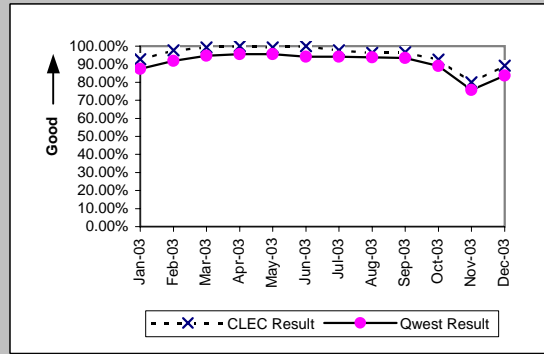
MR-2 - Calls Answered within 20 Seconds - Interconnect Repair Center (Percent)

Calls Answered within 20 seconds - Interconnect Repair Center (Percent) (MR-2) (Parity)							
Date	CLEC Num	CLEC Denom	CLEC Result	Qwest Num	Qwest Denom	Qwest Result	
Jan-03	11535	13040	88.46%	402243	481677	83.51%	
Feb-03	11140	12487	89.21%	394969	470777	83.90%	
Mar-03	12328	13899	88.70%	447315	524058	85.36%	
Apr-03	12751	14245	89.51%	430454	495240	86.92%	
May-03	12385	14045	88.18%	442857	522838	84.70%	
Jun-03	12206	14044	86.91%	449439	548847	81.89%	
Jul-03	15255	17557	86.89%	497296	608569	81.72%	
Aug-03	14043	16299	86.16%	481790	579527	83.14%	
Sep-03	13904	15415	90.20%	463223	537131	86.24%	
Oct-03	11982	13652	87.77%	435737	519212	83.92%	
Nov-03	10968	12612	86.96%	397500	480265	82.77%	
Dec-03	11105	12560	88.42%	382627	445380	85.91%	

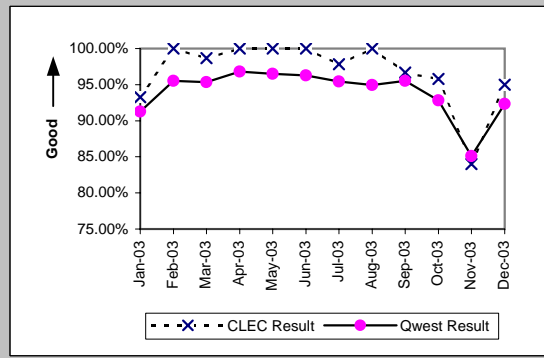


MR-3A - Out of Service Cleared within 24 Hours (Percent) - Dispatches within MSAs

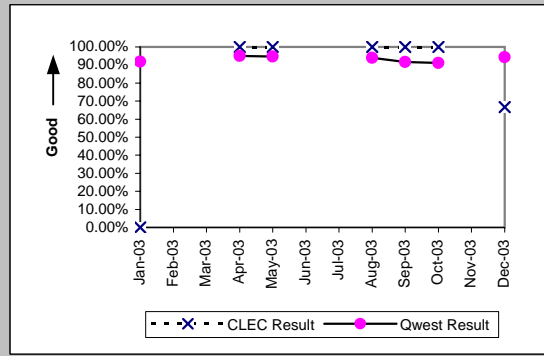
Residence (Parity)									
Date	CLEC Num	CLEC Denc	CLEC Resu	CLEC Std	Qwest Num	Qwest Denc	Qwest Resu	Mod Z Scr	Parity Scr
Jan-03	103	111	92.79%	25.86%	10471	11982	87.39%	-1.71	-2.04
Feb-03	128	131	97.71%	14.96%	8366	9104	91.89%	-2.42	-2.47
Mar-03	154	155	99.35%	8.01%	8738	9228	94.69%	-2.57	-2.56
Apr-03	150	150	100.00%	0.00%	7539	7895	95.49%	-2.64	-2.6
May-03	132	133	99.25%	8.64%	7822	8184	95.58%	-2.04	-2.24
Jun-03	122	122	100.00%	0.00%	8331	8844	94.20%	-2.72	-2.65
Jul-03	169	173	97.69%	15.03%	8497	9028	94.12%	-1.98	-2.2
Aug-03	152	158	96.20%	19.11%	8492	9062	93.71%	-1.28	-1.78
Sep-03	173	179	96.65%	18.00%	8796	9408	93.49%	-1.69	-2.03
Oct-03	299	323	92.57%	26.23%	10837	12184	88.94%	-2.05	-2.25
Nov-03	263	329	79.94%	40.05%	8760	11576	75.67%	-1.78	-2.08
Dec-03	246	276	89.13%	31.13%	8351	9987	83.62%	-2.44	-2.48



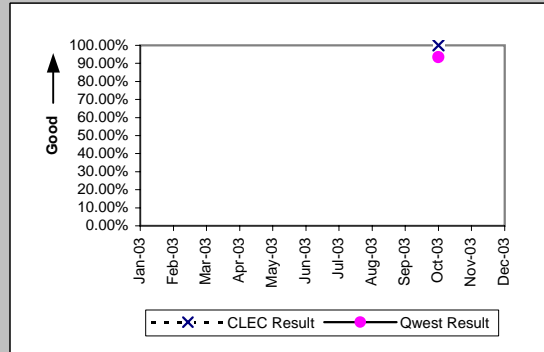
Business (Parity)									
Date	CLEC Num	CLEC Denc	CLEC Resu	CLEC Std	Qwest Num	Qwest Denc	Qwest Resu	Mod Z Scr	Parity Scr
Jan-03	69	74	93.24%	25.10%	1245	1364	91.28%	-0.58	-1.36
Feb-03	55	55	100.00%	0.00%	981	1027	95.52%	-1.56	-1.95
Mar-03	75	76	98.68%	11.40%	986	1034	95.36%	-1.33	-1.81
Apr-03	43	43	100.00%	0.00%	945	976	96.82%	-1.16	-1.71
May-03	36	36	100.00%	0.00%	914	947	96.52%	-1.12	-1.68
Jun-03	52	52	100.00%	0.00%	1038	1078	96.29%	-1.38	-1.84
Jul-03	45	46	97.83%	14.58%	1004	1052	95.44%	-0.76	-1.46
Aug-03	60	60	100.00%	0.00%	901	949	94.94%	-1.73	-2.05
Sep-03	58	60	96.67%	17.95%	1003	1050	95.52%	-0.42	-1.25
Oct-03	68	71	95.77%	20.12%	1303	1404	92.81%	-0.94	-1.57
Nov-03	63	75	84.00%	36.66%	896	1053	85.09%	0.28	-0.83
Dec-03	57	60	95.00%	21.79%	987	1069	92.33%	-0.76	-1.46



Centrex (Parity)									
Date	CLEC Num	CLEC Denc	CLEC Resu	CLEC Std	Qwest Num	Qwest Denc	Qwest Resu	Mod Z Scr	Parity Scr
Jan-03	0	1	0.00%	0.00%	113	123	91.87%	1.74	0.06
Feb-03									
Mar-03									
Apr-03	1	1	100.00%	0.00%	96	101	95.05%	-0.23	-1.14
May-03	3	3	100.00%	0.00%	107	113	94.69%	-0.4	-1.25
Jun-03									
Jul-03									
Aug-03	2	2	100.00%	0.00%	93	99	93.94%	-0.36	-1.22
Sep-03	2	2	100.00%	0.00%	109	119	91.60%	-0.42	-1.26
Oct-03	1	1	100.00%	0.00%	103	113	91.15%	-0.31	-1.19
Nov-03									
Dec-03	2	3	66.67%	47.14%	66	70	94.29%	1.3	-0.21

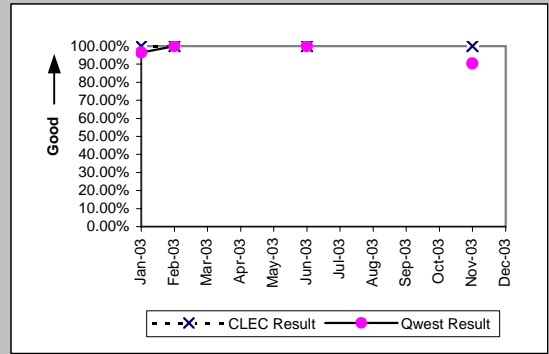


Centrex 21 (Parity)									
Date	CLEC Num	CLEC Denc	CLEC Resu	CLEC Std	Qwest Num	Qwest Denc	Qwest Resu	Mod Z Scr	Parity Scr
Jan-03									
Feb-03									
Mar-03									
Apr-03									
May-03									
Jun-03									
Jul-03									
Aug-03									
Sep-03									
Oct-03	1	1	100.00%	0.00%	170	182	93.41%	-0.26	-1.16
Nov-03									
Dec-03									

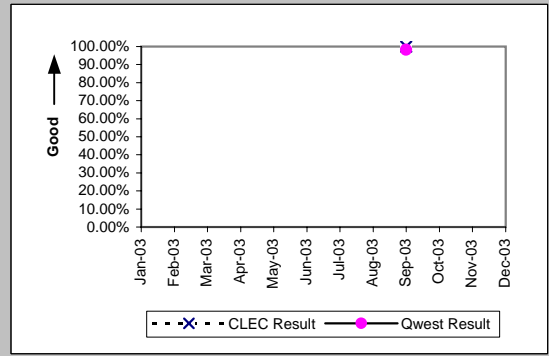


MR-3A - Out of Service Cleared within 24 Hours (Percent) - Dispatches within MSAs

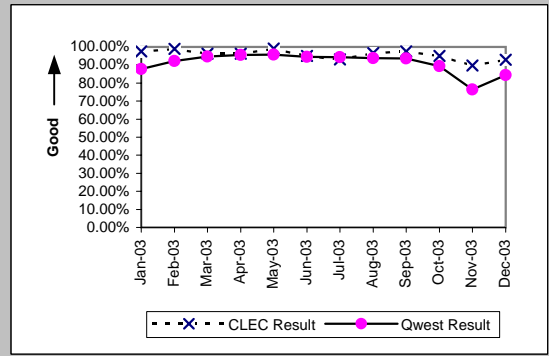
PBX (Parity)									
Date	CLEC Num	CLEC Denc	CLEC Resu	CLEC Std	Qwest Num	Qwest Denc	Qwest Resu	Mod Z Scr	Parity Scr
Jan-03	1	1	100.00%	0.00%	27	28	96.43%	-0.19	-1.11
Feb-03	1	1	100.00%	0.00%	26	26	100.00%	N/A	N/A
Mar-03									
Apr-03									
May-03									
Jun-03	2	2	100.00%	0.00%	28	28	100.00%	N/A	N/A
Jul-03									
Aug-03									
Sep-03									
Oct-03									
Nov-03	1	1	100.00%	0.00%	19	21	90.48%	-0.32	-1.19
Dec-03									



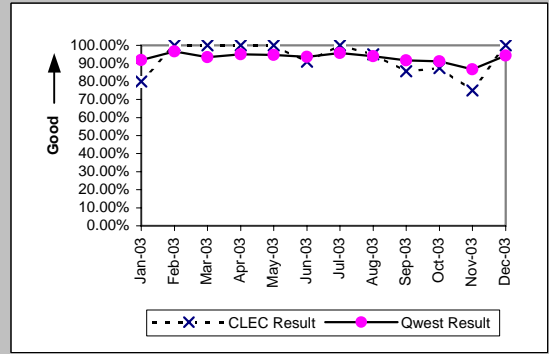
Basic Rate ISDN (Parity)									
Date	CLEC Num	CLEC Denc	CLEC Resu	CLEC Std	Qwest Num	Qwest Denc	Qwest Resu	Mod Z Scr	Parity Scr
Jan-03									
Feb-03									
Mar-03									
Apr-03									
May-03									
Jun-03									
Jul-03									
Aug-03									
Sep-03	1	1	100.00%	0.00%	55	56	98.21%	-0.13	-1.08
Oct-03									
Nov-03									
Dec-03									



UNE - P (POTS) (Parity)									
Date	CLEC Num	CLEC Denc	CLEC Resu	CLEC Std	Qwest Num	Qwest Denc	Qwest Resu	Mod Z Scr	Parity Scr
Jan-03	77	79	97.47%	15.71%	11716	13346	87.79%	-2.62	-2.59
Feb-03	88	89	98.88%	10.54%	9347	10131	92.26%	-2.33	-2.41
Mar-03	102	106	96.23%	19.06%	9724	10262	94.76%	-0.68	-1.41
Apr-03	104	108	96.30%	18.89%	8484	8871	95.64%	-0.33	-1.2
May-03	111	112	99.11%	9.41%	8736	9131	95.67%	-1.78	-2.08
Jun-03	94	99	94.95%	21.90%	9369	9922	94.43%	-0.23	-1.14
Jul-03	81	87	93.10%	25.34%	9501	10080	94.26%	0.5	-0.7
Aug-03	87	90	96.67%	17.95%	9393	10011	93.83%	-1.11	-1.68
Sep-03	81	83	97.59%	15.33%	9799	10458	93.70%	-1.45	-1.88
Oct-03	115	121	95.04%	21.71%	12140	13588	89.34%	-2.02	-2.23
Nov-03	88	98	89.80%	30.27%	9656	12629	76.46%	-3.1	-2.88
Dec-03	106	114	92.98%	25.54%	9338	11056	84.46%	-2.5	-2.52

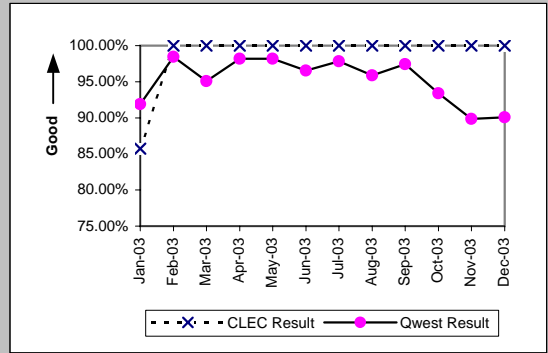


UNE P (Centrex) (Parity)									
Date	CLEC Num	CLEC Denc	CLEC Resu	CLEC Std	Qwest Num	Qwest Denc	Qwest Resu	Mod Z Scr	Parity Scr
Jan-03	16	20	80.00%	40.00%	113	123	91.87%	1.51	-0.08
Feb-03	17	17	100.00%	0.00%	86	89	96.63%	-0.71	-1.43
Mar-03	14	14	100.00%	0.00%	115	123	93.50%	-0.94	-1.57
Apr-03	11	11	100.00%	0.00%	96	101	95.05%	-0.72	-1.44
May-03	17	17	100.00%	0.00%	107	113	94.69%	-0.91	-1.55
Jun-03	10	11	90.91%	28.75%	118	126	93.65%	0.35	-0.79
Jul-03	19	19	100.00%	0.00%	115	120	95.83%	-0.84	-1.51
Aug-03	19	20	95.00%	21.79%	93	99	93.94%	-0.18	-1.11
Sep-03	12	14	85.71%	34.99%	109	119	91.60%	0.7	-0.57
Oct-03	14	16	87.50%	33.07%	103	113	91.15%	0.48	-0.71
Nov-03	15	20	75.00%	43.30%	59	68	86.76%	1.2	-0.27
Dec-03	13	13	100.00%	0.00%	66	70	94.29%	-0.82	-1.5

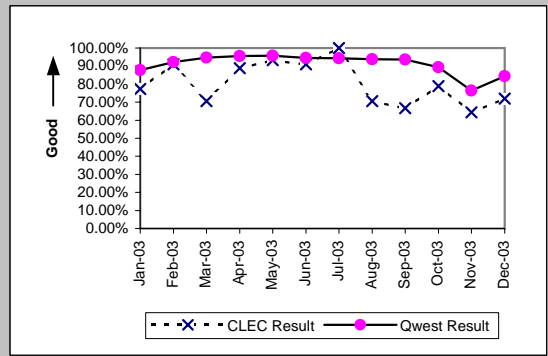


MR-3A - Out of Service Cleared within 24 Hours (Percent) - Dispatches within MSAs

UNE P (Centrex 21) (Parity)										
Date	CLEC Num	CLEC Denc	CLEC Resu	CLEC Std	Qwest Num	Qwest Denc	Qwest Resu	Mod Z Scr	Parity Scr	
Jan-03	6	7	85.71%	34.99%	147	160	91.88%	0.54	-0.67	
Feb-03	4	4	100.00%	0.00%	126	128	98.44%	-0.25	-1.15	
Mar-03	4	4	100.00%	0.00%	116	122	95.08%	-0.45	-1.27	
Apr-03	1	1	100.00%	0.00%	109	111	98.20%	-0.13	-1.08	
May-03	3	3	100.00%	0.00%	107	109	98.17%	-0.23	-1.14	
Jun-03	1	1	100.00%	0.00%	139	144	96.53%	-0.19	-1.11	
Jul-03	2	2	100.00%	0.00%	135	138	97.83%	-0.21	-1.13	
Aug-03	4	4	100.00%	0.00%	116	121	95.87%	-0.41	-1.25	
Sep-03	2	2	100.00%	0.00%	114	117	97.44%	-0.23	-1.14	
Oct-03	3	3	100.00%	0.00%	170	182	93.41%	-0.46	-1.28	
Nov-03	4	4	100.00%	0.00%	124	138	89.86%	-0.66	-1.4	
Dec-03	5	5	100.00%	0.00%	118	131	90.08%	-0.73	-1.44	

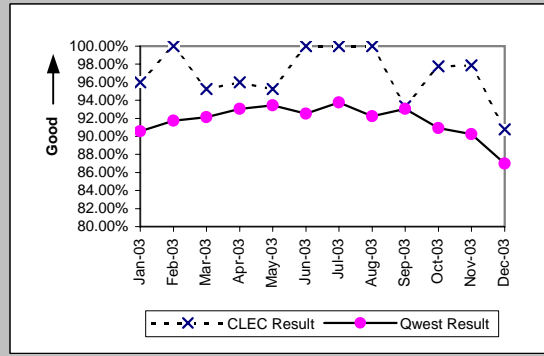


Line Sharing (Parity)										
Date	CLEC Num	CLEC Denc	CLEC Resu	CLEC Std	Qwest Num	Qwest Denc	Qwest Resu	Mod Z Scr	Parity Scr	
Jan-03	17	22	77.27%	41.91%	11716	13346	87.79%	1.39	-0.15	
Feb-03	10	11	90.91%	28.75%	9347	10131	92.26%	0.25	-0.85	
Mar-03	12	17	70.59%	45.56%	9724	10262	94.76%	3.18	0.93	
Apr-03	8	9	88.89%	31.43%	8484	8871	95.64%	0.86	-0.47	
May-03	14	15	93.33%	24.94%	8736	9131	95.67%	0.49	-0.7	
Jun-03	10	11	90.91%	28.75%	9369	9922	94.43%	0.53	-0.68	
Jul-03	15	15	100.00%	0.00%	9501	10080	94.26%	-0.96	-1.58	
Aug-03	12	17	70.59%	45.56%	9393	10011	93.83%	2.95	0.8	
Sep-03	10	15	66.67%	47.14%	9799	10458	93.70%	3.12	0.9	
Oct-03	15	19	78.95%	40.77%	12140	13588	89.34%	1.34	-0.18	
Nov-03	9	14	64.29%	47.92%	9656	12629	76.46%	1.03	-0.37	
Dec-03	18	25	72.00%	44.90%	9338	11056	84.46%	1.6	-0.03	

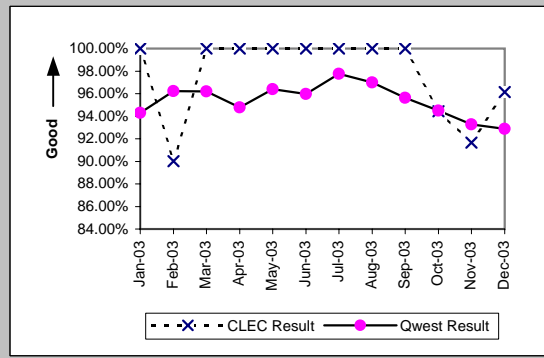


MR-3B - Out of Service Cleared within 24 Hours (Percent) - Dispatches outside MSAs

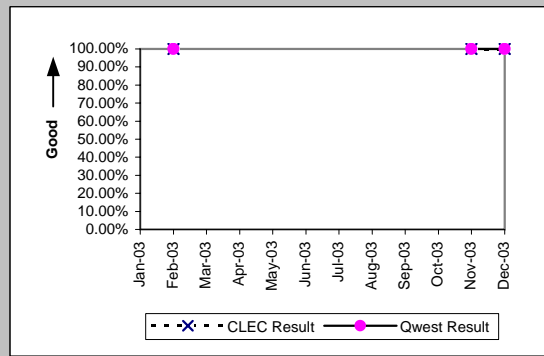
Residence (Parity)									
Date	CLEC Num	CLEC Denc	CLEC Resu	CLEC Std	Qwest Num	Qwest Denc	Qwest Resu	Mod Z Scr	Parity Scr
Jan-03	24	25	96.00%	19.60%	2166	2392	90.55%	-0.93	-1.56
Feb-03	23	23	100.00%	0.00%	1680	1831	91.75%	-1.43	-1.87
Mar-03	20	21	95.24%	21.30%	1954	2121	92.13%	-0.53	-1.32
Apr-03	24	25	96.00%	19.60%	1824	1960	93.06%	-0.57	-1.35
May-03	20	21	95.24%	21.30%	1720	1841	93.43%	-0.33	-1.2
Jun-03	13	13	100.00%	0.00%	1702	1840	92.50%	-1.02	-1.62
Jul-03	12	12	100.00%	0.00%	2014	2148	93.76%	-0.89	-1.54
Aug-03	20	20	100.00%	0.00%	2042	2214	92.23%	-1.29	-1.79
Sep-03	28	30	93.33%	24.94%	1763	1895	93.03%	-0.06	-1.04
Oct-03	44	45	97.78%	14.74%	2113	2324	90.92%	-1.59	-1.96
Nov-03	46	47	97.87%	14.43%	1771	1962	90.27%	-1.74	-2.06
Dec-03	59	65	90.77%	28.95%	1964	2258	86.98%	-0.9	-1.54



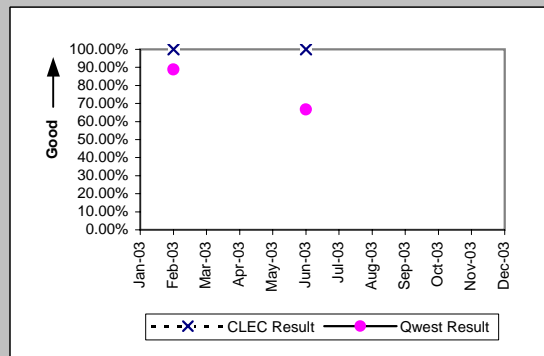
Business (Parity)									
Date	CLEC Num	CLEC Denc	CLEC Resu	CLEC Std	Qwest Num	Qwest Denc	Qwest Resu	Mod Z Scr	Parity Scr
Jan-03	11	11	100.00%	0.00%	315	334	94.31%	-0.8	-1.49
Feb-03	9	10	90.00%	30.00%	230	239	96.23%	0.84	-0.49
Mar-03	16	16	100.00%	0.00%	253	263	96.20%	-0.77	-1.47
Apr-03	8	8	100.00%	0.00%	254	268	94.78%	-0.65	-1.4
May-03	15	15	100.00%	0.00%	241	250	96.40%	-0.73	-1.44
Jun-03	20	20	100.00%	0.00%	239	249	95.98%	-0.88	-1.54
Jul-03	13	13	100.00%	0.00%	261	267	97.75%	-0.53	-1.32
Aug-03	13	13	100.00%	0.00%	226	233	97.00%	-0.62	-1.38
Sep-03	15	15	100.00%	0.00%	240	251	95.62%	-0.81	-1.49
Oct-03	17	18	94.44%	22.91%	223	236	94.49%	0.06	-0.97
Nov-03	11	12	91.67%	27.64%	208	223	93.27%	0.25	-0.85
Dec-03	25	26	96.15%	19.23%	235	253	92.89%	-0.62	-1.38



Centrex 21 (Parity)									
Date	CLEC Num	CLEC Denc	CLEC Resu	CLEC Std	Qwest Num	Qwest Denc	Qwest Resu	Mod Z Scr	Parity Scr
Jan-03									
Feb-03	1	1	100.00%	0.00%	14	14	100.00%	N/A	N/A
Mar-03									
Apr-03									
May-03									
Jun-03									
Jul-03									
Aug-03									
Sep-03									
Oct-03									
Nov-03	1	1	100.00%	0.00%	9	9	100.00%	N/A	N/A
Dec-03	1	1	100.00%	0.00%	11	11	100.00%	N/A	N/A



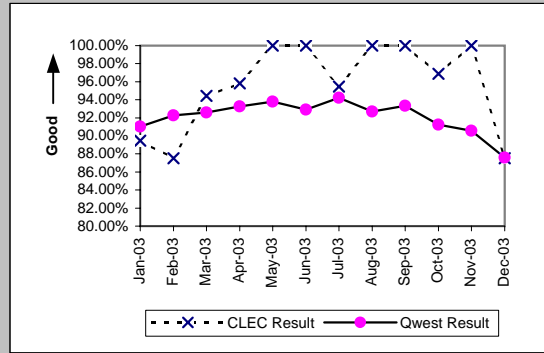
PBX (Parity)									
Date	CLEC Num	CLEC Denc	CLEC Resu	CLEC Std	Qwest Num	Qwest Denc	Qwest Resu	Mod Z Scr	Parity Scr
Jan-03									
Feb-03	1	1	100.00%	0.00%	8	9	88.89%	-0.34	-1.2
Mar-03									
Apr-03									
May-03									
Jun-03	2	2	100.00%	0.00%	2	3	66.67%	-0.77	-1.47
Jul-03									
Aug-03									
Sep-03									
Oct-03									
Nov-03									
Dec-03									



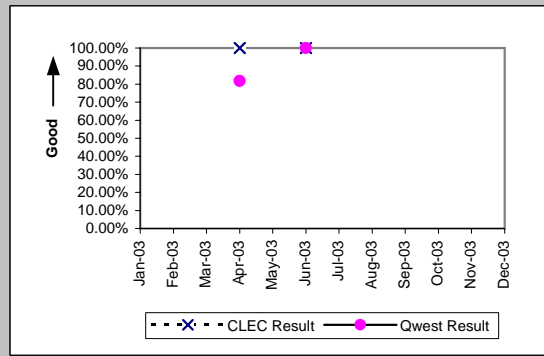


MR-3B - Out of Service Cleared within 24 Hours (Percent) - Dispatches outside MSAs

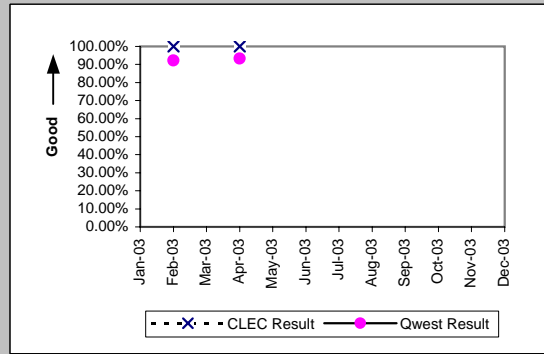
UNE - P (POTS) (Parity)										
Date	CLEC Num	CLEC Dend	CLEC Resu	CLEC Std	Qwest Num	Qwest Dend	Qwest Resu	Mod Z Scr	Parity Scr	
Jan-03	17	19	89.47%	30.69%	2481	2726	91.01%	0.3	-0.82	
Feb-03	14	16	87.50%	33.07%	1910	2070	92.27%	0.71	-0.57	
Mar-03	17	18	94.44%	22.91%	2207	2384	92.58%	-0.3	-1.18	
Apr-03	23	24	95.83%	19.98%	2078	2228	93.27%	-0.5	-1.3	
May-03	24	24	100.00%	0.00%	1961	2091	93.78%	-1.25	-1.76	
Jun-03	15	15	100.00%	0.00%	1941	2089	92.92%	-1.07	-1.65	
Jul-03	21	22	95.45%	20.83%	2275	2415	94.20%	-0.25	-1.15	
Aug-03	10	10	100.00%	0.00%	2268	2447	92.68%	-0.89	-1.54	
Sep-03	9	9	100.00%	0.00%	2003	2146	93.34%	-0.8	-1.49	
Oct-03	31	32	96.88%	17.40%	2336	2560	91.25%	-1.12	-1.68	
Nov-03	25	25	100.00%	0.00%	1979	2185	90.57%	-1.6	-1.98	
Dec-03	28	32	87.50%	33.07%	2199	2511	87.57%	0.07	-0.96	



UNE P (Centrex) (Parity)										
Date	CLEC Num	CLEC Dend	CLEC Resu	CLEC Std	Qwest Num	Qwest Dend	Qwest Resu	Mod Z Scr	Parity Scr	
Jan-03										
Feb-03										
Mar-03										
Apr-03	3	3	100.00%	0.00%	9	11	81.82%	-0.72	-1.44	
May-03										
Jun-03	1	1	100.00%	0.00%	15	15	100.00%	N/A	N/A	
Jul-03										
Aug-03										
Sep-03										
Oct-03										
Nov-03										
Dec-03										

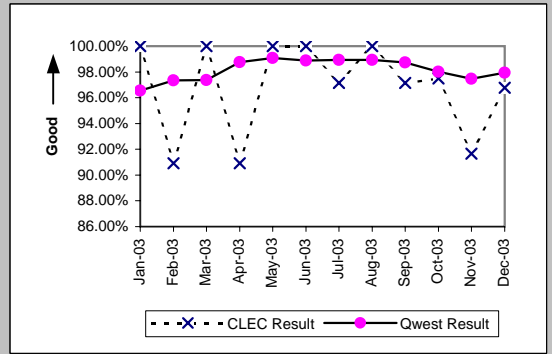


Line Sharing (Parity)										
Date	CLEC Num	CLEC Dend	CLEC Resu	CLEC Std	Qwest Num	Qwest Dend	Qwest Resu	Mod Z Scr	Parity Scr	
Jan-03										
Feb-03	3	3	100.00%	0.00%	1910	2070	92.27%	-0.5	-1.3	
Mar-03										
Apr-03	1	1	100.00%	0.00%	2078	2228	93.27%	-0.27	-1.16	
May-03										
Jun-03										
Jul-03										
Aug-03										
Sep-03										
Oct-03										
Nov-03										
Dec-03										

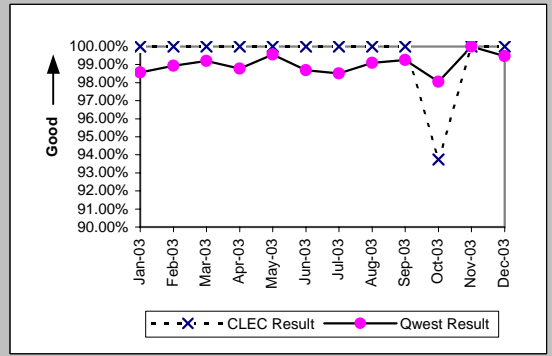


MR-3C - Out of Service Cleared within 24 Hours (Percent) - No dispatches

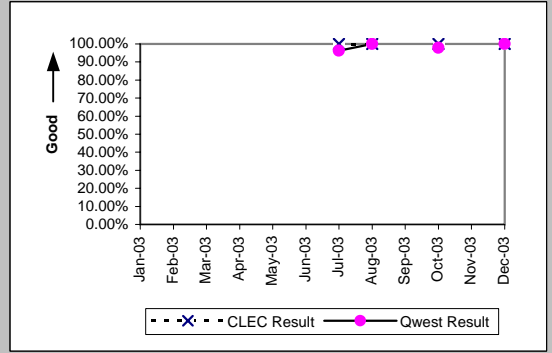
Residence (Parity)									
Date	CLEC Num	CLEC Denc	CLEC Resu	CLEC Std	Qwest Num	Qwest Denc	Qwest Resu	Mod Z Scr	Parity Scr
Jan-03	11	11	100.00%	0.00%	1571	1627	96.56%	-0.62	-1.38
Feb-03	10	11	90.91%	28.75%	1460	1500	97.33%	1.05	-0.36
Mar-03	28	28	100.00%	0.00%	1561	1603	97.38%	-0.86	-1.52
Apr-03	20	22	90.91%	28.75%	1346	1363	98.75%	2.13	0.29
May-03	31	31	100.00%	0.00%	1385	1398	99.07%	-0.53	-1.32
Jun-03	16	16	100.00%	0.00%	1338	1353	98.89%	-0.42	-1.26
Jul-03	34	35	97.14%	16.66%	1588	1605	98.94%	0.88	-0.47
Aug-03	26	26	100.00%	0.00%	1584	1601	98.94%	-0.52	-1.32
Sep-03	34	35	97.14%	16.66%	1859	1883	98.73%	0.76	-0.54
Oct-03	39	40	97.50%	15.61%	1478	1508	98.01%	0.29	-0.82
Nov-03	33	36	91.67%	27.64%	1352	1387	97.48%	1.78	0.08
Dec-03	30	31	96.77%	17.67%	1386	1415	97.95%	0.48	-0.71



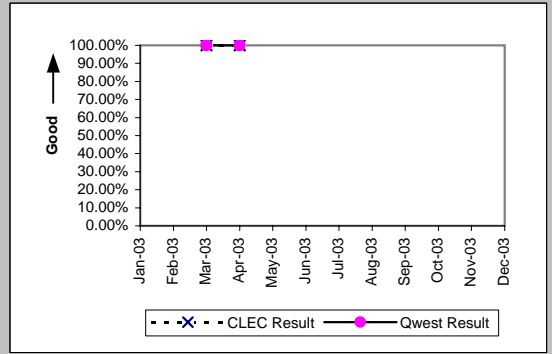
Business (Parity)									
Date	CLEC Num	CLEC Denc	CLEC Resu	CLEC Std	Qwest Num	Qwest Denc	Qwest Resu	Mod Z Scr	Parity Scr
Jan-03	11	11	100.00%	0.00%	274	278	98.56%	-0.39	-1.24
Feb-03	15	15	100.00%	0.00%	278	281	98.93%	-0.39	-1.24
Mar-03	19	19	100.00%	0.00%	248	250	99.20%	-0.38	-1.23
Apr-03	16	16	100.00%	0.00%	244	247	98.79%	-0.43	-1.26
May-03	16	16	100.00%	0.00%	225	226	99.56%	-0.26	-1.16
Jun-03	8	8	100.00%	0.00%	226	229	98.69%	-0.32	-1.19
Jul-03	23	23	100.00%	0.00%	263	267	98.50%	-0.57	-1.35
Aug-03	21	21	100.00%	0.00%	221	223	99.10%	-0.42	-1.25
Sep-03	26	26	100.00%	0.00%	266	268	99.25%	-0.42	-1.26
Oct-03	15	16	93.75%	24.21%	251	256	98.05%	0.94	-0.43
Nov-03	11	11	100.00%	0.00%	177	177	100.00%	N/A	N/A
Dec-03	15	15	100.00%	0.00%	189	190	99.47%	-0.27	-1.16



Centrex (Parity)									
Date	CLEC Num	CLEC Denc	CLEC Resu	CLEC Std	Qwest Num	Qwest Denc	Qwest Resu	Mod Z Scr	Parity Scr
Jan-03									
Feb-03									
Mar-03									
Apr-03									
May-03									
Jun-03									
Jul-03	1	1	100.00%	0.00%	53	55	96.36%	-0.19	-1.12
Aug-03	1	1	100.00%	0.00%	49	49	100.00%	N/A	N/A
Sep-03									
Oct-03	1	1	100.00%	0.00%	45	46	97.83%	-0.15	-1.09
Nov-03									
Dec-03	1	1	100.00%	0.00%	30	30	100.00%	N/A	N/A

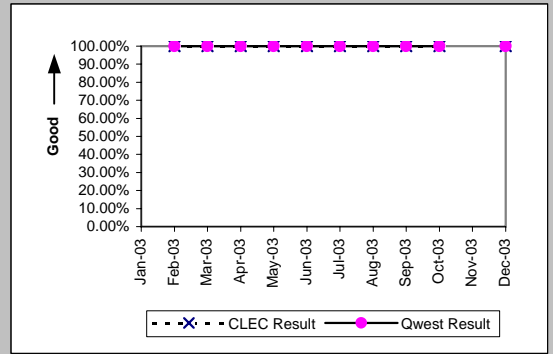


Centrex 21 (Parity)									
Date	CLEC Num	CLEC Denc	CLEC Resu	CLEC Std	Qwest Num	Qwest Denc	Qwest Resu	Mod Z Scr	Parity Scr
Jan-03									
Feb-03									
Mar-03	1	1	100.00%	0.00%	35	35	100.00%	N/A	N/A
Apr-03	1	1	100.00%	0.00%	51	51	100.00%	N/A	N/A
May-03									
Jun-03									
Jul-03									
Aug-03									
Sep-03									
Oct-03									
Nov-03									
Dec-03									

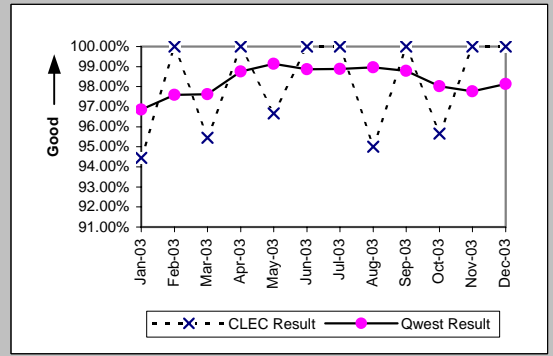


MR-3C - Out of Service Cleared within 24 Hours (Percent) - No dispatches

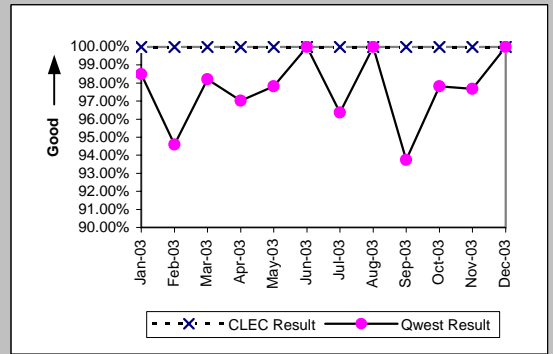
PBX (Parity)									
Date	CLEC Num	CLEC Denc	CLEC Resu	CLEC Std	Qwest Num	Qwest Denc	Qwest Resu	Mod Z Scr	Parity Scr
Jan-03									
Feb-03	1	1	100.00%	0.00%	66	66	100.00%	N/A	N/A
Mar-03	2	2	100.00%	0.00%	75	75	100.00%	N/A	N/A
Apr-03	2	2	100.00%	0.00%	56	56	100.00%	N/A	N/A
May-03	2	2	100.00%	0.00%	52	52	100.00%	N/A	N/A
Jun-03	4	4	100.00%	0.00%	49	49	100.00%	N/A	N/A
Jul-03	2	2	100.00%	0.00%	50	50	100.00%	N/A	N/A
Aug-03	3	3	100.00%	0.00%	76	76	100.00%	N/A	N/A
Sep-03	2	2	100.00%	0.00%	61	61	100.00%	N/A	N/A
Oct-03	1	1	100.00%	0.00%	82	82	100.00%	N/A	N/A
Nov-03									
Dec-03	1	1	100.00%	0.00%	44	44	100.00%	N/A	N/A



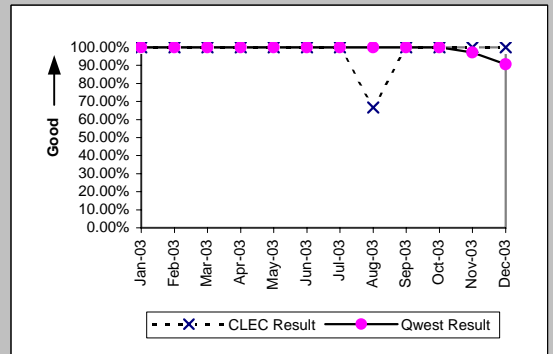
UNE - P (POTS) (Parity)									
Date	CLEC Num	CLEC Denc	CLEC Resu	CLEC Std	Qwest Num	Qwest Denc	Qwest Resu	Mod Z Scr	Parity Scr
Jan-03	17	18	94.44%	22.91%	1845	1905	96.85%	0.59	-0.64
Feb-03	25	25	100.00%	0.00%	1738	1781	97.59%	-0.78	-1.47
Mar-03	21	22	95.45%	20.83%	1809	1853	97.63%	0.65	-0.61
Apr-03	16	16	100.00%	0.00%	1590	1610	98.76%	-0.45	-1.27
May-03	29	30	96.67%	17.95%	1610	1624	99.14%	1.11	-0.32
Jun-03	15	15	100.00%	0.00%	1564	1582	98.86%	-0.41	-1.25
Jul-03	21	21	100.00%	0.00%	1851	1872	98.88%	-0.49	-1.3
Aug-03	19	20	95.00%	21.79%	1805	1824	98.96%	1.25	-0.24
Sep-03	32	32	100.00%	0.00%	2125	2151	98.79%	-0.62	-1.38
Oct-03	22	23	95.65%	20.39%	1729	1764	98.02%	0.74	-0.55
Nov-03	18	18	100.00%	0.00%	1529	1564	97.76%	-0.64	-1.39
Dec-03	26	26	100.00%	0.00%	1575	1605	98.13%	-0.7	-1.42



UNE P (Centrex) (Parity)									
Date	CLEC Num	CLEC Denc	CLEC Resu	CLEC Std	Qwest Num	Qwest Denc	Qwest Resu	Mod Z Scr	Parity Scr
Jan-03	4	4	100.00%	0.00%	65	66	98.48%	-0.24	-1.15
Feb-03	3	3	100.00%	0.00%	70	74	94.59%	-0.41	-1.25
Mar-03	2	2	100.00%	0.00%	55	56	98.21%	-0.19	-1.11
Apr-03	6	6	100.00%	0.00%	65	67	97.01%	-0.41	-1.25
May-03	4	4	100.00%	0.00%	45	46	97.83%	-0.29	-1.17
Jun-03	3	3	100.00%	0.00%	59	59	100.00%	N/A	N/A
Jul-03	2	2	100.00%	0.00%	53	55	96.36%	-0.27	-1.16
Aug-03	6	6	100.00%	0.00%	49	49	100.00%	N/A	N/A
Sep-03	2	2	100.00%	0.00%	45	48	93.75%	-0.36	-1.22
Oct-03	3	3	100.00%	0.00%	45	46	97.83%	-0.25	-1.15
Nov-03	5	5	100.00%	0.00%	42	43	97.67%	-0.33	-1.2
Dec-03	4	4	100.00%	0.00%	30	30	100.00%	N/A	N/A

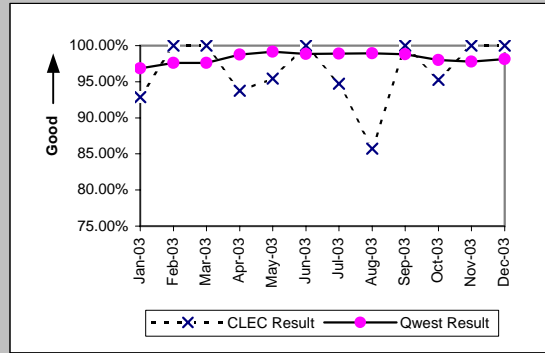


UNE P (Centrex 21) (Parity)									
Date	CLEC Num	CLEC Denc	CLEC Resu	CLEC Std	Qwest Num	Qwest Denc	Qwest Resu	Mod Z Scr	Parity Scr
Jan-03	1	1	100.00%	0.00%	36	36	100.00%	N/A	N/A
Feb-03	2	2	100.00%	0.00%	45	45	100.00%	N/A	N/A
Mar-03	3	3	100.00%	0.00%	35	35	100.00%	N/A	N/A
Apr-03	1	1	100.00%	0.00%	51	51	100.00%	N/A	N/A
May-03	5	5	100.00%	0.00%	44	44	100.00%	N/A	N/A
Jun-03	1	1	100.00%	0.00%	36	36	100.00%	N/A	N/A
Jul-03	4	4	100.00%	0.00%	43	43	100.00%	N/A	N/A
Aug-03	2	3	66.67%	47.14%	29	29	100.00%	N/A	0.08
Sep-03	1	1	100.00%	0.00%	43	43	100.00%	N/A	N/A
Oct-03	2	2	100.00%	0.00%	37	37	100.00%	N/A	N/A
Nov-03	2	2	100.00%	0.00%	35	36	97.22%	-0.23	-1.14
Dec-03	2	2	100.00%	0.00%	29	32	90.63%	-0.44	-1.27



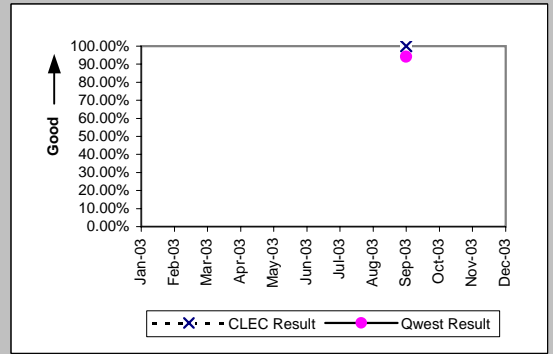
MR-3C - Out of Service Cleared within 24 Hours (Percent) - No dispatches

Date	CLEC Num	CLEC Denc	Line Sharing (Parity)				Qwest Res	Mod Z Scr	Parity Scr
			CLEC Resu	CLEC Std	Qwest Num	Qwest Denc			
Jan-03	26	28	92.86%	25.75%	1845	1905	96.85%	1.08	-0.34
Feb-03	24	24	100.00%	0.00%	1738	1781	97.59%	-0.77	-1.47
Mar-03	20	20	100.00%	0.00%	1809	1853	97.63%	-0.69	-1.42
Apr-03	15	16	93.75%	24.21%	1590	1610	98.76%	1.28	-0.22
May-03	21	22	95.45%	20.83%	1610	1624	99.14%	1.3	-0.21
Jun-03	10	10	100.00%	0.00%	1564	1582	98.86%	-0.34	-1.21
Jul-03	18	19	94.74%	22.33%	1851	1872	98.88%	1.24	-0.25
Aug-03	18	21	85.71%	34.99%	1805	1824	98.96%	3.2	0.94
Sep-03	14	14	100.00%	0.00%	2125	2151	98.79%	-0.41	-1.25
Oct-03	20	21	95.24%	21.30%	1729	1764	98.02%	0.81	-0.51
Nov-03	15	15	100.00%	0.00%	1529	1564	97.76%	-0.58	-1.35
Dec-03	13	13	100.00%	0.00%	1575	1605	98.13%	-0.5	-1.3

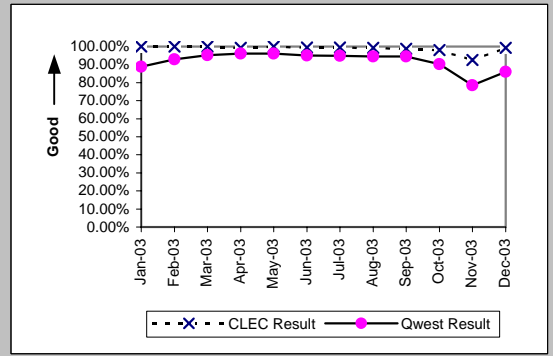


MR-3D - Out of Service Cleared within 24 Hours (Percent) - Interval Zone One

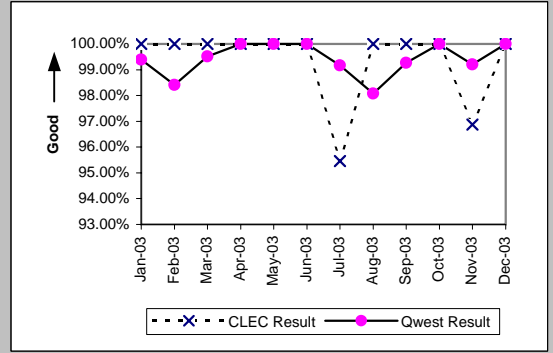
Qwest DSL (Parity)									
Date	CLEC Num	CLEC Denc	CLEC Resu	CLEC Std E	Qwest Num	Qwest Denc	Qwest Resu	Mod Z Scr	Parity Scr
Jan-03									
Feb-03									
Mar-03									
Apr-03									
May-03									
Jun-03									
Jul-03									
Aug-03									
Sep-03	1	1	100.00%	0.00%	289	307	94.14%	-0.25	-1.15
Oct-03									
Nov-03									
Dec-03									



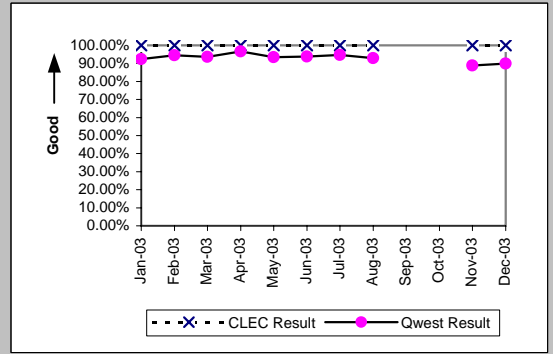
Unbundled Loop Analog (Parity)									
Date	CLEC Num	CLEC Denc	CLEC Resu	CLEC Std E	Qwest Num	Qwest Denc	Qwest Resu	Mod Z Scr	Parity Scr
Jan-03	227	227	100.00%	0.00%	13348	15029	88.82%	-5.31	-4.23
Feb-03	174	174	100.00%	0.00%	10858	11680	92.96%	-3.6	-3.19
Mar-03	172	172	100.00%	0.00%	11270	11831	95.26%	-2.91	-2.77
Apr-03	128	129	99.22%	8.77%	9810	10214	96.04%	-1.84	-2.12
May-03	145	145	100.00%	0.00%	10097	10504	96.13%	-2.4	-2.46
Jun-03	166	167	99.40%	7.72%	10742	11312	94.96%	-2.6	-2.58
Jul-03	191	192	99.48%	7.20%	11090	11688	94.88%	-2.87	-2.74
Aug-03	146	147	99.32%	8.22%	10945	11582	94.50%	-2.55	-2.55
Sep-03	158	160	98.75%	11.11%	11695	12378	94.48%	-2.35	-2.43
Oct-03	210	214	98.13%	13.54%	13649	15130	90.21%	-3.87	-3.35
Nov-03	201	217	92.63%	26.13%	11023	14031	78.56%	-5.01	-4.05
Dec-03	155	156	99.36%	7.98%	10732	12475	86.03%	-4.77	-3.9



Unbundled Loop - 2 Wire Non-Loaded (Parity)									
Date	CLEC Num	CLEC Denc	CLEC Resu	CLEC Std E	Qwest Num	Qwest Denc	Qwest Resu	Mod Z Scr	Parity Scr
Jan-03	14	14	100.00%	0.00%	163	164	99.39%	-0.28	-1.17
Feb-03	11	11	100.00%	0.00%	186	189	98.41%	-0.41	-1.25
Mar-03	12	12	100.00%	0.00%	206	207	99.52%	-0.23	-1.14
Apr-03	15	15	100.00%	0.00%	145	145	100.00%	N/A	N/A
May-03	17	17	100.00%	0.00%	121	121	100.00%	N/A	N/A
Jun-03	25	25	100.00%	0.00%	137	137	100.00%	N/A	N/A
Jul-03	21	22	95.45%	20.83%	119	120	99.17%	1.03	-0.37
Aug-03	13	13	100.00%	0.00%	153	156	98.08%	-0.49	-1.29
Sep-03	23	23	100.00%	0.00%	135	136	99.26%	-0.38	-1.23
Oct-03	26	26	100.00%	0.00%	171	171	100.00%	N/A	N/A
Nov-03	31	32	96.88%	17.40%	124	125	99.20%	0.82	-0.5
Dec-03	18	18	100.00%	0.00%	109	109	100.00%	N/A	N/A

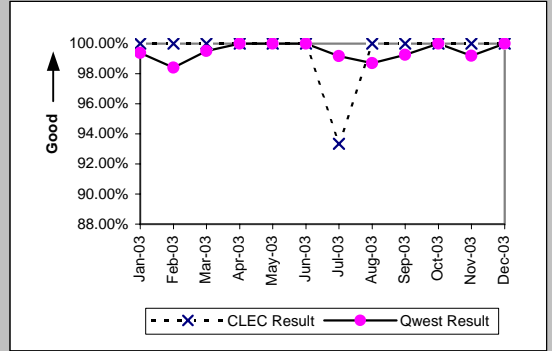


Unbundled Loop - ADSL Qualified (Parity)									
Date	CLEC Num	CLEC Denc	CLEC Resu	CLEC Std E	Qwest Num	Qwest Denc	Qwest Resu	Mod Z Scr	Parity Scr
Jan-03	3	3	100.00%	0.00%	397	430	92.33%	-0.5	-1.3
Feb-03	2	2	100.00%	0.00%	339	359	94.43%	-0.34	-1.21
Mar-03	1	1	100.00%	0.00%	322	344	93.60%	-0.26	-1.16
Apr-03	1	1	100.00%	0.00%	411	425	96.71%	-0.18	-1.11
May-03	4	4	100.00%	0.00%	299	320	93.44%	-0.53	-1.32
Jun-03	3	3	100.00%	0.00%	319	340	93.82%	-0.44	-1.27
Jul-03	5	5	100.00%	0.00%	264	279	94.62%	-0.53	-1.32
Aug-03	5	5	100.00%	0.00%	207	223	92.83%	-0.61	-1.37
Sep-03									
Oct-03									
Nov-03	4	4	100.00%	0.00%	221	249	88.76%	-0.71	-1.43
Dec-03	1	1	100.00%	0.00%	178	198	89.90%	-0.33	-1.2



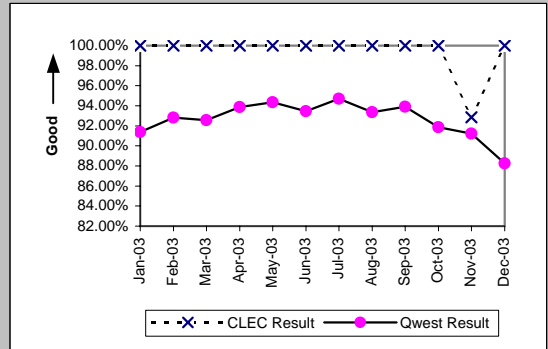
MR-3D - Out of Service Cleared within 24 Hours (Percent) - Interval Zone One

Unbundled Loop ISDN Capable (Parity)										
Date	CLEC Num	CLEC Dend	CLEC Resu	CLEC Std	Qwest Num	Qwest Dend	Qwest Resu	Mod Z Scr	Parity Scr	
Jan-03	26	26	100.00%	0.00%	163	164	99.39%	-0.37	-1.23	
Feb-03	21	21	100.00%	0.00%	186	189	98.41%	-0.55	-1.34	
Mar-03	16	16	100.00%	0.00%	206	207	99.52%	-0.27	-1.16	
Apr-03	21	21	100.00%	0.00%	145	145	100.00%	N/A	N/A	
May-03	21	21	100.00%	0.00%	121	121	100.00%	N/A	N/A	
Jun-03	29	29	100.00%	0.00%	137	137	100.00%	N/A	N/A	
Jul-03	14	15	93.33%	24.94%	119	120	99.17%	1.26	-0.24	
Aug-03	19	19	100.00%	0.00%	153	155	98.71%	-0.47	-1.29	
Sep-03	16	16	100.00%	0.00%	135	136	99.26%	-0.33	-1.2	
Oct-03	19	19	100.00%	0.00%	171	171	100.00%	N/A	N/A	
Nov-03	12	12	100.00%	0.00%	122	123	99.19%	-0.3	-1.18	
Dec-03	11	11	100.00%	0.00%	109	109	100.00%	N/A	N/A	

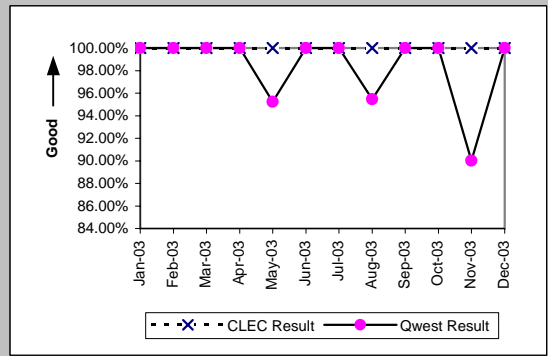


MR-3E - Out of Service Cleared within 24 Hours (Percent) - Interval Zone Two

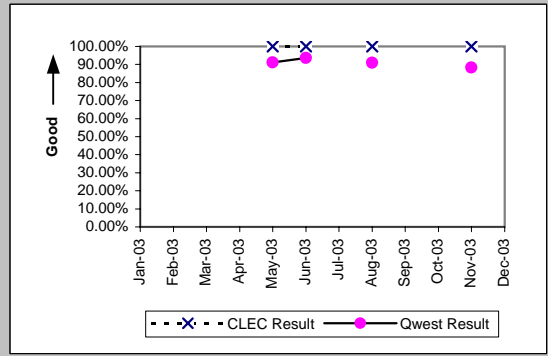
Unbundled Loop Analog (Parity)										
Date	CLEC Num	CLEC Denc	CLEC Resu	CLEC Std	Qwest Num	Qwest Denc	Qwest Resu	Mod Z Scr	Parity Scr	
Jan-03	25	25	100.00%	0.00%	2694	2948	91.38%	-1.53	-1.93	
Feb-03	38	38	100.00%	0.00%	2137	2302	92.83%	-1.7	-2.03	
Mar-03	8	8	100.00%	0.00%	2470	2668	92.58%	-0.8	-1.49	
Apr-03	14	14	100.00%	0.00%	2342	2495	93.87%	-0.95	-1.58	
May-03	21	21	100.00%	0.00%	2210	2342	94.36%	-1.11	-1.68	
Jun-03	14	14	100.00%	0.00%	2132	2281	93.47%	-0.99	-1.6	
Jul-03	10	10	100.00%	0.00%	2537	2679	94.70%	-0.75	-1.45	
Aug-03	17	17	100.00%	0.00%	2521	2700	93.37%	-1.1	-1.67	
Sep-03	11	11	100.00%	0.00%	2232	2377	93.90%	-0.84	-1.51	
Oct-03	21	21	100.00%	0.00%	2556	2782	91.88%	-1.36	-1.83	
Nov-03	13	14	92.86%	25.75%	2141	2347	91.22%	-0.22	-1.13	
Dec-03	14	14	100.00%	0.00%	2380	2697	88.25%	-1.36	-1.83	



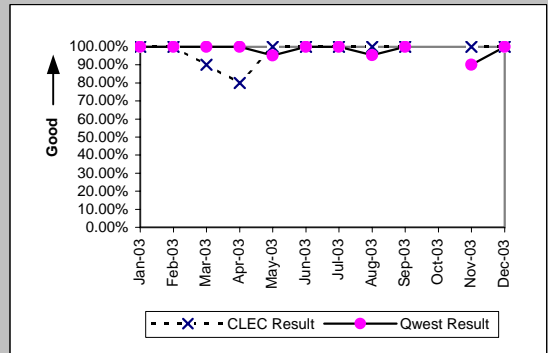
Unbundled Loop - 2 Wire Non-Loaded (Parity)										
Date	CLEC Num	CLEC Denc	CLEC Resu	CLEC Std	Qwest Num	Qwest Denc	Qwest Resu	Mod Z Scr	Parity Scr	
Jan-03	4	4	100.00%	0.00%	13	13	100.00%	N/A	N/A	
Feb-03	1	1	100.00%	0.00%	11	11	100.00%	N/A	N/A	
Mar-03	4	4	100.00%	0.00%	10	10	100.00%	N/A	N/A	
Apr-03	6	6	100.00%	0.00%	13	13	100.00%	N/A	N/A	
May-03	3	3	100.00%	0.00%	20	21	95.24%	-0.36	-1.22	
Jun-03	3	3	100.00%	0.00%	9	9	100.00%	N/A	N/A	
Jul-03	6	6	100.00%	0.00%	13	13	100.00%	N/A	N/A	
Aug-03	6	6	100.00%	0.00%	21	22	95.45%	-0.47	-1.29	
Sep-03	1	1	100.00%	0.00%	15	15	100.00%	N/A	N/A	
Oct-03	3	3	100.00%	0.00%	9	9	100.00%	N/A	N/A	
Nov-03	5	5	100.00%	0.00%	9	10	90.00%	-0.61	-1.37	
Dec-03	5	5	100.00%	0.00%	11	11	100.00%	N/A	N/A	



Unbundled Loop - ADSL Qualified (Parity)										
Date	CLEC Num	CLEC Denc	CLEC Resu	CLEC Std	Qwest Num	Qwest Denc	Qwest Resu	Mod Z Scr	Parity Scr	
Jan-03										
Feb-03										
Mar-03										
Apr-03										
May-03	2	2	100.00%	0.00%	31	34	91.18%	-0.43	-1.26	
Jun-03	1	1	100.00%	0.00%	29	31	93.55%	-0.26	-1.16	
Jul-03										
Aug-03	1	1	100.00%	0.00%	20	22	90.91%	-0.31	-1.19	
Sep-03										
Oct-03										
Nov-03	1	1	100.00%	0.00%	15	17	88.24%	-0.35	-1.22	
Dec-03										

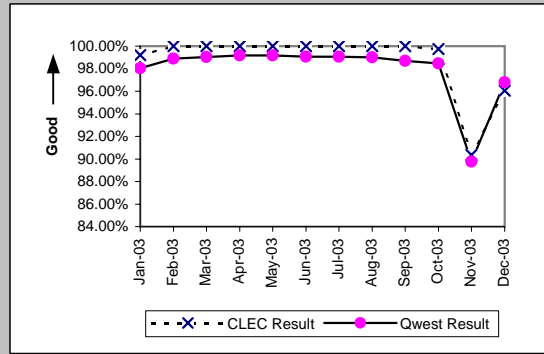


Unbundled Loop ISDN Capable (Parity)										
Date	CLEC Num	CLEC Denc	CLEC Resu	CLEC Std	Qwest Num	Qwest Denc	Qwest Resu	Mod Z Scr	Parity Scr	
Jan-03	8	8	100.00%	0.00%	13	13	100.00%	N/A	N/A	
Feb-03	6	6	100.00%	0.00%	11	11	100.00%	N/A	N/A	
Mar-03	9	10	90.00%	30.00%	10	10	100.00%	N/A	-0.62	
Apr-03	4	5	80.00%	40.00%	13	13	100.00%	N/A	-0.32	
May-03	5	5	100.00%	0.00%	20	21	95.24%	-0.45	-1.27	
Jun-03	3	3	100.00%	0.00%	9	9	100.00%	N/A	N/A	
Jul-03	2	2	100.00%	0.00%	13	13	100.00%	N/A	N/A	
Aug-03	6	6	100.00%	0.00%	21	22	95.45%	-0.47	-1.29	
Sep-03	6	6	100.00%	0.00%	15	15	100.00%	N/A	N/A	
Oct-03										
Nov-03	11	11	100.00%	0.00%	9	10	90.00%	-0.76	-1.46	
Dec-03	4	4	100.00%	0.00%	10	10	100.00%	N/A	N/A	

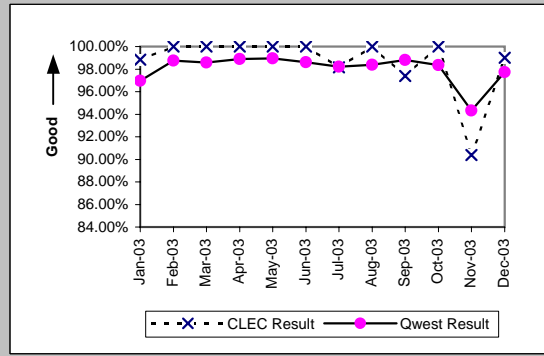


MR-4A - All Troubles Cleared within 48 Hours (Percent) - Dispatches within MSAs

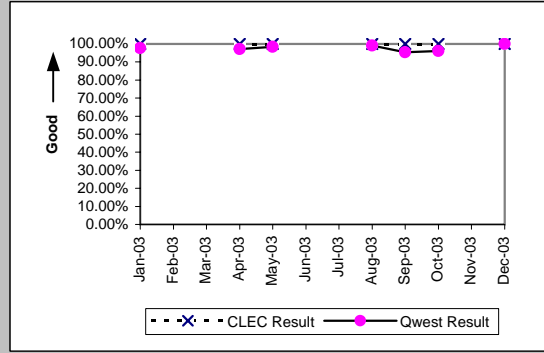
Residence (Parity)									
Date	CLEC Num	CLEC Denc	CLEC Resu	CLEC Std	Qwest Num	Qwest Denc	Qwest Resu	Mod Z Scr	Parity Scr
Jan-03	125	126	99.21%	8.87%	14959	15258	98.04%	-0.94	-1.57
Feb-03	152	152	100.00%	0.00%	11393	11521	98.89%	-1.3	-1.79
Mar-03	171	171	100.00%	0.00%	11455	11567	99.03%	-1.28	-1.78
Apr-03	173	173	100.00%	0.00%	10085	10168	99.18%	-1.18	-1.72
May-03	159	159	100.00%	0.00%	10251	10336	99.18%	-1.14	-1.69
Jun-03	144	144	100.00%	0.00%	11012	11115	99.07%	-1.15	-1.7
Jul-03	204	204	100.00%	0.00%	11215	11322	99.05%	-1.38	-1.84
Aug-03	184	184	100.00%	0.00%	11335	11448	99.01%	-1.34	-1.82
Sep-03	212	212	100.00%	0.00%	11614	11766	98.71%	-1.65	-2
Oct-03	386	387	99.74%	5.08%	14983	15216	98.47%	-2.01	-2.22
Nov-03	337	373	90.35%	29.53%	12640	14083	89.75%	-0.37	-1.23
Dec-03	342	356	96.07%	19.44%	12494	12909	96.79%	0.77	-0.53



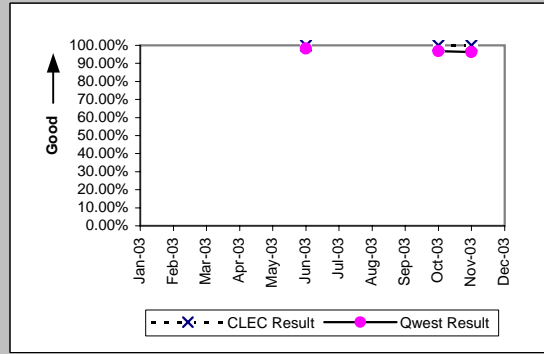
Business (Parity)									
Date	CLEC Num	CLEC Denc	CLEC Resu	CLEC Std	Qwest Num	Qwest Denc	Qwest Resu	Mod Z Scr	Parity Scr
Jan-03	84	85	98.82%	10.78%	1622	1673	96.95%	-0.98	-1.6
Feb-03	57	57	100.00%	0.00%	1254	1270	98.74%	-0.83	-1.51
Mar-03	87	87	100.00%	0.00%	1251	1269	98.58%	-1.08	-1.66
Apr-03	52	52	100.00%	0.00%	1159	1172	98.89%	-0.75	-1.45
May-03	43	43	100.00%	0.00%	1120	1132	98.94%	-0.67	-1.41
Jun-03	59	59	100.00%	0.00%	1276	1294	98.61%	-0.89	-1.54
Jul-03	53	54	98.15%	13.48%	1262	1285	98.21%	0.11	-0.93
Aug-03	67	67	100.00%	0.00%	1151	1170	98.38%	-1.02	-1.62
Sep-03	75	77	97.40%	15.91%	1251	1266	98.82%	1	-0.39
Oct-03	101	101	100.00%	0.00%	1678	1706	98.36%	-1.26	-1.77
Nov-03	94	104	90.38%	29.48%	1196	1268	94.32%	1.55	-0.06
Dec-03	101	102	99.02%	9.85%	1291	1321	97.73%	-0.84	-1.51



Centrex (Parity)									
Date	CLEC Num	CLEC Denc	CLEC Resu	CLEC Std	Qwest Num	Qwest Denc	Qwest Resu	Mod Z Scr	Parity Scr
Jan-03	2	2	100.00%	0.00%	130	133	97.74%	-0.21	-1.13
Feb-03									
Mar-03									
Apr-03	1	1	100.00%	0.00%	106	109	97.25%	-0.17	-1.1
May-03	3	3	100.00%	0.00%	117	119	98.32%	-0.22	-1.14
Jun-03									
Jul-03									
Aug-03	2	2	100.00%	0.00%	108	109	99.08%	-0.13	-1.08
Sep-03	2	2	100.00%	0.00%	126	132	95.45%	-0.31	-1.19
Oct-03	2	2	100.00%	0.00%	121	126	96.03%	-0.29	-1.17
Nov-03									
Dec-03	3	3	100.00%	0.00%	76	76	100.00%	N/A	N/A



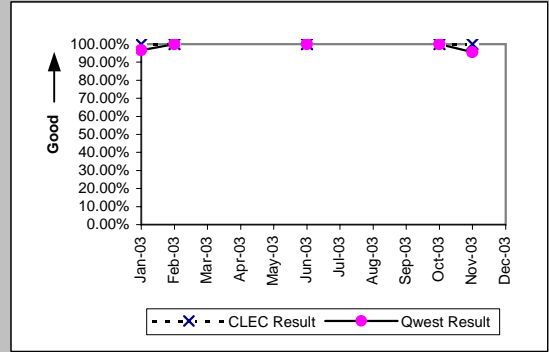
Centrex 21 (Parity)									
Date	CLEC Num	CLEC Denc	CLEC Resu	CLEC Std	Qwest Num	Qwest Denc	Qwest Resu	Mod Z Scr	Parity Scr
Jan-03									
Feb-03									
Mar-03									
Apr-03									
May-03									
Jun-03	2	2	100.00%	0.00%	164	167	98.20%	-0.19	-1.12
Jul-03									
Aug-03									
Sep-03									
Oct-03	1	1	100.00%	0.00%	210	217	96.77%	-0.18	-1.11
Nov-03	1	1	100.00%	0.00%	157	163	96.32%	-0.19	-1.12
Dec-03									



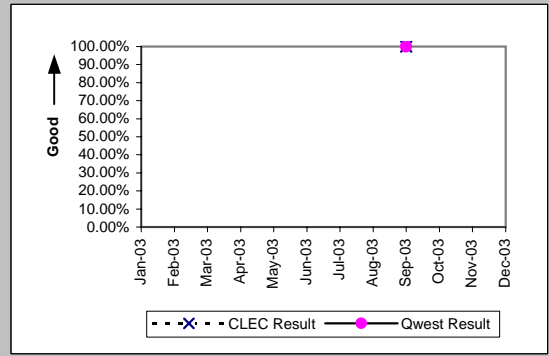


MR-4A - All Troubles Cleared within 48 Hours (Percent) - Dispatches within MSAs

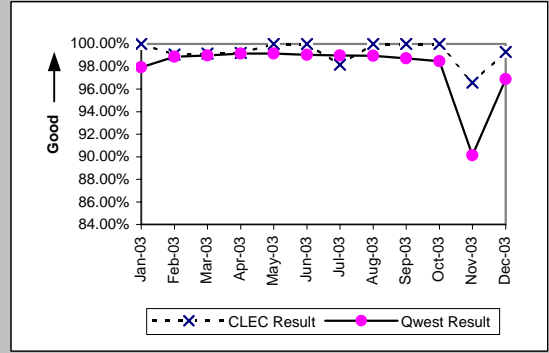
PBX (Parity)									
Date	CLEC Num	CLEC Denc	CLEC Resu	CLEC Std	Qwest Num	Qwest Denc	Qwest Resu	Mod Z Scr	Parity Scr
Jan-03	1	1	100.00%	0.00%	29	30	96.67%	-0.18	-1.11
Feb-03	1	1	100.00%	0.00%	26	26	100.00%	N/A	N/A
Mar-03									
Apr-03									
May-03									
Jun-03	2	2	100.00%	0.00%	34	34	100.00%	N/A	N/A
Jul-03									
Aug-03									
Sep-03									
Oct-03	1	1	100.00%	0.00%	30	30	100.00%	N/A	N/A
Nov-03	1	1	100.00%	0.00%	22	23	95.65%	-0.21	-1.13
Dec-03									



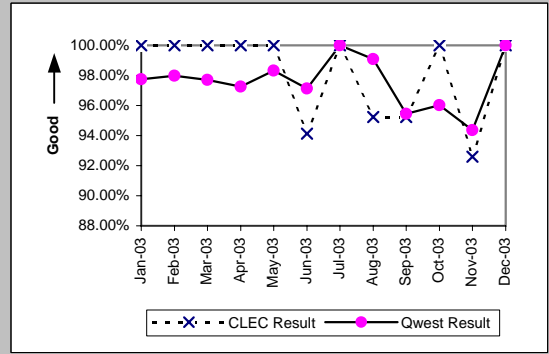
Basic Rate ISDN (Parity)									
Date	CLEC Num	CLEC Denc	CLEC Resu	CLEC Std	Qwest Num	Qwest Denc	Qwest Resu	Mod Z Scr	Parity Scr
Jan-03									
Feb-03									
Mar-03									
Apr-03									
May-03									
Jun-03									
Jul-03									
Aug-03									
Sep-03	1	1	100.00%	0.00%	57	57	100.00%	N/A	N/A
Oct-03									
Nov-03									
Dec-03									



UNE - P (POTS) (Parity)									
Date	CLEC Num	CLEC Denc	CLEC Resu	CLEC Std	Qwest Num	Qwest Denc	Qwest Resu	Mod Z Scr	Parity Scr
Jan-03	96	96	100.00%	0.00%	16581	16931	97.93%	-1.42	-1.86
Feb-03	106	107	99.07%	9.62%	12647	12791	98.87%	-0.19	-1.11
Mar-03	118	119	99.16%	9.13%	12706	12836	98.99%	-0.19	-1.11
Apr-03	127	128	99.22%	8.80%	11244	11340	99.15%	-0.08	-1.05
May-03	126	126	100.00%	0.00%	11371	11468	99.15%	-1.03	-1.63
Jun-03	109	109	100.00%	0.00%	12288	12409	99.02%	-1.03	-1.63
Jul-03	106	108	98.15%	13.48%	12477	12607	98.97%	0.83	-0.5
Aug-03	102	102	100.00%	0.00%	12486	12618	98.95%	-1.03	-1.63
Sep-03	99	99	100.00%	0.00%	12865	13032	98.72%	-1.13	-1.69
Oct-03	151	151	100.00%	0.00%	16661	16922	98.46%	-1.53	-1.93
Nov-03	113	117	96.58%	18.17%	13836	15351	90.13%	-2.33	-2.42
Dec-03	141	142	99.30%	8.36%	13785	14230	96.87%	-1.65	-2

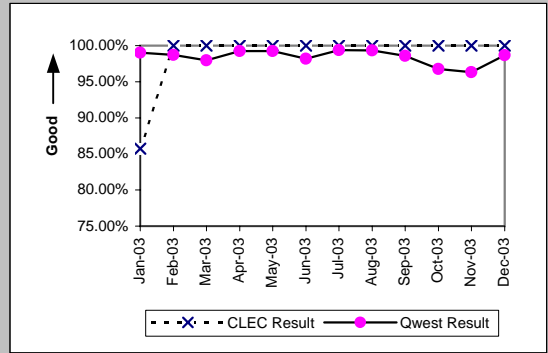


UNE P (Centrex) (Parity)									
Date	CLEC Num	CLEC Denc	CLEC Resu	CLEC Std	Qwest Num	Qwest Denc	Qwest Resu	Mod Z Scr	Parity Scr
Jan-03	27	27	100.00%	0.00%	130	133	97.74%	-0.72	-1.44
Feb-03	22	22	100.00%	0.00%	97	99	97.98%	-0.61	-1.37
Mar-03	20	20	100.00%	0.00%	127	130	97.69%	-0.64	-1.39
Apr-03	16	16	100.00%	0.00%	106	109	97.25%	-0.63	-1.38
May-03	18	18	100.00%	0.00%	117	119	98.32%	-0.52	-1.31
Jun-03	16	17	94.12%	23.53%	135	139	97.12%	0.59	-0.64
Jul-03	22	22	100.00%	0.00%	126	126	100.00%	N/A	N/A
Aug-03	20	21	95.24%	21.30%	108	109	99.08%	1	-0.39
Sep-03	20	21	95.24%	21.30%	126	132	95.45%	0.07	-0.96
Oct-03	20	20	100.00%	0.00%	121	126	96.03%	-0.84	-1.51
Nov-03	25	27	92.59%	26.19%	67	71	94.37%	0.31	-0.81
Dec-03	15	15	100.00%	0.00%	76	76	100.00%	N/A	N/A

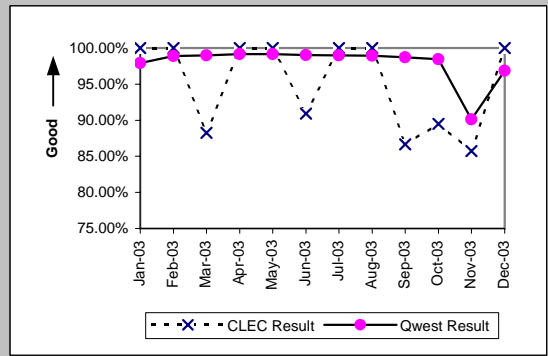


MR-4A - All Troubles Cleared within 48 Hours (Percent) - Dispatches within MSAs

UNE P (Centrex 21) (Parity)										
Date	CLEC Num	CLEC Denc	CLEC Resu	CLEC Std	Qwest Num	Qwest Denc	Qwest Resu	Mod Z Scr	Parity Scr	
Jan-03	6	7	85.71%	34.99%	202	204	99.02%	1.7	0.03	
Feb-03	8	8	100.00%	0.00%	153	155	98.71%	-0.32	-1.19	
Mar-03	4	4	100.00%	0.00%	145	148	97.97%	-0.28	-1.17	
Apr-03	2	2	100.00%	0.00%	132	133	99.25%	-0.12	-1.07	
May-03	4	4	100.00%	0.00%	132	133	99.25%	-0.17	-1.1	
Jun-03	3	3	100.00%	0.00%	164	167	98.20%	-0.23	-1.14	
Jul-03	3	3	100.00%	0.00%	165	166	99.40%	-0.13	-1.08	
Aug-03	7	7	100.00%	0.00%	149	150	99.33%	-0.21	-1.13	
Sep-03	4	4	100.00%	0.00%	137	139	98.56%	-0.24	-1.14	
Oct-03	3	3	100.00%	0.00%	210	217	96.77%	-0.31	-1.19	
Nov-03	7	7	100.00%	0.00%	157	163	96.32%	-0.51	-1.31	
Dec-03	5	5	100.00%	0.00%	146	148	98.65%	-0.26	-1.16	

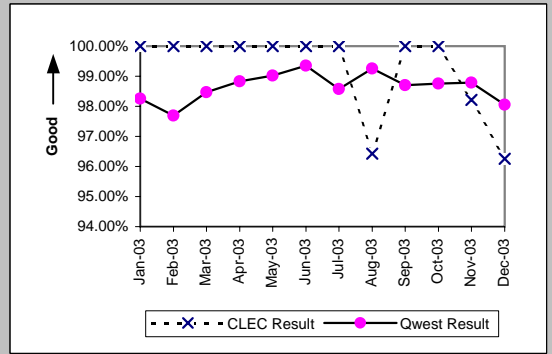


Line Sharing (Parity)										
Date	CLEC Num	CLEC Denc	CLEC Resu	CLEC Std	Qwest Num	Qwest Denc	Qwest Resu	Mod Z Scr	Parity Scr	
Jan-03	23	23	100.00%	0.00%	16581	16931	97.93%	-0.7	-1.42	
Feb-03	11	11	100.00%	0.00%	12647	12791	98.87%	-0.35	-1.22	
Mar-03	15	17	88.24%	32.22%	12706	12836	98.99%	2.49	0.52	
Apr-03	9	9	100.00%	0.00%	11244	11340	99.15%	-0.28	-1.17	
May-03	15	15	100.00%	0.00%	11371	11468	99.15%	-0.36	-1.22	
Jun-03	10	11	90.91%	28.75%	12288	12409	99.02%	1.62	-0.02	
Jul-03	15	15	100.00%	0.00%	12477	12607	98.97%	-0.4	-1.24	
Aug-03	17	17	100.00%	0.00%	12486	12618	98.95%	-0.42	-1.26	
Sep-03	13	15	86.67%	33.99%	12865	13032	98.72%	2.42	0.47	
Oct-03	17	19	89.47%	30.69%	16661	16922	98.46%	2.1	0.28	
Nov-03	12	14	85.71%	34.99%	13836	15351	90.13%	0.58	-0.65	
Dec-03	26	26	100.00%	0.00%	13785	14230	96.87%	-0.92	-1.56	

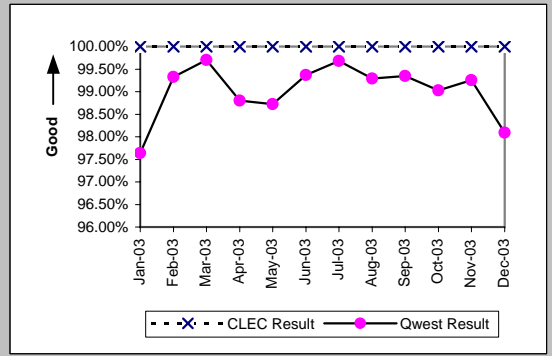


MR-4B - All Troubles Cleared within 48 Hours (Percent) - Dispatches outside MSAs

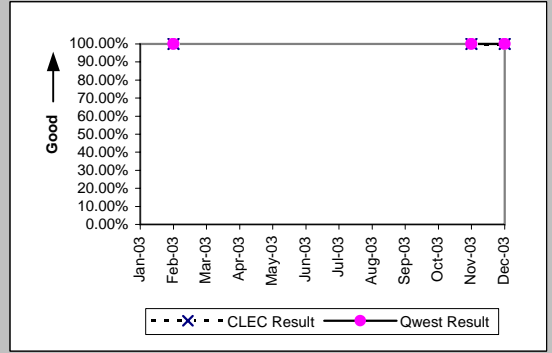
Residence (Parity)									
Date	CLEC Num	CLEC Denc	CLEC Resu	CLEC Std	Qwest Num	Qwest Denc	Qwest Resu	Mod Z Scr	Parity Scr
Jan-03	32	32	100.00%	0.00%	3160	3216	98.26%	-0.75	-1.46
Feb-03	26	26	100.00%	0.00%	2414	2471	97.69%	-0.78	-1.47
Mar-03	25	25	100.00%	0.00%	2704	2746	98.47%	-0.62	-1.38
Apr-03	27	27	100.00%	0.00%	2531	2561	98.83%	-0.56	-1.34
May-03	25	25	100.00%	0.00%	2429	2453	99.02%	-0.49	-1.3
Jun-03	15	15	100.00%	0.00%	2434	2450	99.35%	-0.31	-1.19
Jul-03	16	16	100.00%	0.00%	2760	2800	98.57%	-0.48	-1.29
Aug-03	27	28	96.43%	18.56%	2794	2815	99.25%	1.25	-0.24
Sep-03	38	38	100.00%	0.00%	2500	2533	98.70%	-0.7	-1.43
Oct-03	59	59	100.00%	0.00%	3099	3138	98.76%	-0.85	-1.52
Nov-03	55	56	98.21%	13.24%	2530	2561	98.79%	0.43	-0.74
Dec-03	77	80	96.25%	19.00%	2976	3035	98.06%	1.08	-0.34



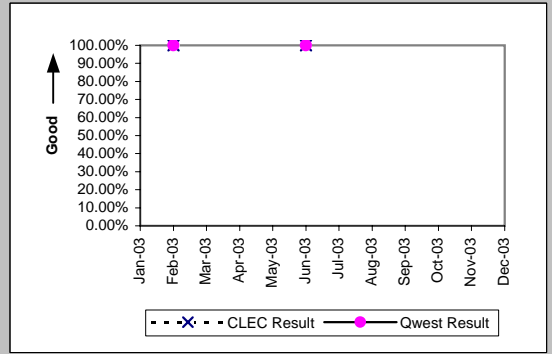
Business (Parity)									
Date	CLEC Num	CLEC Denc	CLEC Resu	CLEC Std	Qwest Num	Qwest Denc	Qwest Resu	Mod Z Scr	Parity Scr
Jan-03	14	14	100.00%	0.00%	413	423	97.64%	-0.57	-1.35
Feb-03	18	18	100.00%	0.00%	296	298	99.33%	-0.34	-1.21
Mar-03	17	17	100.00%	0.00%	332	333	99.70%	-0.22	-1.13
Apr-03	8	8	100.00%	0.00%	330	334	98.80%	-0.31	-1.19
May-03	17	17	100.00%	0.00%	310	314	98.73%	-0.46	-1.28
Jun-03	23	23	100.00%	0.00%	316	318	99.37%	-0.37	-1.22
Jul-03	17	17	100.00%	0.00%	311	312	99.68%	-0.23	-1.14
Aug-03	16	16	100.00%	0.00%	280	282	99.29%	-0.33	-1.2
Sep-03	21	21	100.00%	0.00%	306	308	99.35%	-0.36	-1.22
Oct-03	26	26	100.00%	0.00%	305	308	99.03%	-0.49	-1.3
Nov-03	14	14	100.00%	0.00%	267	269	99.26%	-0.32	-1.19
Dec-03	30	30	100.00%	0.00%	309	315	98.10%	-0.73	-1.44



Centrex 21 (Parity)									
Date	CLEC Num	CLEC Denc	CLEC Resu	CLEC Std	Qwest Num	Qwest Denc	Qwest Resu	Mod Z Scr	Parity Scr
Jan-03									
Feb-03	1	1	100.00%	0.00%	15	15	100.00%	N/A	N/A
Mar-03									
Apr-03									
May-03									
Jun-03									
Jul-03									
Aug-03									
Sep-03									
Oct-03									
Nov-03	1	1	100.00%	0.00%	12	12	100.00%	N/A	N/A
Dec-03	1	1	100.00%	0.00%	12	12	100.00%	N/A	N/A

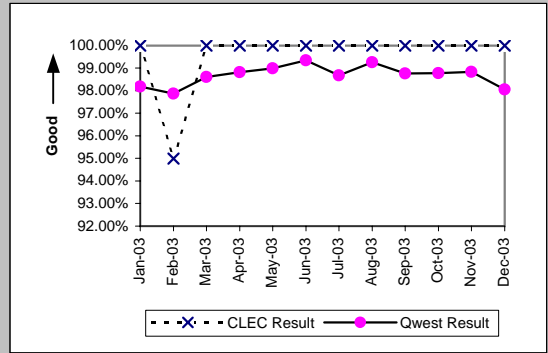


PBX (Parity)									
Date	CLEC Num	CLEC Denc	CLEC Resu	CLEC Std	Qwest Num	Qwest Denc	Qwest Resu	Mod Z Scr	Parity Scr
Jan-03									
Feb-03	1	1	100.00%	0.00%	10	10	100.00%	N/A	N/A
Mar-03									
Apr-03									
May-03									
Jun-03	2	2	100.00%	0.00%	4	4	100.00%	N/A	N/A
Jul-03									
Aug-03									
Sep-03									
Oct-03									
Nov-03									
Dec-03									

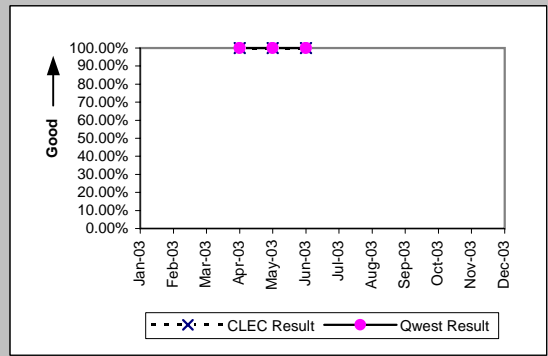


MR-4B - All Troubles Cleared within 48 Hours (Percent) - Dispatches outside MSAs

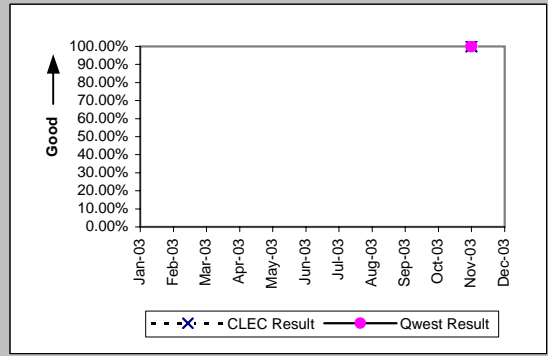
UNE - P (POTS) (Parity)										
Date	CLEC Num	CLEC Dend	CLEC Resu	CLEC Std	Qwest Num	Qwest Dend	Qwest Resu	Mod Z Scr	Parity Scr	
Jan-03	30	30	100.00%	0.00%	3573	3639	98.19%	-0.74	-1.45	
Feb-03	19	20	95.00%	21.79%	2710	2769	97.87%	0.8	-0.51	
Mar-03	21	21	100.00%	0.00%	3036	3079	98.60%	-0.54	-1.33	
Apr-03	27	27	100.00%	0.00%	2861	2895	98.83%	-0.56	-1.34	
May-03	29	29	100.00%	0.00%	2739	2767	98.99%	-0.54	-1.33	
Jun-03	18	18	100.00%	0.00%	2750	2768	99.35%	-0.34	-1.21	
Jul-03	28	28	100.00%	0.00%	3071	3112	98.68%	-0.61	-1.37	
Aug-03	13	13	100.00%	0.00%	3074	3097	99.26%	-0.31	-1.19	
Sep-03	9	9	100.00%	0.00%	2806	2841	98.77%	-0.33	-1.2	
Oct-03	51	51	100.00%	0.00%	3404	3446	98.78%	-0.79	-1.48	
Nov-03	31	31	100.00%	0.00%	2797	2830	98.83%	-0.6	-1.37	
Dec-03	36	36	100.00%	0.00%	3285	3350	98.06%	-0.84	-1.51	



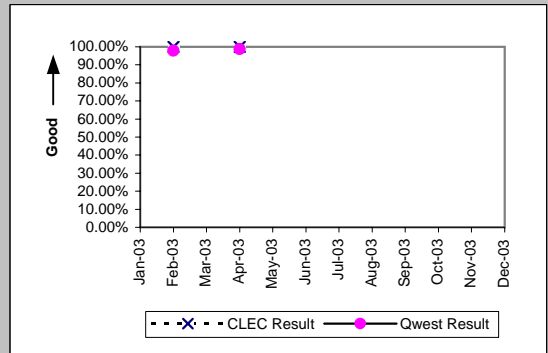
UNE P (Centrex) (Parity)										
Date	CLEC Num	CLEC Dend	CLEC Resu	CLEC Std	Qwest Num	Qwest Dend	Qwest Resu	Mod Z Scr	Parity Scr	
Jan-03										
Feb-03										
Mar-03										
Apr-03	5	5	100.00%	0.00%	15	15	100.00%	N/A	N/A	
May-03	1	1	100.00%	0.00%	6	6	100.00%	N/A	N/A	
Jun-03	1	1	100.00%	0.00%	20	20	100.00%	N/A	N/A	
Jul-03										
Aug-03										
Sep-03										
Oct-03										
Nov-03										
Dec-03										



UNE P (Centrex 21) (Parity)										
Date	CLEC Num	CLEC Dend	CLEC Resu	CLEC Std	Qwest Num	Qwest Dend	Qwest Resu	Mod Z Scr	Parity Scr	
Jan-03										
Feb-03										
Mar-03										
Apr-03										
May-03										
Jun-03										
Jul-03										
Aug-03										
Sep-03										
Oct-03										
Nov-03	1	1	100.00%	0.00%	12	12	100.00%	N/A	N/A	
Dec-03										

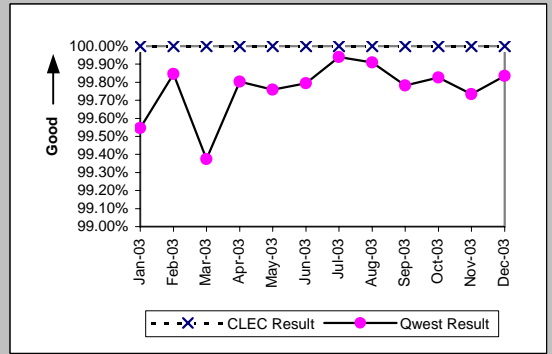


Line Sharing (Parity)										
Date	CLEC Num	CLEC Dend	CLEC Resu	CLEC Std	Qwest Num	Qwest Dend	Qwest Resu	Mod Z Scr	Parity Scr	
Jan-03										
Feb-03	3	3	100.00%	0.00%	2710	2769	97.87%	-0.26	-1.16	
Mar-03										
Apr-03	1	1	100.00%	0.00%	2861	2895	98.83%	-0.11	-1.07	
May-03										
Jun-03										
Jul-03										
Aug-03										
Sep-03										
Oct-03										
Nov-03										
Dec-03										

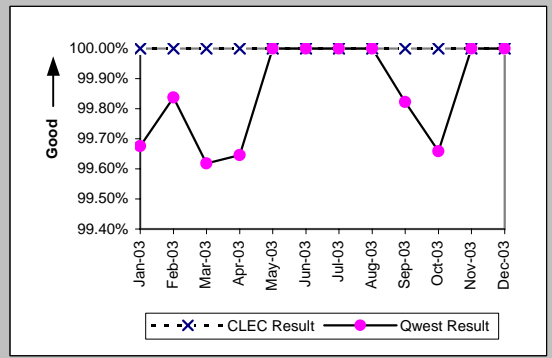


MR-4C - All Troubles Cleared within 48 Hours (Percent) - No dispatches

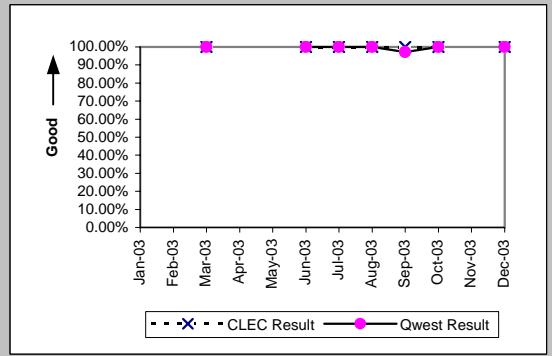
Residence (Parity)									
Date	CLEC Num	CLEC Denc	CLEC Resu	CLEC Std	Qwest Num	Qwest Denc	Qwest Resu	Mod Z Scr	Parity Scr
Jan-03	29	29	100.00%	0.00%	3508	3524	99.55%	-0.36	-1.22
Feb-03	31	31	100.00%	0.00%	3235	3240	99.85%	-0.22	-1.13
Mar-03	64	64	100.00%	0.00%	3334	3355	99.37%	-0.63	-1.38
Apr-03	63	63	100.00%	0.00%	3045	3051	99.80%	-0.35	-1.21
May-03	68	68	100.00%	0.00%	2899	2906	99.76%	-0.4	-1.24
Jun-03	49	49	100.00%	0.00%	2909	2915	99.79%	-0.32	-1.19
Jul-03	95	95	100.00%	0.00%	3297	3299	99.94%	-0.24	-1.14
Aug-03	68	68	100.00%	0.00%	3338	3341	99.91%	-0.24	-1.15
Sep-03	107	107	100.00%	0.00%	3667	3675	99.78%	-0.48	-1.29
Oct-03	105	105	100.00%	0.00%	3436	3442	99.83%	-0.42	-1.26
Nov-03	88	88	100.00%	0.00%	2991	2999	99.73%	-0.48	-1.29
Dec-03	97	97	100.00%	0.00%	3029	3034	99.84%	-0.39	-1.24



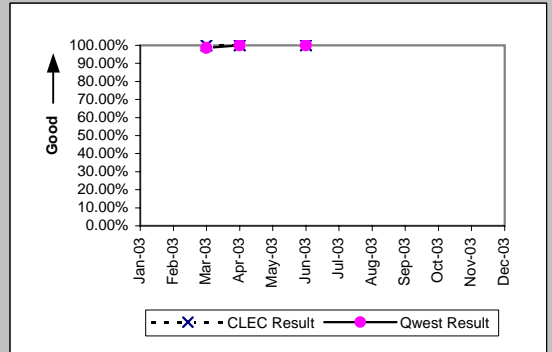
Business (Parity)									
Date	CLEC Num	CLEC Denc	CLEC Resu	CLEC Std	Qwest Num	Qwest Denc	Qwest Resu	Mod Z Scr	Parity Scr
Jan-03	32	32	100.00%	0.00%	615	617	99.68%	-0.31	-1.19
Feb-03	36	36	100.00%	0.00%	614	615	99.84%	-0.24	-1.14
Mar-03	33	33	100.00%	0.00%	521	523	99.62%	-0.35	-1.21
Apr-03	40	40	100.00%	0.00%	562	564	99.65%	-0.36	-1.22
May-03	31	31	100.00%	0.00%	525	525	100.00%	N/A	N/A
Jun-03	36	36	100.00%	0.00%	508	508	100.00%	N/A	N/A
Jul-03	41	41	100.00%	0.00%	548	548	100.00%	N/A	N/A
Aug-03	32	32	100.00%	0.00%	476	476	100.00%	N/A	N/A
Sep-03	44	44	100.00%	0.00%	562	563	99.82%	-0.27	-1.16
Oct-03	46	46	100.00%	0.00%	584	586	99.66%	-0.38	-1.23
Nov-03	21	21	100.00%	0.00%	434	434	100.00%	N/A	N/A
Dec-03	34	34	100.00%	0.00%	474	474	100.00%	N/A	N/A



Centrex (Parity)									
Date	CLEC Num	CLEC Denc	CLEC Resu	CLEC Std	Qwest Num	Qwest Denc	Qwest Resu	Mod Z Scr	Parity Scr
Jan-03									
Feb-03									
Mar-03	1	1	100.00%	0.00%	76	76	100.00%	N/A	N/A
Apr-03									
May-03									
Jun-03	2	2	100.00%	0.00%	75	75	100.00%	N/A	N/A
Jul-03	4	4	100.00%	0.00%	88	88	100.00%	N/A	N/A
Aug-03	1	1	100.00%	0.00%	78	78	100.00%	N/A	N/A
Sep-03	3	3	100.00%	0.00%	68	70	97.14%	-0.29	-1.18
Oct-03	1	1	100.00%	0.00%	76	76	100.00%	N/A	N/A
Nov-03									
Dec-03	1	1	100.00%	0.00%	41	41	100.00%	N/A	N/A

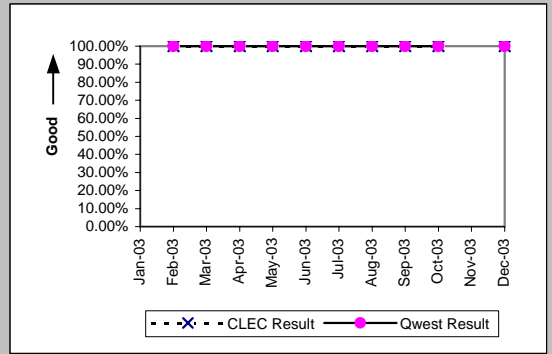


Centrex 21 (Parity)									
Date	CLEC Num	CLEC Denc	CLEC Resu	CLEC Std	Qwest Num	Qwest Denc	Qwest Resu	Mod Z Scr	Parity Scr
Jan-03									
Feb-03									
Mar-03	2	2	100.00%	0.00%	71	72	98.61%	-0.17	-1.1
Apr-03	3	3	100.00%	0.00%	95	95	100.00%	N/A	N/A
May-03									
Jun-03	1	1	100.00%	0.00%	95	95	100.00%	N/A	N/A
Jul-03									
Aug-03									
Sep-03									
Oct-03									
Nov-03									
Dec-03									

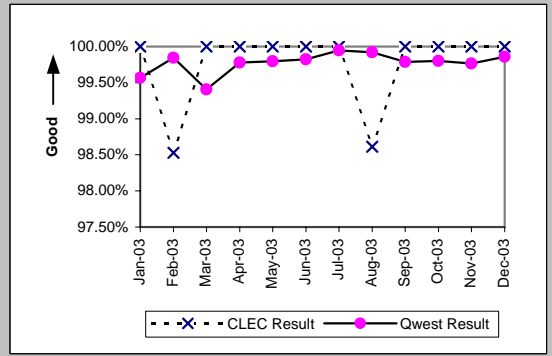


MR-4C - All Troubles Cleared within 48 Hours (Percent) - No dispatches

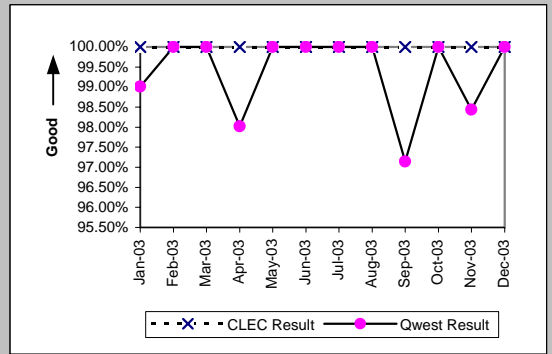
PBX (Parity)									
Date	CLEC Num	CLEC Denc	CLEC Resu	CLEC Std E	Qwest Num	Qwest Denc	Qwest Resu	Mod Z Scr	Parity Scr
Jan-03									
Feb-03	1	1	100.00%	0.00%	68	68	100.00%	N/A	N/A
Mar-03	2	2	100.00%	0.00%	79	79	100.00%	N/A	N/A
Apr-03	2	2	100.00%	0.00%	60	60	100.00%	N/A	N/A
May-03	2	2	100.00%	0.00%	65	65	100.00%	N/A	N/A
Jun-03	4	4	100.00%	0.00%	54	54	100.00%	N/A	N/A
Jul-03	2	2	100.00%	0.00%	55	55	100.00%	N/A	N/A
Aug-03	4	4	100.00%	0.00%	79	79	100.00%	N/A	N/A
Sep-03	2	2	100.00%	0.00%	69	69	100.00%	N/A	N/A
Oct-03	1	1	100.00%	0.00%	89	89	100.00%	N/A	N/A
Nov-03									
Dec-03	2	2	100.00%	0.00%	50	50	100.00%	N/A	N/A



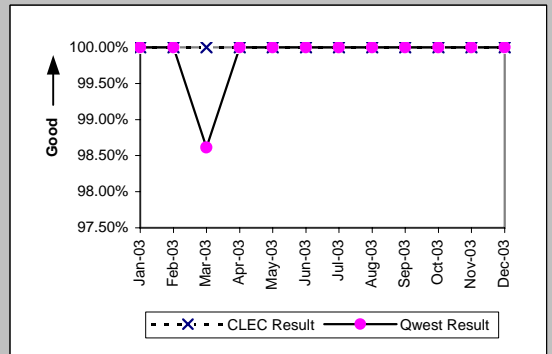
UNE - P (POTS) (Parity)									
Date	CLEC Num	CLEC Denc	CLEC Resu	CLEC Std E	Qwest Num	Qwest Denc	Qwest Resu	Mod Z Scr	Parity Scr
Jan-03	61	61	100.00%	0.00%	4123	4141	99.57%	-0.51	-1.31
Feb-03	67	68	98.53%	12.04%	3849	3855	99.84%	1.58	-0.04
Mar-03	49	49	100.00%	0.00%	3855	3878	99.41%	-0.54	-1.33
Apr-03	48	48	100.00%	0.00%	3607	3615	99.78%	-0.32	-1.2
May-03	78	78	100.00%	0.00%	3424	3431	99.80%	-0.39	-1.24
Jun-03	48	48	100.00%	0.00%	3417	3423	99.82%	-0.29	-1.18
Jul-03	61	61	100.00%	0.00%	3845	3847	99.95%	-0.18	-1.11
Aug-03	71	72	98.61%	11.70%	3814	3817	99.92%	1.83	0.11
Sep-03	71	71	100.00%	0.00%	4229	4238	99.79%	-0.39	-1.23
Oct-03	68	68	100.00%	0.00%	4020	4028	99.80%	-0.36	-1.22
Nov-03	56	56	100.00%	0.00%	3425	3433	99.77%	-0.36	-1.22
Dec-03	71	71	100.00%	0.00%	3503	3508	99.86%	-0.32	-1.19



UNE P (Centrex) (Parity)									
Date	CLEC Num	CLEC Denc	CLEC Resu	CLEC Std E	Qwest Num	Qwest Denc	Qwest Resu	Mod Z Scr	Parity Scr
Jan-03	13	13	100.00%	0.00%	100	101	99.01%	-0.34	-1.21
Feb-03	9	9	100.00%	0.00%	105	105	100.00%	N/A	N/A
Mar-03	8	8	100.00%	0.00%	76	76	100.00%	N/A	N/A
Apr-03	12	12	100.00%	0.00%	99	101	98.02%	-0.47	-1.28
May-03	11	11	100.00%	0.00%	74	74	100.00%	N/A	N/A
Jun-03	6	6	100.00%	0.00%	75	75	100.00%	N/A	N/A
Jul-03	4	4	100.00%	0.00%	88	88	100.00%	N/A	N/A
Aug-03	13	13	100.00%	0.00%	78	78	100.00%	N/A	N/A
Sep-03	6	6	100.00%	0.00%	68	70	97.14%	-0.4	-1.25
Oct-03	5	5	100.00%	0.00%	76	76	100.00%	N/A	N/A
Nov-03	13	13	100.00%	0.00%	63	64	98.44%	-0.41	-1.25
Dec-03	10	10	100.00%	0.00%	41	41	100.00%	N/A	N/A

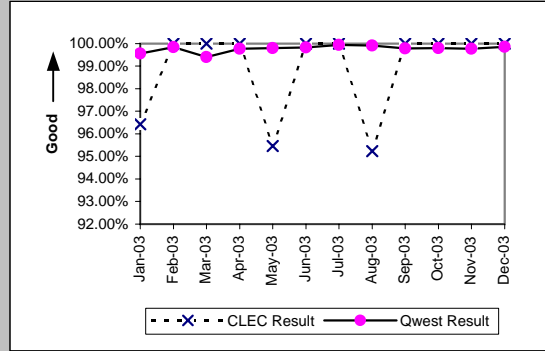


UNE P (Centrex 21) (Parity)									
Date	CLEC Num	CLEC Denc	CLEC Resu	CLEC Std E	Qwest Num	Qwest Denc	Qwest Resu	Mod Z Scr	Parity Scr
Jan-03	4	4	100.00%	0.00%	87	87	100.00%	N/A	N/A
Feb-03	9	9	100.00%	0.00%	92	92	100.00%	N/A	N/A
Mar-03	9	9	100.00%	0.00%	71	72	98.61%	-0.34	-1.2
Apr-03	3	3	100.00%	0.00%	95	95	100.00%	N/A	N/A
May-03	8	8	100.00%	0.00%	97	97	100.00%	N/A	N/A
Jun-03	5	5	100.00%	0.00%	95	95	100.00%	N/A	N/A
Jul-03	7	7	100.00%	0.00%	93	93	100.00%	N/A	N/A
Aug-03	6	6	100.00%	0.00%	69	69	100.00%	N/A	N/A
Sep-03	4	4	100.00%	0.00%	84	84	100.00%	N/A	N/A
Oct-03	3	3	100.00%	0.00%	79	79	100.00%	N/A	N/A
Nov-03	3	3	100.00%	0.00%	74	74	100.00%	N/A	N/A
Dec-03	3	3	100.00%	0.00%	59	59	100.00%	N/A	N/A



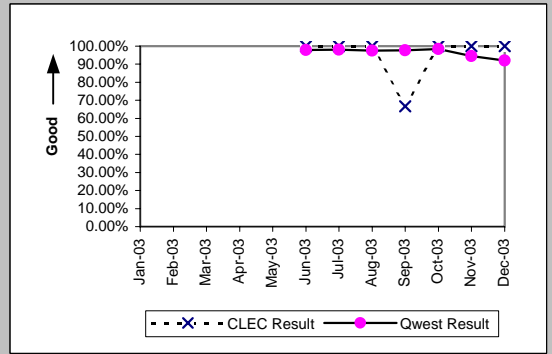
MR-4C - All Troubles Cleared within 48 Hours (Percent) - No dispatches

Date	CLEC Num	CLEC Denc	Line Sharing (Parity)		Qwest Num	Qwest Denc	Qwest Res	Mod Z Scr	Parity Scr
			CLEC Resu	CLEC Std					
Jan-03	27	28	96.43%	18.56%	4123	4141	99.57%	1.54	-0.06
Feb-03	24	24	100.00%	0.00%	3849	3855	99.84%	-0.19	-1.12
Mar-03	20	20	100.00%	0.00%	3855	3878	99.41%	-0.34	-1.21
Apr-03	16	16	100.00%	0.00%	3607	3615	99.78%	-0.19	-1.11
May-03	21	22	95.45%	20.83%	3424	3431	99.80%	1.99	0.21
Jun-03	10	10	100.00%	0.00%	3417	3423	99.82%	-0.13	-1.08
Jul-03	20	20	100.00%	0.00%	3845	3847	99.95%	-0.1	-1.06
Aug-03	20	21	95.24%	21.30%	3814	3817	99.92%	2.34	0.42
Sep-03	15	15	100.00%	0.00%	4229	4238	99.79%	-0.18	-1.11
Oct-03	21	21	100.00%	0.00%	4020	4028	99.80%	-0.2	-1.12
Nov-03	15	15	100.00%	0.00%	3425	3433	99.77%	-0.19	-1.11
Dec-03	13	13	100.00%	0.00%	3503	3508	99.86%	-0.14	-1.08

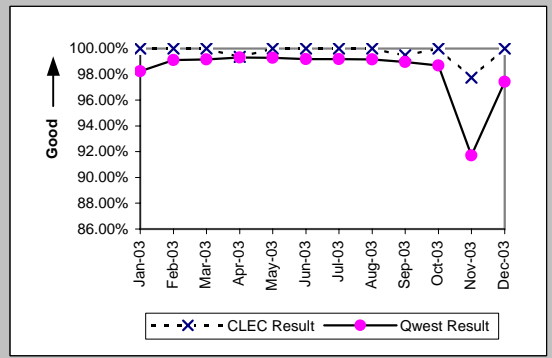


MR-4D - All Troubles Cleared within 48 Hours (Percent) - Interval Zone One

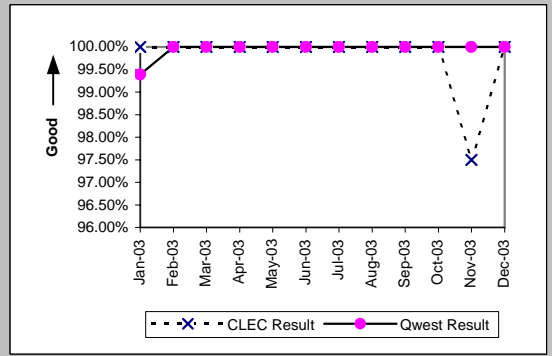
Qwest DSL (Parity)									
Date	CLEC Num	CLEC Denc	CLEC Resu	CLEC Std E	Qwest Num	Qwest Denc	Qwest Resu	Mod Z Scr	Parity Scr
Jan-03									
Feb-03									
Mar-03									
Apr-03									
May-03									
Jun-03	5	5	100.00%	0.00%	1493	1525	97.90%	-0.33	-1.2
Jul-03	2	2	100.00%	0.00%	1693	1727	98.03%	-0.2	-1.12
Aug-03	5	5	100.00%	0.00%	1576	1616	97.52%	-0.36	-1.22
Sep-03	2	3	66.67%	47.14%	1807	1848	97.78%	1.84	0.12
Oct-03	7	7	100.00%	0.00%	2138	2174	98.34%	-0.34	-1.21
Nov-03	6	6	100.00%	0.00%	1490	1577	94.48%	-0.59	-1.36
Dec-03	2	2	100.00%	0.00%	1390	1510	92.05%	-0.42	-1.25



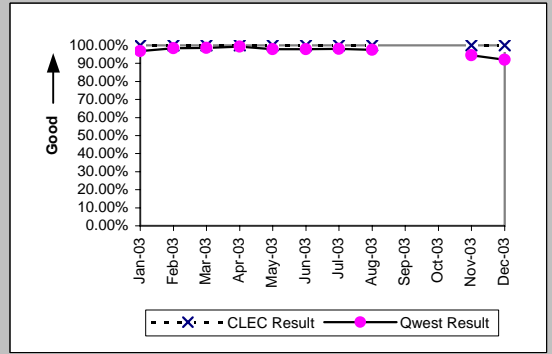
Unbundled Loop Analog (Parity)									
Date	CLEC Num	CLEC Denc	CLEC Resu	CLEC Std E	Qwest Num	Qwest Denc	Qwest Resu	Mod Z Scr	Parity Scr
Jan-03	246	246	100.00%	0.00%	20197	20560	98.23%	-2.09	-2.27
Feb-03	196	196	100.00%	0.00%	16003	16149	99.10%	-1.33	-1.81
Mar-03	215	215	100.00%	0.00%	16048	16185	99.15%	-1.35	-1.82
Apr-03	153	154	99.35%	8.03%	14244	14345	99.30%	-0.08	-1.05
May-03	198	198	100.00%	0.00%	14302	14404	99.29%	-1.18	-1.72
Jun-03	210	210	100.00%	0.00%	15251	15377	99.18%	-1.31	-1.8
Jul-03	243	243	100.00%	0.00%	15819	15950	99.18%	-1.41	-1.86
Aug-03	193	193	100.00%	0.00%	15781	15915	99.16%	-1.27	-1.77
Sep-03	195	196	99.49%	7.12%	16578	16751	98.97%	-0.72	-1.44
Oct-03	262	262	100.00%	0.00%	20148	20417	98.68%	-1.86	-2.13
Nov-03	259	265	97.74%	14.88%	16866	18389	91.72%	-3.53	-3.15
Dec-03	204	204	100.00%	0.00%	16850	17298	97.41%	-2.32	-2.41



Unbundled Loop - 2 Wire Non-Loaded (Parity)									
Date	CLEC Num	CLEC Denc	CLEC Resu	CLEC Std E	Qwest Num	Qwest Denc	Qwest Resu	Mod Z Scr	Parity Scr
Jan-03	26	26	100.00%	0.00%	163	164	99.39%	-0.37	-1.23
Feb-03	16	16	100.00%	0.00%	189	189	100.00%	N/A	N/A
Mar-03	14	14	100.00%	0.00%	208	208	100.00%	N/A	N/A
Apr-03	21	21	100.00%	0.00%	145	145	100.00%	N/A	N/A
May-03	26	26	100.00%	0.00%	121	121	100.00%	N/A	N/A
Jun-03	33	33	100.00%	0.00%	137	137	100.00%	N/A	N/A
Jul-03	28	28	100.00%	0.00%	120	120	100.00%	N/A	N/A
Aug-03	18	18	100.00%	0.00%	156	156	100.00%	N/A	N/A
Sep-03	29	29	100.00%	0.00%	137	137	100.00%	N/A	N/A
Oct-03	37	37	100.00%	0.00%	171	171	100.00%	N/A	N/A
Nov-03	39	40	97.50%	15.61%	126	126	100.00%	N/A	-0.26
Dec-03	27	27	100.00%	0.00%	109	109	100.00%	N/A	N/A



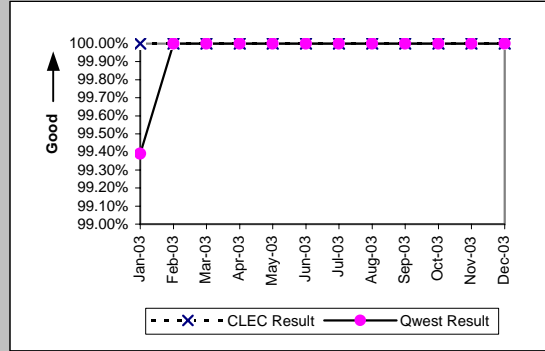
Unbundled Loop - ADSL Qualified (Parity)									
Date	CLEC Num	CLEC Denc	CLEC Resu	CLEC Std E	Qwest Num	Qwest Denc	Qwest Resu	Mod Z Scr	Parity Scr
Jan-03	3	3	100.00%	0.00%	417	431	96.75%	-0.32	-1.19
Feb-03	2	2	100.00%	0.00%	354	360	98.33%	-0.18	-1.11
Mar-03	1	1	100.00%	0.00%	340	345	98.55%	-0.12	-1.07
Apr-03	1	1	100.00%	0.00%	423	426	99.30%	-0.08	-1.05
May-03	4	4	100.00%	0.00%	315	322	97.83%	-0.3	-1.18
Jun-03	3	3	100.00%	0.00%	1493	1525	97.90%	-0.25	-1.15
Jul-03	5	5	100.00%	0.00%	1693	1727	98.03%	-0.32	-1.19
Aug-03	5	5	100.00%	0.00%	1576	1616	97.52%	-0.36	-1.22
Sep-03									
Oct-03									
Nov-03	4	4	100.00%	0.00%	1490	1577	94.48%	-0.48	-1.29
Dec-03	1	1	100.00%	0.00%	1390	1510	92.05%	-0.29	-1.18





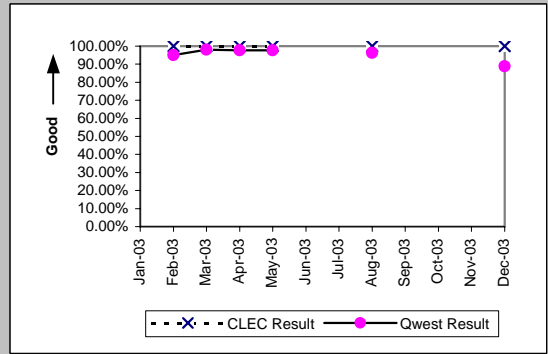
MR-4D - All Troubles Cleared within 48 Hours (Percent) - Interval Zone One

Unbundled Loop ISDN Capable (Parity)										
Date	CLEC Num	CLEC Dend	CLEC Resu	CLEC Std	Qwest Num	Qwest Dend	Qwest Resu	Mod Z Scr	Parity Scr	
Jan-03	39	39	100.00%	0.00%	163	164	99.39%	-0.44	-1.27	
Feb-03	31	31	100.00%	0.00%	189	189	100.00%	N/A	N/A	
Mar-03	23	23	100.00%	0.00%	208	208	100.00%	N/A	N/A	
Apr-03	28	28	100.00%	0.00%	145	145	100.00%	N/A	N/A	
May-03	25	25	100.00%	0.00%	121	121	100.00%	N/A	N/A	
Jun-03	37	37	100.00%	0.00%	137	137	100.00%	N/A	N/A	
Jul-03	21	21	100.00%	0.00%	120	120	100.00%	N/A	N/A	
Aug-03	23	23	100.00%	0.00%	155	155	100.00%	N/A	N/A	
Sep-03	23	23	100.00%	0.00%	136	136	100.00%	N/A	N/A	
Oct-03	26	26	100.00%	0.00%	171	171	100.00%	N/A	N/A	
Nov-03	19	19	100.00%	0.00%	123	123	100.00%	N/A	N/A	
Dec-03	24	24	100.00%	0.00%	109	109	100.00%	N/A	N/A	

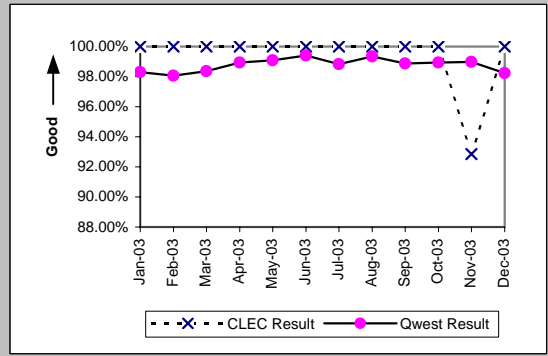


MR-4E - All Troubles Cleared within 48 Hours (Percent) - Interval Zone Two

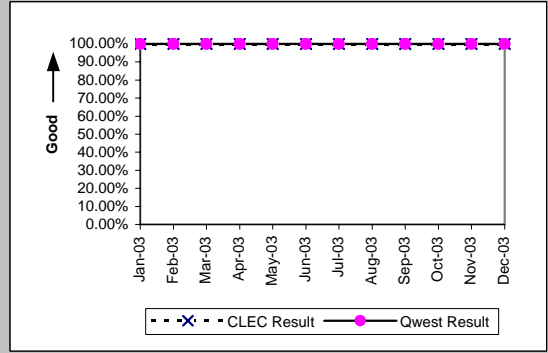
Qwest DSL (Parity)									
Date	CLEC Num	CLEC Denc	CLEC Resu	CLEC Std E	Qwest Num	Qwest Denc	Qwest Resu	Mod Z Scr	Parity Scr
Jan-03									
Feb-03	1	1	100.00%	0.00%	1581	1663	95.07%	-0.23	-1.14
Mar-03	7	7	100.00%	0.00%	1624	1656	98.07%	-0.37	-1.23
Apr-03	8	8	100.00%	0.00%	1785	1828	97.65%	-0.44	-1.27
May-03	3	3	100.00%	0.00%	1751	1791	97.77%	-0.26	-1.16
Jun-03									
Jul-03									
Aug-03	1	1	100.00%	0.00%	388	403	96.28%	-0.2	-1.12
Sep-03									
Oct-03									
Nov-03									
Dec-03	2	2	100.00%	0.00%	491	553	88.79%	-0.5	-1.3



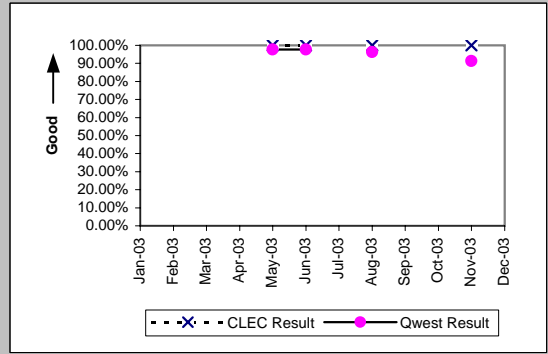
Unbundled Loop Analog (Parity)									
Date	CLEC Num	CLEC Denc	CLEC Resu	CLEC Std E	Qwest Num	Qwest Denc	Qwest Resu	Mod Z Scr	Parity Scr
Jan-03	27	27	100.00%	0.00%	4080	4151	98.29%	-0.68	-1.42
Feb-03	39	39	100.00%	0.00%	3203	3266	98.07%	-0.87	-1.53
Mar-03	8	8	100.00%	0.00%	3549	3608	98.36%	-0.36	-1.22
Apr-03	15	15	100.00%	0.00%	3468	3505	98.94%	-0.4	-1.24
May-03	22	22	100.00%	0.00%	3232	3262	99.08%	-0.45	-1.27
Jun-03	16	16	100.00%	0.00%	3204	3223	99.41%	-0.31	-1.19
Jul-03	11	11	100.00%	0.00%	3574	3616	98.84%	-0.36	-1.22
Aug-03	18	18	100.00%	0.00%	3593	3617	99.34%	-0.35	-1.21
Sep-03	12	12	100.00%	0.00%	3322	3360	98.87%	-0.37	-1.22
Oct-03	22	22	100.00%	0.00%	3937	3979	98.94%	-0.48	-1.29
Nov-03	13	14	92.86%	25.75%	3192	3225	98.98%	1.46	-0.11
Dec-03	16	16	100.00%	0.00%	3723	3790	98.23%	-0.54	-1.33



Unbundled Loop - 2 Wire Non-Loaded (Parity)									
Date	CLEC Num	CLEC Denc	CLEC Resu	CLEC Std E	Qwest Num	Qwest Denc	Qwest Resu	Mod Z Scr	Parity Scr
Jan-03	4	4	100.00%	0.00%	13	13	100.00%	N/A	N/A
Feb-03	2	2	100.00%	0.00%	11	11	100.00%	N/A	N/A
Mar-03	5	5	100.00%	0.00%	10	10	100.00%	N/A	N/A
Apr-03	7	7	100.00%	0.00%	13	13	100.00%	N/A	N/A
May-03	3	3	100.00%	0.00%	21	21	100.00%	N/A	N/A
Jun-03	3	3	100.00%	0.00%	9	9	100.00%	N/A	N/A
Jul-03	6	6	100.00%	0.00%	13	13	100.00%	N/A	N/A
Aug-03	6	6	100.00%	0.00%	22	22	100.00%	N/A	N/A
Sep-03	2	2	100.00%	0.00%	15	15	100.00%	N/A	N/A
Oct-03	4	4	100.00%	0.00%	9	9	100.00%	N/A	N/A
Nov-03	5	5	100.00%	0.00%	10	10	100.00%	N/A	N/A
Dec-03	5	5	100.00%	0.00%	11	11	100.00%	N/A	N/A

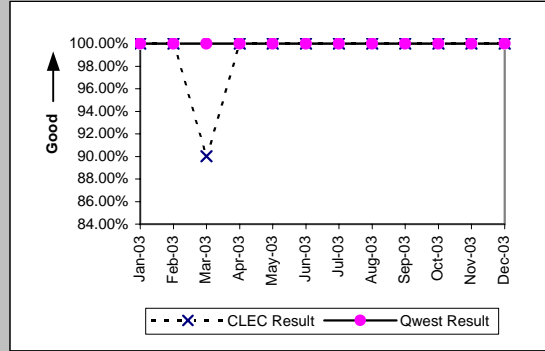


Unbundled Loop - ADSL Qualified (Parity)									
Date	CLEC Num	CLEC Denc	CLEC Resu	CLEC Std E	Qwest Num	Qwest Denc	Qwest Resu	Mod Z Scr	Parity Scr
Jan-03									
Feb-03									
Mar-03									
Apr-03									
May-03	2	2	100.00%	0.00%	1751	1791	97.77%	-0.21	-1.13
Jun-03	1	1	100.00%	0.00%	254	260	97.69%	-0.15	-1.09
Jul-03									
Aug-03	1	1	100.00%	0.00%	388	403	96.28%	-0.2	-1.12
Sep-03									
Oct-03									
Nov-03	1	1	100.00%	0.00%	411	450	91.33%	-0.31	-1.19
Dec-03									



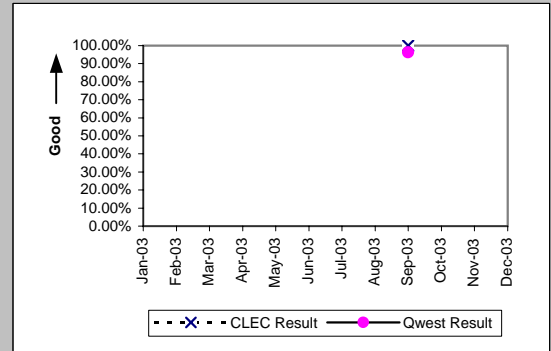
MR-4E - All Troubles Cleared within 48 Hours (Percent) - Interval Zone Two

Unbundled Loop ISDN Capable (Parity)									
Date	CLEC Num	CLEC Dend	CLEC Resu	CLEC Std	Qwest Num	Qwest Dend	Qwest Resu	Mod Z Scr	Parity Scr
Jan-03	10	10	100.00%	0.00%	13	13	100.00%	N/A	N/A
Feb-03	7	7	100.00%	0.00%	11	11	100.00%	N/A	N/A
Mar-03	9	10	90.00%	30.00%	10	10	100.00%	N/A	-0.62
Apr-03	6	6	100.00%	0.00%	13	13	100.00%	N/A	N/A
May-03	6	6	100.00%	0.00%	21	21	100.00%	N/A	N/A
Jun-03	5	5	100.00%	0.00%	9	9	100.00%	N/A	N/A
Jul-03	3	3	100.00%	0.00%	13	13	100.00%	N/A	N/A
Aug-03	7	7	100.00%	0.00%	22	22	100.00%	N/A	N/A
Sep-03	7	7	100.00%	0.00%	15	15	100.00%	N/A	N/A
Oct-03	3	3	100.00%	0.00%	9	9	100.00%	N/A	N/A
Nov-03	11	11	100.00%	0.00%	10	10	100.00%	N/A	N/A
Dec-03	5	5	100.00%	0.00%	10	10	100.00%	N/A	N/A

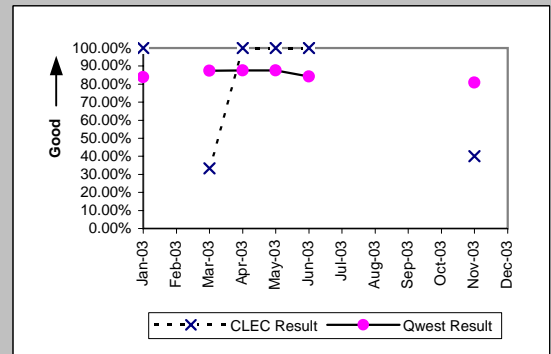


MR-5A - All Troubles Cleared within 4 Hours (Percent) - Interval Zone One

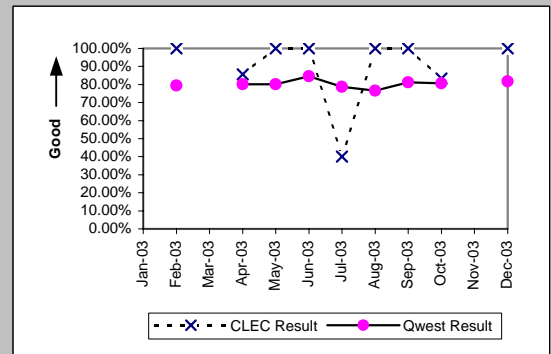
ISDN Primary (Parity)									
Date	CLEC Num	CLEC Denc	CLEC Resu	CLEC Std E	Qwest Num	Qwest Denc	Qwest Resu	Mod Z Scr	Parity Scr
Jan-03									
Feb-03									
Mar-03									
Apr-03									
May-03									
Jun-03									
Jul-03									
Aug-03									
Sep-03	1	1	100.00%	0.00%	26	27	96.30%	-0.19	-1.12
Oct-03									
Nov-03									
Dec-03									



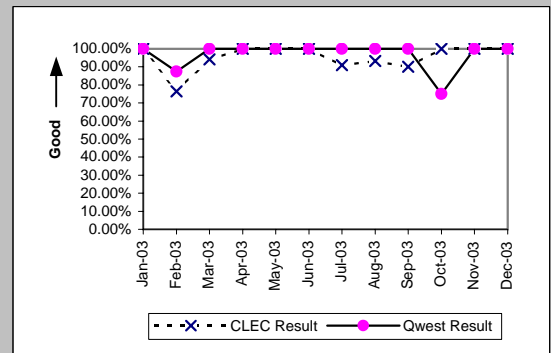
DS0 (Parity)									
Date	CLEC Num	CLEC Denc	CLEC Resu	CLEC Std E	Qwest Num	Qwest Denc	Qwest Resu	Mod Z Scr	Parity Scr
Jan-03									
Feb-03									
Mar-03	1	3	33.33%	47.14%	292	334	87.43%	2.02	0.23
Apr-03	1	1	100.00%	0.00%	254	290	87.59%	-0.38	-1.23
May-03	2	2	100.00%	0.00%	256	292	87.67%	-0.53	-1.32
Jun-03	2	2	100.00%	0.00%	288	342	84.21%	-0.61	-1.37
Jul-03									
Aug-03									
Sep-03									
Oct-03									
Nov-03	2	5	40.00%	48.99%	297	367	80.93%	1.93	0.17
Dec-03									



DS1 (Parity)									
Date	CLEC Num	CLEC Denc	CLEC Resu	CLEC Std E	Qwest Num	Qwest Denc	Qwest Resu	Mod Z Scr	Parity Scr
Jan-03									
Feb-03	1	1	100.00%	0.00%	318	400	79.50%	-0.51	-1.31
Mar-03									
Apr-03	6	7	85.71%	34.99%	295	368	80.16%	-0.36	-1.22
May-03	1	1	100.00%	0.00%	269	336	80.06%	-0.5	-1.3
Jun-03	1	1	100.00%	0.00%	368	435	84.60%	-0.43	-1.26
Jul-03	2	5	40.00%	48.99%	311	395	78.73%	1.79	0.09
Aug-03	3	3	100.00%	0.00%	386	504	76.59%	-0.95	-1.58
Sep-03	2	2	100.00%	0.00%	394	485	81.24%	-0.68	-1.41
Oct-03	5	6	83.33%	37.27%	436	541	80.59%	-0.17	-1.1
Nov-03									
Dec-03	2	2	100.00%	0.00%	315	385	81.82%	-0.66	-1.4

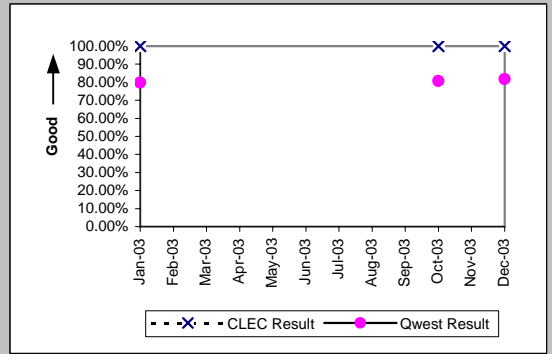


LIS Trunk (Parity)									
Date	CLEC Num	CLEC Denc	CLEC Resu	CLEC Std E	Qwest Num	Qwest Denc	Qwest Resu	Mod Z Scr	Parity Scr
Jan-03	3	3	100.00%	0.00%	13	13	100.00%	N/A	N/A
Feb-03	26	34	76.47%	42.42%	7	8	87.50%	0.56	-0.66
Mar-03	16	17	94.12%	23.53%	6	6	100.00%	N/A	-0.86
Apr-03	11	11	100.00%	0.00%	5	5	100.00%	N/A	N/A
May-03	16	16	100.00%	0.00%	9	9	100.00%	N/A	N/A
Jun-03	6	6	100.00%	0.00%	5	5	100.00%	N/A	N/A
Jul-03	10	11	90.91%	28.75%	5	5	100.00%	N/A	-0.8
Aug-03	14	15	93.33%	24.94%	6	6	100.00%	N/A	-0.83
Sep-03	9	10	90.00%	30.00%	5	5	100.00%	N/A	-0.78
Oct-03	12	12	100.00%	0.00%	3	4	75.00%	-1	-1.61
Nov-03	9	9	100.00%	0.00%	9	9	100.00%	N/A	N/A
Dec-03	10	10	100.00%	0.00%	4	4	100.00%	N/A	N/A

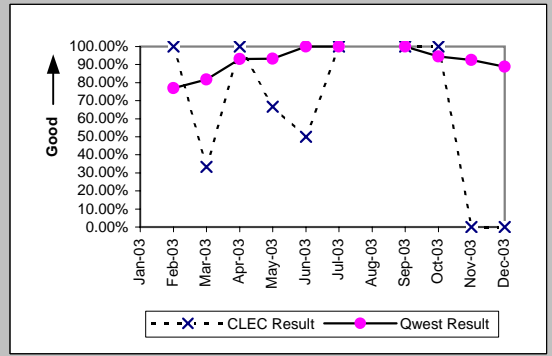


MR-5A - All Troubles Cleared within 4 Hours (Percent) - Interval Zone One

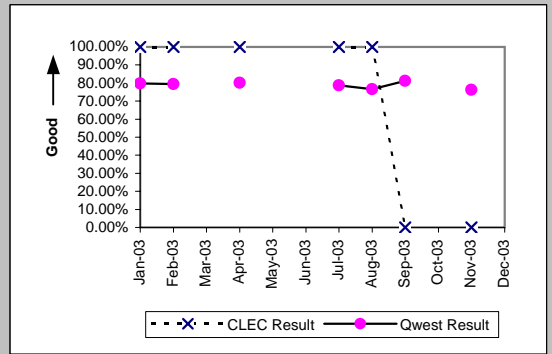
UDIT DS1 (Parity)									
Date	CLEC Num	CLEC Denc	CLEC Resu	CLEC Std	Qwest Num	Qwest Denc	Qwest Resu	Mod Z Scr	Parity Scr
Jan-03	1	1	100.00%	0.00%	313	392	79.85%	-0.5	-1.31
Feb-03									
Mar-03									
Apr-03									
May-03									
Jun-03									
Jul-03									
Aug-03									
Sep-03									
Oct-03	1	1	100.00%	0.00%	436	541	80.59%	-0.49	-1.3
Nov-03									
Dec-03	1	1	100.00%	0.00%	315	385	81.82%	-0.47	-1.29



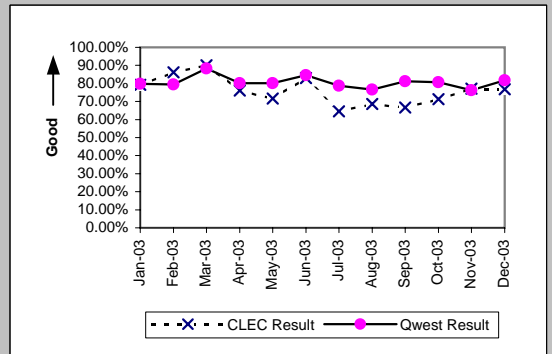
UDIT Above DS1 Level (Parity)									
Date	CLEC Num	CLEC Denc	CLEC Resu	CLEC Std	Qwest Num	Qwest Denc	Qwest Resu	Mod Z Scr	Parity Scr
Jan-03									
Feb-03	2	2	100.00%	0.00%	10	13	76.92%	-0.72	-1.44
Mar-03	1	3	33.33%	47.14%	9	11	81.82%	1.38	-0.16
Apr-03	1	1	100.00%	0.00%	27	29	93.10%	-0.27	-1.16
May-03	2	3	66.67%	47.14%	14	15	93.33%	0.98	-0.4
Jun-03	1	2	50.00%	50.00%	11	11	100.00%	N/A	-0.08
Jul-03	1	1	100.00%	0.00%	19	19	100.00%	N/A	N/A
Aug-03									
Sep-03	1	1	100.00%	0.00%	14	14	100.00%	N/A	N/A
Oct-03	3	3	100.00%	0.00%	17	18	94.44%	-0.39	-1.24
Nov-03	0	1	0.00%	0.00%	25	27	92.59%	1.68	0.02
Dec-03	0	1	0.00%	0.00%	8	9	88.89%	1.36	-0.17



Unbundled Loop - 4 Wire Non-Loaded (Parity)									
Date	CLEC Num	CLEC Denc	CLEC Resu	CLEC Std	Qwest Num	Qwest Denc	Qwest Resu	Mod Z Scr	Parity Scr
Jan-03	1	1	100.00%	0.00%	313	392	79.85%	-0.5	-1.31
Feb-03	2	2	100.00%	0.00%	318	400	79.50%	-0.72	-1.44
Mar-03									
Apr-03	1	1	100.00%	0.00%	295	368	80.16%	-0.5	-1.3
May-03									
Jun-03									
Jul-03	1	1	100.00%	0.00%	311	395	78.73%	-0.52	-1.32
Aug-03	3	3	100.00%	0.00%	386	504	76.59%	-0.95	-1.58
Sep-03	0	1	0.00%	0.00%	394	485	81.24%	1.32	-0.2
Oct-03									
Nov-03	0	1	0.00%	0.00%	313	411	76.16%	1.18	-0.28
Dec-03									

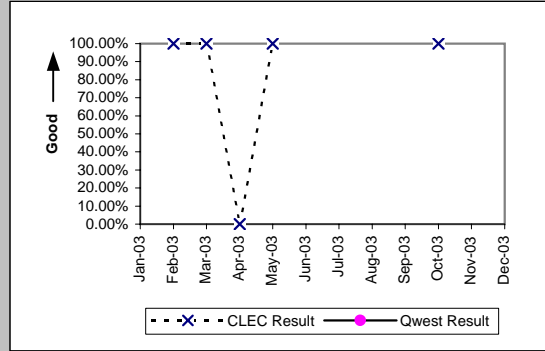


Unbundled Loop - DS1 Capable (Parity)									
Date	CLEC Num	CLEC Denc	CLEC Resu	CLEC Std	Qwest Num	Qwest Denc	Qwest Resu	Mod Z Scr	Parity Scr
Jan-03	42	53	79.25%	40.56%	313	392	79.85%	0.12	-0.93
Feb-03	50	58	86.21%	34.48%	318	400	79.50%	-1.18	-1.72
Mar-03	45	50	90.00%	30.00%	332	376	88.30%	-0.35	-1.21
Apr-03	54	71	76.06%	42.67%	295	368	80.16%	0.78	-0.52
May-03	38	53	71.70%	45.05%	269	336	80.06%	1.36	-0.18
Jun-03	73	88	82.95%	37.60%	368	435	84.60%	0.4	-0.76
Jul-03	49	76	64.47%	47.86%	311	395	78.73%	2.58	0.57
Aug-03	57	83	68.67%	46.38%	386	504	76.59%	1.52	-0.07
Sep-03	46	69	66.67%	47.14%	394	485	81.24%	2.66	0.62
Oct-03	57	80	71.25%	45.26%	436	541	80.59%	1.87	0.14
Nov-03	64	83	77.11%	42.01%	313	411	76.16%	-0.19	-1.11
Dec-03	63	82	76.83%	42.19%	315	385	81.82%	1.03	-0.37



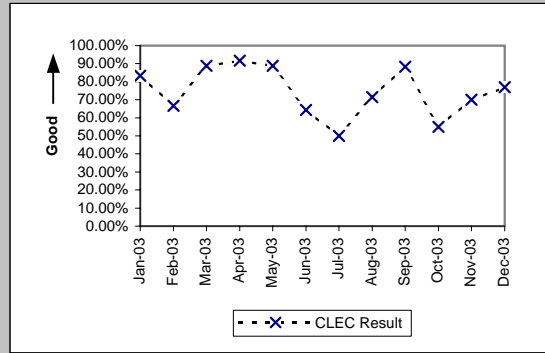
MR-5A - All Troubles Cleared within 4 Hours (Percent) - Interval Zone One

Date	E911 (Parity)				Qwest Num	Qwest Denc	Qwest Resu	Mod Z Scr	Parity Scr
	CLEC Num	CLEC Denc	CLEC Resu	CLEC Std					
Jan-03									
Feb-03	1	1	100.00%	0.00%					
Mar-03	1	1	100.00%	0.00%					
Apr-03	0	1	0.00%	0.00%					
May-03	1	1	100.00%	0.00%					
Jun-03									
Jul-03									
Aug-03									
Sep-03									
Oct-03	1	1	100.00%	0.00%					
Nov-03									
Dec-03									



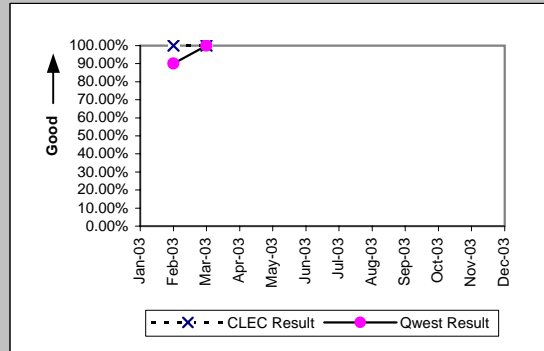
MR-5A - All Troubles Cleared within 4 Hours (Percent) - Interval Zone One

Enhanced Extended Loops (EELs) (Diagnostic)				
Date	CLEC Num	CLEC Denom	CLEC Result	CLEC Std Dev
Jan-03	5	6	83.33%	37.27%
Feb-03	2	3	66.67%	47.14%
Mar-03	8	9	88.89%	31.43%
Apr-03	11	12	91.67%	27.64%
May-03	8	9	88.89%	31.43%
Jun-03	9	14	64.29%	47.92%
Jul-03	4	8	50.00%	50.00%
Aug-03	10	14	71.43%	45.18%
Sep-03	15	17	88.24%	32.22%
Oct-03	11	20	55.00%	49.75%
Nov-03	7	10	70.00%	45.83%
Dec-03	20	26	76.92%	42.13%

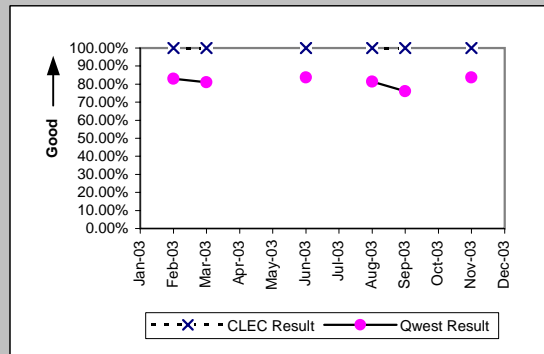


MR-5B - All Troubles Cleared within 4 Hours (Percent) - Interval Zone Two

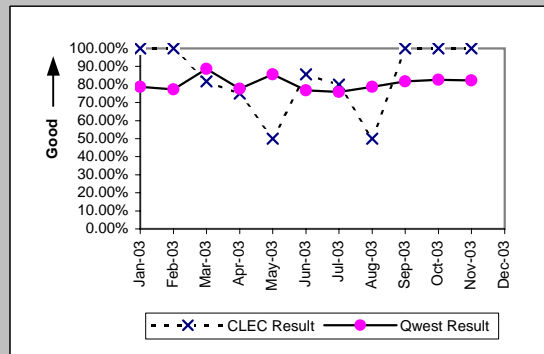
ISDN Primary (Parity)									
Date	CLEC Num	CLEC Dend	CLEC Resu	CLEC Std	Qwest Num	Qwest Dend	Qwest Resu	Mod Z Scr	Parity Scr
Jan-03									
Feb-03	2	2	100.00%	0.00%	9	10	90.00%	-0.43	-1.26
Mar-03	2	2	100.00%	0.00%	7	7	100.00%	N/A	N/A
Apr-03									
May-03									
Jun-03									
Jul-03									
Aug-03									
Sep-03									
Oct-03									
Nov-03									
Dec-03									



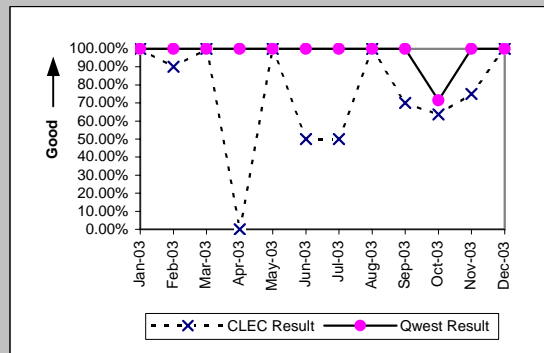
DS0 (Parity)									
Date	CLEC Num	CLEC Dend	CLEC Resu	CLEC Std	Qwest Num	Qwest Dend	Qwest Resu	Mod Z Scr	Parity Scr
Jan-03									
Feb-03	2	2	100.00%	0.00%	196	236	83.05%	-0.64	-1.39
Mar-03	1	1	100.00%	0.00%	175	216	81.02%	-0.48	-1.29
Apr-03									
May-03									
Jun-03	1	1	100.00%	0.00%	201	240	83.75%	-0.44	-1.27
Jul-03									
Aug-03	2	2	100.00%	0.00%	201	247	81.38%	-0.67	-1.41
Sep-03	1	1	100.00%	0.00%	257	338	76.04%	-0.56	-1.34
Oct-03									
Nov-03	2	2	100.00%	0.00%	169	202	83.66%	-0.62	-1.38
Dec-03									



DS1 (Parity)									
Date	CLEC Num	CLEC Dend	CLEC Resu	CLEC Std	Qwest Num	Qwest Dend	Qwest Resu	Mod Z Scr	Parity Scr
Jan-03	3	3	100.00%	0.00%	200	254	78.74%	-0.89	-1.54
Feb-03	1	1	100.00%	0.00%	163	211	77.25%	-0.54	-1.33
Mar-03	9	11	81.82%	38.57%	197	222	88.74%	0.69	-0.58
Apr-03	3	4	75.00%	43.30%	192	247	77.73%	0.15	-0.91
May-03	1	2	50.00%	50.00%	173	202	85.64%	1.06	-0.36
Jun-03	6	7	85.71%	34.99%	178	232	76.72%	-0.55	-1.34
Jul-03	4	5	80.00%	40.00%	180	237	75.95%	-0.21	-1.13
Aug-03	1	2	50.00%	50.00%	215	273	78.75%	0.79	-0.52
Sep-03	1	1	100.00%	0.00%	296	362	81.77%	-0.47	-1.29
Oct-03	2	2	100.00%	0.00%	285	345	82.61%	-0.65	-1.39
Nov-03	1	1	100.00%	0.00%	172	209	82.30%	-0.46	-1.28
Dec-03									



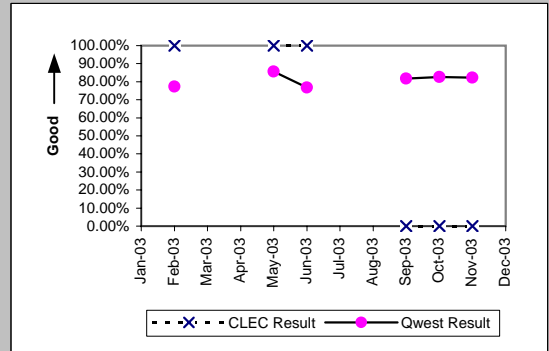
LIS Trunk (Parity)									
Date	CLEC Num	CLEC Dend	CLEC Resu	CLEC Std	Qwest Num	Qwest Dend	Qwest Resu	Mod Z Scr	Parity Scr
Jan-03	4	4	100.00%	0.00%	1	1	100.00%	N/A	N/A
Feb-03	9	10	90.00%	30.00%	2	2	100.00%	N/A	-0.98
Mar-03	2	2	100.00%	0.00%	2	2	100.00%	N/A	N/A
Apr-03	0	1	0.00%	0.00%	3	3	100.00%	N/A	-0.24
May-03	3	3	100.00%	0.00%	5	5	100.00%	N/A	N/A
Jun-03	1	2	50.00%	50.00%	2	2	100.00%	N/A	-0.63
Jul-03	2	4	50.00%	50.00%	4	4	100.00%	N/A	-0.24
Aug-03	4	4	100.00%	0.00%	5	5	100.00%	N/A	N/A
Sep-03	7	10	70.00%	45.83%	5	5	100.00%	N/A	-0.28
Oct-03	7	11	63.64%	48.10%	5	7	71.43%	0.23	-0.86
Nov-03	3	4	75.00%	43.30%	7	7	100.00%	N/A	-0.44
Dec-03	8	8	100.00%	0.00%	2	2	100.00%	N/A	N/A



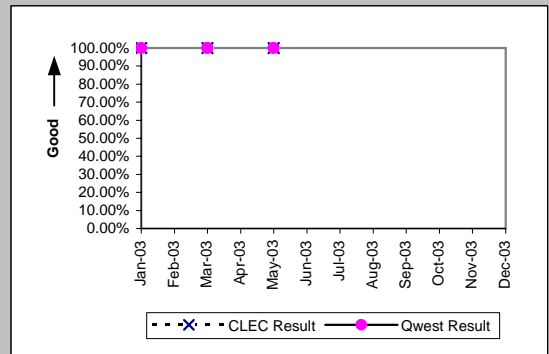


MR-5B - All Troubles Cleared within 4 Hours (Percent) - Interval Zone Two

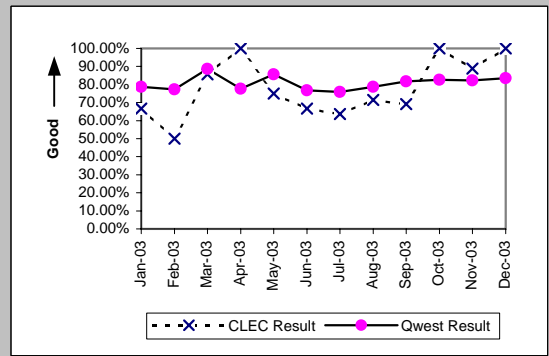
UDIT DS1 (Parity)									
Date	CLEC Num	CLEC Denc	CLEC Resu	CLEC Std E	Qwest Num	Qwest Denc	Qwest Resu	Mod Z Scr	Parity Scr
Jan-03									
Feb-03	2	2	100.00%	0.00%	163	211	77.25%	-0.76	-1.46
Mar-03									
Apr-03									
May-03	2	2	100.00%	0.00%	173	202	85.64%	-0.58	-1.35
Jun-03	1	1	100.00%	0.00%	178	232	76.72%	-0.55	-1.33
Jul-03									
Aug-03									
Sep-03	0	3	0.00%	0.00%	296	362	81.77%	2.78	0.69
Oct-03	0	1	0.00%	0.00%	285	345	82.61%	1.37	-0.17
Nov-03	0	2	0.00%	0.00%	172	209	82.30%	2.18	0.33
Dec-03									



UDIT Above DS1 Level (Parity)									
Date	CLEC Num	CLEC Denc	CLEC Resu	CLEC Std E	Qwest Num	Qwest Denc	Qwest Resu	Mod Z Scr	Parity Scr
Jan-03	1	1	100.00%	0.00%	9	9	100.00%	N/A	N/A
Feb-03									
Mar-03	2	2	100.00%	0.00%	5	5	100.00%	N/A	N/A
Apr-03									
May-03	1	1	100.00%	0.00%	4	4	100.00%	N/A	N/A
Jun-03									
Jul-03									
Aug-03									
Sep-03									
Oct-03									
Nov-03									
Dec-03									

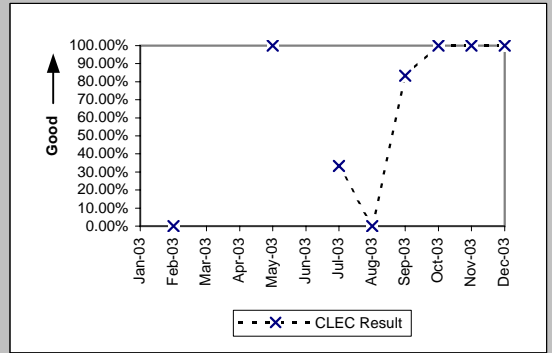


Unbundled Loop - DS1 Capable (Parity)									
Date	CLEC Num	CLEC Denc	CLEC Resu	CLEC Std E	Qwest Num	Qwest Denc	Qwest Resu	Mod Z Scr	Parity Scr
Jan-03	4	6	66.67%	47.14%	200	254	78.74%	0.68	-0.59
Feb-03	2	4	50.00%	50.00%	163	211	77.25%	1.12	-0.32
Mar-03	6	7	85.71%	34.99%	197	222	88.74%	0.28	-0.83
Apr-03	5	5	100.00%	0.00%	192	247	77.73%	-1.18	-1.72
May-03	9	12	75.00%	43.30%	173	202	85.64%	0.96	-0.42
Jun-03	4	6	66.67%	47.14%	178	232	76.72%	0.56	-0.66
Jul-03	7	11	63.64%	48.10%	180	237	75.95%	0.9	-0.45
Aug-03	10	14	71.43%	45.18%	215	273	78.75%	0.65	-0.6
Sep-03	9	13	69.23%	46.15%	296	362	81.77%	1.09	-0.34
Oct-03	6	6	100.00%	0.00%	285	345	82.61%	-1.11	-1.68
Nov-03	8	9	88.89%	31.43%	172	209	82.30%	-0.51	-1.31
Dec-03	16	16	100.00%	0.00%	218	261	83.52%	-1.72	-2.05



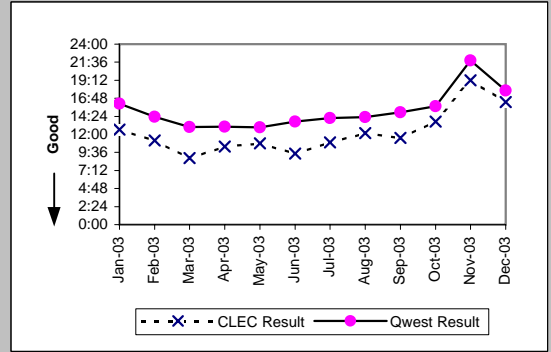
MR-5B - All Troubles Cleared within 4 Hours (Percent) - Interval Zone Two

Enhanced Extended Loops (EELs) (Diagnostic)				
Date	CLEC Num	CLEC Denom	CLEC Result	CLEC Std Dev
Jan-03				
Feb-03	0	1	0.00%	0.00%
Mar-03				
Apr-03				
May-03	1	1	100.00%	0.00%
Jun-03				
Jul-03	1	3	33.33%	47.14%
Aug-03	0	1	0.00%	0.00%
Sep-03	5	6	83.33%	37.27%
Oct-03	5	5	100.00%	0.00%
Nov-03	6	6	100.00%	0.00%
Dec-03	7	7	100.00%	0.00%

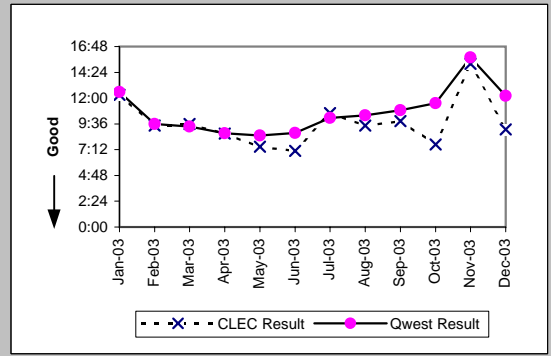


MR-6A - Mean Time to Restore (Hours:Minutes) - Dispatches within MSAs

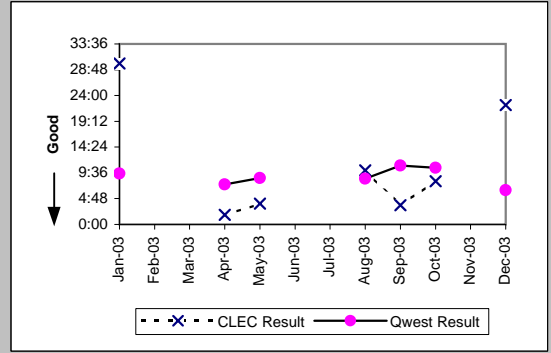
Residence (Parity)									
Date	CLEC Num	CLEC Denc	CLEC Resu	CLEC Std E	Qwest Num	Qwest Denc	Qwest Resu	Mod Z Scr	Parity Scr
Jan-03	1591:15	126	12:38	11:41	245584:36	15258	16:06	-3.05	-2.85
Feb-03	1698:57	152	11:11	9:05	165153:36	11521	14:20	-3.04	-2.85
Mar-03	1510:37	171	8:50	8:15	150182:58	11567	12:59	-4.62	-3.81
Apr-03	1795:00	173	10:23	8:14	132383:01	10168	13:01	-2.84	-2.73
May-03	1717:07	159	10:48	8:33	133485:16	10336	12:55	-2.27	-2.38
Jun-03	1361:04	144	9:27	7:46	152439:48	11115	13:43	-4.38	-3.66
Jul-03	2229:55	204	10:56	8:42	160227:08	11322	14:09	-3.66	-3.22
Aug-03	2242:36	184	12:11	8:55	163524:40	11448	14:17	-2.47	-2.5
Sep-03	2440:01	212	11:31	9:15	175875:39	11766	14:57	-3.33	-3.03
Oct-03	5296:14	387	13:41	10:03	239663:53	15216	15:45	-3.37	-3.05
Nov-03	7162:21	373	19:12	20:52	307470:55	14083	21:50	-2.28	-2.38
Dec-03	5801:15	356	16:18	15:02	230308:36	12909	17:50	-1.85	-2.12



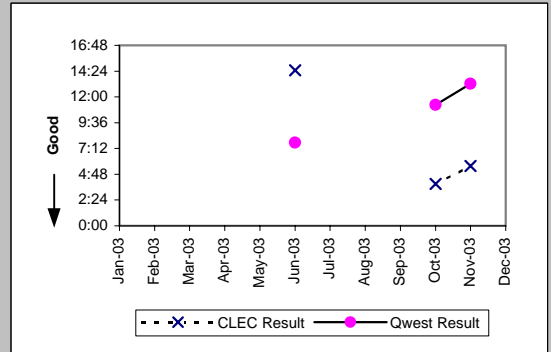
Business (Parity)									
Date	CLEC Num	CLEC Denc	CLEC Resu	CLEC Std E	Qwest Num	Qwest Denc	Qwest Resu	Mod Z Scr	Parity Scr
Jan-03	1045:53	85	12:18	11:24	21041:26	1673	12:35	-0.13	-1.08
Feb-03	539:05	57	9:27	6:59	12187:08	1270	9:36	-0.09	-1.05
Mar-03	833:14	87	9:35	7:39	11886:17	1269	9:22	0.25	-0.85
Apr-03	452:35	52	8:42	7:06	10219:28	1172	8:43	-0.01	-1.01
May-03	320:44	43	7:28	7:24	9649:19	1132	8:31	-0.69	-1.42
Jun-03	418:48	59	7:06	6:41	11343:05	1294	8:46	-1.16	-1.71
Jul-03	572:52	54	10:37	14:28	13054:36	1285	10:10	0.27	-0.83
Aug-03	633:25	67	9:27	7:31	12153:58	1170	10:23	-0.66	-1.4
Sep-03	758:55	77	9:51	10:46	13758:38	1266	10:52	-0.71	-1.43
Oct-03	775:16	101	7:41	7:40	19686:44	1706	11:32	-2.88	-2.75
Nov-03	1578:43	104	15:11	22:30	20030:34	1268	15:48	-0.28	-1.17
Dec-03	928:40	102	9:06	9:33	16107:09	1321	12:12	-2.18	-2.33



Centrex (Parity)									
Date	CLEC Num	CLEC Denc	CLEC Resu	CLEC Std E	Qwest Num	Qwest Denc	Qwest Resu	Mod Z Scr	Parity Scr
Jan-03	59:56	2	29:58	18:25	1263:57	133	9:30	1.9	0.15
Feb-03									
Mar-03									
Apr-03	1:49	1	1:49		810:12	109	7:26	-0.47	-1.29
May-03	11:40	3	3:53	1:55	1029:51	119	8:39	-0.78	-1.47
Jun-03									
Jul-03									
Aug-03	20:07	2	10:04	8:37	926:34	109	8:30	0.28	-0.83
Sep-03	7:12	2	3:36	4:00	1447:00	132	10:58	-0.63	-1.38
Oct-03	16:08	2	8:04	10:56	1328:28	126	10:33	-0.23	-1.14
Nov-03									
Dec-03	66:45	3	22:15	19:01	482:11	76	6:21	2.41	0.46

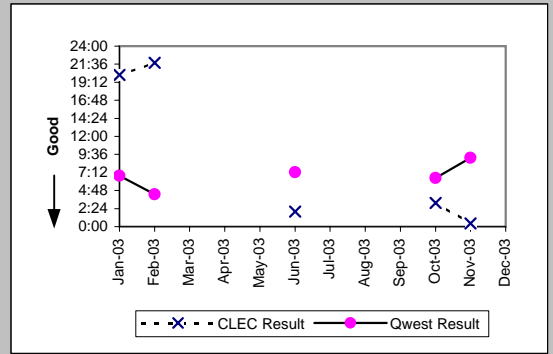


Centrex 21 (Parity)									
Date	CLEC Num	CLEC Denc	CLEC Resu	CLEC Std E	Qwest Num	Qwest Denc	Qwest Resu	Mod Z Scr	Parity Scr
Jan-03									
Feb-03									
Mar-03									
Apr-03									
May-03									
Jun-03	28:57	2	14:28	16:28	1290:10	167	7:44	1.32	-0.2
Jul-03									
Aug-03									
Sep-03									
Oct-03	3:55	1	3:55		2445:25	217	11:16	-0.58	-1.35
Nov-03	5:34	1	5:34		2157:30	163	13:14	-0.43	-1.26
Dec-03									

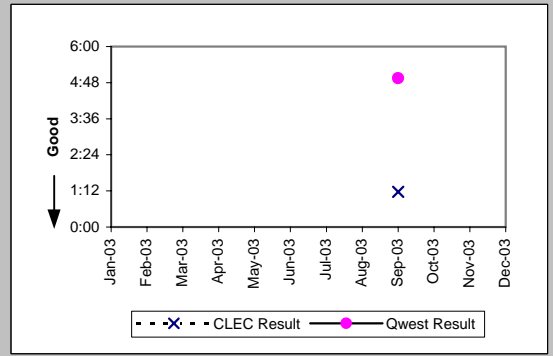


MR-6A - Mean Time to Restore (Hours:Minutes) - Dispatches within MSAs

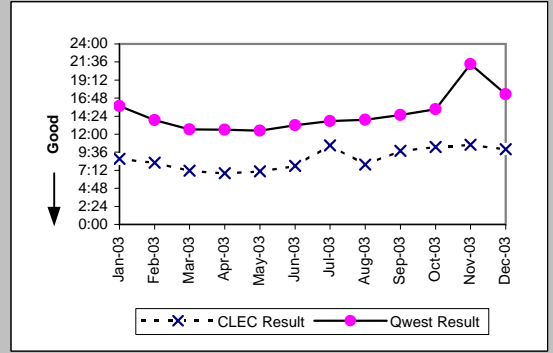
PBX (Parity)									
Date	CLEC Num	CLEC Denc	CLEC Resu	CLEC Std	Qwest Num	Qwest Denc	Qwest Resu	Mod Z Scr	Parity Scr
Jan-03	20:09	1	20:09		202:59	30	6:46	1.35	-0.18
Feb-03	21:47	1	21:47		111:48	26	4:18	1.72	0.04
Mar-03									
Apr-03									
May-03									
Jun-03	3:57	2	1:59	1:17	246:11	34	7:14	-0.99	-1.6
Jul-03									
Aug-03									
Sep-03									
Oct-03	3:10	1	3:10		194:07	30	6:28	-0.34	-1.21
Nov-03	0:26	1	0:26		210:10	23	9:08	-0.69	-1.42
Dec-03									



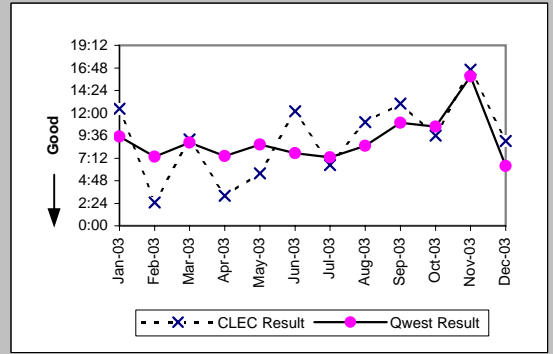
Basic Rate ISDN (Parity)									
Date	CLEC Num	CLEC Denc	CLEC Resu	CLEC Std	Qwest Num	Qwest Denc	Qwest Resu	Mod Z Scr	Parity Scr
Jan-03									
Feb-03									
Mar-03									
Apr-03									
May-03									
Jun-03									
Jul-03									
Aug-03									
Sep-03	1:10	1	1:10		281:57	57	4:57	-0.6	-1.36
Oct-03									
Nov-03									
Dec-03									



UNE - P (POTS) (Parity)									
Date	CLEC Num	CLEC Denc	CLEC Resu	CLEC Std	Qwest Num	Qwest Denc	Qwest Resu	Mod Z Scr	Parity Scr
Jan-03	838:21	96	8:44	8:46	266626:02	16931	15:45	-5.1	-4.1
Feb-03	879:22	107	8:13	9:06	177340:44	12791	13:52	-4.58	-3.79
Mar-03	848:33	119	7:08	8:49	162069:15	12836	12:38	-5.11	-4.11
Apr-03	870:38	128	6:48	8:13	142602:29	11340	12:35	-5.38	-4.27
May-03	890:48	126	7:04	7:09	143134:35	11468	12:29	-5.23	-4.18
Jun-03	849:41	109	7:48	7:58	163782:53	12409	13:12	-4.84	-3.94
Jul-03	1133:37	108	10:30	12:28	173281:44	12607	13:45	-2.7	-2.64
Aug-03	810:33	102	7:57	8:41	175678:38	12618	13:55	-5.24	-4.19
Sep-03	966:21	99	9:46	7:56	189634:17	13032	14:33	-3.23	-2.96
Oct-03	1553:00	151	10:17	9:06	259350:37	16922	15:20	-5.09	-4.1
Nov-03	1237:46	117	10:35	15:59	327501:29	15351	21:20	-5.25	-4.19
Dec-03	1422:20	142	10:01	10:37	246415:45	14230	17:19	-5.59	-4.4



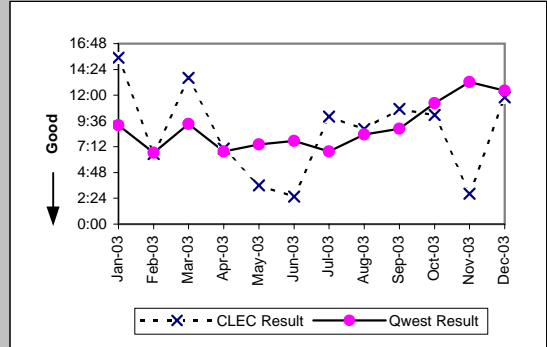
UNE P (Centrex) (Parity)									
Date	CLEC Num	CLEC Denc	CLEC Resu	CLEC Std	Qwest Num	Qwest Denc	Qwest Resu	Mod Z Scr	Parity Scr
Jan-03	336:22	27	12:27	12:29	1263:57	133	9:30	0.99	-0.4
Feb-03	54:56	22	2:30	1:12	729:18	99	7:22	-1.84	-2.12
Mar-03	184:09	20	9:12	7:35	1151:51	130	8:52	0.19	-0.88
Apr-03	50:58	16	3:11	1:28	810:12	109	7:26	-1.34	-1.81
May-03	100:29	18	5:35	6:02	1029:51	119	8:39	-1.16	-1.7
Jun-03	207:07	17	12:11	22:24	1073:15	139	7:43	1.17	-0.29
Jul-03	142:36	22	6:29	6:30	920:23	126	7:18	-0.48	-1.29
Aug-03	231:22	21	11:01	11:25	926:34	109	8:30	0.89	-0.46
Sep-03	273:25	21	13:01	15:39	1447:00	132	10:58	0.52	-0.68
Oct-03	191:50	20	9:36	10:13	1328:28	126	10:33	-0.26	-1.16
Nov-03	448:29	27	16:37	25:17	1128:22	71	15:54	0.18	-0.89
Dec-03	135:23	15	9:02	7:39	482:11	76	6:21	1.3	-0.21



MR-6A - Mean Time to Restore (Hours:Minutes) - Dispatches within MSAs

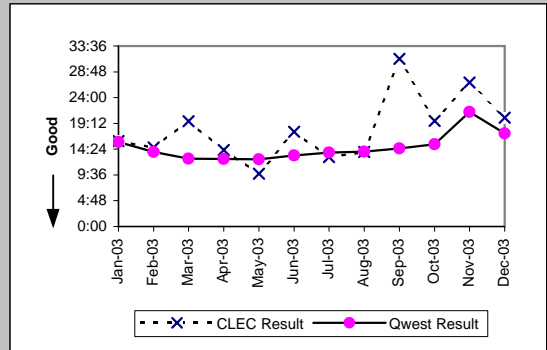
UNE P (Centrex 21) (Parity)

Date	CLEC Num	CLEC Denc	CLEC Resu	CLEC Std	Qwest Num	Qwest Denc	Qwest Resu	Mod Z Scr	Parity Scr
Jan-03	108:25	7	15:29	22:50	1876:52	204	9:12	1.29	-0.21
Feb-03	52:08	8	6:31	7:54	1029:19	155	6:38	-0.04	-1.02
Mar-03	54:29	4	13:37	6:58	1377:52	148	9:19	0.96	-0.42
Apr-03	14:01	2	7:01	6:14	899:59	133	6:46	0.43	-0.74
May-03	14:26	4	3:36	1:10	986:39	133	7:25	-0.83	-1.5
Jun-03	7:40	3	2:33	0:25	1290:10	167	7:44	-0.8	-1.48
Jul-03	30:02	3	10:01	11:36	1124:19	166	6:46	0.94	-0.43
Aug-03	61:48	7	8:50	10:16	1249:06	150	8:20	0.26	-0.84
Sep-03	42:56	4	10:44	9:01	1235:22	139	8:53	0.63	-0.61
Oct-03	30:31	3	10:10	11:34	2445:25	217	11:16	-0.15	-1.09
Nov-03	19:49	7	2:50	1:02	2157:30	163	13:14	-1.5	-1.91
Dec-03	59:01	5	11:48	8:11	1836:47	148	12:25	-0.1	-1.06



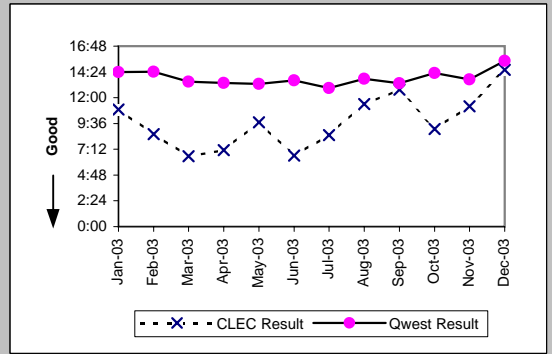
Line Sharing (Parity)

Date	CLEC Num	CLEC Denc	CLEC Resu	CLEC Std	Qwest Num	Qwest Denc	Qwest Resu	Mod Z Scr	Parity Scr
Jan-03	366:27	23	15:56	10:30	266626:02	16931	15:45	0.16	-0.9
Feb-03	162:07	11	14:44	9:00	177340:44	12791	13:52	0.45	-0.73
Mar-03	333:27	17	19:37	21:12	162069:15	12836	12:38	2.07	0.26
Apr-03	128:10	9	14:14	9:09	142602:29	11340	12:35	0.61	-0.63
May-03	147:47	15	9:51	7:55	143134:35	11468	12:29	-0.88	-1.54
Jun-03	193:58	11	17:38	13:41	163782:53	12409	13:12	1.34	-0.18
Jul-03	193:28	15	12:54	8:29	173281:44	12607	13:45	-0.26	-1.16
Aug-03	235:50	17	13:52	9:53	175678:38	12618	13:55	-0.02	-1.01
Sep-03	467:56	15	31:12	40:45	189634:17	13032	14:33	2.88	0.75
Oct-03	373:56	19	19:41	21:59	259350:37	16922	15:20	1.53	-0.07
Nov-03	375:14	14	26:48	19:13	327501:29	15351	21:20	0.96	-0.42
Dec-03	527:23	26	20:17	11:04	246415:45	14230	17:19	1.07	-0.35

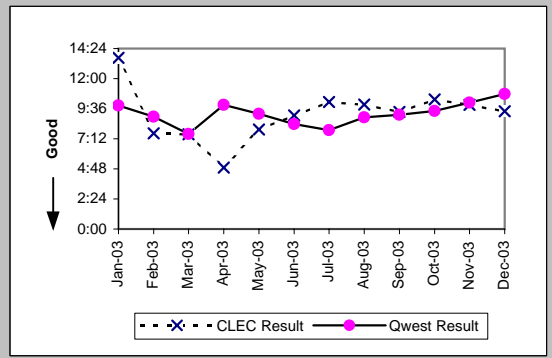


MR-6B - Mean Time to Restore (Hours:Minutes) - Dispatches outside MSAs

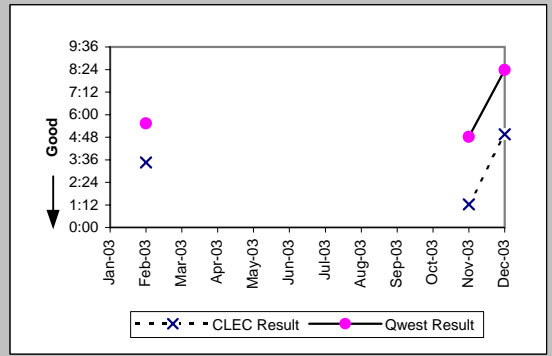
Residence (Parity)									
Date	CLEC Num	CLEC Denc	CLEC Resu	CLEC Std	Qwest Num	Qwest Denc	Qwest Resu	Mod Z Scr	Parity Scr
Jan-03	349:29	32	10:55	12:22	46309:04	3216	14:24	-1.67	-2.01
Feb-03	223:56	26	8:37	7:49	35641:18	2471	14:25	-1.92	-2.17
Mar-03	163:51	25	6:33	9:11	37075:25	2746	13:30	-2.67	-2.62
Apr-03	192:26	27	7:08	7:01	34245:08	2561	13:22	-2.18	-2.33
May-03	242:33	25	9:42	7:57	32583:30	2453	13:17	-1.72	-2.05
Jun-03	99:19	15	6:37	6:31	33337:30	2450	13:36	-1.92	-2.17
Jul-03	136:23	16	8:31	7:35	36094:00	2800	12:53	-1.55	-1.95
Aug-03	319:04	28	11:24	14:00	38736:31	2815	13:46	-0.54	-1.33
Sep-03	484:25	38	12:45	9:24	33833:53	2533	13:21	-0.24	-1.14
Oct-03	537:11	59	9:06	8:13	44849:08	3138	14:18	-3.19	-2.94
Nov-03	627:19	56	11:12	9:46	35111:17	2561	13:43	-1.48	-1.9
Dec-03	1168:20	80	14:36	12:31	46809:00	3035	15:25	-0.56	-1.34



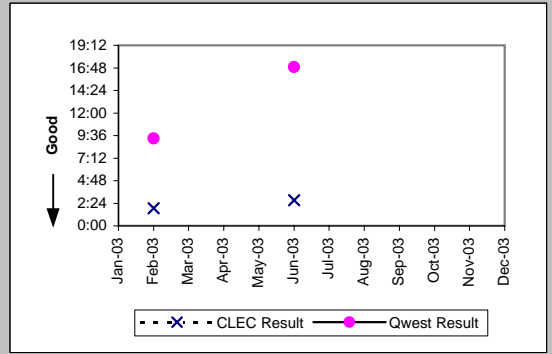
Business (Parity)									
Date	CLEC Num	CLEC Denc	CLEC Resu	CLEC Std	Qwest Num	Qwest Denc	Qwest Resu	Mod Z Scr	Parity Scr
Jan-03	191:04	14	13:39	8:40	4169:33	423	9:51	1.05	-0.36
Feb-03	137:24	18	7:38	7:43	2667:23	298	8:57	-0.47	-1.28
Mar-03	128:27	17	7:33	7:01	2527:23	333	7:35	-0.02	-1.01
Apr-03	39:09	8	4:54	5:05	3312:00	334	9:55	-1.32	-1.8
May-03	135:16	17	7:57	10:34	2884:34	314	9:11	-0.42	-1.26
Jun-03	208:33	23	9:04	7:42	2666:24	318	8:23	0.34	-0.8
Jul-03	172:21	17	10:08	8:32	2465:05	312	7:54	1.03	-0.37
Aug-03	158:58	16	9:56	8:54	2513:33	282	8:55	0.48	-0.71
Sep-03	196:29	21	9:21	10:42	2808:16	308	9:07	0.31	-0.81
Oct-03	269:15	26	10:21	8:51	2901:31	308	9:25	0.54	-0.67
Nov-03	138:33	14	9:54	8:03	2712:00	269	10:05	-0.07	-1.04
Dec-03	282:04	30	9:24	9:40	3391:53	315	10:46	-0.51	-1.31



Centrex 21 (Parity)									
Date	CLEC Num	CLEC Denc	CLEC Resu	CLEC Std	Qwest Num	Qwest Denc	Qwest Resu	Mod Z Scr	Parity Scr
Jan-03									
Feb-03	3:27	1	3:27		83:07	15	5:32	-0.43	-1.26
Mar-03									
Apr-03									
May-03									
Jun-03									
Jul-03									
Aug-03									
Sep-03									
Oct-03									
Nov-03	1:14	1	1:14		57:46	12	4:49	-0.63	-1.38
Dec-03	4:57	1	4:57		100:29	12	8:22	-0.4	-1.24

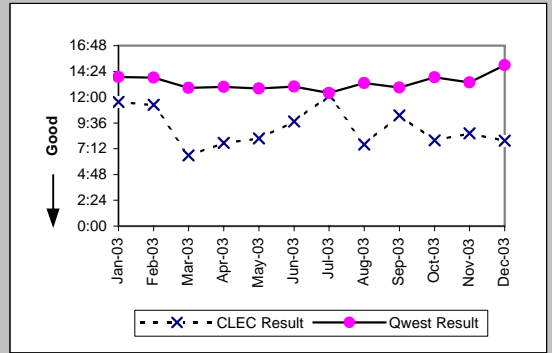


PBX (Parity)									
Date	CLEC Num	CLEC Denc	CLEC Resu	CLEC Std	Qwest Num	Qwest Denc	Qwest Resu	Mod Z Scr	Parity Scr
Jan-03									
Feb-03	1:52	1	1:52		93:00	10	9:18	-0.53	-1.32
Mar-03									
Apr-03									
May-03									
Jun-03	5:27	2	2:44	1:30	67:32	4	16:53	-0.89	-1.54
Jul-03									
Aug-03									
Sep-03									
Oct-03									
Nov-03									
Dec-03									

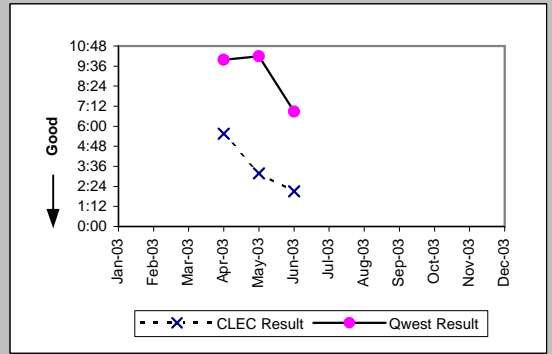


MR-6B - Mean Time to Restore (Hours:Minutes) - Dispatches outside MSAs

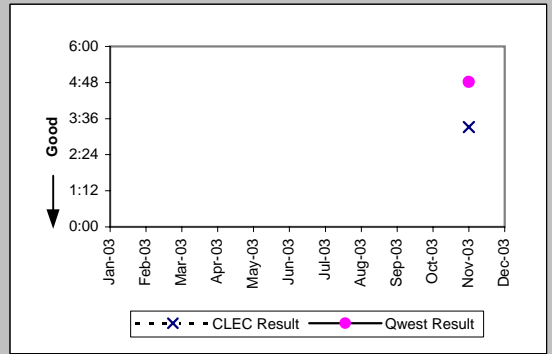
UNE - P (POTS) (Parity)										
Date	CLEC Num	CLEC Dend	CLEC Resu	CLEC Std	Qwest Num	Qwest Dend	Qwest Resu	Mod Z Scr	Parity Scr	
Jan-03	346:43	30	11:33	11:51	50478:37	3639	13:52	-1.05	-1.64	
Feb-03	225:30	20	11:17	12:14	38308:41	2769	13:50	-0.76	-1.46	
Mar-03	138:11	21	6:35	6:43	39602:48	3079	12:52	-2.26	-2.38	
Apr-03	208:52	27	7:44	7:19	37557:08	2895	12:58	-1.88	-2.14	
May-03	236:16	29	8:09	7:26	35468:04	2767	12:49	-2.36	-2.44	
Jun-03	175:05	18	9:44	8:30	36003:54	2768	13:00	-1.01	-1.61	
Jul-03	340:14	28	12:09	9:55	38559:05	3112	12:23	-0.11	-1.07	
Aug-03	98:43	13	7:36	8:16	41250:04	3097	13:19	-0.92	-1.56	
Sep-03	92:43	9	10:18	8:03	36642:09	2841	12:54	-0.5	-1.3	
Oct-03	407:03	51	7:59	8:11	47750:39	3446	13:51	-3.38	-3.05	
Nov-03	267:37	31	8:38	6:47	37823:17	2830	13:22	-2.12	-2.29	
Dec-03	286:25	36	7:57	8:19	50200:53	3350	14:59	-3.21	-2.95	



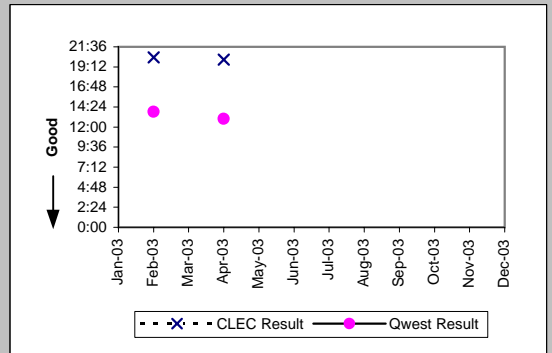
UNE P (Centrex) (Parity)										
Date	CLEC Num	CLEC Dend	CLEC Resu	CLEC Std	Qwest Num	Qwest Dend	Qwest Resu	Mod Z Scr	Parity Scr	
Jan-03										
Feb-03										
Mar-03										
Apr-03	27:43	5	5:33	6:21	149:43	15	9:59	-0.91	-1.55	
May-03	3:11	1	3:11		61:05	6	10:11	-0.65	-1.4	
Jun-03	2:06	1	2:06		137:46	20	6:53	-0.72	-1.44	
Jul-03										
Aug-03										
Sep-03										
Oct-03										
Nov-03										
Dec-03										



UNE P (Centrex 21) (Parity)										
Date	CLEC Num	CLEC Dend	CLEC Resu	CLEC Std	Qwest Num	Qwest Dend	Qwest Resu	Mod Z Scr	Parity Scr	
Jan-03										
Feb-03										
Mar-03										
Apr-03										
May-03										
Jun-03										
Jul-03										
Aug-03										
Sep-03										
Oct-03										
Nov-03	3:19	1	3:19		57:46	12	4:49	-0.26	-1.16	
Dec-03										

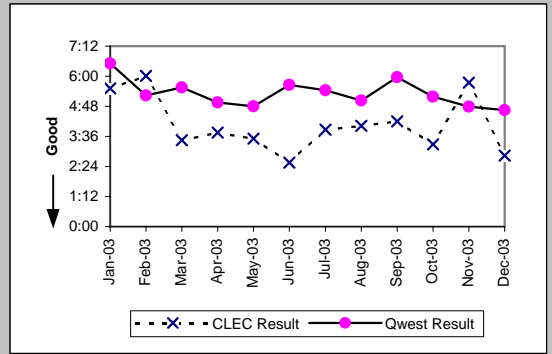


Line Sharing (Parity)										
Date	CLEC Num	CLEC Dend	CLEC Resu	CLEC Std	Qwest Num	Qwest Dend	Qwest Resu	Mod Z Scr	Parity Scr	
Jan-03										
Feb-03	61:03	3	20:21	1:08	38308:41	2769	13:50	1.1	-0.33	
Mar-03										
Apr-03	20:03	1	20:03		37557:08	2895	12:58	0.64	-0.61	
May-03										
Jun-03										
Jul-03										
Aug-03										
Sep-03										
Oct-03										
Nov-03										
Dec-03										

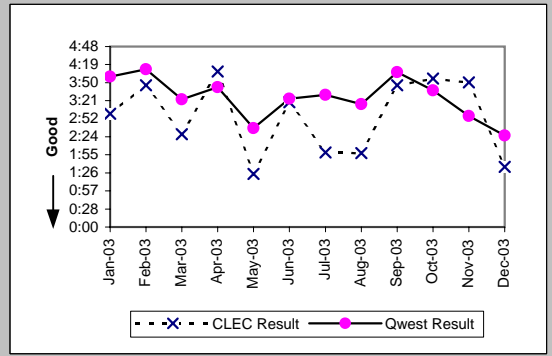


MR-6C - Mean Time to Restore (Hours:Minutes) - No dispatches

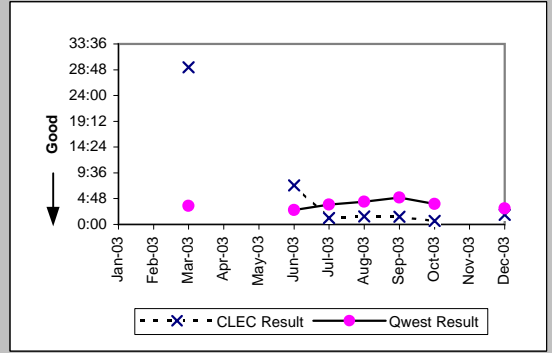
Residence (Parity)									
Date	CLEC Num	CLEC Denc	CLEC Resu	CLEC Std	Qwest Num	Qwest Denc	Qwest Resu	Mod Z Scr	Parity Scr
Jan-03	160:13	29	5:31	7:42	22977:05	3524	6:31	-0.6	-1.36
Feb-03	186:22	31	6:01	10:05	16937:16	3240	5:14	0.62	-0.62
Mar-03	221:07	64	3:27	5:31	18613:06	3355	5:33	-1.88	-2.14
Apr-03	236:35	63	3:45	7:24	15083:25	3051	4:57	-1.25	-1.76
May-03	238:58	68	3:31	5:29	13963:04	2906	4:48	-1.45	-1.88
Jun-03	124:39	49	2:33	4:10	16455:29	2915	5:39	-2.73	-2.66
Jul-03	367:27	95	3:52	6:47	17902:36	3299	5:26	-1.9	-2.16
Aug-03	273:41	68	4:01	5:58	16811:17	3341	5:02	-1.18	-1.72
Sep-03	449:30	107	4:12	6:42	21926:22	3675	5:58	-2.31	-2.41
Oct-03	344:04	105	3:17	5:33	17813:51	3442	5:11	-2.54	-2.54
Nov-03	506:12	88	5:45	10:36	14337:42	2999	4:47	1.05	-0.36
Dec-03	275:16	97	2:50	6:11	14110:40	3034	4:39	-2.47	-2.5



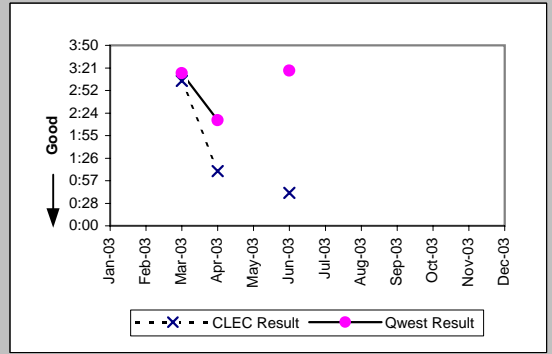
Business (Parity)									
Date	CLEC Num	CLEC Denc	CLEC Resu	CLEC Std	Qwest Num	Qwest Denc	Qwest Resu	Mod Z Scr	Parity Scr
Jan-03	96:29	32	3:01	4:28	2471:07	617	4:00	-0.72	-1.44
Feb-03	135:27	36	3:46	4:29	2578:37	615	4:12	-0.38	-1.23
Mar-03	81:19	33	2:28	4:20	1775:50	523	3:24	-0.64	-1.39
Apr-03	165:00	40	4:08	5:54	2096:07	564	3:43	0.4	-0.75
May-03	43:41	31	1:25	1:31	1383:52	525	2:38	-1.52	-1.92
Jun-03	119:15	36	3:19	6:17	1737:19	508	3:25	-0.11	-1.07
Jul-03	81:23	41	1:59	2:57	1925:59	548	3:31	-1.49	-1.91
Aug-03	63:01	32	1:58	2:07	1558:22	476	3:16	-1.33	-1.81
Sep-03	165:32	44	3:46	5:55	2313:51	563	4:07	-0.35	-1.21
Oct-03	181:53	46	3:57	6:32	2126:11	586	3:38	0.47	-0.71
Nov-03	80:51	21	3:51	5:48	1281:56	434	2:57	0.74	-0.55
Dec-03	54:23	34	1:36	3:15	1154:42	474	2:26	-0.97	-1.59



Centrex (Parity)									
Date	CLEC Num	CLEC Denc	CLEC Resu	CLEC Std	Qwest Num	Qwest Denc	Qwest Resu	Mod Z Scr	Parity Scr
Jan-03									
Feb-03									
Mar-03	29:14	1	29:14		265:05	76	3:29	3.72	1.26
Apr-03									
May-03									
Jun-03	14:31	2	7:16	10:07	202:24	75	2:42	1.48	-0.1
Jul-03	4:48	4	1:12	1:06	325:26	88	3:42	-0.86	-1.52
Aug-03	1:28	1	1:28		331:29	78	4:15	-0.47	-1.29
Sep-03	4:17	3	1:26	0:57	348:19	70	4:59	-0.56	-1.34
Oct-03	0:39	1	0:39		290:24	76	3:49	-0.53	-1.32
Nov-03									
Dec-03	1:46	1	1:46		123:16	41	3:00	-0.29	-1.18



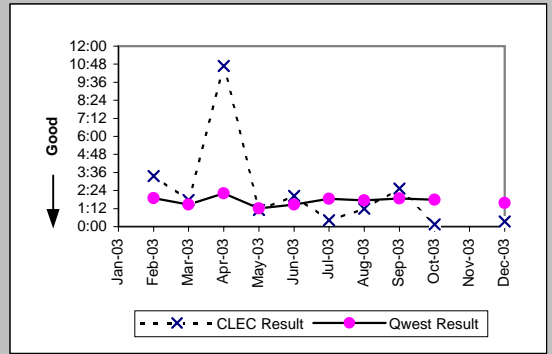
Centrex 21 (Parity)									
Date	CLEC Num	CLEC Denc	CLEC Resu	CLEC Std	Qwest Num	Qwest Denc	Qwest Resu	Mod Z Scr	Parity Scr
Jan-03									
Feb-03									
Mar-03	6:10	2	3:05	0:45	233:47	72	3:15	-0.03	-1.02
Apr-03	3:30	3	1:10	0:10	213:34	95	2:15	-0.54	-1.33
May-03									
Jun-03	0:42	1	0:42		312:45	95	3:18	-0.44	-1.27
Jul-03									
Aug-03									
Sep-03									
Oct-03									
Nov-03									
Dec-03									



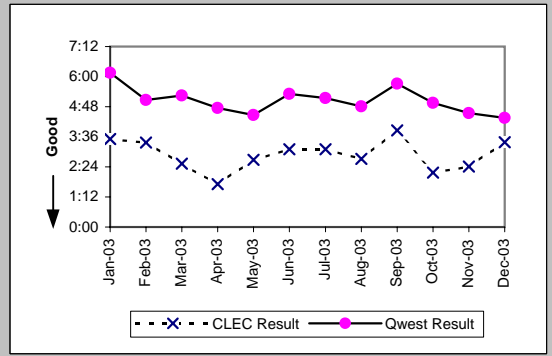


MR-6C - Mean Time to Restore (Hours:Minutes) - No dispatches

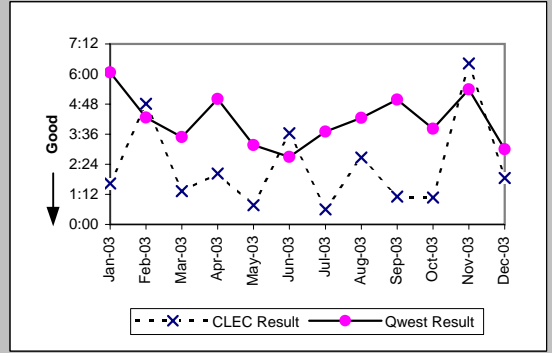
PBX (Parity)									
Date	CLEC Num	CLEC Denc	CLEC Resu	CLEC Std	Qwest Num	Qwest Denc	Qwest Resu	Mod Z Scr	Parity Scr
Jan-03									
Feb-03	3:22	1	3:22		127:39	68	1:53	1.29	-0.21
Mar-03	3:31	2	1:46	0:18	115:56	79	1:28	0.36	-0.78
Apr-03	21:23	2	10:41	10:37	132:53	60	2:13	1.73	0.05
May-03	2:15	2	1:07	0:37	79:27	65	1:13	-0.09	-1.06
Jun-03	8:14	4	2:03	0:29	79:08	54	1:28	0.96	-0.42
Jul-03	0:50	2	0:25	0:31	101:53	55	1:51	-0.61	-1.37
Aug-03	4:45	4	1:11	0:59	137:56	79	1:45	-0.46	-1.28
Sep-03	5:03	2	2:32	2:38	129:22	69	1:52	0.78	-0.53
Oct-03	0:09	1	0:09		159:15	89	1:47	-0.63	-1.38
Nov-03									
Dec-03	0:42	2	0:21	0:11	79:06	50	1:35	-1.04	-1.63



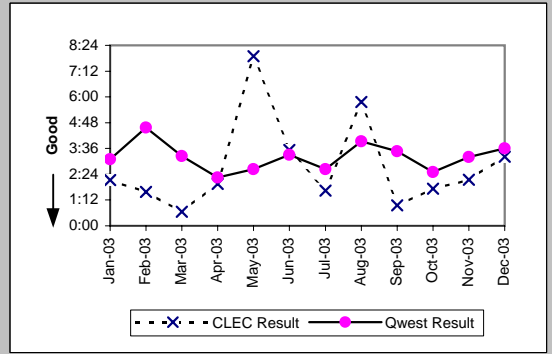
UNE - P (POTS) (Parity)									
Date	CLEC Num	CLEC Denc	CLEC Resu	CLEC Std	Qwest Num	Qwest Denc	Qwest Resu	Mod Z Scr	Parity Scr
Jan-03	214:01	61	3:31	5:56	25448:12	4141	6:09	-2.33	-2.41
Feb-03	228:47	68	3:22	7:28	19515:53	3855	5:04	-1.65	-2
Mar-03	124:25	49	2:32	4:27	20388:56	3878	5:15	-2.15	-2.31
Apr-03	82:04	48	1:43	2:32	17179:32	3615	4:45	-2.85	-2.73
May-03	209:46	78	2:41	5:28	15346:56	3431	4:28	-2.24	-2.36
Jun-03	149:11	48	3:06	5:11	18192:48	3423	5:19	-1.99	-2.21
Jul-03	189:35	61	3:06	5:04	19828:35	3847	5:09	-2.06	-2.25
Aug-03	195:46	72	2:43	8:04	18369:39	3817	4:49	-2.58	-2.57
Sep-03	273:36	71	3:51	4:54	24240:13	4238	5:43	-2.04	-2.24
Oct-03	147:42	68	2:10	4:09	19940:02	4028	4:57	-3.06	-2.86
Nov-03	134:53	56	2:25	4:21	15619:38	3433	4:33	-1.9	-2.16
Dec-03	239:53	71	3:23	6:31	15265:22	3508	4:21	-1.18	-1.72



UNE P (Centrex) (Parity)									
Date	CLEC Num	CLEC Denc	CLEC Resu	CLEC Std	Qwest Num	Qwest Denc	Qwest Resu	Mod Z Scr	Parity Scr
Jan-03	21:10	13	1:38	2:29	611:56	101	6:04	-0.74	-1.45
Feb-03	43:22	9	4:49	6:23	447:43	105	4:16	0.32	-0.81
Mar-03	10:43	8	1:20	2:17	265:05	76	3:29	-1.08	-1.66
Apr-03	24:22	12	2:02	1:31	504:11	101	5:00	-0.52	-1.32
May-03	8:26	11	0:46	0:48	233:47	74	3:10	-1.4	-1.85
Jun-03	21:50	6	3:38	6:37	202:24	75	2:42	0.78	-0.52
Jul-03	2:25	4	0:36	0:33	325:26	88	3:42	-1.06	-1.64
Aug-03	34:44	13	2:40	4:30	331:29	78	4:15	-0.9	-1.55
Sep-03	6:43	6	1:07	0:45	348:19	70	4:59	-0.84	-1.51
Oct-03	5:21	5	1:04	1:12	290:24	76	3:49	-1.01	-1.61
Nov-03	83:30	13	6:25	11:08	344:37	64	5:23	0.66	-0.6
Dec-03	18:30	10	1:51	1:27	123:16	41	3:00	-0.78	-1.47

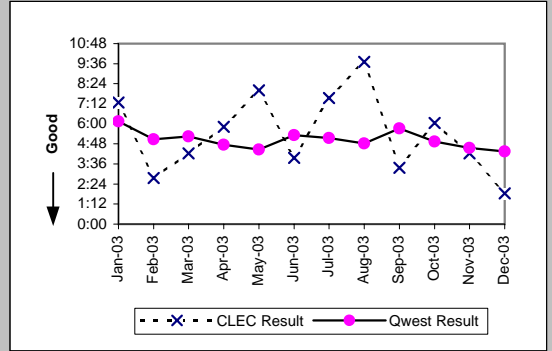


UNE P (Centrex 21) (Parity)									
Date	CLEC Num	CLEC Denc	CLEC Resu	CLEC Std	Qwest Num	Qwest Denc	Qwest Resu	Mod Z Scr	Parity Scr
Jan-03	8:34	4	2:08	2:16	269:20	87	3:06	-0.36	-1.22
Feb-03	14:19	9	1:35	1:43	419:52	92	4:34	-1.36	-1.83
Mar-03	5:49	9	0:39	0:39	233:47	72	3:15	-0.81	-1.5
Apr-03	5:51	3	1:57	1:05	213:34	95	2:15	-0.15	-1.09
May-03	63:14	8	7:54	9:15	254:46	97	2:38	1.48	-0.1
Jun-03	17:40	5	3:32	6:16	312:45	95	3:18	0	-1
Jul-03	11:26	7	1:38	1:24	245:33	93	2:38	-0.58	-1.35
Aug-03	34:38	6	5:46	10:08	271:16	69	3:56	0.9	-0.45
Sep-03	3:48	4	0:57	0:32	291:42	84	3:28	-1.01	-1.61
Oct-03	5:12	3	1:44	1:38	197:16	79	2:30	-0.37	-1.22
Nov-03	6:26	3	2:09	0:56	236:35	74	3:12	-0.32	-1.19
Dec-03	9:39	3	3:13	2:20	212:04	59	3:36	-0.09	-1.05



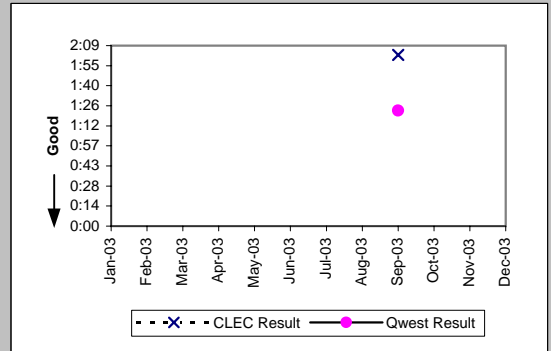
MR-6C - Mean Time to Restore (Hours:Minutes) - No dispatches

Date	CLEC Num	CLEC Dend	Line Sharing (Parity)				Qwest Res	Mod Z Scr	Parity Scr
			CLEC Resu	CLEC Std	Qwest Num	Qwest Dend			
Jan-03	204:09	28	7:17	13:53	25448:12	4141	6:09	0.71	-0.57
Feb-03	66:30	24	2:46	3:42	19515:53	3855	5:04	-1.33	-1.81
Mar-03	84:47	20	4:14	5:18	20388:56	3878	5:15	-0.52	-1.31
Apr-03	93:06	16	5:49	8:00	17179:32	3615	4:45	0.63	-0.62
May-03	176:11	22	8:00	16:01	15346:56	3431	4:28	1.91	0.16
Jun-03	39:36	10	3:58	5:43	18192:48	3423	5:19	-0.56	-1.34
Jul-03	151:02	20	7:33	10:51	19828:35	3847	5:09	1.41	-0.15
Aug-03	203:38	21	9:42	17:11	18369:39	3817	4:49	2.88	0.75
Sep-03	50:26	15	3:22	5:09	24240:13	4238	5:43	-1.19	-1.73
Oct-03	126:57	21	6:03	7:30	19940:02	4028	4:57	0.68	-0.59
Nov-03	63:29	15	4:14	5:21	15619:38	3433	4:33	-0.15	-1.09
Dec-03	23:44	13	1:50	1:19	15265:22	3508	4:21	-1.32	-1.8

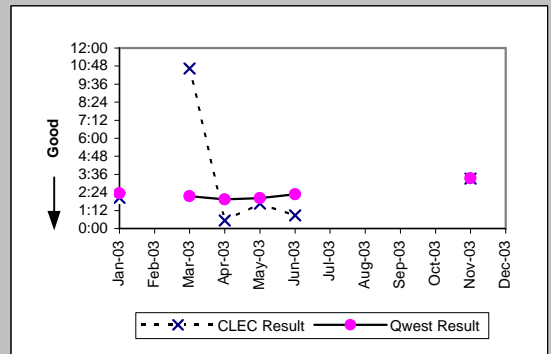


MR-6D - Mean Time to Restore (Hours:Minutes) - Interval Zone One

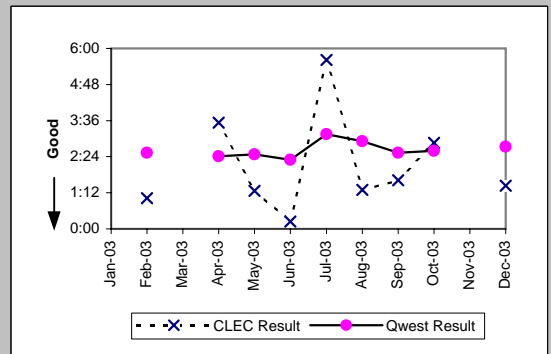
ISDN Primary (Parity)									
Date	CLEC Num	CLEC Dend	CLEC Resu	CLEC Std	Qwest Num	Qwest Dend	Qwest Resu	Mod Z Scr	Parity Scr
Jan-03									
Feb-03									
Mar-03									
Apr-03									
May-03									
Jun-03									
Jul-03									
Aug-03									
Sep-03	2:03	1	2:03		37:15	27	1:23	0.92	-0.44
Oct-03									
Nov-03									
Dec-03									



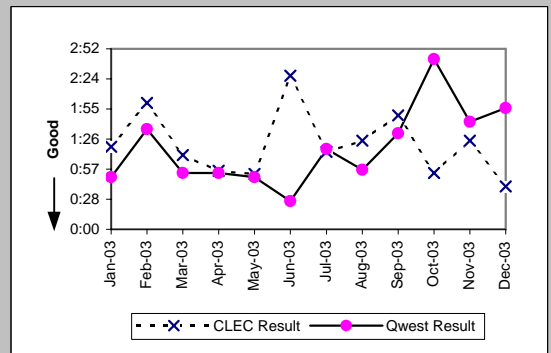
DS0 (Parity)									
Date	CLEC Num	CLEC Dend	CLEC Resu	CLEC Std	Qwest Num	Qwest Dend	Qwest Resu	Mod Z Scr	Parity Scr
Jan-03	4:04	2	2:02	0:07	771:22	328	2:21	-0.13	-1.08
Feb-03									
Mar-03	31:55	3	10:38	13:17	720:31	334	2:09	2.37	0.44
Apr-03	0:32	1	0:32		559:11	290	1:56	-0.64	-1.39
May-03	3:20	2	1:40	1:11	589:19	292	2:01	-0.18	-1.11
Jun-03	1:44	2	0:52	0:18	778:46	342	2:17	-0.69	-1.42
Jul-03									
Aug-03									
Sep-03									
Oct-03									
Nov-03	16:36	5	3:19	1:53	1230:58	367	3:21	-0.01	-1.01
Dec-03									



DS1 (Parity)									
Date	CLEC Num	CLEC Dend	CLEC Resu	CLEC Std	Qwest Num	Qwest Dend	Qwest Resu	Mod Z Scr	Parity Scr
Jan-03					1014:21	400	2:32	-0.64	-1.39
Feb-03	1:01	1	1:01						
Mar-03									
Apr-03	24:47	7	3:32	5:24	889:31	368	2:25	1.25	-0.24
May-03	1:16	1	1:16		836:01	336	2:29	-0.48	-1.29
Jun-03	0:15	1	0:15		1003:03	435	2:18	-0.8	-1.49
Jul-03	28:03	5	5:37	4:00	1241:46	395	3:09	1.39	-0.16
Aug-03	3:55	3	1:18	1:13	1472:51	504	2:55	-0.77	-1.47
Sep-03	3:13	2	1:37	0:08	1231:13	485	2:32	-0.45	-1.27
Oct-03	17:10	6	2:52	3:58	1406:49	541	2:36	0.46	-0.72
Nov-03									
Dec-03	2:53	2	1:26	0:42	1054:26	385	2:44	-0.27	-1.16

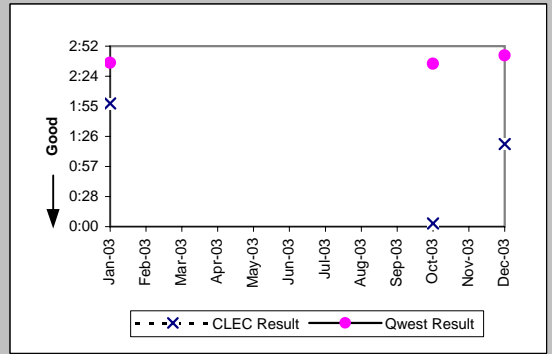


LIS Trunk (Parity)									
Date	CLEC Num	CLEC Dend	CLEC Resu	CLEC Std	Qwest Num	Qwest Dend	Qwest Resu	Mod Z Scr	Parity Scr
Jan-03	3:57	3	1:19	1:42	10:55	13	0:50	1.22	-0.26
Feb-03	68:22	34	2:01	2:59	12:48	8	1:36	0.44	-0.73
Mar-03	20:02	17	1:11	1:24	5:27	6	0:54	0.57	-0.65
Apr-03	10:19	11	0:56	0:38	4:29	5	0:54	0.21	-0.87
May-03	14:15	16	0:53	0:49	7:27	9	0:50	0.23	-0.86
Jun-03	14:40	6	2:27	0:37	2:14	5	0:27	3.72	1.26
Jul-03	13:39	11	1:14	2:21	6:23	5	1:17	-0.05	-1.03
Aug-03	21:16	15	1:25	2:35	5:42	6	0:57	0.02	-0.99
Sep-03	18:14	10	1:49	1:26	7:38	5	1:32	0.2	-0.88
Oct-03	10:49	12	0:54	0:43	10:51	4	2:43	-0.68	-1.41
Nov-03	12:43	9	1:25	0:45	15:25	9	1:43	-0.51	-1.31
Dec-03	6:53	10	0:41	0:26	7:45	4	1:56	-1.72	-2.04

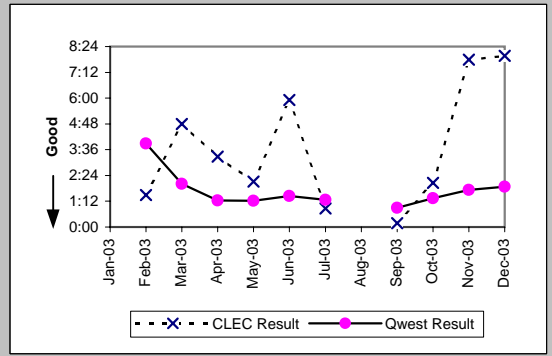


MR-6D - Mean Time to Restore (Hours:Minutes) - Interval Zone One

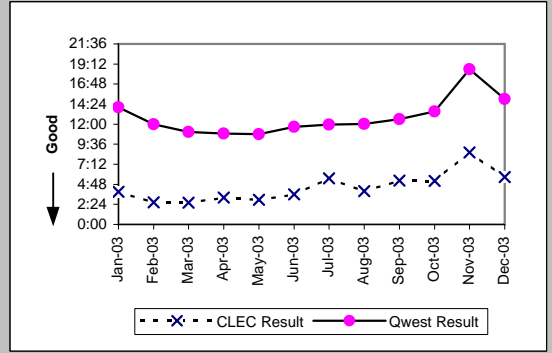
UDIT DS1 (Parity)									
Date	CLEC Num	CLEC Denc	CLEC Resu	CLEC Std	Qwest Num	Qwest Denc	Qwest Resu	Mod Z Scr	Parity Scr
Jan-03	1:58	1	1:58		1022:42	392	2:37	-0.2	-1.12
Feb-03									
Mar-03									
Apr-03									
May-03									
Jun-03									
Jul-03									
Aug-03									
Sep-03									
Oct-03	0:03	1	0:03		1406:49	541	2:36	-0.8	-1.49
Nov-03									
Dec-03	1:19	1	1:19		1054:26	385	2:44	-0.21	-1.13



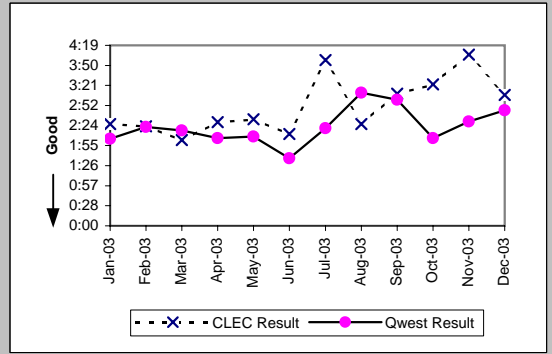
UDIT Above DS1 Level (Parity)									
Date	CLEC Num	CLEC Denc	CLEC Resu	CLEC Std	Qwest Num	Qwest Denc	Qwest Resu	Mod Z Scr	Parity Scr
Jan-03									
Feb-03	2:59	2	1:29	0:50	50:23	13	3:53	-0.62	-1.37
Mar-03	14:23	3	4:48	3:54	22:06	11	2:01	1.76	0.07
Apr-03	3:17	1	3:17		35:55	29	1:14	1.18	-0.28
May-03	6:22	3	2:07	1:56	18:20	15	1:13	0.79	-0.52
Jun-03	11:50	2	5:55	6:12	15:59	11	1:27	1.59	-0.03
Jul-03	0:52	1	0:52		24:05	19	1:16	-0.37	-1.22
Aug-03									
Sep-03	0:11	1	0:11		12:35	14	0:54	-0.73	-1.44
Oct-03	6:10	3	2:03	1:33	23:52	18	1:20	0.93	-0.43
Nov-03	7:47	1	7:47		46:37	27	1:44	1.93	0.17
Dec-03	7:58	1	7:58		17:01	9	1:53	0.96	-0.42



Unbundled Loop Analog (Parity)									
Date	CLEC Num	CLEC Denc	CLEC Resu	CLEC Std	Qwest Num	Qwest Denc	Qwest Resu	Mod Z Scr	Parity Scr
Jan-03	960:40	246	3:54	3:41	288513:26	20560	14:02	-11.92	-8.25
Feb-03	516:51	196	2:38	2:16	193919:55	16149	12:00	-10.5	-7.38
Mar-03	561:05	215	2:37	2:15	178934:15	16185	11:03	-10.72	-7.52
Apr-03	495:19	154	3:13	4:51	155914:05	14345	10:52	-8.09	-5.92
May-03	581:09	198	2:56	2:46	155716:22	14404	10:49	-9.81	-6.96
Jun-03	752:09	210	3:35	3:30	179774:22	15377	11:41	-10.25	-7.23
Jul-03	1345:07	243	5:32	5:00	190221:44	15950	11:56	-8.14	-5.95
Aug-03	769:30	193	3:59	4:48	191240:02	15915	12:01	-9.82	-6.97
Sep-03	1029:29	196	5:15	6:36	210991:06	16751	12:36	-7.34	-5.46
Oct-03	1360:55	262	5:12	5:33	276355:14	20417	13:32	-11.08	-7.73
Nov-03	2288:26	265	8:38	15:46	341740:57	18389	18:35	-7.52	-5.57
Dec-03	1157:09	204	5:40	6:12	259807:27	17298	15:01	-8.75	-6.32



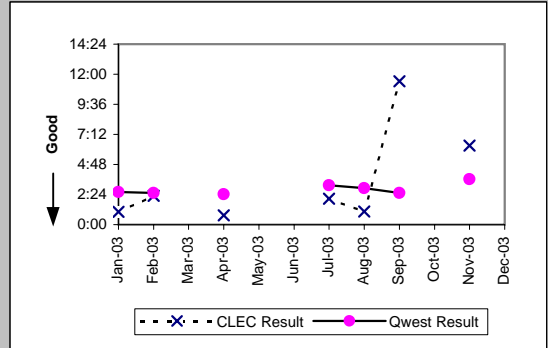
Unbundled Loop - 2 Wire Non-Loaded (Parity)									
Date	CLEC Num	CLEC Denc	CLEC Resu	CLEC Std	Qwest Num	Qwest Denc	Qwest Resu	Mod Z Scr	Parity Scr
Jan-03	63:24	26	2:26	2:15	340:57	164	2:05	0.74	-0.55
Feb-03	38:10	16	2:23	3:02	446:29	189	2:22	0.35	-0.79
Mar-03	28:36	14	2:03	1:40	475:36	208	2:17	-0.26	-1.16
Apr-03	52:13	21	2:29	1:53	304:40	145	2:06	0.53	-0.68
May-03	66:15	26	2:33	1:57	258:43	121	2:08	0.55	-0.67
Jun-03	72:51	33	2:12	1:43	221:49	137	1:37	1.42	-0.14
Jul-03	111:14	28	3:58	5:15	280:29	120	2:20	1.68	0.02
Aug-03	43:54	18	2:26	1:42	497:19	156	3:11	-0.56	-1.34
Sep-03	91:55	29	3:10	3:07	412:43	137	3:01	0.23	-0.86
Oct-03	125:20	37	3:23	2:54	358:44	171	2:06	1.77	0.08
Nov-03	163:56	40	4:06	10:39	314:08	126	2:30	1.23	-0.25
Dec-03	84:39	27	3:08	3:07	300:48	109	2:46	0.51	-0.69



MR-6D - Mean Time to Restore (Hours:Minutes) - Interval Zone One

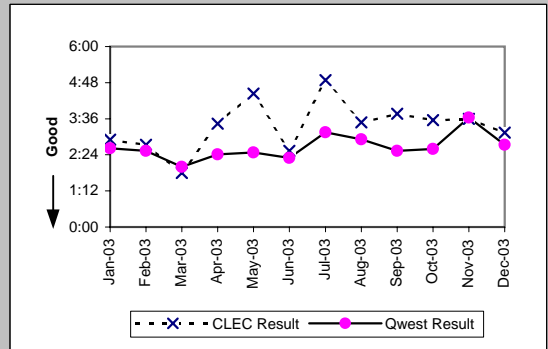
Unbundled Loop - 4 Wire Non-Loaded (Parity)

Date	CLEC Num	CLEC Denc	CLEC Resu	CLEC Std	Qwest Num	Qwest Denc	Qwest Resu	Mod Z Scr	Parity Scr
Jan-03	1:01	1	1:01		1022:42	392	2:37	-0.49	-1.3
Feb-03	4:37	2	2:18	2:22	1014:21	400	2:32	-0.14	-1.08
Mar-03									
Apr-03	0:45	1	0:45		889:31	368	2:25	-0.64	-1.39
May-03									
Jun-03									
Jul-03	2:04	1	2:04		1241:46	395	3:09	-0.2	-1.12
Aug-03	3:10	3	1:03	0:40	1472:51	504	2:55	-0.88	-1.54
Sep-03	11:26	1	11:26		1231:13	485	2:32	1.83	0.11
Oct-03									
Nov-03	6:19	1	6:19		1496:42	411	3:38	1.03	-0.38
Dec-03									



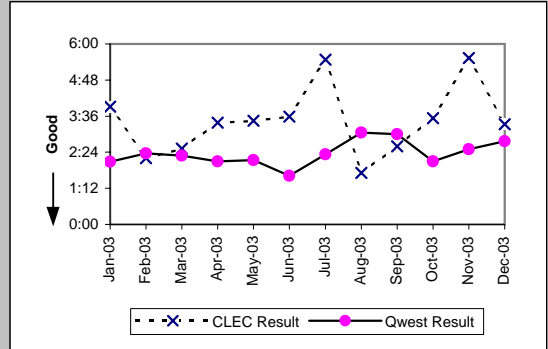
Unbundled Loop - DS1 Capable (Parity)

Date	CLEC Num	CLEC Denc	CLEC Resu	CLEC Std	Qwest Num	Qwest Denc	Qwest Resu	Mod Z Scr	Parity Scr
Jan-03	153:18	53	2:54	2:42	1022:42	392	2:37	0.58	-0.65
Feb-03	158:29	58	2:44	2:48	1014:21	400	2:32	0.58	-0.65
Mar-03	89:48	50	1:48	1:40	749:36	376	2:00	-0.61	-1.37
Apr-03	243:45	71	3:26	3:21	889:31	368	2:25	2.41	0.46
May-03	234:41	53	4:26	5:31	836:01	336	2:29	3.72	1.26
Jun-03	223:22	88	2:32	3:11	1003:03	435	2:18	0.73	-0.55
Jul-03	370:48	76	4:53	9:33	1241:46	395	3:09	2	0.21
Aug-03	288:57	83	3:29	3:51	1472:51	504	2:55	1.25	-0.24
Sep-03	259:44	69	3:46	4:04	1231:13	485	2:32	2.75	0.67
Oct-03	284:30	80	3:33	4:01	1406:49	541	2:36	2.17	0.32
Nov-03	298:51	83	3:36	5:07	1496:42	411	3:38	-0.06	-1.04
Dec-03	257:12	82	3:08	3:28	1054:26	385	2:44	0.8	-0.52



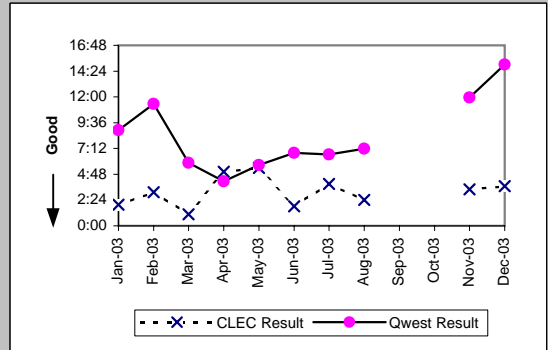
Unbundled Loop ISDN Capable (Parity)

Date	CLEC Num	CLEC Denc	CLEC Resu	CLEC Std	Qwest Num	Qwest Denc	Qwest Resu	Mod Z Scr	Parity Scr
Jan-03	152:32	39	3:55	2:47	340:57	164	2:05	1.15	-0.3
Feb-03	68:17	31	2:12	1:38	446:29	189	2:22	-0.19	-1.12
Mar-03	58:01	23	2:31	1:51	475:36	208	2:17	0.43	-0.74
Apr-03	94:44	28	3:23	3:42	304:40	145	2:06	1.66	0.01
May-03	86:18	25	3:27	3:25	258:43	121	2:08	1.38	-0.16
Jun-03	132:20	37	3:35	3:53	221:49	137	1:37	3.72	1.26
Jul-03	115:04	21	5:29	6:14	280:29	120	2:20	2.33	0.41
Aug-03	39:18	23	1:43	1:06	472:16	155	3:03	-1.19	-1.72
Sep-03	59:52	23	2:36	3:09	408:06	136	3:00	-0.39	-1.23
Oct-03	91:39	26	3:32	2:38	358:44	171	2:06	1.65	0.01
Nov-03	105:06	19	5:32	5:42	306:37	123	2:30	1.65	0.01
Dec-03	79:50	24	3:20	2:38	300:48	109	2:46	0.64	-0.61



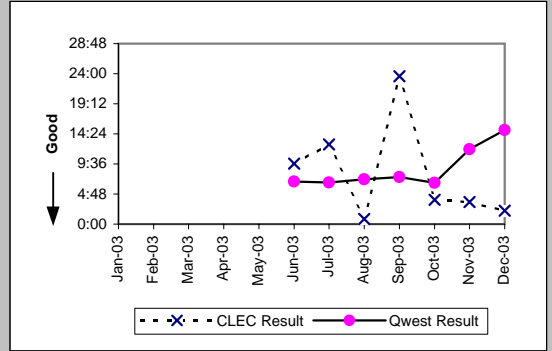
Unbundled Loop - ADSL Qualified (Parity)

Date	CLEC Num	CLEC Denc	CLEC Resu	CLEC Std	Qwest Num	Qwest Denc	Qwest Resu	Mod Z Scr	Parity Scr
Jan-03	5:53	3	1:58	1:16	3833:40	431	8:54	-0.31	-1.19
Feb-03	6:16	2	3:08	2:04	4083:44	360	11:21	-0.17	-1.1
Mar-03	1:04	1	1:04		2024:55	345	5:52	-0.41	-1.25
Apr-03	5:02	1	5:02		1760:32	426	4:08	0.93	-0.43
May-03	21:33	4	5:23	3:12	1819:58	322	5:39	-0.04	-1.03
Jun-03	5:28	3	1:49	1:45	10361:39	1525	6:48	-0.64	-1.39
Jul-03	19:33	5	3:55	1:49	11477:34	1727	6:39	-0.41	-1.25
Aug-03	12:03	5	2:25	1:28	11593:41	1616	7:10	-0.7	-1.43
Sep-03									
Oct-03									
Nov-03	13:36	4	3:24	2:07	18807:18	1577	11:56	-0.52	-1.32
Dec-03	3:41	1	3:41		22686:03	1510	15:01	-0.32	-1.2

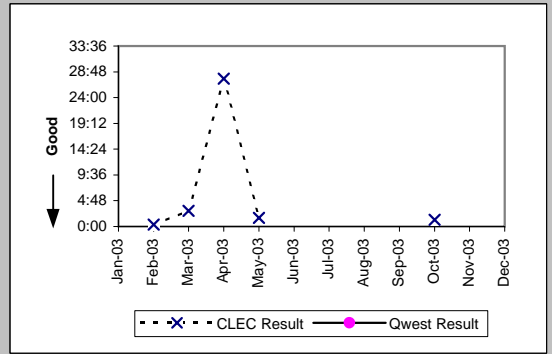


MR-6D - Mean Time to Restore (Hours:Minutes) - Interval Zone One

Qwest DSL (Parity)									
Date	CLEC Num	CLEC Denc	CLEC Resu	CLEC Std	Qwest Num	Qwest Denc	Qwest Resu	Mod Z Scr	Parity Scr
Jan-03									
Feb-03									
Mar-03									
Apr-03									
May-03									
Jun-03	48:11	5	9:38	13:09	10361:39	1525	6:48	0.74	-0.55
Jul-03	25:24	2	12:42	15:31	11477:34	1727	6:39	1.08	-0.35
Aug-03	4:06	5	0:49	1:07	11593:41	1616	7:10	-0.94	-1.57
Sep-03	70:46	3	23:35	40:35	13877:45	1848	7:31	1.7	0.03
Oct-03	27:21	7	3:54	6:28	14324:45	2174	6:35	-0.51	-1.31
Nov-03	21:00	6	3:30	7:09	18807:18	1577	11:56	-0.63	-1.38
Dec-03	4:17	2	2:09	3:00	22686:03	1510	15:01	-0.52	-1.32

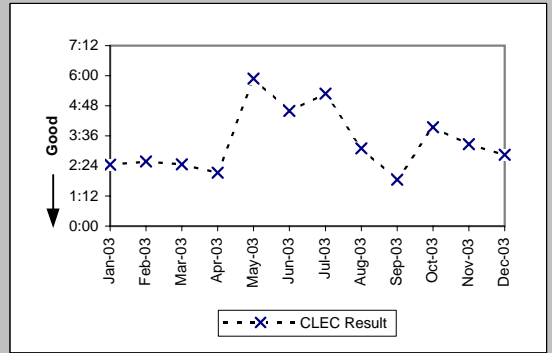


E911 (Parity)									
Date	CLEC Num	CLEC Denc	CLEC Resu	CLEC Std	Qwest Num	Qwest Denc	Qwest Resu	Mod Z Scr	Parity Scr
Jan-03									
Feb-03	0:23	1	0:23						
Mar-03	2:54	1	2:54						
Apr-03	27:33	1	27:33						
May-03	1:37	1	1:37						
Jun-03									
Jul-03									
Aug-03									
Sep-03									
Oct-03	1:16	1	1:16						
Nov-03									
Dec-03									



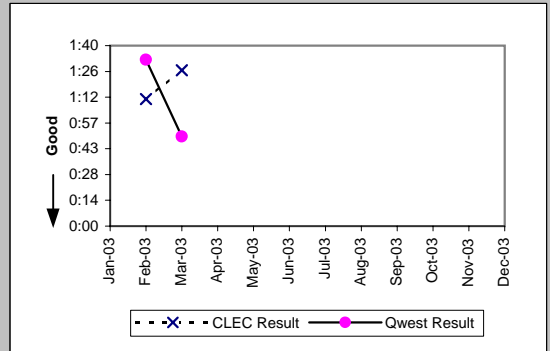
MR-6D - Mean Time to Restore (Hours:Minutes) - Interval Zone One

Enhanced Extended Loops (EELs) (Diagnostic)					
Date	CLEC Num	CLEC Denom	CLEC Result	CLEC Std Dev	
Jan-03	14:43	6	2:27	1:44	
Feb-03	7:45	3	2:35	2:08	
Mar-03	22:12	9	2:28	2:15	
Apr-03	25:39	12	2:08	1:12	
May-03	52:58	9	5:53	12:12	
Jun-03	64:23	14	4:36	4:25	
Jul-03	42:13	8	5:17	4:13	
Aug-03	43:21	14	3:06	3:07	
Sep-03	31:28	17	1:51	1:28	
Oct-03	78:53	20	3:57	2:54	
Nov-03	32:35	10	3:16	3:22	
Dec-03	74:15	26	2:51	2:37	

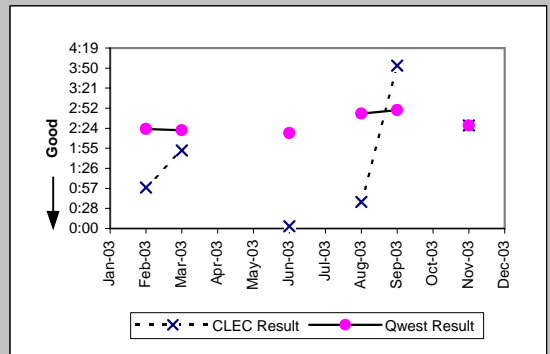


MR-6E - Mean Time to Restore (Hours:Minutes) - Interval Zone Two

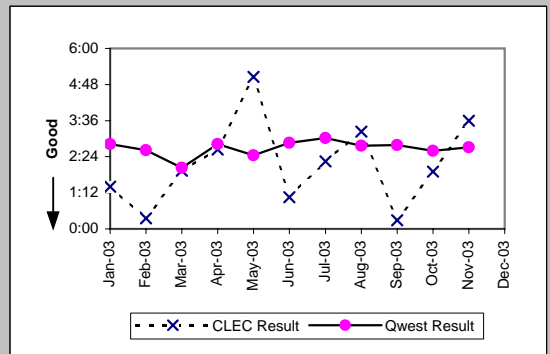
ISDN Primary (Parity)									
Date	CLEC Num	CLEC Dend	CLEC Resu	CLEC Std	Qwest Num	Qwest Dend	Qwest Resu	Mod Z Scr	Parity Scr
Jan-03									
Feb-03	2:21	2	1:11	0:28	15:35	10	1:33	-0.26	-1.16
Mar-03	2:54	2	1:27	1:35	5:47	7	0:50	0.85	-0.49
Apr-03									
May-03									
Jun-03									
Jul-03									
Aug-03									
Sep-03									
Oct-03									
Nov-03									
Dec-03									



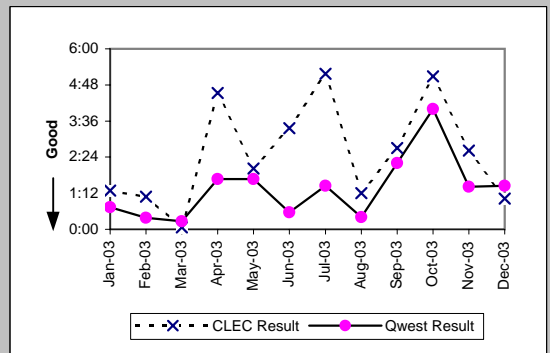
DS0 (Parity)									
Date	CLEC Num	CLEC Dend	CLEC Resu	CLEC Std	Qwest Num	Qwest Dend	Qwest Resu	Mod Z Scr	Parity Scr
Jan-03									
Feb-03	1:59	2	0:59	0:09	562:00	236	2:23	-0.79	-1.48
Mar-03	1:52	1	1:52		506:25	216	2:21	-0.2	-1.12
Apr-03									
May-03									
Jun-03	0:03	1	0:03		548:23	240	2:17	-0.75	-1.45
Jul-03									
Aug-03	1:16	2	0:38	0:33	680:07	247	2:45	-0.79	-1.48
Sep-03	3:54	1	3:54		954:51	338	2:50	0.66	-0.6
Oct-03									
Nov-03	4:56	2	2:28	1:39	498:46	202	2:28	0	-1
Dec-03									



DS1 (Parity)									
Date	CLEC Num	CLEC Dend	CLEC Resu	CLEC Std	Qwest Num	Qwest Dend	Qwest Resu	Mod Z Scr	Parity Scr
Jan-03	4:11	3	1:24	1:08	714:24	254	2:49	-0.69	-1.42
Feb-03	0:21	1	0:21		551:28	211	2:37	-0.81	-1.49
Mar-03	21:18	11	1:56	2:10	452:06	222	2:02	-0.12	-1.07
Apr-03	10:32	4	2:38	4:30	696:43	247	2:49	-0.09	-1.06
May-03	10:05	2	5:03	5:50	495:13	202	2:27	1.42	-0.14
Jun-03	7:19	7	1:03	1:42	664:17	232	2:52	-1.47	-1.89
Jul-03	11:17	5	2:15	1:51	714:56	237	3:01	-0.47	-1.29
Aug-03	6:29	2	3:14	1:45	756:59	273	2:46	0.49	-0.7
Sep-03	0:17	1	0:17		1005:11	362	2:47	-0.78	-1.47
Oct-03	3:48	2	1:54	1:11	894:25	345	2:36	-0.41	-1.25
Nov-03	3:36	1	3:36		567:28	209	2:43	0.8	-0.52
Dec-03									



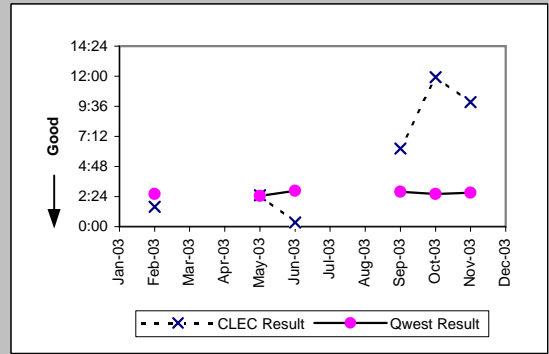
LIS Trunk (Parity)									
Date	CLEC Num	CLEC Dend	CLEC Resu	CLEC Std	Qwest Num	Qwest Dend	Qwest Resu	Mod Z Scr	Parity Scr
Jan-03	5:07	4	1:17	1:27	0:44	1	0:44		
Feb-03	10:46	10	1:05	1:55	0:47	2	0:23	1.33	-0.19
Mar-03	0:08	2	0:04	0:03	0:33	2	0:16	-1.36	-1.83
Apr-03	4:32	1	4:32		4:59	3	1:40	3.72	1.26
May-03	6:03	3	2:01	1:33	8:19	5	1:40	0.1	-0.94
Jun-03	6:44	2	3:22	3:32	1:08	2	0:34	0.76	-0.54
Jul-03	20:42	4	5:10	6:12	5:46	4	1:27	1.55	-0.06
Aug-03	4:49	4	1:12	1:28	1:59	5	0:24	1	-0.39
Sep-03	27:02	10	2:42	3:18	11:01	5	2:12	0.29	-0.82
Oct-03	55:59	11	5:05	4:57	28:00	7	4:00	0.69	-0.58
Nov-03	10:26	4	2:37	2:14	9:53	7	1:25	0.93	-0.44
Dec-03	8:09	8	1:01	0:40	2:54	2	1:27	-0.54	-1.33



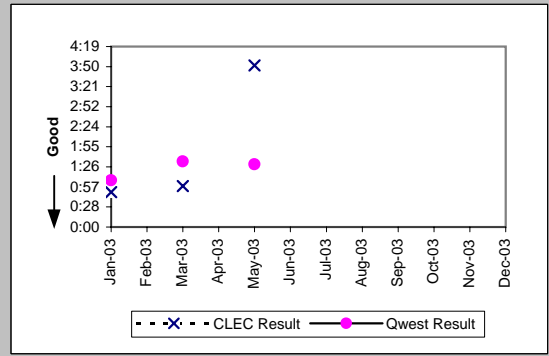


MR-6E - Mean Time to Restore (Hours:Minutes) - Interval Zone Two

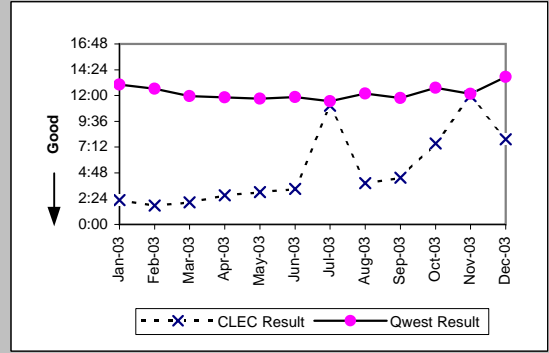
UDIT DS1 (Parity)									
Date	CLEC Num	CLEC Denc	CLEC Resu	CLEC Std E	Qwest Num	Qwest Denc	Qwest Resu	Mod Z Scr	Parity Scr
Jan-03									
Feb-03	3:10	2	1:35	1:59	551:28	211	2:37	-0.52	-1.31
Mar-03									
Apr-03									
May-03	5:00	2	2:30	0:17	495:13	202	2:27	0.35	-0.79
Jun-03	0:20	1	0:20		664:17	232	2:52	-0.78	-1.48
Jul-03									
Aug-03									
Sep-03	18:43	3	6:14	2:07	1005:11	362	2:47	1.74	0.06
Oct-03	11:56	1	11:56		894:25	345	2:36	2.14	0.3
Nov-03	19:51	2	9:56	0:23	567:28	209	2:43	1.71	0.04
Dec-03									



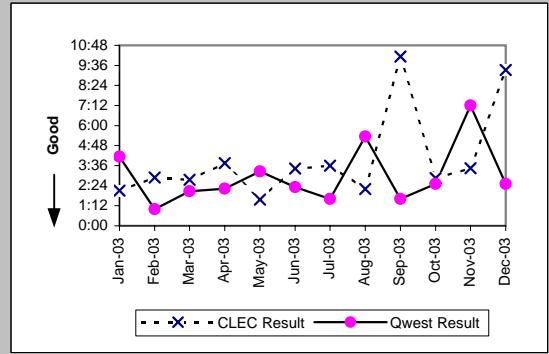
UDIT Above DS1 Level (Parity)									
Date	CLEC Num	CLEC Denc	CLEC Resu	CLEC Std E	Qwest Num	Qwest Denc	Qwest Resu	Mod Z Scr	Parity Scr
Jan-03	0:50	1	0:50		10:04	9	1:07	-0.28	-1.17
Feb-03									
Mar-03	1:58	2	0:59	0:18	7:50	5	1:34	-0.56	-1.34
Apr-03									
May-03	3:52	1	3:52		5:59	4	1:30	3.72	1.26
Jun-03									
Jul-03									
Aug-03									
Sep-03									
Oct-03									
Nov-03									
Dec-03									



Unbundled Loop Analog (Parity)									
Date	CLEC Num	CLEC Denc	CLEC Resu	CLEC Std E	Qwest Num	Qwest Denc	Qwest Resu	Mod Z Scr	Parity Scr
Jan-03	61:18	27	2:16	1:47	54039:25	4151	13:01	-4.63	-3.82
Feb-03	69:06	39	1:46	1:32	41245:23	3266	12:38	-4.57	-3.78
Mar-03	16:24	8	2:03	1:15	43126:44	3608	11:57	-2.21	-2.34
Apr-03	40:25	15	2:42	1:21	41425:04	3505	11:49	-2.54	-2.55
May-03	65:59	22	3:00	1:48	38233:13	3262	11:43	-3.82	-3.32
Jun-03	52:41	16	3:18	1:51	38205:13	3223	11:51	-2.57	-2.56
Jul-03	121:29	11	11:03	11:38	41447:40	3616	11:28	-0.13	-1.08
Aug-03	69:19	18	3:51	3:15	44058:19	3617	12:11	-1.68	-2.02
Sep-03	52:17	12	4:21	4:12	39525:33	3360	11:46	-1.72	-2.04
Oct-03	166:02	22	7:33	6:05	50686:04	3979	12:44	-2.01	-2.22
Nov-03	167:20	14	11:57	23:06	39203:27	3225	12:09	-0.06	-1.04
Dec-03	126:48	16	7:56	6:45	52074:33	3790	13:44	-1.79	-2.09

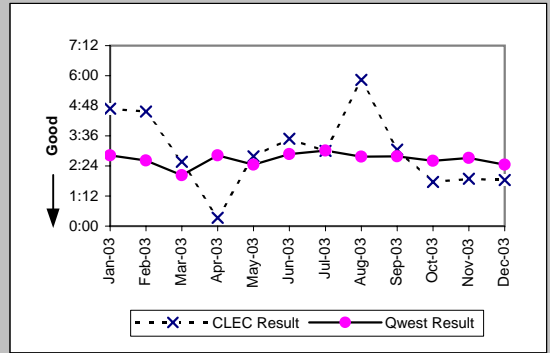


Unbundled Loop - 2 Wire Non-Loaded (Parity)									
Date	CLEC Num	CLEC Denc	CLEC Resu	CLEC Std E	Qwest Num	Qwest Denc	Qwest Resu	Mod Z Scr	Parity Scr
Jan-03	8:23	4	2:06	1:07	53:50	13	4:08	-0.89	-1.54
Feb-03	5:47	2	2:54	1:06	11:01	11	1:00	2.03	0.24
Mar-03	13:46	5	2:45	2:31	20:40	10	2:04	0.59	-0.64
Apr-03	26:12	7	3:45	4:21	28:44	13	2:13	0.91	-0.45
May-03	4:41	3	1:34	1:15	68:24	21	3:15	-0.4	-1.24
Jun-03	10:19	3	3:26	1:53	20:47	9	2:19	0.71	-0.57
Jul-03	21:34	6	3:36	2:33	20:44	13	1:36	1.56	-0.05
Aug-03	13:12	6	2:12	0:58	117:44	22	5:21	-0.7	-1.43
Sep-03	20:15	2	10:08	2:45	24:00	15	1:36	3.72	1.26
Oct-03	11:25	4	2:51	1:54	22:27	9	2:30	0.23	-0.86
Nov-03	17:13	5	3:27	3:31	72:03	10	7:12	-0.57	-1.35
Dec-03	46:35	5	9:19	8:00	27:25	11	2:30	2.12	0.29

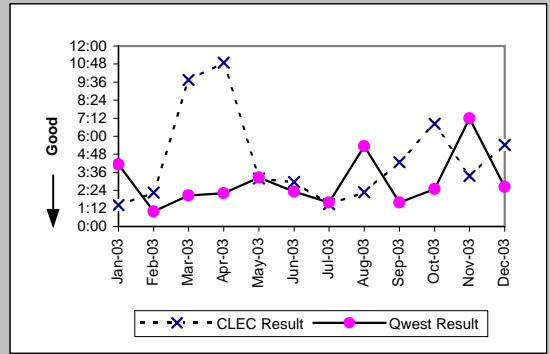


MR-6E - Mean Time to Restore (Hours:Minutes) - Interval Zone Two

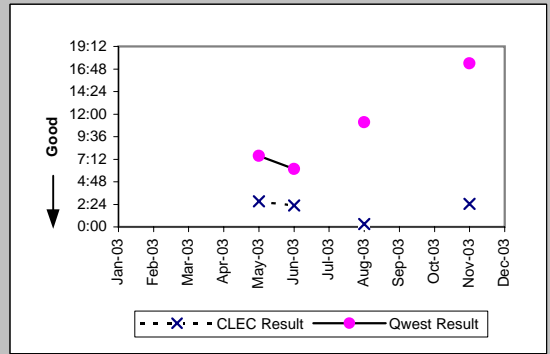
Unbundled Loop - DS1 Capable (Parity)										
Date	CLEC Num	CLEC Dend	CLEC Resu	CLEC Std	Qwest Num	Qwest Dend	Qwest Resu	Mod Z Scr	Parity Scr	
Jan-03	28:06	6	4:41	4:17	714:24	254	2:49	1.52	-0.07	
Feb-03	18:15	4	4:34	2:38	551:28	211	2:37	1.3	-0.21	
Mar-03	17:56	7	2:34	2:08	452:06	222	2:02	0.83	-0.5	
Apr-03	1:40	5	0:20	0:18	696:43	247	2:49	-1.37	-1.83	
May-03	33:23	12	2:47	2:16	495:13	202	2:27	0.63	-0.62	
Jun-03	20:54	6	3:29	3:30	664:17	232	2:52	0.52	-0.68	
Jul-03	33:00	11	3:00	2:58	714:56	237	3:01	-0.02	-1.01	
Aug-03	81:46	14	5:50	10:15	756:59	273	2:46	1.66	0.01	
Sep-03	39:43	13	3:03	3:27	1005:11	362	2:47	0.51	-0.69	
Oct-03	10:39	6	1:46	1:27	894:25	345	2:36	-0.84	-1.51	
Nov-03	16:57	9	1:53	1:34	567:28	209	2:43	-0.59	-1.36	
Dec-03	29:19	16	1:50	1:15	640:39	261	2:27	-0.56	-1.34	



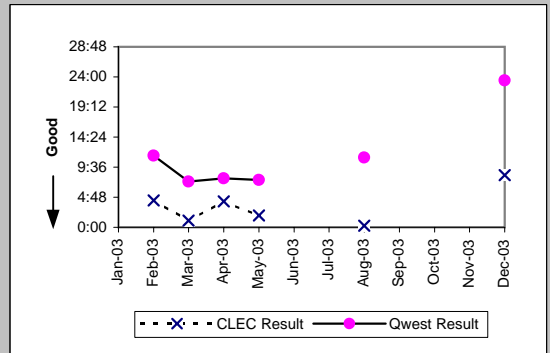
Unbundled Loop ISDN Capable (Parity)										
Date	CLEC Num	CLEC Dend	CLEC Resu	CLEC Std	Qwest Num	Qwest Dend	Qwest Resu	Mod Z Scr	Parity Scr	
Jan-03	14:13	10	1:25	0:55	53:50	13	4:08	-1.61	-1.98	
Feb-03	15:43	7	2:15	1:10	11:01	11	1:00	2.26	0.37	
Mar-03	97:35	10	9:45	21:46	20:40	10	2:04	1.08	-0.35	
Apr-03	65:26	6	10:54	16:18	28:44	13	2:13	2.2	0.34	
May-03	19:13	6	3:12	1:31	68:24	21	3:15	-0.02	-1.01	
Jun-03	14:51	5	2:58	0:21	20:47	9	2:19	0.41	-0.75	
Jul-03	4:31	3	1:30	1:21	20:44	13	1:36	-0.08	-1.05	
Aug-03	15:50	7	2:16	1:20	117:44	22	5:21	-0.73	-1.44	
Sep-03	29:55	7	4:16	5:05	24:00	15	1:36	1.76	0.07	
Oct-03	20:29	3	6:50	5:31	22:27	9	2:30	1.64	-0.01	
Nov-03	37:00	11	3:22	3:40	72:03	10	7:12	-0.73	-1.45	
Dec-03	27:09	5	5:26	6:39	26:16	10	2:38	0.93	-0.44	



Unbundled Loop - ADSL Qualified (Parity)										
Date	CLEC Num	CLEC Dend	CLEC Resu	CLEC Std	Qwest Num	Qwest Dend	Qwest Resu	Mod Z Scr	Parity Scr	
Jan-03										
Feb-03										
Mar-03										
Apr-03										
May-03	5:26	2	2:43	1:11	13541:11	1791	7:34	-0.31	-1.19	
Jun-03	2:16	1	2:16		1605:02	260	6:10	-0.31	-1.19	
Jul-03										
Aug-03	0:18	1	0:18		4484:16	403	11:08	-0.56	-1.34	
Sep-03										
Oct-03										
Nov-03	2:27	1	2:27		7829:12	450	17:24	-0.41	-1.25	
Dec-03										

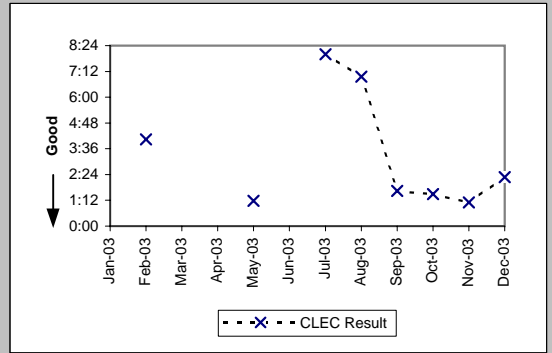


Qwest DSL (Parity)										
Date	CLEC Num	CLEC Dend	CLEC Resu	CLEC Std	Qwest Num	Qwest Dend	Qwest Resu	Mod Z Scr	Parity Scr	
Jan-03										
Feb-03	4:16	1	4:16		19038:53	1663	11:27	-0.3	-1.18	
Mar-03	7:21	7	1:03	1:09	12054:28	1656	7:17	-1.19	-1.72	
Apr-03	33:01	8	4:08	6:19	14263:34	1828	7:48	-0.58	-1.35	
May-03	5:39	3	1:53	3:06	13541:11	1791	7:34	-0.45	-1.27	
Jun-03										
Jul-03										
Aug-03	0:14	1	0:14		4484:16	403	11:08	-0.57	-1.34	
Sep-03										
Oct-03										
Nov-03										
Dec-03	16:39	2	8:19	1:31	12953:50	553	23:25	-0.27	-1.16	



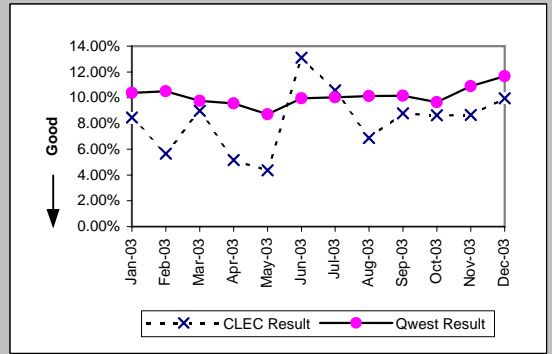
MR-6E - Mean Time to Restore (Hours:Minutes) - Interval Zone Two

Enhanced Extended Loops (EELs) (Diagnostic)				
Date	Numerator	Denominator	CLEC Result	Standard Dev
Jan-03				
Feb-03	4:02	1	4:02	
Mar-03				
Apr-03				
May-03	1:11	1	1:11	
Jun-03				
Jul-03	24:00	3	8:00	6:28
Aug-03	6:57	1	6:57	
Sep-03	9:49	6	1:38	1:36
Oct-03	7:23	5	1:29	0:33
Nov-03	6:35	6	1:06	1:08
Dec-03	16:02	7	2:17	1:12

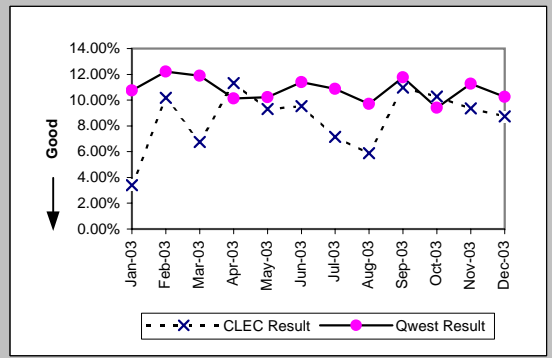


MR-7A - Repair Repeat Report Rate (Percent) - Dispatches within MSAs

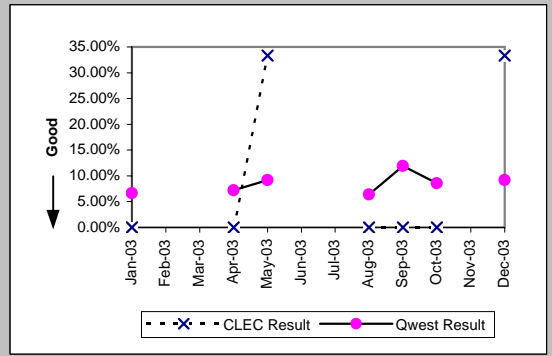
Residence (Parity)									
Date	CLEC Num	CLEC Denc	CLEC Resu	CLEC Std	Qwest Num	Qwest Denc	Qwest Resu	Mod Z Scr	Parity Scr
Jan-03	11	130	8.46%	27.83%	1638	15771	10.39%	-0.72	-1.44
Feb-03	9	159	5.66%	23.11%	1254	11939	10.50%	-1.98	-2.2
Mar-03	16	178	8.99%	28.60%	1165	11930	9.77%	-0.35	-1.21
Apr-03	9	174	5.17%	22.15%	998	10441	9.56%	-1.95	-2.19
May-03	7	160	4.38%	20.45%	924	10601	8.72%	-1.93	-2.17
Jun-03	19	145	13.10%	33.74%	1132	11375	9.95%	1.24	-0.25
Jul-03	22	208	10.58%	30.75%	1160	11569	10.03%	0.29	-0.83
Aug-03	13	189	6.88%	25.31%	1189	11726	10.14%	-1.47	-1.9
Sep-03	19	216	8.80%	28.32%	1220	12031	10.14%	-0.65	-1.39
Oct-03	34	394	8.63%	28.08%	1501	15558	9.65%	-0.68	-1.41
Nov-03	33	381	8.66%	28.13%	1566	14361	10.90%	-1.39	-1.84
Dec-03	36	362	9.94%	29.93%	1538	13181	11.67%	-1.01	-1.61



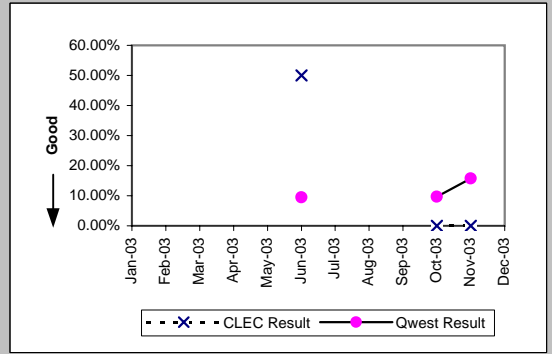
Business (Parity)									
Date	CLEC Num	CLEC Denc	CLEC Resu	CLEC Std	Qwest Num	Qwest Denc	Qwest Resu	Mod Z Scr	Parity Scr
Jan-03	3	88	3.41%	18.15%	185	1723	10.74%	-2.17	-2.32
Feb-03	6	59	10.17%	30.22%	159	1302	12.21%	-0.47	-1.28
Mar-03	6	89	6.74%	25.07%	156	1313	11.88%	-1.45	-1.88
Apr-03	6	53	11.32%	31.68%	122	1205	10.12%	0.32	-0.8
May-03	4	43	9.30%	29.05%	119	1164	10.22%	-0.2	-1.12
Jun-03	6	63	9.52%	29.35%	151	1324	11.40%	-0.46	-1.28
Jul-03	4	56	7.14%	25.75%	143	1316	10.87%	-0.88	-1.53
Aug-03	4	68	5.88%	23.53%	116	1196	9.70%	-1.03	-1.63
Sep-03	9	82	10.98%	31.26%	153	1299	11.78%	-0.22	-1.13
Oct-03	11	107	10.28%	30.37%	165	1752	9.42%	0.33	-0.8
Nov-03	10	107	9.35%	29.11%	147	1305	11.26%	-0.6	-1.37
Dec-03	9	103	8.74%	28.24%	140	1364	10.26%	-0.49	-1.3



Centrex (Parity)									
Date	CLEC Num	CLEC Denc	CLEC Resu	CLEC Std	Qwest Num	Qwest Denc	Qwest Resu	Mod Z Scr	Parity Scr
Jan-03	0	2	0.00%	0.00%	9	136	6.62%	-0.37	-1.23
Feb-03									
Mar-03									
Apr-03	0	1	0.00%	0.00%	8	111	7.21%	-0.28	-1.17
May-03	1	3	33.33%	47.14%	11	120	9.17%	1.06	-0.35
Jun-03									
Jul-03									
Aug-03	0	2	0.00%	0.00%	7	110	6.36%	-0.37	-1.22
Sep-03	0	2	0.00%	0.00%	16	134	11.94%	-0.52	-1.31
Oct-03	0	2	0.00%	0.00%	11	128	8.59%	-0.43	-1.26
Nov-03									
Dec-03	1	3	33.33%	47.14%	7	76	9.21%	1.04	-0.37

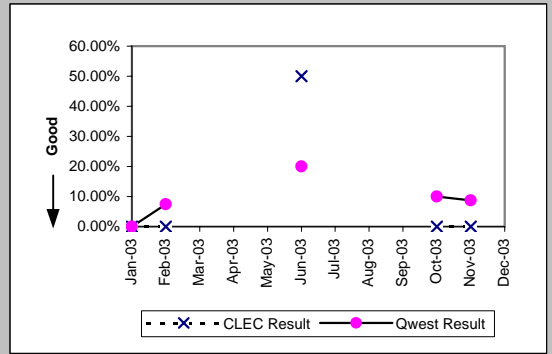


Centrex 21 (Parity)									
Date	CLEC Num	CLEC Denc	CLEC Resu	CLEC Std	Qwest Num	Qwest Denc	Qwest Resu	Mod Z Scr	Parity Scr
Jan-03									
Feb-03									
Mar-03									
Apr-03									
May-03									
Jun-03	1	2	50.00%	50.00%	16	169	9.47%	1.3	-0.21
Jul-03									
Aug-03									
Sep-03									
Oct-03	0	1	0.00%	0.00%	21	217	9.68%	-0.33	-1.2
Nov-03	0	1	0.00%	0.00%	26	165	15.76%	-0.43	-1.26
Dec-03									

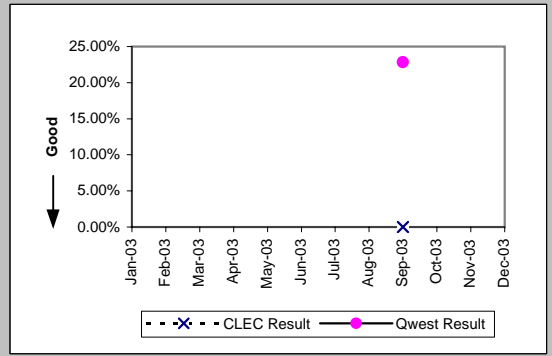


MR-7A - Repair Repeat Report Rate (Percent) - Dispatches within MSAs

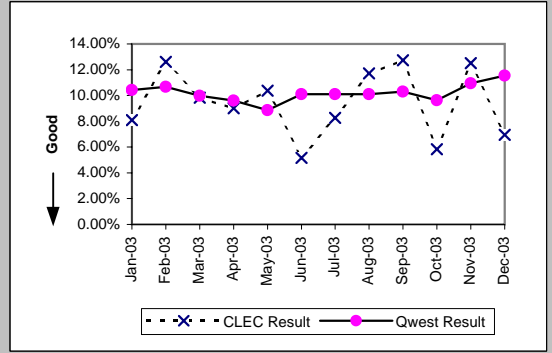
PBX (Parity)									
Date	CLEC Num	CLEC Denc	CLEC Resu	CLEC Std	Qwest Num	Qwest Denc	Qwest Resu	Mod Z Scr	Parity Scr
Jan-03	0	1	0.00%	0.00%	0	30	0.00%	N/A	N/A
Feb-03	0	1	0.00%	0.00%	2	27	7.41%	-0.28	-1.17
Mar-03									
Apr-03									
May-03									
Jun-03	1	2	50.00%	50.00%	7	35	20.00%	0.78	-0.53
Jul-03									
Aug-03									
Sep-03									
Oct-03	0	1	0.00%	0.00%	3	30	10.00%	-0.33	-1.2
Nov-03	0	1	0.00%	0.00%	2	23	8.70%	-0.3	-1.18
Dec-03									



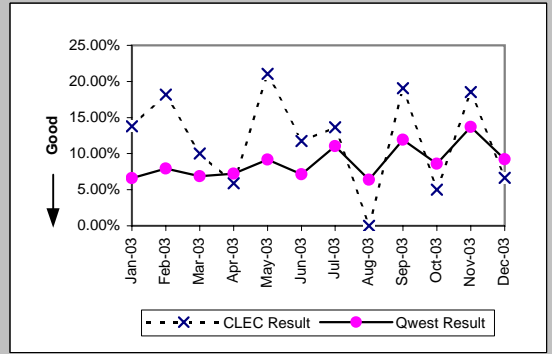
Basic Rate ISDN (Parity)									
Date	CLEC Num	CLEC Denc	CLEC Resu	CLEC Std	Qwest Num	Qwest Denc	Qwest Resu	Mod Z Scr	Parity Scr
Jan-03									
Feb-03									
Mar-03									
Apr-03									
May-03									
Jun-03									
Jul-03									
Aug-03									
Sep-03	0	1	0.00%	0.00%	13	57	22.81%	-0.54	-1.33
Oct-03									
Nov-03									
Dec-03									



UNE - P (POTS) (Parity)									
Date	CLEC Num	CLEC Denc	CLEC Resu	CLEC Std	Qwest Num	Qwest Denc	Qwest Resu	Mod Z Scr	Parity Scr
Jan-03	8	99	8.08%	27.25%	1823	17494	10.42%	-0.76	-1.46
Feb-03	14	111	12.61%	33.20%	1413	13241	10.67%	0.68	-0.59
Mar-03	12	122	9.84%	29.78%	1321	13243	9.98%	-0.05	-1.03
Apr-03	12	133	9.02%	28.65%	1120	11646	9.62%	-0.23	-1.14
May-03	14	135	10.37%	30.49%	1043	11765	8.87%	0.63	-0.62
Jun-03	6	116	5.17%	22.15%	1283	12699	10.10%	-1.75	-2.07
Jul-03	9	109	8.26%	27.52%	1303	12885	10.11%	-0.64	-1.39
Aug-03	13	111	11.71%	32.16%	1305	12922	10.10%	0.58	-0.64
Sep-03	13	102	12.75%	33.35%	1373	13330	10.30%	0.82	-0.5
Oct-03	9	154	5.84%	23.46%	1666	17310	9.62%	-1.58	-1.96
Nov-03	15	120	12.50%	33.07%	1713	15666	10.93%	0.57	-0.65
Dec-03	10	144	6.94%	25.42%	1678	14545	11.54%	-1.72	-2.04



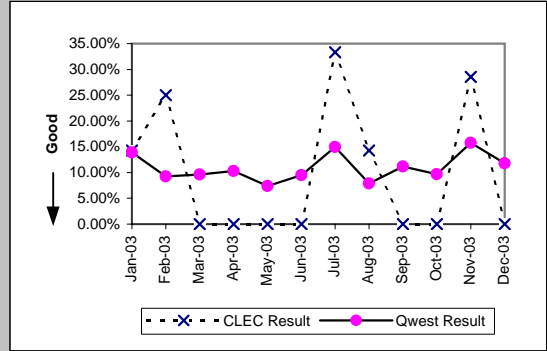
UNE P (Centrex) (Parity)									
Date	CLEC Num	CLEC Denc	CLEC Resu	CLEC Std	Qwest Num	Qwest Denc	Qwest Resu	Mod Z Scr	Parity Scr
Jan-03	4	29	13.79%	34.48%	9	136	6.62%	1.22	-0.26
Feb-03	4	22	18.18%	38.57%	8	101	7.92%	1.36	-0.17
Mar-03	2	20	10.00%	30.00%	9	131	6.87%	0.51	-0.69
Apr-03	1	17	5.88%	23.53%	8	111	7.21%	-0.2	-1.12
May-03	4	19	21.05%	40.77%	11	120	9.17%	1.43	-0.13
Jun-03	2	17	11.76%	32.22%	10	140	7.14%	0.66	-0.6
Jul-03	3	22	13.64%	34.32%	14	127	11.02%	0.37	-0.77
Aug-03	0	23	0.00%	0.00%	7	110	6.36%	-1.14	-1.69
Sep-03	4	21	19.05%	39.27%	16	134	11.94%	0.88	-0.46
Oct-03	1	20	5.00%	21.79%	11	128	8.59%	-0.53	-1.32
Nov-03	5	27	18.52%	38.84%	10	73	13.70%	0.58	-0.64
Dec-03	1	15	6.67%	24.94%	7	76	9.21%	-0.31	-1.19



MR-7A - Repair Repeat Report Rate (Percent) - Dispatches within MSAs

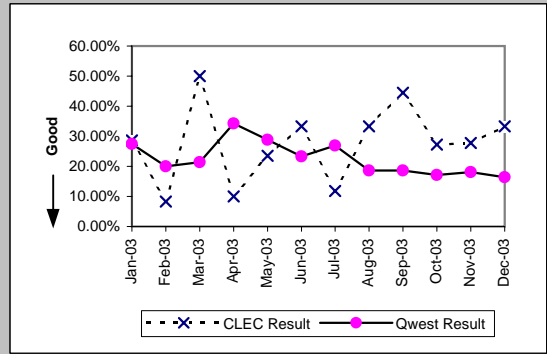
UNE P (Centrex 21) (Parity)

Date	CLEC Num	CLEC Denc	CLEC Resu	CLEC Std	Qwest Num	Qwest Denc	Qwest Resu	Mod Z Scr	Parity Scr
Jan-03	1	7	14.29%	34.99%	29	209	13.88%	0.08	-0.95
Feb-03	2	8	25.00%	43.30%	15	162	9.26%	1.26	-0.23
Mar-03	0	4	0.00%	0.00%	15	156	9.62%	-0.64	-1.39
Apr-03	0	2	0.00%	0.00%	14	136	10.29%	-0.48	-1.29
May-03	0	4	0.00%	0.00%	10	135	7.41%	-0.56	-1.34
Jun-03	0	3	0.00%	0.00%	16	169	9.47%	-0.56	-1.34
Jul-03	1	3	33.33%	47.14%	25	167	14.97%	0.74	-0.55
Aug-03	1	7	14.29%	34.99%	12	152	7.89%	0.56	-0.66
Sep-03	0	4	0.00%	0.00%	16	143	11.19%	-0.7	-1.43
Oct-03	0	3	0.00%	0.00%	21	217	9.68%	-0.56	-1.34
Nov-03	2	7	28.57%	45.18%	26	165	15.76%	0.84	-0.49
Dec-03	0	5	0.00%	0.00%	18	153	11.76%	-0.8	-1.49



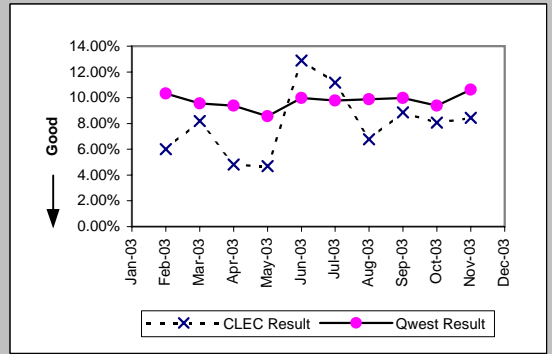
Line Sharing (Diagnostic)

Date	CLEC Num	CLEC Denc	CLEC Resu	CLEC Std	Qwest Num	Qwest Denc	Qwest Resu	Mod Z Scr	Parity Scr
Jan-03	8	28	28.57%	45.18%	20	73	27.40%	0.11	-0.93
Feb-03	1	12	8.33%	27.64%	11	55	20.00%	-0.92	-1.56
Mar-03	10	20	50.00%	50.00%	15	70	21.43%	2.39	0.45
Apr-03	1	10	10.00%	30.00%	24	70	34.29%	-1.51	-1.92
May-03	4	17	23.53%	42.42%	17	59	28.81%	-0.42	-1.26
Jun-03	4	12	33.33%	47.14%	79	339	23.30%	0.79	-0.52
Jul-03	2	17	11.76%	32.22%	97	360	26.94%	-1.38	-1.84
Aug-03	7	21	33.33%	47.14%	67	360	18.61%	1.57	-0.05
Sep-03	8	18	44.44%	49.69%	72	386	18.65%	2.43	0.48
Oct-03	6	22	27.27%	44.54%	73	427	17.10%	1.18	-0.28
Nov-03	5	18	27.78%	44.79%	56	310	18.06%	1	-0.39
Dec-03	10	30	33.33%	47.14%	69	421	16.39%	2.18	0.33

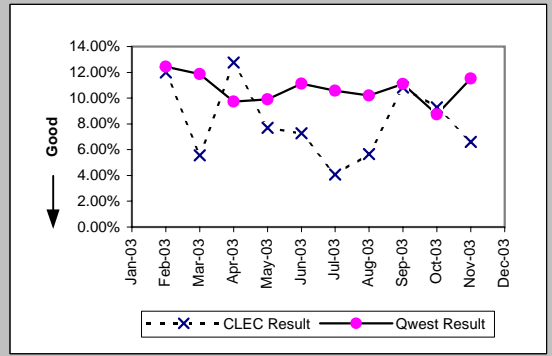


MR-7A\* - Repair Repeat Report Rate (Percent) - Dispatches within MSAs

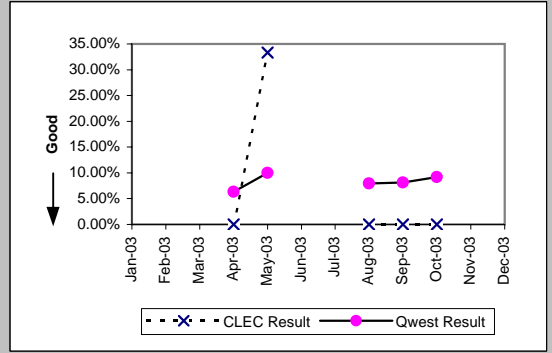
Residence (Parity)									
Date	CLEC Num	CLEC Denc	CLEC Resu	CLEC Std	Qwest Num	Qwest Denc	Qwest Resu	Mod Z Scr	Parity Scr
Jan-03									
Feb-03	9	150	6.00%	23.75%	1161	11244	10.33%	-1.73	-2.05
Mar-03	14	171	8.19%	27.42%	1072	11213	9.56%	-0.61	-1.37
Apr-03	8	166	4.82%	21.42%	919	9803	9.37%	-2	-2.21
May-03	7	149	4.70%	21.16%	853	9948	8.57%	-1.68	-2.02
Jun-03	17	132	12.88%	33.50%	1066	10676	9.99%	1.09	-0.34
Jul-03	22	197	11.17%	31.50%	1059	10835	9.77%	0.67	-0.59
Aug-03	12	177	6.78%	25.14%	1079	10917	9.88%	-1.37	-1.83
Sep-03	18	203	8.87%	28.43%	1116	11182	9.98%	-0.52	-1.32
Oct-03	29	359	8.08%	27.25%	1365	14563	9.37%	-0.83	-1.51
Nov-03	30	355	8.45%	27.81%	1443	13591	10.62%	-1.31	-1.8
Dec-03									



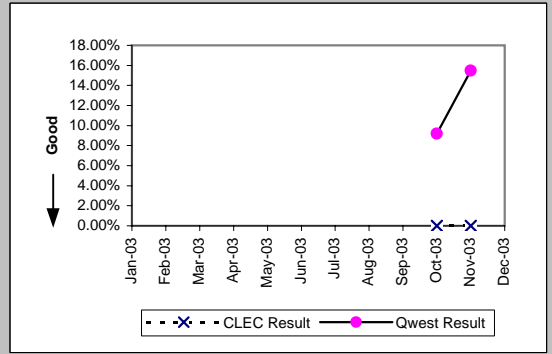
Business (Parity)									
Date	CLEC Num	CLEC Denc	CLEC Resu	CLEC Std	Qwest Num	Qwest Denc	Qwest Resu	Mod Z Scr	Parity Scr
Jan-03									
Feb-03	6	50	12.00%	32.50%	144	1158	12.44%	-0.09	-1.06
Mar-03	4	72	5.56%	22.91%	140	1180	11.86%	-1.61	-1.98
Apr-03	6	47	12.77%	33.37%	104	1069	9.73%	0.7	-0.57
May-03	3	39	7.69%	26.65%	105	1060	9.91%	-0.45	-1.28
Jun-03	4	55	7.27%	25.97%	131	1179	11.11%	-0.89	-1.54
Jul-03	2	49	4.08%	19.79%	123	1162	10.59%	-1.45	-1.88
Aug-03	3	53	5.66%	23.11%	109	1068	10.21%	-1.07	-1.65
Sep-03	8	74	10.81%	31.05%	129	1162	11.10%	-0.08	-1.05
Oct-03	9	97	9.28%	29.01%	139	1591	8.74%	0.22	-0.87
Nov-03	6	91	6.59%	24.82%	136	1180	11.53%	-1.42	-1.86
Dec-03									



Centrex (Parity)									
Date	CLEC Num	CLEC Denc	CLEC Resu	CLEC Std	Qwest Num	Qwest Denc	Qwest Resu	Mod Z Scr	Parity Scr
Jan-03									
Feb-03									
Mar-03									
Apr-03	0	1	0.00%	0.00%	6	95	6.32%	-0.26	-1.16
May-03	1	3	33.33%	47.14%	11	110	10.00%	1.01	-0.39
Jun-03									
Jul-03									
Aug-03	0	2	0.00%	0.00%	7	88	7.95%	-0.41	-1.25
Sep-03	0	1	0.00%	0.00%	9	111	8.11%	-0.3	-1.18
Oct-03	0	2	0.00%	0.00%	10	109	9.17%	-0.45	-1.27
Nov-03									
Dec-03									



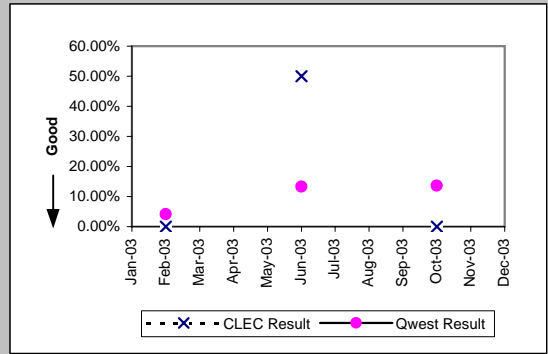
Centrex 21 (Parity)									
Date	CLEC Num	CLEC Denc	CLEC Resu	CLEC Std	Qwest Num	Qwest Denc	Qwest Resu	Mod Z Scr	Parity Scr
Jan-03									
Feb-03									
Mar-03									
Apr-03									
May-03									
Jun-03									
Jul-03									
Aug-03									
Sep-03									
Oct-03	0	1	0.00%	0.00%	19	207	9.18%	-0.32	-1.19
Nov-03	0	1	0.00%	0.00%	22	142	15.49%	-0.43	-1.26
Dec-03									



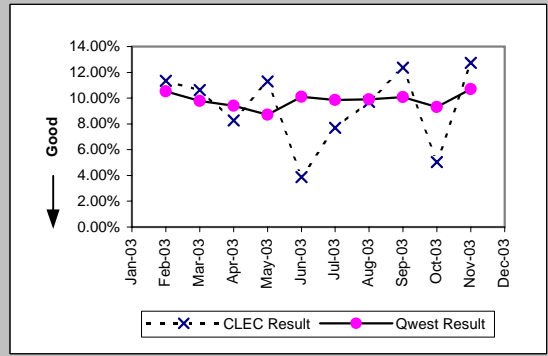
\*Results exclude No Trouble Found and Test OK reports unless QWEST trouble is found on another report within 30 days of the original report. A 30-day window necessitates reporting a month behind

MR-7A\* - Repair Repeat Report Rate (Percent) - Dispatches within MSAs

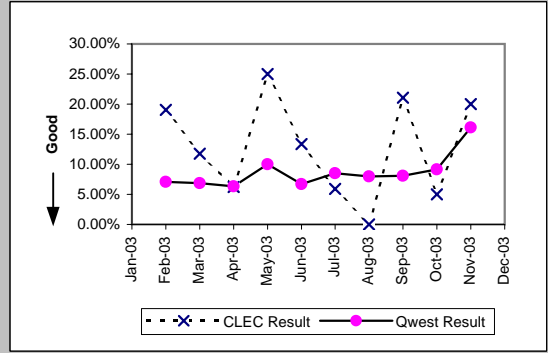
PBX (Parity)									
Date	CLEC Num	CLEC Denc	CLEC Resu	CLEC Std	Qwest Num	Qwest Denc	Qwest Resu	Mod Z Scr	Parity Scr
Jan-03									
Feb-03	0	1	0.00%	0.00%	1	24	4.17%	-0.2	-1.12
Mar-03									
Apr-03									
May-03									
Jun-03	1	2	50.00%	50.00%	4	30	13.33%	1.03	-0.38
Jul-03									
Aug-03									
Sep-03									
Oct-03	0	1	0.00%	0.00%	3	22	13.64%	-0.39	-1.24
Nov-03									
Dec-03									



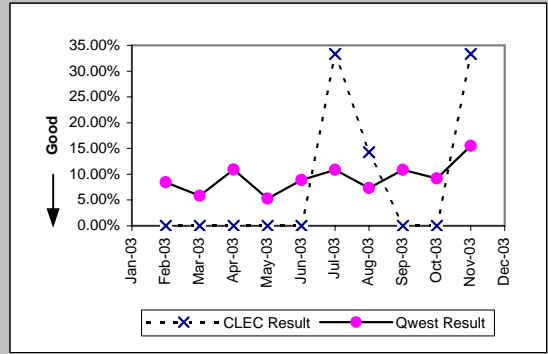
UNE - P (POTS) (Parity)									
Date	CLEC Num	CLEC Denc	CLEC Resu	CLEC Std	Qwest Num	Qwest Denc	Qwest Resu	Mod Z Scr	Parity Scr
Jan-03									
Feb-03	11	97	11.34%	31.71%	1305	12402	10.52%	0.3	-0.82
Mar-03	12	113	10.62%	30.81%	1212	12393	9.78%	0.33	-0.8
Apr-03	10	121	8.26%	27.53%	1023	10872	9.41%	-0.43	-1.26
May-03	14	124	11.29%	31.65%	958	11008	8.70%	1.01	-0.39
Jun-03	4	103	3.88%	19.32%	1197	11855	10.10%	-2.08	-2.27
Jul-03	8	104	7.69%	26.65%	1182	11997	9.85%	-0.74	-1.45
Aug-03	10	103	9.71%	29.61%	1188	11985	9.91%	-0.07	-1.04
Sep-03	12	97	12.37%	32.93%	1245	12344	10.09%	0.76	-0.54
Oct-03	7	139	5.04%	21.87%	1504	16154	9.31%	-1.73	-2.05
Nov-03	14	110	12.73%	33.33%	1579	14771	10.69%	0.7	-0.57
Dec-03									



UNE P (Centrex) (Parity)									
Date	CLEC Num	CLEC Denc	CLEC Resu	CLEC Std	Qwest Num	Qwest Denc	Qwest Resu	Mod Z Scr	Parity Scr
Jan-03									
Feb-03	4	21	19.05%	39.27%	6	85	7.06%	1.53	-0.07
Mar-03	2	17	11.76%	32.22%	7	102	6.86%	0.68	-0.59
Apr-03	1	16	6.25%	24.21%	6	95	6.32%	-0.01	-1.01
May-03	4	16	25.00%	43.30%	11	110	10.00%	1.57	-0.04
Jun-03	2	15	13.33%	33.99%	8	119	6.72%	0.86	-0.48
Jul-03	1	17	5.88%	23.53%	9	106	8.49%	-0.36	-1.22
Aug-03	0	20	0.00%	0.00%	7	88	7.95%	-1.19	-1.72
Sep-03	4	19	21.05%	40.77%	9	111	8.11%	1.58	-0.04
Oct-03	1	20	5.00%	21.79%	10	109	9.17%	-0.59	-1.36
Nov-03	5	25	20.00%	40.00%	10	62	16.13%	0.42	-0.74
Dec-03									



UNE P (Centrex 21) (Parity)									
Date	CLEC Num	CLEC Denc	CLEC Resu	CLEC Std	Qwest Num	Qwest Denc	Qwest Resu	Mod Z Scr	Parity Scr
Jan-03									
Feb-03	0	5	0.00%	0.00%	12	142	8.45%	-0.67	-1.41
Mar-03	0	4	0.00%	0.00%	8	137	5.84%	-0.49	-1.3
Apr-03	0	2	0.00%	0.00%	13	119	10.92%	-0.49	-1.3
May-03	0	4	0.00%	0.00%	6	114	5.26%	-0.46	-1.28
Jun-03	0	3	0.00%	0.00%	13	146	8.90%	-0.54	-1.33
Jul-03	1	3	33.33%	47.14%	16	147	10.88%	0.96	-0.42
Aug-03	1	7	14.29%	34.99%	10	136	7.35%	0.61	-0.63
Sep-03	0	4	0.00%	0.00%	14	129	10.85%	-0.69	-1.42
Oct-03	0	3	0.00%	0.00%	19	207	9.18%	-0.55	-1.33
Nov-03	2	6	33.33%	47.14%	22	142	15.49%	1.05	-0.36
Dec-03									

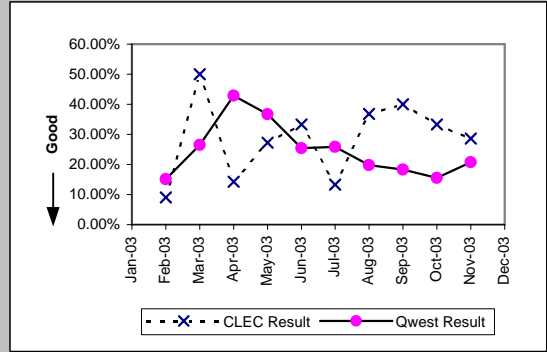


\*Results exclude No Trouble Found and Test OK reports unless QWEST trouble is found on another report within 30 days of the original report. A 30-day window necessitates reporting a month behind



MR-7A\* - Repair Repeat Report Rate (Percent) - Dispatches within MSAs

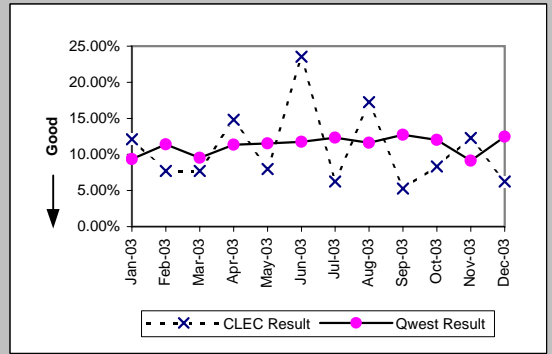
Line Sharing (Diagnostic)									
Date	CLEC Num	CLEC Denc	CLEC Resu	CLEC Std	Qwest Num	Qwest Denc	Qwest Resu	Mod Z Scr	Parity Scr
Jan-03									
Feb-03	1	11	9.09%	28.75%	5	33	15.15%	-0.49	-1.3
Mar-03	9	18	50.00%	50.00%	9	34	26.47%	1.64	0
Apr-03	1	7	14.29%	34.99%	15	35	42.86%	-1.39	-1.85
May-03	3	11	27.27%	44.54%	11	30	36.67%	-0.55	-1.34
Jun-03	4	12	33.33%	47.14%	59	232	25.43%	0.61	-0.63
Jul-03	2	15	13.33%	33.99%	68	263	25.86%	-1.08	-1.65
Aug-03	7	19	36.84%	48.24%	52	263	19.77%	1.66	0.01
Sep-03	6	15	40.00%	48.99%	51	278	18.35%	1.89	0.15
Oct-03	6	18	33.33%	47.14%	49	315	15.56%	1.81	0.1
Nov-03	4	14	28.57%	45.18%	46	222	20.72%	0.69	-0.58
Dec-03									



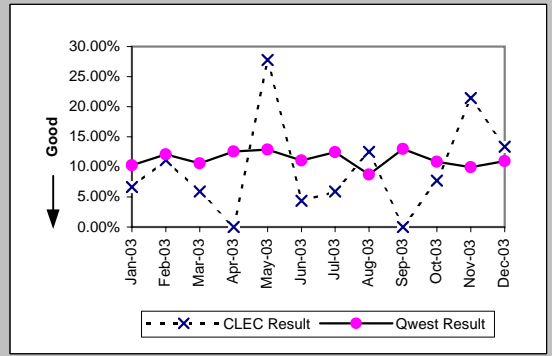
\*Results exclude No Trouble Found and Test OK reports unless QWEST trouble is found on another report within 30 days of the original report. A 30-day window necessitates reporting a month behind

MR-7B - Repair Repeat Report Rate (Percent) - Dispatches outside MSAs

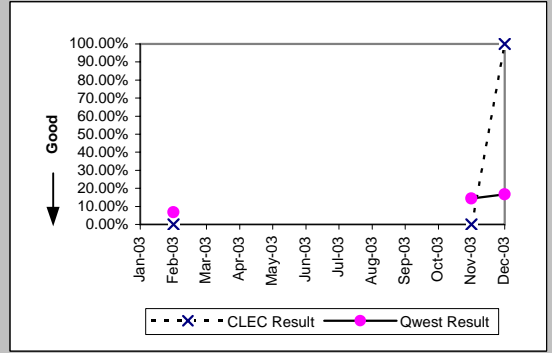
Residence (Parity)									
Date	CLEC Num	CLEC Denc	CLEC Resu	CLEC Std	Qwest Num	Qwest Denc	Qwest Resu	Mod Z Scr	Parity Scr
Jan-03	4	33	12.12%	32.64%	309	3300	9.36%	0.57	-0.65
Feb-03	2	26	7.69%	26.65%	293	2570	11.40%	-0.59	-1.36
Mar-03	2	26	7.69%	26.65%	268	2813	9.53%	-0.32	-1.19
Apr-03	4	27	14.81%	35.52%	299	2634	11.35%	0.59	-0.64
May-03	2	25	8.00%	27.13%	289	2509	11.52%	-0.55	-1.33
Jun-03	4	17	23.53%	42.42%	294	2500	11.76%	1.37	-0.16
Jul-03	1	16	6.25%	24.21%	350	2845	12.30%	-0.73	-1.45
Aug-03	5	29	17.24%	37.77%	333	2869	11.61%	0.93	-0.44
Sep-03	2	38	5.26%	22.33%	329	2585	12.73%	-1.37	-1.83
Oct-03	5	60	8.33%	27.64%	385	3200	12.03%	-0.87	-1.53
Nov-03	7	57	12.28%	32.82%	238	2609	9.12%	0.82	-0.5
Dec-03	5	80	6.25%	24.21%	386	3103	12.44%	-1.66	-2.01



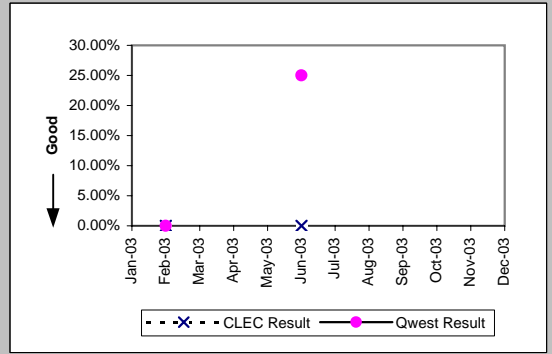
Business (Parity)									
Date	CLEC Num	CLEC Denc	CLEC Resu	CLEC Std	Qwest Num	Qwest Denc	Qwest Resu	Mod Z Scr	Parity Scr
Jan-03	1	15	6.67%	24.94%	45	439	10.25%	-0.45	-1.27
Feb-03	2	18	11.11%	31.43%	37	307	12.05%	-0.12	-1.07
Mar-03	1	17	5.88%	23.53%	36	340	10.59%	-0.62	-1.37
Apr-03	0	8	0.00%	0.00%	43	342	12.57%	-1.06	-1.64
May-03	5	18	27.78%	44.79%	41	319	12.85%	1.64	0
Jun-03	1	23	4.35%	20.39%	36	325	11.08%	-0.99	-1.6
Jul-03	1	17	5.88%	23.53%	39	314	12.42%	-0.8	-1.48
Aug-03	2	16	12.50%	33.07%	25	286	8.74%	0.53	-0.68
Sep-03	0	21	0.00%	0.00%	41	316	12.97%	-1.71	-2.04
Oct-03	2	26	7.69%	26.65%	34	314	10.83%	-0.49	-1.3
Nov-03	3	14	21.43%	41.03%	28	281	9.96%	1.25	-0.24
Dec-03	4	30	13.33%	33.99%	35	319	10.97%	0.42	-0.74



Centrex 21 (Parity)									
Date	CLEC Num	CLEC Denc	CLEC Resu	CLEC Std	Qwest Num	Qwest Denc	Qwest Resu	Mod Z Scr	Parity Scr
Jan-03									
Feb-03	0	1	0.00%	0.00%	1	15	6.67%	-0.26	-1.16
Mar-03									
Apr-03									
May-03									
Jun-03									
Jul-03									
Aug-03									
Sep-03									
Oct-03									
Nov-03	0	1	0.00%	0.00%	2	14	14.29%	-0.39	-1.24
Dec-03	1	1	100.00%	0.00%	2	12	16.67%	1.26	-0.24

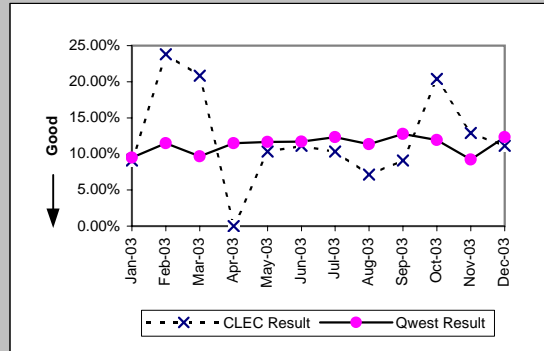


PBX (Parity)									
Date	CLEC Num	CLEC Denc	CLEC Resu	CLEC Std	Qwest Num	Qwest Denc	Qwest Resu	Mod Z Scr	Parity Scr
Jan-03									
Feb-03	0	1	0.00%	0.00%	0	10	0.00%	N/A	N/A
Mar-03									
Apr-03									
May-03									
Jun-03	0	2	0.00%	0.00%	1	4	25.00%	-0.67	-1.41
Jul-03									
Aug-03									
Sep-03									
Oct-03									
Nov-03									
Dec-03									

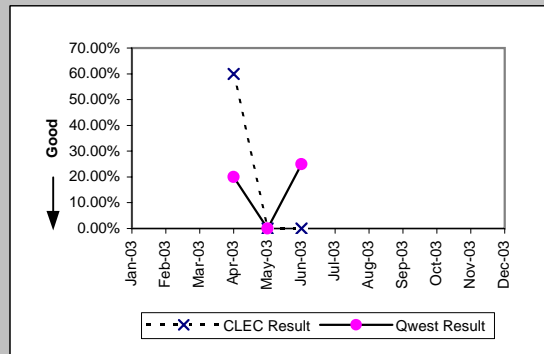


MR-7B - Repair Repeat Report Rate (Percent) - Dispatches outside MSAs

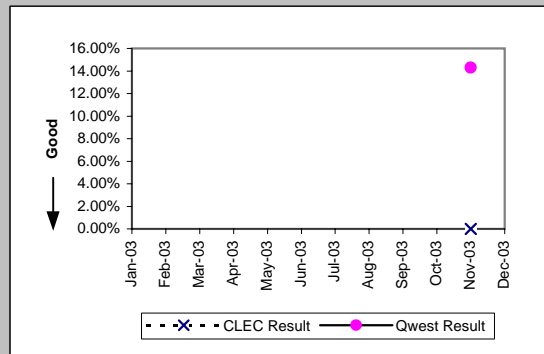
UNE - P (POTS) (Parity)										
Date	CLEC Num	CLEC Dend	CLEC Resu	CLEC Std	Qwest Num	Qwest Dend	Qwest Resu	Mod Z Scr	Parity Scr	
Jan-03	3	33	9.09%	28.75%	354	3739	9.47%	-0.07	-1.04	
Feb-03	5	21	23.81%	42.59%	330	2877	11.47%	1.6	-0.03	
Mar-03	5	24	20.83%	40.61%	304	3153	9.64%	1.66	0.01	
Apr-03	0	27	0.00%	0.00%	342	2976	11.49%	-1.86	-2.13	
May-03	3	29	10.34%	30.45%	330	2828	11.67%	-0.22	-1.13	
Jun-03	2	18	11.11%	31.43%	330	2825	11.68%	-0.08	-1.05	
Jul-03	3	29	10.34%	30.45%	389	3159	12.31%	-0.32	-1.2	
Aug-03	1	14	7.14%	25.75%	358	3155	11.35%	-0.49	-1.3	
Sep-03	1	11	9.09%	28.75%	370	2901	12.75%	-0.36	-1.22	
Oct-03	11	54	20.37%	40.28%	419	3514	11.92%	1.78	0.08	
Nov-03	4	31	12.90%	33.52%	266	2890	9.20%	0.72	-0.56	
Dec-03	4	36	11.11%	31.43%	421	3422	12.30%	-0.22	-1.13	



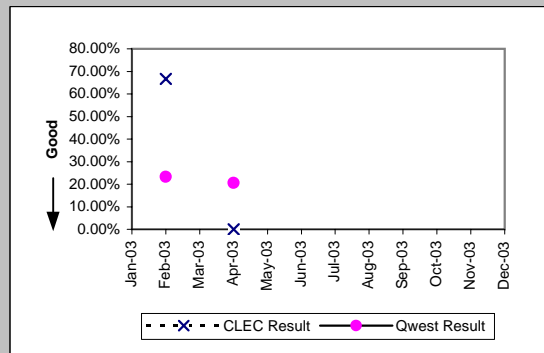
UNE P (Centrex) (Parity)									
Date	CLEC Num	CLEC Dend	CLEC Resu	CLEC Std	Qwest Num	Qwest Dend	Qwest Resu	Mod Z Scr	Parity Scr
Jan-03									
Feb-03									
Mar-03									
Apr-03	3	5	60.00%	48.99%	3	15	20.00%	1.49	-0.09
May-03	0	1	0.00%	0.00%	0	6	0.00%	N/A	N/A
Jun-03	0	1	0.00%	0.00%	5	20	25.00%	-0.56	-1.34
Jul-03									
Aug-03									
Sep-03									
Oct-03									
Nov-03									
Dec-03									



UNE P (Centrex 21) (Parity)									
Date	CLEC Num	CLEC Dend	CLEC Resu	CLEC Std	Qwest Num	Qwest Dend	Qwest Resu	Mod Z Scr	Parity Scr
Jan-03									
Feb-03									
Mar-03									
Apr-03									
May-03									
Jun-03									
Jul-03									
Aug-03									
Sep-03									
Oct-03									
Nov-03	0	1	0.00%	0.00%	2	14	14.29%	-0.39	-1.24
Dec-03									

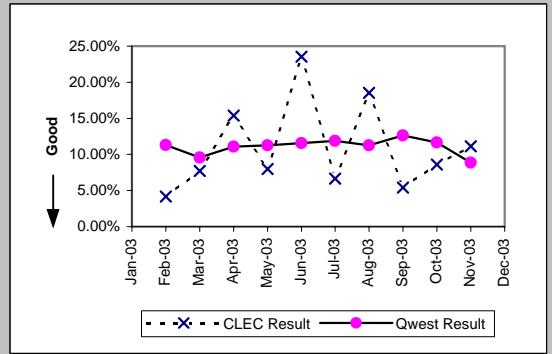


Line Sharing (Diagnostic)									
Date	CLEC Num	CLEC Dend	CLEC Resu	CLEC Std	Qwest Num	Qwest Dend	Qwest Resu	Mod Z Scr	Parity Scr
Jan-03									
Feb-03	2	3	66.67%	47.14%	97	418	23.21%	1.46	-0.11
Mar-03									
Apr-03	0	1	0.00%	0.00%	88	428	20.56%	-0.51	-1.31
May-03									
Jun-03									
Jul-03									
Aug-03									
Sep-03									
Oct-03									
Nov-03									
Dec-03									

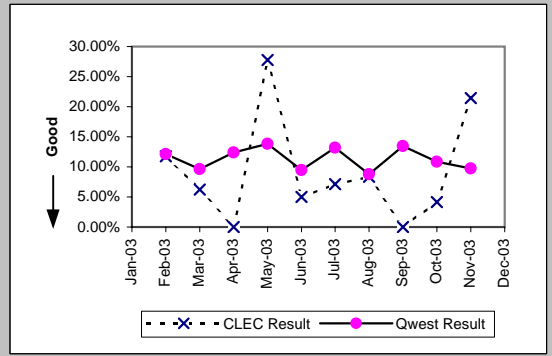


MR-7B\* - Repair Repeat Report Rate (Percent) - Dispatches outside MSAs

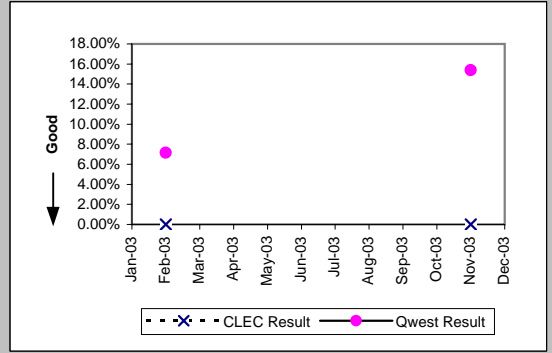
Residence (Parity)									
Date	CLEC Num	CLEC Denc	CLEC Resu	CLEC Std	Qwest Num	Qwest Denc	Qwest Resu	Mod Z Scr	Parity Scr
Jan-03									
Feb-03	1	24	4.17%	19.98%	274	2427	11.29%	-1.1	-1.67
Mar-03	2	26	7.69%	26.65%	257	2688	9.56%	-0.32	-1.2
Apr-03	4	26	15.38%	36.08%	280	2523	11.10%	0.71	-0.57
May-03	2	25	8.00%	27.13%	270	2399	11.25%	-0.51	-1.31
Jun-03	4	17	23.53%	42.42%	274	2368	11.57%	1.4	-0.15
Jul-03	1	15	6.67%	24.94%	322	2707	11.90%	-0.62	-1.38
Aug-03	5	27	18.52%	38.84%	305	2708	11.26%	1.14	-0.31
Sep-03	2	37	5.41%	22.61%	306	2425	12.62%	-1.31	-1.8
Oct-03	5	58	8.62%	28.07%	354	3040	11.64%	-0.71	-1.43
Nov-03	6	54	11.11%	31.43%	220	2479	8.87%	0.6	-0.64
Dec-03									



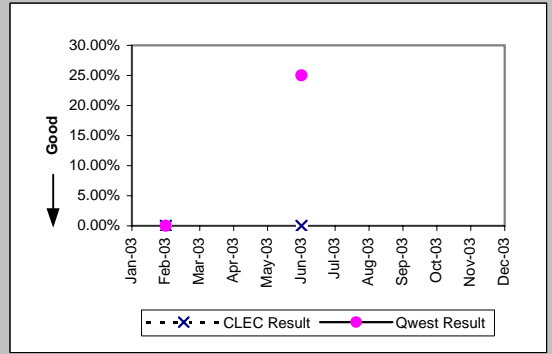
Business (Parity)									
Date	CLEC Num	CLEC Denc	CLEC Resu	CLEC Std	Qwest Num	Qwest Denc	Qwest Resu	Mod Z Scr	Parity Scr
Jan-03									
Feb-03	2	17	11.76%	32.22%	35	288	12.15%	-0.05	-1.03
Mar-03	1	16	6.25%	24.21%	30	311	9.65%	-0.45	-1.27
Apr-03	0	7	0.00%	0.00%	38	307	12.38%	-0.98	-1.6
May-03	5	18	27.78%	44.79%	41	296	13.85%	1.51	-0.08
Jun-03	1	20	5.00%	21.79%	28	295	9.49%	-0.66	-1.4
Jul-03	1	14	7.14%	25.75%	38	288	13.19%	-0.65	-1.4
Aug-03	1	12	8.33%	27.64%	23	262	8.78%	-0.05	-1.03
Sep-03	0	18	0.00%	0.00%	39	290	13.45%	-1.62	-1.99
Oct-03	1	24	4.17%	19.98%	31	285	10.88%	-1.01	-1.62
Nov-03	3	14	21.43%	41.03%	25	257	9.73%	1.28	-0.22
Dec-03									



Centrex 21 (Parity)									
Date	CLEC Num	CLEC Denc	CLEC Resu	CLEC Std	Qwest Num	Qwest Denc	Qwest Resu	Mod Z Scr	Parity Scr
Jan-03									
Feb-03	0	1	0.00%	0.00%	1	14	7.14%	-0.27	-1.16
Mar-03									
Apr-03									
May-03									
Jun-03									
Jul-03									
Aug-03									
Sep-03									
Oct-03									
Nov-03	0	1	0.00%	0.00%	2	13	15.38%	-0.41	-1.25
Dec-03									



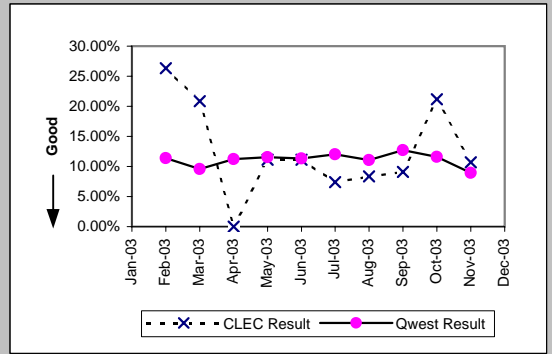
PBX (Parity)									
Date	CLEC Num	CLEC Denc	CLEC Resu	CLEC Std	Qwest Num	Qwest Denc	Qwest Resu	Mod Z Scr	Parity Scr
Jan-03									
Feb-03	0	1	0.00%	0.00%	0	10	0.00%	N/A	N/A
Mar-03									
Apr-03									
May-03									
Jun-03	0	2	0.00%	0.00%	1	4	25.00%	-0.67	-1.41
Jul-03									
Aug-03									
Sep-03									
Oct-03									
Nov-03									
Dec-03									



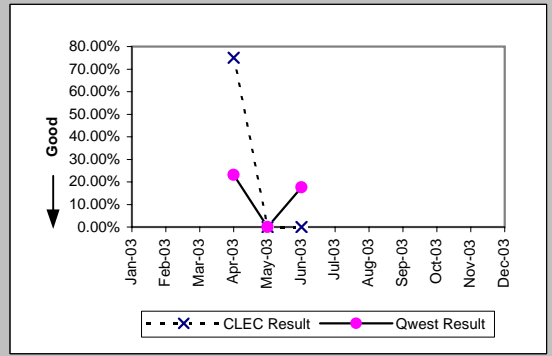
\*Results exclude No Trouble Found and Test OK reports unless QWEST trouble is found on another report within 30 days of the original report. A 30-day window necessitates reporting a month behind

MR-7B\* - Repair Repeat Report Rate (Percent) - Dispatches outside MSAs

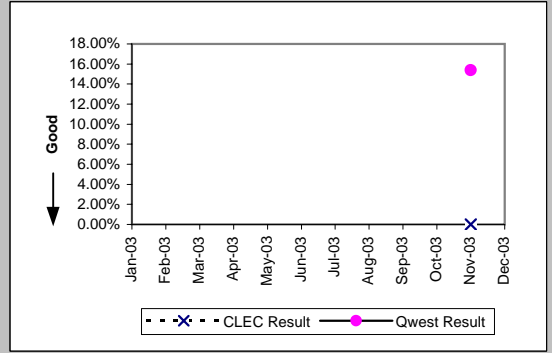
UNE - P (POTS) (Parity)									
Date	CLEC Num	CLEC Denc	CLEC Resu	CLEC Std E	Qwest Num	Qwest Denc	Qwest Resu	Mod Z Scr	Parity Scr
Jan-03									
Feb-03	5	19	26.32%	44.03%	309	2715	11.38%	1.81	0.1
Mar-03	5	24	20.83%	40.61%	287	2999	9.57%	1.67	0.02
Apr-03	0	23	0.00%	0.00%	318	2830	11.24%	-1.7	-2.03
May-03	3	27	11.11%	31.43%	311	2695	11.54%	-0.07	-1.04
Jun-03	2	18	11.11%	31.43%	302	2663	11.34%	-0.03	-1.02
Jul-03	2	27	7.41%	26.19%	360	2995	12.02%	-0.73	-1.45
Aug-03	1	12	8.33%	27.64%	328	2970	11.04%	-0.3	-1.18
Sep-03	1	11	9.09%	28.75%	345	2715	12.71%	-0.36	-1.22
Oct-03	11	52	21.15%	40.84%	385	3325	11.58%	1.98	0.2
Nov-03	3	28	10.71%	30.93%	245	2736	8.95%	0.38	-0.77
Dec-03									



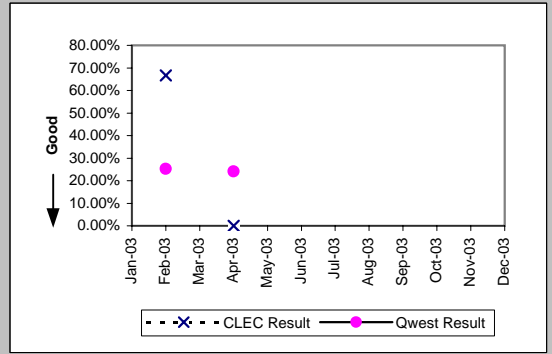
UNE P (Centrex) (Parity)									
Date	CLEC Num	CLEC Denc	CLEC Resu	CLEC Std E	Qwest Num	Qwest Denc	Qwest Resu	Mod Z Scr	Parity Scr
Jan-03									
Feb-03									
Mar-03									
Apr-03	3	4	75.00%	43.30%	3	13	23.08%	1.7	0.04
May-03	0	1	0.00%	0.00%	0	5	0.00%	N/A	N/A
Jun-03	0	1	0.00%	0.00%	3	17	17.65%	-0.45	-1.27
Jul-03									
Aug-03									
Sep-03									
Oct-03									
Nov-03									
Dec-03									



UNE P (Centrex 21) (Parity)									
Date	CLEC Num	CLEC Denc	CLEC Resu	CLEC Std E	Qwest Num	Qwest Denc	Qwest Resu	Mod Z Scr	Parity Scr
Jan-03									
Feb-03									
Mar-03									
Apr-03									
May-03									
Jun-03									
Jul-03									
Aug-03									
Sep-03									
Oct-03									
Nov-03	0	1	0.00%	0.00%	2	13	15.38%	-0.41	-1.25
Dec-03									



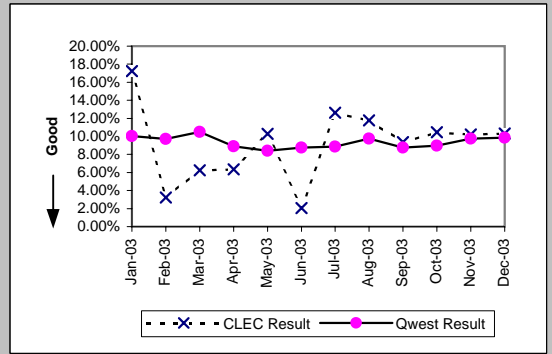
Line Sharing (Diagnostic)									
Date	CLEC Num	CLEC Denc	CLEC Resu	CLEC Std E	Qwest Num	Qwest Denc	Qwest Resu	Mod Z Scr	Parity Scr
Jan-03									
Feb-03	2	3	66.67%	47.14%	52	206	25.24%	1.37	-0.17
Mar-03									
Apr-03	0	1	0.00%	0.00%	63	261	24.14%	-0.56	-1.34
May-03									
Jun-03									
Jul-03									
Aug-03									
Sep-03									
Oct-03									
Nov-03									
Dec-03									



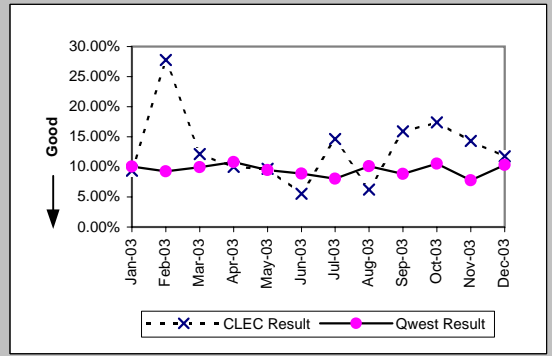
\*Results exclude No Trouble Found and Test OK reports unless QWEST trouble is found on another report within 30 days of the original report. A 30-day window necessitates reporting a month behind

MR-7C - Repair Repeat Report Rate (Percent) - No dispatches

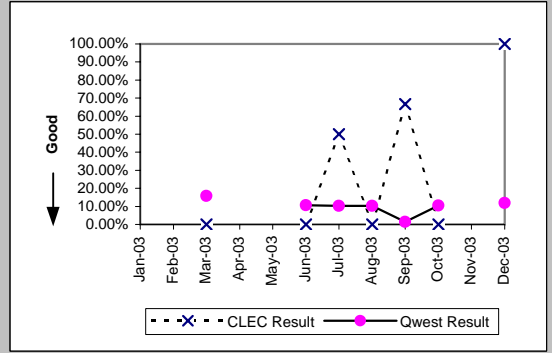
Residence (Parity)									
Date	CLEC Num	CLEC Denc	CLEC Resu	CLEC Std	Qwest Num	Qwest Denc	Qwest Resu	Mod Z Scr	Parity Scr
Jan-03	5	29	17.24%	37.77%	354	3527	10.04%	1.22	-0.26
Feb-03	1	31	3.23%	17.67%	315	3245	9.71%	-1.21	-1.74
Mar-03	4	64	6.25%	24.21%	352	3357	10.49%	-1.1	-1.67
Apr-03	4	63	6.35%	24.38%	272	3054	8.91%	-0.71	-1.43
May-03	7	68	10.29%	30.39%	245	2912	8.41%	0.58	-0.65
Jun-03	1	49	2.04%	14.14%	256	2918	8.77%	-1.65	-2
Jul-03	12	95	12.63%	33.22%	293	3305	8.87%	1.24	-0.25
Aug-03	8	68	11.76%	32.22%	326	3344	9.75%	0.58	-0.65
Sep-03	10	107	9.35%	29.11%	323	3681	8.77%	0.24	-0.85
Oct-03	11	105	10.48%	30.62%	309	3445	8.97%	0.56	-0.66
Nov-03	9	88	10.23%	30.30%	293	3003	9.76%	0.19	-0.89
Dec-03	10	97	10.31%	30.41%	300	3041	9.87%	0.18	-0.89



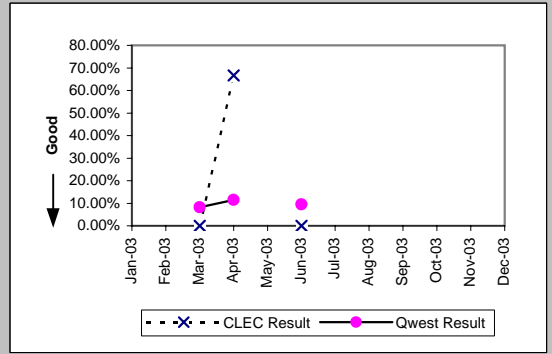
Business (Parity)									
Date	CLEC Num	CLEC Denc	CLEC Resu	CLEC Std	Qwest Num	Qwest Denc	Qwest Resu	Mod Z Scr	Parity Scr
Jan-03	3	32	9.38%	29.15%	62	618	10.03%	-0.12	-1.07
Feb-03	10	36	27.78%	44.79%	57	616	9.25%	3.06	0.86
Mar-03	4	33	12.12%	32.64%	52	524	9.92%	0.44	-0.73
Apr-03	4	40	10.00%	30.00%	61	565	10.80%	-0.16	-1.1
May-03	3	31	9.68%	29.57%	50	527	9.49%	0.09	-0.95
Jun-03	2	36	5.56%	22.91%	45	508	8.86%	-0.67	-1.41
Jul-03	6	41	14.63%	35.34%	44	549	8.01%	1.39	-0.16
Aug-03	2	32	6.25%	24.21%	48	476	10.08%	-0.7	-1.42
Sep-03	7	44	15.91%	36.58%	50	565	8.85%	1.46	-0.11
Oct-03	8	46	17.39%	37.90%	62	588	10.54%	1.37	-0.17
Nov-03	3	21	14.29%	34.99%	34	437	7.78%	1.02	-0.38
Dec-03	4	34	11.76%	32.22%	49	475	10.32%	0.31	-0.81



Centrex (Parity)									
Date	CLEC Num	CLEC Denc	CLEC Resu	CLEC Std	Qwest Num	Qwest Denc	Qwest Resu	Mod Z Scr	Parity Scr
Jan-03									
Feb-03									
Mar-03	0	1	0.00%	0.00%	12	76	15.79%	-0.43	-1.26
Apr-03									
May-03									
Jun-03	0	2	0.00%	0.00%	8	75	10.67%	-0.48	-1.29
Jul-03	2	4	50.00%	50.00%	9	88	10.23%	1.86	0.13
Aug-03	0	1	0.00%	0.00%	8	78	10.26%	-0.34	-1.2
Sep-03	2	3	66.67%	47.14%	1	70	1.43%	3.06	0.86
Oct-03	0	1	0.00%	0.00%	8	76	10.53%	-0.34	-1.21
Nov-03									
Dec-03	1	1	100.00%	0.00%	5	42	11.90%	1.52	-0.07

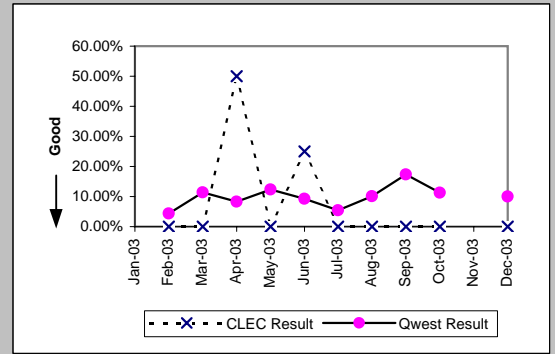


Centrex 21 (Parity)									
Date	CLEC Num	CLEC Denc	CLEC Resu	CLEC Std	Qwest Num	Qwest Denc	Qwest Resu	Mod Z Scr	Parity Scr
Jan-03									
Feb-03									
Mar-03	0	2	0.00%	0.00%	6	73	8.22%	-0.42	-1.25
Apr-03	2	3	66.67%	47.14%	11	96	11.46%	2.07	0.26
May-03									
Jun-03	0	1	0.00%	0.00%	9	95	9.47%	-0.32	-1.2
Jul-03									
Aug-03									
Sep-03									
Oct-03									
Nov-03									
Dec-03									

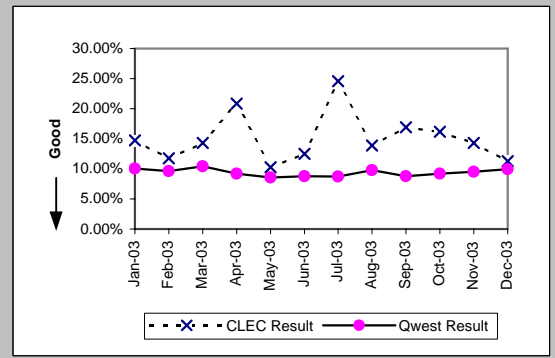


MR-7C - Repair Repeat Report Rate (Percent) - No dispatches

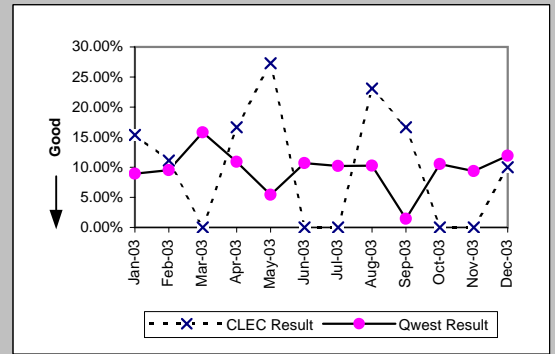
PBX (Parity)									
Date	CLEC Num	CLEC Denc	CLEC Resu	CLEC Std	Qwest Num	Qwest Denc	Qwest Resu	Mod Z Scr	Parity Scr
Jan-03									
Feb-03	0	1	0.00%	0.00%	3	68	4.41%	-0.21	-1.13
Mar-03	0	2	0.00%	0.00%	9	79	11.39%	-0.5	-1.3
Apr-03	1	2	50.00%	50.00%	5	60	8.33%	1.33	-0.19
May-03	0	2	0.00%	0.00%	8	65	12.31%	-0.52	-1.32
Jun-03	1	4	25.00%	43.30%	5	54	9.26%	0.82	-0.5
Jul-03	0	2	0.00%	0.00%	3	55	5.45%	-0.33	-1.2
Aug-03	0	4	0.00%	0.00%	8	79	10.13%	-0.65	-1.4
Sep-03	0	2	0.00%	0.00%	12	69	17.39%	-0.64	-1.39
Oct-03	0	1	0.00%	0.00%	10	89	11.24%	-0.35	-1.22
Nov-03									
Dec-03	0	2	0.00%	0.00%	5	50	10.00%	-0.46	-1.28



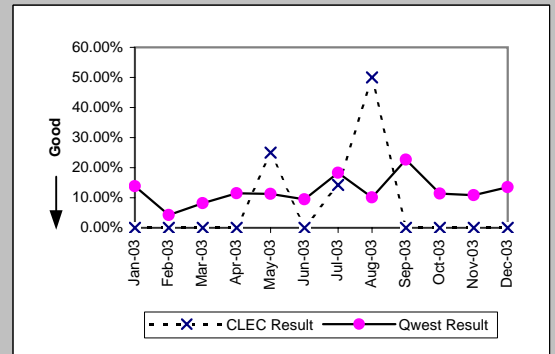
UNE - P (POTS) (Parity)									
Date	CLEC Num	CLEC Denc	CLEC Resu	CLEC Std	Qwest Num	Qwest Denc	Qwest Resu	Mod Z Scr	Parity Scr
Jan-03	9	61	14.75%	35.46%	416	4145	10.04%	1.18	-0.28
Feb-03	8	68	11.76%	32.22%	372	3861	9.63%	0.61	-0.63
Mar-03	7	49	14.29%	34.99%	404	3881	10.41%	0.88	-0.46
Apr-03	10	48	20.83%	40.61%	333	3619	9.20%	2.44	0.49
May-03	8	78	10.26%	30.34%	295	3439	8.58%	0.55	-0.66
Jun-03	6	48	12.50%	33.07%	301	3426	8.79%	0.9	-0.45
Jul-03	15	61	24.59%	43.06%	337	3854	8.74%	3.65	1.22
Aug-03	10	72	13.89%	34.58%	374	3820	9.79%	1.13	-0.31
Sep-03	12	71	16.90%	37.48%	373	4246	8.78%	2.18	0.33
Oct-03	11	68	16.18%	36.82%	371	4033	9.20%	1.83	0.11
Nov-03	8	56	14.29%	34.99%	327	3440	9.51%	1.17	-0.29
Dec-03	8	71	11.27%	31.62%	349	3516	9.93%	0.41	-0.75



UNE P (Centrex) (Parity)									
Date	CLEC Num	CLEC Denc	CLEC Resu	CLEC Std	Qwest Num	Qwest Denc	Qwest Resu	Mod Z Scr	Parity Scr
Jan-03	2	13	15.38%	36.08%	9	101	8.91%	0.71	-0.57
Feb-03	1	9	11.11%	31.43%	10	105	9.52%	0.17	-0.89
Mar-03	0	8	0.00%	0.00%	12	76	15.79%	-1.16	-1.71
Apr-03	2	12	16.67%	37.27%	11	101	10.89%	0.58	-0.65
May-03	3	11	27.27%	44.54%	4	74	5.41%	2.03	0.23
Jun-03	0	6	0.00%	0.00%	8	75	10.67%	-0.81	-1.5
Jul-03	0	4	0.00%	0.00%	9	88	10.23%	-0.66	-1.4
Aug-03	3	13	23.08%	42.13%	8	78	10.26%	1.2	-0.27
Sep-03	1	6	16.67%	37.27%	1	70	1.43%	1.46	-0.11
Oct-03	0	5	0.00%	0.00%	8	76	10.53%	-0.74	-1.45
Nov-03	0	13	0.00%	0.00%	6	64	9.38%	-1.06	-1.64
Dec-03	1	10	10.00%	30.00%	5	42	11.90%	-0.17	-1.1

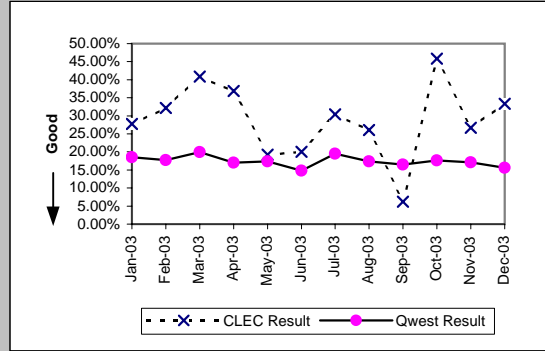


UNE P (Centrex 21) (Parity)									
Date	CLEC Num	CLEC Denc	CLEC Resu	CLEC Std	Qwest Num	Qwest Denc	Qwest Resu	Mod Z Scr	Parity Scr
Jan-03	0	4	0.00%	0.00%	12	87	13.79%	-0.78	-1.48
Feb-03	0	9	0.00%	0.00%	4	93	4.30%	-0.61	-1.37
Mar-03	0	9	0.00%	0.00%	6	73	8.22%	-0.85	-1.51
Apr-03	0	3	0.00%	0.00%	11	96	11.46%	-0.61	-1.37
May-03	2	8	25.00%	43.30%	11	98	11.22%	1.03	-0.37
Jun-03	0	5	0.00%	0.00%	9	95	9.47%	-0.71	-1.43
Jul-03	1	7	14.29%	34.99%	17	93	18.28%	-0.26	-1.16
Aug-03	3	6	50.00%	50.00%	7	69	10.14%	2.24	0.36
Sep-03	0	4	0.00%	0.00%	19	84	22.62%	-1.06	-1.64
Oct-03	0	3	0.00%	0.00%	9	79	11.39%	-0.61	-1.37
Nov-03	0	3	0.00%	0.00%	8	74	10.81%	-0.59	-1.36
Dec-03	0	3	0.00%	0.00%	8	59	13.56%	-0.67	-1.41



MR-7C - Repair Repeat Report Rate (Percent) - No dispatches

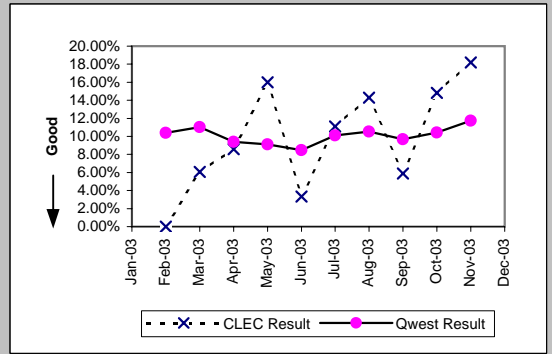
Date	CLEC Num	CLEC Denc	Line Sharing (Diagnostic)				Qwest Res	Mod Z Scr	Parity Scr
			CLEC Resu	CLEC Std	Qwest Num	Qwest Denc			
Jan-03	10	36	27.78%	44.79%	73	394	18.53%	1.31	-0.21
Feb-03	9	28	32.14%	46.70%	275	1550	17.74%	1.84	0.12
Mar-03	9	22	40.91%	49.17%	309	1552	19.91%	2.24	0.36
Apr-03	7	19	36.84%	48.24%	299	1756	17.03%	2.06	0.25
May-03	5	26	19.23%	39.41%	287	1650	17.39%	0.28	-0.83
Jun-03	2	10	20.00%	40.00%	207	1402	14.76%	0.49	-0.7
Jul-03	7	23	30.43%	46.01%	312	1602	19.48%	1.26	-0.23
Aug-03	6	23	26.09%	43.91%	264	1516	17.41%	1.06	-0.36
Sep-03	1	16	6.25%	24.21%	301	1828	16.47%	-1.1	-1.67
Oct-03	11	24	45.83%	49.83%	409	2318	17.64%	3.16	0.92
Nov-03	4	15	26.67%	44.22%	271	1587	17.08%	0.95	-0.42
Dec-03	6	18	33.33%	47.14%	224	1432	15.64%	1.85	0.13



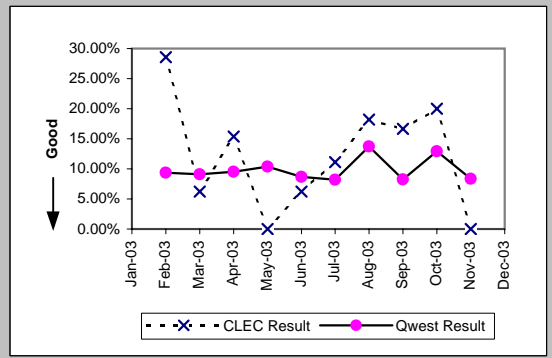


MR-7C\* - Repair Repeat Report Rate (Percent) - No dispatches

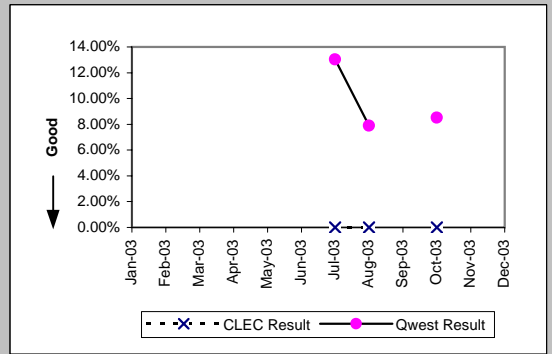
Residence (Parity)									
Date	CLEC Num	CLEC Denc	CLEC Resu	CLEC Std	Qwest Num	Qwest Denc	Qwest Resu	Mod Z Scr	Parity Scr
Jan-03									
Feb-03	0	17	0.00%	0.00%	165	1589	10.38%	-1.4	-1.85
Mar-03	2	33	6.06%	23.86%	189	1714	11.03%	-0.9	-1.55
Apr-03	3	35	8.57%	27.99%	139	1481	9.39%	-0.16	-1.1
May-03	4	25	16.00%	36.66%	120	1317	9.11%	1.12	-0.32
Jun-03	1	30	3.33%	17.95%	114	1345	8.48%	-1	-1.61
Jul-03	6	54	11.11%	31.43%	151	1494	10.11%	0.28	-0.83
Aug-03	5	35	14.29%	34.99%	145	1378	10.52%	0.73	-0.56
Sep-03	3	51	5.88%	23.53%	169	1744	9.69%	-0.91	-1.55
Oct-03	8	54	14.81%	35.52%	150	1441	10.41%	1.02	-0.38
Nov-03	8	44	18.18%	38.57%	145	1237	11.72%	1.26	-0.24
Dec-03									



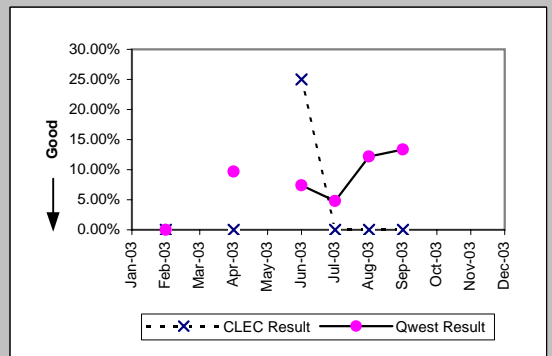
Business (Parity)									
Date	CLEC Num	CLEC Denc	CLEC Resu	CLEC Std	Qwest Num	Qwest Denc	Qwest Resu	Mod Z Scr	Parity Scr
Jan-03									
Feb-03	6	21	28.57%	45.18%	32	341	9.38%	2.4	0.46
Mar-03	1	16	6.25%	24.21%	27	297	9.09%	-0.39	-1.23
Apr-03	2	13	15.38%	36.08%	31	325	9.54%	0.69	-0.58
May-03	0	13	0.00%	0.00%	28	270	10.37%	-1.2	-1.73
Jun-03	1	16	6.25%	24.21%	23	266	8.65%	-0.33	-1.2
Jul-03	1	9	11.11%	31.43%	22	268	8.21%	0.34	-0.79
Aug-03	2	11	18.18%	38.57%	32	233	13.73%	0.44	-0.73
Sep-03	3	18	16.67%	37.27%	26	315	8.25%	1.15	-0.3
Oct-03	4	20	20.00%	40.00%	37	286	12.94%	0.88	-0.47
Nov-03	0	11	0.00%	0.00%	17	203	8.37%	-0.98	-1.59
Dec-03									



Centrex (Parity)									
Date	CLEC Num	CLEC Denc	CLEC Resu	CLEC Std	Qwest Num	Qwest Denc	Qwest Resu	Mod Z Scr	Parity Scr
Jan-03									
Feb-03									
Mar-03									
Apr-03									
May-03									
Jun-03									
Jul-03	0	1	0.00%	0.00%	6	46	13.04%	-0.38	-1.23
Aug-03	0	1	0.00%	0.00%	3	38	7.89%	-0.29	-1.18
Sep-03									
Oct-03	0	1	0.00%	0.00%	4	47	8.51%	-0.3	-1.18
Nov-03									
Dec-03									



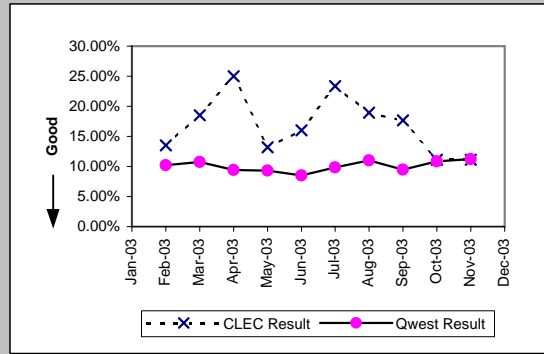
PBX (Parity)									
Date	CLEC Num	CLEC Denc	CLEC Resu	CLEC Std	Qwest Num	Qwest Denc	Qwest Resu	Mod Z Scr	Parity Scr
Jan-03									
Feb-03	0	1	0.00%	0.00%	0	40	0.00%	N/A	N/A
Mar-03									
Apr-03	0	1	0.00%	0.00%	3	31	9.68%	-0.32	-1.2
May-03									
Jun-03	1	4	25.00%	43.30%	2	27	7.41%	0.86	-0.47
Jul-03	0	1	0.00%	0.00%	1	21	4.76%	-0.22	-1.13
Aug-03	0	3	0.00%	0.00%	5	41	12.20%	-0.62	-1.38
Sep-03	0	2	0.00%	0.00%	4	30	13.33%	-0.54	-1.33
Oct-03									
Nov-03									
Dec-03									



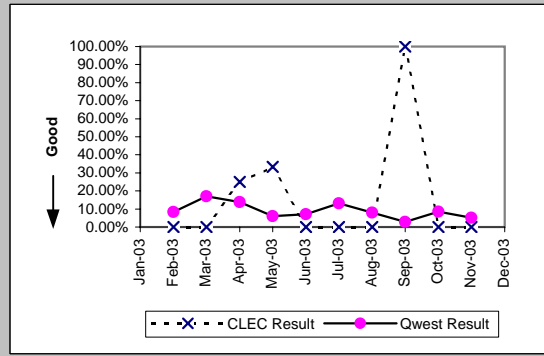
\*Results exclude No Trouble Found and Test OK reports unless QWEST trouble is found on another report within 30 days of the original report. A 30-day window necessitates reporting a month behind

MR-7C\* - Repair Repeat Report Rate (Percent) - No dispatches

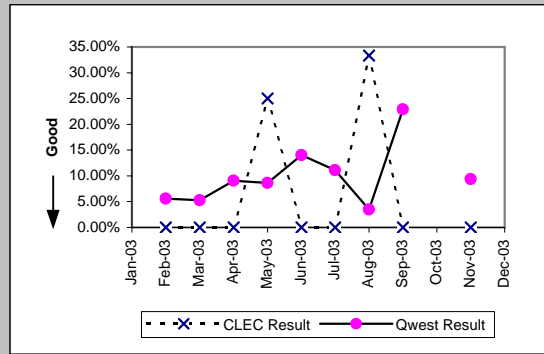
UNE - P (POTS) (Parity)									
Date	CLEC Num	CLEC Denc	CLEC Resu	CLEC Std E	Qwest Num	Qwest Denc	Qwest Resu	Mod Z Scr	Parity Scr
Jan-03									
Feb-03	5	37	13.51%	34.19%	197	1930	10.21%	0.68	-0.59
Mar-03	5	27	18.52%	38.84%	216	2011	10.74%	1.23	-0.25
Apr-03	7	28	25.00%	43.30%	170	1806	9.41%	2.4	0.46
May-03	7	53	13.21%	33.86%	148	1587	9.33%	0.94	-0.43
Jun-03	4	25	16.00%	36.66%	137	1611	8.50%	1.24	-0.24
Jul-03	7	30	23.33%	42.30%	173	1762	9.82%	2.16	0.32
Aug-03	7	37	18.92%	39.17%	177	1611	10.99%	1.43	-0.13
Sep-03	6	34	17.65%	38.12%	195	2059	9.47%	1.5	-0.09
Oct-03	4	36	11.11%	31.43%	187	1727	10.83%	0.11	-0.93
Nov-03	3	27	11.11%	31.43%	162	1440	11.25%	-0.02	-1.01
Dec-03									



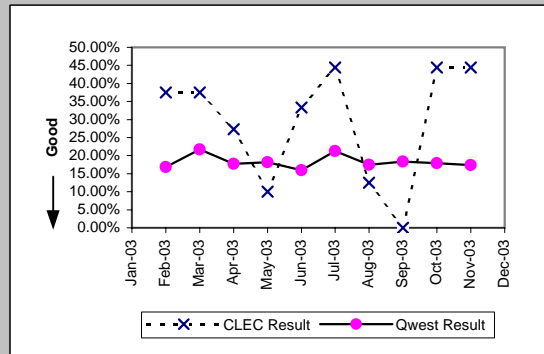
UNE P (Centrex) (Parity)									
Date	CLEC Num	CLEC Denc	CLEC Resu	CLEC Std E	Qwest Num	Qwest Denc	Qwest Resu	Mod Z Scr	Parity Scr
Jan-03									
Feb-03	0	6	0.00%	0.00%	6	72	8.33%	-0.71	-1.43
Mar-03	0	8	0.00%	0.00%	9	53	16.98%	-1.19	-1.72
Apr-03	2	8	25.00%	43.30%	8	58	13.79%	0.77	-0.53
May-03	1	3	33.33%	47.14%	3	50	6.00%	1.24	-0.25
Jun-03	0	1	0.00%	0.00%	3	42	7.14%	-0.27	-1.17
Jul-03	0	1	0.00%	0.00%	6	46	13.04%	-0.38	-1.23
Aug-03	0	6	0.00%	0.00%	3	38	7.89%	-0.67	-1.41
Sep-03	1	1	100.00%	0.00%	1	36	2.78%	2.01	0.22
Oct-03	0	3	0.00%	0.00%	4	47	8.51%	-0.51	-1.31
Nov-03	0	5	0.00%	0.00%	2	39	5.13%	-0.49	-1.3
Dec-03									



UNE P (Centrex 21) (Parity)									
Date	CLEC Num	CLEC Denc	CLEC Resu	CLEC Std E	Qwest Num	Qwest Denc	Qwest Resu	Mod Z Scr	Parity Scr
Jan-03									
Feb-03	0	5	0.00%	0.00%	3	54	5.56%	-0.52	-1.32
Mar-03	0	3	0.00%	0.00%	2	38	5.26%	-0.39	-1.24
Apr-03	0	3	0.00%	0.00%	5	55	9.09%	-0.53	-1.32
May-03	1	4	25.00%	43.30%	5	58	8.62%	0.87	-0.47
Jun-03	0	3	0.00%	0.00%	7	50	14.00%	-0.68	-1.41
Jul-03	0	2	0.00%	0.00%	5	45	11.11%	-0.49	-1.3
Aug-03	1	3	33.33%	47.14%	1	29	3.45%	1.37	-0.17
Sep-03	0	1	0.00%	0.00%	11	48	22.92%	-0.54	-1.33
Oct-03									
Nov-03	0	1	0.00%	0.00%	3	32	9.38%	-0.32	-1.19
Dec-03									



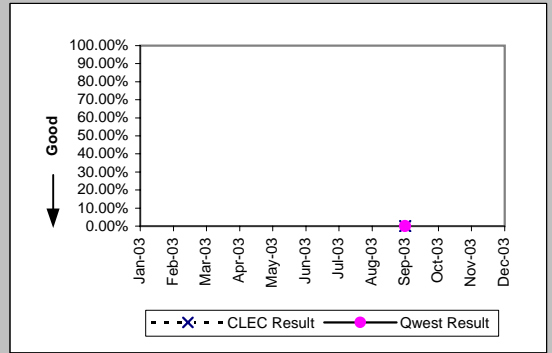
Line Sharing (Diagnostic)									
Date	CLEC Num	CLEC Denc	CLEC Resu	CLEC Std E	Qwest Num	Qwest Denc	Qwest Resu	Mod Z Scr	Parity Scr
Jan-03									
Feb-03	3	8	37.50%	48.41%	168	999	16.82%	1.39	-0.16
Mar-03	3	8	37.50%	48.41%	214	986	21.70%	1.01	-0.39
Apr-03	3	11	27.27%	44.54%	195	1101	17.71%	0.8	-0.51
May-03	1	10	10.00%	30.00%	194	1067	18.18%	-0.67	-1.41
Jun-03	1	3	33.33%	47.14%	147	922	15.94%	0.71	-0.57
Jul-03	4	9	44.44%	49.69%	230	1079	21.32%	1.53	-0.07
Aug-03	1	8	12.50%	33.07%	177	1015	17.44%	-0.37	-1.22
Sep-03	0	7	0.00%	0.00%	219	1193	18.36%	-1.25	-1.76
Oct-03	4	9	44.44%	49.69%	263	1471	17.88%	1.81	0.1
Nov-03	4	9	44.44%	49.69%	194	1115	17.40%	1.85	0.13
Dec-03									



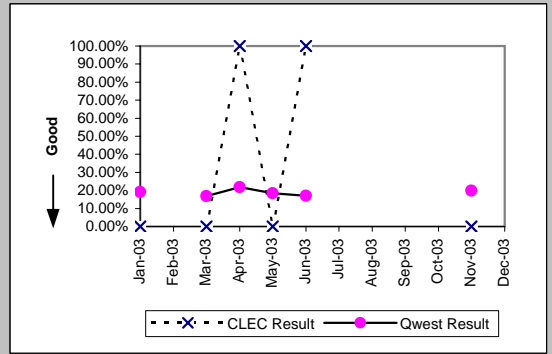
\*Results exclude No Trouble Found and Test OK reports unless QWEST trouble is found on another report within 30 days of the original report. A 30-day window necessitates reporting a month behind

MR-7D - Repair Repeat Report Rate (Percent) - Interval Zone One

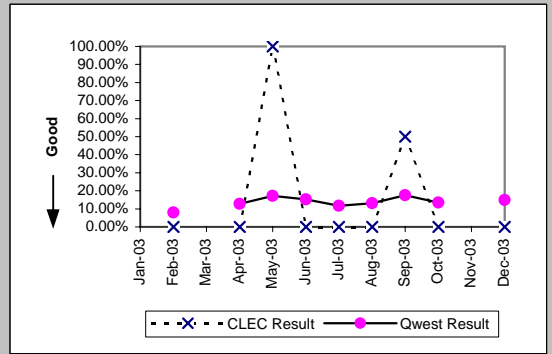
ISDN Primary (Parity)									
Date	CLEC Num	CLEC Denc	CLEC Resu	CLEC Std	Qwest Num	Qwest Denc	Qwest Resu	Mod Z Scr	Parity Scr
Jan-03									
Feb-03									
Mar-03									
Apr-03									
May-03									
Jun-03									
Jul-03									
Aug-03									
Sep-03	0	1	0.00%	0.00%	0	27	0.00%	N/A	N/A
Oct-03									
Nov-03									
Dec-03									



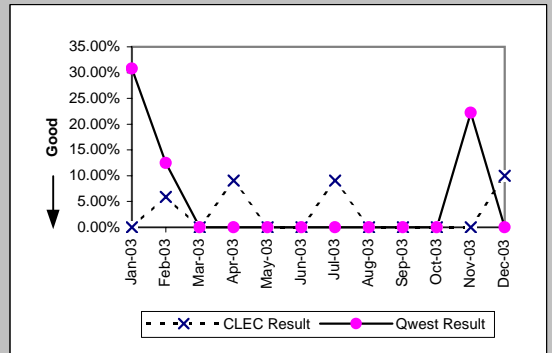
DS0 (Parity)									
Date	CLEC Num	CLEC Denc	CLEC Resu	CLEC Std	Qwest Num	Qwest Denc	Qwest Resu	Mod Z Scr	Parity Scr
Jan-03	0	2	0.00%	0.00%	63	328	19.21%	-0.69	-1.42
Feb-03									
Mar-03	0	3	0.00%	0.00%	56	334	16.77%	-0.77	-1.47
Apr-03	1	1	100.00%	0.00%	63	290	21.72%	1.24	-0.25
May-03	0	2	0.00%	0.00%	54	292	18.49%	-0.67	-1.41
Jun-03	2	2	100.00%	0.00%	58	342	16.96%	2.21	0.35
Jul-03									
Aug-03									
Sep-03									
Oct-03									
Nov-03	0	5	0.00%	0.00%	73	367	19.89%	-1.11	-1.67
Dec-03									



DS1 (Parity)									
Date	CLEC Num	CLEC Denc	CLEC Resu	CLEC Std	Qwest Num	Qwest Denc	Qwest Resu	Mod Z Scr	Parity Scr
Jan-03									
Feb-03	0	1	0.00%	0.00%	32	400	8.00%	-0.29	-1.18
Mar-03									
Apr-03	0	7	0.00%	0.00%	47	368	12.77%	-1	-1.61
May-03	1	1	100.00%	0.00%	58	336	17.26%	1.37	-0.17
Jun-03	0	1	0.00%	0.00%	66	435	15.17%	-0.42	-1.26
Jul-03	0	5	0.00%	0.00%	46	395	11.65%	-0.81	-1.49
Aug-03	0	3	0.00%	0.00%	66	504	13.10%	-0.67	-1.41
Sep-03	1	2	50.00%	50.00%	85	485	17.53%	0.93	-0.43
Oct-03	0	6	0.00%	0.00%	73	541	13.49%	-0.96	-1.58
Nov-03									
Dec-03	0	2	0.00%	0.00%	57	385	14.81%	-0.59	-1.36

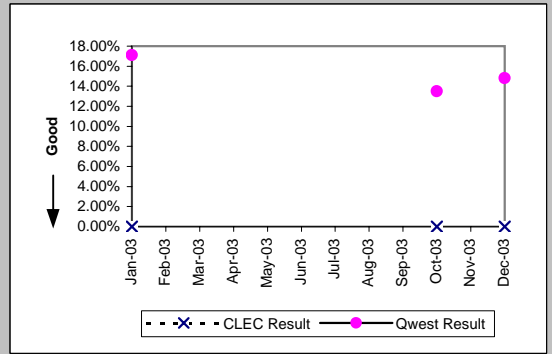


LIS Trunk (Parity)									
Date	CLEC Num	CLEC Denc	CLEC Resu	CLEC Std	Qwest Num	Qwest Denc	Qwest Resu	Mod Z Scr	Parity Scr
Jan-03	0	3	0.00%	0.00%	4	13	30.77%	-1.04	-1.63
Feb-03	2	34	5.88%	23.53%	1	8	12.50%	-0.51	-1.31
Mar-03	0	17	0.00%	0.00%	0	6	0.00%	N/A	N/A
Apr-03	1	11	9.09%	28.75%	0	5	0.00%	N/A	-0.8
May-03	0	16	0.00%	0.00%	0	9	0.00%	N/A	N/A
Jun-03	0	6	0.00%	0.00%	0	5	0.00%	N/A	N/A
Jul-03	1	11	9.09%	28.75%	0	5	0.00%	N/A	-0.8
Aug-03	0	15	0.00%	0.00%	0	6	0.00%	N/A	N/A
Sep-03	0	10	0.00%	0.00%	0	5	0.00%	N/A	N/A
Oct-03	0	12	0.00%	0.00%	0	4	0.00%	N/A	N/A
Nov-03	0	9	0.00%	0.00%	2	9	22.22%	-1.13	-1.69
Dec-03	1	10	10.00%	30.00%	0	4	0.00%	N/A	-0.83

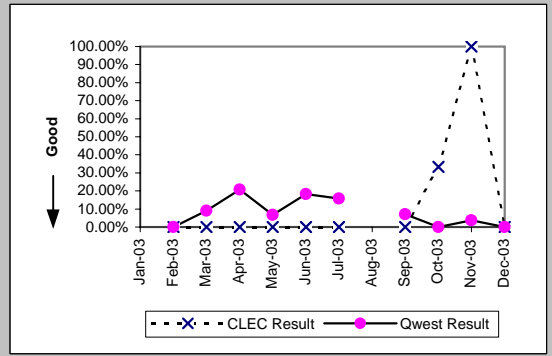


MR-7D - Repair Repeat Report Rate (Percent) - Interval Zone One

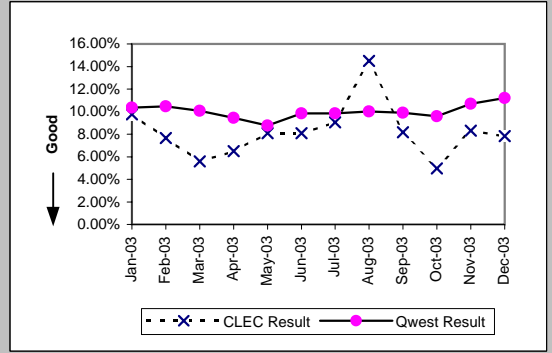
UDIT DS1 (Parity)									
Date	CLEC Num	CLEC Denc	CLEC Resu	CLEC Std	Qwest Num	Qwest Denc	Qwest Resu	Mod Z Scr	Parity Scr
Jan-03		0	1	0.00%	67	392	17.09%	-0.45	-1.28
Feb-03									
Mar-03									
Apr-03									
May-03									
Jun-03									
Jul-03									
Aug-03									
Sep-03									
Oct-03	0	1	0.00%	0.00%	73	541	13.49%	-0.39	-1.24
Nov-03									
Dec-03	0	1	0.00%	0.00%	57	385	14.81%	-0.42	-1.25



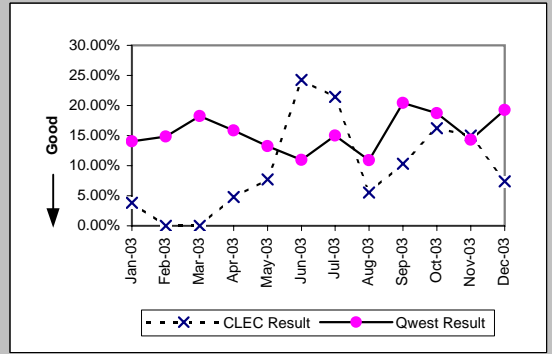
UDIT Above DS1 Level (Parity)									
Date	CLEC Num	CLEC Denc	CLEC Resu	CLEC Std	Qwest Num	Qwest Denc	Qwest Resu	Mod Z Scr	Parity Scr
Jan-03									
Feb-03	0	2	0.00%	0.00%	0	13	0.00%	N/A	N/A
Mar-03	0	3	0.00%	0.00%	1	11	9.09%	-0.49	-1.3
Apr-03	0	1	0.00%	0.00%	6	29	20.69%	-0.5	-1.31
May-03	0	3	0.00%	0.00%	1	15	6.67%	-0.42	-1.26
Jun-03	0	2	0.00%	0.00%	2	11	18.18%	-0.61	-1.37
Jul-03	0	1	0.00%	0.00%	3	19	15.79%	-0.42	-1.26
Aug-03									
Sep-03	0	1	0.00%	0.00%	1	14	7.14%	-0.27	-1.16
Oct-03	1	3	33.33%	47.14%	0	18	0.00%	N/A	-0.06
Nov-03	1	1	100.00%	0.00%	1	27	3.70%	1.88	0.15
Dec-03	0	1	0.00%	0.00%	0	9	0.00%	N/A	N/A



Unbundled Loop Analog (Parity)									
Date	CLEC Num	CLEC Denc	CLEC Resu	CLEC Std	Qwest Num	Qwest Denc	Qwest Resu	Mod Z Scr	Parity Scr
Jan-03	24	246	9.76%	29.67%	2189	21127	10.36%	-0.31	-1.19
Feb-03	15	196	7.65%	26.58%	1737	16605	10.46%	-1.28	-1.78
Mar-03	12	215	5.58%	22.96%	1671	16595	10.07%	-2.17	-2.32
Apr-03	10	154	6.49%	24.64%	1386	14655	9.46%	-1.25	-1.76
May-03	16	198	8.08%	27.25%	1290	14709	8.77%	-0.34	-1.21
Jun-03	17	210	8.10%	27.28%	1541	15670	9.83%	-0.84	-1.51
Jul-03	22	243	9.05%	28.69%	1599	16234	9.85%	-0.41	-1.25
Aug-03	28	193	14.51%	35.22%	1624	16222	10.01%	1.98	0.2
Sep-03	16	196	8.16%	27.38%	1689	17057	9.90%	-0.81	-1.49
Oct-03	13	262	4.96%	21.72%	1993	20810	9.58%	-2.52	-2.53
Nov-03	22	265	8.30%	27.59%	2000	18711	10.69%	-1.25	-1.76
Dec-03	16	204	7.84%	26.88%	1973	17619	11.20%	-1.51	-1.92



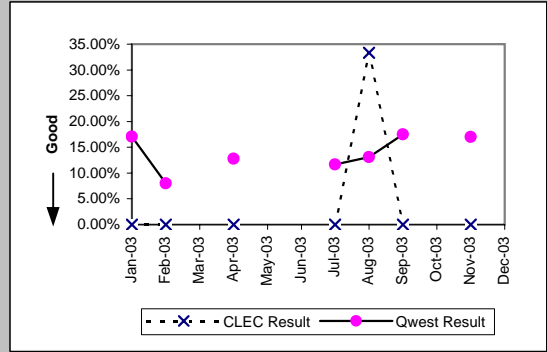
Unbundled Loop - 2 Wire Non-Loaded (Parity)									
Date	CLEC Num	CLEC Denc	CLEC Resu	CLEC Std	Qwest Num	Qwest Denc	Qwest Resu	Mod Z Scr	Parity Scr
Jan-03	1	26	3.85%	19.23%	23	164	14.02%	-1.39	-1.84
Feb-03	0	16	0.00%	0.00%	28	189	14.81%	-1.6	-1.97
Mar-03	0	14	0.00%	0.00%	38	208	18.27%	-1.71	-2.04
Apr-03	1	21	4.76%	21.30%	23	145	15.86%	-1.3	-1.79
May-03	2	26	7.69%	26.65%	16	121	13.22%	-0.76	-1.46
Jun-03	8	33	24.24%	42.86%	15	137	10.95%	1.87	0.14
Jul-03	6	28	21.43%	41.03%	18	120	15.00%	0.82	-0.5
Aug-03	1	18	5.56%	22.91%	17	156	10.90%	-0.69	-1.42
Sep-03	3	29	10.34%	30.45%	28	137	20.44%	-1.22	-1.74
Oct-03	6	37	16.22%	36.86%	32	171	18.71%	-0.35	-1.21
Nov-03	6	40	15.00%	35.71%	18	126	14.29%	0.12	-0.92
Dec-03	2	27	7.41%	26.19%	21	109	19.27%	-1.4	-1.85



MR-7D - Repair Repeat Report Rate (Percent) - Interval Zone One

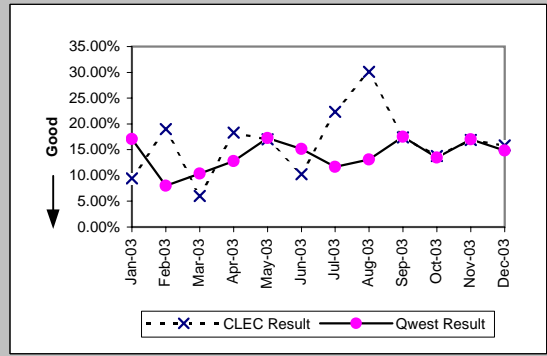
Unbundled Loop - 4 Wire Non-Loaded (Parity)

Date	CLEC Num	CLEC Denc	CLEC Resu	CLEC Std	Qwest Num	Qwest Denc	Qwest Resu	Mod Z Scr	Parity Scr
Jan-03	0	1	0.00%	0.00%	67	392	17.09%	-0.45	-1.28
Feb-03	0	2	0.00%	0.00%	32	400	8.00%	-0.42	-1.25
Mar-03									
Apr-03	0	1	0.00%	0.00%	47	368	12.77%	-0.38	-1.23
May-03									
Jun-03									
Jul-03	0	1	0.00%	0.00%	46	395	11.65%	-0.36	-1.22
Aug-03	1	3	33.33%	47.14%	66	504	13.10%	0.85	-0.48
Sep-03	0	1	0.00%	0.00%	85	485	17.53%	-0.46	-1.28
Oct-03									
Nov-03	0	1	0.00%	0.00%	70	411	17.03%	-0.45	-1.28
Dec-03									



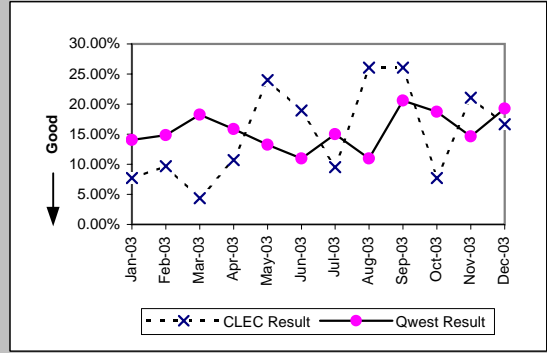
Unbundled Loop - DS1 Capable (Parity)

Date	CLEC Num	CLEC Denc	CLEC Resu	CLEC Std	Qwest Num	Qwest Denc	Qwest Resu	Mod Z Scr	Parity Scr
Jan-03	5	53	9.43%	29.23%	67	392	17.09%	-1.39	-1.85
Feb-03	11	58	18.97%	39.20%	32	400	8.00%	2.44	0.48
Mar-03	3	50	6.00%	23.75%	39	376	10.37%	-0.95	-1.58
Apr-03	13	71	18.31%	38.67%	47	368	12.77%	1.22	-0.26
May-03	9	53	16.98%	37.55%	58	336	17.26%	-0.05	-1.03
Jun-03	9	88	10.23%	30.30%	66	435	15.17%	-1.18	-1.72
Jul-03	17	76	22.37%	41.67%	46	395	11.65%	2.37	0.44
Aug-03	25	83	30.12%	45.88%	66	504	13.10%	3.66	1.22
Sep-03	12	69	17.39%	37.90%	85	485	17.53%	-0.03	-1.02
Oct-03	11	80	13.75%	34.44%	73	541	13.49%	0.09	-0.95
Nov-03	14	83	16.87%	37.45%	70	411	17.03%	-0.04	-1.02
Dec-03	13	82	15.85%	36.52%	57	385	14.81%	0.26	-0.84



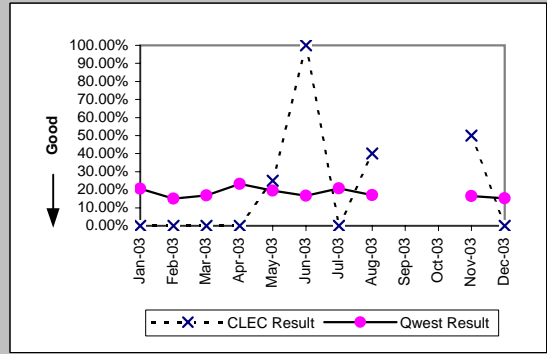
Unbundled Loop ISDN Capable (Parity)

Date	CLEC Num	CLEC Denc	CLEC Resu	CLEC Std	Qwest Num	Qwest Denc	Qwest Resu	Mod Z Scr	Parity Scr
Jan-03	3	39	7.69%	26.65%	23	164	14.02%	-1.02	-1.62
Feb-03	3	31	9.68%	29.57%	28	189	14.81%	-0.75	-1.45
Mar-03	1	23	4.35%	20.39%	38	208	18.27%	-1.64	-2
Apr-03	3	28	10.71%	30.93%	23	145	15.86%	-0.68	-1.42
May-03	6	25	24.00%	42.71%	16	121	13.22%	1.31	-0.2
Jun-03	7	37	18.92%	39.17%	15	137	10.95%	1.25	-0.24
Jul-03	2	21	9.52%	29.35%	18	120	15.00%	-0.65	-1.39
Aug-03	6	23	26.09%	43.91%	17	155	10.97%	1.85	0.12
Sep-03	6	23	26.09%	43.91%	28	136	20.59%	0.59	-0.64
Oct-03	2	26	7.69%	26.65%	32	171	18.71%	-1.34	-1.82
Nov-03	4	19	21.05%	40.77%	18	123	14.63%	0.71	-0.57
Dec-03	4	24	16.67%	37.27%	21	109	19.27%	-0.29	-1.18



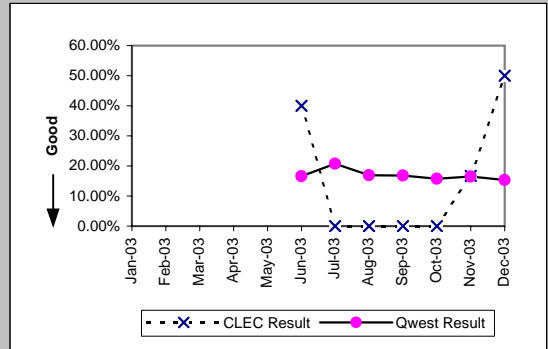
Unbundled Loop - ADSL Qualified (Parity)

Date	CLEC Num	CLEC Denc	CLEC Resu	CLEC Std	Qwest Num	Qwest Denc	Qwest Resu	Mod Z Scr	Parity Scr
Jan-03	0	3	0.00%	0.00%	89	431	20.65%	-0.88	-1.54
Feb-03	0	2	0.00%	0.00%	54	360	15.00%	-0.59	-1.36
Mar-03	0	1	0.00%	0.00%	58	345	16.81%	-0.45	-1.27
Apr-03	0	1	0.00%	0.00%	99	426	23.24%	-0.55	-1.33
May-03	1	4	25.00%	43.30%	63	322	19.57%	0.29	-0.83
Jun-03	3	3	100.00%	0.00%	253	1525	16.59%	2.86	0.74
Jul-03	0	5	0.00%	0.00%	359	1727	20.79%	-1.14	-1.7
Aug-03	2	5	40.00%	48.99%	274	1616	16.96%	1.18	-0.28
Sep-03									
Oct-03									
Nov-03	2	4	50.00%	50.00%	260	1577	16.49%	1.47	-0.11
Dec-03	0	1	0.00%	0.00%	231	1510	15.30%	-0.42	-1.26

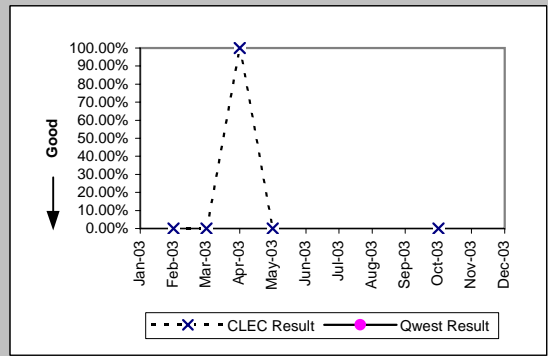


MR-7D - Repair Repeat Report Rate (Percent) - Interval Zone One

Qwest DSL (Parity)									
Date	CLEC Num	CLEC Denc	CLEC Resu	CLEC Std	Qwest Num	Qwest Denc	Qwest Resu	Mod Z Scr	Parity Scr
Jan-03									
Feb-03									
Mar-03									
Apr-03									
May-03									
Jun-03	2	5	40.00%	48.99%	253	1525	16.59%	1.21	-0.27
Jul-03	0	2	0.00%	0.00%	359	1727	20.79%	-0.72	-1.44
Aug-03	0	5	0.00%	0.00%	274	1616	16.96%	-1.01	-1.61
Sep-03	0	3	0.00%	0.00%	311	1848	16.83%	-0.78	-1.47
Oct-03	0	7	0.00%	0.00%	342	2174	15.73%	-1.14	-1.69
Nov-03	1	6	16.67%	37.27%	260	1577	16.49%	0.08	-0.95
Dec-03	1	2	50.00%	50.00%	231	1510	15.30%	1.02	-0.38

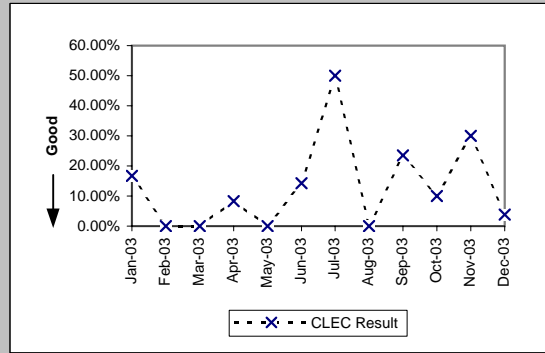


E911 (Parity)									
Date	CLEC Num	CLEC Denc	CLEC Resu	CLEC Std	Qwest Num	Qwest Denc	Qwest Resu	Mod Z Scr	Parity Scr
Jan-03									
Feb-03	0	1	0.00%	0.00%					
Mar-03	0	1	0.00%	0.00%					
Apr-03	1	1	100.00%	0.00%					
May-03	0	1	0.00%	0.00%					
Jun-03									
Jul-03									
Aug-03									
Sep-03									
Oct-03	0	1	0.00%	0.00%					
Nov-03									
Dec-03									



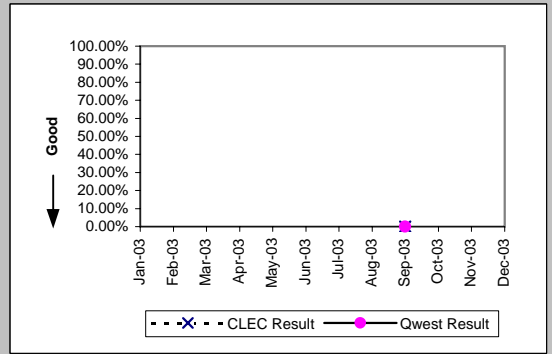
MR-7D - Repair Repeat Report Rate (Percent) - Interval Zone One

Enhanced Extended Loops (EELs) (Diagnostic)				
Date	Numerator	Denominator	CLEC Result	Standard Dev
Jan-03	1	6	16.67%	37.27%
Feb-03	0	3	0.00%	0.00%
Mar-03	0	9	0.00%	0.00%
Apr-03	1	12	8.33%	27.64%
May-03	0	9	0.00%	0.00%
Jun-03	2	14	14.29%	34.99%
Jul-03	4	8	50.00%	50.00%
Aug-03	0	14	0.00%	0.00%
Sep-03	4	17	23.53%	42.42%
Oct-03	2	20	10.00%	30.00%
Nov-03	3	10	30.00%	45.83%
Dec-03	1	26	3.85%	19.23%

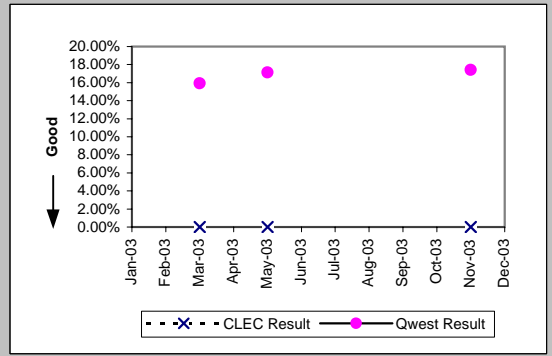


MR-7D\* - Repair Repeat Report Rate (Percent) - Interval Zone One

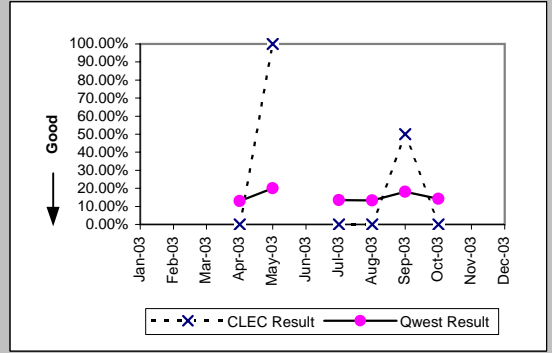
ISDN Primary (Parity)									
Date	CLEC Num	CLEC Denc	CLEC Resu	CLEC Std E	Qwest Num	Qwest Denc	Qwest Resu	Mod Z Scr	Parity Scr
Jan-03									
Feb-03									
Mar-03									
Apr-03									
May-03									
Jun-03									
Jul-03									
Aug-03									
Sep-03	0	1	0.00%	0.00%	0	12	0.00%	N/A	N/A
Oct-03									
Nov-03									
Dec-03									



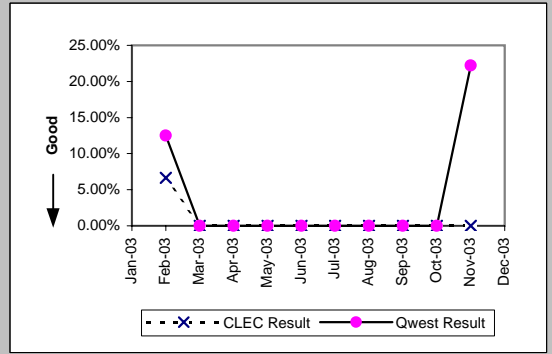
DS0 (Parity)									
Date	CLEC Num	CLEC Denc	CLEC Resu	CLEC Std E	Qwest Num	Qwest Denc	Qwest Resu	Mod Z Scr	Parity Scr
Jan-03									
Feb-03									
Mar-03	0	2	0.00%	0.00%	36	226	15.93%	-0.61	-1.37
Apr-03									
May-03	0	1	0.00%	0.00%	30	175	17.14%	-0.45	-1.28
Jun-03									
Jul-03									
Aug-03									
Sep-03									
Oct-03									
Nov-03	0	5	0.00%	0.00%	47	270	17.41%	-1.02	-1.62
Dec-03									



DS1 (Parity)									
Date	CLEC Num	CLEC Denc	CLEC Resu	CLEC Std E	Qwest Num	Qwest Denc	Qwest Resu	Mod Z Scr	Parity Scr
Jan-03									
Feb-03									
Mar-03									
Apr-03	0	5	0.00%	0.00%	34	264	12.88%	-0.85	-1.52
May-03	1	1	100.00%	0.00%	49	244	20.08%	1.28	-0.22
Jun-03									
Jul-03	0	4	0.00%	0.00%	38	283	13.43%	-0.78	-1.48
Aug-03	0	2	0.00%	0.00%	48	361	13.30%	-0.55	-1.34
Sep-03	1	2	50.00%	50.00%	59	325	18.15%	0.9	-0.45
Oct-03	0	4	0.00%	0.00%	56	395	14.18%	-0.81	-1.49
Nov-03									
Dec-03									



LIS Trunk (Parity)									
Date	CLEC Num	CLEC Denc	CLEC Resu	CLEC Std E	Qwest Num	Qwest Denc	Qwest Resu	Mod Z Scr	Parity Scr
Jan-03									
Feb-03	2	30	6.67%	24.94%	1	8	12.50%	-0.44	-1.27
Mar-03	0	15	0.00%	0.00%	0	5	0.00%	N/A	N/A
Apr-03	0	5	0.00%	0.00%	0	5	0.00%	N/A	N/A
May-03	0	12	0.00%	0.00%	0	5	0.00%	N/A	N/A
Jun-03	0	5	0.00%	0.00%	0	2	0.00%	N/A	N/A
Jul-03	0	7	0.00%	0.00%	0	3	0.00%	N/A	N/A
Aug-03	0	11	0.00%	0.00%	0	6	0.00%	N/A	N/A
Sep-03	0	9	0.00%	0.00%	0	3	0.00%	N/A	N/A
Oct-03	0	5	0.00%	0.00%	0	3	0.00%	N/A	N/A
Nov-03	0	7	0.00%	0.00%	2	9	22.22%	-1.06	-1.64
Dec-03									

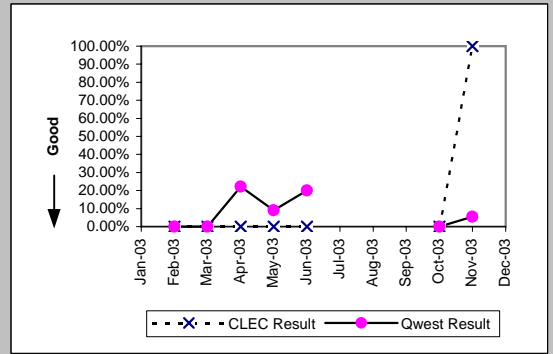


\*Results exclude No Trouble Found and Test OK reports unless QWEST trouble is found on another report within 30 days of the original report. A 30-day window necessitates reporting a month behind

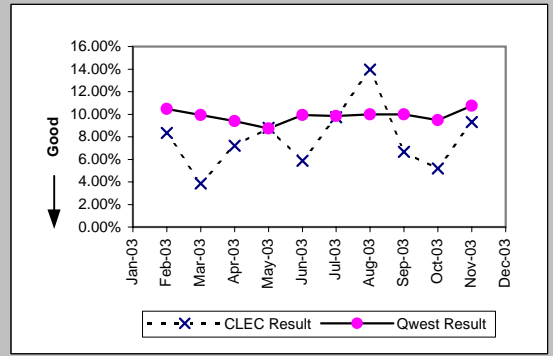


MR-7D\* - Repair Repeat Report Rate (Percent) - Interval Zone One

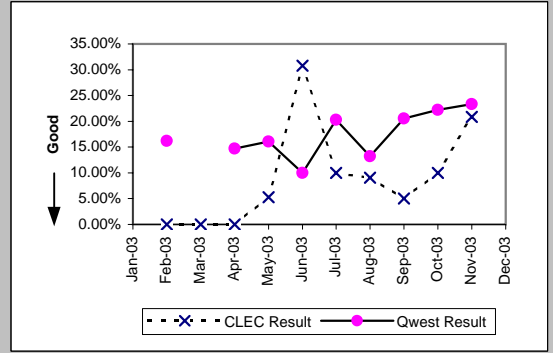
UDIT Above DS1 Level (Parity)									
Date	CLEC Num	CLEC Denc	CLEC Resu	CLEC Std	Qwest Num	Qwest Denc	Qwest Resu	Mod Z Scr	Parity Scr
Jan-03									
Feb-03	0	2	0.00%	0.00%	0	9	0.00%	N/A	N/A
Mar-03	0	2	0.00%	0.00%	0	7	0.00%	N/A	N/A
Apr-03	0	1	0.00%	0.00%	4	18	22.22%	-0.52	-1.32
May-03	0	2	0.00%	0.00%	1	11	9.09%	-0.41	-1.25
Jun-03	0	1	0.00%	0.00%	2	10	20.00%	-0.48	-1.29
Jul-03									
Aug-03									
Sep-03									
Oct-03	0	2	0.00%	0.00%	0	12	0.00%	N/A	N/A
Nov-03	1	1	100.00%	0.00%	1	18	5.56%	1.7	0.04
Dec-03									



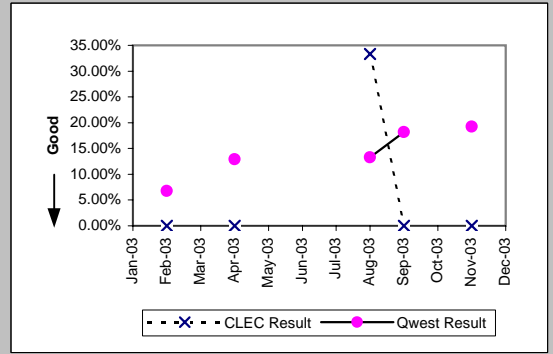
Unbundled Loop Analog (Parity)									
Date	CLEC Num	CLEC Denc	CLEC Resu	CLEC Std	Qwest Num	Qwest Denc	Qwest Resu	Mod Z Scr	Parity Scr
Jan-03									
Feb-03	13	156	8.33%	27.64%	1477	14120	10.46%	-0.86	-1.52
Mar-03	6	155	3.87%	19.29%	1405	14153	9.93%	-2.51	-2.52
Apr-03	9	125	7.20%	25.85%	1161	12378	9.38%	-0.83	-1.51
May-03	13	148	8.78%	28.31%	1081	12357	8.75%	0.05	-0.97
Jun-03	9	153	5.88%	23.53%	1316	13261	9.92%	-1.66	-2.01
Jul-03	18	185	9.73%	29.64%	1335	13555	9.85%	-0.05	-1.03
Aug-03	18	129	13.95%	34.65%	1339	13398	9.99%	1.45	-0.12
Sep-03	10	150	6.67%	24.94%	1417	14184	9.99%	-1.35	-1.82
Oct-03	11	212	5.19%	22.18%	1673	17676	9.46%	-2.11	-2.29
Nov-03	21	226	9.29%	29.03%	1729	16083	10.75%	-0.7	-1.43
Dec-03									



Unbundled Loop - 2 Wire Non-Loaded (Parity)									
Date	CLEC Num	CLEC Denc	CLEC Resu	CLEC Std	Qwest Num	Qwest Denc	Qwest Resu	Mod Z Scr	Parity Scr
Jan-03									
Feb-03	0	11	0.00%	0.00%	17	105	16.19%	-1.39	-1.84
Mar-03	0	9	0.00%	0.00%					
Apr-03	0	15	0.00%	0.00%	10	68	14.71%	-1.46	-1.88
May-03	1	19	5.26%	22.33%	9	56	16.07%	-1.11	-1.67
Jun-03	8	26	30.77%	46.15%	7	70	10.00%	2.32	0.41
Jul-03	1	10	10.00%	30.00%	14	69	20.29%	-0.76	-1.46
Aug-03	1	11	9.09%	28.75%	9	68	13.24%	-0.38	-1.23
Sep-03	1	20	5.00%	21.79%	16	78	20.51%	-1.53	-1.93
Oct-03	3	30	10.00%	30.00%	20	90	22.22%	-1.39	-1.85
Nov-03	5	24	20.83%	40.61%	14	60	23.33%	-0.24	-1.15
Dec-03									



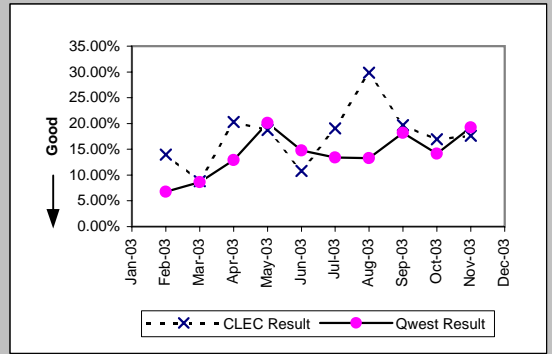
Unbundled Loop - 4 Wire Non-Loaded (Parity)									
Date	CLEC Num	CLEC Denc	CLEC Resu	CLEC Std	Qwest Num	Qwest Denc	Qwest Resu	Mod Z Scr	Parity Scr
Jan-03									
Feb-03	0	1	0.00%	0.00%	19	282	6.74%	-0.27	-1.16
Mar-03									
Apr-03	0	1	0.00%	0.00%	34	264	12.88%	-0.38	-1.23
May-03									
Jun-03									
Jul-03									
Aug-03	1	3	33.33%	47.14%	48	361	13.30%	0.84	-0.49
Sep-03	0	1	0.00%	0.00%	59	325	18.15%	-0.47	-1.29
Oct-03									
Nov-03	0	1	0.00%	0.00%	56	291	19.24%	-0.49	-1.3
Dec-03									



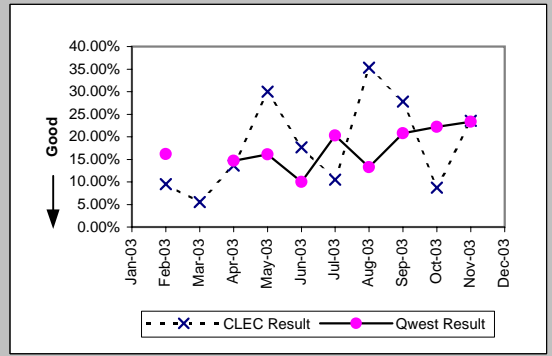
\*Results exclude No Trouble Found and Test OK reports unless QWEST trouble is found on another report within 30 days of the original report. A 30-day window necessitates reporting a month behind

MR-7D\* - Repair Repeat Report Rate (Percent) - Interval Zone One

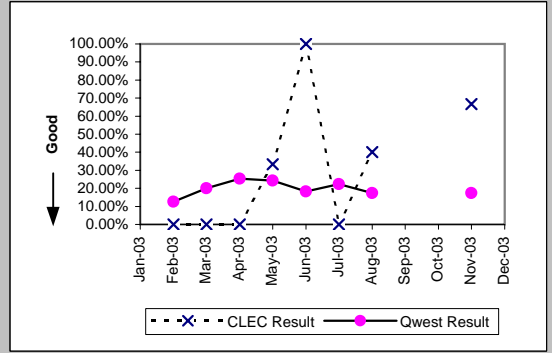
Unbundled Loop - DS1 Capable (Parity)									
Date	CLEC Num	CLEC Denc	CLEC Resu	CLEC Std	Qwest Num	Qwest Denc	Qwest Resu	Mod Z Scr	Parity Scr
Jan-03									
Feb-03	6	43	13.95%	34.65%	19	282	6.74%	1.54	-0.06
Mar-03	3	34	8.82%	28.36%	22	255	8.63%	0.08	-0.95
Apr-03	13	64	20.31%	40.23%	34	264	12.88%	1.48	-0.1
May-03	9	48	18.75%	39.03%	49	244	20.08%	-0.21	-1.13
Jun-03	7	65	10.77%	31.00%	46	311	14.79%	-0.83	-1.5
Jul-03	12	63	19.05%	39.27%	38	283	13.43%	1.13	-0.32
Aug-03	20	67	29.85%	45.76%	48	361	13.30%	3.16	0.92
Sep-03	11	56	19.64%	39.73%	59	325	18.15%	0.28	-0.83
Oct-03	11	65	16.92%	37.50%	56	395	14.18%	0.59	-0.64
Nov-03	12	68	17.65%	38.12%	56	291	19.24%	-0.3	-1.18
Dec-03									



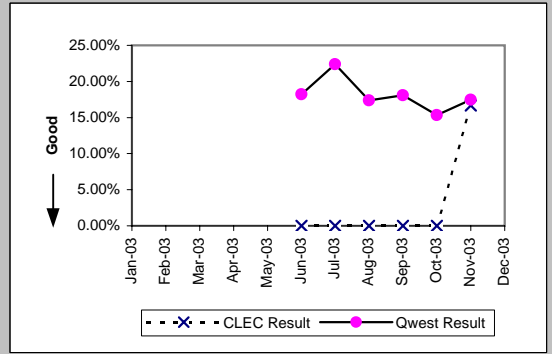
Unbundled Loop ISDN Capable (Parity)									
Date	CLEC Num	CLEC Denc	CLEC Resu	CLEC Std	Qwest Num	Qwest Denc	Qwest Resu	Mod Z Scr	Parity Scr
Jan-03									
Feb-03	2	21	9.52%	29.35%	17	105	16.19%	-0.76	-1.46
Mar-03	1	18	5.56%	22.91%					
Apr-03	3	22	13.64%	34.32%	10	68	14.71%	-0.12	-1.07
May-03	6	20	30.00%	45.83%	9	56	16.07%	1.28	-0.22
Jun-03	6	34	17.65%	38.12%	7	70	10.00%	1.06	-0.35
Jul-03	2	19	10.53%	30.69%	14	69	20.29%	-0.94	-1.57
Aug-03	6	17	35.29%	47.79%	9	68	13.24%	1.94	0.18
Sep-03	5	18	27.78%	44.79%	16	77	20.78%	0.63	-0.62
Oct-03	2	23	8.70%	28.18%	20	90	22.22%	-1.39	-1.85
Nov-03	4	17	23.53%	42.42%	14	60	23.33%	0.02	-0.99
Dec-03									



Unbundled Loop - ADSL Qualified (Parity)									
Date	CLEC Num	CLEC Denc	CLEC Resu	CLEC Std	Qwest Num	Qwest Denc	Qwest Resu	Mod Z Scr	Parity Scr
Jan-03									
Feb-03	0	2	0.00%	0.00%	29	231	12.55%	-0.53	-1.32
Mar-03	0	1	0.00%	0.00%	37	184	20.11%	-0.5	-1.3
Apr-03	0	1	0.00%	0.00%	66	261	25.29%	-0.58	-1.35
May-03	1	3	33.33%	47.14%	46	190	24.21%	0.34	-0.79
Jun-03	1	1	100.00%	0.00%	183	1005	18.21%	1.34	-0.19
Jul-03	0	3	0.00%	0.00%	265	1185	22.36%	-0.93	-1.56
Aug-03	2	5	40.00%	48.99%	193	1111	17.37%	1.16	-0.3
Sep-03									
Oct-03									
Nov-03	2	3	66.67%	47.14%	197	1128	17.46%	1.73	0.05
Dec-03									



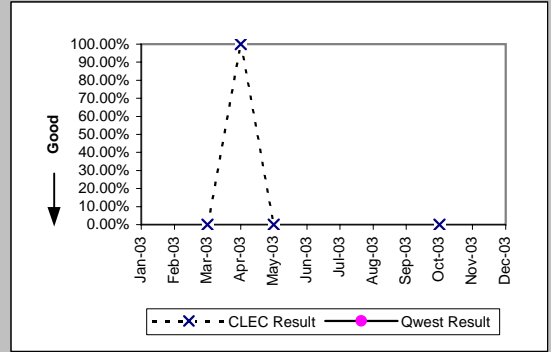
Qwest DSL (Parity)									
Date	CLEC Num	CLEC Denc	CLEC Resu	CLEC Std	Qwest Num	Qwest Denc	Qwest Resu	Mod Z Scr	Parity Scr
Jan-03									
Feb-03									
Mar-03									
Apr-03									
May-03									
Jun-03	0	1	0.00%	0.00%	183	1005	18.21%	-0.47	-1.29
Jul-03	0	1	0.00%	0.00%	265	1185	22.36%	-0.54	-1.33
Aug-03	0	3	0.00%	0.00%	193	1111	17.37%	-0.79	-1.48
Sep-03	0	2	0.00%	0.00%	221	1222	18.09%	-0.66	-1.4
Oct-03	0	5	0.00%	0.00%	215	1402	15.34%	-0.95	-1.58
Nov-03	1	6	16.67%	37.27%	197	1128	17.46%	-0.05	-1.03
Dec-03									



\*Results exclude No Trouble Found and Test OK reports unless QWEST trouble is found on another report within 30 days of the original report. A 30-day window necessitates reporting a month behind

MR-7D\* - Repair Repeat Report Rate (Percent) - Interval Zone One

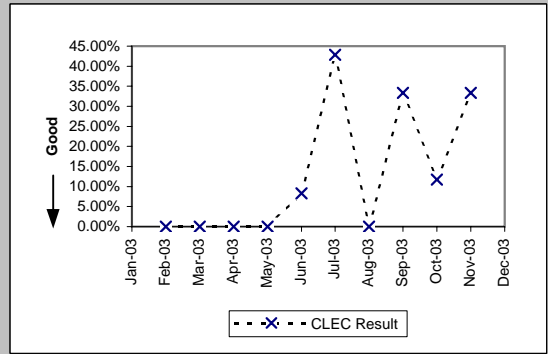
E911 (Parity)									
Date	CLEC Num	CLEC Denc	CLEC Resu	CLEC Std	Qwest Num	Qwest Denc	Qwest Resu	Mod Z Scr	Parity Scr
Jan-03									
Feb-03									
Mar-03	0	1	0.00%	0.00%					
Apr-03	1	1	100.00%	0.00%					
May-03	0	1	0.00%	0.00%					
Jun-03									
Jul-03									
Aug-03									
Sep-03									
Oct-03	0	1	0.00%	0.00%					
Nov-03									
Dec-03									



\*Results exclude No Trouble Found and Test OK reports unless QWEST trouble is found on another report within 30 days of the original report. A 30-day window necessitates reporting a month behind

MR-7D\* - Repair Repeat Report Rate (Percent) - Interval Zone One

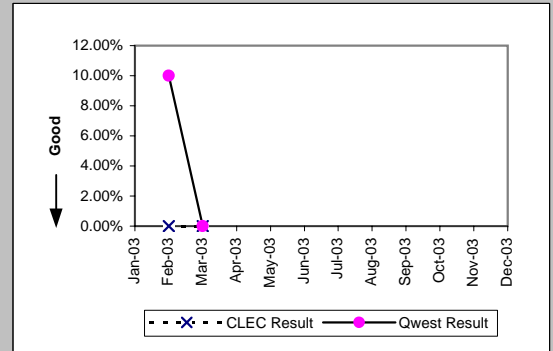
Enhanced Extended Loops (EELs) (Diagnostic)				
Date	Numerator	Denominator	CLEC Result	Standard Dev
Jan-03				
Feb-03	0	2	0.00%	0.00%
Mar-03	0	8	0.00%	0.00%
Apr-03	0	7	0.00%	0.00%
May-03	0	7	0.00%	0.00%
Jun-03	1	12	8.33%	27.64%
Jul-03	3	7	42.86%	49.49%
Aug-03	0	11	0.00%	0.00%
Sep-03	4	12	33.33%	47.14%
Oct-03	2	17	11.76%	32.22%
Nov-03	3	9	33.33%	47.14%
Dec-03				



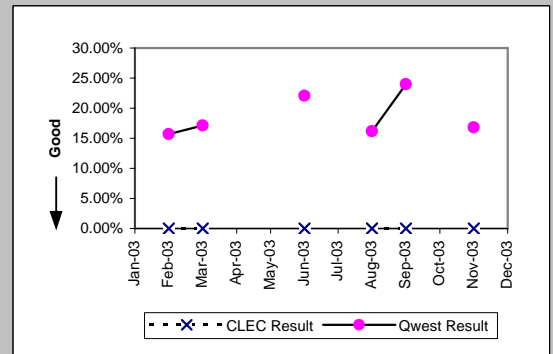
\*Results exclude No Trouble Found and Test OK reports unless QWEST trouble is found on another report within 30 days of the original report. A 30-day window necessitates reporting a month behind

MR-7E - Repair Repeat Report Rate (Percent) - Interval Zone Two

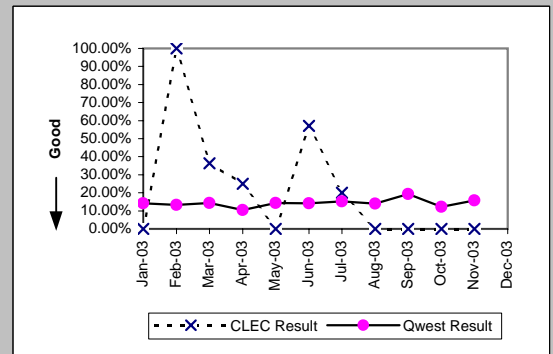
ISDN Primary (Parity)									
Date	CLEC Num	CLEC Dend	CLEC Resu	CLEC Std	Qwest Num	Qwest Dend	Qwest Resu	Mod Z Scr	Parity Scr
Jan-03									
Feb-03	0	2	0.00%	0.00%	1	10	10.00%	-0.43	-1.26
Mar-03	0	2	0.00%	0.00%	0	7	0.00%	N/A	N/A
Apr-03									
May-03									
Jun-03									
Jul-03									
Aug-03									
Sep-03									
Oct-03									
Nov-03									
Dec-03									



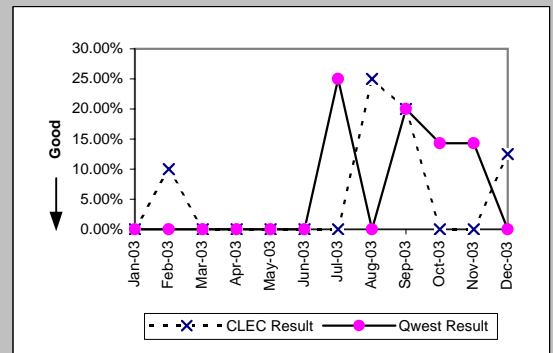
DS0 (Parity)									
Date	CLEC Num	CLEC Dend	CLEC Resu	CLEC Std	Qwest Num	Qwest Dend	Qwest Resu	Mod Z Scr	Parity Scr
Jan-03									
Feb-03	0	2	0.00%	0.00%	37	236	15.68%	-0.61	-1.37
Mar-03	0	1	0.00%	0.00%	37	216	17.13%	-0.45	-1.28
Apr-03									
May-03									
Jun-03	0	1	0.00%	0.00%	53	240	22.08%	-0.53	-1.32
Jul-03									
Aug-03	0	2	0.00%	0.00%	40	247	16.19%	-0.62	-1.38
Sep-03	0	1	0.00%	0.00%	81	338	23.96%	-0.56	-1.34
Oct-03									
Nov-03	0	2	0.00%	0.00%	34	202	16.83%	-0.63	-1.38
Dec-03									



DS1 (Parity)									
Date	CLEC Num	CLEC Dend	CLEC Resu	CLEC Std	Qwest Num	Qwest Dend	Qwest Resu	Mod Z Scr	Parity Scr
Jan-03	0	3	0.00%	0.00%	36	254	14.17%	-0.7	-1.43
Feb-03	1	1	100.00%	0.00%	28	211	13.27%	1.51	-0.08
Mar-03	4	11	36.36%	48.10%	32	222	14.41%	1.75	0.07
Apr-03	1	4	25.00%	43.30%	26	247	10.53%	0.79	-0.52
May-03	0	2	0.00%	0.00%	29	202	14.36%	-0.58	-1.35
Jun-03	4	7	57.14%	49.49%	33	232	14.22%	2.54	0.55
Jul-03	1	5	20.00%	40.00%	36	237	15.19%	0.31	-0.81
Aug-03	0	2	0.00%	0.00%	38	273	13.92%	-0.57	-1.34
Sep-03	0	1	0.00%	0.00%	70	362	19.34%	-0.49	-1.3
Oct-03	0	2	0.00%	0.00%	42	345	12.17%	-0.53	-1.32
Nov-03	0	1	0.00%	0.00%	33	209	15.79%	-0.43	-1.26
Dec-03									

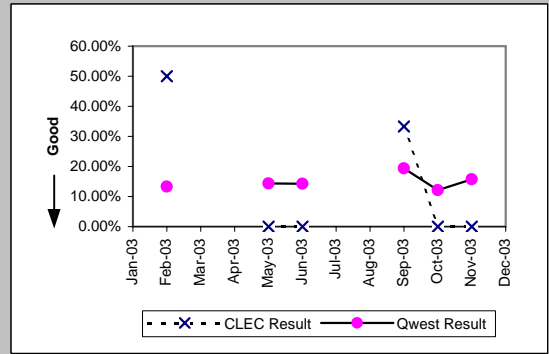


LIS Trunk (Parity)									
Date	CLEC Num	CLEC Dend	CLEC Resu	CLEC Std	Qwest Num	Qwest Dend	Qwest Resu	Mod Z Scr	Parity Scr
Jan-03	0	4	0.00%	0.00%	0	1	0.00%	N/A	N/A
Feb-03	1	10	10.00%	30.00%	0	2	0.00%	N/A	-0.98
Mar-03	0	2	0.00%	0.00%	0	2	0.00%	N/A	N/A
Apr-03	0	1	0.00%	0.00%	0	3	0.00%	N/A	N/A
May-03	0	3	0.00%	0.00%	0	5	0.00%	N/A	N/A
Jun-03	0	2	0.00%	0.00%	0	2	0.00%	N/A	N/A
Jul-03	0	4	0.00%	0.00%	1	4	25.00%	-0.82	-1.5
Aug-03	1	4	25.00%	43.30%	0	5	0.00%	N/A	-0.55
Sep-03	2	10	20.00%	40.00%	1	5	20.00%	0	-1
Oct-03	0	11	0.00%	0.00%	1	7	14.29%	-0.84	-1.51
Nov-03	0	4	0.00%	0.00%	1	7	14.29%	-0.65	-1.4
Dec-03	1	8	12.50%	33.07%	0	2	0.00%	N/A	-0.94

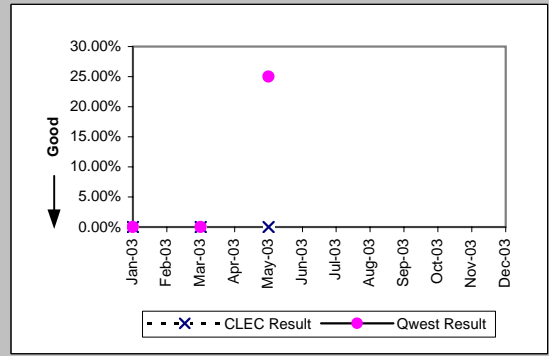


MR-7E - Repair Repeat Report Rate (Percent) - Interval Zone Two

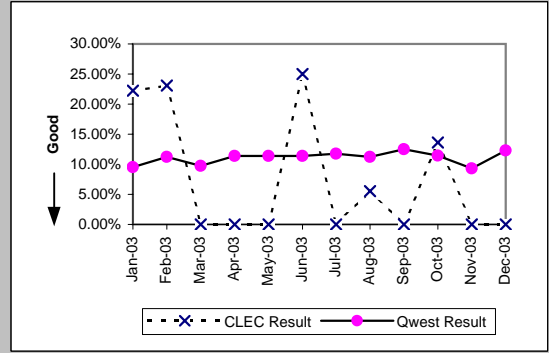
UDIT DS1 (Parity)									
Date	CLEC Num	CLEC Denc	CLEC Resu	CLEC Std	Qwest Num	Qwest Denc	Qwest Resu	Mod Z Scr	Parity Scr
Jan-03									
Feb-03	1	2	50.00%	50.00%	28	211	13.27%	1.11	-0.33
Mar-03									
Apr-03									
May-03	0	2	0.00%	0.00%	29	202	14.36%	-0.58	-1.35
Jun-03	0	1	0.00%	0.00%	33	232	14.22%	-0.41	-1.25
Jul-03									
Aug-03									
Sep-03	1	3	33.33%	47.14%	70	362	19.34%	0.55	-0.67
Oct-03	0	1	0.00%	0.00%	42	345	12.17%	-0.37	-1.23
Nov-03	0	2	0.00%	0.00%	33	209	15.79%	-0.61	-1.37
Dec-03									



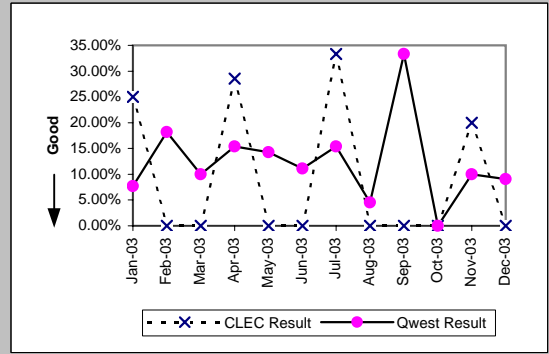
UDIT Above DS1 Level (Parity)									
Date	CLEC Num	CLEC Denc	CLEC Resu	CLEC Std	Qwest Num	Qwest Denc	Qwest Resu	Mod Z Scr	Parity Scr
Jan-03	0	1	0.00%	0.00%	0	9	0.00%	N/A	N/A
Feb-03									
Mar-03	0	2	0.00%	0.00%	0	5	0.00%	N/A	N/A
Apr-03									
May-03	0	1	0.00%	0.00%	1	4	25.00%	-0.52	-1.31
Jun-03									
Jul-03									
Aug-03									
Sep-03									
Oct-03									
Nov-03									
Dec-03									



Unbundled Loop Analog (Parity)									
Date	CLEC Num	CLEC Denc	CLEC Resu	CLEC Std	Qwest Num	Qwest Denc	Qwest Resu	Mod Z Scr	Parity Scr
Jan-03	6	27	22.22%	41.57%	404	4251	9.50%	1.98	0.2
Feb-03	9	39	23.08%	42.13%	378	3374	11.20%	2.11	0.28
Mar-03	0	8	0.00%	0.00%	358	3682	9.72%	-0.93	-1.56
Apr-03	0	15	0.00%	0.00%	409	3586	11.41%	-1.39	-1.84
May-03	0	22	0.00%	0.00%	378	3323	11.38%	-1.67	-2.02
Jun-03	4	16	25.00%	43.30%	373	3280	11.37%	1.53	-0.07
Jul-03	0	11	0.00%	0.00%	430	3664	11.74%	-1.21	-1.73
Aug-03	1	18	5.56%	22.91%	413	3675	11.24%	-0.76	-1.46
Sep-03	0	12	0.00%	0.00%	427	3420	12.49%	-1.31	-1.79
Oct-03	3	22	13.64%	34.32%	463	4047	11.44%	0.37	-0.77
Nov-03	0	14	0.00%	0.00%	306	3285	9.32%	-1.2	-1.73
Dec-03	0	16	0.00%	0.00%	475	3864	12.29%	-1.49	-1.91

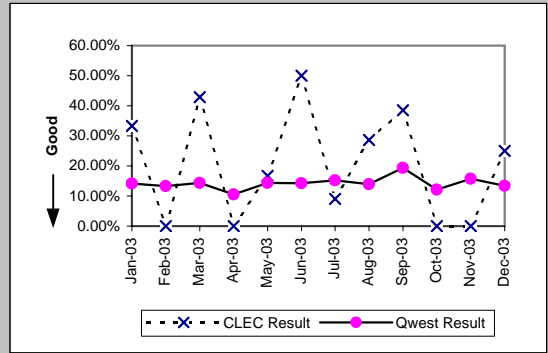


Unbundled Loop - 2 Wire Non-Loaded (Parity)									
Date	CLEC Num	CLEC Denc	CLEC Resu	CLEC Std	Qwest Num	Qwest Denc	Qwest Resu	Mod Z Scr	Parity Scr
Jan-03	1	4	25.00%	43.30%	1	13	7.69%	0.7	-0.58
Feb-03	0	2	0.00%	0.00%	2	11	18.18%	-0.61	-1.37
Mar-03	0	5	0.00%	0.00%	1	10	10.00%	-0.61	-1.37
Apr-03	2	7	28.57%	45.18%	2	13	15.38%	0.59	-0.64
May-03	0	3	0.00%	0.00%	3	21	14.29%	-0.66	-1.4
Jun-03	0	3	0.00%	0.00%	1	9	11.11%	-0.53	-1.32
Jul-03	2	6	33.33%	47.14%	2	13	15.38%	0.77	-0.53
Aug-03	0	6	0.00%	0.00%	1	22	4.55%	-0.47	-1.29
Sep-03	0	2	0.00%	0.00%	5	15	33.33%	-0.94	-1.57
Oct-03	0	4	0.00%	0.00%	0	9	0.00%	N/A	N/A
Nov-03	1	5	20.00%	40.00%	1	10	10.00%	0.36	-0.78
Dec-03	0	5	0.00%	0.00%	1	11	9.09%	-0.59	-1.36

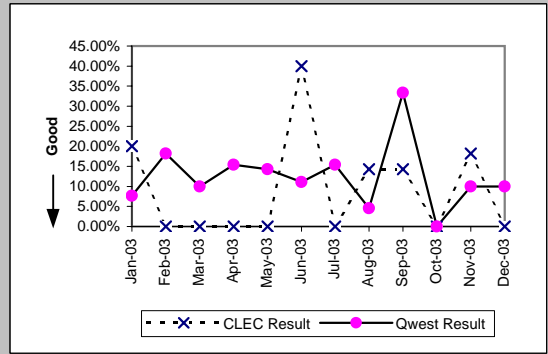


MR-7E - Repair Repeat Report Rate (Percent) - Interval Zone Two

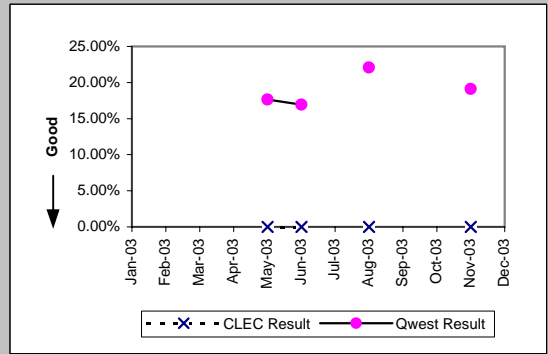
Unbundled Loop - DS1 Capable (Parity)										
Date	CLEC Num	CLEC Dend	CLEC Resu	CLEC Std	Qwest Num	Qwest Dend	Qwest Resu	Mod Z Scr	Parity Scr	
Jan-03	2	6	33.33%	47.14%	36	254	14.17%	1.16	-0.3	
Feb-03	0	4	0.00%	0.00%	28	211	13.27%	-0.78	-1.47	
Mar-03	3	7	42.86%	49.49%	32	222	14.41%	1.76	0.07	
Apr-03	0	5	0.00%	0.00%	26	247	10.53%	-0.76	-1.46	
May-03	2	12	16.67%	37.27%	29	202	14.36%	0.25	-0.85	
Jun-03	3	6	50.00%	50.00%	33	232	14.22%	2	0.22	
Jul-03	1	11	9.09%	28.75%	36	237	15.19%	-0.55	-1.33	
Aug-03	4	14	28.57%	45.18%	38	273	13.92%	1.4	-0.15	
Sep-03	5	13	38.46%	48.65%	70	362	19.34%	1.57	-0.04	
Oct-03	0	6	0.00%	0.00%	42	345	12.17%	-0.9	-1.55	
Nov-03	0	9	0.00%	0.00%	33	209	15.79%	-1.27	-1.77	
Dec-03	4	16	25.00%	43.30%	35	261	13.41%	1.22	-0.26	



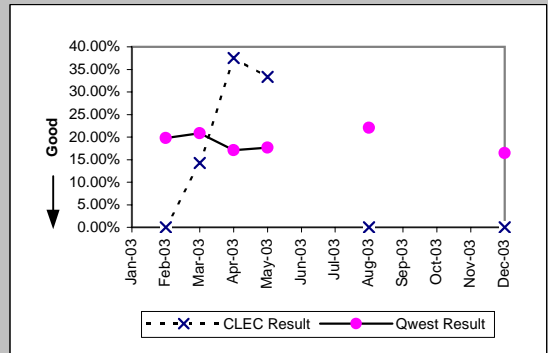
Unbundled Loop ISDN Capable (Parity)										
Date	CLEC Num	CLEC Dend	CLEC Resu	CLEC Std	Qwest Num	Qwest Dend	Qwest Resu	Mod Z Scr	Parity Scr	
Jan-03	2	10	20.00%	40.00%	1	13	7.69%	0.75	-0.54	
Feb-03	0	7	0.00%	0.00%	2	11	18.18%	-0.97	-1.59	
Mar-03	0	10	0.00%	0.00%	1	10	10.00%	-0.75	-1.45	
Apr-03	0	6	0.00%	0.00%	2	13	15.38%	-0.86	-1.53	
May-03	0	6	0.00%	0.00%	3	21	14.29%	-0.88	-1.54	
Jun-03	2	5	40.00%	48.99%	1	9	11.11%	1.09	-0.34	
Jul-03	0	3	0.00%	0.00%	2	13	15.38%	-0.67	-1.4	
Aug-03	1	7	14.29%	34.99%	1	22	4.55%	0.68	-0.59	
Sep-03	1	7	14.29%	34.99%	5	15	33.33%	-0.88	-1.54	
Oct-03	0	3	0.00%	0.00%	0	9	0.00%	N/A	N/A	
Nov-03	2	11	18.18%	38.57%	1	10	10.00%	0.35	-0.79	
Dec-03	0	5	0.00%	0.00%	1	10	10.00%	-0.61	-1.37	



Unbundled Loop - ADSL Qualified (Parity)										
Date	CLEC Num	CLEC Dend	CLEC Resu	CLEC Std	Qwest Num	Qwest Dend	Qwest Resu	Mod Z Scr	Parity Scr	
Jan-03										
Feb-03										
Mar-03										
Apr-03										
May-03	0	2	0.00%	0.00%	316	1791	17.64%	-0.65	-1.4	
Jun-03	0	1	0.00%	0.00%	44	260	16.92%	-0.45	-1.27	
Jul-03										
Aug-03	0	1	0.00%	0.00%	89	403	22.08%	-0.53	-1.32	
Sep-03										
Oct-03										
Nov-03	0	1	0.00%	0.00%	86	450	19.11%	-0.49	-1.3	
Dec-03										

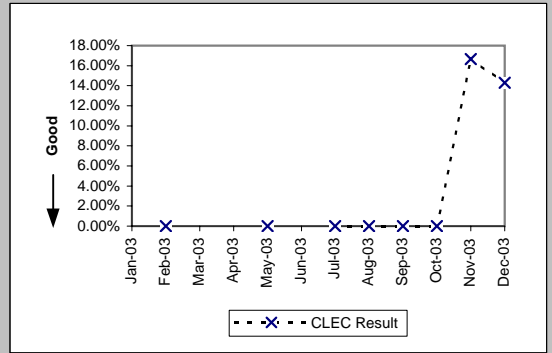


Qwest DSL (Parity)										
Date	CLEC Num	CLEC Dend	CLEC Resu	CLEC Std	Qwest Num	Qwest Dend	Qwest Resu	Mod Z Scr	Parity Scr	
Jan-03										
Feb-03	0	1	0.00%	0.00%	329	1663	19.78%	-0.5	-1.3	
Mar-03	1	7	14.29%	34.99%	345	1656	20.83%	-0.43	-1.26	
Apr-03	3	8	37.50%	48.41%	312	1828	17.07%	1.36	-0.17	
May-03	1	3	33.33%	47.14%	316	1791	17.64%	0.63	-0.62	
Jun-03										
Jul-03										
Aug-03	0	1	0.00%	0.00%	89	403	22.08%	-0.53	-1.32	
Sep-03										
Oct-03										
Nov-03										
Dec-03	0	2	0.00%	0.00%	91	553	16.46%	-0.63	-1.38	



MR-7E - Repair Repeat Report Rate (Percent) - Interval Zone Two

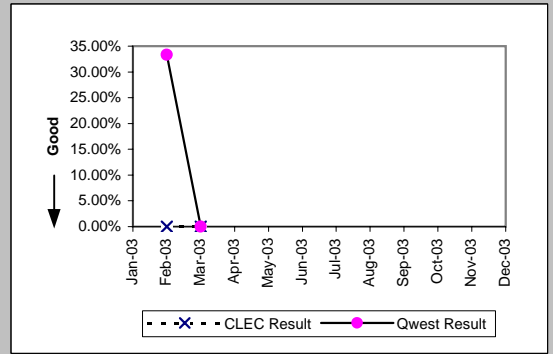
Enhanced Extended Loops (EELs) (Diagnostic)				
Date	Numerator	Denominator	CLEC Result	Standard Dev
Jan-03				
Feb-03	0	1	0.00%	0.00%
Mar-03				
Apr-03				
May-03	0	1	0.00%	0.00%
Jun-03				
Jul-03	0	3	0.00%	0.00%
Aug-03	0	1	0.00%	0.00%
Sep-03	0	6	0.00%	0.00%
Oct-03	0	5	0.00%	0.00%
Nov-03	1	6	16.67%	37.27%
Dec-03	1	7	14.29%	34.99%



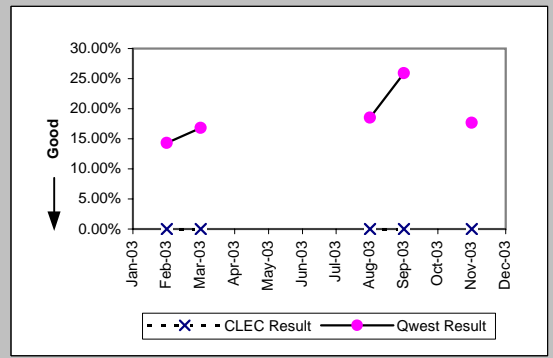


MR-7E\* - Repair Repeat Report Rate (Percent) - Interval Zone Two

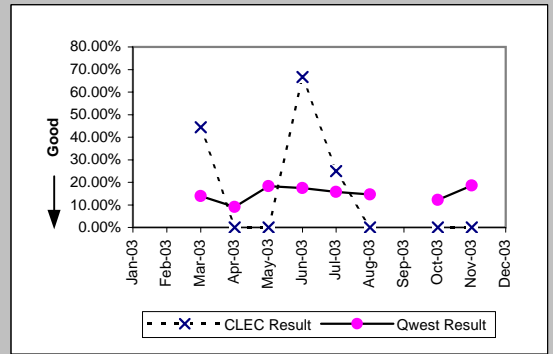
ISDN Primary (Parity)									
Date	CLEC Num	CLEC Denc	CLEC Resu	CLEC Std E	Qwest Num	Qwest Denc	Qwest Resu	Mod Z Scr	Parity Scr
Jan-03									
Feb-03	0	1	0.00%	0.00%	1	3	33.33%	-0.61	-1.37
Mar-03	0	1	0.00%	0.00%	0	2	0.00%	N/A	N/A
Apr-03									
May-03									
Jun-03									
Jul-03									
Aug-03									
Sep-03									
Oct-03									
Nov-03									
Dec-03									



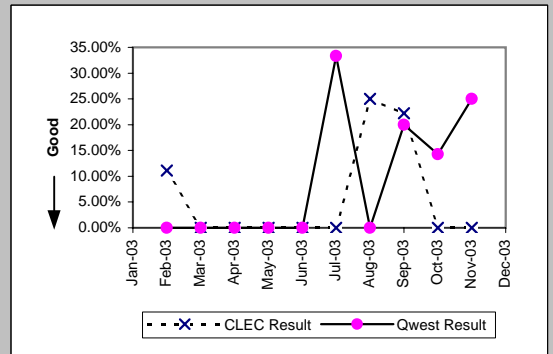
DS0 (Parity)									
Date	CLEC Num	CLEC Denc	CLEC Resu	CLEC Std E	Qwest Num	Qwest Denc	Qwest Resu	Mod Z Scr	Parity Scr
Jan-03									
Feb-03	0	2	0.00%	0.00%	25	175	14.29%	-0.57	-1.35
Mar-03	0	1	0.00%	0.00%	24	143	16.78%	-0.45	-1.27
Apr-03									
May-03									
Jun-03									
Jul-03									
Aug-03	0	1	0.00%	0.00%	32	173	18.50%	-0.48	-1.29
Sep-03	0	1	0.00%	0.00%	70	270	25.93%	-0.59	-1.36
Oct-03									
Nov-03	0	1	0.00%	0.00%	24	136	17.65%	-0.46	-1.28
Dec-03									



DS1 (Parity)									
Date	CLEC Num	CLEC Denc	CLEC Resu	CLEC Std E	Qwest Num	Qwest Denc	Qwest Resu	Mod Z Scr	Parity Scr
Jan-03									
Feb-03									
Mar-03	4	9	44.44%	49.69%	19	136	13.97%	2.1	0.28
Apr-03	0	2	0.00%	0.00%	15	166	9.04%	-0.44	-1.27
May-03	0	2	0.00%	0.00%	25	137	18.25%	-0.66	-1.14
Jun-03	4	6	66.67%	47.14%	27	155	17.42%	2.53	0.54
Jul-03	1	4	25.00%	43.30%	27	172	15.70%	0.47	-0.71
Aug-03	0	1	0.00%	0.00%	27	185	14.59%	-0.41	-1.25
Sep-03									
Oct-03	0	2	0.00%	0.00%	30	245	12.24%	-0.53	-1.32
Nov-03	0	1	0.00%	0.00%	22	118	18.64%	-0.48	-1.29
Dec-03									



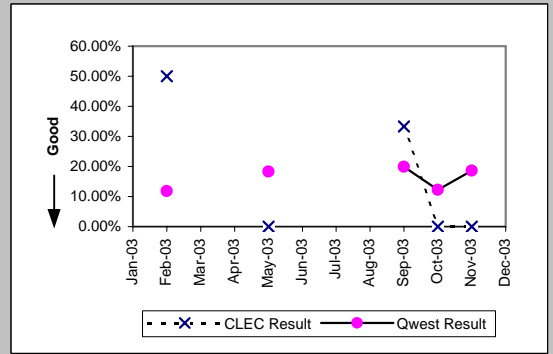
LIS Trunk (Parity)									
Date	CLEC Num	CLEC Denc	CLEC Resu	CLEC Std E	Qwest Num	Qwest Denc	Qwest Resu	Mod Z Scr	Parity Scr
Jan-03									
Feb-03	1	9	11.11%	31.43%	0	2	0.00%	N/A	-0.96
Mar-03	0	2	0.00%	0.00%	0	2	0.00%	N/A	N/A
Apr-03	0	1	0.00%	0.00%	0	2	0.00%	N/A	N/A
May-03	0	3	0.00%	0.00%	0	5	0.00%	N/A	N/A
Jun-03	0	1	0.00%	0.00%	0	2	0.00%	N/A	N/A
Jul-03	0	2	0.00%	0.00%	1	3	33.33%	-0.77	-1.47
Aug-03	1	4	25.00%	43.30%	0	5	0.00%	N/A	-0.55
Sep-03	2	9	22.22%	41.57%	1	5	20.00%	-0.09	-1.06
Oct-03	0	9	0.00%	0.00%	1	7	14.29%	-0.81	-1.49
Nov-03	0	3	0.00%	0.00%	1	4	25.00%	-0.76	-1.46
Dec-03									



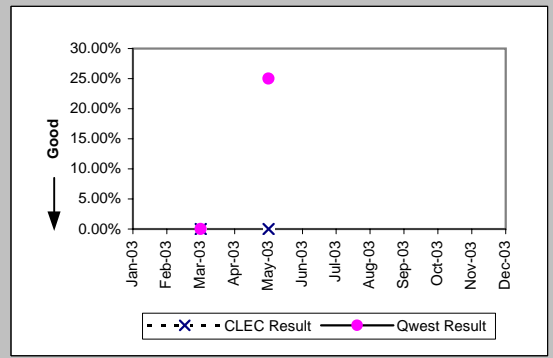
\*Results exclude No Trouble Found and Test OK reports unless QWEST trouble is found on another report within 30 days of the original report. A 30-day window necessitates reporting a month behind

MR-7E\* - Repair Repeat Report Rate (Percent) - Interval Zone Two

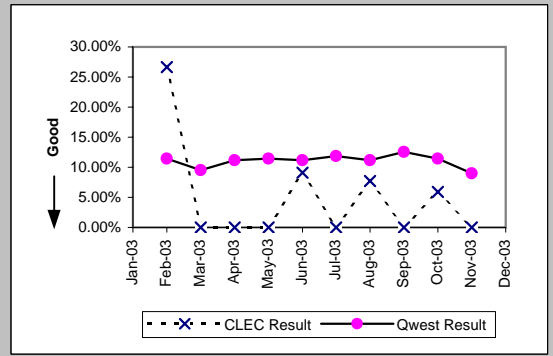
UDIT DS1 (Parity)									
Date	CLEC Num	CLEC Denc	CLEC Resu	CLEC Std	Qwest Num	Qwest Denc	Qwest Resu	Mod Z Scr	Parity Scr
Jan-03									
Feb-03	1	2	50.00%	50.00%	17	144	11.81%	1.17	-0.29
Mar-03									
Apr-03									
May-03	0	2	0.00%	0.00%	25	137	18.25%	-0.66	-1.4
Jun-03									
Jul-03									
Aug-03									
Sep-03	1	3	33.33%	47.14%	59	296	19.93%	0.52	-0.68
Oct-03	0	1	0.00%	0.00%	30	245	12.24%	-0.37	-1.23
Nov-03	0	2	0.00%	0.00%	22	118	18.64%	-0.67	-1.41
Dec-03									



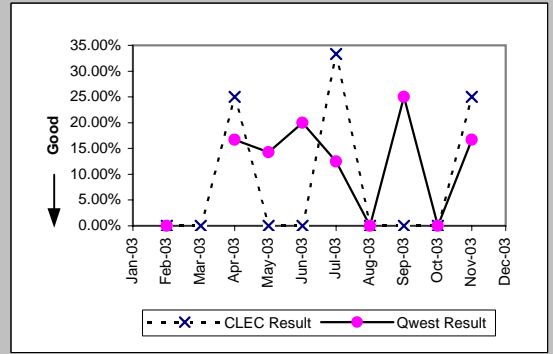
UDIT Above DS1 Level (Parity)									
Date	CLEC Num	CLEC Denc	CLEC Resu	CLEC Std	Qwest Num	Qwest Denc	Qwest Resu	Mod Z Scr	Parity Scr
Jan-03									
Feb-03									
Mar-03	0	2	0.00%	0.00%	0	3	0.00%	N/A	N/A
Apr-03									
May-03	0	1	0.00%	0.00%	1	4	25.00%	-0.52	-1.31
Jun-03									
Jul-03									
Aug-03									
Sep-03									
Oct-03									
Nov-03									
Dec-03									



Unbundled Loop Analog (Parity)									
Date	CLEC Num	CLEC Denc	CLEC Resu	CLEC Std	Qwest Num	Qwest Denc	Qwest Resu	Mod Z Scr	Parity Scr
Jan-03									
Feb-03	8	30	26.67%	44.22%	334	2927	11.41%	2.3	0.4
Mar-03	0	4	0.00%	0.00%	310	3250	9.54%	-0.65	-1.39
Apr-03	0	12	0.00%	0.00%	350	3130	11.18%	-1.23	-1.75
May-03	0	20	0.00%	0.00%	336	2933	11.46%	-1.6	-1.97
Jun-03	1	11	9.09%	28.75%	320	2868	11.16%	-0.22	-1.13
Jul-03	0	9	0.00%	0.00%	380	3199	11.88%	-1.1	-1.67
Aug-03	1	13	7.69%	26.65%	354	3168	11.17%	-0.4	-1.24
Sep-03	0	8	0.00%	0.00%	368	2934	12.54%	-1.07	-1.65
Oct-03	1	17	5.88%	23.53%	403	3530	11.42%	-0.72	-1.44
Nov-03	0	10	0.00%	0.00%	257	2864	8.97%	-0.99	-1.6
Dec-03									



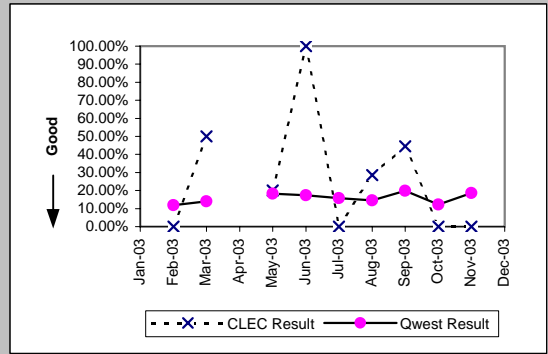
Unbundled Loop - 2 Wire Non-Loaded (Parity)									
Date	CLEC Num	CLEC Denc	CLEC Resu	CLEC Std	Qwest Num	Qwest Denc	Qwest Resu	Mod Z Scr	Parity Scr
Jan-03									
Feb-03	0	1	0.00%	0.00%	0	2	0.00%	N/A	N/A
Mar-03	0	2	0.00%	0.00%					
Apr-03	1	4	25.00%	43.30%	1	6	16.67%	0.17	-0.9
May-03	0	1	0.00%	0.00%	2	14	14.29%	-0.39	-1.24
Jun-03	0	3	0.00%	0.00%	1	5	20.00%	-0.68	-1.42
Jul-03	1	3	33.33%	47.14%	1	8	12.50%	0.56	-0.66
Aug-03	0	5	0.00%	0.00%	0	12	0.00%	N/A	N/A
Sep-03	0	2	0.00%	0.00%	2	8	25.00%	-0.73	-1.44
Oct-03	0	3	0.00%	0.00%	0	6	0.00%	N/A	N/A
Nov-03	1	4	25.00%	43.30%	1	6	16.67%	0.17	-0.9
Dec-03									



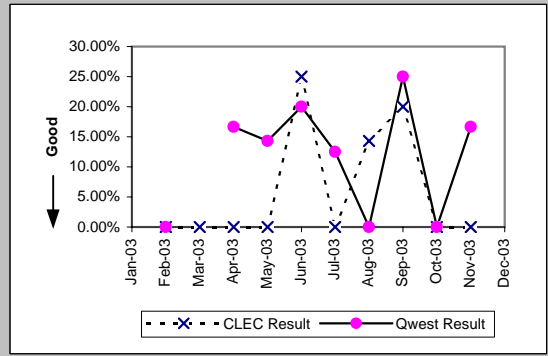
\*Results exclude No Trouble Found and Test OK reports unless QWEST trouble is found on another report within 30 days of the original report. A 30-day window necessitates reporting a month behind

MR-7E\* - Repair Repeat Report Rate (Percent) - Interval Zone Two

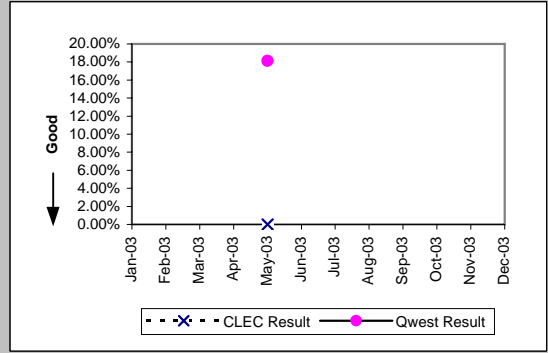
Unbundled Loop - DS1 Capable (Parity)									
Date	CLEC Num	CLEC Denc	CLEC Resu	CLEC Std E	Qwest Num	Qwest Denc	Qwest Resu	Mod Z Scr	Parity Scr
Jan-03									
Feb-03	0	4	0.00%	0.00%	17	144	11.81%	-0.72	-1.44
Mar-03	3	6	50.00%	50.00%	19	136	13.97%	2	0.21
Apr-03									
May-03	2	10	20.00%	40.00%	25	137	18.25%	0.16	-0.9
Jun-03	3	3	100.00%	0.00%	27	155	17.42%	2.82	0.71
Jul-03	0	6	0.00%	0.00%	27	172	15.70%	-1.04	-1.63
Aug-03	4	14	28.57%	45.18%	27	185	14.59%	1.3	-0.21
Sep-03	4	9	44.44%	49.69%	59	296	19.93%	1.62	-0.01
Oct-03	0	3	0.00%	0.00%	30	245	12.24%	-0.64	-1.39
Nov-03	0	8	0.00%	0.00%	22	118	18.64%	-1.31	-1.8
Dec-03									



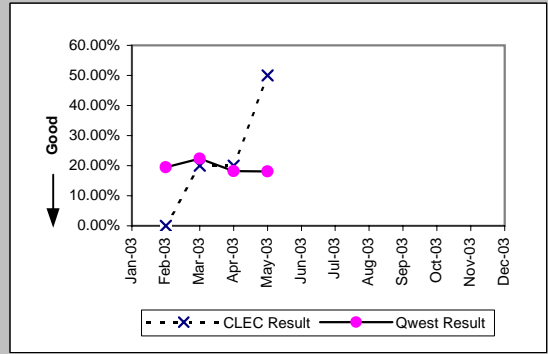
Unbundled Loop ISDN Capable (Parity)									
Date	CLEC Num	CLEC Denc	CLEC Resu	CLEC Std E	Qwest Num	Qwest Denc	Qwest Resu	Mod Z Scr	Parity Scr
Jan-03									
Feb-03	0	6	0.00%	0.00%	0	2	0.00%	N/A	N/A
Mar-03	0	7	0.00%	0.00%					
Apr-03	0	5	0.00%	0.00%	1	6	16.67%	-0.74	-1.45
May-03	0	4	0.00%	0.00%	2	14	14.29%	-0.72	-1.44
Jun-03	1	4	25.00%	43.30%	1	5	20.00%	0.02	-0.99
Jul-03	0	3	0.00%	0.00%	1	8	12.50%	-0.56	-1.34
Aug-03	1	7	14.29%	34.99%	0	12	0.00%	N/A	-0.45
Sep-03	1	5	20.00%	40.00%	2	8	25.00%	-0.2	-1.12
Oct-03	0	3	0.00%	0.00%	0	6	0.00%	N/A	N/A
Nov-03	0	5	0.00%	0.00%	1	6	16.67%	-0.74	-1.45
Dec-03									



Unbundled Loop - ADSL Qualified (Parity)									
Date	CLEC Num	CLEC Denc	CLEC Resu	CLEC Std E	Qwest Num	Qwest Denc	Qwest Resu	Mod Z Scr	Parity Scr
Jan-03									
Feb-03									
Mar-03									
Apr-03									
May-03	0	1	0.00%	0.00%	212	1169	18.14%	-0.47	-1.29
Jun-03									
Jul-03									
Aug-03									
Sep-03									
Oct-03									
Nov-03									
Dec-03									



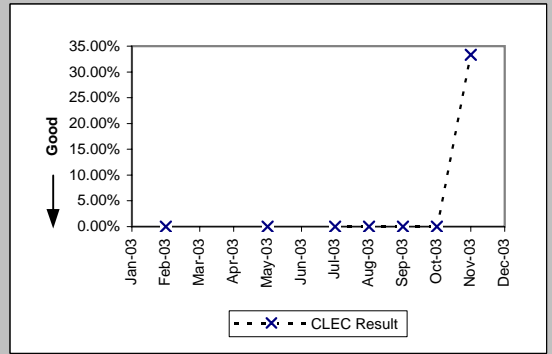
Qwest DSL (Parity)									
Date	CLEC Num	CLEC Denc	CLEC Resu	CLEC Std E	Qwest Num	Qwest Denc	Qwest Resu	Mod Z Scr	Parity Scr
Jan-03									
Feb-03	0	1	0.00%	0.00%	196	1007	19.46%	-0.49	-1.3
Mar-03	1	5	20.00%	40.00%	240	1075	22.33%	-0.12	-1.08
Apr-03	1	5	20.00%	40.00%	207	1136	18.22%	0.16	-0.9
May-03	1	2	50.00%	50.00%	212	1169	18.14%	0.91	-0.45
Jun-03									
Jul-03									
Aug-03									
Sep-03									
Oct-03									
Nov-03									
Dec-03									



\*Results exclude No Trouble Found and Test OK reports unless QWEST trouble is found on another report within 30 days of the original report. A 30-day window necessitates reporting a month behind

MR-7E\* - Repair Repeat Report Rate (Percent) - Interval Zone Two

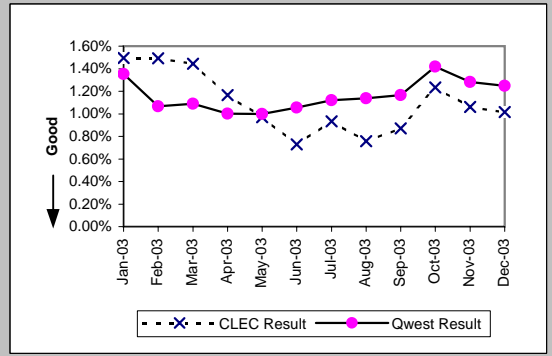
Enhanced Extended Loops (EELs) (Diagnostic)				
Date	Numerator	Denominator	CLEC Result	Standard Dev
Jan-03				
Feb-03	0	1	0.00%	0.00%
Mar-03				
Apr-03				
May-03	0	1	0.00%	0.00%
Jun-03				
Jul-03	0	2	0.00%	0.00%
Aug-03	0	1	0.00%	0.00%
Sep-03	0	4	0.00%	0.00%
Oct-03	0	4	0.00%	0.00%
Nov-03	1	3	33.33%	47.14%
Dec-03				



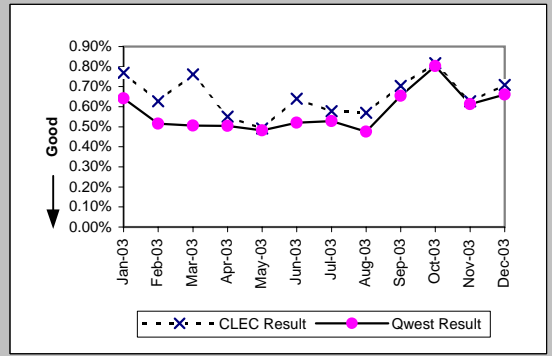
\*Results exclude No Trouble Found and Test OK reports unless QWEST trouble is found on another report within 30 days of the original report. A 30-day window necessitates reporting a month behind

MR-8 - Trouble Rate (Percent)

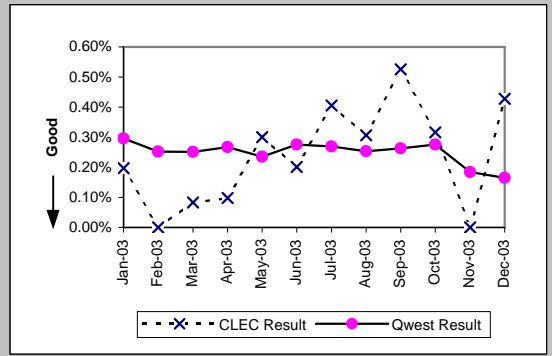
Residence (Parity)									
Date	CLEC Num	CLEC Denc	CLEC Resu	CLEC Std	Qwest Num	Qwest Denc	Qwest Resu	Mod Z Scr	Parity Scr
Jan-03	192	12837	1.50%	12.14%	22598	1669882	1.35%	1.39	-0.15
Feb-03	216	14468	1.49%	12.13%	17754	1665148	1.07%	4.98	2.03
Mar-03	268	18564	1.44%	11.93%	18100	1660312	1.09%	4.61	1.8
Apr-03	264	22669	1.16%	10.73%	16129	1609093	1.00%	2.43	0.48
May-03	253	26039	0.97%	9.81%	16022	1602268	1.00%	-0.46	-1.28
Jun-03	211	28924	0.73%	8.51%	16793	1593239	1.05%	-5.36	-4.26
Jul-03	319	34189	0.93%	9.61%	17719	1581481	1.12%	-3.26	-2.98
Aug-03	286	37768	0.76%	8.67%	17939	1575990	1.14%	-6.9	-5.19
Sep-03	361	41480	0.87%	9.29%	18297	1569834	1.17%	-5.53	-4.36
Oct-03	559	45326	1.23%	11.04%	22203	1565630	1.42%	-3.28	-2.99
Nov-03	526	49591	1.06%	10.24%	19973	1556274	1.28%	-4.34	-3.64
Dec-03	539	53038	1.02%	10.03%	19325	1549552	1.25%	-4.71	-3.86



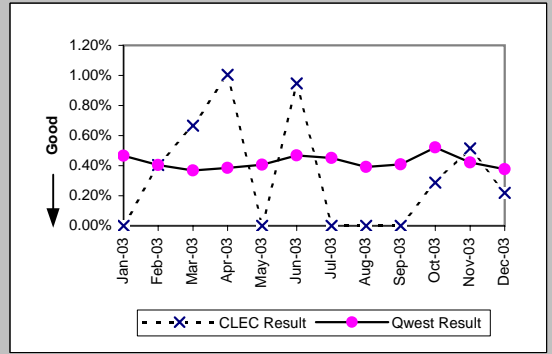
Business (Parity)									
Date	CLEC Num	CLEC Denc	CLEC Resu	CLEC Std	Qwest Num	Qwest Denc	Qwest Resu	Mod Z Scr	Parity Scr
Jan-03	135	17554	0.77%	8.74%	2780	433743	0.64%	2.09	0.27
Feb-03	113	18006	0.63%	7.90%	2225	432005	0.52%	2.07	0.26
Mar-03	139	18270	0.76%	8.69%	2177	430578	0.51%	4.76	1.9
Apr-03	101	18363	0.55%	7.40%	2112	418874	0.50%	0.86	-0.48
May-03	92	18721	0.49%	6.99%	2010	416673	0.48%	0.17	-0.89
Jun-03	122	19057	0.64%	7.98%	2157	414987	0.52%	2.26	0.37
Jul-03	114	19712	0.58%	7.58%	2179	413025	0.53%	0.96	-0.42
Aug-03	116	20390	0.57%	7.52%	1958	411071	0.48%	1.87	0.14
Sep-03	147	20875	0.70%	8.36%	2180	332837	0.66%	0.86	-0.48
Oct-03	179	21900	0.82%	9.00%	2654	330735	0.80%	0.24	-0.85
Nov-03	142	22671	0.63%	7.89%	2023	329969	0.61%	0.25	-0.85
Dec-03	167	23560	0.71%	8.39%	2158	326499	0.66%	0.88	-0.47



Centrex (Parity)									
Date	CLEC Num	CLEC Denc	CLEC Resu	CLEC Std	Qwest Num	Qwest Denc	Qwest Resu	Mod Z Scr	Parity Scr
Jan-03	2	1018	0.20%	4.43%	254	85898	0.30%	-0.58	-1.35
Feb-03	0	1204	0.00%	0.00%	219	86819	0.25%	-1.73	-2.05
Mar-03	1	1211	0.08%	2.87%	216	85942	0.25%	-1.16	-1.71
Apr-03	1	1017	0.10%	3.13%	227	84998	0.27%	-1.04	-1.63
May-03	3	1001	0.30%	5.47%	200	85074	0.24%	0.42	-0.74
Jun-03	2	997	0.20%	4.47%	235	85299	0.28%	-0.45	-1.27
Jul-03	4	986	0.41%	6.36%	224	83309	0.27%	0.82	-0.5
Aug-03	3	978	0.31%	5.53%	206	81484	0.25%	0.33	-0.8
Sep-03	5	952	0.53%	7.23%	216	82070	0.26%	1.57	-0.05
Oct-03	3	951	0.32%	5.61%	225	81663	0.28%	0.23	-0.86
Nov-03	0	941	0.00%	0.00%	149	80746	0.18%	-1.31	-1.8
Dec-03	4	936	0.43%	6.52%	133	80416	0.17%	1.96	0.19

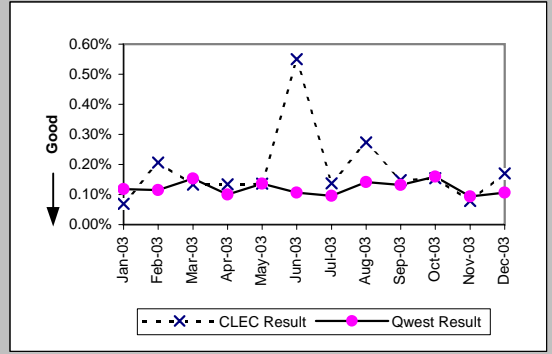


Centrex 21 (Parity)									
Date	CLEC Num	CLEC Denc	CLEC Resu	CLEC Std	Qwest Num	Qwest Denc	Qwest Resu	Mod Z Scr	Parity Scr
Jan-03	0	221	0.00%	0.00%	315	67630	0.47%	-1.02	-1.62
Feb-03	1	247	0.40%	6.35%	270	66702	0.40%	0.11	-0.93
Mar-03	2	300	0.67%	8.14%	244	66184	0.37%	0.84	-0.49
Apr-03	3	299	1.00%	9.97%	245	63466	0.39%	1.48	-0.1
May-03	0	293	0.00%	0.00%	254	62622	0.41%	-1.09	-1.66
Jun-03	3	317	0.95%	9.68%	291	62037	0.47%	1.15	-0.3
Jul-03	0	317	0.00%	0.00%	279	61885	0.45%	-1.2	-1.73
Aug-03	0	348	0.00%	0.00%	240	61271	0.39%	-1.17	-1.71
Sep-03	0	361	0.00%	0.00%	249	61074	0.41%	-1.21	-1.74
Oct-03	1	347	0.29%	5.36%	317	60882	0.52%	-0.6	-1.36
Nov-03	2	389	0.51%	7.15%	253	59990	0.42%	0.36	-0.78
Dec-03	1	455	0.22%	4.68%	224	59588	0.38%	-0.54	-1.33

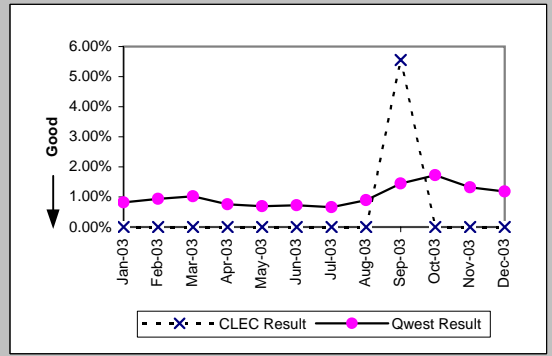


MR-8 - Trouble Rate (Percent)

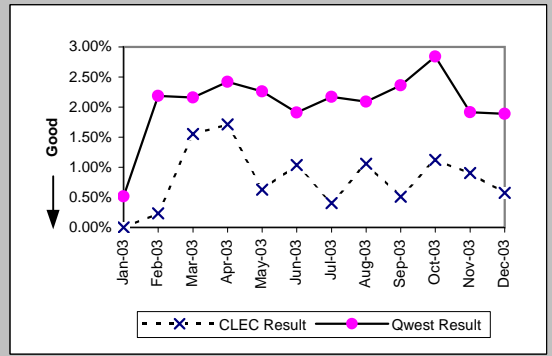
PBX (Parity)									
Date	CLEC Num	CLEC Denc	CLEC Resu	CLEC Std	Qwest Num	Qwest Denc	Qwest Resu	Mod Z Scr	Parity Scr
Jan-03	1	1455	0.07%	2.62%	109	92080	0.12%	-0.55	-1.33
Feb-03	3	1455	0.21%	4.54%	105	91457	0.11%	1.02	-0.38
Mar-03	2	1502	0.13%	3.65%	138	89833	0.15%	-0.2	-1.12
Apr-03	2	1489	0.13%	3.66%	89	88515	0.10%	0.41	-0.75
May-03	2	1474	0.14%	3.68%	119	87682	0.14%	0	-1
Jun-03	8	1454	0.55%	7.40%	93	87090	0.11%	5.13	2.12
Jul-03	2	1458	0.14%	3.70%	83	87018	0.10%	0.51	-0.69
Aug-03	4	1466	0.27%	5.22%	121	85314	0.14%	1.32	-0.2
Sep-03	2	1350	0.15%	3.85%	110	83236	0.13%	0.16	-0.9
Oct-03	2	1293	0.15%	3.93%	132	82529	0.16%	-0.05	-1.03
Nov-03	1	1278	0.08%	2.80%	77	82200	0.09%	-0.18	-1.11
Dec-03	2	1176	0.17%	4.12%	82	77330	0.11%	0.67	-0.59



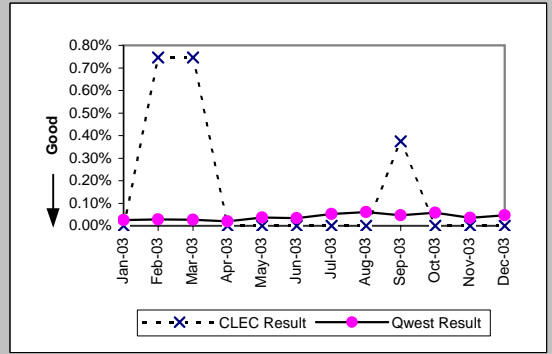
Basic Rate ISDN (Parity)									
Date	CLEC Num	CLEC Denc	CLEC Resu	CLEC Std	Qwest Num	Qwest Denc	Qwest Resu	Mod Z Scr	Parity Scr
Jan-03	0	35	0.00%	0.00%	177	21579	0.82%	-0.54	-1.33
Feb-03	0	35	0.00%	0.00%	200	21402	0.93%	-0.57	-1.35
Mar-03	0	36	0.00%	0.00%	218	21282	1.02%	-0.61	-1.37
Apr-03	0	37	0.00%	0.00%	158	21012	0.75%	-0.53	-1.32
May-03	0	35	0.00%	0.00%	142	20554	0.69%	-0.49	-1.3
Jun-03	0	34	0.00%	0.00%	146	20305	0.72%	-0.5	-1.3
Jul-03	0	32	0.00%	0.00%	133	20063	0.66%	-0.46	-1.28
Aug-03	0	35	0.00%	0.00%	178	19850	0.90%	-0.56	-1.34
Sep-03	1	18	5.56%	22.91%	152	10485	1.45%	1.13	-0.31
Oct-03	0	18	0.00%	0.00%	180	10432	1.73%	-0.56	-1.34
Nov-03	0	19	0.00%	0.00%	136	10323	1.32%	-0.5	-1.31
Dec-03	0	19	0.00%	0.00%	120	10190	1.18%	-0.48	-1.29



Qwest DSL (Parity)									
Date	CLEC Num	CLEC Denc	CLEC Resu	CLEC Std	Qwest Num	Qwest Denc	Qwest Resu	Mod Z Scr	Parity Scr
Jan-03	0	427	0.00%	0.00%	480	92610	0.52%	-1.49	-1.9
Feb-03	1	427	0.23%	4.83%	2023	92610	2.18%	-2.75	-2.67
Mar-03	7	450	1.56%	12.37%	2001	92710	2.16%	-0.88	-1.53
Apr-03	8	467	1.71%	12.98%	2254	93146	2.42%	-0.99	-1.6
May-03	3	479	0.63%	7.89%	2113	93479	2.26%	-2.4	-2.46
Jun-03	5	482	1.04%	10.13%	1785	93527	1.91%	-1.39	-1.85
Jul-03	2	493	0.41%	6.36%	2036	93875	2.17%	-2.68	-2.63
Aug-03	6	568	1.06%	10.22%	2019	96533	2.09%	-1.72	-2.05
Sep-03	3	590	0.51%	7.11%	2347	99465	2.36%	-2.95	-2.8
Oct-03	7	623	1.12%	10.54%	2920	102728	2.84%	-2.57	-2.56
Nov-03	6	664	0.90%	9.46%	2027	105998	1.91%	-1.89	-2.15
Dec-03	4	699	0.57%	7.54%	2063	109273	1.89%	-2.55	-2.55

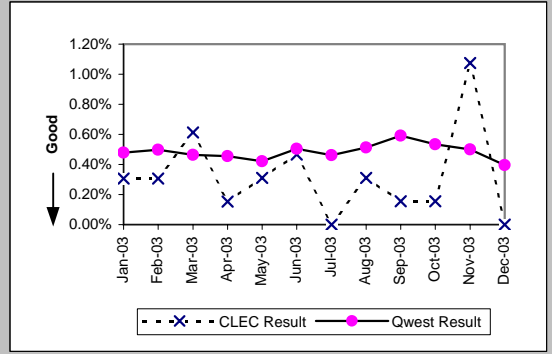


ISDN Primary (Parity)									
Date	CLEC Num	CLEC Denc	CLEC Resu	CLEC Std	Qwest Num	Qwest Denc	Qwest Resu	Mod Z Scr	Parity Scr
Jan-03	0	268	0.00%	0.00%	26	104188	0.03%	-0.26	-1.16
Feb-03	2	268	0.75%	8.61%	30	104186	0.03%	3	0.82
Mar-03	2	268	0.75%	8.61%	28	104586	0.03%	3.04	0.85
Apr-03	0	292	0.00%	0.00%	21	104139	0.02%	-0.24	-1.15
May-03	0	291	0.00%	0.00%	38	101261	0.04%	-0.33	-1.2
Jun-03	0	267	0.00%	0.00%	28	81929	0.03%	-0.3	-1.18
Jul-03	0	267	0.00%	0.00%	43	82221	0.05%	-0.37	-1.23
Aug-03	0	267	0.00%	0.00%	51	83273	0.06%	-0.4	-1.25
Sep-03	1	267	0.37%	6.11%	39	82679	0.05%	1.53	-0.07
Oct-03	0	279	0.00%	0.00%	48	82796	0.06%	-0.4	-1.24
Nov-03	0	279	0.00%	0.00%	30	83879	0.04%	-0.32	-1.19
Dec-03	0	260	0.00%	0.00%	39	82517	0.05%	-0.35	-1.21

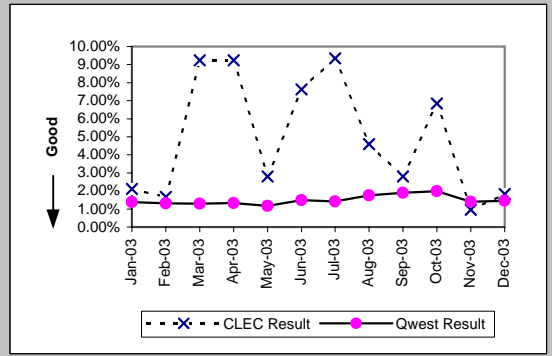


MR-8 - Trouble Rate (Percent)

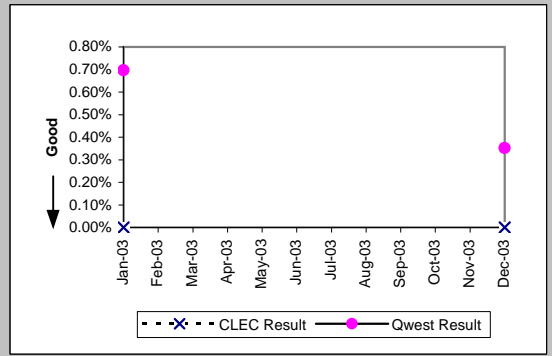
DS0 (Parity)									
Date	CLEC Num	CLEC Denc	CLEC Resu	CLEC Std	Qwest Num	Qwest Denc	Qwest Resu	Mod Z Scr	Parity Scr
Jan-03	2	654	0.31%	5.52%	569	118766	0.48%	-0.64	-1.39
Feb-03	2	654	0.31%	5.52%	592	118766	0.50%	-0.7	-1.42
Mar-03	4	653	0.61%	7.80%	550	118520	0.46%	0.56	-0.66
Apr-03	1	653	0.15%	3.91%	525	115294	0.46%	-1.14	-1.7
May-03	2	644	0.31%	5.56%	487	115727	0.42%	-0.43	-1.26
Jun-03	3	644	0.47%	6.81%	582	115354	0.50%	-0.14	-1.08
Jul-03	0	645	0.00%	0.00%	533	115510	0.46%	-1.72	-2.05
Aug-03	2	643	0.31%	5.57%	581	113437	0.51%	-0.71	-1.43
Sep-03	1	645	0.16%	3.93%	677	114433	0.59%	-1.44	-1.88
Oct-03	1	646	0.15%	3.93%	610	114428	0.53%	-1.32	-1.8
Nov-03	7	651	1.08%	10.31%	569	113724	0.50%	2.07	0.26
Dec-03	0	650	0.00%	0.00%	460	115988	0.40%	-1.6	-1.98



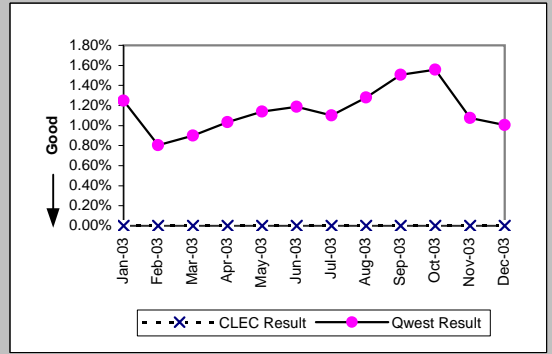
DS1 (Parity)									
Date	CLEC Num	CLEC Denc	CLEC Resu	CLEC Std	Qwest Num	Qwest Denc	Qwest Resu	Mod Z Scr	Parity Scr
Jan-03	3	142	2.11%	14.38%	646	46431	1.39%	0.75	-0.54
Feb-03	2	120	1.67%	12.80%	611	46431	1.32%	0.41	-0.75
Mar-03	11	119	9.24%	28.96%	598	46066	1.30%	5.02	2.05
Apr-03	11	119	9.24%	28.96%	615	46008	1.34%	4.96	2.02
May-03	3	107	2.80%	16.51%	538	45679	1.18%	1.38	-0.16
Jun-03	8	105	7.62%	26.53%	667	44632	1.49%	3.71	1.26
Jul-03	10	107	9.35%	29.11%	632	44594	1.42%	4.65	1.82
Aug-03	5	109	4.59%	20.92%	777	44119	1.76%	1.91	0.16
Sep-03	3	107	2.80%	16.51%	847	44486	1.90%	0.7	-0.57
Oct-03	8	117	6.84%	25.24%	886	44429	1.99%	2.97	0.81
Nov-03	1	104	0.96%	9.76%	620	44536	1.39%	-0.37	-1.23
Dec-03	2	109	1.83%	13.42%	646	44573	1.45%	0.41	-0.75



DS3 (Parity)									
Date	CLEC Num	CLEC Denc	CLEC Resu	CLEC Std	Qwest Num	Qwest Denc	Qwest Resu	Mod Z Scr	Parity Scr
Jan-03	0	1	0.00%	0.00%	23	3302	0.70%	-0.08	-1.05
Feb-03									
Mar-03									
Apr-03									
May-03									
Jun-03									
Jul-03									
Aug-03									
Sep-03									
Oct-03									
Nov-03									
Dec-03	0	1	0.00%	0.00%	15	4261	0.35%	-0.06	-1.04

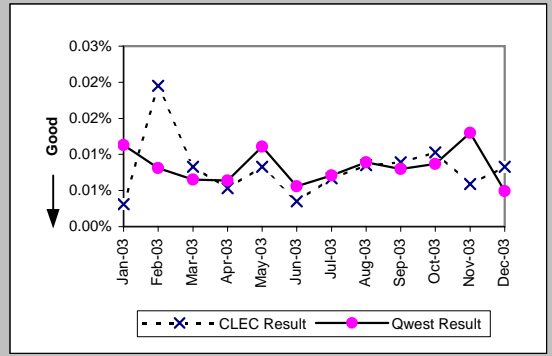


Frame Relay (Parity)									
Date	CLEC Num	CLEC Denc	CLEC Resu	CLEC Std	Qwest Num	Qwest Denc	Qwest Resu	Mod Z Scr	Parity Scr
Jan-03	0	2	0.00%	0.00%	155	12413	1.25%	-0.16	-1.1
Feb-03	0	2	0.00%	0.00%	100	12413	0.81%	-0.13	-1.08
Mar-03	0	2	0.00%	0.00%	110	12241	0.90%	-0.13	-1.08
Apr-03	0	4	0.00%	0.00%	125	12089	1.03%	-0.2	-1.12
May-03	0	4	0.00%	0.00%	137	12032	1.14%	-0.21	-1.13
Jun-03	0	4	0.00%	0.00%	141	11868	1.19%	-0.22	-1.13
Jul-03	0	3	0.00%	0.00%	129	11705	1.10%	-0.18	-1.11
Aug-03	0	3	0.00%	0.00%	147	11490	1.28%	-0.2	-1.12
Sep-03	0	3	0.00%	0.00%	172	11415	1.51%	-0.21	-1.13
Oct-03	0	4	0.00%	0.00%	176	11302	1.56%	-0.25	-1.15
Nov-03	0	5	0.00%	0.00%	121	11235	1.08%	-0.23	-1.14
Dec-03	0	5	0.00%	0.00%	111	11040	1.01%	-0.23	-1.14

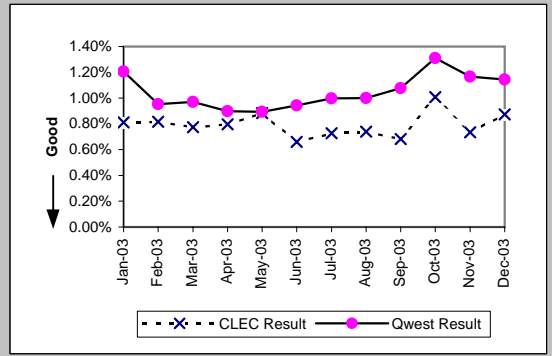


MR-8 - Trouble Rate (Percent)

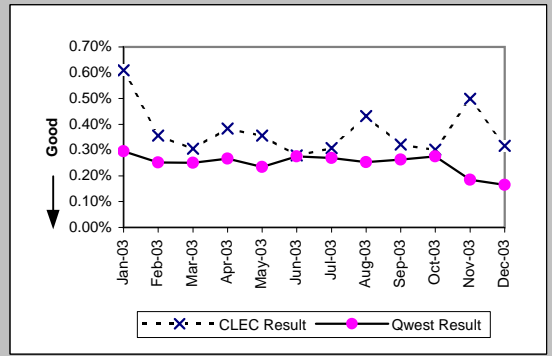
LIS Trunk (Parity)									
Date	CLEC Num	CLEC Denc	CLEC Resu	CLEC Std	Qwest Num	Qwest Denc	Qwest Resu	Mod Z Scr	Parity Scr
Jan-03	7	225647	0.00%	0.56%	14	124066	0.01%	-2.18	-2.32
Feb-03	44	225647	0.02%	1.40%	10	124066	0.01%	3.61	1.19
Mar-03	19	228677	0.01%	0.91%	8	123908	0.01%	0.65	-0.6
Apr-03	12	228509	0.01%	0.72%	8	125726	0.01%	-0.4	-1.24
May-03	19	230267	0.01%	0.91%	14	125575	0.01%	-0.78	-1.48
Jun-03	8	227699	0.00%	0.59%	7	125359	0.01%	-0.79	-1.48
Jul-03	15	225195	0.01%	0.82%	9	126175	0.01%	-0.16	-1.1
Aug-03	19	224163	0.01%	0.92%	11	123649	0.01%	-0.13	-1.08
Sep-03	20	224787	0.01%	0.94%	10	124837	0.01%	0.28	-0.83
Oct-03	23	223971	0.01%	1.01%	11	125725	0.01%	0.46	-0.72
Nov-03	13	222219	0.01%	0.76%	16	123317	0.01%	-1.76	-2.07
Dec-03	18	217563	0.01%	0.91%	6	123549	0.00%	1.38	-0.16



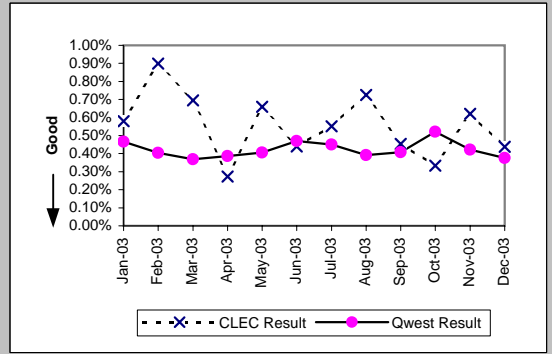
UNE - P (POTS) (Parity)									
Date	CLEC Num	CLEC Denc	CLEC Resu	CLEC Std	Qwest Num	Qwest Denc	Qwest Resu	Mod Z Scr	Parity Scr
Jan-03	193	23797	0.81%	8.97%	25378	2103625	1.21%	-5.56	-4.38
Feb-03	200	24519	0.82%	8.99%	19979	2097153	0.95%	-2.2	-2.33
Mar-03	195	25160	0.78%	8.77%	20277	2090890	0.97%	-3.13	-2.9
Apr-03	208	26128	0.80%	8.89%	18241	2027967	0.90%	-1.76	-2.07
May-03	242	27365	0.88%	9.36%	18032	2018941	0.89%	-0.15	-1.09
Jun-03	182	27512	0.66%	8.11%	18950	2008226	0.94%	-4.81	-3.92
Jul-03	199	27364	0.73%	8.50%	19898	1994506	1.00%	-4.47	-3.72
Aug-03	197	26611	0.74%	8.57%	19897	1987061	1.00%	-4.25	-3.58
Sep-03	184	26967	0.68%	8.23%	20477	1902671	1.08%	-6.23	-4.78
Oct-03	276	27372	1.01%	9.99%	24857	1896365	1.31%	-4.37	-3.66
Nov-03	207	28128	0.74%	8.55%	21996	1886243	1.17%	-6.67	-5.06
Dec-03	251	28749	0.87%	9.30%	21483	1876051	1.15%	-4.3	-3.62



UNE P (Centrex) (Parity)									
Date	CLEC Num	CLEC Denc	CLEC Resu	CLEC Std	Qwest Num	Qwest Denc	Qwest Resu	Mod Z Scr	Parity Scr
Jan-03	42	6892	0.61%	7.78%	254	85898	0.30%	4.61	1.81
Feb-03	31	8698	0.36%	5.96%	219	86819	0.25%	1.85	0.12
Mar-03	28	9160	0.31%	5.52%	216	85942	0.25%	0.99	-0.4
Apr-03	34	8869	0.38%	6.18%	227	84998	0.27%	2.02	0.23
May-03	31	8716	0.36%	5.95%	200	85074	0.24%	2.21	0.35
Jun-03	24	8604	0.28%	5.27%	235	85299	0.28%	0.06	-0.96
Jul-03	26	8461	0.31%	5.53%	224	83309	0.27%	0.65	-0.6
Aug-03	36	8337	0.43%	6.56%	206	81484	0.25%	3.1	0.88
Sep-03	27	8413	0.32%	5.66%	216	82070	0.26%	0.98	-0.4
Oct-03	25	8277	0.30%	5.49%	225	81663	0.28%	0.44	-0.73
Nov-03	40	8026	0.50%	7.04%	149	80746	0.18%	6.25	2.8
Dec-03	25	7908	0.32%	5.61%	133	80416	0.17%	3.15	0.91



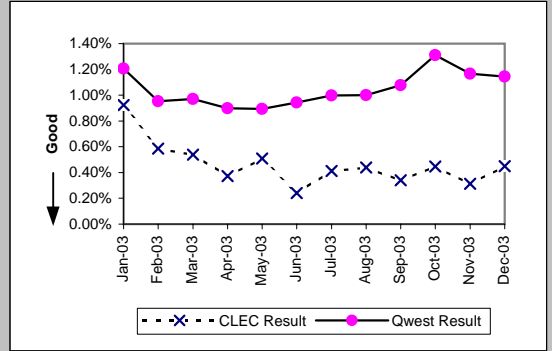
UNE P (Centrex 21) (Parity)									
Date	CLEC Num	CLEC Denc	CLEC Resu	CLEC Std	Qwest Num	Qwest Denc	Qwest Resu	Mod Z Scr	Parity Scr
Jan-03	11	1899	0.58%	7.59%	315	67630	0.47%	0.72	-0.56
Feb-03	17	1890	0.90%	9.44%	270	66702	0.40%	3.34	1.03
Mar-03	13	1868	0.70%	8.31%	244	66184	0.37%	2.3	0.4
Apr-03	5	1830	0.27%	5.22%	245	63466	0.39%	-0.77	-1.47
May-03	12	1821	0.66%	8.09%	254	62622	0.41%	1.68	0.02
Jun-03	8	1820	0.44%	6.62%	291	62037	0.47%	-0.18	-1.11
Jul-03	10	1815	0.55%	7.40%	279	61885	0.45%	0.63	-0.62
Aug-03	13	1791	0.73%	8.49%	240	61271	0.39%	2.23	0.36
Sep-03	8	1765	0.45%	6.72%	249	61074	0.41%	0.3	-0.82
Oct-03	6	1801	0.33%	5.76%	317	60882	0.52%	-1.09	-1.66
Nov-03	11	1771	0.62%	7.86%	253	59990	0.42%	1.28	-0.22
Dec-03	8	1824	0.44%	6.61%	224	59588	0.38%	0.43	-0.74





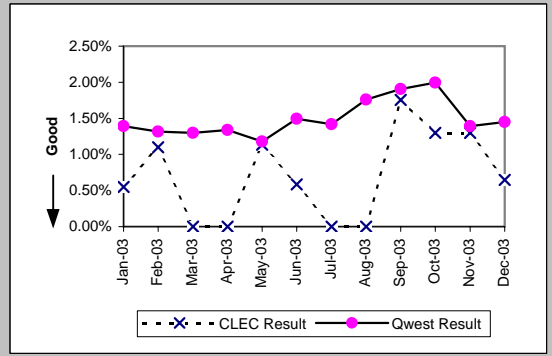
MR-8 - Trouble Rate (Percent)

Date	CLEC Num	CLEC Dens	Line Sharing (Parity)				Qwest Res	Mod Z Scr	Parity Scr
			CLEC Resu	CLEC Std	Qwest Num	Qwest Dens			
Jan-03	64	6936	0.92%	9.56%	25378	2103625	1.21%	-2.16	-2.31
Feb-03	43	7344	0.59%	7.63%	19979	2097153	0.95%	-3.23	-2.97
Mar-03	42	7799	0.54%	7.32%	20277	2090890	0.97%	-3.88	-3.36
Apr-03	30	8071	0.37%	6.09%	18241	2027967	0.90%	-5.01	-4.05
May-03	43	8470	0.51%	7.11%	18032	2018941	0.89%	-3.76	-3.29
Jun-03	22	9147	0.24%	4.90%	18950	2008226	0.94%	-6.94	-5.22
Jul-03	40	9720	0.41%	6.40%	19898	1994506	1.00%	-5.8	-4.53
Aug-03	44	10023	0.44%	6.61%	19897	1987061	1.00%	-5.64	-4.43
Sep-03	34	10026	0.34%	5.81%	20477	1902671	1.08%	-7.13	-5.34
Oct-03	46	10319	0.45%	6.66%	24857	1896365	1.31%	-7.7	-5.68
Nov-03	33	10523	0.31%	5.59%	21996	1886243	1.17%	-8.12	-5.94
Dec-03	48	10701	0.45%	6.68%	21483	1876051	1.15%	-6.75	-5.11

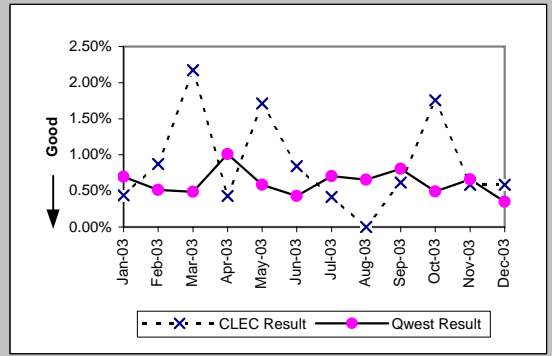


MR-8 - Trouble Rate (Percent)

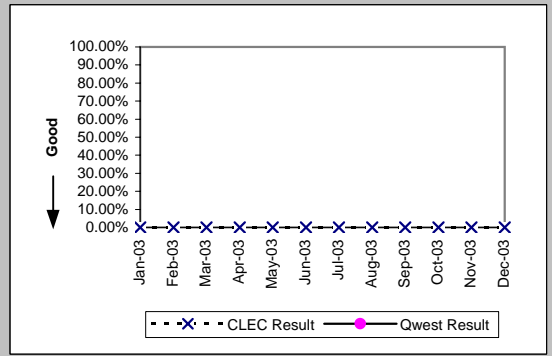
UDIT DS1 (Parity)									
Date	Numerator	Denominator	CLEC Resu	Standard D	Qwest Num	Qwest Deno	Qwest Resu	Mod Z Scr	Parity Scr
Jan-03	1	182	0.55%	7.39%	646	46431	1.39%	-0.97	-1.59
Feb-03	2	182	1.10%	10.43%	611	46431	1.32%	-0.26	-1.16
Mar-03	0	183	0.00%	0.00%	598	46066	1.30%	-1.55	-1.94
Apr-03	0	182	0.00%	0.00%	615	46008	1.34%	-1.57	-1.95
May-03	2	176	1.14%	10.60%	538	45679	1.18%	-0.05	-1.03
Jun-03	1	171	0.58%	7.62%	667	44632	1.49%	-0.98	-1.59
Jul-03	0	168	0.00%	0.00%	632	44594	1.42%	-1.55	-1.94
Aug-03	0	169	0.00%	0.00%	777	44119	1.76%	-1.74	-2.06
Sep-03	3	171	1.75%	13.13%	847	44486	1.90%	-0.14	-1.09
Oct-03	2	154	1.30%	11.32%	886	44429	1.99%	-0.62	-1.37
Nov-03	2	154	1.30%	11.32%	620	44536	1.39%	-0.1	-1.06
Dec-03	1	155	0.65%	8.01%	646	44573	1.45%	-0.84	-1.51



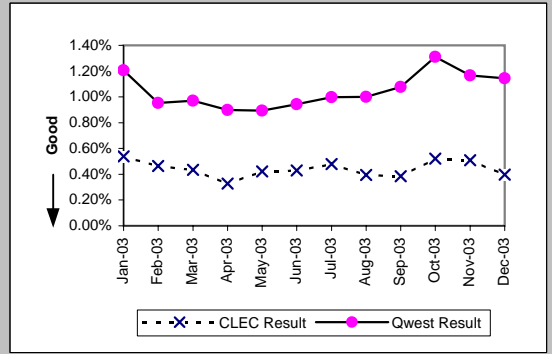
UDIT Above DS1 Level (Parity)									
Date	Numerator	Denominator	CLEC Resu	Standard D	Qwest Num	Qwest Deno	Qwest Resu	Mod Z Scr	Parity Scr
Jan-03	1	229	0.44%	6.59%	23	3302	0.70%	-0.46	-1.28
Feb-03	2	229	0.87%	9.30%	17	3302	0.51%	0.72	-0.56
Mar-03	5	230	2.17%	14.58%	16	3269	0.49%	2.55	0.55
Apr-03	1	233	0.43%	6.54%	33	3271	1.01%	-0.86	-1.52
May-03	4	234	1.71%	12.96%	19	3258	0.58%	1.78	0.08
Jun-03	2	238	0.84%	9.13%	14	3255	0.43%	0.87	-0.47
Jul-03	1	241	0.41%	6.43%	23	3254	0.71%	-0.52	-1.32
Aug-03	0	160	0.00%	0.00%	21	3205	0.66%	-1	-1.61
Sep-03	1	162	0.62%	7.83%	26	3215	0.81%	-0.27	-1.16
Oct-03	3	171	1.75%	13.13%	21	4282	0.49%	1.82	0.11
Nov-03	1	171	0.58%	7.62%	28	4252	0.66%	-0.12	-1.07
Dec-03	1	171	0.58%	7.62%	15	4261	0.35%	0.51	-0.69



Dark Fiber - IOF (Diagnostic)									
Date	Numerator	Denominator	CLEC Resu	Standard D	Qwest Num	Qwest Deno	Qwest Resu	Mod Z Scr	Parity Scr
Jan-03	0	26	0.00%	0.00%					
Feb-03	0	26	0.00%	0.00%					
Mar-03	0	26	0.00%	0.00%					
Apr-03	0	26	0.00%	0.00%					
May-03	0	26	0.00%	0.00%					
Jun-03	0	27	0.00%	0.00%					
Jul-03	0	29	0.00%	0.00%					
Aug-03	0	29	0.00%	0.00%					
Sep-03	0	29	0.00%	0.00%					
Oct-03	0	27	0.00%	0.00%					
Nov-03	0	28	0.00%	0.00%					
Dec-03	0	34	0.00%	0.00%					

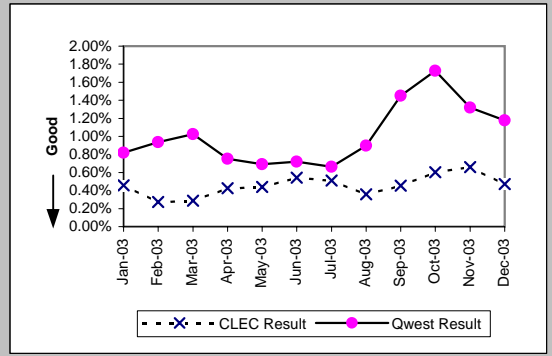


Unbundled Loop Analog (Parity)									
Date	Numerator	Denominator	CLEC Resu	Standard D	Qwest Num	Qwest Deno	Qwest Resu	Mod Z Scr	Parity Scr
Jan-03	273	50718	0.54%	7.32%	25378	2103625	1.21%	-13.62	-9.28
Feb-03	235	50718	0.46%	6.79%	19979	2097153	0.95%	-11.21	-7.82
Mar-03	223	51194	0.44%	6.59%	20277	2090890	0.97%	-12.18	-8.41
Apr-03	169	51737	0.33%	5.71%	18241	2027967	0.90%	-13.63	-9.28
May-03	220	52027	0.42%	6.49%	18032	2018941	0.89%	-11.26	-7.84
Jun-03	226	52595	0.43%	6.54%	18950	2008226	0.94%	-12.03	-8.32
Jul-03	254	53047	0.48%	6.90%	19898	1994506	1.00%	-11.87	-8.21
Aug-03	211	53606	0.39%	6.26%	19897	1987061	1.00%	-13.95	-9.48
Sep-03	208	54074	0.38%	6.19%	20477	1902671	1.08%	-15.37	-10.34
Oct-03	284	54567	0.52%	7.20%	24857	1896365	1.31%	-16	-10.73
Nov-03	279	54835	0.51%	7.11%	21996	1886243	1.17%	-14.13	-9.59
Dec-03	220	55243	0.40%	6.30%	21483	1876051	1.15%	-16.26	-10.89

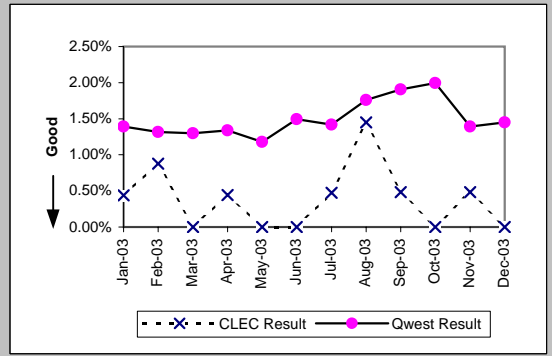


MR-8 - Trouble Rate (Percent)

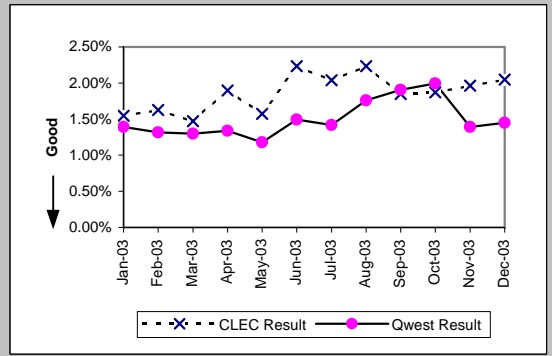
Unbundled Loop - 2 Wire Non-Loaded (Parity)									
Date	Numerator	Denominator	CLEC Resu	Standard D	Qwest Num	Qwest Deno	Qwest Resu	Mod Z Scr	Parity Scr
Jan-03	30	6581	0.46%	6.74%	177	21579	0.82%	-2.87	-2.74
Feb-03	18	6581	0.27%	5.22%	200	21402	0.93%	-4.87	-3.96
Mar-03	19	6616	0.29%	5.35%	218	21282	1.02%	-5.2	-4.16
Apr-03	28	6594	0.42%	6.50%	158	21012	0.75%	-2.68	-2.63
May-03	29	6603	0.44%	6.61%	142	20554	0.69%	-2.15	-2.31
Jun-03	36	6641	0.54%	7.34%	146	20305	0.72%	-1.48	-1.9
Jul-03	34	6649	0.51%	7.13%	133	20063	0.66%	-1.32	-1.8
Aug-03	24	6707	0.36%	5.97%	178	19850	0.90%	-4.05	-3.46
Sep-03	31	6807	0.46%	6.73%	152	10485	1.45%	-5.34	-4.25
Oct-03	41	6794	0.60%	7.74%	180	10432	1.73%	-5.53	-4.36
Nov-03	45	6812	0.66%	8.10%	136	10323	1.32%	-3.69	-3.24
Dec-03	32	6804	0.47%	6.84%	120	10190	1.18%	-4.19	-3.55



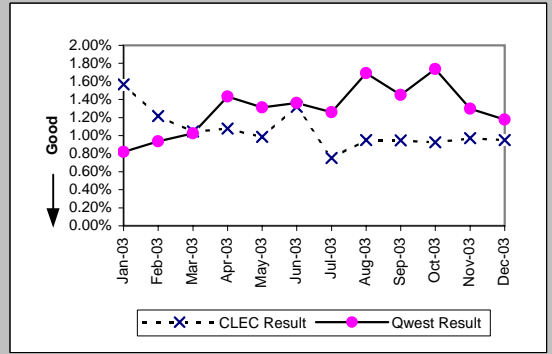
Unbundled Loop - 4 Wire Non-Loaded (Parity)									
Date	Numerator	Denominator	CLEC Resu	Standard D	Qwest Num	Qwest Deno	Qwest Resu	Mod Z Scr	Parity Scr
Jan-03	1	228	0.44%	6.61%	646	46431	1.39%	-1.23	-1.74
Feb-03	2	228	0.88%	9.32%	611	46431	1.32%	-0.58	-1.35
Mar-03	0	226	0.00%	0.00%	598	46066	1.30%	-1.72	-2.05
Apr-03	1	225	0.44%	6.65%	615	46008	1.34%	-1.16	-1.71
May-03	0	225	0.00%	0.00%	538	45679	1.18%	-1.63	-1.99
Jun-03	0	218	0.00%	0.00%	667	44632	1.49%	-1.81	-2.1
Jul-03	1	210	0.48%	6.88%	632	44594	1.42%	-1.15	-1.7
Aug-03	3	207	1.45%	11.95%	777	44119	1.76%	-0.34	-1.21
Sep-03	1	207	0.48%	6.93%	847	44486	1.90%	-1.49	-1.91
Oct-03	0	208	0.00%	0.00%	886	44429	1.99%	-2.05	-2.25
Nov-03	1	207	0.48%	6.93%	620	44536	1.39%	-1.11	-1.68
Dec-03	0	207	0.00%	0.00%	646	44573	1.45%	-1.74	-2.06



Unbundled Loop - DS1 Capable (Parity)									
Date	Numerator	Denominator	CLEC Resu	Standard D	Qwest Num	Qwest Deno	Qwest Resu	Mod Z Scr	Parity Scr
Jan-03	59	3816	1.55%	12.34%	646	46431	1.39%	0.78	-0.52
Feb-03	62	3816	1.62%	12.64%	611	46431	1.32%	1.61	-0.02
Mar-03	57	3876	1.47%	12.04%	598	46066	1.30%	0.91	-0.45
Apr-03	76	4004	1.90%	13.65%	615	46008	1.34%	2.97	0.8
May-03	65	4130	1.57%	12.45%	538	45679	1.18%	2.26	0.37
Jun-03	94	4207	2.23%	14.78%	667	44632	1.49%	3.78	1.3
Jul-03	87	4265	2.04%	14.14%	632	44594	1.42%	3.29	1
Aug-03	97	4344	2.23%	14.78%	777	44119	1.76%	2.26	0.37
Sep-03	82	4431	1.85%	13.48%	847	44486	1.90%	-0.25	-1.15
Oct-03	86	4595	1.87%	13.55%	886	44429	1.99%	-0.57	-1.34
Nov-03	92	4684	1.96%	13.88%	620	44536	1.39%	3.18	0.93
Dec-03	98	4781	2.05%	14.17%	646	44573	1.45%	3.3	1.01

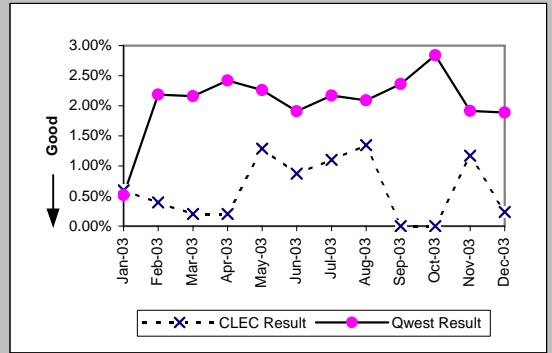


Unbundled Loop ISDN Capable (Parity)									
Date	Numerator	Denominator	CLEC Resu	Standard D	Qwest Num	Qwest Deno	Qwest Resu	Mod Z Scr	Parity Scr
Jan-03	49	3127	1.57%	12.42%	177	21579	0.82%	4.33	1.63
Feb-03	38	3127	1.22%	10.96%	200	21402	0.93%	1.52	-0.07
Mar-03	33	3150	1.05%	10.18%	218	21282	1.02%	0.12	-0.93
Apr-03	34	3159	1.08%	10.32%	158	11020	1.43%	-1.49	-1.91
May-03	31	3144	0.99%	9.88%	142	10835	1.31%	-1.41	-1.86
Jun-03	42	3182	1.32%	11.41%	146	10725	1.36%	-0.18	-1.11
Jul-03	24	3187	0.75%	8.65%	133	10577	1.26%	-2.24	-2.36
Aug-03	30	3155	0.95%	9.70%	177	10465	1.69%	-2.83	-2.72
Sep-03	30	3171	0.95%	9.68%	151	10405	1.45%	-2.08	-2.27
Oct-03	29	3138	0.92%	9.57%	180	10353	1.74%	-3.06	-2.86
Nov-03	30	3086	0.97%	9.81%	133	10240	1.30%	-1.41	-1.85
Dec-03	29	3050	0.95%	9.70%	119	10110	1.18%	-1.02	-1.62

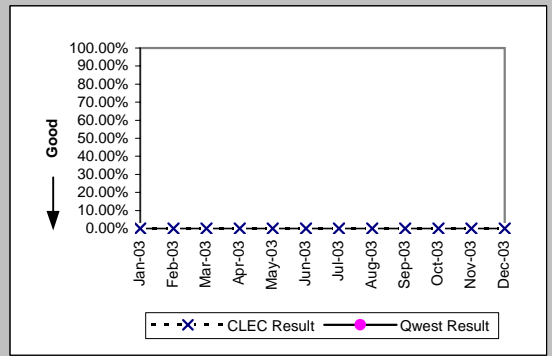


MR-8 - Trouble Rate (Percent)

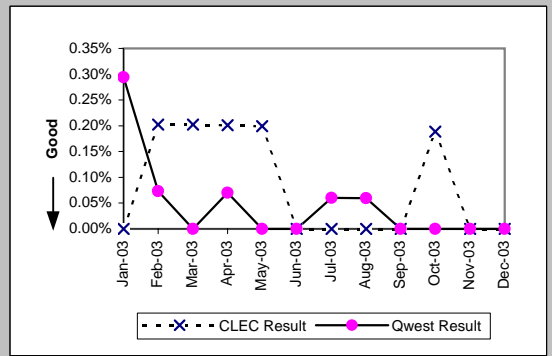
Unbundled Loop - ADSL Qualified (Parity)										
Date	Numerator	Denominator	CLEC Resu	Standard D	Qwest Num	Qwest Deno	Qwest Resu	Mod Z Scr	Parity Scr	
Jan-03	3	505	0.59%	7.68%	480	92610	0.52%	0.24	-0.86	
Feb-03	2	505	0.40%	6.28%	2023	92610	2.18%	-2.74	-2.67	
Mar-03	1	493	0.20%	4.50%	2001	92710	2.16%	-2.98	-2.81	
Apr-03	1	491	0.20%	4.51%	2254	93146	2.42%	-3.19	-2.94	
May-03	6	467	1.28%	11.26%	2113	93479	2.26%	-1.41	-1.86	
Jun-03	4	458	0.87%	9.30%	1785	93527	1.91%	-1.62	-1.98	
Jul-03	5	455	1.10%	10.43%	2036	93875	2.17%	-1.56	-1.95	
Aug-03	6	445	1.35%	11.53%	2019	96533	2.09%	-1.09	-1.66	
Sep-03	0	440	0.00%	0.00%	2347	99465	2.36%	-3.25	-2.98	
Oct-03	0	436	0.00%	0.00%	2920	102728	2.84%	-3.56	-3.17	
Nov-03	5	427	1.17%	10.76%	2027	105998	1.91%	-1.12	-1.68	
Dec-03	1	423	0.24%	4.86%	2063	109273	1.89%	-2.49	-2.51	



Dark Fiber - Loop (Diagnostic)										
Date	Numerator	Denominator	CLEC Resu	Standard D	Qwest Num	Qwest Deno	Qwest Resu	Mod Z Scr	Parity Scr	
Jan-03	0	25	0.00%	0.00%						
Feb-03	0	25	0.00%	0.00%						
Mar-03	0	25	0.00%	0.00%						
Apr-03	0	25	0.00%	0.00%						
May-03	0	26	0.00%	0.00%						
Jun-03	0	26	0.00%	0.00%						
Jul-03	0	26	0.00%	0.00%						
Aug-03	0	26	0.00%	0.00%						
Sep-03	0	26	0.00%	0.00%						
Oct-03	0	23	0.00%	0.00%						
Nov-03	0	24	0.00%	0.00%						
Dec-03	0	22	0.00%	0.00%						



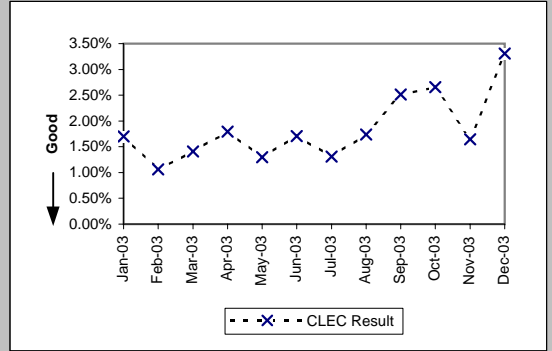
E911 (Parity)										
Date	Numerator	Denominator	CLEC Resu	Standard D	Qwest Num	Qwest Deno	Qwest Resu	Mod Z Scr	Parity Scr	
Jan-03	0	494	0.00%	0.00%	4	1361	0.29%	-1.03	-1.63	
Feb-03	1	494	0.20%	4.49%	1	1361	0.07%	0.6	-0.63	
Mar-03	1	494	0.20%	4.49%	0	1389	0.00%	N/A	-0.3	
Apr-03	1	498	0.20%	4.48%	1	1420	0.07%	0.63	-0.62	
May-03	1	502	0.20%	4.46%	0	1456	0.00%	N/A		
Jun-03	0	508	0.00%	0.00%	0	1631	0.00%	N/A	N/A	
Jul-03	0	512	0.00%	0.00%	1	1661	0.06%	-0.49	-1.3	
Aug-03	0	514	0.00%	0.00%	1	1675	0.06%	-0.48	-1.29	
Sep-03	0	516	0.00%	0.00%	0	1707	0.00%	N/A	N/A	
Oct-03	1	530	0.19%	4.34%	0	1797	0.00%	N/A		
Nov-03	0	530	0.00%	0.00%	0	1797	0.00%	N/A	N/A	
Dec-03	0	556	0.00%	0.00%	0	1924	0.00%	N/A	N/A	



MR-8 - Trouble Rate (Percent)

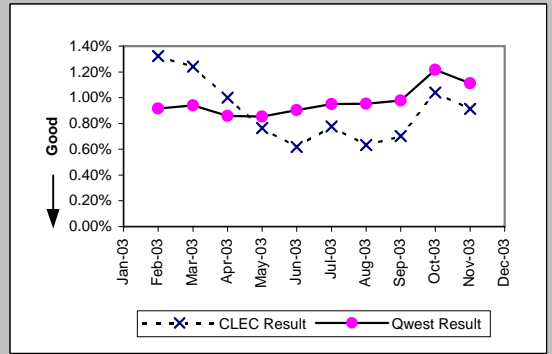
Enhanced Extended Loops (EELs) (Diagnostic)

Date	Numerator	Denominator	CLEC Result	Standard Dev
Jan-03	6	353	1.70%	12.93%
Feb-03	4	376	1.06%	10.26%
Mar-03	9	638	1.41%	11.79%
Apr-03	12	670	1.79%	13.26%
May-03	10	770	1.30%	11.32%
Jun-03	14	819	1.71%	12.96%
Jul-03	11	842	1.31%	11.35%
Aug-03	15	862	1.74%	13.08%
Sep-03	23	915	2.51%	15.65%
Oct-03	25	941	2.66%	16.08%
Nov-03	16	974	1.64%	12.71%
Dec-03	33	997	3.31%	17.89%

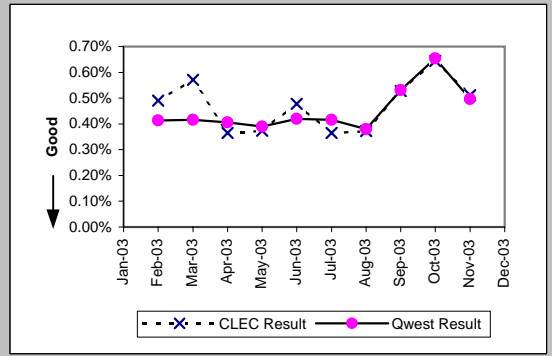


MR-8\* - Trouble Rate (Percent)

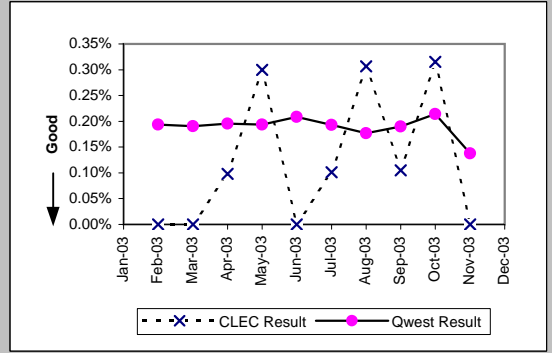
Residence (Parity)									
Date	CLEC Num	CLEC Dend	CLEC Resu	CLEC Std	Qwest Num	Qwest Dend	Qwest Resu	Mod Z Scr	Parity Scr
Jan-03									
Feb-03	191	14439	1.32%	11.43%	15260	1665148	0.92%	5.1	2.1
Mar-03	230	18538	1.24%	11.07%	15615	1660312	0.94%	4.21	1.56
Apr-03	227	22669	1.00%	9.96%	13807	1609093	0.86%	2.32	0.41
May-03	199	26039	0.76%	8.71%	13664	1602268	0.85%	-1.54	-1.94
Jun-03	179	28924	0.62%	7.84%	14389	1593239	0.90%	-5.06	-4.08
Jul-03	266	34189	0.78%	8.79%	15036	1581481	0.95%	-3.26	-2.98
Aug-03	239	37768	0.63%	7.93%	15003	1575990	0.95%	-6.31	-4.84
Sep-03	291	41480	0.70%	8.35%	15351	1569834	0.98%	-5.65	-4.43
Oct-03	471	45326	1.04%	10.14%	19044	1565630	1.22%	-3.39	-3.06
Nov-03	453	49591	0.91%	9.51%	17307	1556274	1.11%	-4.15	-3.52
Dec-03									



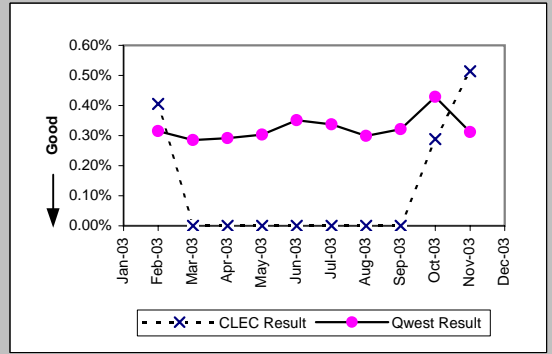
Business (Parity)									
Date	CLEC Num	CLEC Dend	CLEC Resu	CLEC Std	Qwest Num	Qwest Dend	Qwest Resu	Mod Z Scr	Parity Scr
Jan-03									
Feb-03	88	17955	0.49%	6.98%	1787	432005	0.41%	1.56	-0.05
Mar-03	104	18230	0.57%	7.53%	1788	430578	0.42%	3.19	0.94
Apr-03	67	18363	0.36%	6.03%	1701	418874	0.41%	-0.86	-1.52
May-03	70	18721	0.37%	6.10%	1626	416673	0.39%	-0.35	-1.21
Jun-03	91	19057	0.48%	6.89%	1740	414987	0.42%	1.22	-0.26
Jul-03	72	19712	0.37%	6.03%	1718	413025	0.42%	-1.08	-1.66
Aug-03	76	20390	0.37%	6.09%	1563	411071	0.38%	-0.17	-1.1
Sep-03	110	20875	0.53%	7.24%	1767	332837	0.53%	-0.08	-1.05
Oct-03	141	21900	0.64%	8.00%	2162	330735	0.65%	-0.18	-1.11
Nov-03	116	22671	0.51%	7.13%	1640	329969	0.50%	0.3	-0.82
Dec-03									



Centrex (Parity)									
Date	CLEC Num	CLEC Dend	CLEC Resu	CLEC Std	Qwest Num	Qwest Dend	Qwest Resu	Mod Z Scr	Parity Scr
Jan-03									
Feb-03	0	1043	0.00%	0.00%	168	86819	0.19%	-1.41	-1.86
Mar-03	0	1059	0.00%	0.00%	164	85942	0.19%	-1.41	-1.86
Apr-03	1	1017	0.10%	3.13%	166	84998	0.20%	-0.7	-1.42
May-03	3	1001	0.30%	5.47%	165	85074	0.19%	0.76	-0.54
Jun-03	0	997	0.00%	0.00%	178	85299	0.21%	-1.44	-1.87
Jul-03	1	986	0.10%	3.18%	161	83309	0.19%	-0.65	-1.4
Aug-03	3	978	0.31%	5.53%	144	81484	0.18%	0.96	-0.41
Sep-03	1	952	0.11%	3.24%	156	82070	0.19%	-0.6	-1.36
Oct-03	3	951	0.32%	5.61%	175	81663	0.21%	0.67	-0.59
Nov-03	0	941	0.00%	0.00%	111	80746	0.14%	-1.13	-1.69
Dec-03									



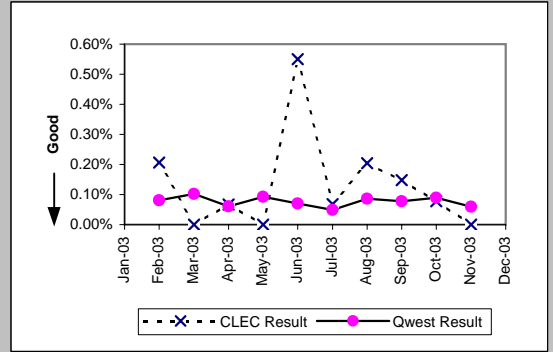
Centrex 21 (Parity)									
Date	CLEC Num	CLEC Dend	CLEC Resu	CLEC Std	Qwest Num	Qwest Dend	Qwest Resu	Mod Z Scr	Parity Scr
Jan-03									
Feb-03	1	247	0.40%	6.35%	210	66702	0.31%	0.34	-0.79
Mar-03	0	300	0.00%	0.00%	189	66184	0.29%	-0.92	-1.56
Apr-03	0	299	0.00%	0.00%	185	63466	0.29%	-0.93	-1.57
May-03	0	293	0.00%	0.00%	190	62622	0.30%	-0.94	-1.57
Jun-03	0	317	0.00%	0.00%	218	62037	0.35%	-1.05	-1.64
Jul-03	0	317	0.00%	0.00%	209	61885	0.34%	-1.03	-1.63
Aug-03	0	348	0.00%	0.00%	183	61271	0.30%	-1.02	-1.62
Sep-03	0	361	0.00%	0.00%	196	61074	0.32%	-1.07	-1.65
Oct-03	1	347	0.29%	5.36%	261	60882	0.43%	-0.4	-1.24
Nov-03	2	389	0.51%	7.15%	187	59990	0.31%	0.73	-0.56
Dec-03									



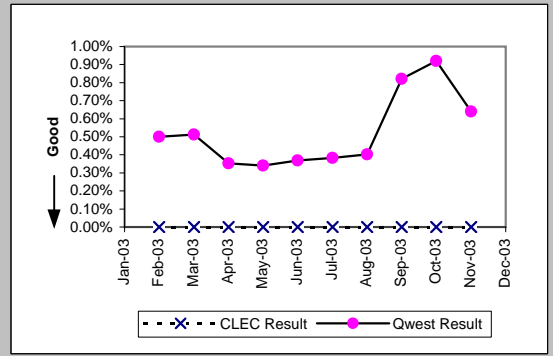
\*Results exclude No Trouble Found and Test OK reports unless QWEST trouble is found on another report within 30 days of the original report. A 30-day window necessitates reporting a month behind

MR-8\* - Trouble Rate (Percent)

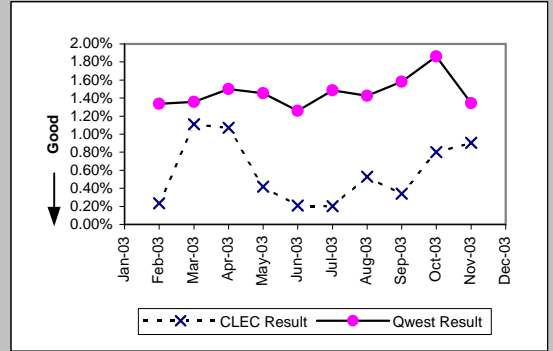
PBX (Parity)									
Date	CLEC Num	CLEC Dend	CLEC Resu	CLEC Std	Qwest Num	Qwest Dend	Qwest Resu	Mod Z Scr	Parity Scr
Jan-03									
Feb-03	3	1455	0.21%	4.54%	74	91457	0.08%	1.67	0.01
Mar-03	0	1502	0.00%	0.00%	92	89833	0.10%	-1.23	-1.75
Apr-03	1	1489	0.07%	2.59%	54	88515	0.06%	0.1	-0.94
May-03	0	1474	0.00%	0.00%	81	87682	0.09%	-1.16	-1.7
Jun-03	8	1454	0.55%	7.40%	61	87090	0.07%	6.86	3.17
Jul-03	1	1458	0.07%	2.62%	43	87018	0.05%	0.33	-0.8
Aug-03	3	1466	0.20%	4.52%	74	85314	0.09%	1.52	-0.08
Sep-03	2	1350	0.15%	3.85%	65	83236	0.08%	0.91	-0.44
Oct-03	1	1293	0.08%	2.78%	74	82529	0.09%	-0.15	-1.09
Nov-03	0	1278	0.00%	0.00%	49	82200	0.06%	-0.87	-1.53
Dec-03									



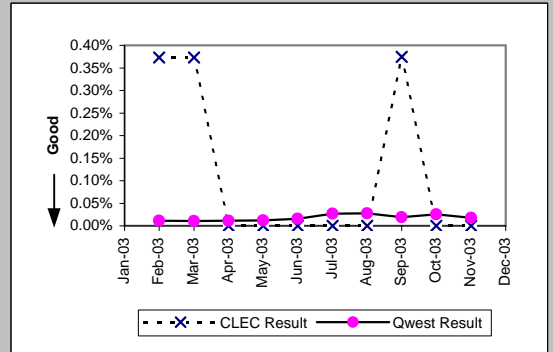
Basic Rate ISDN (Parity)									
Date	CLEC Num	CLEC Dend	CLEC Resu	CLEC Std	Qwest Num	Qwest Dend	Qwest Resu	Mod Z Scr	Parity Scr
Jan-03									
Feb-03	0	35	0.00%	0.00%	107	21402	0.50%	-0.42	-1.25
Mar-03	0	36	0.00%	0.00%	109	21282	0.51%	-0.43	-1.26
Apr-03	0	37	0.00%	0.00%	74	21012	0.35%	-0.36	-1.22
May-03	0	35	0.00%	0.00%	70	20554	0.34%	-0.35	-1.21
Jun-03	0	34	0.00%	0.00%	75	20305	0.37%	-0.35	-1.22
Jul-03	0	32	0.00%	0.00%	77	20063	0.38%	-0.35	-1.21
Aug-03	0	35	0.00%	0.00%	80	19850	0.40%	-0.38	-1.23
Sep-03	0	18	0.00%	0.00%	86	10485	0.82%	-0.39	-1.23
Oct-03	0	18	0.00%	0.00%	96	10432	0.92%	-0.41	-1.25
Nov-03	0	19	0.00%	0.00%	66	10323	0.64%	-0.35	-1.21
Dec-03									



Qwest DSL (Parity)									
Date	CLEC Num	CLEC Dend	CLEC Resu	CLEC Std	Qwest Num	Qwest Dend	Qwest Resu	Mod Z Scr	Parity Scr
Jan-03									
Feb-03	1	427	0.23%	4.83%	1238	92610	1.34%	-1.98	-2.2
Mar-03	5	450	1.11%	10.48%	1259	92710	1.36%	-0.45	-1.27
Apr-03	5	467	1.07%	10.29%	1397	93146	1.50%	-0.76	-1.46
May-03	2	479	0.42%	6.45%	1359	93479	1.45%	-1.89	-2.15
Jun-03	1	482	0.21%	4.55%	1179	93527	1.26%	-2.07	-2.26
Jul-03	1	493	0.20%	4.50%	1394	93875	1.49%	-2.35	-2.43
Aug-03	3	568	0.53%	7.25%	1376	96533	1.43%	-1.8	-2.09
Sep-03	2	590	0.34%	5.81%	1573	99465	1.58%	-2.41	-2.47
Oct-03	5	623	0.80%	8.92%	1913	102728	1.86%	-1.95	-2.19
Nov-03	6	664	0.90%	9.46%	1425	105998	1.34%	-0.98	-1.6
Dec-03									



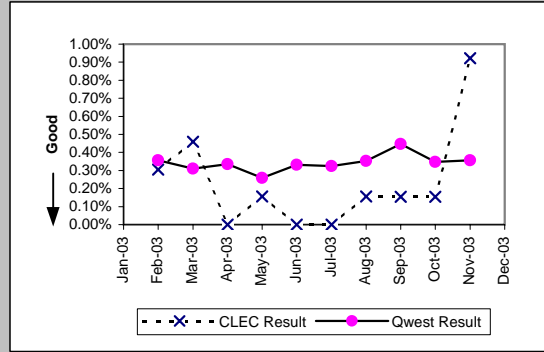
ISDN Primary (Parity)									
Date	CLEC Num	CLEC Dend	CLEC Resu	CLEC Std	Qwest Num	Qwest Dend	Qwest Resu	Mod Z Scr	Parity Scr
Jan-03									
Feb-03	1	268	0.37%	6.10%	12	104186	0.01%	2.15	0.31
Mar-03	1	268	0.37%	6.10%	11	104586	0.01%	2.19	0.33
Apr-03	0	292	0.00%	0.00%	12	104139	0.01%	-0.18	-1.11
May-03	0	291	0.00%	0.00%	12	101261	0.01%	-0.19	-1.11
Jun-03	0	267	0.00%	0.00%	13	81929	0.02%	-0.21	-1.12
Jul-03	0	267	0.00%	0.00%	22	82221	0.03%	-0.27	-1.16
Aug-03	0	267	0.00%	0.00%	23	83273	0.03%	-0.27	-1.16
Sep-03	1	267	0.37%	6.11%	16	82679	0.02%	1.94	0.18
Oct-03	0	279	0.00%	0.00%	21	82796	0.03%	-0.27	-1.16
Nov-03	0	279	0.00%	0.00%	15	83879	0.02%	-0.22	-1.14
Dec-03									



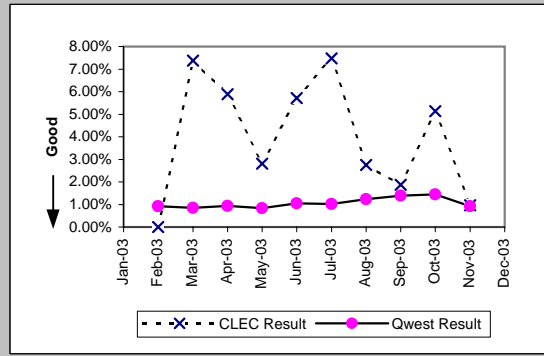
\*Results exclude No Trouble Found and Test OK reports unless QWEST trouble is found on another report within 30 days of the original report. A 30-day window necessitates reporting a month behind

MR-8\* - Trouble Rate (Percent)

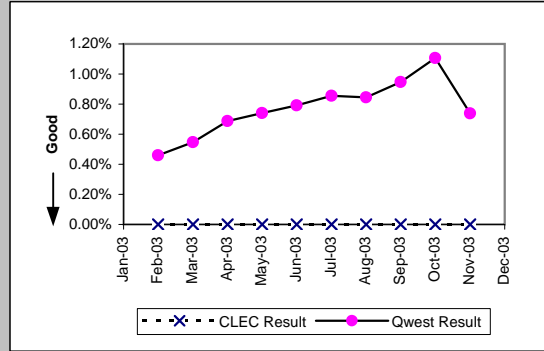
DS0 (Parity)									
Date	CLEC Num	CLEC Denc	CLEC Resu	CLEC Std E	Qwest Num	Qwest Denc	Qwest Resu	Mod Z Scr	Parity Scr
Jan-03									
Feb-03	2	654	0.31%	5.52%	426	119348	0.36%	-0.22	-1.13
Mar-03	3	653	0.46%	6.76%	369	119108	0.31%	0.69	-0.58
Apr-03	0	653	0.00%	0.00%	387	115294	0.34%	-1.48	-1.9
May-03	1	644	0.16%	3.94%	300	115727	0.26%	-0.52	-1.31
Jun-03	0	644	0.00%	0.00%	382	115354	0.33%	-1.46	-1.89
Jul-03	0	645	0.00%	0.00%	375	115510	0.32%	-1.45	-1.88
Aug-03	1	643	0.16%	3.94%	401	113437	0.35%	-0.84	-1.51
Sep-03	1	645	0.16%	3.93%	511	114433	0.45%	-1.11	-1.67
Oct-03	1	646	0.15%	3.93%	397	114428	0.35%	-0.83	-1.5
Nov-03	6	651	0.92%	9.56%	406	113724	0.36%	2.41	0.46
Dec-03									



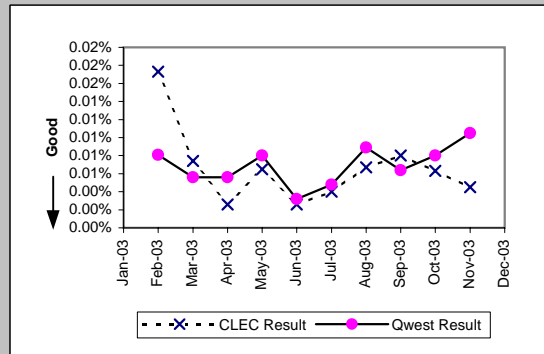
DS1 (Parity)									
Date	CLEC Num	CLEC Denc	CLEC Resu	CLEC Std E	Qwest Num	Qwest Denc	Qwest Resu	Mod Z Scr	Parity Scr
Jan-03									
Feb-03	0	122	0.00%	0.00%	426	46431	0.92%	-1.06	-1.65
Mar-03	9	122	7.38%	26.14%	391	46066	0.85%	4.86	1.96
Apr-03	7	119	5.88%	23.53%	430	46008	0.93%	3.8	1.31
May-03	3	107	2.80%	16.51%	381	45679	0.83%	1.8	0.09
Jun-03	6	105	5.71%	23.21%	466	44632	1.04%	3.31	1.01
Jul-03	8	107	7.48%	26.30%	455	44594	1.02%	4.32	1.62
Aug-03	3	109	2.75%	16.36%	546	44119	1.24%	1.29	-0.22
Sep-03	2	107	1.87%	13.54%	621	44486	1.40%	0.48	-0.71
Oct-03	6	117	5.13%	22.06%	640	44429	1.44%	2.63	0.6
Nov-03	1	104	0.96%	9.76%	409	44536	0.92%	0.16	-0.9
Dec-03									



Frame Relay (Parity)									
Date	CLEC Num	CLEC Denc	CLEC Resu	CLEC Std E	Qwest Num	Qwest Denc	Qwest Resu	Mod Z Scr	Parity Scr
Jan-03									
Feb-03	0	2	0.00%	0.00%	57	12413	0.46%	-0.1	-1.06
Mar-03	0	2	0.00%	0.00%	67	12241	0.55%	-0.1	-1.06
Apr-03	0	4	0.00%	0.00%	83	12089	0.69%	-0.17	-1.1
May-03	0	4	0.00%	0.00%	89	12032	0.74%	-0.17	-1.1
Jun-03	0	4	0.00%	0.00%	94	11868	0.79%	-0.18	-1.11
Jul-03	0	3	0.00%	0.00%	100	11705	0.85%	-0.16	-1.1
Aug-03	0	3	0.00%	0.00%	97	11490	0.84%	-0.16	-1.1
Sep-03	0	3	0.00%	0.00%	108	11415	0.95%	-0.17	-1.1
Oct-03	0	4	0.00%	0.00%	125	11302	1.11%	-0.21	-1.13
Nov-03	0	5	0.00%	0.00%	83	11235	0.74%	-0.19	-1.12
Dec-03									



LIS Trunk (Parity)									
Date	CLEC Num	CLEC Denc	CLEC Resu	CLEC Std E	Qwest Num	Qwest Denc	Qwest Resu	Mod Z Scr	Parity Scr
Jan-03									
Feb-03	39	225647	0.02%	1.31%	10	124066	0.01%	2.91	0.77
Mar-03	17	228677	0.01%	0.86%	7	123908	0.01%	0.67	-0.59
Apr-03	6	228509	0.00%	0.51%	7	125726	0.01%	-1.12	-1.68
May-03	15	230267	0.01%	0.81%	10	125575	0.01%	-0.46	-1.28
Jun-03	6	227699	0.00%	0.51%	4	125359	0.00%	-0.28	-1.17
Jul-03	9	225195	0.00%	0.63%	6	126175	0.00%	-0.31	-1.19
Aug-03	15	224163	0.01%	0.82%	11	123649	0.01%	-0.66	-1.4
Sep-03	18	224787	0.01%	0.89%	8	124837	0.01%	0.57	-0.66
Oct-03	14	223971	0.01%	0.79%	10	125725	0.01%	-0.54	-1.33
Nov-03	10	222219	0.00%	0.67%	13	123317	0.01%	-1.66	-2.01
Dec-03									

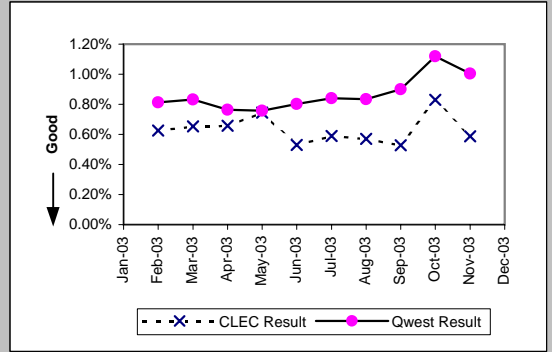


\*Results exclude No Trouble Found and Test OK reports unless QWEST trouble is found on another report within 30 days of the original report. A 30-day window necessitates reporting a month behind

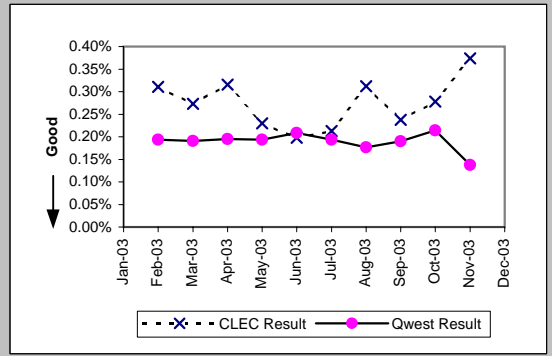


MR-8\* - Trouble Rate (Percent)

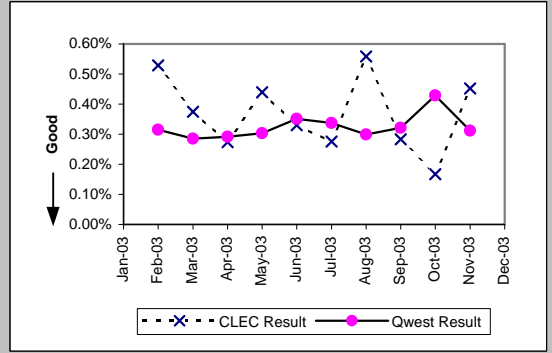
UNE - P (POTS) (Parity)									
Date	CLEC Num	CLEC Dend	CLEC Resu	CLEC Std	Qwest Num	Qwest Dend	Qwest Resu	Mod Z Scr	Parity Scr
Jan-03									
Feb-03	153	24464	0.63%	7.88%	17047	2097153	0.81%	-3.25	-2.97
Mar-03	164	25112	0.65%	8.05%	17403	2090890	0.83%	-3.11	-2.89
Apr-03	172	26128	0.66%	8.09%	15508	2027967	0.76%	-1.96	-2.19
May-03	204	27365	0.75%	8.60%	15290	2018941	0.76%	-0.22	-1.14
Jun-03	146	27512	0.53%	7.27%	16129	2008226	0.80%	-5.03	-4.06
Jul-03	161	27364	0.59%	7.65%	16754	1994506	0.84%	-4.53	-3.75
Aug-03	152	26611	0.57%	7.54%	16566	1987061	0.83%	-4.68	-3.84
Sep-03	142	26967	0.53%	7.24%	17118	1902671	0.90%	-6.44	-4.92
Oct-03	227	27372	0.83%	9.07%	21206	1896365	1.12%	-4.51	-3.74
Nov-03	165	28128	0.59%	7.64%	18947	1886243	1.00%	-6.98	-5.24
Dec-03									



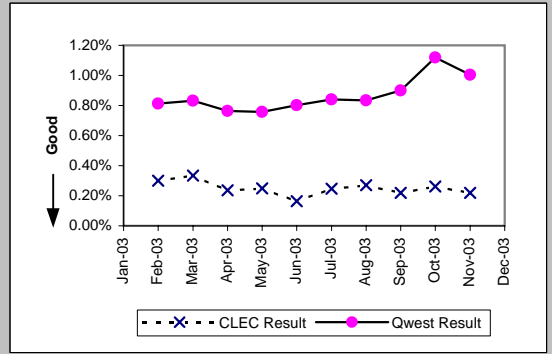
UNE P (Centrex) (Parity)									
Date	CLEC Num	CLEC Dend	CLEC Resu	CLEC Std	Qwest Num	Qwest Dend	Qwest Resu	Mod Z Scr	Parity Scr
Jan-03									
Feb-03	27	8698	0.31%	5.56%	168	86819	0.19%	2.37	0.44
Mar-03	25	9160	0.27%	5.22%	164	85942	0.19%	1.71	0.04
Apr-03	28	8869	0.32%	5.61%	166	84998	0.20%	2.44	0.49
May-03	20	8716	0.23%	4.78%	165	85074	0.19%	0.72	-0.56
Jun-03	17	8604	0.20%	4.44%	178	85299	0.21%	-0.21	-1.13
Jul-03	18	8461	0.21%	4.61%	161	83309	0.19%	0.39	-0.76
Aug-03	26	8337	0.31%	5.58%	144	81484	0.18%	2.8	0.7
Sep-03	20	8413	0.24%	4.87%	156	82070	0.19%	0.96	-0.42
Oct-03	23	8277	0.28%	5.26%	175	81663	0.21%	1.19	-0.28
Nov-03	30	8026	0.37%	6.10%	111	80746	0.14%	5.45	2.31
Dec-03									



UNE P (Centrex 21) (Parity)									
Date	CLEC Num	CLEC Dend	CLEC Resu	CLEC Std	Qwest Num	Qwest Dend	Qwest Resu	Mod Z Scr	Parity Scr
Jan-03									
Feb-03	10	1890	0.53%	7.25%	210	66702	0.31%	1.64	0
Mar-03	7	1868	0.37%	6.11%	189	66184	0.29%	0.71	-0.57
Apr-03	5	1830	0.27%	5.22%	185	63466	0.29%	-0.14	-1.09
May-03	8	1821	0.44%	6.61%	190	62622	0.30%	1.04	-0.37
Jun-03	6	1820	0.33%	5.73%	218	62037	0.35%	-0.15	-1.09
Jul-03	5	1815	0.28%	5.24%	209	61885	0.34%	-0.45	-1.27
Aug-03	10	1791	0.56%	7.45%	183	61271	0.30%	1.99	0.21
Sep-03	5	1765	0.28%	5.31%	196	61074	0.32%	-0.28	-1.17
Oct-03	3	1801	0.17%	4.08%	261	60882	0.43%	-1.68	-2.02
Nov-03	8	1771	0.45%	6.71%	187	59990	0.31%	1.04	-0.37
Dec-03									



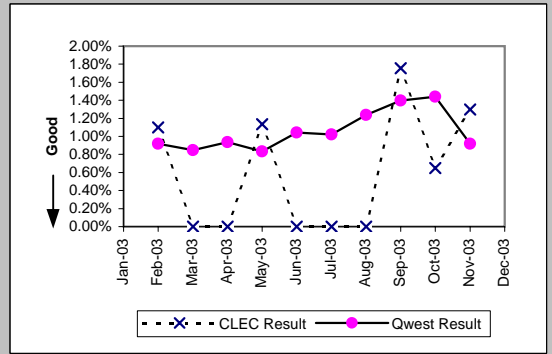
Line Sharing (Parity)									
Date	CLEC Num	CLEC Dend	CLEC Resu	CLEC Std	Qwest Num	Qwest Dend	Qwest Resu	Mod Z Scr	Parity Scr
Jan-03									
Feb-03	22	7344	0.30%	5.47%	17047	2097153	0.81%	-4.89	-3.97
Mar-03	26	7799	0.33%	5.76%	17403	2090890	0.83%	-4.84	-3.94
Apr-03	19	8071	0.24%	4.85%	15508	2027967	0.76%	-5.45	-4.31
May-03	21	8470	0.25%	4.97%	15290	2018941	0.76%	-5.4	-4.28
Jun-03	15	9147	0.16%	4.05%	16129	2008226	0.80%	-6.83	-5.15
Jul-03	24	9720	0.25%	4.96%	16754	1994506	0.84%	-6.39	-4.89
Aug-03	27	10023	0.27%	5.18%	16566	1987061	0.83%	-6.2	-4.77
Sep-03	22	10026	0.22%	4.68%	17118	1902671	0.90%	-7.19	-5.37
Oct-03	27	10319	0.26%	5.11%	21206	1896365	1.12%	-8.25	-6.02
Nov-03	23	10523	0.22%	4.67%	18947	1886243	1.00%	-8.06	-5.9
Dec-03									



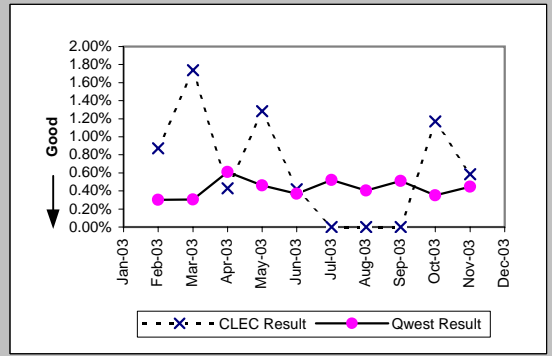
\*Results exclude No Trouble Found and Test OK reports unless QWEST trouble is found on another report within 30 days of the original report. A 30-day window necessitates reporting a month behind

MR-8\* - Trouble Rate (Percent)

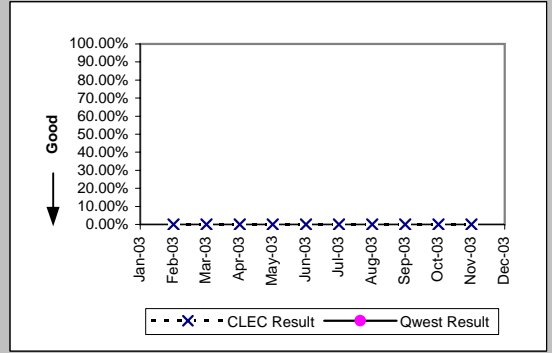
UDIT DS1 (Parity)									
Date	Numerator	Denominator	CLEC Resu	Standard D	Qwest Num	Qwest Deno	Qwest Resu	Mod Z Scr	Parity Scr
Jan-03									
Feb-03	2	182	1.10%	10.43%	426	46431	0.92%	0.34	-0.8
Mar-03	0	183	0.00%	0.00%	391	46066	0.85%	-1.25	-1.76
Apr-03	0	182	0.00%	0.00%	430	46008	0.93%	-1.31	-1.8
May-03	2	176	1.14%	10.60%	381	45679	0.83%	0.5	-0.7
Jun-03	0	171	0.00%	0.00%	466	44632	1.04%	-1.34	-1.82
Jul-03	0	168	0.00%	0.00%	455	44594	1.02%	-1.31	-1.8
Aug-03	0	169	0.00%	0.00%	546	44119	1.24%	-1.45	-1.88
Sep-03	3	171	1.75%	13.13%	621	44486	1.40%	0.46	-0.72
Oct-03	1	154	0.65%	8.03%	640	44429	1.44%	-0.82	-1.5
Nov-03	2	154	1.30%	11.32%	409	44536	0.92%	0.55	-0.67
Dec-03									



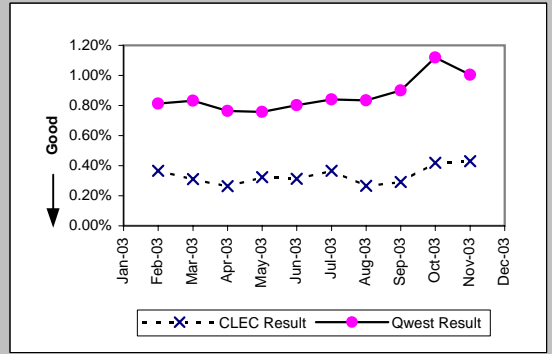
UDIT Above DS1 Level (Parity)									
Date	Numerator	Denominator	CLEC Resu	Standard D	Qwest Num	Qwest Deno	Qwest Resu	Mod Z Scr	Parity Scr
Jan-03									
Feb-03	2	229	0.87%	9.30%	10	3302	0.30%	1.26	-0.24
Mar-03	4	230	1.74%	13.07%	10	3269	0.31%	2.55	0.55
Apr-03	1	233	0.43%	6.54%	20	3271	0.61%	-0.34	-1.21
May-03	3	234	1.28%	11.25%	15	3258	0.46%	1.49	-0.09
Jun-03	1	238	0.42%	6.47%	12	3255	0.37%	0.18	-0.89
Jul-03	0	241	0.00%	0.00%	17	3254	0.52%	-1.09	-1.66
Aug-03	0	160	0.00%	0.00%	13	3205	0.41%	-0.79	-1.48
Sep-03	0	162	0.00%	0.00%	22	4297	0.51%	-0.9	-1.54
Oct-03	2	171	1.17%	10.75%	15	4282	0.35%	1.43	-0.13
Nov-03	1	171	0.58%	7.62%	19	4252	0.45%	0.32	-0.81
Dec-03									



Dark Fiber - IOF (Diagnostic)									
Date	Numerator	Denominator	CLEC Resu	Standard D	Qwest Num	Qwest Deno	Qwest Resu	Mod Z Scr	Parity Scr
Jan-03									
Feb-03	0	26	0.00%	0.00%					
Mar-03	0	26	0.00%	0.00%					
Apr-03	0	26	0.00%	0.00%					
May-03	0	26	0.00%	0.00%					
Jun-03	0	27	0.00%	0.00%					
Jul-03	0	29	0.00%	0.00%					
Aug-03	0	29	0.00%	0.00%					
Sep-03	0	29	0.00%	0.00%					
Oct-03	0	27	0.00%	0.00%					
Nov-03	0	28	0.00%	0.00%					
Dec-03									



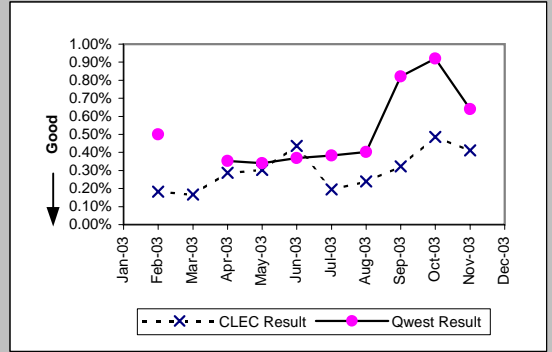
Unbundled Loop Analog (Parity)									
Date	Numerator	Denominator	CLEC Resu	Standard D	Qwest Num	Qwest Deno	Qwest Resu	Mod Z Scr	Parity Scr
Jan-03									
Feb-03	186	50717	0.37%	6.04%	17047	2097153	0.81%	-11.06	-7.72
Mar-03	159	51193	0.31%	5.56%	17403	2090890	0.83%	-12.84	-8.8
Apr-03	137	51737	0.26%	5.14%	15508	2027967	0.76%	-12.89	-8.84
May-03	168	52027	0.32%	5.67%	15290	2018941	0.76%	-11.29	-7.86
Jun-03	164	52595	0.31%	5.58%	16129	2008226	0.80%	-12.46	-8.58
Jul-03	194	53047	0.37%	6.04%	16754	1994506	0.84%	-11.81	-8.18
Aug-03	142	53606	0.26%	5.14%	16566	1987061	0.83%	-14.29	-9.69
Sep-03	158	54074	0.29%	5.40%	17118	1902671	0.90%	-14.75	-9.97
Oct-03	229	54567	0.42%	6.46%	21206	1896365	1.12%	-15.3	-10.3
Nov-03	236	54835	0.43%	6.55%	18947	1886243	1.00%	-13.29	-9.08
Dec-03									



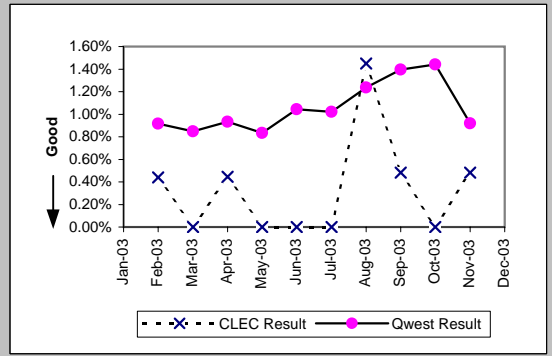
\*Results exclude No Trouble Found and Test OK reports unless QWEST trouble is found on another report within 30 days of the original report. A 30-day window necessitates reporting a month behind

MR-8\* - Trouble Rate (Percent)

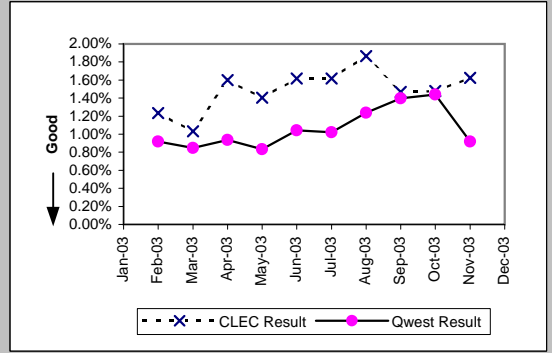
Unbundled Loop - 2 Wire Non-Loaded (Parity)									
Date	Numerator	Denominator	CLEC Resu	Standard D	Qwest Num	Qwest Deno	Qwest Resu	Mod Z Scr	Parity Scr
Jan-03									
Feb-03	12	6581	0.18%	4.27%	107	21402	0.50%	-3.19	-2.94
Mar-03	11	6616	0.17%	4.07%					
Apr-03	19	6594	0.29%	5.36%	74	21012	0.35%	-0.77	-1.47
May-03	20	6603	0.30%	5.50%	70	20554	0.34%	-0.46	-1.28
Jun-03	29	6641	0.44%	6.59%	75	20305	0.37%	0.78	-0.52
Jul-03	13	6649	0.20%	4.42%	77	20063	0.38%	-2.15	-2.31
Aug-03	16	6707	0.24%	4.88%	80	19850	0.40%	-1.84	-2.12
Sep-03	22	6807	0.32%	5.68%	86	10485	0.82%	-3.54	-3.15
Oct-03	33	6794	0.49%	6.95%	96	10432	0.92%	-2.92	-2.77
Nov-03	28	6812	0.41%	6.40%	66	10323	0.64%	-1.84	-2.12
Dec-03									



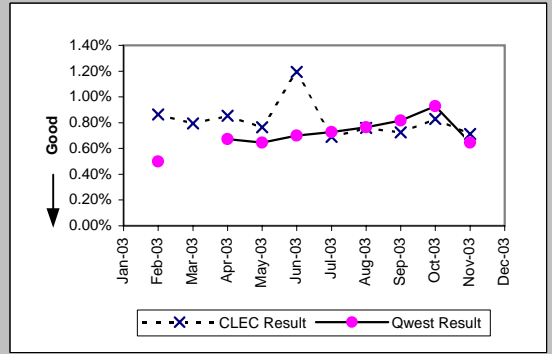
Unbundled Loop - 4 Wire Non-Loaded (Parity)									
Date	Numerator	Denominator	CLEC Resu	Standard D	Qwest Num	Qwest Deno	Qwest Resu	Mod Z Scr	Parity Scr
Jan-03									
Feb-03	1	228	0.44%	6.61%	426	46431	0.92%	-0.76	-1.46
Mar-03	0	226	0.00%	0.00%	391	46066	0.85%	-1.39	-1.84
Apr-03	1	225	0.44%	6.65%	430	46008	0.93%	-0.76	-1.46
May-03	0	225	0.00%	0.00%	381	45679	0.83%	-1.37	-1.83
Jun-03	0	218	0.00%	0.00%	466	44632	1.04%	-1.51	-1.92
Jul-03	0	210	0.00%	0.00%	455	44594	1.02%	-1.47	-1.89
Aug-03	3	207	1.45%	11.95%	546	44119	1.24%	0.34	-0.79
Sep-03	1	207	0.48%	6.93%	621	44486	1.40%	-1.12	-1.68
Oct-03	0	208	0.00%	0.00%	640	44429	1.44%	-1.74	-2.06
Nov-03	1	207	0.48%	6.93%	409	44536	0.92%	-0.65	-1.4
Dec-03									



Unbundled Loop - DS1 Capable (Parity)									
Date	Numerator	Denominator	CLEC Resu	Standard D	Qwest Num	Qwest Deno	Qwest Resu	Mod Z Scr	Parity Scr
Jan-03									
Feb-03	47	3814	1.23%	11.03%	426	46431	0.92%	1.96	0.19
Mar-03	40	3874	1.03%	10.11%	391	46066	0.85%	1.2	-0.27
Apr-03	64	4004	1.60%	12.54%	430	46008	0.93%	4.19	1.55
May-03	58	4130	1.40%	11.77%	381	45679	0.83%	3.86	1.35
Jun-03	68	4207	1.62%	12.61%	466	44632	1.04%	3.49	1.12
Jul-03	69	4265	1.62%	12.62%	455	44594	1.02%	3.71	1.26
Aug-03	81	4344	1.86%	13.53%	546	44119	1.24%	3.57	1.17
Sep-03	65	4431	1.47%	12.02%	621	44486	1.40%	0.38	-0.77
Oct-03	68	4595	1.48%	12.07%	640	44429	1.44%	0.21	-0.87
Nov-03	76	4684	1.62%	12.63%	409	44536	0.92%	4.81	1.92
Dec-03									



Unbundled Loop ISDN Capable (Parity)									
Date	Numerator	Denominator	CLEC Resu	Standard D	Qwest Num	Qwest Deno	Qwest Resu	Mod Z Scr	Parity Scr
Jan-03									
Feb-03	27	3127	0.86%	9.25%	107	21402	0.50%	2.69	0.64
Mar-03	25	3150	0.79%	8.87%					
Apr-03	27	3159	0.85%	9.21%	74	11020	0.67%	1.11	-0.32
May-03	24	3144	0.76%	8.70%	70	10835	0.65%	0.72	-0.56
Jun-03	38	3182	1.19%	10.86%	75	10725	0.70%	2.94	0.79
Jul-03	22	3187	0.69%	8.28%	77	10577	0.73%	-0.22	-1.13
Aug-03	24	3155	0.76%	8.69%	80	10465	0.76%	-0.02	-1.01
Sep-03	23	3171	0.73%	8.49%	85	10405	0.82%	-0.5	-1.3
Oct-03	26	3138	0.83%	9.06%	96	10353	0.93%	-0.51	-1.31
Nov-03	22	3086	0.71%	8.41%	66	10240	0.64%	0.42	-0.75
Dec-03									

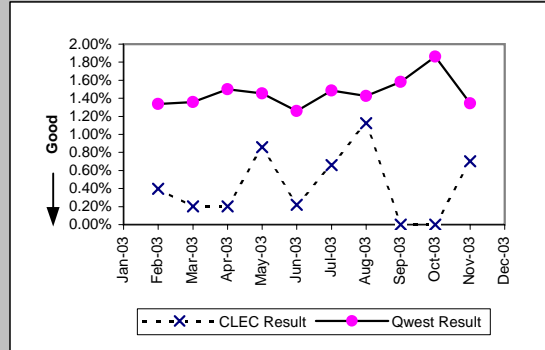


\*Results exclude No Trouble Found and Test OK reports unless QWEST trouble is found on another report within 30 days of the original report. A 30-day window necessitates reporting a month behind

MR-8\* - Trouble Rate (Percent)

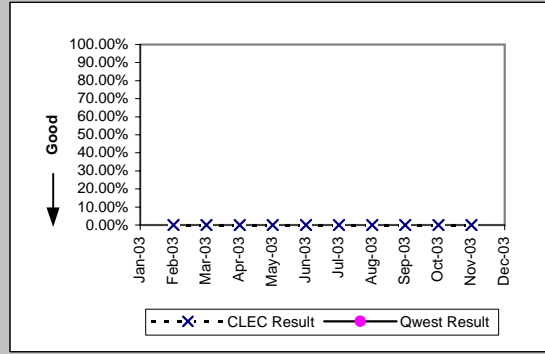
Unbundled Loop - ADSL Qualified (Parity)

Date	Numerator	Denominator	CLEC Resu	Standard D	Qwest Num	Qwest Deno	Qwest Resu	Mod Z Scr	Parity Scr
Jan-03									
Feb-03	2	505	0.40%	6.28%	1238	92610	1.34%	-1.84	-2.12
Mar-03	1	493	0.20%	4.50%	1259	92710	1.36%	-2.21	-2.34
Apr-03	1	491	0.20%	4.51%	1397	93146	1.50%	-2.36	-2.43
May-03	4	467	0.86%	9.22%	1359	93479	1.45%	-1.08	-1.65
Jun-03	1	458	0.22%	4.67%	1179	93527	1.26%	-1.99	-2.21
Jul-03	3	455	0.66%	8.09%	1394	93875	1.49%	-1.45	-1.88
Aug-03	5	445	1.12%	10.54%	1376	96533	1.43%	-0.54	-1.33
Sep-03	0	440	0.00%	0.00%	1573	99465	1.58%	-2.65	-2.61
Oct-03	0	436	0.00%	0.00%	1913	102728	1.86%	-2.87	-2.74
Nov-03	3	427	0.70%	8.35%	1425	105998	1.34%	-1.15	-1.7
Dec-03									



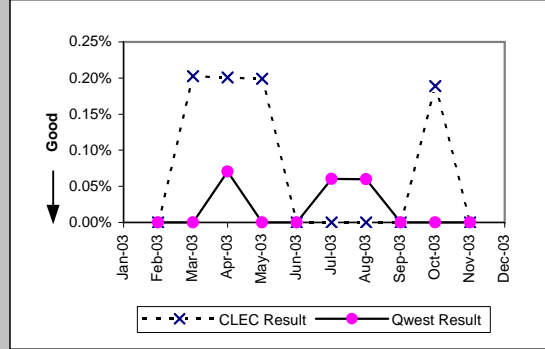
Dark Fiber - Loop (Diagnostic)

Date	Numerator	Denominator	CLEC Resu	Standard D	Qwest Num	Qwest Deno	Qwest Resu	Mod Z Scr	Parity Scr
Jan-03									
Feb-03	0	25	0.00%	0.00%					
Mar-03	0	25	0.00%	0.00%					
Apr-03	0	25	0.00%	0.00%					
May-03	0	26	0.00%	0.00%					
Jun-03	0	26	0.00%	0.00%					
Jul-03	0	26	0.00%	0.00%					
Aug-03	0	26	0.00%	0.00%					
Sep-03	0	26	0.00%	0.00%					
Oct-03	0	23	0.00%	0.00%					
Nov-03	0	24	0.00%	0.00%					
Dec-03									



E911 (Parity)

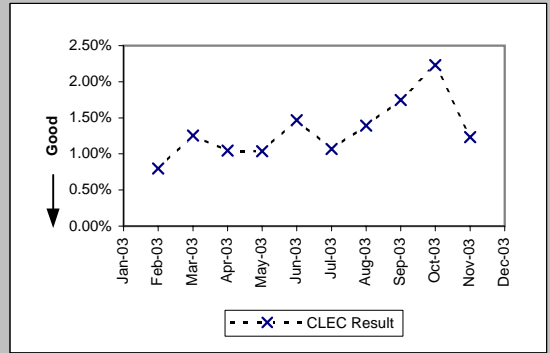
Date	Numerator	Denominator	CLEC Resu	Standard D	Qwest Num	Qwest Deno	Qwest Resu	Mod Z Scr	Parity Scr
Jan-03									
Feb-03	0	494	0.00%	0.00%	0	1361	0.00%	N/A	N/A
Mar-03	1	494	0.20%	4.49%	0	1389	0.00%	N/A	-0.3
Apr-03	1	498	0.20%	4.48%	1	1420	0.07%	0.63	-0.62
May-03	1	502	0.20%	4.46%	0	1456	0.00%	N/A	N/A
Jun-03	0	508	0.00%	0.00%	0	1631	0.00%	N/A	N/A
Jul-03	0	512	0.00%	0.00%	1	1661	0.06%	-0.49	-1.3
Aug-03	0	514	0.00%	0.00%	1	1675	0.06%	-0.48	-1.29
Sep-03	0	516	0.00%	0.00%	0	1707	0.00%	N/A	N/A
Oct-03	1	530	0.19%	4.34%	0	1797	0.00%	N/A	N/A
Nov-03	0	530	0.00%	0.00%	0	1797	0.00%	N/A	N/A
Dec-03									



\*Results exclude No Trouble Found and Test OK reports unless QWEST trouble is found on another report within 30 days of the original report. A 30-day window necessitates reporting a month behind

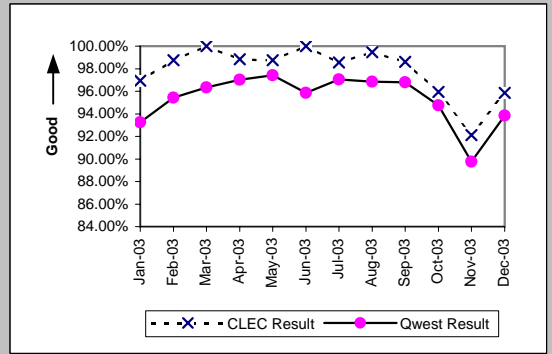
MR-8\* - Trouble Rate (Percent)

Enhanced Extended Loops (EELs) (Diagnostic)				
Date	Numerator	Denominator	CLEC Result	Standard Dev
Jan-03				
Feb-03	3	376	0.80%	8.90%
Mar-03	8	637	1.26%	11.14%
Apr-03	7	670	1.04%	10.17%
May-03	8	770	1.04%	10.14%
Jun-03	12	819	1.47%	12.02%
Jul-03	9	842	1.07%	10.28%
Aug-03	12	862	1.39%	11.72%
Sep-03	16	915	1.75%	13.11%
Oct-03	21	941	2.23%	14.77%
Nov-03	12	974	1.23%	11.03%
Dec-03				

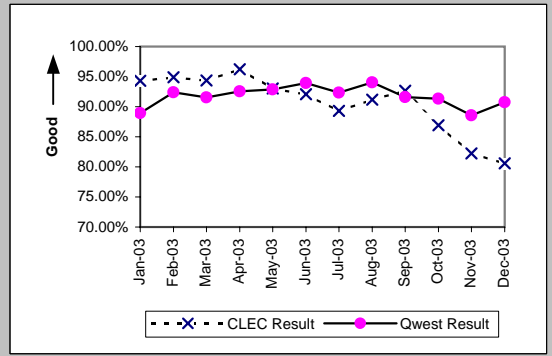


MR-9A - Repair Appointments Met (Percent) - Dispatches within MSAs

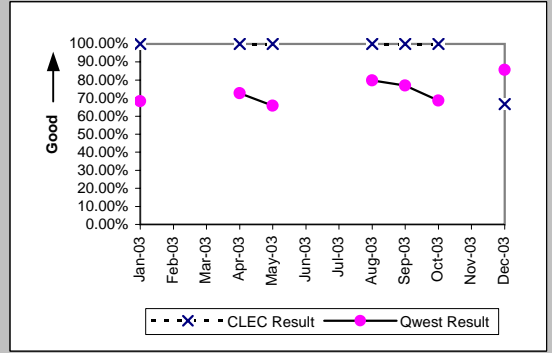
Residence (Parity)									
Date	CLEC Num	CLEC Denc	CLEC Resu	CLEC Std	Qwest Num	Qwest Denc	Qwest Resu	Mod Z Scr	Parity Scr
Jan-03	126	130	96.92%	17.27%	14704	15771	93.23%	-1.67	-2.01
Feb-03	157	159	98.74%	11.14%	11394	11939	95.44%	-1.98	-2.21
Mar-03	178	178	100.00%	0.00%	11492	11930	96.33%	-2.59	-2.57
Apr-03	172	174	98.85%	10.66%	10131	10441	97.03%	-1.4	-1.85
May-03	158	160	98.75%	11.11%	10327	10601	97.42%	-1.06	-1.64
Jun-03	145	145	100.00%	0.00%	10905	11375	95.87%	-2.48	-2.51
Jul-03	205	208	98.56%	11.92%	11227	11569	97.04%	-1.28	-1.78
Aug-03	188	189	99.47%	7.25%	11356	11726	96.84%	-2.05	-2.25
Sep-03	213	216	98.61%	11.70%	11644	12031	96.78%	-1.51	-1.92
Oct-03	378	394	95.94%	19.74%	14740	15558	94.74%	-1.05	-1.64
Nov-03	351	381	92.13%	26.93%	12889	14361	89.75%	-1.51	-1.92
Dec-03	347	362	95.86%	19.93%	12369	13181	93.84%	-1.57	-1.96



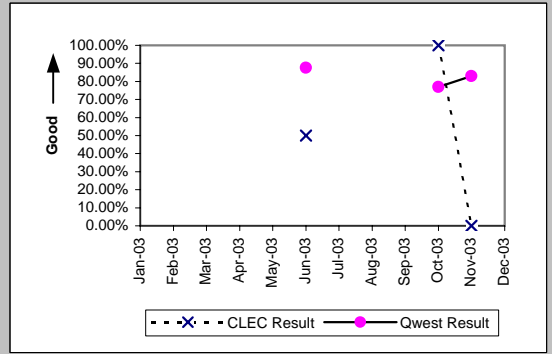
Business (Parity)									
Date	CLEC Num	CLEC Denc	CLEC Resu	CLEC Std	Qwest Num	Qwest Denc	Qwest Resu	Mod Z Scr	Parity Scr
Jan-03	83	88	94.32%	23.15%	1532	1723	88.91%	-1.57	-1.96
Feb-03	56	59	94.92%	21.97%	1203	1302	92.40%	-0.71	-1.43
Mar-03	84	89	94.38%	23.03%	1202	1313	91.55%	-0.93	-1.57
Apr-03	51	53	96.23%	19.06%	1115	1205	92.53%	-1	-1.61
May-03	40	43	93.02%	25.48%	1081	1164	92.87%	-0.04	-1.02
Jun-03	58	63	92.06%	27.03%	1244	1324	93.96%	0.64	-0.61
Jul-03	50	56	89.29%	30.93%	1215	1316	92.33%	0.84	-0.49
Aug-03	62	68	91.18%	28.36%	1125	1196	94.06%	0.96	-0.42
Sep-03	76	82	92.68%	26.04%	1190	1299	91.61%	-0.34	-1.21
Oct-03	93	107	86.92%	33.72%	1600	1752	91.32%	1.5	-0.09
Nov-03	88	107	82.24%	38.22%	1156	1305	88.58%	1.86	0.13
Dec-03	83	103	80.58%	39.56%	1238	1364	90.76%	3.03	0.84



Centrex (Parity)									
Date	CLEC Num	CLEC Denc	CLEC Resu	CLEC Std	Qwest Num	Qwest Denc	Qwest Resu	Mod Z Scr	Parity Scr
Jan-03	2	2	100.00%	0.00%	82	120	68.33%	-0.95	-1.58
Feb-03									
Mar-03									
Apr-03	1	1	100.00%	0.00%	72	99	72.73%	-0.61	-1.37
May-03	3	3	100.00%	0.00%	73	111	65.77%	-1.23	-1.75
Jun-03									
Jul-03									
Aug-03	2	2	100.00%	0.00%	75	94	79.79%	-0.7	-1.43
Sep-03	2	2	100.00%	0.00%	90	117	76.92%	-0.77	-1.47
Oct-03	2	2	100.00%	0.00%	79	115	68.70%	-0.95	-1.58
Nov-03									
Dec-03	2	3	66.67%	47.14%	60	70	85.71%	0.75	-0.55

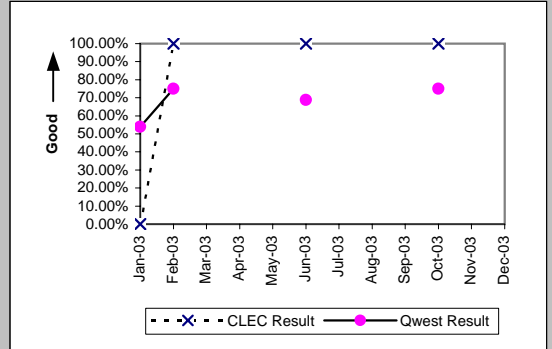


Centrex 21 (Parity)									
Date	CLEC Num	CLEC Denc	CLEC Resu	CLEC Std	Qwest Num	Qwest Denc	Qwest Resu	Mod Z Scr	Parity Scr
Jan-03									
Feb-03									
Mar-03									
Apr-03									
May-03									
Jun-03	1	2	50.00%	50.00%	148	169	87.57%	1.14	-0.3
Jul-03									
Aug-03									
Sep-03									
Oct-03	1	1	100.00%	0.00%	167	217	76.96%	-0.55	-1.33
Nov-03	0	1	0.00%	0.00%	137	165	83.03%	1.38	-0.16
Dec-03									

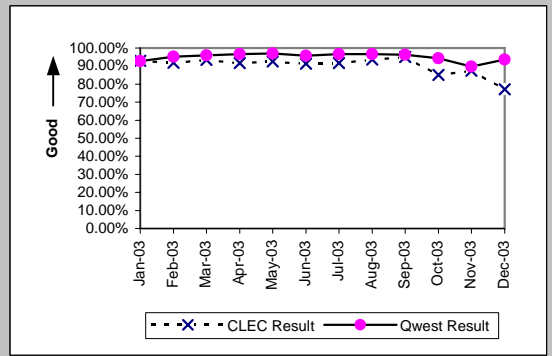


MR-9A - Repair Appointments Met (Percent) - Dispatches within MSAs

PBX (Parity)										
Date	CLEC Num	CLEC Denc	CLEC Resu	CLEC Std	Qwest Num	Qwest Denc	Qwest Resu	Mod Z Scr	Parity Scr	
Jan-03	0	1	0.00%	0.00%	7	13	53.85%	0.67	-0.59	
Feb-03	1	1	100.00%	0.00%	9	12	75.00%	-0.55	-1.34	
Mar-03										
Apr-03										
May-03										
Jun-03	2	2	100.00%	0.00%	11	16	68.75%	-0.9	-1.55	
Jul-03										
Aug-03										
Sep-03										
Oct-03	1	1	100.00%	0.00%	9	12	75.00%	-0.55	-1.34	
Nov-03										
Dec-03										

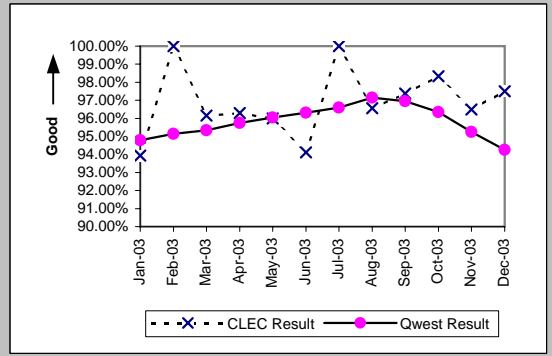


UNE - P (POTS) (Parity)										
Date	CLEC Num	CLEC Denc	CLEC Resu	CLEC Std	Qwest Num	Qwest Denc	Qwest Resu	Mod Z Scr	Parity Scr	
Jan-03	92	99	92.93%	25.63%	16236	17494	92.81%	-0.05	-1.03	
Feb-03	102	111	91.89%	27.30%	12597	13241	95.14%	1.49	-0.09	
Mar-03	114	122	93.44%	24.75%	12694	13243	95.85%	1.28	-0.22	
Apr-03	122	133	91.73%	27.54%	11246	11646	96.57%	2.63	0.6	
May-03	125	135	92.59%	26.19%	11408	11765	96.97%	2.54	0.54	
Jun-03	106	116	91.38%	28.07%	12149	12699	95.67%	2.04	0.24	
Jul-03	100	109	91.74%	27.52%	12442	12885	96.56%	2.38	0.45	
Aug-03	104	111	93.69%	24.31%	12481	12922	96.59%	1.55	-0.06	
Sep-03	97	102	95.10%	21.59%	12834	13330	96.28%	0.66	-0.6	
Oct-03	131	154	85.06%	35.64%	16340	17310	94.40%	4.22	1.57	
Nov-03	105	120	87.50%	33.07%	14045	15666	89.65%	0.78	-0.52	
Dec-03	111	144	77.08%	42.03%	13607	14545	93.55%	6.35	2.86	

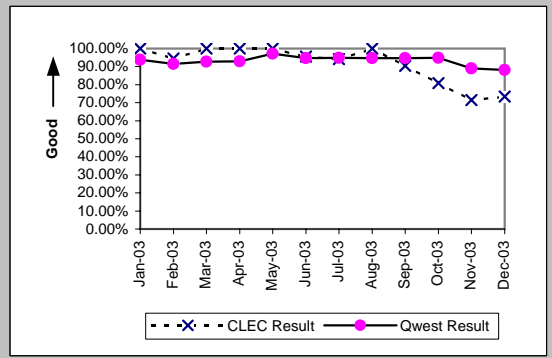


MR-9B - Repair Appointments Met (Percent) - Dispatches outside MSAs

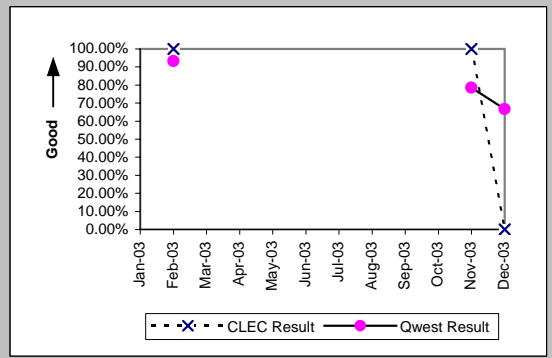
Residence (Parity)									
Date	CLEC Num	CLEC Denc	CLEC Resu	CLEC Std	Qwest Num	Qwest Denc	Qwest Resu	Mod Z Scr	Parity Scr
Jan-03	31	33	93.94%	23.86%	3128	3300	94.79%	0.29	-0.82
Feb-03	26	26	100.00%	0.00%	2445	2570	95.14%	-1.15	-1.7
Mar-03	25	26	96.15%	19.23%	2682	2813	95.34%	-0.2	-1.12
Apr-03	26	27	96.30%	18.89%	2522	2634	95.75%	-0.14	-1.09
May-03	24	25	96.00%	19.60%	2410	2509	96.05%	0.11	-0.93
Jun-03	16	17	94.12%	23.53%	2408	2500	96.32%	0.51	-0.69
Jul-03	16	16	100.00%	0.00%	2748	2845	96.59%	-0.75	-1.46
Aug-03	28	29	96.55%	18.25%	2787	2869	97.14%	0.27	-0.84
Sep-03	37	38	97.37%	16.01%	2506	2585	96.94%	-0.15	-1.09
Oct-03	59	60	98.33%	12.80%	3083	3200	96.34%	-0.81	-1.49
Nov-03	55	57	96.49%	18.40%	2485	2609	95.25%	-0.44	-1.27
Dec-03	78	80	97.50%	15.61%	2925	3103	94.26%	-1.23	-1.75



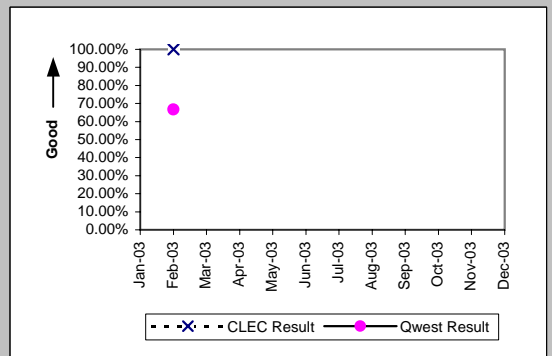
Business (Parity)									
Date	CLEC Num	CLEC Denc	CLEC Resu	CLEC Std	Qwest Num	Qwest Denc	Qwest Resu	Mod Z Scr	Parity Scr
Jan-03	15	15	100.00%	0.00%	412	439	93.85%	-0.97	-1.59
Feb-03	17	18	94.44%	22.91%	281	307	91.53%	-0.43	-1.26
Mar-03	17	17	100.00%	0.00%	315	340	92.65%	-1.13	-1.69
Apr-03	8	8	100.00%	0.00%	318	342	92.98%	-0.77	-1.47
May-03	18	18	100.00%	0.00%	310	319	97.18%	-0.7	-1.43
Jun-03	22	23	95.65%	20.39%	308	325	94.77%	-0.18	-1.11
Jul-03	16	17	94.12%	23.53%	298	314	94.90%	0.19	-0.88
Aug-03	16	16	100.00%	0.00%	271	286	94.76%	-0.92	-1.56
Sep-03	19	21	90.48%	29.35%	299	316	94.62%	0.78	-0.53
Oct-03	21	26	80.77%	39.41%	298	314	94.90%	2.4	0.46
Nov-03	10	14	71.43%	45.18%	250	281	88.97%	1.75	0.07
Dec-03	22	30	73.33%	44.22%	281	319	88.09%	2.09	0.27



Centrex 21 (Parity)									
Date	CLEC Num	CLEC Denc	CLEC Resu	CLEC Std	Qwest Num	Qwest Denc	Qwest Resu	Mod Z Scr	Parity Scr
Jan-03									
Feb-03	1	1	100.00%	0.00%	14	15	93.33%	-0.26	-1.16
Mar-03									
Apr-03									
May-03									
Jun-03									
Jul-03									
Aug-03									
Sep-03									
Oct-03									
Nov-03	1	1	100.00%	0.00%	11	14	78.57%	-0.5	-1.31
Dec-03	0	1	0.00%	0.00%	8	12	66.67%	0.89	-0.46



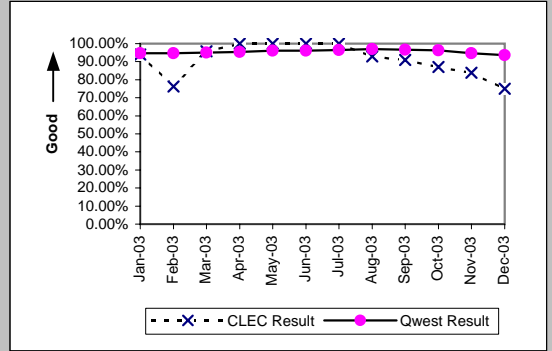
PBX (Parity)									
Date	CLEC Num	CLEC Denc	CLEC Resu	CLEC Std	Qwest Num	Qwest Denc	Qwest Resu	Mod Z Scr	Parity Scr
Jan-03									
Feb-03	1	1	100.00%	0.00%	4	6	66.67%	-0.65	-1.4
Mar-03									
Apr-03									
May-03									
Jun-03									
Jul-03									
Aug-03									
Sep-03									
Oct-03									
Nov-03									
Dec-03									





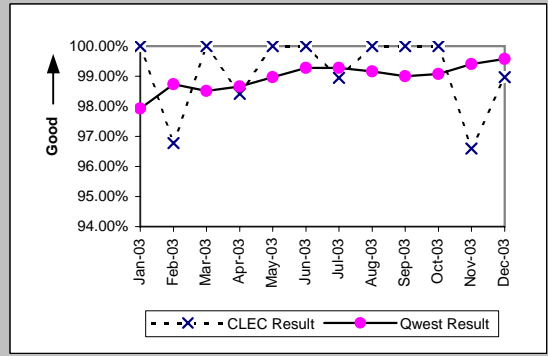
MR-9B - Repair Appointments Met (Percent) - Dispatches outside MSAs

Date	CLEC Num	CLEC Denc	UNE - P (POTS) (Parity)				Qwest Res	Mod Z Scr	Parity Scr
			CLEC Resu	CLEC Std	Qwest Num	Qwest Denc			
Jan-03	31	33	93.94%	23.86%	3540	3739	94.68%	0.26	-0.84
Feb-03	16	21	76.19%	42.59%	2726	2877	94.75%	2.86	0.74
Mar-03	23	24	95.83%	19.98%	2997	3153	95.05%	-0.18	-1.11
Apr-03	27	27	100.00%	0.00%	2840	2976	95.43%	-1.13	-1.69
May-03	29	29	100.00%	0.00%	2720	2828	96.18%	-1.07	-1.65
Jun-03	18	18	100.00%	0.00%	2716	2825	96.14%	-0.85	-1.52
Jul-03	29	29	100.00%	0.00%	3046	3159	96.42%	-1.03	-1.63
Aug-03	13	14	92.86%	25.75%	3058	3155	96.93%	0.8	-0.52
Sep-03	10	11	90.91%	28.75%	2805	2901	96.69%	0.91	-0.45
Oct-03	47	54	87.04%	33.59%	3381	3514	96.22%	2.8	0.7
Nov-03	26	31	83.87%	36.78%	2735	2890	94.64%	2.19	0.33
Dec-03	27	36	75.00%	43.30%	3206	3422	93.69%	3.57	1.17

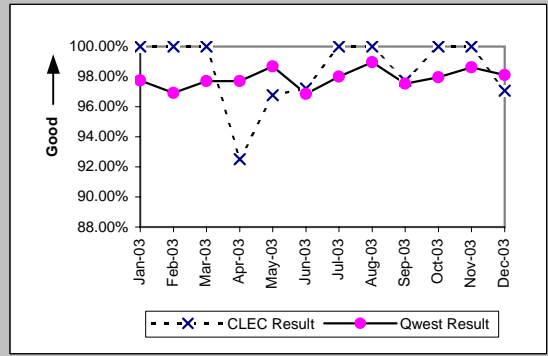


MR-9C - Repair Appointments Met (Percent) - No dispatches

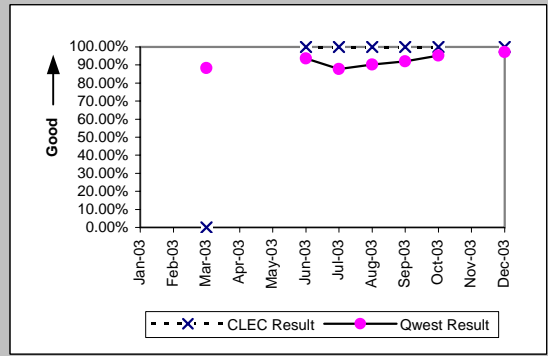
Residence (Parity)									
Date	CLEC Num	CLEC Denc	CLEC Resu	CLEC Std	Qwest Num	Qwest Denc	Qwest Resu	Mod Z Scr	Parity Scr
Jan-03	29	29	100.00%	0.00%	3454	3527	97.93%	-0.78	-1.47
Feb-03	30	31	96.77%	17.67%	3204	3245	98.74%	0.86	-0.48
Mar-03	64	64	100.00%	0.00%	3307	3357	98.51%	-0.97	-1.59
Apr-03	62	63	98.41%	12.50%	3013	3054	98.66%	0.24	-0.85
May-03	68	68	100.00%	0.00%	2882	2912	98.97%	-0.83	-1.51
Jun-03	49	49	100.00%	0.00%	2897	2918	99.28%	-0.59	-1.36
Jul-03	94	95	98.95%	10.21%	3281	3305	99.27%	0.41	-0.75
Aug-03	68	68	100.00%	0.00%	3316	3344	99.16%	-0.75	-1.46
Sep-03	107	107	100.00%	0.00%	3644	3681	98.99%	-1.03	-1.62
Oct-03	105	105	100.00%	0.00%	3413	3445	99.07%	-0.98	-1.59
Nov-03	85	88	96.59%	18.15%	2985	3003	99.40%	2.33	0.42
Dec-03	96	97	98.97%	10.10%	3028	3041	99.57%	0.79	-0.52



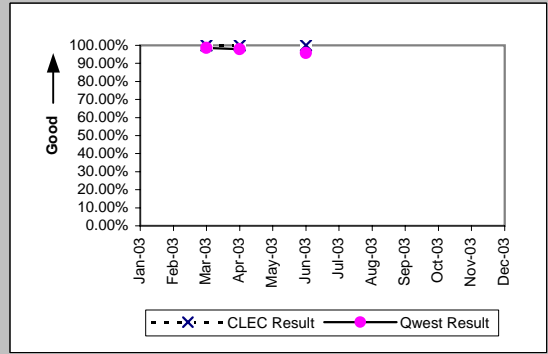
Business (Parity)									
Date	CLEC Num	CLEC Denc	CLEC Resu	CLEC Std	Qwest Num	Qwest Denc	Qwest Resu	Mod Z Scr	Parity Scr
Jan-03	32	32	100.00%	0.00%	604	618	97.73%	-0.84	-1.51
Feb-03	36	36	100.00%	0.00%	597	616	96.92%	-1.04	-1.63
Mar-03	33	33	100.00%	0.00%	512	524	97.71%	-0.85	-1.52
Apr-03	37	40	92.50%	26.34%	552	565	97.70%	1.69	0.03
May-03	30	31	96.77%	17.67%	520	527	98.67%	0.77	-0.53
Jun-03	35	36	97.22%	16.43%	492	508	96.85%	-0.12	-1.08
Jul-03	41	41	100.00%	0.00%	538	549	98.00%	-0.88	-1.54
Aug-03	32	32	100.00%	0.00%	471	476	98.95%	-0.56	-1.34
Sep-03	43	44	97.73%	14.90%	551	565	97.52%	-0.08	-1.05
Oct-03	46	46	100.00%	0.00%	576	588	97.96%	-0.94	-1.57
Nov-03	21	21	100.00%	0.00%	431	437	98.63%	-0.53	-1.32
Dec-03	33	34	97.06%	16.90%	466	475	98.11%	0.43	-0.74



Centrex (Parity)									
Date	CLEC Num	CLEC Denc	CLEC Resu	CLEC Std	Qwest Num	Qwest Denc	Qwest Resu	Mod Z Scr	Parity Scr
Jan-03									
Feb-03									
Mar-03	0	1	0.00%	0.00%	53	60	88.33%	1.55	-0.06
Apr-03									
May-03									
Jun-03	2	2	100.00%	0.00%	44	47	93.62%	-0.36	-1.22
Jul-03	4	4	100.00%	0.00%	65	74	87.84%	-0.72	-1.44
Aug-03	1	1	100.00%	0.00%	56	62	90.32%	-0.32	-1.2
Sep-03	3	3	100.00%	0.00%	46	50	92.00%	-0.5	-1.3
Oct-03	1	1	100.00%	0.00%	59	62	95.16%	-0.22	-1.14
Nov-03									
Dec-03	1	1	100.00%	0.00%	34	35	97.14%	-0.17	-1.1

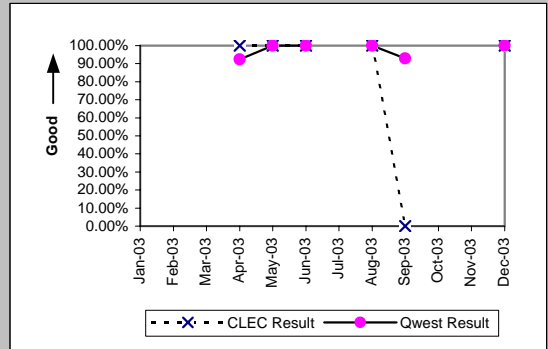


Centrex 21 (Parity)									
Date	CLEC Num	CLEC Denc	CLEC Resu	CLEC Std	Qwest Num	Qwest Denc	Qwest Resu	Mod Z Scr	Parity Scr
Jan-03									
Feb-03									
Mar-03	2	2	100.00%	0.00%	72	73	98.63%	-0.16	-1.1
Apr-03	3	3	100.00%	0.00%	94	96	97.92%	-0.25	-1.15
May-03									
Jun-03	1	1	100.00%	0.00%	91	95	95.79%	-0.21	-1.13
Jul-03									
Aug-03									
Sep-03									
Oct-03									
Nov-03									
Dec-03									

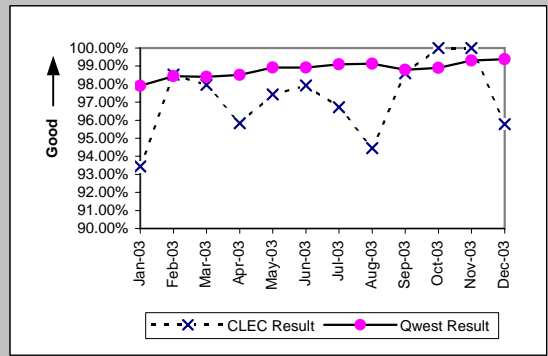


MR-9C - Repair Appointments Met (Percent) - No dispatches

PBX (Parity)									
Date	CLEC Num	CLEC Denc	CLEC Resu	CLEC Std	Qwest Num	Qwest Denc	Qwest Resu	Mod Z Scr	Parity Scr
Jan-03									
Feb-03									
Mar-03									
Apr-03	1	1	100.00%	0.00%	12	13	92.31%	-0.28	-1.17
May-03	1	1	100.00%	0.00%	16	16	100.00%	N/A	N/A
Jun-03	3	3	100.00%	0.00%	10	10	100.00%	N/A	N/A
Jul-03									
Aug-03	1	1	100.00%	0.00%	9	9	100.00%	N/A	N/A
Sep-03	0	1	0.00%	0.00%	13	14	92.86%	1.58	-0.04
Oct-03									
Nov-03									
Dec-03	1	1	100.00%	0.00%	9	9	100.00%	N/A	N/A

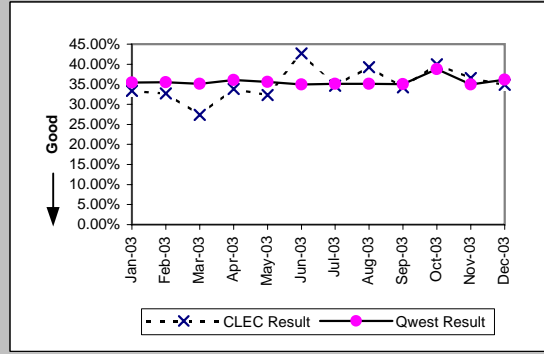


UNE - P (POTS) (Parity)									
Date	CLEC Num	CLEC Denc	CLEC Resu	CLEC Std	Qwest Num	Qwest Denc	Qwest Resu	Mod Z Scr	Parity Scr
Jan-03	57	61	93.44%	24.75%	4058	4145	97.90%	1.98	0.2
Feb-03	67	68	98.53%	12.04%	3801	3861	98.45%	-0.06	-1.03
Mar-03	48	49	97.96%	14.14%	3819	3881	98.40%	0.32	-0.81
Apr-03	46	48	95.83%	19.98%	3565	3619	98.51%	1.3	-0.21
May-03	76	78	97.44%	15.81%	3402	3439	98.92%	1.12	-0.32
Jun-03	47	48	97.92%	14.28%	3389	3426	98.92%	0.65	-0.6
Jul-03	59	61	96.72%	17.81%	3819	3854	99.09%	1.54	-0.07
Aug-03	68	72	94.44%	22.91%	3787	3820	99.14%	2.87	0.74
Sep-03	70	71	98.59%	11.78%	4195	4246	98.80%	0.24	-0.85
Oct-03	68	68	100.00%	0.00%	3989	4033	98.91%	-0.86	-1.52
Nov-03	56	56	100.00%	0.00%	3416	3440	99.30%	-0.62	-1.38
Dec-03	68	71	95.77%	20.12%	3494	3516	99.37%	2.52	0.53

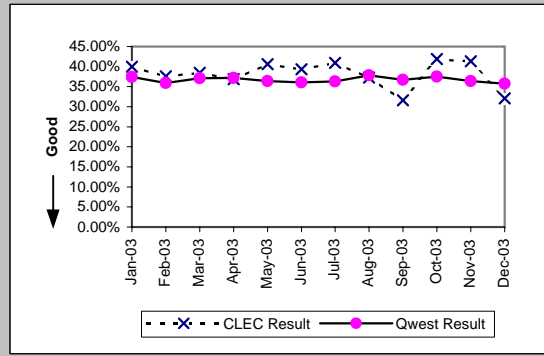


MR-10 - Customer-Related Trouble Reports (Percent)

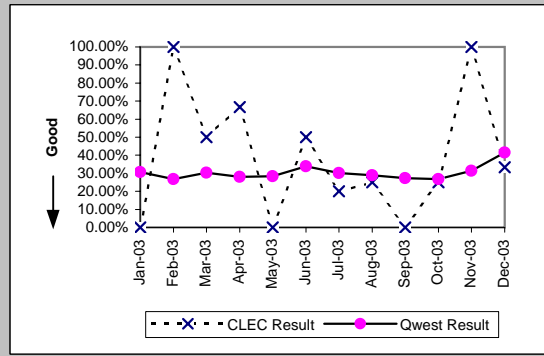
Residence (Diagnostic)									
Date	CLEC Num	CLEC Denc	CLEC Resu	CLEC Std	Qwest Num	Qwest Denc	Qwest Resu	Mod Z Scr	Parity Scr
Jan-03	96	288	33.33%	47.14%	12389	34987	35.41%	-0.73	-1.45
Feb-03	105	321	32.71%	46.92%	9774	27528	35.51%	-1.04	-1.63
Mar-03	101	369	27.37%	44.59%	9782	27882	35.08%	-3.08	-2.87
Apr-03	135	399	33.83%	47.31%	9083	25212	36.03%	-0.9	-1.55
May-03	121	374	32.35%	46.78%	8864	24886	35.62%	-1.31	-1.8
Jun-03	157	368	42.66%	49.46%	9035	25828	34.98%	3.03	0.84
Jul-03	169	488	34.63%	47.58%	9571	27290	35.07%	-0.2	-1.12
Aug-03	185	471	39.28%	48.84%	9704	27643	35.10%	1.87	0.14
Sep-03	188	549	34.24%	47.45%	9867	28164	35.03%	-0.38	-1.23
Oct-03	372	931	39.96%	48.98%	14071	36274	38.79%	0.72	-0.56
Nov-03	303	829	36.55%	48.16%	10737	30710	34.96%	0.95	-0.42
Dec-03	289	828	34.90%	47.67%	10935	30260	36.14%	-0.73	-1.44



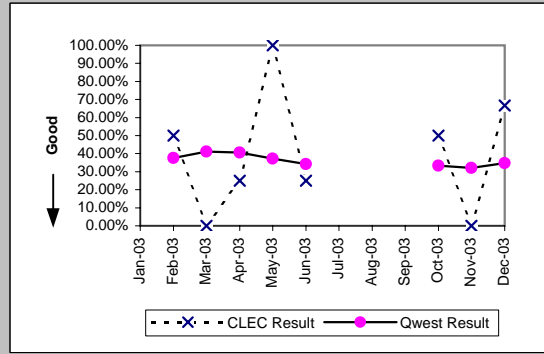
Business (Diagnostic)									
Date	CLEC Num	CLEC Denc	CLEC Resu	CLEC Std	Qwest Num	Qwest Denc	Qwest Resu	Mod Z Scr	Parity Scr
Jan-03	90	225	40.00%	48.99%	1663	4443	37.43%	0.78	-0.53
Feb-03	68	181	37.57%	48.43%	1247	3472	35.92%	0.46	-0.72
Mar-03	87	226	38.50%	48.66%	1284	3461	37.10%	0.42	-0.74
Apr-03	59	160	36.88%	48.25%	1249	3361	37.16%	-0.07	-1.04
May-03	63	155	40.65%	49.12%	1149	3159	36.37%	1.08	-0.35
Jun-03	79	201	39.30%	48.84%	1217	3374	36.07%	0.93	-0.44
Jul-03	79	193	40.93%	49.17%	1241	3420	36.29%	1.3	-0.21
Aug-03	69	185	37.30%	48.36%	1191	3149	37.82%	-0.14	-1.09
Sep-03	68	215	31.63%	46.50%	1263	3443	36.68%	-1.49	-1.91
Oct-03	129	308	41.88%	49.34%	1591	4245	37.48%	1.53	-0.07
Nov-03	100	242	41.32%	49.24%	1157	3180	36.38%	1.53	-0.07
Dec-03	79	246	32.11%	46.69%	1201	3359	35.75%	-1.15	-1.7



Centrex (Diagnostic)									
Date	CLEC Num	CLEC Denc	CLEC Resu	CLEC Std	Qwest Num	Qwest Denc	Qwest Resu	Mod Z Scr	Parity Scr
Jan-03	0	2	0.00%	0.00%	112	366	30.60%	-0.94	-1.57
Feb-03	1	1	100.00%	0.00%	80	299	26.76%	1.11	-0.32
Mar-03	1	2	50.00%	50.00%	94	310	30.32%	0.5	-0.7
Apr-03	2	3	66.67%	47.14%	88	315	27.94%	1.26	-0.23
May-03	0	3	0.00%	0.00%	79	279	28.32%	-1.08	-1.66
Jun-03	2	4	50.00%	50.00%	120	355	33.80%	0.62	-0.62
Jul-03	1	5	20.00%	40.00%	97	321	30.22%	-0.49	-1.3
Aug-03	1	4	25.00%	43.30%	84	290	28.97%	-0.17	-1.11
Sep-03	0	5	0.00%	0.00%	81	297	27.27%	-1.36	-1.83
Oct-03	1	4	25.00%	43.30%	82	307	26.71%	-0.08	-1.05
Nov-03	2	2	100.00%	0.00%	68	217	31.34%	1.68	0.02
Dec-03	2	6	33.33%	47.14%	94	227	41.41%	-0.4	-1.24

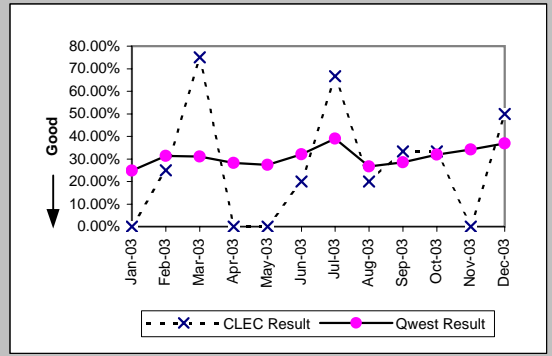


Centrex 21 (Diagnostic)									
Date	CLEC Num	CLEC Denc	CLEC Resu	CLEC Std	Qwest Num	Qwest Denc	Qwest Resu	Mod Z Scr	Parity Scr
Jan-03									
Feb-03	1	2	50.00%	50.00%	163	433	37.64%	0.3	-0.82
Mar-03	0	2	0.00%	0.00%	170	414	41.06%	-1.18	-1.72
Apr-03	1	4	25.00%	43.30%	168	413	40.68%	-0.64	-1.39
May-03	1	1	100.00%	0.00%	151	405	37.28%	0.89	-0.46
Jun-03	1	4	25.00%	43.30%	151	442	34.16%	-0.38	-1.23
Jul-03									
Aug-03									
Sep-03									
Oct-03	1	2	50.00%	50.00%	159	476	33.40%	0.42	-0.75
Nov-03	0	2	0.00%	0.00%	120	373	32.17%	-0.97	-1.59
Dec-03	2	3	66.67%	47.14%	119	343	34.69%	1	-0.39

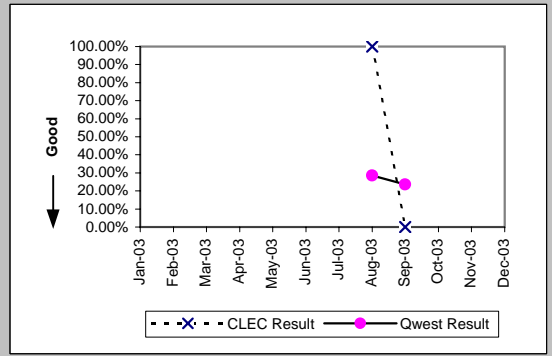


MR-10 - Customer-Related Trouble Reports (Percent)

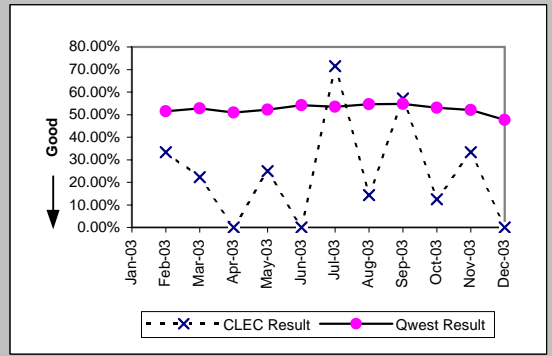
PBX (Diagnostic)									
Date	CLEC Num	CLEC Denc	CLEC Resu	CLEC Std E	Qwest Num	Qwest Denc	Qwest Resu	Mod Z Scr	Parity Scr
Jan-03	0	1	0.00%	0.00%	36	145	24.83%	-0.57	-1.35
Feb-03	1	4	25.00%	43.30%	48	153	31.37%	-0.27	-1.16
Mar-03	6	8	75.00%	43.30%	62	200	31.00%	2.43	0.48
Apr-03	0	2	0.00%	0.00%	35	124	28.23%	-0.88	-1.53
May-03	0	2	0.00%	0.00%	45	164	27.44%	-0.86	-1.53
Jun-03	2	10	20.00%	40.00%	44	137	32.12%	-0.79	-1.48
Jul-03	4	6	66.67%	47.14%	53	136	38.97%	1.28	-0.22
Aug-03	1	5	20.00%	40.00%	44	165	26.67%	-0.33	-1.2
Sep-03	1	3	33.33%	47.14%	44	154	28.57%	0.17	-0.9
Oct-03	1	3	33.33%	47.14%	62	194	31.96%	0.06	-0.97
Nov-03	0	1	0.00%	0.00%	40	117	34.19%	-0.72	-1.44
Dec-03	2	4	50.00%	50.00%	48	130	36.92%	0.48	-0.71



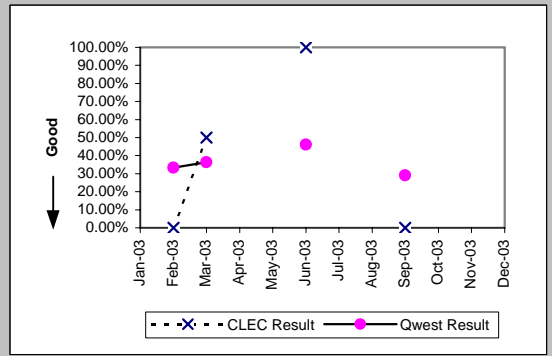
Basic Rate ISDN (Diagnostic)									
Date	CLEC Num	CLEC Denc	CLEC Resu	CLEC Std E	Qwest Num	Qwest Denc	Qwest Resu	Mod Z Scr	Parity Scr
Jan-03									
Feb-03									
Mar-03									
Apr-03									
May-03									
Jun-03									
Jul-03									
Aug-03	1	1	100.00%	0.00%	71	249	28.51%	1.07	-0.35
Sep-03	0	1	0.00%	0.00%	47	199	23.62%	-0.55	-1.34
Oct-03									
Nov-03									
Dec-03									



Qwest DSL (Diagnostic)									
Date	CLEC Num	CLEC Denc	CLEC Resu	CLEC Std E	Qwest Num	Qwest Denc	Qwest Resu	Mod Z Scr	Parity Scr
Jan-03									
Feb-03	1	3	33.33%	47.14%	2167	4208	51.50%	-0.63	-1.38
Mar-03	2	9	22.22%	41.57%	2265	4294	52.75%	-1.83	-2.11
Apr-03	0	8	0.00%	0.00%	2366	4644	50.95%	-2.88	-2.75
May-03	1	4	25.00%	43.30%	2330	4469	52.14%	-1.09	-1.66
Jun-03	0	5	0.00%	0.00%	2125	3924	54.15%	-2.43	-2.48
Jul-03	5	7	71.43%	45.18%	2338	4375	53.44%	0.89	-0.46
Aug-03	1	7	14.29%	34.99%	2432	4456	54.58%	-2.14	-2.3
Sep-03	4	7	57.14%	49.49%	2843	5191	54.77%	0.1	-0.94
Oct-03	1	8	12.50%	33.07%	3309	6233	53.09%	-2.3	-2.4
Nov-03	3	9	33.33%	47.14%	2197	4226	51.99%	-1.12	-1.68
Dec-03	0	4	0.00%	0.00%	1879	3943	47.65%	-1.91	-2.16

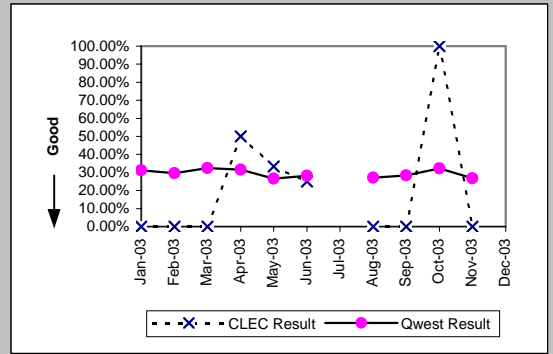


ISDN Primary (Diagnostic)									
Date	CLEC Num	CLEC Denc	CLEC Resu	CLEC Std E	Qwest Num	Qwest Denc	Qwest Resu	Mod Z Scr	Parity Scr
Jan-03									
Feb-03	0	2	0.00%	0.00%	15	45	33.33%	-0.98	-1.59
Mar-03	2	4	50.00%	50.00%	16	44	36.36%	0.47	-0.71
Apr-03									
May-03									
Jun-03	1	1	100.00%	0.00%	24	52	46.15%	0.72	-0.56
Jul-03									
Aug-03									
Sep-03	0	1	0.00%	0.00%	16	55	29.09%	-0.63	-1.39
Oct-03									
Nov-03									
Dec-03									

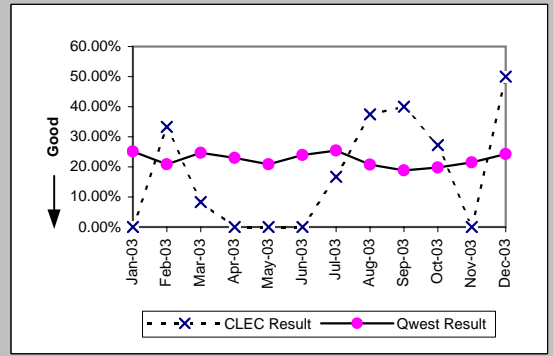


MR-10 - Customer-Related Trouble Reports (Percent)

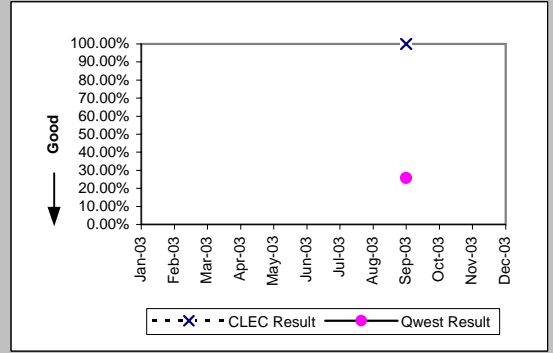
DS0 (Diagnostic)									
Date	CLEC Num	CLEC Denc	CLEC Resu	CLEC Std	Qwest Num	Qwest Denc	Qwest Resu	Mod Z Scr	Parity Scr
Jan-03	0	2	0.00%	0.00%	258	827	31.20%	-0.95	-1.58
Feb-03	0	2	0.00%	0.00%	248	840	29.52%	-0.91	-1.56
Mar-03	0	4	0.00%	0.00%	265	815	32.52%	-1.38	-1.84
Apr-03	1	2	50.00%	50.00%	242	767	31.55%	0.47	-0.71
May-03	1	3	33.33%	47.14%	177	664	26.66%	0.26	-0.84
Jun-03	1	4	25.00%	43.30%	228	810	28.15%	-0.14	-1.08
Jul-03									
Aug-03	0	2	0.00%	0.00%	216	797	27.10%	-0.86	-1.52
Sep-03	0	1	0.00%	0.00%	269	946	28.44%	-0.63	-1.38
Oct-03	1	1	100.00%	0.00%	291	901	32.30%	0.99	-0.4
Nov-03	0	7	0.00%	0.00%	208	777	26.77%	-1.59	-1.97
Dec-03									



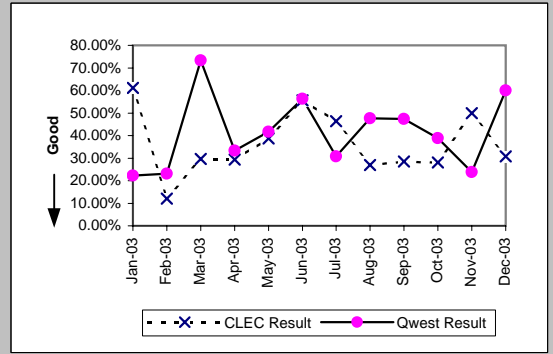
DS1 (Diagnostic)									
Date	CLEC Num	CLEC Denc	CLEC Resu	CLEC Std	Qwest Num	Qwest Denc	Qwest Resu	Mod Z Scr	Parity Scr
Jan-03	0	3	0.00%	0.00%	217	863	25.14%	-1	-1.61
Feb-03	1	3	33.33%	47.14%	161	772	20.85%	0.49	-0.7
Mar-03	1	12	8.33%	27.64%	196	794	24.69%	-1.3	-1.79
Apr-03	0	11	0.00%	0.00%	183	798	22.93%	-1.8	-2.09
May-03	0	3	0.00%	0.00%	142	680	20.88%	-0.89	-1.54
Jun-03	0	8	0.00%	0.00%	210	877	23.95%	-1.58	-1.96
Jul-03	2	12	16.67%	37.27%	215	847	25.38%	-0.69	-1.42
Aug-03	3	8	37.50%	48.41%	204	981	20.80%	1.08	-0.35
Sep-03	2	5	40.00%	48.99%	196	1043	18.79%	1.07	-0.35
Oct-03	3	11	27.27%	44.54%	218	1104	19.75%	0.63	-0.62
Nov-03	0	1	0.00%	0.00%	170	790	21.52%	-0.52	-1.32
Dec-03	2	4	50.00%	50.00%	207	853	24.27%	1.05	-0.36



DS3 (Diagnostic)									
Date	CLEC Num	CLEC Denc	CLEC Resu	CLEC Std	Qwest Num	Qwest Denc	Qwest Resu	Mod Z Scr	Parity Scr
Jan-03									
Feb-03									
Mar-03									
Apr-03									
May-03									
Jun-03									
Jul-03									
Aug-03									
Sep-03	1	1	100.00%	0.00%	9	35	25.71%	1.11	-0.32
Oct-03									
Nov-03									
Dec-03									

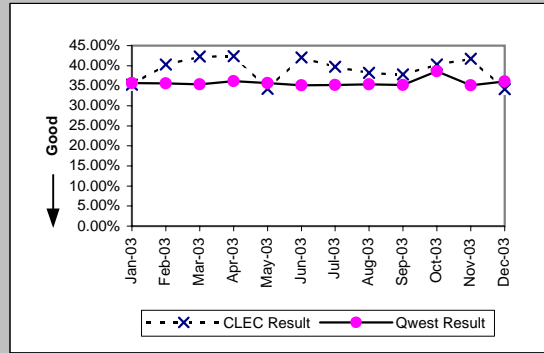


LIS Trunk (Diagnostic)									
Date	CLEC Num	CLEC Denc	CLEC Resu	CLEC Std	Qwest Num	Qwest Denc	Qwest Resu	Mod Z Scr	Parity Scr
Jan-03	11	18	61.11%	48.75%	4	18	22.22%	2.22	0.35
Feb-03	6	50	12.00%	32.50%	3	13	23.08%	-0.84	-1.51
Mar-03	8	27	29.63%	45.66%	22	30	73.33%	-3.73	-3.26
Apr-03	5	17	29.41%	45.56%	4	12	33.33%	-0.22	-1.13
May-03	12	31	38.71%	48.71%	10	24	41.67%	-0.22	-1.13
Jun-03	10	18	55.56%	49.69%	9	16	56.25%	-0.04	-1.02
Jul-03	13	28	46.43%	49.87%	4	13	30.77%	0.89	-0.46
Aug-03	7	26	26.92%	44.36%	10	21	47.62%	-1.41	-1.86
Sep-03	8	28	28.57%	45.18%	9	19	47.37%	-1.27	-1.77
Oct-03	9	32	28.13%	44.96%	7	18	38.89%	-0.75	-1.46
Nov-03	13	26	50.00%	50.00%	5	21	23.81%	1.81	0.1
Dec-03	8	26	30.77%	46.15%	9	15	60.00%	-1.84	-2.12

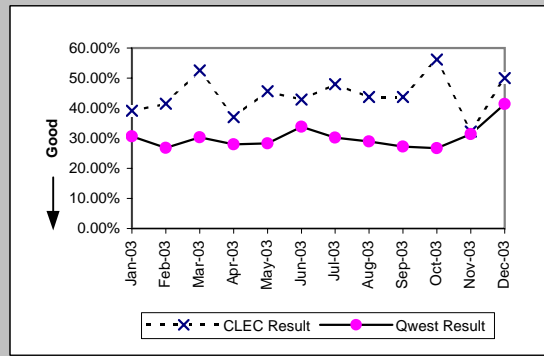


MR-10 - Customer-Related Trouble Reports (Percent)

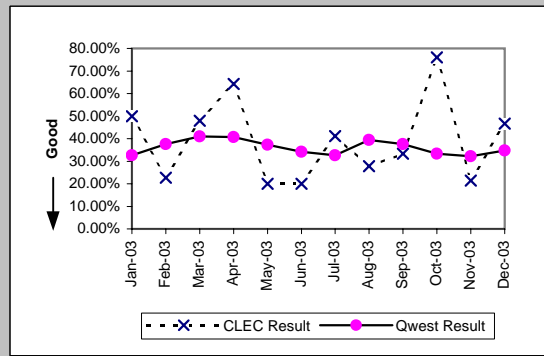
UNE - P (POTS) (Diagnostic)									
Date	CLEC Num	CLEC Denc	CLEC Resu	CLEC Std	Qwest Num	Qwest Denc	Qwest Resu	Mod Z Scr	Parity Scr
Jan-03	105	298	35.23%	47.77%	14052	39430	35.64%	-0.14	-1.09
Feb-03	135	335	40.30%	49.05%	11021	31000	35.55%	1.79	0.09
Mar-03	143	338	42.31%	49.40%	11066	31343	35.31%	2.65	0.61
Apr-03	153	361	42.38%	49.42%	10332	28573	36.16%	2.42	0.47
May-03	126	368	34.24%	47.45%	10013	28045	35.70%	-0.58	-1.35
Jun-03	132	314	42.04%	49.36%	10252	29202	35.11%	2.53	0.54
Jul-03	131	330	39.70%	48.93%	10812	30710	35.21%	1.69	0.03
Aug-03	122	319	38.24%	48.60%	10895	30792	35.38%	1.06	-0.35
Sep-03	112	296	37.84%	48.50%	11130	31607	35.21%	0.94	-0.43
Oct-03	186	462	40.26%	49.04%	15662	40519	38.65%	0.71	-0.57
Nov-03	148	355	41.69%	49.30%	11894	33890	35.10%	2.56	0.56
Dec-03	130	381	34.12%	47.41%	12136	33619	36.10%	-0.8	-1.49



UNE P (Centrex) (Diagnostic)									
Date	CLEC Num	CLEC Denc	CLEC Resu	CLEC Std	Qwest Num	Qwest Denc	Qwest Resu	Mod Z Scr	Parity Scr
Jan-03	27	69	39.13%	48.80%	112	366	30.60%	1.38	-0.16
Feb-03	22	53	41.51%	49.27%	80	299	26.76%	2.12	0.29
Mar-03	31	59	52.54%	49.94%	94	310	30.32%	3.22	0.96
Apr-03	20	54	37.04%	48.29%	88	315	27.94%	1.34	-0.19
May-03	26	57	45.61%	49.81%	79	279	28.32%	2.5	0.52
Jun-03	18	42	42.86%	49.49%	120	355	33.80%	1.15	-0.3
Jul-03	24	50	48.00%	49.96%	97	321	30.22%	2.43	0.48
Aug-03	28	64	43.75%	49.61%	84	290	28.97%	2.25	0.37
Sep-03	21	48	43.75%	49.61%	81	297	27.27%	2.25	0.37
Oct-03	32	57	56.14%	49.62%	82	307	26.71%	4.23	1.57
Nov-03	19	59	32.20%	46.73%	68	217	31.34%	0.13	-0.92
Dec-03	25	50	50.00%	50.00%	94	227	41.41%	1.1	-0.33

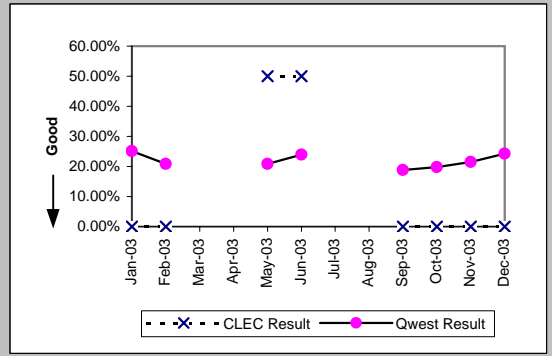


UNE P (Centrex 21) (Diagnostic)									
Date	CLEC Num	CLEC Denc	CLEC Resu	CLEC Std	Qwest Num	Qwest Denc	Qwest Resu	Mod Z Scr	Parity Scr
Jan-03	11	22	50.00%	50.00%	153	468	32.69%	1.63	-0.01
Feb-03	5	22	22.73%	41.91%	163	433	37.64%	-1.41	-1.86
Mar-03	12	25	48.00%	49.96%	170	414	41.06%	0.68	-0.59
Apr-03	9	14	64.29%	47.92%	168	413	40.68%	1.72	0.05
May-03	3	15	20.00%	40.00%	151	405	37.28%	-1.36	-1.83
Jun-03	2	10	20.00%	40.00%	151	442	34.16%	-0.93	-1.57
Jul-03	7	17	41.18%	49.22%	135	414	32.61%	0.73	-0.56
Aug-03	5	18	27.78%	44.79%	156	396	39.39%	-0.99	-1.6
Sep-03	4	12	33.33%	47.14%	150	399	37.59%	-0.3	-1.18
Oct-03	19	25	76.00%	42.71%	159	476	33.40%	4.21	1.56
Nov-03	3	14	21.43%	41.03%	120	373	32.17%	-0.84	-1.51
Dec-03	7	15	46.67%	49.89%	119	343	34.69%	0.93	-0.43

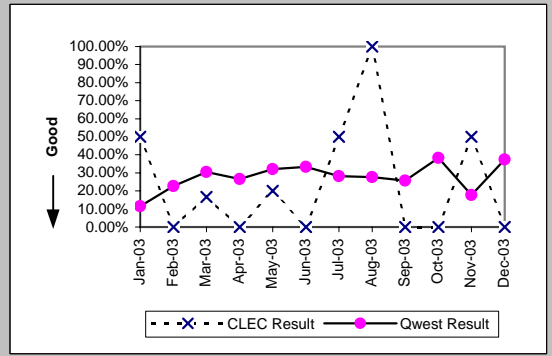


MR-10 - Customer-Related Trouble Reports (Percent)

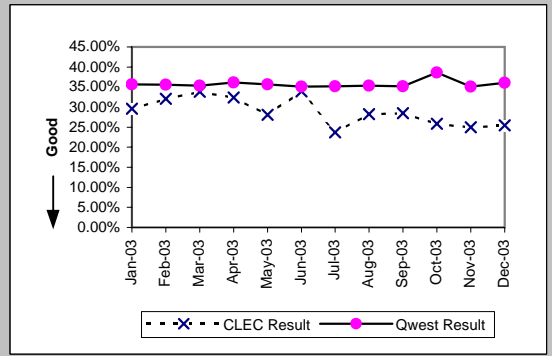
UDIT DS1 (Diagnostic)									
Date	CLEC Num	CLEC Denc	CLEC Resu	CLEC Std	Qwest Num	Qwest Denc	Qwest Resu	Mod Z Scr	Parity Scr
Jan-03	0	1	0.00%	0.00%	217	863	25.14%	-0.58	-1.35
Feb-03	0	2	0.00%	0.00%	161	772	20.85%	-0.73	-1.44
Mar-03									
Apr-03									
May-03	2	4	50.00%	50.00%	142	680	20.88%	1.22	-0.26
Jun-03	1	2	50.00%	50.00%	210	877	23.95%	0.7	-0.57
Jul-03									
Aug-03									
Sep-03	0	3	0.00%	0.00%	196	1043	18.79%	-0.83	-1.51
Oct-03	0	2	0.00%	0.00%	218	1104	19.75%	-0.7	-1.43
Nov-03	0	2	0.00%	0.00%	170	790	21.52%	-0.74	-1.45
Dec-03	0	1	0.00%	0.00%	207	853	24.27%	-0.57	-1.34



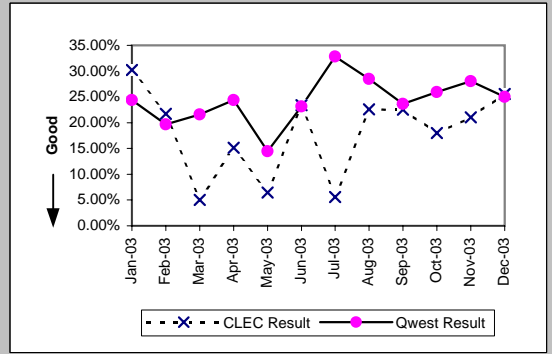
UDIT Above DS1 Level (Diagnostic)									
Date	CLEC Num	CLEC Denc	CLEC Resu	CLEC Std	Qwest Num	Qwest Denc	Qwest Resu	Mod Z Scr	Parity Scr
Jan-03	1	2	50.00%	50.00%	3	26	11.54%	1.09	-0.34
Feb-03	0	2	0.00%	0.00%	5	22	22.73%	-0.73	-1.45
Mar-03	1	6	16.67%	37.27%	7	23	30.43%	-0.65	-1.4
Apr-03	0	1	0.00%	0.00%	12	45	26.67%	-0.6	-1.36
May-03	1	5	20.00%	40.00%	9	28	32.14%	-0.54	-1.33
Jun-03	0	2	0.00%	0.00%	7	21	33.33%	-0.96	-1.58
Jul-03	1	2	50.00%	50.00%	9	32	28.13%	0.51	-0.69
Aug-03	1	1	100.00%	0.00%	8	29	27.59%	1.06	-0.35
Sep-03	0	1	0.00%	0.00%	9	35	25.71%	-0.58	-1.35
Oct-03	0	3	0.00%	0.00%	13	34	38.24%	-1.31	-1.79
Nov-03	1	2	50.00%	50.00%	6	34	17.65%	0.86	-0.48
Dec-03	0	1	0.00%	0.00%	9	24	37.50%	-0.76	-1.46



Unbundled Loop Analog (Diagnostic)									
Date	CLEC Num	CLEC Denc	CLEC Resu	CLEC Std	Qwest Num	Qwest Denc	Qwest Resu	Mod Z Scr	Parity Scr
Jan-03	115	388	29.64%	45.67%	14052	39430	35.64%	-2.46	-2.49
Feb-03	111	346	32.08%	46.68%	11021	31000	35.55%	-1.34	-1.82
Mar-03	114	337	33.83%	47.31%	11066	31343	35.31%	-0.56	-1.34
Apr-03	81	250	32.40%	46.80%	10332	28573	36.16%	-1.23	-1.75
May-03	86	306	28.10%	44.95%	10013	28045	35.70%	-2.76	-2.68
Jun-03	116	342	33.92%	47.34%	10252	29202	35.11%	-0.46	-1.28
Jul-03	79	333	23.72%	42.54%	10812	30710	35.21%	-4.36	-3.65
Aug-03	83	294	28.23%	45.01%	10895	30792	35.38%	-2.55	-2.55
Sep-03	83	291	28.52%	45.15%	11130	31607	35.21%	-2.38	-2.45
Oct-03	99	383	25.85%	43.78%	15662	40519	38.65%	-5.12	-4.11
Nov-03	93	372	25.00%	43.30%	11894	33890	35.10%	-4.06	-3.47
Dec-03	75	295	25.42%	43.54%	12136	33619	36.10%	-3.8	-3.31



Unbundled Loop - 2 Wire Non-Loaded (Diagnostic)									
Date	CLEC Num	CLEC Denc	CLEC Resu	CLEC Std	Qwest Num	Qwest Denc	Qwest Resu	Mod Z Scr	Parity Scr
Jan-03	13	43	30.23%	45.93%	57	234	24.36%	0.81	-0.51
Feb-03	5	23	21.74%	41.25%	49	249	19.68%	0.26	-0.84
Mar-03	1	20	5.00%	21.79%	60	278	21.58%	-1.74	-2.06
Apr-03	5	33	15.15%	35.86%	51	209	24.40%	-1.15	-1.7
May-03	2	31	6.45%	24.57%	24	166	14.46%	-1.16	-1.71
Jun-03	11	47	23.40%	42.34%	44	190	23.16%	0.05	-0.97
Jul-03	2	36	5.56%	22.91%	65	198	32.83%	-3.21	-2.95
Aug-03	7	31	22.58%	41.81%	71	249	28.51%	-0.69	-1.42
Sep-03	9	40	22.50%	41.76%	47	199	23.62%	-0.15	-1.09
Oct-03	9	50	18.00%	38.42%	63	243	25.93%	-1.16	-1.71
Nov-03	12	57	21.05%	40.77%	53	189	28.04%	-1.03	-1.63
Dec-03	11	43	25.58%	43.63%	40	160	25.00%	0.08	-0.95

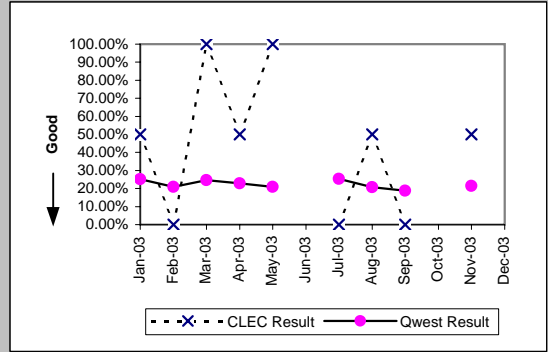




MR-10 - Customer-Related Trouble Reports (Percent)

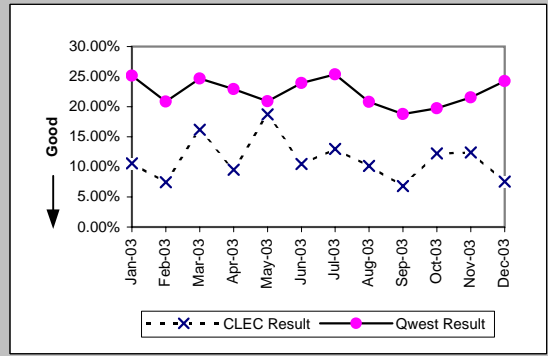
Unbundled Loop - 4 Wire Non-Loaded (Diagnostic)

Date	CLEC Num	CLEC Denc	CLEC Resu	CLEC Std	Qwest Num	Qwest Denc	Qwest Resu	Mod Z Scr	Parity Scr
Jan-03	1	2	50.00%	50.00%	217	863	25.14%	0.66	-0.6
Feb-03	0	2	0.00%	0.00%	161	772	20.85%	-0.73	-1.44
Mar-03	3	3	100.00%	0.00%	196	794	24.69%	2.46	0.5
Apr-03	1	2	50.00%	50.00%	183	798	22.93%	0.74	-0.55
May-03	1	1	100.00%	0.00%	142	680	20.88%	1.26	-0.23
Jun-03	0	1	0.00%	0.00%	215	847	25.38%	-0.58	-1.35
Jul-03	3	6	50.00%	50.00%	204	981	20.80%	1.53	-0.07
Sep-03	0	1	0.00%	0.00%	196	1043	18.79%	-0.48	-1.29
Oct-03									
Nov-03	1	2	50.00%	50.00%	170	790	21.52%	0.79	-0.52
Dec-03									



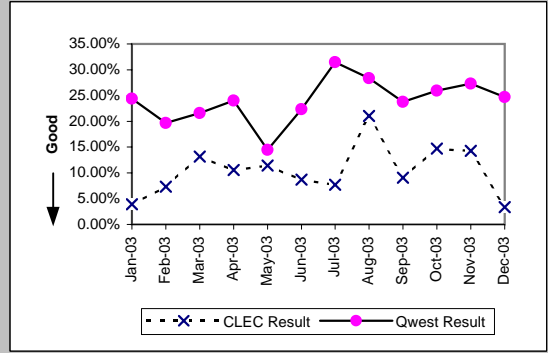
Unbundled Loop - DS1 Capable (Diagnostic)

Date	CLEC Num	CLEC Denc	CLEC Resu	CLEC Std	Qwest Num	Qwest Denc	Qwest Resu	Mod Z Scr	Parity Scr
Jan-03	7	66	10.61%	30.79%	217	863	25.14%	-2.62	-2.6
Feb-03	5	67	7.46%	26.28%	161	772	20.85%	-2.59	-2.57
Mar-03	11	68	16.18%	36.82%	196	794	24.69%	-1.56	-1.95
Apr-03	8	84	9.52%	29.35%	183	798	22.93%	-2.78	-2.69
May-03	15	80	18.75%	39.03%	142	680	20.88%	-0.44	-1.27
Jun-03	11	105	10.48%	30.62%	210	877	23.95%	-3.06	-2.86
Jul-03	13	100	13.00%	33.63%	215	847	25.38%	-2.69	-2.64
Aug-03	11	108	10.19%	30.25%	204	981	20.80%	-2.58	-2.57
Sep-03	6	88	6.82%	25.21%	196	1043	18.79%	-2.76	-2.68
Oct-03	12	98	12.24%	32.78%	218	1104	19.75%	-1.79	-2.09
Nov-03	13	105	12.38%	32.94%	170	790	21.52%	-2.14	-2.3
Dec-03	8	106	7.55%	26.42%	207	853	24.27%	-3.79	-3.3



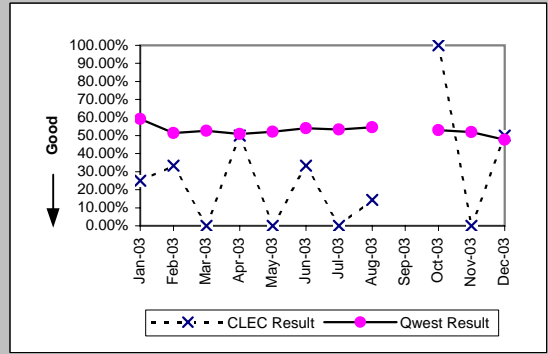
Unbundled Loop ISDN Capable (Diagnostic)

Date	CLEC Num	CLEC Denc	CLEC Resu	CLEC Std	Qwest Num	Qwest Denc	Qwest Resu	Mod Z Scr	Parity Scr
Jan-03	2	51	3.92%	19.41%	57	234	24.36%	-3.08	-2.87
Feb-03	3	41	7.32%	26.04%	49	249	19.68%	-1.84	-2.12
Mar-03	5	38	13.16%	33.80%	60	278	21.58%	-1.18	-1.72
Apr-03	4	38	10.53%	30.69%	50	208	24.04%	-1.79	-2.09
May-03	4	35	11.43%	31.82%	24	166	14.46%	-0.46	-1.28
Jun-03	4	46	8.70%	28.18%	42	188	22.34%	-1.99	-2.21
Jul-03	2	26	7.69%	26.65%	61	194	31.44%	-2.45	-2.49
Aug-03	8	38	21.05%	40.77%	70	247	28.34%	-0.93	-1.56
Sep-03	3	33	9.09%	28.75%	47	198	23.74%	-1.83	-2.11
Oct-03	5	34	14.71%	35.42%	63	243	25.93%	-1.4	-1.85
Nov-03	5	35	14.29%	34.99%	50	183	27.32%	-1.59	-1.96
Dec-03	1	30	3.33%	17.95%	39	158	24.68%	-2.49	-2.51



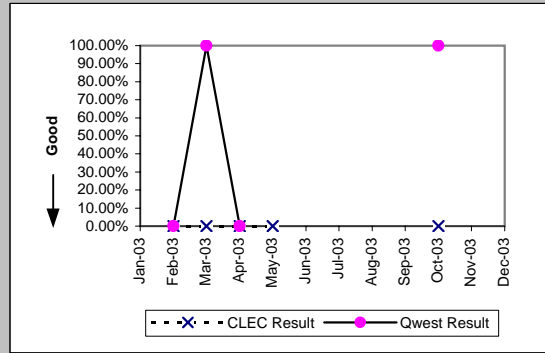
Unbundled Loop - ADSL Qualified (Diagnostic)

Date	CLEC Num	CLEC Denc	CLEC Resu	CLEC Std	Qwest Num	Qwest Denc	Qwest Resu	Mod Z Scr	Parity Scr
Jan-03	1	4	25.00%	43.30%	699	1179	59.29%	-1.39	-1.85
Feb-03	1	3	33.33%	47.14%	2167	4208	51.50%	-0.63	-1.38
Mar-03	0	1	0.00%	0.00%	2265	4294	52.75%	-1.06	-1.64
Apr-03	1	2	50.00%	50.00%	2366	4644	50.95%	-0.03	-1.02
May-03	0	6	0.00%	0.00%	2330	4469	52.14%	-2.55	-2.55
Jun-03	2	6	33.33%	47.14%	2125	3924	54.15%	-1.02	-1.62
Jul-03	0	5	0.00%	0.00%	2338	4375	53.44%	-2.39	-2.46
Aug-03	1	7	14.29%	34.99%	2432	4456	54.58%	-2.14	-2.3
Sep-03									
Oct-03	1	1	100.00%	0.00%	3309	6233	53.09%	0.63	-0.62
Nov-03	0	5	0.00%	0.00%	2197	4226	51.99%	-2.33	-2.41
Dec-03	1	2	50.00%	50.00%	1879	3943	47.65%	0.05	-0.97



MR-10 - Customer-Related Trouble Reports (Percent)

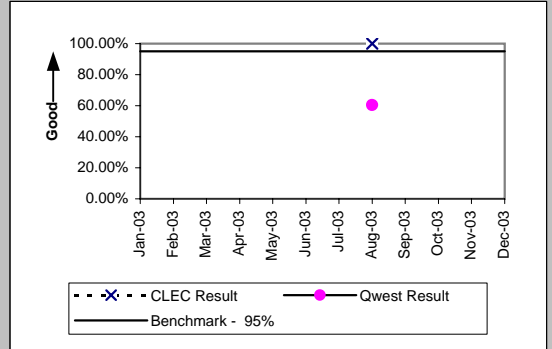
Date	E911 (Diagnostic)				Qwest Num	Qwest Deno	Qwest Resu	Mod Z Scr	Parity Scr
	CLEC Num	CLEC Deno	CLEC Resu	CLEC Std					
Jan-03									
Feb-03	0	1	0.00%	0.00%	0	1	0.00%	N/A	N/A
Mar-03	0	1	0.00%	0.00%	1	1	100.00%	N/A	N/A
Apr-03	0	1	0.00%	0.00%	0	1	0.00%	N/A	N/A
May-03	0	1	0.00%	0.00%					
Jun-03									
Jul-03									
Aug-03									
Sep-03									
Oct-03	0	1	0.00%	0.00%	1	1	100.00%	N/A	N/A
Nov-03									
Dec-03									



MR-11 - LNP Trouble Reports Cleared

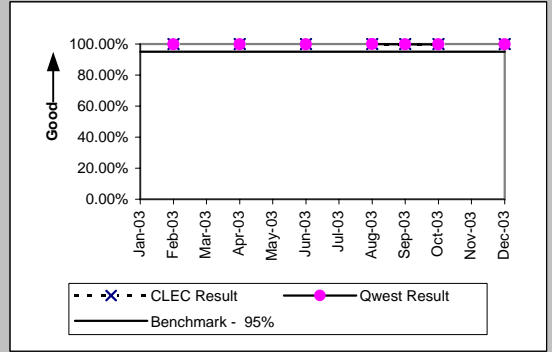
LNP Trouble Reports Cleared within 4 Hours (Percent) (MR-11A ) (Benchmark)

Date	CLEC Num	CLEC Dend	CLEC Resu	CLEC Std	Qwest Num	Qwest Dend	Qwest Resu	Mod Z Scr	Parity Scr
Jan-03									
Feb-03									
Mar-03									
Apr-03									
May-03									
Jun-03									
Jul-03									
Aug-03	1	1	100.00%	0.00%	1103	1824	60.47%	-0.81	-1.49
Sep-03									
Oct-03									
Nov-03									
Dec-03									



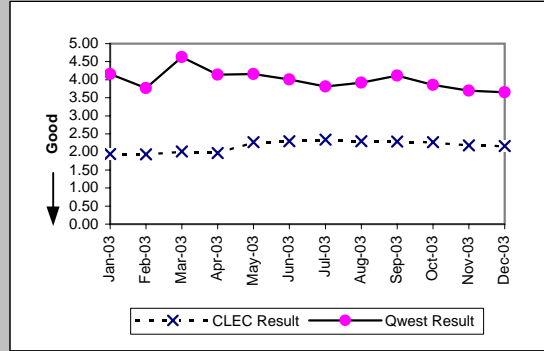
LNP Trouble Reports Cleared within 48 Hours - All Volumes (Percent) (MR-11B ) (Benchmark)

Date	CLEC Num	CLEC Dend	CLEC Resu	CLEC Std	Qwest Num	Qwest Dend	Qwest Resu	Mod Z Scr	Parity Scr
Jan-03									
Feb-03	1	1	100.00%		3849	3855	99.84%	0.04	-0.98
Mar-03									
Apr-03	1	1	100.00%		3607	3615	99.78%	0.05	-0.97
May-03									
Jun-03	1	1	100.00%	0.00%	3417	3423	99.82%	-0.04	-1.03
Jul-03									
Aug-03	7	7	100.00%	0.00%	3814	3817	99.92%	-0.07	-1.05
Sep-03	1	1	100.00%	0.00%	4229	4238	99.79%	-0.05	-1.03
Oct-03	2	2	100.00%	0.00%	4020	4028	99.80%	-0.06	-1.04
Nov-03									
Dec-03	2	2	100.00%	0.00%	3503	3508	99.86%	-0.05	-1.03



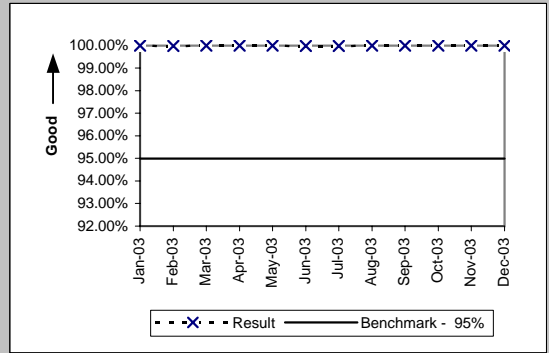
BI-1 - Time to Provide Recorded Usage Records

Time to Provide Usage Records (Average Days) UNEs and Resale Aggregate (BI-1A ) (Parity)										
Date	CLEC Num	CLEC Dend	CLEC Resu	CLEC Std	Qwest Num	Qwest Dend	Qwest Resu	Mod Z Scr	Parity Scr	
Jan-03	25960827	13354379	1.94	0.74	47406061	11397150	4.16	-1309.67	-797.22	
Feb-03	24612954	12727001	1.93	1.47	33162880	8804442	3.77	-1019.24	-620.65	
Mar-03	29097751	14464239	2.01	0.72	46185375	9967254	4.63	-1319.17	-803	
Apr-03	32846417	16705034	1.97	0.69	40874232	9883201	4.14	-1225.42	-746	
May-03	42150591	18562845	2.27	0.85	39203183	9421453	4.16	-1075.6	-654.92	
Jun-03	45619295	19840556	2.30	0.83	37687029	9405321	4.01	-1038.38	-632.29	
Jul-03	51488237	21982332	2.34	0.92	37210323	9777749	3.81	-982.69	-598.43	
Aug-03	46549498	20257006	2.30	0.92	33281812	8491126	3.92	-951.8	-579.65	
Sep-03	48893021	21382682	2.29	1.12	34473242	8388168	4.11	-1050.5	-639.66	
Oct-03	56523110	24943681	2.27	0.89	32582706	8434270	3.86	-1028.02	-625.99	
Nov-03	46510397	21371190	2.18	0.67	28267672	7632396	3.70	-922.34	-561.74	
Dec-03	56805852	26321881	2.16	1.88	36251713	9920301	3.65	-1100.61	-670.12	



BI-1 - Time to Provide Recorded Usage Records

Time to Provide Usage Records (Percent) Jointly-provided Switched Access (BI-1B ) (Benchmark)				
Date	Numerator	Denominator	Result	
Jan-03	1253794	1253860	99.99%	
Feb-03	1204102	1204234	99.99%	
Mar-03	1362843	1362939	99.99%	
Apr-03	1312404	1312488	99.99%	
May-03	1309233	1309233	100.00%	
Jun-03	1335347	1335442	99.99%	
Jul-03	1346446	1346579	99.99%	
Aug-03	605190	605191	100.00%	
Sep-03	640509	640513	100.00%	
Oct-03	665172	665172	100.00%	
Nov-03	540207	540207	100.00%	
Dec-03	581437	581437	100.00%	



BI-1 - Time to Provide Recorded Usage Reports

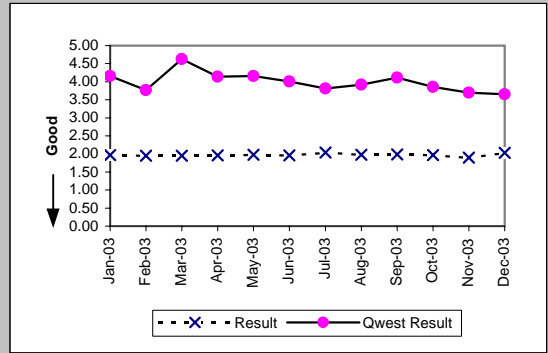
Time to Provide Usage Records [CAT11] (Average Days) UNEs and Resale Aggregate (BI-1C-1) (Diagnostic)									
Date	Numerator	Denominator	Result	CLEC Std	Qwest Num	Qwest Den	Qwest Res	Mod Z Scr	Parity Scr
Jan-03	14989088	7772545	1.93	0.54	47406061	11397150	4.16	-1143.3	-696.07
Feb-03	13742301	7154761	1.92	1.83	33162880	8804442	3.77	-894.04	-544.54
Mar-03	15665762	7592930	2.06	0.64	46185375	9967254	4.63	-1105.23	-672.93
Apr-03	14605184	7417637	1.97	0.59	40874232	9883201	4.14	-1011.02	-615.66
May-03	20780602	7764831	2.68	0.75	39203183	9421453	4.16	-697.25	-424.9
Jun-03	21670895	7599129	2.85	0.53	37687029	9405321	4.01	-570.13	-347.61
Jul-03	23052850	8027112	2.87	0.58	37210323	9777749	3.81	-506.06	-308.67
Aug-03	20687329	7221864	2.86	0.65	33281812	8491126	3.92	-500.12	-305.05
Sep-03	20916913	7297866	2.87	0.63	34473242	8388168	4.11	-576.69	-351.6
Oct-03	22860895	7895950	2.90	0.63	32582706	8434270	3.86	-501.11	-305.66
Nov-03	18066107	6414766	2.82	0.46	28267672	7632396	3.70	-421.83	-257.46
Dec-03	18027453	7183316	2.51	1.62	36251713	9920301	3.65	-640.32	-390.29



Per the PID, the Retail analog for BI-1C-1 is the same as BI-1A which contains only Category 10 records

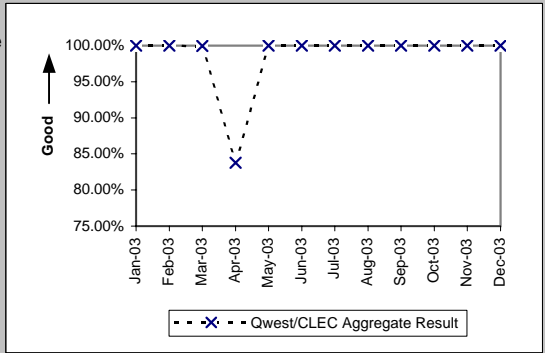
BI-1 - Time to Provide Recorded Usage Reports

Time to Provide Usage Records [CAT10] (Average Days) UNEs and Resale Aggregate (BI-1C-2) (Diagnostic)										
Date	Numerator	Denominator	Result	CLEC Std	Qwest Num	Qwest Den	Qwest Res	Mod Z Scr	Parity Scr	
Jan-03	10971739	5581834	1.97	0.95	47406061	11397150	4.16	-1012.34	-616.46	
Feb-03	10870653	5572240	1.95	0.81	33162880	8804442	3.77	-817.71	-498.13	
Mar-03	13431989	6871309	1.95	0.79	46185375	9967254	4.63	-1118.97	-681.29	
Apr-03	18241233	9287397	1.96	0.75	40874232	9883201	4.14	-1077.14	-655.85	
May-03	21369989	10798014	1.98	0.78	39203183	9421453	4.16	-1113.99	-678.26	
Jun-03	23948400	12241427	1.96	0.79	37687029	9405321	4.01	-1138.45	-693.13	
Jul-03	28435387	13955220	2.04	0.95	37210323	9777749	3.81	-1094.32	-666.3	
Aug-03	25862169	13035142	1.98	0.90	33281812	8491126	3.92	-1053.14	-641.27	
Sep-03	27976108	14084816	1.99	1.20	34473242	8388168	4.11	-1142.95	-695.86	
Oct-03	33662215	17047731	1.97	0.84	32582706	8434270	3.86	-1150.17	-700.25	
Nov-03	28444290	14956424	1.90	0.55	28267672	7632396	3.70	-1031.46	-628.08	
Dec-03	38778399	19138565	2.03	1.95	36251713	9920301	3.65	-1140.51	-694.38	



BI-2 - Invoices Delivered within 10 Days

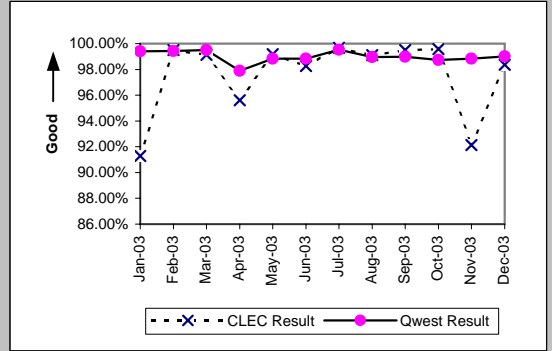
Invoices Delivered within 10 Days (Percent) All (BI-2) (Parity)				
Date	Qwest/CLEC Aggregate	Qwest/CLEC Aggregate	Qwest/CLEC Aggregate	
Jan-03	8031	8032	99.99%	
Feb-03	7856	7856	100.00%	
Mar-03	7573	7575	99.97%	
Apr-03	2704	3227	83.79%	
May-03	408	408	100.00%	
Jun-03	509	509	100.00%	
Jul-03	589	589	100.00%	
Aug-03	508	508	100.00%	
Sep-03	546	546	100.00%	
Oct-03	534	534	100.00%	
Nov-03	555	555	100.00%	
Dec-03	586	586	100.00%	





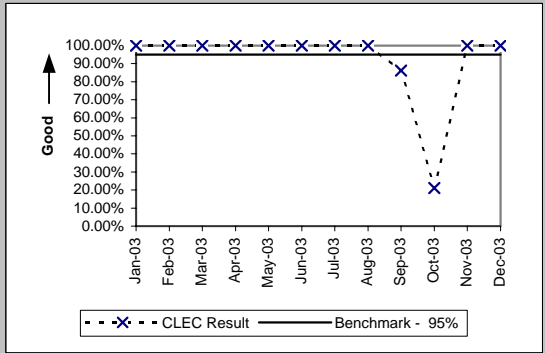
BI-3 - Billing Accuracy - Adjustments for Errors

Billing Accuracy - Adjustments for Errors (Percent) UNEs and Resale Aggregate (BI-3A) (Parity)									
Date	CLEC Num	CLEC Dend	CLEC Resu	CLEC Std	Qwest Num	Qwest Dend	Qwest Resu	Mod Z Scr	Parity Scr
Jan-03	3528638.9	3865449.1	91.29%	28.20%	90755848	91305609	99.40%	2019.1	1226.52
Feb-03	3683478.2	3702097.6	99.50%	7.07%	95406832	95943431	99.44%	-14.26	-9.67
Mar-03	4005910.9	4041347.1	99.12%	9.32%	96264494	96752449	99.50%	103.57	61.97
Apr-03	3760676	3933819.3	95.60%	20.51%	91681079	93648444	97.90%	311.7	188.5
May-03	3139483.5	3165048.5	99.19%	8.95%	92086592	93172445	98.83%	-58.31	-36.45
Jun-03	4311472.7	4388233.7	98.25%	13.11%	89590133	90647523	98.83%	111.04	66.51
Jul-03	4082458.9	4096072.7	99.67%	5.76%	90883962	91322531	99.52%	-42.35	-26.75
Aug-03	4257553.8	4296259.6	99.10%	9.45%	90530639	91482739	98.96%	-27.91	-17.97
Sep-03	4471588.4	4493810.6	99.51%	7.01%	89771640	90688584	98.99%	-106.85	-65.96
Oct-03	4525763.1	4545239.9	99.57%	6.53%	89512848	90660075	98.73%	-155.77	-95.7
Nov-03	4289664.2	4655965.5	92.13%	26.92%	88297072	89345681	98.83%	1307.48	793.89
Dec-03	4281130	4352319.9	98.36%	12.68%	86193342	87062306	99.00%	130.59	78.39



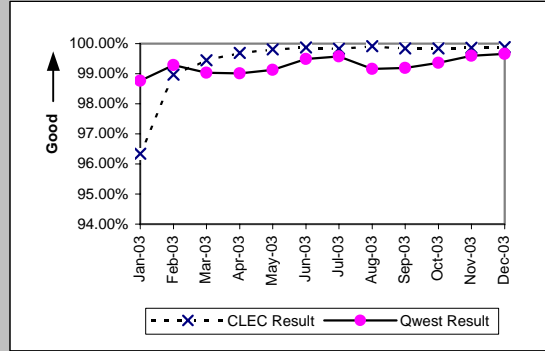
BI-3 - Billing Accuracy - Adjustments for Errors

Billing Accuracy - Adjustments for Errors (Percent) Reciprocal Compensation (BI-3B ) (Benchmark)				
Date	Numerator	Denominator	CLEC Result	
Jan-03	61903.24	61903.24	100.00%	
Feb-03	65993.32	65993.32	100.00%	
Mar-03	61633.09	61633.09	100.00%	
Apr-03	59721.82	59721.82	100.00%	
May-03	58351.26	58351.26	100.00%	
Jun-03	59299.36	59299.37	100.00%	
Jul-03	50908.26	50908.26	100.00%	
Aug-03	48583.58	48583.58	100.00%	
Sep-03	39333.18	45649.87	86.16%	
Oct-03	9352.17	44427.84	21.05%	
Nov-03	44257.65	44257.65	100.00%	
Dec-03	39471.32	39471.32	100.00%	



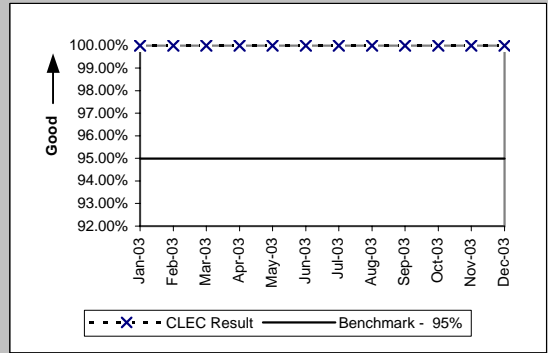
BI-4 - Billing Completeness

Billing Completeness (Percent) UNEs and Resale Aggregate (BI-4A ) (Parity)										
Date	CLEC Num	CLEC Dend	CLEC Resu	CLEC Std	Qwest Num	Qwest Dend	Qwest Resu	Mod Z Scr	Parity Scr	
Jan-03	13518	14032	96.34%	18.79%	286864	290433	98.77%	25.56	14.54	
Feb-03	15323	15483	98.97%	10.11%	404825	407746	99.28%	4.59	1.79	
Mar-03	17770	17869	99.45%	7.42%	362432	365982	99.03%	-5.54	-4.37	
Apr-03	24132	24207	99.69%	5.56%	361704	365325	99.01%	-10.36	-7.3	
May-03	23083	23127	99.81%	4.36%	342429	345446	99.13%	-10.81	-7.57	
Jun-03	24192	24223	99.87%	3.58%	359520	361382	99.48%	-8.15	-5.95	
Jul-03	29702	29753	99.83%	4.14%	377160	378787	99.57%	-6.56	-4.99	
Aug-03	29916	29943	99.91%	3.00%	377227	380439	99.16%	-13.73	-9.35	
Sep-03	28127	28171	99.84%	3.95%	336163	338911	99.19%	-11.77	-8.16	
Oct-03	27871	27917	99.84%	4.06%	349567	351799	99.37%	-9.51	-6.78	
Nov-03	30115	30156	99.86%	3.68%	320341	321629	99.60%	-6.95	-5.23	
Dec-03	26082	26113	99.88%	3.44%	268925	269852	99.66%	-5.93	-4.6	



BI-4 - Billing Completeness

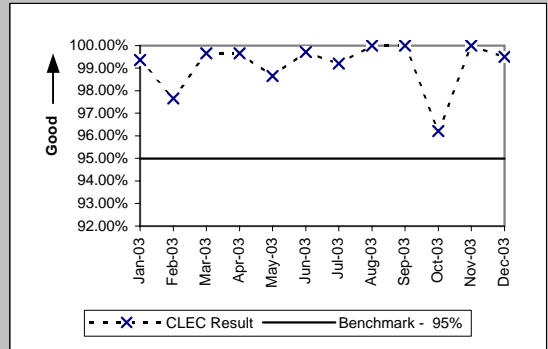
Billing Completeness (Percent) Reciprocal Compensation (BI-4B ) (Benchmark)				
Date	Numerator	Denominator	CLEC Result	
Jan-03	61903.24	61903.24	100.00%	
Feb-03	65993.32	65993.32	100.00%	
Mar-03	61633.09	61633.09	100.00%	
Apr-03	59721.82	59721.82	100.00%	
May-03	58351.26	58351.26	100.00%	
Jun-03	59299.37	59299.37	100.00%	
Jul-03	50908.26	50908.26	100.00%	
Aug-03	48583.58	48583.58	100.00%	
Sep-03	45649.87	45649.87	100.00%	
Oct-03	44427.84	44427.84	100.00%	
Nov-03	44257.65	44257.65	100.00%	
Dec-03	39471.32	39471.32	100.00%	



BI-5 - Billing Accuracy & Claims Processing

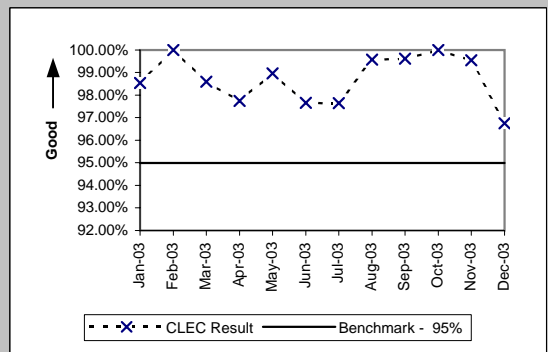
Billing Accuracy & Claims Processing - Acknowledgment (Percent) All (BI-5A ) (Benchmark)

Date	Numerator	Denominator	CLEC Result
Jan-03	312	314	99.36%
Feb-03	209	214	97.66%
Mar-03	293	294	99.66%
Apr-03	296	297	99.66%
May-03	368	373	98.66%
Jun-03	352	353	99.72%
Jul-03	252	254	99.21%
Aug-03	249	249	100.00%
Sep-03	284	284	100.00%
Oct-03	305	317	96.21%
Nov-03	276	276	100.00%
Dec-03	201	202	99.51%



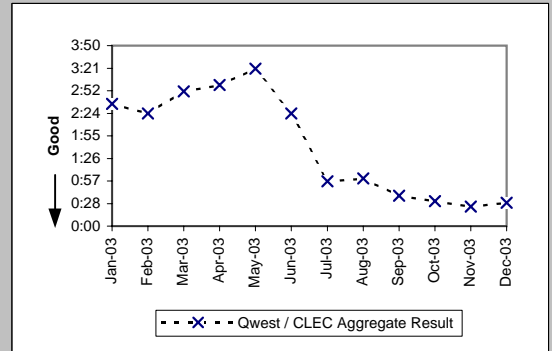
Billing Accuracy & Claims Processing - Resolution (Percent) All (BI-5B ) (Benchmark)

Date	Numerator	Denominator	CLEC Result
Jan-03	203	206	98.54%
Feb-03	206	206	100.00%
Mar-03	211	214	98.60%
Apr-03	303	310	97.74%
May-03	285	288	98.96%
Jun-03	333	341	97.65%
Jul-03	207	212	97.64%
Aug-03	233	234	99.57%
Sep-03	264	265	99.62%
Oct-03	285	285	100.00%
Nov-03	220	221	99.55%
Dec-03	238	246	96.75%

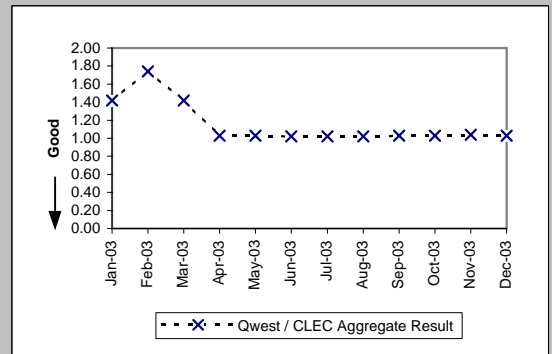


DB-1 - Time to Update Databases

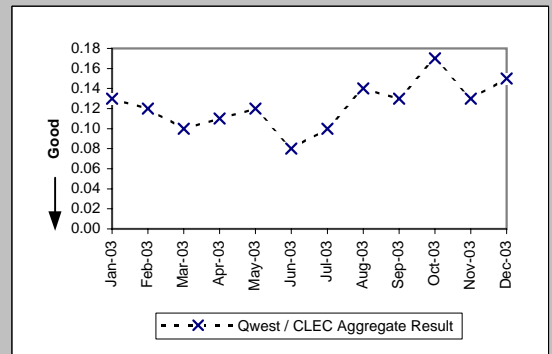
Time to Update Databases (Hours:Minutes) E911 (DB-1 A) (Parity)		
Date	Qwest / CLEC Aggregate Result	
Jan-03		2:36
Feb-03		2:24
Mar-03		2:52
Apr-03		3:00
May-03		3:21
Jun-03		2:24
Jul-03		0:57
Aug-03		1:01
Sep-03		0:39
Oct-03		0:32
Nov-03		0:25
Dec-03		0:30



Time to Update Databases (Avg Sec) LIDB (DB-1 B) (Parity)		
Date	Qwest / CLEC Aggregate Result	
Jan-03		1.42
Feb-03		1.74
Mar-03		1.42
Apr-03		1.03
May-03		1.03
Jun-03		1.02
Jul-03		1.02
Aug-03		1.02
Sep-03		1.03
Oct-03		1.03
Nov-03		1.04
Dec-03		1.03

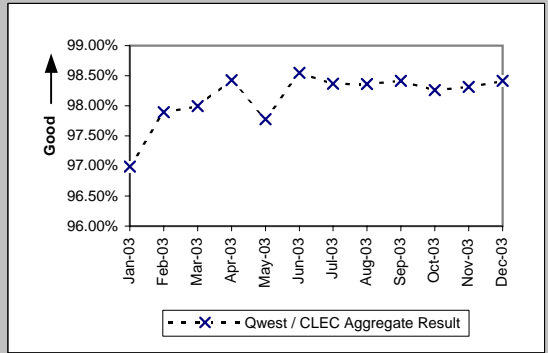


Time to Update Databases (Avg Sec) Directory Listing (DB-1 C-1) (Parity)		
Date	Qwest / CLEC Aggregate Result	
Jan-03		0.13
Feb-03		0.12
Mar-03		0.10
Apr-03		0.11
May-03		0.12
Jun-03		0.08
Jul-03		0.10
Aug-03		0.14
Sep-03		0.13
Oct-03		0.17
Nov-03		0.13
Dec-03		0.15



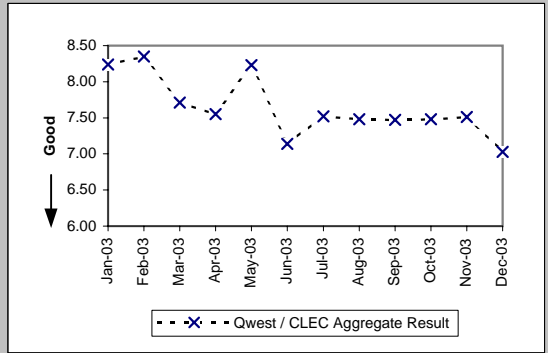
DB-2 - Accurate Database Updates

Accurate Database Updates (Percent) Directory Listing (DB-2 C-1) (Parity)	
Date	Qwest / CLEC Aggregate Result
Jan-03	96.99%
Feb-03	97.90%
Mar-03	97.99%
Apr-03	98.42%
May-03	97.78%
Jun-03	98.55%
Jul-03	98.37%
Aug-03	98.36%
Sep-03	98.42%
Oct-03	98.26%
Nov-03	98.31%
Dec-03	98.41%



DA-1 - Speed of Answer - Directory Assistance

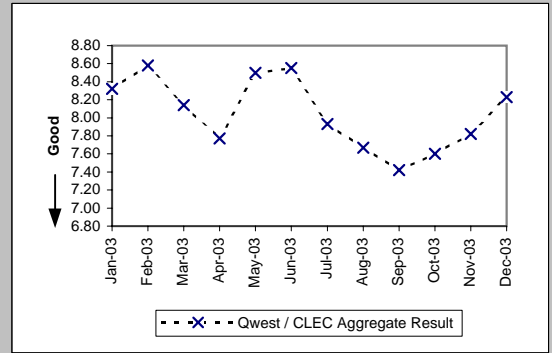
Speed of Answer - Directory Assistance (Avg Sec) (DA-1) (Parity)	
Date	Qwest / CLEC Aggregate Result
Jan-03	8.24
Feb-03	8.35
Mar-03	7.71
Apr-03	7.55
May-03	8.23
Jun-03	7.14
Jul-03	7.52
Aug-03	7.48
Sep-03	7.47
Oct-03	7.48
Nov-03	7.51
Dec-03	7.03





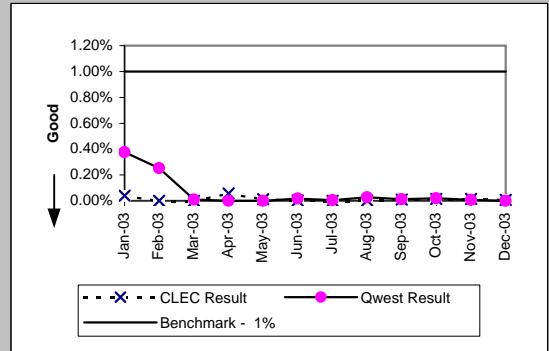
OS-1 - Speed of Answer - Operator Services

Speed of Answer - Operator Services (Avg Sec) (OS-1 ) (Parity)	
Date	Qwest / CLEC Aggregate Result
Jan-03	8.32
Feb-03	8.58
Mar-03	8.14
Apr-03	7.77
May-03	8.50
Jun-03	8.55
Jul-03	7.93
Aug-03	7.67
Sep-03	7.42
Oct-03	7.60
Nov-03	7.82
Dec-03	8.23

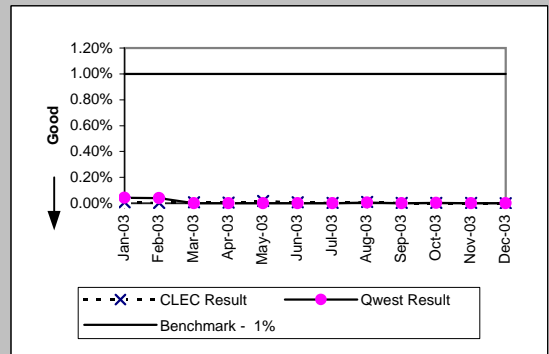


NI-1 - Trunk Blocking

Trunk Blockage to Qwest Tandem Offices (NI-1A ) (Benchmark)										
Date	CLEC Num	CLEC Denc	CLEC Resu	CLEC Std	Qwest Num	Qwest Denc	Qwest Resu	Mod Z Scr	Parity Scr	
Jan-03	11.61	28464	0.04%	0.15%	132.83	35253	0.38%	-28.17	-18.12	
Feb-03	0	29328	0.00%	0.00%	87.36	34584	0.25%	-26.3	-16.99	
Mar-03	0.21	29304	0.00%	0.00%	3.26	34343	0.01%	-16.31	-10.92	
Apr-03	18.45	32976	0.06%	0.15%	0	34271	0.00%			
May-03	4.5	33720	0.01%	0.08%	0	34007	0.00%			
Jun-03	1.26	33648	0.00%	0.04%	6.16	34007	0.02%	-18.26	-12.1	
Jul-03	0.38	34248	0.00%	0.02%	1.44	34007	0.00%	-8.88	-6.4	
Aug-03	0.79	32448	0.00%	0.02%	9.13	33408	0.03%	-19.06	-12.59	
Sep-03	3.06	33192	0.01%	0.06%	4.3	33335	0.01%	-5.79	-4.52	
Oct-03	4.74	32184	0.01%	0.07%	6.51	33431	0.02%	-8.9	-6.41	
Nov-03	4.72	32352	0.01%	0.09%	2.81	33431	0.01%	21.07	11.81	
Dec-03	2.48	32664	0.01%	0.06%	0	33431	0.00%			



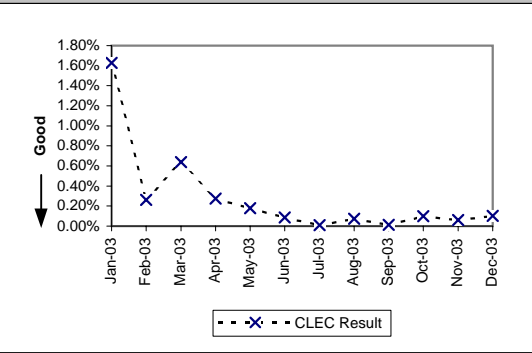
Trunk Blockage to Qwest End Offices (NI-1B ) (Benchmark)										
Date	CLEC Num	CLEC Denc	CLEC Resu	CLEC Std	Qwest Num	Qwest Denc	Qwest Resu	Mod Z Scr	Parity Scr	
Jan-03	1.46	19836	0.01%	0.07%	13.22	32336	0.04%	-23.88	-15.52	
Feb-03	0.51	20556	0.00%	0.03%	12.61	32588	0.04%	-13.73	-9.35	
Mar-03	1.7	21168	0.01%	0.07%	0	32396	0.00%			
Apr-03	0.9	20376	0.00%	0.06%	0	32108	0.00%			
May-03	3.6	20604	0.02%	0.10%	0.01	31796	0.00%	1181.72	717.44	
Jun-03	1.49	20940	0.01%	0.07%	0.05	31796	0.00%	235	141.87	
Jul-03	0.3	20400	0.00%	0.03%	0	31796	0.00%			
Aug-03	2.13	19956	0.01%	0.09%	1.44	31676	0.00%	11.95	6.26	
Sep-03	0.5	20196	0.00%	0.03%	0	31676	0.00%			
Oct-03	0.53	20112	0.00%	0.03%	0.85	31172	0.00%	-0.24	-1.14	
Nov-03	0.48	20076	0.00%	0.02%	0.08	31028	0.00%	59.7	35.3	
Dec-03	0.13	19908	0.00%	0.01%	0	30327	0.00%			



NI-1 - Trunk Blocking

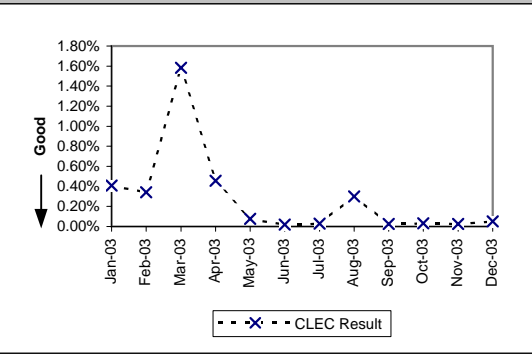
Trunk Blockage to Qwest Tandem Offices (Percent) (NI-1C) (Diagnostic)

Date	Numerator	Denominator	CLEC Result	Standard Deviation
Jan-03	521.66	32064	1.63%	4.89%
Feb-03	78.89	29976	0.26%	2.42%
Mar-03	205.39	32232	0.64%	4.16%
Apr-03	91.37	33192	0.28%	2.71%
May-03	61.33	34176	0.18%	1.73%
Jun-03	29.96	34200	0.09%	0.66%
Jul-03	3.13	34440	0.01%	0.11%
Aug-03	24.02	33432	0.07%	0.46%
Sep-03	3.98	33264	0.01%	0.08%
Oct-03	32.73	32976	0.10%	0.58%
Nov-03	19.6	32736	0.06%	0.44%
Dec-03	33.8	32976	0.10%	0.97%



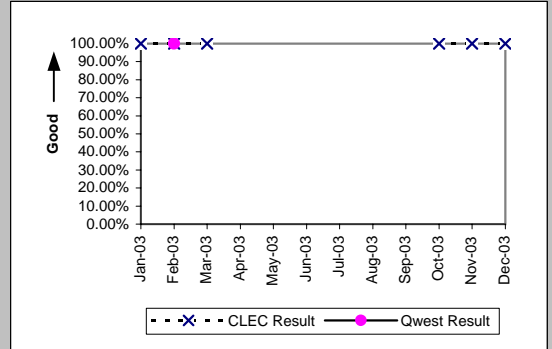
Trunk Blockage to Qwest End Offices (Percent) (NI-1D) (Diagnostic)

Date	Numerator	Denominator	CLEC Result	Standard Deviation
Jan-03	83.01	20316	0.41%	2.88%
Feb-03	71.5	21012	0.34%	2.88%
Mar-03	347.38	21948	1.58%	9.46%
Apr-03	93.8	20604	0.46%	4.78%
May-03	15.86	20868	0.08%	0.87%
Jun-03	3.92	21012	0.02%	0.21%
Jul-03	6.31	20844	0.03%	0.20%
Aug-03	61.05	20316	0.30%	3.58%
Sep-03	4.9	20316	0.02%	0.34%
Oct-03	6.61	20316	0.03%	0.34%
Nov-03	5.45	20220	0.03%	0.36%
Dec-03	10.22	20220	0.05%	0.48%

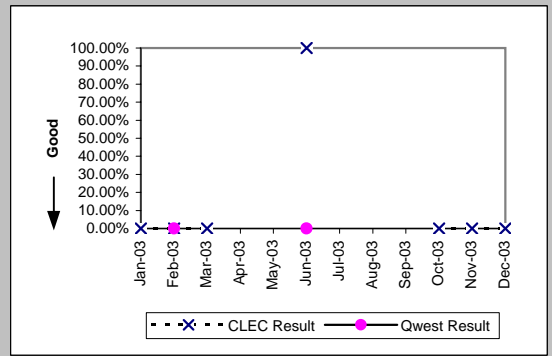


NP-1 - NXX Code Activation

NXX Code Activation (Percent) (NP-1A ) (Parity)						
Date	CLEC Num	CLEC Denom	CLEC Result	Qwest Num	Qwest Denom	Qwest Result
Jan-03	11	11	100.00%			
Feb-03	2	2	100.00%	1	1	100.00%
Mar-03	1	1	100.00%			
Apr-03						
May-03						
Jun-03						
Jul-03						
Aug-03						
Sep-03						
Oct-03	1	1	100.00%			
Nov-03	1	1	100.00%			
Dec-03	1	1	100.00%			



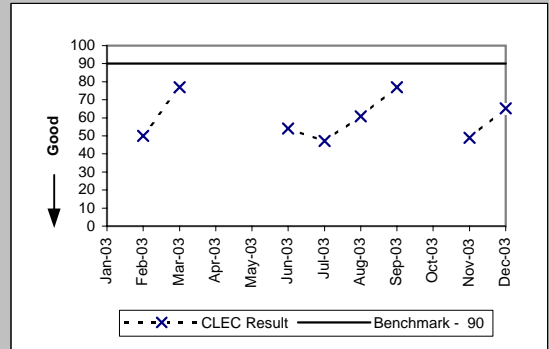
NXX Code Activation - Facility Delays (Percent) (NP-1B ) (Diagnostic)						
Date	CLEC Num	CLEC Denom	CLEC Result	Qwest Num	Qwest Denom	Qwest Result
Jan-03	0	11	0.00%			
Feb-03	0	2	0.00%	0	1	0.00%
Mar-03	0	1	0.00%			
Apr-03						
May-03						
Jun-03	4	4	100.00%	0	1	0.00%
Jul-03						
Aug-03						
Sep-03						
Oct-03	0	1	0.00%			
Nov-03	0	1	0.00%			
Dec-03	0	1	0.00%			



CP-1 - Collocation Completion Interval (Average Days)

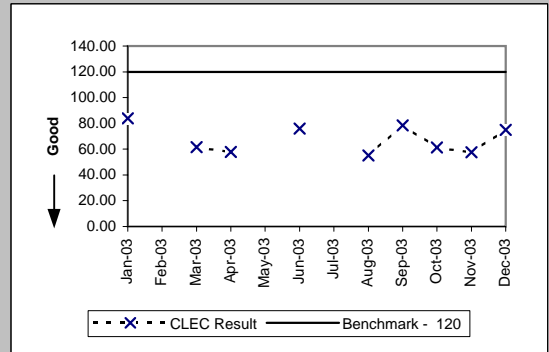
Scheduled Interval 90 Calendar Days or Less (CP-1A ) (Benchmark)

Date	CLEC Num	CLEC Denom	CLEC Result	CLEC Std Dev
Jan-03				
Feb-03	50	1	50.00	
Mar-03	77	1	77.00	
Apr-03				
May-03				
Jun-03	54	1	54.00	
Jul-03	283	6	47.17	4.92
Aug-03	1034	17	60.82	12.16
Sep-03	308	4	77.00	4.62
Oct-03				
Nov-03	49	1	49.00	
Dec-03	587	9	65.22	16.24



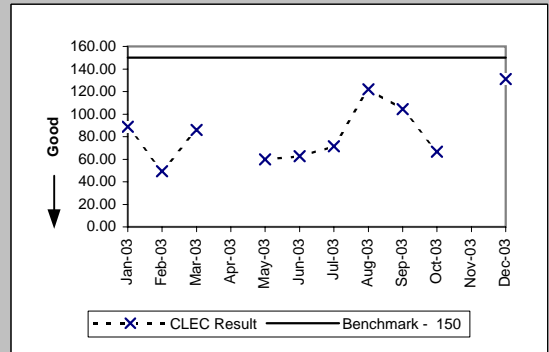
Scheduled Interval 91 to 120 Calendar Days (CP-1B ) (Benchmark)

Date	CLEC Num	CLEC Denom	CLEC Result	CLEC Std Dev
Jan-03	420	5	84.00	14.20
Feb-03				
Mar-03	246	4	61.50	15.33
Apr-03	578	10	57.80	9.72
May-03				
Jun-03	76	1	76.00	
Jul-03				
Aug-03	55	1	55.00	
Sep-03	157	2	78.50	38.89
Oct-03	306	5	61.20	8.32
Nov-03	115	2	57.50	4.95
Dec-03	75	1	75.00	



Scheduled Interval 121 to 150 Calendar Days (CP-1C ) (Benchmark)

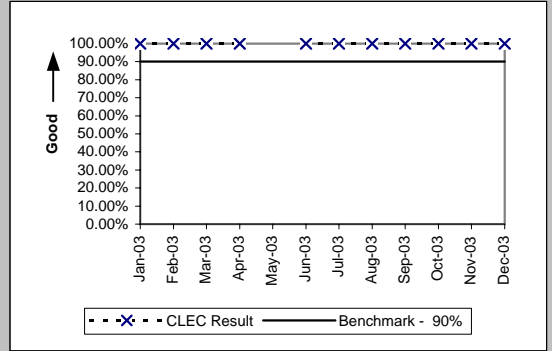
Date	CLEC Num	CLEC Denom	CLEC Result	CLEC Std Dev
Jan-03	444	5	88.80	20.18
Feb-03	148	3	49.33	2.08
Mar-03	86	1	86.00	
Apr-03				
May-03	120	2	60.00	9.90
Jun-03	188	3	62.67	5.77
Jul-03	143	2	71.50	16.26
Aug-03	122	1	122.00	
Sep-03	313	3	104.33	41.04
Oct-03	200	3	66.67	3.21
Nov-03				
Dec-03	131	1	131.00	



CP-2 - Collocations Completed within Scheduled Intervals (Percent)

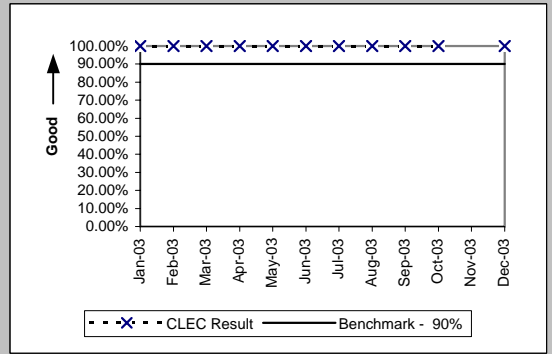
Non-Forecasted & Late Forecasted Collocations (CP-2B ) (Benchmark)

Date	CLEC Num	CLEC Denom	CLEC Result	CLEC Std Dev
Jan-03	5	5	100.00%	0.00%
Feb-03	1	1	100.00%	0.00%
Mar-03	5	5	100.00%	0.00%
Apr-03	10	10	100.00%	0.00%
May-03				
Jun-03	2	2	100.00%	0.00%
Jul-03	6	6	100.00%	0.00%
Aug-03	18	18	100.00%	0.00%
Sep-03	6	6	100.00%	0.00%
Oct-03	5	5	100.00%	0.00%
Nov-03	3	3	100.00%	0.00%
Dec-03	10	10	100.00%	0.00%



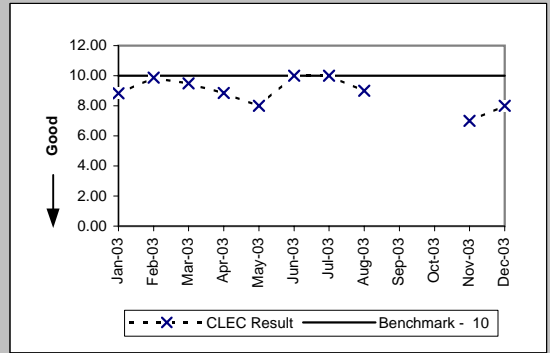
Collocations with Intervals Longer than 120 Days (CP-2C ) (Benchmark)

Date	CLEC Num	CLEC Denom	CLEC Result	CLEC Std Dev
Jan-03	5	5	100.00%	0.00%
Feb-03	4	4	100.00%	0.00%
Mar-03	1	1	100.00%	0.00%
Apr-03	1	1	100.00%	0.00%
May-03	3	3	100.00%	0.00%
Jun-03	5	5	100.00%	0.00%
Jul-03	3	3	100.00%	0.00%
Aug-03	2	2	100.00%	0.00%
Sep-03	6	6	100.00%	0.00%
Oct-03	6	6	100.00%	0.00%
Nov-03				
Dec-03	2	2	100.00%	0.00%



CP-3 - Collocation Feasibility Study Interval (Average Days)

Collocation Feasibility Study Interval (CP-3) (Benchmark)					
Date	CLEC Num	CLEC Denom	CLEC Result	CLEC Std Dev	
Jan-03	53	6	8.83	0.75	
Feb-03	79	8	9.88	0.35	
Mar-03	57	6	9.50	1.22	
Apr-03	62	7	8.86	1.46	
May-03	40	5	8.00	1.22	
Jun-03	10	1	10.00		
Jul-03	20	2	10.00	0.00	
Aug-03	207	23	9.00	0.60	
Sep-03					
Oct-03					
Nov-03	7	1	7.00		
Dec-03	32	4	8.00	2.45	



CP-4 - Collocation Feasibility Study Commitments Met (Percent)

Collocation Feasibility Study Commitments Met (CP-4 ) (Benchmark)

Date	CLEC Num	CLEC Denom	CLEC Result	CLEC Std Dev
Jan-03	8	8	100.00%	0.00%
Feb-03	12	12	100.00%	0.00%
Mar-03	6	6	100.00%	0.00%
Apr-03	8	8	100.00%	0.00%
May-03	6	6	100.00%	0.00%
Jun-03	10	10	100.00%	0.00%
Jul-03	19	19	100.00%	0.00%
Aug-03	23	23	100.00%	0.00%
Sep-03				
Oct-03	10	10	100.00%	0.00%
Nov-03	5	5	100.00%	0.00%
Dec-03	7	7	100.00%	0.00%

