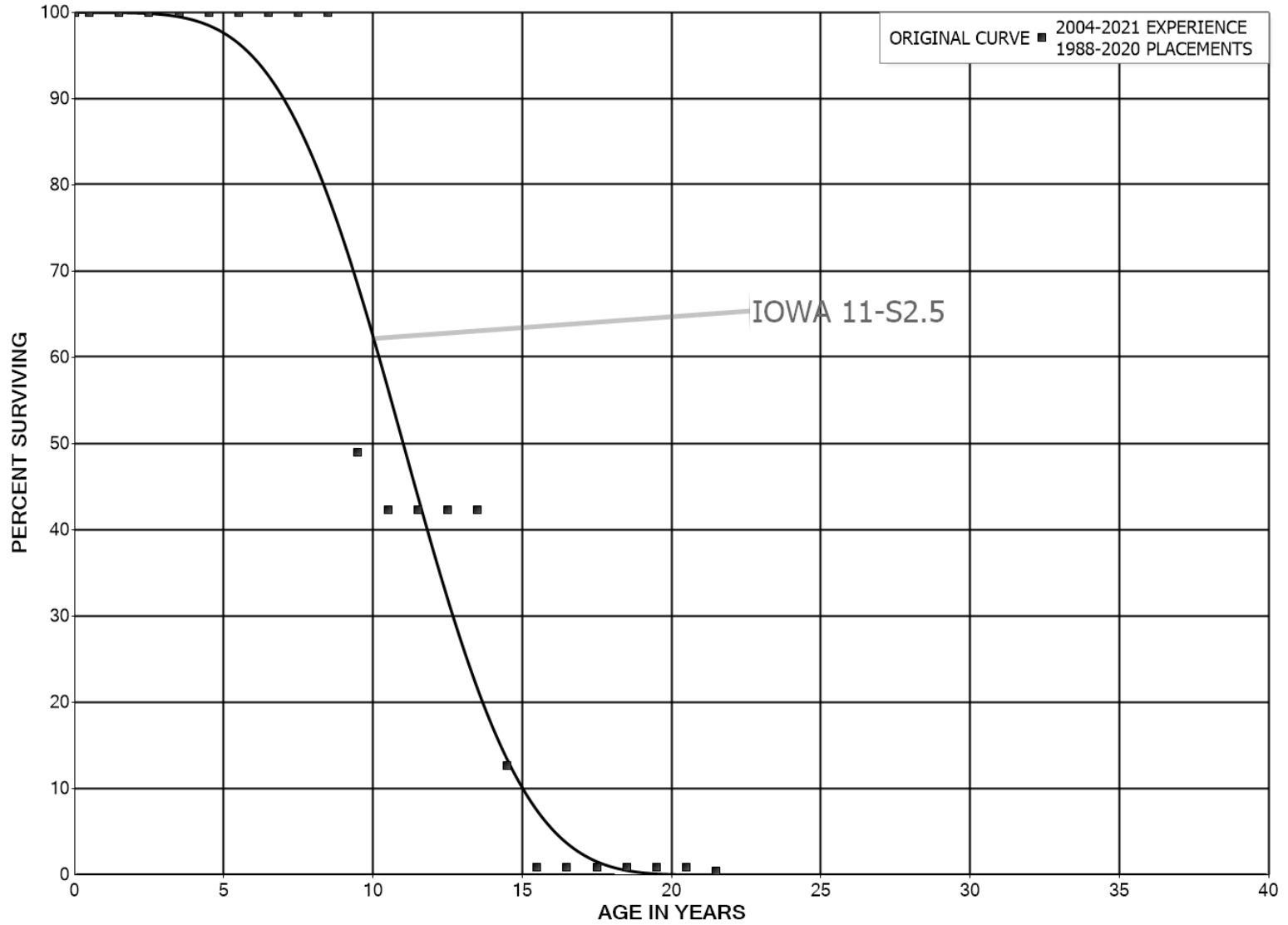


AVISTA CORPORATION  
ELECTRIC, GAS AND COMMON PLANT  
ACCOUNT 392.10 TRANSPORTATION EQUIPMENT - AUTOS  
ORIGINAL AND SMOOTH SURVIVOR CURVES



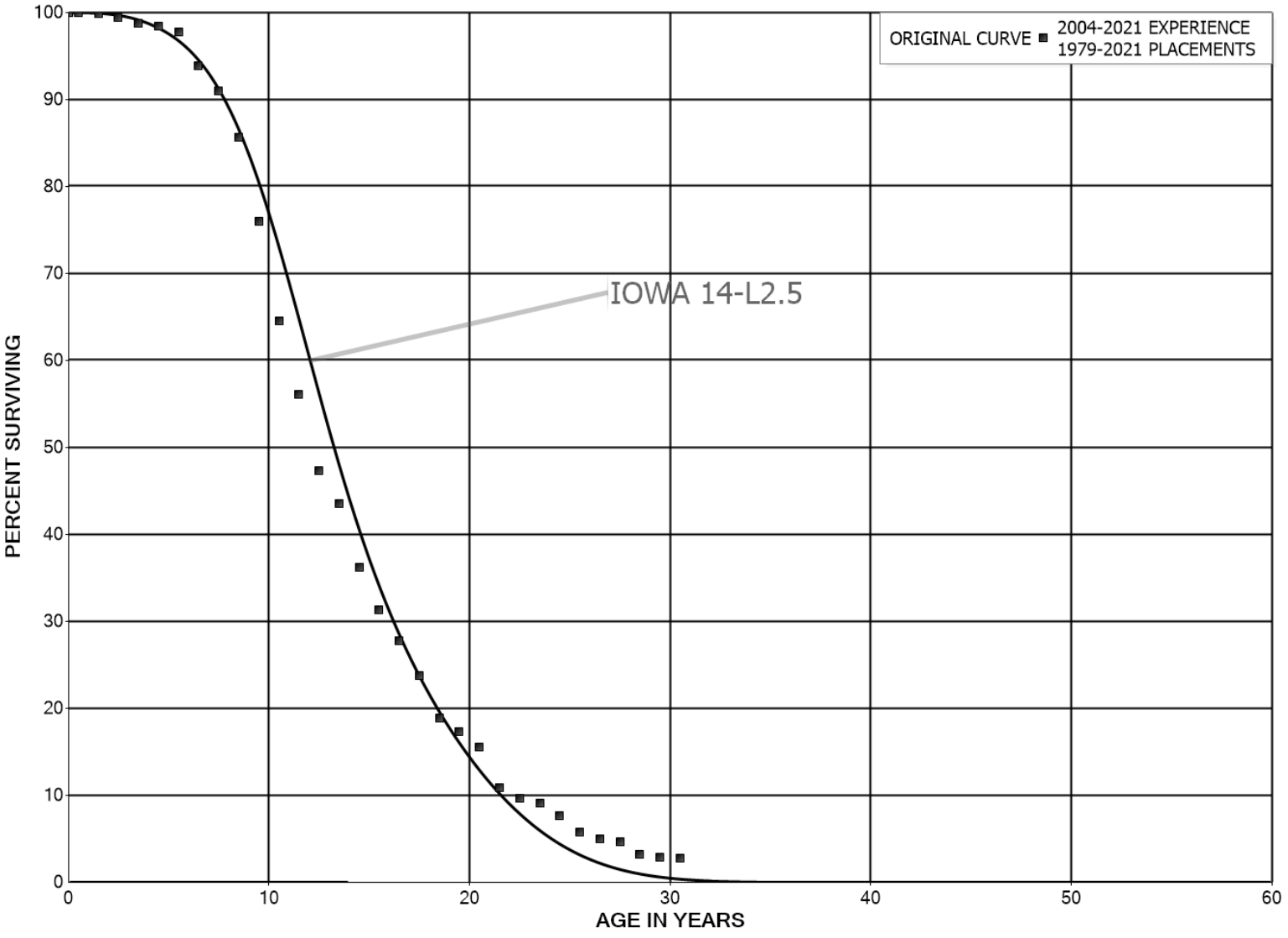
AVISTA CORPORATION  
ELECTRIC, GAS AND COMMON PLANT

ACCOUNT 392.10 TRANSPORTATION EQUIPMENT - AUTOS

ORIGINAL LIFE TABLE

PLACEMENT BAND 1988-2020			EXPERIENCE BAND 2004-2021		
AGE AT BEGIN OF INTERVAL	EXPOSURES AT BEGINNING OF AGE INTERVAL	RETIREMENTS DURING AGE INTERVAL	RETMT RATIO	SURV RATIO	PCT SURV BEGIN OF INTERVAL
0.0	257,296		0.0000	1.0000	100.00
0.5	219,142		0.0000	1.0000	100.00
1.5	176,274		0.0000	1.0000	100.00
2.5	214,448		0.0000	1.0000	100.00
3.5	214,448		0.0000	1.0000	100.00
4.5	172,576		0.0000	1.0000	100.00
5.5	172,576		0.0000	1.0000	100.00
6.5	263,258		0.0000	1.0000	100.00
7.5	299,108		0.0000	1.0000	100.00
8.5	299,108	152,608	0.5102	0.4898	100.00
9.5	146,500	19,968	0.1363	0.8637	48.98
10.5	126,532		0.0000	1.0000	42.30
11.5	126,532		0.0000	1.0000	42.30
12.5	126,532		0.0000	1.0000	42.30
13.5	129,207	90,682	0.7018	0.2982	42.30
14.5	38,526	35,850	0.9306	0.0694	12.61
15.5	5,110		0.0000	1.0000	0.88
16.5	5,110		0.0000	1.0000	0.88
17.5	5,110		0.0000	1.0000	0.88
18.5	5,110		0.0000	1.0000	0.88
19.5	5,110		0.0000	1.0000	0.88
20.5	5,110	2,675	0.5236	0.4764	0.88
21.5	2,434		0.0000	1.0000	0.42
22.5	2,434	2,434	1.0000		0.42
23.5					

AVISTA CORPORATION  
ELECTRIC, GAS AND COMMON PLANT  
ACCOUNT 392.20 TRANSPORTATION EQUIPMENT - LIGHT TRUCKS  
ORIGINAL AND SMOOTH SURVIVOR CURVES



AVISTA CORPORATION  
ELECTRIC, GAS AND COMMON PLANT

ACCOUNT 392.20 TRANSPORTATION EQUIPMENT - LIGHT TRUCKS

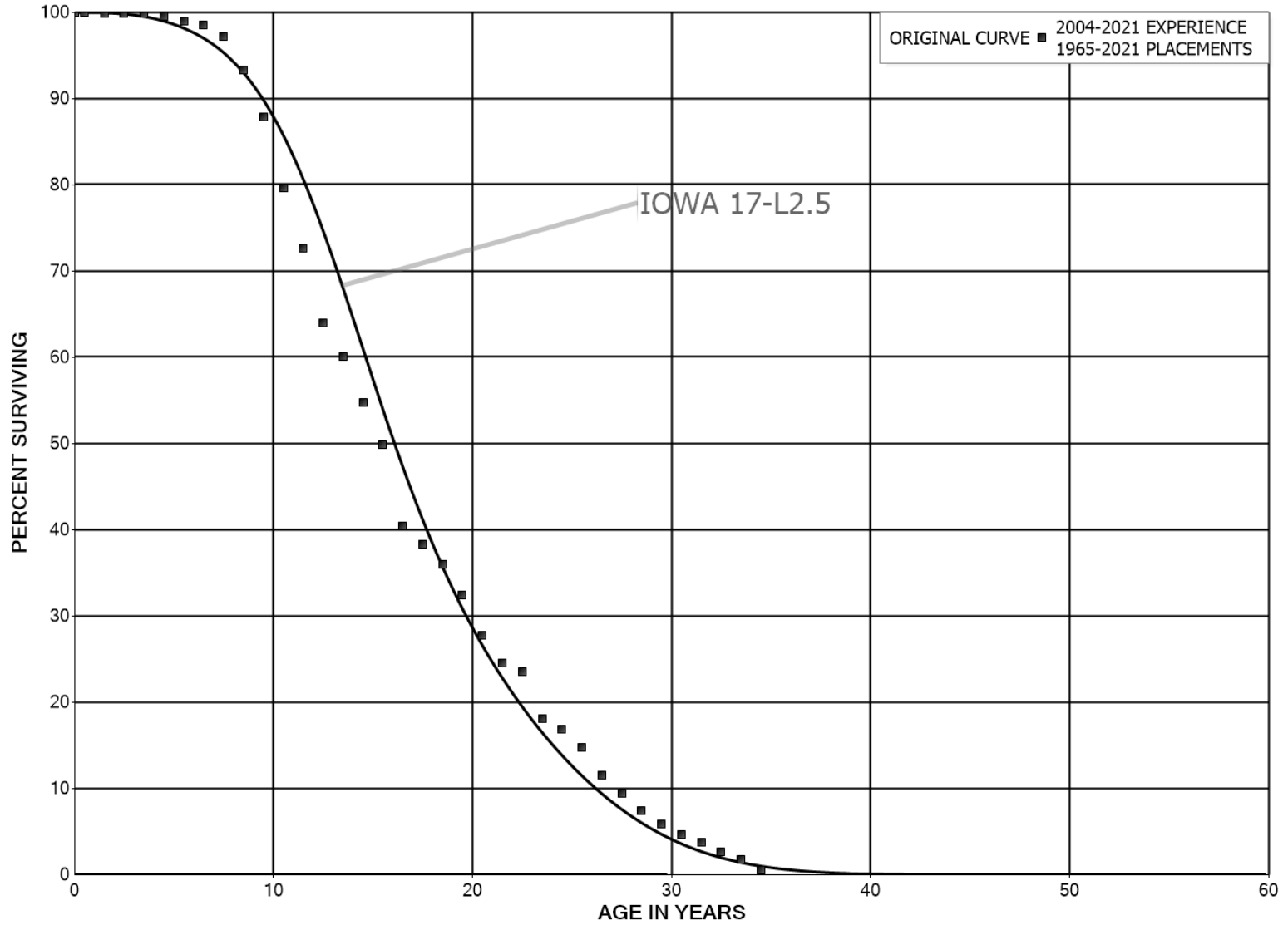
ORIGINAL LIFE TABLE

PLACEMENT BAND 1979-2021

EXPERIENCE BAND 2004-2021

AGE AT BEGIN OF INTERVAL	EXPOSURES AT BEGINNING OF AGE INTERVAL	RETIREMENTS DURING AGE INTERVAL	RETMT RATIO	SURV RATIO	PCT SURV BEGIN OF INTERVAL
0.0	27,209,496		0.0000	1.0000	100.00
0.5	26,026,194	31,290	0.0012	0.9988	100.00
1.5	23,938,142	116,169	0.0049	0.9951	99.88
2.5	23,430,438	157,711	0.0067	0.9933	99.40
3.5	22,878,980	77,074	0.0034	0.9966	98.73
4.5	21,517,394	138,915	0.0065	0.9935	98.39
5.5	18,478,757	745,301	0.0403	0.9597	97.76
6.5	16,031,143	484,770	0.0302	0.9698	93.82
7.5	14,124,496	827,389	0.0586	0.9414	90.98
8.5	10,528,862	1,186,657	0.1127	0.8873	85.65
9.5	8,675,019	1,306,500	0.1506	0.8494	76.00
10.5	6,124,487	805,259	0.1315	0.8685	64.55
11.5	4,787,594	746,469	0.1559	0.8441	56.06
12.5	3,883,606	317,421	0.0817	0.9183	47.32
13.5	3,264,582	548,619	0.1681	0.8319	43.45
14.5	2,758,157	374,835	0.1359	0.8641	36.15
15.5	2,154,112	239,749	0.1113	0.8887	31.24
16.5	1,880,633	270,880	0.1440	0.8560	27.76
17.5	1,623,306	338,187	0.2083	0.7917	23.76
18.5	1,319,383	108,583	0.0823	0.9177	18.81
19.5	1,250,059	129,939	0.1039	0.8961	17.26
20.5	1,016,872	306,875	0.3018	0.6982	15.47
21.5	729,637	77,128	0.1057	0.8943	10.80
22.5	657,608	44,014	0.0669	0.9331	9.66
23.5	602,347	92,920	0.1543	0.8457	9.01
24.5	527,160	133,234	0.2527	0.7473	7.62
25.5	388,032	51,458	0.1326	0.8674	5.70
26.5	284,362	15,915	0.0560	0.9440	4.94
27.5	268,447	86,557	0.3224	0.6776	4.66
28.5	181,891	18,280	0.1005	0.8995	3.16
29.5	123,093	4,890	0.0397	0.9603	2.84
30.5	96,248	14,103	0.1465	0.8535	2.73
31.5	82,145	19,265	0.2345	0.7655	2.33
32.5	62,880	4,947	0.0787	0.9213	1.78
33.5	57,933		0.0000	1.0000	1.64
34.5	57,933	2,267	0.0391	0.9609	1.64
35.5	55,666	32,110	0.5768	0.4232	1.58
36.5	23,556	6,763	0.2871	0.7129	0.67
37.5	16,793	5,404	0.3218	0.6782	0.48
38.5	11,389	11,389	1.0000		0.32
39.5					

AVISTA CORPORATION  
ELECTRIC, GAS AND COMMON PLANT  
ACCOUNT 392.30 TRANSPORTATION EQUIPMENT - MEDIUM TRUCKS  
ORIGINAL AND SMOOTH SURVIVOR CURVES



AVISTA CORPORATION  
ELECTRIC, GAS AND COMMON PLANT

ACCOUNT 392.30 TRANSPORTATION EQUIPMENT - MEDIUM TRUCKS

ORIGINAL LIFE TABLE

PLACEMENT BAND 1965-2021

EXPERIENCE BAND 2004-2021

AGE AT BEGIN OF INTERVAL	EXPOSURES AT BEGINNING OF AGE INTERVAL	RETIREMENTS DURING AGE INTERVAL	RETMT RATIO	SURV RATIO	PCT SURV BEGIN OF INTERVAL
0.0	37,562,673	29,224	0.0008	0.9992	100.00
0.5	34,850,857	38,844	0.0011	0.9989	99.92
1.5	33,159,843		0.0000	1.0000	99.81
2.5	30,323,810	7,506	0.0002	0.9998	99.81
3.5	27,481,715	63,527	0.0023	0.9977	99.79
4.5	25,464,628	139,922	0.0055	0.9945	99.56
5.5	21,982,331	108,730	0.0049	0.9951	99.01
6.5	18,709,026	254,932	0.0136	0.9864	98.52
7.5	16,423,247	650,388	0.0396	0.9604	97.18
8.5	13,282,269	776,646	0.0585	0.9415	93.33
9.5	11,610,432	1,090,941	0.0940	0.9060	87.87
10.5	10,110,806	890,510	0.0881	0.9119	79.61
11.5	5,449,273	649,739	0.1192	0.8808	72.60
12.5	4,450,135	272,267	0.0612	0.9388	63.95
13.5	3,823,487	340,632	0.0891	0.9109	60.03
14.5	3,357,675	300,946	0.0896	0.9104	54.68
15.5	2,699,057	511,681	0.1896	0.8104	49.78
16.5	2,236,760	114,145	0.0510	0.9490	40.35
17.5	2,147,571	129,495	0.0603	0.9397	38.29
18.5	1,842,710	185,860	0.1009	0.8991	35.98
19.5	1,845,116	262,791	0.1424	0.8576	32.35
20.5	1,656,837	194,203	0.1172	0.8828	27.74
21.5	1,461,639	57,513	0.0393	0.9607	24.49
22.5	1,423,524	330,398	0.2321	0.7679	23.53
23.5	1,093,126	77,520	0.0709	0.9291	18.07
24.5	960,265	115,665	0.1205	0.8795	16.78
25.5	844,599	188,806	0.2235	0.7765	14.76
26.5	655,793	116,510	0.1777	0.8223	11.46
27.5	547,182	119,747	0.2188	0.7812	9.43
28.5	430,330	90,925	0.2113	0.7887	7.36
29.5	339,406	69,487	0.2047	0.7953	5.81
30.5	291,476	55,692	0.1911	0.8089	4.62
31.5	235,784	73,702	0.3126	0.6874	3.74
32.5	162,082	51,684	0.3189	0.6811	2.57
33.5	110,398	81,629	0.7394	0.2606	1.75
34.5	28,770	5,213	0.1812	0.8188	0.46
35.5	23,556		0.0000	1.0000	0.37
36.5	23,556	23,555	1.0000	0.0000	0.37
37.5	14,274	1	0.0001	0.9999	0.00
38.5	15,883		0.0000	1.0000	0.00

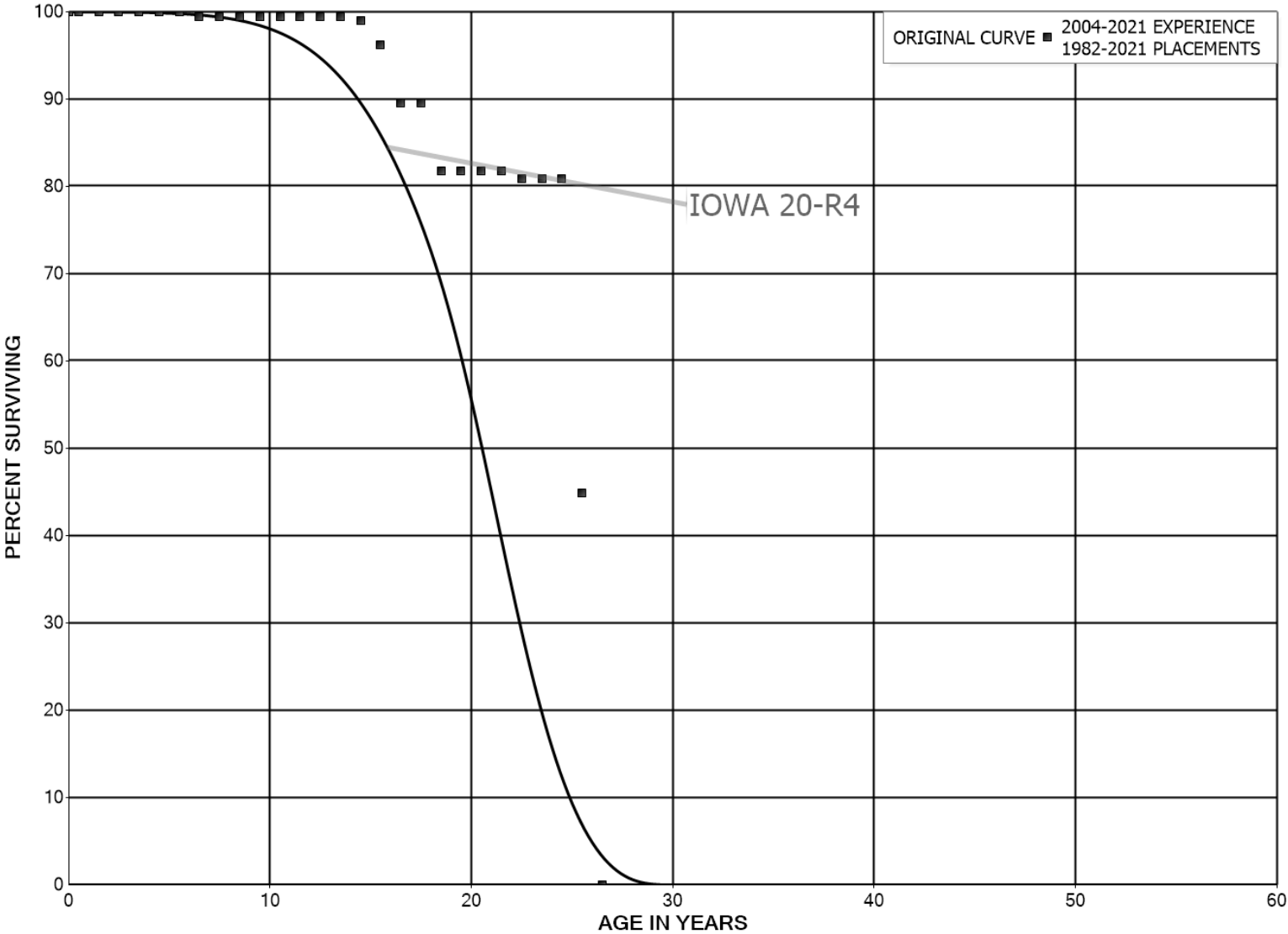
AVISTA CORPORATION  
ELECTRIC, GAS AND COMMON PLANT

ACCOUNT 392.30 TRANSPORTATION EQUIPMENT - MEDIUM TRUCKS

ORIGINAL LIFE TABLE, CONT.

PLACEMENT BAND 1965-2021			EXPERIENCE BAND 2004-2021		
AGE AT BEGIN OF INTERVAL	EXPOSURES AT BEGINNING OF AGE INTERVAL	RETIREMENTS DURING AGE INTERVAL	RETMT RATIO	SURV RATIO	PCT SURV BEGIN OF INTERVAL
39.5	15,883		0.0000	1.0000	0.00
40.5	15,883		0.0000	1.0000	0.00
41.5	15,883		0.0000	1.0000	0.00
42.5	15,883		0.0000	1.0000	0.00
43.5	15,883		0.0000	1.0000	0.00
44.5	15,883		0.0000	1.0000	0.00
45.5	15,883		0.0000	1.0000	0.00
46.5	15,883		0.0000	1.0000	0.00
47.5	15,883		0.0000	1.0000	0.00
48.5	15,883		0.0000	1.0000	0.00
49.5	15,883		0.0000	1.0000	0.00
50.5	15,883		0.0000	1.0000	0.00
51.5	15,883	14,273	0.8987	0.1013	0.00
52.5	1,609	1,609	1.0000		0.00
53.5					

AVISTA CORPORATION  
ELECTRIC, GAS AND COMMON PLANT  
ACCOUNT 392.40 TRANSPORTATION EQUIPMENT - HEAVY TRUCKS  
ORIGINAL AND SMOOTH SURVIVOR CURVES





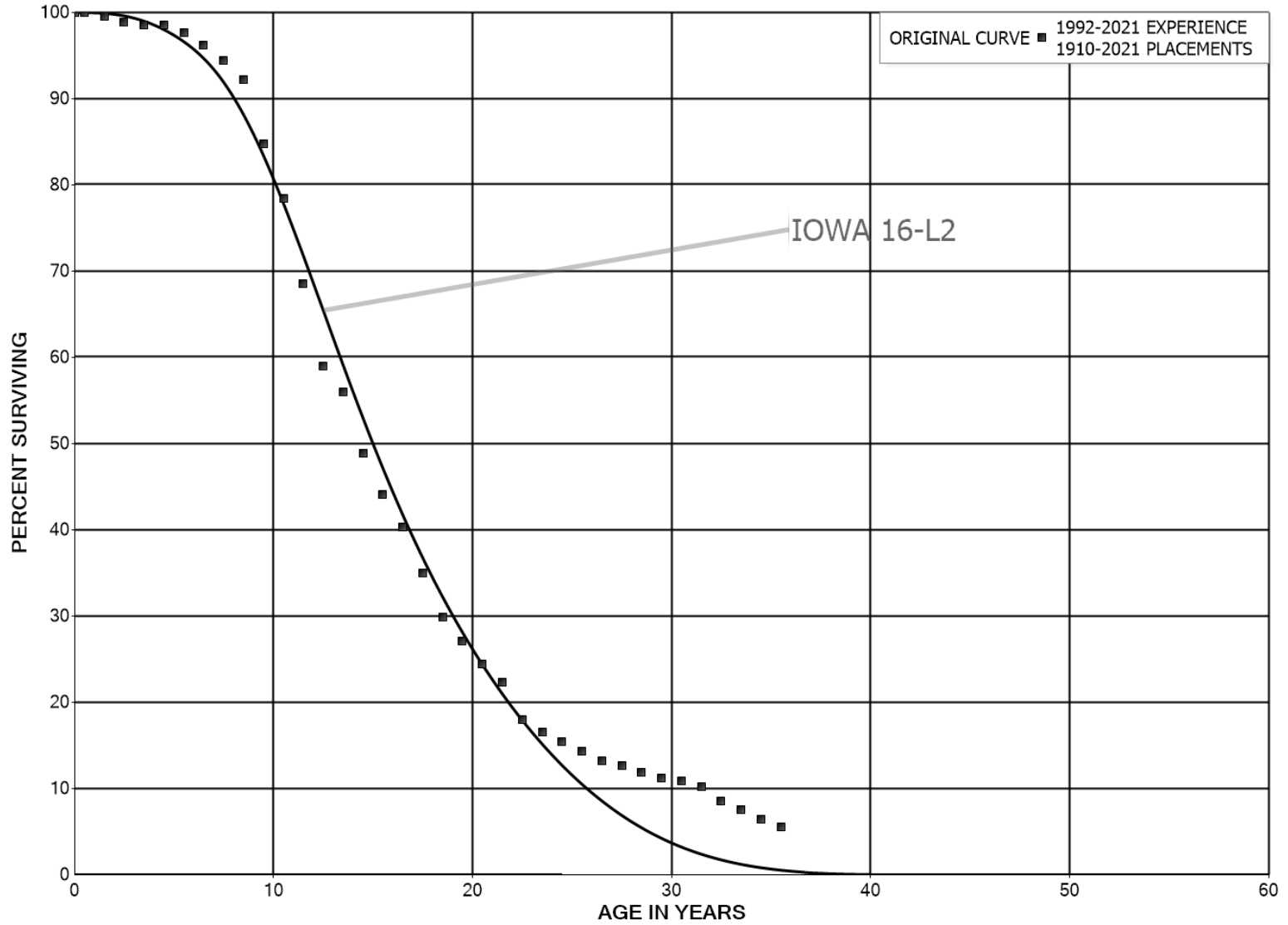
AVISTA CORPORATION  
ELECTRIC, GAS AND COMMON PLANT

ACCOUNT 392.40 TRANSPORTATION EQUIPMENT - HEAVY TRUCKS

ORIGINAL LIFE TABLE

PLACEMENT BAND 1982-2021			EXPERIENCE BAND 2004-2021		
AGE AT BEGIN OF INTERVAL	EXPOSURES AT BEGINNING OF AGE INTERVAL	RETIREMENTS DURING AGE INTERVAL	RETMT RATIO	SURV RATIO	PCT SURV BEGIN OF INTERVAL
0.0	15,577,737		0.0000	1.0000	100.00
0.5	14,627,164		0.0000	1.0000	100.00
1.5	14,287,893		0.0000	1.0000	100.00
2.5	13,258,516		0.0000	1.0000	100.00
3.5	11,150,813		0.0000	1.0000	100.00
4.5	9,356,004		0.0000	1.0000	100.00
5.5	8,087,058	44,618	0.0055	0.9945	100.00
6.5	7,125,804		0.0000	1.0000	99.45
7.5	5,826,234		0.0000	1.0000	99.45
8.5	1,093,321		0.0000	1.0000	99.45
9.5	1,093,321		0.0000	1.0000	99.45
10.5	1,093,321		0.0000	1.0000	99.45
11.5	1,065,388		0.0000	1.0000	99.45
12.5	1,065,388		0.0000	1.0000	99.45
13.5	1,065,388	4,882	0.0046	0.9954	99.45
14.5	1,060,506	29,740	0.0280	0.9720	98.99
15.5	929,055	64,802	0.0697	0.9303	96.22
16.5	864,253		0.0000	1.0000	89.51
17.5	103,273	8,918	0.0864	0.9136	89.51
18.5	94,355		0.0000	1.0000	81.78
19.5	94,355		0.0000	1.0000	81.78
20.5	94,355		0.0000	1.0000	81.78
21.5	168,357	1,966	0.0117	0.9883	81.78
22.5	166,391		0.0000	1.0000	80.82
23.5	166,391		0.0000	1.0000	80.82
24.5	166,391	74,002	0.4447	0.5553	80.82
25.5	92,389	92,389	1.0000		44.88
26.5					

AVISTA CORPORATION  
ELECTRIC, GAS AND COMMON PLANT  
ACCOUNT 392.50 TRANSPORTATION EQUIPMENT - OTHER  
ORIGINAL AND SMOOTH SURVIVOR CURVES



AVISTA CORPORATION  
ELECTRIC, GAS AND COMMON PLANT

ACCOUNT 392.50 TRANSPORTATION EQUIPMENT - OTHER

ORIGINAL LIFE TABLE

PLACEMENT BAND 1910-2021

EXPERIENCE BAND 1992-2021

AGE AT BEGIN OF INTERVAL	EXPOSURES AT BEGINNING OF AGE INTERVAL	RETIREMENTS DURING AGE INTERVAL	RETMT RATIO	SURV RATIO	PCT SURV BEGIN OF INTERVAL
0.0	14,584,133	3,286	0.0002	0.9998	100.00
0.5	14,769,214	67,917	0.0046	0.9954	99.98
1.5	14,591,083	96,094	0.0066	0.9934	99.52
2.5	13,415,542	43,757	0.0033	0.9967	98.86
3.5	11,641,744	7,016	0.0006	0.9994	98.54
4.5	10,084,481	93,237	0.0092	0.9908	98.48
5.5	9,512,155	133,771	0.0141	0.9859	97.57
6.5	8,591,176	163,943	0.0191	0.9809	96.20
7.5	8,011,833	183,789	0.0229	0.9771	94.36
8.5	7,341,083	593,885	0.0809	0.9191	92.20
9.5	5,917,596	443,289	0.0749	0.9251	84.74
10.5	5,251,580	660,776	0.1258	0.8742	78.39
11.5	4,422,315	617,696	0.1397	0.8603	68.53
12.5	3,203,719	166,175	0.0519	0.9481	58.96
13.5	2,923,832	371,855	0.1272	0.8728	55.90
14.5	2,339,120	228,792	0.0978	0.9022	48.79
15.5	1,924,151	163,520	0.0850	0.9150	44.02
16.5	1,862,268	244,030	0.1310	0.8690	40.28
17.5	1,630,532	241,864	0.1483	0.8517	35.00
18.5	1,404,518	126,665	0.0902	0.9098	29.81
19.5	1,274,933	126,230	0.0990	0.9010	27.12
20.5	1,171,771	104,247	0.0890	0.9110	24.43
21.5	1,068,386	207,842	0.1945	0.8055	22.26
22.5	868,106	66,331	0.0764	0.9236	17.93
23.5	725,163	53,065	0.0732	0.9268	16.56
24.5	656,234	45,096	0.0687	0.9313	15.35
25.5	599,294	46,831	0.0781	0.9219	14.29
26.5	545,058	24,873	0.0456	0.9544	13.18
27.5	512,918	29,426	0.0574	0.9426	12.57
28.5	461,860	28,283	0.0612	0.9388	11.85
29.5	432,698	12,122	0.0280	0.9720	11.13
30.5	411,002	25,306	0.0616	0.9384	10.82
31.5	361,145	59,849	0.1657	0.8343	10.15
32.5	301,383	32,374	0.1074	0.8926	8.47
33.5	252,051	39,976	0.1586	0.8414	7.56
34.5	212,075	27,804	0.1311	0.8689	6.36
35.5	184,765	3,508	0.0190	0.9810	5.53
36.5	151,791	6,070	0.0400	0.9600	5.42
37.5	136,074	5,474	0.0402	0.9598	5.20
38.5	130,600	7,188	0.0550	0.9450	4.99

AVISTA CORPORATION  
ELECTRIC, GAS AND COMMON PLANT

ACCOUNT 392.50 TRANSPORTATION EQUIPMENT - OTHER

ORIGINAL LIFE TABLE, CONT.

PLACEMENT BAND 1910-2021			EXPERIENCE BAND 1992-2021			
AGE AT BEGIN OF INTERVAL	EXPOSURES AT BEGINNING OF AGE INTERVAL	RETIREMENTS DURING AGE INTERVAL	RETMT RATIO	SURV RATIO	PCT SURV BEGIN OF INTERVAL	
39.5	115,937	8,082	0.0697	0.9303	4.72	
40.5	106,536	1,347	0.0126	0.9874	4.39	
41.5	81,527	2,309	0.0283	0.9717	4.34	
42.5	61,481	5,097	0.0829	0.9171	4.21	
43.5	52,697	1,683	0.0319	0.9681	3.86	
44.5	53,152	3,308	0.0622	0.9378	3.74	
45.5	49,843	1,297	0.0260	0.9740	3.51	
46.5	47,894	2,574	0.0537	0.9463	3.42	
47.5	45,320	2,364	0.0522	0.9478	3.23	
48.5	42,956	1,148	0.0267	0.9733	3.06	
49.5	41,808	2,074	0.0496	0.9504	2.98	
50.5	38,507	29	0.0008	0.9992	2.83	
51.5	39,350		0.0000	1.0000	2.83	
52.5	36,286	3,384	0.0933	0.9067	2.83	
53.5	33,231	118	0.0035	0.9965	2.57	
54.5	33,573	860	0.0256	0.9744	2.56	
55.5	33,190		0.0000	1.0000	2.49	
56.5	33,190	5,418	0.1632	0.8368	2.49	
57.5	27,772		0.0000	1.0000	2.09	
58.5	13,979		0.0000	1.0000	2.09	
59.5	7,011	347	0.0495	0.9505	2.09	
60.5	6,892	916	0.1330	0.8670	1.98	
61.5	5,975	432	0.0723	0.9277	1.72	
62.5	5,543	751	0.1355	0.8645	1.59	
63.5	5,020	2	0.0004	0.9996	1.38	
64.5	5,419		0.0000	1.0000	1.38	
65.5	5,419	907	0.1674	0.8326	1.38	
66.5	4,512		0.0000	1.0000	1.15	
67.5	4,512	189	0.0419	0.9581	1.15	
68.5	4,323	440	0.1018	0.8982	1.10	
69.5	3,883	1,171	0.3016	0.6984	0.99	
70.5	2,712	79	0.0292	0.9708	0.69	
71.5	2,633	280	0.1063	0.8937	0.67	
72.5	2,091	299	0.1428	0.8572	0.60	
73.5	1,793	460	0.2567	0.7433	0.51	
74.5	1,332	476	0.3574	0.6426	0.38	
75.5	856		0.0000	1.0000	0.24	
76.5	856		0.0000	1.0000	0.24	
77.5	856	228	0.2658	0.7342	0.24	
78.5	629	227	0.3605	0.6395	0.18	

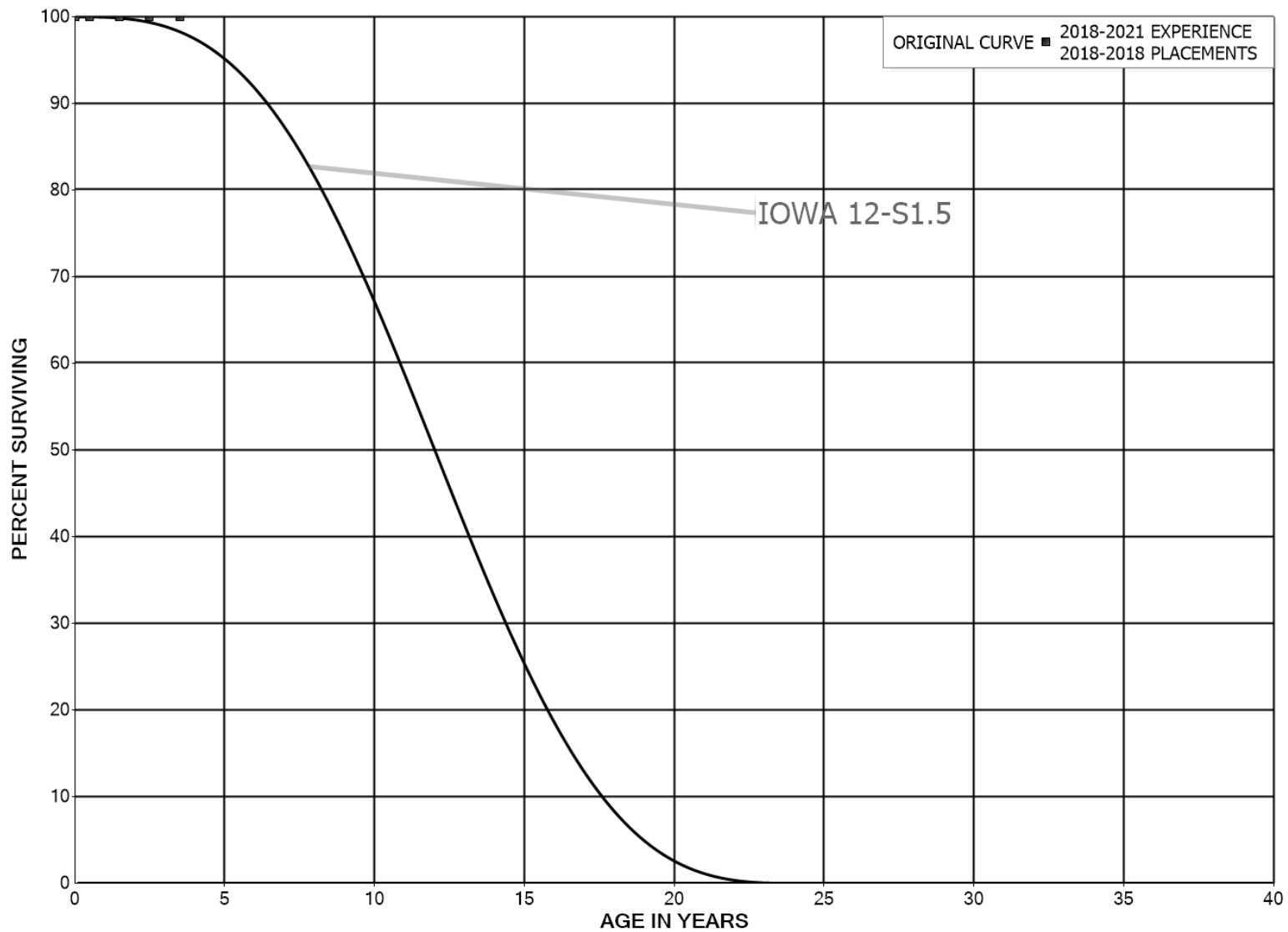
AVISTA CORPORATION  
ELECTRIC, GAS AND COMMON PLANT

ACCOUNT 392.50 TRANSPORTATION EQUIPMENT - OTHER

ORIGINAL LIFE TABLE, CONT.

PLACEMENT BAND 1910-2021			EXPERIENCE BAND 1992-2021		
AGE AT BEGIN OF INTERVAL	EXPOSURES AT BEGINNING OF AGE INTERVAL	RETIREMENTS DURING AGE INTERVAL	RETMT RATIO	SURV RATIO	PCT SURV BEGIN OF INTERVAL
79.5	402		0.0000	1.0000	0.12
80.5	402	1	0.0025	0.9975	0.12
81.5	629	401	0.6380	0.3620	0.11
82.5	228		0.0000	1.0000	0.04
83.5	228		0.0000	1.0000	0.04
84.5	228		0.0000	1.0000	0.04
85.5	228		0.0000	1.0000	0.04
86.5	228		0.0000	1.0000	0.04
87.5	228		0.0000	1.0000	0.04
88.5	228		0.0000	1.0000	0.04
89.5	228		0.0000	1.0000	0.04
90.5	228		0.0000	1.0000	0.04
91.5	228		0.0000	1.0000	0.04
92.5	228		0.0000	1.0000	0.04
93.5	228		0.0000	1.0000	0.04
94.5	228		0.0000	1.0000	0.04
95.5	228		0.0000	1.0000	0.04
96.5	228		0.0000	1.0000	0.04
97.5	228		0.0000	1.0000	0.04
98.5	228	228	1.0000		0.04
99.5					

AVISTA CORPORATION  
ELECTRIC, GAS AND COMMON PLANT  
ACCOUNT 392.60 TRANSPORTATION EQUIPMENT - AIRPLANE  
ORIGINAL AND SMOOTH SURVIVOR CURVES



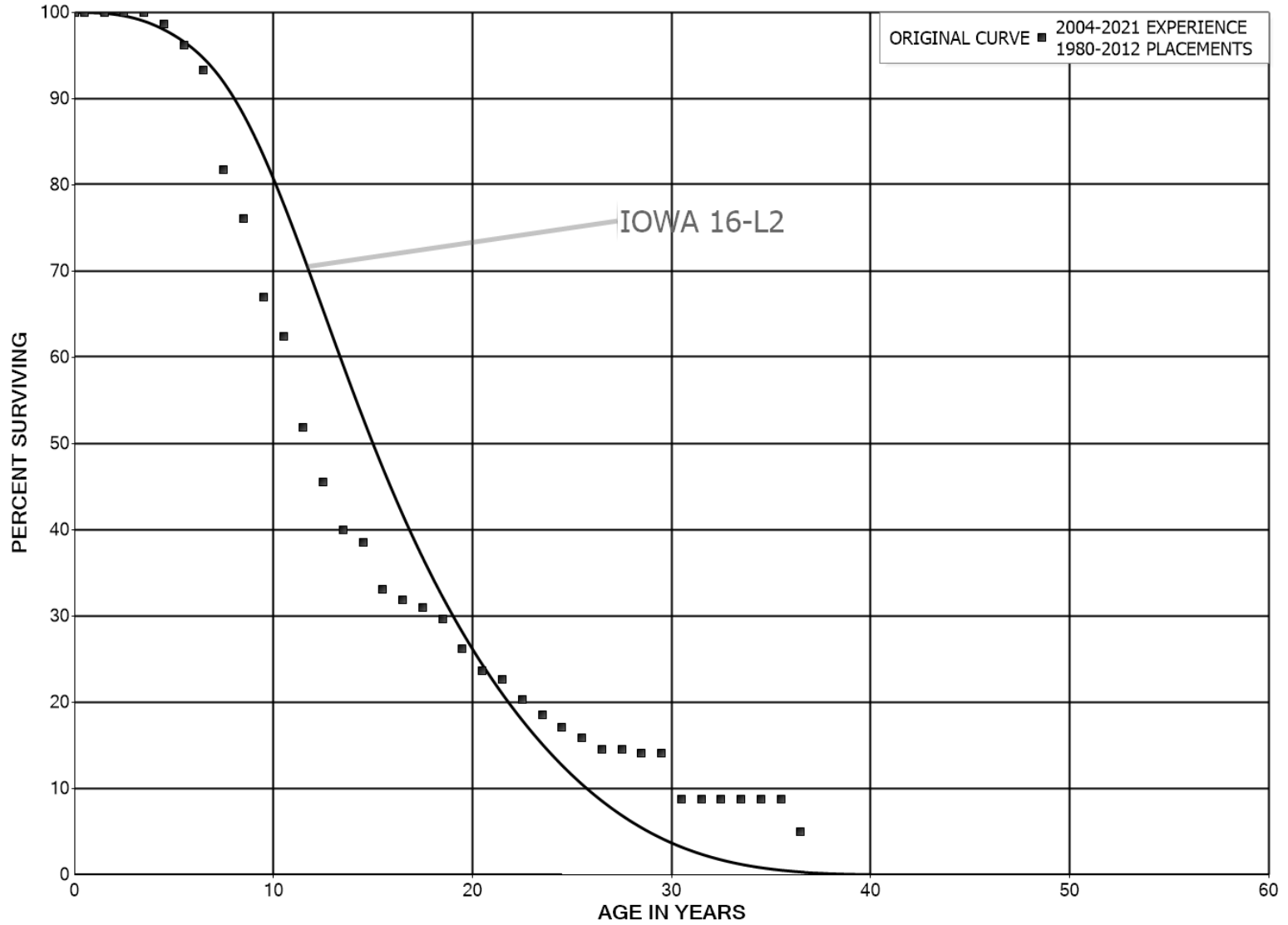
AVISTA CORPORATION  
ELECTRIC, GAS AND COMMON PLANT

ACCOUNT 392.60 TRANSPORTATION EQUIPMENT - AIRPLANE

ORIGINAL LIFE TABLE

PLACEMENT BAND 2018-2018			EXPERIENCE BAND 2018-2021		
AGE AT BEGIN OF INTERVAL	EXPOSURES AT BEGINNING OF AGE INTERVAL	RETIREMENTS DURING AGE INTERVAL	RETMT RATIO	SURV RATIO	PCT SURV BEGIN OF INTERVAL
0.0	5,507,888		0.0000	1.0000	100.00
0.5	5,507,888		0.0000	1.0000	100.00
1.5	5,507,888		0.0000	1.0000	100.00
2.5	5,507,888		0.0000	1.0000	100.00
3.5					100.00

AVISTA CORPORATION  
ELECTRIC, GAS AND COMMON PLANT  
ACCOUNT 396.30 POWER OPERATED EQUIPMENT - MEDIUM TRUCKS  
ORIGINAL AND SMOOTH SURVIVOR CURVES





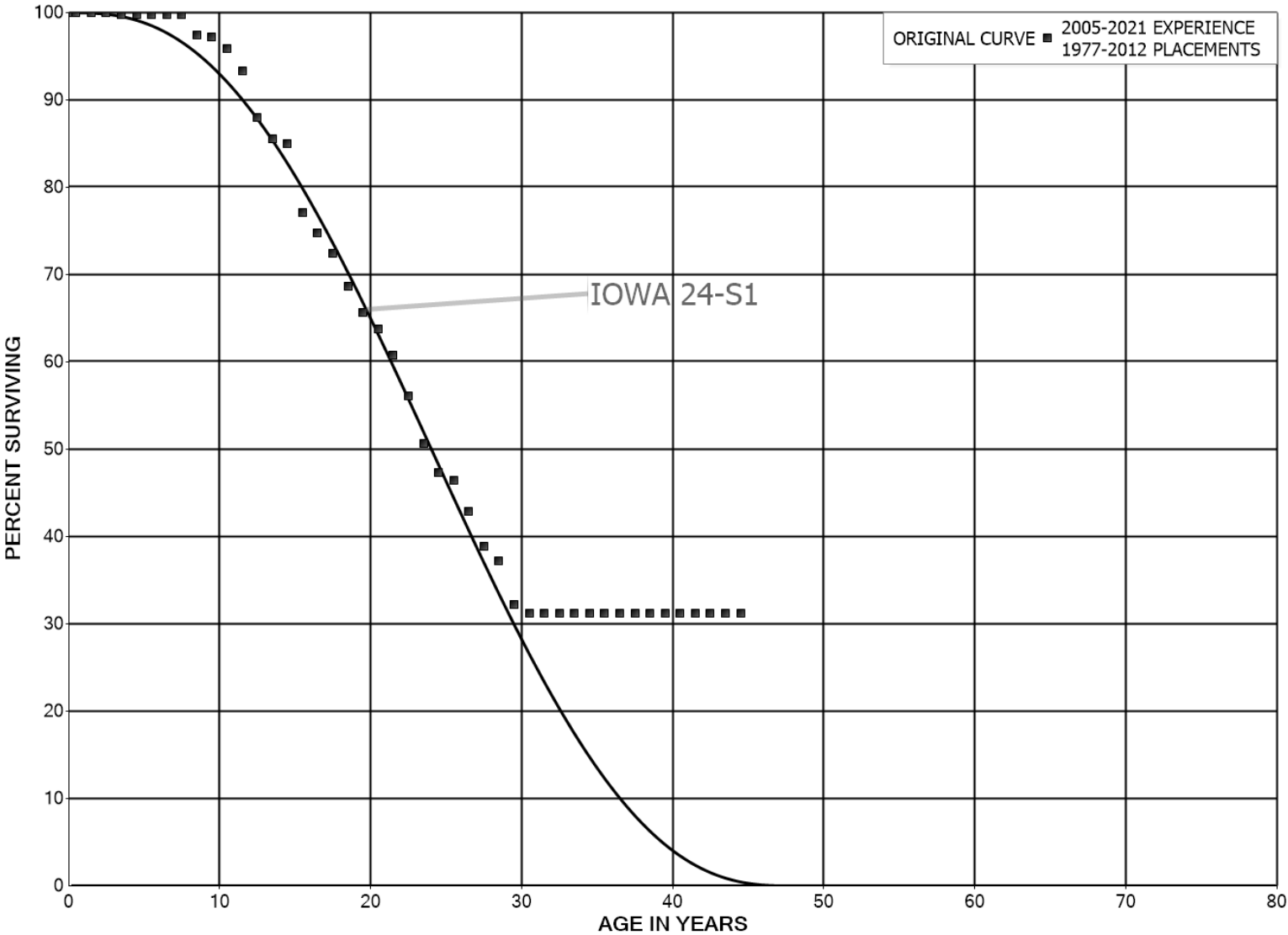
AVISTA CORPORATION  
ELECTRIC, GAS AND COMMON PLANT

ACCOUNT 396.30 POWER OPERATED EQUIPMENT - MEDIUM TRUCKS

ORIGINAL LIFE TABLE

PLACEMENT BAND 1980-2012			EXPERIENCE BAND 2004-2021		
AGE AT BEGIN OF INTERVAL	EXPOSURES AT BEGINNING OF AGE INTERVAL	RETIREMENTS DURING AGE INTERVAL	RETMT RATIO	SURV RATIO	PCT SURV BEGIN OF INTERVAL
0.0	7,379,599		0.0000	1.0000	100.00
0.5	7,379,599		0.0000	1.0000	100.00
1.5	7,379,599		0.0000	1.0000	100.00
2.5	7,379,599		0.0000	1.0000	100.00
3.5	7,648,137	104,675	0.0137	0.9863	100.00
4.5	8,250,678	209,951	0.0254	0.9746	98.63
5.5	8,040,728	238,829	0.0297	0.9703	96.12
6.5	8,769,540	1,089,171	0.1242	0.8758	93.27
7.5	7,721,965	531,080	0.0688	0.9312	81.68
8.5	7,301,142	877,089	0.1201	0.8799	76.07
9.5	5,777,988	388,766	0.0673	0.9327	66.93
10.5	5,599,293	947,128	0.1692	0.8308	62.42
11.5	4,196,807	513,716	0.1224	0.8776	51.87
12.5	2,918,047	355,533	0.1218	0.8782	45.52
13.5	2,562,514	95,287	0.0372	0.9628	39.97
14.5	2,232,743	312,694	0.1400	0.8600	38.48
15.5	1,920,049	73,444	0.0383	0.9617	33.09
16.5	1,876,889	52,954	0.0282	0.9718	31.83
17.5	2,171,871	93,739	0.0432	0.9568	30.93
18.5	2,170,648	249,969	0.1152	0.8848	29.60
19.5	1,989,220	197,344	0.0992	0.9008	26.19
20.5	1,898,995	78,022	0.0411	0.9589	23.59
21.5	1,803,662	187,934	0.1042	0.8958	22.62
22.5	1,501,659	131,683	0.0877	0.9123	20.26
23.5	1,398,824	105,595	0.0755	0.9245	18.49
24.5	961,740	70,610	0.0734	0.9266	17.09
25.5	849,534	73,359	0.0864	0.9136	15.84
26.5	665,918		0.0000	1.0000	14.47
27.5	458,219	12,139	0.0265	0.9735	14.47
28.5	373,008		0.0000	1.0000	14.09
29.5	259,659	98,440	0.3791	0.6209	14.09
30.5	159,453		0.0000	1.0000	8.75
31.5	159,453		0.0000	1.0000	8.75
32.5	159,453		0.0000	1.0000	8.75
33.5	159,453		0.0000	1.0000	8.75
34.5	157,349		0.0000	1.0000	8.75
35.5	67,482	28,848	0.4275	0.5725	8.75
36.5	16,728		0.0000	1.0000	5.01
37.5	16,728		0.0000	1.0000	5.01
38.5					5.01

AVISTA CORPORATION  
ELECTRIC, GAS AND COMMON PLANT  
ACCOUNT 396.40 POWER OPERATED EQUIPMENT - HEAVY TRUCKS  
ORIGINAL AND SMOOTH SURVIVOR CURVES



AVISTA CORPORATION  
ELECTRIC, GAS AND COMMON PLANT

ACCOUNT 396.40 POWER OPERATED EQUIPMENT - HEAVY TRUCKS

ORIGINAL LIFE TABLE

PLACEMENT BAND 1977-2012			EXPERIENCE BAND 2005-2021		
AGE AT BEGIN OF INTERVAL	EXPOSURES AT BEGINNING OF AGE INTERVAL	RETIREMENTS DURING AGE INTERVAL	RETMT RATIO	SURV RATIO	PCT SURV BEGIN OF INTERVAL
0.0	19,174,582		0.0000	1.0000	100.00
0.5	19,385,798		0.0000	1.0000	100.00
1.5	21,048,197		0.0000	1.0000	100.00
2.5	21,368,064	53,726	0.0025	0.9975	100.00
3.5	21,314,338		0.0000	1.0000	99.75
4.5	21,528,126		0.0000	1.0000	99.75
5.5	22,595,205		0.0000	1.0000	99.75
6.5	22,630,826		0.0000	1.0000	99.75
7.5	22,975,119	538,114	0.0234	0.9766	99.75
8.5	23,434,869	46,304	0.0020	0.9980	97.41
9.5	21,645,890	306,004	0.0141	0.9859	97.22
10.5	21,519,632	579,812	0.0269	0.9731	95.85
11.5	11,714,826	673,028	0.0575	0.9425	93.26
12.5	9,459,564	252,464	0.0267	0.9733	87.90
13.5	7,869,256	59,252	0.0075	0.9925	85.56
14.5	7,572,824	701,921	0.0927	0.9073	84.91
15.5	7,133,470	216,494	0.0303	0.9697	77.04
16.5	6,932,015	210,450	0.0304	0.9696	74.71
17.5	7,445,356	390,795	0.0525	0.9475	72.44
18.5	7,113,576	311,751	0.0438	0.9562	68.64
19.5	6,960,579	196,526	0.0282	0.9718	65.63
20.5	7,265,165	352,278	0.0485	0.9515	63.77
21.5	6,834,255	526,105	0.0770	0.9230	60.68
22.5	5,745,452	552,563	0.0962	0.9038	56.01
23.5	5,299,755	346,871	0.0655	0.9345	50.62
24.5	4,938,066	100,385	0.0203	0.9797	47.31
25.5	4,019,146	303,331	0.0755	0.9245	46.35
26.5	3,362,306	318,642	0.0948	0.9052	42.85
27.5	3,128,136	130,056	0.0416	0.9584	38.79
28.5	2,722,306	366,912	0.1348	0.8652	37.18
29.5	2,312,111	68,617	0.0297	0.9703	32.17
30.5	2,085,586		0.0000	1.0000	31.21
31.5	2,085,586	1	0.0000	1.0000	31.21
32.5	1,720,116		0.0000	1.0000	31.21
33.5	1,566,946		0.0000	1.0000	31.21
34.5	1,162,940		0.0000	1.0000	31.21
35.5	766,937		0.0000	1.0000	31.21
36.5	488,682		0.0000	1.0000	31.21
37.5	321,401		0.0000	1.0000	31.21
38.5	321,401		0.0000	1.0000	31.21

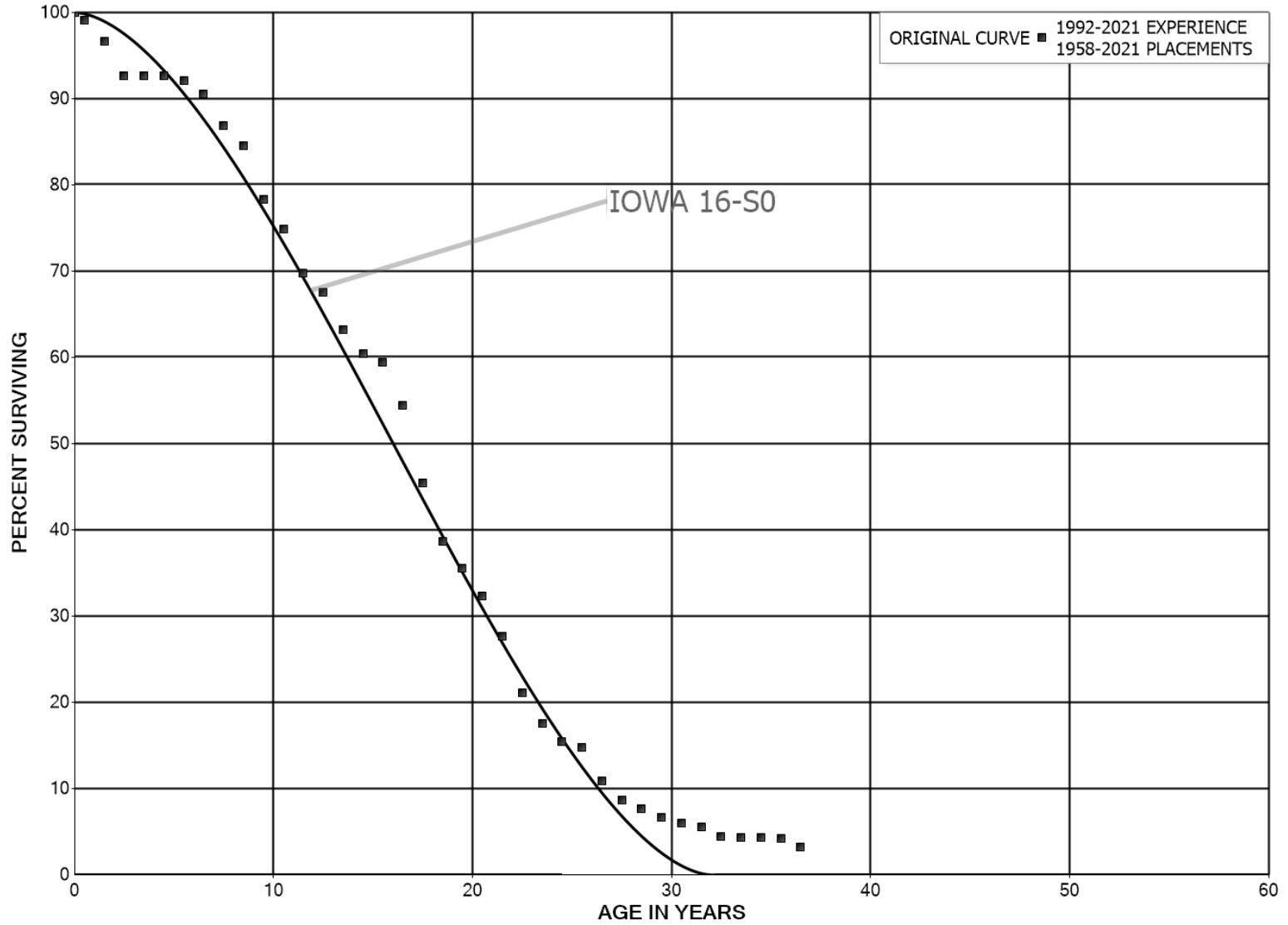
AVISTA CORPORATION  
ELECTRIC, GAS AND COMMON PLANT

ACCOUNT 396.40 POWER OPERATED EQUIPMENT - HEAVY TRUCKS

ORIGINAL LIFE TABLE, CONT.

PLACEMENT BAND 1977-2012			EXPERIENCE BAND 2005-2021		
AGE AT BEGIN OF INTERVAL	EXPOSURES AT BEGINNING OF AGE INTERVAL	RETIREMENTS DURING AGE INTERVAL	RETMT RATIO	SURV RATIO	PCT SURV BEGIN OF INTERVAL
39.5	251,908		0.0000	1.0000	31.21
40.5	244,329		0.0000	1.0000	31.21
41.5	244,329		0.0000	1.0000	31.21
42.5	243,183		0.0000	1.0000	31.21
43.5	84,472		0.0000	1.0000	31.21
44.5					31.21

AVISTA CORPORATION  
ELECTRIC, GAS AND COMMON PLANT  
ACCOUNT 396.50 POWER OPERATED EQUIPMENT - OTHER  
ORIGINAL AND SMOOTH SURVIVOR CURVES



AVISTA CORPORATION  
ELECTRIC, GAS AND COMMON PLANT

ACCOUNT 396.50 POWER OPERATED EQUIPMENT - OTHER

ORIGINAL LIFE TABLE

PLACEMENT BAND 1958-2021

EXPERIENCE BAND 1992-2021

AGE AT BEGIN OF INTERVAL	EXPOSURES AT BEGINNING OF AGE INTERVAL	RETIREMENTS DURING AGE INTERVAL	RETMT RATIO	SURV RATIO	PCT SURV BEGIN OF INTERVAL
0.0	12,117,956	114,853	0.0095	0.9905	100.00
0.5	12,259,646	304,573	0.0248	0.9752	99.05
1.5	12,072,881	497,976	0.0412	0.9588	96.59
2.5	11,064,471		0.0000	1.0000	92.61
3.5	10,538,683		0.0000	1.0000	92.61
4.5	10,330,225	55,352	0.0054	0.9946	92.61
5.5	10,573,781	183,931	0.0174	0.9826	92.11
6.5	10,039,816	408,932	0.0407	0.9593	90.51
7.5	10,138,050	275,154	0.0271	0.9729	86.82
8.5	10,230,228	748,076	0.0731	0.9269	84.47
9.5	9,619,523	429,842	0.0447	0.9553	78.29
10.5	8,368,788	567,350	0.0678	0.9322	74.79
11.5	7,196,452	230,372	0.0320	0.9680	69.72
12.5	7,053,975	455,115	0.0645	0.9355	67.49
13.5	6,204,721	267,495	0.0431	0.9569	63.13
14.5	5,773,531	100,872	0.0175	0.9825	60.41
15.5	5,672,111	475,352	0.0838	0.9162	59.36
16.5	5,081,905	835,278	0.1644	0.8356	54.38
17.5	4,269,529	643,885	0.1508	0.8492	45.44
18.5	3,747,520	299,955	0.0800	0.9200	38.59
19.5	3,452,540	317,373	0.0919	0.9081	35.50
20.5	2,585,279	367,353	0.1421	0.8579	32.24
21.5	2,155,159	517,879	0.2403	0.7597	27.66
22.5	1,652,867	275,766	0.1668	0.8332	21.01
23.5	1,377,101	162,492	0.1180	0.8820	17.51
24.5	1,219,545	59,222	0.0486	0.9514	15.44
25.5	1,108,613	287,431	0.2593	0.7407	14.69
26.5	763,487	158,467	0.2076	0.7924	10.88
27.5	569,381	63,310	0.1112	0.8888	8.62
28.5	506,870	68,207	0.1346	0.8654	7.66
29.5	438,663	47,126	0.1074	0.8926	6.63
30.5	396,918	28,612	0.0721	0.9279	5.92
31.5	368,306	74,197	0.2015	0.7985	5.49
32.5	294,109	4,196	0.0143	0.9857	4.39
33.5	297,829		0.0000	1.0000	4.32
34.5	297,829	7,266	0.0244	0.9756	4.32
35.5	254,196	60,359	0.2375	0.7625	4.22
36.5	182,923	5,786	0.0316	0.9684	3.22
37.5	131,745	13,194	0.1002	0.8998	3.12
38.5	118,550	25,438	0.2146	0.7854	2.80

AVISTA CORPORATION  
ELECTRIC, GAS AND COMMON PLANT

ACCOUNT 396.50 POWER OPERATED EQUIPMENT - OTHER

ORIGINAL LIFE TABLE, CONT.

PLACEMENT BAND 1958-2021			EXPERIENCE BAND 1992-2021			
AGE AT BEGIN OF INTERVAL	EXPOSURES AT BEGINNING OF AGE INTERVAL	RETIREMENTS DURING AGE INTERVAL	RETMT RATIO	SURV RATIO	PCT SURV BEGIN OF INTERVAL	
39.5	82,685	4,537	0.0549	0.9451	2.20	
40.5	51,712	19,229	0.3719	0.6281	2.08	
41.5	21,895	1,183	0.0540	0.9460	1.31	
42.5	20,712	7,415	0.3580	0.6420	1.24	
43.5	13,297		0.0000	1.0000	0.79	
44.5	13,297	4,413	0.3319	0.6681	0.79	
45.5	8,883	5,380	0.6056	0.3944	0.53	
46.5	3,503		0.0000	1.0000	0.21	
47.5	3,503		0.0000	1.0000	0.21	
48.5	3,503		0.0000	1.0000	0.21	
49.5	3,503		0.0000	1.0000	0.21	
50.5	3,503		0.0000	1.0000	0.21	
51.5	3,503		0.0000	1.0000	0.21	
52.5	3,503		0.0000	1.0000	0.21	
53.5	3,503		0.0000	1.0000	0.21	
54.5	3,503		0.0000	1.0000	0.21	
55.5	3,503		0.0000	1.0000	0.21	
56.5	3,503		0.0000	1.0000	0.21	
57.5	3,503		0.0000	1.0000	0.21	
58.5	3,503		0.0000	1.0000	0.21	
59.5	3,503		0.0000	1.0000	0.21	
60.5	3,503		0.0000	1.0000	0.21	
61.5	3,503		0.0000	1.0000	0.21	
62.5	3,503		0.0000	1.0000	0.21	
63.5					0.21	