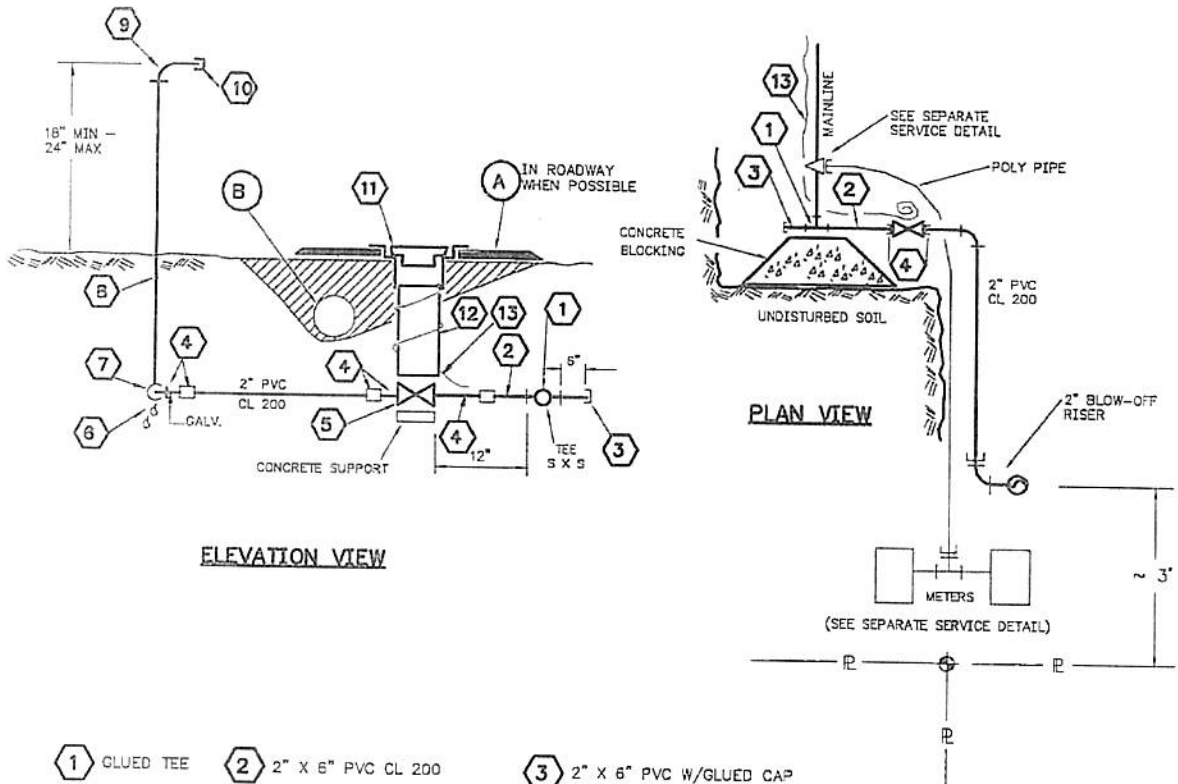


2" BLOW-OFF ON 2" & 2 1/2" PVC MAINS

- NOT TO SCALE -

STANDARD DETAIL #611-0
(COMMON SERVICE SETTING ALSO SHOWN)



ELEVATION VIEW

PLAN VIEW

- 1 GLUED TEE 2 2" X 6" PVC CL 200 3 2" X 6" PVC W/GLUED CAP
- 4 2" PVC FIP ADAPTOR 5 2" AWWA GATE VALVE 6 1/8" DRAIN HOLE 7 TWO 2" GALV. 90° EL'S
- 8 2" X 54" GALV. NIPPLE (TBE) 9 2" GALV. STREET EL. 10 2" GALV. CAP
- 11 6" C.I. VALVE BOX TOP W/DROP IN LID. SEE STD DETAIL #606-1 AND #606-2 FOR REGION DEPENDENT SPECIFICATION.
- 12 6" VALVE BOX BOTTOM
- 13 #14/1 UF (BLUE) LOCATE WIRE TERMINATED THRU TOP OF VALVE BOX.
- A ALL VALVES WHICH DO NOT NATURALLY FALL WITHIN ROADWAY ASPHALT SHALL HAVE THEIR VALVE BOX TOPS PULLED 2" ABOVE FINAL GRADE AND SHALL BE FIXED IN 16 SQ. FT. OF LEVELED ASPHALT.
- B WHEN VALVES FALL IN DITCH SLOPES CONCRETE CULVERTS SHALL BE USED IN DITCH THRU VALVE AREA TO PERMIT FILLING AND PLACEMENT OF 16 SQ. FT. LEVELED ASPHALT AROUND BOX TOP.

611-0.dwg S:\Engineering\Standards-Construction & Sizing\Standard Drawings\ 11/10/11 09:28:09



WASHINGTON WATER SERVICE COMPANY
ENGINEERING DEPARTMENT
6800 MERIDIAN RD. SE
OLYMPIA, WA 98513 (360-491-3760)

STANDARD DETAIL DRAWING NO.
611-0

TITLE:

**2" BLOW-OFF
ON 2" & 2 1/2" MAINS**

APPROVED BY:

J. PETERSEN

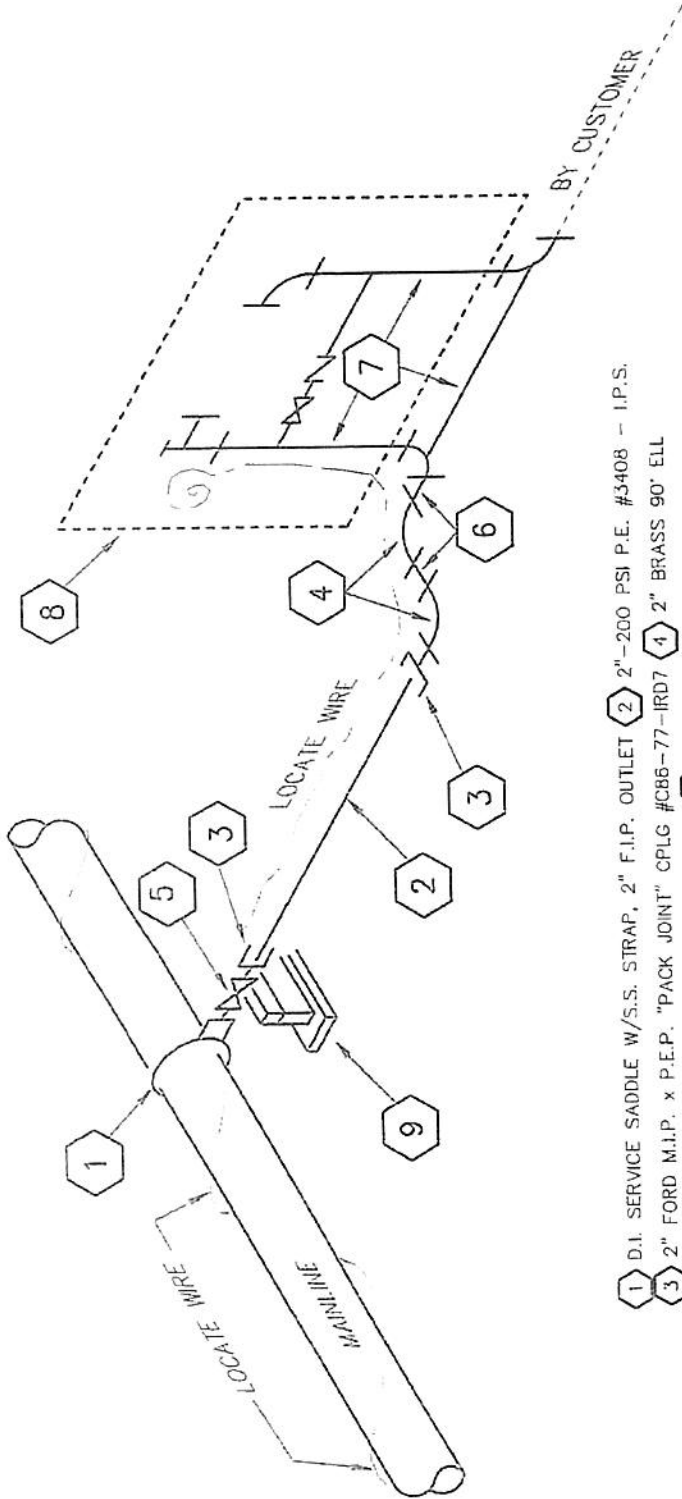
PUBLISH DATE:

NOV. 10, 2011

2" COMMERCIAL SERVICE LINE ASSEMBLIES

- NOT TO SCALE -

STANDARD DETAIL #616-2



- 1 D.I. SERVICE SADDLE W/S.S. STRAP, 2" F.I.P. OUTLET (2) 2"-200 PSI P.E. #3408 - I.P.S.
- 2 2" FORD M.I.P. x P.E.P. "PACK JOINT" CPLG #CB6-77-IRD7 (4) 2" BRASS 90° ELL
- 3 2" AWWA GATE VALVE w/2"x6" GALV NIPPLE (2) 2"xCLOSE BRASS NIPPLES
- 4 FORD 70 SERIES (VBHH77-18BHC-11-77) 2" FLANGED METER SETTER W/DUAL CHECK VALVE HIGH BY-PASS; INSTALL SO THAT TOP OF METER STOP IS APPROX. 6" BELOW FINISH GRADE
- 5 CARSON 1324-15 METER BOX W/LOCKING LID AND PLASTIC READER WINDOW (13241180)
- 6 CONCRETE OR BRICK VALVE SUPPORT SET ON UNDISTURBED TRENCH BOTTOM
- 7
- 8
- 9



WASHINGTON WATER SERVICE COMPANY
 ENGINEERING DEPARTMENT
 6800 MERIDIAN RD. SE
 OLYMPIA, WA 98513 (360-491-3760)

STANDARD DETAIL DRAWING NO.
616-2

TITLE:

SINGLE 2" COMMERCIAL SERVICE LINE ASSEMBLY

APPROVED BY:

J. PETERSEN

PUBLISH DATE:

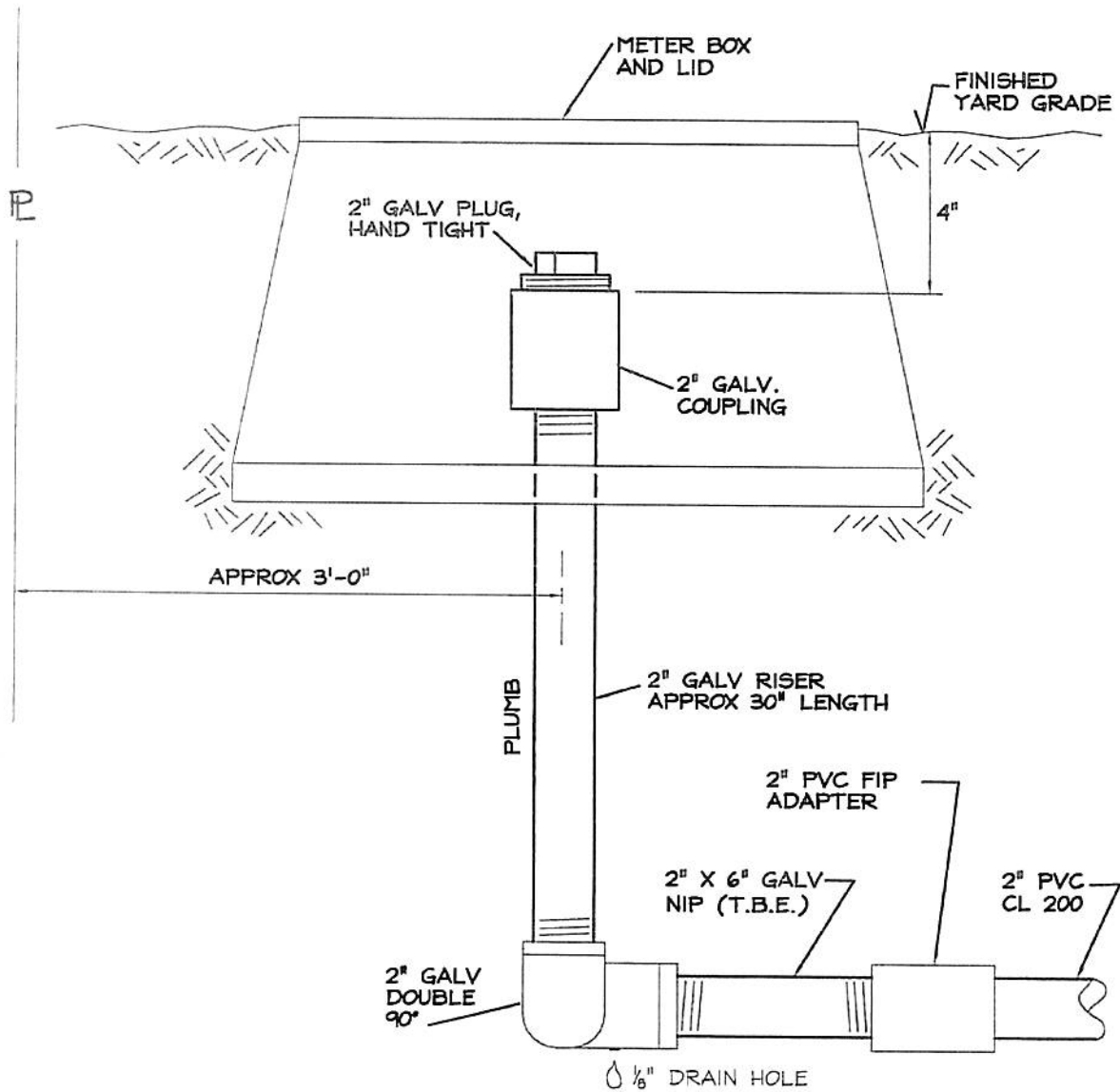
Oct. 23, 2012

2" BLOW-OFF

- NOT TO SCALE -

STANDARD DETAIL #609-0

(URBAN SETTING OPTION)



NOTE: SEE DETAIL #610-0 & #611-0 FOR ATTACHMENT TO MAIN

609-0.dwg
 S:\Engineering\Structures -Construction & Sizing\Standard Drawings\



WASHINGTON WATER SERVICE COMPANY
 ENGINEERING DEPARTMENT
 6800 MERIDIAN RD. SE
 OLYMPIA, WA 98513 (360-491-3760)

STANDARD DETAIL DRAWING NO.
609-0

TITLE:

**2" BLOW-OFF
 FINISHED BELOW GRADE**

APPROVED BY:

J. PETERSEN

PUBLISH DATE:

JAN. 12, 2004