



100 CenturyLink Drive
Monroe, La. 71203
Tel: 318-388-9000

April 26, 2013

Ms. Carole Washburn
Washington Utilities and Transportation Commission
P.O. Box 47250
1300 S. Evergreen Park Drive, SW
Olympia, WA 98504

2013 APR 29 AM 9:11
COMMUNICATIONS
UTILITY AND TRANSPORTATION
COMMISSION

Dear Ms. Washburn:

As required by WAC 480-120, please find enclosed one original and two copies of the redacted version of the 4th quarter 2012 results of operations for the following companies on a combined basis:

CenturyTel of Washington, Inc. d/b/a CenturyLink
CenturyTel of Inter-Island, Inc. d/b/a CenturyLink
CenturyTel of Cowiche, Inc. d/b/a CenturyLink

If you have any questions concerning this submission, please contact Ken Buchan at (318) 362-1538.

Sincerely,

A handwritten signature in cursive script that reads "Lisa F. Grantham".

Lisa F. Grantham, Director
Separations/Regulatory Finance

Enclosures




cc: Ken Buchan

CenturyTel of Washington, Inc.
 CenturyTel of Inter Island, Inc.
 CenturyTel of Cowiche, Inc.
 Results of Operations
 Per Month, 4th Quarter, 2012
 [BEGIN CONFIDENTIAL]

*** REDACTED ***

Washington Per Books October 2012 Washington Per Books November 2012 Washington Per Books December 2012

Line No	Account Numbers	Account Description (a)
1		OPERATING REVENUES
2	5000	Local Network Service
3	5080-5084	Network Access Service
4	5100	Long Distance Service
5	5200	Miscellaneous Revenues
6	5300	Uncollectible Revenue
7		Total Operating Revenues
8		OPERATING EXPENSES
9	6100-6499	Plant Specific Operations
10		Plant Non Specific Operations:
11	6560	Depreciation & Amortization
12	6510-6540	Other Plant Non Specific Operations
13		Total Plant Non Specific
14	6610-6620	Customer Operations
15	6710-6790	Corporate Operations
16	7240	Other Operating Income Taxes
17	7200	Operating Income Taxes
20		Total Operating Expenses
21		NET OPERATING INCOME
22		RATE BASE:
23		Telephone Plant in Service:
24	2110	Land Support Assets
25	2210-2230	Central Office
26	2310	Information Origination/Termination
27	2410	Cable and Wire Facilities
28	2680	Amortizable Assets
29		Average Telecommunications Plant in Service
30	2002	Average Property Held for Future Telecomm. Use
31		Less: Accumulated Depreciation
32	3100	Accumulated Depreciation
33	3200	Accum. Depre. - Held for Future Telecomm. Use
34	3400	Accumulated Amortization
35		Average Accum. Depreciation and Amortization
36	4100,4340	Less: End of Period Deferred Income Taxes
38		TOTAL ADJUSTED RATE BASE



Note: All federal income taxes were booked in September for the 3rd qtr of 2012.

CenturyTel of Washington, Inc.
 CenturyTel of Inter Island, Inc.
 CenturyTel of Cowiche, Inc.
 Results of Operations
 Twelve Months Ended December 2012

REDACTED

Line No	Account Numbers	Account Description (a)	Washington Per Books (b)	Adjustments (c1)	Adjustments (c2)	Total Adjustments (see notes) (c)	Washington Per Books Restated (d)	Washington Restated IntraState (e)
1		OPERATING REVENUES						
2	5000	Local Network Service						
3	5080-5084	Network Access Service						
4	5100	Long Distance Service						
5	5200	Miscellaneous Revenues						
6	5300	Uncollectible Revenue						
7		Total Operating Revenues						
8		OPERATING EXPENSES						
9	6100-649C	Plant Specific Operations						
10		Plant Non Specific Operations:						
11	6560	Depreciation & Amortization						
12	6510-659C	Other Plant Non Specific Operations						
13		Total Plant Non Specific						
14	6610-669C	Customer Operations						
15	6710-679C	Corporate Operations						
16	7240	Other Operating Income Taxes						
17	7200	Operating Income Taxes						
18	7910	Jurisdictional Differences						
20		Total Operating Expenses						
21		NET OPERATING INCOME						
22		RATE BASE:						
23		Telephone Plant in Service:						
24	2110	Land Support Assets						
25	2210-223C	Central Office						
26	2310	Information Origination/Termination						
27	2410	Cable and Wire Facilities						
28	2680	Amortizable Assets						
29		Average Telecommunications Plant in Service						
30	2002	Average Property Held for Future Telecomm. Use						
31		Less: Accumulated Depreciation						
32	3100	Accumulated Depreciation						
33	3200	Accum. Depr. - Held for Future Telecomm. Use						
34	3400	Accumulated Amortization						
35		Average Accum. Depreciation and Amortization						
36	4100.434C	Less: End of Period Deferred Income Taxes						
37	1500	Jurisdictional differences (Plant in Service)						
38		TOTAL ADJUSTED RATE BASE						
39		ANNUAL RATE OF RETURN						

Adjustment Description:

(c1) Prior Period Adjustment - To adjust for Out-of-Period revenues and the related tax effect.

(c2) Depreciation Expense - To record the depreciation expense associated with the allowance for funds used during construction rate base adjustment

(c3) Allowance for Funds Used During Construction - For this report, AFUDC was retroactively recalculated based on cost of debt for the respective companies.

[END CONFIDENTIAL]