

**Exh. AMT-21C**

**Dockets UE-230172 and UE-210852**

**Witness: Alex M. Tellez**

**REDACTED VERSION**

**BEFORE THE WASHINGTON  
UTILITIES AND TRANSPORTATION COMMISSION**

**WASHINGTON UTILITIES AND  
TRANSPORTATION COMMISSION,**

**Complainant,**

**v.**

**PACIFICORP d/b/a PACIFIC POWER  
AND LIGHT COMPANY,**

**Respondent.**

**DOCKETS UE-230172 and  
UE-210852 (Consolidated)**

**In the Matter of**

**ALLIANCE OF WESTERN ENERGY  
CONSUMERS'**

**Petition for Order Approving Deferral of  
Increased Fly Ash Revenues**

**EXHIBIT TO TESTIMONY OF**

**ALEX M. TELLEZ**

**STAFF OF  
WASHINGTON UTILITIES AND  
TRANSPORTATION COMMISSION**

*Excess Revenues from the Sale of Fly Ash at Jim Bridger from 10/1/20 to 6/30/23*

**September 14, 2023**

**CONFIDENTIAL PER PROTECTIVE ORDER IN DOCKET UE-230172  
REDACTED VERSION**

**WA Share Revenues from Bridgesource LLC Contract vs. Revenue in Rates 10/20 - 7/23**

Year	Estimated Revenues In Rates, WA Share (Ref: Fly Ash Rev in Rates)	Actual Revenues, WA Share (Ref: Actual Rev 2020- 2023 )	Difference
	(a)	(b)	(b-a)
2020 (10/20-12/20)	\$		
2021	\$		
2022	\$		
2023 (01/23-07/23)	\$		
<b>Total</b>	\$		

Percent Excess



Estimated Fly Ash Revenues in Rates

Test Year UE-191024: Jul 18- Jun19

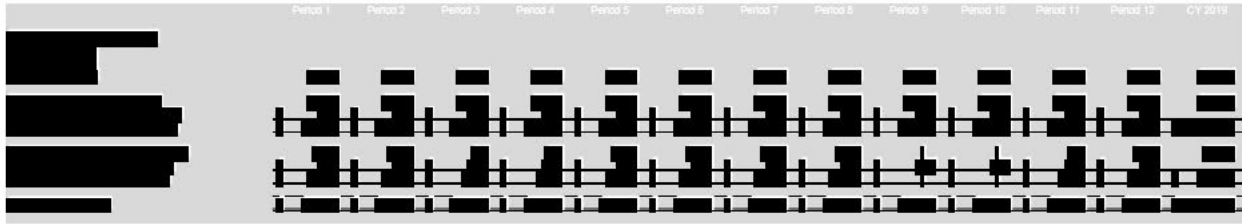
Minimum Base Revenue Total by Month October 1, 2020, through July 31, 2023

Month	Minimum Base Revenue by Month (Ref: page 41, Exh. AMT-20)	PacifiCorp Share
June	\$	\$
Jul	\$	\$
Aug	\$	\$
Sep	\$	\$
Oct	\$	\$
Nov	\$	\$
Dec	\$	\$
	Total	\$

Total Actual Rev Jan 19- Jun 19 \$ Ref-Actual Rev 2019,020  
 Total revenue estimated to be in rates, Company Basis \$

TOTAL COMPANY	FACTOR	FACTOR %	WASH NGTON ALLOCATED
	JBG	22.163%	

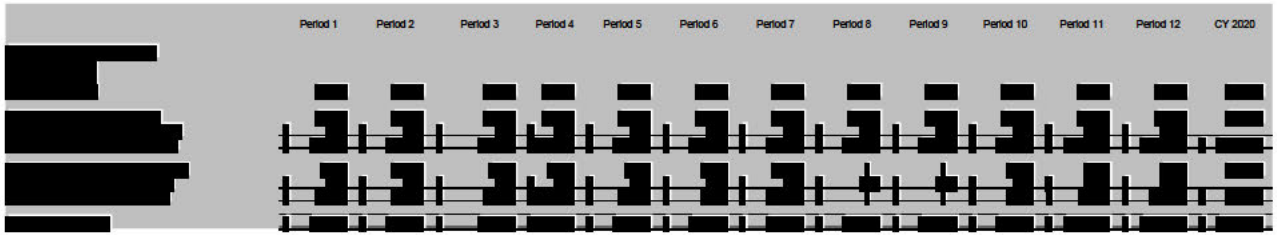
Jim Bridger Fly Ash Revenue Actual CY 2019



Total Rev Jan 19-Jun 19

5 [Redacted]

Jim Bridger Fly Ash Revenue Actual CY 2020

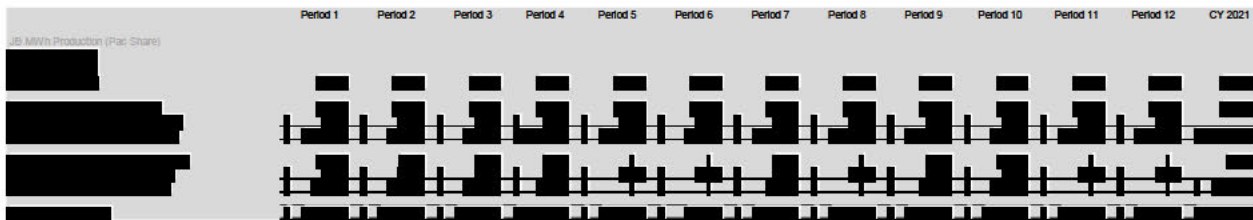


WA Share

Total since contract effective date-11/01/2020 [REDACTED]

TOTAL COMPANY	FACTOR	FACTOR %	WASHINGTON ALLOCATED
[REDACTED]	JBG	22.163%	[REDACTED]

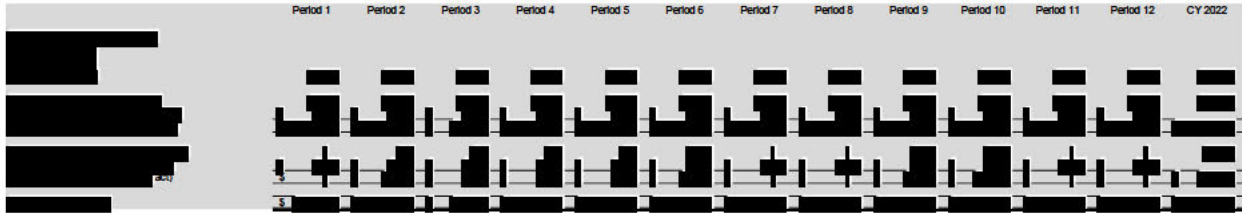
Jim Bridger Fly Ash Revenue Actual CY 2021



WA Share

TOTAL COMPANY	FACTOR	FACTOR %	WASHINGTON ALLOCATED
[REDACTED]	JBG	22.163%	[REDACTED]

Jim Bridger Fly Ash Revenue Actual CY 2022



WA Share

TOTAL COMPANY	FACTOR	FACTOR %	WASHINGTON ALLOCATED
[REDACTED]	JBG	22.163%	[REDACTED]

Jim Bridger Fly Ash Revenue Actual CY 2023 to date

	Period 1	Period 2	Period 3	Period 4	Period 5	Period 6	Period 7	Period 8	Period 9	Period 10	Period 11	Period 12	CY 2023
[REDACTED]	[REDACTED]	[REDACTED]	[REDACTED]	[REDACTED]	[REDACTED]	[REDACTED]	[REDACTED]	[REDACTED]	[REDACTED]	[REDACTED]	[REDACTED]	[REDACTED]	[REDACTED]
[REDACTED]	[REDACTED]	[REDACTED]	[REDACTED]	[REDACTED]	[REDACTED]	[REDACTED]	[REDACTED]	[REDACTED]	[REDACTED]	[REDACTED]	[REDACTED]	[REDACTED]	[REDACTED]
[REDACTED]	[REDACTED]	[REDACTED]	[REDACTED]	[REDACTED]	[REDACTED]	[REDACTED]	[REDACTED]	[REDACTED]	[REDACTED]	[REDACTED]	[REDACTED]	[REDACTED]	[REDACTED]
[REDACTED]	[REDACTED]	[REDACTED]	[REDACTED]	[REDACTED]	[REDACTED]	[REDACTED]	[REDACTED]	[REDACTED]	[REDACTED]	[REDACTED]	[REDACTED]	[REDACTED]	[REDACTED]

WA Share

TOTAL COMPANY	FACTOR	FACTOR %	WASHINGTON ALLOCATED
[REDACTED]	JBG	22.163%	[REDACTED]