







Torre Refuse & Recycling, LLC
 Calculation of Pro Forma Wage Increase
 Docket TG-170378


Confidential per WAC 480-07-160
Redacted Version

Row Labels	Test Year Wages		Total	% Incr	PF Incr	PF Wages	Regulated %
	Before 2/1/17	After 2/1/17					
300							
Rolloff Drivers							
Rolloff Total	77,788	19,135	96,924		1,670	98,593	100%
Dispatch							
Dispatch Total	35,528	8,677	44,205	2.02%	718	44,923	26%
G&A Wages							
G&A Wage Total	607,978	85,945	693,923	7.85%	47,525	741,656	19%
Customer Service							
OFFICE Total	130,814	44,551	175,364	3.89%	5,093	180,457	32%
Route Drivers							




Route Drivers:	293,511	82,855	376,366	2.45%	7,204	383,570	88%
----------------	---------	--------	---------	-------	-------	---------	-----

Mechanics



Mechanics Total	271,866	68,069	339,934	2.07%	5,617	345,551	26%
-----------------	---------	--------	---------	-------	-------	---------	-----

General Mgr



General Mgr Total	131,589	16,401	147,990	2.15%	2,827	150,817	19.38%
-------------------	---------	--------	---------	-------	-------	---------	--------

PF Wage Adj	PF Tax Adj
----------------	---------------

<u>1,670</u>	<u>128</u>
--------------	------------

<u>185</u>	<u>14</u>
------------	-----------

<u>9,212</u>	<u>705</u>
--------------	------------

<u>1,612</u>	<u>123</u>
--------------	------------

6,340	485
-------	-----

1,449	111
-------	-----

548	42
-----	----
