



	Aug-22	Sep-22	Oct-22	Nov-22	Dec-22	Jan-23
98501 Days - Weekdays	23	22	21	22	22	22




	Aug-22	Sep-22	Oct-22	Nov-22	Dec-22	Jan-23
98501 Days - Weekdays	23	22	21	22	22	22




	Aug-22	Sep-22	Oct-22	Nov-22	Dec-22	Jan-23
98501 Days - Weekdays	23	22	21	22	22	22




	Aug-22	Sep-22	Oct-22	Nov-22	Dec-22	Jan-23
98501 Days - Weekdays	23	22	21	22	22	22




	Aug-22	Sep-22	Oct-22	Nov-22	Dec-22	Jan-23
98501 Days - Weekdays	23	22	21	22	22	22



	Feb-23	Mar-23	Apr-23	May-23	Jun-23	Jul-23
98501 Days - Weekdays	20	23	20	23	22	21




	Feb-23	Mar-23	Apr-23	May-23	Jun-23	Jul-23
98501 Days - Weekdays	20	23	20	23	22	21



	Feb-23	Mar-23	Apr-23	May-23	Jun-23	Jul-23
98501 Days - Weekdays	20	23	20	23	22	21



	Feb-23	Mar-23	Apr-23	May-23	Jun-23	Jul-23
98501 Days - Weekdays	20	23	20	23	22	21




	Feb-23	Mar-23	Apr-23	May-23	Jun-23	Jul-23
98501 Days - Weekdays	20	23	20	23	22	21
<i>Check</i>						









		Total	
98501	Days - Weekdays	261	0%
			8%
			(3%)
			(3%)
			(3%)
			(3%)
			(3%)
			(3%)
			(3%)
			(3%)
			0

Olympic Disposal Districts (2112)

Exh. JW-3R

For the Year Ended 7/31/2023

Total Company P&L Recast into Rate Review Rate Codes

1	2	3	4	5	6	7	8	9	10
								598377	
								556,002	

USU A #	GL Code	Description	Allocator	Per IS - AS Booked	Restating Adjustments	Pro forma Adjustme	Adjusted IS for UTC	Clallam (UTC)	Jefferson (UTC)
------------	---------	-------------	-----------	-----------------------	--------------------------	-----------------------	------------------------	---------------	-----------------

[Redacted Content]									
--------------------	--	--	--	--	--	--	--	--	--



Olympic Disposal Districts (2112)

Exh. JW-3R

For the Year Ended 7/31/2023

Total Company P&L Recast into Rate Review Rate Codes

1	2	3	4	5	6	7	8	9	10
								598377	
								556,002	

USU A #	GL Code	Description	Allocator	Per IS - AS Booked	Restating Adjustments	Pro forma Adjustme	Adjusted IS for UTC	Clallam (UTC)	Jefferson (UTC)
------------	---------	-------------	-----------	-----------------------	--------------------------	-----------------------	------------------------	---------------	-----------------

--	--	--	--	--	--	--	--	--	--

Olympic Disposal Districts (2112)

Exh. JW-3R

For the Year Ended 7/31/2023

Total Company P&L Recast into Rate Review Rate Codes

1	2	3	4	5	6	7	8	9	10
								598377	
								556,002	

USU A #	GL Code	Description	Allocator	Per IS - AS Booked	Restating Adjustments	Pro forma Adjustme	Adjusted IS for UTC	Clallam (UTC)	Jefferson (UTC)
------------	---------	-------------	-----------	-----------------------	--------------------------	-----------------------	------------------------	---------------	-----------------

[Redacted Content]									
--------------------	--	--	--	--	--	--	--	--	--

Olympic Disposal Districts (2112)

Exh. JW-3R

For the Year Ended 7/31/2023

Total Company P&L Recast into Rate Review Rate Codes

1	2	3	4	5	6	7	8	9	10
								598377	
								556,002	

USU A #	GL Code	Description	Allocator	Per IS - AS Booked	Restating Adjustments	Pro forma Adjustme	Adjusted IS for UTC	Clallam (UTC)	Jefferson (UTC)
------------	---------	-------------	-----------	-----------------------	--------------------------	-----------------------	------------------------	---------------	-----------------

[Redacted Content]									
--------------------	--	--	--	--	--	--	--	--	--

Olympic Disposal Districts (2112)

Exh. JW-3R

For the Year Ended 7/31/2023

Total Company P&L Recast into Rate Review Rate Codes

1	2	3	4	5	6	7	8	9	10
								598377	
								556,002	

USU A #	GL Code	Description	Allocator	Per IS - AS Booked	Restating Adjustments	Pro forma Adjustme	Adjusted IS for UTC	Clallam (UTC)	Jefferson (UTC)
------------	---------	-------------	-----------	-----------------------	--------------------------	-----------------------	------------------------	---------------	-----------------

[Redacted Content]									
--------------------	--	--	--	--	--	--	--	--	--

Olympic Disposal Districts (2112)

Exh. JW-3R

For the Year Ended 7/31/2023

Total Company P&L Recast into Rate Review Rate Codes

1	2	3	4	5	6	7	8	9	10
								598377	
								556,002	

USU A #	GL Code	Description	Allocator	Per IS - AS Booked	Restating Adjustments	Pro forma Adjustme	Adjusted IS for UTC	Clallam (UTC)	Jefferson (UTC)
[Redacted Content]									

For the Year Ended 7/31/2023

Total Company P&L Recast into Rate Review Rate Codes

1 2 3 11 12 13 14

GL Code	Description	Allocator	Mini Long Hauls (UTC)	Non-Regulated	Total Allocated
[Redacted Table Content]					

For the Year Ended 7/31/2023

Total Company P&L Recast into Rate Review Rate Codes

1 2 3 11 12 13 14

GL Code	Description	Allocator	Mini Long Hauls (UTC)	Non-Regulated	Total Allocated
[Redacted Content]					

For the Year Ended 7/31/2023

Total Company P&L Recast into Rate Review Rate Codes

1 2 3 11 12 13 14

GL Code	Description	Allocator	Mini Long Hauls (UTC)	Non-Regulated	Total Allocated
[Redacted Content]					



For the Year Ended 7/31/2023

Total Company P&L Recast into Rate Review Rate Codes

1 2 3 11 12 13 14

GL Code	Description	Allocator	Mini Long Hauls (UTC)	Non-Regulated	Total Allocated
[Redacted Content]					

For the Year Ended 7/31/2023

Total Company P&L Recast into Rate Review Rate Codes

1 2 3 11 12 13 14

GL Code	Description	Allocator	Mini Long Hauls (UTC)	Non-Regulated	Total Allocated
[Redacted Content]					

For the Year Ended 7/31/2023

Total Company P&L Recast into Rate Review Rate Codes

1 2 3 11 12 13 14

GL Code	Description	Allocator	Mini Long Hauls (UTC)	Non-Regulated	Total Allocated
[Redacted Table Content]					

For the Year Ended 7/31/2023

Total Company P&L Recast into Rate Review Rate Codes

1 2 3 15

GL Code	Description	Allocator	Check
[Redacted Content]			

For the Year Ended 7/31/2023

Total Company P&L Recast into Rate Review Rate Codes

1 2 3 15

GL Code	Description	Allocator	Check
[Redacted Content]			

For the Year Ended 7/31/2023

Total Company P&L Recast into Rate Review Rate Codes

1 2 3 15

GL Code	Description	Allocator	Check
[Redacted Content]			

For the Year Ended 7/31/2023

Total Company P&L Recast into Rate Review Rate Codes

1 2 3 15

GL Code	Description	Allocator	Check
[Redacted Content]			

For the Year Ended 7/31/2023

Total Company P&L Recast into Rate Review Rate Codes

1 2 3 15

GL Code	Description	Allocator	Check
[Redacted Content]			



For the Year Ended 7/31/2023

Total Company P&L Recast into Rate Review Rate Codes


1 2 3 15


GL Code	Description	Allocator	Check
[Redacted Content]			


Abbreviations		MSW	Recycling
Driver Hours	DH		
Revenue	REV		
Customers	CUST		
	BILLED CUST		
Actual	ACT		




USOA #	GL Code	Description	Allocator	Total Clallam Regulated	MSW	Recycling	Check
[Redacted]							













Abbreviations		
	MSW	Recycling
Driver Hours DH		
Revenue REV		
Customers CUST		
BILLED CUST		


USOA #	GL Code	Description	Allocator	Total Clallam Regulated	MSW	Recycling	Check
--------	---------	-------------	-----------	-------------------------	-----	-----------	-------


[Redacted Content]							
--------------------	--	--	--	--	--	--	--
























Reconcile Revenue to Detailed Billing Records and Determine Regulated vs. Non-Regulated Breakout



Calculation of Actual Long Haul TV Expense



Corporate OH Adjustment:            2112





Employee Free Service - Reduction in disposal expense



Adjust WUTC Fee to Actual



Supervisor Allocation to MRF



MRF Fuel Allocation



[Redacted]



[Redacted]

[Redacted]

[Redacted]

[Redacted]







**Customer Notification:**

Residential	15,489	0.66	\$	10,223
Commercial	1,878	0.66	\$	1,239
Roll-off	117	0.66	\$	78
<i>check</i>	-		\$	11,540

Amortize over 24-months

\$5,770 (C)







business/prices.htm

USPS.COM® **Quick Tools** Send Receive Shop Business International Help

English Locations Support Informed Delivery

### Mailing & Shipping Prices

You can check out the starting prices for many of our domestic and international mailing and shipping options below or visit the Postal Explorer® website to review the full [USPS® Price List](#).

Not sure which mailing service you need? [Compare Our Services](#).

**Save with Online Shipping:** With the new, [enhanced Click-N-Ship® service](#), domestic shippers get lower Commercial Rates on many services.



### Cost of First-Class™ Stamps

#### Letter Stamps

Standard-sized, rectangular envelopes  
From **\$0.66**  
  
Square, Oversized, or Unusual Envelopes  
From **\$1.06**

#### Postcard Stamps


Standard-sized, rectangular postcards  
From **\$0.51**


#### Global Forever® (International)


Standard-sized, rectangular envelopes  
From **\$1.50**



Line of Business	Clallam (UTC)	Jefferson (UTC)	Mill Long Hauls (UTC)	Non-Reg Cities	Total
[Redacted Content]					







Service Code	Service Code Description	Tariff Rate Monthly Rate	Tariff Page	Total Revenue		Average Customer
<b>RESIDENTIAL SERVICES</b>						
<b>RESIDENTIAL GARBAGE</b>						
20RW1	1-20 GAL CART WEEKLY SVC	\$18.24	21.0	3,493	32000	16
32RE1	1-32 GAL CAN-EOW SVC	\$13.82	21.0	1,085	32000	7
32RW1	1-32 GAL CAN-WEEKLY SVC	\$23.61	21.0	266	32000	1
32RW2	2-32 GAL CANS-WEEKLY SVC	\$34.95	21.0	1,153	32000	3
35RW1	1-35 GAL CART WEEKLY SVC	\$25.77	21.0	405,464	32000	1,311
96RW1	1-96 GAL CART WEEKLY SVC	\$43.23	21.0	131,484	32000	253
CARRYRE	CARRYOUT PER CAN-EOW	\$1.65	19.0	20	32001	1
CARRYRW	CARRYOUT PER CAN-WKLY	\$1.65	19.0	59	32001	3
EXTRAR	EXTRA CAN/BAGS	\$7.75	21A	11,594	32001	125
OFOWR	OVERFILL/OVERWEIGHT CHG	\$7.30	16.0	2,073	32001	26
RDEL CART	RE-DELIVERY FEE-CART	\$20.51	15.0	3,302	32000	13
RESTART	SERVICE RESTART FEE	\$10.25	15.0	1,620	32000	13
TRIPRCANS	RETURN TRIP CHARGE - CANS	\$6.17	17.0	123	32001	2
60RW1	1-60 GAL CART WEEKLY SVC	\$33.19	21.0	336,471	32000	845
35RE1	1-35 GAL CART EOW SVC	\$15.18	21.0	146,963	32000	807
35RM1	1-35 GAL MONTHLY	\$9.53	21.0	12,989	32000	114
60RE1	1-60GAL CART EOW SVC	\$18.48	21.0	193,021	32000	870
60RE2	2-60 GAL CARTS EOW SVC	\$36.96	21.0	1,331	32000	3
60RM1	1-60 GAL CART MONTHLY SVC	\$12.49	21.0	6,732	32000	45
60RW2	2-60 GAL CARTS WEEKLY SVC	\$66.38	21.0	3,750	32000	5
96RE1	1-96 GAL EOW	\$24.44	21.0	56,579	32000	193
96RM1	1-96 GAL MONTHLY	\$16.33	21.0	1,927	32000	10
DRVNRE1	DRIVE IN UP TO 250-EOW	\$5.39	19.0	388	32000	6
DRVNRE2	DRIVE IN OVER 250-EOW	\$5.39	19.0	129	32000	2
DRVNRW1	DRIVE IN UP TO 250	\$5.39	19.0	162	32000	3
RCARRYOUT 5-25	RESI CARRYOUT FEE 5-25 FT	\$1.65	19.0	97	32000	5
RCARRYOUT OVER 25	RESI CARRYOUT FEE 25+ FT	\$2.48	19.0	29	32000	1
SP35-RES	SPECIAL PICKUP 35GL RES	\$8.40	21A	680	32001	7
SP60-RES	SPECIAL PICKUP 60GL RES	\$8.40	21A	798	32001	8
SP96-RES	SPECIAL PICKUP 96GL RES	\$8.40	21A	252	32001	3
32RM1	1-32 GAL CAN-MONTHLY SVC	\$8.40	21A	151	32000	2
RGATE	RESI GATE CHARGE	\$2.53	19.0	25	32001	1
ROLLE-RESI	ROLLOUT RESI EOW UP TO 25	\$1.21	31.0	220	32001	15
ROLLM-RESI	ROLLOUT RESI MTHLY UP TO 25 FT	\$0.56	31.0	11	32001	2
ROLLW-RESI	Rollout 25ft/can per pick up	\$2.43	31.0	6	32001	4
OC-RES	ON CALL SERVICE - RES	\$8.40	21A	126	32000	1
<b>TOTAL RESIDENTIAL GARBAGE</b>				<b>\$1,324,573.60</b>		<b>4,484</b>
<b>RESIDENTIAL RECYCLING</b>						
recyonlypre	RECYCLE SERVICE ONLY	\$10.87	21.0	1,440	32100	11
recyrpre	RECYCLE PROGRAM WITH MSW	\$9.54	21.0	89,232	32100	779
<b>TOTAL RESIDENTIAL RECYCLING</b>				<b>\$90,672.64</b>		<b>790</b>
<b>COMMERCIAL SERVICES</b>						
<b>COMMERCIAL GARBAGE</b>						
CTIME	COMMERCIAL TIME CHARGE	\$58.06	29.0	32	33010	1
DEL1.5TEMP-COM	DELIVERY FEE 1.5YD TEMP	\$31.65	35.0	32	33010	1
DEL2TEMP-COM	DELIVERY FEE 2YD TEMP	\$42.85	35.0	1,543	33010	3
F2YD1W	2YD CONT 1X WEEKLY	\$195.89	35.0	33,791	33010	14
F2YDEOW	2YD CONT EVERY OTHER WK	\$98.17	35.0	11,142	33010	9
F4YD1W	4YD CONT 1X WEEKLY SVC	\$350.73	36.0	91,716	33010	22
F6YD1W	6YD CONT 1X WEEKLY SVC	\$529.39	35.0	25,411	33010	4
F1.5YD1W	1.5YD CONT 1X WEEKLY	\$140.12	35.0	3,923	33010	2
F1.5YDEOW	1.5YD CONT EVERY OTHER WK	\$70.22	35.0	2,036	33010	2
F1YD1M	1YD CONT 1X MONTH SVC	\$23.08	35.0	1,154	33010	4
F1YD1W	1YD CONT 1X WEEKLY	\$99.94	35.0	5,522	33010	5
F1YDEOW	1YD CONT EVERY OTHER WK	\$50.08	35.0	6,586	33010	11
F2YD2W	2YD CONT 2X WEEKLY	\$391.78	35.0	40,500	33010	9
F3YD1W	3YD CONT 1X WEEKLY SVC	\$257.12	35.0	26,933	33010	9
F3YDEOW	3YD CONT EOW SVC	\$128.85	35.0	1,933	33010	1
F4YDEOW	4YD CONT EOW SVC	\$175.77	36.0	6,152	33010	3
SP1.5-COM	SPECIAL PICKUP 1.5YD	\$35.36	35.0	354	33010	1
SP2-COM	SPECIAL PICKUP 2YD	\$50.24	35.0	1,306	33010	3
DEL1TEMP-COM	DELIVERY FEE 1YD TEMP	\$24.07	35.0	48	33010	1
SP1-COM	SPECIAL PICKUP 1YD	\$26.08	35.0	1,200	33010	5
F2YDEXCO	CUST OWN 2YD EXTRA PU	\$50.24	36.0	5,024	33011	14
F2YD1WCO	CUST OWN 2YD 1X WK	\$195.89	36.0	1,665	33010	2
CEXYD	CMML EXTRA YARDAGE	\$27.87	35.0	9,324	33011	28
CLOCKWKLY	LOCK CHARGE-CONTAINER WKL	\$4.85	35.0	1,553	33011	27
R1.5YD1W	1.5YD CONT 1xWEEKLY SVC	\$140.12	35.0	64,665	33010	38
R1.5YD2W	1.5YD CONT 2xWEEKLY SVC	\$280.24	35.0	3,363	33010	1
R1.5YDEX	1.5YD CONTAINER EXTRA PU	\$35.36	35.0	35	33011	1
R1.5YDRENTM	1.5YD CONTAINER RENT-MTH	\$6.75	35.0	1,275	33010	18
R1.5YDRENTTD	1.5 YD TEMP CONT RENT DAI	\$0.77	35.0	155	33010	29

R1.5YDTPU	1.5YD TEMP CONTAINER PU	\$36.62	35.0	183	33010	1
R1YD1W	1YD CONT 1xWEEKLY SVC	\$99.94	35.0	98,816	33010	82
R1YD2W	1YD CONT 2xWEEKLY SVC	\$199.87	35.0	16,789	33010	7
R1YDEX	1YD CONTAINER EXTRA PU	\$26.08	35.0	52	33011	1
R1YDRENTM	1YD CONTAINER RENT-MTHLY	\$5.06	35.0	1,606	33010	26
R2YD1W	2YD CONT 1xWEEKLY SVC	\$195.89	36.0	287,811	33010	122
R2YD2W	2YD CONT 2xWEEKLY SVC	\$391.78	36.0	82,470	33010	18
R2YDEX	2YD CONTAINER EXTRA PU	\$50.24	35.0	100	33011	1
R2YDRENTM	2YD CONTAINER RENT-MTHLY	\$9.02	35.0	2,925	33010	27
R2YDTPU	2YD TEMP CONTAINER PU	\$51.57	35.0	6,756	33010	11
RDELTO8	REDELIVERY FEE UP TO 8YDS	\$30.85	15.0	524	33010	2
CLOCKEOW	LOCK CHARGE - CONT EOW	\$2.43	36.0	609	33011	21
96CW1	1-96 GL CART WEEKLY SVC	\$44.77	35.5	7,499	33010	14
CGATE	GATE CHARGE	\$4.85	36.0	662	33011	11
35CW1	1-35 GAL CAN WEEKLY SVC	\$26.89	35.5	14,863	33010	46
60CW1	1-60 GAL CART CMMML WKLY	\$34.21	35.5	2,249	33010	5
CGATEEOW	GATE CHARGE EOW	\$2.43	36.0	117	33010	4
R1.5YDEOW	1.5YD CONT EOW SVC	\$70.22	35.0	30,124	33010	36
R1YD1M	1YD CONTAINER 1X A MONTH	\$23.08	35.0	6,647	33010	24
R1YDEOW	1YD CONT EOW SVC	\$50.08	35.0	115,985	33010	193
R2YD1M	2YD CONT 1X MONTH SVC	\$45.24	35.0	14,793	33010	27
R2YDEOW	2YD CONT EOW SVC	\$98.17	35.0	76,131	33010	65
CTRIIP	RETURN TRIP CHARGE - CONT	\$9.91	17.0	50	33011	1
R2YDRENTTD	2 YD TEMP CONT RENT DAILY	\$0.82	35.0	1,859	33010	189
R1.5YD1M	1.5YD CONT 1X MONTH SVC	\$32.36	35.0	7,216	33010	19
R1YDRENTTD	1YD TEMP CONT RENT DAILY	\$0.56	35.0	87	33010	22
ROLLOUTC	ROLL OUT	\$1.12	31.0	9	33011	1
R1YDRENTT	1YD TEMP CONT RENT	\$5.60	35.0	67	33010	1
ADDTLPACK25	OVER 25FT ROLLOUT FOR CONTAINERS	\$0.16	31.0	76	33011	39
CEX	EXTRA CANS	\$7.65	36.0	237	33011	8
RDELOVER8	REDELIVERY FEE OVER 8YDS	\$61.55	15.0	62	33010	
R1YDTPU	1YD TEMP CONT PU	\$26.09	35.0	52	33010	1
ADDTLPACKA25	OVER 25FT ROLLOUT FOR AUTO CARTS	\$0.11	35.0	57	33011	43
<b>TOTAL COMMERCIAL GARBAGE</b>				<b>\$1,125,853.79</b>		<b>809</b>

Containers

<b>DROP BOX SERVICES</b>		<b>DROP BOX SERVICES</b>				
<b>DROP BOX HAULS/RENTAL</b>	<b>DROP BOX HAULS/RENTAL</b>					
CONNECTFEE	CONNECT/DISCONNECT	\$6.02	42.0	205	31010	3
CPHAUL15	15YD COMPACTOR-HAUL	\$113.82	42.0	114	31000	0
CPHAUL30	30YD COMPACTOR-HAUL	\$206.82	42.0	7,032	31000	1
RODEL	ROLL OFF-DELIVERY	\$166.66	39.0	14,999	31010	8
ROHAUL20	20YD ROLL OFF-HAUL	\$106.78	39.0	13,454	31000	11
ROHAUL20T	20YD ROLL OFF TEMP HAUL	\$153.33	39.0	13,953	31000	8
ROHAUL30	30YD ROLL OFF-HAUL	\$113.41	39.0	26,878	31000	20
ROHAUL30T	30YD ROLL OFF TEMP HAUL	\$242.07	39.0	17,671	31000	6
ROMILE	ROLL OFF-MILEAGE	\$3.84	39.0	10,956	31010	238
RORELOCATE	ROLL OFF RELOCATE	\$122.34	17.0	245	31010	0
RORENT20D	20YD ROLL OFF-DAILY RENT	\$9.60	39.0	19,094	31002	6
RORENT20M	20YD ROLL OFF-MNTHLY RENT	\$78.65	39.0	5,979	31002	6
RORENT30D	30YD ROLL OFF-DAILY RENT	\$16.00	39.0	26,736	31002	5
RORENT30M	30YD ROLL OFF-MNTHLY RENT	\$81.90	39.0	9,581	31002	10
ROWAIT	TIME/STANDBY CHARGE	\$80.72	29.0	161	31010	0
ROHAUL30CO	30YD CUST OWNED R/O HAUL	\$114.97	40.0	805	31000	1
ROHAUL40	40YD ROLL OFF-HAUL	\$131.42	39.0	13,668	31000	9
RORENT40M	40YD ROLL OFF-MNTHLY RENT	\$81.90	39.0	983	31002	1
				<b>\$182,513.80</b>		<b>28</b>

<b>PASSTHROUGH DISPOSAL</b>	<b>PASSTHROUGH DISPOSAL</b>					
DISP	DISPOSAL FEE PER TON	\$157.27	34.0	241,258	31005	
<b>TOTAL PASSTHROUGH DISPOSAL</b>				<b>\$ 241,258.33</b>		

<b>Service Charges</b>	<b>Service Charges</b>					
FINCHG	LATE FEE	\$1.00	8.0	2,720	38000	
<b>TOTAL SERVICE CHARGES</b>				<b>\$2,720.33</b>		<b>6112</b>

<b>Service Charges</b>	<b>Mill Haul</b>					
ROWKND	WEEKEND/HOLIDAY RO SVC	\$250.70	16.0	4,638	31020	
ROMILL - W		\$2,334.24	16.0	107,375	31020	
ROMILL-C		\$1,731.88	16.0	1,030,835	31020	
				<b>1,142,848</b>		
<b>TOTAL REVENUE</b>				<b>\$4,110,440.63</b>		

Dump Fee Price effective 10.1.2023	Proposed Tariff Rate	Proposed Annual Revenue	Change in Annual Revenue	Per Price Out	
				\$	
				\$	3,483,020
18.38	\$ 21.65	\$ 4,146	\$ 653		
13.94	\$ 16.42	\$ 1,289	\$ 204		
23.85	\$ 28.09	\$ 316	\$ 50		
35.32	\$ 41.59	\$ 1,373	\$ 219		
26.04	\$ 30.66	\$ 482,468	\$ 77,004		
43.72	\$ 51.49	\$ 156,610	\$ 25,126		
1.65	\$ 1.94	\$ 23	\$ 4		
1.65	\$ 1.94	\$ 70	\$ 11		
7.81	\$ 9.20	\$ 13,761	\$ 2,167		
7.36	\$ 8.66	\$ 2,461	\$ 387		
20.51	\$ 24.16	\$ 3,889	\$ 587		
10.25	\$ 12.07	\$ 1,907	\$ 288		
6.17	\$ 7.27	\$ 145	\$ 22		
33.53	\$ 39.49	\$ 400,316	\$ 63,845		
15.31	\$ 18.03	\$ 174,603	\$ 27,640		
9.59	\$ 11.29	\$ 15,395	\$ 2,405		
18.65	\$ 21.96	\$ 229,410	\$ 36,389		
37.30	\$ 43.93	\$ 1,581	\$ 251		
12.57	\$ 14.80	\$ 7,980	\$ 1,247		
67.06	\$ 78.98	\$ 4,462	\$ 712		
24.68	\$ 29.07	\$ 67,290	\$ 10,711		
16.44	\$ 19.36	\$ 2,285	\$ 358		
5.39	\$ 6.35	\$ 457	\$ 69		
5.39	\$ 6.35	\$ 152	\$ 23		
5.39	\$ 6.35	\$ 190	\$ 29		
1.65	\$ 1.94	\$ 114	\$ 17		
2.48	\$ 2.92	\$ 34	\$ 5		
8.46	\$ 9.96	\$ 807	\$ 127		
8.46	\$ 9.96	\$ 947	\$ 149		
8.46	\$ 9.96	\$ 299	\$ 47		
8.46	\$ 9.96	\$ 179	\$ 28		
2.53	\$ 2.98	\$ 30	\$ 4		
1.21	\$ 1.43	\$ 259	\$ 39		
0.56	\$ 0.66	\$ 13	\$ 2		
2.43	\$ 2.86	\$ 7	\$ 1		
8.40	\$ 9.89	\$ 148	\$ 22		
		<b>\$1,575,416</b>	<b>\$250,842</b>		18.94%
10.87	\$ 12.80	\$ 1,696	\$ 256		
9.54	\$ 11.24	\$ 105,093	\$ 15,861		
-	\$ -	\$ -	\$ -		
		<b>\$106,789</b>	<b>\$16,117</b>		17.77%
58.06	\$ 68.38	\$ 38	\$ 6		
31.65	\$ 37.28	\$ 37	\$ 6		
42.85	\$ 50.47	\$ 1,817	\$ 274		
198.23	\$ 233.46	\$ 40,272	\$ 6,481		
99.34	\$ 117.00	\$ 13,280	\$ 2,137		
355.15	\$ 418.27	\$ 109,378	\$ 17,662		
535.40	\$ 630.57	\$ 30,267	\$ 4,857		
141.94	\$ 167.17	\$ 4,681	\$ 757		
71.13	\$ 83.78	\$ 2,430	\$ 393		
23.37	\$ 27.52	\$ 1,376	\$ 222		
101.19	\$ 119.18	\$ 6,585	\$ 1,063		
50.71	\$ 59.73	\$ 7,854	\$ 1,269		
396.45	\$ 466.92	\$ 48,268	\$ 7,768		
260.54	\$ 306.85	\$ 32,142	\$ 5,209		
130.57	\$ 153.78	\$ 2,307	\$ 374		
177.98	\$ 209.62	\$ 7,337	\$ 1,185		
35.78	\$ 42.14	\$ 421	\$ 68		
50.78	\$ 59.81	\$ 1,555	\$ 249		
24.07	\$ 28.35	\$ 57	\$ 9		
26.37	\$ 31.06	\$ 1,429	\$ 229		
50.78	\$ 59.81	\$ 5,981	\$ 957		
198.23	\$ 233.46	\$ 1,984	\$ 319		
28.08	\$ 33.07	\$ 11,063	\$ 1,739		
4.85	\$ 5.71	\$ 1,829	\$ 276		
141.92	\$ 167.14	\$ 77,136	\$ 12,470		
283.83	\$ 334.28	\$ 4,011	\$ 649		
35.78	\$ 42.14	\$ 42	\$ 7		
6.75	\$ 7.95	\$ 1,501	\$ 227		
0.77	\$ 0.91	\$ 182	\$ 28		

37.04	\$ 43.62	\$	218	\$	35
101.19	\$ 119.18	\$	117,841	\$	19,025
202.39	\$ 238.36	\$	20,023	\$	3,233
26.37	\$ 31.06	\$	62	\$	10
5.06	\$ 5.96	\$	1,891	\$	285
198.22	\$ 233.45	\$	342,998	\$	55,187
396.44	\$ 466.90	\$	98,283	\$	15,813
50.78	\$ 59.80	\$	120	\$	19
9.02	\$ 10.62	\$	3,445	\$	520
52.11	\$ 61.37	\$	8,039	\$	1,284
30.85	\$ 36.33	\$	618	\$	93
2.43	\$ 2.86	\$	717	\$	108
45.25	\$ 53.29	\$	8,926	\$	1,427
4.85	\$ 5.71	\$	779	\$	118
27.15	\$ 31.97	\$	17,674	\$	2,811
34.55	\$ 40.70	\$	2,676	\$	426
2.43	\$ 2.86	\$	137	\$	21
71.13	\$ 83.78	\$	35,940	\$	5,816
23.37	\$ 27.52	\$	7,927	\$	1,280
50.71	\$ 59.73	\$	138,327	\$	22,342
45.78	\$ 53.92	\$	17,631	\$	2,837
99.34	\$ 117.00	\$	90,730	\$	14,599
9.91	\$ 11.67	\$	58	\$	9
0.82	\$ 0.97	\$	2,189	\$	330
32.78	\$ 38.61	\$	8,609	\$	1,393
0.56	\$ 0.66	\$	103	\$	16
1.12	\$ 1.32	\$	10	\$	2
5.60	\$ 6.60	\$	79	\$	12
0.16	\$ 0.19	\$	89	\$	13
7.70	\$ 9.07	\$	281	\$	44
61.55	\$ 72.49	\$	72	\$	11
26.38	\$ 31.07	\$	62	\$	10
0.11	\$ 0.13	\$	67	\$	10
0.11	\$ 0.13	\$	-	\$	-
			<b>\$1,341,882</b>	<b>\$216,028</b>	19.19%

6.02	\$ 7.09	\$	241	\$	36
113.82	\$ 134.05	\$	134	\$	20
206.82	\$ 243.58	\$	8,282	\$	1,250
166.66	\$ 196.28	\$	17,665	\$	2,666
106.78	\$ 125.76	\$	15,846	\$	2,391
153.33	\$ 180.58	\$	16,433	\$	2,480
113.41	\$ 133.57	\$	31,656	\$	4,778
242.07	\$ 285.10	\$	20,812	\$	3,141
3.84	\$ 4.52	\$	12,903	\$	1,947
122.34	\$ 144.09	\$	288	\$	43
9.60	\$ 11.31	\$	22,488	\$	3,394
78.65	\$ 92.63	\$	7,042	\$	1,063
16.00	\$ 18.84	\$	31,488	\$	4,752
81.90	\$ 96.46	\$	11,284	\$	1,703
80.72	\$ 95.07	\$	190	\$	29
114.97	\$ 135.41	\$	948	\$	143
131.42	\$ 154.78	\$	16,097	\$	2,429
81.90	\$ 96.46	\$	1,157	\$	175
		\$	-	\$	-
			<b>\$214,955</b>	<b>\$32,441</b>	17.77%

-	\$ -	\$	241,258	\$	-
			\$		-
			<b>\$241,258</b>	<b>\$0</b>	

1.00	\$ 1.00	\$	2,720	\$	-
			<b>\$2,720</b>	<b>\$0</b>	



Increase per	True-Up	Total Pl	Diff From LG
16.88%	0.90%	17.77%	9,209

DF Increase Total	Revenue Req Per LG	Difference
\$ 22,472	\$ 3,505,492	\$ 3,505,494
		\$ 1

Service Code	Service Code Description	Tariff Rate Monthly Rate	Tariff Page	Total Revenue		Average Customer
<b>RESIDENTIAL SERVICES</b>		<b>RESIDENTIAL SERVICES</b>				
<b>RESIDENTIAL GARBAGE</b>		<b>RESIDENTIAL GARBAGE</b>				
20RW1	1-20 GAL CART WEEKLY SVC	\$16.81	22	1,473	32000	7
32RE1	1-32 GAL CAN-EOW SVC	\$12.68	22	152	32000	1
35RW1	1-35 GAL CART WEEKLY SVC	\$24.35	22	439,291	32000	1,503
96RW1	1-96 GAL CART WEEKLY SVC	\$41.30	22	617,165	32000	1,245
CARRYRE	CARRYOUT PER CAN-EOW	\$0.83	19	20	32001	2
CARRYRW	CARRYOUT PER CAN-WKLY	\$1.65	19	88	32001	4
EXTRAR	EXTRA CAN/BAGS	\$6.96	22A	18,131	32001	217
OFOWR	OVERFILL/OVERWEIGHT CHG	\$6.53	16A	6,412	32001	82
RDEL CART	RE-DELIVERY FEE-CART	\$20.51	15	7,691	32000	31
RESTART	SERVICE RESTART FEE	\$10.25	15	3,741	32000	30
TRIPRCANS	RETURN TRIP CHARGE - CANS	\$6.17	17	389	32001	5
60RW1	1-60 GAL CART WEEKLY SVC	\$31.75	22	1,331,282	32000	3,494
35RE1	1-35 GAL CART EOW SVC	\$14.05	22	176,236	32000	1,045
35RM1	1-35 GAL MONTHLY	\$8.60	22	14,388	32000	139
60RE1	1-60GAL CART EOW SVC	\$18.19	22	568,165	32000	2,603
60RE2	2-60 GAL CARTS EOW SVC	\$36.38	22	1,346	32000	3
60RM1	1-60 GAL CART MONTHLY SVC	\$12.33	22	24,339	32000	165
60RW2	2-60 GAL CARTS WEEKLY SVC	\$63.50	22	11,732	32000	15
96RE1	1-96 GAL EOW	\$23.64	22	212,042	32000	747
96RM1	1-96 GAL MONTHLY	\$15.94	22	6,854	32000	36
DRVNRE1	DRIVE IN UP TO 250-EOW	\$5.39	19	1,089	32000	17
DRVNRE2	DRIVE IN OVER 250-EOW	\$5.39	19	1,523	32000	24
DRVNRM1	DRIVE IN UP TO 250-MTHLY	\$5.39	19	129	32000	2
DRVNRW1	DRIVE IN UP TO 250	\$5.39	19	1,773	32000	27
DRVNRW2	DRIVE IN OVER 250	\$5.39	19	1,748	32000	27
RCARRYOUT 5-25	RESI CARRYOUT FEE 5-25 FT	\$1.65	19	148	32000	7
RCARRYOUT OVER 25	RESI CARRYOUT FEE 25+ FT	\$0.83	19	66	32000	7
SP35-RES	SPECIAL PICKUP 35GL RES	\$8.50	22A	765	32001	8
SP60-RES	SPECIAL PICKUP 60GL RES	\$8.50	22A	2,542	32001	25
SP96-RES	SPECIAL PICKUP 96GL RES	\$8.50	22A	1,114	32001	11
RGATE	RESI GATE CHARGE	\$2.53	19	51	32001	2
ROLLE-RESI	ROLLOUT RESI EOW UP TO 25	\$1.21	31	364	32001	25
ROLLM-RESI	ROLLOUT RESI MTHLY UP TO 25 FT	\$0.56	31	44	32001	8
ROLLW-RESI	Rollout 25ft/can per pick up	\$2.43	31	301	32001	10
64RW1		\$9.54	22	(8)	32000	-
<b>TOTAL RESIDENTIAL GARBAGE</b>				<b>\$3,452,582.70</b>		<b>11,005</b>
<b>RESIDENTIAL RECYCLING</b>		<b>RESIDENTIAL RECYCLING</b>				
recyonlpyre	RECYCLE SERVICE ONLY	\$10.87	22	7,391	32100	57
recyrpre	RECYCLE PROGRAM WITH MSW	\$9.54	22	595,435	32100	5,201
<b>TOTAL RESIDENTIAL RECYCLING</b>				<b>\$602,825.61</b>		<b>5,258</b>
<b>COMMERCIAL SERVICES</b>		<b>COMMERCIAL SERVICES</b>				
<b>COMMERCIAL GARBAGE</b>		<b>COMMERCIAL GARBAGE</b>				
CTIME	COMMERCIAL TIME CHARGE	\$58.06	29	537	33010	1
CLOCK	CLOCK ON CALL	\$1.12	35.5A	144	33011	11
DEL2TEMP-COM	DELIVERY FEE 2YD TEMP	\$35.27	35A	741	33010	2
F4TC-COM	4 YD TEMP CONT PICKUP	\$77.71	35A	7,382	33010	8
F1.5YD1M	1.5YD CONT 1X MONTH SVC	\$31.00	35A	3,472	33010	9
F3YD1M	3YD CONT 1X MONTH SVC	\$56.85	35A	5,344	33010	8
F4YD2W	4YD CONT 2XWEEKLY SVC	\$672.97	35A	11,440	33010	1
F2YD1W	2YD CONT 1X WEEKLY	\$185.41	35A	220,684	33010	99
F2YDEOW	2YD CONT EVERY OTHER WK	\$92.92	35A	85,858	33010	77
F4YD1W	4YD CONT 1X WEEKLY SVC	\$336.48	35A	250,341	33010	62
F6YD1W	6YD CONT 1X WEEKLY SVC	\$470.45	35A	233,813	33010	41
F6YD2W	6YD CONT 2XWEEKLY SVC	\$940.91	35A	1,059	33010	1
F3TC-COM	3 YD TEMP CONT PICKUP	\$56.85	35A	1,251	33010	2
F1.5YD1W	1.5YD CONT 1X WEEKLY	\$134.23	35A	82,014	33010	51
F1.5YD2W	1.5YD CONT 2X WEEKLY	\$268.46	35A	436	33010	1
F1.5YDEOW	1.5YD CONT EVERY OTHER WK	\$67.27	35A	51,663	33010	64
F1YD1M	1YD CONT 1X MONTH SVC	\$21.69	35A	5,054	33010	19
F1YD1W	1YD CONT 1X WEEKLY	\$93.92	35A	157,222	33010	140
F1YDEOW	1YD CONT EVERY OTHER WK	\$47.07	35A	113,156	33010	200
F2YD1M	2YD CONT 1X MONTH SVC	\$42.82	35A	14,944	33010	29
F2YD2W	2YD CONT 2X WEEKLY	\$370.82	35A	4,450	33010	1
F3YD1W	3YD CONT 1X WEEKLY SVC	\$246.16	35A	150,364	33010	51
F3YDEOW	3YD CONT EOW SVC	\$123.36	35A	34,171	33010	23
F4YD1M	4YD CONT 1X MONTH SVC	\$77.71	35A	12,045	33010	13
F4YDEOW	4YD CONT EOW SVC	\$168.63	35A	41,736	33010	21
F6YDEOW	6YD CONT EVERY OTHER WK	\$235.77	35A	21,101	33010	7
F8YD1W	8YD CONT 1X WEEKLY	\$631.27	35A	54,763	33010	7
DEL3TEMP-COM	DELIVERY FEE 3YD TEMP	\$45.13	35A	496	33010	1
DEL4TEMP-COM	DELIVERY FEE 4YD TEMP	\$45.13	35A	1,489	33010	3
F2YDTPU	2YD TEMP CONT PU	\$40.36	35A	2,462	33010	6
SP35-COM	SPECIAL PICKUP 35GL COM	\$8.00	35.5A	16	33011	1
SP1.5-COM	SPECIAL PICKUP 1.5YD	\$34.00	35A	272	33010	2

SP2-COM	SPECIAL PICKUP 2YD	\$45.82	35A	962	33010	2
DEL1.5TEMP-COM	DELIVERY FEE 1.5YD TEMP	\$26.04	35A	104	33010	1
DEL1TEMP-COM	DELIVERY FEE 1YD TEMP	\$19.78	35A	79	33010	1
SP1-COM	SPECIAL PICKUP 1YD	\$24.69	35A	1,086	33010	4
F2YDEX	2YD CONT EXTRA P/U	\$42.82	35A	300	33011	2
F2YDEXCO	CUST OWN 2YD EXTRA PU	\$45.82	36A	229	33011	1
F1YDTPU	1YD TEMP CONT PU	\$26.71	35A	614	33010	3
F1.5YDTPU	1.5YD TEMP CONT PU	\$31.00	35A	372	33010	2
F1.5YDEX	1.5YD CONT EXTRA P/U	\$34.00	35A	102	33011	1
F1YDEX	1YD CONT EXTRA P/U	\$24.69	35A	74	33011	1
SP6-COM	SPECIAL PICKUP 6YD	\$111.65	35A	670	33010	1
F3YD2W	3YD CONT 2X WEEKLY SVC	\$492.32	35A	738	33010	0
F4YDEX	4YD CONTAINER EXTRA PU	\$80.71	35A	646	33011	2
SP3-COM	SPECIAL PICKUP 3YD	\$59.85	35A	539	33010	1
F6YDEX	6YD CONTAINER EXTRA PU	\$111.65	35A	670	33011	2
F6YD1M	6YD CONT 1X MONTH SVC	\$108.65	35A	4,889	33010	4
F3YDEX	3YD CONTAINER EXTRA PU	\$59.85	35A	120	33011	1
R6YDEX	6 YARD EXTRA	\$111.65	35A	335	33011	2
SP4-COM	SPECIAL PICKUP 4YD	\$80.71	35A	888	33010	2
F8YDEOW	8YD CONT EVERY OTHER WEEK	\$316.36	35A	1,107	33000	0
32CW1	1-32 GAL CAN WEEKLY SVC	\$22.99	36A	276	33010	1
CCARRYOUT 5-25	COMM CARRYOUT FEE 5-25 FT	\$1.65	19	40	33011	2
CXYD	CMML EXTRA YARDAGE	\$28.44	36A	2,901	33011	9
CLOCKWKLY	LOCK CHARGE-CONTAINER WKLY	\$4.85	35.5A	1,940	33011	33
R1.5YDEX	1.5YD CONTAINER EXTRA PU	\$34.00	35A	68	33011	1
R1.5YDRENTM	1.5YD CONTAINER RENT-MTH	\$6.75	35A	713	33010	9
R1YD1W	1YD CONT 1xWEEKLY SVC	\$93.92	35A	141	33010	0
R1YDEX	1YD CONTAINER EXTRA PU	\$24.69	35A	25	33011	1
R1YDRENTM	1YD CONTAINER RENT-MTHLY	\$5.06	35A	1,099	33010	18
R2YD1W	2YD CONT 1xWEEKLY SVC	\$185.41	35A	1,344	33010	1
R2YDEX	2YD CONTAINER EXTRA PU	\$45.82	35A	183	33011	1
R2YDRENTM	2YD CONTAINER RENT-MTHLY	\$9.03	35A	3,211	33010	30
R2YDTPU	2YD TEMP CONTAINER PU	\$40.36	35A	202	33010	2
R3YDRENTM	3YD CONTAINER RENT-MTHLY	\$10.12	35A	821	33010	7
R4YD1W	4YD CONT 1XWEEKLY SVC	\$336.48	35A	84	33010	0
R4YDRENTM	4YD CONTAINER RENT-MTHLY	\$11.25	35A	1,549	33010	11
R6YD1W	6YD CONT 1XWEEKLY SVC	\$470.45	35A	3,411	33010	1
RDELTO8	REDELIVERY FEE UP TO 8YDS	\$30.85	15	463	33010	2
CLOCKEOW	LOCK CHARGE - CONT EOW	\$2.43	35A	820	33011	28
96CW1	1-96 GL CART WEEKLY SVC	\$43.20	35.5A	17,173	33010	33
CGATE	GATE CHARGE	\$2.53	19	895	33011	29
35CW1	1-35 GAL CAN WEEKLY SVC	\$25.98	35.5A	3,429	33010	11
60CW1	1-60 GAL CART CMML WKLY	\$33.21	35.5A	13,392	33010	34
60CW2	2-60 GAL CAN WEEKLY SVC	\$66.42	35.5A	797	33010	1
CCARRYOUT OVER 25	COMM CARRYOUT FEE 25+ FT	\$0.83	19	40	33010	4
CGATEEOW	GATE CHARGE EOW	\$2.43	35.5A	120	33010	4
R1YDEOW	1YD CONT EOW SVC	\$47.07	35A	965	33010	2
R2YD1M	2YD CONT 1X MONTH SVC	\$42.82	35A	728	33010	2
R2YDEOW	2YD CONT EOW SVC	\$92.92	35A	46	33010	1
R4YDEOW	4 YD CONT EOW SVC	\$168.63	35A	169	33010	1
CTRIP	RETURN TRIP CHARGE - CONT	\$9.91	17	99	33011	1
R2YDRENTD	2 YD TEMP CONT RENT DAILY	\$0.82	35A	1,200	33010	122
R3YDRENTD	3 YD TEMP CONT RENT DAILY	\$0.95	35A	577	33010	51
R4YDRENTD	4 YD TEMP CONT RENT DAILY	\$1.10	35A	2,547	33010	212
R1.5YDRENTD	1.5 YD TEMP CONT RENT DAI	\$0.77	35A	438	33010	47
R1YDRENTD	1YD TEMP CONT RENT DAILY	\$0.56	35A	198	33010	32
ROLLW-COMM	ROLLOUT COMM WKLY UP TO 2	\$4.85	31	58	33011	1
ADDTLPACK25	OVER 25FT ROLLOUT FOR CONTAINERS	\$0.16	31	151	33011	78
R6YDRENTM	CONTAINER 6YD RENT MNTHLY	\$13.50	35A	284	33010	2
CEX	EXTRA CANS	\$6.51	35.5A	26	33011	4
R4YDEX	4YD CONTAINER EXTRA PU	\$80.71	35A	404	33011	2

**TOTAL COMMERCIAL GARBAGE**

**\$1,647,471.07**

**1,039**

195 

Carts
Containers

**DROP BOX SERVICES**

**DROP BOX SERVICES**

1069

**DROP BOX HAULS/RENTAL**

**DROP BOX HAULS/RENTAL**

CONNECTFEE	CONNECT/DISCONNECT	\$6.02	42	722	31010	10
CPHAUL20	20YD COMPACTOR-HAUL	\$144.80	42	13,611	31000	4
CPHAUL30	30YD COMPACTOR-HAUL	\$206.82	42	5,377	31000	1
RODEL	ROLL OFF-DELIVERY	\$166.66	42	33,499	31010	17
ROHAUL20	20YD ROLL OFF-HAUL	\$106.78	42	20,075	31000	16
ROHAUL20T	20YD ROLL OFF TEMP HAUL	\$153.33	42	24,993	31000	14
ROHAUL30	30YD ROLL OFF-HAUL	\$113.41	42	77,459	31000	57
ROHAUL30T	30YD ROLL OFF TEMP HAUL	\$242.07	42	49,140	31000	17
ROHAUL40CO	40 YD CUST OWNED HAUL	\$114.97	40	115	31000	1
ROMILE	ROLL OFF-MILEAGE	\$3.84	40	35,793	31010	777
RORELOCATE	ROLL OFF RELOCATE	\$122.34	17	367	31010	1
RORENT20D	20YD ROLL OFF-DAILY RENT	\$9.60	39	32,045	31002	9
RORENT20M	20YD ROLL OFF-MNTHLY RENT	\$78.65	39	6,919	31002	7
RORENT30D	30YD ROLL OFF-DAILY RENT	\$16.00	39	34,352	31002	6
RORENT30M	30YD ROLL OFF-MNTHLY RENT	\$81.90	39	21,295	31002	22
ROWAIT	TIME/STANDBY CHARGE	\$80.72	29	182	31010	1

**\$355,942.77**

**49**

10

**PASSTHROUGH DISPOSAL**  
DISP

**PASSTHROUGH DISPOSAL**  
DISPOSAL FEE PER TON

\$144.99 34

517,453 31005

**TOTAL PASSTHROUGH DISPOSAL**

**\$517,453.33**

**Service Charges**

**Service Charges**

\$1.00 8 3,986 38000

TOTAL SERVICE CHARGES

\$3,985.70

TOTAL REVENUE

\$6,580,261.18

17,351

205

Proposed Tariff Rate	Proposed Annual Revenue	Change in Annual Revenue
\$ 19.57	\$ 1,715	\$ 242
\$ 14.76	\$ 177	\$ 25
\$ 28.35	\$ 511,465	\$ 72,174
\$ 48.09	\$ 718,563	\$ 101,398
\$ 0.96	\$ 23	\$ 3
\$ 1.92	\$ 103	\$ 14
\$ 8.10	\$ 21,110	\$ 2,979
\$ 7.60	\$ 7,466	\$ 1,054
\$ 23.88	\$ 8,955	\$ 1,264
\$ 11.93	\$ 4,356	\$ 615
\$ 7.18	\$ 453	\$ 64
\$ 36.97	\$ 1,550,007	\$ 218,725
\$ 16.36	\$ 205,191	\$ 28,955
\$ 10.01	\$ 16,752	\$ 2,364
\$ 21.18	\$ 661,513	\$ 93,348
\$ 42.36	\$ 1,567	\$ 221
\$ 14.36	\$ 28,338	\$ 3,999
\$ 73.93	\$ 13,659	\$ 1,927
\$ 27.52	\$ 246,880	\$ 34,838
\$ 18.56	\$ 7,980	\$ 1,126
\$ 6.28	\$ 1,268	\$ 179
\$ 6.28	\$ 1,773	\$ 250
\$ 6.28	\$ 151	\$ 21
\$ 6.28	\$ 2,065	\$ 291
\$ 6.28	\$ 2,035	\$ 287
\$ 1.92	\$ 172	\$ 24
\$ 0.97	\$ 76	\$ 11
\$ 9.90	\$ 891	\$ 126
\$ 9.90	\$ 2,959	\$ 418
\$ 9.90	\$ 1,296	\$ 183
\$ 2.95	\$ 71	\$ 20
\$ 1.41	\$ 423	\$ 60
\$ 0.65	\$ 61	\$ 17
\$ 2.82	\$ 350	\$ 49
\$ 11.11	\$ -	\$ 8
<b>\$4,019,863</b>		<b>\$567,280</b>

Revenue Requirement Calc

Proposed Annual Rev
Rev Requirement - LG
Difference

\$ 12.66	\$ 8,605	\$ 1,214
\$ 11.11	\$ 693,263	\$ 97,828
<b>\$701,868</b>		<b>\$99,042</b>

\$ 67.60	\$ 834	\$ 297
\$ 1.30	\$ 168	\$ 24
\$ 41.06	\$ 1,035	\$ 294
\$ 90.48	\$ 8,595	\$ 1,213
\$ 36.09	\$ 4,042	\$ 570
\$ 66.19	\$ 6,222	\$ 878
\$ 783.54	\$ 13,320	\$ 1,880
\$ 215.87	\$ 256,942	\$ 36,258
\$ 108.19	\$ 99,964	\$ 14,106
\$ 391.76	\$ 291,471	\$ 41,130
\$ 547.74	\$ 272,228	\$ 38,415
\$ 1,095.50	\$ 7,395	\$ 6,336
\$ 66.19	\$ 1,747	\$ 497
\$ 156.28	\$ 95,489	\$ 13,475
\$ 312.57	\$ 3,047	\$ 2,611
\$ 78.32	\$ 60,151	\$ 8,488
\$ 25.25	\$ 5,884	\$ 830
\$ 109.35	\$ 183,053	\$ 25,831
\$ 54.80	\$ 131,747	\$ 18,591
\$ 49.86	\$ 17,399	\$ 2,455
\$ 431.74	\$ 5,181	\$ 731
\$ 286.60	\$ 175,069	\$ 24,704
\$ 143.63	\$ 39,785	\$ 5,614
\$ 90.48	\$ 14,024	\$ 1,979
\$ 196.34	\$ 48,593	\$ 6,857
\$ 274.51	\$ 24,568	\$ 3,467
\$ 734.99	\$ 63,760	\$ 8,997
\$ 52.54	\$ 867	\$ 371
\$ 52.54	\$ 1,892	\$ 402
\$ 46.99	\$ 3,127	\$ 665
\$ 9.31	\$ 56	\$ 40
\$ 39.59	\$ 760	\$ 488

\$	53.35	\$	1,222	\$	260
\$	30.32	\$	485	\$	381
\$	23.03	\$	368	\$	289
\$	28.75	\$	1,380	\$	293
\$	49.86	\$	1,047	\$	747
\$	53.35	\$	640	\$	411
\$	31.10	\$	954	\$	339
\$	36.09	\$	742	\$	370
\$	39.59	\$	475	\$	373
\$	28.75	\$	345	\$	271
\$	129.99	\$	1,872	\$	1,202
\$	573.21	\$	2,064	\$	1,325
\$	93.97	\$	2,255	\$	1,610
\$	69.68	\$	941	\$	402
\$	129.99	\$	3,120	\$	2,450
\$	126.50	\$	5,693	\$	803
\$	69.68	\$	836	\$	716
\$	129.99	\$	2,340	\$	2,005
\$	93.97	\$	1,772	\$	884
\$	368.34	\$	1,289	\$	182
\$	26.77	\$	321	\$	45
\$	1.92	\$	46	\$	7
\$	33.11	\$	3,377	\$	477
\$	5.65	\$	2,259	\$	319
\$	39.59	\$	475	\$	407
\$	7.86	\$	830	\$	117
\$	109.35	\$	164	\$	23
\$	28.75	\$	345	\$	320
\$	5.89	\$	1,280	\$	181
\$	215.87	\$	3,756	\$	2,412
\$	53.35	\$	854	\$	670
\$	10.51	\$	3,739	\$	528
\$	46.99	\$	940	\$	738
\$	11.78	\$	956	\$	135
\$	391.76	\$	1,175	\$	1,091
\$	13.10	\$	1,803	\$	254
\$	547.74	\$	5,957	\$	2,546
\$	35.92	\$	808	\$	345
\$	2.83	\$	955	\$	135
\$	50.30	\$	19,994	\$	2,821
\$	2.95	\$	1,042	\$	147
\$	30.25	\$	3,993	\$	563
\$	38.67	\$	15,592	\$	2,200
\$	77.33	\$	928	\$	131
\$	0.97	\$	46	\$	7
\$	2.83	\$	140	\$	20
\$	54.80	\$	1,226	\$	261
\$	49.86	\$	925	\$	197
\$	108.19	\$	649	\$	603
\$	196.34	\$	2,356	\$	2,187
\$	11.54	\$	154	\$	55
\$	0.95	\$	1,398	\$	197
\$	1.11	\$	671	\$	95
\$	1.28	\$	3,265	\$	719
\$	0.90	\$	510	\$	72
\$	0.65	\$	252	\$	54
\$	5.65	\$	68	\$	10
\$	0.19	\$	175	\$	25
\$	15.72	\$	330	\$	47
\$	7.58	\$	364	\$	338
\$	93.97	\$	1,879	\$	1,476
\$	-	\$	-	\$	-
			<b>\$1,954,253</b>	<b>\$306,782</b>	

\$	7.01	\$	841	\$	119
\$	168.59	\$	15,847	\$	2,236
\$	240.80	\$	6,261	\$	883
\$	194.04	\$	39,002	\$	5,504
\$	124.32	\$	23,373	\$	3,298
\$	178.52	\$	29,099	\$	4,106
\$	132.04	\$	90,185	\$	12,726
\$	281.84	\$	57,214	\$	8,074
\$	133.86	\$	1,606	\$	1,491
\$	4.47	\$	41,673	\$	5,881
\$	142.44	\$	1,709	\$	1,342
\$	11.18	\$	37,310	\$	5,265
\$	91.57	\$	8,055	\$	1,137
\$	18.63	\$	39,996	\$	5,644
\$	95.36	\$	24,794	\$	3,499
\$	93.98	\$	634	\$	453
\$	-	\$	-	\$	-
			<b>\$416,759</b>	<b>\$61,539</b>	

\$	-	\$	517,453	\$	-
			<b>\$517,453.33</b>	<b>\$0.00</b>	

\$ - \$ 3,986 \$ -

17,357

\$3,985.70 \$0.00

	Proposed Annual Revenue	Change in Revenue
Clallam Total	\$7,614,182.44	\$1,034,643.66
CityPA-M Total	\$521,295.48	\$68,997.68
	\$8,135,477.91	\$1,103,641.33

Total PI	Diff From LG
16.43%	(25,432)

\$	8,135,477.91
\$	8,135,477.63
\$	0.28



Service Code	Service Code Description	Tariff Rate 8/1/22 - 6/30/23	Tariff Rate 7/1/23 - 7/31/23	Tariff Page	Total Revenue	Average Customer
<b>COMMERCIAL SERVICES</b>		<b>COMMERCIAL SERVICES</b>				
<b>COMMERCIAL GARBAGE</b>		<b>COMMERCIAL GARBAGE</b>				
F2YD1W	2YD CONT 1X WEEKLY	\$185.41	\$185.41	35A	2,225 33010	1
F6YD1W	6YD CONT 1X WEEKLY SVC	\$470.45	\$470.45	36A	27,658 33010	5
F6YD2W	6YD CONT 2XWEEKLY SVC	\$940.91	\$940.91	36A	11,291 33010	1
FCP4YD1W	4 YD COMPACTOR 1X WK	\$692.84	\$692.84	38	8,432 33010	1
F3TC-COM	3 YD TEMP CONT PICKUP	\$56.85	\$56.85	35A	10,119 33010	15
F4TC-COM	4 YD TEMP CONT PICKUP	\$77.71	\$77.71	35A	4,973 33010	7
CLOCKWKLY	LOCK CHARGE-CONTAINER WKL	\$4.85	\$4.85	35A	175 33011	3
CGATE	GATE CHARGE	\$2.53	\$2.53	19	5 33011	1
R4YDRENTTD	4 YD TEMP CONT RENT DAILY	\$1.10	\$1.10	35A?	603 33010	2
<b>TOTAL COMMERCIAL GARBAGE</b>					<b>\$65,480.65</b>	<b>30</b>
<b>DROP BOX SERVICES</b>		<b>DROP BOX SERVICES</b>				
<b>DROP BOX HAULS/RENTAL</b>		<b>DROP BOX HAULS/RENTAL</b>				
CONNECTFEE	CONNECT/DISCONNECT	\$6.02	\$6.02	42	813 31010	11
CPHAUL20	20YD COMPACTOR-HAUL	\$144.80	\$144.80	42	4,489 31000	3
CPHAUL30	30YD COMPACTOR-HAUL	\$206.82	\$206.82	42	12,409 31000	3
RODEL	ROLL OFF-DELIVERY	\$166.66	\$166.66	39	6,833 31010	3
ROHAUL20	20YD ROLL OFF-HAUL	\$106.78	\$106.78	39	11,746 31000	9
ROHAUL20T	20YD ROLL OFF TEMP HAUL	\$153.33	\$153.33	39	3,987 31000	3
ROHAUL30	30YD ROLL OFF-HAUL	\$113.41	\$113.41	39	27,105 31000	20
ROHAUL30T	30YD ROLL OFF TEMP HAUL	\$242.07	\$242.07	39	16,461 31000	6
RORELOCATE	ROLL OFF RELOCATE	\$122.34	\$122.34	17	489 31010	2
RORENT20D	20YD ROLL OFF-DAILY RENT	\$9.60	\$9.60	39	6,144 31002	4
RORENT20M	20YD ROLL OFF-MNTHLY RENT	\$78.65	\$78.65	39	4,719 31002	5
RORENT30D	30YD ROLL OFF-DAILY RENT	\$16.00	\$16.00	39	14,352 31002	7
RORENT30M	30YD ROLL OFF-MNTHLY RENT	\$81.90	\$81.90	39	9,019 31002	9
ROWAIT	TIME/STANDBY CHARGE	\$80.72	\$80.72	29	121 31010	1
CPHAUL15	15YD COMPACTOR-HAUL	\$113.82	\$113.82	42	4,098 31000	2
CPHAUL25	25YD COMPACTOR-HAUL	\$167.16	\$167.16	42	1,503 31000	2
ROHAUL30CO	30YD CUST OWNED R/O HAUL	\$114.97	\$114.97	40	5,978 31000	4
<b>TOTAL PASSTHROUGH DISPOSAL</b>					<b>\$130,264.79</b>	<b>40</b>
<b>PASSTHROUGH DISPOSAL</b>		<b>PASSTHROUGH DISPOSAL</b>				
DISP	DISPOSAL FEE PER TON	\$144.99	\$144.99	34	252,841 31005	
<b>TOTAL PASSTHROUGH DISPOSAL</b>					<b>\$252,840.83</b>	
<b>Service Charges</b>		<b>Service Charges</b>				
FINCHG	LATE FEE	\$0.00	\$0.00	8	2,841 38000	
<b>TOTAL SERVICE CHARGES</b>					<b>\$2,840.51</b>	
ROMILL - W	ROLL OFF HAUL (MILL)	\$2,435.49	\$2,435.49	39	153,436 31020	1
ROMILL-C	ROLL OFF HAUL (MILL)	\$1,782.77	\$1,828.73	39	435,593 31020	1
<b>TOTAL REVENUE</b>					<b>\$1,040,456.01</b>	

2023 vs 2019 Change

	Proposed Tariff Rate	Proposed Annual	Change in Annual Revenue
\$	215.87	\$ 2,590	\$ 366
\$	547.74	\$ 32,202	\$ 4,544
\$	1,095.50	\$ 13,146	\$ 1,855
\$	806.67	\$ 9,817	\$ 1,385
\$	66.19	\$ 11,782	\$ 1,663
\$	90.48	\$ 5,791	\$ 817
\$	5.65	\$ 203	\$ 29
\$	2.95	\$ 6	\$ 1
\$	1.28	\$ 702	\$ 99
<b>Containers 30</b>		<b>\$76,239</b>	<b>\$10,758</b>
\$	7.01	\$ 946	\$ 134
\$	168.59	\$ 5,226	\$ 737
\$	240.80	\$ 14,448	\$ 2,039
\$	194.04	\$ 7,956	\$ 1,123
\$	124.32	\$ 13,676	\$ 1,930
\$	178.52	\$ 4,642	\$ 655
\$	132.04	\$ 31,558	\$ 4,453
\$	281.84	\$ 19,165	\$ 2,704
\$	142.44	\$ 570	\$ 80
\$	11.18	\$ 16,229	\$ 10,085
\$	91.57	\$ 5,495	\$ 775
\$	18.63	\$ 45,342	\$ 30,990
\$	95.36	\$ 10,500	\$ 1,482
\$	93.98	\$ 141	\$ 20
\$	132.52	\$ 4,771	\$ 673
\$	194.62	\$ 1,749	\$ 247
\$	133.86	\$ 6,961	\$ 982
\$	-	\$ -	\$ -
<b>Containers 26</b>		<b>\$189,375</b>	<b>\$58,239</b>
\$	168.81	\$ 252,841	\$ -
\$	-	\$ -	\$ -
\$	-	\$ 2,841	\$ -
		<b>\$2,841</b>	<b>\$0</b>
		<b>\$0</b>	<b>\$0</b>
<b>Total</b>		<b>\$521,295</b>	<b>\$68,998</b>

True-Up	Total PI
1.15%	16.43%

August 1, 2022 - July 31, 2023

Service Code	Service Code Description	August 1, 2022 Rate	July 1, 2023 Rate	Aug-22 Revenue	Sep-22 Revenue	Oct-22 Revenue	Nov-22 Revenue	Dec-22 Revenue	Jan-23 Revenue
ROLL OFF HAUL (MILL)	ROMILL - W	\$ 2,334.24	\$ 2,334.24	39 \$ 9,336.96	\$ -	\$ 9,336.96	\$ 11,671.20	\$ -	\$ 11,671.20
ROLL OFF HAUL (MILL)	ROMILL-C	\$ 1,688.17	\$ 1,731.88	39 \$ 121,548.24	\$ 94,537.52	\$ 64,150.46	\$ 75,967.65	\$ 54,021.44	\$ 86,096.67
CITYPA-MROMILL - W	ROMILL - W	ROLL OFF H \$ 2,435.49	\$ 2,435.49	39 \$ 19,483.92	\$ 17,048.43	\$ 9,741.96	\$ 12,177.45	\$ 2,435.49	\$ 14,612.94
CITYPA-MROMILL-C	ROMILL-C	ROLL OFF H \$ 1,782.77	\$ 1,828.73	39 \$ 105,183.43	\$ 23,176.01	\$ 32,089.86	\$ 8,913.85	\$ 24,958.78	\$ 24,958.78

Feb-23	Mar-23	Apr-23	May-23	Jun-23	Jul-23	Total
Revenue	Revenue	Revenue	Revenue	Revenue	Revenue	Revenue
\$ 21,008.16	\$ -	\$ 16,339.68	\$ 11,671.20	\$ 4,668.48	\$ 11,671.20	\$ 107,375.04
\$ 102,978.37	\$ 108,042.88	\$ 87,784.84	\$ 106,354.71	\$ 87,784.84	\$ 41,567.52	\$ 1,030,835.14
\$ 21,919.41	\$ 4,870.98	\$ 14,612.94	\$ 14,612.94	\$ 4,870.98	\$ 17,048.43	\$ 153,435.87
\$ 44,569.25	\$ 35,655.40	\$ 30,307.09	\$ 44,569.25	\$ 37,438.17	\$ 23,773.49	\$ 435,593.36

Aug-22	Sep-22	Oct-22	Nov-22	Dec-22
Customers	Customers	Customers	Customers	Customers
4	-	4	5	-
72	56	38	45	32
8	7	4	5	1
59	13	18	5	14

	Increase per LG	True-Up	Total	Diff From LG
Garbage	15.89%	-0.01%	15.87%	4,352
				0

Exh. JW-3R

Jan-23	Feb-23	Mar-23	Apr-23	May-23	Jun-23	Jul-23	Total
Customers	Customers	Customers	Customers	Customers	Customers	Customers	Customers
5	9	-	7	5	2	5	46
51	61	64	52	63	52	24	610
6	9	2	6	6	2	7	63
14	25	20	17	25	21	13	244

Proposed Tariff Rate	Proposed Annual Revenue	Change in Annual Revenue
\$ 2,704.78	\$ 124,419.96	\$ 17,044.92
\$ 1,956.15	\$ 1,193,256.21	\$ 162,421.07
\$ 2,822.10	\$ 177,792.57	\$ 24,356.70
\$ 2,119.03	\$ 517,042.35	\$ 81,448.99
	2,012,511.09	285,271.68

11/1/2023

	Current Tariff Rate	Proposed Increase	New Rate Effective 11/1/2023
<b>Item 50, Pg. 14</b>			
Returned Check Charge	20.51	3.37	23.88
<b>Item 51, Pg. 15</b>			
Restart Fees	10.25	1.68	11.93
<b>Item 52, Pg. 15</b>			
Redelivery Fees, containers	30.85	5.07	35.92
Redelivery Fees, carts	20.51	3.37	23.88
Redelivery Fees, washing, up to 8yrds	30.85	5.07	35.92
Redelivery Fees, washing, over 8yrds	61.55	10.11	71.66
<b>Item 55, Pg. 16A</b>			
Oversized Container	6.53	1.07	7.60
<b>Item 60, Pg. 16A</b>			
Overtime charge per hr:	250.70	41.19	291.89
Minimum	250.70	41.19	291.89
<b>Item 70, Pg. 17</b>			
<b>Return Trip:</b>			
Cans	6.17	1.01	7.18
Drum	6.17	1.01	7.18
Bale	6.17	1.01	7.18
Litter receptacle	6.17	1.01	7.18
Drop Box	122.34	20.10	142.44
Container	9.91	1.63	11.54
Toter - 35 Gal	6.17	1.01	7.18
Toter - 60 Gal	6.17	1.01	7.18
Toter - 90 Gal	6.17	1.01	7.18
Recycling container	6.17	1.01	7.18
<b>Item 80, pg 19</b>			
<b>Carry-Out:</b>			
Residential:			
5-25 feet	1.65	0.27	1.92
25- plus add	0.83	0.14	0.97
<b>Commercial:</b>			
5-25 feet	1.65	0.27	1.92
25- plus add	0.83	0.14	0.97
<b>Drive-in:</b>			
125-250 feet	5.39	0.89	6.28
<b>Commercial:</b>			
125-250 feet	5.39	0.89	6.28
Locking/Unlocking Gates	1.12	0.18	1.30
<b>Item 90, pg 20</b>			
Stairs - each step	0.25	0.04	0.29
Overhead Obstruction	0.97	0.16	1.13
Sunken	0.97	0.16	1.13
Locking/Unlocking Gates	1.12	0.18	1.30
<b>Item 100, Pg. 22</b>			
Mini Can	16.81	2.76	19.57
1 Can Weekly	21.93	3.60	25.53
2 Can Weekly	33.58	5.52	39.10
3 Can Weekly	46.17	7.59	53.76
4 Can Weekly	60.24	9.90	70.14

11/1/2023

	Current Tariff Rate	Proposed Increase	New Rate Effective 11/1/2023
5 Can Weekly	71.45	11.74	83.19
35 Gal Weekly	24.35	4.00	28.35
60 Gal Weekly	31.75	5.22	36.97
96 Gal Weekly	41.30	6.79	48.09
1 Can EOW	12.68	2.08	14.76
35 Gal EOW	14.05	2.31	16.36
60 Gal EOW	18.19	2.99	21.18
96 Gal EOW	23.64	3.88	27.52



11/1/2023

	Current Tariff Rate	Proposed Increase	New Rate Effective 11/1/2023
1 Can Monthly	7.50	1.23	8.73
35 Gal Monthly	8.60	1.41	10.01
60 Gal Monthly	12.33	2.03	14.36
96 Gal Monthly	15.94	2.62	18.56
<b>Recycling:</b>	9.54	1.57	11.11
EOWR	10.87	1.79	12.66
<b>Item 100, Pg. 22A</b>			
Roll Out Service	0.56	0.09	0.65
Additional 5 feet	0.11	0.02	0.13
32 Gal Extra	6.96	1.14	8.10
Mini-Can Extra	6.96	1.14	8.10
35 Gal Extra	6.96	1.14	8.10
60 Gal Extra	6.96	1.14	8.10
96 Gal Extra	6.96	1.14	8.10
Bag	6.96	1.14	8.10
On-Call	8.50	1.40	9.90
<b>Item 150, Pg. 28A</b>			
Bulky Materials	31.00	5.09	36.09
Loose Material 1-4yd	28.44	4.67	33.11
Loose Material per Yard	28.44	4.67	33.11
Loose Material Min Charge	28.44	4.67	33.11
Loose Material Carry Charge	16.50	2.71	19.21
<b>Item 160, Pg. 29</b>			
<b>Single Rear Drive Axle:</b>			
<b>Truck and Driver:</b>			
Non-packer	52.65	8.65	61.30
Packer	58.06	9.54	67.60
RO	80.72	13.26	93.98
<b>Each Extra Person:</b>			
Non-packer	30.08	4.94	35.02
Packer	30.08	4.94	35.02
RO	30.08	4.94	35.02
<b>Minimum Charge:</b>			
Non-packer	52.65	8.65	61.30
Packer	58.06	9.54	67.60
RO	80.72	13.26	93.98
<b>Tandem Rear Drive Axle:</b>			
<b>Truck and Driver:</b>			
Non-packer	58.06	9.54	67.60
Packer	58.06	9.54	67.60
RO	80.72	13.26	93.98
<b>Minimum Charge:</b>			
Non-packer	30.08	4.94	35.02
Packer	30.08	4.94	35.02
RO	30.08	4.94	35.02
<b>Minimum Charge:</b>			
Non-packer	58.06	9.54	67.60
Packer	58.06	9.54	67.60
RO	80.72	13.26	93.98
<b>Item 205, Pg. 31</b>			
<b>Roll-Out:</b>			
Container	1.12	0.18	1.30

Murrey's Disposal Co. Inc. G-09  
 dba Olympic Disposal  
 Proposed Clallam Rates Effective

11/1/2023

	Current Tariff Rate	Proposed Increase	New Rate Effective 11/1/2023
Over 25 fee	0.16	0.03	0.19
Cart, Total	0.56	0.09	0.65
Over 25 fee	0.11	0.02	0.13
<b>Item 207, Pg. 32A</b>			
Excess Weight	28.52	4.69	33.21
Overfilled Container	28.44	4.67	33.11
<b>Item 210, Pg. 33</b>			
<b>Washing:</b>			
Per yard	3.51	0.58	4.09
Minimum, 6 yard	14.04	2.31	16.35
<b>Steam Cleaning/Sanitizing:</b>			
Per yard	4.01	0.66	4.67
Minimum, 6 yard	16.04	2.64	18.68
<b>Redelivery:</b>			
Up to 8 yard	30.85	5.07	35.92
Over 8 yard	61.55	10.11	71.66
<b>Item 230, Pg. 34</b>			
City of Port Angeles	144.99		144.99
Refrigerators	153.43		153.43
Environmental Fee	20.00		20.00
<b>Item 240, Pg. 35A</b>			
<b>Permanent Container Rent:</b>			
1 yard	5.06	0.83	5.89
1.5 yard	6.75	1.11	7.86
2 yard	9.03	1.48	10.51
3 yard	10.12	1.66	11.78
4 yard	11.25	1.85	13.10
6 yard	13.50	2.22	15.72
8 yard	15.75	2.59	18.34
<b>Pickups:</b>			
1 Yard	21.69	3.56	25.25
1.5 Yard	31.00	5.09	36.09
2 Yard	42.82	7.04	49.86
3 Yard	56.85	9.34	66.19
4 Yard	77.71	12.77	90.48
6 Yard	108.65	17.85	126.50
8 Yard	145.79	23.95	169.74
<b>Special Pickups:</b>			
1 Yard - Special	24.69	4.06	28.75
1.5 Yard - Special	34.00	5.59	39.59
2 Yard - Special	45.82	7.53	53.35
3 Yard - Special	59.85	9.83	69.68
4 Yard - Special	80.71	13.26	93.97
6 Yard - Special	111.65	18.34	129.99
8 Yard - Special	148.79	24.45	173.24
<b>Temporary:</b>			
<b>Container Delivery:</b>			
1 Yard - Temp	19.78	3.25	23.03
1.5 Yard - Temp	26.04	4.28	30.32
2 Yard - Temp	35.27	5.79	41.06
3 Yard - Temp	45.13	7.41	52.54
4 Yard - Temp	45.13	7.41	52.54
<b>Pickups:</b>			

11/1/2023

	Current Tariff Rate	Proposed Increase	New Rate Effective 11/1/2023
1 yard	26.71	4.39	31.10
1.5 yard	31.00	5.09	36.09
2 yard	40.36	6.63	46.99
3 yard	56.85	9.34	66.19
4 yard	77.71	12.77	90.48
<b>Rent per Day:</b>			
1 yard	0.56	0.09	0.65
1.5 yard	0.77	0.13	0.90
2 yard	0.82	0.13	0.95
3 yard	0.95	0.16	1.11

11/1/2023

	Current Tariff Rate	Proposed Increase	New Rate Effective 11/1/2023
4 yard	1.10	0.18	1.28
<b>Rent per Month:</b>			
1 yard	5.60	0.92	6.52
1.5 yard	7.70	1.27	8.97
2 yard	8.20	1.35	9.55
3 yard	9.50	1.56	11.06
4 yard	11.00	1.81	12.81
Overfilled:	28.44	4.67	33.11
Unlocking/Unlatching:	1.12	0.18	1.30
<b>Item 240, Pg 35.5A</b>			
35 Gal	6.00	0.99	6.99
35 Gal - Temp	8.00	1.31	9.31
60 Gal	7.67	1.26	8.93
60 Gal - Temp	10.67	1.75	12.42
96 Gal	9.97	1.64	11.61
96 Gal - Temp	12.97	2.13	15.10
Extra yard	28.44	4.67	33.11
Each Additional Unit	6.51	1.07	7.58
35 Gal - Minimum	25.97	4.27	30.24

Rate Increase	17.77%
---------------	--------

	Current Tariff Rate	Proposed Increase	New 11/1/2023 Rate
<b>Item 55, Pg. 16</b>			
Oversized Container	7.36	1.31	8.67
<b>Item 60, Pg. 16</b>			
Charge Per Hour	250.70	44.56	295.26
Minimum Charge	250.70	44.56	295.26
<b>Item 100, Pg. 21</b>			
Mini Can	18.38	3.27	21.65
1 Can Weekly	23.85	4.24	28.09
2 Can Weekly	35.32	6.28	41.60
3 Can Weekly	47.62	8.46	56.08
4 Can Weekly	59.89	10.65	70.54
5 Can Weekly	72.22	12.84	85.06
35 Gal Weekly	26.04	4.63	30.67
60 Gal Weekly	33.53	5.96	39.49
96 Gal Weekly	43.72	7.77	51.49
1 Can EOW	13.94	2.48	16.42
35 Gal EOW	15.31	2.72	18.03
60 Gal EOW	18.65	3.31	21.96
96 Gal EOW	24.68	4.39	29.07
1 Can Monthly	8.46	1.50	9.96
35 Gal Monthly	9.59	1.70	11.29
60 Gal Monthly	12.57	2.23	14.80
96 Gal Monthly	16.44	2.92	19.36
<b>Recycling:</b>			
EOWR	9.54	1.70	11.24
	10.87	1.93	12.80
<b>Item 100, Pg. 21A</b>			
<b>Roll Out Service</b>			
	0.56	0.09	0.65
<b>Additional 5 feet</b>			
	0.11	0.02	0.13
32 Gal Extra	7.81	1.39	9.20
Mini-Can Extra	7.81	1.39	9.20
35 Gal Extra	7.81	1.39	9.20
60 Gal Extra	7.81	1.39	9.20
95 Gal Extra	7.81	1.39	9.20
Bag	7.81	1.39	9.20
On-Call	8.46	1.50	9.96
<b>Item 150, Pg. 28</b>			
Bulky Items	32.36	5.75	38.11 (N)
Loose Material 1-4yd	28.08	4.99	33.07
Loose Material per Yard	28.08	4.99	33.07
Loose Material Min Charge	28.08	4.99	33.07
Loose Material Carry Charge	16.50	2.93	19.43
<b>Item 207, Pg. 32</b>			
Excess Weight	27.79	4.94	32.73
Overfilled Container	28.08	4.99	33.07

Rate Increase 17.77%

	Current Tariff Rate	Proposed Increase	New 11/1/2023 Rate
<b>Item 230, Pg. 34</b>			
Jefferson County	161.20		161.20
Refrigerators	161.20		161.20
Environmental Fee	20.00		20.00
<b>Item 240, Pg. 35</b>			
1 Yard - Rent	5.06	0.90	5.96
1.5 Yard - Rent	6.75	1.20	7.95
2 Yard - Rent	9.02	1.60	10.62
3 Yard - Rent	10.12	1.80	11.92
4 Yard - Rent	11.25	2.00	13.25
6 Yard - Rent	13.50	2.40	15.90
1 Yard	23.37	4.15	27.52
1.5 Yard	32.78	5.83	38.61
2 Yard	45.78	8.14	53.92
3 Yard	60.17	10.70	70.87
4 Yard	82.02	14.58	96.60
6 Yard	123.65	21.98	145.63
1 Yard - Special	26.37	4.69	31.06
1.5 Yard - Special	35.78	6.36	42.14
2 Yard - Special	50.78	9.03	59.81
3 Yard - Special	63.17	11.23	74.40
4 Yard - Special	85.02	15.11	100.13
6 Yard - Special	129.65	23.04	152.69
1 Yard - Temp - Delivery	24.07	4.28	28.35
1.5 Yard - Temp - Delivery	31.65	5.63	37.28
2 Yard - Temp - Delivery	42.85	7.62	50.47
3 Yard - Temp - Delivery	45.13	8.02	53.15
4 Yard - Temp - Delivery	45.13	8.02	53.15
1 Yard - Temp	26.38	4.69	31.07
1.5 Yard - Temp	37.04	6.58	43.62
2 Yard - Temp	52.11	9.26	61.37
3 Yard - Temp	60.17	10.70	70.87
4 Yard - Temp	82.02	14.58	96.60
1 Yard - Temp - Rent Per Calendar Day	0.56	0.10	0.66
1.5 Yard - Temp - Rent Per Calendar Day	0.77	0.14	0.91
2 Yard - Temp - Rent Per Calendar Day	0.82	0.15	0.97
3 Yard - Temp - Rent Per Calendar Day	0.95	0.17	1.12
4 Yard - Temp - Rent Per Calendar Day	1.10	0.20	1.30
1 Yard - Temp - Rent Per Month	5.60	1.00	6.60
1.5 Yard - Temp - Rent Per Month	7.70	1.37	9.07
2 Yard - Temp - Rent Per Month	8.20	1.46	9.66
3 Yard - Temp - Rent Per Month	9.50	1.69	11.19
4 Yard - Temp - Rent Per Month	11.00	1.96	12.96
Overfilled Container	28.08	4.99	33.07
Unlocking/Latching:	1.12	0.20	1.32
<b>Item 240, Pg 35.5</b>			
35 Gal	6.27	1.11	7.38
35 Gal - Temp	9.27	1.65	10.92
60 Gal	7.98	1.42	9.40
60 Gal - Temp	10.98	1.95	12.93
96 Gal	10.45	1.86	12.31

Rate Increase 17.77%

	Current Tariff Rate	Proposed Increase	New 11/1/2023 Rate
96 Gal - Temp	13.45	2.39	15.84
Extra Yard	28.08	4.99	33.07
Additional Unit	7.70	1.37	9.07
35 Gal - Minimum	27.13	4.82	31.95
60 Gal - Minimum	34.67	6.16	40.83
96 Gal - Minimum	45.26	8.04	53.30
Unlocking/Latching:	2.52	0.45	2.97

Rate Increase 17.77%

	Current Tariff Rate	Proposed Increase	New 11/1/2023 Rate
<b>Item 245, Pg. 36</b>			
32 Gal	5.71	1.01	6.72
32 Gal - Temp	7.71	1.37	9.08
2 Yard	45.78	8.14	53.92
3 Yard	60.17	10.70	70.87
4 Yard	82.02	14.58	96.60
6 Yard	123.65	21.98	145.63
<b>Item 245, Pg. 36, Special/Temp</b>			
2 Yard	50.78	9.03	59.81
3 Yard	65.17	11.58	76.75
4 Yard	87.02	15.47	102.49
6 Yard	129.65	23.04	152.69
Over-filled Container	28.08	4.99	33.07
Extra Unit	7.70	1.37	9.07
32 Gal - Minimum	24.85	4.42	29.27
Unlocking/Latching:	2.52	0.45	2.97



Line No.	(a)	(b)	(c)	(b) + (c)	(d)	(e)	(d) + (e)	(f)
		Historical	Revenue Change	Proforma	Add: Revenue Sensitive Taxes	Revenue Requirement		
1	Operating Revenue	10,056,543	1,546,520	11,603,063	38,142	11,641,205		
2	Operating Expenses	10,645,811		10,645,811	38,142	10,683,953		
3	Operating Income	(589,268)		957,253		\$957,253		
4								
5	Interest Expense	77,908		77,908		77,908		
6	Income Tax Expense	-	184,662	184,662		184,662		
7								
8	Net Income	(667,175)		694,683		694,683		
9								
10	Operating Ratio	105.86%		91.75%		91.78%		
11								
12	<b>Revenue Requirement</b>							
13		Historical Revenue	10,056,543		Revenue Increase before taxes	1,546,520		
14		Rate Increase	1,584,662		Rev Sensitive Taxes	38,142		
15		<b>Revenue Requirement</b>	<b>11,641,205</b>		<b>Rate Increase</b>	<b>1,584,662</b>		
16			Percent Increase	<b>15.76%</b>				
17								
18	<b>Capital Structure Financing Investment</b>				<b>Financing Cost</b>			
19	Type	Percent	Amount	Cost of Capital	Weighted	Amount		
20	Equity	50.77%	2,739,117	25.36%	12.88%	694,683		
21	Debt	49.23%	2,655,662	2.93%	1.44%	77,908		
22	Total	100.00%	5,394,779		14.32%	772,590		
23								
24								
25	<b>Operating Statistics</b>		<b>Before</b>	<b>After</b>				
26			<b>Income Tax</b>	<b>Income Tax</b>				
27	Return on Investment		17.74%	14.32%				
28	Return on Equity		32.10%	25.36%				
29	Operating Ratio		91.75%	91.78%				
30	Profit Margin		8.25%	8.25%				
31	Final turnover		2.16	2.16				
32	Tax Rate		21.00%	21.00%				
33								
34								
35	<b>Revenue Sensitive Taxes Charges</b>							
36			<b>Rate</b>	<b>Taxes</b>				
37	B & O Tax		1.500%	25,900				
38	WUTC Fee		0.510%	8,806				
39	City Tax		0.000%	-				
40	Bad Debts		0.199%	3,436				
41	Revenue Sensitive		2.209%	38,142				
42								
43	Conversion Factor		89.57%					

Line No.	(a)	(b)	(b) + (c)		(e)	(d) + (e)
			Historical	Revenue Change		
1	Operating Revenue	11,824,805	1,839,275	13,664,081	45,292	13,709,373
2	Operating Expenses	12,555,801		12,555,801	45,292	12,601,093
3	Operating Income	(730,996)		1,108,280		\$1,108,280
4						
5	Interest Expense	82,083		82,083		82,083
6	Income Tax Expense	-	215,501	215,501		215,501
7						
8	Net Income	(813,078)		810,696		810,696
9						
10	Operating Ratio	106.18%		91.89%		91.92%
11						

Revenue Requirement					
	Historical Revenue	11,824,805		Revenue Increase before taxes	1,839,275
	Rate Increase	1,884,567		Rev Sensitive Taxes	45,292
	<b>Revenue Requirement</b>	<b>13,709,373</b>		<b>Rate Increase</b>	<b>1,884,567</b>
		Percent Increase	<b>15.94%</b>		

Capital Structure Financing Investment			Financing Cost		
Type	Percent	Amount	Cost of Capital	Weighted	Amount
Equity	50.77%	2,885,895	28.09%	14.26%	810,696
Debt	49.23%	2,797,969	2.93%	1.44%	82,083
Total	100.00%	5,683,864		15.71%	892,778

Operating Statistics	Before	After
	Income Tax	Income Tax
Return on Investment	19.50%	15.71%
Return on Equity	35.56%	28.09%
Operating Ratio	91.89%	91.92%
Profit Margin	8.11%	8.11%
Final turnover	2.41	2.41
Tax Rate	21.00%	21.00%

Revenue Sensitive Taxes Charges		
	Rate	Taxes
B & O Tax	1.500%	30,755
WUTC Fee	0.510%	10,457
City Tax	0.000%	-
Bad Debts	0.199%	4,081
Revenue Sensitive	2.209%	45,292
Conversion Factor	89.71%	

Line No.	(a)	(b)	(c)	(b) + (c)	(d)	(e)	(d) + (e)	(f)
		Historical	Revenue Change	Proforma	Add: Revenue Sensitive Taxes	Revenue Requirement		
1	Operating Revenue	1,768,262	274,285	2,042,547	6,635	2,049,182		
2	Operating Expenses	1,909,990		1,909,990	6,635	1,916,625		
3	Operating Income	(141,728)		132,557		\$132,557		
4								
5	Interest Expense	4,175		4,175		4,175		
6	Income Tax Expense			26,960		26,960		
7								
8	Net Income			101,422		101,422		
9								
10	Operating Ratio	108.02%		93.51%		93.53%		
11								
12	<b>Revenue Requirement</b>							
13		Historical Revenue	1,768,262		Revenue Increase before taxes	274,285		
14		Rate Increase	280,920		Rev Sensitive Taxes	6,635		
15		<b>Revenue Requirement</b>	<b>2,049,182</b>		<b>Rate Increase</b>	<b>280,920</b>		
16			Percent Increase	15.89%				
17								
18	<b>Capital Structure Financing Investment</b>				<b>Financing Cost</b>			
19	Type	Percent	Amount	Cost of Capital	Weighted	Amount		
20	Equity	50.77%	146,778	69.10%	35.08%	101,422		
21	Debt	49.23%	142,306	2.93%	1.44%	4,175		
22	Total	100.00%	289,085		36.53%	105,597		
23								
24								
25	<b>Operating Statistics</b>		<b>Before</b>	<b>After</b>				
26			<b>Income Tax</b>	<b>Income Tax</b>				
27	Return on Investment		45.85%	36.53%				
28	Return on Equity		87.47%	69.10%				
29	Operating Ratio		93.51%	93.53%				
30	Profit Margin		6.49%	6.49%				
31	Final turnover		7.09	7.09				
32	Tax Rate		21.00%	21.00%				
33								
34								
35	<b>Revenue Sensitive Taxes Charges</b>							
36			<b>Rate</b>	<b>Taxes</b>				
37	B & O Tax		1.500%	4,505				
38	WUTC Fee		0.510%	1,532				
39	City Tax		0.000%	-				
40	Bad Debts		0.199%	598				
41	Revenue Sensitive		2.209%	6,635				
42								
43	Conversion Factor		91.32%					

Line No.	(a)	(b)	(c)	(b) + (c)	(d)	(e)	(d) + (e)	(f)
		Historical	Revenue Change	Proforma	Add: Revenue Sensitive Taxes	Revenue Requirement		
1	Operating Revenue	7,057,269	1,052,266	8,109,535	25,943	8,135,478		
2	Operating Expenses	7,443,223		7,443,223	25,943	7,469,166		
3	Operating Income	(385,955)		666,312		\$666,312		
4								
5	Interest Expense	52,960		52,960		52,960		
6	Income Tax Expense			128,804		128,804		
7								
8	Net Income			484,548		484,548		
9								
10	Operating Ratio	105.47%		91.78%		91.81%		
11								
12	<b>Revenue Requirement</b>							
13		Historical Revenue	7,057,269		Revenue Increase before taxes	1,052,266		
14		Rate Increase	1,078,209		Rev Sensitive Taxes	25,943		
15		<b>Revenue Requirement</b>	<b>8,135,478</b>		<b>Rate Increase</b>	<b>1,078,209</b>		
16			Percent Increase	15.28%				
17								
18	<b>Capital Structure Financing Investment</b>				<b>Financing Cost</b>			
19	Type	Percent	Amount	Cost of Capital	Weighted	Amount		
20	Equity	50.77%	1,861,989	26.02%	13.21%	484,548		
21	Debt	49.23%	1,805,258	2.93%	1.44%	52,960		
22	Total	100.00%	3,667,247		14.66%	537,508		
23								
24								
25	<b>Operating Statistics</b>		<b>Before</b>	<b>After</b>				
26			<b>Income Tax</b>	<b>Income Tax</b>				
27	Return on Investment		18.17%	14.66%				
28	Return on Equity		32.94%	26.02%				
29	Operating Ratio		91.78%	91.81%				
30	Profit Margin		8.22%	8.22%				
31	Final turnover		2.22	2.22				
32	Tax Rate		21.00%	21.00%				
33								
34								
35	<b>Revenue Sensitive Taxes Charges</b>							
36			<b>Rate</b>	<b>Taxes</b>				
37	B & O Tax		1.500%	17,616				
38	WUTC Fee		0.510%	5,989				
39	City Tax		0.000%	-				
40	Bad Debts		0.199%	2,337				
41	Revenue Sensitive		2.209%	25,943				
42								
43	Conversion Factor		89.60%					

Line No.	(a)	(b)	(c)	(b) + (c)	(e)	(d) + (e)
		Historical	Revenue Change	Proforma	Add: Revenue Sensitive Taxes	Revenue Requirement
1	Operating Revenue	6,435,139	558,764	6,993,902	13,763	7,007,665
2	Operating Expenses	6,425,956		6,425,956	13,763	6,439,718
3	Operating Income	9,183		567,947		\$567,947
4						
5	Interest Expense	42,274		42,274		42,274
6	Income Tax Expense			110,391		110,391
7						
8	Net Income			415,281		415,281
9						
10	Operating Ratio	99.86%		91.88%		91.90%
11						
12	<b>Revenue Requirement</b>					
13		Historical Revenue	6,435,139		Revenue Increase before taxes	558,764
14		Rate Increase	572,526		Rev Sensitive Taxes	13,763
15		<b>Revenue Requirement</b>	<b>7,007,665</b>		<b>Rate Increase</b>	<b>572,526</b>
16			Percent Increase	<b>8.90%</b>		
17						
18	<b>Capital Structure Financing Investment</b>			<b>Financing Cost</b>		
19	Type	Percent	Amount	Cost of Capital	Weighted	Amount
20	Equity	50.77%	1,486,299	27.94%	14.19%	415,281
21	Debt	49.23%	1,441,015	2.93%	1.44%	42,274
22	Total	100.00%	2,927,313		15.63%	457,556
23						
24						
25	<b>Operating Statistics</b>		<b>Before</b>	<b>After</b>		
26			<b>Income Tax</b>	<b>Income Tax</b>		
27	Return on Investment		19.40%	15.63%		
28	Return on Equity		35.37%	27.94%		
29	Operating Ratio		91.88%	91.90%		
30	Profit Margin		8.12%	8.12%		
31	Final turnover		2.39	2.39		
32	Tax Rate		21.00%	21.00%		
33						
34						
35	<b>Revenue Sensitive Taxes Charges</b>					
36			<b>Rate</b>	<b>Taxes</b>		
37	B & O Tax		1.500%	9,345		
38	WUTC Fee		0.510%	3,177		
39	City Tax		0.000%	-		
40	Bad Debts		0.199%	1,240		
41	Revenue Sensitive		2.209%	13,763		
42						
43	Conversion Factor		89.69%			

Line No.	(a)	(b)	(c)	(b) + (c)	(e)	(d) + (e)
		Historical	Revenue Change	Proforma	Add: Revenue Sensitive Taxes	Revenue Requirement
1	Operating Revenue	622,130	490,873	1,113,002	12,145	1,125,148
2	Operating Expenses	1,017,268		1,017,268	12,145	1,029,413
3	Operating Income	(395,138)		95,735		\$95,735
4						
5	Interest Expense	10,686		10,686		10,686
6	Income Tax Expense			17,860		17,860
7						
8	Net Income			67,189		67,189
9						
10	Operating Ratio	163.51%		91.40%		91.49%
11						
12	<b>Revenue Requirement</b>					
13		Historical Revenue	622,130		Revenue Increase before taxes	490,873
14		Rate Increase	503,018		Rev Sensitive Taxes	12,145
15		<b>Revenue Requirement</b>	<b>1,125,148</b>		<b>Rate Increase</b>	<b>503,018</b>
16			Percent Increase	<b>80.85%</b>		
17						
18	<b>Capital Structure Financing Investment</b>			<b>Financing Cost</b>		
19	Type	Percent	Amount	Cost of Capital	Weighted	Amount
20	Equity	50.77%	375,690	17.88%	9.08%	67,189
21	Debt	49.23%	364,244	2.93%	1.44%	10,686
22	Total	100.00%	739,933		10.52%	77,875
23						
24						
25	<b>Operating Statistics</b>		<b>Before</b>	<b>After</b>		
26			<b>Income Tax</b>	<b>Income Tax</b>		
27	Return on Investment		12.94%	10.52%		
28	Return on Equity		22.64%	17.88%		
29	Operating Ratio		91.40%	91.49%		
30	Profit Margin		8.60%	8.60%		
31	Final turnover		1.52	1.52		
32	Tax Rate		21.00%	21.00%		
33						
34						
35	<b>Revenue Sensitive Taxes Charges</b>					
36			<b>Rate</b>	<b>Taxes</b>		
37	B & O Tax		1.500%	8,247		
38	WUTC Fee		0.510%	2,804		
39	City Tax		0.000%	-		
40	Bad Debts		0.199%	1,094		
41	Revenue Sensitive		2.209%	12,145		
42						
43	Conversion Factor		89.28%			

Line No.	(a)	(b)	(c)	(b) + (c)	(d)	(e)	(d) + (e)	(f)
		Historical	Revenue Change	Proforma	Add: Revenue Sensitive Taxes	Revenue Requirement		
1	Operating Revenue	2,999,275	494,025	3,493,300	12,194	3,505,494		
2	Operating Expenses	3,202,587		3,202,587	12,194	3,214,781		
3	Operating Income	(203,313)		290,712		\$290,712		
4								
5	Interest Expense	24,948		24,948		24,948		
6	Income Tax Expense			55,811		55,811		
7								
8	Net Income			209,954		209,954		
9								
10	Operating Ratio	106.78%		91.68%		91.71%		
11								
12	<b>Revenue Requirement</b>							
13		Historical Revenue	2,999,275		Revenue Increase before taxes	494,025		
14		Rate Increase	506,219		Rev Sensitive Taxes	12,194		
15		<b>Revenue Requirement</b>	<b>3,505,494</b>		<b>Rate Increase</b>	<b>506,219</b>		
16			Percent Increase	<b>16.88%</b>				
17								
18	<b>Capital Structure Financing Investment</b>				<b>Financing Cost</b>			
19	Type	Percent	Amount	Cost of Capital	Weighted	Amount		
20	Equity	50.77%	877,128	23.94%	12.15%	209,954		
21	Debt	49.23%	850,404	2.93%	1.44%	24,948		
22	Total	100.00%	1,727,532		13.60%	234,902		
23								
24								
25	<b>Operating Statistics</b>		<b>Before</b>	<b>After</b>				
26			<b>Income Tax</b>	<b>Income Tax</b>				
27	Return on Investment		16.83%	13.60%				
28	Return on Equity		30.30%	23.94%				
29	Operating Ratio		91.68%	91.71%				
30	Profit Margin		8.32%	8.32%				
31	Final turnover		2.03	2.03				
32	Tax Rate		21.00%	21.00%				
33								
34								
35	<b>Revenue Sensitive Taxes Charges</b>							
36			<b>Rate</b>	<b>Taxes</b>				
37	B & O Tax		1.500%	8,280				
38	WUTC Fee		0.510%	2,815				
39	City Tax		0.000%	-				
40	Bad Debts		0.199%	1,099				
41	Revenue Sensitive		2.209%	12,194				
42								
43	Conversion Factor		89.50%					

Line No.	(a)	(b)	(c)	(b) + (c)	(d)	(e)	(d) + (e)	(f)
		Historical	Revenue Change	Proforma	Add: Revenue Sensitive Taxes	Revenue Requirement		
1	Operating Revenue	2,908,423	371,237	3,279,660		9,159		3,288,819
2	Operating Expenses	3,008,121		3,008,121		9,159		3,017,280
3	Operating Income	(99,698)		271,539				\$271,539
4								
5	Interest Expense	22,563		22,563				22,563
6	Income Tax Expense			52,285				52,285
7								
8	Net Income			196,691				196,691
9								
10	Operating Ratio	103.43%		91.72%				91.74%
11								
12	<b>Revenue Requirement</b>							
13		Historical Revenue	2,908,423		Revenue Increase before taxes			371,237
14		Rate Increase	380,397		Rev Sensitive Taxes			9,159
15		<b>Revenue Requirement</b>	<b>3,288,819</b>		<b>Rate Increase</b>			<b>380,397</b>
16			Percent Increase	<b>13.08%</b>				
17								
18	<b>Capital Structure Financing Investment</b>				<b>Financing Cost</b>			
19	Type	Percent	Amount	Cost of Capital	Weighted		Amount	
20	Equity	50.77%	793,293	24.79%	12.59%		196,691	
21	Debt	49.23%	769,123	2.93%	1.44%		22,563	
22	Total	100.00%	1,562,416		14.03%		219,254	
23								
24								
25	<b>Operating Statistics</b>		<b>Before</b>	<b>After</b>				
26			<b>Income Tax</b>	<b>Income Tax</b>				
27	Return on Investment		17.38%	14.03%				
28	Return on Equity		31.39%	24.79%				
29	Operating Ratio		91.72%	91.74%				
30	Profit Margin		8.28%	8.28%				
31	Final turnover		2.10	2.10				
32	Tax Rate		21.00%	21.00%				
33								
34								
35	<b>Revenue Sensitive Taxes Charges</b>							
36			<b>Rate</b>	<b>Taxes</b>				
37	B & O Tax		1.500%	6,219				
38	WUTC Fee		0.510%	2,115				
39	City Tax		0.000%	-				
40	Bad Debts		0.199%	825				
41	Revenue Sensitive		2.209%	9,159				
42								
43	Conversion Factor		89.53%					



Line No.	(a)	(b)	(c)	(b) + (c)	(d)	(e)	(d) + (e)	(f)
		Historical	Revenue Change	Proforma	Add: Revenue Sensitive Taxes	Revenue Requirement		
1	Operating Revenue	90,852	122,140	212,992		3,024		216,017
2	Operating Expenses	194,467		194,467		3,024		197,491
3	Operating Income	(103,615)		18,525				\$18,525
4								
5	Interest Expense	2,385		2,385				2,385
6	Income Tax Expense			3,390				3,390
7								
8	Net Income			12,751				12,751
9								
10	Operating Ratio	214.05%		91.30%				91.42%
11								
12	<b>Revenue Requirement</b>							
13		Historical Revenue	90,852		Revenue Increase before taxes			122,140
14		Rate Increase	125,165		Rev Sensitive Taxes			3,024
15		<b>Revenue Requirement</b>	<b>216,017</b>		<b>Rate Increase</b>			<b>125,165</b>
16			Percent Increase	<b>137.77%</b>				
17								
18	<b>Capital Structure Financing Investment</b>				<b>Financing Cost</b>			
19	Type	Percent	Amount	Cost of Capital	Weighted		Amount	
20	Equity	50.77%	83,835	15.21%	7.72%		12,751	
21	Debt	49.23%	81,281	2.93%	1.44%		2,385	
22	Total	100.00%	165,116		9.17%		15,136	
23								
24								
25	<b>Operating Statistics</b>		<b>Before</b>	<b>After</b>				
26			<b>Income Tax</b>	<b>Income Tax</b>				
27	Return on Investment		11.22%	9.17%				
28	Return on Equity		19.25%	15.21%				
29	Operating Ratio		91.30%	91.42%				
30	Profit Margin		8.70%	8.70%				
31	Final turnover		1.31	1.31				
32	Tax Rate		21.00%	21.00%				
33								
34								
35	<b>Revenue Sensitive Taxes Charges</b>							
36			<b>Rate</b>	<b>Taxes</b>				
37	B & O Tax		1.500%	2,054				
38	WUTC Fee		0.510%	698				
39	City Tax		0.000%	-				
40	Bad Debts		0.199%	272				
41	Revenue Sensitive		2.209%	3,024				
42								
43	Conversion Factor		89.22%					

**Note:** We adjusted our payroll schedule approach to align with Star's approach on previous wage per hour (column E). We then obtained a payroll report for the test period and determined the number of overtime hours. This information was used to determine the restated test period. Next we multiplied the pay by the wage increase that the employee will receive in the rate year beginning 11/1/2023. Since employees received pay raises in April 2023 all their hours during the test period capture test period wages and forward look wages in one calculation.

*Note: Data below is from payroll registers. Links have been broken to the source file to maintain data integrity. Source documents are available upon request.*

District #	EE #	Name	Job	Current Hourly Rate	Test Period Hours (Includes Vacation, PTO & Holiday)	Regular Pay During Test Period	Overtime Hours	Regular Overtime Pay	Total Hourly/Salary Pay
		TOTAL Residential Drivers							
		TOTAL Roll Off Driver							
		TOTAL Residential Recycling							
		TOTAL Commercial Recycling							
		TOTAL Commercial Garbage							
		TOTAL Transfer Tractor Drivers							
		TOTAL Delivery Drivers							
		TOTAL Lead Drivers							

TOTAL MRF

TOTAL DRIVERS

TOTAL MECHANICS


TOTAL SALES

TOTAL CONTAINER

TOTAL G&A

TOTAL SUPERVISOR


GRAND TOTALS




A current pay rate to the GL expense, which includes a blend of pay rates during the year. Wage restatement amounts are linked to the Consolidated IS in the Pro forma workbook.

filings. We ran the most recent payroll report to obtain employees current  
dined the number of regular hours (including vacation, PTO & holiday) and  
riod total pay (test period hours times current hourly rate) (Column M).  
ear (2023) to determine forward looking wages to be included in rates  
g the test period were restated at their new rate in April. This allows us to


Bonuses & Commissions	Personal Time & Payouts	Total Test Period Pay	2023 Pay Raises	2023 Rate	2024 Proforma Regular Pay	2024 Proforma OT	2024 Proforma Personal Time Payout	Total Rate Period Pay (adjusted)	Total Proforma Pay
[Redacted Content]									







A

Pro-Forma Raise Adjust	Normalizing Wage Ajdustments
---------------------------	---------------------------------













Dump Fee Schedule

Clallam County:


Jefferson County:


Mill Volumes sent to 3rd Party Landfill (Cowlitz):

Mill Volumes sent to IC Landfill (Wasco):

Other Disposal GL 40122

Glass Disposal








Equipment	Cost	Salvage	Depr	Test Year	Beginning Accum Depr	Ending Accum Depr	Average Investment
-----------	------	---------	------	-----------	-------------------------	----------------------	-----------------------

Clallam (UTC)

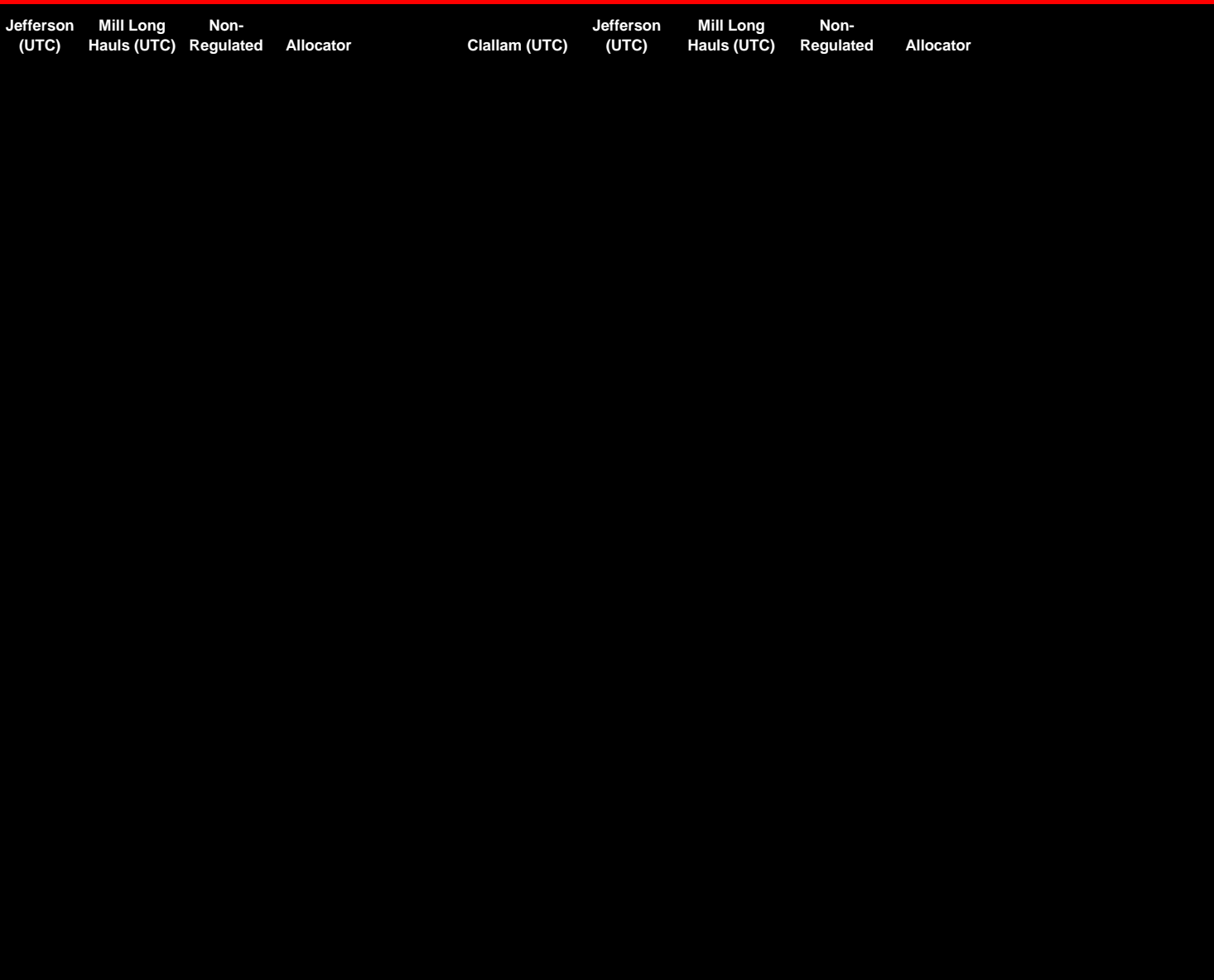


Depreciation Expense Allocation

Average Investment Allocation


Clall:

Jefferson (UTC)	Mill Long Hauls (UTC)	Non-Regulated	Allocator	Clallam (UTC)	Jefferson (UTC)	Mill Long Hauls (UTC)	Non-Regulated	Allocator
-----------------	-----------------------	---------------	-----------	---------------	-----------------	-----------------------	---------------	-----------



am

Jefferson



Stat Entry - Trend (source in row)

Stat Acct, Desc, or Group: 98425 (Defaults to all)  
 Districts / Groupings: 2112 (Defaults to your districts if blank)  
 LOB: (Defaults to all)  
 Sbst: (Defaults to all)  
 Source: Act (Defaults to all)  
 Show Only Stats with Data: True  
 12 Mths From: 2022-08 (Required. YYYY-MM Format)

Stat Acct/C Account/Stat Name	Dist	LOB	Sbst	Last Entered	Entered By	Source	2022-08	2022-09
98425 Diesel Fuel Volume	2112	000	00	8/6/2023	Adamb	Act	21,649	20,768
End of List								



**World Kinect Energy Services**  
 Associated Petroleum  
 2320 Milwaukee Way  
 Tacoma, WA 98421-

**Remit To: World Kinect Energy Services**  
 Associated Petroleum  
 PO Box 34600  
 Seattle, WA 9812-

**Bill To:**

WCI - HAROLD LEMAY ENTERPRISES  
 2180 - PIERCE COUNTY REFUSE  
 4107 192ND ST E  
 FREDRICKSON, WA 98446

**Order No:** 3269542-23 **Reference:**  
**Salesperson:** CHRIS BERTRAM

**For Billing Inquiries Please Email:** [billinggroup@4flyers.com](mailto:billinggroup@4flyers.com)

Description	From Site	BOL No	Gr
ULSD #2 DSL	Drop	718278	
Vendor / Terminal: APP HF Sinclair Contract Unbranded, ULTRALOW SULFUR (MAX 15PPM) DIESEL FUEL. DOES NOT CONTAIN SPECIFICATIONS.			

Note: All inputs from this input form are applied at the first of the month.

2022-10	2022-11	2022-12	2023-01	2023-02	2023-03	2023-04	2023-05	2023-06	2023-07	Save Results
20,076	18,192	16,047	18,763	16,989	20,246	17,894	21,198	20,698	18,503	

**ergy Services**  
m Products Inc  
y  
-2710

**Invoice No:** 23-904465  
**Invoice Date:** Mon 08/28/2023  
**Delivery Date:** Fri 08/25/2023  
**Lift Date/Time:** Fri 08/25/23 06:16p  
**Account ID:** AP1002774

**ergy Services**  
eum Products Inc  
4-1600

**Original**

**Ship To:**

ID: 1017  
FIXED HAROLD LEMAY ENTERPRISES  
FIXED  
4107 192ND ST E  
FREDRICKSON, WA 98446


**e No.:** TMW560565      **P.O. No.:** 2180-23-4214

**or Dial (253) 627-6179 Ext. 3**

Gross Units	Net Units	Basis	Unit Price	Discount	Total
9,811.00	9,753.00	Gross	2.467500	0.700100-	31,077.32

/ Seaport Targa Sound Tacoma WA  
TAIN VISIBLE EVIDENCE OF DYE. DOES NOT MEET CALIFORNIA

Total Test Period Fuel Gallons 231,022  
Regulated % - Based on Route Hours  
Regulated Gallons  
Increase per Gallon  
WA Fuel Tax  
Total  
**12-Month Adjustment**  
5/12 Adjustment  
Clallam  
Jefferson  
Mill Hauls



Jan-23  
Feb-23  
Mar-23  
Apr-23  
May-23  
Jun-23  
Jul-23  
Aug-23  
Sep-23  
Oct-23  
Nov-23  
Dec-23

**From:** Deborah Neal <[DNeal@world-kinect.com](mailto:DNeal@world-kinect.com)>  
**Sent:** Thursday, October 29, 2020 2:18 PM  
**To:** Matt O'Connell <[Matthew.O'Connell@WasteConnections.com](mailto:Matthew.O'Connell@WasteConnections.com)>  
**Cc:** Dennis C Gregory <[dgregory@world-kinect.com](mailto:dgregory@world-kinect.com)>  
**Subject:** Fills on order

	Volume total	Portland B20	Tacoma ULSD
Jan-22	378,000	\$ 1.7202	\$ 1.6012
Feb-22	336,000	\$ 1.6962	\$ 1.6192
Mar-22	378,000	\$ 1.8067	\$ 1.7017
Apr-22	378,000	\$ 1.7212	\$ 1.7062
May-22	378,000	\$ 1.7253	\$ 1.6700
Jun-22	378,000	\$ 1.7693	\$ 1.7793
Jul-22	420,000	\$ 1.8236	\$ 1.7951
Aug-22	378,000	\$ 1.8197	\$ 1.7697
Sep-22	378,000	\$ 1.8111	\$ 1.7602
Oct-22	378,000	\$ 1.9199	\$ 1.8829
Nov-22	378,000	\$ 1.8808	\$ 1.7989
Dec-22	378,000	\$ 1.7854	\$ 1.6916
<b>Cal 2022 WTD</b>	<b>4,536,000</b>	<b>\$ 1.7911</b>	<b>\$ 1.7330</b>


Tacoma \$

Volume

Portland


Tacoma


Exh. JW-3R



Weighted Average 2023  
Weighted Average 2022  
Increase/Gallon







Region OH Calculation  
 Olympic  
 August 1, 2022 - July 31, 2023

REGION G&A STATEMENT

	Aug-22	Sep-22	Oct-22	Nov-22	Dec-22	Jan-23	Feb-23							
70036 Other Bonus/Commission - Non-Safety														
70086 Safety and Training														
70090 WCN Training														
70095 Empl & Commun Activ														
70105 Employee Relocation														
70110 Contributions														
70147 Bldg & Property Maint														
70165 Communications														
70167 Cellular Telephone														
70170 Qualifying Operating Lease Expense														
70171 Variable Qualifying Lease Expense														
70185 Postage														
70190 Registration Fees														
70195 Dues and Subscriptions														
70200 Travel														
70201 Entertainment														
70202 Excursions Meetings														
70203 Lodging														
70205 Travel - Auto														
70206 Meals														
70207 Meals with Customers														
70210 Office Supplies and Equip														
70214 Credit Card Fees														
70215 Bank Charges														
70216 Outside Storages														
70225 Advertising and Promotions														
70230 External Recruiter Fees														
70231 Recruitment Advertising & Expenses														
70232 Recruitment Travel Expenses														
70255 Other Prof Fees														
70275 Property Taxes														
70301 Computer Software														
70302 Computer Supplies														
70303 Software License Fees														
70320 Credit and Collection														
70326 Deductible Current Year														
70330 Equipment/Truck Rodeo														
70336 Coffee Bar														
70902 Visual Lease Clearing Account														
G&A														

REGION G&A STATEMENT

---

Aug-22	Sep-22	Oct-22	Nov-22	Dec-22	Jan-23	Feb-23
--------	--------	--------	--------	--------	--------	--------

---

Region OH Calculation  
 Olympic  
 August 1, 2022 - July 31, 2023

August-Sept 2022	2.15%
Oct-Nov 2022	2.08%
Dec 2022	2.04%
Jan-Mar 2023	1.55%
April - July 2023	1.63%

Exh. JW-3R

**REGION G&A STATEMENT**

	Mar-23	Apr-23	May-23	Jun-23	Jul-23
70036 Other Bonus/Commission - Non-Safety	[REDACTED]				
70086 Safety and Training					
70090 WCN Training					
70095 Empl & Commun Activ					
70105 Employee Relocation					
70110 Contributions					
70147 Bldg & Property Maint					
70165 Communications					
70167 Cellular Telephone					
70170 Qualifying Operating Lease Expense					
70171 Variable Qualifying Lease Expense					
70185 Postage					
70190 Registration Fees					
70195 Dues and Subscriptions					
70200 Travel					
70201 Entertainment					
70202 Excursions Meetings					
70203 Lodging					
70205 Travel - Auto					
70206 Meals					
70207 Meals with Customers					
70210 Office Supplies and Equip					
70214 Credit Card Fees					
70215 Bank Charges					
70216 Outside Storages					
70225 Advertising and Promotions					
70230 External Recruiter Fees					
70231 Recruitment Advertising & Expenses					
70232 Recruitment Travel Expenses					
70255 Other Prof Fees					
70275 Property Taxes					
70301 Computer Software					
70302 Computer Supplies					
70303 Software License Fees					
70320 Credit and Collection					
70326 Deductible Current Year					
70330 Equipment/Truck Rodeo					
70336 Coffee Bar					
70902 Visual Lease Clearing Account					
G&A					

Region OH Calculation  
Olympic  
August 1, 2022 - July 31, 2023

August-Sept 2022	2.15%
Oct-Nov 2022	2.08%
Dec 2022	2.04%
Jan-Mar 2023	1.55%
April - July 2023	1.63%

Exh. JW-3R

REGION G&A STATEMENT

---

Mar-23	Apr-23	May-23	Jun-23	Jul-23
--------	--------	--------	--------	--------

---

Region OH Calculation  
 Olympic  
 August 1, 2022 - July 31, 2023

REGION G&A STATEMENT

	Total	Olympic Allocation	Adjust Out Unallowable	Adjusted Region OH Allocation
70036 Other Bonus/Commission - Non-Safety				
70086 Safety and Training				
70090 WCN Training				
70095 Empl & Commun Activ				
70105 Employee Relocation				
70110 Contributions				
70147 Bldg & Property Maint				
70165 Communications				
70167 Cellular Telephone				
70170 Qualifying Operating Lease Expense				
70171 Variable Qualifying Lease Expense				
70185 Postage				
70190 Registration Fees				
70195 Dues and Subscriptions				
70200 Travel				
70201 Entertainment				
70202 Excursions Meetings				
70203 Lodging				
70205 Travel - Auto				
70206 Meals				
70207 Meals with Customers				
70210 Office Supplies and Equip				
70214 Credit Card Fees				
70215 Bank Charges				
70216 Outside Storages				
70225 Advertising and Promotions				
70230 External Recruiter Fees				
70231 Recruitment Advertising & Expenses				
70232 Recruitment Travel Expenses				
70255 Other Prof Fees				
70275 Property Taxes				
70301 Computer Software				
70302 Computer Supplies				
70303 Software License Fees				
70320 Credit and Collection				
70326 Deductible Current Year				
70330 Equipment/Truck Rodeo				
70336 Coffee Bar				
70902 Visual Lease Clearing Account				
G&A				

**REGION G&A STATEMENT**

---

<b>Total</b>	<b>Olympic Allocation</b>	<b>Adjust Out Unallowable</b>	<b>Adjusted Region OH Allocation</b>
--------------	-------------------------------	-----------------------------------	--

---



Region OH Calculation  
 Olympic  
 August 1, 2022 - July 31, 2023

REGION G&A STATEMENT	August-Sept 2022	Oct - Nov 2022	December 2022
----------------------	------------------	----------------	---------------

- 70036 Other Bonus/Commission - Non-Safety
- 70086 Safety and Training
- 70090 WCN Training
- 70095 Empl & Commun Activ
- 70105 Employee Relocation
- 70110 Contributions
- 70147 Bldg & Property Maint
- 70165 Communications
- 70167 Cellular Telephone
- 70170 Qualifying Operating Lease Expense
- 70171 Variable Qualifying Lease Expense
- 70185 Postage
- 70190 Registration Fees
- 70195 Dues and Subscriptions
- 70200 Travel
- 70201 Entertainment
- 70202 Excursions Meetings
- 70203 Lodging
- 70205 Travel - Auto
- 70206 Meals
- 70207 Meals with Customers
- 70210 Office Supplies and Equip
- 70214 Credit Card Fees
- 70215 Bank Charges
- 70216 Outside Storages
- 70225 Advertising and Promotions
- 70230 External Recruiter Fees
- 70231 Recruitment Advertising & Expenses
- 70232 Recruitment Travel Expenses
- 70255 Other Prof Fees
- 70275 Property Taxes
- 70301 Computer Software
- 70302 Computer Supplies
- 70303 Software License Fees
- 70320 Credit and Collection
- 70326 Deductible Current Year
- 70330 Equipment/Truck Rodeo
- 70336 Coffee Bar
- 70902 Visual Lease Clearing Account

G&A




REGION G&A STATEMENT

August-Sept 2022

Oct - Nov 2022

December 2022




Region OH Calculation  
 Olympic  
 August 1, 2022 - July 31, 2023

REGION G&A STATEMENT	Jan-March 2023	April - July 2023
70036 Other Bonus/Commission - Non-Safety		
70086 Safety and Training		
70090 WCN Training		
70095 Empl & Commun Activ		
70105 Employee Relocation		
70110 Contributions		
70147 Bldg & Property Maint		
70165 Communications		
70167 Cellular Telephone		
70170 Qualifying Operating Lease Expense		
70171 Variable Qualifying Lease Expense		
70185 Postage		
70190 Registration Fees		
70195 Dues and Subscriptions		
70200 Travel		
70201 Entertainment		
70202 Excursions Meetings		
70203 Lodging		
70205 Travel - Auto		
70206 Meals		
70207 Meals with Customers		
70210 Office Supplies and Equip		
70214 Credit Card Fees		
70215 Bank Charges		
70216 Outside Storages		
70225 Advertising and Promotions		
70230 External Recruiter Fees		
70231 Recruitment Advertising & Expenses		
70232 Recruitment Travel Expenses		
70255 Other Prof Fees		
70275 Property Taxes		
70301 Computer Software		
70302 Computer Supplies		
70303 Software License Fees		
70320 Credit and Collection		
70326 Deductible Current Year		
70330 Equipment/Truck Rodeo		
70336 Coffee Bar		
70902 Visual Lease Clearing Account		
G&A		

REGION G&A STATEMENT

Jan-March 2023

April - July 2023



8,9,10,11,12


1,2,3,4,5,6,7




8,9,10,11,12

1,2,3,4,5,6,7









WASTE CONNECTIONS, INC.  
CONSOLIDATED BALANCE SHEETS  
(IN THOUSANDS OF U.S. DOLLARS, EXCEPT SHARE AND PER SHARE AMOUNTS)

	December 31,	
	2022	2021
<b>ASSETS</b>		
Current assets:		
Cash and equivalents	\$ 78,637	\$ 147,441
Accounts receivable, net of allowance for credit losses of \$22,939 and \$18,480 at December 31, 2022 and 2021, respectively	833,862	709,614
Prepaid expenses and other current assets	205,146	175,722
Total current assets	1,117,645	1,032,777
Restricted cash	102,727	72,174
Restricted investments	68,099	59,014
Property and equipment, net	6,950,915	5,721,949
Operating lease right-of-use assets	192,506	160,567
Goodwill	6,902,297	6,187,643
Intangible assets, net	1,673,917	1,350,597
Other assets, net	126,497	115,203
Total assets	<u>\$ 17,134,603</u>	<u>\$ 14,699,924</u>
<b>LIABILITIES AND EQUITY</b>		
Current liabilities:		
Accounts payable	\$ 638,728	\$ 392,868
Book overdraft	15,645	16,721
Deferred revenue	325,002	273,720
Accrued liabilities	431,247	442,596
Current portion of operating lease liabilities	35,170	38,017
Current portion of contingent consideration	60,092	62,804
Current portion of long-term debt and notes payable	6,759	6,020
Total current liabilities	1,512,643	1,232,746
Long-term portion of debt and notes payable	6,890,149	5,040,500
Long-term portion of operating lease liabilities	165,462	129,628
Long-term portion of contingent consideration	21,323	31,504
Deferred income taxes	1,013,742	850,921
Other long-term liabilities	417,640	421,080
Total liabilities	10,020,959	7,706,379
Commitments and contingencies (Note 13)		
Equity:		
Common shares: 257,211,175 shares issued and 257,145,716 shares outstanding at December 31, 2022; 260,283,158 shares issued and 260,212,496 shares outstanding at December 31, 2021	3,271,958	3,693,027
Additional paid-in capital	244,076	199,482
Accumulated other comprehensive income (loss)	(56,830)	39,584
Treasury shares: 65,459 and 70,662 shares at December 31, 2022 and 2021, respectively	—	—
Retained earnings	3,649,494	3,056,845
Total Waste Connections' equity	7,108,698	6,988,938
Noncontrolling interest in subsidiaries	4,946	4,607
Total equity	7,113,644	6,993,545
Total liabilities and equity	<u>\$17,134,603</u>	<u>\$14,699,924</u>

ST Debt 6,759,000

LT Deb 6,890,149,000

Equity 7,113,644,000

Debt  
Equity  
Total Debt & EquityInterest Expense  
Debt  
Interest as a % of Debt

The accompanying notes are an integral part of these consolidated financial statements.

WASTE CONNECTIONS, INC.  
CONSOLIDATED STATEMENTS OF NET INCOME  
(IN THOUSANDS OF U.S. DOLLARS, EXCEPT SHARE AND PER SHARE AMOUNTS)

	Years Ended December 31,		
	2022	2021	2020
Revenues	\$ 7,211,859	\$ 6,151,361	\$ 5,445,990
Operating expenses:			
Cost of operations	4,336,012	3,654,074	3,276,808
Selling, general and administrative	696,467	612,337	537,632
Depreciation	763,285	673,730	621,102
Amortization of intangibles	155,675	139,279	131,302
Impairments and other operating items	18,230	32,316	466,718
Operating income	1,242,190	1,039,625	412,428
Interest expense	(202,331)	(162,796)	(162,375)
Interest income	5,950	2,916	5,253
Other income (expense), net	3,154	6,285	(1,392)
Loss on early extinguishment of debt	—	(115,288)	—
Income before income tax provision	1,048,963	770,742	253,914
Income tax provision	(212,962)	(152,253)	(49,922)
Net income	836,001	618,489	203,992
Plus (less): Net loss (income) attributable to noncontrolling interests	(339)	(442)	685
Net income attributable to Waste Connections	<u>\$ 835,662</u>	<u>\$ 618,047</u>	<u>\$ 204,677</u>
<b>Earnings per common share attributable to Waste Connections' common shareholders:</b>			
Basic	\$ 3.25	\$ 2.37	\$ 0.78
Diluted	\$ 3.24	\$ 2.36	\$ 0.78
<b>Shares used in the per share calculations:</b>			
Basic	257,383,578	261,166,723	263,189,699
Diluted	258,038,801	261,728,470	263,687,539
Cash dividends per common share	\$ 0.945	\$ 0.845	\$ 0.760

Interest Expense

The accompanying notes are an integral part of these consolidated financial statements.

Exh. JW-3R


Debt to Equity Ratio		Allowable In LG	
\$	6,896,908,000	49.23%	40%
\$	7,113,644,000	50.77%	60%
\$	<b>14,010,552,000</b>		

Interest as a % of Debt	
\$	202,331,000
\$	6,896,908,000
	<b>2.93%</b>

202,331,000

Total of Entries: 869,433.27 0.00 \*pstd: P = Posted, U = Unposted, S = Staged, C:0  
Num of Entries Shown: 138 138 \*records limit: 10000

Full Account Date Amount USD Amount CAD Nat Currency Journal Control Num



<b>Total of Entries:</b>	<b>869,433.27</b>	<b>0.00</b>	*pstd: P = Posted, U = Unposted, S = Staged, C:0
<b>Num of Entries Shown:</b>	<b>138</b>	<b>138</b>	*records limit: 10000

Full Account	Date	Amount USD	Amount CAD	Nat Currency	Journal Control Num
--------------	------	------------	------------	--------------	---------------------

--	--	--	--	--	--

B  
B  
B



# Journal Entry Query Tool

v.4.6

Designated Information is Confidential Per Protective Order in UTC Docket TG-230778  
||| data

Exh. JW-3R


Date Range:

From: 2022-08  
To: 2023-07

Districts: 2112  
Accts: 41201  
System:  
Subsystem:

Total of Entries: = I/C Unposted, -1 = Hanging out there.  
Num of Entries Shown:

Full Account	Psted*	Journal Description	User	R/Type	Vendor Code	One Time Vendor
--------------	--------	---------------------	------	--------	-------------	-----------------



# Journal Entry Query Tool

v.4.6

Designated Information is Confidential Per Protective Order in UTC Docket TG-230778  
all data

Exh. JW-3R


Date Range:

From: 2022-08  
To: 2023-07

Districts: 2112  
Accts: 41201  
System:  
Subsystem:

Total of Entries: = I/C Unposted, -1 = Hanging out there.  
Num of Entries Shown:

Full Account	Psted*	Journal Description	User	R/Type	Vendor Code	One Time Vendo
--------------	--------	---------------------	------	--------	-------------	----------------



B  
R  
S  
O



# Journal Entry Query Tool

v.4.6

Designated Information is Confidential Per Protective Order in UTC Docket TG-230778  
||| data

Exh. JW-3R

Date Range:

From: 2022-08  
To: 2023-07

Districts: 2112  
Accts: 41201  
System:  
Subsystem:

Total of Entries: = I/C Unposted, -1 = Hanging out there.  
Num of Entries Shown:

Full Account	Psted*	Journal Description	User	R/Type	Vendor Code	One Time Vendo
--------------	--------	---------------------	------	--------	-------------	----------------

	X U E					
--	-------------	--	--	--	--	--

Other Criteria

Vendor Code:  
Amount From:  
Amount To:  
Posting: All

Total of Entries:  
Num of Entries Shown:

Full Account	Further Descriptio	Date	Doc	Doc Desc	Doc Ctrl Num
--------------	--------------------	------	-----	----------	--------------

[Redacted Content]					
--------------------	--	--	--	--	--

Other Criteria

Vendor Code:  
Amount From:  
Amount To:  
Posting: All

Total of Entries:  
Num of Entries Shown:

Full Account	Further Descriptio	Date	Doc	Doc Desc	Doc Ctrl Num
[Redacted Content]					

Other Criteria


Vendor Code:  
Amount From:  
Amount To:  
Posting: All

Total of Entries:  
Num of Entries Shown:

Full Account	Further Descriptio	Date	Doc	Doc Desc	Doc Ctrl Num
[Redacted Content]					

Total of Entries:  
Num of Entries Shown:

Full Account Po Ctrl Num Vendor Order Num Ticket Num Document 2 Document 1



Total of Entries:  
Num of Entries Shown:

Full Account	Po Ctrl Num	Vendor Order Num	Ticket Num	Document 2	Document 1
--------------	-------------	------------------	------------	------------	------------

[Redacted Content]					
--------------------	--	--	--	--	--

Total of Entries:  
Num of Entries Shown:


Full Account	Po Ctrl Num	Vendor Order Num	Ticket Num	Document 2	Document 1
--------------	-------------	------------------	------------	------------	------------

--	--	--	--	--	--

Total of Entries:  
Num of Entries Shown:

Full Account Class Code Date Entered Date Posted Amt Net Date Due Database

Not included in print range





Total of Entries:  
Num of Entries Shown:

Full Account Class Code Date Entered Date Posted Amt Net Date Due Database

Not included in print range

Total of Entries:  
Num of Entries Shown:

Full Account Class Code Date Entered Date Posted Amt Net Date Due Database

Not included in print range

Full Account	Class Code	Date Entered	Date Posted	Amt Net	Date Due	Database
[Redacted Content]						

Total of Entries:  
Num of Entries Shown:

Full Account	Reversing Flag	Hold Flag	Recurring Flag	Repeating Flag	Type Flag	Posted Flag	Seg1	Seg2	Seg3
--------------	----------------	-----------	----------------	----------------	-----------	-------------	------	------	------

[Redacted Content]									
--------------------	--	--	--	--	--	--	--	--	--

Total of Entries:  
Num of Entries Shown:

Full Account	Reversing Flag	Hold Flag	Recurring Flag	Repeating Flag	Type Flag	Posted Flag	Seg1	Seg2	Seg3
--------------	----------------	-----------	----------------	----------------	-----------	-------------	------	------	------

[Redacted Content]									
--------------------	--	--	--	--	--	--	--	--	--

Total of Entries:  
Num of Entries Shown:

Full Account	Reversing Flag	Hold Flag	Recurring Flag	Repeating Flag	Type Flag	Posted Flag	Seg1	Seg2	Seg3
--------------	----------------	-----------	----------------	----------------	-----------	-------------	------	------	------

--	--	--	--	--	--	--	--	--	--

Total of Entries:  
Num of Entries Shown:

Full Account	Seg4	Staged_RefCode	Staged_DocRef	Staged Year Month	Staged District	VO Number
--------------	------	----------------	---------------	-------------------	-----------------	-----------

--	--	--	--	--	--	--

Total of Entries:  
Num of Entries Shown:

Full Account	Seg4	Staged_RefCode	Staged_DocRef	Staged Year Month	Staged District	VO Number
--------------	------	----------------	---------------	-------------------	-----------------	-----------

[Redacted Content]						
--------------------	--	--	--	--	--	--

Total of Entries:  
Num of Entries Shown:

Full Account	Seg4	Staged_RefCode	Staged_DocRef	Staged Year Month	Staged District	VO Number
--------------	------	----------------	---------------	-------------------	-----------------	-----------

--	--	--	--	--	--	--



Total of Entries:

Num of Entries Shown:

Full Account


Total of Entries:

Num of Entries Shown:

Full Account


Total of Entries:  
Num of Entries Shown:

Full Account




Total of Entries:	148,119.01	0.00
Num of Entries Shown:	202	202

Full Account	Date	Amount USD	Amount CAD
--------------	------	------------	------------




Total of Entries:	148,119.01	0.00
Num of Entries Shown:	202	202

Full Account	Date	Amount USD	Amount CAD
--------------	------	------------	------------



Total of Entries:	148,119.01	0.00
Num of Entries Shown:	202	202

Full Account	Date	Amount USD	Amount CAD
--------------	------	------------	------------



Total of Entries:	148,119.01	0.00
Num of Entries Shown:	202	202

Full Account	Date	Amount USD	Amount CAD
--------------	------	------------	------------

Total of Entries:	148,119.01	0.00
Num of Entries Shown:	202	202

Full Account	Date	Amount USD	Amount CAD
--------------	------	------------	------------



Total of Entries:

Num of Entries Shown:

\*pstd: P = Posted, U = Unposted, S = Staged, C:0 = I/C Unposted, -1 = Hal

\*records limit: 10000

Full Account

Nat Currency

Journal Control Num

Full Account	Nat Currency	Journal Control Num
[Redacted Content]		

Total of Entries:

Num of Entries Shown:

\*pstd: P = Posted, U = Unposted, S = Staged, C:0 = I/C Unposted, -1 = Hal

\*records limit: 10000

Full Account

Nat Currency

Journal Control Num

Total of Entries:

Num of Entries Shown:

\*pstd: P = Posted, U = Unposted, S = Staged, C:0 = I/C Unposted, -1 = Hal

\*records limit: 10000

Full Account

Nat Currency

Journal Control Num

Full Account	Nat Currency	Journal Control Num
[Redacted Content]		

Total of Entries:

Num of Entries Shown:

\*pstd: P = Posted, U = Unposted, S = Staged, C:0 = I/C Unposted, -1 = Hal

\*records limit: 10000

Full Account

Nat Currency

Journal Control Num

Total of Entries:

Num of Entries Shown:

\*pstd: P = Posted, U = Unposted, S = Staged, C:0 = I/C Unposted, -1 = Hal

\*records limit: 10000

Full Account

Nat Currency

Journal Control Num

Full Account	Nat Currency	Journal Control Num
[Redacted Content]		

Date Range:

From: 2022-08


To: 2023-07

Total of Entries:

Num of Entries Shown:

...ing out there.

Full Account	Psted*	Journal Description	User
--------------	--------	---------------------	------



Date Range:

From: 2022-08


To: 2023-07

Total of Entries:

Num of Entries Shown:

...ing out there.

Full Account	Psted*	Journal Description	User
--------------	--------	---------------------	------



Date Range:

From: 2022-08


To: 2023-07

Total of Entries:

Num of Entries Shown:

...ing out there.

Full Account	Psted*	Journal Description	User
--------------	--------	---------------------	------





Date Range:

From: 2022-08


To: 2023-07

Total of Entries:

Num of Entries Shown:

...ing out there.

Full Account	Psted*	Journal Description	User
--------------	--------	---------------------	------



Date Range:

From: 2022-08


To: 2023-07

Total of Entries:

Num of Entries Shown:

...ing out there.

Full Account	Psted*	Journal Description	User
--------------	--------	---------------------	------



Districts: 2112  
Accts: 52147  
System:  
Subsystem:

Total of Entries:

Num of Entries Shown:

Full Account	R/Type	Vendor Code	One Time Vendor
--------------	--------	-------------	-----------------



Districts: 2112  
Accts: 52147  
System:  
Subsystem:

Total of Entries:

Num of Entries Shown:

Full Account	R/Type	Vendor Code	One Time Vendor
--------------	--------	-------------	-----------------




Districts: 2112  
Accts: 52147  
System:  
Subsystem:

Total of Entries:

Num of Entries Shown:

Full Account	R/Type	Vendor Code	One Time Vendor
--------------	--------	-------------	-----------------



Districts: 2112  
Accts: 52147  
System:  
Subsystem:

Total of Entries:

Num of Entries Shown:

Full Account	R/Type	Vendor Code	One Time Vendor
--------------	--------	-------------	-----------------



Districts: 2112  
Accts: 52147  
System:  
Subsystem:

Total of Entries:

Num of Entries Shown:

Full Account	R/Type	Vendor Code	One Time Vendor
--------------	--------	-------------	-----------------




Total of Entries:

Num of Entries Shown:

Full Account

Further Description






Total of Entries:

Num of Entries Shown:

Full Account

Further Description



Total of Entries:

Num of Entries Shown:

Full Account


Further Description

Total of Entries:

Num of Entries Shown:

Full Account

Further Description




Total of Entries:

Num of Entries Shown:

Full Account

Further Description



Vendor Code:  
Amount From:  
Amount To:  
Posting:

Total of Entries:  
Num of Entries Shown:

Full Account Date Doc



Vendor Code:  
Amount From:  
Amount To:  
Posting:

Total of Entries:  
Num of Entries Shown:

Full Account Date Doc



Vendor Code:  
Amount From:  
Amount To:  
Posting:

Total of Entries:  
Num of Entries Shown:

Full Account Date Doc



Vendor Code:  
Amount From:  
Amount To:  
Posting:

Total of Entries:  
Num of Entries Shown:

Full Account Date Doc





Vendor Code:  
Amount From:  
Amount To:  
Posting:

Total of Entries:  
Num of Entries Shown:

Full Account Date Doc



All

Total of Entries:

Num of Entries Shown:

Full Account

Doc Desc

All

Total of Entries:

Num of Entries Shown:

Full Account

Doc Desc



All

Total of Entries:

Num of Entries Shown:

Full Account

Doc Desc

All

Total of Entries:

Num of Entries Shown:

Full Account

Doc Desc

All

Total of Entries:

Num of Entries Shown:

Full Account

Doc Desc

Total of Entries:  
Num of Entries Shown:


Full Account Doc Ctrl Num Po Ctrl Num



Total of Entries:  
Num of Entries Shown:

Po Ctrl Num

Full Account Doc Ctrl Num






Total of Entries:  
Num of Entries Shown:

Po Ctrl Num

Full Account Doc Ctrl Num




Total of Entries:  
Num of Entries Shown:

Full Account Doc Ctrl Num Po Ctrl Num



Total of Entries:  
Num of Entries Shown:

Full Account Doc Ctrl Num Po Ctrl Num



Total of Entries:

Num of Entries Shown:

Full Account

Vendor Order Num Ticket Num



Total of Entries:

Num of Entries Shown:

Full Account

Vendor Order Num Ticket Num



Total of Entries:

Num of Entries Shown:

Full Account


Vendor Order Num Ticket Num

Total of Entries:

Num of Entries Shown:

Full Account

Vendor Order Num Ticket Num



Total of Entries:

Num of Entries Shown:

Full Account

Vendor Order Num Ticket Num




Total of Entries:  
Num of Entries Shown:

Full Account	Document 2	Document 1	Class Code
--------------	------------	------------	------------



Total of Entries:  
Num of Entries Shown:


Full Account	Document 2	Document 1	Class Code
--------------	------------	------------	------------



Total of Entries:

Num of Entries Shown:


Full Account	Document 2	Document 1	Class Code
--------------	------------	------------	------------



Total of Entries:


Num of Entries Shown:

Full Account	Document 2	Document 1	Class Code
--------------	------------	------------	------------



Total of Entries:  
Num of Entries Shown:

Full Account	Document 2	Document 1	Class Code
--------------	------------	------------	------------



Total of Entries:

Num of Entries Shown:

Full Account

Date Entered Date Posted

Total of Entries:

Num of Entries Shown:

Full Account

Date Entered Date Posted

Total of Entries:

Num of Entries Shown:


Full Account

Date Entered Date Posted



Total of Entries:  
Num of Entries Shown:

Full Account Date Entered Date Posted



Total of Entries:

Num of Entries Shown:

Full Account

Date Entered Date Posted


Total of Entries:

Num of Entries Shown:

Not included in print range

Full Account

Amt Net Date Due Database Reversing Flag Hold Flag Recurring Flag



Total of Entries:

Num of Entries Shown:

Not included in print range

Full Account

Amt Net Date Due Database Reversing Flag Hold Flag Recurring Flag

Total of Entries:

Num of Entries Shown:

Not included in print range

Full Account

Amt Net Date Due Database Reversing Flag Hold Flag Recurring Flag


Total of Entries:

Num of Entries Shown:

Not included in print range


Full Account

Amt Net Date Due Database Reversing Flag Hold Flag Recurring Flag



Total of Entries:  
Num of Entries Shown:


Not included in print range  
Full Account Amt Net Date Due Database Reversing Flag Hold Flag Recurring Flag



Total of Entries:

Num of Entries Shown:


Full Account	Repeating Flag	Type Flag	Posted Flag	Seg1	Seg2	Seg3
--------------	----------------	-----------	-------------	------	------	------





Total of Entries:  
Num of Entries Shown:

Full Account	Repeating Flag	Type Flag	Posted Flag	Seg1	Seg2	Seg3
--------------	----------------	-----------	-------------	------	------	------




Total of Entries:  
Num of Entries Shown:

Full Account	Repeating Flag	Type Flag	Posted Flag	Seg1	Seg2	Seg3
--------------	----------------	-----------	-------------	------	------	------

Total of Entries:  
Num of Entries Shown:


Full Account	Repeating Flag	Type Flag	Posted Flag	Seg1	Seg2	Seg3
--------------	----------------	-----------	-------------	------	------	------



Total of Entries:


Num of Entries Shown:

Full Account	Repeating Flag	Type Flag	Posted Flag	Seg1	Seg2	Seg3
--------------	----------------	-----------	-------------	------	------	------




Total of Entries:  
Num of Entries Shown:

Full Account	Seg4	Staged_RefCode	Staged_DocRef	Staged Year Month
--------------	------	----------------	---------------	-------------------




Total of Entries:  
Num of Entries Shown:

Full Account	Seg4	Staged_RefCode	Staged_DocRef	Staged Year Month
--------------	------	----------------	---------------	-------------------




Total of Entries:  
Num of Entries Shown:

Full Account	Seg4	Staged_RefCode	Staged_DocRef	Staged Year Month
--------------	------	----------------	---------------	-------------------



Total of Entries:  
Num of Entries Shown:


Full Account	Seg4	Staged_RefCode	Staged_DocRef	Staged Year Month
--------------	------	----------------	---------------	-------------------






Total of Entries:  
Num of Entries Shown:

Full Account	Seg4	Staged_RefCode	Staged_DocRef	Staged Year Month
--------------	------	----------------	---------------	-------------------




Total of Entries:  
Num of Entries Shown:

Full Account	Staged District	VO Number
--------------	-----------------	-----------




Total of Entries:  
Num of Entries Shown:

Full Account	Staged District	VO Number
--------------	-----------------	-----------




Total of Entries:  
Num of Entries Shown:

Full Account	Staged District	VO Number
--------------	-----------------	-----------




Total of Entries:  
Num of Entries Shown:

Full Account	Staged District	VO Number
--------------	-----------------	-----------



Total of Entries:  
Num of Entries Shown:

Full Account	Staged District	VO Number
--------------	-----------------	-----------

















Journal Entry C

v5.13

Date Range: 2022-08 2023-07

Districts: 2112 Accts: 57147 System: Subsystem:

Total of Entries: Num of Entries Show d, -1 = Hanging out there.

Table with 6 columns: Full Account, Journal Description, User, R/Type, Vendor Code, One Time Vendor. The table contains multiple rows of data, many of which are obscured by a large black redaction box.

Journal Entry C

v5.13

Date Range: 2022-08 2023-07

Districts: 2112 Accts: 57147 System: Subsystem:

Total of Entries: Num of Entries Show d, -1 = Hanging out there.

Table with 6 columns: Full Account, Journal Description, User, R/Type, Vendor Code, One Time Vendor. The table contains multiple rows of data, all of which are obscured by a large black redaction box.



Journal Entry C

v5.13

Date Range: 2022-08 2023-07

Districts: 2112 Accts: 57147 System: Subsystem:

Total of Entries: Num of Entries Show d, -1 = Hanging out there.

Table with 6 columns: Full Account, Journal Description, User, R/Type, Vendor Code, One Time Vendor. The table contains multiple rows of account numbers (57147-2112-000-00) and is mostly obscured by a large black redaction box.



Journal Entry C

v5.13

Date Range: 2022-08 2023-07

Districts: 2112 Accts: 57147 System: Subsystem:

Total of Entries: Num of Entries Show d, -1 = Hanging out there.

Table with 6 columns: Full Account, Journal Description, User, R/Type, Vendor Code, One Time Vendor. The table contains multiple rows of account numbers (57147-2112-000-00) and is mostly obscured by a large black redaction box.



























Total of Entries:  
Num of Entries Show

Full Account	Po Ctrl Num	Vendor Order Num	Ticket Num	Document 2	Document 1	Class Code	Date Entered	Date Posted	Amt Net
57147-2112-000-00									
57147-2112-000-00									
57147-2112-000-00									
57147-2112-000-00									
57147-2112-000-00									
57147-2112-000-00									
57147-2112-000-00									
57147-2112-000-00									
57147-2112-000-00									
57147-2112-000-00									
57147-2112-000-00									
57147-2112-000-00									
End of List									



























Total of Entries:  
Num of Entries Show

Full Account	Staged_RefCode	Staged_DocRef	Staged Year Month	Staged District	VO Number	Company	BookID
57147-2112-000-00							
57147-2112-000-00							
57147-2112-000-00							
57147-2112-000-00							
57147-2112-000-00							
57147-2112-000-00							
57147-2112-000-00							
57147-2112-000-00							
57147-2112-000-00							
57147-2112-000-00							
End of List							











Total of Entries:  
Num of Entries Show

Full Account	FiscalYear	FiscalPeriod
57147-2112-000-00		
57147-2112-000-00		
57147-2112-000-00		
57147-2112-000-00		
57147-2112-000-00		
57147-2112-000-00		
57147-2112-000-00		
57147-2112-000-00		
57147-2112-000-00		
57147-2112-000-00		
End of List		



# Journal Entry Query Tool

v.4.6

Designated Information is Confidential Per Protective Order in UTC Docket TG-230778

Not for Distribution to pull data

Ext: JW-3R

Date  
From:  
To:

Total of Entries: 40,000.00 0.00 \*pstd: P = Posted, U = Unposted, S = Staged, C:0  
Num of Entries Shown: 9 \*records limit: 10000

Full Account Date Amount USD Amount CAD Nat Currency Journal Control Num Psted\*

Range: 2022-08 2023-07

Districts: Accts: System: Subsystem:

Total of Entries: Num of Entries Shown: = I/C Unposted, -1 = Hanging out there.

Table with 5 columns: Full Account, Journal Description, User, R/Type, Vendor Code. The table body is redacted with black boxes.

Other Criteria

2112  
57176

Vendor Code:  
Amount From:  
Amount To:  
Posting:

Total of Entries:  
Num of Entries Shown:

Full Account	One Time Vendor	Further Description	Date Doc



All

Total of Entries:  
Num of Entries Shown:



Full Account	Doc Desc	Doc Ctrl Num	Po Ctrl Num	Vendor Order Num
--------------	----------	--------------	-------------	------------------




Total of Entries:  
Num of Entries Shown:

Not included in print range

Full Account	Date Due	Database	Reversing Flag	Hold Flag	Recurring Flag	Repeating Flag	Type Flag	Posted Flag	Seg1
--------------	----------	----------	----------------	-----------	----------------	----------------	-----------	-------------	------




Total of Entries:

Num of Entries Shown:

Full Account

Staged District

VO Number

Full Account	Staged District	VO Number
[Redacted]	[Redacted]	[Redacted]
[Redacted]	[Redacted]	[Redacted]
[Redacted]	[Redacted]	[Redacted]
[Redacted]	[Redacted]	[Redacted]
[Redacted]	[Redacted]	[Redacted]



# Journal Entry Query Tool

v5.13


Designated Information is Confidential Per Protective Order in UTC Docket TG-230778

NOTE: Ctrl+Shift+J to pull data

Exh. JW-3R

From:  
To:

<b>Total of Entries:</b>	<b>2,265,000.00</b>	<b>0.00</b>	*pstd: P = Posted, U = Unposted, S = Staged, C:0 = I/C Unposte
<b>Num of Entries Shown:</b>	<b>1</b>	<b>1</b>	*records limit: 10000

Full Account	Date	Amount USD	Amount CAD	Nat Currency	Journal Control Num	Psted*
						

# Journal Entry C

v5.13

**Date Range:**  
 2023-08  
 2023-08

**Districts:** 2112  
**Accts:** 59342  
**System:**  
**Subsystem:**

**Total of Entries:** d, -1 = Hanging out there.  
**Num of Entries Show**

Full Account	Journal Description	User	R/Type	Vendor Code	One Time Vendor

Other Criteria

Vendor Code:  
Amount From:  
Amount To:  
Posting: All

Total of Entries:  
Num of Entries Show

Full Account	Further Description	Date Doc	Doc Desc	Doc Ctrl Num

Total of Entries:  
Num of Entries Show

Full Account	Po Ctrl Num	Vendor Order Num	Ticket Num	Document 2	Document 1	Class Code	Date Entered	Date Posted	Amt Net

Total of Entries:  
Num of Entries Show

Not included in print range

Full Account	Date Due	Database	Reversing Flag	Hold Flag	Recurring Flag	Repeating Flag	Type Flag	Posted Flag	Seg1	Seg2	Seg3	Seg4

Total of Entries:  
Num of Entries Show


Full Account	Staged_RefCode	Staged_DocRef	Staged Year Month	Staged District	VO Number	Company	BookID

Total of Entries:  
Num of Entries Show

Full Account	FiscalYear	FiscalPeriod

Total of Entries:	21,260.06
Num of Entries Shown:	151


Full Account	Date	Amount USD
--------------	------	------------






Total of Entries:	21,260.06
Num of Entries Shown:	151

Full Account	Date	Amount USD
--------------	------	------------



Total of Entries:	21,260.06
Num of Entries Shown:	151

Full Account	Date	Amount USD
--------------	------	------------



<b>Total of Entries:</b>	<b>0.00</b>	*pstd: P = Posted, U = Unposted, S = S
<b>Num of Entries Shown:</b>	<b>151</b>	*records limit: 10000

<b>Full Account</b>	<b>Amount CAD</b>	<b>Nat Currency</b>	<b>Journal Control Num</b>
---------------------	-------------------	---------------------	----------------------------

--	--	--	--

Total of Entries: 0.00 \*pstd: P = Posted, U = Unposted, S = S  
Num of Entries Shown: 151 \*records limit: 10000

Full Account Amount CAD Nat Currency Journal Control Num

<b>Total of Entries:</b>	<b>0.00</b>	*pstd: P = Posted, U = Unposted, S = S
<b>Num of Entries Shown:</b>	<b>151</b>	*records limit: 10000

<b>Full Account</b>	<b>Amount CAD</b>	<b>Nat Currency</b>	<b>Journal Control Num</b>
---------------------	-------------------	---------------------	----------------------------

Date Range:

From: 2022-08

To: 2023-07

Total of Entries:

Num of Entries Shown:

aged, C:0 = I/C Unposted, -1 = Hanging out there.

Full Account	Psted*	Journal Description	User
--------------	--------	---------------------	------

--	--	--	--

Date Range:

From: 2022-08

To: 2023-07

Total of Entries:

Num of Entries Shown:

aged, C:0 = I/C Unposted, -1 = Hanging out there.

Full Account	Psted*	Journal Description	User
--------------	--------	---------------------	------

[Redacted Content]			
--------------------	--	--	--

Date Range:

From: 2022-08

To: 2023-07

Total of Entries:

Num of Entries Shown:

aged, C:0 = I/C Unposted, -1 = Hanging out there.

Full Account	Psted*	Journal Description	User
--------------	--------	---------------------	------

--	--	--	--



Districts:  
Accts:  
System:  
Subsystem:


Total of Entries:

Num of Entries Shown:

Full Account

R/Type


Vendor Code



Districts:  
Accts:  
System:  
Subsystem:

Total of Entries:  
Num of Entries Shown:

Full Account R/Type Vendor Code



Districts:  
Accts:  
System:  
Subsystem:


Total of Entries:

Num of Entries Shown:

Full Account

R/Type

Vendor Code



2112  
70171,70175

Total of Entries:

Num of Entries Shown:

Full Account

One Time Vendor



2112  
70171,70175

Total of Entries:

Num of Entries Shown:

Full Account

One Time Vendor




2112  
70171,70175

Total of Entries:

Num of Entries Shown:

Full Account

One Time Vendor



Other Criteria

Vendor Code:

Amount From:


Amount To:

Posting:

Total of Entries:

Num of Entries Shown:

Full Account	Further Description	Date Doc
--------------	---------------------	----------



Other Criteria

Vendor Code:

Amount From:


Amount To:

Posting:

Total of Entries:

Num of Entries Shown:

Full Account	Further Description	Date Doc
--------------	---------------------	----------





Other Criteria

Vendor Code:

Amount From:


Amount To:

Posting:

Total of Entries:

Num of Entries Shown:

Full Account Further Description Date Doc





All

Total of Entries:

Num of Entries Shown:

Full Account	Doc Desc	Doc Ctrl Num
--------------	----------	--------------

--	--	--



All

Total of Entries:

Num of Entries Shown:

Full Account	Doc Desc	Doc Ctrl Num
--------------	----------	--------------

--	--	--

All

Total of Entries:


Num of Entries Shown:

Full Account	Doc Desc	Doc Ctrl Num
--------------	----------	--------------

[Redacted Content]		
--------------------	--	--

Total of Entries:	205,674.20	0.00
Num of Entries Shown:	59	59

Full Account	Date	Amount USD	Amount CAD
--------------	------	------------	------------



Total of Entries:	205,674.20	0.00
Num of Entries Shown:	59	59

Full Account	Date	Amount USD	Amount CAD
--------------	------	------------	------------



L 605340	Approved --	08/06/2020	\$427.50	\$427.50	-- --	05/29/2020	Williams, Kastner	06/10/2020
L 606612	Approved --	08/06/2020	\$27,998.10	\$27,998.10	-- --	06/30/2020	Williams, Kastner	07/10/2020
L 435169	Approved --	04/06/2010	\$726.00	\$726.00	-- --	02/26/2010	Williams, Kastner	03/12/2010
L 608059	Approved --	10/05/2020	\$6,430.95	\$6,430.95	-- --	07/24/2020	Williams, Kastner	08/13/2020
L 609404	Approved --	10/06/2020	\$13,580.22	\$13,580.10	\$0.12	--	08/31/2020	Williams, Kastner 09/14/2020
L 610451	Approved --	11/10/2020	\$4,111.20	\$4,111.20	-- --	09/21/2020	Williams, Kastner	10/15/2020
L 613319	Approved --	12/22/2020	\$6,256.80	\$6,256.80	-- --	11/16/2020	Williams, Kastner	12/11/2020
L 614872	Approved --	02/05/2021	\$4,657.95	\$4,657.95	-- --	12/30/2020	Williams, Kastner	01/14/2021
L 616100	Approved --	03/30/2021	\$11,558.50	\$11,558.50	-- --	01/31/2021	Williams, Kastner	02/12/2021
L 618942	Approved --	04/26/2021	\$12,960.50	\$12,960.50	-- --	03/31/2021	Williams, Kastner	04/13/2021
L 617612	Approved --	04/26/2021	\$6,258.00	\$6,258.00	-- --	02/28/2021	Williams, Kastner	03/16/2021
L 620624	Approved --	05/21/2021	\$8,795.00	\$8,795.00	-- --	04/30/2021	Williams, Kastner	05/14/2021
L 621939	Approved --	06/23/2021	\$34,214.49	\$33,915.50	\$298.99	--	05/31/2021	Williams, Kastner 06/11/2021
L 623660	Approved --	08/16/2021	\$20,732.34	\$20,639.00	\$93.34	--	06/30/2021	Williams, Kastner 07/16/2021
L 624741	Approved --	09/08/2021	\$2,645.00	\$2,645.00	-- --	07/30/2021	Williams, Kastner	08/13/2021
L 625932	Approved --	10/14/2021	\$285.00	\$285.00	-- --	08/25/2021	Williams, Kastner	09/15/2021
L 627417	Approved --	12/22/2021	\$953.86	\$953.50	\$0.36	--	09/30/2021	Williams, Kastner 10/09/2021
L 628918	Approved --	12/12/2021	\$584.50	\$584.50	-- --	10/31/2021	Williams, Kastner	11/09/2021

L 630126	Approved --	01/06/2022	\$3,468.76	\$3,466.50	\$2.26	--	11/30/2021	Williams, Kastner 12/07/2021
L 631590	Approved --	01/21/2022	\$1,315.00	\$1,315.00	-- --	12/31/2021	Williams, Kastner	01/13/2022
L 463065	Approved --	12/20/2011	\$379.50	\$379.50	-- --	10/19/2011	Williams, Kastner	11/11/2011
L 633004	Approved --	02/15/2022	\$20,194.41	\$20,071.00	\$123.41	--	01/31/2022	Williams, Kastner 02/11/2022
L 635494	Approved --	04/28/2022	\$2,895.50	\$2,895.50	-- --	03/31/2022	Williams, Kastner	04/14/2022
L 637005	Approved --	05/31/2022	\$7,327.00	\$7,327.00	-- --	04/30/2022	Williams, Kastner	05/10/2022
L 638580	Approved --	06/22/2022	\$47.50	\$47.50	-- --	05/31/2022	Williams, Kastner	06/15/2022
L 640355	Approved --	07/29/2022	\$545.02	\$540.50	\$4.52	--	06/30/2022	Williams, Kastner 07/21/2022
L 641318	Approved --	09/14/2022	\$182.50	\$182.50	-- --	07/31/2022	Williams, Kastner	08/10/2022
L 642736	Approved --	10/19/2022	\$36.50	\$36.50	-- --	08/31/2022	Williams, Kastner	09/13/2022
L 644092	Approved --	10/19/2022	\$4,414.81	\$4,370.50	\$44.31	--	09/30/2022	Williams, Kastner 10/11/2022

<b>Total of Entries:</b>	<b>205,674.20</b>	<b>0.00</b>
<b>Num of Entries Shown:</b>	<b>59</b>	<b>59</b>

Full Account	Date	Amount USD	Amount CAD
--------------	------	------------	------------

646906	Approved -- 12/14/2022	\$1,012.00	\$1,012.00	-- -- 11/30/2022 Williams, Kastner 12/09/2022
648491	Approved -- 02/03/2023	\$7,549.50	\$7,549.50	-- -- 12/31/2022 Williams, Kastner 01/13/2023
649486	Approved -- 02/22/2023	\$10,420.50	\$10,420.50	-- -- 01/31/2023 Williams, Kastner 02/09/2023
651034	Approved -- 03/14/2023	\$2,245.00	\$2,245.00	-- -- 02/28/2023 Williams, Kastner 03/09/2023
653852	Approved -- 06/02/2023	\$6,787.50	\$6,787.50	-- -- 04/30/2023 Williams, Kastner 05/05/2023
655273	Approved -- 07/03/2023	\$2,625.00	\$2,625.00	-- -- 05/31/2023 Williams, Kastner 06/02/2023
634119	Approved -- 03/23/2022	\$1,464.00	\$1,457.50	\$6.50 -- 02/28/2022 Williams, Kastner 03/08/2022

Date Range:

From: 2022-08

To: 2023-07

Total of Entries:

Num of Entries Shown:

\*pstd: P = Posted, U = Unposted, S = Staged, C:0 = I/C Unposted, -1 = Hanging out there.

\*records limit: 10000

Full Account	Nat Currency	Journal Control Num	Pstd*	Journal Description
--------------	--------------	---------------------	-------	---------------------

[Redacted Content]				
--------------------	--	--	--	--



Date Range:

From: 2022-08

To: 2023-07

Total of Entries:

Num of Entries Shown:

\*pstd: P = Posted, U = Unposted, S = Staged, C:0 = I/C Unposted, -1 = Hanging out there.

\*records limit: 10000

Full Account	Nat Currency	Journal Control Num	Pstd*	Journal Description
--------------	--------------	---------------------	-------	---------------------

L 605340	Approved --	08/06/2020	\$427.50	\$427.50
L 606612	Approved --	08/06/2020	\$27,998.10	\$27,998.10
L 435169	Approved --	04/06/2010	\$726.00	\$726.00
L 608059	Approved --	10/05/2020	\$6,430.95	\$6,430.95
L 609404	Approved --	10/06/2020	\$13,580.22	\$13,580.22
L 610451	Approved --	11/10/2020	\$4,111.20	\$4,111.20
L 613319	Approved --	12/22/2020	\$6,256.80	\$6,256.80
L 614872	Approved --	02/05/2021	\$4,657.95	\$4,657.95
L 616100	Approved --	03/30/2021	\$11,558.50	\$11,558.50
L 618942	Approved --	04/26/2021	\$12,960.50	\$12,960.50
L 617612	Approved --	04/26/2021	\$6,258.00	\$6,258.00
L 620624	Approved --	05/21/2021	\$8,795.00	\$8,795.00
L 621939	Approved --	06/23/2021	\$34,214.49	\$34,214.49
L 623660	Approved --	08/16/2021	\$20,732.34	\$20,732.34
L 624741	Approved --	09/08/2021	\$2,645.00	\$2,645.00
L 625932	Approved --	10/14/2021	\$285.00	\$285.00
L 627417	Approved --	12/22/2021	\$953.86	\$953.86
L 628918	Approved --	12/12/2021	\$584.50	\$584.50
L 630126	Approved --	01/06/2022	\$3,468.76	\$3,468.76
L 631590	Approved --	01/21/2022	\$1,315.00	\$1,315.00
L 463065	Approved --	12/20/2011	\$379.50	\$379.50
L 633004	Approved --	02/15/2022	\$20,194.41	\$20,194.41
L 635494	Approved --	04/28/2022	\$2,895.50	\$2,895.50
L 637005	Approved --	05/31/2022	\$7,327.00	\$7,327.00
L 638580	Approved --	06/22/2022	\$47.50	\$47.50
L 640355	Approved --	07/29/2022	\$545.02	\$545.02
L 641318	Approved --	09/14/2022	\$182.50	\$182.50
L 642736	Approved --	10/19/2022	\$36.50	\$36.50
L 644092	Approved --	10/19/2022	\$4,414.81	\$4,414.81

Date Range:

From: 2022-08

To: 2023-07

Total of Entries:

Num of Entries Shown:

\*pstd: P = Posted, U = Unposted, S = Staged, C:0 = I/C Unposted, -1 = Hanging out there.

\*records limit: 10000

Full Account	Nat	Currency	Journal Control Num	Pstd*	Journal Description
--------------	-----	----------	---------------------	-------	---------------------

646906	Approved	--	12/14/2022	\$1,012.00	\$1,012.00
648491	Approved	--	02/03/2023	\$7,549.50	\$7,549.50
649486	Approved	--	02/22/2023	\$10,420.50	\$10,420.50
651034	Approved	--	03/14/2023	\$2,245.00	\$2,245.00
653852	Approved	--	06/02/2023	\$6,787.50	\$6,787.50
655273	Approved	--	07/03/2023	\$2,625.00	\$2,625.00
634119	Approved	--	03/23/2022	\$1,464.00	\$1,457.50



Districts:  
Accts:  
System:  
Subsystem:

Total of Entries:  
Num of Entries Shown:

Full Account	User	R/Type	Vendor Code	One Time Vendor
--------------	------	--------	-------------	-----------------

Districts:  
Accts:  
System:  
Subsystem:

Total of Entries:

Num of Entries Shown:

Full Account User R/Type Vendor Code One Time Vendor

Full Account	User	R/Type	Vendor Code	One Time Vendor
L 605340	Approved --	08/06/2020	\$427.50	\$427.50
L 606612	Approved --	08/06/2020	\$27,998.10	\$27,998.10
L 435169	Approved --	04/06/2010	\$726.00	\$726.00
L 608059	Approved --	10/05/2020	\$6,430.95	\$6,430.95
L 609404	Approved --	10/06/2020	\$13,580.22	\$13,580.22
L 610451	Approved --	11/10/2020	\$4,111.20	\$4,111.20
L 613319	Approved --	12/22/2020	\$6,256.80	\$6,256.80
L 614872	Approved --	02/05/2021	\$4,657.95	\$4,657.95
L 616100	Approved --	03/30/2021	\$11,558.50	\$11,558.50
L 618942	Approved --	04/26/2021	\$12,960.50	\$12,960.50
L 617612	Approved --	04/26/2021	\$6,258.00	\$6,258.00
L 620624	Approved --	05/21/2021	\$8,795.00	\$8,795.00
L 621939	Approved --	06/23/2021	\$34,214.49	\$34,214.49
L 623660	Approved --	08/16/2021	\$20,732.34	\$20,732.34
L 624741	Approved --	09/08/2021	\$2,645.00	\$2,645.00
L 625932	Approved --	10/14/2021	\$285.00	\$285.00
L 627417	Approved --	12/22/2021	\$953.86	\$953.86
L 628918	Approved --	12/12/2021	\$584.50	\$584.50
L 630126	Approved --	01/06/2022	\$3,468.76	\$3,468.76
L 631590	Approved --	01/21/2022	\$1,315.00	\$1,315.00
L 463065	Approved --	12/20/2011	\$379.50	\$379.50
L 633004	Approved --	02/15/2022	\$20,194.41	\$20,194.41
L 635494	Approved --	04/28/2022	\$2,895.50	\$2,895.50
L 637005	Approved --	05/31/2022	\$7,327.00	\$7,327.00
L 638580	Approved --	06/22/2022	\$47.50	\$47.50
L 640355	Approved --	07/29/2022	\$545.02	\$545.02
L 641318	Approved --	09/14/2022	\$182.50	\$182.50
L 642736	Approved --	10/19/2022	\$36.50	\$36.50
L 644092	Approved --	10/19/2022	\$4,414.81	\$4,414.81

Districts:  
Accts:  
System:  
Subsystem:

Total of Entries:

Num of Entries Shown:

Full Account User R/Type Vendor Code One Time Vendor

Full Account	User	R/Type	Vendor Code	One Time Vendor
646906		Approved --	12/14/2022	\$1,012.00 \$1,012.00
648491		Approved --	02/03/2023	\$7,549.50 \$7,549.50
649486		Approved --	02/22/2023	\$10,420.50 \$10,420.50
651034		Approved --	03/14/2023	\$2,245.00 \$2,245.00
653852		Approved --	06/02/2023	\$6,787.50 \$6,787.50
655273		Approved --	07/03/2023	\$2,625.00 \$2,625.00
634119		Approved --	03/23/2022	\$1,464.00 \$1,457.50

Other Criteria

2112  
70235

Vendor Code:  
Amount From:  
Amount To:  
Posting:

Total of Entries:  
Num of Entries Shown:

Full Account	Further Description	Date Doc	Doc Desc
--------------	---------------------	----------	----------

[Redacted Content]			
--------------------	--	--	--

Other Criteria

2112  
70235

Vendor Code:  
Amount From:  
Amount To:  
Posting:

Total of Entries:  
Num of Entries Shown:

Full Account	Further Description	Date Doc	Doc Desc
--------------	---------------------	----------	----------

L 605340	Approved --	08/06/2020	\$427.50 \$427.50
L 606612	Approved --	08/06/2020	\$27,998.10 \$27,998.10
L 435169	Approved --	04/06/2010	\$726.00 \$726.00
L 608059	Approved --	10/05/2020	\$6,430.95 \$6,430.95
L 609404	Approved --	10/06/2020	\$13,580.22 \$13,580.22
L 610451	Approved --	11/10/2020	\$4,111.20 \$4,111.20
L 613319	Approved --	12/22/2020	\$6,256.80 \$6,256.80
L 614872	Approved --	02/05/2021	\$4,657.95 \$4,657.95
L 616100	Approved --	03/30/2021	\$11,558.50 \$11,558.50
L 618942	Approved --	04/26/2021	\$12,960.50 \$12,960.50
L 617612	Approved --	04/26/2021	\$6,258.00 \$6,258.00
L 620624	Approved --	05/21/2021	\$8,795.00 \$8,795.00
L 621939	Approved --	06/23/2021	\$34,214.49 \$34,214.49
L 623660	Approved --	08/16/2021	\$20,732.34 \$20,732.34
L 624741	Approved --	09/08/2021	\$2,645.00 \$2,645.00
L 625932	Approved --	10/14/2021	\$285.00 \$285.00
L 627417	Approved --	12/22/2021	\$953.86 \$953.86
L 628918	Approved --	12/12/2021	\$584.50 \$584.50
L 630126	Approved --	01/06/2022	\$3,468.76 \$3,468.76
L 631590	Approved --	01/21/2022	\$1,315.00 \$1,315.00
L 463065	Approved --	12/20/2011	\$379.50 \$379.50
L 633004	Approved --	02/15/2022	\$20,194.41 \$20,194.41
L 635494	Approved --	04/28/2022	\$2,895.50 \$2,895.50
L 637005	Approved --	05/31/2022	\$7,327.00 \$7,327.00
L 638580	Approved --	06/22/2022	\$47.50 \$47.50
L 640355	Approved --	07/29/2022	\$545.02 \$545.02
L 641318	Approved --	09/14/2022	\$182.50 \$182.50
L 642736	Approved --	10/19/2022	\$36.50 \$36.50
L 644092	Approved --	10/19/2022	\$4,414.81 \$4,414.81

Other Criteria

2112  
70235

Vendor Code:  
Amount From:  
Amount To:  
Posting:

Total of Entries:  
Num of Entries Shown:

Full Account	Further Description	Date Doc	Doc Desc
--------------	---------------------	----------	----------

646906	Approved --	12/14/2022	\$1,012.00 \$1,012.00
648491	Approved --	02/03/2023	\$7,549.50 \$7,549.50
649486	Approved --	02/22/2023	\$10,420.50 \$10,420.50
651034	Approved --	03/14/2023	\$2,245.00 \$2,245.00
653852	Approved --	06/02/2023	\$6,787.50 \$6,787.50
655273	Approved --	07/03/2023	\$2,625.00 \$2,625.00
634119	Approved --	03/23/2022	\$1,464.00 \$1,457.50





All

Total of Entries:

Num of Entries Shown:


Full Account	Doc Ctrl Num	Po Ctrl Num	Vendor Order Nur Ticket Num	Document 2
--------------	--------------	-------------	-----------------------------	------------

All

Total of Entries:

Num of Entries Shown:

Full Account	Doc Ctrl Num	Po Ctrl Num	Vendor Order Nur Ticket Num	Document 2
--------------	--------------	-------------	-----------------------------	------------



L 605340	Approved --	08/06/2020	\$427.50	\$427.50
L 606612	Approved --	08/06/2020	\$27,998.10	\$27,998.10
L 435169	Approved --	04/06/2010	\$726.00	\$726.00
L 608059	Approved --	10/05/2020	\$6,430.95	\$6,430.95
L 609404	Approved --	10/06/2020	\$13,580.22	\$13,580.22
L 610451	Approved --	11/10/2020	\$4,111.20	\$4,111.20
L 613319	Approved --	12/22/2020	\$6,256.80	\$6,256.80
L 614872	Approved --	02/05/2021	\$4,657.95	\$4,657.95
L 616100	Approved --	03/30/2021	\$11,558.50	\$11,558.50
L 618942	Approved --	04/26/2021	\$12,960.50	\$12,960.50
L 617612	Approved --	04/26/2021	\$6,258.00	\$6,258.00
L 620624	Approved --	05/21/2021	\$8,795.00	\$8,795.00
L 621939	Approved --	06/23/2021	\$34,214.49	\$34,214.49
L 623660	Approved --	08/16/2021	\$20,732.34	\$20,732.34
L 624741	Approved --	09/08/2021	\$2,645.00	\$2,645.00
L 625932	Approved --	10/14/2021	\$285.00	\$285.00
L 627417	Approved --	12/22/2021	\$953.86	\$953.86
L 628918	Approved --	12/12/2021	\$584.50	\$584.50

L 630126	Approved --	01/06/2022	\$3,468.76	\$3,468.76
L 631590	Approved --	01/21/2022	\$1,315.00	\$1,315.00
L 463065	Approved --	12/20/2011	\$379.50	\$379.50
L 633004	Approved --	02/15/2022	\$20,194.41	\$20,194.41
L 635494	Approved --	04/28/2022	\$2,895.50	\$2,895.50
L 637005	Approved --	05/31/2022	\$7,327.00	\$7,327.00
L 638580	Approved --	06/22/2022	\$47.50	\$47.50
L 640355	Approved --	07/29/2022	\$545.02	\$545.02
L 641318	Approved --	09/14/2022	\$182.50	\$182.50
L 642736	Approved --	10/19/2022	\$36.50	\$36.50
L 644092	Approved --	10/19/2022	\$4,414.81	\$4,414.81

All

Total of Entries:

Num of Entries Shown:

Full Account	Doc Ctrl Num	Po Ctrl Num	Vendor Order Nur Ticket Num	Document 2
--------------	--------------	-------------	-----------------------------	------------

[Redacted]	Approved --	12/14/2022	\$1,012.00	\$1,012.00
646906	Approved --	12/14/2022	\$1,012.00	\$1,012.00
[Redacted]	Approved --	02/03/2023	\$7,549.50	\$7,549.50
648491	Approved --	02/03/2023	\$7,549.50	\$7,549.50
[Redacted]	Approved --	02/22/2023	\$10,420.50	\$10,420.50
649486	Approved --	02/22/2023	\$10,420.50	\$10,420.50
[Redacted]	Approved --	03/14/2023	\$2,245.00	\$2,245.00
651034	Approved --	03/14/2023	\$2,245.00	\$2,245.00
[Redacted]	Approved --	06/02/2023	\$6,787.50	\$6,787.50
653852	Approved --	06/02/2023	\$6,787.50	\$6,787.50
[Redacted]	Approved --	07/03/2023	\$2,625.00	\$2,625.00
655273	Approved --	07/03/2023	\$2,625.00	\$2,625.00
[Redacted]	Approved --	03/23/2022	\$1,464.00	\$1,457.50
634119	Approved --	03/23/2022	\$1,464.00	\$1,457.50

Total of Entries:


Num of Entries Shown:

Full Account	Document 1	Class Code	Date Entered	Date Posted	Amt Net	Date Due	Database	Reversing Flag
--------------	------------	------------	--------------	-------------	---------	----------	----------	----------------



Total of Entries:  
 Num of Entries Shown:

Full Account	Document 1	Class Code	Date Entered	Date Posted	Amt Net	Date Due	Database	Reversing Flag
--------------	------------	------------	--------------	-------------	---------	----------	----------	----------------



L 605340	Approved --	08/06/2020	\$427.50	\$427.50				
L 606612	Approved --	08/06/2020	\$27,998.10	\$27,998.10				
L 435169	Approved --	04/06/2010	\$726.00	\$726.00				
L 608059	Approved --	10/05/2020	\$6,430.95	\$6,430.95				
L 609404	Approved --	10/06/2020	\$13,580.22	\$13,580.22				
L 610451	Approved --	11/10/2020	\$4,111.20	\$4,111.20				
L 613319	Approved --	12/22/2020	\$6,256.80	\$6,256.80				
L 614872	Approved --	02/05/2021	\$4,657.95	\$4,657.95				
L 616100	Approved --	03/30/2021	\$11,558.50	\$11,558.50				
L 618942	Approved --	04/26/2021	\$12,960.50	\$12,960.50				
L 617612	Approved --	04/26/2021	\$6,258.00	\$6,258.00				
L 620624	Approved --	05/21/2021	\$8,795.00	\$8,795.00				
L 621939	Approved --	06/23/2021	\$34,214.49	\$33,914.49				
L 623660	Approved --	08/16/2021	\$20,732.34	\$20,632.34				
L 624741	Approved --	09/08/2021	\$2,645.00	\$2,645.00				
L 625932	Approved --	10/14/2021	\$285.00	\$285.00				
L 627417	Approved --	12/22/2021	\$953.86	\$953.86				
L 628918	Approved --	12/12/2021	\$584.50	\$584.50				

L 630126	Approved --	01/06/2022	\$3,468.76	\$3,468.76				
L 631590	Approved --	01/21/2022	\$1,315.00	\$1,315.00				
L 463065	Approved --	12/20/2011	\$379.50	\$379.50				
L 633004	Approved --	02/15/2022	\$20,194.41	\$20,074.41				
L 635494	Approved --	04/28/2022	\$2,895.50	\$2,895.50				
L 637005	Approved --	05/31/2022	\$7,327.00	\$7,327.00				
L 638580	Approved --	06/22/2022	\$47.50	\$47.50				
L 640355	Approved --	07/29/2022	\$545.02	\$545.02				
L 641318	Approved --	09/14/2022	\$182.50	\$182.50				
L 642736	Approved --	10/19/2022	\$36.50	\$36.50				
L 644092	Approved --	10/19/2022	\$4,414.81	\$4,374.81				

Total of Entries:

Num of Entries Shown:


Full Account	Document 1	Class Code	Date Entered	Date Posted	Amt Net	Date Due	Database	Reversing Flag
--------------	------------	------------	--------------	-------------	---------	----------	----------	----------------

[REDACTED]	[REDACTED]	[REDACTED]	[REDACTED]	[REDACTED]	[REDACTED]	[REDACTED]	[REDACTED]	[REDACTED]
[REDACTED]	[REDACTED]	[REDACTED]	12/14/2022	[REDACTED]	\$1,012.00	[REDACTED]	[REDACTED]	[REDACTED]
[REDACTED]	[REDACTED]	[REDACTED]	02/03/2023	[REDACTED]	\$7,549.50	[REDACTED]	[REDACTED]	[REDACTED]
[REDACTED]	[REDACTED]	[REDACTED]	02/22/2023	[REDACTED]	\$10,420.50	[REDACTED]	[REDACTED]	[REDACTED]
[REDACTED]	[REDACTED]	[REDACTED]	03/14/2023	[REDACTED]	\$2,245.00	[REDACTED]	[REDACTED]	[REDACTED]
[REDACTED]	[REDACTED]	[REDACTED]	06/02/2023	[REDACTED]	\$6,787.50	[REDACTED]	[REDACTED]	[REDACTED]
[REDACTED]	[REDACTED]	[REDACTED]	07/03/2023	[REDACTED]	\$2,625.00	[REDACTED]	[REDACTED]	[REDACTED]
[REDACTED]	[REDACTED]	[REDACTED]	[REDACTED]	[REDACTED]	[REDACTED]	[REDACTED]	[REDACTED]	[REDACTED]
[REDACTED]	[REDACTED]	[REDACTED]	03/23/2022	[REDACTED]	\$1,464.00	[REDACTED]	[REDACTED]	[REDACTED]

Total of Entries:

Num of Entries Shown:

Full Account	Hold Flag	Not included in print range		Type Flag	Posted Flag	Seg1	Seg2	Seg3	Seg4	Aged_RefCo
		Recurri ng Flag	Repeating Flag							



Total of Entries:

Num of Entries Shown:

Not included in print range

Full Account	Hold Flag	Recurri ng Flag	Repeating Flag	Type Flag	Posted Flag	Seg1	Seg2	Seg3	Seg4	aged_RefCo
--------------	-----------	--------------------	-------------------	-----------	----------------	------	------	------	------	------------



L 605340	Approved --	08/06/2020			\$427.50					\$427.50
L 606612	Approved --	08/06/2020			\$27,998.10					\$27,998.10
L 435169	Approved --	04/06/2010			\$726.00					\$726.00
L 608059	Approved --	10/05/2020			\$6,430.95					\$6,430.95
L 609404	Approved --	10/06/2020			\$13,580.22					\$13,580.22
L 610451	Approved --	11/10/2020			\$4,111.20					\$4,111.20
L 613319	Approved --	12/22/2020			\$6,256.80					\$6,256.80
L 614872	Approved --	02/05/2021			\$4,657.95					\$4,657.95
L 616100	Approved --	03/30/2021			\$11,558.50					\$11,558.50
L 618942	Approved --	04/26/2021			\$12,960.50					\$12,960.50
L 617612	Approved --	04/26/2021			\$6,258.00					\$6,258.00
L 620624	Approved --	05/21/2021			\$8,795.00					\$8,795.00
L 621939	Approved --	06/23/2021			\$34,214.49					\$34,214.49
L 623660	Approved --	08/16/2021			\$20,732.34					\$20,732.34
L 624741	Approved --	09/08/2021			\$2,645.00					\$2,645.00
L 625932	Approved --	10/14/2021			\$285.00					\$285.00
L 627417	Approved --	12/22/2021			\$953.86					\$953.86
L 628918	Approved --	12/12/2021			\$584.50					\$584.50

L 630126	Approved --	01/06/2022			\$3,468.76					\$3,468.76
L 631590	Approved --	01/21/2022			\$1,315.00					\$1,315.00
L 463065	Approved --	12/20/2011			\$379.50					\$379.50
L 633004	Approved --	02/15/2022			\$20,194.41					\$20,194.41
L 635494	Approved --	04/28/2022			\$2,895.50					\$2,895.50
L 637065	Approved --	05/31/2022			\$7,327.00					\$7,327.00
L 638580	Approved --	06/22/2022			\$47.50					\$47.50
L 640355	Approved --	07/29/2022			\$545.02					\$545.02
L 641318	Approved --	09/14/2022			\$182.50					\$182.50
L 642736	Approved --	10/19/2022			\$36.50					\$36.50
L 644092	Approved --	10/19/2022			\$4,414.81					\$4,414.81

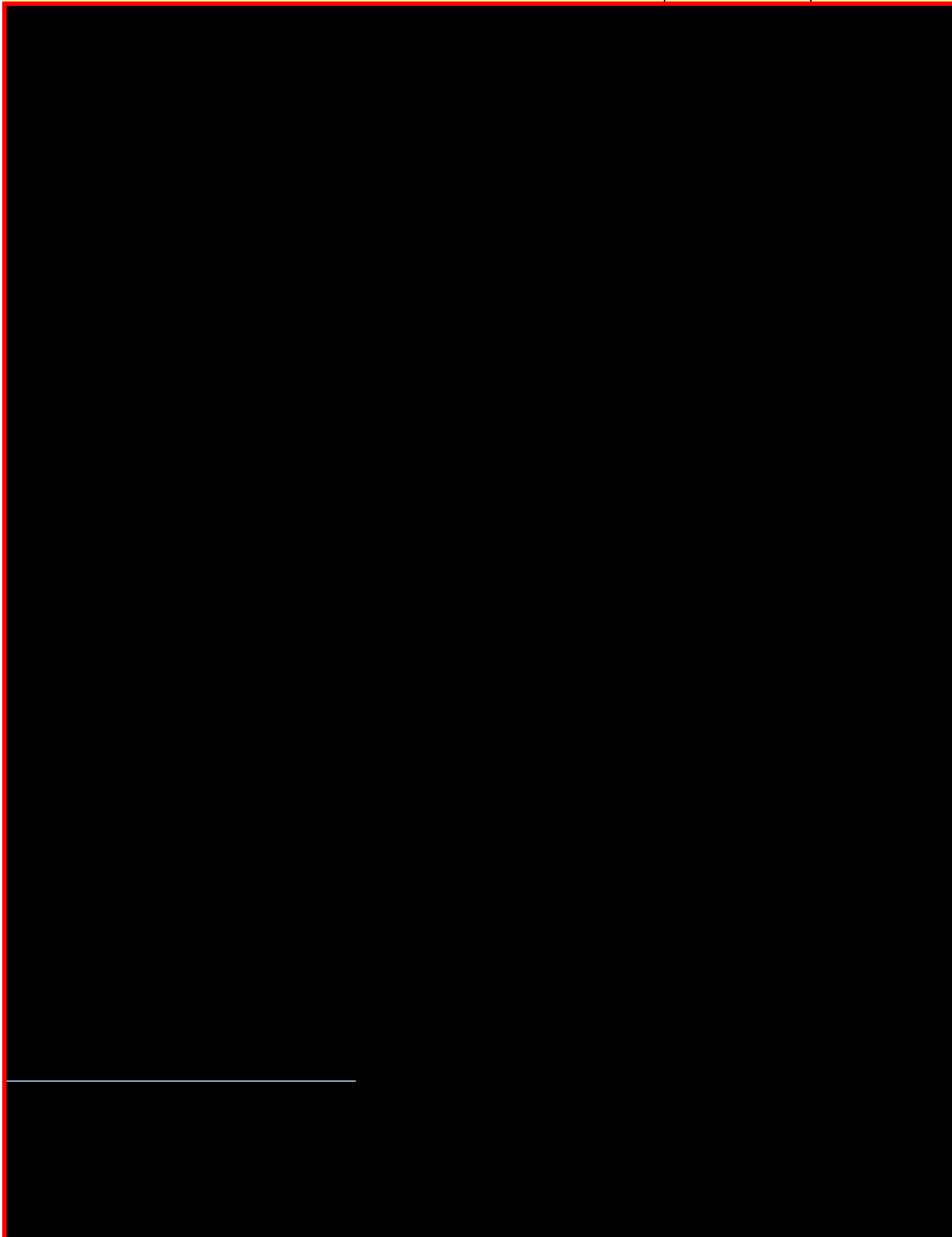




Total of Entries:

Num of Entries Shown:

Full Account	Staged_DocRef	Staged Year Month	Staged District	VO Number
--------------	---------------	-------------------	-----------------	-----------





Total of Entries:

Num of Entries Shown:

Full Account	Staged_DocRef	Staged Year Month	Staged District	VO Number
--------------	---------------	-------------------	-----------------	-----------

[REDACTED]	Approved --	12/14/2022	\$1,012.00	\$1,012.00
646906	Approved --	12/14/2022	\$1,012.00	\$1,012.00
[REDACTED]	Approved --	02/03/2023	\$7,549.50	\$7,549.50
648491	Approved --	02/03/2023	\$7,549.50	\$7,549.50
[REDACTED]	Approved --	02/22/2023	\$10,420.50	\$10,420.50
649486	Approved --	02/22/2023	\$10,420.50	\$10,420.50
[REDACTED]	Approved --	03/14/2023	\$2,245.00	\$2,245.00
651034	Approved --	03/14/2023	\$2,245.00	\$2,245.00
[REDACTED]	Approved --	06/02/2023	\$6,787.50	\$6,787.50
653852	Approved --	06/02/2023	\$6,787.50	\$6,787.50
[REDACTED]	Approved --	07/03/2023	\$2,625.00	\$2,625.00
655273	Approved --	07/03/2023	\$2,625.00	\$2,625.00
[REDACTED]	Approved --	03/23/2022	\$1,464.00	\$1,457.50
634119	Approved --	03/23/2022	\$1,464.00	\$1,457.50

# Journal Entry Query Tool

v.4.6

Designated Information is Confidential Per Protective Order in UTC Docket TG-230778

NOTE: Ctrl+Shift+J to pull data

Exh. JW-3R

Date Range:

From:

To:

<b>Total of Entries:</b>	<b>347,326.99</b>	<b>0.00</b>	*pstd: P = Posted, U = Unposted, S = Staged, C:0 = I/C Unposted, -1 = Hang
<b>Num of Entries Shown:</b>	<b>6</b>	<b>6</b>	*records limit: 10000

Full Account	Date	Amount USD	Amount CAD	Nat Currency	Journal Control Num	Psted*
--------------	------	------------	------------	--------------	---------------------	--------

# Journal Entry Qu

Exh. JW-3R

v.4.6

2022-08  
2023-07

Districts: 2112  
Accts: 91010  
System:  
Subsystem:

Total of Entries: [redacted] ging out there.  
Num of Entries Shown: [redacted]

Full Account	Journal Description	User	R/Type	Vendor Code	One Time Vendor
[Redacted Content]					

Journal Entry Qu

v.4.6

Exh. JW-3R

Other Criteria

Vendor Code:  
Amount From:  
Amount To:  
Posting: All

Total of Entries:  
Num of Entries Shown:

Full Account	Further Description	Date Doc	Doc Desc	Doc Ctrl Num	Po Ctrl Num
--------------	---------------------	----------	----------	--------------	-------------

--	--	--	--	--	--

Total of Entries:  
Num of Entries Shown:

Full Account	Vendor Order Num	Ticket Num	Document 2	Document 1	Class Code	Date Entered	Date Posted	Amt Net	Date Due
--------------	------------------	------------	------------	------------	------------	--------------	-------------	---------	----------





Total of Entries:  
Num of Entries Shown:

Not included in print range											
Full Account	Database	Reversing Flag	Hold Flag	Recurring Flag	Repeating Flag	Type Flag	Posted Flag	Seg1	Seg2	Seg3	Seg4



Total of Entries:  
Num of Entries Shown:

Full Account	Staged_RefCode	Staged_DocRef	Staged Year Month	Staged District	VO Number
--------------	----------------	---------------	-------------------	-----------------	-----------

--	--	--	--	--	--

		Exclude IC:			
(drill)	(drill)	(drill)	(drill)	(drill)	(drill)
From Epicor - Current Mth Actual BS				Three M	
		Current Mth			
Posted	Unposted	Staged	Total	May-22	



Exclude IC:				(drill)
(drill)	(drill)	(drill)	(drill)	(drill)
From Epicor - Current Mth Actual BS				Three M
Current Mth				
Posted	Unposted	Staged	Total	May-22



		Exclude IC:			
(drill)	(drill)	(drill)	(drill)	(drill)	(drill)
From Epicor - Current Mth Actual BS				Three M	
		Current Mth			
Posted	Unposted	Staged	Total	May-22	



Exclude IC:				(drill)
(drill)	(drill)	(drill)	(drill)	(drill)
From Epicor - Current Mth Actual BS				Three M
Current Mth				May-22
Posted	Unposted	Staged	Total	



System:		
SubSystem:		
(drill)	(drill)	
Month BS Trend (from Epicor)		
	Total	Change from
Jun-22	Jul-22	Prior Period



System:		
SubSystem:		
(drill)	(drill)	
Month BS Trend (from Epicor)		
Jun-22	Total Jul-22	Change from Prior Period





System:		
SubSystem:		
(drill)	(drill)	
Month BS Trend (from Epicor)		
Jun-22	Total Jul-22	Change from Prior Period



System:		
SubSystem:		
(drill)	(drill)	
Month BS Trend (from Epicor)		
	Total	Change from
Jun-22	Jul-22	Prior Period



Exclude IC:

(drill)

(drill)


(drill)

(drill)

(drill)

From Epicor - Current Mth Actual BS

Three M



Exclude IC:

(drill)

(drill)

(drill)

(drill)

(drill)

From Epicor - Current Mth Actual BS

Three M



Exclude IC:

(drill)

(drill)

(drill)

(drill)

(drill)

From Epicor - Current Mth Actual BS

Three M



System:  
SubSystem:

(drill) (drill)

10nth BS Trend (from Epicor)



System:  
SubSystem:

Exh. JW-3R

(drill) (drill)

Month BS Trend (from Epicor)



System:  
SubSystem:

(drill) (drill)

1onth BS Trend (from Epicor)

