

12th Revision of Sheet No. 140-BCanceling 11th Revision

WN U-60

of Sheet No. 140-B

PUGET SOUND ENERGY
Electric Tariff G

SCHEDULE 140
Property Tax Tracker (Continued)

4. Monthly Rate: The surcharge rate shown below and on the following sheets shall be added to the rate(s) shown on each schedule for electric service.

-----Energy Charge-----				
<u>Schedule</u>	<u>Base Property Tax Rate</u>	<u>Deferral Rate</u>	<u>Schedule 140 Total Effective Rate</u>	
7, 307, 317 & 327	\$0.002179	\$(0.000581)	\$0.001598 per KWh	(C) (R) (R) (R)
7A	\$0.001687	\$(0.000450)	\$0.001237 per KWh	
8, 24 & 324	\$0.001808	\$(0.000482)	\$0.001326 per KWh	
11 & 25	\$0.001687	\$(0.000450)	\$0.001237 per KWh	
12 & 26	\$0.001380	\$(0.000368)	\$0.001012 per KWh	
29	\$0.001687	\$(0.000450)	\$0.001237 per KWh	
10 & 31	\$0.001406	\$(0.000375)	\$0.001031 per KWh	
35	\$0.001406	\$(0.000375)	\$0.001031 per KWh	(R) (R) (R)
Special Contracts:				
<u>Metering Point</u>				
Secondary Voltage	\$0.000423	\$(0.000113)	\$0.000310 per KWh	(R) (R) (R)
Primary Voltage	\$0.000423	\$(0.000113)	\$0.000310 per KWh	
High Voltage	\$0.000423	\$(0.000113)	\$0.000310 per KWh	(R) (R) (R)

(D)


Issued: March 25, 2024

Advice No.: 2024-12

Effective: May 1, 2024

Issued By Puget Sound Energy

By:



Birud D. Jhaveri

Title: Director, Regulatory Affairs

13th Revision of Sheet No. 140-CCanceling 12th Revision

WN U-60

of Sheet No. 140-C

PUGET SOUND ENERGY
Electric Tariff G

SCHEDULE 140
Property Tax Tracker (Continued)

4. Monthly Rate (Continued):

-----Energy Charge-----				
Base Property		Schedule 140 Total		
<u>Schedule</u>	<u>Tax Rate</u>	<u>Deferral Rate</u>	<u>Effective Rate</u>	
43	\$0.001306	\$(0.000348)	\$0.000958 per kWh	(R) (R) (R)
46 & 49	\$0.000775	\$(0.000207)	\$0.000568 per kWh	
448, 449, 458 & 459	\$0.008696	\$(0.002319)	\$0.006377 per kVA	(R) (R) (R)

Schedule 50 – Fluorescent Lighting Service - Customer Owned

-----Per Lamp Charge-----			
Base Property		Schedule 140 Total	
	<u>Tax Rate</u>	<u>Deferral Rate</u>	<u>Effective Rate</u>
Lamp Wattage – 22	\$0.00	\$0.00	\$0.00 per Lamp

Schedule 50 – Mercury Vapor Lighting Service - Customer Owned (Code A)


-----Per Lamp Charge-----			
Base Property		Schedule 140 Total	
	<u>Tax Rate</u>	<u>Deferral Rate</u>	<u>Effective Rate</u>
Lamp Wattage – 100	\$0.02	\$0.00	\$0.02 per Lamp
Lamp Wattage – 175	\$0.03	\$(0.01)	\$0.02 per Lamp
Lamp Wattage – 400	\$0.07	\$(0.02)	\$0.05 per Lamp

Schedule 50 – Mercury Vapor Lighting Energy Service - Customer Owned (Code B)

-----Per Lamp Charge-----			
Base Property		Schedule 140 Total	
	<u>Tax Rate</u>	<u>Deferral Rate</u>	<u>Effective Rate</u>
Lamp Wattage – 100	\$0.02	\$0.00	\$0.02 per Lamp
Lamp Wattage – 175	\$0.03	\$(0.01)	\$0.02 per Lamp
Lamp Wattage – 400	\$0.07	\$(0.02)	\$0.05 per Lamp
Lamp Wattage – 700	\$0.11	\$(0.03)	\$0.08 per Lamp

Issued: March 25, 2024**Advice No.:** 2024-12**Effective:** May 1, 2024**Issued By Puget Sound Energy**

By:



Birud D. Jhaveri

Title: Director, Regulatory Affairs

12th Revision of Sheet No. 140-DCanceling 11th Revision

WN U-60

of Sheet No. 140-D

PUGET SOUND ENERGY
Electric Tariff G**SCHEDULE 140****Property Tax Tracker (Continued)****4. MONTHLY RATE (Continued):****SCHEDULES 51, 53 – Customer Owned & 54 – LED (Light Emitting Diode) Lighting Service**


Base Property		Schedule 140 Total	
<u>Lamp Wattage</u>	<u>Tax Rate</u>	<u>Deferral Rate</u>	<u>Effective Rate Per Lamp</u>
0-30 Watt	\$0.00	\$0.00	\$0.00
30.01-60 Watt	\$0.01	\$0.00	\$0.01
60.01-90 Watt	\$0.01	\$0.00	\$0.01
90.01-120 Watt	\$0.02	\$0.00	\$0.02
120.01-150 Watt	\$0.03	\$(0.01)	\$0.02
150.01-180 Watt	\$0.03	\$(0.01)	\$0.02

(R) (R)

(R) (R)

Issued: March 25, 2024**Advice No.:** 2024-12**Effective:** May 1, 2024**Issued By Puget Sound Energy**

By:



Birud D. Jhaveri

Title: Director, Regulatory Affairs

12th Revision of Sheet No. 140-ECanceling 11th Revision

WN U-60


of Sheet No. 140-E

PUGET SOUND ENERGY
Electric Tariff G**SCHEDULE 140**
Property Tax Tracker (Continued)**4. Monthly Rate (Continued):**SCHEDULES 51, 53 – Customer Owned & 54 – LED (Light Emitting Diode) Lighting Service

<u>Lamp Wattage</u>	<u>Base Property Tax Rate</u>	<u>Deferral Rate</u>	<u>Schedule 140 Total Effective Rate</u>	
			<u>Per Lamp</u>	
180.01-210 Watt	\$0.04	\$(0.01)	\$0.03	(R) (R)
210.01-240 Watt	\$0.04	\$(0.01)	\$0.03	(R) (R)
240.01-270 Watt	\$0.04	\$(0.01)	\$0.03	(R) (R) (R)
270.01-300 Watt	\$0.04	\$(0.01)	\$0.03	(R) (R) (R)

Issued: March 25, 2024**Advice No.:** 2024-12**Effective:** May 1, 2024**Issued By Puget Sound Energy**

By:



Birud D. Jhaveri

Title: Director, Regulatory Affairs

12th Revision of Sheet No. 140-FCanceling 11th Revision

WN U-60

of Sheet No. 140-F

PUGET SOUND ENERGY
Electric Tariff G

SCHEDULE 140
Property Tax Tracker (Continued)

4. Monthly Rate (Continued):SCHEDULE 52 - Sodium Vapor Lighting Service

Base Property		Schedule 140 Total	
<u>Lamp Wattage</u>	<u>Tax Rate</u>	<u>Deferral Rate</u>	<u>Effective Rate Per Lamp</u>
50 Watt	\$0.01	\$0.00	\$0.01
70 Watt	\$0.01	\$0.00	\$0.01
100 Watt	\$0.02	\$0.00	\$0.02
150 Watt	\$0.03	\$(0.01)	\$0.02
200 Watt	\$0.04	\$(0.01)	\$0.03
250 Watt	\$0.04	\$(0.01)	\$0.03
310 Watt	\$0.05	\$(0.01)	\$0.04
400 Watt	\$0.07	\$(0.02)	\$0.05

(R) (R)

(R) | |

(R) | |

(R) (R)

SCHEDULE 52 - Metal Halide Lighting Service

Base Property		Schedule 140 Total	
<u>Lamp Wattage</u>	<u>Tax Rate</u>	<u>Deferral Rate</u>	<u>Effective Rate Per Lamp</u>
70 Watt	\$0.01	\$0.00	\$0.01
100 Watt	\$0.02	\$0.00	\$0.02
150 Watt	\$0.03	\$(0.01)	\$0.02
175 Watt	\$0.03	\$(0.01)	\$0.02
250 Watt	\$0.04	\$(0.01)	\$0.03
400 Watt	\$0.07	\$(0.02)	\$0.05
1000 Watt	\$0.17	\$(0.04)	\$0.13

(R) (R)

(R) | |

(R) | |

(R) (R) (R)

SCHEDULE 53 – Sodium Vapor Lighting Service– Company Owned

Base Property		Schedule 140 Total	
<u>Lamp Wattage</u>	<u>Tax Rate</u>	<u>Deferral Rate</u>	<u>Effective Rate Per Lamp</u>
50 Watt	\$0.47	\$(0.12)	\$0.35
70 Watt	\$0.50	\$(0.13)	\$0.37
100 Watt	\$0.48	\$(0.13)	\$0.35
150 Watt	\$0.49	\$(0.13)	\$0.36
200 Watt	\$0.53	\$(0.14)	\$0.39
250 Watt	\$0.55	\$(0.15)	\$0.40
310 Watt	\$0.57	\$(0.15)	\$0.42
400 Watt	\$0.62	\$(0.17)	\$0.45
1000 Watt	\$0.86	\$(0.23)	\$0.63

(R) (R) (R)

| | |

| | |

| | |

| | |

| | |


| | |

| | |

(R) (R) (R)

Issued: March 25, 2024**Advice No.:** 2024-12**Effective:** May 1, 2024**Issued By Puget Sound Energy**

By:



Birud D. Jhaveri

Title: Director, Regulatory Affairs

12th Revision of Sheet No. 140-GCanceling 11th Revision

WN U-60

of Sheet No. 140-G

PUGET SOUND ENERGY
Electric Tariff G

SCHEDULE 140

Property Tax Tracker (Continued)

4. Monthly Rate (Continued):

SCHEDULE 53 – Sodium Vapor Lighting Service – Customer Owned

Base Property		Schedule 140 Total	
<u>Lamp Wattage</u>	<u>Tax Rate</u>	<u>Deferral Rate</u>	<u>Effective Rate Per Lamp</u>
50 Watt	\$0.01	\$0.00	\$0.01
70 Watt	\$0.01	\$0.00	\$0.01
100 Watt	\$0.02	\$0.00	\$0.02
150 Watt	\$0.03	\$(0.01)	\$0.02
200 Watt	\$0.04	\$(0.01)	\$0.03
250 Watt	\$0.04	\$(0.01)	\$0.03
310 Watt	\$0.05	\$(0.01)	\$0.04
400 Watt	\$0.07	\$(0.02)	\$0.05
1000 Watt	\$0.17	\$(0.04)	\$0.13

(R) (R)

| |

(R) | |

(R) | |

| |

(R) (R) (R)

SCHEDULE 53 – Metal Halide Lighting Service – Company Owned

Base Property		Schedule 140 Total	
<u>Lamp Wattage</u>	<u>Tax Rate</u>	<u>Deferral Rate</u>	<u>Effective Rate Per Lamp</u>
70 Watt	\$0.45	\$(0.12)	\$0.33
100 Watt	\$0.46	\$(0.12)	\$0.34
150 Watt	\$0.48	\$(0.13)	\$0.35
250 Watt	\$0.54	\$(0.14)	\$0.40
400 Watt	\$0.56	\$(0.15)	\$0.41

(R) (R) (R)

| | |

| | |

| | |

(R) (R) (R)

SCHEDULE 53 – Metal Halide Lighting Service – Customer Owned

Base Property		Schedule 140 Total	
<u>Lamp Wattage</u>	<u>Tax Rate</u>	<u>Deferral Rate</u>	<u>Effective Rate Per Lamp</u>
70 Watt	\$0.01	\$0.00	\$0.01
100 Watt	\$0.02	\$0.00	\$0.02
150 Watt	\$0.03	\$(0.01)	\$0.02
175 Watt	\$0.03	\$(0.01)	\$0.02
250 Watt	\$0.04	\$(0.01)	\$0.03
400 Watt	\$0.07	\$(0.02)	\$0.05

(R) (R)

| |

(R) | |

(R) (R)

Issued: March 25, 2024

Advice No.: 2024-12

Effective: May 1, 2024

Issued By Puget Sound Energy

By:  Birud D. Jhaveri

Title: Director, Regulatory Affairs

13th Revision of Sheet No. 140-HCanceling 12th Revision

WN U-60


of Sheet No. 140-H

PUGET SOUND ENERGY
Electric Tariff G**SCHEDULE 140**
Property Tax Tracker (Continued)**4. MONTHLY RATE (Continued):**SCHEDULE 53 – LED Lighting Service – Company Owned

Base Property		Schedule 140 Total				
<u>Lamp Wattage</u>	<u>Tax Rate</u>	<u>Deferral Rate</u>	<u>Effective Rate Per Lamp</u>			
0-30 Watt	\$0.48	\$(0.13)	\$0.35	(R)	(R)	(R)
30.01-60 Watt	\$0.48	\$(0.13)	\$0.35			
60.01-90 Watt	\$0.48	\$(0.13)	\$0.35			
90.01-120 Watt	\$0.51	\$(0.14)	\$0.37			
120.01-150 Watt	\$0.53	\$(0.14)	\$0.39			
150.01-180 Watt	\$0.52	\$(0.14)	\$0.38	(R)	(R)	(R)

Issued: March 25, 2024**Advice No.:** 2024-12**Effective:** May 1, 2024**Issued By Puget Sound Energy**

By:



Birud D. Jhaveri

Title: Director, Regulatory Affairs

13th Revision of Sheet No. 140-ICanceling 12th Revision

WN U-60

of Sheet No. 140-I

PUGET SOUND ENERGY
Electric Tariff G

SCHEDULE 140

Property Tax Tracker (Continued)

4. MONTHLY RATE (Continued):

SCHEDULE 53 – LED Lighting Service – Company Owned

Base Property			Schedule 140 Total		
<u>Lamp Wattage</u>	<u>Tax Rate</u>	<u>Deferral Rate</u>	<u>Effective Rate Per Lamp</u>		
180.01-210 Watt	\$0.53	\$(0.14)	\$0.39	(R)	(R) (R)
210.01-240 Watt	\$0.54	\$(0.14)	\$0.40		
240.01-270 Watt	\$0.54	\$(0.14)	\$0.40		
270.01-300 Watt	\$0.55	\$(0.15)	\$0.40	(R)	(R) (R)

SCHEDULE 53 – LED Lighting Service – Customer Owned

See Sheet Nos. 140-D and 140-E

SCHEDULES 51 & 53 – Smart LED Light Charges:

Base Property			Schedule 140 Total		
	<u>Tax Rate</u>	<u>Deferral Rate</u>	<u>Effective Rate Per Lamp</u>		
Energy Charge per kWh	\$0.007555	\$(0.002015)	\$0.005540	(R)	(R) (R)


Issued: March 25, 2024

Advice No.: 2024-12

Effective: May 1, 2024

Issued By Puget Sound Energy

By:



Birud D. Jhaveri

Title: Director, Regulatory Affairs

11th Revision of Sheet No. 140-LCanceling 10th Revision

WN U-60

of Sheet No. 140-L

PUGET SOUND ENERGY
Electric Tariff G

SCHEDULE 140
Property Tax Tracker (Continued)

4. Monthly Rate (Continued):SCHEDULE 54 – Sodium Vapor Lighting Energy Service

Base Property		Schedule 140 Total		
<u>Lamp Wattage</u>	<u>Tax Rate</u>	<u>Deferral Rate</u>	<u>Effective Rate Per Lamp</u>	
50 Watt	\$0.01	\$0.00	\$0.01	
70 Watt	\$0.01	\$0.00	\$0.01	
100 Watt	\$0.02	\$0.00	\$0.02	
150 Watt	\$0.03	\$(0.01)	\$0.02	(R) (R)
200 Watt	\$0.04	\$(0.01)	\$0.03	
250 Watt	\$0.04	\$(0.01)	\$0.03	(R)
310 Watt	\$0.05	\$(0.01)	\$0.04	(R)
400 Watt	\$0.07	\$(0.02)	\$0.05	
1000 Watt	\$0.17	\$(0.04)	\$0.13	(R) (R) (R)

SCHEDULE 54 – LED Lighting Energy Service


See Sheet Nos. 140-D and 140-E

SCHEDULES 55 & 56 – Sodium Vapor Area Lighting Service

Base Property		Schedule 140 Total		
<u>Lamp Wattage</u>	<u>Tax Rate</u>	<u>Deferral Rate</u>	<u>Effective Rate Per Lamp</u>	
70 Watt	\$0.50	\$(0.13)	\$0.37	(R) (R) (R)
100 Watt	\$0.48	\$(0.13)	\$0.35	
150 Watt	\$0.49	\$(0.13)	\$0.36	
200 Watt	\$0.53	\$(0.14)	\$0.39	
250 Watt	\$0.55	\$(0.15)	\$0.40	
400 Watt	\$0.62	\$(0.17)	\$0.45	(R) (R) (R)

Issued: March 25, 2024**Advice No.:** 2024-12**Effective:** May 1, 2024**Issued By Puget Sound Energy**

By:



Birud D. Jhaveri

Title: Director, Regulatory Affairs

13th Revision of Sheet No. 140-MCanceling 12th Revision

WN U-60

of Sheet No. 140-M

PUGET SOUND ENERGY
Electric Tariff G

SCHEDULE 140
Property Tax Tracker (Continued)

4. MONTHLY RATE (Continued):SCHEDULES 55 & 56 – Metal Halide Area Lighting Service

Base Property		Schedule 140 Total	
<u>Lamp Wattage</u>	<u>Tax Rate</u>	<u>Deferral Rate</u>	<u>Effective Rate Per Lamp</u>
250 Watt	\$0.54	\$(0.14)	\$0.40
			(R) (R) (R)

SCHEDULES 55 & 56 – Light Emitting Diode (LED) Lighting Service

Base Property		Schedule 140 Total	
<u>Lamp Wattage</u>	<u>Tax Rate</u>	<u>Deferral Rate</u>	<u>Effective Rate Per Lamp</u>
0 – 30	\$0.38	\$(0.10)	\$0.28
30.01 – 60	\$0.44	\$(0.12)	\$0.32
60.01 – 90	\$0.59	\$(0.16)	\$0.43
90.01 – 120	\$0.61	\$(0.16)	\$0.45
120.01 – 150	\$0.71	\$(0.19)	\$0.52
150.01 – 180	\$0.80	\$(0.21)	\$0.59
180.01 – 210	\$0.89	\$(0.24)	\$0.65
210.01 – 240	\$0.97	\$(0.26)	\$0.71
240.01 – 270	\$1.06	\$(0.28)	\$0.78
270.01 – 300	\$1.14	\$(0.31)	\$0.83
			(R) (R) (R)


SCHEDULES 55 & 56 – Pole Charges

Base Property		Schedule 140 Total	
	<u>Tax Rate</u>	<u>Deferral Rate</u>	<u>Effective Rate Per Pole</u>
Pre November 1974	\$0.52	\$(0.14)	\$0.38
Post October 28, 1999	\$1.04	\$(0.28)	\$0.76
			(R) (R) (R)

Issued: March 25, 2024
Advice No.: 2024-12

Effective: May 1, 2024**Issued By Puget Sound Energy**

By:



Birud D. Jhaveri

Title: Director, Regulatory Affairs

11th Revision of Sheet No. 140-NCanceling 10th Revision

WN U-60

of Sheet No. 140-N

PUGET SOUND ENERGY
Electric Tariff G

SCHEDULE 140
Property Tax Tracker (Continued)

4. Monthly Rate (Continued):SCHEDULE 57 – Continuous Lighting Service

	Base Property		Schedule 140 Total	
	<u>Tax Rate</u>	<u>Deferral Rate</u>	<u>Effective Rate</u>	
Monthly Rate per Watt of				
Connected Load	\$0.00018	\$(0.00005)	\$0.00013	(R) (R) (R)

SCHEDULES 58 & 59 – Directional Sodium Vapor Lighting Service


	Base Property		Schedule 140 Total	
<u>Lamp Wattage</u>	<u>Tax Rate</u>	<u>Deferral Rate</u>	<u>Effective Rate Per Lamp</u>	
70 Watt	\$0.50	\$(0.13)	\$0.37	(R) (R) (R)
100 Watt	\$0.48	\$(0.13)	\$0.35	
150 Watt	\$0.49	\$(0.13)	\$0.36	
200 Watt	\$0.53	\$(0.14)	\$0.39	
250 Watt	\$0.55	\$(0.15)	\$0.40	
400 Watt	\$0.62	\$(0.17)	\$0.45	(R) (R) (R)

SCHEDULES 58 & 59 – Directional Metal Halide Lighting Service

	Base Property		Schedule 140 Total	
<u>Lamp Wattage</u>	<u>Tax Rate</u>	<u>Deferral Rate</u>	<u>Effective Rate Per Lamp</u>	
175 Watt	\$0.49	\$(0.13)	\$0.36	(R) (R) (R)
250 Watt	\$0.54	\$(0.14)	\$0.40	
400 Watt	\$0.56	\$(0.15)	\$0.41	
1000 Watt	\$0.84	\$(0.23)	\$0.61	(R) (R) (R)

Issued: March 25, 2024**Advice No.:** 2024-12**Effective:** May 1, 2024**Issued By Puget Sound Energy**

By:



Birud D. Jhaveri

Title: Director, Regulatory Affairs

13th Revision of Sheet No. 140-OCanceling 12th Revision

WN U-60

of Sheet No. 140-O

PUGET SOUND ENERGY
Electric Tariff G

SCHEDULE 140
Property Tax Tracker (Continued)

4. MONTHLY RATE (Continued):SCHEDULES 58 & 59 – Horizontal Sodium Vapor Lighting Service

Base Property		Schedule 140 Total		
<u>Lamp Wattage</u>	<u>Tax Rate</u>	<u>Deferral Rate</u>	<u>Effective Rate Per Lamp</u>	
100 Watt	\$0.48	\$(0.13)	\$0.35	(R) (R) (R)
150 Watt	\$0.49	\$(0.13)	\$0.36	
200 Watt	\$0.53	\$(0.14)	\$0.39	
250 Watt	\$0.55	\$(0.15)	\$0.40	
400 Watt	\$0.62	\$(0.17)	\$0.45	(R) (R) (R)

SCHEDULES 58 & 59 – Light Emitting Diode (LED) Lighting Service

Base Property		Schedule 140 Total		
<u>Lamp Wattage</u>	<u>Tax Rate</u>	<u>Deferral Rate</u>	<u>Effective Rate Per Lamp</u>	
0 – 30	\$0.41	\$(0.11)	\$0.30	(R) (R) (R)
30.01 – 60	\$0.50	\$(0.13)	\$0.37	
60.01 – 90	\$0.59	\$(0.16)	\$0.43	
90.01 – 120	\$0.69	\$(0.18)	\$0.51	
120.01 – 150	\$0.77	\$(0.21)	\$0.56	
150.01 – 180	\$0.86	\$(0.23)	\$0.63	
180.01 – 210	\$0.95	\$(0.25)	\$0.70	
210.01 – 240	\$1.04	\$(0.28)	\$0.76	
240.01 – 270	\$1.13	\$(0.30)	\$0.83	(R) (R) (R)


Issued: March 25, 2024

Advice No.: 2024-12

Effective: May 1, 2024

Issued By Puget Sound Energy

By:



Birud D. Jhaveri

Title: Director, Regulatory Affairs

10th Revision of Sheet No. 140-PCanceling 9th Revision

WN U-60

of Sheet No. 140-P

PUGET SOUND ENERGY
Electric Tariff G**SCHEDULE 140**
Property Tax Tracker (Continued)**4. Monthly Rate (Continued):**SCHEDULES 58 & 59 – Light Emitting Diode (LED) Lighting Service (Continued)

<u>Lamp Wattage</u>	<u>Base Property Tax Rate</u>	<u>Deferral Rate</u>	<u>Schedule 140 Total Effective Rate Per Lamp</u>	
270.01 – 300	\$1.21	\$(0.32)	\$0.89	(R) (R) (R)
300.01 – 400	\$1.41	\$(0.38)	\$1.03	(R) (R) (R)
400.01 – 500	\$1.70	\$(0.45)	\$1.25	(R) (R) (R)
500.01 – 600	\$2.00	\$(0.53)	\$1.47	(R) (R) (R)
600.01 – 700	\$2.29	\$(0.61)	\$1.68	(R) (R) (R)
700.01 – 800	\$2.59	\$(0.69)	\$1.90	(R) (R) (R)
800.01 – 900	\$2.88	\$(0.77)	\$2.11	(R) (R) (R)

Issued: March 25, 2024**Advice No.:** 2024-12**Effective:** May 1, 2024**Issued By Puget Sound Energy**By: 

Birud D. Jhaveri

Title: Director, Regulatory Affairs

9th Revision of Sheet No. 140-QCanceling 6th Revision

WN U-60

of Sheet No. 140-Q

PUGET SOUND ENERGY
Electric Tariff G

SCHEDULE 140
Property Tax Tracker (Continued)

4. Monthly Rate (Continued):SCHEDULES 58 & 59 – Horizontal Metal Halide Lighting Service

<u>Lamp Wattage</u>	<u>Base Property Tax Rate</u>	<u>Deferral Rate</u>	<u>Schedule 140 Total Effective Rate Per Lamp</u>	
250 Watt	\$0.54	\$(0.14)	\$0.40	(R) (R) (R)
400 Watt	\$0.56	\$(0.15)	\$0.41	(R) (R) (R)

SCHEDULES 58 & 59 – Pole Charge

	<u>Base Property Tax Rate</u>	<u>Deferral Rate</u>	<u>Schedule 140 Total Effective Rate Per Pole</u>	
Post 10/28/1999	\$1.04	\$(0.28)	\$0.76	(R) (R) (R)


5. Adjustments: Rates in this schedule and those rates reflected in the schedules for electric service to which the surcharge in the Rate section above applies, are subject to adjustment by such other schedules in this tariff as may apply.

6. General Rules and Provisions: Service under this schedule is subject to the General Rules and Provisions in this tariff (Schedule 80) as they may be modified from time to time and other schedules of such tariff that may from time to time apply as they may be modified from time to time.

Issued: March 25, 2024
Advice No.: 2024-12

Effective: May 1, 2024**Issued By Puget Sound Energy**

By:



Birud D. Jhaveri

Title: Director, Regulatory Affairs