

**PUGET SOUND ENERGY
 Electric Tariff G**

**SCHEDULE 95
 POWER COST ADJUSTMENT CLAUSE**

1. **APPLICABILITY:** This Power Cost Adjustment rate shall be applicable to the electric energy delivered to Customers under any schedule contained in this tariff except those Customers served on Schedule Nos. 448 and 449. This Power Cost Adjustment rate shall be applicable to the electric energy delivered to Customers under any special contract unless specifically excluded by such special contract.


2. **ADJUSTMENT:** In addition to the rate specified in the otherwise applicable rate schedules

3. **MONTHLY RATE:**

<u>SCHEDULE 7</u>	Energy Charge:	\$0.003801 per kWh	(I)
<u>SCHEDULES 24 & 8</u>	Energy Charge:	\$0.004475 per kWh	(I)
<u>SCHEDULES 25, 11 & 7A</u>	Energy Charge:	\$0.004005 per kWh	(I)
<u>SCHEDULES 26, 12 & 26P</u>	Energy Charge:	\$0.003953 per kWh	(I)
<u>SCHEDULE 29</u>	Energy Charge:	\$0.004167 per kWh	(I)
<u>SCHEDULES 31 & 10</u>	Energy Charge:	\$0.003830 per kWh	(I)
<u>SCHEDULE 35</u>	Energy Charge:	\$0.002038 per kWh	(I)
<u>SCHEDULE 43</u>	Energy Charge:	\$0.002905 per kWh	(I) (D)
			(D)

Issued: December 9, 2020
Advice No.: 2020-46

Effective: January 8, 2021

By: 

Issued By Puget Sound Energy

Jon Piliaris

Title: Director, Regulatory Affairs

15th Revision of Sheet No. 95-A
Canceling 14th Revision
of Sheet No. 95-A

WN U-60

PUGET SOUND ENERGY
Electric Tariff G

SCHEDULE 95
POWER COST ADJUSTMENT CLAUSE (Continued)

3. **MONTHLY RATE (Continued):**

<u>SCHEDULE 46</u>	Energy Charge:	\$0.003052 per kWh	(I)
<u>SCHEDULE 49</u>	Energy Charge:	\$0.004106 per kWh	(I)

SCHEDULE 50 – Customer-Owned Compact Fluorescent Lighting Service

Lamp Wattage Per Lamp Per Month

22 Watts	\$0.03	(I)
----------	--------	-----

SCHEDULE 50 – Customer-Owned Mercury Vapor Lighting Service

SCHEDULE 50 – Customer-Owned Energy Only Mercury Vapor Lighting Service


Lamp Wattage Per Lamp Per Month

100 Watts	\$0.13	(I)
175 Watts	\$0.22	
400 Watts	\$0.50	
700 Watts	\$0.88	(I)

See Sheet Nos. 95-C.1 and 95-C.2 for rates for Schedules 51, 53 and 54 Light Emitting Diode (LED) Lights

Issued: December 9, 2020
Advice No.: 2020-46

Effective: January 8, 2021

By: 

Issued By Puget Sound Energy

Jon Piliaris

Title: Director, Regulatory Affairs

17th Revision of Sheet No. 95-B
 Canceling 16th Revision
 of Sheet No. 95-B

WN U-60

PUGET SOUND ENERGY
Electric Tariff G

SCHEDULE 95
POWER COST ADJUSTMENT CLAUSE (Continued)

3. **MONTHLY RATE (Continued):**

SCHEDULE 52 – Sodium Vapor Lighting Service

<u>Lamp Wattage</u>	<u>Per Lamp Per Month</u>	
50 Watt	\$0.06	(l)
70 Watt	\$0.09	
100 Watt	\$0.13	
150 Watt	\$0.19	
200 Watt	\$0.25	
250 Watt	\$0.32	
310 Watt	\$0.39	
400 Watt	\$0.50	(l)

SCHEDULE 52 – Metal Halide Lighting Service

<u>Lamp Wattage</u>	<u>Per Lamp Per Month</u>	
70 Watt	\$0.09	(l)
100 Watt	\$0.13	
150 Watt	\$0.19	
175 Watt	\$0.22	
250 Watt	\$0.32	
400 Watt	\$0.50	
1000 Watt	\$1.26	(l)

SCHEDULE 53 – Sodium Vapor Lighting Service

<u>Lamp Wattage</u>	<u>Per Lamp Per Month</u>	
50 Watt	\$0.06	(l)
70 Watt	\$0.09	
100 Watt	\$0.13	
150 Watt	\$0.19	
200 Watt	\$0.25	
250 Watt	\$0.32	
310 Watt	\$0.39	
400 Watt	\$0.50	
1000 Watt	\$1.26	(l)

Issued: December 9, 2020
Advice No.: 2020-46

Effective: January 8, 2021

By: 

Issued By Puget Sound Energy

Jon Piliaris

Title: Director, Regulatory Affairs

16th Revision of Sheet No. 95-C
 Canceling 15th Revision
 of Sheet No. 95-C

WN U-60

PUGET SOUND ENERGY
Electric Tariff G

SCHEDULE 95
POWER COST ADJUSTMENT CLAUSE (Continued)

3. **MONTHLY RATE (Continued):**

SCHEDULE 53 – Metal Halide Lighting Service

<u>Lamp Wattage</u>	<u>Per Lamp Per Month</u>	
70 Watt	\$0.09	(I)
100 Watt	\$0.13	
150 Watt	\$0.19	
175 Watt	\$0.22 (Customer-Owned)	
250 Watt	\$0.32	
400 Watt	\$0.50	(I)


SCHEDULE 54 – Customer-Owned Sodium Vapor Lighting Service

<u>Lamp Wattage</u>	<u>Per Lamp Per Month</u>	
Dusk to Dawn		
50 Watt	\$0.06	(I)
70 Watt	\$0.09	
100 Watt	\$0.13	
150 Watt	\$0.19	
200 Watt	\$0.25	
250 Watt	\$0.32	
310 Watt	\$0.39	
400 Watt	\$0.50	
1000 Watt	\$1.26	(I)

See Sheet Nos. 95-C.1 and 95-C.2 for rates for Schedules 51, 53 and 54 Light Emitting Diode (LED) Lights

Issued: December 9, 2020
Advice No.: 2020-46

Effective: January 8, 2021

By: 

Issued By Puget Sound Energy

Jon Piliaris

Title: Director, Regulatory Affairs

9th Revision of Sheet No. 95-C.1
 Canceling 8th Revision
 of Sheet No. 95-C.1

WN U-60

PUGET SOUND ENERGY
Electric Tariff G

SCHEDULE 95
POWER COST ADJUSTMENT CLAUSE (Continued)

3. **MONTHLY RATE** (Continued):

LED Lighting Service

<u>Lamp Wattage</u>	<u>SCHEDULE 51</u> <u>Per Lamp Per Month</u>	<u>SCHEDULE 53</u> <u>Per Lamp Per Month</u>	<u>SCHEDULE 54</u> <u>Per Lamp Per Month</u>			
30-60 Watt	\$0.06	\$0.06	\$0.06	(l)	(l)	(l)
60.01-90 Watt	\$0.09	\$0.09	\$0.09			
90.01-120 Watt	\$0.13	\$0.13	\$0.13			
120.01-150 Watt	\$0.17	\$0.17	\$0.17			
150.01-180 Watt	\$0.21	\$0.21	\$0.21	(l)	(l)	(l)

Issued: December 9, 2020
Advice No.: 2020-46

Effective: January 8, 2021

By: 

Issued By Puget Sound Energy

Jon Piliaris

Title: Director, Regulatory Affairs

9th Revision of Sheet No. 95-C.2
 Cancelling 8th Revision
 of Sheet No. 95-C.2

WN U-60

PUGET SOUND ENERGY
Electric Tariff G

SCHEDULE 95
POWER COST ADJUSTMENT CLAUSE (Continued)

3. **MONTHLY RATE (Continued):**

LED Lighting Service (Continued)

<u>Lamp Wattage</u>	<u>SCHEDULE 51</u> <u>Per Lamp Per Month</u>	<u>SCHEDULE 53</u> <u>Per Lamp Per Month</u>	<u>SCHEDULE 54</u> <u>Per Lamp Per Month</u>			
180.01-210 Watt	\$0.25	\$0.25	\$0.25	(l)	(l)	(l)
210.01-240 Watt	\$0.28	\$0.28	\$0.28			
240.01-270 Watt	\$0.32	\$0.32	\$0.32			
270.01-300 Watt	\$0.36	\$0.36	\$0.36	(l)	(l)	(l)

Issued: December 9, 2020
Advice No.: 2020-46

Effective: January 8, 2021

By: 

Issued By Puget Sound Energy

Jon Piliaris

Title: Director, Regulatory Affairs

16th Revision of Sheet No. 95-D
 Canceling 15th Revision
 of Sheet No. 95-D

WN U-60

PUGET SOUND ENERGY
Electric Tariff G

SCHEDULE 95
POWER COST ADJUSTMENT CLAUSE (Continued)

3. **MONTHLY RATE:** (Continued)

SCHEDULES 55 & 56 – Sodium Vapor Lighting Service

<u>Lamp Wattage</u>	<u>Per Lamp Per Month</u>	
70 Watt	\$0.09	(l)
100 Watt	\$0.13	
150 Watt	\$0.19	
200 Watt	\$0.25	
250 Watt	\$0.32	
400 Watt	\$0.51	(l)

SCHEDULES 55 & 56 – Metal Halide Lighting Service

<u>Lamp Wattage</u>	<u>Per Lamp Per Month</u>	
250 Watt	\$0.32	(l)

SCHEDULES 55 & 56 – Light Emitting Diode (LED) Lighting Service


<u>Lamp Wattage</u>	<u>Per Lamp</u>	<u>Lamp Wattage</u>	<u>Per Lamp</u>		
30.00 – 60	\$0.06	180.01 – 210	\$0.25	(l)	(l)
60.01 – 90	\$0.10	210.01 – 240	\$0.29		
90.01 – 120	\$0.13	240.01 – 270	\$0.32		
120.01 – 150	\$0.17	270.01 – 300	\$0.36		(l)
150.01 – 180	\$0.21			(l)	

SCHEDULE 57

Monthly Rate per Watt of Connected Load:	\$0.00215	(l)
---	-----------	-----

Issued: December 9, 2020
Advice No.: 2020-46

Effective: January 8, 2021

By: 

Issued By Puget Sound Energy

Jon Piliaris

Title: Director, Regulatory Affairs

16th Revision of Sheet No. 95-E
 Canceling 15th Revision
 of Sheet No. 95-E

WN U-60

PUGET SOUND ENERGY
Electric Tariff G

SCHEDULE 95
POWER COST ADJUSTMENT CLAUSE (Continued)

3. **MONTHLY RATE:** (Continued)

SCHEDULES 58 & 59 – Directional Sodium Vapor Lighting Service

<u>Lamp Wattage</u>	<u>Per Lamp</u>	
70 Watt	\$0.09	(l)
100 Watt	\$0.13	
150 Watt	\$0.19	
200 Watt	\$0.25	
250 Watt	\$0.32	
400 Watt	\$0.51	(l)

SCHEDULES 58 & 59 – Directional Metal Halide Lighting Service

<u>Lamp Wattage</u>	<u>Per Lamp Per Month</u>	
175 Watt	\$0.22	(l)
250 Watt	\$0.32	
400 Watt	\$0.51	
1000 Watt	\$1.27	(l)

SCHEDULES 58 & 59 – Horizontal Sodium Vapor Lighting Service

<u>Lamp Wattage</u>	<u>Per Lamp Per Month</u>	
100 Watt	\$0.13	(l)
150 Watt	\$0.19	
200 Watt	\$0.25	
250 Watt	\$0.32	
400 Watt	\$0.51	(l)

SCHEDULES 58 & 59 – Horizontal Metal Halide Lighting Service

<u>Lamp Wattage</u>	<u>Per Lamp Per Month</u>	
250 Watt	\$0.32	(l)
400 Watt	\$0.51	(l)

Issued: December 9, 2020
Advice No.: 2020-46

Effective: January 8, 2021

By: 

Issued By Puget Sound Energy

Jon Piliaris

Title: Director, Regulatory Affairs

7th Revision of Sheet No. 95-E.1
 Canceling 6th Revision
 of Sheet No. 95-E.1

WN U-60

PUGET SOUND ENERGY
Electric Tariff G

SCHEDULE 95
POWER COST ADJUSTMENT CLAUSE (Continued)


3. **MONTHLY RATE:** (Continued)

SCHEDULES 58 & 59 – Light Emitting Diode (LED) Lighting Service

<u>Lamp Wattage</u>	<u>Per Lamp</u>	<u>Lamp Wattage</u>	<u>Per Lamp</u>		
30.00 – 60	\$0.06	270.01 – 300	\$0.36	(I)	(I)
60.01 – 90	\$0.10	300.01 – 400	\$0.44		
90.01 – 120	\$0.13	400.01 – 500	\$0.57		
120.01 – 150	\$0.17	500.01 – 600	\$0.70		
150.01 – 180	\$0.21	600.01 – 700	\$0.83		
180.01 – 210	\$0.25	700.01 – 800	\$0.95		
210.01 – 240	\$0.29	800.01 – 900	\$1.08		(I)
240.01 – 270	\$0.32			(I)	

Issued: December 9, 2020
Advice No.: 2020-46

Effective: January 8, 2021

By: 

Issued By Puget Sound Energy

Jon Piliaris

Title: Director, Regulatory Affairs

PUGET SOUND ENERGY
Electric Tariff G

SCHEDULE 95

(T)

Power Cost Adjustment Clause (Continued)

4. **BASIS:** The purpose of this schedule is to adjust rates, to the extent that power supply costs deviate from power supply costs assumed in present rate levels, as ordered in Docket UE-20XXXX. (T)
(T)
(C)
5. **ADJUSTMENTS:** Rates in this schedule and those rates reflected in the schedules for electric service to which the surcharge in the Applicability section above applies, are subject to adjustment by such other schedules in this tariff as may apply. (T)
6. **GENERAL RULES AND PROVISIONS:** Service under this schedule is subject to the General Rules and Provisions contained in this tariff (Schedule 80) as they may be modified from time to time and other schedules of such tariff that may from time to time apply as they may be modified from time to time. (T)

Issued: December 9, 2020
Advice No.: 2020-46

Effective: January 8, 2021

By:



Issued By Puget Sound Energy

Jon Piliaris

Title: Director, Regulatory Affairs

**PUGET SOUND ENERGY
 Electric Tariff G**

**SCHEDULE 142
 REVENUE DECOUPLING ADJUSTMENT MECHANISM (CONTINUED)**


4. **DECOUPLING MECHANISM** (Continued):
2. Fixed Power Cost Revenue Decoupling Calculation:
- a. The Fixed Power Cost Revenue Decoupling Adjustment reconciles on a monthly basis, separately for Rate Groups 1, 2, 3, 5 and 6, differences between (i) the monthly Actual Fixed Power Cost Revenue resulting from applying the following Fixed Power Cost Revenue Per Unit Rates to their Energy sales, and (ii) the Monthly Allowed Fixed Power Cost Revenue (see 4.2.c. below).

Fixed Power Cost Revenue Per Unit (\$/kWh)		
Rate Group 1 – Schedule 7	\$0.022104	(R)
Rate Group 2 – Schedules 8 & 24	\$0.023001	I
Rate Group 3 – Schedules 7A, 11, 25, 29, 35 & 43	\$0.022378	(R)
Rate Group 4 – Special Contracts	N/A	
Rate Group 5 – Schedules 12 & 26	\$0.021930	(R)
Rate Group 6 – Schedules 10 & 31	\$0.021099	(R)

(Continued on Sheet No. 142-E)

Issued: December 9, 2020
Advice No.: 2020-46

Effective: January 8, 2021

By: 

Issued By Puget Sound Energy
 Jon Piliaris **Title:** Director, Regulatory Affairs

**PUGET SOUND ENERGY
 Electric Tariff G**

**SCHEDULE 142
 REVENUE DECOUPLING ADJUSTMENT MECHANISM (CONTINUED)**

4. **DECOUPLING MECHANISM** (Continued):
2. Fixed Power Cost Revenue Decoupling Calculation (Continued):
- b. The difference resulting when the Actual Fixed Power Cost Revenue is subtracted from the Allowed Fixed Power Cost Revenue is accrued monthly in the Fixed Power Cost Revenue Decoupling Adjustment Balancing Account. The monthly amount accrued will be divided into sub-accounts so that net accruals for each Rate Group can be tracked separately. The sub-accounts will accrue interest at a rate equal to that determined by the Federal Energy Regulatory Commission pursuant to 18 CFR 35.19a.
- c. Monthly Allowed Fixed Power Cost Revenue:

Rate Group 1 – Schedule 7			
Month		Month	
January	\$27,106,992.15	July	\$14,475,215.40
February	\$24,738,619.40	August	\$15,483,951.99
March	\$23,847,770.46	September	\$14,454,327.84
April	\$18,501,369.07	October	\$19,743,080.09
May	\$16,225,045.87	November	\$22,206,588.79
June	\$15,037,795.91	December	\$28,299,166.30

(R) (R)
 | |
 | |
 | |
 | |
 (R) (R)

Rate Group 2 – Schedules 8 & 24			
Month		Month	
January	\$6,794,681.84	July	\$4,503,018.28
February	\$4,804,741.28	August	\$4,905,611.56
March	\$5,201,821.86	September	\$4,708,532.55
April	\$3,677,912.53	October	\$5,260,677.47
May	\$4,120,515.93	November	\$4,978,556.76
June	\$4,260,279.08	December	\$6,272,022.91

(I) (R)
 (R) (R)
 | (I)
 | (I)
 | (R)
 (R) (I)

(Continued on Sheet No. 142-F)

Issued: December 9, 2020
Advice No.: 2020-46

Effective: January 8, 2021

By: 

Issued By Puget Sound Energy
 Jon Piliaris **Title:** Director, Regulatory Affairs

PUGET SOUND ENERGY
Electric Tariff G

SCHEDULE 142
REVENUE DECOUPLING ADJUSTMENT MECHANISM (CONTINUED)

4. **DECOUPLING MECHANISM** (Continued):
 2. Fixed Power Cost Revenue Decoupling Calculation (Continued):
 c. Monthly Allowed Fixed Power Cost Revenue (Continued):

Rate Group 3 – Schedules 7A, 11, 25, 29, 35 & 43			
Month		Month	
January	\$5,826,337.84	July	\$5,968,284.84
February	\$6,112,009.25	August	\$6,544,369.46
March	\$5,622,105.20	September	\$5,798,908.35
April	\$4,262,217.92	October	\$4,865,560.61
May	\$4,537,522.45	November	\$5,608,198.13
June	\$4,597,381.48	December	\$7,799,712.68

(R) (R)
 (I) (I)
 (R) (I)
 I (R)
 I (R)
 (R) (I)

Rate Group 4 – Special Contracts	N/A
---	------------

Rate Group 5 – Schedules 12 & 26			
Month		Month	
January	\$3,531,279.98	July	\$3,722,015.58
February	\$3,294,939.27	August	\$4,392,223.09
March	\$3,279,779.76	September	\$2,931,327.58
April	\$2,971,316.90	October	\$3,532,048.68
May	\$2,879,127.76	November	\$3,070,787.68
June	\$3,046,145.57	December	\$3,725,852.86

(I) (R)
 (R) (I)
 I (R)
 I I
 I (R)
 (R) (I)

(Continued on Sheet No. 142-G)

Issued: December 9, 2020
Advice No.: 2020-46

Effective: January 8, 2021

By: 

Issued By Puget Sound Energy

Jon Piliaris

Title: Director, Regulatory Affairs

**PUGET SOUND ENERGY
 Electric Tariff G**

**SCHEDULE 142
 REVENUE DECOUPLING ADJUSTMENT MECHANISM (Continued)**

- 4. **DECOUPLING MECHANISM** (Continued):
 - 2. Fixed Power Cost Revenue Decoupling Calculation (Continued):
 - c. Monthly Allowed Fixed Power Cost Revenue (Continued):

Rate Group 6 – Schedules 10 & 31			
Month		Month	
January	\$2,252,350.62	July	\$2,396,191.41
February	\$2,321,628.41	August	\$2,472,870.22
March	\$2,496,701.61	September	\$2,637,857.37
April	\$2,047,570.08	October	\$2,415,232.94
May	\$2,055,152.74	November	\$2,171,496.14
June	\$2,171,655.41	December	\$2,742,815.21

(R) (R)
 (R) (I)
 (I) (I)
 (R) (R)
 I (R)
 (R) (I)

- d. Process:
 - i. The amounts accrued in the Fixed Power Cost Revenue Decoupling Adjustment Balancing Account, including interest, for each Rate Group through the end of the calendar year will be surcharged or refunded to the same Rate Group Customers during the subsequent May 1 through April 30 rate year. Except the amounts in the Fixed Power Cost Revenue Decoupling Adjustment Balancing Account, including interest, related to Customers who are changing to a different Rate Group will be allocated to those Customers.
 - ii. No later than April 1 of each year following the initial effective date of this schedule, the Company will make a filing to set new Fixed Power Cost decoupling rates under this Schedule 142 to be effective May 1 of the same year.

5. **TERM:** Accruals under this mechanism shall continue until the effective date of rates approved in the Company's first general rate case, or a separate proceeding, filed in or after 2021. These accruals may be continued subject to approval by the Commission in that general rate case or separate proceeding. If this mechanism is discontinued, amounts remaining in the Delivery Revenue Decoupling Adjustment and Fixed Power Cost Revenue Decoupling Adjustment balancing accounts at that time will continue to be amortized through the rates charged under this schedule until the balances are cleared.

(Continued on Sheet No. 142-H)

Issued: December 9, 2020
Advice No.: 2020-46

Effective: January 8, 2021

By: 

Issued By Puget Sound Energy

Jon Piliaris

Title: Director, Regulatory Affairs