

PUGET SOUND ENERGY
Electric Tariff G

SCHEDULE 141
EXPEDITED RATE FILING RATE ADJUSTMENT (Continued)

MONTHLY RATE: The surcharge rate shown below and on the following sheets shall be added to the rate(s) shown on each schedule for electric service.

SCHEDULE 7

Basic Charge: \$0.43 per month single phase or \$1.03 per month three phase (I) (I)
 Energy Charge: First 600 kWh \$0.001579 per kWh All kWh over 600 kWh \$0.001929 per kWh (I) (I)

SCHEDULE 7A & SCHEDULE 25

Basic Charge: \$2.97 per month (I)
 Demand Charge: \$0.00 per kW of Billing Demand Apr-Sep
 Demand Charge: \$0.00 per kW of Billing Demand Oct-Mar
 Energy Charge first 20,000 kWh: \$0.001828 per kWh Apr-Sep \$0.002018 per kWh Oct-Mar (I) (I)
 Energy Charge all over 20,000 kWh: \$0.001424 (I)
 Reactive Power Charge: \$0.000000 per reactive kilovolt ampere-hour (kvarh)

SCHEDULE 24*

Basic Charge: \$0.56 per month single phase or \$1.42 per month three phase (I) (I)
 Energy Charge: \$0.001646 per kWh Apr-Sep \$0.001703 per kWh Oct-Mar (I) (I)

SCHEDULE 26*

Basic Charge: \$5.93 per month (I)
 Demand Charge: \$0.19 per kW of Billing Demand Apr-Sep I
 Demand Charge: \$0.28 per kW of Billing Demand Oct-Mar I
 Energy Charge: \$0.000792 per kWh I
 Reactive Power Charge: \$0.000003 per reactive kilovolt ampere-hour (kvarh) (I)

Adjustments for delivery at Primary Voltage: Basic Charge: \$12.90 per month (I)
 Demand Charge: \$(0.01) per kW to all Demand rates (I)
 Energy Charge: 0.00% reduction to all Energy and Reactive Power Charges

*Rate applies to the schedule(s) as well as equivalent schedules such as Residential and Farm Schedules.

Issued: June 15, 2018
Advice No.: 2018-30

Effective: July 16, 2018

By: 

Issued By Puget Sound Energy
 Jon Piliaris **Title:** Director, Regulatory Affairs

PUGET SOUND ENERGY
Electric Tariff G

SCHEDULE 141
EXPEDITED RATE FILING RATE ADJUSTMENT (Continued)

MONTHLY RATE:

SCHEDULE 29

Basic Charge: \$0.55 per month single phase or \$1.40 per month three phase (I) (I)
 Demand Charge: \$0.00 per kW of Billing Demand Apr-Sep
 Demand Charge: \$0.00 per kW of Billing Demand Oct-Mar
 Energy Charge Apr-Sep: first 20,000 kWh \$0.001226, all over 20,000 kWh \$0.001051 per kWh (I) (I)
 Energy Charge Oct-Mar: first 20,000 kWh \$0.001770, all over 20,000 kWh \$0.001365 per kWh (I) (I)
 Reactive Power Charge: \$0.000000 per reactive kilovolt ampere-hour (kvarh)

SCHEDULE 31*

Basic Charge: \$18.83 per month (I)
 Demand Charge: \$0.18 per kW of Billing Demand Apr-Sep I
 Demand Charge: \$0.27 per kW of Billing Demand Oct-Mar I
 Energy Charge: \$0.000711 per kWh I
 Reactive Power Charge: \$0.000003 per reactive kilovolt ampere-hour (kvarh) (I)

SCHEDULE 35

Basic Charge: \$18.83 per month (I)
 Demand Charge: \$0.00 per kW of Billing Demand Apr-Sep
 Demand Charge: \$0.00 per kW of Billing Demand Oct-Mar
 Energy Charge: \$0.000664 per kWh (I)
 Reactive Power Charge: \$0.000000 per reactive kilovolt ampere-hour (kvarh)

SCHEDULE 40

Basic Charge:
 Primary Voltage Metering Point: \$18.83 per month (I)
 Secondary Voltage Metering Points with annual peak Demand <= 350 kW: \$2.97 per month I
 Secondary Voltage Metering Points with annual peak Demand >350 kW: \$5.93 per month (I)
 Production and Transmission Charges:
 (a) Demand Charge: JAN-DEC
 High Voltage Metering Point - \$0.00 per kW of Coincident Billing Demand
 Primary Voltage Metering Point - \$0.00 per kW of Coincident Billing Demand
 Secondary Voltage Metering Point - \$0.00 per kW of Coincident Billing Demand

* Rate applies to the schedule(s) as well as equivalent schedules such as Residential and Farm Schedules.

Issued: June 15, 2018
Advice No.: 2018-30

Effective: July 16, 2018

By: 

Issued By Puget Sound Energy

Jon Piliaris

Title: Director, Regulatory Affairs

PUGET SOUND ENERGY
Electric Tariff G

SCHEDULE 141
EXPEDITED RATE FILING RATE ADJUSTMENT (Continued)

MONTHLY RATE:

SCHEDULE 40 (Continued)

Production and Transmission Charges (Continued):

(b) Energy Charge:

High Voltage Metering Point - \$0.000947 per kWh (I)
Primary Voltage Metering Point - \$0.000965 per kWh I
Secondary Voltage Metering Point - \$0.001005 per kWh (I)

Reactive Power Charge:

Primary Voltage Metering Point - \$0.00003 per reactive kilovolt ampere-hour (kvarh) (I)
Secondary Voltage Metering Point - \$0.00003 per reactive kilovolt ampere-hour (kvarh) (I)

Customer Specific Distribution Charges: - as determined based on tariff calculations

Interim Distribution Charges:

Primary Voltage Consumption - \$0.000000 per kWh
Secondary Voltage Consumption (>350 kW peak Demand): \$0.000000 per kWh
Secondary Voltage Consumption (<= 350 kW peak Demand): \$0.000000 per kWh

SCHEDULE 43

Basic Charge: \$18.92 per month (I)
Demand Charge: \$0.15 per kW of Billing Demand I
plus \$0.12 per kW of Critical Demand established in the preceding 11 months I
Energy Charge: \$0.001297 per kWh I
Reactive Power Charge: \$0.00009 per reactive kilovolt ampere-hour (kvarh) (I)

SCHEDULE 46

Demand Charge: \$0.00 per kW of Billing Demand
Energy Charge: \$0.000751 per kWh (I)
Annual Minimum Charge:
Energy - \$0.000676 per kWh (I)

Issued: June 15, 2018
Advice No.: 2018-30

Effective: July 16, 2018

By: 

Issued By Puget Sound Energy

Jon Piliaris

Title: Director, Regulatory Affairs

2nd Revision of Sheet No. 141-D
Canceling 1st Revision
of Sheet No. 141-D

WN U-60

PUGET SOUND ENERGY
Electric Tariff G

SCHEDULE 141
EXPEDITED RATE FILING RATE ADJUSTMENT (Continued)

MONTHLY RATE:

SCHEDULES 448, 449, 458 & 459

Customer Charge:

Primary Voltage \$43.00 per Month per metered Customer site (I)
High Voltage \$43.00 per Month per metered Customer site (I)

SCHEDULE 49

Demand Charge: \$0.00 per kW of Billing Demand
Energy Charge: \$0.000751 per kWh (I)

SCHEDULE 50 – Customer-Owned Energy Only Compact Fluorescent Lighting Service (D) (N)

Lamp Wattage I I
22 Watts \$0.00 (D) (N)

SCHEDULE 50 – Customer-Owned Mercury Vapor Lighting Service

Lamp Wattage
100 Watts \$0.07 (I)
175 Watts \$0.11 I
400 Watts \$0.20 (I)

SCHEDULE 50 – Customer-Owned Energy Only Mercury Vapor Lighting Service

Lamp Wattage
100 Watts \$0.04 (I)
175 Watts \$0.08 I
400 Watts \$0.17 I
700 Watts \$0.31 (I)
(D)

Issued: June 15, 2018
Advice No.: 2018-30

Effective: July 16, 2018

By:



Issued By Puget Sound Energy

Jon Piliaris

Title: Director, Regulatory Affairs

2nd Revision of Sheet No. 141-E
 Canceling 1st Revision
 of Sheet No. 141-E

WN U-60

PUGET SOUND ENERGY
Electric Tariff G

SCHEDULE 141
EXPEDITED RATE FILING RATE ADJUSTMENT (Continued)

MONTHLY RATE:

SCHEDULE 51 – LED (Light Emitting Diode) Lighting Service

<u>Lamp Wattage</u>	<u>Per Lamp</u>	<u>Lamp Wattage</u>	<u>Per Lamp</u>	
30-60 Watt	\$0.01			(C) (I) (C) (C)
		180.01-210 Watt	\$0.04	(C) (I)
				(C)
				(C)
60.01-90 Watt	\$0.02			(I) (C)
		210.01-240 Watt	\$0.05	(C) (I)
				(C)
				(C)
90.01-120 Watt	\$0.02			(I) (C)
		240.01-270 Watt	\$0.06	(C) (I)
				(C)
				(C)
120.01-150 Watt	\$0.03			(I) (C)
		270.01-300 Watt	\$0.06	(C) (I)
				(C)
				(C)
150.01-180 Watt	\$0.04			(I) (C) (C)
				(C)
				(C) (C)

Schedule 51 Facilities O&M Charge: 0.003% (I)

Issued: June 15, 2018
Advice No.: 2018-30

Effective: July 16, 2018

By: 

Issued By Puget Sound Energy
 Jon Piliaris **Title:** Director, Regulatory Affairs

PUGET SOUND ENERGY
Electric Tariff G

SCHEDULE 141

EXPEDITED RATE FILING RATE ADJUSTMENT (Continued)

MONTHLY RATE:

SCHEDULE 52 – Sodium Vapor Lighting Service

Lamp Wattage

50 Watt	\$0.01	(l)
70 Watt	\$0.02	
100 Watt	\$0.02	
150 Watt	\$0.03	
200 Watt	\$0.05	
250 Watt	\$0.06	
310 Watt	\$0.07	
400 Watt	\$0.09	(l)

SCHEDULE 52 – Metal Halide Lighting Service

Lamp Wattage

70 Watt	\$0.02	(l)
100 Watt	\$0.02	
150 Watt	\$0.03	
175 Watt	\$0.04	
250 Watt	\$0.06	
400 Watt	\$0.09	
1000 Watt	\$0.23	(l)

SCHEDULE 52 – Facilities Charges – Option A: 0.010% Option B: 0.010% (l) (l)

SCHEDULE 53 – Sodium Vapor Lighting Service – Company-Owned

Lamp Wattage

	<u>Company-Owned</u>	<u>Customer-Owned</u>	
50 Watt	\$0.34	\$0.05	(l) (l)
70 Watt	\$0.36	\$0.06	
100 Watt	\$0.40	\$0.08	
150 Watt	\$0.46	\$0.10	
200 Watt	\$0.52	\$0.12	
250 Watt	\$0.58	\$0.14	
310 Watt	\$0.66	\$0.17	
400 Watt	\$0.77	\$0.21	
1000 Watt	\$1.51	\$0.49	(l) (l)

Issued: June 15, 2018
Advice No.: 2018-30

Effective: July 16, 2018

By: 

Issued By Puget Sound Energy

Jon Piliaris

Title: Director, Regulatory Affairs

2nd Revision of Sheet No. 141-G
 Canceling 1st Revision
 of Sheet No. 141-G

WN U-60

PUGET SOUND ENERGY
Electric Tariff G

SCHEDULE 141
EXPEDITED RATE FILING RATE ADJUSTMENT (Continued)

MONTHLY RATE:

SCHEDULE 53 – Metal Halide Lighting Service – Company-Owned

<u>Lamp Wattage</u>	<u>Company-Owned</u>	<u>Customer Owned</u>	
70 Watt	\$0.45	\$0.14	(I) (I)
100 Watt	\$0.49	\$0.16	I I
150 Watt	\$0.55	\$0.19	(I) I
175 Watt		\$0.21	(D) I
250 Watt	\$0.68	\$0.26	(I) I
400 Watt	\$0.88	\$0.36	(I) (I)

SCHEDULE 53 – LED Lighting Service

Lamp Wattage

See Sheets 141-H and 141-I for Schedule 53 LED Lighting Rates

SCHEDULE 54 – Sodium Vapor Lighting Energy Service

Lamp Wattage

Dusk to Dawn

50 Watt	\$0.01	(I)
70 Watt	\$0.02	I
100 Watt	\$0.02	I
150 Watt	\$0.03	I
200 Watt	\$0.05	I
250 Watt	\$0.06	I
310 Watt	\$0.07	I
400 Watt	\$0.09	I
1000 Watt	\$0.23	(I)

Issued: June 15, 2018
Advice No.: 2018-30

Effective: July 16, 2018

By: 

Issued By Puget Sound Energy

Jon Piliaris

Title: Director, Regulatory Affairs

2nd Revision of Sheet No. 141-H
 Canceling 1st Revision
 of Sheet No. 141-H

WN U-60

PUGET SOUND ENERGY
Electric Tariff G

SCHEDULE 141
EXPEDITED RATE FILING RATE ADJUSTMENT (Continued)

MONTHLY RATE:

SCHEDULE 53 – Company-Owned LED (Light Emitting Diode) Lighting Service

<u>Lamp Wattage</u>	<u>Per Lamp</u>	<u>Lamp Wattage</u>	<u>Per Lamp</u>	
30-60 Watt	\$0.35			(C) (I) (C) (C)
		180.01-210 Watt	\$0.53	(C) (I)
				(C)
				(C)
60.01-90 Watt	\$0.38			(I) (C)
		210.01-240 Watt	\$0.57	(C) (I)
				(C)
				(C)
90.01-120 Watt	\$0.42			(I) (C)
		240.01-270 Watt	\$0.61	(C) (I)
				(C)
				(C)
120.01-150 Watt	\$0.46			(I) (C)
		270.01-300 Watt	\$0.64	(C) (I)
				(C)
				(C)
150.01-180 Watt	\$0.50			(I) (C) (C)
				(C)
				(C) (C)

Issued: June 15, 2018
Advice No.: 2018-30

Effective: July 16, 2018

By: 

Issued By Puget Sound Energy

Jon Piliaris

Title: Director, Regulatory Affairs

2nd Revision of Sheet No. 141-I
 Canceling 1st Revision
 of Sheet No. 141-I

WN U-60

PUGET SOUND ENERGY
Electric Tariff G

SCHEDULE 141
EXPEDITED RATE FILING RATE ADJUSTMENT (Continued)


MONTHLY RATE:

SCHEDULE 53 – Customer-Owned LED (Light Emitting Diode) Lighting Service

<u>Lamp Wattage</u>	<u>Per Lamp</u>	<u>Lamp Wattage</u>	<u>Per Lamp</u>	
30-60 Watt	\$0.02			(C) (I) (C) (C)
		180.01-210 Watt	\$0.07	(C) (I)
				(C)
				(C)
60.01-90 Watt	\$0.03			(I) (C)
		210.01-240 Watt	\$0.08	(C) (I)
				(C)
				(C)
90.01-120 Watt	\$0.04			(I) (C)
		240.01-270 Watt	\$0.09	(C) (I)
				(C)
				(C)
120.01-150 Watt	\$0.05			(I) (C)
		270.01-300 Watt	\$0.10	(C) (I)
				(C)
				(C)
150.01-180 Watt	\$0.06			(I) (C) (C)
				(C)
				(C) (C)

Issued: June 15, 2018
Advice No.: 2018-30

Effective: July 16, 2018

By: 

Issued By Puget Sound Energy

Jon Piliaris

Title: Director, Regulatory Affairs

2nd Revision of Sheet No. 141-J
 Canceling 1st Revision
 of Sheet No. 141-J

WN U-60

PUGET SOUND ENERGY
Electric Tariff G

SCHEDULE 141
EXPEDITED RATE FILING RATE ADJUSTMENT (Continued)


MONTHLY RATE:

SCHEDULE 54 – Customer-Owned LED (Light Emitting Diode) Lighting Energy Service

<u>Lamp Wattage</u>	<u>Per Lamp</u>	<u>Lamp Wattage</u>	<u>Per Lamp</u>			
30-60 Watt	\$0.01				(C)	(C)(C)
		180.01-210 Watt	\$0.04		(C)	(I)
					(C)	
					(C)	
60.01-90 Watt	\$0.02				(I)	(C)
		210.01-240 Watt	\$0.05		(C)	(I)
					(C)	
					(C)	
90.01-120 Watt	\$0.02				(I)	(C)
		240.01-270 Watt	\$0.06		(C)	(I)
					(C)	
					(C)	
120.01-150 Watt	\$0.03				(I)	(C)
		270.01-300 Watt	\$0.06		(C)	(I)
					(C)	
					(C)	
150.01-180 Watt	\$0.04				(I)	(C)(C)
					(C)	
					(C)(C)	

Issued: June 15, 2018
Advice No.: 2018-30

Effective: July 16, 2018

By: 

Issued By Puget Sound Energy

Jon Piliaris

Title: Director, Regulatory Affairs

3rd Revision of Sheet No. 141-K
 Canceling 2nd Revision
 of Sheet No. 141-K

WN U-60

PUGET SOUND ENERGY
Electric Tariff G

SCHEDULE 141
EXPEDITED RATE FILING RATE ADJUSTMENT (Continued)

MONTHLY RATE: (Continued)

SCHEDULES 55 & 56 – Sodium Vapor Area Lighting Service

<u>Lamp Wattage</u>	<u>Per Lamp</u>	
70 Watt	\$0.36	(I)
100 Watt	\$0.39	I
150 Watt	\$0.46	I
200 Watt	\$0.52	I
250 Watt	\$0.58	I
400 Watt	\$0.76	(I)

SCHEDULES 55 & 56 – Metal Halide Area Lighting Service

<u>Lamp Wattage</u>	<u>Per Lamp</u>	
250 Watt	\$0.63	(I)

SCHEDULES 55 & 56 – Light Emitting Diode (LED) Lighting Service


<u>Lamp Wattage</u>	<u>Per Lamp</u>	<u>Lamp Wattage</u>	<u>Per Lamp</u>	
30.00 – 60	\$0.44			(C) (I) (C) (C)
		90.01 – 120	\$0.52	I (C) (C) (C)
				I I (N) (I)
				I I (C) (C)
		120.01 – 150	\$0.57	I I (N) (I)
		150.01 – 180	\$0.61	I (C) I I
60.01 – 90	\$0.48	180.01 – 210	\$0.65	I (I) I I
		210.01 – 240	\$0.69	I (C) I I
		240.01 – 270	\$0.73	I I I I
		270.01 – 300	\$0.77	(C) (C) (N) (I)

SCHEDULES 55 & 56 – Facilities Charge

Facilities installed prior to November 20, 1975: \$0.24 per month	(I)
Facilities installed after November 1, 1999: \$0.40 per month	(I)

Issued: June 15, 2018
Advice No.: 2018-30

Effective: July 16, 2018

By: 

Issued By Puget Sound Energy

Jon Piliaris

Title: Director, Regulatory Affairs

3rd Revision of Sheet No. 141-L
 Canceling 2nd Revision
 of Sheet No. 141-L

WN U-60

PUGET SOUND ENERGY
Electric Tariff G

SCHEDULE 141
EXPEDITED RATE FILING RATE ADJUSTMENT (Continued)

MONTHLY RATE: (Continued)

SCHEDULE 57 – Continuous Lighting Service (N)
 Monthly Rate per Watt of Connected Load: \$0.00004 (N)

SCHEDULES 58 & 59 – Directional Sodium Vapor Flood Lighting Service

<u>Lamp Wattage</u>	<u>Per Lamp</u>	
70 Watt	\$0.30	(I)
100 Watt	\$0.34	I
150 Watt	\$0.39	I
200 Watt	\$0.44	I
250 Watt	\$0.49	I
400 Watt	\$0.65	(I)

SCHEDULES 58 & 59 – Directional Metal Halide Flood Lighting Service


<u>Lamp Wattage</u>	<u>Per Lamp</u>	
175 Watt	\$0.42	(I)
250 Watt	\$0.50	I
400 Watt	\$0.64	I
1000 Watt	\$1.21	(I)

SCHEDULES 58 & 59 – Horizontal Sodium Vapor Flood Lighting Service

<u>Lamp Wattage</u>	<u>Per Lamp</u>	
100 Watt	\$0.33	(I)
150 Watt	\$0.38	I
200 Watt	\$0.43	I
250 Watt	\$0.49	I
400 Watt	\$0.64	(I)

Issued: June 15, 2018
Advice No.: 2018-30

Effective: July 16, 2018

By: 

Issued By Puget Sound Energy

Jon Piliaris

Title: Director, Regulatory Affairs

2nd Revision of Sheet No. 141-M
 Canceling 1st Revision
 of Sheet No. 141-M

WN U-60

PUGET SOUND ENERGY
Electric Tariff G

SCHEDULE 141
EXPEDITED RATE FILING RATE ADJUSTMENT (Continued)

MONTHLY RATE: (Continued)

SCHEDULES 58 & 59 – Horizontal Metal Halide Flood Lighting Service

<u>Lamp Wattage</u>	<u>Per Lamp</u>	
250 Watt	\$0.58	(I)
400 Watt	\$0.74	(I)

SCHEDULES 58 & 59 – Light Emitting Diode (LED) Lighting Service

<u>Lamp Wattage</u>	<u>Per Lamp</u>	<u>Lamp Wattage</u>	<u>Per Lamp</u>	
30.00 – 60	\$0.39			(N) (N) (C) (C)
		400.01 – 500	\$0.87	(C) (C) (N) (N)
60.01 – 90	\$0.43	500.01 – 600	\$0.99	(N) (N) (N) (N)
				(C) (C) (C) (C)
				I I I I
				I I I I
				I I (C) (C)
		600.01 – 700	\$1.10	I I (N) (N)
		700.01 – 800	\$1.22	I I (N) (N)
				(C) (C) (C) (C)
90.01 – 120	\$0.46			(N) (N) I I
120.01 – 150	\$0.50			(N) (N) I I
				(C) (C) I I
150.01 – 180	\$0.53			(N) (N) I I
180.01 – 210	\$0.57			I I I I
210.01 – 240	\$0.60			I I I I
240.01 – 270	\$0.64			I I (C) (C)
270.01 – 300	\$0.67	800.01 – 900	\$1.34	I I (N) (N)
300.01 – 400	\$0.75			(N) (N)
				(C) (C)
				I I
				I I
				(C) (C)

Issued: June 15, 2018
Advice No.: 2018-30

Effective: July 16, 2018

By: 

Issued By Puget Sound Energy

Jon Piliaris

Title: Director, Regulatory Affairs

2nd Revision of Sheet No. 141-N
Canceling 1st Revision
of Sheet No. 141-N

WN U-60

PUGET SOUND ENERGY
Electric Tariff G

SCHEDULE 141
EXPEDITED RATE FILING RATE ADJUSTMENT (Continued)

MONTHLY RATE: (Continued)

SCHEDULES 58 & 59 – Facilities Charge – Facilities Installed after November 1, 1999: \$0.40 (l)

ADJUSTMENTS: Rates in this schedule and those rates reflected in the schedules for electric service to which the surcharge in the Funding and Rate sections above apply, are subject to adjustment by such other schedules in this tariff as may apply.

GENERAL RULES AND PROVISIONS: Service under this schedule is subject to the General Rules and Provisions in this tariff (Schedule 80) as they may be modified from time to time and other schedules of such tariff that may from time to time apply as they may be modified from time to time.

Issued: June 15, 2018
Advice No.: 2018-30

Effective: July 16, 2018

By: 

Issued By Puget Sound Energy

Jon Piliaris

Title: Director, Regulatory Affairs

PUGET SOUND ENERGY
Electric Tariff G

SCHEDULE 142
REVENUE DECOUPLING ADJUSTMENT MECHANISM

1. **APPLICABILITY:** This rate schedule is applicable to all Customers of the Company that receive service under Schedules 7, 7A, 8, 10, 11, 12, 24, 25, 26, 29, 31, 35, 40, 43, 46 and 49. Rates in this schedule will be applied to all bills of applicable Customers with Energy usage during a month when this schedule is effective.
2. **PURPOSE:** The purpose of this schedule is to establish balancing accounts and implement a rate adjustment mechanism that decouples the Company's revenues recovered from applicable Customers that are intended to recover delivery and production costs from sales of electricity.
3. **DEFINITION OF RATE GROUPS:**
 - a. Rate Group 1: Customers served under Schedule 7.
 - b. Rate Group 2: Customers served under Schedules 8 and 24.
 - c. Rate Group 3: Customers served under Schedules 7A, 11, 25, 29, 35 and 43.
 - d. Rate Group 4: Customers served under Schedule 40.
 - e. Rate Group 5: Customers served under Schedules 12 and 26.
 - f. Rate Group 6: Customers served under Schedules 10 and 31.
4. **DECOUPLING MECHANISM:**
 1. Delivery Revenue Decoupling Calculation:
 - a. The Delivery Revenue Decoupling Adjustment reconciles on a monthly basis, separately for Rate Groups 1, 2 3 and 4, differences between (i) the monthly Actual Delivery Revenue resulting from applying the following Delivery Revenue Per Unit Rates to their Energy sales, and (ii) the Allowed Delivery Revenue that would be collected by applying the Monthly Allowed Delivery Revenue Per Customer (see 4.1.d. below) by the active number of Customers in each group for each month.

Delivery Revenue Per Unit (\$/kWh)	
Rate Group 1	\$0.032072
Rate Group 2	\$0.031040
Rate Group 3	\$0.031484
Rate Group 4	\$0.018739

(l)
 |
 |
 |

(Continued on Sheet No. 142-A)

Issued: June 15, 2018
Advice No.: 2018-30

Effective: July 16, 2018

By: 

Issued By Puget Sound Energy

Jon Piliaris

Title: Director, Regulatory Affairs

PUGET SOUND ENERGY
Electric Tariff G

SCHEDULE 142
REVENUE DECOUPLING ADJUSTMENT MECHANISM (CONTINUED)

4. **DECOUPLING MECHANISM** (Continued):

1. Delivery Revenue Decoupling Calculation (Continued):

- b. The Delivery Revenue Decoupling Adjustment reconciles on a monthly basis, and separately for Rate Groups 5 and 6, differences between (i) the monthly Actual Delivery Revenue resulting from applying the following Delivery Revenue per Unit for Customers serviced under each schedule in each season to their seasonally differentiated kW demands, and (ii) the Allowed Delivery Revenue that would be collected by applying the Monthly Allowed Delivery Revenue Per Customer (see 4.1.d. below) by the active number of Customers in each group for each month.

Delivery Revenue Per Unit (\$/kW-month)		
Schedules	Season	
	Winter (Oct.-Mar.)	Summer (Apr.-Sep.)
12 & 26	\$12.67	\$8.45
10 & 31	\$11.91	\$7.94

(l) (l)
 (l) (l)

- c. The difference resulting when the Actual Delivery Revenue is subtracted from the Allowed Delivery Revenue is accrued monthly in the Delivery Revenue Decoupling Adjustment Balancing Account. The monthly amount accrued will be divided into sub-accounts so that net accruals for each Rate Group can be tracked separately. The sub-accounts will accrue interest at a rate equal to that determined by the Federal Energy Regulatory Commission pursuant to 18 CFR 35.19a.

d. Monthly Allowed Delivery Revenue Per Customer:

Rate Group 1 – Schedule 7			
Month		Month	
January	\$38.81	July	\$21.86
February	\$33.03	August	\$22.21
March	\$33.25	September	\$21.12
April	\$27.43	October	\$26.92
May	\$23.41	November	\$33.24
June	\$20.81	December	\$40.52

(T)
 (l) (l)
 | |
 | |
 | |
 | |
 | |
 (l) (l)

(Continued on Sheet No. 142-B)

Issued: June 15, 2018
 Advice No.: 2018-30

Effective: July 16, 2018

By: 

Issued By Puget Sound Energy

Jon Piliaris

Title: Director, Regulatory Affairs

PUGET SOUND ENERGY
Electric Tariff G

SCHEDULE 142
REVENUE DECOUPLING ADJUSTMENT MECHANISM (CONTINUED)

4. **DECOUPLING MECHANISM** (Continued):
 1. Delivery Revenue Decoupling Calculation (Continued):
 d. Monthly Allowed Delivery Revenue Per Customer (Continued):

Rate Group 2 – Schedules 8 & 24					
Month		Month			
January	\$68.92	July	\$57.89	(R)	(I)
February	\$58.59	August	\$61.02	(I)	I
March	\$62.81	September	\$54.43	(R)	I
April	\$56.88	October	\$57.60	(I)	I
May	\$56.21	November	\$62.41	I	I
June	\$54.17	December	\$70.06	(I)	(I)


Rate Group 3 – Schedules 7A, 11, 25, 29, 35 & 43					
Month		Month			
January	\$1,117.88	July	\$989.24	(I)	(I)
February	\$1,035.71	August	\$1,052.27	I	(I)
March	\$1,093.21	September	\$942.92	I	(R)
April	\$905.77	October	\$975.78	I	(I)
May	\$966.30	November	\$1,015.68	I	I
June	\$944.52	December	\$1,095.25	(I)	(I)

Rate Group 4 – Schedule 40					
Month		Month			
January	\$6,280.51	July	\$7,335.98	(R)	(I)
February	\$5,716.61	August	\$7,255.03	I	(R)
March	\$5,866.74	September	\$6,946.53	(R)	(I)
April	\$6,467.38	October	\$6,784.48	(I)	(R)
May	\$6,709.75	November	\$6,262.15	(R)	I
June	\$7,702.53	December	\$6,810.14	(I)	(R)

(Continued on Sheet No. 142-C)

Issued: June 15, 2018
Advice No.: 2018-30

Effective: July 16, 2018

By: 

Issued By Puget Sound Energy

Jon Piliaris

Title: Director, Regulatory Affairs

**PUGET SOUND ENERGY
 Electric Tariff G**

**SCHEDULE 142
 REVENUE DECOUPLING ADJUSTMENT MECHANISM (CONTINUED)**

4. **DECOUPLING MECHANISM** (Continued):
 1. Delivery Revenue Decoupling Calculation (Continued):
 d. Monthly Allowed Delivery Revenue Per Customer (Continued)

Rate Group 5 – Schedules 12 & 26				(T)
Month		Month		
January	\$5,960.66	July	\$4,117.75	(I) (R)
February	\$6,202.69	August	\$4,283.75	I (I)
March	\$5,799.13	September	\$4,298.89	I (R)
April	\$4,899.74	October	\$5,035.35	I (I)
May	\$4,004.31	November	\$5,888.62	I I
June	\$4,088.78	December	\$6,117.03	(I) (I)


Rate Group 6 – Schedules 10 & 31				(T)
Month		Month		
January	\$6,842.87	July	\$4,323.61	(I) (I)
February	\$6,855.40	August	\$4,976.40	I (R)
March	\$6,232.65	September	\$4,596.14	I (I)
April	\$5,992.39	October	\$5,671.12	I I
May	\$4,513.64	November	\$6,369.62	I (I)
June	\$4,633.79	December	\$6,709.57	(I) (R)

- e. Process:
- i. The amounts accrued in the Delivery Revenue Decoupling Adjustment Balancing Account, including interest, for each Rate Group through the end of the calendar year will be surcharged or refunded to the same Rate Group Customers during the subsequent May 1 through April 30 rate year. Except the amounts in the Delivery Revenue Decoupling Adjustment Balancing Account, including interest, related to Customers who are changing to a different Rate Group will be allocated to those Customers.
 - ii. No later than April 1 of each year following the initial effective date of this schedule, the Company will make a filing to set new delivery decoupling rates under this Schedule 142 to be effective May 1 of the same year.

(Continued on Sheet No. 142-D)

Issued: June 15, 2018
Advice No.: 2018-30

Effective: July 16, 2018

By: 

Issued By Puget Sound Energy

Jon Piliaris

Title: Director, Regulatory Affairs