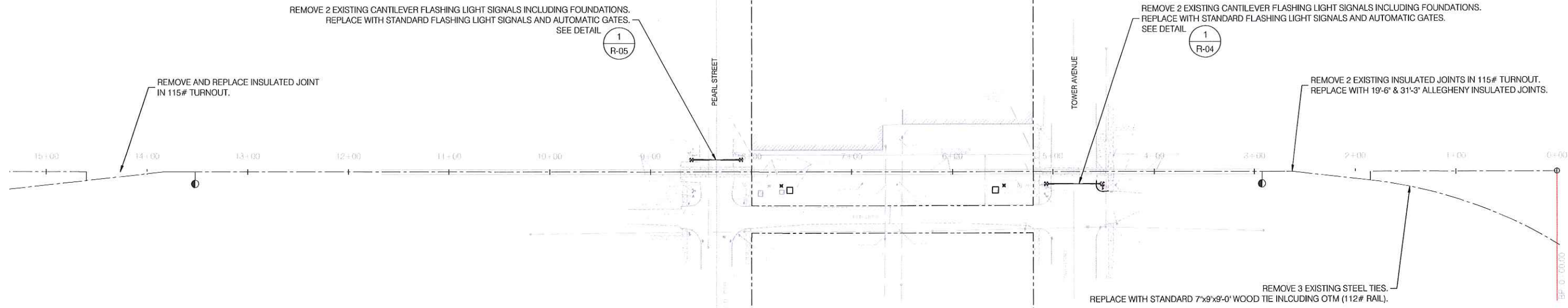


TOWER 4A/SR-509  
TR-144113



PEARL STREET & TOWER AVENUE  
SCALE: 1" = 50'

1  
R-03



50% DESIGN SUBMITTAL

E WINTERS 1:16:2014 10:34:06 AM

NO.	DATE	BY	REVISIONS	CKD	APPVD

**GENESEE & WYOMING, INC.**  
CENTRALIA, WASHINGTON

 1710 MIDWAY COURT CENTRALIA, WA 98531 (804) 382-2832 www.gwr.com	 8625 SW CASCADE AVENUE, SUITE 604 BEAVERTON, OR 97008 (503) 385-4200 www.tylin.com
-----------------------------------------------------------------------------------------------------------------------------------------------------------------	-----------------------------------------------------------------------------------------------------------------------------------------------------------------------------------

DESIGNED BY	E. WINTERS
DRAWN BY	J. GREENE
CHECKED BY	S. NETTLETON
DATE	NOVEMBER 2014
SCALE	1" = 50'

<b>PUGET SOUND &amp; PACIFIC RAILROAD</b>	
<b>PEARL STREET AND TOWER AVENUE GRADE CROSSINGS</b>	
SUBMITTED BY	TYPE DRAWING NO.
MARC BADER	CD PSAP - 2014 3/7 R-03

STA: 500  
 NORTH: 18079.21  
 EAST: 25614.43  
 ELEVATION: 190.69  
 DESC: FOUND 1/2" IR W/PC "LS16908"

40'

UNKNOWN VAULT

NO LEFT TURN

TOWER AVENUE

LOW WIRE 212.8

NO THRU TRAFFIC

COMP JOINT 115/112

C/L FIFTH STREET PER PLAT  
 (VACATED NORTH OF LINE)

COMP JOINT 112/115

SHUNT

LOW WIRE 213.1

SHUNT

50.00'

BATTERY BOX

SIGNAL CNTL BOX

GAS MARKER

GAS MARKER

STOP

WIRE 224.6

NO LEFT TURN

MODIFY/RECONSTRUCT CURB TO ACCOMMODATE  
 NEW SIGNAL GATE AND SIDE LIGHTS

NO RIGHT TURN

REMOVE EXISTING CANTILEVER FLASHING LIGHT SIGNAL  
 INSTALL NEW FLASHING LIGHT SIGNAL AND AUTOMATIC GATE

STOP

WIRE 223.1

LOW WIRE 215.1

TOWER AVENUE  
 PLAN

SCALE: 1" = 10'

1  
 R-04



50% DESIGN SUBMITTAL

11/11/2014 10:40:48 AM E:\WINTERS\1\psap\legacy\projects\500071.xx.xora\oncall\ps - on600\_cadd\500071.08 psap-tower-centralia02\_official\sheet\_04\_lower-avenue\_crossing\_plan.dwg

NO.	DATE	BY	REVISIONS	CK'D	APP'VD	NO.	DATE	BY	REVISIONS	CK'D	APP'VD

**GENESEE & WYOMING, INC.**  
CENTRALIA, WASHINGTON



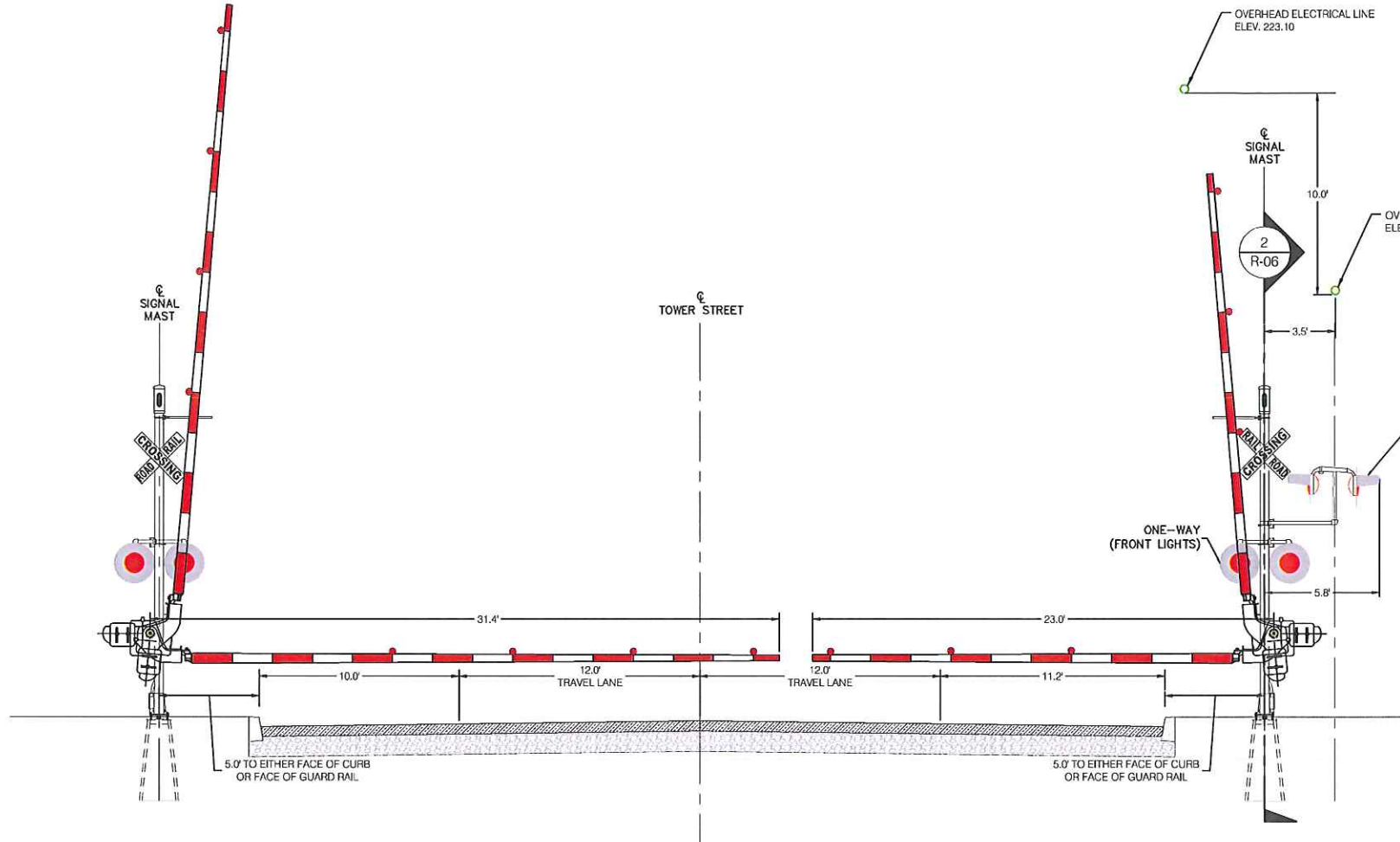
1710 MIDWAY COURT  
CENTRALIA, WA 98531  
(904) 382-2832 www.gwyr.com



8625 SW CASCADE AVENUE, SUITE 604  
BEAVERTON, OR 97008  
(503) 385-4200 www.tylin.com

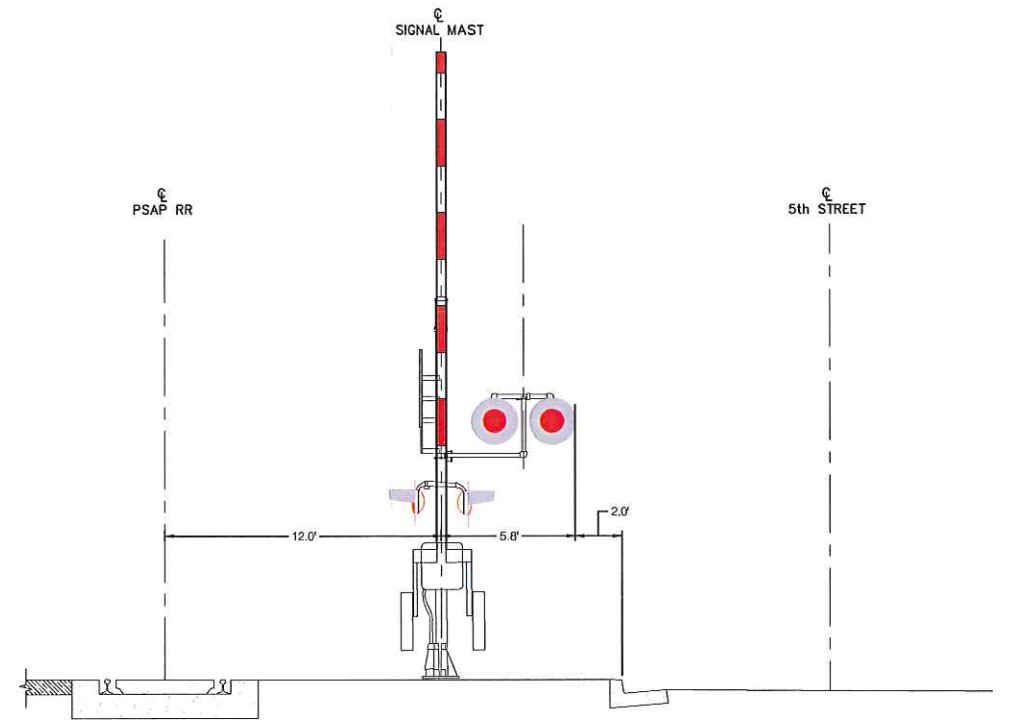
DESIGNED BY	E. WINTERS
DRAWN BY	J. GREENE
CHECKED BY	S. NETTLETON
DATE	NOVEMBER 2014
SCALE	1" = 10'

PUGET SOUND & PACIFIC RAILROAD			
TOWER STREET GRADE CROSSING PLAN			
SUBMITTED BY	MARC BADER	TYPE	CD
DRAWING NO.	PSAP - 2014	4/7	R-04



TOWER STREET  
RAILROAD GATE DETAIL  
SCALE: 1" = 4'

1  
R-06



5TH STREET  
RAILROAD GATE DETAIL  
SCALE: 1" = 4'

2  
R-06

CORP STA:

GENESEE & WYOMING, INC.  
CENTRALIA, WASHINGTON

**PSAP**  
1710 MIDWAY COURT  
CENTRALIA, WA 98531  
(904) 382-2832 www.gwr.com

**TYLIN INTERNATIONAL**  
8625 SW CASCADE AVENUE, SUITE 604  
BEAVERTON, OR 97008  
(503) 385-4200 www.tylin.com

DESIGNED BY: E. WINTERS  
DRAWN BY: E. WINTERS  
CHECKED BY: CHECKER  
DATE: SEPTEMBER 2014  
SCALE: NTS

PUGET SOUND AND PACIFIC RAILROAD

TOWER STREET  
SIGNAL GATE DETAIL

SUBMITTED BY: MARC BADER

TYPE: CD DRAWING NO. PSAP

E WINTERS 11/12/2014 2:18:33 PM t:\sallem\legacy\projects\500071.xx\_xoral oncall tss - 0\600\_sadd\500071\_08 psap-tower-centralia\2\_official\sheet\_05 psap-tower-railroad details.dwg

50% DESIGN SUBMITTAL