



Performance Results

Washington November 2002 - October 2003

Qwest's Performance Assurance Plans (PAPs)

PAP specific statistical parameters are unique in some cases. For example, some PAPs apply a range of critical values dependent on the type of product and volume of orders. Accordingly, the critical z-values and resulting parity scores reflected in this report may differ from critical z-values and resulting parity values used to calculate PAP payments. For CLECs who have opted into a QPAP, the critical z-values and parity values applicable under the PAP will be applied and reflected in the CLEC payment summaries provided with any payments made.

The numerator and denominator of each performance result will be the same in both instances.

November 20, 2003

Table of Contents

Section	Page Number
GA-1 - Gateway Availability - IMA-GUI	26
<i>Gateway Availability - IMA-GUI (Percent) All (GA-1 A) (Benchmark)</i>	26
<i>Gateway Availability - IMA-GUI (Percent) Fetch-n-Stuff (GA-1 B) (Benchmark)</i>	26
<i>Gateway Availability - IMA-GUI (Percent) Data Arbiter (GA-1 C) (Benchmark)</i>	26
<i>Gateway Availability - IMA-GUI (Percent) SIA (GA-1 D) (Benchmark)</i>	26
GA-2 - Gateway Availability - IMA-EDI	27
<i>Gateway Availability - IMA-EDI (Percent) (GA-2) (Benchmark)</i>	27
GA-3 - Gateway Availability - EB-TA	28
<i>Gateway Availability - EB-TA (Percent) (GA-3) (Benchmark)</i>	28
GA-4 - System Availability - EXACT	29
<i>System Availability - EXACT (Percent) (GA-4) (Benchmark)</i>	29
GA-6 - Gateway Availability - GUI - Repair	30
<i>Gateway Availability - GUI - Repair (Percent) (GA-6) (Benchmark)</i>	30
GA-7 - Timely Outage Resolution following Software Releases	31
<i>Timely Outage Resolution following Software Releases (Percent) (GA-7) (Benchmark)</i>	31
PO-1 - Pre-Order/Order Response Times	32
<i>Pre-Order Response Times (Appt. Scheduler) (Avg Sec) IMA Request (PO-1 A-1(a)) (Diagnostic)</i>	32
<i>Pre-Order Response Times (Appt. Scheduler) (Avg Sec) IMA Response/Accept (PO-1 A-1(b,c)) (Diagnostic)</i>	32
<i>Pre-Order Response Times (Appt. Scheduler) (Avg Sec) IMA Aggregate (PO-1 A-1 Total) (Benchmark)</i>	32
<i>Pre-Order Response Times (Service Availability) (Avg Sec) IMA Request (PO-1 A-2(a)) (Diagnostic)</i>	32
<i>Pre-Order Response Times (Service Availability) (Avg Sec) IMA Response (PO-1 A-2(b)) (Diagnostic)</i>	33
<i>Pre-Order Response Times (Service Availability) (Avg Sec) IMA Aggregate (PO-1 A-2 Total) (Benchmark)</i>	33
<i>Pre-Order Response Times (Facility Check) (Avg Sec) IMA Request (PO-1 A-3(a)) (Diagnostic)</i>	33
<i>Pre-Order Response Times (Facility Check) (Avg Sec) IMA Response (PO-1 A-3(b)) (Diagnostic)</i>	33
<i>Pre-Order Response Times (Facility Check) (Avg Sec) IMA Aggregate (PO-1 A-3 Total) (Benchmark)</i>	34
<i>Pre-Order Response Times (Address Validation) (Avg Sec) IMA Request (PO-1 A-4(a)) (Diagnostic)</i>	34
<i>Pre-Order Response Times (Address Validation) (Avg Sec) IMA Response (PO-1 A-4(b)) (Diagnostic)</i>	34
<i>Pre-Order Response Times (Address Validation) (Avg Sec) IMA Aggregate (PO-1 A-4 Total) (Benchmark)</i>	34
<i>Pre-Order Response Times (Get CSR) (Avg Sec) IMA Request (PO-1 A-5(a)) (Diagnostic)</i>	35
<i>Pre-Order Response Times (Get CSR) (Avg Sec) IMA Response (PO-1 A-5(b)) (Diagnostic)</i>	35
<i>Pre-Order Response Times (Get CSR) (Avg Sec) IMA Aggregate (PO-1 A-5 Total) (Benchmark)</i>	35
<i>Pre-Order Response Times (TN Reservation) (Avg Sec) IMA Request (PO-1 A-6(a)) (Diagnostic)</i>	35
<i>Pre-Order Response Times (TN Reservation) (Avg Sec) IMA Response (PO-1 A-6(b)) (Diagnostic)</i>	36
<i>Pre-Order Response Times (TN Reservation) (Avg Sec) IMA Accept (PO-1 A-6(c)) (Diagnostic)</i>	36
<i>Pre-Order Response Times (TN Reservation) (Avg Sec) IMA Aggregate (PO-1 A-6 Total) (Benchmark)</i>	36
<i>Pre-Order Response Times (Loop Qualification Tools) (Avg Sec) IMA Request (PO-1 A-7(a)) (Diagnostic)</i>	36
<i>Pre-Order Response Times (Loop Qualification Tools) (Avg Sec) IMA Response (PO-1 A-7(b)) (Benchmark)</i>	37
<i>Pre-Order Response Times (Loop Qualification Tools) (Avg Sec) IMA Aggregate (PO-1 A-7 Total) (Diagnostic)</i>	37
<i>Pre-Order Response Times (Resale of Qwest DSL Qualification) (Avg Sec) IMA Request (PO-1 A-8(a)) (Diagnostic)</i>	37
<i>Pre-Order Response Times (Resale of Qwest DSL Qualification) (Avg Sec) IMA Response (PO-1 A-8(b)) (Benchmark)</i>	37
<i>Pre-Order Response Times (Resale of Qwest DSL Qualification) (Avg Sec) IMA Aggregate (PO-1 A-8 Total) (Diagnostic)</i>	38
<i>Pre-Order Response Times (Connecting Facility Assignment) (Avg Sec) IMA Request (PO-1 A-9(a)) (Diagnostic)</i>	38
<i>Pre-Order Response Times (Connecting Facility Assignment) (Avg Sec) IMA Response (PO-1 A-9(b)) (Diagnostic)</i>	38
<i>Pre-Order Response Times (Connecting Facility Assignment) (Avg Sec) IMA Aggregate (PO-1 A-9 Total) (Benchmark)</i>	38
<i>Pre-Order Response Times (Meet Point Inquiry) (Avg Sec) IMA Request (PO-1 A-10(a)) (Diagnostic)</i>	39

Table of Contents

Section	Page Number
<i>Pre-Order Response Times (Meet Point Inquiry) (Avg Sec) IMA Response (PO-1 A-10(b)) (Diagnostic)</i>	39
<i>Pre-Order Response Times (Meet Point Inquiry) (Avg Sec) IMA Aggregate (PO-1 A-10 Total) (Benchmark)</i>	39
<i>Pre-Order Response Times (Appt. Scheduler) (Avg Sec) EDI Request/Response (PO-1 B-1) (Benchmark)</i>	40
<i>Pre-Order Response Times (Service Availability) (Avg Sec) EDI Request/Response (PO-1 B-2) (Benchmark)</i>	40
<i>Pre-Order Response Times (Facility Check) (Avg Sec) EDI Request/Response (PO-1 B-3) (Benchmark)</i>	40
<i>Pre-Order Response Times (Address Validation) (Avg Sec) EDI Request/Response (PO-1 B-4) (Benchmark)</i>	40
<i>Pre-Order Response Times (Get CSR) (Avg Sec) EDI Request/Response (PO-1 B-5) (Benchmark)</i>	41
<i>Pre-Order Response Times (TN Reservation) (Avg Sec) EDI Request/Response (PO-1 B-6) (Benchmark)</i>	41
<i>Pre-Order Response Times (Loop Qualification Tools) (Avg Sec) EDI Request/Response (PO-1 B-7) (Benchmark)</i>	41
<i>Pre-Order Response Times (Resale of Qwest DSL Qualification) (Avg Sec) EDI Request/Response (PO-1 B-8) (Benchmark)</i>	41
<i>Pre-Order Response Times (Connecting Facility Assignment) (Avg Sec) EDI Request/Response (PO-1 B-9) (Benchmark)</i>	42
<i>Pre-Order Response Times (Meet Point Inquiry) (Avg Sec) EDI Request/Response (PO-1 B-10) (Benchmark)</i>	42
<i>Pre-Order Response Times (Timeout) (Percent) IMA Total (PO-1C -1) (Benchmark)</i>	42
<i>Pre-Order Response Times (Timeout) (Percent) EDI Total (PO-1C -2) (Benchmark)</i>	42
<i>Pre-Order Response Times (Rejected Query) (Avg Sec) IMA Total (PO-1D -1) (Diagnostic)</i>	43
<i>Pre-Order Response Times (Rejected Query) (Avg Sec) EDI Total (PO-1D -2) (Diagnostic)</i>	43
PO-2A-1 - Electronic Flow-through for LSRs received via IMA GUI (Percent)	44
<i>Resale Aggregate W/O UNE-P-POTS (Diagnostic)</i>	44
<i>Unbundled Loop Aggregate (Diagnostic)</i>	44
<i>LNP (Diagnostic)</i>	44
<i>UNE - P (POTS) (Diagnostic)</i>	44
PO-2A-2 - Electronic Flow-through for LSRs received via IMA EDI (Percent)	45
<i>Resale Aggregate W/O UNE-P-POTS (Diagnostic)</i>	45
<i>Unbundled Loop Aggregate (Diagnostic)</i>	45
<i>LNP (Diagnostic)</i>	45
<i>UNE - P (POTS) (Diagnostic)</i>	45
PO-2B-1 - Electronic Flow-through for All Eligible LSRs received via IMA GUI (Percent)	46
<i>Resale Aggregate W/O UNE-P-POTS (Benchmark)</i>	46
<i>Unbundled Loop Aggregate (Benchmark)</i>	46
<i>LNP (Benchmark)</i>	46
<i>UNE - P (POTS) (Benchmark)</i>	46
PO-2B-2 - Electronic Flow-through for All Eligible LSRs received via IMA EDI (Percent)	47
<i>Resale Aggregate W/O UNE-P-POTS (Benchmark)</i>	47
<i>Unbundled Loop Aggregate (Benchmark)</i>	47
<i>LNP (Benchmark)</i>	47
<i>UNE - P (POTS) (Benchmark)</i>	47
PO-3 - LSR Rejection Notice Interval	48
<i>LSR Rejection Notice Interval for IMA - Rejected Manually (Hours:Minutes) (PO-3A-1) (Benchmark)</i>	48
<i>LSR Rejection Notice Interval for IMA - Auto-Rejected (Minutes:Seconds) (PO-3A-2) (Benchmark)</i>	48
<i>LSR Rejection Notice Interval for EDI - Rejected Manually (Hours:Minutes) (PO-3B-1) (Benchmark)</i>	48
<i>LSR Rejection Notice Interval for EDI - Auto-Rejected (Minutes:Seconds) (PO-3B-2) (Benchmark)</i>	48
<i>LSR Rejection Notice Interval for Manual and IIS (Hours:Minutes) (PO-3C) (Benchmark)</i>	49
PO-4 - LSRs Rejected	50
<i>LSRs Rejected for IMA - Rejected Manually (Percent) (PO-4A-1) (Diagnostic)</i>	50
<i>LSRs Rejected for IMA - Auto-Rejected (Percent) (PO-4A-2) (Diagnostic)</i>	50

Table of Contents

Section	Page Number
<i>LSRs Rejected for EDI - Rejected Manually (Percent) (PO-4B-1) (Diagnostic)</i>	50
<i>LSRs Rejected for EDI - Auto-Rejected (Percent) (PO-4B-2) (Diagnostic)</i>	50
<i>LSRs Received via Facsimile (Percent) (PO-4C) (Diagnostic)</i>	51
PO-5A-1 - FOCs On Time for Fully Electronic LSRs Received via IMA GUI (Percent)	52
<i>Resale Aggregate (PO-5A-1 (a)) (Benchmark)</i>	52
<i>Unbundled Loop Aggregate (PO-5A-1 (b)) (Benchmark)</i>	52
<i>LNP (PO-5A-1 (c)) (Benchmark)</i>	52
PO-5A-2 - FOCs On Time for Fully Electronic LSRs Received via IMA EDI (Percent)	53
<i>Resale Aggregate (PO-5A-2 (a)) (Benchmark)</i>	53
<i>Unbundled Loop Aggregate (PO-5A-2 (b)) (Benchmark)</i>	53
<i>LNP (PO-5A-2 (c)) (Benchmark)</i>	53
PO-5B-1 - FOCs On Time for Electronic/Manual LSRs Received via IMA GUI (Percent)	54
<i>Resale Aggregate (PO-5B-1 (a)) (Benchmark)</i>	54
<i>Unbundled Loop Aggregate (PO-5B-1 (b)) (Benchmark)</i>	54
<i>LNP (PO-5B-1 (c)) (Benchmark)</i>	54
PO-5B-2 - FOCs On Time for Electronic/Manual LSRs Received via IMA EDI (Percent)	55
<i>Resale Aggregate (PO-5B-2 (a)) (Benchmark)</i>	55
<i>Unbundled Loop Aggregate (PO-5B-2 (b)) (Benchmark)</i>	55
<i>LNP (PO-5B-2 (c)) (Benchmark)</i>	55
PO-5C - FOCs on Time for Manual (Percent)	56
<i>Resale Aggregate (PO-5C -(a)) (Benchmark)</i>	56
<i>Unbundled Loop Aggregate (PO-5C -(b)) (Benchmark)</i>	56
<i>LNP (PO-5C -(c)) (Benchmark)</i>	56
PO-5D - FOCs on Time (Percent)	57
<i>LIS Trunk (PO-5D) (Benchmark)</i>	57
PO-6 - Work Completion Notification Timeliness	58
<i>Notices Made Available via IMA - GUI All (Hours:Minutes) (PO-6A) (Benchmark)</i>	58
<i>Notices Transmitted via IMA - EDI All (Hours:Minutes) (PO-6B) (Benchmark)</i>	58
PO-7 - Billing Completion Notification Timeliness	59
<i>Notices Made Available via IMA - GUI / Billing System Posting Completions All (Percent) (PO-7A ,C) (Parity)</i>	59
<i>Notices Transmitted via IMA - EDI / Billing System Posting Completions All (Percent) (PO-7B ,C) (Parity)</i>	59
PO-8 - Jeopardy Notice Interval	60
<i>Non-Designed Services (Average Days) (PO-8 A) (Parity)</i>	60
<i>Unbundled Loops and Number Portability (Average Days) (PO-8 B) (Parity)</i>	60
<i>LIS Trunk (Average Days) (PO-8 C) (Parity)</i>	60
<i>UNE - P (POTS) (Average Days) (PO-8 D) (Parity)</i>	60
PO-9 - Timely Jeopardy Notices	61
<i>Non-Designed Services (PO-9 A) (Parity)</i>	61
<i>Unbundled Loops and Number Portability (PO-9 B) (Parity)</i>	61
<i>LIS Trunk (PO-9 C) (Parity)</i>	61
<i>UNE - P (POTS) (PO-9 D) (Parity)</i>	61

Table of Contents

Section	Page Number
PO-10 - LSR Accountability	62
<i>LSR Accountability (Percent) Product Aggregate (PO-10) (Diagnostic)</i>	62
PO-15 - Number of Due Date Changes per Order	63
<i>All (PO-15) (Diagnostic)</i>	63
PO-16 - Timely Release Notifications	64
<i>(PO-16) (Percent) (Benchmark)</i>	64
PO-19 - Stand-Alone Test Environment (SATE) Accuracy	65
<i>(PO-19) (Percent) (Benchmark)</i>	65
<i>(PO-19 A) Rel. 9.0 (Percent) (Benchmark)</i>	65
<i>(PO-19 A) Rel. 10.0 (Percent) (Benchmark)</i>	65
<i>(PO-19 A) Rel. 11.0 (Percent) (Benchmark)</i>	65
<i>(PO-19 A) Rel. 12.0 (Percent) (Benchmark)</i>	66
<i>(PO-19 A) Rel. 13.0 (Percent) (Benchmark)</i>	66
<i>(PO-19 A) Rel. VICKI (Percent) (Benchmark)</i>	66
<i>(PO-19 B) (Percent) (Benchmark)</i>	66
PO-20 Manual Service Order Accuracy	67
<i>Resale POTS and UNE-P (POTS) (Benchmark)</i>	67
<i>Unbundled Loops (Analog & NL 2-wire) (Benchmark)</i>	67
Order Accuracy	68
<i>(Diagnostic)</i>	68
OP-2 - Calls Answered within Twenty Seconds - Interconnect Provisioning Center	69
<i>Calls Answered within Twenty Seconds - Interconnect Provisioning Center (Percent) (OP-2) (Parity)</i>	69
OP-3A - Installation Commitments Met (Percent) - Dispatches within MSAs	70
<i>Business (Parity)</i>	70
<i>Centrex (Parity)</i>	70
<i>Residence (Parity)</i>	70
<i>Centrex 21 (Parity)</i>	70
<i>PBX (Parity)</i>	71
<i>Basic Rate ISDN (Parity)</i>	71
<i>ISDN Primary (Parity)</i>	71
<i>DS0 (Parity)</i>	71
<i>Qwest DSL (Parity)</i>	72
<i>UNE - P (POTS) (Parity)</i>	72
<i>UNE P (Centrex) (Parity)</i>	72
<i>UNE P (Centrex 21) (Parity)</i>	72
<i>Line Sharing (Benchmark)</i>	73
OP-3B - Installation Commitments Met (Percent) - Dispatches outside MSAs	74
<i>Residence (Parity)</i>	74
<i>Business (Parity)</i>	74
<i>Centrex (Parity)</i>	74
<i>Centrex 21 (Parity)</i>	74
<i>PBX (Parity)</i>	75

Table of Contents

Section	Page Number
<i>Basic Rate ISDN (Parity)</i>	75
<i>Qwest DSL (Parity)</i>	75
<i>UNE - P (POTS) (Parity)</i>	75
<i>UNE P (Centrex) (Parity)</i>	76
<i>UNE P (Centrex 21) (Parity)</i>	76
<i>Line Sharing (Benchmark)</i>	77
OP-3C - Installation Commitments Met (Percent) - No dispatches	78
<i>Residence (Parity)</i>	78
<i>Business (Parity)</i>	78
<i>Centrex (Parity)</i>	78
<i>Centrex 21 (Parity)</i>	78
<i>PBX (Parity)</i>	79
<i>Basic Rate ISDN (Parity)</i>	79
<i>ISDN Primary (Parity)</i>	79
<i>DS0 (Parity)</i>	79
<i>Qwest DSL (Parity)</i>	80
<i>UNE - P (POTS) (Parity)</i>	80
<i>UNE P (Centrex) (Parity)</i>	80
<i>UNE P (Centrex 21) (Parity)</i>	80
<i>Line Sharing (Benchmark)</i>	81
OP-3D - Installation Commitments Met (Percent) - Interval Zone One	82
<i>ISDN Primary (Parity)</i>	82
<i>DS0 (Parity)</i>	82
<i>DS1 (Parity)</i>	82
<i>DS3 (Parity)</i>	82
<i>Frame Relay (Parity)</i>	83
<i>PBX (Parity)</i>	83
<i>Basic Rate ISDN (Parity)</i>	83
<i>LIS Trunk (Parity)</i>	83
<i>UDIT DS1 (Parity)</i>	84
<i>UDIT Above DS1 Level (Parity)</i>	84
<i>Dark Fiber - IOF (Diagnostic)</i>	84
<i>Unbundled Loop Analog (Benchmark)</i>	84
<i>Unbundled Loop - 2 Wire Non-Loaded (Benchmark)</i>	85
<i>Unbundled Loop - 4 Wire Non-Loaded (Parity)</i>	85
<i>Unbundled Loop - DS1 Capable (Parity)</i>	85
<i>Unbundled Loop ISDN Capable (Parity)</i>	85
<i>Unbundled Loop - ADSL Qualified (Benchmark)</i>	86
<i>Unbundled Loop - DS3 Capable (Parity)</i>	86
<i>Qwest DSL (Parity)</i>	86
<i>Dark Fiber - Loop (Diagnostic)</i>	86
<i>E911 (Parity)</i>	87
<i>Enhanced Extended Loops (EELs) (Benchmark)</i>	88
<i>Unbundled Loop Conditioned (Benchmark)</i>	88
OP-3E - Installation Commitments Met (Percent) - Interval Zone Two	89
<i>ISDN Primary (Parity)</i>	89
<i>DS0 (Parity)</i>	89
<i>DS1 (Parity)</i>	89

Table of Contents

Section	Page Number
<i>DS3 (Parity)</i>	89
<i>Frame Relay (Parity)</i>	90
<i>PBX (Parity)</i>	90
<i>Basic Rate ISDN (Parity)</i>	90
<i>LIS Trunk (Parity)</i>	90
<i>UDIT DS1 (Parity)</i>	91
<i>UDIT Above DS1 Level (Parity)</i>	91
<i>Unbundled Loop Analog (Benchmark)</i>	91
<i>Unbundled Loop - 2 Wire Non-Loaded (Benchmark)</i>	91
<i>Unbundled Loop - 4 Wire Non-Loaded (Parity)</i>	92
<i>Unbundled Loop - DS1 Capable (Parity)</i>	92
<i>Unbundled Loop ISDN Capable (Parity)</i>	92
<i>Unbundled Loop - ADSL Qualified (Benchmark)</i>	92
<i>Unbundled Loop - DS3 Capable (Parity)</i>	93
<i>Qwest DSL (Parity)</i>	93
<i>E911 (Parity)</i>	93
<i>Enhanced Extended Loops (EELs) (Benchmark)</i>	94
<i>Unbundled Loop Conditioned (Benchmark)</i>	94
OP-4A - Installation Interval (Average Days) - Dispatches within MSAs	95
<i>Residence (Parity)</i>	95
<i>Business (Parity)</i>	95
<i>Centrex (Parity)</i>	95
<i>Centrex 21 (Parity)</i>	95
<i>PBX (Parity)</i>	96
<i>Basic Rate ISDN (Parity)</i>	96
<i>ISDN Primary (Parity)</i>	96
<i>DS0 (Parity)</i>	96
<i>Qwest DSL (Parity)</i>	97
<i>UNE - P (POTS) (Parity)</i>	97
<i>UNE P (Centrex) (Parity)</i>	97
<i>UNE P (Centrex 21) (Parity)</i>	97
<i>Line Sharing (Benchmark)</i>	98
OP-4B - Installation Interval (Average Days) - Dispatches outside MSAs	99
<i>Residence (Parity)</i>	99
<i>Business (Parity)</i>	99
<i>Centrex (Parity)</i>	99
<i>Centrex 21 (Parity)</i>	99
<i>PBX (Parity)</i>	100
<i>Basic Rate ISDN (Parity)</i>	100
<i>Qwest DSL (Parity)</i>	100
<i>UNE - P (POTS) (Parity)</i>	100
<i>UNE P (Centrex) (Parity)</i>	101
<i>UNE P (Centrex 21) (Parity)</i>	101
<i>Line Sharing (Benchmark)</i>	102
OP-4C - Installation Interval (Average Days) - No dispatches	103
<i>Residence (Parity)</i>	103
<i>Business (Parity)</i>	103
<i>Centrex (Parity)</i>	103

Table of Contents

Section	Page Number
<i>Centrex 21 (Parity)</i>	103
<i>PBX (Parity)</i>	104
<i>Basic Rate ISDN (Parity)</i>	104
<i>ISDN Primary (Parity)</i>	104
<i>DS0 (Parity)</i>	104
<i>Qwest DSL (Parity)</i>	105
<i>UNE - P (POTS) (Parity)</i>	105
<i>UNE P (Centrex) (Parity)</i>	105
<i>UNE P (Centrex 21) (Parity)</i>	105
<i>Line Sharing (Benchmark)</i>	106
OP-4D - Installation Interval (Average Days) - Interval Zone One	107
<i>ISDN Primary (Parity)</i>	107
<i>DS0 (Parity)</i>	107
<i>DS1 (Parity)</i>	107
<i>DS3 (Parity)</i>	107
<i>Frame Relay (Parity)</i>	108
<i>PBX (Parity)</i>	108
<i>Basic Rate ISDN (Parity)</i>	108
<i>LIS Trunk (Parity)</i>	108
<i>UDIT DS1 (Parity)</i>	109
<i>UDIT Above DS1 Level (Parity)</i>	109
<i>Dark Fiber - IOF (Diagnostic)</i>	109
<i>Unbundled Loop Analog (Benchmark)</i>	109
<i>Unbundled Loop - 2 Wire Non-Loaded (Benchmark)</i>	110
<i>Unbundled Loop - 4 Wire Non-Loaded (Parity)</i>	110
<i>Unbundled Loop - DS1 Capable (Parity)</i>	110
<i>Unbundled Loop ISDN Capable (Parity)</i>	110
<i>Unbundled Loop - ADSL Qualified (Benchmark)</i>	111
<i>Unbundled Loop - DS3 Capable (Parity)</i>	111
<i>Qwest DSL (Parity)</i>	111
<i>Dark Fiber - Loop (Diagnostic)</i>	111
<i>E911 (Parity)</i>	112
<i>Enhanced Extended Loops (EELs) (Diagnostic)</i>	113
<i>Unbundled Loop Conditioned (Benchmark)</i>	113
OP-4E - Installation Interval (Average Days) - Interval Zone Two	114
<i>ISDN Primary (Parity)</i>	114
<i>DS0 (Parity)</i>	114
<i>DS1 (Parity)</i>	114
<i>DS3 (Parity)</i>	114
<i>Frame Relay (Parity)</i>	115
<i>PBX (Parity)</i>	115
<i>Basic Rate ISDN (Parity)</i>	115
<i>LIS Trunk (Parity)</i>	115
<i>UDIT DS1 (Parity)</i>	116
<i>UDIT Above DS1 Level (Parity)</i>	116
<i>Unbundled Loop Analog (Benchmark)</i>	116
<i>Unbundled Loop - 2 Wire Non-Loaded (Benchmark)</i>	116
<i>Unbundled Loop - 4 Wire Non-Loaded (Parity)</i>	117
<i>Unbundled Loop - DS1 Capable (Parity)</i>	117

Table of Contents

Section	Page Number
<i>Unbundled Loop ISDN Capable (Parity)</i>	117
<i>Unbundled Loop - ADSL Qualified (Benchmark)</i>	117
<i>Unbundled Loop - DS3 Capable (Parity)</i>	118
<i>Qwest DSL (Parity)</i>	118
<i>Dark Fiber - Loop (Diagnostic)</i>	118
<i>E911 (Parity)</i>	118
<i>Enhanced Extended Loops (EELs) (Diagnostic)</i>	119
<i>Unbundled Loop Conditioned (Benchmark)</i>	119
OP-5 - New Service Installation Quality (Percent)	120
<i>Residence (Parity)</i>	120
<i>Business (Parity)</i>	120
<i>Centrex (Parity)</i>	120
<i>Centrex 21 (Parity)</i>	120
<i>PBX (Parity)</i>	121
<i>Basic Rate ISDN (Parity)</i>	121
<i>Qwest DSL (Parity)</i>	121
<i>UNE - P (POTS) (Parity)</i>	121
<i>UNE P (Centrex) (Parity)</i>	122
<i>UNE P (Centrex 21) (Parity)</i>	122
<i>ISDN Primary (Parity)</i>	122
<i>DS0 (Parity)</i>	122
<i>DS1 (Parity)</i>	123
<i>DS3 (Parity)</i>	123
<i>Frame Relay (Parity)</i>	123
<i>Line Sharing (Parity)</i>	123
<i>UDIT DS1 (Parity)</i>	124
<i>UDIT Above DS1 Level (Parity)</i>	124
<i>Dark Fiber - IOF (Diagnostic)</i>	124
<i>Unbundled Loop Analog (Parity)</i>	124
<i>Unbundled Loop - 2 Wire Non-Loaded (Parity)</i>	125
<i>Unbundled Loop - 4 Wire Non-Loaded (Parity)</i>	125
<i>Unbundled Loop - DS1 Capable (Parity)</i>	125
<i>Unbundled Loop ISDN Capable (Parity)</i>	125
<i>Unbundled Loop - ADSL Qualified (Parity)</i>	126
<i>Unbundled Loop - DS3 Capable (Parity)</i>	126
<i>LIS Trunk (Parity)</i>	126
<i>Dark Fiber - Loop (Diagnostic)</i>	126
<i>E911 (Parity)</i>	127
<i>Enhanced Extended Loops (EELs) (Diagnostic)</i>	128
OP-5* - New Service Installation Quality (Percent)	129
<i>Residence (Parity)</i>	129
<i>Business (Parity)</i>	129
<i>Centrex (Parity)</i>	129
<i>Centrex 21 (Parity)</i>	129
<i>PBX (Parity)</i>	130
<i>Basic Rate ISDN (Parity)</i>	130
<i>Qwest DSL (Parity)</i>	130
<i>UNE - P (POTS) (Parity)</i>	130
<i>UNE P (Centrex) (Parity)</i>	131

Table of Contents

Section	Page Number
<i>UNE P (Centrex 21) (Parity)</i>	131
<i>ISDN Primary (Parity)</i>	131
<i>DS0 (Parity)</i>	131
<i>DS1 (Parity)</i>	132
<i>DS3 (Parity)</i>	132
<i>Frame Relay (Parity)</i>	132
<i>Line Sharing (Parity)</i>	132
<i>UDIT DS1 (Parity)</i>	133
<i>UDIT Above DS1 Level (Parity)</i>	133
<i>Dark Fiber - IOF (Diagnostic)</i>	133
<i>Unbundled Loop Analog (Parity)</i>	133
<i>Unbundled Loop - 2 Wire Non-Loaded (Parity)</i>	134
<i>Unbundled Loop - 4 Wire Non-Loaded (Parity)</i>	134
<i>Unbundled Loop - DS1 Capable (Parity)</i>	134
<i>Unbundled Loop ISDN Capable (Parity)</i>	134
<i>Unbundled Loop - ADSL Qualified (Parity)</i>	135
<i>Unbundled Loop - DS3 Capable (Parity)</i>	135
<i>LIS Trunk (Parity)</i>	135
<i>Dark Fiber - Loop (Diagnostic)</i>	135
<i>E911 (Parity)</i>	136
<i>Enhanced Extended Loops (EELs) (Diagnostic)</i>	137
OP-6A-1 - Delayed Days for Non-Facility Reasons (Average Days) - Dispatches within MSAs	138
<i>Residence (Parity)</i>	138
<i>Business (Parity)</i>	138
<i>Centrex (Parity)</i>	138
<i>Centrex 21 (Parity)</i>	138
<i>PBX (Parity)</i>	139
<i>Basic Rate ISDN (Parity)</i>	139
<i>DS0 (Parity)</i>	139
<i>Qwest DSL (Parity)</i>	139
<i>UNE - P (POTS) (Parity)</i>	140
<i>UNE P (Centrex) (Parity)</i>	140
<i>UNE P (Centrex 21) (Parity)</i>	140
<i>Line Sharing (Diagnostic)</i>	141
OP-6A-2 - Delayed Days for Non-Facility Reasons (Average Days) - Dispatches outside MSAs	142
<i>Residence (Parity)</i>	142
<i>Business (Parity)</i>	142
<i>Centrex (Parity)</i>	142
<i>Centrex 21 (Parity)</i>	142
<i>PBX (Parity)</i>	143
<i>Qwest DSL (Parity)</i>	143
<i>UNE - P (POTS) (Parity)</i>	143
<i>UNE P (Centrex) (Parity)</i>	143
<i>UNE P (Centrex 21) (Parity)</i>	144
<i>Line Sharing (Diagnostic)</i>	145
OP-6A-3 - Delayed Days for Non-Facility Reasons (Average Days) - No dispatches	146
<i>Residence (Parity)</i>	146
<i>Business (Parity)</i>	146

Table of Contents

Section	Page Number
<i>Centrex (Parity)</i>	146
<i>Centrex 21 (Parity)</i>	146
<i>Basic Rate ISDN (Parity)</i>	147
<i>ISDN Primary (Parity)</i>	147
<i>Qwest DSL (Parity)</i>	147
<i>UNE - P (POTS) (Parity)</i>	147
<i>UNE P (Centrex) (Parity)</i>	148
<i>UNE P (Centrex 21) (Parity)</i>	148
<i>Line Sharing (Diagnostic)</i>	149
OP-6A-4 - Delayed Days for Non-Facility Reasons (Average Days) - Interval Zone One	150
<i>ISDN Primary (Parity)</i>	150
<i>DS0 (Parity)</i>	150
<i>DS1 (Parity)</i>	150
<i>DS3 (Parity)</i>	150
<i>Frame Relay (Parity)</i>	151
<i>PBX (Parity)</i>	151
<i>Basic Rate ISDN (Parity)</i>	151
<i>LIS Trunk (Parity)</i>	151
<i>UDIT DS1 (Parity)</i>	152
<i>UDIT Above DS1 Level (Parity)</i>	153
<i>Unbundled Loop Analog (Parity)</i>	153
<i>Unbundled Loop - 2 Wire Non-Loaded (Parity)</i>	153
<i>Unbundled Loop - 4 Wire Non-Loaded (Parity)</i>	153
<i>Unbundled Loop - DS1 Capable (Parity)</i>	154
<i>Unbundled Loop ISDN Capable (Parity)</i>	154
<i>Unbundled Loop - ADSL Qualified (Parity)</i>	154
<i>Unbundled Loop - DS3 Capable (Parity)</i>	154
<i>Qwest DSL (Parity)</i>	155
<i>E911 (Parity)</i>	155
<i>Enhanced Extended Loops (EELs) (Diagnostic)</i>	156
OP-6A-5 - Delayed Days for Non-Facility Reasons (Average Days) - Interval Zone Two	157
<i>ISDN Primary (Parity)</i>	157
<i>DS0 (Parity)</i>	157
<i>DS1 (Parity)</i>	157
<i>DS3 (Parity)</i>	157
<i>Frame Relay (Parity)</i>	158
<i>PBX (Parity)</i>	158
<i>Basic Rate ISDN (Parity)</i>	158
<i>LIS Trunk (Parity)</i>	158
<i>UDIT DS1 (Parity)</i>	159
<i>UDIT Above DS1 Level (Parity)</i>	159
<i>Unbundled Loop Analog (Parity)</i>	159
<i>Unbundled Loop - 2 Wire Non-Loaded (Parity)</i>	159
<i>Unbundled Loop - 4 Wire Non-Loaded (Parity)</i>	160
<i>Unbundled Loop - DS1 Capable (Parity)</i>	160
<i>Unbundled Loop ISDN Capable (Parity)</i>	160
<i>Unbundled Loop - ADSL Qualified (Parity)</i>	160
<i>Unbundled Loop - DS3 Capable (Parity)</i>	161
<i>Qwest DSL (Parity)</i>	161

Table of Contents

Section	Page Number
<i>E911 (Parity)</i>	161
<i>Enhanced Extended Loops (EELs) (Diagnostic)</i>	162
OP-6B-1 - Delayed Days for Facility Reasons (Average Days) - Dispatches within MSAs	163
<i>Residence (Parity)</i>	163
<i>Business (Parity)</i>	163
<i>Centrex (Parity)</i>	163
<i>Centrex 21 (Parity)</i>	163
<i>DS0 (Parity)</i>	164
<i>Qwest DSL (Parity)</i>	164
<i>UNE - P (POTS) (Parity)</i>	164
<i>UNE P (Centrex) (Parity)</i>	164
<i>UNE P (Centrex 21) (Parity)</i>	165
<i>Line Sharing (Diagnostic)</i>	166
OP-6B-2 - Delayed Days for Facility Reasons (Average Days) - Dispatches outside MSAs	167
<i>Residence (Parity)</i>	167
<i>Business (Parity)</i>	167
<i>Centrex (Parity)</i>	167
<i>Centrex 21 (Parity)</i>	167
<i>UNE - P (POTS) (Parity)</i>	168
<i>UNE P (Centrex) (Parity)</i>	168
<i>UNE P (Centrex 21) (Parity)</i>	168
<i>Line Sharing (Diagnostic)</i>	169
OP-6B-3 - Delayed Days for Facility Reasons (Average Days) - No dispatches	170
<i>Residence (Parity)</i>	170
<i>Business (Parity)</i>	170
<i>Centrex (Parity)</i>	170
<i>Qwest DSL (Parity)</i>	170
<i>UNE - P (POTS) (Parity)</i>	171
<i>UNE P (Centrex) (Parity)</i>	171
<i>Line Sharing (Diagnostic)</i>	172
OP-6B-4 - Delayed Days for Facility Reasons (Average Days) - Interval Zone One	173
<i>ISDN Primary (Parity)</i>	173
<i>DS0 (Parity)</i>	173
<i>DS1 (Parity)</i>	173
<i>DS3 (Parity)</i>	173
<i>Frame Relay (Parity)</i>	174
<i>PBX (Parity)</i>	174
<i>Basic Rate ISDN (Parity)</i>	174
<i>LIS Trunk (Parity)</i>	174
<i>UDIT DS1 (Parity)</i>	175
<i>UDIT Above DS1 Level (Parity)</i>	175
<i>Unbundled Loop Analog (Parity)</i>	175
<i>Unbundled Loop - 2 Wire Non-Loaded (Parity)</i>	175
<i>Unbundled Loop - 4 Wire Non-Loaded (Parity)</i>	176
<i>Unbundled Loop - DS1 Capable (Parity)</i>	176
<i>Unbundled Loop ISDN Capable (Parity)</i>	176
<i>Unbundled Loop - ADSL Qualified (Parity)</i>	176

Table of Contents

Section	Page Number
<i>Unbundled Loop - DS3 Capable (Parity)</i>	177
<i>Dark Fiber - Loop (Diagnostic)</i>	177
<i>E911 (Parity)</i>	177
<i>Enhanced Extended Loops (EELs) (Diagnostic)</i>	178
OP-6B-5 - Delayed Days for Facility Reasons (Average Days) - Interval Zone Two	179
<i>ISDN Primary (Parity)</i>	179
<i>DS0 (Parity)</i>	179
<i>DS1 (Parity)</i>	179
<i>DS3 (Parity)</i>	179
<i>Frame Relay (Parity)</i>	180
<i>PBX (Parity)</i>	180
<i>Basic Rate ISDN (Parity)</i>	180
<i>UDIT DS1 (Parity)</i>	181
<i>UDIT Above DS1 Level (Parity)</i>	181
<i>Unbundled Loop Analog (Parity)</i>	181
<i>Unbundled Loop - 2 Wire Non-Loaded (Parity)</i>	181
<i>Unbundled Loop - 4 Wire Non-Loaded (Parity)</i>	182
<i>Unbundled Loop - DS1 Capable (Parity)</i>	182
<i>Unbundled Loop ISDN Capable (Parity)</i>	182
<i>Unbundled Loop - DS3 Capable (Parity)</i>	182
<i>Qwest DSL (Parity)</i>	183
<i>Enhanced Extended Loops (EELs) (Diagnostic)</i>	184
OP-7 - Coordinated "Hot Cut" Interval (Hours:Minutes)	185
<i>Unbundled Loop - Analog (Diagnostic)</i>	185
<i>Unbundled Loop Other (Diagnostic)</i>	185
OP-8 - Number Portability Timeliness (Percent)	186
<i>Number Portability Timeliness (Percent) (OP-8 B) (Benchmark)</i>	186
<i>Percentage of LNP Triggers Set Prior to the Frame Due Time (Percent) (OP-8C) (Benchmark)</i>	186
OP-13 - Coordinated Cuts on Time (Percent)	187
<i>Coordinated Cuts Completed on Time (Percent) Unbundled Loop - Analog (OP-13A) (Benchmark)</i>	187
<i>Coordinated Cuts Completed on Time (Percent) Unbundled Loop Other (OP-13A) (Benchmark)</i>	187
<i>Coordinated Cuts Started Without CLEC Approval (Percent) Unbundled Loop - Analog (OP-13B) (Diagnostic)</i>	187
<i>Coordinated Cuts Started Without CLEC Approval (Percent) Unbundled Loop Other (OP-13B) (Diagnostic)</i>	187
OP-15A - Interval for Pending Orders Delayed Past Due Date	188
<i>Residence (Diagnostic)</i>	188
<i>Business (Diagnostic)</i>	188
<i>Centrex (Diagnostic)</i>	188
<i>Centrex 21 (Diagnostic)</i>	188
<i>PBX (Diagnostic)</i>	189
<i>Basic Rate ISDN (Diagnostic)</i>	189
<i>UNE - P (POTS) (Diagnostic)</i>	189
<i>UNE P (Centrex) (Diagnostic)</i>	189
<i>UNE P (Centrex 21) (Diagnostic)</i>	190
<i>Line Sharing (Diagnostic)</i>	191
OP-15A - Interval for Pending Orders Delayed Past Due Date	192

Table of Contents

Section	Page Number
<i>ISDN Primary (Diagnostic)</i>	192
<i>DS0 (Diagnostic)</i>	192
<i>DS1 (Diagnostic)</i>	192
<i>DS3 (Diagnostic)</i>	192
<i>Frame Relay (Diagnostic)</i>	193
OP-15A - Interval for Pending Orders Delayed Past Due Date	194
<i>LIS Trunk (Diagnostic)</i>	194
<i>UDIT DS1 (Diagnostic)</i>	194
<i>UDIT Above DS1 Level (Diagnostic)</i>	194
<i>Unbundled Loop Analog (Diagnostic)</i>	194
<i>Unbundled Loop - 2 Wire Non-Loaded (Diagnostic)</i>	195
<i>Unbundled Loop - 4 Wire Non-Loaded (Diagnostic)</i>	195
<i>Unbundled Loop - DS1 Capable (Diagnostic)</i>	195
<i>Unbundled Loop ISDN Capable (Diagnostic)</i>	195
<i>Unbundled Loop - DS3 Capable (Diagnostic)</i>	196
<i>Qwest DSL (Parity)</i>	196
<i>E911 (Diagnostic)</i>	196
<i>Enhanced Extended Loops (EELs) (Diagnostic)</i>	197
OP-15B - Count of Pending Orders Delayed for Facilities Reasons	198
<i>Residence (Diagnostic)</i>	198
<i>Business (Diagnostic)</i>	198
<i>Centrex (Diagnostic)</i>	198
<i>Centrex 21 (Diagnostic)</i>	198
<i>PBX (Diagnostic)</i>	199
<i>Basic Rate ISDN (Diagnostic)</i>	199
<i>UNE - P (POTS) (Diagnostic)</i>	199
<i>UNE P (Centrex) (Diagnostic)</i>	199
<i>UNE P (Centrex 21) (Diagnostic)</i>	200
<i>Line Sharing (Diagnostic)</i>	201
<i>ISDN Primary (Diagnostic)</i>	202
<i>DS0 (Diagnostic)</i>	202
<i>DS1 (Diagnostic)</i>	202
<i>DS3 (Diagnostic)</i>	202
<i>Frame Relay (Diagnostic)</i>	203
<i>LIS Trunk (Diagnostic)</i>	204
<i>UDIT DS1 (Diagnostic)</i>	204
<i>UDIT Above DS1 Level (Diagnostic)</i>	204
<i>Unbundled Loop Analog (Diagnostic)</i>	204
<i>Unbundled Loop - 2 Wire Non-Loaded (Diagnostic)</i>	205
<i>Unbundled Loop - 4 Wire Non-Loaded (Diagnostic)</i>	205
<i>Unbundled Loop - DS1 Capable (Diagnostic)</i>	205
<i>Unbundled Loop ISDN Capable (Diagnostic)</i>	205
<i>Unbundled Loop - DS3 Capable (Diagnostic)</i>	206
<i>Qwest DSL (Diagnostic)</i>	206
<i>E911 (Diagnostic)</i>	206
<i>Enhanced Extended Loops (EELs) (Diagnostic)</i>	206
OP-17 - Timeliness of Disconnects associated with LNP Orders	207
<i>Timeliness of Disconnects associated with LNP Orders (Percent) (OP-17A) (Benchmark)</i>	207

Table of Contents

Section	Page Number
<i>Timeliness of Disconnects associated with LNP Orders (Percent) (OP-17B) (Diagnostic)</i>	207
MR-2 - Calls Answered within 20 Seconds - Interconnect Repair Center (Percent)	208
<i>Calls Answered within 20 seconds - Interconnect Repair Center (Percent) (MR-2) (Parity)</i>	208
MR-3A - Out of Service Cleared within 24 Hours (Percent) - Dispatches within MSAs	209
<i>Residence (Parity)</i>	209
<i>Business (Parity)</i>	209
<i>Centrex (Parity)</i>	209
<i>Centrex 21 (Parity)</i>	209
<i>PBX (Parity)</i>	210
<i>Basic Rate ISDN (Parity)</i>	210
<i>UNE - P (POTS) (Parity)</i>	210
<i>UNE P (Centrex) (Parity)</i>	210
<i>UNE P (Centrex 21) (Parity)</i>	211
<i>Line Sharing (Parity)</i>	211
MR-3B - Out of Service Cleared within 24 Hours (Percent) - Dispatches outside MSAs	212
<i>Residence (Parity)</i>	212
<i>Business (Parity)</i>	212
<i>Centrex (Parity)</i>	212
<i>Centrex 21 (Parity)</i>	212
<i>PBX (Parity)</i>	213
<i>Basic Rate ISDN (Parity)</i>	213
<i>UNE - P (POTS) (Parity)</i>	213
<i>UNE P (Centrex) (Parity)</i>	213
<i>UNE P (Centrex 21) (Parity)</i>	214
<i>Line Sharing (Parity)</i>	214
MR-3C - Out of Service Cleared within 24 Hours (Percent) - No dispatches	215
<i>Residence (Parity)</i>	215
<i>Business (Parity)</i>	215
<i>Centrex (Parity)</i>	215
<i>Centrex 21 (Parity)</i>	215
<i>PBX (Parity)</i>	216
<i>Basic Rate ISDN (Parity)</i>	216
<i>UNE - P (POTS) (Parity)</i>	216
<i>UNE P (Centrex) (Parity)</i>	216
<i>UNE P (Centrex 21) (Parity)</i>	217
<i>Line Sharing (Parity)</i>	217
MR-3D - Out of Service Cleared within 24 Hours (Percent) - Interval Zone One	218
<i>Qwest DSL (Parity)</i>	218
<i>Unbundled Loop Analog (Parity)</i>	218
<i>Unbundled Loop - 2 Wire Non-Loaded (Parity)</i>	218
<i>Unbundled Loop - ADSL Qualified (Parity)</i>	218
<i>Unbundled Loop ISDN Capable (Parity)</i>	219
MR-3E - Out of Service Cleared within 24 Hours (Percent) - Interval Zone Two	220
<i>Qwest DSL (Parity)</i>	220
<i>Unbundled Loop Analog (Parity)</i>	220

Table of Contents

Section	Page Number
<i>Unbundled Loop - 2 Wire Non-Loaded (Parity)</i>	220
<i>Unbundled Loop - ADSL Qualified (Parity)</i>	220
<i>Unbundled Loop ISDN Capable (Parity)</i>	221
MR-4A - All Troubles Cleared within 48 Hours (Percent) - Dispatches within MSAs	222
<i>Residence (Parity)</i>	222
<i>Business (Parity)</i>	222
<i>Centrex (Parity)</i>	222
<i>Centrex 21 (Parity)</i>	222
<i>PBX (Parity)</i>	223
<i>Basic Rate ISDN (Parity)</i>	223
<i>UNE - P (POTS) (Parity)</i>	223
<i>UNE P (Centrex) (Parity)</i>	223
<i>UNE P (Centrex 21) (Parity)</i>	224
<i>Line Sharing (Parity)</i>	224
MR-4B - All Troubles Cleared within 48 Hours (Percent) - Dispatches outside MSAs	225
<i>Residence (Parity)</i>	225
<i>Business (Parity)</i>	225
<i>Centrex (Parity)</i>	225
<i>Centrex 21 (Parity)</i>	225
<i>PBX (Parity)</i>	226
<i>Basic Rate ISDN (Parity)</i>	226
<i>UNE - P (POTS) (Parity)</i>	226
<i>UNE P (Centrex) (Parity)</i>	226
<i>UNE P (Centrex 21) (Parity)</i>	227
<i>Line Sharing (Parity)</i>	227
MR-4C - All Troubles Cleared within 48 Hours (Percent) - No dispatches	228
<i>Residence (Parity)</i>	228
<i>Business (Parity)</i>	228
<i>Centrex (Parity)</i>	228
<i>Centrex 21 (Parity)</i>	228
<i>PBX (Parity)</i>	229
<i>Basic Rate ISDN (Parity)</i>	229
<i>UNE - P (POTS) (Parity)</i>	229
<i>UNE P (Centrex) (Parity)</i>	229
<i>UNE P (Centrex 21) (Parity)</i>	230
<i>Line Sharing (Parity)</i>	230
MR-4D - All Troubles Cleared within 48 Hours (Percent) - Interval Zone One	231
<i>Qwest DSL (Parity)</i>	231
<i>Unbundled Loop Analog (Parity)</i>	231
<i>Unbundled Loop - 2 Wire Non-Loaded (Parity)</i>	231
<i>Unbundled Loop - ADSL Qualified (Parity)</i>	231
<i>Unbundled Loop ISDN Capable (Parity)</i>	232
MR-4E - All Troubles Cleared within 48 Hours (Percent) - Interval Zone Two	233
<i>Qwest DSL (Parity)</i>	233
<i>Unbundled Loop Analog (Parity)</i>	233
<i>Unbundled Loop - 2 Wire Non-Loaded (Parity)</i>	233

Table of Contents

Section	Page Number
<i>Unbundled Loop - ADSL Qualified (Parity)</i>	233
<i>Unbundled Loop ISDN Capable (Parity)</i>	234
MR-5A - All Troubles Cleared within 4 Hours (Percent) - Interval Zone One	235
<i>ISDN Primary (Parity)</i>	235
<i>DS0 (Parity)</i>	235
<i>DS1 (Parity)</i>	235
<i>DS3 (Parity)</i>	235
<i>Frame Relay (Parity)</i>	236
<i>LIS Trunk (Parity)</i>	236
<i>UDIT DS1 (Parity)</i>	237
<i>UDIT Above DS1 Level (Parity)</i>	237
<i>Unbundled Loop - 4 Wire Non-Loaded (Parity)</i>	237
<i>Unbundled Loop - DS1 Capable (Parity)</i>	237
<i>Unbundled Loop - DS3 Capable (Parity)</i>	238
<i>E911 (Parity)</i>	238
<i>Enhanced Extended Loops (EELs) (Diagnostic)</i>	239
MR-5B - All Troubles Cleared within 4 Hours (Percent) - Interval Zone Two	240
<i>ISDN Primary (Parity)</i>	240
<i>DS0 (Parity)</i>	240
<i>DS1 (Parity)</i>	240
<i>DS3 (Parity)</i>	240
<i>Frame Relay (Parity)</i>	241
<i>LIS Trunk (Parity)</i>	241
<i>UDIT DS1 (Parity)</i>	242
<i>UDIT Above DS1 Level (Parity)</i>	242
<i>Unbundled Loop - 4 Wire Non-Loaded (Parity)</i>	242
<i>Unbundled Loop - DS1 Capable (Parity)</i>	242
<i>Unbundled Loop - DS3 Capable (Parity)</i>	243
<i>E911 (Parity)</i>	243
<i>Enhanced Extended Loops (EELs) (Diagnostic)</i>	244
MR-6A - Mean Time to Restore (Hours:Minutes) - Dispatches within MSAs	245
<i>Residence (Parity)</i>	245
<i>Business (Parity)</i>	245
<i>Centrex (Parity)</i>	245
<i>Centrex 21 (Parity)</i>	245
<i>PBX (Parity)</i>	246
<i>Basic Rate ISDN (Parity)</i>	246
<i>UNE - P (POTS) (Parity)</i>	246
<i>UNE P (Centrex) (Parity)</i>	246
<i>UNE P (Centrex 21) (Parity)</i>	247
<i>Line Sharing (Parity)</i>	247
MR-6B - Mean Time to Restore (Hours:Minutes) - Dispatches outside MSAs	248
<i>Residence (Parity)</i>	248
<i>Business (Parity)</i>	248
<i>Centrex (Parity)</i>	248
<i>Centrex 21 (Parity)</i>	248
<i>PBX (Parity)</i>	249

Table of Contents

Section	Page Number
<i>Basic Rate ISDN (Parity)</i>	249
<i>UNE - P (POTS) (Parity)</i>	249
<i>UNE P (Centrex) (Parity)</i>	249
<i>UNE P (Centrex 21) (Parity)</i>	250
<i>Line Sharing (Parity)</i>	250
MR-6C - Mean Time to Restore (Hours:Minutes) - No dispatches	251
<i>Residence (Parity)</i>	251
<i>Business (Parity)</i>	251
<i>Centrex (Parity)</i>	251
<i>Centrex 21 (Parity)</i>	251
<i>PBX (Parity)</i>	252
<i>Basic Rate ISDN (Parity)</i>	252
<i>UNE - P (POTS) (Parity)</i>	252
<i>UNE P (Centrex) (Parity)</i>	252
<i>UNE P (Centrex 21) (Parity)</i>	253
<i>Line Sharing (Parity)</i>	253
MR-6D - Mean Time to Restore (Hours:Minutes) - Interval Zone One	254
<i>ISDN Primary (Parity)</i>	254
<i>DS0 (Parity)</i>	254
<i>DS1 (Parity)</i>	254
<i>DS3 (Parity)</i>	254
<i>Frame Relay (Parity)</i>	255
<i>LIS Trunk (Parity)</i>	255
<i>UDIT DS1 (Parity)</i>	256
<i>UDIT Above DS1 Level (Parity)</i>	256
<i>Unbundled Loop Analog (Parity)</i>	256
<i>Unbundled Loop - 2 Wire Non-Loaded (Parity)</i>	256
<i>Unbundled Loop - 4 Wire Non-Loaded (Parity)</i>	257
<i>Unbundled Loop - DS1 Capable (Parity)</i>	257
<i>Unbundled Loop ISDN Capable (Parity)</i>	257
<i>Unbundled Loop - ADSL Qualified (Parity)</i>	257
<i>Unbundled Loop - DS3 Capable (Parity)</i>	258
<i>Qwest DSL (Parity)</i>	258
<i>E911 (Parity)</i>	258
<i>Enhanced Extended Loops (EELs) (Diagnostic)</i>	259
MR-6E - Mean Time to Restore (Hours:Minutes) - Interval Zone Two	260
<i>ISDN Primary (Parity)</i>	260
<i>DS0 (Parity)</i>	260
<i>DS1 (Parity)</i>	260
<i>DS3 (Parity)</i>	260
<i>Frame Relay (Parity)</i>	261
<i>LIS Trunk (Parity)</i>	261
<i>UDIT DS1 (Parity)</i>	262
<i>UDIT Above DS1 Level (Parity)</i>	262
<i>Unbundled Loop Analog (Parity)</i>	262
<i>Unbundled Loop - 2 Wire Non-Loaded (Parity)</i>	262
<i>Unbundled Loop - 4 Wire Non-Loaded (Parity)</i>	263
<i>Unbundled Loop - DS1 Capable (Parity)</i>	263

Table of Contents

Section	Page Number
<i>Unbundled Loop ISDN Capable (Parity)</i>	263
<i>Unbundled Loop - ADSL Qualified (Parity)</i>	263
<i>Unbundled Loop - DS3 Capable (Parity)</i>	264
<i>Qwest DSL (Parity)</i>	264
<i>E911 (Parity)</i>	264
<i>Enhanced Extended Loops (EELs) (Diagnostic)</i>	265
MR-7A - Repair Repeat Report Rate (Percent) - Dispatches within MSAs	266
<i>Residence (Parity)</i>	266
<i>Business (Parity)</i>	266
<i>Centrex (Parity)</i>	266
<i>Centrex 21 (Parity)</i>	266
<i>PBX (Parity)</i>	267
<i>Basic Rate ISDN (Parity)</i>	267
<i>UNE - P (POTS) (Parity)</i>	267
<i>UNE P (Centrex) (Parity)</i>	267
<i>UNE P (Centrex 21) (Parity)</i>	268
<i>Line Sharing (Diagnostic)</i>	268
MR-7A* - Repair Repeat Report Rate (Percent) - Dispatches within MSAs	269
<i>Residence (Parity)</i>	269
<i>Business (Parity)</i>	269
<i>Centrex (Parity)</i>	269
<i>Centrex 21 (Parity)</i>	269
<i>PBX (Parity)</i>	270
<i>Basic Rate ISDN (Parity)</i>	270
<i>UNE - P (POTS) (Parity)</i>	270
<i>UNE P (Centrex) (Parity)</i>	270
<i>UNE P (Centrex 21) (Parity)</i>	271
<i>Line Sharing (Diagnostic)</i>	271
MR-7B - Repair Repeat Report Rate (Percent) - Dispatches outside MSAs	272
<i>Residence (Parity)</i>	272
<i>Business (Parity)</i>	272
<i>Centrex (Parity)</i>	272
<i>Centrex 21 (Parity)</i>	272
<i>PBX (Parity)</i>	273
<i>Basic Rate ISDN (Parity)</i>	273
<i>UNE - P (POTS) (Parity)</i>	273
<i>UNE P (Centrex) (Parity)</i>	273
<i>UNE P (Centrex 21) (Parity)</i>	274
<i>Line Sharing (Diagnostic)</i>	274
MR-7B* - Repair Repeat Report Rate (Percent) - Dispatches outside MSAs	275
<i>Residence (Parity)</i>	275
<i>Business (Parity)</i>	275
<i>Centrex (Parity)</i>	275
<i>Centrex 21 (Parity)</i>	275
<i>PBX (Parity)</i>	276
<i>Basic Rate ISDN (Parity)</i>	276
<i>UNE - P (POTS) (Parity)</i>	276

Table of Contents

Section	Page Number
<i>UNE P (Centrex) (Parity)</i>	276
<i>UNE P (Centrex 21) (Parity)</i>	277
<i>Line Sharing (Diagnostic)</i>	277
MR-7C - Repair Repeat Report Rate (Percent) - No dispatches	278
<i>Residence (Parity)</i>	278
<i>Business (Parity)</i>	278
<i>Centrex (Parity)</i>	278
<i>Centrex 21 (Parity)</i>	278
<i>PBX (Parity)</i>	279
<i>Basic Rate ISDN (Parity)</i>	279
<i>UNE - P (POTS) (Parity)</i>	279
<i>UNE P (Centrex) (Parity)</i>	279
<i>UNE P (Centrex 21) (Parity)</i>	280
<i>Line Sharing (Diagnostic)</i>	280
MR-7C* - Repair Repeat Report Rate (Percent) - No dispatches	281
<i>Residence (Parity)</i>	281
<i>Business (Parity)</i>	281
<i>Centrex (Parity)</i>	281
<i>Centrex 21 (Parity)</i>	281
<i>PBX (Parity)</i>	282
<i>Basic Rate ISDN (Parity)</i>	282
<i>UNE - P (POTS) (Parity)</i>	282
<i>UNE P (Centrex) (Parity)</i>	282
<i>UNE P (Centrex 21) (Parity)</i>	283
<i>Line Sharing (Diagnostic)</i>	283
MR-7D - Repair Repeat Report Rate (Percent) - Interval Zone One	284
<i>ISDN Primary (Parity)</i>	284
<i>DS0 (Parity)</i>	284
<i>DS1 (Parity)</i>	284
<i>DS3 (Parity)</i>	284
<i>Frame Relay (Parity)</i>	285
<i>LIS Trunk (Parity)</i>	285
<i>UDIT DS1 (Parity)</i>	286
<i>UDIT Above DS1 Level (Parity)</i>	286
<i>Unbundled Loop Analog (Parity)</i>	286
<i>Unbundled Loop - 2 Wire Non-Loaded (Parity)</i>	286
<i>Unbundled Loop - 4 Wire Non-Loaded (Parity)</i>	287
<i>Unbundled Loop - DS1 Capable (Parity)</i>	287
<i>Unbundled Loop ISDN Capable (Parity)</i>	287
<i>Unbundled Loop - ADSL Qualified (Parity)</i>	287
<i>Unbundled Loop - DS3 Capable (Parity)</i>	288
<i>Qwest DSL (Parity)</i>	288
<i>E911 (Parity)</i>	288
<i>Enhanced Extended Loops (EELs) (Diagnostic)</i>	289
MR-7D* - Repair Repeat Report Rate (Percent) - Interval Zone One	290
<i>ISDN Primary (Parity)</i>	290
<i>DS0 (Parity)</i>	290

Table of Contents

Section	Page Number
<i>DS1 (Parity)</i>	290
<i>DS3 (Parity)</i>	290
<i>Frame Relay (Parity)</i>	291
<i>LIS Trunk (Parity)</i>	291
<i>UDIT DS1 (Parity)</i>	292
<i>UDIT Above DS1 Level (Parity)</i>	292
<i>Unbundled Loop Analog (Parity)</i>	292
<i>Unbundled Loop - 2 Wire Non-Loaded (Parity)</i>	292
<i>Unbundled Loop - 4 Wire Non-Loaded (Parity)</i>	293
<i>Unbundled Loop - DS1 Capable (Parity)</i>	293
<i>Unbundled Loop ISDN Capable (Parity)</i>	293
<i>Unbundled Loop - ADSL Qualified (Parity)</i>	293
<i>Unbundled Loop - DS3 Capable (Parity)</i>	294
<i>Qwest DSL (Parity)</i>	294
<i>E911 (Parity)</i>	294
<i>Enhanced Extended Loops (EELs) (Diagnostic)</i>	295
MR-7E - Repair Repeat Report Rate (Percent) - Interval Zone Two	296
<i>ISDN Primary (Parity)</i>	296
<i>DS0 (Parity)</i>	296
<i>DS1 (Parity)</i>	296
<i>DS3 (Parity)</i>	296
<i>Frame Relay (Parity)</i>	297
<i>LIS Trunk (Parity)</i>	297
<i>UDIT DS1 (Parity)</i>	298
<i>UDIT Above DS1 Level (Parity)</i>	298
<i>Unbundled Loop Analog (Parity)</i>	298
<i>Unbundled Loop - 2 Wire Non-Loaded (Parity)</i>	298
<i>Unbundled Loop - 4 Wire Non-Loaded (Parity)</i>	299
<i>Unbundled Loop - DS1 Capable (Parity)</i>	299
<i>Unbundled Loop ISDN Capable (Parity)</i>	299
<i>Unbundled Loop - ADSL Qualified (Parity)</i>	299
<i>Unbundled Loop - DS3 Capable (Parity)</i>	300
<i>Qwest DSL (Parity)</i>	300
<i>E911 (Parity)</i>	300
<i>Enhanced Extended Loops (EELs) (Diagnostic)</i>	301
MR-7E* - Repair Repeat Report Rate (Percent) - Interval Zone Two	302
<i>ISDN Primary (Parity)</i>	302
<i>DS0 (Parity)</i>	302
<i>DS1 (Parity)</i>	302
<i>DS3 (Parity)</i>	302
<i>Frame Relay (Parity)</i>	303
<i>LIS Trunk (Parity)</i>	303
<i>UDIT DS1 (Parity)</i>	304
<i>UDIT Above DS1 Level (Parity)</i>	304
<i>Unbundled Loop Analog (Parity)</i>	304
<i>Unbundled Loop - 2 Wire Non-Loaded (Parity)</i>	304
<i>Unbundled Loop - 4 Wire Non-Loaded (Parity)</i>	305
<i>Unbundled Loop - DS1 Capable (Parity)</i>	305
<i>Unbundled Loop ISDN Capable (Parity)</i>	305

Table of Contents

Section	Page Number
<i>Unbundled Loop - ADSL Qualified (Parity)</i>	305
<i>Unbundled Loop - DS3 Capable (Parity)</i>	306
<i>Qwest DSL (Parity)</i>	306
<i>E911 (Parity)</i>	306
<i>Enhanced Extended Loops (EELs) (Diagnostic)</i>	307
MR-8 - Trouble Rate (Percent)	308
<i>Residence (Parity)</i>	308
<i>Business (Parity)</i>	308
<i>Centrex (Parity)</i>	308
<i>Centrex 21 (Parity)</i>	308
<i>PBX (Parity)</i>	309
<i>Basic Rate ISDN (Parity)</i>	309
<i>Qwest DSL (Parity)</i>	309
<i>ISDN Primary (Parity)</i>	309
<i>DS0 (Parity)</i>	310
<i>DS1 (Parity)</i>	310
<i>DS3 (Parity)</i>	310
<i>Frame Relay (Parity)</i>	310
<i>LIS Trunk (Parity)</i>	311
<i>UNE - P (POTS) (Parity)</i>	311
<i>UNE P (Centrex) (Parity)</i>	311
<i>UNE P (Centrex 21) (Parity)</i>	311
<i>Line Sharing (Parity)</i>	312
<i>UDIT DS1 (Parity)</i>	313
<i>UDIT Above DS1 Level (Parity)</i>	313
<i>Dark Fiber - IOF (Diagnostic)</i>	313
<i>Unbundled Loop Analog (Parity)</i>	313
<i>Unbundled Loop - 2 Wire Non-Loaded (Parity)</i>	314
<i>Unbundled Loop - 4 Wire Non-Loaded (Parity)</i>	314
<i>Unbundled Loop - DS1 Capable (Parity)</i>	314
<i>Unbundled Loop ISDN Capable (Parity)</i>	314
<i>Unbundled Loop - ADSL Qualified (Parity)</i>	315
<i>Unbundled Loop - DS3 Capable (Parity)</i>	315
<i>Dark Fiber - Loop (Diagnostic)</i>	315
<i>E911 (Parity)</i>	315
<i>Enhanced Extended Loops (EELs) (Diagnostic)</i>	316
MR-8* - Trouble Rate (Percent)	317
<i>Residence (Parity)</i>	317
<i>Business (Parity)</i>	317
<i>Centrex (Parity)</i>	317
<i>Centrex 21 (Parity)</i>	317
<i>PBX (Parity)</i>	318
<i>Basic Rate ISDN (Parity)</i>	318
<i>Qwest DSL (Parity)</i>	318
<i>ISDN Primary (Parity)</i>	318
<i>DS0 (Parity)</i>	319
<i>DS1 (Parity)</i>	319
<i>DS3 (Parity)</i>	319
<i>Frame Relay (Parity)</i>	319

Table of Contents

Section	Page Number
<i>LIS Trunk (Parity)</i>	320
<i>UNE - P (POTS) (Parity)</i>	320
<i>UNE P (Centrex) (Parity)</i>	320
<i>UNE P (Centrex 21) (Parity)</i>	320
<i>Line Sharing (Parity)</i>	321
<i>UDIT DS1 (Parity)</i>	322
<i>UDIT Above DS1 Level (Parity)</i>	322
<i>Dark Fiber - IOF (Diagnostic)</i>	322
<i>Unbundled Loop Analog (Parity)</i>	322
<i>Unbundled Loop - 2 Wire Non-Loaded (Parity)</i>	323
<i>Unbundled Loop - 4 Wire Non-Loaded (Parity)</i>	323
<i>Unbundled Loop - DS1 Capable (Parity)</i>	323
<i>Unbundled Loop ISDN Capable (Parity)</i>	323
<i>Unbundled Loop - ADSL Qualified (Parity)</i>	324
<i>Unbundled Loop - DS3 Capable (Parity)</i>	324
<i>Dark Fiber - Loop (Diagnostic)</i>	324
<i>E911 (Parity)</i>	324
<i>Enhanced Extended Loops (EELs) (Diagnostic)</i>	325
MR-9A - Repair Appointments Met (Percent) - Dispatches within MSAs	326
<i>Residence (Parity)</i>	326
<i>Business (Parity)</i>	326
<i>Centrex (Parity)</i>	326
<i>Centrex 21 (Parity)</i>	326
<i>PBX (Parity)</i>	327
<i>Basic Rate ISDN (Parity)</i>	327
<i>UNE - P (POTS) (Parity)</i>	327
MR-9B - Repair Appointments Met (Percent) - Dispatches outside MSAs	328
<i>Residence (Parity)</i>	328
<i>Business (Parity)</i>	328
<i>Centrex (Parity)</i>	328
<i>Centrex 21 (Parity)</i>	328
<i>PBX (Parity)</i>	329
<i>Basic Rate ISDN (Parity)</i>	329
<i>UNE - P (POTS) (Parity)</i>	329
MR-9C - Repair Appointments Met (Percent) - No dispatches	330
<i>Residence (Parity)</i>	330
<i>Business (Parity)</i>	330
<i>Centrex (Parity)</i>	330
<i>Centrex 21 (Parity)</i>	330
<i>PBX (Parity)</i>	331
<i>Basic Rate ISDN (Parity)</i>	331
<i>UNE - P (POTS) (Parity)</i>	331
MR-10 - Customer-Related Trouble Reports (Percent)	332
<i>Residence (Diagnostic)</i>	332
<i>Business (Diagnostic)</i>	332
<i>Centrex (Diagnostic)</i>	332
<i>Centrex 21 (Diagnostic)</i>	332

Table of Contents

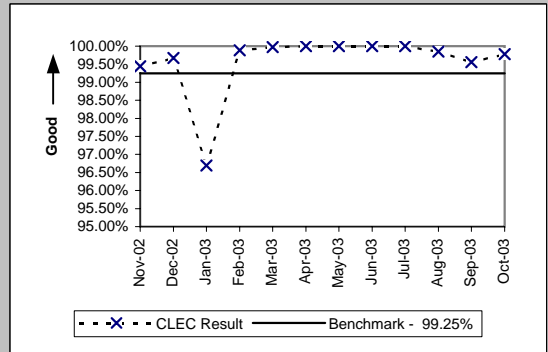
Section	Page Number
<i>PBX (Diagnostic)</i>	333
<i>Basic Rate ISDN (Diagnostic)</i>	333
<i>Qwest DSL (Diagnostic)</i>	333
<i>ISDN Primary (Diagnostic)</i>	333
<i>DS0 (Diagnostic)</i>	334
<i>DS1 (Diagnostic)</i>	334
<i>DS3 (Diagnostic)</i>	334
<i>Frame Relay (Diagnostic)</i>	334
<i>LIS Trunk (Diagnostic)</i>	335
<i>UNE - P (POTS) (Diagnostic)</i>	335
<i>UNE P (Centrex) (Diagnostic)</i>	335
<i>UNE P (Centrex 21) (Diagnostic)</i>	335
<i>UDIT DS1 (Diagnostic)</i>	336
<i>UDIT Above DS1 Level (Diagnostic)</i>	336
<i>Unbundled Loop Analog (Diagnostic)</i>	336
<i>Unbundled Loop - 2 Wire Non-Loaded (Diagnostic)</i>	336
<i>Unbundled Loop - 4 Wire Non-Loaded (Diagnostic)</i>	337
<i>Unbundled Loop - DS1 Capable (Diagnostic)</i>	337
<i>Unbundled Loop ISDN Capable (Diagnostic)</i>	337
<i>Unbundled Loop - ADSL Qualified (Diagnostic)</i>	337
<i>Unbundled Loop - DS3 Capable (Diagnostic)</i>	338
<i>E911 (Diagnostic)</i>	338
MR-11 - LNP Trouble Reports Cleared	339
<i>LNP Trouble Reports Cleared within 4 Hours (Percent) (MR-11A) (Benchmark)</i>	339
<i>LNP Trouble Reports Cleared within 48 Hours - All Volumes (Percent) (MR-11B) (Benchmark)</i>	339
BI-1 - Time to Provide Recorded Usage Records	340
<i>Time to Provide Usage Records (Average Days) UNEs and Resale Aggregate (BI-1A) (Parity)</i>	340
<i>Time to Provide Usage Records (Percent) Jointly-provided Switched Access (BI-1B) (Benchmark)</i>	341
BI-1 - Time to Provide Recorded Usage Reports	342
<i>Time to Provide Usage Records [CAT11] (Average Days) UNEs and Resale Aggregate (BI-1C-1) (Diagnostic)</i>	342
<i>Time to Provide Usage Records [CAT10] (Average Days) UNEs and Resale Aggregate (BI-1C-2) (Diagnostic)</i>	343
BI-2 - Invoices Delivered within 10 Days	344
<i>Invoices Delivered within 10 Days (Percent) All (BI-2) (Parity)</i>	344
BI-3 - Billing Accuracy - Adjustments for Errors	345
<i>Billing Accuracy - Adjustments for Errors (Percent) UNEs and Resale Aggregate (BI-3A) (Parity)</i>	345
<i>Billing Accuracy - Adjustments for Errors (Percent) Reciprocal Compensation (BI-3B) (Benchmark)</i>	346
BI-4 - Billing Completeness	347
<i>Billing Completeness (Percent) UNEs and Resale Aggregate (BI-4A) (Parity)</i>	347
<i>Billing Completeness (Percent) Reciprocal Compensation (BI-4B) (Benchmark)</i>	348
BI-5 - Billing Accuracy & Claims Processing	349
<i>Billing Accuracy & Claims Processing - Acknowledgment (Percent) All (BI-5A) (Benchmark)</i>	349
<i>Billing Accuracy & Claims Processing - Resolution (Percent) All (BI-5B) (Benchmark)</i>	349
DB-1 - Time to Update Databases	350

Table of Contents

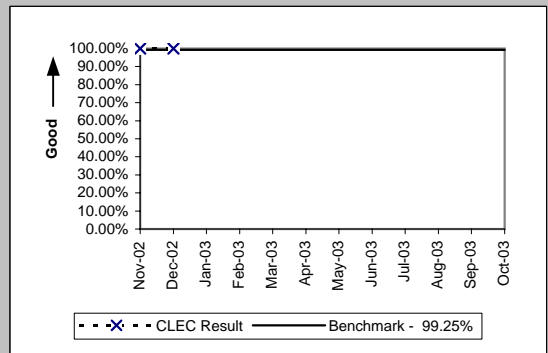
Section	Page Number
<i>Time to Update Databases (Hours:Minutes) E911 (DB-1 A) (Parity)</i>	350
<i>Time to Update Databases (Avg Sec) LIDB (DB-1 B) (Parity)</i>	350
<i>Time to Update Databases (Avg Sec) Directory Listing (DB-1 C-1) (Parity)</i>	350
DB-2 - Accurate Database Updates	351
<i>Accurate Database Updates (Percent) Directory Listing (DB-2 C-1) (Parity)</i>	351
DA-1 - Speed of Answer - Directory Assistance	352
<i>Speed of Answer - Directory Assistance (Avg Sec) (DA-1) (Parity)</i>	352
OS-1 - Speed of Answer - Operator Services	353
<i>Speed of Answer - Operator Services (Avg Sec) (OS-1) (Parity)</i>	353
NI-1 - Trunk Blocking	354
<i>Trunk Blockage to Qwest Tandem Offices (NI-1A) (Benchmark)</i>	354
<i>Trunk Blockage to Qwest End Offices (NI-1B) (Benchmark)</i>	354
<i>Trunk Blockage to Qwest Tandem Offices (Percent) (NI-1C) (Diagnostic)</i>	355
<i>Trunk Blockage to Qwest End Offices (Percent) (NI-1D) (Diagnostic)</i>	355
NP-1 - NXX Code Activation	356
<i>NXX Code Activation (Percent) (NP-1A) (Parity)</i>	356
<i>NXX Code Activation - Facility Delays (Percent) (NP-1B) (Diagnostic)</i>	356
CP-1 - Collocation Completion Interval (Average Days)	357
<i>Scheduled Interval 90 Calender Days or Less (CP-1A) (Benchmark)</i>	357
<i>Scheduled Interval 91 to 120 Calendar Days (CP-1B) (Benchmark)</i>	357
<i>Scheduled Interval 121 to 150 Calendar Days (CP-1C) (Benchmark)</i>	357
CP-2 - Collocations Completed within Scheduled Intervals (Percent)	358
<i>Non-Forecasted & Late Forecasted Collocations (CP-2B) (Benchmark)</i>	358
<i>Collocations with Intervals Longer than 120 Days (CP-2C) (Benchmark)</i>	358
CP-3 - Collocation Feasibility Study Interval (Average Days)	359
<i>Collocation Feasibility Study Interval (CP-3) (Benchmark)</i>	359
CP-4 - Collocation Feasibility Study Commitments Met (Percent)	360
<i>Collocation Feasibility Study Commitments Met (CP-4) (Benchmark)</i>	360

GA-1 - Gateway Availability - IMA-GUI

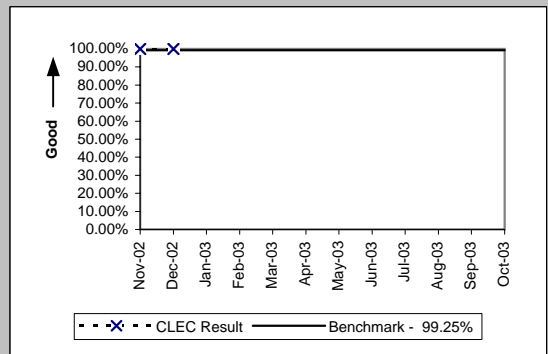
Gateway Availability - IMA-GUI (Percent) All (GA-1 A) (Benchmark)				
Date	Numerator	Denominator	CLEC Result	
Nov-02	28102	28260	99.44%	
Dec-02	29065	29160	99.67%	
Jan-03	28544	29520	96.69%	
Feb-03	26610	26640	99.89%	
Mar-03	28973	28980	99.98%	
Apr-03	28440	28440	100.00%	
May-03	29700	29700	100.00%	
Jun-03	28080	28080	100.00%	
Jul-03	29880	29880	100.00%	
Aug-03	28457	28500	99.85%	
Sep-03	28672	28800	99.56%	
Oct-03	29693	29760	99.77%	



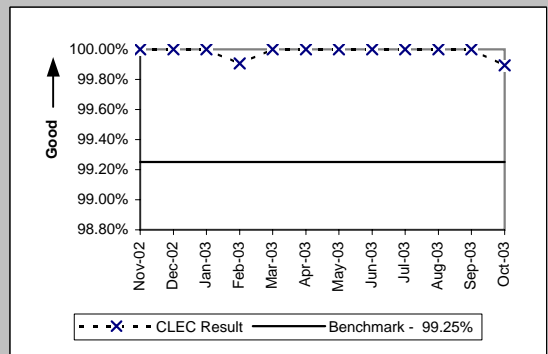
Gateway Availability - IMA-GUI (Percent) Fetch-n-Stuff (GA-1 B) (Benchmark)				
Date	Numerator	Denominator	CLEC Result	
Nov-02	28620	28620	100.00%	
Dec-02	16920	16920	100.00%	
Jan-03				
Feb-03				
Mar-03				
Apr-03				
May-03				
Jun-03				
Jul-03				
Aug-03				
Sep-03				
Oct-03				



Gateway Availability - IMA-GUI (Percent) Data Arbiter (GA-1 C) (Benchmark)				
Date	Numerator	Denominator	CLEC Result	
Nov-02	114480	114480	100.00%	
Dec-02	67680	67680	100.00%	
Jan-03				
Feb-03				
Mar-03				
Apr-03				
May-03				
Jun-03				
Jul-03				
Aug-03				
Sep-03				
Oct-03				



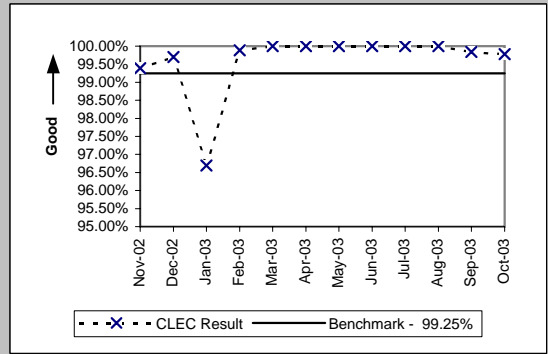
Gateway Availability - IMA-GUI (Percent) SIA (GA-1 D) (Benchmark)				
Date	Numerator	Denominator	CLEC Result	
Nov-02	28620	28620	100.00%	
Dec-02	29160	29160	100.00%	
Jan-03	29880	29880	100.00%	
Feb-03	26615	26640	99.91%	
Mar-03	28980	28980	100.00%	
Apr-03	28800	28800	100.00%	
May-03	29700	29700	100.00%	
Jun-03	28080	28080	100.00%	
Jul-03	29880	29880	100.00%	
Aug-03	28980	28980	100.00%	
Sep-03	28800	28800	100.00%	
Oct-03	29848	29880	99.89%	



CLEC caused some IMA-bound internet traffic to get improperly rerouted to their routers instead of Qwest's, in August 2002 (GA-1A).

GA-2 - Gateway Availability - IMA-EDI

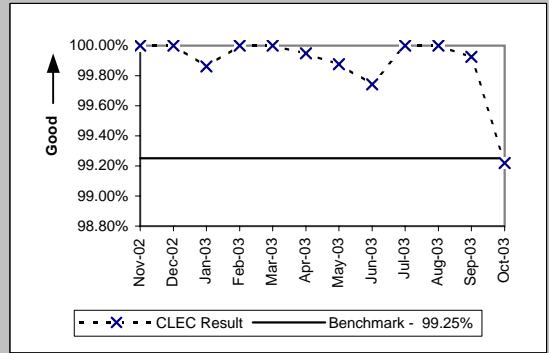
Gateway Availability - IMA-EDI (Percent) (GA-2) (Benchmark)				
Date	Numerator	Denominator	CLEC Result	
Nov-02	28088	28260	99.39%	
Dec-02	29071	29160	99.69%	
Jan-03	28544	29520	96.69%	
Feb-03	26610	26640	99.89%	
Mar-03	28980	28980	100.00%	
Apr-03	28440	28440	100.00%	
May-03	29700	29700	100.00%	
Jun-03	28080	28080	100.00%	
Jul-03	29880	29880	100.00%	
Aug-03	28500	28500	100.00%	
Sep-03	28755	28800	99.84%	
Oct-03	29693	29760	99.77%	



CLEC caused some IMA-bound internet traffic to get improperly rerouted to their routers instead of Qwest's, in August 2002 (GA-2).

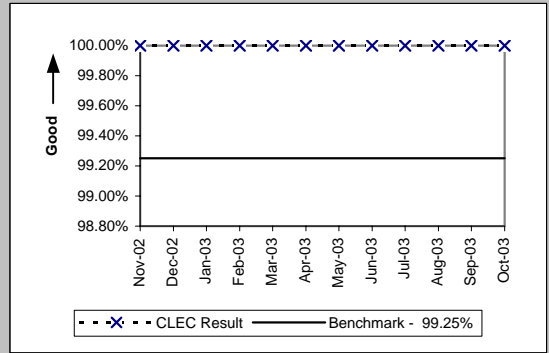
GA-3 - Gateway Availability - EB-TA

Gateway Availability - EB-TA (Percent) (GA-3) (Benchmark)				
Date	Numerator	Denominator	CLEC Result	
Nov-02	41580	41580	100.00%	
Dec-02	42240	42240	100.00%	
Jan-03	43140	43200	99.86%	
Feb-03	38880	38880	100.00%	
Mar-03	42600	42600	100.00%	
Apr-03	41739	41760	99.95%	
May-03	43087	43140	99.88%	
Jun-03	40815	40920	99.74%	
Jul-03	43200	43200	100.00%	
Aug-03	42840	42840	100.00%	
Sep-03	41489	41520	99.93%	
Oct-03	42863	43200	99.22%	



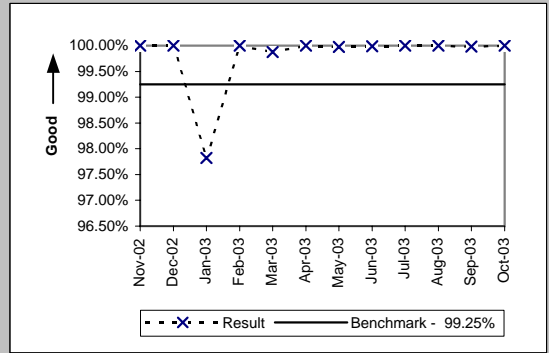
GA-4 - System Availability - EXACT

System Availability - EXACT (Percent) (GA-4) (Benchmark)				
Date	Numerator	Denominator	CLEC Result	
Nov-02	21600	21600	100.00%	
Dec-02	21960	21960	100.00%	
Jan-03	22860	22860	100.00%	
Feb-03	20160	20160	100.00%	
Mar-03	21600	21600	100.00%	
Apr-03	21960	21960	100.00%	
May-03	22500	22500	100.00%	
Jun-03	21060	21060	100.00%	
Jul-03	22860	22860	100.00%	
Aug-03	21600	21600	100.00%	
Sep-03	21960	21960	100.00%	
Oct-03	22860	22860	100.00%	



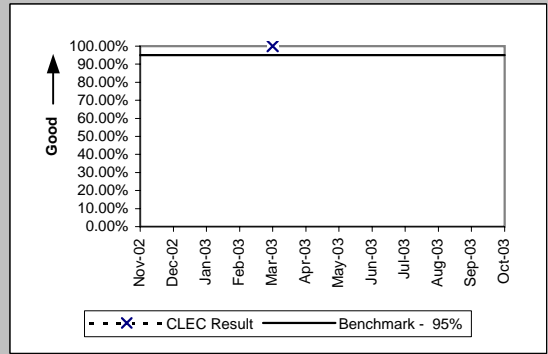
GA-6 - Gateway Availability - GUI - Repair

Gateway Availability - GUI - Repair (Percent) (GA-6) (Benchmark)				
Date	Numerator	Denominator	Result	
Nov-02	37290	37290	100.00%	
Dec-02	38550	38550	100.00%	
Jan-03	38223	39075	97.82%	
Feb-03	35160	35160	100.00%	
Mar-03	38323	38370	99.88%	
Apr-03	37410	37410	100.00%	
May-03	38945	38955	99.97%	
Jun-03	37540	37545	99.99%	
Jul-03	39075	39075	100.00%	
Aug-03	38370	38370	100.00%	
Sep-03	37584	37590	99.98%	
Oct-03	39075	39075	100.00%	



GA-7 - Timely Outage Resolution following Software Releases

Timely Outage Resolution following Software Releases (Percent) (GA-7) (Benchmark)			
Date	CLEC Num	CLEC Denom	CLEC Result
Nov-02	0	0	
Dec-02	0	0	
Jan-03	0	0	
Feb-03	0	0	
Mar-03	1	1	100.00%
Apr-03	0	0	
May-03	0	0	
Jun-03	0	0	
Jul-03	0	0	
Aug-03	0	0	
Sep-03	0	0	
Oct-03	0	0	

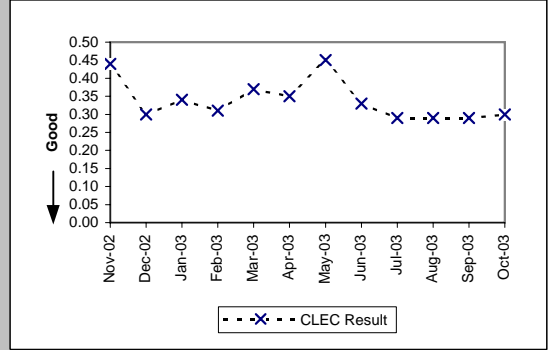


If the outage volume is less than 20 in the reporting month, the standard is 1 miss

PO-1 - Pre-Order/Order Response Times

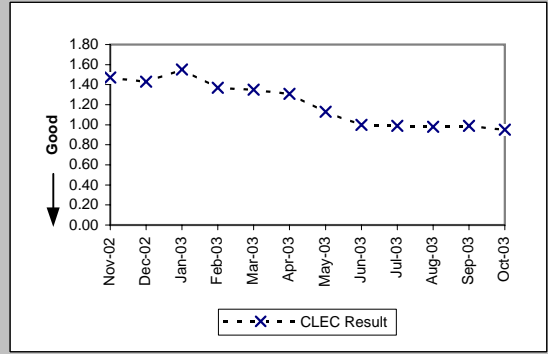
Pre-Order Response Times (Appt. Scheduler) (Avg Sec) IMA Request (PO-1 A-1(a)) (Diagnostic)

Date	Numerator	Denominator	CLEC Result	Standard Dev
Nov-02	909.48	2067	0.44	0.33
Dec-02	715.5	2385	0.30	0.28
Jan-03	794.92	2338	0.34	0.62
Feb-03	667.74	2154	0.31	0.46
Mar-03	917.6	2480	0.37	0.72
Apr-03	852.25	2435	0.35	0.31
May-03	1044	2320	0.45	1.03
Jun-03	790.68	2396	0.33	0.50
Jul-03	760.67	2623	0.29	0.19
Aug-03	769.95	2655	0.29	0.04
Sep-03	780.39	2691	0.29	0.04
Oct-03	866.1	2887	0.30	0.03



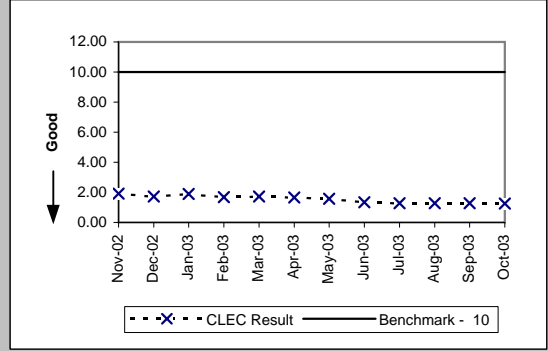
Pre-Order Response Times (Appt. Scheduler) (Avg Sec) IMA Response/Accept (PO-1 A-1(b,c)) (Diagnostic)

Date	Numerator	Denominator	CLEC Result	Standard Dev
Nov-02	3038.49	2067	1.47	0.99
Dec-02	3410.55	2385	1.43	1.63
Jan-03	3623.9	2338	1.55	2.37
Feb-03	2950.98	2154	1.37	0.92
Mar-03	3348	2480	1.35	0.80
Apr-03	3189.85	2435	1.31	0.72
May-03	2621.6	2320	1.13	1.06
Jun-03	2396	2396	1.00	1.32
Jul-03	2596.77	2623	0.99	0.55
Aug-03	2601.9	2655	0.98	0.44
Sep-03	2664.09	2691	0.99	0.54
Oct-03	2742.65	2887	0.95	0.44



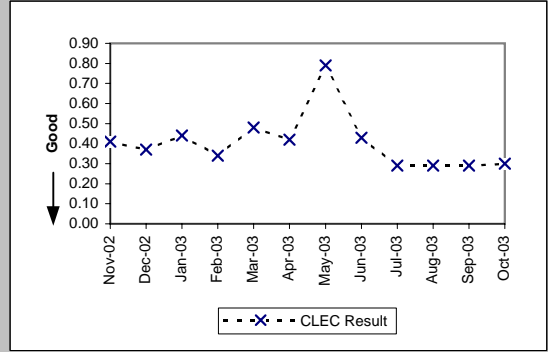
Pre-Order Response Times (Appt. Scheduler) (Avg Sec) IMA Aggregate (PO-1 A-1 Total) (Benchmark)

Date	Numerator	Denominator	CLEC Result	Standard Dev
Nov-02	3947.97	2067	1.91	
Dec-02	4126.05	2385	1.73	
Jan-03	4418.82	2338	1.89	
Feb-03	3618.72	2154	1.68	
Mar-03	4265.6	2480	1.72	
Apr-03	4042.1	2435	1.66	
May-03	3665.6	2320	1.58	
Jun-03	3186.68	2396	1.33	
Jul-03	3357.44	2623	1.28	
Aug-03	3371.85	2655	1.27	
Sep-03	3444.48	2691	1.28	
Oct-03	3608.75	2887	1.25	



Pre-Order Response Times (Service Availability) (Avg Sec) IMA Request (PO-1 A-2(a)) (Diagnostic)

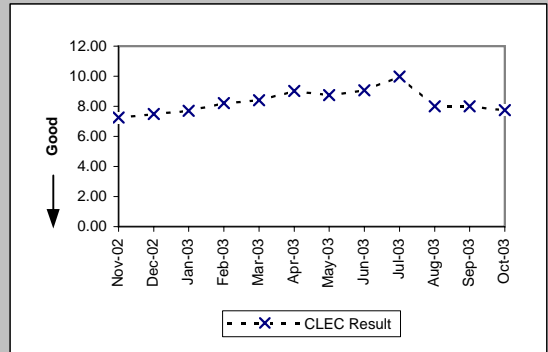
Date	Numerator	Denominator	CLEC Result	Standard Dev
Nov-02	1552.83	3762	0.41	1.08
Dec-02	1560.65	4271	0.37	0.90
Jan-03	1870.28	4265	0.44	1.51
Feb-03	1374.12	4095	0.34	0.87
Mar-03	2163.78	4504	0.48	1.38
Apr-03	1783.03	4240	0.42	0.70
May-03	3323.91	4195	0.79	3.19
Jun-03	1802.4	4229	0.43	1.15
Jul-03	1254.61	4329	0.29	0.65
Aug-03	1391.15	4804	0.29	0.13
Sep-03	1510.49	5177	0.29	0.16
Oct-03	1648.67	5472	0.30	0.13



PO-1 - Pre-Order/Order Response Times

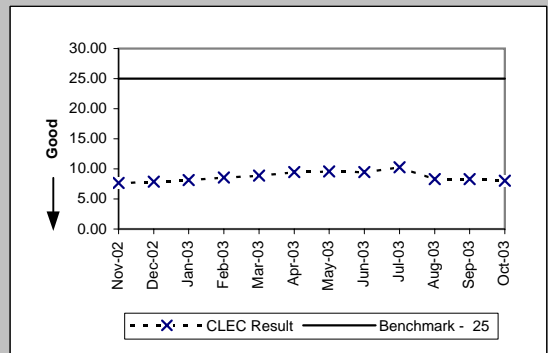
Pre-Order Response Times (Service Availability) (Avg Sec) IMA Response (PO-1 A-2(b)) (Diagnostic)

Date	Numerator	Denominator	CLEC Result	Standard Dev
Nov-02	27276.78	3762	7.25	7.24
Dec-02	32005.77	4271	7.49	7.60
Jan-03	32867.53	4265	7.71	7.68
Feb-03	33638.36	4095	8.21	7.60
Mar-03	37811.82	4504	8.40	7.74
Apr-03	38298.32	4240	9.03	7.92
May-03	36725.28	4195	8.75	7.47
Jun-03	38309.67	4229	9.06	7.93
Jul-03	43189.51	4329	9.98	8.34
Aug-03	38470.06	4804	8.01	7.92
Sep-03	41370.6	5177	7.99	7.79
Oct-03	42424.81	5472	7.75	7.69



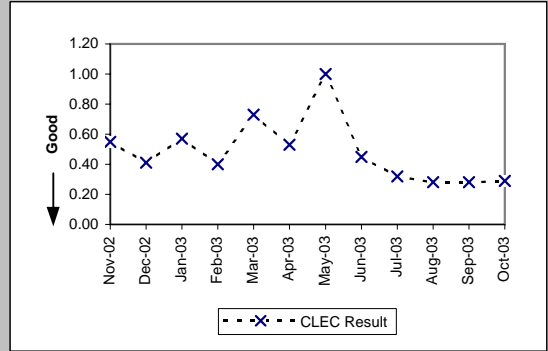
Pre-Order Response Times (Service Availability) (Avg Sec) IMA Aggregate (PO-1 A-2 Total) (Benchmark)

Date	Numerator	Denominator	CLEC Result	Standard Dev
Nov-02	28829.61	3762	7.66	
Dec-02	33566.42	4271	7.86	
Jan-03	34737.81	4265	8.14	
Feb-03	35012.48	4095	8.55	
Mar-03	39975.6	4504	8.88	
Apr-03	40081.35	4240	9.45	
May-03	40049.19	4195	9.55	
Jun-03	40112.07	4229	9.48	
Jul-03	44444.12	4329	10.27	
Aug-03	39861.21	4804	8.30	
Sep-03	42881.09	5177	8.28	
Oct-03	44073.48	5472	8.05	



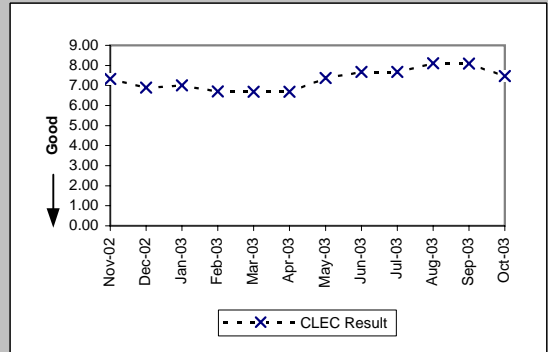
Pre-Order Response Times (Facility Check) (Avg Sec) IMA Request (PO-1 A-3(a)) (Diagnostic)

Date	Numerator	Denominator	CLEC Result	Standard Dev
Nov-02	399.85	727	0.55	1.23
Dec-02	351.37	857	0.41	1.01
Jan-03	497.61	873	0.57	1.96
Feb-03	337.6	844	0.40	2.13
Mar-03	629.99	863	0.73	1.94
Apr-03	444.67	839	0.53	1.10
May-03	788	788	1.00	3.46
Jun-03	365.85	813	0.45	1.38
Jul-03	288.64	902	0.32	1.25
Aug-03	326.2	1165	0.28	0.04
Sep-03	343	1225	0.28	0.04
Oct-03	362.5	1250	0.29	0.03



Pre-Order Response Times (Facility Check) (Avg Sec) IMA Response (PO-1 A-3(b)) (Diagnostic)

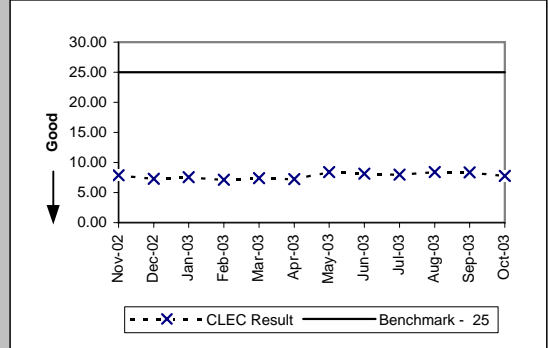
Date	Numerator	Denominator	CLEC Result	Standard Dev
Nov-02	5328.91	727	7.33	5.28
Dec-02	5904.73	857	6.89	3.87
Jan-03	6111	873	7.00	3.73
Feb-03	5663.24	844	6.71	3.01
Mar-03	5764.84	863	6.68	2.83
Apr-03	5612.91	839	6.69	3.76
May-03	5815.44	788	7.38	3.38
Jun-03	6235.71	813	7.67	3.55
Jul-03	6927.36	902	7.68	3.34
Aug-03	9448.15	1165	8.11	5.58
Sep-03	9910.25	1225	8.09	3.52
Oct-03	9337.5	1250	7.47	4.41



PO-1 - Pre-Order/Order Response Times

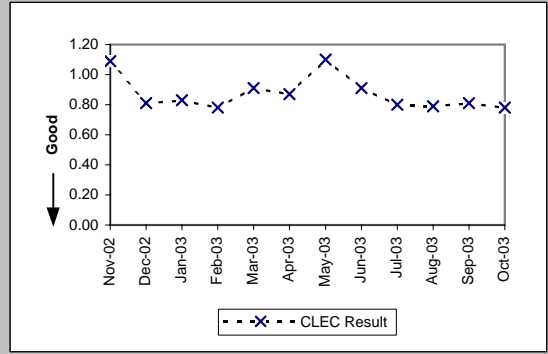
Pre-Order Response Times (Facility Check) (Avg Sec) IMA Aggregate (PO-1 A-3 Total) (Benchmark)

Date	Numerator	Denominator	CLEC Result	Standard Dev
Nov-02	5728.76	727	7.88	
Dec-02	6256.1	857	7.30	
Jan-03	6608.61	873	7.57	
Feb-03	6000.84	844	7.11	
Mar-03	6394.83	863	7.41	
Apr-03	6057.58	839	7.22	
May-03	6603.44	788	8.38	
Jun-03	6601.56	813	8.12	
Jul-03	7216	902	8.00	
Aug-03	9774.35	1165	8.39	
Sep-03	10253.25	1225	8.37	
Oct-03	9700	1250	7.76	



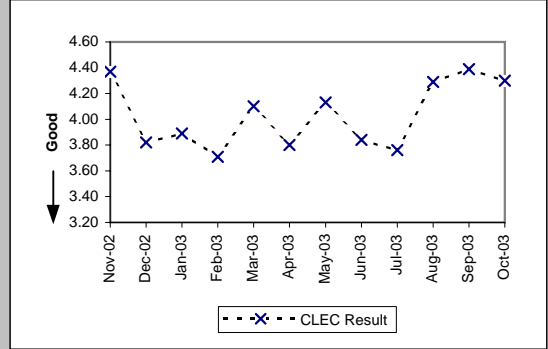
Pre-Order Response Times (Address Validation) (Avg Sec) IMA Request (PO-1 A-4(a)) (Diagnostic)

Date	Numerator	Denominator	CLEC Result	Standard Dev
Nov-02	9215.81	8442	1.09	1.41
Dec-02	7974.72	9793	0.81	1.59
Jan-03	8073.03	9726	0.83	2.26
Feb-03	6549.7	8364	0.78	1.75
Mar-03	8271.13	9122	0.91	2.09
Apr-03	7379.27	8486	0.87	1.29
May-03	8875.3	8085	1.10	3.83
Jun-03	7376.28	8069	0.91	2.44
Jul-03	7118.93	8890	0.80	1.17
Aug-03	6935.04	8740	0.79	0.59
Sep-03	7162.69	8825	0.81	0.67
Oct-03	7082.34	9133	0.78	0.41



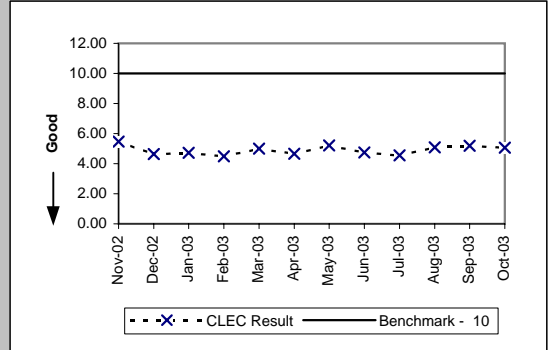
Pre-Order Response Times (Address Validation) (Avg Sec) IMA Response (PO-1 A-4(b)) (Diagnostic)

Date	Numerator	Denominator	CLEC Result	Standard Dev
Nov-02	36933.66	8442	4.37	2.96
Dec-02	37442.08	9793	3.82	2.78
Jan-03	37834.67	9726	3.89	3.61
Feb-03	30988.98	8364	3.71	2.45
Mar-03	37426.15	9122	4.10	3.89
Apr-03	32220.73	8486	3.80	2.59
May-03	33355.93	8085	4.13	5.46
Jun-03	30978.96	8069	3.84	3.24
Jul-03	33391.62	8890	3.76	2.12
Aug-03	37479.78	8740	4.29	1.69
Sep-03	38729.07	8825	4.39	2.43
Oct-03	39259.39	9133	4.30	1.47



Pre-Order Response Times (Address Validation) (Avg Sec) IMA Aggregate (PO-1 A-4 Total) (Benchmark)

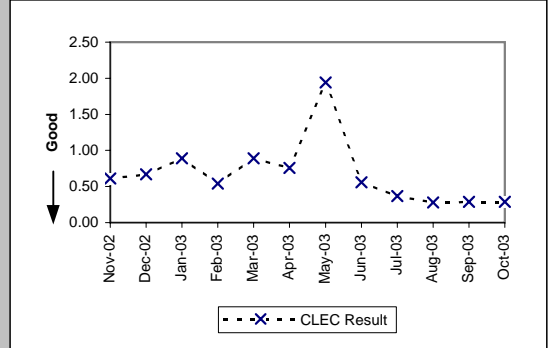
Date	Numerator	Denominator	CLEC Result	Standard Dev
Nov-02	46149.47	8442	5.47	
Dec-02	45416.8	9793	4.64	
Jan-03	45907.7	9726	4.72	
Feb-03	37538.68	8364	4.49	
Mar-03	45697.28	9122	5.01	
Apr-03	39600	8486	4.67	
May-03	42231.23	8085	5.22	
Jun-03	38355.24	8069	4.75	
Jul-03	40510.55	8890	4.56	
Aug-03	44414.82	8740	5.08	
Sep-03	45891.76	8825	5.20	
Oct-03	46341.73	9133	5.07	



PO-1 - Pre-Order/Order Response Times

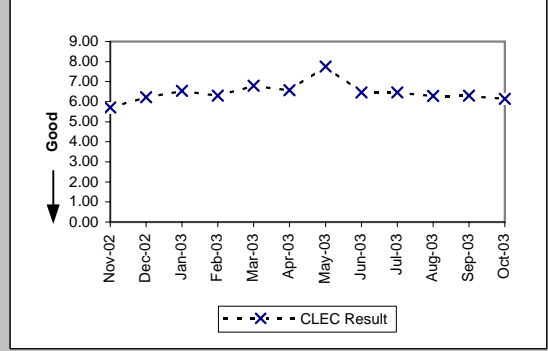
Pre-Order Response Times (Get CSR) (Avg Sec) IMA Request (PO-1 A-5(a)) (Diagnostic)

Date	Numerator	Denominator	CLEC Result	Standard Dev
Nov-02	651.62	1069	0.61	1.37
Dec-02	764.17	1134	0.67	1.68
Jan-03	1030.38	1162	0.89	2.53
Feb-03	687.86	1268	0.54	1.85
Mar-03	1211.62	1354	0.89	2.06
Apr-03	882.16	1155	0.76	1.79
May-03	1927.01	991	1.94	4.36
Jun-03	635.81	1136	0.56	1.53
Jul-03	490.53	1315	0.37	1.54
Aug-03	330.33	1172	0.28	0.04
Sep-03	351.5	1228	0.29	0.04
Oct-03	366.98	1258	0.29	0.03



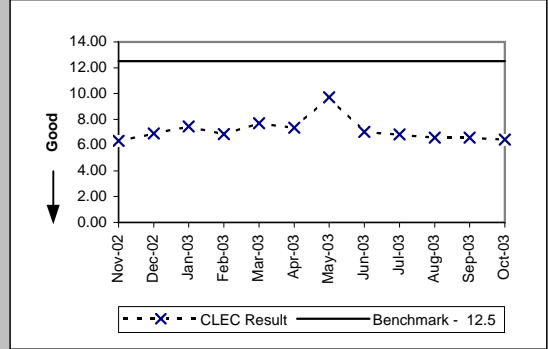
Pre-Order Response Times (Get CSR) (Avg Sec) IMA Response (PO-1 A-5(b)) (Diagnostic)

Date	Numerator	Denominator	CLEC Result	Standard Dev
Nov-02	6107.13	1069	5.71	2.45
Dec-02	7050.23	1134	6.22	2.36
Jan-03	7609.42	1162	6.55	3.29
Feb-03	7997.41	1268	6.31	2.94
Mar-03	9202.32	1354	6.80	3.36
Apr-03	7591.36	1155	6.57	3.02
May-03	7694.54	991	7.76	4.85
Jun-03	7335.02	1136	6.46	2.67
Jul-03	8488.67	1315	6.46	2.59
Aug-03	7376.27	1172	6.29	1.11
Sep-03	7731.55	1228	6.30	1.59
Oct-03	7732.83	1258	6.15	1.28



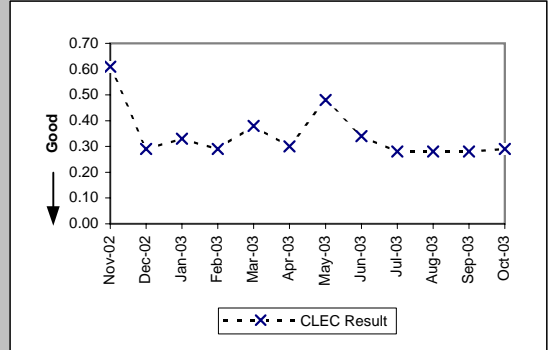
Pre-Order Response Times (Get CSR) (Avg Sec) IMA Aggregate (PO-1 A-5 Total) (Benchmark)

Date	Numerator	Denominator	CLEC Result	Standard Dev
Nov-02	6758.75	1069	6.32	
Dec-02	7814.4	1134	6.89	
Jan-03	8639.8	1162	7.44	
Feb-03	8685.27	1268	6.85	
Mar-03	10413.94	1354	7.69	
Apr-03	8473.52	1155	7.34	
May-03	9621.55	991	9.71	
Jun-03	7970.83	1136	7.02	
Jul-03	8979.2	1315	6.83	
Aug-03	7706.6	1172	6.58	
Sep-03	8083.05	1228	6.58	
Oct-03	8099.81	1258	6.44	



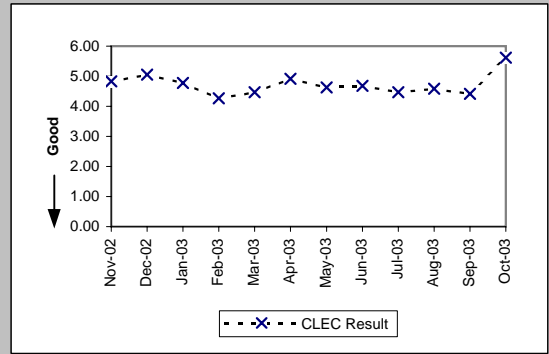
Pre-Order Response Times (TN Reservation) (Avg Sec) IMA Request (PO-1 A-6(a)) (Diagnostic)

Date	Numerator	Denominator	CLEC Result	Standard Dev
Nov-02	775.33	1266	0.61	0.41
Dec-02	396.92	1370	0.29	0.10
Jan-03	417.65	1276	0.33	0.51
Feb-03	405.8	1392	0.29	0.03
Mar-03	521.47	1377	0.38	0.74
Apr-03	413.85	1392	0.30	0.08
May-03	552.23	1149	0.48	1.40
Jun-03	444.34	1310	0.34	0.61
Jul-03	418.07	1479	0.28	0.06
Aug-03	519.09	1834	0.28	0.04
Sep-03	544.35	1912	0.28	0.04
Oct-03	575.73	1965	0.29	0.03

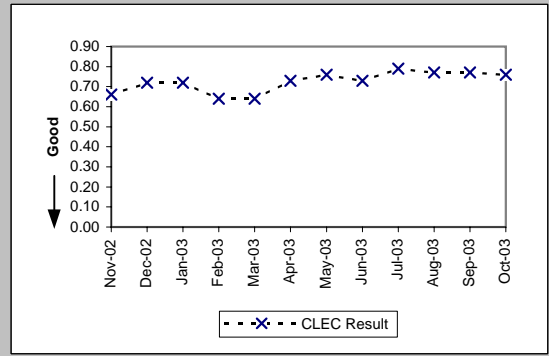


PO-1 - Pre-Order/Order Response Times

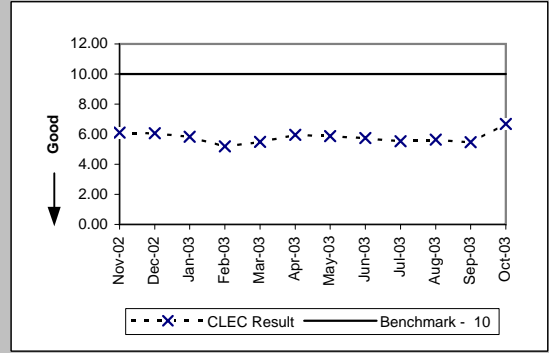
Pre-Order Response Times (TN Reservation) (Avg Sec) IMA Response (PO-1 A-6(b)) (Diagnostic)				
Date	Numerator	Denominator	CLEC Result	Standard Dev
Nov-02	6119.71	1266	4.83	2.78
Dec-02	6922.34	1370	5.05	2.59
Jan-03	6101.12	1276	4.78	2.00
Feb-03	5939.29	1392	4.27	1.70
Mar-03	6151.51	1377	4.47	2.43
Apr-03	6855.59	1392	4.92	2.49
May-03	5320.21	1149	4.63	2.14
Jun-03	6127.57	1310	4.68	2.33
Jul-03	6617.57	1479	4.47	2.03
Aug-03	8413.87	1834	4.59	2.12
Sep-03	8432.09	1912	4.41	2.38
Oct-03	11039.27	1965	5.62	3.33



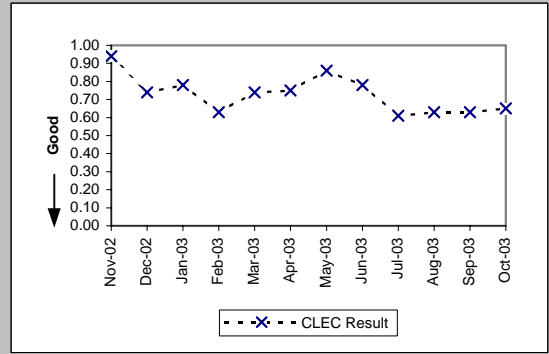
Pre-Order Response Times (TN Reservation) (Avg Sec) IMA Accept (PO-1 A-6(c)) (Diagnostic)				
Date	Numerator	Denominator	CLEC Result	Standard Dev
Nov-02	837.3	1266	0.66	0.28
Dec-02	984.95	1370	0.72	0.16
Jan-03	915.01	1276	0.72	0.24
Feb-03	886.44	1392	0.64	0.17
Mar-03	881.7	1377	0.64	0.24
Apr-03	1014.47	1392	0.73	0.23
May-03	870.46	1149	0.76	0.41
Jun-03	958.88	1310	0.73	0.17
Jul-03	1163.07	1479	0.79	0.26
Aug-03	1414.05	1834	0.77	0.24
Sep-03	1477.51	1912	0.77	0.21
Oct-03	1501.51	1965	0.76	0.14



Pre-Order Response Times (TN Reservation) (Avg Sec) IMA Aggregate (PO-1 A-6 Total) (Benchmark)				
Date	Numerator	Denominator	CLEC Result	Standard Dev
Nov-02	7732.34	1266	6.11	
Dec-02	8304.21	1370	6.06	
Jan-03	7433.78	1276	5.83	
Feb-03	7231.53	1392	5.20	
Mar-03	7554.68	1377	5.49	
Apr-03	8283.91	1392	5.95	
May-03	6742.9	1149	5.87	
Jun-03	7530.79	1310	5.75	
Jul-03	8198.71	1479	5.54	
Aug-03	10347.01	1834	5.64	
Sep-03	10453.95	1912	5.47	
Oct-03	13116.51	1965	6.68	

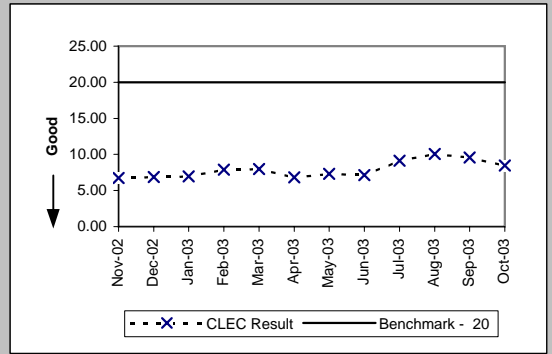


Pre-Order Response Times (Loop Qualification Tools) (Avg Sec) IMA Request (PO-1 A-7(a)) (Diagnostic)				
Date	Numerator	Denominator	CLEC Result	Standard Dev
Nov-02	3048.64	3255	0.94	0.71
Dec-02	2794.57	3777	0.74	0.80
Jan-03	2964.43	3816	0.78	1.29
Feb-03	2315.97	3669	0.63	0.60
Mar-03	2923.8	3949	0.74	1.25
Apr-03	2709.64	3614	0.75	0.66
May-03	2993.16	3466	0.86	2.03
Jun-03	2775.64	3561	0.78	1.25
Jul-03	2383.51	3935	0.61	0.49
Aug-03	2554.38	4060	0.63	0.29
Sep-03	2485.56	3976	0.63	0.29
Oct-03	2708.62	4194	0.65	0.29

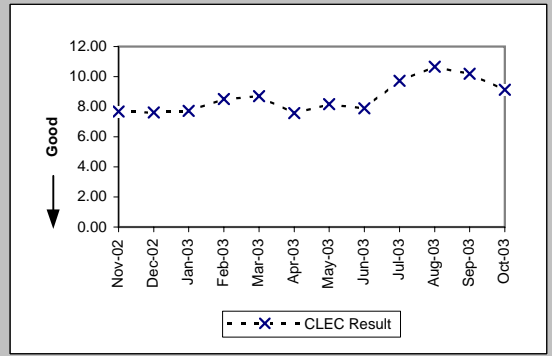


PO-1 - Pre-Order/Order Response Times

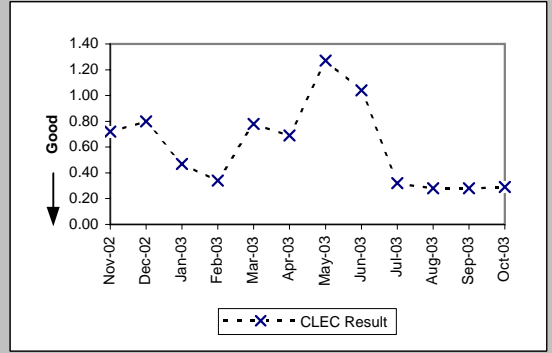
Pre-Order Response Times (Loop Qualification Tools) (Avg Sec) IMA Response (PO-1 A-7(b)) (Benchmark)				
Date	Numerator	Denominator	CLEC Result	Standard Dev
Nov-02	21933.43	3255	6.74	9.02
Dec-02	25981.04	3777	6.88	7.68
Jan-03	26480.49	3816	6.94	7.43
Feb-03	28921.84	3669	7.88	7.10
Mar-03	31458.32	3949	7.97	7.50
Apr-03	24684.83	3614	6.83	5.62
May-03	25320.1	3466	7.31	7.65
Jun-03	25347.64	3561	7.12	5.39
Jul-03	35847.55	3935	9.11	10.23
Aug-03	40771.63	4060	10.04	12.46
Sep-03	38041.87	3976	9.57	11.29
Oct-03	35560.89	4194	8.48	10.48



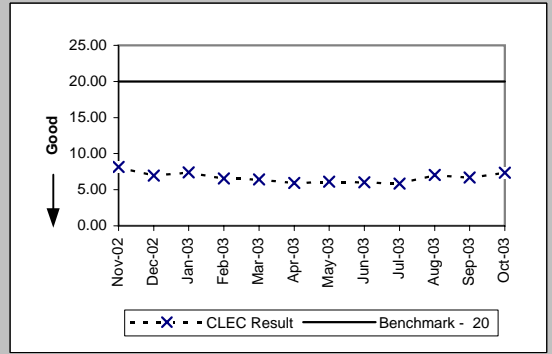
Pre-Order Response Times (Loop Qualification Tools) (Avg Sec) IMA Aggregate (PO-1 A-7 Total) (Diagnostic)				
Date	Numerator	Denominator	CLEC Result	Standard Dev
Nov-02	24982.07	3255	7.68	
Dec-02	28775.61	3777	7.62	
Jan-03	29444.92	3816	7.72	
Feb-03	31237.81	3669	8.51	
Mar-03	34382.12	3949	8.71	
Apr-03	27394.47	3614	7.58	
May-03	28313.26	3466	8.17	
Jun-03	28123.28	3561	7.90	
Jul-03	38231.06	3935	9.72	
Aug-03	43326.01	4060	10.67	
Sep-03	40527.43	3976	10.19	
Oct-03	38269.51	4194	9.12	



Pre-Order Response Times (Resale of Qwest DSL Qualification) (Avg Sec) IMA Request (PO-1 A-8(a)) (Diagnostic)				
Date	Numerator	Denominator	CLEC Result	Standard Dev
Nov-02	280.8	390	0.72	0.95
Dec-02	389.6	487	0.80	2.14
Jan-03	225.6	480	0.47	1.66
Feb-03	151.64	446	0.34	1.48
Mar-03	387.66	497	0.78	2.28
Apr-03	347.76	504	0.69	1.26
May-03	567.69	447	1.27	3.55
Jun-03	455.52	438	1.04	2.73
Jul-03	170.56	533	0.32	0.49
Aug-03	171.64	613	0.28	0.04
Sep-03	171.08	611	0.28	0.04
Oct-03	194.3	670	0.29	0.03

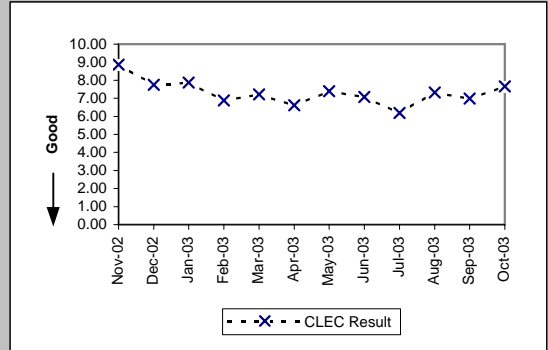


Pre-Order Response Times (Resale of Qwest DSL Qualification) (Avg Sec) IMA Response (PO-1 A-8(b)) (Benchmark)				
Date	Numerator	Denominator	CLEC Result	Standard Dev
Nov-02	3174.6	390	8.14	15.63
Dec-02	3379.78	487	6.94	7.35
Jan-03	3552	480	7.40	10.25
Feb-03	2916.84	446	6.54	7.30
Mar-03	3200.68	497	6.44	7.22
Apr-03	2988.72	504	5.93	7.49
May-03	2740.11	447	6.13	7.41
Jun-03	2645.52	438	6.04	8.30
Jul-03	3128.71	533	5.87	8.19
Aug-03	4315.52	613	7.04	12.50
Sep-03	4093.7	611	6.70	12.36
Oct-03	4937.9	670	7.37	11.20

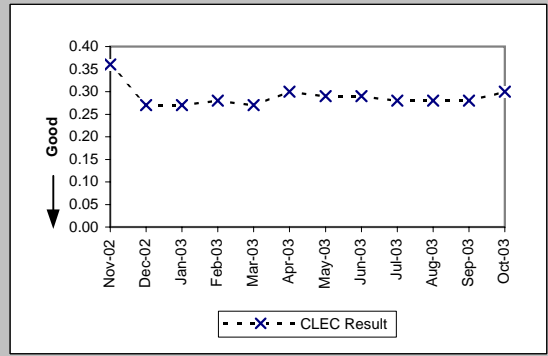


PO-1 - Pre-Order/Order Response Times

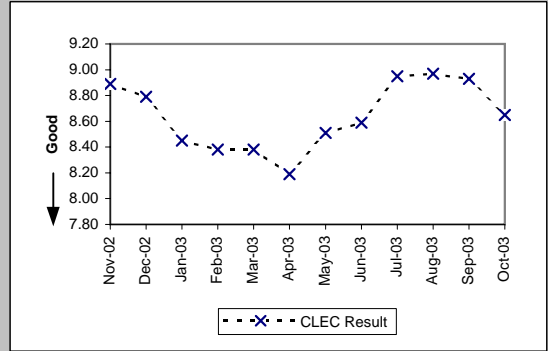
Pre-Order Response Times (Resale of Qwest DSL Qualification) (Avg Sec) IMA Aggregate (PO-1 A-8 Total) (Diagnostic)				
Date	Numerator	Denominator	CLEC Result	Standard Dev
Nov-02	3455.4	390	8.86	
Dec-02	3769.38	487	7.74	
Jan-03	3777.6	480	7.87	
Feb-03	3068.48	446	6.88	
Mar-03	3588.34	497	7.22	
Apr-03	3336.48	504	6.62	
May-03	3307.8	447	7.40	
Jun-03	3101.04	438	7.08	
Jul-03	3299.27	533	6.19	
Aug-03	4487.16	613	7.32	
Sep-03	4264.78	611	6.98	
Oct-03	5132.2	670	7.66	



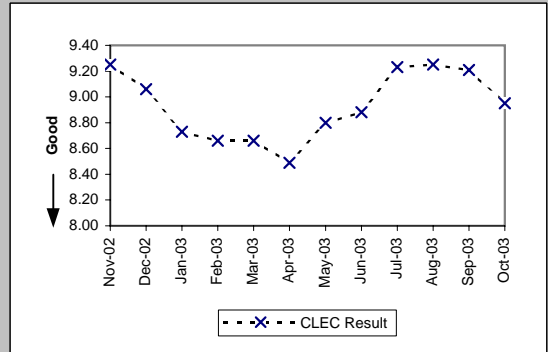
Pre-Order Response Times (Connecting Facility Assignment) (Avg Sec) IMA Request (PO-1 A-9(a)) (Diagnostic)				
Date	Numerator	Denominator	CLEC Result	Standard Dev
Nov-02	326.16	898	0.36	0.18
Dec-02	271.36	1007	0.27	0.04
Jan-03	270.2	983	0.27	0.04
Feb-03	262.92	938	0.28	0.05
Mar-03	292.81	1067	0.27	0.05
Apr-03	242.4	817	0.30	0.03
May-03	303.38	1047	0.29	0.05
Jun-03	281.55	972	0.29	0.03
Jul-03	297.37	1060	0.28	0.04
Aug-03	232.51	817	0.28	0.04
Sep-03	229.16	816	0.28	0.04
Oct-03	236.43	801	0.30	0.02



Pre-Order Response Times (Connecting Facility Assignment) (Avg Sec) IMA Response (PO-1 A-9(b)) (Diagnostic)				
Date	Numerator	Denominator	CLEC Result	Standard Dev
Nov-02	7983.31	898	8.89	3.80
Dec-02	8856.22	1007	8.79	3.63
Jan-03	8310.19	983	8.45	4.21
Feb-03	7859.64	938	8.38	3.87
Mar-03	8946.76	1067	8.38	4.42
Apr-03	6693.06	817	8.19	4.07
May-03	8912.11	1047	8.51	4.24
Jun-03	8347.51	972	8.59	3.20
Jul-03	9484.07	1060	8.95	4.69
Aug-03	7328.29	817	8.97	3.07
Sep-03	7286.51	816	8.93	4.82
Oct-03	6930.89	801	8.65	5.32

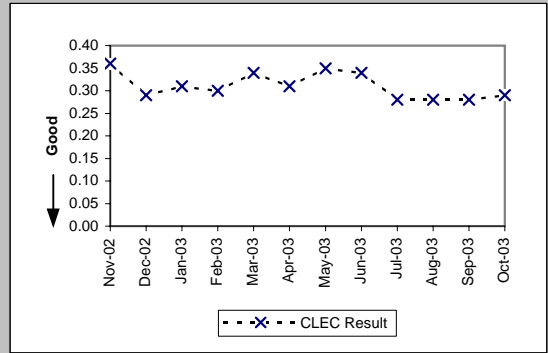


Pre-Order Response Times (Connecting Facility Assignment) (Avg Sec) IMA Aggregate (PO-1 A-9 Total) (Benchmark)				
Date	Numerator	Denominator	CLEC Result	Standard Dev
Nov-02	8309.47	898	9.25	
Dec-02	9127.58	1007	9.06	
Jan-03	8580.39	983	8.73	
Feb-03	8122.56	938	8.66	
Mar-03	9239.57	1067	8.66	
Apr-03	6935.46	817	8.49	
May-03	9215.49	1047	8.80	
Jun-03	8629.06	972	8.88	
Jul-03	9781.44	1060	9.23	
Aug-03	7560.8	817	9.25	
Sep-03	7515.67	816	9.21	
Oct-03	7167.32	801	8.95	

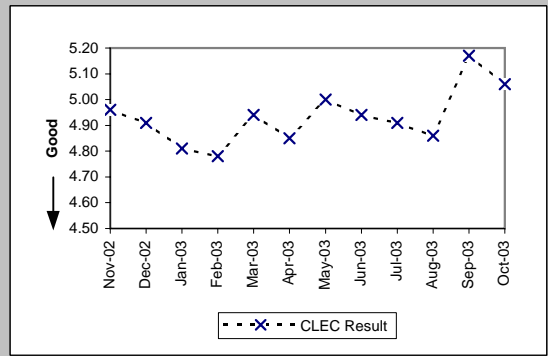


PO-1 - Pre-Order/Order Response Times

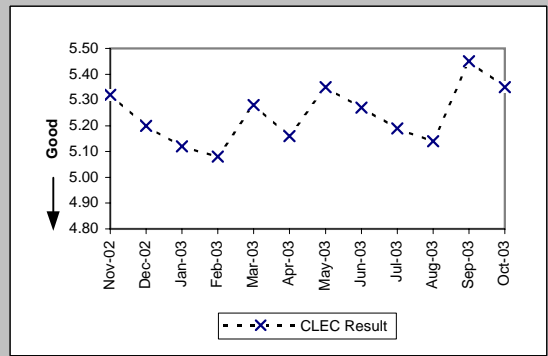
Pre-Order Response Times (Meet Point Inquiry) (Avg Sec) IMA Request (PO-1 A-10(a)) (Diagnostic)					
Date	Numerator	Denominator	CLEC Result	Standard Dev	
Nov-02	195.07	539	0.36	0.23	
Dec-02	175.27	614	0.29	0.24	
Jan-03	193.3	624	0.31	0.35	
Feb-03	176.79	580	0.30	0.21	
Mar-03	222.91	659	0.34	0.40	
Apr-03	193.4	630	0.31	0.11	
May-03	221.4	630	0.35	0.51	
Jun-03	220.17	655	0.34	0.25	
Jul-03	189.9	683	0.28	0.17	
Aug-03	177.86	628	0.28	0.04	
Sep-03	177.6	624	0.28	0.04	
Oct-03	184.63	631	0.29	0.03	



Pre-Order Response Times (Meet Point Inquiry) (Avg Sec) IMA Response (PO-1 A-10(b)) (Diagnostic)					
Date	Numerator	Denominator	CLEC Result	Standard Dev	
Nov-02	2673.13	539	4.96	1.08	
Dec-02	3014.89	614	4.91	2.25	
Jan-03	3002.9	624	4.81	1.03	
Feb-03	2770.45	580	4.78	1.36	
Mar-03	3255.34	659	4.94	1.68	
Apr-03	3057.8	630	4.85	1.27	
May-03	3149.17	630	5.00	1.01	
Jun-03	3234.56	655	4.94	0.91	
Jul-03	3352.01	683	4.91	2.41	
Aug-03	3049.88	628	4.86	1.79	
Sep-03	3224.18	624	5.17	1.77	
Oct-03	3194.09	631	5.06	2.00	



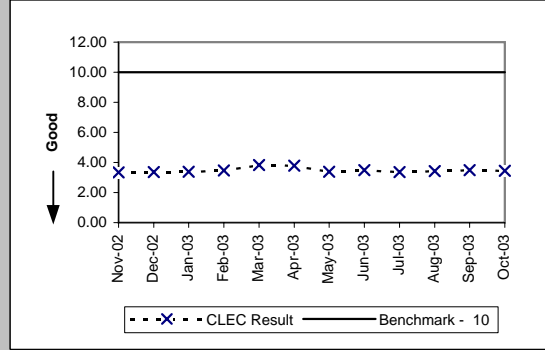
Pre-Order Response Times (Meet Point Inquiry) (Avg Sec) IMA Aggregate (PO-1 A-10 Total) (Benchmark)					
Date	Numerator	Denominator	CLEC Result	Standard Dev	
Nov-02	2868.2	539	5.32		
Dec-02	3190.16	614	5.20		
Jan-03	3196.2	624	5.12		
Feb-03	2947.24	580	5.08		
Mar-03	3478.25	659	5.28		
Apr-03	3251.2	630	5.16		
May-03	3370.57	630	5.35		
Jun-03	3454.73	655	5.27		
Jul-03	3541.91	683	5.19		
Aug-03	3227.74	628	5.14		
Sep-03	3401.78	624	5.45		
Oct-03	3378.72	631	5.35		



PO-1 - Pre-Order/Order Response Times

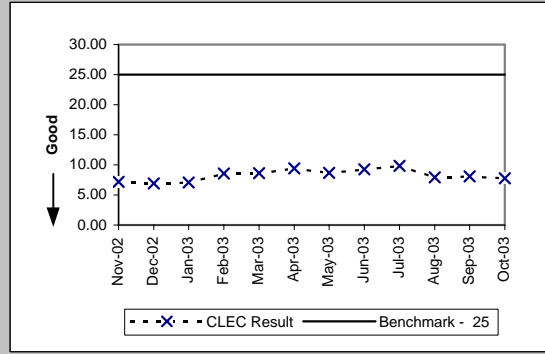
Pre-Order Response Times (Appt. Scheduler) (Avg Sec) EDI Request/Response (PO-1 B-1) (Benchmark)

Date	Numerator	Denominator	CLEC Result	Standard Dev
Nov-02	17578.42	5263	3.34	0.86
Dec-02	19034.4	5665	3.36	0.90
Jan-03	18126.33	5347	3.39	0.75
Feb-03	14390.09	4147	3.47	0.93
Mar-03	20226.23	5281	3.83	3.52
Apr-03	20457.36	5412	3.78	1.70
May-03	18780.6	5540	3.39	1.39
Jun-03	18578	5308	3.50	2.90
Jul-03	20597.44	6112	3.37	0.95
Aug-03	22202.64	6492	3.42	1.80
Sep-03	19453.2	5590	3.48	2.38
Oct-03	20571.2	5980	3.44	1.26



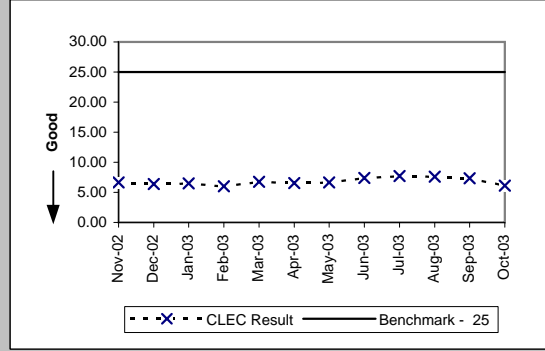
Pre-Order Response Times (Service Availability) (Avg Sec) EDI Request/Response (PO-1 B-2) (Benchmark)

Date	Numerator	Denominator	CLEC Result	Standard Dev
Nov-02	35892.88	4986	7.20	7.90
Dec-02	37076.72	5372	6.90	7.94
Jan-03	36889.02	5200	7.09	8.15
Feb-03	36168.16	4223	8.56	8.85
Mar-03	42543.29	4939	8.61	9.10
Apr-03	47052.22	5005	9.40	9.18
May-03	45526.26	5245	8.68	8.29
Jun-03	45648.86	4937	9.25	9.10
Jul-03	54120.53	5506	9.83	9.83
Aug-03	55339.86	7009	7.90	9.09
Sep-03	49419.06	6129	8.06	9.17
Oct-03	49819.82	6415	7.77	8.56



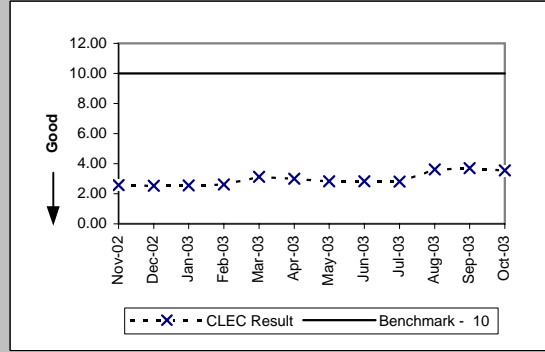
Pre-Order Response Times (Facility Check) (Avg Sec) EDI Request/Response (PO-1 B-3) (Benchmark)

Date	Numerator	Denominator	CLEC Result	Standard Dev
Nov-02	2945.95	443	6.65	2.54
Dec-02	3051.23	479	6.37	4.83
Jan-03	3016	464	6.50	3.58
Feb-03	2277.79	379	6.01	2.65
Mar-03	2717.52	402	6.76	4.68
Apr-03	2965.12	452	6.56	4.09
May-03	3127.44	471	6.64	2.31
Jun-03	3273.77	443	7.39	3.05
Jul-03	3814.24	496	7.69	3.92
Aug-03	4544.8	598	7.60	4.91
Sep-03	3471.82	473	7.34	6.28
Oct-03	2998.8	490	6.12	1.41



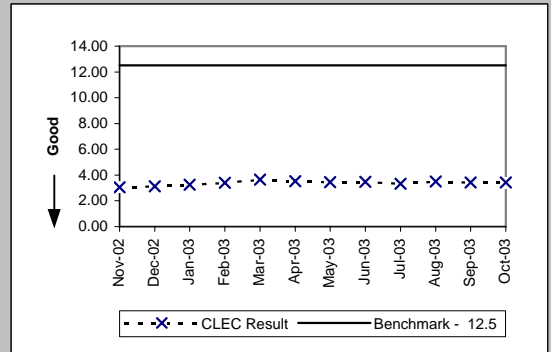
Pre-Order Response Times (Address Validation) (Avg Sec) EDI Request/Response (PO-1 B-4) (Benchmark)

Date	Numerator	Denominator	CLEC Result	Standard Dev
Nov-02	21808.48	8470	2.57	1.01
Dec-02	23247.19	9145	2.54	0.87
Jan-03	22346.26	8736	2.56	1.38
Feb-03	17850.21	6832	2.61	1.43
Mar-03	24797.56	7930	3.13	4.93
Apr-03	24607.61	8240	2.99	2.14
May-03	24047.48	8494	2.83	0.96
Jun-03	22680.19	7981	2.84	1.93
Jul-03	25490.68	9059	2.81	0.89
Aug-03	31690.96	8789	3.61	1.82
Sep-03	29693.51	8023	3.70	2.47
Oct-03	29833.6	8375	3.56	1.45

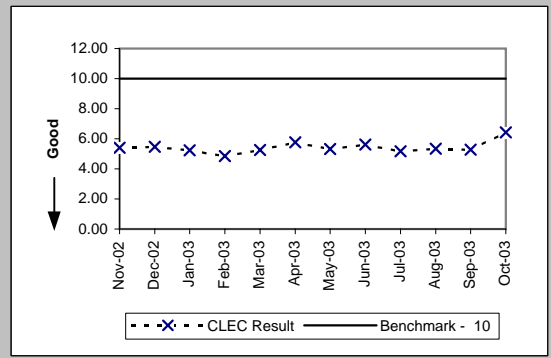


PO-1 - Pre-Order/Order Response Times

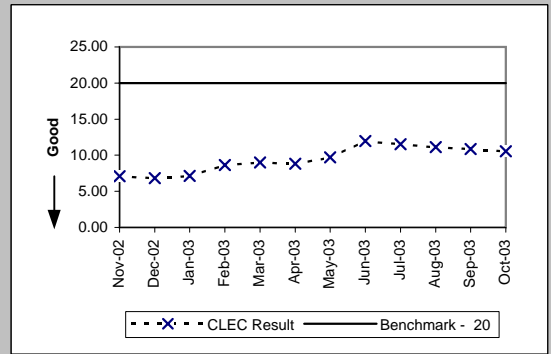
Pre-Order Response Times (Get CSR) (Avg Sec) EDI Request/Response (PO-1 B-5) (Benchmark)				
Date	Numerator	Denominator	CLEC Result	Standard Dev
Nov-02	6679.11	2192	3.05	0.85
Dec-02	7307.72	2329	3.14	1.11
Jan-03	7358.7	2261	3.25	1.42
Feb-03	6296.96	1844	3.41	2.16
Mar-03	6991.14	1914	3.65	5.16
Apr-03	7635.3	2164	3.53	2.19
May-03	7251.04	2110	3.44	2.07
Jun-03	7200.57	2077	3.47	1.48
Jul-03	7663.81	2299	3.33	0.84
Aug-03	7186.87	2047	3.51	1.94
Sep-03	6449.64	1881	3.43	0.98
Oct-03	6760.94	1978	3.42	1.36



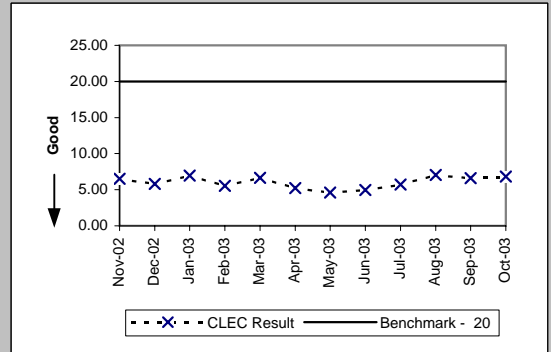
Pre-Order Response Times (TN Reservation) (Avg Sec) EDI Request/Response (PO-1 B-6) (Benchmark)				
Date	Numerator	Denominator	CLEC Result	Standard Dev
Nov-02	14190.93	2622	5.41	2.71
Dec-02	15630.38	2865	5.46	2.37
Jan-03	14404.45	2747	5.24	2.18
Feb-03	10803.68	2225	4.86	1.90
Mar-03	14354.86	2735	5.25	3.18
Apr-03	15797.36	2741	5.76	2.55
May-03	15024.63	2831	5.31	2.83
Jun-03	14834.49	2640	5.62	2.59
Jul-03	15805.08	3049	5.18	1.97
Aug-03	16059.11	3009	5.34	2.00
Sep-03	15046.26	2850	5.28	2.75
Oct-03	18895.58	2938	6.43	3.38



Pre-Order Response Times (Loop Qualification Tools) (Avg Sec) EDI Request/Response (PO-1 B-7) (Benchmark)				
Date	Numerator	Denominator	CLEC Result	Standard Dev
Nov-02	19412.29	2739	7.09	14.00
Dec-02	20578.47	3007	6.84	12.75
Jan-03	20739.06	2912	7.12	13.21
Feb-03	20513.51	2374	8.64	12.43
Mar-03	22912.09	2551	8.98	13.04
Apr-03	25014.79	2841	8.80	13.58
May-03	28369.29	2921	9.71	17.77
Jun-03	32326.56	2702	11.96	22.49
Jul-03	35069.64	3042	11.53	21.76
Aug-03	33637.58	3021	11.13	21.08
Sep-03	31513.85	2897	10.88	19.67
Oct-03	32320.86	3068	10.53	18.70

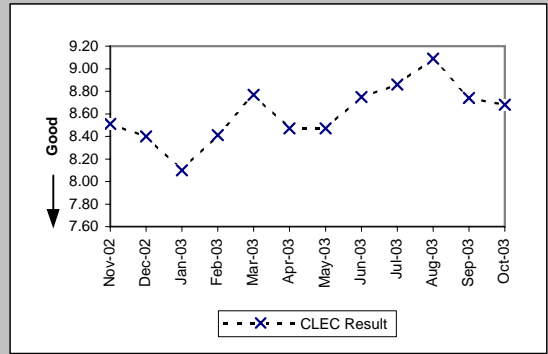


Pre-Order Response Times (Resale of Qwest DSL Qualification) (Avg Sec) EDI Request/Response (PO-1 B-8) (Benchmark)				
Date	Numerator	Denominator	CLEC Result	Standard Dev
Nov-02	5819.94	894	6.51	14.15
Dec-02	5627.88	972	5.79	7.26
Jan-03	6521.52	937	6.96	10.79
Feb-03	4253.4	765	5.56	6.82
Mar-03	5329.33	799	6.67	9.99
Apr-03	4765.86	913	5.22	6.97
May-03	4407.76	952	4.63	6.12
Jun-03	4437.18	891	4.98	8.39
Jul-03	5711.3	995	5.74	9.29
Aug-03	6812.07	969	7.03	11.70
Sep-03	6233.23	943	6.61	10.66
Oct-03	6744.98	989	6.82	11.39

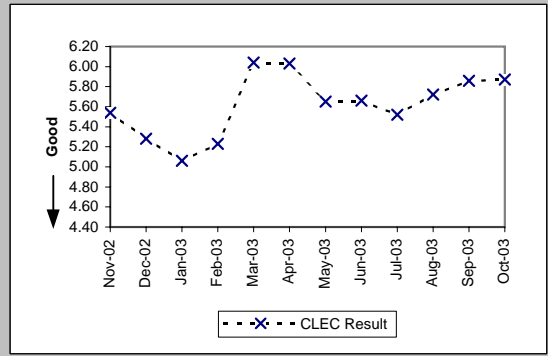


PO-1 - Pre-Order/Order Response Times

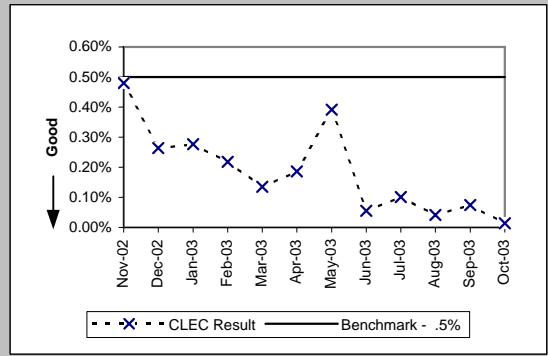
Pre-Order Response Times (Connecting Facility Assignment) (Avg Sec) EDI Request/Response (PO-1 B-9) (Benchmark)				
Date	Numerator	Denominator	CLEC Result	Standard Dev
Nov-02	7223.89	849	8.51	5.41
Dec-02	7805.47	929	8.40	3.98
Jan-03	7226.84	892	8.10	3.29
Feb-03	6119.66	728	8.41	5.06
Mar-03	6655.08	759	8.77	5.97
Apr-03	5621.86	664	8.47	4.24
May-03	7615.1	899	8.47	4.33
Jun-03	7423.23	848	8.75	4.41
Jul-03	8335.6	941	8.86	3.42
Aug-03	8463.5	931	9.09	3.33
Sep-03	7802.57	893	8.74	4.48
Oct-03	7756.78	894	8.68	5.13



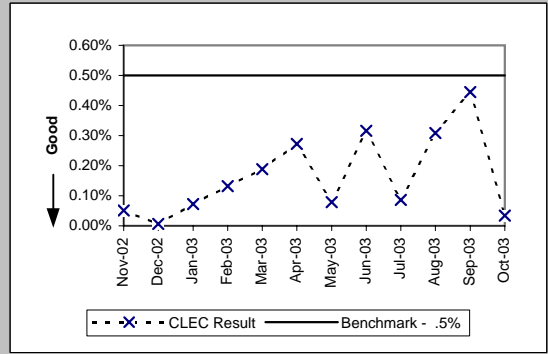
Pre-Order Response Times (Meet Point Inquiry) (Avg Sec) EDI Request/Response (PO-1 B-10) (Benchmark)				
Date	Numerator	Denominator	CLEC Result	Standard Dev
Nov-02	4867.08	879	5.54	2.17
Dec-02	5099.78	965	5.28	1.85
Jan-03	4740.59	937	5.06	0.74
Feb-03	3964.69	758	5.23	2.01
Mar-03	4754.37	787	6.04	6.98
Apr-03	5530.29	917	6.03	4.51
May-03	5370.15	951	5.65	0.95
Jun-03	5035.5	889	5.66	2.03
Jul-03	5491.14	995	5.52	0.84
Aug-03	5508.49	963	5.72	3.60
Sep-03	5507.65	940	5.86	2.73
Oct-03	5795.82	987	5.87	2.35



Pre-Order Response Times (Timeout) (Percent) IMA Total (PO-1C -1) (Benchmark)				
Date	Numerator	Denominator	CLEC Result	Standard Dev
Nov-02	108	22523	0.48%	6.91%
Dec-02	68	25763	0.26%	5.13%
Jan-03	71	25614	0.28%	5.26%
Feb-03	52	23802	0.22%	4.67%
Mar-03	35	25907	0.14%	3.67%
Apr-03	45	24157	0.19%	4.31%
May-03	91	23209	0.39%	6.25%
Jun-03	13	23592	0.06%	2.35%
Jul-03	26	25775	0.10%	3.17%
Aug-03	11	26499	0.04%	2.04%
Sep-03	20	27105	0.07%	2.72%
Oct-03	4	28265	0.01%	1.19%



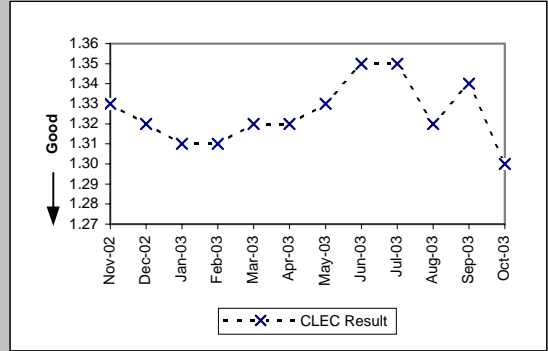
Pre-Order Response Times (Timeout) (Percent) EDI Total (PO-1C -2) (Benchmark)				
Date	Numerator	Denominator	CLEC Result	Standard Dev
Nov-02	15	29352	0.05%	2.26%
Dec-02	2	31730	0.01%	0.79%
Jan-03	22	30455	0.07%	2.69%
Feb-03	32	24307	0.13%	3.63%
Mar-03	53	28150	0.19%	4.34%
Apr-03	80	29429	0.27%	5.21%
May-03	24	30438	0.08%	2.81%
Jun-03	91	28807	0.32%	5.61%
Jul-03	28	32522	0.09%	2.93%
Aug-03	105	33933	0.31%	5.55%
Sep-03	137	30756	0.45%	6.66%
Oct-03	11	32125	0.03%	1.85%



PO-1 - Pre-Order/Order Response Times

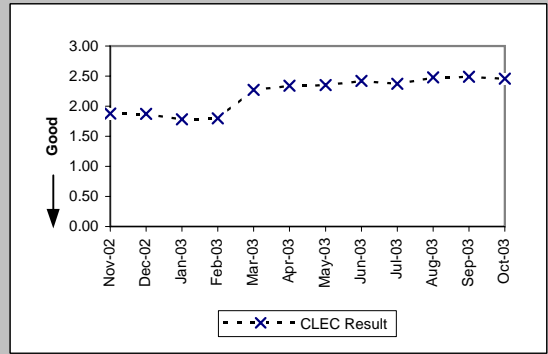
Pre-Order Response Times (Rejected Query) (Avg Sec) IMA Total (PO-1D -1) (Diagnostic)

Date	Numerator	Denominator	CLEC Result	Standard Dev
Nov-02	11348.89	8533	1.33	1.31
Dec-02	11844.36	8973	1.32	1.24
Jan-03	11699.61	8931	1.31	1.27
Feb-03	11155.96	8516	1.31	1.26
Mar-03	12558.48	9514	1.32	1.26
Apr-03	11992.2	9085	1.32	1.25
May-03	12507.32	9404	1.33	1.27
Jun-03	11796.3	8738	1.35	1.31
Jul-03	12945.15	9589	1.35	1.37
Aug-03	11762.52	8911	1.32	1.28
Sep-03	11979.6	8940	1.34	1.43
Oct-03	12447.5	9575	1.30	1.25



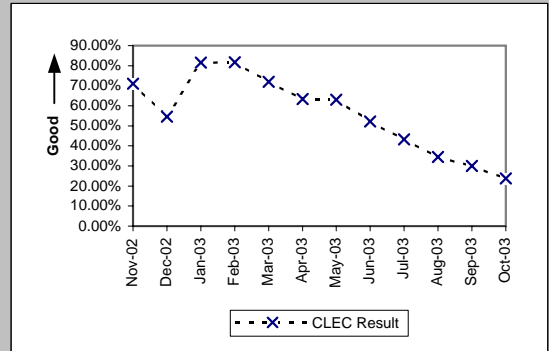
Pre-Order Response Times (Rejected Query) (Avg Sec) EDI Total (PO-1D -2) (Diagnostic)

Date	Numerator	Denominator	CLEC Result	Standard Dev
Nov-02	14601.96	7767	1.88	2.41
Dec-02	15739.79	8417	1.87	3.28
Jan-03	14435.8	8110	1.78	1.86
Feb-03	11863.8	6591	1.80	1.42
Mar-03	15215.81	6703	2.27	5.67
Apr-03	18652.14	7971	2.34	2.44
May-03	19314.65	8219	2.35	2.36
Jun-03	18646.1	7705	2.42	3.55
Jul-03	20813.34	8782	2.37	2.94
Aug-03	23106.16	9317	2.48	3.05
Sep-03	20325.87	8163	2.49	3.70
Oct-03	21067.44	8564	2.46	2.79

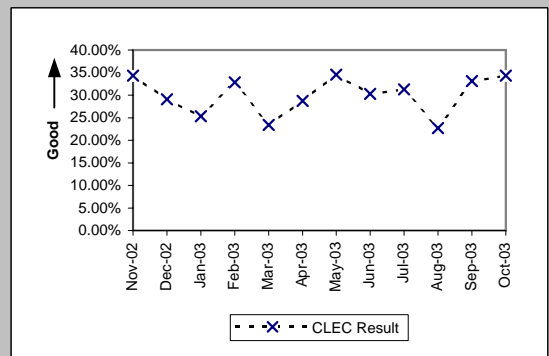


PO-2A-1 - Electronic Flow-through for LSRs received via IMA GUI (Percent)

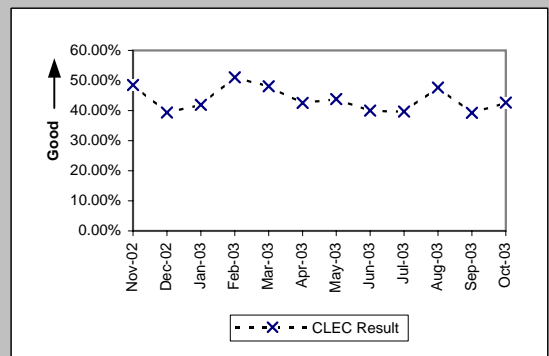
Resale Aggregate W/O UNE-P-POTS (Diagnostic)					
Date	CLEC Num	CLEC Denom	CLEC Result	CLEC Std Dev	
Nov-02	1278	1800	71.00%	45.38%	
Dec-02	1454	2665	54.56%	49.79%	
Jan-03	2575	3160	81.49%	38.84%	
Feb-03	2326	2847	81.70%	38.67%	
Mar-03	1979	2749	71.99%	44.90%	
Apr-03	1565	2468	63.41%	48.17%	
May-03	1261	2002	62.99%	48.28%	
Jun-03	757	1449	52.24%	49.95%	
Jul-03	869	2013	43.17%	49.53%	
Aug-03	664	1924	34.51%	47.54%	
Sep-03	605	2022	29.92%	45.79%	
Oct-03	564	2366	23.84%	42.61%	



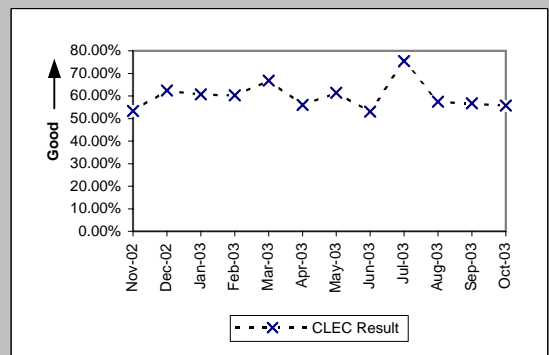
Unbundled Loop Aggregate (Diagnostic)					
Date	CLEC Num	CLEC Denom	CLEC Result	CLEC Std Dev	
Nov-02	333	971	34.29%	47.47%	
Dec-02	316	1088	29.04%	45.40%	
Jan-03	291	1149	25.33%	43.49%	
Feb-03	347	1056	32.86%	46.97%	
Mar-03	218	931	23.42%	42.35%	
Apr-03	307	1069	28.72%	45.24%	
May-03	360	1042	34.55%	47.55%	
Jun-03	290	957	30.30%	45.96%	
Jul-03	328	1049	31.27%	46.36%	
Aug-03	229	1008	22.72%	41.90%	
Sep-03	338	1021	33.10%	47.06%	
Oct-03	422	1230	34.31%	47.47%	



LNP (Diagnostic)					
Date	CLEC Num	CLEC Denom	CLEC Result	CLEC Std Dev	
Nov-02	660	1361	48.49%	49.98%	
Dec-02	365	927	39.37%	48.86%	
Jan-03	310	740	41.89%	49.34%	
Feb-03	256	501	51.10%	49.99%	
Mar-03	219	455	48.13%	49.97%	
Apr-03	224	527	42.50%	49.44%	
May-03	208	475	43.79%	49.61%	
Jun-03	146	365	40.00%	48.99%	
Jul-03	215	542	39.67%	48.92%	
Aug-03	204	428	47.66%	49.95%	
Sep-03	170	433	39.26%	48.83%	
Oct-03	212	497	42.66%	49.46%	

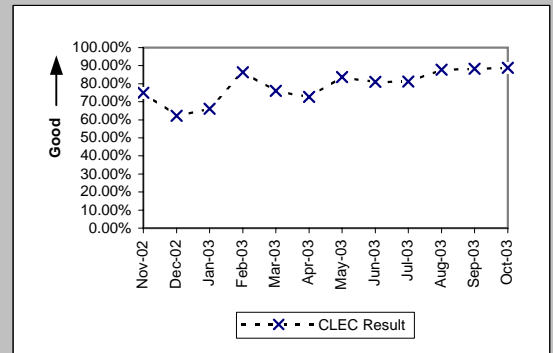


UNE - P (POTS) (Diagnostic)					
Date	CLEC Num	CLEC Denom	CLEC Result	CLEC Std Dev	
Nov-02	1164	2182	53.35%	49.89%	
Dec-02	1323	2119	62.44%	48.43%	
Jan-03	2321	3824	60.70%	48.84%	
Feb-03	2494	4136	60.30%	48.93%	
Mar-03	4258	6370	66.84%	47.08%	
Apr-03	2775	4947	56.09%	49.63%	
May-03	3062	4985	61.42%	48.68%	
Jun-03	2666	5021	53.10%	49.90%	
Jul-03	5943	7869	75.52%	42.99%	
Aug-03	2399	4171	57.52%	49.43%	
Sep-03	2762	4872	56.69%	49.55%	
Oct-03	2893	5196	55.68%	49.68%	

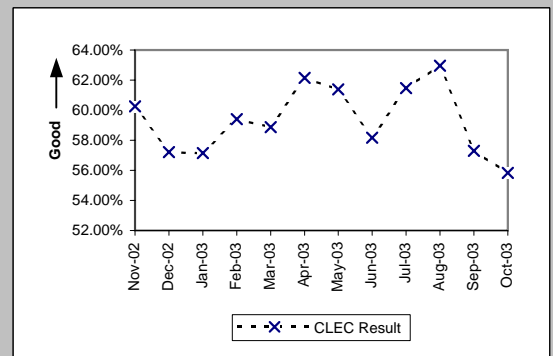


PO-2A-2 - Electronic Flow-through for LSRs received via IMA EDI (Percent)

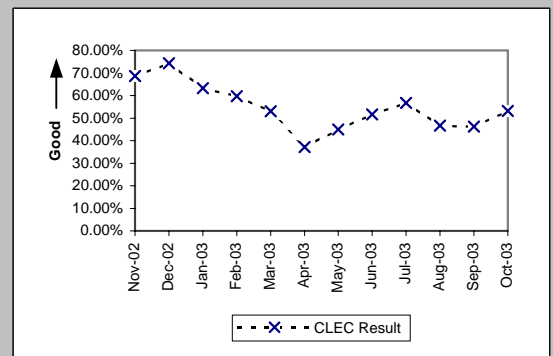
Resale Aggregate W/O UNE-P-POTS (Diagnostic)					
Date	CLEC Num	CLEC Denom	CLEC Result	CLEC Std Dev	
Nov-02	84	112	75.00%	43.30%	
Dec-02	43	69	62.32%	48.46%	
Jan-03	37	56	66.07%	47.35%	
Feb-03	107	124	86.29%	34.39%	
Mar-03	54	71	76.06%	42.67%	
Apr-03	40	55	72.73%	44.54%	
May-03	36	43	83.72%	36.92%	
Jun-03	34	42	80.95%	39.27%	
Jul-03	26	32	81.25%	39.03%	
Aug-03	72	82	87.80%	32.72%	
Sep-03	45	51	88.24%	32.22%	
Oct-03	32	36	88.89%	31.43%	



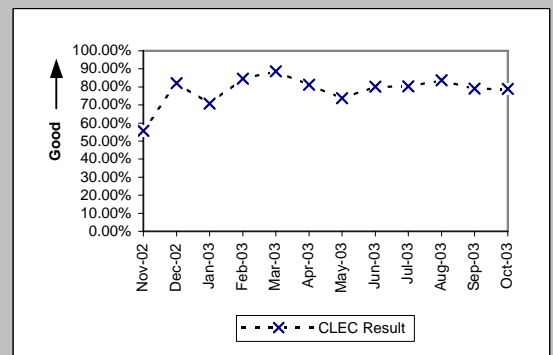
Unbundled Loop Aggregate (Diagnostic)					
Date	CLEC Num	CLEC Denom	CLEC Result	CLEC Std Dev	
Nov-02	782	1298	60.25%	48.94%	
Dec-02	761	1330	57.22%	49.48%	
Jan-03	664	1162	57.14%	49.49%	
Feb-03	584	983	59.41%	49.11%	
Mar-03	737	1252	58.87%	49.21%	
Apr-03	867	1395	62.15%	48.50%	
May-03	755	1230	61.38%	48.69%	
Jun-03	783	1346	58.17%	49.33%	
Jul-03	847	1378	61.47%	48.67%	
Aug-03	826	1312	62.96%	48.29%	
Sep-03	671	1171	57.30%	49.46%	
Oct-03	738	1322	55.82%	49.66%	



LNP (Diagnostic)					
Date	CLEC Num	CLEC Denom	CLEC Result	CLEC Std Dev	
Nov-02	1800	2620	68.70%	46.37%	
Dec-02	1589	2138	74.32%	43.69%	
Jan-03	579	916	63.21%	48.22%	
Feb-03	316	529	59.74%	49.04%	
Mar-03	115	217	53.00%	49.91%	
Apr-03	61	164	37.20%	48.33%	
May-03	71	158	44.94%	49.74%	
Jun-03	64	124	51.61%	49.97%	
Jul-03	63	111	56.76%	49.54%	
Aug-03	91	195	46.67%	49.89%	
Sep-03	109	236	46.19%	49.85%	
Oct-03	141	265	53.21%	49.90%	

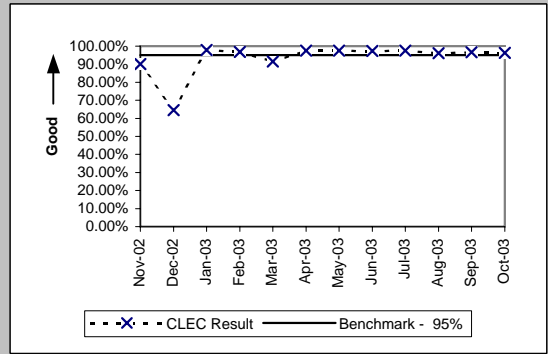


UNE - P (POTS) (Diagnostic)					
Date	CLEC Num	CLEC Denom	CLEC Result	CLEC Std Dev	
Nov-02	402	722	55.68%	49.68%	
Dec-02	1316	1602	82.15%	38.30%	
Jan-03	551	778	70.82%	45.46%	
Feb-03	1993	2355	84.63%	36.07%	
Mar-03	4514	5087	88.74%	31.62%	
Apr-03	4745	5848	81.14%	39.12%	
May-03	5867	7950	73.80%	43.97%	
Jun-03	7188	8977	80.07%	39.95%	
Jul-03	10599	13185	80.39%	39.71%	
Aug-03	10530	12571	83.76%	36.88%	
Sep-03	8811	11145	79.06%	40.69%	
Oct-03	10096	12784	78.97%	40.75%	

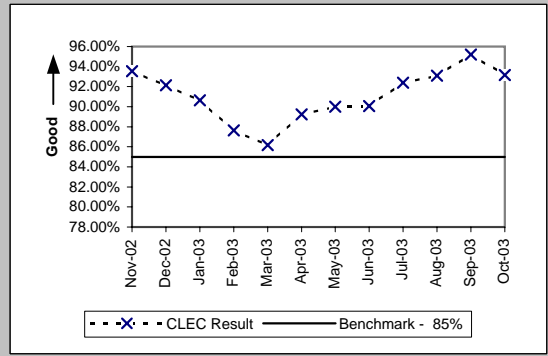


PO-2B-1 - Electronic Flow-through for All Eligible LSRs received via IMA GUI (Percent)

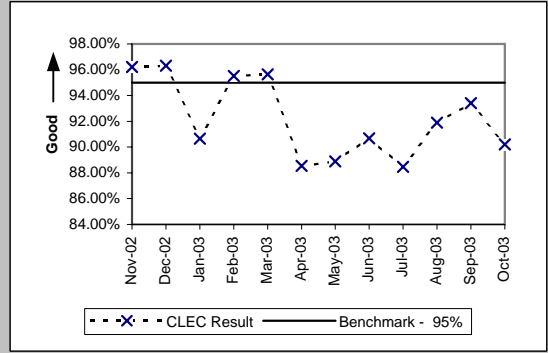
Resale Aggregate W/O UNE-P-POTS (Benchmark)				
Date	CLEC Num	CLEC Denom	CLEC Result	CLEC Std Dev
Nov-02	1278	1418	90.13%	29.83%
Dec-02	1454	2253	64.54%	47.84%
Jan-03	2575	2632	97.83%	14.56%
Feb-03	2326	2404	96.76%	17.72%
Mar-03	1979	2161	91.58%	27.77%
Apr-03	1565	1605	97.51%	15.59%
May-03	1261	1294	97.45%	15.76%
Jun-03	757	778	97.30%	16.21%
Jul-03	869	891	97.53%	15.52%
Aug-03	664	691	96.09%	19.38%
Sep-03	605	626	96.65%	18.01%
Oct-03	564	586	96.25%	19.01%



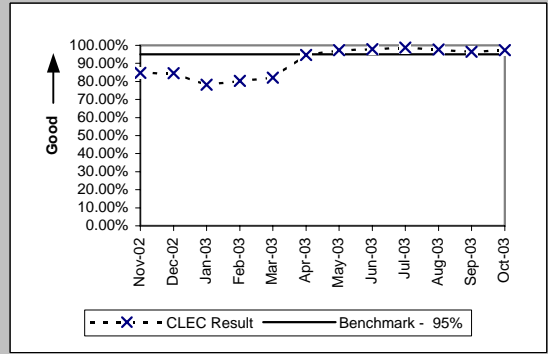
Unbundled Loop Aggregate (Benchmark)				
Date	CLEC Num	CLEC Denom	CLEC Result	CLEC Std Dev
Nov-02	333	356	93.54%	24.58%
Dec-02	316	343	92.13%	26.93%
Jan-03	291	321	90.65%	29.11%
Feb-03	347	396	87.63%	32.93%
Mar-03	218	253	86.17%	34.53%
Apr-03	307	344	89.24%	30.98%
May-03	360	400	90.00%	30.00%
Jun-03	290	322	90.06%	29.92%
Jul-03	328	355	92.39%	26.51%
Aug-03	229	246	93.09%	25.36%
Sep-03	338	355	95.21%	21.35%
Oct-03	422	453	93.16%	25.25%



LNP (Benchmark)				
Date	CLEC Num	CLEC Denom	CLEC Result	CLEC Std Dev
Nov-02	660	686	96.21%	19.10%
Dec-02	365	379	96.31%	18.86%
Jan-03	310	342	90.64%	29.12%
Feb-03	256	268	95.52%	20.68%
Mar-03	219	229	95.63%	20.44%
Apr-03	224	253	88.54%	31.86%
May-03	208	234	88.89%	31.43%
Jun-03	146	161	90.68%	29.07%
Jul-03	215	243	88.48%	31.93%
Aug-03	204	222	91.89%	27.30%
Sep-03	170	182	93.41%	24.82%
Oct-03	212	235	90.21%	29.71%



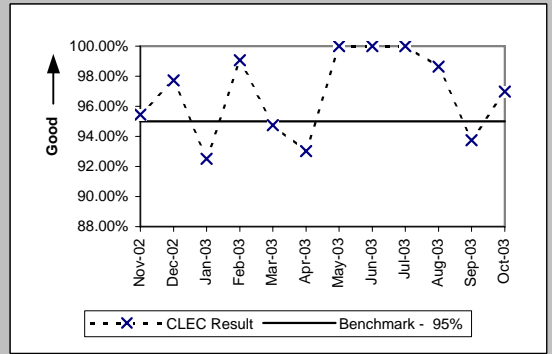
UNE - P (POTS) (Benchmark)				
Date	CLEC Num	CLEC Denom	CLEC Result	CLEC Std Dev
Nov-02	1164	1374	84.72%	35.98%
Dec-02	1323	1564	84.59%	36.10%
Jan-03	2321	2969	78.17%	41.31%
Feb-03	2494	3104	80.35%	39.74%
Mar-03	4258	5190	82.04%	38.38%
Apr-03	2775	2932	94.65%	22.51%
May-03	3062	3147	97.30%	16.21%
Jun-03	2666	2722	97.94%	14.20%
Jul-03	5943	6014	98.82%	10.80%
Aug-03	2399	2454	97.76%	14.80%
Sep-03	2762	2863	96.47%	18.45%
Oct-03	2893	2971	97.37%	15.99%



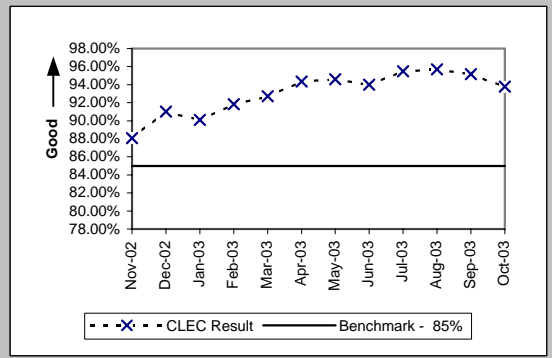
Previous PO-2B-1 standards (Jan02 thru Jun02) Resale - 90%, UBL - 70%, LNP - 90%, UNE_P - 75% & (Jul02 thru Dec02) Resale - 95%, UBL - 80%, LNP - 95%, UNE_P - 90%

PO-2B-2 - Electronic Flow-through for All Eligible LSRs received via IMA EDI (Percent)

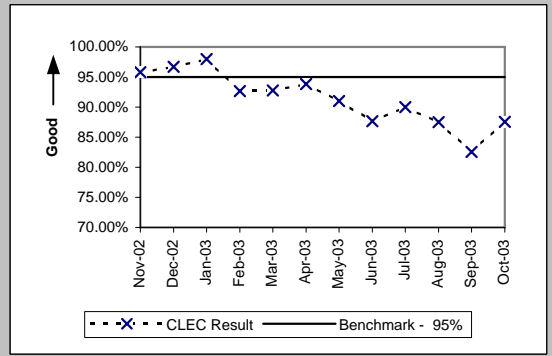
Resale Aggregate W/O UNE-P-POTS (Benchmark)				
Date	CLEC Num	CLEC Denom	CLEC Result	CLEC Std Dev
Nov-02	84	88	95.45%	20.83%
Dec-02	43	44	97.73%	14.90%
Jan-03	37	40	92.50%	26.34%
Feb-03	107	108	99.07%	9.58%
Mar-03	54	57	94.74%	22.33%
Apr-03	40	43	93.02%	25.48%
May-03	36	36	100.00%	0.00%
Jun-03	34	34	100.00%	0.00%
Jul-03	26	26	100.00%	0.00%
Aug-03	72	73	98.63%	11.62%
Sep-03	45	48	93.75%	24.21%
Oct-03	32	33	96.97%	17.14%



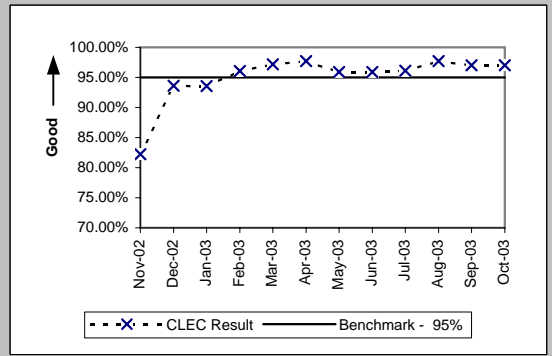
Unbundled Loop Aggregate (Benchmark)				
Date	CLEC Num	CLEC Denom	CLEC Result	CLEC Std Dev
Nov-02	782	888	88.06%	32.42%
Dec-02	761	836	91.03%	28.58%
Jan-03	664	737	90.10%	29.87%
Feb-03	584	636	91.82%	27.40%
Mar-03	737	795	92.70%	26.01%
Apr-03	867	919	94.34%	23.10%
May-03	755	798	94.61%	22.58%
Jun-03	783	833	94.00%	23.75%
Jul-03	847	887	95.49%	20.75%
Aug-03	826	863	95.71%	20.26%
Sep-03	671	705	95.18%	21.42%
Oct-03	738	787	93.77%	24.16%



LNP (Benchmark)				
Date	CLEC Num	CLEC Denom	CLEC Result	CLEC Std Dev
Nov-02	1800	1879	95.80%	20.07%
Dec-02	1589	1643	96.71%	17.83%
Jan-03	579	591	97.97%	14.10%
Feb-03	316	341	92.67%	26.07%
Mar-03	115	124	92.74%	25.94%
Apr-03	61	65	93.85%	24.03%
May-03	71	78	91.03%	28.58%
Jun-03	64	73	87.67%	32.88%
Jul-03	63	70	90.00%	30.00%
Aug-03	91	104	87.50%	33.07%
Sep-03	109	132	82.58%	37.93%
Oct-03	141	161	87.58%	32.98%



UNE - P (POTS) (Benchmark)				
Date	CLEC Num	CLEC Denom	CLEC Result	CLEC Std Dev
Nov-02	402	489	82.21%	38.24%
Dec-02	1316	1406	93.60%	24.48%
Jan-03	551	589	93.55%	24.57%
Feb-03	1993	2075	96.05%	19.48%
Mar-03	4514	4646	97.16%	16.61%
Apr-03	4745	4857	97.69%	15.01%
May-03	5867	6117	95.91%	19.80%
Jun-03	7188	7493	95.93%	19.76%
Jul-03	10599	11027	96.12%	19.32%
Aug-03	10530	10774	97.74%	14.88%
Sep-03	8811	9082	97.02%	17.01%
Oct-03	10096	10408	97.00%	17.05%

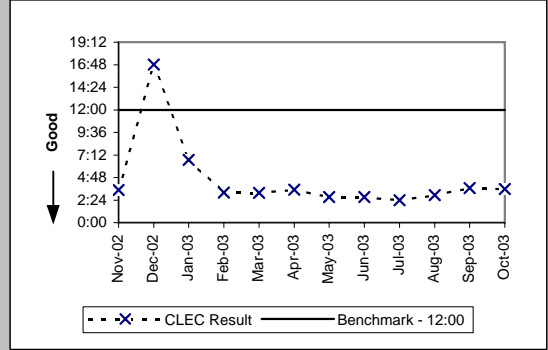


Previous PO-2B-2 standards (Jan02 thru Jun02) Resale - 90%, UBL - 70%, LNP - 90%, UNE_P - 75% & (Jul02 thru Dec02) Resale - 95%, UBL - 80%, LNP - 95%, UNE_P - 90%

PO-3 - LSR Rejection Notice Interval

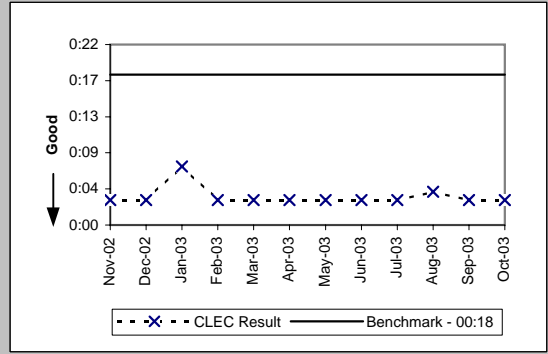
LSR Rejection Notice Interval for IMA - Rejected Manually (Hours:Minutes) (PO-3A-1) (Benchmark)

Date	Numerator	Denominator	CLEC Result	Standard Dev
Nov-02	1350:29	390	3:28	8:37
Dec-02	8086:30	481	16:49	154:33
Jan-03	3845:37	577	6:40	105:28
Feb-03	1386:31	432	3:13	3:58
Mar-03	1905:26	601	3:10	4:35
Apr-03	2518:12	719	3:30	5:05
May-03	1551:21	571	2:43	2:47
Jun-03	1196:18	439	2:44	2:53
Jul-03	2155:21	909	2:22	3:07
Aug-03	1501:02	514	2:55	3:38
Sep-03	1359:30	369	3:41	2:56
Oct-03	1076:28	300	3:35	3:10



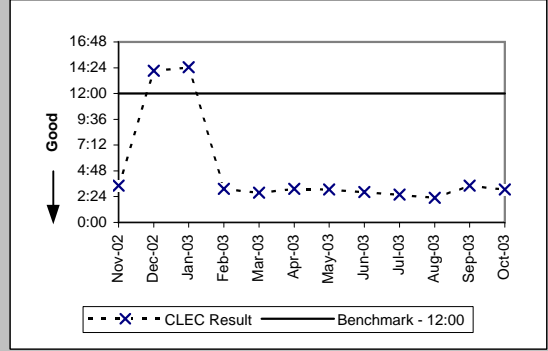
LSR Rejection Notice Interval for IMA - Auto-Rejected (Minutes:Seconds) (PO-3A-2) (Benchmark)

Date	Numerator	Denominator	CLEC Result	Standard Dev
Nov-02	1388:20	26497	0:03	0:10
Dec-02	1129:15	24373	0:03	0:06
Jan-03	3181:50	28442	0:07	0:58
Feb-03	1273:27	27043	0:03	0:07
Mar-03	1400:40	29150	0:03	0:08
Apr-03	1535:28	28297	0:03	0:07
May-03	1502:28	28319	0:03	0:05
Jun-03	1545:00	27583	0:03	0:08
Jul-03	1652:41	30468	0:03	0:06
Aug-03	1972:45	30222	0:04	0:24
Sep-03	1557:40	29054	0:03	0:09
Oct-03	1767:03	31549	0:03	0:07



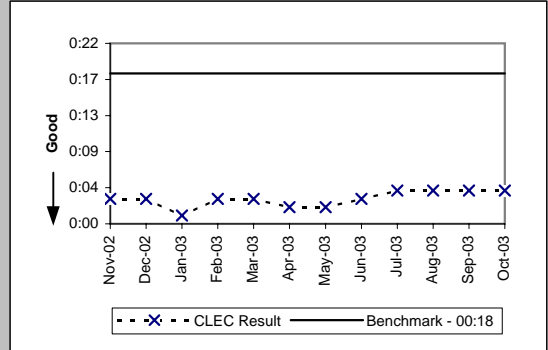
LSR Rejection Notice Interval for EDI - Rejected Manually (Hours:Minutes) (PO-3B-1) (Benchmark)

Date	Numerator	Denominator	CLEC Result	Standard Dev
Nov-02	860:05	250	3:26	4:22
Dec-02	3472:18	246	14:07	128:20
Jan-03	2944:10	204	14:26	118:36
Feb-03	916:33	294	3:07	3:04
Mar-03	1169:32	422	2:46	3:14
Apr-03	2085:17	667	3:08	2:46
May-03	3287:59	1075	3:04	2:46
Jun-03	2454:51	874	2:49	2:54
Jul-03	2930:48	1135	2:35	2:18
Aug-03	1838:39	808	2:17	2:47
Sep-03	2350:01	685	3:26	3:04
Oct-03	2197:51	716	3:04	2:47



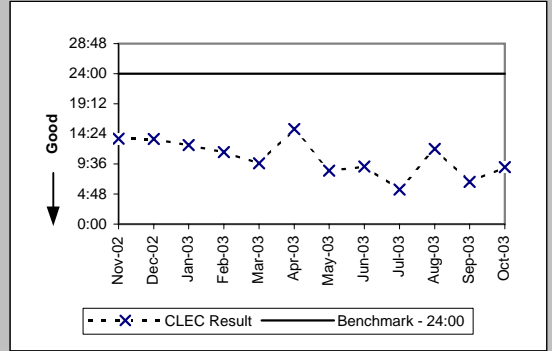
LSR Rejection Notice Interval for EDI - Auto-Rejected (Minutes:Seconds) (PO-3B-2) (Benchmark)

Date	Numerator	Denominator	CLEC Result	Standard Dev
Nov-02	1264:51	22881	0:03	0:09
Dec-02	1093:00	20060	0:03	0:08
Jan-03	959:47	42708	0:01	0:12
Feb-03	1516:55	33356	0:03	0:05
Mar-03	3367:45	75612	0:03	0:06
Apr-03	2467:49	59972	0:02	0:04
May-03	2614:58	63810	0:02	0:03
Jun-03	3330:06	69744	0:03	0:05
Jul-03	3752:49	58520	0:04	0:06
Aug-03	3525:51	53256	0:04	0:06
Sep-03	3767:10	57343	0:04	0:10
Oct-03	3748:36	63580	0:04	0:05



PO-3 - LSR Rejection Notice Interval

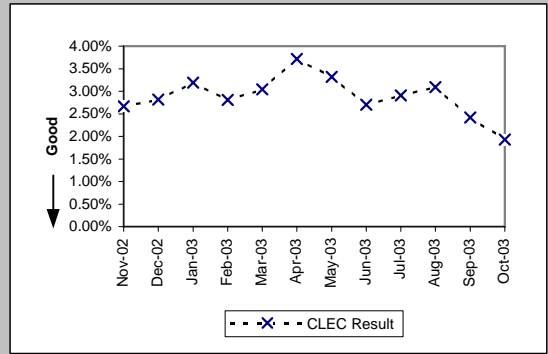
LSR Rejection Notice Interval for Manual and IIS (Hours:Minutes) (PO-3C) (Benchmark)					
Date	Numerator	Denominator	CLEC Result	Standard Dev	
Nov-02	928:22	68	13:39	10:51	
Dec-02	597:47	44	13:35	15:00	
Jan-03	884:27	70	12:38	17:47	
Feb-03	448:23	39	11:30	10:56	
Mar-03	359:23	37	9:43	10:59	
Apr-03	530:06	35	15:09	36:21	
May-03	298:06	35	8:31	10:18	
Jun-03	211:37	23	9:12	8:21	
Jul-03	126:55	23	5:31	5:56	
Aug-03	299:41	25	11:59	10:25	
Sep-03	67:31	10	6:45	7:36	
Oct-03	117:56	13	9:04	10:40	



PO-4 - LSRs Rejected

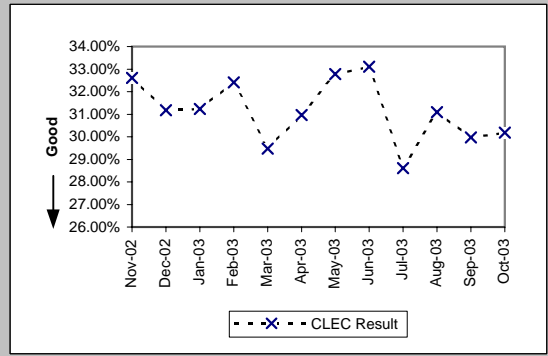
LSRs Rejected for IMA - Rejected Manually (Percent) (PO-4A-1) (Diagnostic)

Date	Numerator	Denominator	CLEC Result	Standard Dev
Nov-02	2167	81249	2.67%	16.11%
Dec-02	2202	78172	2.82%	16.55%
Jan-03	2907	91062	3.19%	17.58%
Feb-03	2342	83449	2.81%	16.52%
Mar-03	3008	98912	3.04%	17.17%
Apr-03	3396	91377	3.72%	18.92%
May-03	2867	86378	3.32%	17.91%
Jun-03	2229	82422	2.70%	16.22%
Jul-03	3094	106488	2.91%	16.80%
Aug-03	3004	97187	3.09%	17.31%
Sep-03	2345	96958	2.42%	15.36%
Oct-03	2016	104515	1.93%	13.75%



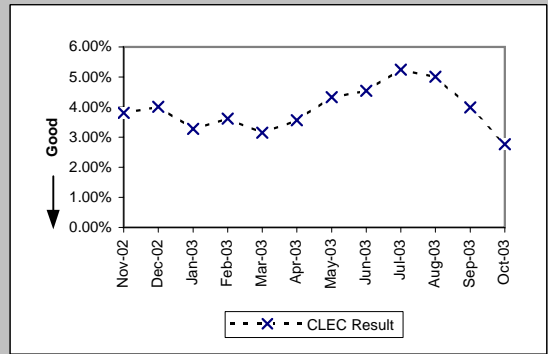
LSRs Rejected for IMA - Auto-Rejected (Percent) (PO-4A-2) (Diagnostic)

Date	Numerator	Denominator	CLEC Result	Standard Dev
Nov-02	26497	81249	32.61%	46.88%
Dec-02	24373	78172	31.18%	46.32%
Jan-03	28442	91062	31.23%	46.34%
Feb-03	27043	83449	32.41%	46.80%
Mar-03	29150	98912	29.47%	45.59%
Apr-03	28297	91377	30.97%	46.24%
May-03	28319	86378	32.79%	46.94%
Jun-03	27288	82422	33.11%	47.06%
Jul-03	30468	106488	28.61%	45.19%
Aug-03	30222	97187	31.10%	46.29%
Sep-03	29054	96958	29.97%	45.81%
Oct-03	31549	104515	30.19%	45.91%



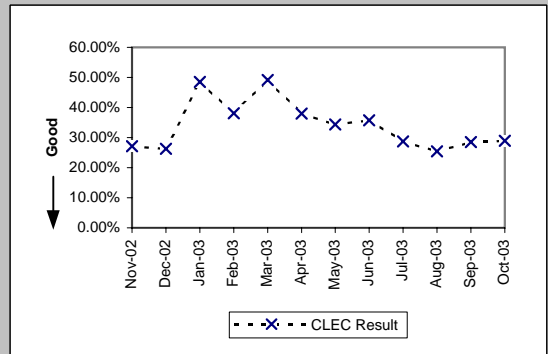
LSRs Rejected for EDI - Rejected Manually (Percent) (PO-4B-1) (Diagnostic)

Date	Numerator	Denominator	CLEC Result	Standard Dev
Nov-02	3209	84314	3.81%	19.13%
Dec-02	3055	76194	4.01%	19.62%
Jan-03	2880	88038	3.27%	17.79%
Feb-03	3168	87625	3.62%	18.67%
Mar-03	4842	153816	3.15%	17.46%
Apr-03	5617	157795	3.56%	18.53%
May-03	8053	185923	4.33%	20.36%
Jun-03	8871	195154	4.55%	20.83%
Jul-03	10704	203973	5.25%	22.30%
Aug-03	10515	209854	5.01%	21.82%
Sep-03	8017	201183	3.98%	19.56%
Oct-03	6086	219882	2.77%	16.41%



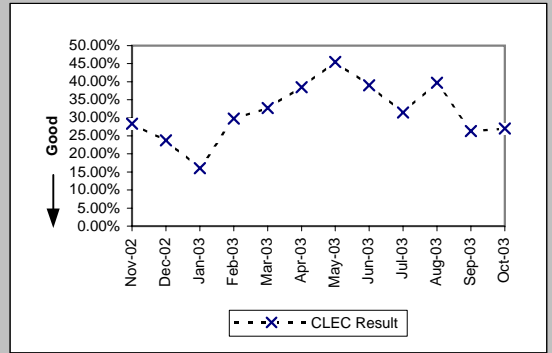
LSRs Rejected for EDI - Auto-Rejected (Percent) (PO-4B-2) (Diagnostic)

Date	Numerator	Denominator	CLEC Result	Standard Dev
Nov-02	22881	84314	27.14%	44.47%
Dec-02	20060	76194	26.33%	44.04%
Jan-03	42708	88038	48.51%	49.98%
Feb-03	33356	87625	38.07%	48.56%
Mar-03	75612	153816	49.16%	49.99%
Apr-03	59972	157795	38.01%	48.54%
May-03	63810	185923	34.32%	47.48%
Jun-03	69744	195154	35.74%	47.92%
Jul-03	58520	203973	28.69%	45.23%
Aug-03	53256	209854	25.38%	43.52%
Sep-03	57343	201183	28.50%	45.14%
Oct-03	63580	219882	28.92%	45.34%



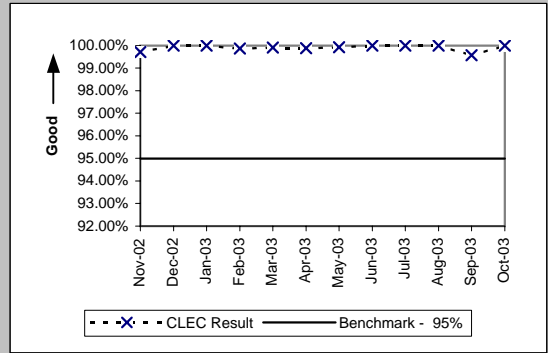
PO-4 - LSRs Rejected

LSRs Received via Facsimile (Percent) (PO-4C) (Diagnostic)					
Date	Numerator	Denominator	CLEC Result	Standard Dev	
Nov-02	68	240	28.33%	45.06%	
Dec-02	44	185	23.78%	42.58%	
Jan-03	70	437	16.02%	36.68%	
Feb-03	39	131	29.77%	45.73%	
Mar-03	37	113	32.74%	46.93%	
Apr-03	35	91	38.46%	48.65%	
May-03	35	77	45.45%	49.79%	
Jun-03	23	59	38.98%	48.77%	
Jul-03	23	73	31.51%	46.45%	
Aug-03	25	63	39.68%	48.92%	
Sep-03	10	38	26.32%	44.03%	
Oct-03	13	48	27.08%	44.44%	

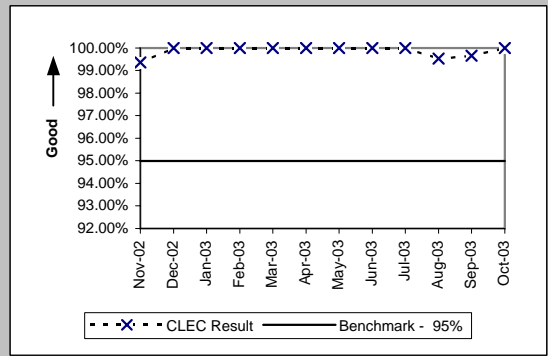


PO-5A-1 - FOCs On Time for Fully Electronic LSRs Received via IMA GUI (Percent)

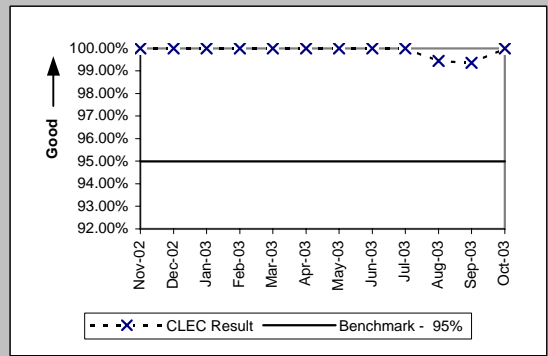
Resale Aggregate (PO-5A-1 (a)) (Benchmark)					
Date	Numerator	Denominator	CLEC Result	Standard Dev	
Nov-02	2413	2420	99.71%	5.37%	
Dec-02	2751	2751	100.00%	0.00%	
Jan-03	4835	4835	100.00%	0.00%	
Feb-03	4755	4761	99.87%	3.55%	
Mar-03	6183	6188	99.92%	2.84%	
Apr-03	4278	4283	99.88%	3.41%	
May-03	4244	4247	99.93%	2.66%	
Jun-03	3363	3363	100.00%	0.00%	
Jul-03	6741	6741	100.00%	0.00%	
Aug-03	3017	3017	100.00%	0.00%	
Sep-03	3306	3320	99.58%	6.48%	
Oct-03	3403	3403	100.00%	0.00%	



Unbundled Loop Aggregate (PO-5A-1 (b)) (Benchmark)					
Date	Numerator	Denominator	CLEC Result	Standard Dev	
Nov-02	313	315	99.37%	7.94%	
Dec-02	292	292	100.00%	0.00%	
Jan-03	268	268	100.00%	0.00%	
Feb-03	325	325	100.00%	0.00%	
Mar-03	204	204	100.00%	0.00%	
Apr-03	292	292	100.00%	0.00%	
May-03	344	344	100.00%	0.00%	
Jun-03	264	264	100.00%	0.00%	
Jul-03	288	288	100.00%	0.00%	
Aug-03	215	216	99.54%	6.79%	
Sep-03	298	299	99.67%	5.77%	
Oct-03	369	369	100.00%	0.00%	

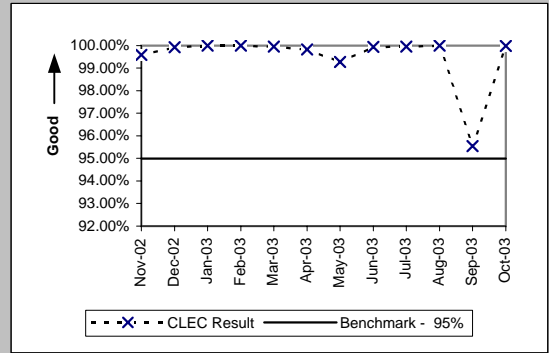


LNP (PO-5A-1 (c)) (Benchmark)					
Date	Numerator	Denominator	CLEC Result	Standard Dev	
Nov-02	596	596	100.00%	0.00%	
Dec-02	290	290	100.00%	0.00%	
Jan-03	287	287	100.00%	0.00%	
Feb-03	236	236	100.00%	0.00%	
Mar-03	202	202	100.00%	0.00%	
Apr-03	206	206	100.00%	0.00%	
May-03	189	189	100.00%	0.00%	
Jun-03	138	138	100.00%	0.00%	
Jul-03	195	195	100.00%	0.00%	
Aug-03	180	181	99.45%	7.41%	
Sep-03	155	156	99.36%	7.98%	
Oct-03	199	199	100.00%	0.00%	

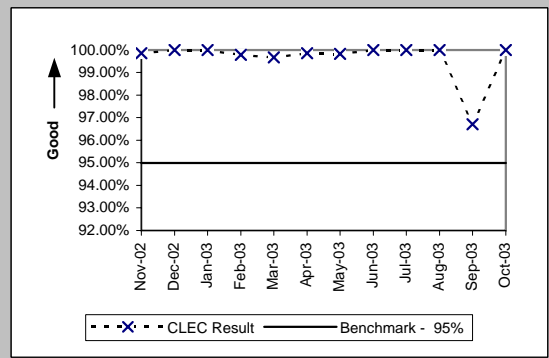


PO-5A-2 - FOCs On Time for Fully Electronic LSRs Received via IMA EDI (Percent)

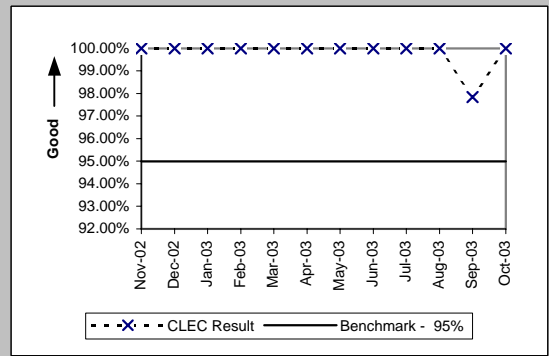
Resale Aggregate (PO-5A-2 (a)) (Benchmark)					
Date	Numerator	Denominator	CLEC Result	Standard Dev	
Nov-02	478	480	99.58%	6.44%	
Dec-02	1350	1351	99.93%	2.72%	
Jan-03	578	578	100.00%	0.00%	
Feb-03	2049	2049	100.00%	0.00%	
Mar-03	4530	4532	99.96%	2.10%	
Apr-03	4735	4743	99.83%	4.10%	
May-03	5797	5839	99.28%	8.45%	
Jun-03	7171	7175	99.94%	2.36%	
Jul-03	10524	10528	99.96%	1.95%	
Aug-03	10500	10500	100.00%	0.00%	
Sep-03	8348	8737	95.55%	20.63%	
Oct-03	9985	9987	99.98%	1.42%	



Unbundled Loop Aggregate (PO-5A-2 (b)) (Benchmark)					
Date	Numerator	Denominator	CLEC Result	Standard Dev	
Nov-02	676	677	99.85%	3.84%	
Dec-02	653	653	100.00%	0.00%	
Jan-03	519	519	100.00%	0.00%	
Feb-03	466	467	99.79%	4.62%	
Mar-03	609	611	99.67%	5.71%	
Apr-03	728	729	99.86%	3.70%	
May-03	596	597	99.83%	4.09%	
Jun-03	611	611	100.00%	0.00%	
Jul-03	631	631	100.00%	0.00%	
Aug-03	643	643	100.00%	0.00%	
Sep-03	528	546	96.70%	17.86%	
Oct-03	625	625	100.00%	0.00%	

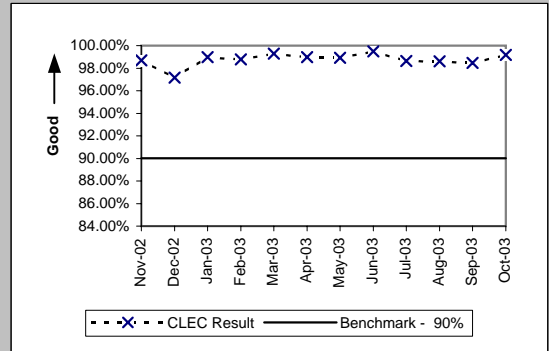


LNP (PO-5A-2 (c)) (Benchmark)					
Date	Numerator	Denominator	CLEC Result	Standard Dev	
Nov-02	1413	1413	100.00%	0.00%	
Dec-02	1157	1157	100.00%	0.00%	
Jan-03	443	443	100.00%	0.00%	
Feb-03	245	245	100.00%	0.00%	
Mar-03	92	92	100.00%	0.00%	
Apr-03	46	46	100.00%	0.00%	
May-03	60	60	100.00%	0.00%	
Jun-03	52	52	100.00%	0.00%	
Jul-03	61	61	100.00%	0.00%	
Aug-03	79	79	100.00%	0.00%	
Sep-03	91	93	97.85%	14.51%	
Oct-03	125	125	100.00%	0.00%	

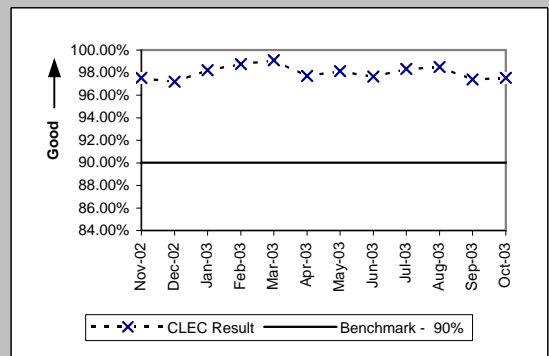


PO-5B-1 - FOCs On Time for Electronic/Manual LSRs Received via IMA GUI (Percent)

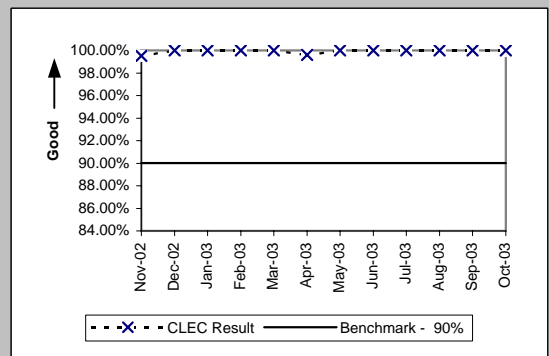
Resale Aggregate (PO-5B-1 (a)) (Benchmark)					
Date	Numerator	Denominator	CLEC Result	Standard Dev	
Nov-02	1501	1521	98.69%	11.39%	
Dec-02	1958	2015	97.17%	16.58%	
Jan-03	2029	2050	98.98%	10.07%	
Feb-03	2129	2155	98.79%	10.92%	
Mar-03	2780	2800	99.29%	8.42%	
Apr-03	2911	2941	98.98%	10.05%	
May-03	2476	2503	98.92%	10.33%	
Jun-03	2907	2922	99.49%	7.15%	
Jul-03	2967	3008	98.64%	11.60%	
Aug-03	2971	3013	98.61%	11.72%	
Sep-03	3401	3454	98.47%	12.29%	
Oct-03	3877	3909	99.18%	9.01%	



Unbundled Loop Aggregate (PO-5B-1 (b)) (Benchmark)				
Date	Numerator	Denominator	CLEC Result	Standard Dev
Nov-02	592	607	97.53%	15.52%
Dec-02	693	713	97.20%	16.51%
Jan-03	823	838	98.21%	13.26%
Feb-03	708	717	98.74%	11.13%
Mar-03	660	666	99.10%	9.45%
Apr-03	805	824	97.69%	15.01%
May-03	628	640	98.13%	13.56%
Jun-03	625	640	97.66%	15.13%
Jul-03	644	655	98.32%	12.85%
Aug-03	720	731	98.50%	12.17%
Sep-03	707	726	97.38%	15.96%
Oct-03	827	848	97.52%	15.54%

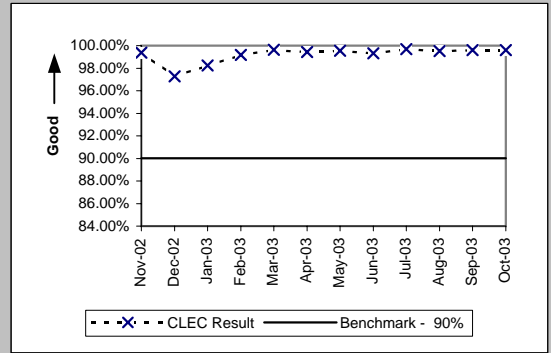


LNP (PO-5B-1 (c)) (Benchmark)				
Date	Numerator	Denominator	CLEC Result	Standard Dev
Nov-02	609	612	99.51%	6.98%
Dec-02	485	485	100.00%	0.00%
Jan-03	370	370	100.00%	0.00%
Feb-03	216	216	100.00%	0.00%
Mar-03	206	206	100.00%	0.00%
Apr-03	254	255	99.61%	6.25%
May-03	224	224	100.00%	0.00%
Jun-03	193	193	100.00%	0.00%
Jul-03	291	291	100.00%	0.00%
Aug-03	182	182	100.00%	0.00%
Sep-03	218	218	100.00%	0.00%
Oct-03	242	242	100.00%	0.00%

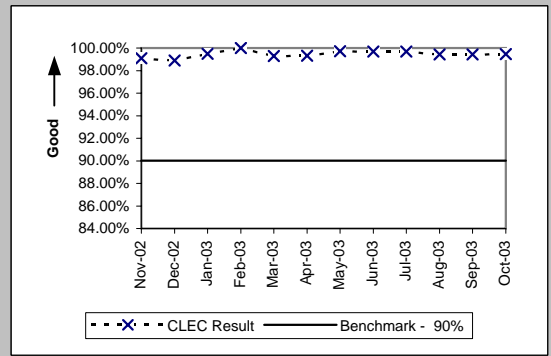


PO-5B-2 - FOCs On Time for Electronic/Manual LSRs Received via IMA EDI (Percent)

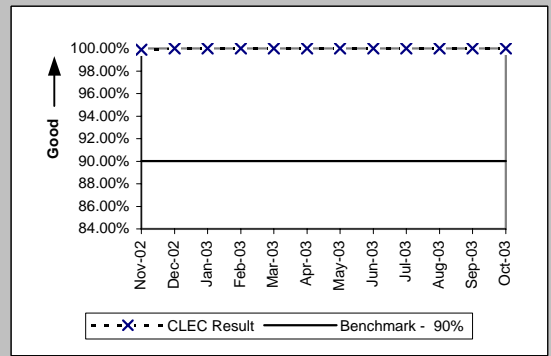
Resale Aggregate (PO-5B-2 (a)) (Benchmark)					
Date	Numerator	Denominator	CLEC Result	Standard Dev	
Nov-02	315	317	99.37%	7.92%	
Dec-02	287	295	97.29%	16.24%	
Jan-03	222	226	98.23%	13.19%	
Feb-03	365	368	99.18%	8.99%	
Mar-03	550	552	99.64%	6.01%	
Apr-03	1040	1046	99.43%	7.55%	
May-03	2027	2036	99.56%	6.63%	
Jun-03	1730	1742	99.31%	8.27%	
Jul-03	2486	2494	99.68%	5.65%	
Aug-03	1907	1916	99.53%	6.84%	
Sep-03	2216	2225	99.60%	6.35%	
Oct-03	2530	2540	99.61%	6.26%	



Unbundled Loop Aggregate (PO-5B-2 (b)) (Benchmark)					
Date	Numerator	Denominator	CLEC Result	Standard Dev	
Nov-02	1311	1323	99.09%	9.48%	
Dec-02	1342	1357	98.89%	10.46%	
Jan-03	1531	1539	99.48%	7.19%	
Feb-03	1345	1345	100.00%	0.00%	
Mar-03	1519	1530	99.28%	8.45%	
Apr-03	1628	1639	99.33%	8.16%	
May-03	2010	2016	99.70%	5.45%	
Jun-03	2292	2299	99.70%	5.51%	
Jul-03	2321	2328	99.70%	5.48%	
Aug-03	1891	1902	99.42%	7.58%	
Sep-03	1897	1908	99.42%	7.57%	
Oct-03	2075	2086	99.47%	7.24%	

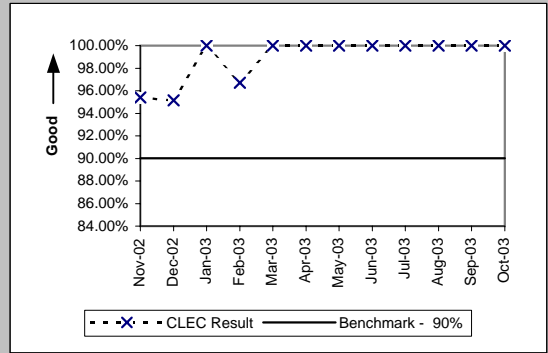


LNP (PO-5B-2 (c)) (Benchmark)					
Date	Numerator	Denominator	CLEC Result	Standard Dev	
Nov-02	814	815	99.88%	3.50%	
Dec-02	527	527	100.00%	0.00%	
Jan-03	313	313	100.00%	0.00%	
Feb-03	208	208	100.00%	0.00%	
Mar-03	99	99	100.00%	0.00%	
Apr-03	94	94	100.00%	0.00%	
May-03	80	80	100.00%	0.00%	
Jun-03	58	58	100.00%	0.00%	
Jul-03	43	43	100.00%	0.00%	
Aug-03	95	95	100.00%	0.00%	
Sep-03	118	118	100.00%	0.00%	
Oct-03	114	114	100.00%	0.00%	

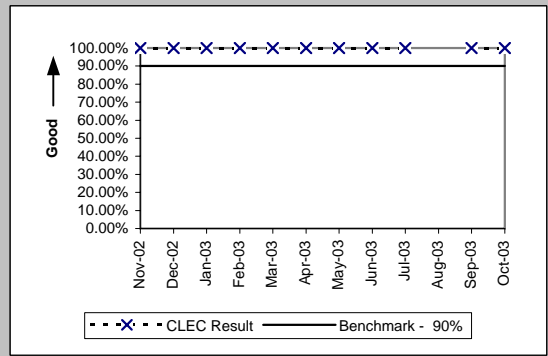


PO-5C - FOCs on Time for Manual (Percent)

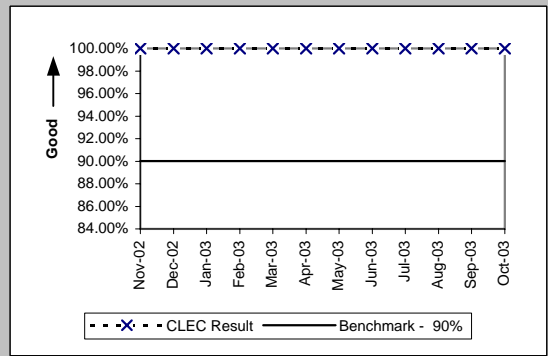
Resale Aggregate (PO-5C -(a)) (Benchmark)					
Date	Numerator	Denominator	CLEC Result	Standard Dev	
Nov-02	83	87	95.40%	20.94%	
Dec-02	59	62	95.16%	21.46%	
Jan-03	316	316	100.00%	0.00%	
Feb-03	59	61	96.72%	17.81%	
Mar-03	32	32	100.00%	0.00%	
Apr-03	29	29	100.00%	0.00%	
May-03	12	12	100.00%	0.00%	
Jun-03	8	8	100.00%	0.00%	
Jul-03	15	15	100.00%	0.00%	
Aug-03	11	11	100.00%	0.00%	
Sep-03	13	13	100.00%	0.00%	
Oct-03	3	3	100.00%	0.00%	



Unbundled Loop Aggregate (PO-5C -(b)) (Benchmark)					
Date	Numerator	Denominator	CLEC Result	Standard Dev	
Nov-02	7	7	100.00%	0.00%	
Dec-02	12	12	100.00%	0.00%	
Jan-03	12	12	100.00%	0.00%	
Feb-03	5	5	100.00%	0.00%	
Mar-03	17	17	100.00%	0.00%	
Apr-03	9	9	100.00%	0.00%	
May-03	5	5	100.00%	0.00%	
Jun-03	1	1	100.00%	0.00%	
Jul-03	10	10	100.00%	0.00%	
Aug-03					
Sep-03	3	3	100.00%	0.00%	
Oct-03	4	4	100.00%	0.00%	



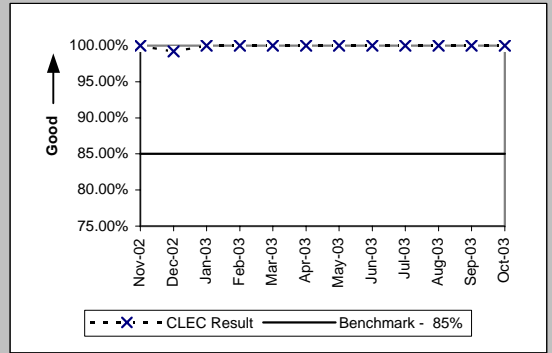
LNP (PO-5C -(c)) (Benchmark)				
Date	Numerator	Denominator	CLEC Result	Standard Dev
Nov-02	47	47	100.00%	0.00%
Dec-02	28	28	100.00%	0.00%
Jan-03	18	18	100.00%	0.00%
Feb-03	10	10	100.00%	0.00%
Mar-03	13	13	100.00%	0.00%
Apr-03	13	13	100.00%	0.00%
May-03	17	17	100.00%	0.00%
Jun-03	22	22	100.00%	0.00%
Jul-03	19	19	100.00%	0.00%
Aug-03	24	24	100.00%	0.00%
Sep-03	10	10	100.00%	0.00%
Oct-03	24	24	100.00%	0.00%



PO-5D - FOCs on Time (Percent)

LIS Trunk (PO-5D) (Benchmark)

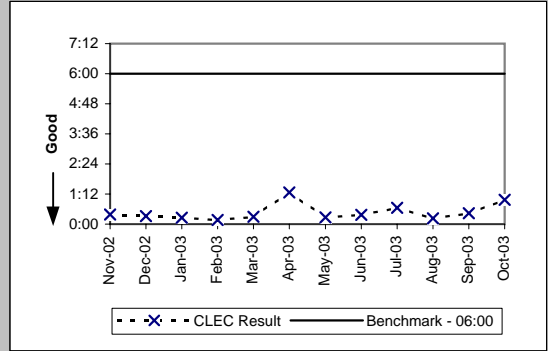
Date	Numerator	Denominator	CLEC Result	Standard Dev
Nov-02	76	76	100.00%	0.00%
Dec-02	124	125	99.20%	8.91%
Jan-03	90	90	100.00%	0.00%
Feb-03	109	109	100.00%	0.00%
Mar-03	115	115	100.00%	0.00%
Apr-03	80	80	100.00%	0.00%
May-03	79	79	100.00%	0.00%
Jun-03	98	98	100.00%	0.00%
Jul-03	29	29	100.00%	0.00%
Aug-03	39	39	100.00%	0.00%
Sep-03	37	37	100.00%	0.00%
Oct-03	87	87	100.00%	0.00%



PO-6 - Work Completion Notification Timeliness

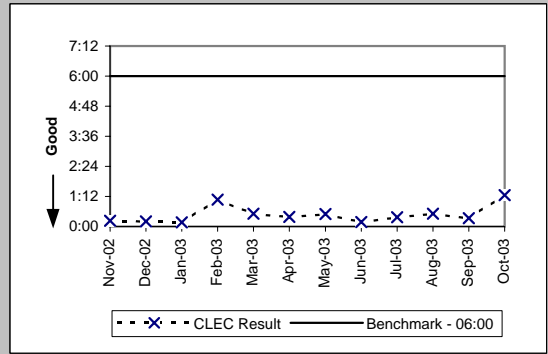
Notices Made Available via IMA - GUI All (Hours:Minutes) (PO-6A) (Benchmark)

Date	Numerator	Denominator	CLEC Result
Nov-02	2186:18	5754	0:23
Dec-02	1854:40	5929	0:19
Jan-03	1828:44	7408	0:15
Feb-03	1306:53	7629	0:10
Mar-03	3010:57	9917	0:18
Apr-03	10327:48	8186	1:16
May-03	2094:57	8085	0:16
Jun-03	2575:50	7027	0:22
Jul-03	6408:00	9866	0:39
Aug-03	1406:32	6136	0:14
Sep-03	2682:28	6087	0:26
Oct-03	7506:25	7705	0:58



Notices Transmitted via IMA - EDI All (Hours:Minutes) (PO-6B) (Benchmark)

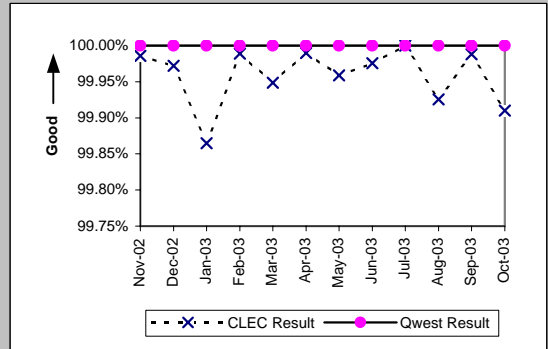
Date	Numerator	Denominator	CLEC Result
Nov-02	906:41	3964	0:14
Dec-02	928:48	4489	0:12
Jan-03	557:03	3325	0:10
Feb-03	3962:58	3737	1:04
Mar-03	3127:23	6029	0:31
Apr-03	2662:13	6904	0:23
May-03	4848:15	9673	0:30
Jun-03	1759:09	9701	0:11
Jul-03	5030:29	13852	0:22
Aug-03	4861:36	9557	0:31
Sep-03	2735:37	8156	0:20
Oct-03	9798:41	7803	1:15



PO-7 - Billing Completion Notification Timeliness

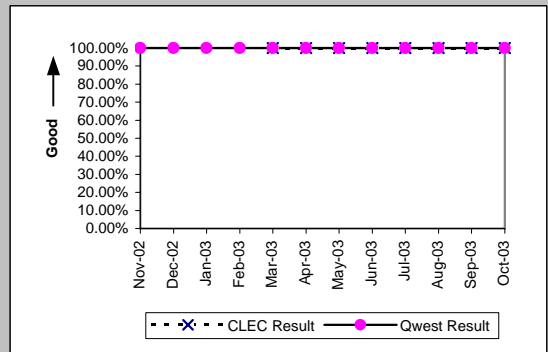
Notices Made Available via IMA - GUI / Billing System Posting Completions All (Percent) (PO-7A .C) (Parity)

Date	Numerator	Denominator	CLEC Resu	CLEC Std	Qwest Num	Qwest Deno	Qwest Resu	Mod Z Scr	Parity Scr
Nov-02	6987	6988	99.99%	1.20%	302357	302357	100.00%	N/A	
Dec-02	7185	7187	99.97%	1.67%	274288	274288	100.00%	N/A	
Jan-03	8858	8870	99.86%	3.68%	354400	354400	100.00%	N/A	
Feb-03	9165	9166	99.99%	1.04%	362951	362951	100.00%	N/A	
Mar-03	11653	11659	99.95%	2.27%	356882	356882	100.00%	N/A	
Apr-03	9864	9865	99.99%	1.01%	341683	341683	100.00%	N/A	
May-03	9689	9693	99.96%	2.03%	330009	330009	100.00%	N/A	
Jun-03	8164	8166	99.98%	1.56%	357623	357623	100.00%	N/A	
Jul-03	10946	10946	100.00%	0.00%	372292	372292	100.00%	N/A	N/A
Aug-03	8047	8053	99.93%	2.73%	335082	335082	100.00%	N/A	
Sep-03	8308	8309	99.99%	1.10%	326718	326718	100.00%	N/A	
Oct-03	9980	9989	99.91%	3.00%	367754	367754	100.00%	N/A	



Notices Transmitted via IMA - EDI / Billing System Posting Completions All (Percent) (PO-7B .C) (Parity)

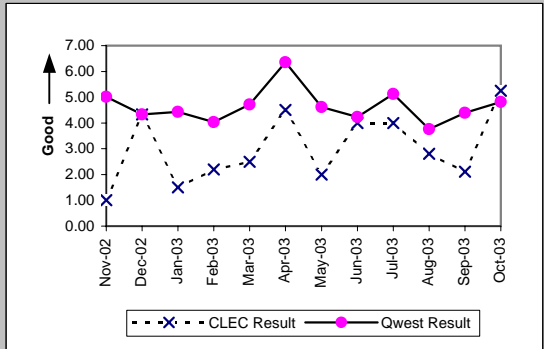
Date	Numerator	Denominator	CLEC Resu	CLEC Std	Qwest Num	Qwest Deno	Qwest Resu	Mod Z Scr	Parity Scr
Nov-02					302357	302357	100.00%		
Dec-02					274288	274288	100.00%		
Jan-03					354400	354400	100.00%		
Feb-03					362951	362951	100.00%		
Mar-03	33	33	100.00%	0.00%	356882	356882	100.00%	N/A	N/A
Apr-03	303	303	100.00%	0.00%	341683	341683	100.00%	N/A	N/A
May-03	285	285	100.00%	0.00%	330009	330009	100.00%	N/A	N/A
Jun-03	226	226	100.00%	0.00%	357623	357623	100.00%	N/A	N/A
Jul-03	258	258	100.00%	0.00%	372292	372292	100.00%	N/A	N/A
Aug-03	346	346	100.00%	0.00%	335082	335082	100.00%	N/A	N/A
Sep-03	384	384	100.00%	0.00%	326718	326718	100.00%	N/A	N/A
Oct-03	264	264	100.00%	0.00%	367754	367754	100.00%	N/A	N/A



PO-8 - Jeopardy Notice Interval

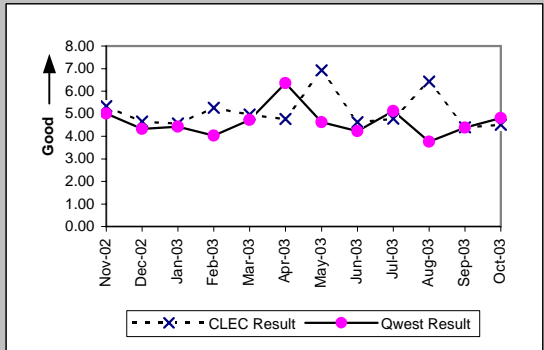
Non-Designed Services (Average Days) (PO-8 A) (Parity)

Date	CLEC Num	CLEC Dend	CLEC Resu	CLEC Std	Qwest Num	Qwest Dend	Qwest Resu	Mod Z Scr	Parity Score
Nov-02	1	1	1.00		2838	566	5.01	0.96	-0.42
Dec-02	13	3	4.33	0.58	2898	670	4.33	0	-1
Jan-03	9	6	1.50	0.84	2980	672	4.43	1.93	0.17
Feb-03	11	5	2.20	0.45	2146	532	4.03	0.96	-0.42
Mar-03	5	2	2.50	0.71	2201	466	4.72	0.45	-0.72
Apr-03	9	2	4.50	3.54	1031	162	6.36	-0.27	-1.16
May-03	4	2	2.00	0.00	555	120	4.62	0.54	-0.67
Jun-03	12	3	4.00	2.00	448	106	4.23	-0.2	-1.12
Jul-03	4	1	4.00		665	130	5.12	-1.03	-1.62
Aug-03	14	5	2.80	1.92	564	150	3.76	0.21	-0.87
Sep-03	19	9	2.11	1.05	523	119	4.39	1.17	-0.29
Oct-03	21	4	5.25	4.57	351	73	4.81	-0.11	-1.07



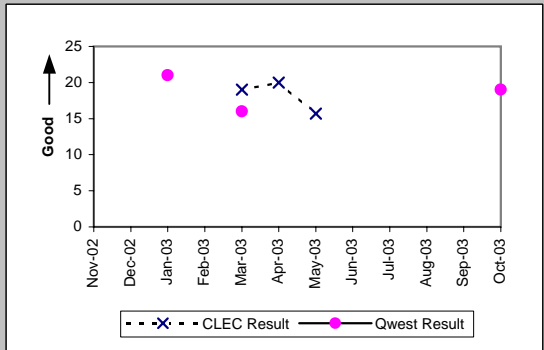
Unbundled Loops and Number Portability (Average Days) (PO-8 B) (Parity)

Date	CLEC Num	CLEC Dend	CLEC Resu	CLEC Std	Qwest Num	Qwest Dend	Qwest Resu	Mod Z Scr	Parity Score
Nov-02	683	128	5.34	5.16	2838	566	5.01	-0.5	-1.3
Dec-02	586	126	4.65	3.75	2898	670	4.33	-0.73	-1.44
Jan-03	795	174	4.57	3.24	2980	672	4.43	-0.15	-1.09
Feb-03	636	121	5.26	4.65	2146	532	4.03	-2.43	-2.48
Mar-03	531	107	4.96	5.09	2201	466	4.72	-0.34	-1.21
Apr-03	648	136	4.76	2.70	1031	162	6.36	1.42	-0.14
May-03	900	130	6.92	5.59	555	120	4.62	-2.09	-2.27
Jun-03	545	118	4.62	2.74	448	106	4.23	-0.6	-1.36
Jul-03	378	79	4.78	4.25	665	130	5.12	-0.19	-1.12
Aug-03	578	90	6.42	7.12	564	150	3.76	-4.15	-3.52
Sep-03	436	99	4.40	2.43	523	119	4.39	-0.01	-1.01
Oct-03	284	63	4.51	2.86	351	73	4.81	0.17	-0.9



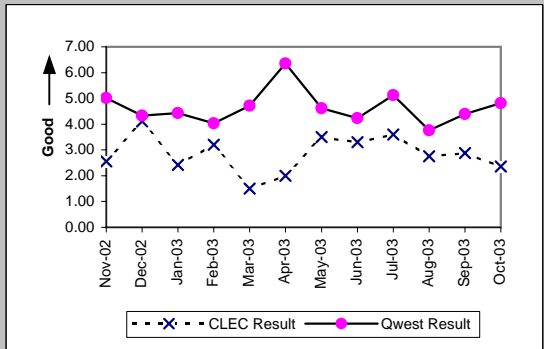
LIS Trunk (Average Days) (PO-8 C) (Parity)

Date	CLEC Num	CLEC Dend	CLEC Resu	CLEC Std	Qwest Num	Qwest Dend	Qwest Resu	Mod Z Scr	Parity Score
Nov-02									
Dec-02									
Jan-03					21	1	21.00		
Feb-03									
Mar-03	38	2	19.00	1.41	16	1	16.00		
Apr-03	20	1	20.00						
May-03	47	3	15.67	5.77					
Jun-03									
Jul-03									
Aug-03									
Sep-03									
Oct-03					19	1	19.00		



UNE - P (POTS) (Average Days) (PO-8 D) (Parity)

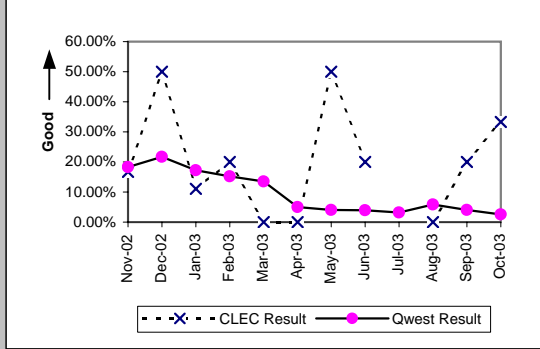
Date	CLEC Num	CLEC Dend	CLEC Resu	CLEC Std	Qwest Num	Qwest Dend	Qwest Resu	Mod Z Scr	Parity Score
Nov-02	23	9	2.56	2.24	2838	566	5.01	1.51	-0.08
Dec-02	37	9	4.11	3.22	2898	670	4.33	-0.03	-1.02
Jan-03	29	12	2.42	2.50	2980	672	4.43	1.49	-0.09
Feb-03	16	5	3.20	2.95	2146	532	4.03	0.14	-0.91
Mar-03	9	6	1.50	0.84	2201	466	4.72	1.98	0.2
Apr-03	14	7	2.00	1.15	1031	162	6.36	1.64	0
May-03	21	6	3.50	2.74	555	120	4.62	0.01	-0.99
Jun-03	33	10	3.30	2.45	448	106	4.23	0.42	-0.75
Jul-03	36	10	3.60	5.91	665	130	5.12	-0.07	-1.04
Aug-03	22	8	2.75	1.75	564	150	3.76	0.38	-0.77
Sep-03	23	8	2.88	1.81	523	119	4.39	0.56	-0.66
Oct-03	26	11	2.36	1.75	351	73	4.81	1.62	-0.02



PO-9 - Timely Jeopardy Notices

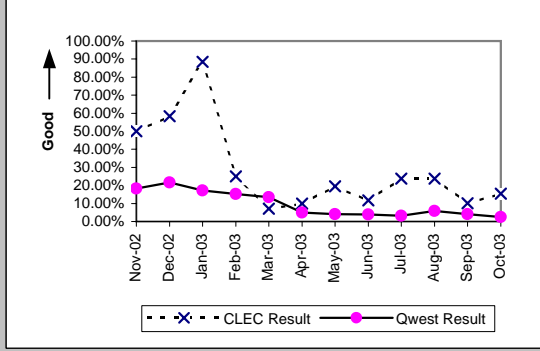
Non-Designed Services (PO-9 A) (Parity)

Date	CLEC Num	CLEC Dend	CLEC Resu	CLEC Std	Qwest Num	Qwest Dend	Qwest Resu	Mod Z Scr	Parity Score
Nov-02	1	6	16.67%	37.27%	152	831	18.29%	0	-1
Dec-02	2	4	50.00%	50.00%	168	776	21.65%	-1.37	-1.83
Jan-03	1	9	11.11%	31.43%	147	853	17.23%	0.38	-0.77
Feb-03	1	5	20.00%	40.00%	121	795	15.22%	-0.3	-1.18
Mar-03	0	6	0.00%	0.00%	87	646	13.47%	0.83	-0.5
Apr-03	0	1	0.00%	0.00%	29	578	5.02%	0.01	-0.99
May-03	1	2	50.00%	50.00%	17	425	4.00%	-3.31	-3.01
Jun-03	1	5	20.00%	40.00%	18	460	3.91%	-1.85	-2.12
Jul-03					15	477	3.14%		
Aug-03	0	1	0.00%	0.00%	32	543	5.89%	0.02	-0.99
Sep-03	1	5	20.00%	40.00%	20	490	4.08%	-1.79	-2.09
Oct-03	1	3	33.33%	47.14%	13	516	2.52%	-3.4	-3.06



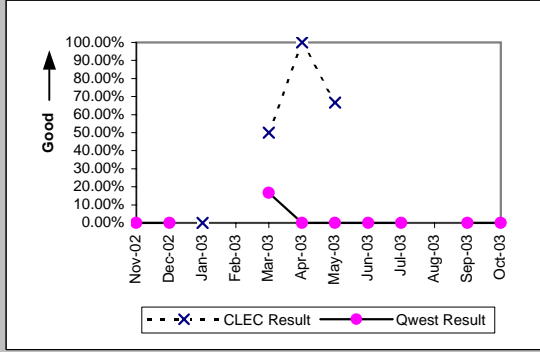
Unbundled Loops and Number Portability (PO-9 B) (Parity)

Date	CLEC Num	CLEC Dend	CLEC Resu	CLEC Std	Qwest Num	Qwest Dend	Qwest Resu	Mod Z Scr	Parity Score
Nov-02	7	14	50.00%	50.00%	152	831	18.29%	-3.04	-2.85
Dec-02	7	12	58.33%	49.30%	168	776	21.65%	-3.06	-2.86
Jan-03	23	26	88.46%	31.95%	147	853	17.23%	-9.47	-6.76
Feb-03	7	28	25.00%	43.30%	121	795	15.22%	-1.42	-1.86
Mar-03	15	212	7.08%	25.64%	87	646	13.47%	2.58	0.57
Apr-03	13	132	9.85%	29.80%	29	578	5.02%	-2.29	-2.39
May-03	23	118	19.49%	39.61%	17	425	4.00%	-7.6	-5.62
Jun-03	12	103	11.65%	32.08%	18	460	3.91%	-3.66	-3.23
Jul-03	14	59	23.73%	42.54%	15	477	3.14%	-8.55	-6.2
Aug-03	5	21	23.81%	42.59%	32	543	5.89%	-3.42	-3.08
Sep-03	6	59	10.17%	30.22%	20	490	4.08%	-2.23	-2.36
Oct-03	8	52	15.38%	36.08%	13	516	2.52%	-5.64	-4.43



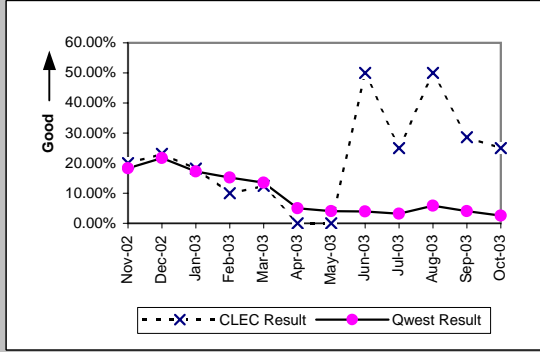
LIS Trunk (PO-9 C) (Parity)

Date	CLEC Num	CLEC Dend	CLEC Resu	CLEC Std	Qwest Num	Qwest Dend	Qwest Resu	Mod Z Scr	Parity Score
Nov-02					0	4	0.00%		
Dec-02					0	2	0.00%		
Jan-03	0	1	0.00%	0.00%					
Feb-03									
Mar-03	1	2	50.00%	50.00%	1	6	16.67%	-1.1	-1.67
Apr-03	1	1	100.00%	0.00%	0	7	0.00%	N/A	N/A
May-03	2	3	66.67%	47.14%	0	11	0.00%	N/A	N/A
Jun-03					0	4	0.00%		
Jul-03					0	5	0.00%		
Aug-03									
Sep-03					0	1	0.00%		
Oct-03					0	2	0.00%		



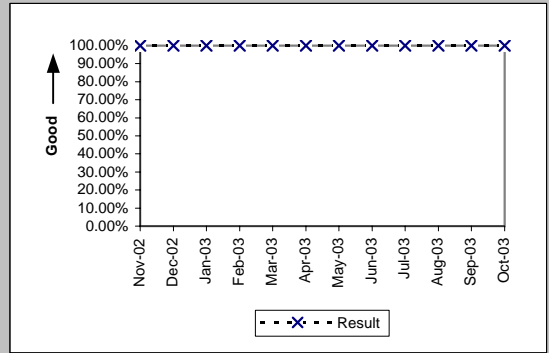
UNE - P (POTS) (PO-9 D) (Parity)

Date	CLEC Num	CLEC Dend	CLEC Resu	CLEC Std	Qwest Num	Qwest Dend	Qwest Resu	Mod Z Scr	Parity Score
Nov-02	2	10	20.00%	40.00%	152	831	18.29%	-0.14	-1.08
Dec-02	3	13	23.08%	42.13%	168	776	21.65%	-0.12	-1.08
Jan-03	2	11	18.18%	38.57%	147	853	17.23%	-0.08	-1.05
Feb-03	1	10	10.00%	30.00%	121	795	15.22%	0.35	-0.79
Mar-03	1	8	12.50%	33.07%	87	646	13.47%	-0.04	-1.02
Apr-03	0	11	0.00%	0.00%	29	578	5.02%	0.59	-0.64
May-03	0	14	0.00%	0.00%	17	425	4.00%	0.59	-0.64
Jun-03	1	2	50.00%	50.00%	18	460	3.91%	-3.35	-3.04
Jul-03	1	4	25.00%	43.30%	15	477	3.14%	-2.49	-2.52
Aug-03	1	2	50.00%	50.00%	32	543	5.89%	-2.64	-2.61
Sep-03	2	7	28.57%	45.18%	20	490	4.08%	-3.25	-2.98
Oct-03	1	4	25.00%	43.30%	13	516	2.52%	-2.86	-2.74



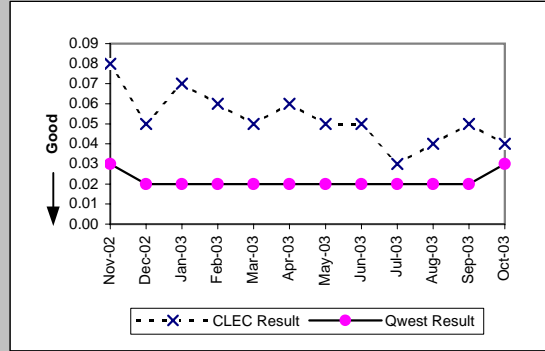
PO-10 - LSR Accountability

LSR Accountability (Percent) Product Aggregate (PO-10) (Diagnostic)				
Date	Numerator	Denominator	Result	
Nov-02	91895	91895	100.00%	
Dec-02	82233	82233	100.00%	
Jan-03	12308	12308	100.00%	
Feb-03	13173	13173	100.00%	
Mar-03	18900	18900	100.00%	
Apr-03	17868	17868	100.00%	
May-03	18982	18982	100.00%	
Jun-03	20326	20326	100.00%	
Jul-03	28224	28224	100.00%	
Aug-03	22225	22225	100.00%	
Sep-03	22020	22020	100.00%	
Oct-03	24445	24445	100.00%	



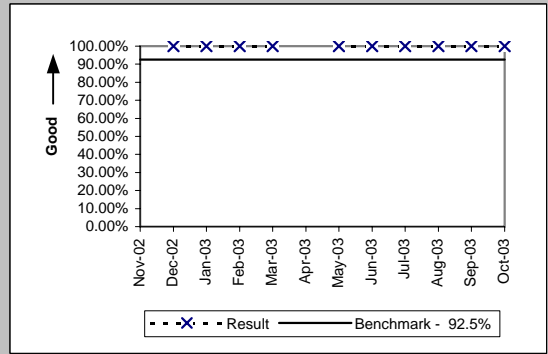
PO-15 - Number of Due Date Changes per Order

All (PO-15) (Diagnostic)										
Date	CLEC Num	CLEC Dens	CLEC Resu	CLEC Std	Qwest Num	Qwest Dens	Qwest Res	Mod Z Scr	Parity Score	
Nov-02	458	5423	0.08	0.31	1393	50375	0.03	19.89	11.1	
Dec-02	446	8206	0.05	0.25	1189	48000	0.02	13.11	6.97	
Jan-03	507	7746	0.07	0.27	961	51570	0.02	24.47	13.88	
Feb-03	526	8371	0.06	0.26	1101	47522	0.02	19.84	11.06	
Mar-03	645	13268	0.05	0.23	1041	50518	0.02	17.42	9.59	
Apr-03	659	11587	0.06	0.24	1086	52706	0.02	21.51	12.08	
May-03	692	14230	0.05	0.22	1090	52085	0.02	18.05	9.97	
Jun-03	624	12763	0.05	0.23	1192	55224	0.02	16.82	9.23	
Jul-03	556	16630	0.03	0.19	1151	61120	0.02	10.55	5.42	
Aug-03	555	13789	0.04	0.20	1246	60717	0.02	13.32	7.1	
Sep-03	650	13904	0.05	0.22	1398	61817	0.02	14.54	7.84	
Oct-03	691	15537	0.04	0.22	1550	60981	0.03	11.91	6.24	



PO-16 - Timely Release Notifications

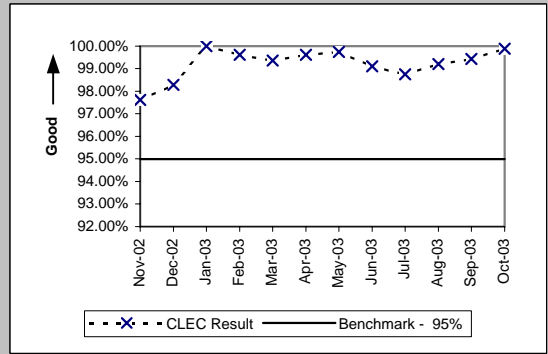
(PO-16) (Percent) (Benchmark)			
Date	Numerator	Denominator	Result
Nov-02	0	0	
Dec-02	2	2	100.00%
Jan-03	3	3	100.00%
Feb-03	3	3	100.00%
Mar-03	4	4	100.00%
Apr-03	0	0	
May-03	1	1	100.00%
Jun-03	1	1	100.00%
Jul-03	5	5	100.00%
Aug-03	3	3	100.00%
Sep-03	3	3	100.00%
Oct-03	5	5	100.00%



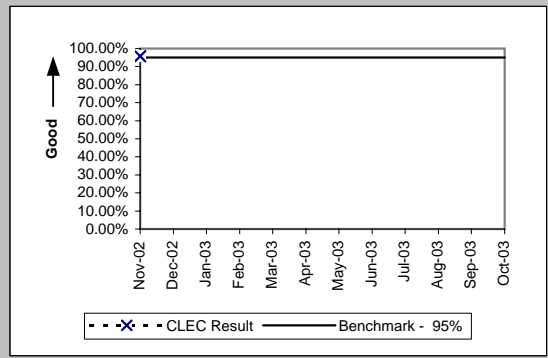
If the release notifications are less than 10 in the reporting month, the standard is 1 miss

PO-19 - Stand-Alone Test Environment (SATE) Accuracy

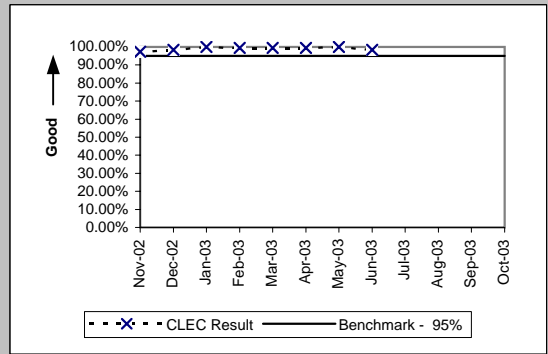
(PO-19) (Percent) (Benchmark)				
Date	CLEC Num	CLEC Denom	CLEC Result	
Nov-02	695	712	97.61%	
Dec-02	515	524	98.28%	
Jan-03	524	524	100.00%	
Feb-03	526	528	99.62%	
Mar-03	775	780	99.36%	
Apr-03	777	780	99.62%	
May-03	778	780	99.74%	
Jun-03	774	781	99.10%	
Jul-03	871	882	98.75%	
Aug-03	876	883	99.21%	
Sep-03	878	883	99.43%	
Oct-03	880	881	99.89%	



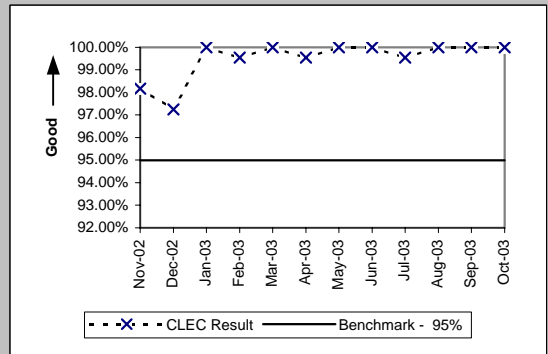
(PO-19 A) Rel. 9.0 (Percent) (Benchmark)				
Date	CLEC Num	CLEC Denom	CLEC Result	
Nov-02	181	189	95.77%	
Dec-02				
Jan-03				
Feb-03				
Mar-03				
Apr-03				
May-03				
Jun-03				
Jul-03				
Aug-03				
Sep-03				
Oct-03				



(PO-19 A) Rel. 10.0 (Percent) (Benchmark)				
Date	CLEC Num	CLEC Denom	CLEC Result	
Nov-02	189	194	97.42%	
Dec-02	192	195	98.46%	
Jan-03	195	195	100.00%	
Feb-03	196	197	99.49%	
Mar-03	196	197	99.49%	
Apr-03	196	197	99.49%	
May-03	197	197	100.00%	
Jun-03	195	198	98.48%	
Jul-03				
Aug-03				
Sep-03				
Oct-03				

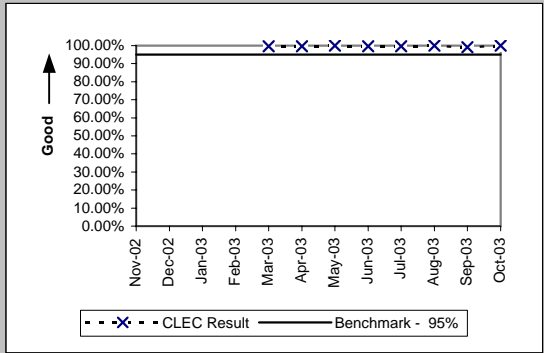


(PO-19 A) Rel. 11.0 (Percent) (Benchmark)				
Date	CLEC Num	CLEC Denom	CLEC Result	
Nov-02	214	218	98.17%	
Dec-02	212	218	97.25%	
Jan-03	218	218	100.00%	
Feb-03	219	220	99.55%	
Mar-03	221	221	100.00%	
Apr-03	220	221	99.55%	
May-03	221	221	100.00%	
Jun-03	221	221	100.00%	
Jul-03	220	221	99.55%	
Aug-03	221	221	100.00%	
Sep-03	221	221	100.00%	
Oct-03	221	221	100.00%	

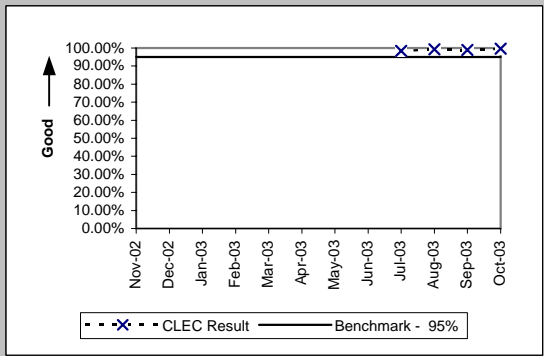


PO-19 - Stand-Alone Test Environment (SATE) Accuracy

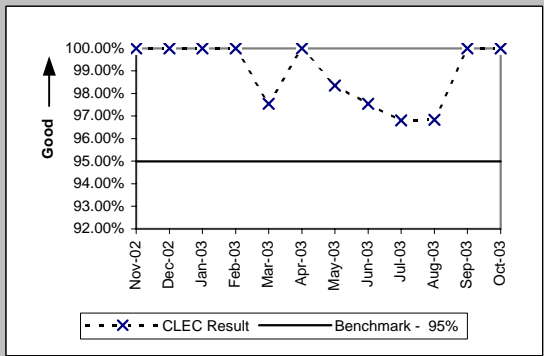
(PO-19 A) Rel. 12.0 (Percent) (Benchmark)			
Date	CLEC Num	CLEC Denom	CLEC Result
Nov-02			
Dec-02			
Jan-03			
Feb-03			
Mar-03	239	240	99.58%
Apr-03	239	240	99.58%
May-03	240	240	100.00%
Jun-03	239	240	99.58%
Jul-03	239	240	99.58%
Aug-03	240	240	100.00%
Sep-03	238	240	99.17%
Oct-03	240	240	100.00%



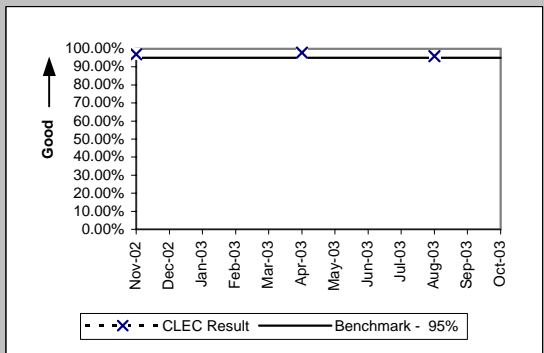
(PO-19 A) Rel. 13.0 (Percent) (Benchmark)			
Date	CLEC Num	CLEC Denom	CLEC Result
Nov-02			
Dec-02			
Jan-03			
Feb-03			
Mar-03			
Apr-03			
May-03			
Jun-03			
Jul-03	260	264	98.48%
Aug-03	262	264	99.24%
Sep-03	261	264	98.86%
Oct-03	264	265	99.62%



(PO-19 A) Rel. VICKI (Percent) (Benchmark)			
Date	CLEC Num	CLEC Denom	CLEC Result
Nov-02	111	111	100.00%
Dec-02	111	111	100.00%
Jan-03	111	111	100.00%
Feb-03	111	111	100.00%
Mar-03	119	122	97.54%
Apr-03	122	122	100.00%
May-03	120	122	98.36%
Jun-03	119	122	97.54%
Jul-03	152	157	96.82%
Aug-03	153	158	96.84%
Sep-03	158	158	100.00%
Oct-03	155	155	100.00%

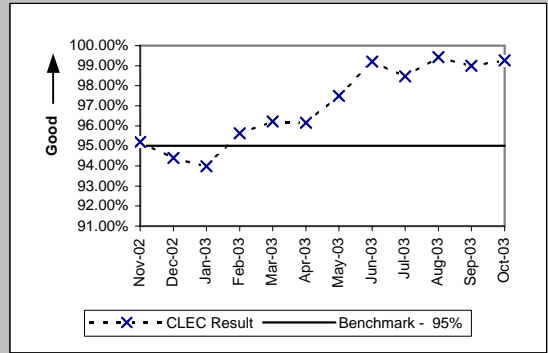


(PO-19 B) (Percent) (Benchmark)			
Date	CLEC Num	CLEC Denom	CLEC Result
Nov-02	165	170	97.06%
Dec-02			
Jan-03			
Feb-03			
Mar-03			
Apr-03	178	182	97.80%
May-03			
Jun-03			
Jul-03			
Aug-03	189	197	95.94%
Sep-03			
Oct-03			

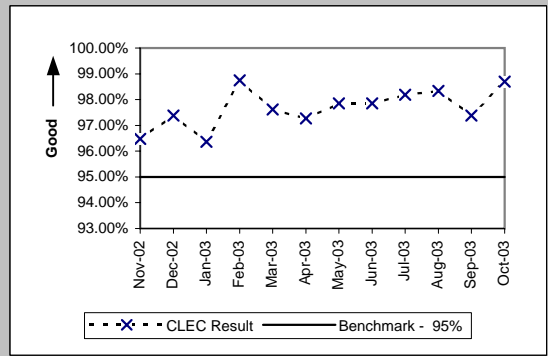


PO-20 Manual Service Order Accuracy

Resale POTS and UNE-P (POTS) (Benchmark)				
Date	CLEC Num	CLEC Denom	CLEC Result	
Nov-02	476	500	95.20%	
Dec-02	472	500	94.40%	
Jan-03	484	515	93.98%	
Feb-03	459	480	95.63%	
Mar-03	457	475	96.21%	
Apr-03	500	520	96.15%	
May-03	507	520	97.50%	
Jun-03	496	500	99.20%	
Jul-03	512	520	98.46%	
Aug-03	517	520	99.42%	
Sep-03	495	500	99.00%	
Oct-03	536	540	99.26%	

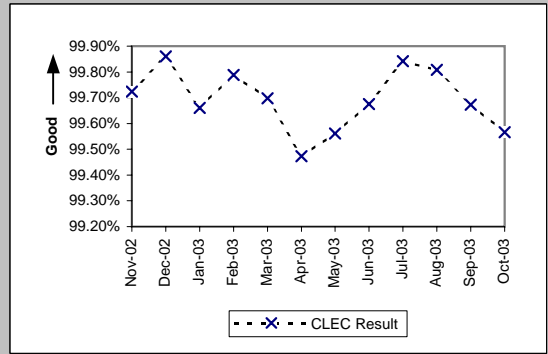


Unbundled Loops (Analog & NL 2-wire) (Benchmark)				
Date	CLEC Num	CLEC Denom	CLEC Result	
Nov-02	383	397	96.47%	
Dec-02	409	420	97.38%	
Jan-03	424	440	96.36%	
Feb-03	395	400	98.75%	
Mar-03	410	420	97.62%	
Apr-03	428	440	97.27%	
May-03	411	420	97.86%	
Jun-03	411	420	97.86%	
Jul-03	432	440	98.18%	
Aug-03	413	420	98.33%	
Sep-03	409	420	97.38%	
Oct-03	454	460	98.70%	



Order Accuracy

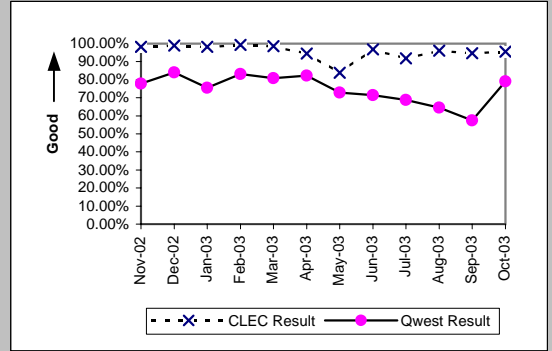
(Diagnostic)				
Date	CLEC Num	CLEC Denom	CLEC Result	
Nov-02	5767	5783	99.72%	
Dec-02	6631	6640	99.86%	
Jan-03	7710	7736	99.66%	
Feb-03	8029	8046	99.79%	
Mar-03	10866	10899	99.70%	
Apr-03	12265	12330	99.47%	
May-03	12712	12768	99.56%	
Jun-03	13212	13255	99.68%	
Jul-03	14462	14485	99.84%	
Aug-03	15083	15112	99.81%	
Sep-03	13718	13763	99.67%	
Oct-03	14680	14744	99.57%	



Additional information related to OP-5 new service installation quality - order accuracy

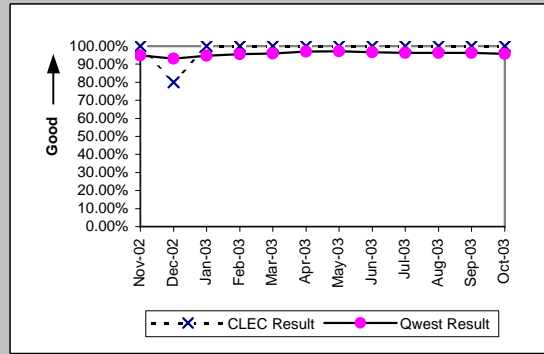
OP-2 - Calls Answered within Twenty Seconds - Interconnect Provisioning Center

Calls Answered within Twenty Seconds - Interconnect Provisioning Center (Percent) (OP-2) (Parity)						
Date	CLEC Num	CLEC Denom	CLEC Result	Qwest Num	Qwest Denom	Qwest Result
Nov-02	25745	26219	98.19%	2036091	2616966	77.80%
Dec-02	23980	24241	98.92%	2165894	2577208	84.04%
Jan-03	23917	24362	98.17%	2238227	2964996	75.49%
Feb-03	20899	21046	99.30%	2128566	2559622	83.16%
Mar-03	23866	24212	98.57%	2248592	2781661	80.84%
Apr-03	26748	28312	94.48%	2276242	2764235	82.35%
May-03	23655	28191	83.91%	2042164	2801297	72.90%
Jun-03	25407	26248	96.80%	2052431	2870341	71.50%
Jul-03	26243	28550	91.92%	2078165	3019253	68.83%
Aug-03	24941	25948	96.12%	1877597	2912367	64.47%
Sep-03	25677	27116	94.69%	1642887	2859548	57.45%
Oct-03	29232	30565	95.64%	2276364	2877143	79.12%

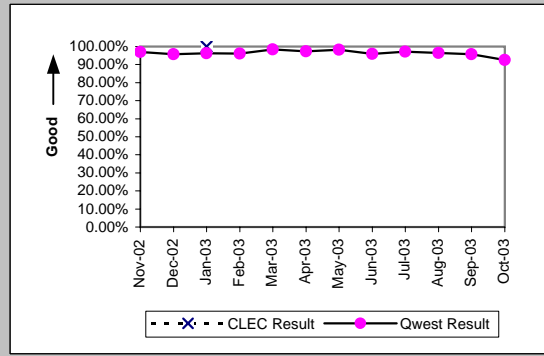


OP-3A - Installation Commitments Met (Percent) - Dispatches within MSAs

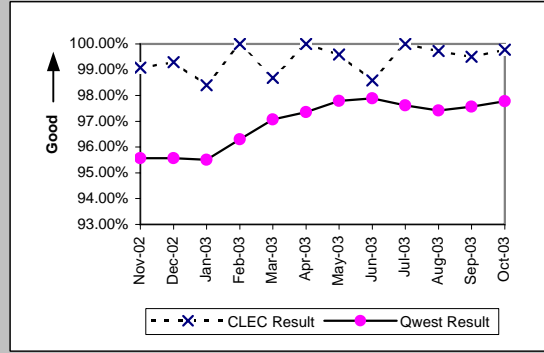
Business (Parity)									
Date	CLEC Num	CLEC Denc	CLEC Resu	CLEC Std E	Qwest Num	Qwest Denc	Qwest Resu	Mod Z Scr	Parity Scr
Nov-02	12	12	100.00%	0.00%	2485	2622	94.78%	-0.81	-1.49
Dec-02	8	10	80.00%	40.00%	2039	2190	93.11%	1.36	-0.17
Jan-03	7	7	100.00%	0.00%	2417	2554	94.64%	-0.63	-1.38
Feb-03	8	8	100.00%	0.00%	2174	2276	95.52%	-0.61	-1.37
Mar-03	9	9	100.00%	0.00%	2458	2562	95.94%	-0.62	-1.37
Apr-03	12	12	100.00%	0.00%	2380	2454	96.98%	-0.61	-1.37
May-03	14	14	100.00%	0.00%	2373	2442	97.17%	-0.64	-1.39
Jun-03	13	13	100.00%	0.00%	2345	2427	96.62%	-0.67	-1.41
Jul-03	11	11	100.00%	0.00%	2415	2507	96.33%	-0.65	-1.39
Aug-03	7	7	100.00%	0.00%	2398	2491	96.27%	-0.52	-1.32
Sep-03	8	8	100.00%	0.00%	2462	2555	96.36%	-0.55	-1.33
Oct-03	5	5	100.00%	0.00%	2692	2812	95.73%	-0.47	-1.29



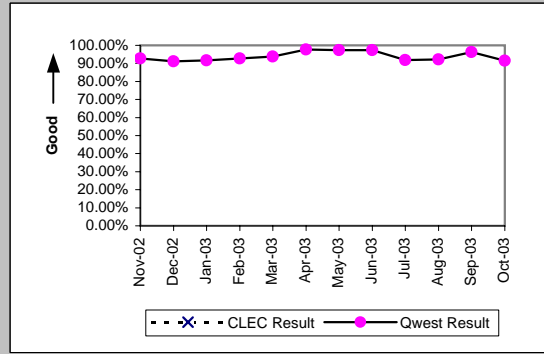
Centrex (Parity)									
Date	CLEC Num	CLEC Denc	CLEC Resu	CLEC Std E	Qwest Num	Qwest Denc	Qwest Resu	Mod Z Scr	Parity Scr
Nov-02					451	465	96.99%		
Dec-02					431	450	95.78%		
Jan-03	1	1	100.00%	0.00%	388	403	96.28%	-0.2	-1.12
Feb-03					417	434	96.08%		
Mar-03					535	544	98.35%		
Apr-03					323	332	97.29%		
May-03					339	345	98.26%		
Jun-03					454	473	95.98%		
Jul-03					401	413	97.09%		
Aug-03					332	344	96.51%		
Sep-03					363	379	95.78%		
Oct-03					236	255	92.55%		



Residence (Parity)									
Date	CLEC Num	CLEC Denc	CLEC Resu	CLEC Std E	Qwest Num	Qwest Denc	Qwest Resu	Mod Z Scr	Parity Scr
Nov-02	108	109	99.08%	9.53%	7855	8219	95.57%	-1.77	-2.08
Dec-02	140	141	99.29%	8.39%	7603	7956	95.56%	-2.13	-2.3
Jan-03	245	249	98.39%	12.57%	8099	8480	95.51%	-2.17	-2.32
Feb-03	253	253	100.00%	0.00%	7402	7686	96.31%	-3.07	-2.86
Mar-03	224	227	98.68%	11.42%	8015	8257	97.07%	-1.42	-1.86
Apr-03	226	226	100.00%	0.00%	8485	8715	97.36%	-2.44	-2.49
May-03	243	244	99.59%	6.39%	8097	8280	97.79%	-1.89	-2.15
Jun-03	278	282	98.58%	11.83%	8646	8832	97.89%	-0.79	-1.48
Jul-03	606	606	100.00%	0.00%	9145	9368	97.62%	-3.73	-3.26
Aug-03	722	724	99.72%	5.25%	8872	9107	97.42%	-3.76	-3.29
Sep-03	808	812	99.51%	7.00%	8799	9018	97.57%	-3.43	-3.09
Oct-03	895	897	99.78%	4.72%	8400	8591	97.78%	-3.87	-3.35

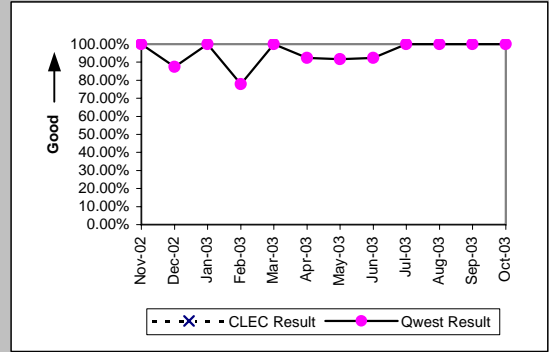


Centrex 21 (Parity)									
Date	CLEC Num	CLEC Denc	CLEC Resu	CLEC Std E	Qwest Num	Qwest Denc	Qwest Resu	Mod Z Scr	Parity Scr
Nov-02					103	111	92.79%		
Dec-02					114	125	91.20%		
Jan-03					110	120	91.67%		
Feb-03					102	110	92.73%		
Mar-03					120	128	93.75%		
Apr-03					126	129	97.67%		
May-03					110	113	97.35%		
Jun-03					107	110	97.27%		
Jul-03					123	134	91.79%		
Aug-03					94	102	92.16%		
Sep-03					128	133	96.24%		
Oct-03					108	118	91.53%		

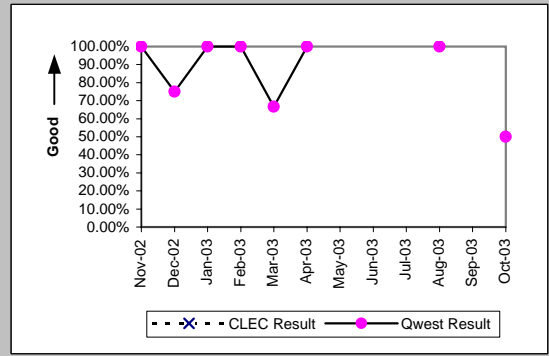


OP-3A - Installation Commitments Met (Percent) - Dispatches within MSAs

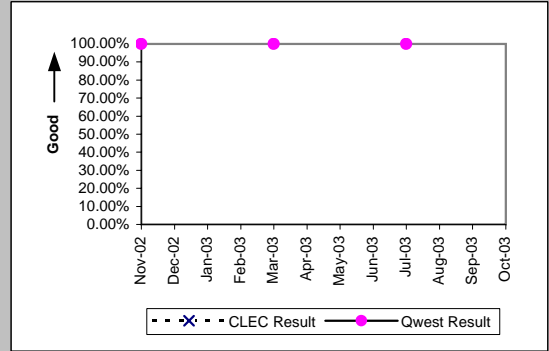
PBX (Parity)									
Date	CLEC Num	CLEC Denc	CLEC Resu	CLEC Std	Qwest Num	Qwest Denc	Qwest Resu	Mod Z Scr	Parity Scr
Nov-02					10	10	100.00%		
Dec-02					7	8	87.50%		
Jan-03					6	6	100.00%		
Feb-03					7	9	77.78%		
Mar-03					9	9	100.00%		
Apr-03					12	13	92.31%		
May-03					11	12	91.67%		
Jun-03					12	13	92.31%		
Jul-03					5	5	100.00%		
Aug-03					4	4	100.00%		
Sep-03					4	4	100.00%		
Oct-03					8	8	100.00%		



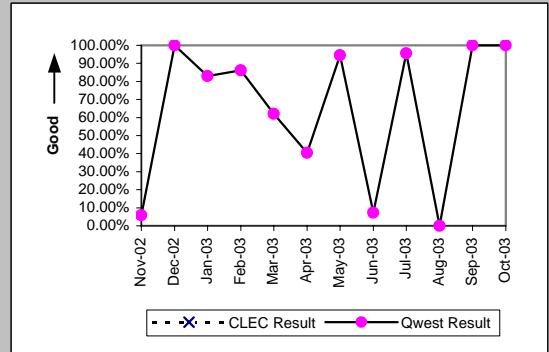
Basic Rate ISDN (Parity)									
Date	CLEC Num	CLEC Denc	CLEC Resu	CLEC Std	Qwest Num	Qwest Denc	Qwest Resu	Mod Z Scr	Parity Scr
Nov-02					6	6	100.00%		
Dec-02					3	4	75.00%		
Jan-03					3	3	100.00%		
Feb-03					2	2	100.00%		
Mar-03					4	6	66.67%		
Apr-03					1	1	100.00%		
May-03									
Jun-03									
Jul-03									
Aug-03					1	1	100.00%		
Sep-03									
Oct-03					1	2	50.00%		



ISDN Primary (Parity)									
Date	CLEC Num	CLEC Denc	CLEC Resu	CLEC Std	Qwest Num	Qwest Denc	Qwest Resu	Mod Z Scr	Parity Scr
Nov-02					2	2	100.00%		
Dec-02									
Jan-03									
Feb-03									
Mar-03					1	1	100.00%		
Apr-03									
May-03									
Jun-03									
Jul-03					1	1	100.00%		
Aug-03									
Sep-03									
Oct-03									

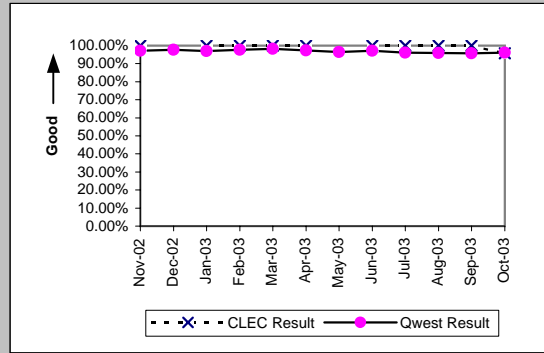


DS0 (Parity)									
Date	CLEC Num	CLEC Denc	CLEC Resu	CLEC Std	Qwest Num	Qwest Denc	Qwest Resu	Mod Z Scr	Parity Scr
Nov-02					2	34	5.88%		
Dec-02					1	1	100.00%		
Jan-03					283	341	82.99%		
Feb-03					87	101	86.14%		
Mar-03					100	161	62.11%		
Apr-03					17	42	40.48%		
May-03					17	18	94.44%		
Jun-03					4	55	7.27%		
Jul-03					282	295	95.59%		
Aug-03					0	1	0.00%		
Sep-03					2	2	100.00%		
Oct-03					8	8	100.00%		

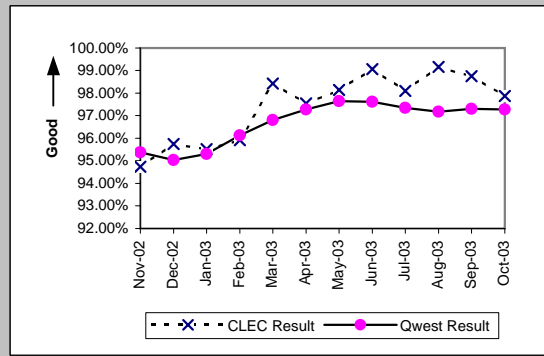


OP-3A - Installation Commitments Met (Percent) - Dispatches within MSAs

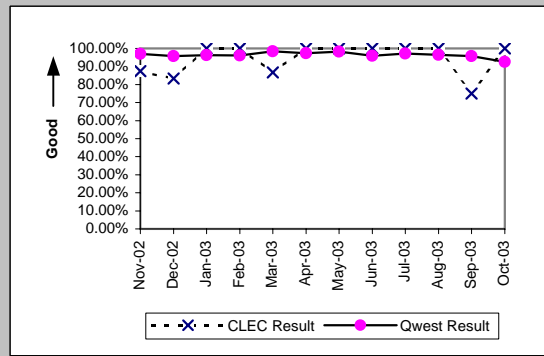
Qwest DSL (Parity)									
Date	CLEC Num	CLEC Denc	CLEC Resu	CLEC Std	Qwest Num	Qwest Denc	Qwest Resu	Mod Z Scr	Parity Scr
Nov-02	1	1	100.00%	0.00%	811	834	97.24%	-0.17	-1.1
Dec-02					866	886	97.74%		
Jan-03	1	1	100.00%	0.00%	912	941	96.92%	-0.18	-1.11
Feb-03	1	1	100.00%	0.00%	784	802	97.76%	-0.15	-1.09
Mar-03	2	2	100.00%	0.00%	740	753	98.27%	-0.19	-1.11
Apr-03	2	2	100.00%	0.00%	638	655	97.40%	-0.23	-1.14
May-03					483	501	96.41%		
Jun-03	3	3	100.00%	0.00%	388	399	97.24%	-0.29	-1.18
Jul-03	7	7	100.00%	0.00%	321	334	96.11%	-0.53	-1.32
Aug-03	7	7	100.00%	0.00%	350	365	95.89%	-0.54	-1.33
Sep-03	15	15	100.00%	0.00%	548	572	95.80%	-0.8	-1.49
Oct-03	23	24	95.83%	19.98%	693	721	96.12%	0.14	-0.91



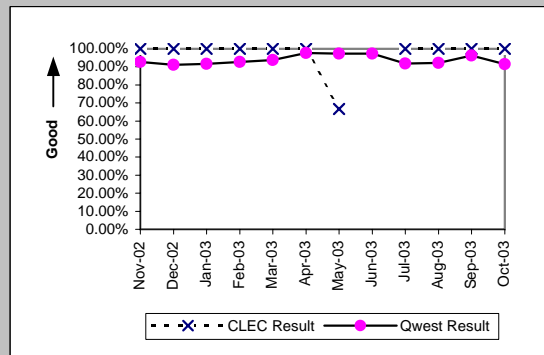
UNE - P (POTS) (Parity)									
Date	CLEC Num	CLEC Denc	CLEC Resu	CLEC Std	Qwest Num	Qwest Denc	Qwest Resu	Mod Z Scr	Parity Scr
Nov-02	126	133	94.74%	22.33%	10340	10841	95.38%	0.39	-0.76
Dec-02	135	141	95.74%	20.18%	9642	10146	95.03%	-0.39	-1.23
Jan-03	192	201	95.52%	20.68%	10516	11034	95.31%	-0.14	-1.09
Feb-03	188	196	95.92%	19.79%	9576	9962	96.13%	0.2	-0.88
Mar-03	314	319	98.43%	12.42%	10473	10819	96.80%	-1.63	-1.99
Apr-03	279	286	97.55%	15.45%	10865	11169	97.28%	-0.28	-1.17
May-03	317	323	98.14%	13.50%	10470	10722	97.65%	-0.58	-1.35
Jun-03	211	213	99.06%	9.64%	10991	11259	97.62%	-1.37	-1.83
Jul-03	259	264	98.11%	13.63%	11560	11875	97.35%	-0.76	-1.46
Aug-03	239	241	99.17%	9.07%	11270	11598	97.17%	-1.85	-2.13
Sep-03	237	240	98.75%	11.11%	11261	11573	97.30%	-1.37	-1.83
Oct-03	230	235	97.87%	14.43%	11092	11403	97.27%	-0.56	-1.34



UNE P (Centrex) (Parity)									
Date	CLEC Num	CLEC Denc	CLEC Resu	CLEC Std	Qwest Num	Qwest Denc	Qwest Resu	Mod Z Scr	Parity Scr
Nov-02	7	8	87.50%	33.07%	451	465	96.99%	1.15	-0.3
Dec-02	10	12	83.33%	37.27%	431	450	95.78%	1.63	-0.01
Jan-03	10	10	100.00%	0.00%	388	403	96.28%	-0.61	-1.37
Feb-03	10	10	100.00%	0.00%	417	434	96.08%	-0.63	-1.38
Mar-03	13	15	86.67%	33.99%	535	544	98.35%	2.18	0.33
Apr-03	17	17	100.00%	0.00%	323	332	97.29%	-0.67	-1.41
May-03	6	6	100.00%	0.00%	339	345	98.26%	-0.32	-1.2
Jun-03	7	7	100.00%	0.00%	454	473	95.98%	-0.54	-1.33
Jul-03	7	7	100.00%	0.00%	401	413	97.09%	-0.45	-1.28
Aug-03	7	7	100.00%	0.00%	332	344	96.51%	-0.5	-1.3
Sep-03	3	4	75.00%	43.30%	363	379	95.78%	1.37	-0.17
Oct-03	5	5	100.00%	0.00%	236	255	92.55%	-0.63	-1.38

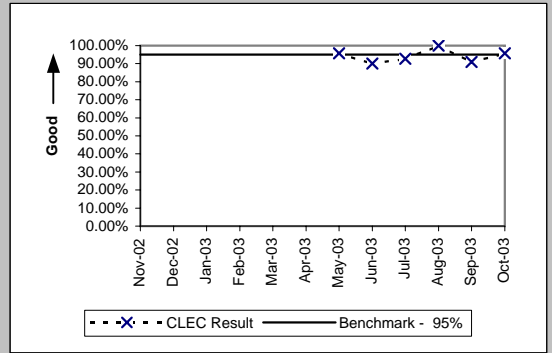


UNE P (Centrex 21) (Parity)									
Date	CLEC Num	CLEC Denc	CLEC Resu	CLEC Std	Qwest Num	Qwest Denc	Qwest Resu	Mod Z Scr	Parity Scr
Nov-02	5	5	100.00%	0.00%	103	111	92.79%	-0.61	-1.37
Dec-02	10	10	100.00%	0.00%	114	125	91.20%	-0.95	-1.57
Jan-03	3	3	100.00%	0.00%	110	120	91.67%	-0.52	-1.31
Feb-03	4	4	100.00%	0.00%	102	110	92.73%	-0.55	-1.33
Mar-03	4	4	100.00%	0.00%	120	128	93.75%	-0.51	-1.31
Apr-03	5	5	100.00%	0.00%	126	129	97.67%	-0.34	-1.21
May-03	2	3	66.67%	47.14%	110	113	97.35%	1.68	0.02
Jun-03					107	110	97.27%		
Jul-03	4	4	100.00%	0.00%	123	134	91.79%	-0.59	-1.36
Aug-03	4	4	100.00%	0.00%	94	102	92.16%	-0.57	-1.35
Sep-03	4	4	100.00%	0.00%	128	133	96.24%	-0.39	-1.24
Oct-03	2	2	100.00%	0.00%	108	118	91.53%	-0.43	-1.26



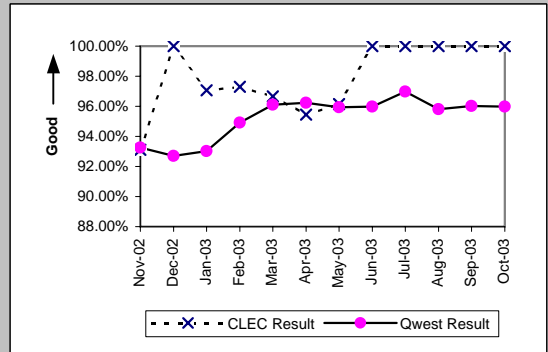
OP-3A - Installation Commitments Met (Percent) - Dispatches within MSAs

Line Sharing (Benchmark)				
Date	Numerator	Denominator	CLEC Result	Standard Dev
Nov-02				
Dec-02				
Jan-03				
Feb-03				
Mar-03				
Apr-03				
May-03	23	24	95.83%	19.98%
Jun-03	45	50	90.00%	30.00%
Jul-03	76	82	92.68%	26.04%
Aug-03	43	43	100.00%	0.00%
Sep-03	50	55	90.91%	28.75%
Oct-03	68	71	95.77%	20.12%

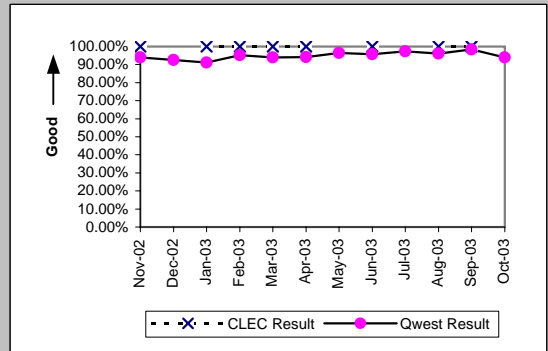


OP-3B - Installation Commitments Met (Percent) - Dispatches outside MSAs

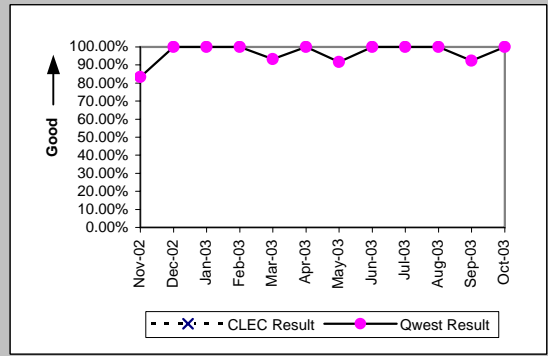
Residence (Parity)									
Date	CLEC Num	CLEC Denc	CLEC Resu	CLEC Std E	Qwest Num	Qwest Denc	Qwest Resu	Mod Z Scr	Parity Scr
Nov-02	27	29	93.10%	25.34%	1342	1439	93.26%	0.11	-0.94
Dec-02	26	26	100.00%	0.00%	1358	1465	92.70%	-1.42	-1.86
Jan-03	33	34	97.06%	16.90%	1371	1474	93.01%	-0.92	-1.56
Feb-03	36	37	97.30%	16.22%	1305	1375	94.91%	-0.65	-1.4
Mar-03	29	30	96.67%	17.95%	1380	1436	96.10%	-0.16	-1.1
Apr-03	21	22	95.45%	20.83%	1529	1589	96.22%	0.26	-0.84
May-03	25	26	96.15%	19.23%	1462	1524	95.93%	-0.06	-1.03
Jun-03	19	19	100.00%	0.00%	1504	1567	95.98%	-0.89	-1.54
Jul-03	15	15	100.00%	0.00%	1641	1692	96.99%	-0.68	-1.41
Aug-03	15	15	100.00%	0.00%	1529	1596	95.80%	-0.81	-1.49
Sep-03	17	17	100.00%	0.00%	1476	1537	96.03%	-0.83	-1.51
Oct-03	31	31	100.00%	0.00%	1459	1520	95.99%	-1.13	-1.69



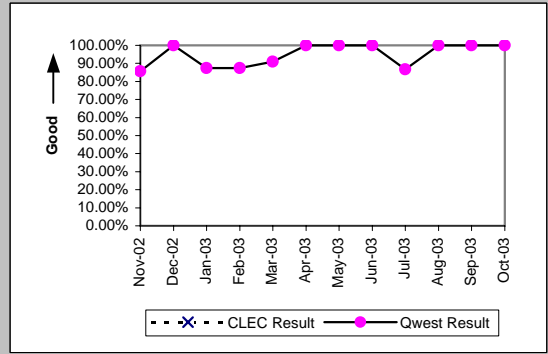
Business (Parity)									
Date	CLEC Num	CLEC Denc	CLEC Resu	CLEC Std E	Qwest Num	Qwest Denc	Qwest Resu	Mod Z Scr	Parity Scr
Nov-02	3	3	100.00%	0.00%	265	282	93.97%	-0.44	-1.27
Dec-02					261	282	92.55%		
Jan-03	1	1	100.00%	0.00%	306	336	91.07%	-0.31	-1.19
Feb-03	1	1	100.00%	0.00%	280	294	95.24%	-0.22	-1.14
Mar-03	2	2	100.00%	0.00%	297	316	93.99%	-0.36	-1.22
Apr-03	3	3	100.00%	0.00%	287	305	94.10%	-0.43	-1.26
May-03					275	285	96.49%		
Jun-03	1	1	100.00%	0.00%	291	304	95.72%	-0.21	-1.13
Jul-03					290	298	97.32%		
Aug-03	2	2	100.00%	0.00%	275	286	96.15%	-0.28	-1.17
Sep-03	1	1	100.00%	0.00%	310	315	98.41%	-0.13	-1.08
Oct-03					278	296	93.92%		



Centrex (Parity)									
Date	CLEC Num	CLEC Denc	CLEC Resu	CLEC Std E	Qwest Num	Qwest Denc	Qwest Resu	Mod Z Scr	Parity Scr
Nov-02					10	12	83.33%		
Dec-02					6	6	100.00%		
Jan-03					9	9	100.00%		
Feb-03					4	4	100.00%		
Mar-03					14	15	93.33%		
Apr-03					11	11	100.00%		
May-03					11	12	91.67%		
Jun-03					9	9	100.00%		
Jul-03					8	8	100.00%		
Aug-03					12	12	100.00%		
Sep-03					12	13	92.31%		
Oct-03					8	8	100.00%		

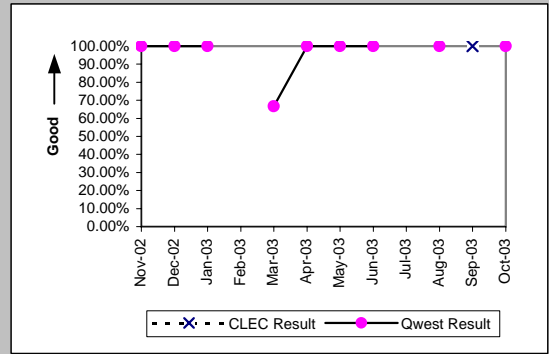


Centrex 21 (Parity)									
Date	CLEC Num	CLEC Denc	CLEC Resu	CLEC Std E	Qwest Num	Qwest Denc	Qwest Resu	Mod Z Scr	Parity Scr
Nov-02					12	14	85.71%		
Dec-02					9	9	100.00%		
Jan-03					7	8	87.50%		
Feb-03					7	8	87.50%		
Mar-03					10	11	90.91%		
Apr-03					7	7	100.00%		
May-03					13	13	100.00%		
Jun-03					12	12	100.00%		
Jul-03					13	15	86.67%		
Aug-03					13	13	100.00%		
Sep-03					9	9	100.00%		
Oct-03					10	10	100.00%		

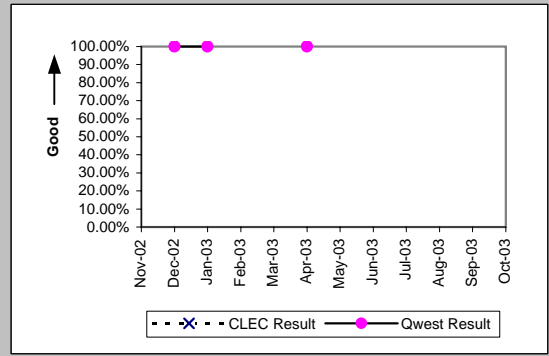


OP-3B - Installation Commitments Met (Percent) - Dispatches outside MSAs

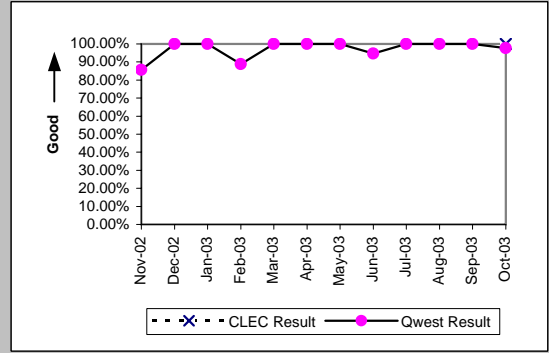
PBX (Parity)									
Date	CLEC Num	CLEC Denc	CLEC Resu	CLEC Std E	Qwest Num	Qwest Denc	Qwest Resu	Mod Z Scr	Parity Scr
Nov-02					2	2	100.00%		
Dec-02					2	2	100.00%		
Jan-03					1	1	100.00%		
Feb-03									
Mar-03					2	3	66.67%		
Apr-03					1	1	100.00%		
May-03					3	3	100.00%		
Jun-03					1	1	100.00%		
Jul-03									
Aug-03					1	1	100.00%		
Sep-03	1	1	100.00%	0.00%					
Oct-03					2	2	100.00%		



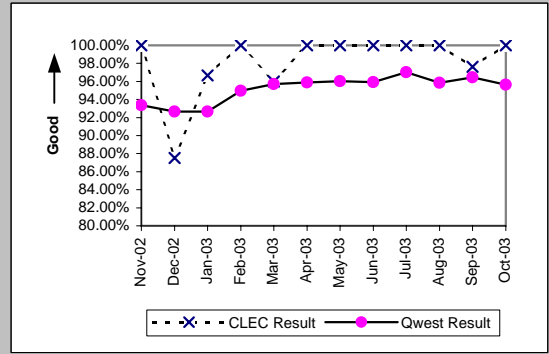
Basic Rate ISDN (Parity)									
Date	CLEC Num	CLEC Denc	CLEC Resu	CLEC Std E	Qwest Num	Qwest Denc	Qwest Resu	Mod Z Scr	Parity Scr
Nov-02									
Dec-02									
Jan-03					1	1	100.00%		
Feb-03									
Mar-03									
Apr-03					1	1	100.00%		
May-03									
Jun-03									
Jul-03									
Aug-03									
Sep-03									
Oct-03									



Qwest DSL (Parity)									
Date	CLEC Num	CLEC Denc	CLEC Resu	CLEC Std E	Qwest Num	Qwest Denc	Qwest Resu	Mod Z Scr	Parity Scr
Nov-02					6	7	85.71%		
Dec-02					5	5	100.00%		
Jan-03					13	13	100.00%		
Feb-03					8	9	88.89%		
Mar-03					14	14	100.00%		
Apr-03					10	10	100.00%		
May-03					15	15	100.00%		
Jun-03					18	19	94.74%		
Jul-03					21	21	100.00%		
Aug-03					13	13	100.00%		
Sep-03					38	38	100.00%		
Oct-03	1	1	100.00%	0.00%	41	42	97.62%	-0.15	-1.09

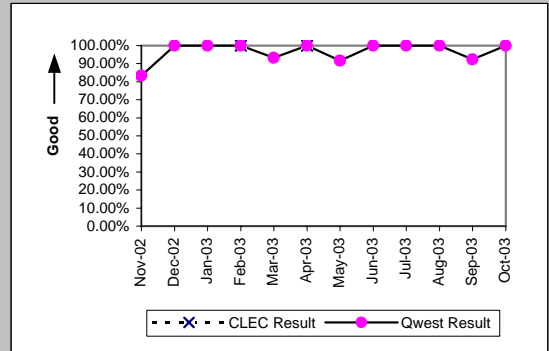


UNE - P (POTS) (Parity)									
Date	CLEC Num	CLEC Denc	CLEC Resu	CLEC Std E	Qwest Num	Qwest Denc	Qwest Resu	Mod Z Scr	Parity Scr
Nov-02	15	15	100.00%	0.00%	1607	1721	93.38%	-1.03	-1.62
Dec-02	7	8	87.50%	33.07%	1619	1747	92.67%	0.56	-0.66
Jan-03	29	30	96.67%	17.95%	1677	1810	92.65%	-0.84	-1.51
Feb-03	21	21	100.00%	0.00%	1585	1669	94.97%	-1.05	-1.64
Mar-03	48	50	96.00%	19.60%	1677	1752	95.72%	-0.1	-1.06
Apr-03	34	34	100.00%	0.00%	1816	1894	95.88%	-1.2	-1.73
May-03	51	51	100.00%	0.00%	1737	1809	96.02%	-1.43	-1.87
Jun-03	28	28	100.00%	0.00%	1795	1871	95.94%	-1.08	-1.66
Jul-03	28	28	100.00%	0.00%	1931	1990	97.04%	-0.92	-1.56
Aug-03	29	29	100.00%	0.00%	1804	1882	95.86%	-1.11	-1.68
Sep-03	41	42	97.62%	15.25%	1786	1852	96.44%	-0.41	-1.25
Oct-03	28	28	100.00%	0.00%	1737	1816	95.65%	-1.12	-1.68

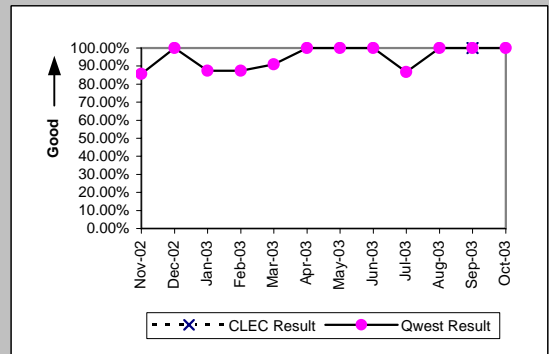


OP-3B - Installation Commitments Met (Percent) - Dispatches outside MSAs

UNE P (Centrex) (Parity)									
Date	CLEC Num	CLEC Denc	CLEC Resu	CLEC Std	Qwest Num	Qwest Denc	Qwest Resu	Mod Z Scr	Parity Scr
Nov-02					10	12	83.33%		
Dec-02					6	6	100.00%		
Jan-03					9	9	100.00%		
Feb-03	1	1	100.00%	0.00%	4	4	100.00%	N/A	N/A
Mar-03					14	15	93.33%		
Apr-03	1	1	100.00%	0.00%	11	11	100.00%	N/A	N/A
May-03					11	12	91.67%		
Jun-03					9	9	100.00%		
Jul-03					8	8	100.00%		
Aug-03					12	12	100.00%		
Sep-03					12	13	92.31%		
Oct-03					8	8	100.00%		

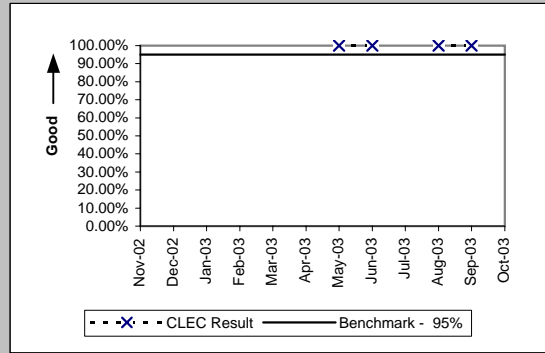


UNE P (Centrex 21) (Parity)									
Date	CLEC Num	CLEC Denc	CLEC Resu	CLEC Std	Qwest Num	Qwest Denc	Qwest Resu	Mod Z Scr	Parity Scr
Nov-02					12	14	85.71%		
Dec-02					9	9	100.00%		
Jan-03					7	8	87.50%		
Feb-03					7	8	87.50%		
Mar-03					10	11	90.91%		
Apr-03					7	7	100.00%		
May-03					13	13	100.00%		
Jun-03					12	12	100.00%		
Jul-03					13	15	86.67%		
Aug-03					13	13	100.00%		
Sep-03	1	1	100.00%	0.00%	9	9	100.00%	N/A	N/A
Oct-03					10	10	100.00%		



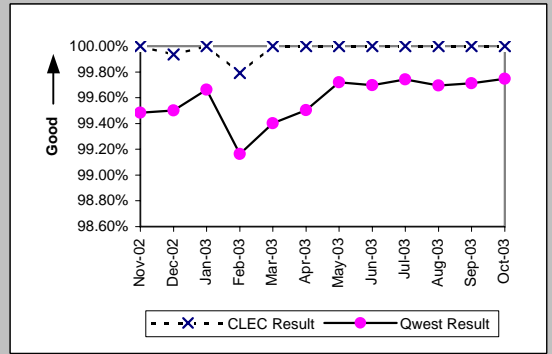
OP-3B - Installation Commitments Met (Percent) - Dispatches outside MSAs

Line Sharing (Benchmark)				
Date	Numerator	Denominator	CLEC Result	Standard Dev
Nov-02				
Dec-02				
Jan-03				
Feb-03				
Mar-03				
Apr-03				
May-03	1	1	100.00%	0.00%
Jun-03	2	2	100.00%	0.00%
Jul-03				
Aug-03	1	1	100.00%	0.00%
Sep-03	1	1	100.00%	0.00%
Oct-03				

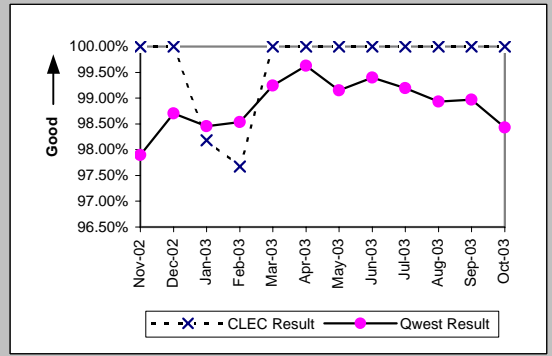


OP-3C - Installation Commitments Met (Percent) - No dispatches

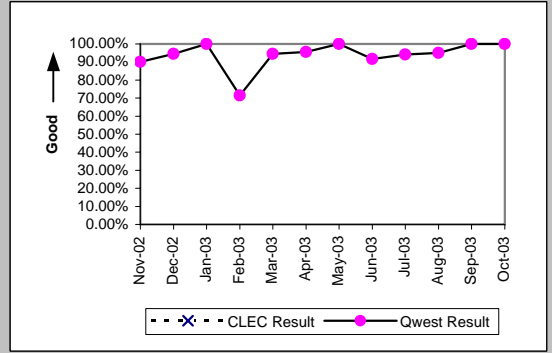
Residence (Parity)									
Date	CLEC Num	CLEC Denc	CLEC Resu	CLEC Std E	Qwest Num	Qwest Denc	Qwest Resu	Mod Z Scr	Parity Scr
Nov-02	722	722	100.00%	0.00%	25786	25920	99.48%	-1.91	-2.16
Dec-02	1556	1557	99.94%	2.53%	23357	23474	99.50%	-2.36	-2.43
Jan-03	1506	1506	100.00%	0.00%	25469	25555	99.66%	-2.19	-2.33
Feb-03	1440	1443	99.79%	4.55%	23458	23656	99.16%	-2.55	-2.55
Mar-03	1195	1195	100.00%	0.00%	24736	24885	99.40%	-2.62	-2.59
Apr-03	843	843	100.00%	0.00%	26417	26549	99.50%	-2.02	-2.23
May-03	743	743	100.00%	0.00%	26574	26649	99.72%	-1.43	-1.87
Jun-03	385	385	100.00%	0.00%	28603	28690	99.70%	-1.07	-1.65
Jul-03	501	501	100.00%	0.00%	32937	33022	99.74%	-1.13	-1.69
Aug-03	379	379	100.00%	0.00%	32927	33028	99.69%	-1.07	-1.65
Sep-03	317	317	100.00%	0.00%	31586	31677	99.71%	-0.95	-1.58
Oct-03	479	479	100.00%	0.00%	29988	30064	99.75%	-1.09	-1.66



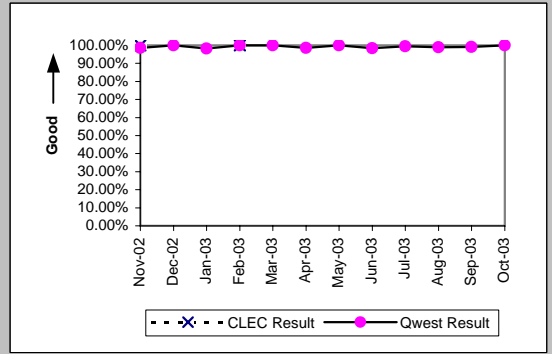
Business (Parity)									
Date	CLEC Num	CLEC Denc	CLEC Resu	CLEC Std E	Qwest Num	Qwest Denc	Qwest Resu	Mod Z Scr	Parity Scr
Nov-02	39	39	100.00%	0.00%	651	665	97.89%	-0.89	-1.54
Dec-02	26	26	100.00%	0.00%	610	618	98.71%	-0.57	-1.35
Jan-03	54	55	98.18%	13.36%	764	776	98.45%	0.21	-0.87
Feb-03	42	43	97.67%	15.07%	807	819	98.53%	0.47	-0.72
Mar-03	37	37	100.00%	0.00%	786	792	99.24%	-0.52	-1.32
Apr-03	71	71	100.00%	0.00%	805	808	99.63%	-0.49	-1.3
May-03	33	33	100.00%	0.00%	936	944	99.15%	-0.52	-1.32
Jun-03	20	20	100.00%	0.00%	823	828	99.40%	-0.34	-1.21
Jul-03	27	27	100.00%	0.00%	736	742	99.19%	-0.46	-1.28
Aug-03	10	10	100.00%	0.00%	649	656	98.93%	-0.33	-1.2
Sep-03	12	12	100.00%	0.00%	673	680	98.97%	-0.35	-1.21
Oct-03	10	10	100.00%	0.00%	816	829	98.43%	-0.4	-1.24



Centrex (Parity)									
Date	CLEC Num	CLEC Denc	CLEC Resu	CLEC Std E	Qwest Num	Qwest Denc	Qwest Resu	Mod Z Scr	Parity Scr
Nov-02					9	10	90.00%		
Dec-02					17	18	94.44%		
Jan-03					15	15	100.00%		
Feb-03					5	7	71.43%		
Mar-03					17	18	94.44%		
Apr-03					22	23	95.65%		
May-03					9	9	100.00%		
Jun-03					22	24	91.67%		
Jul-03					16	17	94.12%		
Aug-03					39	41	95.12%		
Sep-03					5	5	100.00%		
Oct-03					11	11	100.00%		

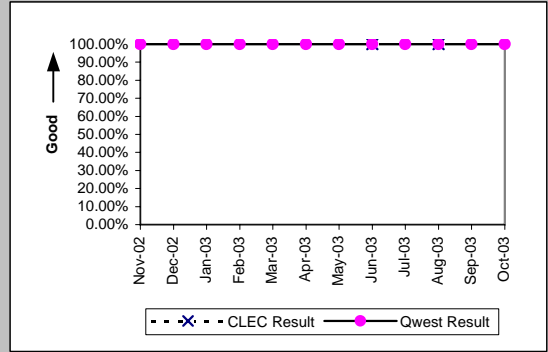


Centrex 21 (Parity)									
Date	CLEC Num	CLEC Denc	CLEC Resu	CLEC Std E	Qwest Num	Qwest Denc	Qwest Resu	Mod Z Scr	Parity Scr
Nov-02					68	69	98.55%	-0.12	-1.07
Dec-02					79	79	100.00%		
Jan-03					55	56	98.21%		
Feb-03	1	1	100.00%	0.00%	65	65	100.00%	N/A	N/A
Mar-03					82	82	100.00%		
Apr-03					71	72	98.61%		
May-03					77	77	100.00%		
Jun-03					122	124	98.39%		
Jul-03					224	225	99.56%		
Aug-03					99	100	99.00%		
Sep-03					116	117	99.15%		
Oct-03					48	48	100.00%		

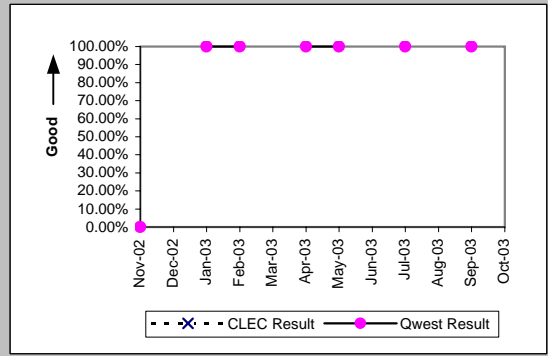


OP-3C - Installation Commitments Met (Percent) - No dispatches

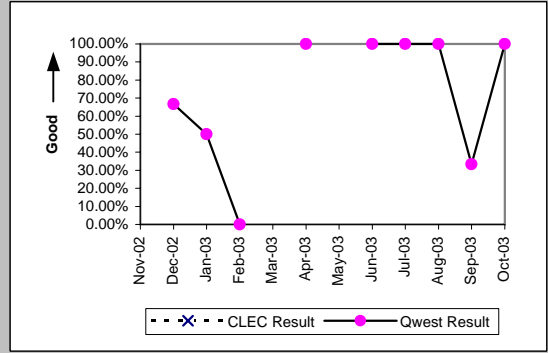
PBX (Parity)									
Date	CLEC Num	CLEC Denc	CLEC Resu	CLEC Std T	Qwest Num	Qwest Denc	Qwest Resu	Mod Z Scr	Parity Scr
Nov-02					2	2	100.00%		
Dec-02					3	3	100.00%		
Jan-03					2	2	100.00%		
Feb-03					4	4	100.00%		
Mar-03					1	1	100.00%		
Apr-03					11	11	100.00%		
May-03					5	5	100.00%		
Jun-03	1	1	100.00%	0.00%	6	6	100.00%	N/A	N/A
Jul-03					7	7	100.00%		
Aug-03	1	1	100.00%	0.00%	19	19	100.00%	N/A	N/A
Sep-03					7	7	100.00%		
Oct-03					1	1	100.00%		



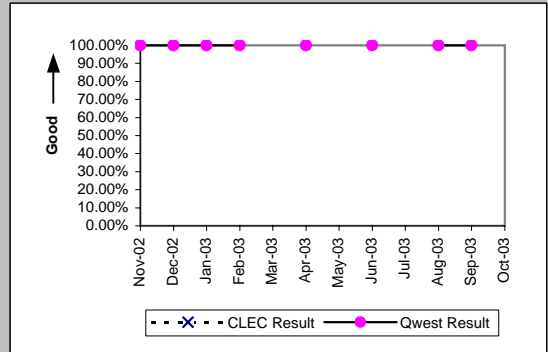
Basic Rate ISDN (Parity)									
Date	CLEC Num	CLEC Denc	CLEC Resu	CLEC Std T	Qwest Num	Qwest Denc	Qwest Resu	Mod Z Scr	Parity Scr
Nov-02					0	1	0.00%		
Dec-02									
Jan-03					2	2	100.00%		
Feb-03					2	2	100.00%		
Mar-03									
Apr-03					1	1	100.00%		
May-03					1	1	100.00%		
Jun-03									
Jul-03					1	1	100.00%		
Aug-03									
Sep-03					1	1	100.00%		
Oct-03									



ISDN Primary (Parity)									
Date	CLEC Num	CLEC Denc	CLEC Resu	CLEC Std T	Qwest Num	Qwest Denc	Qwest Resu	Mod Z Scr	Parity Scr
Nov-02									
Dec-02					2	3	66.67%		
Jan-03					1	2	50.00%		
Feb-03					0	1	0.00%		
Mar-03									
Apr-03					1	1	100.00%		
May-03									
Jun-03					1	1	100.00%		
Jul-03					78	78	100.00%		
Aug-03					1	1	100.00%		
Sep-03					1	3	33.33%		
Oct-03					1	1	100.00%		

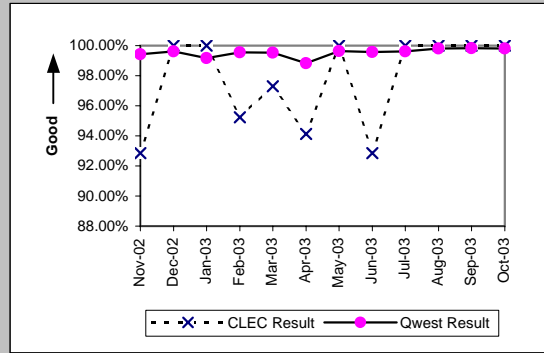


DS0 (Parity)									
Date	CLEC Num	CLEC Denc	CLEC Resu	CLEC Std T	Qwest Num	Qwest Denc	Qwest Resu	Mod Z Scr	Parity Scr
Nov-02					1	1	100.00%		
Dec-02					1	1	100.00%		
Jan-03					1	1	100.00%		
Feb-03					1	1	100.00%		
Mar-03									
Apr-03					5	5	100.00%		
May-03									
Jun-03					2	2	100.00%		
Jul-03									
Aug-03					4	4	100.00%		
Sep-03					1	1	100.00%		
Oct-03									

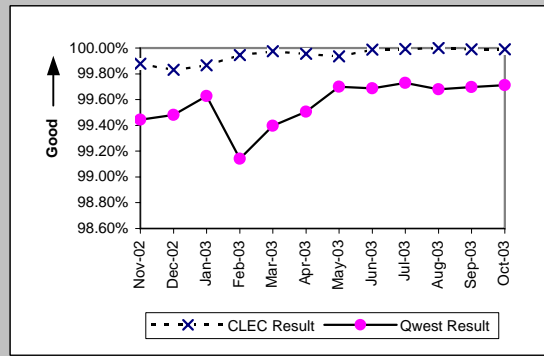


OP-3C - Installation Commitments Met (Percent) - No dispatches

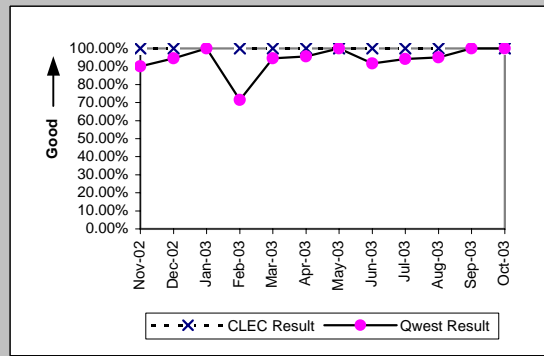
Qwest DSL (Parity)											
Date	CLEC Num	CLEC Denc	CLEC Resu	CLEC Std E	Qwest Num	Qwest Denc	Qwest Resu	Mod Z Scr	Parity Scr		
Nov-02	39	42	92.86%	25.75%	4002	4025	99.43%	3.11	0.89		
Dec-02	38	38	100.00%	0.00%	4764	4782	99.62%	-0.38	-1.23		
Jan-03	35	35	100.00%	0.00%	5151	5194	99.17%	-0.54	-1.33		
Feb-03	20	21	95.24%	21.30%	4263	4282	99.56%	1.68	0.02		
Mar-03	36	37	97.30%	16.22%	4479	4500	99.53%	1.36	-0.17		
Apr-03	16	17	94.12%	23.53%	4892	4950	98.83%	1.29	-0.22		
May-03	24	24	100.00%	0.00%	4344	4360	99.63%	-0.3	-1.18		
Jun-03	13	14	92.86%	25.75%	4765	4785	99.58%	1.89	0.15		
Jul-03	26	26	100.00%	0.00%	4981	5000	99.62%	-0.31	-1.19		
Aug-03	48	48	100.00%	0.00%	6033	6045	99.80%	-0.31	-1.19		
Sep-03	32	32	100.00%	0.00%	8323	8338	99.82%	-0.24	-1.15		
Oct-03	35	35	100.00%	0.00%	8612	8629	99.80%	-0.26	-1.16		



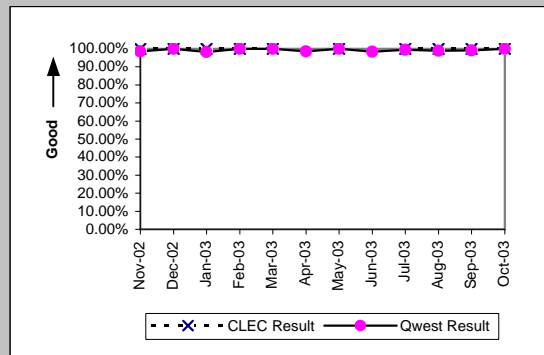
UNE - P (POTS) (Parity)											
Date	CLEC Num	CLEC Denc	CLEC Resu	CLEC Std E	Qwest Num	Qwest Denc	Qwest Resu	Mod Z Scr	Parity Scr		
Nov-02	1628	1630	99.88%	3.50%	26437	26585	99.44%	-2.29	-2.39		
Dec-02	2379	2383	99.83%	4.09%	23967	24092	99.48%	-2.28	-2.38		
Jan-03	2235	2238	99.87%	3.66%	26233	26331	99.63%	-1.78	-2.08		
Feb-03	3602	3604	99.94%	2.36%	24265	24475	99.14%	-4.88	-3.96		
Mar-03	8044	8046	99.98%	1.58%	25522	25677	99.40%	-5.85	-4.56		
Apr-03	6753	6756	99.96%	2.11%	27222	27357	99.51%	-4.72	-3.87		
May-03	9374	9380	99.94%	2.53%	27510	27593	99.70%	-3.62	-3.2		
Jun-03	7998	7999	99.99%	1.12%	29426	29518	99.69%	-4.26	-3.59		
Jul-03	11630	11631	99.99%	0.93%	33673	33764	99.73%	-4.68	-3.85		
Aug-03	9179	9179	100.00%	0.00%	33576	33684	99.68%	-4.82	-3.93		
Sep-03	9182	9183	99.99%	1.04%	32259	32357	99.70%	-4.49	-3.73		
Oct-03	10426	10427	99.99%	0.98%	30804	30893	99.71%	-4.59	-3.79		



UNE P (Centrex) (Parity)											
Date	CLEC Num	CLEC Denc	CLEC Resu	CLEC Std E	Qwest Num	Qwest Denc	Qwest Resu	Mod Z Scr	Parity Scr		
Nov-02	1	1	100.00%	0.00%	9	10	90.00%	-0.32	-1.19		
Dec-02	2	2	100.00%	0.00%	17	18	94.44%	-0.33	-1.2		
Jan-03					15	15	100.00%				
Feb-03	1	1	100.00%	0.00%	5	7	71.43%	-0.59	-1.36		
Mar-03	1	1	100.00%	0.00%	17	18	94.44%	-0.24	-1.14		
Apr-03	3	3	100.00%	0.00%	22	23	95.65%	-0.35	-1.21		
May-03	3	3	100.00%	0.00%	9	9	100.00%	N/A	N/A		
Jun-03	4	4	100.00%	0.00%	22	24	91.67%	-0.56	-1.34		
Jul-03	1	1	100.00%	0.00%	16	17	94.12%	-0.24	-1.15		
Aug-03	4	4	100.00%	0.00%	39	41	95.12%	-0.43	-1.26		
Sep-03					5	5	100.00%				
Oct-03	4	4	100.00%	0.00%	11	11	100.00%	N/A	N/A		

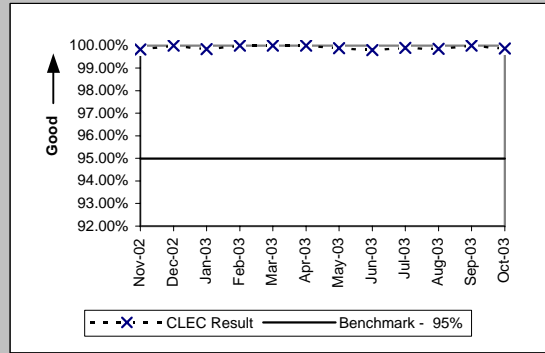


UNE P (Centrex 21) (Parity)											
Date	CLEC Num	CLEC Denc	CLEC Resu	CLEC Std E	Qwest Num	Qwest Denc	Qwest Resu	Mod Z Scr	Parity Scr		
Nov-02	4	4	100.00%	0.00%	68	69	98.55%	-0.24	-1.14		
Dec-02	8	8	100.00%	0.00%	79	79	100.00%	N/A	N/A		
Jan-03	6	6	100.00%	0.00%	55	56	98.21%	-0.31	-1.19		
Feb-03	4	4	100.00%	0.00%	65	65	100.00%	N/A	N/A		
Mar-03	3	3	100.00%	0.00%	82	82	100.00%	N/A	N/A		
Apr-03					71	72	98.61%				
May-03	5	5	100.00%	0.00%	77	77	100.00%	N/A	N/A		
Jun-03					122	124	98.39%				
Jul-03	29	29	100.00%	0.00%	224	225	99.56%	-0.34	-1.21		
Aug-03	19	19	100.00%	0.00%	99	100	99.00%	-0.4	-1.24		
Sep-03	31	31	100.00%	0.00%	116	117	99.15%	-0.46	-1.28		
Oct-03	4	4	100.00%	0.00%	48	48	100.00%	N/A	N/A		



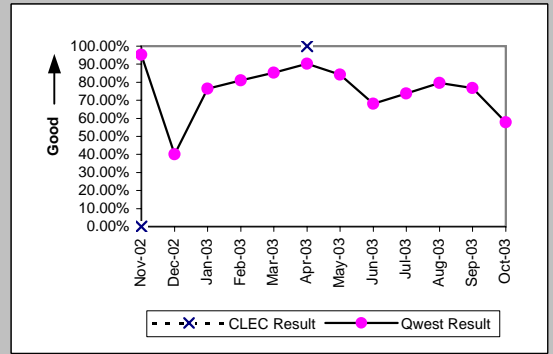
OP-3C - Installation Commitments Met (Percent) - No dispatches

Line Sharing (Benchmark)					
Date	Numerator	Denominator	CLEC Result	Standard Dev	
Nov-02	601	602	99.83%	4.07%	
Dec-02	532	532	100.00%	0.00%	
Jan-03	660	661	99.85%	3.89%	
Feb-03	608	608	100.00%	0.00%	
Mar-03	611	611	100.00%	0.00%	
Apr-03	713	713	100.00%	0.00%	
May-03	887	888	99.89%	3.35%	
Jun-03	1027	1029	99.81%	4.40%	
Jul-03	1050	1051	99.90%	3.08%	
Aug-03	678	679	99.85%	3.83%	
Sep-03	761	761	100.00%	0.00%	
Oct-03	828	829	99.88%	3.47%	

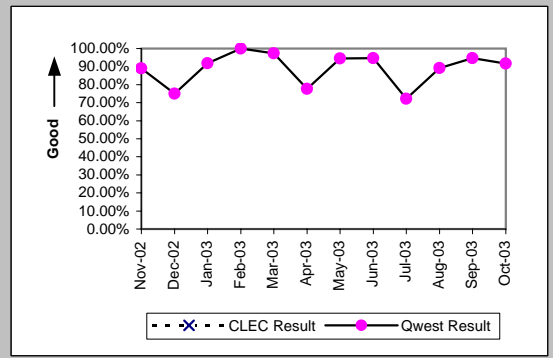


OP-3D - Installation Commitments Met (Percent) - Interval Zone One

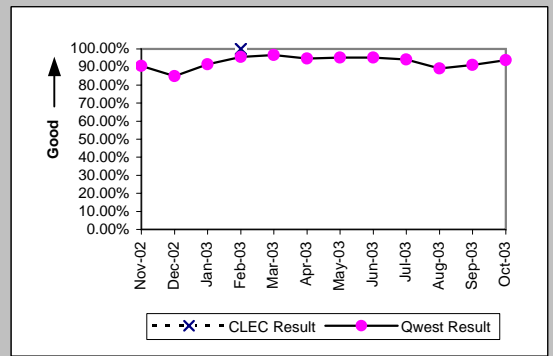
ISDN Primary (Parity)									
Date	CLEC Num	CLEC Denc	CLEC Resu	CLEC Std	Qwest Num	Qwest Denc	Qwest Resu	Mod Z Scr	Parity Scr
Nov-02	0	1	0.00%	0.00%	159	167	95.21%	1.97	0.2
Dec-02					16	40	40.00%		
Jan-03					13	17	76.47%		
Feb-03					30	37	81.08%		
Mar-03					58	68	85.29%		
Apr-03	1	1	100.00%	0.00%	55	61	90.16%	-0.33	-1.2
May-03					32	38	84.21%		
Jun-03					64	94	68.09%		
Jul-03					31	42	73.81%		
Aug-03					78	98	79.59%		
Sep-03					73	95	76.84%		
Oct-03					26	45	57.78%		



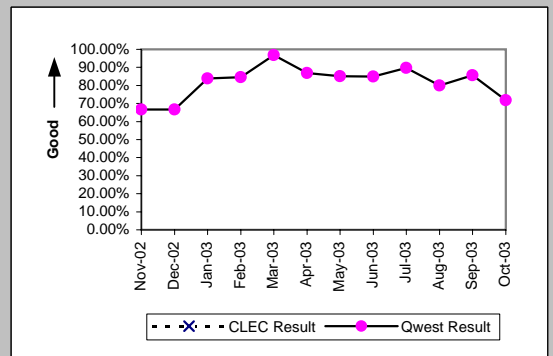
DS0 (Parity)									
Date	CLEC Num	CLEC Denc	CLEC Resu	CLEC Std	Qwest Num	Qwest Denc	Qwest Resu	Mod Z Scr	Parity Scr
Nov-02					57	64	89.06%		
Dec-02					9	12	75.00%		
Jan-03					34	37	91.89%		
Feb-03					12	12	100.00%		
Mar-03					36	37	97.30%		
Apr-03					45	58	77.59%		
May-03					34	36	94.44%		
Jun-03					18	19	94.74%		
Jul-03					26	36	72.22%		
Aug-03					33	37	89.19%		
Sep-03					36	38	94.74%		
Oct-03					22	24	91.67%		



DS1 (Parity)									
Date	CLEC Num	CLEC Denc	CLEC Resu	CLEC Std	Qwest Num	Qwest Denc	Qwest Resu	Mod Z Scr	Parity Scr
Nov-02					441	487	90.55%		
Dec-02					317	373	84.99%		
Jan-03					423	462	91.56%		
Feb-03	1	1	100.00%	0.00%	428	448	95.54%	-0.22	-1.13
Mar-03					468	484	96.69%		
Apr-03					457	483	94.62%		
May-03					476	500	95.20%		
Jun-03					590	620	95.16%		
Jul-03					618	656	94.21%		
Aug-03					581	652	89.11%		
Sep-03					585	642	91.12%		
Oct-03					494	527	93.74%		

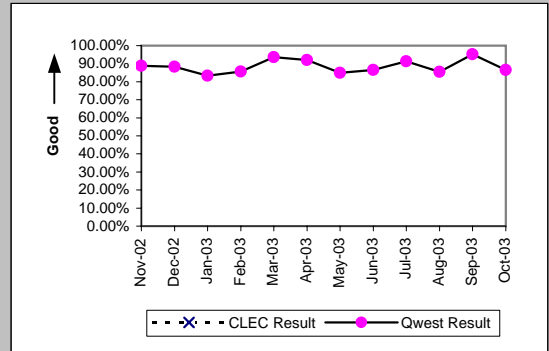


DS3 (Parity)									
Date	CLEC Num	CLEC Denc	CLEC Resu	CLEC Std	Qwest Num	Qwest Denc	Qwest Resu	Mod Z Scr	Parity Scr
Nov-02					12	18	66.67%		
Dec-02					12	18	66.67%		
Jan-03					26	31	83.87%		
Feb-03					22	26	84.62%		
Mar-03					31	32	96.88%		
Apr-03					33	38	86.84%		
May-03					40	47	85.11%		
Jun-03					17	20	85.00%		
Jul-03					35	39	89.74%		
Aug-03					24	30	80.00%		
Sep-03					12	14	85.71%		
Oct-03					23	32	71.88%		

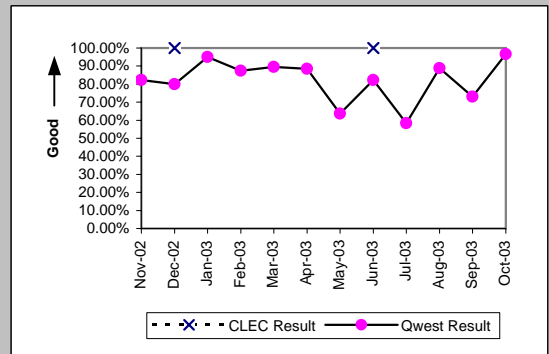


OP-3D - Installation Commitments Met (Percent) - Interval Zone One

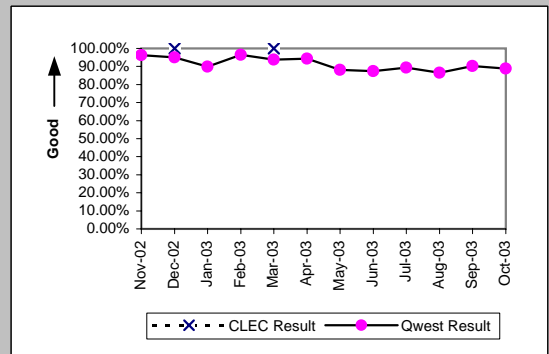
Frame Relay (Parity)									
Date	CLEC Num	CLEC Dend	CLEC Resu	CLEC Std	Qwest Num	Qwest Dend	Qwest Resu	Mod Z Scr	Parity Scr
Nov-02					64	72	88.89%		
Dec-02					91	103	88.35%		
Jan-03					40	48	83.33%		
Feb-03					60	70	85.71%		
Mar-03					44	47	93.62%		
Apr-03					69	75	92.00%		
May-03					34	40	85.00%		
Jun-03					45	52	86.54%		
Jul-03					53	58	91.38%		
Aug-03					47	55	85.45%		
Sep-03					79	83	95.18%		
Oct-03					71	82	86.59%		



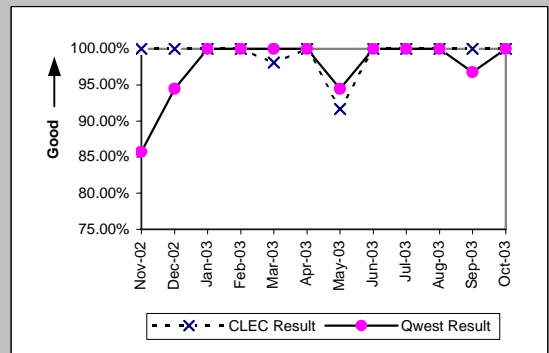
PBX (Parity)									
Date	CLEC Num	CLEC Dend	CLEC Resu	CLEC Std	Qwest Num	Qwest Dend	Qwest Resu	Mod Z Scr	Parity Scr
Nov-02					37	45	82.22%		
Dec-02	1	1	100.00%	0.00%	12	15	80.00%	-0.48	-1.29
Jan-03					19	20	95.00%		
Feb-03					28	32	87.50%		
Mar-03					34	38	89.47%		
Apr-03					23	26	88.46%		
May-03					21	33	63.64%		
Jun-03	3	3	100.00%	0.00%	14	17	82.35%	-0.74	-1.45
Jul-03					21	36	58.33%		
Aug-03					16	18	88.89%		
Sep-03					19	26	73.08%		
Oct-03					28	29	96.55%		



Basic Rate ISDN (Parity)									
Date	CLEC Num	CLEC Dend	CLEC Resu	CLEC Std	Qwest Num	Qwest Dend	Qwest Resu	Mod Z Scr	Parity Scr
Nov-02					180	187	96.26%		
Dec-02	1	1	100.00%	0.00%	113	119	94.96%	-0.23	-1.14
Jan-03					196	218	89.91%		
Feb-03					223	231	96.54%		
Mar-03	1	1	100.00%	0.00%	209	223	93.72%	-0.26	-1.16
Apr-03					132	140	94.29%		
May-03					74	84	88.10%		
Jun-03					83	95	87.37%		
Jul-03					76	85	89.41%		
Aug-03					97	112	86.61%		
Sep-03					84	93	90.32%		
Oct-03					120	135	88.89%		

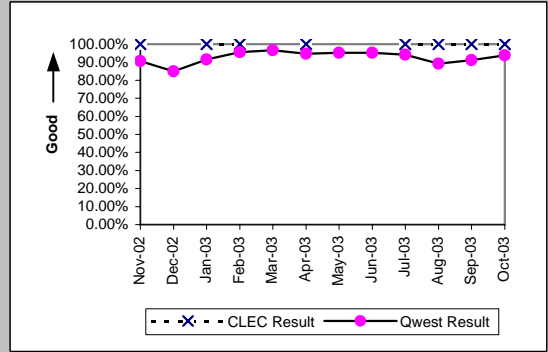


LIS Trunk (Parity)									
Date	CLEC Num	CLEC Dend	CLEC Resu	CLEC Std	Qwest Num	Qwest Dend	Qwest Resu	Mod Z Scr	Parity Scr
Nov-02	39	39	100.00%	0.00%	12	14	85.71%	-1.31	-1.8
Dec-02	49	49	100.00%	0.00%	17	18	94.44%	-0.88	-1.53
Jan-03	71	71	100.00%	0.00%	23	23	100.00%	N/A	N/A
Feb-03	64	64	100.00%	0.00%	40	40	100.00%	N/A	N/A
Mar-03	51	52	98.08%	13.73%	19	19	100.00%	N/A	-0.85
Apr-03	37	37	100.00%	0.00%	20	20	100.00%	N/A	N/A
May-03	22	24	91.67%	27.64%	17	18	94.44%	0.17	-0.9
Jun-03	18	18	100.00%	0.00%	28	28	100.00%	N/A	N/A
Jul-03	9	9	100.00%	0.00%	26	26	100.00%	N/A	N/A
Aug-03	9	9	100.00%	0.00%	9	9	100.00%	N/A	N/A
Sep-03	18	18	100.00%	0.00%	30	31	96.77%	-0.62	-1.37
Oct-03	15	15	100.00%	0.00%	43	43	100.00%	N/A	N/A

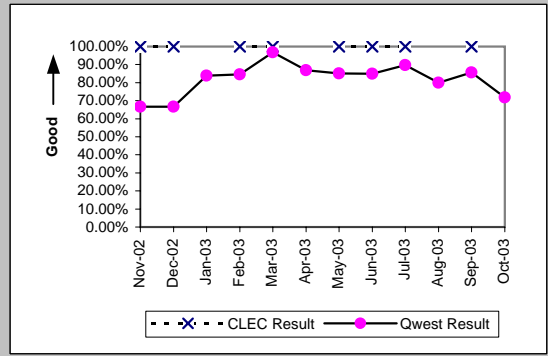


OP-3D - Installation Commitments Met (Percent) - Interval Zone One

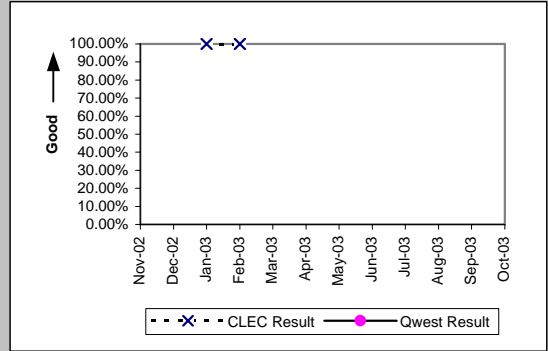
UDIT DS1 (Parity)									
Date	CLEC Num	CLEC Denc	CLEC Resu	CLEC Std E	Qwest Num	Qwest Denc	Qwest Resu	Mod Z Scr	Parity Scr
Nov-02	1	1	100.00%	0.00%	441	487	90.55%	-0.32	-1.2
Dec-02					317	373	84.99%		
Jan-03	8	8	100.00%	0.00%	423	462	91.56%	-0.85	-1.52
Feb-03	1	1	100.00%	0.00%	428	448	95.54%	-0.22	-1.13
Mar-03					468	484	96.69%		
Apr-03	3	3	100.00%	0.00%	457	483	94.62%	-0.41	-1.25
May-03					476	500	95.20%		
Jun-03					590	620	95.16%		
Jul-03	1	1	100.00%	0.00%	618	656	94.21%	-0.25	-1.15
Aug-03	1	1	100.00%	0.00%	581	652	89.11%	-0.35	-1.21
Sep-03	1	1	100.00%	0.00%	585	642	91.12%	-0.31	-1.19
Oct-03	1	1	100.00%	0.00%	494	527	93.74%	-0.26	-1.16



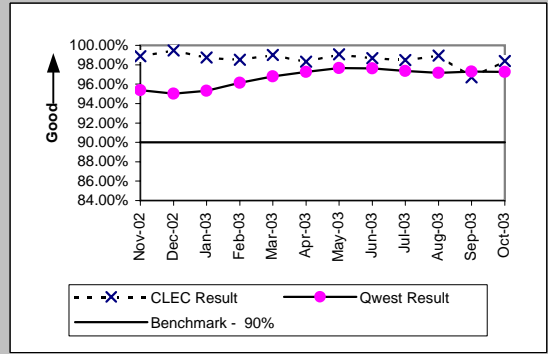
UDIT Above DS1 Level (Parity)									
Date	CLEC Num	CLEC Denc	CLEC Resu	CLEC Std E	Qwest Num	Qwest Denc	Qwest Resu	Mod Z Scr	Parity Scr
Nov-02	1	1	100.00%	0.00%	12	18	66.67%	-0.69	-1.42
Dec-02	1	1	100.00%	0.00%	12	18	66.67%	-0.69	-1.42
Jan-03					26	31	83.87%		
Feb-03	1	1	100.00%	0.00%	22	26	84.62%	-0.42	-1.25
Mar-03	1	1	100.00%	0.00%	31	32	96.88%	-0.18	-1.11
Apr-03					33	38	86.84%		
May-03	1	1	100.00%	0.00%	40	47	85.11%	-0.41	-1.25
Jun-03	1	1	100.00%	0.00%	17	20	85.00%	-0.41	-1.25
Jul-03	2	2	100.00%	0.00%	35	39	89.74%	-0.47	-1.28
Aug-03					24	30	80.00%		
Sep-03	1	1	100.00%	0.00%	12	14	85.71%	-0.39	-1.24
Oct-03					23	32	71.88%		



Dark Fiber - IOF (Diagnostic)									
Date	CLEC Num	CLEC Denc	CLEC Resu	CLEC Std E	Qwest Num	Qwest Denc	Qwest Resu	Mod Z Scr	Parity Scr
Nov-02									
Dec-02									
Jan-03	2	2	100.00%	0.00%					
Feb-03	5	5	100.00%	0.00%					
Mar-03									
Apr-03									
May-03									
Jun-03									
Jul-03									
Aug-03									
Sep-03									
Oct-03									



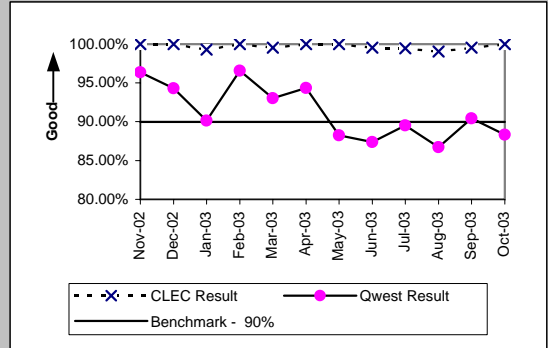
Unbundled Loop Analog (Benchmark)									
Date	CLEC Num	CLEC Denc	CLEC Resu	CLEC Std E	Qwest Num	Qwest Denc	Qwest Resu	Mod Z Scr	Parity Scr
Nov-02	1320	1335	98.88%	10.54%	10340	10841	95.38%	-5.74	-4.49
Dec-02	2267	2279	99.47%	7.24%	9642	10146	95.03%	-8.82	-6.36
Jan-03	1591	1611	98.76%	11.07%	10516	11034	95.31%	-6.12	-4.72
Feb-03	1525	1548	98.51%	12.10%	9576	9962	96.13%	-4.53	-3.75
Mar-03	1698	1715	99.01%	9.91%	10473	10819	96.80%	-4.83	-3.93
Apr-03	1590	1617	98.33%	12.81%	10865	11169	97.28%	-2.43	-2.48
May-03	1518	1532	99.09%	9.52%	10470	10722	97.65%	-3.47	-3.11
Jun-03	1511	1531	98.69%	11.35%	10991	11259	97.62%	-2.59	-2.57
Jul-03	1354	1375	98.47%	12.26%	11560	11875	97.35%	-2.46	-2.49
Aug-03	1403	1418	98.94%	10.23%	11270	11598	97.17%	-3.8	-3.31
Sep-03	1436	1485	96.70%	17.86%	11261	11573	97.30%	1.35	-0.18
Oct-03	1458	1482	98.38%	12.62%	11092	11403	97.27%	-2.46	-2.5



OP-3D - Installation Commitments Met (Percent) - Interval Zone One

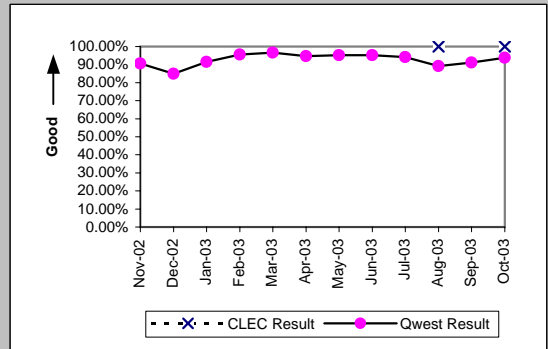
Unbundled Loop - 2 Wire Non-Loaded (Benchmark)

Date	CLEC Num	CLEC Denc	CLEC Resu	CLEC Std	Qwest Num	Qwest Denc	Qwest Resu	Mod Z Scr	Parity Scr
Nov-02	120	120	100.00%	0.00%	186	193	96.37%	-1.67	-2.01
Dec-02	151	151	100.00%	0.00%	116	123	94.31%	-2.02	-2.23
Jan-03	143	144	99.31%	8.30%	201	223	90.13%	-2.88	-2.75
Feb-03	137	137	100.00%	0.00%	227	235	96.60%	-1.75	-2.06
Mar-03	224	225	99.56%	6.65%	213	229	93.01%	-2.73	-2.66
Apr-03	156	156	100.00%	0.00%	134	142	94.37%	-2.11	-2.28
May-03	248	248	100.00%	0.00%	75	85	88.24%	-2.91	-2.77
Jun-03	218	219	99.54%	6.74%	83	95	87.37%	-2.98	-2.81
Jul-03	192	193	99.48%	7.18%	77	86	89.53%	-2.51	-2.52
Aug-03	210	212	99.06%	9.67%	98	113	86.73%	-3.12	-2.9
Sep-03	221	222	99.55%	6.70%	85	94	90.43%	-2.52	-2.53
Oct-03	192	192	100.00%	0.00%	121	137	88.32%	-3.25	-2.98



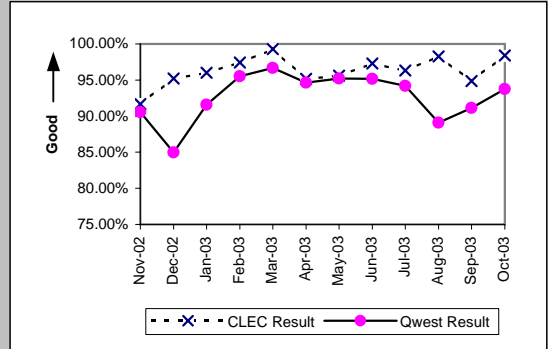
Unbundled Loop - 4 Wire Non-Loaded (Parity)

Date	CLEC Num	CLEC Denc	CLEC Resu	CLEC Std	Qwest Num	Qwest Denc	Qwest Resu	Mod Z Scr	Parity Scr
Nov-02					441	487	90.55%		
Dec-02					317	373	84.99%		
Jan-03					423	462	91.56%		
Feb-03					428	448	95.54%		
Mar-03					468	484	96.69%		
Apr-03					457	483	94.62%		
May-03					476	500	95.20%		
Jun-03					590	620	95.16%		
Jul-03					618	656	94.21%		
Aug-03	1	1	100.00%	0.00%	581	652	89.11%	-0.35	-1.21
Sep-03					585	642	91.12%		
Oct-03	1	1	100.00%	0.00%	494	527	93.74%	-0.26	-1.16



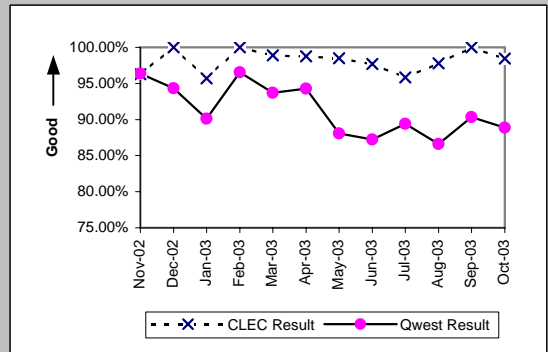
Unbundled Loop - DS1 Capable (Parity)

Date	CLEC Num	CLEC Denc	CLEC Resu	CLEC Std	Qwest Num	Qwest Denc	Qwest Resu	Mod Z Scr	Parity Scr
Nov-02	77	84	91.67%	27.64%	441	487	90.55%	-0.32	-1.2
Dec-02	119	125	95.20%	21.38%	317	373	84.99%	-2.77	-2.68
Jan-03	121	126	96.03%	19.52%	423	462	91.56%	-1.6	-1.97
Feb-03	114	117	97.44%	15.81%	428	448	95.54%	-0.89	-1.54
Mar-03	136	137	99.27%	8.51%	468	484	96.69%	-1.49	-1.91
Apr-03	138	145	95.17%	21.43%	457	483	94.62%	-0.26	-1.16
May-03	174	182	95.60%	20.50%	476	500	95.20%	-0.22	-1.13
Jun-03	145	149	97.32%	16.16%	590	620	95.16%	-1.1	-1.67
Jul-03	105	109	96.33%	18.80%	618	656	94.21%	-0.88	-1.53
Aug-03	114	116	98.28%	13.02%	581	652	89.11%	-2.92	-2.78
Sep-03	111	117	94.87%	22.06%	585	642	91.12%	-1.31	-1.8
Oct-03	184	187	98.40%	12.56%	494	527	93.74%	-2.26	-2.37



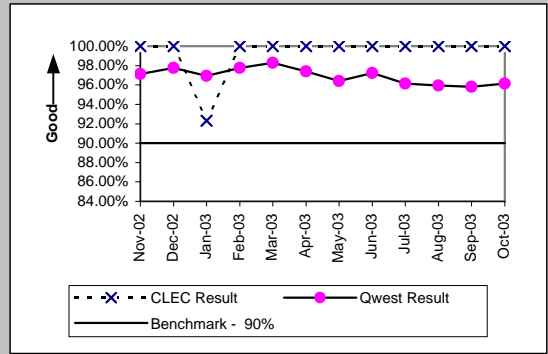
Unbundled Loop ISDN Capable (Parity)

Date	CLEC Num	CLEC Denc	CLEC Resu	CLEC Std	Qwest Num	Qwest Denc	Qwest Resu	Mod Z Scr	Parity Scr
Nov-02	52	54	96.30%	18.89%	186	193	96.37%	0.05	-0.97
Dec-02	62	62	100.00%	0.00%	116	123	94.31%	-1.58	-1.96
Jan-03	67	70	95.71%	20.25%	201	223	90.13%	-1.37	-1.83
Feb-03	38	38	100.00%	0.00%	223	231	96.54%	-1.08	-1.66
Mar-03	88	89	98.88%	10.54%	209	223	93.72%	-1.69	-2.03
Apr-03	80	81	98.77%	11.04%	132	140	94.29%	-1.38	-1.84
May-03	65	66	98.48%	12.22%	74	84	88.10%	-1.95	-2.19
Jun-03	85	87	97.70%	14.99%	82	94	87.23%	-2.11	-2.28
Jul-03	69	72	95.83%	19.98%	76	85	89.41%	-1.3	-1.79
Aug-03	44	45	97.78%	14.74%	97	112	86.61%	-1.86	-2.13
Sep-03	55	55	100.00%	0.00%	84	93	90.32%	-1.92	-2.17
Oct-03	63	64	98.44%	12.40%	120	135	88.89%	-2	-2.22

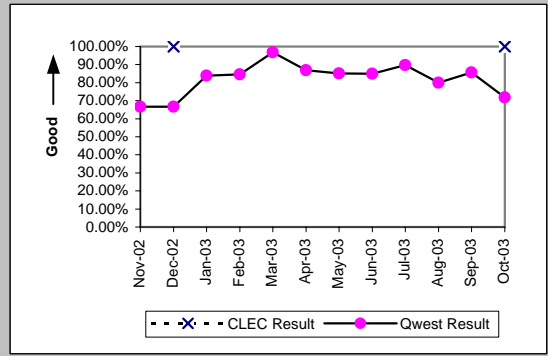


OP-3D - Installation Commitments Met (Percent) - Interval Zone One

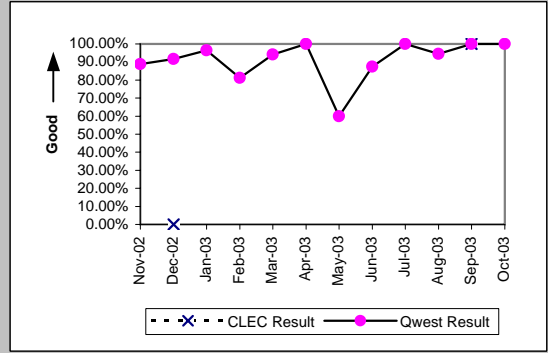
Unbundled Loop - ADSL Qualified (Benchmark)									
Date	CLEC Num	CLEC Denc	CLEC Resu	CLEC Std	Qwest Num	Qwest Denc	Qwest Resu	Mod Z Scr	Parity Scr
Nov-02	4	4	100.00%	0.00%	814	838	97.14%	-0.34	-1.21
Dec-02	4	4	100.00%	0.00%	866	886	97.74%	-0.3	-1.18
Jan-03	12	13	92.31%	26.65%	915	944	96.93%	0.84	-0.49
Feb-03	14	14	100.00%	0.00%	784	802	97.76%	-0.56	-1.34
Mar-03	10	10	100.00%	0.00%	740	753	98.27%	-0.42	-1.25
Apr-03	5	5	100.00%	0.00%	639	656	97.41%	-0.36	-1.22
May-03	9	9	100.00%	0.00%	483	501	96.41%	-0.57	-1.35
Jun-03	16	16	100.00%	0.00%	388	399	97.24%	-0.66	-1.4
Jul-03	10	10	100.00%	0.00%	325	338	96.15%	-0.62	-1.38
Aug-03	10	10	100.00%	0.00%	356	371	95.96%	-0.64	-1.39
Sep-03	9	9	100.00%	0.00%	550	574	95.82%	-0.62	-1.38
Oct-03	11	11	100.00%	0.00%	697	725	96.14%	-0.66	-1.4



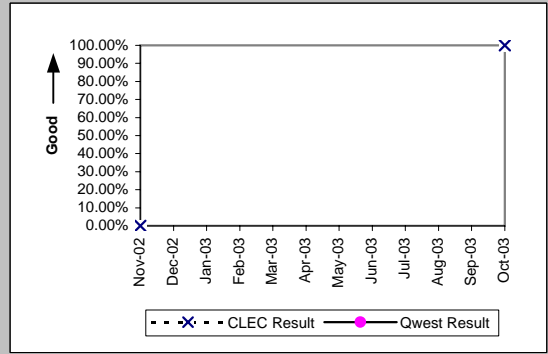
Unbundled Loop - DS3 Capable (Parity)									
Date	CLEC Num	CLEC Denc	CLEC Resu	CLEC Std	Qwest Num	Qwest Denc	Qwest Resu	Mod Z Scr	Parity Scr
Nov-02					12	18	66.67%		
Dec-02	1	1	100.00%	0.00%	12	18	66.67%	-0.69	-1.42
Jan-03					26	31	83.87%		
Feb-03					22	26	84.62%		
Mar-03					31	32	96.88%		
Apr-03					33	38	86.84%		
May-03					40	47	85.11%		
Jun-03					17	20	85.00%		
Jul-03					35	39	89.74%		
Aug-03					24	30	80.00%		
Sep-03					12	14	85.71%		
Oct-03	1	1	100.00%	0.00%	23	32	71.88%	-0.62	-1.37



Qwest DSL (Parity)									
Date	CLEC Num	CLEC Denc	CLEC Resu	CLEC Std	Qwest Num	Qwest Denc	Qwest Resu	Mod Z Scr	Parity Scr
Nov-02					24	27	88.89%		
Dec-02	0	1	0.00%	0.00%	22	24	91.67%	1.62	-0.01
Jan-03					27	28	96.43%		
Feb-03					13	16	81.25%		
Mar-03					16	17	94.12%		
Apr-03					11	11	100.00%		
May-03					6	10	60.00%		
Jun-03					7	8	87.50%		
Jul-03					15	15	100.00%		
Aug-03					17	18	94.44%		
Sep-03	1	1	100.00%	0.00%	15	15	100.00%	N/A	N/A
Oct-03					41	41	100.00%		

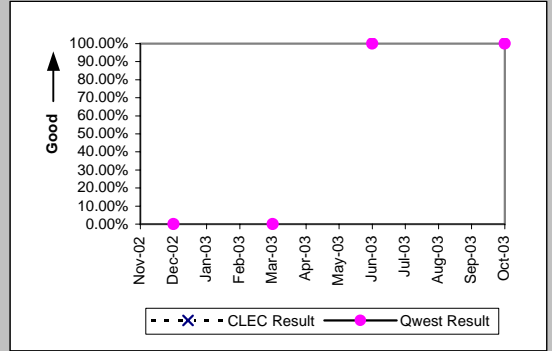


Dark Fiber - Loop (Diagnostic)									
Date	CLEC Num	CLEC Denc	CLEC Resu	CLEC Std	Qwest Num	Qwest Denc	Qwest Resu	Mod Z Scr	Parity Scr
Nov-02	0	2	0.00%	0.00%					
Dec-02									
Jan-03									
Feb-03									
Mar-03									
Apr-03									
May-03									
Jun-03									
Jul-03									
Aug-03									
Sep-03									
Oct-03	1	1	100.00%	0.00%					



OP-3D - Installation Commitments Met (Percent) - Interval Zone One

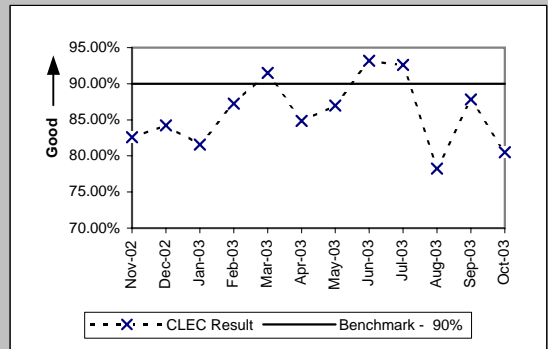
E911 (Parity)									
Date	CLEC Num	CLEC Dend	CLEC Resu	CLEC Std	Qwest Num	Qwest Dend	Qwest Resu	Mod Z Scr	Parity Scr
Nov-02									
Dec-02					0	1	0.00%		
Jan-03									
Feb-03									
Mar-03					0	1	0.00%		
Apr-03									
May-03									
Jun-03					6	6	100.00%		
Jul-03									
Aug-03									
Sep-03									
Oct-03					3	3	100.00%		



OP-3D - Installation Commitments Met (Percent) - Interval Zone One

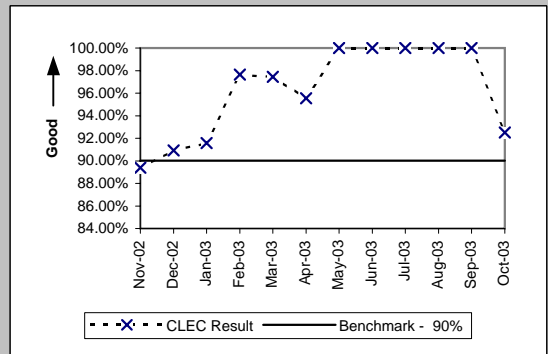
Enhanced Extended Loops (EELs) (Benchmark)

Date	Num	Denom	CLEC Result	Standard Dev
Nov-02	19	23	82.61%	37.90%
Dec-02	16	19	84.21%	36.46%
Jan-03	31	38	81.58%	38.77%
Feb-03	41	47	87.23%	33.37%
Mar-03	43	47	91.49%	27.90%
Apr-03	28	33	84.85%	35.86%
May-03	40	46	86.96%	33.68%
Jun-03	41	44	93.18%	25.21%
Jul-03	25	27	92.59%	26.19%
Aug-03	18	23	78.26%	41.25%
Sep-03	36	41	87.80%	32.72%
Oct-03	33	41	80.49%	39.63%



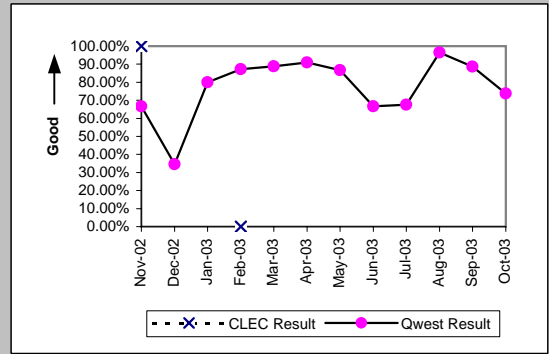
Unbundled Loop Conditioned (Benchmark)

Date	Num	Denom	CLEC Result	Standard Dev
Nov-02	59	66	89.39%	30.79%
Dec-02	50	55	90.91%	28.75%
Jan-03	76	83	91.57%	27.79%
Feb-03	83	85	97.65%	15.16%
Mar-03	76	78	97.44%	15.81%
Apr-03	43	45	95.56%	20.61%
May-03	44	44	100.00%	0.00%
Jun-03	41	41	100.00%	0.00%
Jul-03	53	53	100.00%	0.00%
Aug-03	40	40	100.00%	0.00%
Sep-03	37	37	100.00%	0.00%
Oct-03	37	40	92.50%	26.34%

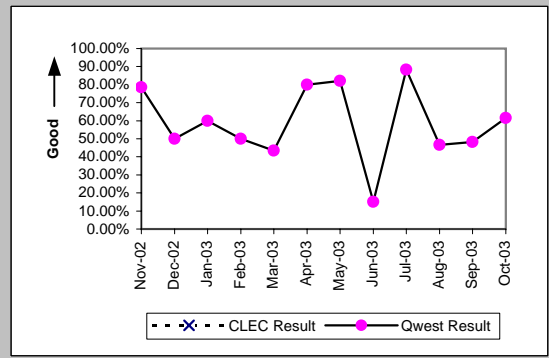


OP-3E - Installation Commitments Met (Percent) - Interval Zone Two

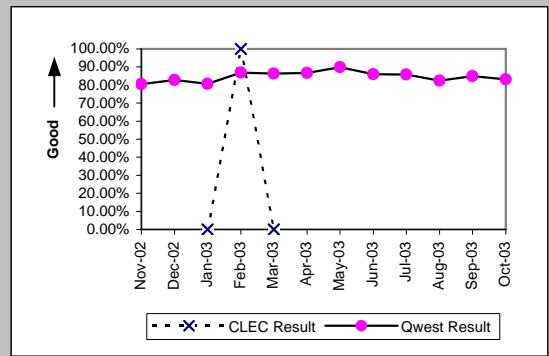
ISDN Primary (Parity)									
Date	CLEC Num	CLEC Denc	CLEC Resu	CLEC Std	Qwest Num	Qwest Denc	Qwest Resu	Mod Z Scr	Parity Scr
Nov-02	2	2	100.00%	0.00%	18	27	66.67%	-0.96	-1.59
Dec-02					35	101	34.65%		
Jan-03					28	35	80.00%		
Feb-03	0	1	0.00%	0.00%	41	47	87.23%	1.5	-0.09
Mar-03					16	18	88.89%		
Apr-03					40	44	90.91%		
May-03					39	45	86.67%		
Jun-03					44	66	66.67%		
Jul-03					27	40	67.50%		
Aug-03					27	28	96.43%		
Sep-03					94	106	88.68%		
Oct-03					28	38	73.68%		



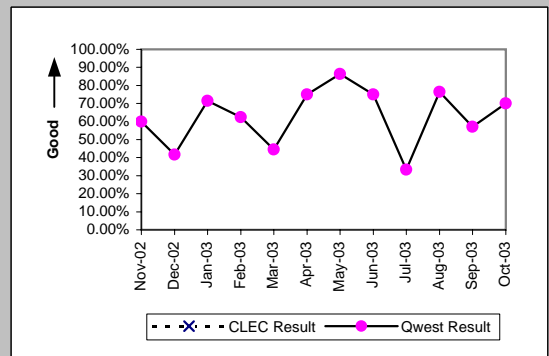
DS0 (Parity)									
Date	CLEC Num	CLEC Denc	CLEC Resu	CLEC Std	Qwest Num	Qwest Denc	Qwest Resu	Mod Z Scr	Parity Scr
Nov-02					11	14	78.57%		
Dec-02					7	14	50.00%		
Jan-03					9	15	60.00%		
Feb-03					8	16	50.00%		
Mar-03					10	23	43.48%		
Apr-03					20	25	80.00%		
May-03					23	28	82.14%		
Jun-03					3	20	15.00%		
Jul-03					15	17	88.24%		
Aug-03					14	30	46.67%		
Sep-03					14	29	48.28%		
Oct-03					8	13	61.54%		



DS1 (Parity)									
Date	CLEC Num	CLEC Denc	CLEC Resu	CLEC Std	Qwest Num	Qwest Denc	Qwest Resu	Mod Z Scr	Parity Scr
Nov-02					149	185	80.54%		
Dec-02					193	233	82.83%		
Jan-03	0	1	0.00%	0.00%	222	275	80.73%	1.31	-0.2
Feb-03	2	2	100.00%	0.00%	246	283	86.93%	-0.55	-1.33
Mar-03	0	2	0.00%	0.00%	258	299	86.29%	2.38	0.44
Apr-03					274	316	86.71%		
May-03					377	419	89.98%		
Jun-03					296	344	86.05%		
Jul-03					274	319	85.89%		
Aug-03					301	365	82.47%		
Sep-03					401	472	84.96%		
Oct-03					364	438	83.11%		

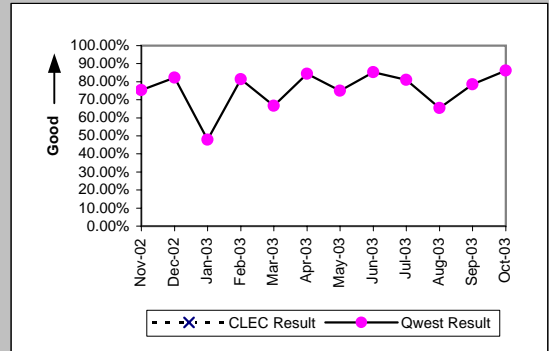


DS3 (Parity)									
Date	CLEC Num	CLEC Denc	CLEC Resu	CLEC Std	Qwest Num	Qwest Denc	Qwest Resu	Mod Z Scr	Parity Scr
Nov-02					3	5	60.00%		
Dec-02					5	12	41.67%		
Jan-03					5	7	71.43%		
Feb-03					10	16	62.50%		
Mar-03					4	9	44.44%		
Apr-03					15	20	75.00%		
May-03					19	22	86.36%		
Jun-03					12	16	75.00%		
Jul-03					7	21	33.33%		
Aug-03					13	17	76.47%		
Sep-03					12	21	57.14%		
Oct-03					14	20	70.00%		

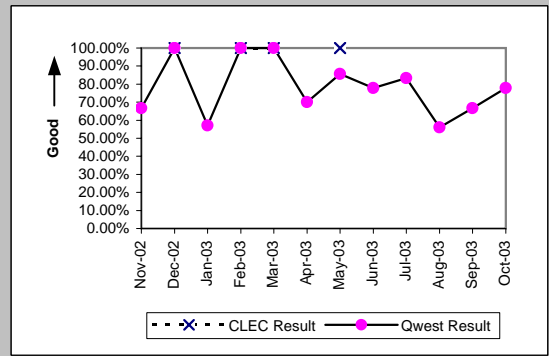


OP-3E - Installation Commitments Met (Percent) - Interval Zone Two

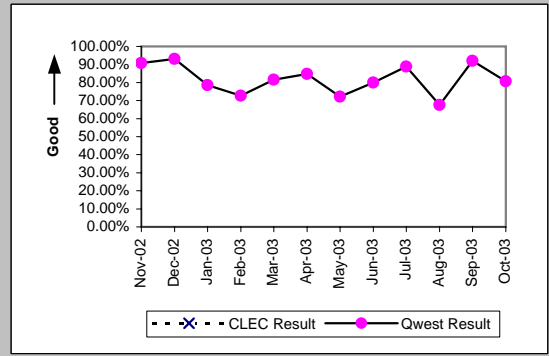
Frame Relay (Parity)									
Date	CLEC Num	CLEC Dend	CLEC Resu	CLEC Std	Qwest Num	Qwest Dend	Qwest Resu	Mod Z Scr	Parity Scr
Nov-02					64	85	75.29%		
Dec-02					84	102	82.35%		
Jan-03					23	48	47.92%		
Feb-03					61	75	81.33%		
Mar-03					18	27	66.67%		
Apr-03					54	64	84.38%		
May-03					24	32	75.00%		
Jun-03					35	41	85.37%		
Jul-03					34	42	80.95%		
Aug-03					17	26	65.38%		
Sep-03					55	70	78.57%		
Oct-03					75	87	86.21%		



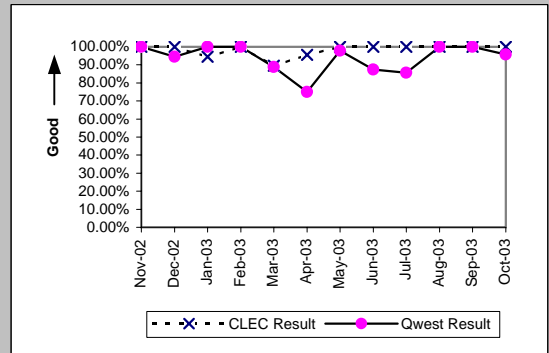
PBX (Parity)									
Date	CLEC Num	CLEC Dend	CLEC Resu	CLEC Std	Qwest Num	Qwest Dend	Qwest Resu	Mod Z Scr	Parity Scr
Nov-02					10	15	66.67%		
Dec-02	1	1	100.00%	0.00%	5	5	100.00%	N/A	N/A
Jan-03					4	7	57.14%		
Feb-03	1	1	100.00%	0.00%	15	15	100.00%	N/A	N/A
Mar-03	1	1	100.00%	0.00%	11	11	100.00%	N/A	N/A
Apr-03					14	20	70.00%		
May-03	1	1	100.00%	0.00%	12	14	85.71%	-0.39	-1.24
Jun-03					14	18	77.78%		
Jul-03					15	18	83.33%		
Aug-03					14	25	56.00%		
Sep-03					14	21	66.67%		
Oct-03					7	9	77.78%		



Basic Rate ISDN (Parity)									
Date	CLEC Num	CLEC Dend	CLEC Resu	CLEC Std	Qwest Num	Qwest Dend	Qwest Resu	Mod Z Scr	Parity Scr
Nov-02					79	87	90.80%		
Dec-02					27	29	93.10%		
Jan-03					44	56	78.57%		
Feb-03					32	44	72.73%		
Mar-03					31	38	81.58%		
Apr-03					39	46	84.78%		
May-03					31	43	72.09%		
Jun-03					32	40	80.00%		
Jul-03					71	80	88.75%		
Aug-03					25	37	67.57%		
Sep-03					35	38	92.11%		
Oct-03					46	57	80.70%		

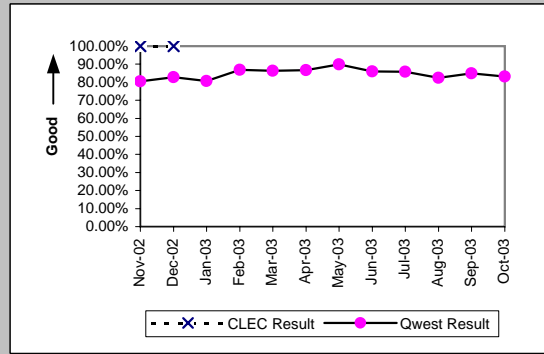


LIS Trunk (Parity)									
Date	CLEC Num	CLEC Dend	CLEC Resu	CLEC Std	Qwest Num	Qwest Dend	Qwest Resu	Mod Z Scr	Parity Scr
Nov-02	31	31	100.00%	0.00%	5	5	100.00%	N/A	N/A
Dec-02	18	18	100.00%	0.00%	17	18	94.44%	-0.73	-1.44
Jan-03	17	18	94.44%	22.91%	13	13	100.00%	N/A	-0.68
Feb-03	19	19	100.00%	0.00%	33	33	100.00%	N/A	N/A
Mar-03	17	19	89.47%	30.69%	40	45	88.89%	-0.07	-1.04
Apr-03	22	23	95.65%	20.39%	15	20	75.00%	-1.56	-1.95
May-03	12	12	100.00%	0.00%	48	49	97.96%	-0.45	-1.27
Jun-03	15	15	100.00%	0.00%	21	24	87.50%	-1.15	-1.7
Jul-03	7	7	100.00%	0.00%	12	14	85.71%	-0.88	-1.54
Aug-03	5	5	100.00%	0.00%	10	10	100.00%	N/A	N/A
Sep-03	14	14	100.00%	0.00%	27	27	100.00%	N/A	N/A
Oct-03	8	8	100.00%	0.00%	23	24	95.83%	-0.51	-1.31

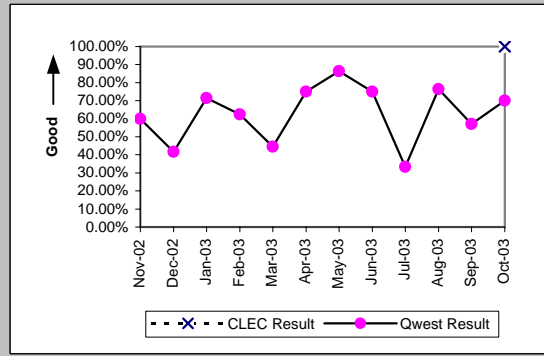


OP-3E - Installation Commitments Met (Percent) - Interval Zone Two

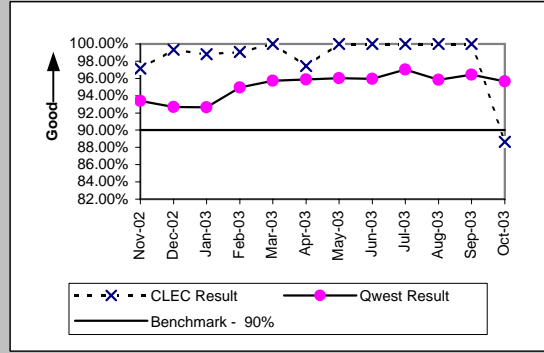
UDIT DS1 (Parity)									
Date	CLEC Num	CLEC Denc	CLEC Resu	CLEC Std	Qwest Num	Qwest Denc	Qwest Resu	Mod Z Scr	Parity Scr
Nov-02	1	1	100.00%	0.00%	149	185	80.54%	-0.49	-1.3
Dec-02	4	4	100.00%	0.00%	193	233	82.83%	-0.9	-1.55
Jan-03					222	275	80.73%		
Feb-03					246	283	86.93%		
Mar-03					258	299	86.29%		
Apr-03					274	316	86.71%		
May-03					377	419	89.98%		
Jun-03					296	344	86.05%		
Jul-03					274	319	85.89%		
Aug-03					301	365	82.47%		
Sep-03					401	472	84.96%		
Oct-03					364	438	83.11%		



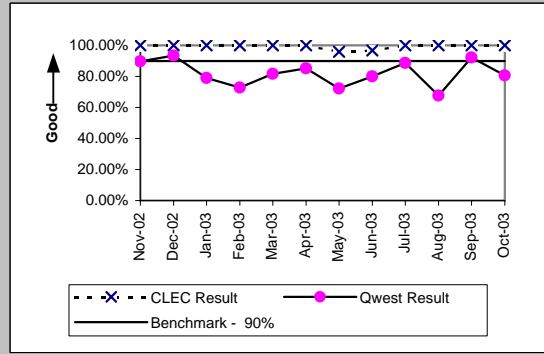
UDIT Above DS1 Level (Parity)									
Date	CLEC Num	CLEC Denc	CLEC Resu	CLEC Std	Qwest Num	Qwest Denc	Qwest Resu	Mod Z Scr	Parity Scr
Nov-02					3	5	60.00%		
Dec-02					5	12	41.67%		
Jan-03					5	7	71.43%		
Feb-03					10	16	62.50%		
Mar-03					4	9	44.44%		
Apr-03					15	20	75.00%		
May-03					19	22	86.36%		
Jun-03					12	16	75.00%		
Jul-03					7	21	33.33%		
Aug-03					13	17	76.47%		
Sep-03					12	21	57.14%		
Oct-03	8	8	100.00%	0.00%	14	20	70.00%	-1.56	-1.95



Unbundled Loop Analog (Benchmark)									
Date	CLEC Num	CLEC Denc	CLEC Resu	CLEC Std	Qwest Num	Qwest Denc	Qwest Resu	Mod Z Scr	Parity Scr
Nov-02	68	70	97.14%	16.66%	1607	1721	93.38%	-1.24	-1.76
Dec-02	146	147	99.32%	8.22%	1619	1747	92.67%	-2.97	-2.81
Jan-03	168	170	98.82%	10.78%	1677	1810	92.65%	-2.95	-2.79
Feb-03	105	106	99.06%	9.67%	1585	1669	94.97%	-1.87	-2.14
Mar-03	145	145	100.00%	0.00%	1677	1752	95.72%	-2.45	-2.49
Apr-03	152	156	97.44%	15.81%	1816	1894	95.88%	-0.94	-1.57
May-03	69	69	100.00%	0.00%	1737	1809	96.02%	-1.66	-2.01
Jun-03	124	124	100.00%	0.00%	1795	1871	95.94%	-2.22	-2.35
Jul-03	316	316	100.00%	0.00%	1931	1990	97.04%	-2.89	-2.75
Aug-03	269	269	100.00%	0.00%	1804	1882	95.86%	-3.19	-2.94
Sep-03	180	180	100.00%	0.00%	1786	1852	96.44%	-2.46	-2.5
Oct-03	164	185	88.65%	31.72%	1737	1816	95.65%	3.66	1.23

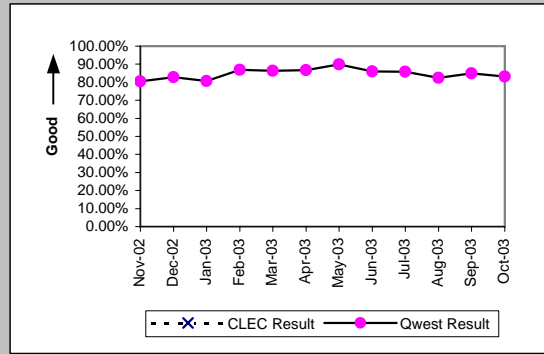


Unbundled Loop - 2 Wire Non-Loaded (Benchmark)									
Date	CLEC Num	CLEC Denc	CLEC Resu	CLEC Std	Qwest Num	Qwest Denc	Qwest Resu	Mod Z Scr	Parity Scr
Nov-02	42	42	100.00%	0.00%	79	88	89.77%	-1.8	-2.09
Dec-02	35	35	100.00%	0.00%	28	30	93.33%	-1.07	-1.65
Jan-03	40	40	100.00%	0.00%	45	57	78.95%	-2.5	-2.52
Feb-03	39	39	100.00%	0.00%	32	44	72.73%	-2.78	-2.69
Mar-03	25	25	100.00%	0.00%	31	38	81.58%	-1.85	-2.12
Apr-03	23	23	100.00%	0.00%	40	47	85.11%	-1.64	-2
May-03	23	24	95.83%	19.98%	31	43	72.09%	-2.08	-2.26
Jun-03	30	31	96.77%	17.67%	32	40	80.00%	-1.75	-2.07
Jul-03	23	23	100.00%	0.00%	71	80	88.75%	-1.5	-1.91
Aug-03	25	25	100.00%	0.00%	25	37	67.57%	-2.68	-2.63
Sep-03	18	18	100.00%	0.00%	35	38	92.11%	-1.02	-1.62
Oct-03	28	28	100.00%	0.00%	46	57	80.70%	-2.12	-2.29

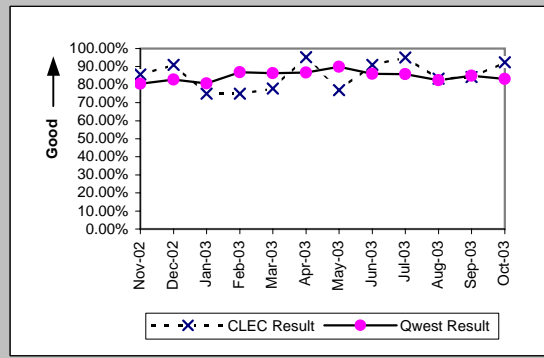


OP-3E - Installation Commitments Met (Percent) - Interval Zone Two

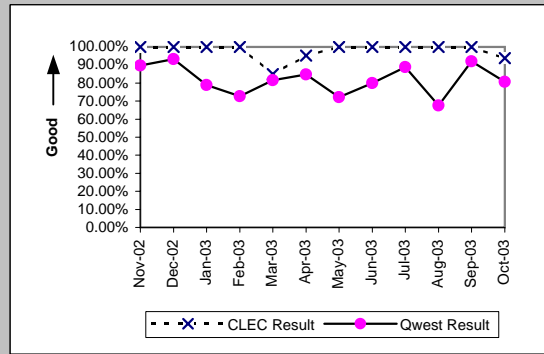
Unbundled Loop - 4 Wire Non-Loaded (Parity)									
Date	CLEC Num	CLEC Denc	CLEC Resu	CLEC Std E	Qwest Num	Qwest Denc	Qwest Resu	Mod Z Scr	Parity Scr
Nov-02					149	185	80.54%		
Dec-02					193	233	82.83%		
Jan-03					222	275	80.73%		
Feb-03					246	283	86.93%		
Mar-03					258	299	86.29%		
Apr-03					274	316	86.71%		
May-03					377	419	89.98%		
Jun-03					296	344	86.05%		
Jul-03					274	319	85.89%		
Aug-03					301	365	82.47%		
Sep-03					401	472	84.96%		
Oct-03					364	438	83.11%		



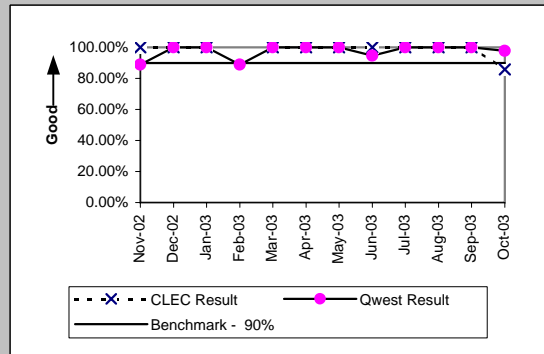
Unbundled Loop - DS1 Capable (Parity)									
Date	CLEC Num	CLEC Denc	CLEC Resu	CLEC Std E	Qwest Num	Qwest Denc	Qwest Resu	Mod Z Scr	Parity Scr
Nov-02	12	14	85.71%	34.99%	149	185	80.54%	-0.47	-1.29
Dec-02	10	11	90.91%	28.75%	193	233	82.83%	-0.69	-1.42
Jan-03	3	4	75.00%	43.30%	222	275	80.73%	0.3	-0.82
Feb-03	9	12	75.00%	43.30%	246	283	86.93%	1.11	-0.33
Mar-03	7	9	77.78%	41.57%	258	299	86.29%	0.71	-0.57
Apr-03	20	21	95.24%	21.30%	274	316	86.71%	-1.11	-1.68
May-03	10	13	76.92%	42.13%	377	419	89.98%	1.37	-0.17
Jun-03	10	11	90.91%	28.75%	296	344	86.05%	-0.46	-1.28
Jul-03	19	20	95.00%	21.79%	274	319	85.89%	-1.13	-1.69
Aug-03	15	18	83.33%	37.27%	301	365	82.47%	-0.09	-1.06
Sep-03	16	19	84.21%	36.46%	401	472	84.96%	0.13	-0.92
Oct-03	36	39	92.31%	26.65%	364	438	83.11%	-1.47	-1.89



Unbundled Loop ISDN Capable (Parity)									
Date	CLEC Num	CLEC Denc	CLEC Resu	CLEC Std E	Qwest Num	Qwest Denc	Qwest Resu	Mod Z Scr	Parity Scr
Nov-02	18	18	100.00%	0.00%	79	88	89.77%	-1.3	-1.79
Dec-02	21	21	100.00%	0.00%	28	30	93.33%	-0.94	-1.57
Jan-03	23	23	100.00%	0.00%	45	57	78.95%	-2.09	-2.27
Feb-03	21	21	100.00%	0.00%	32	44	72.73%	-2.31	-2.4
Mar-03	17	20	85.00%	35.71%	31	38	81.58%	-0.32	-1.19
Apr-03	20	21	95.24%	21.30%	39	46	84.78%	-1.11	-1.67
May-03	13	13	100.00%	0.00%	31	43	72.09%	-1.97	-2.2
Jun-03	23	23	100.00%	0.00%	32	40	80.00%	-1.91	-2.16
Jul-03	21	21	100.00%	0.00%	71	80	88.75%	-1.45	-1.88
Aug-03	23	23	100.00%	0.00%	25	37	67.57%	-2.61	-2.59
Sep-03	18	18	100.00%	0.00%	35	38	92.11%	-1.02	-1.62
Oct-03	15	16	93.75%	24.21%	46	57	80.70%	-1.17	-1.71

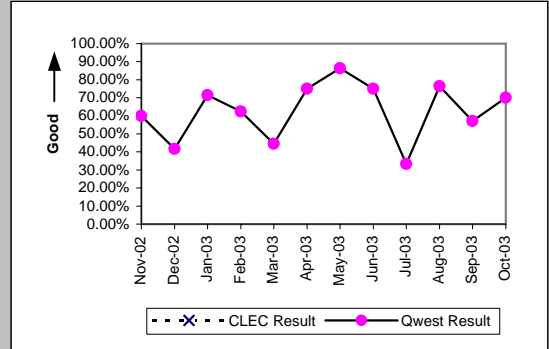


Unbundled Loop - ADSL Qualified (Benchmark)									
Date	CLEC Num	CLEC Denc	CLEC Resu	CLEC Std E	Qwest Num	Qwest Denc	Qwest Resu	Mod Z Scr	Parity Scr
Nov-02	2	2	100.00%	0.00%	8	9	88.89%	-0.45	-1.27
Dec-02	9	9	100.00%	0.00%	5	5	100.00%	N/A	N/A
Jan-03	6	6	100.00%	0.00%	13	13	100.00%	N/A	N/A
Feb-03					8	9	88.89%		
Mar-03	3	3	100.00%	0.00%	14	14	100.00%	N/A	N/A
Apr-03	3	3	100.00%	0.00%	10	10	100.00%	N/A	N/A
May-03	3	3	100.00%	0.00%	15	15	100.00%	N/A	N/A
Jun-03	4	4	100.00%	0.00%	18	19	94.74%	-0.43	-1.26
Jul-03	5	5	100.00%	0.00%	21	21	100.00%	N/A	N/A
Aug-03	5	5	100.00%	0.00%	13	13	100.00%	N/A	N/A
Sep-03	5	5	100.00%	0.00%	38	38	100.00%	N/A	N/A
Oct-03	6	7	85.71%	34.99%	43	44	97.73%	1.12	-0.32

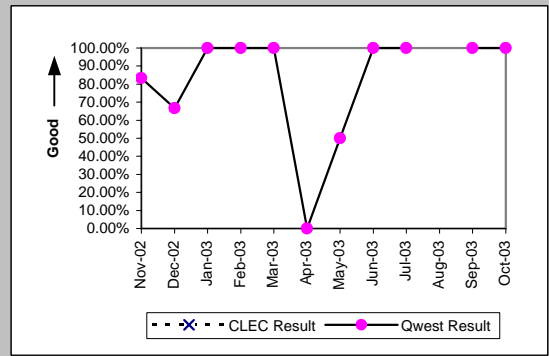


OP-3E - Installation Commitments Met (Percent) - Interval Zone Two

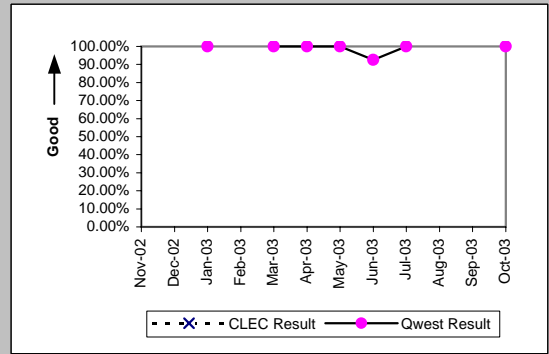
Unbundled Loop - DS3 Capable (Parity)									
Date	CLEC Num	CLEC Dend	CLEC Resu	CLEC Std	Qwest Num	Qwest Dend	Qwest Resu	Mod Z Scr	Parity Scr
Nov-02					3	5	60.00%		
Dec-02					5	12	41.67%		
Jan-03					5	7	71.43%		
Feb-03					10	16	62.50%		
Mar-03					4	9	44.44%		
Apr-03					15	20	75.00%		
May-03					19	22	86.36%		
Jun-03					12	16	75.00%		
Jul-03					7	21	33.33%		
Aug-03					13	17	76.47%		
Sep-03					12	21	57.14%		
Oct-03					14	20	70.00%		



Qwest DSL (Parity)									
Date	CLEC Num	CLEC Dend	CLEC Resu	CLEC Std	Qwest Num	Qwest Dend	Qwest Resu	Mod Z Scr	Parity Scr
Nov-02					5	6	83.33%		
Dec-02					2	3	66.67%		
Jan-03					4	4	100.00%		
Feb-03					1	1	100.00%		
Mar-03					1	1	100.00%		
Apr-03					0	2	0.00%		
May-03					2	4	50.00%		
Jun-03					2	2	100.00%		
Jul-03					2	2	100.00%		
Aug-03									
Sep-03					3	3	100.00%		
Oct-03					3	3	100.00%		



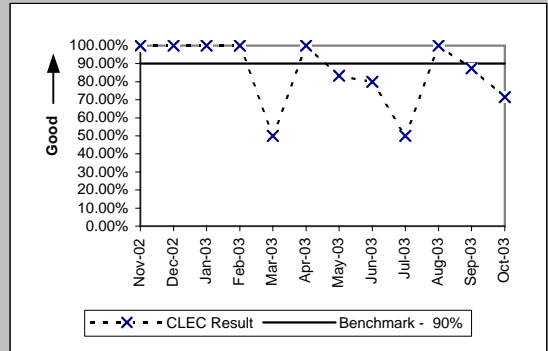
E911 (Parity)									
Date	CLEC Num	CLEC Dend	CLEC Resu	CLEC Std	Qwest Num	Qwest Dend	Qwest Resu	Mod Z Scr	Parity Scr
Nov-02									
Dec-02									
Jan-03					2	2	100.00%		
Feb-03									
Mar-03					2	2	100.00%		
Apr-03					4	4	100.00%		
May-03					5	5	100.00%		
Jun-03					25	27	92.59%		
Jul-03					4	4	100.00%		
Aug-03									
Sep-03									
Oct-03					3	3	100.00%		



OP-3E - Installation Commitments Met (Percent) - Interval Zone Two

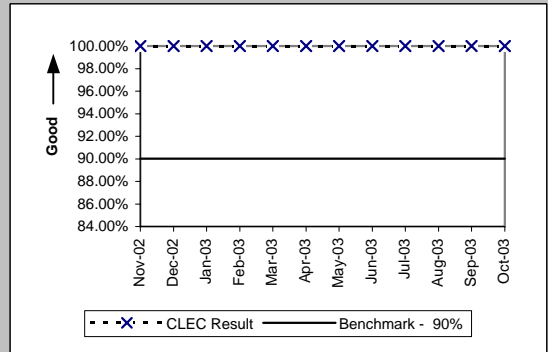
Enhanced Extended Loops (EELs) (Benchmark)

Date	Num	Denom	CLEC Result	Standard Dev
Nov-02	4	4	100.00%	0.00%
Dec-02	2	2	100.00%	0.00%
Jan-03	3	3	100.00%	0.00%
Feb-03	2	2	100.00%	0.00%
Mar-03	1	2	50.00%	50.00%
Apr-03	3	3	100.00%	0.00%
May-03	5	6	83.33%	37.27%
Jun-03	4	5	80.00%	40.00%
Jul-03	1	2	50.00%	50.00%
Aug-03	1	1	100.00%	0.00%
Sep-03	14	16	87.50%	33.07%
Oct-03	5	7	71.43%	45.18%



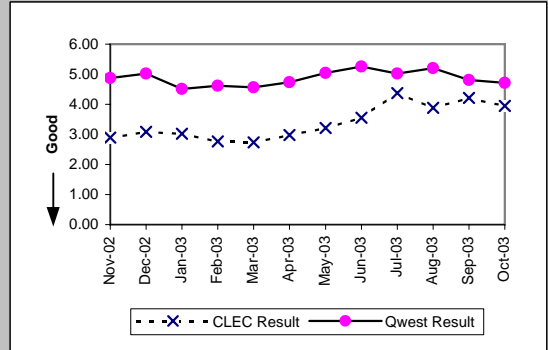
Unbundled Loop Conditioned (Benchmark)

Date	Num	Denom	CLEC Result	Standard Dev
Nov-02	15	15	100.00%	0.00%
Dec-02	6	6	100.00%	0.00%
Jan-03	8	8	100.00%	0.00%
Feb-03	15	15	100.00%	0.00%
Mar-03	12	12	100.00%	0.00%
Apr-03	5	5	100.00%	0.00%
May-03	6	6	100.00%	0.00%
Jun-03	2	2	100.00%	0.00%
Jul-03	3	3	100.00%	0.00%
Aug-03	4	4	100.00%	0.00%
Sep-03	3	3	100.00%	0.00%
Oct-03	3	3	100.00%	0.00%

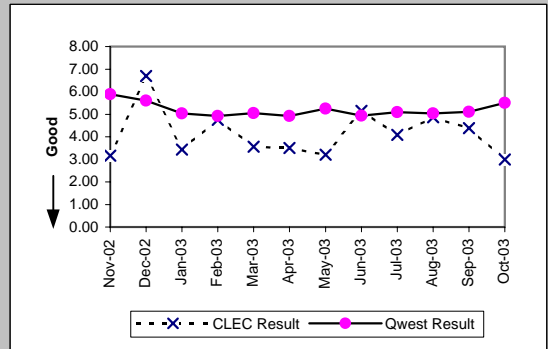


OP-4A - Installation Interval (Average Days) - Dispatches within MSAs

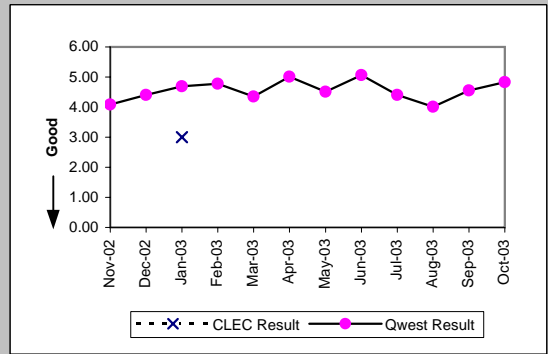
Residence (Parity)									
Date	CLEC Num	CLEC Denc	CLEC Resu	CLEC Std D	Qwest Num	Qwest Denc	Qwest Resu	Mod Z Scr	Parity Scr
Nov-02	315	109	2.89	0.71	40202	8248	4.87	-4.67	-3.84
Dec-02	434	141	3.08	0.76	40090	7984	5.02	-5.15	-4.13
Jan-03	757	251	3.02	0.88	38352	8502	4.51	-6.42	-4.9
Feb-03	700	253	2.77	0.64	35614	7710	4.62	-7	-5.25
Mar-03	620	227	2.73	0.83	37801	8287	4.56	-7.28	-5.43
Apr-03	673	226	2.98	1.47	41391	8742	4.73	-5.98	-4.64
May-03	789	246	3.21	1.97	41876	8305	5.04	-6.15	-4.74
Jun-03	1006	283	3.55	1.18	46591	8851	5.26	-6.15	-4.74
Jul-03	2655	607	4.37	2.51	47142	9392	5.02	-3.45	-3.1
Aug-03	2816	725	3.88	2.55	47497	9139	5.20	-7.26	-5.41
Sep-03	3419	813	4.21	2.62	43514	9050	4.81	-4	-3.43
Oct-03	3542	897	3.95	2.39	40616	8617	4.71	-5.27	-4.2



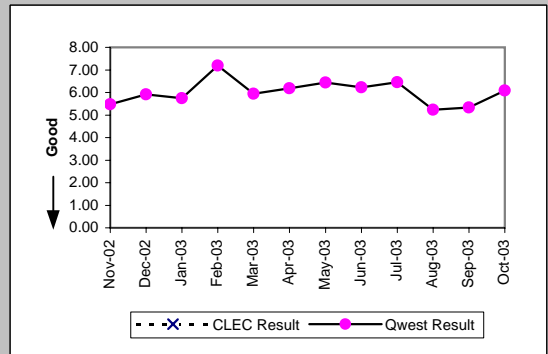
Business (Parity)									
Date	CLEC Num	CLEC Denc	CLEC Resu	CLEC Std D	Qwest Num	Qwest Denc	Qwest Resu	Mod Z Scr	Parity Scr
Nov-02	38	12	3.17	1.27	15546	2642	5.88	-1.38	-1.84
Dec-02	67	10	6.70	4.92	12356	2207	5.60	0.74	-0.55
Jan-03	24	7	3.43	1.13	12931	2566	5.04	-0.73	-1.45
Feb-03	38	8	4.75	2.05	11231	2284	4.92	-0.08	-1.05
Mar-03	32	9	3.56	1.13	13032	2579	5.05	-0.72	-1.44
Apr-03	42	12	3.50	1.09	12142	2466	4.92	-0.92	-1.56
May-03	45	14	3.21	1.37	12900	2455	5.25	-1.28	-1.78
Jun-03	67	13	5.15	3.87	12063	2447	4.93	0.34	-0.79
Jul-03	45	11	4.09	1.45	12840	2523	5.09	-0.58	-1.35
Aug-03	34	7	4.86	3.72	12626	2506	5.04	-0.09	-1.05
Sep-03	35	8	4.38	1.92	13096	2567	5.10	-0.38	-1.23
Oct-03	15	5	3.00	0.00	15626	2835	5.51	-0.9	-1.55



Centrex (Parity)									
Date	CLEC Num	CLEC Denc	CLEC Resu	CLEC Std D	Qwest Num	Qwest Denc	Qwest Resu	Mod Z Scr	Parity Scr
Nov-02					1900	466	4.08		
Dec-02					1993	453	4.40		
Jan-03	3	1	3.00		1909	407	4.69	-0.23	-1.14
Feb-03					2078	435	4.78		
Mar-03					2375	546	4.35		
Apr-03					1674	334	5.01		
May-03					1566	347	4.51		
Jun-03					2409	476	5.06		
Jul-03					1816	413	4.40		
Aug-03					1391	347	4.01		
Sep-03					1735	381	4.55		
Oct-03					1246	258	4.83		

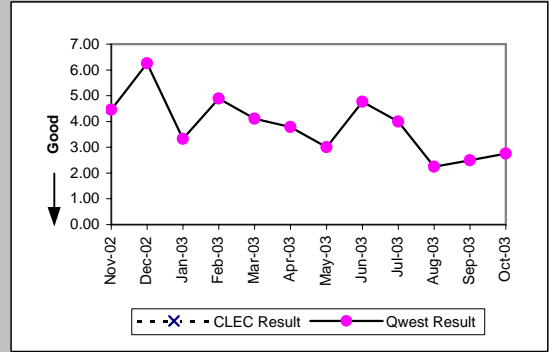


Centrex 21 (Parity)									
Date	CLEC Num	CLEC Denc	CLEC Resu	CLEC Std D	Qwest Num	Qwest Denc	Qwest Resu	Mod Z Scr	Parity Scr
Nov-02					618	113	5.47		
Dec-02					740	125	5.92		
Jan-03					696	121	5.75		
Feb-03					798	111	7.19		
Mar-03					761	128	5.95		
Apr-03					799	129	6.19		
May-03					754	117	6.44		
Jun-03					690	111	6.22		
Jul-03					877	136	6.45		
Aug-03					540	103	5.24		
Sep-03					715	134	5.34		
Oct-03					729	120	6.08		

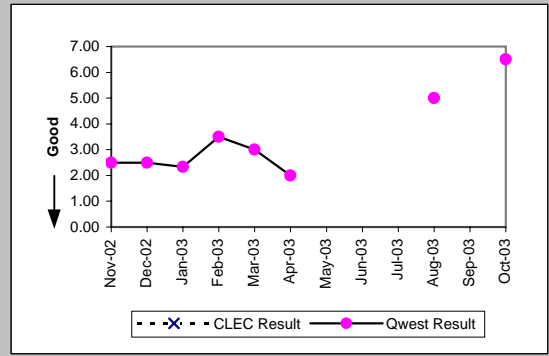


OP-4A - Installation Interval (Average Days) - Dispatches within MSAs

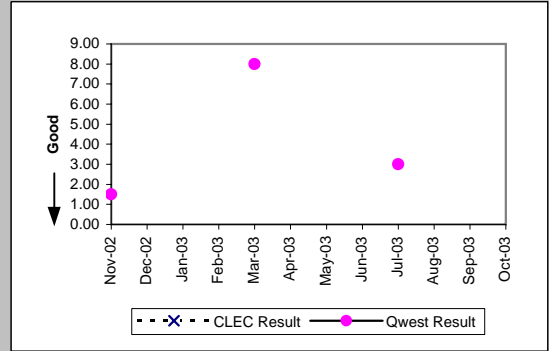
PBX (Parity)									
Date	CLEC Num	CLEC Denc	CLEC Resu	CLEC Std I	Qwest Num	Qwest Denc	Qwest Resu	Mod Z Scr	Parity Scr
Nov-02					49	11	4.45		
Dec-02					50	8	6.25		
Jan-03					20	6	3.33		
Feb-03					44	9	4.89		
Mar-03					37	9	4.11		
Apr-03					53	14	3.79		
May-03					39	13	3.00		
Jun-03					62	13	4.77		
Jul-03					20	5	4.00		
Aug-03					9	4	2.25		
Sep-03					10	4	2.50		
Oct-03					22	8	2.75		



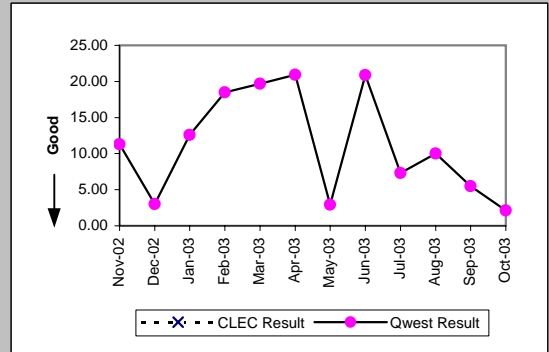
Basic Rate ISDN (Parity)									
Date	CLEC Num	CLEC Denc	CLEC Resu	CLEC Std I	Qwest Num	Qwest Denc	Qwest Resu	Mod Z Scr	Parity Scr
Nov-02					20	8	2.50		
Dec-02					10	4	2.50		
Jan-03					7	3	2.33		
Feb-03					7	2	3.50		
Mar-03					18	6	3.00		
Apr-03					2	1	2.00		
May-03									
Jun-03									
Jul-03									
Aug-03					5	1	5.00		
Sep-03									
Oct-03					13	2	6.50		



ISDN Primary (Parity)									
Date	CLEC Num	CLEC Denc	CLEC Resu	CLEC Std I	Qwest Num	Qwest Denc	Qwest Resu	Mod Z Scr	Parity Scr
Nov-02					3	2	1.50		
Dec-02									
Jan-03									
Feb-03									
Mar-03					8	1	8.00		
Apr-03									
May-03									
Jun-03									
Jul-03					3	1	3.00		
Aug-03									
Sep-03									
Oct-03									

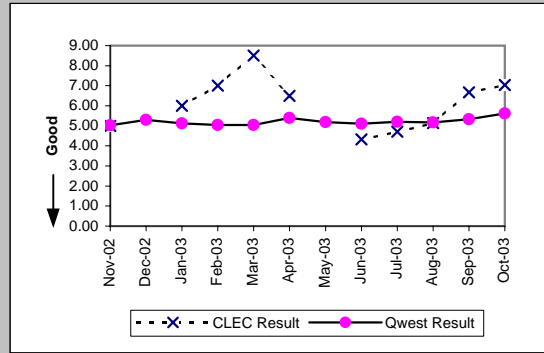


DS0 (Parity)									
Date	CLEC Num	CLEC Denc	CLEC Resu	CLEC Std I	Qwest Num	Qwest Denc	Qwest Resu	Mod Z Scr	Parity Scr
Nov-02					385	34	11.32		
Dec-02					3	1	3.00		
Jan-03					4301	341	12.61		
Feb-03					1869	101	18.50		
Mar-03					3167	161	19.67		
Apr-03					879	42	20.93		
May-03					53	18	2.94		
Jun-03					1148	55	20.87		
Jul-03					2162	295	7.33		
Aug-03					10	1	10.00		
Sep-03					11	2	5.50		
Oct-03					17	8	2.12		

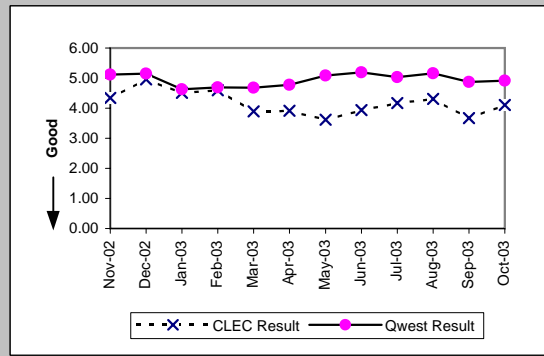


OP-4A - Installation Interval (Average Days) - Dispatches within MSAs

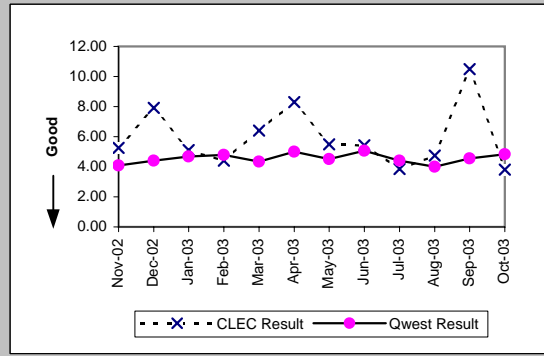
Qwest DSL (Parity)											
Date	CLEC Num	CLEC Denc	CLEC Resu	CLEC Std	Qwest Num	Qwest Denc	Qwest Resu	Mod Z Scr	Parity Scr		
Nov-02	5	1	5.00		4223	842	5.02	-0.01	-1		
Dec-02					4739	894	5.30				
Jan-03	6	1	6.00		4839	946	5.12	0.73	-0.55		
Feb-03	7	1	7.00		4063	804	5.05	1.57	-0.04		
Mar-03	17	2	8.50	0.71	3807	755	5.04	1.79	0.09		
Apr-03	13	2	6.50	2.12	3554	659	5.39	1.14	-0.31		
May-03					2605	503	5.18				
Jun-03	13	3	4.33	1.15	2065	404	5.11	-0.82	-1.5		
Jul-03	33	7	4.71	0.49	1765	339	5.21	-0.77	-1.47		
Aug-03	36	7	5.14	0.38	1897	367	5.17	-0.04	-1.02		
Sep-03	100	15	6.67	3.11	3070	576	5.33	1.75	0.06		
Oct-03	169	24	7.04	3.17	4054	723	5.61	1.91	0.16		



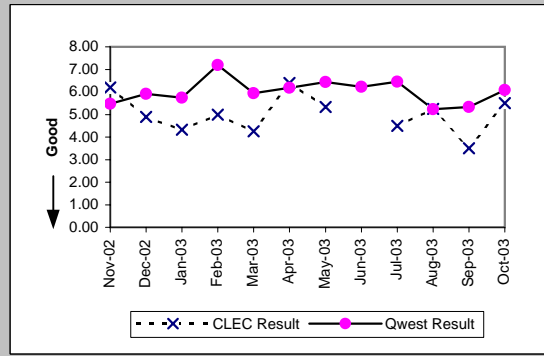
UNE - P (POTS) (Parity)											
Date	CLEC Num	CLEC Denc	CLEC Resu	CLEC Std	Qwest Num	Qwest Denc	Qwest Resu	Mod Z Scr	Parity Scr		
Nov-02	581	134	4.34	2.79	55748	10890	5.12	-1.76	-2.07		
Dec-02	694	140	4.96	3.41	52446	10191	5.15	-0.45	-1.27		
Jan-03	916	203	4.51	5.65	51283	11068	4.63	-0.4	-1.25		
Feb-03	906	197	4.60	3.95	46845	9994	4.69	-0.27	-1.16		
Mar-03	1240	319	3.89	2.76	50833	10866	4.68	-3.12	-2.9		
Apr-03	1137	290	3.92	3.05	53533	11208	4.78	-3.13	-2.9		
May-03	1168	323	3.62	2.63	54776	10760	5.09	-5.28	-4.21		
Jun-03	839	213	3.94	3.12	58654	11298	5.19	-3.82	-3.32		
Jul-03	1110	266	4.17	4.27	59982	11915	5.03	-2.92	-2.77		
Aug-03	1051	244	4.31	3.77	60123	11645	5.16	-2.71	-2.65		
Sep-03	880	240	3.67	1.86	56610	11617	4.87	-4.17	-3.53		
Oct-03	966	235	4.11	3.14	56242	11452	4.91	-2.56	-2.55		



UNE P (Centrex) (Parity)											
Date	CLEC Num	CLEC Denc	CLEC Resu	CLEC Std	Qwest Num	Qwest Denc	Qwest Resu	Mod Z Scr	Parity Scr		
Nov-02	42	8	5.25	2.92	1900	466	4.08	1.1	-0.33		
Dec-02	95	12	7.92	4.25	1993	453	4.40	3.72	1.26		
Jan-03	51	10	5.10	3.78	1909	407	4.69	0.85	-0.48		
Feb-03	44	10	4.40	2.22	2078	435	4.78	-0.35	-1.21		
Mar-03	96	15	6.40	6.94	2375	546	4.35	2.2	0.34		
Apr-03	141	17	8.29	8.72	1674	334	5.01	2.51	0.53		
May-03	33	6	5.50	0.84	1566	347	4.51	0.85	-0.48		
Jun-03	38	7	5.43	3.95	2409	476	5.06	0.83	-0.5		
Jul-03	27	7	3.86	2.19	1816	413	4.40	-0.62	-1.38		
Aug-03	38	8	4.75	2.60	1391	347	4.01	0.97	-0.41		
Sep-03	42	4	10.50	14.34	1735	381	4.55	2.37	0.44		
Oct-03	19	5	3.80	1.30	1246	258	4.83	-0.67	-1.41		

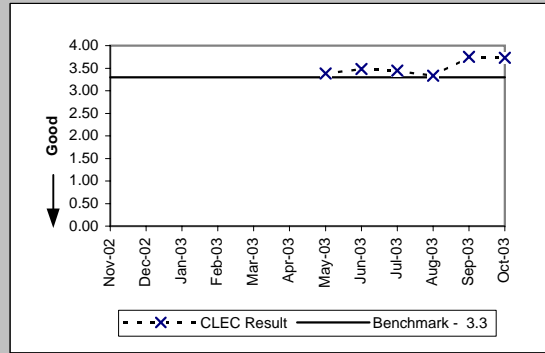


UNE P (Centrex 21) (Parity)											
Date	CLEC Num	CLEC Denc	CLEC Resu	CLEC Std	Qwest Num	Qwest Denc	Qwest Resu	Mod Z Scr	Parity Scr		
Nov-02	31	5	6.20	4.32	618	113	5.47	0.55	-0.66		
Dec-02	49	10	4.90	3.07	740	125	5.92	-0.49	-1.3		
Jan-03	13	3	4.33	1.15	696	121	5.75	-0.32	-1.19		
Feb-03	20	4	5.00	2.45	798	111	7.19	-0.5	-1.3		
Mar-03	17	4	4.25	0.50	761	128	5.95	-0.4	-1.24		
Apr-03	32	5	6.40	1.82	799	129	6.19	0.49	-0.7		
May-03	16	3	5.33	1.53	754	117	6.44	-0.25	-1.15		
Jun-03					690	111	6.22				
Jul-03	18	4	4.50	1.29	877	136	6.45	-0.53	-1.32		
Aug-03	21	4	5.25	1.50	540	103	5.24	0.23	-0.86		
Sep-03	14	4	3.50	0.58	715	134	5.34	-0.66	-1.4		
Oct-03	11	2	5.50	0.71	729	120	6.08	-0.13	-1.08		



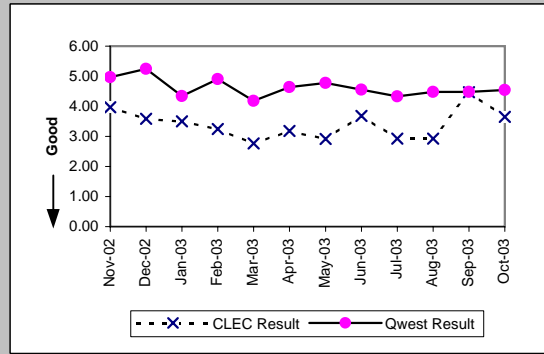
OP-4A - Installation Interval (Average Days) - Dispatches within MSAs

Line Sharing (Benchmark)				
Date	Numerator	Denominator	CLEC Result	Standard Dev
Nov-02				
Dec-02				
Jan-03				
Feb-03				
Mar-03				
Apr-03				
May-03	81	24	3.38	0.88
Jun-03	174	50	3.48	1.09
Jul-03	283	82	3.45	0.93
Aug-03	143	43	3.33	0.78
Sep-03	206	55	3.75	1.29
Oct-03	265	71	3.73	1.44

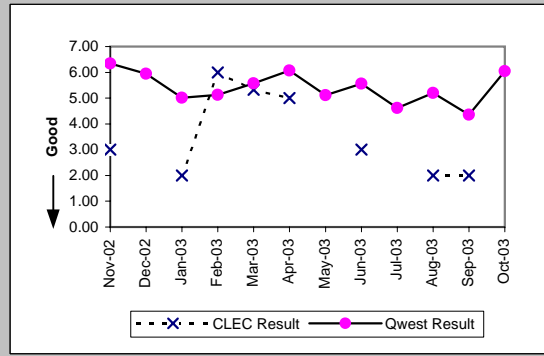


OP-4B - Installation Interval (Average Days) - Dispatches outside MSAs

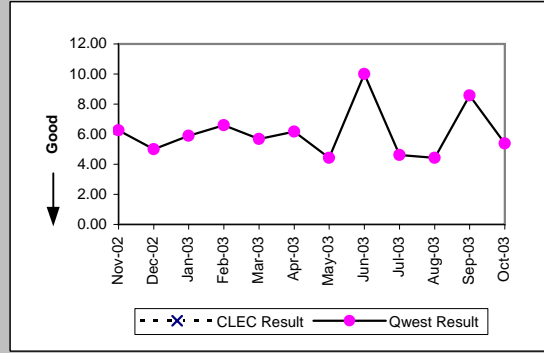
Residence (Parity)									
Date	CLEC Num	CLEC Denc	CLEC Resu	CLEC Std E	Qwest Num	Qwest Denc	Qwest Resu	Mod Z Scr	Parity Scr
Nov-02	115	29	3.97	3.98	7160	1442	4.97	-0.8	-1.48
Dec-02	93	26	3.58	1.10	7706	1470	5.24	-1.36	-1.83
Jan-03	119	34	3.50	1.69	6417	1480	4.34	-1.46	-1.89
Feb-03	120	37	3.24	1.48	6765	1380	4.90	-1.77	-2.08
Mar-03	83	30	2.77	1.52	6034	1442	4.18	-2.26	-2.38
Apr-03	70	22	3.18	1.05	7396	1595	4.64	-1.3	-1.79
May-03	76	26	2.92	0.48	7295	1525	4.78	-1.95	-2.19
Jun-03	70	19	3.68	1.00	7156	1574	4.55	-0.79	-1.48
Jul-03	44	15	2.93	0.70	7382	1703	4.33	-1.51	-1.92
Aug-03	44	15	2.93	0.59	7165	1600	4.48	-1.53	-1.93
Sep-03	76	17	4.47	2.96	6905	1543	4.48	0	-1
Oct-03	113	31	3.65	1.70	6946	1529	4.54	-1.18	-1.71



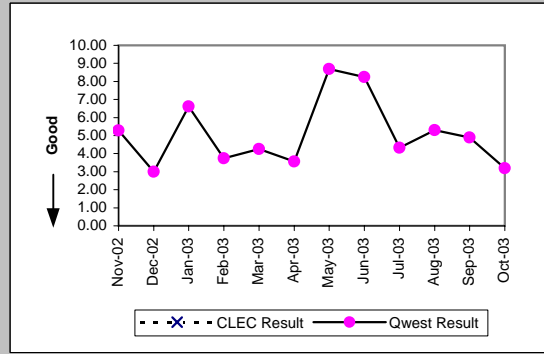
Business (Parity)									
Date	CLEC Num	CLEC Denc	CLEC Resu	CLEC Std E	Qwest Num	Qwest Denc	Qwest Resu	Mod Z Scr	Parity Scr
Nov-02	9	3	3.00	0.00	1814	286	6.34	-0.85	-1.51
Dec-02					1695	285	5.95		
Jan-03	2	1	2.00		1691	337	5.02	-0.59	-1.36
Feb-03	6	1	6.00		1514	295	5.13	0.82	-0.5
Mar-03	16	3	5.33	1.53	1759	316	5.57	-0.05	-1.03
Apr-03	15	3	5.00	2.65	1862	307	6.07	-0.17	-1.1
May-03					1482	290	5.11		
Jun-03	3	1	3.00		1695	305	5.56	-0.38	-1.23
Jul-03					1382	299	4.62		
Aug-03	4	2	2.00	2.83	1493	287	5.20	-0.85	-1.52
Sep-03	2	1	2.00		1381	317	4.36	-0.7	-1.43
Oct-03					1808	299	6.05		



Centrex (Parity)									
Date	CLEC Num	CLEC Denc	CLEC Resu	CLEC Std E	Qwest Num	Qwest Denc	Qwest Resu	Mod Z Scr	Parity Scr
Nov-02					75	12	6.25		
Dec-02					30	6	5.00		
Jan-03					53	9	5.89		
Feb-03					33	5	6.60		
Mar-03					91	16	5.69		
Apr-03					68	11	6.18		
May-03					53	12	4.42		
Jun-03					90	9	10.00		
Jul-03					37	8	4.62		
Aug-03					53	12	4.42		
Sep-03					120	14	8.57		
Oct-03					43	8	5.38		

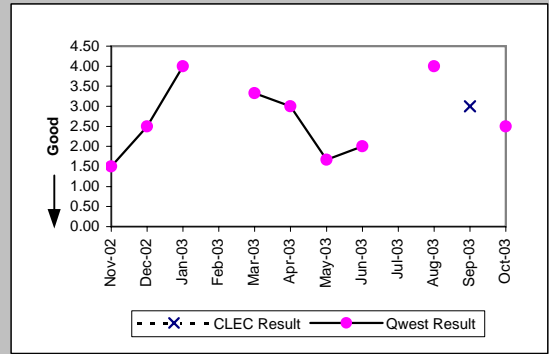


Centrex 21 (Parity)									
Date	CLEC Num	CLEC Denc	CLEC Resu	CLEC Std E	Qwest Num	Qwest Denc	Qwest Resu	Mod Z Scr	Parity Scr
Nov-02					74	14	5.29		
Dec-02					27	9	3.00		
Jan-03					53	8	6.62		
Feb-03					30	8	3.75		
Mar-03					51	12	4.25		
Apr-03					25	7	3.57		
May-03					113	13	8.69		
Jun-03					99	12	8.25		
Jul-03					65	15	4.33		
Aug-03					69	13	5.31		
Sep-03					44	9	4.89		
Oct-03					32	10	3.20		

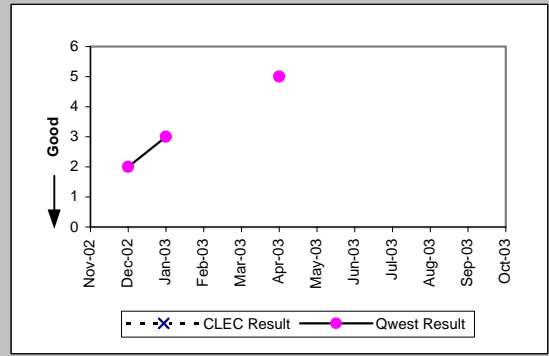


OP-4B - Installation Interval (Average Days) - Dispatches outside MSAs

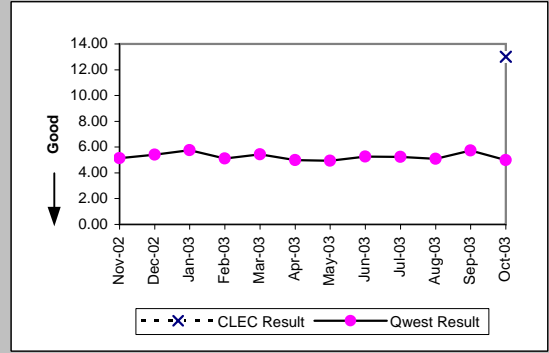
PBX (Parity)									
Date	CLEC Num	CLEC Denc	CLEC Resu	CLEC Std I	Qwest Num	Qwest Denc	Qwest Resu	Mod Z Scr	Parity Scr
Nov-02					3	2	1.50		
Dec-02					5	2	2.50		
Jan-03					4	1	4.00		
Feb-03									
Mar-03					10	3	3.33		
Apr-03					3	1	3.00		
May-03					5	3	1.67		
Jun-03					2	1	2.00		
Jul-03									
Aug-03					4	1	4.00		
Sep-03	3	1	3.00						
Oct-03					5	2	2.50		



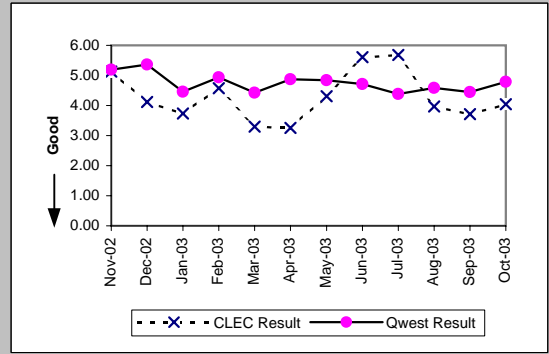
Basic Rate ISDN (Parity)									
Date	CLEC Num	CLEC Denc	CLEC Resu	CLEC Std I	Qwest Num	Qwest Denc	Qwest Resu	Mod Z Scr	Parity Scr
Nov-02									
Dec-02					2	1	2.00		
Jan-03					3	1	3.00		
Feb-03									
Mar-03									
Apr-03					5	1	5.00		
May-03									
Jun-03									
Jul-03									
Aug-03									
Sep-03									
Oct-03									



Qwest DSL (Parity)									
Date	CLEC Num	CLEC Denc	CLEC Resu	CLEC Std I	Qwest Num	Qwest Denc	Qwest Resu	Mod Z Scr	Parity Scr
Nov-02					36	7	5.14		
Dec-02					27	5	5.40		
Jan-03					75	13	5.77		
Feb-03					46	9	5.11		
Mar-03					76	14	5.43		
Apr-03					50	10	5.00		
May-03					74	15	4.93		
Jun-03					100	19	5.26		
Jul-03					110	21	5.24		
Aug-03					66	13	5.08		
Sep-03					218	38	5.74		
Oct-03	13	1	13.00		209	42	4.98	2.17	0.32

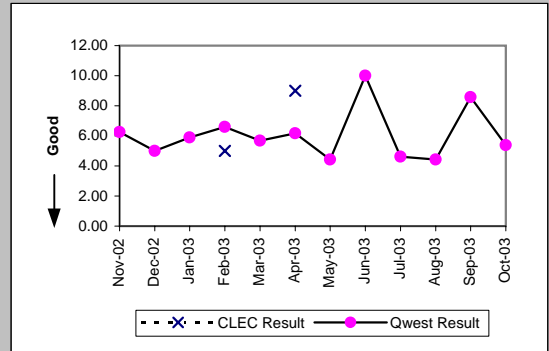


UNE - P (POTS) (Parity)									
Date	CLEC Num	CLEC Denc	CLEC Resu	CLEC Std I	Qwest Num	Qwest Denc	Qwest Resu	Mod Z Scr	Parity Scr
Nov-02	77	15	5.13	2.61	8974	1728	5.19	-0.03	-1.02
Dec-02	33	8	4.12	1.81	9401	1755	5.36	-0.57	-1.35
Jan-03	112	30	3.73	1.76	8108	1817	4.46	-1.07	-1.65
Feb-03	96	21	4.57	4.17	8279	1675	4.94	-0.3	-1.18
Mar-03	165	50	3.30	1.42	7793	1758	4.43	-1.71	-2.04
Apr-03	111	34	3.26	0.62	9258	1902	4.87	-1.44	-1.88
May-03	220	51	4.31	4.15	8777	1815	4.84	-0.75	-1.46
Jun-03	157	28	5.61	11.37	8851	1879	4.71	1.05	-0.36
Jul-03	159	28	5.68	6.44	8764	2002	4.38	1.71	0.04
Aug-03	115	29	3.97	1.90	8658	1887	4.59	-0.8	-1.49
Sep-03	156	42	3.71	1.99	8286	1860	4.45	-1.13	-1.69
Oct-03	113	28	4.04	1.82	8754	1828	4.79	-0.81	-1.49

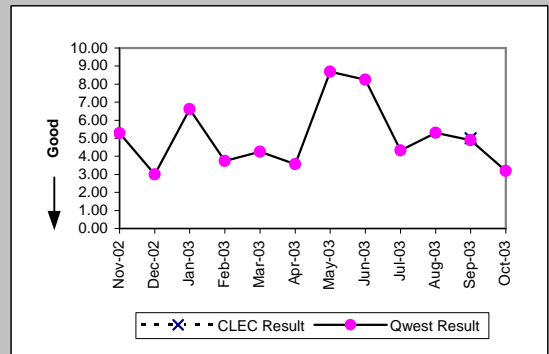


OP-4B - Installation Interval (Average Days) - Dispatches outside MSAs

UNE P (Centrex) (Parity)									
Date	CLEC Num	CLEC Denc	CLEC Resu	CLEC Std	Qwest Num	Qwest Denc	Qwest Resu	Mod Z Scr	Parity Scr
Nov-02					75	12	6.25		
Dec-02					30	6	5.00		
Jan-03					53	9	5.89		
Feb-03	5	1	5.00		33	5	6.60	-0.33	-1.2
Mar-03					91	16	5.69		
Apr-03	9	1	9.00		68	11	6.18	1.06	-0.36
May-03					53	12	4.42		
Jun-03					90	9	10.00		
Jul-03					37	8	4.62		
Aug-03					53	12	4.42		
Sep-03					120	14	8.57		
Oct-03					43	8	5.38		

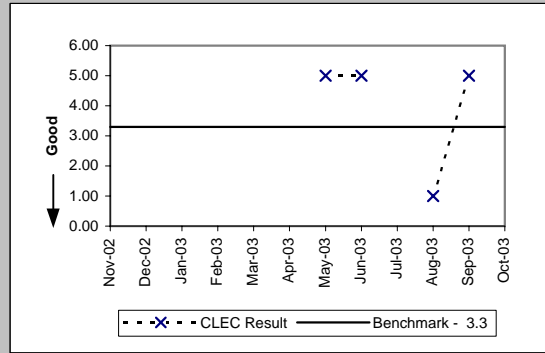


UNE P (Centrex 21) (Parity)									
Date	CLEC Num	CLEC Denc	CLEC Resu	CLEC Std	Qwest Num	Qwest Denc	Qwest Resu	Mod Z Scr	Parity Scr
Nov-02					74	14	5.29		
Dec-02					27	9	3.00		
Jan-03					53	8	6.62		
Feb-03					30	8	3.75		
Mar-03					51	12	4.25		
Apr-03					25	7	3.57		
May-03					113	13	8.69		
Jun-03					99	12	8.25		
Jul-03					65	15	4.33		
Aug-03					69	13	5.31		
Sep-03	5	1	5.00		44	9	4.89	-0.09	-1.05
Oct-03					32	10	3.20		



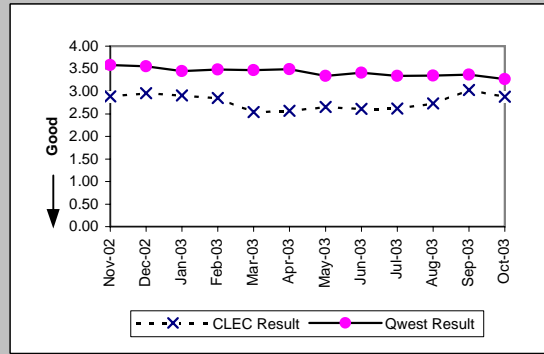
OP-4B - Installation Interval (Average Days) - Dispatches outside MSAs

Line Sharing (Benchmark)				
Date	Numerator	Denominator	CLEC Result	Standard Dev
Nov-02				
Dec-02				
Jan-03				
Feb-03				
Mar-03				
Apr-03				
May-03	5	1	5.00	0.00
Jun-03	10	2	5.00	
Jul-03				
Aug-03	1	1	1.00	
Sep-03	5	1	5.00	
Oct-03				

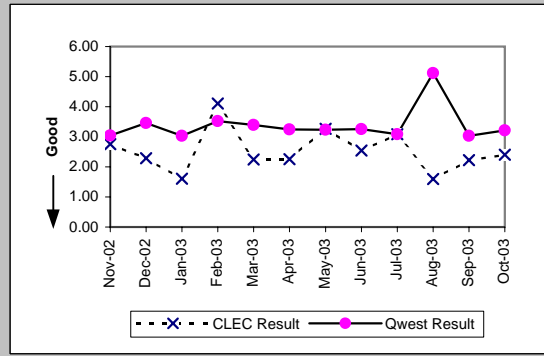


OP-4C - Installation Interval (Average Days) - No dispatches

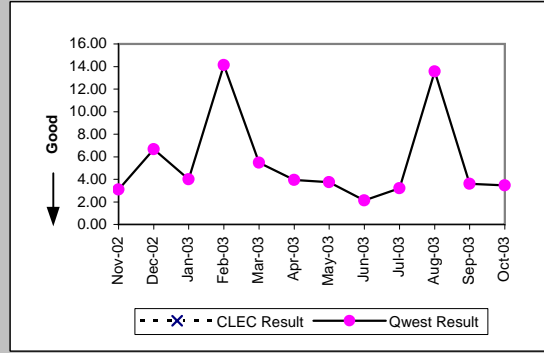
Residence (Parity)									
Date	CLEC Num	CLEC Denc	CLEC Resu	CLEC Std I	Qwest Num	Qwest Denc	Qwest Resu	Mod Z Scr	Parity Scr
Nov-02	1918	664	2.89	0.71	77147	21532	3.58	-10.32	-7.27
Dec-02	4255	1436	2.96	0.47	67875	19100	3.55	-14.6	-9.87
Jan-03	4113	1413	2.91	0.40	71221	20641	3.45	-16.1	-10.79
Feb-03	3628	1271	2.85	0.63	64188	18455	3.48	-17.27	-11.5
Mar-03	2791	1098	2.54	0.70	65671	18924	3.47	-20.81	-13.65
Apr-03	1810	704	2.57	0.80	70206	20115	3.49	-8.14	-5.95
May-03	1459	550	2.65	0.74	65663	19672	3.34	-8.95	-6.44
Jun-03	685	262	2.61	0.80	70799	20773	3.41	-8.73	-6.3
Jul-03	856	327	2.62	0.91	83314	24954	3.34	-10.95	-7.66
Aug-03	661	242	2.73	0.69	81232	24228	3.35	-8.2	-5.98
Sep-03	603	199	3.03	0.63	79360	23531	3.37	-4.18	-3.54
Oct-03	1004	349	2.88	0.61	73840	22594	3.27	-6.36	-4.87



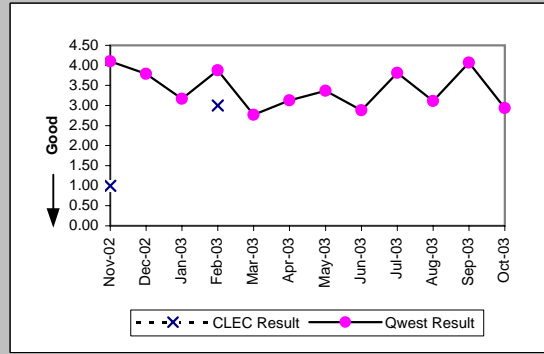
Business (Parity)									
Date	CLEC Num	CLEC Denc	CLEC Resu	CLEC Std I	Qwest Num	Qwest Denc	Qwest Resu	Mod Z Scr	Parity Scr
Nov-02	91	33	2.76	2.15	1014	334	3.04	-0.68	-1.41
Dec-02	32	14	2.29	1.07	1261	364	3.46	-1.42	-1.86
Jan-03	71	44	1.61	1.20	1410	466	3.03	-5	-4.04
Feb-03	144	35	4.11	2.70	1584	450	3.52	0.83	-0.49
Mar-03	54	24	2.25	1.36	1413	417	3.39	-1.92	-2.17
Apr-03	88	39	2.26	1.46	1478	456	3.24	-2.42	-2.47
May-03	49	15	3.27	1.62	1749	542	3.23	0.36	-0.78
Jun-03	33	13	2.54	0.97	1608	493	3.26	-0.97	-1.59
Jul-03	37	12	3.08	1.78	1312	424	3.09	-0.02	-1.01
Aug-03	8	5	1.60	1.34	1857	363	5.12	-0.24	-1.14
Sep-03	20	9	2.22	0.97	1076	355	3.03	-1.3	-1.79
Oct-03	12	5	2.40	0.89	1296	404	3.21	-0.49	-1.3



Centrex (Parity)									
Date	CLEC Num	CLEC Denc	CLEC Resu	CLEC Std I	Qwest Num	Qwest Denc	Qwest Resu	Mod Z Scr	Parity Scr
Nov-02					31	10	3.10		
Dec-02					127	19	6.68		
Jan-03					60	15	4.00		
Feb-03					99	7	14.14		
Mar-03					82	15	5.47		
Apr-03					83	21	3.95		
May-03					15	4	3.75		
Jun-03					47	22	2.14		
Jul-03					48	15	3.20		
Aug-03					529	39	13.56		
Sep-03					18	5	3.60		
Oct-03					38	11	3.45		

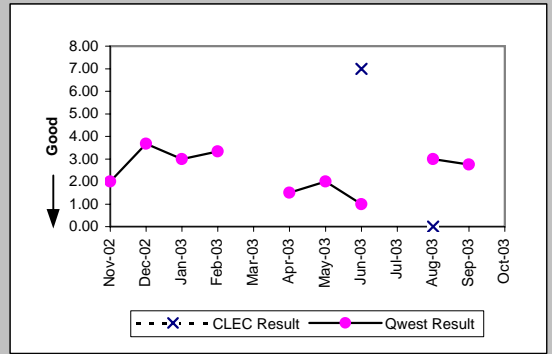


Centrex 21 (Parity)									
Date	CLEC Num	CLEC Denc	CLEC Resu	CLEC Std I	Qwest Num	Qwest Denc	Qwest Resu	Mod Z Scr	Parity Scr
Nov-02	1	1	1.00		209	51	4.10	-0.38	-1.23
Dec-02					239	63	3.79		
Jan-03					130	41	3.17		
Feb-03	3	1	3.00		202	52	3.88	-0.26	-1.16
Mar-03					147	53	2.77		
Apr-03					169	54	3.13		
May-03					212	63	3.37		
Jun-03					308	107	2.88		
Jul-03					793	208	3.81		
Aug-03					292	94	3.11		
Sep-03					399	98	4.07		
Oct-03					97	33	2.94		

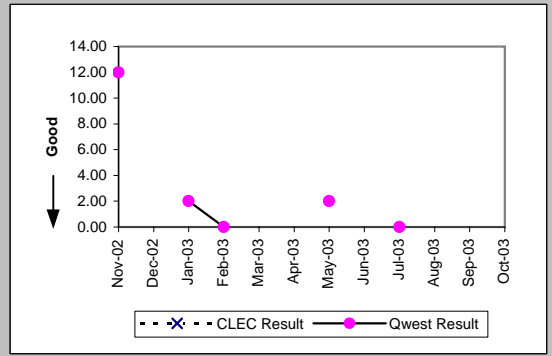


OP-4C - Installation Interval (Average Days) - No dispatches

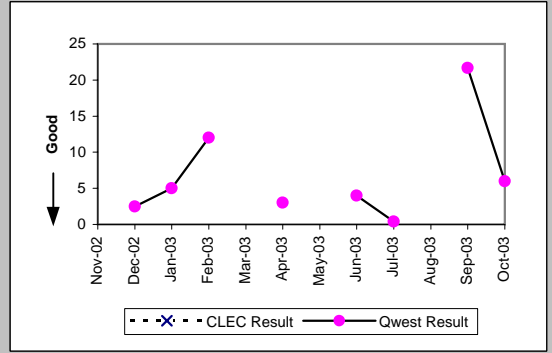
PBX (Parity)									
Date	CLEC Num	CLEC Denc	CLEC Resu	CLEC Std I	Qwest Num	Qwest Denc	Qwest Resu	Mod Z Scr	Parity Scr
Nov-02					2	1	2.00		
Dec-02					11	3	3.67		
Jan-03					6	2	3.00		
Feb-03					10	3	3.33		
Mar-03									
Apr-03					6	4	1.50		
May-03					6	3	2.00		
Jun-03	7	1	7.00		5	5	1.00	1.32	-0.2
Jul-03									
Aug-03	0	1	0.00		54	18	3.00		
Sep-03					11	4	2.75		
Oct-03									



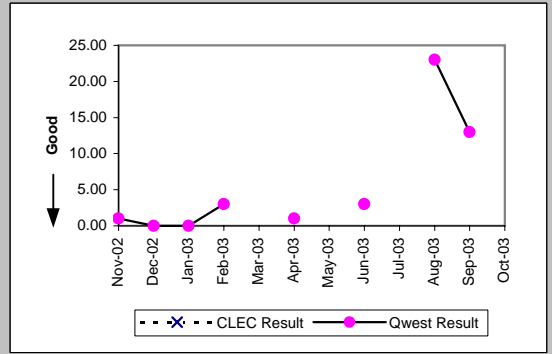
Basic Rate ISDN (Parity)									
Date	CLEC Num	CLEC Denc	CLEC Resu	CLEC Std I	Qwest Num	Qwest Denc	Qwest Resu	Mod Z Scr	Parity Scr
Nov-02					12	1	12.00		
Dec-02									
Jan-03					4	2	2.00		
Feb-03					0	1	0.00		
Mar-03									
Apr-03									
May-03					2	1	2.00		
Jun-03									
Jul-03					0	1	0.00		
Aug-03									
Sep-03									
Oct-03									



ISDN Primary (Parity)									
Date	CLEC Num	CLEC Denc	CLEC Resu	CLEC Std I	Qwest Num	Qwest Denc	Qwest Resu	Mod Z Scr	Parity Scr
Nov-02									
Dec-02					5	2	2.50		
Jan-03					5	1	5.00		
Feb-03					12	1	12.00		
Mar-03									
Apr-03					3	1	3.00		
May-03									
Jun-03					4	1	4.00		
Jul-03					33	78	0.42		
Aug-03									
Sep-03					65	3	21.67		
Oct-03					12	2	6.00		

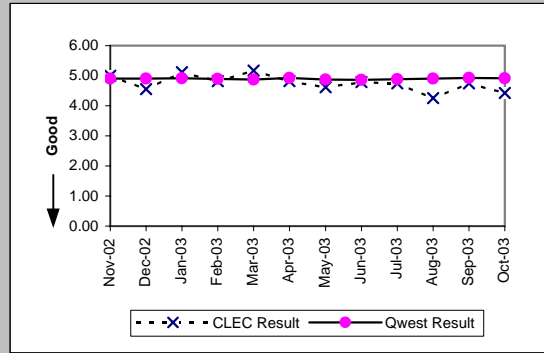


DS0 (Parity)									
Date	CLEC Num	CLEC Denc	CLEC Resu	CLEC Std I	Qwest Num	Qwest Denc	Qwest Resu	Mod Z Scr	Parity Scr
Nov-02					1	1	1.00		
Dec-02					0	1	0.00		
Jan-03					0	1	0.00		
Feb-03					3	1	3.00		
Mar-03									
Apr-03					5	5	1.00		
May-03									
Jun-03					6	2	3.00		
Jul-03									
Aug-03					92	4	23.00		
Sep-03					13	1	13.00		
Oct-03									

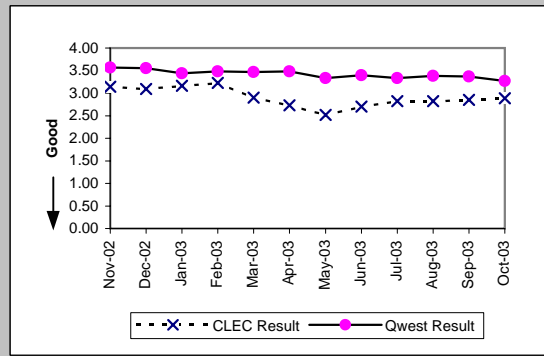


OP-4C - Installation Interval (Average Days) - No dispatches

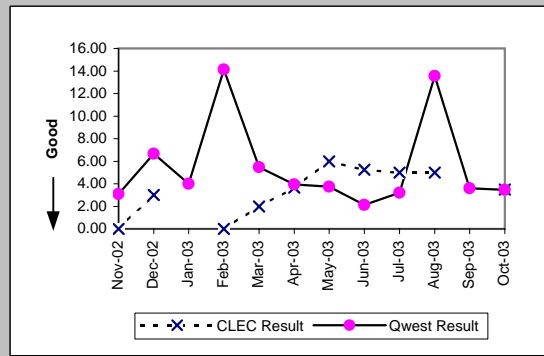
Qwest DSL (Parity)									
Date	CLEC Num	CLEC Denc	CLEC Resu	CLEC Std	Qwest Num	Qwest Denc	Qwest Resu	Mod Z Scr	Parity Scr
Nov-02	175	35	5.00	1.37	15132	3089	4.90	1.33	-0.19
Dec-02	132	29	4.55	1.55	14744	3006	4.90	-2.2	-2.34
Jan-03	87	17	5.12	0.78	20635	4202	4.91	1.48	-0.1
Feb-03	53	11	4.82	1.17	17237	3523	4.89	-0.31	-1.19
Mar-03	150	29	5.17	1.20	18483	3796	4.87	2.17	0.32
Apr-03	53	11	4.82	0.75	20441	4146	4.93	-0.4	-1.24
May-03	97	21	4.62	0.59	18005	3699	4.87	-1.59	-1.96
Jun-03	67	14	4.79	0.43	20041	4126	4.86	-0.37	-1.23
Jul-03	95	20	4.75	0.55	21206	4347	4.88	-0.78	-1.47
Aug-03	115	27	4.26	1.51	25367	5174	4.90	-4.93	-4
Sep-03	76	16	4.75	0.45	33615	6816	4.93	-0.81	-1.49
Oct-03	62	14	4.43	1.40	34356	6987	4.92	-2.8	-2.7



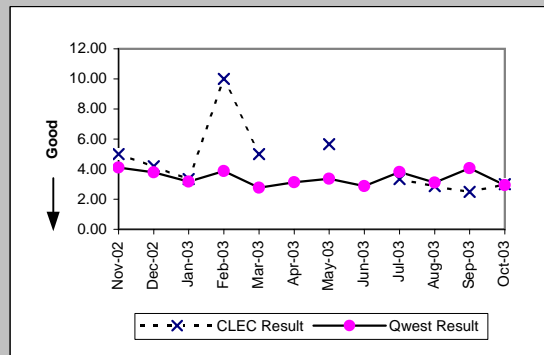
UNE - P (POTS) (Parity)									
Date	CLEC Num	CLEC Denc	CLEC Resu	CLEC Std	Qwest Num	Qwest Denc	Qwest Resu	Mod Z Scr	Parity Scr
Nov-02	2790	889	3.14	1.57	78161	21866	3.57	-7.42	-5.51
Dec-02	2772	897	3.09	1.03	69136	19464	3.55	-8.88	-6.4
Jan-03	4685	1482	3.16	0.67	72631	21107	3.44	-8.43	-6.12
Feb-03	7367	2280	3.23	0.68	65772	18905	3.48	-8.15	-5.95
Mar-03	13674	4708	2.90	0.69	67084	19341	3.47	-23.44	-15.25
Apr-03	9266	3388	2.73	1.06	71684	20571	3.48	-13.77	-9.37
May-03	12914	5128	2.52	1.01	67412	20214	3.33	-29.33	-18.83
Jun-03	10057	3723	2.70	0.93	72407	21266	3.40	-26.38	-17.04
Jul-03	16408	5816	2.82	0.62	84626	25378	3.33	-29.68	-19.05
Aug-03	15235	5403	2.82	0.64	83089	24591	3.38	-8.98	-6.46
Sep-03	12061	4232	2.85	0.68	80436	23886	3.37	-26.64	-17.2
Oct-03	16084	5575	2.89	0.64	75136	22998	3.27	-20.81	-13.65



UNE P (Centrex) (Parity)									
Date	CLEC Num	CLEC Denc	CLEC Resu	CLEC Std	Qwest Num	Qwest Denc	Qwest Resu	Mod Z Scr	Parity Scr
Nov-02	0	1	0.00		31	10	3.10	-1.85	-2.13
Dec-02	6	2	3.00	2.83	127	19	6.68	-0.36	-1.22
Jan-03					60	15	4.00		
Feb-03	0	1	0.00		99	7	14.14	-0.75	-1.46
Mar-03	2	1	2.00		82	15	5.47	-0.79	-1.48
Apr-03	11	3	3.67	2.08	83	21	3.95	-0.25	-1.15
May-03	18	3	6.00	1.00	15	4	3.75	1.14	-0.31
Jun-03	21	4	5.25	0.50	47	22	2.14	3.72	1.26
Jul-03	5	1	5.00		48	15	3.20	3.72	1.26
Aug-03	20	4	5.00	1.63	529	39	13.56	-0.94	-1.57
Sep-03					18	5	3.60		
Oct-03	14	4	3.50	2.52	38	11	3.45	0.09	-0.95

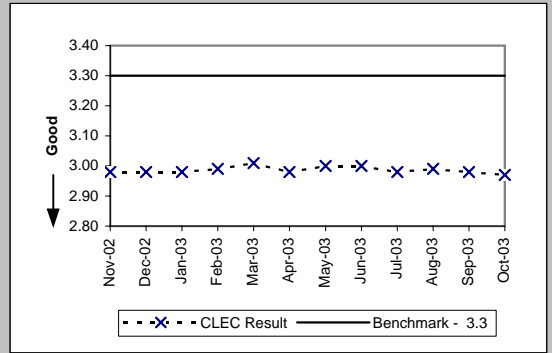


UNE P (Centrex 21) (Parity)									
Date	CLEC Num	CLEC Denc	CLEC Resu	CLEC Std	Qwest Num	Qwest Denc	Qwest Resu	Mod Z Scr	Parity Scr
Nov-02	5	1	5.00		209	51	4.10	1.48	-0.1
Dec-02	21	5	4.20	1.10	239	63	3.79	0.51	-0.69
Jan-03	10	3	3.33	0.58	130	41	3.17	0.21	-0.87
Feb-03	10	1	10.00		202	52	3.88	1.59	-0.03
Mar-03	5	1	5.00		147	53	2.77	1.57	-0.04
Apr-03					169	54	3.13		
May-03	17	3	5.67	4.62	212	63	3.37	1.34	-0.18
Jun-03					308	107	2.88		
Jul-03	20	6	3.33	1.03	793	208	3.81	-0.79	-1.48
Aug-03	23	8	2.88	0.35	292	94	3.11	-0.68	-1.41
Sep-03	10	4	2.50	0.58	399	98	4.07	-1.63	-1.99
Oct-03	3	1	3.00		97	33	2.94	-0.59	-1.36



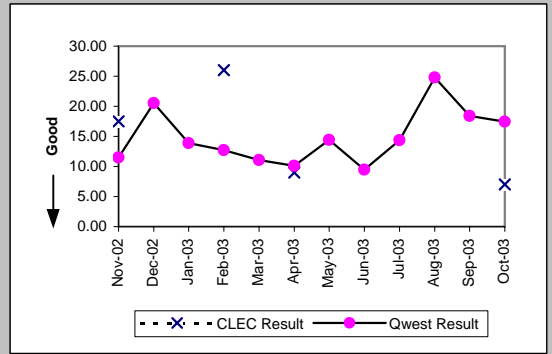
OP-4C - Installation Interval (Average Days) - No dispatches

Line Sharing (Benchmark)					
Date	Numerator	Denominator	CLEC Result	Standard Dev	
Nov-02	1659	557	2.98	0.20	
Dec-02	1444	484	2.98	0.19	
Jan-03	1917	643	2.98	0.18	
Feb-03	1632	545	2.99	0.56	
Mar-03	1778	591	3.01	0.57	
Apr-03	2107	706	2.98	0.23	
May-03	2640	880	3.00	0.22	
Jun-03	3029	1009	3.00	0.19	
Jul-03	3041	1019	2.98	0.29	
Aug-03	1980	662	2.99	0.18	
Sep-03	2138	718	2.98	0.30	
Oct-03	2304	775	2.97	0.31	

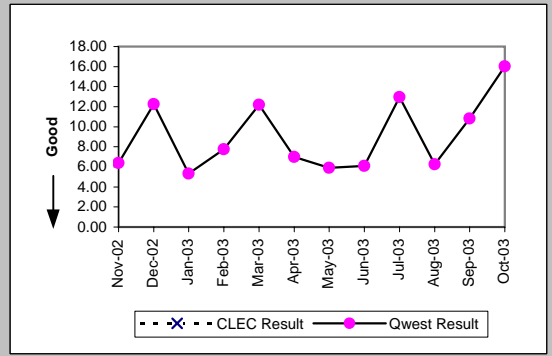


OP-4D - Installation Interval (Average Days) - Interval Zone One

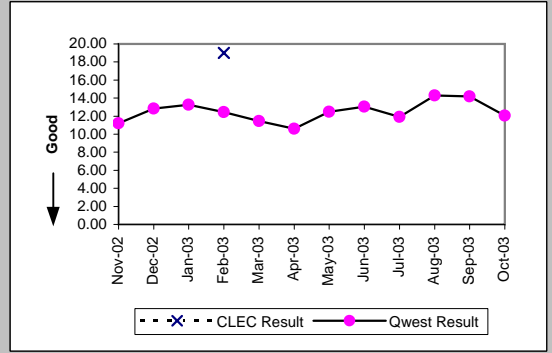
ISDN Primary (Parity)									
Date	CLEC Num	CLEC Denc	CLEC Resu	CLEC Std I	Qwest Num	Qwest Denc	Qwest Resu	Mod Z Scr	Parity Scr
Nov-02	35	2	17.50	12.02	2285	199	11.48	1.2	-0.27
Dec-02					1252	61	20.52		
Jan-03					485	35	13.86		
Feb-03	26	1	26.00		559	44	12.70	1.31	-0.2
Mar-03					732	66	11.09		
Apr-03	9	1	9.00		514	51	10.08	-0.24	-1.14
May-03					547	38	14.39		
Jun-03					1148	121	9.49		
Jul-03					703	49	14.35		
Aug-03					2480	100	24.80		
Sep-03					1658	90	18.42		
Oct-03	7	1	7.00		803	46	17.46	-1.05	-1.64



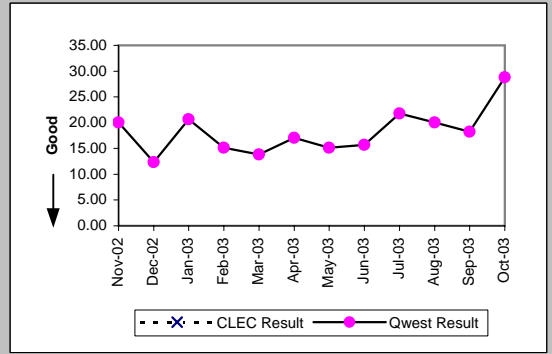
DS0 (Parity)									
Date	CLEC Num	CLEC Denc	CLEC Resu	CLEC Std I	Qwest Num	Qwest Denc	Qwest Resu	Mod Z Scr	Parity Scr
Nov-02					427	67	6.37		
Dec-02					196	16	12.25		
Jan-03					213	40	5.32		
Feb-03					101	13	7.77		
Mar-03					548	45	12.18		
Apr-03					406	58	7.00		
May-03					231	39	5.92		
Jun-03					146	24	6.08		
Jul-03					609	47	12.96		
Aug-03					275	44	6.25		
Sep-03					660	61	10.82		
Oct-03					497	31	16.03		



DS1 (Parity)									
Date	CLEC Num	CLEC Denc	CLEC Resu	CLEC Std I	Qwest Num	Qwest Denc	Qwest Resu	Mod Z Scr	Parity Scr
Nov-02					5999	535	11.21		
Dec-02					5321	415	12.82		
Jan-03					6753	509	13.27		
Feb-03	19	1	19.00		5811	467	12.44	0.85	-0.48
Mar-03					5585	487	11.47		
Apr-03					5690	536	10.62		
May-03					6414	514	12.48		
Jun-03					8226	630	13.06		
Jul-03					8088	679	11.91		
Aug-03					9666	677	14.28		
Sep-03					9617	678	14.18		
Oct-03					6769	561	12.07		

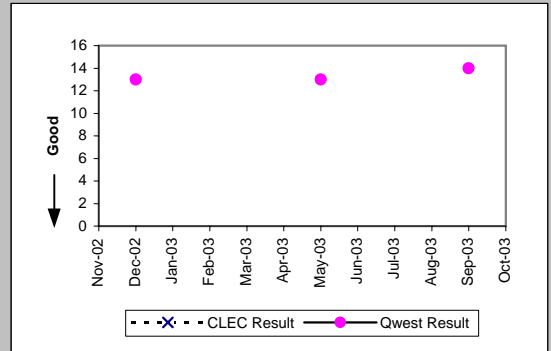


DS3 (Parity)									
Date	CLEC Num	CLEC Denc	CLEC Resu	CLEC Std I	Qwest Num	Qwest Denc	Qwest Resu	Mod Z Scr	Parity Scr
Nov-02					542	27	20.07		
Dec-02					346	28	12.36		
Jan-03					641	31	20.68		
Feb-03					499	33	15.12		
Mar-03					748	54	13.85		
Apr-03					837	49	17.08		
May-03					758	50	15.16		
Jun-03					424	27	15.70		
Jul-03					980	45	21.78		
Aug-03					662	33	20.06		
Sep-03					419	23	18.22		
Oct-03					1124	39	28.82		

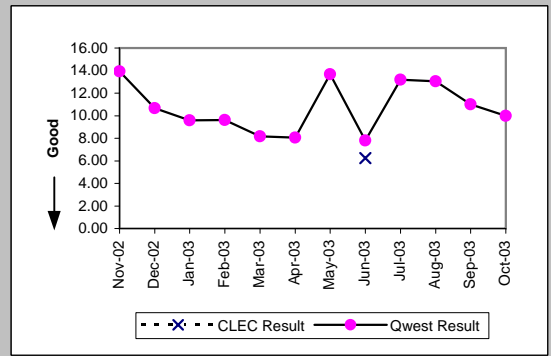


OP-4D - Installation Interval (Average Days) - Interval Zone One

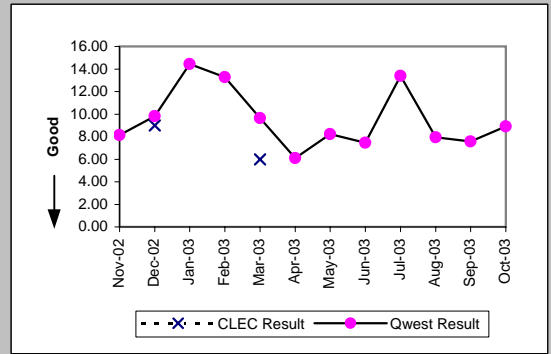
Frame Relay (Parity)									
Date	CLEC Num	CLEC Dend	CLEC Resu	CLEC Std	Qwest Num	Qwest Dend	Qwest Resu	Mod Z Scr	Parity Scr
Nov-02									
Dec-02					13	1	13.00		
Jan-03									
Feb-03									
Mar-03									
Apr-03									
May-03					13	1	13.00		
Jun-03									
Jul-03									
Aug-03									
Sep-03					14	1	14.00		
Oct-03									



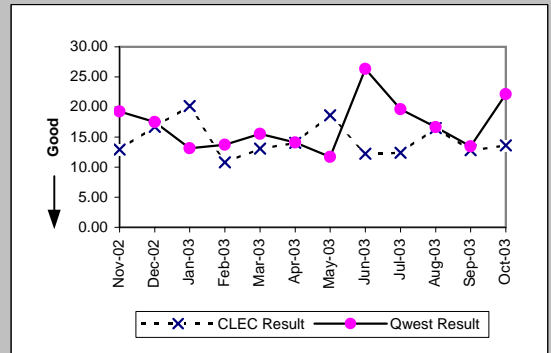
PBX (Parity)									
Date	CLEC Num	CLEC Dend	CLEC Resu	CLEC Std	Qwest Num	Qwest Dend	Qwest Resu	Mod Z Scr	Parity Scr
Nov-02					724	52	13.92		
Dec-02					256	24	10.67		
Jan-03					278	29	9.59		
Feb-03					346	36	9.61		
Mar-03					343	42	8.17		
Apr-03					234	29	8.07		
May-03					520	38	13.68		
Jun-03	25	4	6.25	1.50	156	20	7.80	-0.5	-1.3
Jul-03					554	42	13.19		
Aug-03					261	20	13.05		
Sep-03					275	25	11.00		
Oct-03					340	34	10.00		



Basic Rate ISDN (Parity)									
Date	CLEC Num	CLEC Dend	CLEC Resu	CLEC Std	Qwest Num	Qwest Dend	Qwest Resu	Mod Z Scr	Parity Scr
Nov-02					1555	191	8.14		
Dec-02	9	1	9.00		1148	117	9.81	-0.13	-1.08
Jan-03					3219	223	14.43		
Feb-03					3053	230	13.27		
Mar-03	6	1	6.00		2316	240	9.65	-0.52	-1.32
Apr-03					828	136	6.09		
May-03					740	90	8.22		
Jun-03					694	93	7.46		
Jul-03					1164	87	13.38		
Aug-03					930	117	7.95		
Sep-03					667	88	7.58		
Oct-03					1105	124	8.91		

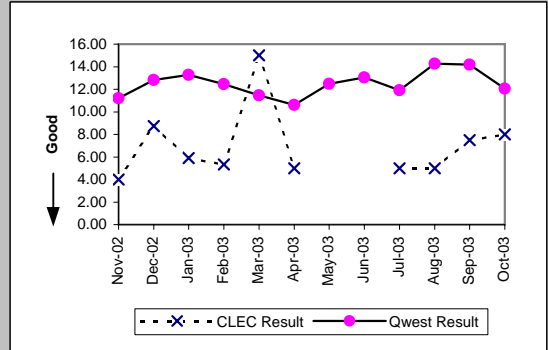


LIS Trunk (Parity)									
Date	CLEC Num	CLEC Dend	CLEC Resu	CLEC Std	Qwest Num	Qwest Dend	Qwest Resu	Mod Z Scr	Parity Scr
Nov-02	633	49	12.92	4.40	289	15	19.27	-2.78	-2.69
Dec-02	901	54	16.69	6.42	368	21	17.52	-0.46	-1.28
Jan-03	1552	77	20.16	10.08	408	31	13.16	3.72	1.26
Feb-03	702	65	10.80	4.53	605	44	13.75	-2.22	-2.35
Mar-03	759	58	13.09	7.68	326	21	15.52	-2.03	-2.23
Apr-03	548	39	14.05	4.87	282	20	14.10	-0.04	-1.02
May-03	540	29	18.62	6.79	234	20	11.70	3.72	1.26
Jun-03	220	18	12.22	4.26	816	31	26.32	-3.47	-3.11
Jul-03	124	10	12.40	5.36	510	26	19.62	-2.27	-2.38
Aug-03	165	10	16.50	5.36	200	12	16.67	-0.06	-1.04
Sep-03	218	17	12.82	8.58	471	35	13.46	-0.46	-1.28
Oct-03	204	15	13.60	7.08	974	44	22.14	-4.54	-3.76

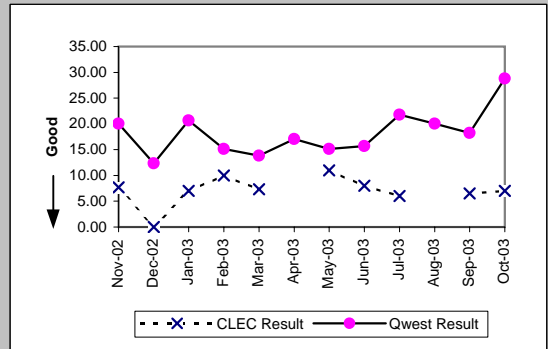


OP-4D - Installation Interval (Average Days) - Interval Zone One

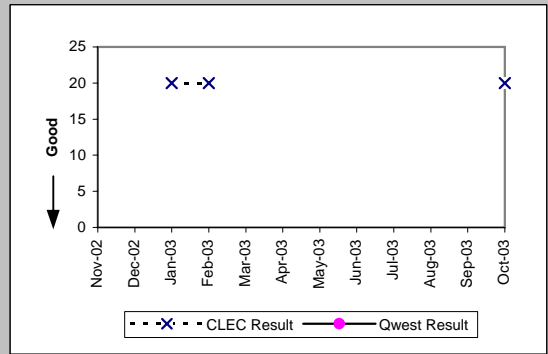
UDIT DS1 (Parity)									
Date	CLEC Num	CLEC Denc	CLEC Resu	CLEC Std I	Qwest Num	Qwest Denc	Qwest Resu	Mod Z Scr	Parity Scr
Nov-02	4	1	4.00		5999	535	11.21	-1.01	-1.61
Dec-02	35	4	8.75	5.50	5321	415	12.82	-0.96	-1.58
Jan-03	59	10	5.90	1.97	6753	509	13.27	-2.75	-2.67
Feb-03	16	3	5.33	1.53	5811	467	12.44	-1.44	-1.88
Mar-03	15	1	15.00		5585	487	11.47	0.83	-0.49
Apr-03	15	3	5.00	0.00	5690	536	10.62	-1.78	-2.09
May-03					6414	514	12.48		
Jun-03					8226	630	13.06		
Jul-03	5	1	5.00		8088	679	11.91	-1.03	-1.63
Aug-03	5	1	5.00		9666	677	14.28	-1.02	-1.62
Sep-03	15	2	7.50	0.71	9617	678	14.18	-0.89	-1.54
Oct-03	16	2	8.00	1.41	6769	561	12.07	-0.76	-1.46



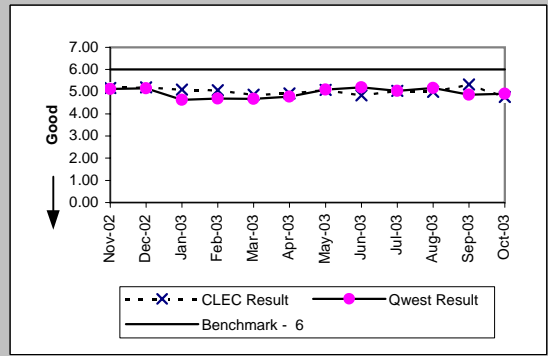
UDIT Above DS1 Level (Parity)									
Date	CLEC Num	CLEC Denc	CLEC Resu	CLEC Std I	Qwest Num	Qwest Denc	Qwest Resu	Mod Z Scr	Parity Scr
Nov-02	23	3	7.67	1.15	542	27	20.07	-1.15	-1.7
Dec-02	0	1	0.00		346	28	12.36	-1.24	-1.75
Jan-03	7	1	7.00		641	31	20.68	-0.6	-1.37
Feb-03	10	1	10.00		499	33	15.12	-0.25	-1.15
Mar-03	22	3	7.33	2.08	748	54	13.85	-1.02	-1.62
Apr-03					837	49	17.08		
May-03	11	1	11.00		758	50	15.16	-0.55	-1.33
Jun-03	40	5	8.00	1.41	424	27	15.70	-0.87	-1.53
Jul-03	24	4	6.00	2.00	980	45	21.78	-1.41	-1.86
Aug-03					662	33	20.06		
Sep-03	13	2	6.50	0.71	419	23	18.22	-0.51	-1.31
Oct-03	7	1	7.00		1124	39	28.82	-0.64	-1.39



Dark Fiber - IOF (Diagnostic)									
Date	CLEC Num	CLEC Denc	CLEC Resu	CLEC Std I	Qwest Num	Qwest Denc	Qwest Resu	Mod Z Scr	Parity Scr
Nov-02									
Dec-02									
Jan-03	40	2	20.00	0.00					
Feb-03	100	5	20.00	0.00					
Mar-03									
Apr-03									
May-03									
Jun-03									
Jul-03									
Aug-03									
Sep-03									
Oct-03	40	2	20.00	0.00					



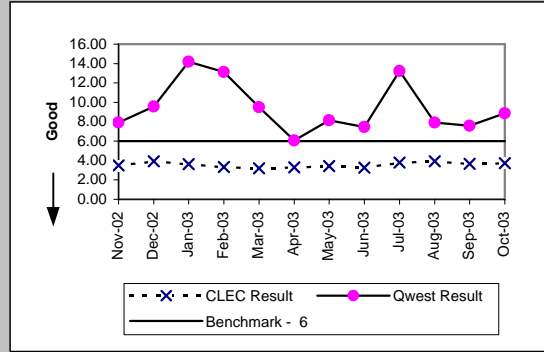
Unbundled Loop Analog (Benchmark)									
Date	CLEC Num	CLEC Denc	CLEC Resu	CLEC Std I	Qwest Num	Qwest Denc	Qwest Resu	Mod Z Scr	Parity Scr
Nov-02	4291	830	5.17	1.64	55748	10890	5.12	0.28	-0.83
Dec-02	5274	1015	5.20	1.04	52446	10191	5.15	0.31	-0.81
Jan-03	5005	982	5.10	1.37	51283	11068	4.63	3.28	0.99
Feb-03	4909	969	5.07	1.05	46845	9994	4.69	2.43	0.48
Mar-03	4826	992	4.86	1.01	50833	10866	4.68	1.26	-0.23
Apr-03	5274	1072	4.92	1.29	53533	11208	4.78	0.98	-0.41
May-03	4773	940	5.08	2.25	54776	10760	5.09	-0.08	-1.05
Jun-03	4214	871	4.84	1.14	58654	11298	5.19	-2.12	-2.29
Jul-03	3978	790	5.04	1.73	59982	11915	5.03	0.01	-1
Aug-03	4274	856	4.99	1.27	60123	11645	5.16	-0.99	-1.6
Sep-03	4415	829	5.33	2.30	56610	11617	4.87	2.84	0.72
Oct-03	3556	746	4.77	1.54	56242	11452	4.91	-0.8	-1.49



OP-4D - Installation Interval (Average Days) - Interval Zone One

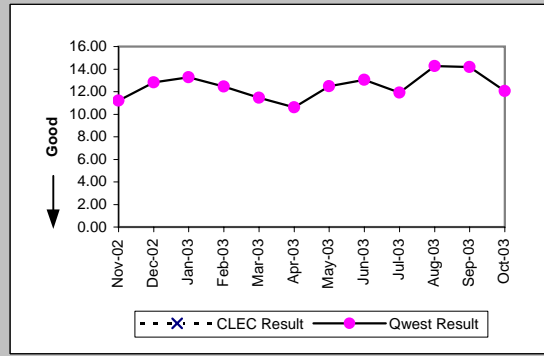
Unbundled Loop - 2 Wire Non-Loaded (Benchmark)

Date	CLEC Num	CLEC Denc	CLEC Resu	CLEC Std	Qwest Num	Qwest Denc	Qwest Resu	Mod Z Scr	Parity Scr
Nov-02	391	112	3.49	1.19	1575	199	7.91	-7.11	-5.32
Dec-02	548	140	3.91	1.16	1158	121	9.57	-7.25	-5.41
Jan-03	499	138	3.62	1.66	3230	228	14.17	-11.52	-8
Feb-03	390	117	3.33	1.17	3060	233	13.13	-9.62	-6.85
Mar-03	677	211	3.21	1.07	2334	246	9.49	-9.56	-6.81
Apr-03	485	147	3.30	1.36	830	137	6.06	-4.92	-3.99
May-03	819	238	3.44	1.10	742	91	8.15	-3.4	-3.06
Jun-03	691	212	3.26	1.26	694	93	7.46	-6.02	-4.66
Jul-03	709	187	3.79	1.14	1164	88	13.23	-3.07	-2.87
Aug-03	805	205	3.93	1.43	935	118	7.92	-5.62	-4.42
Sep-03	740	202	3.66	1.60	667	88	7.58	-4.11	-3.5
Oct-03	639	172	3.72	1.57	1118	126	8.87	-5.35	-4.25



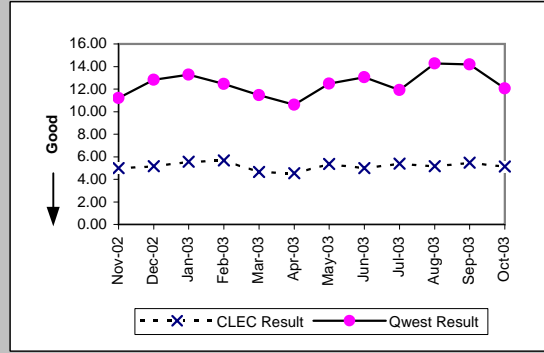
Unbundled Loop - 4 Wire Non-Loaded (Parity)

Date	CLEC Num	CLEC Denc	CLEC Resu	CLEC Std	Qwest Num	Qwest Denc	Qwest Resu	Mod Z Scr	Parity Scr
Nov-02					5999	535	11.21		
Dec-02					5321	415	12.82		
Jan-03					6753	509	13.27		
Feb-03					5811	467	12.44		
Mar-03					5585	487	11.47		
Apr-03					5690	536	10.62		
May-03					6414	514	12.48		
Jun-03					8226	630	13.06		
Jul-03					8088	679	11.91		
Aug-03					9666	677	14.28		
Sep-03					9617	678	14.18		
Oct-03					6769	561	12.07		



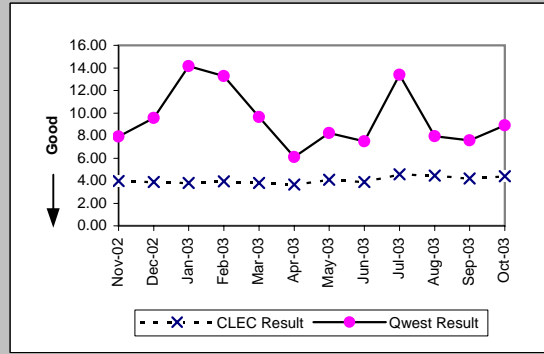
Unbundled Loop - DS1 Capable (Parity)

Date	CLEC Num	CLEC Denc	CLEC Resu	CLEC Std	Qwest Num	Qwest Denc	Qwest Resu	Mod Z Scr	Parity Scr
Nov-02	310	62	5.00	2.30	5999	535	11.21	-6.49	-4.94
Dec-02	450	87	5.17	3.66	5321	415	12.82	-7.66	-5.66
Jan-03	434	78	5.56	4.61	6753	509	13.27	-7.54	-5.58
Feb-03	522	92	5.67	2.08	5811	467	12.44	-6.97	-5.24
Mar-03	288	62	4.65	1.54	5585	487	11.47	-8.05	-5.9
Apr-03	317	70	4.53	1.20	5690	536	10.62	-8.81	-6.36
May-03	419	78	5.37	3.88	6414	514	12.48	-8.05	-5.9
Jun-03	355	71	5.00	2.69	8226	630	13.06	-7.72	-5.69
Jul-03	242	45	5.38	2.60	8088	679	11.91	-6.33	-4.85
Aug-03	450	87	5.17	3.55	9666	677	14.28	-8.78	-6.34
Sep-03	285	52	5.48	3.38	9617	678	14.18	-5.71	-4.47
Oct-03	581	113	5.14	3.41	6769	561	12.07	-8.86	-6.39



Unbundled Loop ISDN Capable (Parity)

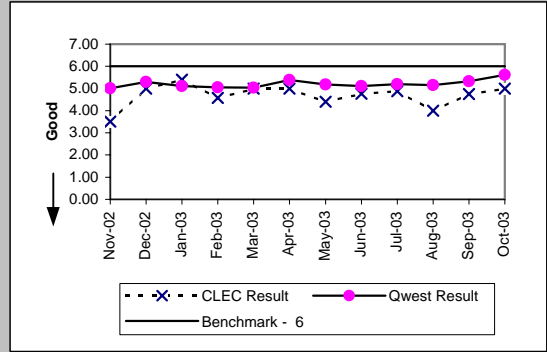
Date	CLEC Num	CLEC Denc	CLEC Resu	CLEC Std	Qwest Num	Qwest Denc	Qwest Resu	Mod Z Scr	Parity Scr
Nov-02	210	53	3.96	1.45	1575	199	7.91	-4.86	-3.95
Dec-02	210	54	3.89	1.08	1158	121	9.57	-5.52	-4.36
Jan-03	167	44	3.80	1.23	3230	228	14.17	-7.42	-5.51
Feb-03	130	33	3.94	1.09	3053	230	13.27	-5.6	-4.4
Mar-03	277	73	3.79	1.33	2316	240	9.65	-6.25	-4.8
Apr-03	267	73	3.66	1.22	828	136	6.09	-3.55	-3.16
May-03	249	61	4.08	1.85	740	90	8.22	-2.21	-2.34
Jun-03	299	77	3.88	1.79	689	92	7.49	-4.14	-3.52
Jul-03	324	71	4.56	1.83	1164	87	13.38	-2.31	-2.4
Aug-03	196	44	4.45	2.05	930	117	7.95	-3.2	-2.95
Sep-03	226	54	4.19	0.95	667	88	7.58	-2.63	-2.6
Oct-03	264	60	4.40	0.87	1105	124	8.91	-3.47	-3.11



OP-4D - Installation Interval (Average Days) - Interval Zone One

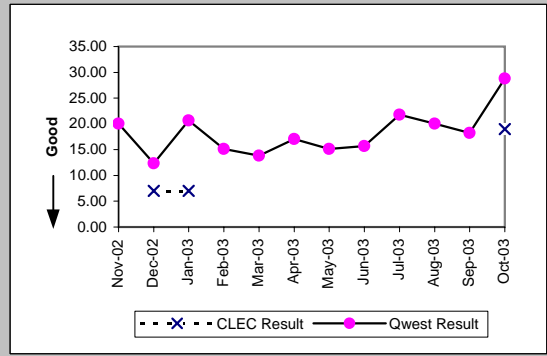
Unbundled Loop - ADSL Qualified (Benchmark)

Date	CLEC Num	CLEC Denc	CLEC Resu	CLEC Std D	Qwest Num	Qwest Denc	Qwest Resu	Mod Z Scr	Parity Scr
Nov-02	7	2	3.50	2.12	4236	846	5.01	-0.96	-1.58
Dec-02	5	1	5.00		4739	894	5.30	-0.15	-1.09
Jan-03	27	5	5.40	3.36	4849	949	5.11	0.83	-0.5
Feb-03	55	12	4.58	0.79	4063	804	5.05	-0.83	-1.5
Mar-03	40	8	5.00	0.00	3807	755	5.04	-0.05	-1.03
Apr-03	5	1	5.00		3557	660	5.39	-0.17	-1.1
May-03	22	5	4.40	0.89	2605	503	5.18	-0.97	-1.59
Jun-03	62	13	4.77	0.83	2065	404	5.11	-0.74	-1.45
Jul-03	39	8	4.88	0.35	1781	343	5.19	-0.53	-1.32
Aug-03	32	8	4.00	1.20	1922	373	5.15	-1.74	-2.06
Sep-03	38	8	4.75	0.71	3078	578	5.33	-0.69	-1.42
Oct-03	55	11	5.00	0.00	4077	727	5.61	-0.67	-1.41



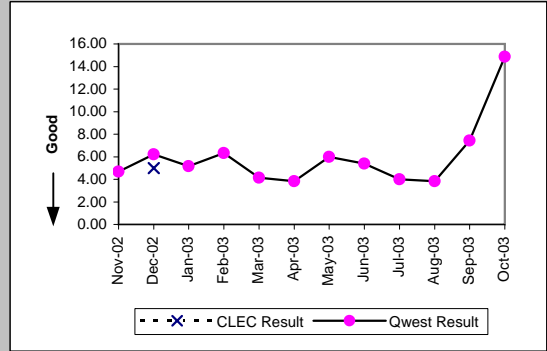
Unbundled Loop - DS3 Capable (Parity)

Date	CLEC Num	CLEC Denc	CLEC Resu	CLEC Std D	Qwest Num	Qwest Denc	Qwest Resu	Mod Z Scr	Parity Scr
Nov-02					542	27	20.07		
Dec-02	7	1	7.00		346	28	12.36	-0.54	-1.33
Jan-03	7	1	7.00		641	31	20.68	-0.6	-1.37
Feb-03					499	33	15.12		
Mar-03					748	54	13.85		
Apr-03					837	49	17.08		
May-03					758	50	15.16		
Jun-03					424	27	15.70		
Jul-03					980	45	21.78		
Aug-03					662	33	20.06		
Sep-03					419	23	18.22		
Oct-03	19	1	19.00		1124	39	28.82	-0.29	-1.18



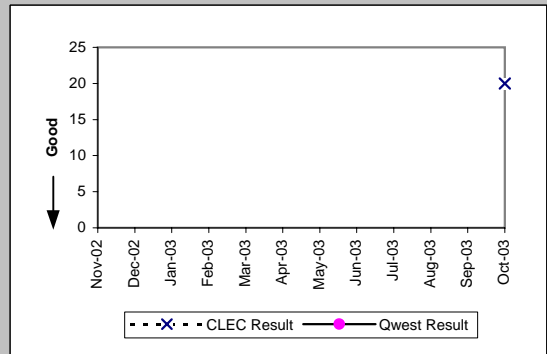
Qwest DSL (Parity)

Date	CLEC Num	CLEC Denc	CLEC Resu	CLEC Std D	Qwest Num	Qwest Denc	Qwest Resu	Mod Z Scr	Parity Scr
Nov-02					122	26	4.69		
Dec-02	5	1	5.00		149	24	6.21	-0.23	-1.14
Jan-03					139	27	5.15		
Feb-03					95	15	6.33		
Mar-03					62	15	4.13		
Apr-03					42	11	3.82		
May-03					48	8	6.00		
Jun-03					43	8	5.38		
Jul-03					60	15	4.00		
Aug-03					69	18	3.83		
Sep-03					104	14	7.43		
Oct-03					654	44	14.86		



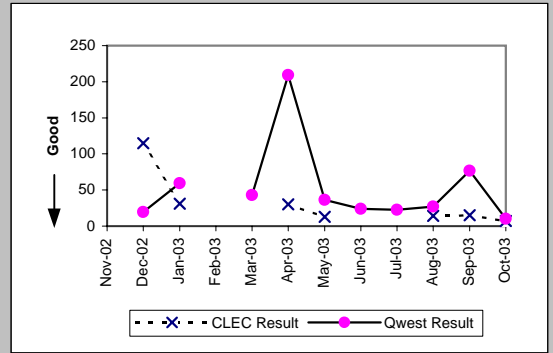
Dark Fiber - Loop (Diagnostic)

Date	CLEC Num	CLEC Denc	CLEC Resu	CLEC Std D	Qwest Num	Qwest Denc	Qwest Resu	Mod Z Scr	Parity Scr
Nov-02									
Dec-02									
Jan-03									
Feb-03									
Mar-03									
Apr-03									
May-03									
Jun-03									
Jul-03									
Aug-03									
Sep-03									
Oct-03	20	1	20.00						



OP-4D - Installation Interval (Average Days) - Interval Zone One

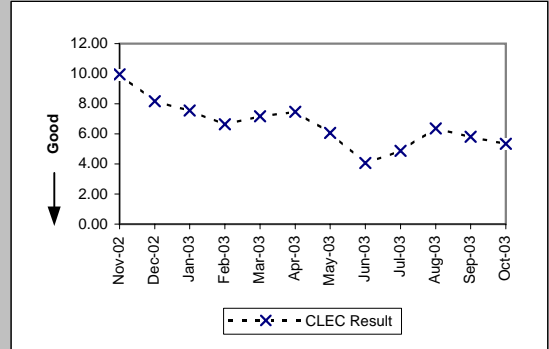
Date	E911 (Parity)								
	CLEC Num	CLEC Dend	CLEC Resu	CLEC Std	Qwest Num	Qwest Dend	Qwest Resu	Mod Z Scr	Parity Scr
Nov-02									
Dec-02	115	1	115.00		97	5	19.40	1.21	-0.26
Jan-03	62	2	31.00	0.00	297	5	59.40	-0.77	-1.47
Feb-03									
Mar-03					43	1	43.00		
Apr-03	30	1	30.00		418	2	209.00	-0.6	-1.37
May-03	39	3	13.00	0.00	218	6	36.33	-2.18	-2.33
Jun-03					602	25	24.08		
Jul-03					68	3	22.67		
Aug-03	14	1	14.00		81	3	27.00	-0.82	-1.5
Sep-03	15	1	15.00		153	2	76.50	-0.58	-1.35
Oct-03	49	7	7.00	0.00	30	3	10.00		



OP-4D - Installation Interval (Average Days) - Interval Zone One

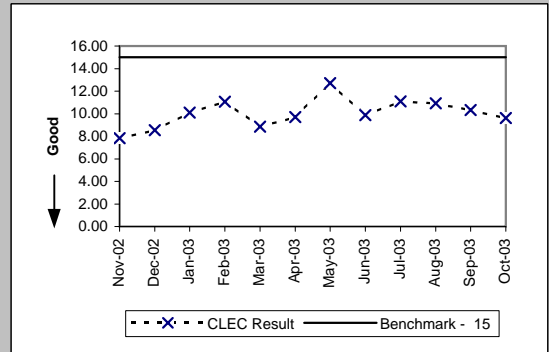
Enhanced Extended Loops (EELs) (Diagnostic)

Date	Num	Denom	CLEC Result	Standard Dev
Nov-02	189	19	9.95	16.49
Dec-02	90	11	8.18	5.12
Jan-03	189	25	7.56	5.05
Feb-03	166	25	6.64	2.75
Mar-03	208	29	7.17	6.30
Apr-03	142	19	7.47	7.30
May-03	170	28	6.07	9.28
Jun-03	122	30	4.07	2.59
Jul-03	73	15	4.87	0.64
Aug-03	89	14	6.36	3.59
Sep-03	145	25	5.80	3.30
Oct-03	123	23	5.35	1.97



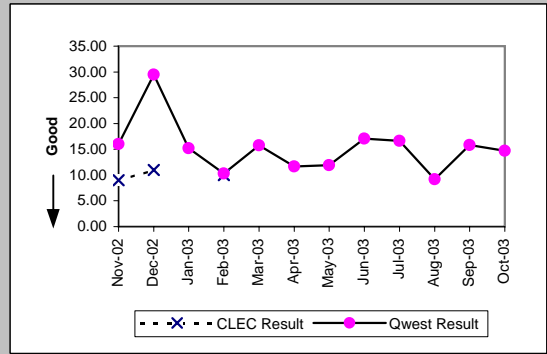
Unbundled Loop Conditioned (Benchmark)

Date	Num	Denom	CLEC Result	Standard Dev
Nov-02	501	64	7.83	3.79
Dec-02	435	51	8.53	4.37
Jan-03	778	77	10.10	4.51
Feb-03	874	79	11.06	4.65
Mar-03	601	68	8.84	5.17
Apr-03	427	44	9.70	5.22
May-03	521	41	12.71	4.87
Jun-03	355	36	9.86	6.35
Jul-03	521	47	11.09	5.45
Aug-03	371	34	10.91	4.86
Sep-03	279	27	10.33	5.49
Oct-03	250	26	9.62	4.89

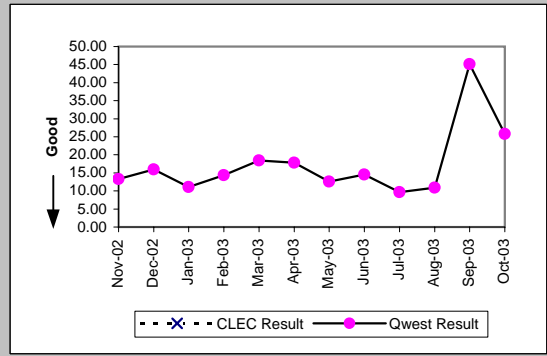


OP-4E - Installation Interval (Average Days) - Interval Zone Two

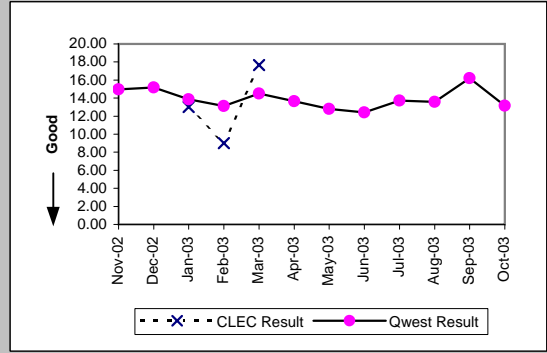
ISDN Primary (Parity)									
Date	CLEC Num	CLEC Denc	CLEC Resu	CLEC Std I	Qwest Num	Qwest Denc	Qwest Resu	Mod Z Scr	Parity Scr
Nov-02	18	2	9.00	0.00	736	46	16.00	-0.94	-1.57
Dec-02	11	1	11.00		3951	134	29.49	-1.33	-1.81
Jan-03					746	49	15.22		
Feb-03	10	1	10.00		525	51	10.29	-0.1	-1.06
Mar-03					362	23	15.74		
Apr-03					525	45	11.67		
May-03					571	48	11.90		
Jun-03					1380	81	17.04		
Jul-03					831	50	16.62		
Aug-03					220	24	9.17		
Sep-03					1537	97	15.85		
Oct-03					514	35	14.69		



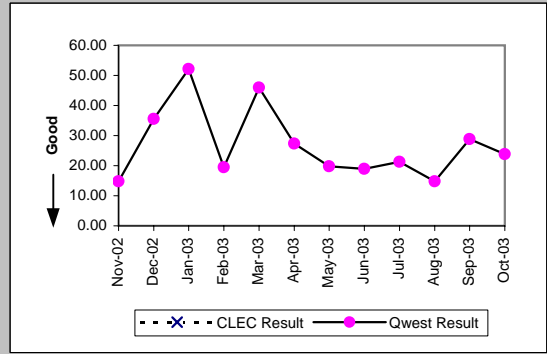
DS0 (Parity)									
Date	CLEC Num	CLEC Denc	CLEC Resu	CLEC Std I	Qwest Num	Qwest Denc	Qwest Resu	Mod Z Scr	Parity Scr
Nov-02					239	18	13.28		
Dec-02					287	18	15.94		
Jan-03					211	19	11.11		
Feb-03					315	22	14.32		
Mar-03					461	25	18.44		
Apr-03					480	27	17.78		
May-03					427	34	12.56		
Jun-03					392	27	14.52		
Jul-03					194	20	9.70		
Aug-03					328	30	10.93		
Sep-03					1445	32	45.16		
Oct-03					439	17	25.82		



DS1 (Parity)									
Date	CLEC Num	CLEC Denc	CLEC Resu	CLEC Std I	Qwest Num	Qwest Denc	Qwest Resu	Mod Z Scr	Parity Scr
Nov-02					3397	227	14.96		
Dec-02					4249	280	15.18		
Jan-03	13	1	13.00		4332	312	13.88	-0.09	-1.06
Feb-03	18	2	9.00	0.00	3989	304	13.12	-0.61	-1.37
Mar-03	53	3	17.67	9.61	4528	312	14.51	0.81	-0.51
Apr-03					4850	355	13.66		
May-03					5022	392	12.81		
Jun-03					4409	355	12.42		
Jul-03					4616	336	13.74		
Aug-03					5347	394	13.57		
Sep-03					7948	490	16.22		
Oct-03					6456	491	13.15		

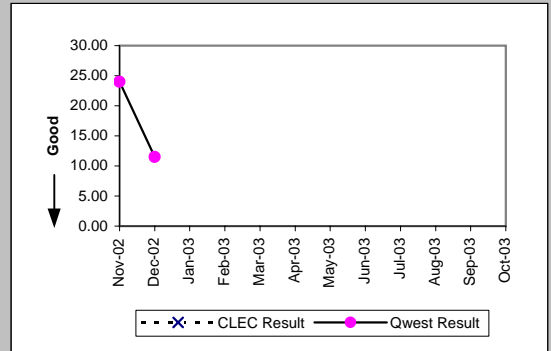


DS3 (Parity)									
Date	CLEC Num	CLEC Denc	CLEC Resu	CLEC Std I	Qwest Num	Qwest Denc	Qwest Resu	Mod Z Scr	Parity Scr
Nov-02					163	11	14.82		
Dec-02					427	12	35.58		
Jan-03					521	10	52.10		
Feb-03					311	16	19.44		
Mar-03					505	11	45.91		
Apr-03					848	31	27.35		
May-03					475	24	19.79		
Jun-03					360	19	18.95		
Jul-03					616	29	21.24		
Aug-03					355	24	14.79		
Sep-03					606	21	28.86		
Oct-03					644	27	23.85		

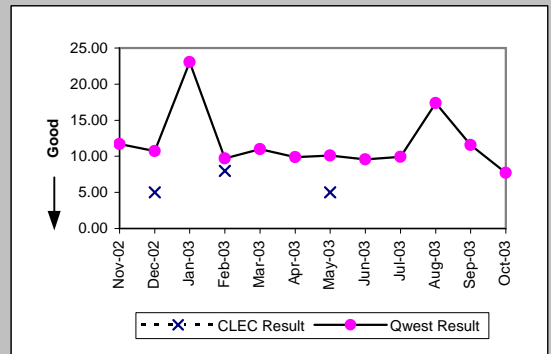


OP-4E - Installation Interval (Average Days) - Interval Zone Two

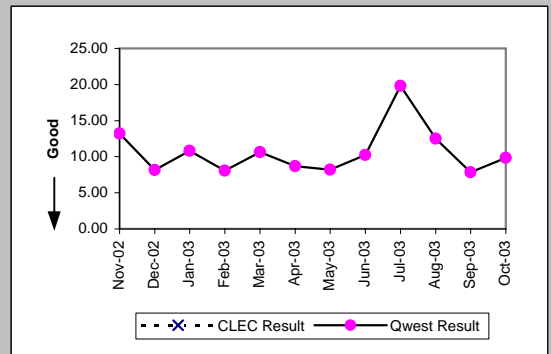
Frame Relay (Parity)									
Date	CLEC Num	CLEC Dend	CLEC Resu	CLEC Std	Qwest Num	Qwest Dend	Qwest Resu	Mod Z Scr	Parity Scr
Nov-02					48	2	24.00		
Dec-02					23	2	11.50		
Jan-03									
Feb-03									
Mar-03									
Apr-03									
May-03									
Jun-03									
Jul-03									
Aug-03									
Sep-03									
Oct-03									



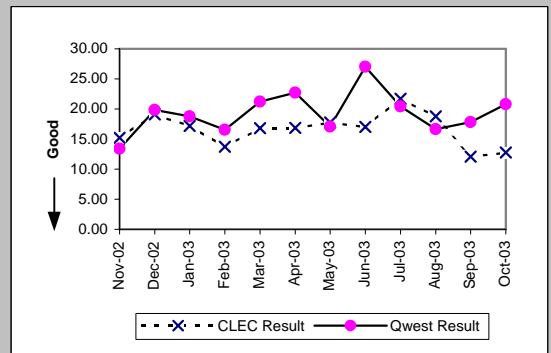
PBX (Parity)									
Date	CLEC Num	CLEC Dend	CLEC Resu	CLEC Std	Qwest Num	Qwest Dend	Qwest Resu	Mod Z Scr	Parity Scr
Nov-02					199	17	11.71		
Dec-02	5	1	5.00		75	7	10.71	-0.58	-1.35
Jan-03					346	15	23.07		
Feb-03	8	1	8.00		155	16	9.69	-0.36	-1.22
Mar-03					176	16	11.00		
Apr-03					227	23	9.87		
May-03	5	1	5.00		162	16	10.12	-0.81	-1.49
Jun-03					201	21	9.57		
Jul-03					209	21	9.95		
Aug-03					486	28	17.36		
Sep-03					254	22	11.55		
Oct-03					85	11	7.73		



Basic Rate ISDN (Parity)									
Date	CLEC Num	CLEC Dend	CLEC Resu	CLEC Std	Qwest Num	Qwest Dend	Qwest Resu	Mod Z Scr	Parity Scr
Nov-02					1163	88	13.22		
Dec-02					245	30	8.17		
Jan-03					637	59	10.80		
Feb-03					363	45	8.07		
Mar-03					405	38	10.66		
Apr-03					392	45	8.71		
May-03					361	44	8.20		
Jun-03					410	40	10.25		
Jul-03					1585	80	19.81		
Aug-03					499	40	12.48		
Sep-03					322	41	7.85		
Oct-03					561	57	9.84		

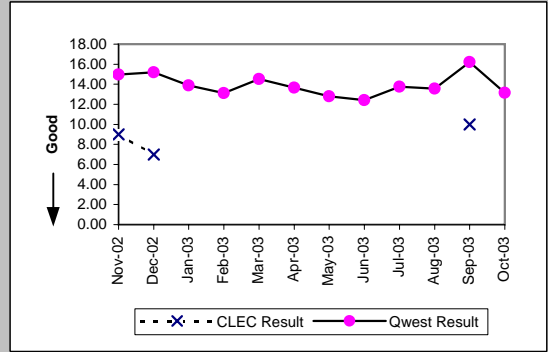


LIS Trunk (Parity)									
Date	CLEC Num	CLEC Dend	CLEC Resu	CLEC Std	Qwest Num	Qwest Dend	Qwest Resu	Mod Z Scr	Parity Scr
Nov-02	472	31	15.23	3.66	94	7	13.43	0.65	-0.61
Dec-02	439	23	19.09	10.09	377	19	19.84	-0.62	-1.38
Jan-03	395	23	17.17	7.99	394	21	18.76	-0.8	-1.49
Feb-03	275	20	13.75	6.15	595	36	16.53	-2.07	-2.26
Mar-03	404	24	16.83	7.76	1060	50	21.20	-3.37	-3.05
Apr-03	421	25	16.84	5.95	500	22	22.73	-1.92	-2.16
May-03	231	13	17.77	5.00	855	50	17.10	0.51	-0.69
Jun-03	187	11	17.00	3.95	703	26	27.04	-1.98	-2.21
Jul-03	152	7	21.71	1.11	306	15	20.40	0.77	-0.53
Aug-03	94	5	18.80	3.11	200	12	16.67	1.33	-0.19
Sep-03	145	12	12.08	8.35	534	30	17.80	-5.08	-4.09
Oct-03	102	8	12.75	4.92	687	33	20.82	-3.92	-3.39

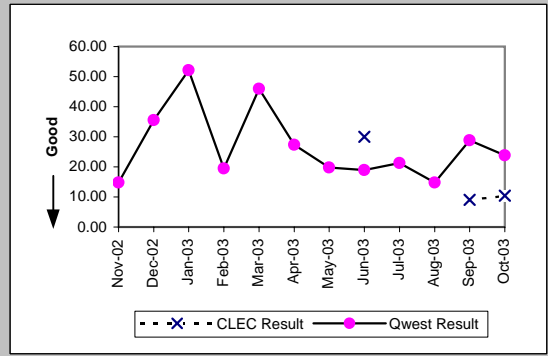


OP-4E - Installation Interval (Average Days) - Interval Zone Two

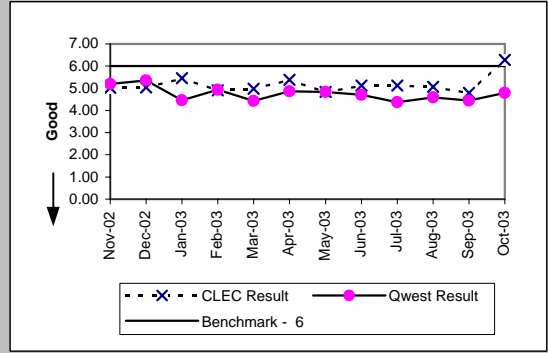
UDIT DS1 (Parity)									
Date	CLEC Num	CLEC Denc	CLEC Resu	Standard D	Qwest Num	Qwest Denc	Qwest Resu	Mod Z Scr	Parity Score
Nov-02	9	1	9.00		3397	227	14.96	-0.5	-1.3
Dec-02	28	4	7.00	4.00	4249	280	15.18	-1.72	-2.05
Jan-03					4332	312	13.88		
Feb-03					3989	304	13.12		
Mar-03					4528	312	14.51		
Apr-03					4850	355	13.66		
May-03					5022	392	12.81		
Jun-03					4409	355	12.42		
Jul-03					4616	336	13.74		
Aug-03					5347	394	13.57		
Sep-03	10	1	10.00		7948	490	16.22	-0.28	-1.17
Oct-03					6456	491	13.15		



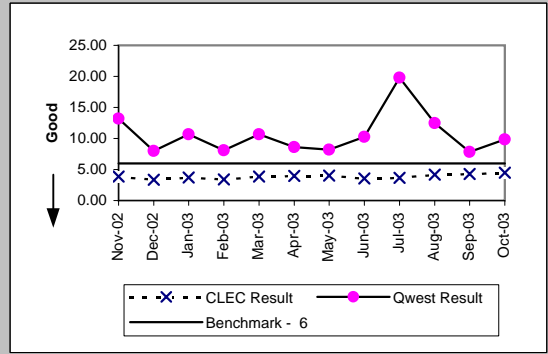
UDIT Above DS1 Level (Parity)									
Date	CLEC Num	CLEC Denc	CLEC Resu	Standard D	Qwest Num	Qwest Denc	Qwest Resu	Mod Z Scr	Parity Score
Nov-02					163	11	14.82		
Dec-02					427	12	35.58		
Jan-03					521	10	52.10		
Feb-03					311	16	19.44		
Mar-03					505	11	45.91		
Apr-03					848	31	27.35		
May-03					475	24	19.79		
Jun-03	30	1	30.00		360	19	18.95	0.69	-0.58
Jul-03					616	29	21.24		
Aug-03					355	24	14.79		
Sep-03	9	1	9.00		606	21	28.86	-1.04	-1.63
Oct-03	94	9	10.44	3.09	644	27	23.85	-1.86	-2.13



Unbundled Loop Analog (Benchmark)									
Date	CLEC Num	CLEC Denc	CLEC Resu	Standard D	Qwest Num	Qwest Denc	Qwest Resu	Mod Z Scr	Parity Score
Nov-02	241	48	5.02	1.36	8974	1728	5.19	-0.17	-1.11
Dec-02	297	59	5.03	1.29	9401	1755	5.36	-0.4	-1.24
Jan-03	530	97	5.46	1.16	8108	1817	4.46	2.05	0.25
Feb-03	363	74	4.91	0.94	8279	1675	4.94	-0.06	-1.03
Mar-03	319	64	4.98	0.70	7793	1758	4.43	1.05	-0.36
Apr-03	667	124	5.38	0.90	9258	1902	4.87	0.86	-0.48
May-03	184	38	4.84	0.59	8777	1815	4.84	0.11	-0.93
Jun-03	487	95	5.13	0.69	8851	1879	4.71	0.71	-0.57
Jul-03	835	163	5.12	0.79	8764	2002	4.38	2.55	0.55
Aug-03	903	178	5.07	0.74	8658	1887	4.59	1.49	-0.09
Sep-03	388	81	4.79	0.61	8286	1860	4.45	0.87	-0.47
Oct-03	647	103	6.28	3.17	8754	1828	4.79	3.01	0.83



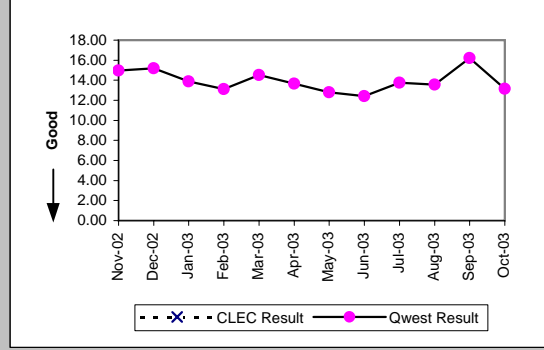
Unbundled Loop - 2 Wire Non-Loaded (Benchmark)									
Date	CLEC Num	CLEC Denc	CLEC Resu	Standard D	Qwest Num	Qwest Denc	Qwest Resu	Mod Z Scr	Parity Score
Nov-02	154	40	3.85	1.25	1175	89	13.20	-5.82	-4.54
Dec-02	80	24	3.33	1.34	247	31	7.97	-3.88	-3.36
Jan-03	123	33	3.73	1.23	640	60	10.67	-3.68	-3.24
Feb-03	133	39	3.41	1.52	363	45	8.07	-4.43	-3.69
Mar-03	89	23	3.87	1.22	405	38	10.66	-1.92	-2.17
Apr-03	83	21	3.95	1.12	397	46	8.63	-1.95	-2.19
May-03	93	23	4.04	1.15	361	44	8.20	-3.67	-3.23
Jun-03	85	24	3.54	1.14	410	40	10.25	-2.41	-2.47
Jul-03	73	20	3.65	1.04	1585	80	19.81	-5.31	-4.23
Aug-03	100	24	4.17	1.01	499	40	12.48	-2.03	-2.23
Sep-03	73	17	4.29	0.92	322	41	7.85	-1.79	-2.09
Oct-03	126	28	4.50	0.84	561	57	9.84	-3.02	-2.84



OP-4E - Installation Interval (Average Days) - Interval Zone Two

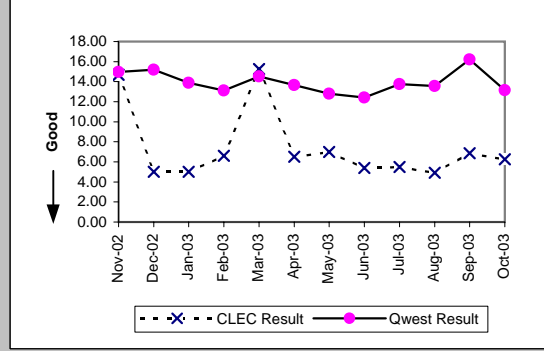
Unbundled Loop - 4 Wire Non-Loaded (Parity)

Date	CLEC Num	CLEC Denc	CLEC Resu	Standard D	Qwest Num	Qwest Denc	Qwest Resu	Mod Z Scr	Parity Score
Nov-02					3397	227	14.96		
Dec-02					4249	280	15.18		
Jan-03					4332	312	13.88		
Feb-03					3989	304	13.12		
Mar-03					4528	312	14.51		
Apr-03					4850	355	13.66		
May-03					5022	392	12.81		
Jun-03					4409	355	12.42		
Jul-03					4616	336	13.74		
Aug-03					5347	394	13.57		
Sep-03					7948	490	16.22		
Oct-03					6456	491	13.15		



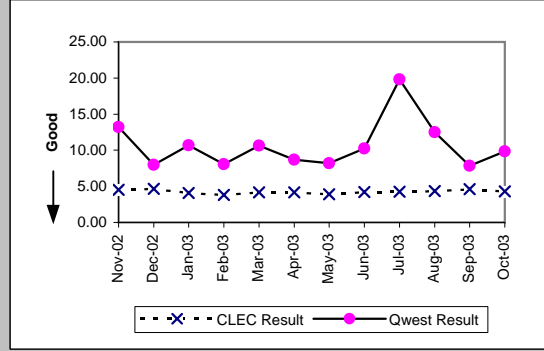
Unbundled Loop - DS1 Capable (Parity)

Date	CLEC Num	CLEC Denc	CLEC Resu	Standard D	Qwest Num	Qwest Denc	Qwest Resu	Mod Z Scr	Parity Score
Nov-02	44	3	14.67	16.74	3397	227	14.96	-0.04	-1.03
Dec-02	10	2	5.00	0.00	4249	280	15.18	-1.52	-1.93
Jan-03	10	2	5.00	0.00	4332	312	13.88	-1.31	-1.8
Feb-03	33	5	6.60	1.14	3989	304	13.12	-1.53	-1.93
Mar-03	61	4	15.25	11.84	4528	312	14.51	0.43	-0.74
Apr-03	39	6	6.50	2.51	4850	355	13.66	-1.45	-1.88
May-03	35	5	7.00	4.53	5022	392	12.81	-1.45	-1.88
Jun-03	27	5	5.40	1.52	4409	355	12.42	-1.71	-2.04
Jul-03	44	8	5.50	1.85	4616	336	13.74	-1.42	-1.86
Aug-03	49	10	4.90	0.32	5347	394	13.57	-2.45	-2.49
Sep-03	48	7	6.86	5.81	7948	490	16.22	-1.11	-1.67
Oct-03	100	16	6.25	6.98	6456	491	13.15	-2.64	-2.6



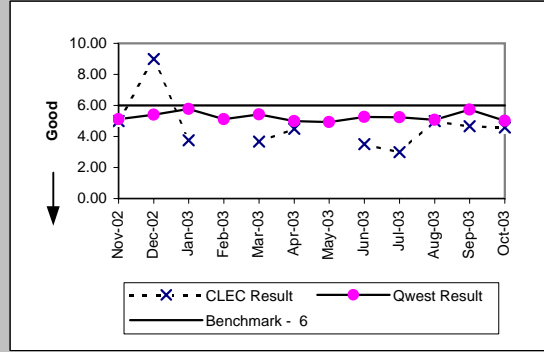
Unbundled Loop ISDN Capable (Parity)

Date	CLEC Num	CLEC Denc	CLEC Resu	Standard D	Qwest Num	Qwest Denc	Qwest Resu	Mod Z Scr	Parity Score
Nov-02	81	18	4.50	0.86	1175	89	13.20	-3.99	-3.43
Dec-02	79	17	4.65	0.79	247	31	7.97	-2.5	-2.52
Jan-03	86	21	4.10	0.94	640	60	10.67	-2.98	-2.81
Feb-03	72	19	3.79	0.98	363	45	8.07	-3.25	-2.98
Mar-03	75	18	4.17	2.01	405	38	10.66	-1.69	-2.03
Apr-03	83	20	4.15	1.18	392	45	8.71	-1.85	-2.12
May-03	35	9	3.89	1.05	361	44	8.20	-2.68	-2.63
Jun-03	88	21	4.19	1.83	410	40	10.25	-2.09	-2.27
Jul-03	85	20	4.25	1.02	1585	80	19.81	-5.12	-4.11
Aug-03	100	23	4.35	0.98	499	40	12.48	-1.96	-2.19
Sep-03	83	18	4.61	0.98	322	41	7.85	-1.66	-2.01
Oct-03	69	16	4.31	1.30	561	57	9.84	-2.55	-2.55



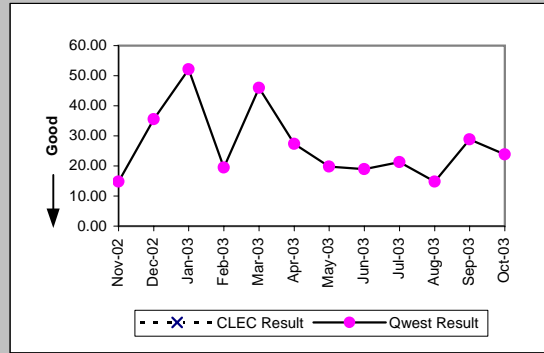
Unbundled Loop - ADSL Qualified (Benchmark)

Date	CLEC Num	CLEC Denc	CLEC Resu	Standard D	Qwest Num	Qwest Denc	Qwest Resu	Mod Z Scr	Parity Score
Nov-02	5	1	5.00		46	9	5.11	-0.18	-1.11
Dec-02	18	2	9.00	5.66	27	5	5.40	0.97	-0.41
Jan-03	15	4	3.75	1.26	75	13	5.77	-1.72	-2.05
Feb-03					46	9	5.11		
Mar-03	11	3	3.67	2.31	76	14	5.43	-1.63	-1.99
Apr-03	9	2	4.50	0.71	50	10	5.00	-1.37	-1.83
May-03					74	15	4.93		
Jun-03	7	2	3.50	0.71	100	19	5.26	-2.94	-2.79
Jul-03	12	4	3.00	1.83	110	21	5.24	-2.23	-2.35
Aug-03	15	3	5.00	0.00	66	13	5.08	-0.24	-1.15
Sep-03	14	3	4.67	0.58	218	38	5.74	-0.74	-1.45
Oct-03	32	7	4.57	1.62	221	44	5.02	-1.11	-1.67

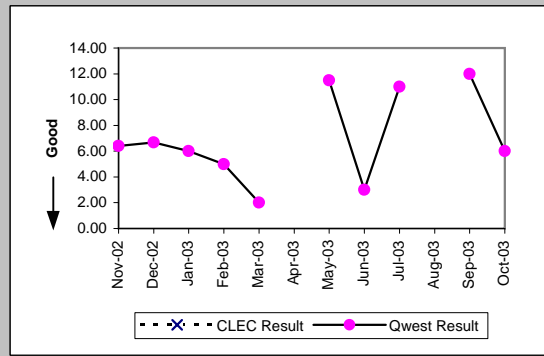


OP-4E - Installation Interval (Average Days) - Interval Zone Two

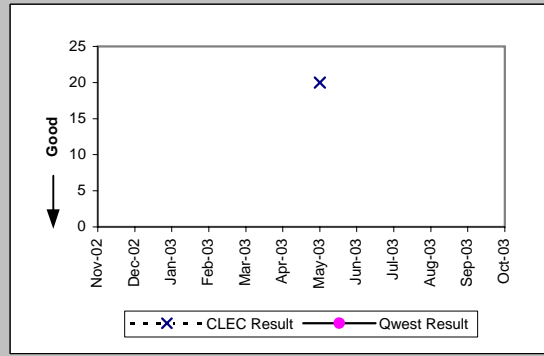
Unbundled Loop - DS3 Capable (Parity)									
Date	CLEC Num	CLEC Dend	CLEC Resu	Standard D	Qwest Num	Qwest Dend	Qwest Resu	Mod Z Scr	Parity Score
Nov-02					163	11	14.82		
Dec-02					427	12	35.58		
Jan-03					521	10	52.10		
Feb-03					311	16	19.44		
Mar-03					505	11	45.91		
Apr-03					848	31	27.35		
May-03					475	24	19.79		
Jun-03					360	19	18.95		
Jul-03					616	29	21.24		
Aug-03					355	24	14.79		
Sep-03					606	21	28.86		
Oct-03					644	27	23.85		



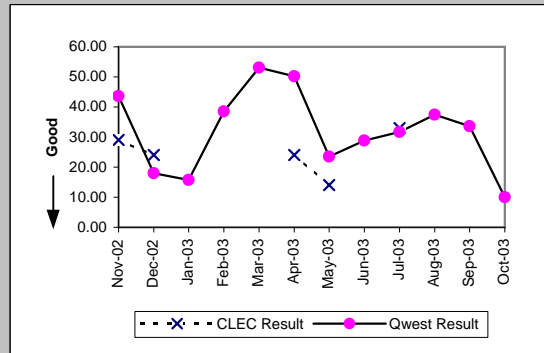
Qwest DSL (Parity)									
Date	CLEC Num	CLEC Dend	CLEC Resu	Standard D	Qwest Num	Qwest Dend	Qwest Resu	Mod Z Scr	Parity Score
Nov-02					32	5	6.40		
Dec-02					20	3	6.67		
Jan-03					24	4	6.00		
Feb-03					5	1	5.00		
Mar-03					2	1	2.00		
Apr-03									
May-03					23	2	11.50		
Jun-03					6	2	3.00		
Jul-03					22	2	11.00		
Aug-03									
Sep-03					24	2	12.00		
Oct-03					12	2	6.00		



Dark Fiber - Loop (Diagnostic)									
Date	CLEC Num	CLEC Dend	CLEC Resu	Standard D	Qwest Num	Qwest Dend	Qwest Resu	Mod Z Scr	Parity Score
Nov-02									
Dec-02									
Jan-03									
Feb-03									
Mar-03									
Apr-03									
May-03	20	1	20.00						
Jun-03									
Jul-03									
Aug-03									
Sep-03									
Oct-03									



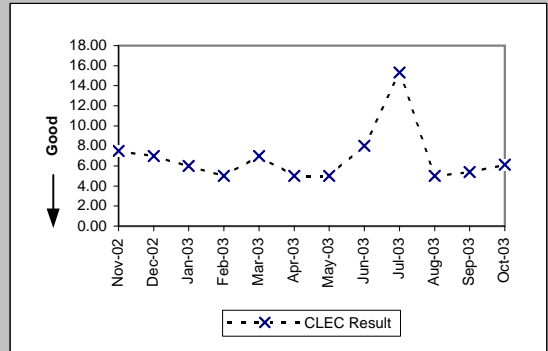
E911 (Parity)									
Date	CLEC Num	CLEC Dend	CLEC Resu	Standard D	Qwest Num	Qwest Dend	Qwest Resu	Mod Z Scr	Parity Score
Nov-02	29	1	29.00		131	3	43.67	-0.28	-1.17
Dec-02	24	1	24.00		90	5	18.00		
Jan-03					63	4	15.75		
Feb-03					77	2	38.50		
Mar-03					425	8	53.12		
Apr-03	24	1	24.00		1205	24	50.21	-0.32	-1.2
May-03	42	3	14.00	0.00	212	9	23.56	-0.68	-1.41
Jun-03					2074	72	28.81		
Jul-03	33	1	33.00		476	15	31.73	-0.28	-1.17
Aug-03					187	5	37.40		
Sep-03					404	12	33.67		
Oct-03					30	3	10.00		



OP-4E - Installation Interval (Average Days) - Interval Zone Two

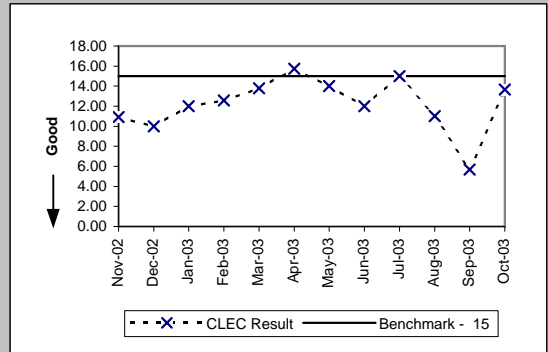
Enhanced Extended Loops (EELs) (Diagnostic)

Date	Num	Denom	CLEC Result	Standard Dev
Nov-02	15	2	7.50	2.12
Dec-02	7	1	7.00	
Jan-03	6	1	6.00	
Feb-03	5	1	5.00	
Mar-03	7	1	7.00	
Apr-03	15	3	5.00	1.00
May-03	25	5	5.00	0.71
Jun-03	16	2	8.00	5.66
Jul-03	46	3	15.33	15.37
Aug-03	5	1	5.00	
Sep-03	70	13	5.38	1.12
Oct-03	43	7	6.14	2.27



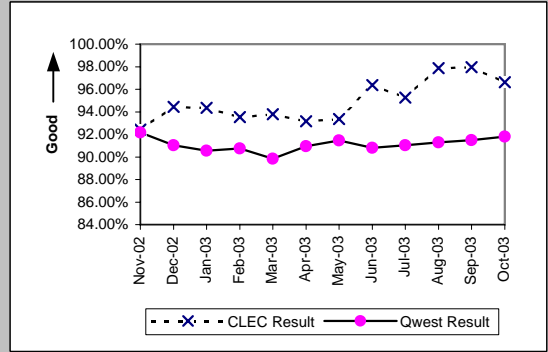
Unbundled Loop Conditioned (Benchmark)

Date	Num	Denom	CLEC Result	Standard Dev
Nov-02	131	12	10.92	3.73
Dec-02	50	5	10.00	2.45
Jan-03	72	6	12.00	4.00
Feb-03	113	9	12.56	3.13
Mar-03	124	9	13.78	1.86
Apr-03	63	4	15.75	4.35
May-03	56	4	14.00	2.00
Jun-03	24	2	12.00	8.49
Jul-03	45	3	15.00	0.00
Aug-03	44	4	11.00	5.48
Sep-03	17	3	5.67	2.89
Oct-03	41	3	13.67	2.31

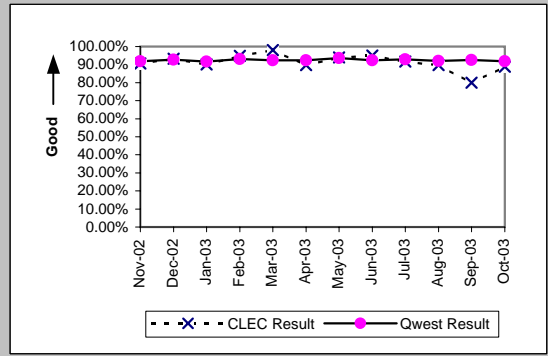


OP-5 - New Service Installation Quality (Percent)

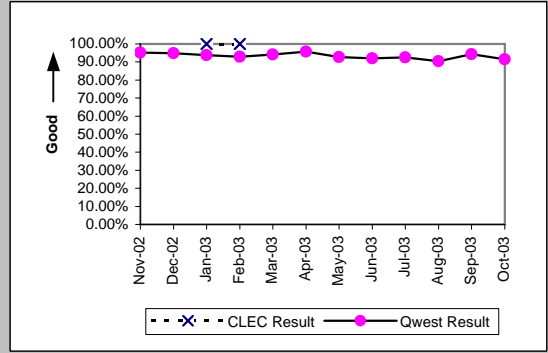
Residence (Parity)									
Date	CLEC Num	CLEC Denc	CLEC Resu	CLEC Std E	Qwest Num	Qwest Denc	Qwest Resu	Mod Z Scr	Parity Scr
Nov-02	792	857	92.42%	26.48%	36974	40117	92.17%	-0.27	-1.16
Dec-02	1221	1293	94.43%	22.93%	31210	34286	91.03%	-4.2	-3.56
Jan-03	1659	1758	94.37%	23.05%	31012	34251	90.54%	-5.35	-4.25
Feb-03	1649	1763	93.53%	24.59%	30996	34160	90.74%	-3.95	-3.4
Mar-03	1494	1593	93.79%	24.14%	30273	33697	89.84%	-5.09	-4.1
Apr-03	1185	1272	93.16%	25.24%	32534	35768	90.96%	-2.69	-2.64
May-03	983	1053	93.35%	24.91%	33558	36695	91.45%	-2.18	-2.32
Jun-03	820	851	96.36%	18.74%	34337	37812	90.81%	-5.54	-4.37
Jul-03	862	905	95.25%	21.27%	37915	41651	91.03%	-4.39	-3.67
Aug-03	1097	1121	97.86%	14.47%	40140	43976	91.28%	-7.71	-5.69
Sep-03	1110	1133	97.97%	14.10%	39376	43045	91.48%	-7.73	-5.7
Oct-03	1234	1277	96.63%	18.04%	37888	41272	91.80%	-6.2	-4.77



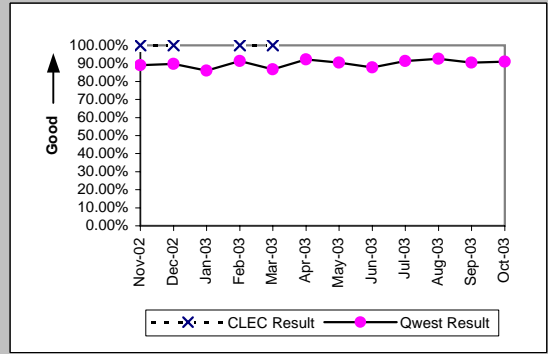
Business (Parity)									
Date	CLEC Num	CLEC Denc	CLEC Resu	CLEC Std E	Qwest Num	Qwest Denc	Qwest Resu	Mod Z Scr	Parity Scr
Nov-02	48	53	90.57%	29.23%	3630	3953	91.83%	0.38	-0.77
Dec-02	42	45	93.33%	24.94%	3108	3353	92.69%	-0.16	-1.1
Jan-03	45	50	90.00%	30.00%	3115	3399	91.64%	0.46	-0.72
Feb-03	55	58	94.83%	22.15%	3301	3544	93.14%	-0.5	-1.31
Mar-03	50	51	98.04%	13.86%	3278	3546	92.44%	-1.5	-1.91
Apr-03	61	68	89.71%	30.39%	3358	3638	92.30%	0.8	-0.51
May-03	63	67	94.03%	23.69%	3405	3638	93.60%	-0.14	-1.09
Jun-03	39	41	95.12%	21.54%	3362	3636	92.46%	-0.64	-1.39
Jul-03	33	36	91.67%	27.64%	3322	3573	92.98%	0.36	-0.78
Aug-03	26	29	89.66%	30.45%	3232	3510	92.08%	0.52	-0.68
Sep-03	16	20	80.00%	40.00%	3253	3513	92.60%	1.83	0.11
Oct-03	16	18	88.89%	31.43%	3465	3770	91.91%	0.51	-0.69



Centrex (Parity)									
Date	CLEC Num	CLEC Denc	CLEC Resu	CLEC Std E	Qwest Num	Qwest Denc	Qwest Resu	Mod Z Scr	Parity Scr
Nov-02					500	525	95.24%		
Dec-02					462	487	94.87%		
Jan-03	1	1	100.00%	0.00%	427	455	93.85%	-0.26	-1.16
Feb-03	1	1	100.00%	0.00%	408	439	92.94%	-0.28	-1.17
Mar-03					484	514	94.16%		
Apr-03					455	475	95.79%		
May-03					341	368	92.66%		
Jun-03					404	439	92.03%		
Jul-03					439	474	92.62%		
Aug-03					379	419	90.45%		
Sep-03					377	400	94.25%		
Oct-03					310	339	91.45%		

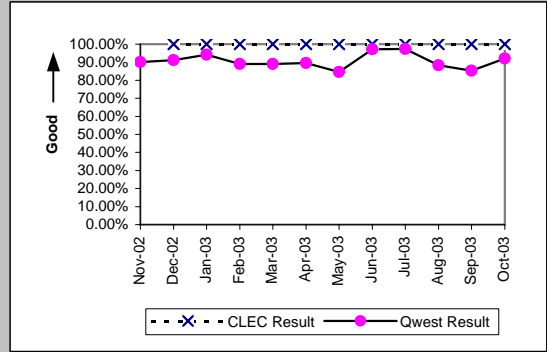


Centrex 21 (Parity)									
Date	CLEC Num	CLEC Denc	CLEC Resu	CLEC Std E	Qwest Num	Qwest Denc	Qwest Resu	Mod Z Scr	Parity Scr
Nov-02	1	1	100.00%	0.00%	193	217	88.94%	-0.35	-1.21
Dec-02	1	1	100.00%	0.00%	184	205	89.76%	-0.34	-1.2
Jan-03					171	199	85.93%		
Feb-03	1	1	100.00%	0.00%	169	185	91.35%	-0.31	-1.19
Mar-03	1	1	100.00%	0.00%	177	204	86.76%	-0.39	-1.24
Apr-03					199	216	92.13%		
May-03					188	208	90.38%		
Jun-03					200	228	87.72%		
Jul-03					286	313	91.37%		
Aug-03					276	298	92.62%		
Sep-03					217	240	90.42%		
Oct-03					200	220	90.91%		

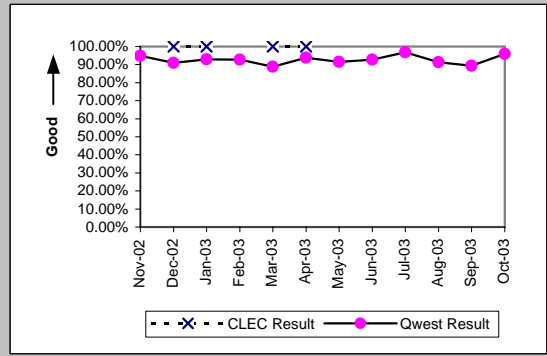


OP-5 - New Service Installation Quality (Percent)

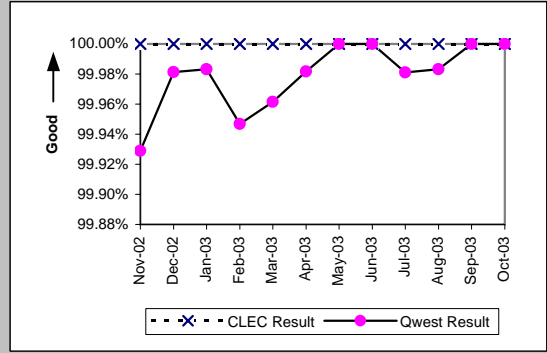
PBX (Parity)									
Date	CLEC Num	CLEC Denc	CLEC Resu	CLEC Std E	Qwest Num	Qwest Denc	Qwest Resu	Mod Z Scr	Parity Scr
Nov-02					82	91	90.11%		
Dec-02	1	1	100.00%	0.00%	62	68	91.18%	-0.31	-1.19
Jan-03	1	1	100.00%	0.00%	48	51	94.12%	-0.25	-1.15
Feb-03	1	1	100.00%	0.00%	57	64	89.06%	-0.35	-1.21
Mar-03	1	1	100.00%	0.00%	65	73	89.04%	-0.35	-1.21
Apr-03	1	1	100.00%	0.00%	69	77	89.61%	-0.34	-1.21
May-03	1	1	100.00%	0.00%	66	78	84.62%	-0.42	-1.26
Jun-03	3	3	100.00%	0.00%	70	72	97.22%	-0.29	-1.17
Jul-03	3	3	100.00%	0.00%	71	73	97.26%	-0.28	-1.17
Aug-03	1	1	100.00%	0.00%	68	77	88.31%	-0.36	-1.22
Sep-03	1	1	100.00%	0.00%	58	68	85.29%	-0.41	-1.25
Oct-03	1	1	100.00%	0.00%	57	62	91.94%	-0.29	-1.18



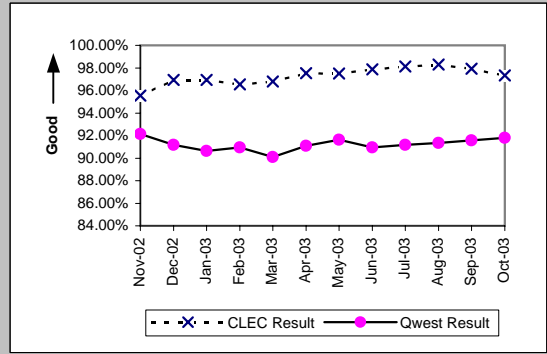
Basic Rate ISDN (Parity)									
Date	CLEC Num	CLEC Denc	CLEC Resu	CLEC Std E	Qwest Num	Qwest Denc	Qwest Resu	Mod Z Scr	Parity Scr
Nov-02					260	274	94.89%		
Dec-02	1	1	100.00%	0.00%	202	222	90.99%	-0.31	-1.19
Jan-03	1	1	100.00%	0.00%	207	223	92.83%	-0.28	-1.17
Feb-03					266	287	92.68%		
Mar-03	1	1	100.00%	0.00%	253	285	88.77%	-0.36	-1.22
Apr-03	1	1	100.00%	0.00%	225	240	93.75%	-0.26	-1.16
May-03					150	164	91.46%		
Jun-03					128	138	92.75%		
Jul-03					155	160	96.88%		
Aug-03					156	171	91.23%		
Sep-03					135	151	89.40%		
Oct-03					165	172	95.93%		



Qwest DSL (Parity)									
Date	CLEC Num	CLEC Denc	CLEC Resu	CLEC Std E	Qwest Num	Qwest Denc	Qwest Resu	Mod Z Scr	Parity Scr
Nov-02	35	35	100.00%	0.00%	5619	5623	99.93%	-0.16	-1.1
Dec-02	42	42	100.00%	0.00%	5309	5310	99.98%	-0.09	-1.05
Jan-03	38	38	100.00%	0.00%	5950	5951	99.98%	-0.08	-1.05
Feb-03	29	29	100.00%	0.00%	5649	5652	99.95%	-0.12	-1.08
Mar-03	31	31	100.00%	0.00%	5199	5201	99.96%	-0.11	-1.07
Apr-03	29	29	100.00%	0.00%	5459	5460	99.98%	-0.07	-1.04
May-03	22	22	100.00%	0.00%	5262	5262	100.00%	N/A	N/A
Jun-03	21	21	100.00%	0.00%	5055	5055	100.00%	N/A	N/A
Jul-03	25	25	100.00%	0.00%	5297	5298	99.98%	-0.07	-1.04
Aug-03	44	44	100.00%	0.00%	5910	5911	99.98%	-0.09	-1.05
Sep-03	52	52	100.00%	0.00%	7708	7708	100.00%	N/A	N/A
Oct-03	54	54	100.00%	0.00%	9210	9210	100.00%	N/A	N/A

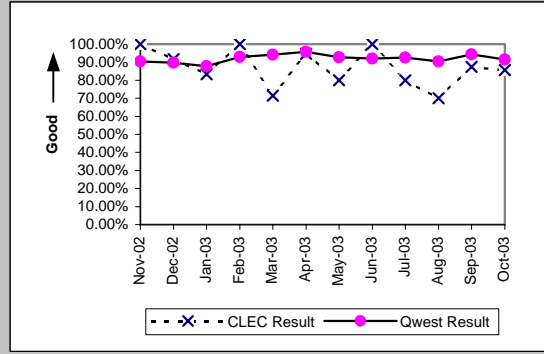


UNE - P (POTS) (Parity)									
Date	CLEC Num	CLEC Denc	CLEC Resu	CLEC Std E	Qwest Num	Qwest Denc	Qwest Resu	Mod Z Scr	Parity Scr
Nov-02	1693	1772	95.54%	20.64%	40604	44070	92.14%	-5.22	-4.18
Dec-02	2090	2156	96.94%	17.23%	34318	37639	91.18%	-9.17	-6.58
Jan-03	2425	2502	96.92%	17.27%	34127	37650	90.64%	-10.44	-7.35
Feb-03	3038	3147	96.54%	18.29%	34297	37704	90.96%	-10.48	-7.37
Mar-03	5923	6119	96.80%	17.61%	33551	37243	90.09%	-16.28	-10.9
Apr-03	7557	7748	97.53%	15.51%	35892	39406	91.08%	-18.22	-12.08
May-03	8206	8417	97.49%	15.63%	36963	40333	91.64%	-17.64	-11.72
Jun-03	8806	8997	97.88%	14.41%	37699	41448	90.95%	-20.75	-13.61
Jul-03	9894	10083	98.13%	13.56%	41237	45224	91.18%	-22.23	-14.52
Aug-03	10506	10689	98.29%	12.97%	43372	47486	91.34%	-23.08	-15.03
Sep-03	9264	9459	97.94%	14.21%	42629	46558	91.56%	-20.34	-13.37
Oct-03	9808	10078	97.32%	16.15%	41352	45041	91.81%	-18.24	-12.09

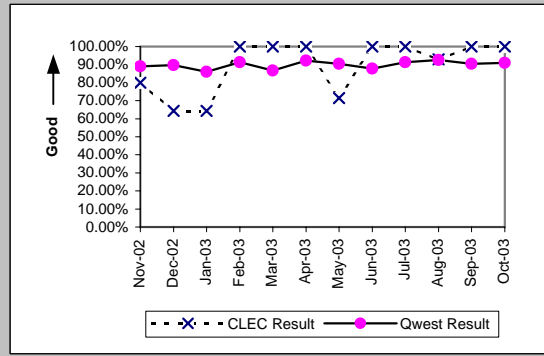


OP-5 - New Service Installation Quality (Percent)

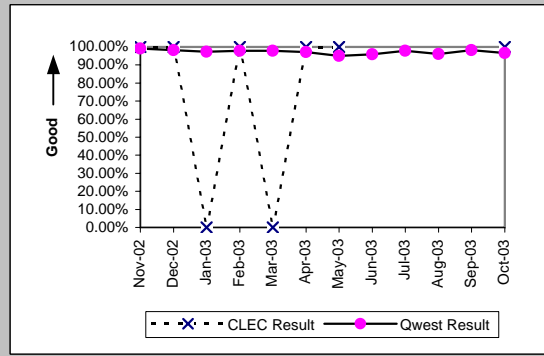
UNE P (Centrex) (Parity)									
Date	CLEC Num	CLEC Denc	CLEC Resu	CLEC Std	Qwest Num	Qwest Denc	Qwest Resu	Mod Z Scr	Parity Scr
Nov-02	11	11	100.00%	0.00%	475	525	90.48%	-1.06	-1.65
Dec-02	11	12	91.67%	27.64%	437	487	89.73%	-0.22	-1.13
Jan-03	10	12	83.33%	37.27%	399	455	87.69%	0.48	-0.71
Feb-03	11	11	100.00%	0.00%	408	439	92.94%	-0.9	-1.55
Mar-03	10	14	71.43%	45.18%	484	514	94.16%	2.63	0.6
Apr-03	18	19	94.74%	22.33%	455	475	95.79%	0.27	-0.83
May-03	12	15	80.00%	40.00%	341	368	92.66%	1.56	-0.05
Jun-03	10	10	100.00%	0.00%	404	439	92.03%	-0.92	-1.56
Jul-03	8	10	80.00%	40.00%	439	474	92.62%	1.28	-0.22
Aug-03	7	10	70.00%	45.83%	379	419	90.45%	1.79	0.09
Sep-03	7	8	87.50%	33.07%	377	400	94.25%	0.73	-0.56
Oct-03	6	7	85.71%	34.99%	310	339	91.45%	0.52	-0.68



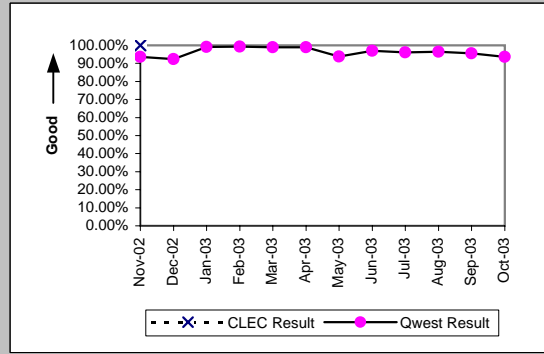
UNE P (Centrex 21) (Parity)									
Date	CLEC Num	CLEC Denc	CLEC Resu	CLEC Std	Qwest Num	Qwest Denc	Qwest Resu	Mod Z Scr	Parity Scr
Nov-02	8	10	80.00%	40.00%	193	217	88.94%	0.83	-0.5
Dec-02	9	14	64.29%	47.92%	184	205	89.76%	2.42	0.47
Jan-03	9	14	64.29%	47.92%	171	199	85.93%	1.94	0.18
Feb-03	9	9	100.00%	0.00%	169	185	91.35%	-0.9	-1.55
Mar-03	8	8	100.00%	0.00%	177	204	86.76%	-1.08	-1.66
Apr-03	6	6	100.00%	0.00%	199	216	92.13%	-0.71	-1.43
May-03	5	7	71.43%	45.18%	188	208	90.38%	1.38	-0.16
Jun-03	4	4	100.00%	0.00%	200	228	87.72%	-0.74	-1.45
Jul-03	17	17	100.00%	0.00%	286	313	91.37%	-1.23	-1.75
Aug-03	26	28	92.86%	25.75%	276	298	92.62%	-0.05	-1.03
Sep-03	30	30	100.00%	0.00%	217	240	90.42%	-1.68	-2.02
Oct-03	21	21	100.00%	0.00%	200	220	90.91%	-1.38	-1.84



ISDN Primary (Parity)									
Date	CLEC Num	CLEC Denc	CLEC Resu	CLEC Std	Qwest Num	Qwest Denc	Qwest Resu	Mod Z Scr	Parity Scr
Nov-02	4	4	100.00%	0.00%	220	222	99.10%	-0.19	-1.11
Dec-02	3	3	100.00%	0.00%	228	232	98.28%	-0.23	-1.14
Jan-03	0	1	0.00%	0.00%	146	150	97.33%	2.18	0.32
Feb-03	1	1	100.00%	0.00%	95	97	97.94%	-0.14	-1.09
Mar-03	0	1	0.00%	0.00%	96	98	97.96%	2.23	0.35
Apr-03	1	1	100.00%	0.00%	102	105	97.14%	-0.17	-1.1
May-03	1	1	100.00%	0.00%	94	99	94.95%	-0.23	-1.14
Jun-03					142	148	95.95%		
Jul-03					192	196	97.96%		
Aug-03					151	157	96.18%		
Sep-03					165	168	98.21%		
Oct-03	1	1	100.00%	0.00%	144	149	96.64%	-0.19	-1.11

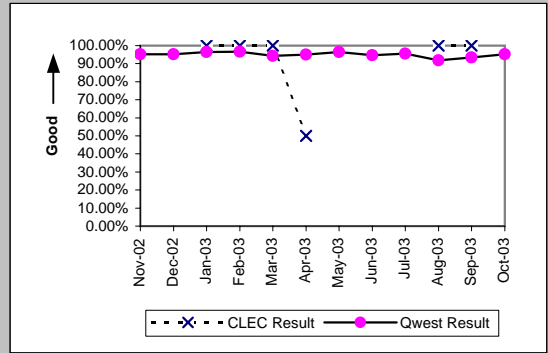


DS0 (Parity)									
Date	CLEC Num	CLEC Denc	CLEC Resu	CLEC Std	Qwest Num	Qwest Denc	Qwest Resu	Mod Z Scr	Parity Scr
Nov-02	1	1	100.00%	0.00%	117	125	93.60%	-0.26	-1.16
Dec-02					73	79	92.41%		
Jan-03					217	219	99.09%		
Feb-03					267	269	99.26%		
Mar-03					182	184	98.91%		
Apr-03					181	183	98.91%		
May-03					107	114	93.86%		
Jun-03					99	102	97.06%		
Jul-03					227	236	96.19%		
Aug-03					214	222	96.40%		
Sep-03					85	89	95.51%		
Oct-03					73	78	93.59%		

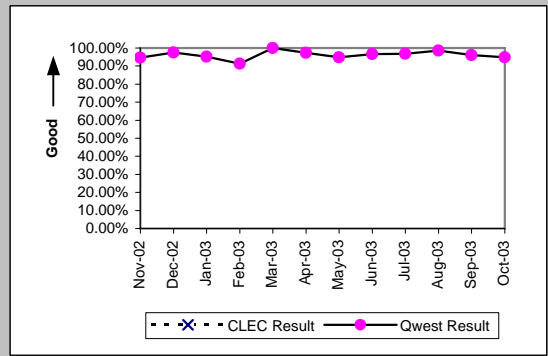


OP-5 - New Service Installation Quality (Percent)

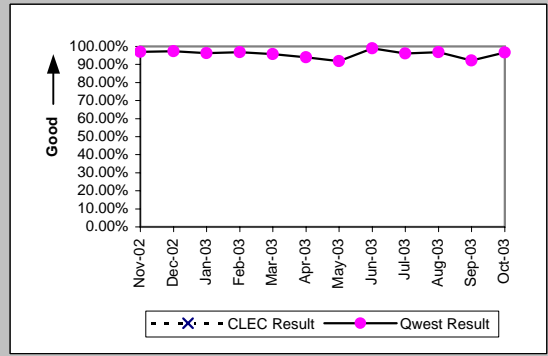
DS1 (Parity)									
Date	CLEC Num	CLEC Denc	CLEC Resu	CLEC Std	Qwest Num	Qwest Denc	Qwest Resu	Mod Z Scr	Parity Scr
Nov-02					869	913	95.18%		
Dec-02					712	748	95.19%		
Jan-03	1	1	100.00%	0.00%	758	786	96.44%	-0.19	-1.12
Feb-03	2	2	100.00%	0.00%	794	822	96.59%	-0.27	-1.16
Mar-03	3	3	100.00%	0.00%	774	821	94.28%	-0.43	-1.26
Apr-03	1	2	50.00%	50.00%	836	880	95.00%	1.65	0
May-03					915	948	96.52%		
Jun-03					948	1001	94.71%		
Jul-03					986	1032	95.54%		
Aug-03	1	1	100.00%	0.00%	981	1069	91.77%	-0.3	-1.18
Sep-03	1	1	100.00%	0.00%	1074	1149	93.47%	-0.26	-1.16
Oct-03					1082	1136	95.25%		



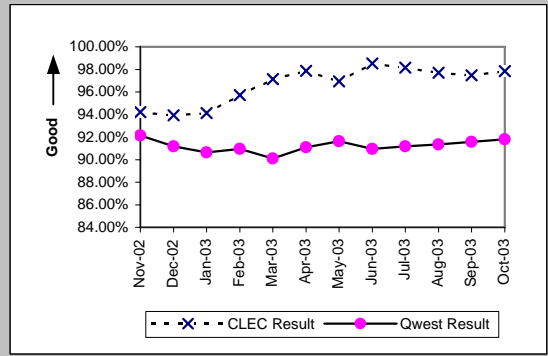
DS3 (Parity)									
Date	CLEC Num	CLEC Denc	CLEC Resu	CLEC Std	Qwest Num	Qwest Denc	Qwest Resu	Mod Z Scr	Parity Scr
Nov-02					36	38	94.74%		
Dec-02					39	40	97.50%		
Jan-03					40	42	95.24%		
Feb-03					42	46	91.30%		
Mar-03					58	58	100.00%		
Apr-03					71	73	97.26%		
May-03					73	77	94.81%		
Jun-03					58	60	96.67%		
Jul-03					60	62	96.77%		
Aug-03					66	67	98.51%		
Sep-03					50	52	96.15%		
Oct-03					55	58	94.83%		



Frame Relay (Parity)									
Date	CLEC Num	CLEC Denc	CLEC Resu	CLEC Std	Qwest Num	Qwest Denc	Qwest Resu	Mod Z Scr	Parity Scr
Nov-02					225	232	96.98%		
Dec-02					185	190	97.37%		
Jan-03					153	159	96.23%		
Feb-03					124	128	96.88%		
Mar-03					114	119	95.80%		
Apr-03					108	115	93.91%		
May-03					102	111	91.89%		
Jun-03					87	88	98.86%		
Jul-03					99	103	96.12%		
Aug-03					92	95	96.84%		
Sep-03					117	127	92.13%		
Oct-03					169	175	96.57%		

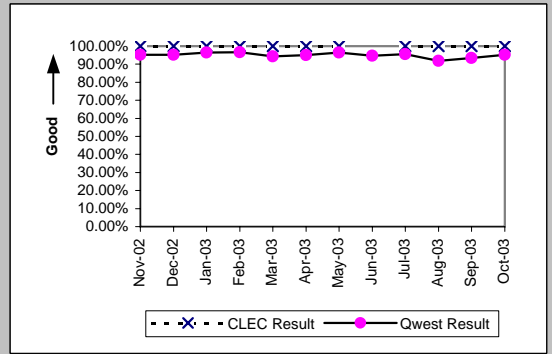


Line Sharing (Parity)									
Date	CLEC Num	CLEC Denc	CLEC Resu	CLEC Std	Qwest Num	Qwest Denc	Qwest Resu	Mod Z Scr	Parity Scr
Nov-02	620	658	94.22%	23.33%	40604	44070	92.14%	-1.98	-2.2
Dec-02	557	593	93.93%	23.88%	34318	37639	91.18%	-2.34	-2.43
Jan-03	593	630	94.13%	23.51%	34127	37650	90.64%	-2.98	-2.81
Feb-03	650	679	95.73%	20.22%	34297	37704	90.96%	-4.29	-3.61
Mar-03	642	661	97.13%	16.71%	33551	37243	90.09%	-6	-4.65
Apr-03	694	709	97.88%	14.39%	35892	39406	91.08%	-6.3	-4.83
May-03	819	845	96.92%	17.27%	36963	40333	91.64%	-5.49	-4.34
Jun-03	1009	1024	98.54%	12.01%	37699	41448	90.95%	-8.35	-6.08
Jul-03	1114	1135	98.15%	13.48%	41237	45224	91.18%	-8.18	-5.97
Aug-03	931	953	97.69%	15.02%	43372	47486	91.34%	-6.91	-5.2
Sep-03	770	790	97.47%	15.71%	42629	46558	91.56%	-5.92	-4.6
Oct-03	858	877	97.83%	14.56%	41352	45041	91.81%	-6.44	-4.92

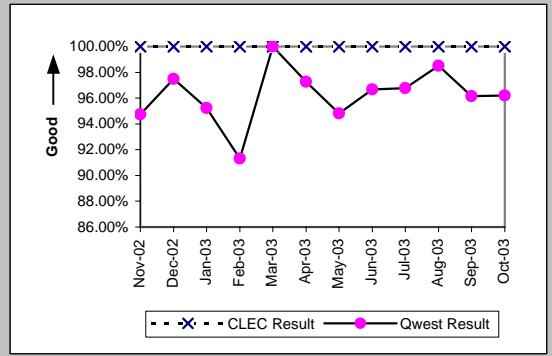


OP-5 - New Service Installation Quality (Percent)

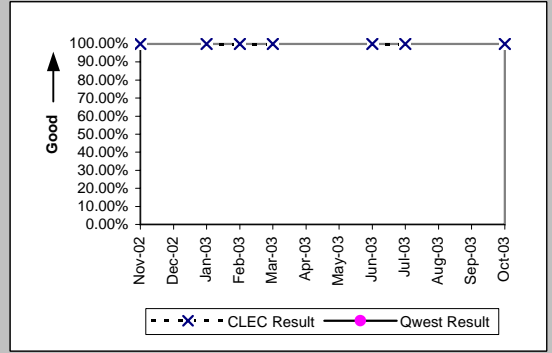
UDIT DS1 (Parity)									
Date	Numerator	Denominator	CLEC Resu	Standard D	Qwest Num	Qwest deno	Qwest Resu	Mod Z Scr	Parity Scr
Nov-02	2	2	100.00%	0.00%	869	913	95.18%	-0.32	-1.19
Dec-02	5	5	100.00%	0.00%	712	748	95.19%	-0.5	-1.3
Jan-03	9	9	100.00%	0.00%	758	786	96.44%	-0.57	-1.35
Feb-03	7	7	100.00%	0.00%	794	822	96.59%	-0.49	-1.3
Mar-03	2	2	100.00%	0.00%	774	821	94.28%	-0.35	-1.21
Apr-03	2	2	100.00%	0.00%	836	880	95.00%	-0.32	-1.2
May-03	2	2	100.00%	0.00%	915	948	96.52%	-0.27	-1.16
Jun-03					948	1001	94.71%		
Jul-03	1	1	100.00%	0.00%	986	1032	95.54%	-0.22	-1.13
Aug-03	1	1	100.00%	0.00%	981	1069	91.77%	-0.3	-1.18
Sep-03	2	2	100.00%	0.00%	1074	1149	93.47%	-0.37	-1.23
Oct-03	3	3	100.00%	0.00%	1082	1136	95.25%	-0.39	-1.23



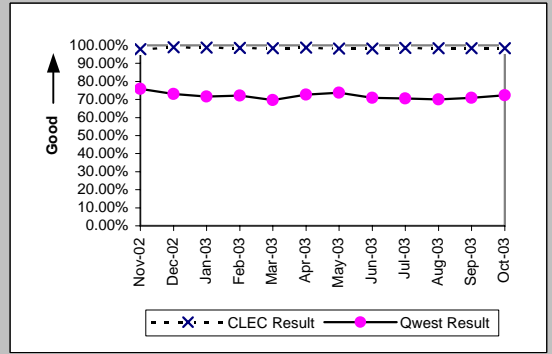
UDIT Above DS1 Level (Parity)									
Date	Numerator	Denominator	CLEC Resu	Standard D	Qwest Num	Qwest deno	Qwest Resu	Mod Z Scr	Parity Scr
Nov-02	4	4	100.00%	0.00%	36	38	94.74%	-0.45	-1.27
Dec-02	2	2	100.00%	0.00%	39	40	97.50%	-0.22	-1.13
Jan-03	1	1	100.00%	0.00%	40	42	95.24%	-0.22	-1.13
Feb-03	1	1	100.00%	0.00%	42	46	91.30%	-0.31	-1.19
Mar-03	2	2	100.00%	0.00%	58	58	100.00%	N/A	N/A
Apr-03	2	2	100.00%	0.00%	71	73	97.26%	-0.23	-1.14
May-03	1	1	100.00%	0.00%	73	77	94.81%	-0.23	-1.14
Jun-03	4	4	100.00%	0.00%	58	60	96.67%	-0.36	-1.22
Jul-03	5	5	100.00%	0.00%	60	62	96.77%	-0.39	-1.24
Aug-03	2	2	100.00%	0.00%	66	67	98.51%	-0.17	-1.1
Sep-03	2	2	100.00%	0.00%	50	52	96.15%	-0.28	-1.17
Oct-03	7	7	100.00%	0.00%	76	79	96.20%	-0.5	-1.31



Dark Fiber - IOF (Diagnostic)									
Date	Numerator	Denominator	CLEC Resu	Standard D	Qwest Num	Qwest deno	Qwest Resu	Mod Z Scr	Parity Scr
Nov-02	2	2	100.00%	0.00%					
Dec-02									
Jan-03	1	1	100.00%	0.00%					
Feb-03	4	4	100.00%	0.00%					
Mar-03	3	3	100.00%	0.00%					
Apr-03									
May-03									
Jun-03	1	1	100.00%	0.00%					
Jul-03	1	1	100.00%	0.00%					
Aug-03									
Sep-03									
Oct-03	1	1	100.00%	0.00%					

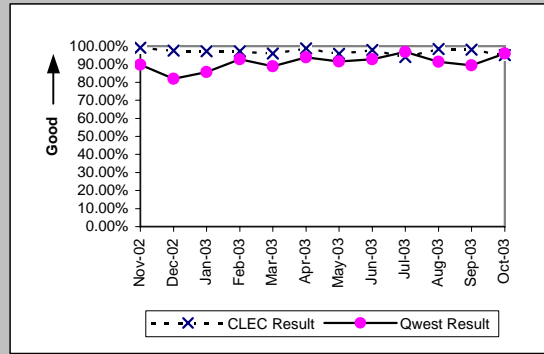


Unbundled Loop Analog (Parity)									
Date	Numerator	Denominator	CLEC Resu	Standard D	Qwest Num	Qwest deno	Qwest Resu	Mod Z Scr	Parity Scr
Nov-02	1748	1785	97.93%	14.25%	10891	14357	75.86%	-20.55	-13.49
Dec-02	1898	1917	99.01%	9.91%	8962	12283	72.96%	-23.88	-15.52
Jan-03	2079	2104	98.81%	10.84%	8894	12417	71.63%	-25.58	-16.55
Feb-03	1693	1718	98.54%	11.98%	8871	12278	72.25%	-22.8	-14.86
Mar-03	1730	1757	98.46%	12.30%	8455	12147	69.61%	-24.58	-15.94
Apr-03	1794	1817	98.73%	11.18%	9353	12867	72.69%	-23.32	-15.18
May-03	1658	1687	98.28%	13.00%	9473	12843	73.76%	-21.52	-14.09
Jun-03	1599	1629	98.16%	13.45%	9127	12876	70.88%	-22.83	-14.88
Jul-03	1649	1674	98.51%	12.13%	9561	13548	70.57%	-23.66	-15.38
Aug-03	1662	1690	98.34%	12.76%	9612	13726	70.03%	-23.98	-15.58
Sep-03	1649	1677	98.33%	12.81%	9577	13506	70.91%	-23.32	-15.18
Oct-03	1641	1667	98.44%	12.39%	9690	13379	72.43%	-22.41	-14.63

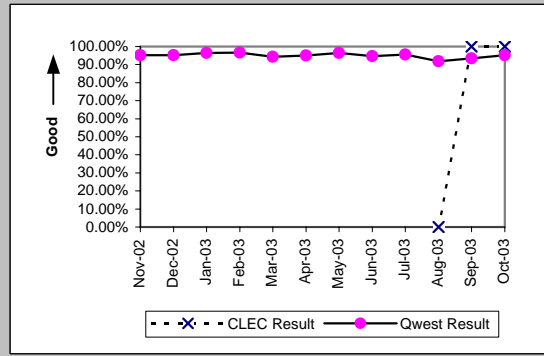


OP-5 - New Service Installation Quality (Percent)

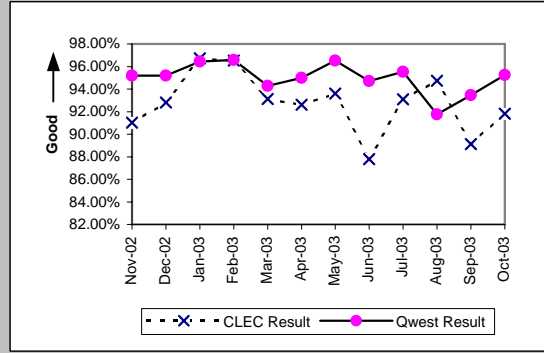
Unbundled Loop - 2 Wire Non-Loaded (Parity)									
Date	Numerator	Denominator	CLEC Resu	Standard D	Qwest Num	Qwest deno	Qwest Resu	Mod Z Scr	Parity Scr
Nov-02	232	234	99.15%	9.21%	246	274	89.78%	-3.47	-3.11
Dec-02	192	197	97.46%	15.73%	182	222	81.98%	-4.11	-3.5
Jan-03	201	207	97.10%	16.78%	191	223	85.65%	-3.38	-3.06
Feb-03	207	213	97.18%	16.55%	266	287	92.68%	-1.91	-2.16
Mar-03	232	242	95.87%	19.90%	253	285	88.77%	-2.57	-2.56
Apr-03	227	230	98.70%	11.35%	225	240	93.75%	-2.21	-2.35
May-03	229	239	95.82%	20.02%	150	164	91.46%	-1.54	-1.93
Jun-03	269	275	97.82%	14.61%	128	138	92.75%	-1.87	-2.14
Jul-03	232	247	93.93%	23.88%	155	160	96.88%	1.34	-0.19
Aug-03	240	244	98.36%	12.70%	156	171	91.23%	-2.53	-2.54
Sep-03	250	255	98.04%	13.86%	135	151	89.40%	-2.73	-2.66
Oct-03	233	245	95.10%	21.58%	165	172	95.93%	0.37	-0.78



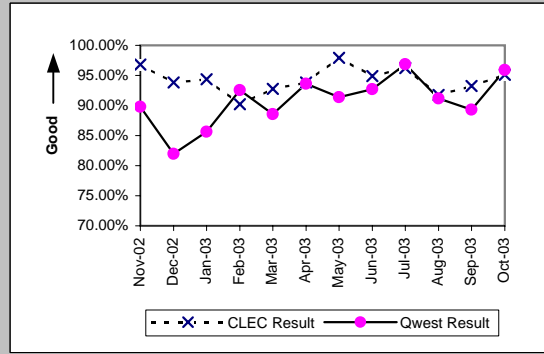
Unbundled Loop - 4 Wire Non-Loaded (Parity)									
Date	Numerator	Denominator	CLEC Resu	Standard D	Qwest Num	Qwest deno	Qwest Resu	Mod Z Scr	Parity Scr
Nov-02					869	913	95.18%		
Dec-02					712	748	95.19%		
Jan-03					758	786	96.44%		
Feb-03					794	822	96.59%		
Mar-03					774	821	94.28%		
Apr-03					836	880	95.00%		
May-03					915	948	96.52%		
Jun-03					948	1001	94.71%		
Jul-03					986	1032	95.54%		
Aug-03	0	1	0.00%	0.00%	981	1069	91.77%	1.74	0.06
Sep-03	1	1	100.00%	0.00%	1074	1149	93.47%	-0.26	-1.16
Oct-03	1	1	100.00%	0.00%	1082	1136	95.25%	-0.22	-1.14



Unbundled Loop - DS1 Capable (Parity)									
Date	Numerator	Denominator	CLEC Resu	Standard D	Qwest Num	Qwest deno	Qwest Resu	Mod Z Scr	Parity Scr
Nov-02	132	145	91.03%	28.57%	869	913	95.18%	1.93	0.17
Dec-02	129	139	92.81%	25.84%	712	748	95.19%	1.14	-0.31
Jan-03	147	152	96.71%	17.84%	758	786	96.44%	-0.17	-1.1
Feb-03	139	144	96.53%	18.31%	794	822	96.59%	0.08	-0.95
Mar-03	149	160	93.13%	25.30%	774	821	94.28%	0.58	-0.65
Apr-03	163	176	92.61%	26.15%	836	880	95.00%	1.23	-0.25
May-03	176	188	93.62%	24.44%	915	948	96.52%	1.76	0.07
Jun-03	158	180	87.78%	32.75%	948	1001	94.71%	3.2	0.95
Jul-03	135	145	93.10%	25.34%	986	1032	95.54%	1.25	-0.24
Aug-03	126	133	94.74%	22.33%	981	1069	91.77%	-1.17	-1.71
Sep-03	123	138	89.13%	31.13%	1074	1149	93.47%	1.8	0.09
Oct-03	168	183	91.80%	27.43%	1082	1136	95.25%	1.84	0.12

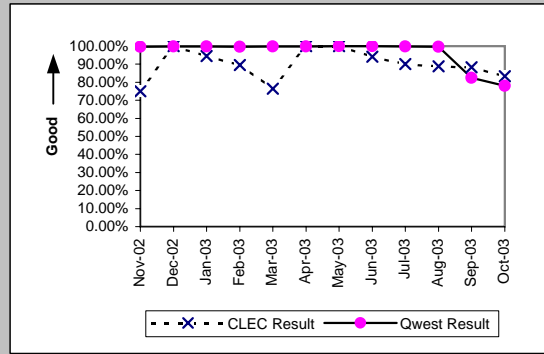


Unbundled Loop ISDN Capable (Parity)									
Date	Numerator	Denominator	CLEC Resu	Standard D	Qwest Num	Qwest deno	Qwest Resu	Mod Z Scr	Parity Scr
Nov-02	91	94	96.81%	17.58%	246	274	89.78%	-1.94	-2.18
Dec-02	91	97	93.81%	24.09%	182	222	81.98%	-2.53	-2.54
Jan-03	100	106	94.34%	23.11%	191	223	85.65%	-2.1	-2.28
Feb-03	83	92	90.22%	29.71%	261	282	92.55%	0.72	-0.56
Mar-03	90	97	92.78%	25.88%	248	280	88.57%	-1.12	-1.68
Apr-03	106	113	93.81%	24.11%	220	235	93.62%	-0.07	-1.04
May-03	94	96	97.92%	14.28%	148	162	91.36%	-1.81	-2.1
Jun-03	93	98	94.90%	22.00%	127	137	92.70%	-0.64	-1.39
Jul-03	102	106	96.23%	19.06%	154	159	96.86%	0.23	-0.86
Aug-03	78	85	91.76%	27.49%	155	170	91.18%	-0.16	-1.09
Sep-03	69	74	93.24%	25.10%	134	150	89.33%	-0.89	-1.54
Oct-03	78	82	95.12%	21.54%	164	171	95.91%	0.29	-0.82

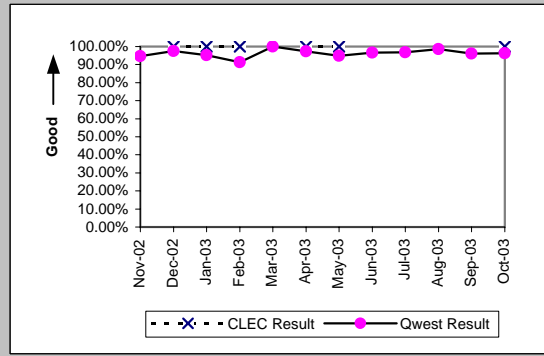


OP-5 - New Service Installation Quality (Percent)

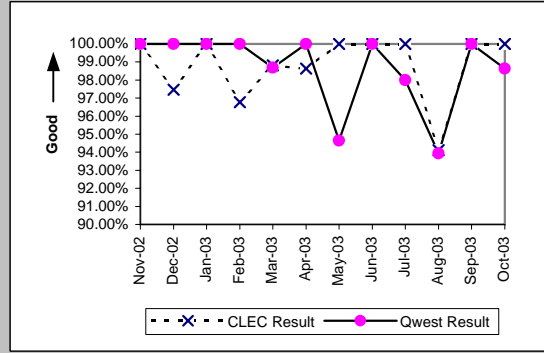
Unbundled Loop - ADSL Qualified (Parity)									
Date	Numerator	Denominator	CLEC Resu	Standard D	Qwest Num	Qwest deno	Qwest Resu	Mod Z Scr	Parity Scr
Nov-02	6	8	75.00%	43.30%	979	983	99.59%	3.43	1.09
Dec-02	12	12	100.00%	0.00%	876	877	99.89%	-0.12	-1.07
Jan-03	17	18	94.44%	22.91%	930	931	99.89%	2.15	0.31
Feb-03	17	19	89.47%	30.69%	885	888	99.66%	2.97	0.81
Mar-03	13	17	76.47%	42.42%	789	791	99.75%	4.87	1.96
Apr-03	13	13	100.00%	0.00%	719	720	99.86%	-0.13	-1.08
May-03	11	11	100.00%	0.00%	594	594	100.00%	N/A	N/A
Jun-03	16	17	94.12%	23.53%	471	471	100.00%	N/A	0.35
Jul-03	18	20	90.00%	30.00%	393	394	99.75%	2.83	0.72
Aug-03	16	18	88.89%	31.43%	374	375	99.73%	2.87	0.74
Sep-03	15	17	88.24%	32.22%	413	501	82.44%	-0.62	-1.38
Oct-03	15	18	83.33%	37.27%	541	694	77.95%	-0.54	-1.33



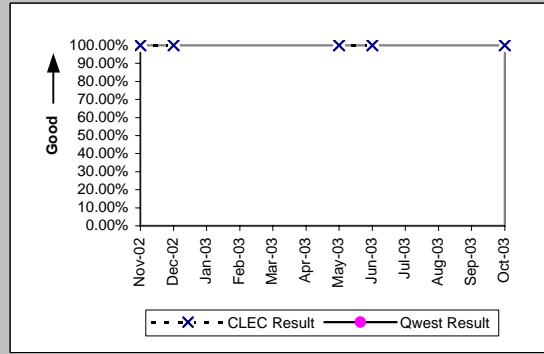
Unbundled Loop - DS3 Capable (Parity)									
Date	Numerator	Denominator	CLEC Resu	Standard D	Qwest Num	Qwest deno	Qwest Resu	Mod Z Scr	Parity Scr
Nov-02					36	38	94.74%		
Dec-02	1	1	100.00%	0.00%	39	40	97.50%	-0.16	-1.1
Jan-03	1	1	100.00%	0.00%	40	42	95.24%	-0.22	-1.13
Feb-03	1	1	100.00%	0.00%	42	46	91.30%	-0.31	-1.19
Mar-03					58	58	100.00%		
Apr-03	1	1	100.00%	0.00%	71	73	97.26%	-0.17	-1.1
May-03	1	1	100.00%	0.00%	73	77	94.81%	-0.23	-1.14
Jun-03					58	60	96.67%		
Jul-03					60	62	96.77%		
Aug-03					66	67	98.51%		
Sep-03					50	52	96.15%		
Oct-03	1	1	100.00%	0.00%	76	79	96.20%	-0.2	-1.12



LIS Trunk (Parity)									
Date	Numerator	Denominator	CLEC Resu	Standard D	Qwest Num	Qwest deno	Qwest Resu	Mod Z Scr	Parity Scr
Nov-02	69	69	100.00%	0.00%	56	56	100.00%	N/A	N/A
Dec-02	77	79	97.47%	15.71%	31	31	100.00%	N/A	-0.58
Jan-03	89	89	100.00%	0.00%	46	46	100.00%	N/A	N/A
Feb-03	90	93	96.77%	17.67%	66	66	100.00%	N/A	-0.17
Mar-03	83	84	98.81%	10.85%	75	76	98.68%	-0.07	-1.04
Apr-03	72	73	98.63%	11.62%	57	57	100.00%	N/A	-0.65
May-03	53	53	100.00%	0.00%	53	56	94.64%	-1.24	-1.75
Jun-03	38	38	100.00%	0.00%	64	64	100.00%	N/A	N/A
Jul-03	25	25	100.00%	0.00%	49	50	98.00%	-0.58	-1.35
Aug-03	16	17	94.12%	23.53%	31	33	93.94%	-0.03	-1.02
Sep-03	25	25	100.00%	0.00%	46	46	100.00%	N/A	N/A
Oct-03	28	28	100.00%	0.00%	72	73	98.63%	-0.53	-1.32

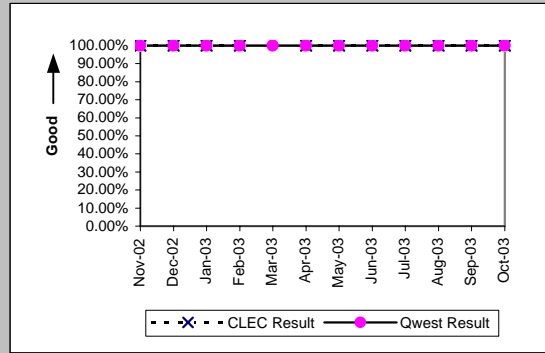


Dark Fiber - Loop (Diagnostic)									
Date	Numerator	Denominator	CLEC Resu	Standard D	Qwest Num	Qwest deno	Qwest Resu	Mod Z Scr	Parity Scr
Nov-02	4	4	100.00%	0.00%					
Dec-02	1	1	100.00%	0.00%					
Jan-03									
Feb-03									
Mar-03									
Apr-03									
May-03	1	1	100.00%	0.00%					
Jun-03	1	1	100.00%	0.00%					
Jul-03									
Aug-03									
Sep-03									
Oct-03	1	1	100.00%	0.00%					



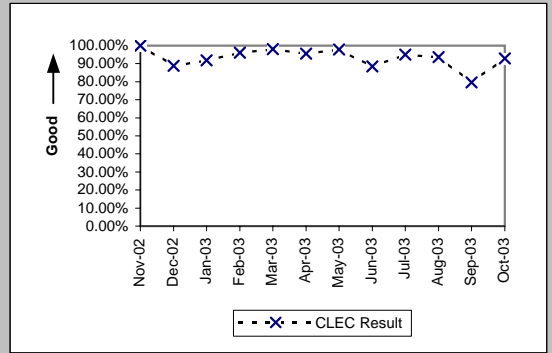
OP-5 - New Service Installation Quality (Percent)

Date	Numerator	Denominator	E911 (Parity)		Qwest Num	Qwest den	Qwest Res	Mod Z Scr	Parity Scr
			CLEC Resu	Standard D					
Nov-02	2	2	100.00%	0.00%	5	5	100.00%	N/A	N/A
Dec-02	2	2	100.00%	0.00%	7	7	100.00%	N/A	N/A
Jan-03	2	2	100.00%	0.00%	10	10	100.00%	N/A	N/A
Feb-03	1	1	100.00%	0.00%	6	6	100.00%	N/A	N/A
Mar-03					6	6	100.00%		
Apr-03	1	1	100.00%	0.00%	18	18	100.00%	N/A	N/A
May-03	4	4	100.00%	0.00%	21	21	100.00%	N/A	N/A
Jun-03	3	3	100.00%	0.00%	56	56	100.00%	N/A	N/A
Jul-03	1	1	100.00%	0.00%	58	58	100.00%	N/A	N/A
Aug-03	1	1	100.00%	0.00%	13	13	100.00%	N/A	N/A
Sep-03	1	1	100.00%	0.00%	11	11	100.00%	N/A	N/A
Oct-03	4	4	100.00%	0.00%	10	10	100.00%	N/A	N/A



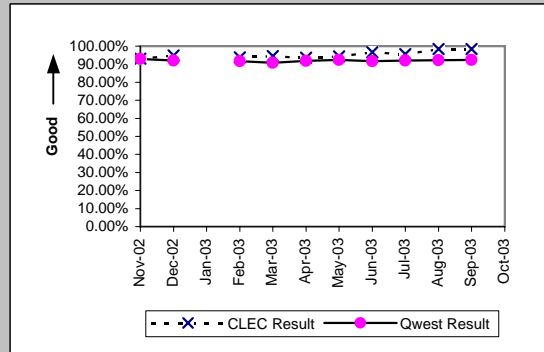
OP-5 - New Service Installation Quality (Percent)

Enhanced Extended Loops (EELs) (Diagnostic)					
Date	Numerator	Denominator	CLEC Result	Standard Dev	
Nov-02	32	32	100.00%	0.00%	
Dec-02	24	27	88.89%	31.43%	
Jan-03	34	37	91.89%	27.30%	
Feb-03	49	51	96.08%	19.41%	
Mar-03	50	51	98.04%	13.86%	
Apr-03	44	46	95.65%	20.39%	
May-03	47	48	97.92%	14.28%	
Jun-03	46	52	88.46%	31.95%	
Jul-03	39	41	95.12%	21.54%	
Aug-03	29	31	93.55%	24.57%	
Sep-03	35	44	79.55%	40.34%	
Oct-03	53	57	92.98%	25.54%	

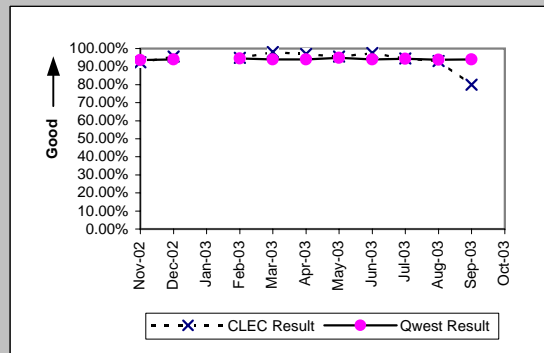


OP-5* - New Service Installation Quality (Percent)

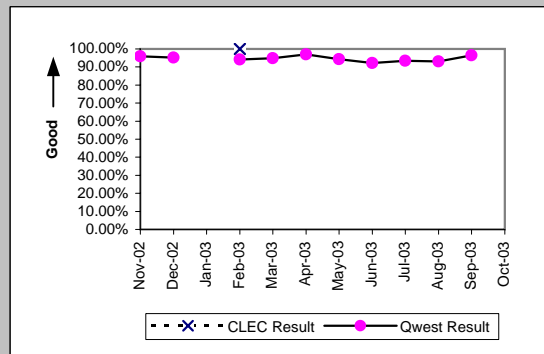
Residence (Parity)									
Date	CLEC Num	CLEC Denc	CLEC Resu	CLEC Std	Qwest Num	Qwest Denc	Qwest Resu	Mod Z Scr	Parity Scr
Nov-02	797	857	93.00%	25.52%	37257	40117	92.87%	-0.14	-1.09
Dec-02	1227	1293	94.90%	22.01%	31521	34286	91.94%	-3.84	-3.33
Jan-03									
Feb-03	1653	1763	93.76%	24.19%	31299	34160	91.62%	-3.16	-2.92
Mar-03	1506	1593	94.54%	22.72%	30608	33697	90.83%	-5.01	-4.04
Apr-03	1191	1272	93.63%	24.42%	32873	35768	91.91%	-2.22	-2.35
May-03	993	1053	94.30%	23.18%	33865	36695	92.29%	-2.42	-2.47
Jun-03	823	851	96.71%	17.84%	34663	37812	91.67%	-5.26	-4.2
Jul-03	865	905	95.58%	20.55%	38301	41651	91.96%	-3.96	-3.41
Aug-03	1103	1121	98.39%	12.57%	40578	43976	92.27%	-7.58	-5.61
Sep-03	1114	1133	98.32%	12.84%	39769	43045	92.39%	-7.43	-5.52
Oct-03									



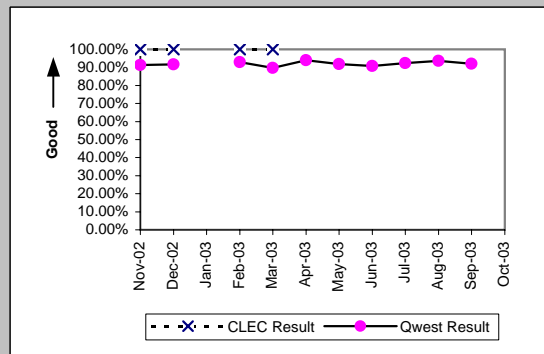
Business (Parity)									
Date	CLEC Num	CLEC Denc	CLEC Resu	CLEC Std	Qwest Num	Qwest Denc	Qwest Resu	Mod Z Scr	Parity Scr
Nov-02	49	53	92.45%	26.42%	3700	3953	93.60%	0.39	-0.76
Dec-02	43	45	95.56%	20.61%	3151	3353	93.98%	-0.44	-1.27
Jan-03									
Feb-03	55	58	94.83%	22.15%	3350	3544	94.53%	-0.1	-1.06
Mar-03	50	51	98.04%	13.86%	3330	3546	93.91%	-1.22	-1.74
Apr-03	66	68	97.06%	16.90%	3416	3638	93.90%	-1.08	-1.66
May-03	64	67	95.52%	20.68%	3453	3638	94.91%	-0.22	-1.14
Jun-03	40	41	97.56%	15.43%	3416	3636	93.95%	-0.96	-1.59
Jul-03	34	36	94.44%	22.91%	3373	3573	94.40%	-0.01	-1.01
Aug-03	27	29	93.10%	25.34%	3294	3510	93.85%	0.24	-0.85
Sep-03	16	20	80.00%	40.00%	3303	3513	94.02%	2.13	0.3
Oct-03									



Centrex (Parity)									
Date	CLEC Num	CLEC Denc	CLEC Resu	CLEC Std	Qwest Num	Qwest Denc	Qwest Resu	Mod Z Scr	Parity Scr
Nov-02					504	525	96.00%		
Dec-02					464	487	95.28%		
Jan-03									
Feb-03	1	1	100.00%	0.00%	413	439	94.08%	-0.25	-1.15
Mar-03					488	514	94.94%		
Apr-03					461	475	97.05%		
May-03					347	368	94.29%		
Jun-03					405	439	92.26%		
Jul-03					443	474	93.46%		
Aug-03					390	419	93.08%		
Sep-03					386	400	96.50%		
Oct-03									



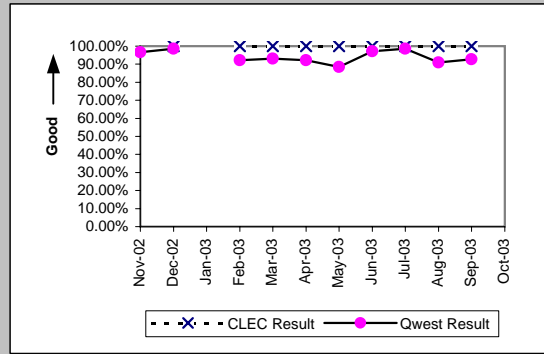
Centrex 21 (Parity)									
Date	CLEC Num	CLEC Denc	CLEC Resu	CLEC Std	Qwest Num	Qwest Denc	Qwest Resu	Mod Z Scr	Parity Scr
Nov-02	1	1	100.00%	0.00%	198	217	91.24%	-0.31	-1.19
Dec-02	1	1	100.00%	0.00%	188	205	91.71%	-0.3	-1.18
Jan-03									
Feb-03	1	1	100.00%	0.00%	172	185	92.97%	-0.27	-1.17
Mar-03	1	1	100.00%	0.00%	183	204	89.71%	-0.34	-1.21
Apr-03					203	216	93.98%		
May-03					191	208	91.83%		
Jun-03					207	228	90.79%		
Jul-03					289	313	92.33%		
Aug-03					279	298	93.62%		
Sep-03					221	240	92.08%		
Oct-03									



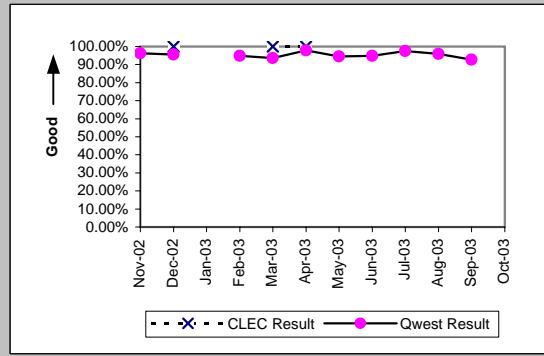
*Results exclude No Trouble Found and Test OK reports unless QWEST trouble is found on another report within 30 days of the original report. A 30-day window necessitates reporting a month behind

OP-5* - New Service Installation Quality (Percent)

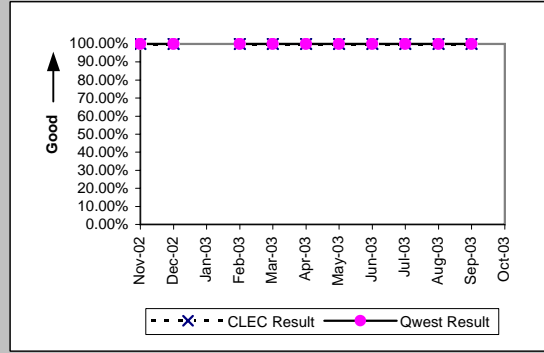
PBX (Parity)									
Date	CLEC Num	CLEC Denc	CLEC Resu	CLEC Std E	Qwest Num	Qwest Denc	Qwest Resu	Mod Z Scr	Parity Scr
Nov-02					88	91	96.70%		
Dec-02	1	1	100.00%	0.00%	67	68	98.53%	-0.12	-1.07
Jan-03									
Feb-03	1	1	100.00%	0.00%	59	64	92.19%	-0.29	-1.18
Mar-03	1	1	100.00%	0.00%	68	73	93.15%	-0.27	-1.16
Apr-03	1	1	100.00%	0.00%	71	77	92.21%	-0.29	-1.18
May-03	1	1	100.00%	0.00%	69	78	88.46%	-0.36	-1.22
Jun-03	3	3	100.00%	0.00%	70	72	97.22%	-0.29	-1.17
Jul-03	3	3	100.00%	0.00%	72	73	98.63%	-0.2	-1.12
Aug-03	1	1	100.00%	0.00%	70	77	90.91%	-0.31	-1.19
Sep-03	1	1	100.00%	0.00%	63	68	92.65%	-0.28	-1.17
Oct-03									



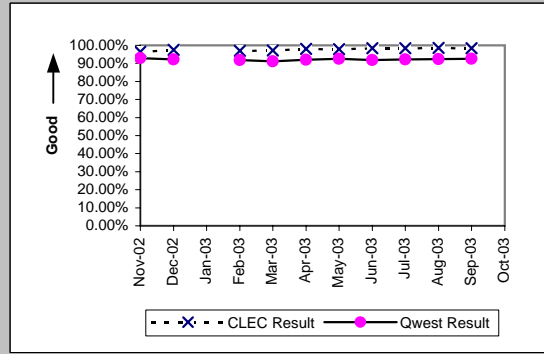
Basic Rate ISDN (Parity)									
Date	CLEC Num	CLEC Denc	CLEC Resu	CLEC Std E	Qwest Num	Qwest Denc	Qwest Resu	Mod Z Scr	Parity Scr
Nov-02					264	274	96.35%		
Dec-02	1	1	100.00%	0.00%	212	222	95.50%	-0.22	-1.13
Jan-03									
Feb-03					272	287	94.77%		
Mar-03	1	1	100.00%	0.00%	267	285	93.68%	-0.26	-1.16
Apr-03	1	1	100.00%	0.00%	235	240	97.92%	-0.15	-1.09
May-03					155	164	94.51%		
Jun-03					131	138	94.93%		
Jul-03					156	160	97.50%		
Aug-03					164	171	95.91%		
Sep-03					140	151	92.72%		
Oct-03									



Qwest DSL (Parity)									
Date	CLEC Num	CLEC Denc	CLEC Resu	CLEC Std E	Qwest Num	Qwest Denc	Qwest Resu	Mod Z Scr	Parity Scr
Nov-02	35	35	100.00%	0.00%	5620	5623	99.95%	-0.14	-1.08
Dec-02	42	42	100.00%	0.00%	5309	5310	99.98%	-0.09	-1.05
Jan-03									
Feb-03	29	29	100.00%	0.00%	5650	5652	99.96%	-0.1	-1.06
Mar-03	31	31	100.00%	0.00%	5199	5201	99.96%	-0.11	-1.07
Apr-03	29	29	100.00%	0.00%	5459	5460	99.98%	-0.07	-1.04
May-03	22	22	100.00%	0.00%	5262	5262	100.00%	N/A	N/A
Jun-03	21	21	100.00%	0.00%	5055	5055	100.00%	N/A	N/A
Jul-03	25	25	100.00%	0.00%	5298	5298	100.00%	N/A	N/A
Aug-03	44	44	100.00%	0.00%	5910	5911	99.98%	-0.09	-1.05
Sep-03	52	52	100.00%	0.00%	7708	7708	100.00%	N/A	N/A
Oct-03									



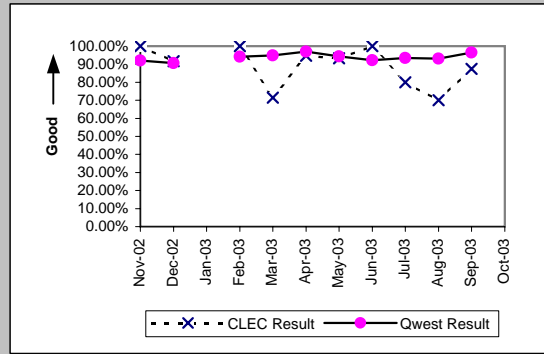
UNE - P (POTS) (Parity)									
Date	CLEC Num	CLEC Denc	CLEC Resu	CLEC Std E	Qwest Num	Qwest Denc	Qwest Resu	Mod Z Scr	Parity Scr
Nov-02	1710	1772	96.50%	18.38%	40957	44070	92.94%	-5.74	-4.49
Dec-02	2104	2156	97.59%	15.34%	34672	37639	92.12%	-9.17	-6.57
Jan-03									
Feb-03	3050	3147	96.92%	17.28%	34649	37704	91.90%	-9.92	-7.03
Mar-03	5945	6119	97.16%	16.62%	33938	37243	91.13%	-15.37	-10.35
Apr-03	7591	7748	97.97%	14.09%	36289	39406	92.09%	-17.54	-11.66
May-03	8245	8417	97.96%	14.15%	37318	40333	92.52%	-17.24	-11.48
Jun-03	8846	8997	98.32%	12.85%	38079	41448	91.87%	-20.29	-13.34
Jul-03	9931	10083	98.49%	12.19%	41674	45224	92.15%	-21.41	-14.02
Aug-03	10535	10689	98.56%	11.92%	43872	47486	92.39%	-21.73	-14.21
Sep-03	9304	9459	98.36%	12.70%	43072	46558	92.51%	-19.7	-12.98
Oct-03									



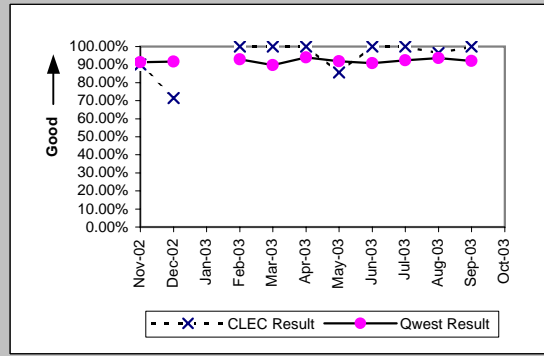
*Results exclude No Trouble Found and Test OK reports unless QWEST trouble is found on another report within 30 days of the original report. A 30-day window necessitates reporting a month behind

OP-5* - New Service Installation Quality (Percent)

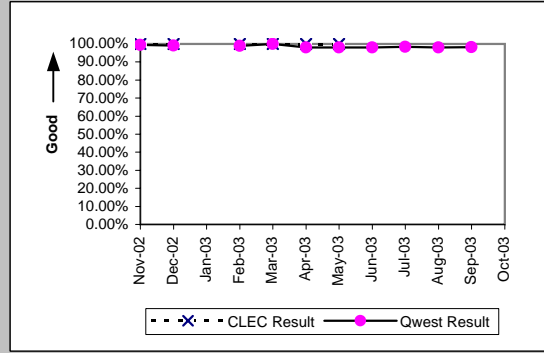
UNE P (Centrex) (Parity)									
Date	CLEC Num	CLEC Denc	CLEC Resu	CLEC Std E	Qwest Num	Qwest Denc	Qwest Resu	Mod Z Scr	Parity Scr
Nov-02	11	11	100.00%	0.00%	483	525	92.00%	-0.97	-1.59
Dec-02	11	12	91.67%	27.64%	441	487	90.55%	-0.13	-1.08
Jan-03									
Feb-03	11	11	100.00%	0.00%	413	439	94.08%	-0.82	-1.5
Mar-03	10	14	71.43%	45.18%	488	514	94.94%	2.8	0.7
Apr-03	18	19	94.74%	22.33%	461	475	97.05%	0.56	-0.66
May-03	14	15	93.33%	24.94%	347	368	94.29%	0.21	-0.87
Jun-03	10	10	100.00%	0.00%	405	439	92.26%	-0.91	-1.55
Jul-03	8	10	80.00%	40.00%	443	474	93.46%	1.4	-0.15
Aug-03	7	10	70.00%	45.83%	390	419	93.08%	2.16	0.31
Sep-03	7	8	87.50%	33.07%	386	400	96.50%	1.06	-0.36
Oct-03									



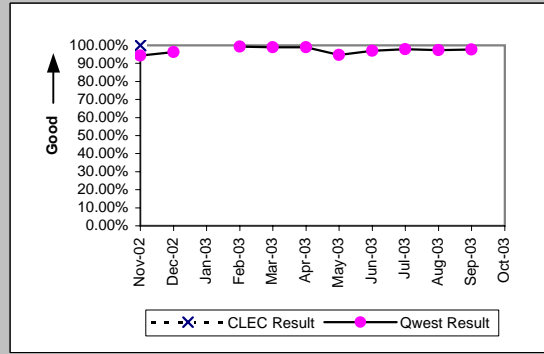
UNE P (Centrex 21) (Parity)									
Date	CLEC Num	CLEC Denc	CLEC Resu	CLEC Std E	Qwest Num	Qwest Denc	Qwest Resu	Mod Z Scr	Parity Scr
Nov-02	9	10	90.00%	30.00%	198	217	91.24%	0.18	-0.89
Dec-02	10	14	71.43%	45.18%	188	205	91.71%	2.11	0.28
Jan-03									
Feb-03	9	9	100.00%	0.00%	172	185	92.97%	-0.81	-1.49
Mar-03	8	8	100.00%	0.00%	183	204	89.71%	-0.94	-1.57
Apr-03	6	6	100.00%	0.00%	203	216	93.98%	-0.61	-1.37
May-03	6	7	85.71%	34.99%	191	208	91.83%	0.55	-0.67
Jun-03	4	4	100.00%	0.00%	207	228	90.79%	-0.63	-1.38
Jul-03	17	17	100.00%	0.00%	289	313	92.33%	-1.16	-1.7
Aug-03	27	28	96.43%	18.56%	279	298	93.62%	-0.58	-1.35
Sep-03	30	30	100.00%	0.00%	221	240	92.08%	-1.51	-1.92
Oct-03									



ISDN Primary (Parity)									
Date	CLEC Num	CLEC Denc	CLEC Resu	CLEC Std E	Qwest Num	Qwest Denc	Qwest Resu	Mod Z Scr	Parity Scr
Nov-02	4	4	100.00%	0.00%	221	222	99.55%	-0.13	-1.08
Dec-02	3	3	100.00%	0.00%	230	232	99.14%	-0.16	-1.1
Jan-03									
Feb-03	1	1	100.00%	0.00%	96	97	98.97%	-0.1	-1.06
Mar-03	1	1	100.00%	0.00%	98	98	100.00%	N/A	N/A
Apr-03	1	1	100.00%	0.00%	103	105	98.10%	-0.14	-1.08
May-03	1	1	100.00%	0.00%	97	99	97.98%	-0.14	-1.09
Jun-03					145	148	97.97%		
Jul-03					193	196	98.47%		
Aug-03					154	157	98.09%		
Sep-03					165	168	98.21%		
Oct-03									



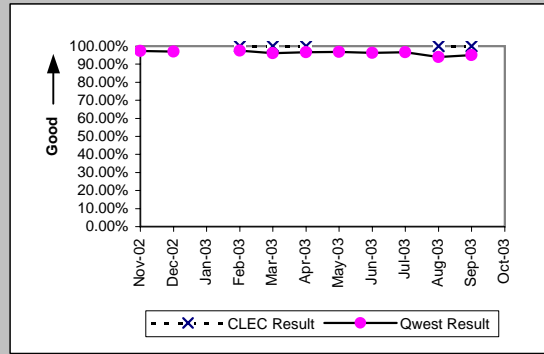
DS0 (Parity)									
Date	CLEC Num	CLEC Denc	CLEC Resu	CLEC Std E	Qwest Num	Qwest Denc	Qwest Resu	Mod Z Scr	Parity Scr
Nov-02	1	1	100.00%	0.00%	118	125	94.40%	-0.24	-1.15
Dec-02					76	79	96.20%		
Jan-03									
Feb-03					267	269	99.26%		
Mar-03					182	184	98.91%		
Apr-03					181	183	98.91%		
May-03					108	114	94.74%		
Jun-03					99	102	97.06%		
Jul-03					231	236	97.88%		
Aug-03					216	222	97.30%		
Sep-03					87	89	97.75%		
Oct-03									



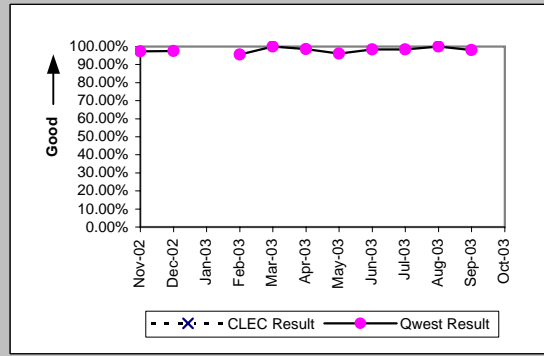
*Results exclude No Trouble Found and Test OK reports unless QWEST trouble is found on another report within 30 days of the original report. A 30-day window necessitates reporting a month behind

OP-5* - New Service Installation Quality (Percent)

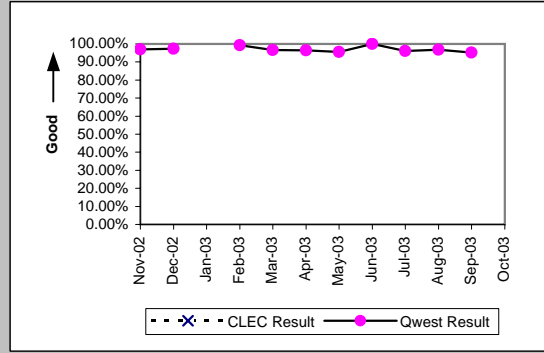
DS1 (Parity)									
Date	CLEC Num	CLEC Denc	CLEC Resu	CLEC Std E	Qwest Num	Qwest Denc	Qwest Resu	Mod Z Scr	Parity Scr
Nov-02					889	913	97.37%		
Dec-02					726	748	97.06%		
Jan-03									
Feb-03	2	2	100.00%	0.00%	802	822	97.57%	-0.22	-1.14
Mar-03	3	3	100.00%	0.00%	789	821	96.10%	-0.35	-1.21
Apr-03	2	2	100.00%	0.00%	850	880	96.59%	-0.27	-1.16
May-03					918	948	96.84%		
Jun-03					964	1001	96.30%		
Jul-03					997	1032	96.61%		
Aug-03	1	1	100.00%	0.00%	1004	1069	93.92%	-0.25	-1.15
Sep-03	1	1	100.00%	0.00%	1092	1149	95.04%	-0.23	-1.14
Oct-03									



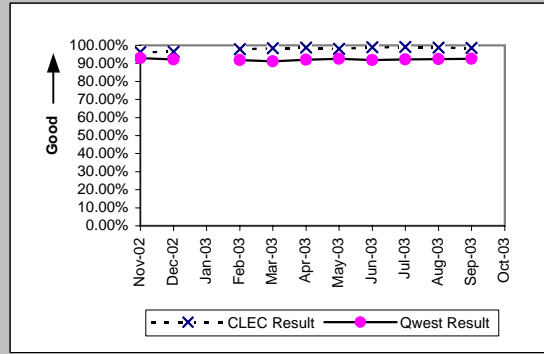
DS3 (Parity)									
Date	CLEC Num	CLEC Denc	CLEC Resu	CLEC Std E	Qwest Num	Qwest Denc	Qwest Resu	Mod Z Scr	Parity Scr
Nov-02					37	38	97.37%		
Dec-02					39	40	97.50%		
Jan-03									
Feb-03					44	46	95.65%		
Mar-03					58	58	100.00%		
Apr-03					72	73	98.63%		
May-03					74	77	96.10%		
Jun-03					59	60	98.33%		
Jul-03					61	62	98.39%		
Aug-03					67	67	100.00%		
Sep-03					51	52	98.08%		
Oct-03									



Frame Relay (Parity)									
Date	CLEC Num	CLEC Denc	CLEC Resu	CLEC Std E	Qwest Num	Qwest Denc	Qwest Resu	Mod Z Scr	Parity Scr
Nov-02					225	232	96.98%		
Dec-02					185	190	97.37%		
Jan-03									
Feb-03					127	128	99.22%		
Mar-03					115	119	96.64%		
Apr-03					111	115	96.52%		
May-03					106	111	95.50%		
Jun-03					88	88	100.00%		
Jul-03					99	103	96.12%		
Aug-03					92	95	96.84%		
Sep-03					121	127	95.28%		
Oct-03									



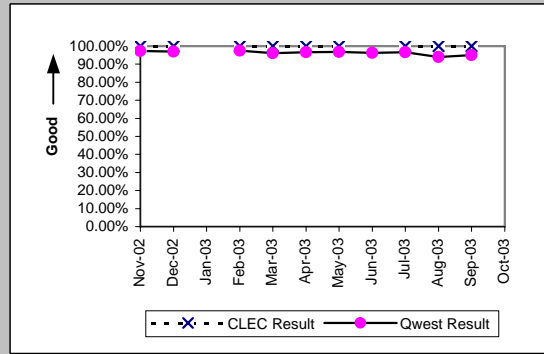
Line Sharing (Parity)									
Date	CLEC Num	CLEC Denc	CLEC Resu	CLEC Std E	Qwest Num	Qwest Denc	Qwest Resu	Mod Z Scr	Parity Scr
Nov-02	634	658	96.35%	18.75%	40957	44070	92.94%	-3.4	-3.06
Dec-02	572	593	96.46%	18.48%	34672	37639	92.12%	-3.89	-3.37
Jan-03									
Feb-03	665	679	97.94%	14.21%	34649	37704	91.90%	-5.72	-4.48
Mar-03	650	661	98.34%	12.79%	33938	37243	91.13%	-6.46	-4.93
Apr-03	700	709	98.73%	11.20%	36289	39406	92.09%	-6.49	-4.95
May-03	829	845	98.11%	13.63%	37318	40333	92.52%	-6.11	-4.71
Jun-03	1014	1024	99.02%	9.83%	38079	41448	91.87%	-8.27	-6.03
Jul-03	1125	1135	99.12%	9.35%	41674	45224	92.15%	-8.62	-6.24
Aug-03	942	953	98.85%	10.68%	43872	47486	92.39%	-7.44	-5.52
Sep-03	779	790	98.61%	11.72%	43072	46558	92.51%	-6.45	-4.92
Oct-03									



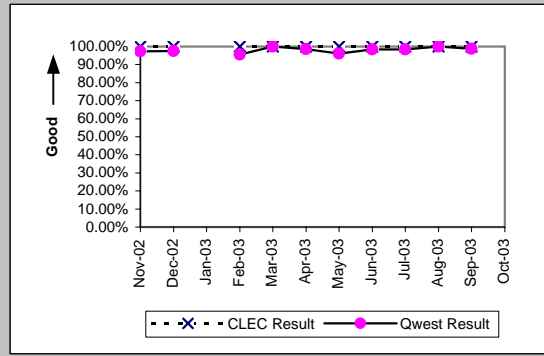
*Results exclude No Trouble Found and Test OK reports unless QWEST trouble is found on another report within 30 days of the original report. A 30-day window necessitates reporting a month behind

OP-5* - New Service Installation Quality (Percent)

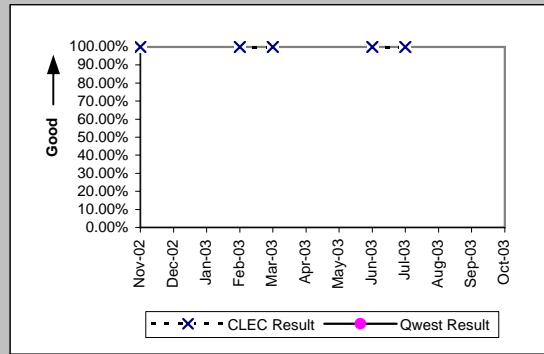
UDIT DS1 (Parity)									
Date	Numerator	Denominator	CLEC Resu	Standard D	Qwest Num	Qwest deno	Qwest Resu	Mod Z Scr	Parity Scr
Nov-02	2	2	100.00%	0.00%	889	913	97.37%	-0.23	-1.14
Dec-02	5	5	100.00%	0.00%	726	748	97.06%	-0.39	-1.24
Jan-03									
Feb-03	7	7	100.00%	0.00%	802	822	97.57%	-0.42	-1.25
Mar-03	2	2	100.00%	0.00%	789	821	96.10%	-0.28	-1.17
Apr-03	2	2	100.00%	0.00%	850	880	96.59%	-0.27	-1.16
May-03	2	2	100.00%	0.00%	918	948	96.84%	-0.26	-1.16
Jun-03					964	1001	96.30%		
Jul-03	1	1	100.00%	0.00%	997	1032	96.61%	-0.19	-1.11
Aug-03	1	1	100.00%	0.00%	1004	1069	93.92%	-0.25	-1.15
Sep-03	2	2	100.00%	0.00%	1092	1149	95.04%	-0.32	-1.2
Oct-03									



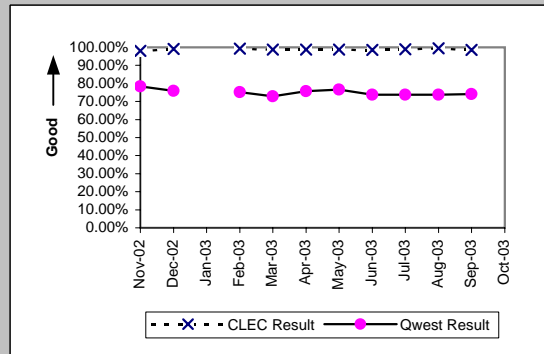
UDIT Above DS1 Level (Parity)									
Date	Numerator	Denominator	CLEC Resu	Standard D	Qwest Num	Qwest deno	Qwest Resu	Mod Z Scr	Parity Scr
Nov-02	4	4	100.00%	0.00%	37	38	97.37%	-0.31	-1.19
Dec-02	2	2	100.00%	0.00%	39	40	97.50%	-0.22	-1.13
Jan-03									
Feb-03	1	1	100.00%	0.00%	44	46	95.65%	-0.21	-1.13
Mar-03	2	2	100.00%	0.00%	58	58	100.00%	N/A	N/A
Apr-03	2	2	100.00%	0.00%	72	73	98.63%	-0.16	-1.1
May-03	1	1	100.00%	0.00%	74	77	96.10%	-0.2	-1.12
Jun-03	4	4	100.00%	0.00%	59	60	98.33%	-0.25	-1.15
Jul-03	5	5	100.00%	0.00%	61	62	98.39%	-0.28	-1.17
Aug-03	2	2	100.00%	0.00%	67	67	100.00%	N/A	N/A
Sep-03	2	2	100.00%	0.00%	81	82	98.78%	-0.16	-1.09
Oct-03									



Dark Fiber - IOF (Diagnostic)									
Date	Numerator	Denominator	CLEC Resu	Standard D	Qwest Num	Qwest deno	Qwest Resu	Mod Z Scr	Parity Scr
Nov-02	2	2	100.00%	0.00%					
Dec-02									
Jan-03									
Feb-03	4	4	100.00%	0.00%					
Mar-03	3	3	100.00%	0.00%					
Apr-03									
May-03									
Jun-03	1	1	100.00%	0.00%					
Jul-03	1	1	100.00%	0.00%					
Aug-03									
Sep-03									
Oct-03									



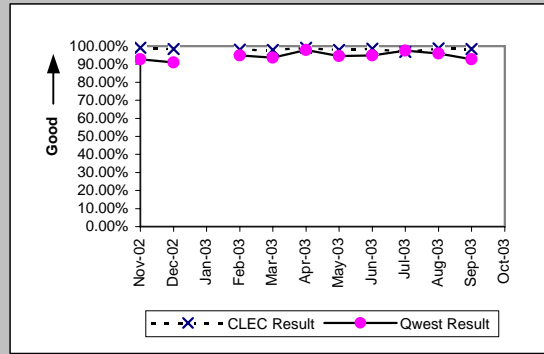
Unbundled Loop Analog (Parity)									
Date	Numerator	Denominator	CLEC Resu	Standard D	Qwest Num	Qwest deno	Qwest Resu	Mod Z Scr	Parity Scr
Nov-02	1749	1785	97.98%	14.06%	11244	14357	78.32%	-19.02	-12.56
Dec-02	1901	1917	99.17%	9.10%	9316	12283	75.84%	-22.19	-14.49
Jan-03									
Feb-03	1705	1718	99.24%	8.67%	9223	12278	75.12%	-21.66	-14.17
Mar-03	1734	1757	98.69%	11.37%	8842	12147	72.79%	-22.8	-14.86
Apr-03	1795	1817	98.79%	10.94%	9750	12867	75.78%	-21.43	-14.03
May-03	1667	1687	98.81%	10.82%	9828	12843	76.52%	-20.31	-13.35
Jun-03	1606	1629	98.59%	11.80%	9507	12876	73.84%	-21.42	-14.02
Jul-03	1657	1674	98.98%	10.03%	9998	13548	73.80%	-22.11	-14.44
Aug-03	1680	1690	99.41%	7.67%	10112	13726	73.67%	-22.67	-14.78
Sep-03	1654	1677	98.63%	11.63%	10020	13506	74.19%	-21.57	-14.11
Oct-03									



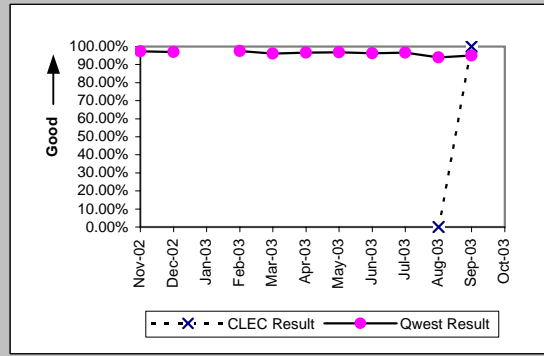
*Results exclude No Trouble Found and Test OK reports unless QWEST trouble is found on another report within 30 days of the original report. A 30-day window necessitates reporting a month behind

OP-5* - New Service Installation Quality (Percent)

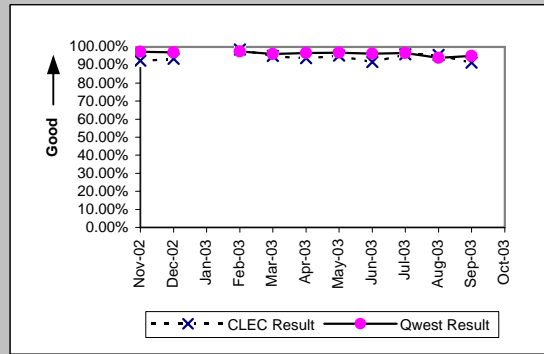
Unbundled Loop - 2 Wire Non-Loaded (Parity)									
Date	Numerator	Denominator	CLEC Resu	Standard D	Qwest Num	Qwest deno	Qwest Resu	Mod Z Scr	Parity Scr
Nov-02	232	234	99.15%	9.21%	254	274	92.70%	-2.78	-2.69
Dec-02	194	197	98.48%	12.25%	202	222	90.99%	-2.67	-2.62
Jan-03									
Feb-03	209	213	98.12%	13.57%	272	287	94.77%	-1.66	-2.01
Mar-03	237	242	97.93%	14.22%	267	285	93.68%	-2	-2.22
Apr-03	228	230	99.13%	9.28%	235	240	97.92%	-0.92	-1.56
May-03	234	239	97.91%	14.31%	155	164	94.51%	-1.47	-1.89
Jun-03	271	275	98.55%	11.97%	131	138	94.93%	-1.58	-1.96
Jul-03	239	247	96.76%	17.70%	156	160	97.50%	0.38	-0.77
Aug-03	241	244	98.77%	11.02%	164	171	95.91%	-1.45	-1.88
Sep-03	251	255	98.43%	12.43%	140	151	92.72%	-2.14	-2.3
Oct-03									



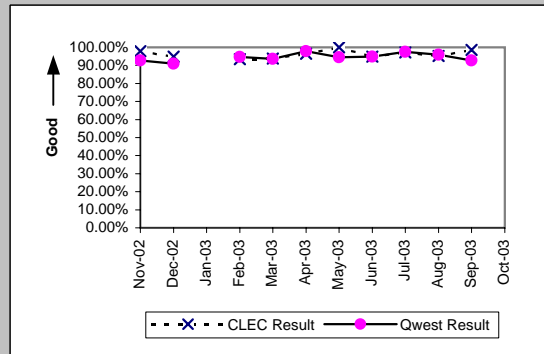
Unbundled Loop - 4 Wire Non-Loaded (Parity)									
Date	Numerator	Denominator	CLEC Resu	Standard D	Qwest Num	Qwest deno	Qwest Resu	Mod Z Scr	Parity Scr
Nov-02					889	913	97.37%		
Dec-02					726	748	97.06%		
Jan-03									
Feb-03					802	822	97.57%		
Mar-03					789	821	96.10%		
Apr-03					850	880	96.59%		
May-03					918	948	96.84%		
Jun-03					964	1001	96.30%		
Jul-03					997	1032	96.61%		
Aug-03	0	1	0.00%	0.00%	1004	1069	93.92%	1.88	0.14
Sep-03	1	1	100.00%	0.00%	1092	1149	95.04%	-0.23	-1.14
Oct-03									



Unbundled Loop - DS1 Capable (Parity)									
Date	Numerator	Denominator	CLEC Resu	Standard D	Qwest Num	Qwest deno	Qwest Resu	Mod Z Scr	Parity Scr
Nov-02	134	145	92.41%	26.48%	889	913	97.37%	2.73	0.66
Dec-02	130	139	93.53%	24.61%	726	748	97.06%	1.92	0.17
Jan-03									
Feb-03	142	144	98.61%	11.70%	802	822	97.57%	-0.75	-1.46
Mar-03	152	160	95.00%	21.79%	789	821	96.10%	0.66	-0.6
Apr-03	165	176	93.75%	24.21%	850	880	96.59%	1.67	0.02
May-03	179	188	95.21%	21.35%	918	948	96.84%	1.09	-0.33
Jun-03	165	180	91.67%	27.64%	964	1001	96.30%	2.56	0.55
Jul-03	139	145	95.86%	19.92%	997	1032	96.61%	0.49	-0.7
Aug-03	127	133	95.49%	20.76%	1004	1069	93.92%	-0.71	-1.43
Sep-03	126	138	91.30%	28.18%	1092	1149	95.04%	1.74	0.06
Oct-03									



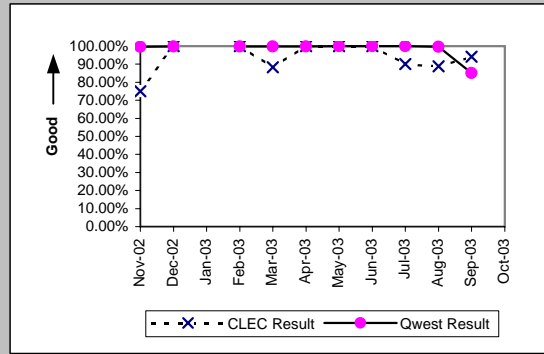
Unbundled Loop ISDN Capable (Parity)									
Date	Numerator	Denominator	CLEC Resu	Standard D	Qwest Num	Qwest deno	Qwest Resu	Mod Z Scr	Parity Scr
Nov-02	92	94	97.87%	14.43%	254	274	92.70%	-1.66	-2.01
Dec-02	92	97	94.85%	22.11%	202	222	90.99%	-1.11	-1.67
Jan-03									
Feb-03	86	92	93.48%	24.69%	267	282	94.68%	0.45	-0.73
Mar-03	91	97	93.81%	24.09%	262	280	93.57%	-0.08	-1.05
Apr-03	109	113	96.46%	18.48%	230	235	97.87%	0.76	-0.54
May-03	96	96	100.00%	0.00%	153	162	94.44%	-1.88	-2.14
Jun-03	93	98	94.90%	22.00%	130	137	94.89%	0	-1
Jul-03	103	106	97.17%	16.58%	155	159	97.48%	0.11	-0.94
Aug-03	81	85	95.29%	21.18%	163	170	95.88%	0.14	-0.91
Sep-03	73	74	98.65%	11.55%	139	150	92.67%	-1.62	-1.98
Oct-03									



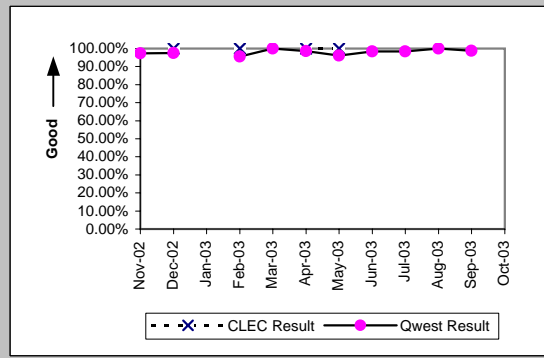
*Results exclude No Trouble Found and Test OK reports unless QWEST trouble is found on another report within 30 days of the original report. A 30-day window necessitates reporting a month behind

OP-5* - New Service Installation Quality (Percent)

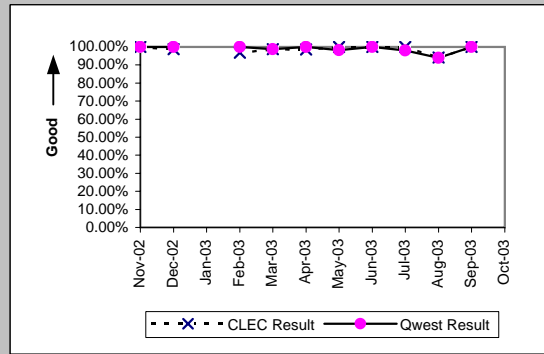
Unbundled Loop - ADSL Qualified (Parity)									
Date	Numerator	Denominator	CLEC Resu	Standard D	Qwest Num	Qwest denc	Qwest Resu	Mod Z Scr	Parity Scr
Nov-02	6	8	75.00%	43.30%	980	983	99.69%	3.55	1.16
Dec-02	12	12	100.00%	0.00%	876	877	99.89%	-0.12	-1.07
Jan-03									
Feb-03	19	19	100.00%	0.00%	886	888	99.77%	-0.2	-1.12
Mar-03	15	17	88.24%	32.22%	789	791	99.75%	3.14	0.91
Apr-03	13	13	100.00%	0.00%	719	720	99.86%	-0.13	-1.08
May-03	11	11	100.00%	0.00%	594	594	100.00%	N/A	N/A
Jun-03	17	17	100.00%	0.00%	471	471	100.00%	N/A	N/A
Jul-03	18	20	90.00%	30.00%	394	394	100.00%	N/A	0.94
Aug-03	16	18	88.89%	31.43%	374	375	99.73%	2.87	0.74
Sep-03	16	17	94.12%	23.53%	426	501	85.03%	-1.03	-1.63
Oct-03									



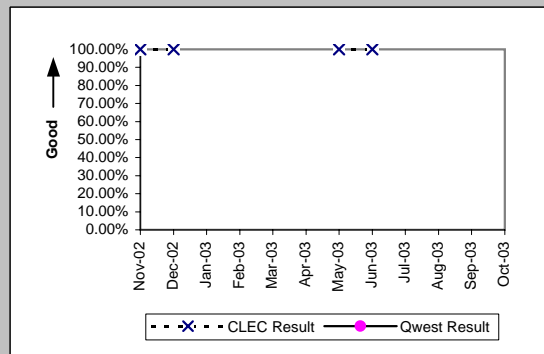
Unbundled Loop - DS3 Capable (Parity)									
Date	Numerator	Denominator	CLEC Resu	Standard D	Qwest Num	Qwest denc	Qwest Resu	Mod Z Scr	Parity Scr
Nov-02					37	38	97.37%		
Dec-02	1	1	100.00%	0.00%	39	40	97.50%	-0.16	-1.1
Jan-03									
Feb-03	1	1	100.00%	0.00%	44	46	95.65%	-0.21	-1.13
Mar-03					58	58	100.00%		
Apr-03	1	1	100.00%	0.00%	72	73	98.63%	-0.12	-1.07
May-03	1	1	100.00%	0.00%	74	77	96.10%	-0.2	-1.12
Jun-03					59	60	98.33%		
Jul-03					61	62	98.39%		
Aug-03					67	67	100.00%		
Sep-03					81	82	98.78%		
Oct-03									



LIS Trunk (Parity)									
Date	Numerator	Denominator	CLEC Resu	Standard D	Qwest Num	Qwest denc	Qwest Resu	Mod Z Scr	Parity Scr
Nov-02	69	69	100.00%	0.00%	56	56	100.00%	N/A	N/A
Dec-02	78	79	98.73%	11.18%	31	31	100.00%	N/A	-0.83
Jan-03									
Feb-03	90	93	96.77%	17.67%	66	66	100.00%	N/A	-0.17
Mar-03	83	84	98.81%	10.85%	75	76	98.68%	-0.07	-1.04
Apr-03	72	73	98.63%	11.62%	57	57	100.00%	N/A	-0.65
May-03	53	53	100.00%	0.00%	55	56	98.21%	-0.7	-1.43
Jun-03	38	38	100.00%	0.00%	64	64	100.00%	N/A	N/A
Jul-03	25	25	100.00%	0.00%	49	50	98.00%	-0.58	-1.35
Aug-03	16	17	94.12%	23.53%	31	33	93.94%	-0.03	-1.02
Sep-03	25	25	100.00%	0.00%	46	46	100.00%	N/A	N/A
Oct-03									



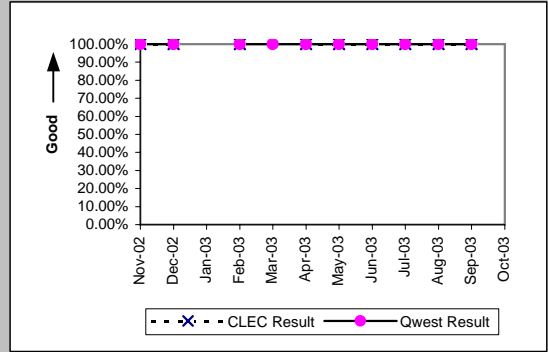
Dark Fiber - Loop (Diagnostic)									
Date	Numerator	Denominator	CLEC Resu	Standard D	Qwest Num	Qwest denc	Qwest Resu	Mod Z Scr	Parity Scr
Nov-02	4	4	100.00%	0.00%					
Dec-02	1	1	100.00%	0.00%					
Jan-03									
Feb-03									
Mar-03									
Apr-03									
May-03	1	1	100.00%	0.00%					
Jun-03	1	1	100.00%	0.00%					
Jul-03									
Aug-03									
Sep-03									
Oct-03									



*Results exclude No Trouble Found and Test OK reports unless QWEST trouble is found on another report within 30 days of the original report. A 30-day window necessitates reporting a month behind

OP-5* - New Service Installation Quality (Percent)

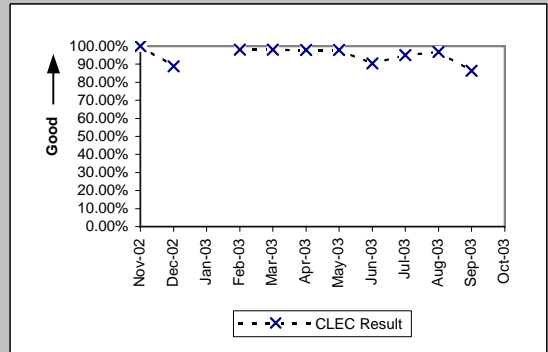
E911 (Parity)									
Date	Numerator	Denominator	CLEC Resu	Standard D	Qwest Num	Qwest deno	Qwest Resu	Mod Z Scr	Parity Scr
Nov-02	2	2	100.00%	0.00%	5	5	100.00%	N/A	N/A
Dec-02	2	2	100.00%	0.00%	7	7	100.00%	N/A	N/A
Jan-03	1	1	100.00%	0.00%	6	6	100.00%	N/A	N/A
Mar-03	1	1	100.00%	0.00%	6	6	100.00%	N/A	N/A
Apr-03	1	1	100.00%	0.00%	18	18	100.00%	N/A	N/A
May-03	4	4	100.00%	0.00%	21	21	100.00%	N/A	N/A
Jun-03	3	3	100.00%	0.00%	56	56	100.00%	N/A	N/A
Jul-03	1	1	100.00%	0.00%	58	58	100.00%	N/A	N/A
Aug-03	1	1	100.00%	0.00%	13	13	100.00%	N/A	N/A
Sep-03	1	1	100.00%	0.00%	11	11	100.00%	N/A	N/A
Oct-03									



*Results exclude No Trouble Found and Test OK reports unless QWEST trouble is found on another report within 30 days of the original report. A 30-day window necessitates reporting a month behind

OP-5* - New Service Installation Quality (Percent)

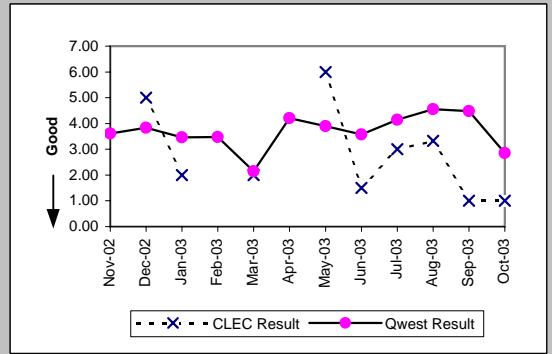
Enhanced Extended Loops (EELs) (Diagnostic)				
Date	Numerator	Denominator	CLEC Result	Standard Dev
Nov-02	32	32	100.00%	0.00%
Dec-02	24	27	88.89%	31.43%
Jan-03				
Feb-03	50	51	98.04%	13.86%
Mar-03	50	51	98.04%	13.86%
Apr-03	45	46	97.83%	14.58%
May-03	47	48	97.92%	14.28%
Jun-03	47	52	90.38%	29.48%
Jul-03	39	41	95.12%	21.54%
Aug-03	30	31	96.77%	17.67%
Sep-03	38	44	86.36%	34.32%
Oct-03				



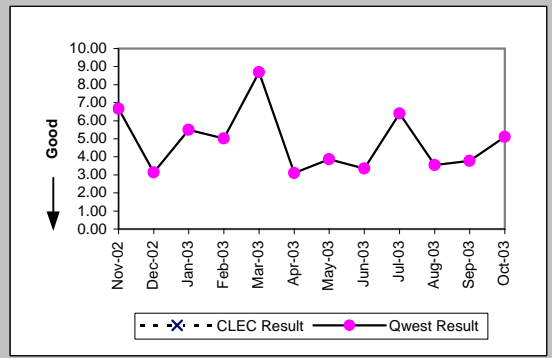
*Results exclude No Trouble Found and Test OK reports unless QWEST trouble is found on another report within 30 days of the original report. A 30-day window necessitates reporting a month behind

OP-6A-1 - Delayed Days for Non-Facility Reasons (Average Days) - Dispatches within MSAs

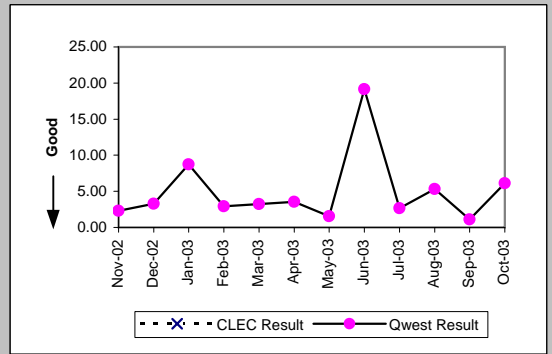
Residence (Parity)									
Date	CLEC Num	CLEC Denc	CLEC Resu	CLEC Std	Qwest Num	Qwest Denc	Qwest Resu	Mod Z Scr	Parity Scr
Nov-02					690	191	3.61		
Dec-02	5	1	5.00		610	159	3.84	0.59	-0.64
Jan-03	6	3	2.00	1.00	626	181	3.46	-0.49	-1.3
Feb-03					605	174	3.48		
Mar-03	6	3	2.00	0.00	327	152	2.15	-0.17	-1.1
Apr-03					598	142	4.21		
May-03	6	1	6.00		448	115	3.90	1.47	-0.11
Jun-03	6	4	1.50	1.00	446	125	3.57	-0.46	-1.28
Jul-03	3	1	3.00		544	131	4.15	-0.1	-1.06
Aug-03	10	3	3.33	4.04	607	133	4.56	-0.19	-1.12
Sep-03	3	3	1.00	0.00	659	147	4.48	-0.97	-1.59
Oct-03	2	2	1.00	0.00	328	115	2.85	-0.74	-1.45



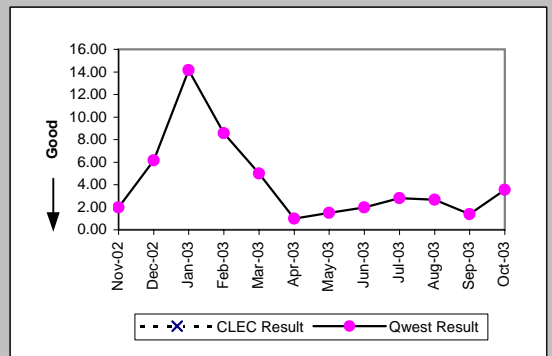
Business (Parity)									
Date	CLEC Num	CLEC Denc	CLEC Resu	CLEC Std	Qwest Num	Qwest Denc	Qwest Resu	Mod Z Scr	Parity Scr
Nov-02					614	92	6.67		
Dec-02					247	79	3.13		
Jan-03					450	82	5.49		
Feb-03					261	52	5.02		
Mar-03					616	71	8.68		
Apr-03					146	47	3.11		
May-03					216	56	3.86		
Jun-03					191	57	3.35		
Jul-03					384	60	6.40		
Aug-03					248	70	3.54		
Sep-03					246	65	3.78		
Oct-03					434	85	5.11		



Centrex (Parity)									
Date	CLEC Num	CLEC Denc	CLEC Resu	CLEC Std	Qwest Num	Qwest Denc	Qwest Resu	Mod Z Scr	Parity Scr
Nov-02					23	10	2.30		
Dec-02					56	17	3.29		
Jan-03					96	11	8.73		
Feb-03					41	14	2.93		
Mar-03					29	9	3.22		
Apr-03					32	9	3.56		
May-03					11	7	1.57		
Jun-03					287	15	19.13		
Jul-03					32	12	2.67		
Aug-03					53	10	5.30		
Sep-03					12	11	1.09		
Oct-03					49	8	6.12		

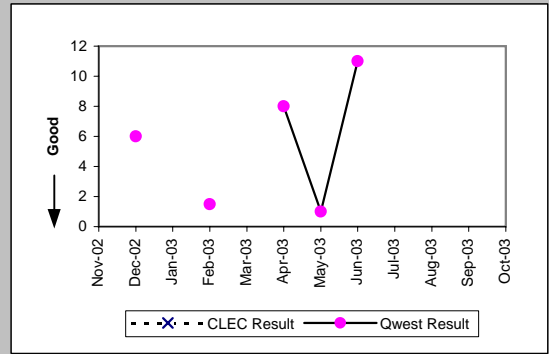


Centrex 21 (Parity)									
Date	CLEC Num	CLEC Denc	CLEC Resu	CLEC Std	Qwest Num	Qwest Denc	Qwest Resu	Mod Z Scr	Parity Scr
Nov-02					12	6	2.00		
Dec-02					37	6	6.17		
Jan-03					85	6	14.17		
Feb-03					60	7	8.57		
Mar-03					35	7	5.00		
Apr-03					3	3	1.00		
May-03					6	4	1.50		
Jun-03					4	2	2.00		
Jul-03					14	5	2.80		
Aug-03					16	6	2.67		
Sep-03					7	5	1.40		
Oct-03					32	9	3.56		

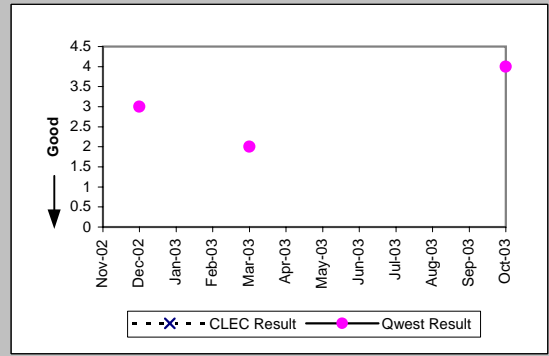


OP-6A-1 - Delayed Days for Non-Facility Reasons (Average Days) - Dispatches within MSAs

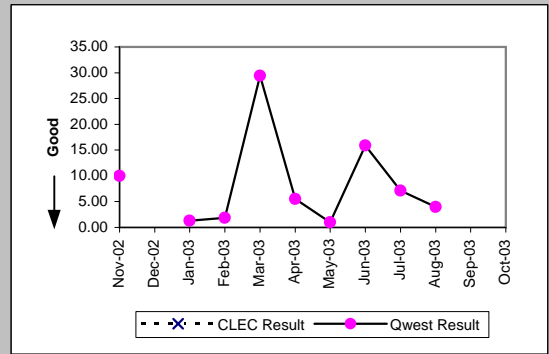
PBX (Parity)									
Date	CLEC Num	CLEC Denc	CLEC Resu	CLEC Std	Qwest Num	Qwest Denc	Qwest Resu	Mod Z Scr	Parity Scr
Nov-02									
Dec-02					6	1	6.00		
Jan-03									
Feb-03					3	2	1.50		
Mar-03									
Apr-03					8	1	8.00		
May-03					1	1	1.00		
Jun-03					11	1	11.00		
Jul-03									
Aug-03									
Sep-03									
Oct-03									



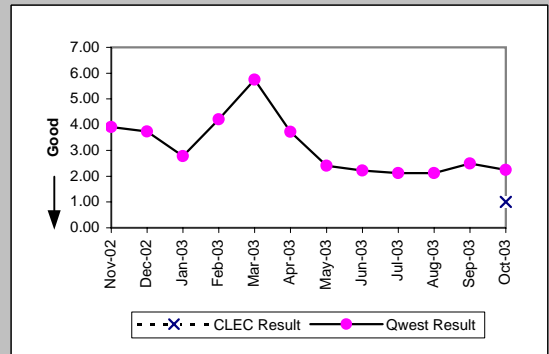
Basic Rate ISDN (Parity)									
Date	CLEC Num	CLEC Denc	CLEC Resu	CLEC Std	Qwest Num	Qwest Denc	Qwest Resu	Mod Z Scr	Parity Scr
Nov-02									
Dec-02					3	1	3.00		
Jan-03									
Feb-03									
Mar-03					4	2	2.00		
Apr-03									
May-03									
Jun-03									
Jul-03									
Aug-03									
Sep-03									
Oct-03					4	1	4.00		



DS0 (Parity)									
Date	CLEC Num	CLEC Denc	CLEC Resu	CLEC Std	Qwest Num	Qwest Denc	Qwest Resu	Mod Z Scr	Parity Scr
Nov-02					10	1	10.00		
Dec-02									
Jan-03					23	18	1.28		
Feb-03					26	14	1.86		
Mar-03					559	19	29.42		
Apr-03					11	2	5.50		
May-03					1	1	1.00		
Jun-03					809	51	15.86		
Jul-03					93	13	7.15		
Aug-03					4	1	4.00		
Sep-03									
Oct-03									

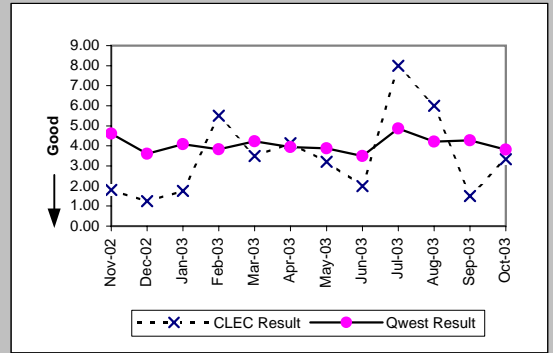


Qwest DSL (Parity)									
Date	CLEC Num	CLEC Denc	CLEC Resu	CLEC Std	Qwest Num	Qwest Denc	Qwest Resu	Mod Z Scr	Parity Scr
Nov-02					86	22	3.91		
Dec-02					82	22	3.73		
Jan-03					64	23	2.78		
Feb-03					80	19	4.21		
Mar-03					69	12	5.75		
Apr-03					67	18	3.72		
May-03					41	17	2.41		
Jun-03					20	9	2.22		
Jul-03					34	16	2.12		
Aug-03					34	16	2.12		
Sep-03					50	20	2.50		
Oct-03	1	1	1.00		45	20	2.25	-0.56	-1.34

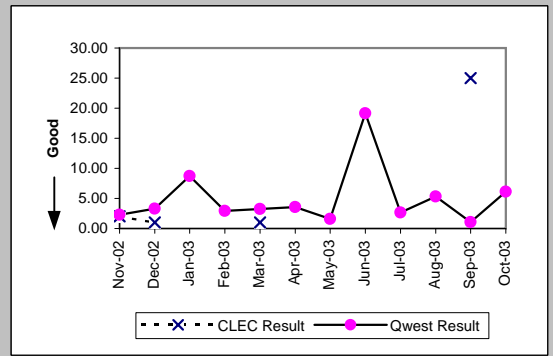


OP-6A-1 - Delayed Days for Non-Facility Reasons (Average Days) - Dispatches within MSAs

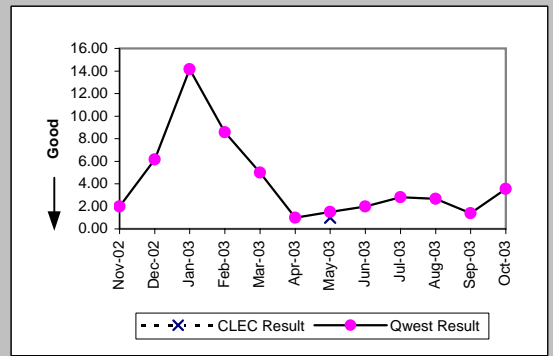
UNE - P (POTS) (Parity)										
Date	CLEC Num	CLEC Denc	CLEC Resu	CLEC Std	Qwest Num	Qwest Denc	Qwest Resu	Mod Z Scr	Parity Scr	
Nov-02	9	5	1.80	1.10	1304	283	4.61	-0.67	-1.41	
Dec-02	5	4	1.25	0.50	857	238	3.60	-1	-1.61	
Jan-03	7	4	1.75	0.50	1076	263	4.09	-0.69	-1.42	
Feb-03	22	4	5.50	6.61	866	226	3.83	1.07	-0.35	
Mar-03	7	2	3.50	2.12	943	223	4.23	-0.1	-1.06	
Apr-03	29	7	4.14	3.44	744	189	3.94	0.76	-0.54	
May-03	16	5	3.20	4.92	664	171	3.88	-0.19	-1.11	
Jun-03	2	1	2.00		637	182	3.50	-0.2	-1.12	
Jul-03	32	4	8.00	13.34	928	191	4.86	1.03	-0.38	
Aug-03	12	2	6.00	7.07	855	203	4.21	1.13	-0.31	
Sep-03	3	2	1.50	0.71	905	212	4.27	-0.6	-1.37	
Oct-03	10	3	3.33	4.04	762	200	3.81	-0.12	-1.07	



UNE P (Centrex) (Parity)										
Date	CLEC Num	CLEC Denc	CLEC Resu	CLEC Std	Qwest Num	Qwest Denc	Qwest Resu	Mod Z Scr	Parity Scr	
Nov-02	2	1	2.00		23	10	2.30	-0.15	-1.09	
Dec-02	1	1	1.00		56	17	3.29	-0.69	-1.42	
Jan-03					96	11	8.73			
Feb-03					41	14	2.93			
Mar-03	1	1	1.00		29	9	3.22	-0.53	-1.32	
Apr-03					32	9	3.56			
May-03					11	7	1.57			
Jun-03					287	15	19.13			
Jul-03					32	12	2.67			
Aug-03					53	10	5.30			
Sep-03	25	1	25.00		12	11	1.09	3.72	1.26	
Oct-03					49	8	6.12			

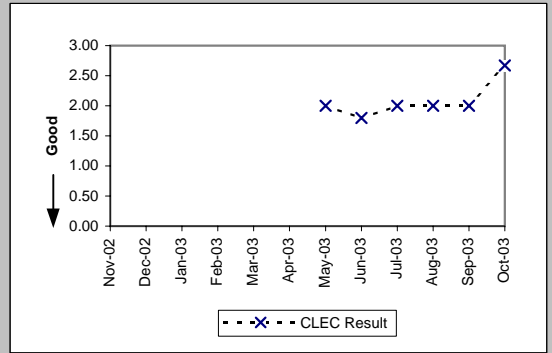


UNE P (Centrex 21) (Parity)										
Date	CLEC Num	CLEC Denc	CLEC Resu	CLEC Std	Qwest Num	Qwest Denc	Qwest Resu	Mod Z Scr	Parity Scr	
Nov-02					12	6	2.00			
Dec-02					37	6	6.17			
Jan-03					85	6	14.17			
Feb-03					60	7	8.57			
Mar-03					35	7	5.00			
Apr-03					3	3	1.00			
May-03	1	1	1.00		6	4	1.50	-0.45	-1.27	
Jun-03					4	2	2.00			
Jul-03					14	5	2.80			
Aug-03					16	6	2.67			
Sep-03					7	5	1.40			
Oct-03					32	9	3.56			



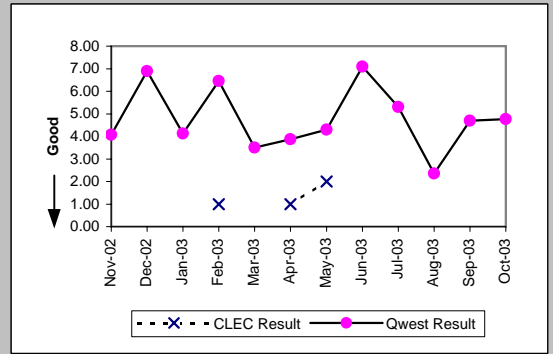
OP-6A-1 - Delayed Days for Non-Facility Reasons (Average Days) - Dispatches within MSAs

Line Sharing (Diagnostic)				
Date	Numerator	Denominator	CLEC Result	Standard Dev
Nov-02				
Dec-02				
Jan-03				
Feb-03				
Mar-03				
Apr-03				
May-03	2	1	2.00	
Jun-03	9	5	1.80	0.45
Jul-03	12	6	2.00	1.26
Aug-03	2	1	2.00	
Sep-03	10	5	2.00	0.71
Oct-03	8	3	2.67	2.08

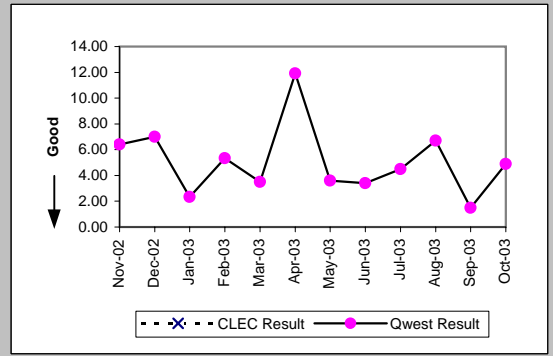


OP-6A-2 - Delayed Days for Non-Facility Reasons (Average Days) - Dispatches outside MSAs

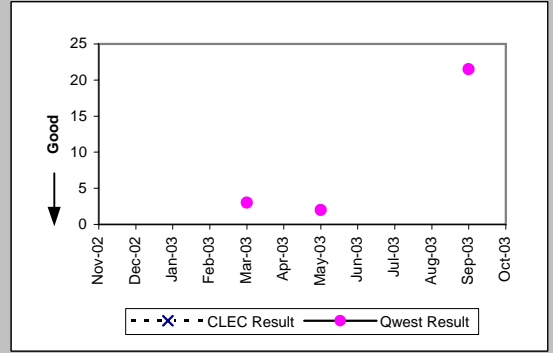
Residence (Parity)									
Date	CLEC Num	CLEC Denc	CLEC Resu	CLEC Std	Qwest Num	Qwest Denc	Qwest Resu	Mod Z Scr	Parity Scr
Nov-02					122	30	4.07		
Dec-02					214	31	6.90		
Jan-03					190	46	4.13		
Feb-03	1	1	1.00		181	28	6.46	-0.42	-1.26
Mar-03					91	26	3.50		
Apr-03	1	1	1.00		116	30	3.87	-0.62	-1.38
May-03	2	1	2.00		99	23	4.30	-0.48	-1.29
Jun-03					248	35	7.09		
Jul-03					154	29	5.31		
Aug-03					78	33	2.36		
Sep-03					127	27	4.70		
Oct-03					167	35	4.77		



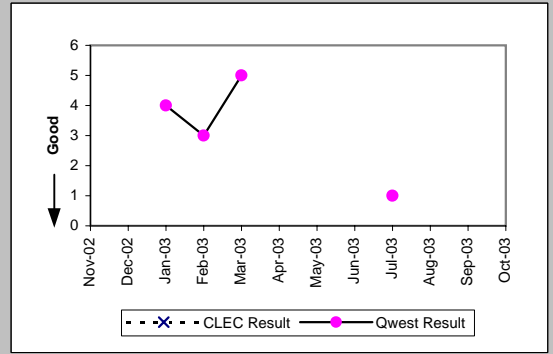
Business (Parity)									
Date	CLEC Num	CLEC Denc	CLEC Resu	CLEC Std	Qwest Num	Qwest Denc	Qwest Resu	Mod Z Scr	Parity Scr
Nov-02					64	10	6.40		
Dec-02					42	6	7.00		
Jan-03					35	15	2.33		
Feb-03					48	9	5.33		
Mar-03					28	8	3.50		
Apr-03					143	12	11.92		
May-03					36	10	3.60		
Jun-03					17	5	3.40		
Jul-03					18	4	4.50		
Aug-03					67	10	6.70		
Sep-03					6	4	1.50		
Oct-03					44	9	4.89		



Centrex (Parity)									
Date	CLEC Num	CLEC Denc	CLEC Resu	CLEC Std	Qwest Num	Qwest Denc	Qwest Resu	Mod Z Scr	Parity Scr
Nov-02									
Dec-02									
Jan-03									
Feb-03									
Mar-03					3	1	3.00		
Apr-03									
May-03					2	1	2.00		
Jun-03									
Jul-03									
Aug-03									
Sep-03					43	2	21.50		
Oct-03									

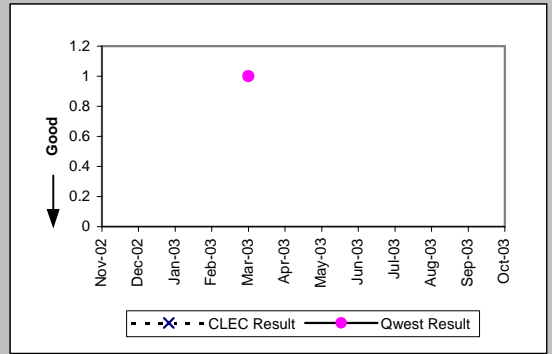


Centrex 21 (Parity)									
Date	CLEC Num	CLEC Denc	CLEC Resu	CLEC Std	Qwest Num	Qwest Denc	Qwest Resu	Mod Z Scr	Parity Scr
Nov-02									
Dec-02									
Jan-03					4	1	4.00		
Feb-03					3	1	3.00		
Mar-03					5	1	5.00		
Apr-03									
May-03									
Jun-03									
Jul-03					1	1	1.00		
Aug-03									
Sep-03									
Oct-03									

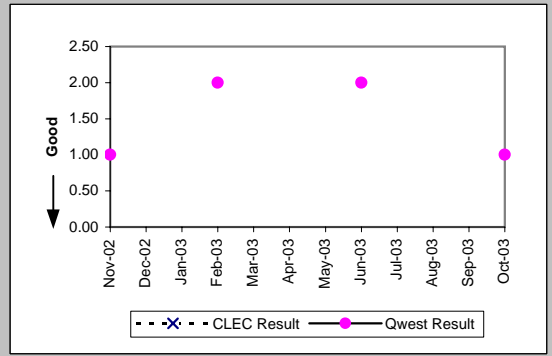


OP-6A-2 - Delayed Days for Non-Facility Reasons (Average Days) - Dispatches outside MSAs

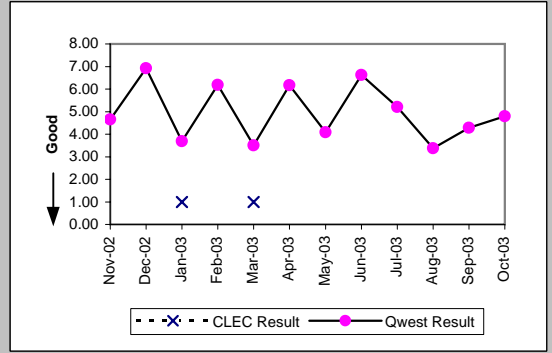
PBX (Parity)									
Date	CLEC Num	CLEC Denc	CLEC Resu	CLEC Std	Qwest Num	Qwest Denc	Qwest Resu	Mod Z Scr	Parity Scr
Nov-02									
Dec-02									
Jan-03									
Feb-03									
Mar-03					1	1	1.00		
Apr-03									
May-03									
Jun-03									
Jul-03									
Aug-03									
Sep-03									
Oct-03									



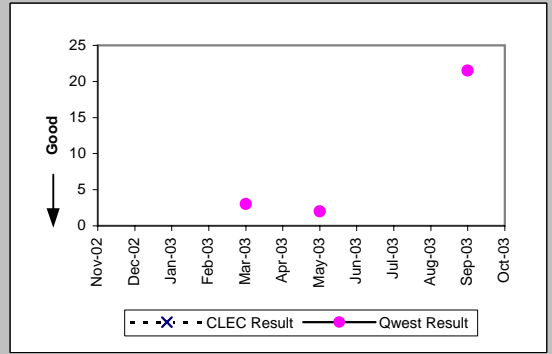
Qwest DSL (Parity)									
Date	CLEC Num	CLEC Denc	CLEC Resu	CLEC Std	Qwest Num	Qwest Denc	Qwest Resu	Mod Z Scr	Parity Scr
Nov-02					1	1	1.00		
Dec-02									
Jan-03									
Feb-03					2	1	2.00		
Mar-03									
Apr-03									
May-03									
Jun-03					2	1	2.00		
Jul-03									
Aug-03									
Sep-03									
Oct-03					1	1	1.00		



UNE - P (POTS) (Parity)									
Date	CLEC Num	CLEC Denc	CLEC Resu	CLEC Std	Qwest Num	Qwest Denc	Qwest Resu	Mod Z Scr	Parity Scr
Nov-02					186	40	4.65		
Dec-02					256	37	6.92		
Jan-03	1	1	1.00		225	61	3.69	-0.49	-1.3
Feb-03					229	37	6.19		
Mar-03	2	2	1.00	0.00	119	34	3.50	-0.91	-1.55
Apr-03					259	42	6.17		
May-03					135	33	4.09		
Jun-03					265	40	6.62		
Jul-03					172	33	5.21		
Aug-03					145	43	3.37		
Sep-03					133	31	4.29		
Oct-03					211	44	4.80		

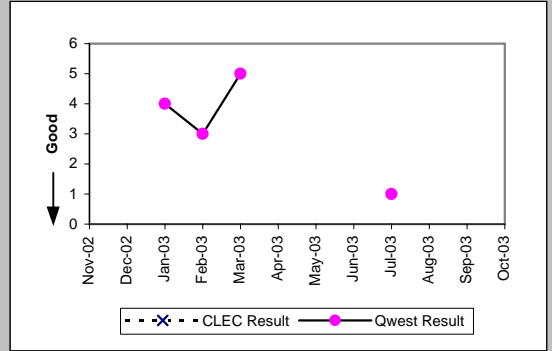


UNE P (Centrex) (Parity)									
Date	CLEC Num	CLEC Denc	CLEC Resu	CLEC Std	Qwest Num	Qwest Denc	Qwest Resu	Mod Z Scr	Parity Scr
Nov-02									
Dec-02									
Jan-03									
Feb-03									
Mar-03					3	1	3.00		
Apr-03									
May-03					2	1	2.00		
Jun-03									
Jul-03									
Aug-03									
Sep-03					43	2	21.50		
Oct-03									



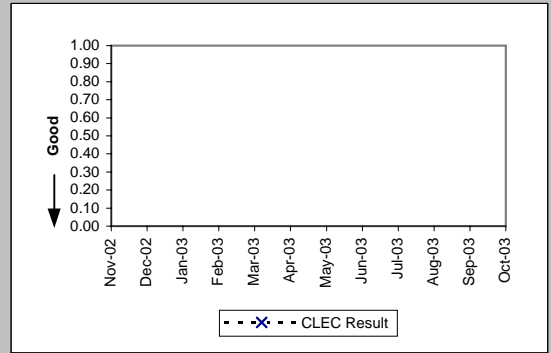
OP-6A-2 - Delayed Days for Non-Facility Reasons (Average Days) - Dispatches outside MSAs

UNE P (Centrex 21) (Parity)									
Date	CLEC Num	CLEC Dend	CLEC Resu	CLEC Std	Qwest Num	Qwest Dend	Qwest Resu	Mod Z Scr	Parity Scr
Nov-02									
Dec-02									
Jan-03					4	1	4.00		
Feb-03					3	1	3.00		
Mar-03					5	1	5.00		
Apr-03									
May-03									
Jun-03									
Jul-03					1	1	1.00		
Aug-03									
Sep-03									
Oct-03									



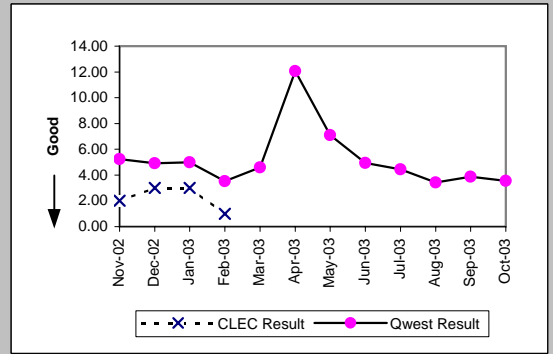
OP-6A-2 - Delayed Days for Non-Facility Reasons (Average Days) - Dispatches outside MSAs

Line Sharing (Diagnostic)				
Date	Numerator	Denominator	CLEC Result	Standard Dev
Nov-02				
Dec-02				
Jan-03				
Feb-03				
Mar-03				
Apr-03				
May-03				
Jun-03				
Jul-03				
Aug-03				
Sep-03				
Oct-03				

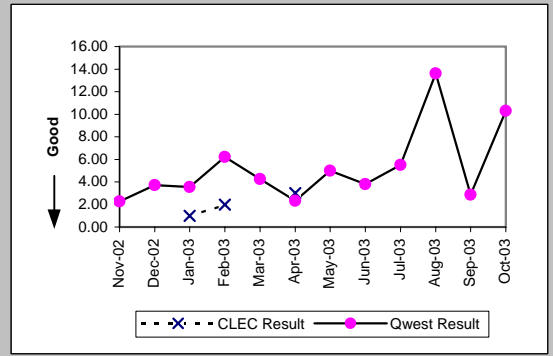


OP-6A-3 - Delayed Days for Non-Facility Reasons (Average Days) - No dispatches

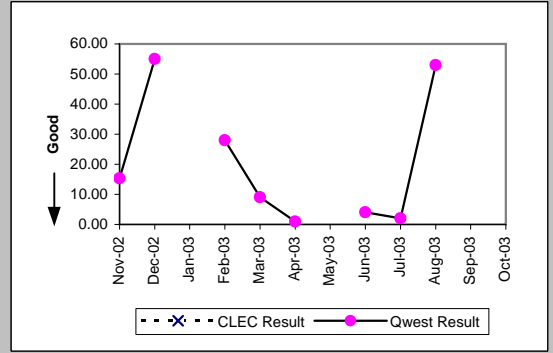
Residence (Parity)									
Date	CLEC Num	CLEC Denc	CLEC Resu	CLEC Std	Qwest Num	Qwest Denc	Qwest Resu	Mod Z Scr	Parity Scr
Nov-02	2	1	2.00		695	133	5.23	-0.33	-1.2
Dec-02	3	1	3.00		561	114	4.92	-0.19	-1.11
Jan-03	3	1	3.00		419	84	4.99	-0.32	-1.2
Feb-03	2	2	1.00	0.00	703	200	3.52	-0.86	-1.52
Mar-03					691	151	4.58		
Apr-03					1617	134	12.07		
May-03					547	77	7.10		
Jun-03					415	84	4.94		
Jul-03					378	85	4.45		
Aug-03					352	103	3.42		
Sep-03					356	92	3.87		
Oct-03					270	76	3.55		



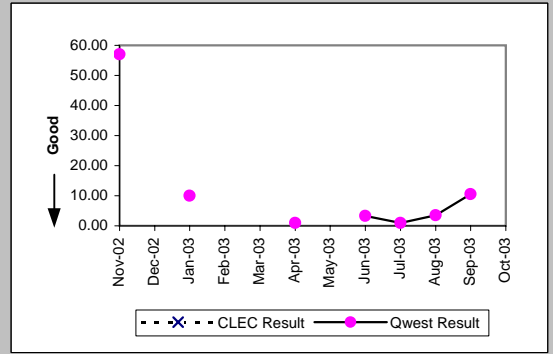
Business (Parity)									
Date	CLEC Num	CLEC Denc	CLEC Resu	CLEC Std	Qwest Num	Qwest Denc	Qwest Resu	Mod Z Scr	Parity Scr
Nov-02					34	15	2.27		
Dec-02					26	7	3.71		
Jan-03	1	1	1.00		46	13	3.54	-0.76	-1.46
Feb-03	2	1	2.00		62	10	6.20	-0.36	-1.22
Mar-03					34	8	4.25		
Apr-03	3	1	3.00		7	3	2.33	-0.06	-1.04
May-03					35	7	5.00		
Jun-03					19	5	3.80		
Jul-03					33	6	5.50		
Aug-03					109	8	13.62		
Sep-03					20	7	2.86		
Oct-03					134	13	10.31		



Centrex (Parity)									
Date	CLEC Num	CLEC Denc	CLEC Resu	CLEC Std	Qwest Num	Qwest Denc	Qwest Resu	Mod Z Scr	Parity Scr
Nov-02					138	9	15.33		
Dec-02					55	1	55.00		
Jan-03									
Feb-03					28	1	28.00		
Mar-03					9	1	9.00		
Apr-03					1	1	1.00		
May-03									
Jun-03					8	2	4.00		
Jul-03					2	1	2.00		
Aug-03					106	2	53.00		
Sep-03									
Oct-03									

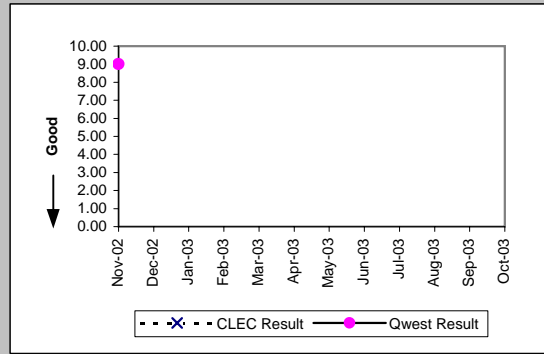


Centrex 21 (Parity)									
Date	CLEC Num	CLEC Denc	CLEC Resu	CLEC Std	Qwest Num	Qwest Denc	Qwest Resu	Mod Z Scr	Parity Scr
Nov-02					57	1	57.00		
Dec-02									
Jan-03					10	1	10.00		
Feb-03									
Mar-03									
Apr-03					1	1	1.00		
May-03									
Jun-03					10	3	3.33		
Jul-03					1	1	1.00		
Aug-03					7	2	3.50		
Sep-03					21	2	10.50		
Oct-03									

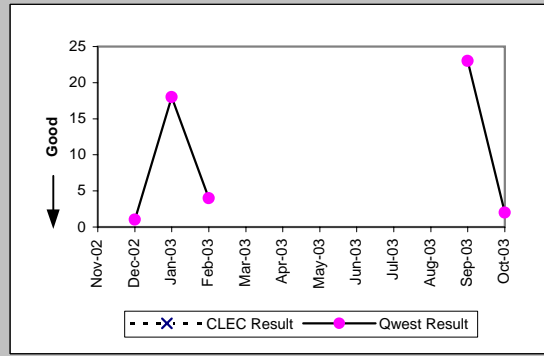


OP-6A-3 - Delayed Days for Non-Facility Reasons (Average Days) - No dispatches

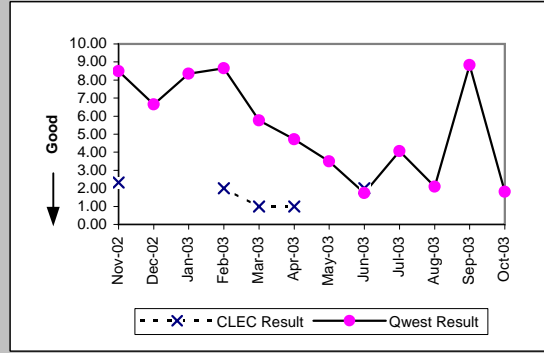
Basic Rate ISDN (Parity)									
Date	CLEC Num	CLEC Denc	CLEC Resu	CLEC Std I	Qwest Num	Qwest Denc	Qwest Resu	Mod Z Scr	Parity Scr
Nov-02					9	1	9.00		
Dec-02									
Jan-03									
Feb-03									
Mar-03									
Apr-03									
May-03									
Jun-03									
Jul-03									
Aug-03									
Sep-03									
Oct-03									



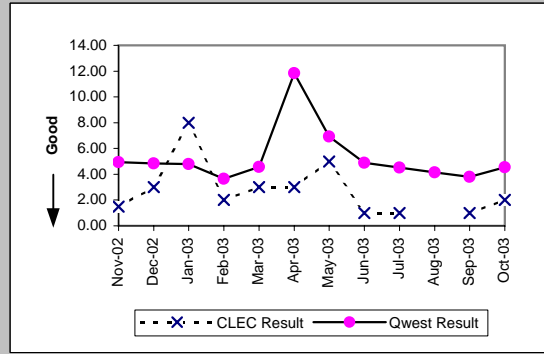
ISDN Primary (Parity)									
Date	CLEC Num	CLEC Denc	CLEC Resu	CLEC Std I	Qwest Num	Qwest Denc	Qwest Resu	Mod Z Scr	Parity Scr
Nov-02									
Dec-02					1	1	1.00		
Jan-03					18	1	18.00		
Feb-03					4	1	4.00		
Mar-03									
Apr-03									
May-03									
Jun-03									
Jul-03									
Aug-03					46	2	23.00		
Sep-03					2	1	2.00		
Oct-03					2	1	2.00		



Qwest DSL (Parity)									
Date	CLEC Num	CLEC Denc	CLEC Resu	CLEC Std I	Qwest Num	Qwest Denc	Qwest Resu	Mod Z Scr	Parity Scr
Nov-02	7	3	2.33	1.53	170	20	8.50	-0.77	-1.47
Dec-02					113	17	6.65		
Jan-03					192	23	8.35		
Feb-03	2	1	2.00		173	20	8.65	-0.51	-1.31
Mar-03	1	1	1.00		121	21	5.76	-0.51	-1.31
Apr-03	1	1	1.00		273	58	4.71	-0.89	-1.54
May-03					28	8	3.50		
Jun-03	2	1	2.00		26	15	1.73	0.02	-0.99
Jul-03					69	17	4.06		
Aug-03					21	10	2.10		
Sep-03					106	12	8.83		
Oct-03					27	15	1.80		

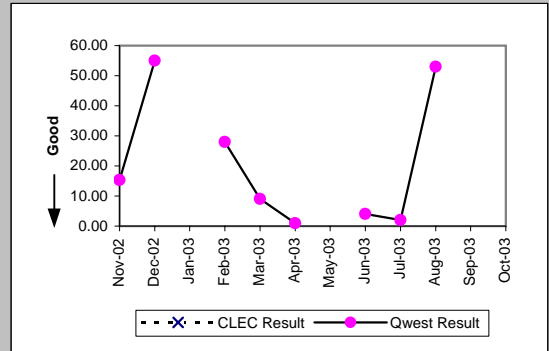


UNE - P (POTS) (Parity)									
Date	CLEC Num	CLEC Denc	CLEC Resu	CLEC Std I	Qwest Num	Qwest Denc	Qwest Resu	Mod Z Scr	Parity Scr
Nov-02	3	2	1.50	0.71	729	148	4.93	-0.52	-1.31
Dec-02	12	4	3.00	1.41	587	121	4.85	-0.37	-1.22
Jan-03	24	3	8.00	7.00	465	97	4.79	1.1	-0.33
Feb-03	4	2	2.00	1.41	765	210	3.64	-0.5	-1.3
Mar-03	6	2	3.00	2.83	725	159	4.56	-0.28	-1.17
Apr-03	6	2	3.00	2.83	1624	137	11.85	-0.37	-1.22
May-03	30	6	5.00	2.61	582	84	6.93	-0.23	-1.14
Jun-03	1	1	1.00		434	89	4.88	-0.31	-1.19
Jul-03	1	1	1.00		411	91	4.52	-0.51	-1.31
Aug-03					461	111	4.15		
Sep-03	1	1	1.00		376	99	3.80	-0.61	-1.37
Oct-03	2	1	2.00		404	89	4.54	-0.33	-1.2

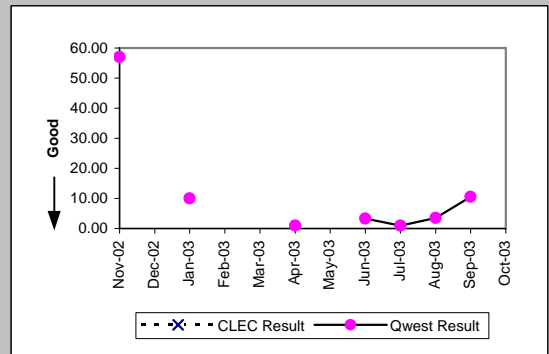


OP-6A-3 - Delayed Days for Non-Facility Reasons (Average Days) - No dispatches

UNE P (Centrex) (Parity)									
Date	CLEC Num	CLEC Dend	CLEC Resu	CLEC Std	Qwest Num	Qwest Dend	Qwest Resu	Mod Z Scr	Parity Scr
Nov-02					138	9	15.33		
Dec-02					55	1	55.00		
Jan-03									
Feb-03					28	1	28.00		
Mar-03					9	1	9.00		
Apr-03					1	1	1.00		
May-03									
Jun-03					8	2	4.00		
Jul-03					2	1	2.00		
Aug-03					106	2	53.00		
Sep-03									
Oct-03									

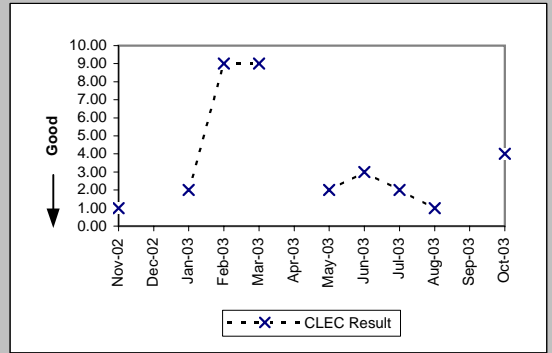


UNE P (Centrex 21) (Parity)									
Date	CLEC Num	CLEC Dend	CLEC Resu	CLEC Std	Qwest Num	Qwest Dend	Qwest Resu	Mod Z Scr	Parity Scr
Nov-02					57	1	57.00		
Dec-02									
Jan-03					10	1	10.00		
Feb-03									
Mar-03									
Apr-03					1	1	1.00		
May-03									
Jun-03					10	3	3.33		
Jul-03					1	1	1.00		
Aug-03					7	2	3.50		
Sep-03					21	2	10.50		
Oct-03									



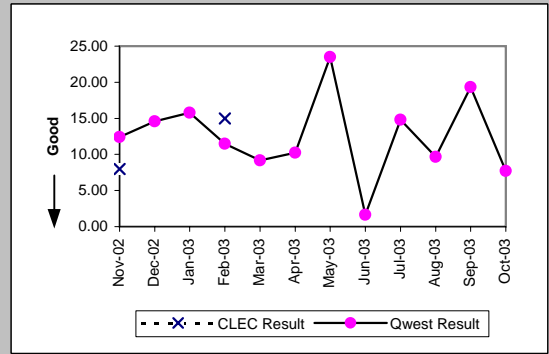
OP-6A-3 - Delayed Days for Non-Facility Reasons (Average Days) - No dispatches

Line Sharing (Diagnostic)				
Date	Numerator	Denominator	CLEC Result	Standard Dev
Nov-02	1	1	1.00	
Dec-02				
Jan-03	2	1	2.00	
Feb-03	9	1	9.00	
Mar-03	18	2	9.00	9.90
Apr-03				
May-03	2	1	2.00	
Jun-03	6	2	3.00	2.83
Jul-03	2	1	2.00	
Aug-03	1	1	1.00	
Sep-03				
Oct-03	4	1	4.00	

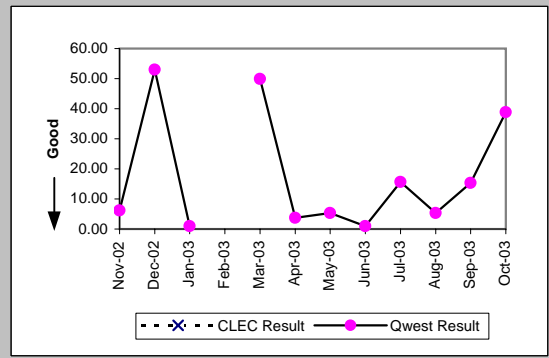


OP-6A-4 - Delayed Days for Non-Facility Reasons (Average Days) - Interval Zone One

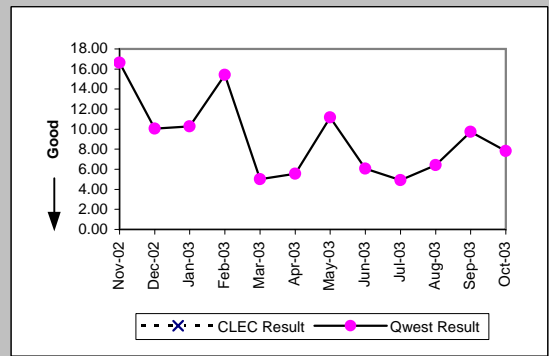
ISDN Primary (Parity)									
Date	CLEC Num	CLEC Denc	CLEC Resu	CLEC Std I	Qwest Num	Qwest Denc	Qwest Resu	Mod Z Scr	Parity Scr
Nov-02	16	2	8.00	9.90	384	31	12.39	-0.71	-1.43
Dec-02					365	25	14.60		
Jan-03					79	5	15.80		
Feb-03	15	1	15.00		23	2	11.50	0.62	-0.62
Mar-03					101	11	9.18		
Apr-03					82	8	10.25		
May-03					141	6	23.50		
Jun-03					53	32	1.66		
Jul-03					148	10	14.80		
Aug-03					164	17	9.65		
Sep-03					406	21	19.33		
Oct-03					177	23	7.70		



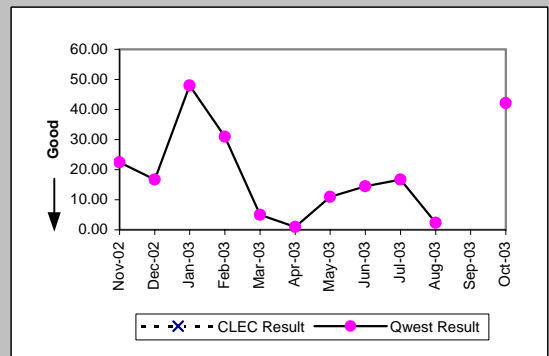
DS0 (Parity)									
Date	CLEC Num	CLEC Denc	CLEC Resu	CLEC Std I	Qwest Num	Qwest Denc	Qwest Resu	Mod Z Scr	Parity Scr
Nov-02					31	5	6.20		
Dec-02					53	1	53.00		
Jan-03					1	1	1.00		
Feb-03									
Mar-03					349	7	49.86		
Apr-03					37	10	3.70		
May-03					16	3	5.33		
Jun-03					3	3	1.00		
Jul-03					281	18	15.61		
Aug-03					16	3	5.33		
Sep-03					338	22	15.36		
Oct-03					233	6	38.83		



DS1 (Parity)									
Date	CLEC Num	CLEC Denc	CLEC Resu	CLEC Std I	Qwest Num	Qwest Denc	Qwest Resu	Mod Z Scr	Parity Scr
Nov-02					416	25	16.64		
Dec-02					271	27	10.04		
Jan-03					185	18	10.28		
Feb-03					262	17	15.41		
Mar-03					50	10	5.00		
Apr-03					100	18	5.56		
May-03					134	12	11.17		
Jun-03					109	18	6.06		
Jul-03					113	23	4.91		
Aug-03					218	34	6.41		
Sep-03					418	43	9.72		
Oct-03					133	17	7.82		

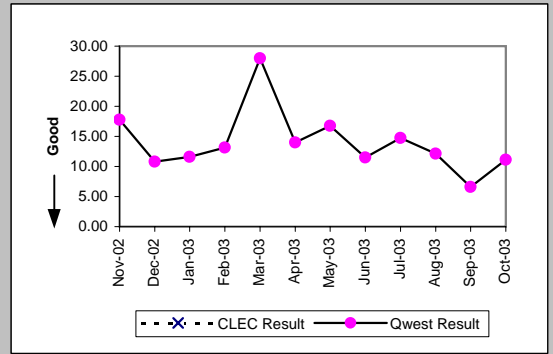


DS3 (Parity)									
Date	CLEC Num	CLEC Denc	CLEC Resu	CLEC Std I	Qwest Num	Qwest Denc	Qwest Resu	Mod Z Scr	Parity Scr
Nov-02					112	5	22.40		
Dec-02					50	3	16.67		
Jan-03					96	2	48.00		
Feb-03					155	5	31.00		
Mar-03					5	1	5.00		
Apr-03					2	2	1.00		
May-03					11	1	11.00		
Jun-03					29	2	14.50		
Jul-03					50	3	16.67		
Aug-03					7	3	2.33		
Sep-03									
Oct-03					379	9	42.11		

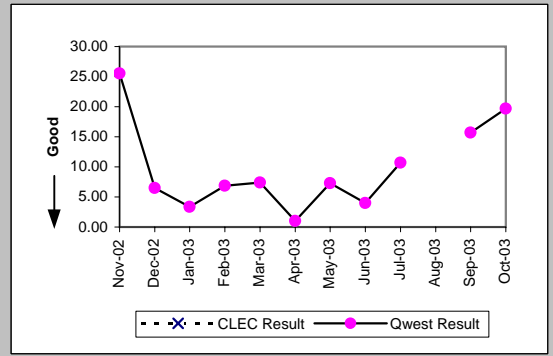


OP-6A-4 - Delayed Days for Non-Facility Reasons (Average Days) - Interval Zone One

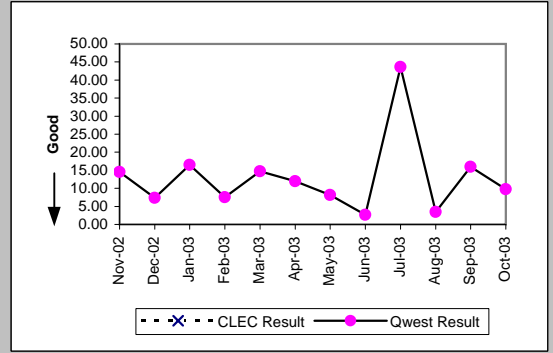
Frame Relay (Parity)									
Date	CLEC Num	CLEC Denc	CLEC Resu	CLEC Std	Qwest Num	Qwest Denc	Qwest Resu	Mod Z Scr	Parity Scr
Nov-02					71	4	17.75		
Dec-02					97	9	10.78		
Jan-03					81	7	11.57		
Feb-03					105	8	13.12		
Mar-03					28	1	28.00		
Apr-03					84	6	14.00		
May-03					67	4	16.75		
Jun-03					23	2	11.50		
Jul-03					59	4	14.75		
Aug-03					85	7	12.14		
Sep-03					33	5	6.60		
Oct-03					100	9	11.11		



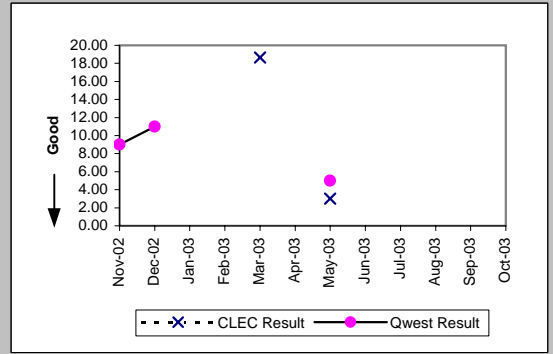
PBX (Parity)									
Date	CLEC Num	CLEC Denc	CLEC Resu	CLEC Std	Qwest Num	Qwest Denc	Qwest Resu	Mod Z Scr	Parity Scr
Nov-02					281	11	25.55		
Dec-02					26	4	6.50		
Jan-03					10	3	3.33		
Feb-03					55	8	6.88		
Mar-03					37	5	7.40		
Apr-03					3	3	1.00		
May-03					73	10	7.30		
Jun-03					8	2	4.00		
Jul-03					128	12	10.67		
Aug-03									
Sep-03					110	7	15.71		
Oct-03					59	3	19.67		



Basic Rate ISDN (Parity)									
Date	CLEC Num	CLEC Denc	CLEC Resu	CLEC Std	Qwest Num	Qwest Denc	Qwest Resu	Mod Z Scr	Parity Scr
Nov-02					29	2	14.50		
Dec-02					22	3	7.33		
Jan-03					99	6	16.50		
Feb-03					60	8	7.50		
Mar-03					295	20	14.75		
Apr-03					24	2	12.00		
May-03					41	5	8.20		
Jun-03					8	3	2.67		
Jul-03					611	14	43.64		
Aug-03					21	6	3.50		
Sep-03					32	2	16.00		
Oct-03					68	7	9.71		

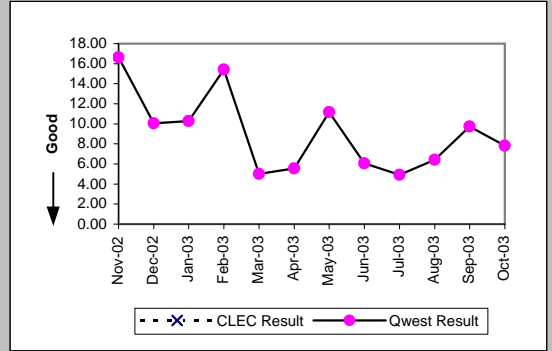


LIS Trunk (Parity)									
Date	CLEC Num	CLEC Denc	CLEC Resu	CLEC Std	Qwest Num	Qwest Denc	Qwest Resu	Mod Z Scr	Parity Scr
Nov-02					18	2	9.00		
Dec-02					11	1	11.00		
Jan-03									
Feb-03									
Mar-03	56	3	18.67	5.77					
Apr-03									
May-03	3	1	3.00		5	1	5.00		
Jun-03									
Jul-03									
Aug-03									
Sep-03									
Oct-03									



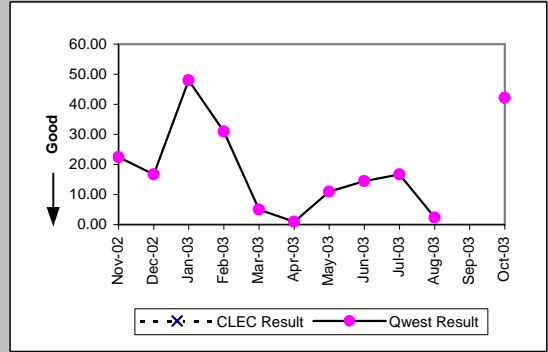
OP-6A-4 - Delayed Days for Non-Facility Reasons (Average Days) - Interval Zone One

UDIT DS1 (Parity)									
Date	CLEC Num	CLEC Dend	CLEC Resu	CLEC Std	Qwest Num	Qwest Dend	Qwest Res	Mod Z Scr	Parity Scr
Nov-02					416	25	16.64		
Dec-02					271	27	10.04		
Jan-03					185	18	10.28		
Feb-03					262	17	15.41		
Mar-03					50	10	5.00		
Apr-03					100	18	5.56		
May-03					134	12	11.17		
Jun-03					109	18	6.06		
Jul-03					113	23	4.91		
Aug-03					218	34	6.41		
Sep-03					418	43	9.72		
Oct-03					133	17	7.82		

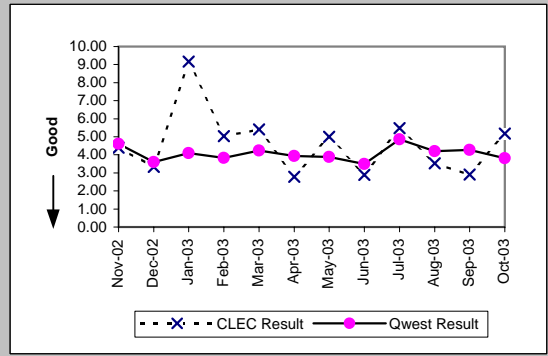


OP-6A-4 - Delayed Days for Non-Facility Reasons (Average Days) - Interval Zone One

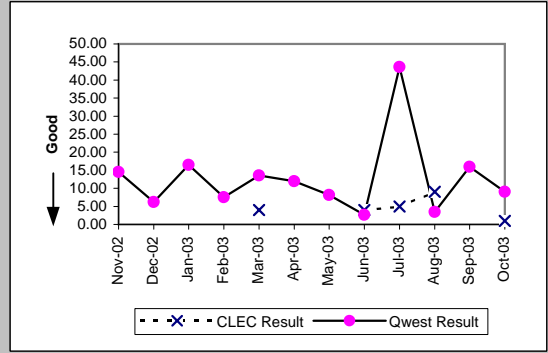
UDIT Above DS1 Level (Parity)									
Date	CLEC Num	CLEC Denc	CLEC Resu	CLEC Std	Qwest Num	Qwest Denc	Qwest Resu	Mod Z Scr	Parity Scr
Nov-02					112	5	22.40		
Dec-02					50	3	16.67		
Jan-03					96	2	48.00		
Feb-03					155	5	31.00		
Mar-03					5	1	5.00		
Apr-03					2	2	1.00		
May-03					11	1	11.00		
Jun-03					29	2	14.50		
Jul-03					50	3	16.67		
Aug-03					7	3	2.33		
Sep-03									
Oct-03					379	9	42.11		



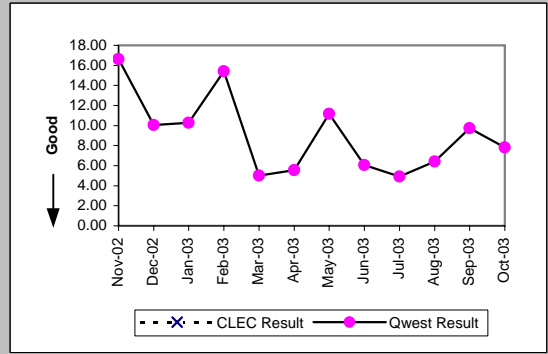
Unbundled Loop Analog (Parity)									
Date	CLEC Num	CLEC Denc	CLEC Resu	CLEC Std	Qwest Num	Qwest Denc	Qwest Resu	Mod Z Scr	Parity Scr
Nov-02	44	10	4.40	2.63	1304	283	4.61	-0.07	-1.04
Dec-02	40	12	3.33	1.50	857	238	3.60	-0.19	-1.12
Jan-03	55	6	9.17	2.64	1076	263	4.09	1.32	-0.2
Feb-03	116	23	5.04	4.26	866	226	3.83	0.83	-0.49
Mar-03	92	17	5.41	8.02	943	223	4.23	0.57	-0.65
Apr-03	75	27	2.78	1.31	744	189	3.94	-0.59	-1.36
May-03	35	7	5.00	3.79	664	171	3.88	0.89	-0.46
Jun-03	55	19	2.89	1.41	637	182	3.50	-0.33	-1.2
Jul-03	115	21	5.48	3.30	928	191	4.86	0.55	-0.67
Aug-03	53	15	3.53	3.07	855	203	4.21	-0.26	-1.16
Sep-03	142	49	2.90	3.18	905	212	4.27	-1.34	-1.82
Oct-03	114	22	5.18	2.17	762	200	3.81	0.92	-0.44



Unbundled Loop - 2 Wire Non-Loaded (Parity)									
Date	CLEC Num	CLEC Denc	CLEC Resu	CLEC Std	Qwest Num	Qwest Denc	Qwest Resu	Mod Z Scr	Parity Scr
Nov-02					29	2	14.50		
Dec-02					25	4	6.25		
Jan-03					99	6	16.50		
Feb-03					60	8	7.50		
Mar-03	4	1	4.00		299	22	13.59	-1.1	-1.67
Apr-03					24	2	12.00		
May-03					41	5	8.20		
Jun-03	4	1	4.00		8	3	2.67	0.46	-0.72
Jul-03	5	1	5.00		611	14	43.64	-0.93	-1.57
Aug-03	9	1	9.00		21	6	3.50	1.28	-0.22
Sep-03					32	2	16.00		
Oct-03	1	1	1.00		72	8	9.00	-0.76	-1.46

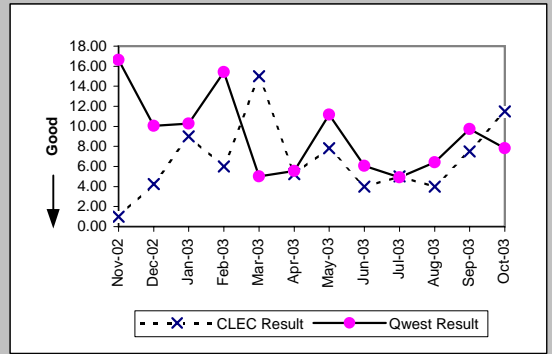


Unbundled Loop - 4 Wire Non-Loaded (Parity)									
Date	CLEC Num	CLEC Denc	CLEC Resu	CLEC Std	Qwest Num	Qwest Denc	Qwest Resu	Mod Z Scr	Parity Scr
Nov-02					416	25	16.64		
Dec-02					271	27	10.04		
Jan-03					185	18	10.28		
Feb-03					262	17	15.41		
Mar-03					50	10	5.00		
Apr-03					100	18	5.56		
May-03					134	12	11.17		
Jun-03					109	18	6.06		
Jul-03					113	23	4.91		
Aug-03					218	34	6.41		
Sep-03					418	43	9.72		
Oct-03					133	17	7.82		

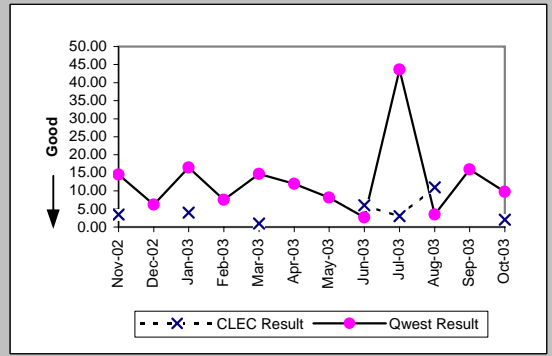


OP-6A-4 - Delayed Days for Non-Facility Reasons (Average Days) - Interval Zone One

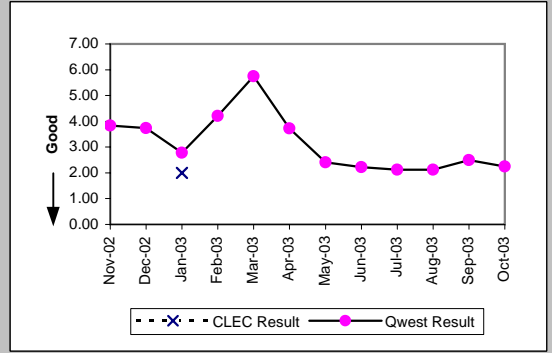
Unbundled Loop - DS1 Capable (Parity)									
Date	CLEC Num	CLEC Denc	CLEC Resu	CLEC Std	Qwest Num	Qwest Denc	Qwest Resu	Mod Z Scr	Parity Scr
Nov-02	1	1	1.00		416	25	16.64	-1.07	-1.65
Dec-02	17	4	4.25	5.85	271	27	10.04	-1.44	-1.88
Jan-03	18	2	9.00	2.83	185	18	10.28	-0.16	-1.1
Feb-03	12	2	6.00	4.24	262	17	15.41	-1.05	-1.64
Mar-03	30	2	15.00	0.00	50	10	5.00	1.87	0.13
Apr-03	21	4	5.25	3.95	100	18	5.56	-0.09	-1.05
May-03	47	6	7.83	4.22	134	12	11.17	-0.66	-1.4
Jun-03	8	2	4.00	1.41	109	18	6.06	-0.5	-1.31
Jul-03	5	1	5.00		113	23	4.91	0.73	-0.56
Aug-03	4	1	4.00		218	34	6.41	-0.24	-1.15
Sep-03	15	2	7.50	7.78	418	43	9.72	-0.28	-1.17
Oct-03	23	2	11.50	10.61	133	17	7.82	0.83	-0.49



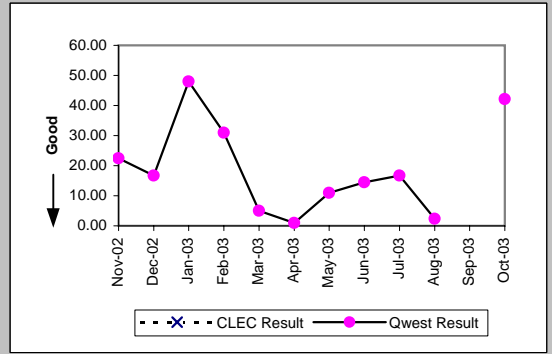
Unbundled Loop ISDN Capable (Parity)									
Date	CLEC Num	CLEC Denc	CLEC Resu	CLEC Std	Qwest Num	Qwest Denc	Qwest Resu	Mod Z Scr	Parity Scr
Nov-02	7	2	3.50	0.71	29	2	14.50	-1.2	-1.73
Dec-02					25	4	6.25		
Jan-03	4	1	4.00		99	6	16.50	-1.04	-1.64
Feb-03					60	8	7.50		
Mar-03	1	1	1.00		295	20	14.75	-1.66	-2.01
Apr-03					24	2	12.00		
May-03					41	5	8.20		
Jun-03	6	1	6.00		8	3	2.67	3.72	1.26
Jul-03	6	2	3.00	2.83	611	14	43.64	-1.34	-1.82
Aug-03	11	1	11.00		21	6	3.50	1.41	-0.14
Sep-03					32	2	16.00		
Oct-03	2	1	2.00		68	7	9.71	-0.68	-1.42



Unbundled Loop - ADSL Qualified (Parity)									
Date	CLEC Num	CLEC Denc	CLEC Resu	CLEC Std	Qwest Num	Qwest Denc	Qwest Resu	Mod Z Scr	Parity Scr
Nov-02					88	23	3.83		
Dec-02					82	22	3.73		
Jan-03	2	1	2.00		64	23	2.78	-0.27	-1.17
Feb-03					80	19	4.21		
Mar-03					69	12	5.75		
Apr-03					67	18	3.72		
May-03					41	17	2.41		
Jun-03					20	9	2.22		
Jul-03					34	16	2.12		
Aug-03					34	16	2.12		
Sep-03					50	20	2.50		
Oct-03					45	20	2.25		

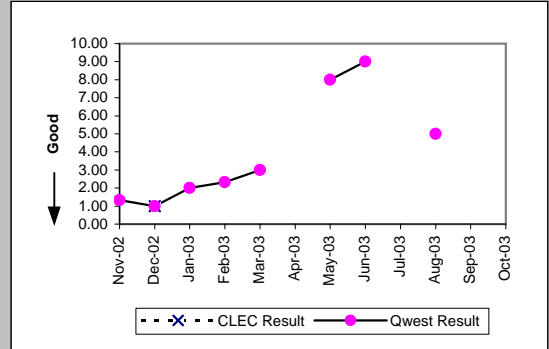


Unbundled Loop - DS3 Capable (Parity)									
Date	CLEC Num	CLEC Denc	CLEC Resu	CLEC Std	Qwest Num	Qwest Denc	Qwest Resu	Mod Z Scr	Parity Scr
Nov-02					112	5	22.40		
Dec-02					50	3	16.67		
Jan-03					96	2	48.00		
Feb-03					155	5	31.00		
Mar-03					5	1	5.00		
Apr-03					2	2	1.00		
May-03					11	1	11.00		
Jun-03					29	2	14.50		
Jul-03					50	3	16.67		
Aug-03					7	3	2.33		
Sep-03									
Oct-03					379	9	42.11		

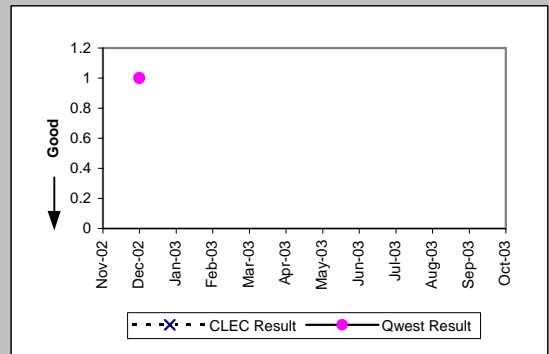


OP-6A-4 - Delayed Days for Non-Facility Reasons (Average Days) - Interval Zone One

Qwest DSL (Parity)									
Date	CLEC Num	CLEC Denc	CLEC Resu	CLEC Std	Qwest Num	Qwest Denc	Qwest Resu	Mod Z Scr	Parity Scr
Nov-02					4	3	1.33		
Dec-02	1	1	1.00		2	2	1.00		
Jan-03					2	1	2.00		
Feb-03					7	3	2.33		
Mar-03					3	1	3.00		
Apr-03									
May-03					32	4	8.00		
Jun-03					9	1	9.00		
Jul-03									
Aug-03					5	1	5.00		
Sep-03									
Oct-03									

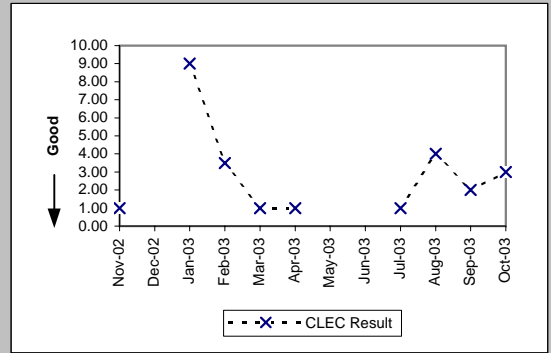


E911 (Parity)									
Date	CLEC Num	CLEC Denc	CLEC Resu	CLEC Std	Qwest Num	Qwest Denc	Qwest Resu	Mod Z Scr	Parity Scr
Nov-02									
Dec-02					1	1	1.00		
Jan-03									
Feb-03									
Mar-03									
Apr-03									
May-03									
Jun-03									
Jul-03									
Aug-03									
Sep-03									
Oct-03									



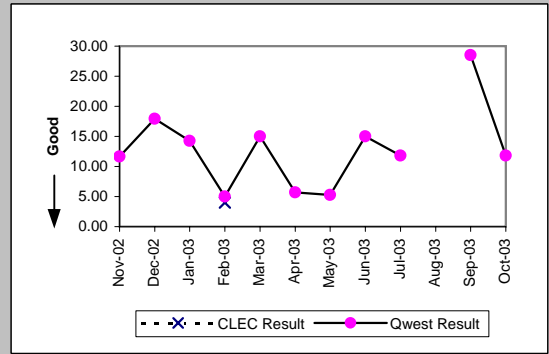
OP-6A-4 - Delayed Days for Non-Facility Reasons (Average Days) - Interval Zone One

Enhanced Extended Loops (EELs) (Diagnostic)				
Date	Num	Denom	CLEC Result	Standard Dev
Nov-02		1	1	1.00
Dec-02				
Jan-03	27	3	9.00	4.00
Feb-03	7	2	3.50	3.54
Mar-03	1	1	1.00	
Apr-03	2	2	1.00	0.00
May-03				
Jun-03				
Jul-03	1	1	1.00	
Aug-03	4	1	4.00	
Sep-03	2	1	2.00	
Oct-03	3	1	3.00	

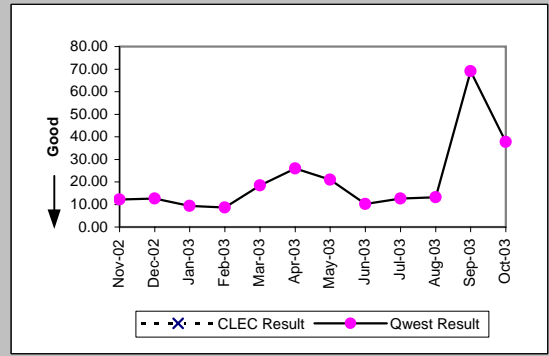


OP-6A-5 - Delayed Days for Non-Facility Reasons (Average Days) - Interval Zone Two

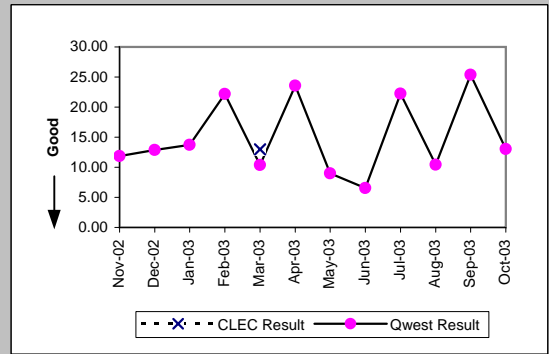
ISDN Primary (Parity)									
Date	CLEC Num	CLEC Denc	CLEC Resu	CLEC Std	Qwest Num	Qwest Denc	Qwest Resu	Mod Z Scr	Parity Scr
Nov-02					128	11	11.64		
Dec-02					986	55	17.93		
Jan-03					114	8	14.25		
Feb-03	4	1	4.00		35	7	5.00	-0.29	-1.17
Mar-03					45	3	15.00		
Apr-03					17	3	5.67		
May-03					21	4	5.25		
Jun-03					390	26	15.00		
Jul-03					130	11	11.82		
Aug-03									
Sep-03					285	10	28.50		
Oct-03					118	10	11.80		



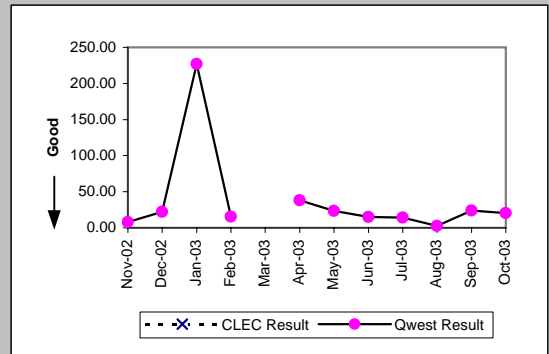
DS0 (Parity)									
Date	CLEC Num	CLEC Denc	CLEC Resu	CLEC Std	Qwest Num	Qwest Denc	Qwest Resu	Mod Z Scr	Parity Scr
Nov-02					85	7	12.14		
Dec-02					126	10	12.60		
Jan-03					93	10	9.30		
Feb-03					86	10	8.60		
Mar-03					203	11	18.45		
Apr-03					104	4	26.00		
May-03					210	10	21.00		
Jun-03					193	19	10.16		
Jul-03					38	3	12.67		
Aug-03					171	13	13.15		
Sep-03					1106	16	69.12		
Oct-03					378	10	37.80		



DS1 (Parity)									
Date	CLEC Num	CLEC Denc	CLEC Resu	CLEC Std	Qwest Num	Qwest Denc	Qwest Resu	Mod Z Scr	Parity Scr
Nov-02					309	26	11.88		
Dec-02					373	29	12.86		
Jan-03					452	33	13.70		
Feb-03					799	36	22.19		
Mar-03	26	2	13.00	8.49	290	28	10.36	0.8	-0.51
Apr-03					920	39	23.59		
May-03					252	28	9.00		
Jun-03					157	24	6.54		
Jul-03					534	24	22.25		
Aug-03					512	49	10.45		
Sep-03					1142	45	25.38		
Oct-03					522	40	13.05		

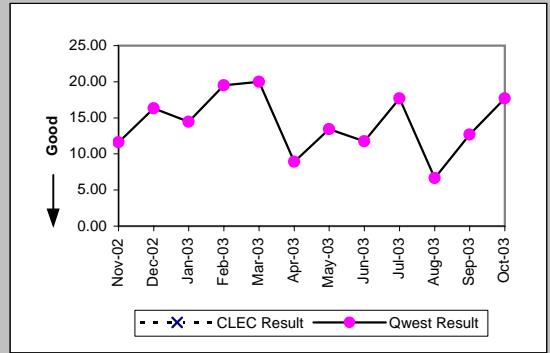


DS3 (Parity)									
Date	CLEC Num	CLEC Denc	CLEC Resu	CLEC Std	Qwest Num	Qwest Denc	Qwest Resu	Mod Z Scr	Parity Scr
Nov-02					8	1	8.00		
Dec-02					89	4	22.25		
Jan-03					227	1	227.00		
Feb-03					78	5	15.60		
Mar-03									
Apr-03					190	5	38.00		
May-03					70	3	23.33		
Jun-03					30	2	15.00		
Jul-03					144	10	14.40		
Aug-03					5	2	2.50		
Sep-03					191	8	23.88		
Oct-03					144	7	20.57		

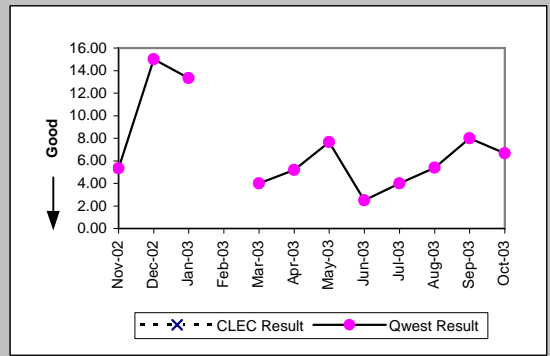


OP-6A-5 - Delayed Days for Non-Facility Reasons (Average Days) - Interval Zone Two

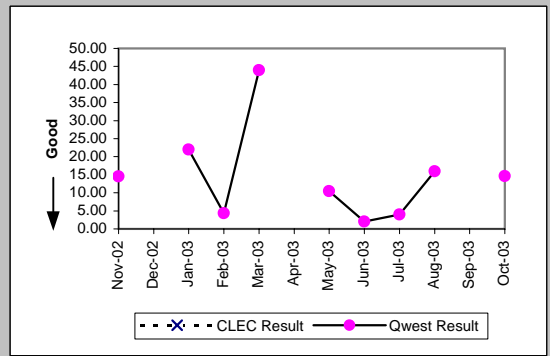
Frame Relay (Parity)									
Date	CLEC Num	CLEC Dend	CLEC Resu	CLEC Std	Qwest Num	Qwest Dend	Qwest Resu	Mod Z Scr	Parity Scr
Nov-02					116	10	11.60		
Dec-02					212	13	16.31		
Jan-03					202	14	14.43		
Feb-03					273	14	19.50		
Mar-03					160	8	20.00		
Apr-03					80	9	8.89		
May-03					94	7	13.43		
Jun-03					47	4	11.75		
Jul-03					106	6	17.67		
Aug-03					20	3	6.67		
Sep-03					165	13	12.69		
Oct-03					177	10	17.70		



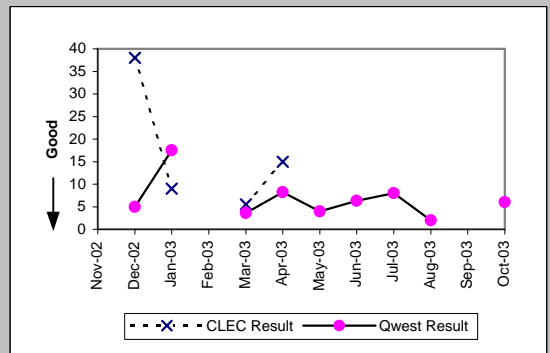
PBX (Parity)									
Date	CLEC Num	CLEC Dend	CLEC Resu	CLEC Std	Qwest Num	Qwest Dend	Qwest Resu	Mod Z Scr	Parity Scr
Nov-02					16	3	5.33		
Dec-02					15	1	15.00		
Jan-03					40	3	13.33		
Feb-03					4	1	4.00		
Mar-03					26	5	5.20		
Apr-03					23	3	7.67		
May-03					10	4	2.50		
Jun-03					8	2	4.00		
Jul-03					70	13	5.38		
Aug-03					64	8	8.00		
Sep-03					20	3	6.67		
Oct-03									



Basic Rate ISDN (Parity)									
Date	CLEC Num	CLEC Dend	CLEC Resu	CLEC Std	Qwest Num	Qwest Dend	Qwest Resu	Mod Z Scr	Parity Scr
Nov-02					29	2	14.50		
Dec-02					44	2	22.00		
Jan-03					13	3	4.33		
Feb-03					44	1	44.00		
Mar-03					21	2	10.50		
Apr-03					6	3	2.00		
May-03					8	2	4.00		
Jun-03					32	2	16.00		
Jul-03					44	3	14.67		
Aug-03									
Sep-03									
Oct-03									

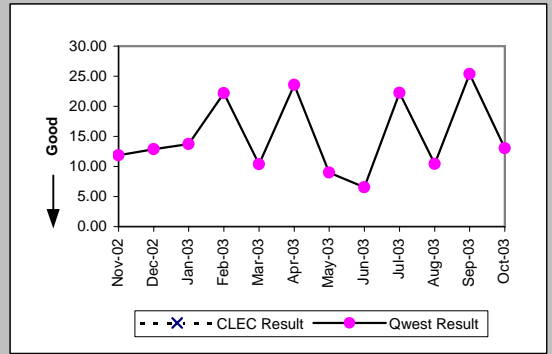


LIS Trunk (Parity)									
Date	CLEC Num	CLEC Dend	CLEC Resu	CLEC Std	Qwest Num	Qwest Dend	Qwest Resu	Mod Z Scr	Parity Scr
Nov-02									
Dec-02	38	1	38.00		5	1	5.00		
Jan-03	9	1	9.00		35	2	17.50	-9.81	-6.97
Feb-03									
Mar-03	11	2	5.50	6.36	18	5	3.60	1.32	-0.2
Apr-03	15	1	15.00		41	5	8.20	0.85	-0.48
May-03					4	1	4.00		
Jun-03					19	3	6.33		
Jul-03					16	2	8.00		
Aug-03					2	1	2.00		
Sep-03									
Oct-03					6	1	6.00		

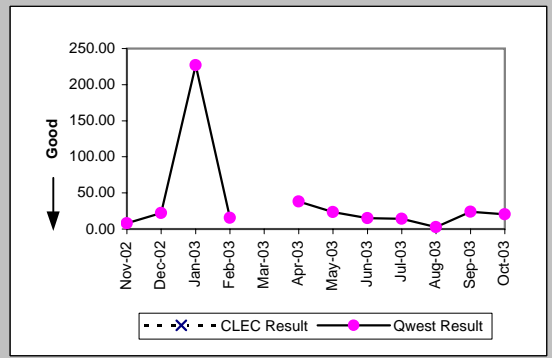


OP-6A-5 - Delayed Days for Non-Facility Reasons (Average Days) - Interval Zone Two

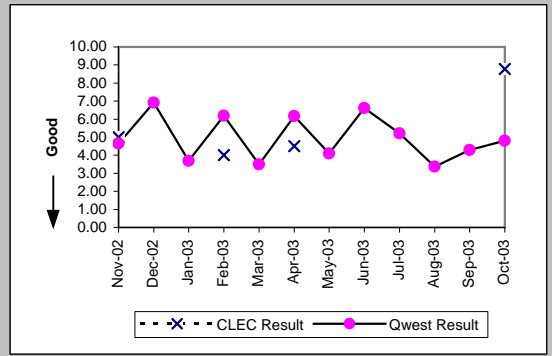
UDIT DS1 (Parity)									
Date	CLEC Num	CLEC Denc	CLEC Resu	CLEC Std	Qwest Num	Qwest Denc	Qwest Resu	Mod Z Scr	Parity Scr
Nov-02					309	26	11.88		
Dec-02					373	29	12.86		
Jan-03					452	33	13.70		
Feb-03					799	36	22.19		
Mar-03					290	28	10.36		
Apr-03					920	39	23.59		
May-03					252	28	9.00		
Jun-03					157	24	6.54		
Jul-03					534	24	22.25		
Aug-03					512	49	10.45		
Sep-03					1142	45	25.38		
Oct-03					522	40	13.05		



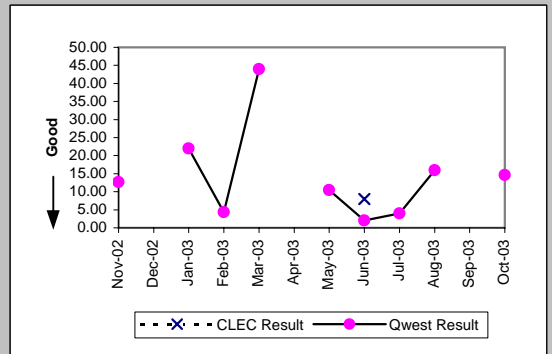
UDIT Above DS1 Level (Parity)									
Date	CLEC Num	CLEC Denc	CLEC Resu	CLEC Std	Qwest Num	Qwest Denc	Qwest Resu	Mod Z Scr	Parity Scr
Nov-02					8	1	8.00		
Dec-02					89	4	22.25		
Jan-03					227	1	227.00		
Feb-03					78	5	15.60		
Mar-03									
Apr-03					190	5	38.00		
May-03					70	3	23.33		
Jun-03					30	2	15.00		
Jul-03					144	10	14.40		
Aug-03					5	2	2.50		
Sep-03					191	8	23.88		
Oct-03					144	7	20.57		



Unbundled Loop Analog (Parity)									
Date	CLEC Num	CLEC Denc	CLEC Resu	CLEC Std	Qwest Num	Qwest Denc	Qwest Resu	Mod Z Scr	Parity Scr
Nov-02	10	2	5.00	0.00	186	40	4.65	0.51	-0.69
Dec-02					256	37	6.92		
Jan-03					225	61	3.69		
Feb-03	4	1	4.00		229	37	6.19	-0.19	-1.11
Mar-03					119	34	3.50		
Apr-03	18	4	4.50	0.58	259	42	6.17	-0.23	-1.14
May-03					135	33	4.09		
Jun-03					265	40	6.62		
Jul-03					172	33	5.21		
Aug-03					145	43	3.37		
Sep-03					133	31	4.29		
Oct-03	114	13	8.77	1.92	211	44	4.80	0.72	-0.56

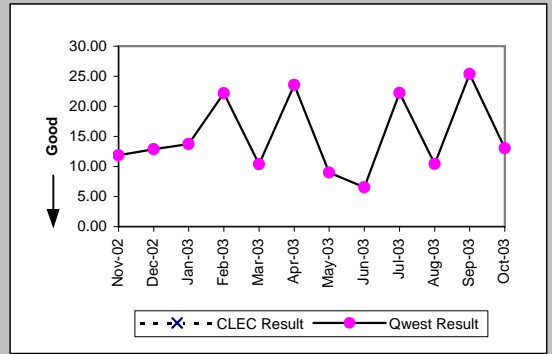


Unbundled Loop - 2 Wire Non-Loaded (Parity)									
Date	CLEC Num	CLEC Denc	CLEC Resu	CLEC Std	Qwest Num	Qwest Denc	Qwest Resu	Mod Z Scr	Parity Scr
Nov-02					38	3	12.67		
Dec-02									
Jan-03					44	2	22.00		
Feb-03					13	3	4.33		
Mar-03					44	1	44.00		
Apr-03									
May-03					21	2	10.50		
Jun-03	8	1	8.00		6	3	2.00		
Jul-03					8	2	4.00		
Aug-03					32	2	16.00		
Sep-03									
Oct-03					44	3	14.67		

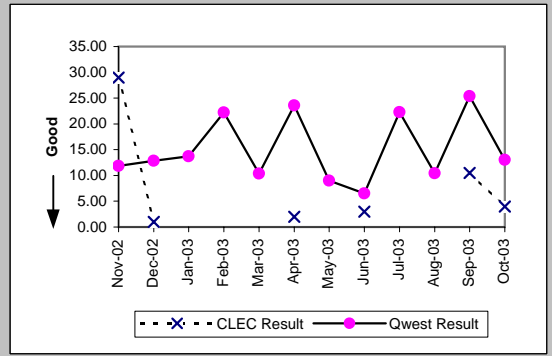


OP-6A-5 - Delayed Days for Non-Facility Reasons (Average Days) - Interval Zone Two

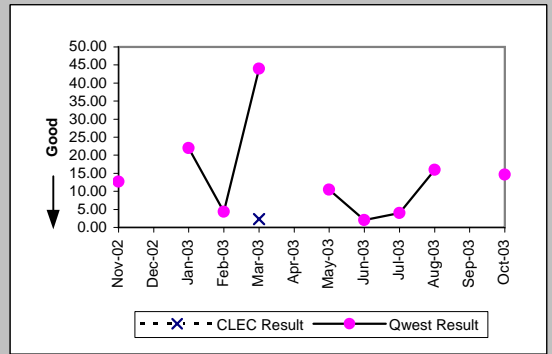
Unbundled Loop - 4 Wire Non-Loaded (Parity)									
Date	CLEC Num	CLEC Denc	CLEC Resu	CLEC Std	Qwest Num	Qwest Denc	Qwest Resu	Mod Z Scr	Parity Scr
Nov-02					309	26	11.88		
Dec-02					373	29	12.86		
Jan-03					452	33	13.70		
Feb-03					799	36	22.19		
Mar-03					290	28	10.36		
Apr-03					920	39	23.59		
May-03					252	28	9.00		
Jun-03					157	24	6.54		
Jul-03					534	24	22.25		
Aug-03					512	49	10.45		
Sep-03					1142	45	25.38		
Oct-03					522	40	13.05		



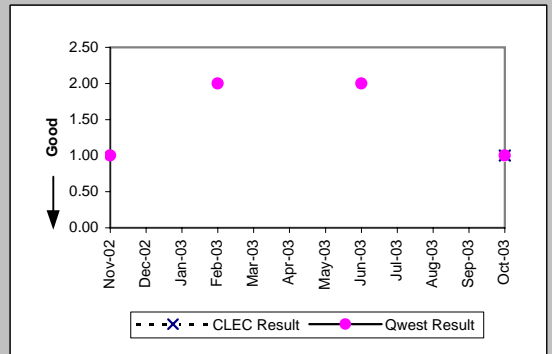
Unbundled Loop - DS1 Capable (Parity)									
Date	CLEC Num	CLEC Denc	CLEC Resu	CLEC Std	Qwest Num	Qwest Denc	Qwest Resu	Mod Z Scr	Parity Scr
Nov-02					309	26	11.88	1.23	-0.25
Dec-02	29	1	29.00		373	29	12.86	-0.85	-1.52
Jan-03	1	1	1.00		452	33	13.70		
Feb-03					799	36	22.19		
Mar-03					290	28	10.36		
Apr-03	2	1	2.00		920	39	23.59	-0.48	-1.29
May-03					252	28	9.00		
Jun-03	3	1	3.00		157	24	6.54	-0.48	-1.29
Jul-03					534	24	22.25		
Aug-03					512	49	10.45		
Sep-03	21	2	10.50	6.36	1142	45	25.38	-0.33	-1.2
Oct-03	4	1	4.00		522	40	13.05	-0.55	-1.34



Unbundled Loop ISDN Capable (Parity)									
Date	CLEC Num	CLEC Denc	CLEC Resu	CLEC Std	Qwest Num	Qwest Denc	Qwest Resu	Mod Z Scr	Parity Scr
Nov-02					38	3	12.67		
Dec-02									
Jan-03					44	2	22.00		
Feb-03					13	3	4.33		
Mar-03	7	3	2.33	1.53	44	1	44.00		
Apr-03									
May-03					21	2	10.50		
Jun-03					6	3	2.00		
Jul-03					8	2	4.00		
Aug-03					32	2	16.00		
Sep-03									
Oct-03					44	3	14.67		



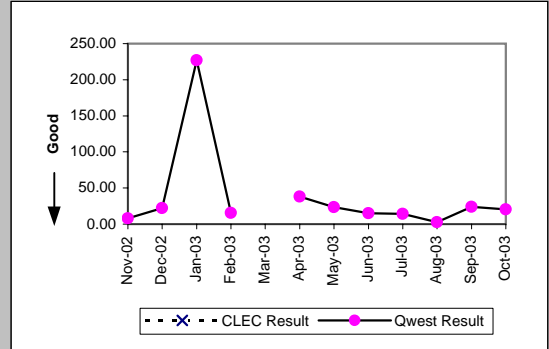
Unbundled Loop - ADSL Qualified (Parity)									
Date	CLEC Num	CLEC Denc	CLEC Resu	CLEC Std	Qwest Num	Qwest Denc	Qwest Resu	Mod Z Scr	Parity Scr
Nov-02					1	1	1.00		
Dec-02									
Jan-03									
Feb-03					2	1	2.00		
Mar-03									
Apr-03									
May-03									
Jun-03					2	1	2.00		
Jul-03									
Aug-03									
Sep-03									
Oct-03	1	1	1.00		1	1	1.00		



OP-6A-5 - Delayed Days for Non-Facility Reasons (Average Days) - Interval Zone Two

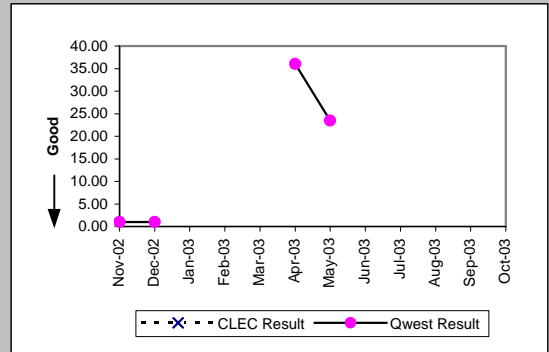
Unbundled Loop - DS3 Capable (Parity)

Date	CLEC Num	CLEC Dend	CLEC Resu	CLEC Std	Qwest Num	Qwest Dend	Qwest Resu	Mod Z Scr	Parity Scr
Nov-02					8	1	8.00		
Dec-02					89	4	22.25		
Jan-03					227	1	227.00		
Feb-03					78	5	15.60		
Mar-03									
Apr-03					190	5	38.00		
May-03					70	3	23.33		
Jun-03					30	2	15.00		
Jul-03					144	10	14.40		
Aug-03					5	2	2.50		
Sep-03					191	8	23.88		
Oct-03					144	7	20.57		



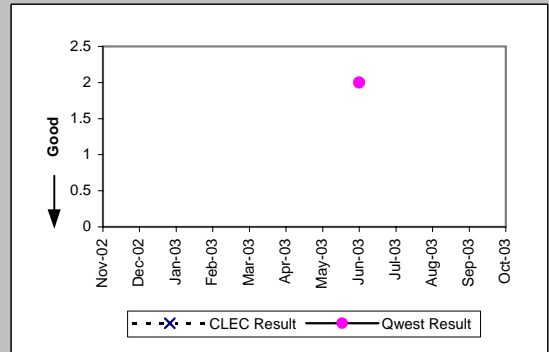
Qwest DSL (Parity)

Date	CLEC Num	CLEC Dend	CLEC Resu	CLEC Std	Qwest Num	Qwest Dend	Qwest Resu	Mod Z Scr	Parity Scr
Nov-02					1	1	1.00		
Dec-02					1	1	1.00		
Jan-03									
Feb-03									
Mar-03									
Apr-03					36	1	36.00		
May-03					47	2	23.50		
Jun-03									
Jul-03									
Aug-03									
Sep-03									
Oct-03									



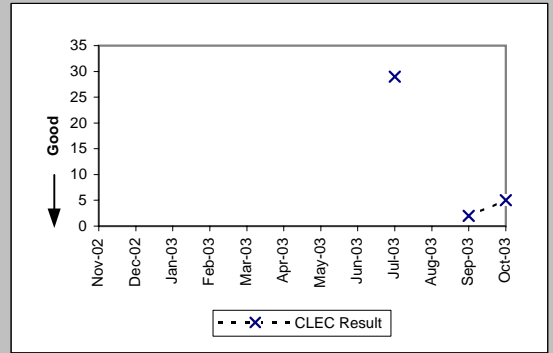
E911 (Parity)

Date	CLEC Num	CLEC Dend	CLEC Resu	CLEC Std	Qwest Num	Qwest Dend	Qwest Resu	Mod Z Scr	Parity Scr
Nov-02									
Dec-02									
Jan-03									
Feb-03									
Mar-03									
Apr-03									
May-03									
Jun-03					4	2	2.00		
Jul-03									
Aug-03									
Sep-03									
Oct-03									



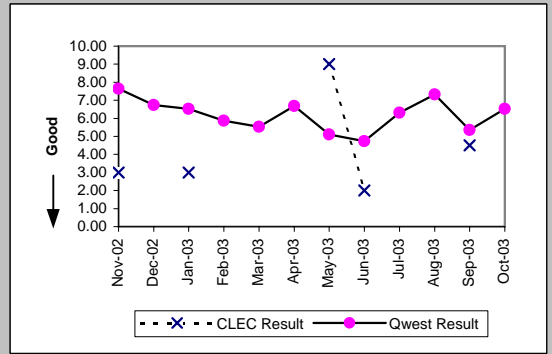
OP-6A-5 - Delayed Days for Non-Facility Reasons (Average Days) - Interval Zone Two

Enhanced Extended Loops (EELs) (Diagnostic)				
Date	Num	Denom	CLEC Result	Standard Dev
Nov-02				
Dec-02				
Jan-03				
Feb-03				
Mar-03				
Apr-03				
May-03				
Jun-03				
Jul-03	29	1	29.00	
Aug-03				
Sep-03	2	1	2.00	
Oct-03	5	1	5.00	

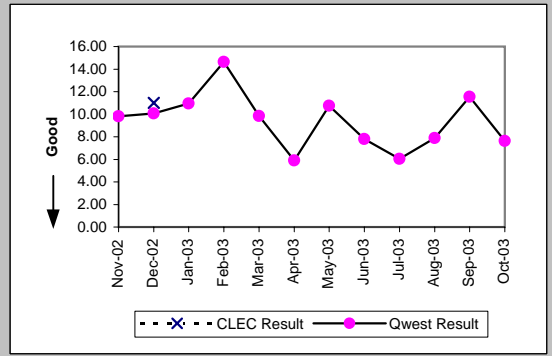


OP-6B-1 - Delayed Days for Facility Reasons (Average Days) - Dispatches within MSAs

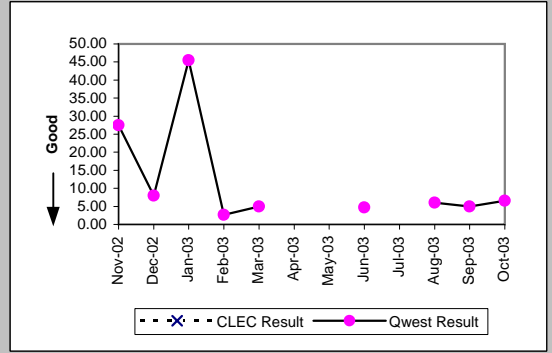
Residence (Parity)									
Date	CLEC Num	CLEC Denc	CLEC Resu	CLEC Std	Qwest Num	Qwest Denc	Qwest Resu	Mod Z Scr	Parity Scr
Nov-02	3	1	3.00		1377	180	7.65	-0.45	-1.28
Dec-02					1406	209	6.73		
Jan-03	9	3	3.00	2.65	1351	207	6.53	-0.86	-1.52
Feb-03					710	121	5.87		
Mar-03					554	100	5.54		
Apr-03					661	99	6.68		
May-03	9	1	9.00		413	81	5.10	0.88	-0.46
Jun-03	2	1	2.00		303	64	4.73	-0.55	-1.34
Jul-03					613	97	6.32		
Aug-03					857	117	7.32		
Sep-03	9	2	4.50	0.71	482	90	5.36	-0.22	-1.14
Oct-03					555	85	6.53		



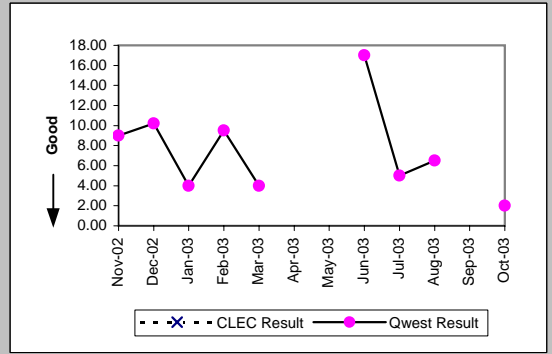
Business (Parity)									
Date	CLEC Num	CLEC Denc	CLEC Resu	CLEC Std	Qwest Num	Qwest Denc	Qwest Resu	Mod Z Scr	Parity Scr
Nov-02					530	54	9.81		
Dec-02	22	2	11.00	0.00	825	82	10.06	0.29	-0.83
Jan-03					657	60	10.95		
Feb-03					791	54	14.65		
Mar-03					394	40	9.85		
Apr-03					183	31	5.90		
May-03					215	20	10.75		
Jun-03					312	40	7.80		
Jul-03					248	41	6.05		
Aug-03					260	33	7.88		
Sep-03					381	33	11.55		
Oct-03					359	47	7.64		



Centrex (Parity)									
Date	CLEC Num	CLEC Denc	CLEC Resu	CLEC Std	Qwest Num	Qwest Denc	Qwest Resu	Mod Z Scr	Parity Scr
Nov-02					110	4	27.50		
Dec-02					24	3	8.00		
Jan-03					182	4	45.50		
Feb-03					8	3	2.67		
Mar-03					5	1	5.00		
Apr-03									
May-03									
Jun-03					33	7	4.71		
Jul-03									
Aug-03					12	2	6.00		
Sep-03					25	5	5.00		
Oct-03					92	14	6.57		

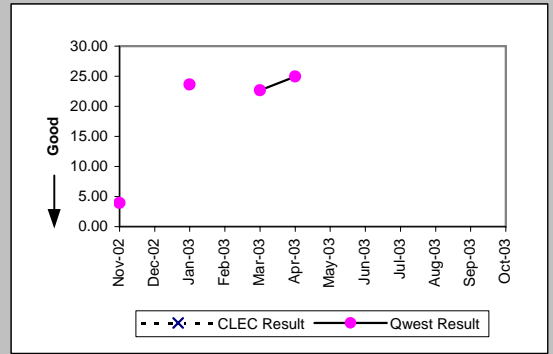


Centrex 21 (Parity)									
Date	CLEC Num	CLEC Denc	CLEC Resu	CLEC Std	Qwest Num	Qwest Denc	Qwest Resu	Mod Z Scr	Parity Scr
Nov-02					18	2	9.00		
Dec-02					51	5	10.20		
Jan-03					16	4	4.00		
Feb-03					19	2	9.50		
Mar-03					4	1	4.00		
Apr-03									
May-03									
Jun-03					17	1	17.00		
Jul-03					30	6	5.00		
Aug-03					13	2	6.50		
Sep-03									
Oct-03					2	1	2.00		

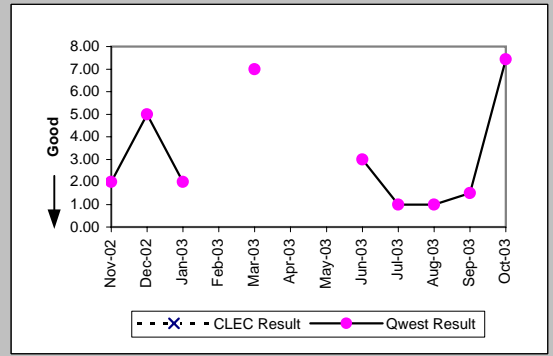


OP-6B-1 - Delayed Days for Facility Reasons (Average Days) - Dispatches within MSAs

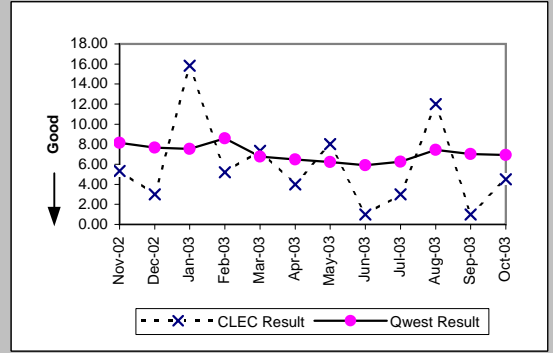
DS0 (Parity)									
Date	CLEC Num	CLEC Denc	CLEC Resu	CLEC Std I	Qwest Num	Qwest Denc	Qwest Resu	Mod Z Scr	Parity Scr
Nov-02					122	31	3.94		
Dec-02									
Jan-03					945	40	23.62		
Feb-03									
Mar-03					951	42	22.64		
Apr-03					574	23	24.96		
May-03									
Jun-03									
Jul-03									
Aug-03									
Sep-03									
Oct-03									



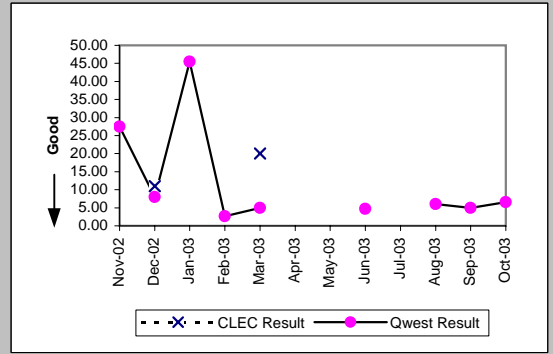
Qwest DSL (Parity)									
Date	CLEC Num	CLEC Denc	CLEC Resu	CLEC Std I	Qwest Num	Qwest Denc	Qwest Resu	Mod Z Scr	Parity Scr
Nov-02					8	4	2.00		
Dec-02					5	1	5.00		
Jan-03					6	3	2.00		
Feb-03									
Mar-03					7	1	7.00		
Apr-03									
May-03									
Jun-03					9	3	3.00		
Jul-03					1	1	1.00		
Aug-03					1	1	1.00		
Sep-03					6	4	1.50		
Oct-03					52	7	7.43		



UNE - P (POTS) (Parity)									
Date	CLEC Num	CLEC Denc	CLEC Resu	CLEC Std I	Qwest Num	Qwest Denc	Qwest Resu	Mod Z Scr	Parity Scr
Nov-02	16	3	5.33	0.58	1907	234	8.15	-0.48	-1.29
Dec-02	6	2	3.00	1.41	2231	291	7.67	-0.73	-1.44
Jan-03	95	6	15.83	28.60	2008	267	7.52	1.51	-0.08
Feb-03	26	5	5.20	3.35	1501	175	8.58	-0.5	-1.3
Mar-03	22	3	7.33	6.51	948	140	6.77	0.52	-0.68
Apr-03	16	4	4.00	1.63	844	130	6.49	-0.46	-1.28
May-03	8	1	8.00		628	101	6.22	0.8	-0.51
Jun-03	1	1	1.00		615	104	5.91	-0.77	-1.47
Jul-03	3	1	3.00		861	138	6.24	-0.35	-1.21
Aug-03	12	1	12.00		1117	150	7.45	0.81	-0.51
Sep-03	1	1	1.00		863	123	7.02	-0.57	-1.35
Oct-03	9	2	4.50	0.71	914	132	6.92	-0.45	-1.27

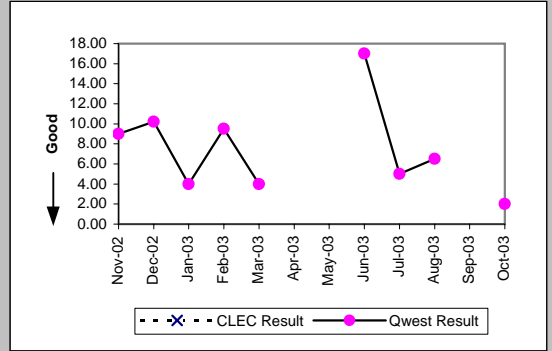


UNE P (Centrex) (Parity)									
Date	CLEC Num	CLEC Denc	CLEC Resu	CLEC Std I	Qwest Num	Qwest Denc	Qwest Resu	Mod Z Scr	Parity Scr
Nov-02					110	4	27.50		
Dec-02	11	1	11.00		24	3	8.00		
Jan-03					182	4	45.50		
Feb-03					8	3	2.67		
Mar-03	20	1	20.00		5	1	5.00		
Apr-03									
May-03									
Jun-03					33	7	4.71		
Jul-03									
Aug-03					12	2	6.00		
Sep-03					25	5	5.00		
Oct-03					92	14	6.57		



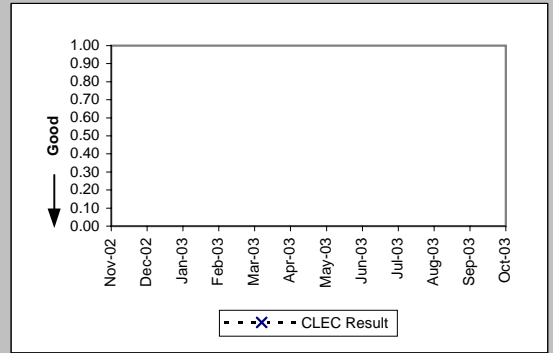
OP-6B-1 - Delayed Days for Facility Reasons (Average Days) - Dispatches within MSAs

UNE P (Centrex 21) (Parity)									
Date	CLEC Num	CLEC Dend	CLEC Resu	CLEC Std	Qwest Num	Qwest Dend	Qwest Res	Mod Z Scr	Parity Scr
Nov-02					18	2	9.00		
Dec-02					51	5	10.20		
Jan-03					16	4	4.00		
Feb-03					19	2	9.50		
Mar-03					4	1	4.00		
Apr-03									
May-03									
Jun-03					17	1	17.00		
Jul-03					30	6	5.00		
Aug-03					13	2	6.50		
Sep-03									
Oct-03					2	1	2.00		



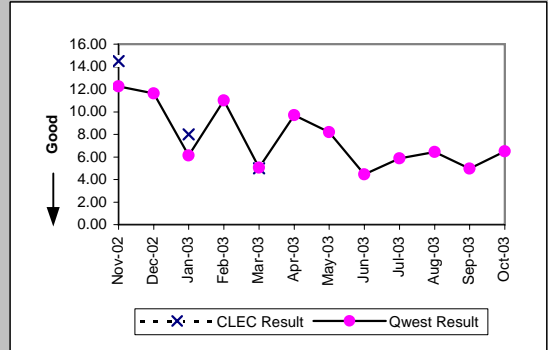
OP-6B-1 - Delayed Days for Facility Reasons (Average Days) - Dispatches within MSAs

Line Sharing (Diagnostic)				
Date	Numerator	Denominator	CLEC Result	Standard Dev
Nov-02				
Dec-02				
Jan-03				
Feb-03				
Mar-03				
Apr-03				
May-03				
Jun-03				
Jul-03				
Aug-03				
Sep-03				
Oct-03				

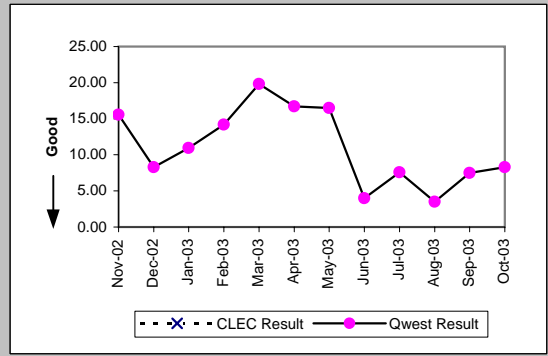


OP-6B-2 - Delayed Days for Facility Reasons (Average Days) - Dispatches outside MSAs

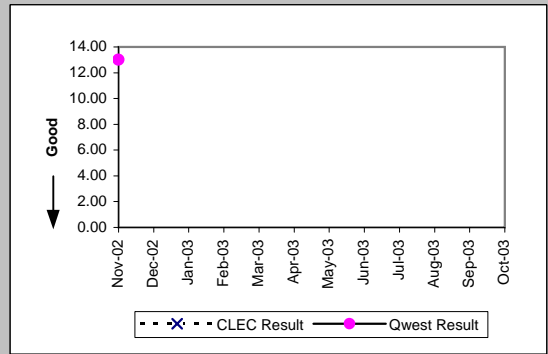
Residence (Parity)									
Date	CLEC Num	CLEC Denc	CLEC Resu	CLEC Std	Qwest Num	Qwest Denc	Qwest Resu	Mod Z Scr	Parity Scr
Nov-02	29	2	14.50	6.36	845	69	12.25	1.04	-0.37
Dec-02					906	78	11.62		
Jan-03	8	1	8.00		367	60	6.12	0.56	-0.66
Feb-03					506	46	11.00		
Mar-03	5	1	5.00		162	32	5.06	-0.01	-1.01
Apr-03					310	32	9.69		
May-03					328	40	8.20		
Jun-03					142	32	4.44		
Jul-03					164	28	5.86		
Aug-03					219	34	6.44		
Sep-03					179	36	4.97		
Oct-03					208	32	6.50		



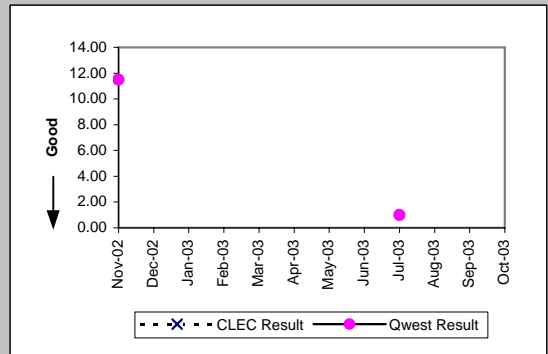
Business (Parity)									
Date	CLEC Num	CLEC Denc	CLEC Resu	CLEC Std	Qwest Num	Qwest Denc	Qwest Resu	Mod Z Scr	Parity Scr
Nov-02					171	11	15.55		
Dec-02					149	18	8.28		
Jan-03					164	15	10.93		
Feb-03					71	5	14.20		
Mar-03					218	11	19.82		
Apr-03					117	7	16.71		
May-03					66	4	16.50		
Jun-03					32	8	4.00		
Jul-03					38	5	7.60		
Aug-03					7	2	3.50		
Sep-03					15	2	7.50		
Oct-03					83	10	8.30		



Centrex (Parity)									
Date	CLEC Num	CLEC Denc	CLEC Resu	CLEC Std	Qwest Num	Qwest Denc	Qwest Resu	Mod Z Scr	Parity Scr
Nov-02					26	2	13.00		
Dec-02									
Jan-03									
Feb-03									
Mar-03									
Apr-03									
May-03									
Jun-03									
Jul-03									
Aug-03									
Sep-03									
Oct-03									

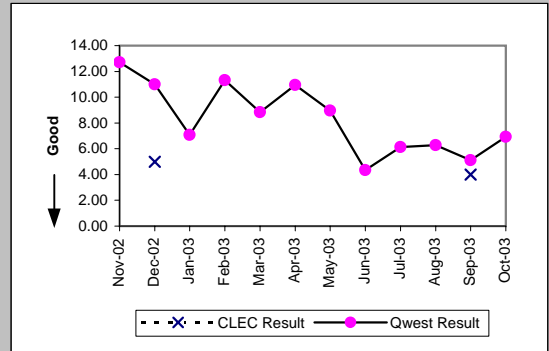


Centrex 21 (Parity)									
Date	CLEC Num	CLEC Denc	CLEC Resu	CLEC Std	Qwest Num	Qwest Denc	Qwest Resu	Mod Z Scr	Parity Scr
Nov-02					23	2	11.50		
Dec-02									
Jan-03									
Feb-03									
Mar-03									
Apr-03									
May-03									
Jun-03									
Jul-03					1	1	1.00		
Aug-03									
Sep-03									
Oct-03									

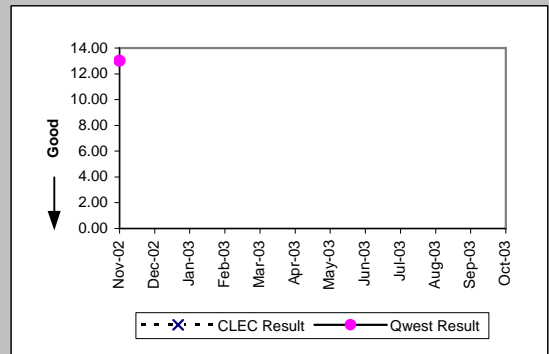


OP-6B-2 - Delayed Days for Facility Reasons (Average Days) - Dispatches outside MSAs

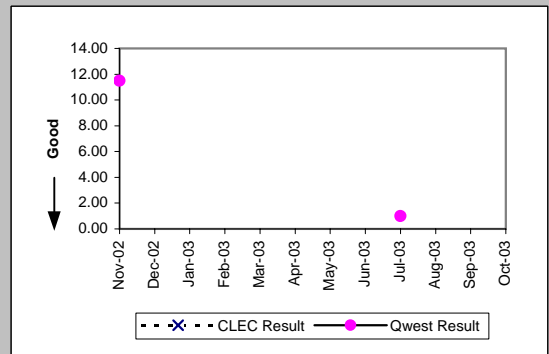
UNE - P (POTS) (Parity)									
Date	CLEC Num	CLEC Dend	CLEC Resu	CLEC Std	Qwest Num	Qwest Dend	Qwest Resu	Mod Z Scr	Parity Scr
Nov-02					1016	80	12.70		
Dec-02	5	1	5.00		1055	96	10.99	-0.4	-1.24
Jan-03					531	75	7.08		
Feb-03					577	51	11.31		
Mar-03					380	43	8.84		
Apr-03					427	39	10.95		
May-03					394	44	8.95		
Jun-03					174	40	4.35		
Jul-03					202	33	6.12		
Aug-03					226	36	6.28		
Sep-03	4	1	4.00		194	38	5.11	-0.21	-1.13
Oct-03					291	42	6.93		



UNE P (Centrex) (Parity)									
Date	CLEC Num	CLEC Dend	CLEC Resu	CLEC Std	Qwest Num	Qwest Dend	Qwest Resu	Mod Z Scr	Parity Scr
Nov-02					26	2	13.00		
Dec-02									
Jan-03									
Feb-03									
Mar-03									
Apr-03									
May-03									
Jun-03									
Jul-03									
Aug-03									
Sep-03									
Oct-03									

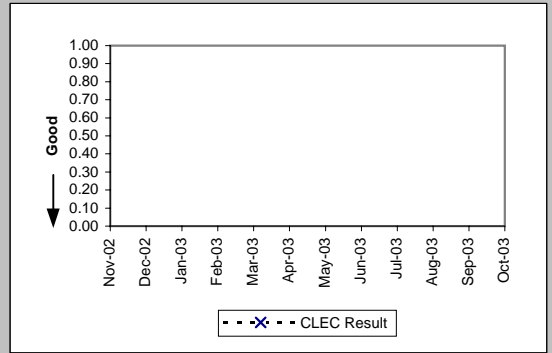


UNE P (Centrex 21) (Parity)									
Date	CLEC Num	CLEC Dend	CLEC Resu	CLEC Std	Qwest Num	Qwest Dend	Qwest Resu	Mod Z Scr	Parity Scr
Nov-02					23	2	11.50		
Dec-02									
Jan-03									
Feb-03									
Mar-03									
Apr-03									
May-03									
Jun-03									
Jul-03					1	1	1.00		
Aug-03									
Sep-03									
Oct-03									



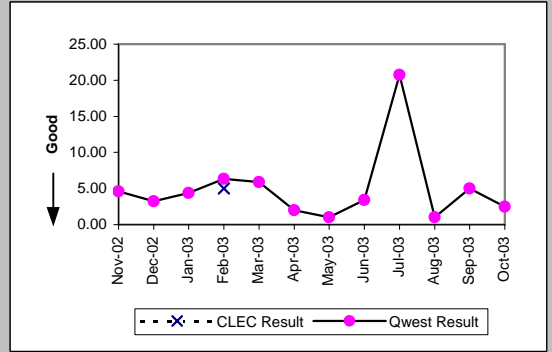
OP-6B-2 - Delayed Days for Facility Reasons (Average Days) - Dispatches outside MSAs

Line Sharing (Diagnostic)				
Date	Numerator	Denominator	CLEC Result	Standard Dev
Nov-02				
Dec-02				
Jan-03				
Feb-03				
Mar-03				
Apr-03				
May-03				
Jun-03				
Jul-03				
Aug-03				
Sep-03				
Oct-03				

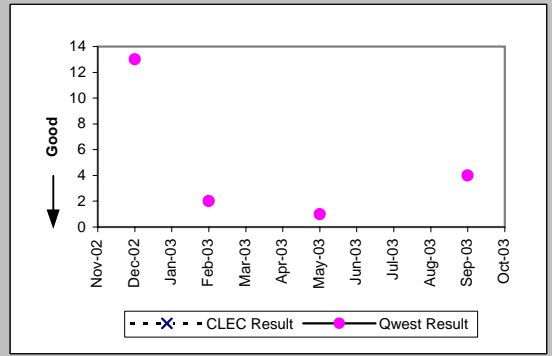


OP-6B-3 - Delayed Days for Facility Reasons (Average Days) - No dispatches

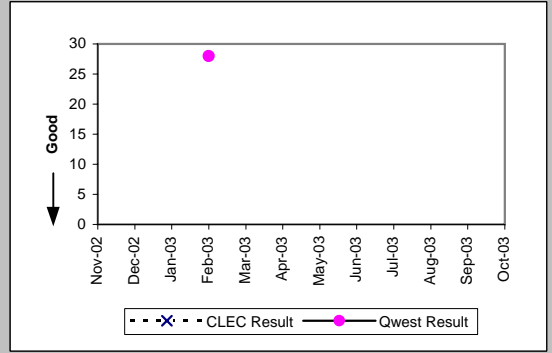
Residence (Parity)									
Date	CLEC Num	CLEC Denc	CLEC Resu	CLEC Std	Qwest Num	Qwest Denc	Qwest Resu	Mod Z Scr	Parity Scr
Nov-02					37	8	4.62		
Dec-02					26	8	3.25		
Jan-03					22	5	4.40		
Feb-03	5	1	5.00		19	3	6.33	-0.2	-1.12
Mar-03					53	9	5.89		
Apr-03					2	1	2.00		
May-03					1	1	1.00		
Jun-03					17	5	3.40		
Jul-03					83	4	20.75		
Aug-03					3	3	1.00		
Sep-03					35	7	5.00		
Oct-03					10	4	2.50		



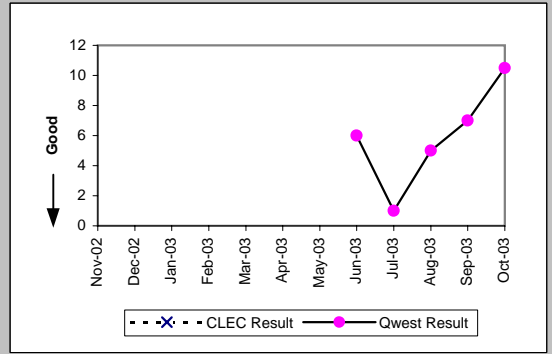
Business (Parity)									
Date	CLEC Num	CLEC Denc	CLEC Resu	CLEC Std	Qwest Num	Qwest Denc	Qwest Resu	Mod Z Scr	Parity Scr
Nov-02									
Dec-02					13	1	13.00		
Jan-03									
Feb-03					2	1	2.00		
Mar-03									
Apr-03									
May-03					1	1	1.00		
Jun-03									
Jul-03									
Aug-03									
Sep-03					4	1	4.00		
Oct-03									



Centrex (Parity)									
Date	CLEC Num	CLEC Denc	CLEC Resu	CLEC Std	Qwest Num	Qwest Denc	Qwest Resu	Mod Z Scr	Parity Scr
Nov-02									
Dec-02									
Jan-03									
Feb-03					28	1	28.00		
Mar-03									
Apr-03									
May-03									
Jun-03									
Jul-03									
Aug-03									
Sep-03									
Oct-03									

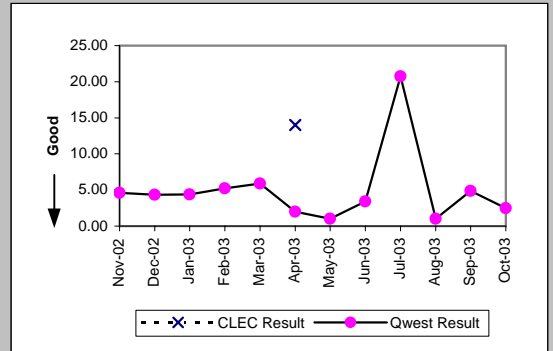


Qwest DSL (Parity)									
Date	CLEC Num	CLEC Denc	CLEC Resu	CLEC Std	Qwest Num	Qwest Denc	Qwest Resu	Mod Z Scr	Parity Scr
Nov-02									
Dec-02									
Jan-03									
Feb-03									
Mar-03									
Apr-03									
May-03									
Jun-03					30	5	6.00		
Jul-03					1	1	1.00		
Aug-03					10	2	5.00		
Sep-03					7	1	7.00		
Oct-03					21	2	10.50		

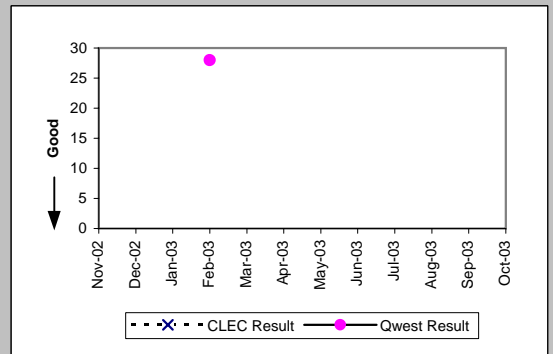


OP-6B-3 - Delayed Days for Facility Reasons (Average Days) - No dispatches

UNE - P (POTS) (Parity)									
Date	CLEC Num	CLEC Denc	CLEC Resu	CLEC Std	Qwest Num	Qwest Denc	Qwest Resu	Mod Z Scr	Parity Scr
Nov-02					37	8	4.62		
Dec-02					39	9	4.33		
Jan-03					22	5	4.40		
Feb-03					21	4	5.25		
Mar-03					53	9	5.89		
Apr-03	14	1	14.00		2	1	2.00		
May-03					2	2	1.00		
Jun-03					17	5	3.40		
Jul-03					83	4	20.75		
Aug-03					3	3	1.00		
Sep-03					39	8	4.88		
Oct-03					10	4	2.50		

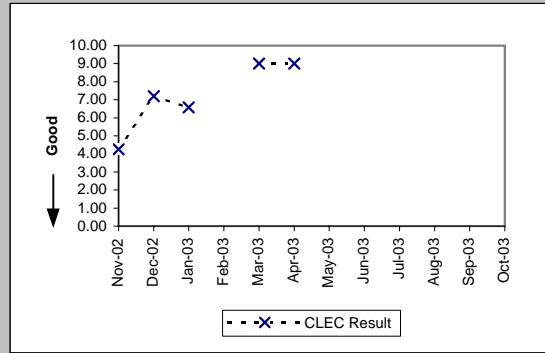


UNE P (Centrex) (Parity)									
Date	CLEC Num	CLEC Denc	CLEC Resu	CLEC Std	Qwest Num	Qwest Denc	Qwest Resu	Mod Z Scr	Parity Scr
Nov-02									
Dec-02									
Jan-03									
Feb-03					28	1	28.00		
Mar-03									
Apr-03									
May-03									
Jun-03									
Jul-03									
Aug-03									
Sep-03									
Oct-03									



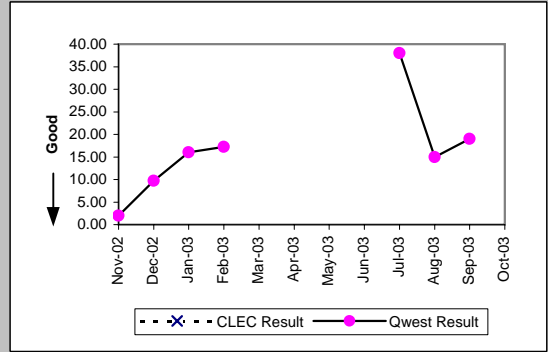
OP-6B-3 - Delayed Days for Facility Reasons (Average Days) - No dispatches

Line Sharing (Diagnostic)					
Date	Numerator	Denominator	CLEC Result	Standard Dev	
Nov-02	17	4	4.25	1.71	
Dec-02	36	5	7.20	3.70	
Jan-03	46	7	6.57	3.78	
Feb-03					
Mar-03	9	1	9.00		
Apr-03	18	2	9.00	0.00	
May-03					
Jun-03					
Jul-03					
Aug-03					
Sep-03					
Oct-03					

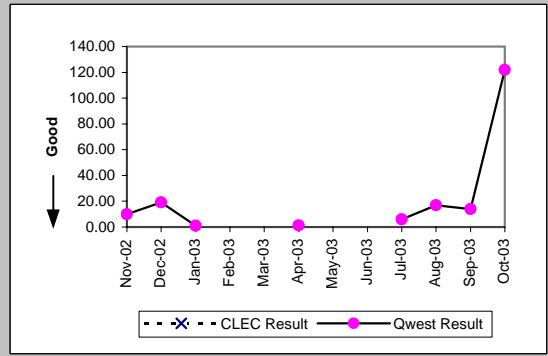


OP-6B-4 - Delayed Days for Facility Reasons (Average Days) - Interval Zone One

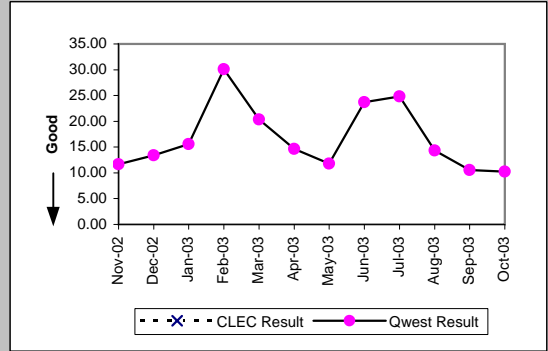
ISDN Primary (Parity)									
Date	CLEC Num	CLEC Denc	CLEC Resu	CLEC Std I	Qwest Num	Qwest Denc	Qwest Resu	Mod Z Scr	Parity Scr
Nov-02					2	1	2.00		
Dec-02					39	4	9.75		
Jan-03					16	1	16.00		
Feb-03					86	5	17.20		
Mar-03									
Apr-03									
May-03									
Jun-03									
Jul-03					76	2	38.00		
Aug-03					45	3	15.00		
Sep-03					19	1	19.00		
Oct-03									



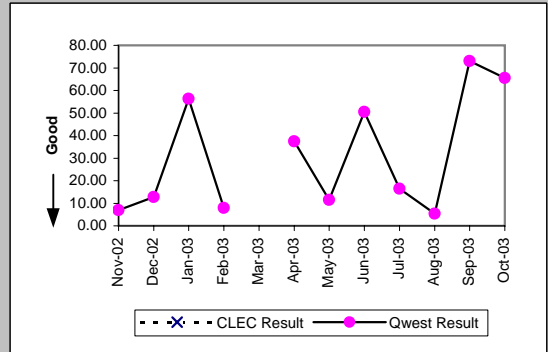
DS0 (Parity)									
Date	CLEC Num	CLEC Denc	CLEC Resu	CLEC Std I	Qwest Num	Qwest Denc	Qwest Resu	Mod Z Scr	Parity Scr
Nov-02					30	3	10.00		
Dec-02					57	3	19.00		
Jan-03					2	2	1.00		
Feb-03									
Mar-03									
Apr-03					5	4	1.25		
May-03									
Jun-03									
Jul-03					12	2	6.00		
Aug-03					17	1	17.00		
Sep-03					14	1	14.00		
Oct-03					122	1	122.00		



DS1 (Parity)									
Date	CLEC Num	CLEC Denc	CLEC Resu	CLEC Std I	Qwest Num	Qwest Denc	Qwest Resu	Mod Z Scr	Parity Scr
Nov-02					292	25	11.68		
Dec-02					536	40	13.40		
Jan-03					451	29	15.55		
Feb-03					421	14	30.07		
Mar-03					122	6	20.33		
Apr-03					190	13	14.62		
May-03					189	16	11.81		
Jun-03					356	15	23.73		
Jul-03					620	25	24.80		
Aug-03					588	41	14.34		
Sep-03					221	21	10.52		
Oct-03					245	24	10.21		

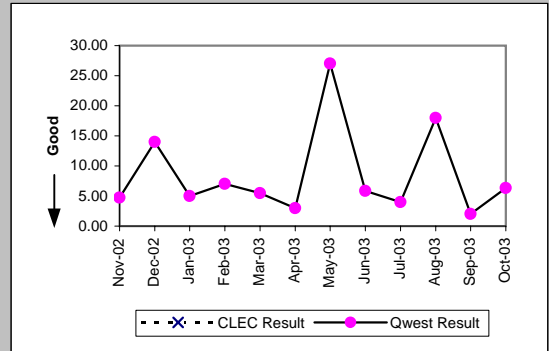


DS3 (Parity)									
Date	CLEC Num	CLEC Denc	CLEC Resu	CLEC Std I	Qwest Num	Qwest Denc	Qwest Resu	Mod Z Scr	Parity Scr
Nov-02					14	2	7.00		
Dec-02					64	5	12.80		
Jan-03					169	3	56.33		
Feb-03					8	1	8.00		
Mar-03									
Apr-03					75	2	37.50		
May-03					69	6	11.50		
Jun-03					101	2	50.50		
Jul-03					33	2	16.50		
Aug-03					16	3	5.33		
Sep-03					146	2	73.00		
Oct-03					328	5	65.60		

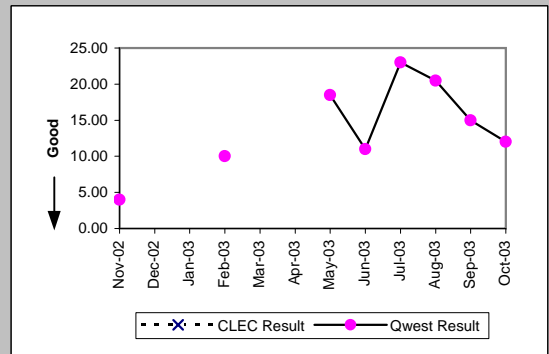


OP-6B-4 - Delayed Days for Facility Reasons (Average Days) - Interval Zone One

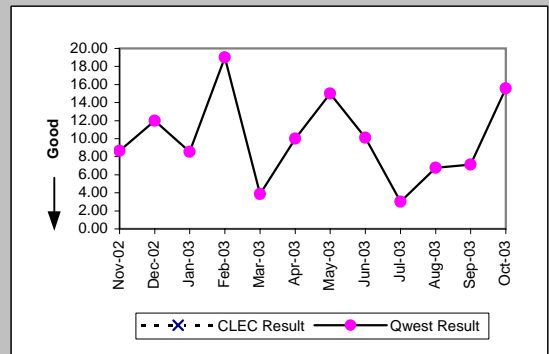
Frame Relay (Parity)									
Date	CLEC Num	CLEC Dend	CLEC Resu	CLEC Std	Qwest Num	Qwest Dend	Qwest Resu	Mod Z Scr	Parity Scr
Nov-02					19	4	4.75		
Dec-02					56	4	14.00		
Jan-03					10	2	5.00		
Feb-03					21	3	7.00		
Mar-03					11	2	5.50		
Apr-03					3	1	3.00		
May-03					54	2	27.00		
Jun-03					35	6	5.83		
Jul-03					8	2	4.00		
Aug-03					54	3	18.00		
Sep-03					2	1	2.00		
Oct-03					19	3	6.33		



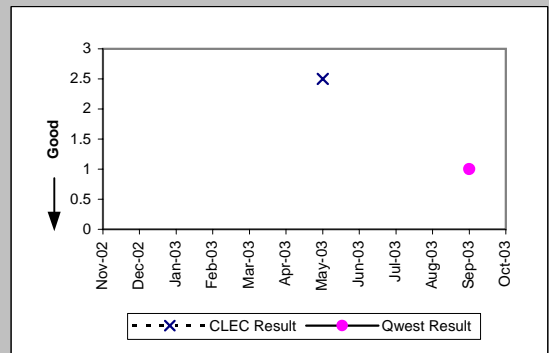
PBX (Parity)									
Date	CLEC Num	CLEC Dend	CLEC Resu	CLEC Std	Qwest Num	Qwest Dend	Qwest Resu	Mod Z Scr	Parity Scr
Nov-02					4	1	4.00		
Dec-02									
Jan-03									
Feb-03					10	1	10.00		
Mar-03									
Apr-03									
May-03					74	4	18.50		
Jun-03					22	2	11.00		
Jul-03					92	4	23.00		
Aug-03					41	2	20.50		
Sep-03					15	1	15.00		
Oct-03					12	1	12.00		



Basic Rate ISDN (Parity)									
Date	CLEC Num	CLEC Dend	CLEC Resu	CLEC Std	Qwest Num	Qwest Dend	Qwest Resu	Mod Z Scr	Parity Scr
Nov-02					52	6	8.67		
Dec-02					36	3	12.00		
Jan-03					137	16	8.56		
Feb-03					38	2	19.00		
Mar-03					31	8	3.88		
Apr-03					80	8	10.00		
May-03					75	5	15.00		
Jun-03					91	9	10.11		
Jul-03					6	2	3.00		
Aug-03					61	9	6.78		
Sep-03					57	8	7.12		
Oct-03					140	9	15.56		

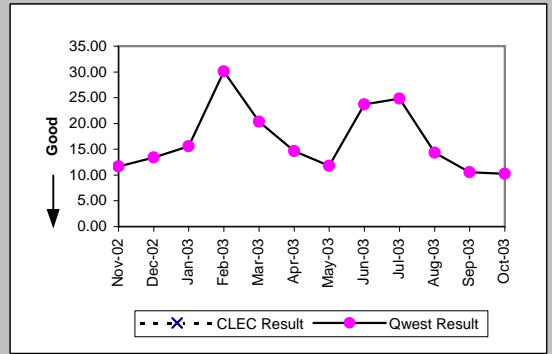


LIS Trunk (Parity)									
Date	CLEC Num	CLEC Dend	CLEC Resu	CLEC Std	Qwest Num	Qwest Dend	Qwest Resu	Mod Z Scr	Parity Scr
Nov-02									
Dec-02									
Jan-03									
Feb-03									
Mar-03									
Apr-03									
May-03	5	2	2.50	2.12					
Jun-03									
Jul-03									
Aug-03									
Sep-03					1	1	1.00		
Oct-03									

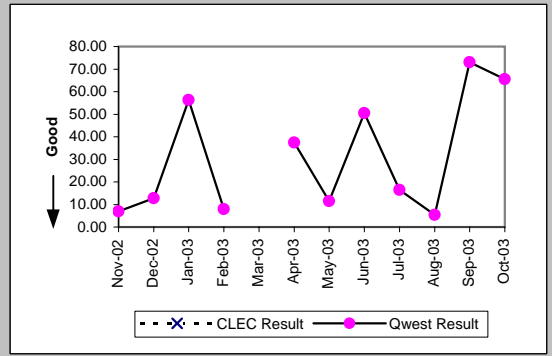


OP-6B-4 - Delayed Days for Facility Reasons (Average Days) - Interval Zone One

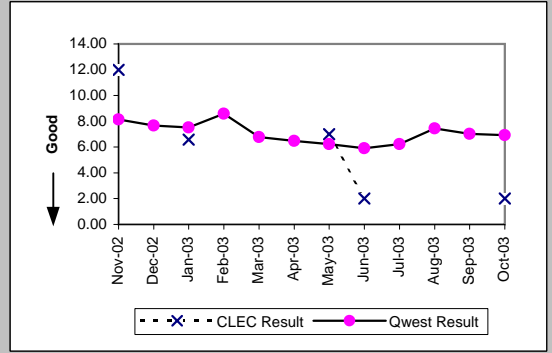
UDIT DS1 (Parity)									
Date	CLEC Num	CLEC Denc	CLEC Resu	CLEC Std	Qwest Num	Qwest Denc	Qwest Resu	Mod Z Scr	Parity Scr
Nov-02					292	25	11.68		
Dec-02					536	40	13.40		
Jan-03					451	29	15.55		
Feb-03					421	14	30.07		
Mar-03					122	6	20.33		
Apr-03					190	13	14.62		
May-03					189	16	11.81		
Jun-03					356	15	23.73		
Jul-03					620	25	24.80		
Aug-03					588	41	14.34		
Sep-03					221	21	10.52		
Oct-03					245	24	10.21		



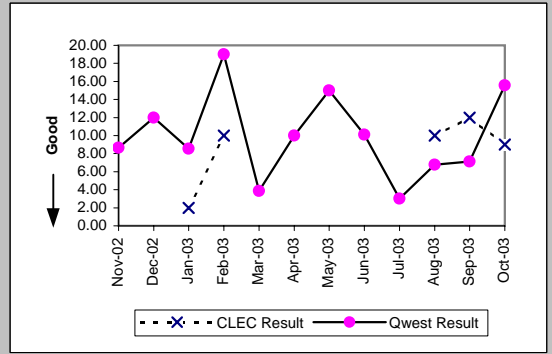
UDIT Above DS1 Level (Parity)									
Date	CLEC Num	CLEC Denc	CLEC Resu	CLEC Std	Qwest Num	Qwest Denc	Qwest Resu	Mod Z Scr	Parity Scr
Nov-02					14	2	7.00		
Dec-02					64	5	12.80		
Jan-03					169	3	56.33		
Feb-03					8	1	8.00		
Mar-03									
Apr-03					75	2	37.50		
May-03					69	6	11.50		
Jun-03					101	2	50.50		
Jul-03					33	2	16.50		
Aug-03					16	3	5.33		
Sep-03					146	2	73.00		
Oct-03					328	5	65.60		



Unbundled Loop Analog (Parity)									
Date	CLEC Num	CLEC Denc	CLEC Resu	CLEC Std	Qwest Num	Qwest Denc	Qwest Resu	Mod Z Scr	Parity Scr
Nov-02	60	5	12.00	0.00	1907	234	8.15	1.04	-0.37
Dec-02					2231	291	7.67		
Jan-03	92	14	6.57	1.60	2008	267	7.52	-0.37	-1.23
Feb-03					1501	175	8.58		
Mar-03					948	140	6.77		
Apr-03					844	130	6.49		
May-03	7	1	7.00		628	101	6.22	0.67	-0.59
Jun-03	2	1	2.00		615	104	5.91	-0.61	-1.37
Jul-03					861	138	6.24		
Aug-03					1117	150	7.45		
Sep-03					863	123	7.02		
Oct-03	4	2	2.00	0.00	914	132	6.92	-0.91	-1.55

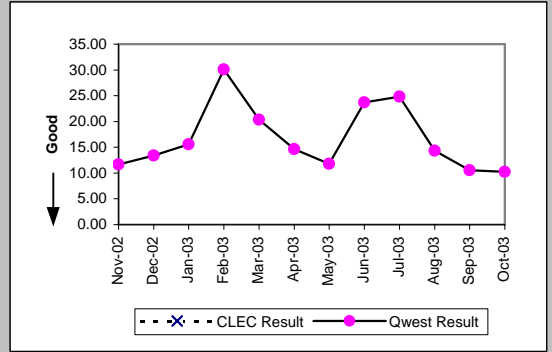


Unbundled Loop - 2 Wire Non-Loaded (Parity)									
Date	CLEC Num	CLEC Denc	CLEC Resu	CLEC Std	Qwest Num	Qwest Denc	Qwest Resu	Mod Z Scr	Parity Scr
Nov-02					52	6	8.67		
Dec-02					36	3	12.00		
Jan-03	2	1	2.00		137	16	8.56	-0.77	-1.47
Feb-03	10	1	10.00		38	2	19.00	-0.74	-1.45
Mar-03					31	8	3.88		
Apr-03					80	8	10.00		
May-03					75	5	15.00		
Jun-03					91	9	10.11		
Jul-03					6	2	3.00		
Aug-03	10	1	10.00		61	9	6.78	0.51	-0.69
Sep-03	12	1	12.00		57	8	7.12	0.52	-0.68
Oct-03	9	1	9.00		140	9	15.56	-0.41	-1.25

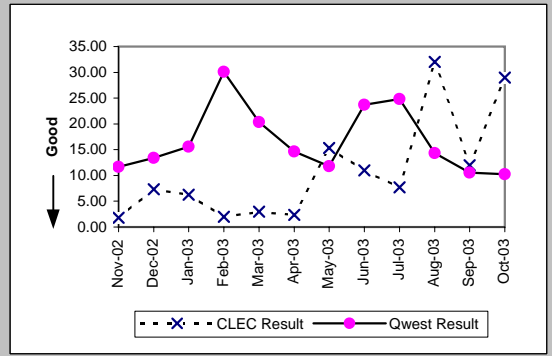


OP-6B-4 - Delayed Days for Facility Reasons (Average Days) - Interval Zone One

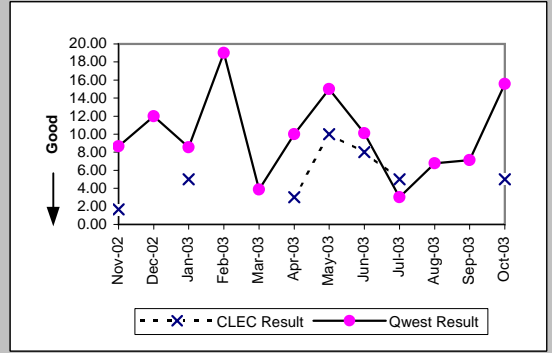
Unbundled Loop - 4 Wire Non-Loaded (Parity)									
Date	CLEC Num	CLEC Denc	CLEC Resu	CLEC Std	Qwest Num	Qwest Denc	Qwest Resu	Mod Z Scr	Parity Scr
Nov-02					292	25	11.68		
Dec-02					536	40	13.40		
Jan-03					451	29	15.55		
Feb-03					421	14	30.07		
Mar-03					122	6	20.33		
Apr-03					190	13	14.62		
May-03					189	16	11.81		
Jun-03					356	15	23.73		
Jul-03					620	25	24.80		
Aug-03					588	41	14.34		
Sep-03					221	21	10.52		
Oct-03					245	24	10.21		



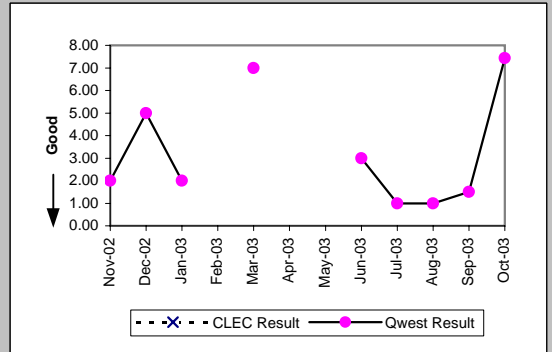
Unbundled Loop - DS1 Capable (Parity)									
Date	CLEC Num	CLEC Denc	CLEC Resu	CLEC Std	Qwest Num	Qwest Denc	Qwest Resu	Mod Z Scr	Parity Scr
Nov-02					292	25	11.68	-2.44	-2.48
Dec-02	11	6	1.83	0.75	536	40	13.40	-1.17	-1.71
Jan-03	22	3	7.33	10.12	451	29	15.55	-1.39	-1.84
Feb-03	25	4	6.25	6.85	421	14	30.07	-0.86	-1.52
Mar-03	2	1	2.00		122	6	20.33	-0.91	-1.56
Apr-03	3	1	3.00		190	13	14.62	-1.76	-2.07
May-03	7	3	2.33	1.53	189	16	11.81	0.6	-0.64
Jun-03	46	3	15.33	11.59	356	15	23.73	-0.84	-1.51
Jul-03	22	2	11.00	12.73	620	25	24.80	-1.25	-1.76
Aug-03	23	3	7.67	7.64	588	41	14.34	1.51	-0.08
Sep-03	32	1	32.00		221	21	10.52	0.46	-0.72
Oct-03	48	4	12.00	7.70	245	24	10.21	1.32	-0.2
Oct-03	29	1	29.00						



Unbundled Loop ISDN Capable (Parity)									
Date	CLEC Num	CLEC Denc	CLEC Resu	CLEC Std	Qwest Num	Qwest Denc	Qwest Resu	Mod Z Scr	Parity Scr
Nov-02					52	6	8.67	-1.47	-1.9
Dec-02	5	3	1.67	0.58	36	3	12.00		
Jan-03	10	2	5.00	4.24	137	16	8.56	-0.58	-1.35
Feb-03					38	2	19.00		
Mar-03					31	8	3.88		
Apr-03	3	1	3.00		80	8	10.00	-0.69	-1.42
May-03	10	1	10.00		75	5	15.00	-0.22	-1.13
Jun-03	8	1	8.00		91	9	10.11	-0.24	-1.14
Jul-03	5	1	5.00		6	2	3.00	0.67	-0.59
Aug-03					61	9	6.78		
Sep-03					57	8	7.12		
Oct-03	5	1	5.00		140	9	15.56	-0.66	-1.4

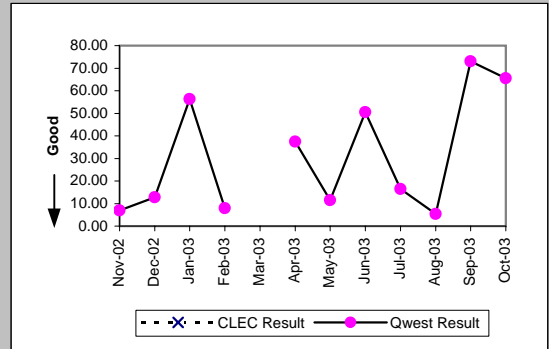


Unbundled Loop - ADSL Qualified (Parity)									
Date	CLEC Num	CLEC Denc	CLEC Resu	CLEC Std	Qwest Num	Qwest Denc	Qwest Resu	Mod Z Scr	Parity Scr
Nov-02					8	4	2.00		
Dec-02					5	1	5.00		
Jan-03					6	3	2.00		
Feb-03									
Mar-03					7	1	7.00		
Apr-03									
May-03									
Jun-03					9	3	3.00		
Jul-03					1	1	1.00		
Aug-03					1	1	1.00		
Sep-03					6	4	1.50		
Oct-03					52	7	7.43		

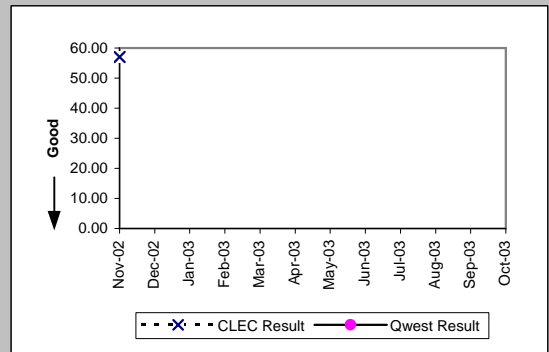


OP-6B-4 - Delayed Days for Facility Reasons (Average Days) - Interval Zone One

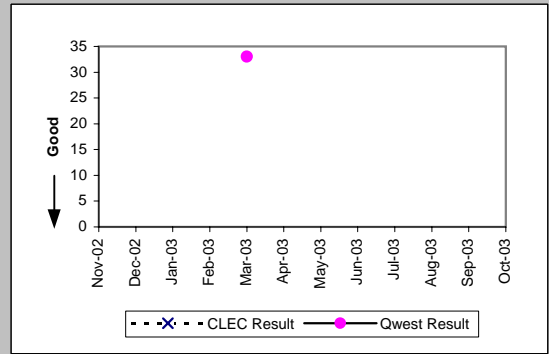
Unbundled Loop - DS3 Capable (Parity)									
Date	CLEC Num	CLEC Dend	CLEC Resu	CLEC Std	Qwest Num	Qwest Dend	Qwest Resu	Mod Z Scr	Parity Scr
Nov-02					14	2	7.00		
Dec-02					64	5	12.80		
Jan-03					169	3	56.33		
Feb-03					8	1	8.00		
Mar-03									
Apr-03					75	2	37.50		
May-03					69	6	11.50		
Jun-03					101	2	50.50		
Jul-03					33	2	16.50		
Aug-03					16	3	5.33		
Sep-03					146	2	73.00		
Oct-03					328	5	65.60		



Dark Fiber - Loop (Diagnostic)									
Date	CLEC Num	CLEC Dend	CLEC Resu	CLEC Std	Qwest Num	Qwest Dend	Qwest Resu	Mod Z Scr	Parity Scr
Nov-02	114	2	57.00	0.00					
Dec-02									
Jan-03									
Feb-03									
Mar-03									
Apr-03									
May-03									
Jun-03									
Jul-03									
Aug-03									
Sep-03									
Oct-03									

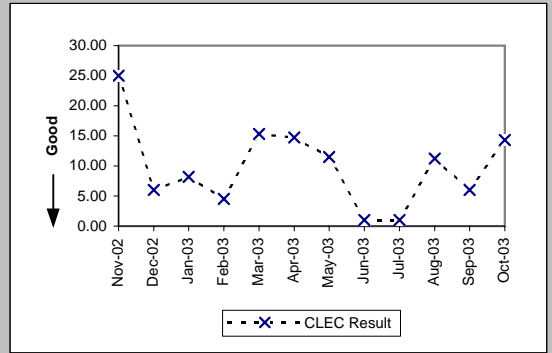


E911 (Parity)									
Date	CLEC Num	CLEC Dend	CLEC Resu	CLEC Std	Qwest Num	Qwest Dend	Qwest Resu	Mod Z Scr	Parity Scr
Nov-02									
Dec-02									
Jan-03									
Feb-03									
Mar-03					33	1	33.00		
Apr-03									
May-03									
Jun-03									
Jul-03									
Aug-03									
Sep-03									
Oct-03									



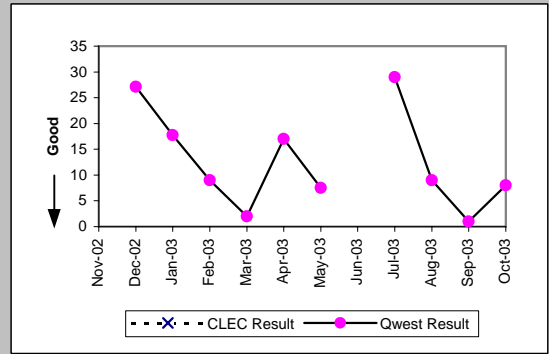
OP-6B-4 - Delayed Days for Facility Reasons (Average Days) - Interval Zone One

Enhanced Extended Loops (EELs) (Diagnostic)					
Date	Num	Denom	CLEC Result	Standard Dev	
Nov-02	75	3	25.00	39.85	
Dec-02	18	3	6.00	4.36	
Jan-03	49	6	8.17	5.27	
Feb-03	18	4	4.50	4.04	
Mar-03	46	3	15.33	12.66	
Apr-03	59	4	14.75	9.50	
May-03	69	6	11.50	17.72	
Jun-03	3	3	1.00	0.00	
Jul-03	1	1	1.00		
Aug-03	45	4	11.25	8.85	
Sep-03	24	4	6.00	5.23	
Oct-03	100	7	14.29	31.66	

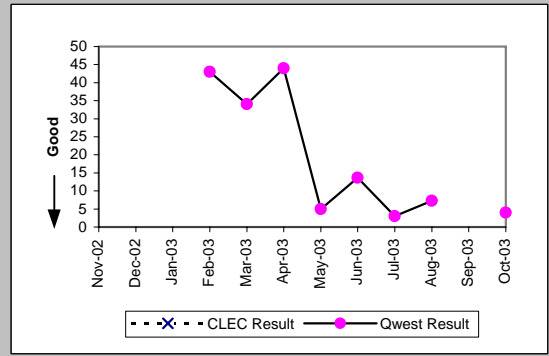


OP-6B-5 - Delayed Days for Facility Reasons (Average Days) - Interval Zone Two

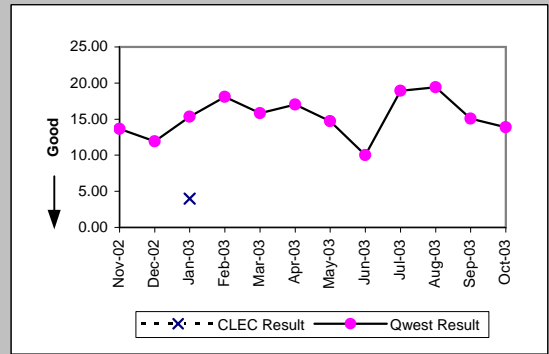
ISDN Primary (Parity)									
Date	CLEC Num	CLEC Denc	CLEC Resu	CLEC Std	Qwest Num	Qwest Denc	Qwest Resu	Mod Z Scr	Parity Scr
Nov-02									
Dec-02					624	23	27.13		
Jan-03					71	4	17.75		
Feb-03					18	2	9.00		
Mar-03					2	1	2.00		
Apr-03					17	1	17.00		
May-03					15	2	7.50		
Jun-03									
Jul-03					58	2	29.00		
Aug-03					9	1	9.00		
Sep-03					2	2	1.00		
Oct-03					8	1	8.00		



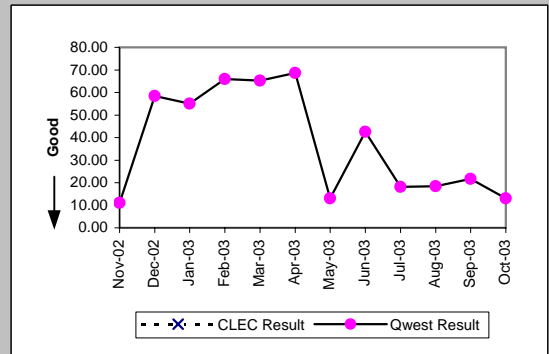
DS0 (Parity)									
Date	CLEC Num	CLEC Denc	CLEC Resu	CLEC Std	Qwest Num	Qwest Denc	Qwest Resu	Mod Z Scr	Parity Scr
Nov-02									
Dec-02									
Jan-03									
Feb-03					43	1	43.00		
Mar-03					102	3	34.00		
Apr-03					132	3	44.00		
May-03					5	1	5.00		
Jun-03					41	3	13.67		
Jul-03					3	1	3.00		
Aug-03					29	4	7.25		
Sep-03									
Oct-03					4	1	4.00		



DS1 (Parity)									
Date	CLEC Num	CLEC Denc	CLEC Resu	CLEC Std	Qwest Num	Qwest Denc	Qwest Resu	Mod Z Scr	Parity Scr
Nov-02					232	17	13.65		
Dec-02					203	17	11.94		
Jan-03	4	1	4.00		460	30	15.33	-1.17	-1.71
Feb-03					235	13	18.08		
Mar-03					301	19	15.84		
Apr-03					289	17	17.00		
May-03					265	18	14.72		
Jun-03					260	26	10.00		
Jul-03					454	24	18.92		
Aug-03					369	19	19.42		
Sep-03					498	33	15.09		
Oct-03					596	43	13.86		

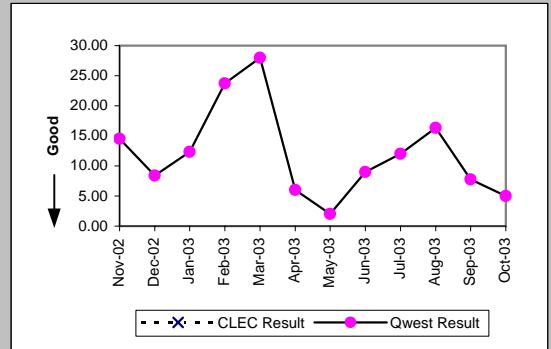


DS3 (Parity)									
Date	CLEC Num	CLEC Denc	CLEC Resu	CLEC Std	Qwest Num	Qwest Denc	Qwest Resu	Mod Z Scr	Parity Scr
Nov-02					11	1	11.00		
Dec-02					234	4	58.50		
Jan-03					110	2	55.00		
Feb-03					66	1	66.00		
Mar-03					326	5	65.20		
Apr-03					206	3	68.67		
May-03					26	2	13.00		
Jun-03					85	2	42.50		
Jul-03					109	6	18.17		
Aug-03					37	2	18.50		
Sep-03					65	3	21.67		
Oct-03					13	1	13.00		

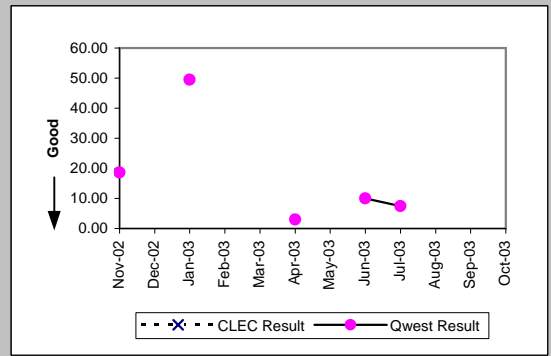


OP-6B-5 - Delayed Days for Facility Reasons (Average Days) - Interval Zone Two

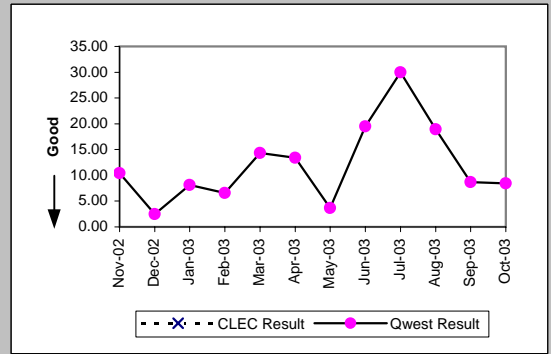
Frame Relay (Parity)									
Date	CLEC Num	CLEC Dend	CLEC Resu	CLEC Std	Qwest Num	Qwest Dend	Qwest Resu	Mod Z Scr	Parity Scr
Nov-02					174	12	14.50		
Dec-02					67	8	8.38		
Jan-03					148	12	12.33		
Feb-03					95	4	23.75		
Mar-03					28	1	28.00		
Apr-03					6	1	6.00		
May-03					4	2	2.00		
Jun-03					36	4	9.00		
Jul-03					36	3	12.00		
Aug-03					98	6	16.33		
Sep-03					31	4	7.75		
Oct-03					20	4	5.00		



PBX (Parity)									
Date	CLEC Num	CLEC Dend	CLEC Resu	CLEC Std	Qwest Num	Qwest Dend	Qwest Resu	Mod Z Scr	Parity Scr
Nov-02					56	3	18.67		
Dec-02									
Jan-03					99	2	49.50		
Feb-03									
Mar-03									
Apr-03					3	1	3.00		
May-03									
Jun-03					10	1	10.00		
Jul-03					15	2	7.50		
Aug-03									
Sep-03									
Oct-03									

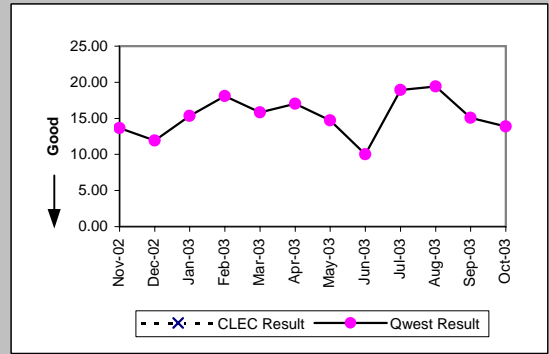


Basic Rate ISDN (Parity)									
Date	CLEC Num	CLEC Dend	CLEC Resu	CLEC Std	Qwest Num	Qwest Dend	Qwest Resu	Mod Z Scr	Parity Scr
Nov-02					73	7	10.43		
Dec-02					5	2	2.50		
Jan-03					81	10	8.10		
Feb-03					59	9	6.56		
Mar-03					86	6	14.33		
Apr-03					94	7	13.43		
May-03					40	11	3.64		
Jun-03					117	6	19.50		
Jul-03					210	7	30.00		
Aug-03					208	11	18.91		
Sep-03					26	3	8.67		
Oct-03					76	9	8.44		

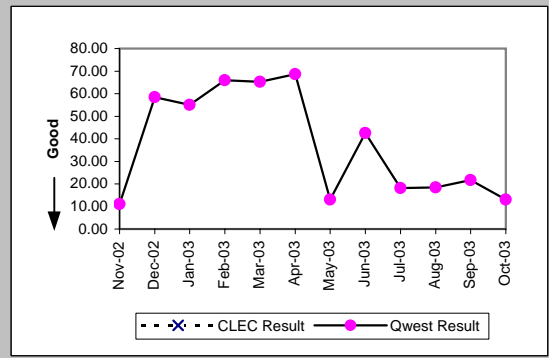


OP-6B-5 - Delayed Days for Facility Reasons (Average Days) - Interval Zone Two

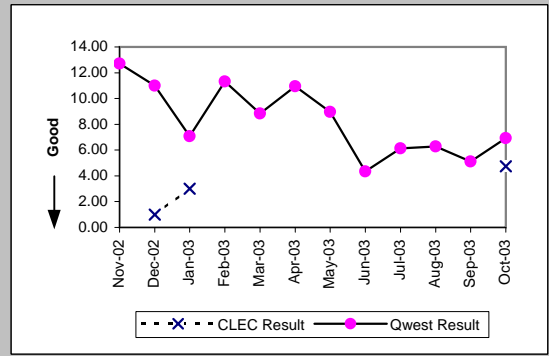
UDIT DS1 (Parity)									
Date	CLEC Num	CLEC Denc	CLEC Resu	CLEC Std	Qwest Num	Qwest Denc	Qwest Resu	Mod Z Scr	Parity Scr
Nov-02					232	17	13.65		
Dec-02					203	17	11.94		
Jan-03					460	30	15.33		
Feb-03					235	13	18.08		
Mar-03					301	19	15.84		
Apr-03					289	17	17.00		
May-03					265	18	14.72		
Jun-03					260	26	10.00		
Jul-03					454	24	18.92		
Aug-03					369	19	19.42		
Sep-03					498	33	15.09		
Oct-03					596	43	13.86		



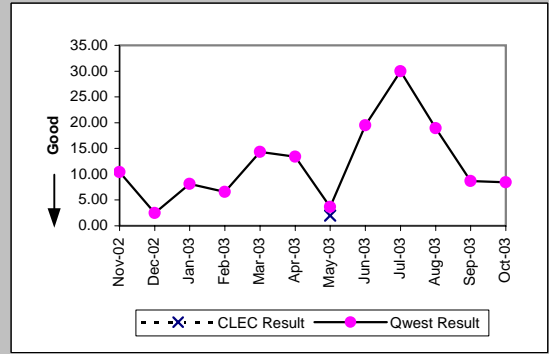
UDIT Above DS1 Level (Parity)									
Date	CLEC Num	CLEC Denc	CLEC Resu	CLEC Std	Qwest Num	Qwest Denc	Qwest Resu	Mod Z Scr	Parity Scr
Nov-02					11	1	11.00		
Dec-02					234	4	58.50		
Jan-03					110	2	55.00		
Feb-03					66	1	66.00		
Mar-03					326	5	65.20		
Apr-03					206	3	68.67		
May-03					26	2	13.00		
Jun-03					85	2	42.50		
Jul-03					109	6	18.17		
Aug-03					37	2	18.50		
Sep-03					65	3	21.67		
Oct-03					13	1	13.00		



Unbundled Loop Analog (Parity)									
Date	CLEC Num	CLEC Denc	CLEC Resu	CLEC Std	Qwest Num	Qwest Denc	Qwest Resu	Mod Z Scr	Parity Scr
Nov-02					1016	80	12.70		
Dec-02	1	1	1.00		1055	96	10.99	-0.67	-1.41
Jan-03	6	2	3.00	0.00	531	75	7.08	-0.74	-1.45
Feb-03					577	51	11.31		
Mar-03					380	43	8.84		
Apr-03					427	39	10.95		
May-03					394	44	8.95		
Jun-03					174	40	4.35		
Jul-03					202	33	6.12		
Aug-03					226	36	6.28		
Sep-03					194	38	5.11		
Oct-03	38	8	4.75	2.12	291	42	6.93	-0.91	-1.55

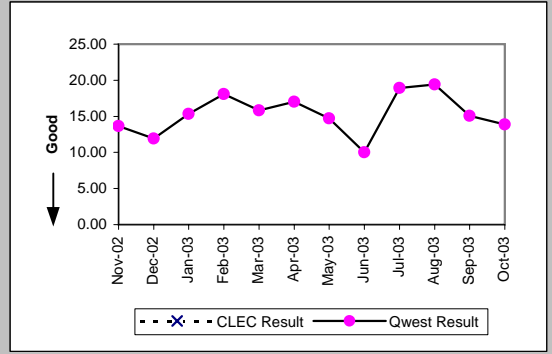


Unbundled Loop - 2 Wire Non-Loaded (Parity)									
Date	CLEC Num	CLEC Denc	CLEC Resu	CLEC Std	Qwest Num	Qwest Denc	Qwest Resu	Mod Z Scr	Parity Scr
Nov-02					73	7	10.43		
Dec-02					5	2	2.50		
Jan-03					81	10	8.10		
Feb-03					59	9	6.56		
Mar-03					86	6	14.33		
Apr-03					94	7	13.43		
May-03	2	1	2.00		40	11	3.64	-0.42	-1.26
Jun-03					117	6	19.50		
Jul-03					210	7	30.00		
Aug-03					208	11	18.91		
Sep-03					26	3	8.67		
Oct-03					76	9	8.44		

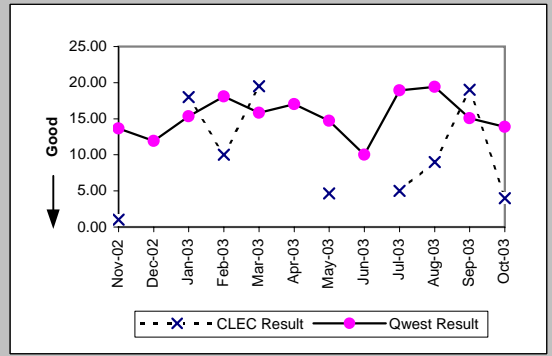


OP-6B-5 - Delayed Days for Facility Reasons (Average Days) - Interval Zone Two

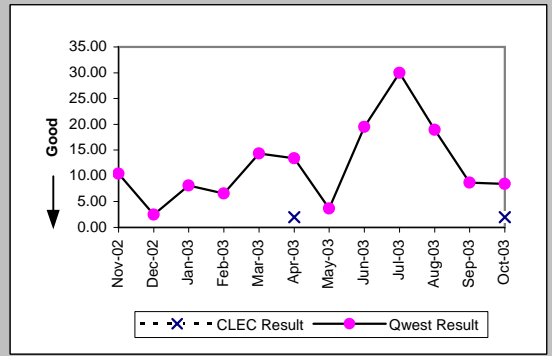
Unbundled Loop - 4 Wire Non-Loaded (Parity)									
Date	CLEC Num	CLEC Denc	CLEC Resu	CLEC Std	Qwest Num	Qwest Denc	Qwest Resu	Mod Z Scr	Parity Scr
Nov-02					232	17	13.65		
Dec-02					203	17	11.94		
Jan-03					460	30	15.33		
Feb-03					235	13	18.08		
Mar-03					301	19	15.84		
Apr-03					289	17	17.00		
May-03					265	18	14.72		
Jun-03					260	26	10.00		
Jul-03					454	24	18.92		
Aug-03					369	19	19.42		
Sep-03					498	33	15.09		
Oct-03					596	43	13.86		



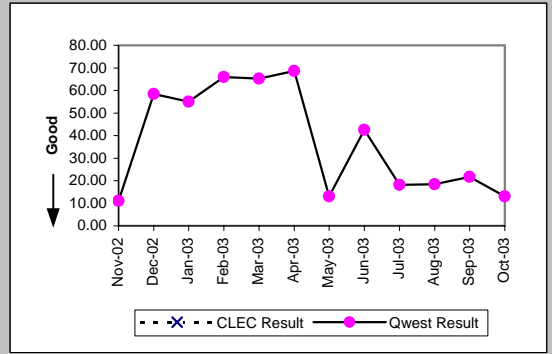
Unbundled Loop - DS1 Capable (Parity)									
Date	CLEC Num	CLEC Denc	CLEC Resu	CLEC Std	Qwest Num	Qwest Denc	Qwest Resu	Mod Z Scr	Parity Scr
Nov-02	1	1	1.00		232	17	13.65	-0.98	-1.6
Dec-02					203	17	11.94		
Jan-03	18	1	18.00		460	30	15.33	0.35	-0.79
Feb-03	30	3	10.00	7.00	235	13	18.08	-1.11	-1.67
Mar-03	39	2	19.50	0.71	301	19	15.84	0.35	-0.79
Apr-03					289	17	17.00		
May-03	14	3	4.67	4.73	265	18	14.72	-0.93	-1.57
Jun-03					260	26	10.00		
Jul-03	5	1	5.00		454	24	18.92	-0.5	-1.3
Aug-03	27	3	9.00	10.58	369	19	19.42	-0.66	-1.4
Sep-03	19	1	19.00		498	33	15.09	0.4	-0.76
Oct-03	8	2	4.00	2.83	596	43	13.86	-1.15	-1.7



Unbundled Loop ISDN Capable (Parity)									
Date	CLEC Num	CLEC Denc	CLEC Resu	CLEC Std	Qwest Num	Qwest Denc	Qwest Resu	Mod Z Scr	Parity Scr
Nov-02					73	7	10.43		
Dec-02					5	2	2.50		
Jan-03					81	10	8.10		
Feb-03					59	9	6.56		
Mar-03					86	6	14.33		
Apr-03	2	1	2.00		94	7	13.43	-0.68	-1.41
May-03					40	11	3.64		
Jun-03					117	6	19.50		
Jul-03					210	7	30.00		
Aug-03					208	11	18.91		
Sep-03					26	3	8.67		
Oct-03	2	1	2.00		76	9	8.44	-1.05	-1.64

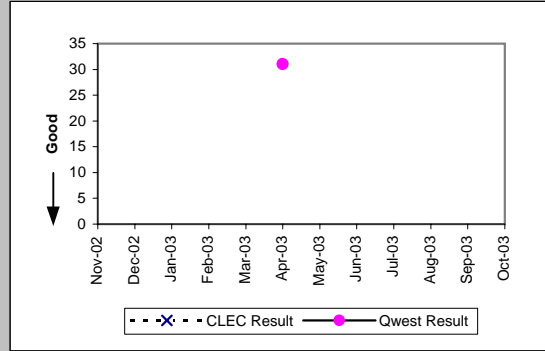


Unbundled Loop - DS3 Capable (Parity)									
Date	CLEC Num	CLEC Denc	CLEC Resu	CLEC Std	Qwest Num	Qwest Denc	Qwest Resu	Mod Z Scr	Parity Scr
Nov-02					11	1	11.00		
Dec-02					234	4	58.50		
Jan-03					110	2	55.00		
Feb-03					66	1	66.00		
Mar-03					326	5	65.20		
Apr-03					206	3	68.67		
May-03					26	2	13.00		
Jun-03					85	2	42.50		
Jul-03					109	6	18.17		
Aug-03					37	2	18.50		
Sep-03					65	3	21.67		
Oct-03					13	1	13.00		



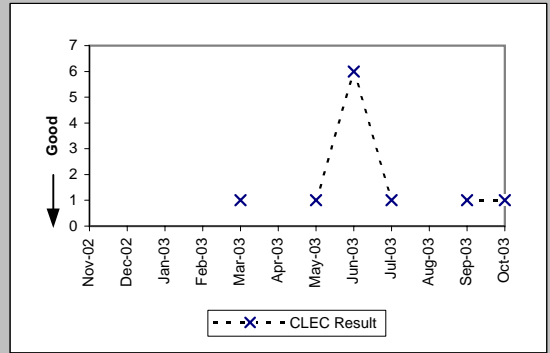
OP-6B-5 - Delayed Days for Facility Reasons (Average Days) - Interval Zone Two

Qwest DSL (Parity)									
Date	CLEC Num	CLEC Dend	CLEC Resu	CLEC Std	Qwest Num	Qwest Dend	Qwest Resu	Mod Z Scr	Parity Scr
Nov-02									
Dec-02									
Jan-03									
Feb-03									
Mar-03									
Apr-03					31	1	31.00		
May-03									
Jun-03									
Jul-03									
Aug-03									
Sep-03									
Oct-03									



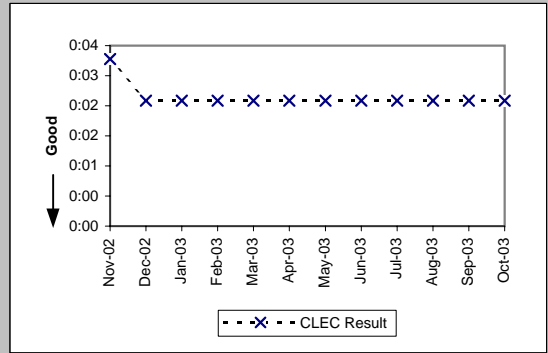
OP-6B-5 - Delayed Days for Facility Reasons (Average Days) - Interval Zone Two

Enhanced Extended Loops (EELs) (Diagnostic)				
Date	Num	Denom	CLEC Result	Standard Dev
Nov-02				
Dec-02				
Jan-03				
Feb-03				
Mar-03	1	1	1.00	
Apr-03				
May-03	1	1	1.00	
Jun-03	6	1	6.00	
Jul-03	1	1	1.00	
Aug-03				
Sep-03	1	1	1.00	
Oct-03	1	1	1.00	

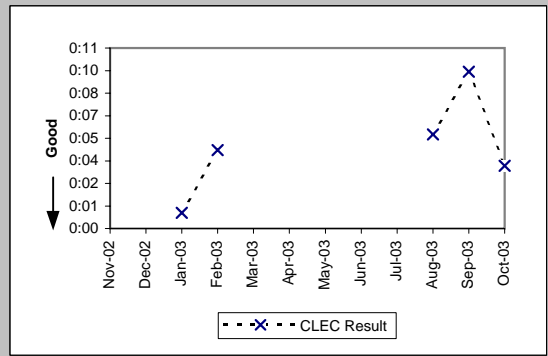


OP-7 - Coordinated "Hot Cut" Interval (Hours:Minutes)

Unbundled Loop - Analog (Diagnostic)				
Date	Numerator	Denominator	CLEC Result	
Nov-02		49:21	842	0:04
Dec-02		86:54	1780	0:03
Jan-03		49:46	955	0:03
Feb-03		42:37	918	0:03
Mar-03		48:21	1016	0:03
Apr-03		44:25	1000	0:03
May-03		34:20	721	0:03
Jun-03		39:34	846	0:03
Jul-03		37:33	869	0:03
Aug-03		41:53	863	0:03
Sep-03		39:17	864	0:03
Oct-03		42:47	760	0:03

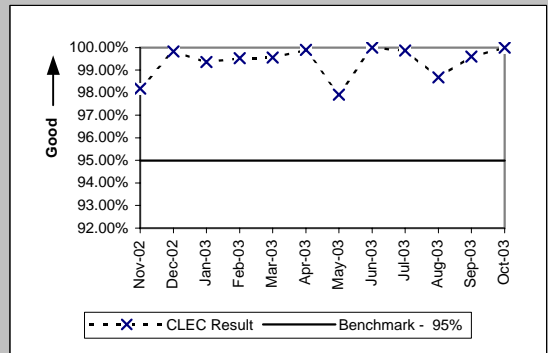


Unbundled Loop Other (Diagnostic)				
Date	Numerator	Denominator	CLEC Result	
Nov-02				
Dec-02				
Jan-03	0:01	1		0:01
Feb-03	0:05	1		0:05
Mar-03				
Apr-03				
May-03				
Jun-03				
Jul-03				
Aug-03	0:12	2		0:06
Sep-03	0:10	1		0:10
Oct-03	0:18	5		0:04

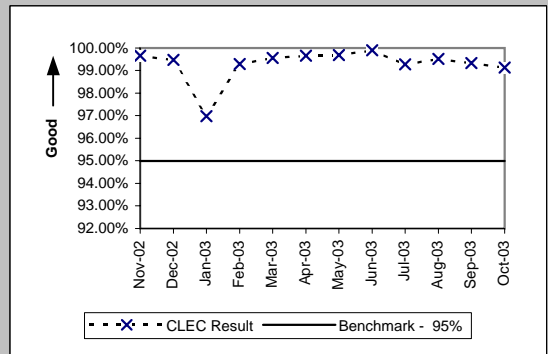


OP-8 - Number Portability Timeliness (Percent)

Number Portability Timeliness (Percent) (OP-8 B) (Benchmark)				
Date	Numerator	Denominator	CLEC Result	
Nov-02	760	774	98.19%	
Dec-02	1723	1726	99.83%	
Jan-03	773	778	99.36%	
Feb-03	855	859	99.53%	
Mar-03	914	918	99.56%	
Apr-03	951	952	99.90%	
May-03	610	623	97.91%	
Jun-03	730	730	100.00%	
Jul-03	825	826	99.88%	
Aug-03	748	758	98.68%	
Sep-03	742	745	99.60%	
Oct-03	674	674	100.00%	

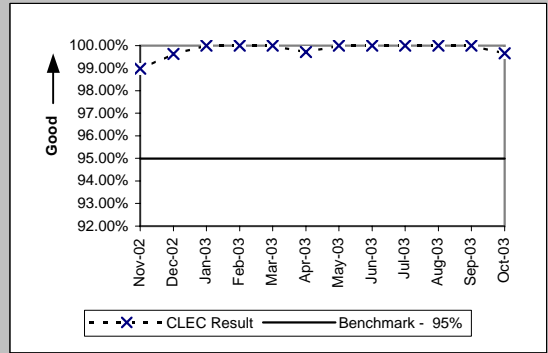


Percentage of LNP Triggers Set Prior to the Frame Due Time (Percent) (OP-8C) (Benchmark)				
Date	Numerator	Denominator	CLEC Result	
Nov-02	4783	4799	99.67%	
Dec-02	4962	4988	99.48%	
Jan-03	3823	3942	96.98%	
Feb-03	2360	2377	99.28%	
Mar-03	2504	2515	99.56%	
Apr-03	2043	2050	99.66%	
May-03	2240	2247	99.69%	
Jun-03	3955	3959	99.90%	
Jul-03	4779	4814	99.27%	
Aug-03	2084	2094	99.52%	
Sep-03	4918	4951	99.33%	
Oct-03	3665	3697	99.13%	

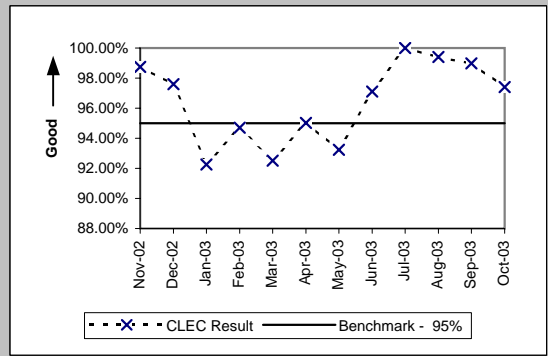


OP-13 - Coordinated Cuts on Time (Percent)

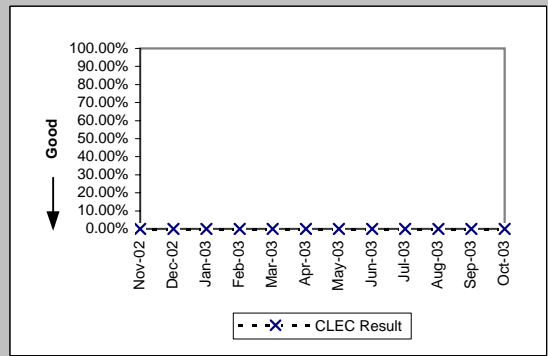
Coordinated Cuts Completed on Time (Percent) Unbundled Loop - Analog (OP-13A) (Benchmark)				
Date	Numerator	Denominator		CLEC Result
Nov-02	292	295		98.98%
Dec-02	536	538		99.63%
Jan-03	376	376		100.00%
Feb-03	323	323		100.00%
Mar-03	351	351		100.00%
Apr-03	354	355		99.72%
May-03	252	252		100.00%
Jun-03	298	298		100.00%
Jul-03	258	258		100.00%
Aug-03	326	326		100.00%
Sep-03	293	293		100.00%
Oct-03	287	288		99.65%



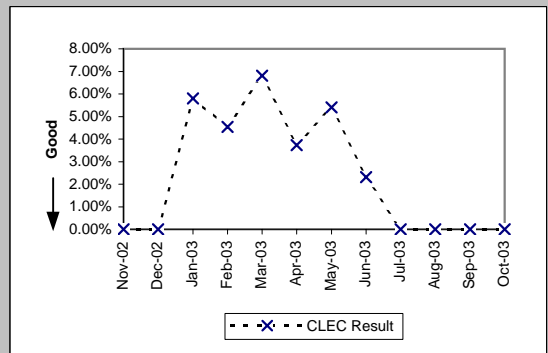
Coordinated Cuts Completed on Time (Percent) Unbundled Loop Other (OP-13A) (Benchmark)				
Date	Numerator	Denominator		CLEC Result
Nov-02	79	80		98.75%
Dec-02	81	83		97.59%
Jan-03	143	155		92.26%
Feb-03	125	132		94.70%
Mar-03	136	147		92.52%
Apr-03	153	161		95.03%
May-03	138	148		93.24%
Jun-03	168	173		97.11%
Jul-03	144	144		100.00%
Aug-03	169	170		99.41%
Sep-03	193	195		98.97%
Oct-03	187	192		97.40%



Coordinated Cuts Started Without CLEC Approval (Percent) Unbundled Loop - Analog (OP-13B) (Diagnostic)				
Date	Numerator	Denominator		CLEC Result
Nov-02	0	295		0.00%
Dec-02	0	538		0.00%
Jan-03	0	376		0.00%
Feb-03	0	323		0.00%
Mar-03	0	351		0.00%
Apr-03	0	355		0.00%
May-03	0	252		0.00%
Jun-03	0	298		0.00%
Jul-03	0	258		0.00%
Aug-03	0	326		0.00%
Sep-03	0	293		0.00%
Oct-03	0	288		0.00%

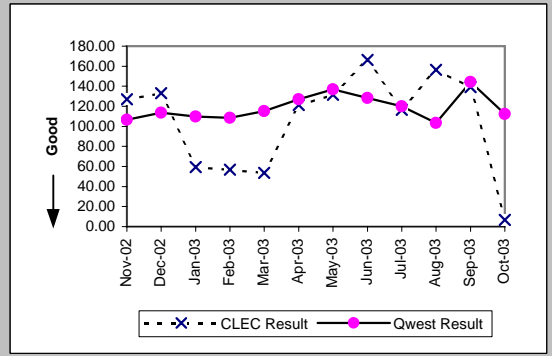


Coordinated Cuts Started Without CLEC Approval (Percent) Unbundled Loop Other (OP-13B) (Diagnostic)				
Date	Numerator	Denominator		CLEC Result
Nov-02	0	80		0.00%
Dec-02	0	83		0.00%
Jan-03	9	155		5.81%
Feb-03	6	132		4.55%
Mar-03	10	147		6.80%
Apr-03	6	161		3.73%
May-03	8	148		5.41%
Jun-03	4	173		2.31%
Jul-03	0	144		0.00%
Aug-03	0	170		0.00%
Sep-03	0	195		0.00%
Oct-03	0	192		0.00%

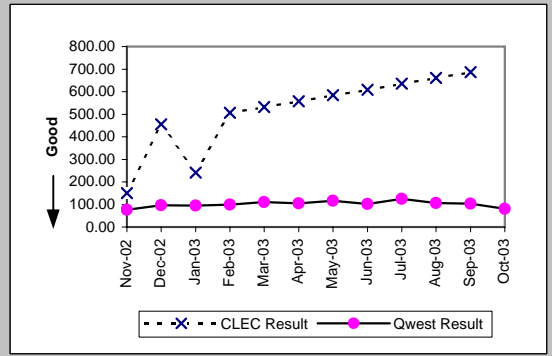


OP-15A - Interval for Pending Orders Delayed Past Due Date

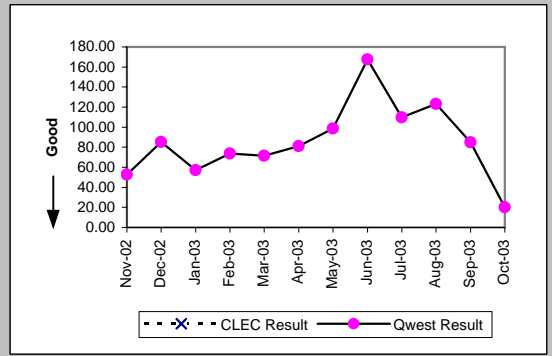
Residence (Diagnostic)									
Date	CLEC Num	CLEC Denc	CLEC Resu	Standard D	Qwest Num	Qwest Denc	Qwest Resu	Mod Z Scr	Parity Scr
Nov-02	508	4	127.00	135.35	139390	1306	106.73	0.42	-0.74
Dec-02	532	4	133.00	154.76	135705	1193	113.75	0.43	-0.74
Jan-03	654	11	59.45	114.76	111981	1020	109.79	-1.28	-1.78
Feb-03	738	13	56.77	114.39	111422	1027	108.49	-1.39	-1.85
Mar-03	697	13	53.62	125.78	121012	1049	115.36	-1.59	-1.97
Apr-03	727	6	121.17	185.53	114459	900	127.18	-0.1	-1.06
May-03	788	6	131.33	196.18	119299	872	136.81	-0.08	-1.05
Jun-03	832	5	166.40	220.05	123952	965	128.45	0.65	-0.61
Jul-03	931	8	116.38	194.73	112247	936	119.92	-0.06	-1.04
Aug-03	938	6	156.33	231.44	91542	886	103.32	0.91	-0.45
Sep-03	973	7	139.00	231.65	87443	606	144.30	-0.08	-1.05
Oct-03	20	3	6.67	1.53	57053	508	112.31	-1.3	-1.79



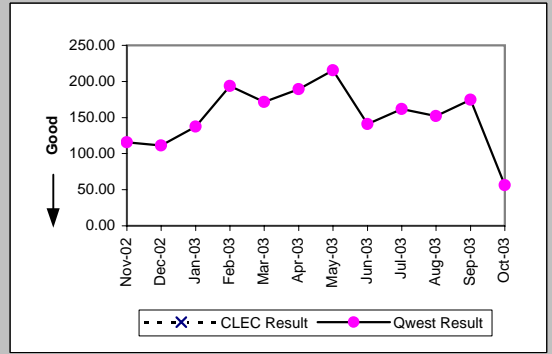
Business (Diagnostic)									
Date	CLEC Num	CLEC Denc	CLEC Resu	Standard D	Qwest Num	Qwest Denc	Qwest Resu	Mod Z Scr	Parity Scr
Nov-02	451	3	150.33	243.06	26778	349	76.73	1.2	-0.27
Dec-02	456	1	456.00		29485	305	96.67	2.2	0.34
Jan-03	482	2	241.00	340.83	26618	282	94.39	1.46	-0.11
Feb-03	506	1	506.00		24453	245	99.81	2.26	0.37
Mar-03	532	1	532.00		23357	210	111.22	2.12	0.29
Apr-03	558	1	558.00		22662	215	105.40	2.1	0.27
May-03	584	1	584.00		24102	207	116.43	2.17	0.32
Jun-03	609	1	609.00		26790	262	102.25	2.29	0.39
Jul-03	635	1	635.00		29241	234	124.96	2.17	0.32
Aug-03	661	1	661.00		25809	244	105.77	2.29	0.39
Sep-03	686	1	686.00		18799	181	103.86	2.23	0.35
Oct-03					8983	112	80.21		



Centrex (Diagnostic)									
Date	CLEC Num	CLEC Denc	CLEC Resu	Standard D	Qwest Num	Qwest Denc	Qwest Resu	Mod Z Scr	Parity Scr
Nov-02					1158	22	52.64		
Dec-02					1362	16	85.12		
Jan-03					1541	27	57.07		
Feb-03					1767	24	73.62		
Mar-03					1645	23	71.52		
Apr-03					1700	21	80.95		
May-03					2073	21	98.71		
Jun-03					1674	10	167.40		
Jul-03					1647	15	109.80		
Aug-03					862	7	123.14		
Sep-03					765	9	85.00		
Oct-03					459	23	19.96		

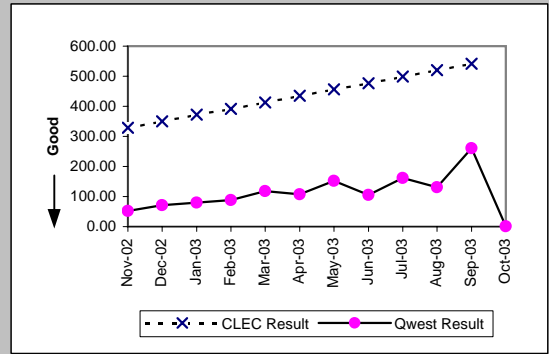


Centrex 21 (Diagnostic)									
Date	CLEC Num	CLEC Denc	CLEC Resu	Standard D	Qwest Num	Qwest Denc	Qwest Resu	Mod Z Scr	Parity Scr
Nov-02					2428	21	115.62		
Dec-02					2675	24	111.46		
Jan-03					2885	21	137.38		
Feb-03					2709	14	193.50		
Mar-03					2571	15	171.40		
Apr-03					2463	13	189.46		
May-03					2583	12	215.25		
Jun-03					2677	19	140.89		
Jul-03					2910	18	161.67		
Aug-03					2892	19	152.21		
Sep-03					3141	18	174.50		
Oct-03					621	11	56.45		

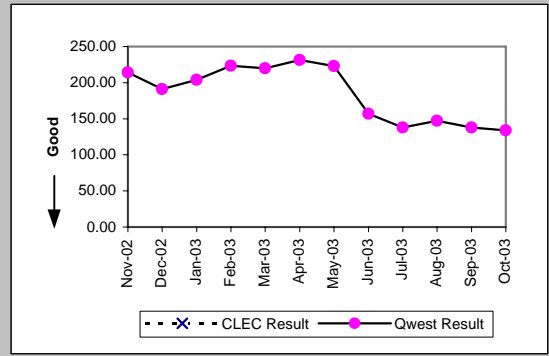


OP-15A - Interval for Pending Orders Delayed Past Due Date

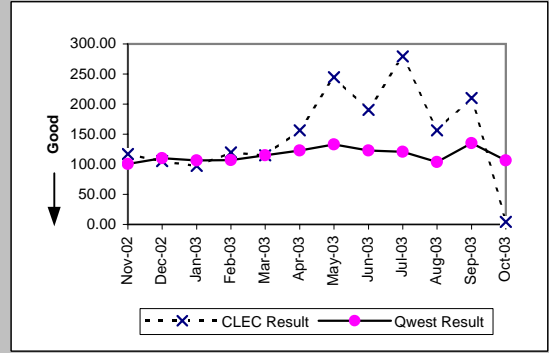
PBX (Diagnostic)									
Date	CLEC Num	CLEC Denc	CLEC Resu	Standard D	Qwest Num	Qwest Denc	Qwest Resu	Mod Z Scr	Parity Scr
Nov-02	329	1	329.00		523	10	52.30	1.74	0.06
Dec-02	350	1	350.00		567	8	70.88	1.53	-0.07
Jan-03	372	1	372.00		715	9	79.44	1.55	-0.05
Feb-03	392	1	392.00		887	10	88.70	1.62	-0.02
Mar-03	413	1	413.00		944	8	118.00	1.62	-0.02
Apr-03	435	1	435.00		969	9	107.67	1.51	-0.08
May-03	456	1	456.00		911	6	151.83	1.37	-0.17
Jun-03	477	1	477.00		1054	10	105.40	1.64	0
Jul-03	499	1	499.00		972	6	162.00	1.56	-0.05
Aug-03	520	1	520.00		787	6	131.17	1.39	-0.16
Sep-03	541	1	541.00		781	3	260.33	1.03	-0.38
Oct-03					1	1	1.00		



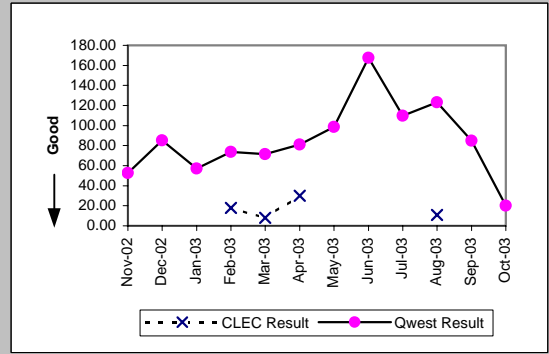
Basic Rate ISDN (Diagnostic)									
Date	CLEC Num	CLEC Denc	CLEC Resu	Standard D	Qwest Num	Qwest Denc	Qwest Resu	Mod Z Scr	Parity Scr
Nov-02					10702	50	214.04		
Dec-02					11468	60	191.13		
Jan-03					12043	59	204.12		
Feb-03					12731	57	223.35		
Mar-03					12104	55	220.07		
Apr-03					13186	57	231.33		
May-03					14270	64	222.97		
Jun-03					6125	39	157.05		
Jul-03					6488	47	138.04		
Aug-03					4414	30	147.13		
Sep-03					4963	36	137.86		
Oct-03					3611	27	133.74		



UNE - P (POTS) (Diagnostic)									
Date	CLEC Num	CLEC Denc	CLEC Resu	Standard D	Qwest Num	Qwest Denc	Qwest Resu	Mod Z Scr	Parity Scr
Nov-02	2222	19	116.95	125.37	166168	1655	100.40	0.63	-0.61
Dec-02	2322	22	105.55	136.39	165190	1498	110.27	-0.19	-1.11
Jan-03	2525	26	97.12	141.90	138599	1302	106.45	-0.37	-1.22
Feb-03	2873	24	119.71	151.37	135875	1272	106.82	0.58	-0.65
Mar-03	2870	25	114.80	166.40	144369	1259	114.67	0.07	-0.96
Apr-03	2973	19	156.47	192.90	137121	1115	122.98	0.95	-0.42
May-03	3180	13	244.62	206.39	143401	1079	132.90	2.14	0.3
Jun-03	3429	18	190.50	216.39	150742	1227	122.85	1.74	0.06
Jul-03	3630	13	279.23	226.05	141488	1170	120.93	2.75	0.67
Aug-03	3911	25	156.44	224.00	117351	1130	103.85	1.54	-0.06
Sep-03	4206	20	210.30	243.65	106242	787	135.00	1.83	0.11
Oct-03	29	7	4.14	4.98	66036	620	106.51	-1.97	-2.2

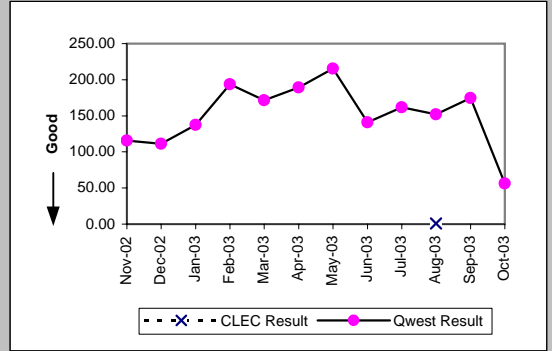


UNE P (Centrex) (Diagnostic)									
Date	CLEC Num	CLEC Denc	CLEC Resu	Standard D	Qwest Num	Qwest Denc	Qwest Resu	Mod Z Scr	Parity Scr
Nov-02					1158	22	52.64		
Dec-02					1362	16	85.12		
Jan-03					1541	27	57.07		
Feb-03	18	1	18.00		1767	24	73.62	-0.72	-1.44
Mar-03	8	1	8.00		1645	23	71.52	-0.73	-1.44
Apr-03	30	1	30.00		1700	21	80.95	-0.51	-1.31
May-03					2073	21	98.71		
Jun-03					1674	10	167.40		
Jul-03					1647	15	109.80		
Aug-03	11	1	11.00		862	7	123.14	-0.71	-1.43
Sep-03					765	9	85.00		
Oct-03					459	23	19.96		



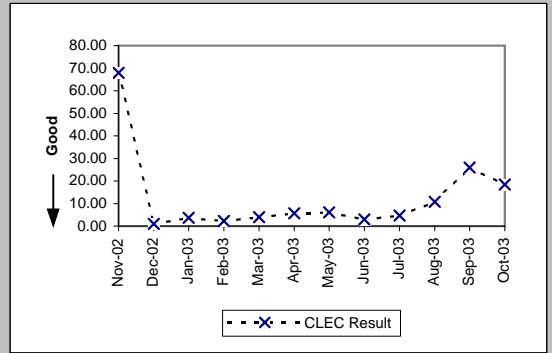
OP-15A - Interval for Pending Orders Delayed Past Due Date

UNE P (Centrex 21) (Diagnostic)									
Date	CLEC Num	CLEC Dend	CLEC Resu	Standard D	Qwest Num	Qwest Dend	Qwest Res	Mod Z Scr	Parity Scr
Nov-02					2428	21	115.62		
Dec-02					2675	24	111.46		
Jan-03					2885	21	137.38		
Feb-03					2709	14	193.50		
Mar-03					2571	15	171.40		
Apr-03					2463	13	189.46		
May-03					2583	12	215.25		
Jun-03					2677	19	140.89		
Jul-03					2910	18	161.67		
Aug-03	1	1	1.00		2892	19	152.21	-0.69	-1.42
Sep-03					3141	18	174.50		
Oct-03					621	11	56.45		



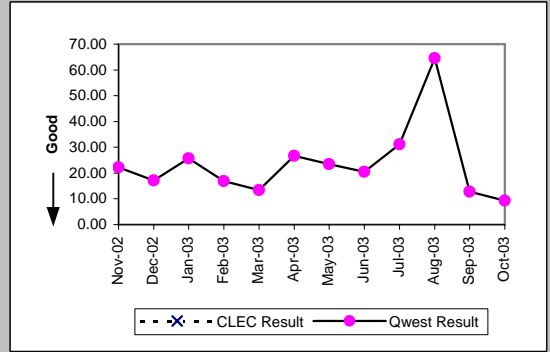
OP-15A - Interval for Pending Orders Delayed Past Due Date

Line Sharing (Diagnostic)					
Date	CLEC Num	CLEC Denom	CLEC Result	Standard Dev	
Nov-02	272	4	68.00	118.01	
Dec-02	6	6	1.00	1.10	
Jan-03	58	16	3.62	3.88	
Feb-03	39	17	2.29	3.26	
Mar-03	43	11	3.91	3.51	
Apr-03	85	15	5.67	3.37	
May-03	61	10	6.10	8.41	
Jun-03	38	13	2.92	3.90	
Jul-03	61	13	4.69	8.74	
Aug-03	75	7	10.71	18.94	
Sep-03	78	3	26.00	41.58	
Oct-03	111	6	18.50	38.64	

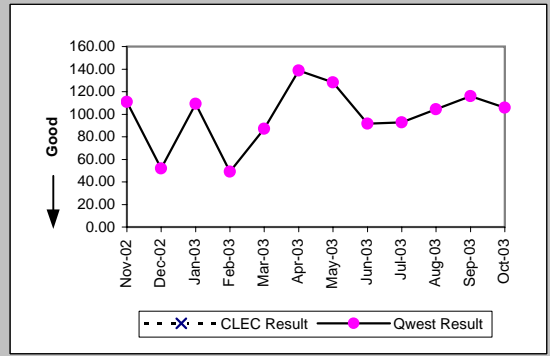


OP-15A - Interval for Pending Orders Delayed Past Due Date

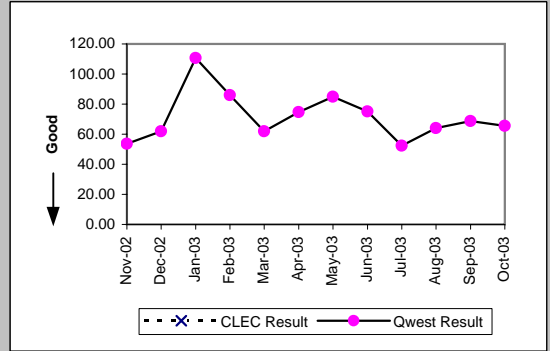
ISDN Primary (Diagnostic)									
Date	CLEC Num	CLEC Denc	CLEC Resu	Standard D	Qwest Num	Qwest Denc	Qwest Resu	Mod Z Scr	Parity Scr
Nov-02					621	28	22.18		
Dec-02					222	13	17.08		
Jan-03					334	13	25.69		
Feb-03					101	6	16.83		
Mar-03					147	11	13.36		
Apr-03					320	12	26.67		
May-03					211	9	23.44		
Jun-03					349	17	20.53		
Jul-03					437	14	31.21		
Aug-03					387	6	64.50		
Sep-03					777	61	12.74		
Oct-03					140	15	9.33		



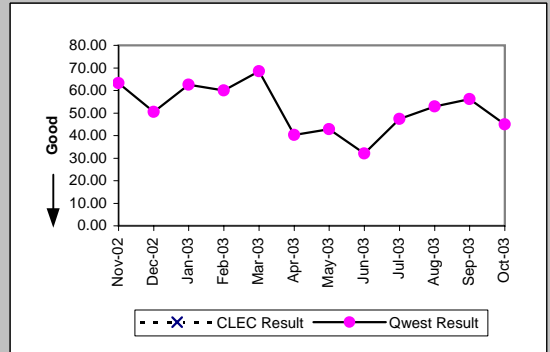
DS0 (Diagnostic)									
Date	CLEC Num	CLEC Denc	CLEC Resu	Standard D	Qwest Num	Qwest Denc	Qwest Resu	Mod Z Scr	Parity Scr
Nov-02					2552	23	110.96		
Dec-02					3678	71	51.80		
Jan-03					3499	32	109.34		
Feb-03					4822	98	49.20		
Mar-03					5136	59	87.05		
Apr-03					5269	38	138.66		
May-03					6028	47	128.26		
Jun-03					3486	38	91.74		
Jul-03					2968	32	92.75		
Aug-03					2711	26	104.27		
Sep-03					2436	21	116.00		
Oct-03					2431	23	105.70		



DS1 (Diagnostic)									
Date	CLEC Num	CLEC Denc	CLEC Resu	Standard D	Qwest Num	Qwest Denc	Qwest Resu	Mod Z Scr	Parity Scr
Nov-02					6391	119	53.71		
Dec-02					7311	118	61.96		
Jan-03					5752	52	110.62		
Feb-03					6368	74	86.05		
Mar-03					6556	106	61.85		
Apr-03					6202	83	74.72		
May-03					7047	83	84.90		
Jun-03					5777	77	75.03		
Jul-03					6020	115	52.35		
Aug-03					5884	92	63.96		
Sep-03					5836	85	68.66		
Oct-03					5039	77	65.44		

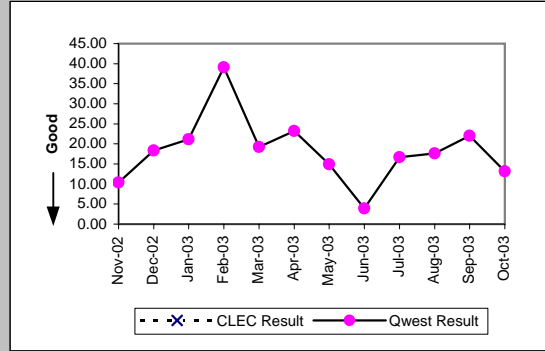


DS3 (Diagnostic)									
Date	CLEC Num	CLEC Denc	CLEC Resu	Standard D	Qwest Num	Qwest Denc	Qwest Resu	Mod Z Scr	Parity Scr
Nov-02					1328	21	63.24		
Dec-02					1566	31	50.52		
Jan-03					1001	16	62.56		
Feb-03					1801	30	60.03		
Mar-03					2192	32	68.50		
Apr-03					1210	30	40.33		
May-03					1029	24	42.88		
Jun-03					835	26	32.12		
Jul-03					1090	23	47.39		
Aug-03					1588	30	52.93		
Sep-03					1739	31	56.10		
Oct-03					2205	49	45.00		



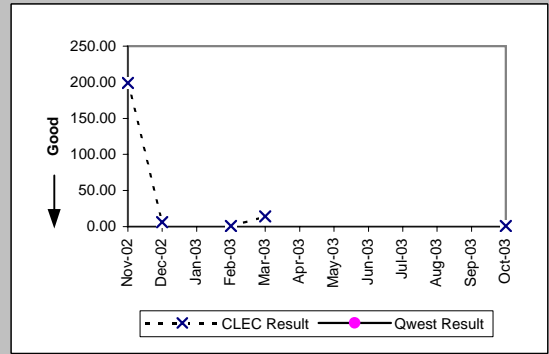
OP-15A - Interval for Pending Orders Delayed Past Due Date

Frame Relay (Diagnostic)									
Date	CLEC Num	CLEC Dend	CLEC Resu	Standard D	Qwest Num	Qwest Dend	Qwest Res	Mod Z Scr	Parity Scr
Nov-02					321	31	10.35		
Dec-02					403	22	18.32		
Jan-03					508	24	21.17		
Feb-03					313	8	39.12		
Mar-03					288	15	19.20		
Apr-03					116	5	23.20		
May-03					149	10	14.90		
Jun-03					55	14	3.93		
Jul-03					200	12	16.67		
Aug-03					194	11	17.64		
Sep-03					242	11	22.00		
Oct-03					171	13	13.15		

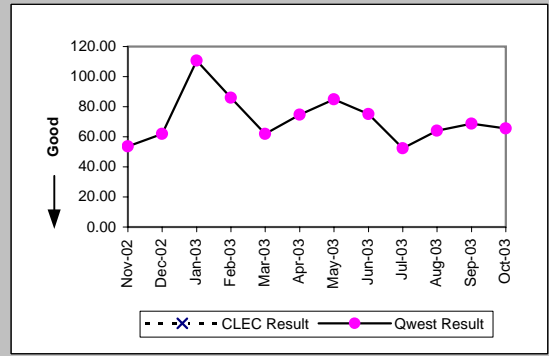


OP-15A - Interval for Pending Orders Delayed Past Due Date

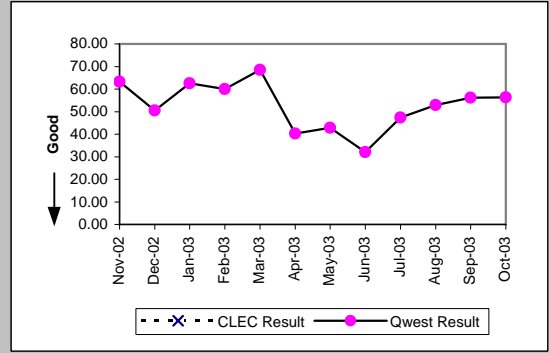
LIS Trunk (Diagnostic)									
Date	CLEC Num	CLEC Denc	CLEC Resu	Standard D	Qwest Num	Qwest Denc	Qwest Resu	Mod Z Scr	Parity Scr
Nov-02	199	1	199.00						
Dec-02	6	1	6.00						
Jan-03									
Feb-03	1	1	1.00						
Mar-03	14	1	14.00						
Apr-03									
May-03									
Jun-03									
Jul-03									
Aug-03									
Sep-03									
Oct-03	1	1	1.00						



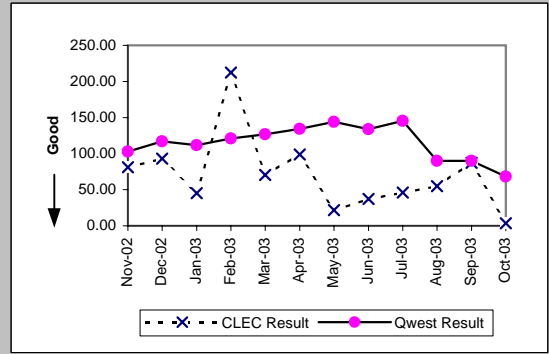
UDIT DS1 (Diagnostic)									
Date	CLEC Num	CLEC Denc	CLEC Resu	Standard D	Qwest Num	Qwest Denc	Qwest Resu	Mod Z Scr	Parity Scr
Nov-02					6391	119	53.71		
Dec-02					7311	118	61.96		
Jan-03					5752	52	110.62		
Feb-03					6368	74	86.05		
Mar-03					6556	106	61.85		
Apr-03					6202	83	74.72		
May-03					7047	83	84.90		
Jun-03					5777	77	75.03		
Jul-03					6020	115	52.35		
Aug-03					5884	92	63.96		
Sep-03					5836	85	68.66		
Oct-03					5039	77	65.44		



UDIT Above DS1 Level (Diagnostic)									
Date	CLEC Num	CLEC Denc	CLEC Resu	Standard D	Qwest Num	Qwest Denc	Qwest Resu	Mod Z Scr	Parity Scr
Nov-02					1328	21	63.24		
Dec-02					1566	31	50.52		
Jan-03					1001	16	62.56		
Feb-03					1801	30	60.03		
Mar-03					2192	32	68.50		
Apr-03					1210	30	40.33		
May-03					1029	24	42.88		
Jun-03					835	26	32.12		
Jul-03					1090	23	47.39		
Aug-03					1588	30	52.93		
Sep-03					1739	31	56.10		
Oct-03					2028	36	56.33		

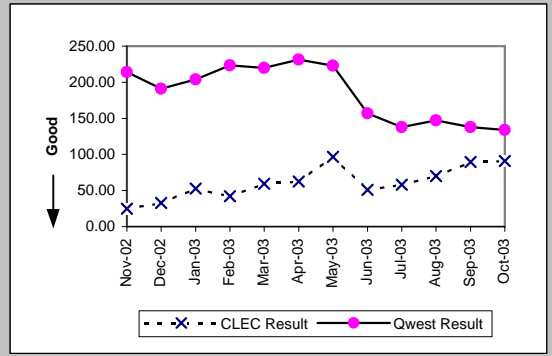


Unbundled Loop Analog (Diagnostic)									
Date	CLEC Num	CLEC Denc	CLEC Resu	Standard D	Qwest Num	Qwest Denc	Qwest Resu	Mod Z Scr	Parity Scr
Nov-02	406	5	81.20	157.23	68185	663	102.84	-0.42	-1.25
Dec-02	465	5	93.00	163.41	66011	565	116.83	-0.43	-1.26
Jan-03	588	13	45.23	110.22	53692	480	111.86	-1.87	-2.14
Feb-03	425	2	212.50	300.52	52209	432	120.85	0.97	-0.41
Mar-03	493	7	70.43	165.69	54229	428	126.70	-1.03	-1.62
Apr-03	594	6	99.00	181.05	51581	384	134.33	-0.55	-1.34
May-03	829	38	21.82	79.22	53077	368	144.23	-4.42	-3.69
Jun-03	224	6	37.33	35.98	55773	416	134.07	-1.42	-1.86
Jul-03	276	6	46.00	50.50	51729	356	145.31	-1.35	-1.82
Aug-03	220	4	55.00	63.51	24784	275	90.12	-0.53	-1.32
Sep-03	262	3	87.33	75.63	19124	213	89.78	-0.03	-1.02
Oct-03	10	3	3.33	2.89	11420	167	68.38	-1.11	-1.68

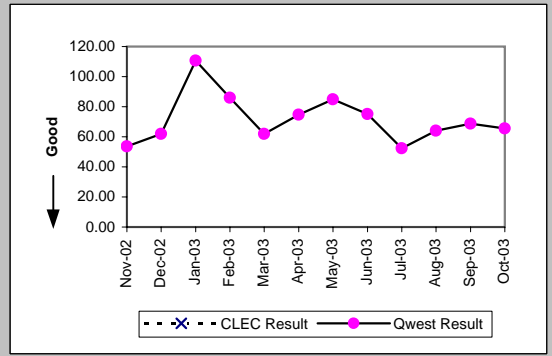


OP-15A - Interval for Pending Orders Delayed Past Due Date

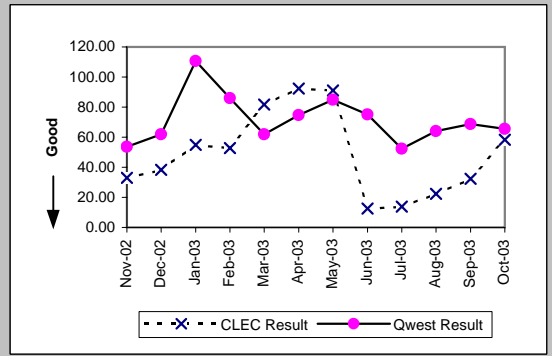
Unbundled Loop - 2 Wire Non-Loaded (Diagnostic)									
Date	CLEC Num	CLEC Denc	CLEC Resu	Standard D	Qwest Num	Qwest Denc	Qwest Resu	Mod Z Scr	Parity Scr
Nov-02	222	9	24.67	34.03	10702	50	214.04	-3.16	-2.92
Dec-02	359	11	32.64	36.80	11468	60	191.13	-2.74	-2.66
Jan-03	421	8	52.62	49.68	12043	59	204.12	-2.17	-2.32
Feb-03	588	14	42.00	50.82	12731	57	223.35	-3.17	-2.93
Mar-03	712	12	59.33	57.79	12104	55	220.07	-2.43	-2.48
Apr-03	815	13	62.69	63.74	13186	57	231.33	-2.6	-2.58
May-03	871	9	96.78	72.62	14270	64	222.97	-1.64	-2
Jun-03	509	10	50.90	63.51	6125	39	157.05	-2.44	-2.48
Jul-03	637	11	57.91	70.42	6488	47	138.04	-1.75	-2.06
Aug-03	908	13	69.85	96.68	4414	30	147.13	-1.77	-2.08
Sep-03	1075	12	89.58	104.20	4963	36	137.86	-1.06	-1.64
Oct-03	1270	14	90.71	108.60	3611	27	133.74	-0.97	-1.59



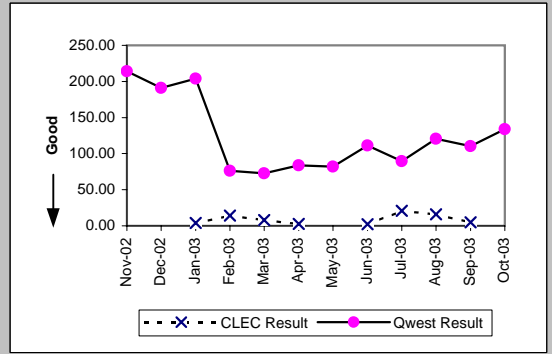
Unbundled Loop - 4 Wire Non-Loaded (Diagnostic)									
Date	CLEC Num	CLEC Denc	CLEC Resu	Standard D	Qwest Num	Qwest Denc	Qwest Resu	Mod Z Scr	Parity Scr
Nov-02					6391	119	53.71		
Dec-02					7311	118	61.96		
Jan-03					5752	52	110.62		
Feb-03					6368	74	86.05		
Mar-03					6556	106	61.85		
Apr-03					6202	83	74.72		
May-03					7047	83	84.90		
Jun-03					5777	77	75.03		
Jul-03					6020	115	52.35		
Aug-03					5884	92	63.96		
Sep-03					5836	85	68.66		
Oct-03					5039	77	65.44		



Unbundled Loop - DS1 Capable (Diagnostic)									
Date	CLEC Num	CLEC Denc	CLEC Resu	Standard D	Qwest Num	Qwest Denc	Qwest Resu	Mod Z Scr	Parity Scr
Nov-02	264	8	33.00	41.56	6391	119	53.71	-0.65	-1.39
Dec-02	382	10	38.20	45.79	7311	118	61.96	-0.77	-1.47
Jan-03	385	7	55.00	55.76	5752	52	110.62	-1.1	-1.67
Feb-03	369	7	52.71	58.43	6368	74	86.05	-0.69	-1.42
Mar-03	245	3	81.67	99.38	6556	106	61.85	0.38	-0.77
Apr-03	277	3	92.33	111.78	6202	83	74.72	0.3	-0.82
May-03	273	3	91.00	128.42	7047	83	84.90	0.19	-0.89
Jun-03	63	5	12.60	19.23	5777	77	75.03	-1.38	-1.84
Jul-03	165	12	13.75	18.56	6020	115	52.35	-1.38	-1.84
Aug-03	224	10	22.40	26.26	5884	92	63.96	-1.22	-1.74
Sep-03	194	6	32.33	40.11	5836	85	68.66	-0.79	-1.48
Oct-03	175	3	58.33	67.69	5039	77	65.44	-0.11	-1.07

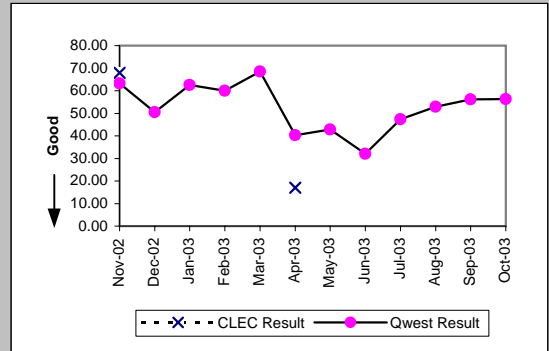


Unbundled Loop ISDN Capable (Diagnostic)									
Date	CLEC Num	CLEC Denc	CLEC Resu	Standard D	Qwest Num	Qwest Denc	Qwest Resu	Mod Z Scr	Parity Scr
Nov-02					10702	50	214.04		
Dec-02					11468	60	191.13		
Jan-03	8	2	4.00	0.00	12043	59	204.12	-1.5	-1.91
Feb-03	14	1	14.00		1523	20	76.15	-0.55	-1.33
Mar-03	8	1	8.00		1822	25	72.88	-0.59	-1.36
Apr-03	8	3	2.67	4.62	2262	27	83.78	-1.22	-1.74
May-03					2703	33	81.91		
Jun-03	2	1	2.00		2671	24	111.29	-1.04	-1.63
Jul-03	21	1	21.00		2691	30	89.70	-0.6	-1.37
Aug-03	16	1	16.00		2890	24	120.42	-0.82	-1.5
Sep-03	15	3	5.00	3.46	3313	30	110.43	-1.38	-1.84
Oct-03					3611	27	133.74		

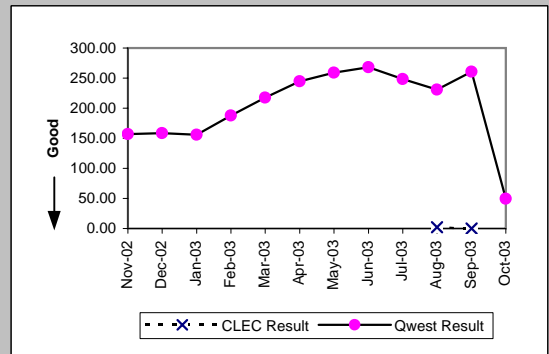


OP-15A - Interval for Pending Orders Delayed Past Due Date

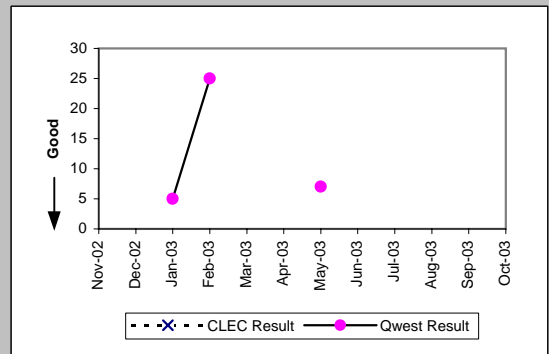
Unbundled Loop - DS3 Capable (Diagnostic)										
Date	CLEC Num	CLEC Dend	CLEC Resu	Standard D	Qwest Num	Qwest Dend	Qwest Resu	Mod Z Scr	Parity Scr	
Nov-02	136	2	68.00	94.75	1328	21	63.24	0.45	-0.73	
Dec-02					1566	31	50.52			
Jan-03					1001	16	62.56			
Feb-03					1801	30	60.03			
Mar-03					2192	32	68.50			
Apr-03	17	1	17.00		1210	30	40.33	-0.41	-1.25	
May-03					1029	24	42.88			
Jun-03					835	26	32.12			
Jul-03					1090	23	47.39			
Aug-03					1588	30	52.93			
Sep-03					1739	31	56.10			
Oct-03					2028	36	56.33			



Qwest DSL (Parity)										
Date	CLEC Num	CLEC Dend	CLEC Resu	Standard D	Qwest Num	Qwest Dend	Qwest Resu	Mod Z Scr	Parity Scr	
Nov-02					17572	112	156.89			
Dec-02					18384	116	158.48			
Jan-03					15132	97	156.00			
Feb-03					15967	85	187.85			
Mar-03					16326	75	217.68			
Apr-03					15673	64	244.89			
May-03					16331	63	259.22			
Jun-03					15827	59	268.25			
Jul-03					16392	66	248.36			
Aug-03	2	1	2.00		17555	76	230.99	-1.05	-1.64	
Sep-03	0	1	0.00		18517	71	260.80	-1.16	-1.71	
Oct-03					1528	31	49.29			

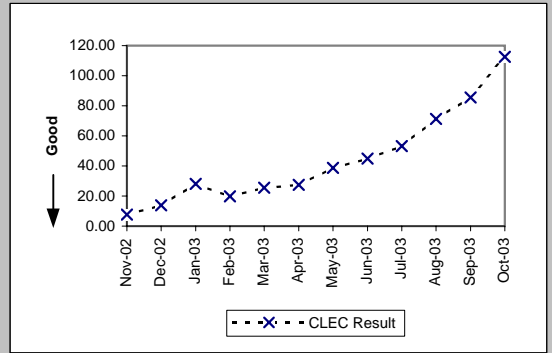


E911 (Diagnostic)										
Date	CLEC Num	CLEC Dend	CLEC Resu	Standard D	Qwest Num	Qwest Dend	Qwest Resu	Mod Z Scr	Parity Scr	
Nov-02										
Dec-02										
Jan-03					5	1	5.00			
Feb-03					25	1	25.00			
Mar-03										
Apr-03										
May-03					28	4	7.00			
Jun-03										
Jul-03										
Aug-03										
Sep-03										
Oct-03										



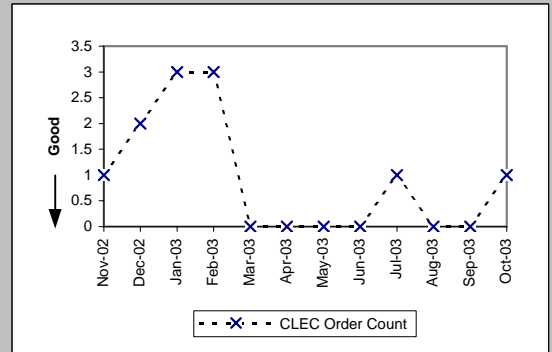
OP-15A - Interval for Pending Orders Delayed Past Due Date

Enhanced Extended Loops (EELs) (Diagnostic)					
Date	Num	Denom	CLEC Result	Standard Dev	
Nov-02	23	3	7.67	1.15	
Dec-02	69	5	13.80	14.04	
Jan-03	56	2	28.00	33.94	
Feb-03	138	7	19.71	23.68	
Mar-03	205	8	25.62	28.94	
Apr-03	413	15	27.53	30.00	
May-03	503	13	38.69	37.87	
Jun-03	807	18	44.83	40.38	
Jul-03	903	17	53.12	48.15	
Aug-03	855	12	71.25	56.03	
Sep-03	1026	12	85.50	63.56	
Oct-03	1125	10	112.50	69.45	

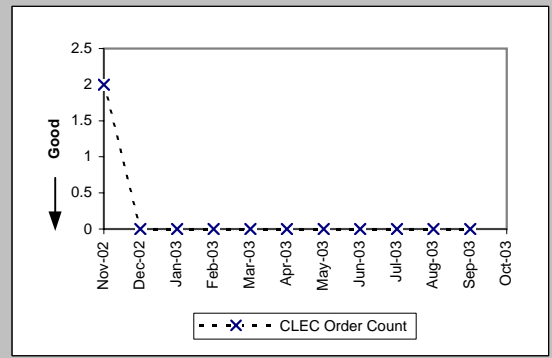


OP-15B - Count of Pending Orders Delayed for Facilities Reasons

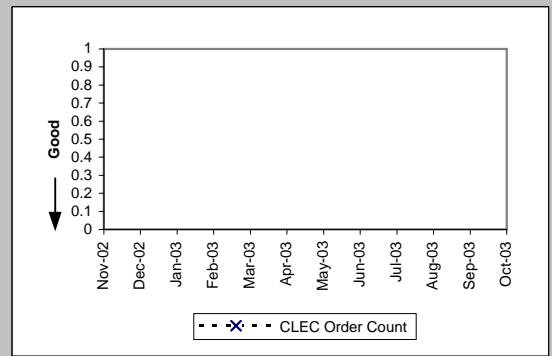
Residence (Diagnostic)	
Date	CLEC Order Count
Nov-02	1
Dec-02	2
Jan-03	3
Feb-03	3
Mar-03	0
Apr-03	0
May-03	0
Jun-03	0
Jul-03	1
Aug-03	0
Sep-03	0
Oct-03	1



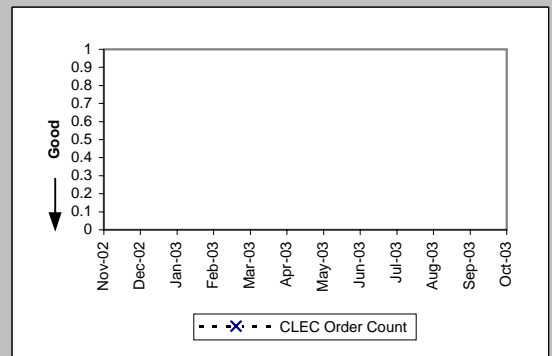
Business (Diagnostic)	
Date	CLEC Order Count
Nov-02	2
Dec-02	0
Jan-03	0
Feb-03	0
Mar-03	0
Apr-03	0
May-03	0
Jun-03	0
Jul-03	0
Aug-03	0
Sep-03	0
Oct-03	0



Centrex (Diagnostic)	
Date	CLEC Order Count
Nov-02	
Dec-02	
Jan-03	
Feb-03	
Mar-03	
Apr-03	
May-03	
Jun-03	
Jul-03	
Aug-03	
Sep-03	
Oct-03	

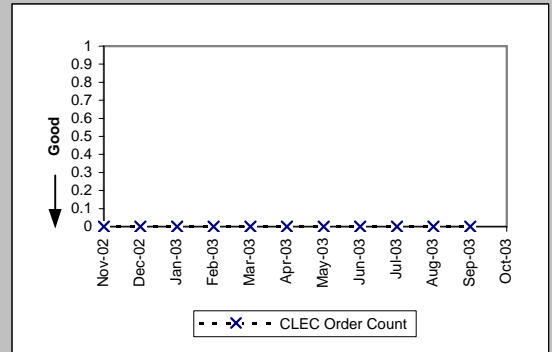


Centrex 21 (Diagnostic)	
Date	CLEC Order Count
Nov-02	
Dec-02	
Jan-03	
Feb-03	
Mar-03	
Apr-03	
May-03	
Jun-03	
Jul-03	
Aug-03	
Sep-03	
Oct-03	

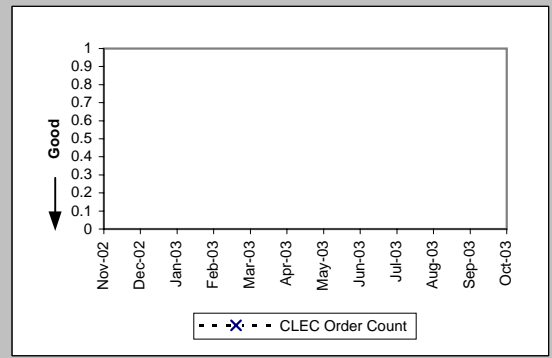


OP-15B - Count of Pending Orders Delayed for Facilities Reasons

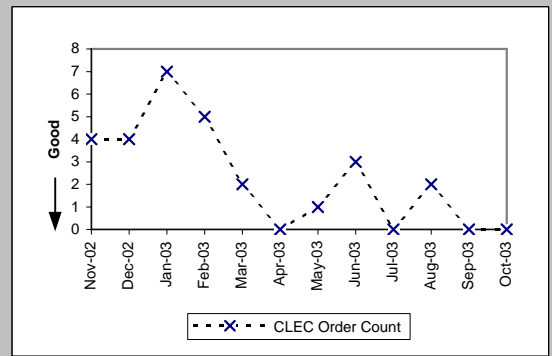
PBX (Diagnostic)	
Date	CLEC Order Count
Nov-02	0
Dec-02	0
Jan-03	0
Feb-03	0
Mar-03	0
Apr-03	0
May-03	0
Jun-03	0
Jul-03	0
Aug-03	0
Sep-03	0
Oct-03	0



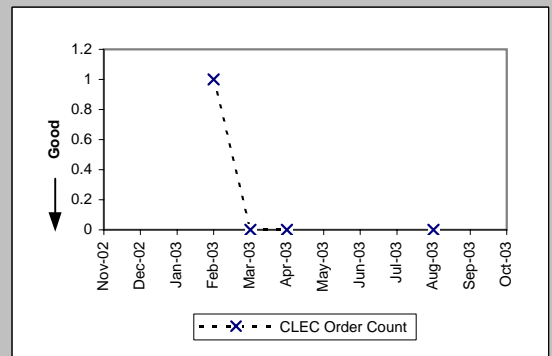
Basic Rate ISDN (Diagnostic)	
Date	CLEC Order Count
Nov-02	0
Dec-02	0
Jan-03	0
Feb-03	0
Mar-03	0
Apr-03	0
May-03	0
Jun-03	0
Jul-03	0
Aug-03	0
Sep-03	0
Oct-03	0



UNE - P (POTS) (Diagnostic)	
Date	CLEC Order Count
Nov-02	4
Dec-02	4
Jan-03	7
Feb-03	5
Mar-03	2
Apr-03	0
May-03	1
Jun-03	3
Jul-03	0
Aug-03	2
Sep-03	0
Oct-03	0



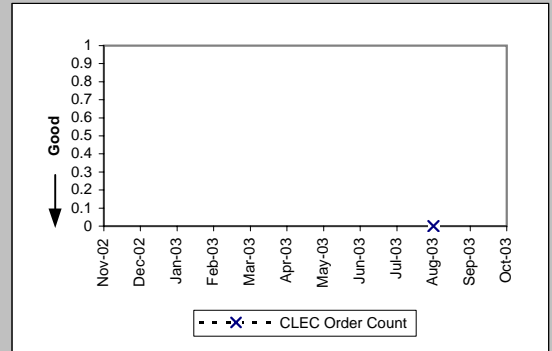
UNE P (Centrex) (Diagnostic)	
Date	CLEC Order Count
Nov-02	0
Dec-02	0
Jan-03	0
Feb-03	1
Mar-03	0
Apr-03	0
May-03	0
Jun-03	0
Jul-03	0
Aug-03	0
Sep-03	0
Oct-03	0



OP-15B - Count of Pending Orders Delayed for Facilities Reasons

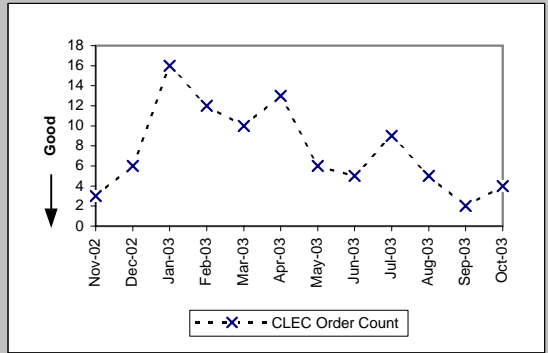
UNE P (Centrex 21) (Diagnostic)	
Date	CLEC Order Count
Nov-02	
Dec-02	
Jan-03	
Feb-03	
Mar-03	
Apr-03	
May-03	
Jun-03	
Jul-03	
Aug-03	
Sep-03	
Oct-03	

0

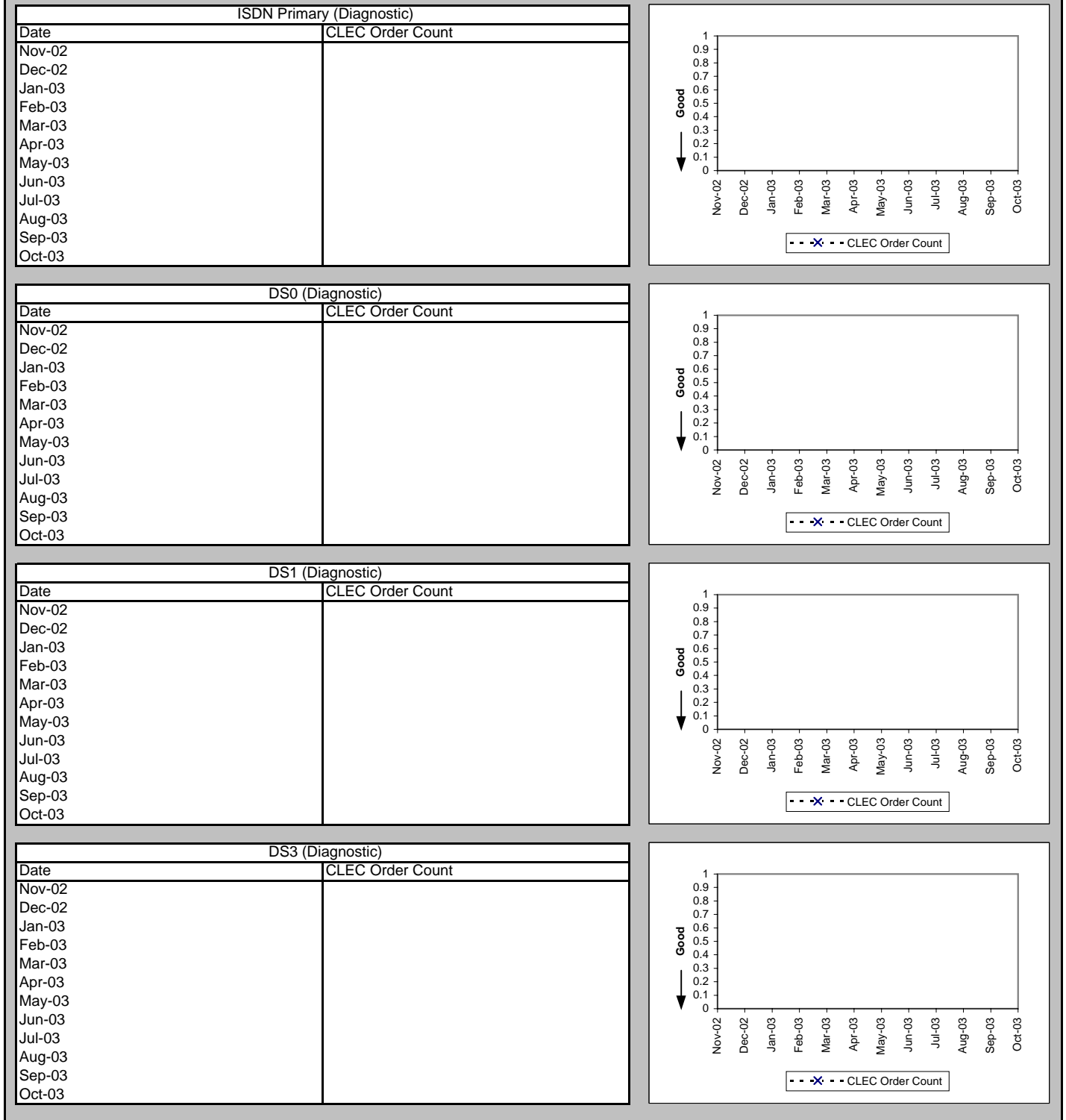


OP-15B - Count of Pending Orders Delayed for Facilities Reasons

Line Sharing (Diagnostic)	
Date	CLEC Order Count
Nov-02	3
Dec-02	6
Jan-03	16
Feb-03	12
Mar-03	10
Apr-03	13
May-03	6
Jun-03	5
Jul-03	9
Aug-03	5
Sep-03	2
Oct-03	4

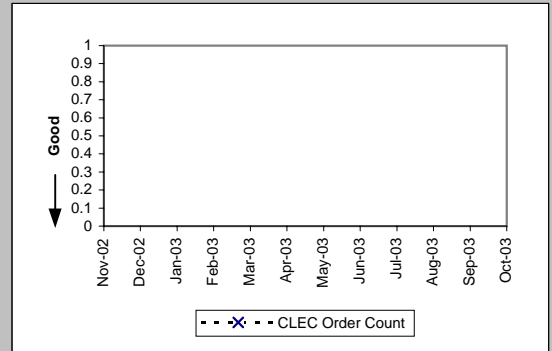


OP-15B - Count of Pending Orders Delayed for Facilities Reasons



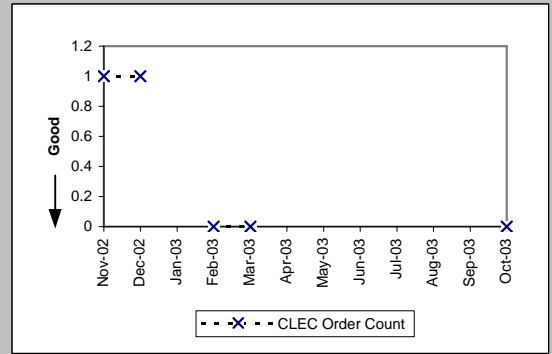
OP-15B - Count of Pending Orders Delayed for Facilities Reasons

Frame Relay (Diagnostic)	
Date	CLEC Order Count
Nov-02	
Dec-02	
Jan-03	
Feb-03	
Mar-03	
Apr-03	
May-03	
Jun-03	
Jul-03	
Aug-03	
Sep-03	
Oct-03	

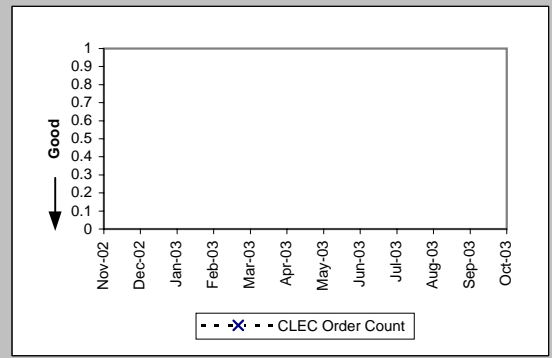


OP-15B - Count of Pending Orders Delayed for Facilities Reasons

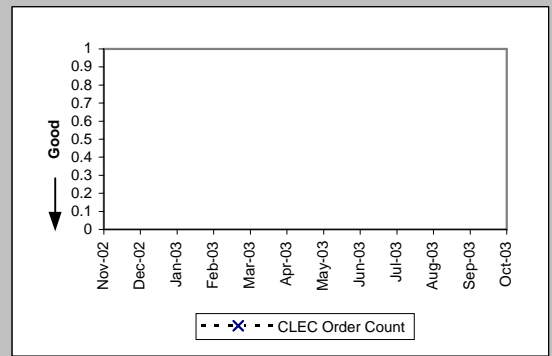
LIS Trunk (Diagnostic)	
Date	CLEC Order Count
Nov-02	1
Dec-02	1
Jan-03	
Feb-03	0
Mar-03	0
Apr-03	
May-03	
Jun-03	
Jul-03	
Aug-03	
Sep-03	
Oct-03	0



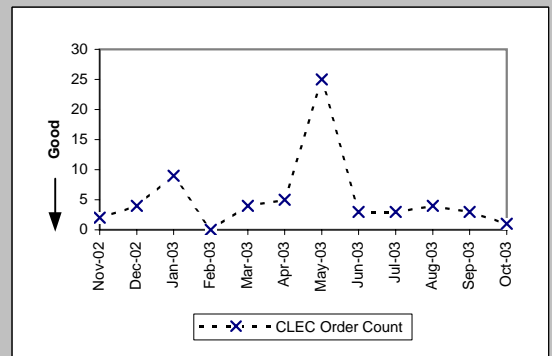
UDIT DS1 (Diagnostic)	
Date	CLEC Order Count
Nov-02	
Dec-02	
Jan-03	
Feb-03	
Mar-03	
Apr-03	
May-03	
Jun-03	
Jul-03	
Aug-03	
Sep-03	
Oct-03	



UDIT Above DS1 Level (Diagnostic)	
Date	CLEC Order Count
Nov-02	
Dec-02	
Jan-03	
Feb-03	
Mar-03	
Apr-03	
May-03	
Jun-03	
Jul-03	
Aug-03	
Sep-03	
Oct-03	

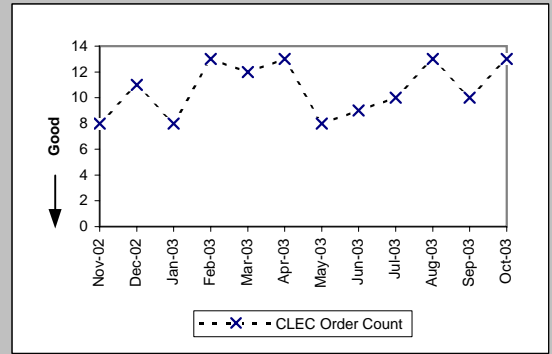


Unbundled Loop Analog (Diagnostic)	
Date	CLEC Order Count
Nov-02	2
Dec-02	4
Jan-03	9
Feb-03	0
Mar-03	4
Apr-03	5
May-03	25
Jun-03	3
Jul-03	3
Aug-03	4
Sep-03	3
Oct-03	1

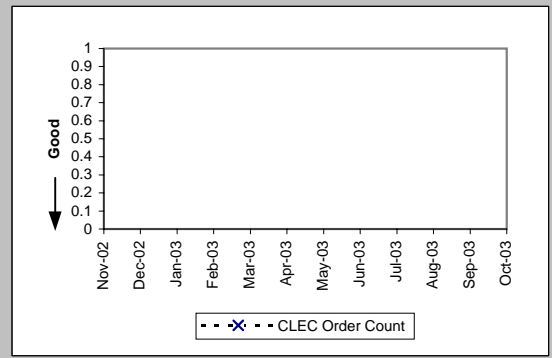


OP-15B - Count of Pending Orders Delayed for Facilities Reasons

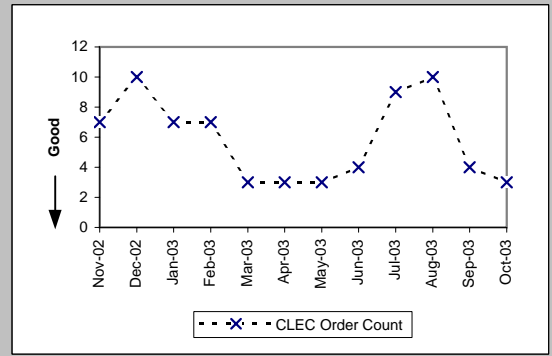
Unbundled Loop - 2 Wire Non-Loaded (Diagnostic)	
Date	CLEC Order Count
Nov-02	8
Dec-02	11
Jan-03	8
Feb-03	13
Mar-03	12
Apr-03	13
May-03	8
Jun-03	9
Jul-03	10
Aug-03	13
Sep-03	10
Oct-03	13



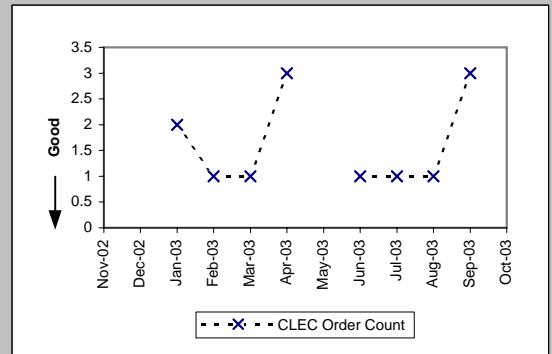
Unbundled Loop - 4 Wire Non-Loaded (Diagnostic)	
Date	CLEC Order Count
Nov-02	
Dec-02	
Jan-03	
Feb-03	
Mar-03	
Apr-03	
May-03	
Jun-03	
Jul-03	
Aug-03	
Sep-03	
Oct-03	



Unbundled Loop - DS1 Capable (Diagnostic)	
Date	CLEC Order Count
Nov-02	7
Dec-02	10
Jan-03	7
Feb-03	7
Mar-03	3
Apr-03	3
May-03	3
Jun-03	4
Jul-03	9
Aug-03	10
Sep-03	4
Oct-03	3

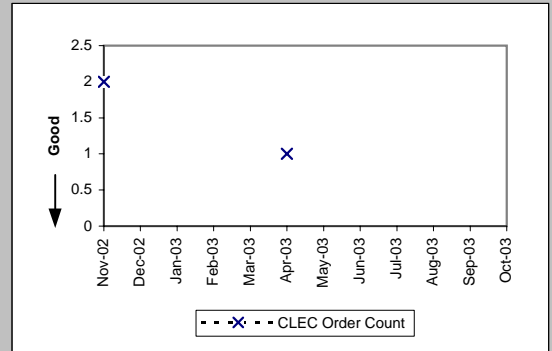


Unbundled Loop ISDN Capable (Diagnostic)	
Date	CLEC Order Count
Nov-02	
Dec-02	
Jan-03	2
Feb-03	1
Mar-03	1
Apr-03	3
May-03	
Jun-03	1
Jul-03	1
Aug-03	1
Sep-03	
Oct-03	3

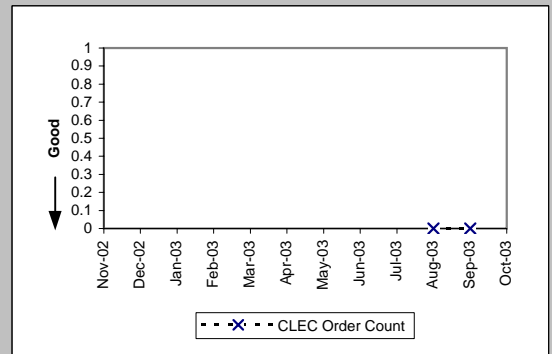


OP-15B - Count of Pending Orders Delayed for Facilities Reasons

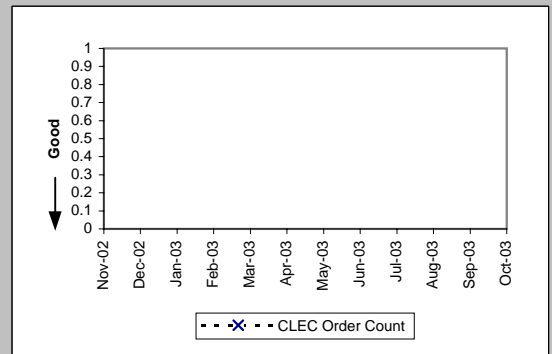
Unbundled Loop - DS3 Capable (Diagnostic)	
Date	CLEC Order Count
Nov-02	2
Dec-02	
Jan-03	
Feb-03	
Mar-03	
Apr-03	1
May-03	
Jun-03	
Jul-03	
Aug-03	
Sep-03	
Oct-03	



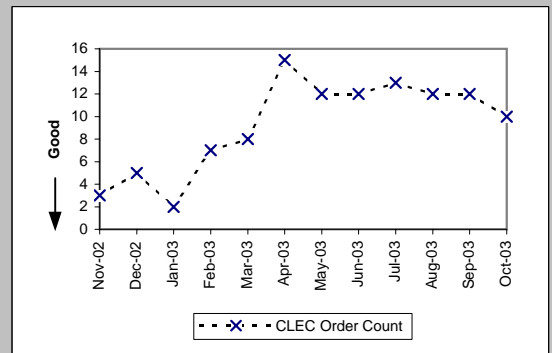
Qwest DSL (Diagnostic)	
Date	CLEC Order Count
Nov-02	
Dec-02	
Jan-03	
Feb-03	
Mar-03	
Apr-03	
May-03	
Jun-03	
Jul-03	
Aug-03	0
Sep-03	0
Oct-03	



E911 (Diagnostic)	
Date	CLEC Order Count
Nov-02	
Dec-02	
Jan-03	
Feb-03	
Mar-03	
Apr-03	
May-03	
Jun-03	
Jul-03	
Aug-03	
Sep-03	
Oct-03	

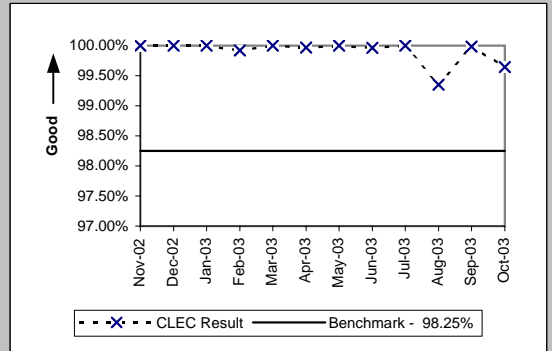


Enhanced Extended Loops (EELs) (Diagnostic)	
Date	CLEC Order Count
Nov-02	3
Dec-02	5
Jan-03	2
Feb-03	7
Mar-03	8
Apr-03	15
May-03	12
Jun-03	12
Jul-03	13
Aug-03	12
Sep-03	12
Oct-03	10

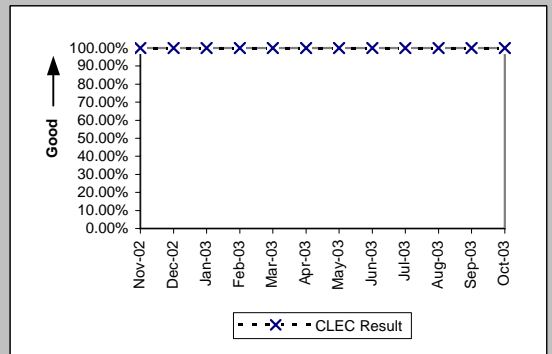


OP-17 - Timeliness of Disconnects associated with LNP Orders

Timeliness of Disconnects associated with LNP Orders (Percent) (OP-17A) (Benchmark)					
Date	CLEC Num	CLEC Denom	CLEC Result	CLEC Std Dev	
Nov-02	6315	6315	100.00%	0.00%	
Dec-02	6971	6971	100.00%	0.00%	
Jan-03	4977	4977	100.00%	0.00%	
Feb-03	3702	3705	99.92%	2.84%	
Mar-03	3618	3618	100.00%	0.00%	
Apr-03	3240	3241	99.97%	1.76%	
May-03	2994	2994	100.00%	0.00%	
Jun-03	5032	5034	99.96%	1.99%	
Jul-03	7084	7084	100.00%	0.00%	
Aug-03	3205	3226	99.35%	8.04%	
Sep-03	5876	5877	99.98%	1.30%	
Oct-03	4471	4487	99.64%	5.96%	

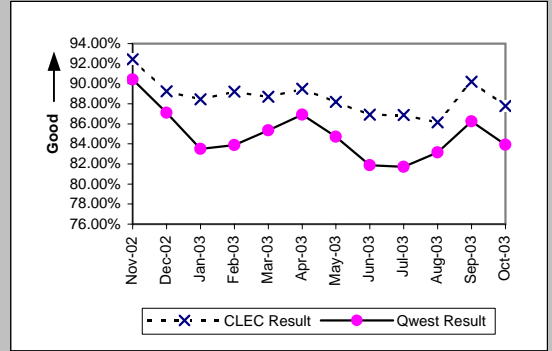


Timeliness of Disconnects associated with LNP Orders (Percent) (OP-17B) (Diagnostic)				
Date	CLEC Num	CLEC Denom	CLEC Result	CLEC Std Dev
Nov-02	6315	6315	100.00%	0.00%
Dec-02	6971	6971	100.00%	0.00%
Jan-03	4977	4977	100.00%	0.00%
Feb-03	3705	3705	100.00%	0.00%
Mar-03	3618	3618	100.00%	0.00%
Apr-03	3241	3241	100.00%	0.00%
May-03	2994	2994	100.00%	0.00%
Jun-03	5034	5034	100.00%	0.00%
Jul-03	7084	7084	100.00%	0.00%
Aug-03	3226	3226	100.00%	0.00%
Sep-03	5877	5877	100.00%	0.00%
Oct-03	4487	4487	100.00%	0.00%



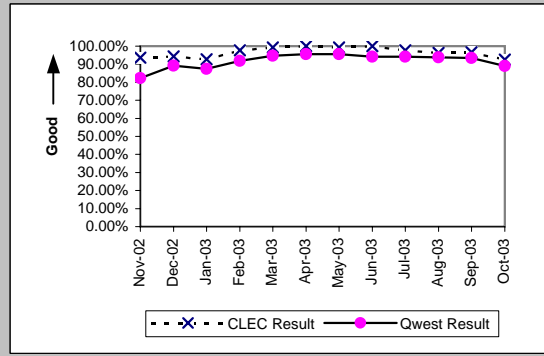
MR-2 - Calls Answered within 20 Seconds - Interconnect Repair Center (Percent)

Calls Answered within 20 seconds - Interconnect Repair Center (Percent) (MR-2) (Parity)						
Date	CLEC Num	CLEC Denom	CLEC Result	Qwest Num	Qwest Denom	Qwest Result
Nov-02	13114	14188	92.43%	327560	362204	90.44%
Dec-02	11401	12774	89.25%	333048	382342	87.11%
Jan-03	11535	13040	88.46%	402243	481677	83.51%
Feb-03	11140	12487	89.21%	394969	470777	83.90%
Mar-03	12328	13899	88.70%	447315	524058	85.36%
Apr-03	12751	14245	89.51%	430454	495240	86.92%
May-03	12385	14045	88.18%	442857	522838	84.70%
Jun-03	12206	14044	86.91%	449439	548847	81.89%
Jul-03	15255	17557	86.89%	497296	608569	81.72%
Aug-03	14043	16299	86.16%	481790	579527	83.14%
Sep-03	13904	15415	90.20%	463223	537131	86.24%
Oct-03	11982	13652	87.77%	435737	519212	83.92%

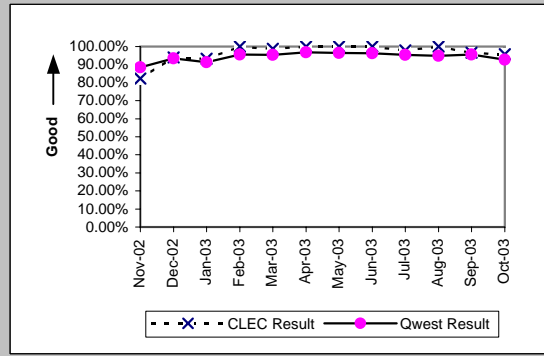


MR-3A - Out of Service Cleared within 24 Hours (Percent) - Dispatches within MSAs

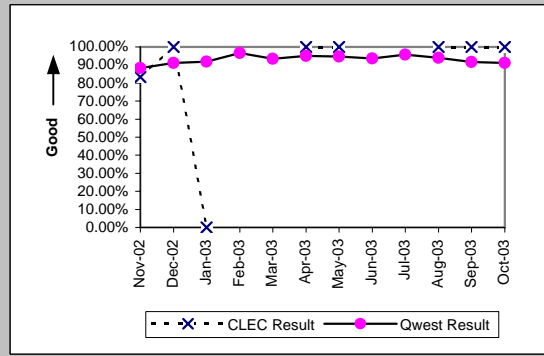
Residence (Parity)									
Date	CLEC Num	CLEC Denc	CLEC Resu	CLEC Std E	Qwest Num	Qwest Denc	Qwest Resu	Mod Z Scr	Parity Scr
Nov-02	87	93	93.55%	24.57%	8321	10113	82.28%	-2.83	-2.72
Dec-02	99	105	94.29%	23.21%	9998	11200	89.27%	-1.65	-2.01
Jan-03	103	111	92.79%	25.86%	10471	11982	87.39%	-1.71	-2.04
Feb-03	128	131	97.71%	14.96%	8366	9104	91.89%	-2.42	-2.47
Mar-03	154	155	99.35%	8.01%	8738	9228	94.69%	-2.57	-2.56
Apr-03	150	150	100.00%	0.00%	7539	7895	95.49%	-2.64	-2.6
May-03	132	133	99.25%	8.64%	7822	8184	95.58%	-2.04	-2.24
Jun-03	122	122	100.00%	0.00%	8331	8844	94.20%	-2.72	-2.65
Jul-03	169	173	97.69%	15.03%	8497	9028	94.12%	-1.98	-2.2
Aug-03	152	158	96.20%	19.11%	8492	9062	93.71%	-1.28	-1.78
Sep-03	173	179	96.65%	18.00%	8796	9408	93.49%	-1.69	-2.03
Oct-03	299	323	92.57%	26.23%	10837	12184	88.94%	-2.05	-2.25



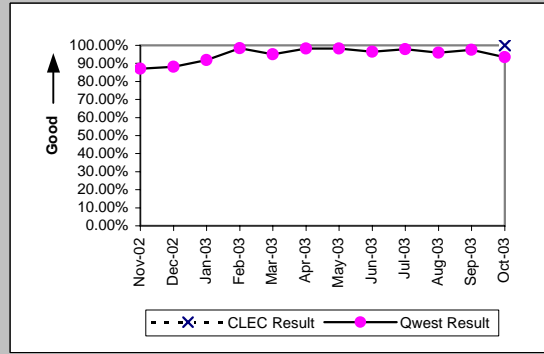
Business (Parity)									
Date	CLEC Num	CLEC Denc	CLEC Resu	CLEC Std E	Qwest Num	Qwest Denc	Qwest Resu	Mod Z Scr	Parity Scr
Nov-02	65	79	82.28%	38.19%	1125	1272	88.44%	1.58	-0.04
Dec-02	47	50	94.00%	23.75%	1097	1174	93.44%	-0.16	-1.1
Jan-03	69	74	93.24%	25.10%	1245	1364	91.28%	-0.58	-1.36
Feb-03	55	55	100.00%	0.00%	981	1027	95.52%	-1.56	-1.95
Mar-03	75	76	98.68%	11.40%	986	1034	95.36%	-1.33	-1.81
Apr-03	43	43	100.00%	0.00%	945	976	96.82%	-1.16	-1.71
May-03	36	36	100.00%	0.00%	914	947	96.52%	-1.12	-1.68
Jun-03	52	52	100.00%	0.00%	1038	1078	96.29%	-1.38	-1.84
Jul-03	45	46	97.83%	14.58%	1004	1052	95.44%	-0.76	-1.46
Aug-03	60	60	100.00%	0.00%	901	949	94.94%	-1.73	-2.05
Sep-03	58	60	96.67%	17.95%	1003	1050	95.52%	-0.42	-1.25
Oct-03	68	71	95.77%	20.12%	1303	1404	92.81%	-0.94	-1.57



Centrex (Parity)									
Date	CLEC Num	CLEC Denc	CLEC Resu	CLEC Std E	Qwest Num	Qwest Denc	Qwest Resu	Mod Z Scr	Parity Scr
Nov-02	5	6	83.33%	37.27%	90	102	88.24%	0.35	-0.79
Dec-02	1	1	100.00%	0.00%	93	102	91.18%	-0.31	-1.19
Jan-03	0	1	0.00%	0.00%	113	123	91.87%	1.74	0.06
Feb-03					86	89	96.63%		
Mar-03					115	123	93.50%		
Apr-03	1	1	100.00%	0.00%	96	101	95.05%	-0.23	-1.14
May-03	3	3	100.00%	0.00%	107	113	94.69%	-0.4	-1.25
Jun-03					118	126	93.65%		
Jul-03					115	120	95.83%		
Aug-03	2	2	100.00%	0.00%	93	99	93.94%	-0.36	-1.22
Sep-03	2	2	100.00%	0.00%	109	119	91.60%	-0.42	-1.26
Oct-03	1	1	100.00%	0.00%	103	113	91.15%	-0.31	-1.19

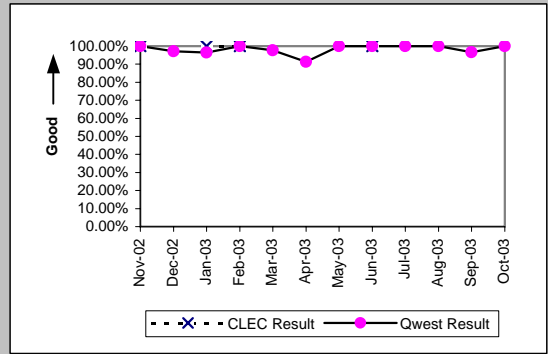


Centrex 21 (Parity)									
Date	CLEC Num	CLEC Denc	CLEC Resu	CLEC Std E	Qwest Num	Qwest Denc	Qwest Resu	Mod Z Scr	Parity Scr
Nov-02					135	155	87.10%		
Dec-02					127	144	88.19%		
Jan-03					147	160	91.88%		
Feb-03					126	128	98.44%		
Mar-03					116	122	95.08%		
Apr-03					109	111	98.20%		
May-03					107	109	98.17%		
Jun-03					139	144	96.53%		
Jul-03					135	138	97.83%		
Aug-03					116	121	95.87%		
Sep-03					114	117	97.44%		
Oct-03	1	1	100.00%	0.00%	170	182	93.41%	-0.26	-1.16

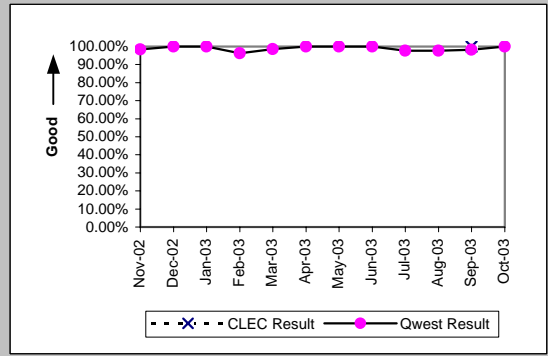


MR-3A - Out of Service Cleared within 24 Hours (Percent) - Dispatches within MSAs

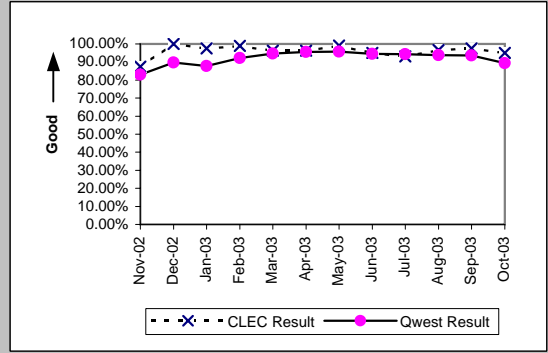
PBX (Parity)									
Date	CLEC Num	CLEC Denc	CLEC Resu	CLEC Std E	Qwest Num	Qwest Denc	Qwest Resu	Mod Z Scr	Parity Scr
Nov-02	2	2	100.00%	0.00%	33	33	100.00%	N/A	N/A
Dec-02					35	36	97.22%		
Jan-03	1	1	100.00%	0.00%	27	28	96.43%	-0.19	-1.11
Feb-03	1	1	100.00%	0.00%	26	26	100.00%	N/A	N/A
Mar-03					42	43	97.67%		
Apr-03					21	23	91.30%		
May-03					30	30	100.00%		
Jun-03	2	2	100.00%	0.00%	28	28	100.00%	N/A	N/A
Jul-03					20	20	100.00%		
Aug-03					32	32	100.00%		
Sep-03					29	30	96.67%		
Oct-03					28	28	100.00%		



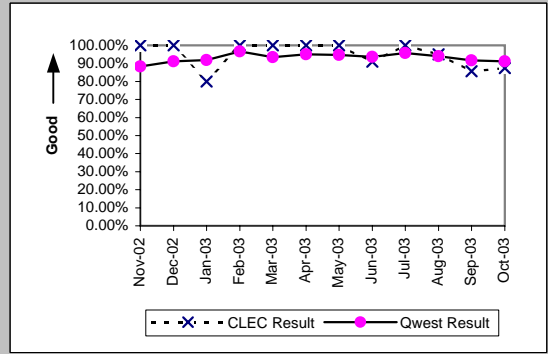
Basic Rate ISDN (Parity)									
Date	CLEC Num	CLEC Denc	CLEC Resu	CLEC Std E	Qwest Num	Qwest Denc	Qwest Resu	Mod Z Scr	Parity Scr
Nov-02					60	61	98.36%		
Dec-02					81	81	100.00%		
Jan-03					53	53	100.00%		
Feb-03					51	53	96.23%		
Mar-03					70	71	98.59%		
Apr-03					38	38	100.00%		
May-03					33	33	100.00%		
Jun-03					46	46	100.00%		
Jul-03					42	43	97.67%		
Aug-03					41	42	97.62%		
Sep-03	1	1	100.00%	0.00%	55	56	98.21%	-0.13	-1.08
Oct-03					61	61	100.00%		



UNE - P (POTS) (Parity)									
Date	CLEC Num	CLEC Denc	CLEC Resu	CLEC Std E	Qwest Num	Qwest Denc	Qwest Resu	Mod Z Scr	Parity Scr
Nov-02	76	87	87.36%	33.23%	9446	11385	82.97%	-1.08	-1.66
Dec-02	55	55	100.00%	0.00%	11095	12374	89.66%	-2.51	-2.53
Jan-03	77	79	97.47%	15.71%	11716	13346	87.79%	-2.62	-2.59
Feb-03	88	89	98.88%	10.54%	9347	10131	92.26%	-2.33	-2.41
Mar-03	102	106	96.23%	19.06%	9724	10262	94.76%	-0.68	-1.41
Apr-03	104	108	96.30%	18.89%	8484	8871	95.64%	-0.33	-1.2
May-03	111	112	99.11%	9.41%	8736	9131	95.67%	-1.78	-2.08
Jun-03	94	99	94.95%	21.90%	9369	9922	94.43%	-0.23	-1.14
Jul-03	81	87	93.10%	25.34%	9501	10080	94.26%	0.5	-0.7
Aug-03	87	90	96.67%	17.95%	9393	10011	93.83%	-1.11	-1.68
Sep-03	81	83	97.59%	15.33%	9799	10458	93.70%	-1.45	-1.88
Oct-03	115	121	95.04%	21.71%	12140	13588	89.34%	-2.02	-2.23

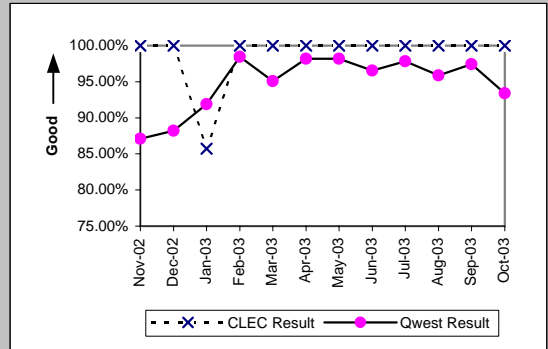


UNE P (Centrex) (Parity)									
Date	CLEC Num	CLEC Denc	CLEC Resu	CLEC Std E	Qwest Num	Qwest Denc	Qwest Resu	Mod Z Scr	Parity Scr
Nov-02	14	14	100.00%	0.00%	90	102	88.24%	-1.28	-1.78
Dec-02	26	26	100.00%	0.00%	93	102	91.18%	-1.42	-1.86
Jan-03	16	20	80.00%	40.00%	113	123	91.87%	1.51	-0.08
Feb-03	17	17	100.00%	0.00%	86	89	96.63%	-0.71	-1.43
Mar-03	14	14	100.00%	0.00%	115	123	93.50%	-0.94	-1.57
Apr-03	11	11	100.00%	0.00%	96	101	95.05%	-0.72	-1.44
May-03	17	17	100.00%	0.00%	107	113	94.69%	-0.91	-1.55
Jun-03	10	11	90.91%	28.75%	118	126	93.65%	0.35	-0.79
Jul-03	19	19	100.00%	0.00%	115	120	95.83%	-0.84	-1.51
Aug-03	19	20	95.00%	21.79%	93	99	93.94%	-0.18	-1.11
Sep-03	12	14	85.71%	34.99%	109	119	91.60%	0.7	-0.57
Oct-03	14	16	87.50%	33.07%	103	113	91.15%	0.48	-0.71

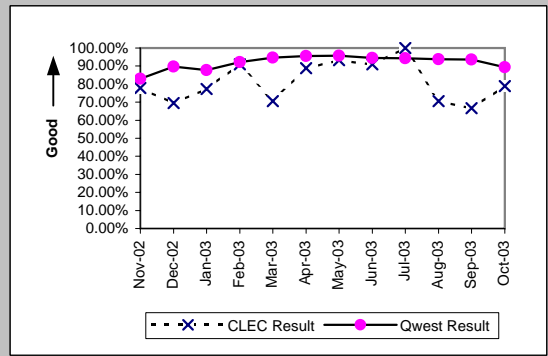


MR-3A - Out of Service Cleared within 24 Hours (Percent) - Dispatches within MSAs

UNE P (Centrex 21) (Parity)										
Date	CLEC Num	CLEC Denc	CLEC Resu	CLEC Std	Qwest Num	Qwest Denc	Qwest Resu	Mod Z Scr	Parity Scr	
Nov-02	7	7	100.00%	0.00%	135	155	87.10%	-1	-1.61	
Dec-02	4	4	100.00%	0.00%	127	144	88.19%	-0.72	-1.44	
Jan-03	6	7	85.71%	34.99%	147	160	91.88%	0.54	-0.67	
Feb-03	4	4	100.00%	0.00%	126	128	98.44%	-0.25	-1.15	
Mar-03	4	4	100.00%	0.00%	116	122	95.08%	-0.45	-1.27	
Apr-03	1	1	100.00%	0.00%	109	111	98.20%	-0.13	-1.08	
May-03	3	3	100.00%	0.00%	107	109	98.17%	-0.23	-1.14	
Jun-03	1	1	100.00%	0.00%	139	144	96.53%	-0.19	-1.11	
Jul-03	2	2	100.00%	0.00%	135	138	97.83%	-0.21	-1.13	
Aug-03	4	4	100.00%	0.00%	116	121	95.87%	-0.41	-1.25	
Sep-03	2	2	100.00%	0.00%	114	117	97.44%	-0.23	-1.14	
Oct-03	3	3	100.00%	0.00%	170	182	93.41%	-0.46	-1.28	

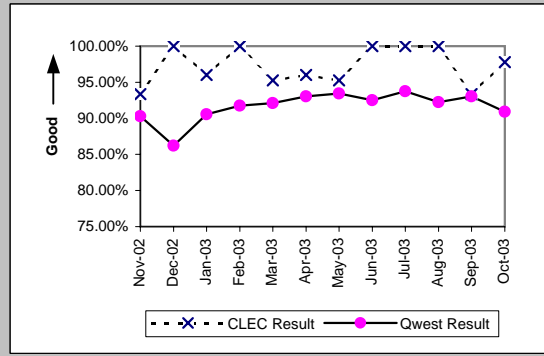


Line Sharing (Parity)										
Date	CLEC Num	CLEC Denc	CLEC Resu	CLEC Std	Qwest Num	Qwest Denc	Qwest Resu	Mod Z Scr	Parity Scr	
Nov-02	21	27	77.78%	41.57%	9446	11385	82.97%	0.72	-0.56	
Dec-02	16	23	69.57%	46.01%	11095	12374	89.66%	2.65	0.61	
Jan-03	17	22	77.27%	41.91%	11716	13346	87.79%	1.39	-0.15	
Feb-03	10	11	90.91%	28.75%	9347	10131	92.26%	0.25	-0.85	
Mar-03	12	17	70.59%	45.56%	9724	10262	94.76%	3.18	0.93	
Apr-03	8	9	88.89%	31.43%	8484	8871	95.64%	0.86	-0.47	
May-03	14	15	93.33%	24.94%	8736	9131	95.67%	0.49	-0.7	
Jun-03	10	11	90.91%	28.75%	9369	9922	94.43%	0.53	-0.68	
Jul-03	15	15	100.00%	0.00%	9501	10080	94.26%	-0.96	-1.58	
Aug-03	12	17	70.59%	45.56%	9393	10011	93.83%	2.95	0.8	
Sep-03	10	15	66.67%	47.14%	9799	10458	93.70%	3.12	0.9	
Oct-03	15	19	78.95%	40.77%	12140	13588	89.34%	1.34	-0.18	

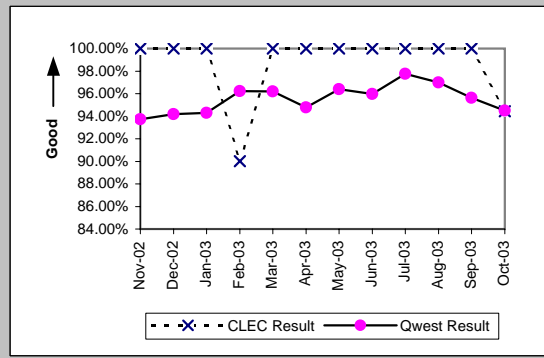


MR-3B - Out of Service Cleared within 24 Hours (Percent) - Dispatches outside MSAs

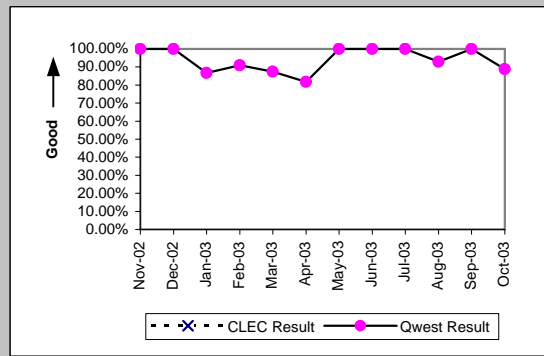
Residence (Parity)									
Date	CLEC Num	CLEC Denc	CLEC Resu	CLEC Std	Qwest Num	Qwest Denc	Qwest Resu	Mod Z Scr	Parity Scr
Nov-02	14	15	93.33%	24.94%	1668	1847	90.31%	-0.39	-1.24
Dec-02	9	9	100.00%	0.00%	2008	2329	86.22%	-1.2	-1.73
Jan-03	24	25	96.00%	19.60%	2166	2392	90.55%	-0.93	-1.56
Feb-03	23	23	100.00%	0.00%	1680	1831	91.75%	-1.43	-1.87
Mar-03	20	21	95.24%	21.30%	1954	2121	92.13%	-0.53	-1.32
Apr-03	24	25	96.00%	19.60%	1824	1960	93.06%	-0.57	-1.35
May-03	20	21	95.24%	21.30%	1720	1841	93.43%	-0.33	-1.2
Jun-03	13	13	100.00%	0.00%	1702	1840	92.50%	-1.02	-1.62
Jul-03	12	12	100.00%	0.00%	2014	2148	93.76%	-0.89	-1.54
Aug-03	20	20	100.00%	0.00%	2042	2214	92.23%	-1.29	-1.79
Sep-03	28	30	93.33%	24.94%	1763	1895	93.03%	-0.06	-1.04
Oct-03	44	45	97.78%	14.74%	2113	2324	90.92%	-1.59	-1.96



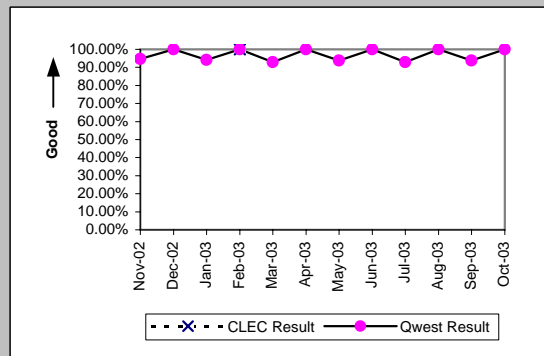
Business (Parity)									
Date	CLEC Num	CLEC Denc	CLEC Resu	CLEC Std	Qwest Num	Qwest Denc	Qwest Resu	Mod Z Scr	Parity Scr
Nov-02	11	11	100.00%	0.00%	209	223	93.72%	-0.84	-1.51
Dec-02	11	11	100.00%	0.00%	291	309	94.17%	-0.81	-1.49
Jan-03	11	11	100.00%	0.00%	315	334	94.31%	-0.8	-1.49
Feb-03	9	10	90.00%	30.00%	230	239	96.23%	0.84	-0.49
Mar-03	16	16	100.00%	0.00%	253	263	96.20%	-0.77	-1.47
Apr-03	8	8	100.00%	0.00%	254	268	94.78%	-0.65	-1.4
May-03	15	15	100.00%	0.00%	241	250	96.40%	-0.73	-1.44
Jun-03	20	20	100.00%	0.00%	239	249	95.98%	-0.88	-1.54
Jul-03	13	13	100.00%	0.00%	261	267	97.75%	-0.53	-1.32
Aug-03	13	13	100.00%	0.00%	226	233	97.00%	-0.62	-1.38
Sep-03	15	15	100.00%	0.00%	240	251	95.62%	-0.81	-1.49
Oct-03	17	18	94.44%	22.91%	223	236	94.49%	0.06	-0.97



Centrex (Parity)									
Date	CLEC Num	CLEC Denc	CLEC Resu	CLEC Std	Qwest Num	Qwest Denc	Qwest Resu	Mod Z Scr	Parity Scr
Nov-02					7	7	100.00%		
Dec-02					14	14	100.00%		
Jan-03					13	15	86.67%		
Feb-03					10	11	90.91%		
Mar-03					7	8	87.50%		
Apr-03					9	11	81.82%		
May-03					4	4	100.00%		
Jun-03					15	15	100.00%		
Jul-03					7	7	100.00%		
Aug-03					13	14	92.86%		
Sep-03					11	11	100.00%		
Oct-03					16	18	88.89%		

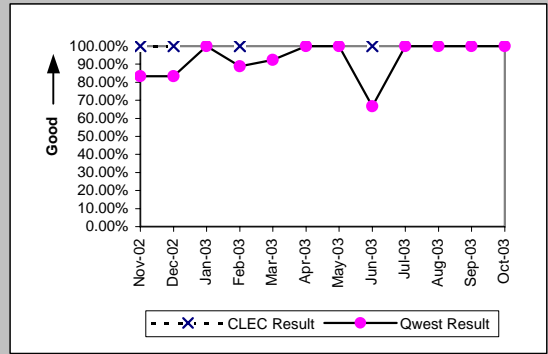


Centrex 21 (Parity)									
Date	CLEC Num	CLEC Denc	CLEC Resu	CLEC Std	Qwest Num	Qwest Denc	Qwest Resu	Mod Z Scr	Parity Scr
Nov-02					18	19	94.74%		
Dec-02					13	13	100.00%		
Jan-03					16	17	94.12%		
Feb-03	1	1	100.00%	0.00%	14	14	100.00%		
Mar-03					13	14	92.86%		
Apr-03					10	10	100.00%		
May-03					15	16	93.75%		
Jun-03					21	21	100.00%		
Jul-03					13	14	92.86%		
Aug-03					16	16	100.00%		
Sep-03					15	16	93.75%		
Oct-03					12	12	100.00%		

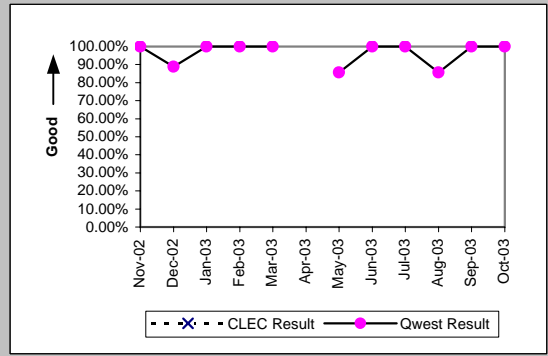


MR-3B - Out of Service Cleared within 24 Hours (Percent) - Dispatches outside MSAs

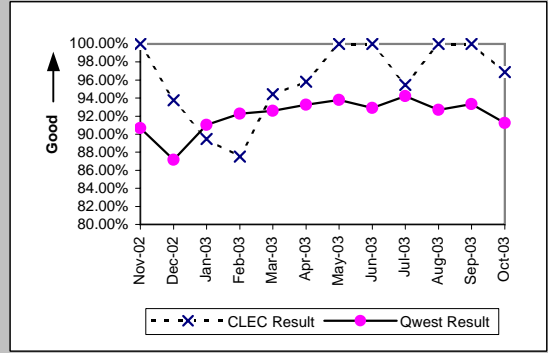
PBX (Parity)									
Date	CLEC Num	CLEC Denc	CLEC Resu	CLEC Std	Qwest Num	Qwest Denc	Qwest Resu	Mod Z Scr	Parity Scr
Nov-02	1	1	100.00%	0.00%	5	6	83.33%	-0.41	-1.25
Dec-02	1	1	100.00%	0.00%	5	6	83.33%	-0.41	-1.25
Jan-03					5	5	100.00%		
Feb-03	1	1	100.00%	0.00%	8	9	88.89%	-0.34	-1.2
Mar-03					12	13	92.31%		
Apr-03					3	3	100.00%		
May-03					19	19	100.00%		
Jun-03	2	2	100.00%	0.00%	2	3	66.67%	-0.77	-1.47
Jul-03					2	2	100.00%		
Aug-03					9	9	100.00%		
Sep-03					9	9	100.00%		
Oct-03					12	12	100.00%		



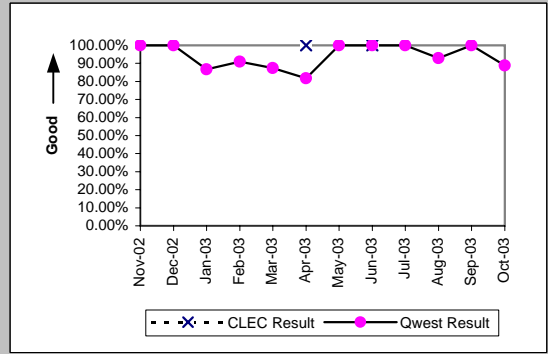
Basic Rate ISDN (Parity)									
Date	CLEC Num	CLEC Denc	CLEC Resu	CLEC Std	Qwest Num	Qwest Denc	Qwest Resu	Mod Z Scr	Parity Scr
Nov-02					4	4	100.00%		
Dec-02					8	9	88.89%		
Jan-03					2	2	100.00%		
Feb-03					4	4	100.00%		
Mar-03					4	4	100.00%		
Apr-03									
May-03					6	7	85.71%		
Jun-03					1	1	100.00%		
Jul-03					5	5	100.00%		
Aug-03					6	7	85.71%		
Sep-03					4	4	100.00%		
Oct-03					3	3	100.00%		



UNE - P (POTS) (Parity)									
Date	CLEC Num	CLEC Denc	CLEC Resu	CLEC Std	Qwest Num	Qwest Denc	Qwest Resu	Mod Z Scr	Parity Scr
Nov-02	12	12	100.00%	0.00%	1877	2070	90.68%	-1.11	-1.67
Dec-02	15	16	93.75%	24.21%	2299	2638	87.15%	-0.79	-1.48
Jan-03	17	19	89.47%	30.69%	2481	2726	91.01%	0.3	-0.82
Feb-03	14	16	87.50%	33.07%	1910	2070	92.27%	0.71	-0.57
Mar-03	17	18	94.44%	22.91%	2207	2384	92.58%	-0.3	-1.18
Apr-03	23	24	95.83%	19.98%	2078	2228	93.27%	-0.5	-1.3
May-03	24	24	100.00%	0.00%	1961	2091	93.78%	-1.25	-1.76
Jun-03	15	15	100.00%	0.00%	1941	2089	92.92%	-1.07	-1.65
Jul-03	21	22	95.45%	20.83%	2275	2415	94.20%	-0.25	-1.15
Aug-03	10	10	100.00%	0.00%	2268	2447	92.68%	-0.89	-1.54
Sep-03	9	9	100.00%	0.00%	2003	2146	93.34%	-0.8	-1.49
Oct-03	31	32	96.88%	17.40%	2336	2560	91.25%	-1.12	-1.68

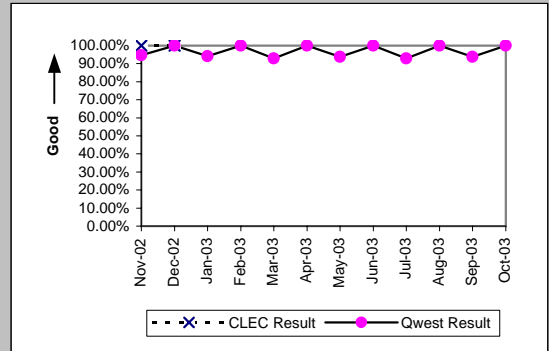


UNE P (Centrex) (Parity)									
Date	CLEC Num	CLEC Denc	CLEC Resu	CLEC Std	Qwest Num	Qwest Denc	Qwest Resu	Mod Z Scr	Parity Scr
Nov-02					7	7	100.00%		
Dec-02					14	14	100.00%		
Jan-03					13	15	86.67%		
Feb-03					10	11	90.91%		
Mar-03					7	8	87.50%		
Apr-03	3	3	100.00%	0.00%	9	11	81.82%	-0.72	-1.44
May-03					4	4	100.00%		
Jun-03	1	1	100.00%	0.00%	15	15	100.00%	N/A	N/A
Jul-03					7	7	100.00%		
Aug-03					13	14	92.86%		
Sep-03					11	11	100.00%		
Oct-03					16	18	88.89%		

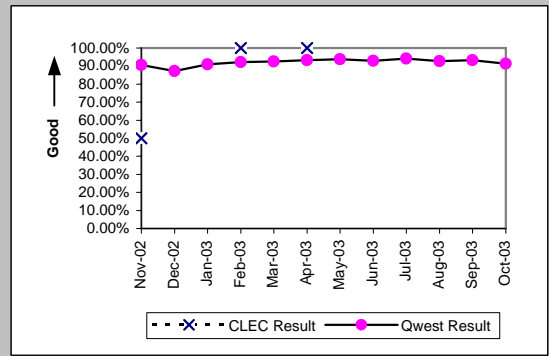


MR-3B - Out of Service Cleared within 24 Hours (Percent) - Dispatches outside MSAs

UNE P (Centrex 21) (Parity)										
Date	CLEC Num	CLEC Denc	CLEC Resu	CLEC Std	Qwest Num	Qwest Denc	Qwest Resu	Mod Z Scr	Parity Scr	
Nov-02	2	2	100.00%	0.00%	18	19	94.74%	-0.32	-1.19	
Dec-02	1	1	100.00%	0.00%	13	13	100.00%	N/A	N/A	
Jan-03					16	17	94.12%			
Feb-03					14	14	100.00%			
Mar-03					13	14	92.86%			
Apr-03					10	10	100.00%			
May-03					15	16	93.75%			
Jun-03					21	21	100.00%			
Jul-03					13	14	92.86%			
Aug-03					16	16	100.00%			
Sep-03					15	16	93.75%			
Oct-03					12	12	100.00%			

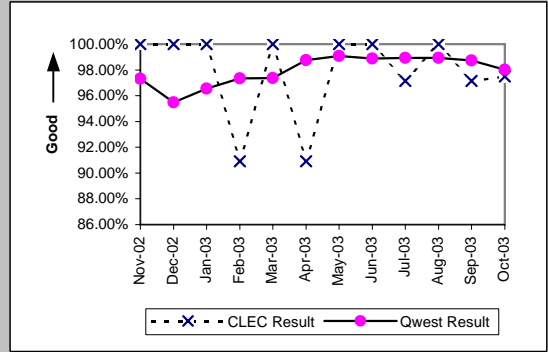


Line Sharing (Parity)										
Date	CLEC Num	CLEC Denc	CLEC Resu	CLEC Std	Qwest Num	Qwest Denc	Qwest Resu	Mod Z Scr	Parity Scr	
Nov-02	1	2	50.00%	50.00%	1877	2070	90.68%	1.32	-0.19	
Dec-02					2299	2638	87.15%			
Jan-03					2481	2726	91.01%			
Feb-03	3	3	100.00%	0.00%	1910	2070	92.27%	-0.5	-1.3	
Mar-03					2207	2384	92.58%			
Apr-03	1	1	100.00%	0.00%	2078	2228	93.27%	-0.27	-1.16	
May-03					1961	2091	93.78%			
Jun-03					1941	2089	92.92%			
Jul-03					2275	2415	94.20%			
Aug-03					2268	2447	92.68%			
Sep-03					2003	2146	93.34%			
Oct-03					2336	2560	91.25%			

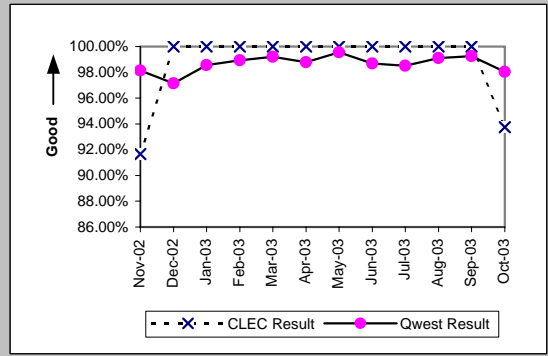


MR-3C - Out of Service Cleared within 24 Hours (Percent) - No dispatches

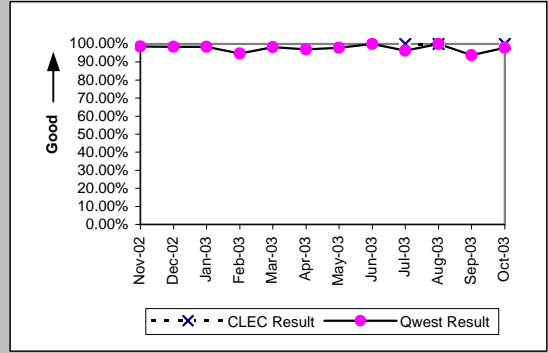
Residence (Parity)									
Date	CLEC Num	CLEC Denc	CLEC Resu	CLEC Std E	Qwest Num	Qwest Denc	Qwest Resu	Mod Z Scr	Parity Scr
Nov-02	13	13	100.00%	0.00%	1708	1755	97.32%	-0.6	-1.36
Dec-02	14	14	100.00%	0.00%	1665	1744	95.47%	-0.81	-1.49
Jan-03	11	11	100.00%	0.00%	1571	1627	96.56%	-0.62	-1.38
Feb-03	10	11	90.91%	28.75%	1460	1500	97.33%	1.05	-0.36
Mar-03	28	28	100.00%	0.00%	1561	1603	97.38%	-0.86	-1.52
Apr-03	20	22	90.91%	28.75%	1346	1363	98.75%	2.13	0.29
May-03	31	31	100.00%	0.00%	1385	1398	99.07%	-0.53	-1.32
Jun-03	16	16	100.00%	0.00%	1338	1353	98.89%	-0.42	-1.26
Jul-03	34	35	97.14%	16.66%	1588	1605	98.94%	0.88	-0.47
Aug-03	26	26	100.00%	0.00%	1584	1601	98.94%	-0.52	-1.32
Sep-03	34	35	97.14%	16.66%	1859	1883	98.73%	0.76	-0.54
Oct-03	39	40	97.50%	15.61%	1478	1508	98.01%	0.29	-0.82



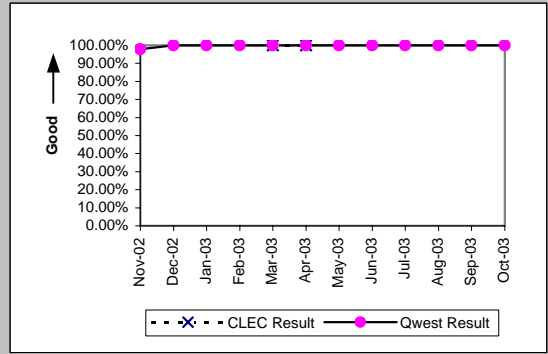
Business (Parity)									
Date	CLEC Num	CLEC Denc	CLEC Resu	CLEC Std E	Qwest Num	Qwest Denc	Qwest Resu	Mod Z Scr	Parity Scr
Nov-02	22	24	91.67%	27.64%	262	267	98.13%	1.6	-0.03
Dec-02	18	18	100.00%	0.00%	238	245	97.14%	-0.7	-1.43
Jan-03	11	11	100.00%	0.00%	274	278	98.56%	-0.39	-1.24
Feb-03	15	15	100.00%	0.00%	278	281	98.93%	-0.39	-1.24
Mar-03	19	19	100.00%	0.00%	248	250	99.20%	-0.38	-1.23
Apr-03	16	16	100.00%	0.00%	244	247	98.79%	-0.43	-1.26
May-03	16	16	100.00%	0.00%	225	226	99.56%	-0.26	-1.16
Jun-03	8	8	100.00%	0.00%	226	229	98.69%	-0.32	-1.19
Jul-03	23	23	100.00%	0.00%	263	267	98.50%	-0.57	-1.35
Aug-03	21	21	100.00%	0.00%	221	223	99.10%	-0.42	-1.25
Sep-03	26	26	100.00%	0.00%	266	268	99.25%	-0.42	-1.26
Oct-03	15	16	93.75%	24.21%	251	256	98.05%	0.94	-0.43



Centrex (Parity)									
Date	CLEC Num	CLEC Denc	CLEC Resu	CLEC Std E	Qwest Num	Qwest Denc	Qwest Resu	Mod Z Scr	Parity Scr
Nov-02					73	74	98.65%		
Dec-02					61	62	98.39%		
Jan-03					65	66	98.48%		
Feb-03					70	74	94.59%		
Mar-03					55	56	98.21%		
Apr-03					65	67	97.01%		
May-03					45	46	97.83%		
Jun-03					59	59	100.00%		
Jul-03	1	1	100.00%	0.00%	53	55	96.36%	-0.19	-1.12
Aug-03	1	1	100.00%	0.00%	49	49	100.00%	N/A	N/A
Sep-03					45	48	93.75%		
Oct-03	1	1	100.00%	0.00%	45	46	97.83%	-0.15	-1.09

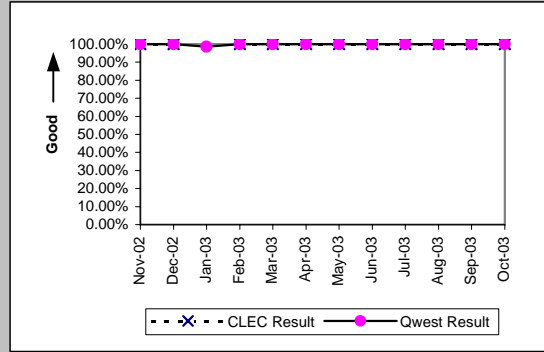


Centrex 21 (Parity)									
Date	CLEC Num	CLEC Denc	CLEC Resu	CLEC Std E	Qwest Num	Qwest Denc	Qwest Resu	Mod Z Scr	Parity Scr
Nov-02					46	47	97.87%		
Dec-02					30	30	100.00%		
Jan-03					36	36	100.00%		
Feb-03					45	45	100.00%		
Mar-03	1	1	100.00%	0.00%	35	35	100.00%	N/A	N/A
Apr-03	1	1	100.00%	0.00%	51	51	100.00%	N/A	N/A
May-03					44	44	100.00%		
Jun-03					36	36	100.00%		
Jul-03					43	43	100.00%		
Aug-03					29	29	100.00%		
Sep-03					43	43	100.00%		
Oct-03					37	37	100.00%		

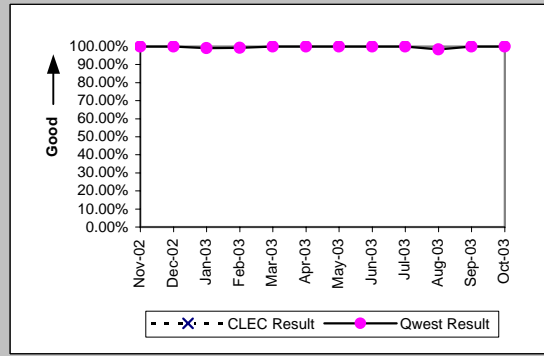


MR-3C - Out of Service Cleared within 24 Hours (Percent) - No dispatches

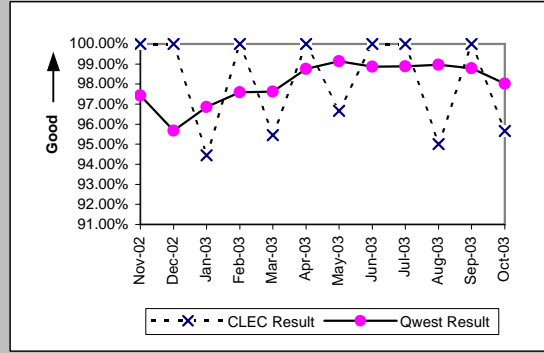
PBX (Parity)									
Date	CLEC Num	CLEC Denc	CLEC Resu	CLEC Std E	Qwest Num	Qwest Denc	Qwest Resu	Mod Z Scr	Parity Scr
Nov-02	3	3	100.00%	0.00%	79	79	100.00%	N/A	N/A
Dec-02	1	1	100.00%	0.00%	85	85	100.00%	N/A	N/A
Jan-03					67	68	98.53%		
Feb-03	1	1	100.00%	0.00%	66	66	100.00%	N/A	N/A
Mar-03	2	2	100.00%	0.00%	75	75	100.00%	N/A	N/A
Apr-03	2	2	100.00%	0.00%	56	56	100.00%	N/A	N/A
May-03	2	2	100.00%	0.00%	52	52	100.00%	N/A	N/A
Jun-03	4	4	100.00%	0.00%	49	49	100.00%	N/A	N/A
Jul-03	2	2	100.00%	0.00%	50	50	100.00%	N/A	N/A
Aug-03	3	3	100.00%	0.00%	76	76	100.00%	N/A	N/A
Sep-03	2	2	100.00%	0.00%	61	61	100.00%	N/A	N/A
Oct-03	1	1	100.00%	0.00%	82	82	100.00%	N/A	N/A



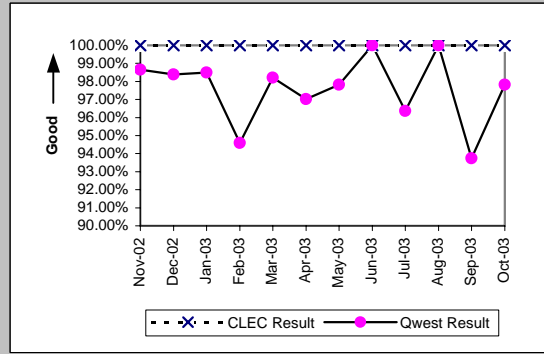
Basic Rate ISDN (Parity)									
Date	CLEC Num	CLEC Denc	CLEC Resu	CLEC Std E	Qwest Num	Qwest Denc	Qwest Resu	Mod Z Scr	Parity Scr
Nov-02					101	101	100.00%		
Dec-02					111	111	100.00%		
Jan-03					121	122	99.18%		
Feb-03					142	143	99.30%		
Mar-03					142	142	100.00%		
Apr-03					120	120	100.00%		
May-03					102	102	100.00%		
Jun-03					99	99	100.00%		
Jul-03					85	85	100.00%		
Aug-03					127	129	98.45%		
Sep-03					91	91	100.00%		
Oct-03					116	116	100.00%		



UNE - P (POTS) (Parity)									
Date	CLEC Num	CLEC Denc	CLEC Resu	CLEC Std E	Qwest Num	Qwest Denc	Qwest Resu	Mod Z Scr	Parity Scr
Nov-02	26	26	100.00%	0.00%	1970	2022	97.43%	-0.82	-1.5
Dec-02	16	16	100.00%	0.00%	1903	1989	95.68%	-0.85	-1.51
Jan-03	17	18	94.44%	22.91%	1845	1905	96.85%	0.59	-0.64
Feb-03	25	25	100.00%	0.00%	1738	1781	97.59%	-0.78	-1.47
Mar-03	21	22	95.45%	20.83%	1809	1853	97.63%	0.65	-0.61
Apr-03	16	16	100.00%	0.00%	1590	1610	98.76%	-0.45	-1.27
May-03	29	30	96.67%	17.95%	1610	1624	99.14%	1.11	-0.32
Jun-03	15	15	100.00%	0.00%	1564	1582	98.86%	-0.41	-1.25
Jul-03	21	21	100.00%	0.00%	1851	1872	98.88%	-0.49	-1.3
Aug-03	19	20	95.00%	21.79%	1805	1824	98.96%	1.25	-0.24
Sep-03	32	32	100.00%	0.00%	2125	2151	98.79%	-0.62	-1.38
Oct-03	22	23	95.65%	20.39%	1729	1764	98.02%	0.74	-0.55

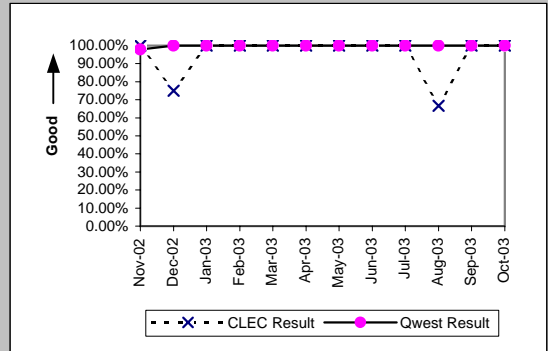


UNE P (Centrex) (Parity)									
Date	CLEC Num	CLEC Denc	CLEC Resu	CLEC Std E	Qwest Num	Qwest Denc	Qwest Resu	Mod Z Scr	Parity Scr
Nov-02	3	3	100.00%	0.00%	73	74	98.65%	-0.2	-1.12
Dec-02	4	4	100.00%	0.00%	61	62	98.39%	-0.25	-1.15
Jan-03	4	4	100.00%	0.00%	65	66	98.48%	-0.24	-1.15
Feb-03	3	3	100.00%	0.00%	70	74	94.59%	-0.41	-1.25
Mar-03	2	2	100.00%	0.00%	55	56	98.21%	-0.19	-1.11
Apr-03	6	6	100.00%	0.00%	65	67	97.01%	-0.41	-1.25
May-03	4	4	100.00%	0.00%	45	46	97.83%	-0.29	-1.17
Jun-03	3	3	100.00%	0.00%	59	59	100.00%	N/A	N/A
Jul-03	2	2	100.00%	0.00%	53	55	96.36%	-0.27	-1.16
Aug-03	6	6	100.00%	0.00%	49	49	100.00%	N/A	N/A
Sep-03	2	2	100.00%	0.00%	45	48	93.75%	-0.36	-1.22
Oct-03	3	3	100.00%	0.00%	45	46	97.83%	-0.25	-1.15

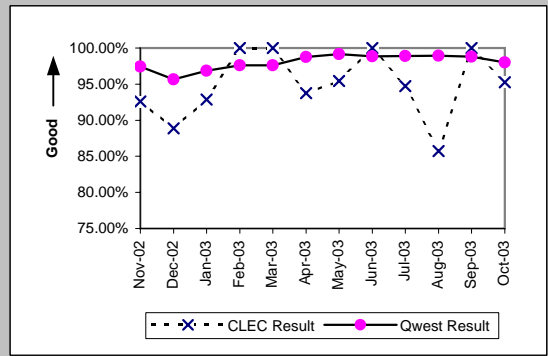


MR-3C - Out of Service Cleared within 24 Hours (Percent) - No dispatches

UNE P (Centrex 21) (Parity)										
Date	CLEC Num	CLEC Denc	CLEC Resu	CLEC Std	Qwest Num	Qwest Denc	Qwest Resu	Mod Z Scr	Parity Scr	
Nov-02	3	3	100.00%	0.00%	46	47	97.87%	-0.25	-1.15	
Dec-02	3	4	75.00%	43.30%	30	30	100.00%	N/A	0.01	
Jan-03	1	1	100.00%	0.00%	36	36	100.00%	N/A	N/A	
Feb-03	2	2	100.00%	0.00%	45	45	100.00%	N/A	N/A	
Mar-03	3	3	100.00%	0.00%	35	35	100.00%	N/A	N/A	
Apr-03	1	1	100.00%	0.00%	51	51	100.00%	N/A	N/A	
May-03	5	5	100.00%	0.00%	44	44	100.00%	N/A	N/A	
Jun-03	1	1	100.00%	0.00%	36	36	100.00%	N/A	N/A	
Jul-03	4	4	100.00%	0.00%	43	43	100.00%	N/A	N/A	
Aug-03	2	3	66.67%	47.14%	29	29	100.00%	N/A	0.08	
Sep-03	1	1	100.00%	0.00%	43	43	100.00%	N/A	N/A	
Oct-03	2	2	100.00%	0.00%	37	37	100.00%	N/A	N/A	

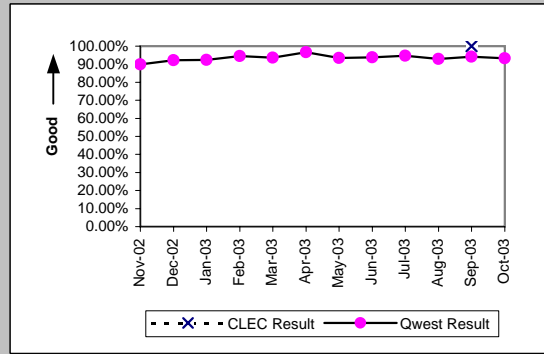


Line Sharing (Parity)										
Date	CLEC Num	CLEC Denc	CLEC Resu	CLEC Std	Qwest Num	Qwest Denc	Qwest Resu	Mod Z Scr	Parity Scr	
Nov-02	25	27	92.59%	26.19%	1970	2022	97.43%	1.33	-0.19	
Dec-02	24	27	88.89%	31.43%	1903	1989	95.68%	1.49	-0.09	
Jan-03	26	28	92.86%	25.75%	1845	1905	96.85%	1.08	-0.34	
Feb-03	24	24	100.00%	0.00%	1738	1781	97.59%	-0.77	-1.47	
Mar-03	20	20	100.00%	0.00%	1809	1853	97.63%	-0.69	-1.42	
Apr-03	15	16	93.75%	24.21%	1590	1610	98.76%	1.28	-0.22	
May-03	21	22	95.45%	20.83%	1610	1624	99.14%	1.3	-0.21	
Jun-03	10	10	100.00%	0.00%	1564	1582	98.86%	-0.34	-1.21	
Jul-03	18	19	94.74%	22.33%	1851	1872	98.88%	1.24	-0.25	
Aug-03	18	21	85.71%	34.99%	1805	1824	98.96%	3.2	0.94	
Sep-03	15	15	100.00%	0.00%	2125	2151	98.79%	-0.43	-1.26	
Oct-03	20	21	95.24%	21.30%	1729	1764	98.02%	0.81	-0.51	

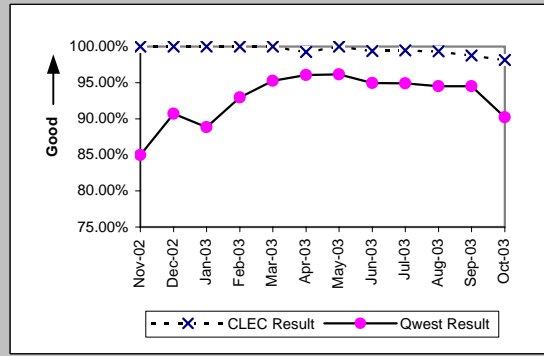


MR-3D - Out of Service Cleared within 24 Hours (Percent) - Interval Zone One

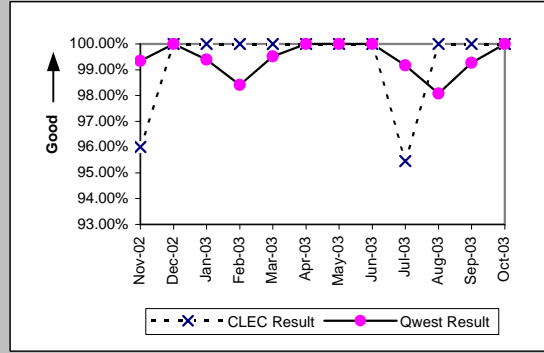
Qwest DSL (Parity)									
Date	CLEC Num	CLEC Denc	CLEC Resu	CLEC Std E	Qwest Num	Qwest Denc	Qwest Resu	Mod Z Scr	Parity Scr
Nov-02					349	388	89.95%		
Dec-02					354	384	92.19%		
Jan-03					397	430	92.33%		
Feb-03					339	359	94.43%		
Mar-03					322	344	93.60%		
Apr-03					411	425	96.71%		
May-03					299	320	93.44%		
Jun-03					319	340	93.82%		
Jul-03					264	279	94.62%		
Aug-03					207	223	92.83%		
Sep-03	1	1	100.00%	0.00%	289	307	94.14%	-0.25	-1.15
Oct-03					264	283	93.29%		



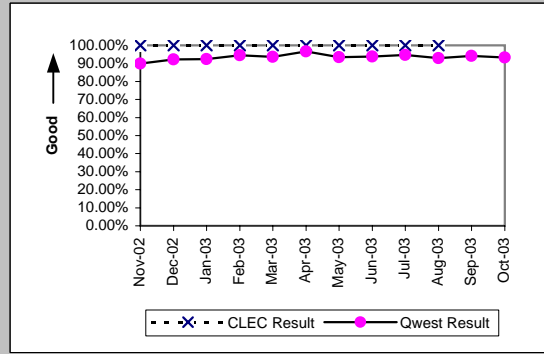
Unbundled Loop Analog (Parity)									
Date	CLEC Num	CLEC Denc	CLEC Resu	CLEC Std E	Qwest Num	Qwest Denc	Qwest Resu	Mod Z Scr	Parity Scr
Nov-02	220	220	100.00%	0.00%	11179	13157	84.97%	-6.19	-4.76
Dec-02	163	163	100.00%	0.00%	12746	14057	90.67%	-4.07	-3.48
Jan-03	227	227	100.00%	0.00%	13348	15029	88.82%	-5.31	-4.23
Feb-03	174	174	100.00%	0.00%	10858	11680	92.96%	-3.6	-3.19
Mar-03	172	172	100.00%	0.00%	11270	11831	95.26%	-2.91	-2.77
Apr-03	128	129	99.22%	8.77%	9810	10214	96.04%	-1.84	-2.12
May-03	145	145	100.00%	0.00%	10097	10504	96.13%	-2.4	-2.46
Jun-03	166	167	99.40%	7.72%	10742	11312	94.96%	-2.6	-2.58
Jul-03	191	192	99.48%	7.20%	11090	11688	94.88%	-2.87	-2.74
Aug-03	146	147	99.32%	8.22%	10945	11582	94.50%	-2.55	-2.55
Sep-03	158	160	98.75%	11.11%	11695	12378	94.48%	-2.35	-2.43
Oct-03	210	214	98.13%	13.54%	13649	15130	90.21%	-3.87	-3.35



Unbundled Loop - 2 Wire Non-Loaded (Parity)									
Date	CLEC Num	CLEC Denc	CLEC Resu	CLEC Std E	Qwest Num	Qwest Denc	Qwest Resu	Mod Z Scr	Parity Scr
Nov-02	24	25	96.00%	19.60%	150	151	99.34%	1.09	-0.34
Dec-02	11	11	100.00%	0.00%	182	182	100.00%	N/A	N/A
Jan-03	14	14	100.00%	0.00%	163	164	99.39%	-0.28	-1.17
Feb-03	11	11	100.00%	0.00%	186	189	98.41%	-0.41	-1.25
Mar-03	12	12	100.00%	0.00%	206	207	99.52%	-0.23	-1.14
Apr-03	15	15	100.00%	0.00%	145	145	100.00%	N/A	N/A
May-03	17	17	100.00%	0.00%	121	121	100.00%	N/A	N/A
Jun-03	25	25	100.00%	0.00%	137	137	100.00%	N/A	N/A
Jul-03	21	22	95.45%	20.83%	119	120	99.17%	1.03	-0.37
Aug-03	13	13	100.00%	0.00%	153	156	98.08%	-0.49	-1.29
Sep-03	23	23	100.00%	0.00%	135	136	99.26%	-0.38	-1.23
Oct-03	26	26	100.00%	0.00%	171	171	100.00%	N/A	N/A

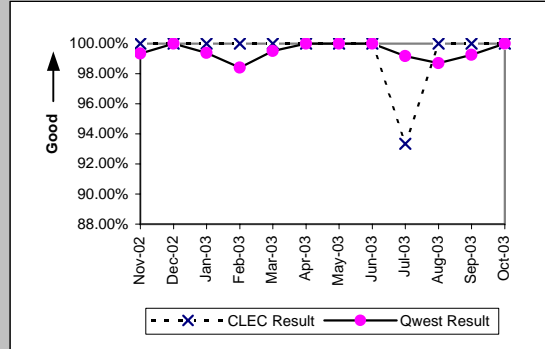


Unbundled Loop - ADSL Qualified (Parity)									
Date	CLEC Num	CLEC Denc	CLEC Resu	CLEC Std E	Qwest Num	Qwest Denc	Qwest Resu	Mod Z Scr	Parity Scr
Nov-02	1	1	100.00%	0.00%	349	388	89.95%	-0.33	-1.2
Dec-02	2	2	100.00%	0.00%	354	384	92.19%	-0.41	-1.25
Jan-03	3	3	100.00%	0.00%	397	430	92.33%	-0.5	-1.3
Feb-03	2	2	100.00%	0.00%	339	359	94.43%	-0.34	-1.21
Mar-03	1	1	100.00%	0.00%	322	344	93.60%	-0.26	-1.16
Apr-03	1	1	100.00%	0.00%	411	425	96.71%	-0.18	-1.11
May-03	4	4	100.00%	0.00%	299	320	93.44%	-0.53	-1.32
Jun-03	3	3	100.00%	0.00%	319	340	93.82%	-0.44	-1.27
Jul-03	5	5	100.00%	0.00%	264	279	94.62%	-0.53	-1.32
Aug-03	5	5	100.00%	0.00%	207	223	92.83%	-0.61	-1.37
Sep-03					289	307	94.14%		
Oct-03					264	283	93.29%		



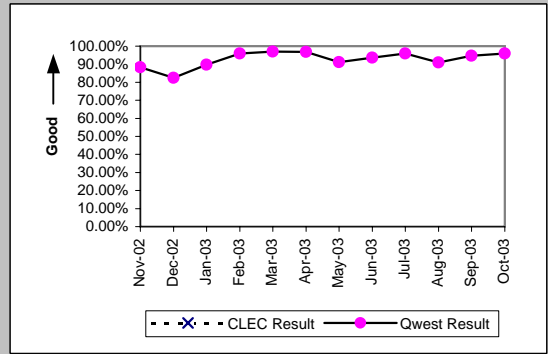
MR-3D - Out of Service Cleared within 24 Hours (Percent) - Interval Zone One

Unbundled Loop ISDN Capable (Parity)										
Date	CLEC Num	CLEC Dend	CLEC Resu	CLEC Std	Qwest Num	Qwest Dend	Qwest Resu	Mod Z Scr	Parity Scr	
Nov-02	15	15	100.00%	0.00%	150	151	99.34%	-0.3	-1.18	
Dec-02	21	21	100.00%	0.00%	182	182	100.00%	N/A	N/A	
Jan-03	26	26	100.00%	0.00%	163	164	99.39%	-0.37	-1.23	
Feb-03	21	21	100.00%	0.00%	186	189	98.41%	-0.55	-1.34	
Mar-03	16	16	100.00%	0.00%	206	207	99.52%	-0.27	-1.16	
Apr-03	21	21	100.00%	0.00%	145	145	100.00%	N/A	N/A	
May-03	21	21	100.00%	0.00%	121	121	100.00%	N/A	N/A	
Jun-03	29	29	100.00%	0.00%	137	137	100.00%	N/A	N/A	
Jul-03	14	15	93.33%	24.94%	119	120	99.17%	1.26	-0.24	
Aug-03	19	19	100.00%	0.00%	153	155	98.71%	-0.47	-1.29	
Sep-03	16	16	100.00%	0.00%	135	136	99.26%	-0.33	-1.2	
Oct-03	19	19	100.00%	0.00%	171	171	100.00%	N/A	N/A	

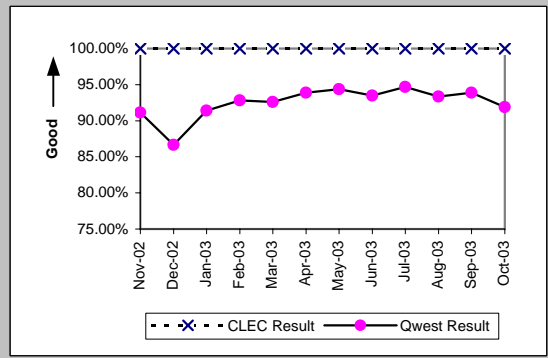


MR-3E - Out of Service Cleared within 24 Hours (Percent) - Interval Zone Two

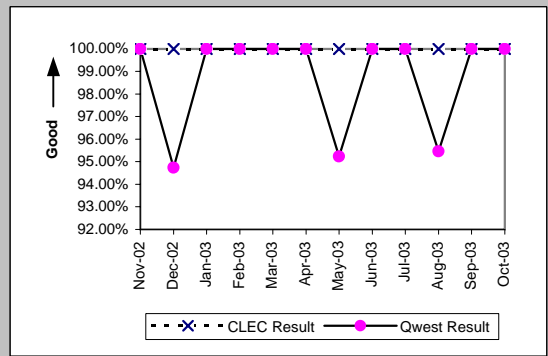
Qwest DSL (Parity)									
Date	CLEC Num	CLEC Denc	CLEC Resu	CLEC Std E	Qwest Num	Qwest Denc	Qwest Resu	Mod Z Scr	Parity Scr
Nov-02					30	34	88.24%		
Dec-02					33	40	82.50%		
Jan-03					44	49	89.80%		
Feb-03					24	25	96.00%		
Mar-03					32	33	96.97%		
Apr-03					31	32	96.88%		
May-03					31	34	91.18%		
Jun-03					29	31	93.55%		
Jul-03					24	25	96.00%		
Aug-03					20	22	90.91%		
Sep-03					35	37	94.59%		
Oct-03					24	25	96.00%		



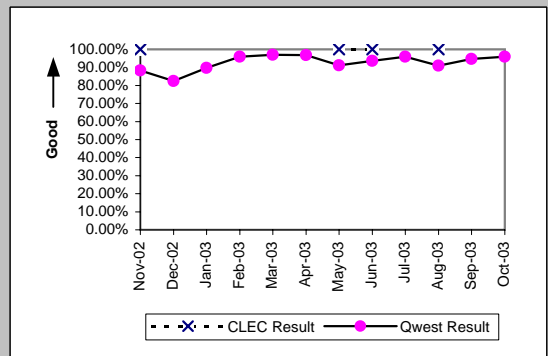
Unbundled Loop Analog (Parity)									
Date	CLEC Num	CLEC Denc	CLEC Resu	CLEC Std E	Qwest Num	Qwest Denc	Qwest Resu	Mod Z Scr	Parity Scr
Nov-02	20	20	100.00%	0.00%	2114	2320	91.12%	-1.39	-1.85
Dec-02	16	16	100.00%	0.00%	2551	2944	86.65%	-1.57	-1.95
Jan-03	25	25	100.00%	0.00%	2694	2948	91.38%	-1.53	-1.93
Feb-03	38	38	100.00%	0.00%	2137	2302	92.83%	-1.7	-2.03
Mar-03	8	8	100.00%	0.00%	2470	2668	92.58%	-0.8	-1.49
Apr-03	14	14	100.00%	0.00%	2342	2495	93.87%	-0.95	-1.58
May-03	21	21	100.00%	0.00%	2210	2342	94.36%	-1.11	-1.68
Jun-03	14	14	100.00%	0.00%	2132	2281	93.47%	-0.99	-1.6
Jul-03	10	10	100.00%	0.00%	2537	2679	94.70%	-0.75	-1.45
Aug-03	17	17	100.00%	0.00%	2521	2700	93.37%	-1.1	-1.67
Sep-03	11	11	100.00%	0.00%	2232	2377	93.90%	-0.84	-1.51
Oct-03	21	21	100.00%	0.00%	2556	2782	91.88%	-1.36	-1.83



Unbundled Loop - 2 Wire Non-Loaded (Parity)									
Date	CLEC Num	CLEC Denc	CLEC Resu	CLEC Std E	Qwest Num	Qwest Denc	Qwest Resu	Mod Z Scr	Parity Scr
Nov-02	4	4	100.00%	0.00%	15	15	100.00%	N/A	N/A
Dec-02	4	4	100.00%	0.00%	18	19	94.74%	-0.43	-1.26
Jan-03	4	4	100.00%	0.00%	13	13	100.00%	N/A	N/A
Feb-03	1	1	100.00%	0.00%	11	11	100.00%	N/A	N/A
Mar-03	4	4	100.00%	0.00%	10	10	100.00%	N/A	N/A
Apr-03	6	6	100.00%	0.00%	13	13	100.00%	N/A	N/A
May-03	3	3	100.00%	0.00%	20	21	95.24%	-0.36	-1.22
Jun-03	3	3	100.00%	0.00%	9	9	100.00%	N/A	N/A
Jul-03	6	6	100.00%	0.00%	13	13	100.00%	N/A	N/A
Aug-03	6	6	100.00%	0.00%	21	22	95.45%	-0.47	-1.29
Sep-03	1	1	100.00%	0.00%	15	15	100.00%	N/A	N/A
Oct-03	3	3	100.00%	0.00%	9	9	100.00%	N/A	N/A

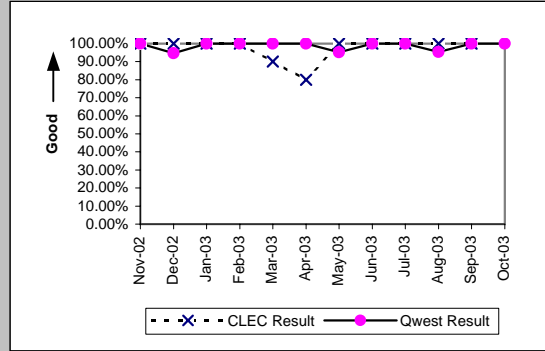


Unbundled Loop - ADSL Qualified (Parity)									
Date	CLEC Num	CLEC Denc	CLEC Resu	CLEC Std E	Qwest Num	Qwest Denc	Qwest Resu	Mod Z Scr	Parity Scr
Nov-02	1	1	100.00%	0.00%	30	34	88.24%	-0.36	-1.22
Dec-02					33	40	82.50%		
Jan-03					44	49	89.80%		
Feb-03					24	25	96.00%		
Mar-03					32	33	96.97%		
Apr-03					31	32	96.88%		
May-03	2	2	100.00%	0.00%	31	34	91.18%	-0.43	-1.26
Jun-03	1	1	100.00%	0.00%	29	31	93.55%	-0.26	-1.16
Jul-03					24	25	96.00%		
Aug-03	1	1	100.00%	0.00%	20	22	90.91%	-0.31	-1.19
Sep-03					35	37	94.59%		
Oct-03					24	25	96.00%		



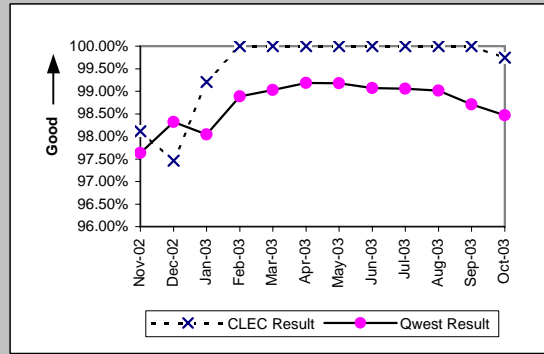
MR-3E - Out of Service Cleared within 24 Hours (Percent) - Interval Zone Two

Unbundled Loop ISDN Capable (Parity)										
Date	CLEC Num	CLEC Dend	CLEC Resu	CLEC Std	Qwest Num	Qwest Dend	Qwest Res	Mod Z Scr	Parity Scr	
Nov-02	9	9	100.00%	0.00%	15	15	100.00%		N/A	N/A
Dec-02	11	11	100.00%	0.00%	18	19	94.74%	-0.62	-1.38	
Jan-03	8	8	100.00%	0.00%	13	13	100.00%		N/A	N/A
Feb-03	6	6	100.00%	0.00%	11	11	100.00%		N/A	N/A
Mar-03	9	10	90.00%	30.00%	10	10	100.00%		N/A	-0.62
Apr-03	4	5	80.00%	40.00%	13	13	100.00%		N/A	-0.32
May-03	5	5	100.00%	0.00%	20	21	95.24%	-0.45	-1.27	
Jun-03	3	3	100.00%	0.00%	9	9	100.00%		N/A	N/A
Jul-03	2	2	100.00%	0.00%	13	13	100.00%		N/A	N/A
Aug-03	6	6	100.00%	0.00%	21	22	95.45%	-0.47	-1.29	
Sep-03	6	6	100.00%	0.00%	15	15	100.00%		N/A	N/A
Oct-03					9	9	100.00%			

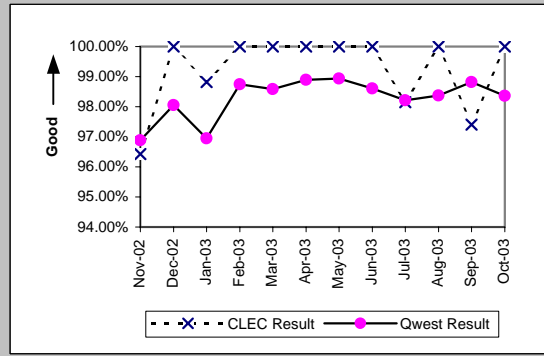


MR-4A - All Troubles Cleared within 48 Hours (Percent) - Dispatches within MSAs

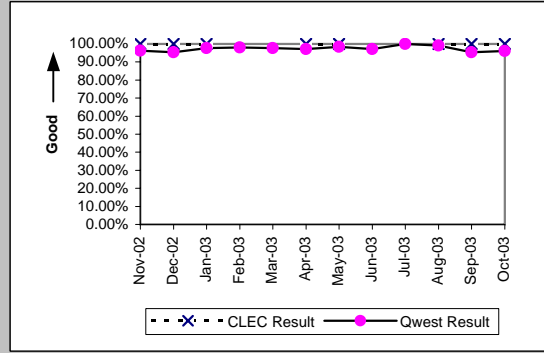
Residence (Parity)									
Date	CLEC Num	CLEC Denc	CLEC Resu	CLEC Std E	Qwest Num	Qwest Denc	Qwest Resu	Mod Z Scr	Parity Scr
Nov-02	104	106	98.11%	13.61%	12439	12741	97.63%	-0.33	-1.2
Dec-02	115	118	97.46%	15.74%	13996	14235	98.32%	0.74	-0.55
Jan-03	125	126	99.21%	8.87%	14959	15258	98.04%	-0.94	-1.57
Feb-03	152	152	100.00%	0.00%	11393	11521	98.89%	-1.3	-1.79
Mar-03	171	171	100.00%	0.00%	11455	11567	99.03%	-1.28	-1.78
Apr-03	173	173	100.00%	0.00%	10085	10168	99.18%	-1.18	-1.72
May-03	159	159	100.00%	0.00%	10251	10336	99.18%	-1.14	-1.69
Jun-03	144	144	100.00%	0.00%	11012	11115	99.07%	-1.15	-1.7
Jul-03	204	204	100.00%	0.00%	11215	11322	99.05%	-1.38	-1.84
Aug-03	184	184	100.00%	0.00%	11335	11448	99.01%	-1.34	-1.82
Sep-03	212	212	100.00%	0.00%	11614	11766	98.71%	-1.65	-2
Oct-03	386	387	99.74%	5.08%	14983	15216	98.47%	-2.01	-2.22



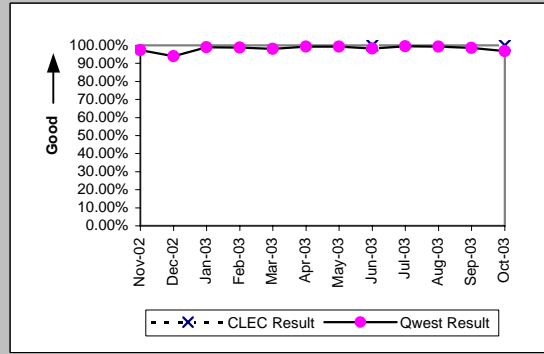
Business (Parity)									
Date	CLEC Num	CLEC Denc	CLEC Resu	CLEC Std E	Qwest Num	Qwest Denc	Qwest Resu	Mod Z Scr	Parity Scr
Nov-02	81	84	96.43%	18.56%	1460	1507	96.88%	0.29	-0.82
Dec-02	57	57	100.00%	0.00%	1359	1386	98.05%	-1.04	-1.63
Jan-03	84	85	98.82%	10.78%	1622	1673	96.95%	-0.98	-1.6
Feb-03	57	57	100.00%	0.00%	1254	1270	98.74%	-0.83	-1.51
Mar-03	87	87	100.00%	0.00%	1251	1269	98.58%	-1.08	-1.66
Apr-03	52	52	100.00%	0.00%	1159	1172	98.89%	-0.75	-1.45
May-03	43	43	100.00%	0.00%	1120	1132	98.94%	-0.67	-1.41
Jun-03	59	59	100.00%	0.00%	1276	1294	98.61%	-0.89	-1.54
Jul-03	53	54	98.15%	13.48%	1262	1285	98.21%	0.11	-0.93
Aug-03	67	67	100.00%	0.00%	1151	1170	98.38%	-1.02	-1.62
Sep-03	75	77	97.40%	15.91%	1251	1266	98.82%	1	-0.39
Oct-03	101	101	100.00%	0.00%	1678	1706	98.36%	-1.26	-1.77



Centrex (Parity)									
Date	CLEC Num	CLEC Denc	CLEC Resu	CLEC Std E	Qwest Num	Qwest Denc	Qwest Resu	Mod Z Scr	Parity Scr
Nov-02	6	6	100.00%	0.00%	102	106	96.23%	-0.47	-1.29
Dec-02	1	1	100.00%	0.00%	103	108	95.37%	-0.22	-1.13
Jan-03	2	2	100.00%	0.00%	130	133	97.74%	-0.21	-1.13
Feb-03					97	99	97.98%		
Mar-03					127	130	97.69%		
Apr-03	1	1	100.00%	0.00%	106	109	97.25%	-0.17	-1.1
May-03	3	3	100.00%	0.00%	117	119	98.32%	-0.22	-1.14
Jun-03					135	139	97.12%		
Jul-03					126	126	100.00%		
Aug-03	2	2	100.00%	0.00%	108	109	99.08%	-0.13	-1.08
Sep-03	2	2	100.00%	0.00%	126	132	95.45%	-0.31	-1.19
Oct-03	2	2	100.00%	0.00%	121	126	96.03%	-0.29	-1.17

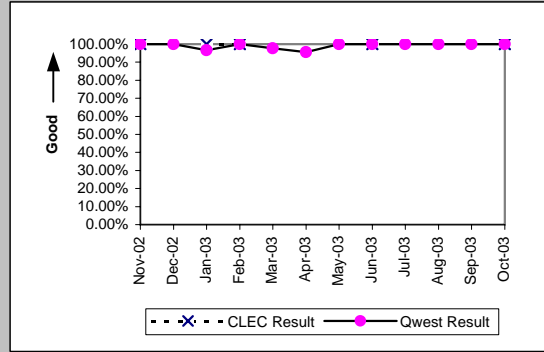


Centrex 21 (Parity)									
Date	CLEC Num	CLEC Denc	CLEC Resu	CLEC Std E	Qwest Num	Qwest Denc	Qwest Resu	Mod Z Scr	Parity Scr
Nov-02					180	185	97.30%		
Dec-02					156	166	93.98%		
Jan-03					202	204	99.02%		
Feb-03					153	155	98.71%		
Mar-03					145	148	97.97%		
Apr-03					132	133	99.25%		
May-03					132	133	99.25%		
Jun-03	2	2	100.00%	0.00%	164	167	98.20%	-0.19	-1.12
Jul-03					165	166	99.40%		
Aug-03					149	150	99.33%		
Sep-03					137	139	98.56%		
Oct-03	1	1	100.00%	0.00%	210	217	96.77%	-0.18	-1.11

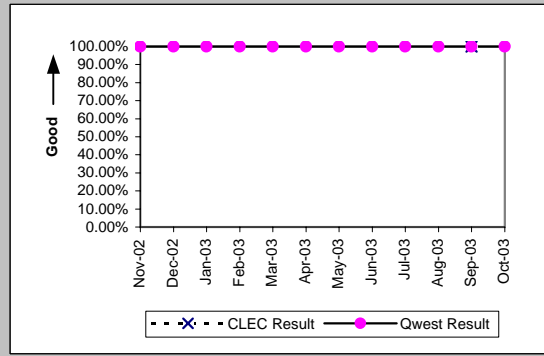


MR-4A - All Troubles Cleared within 48 Hours (Percent) - Dispatches within MSAs

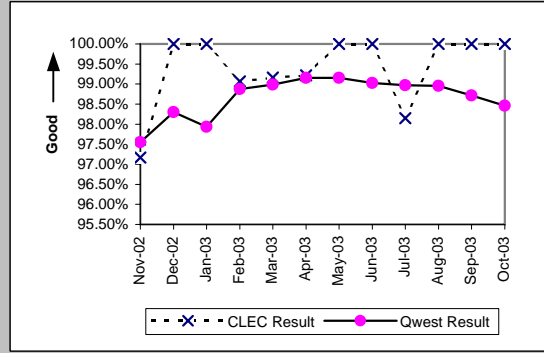
PBX (Parity)									
Date	CLEC Num	CLEC Denc	CLEC Resu	CLEC Std E	Qwest Num	Qwest Denc	Qwest Resu	Mod Z Scr	Parity Scr
Nov-02	2	2	100.00%	0.00%	36	36	100.00%	N/A	N/A
Dec-02					36	36	100.00%		
Jan-03	1	1	100.00%	0.00%	29	30	96.67%	-0.18	-1.11
Feb-03	1	1	100.00%	0.00%	26	26	100.00%	N/A	N/A
Mar-03					43	44	97.73%		
Apr-03					22	23	95.65%		
May-03					30	30	100.00%		
Jun-03	2	2	100.00%	0.00%	34	34	100.00%	N/A	N/A
Jul-03					25	25	100.00%		
Aug-03					33	33	100.00%		
Sep-03					31	31	100.00%		
Oct-03	1	1	100.00%	0.00%	30	30	100.00%	N/A	N/A



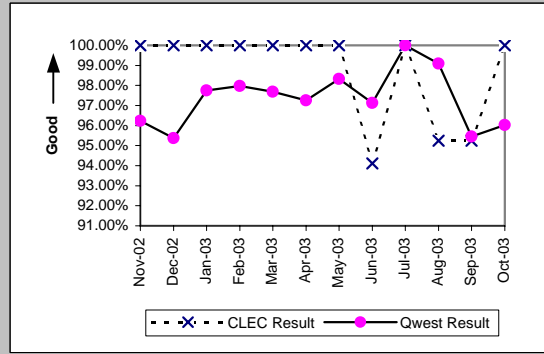
Basic Rate ISDN (Parity)									
Date	CLEC Num	CLEC Denc	CLEC Resu	CLEC Std E	Qwest Num	Qwest Denc	Qwest Resu	Mod Z Scr	Parity Scr
Nov-02					61	61	100.00%		
Dec-02					81	81	100.00%		
Jan-03					53	53	100.00%		
Feb-03					53	53	100.00%		
Mar-03					72	72	100.00%		
Apr-03					38	38	100.00%		
May-03					33	33	100.00%		
Jun-03					46	46	100.00%		
Jul-03					43	43	100.00%		
Aug-03					42	42	100.00%		
Sep-03	1	1	100.00%	0.00%	57	57	100.00%	N/A	N/A
Oct-03					61	61	100.00%		



UNE - P (POTS) (Parity)									
Date	CLEC Num	CLEC Denc	CLEC Resu	CLEC Std E	Qwest Num	Qwest Denc	Qwest Resu	Mod Z Scr	Parity Scr
Nov-02	103	106	97.17%	16.58%	13899	14248	97.55%	0.32	-0.81
Dec-02	73	73	100.00%	0.00%	15355	15621	98.30%	-1.12	-1.68
Jan-03	96	96	100.00%	0.00%	16581	16931	97.93%	-1.42	-1.86
Feb-03	106	107	99.07%	9.62%	12647	12791	98.87%	-0.19	-1.11
Mar-03	118	119	99.16%	9.13%	12706	12836	98.99%	-0.19	-1.11
Apr-03	127	128	99.22%	8.80%	11244	11340	99.15%	-0.08	-1.05
May-03	126	126	100.00%	0.00%	11371	11468	99.15%	-1.03	-1.63
Jun-03	109	109	100.00%	0.00%	12288	12409	99.02%	-1.03	-1.63
Jul-03	106	108	98.15%	13.48%	12477	12607	98.97%	0.83	-0.5
Aug-03	102	102	100.00%	0.00%	12486	12618	98.95%	-1.03	-1.63
Sep-03	99	99	100.00%	0.00%	12865	13032	98.72%	-1.13	-1.69
Oct-03	151	151	100.00%	0.00%	16661	16922	98.46%	-1.53	-1.93

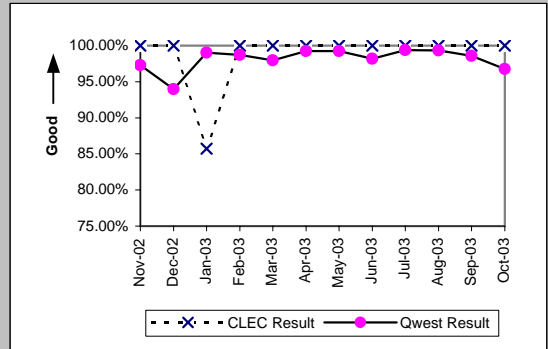


UNE P (Centrex) (Parity)									
Date	CLEC Num	CLEC Denc	CLEC Resu	CLEC Std E	Qwest Num	Qwest Denc	Qwest Resu	Mod Z Scr	Parity Scr
Nov-02	17	17	100.00%	0.00%	102	106	96.23%	-0.76	-1.46
Dec-02	27	27	100.00%	0.00%	103	108	95.37%	-1.02	-1.62
Jan-03	27	27	100.00%	0.00%	130	133	97.74%	-0.72	-1.44
Feb-03	22	22	100.00%	0.00%	97	99	97.98%	-0.61	-1.37
Mar-03	20	20	100.00%	0.00%	127	130	97.69%	-0.64	-1.39
Apr-03	16	16	100.00%	0.00%	106	109	97.25%	-0.63	-1.38
May-03	18	18	100.00%	0.00%	117	119	98.32%	-0.52	-1.31
Jun-03	16	17	94.12%	23.53%	135	139	97.12%	0.59	-0.64
Jul-03	22	22	100.00%	0.00%	126	126	100.00%	N/A	N/A
Aug-03	20	21	95.24%	21.30%	108	109	99.08%	1	-0.39
Sep-03	20	21	95.24%	21.30%	126	132	95.45%	0.07	-0.96
Oct-03	20	20	100.00%	0.00%	121	126	96.03%	-0.84	-1.51

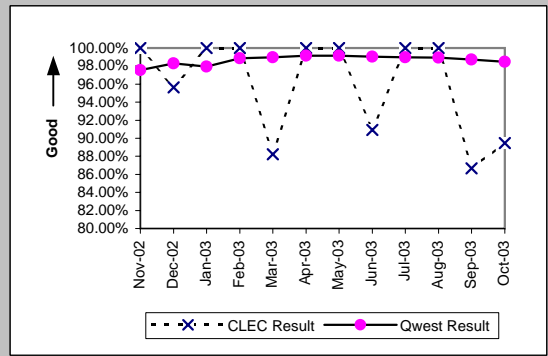


MR-4A - All Troubles Cleared within 48 Hours (Percent) - Dispatches within MSAs

UNE P (Centrex 21) (Parity)										
Date	CLEC Num	CLEC Denc	CLEC Resu	CLEC Std	Qwest Num	Qwest Denc	Qwest Resu	Mod Z Scr	Parity Scr	
Nov-02	8	8	100.00%	0.00%	180	185	97.30%	-0.46	-1.28	
Dec-02	4	4	100.00%	0.00%	156	166	93.98%	-0.5	-1.3	
Jan-03	6	7	85.71%	34.99%	202	204	99.02%	1.7	0.03	
Feb-03	8	8	100.00%	0.00%	153	155	98.71%	-0.32	-1.19	
Mar-03	4	4	100.00%	0.00%	145	148	97.97%	-0.28	-1.17	
Apr-03	2	2	100.00%	0.00%	132	133	99.25%	-0.12	-1.07	
May-03	4	4	100.00%	0.00%	132	133	99.25%	-0.17	-1.1	
Jun-03	3	3	100.00%	0.00%	164	167	98.20%	-0.23	-1.14	
Jul-03	3	3	100.00%	0.00%	165	166	99.40%	-0.13	-1.08	
Aug-03	7	7	100.00%	0.00%	149	150	99.33%	-0.21	-1.13	
Sep-03	4	4	100.00%	0.00%	137	139	98.56%	-0.24	-1.14	
Oct-03	3	3	100.00%	0.00%	210	217	96.77%	-0.31	-1.19	

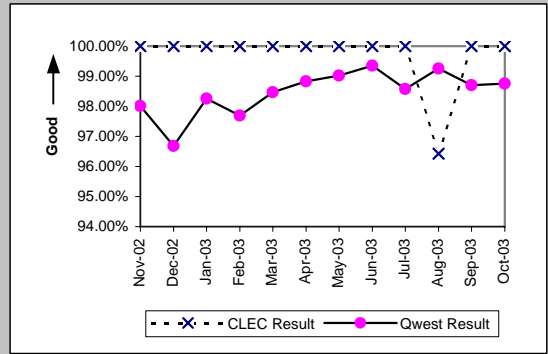


Line Sharing (Parity)										
Date	CLEC Num	CLEC Denc	CLEC Resu	CLEC Std	Qwest Num	Qwest Denc	Qwest Resu	Mod Z Scr	Parity Scr	
Nov-02	27	27	100.00%	0.00%	13899	14248	97.55%	-0.82	-1.5	
Dec-02	22	23	95.65%	20.39%	15355	15621	98.30%	0.87	-0.47	
Jan-03	23	23	100.00%	0.00%	16581	16931	97.93%	-0.7	-1.42	
Feb-03	11	11	100.00%	0.00%	12647	12791	98.87%	-0.35	-1.22	
Mar-03	15	17	88.24%	32.22%	12706	12836	98.99%	2.49	0.52	
Apr-03	9	9	100.00%	0.00%	11244	11340	99.15%	-0.28	-1.17	
May-03	15	15	100.00%	0.00%	11371	11468	99.15%	-0.36	-1.22	
Jun-03	10	11	90.91%	28.75%	12288	12409	99.02%	1.62	-0.02	
Jul-03	15	15	100.00%	0.00%	12477	12607	98.97%	-0.4	-1.24	
Aug-03	17	17	100.00%	0.00%	12486	12618	98.95%	-0.42	-1.26	
Sep-03	13	15	86.67%	33.99%	12865	13032	98.72%	2.42	0.47	
Oct-03	17	19	89.47%	30.69%	16661	16922	98.46%	2.1	0.28	

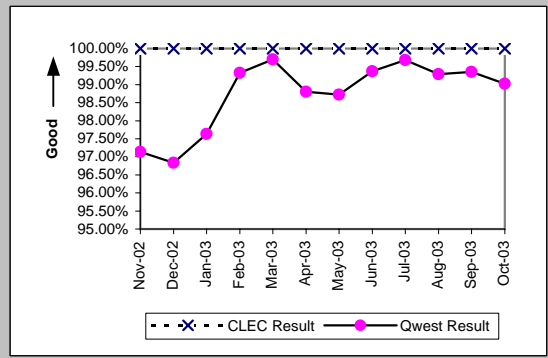


MR-4B - All Troubles Cleared within 48 Hours (Percent) - Dispatches outside MSAs

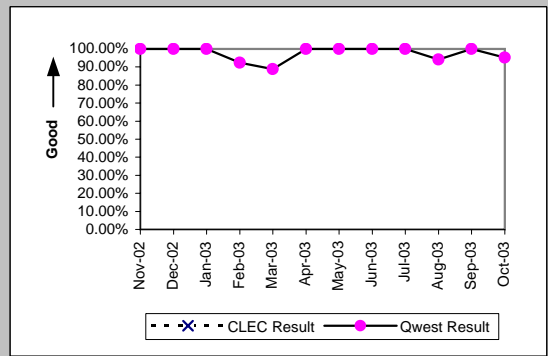
Residence (Parity)									
Date	CLEC Num	CLEC Denc	CLEC Resu	CLEC Std	Qwest Num	Qwest Denc	Qwest Resu	Mod Z Scr	Parity Scr
Nov-02	15	15	100.00%	0.00%	2519	2570	98.02%	-0.55	-1.33
Dec-02	11	11	100.00%	0.00%	3118	3225	96.68%	-0.61	-1.37
Jan-03	32	32	100.00%	0.00%	3160	3216	98.26%	-0.75	-1.46
Feb-03	26	26	100.00%	0.00%	2414	2471	97.69%	-0.78	-1.47
Mar-03	25	25	100.00%	0.00%	2704	2746	98.47%	-0.62	-1.38
Apr-03	27	27	100.00%	0.00%	2531	2561	98.83%	-0.56	-1.34
May-03	25	25	100.00%	0.00%	2429	2453	99.02%	-0.49	-1.3
Jun-03	15	15	100.00%	0.00%	2434	2450	99.35%	-0.31	-1.19
Jul-03	16	16	100.00%	0.00%	2760	2800	98.57%	-0.48	-1.29
Aug-03	27	28	96.43%	18.56%	2794	2815	99.25%	1.25	-0.24
Sep-03	38	38	100.00%	0.00%	2500	2533	98.70%	-0.7	-1.43
Oct-03	59	59	100.00%	0.00%	3099	3138	98.76%	-0.85	-1.52



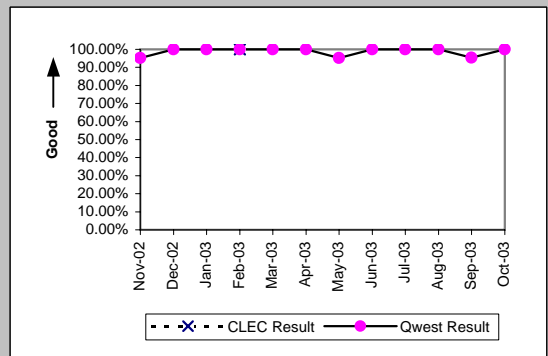
Business (Parity)									
Date	CLEC Num	CLEC Denc	CLEC Resu	CLEC Std	Qwest Num	Qwest Denc	Qwest Resu	Mod Z Scr	Parity Scr
Nov-02	14	14	100.00%	0.00%	271	279	97.13%	-0.63	-1.38
Dec-02	15	15	100.00%	0.00%	367	379	96.83%	-0.69	-1.42
Jan-03	14	14	100.00%	0.00%	413	423	97.64%	-0.57	-1.35
Feb-03	18	18	100.00%	0.00%	296	298	99.33%	-0.34	-1.21
Mar-03	17	17	100.00%	0.00%	332	333	99.70%	-0.22	-1.13
Apr-03	8	8	100.00%	0.00%	330	334	98.80%	-0.31	-1.19
May-03	17	17	100.00%	0.00%	310	314	98.73%	-0.46	-1.28
Jun-03	23	23	100.00%	0.00%	316	318	99.37%	-0.37	-1.22
Jul-03	17	17	100.00%	0.00%	311	312	99.68%	-0.23	-1.14
Aug-03	16	16	100.00%	0.00%	280	282	99.29%	-0.33	-1.2
Sep-03	21	21	100.00%	0.00%	306	308	99.35%	-0.36	-1.22
Oct-03	26	26	100.00%	0.00%	305	308	99.03%	-0.49	-1.3



Centrex (Parity)									
Date	CLEC Num	CLEC Denc	CLEC Resu	CLEC Std	Qwest Num	Qwest Denc	Qwest Resu	Mod Z Scr	Parity Scr
Nov-02					7	7	100.00%		
Dec-02					16	16	100.00%		
Jan-03					17	17	100.00%		
Feb-03					12	13	92.31%		
Mar-03					8	9	88.89%		
Apr-03					15	15	100.00%		
May-03					6	6	100.00%		
Jun-03					20	20	100.00%		
Jul-03					9	9	100.00%		
Aug-03					16	17	94.12%		
Sep-03					12	12	100.00%		
Oct-03					20	21	95.24%		

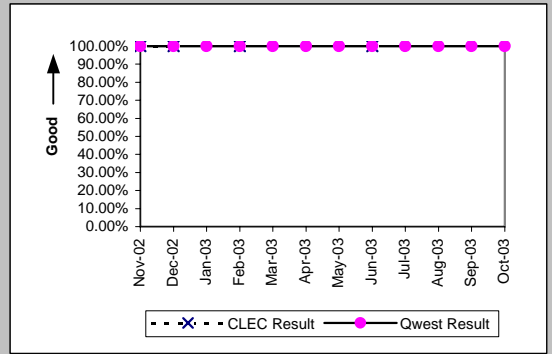


Centrex 21 (Parity)									
Date	CLEC Num	CLEC Denc	CLEC Resu	CLEC Std	Qwest Num	Qwest Denc	Qwest Resu	Mod Z Scr	Parity Scr
Nov-02					20	21	95.24%		
Dec-02					15	15	100.00%		
Jan-03					19	19	100.00%		
Feb-03	1	1	100.00%	0.00%	15	15	100.00%	N/A	N/A
Mar-03					15	15	100.00%		
Apr-03					12	12	100.00%		
May-03					20	21	95.24%		
Jun-03					25	25	100.00%		
Jul-03					19	19	100.00%		
Aug-03					19	19	100.00%		
Sep-03					21	22	95.45%		
Oct-03					21	21	100.00%		

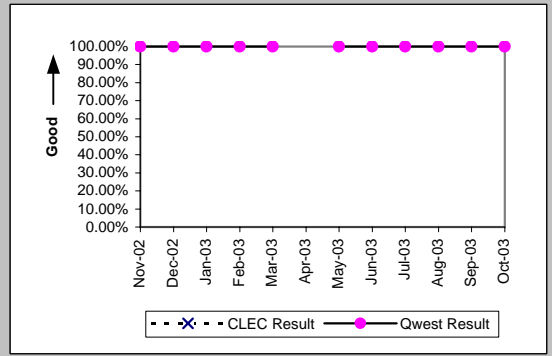


MR-4B - All Troubles Cleared within 48 Hours (Percent) - Dispatches outside MSAs

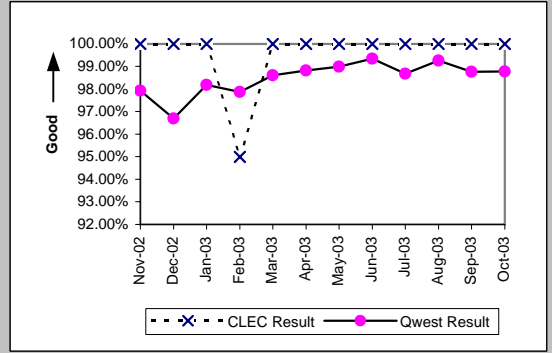
PBX (Parity)									
Date	CLEC Num	CLEC Denc	CLEC Resu	CLEC Std E	Qwest Num	Qwest Denc	Qwest Resu	Mod Z Scr	Parity Scr
Nov-02	1	1	100.00%	0.00%	6	6	100.00%	N/A	N/A
Dec-02	1	1	100.00%	0.00%	6	6	100.00%	N/A	N/A
Jan-03					5	5	100.00%		
Feb-03	1	1	100.00%	0.00%	10	10	100.00%	N/A	N/A
Mar-03					15	15	100.00%		
Apr-03					5	5	100.00%		
May-03					23	23	100.00%		
Jun-03	2	2	100.00%	0.00%	4	4	100.00%	N/A	N/A
Jul-03					3	3	100.00%		
Aug-03					9	9	100.00%		
Sep-03					9	9	100.00%		
Oct-03					13	13	100.00%		



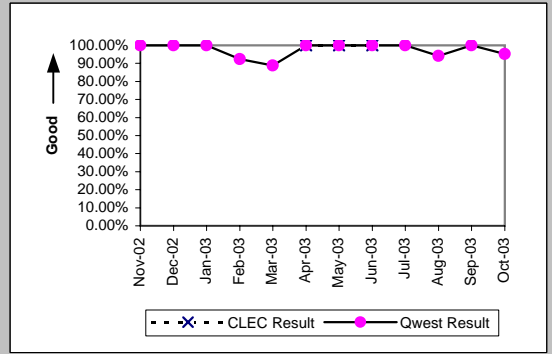
Basic Rate ISDN (Parity)									
Date	CLEC Num	CLEC Denc	CLEC Resu	CLEC Std E	Qwest Num	Qwest Denc	Qwest Resu	Mod Z Scr	Parity Scr
Nov-02					4	4	100.00%		
Dec-02					9	9	100.00%		
Jan-03					2	2	100.00%		
Feb-03					4	4	100.00%		
Mar-03					4	4	100.00%		
Apr-03									
May-03					7	7	100.00%		
Jun-03					1	1	100.00%		
Jul-03					5	5	100.00%		
Aug-03					7	7	100.00%		
Sep-03					4	4	100.00%		
Oct-03					3	3	100.00%		



UNE - P (POTS) (Parity)									
Date	CLEC Num	CLEC Denc	CLEC Resu	CLEC Std E	Qwest Num	Qwest Denc	Qwest Resu	Mod Z Scr	Parity Scr
Nov-02	19	19	100.00%	0.00%	2790	2849	97.93%	-0.63	-1.38
Dec-02	20	20	100.00%	0.00%	3485	3604	96.70%	-0.82	-1.5
Jan-03	30	30	100.00%	0.00%	3573	3639	98.19%	-0.74	-1.45
Feb-03	19	20	95.00%	21.79%	2710	2769	97.87%	0.8	-0.51
Mar-03	21	21	100.00%	0.00%	3036	3079	98.60%	-0.54	-1.33
Apr-03	27	27	100.00%	0.00%	2861	2895	98.83%	-0.56	-1.34
May-03	29	29	100.00%	0.00%	2739	2767	98.99%	-0.54	-1.33
Jun-03	18	18	100.00%	0.00%	2750	2768	99.35%	-0.34	-1.21
Jul-03	28	28	100.00%	0.00%	3071	3112	98.68%	-0.61	-1.37
Aug-03	13	13	100.00%	0.00%	3074	3097	99.26%	-0.31	-1.19
Sep-03	9	9	100.00%	0.00%	2806	2841	98.77%	-0.33	-1.2
Oct-03	51	51	100.00%	0.00%	3404	3446	98.78%	-0.79	-1.48

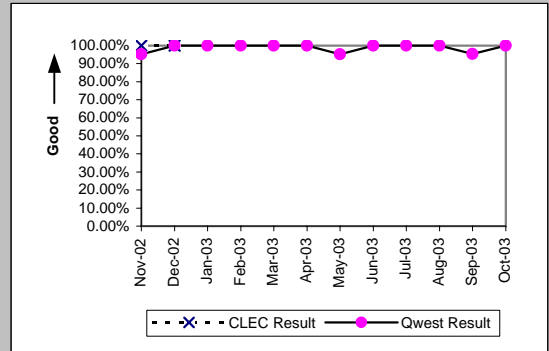


UNE P (Centrex) (Parity)									
Date	CLEC Num	CLEC Denc	CLEC Resu	CLEC Std E	Qwest Num	Qwest Denc	Qwest Resu	Mod Z Scr	Parity Scr
Nov-02					7	7	100.00%		
Dec-02					16	16	100.00%		
Jan-03					17	17	100.00%		
Feb-03					12	13	92.31%		
Mar-03					8	9	88.89%		
Apr-03	5	5	100.00%	0.00%	15	15	100.00%	N/A	N/A
May-03	1	1	100.00%	0.00%	6	6	100.00%	N/A	N/A
Jun-03	1	1	100.00%	0.00%	20	20	100.00%	N/A	N/A
Jul-03					9	9	100.00%		
Aug-03					16	17	94.12%		
Sep-03					12	12	100.00%		
Oct-03					20	21	95.24%		

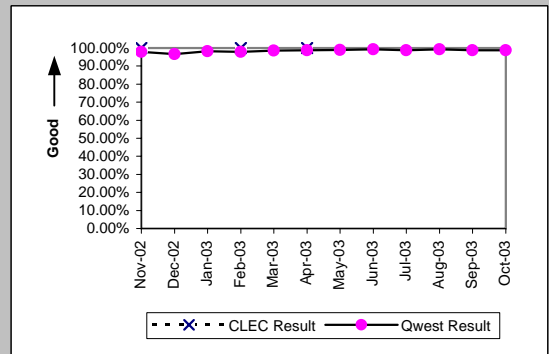


MR-4B - All Troubles Cleared within 48 Hours (Percent) - Dispatches outside MSAs

UNE P (Centrex 21) (Parity)										
Date	CLEC Num	CLEC Denc	CLEC Resu	CLEC Std	Qwest Num	Qwest Denc	Qwest Resu	Mod Z Scr	Parity Scr	
Nov-02	2	2	100.00%	0.00%	20	21	95.24%	-0.3	-1.18	
Dec-02	1	1	100.00%	0.00%	15	15	100.00%	N/A	N/A	
Jan-03					19	19	100.00%			
Feb-03					15	15	100.00%			
Mar-03					15	15	100.00%			
Apr-03					12	12	100.00%			
May-03					20	21	95.24%			
Jun-03					25	25	100.00%			
Jul-03					19	19	100.00%			
Aug-03					19	19	100.00%			
Sep-03					21	22	95.45%			
Oct-03					21	21	100.00%			

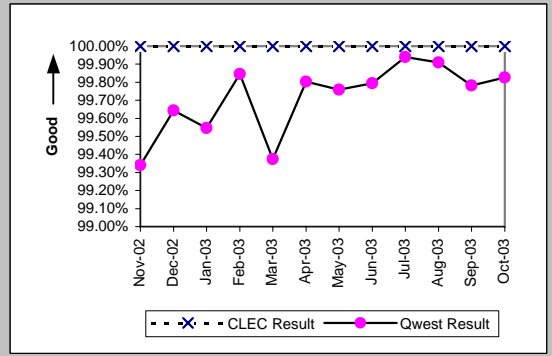


Line Sharing (Parity)										
Date	CLEC Num	CLEC Denc	CLEC Resu	CLEC Std	Qwest Num	Qwest Denc	Qwest Resu	Mod Z Scr	Parity Scr	
Nov-02	2	2	100.00%	0.00%	2790	2849	97.93%	-0.21	-1.12	
Dec-02					3485	3604	96.70%			
Jan-03					3573	3639	98.19%			
Feb-03	3	3	100.00%	0.00%	2710	2769	97.87%	-0.26	-1.16	
Mar-03					3036	3079	98.60%			
Apr-03	1	1	100.00%	0.00%	2861	2895	98.83%	-0.11	-1.07	
May-03					2739	2767	98.99%			
Jun-03					2750	2768	99.35%			
Jul-03					3071	3112	98.68%			
Aug-03					3074	3097	99.26%			
Sep-03					2806	2841	98.77%			
Oct-03					3404	3446	98.78%			

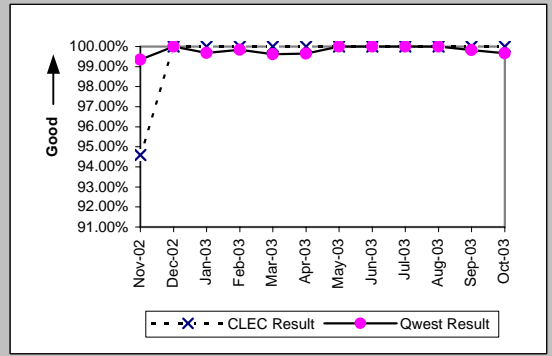


MR-4C - All Troubles Cleared within 48 Hours (Percent) - No dispatches

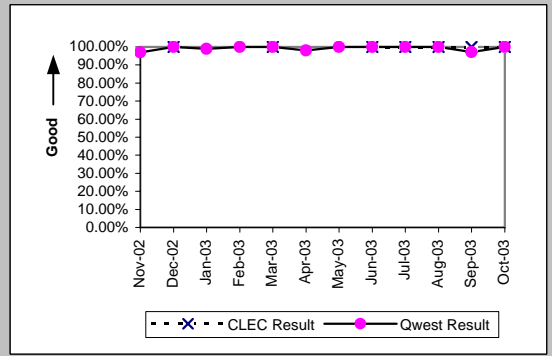
Residence (Parity)									
Date	CLEC Num	CLEC Denc	CLEC Resu	CLEC Std E	Qwest Num	Qwest Denc	Qwest Resu	Mod Z Scr	Parity Scr
Nov-02	22	22	100.00%	0.00%	3614	3638	99.34%	-0.38	-1.23
Dec-02	25	25	100.00%	0.00%	3347	3359	99.64%	-0.3	-1.18
Jan-03	29	29	100.00%	0.00%	3508	3524	99.55%	-0.36	-1.22
Feb-03	31	31	100.00%	0.00%	3235	3240	99.85%	-0.22	-1.13
Mar-03	64	64	100.00%	0.00%	3334	3355	99.37%	-0.63	-1.38
Apr-03	63	63	100.00%	0.00%	3045	3051	99.80%	-0.35	-1.21
May-03	68	68	100.00%	0.00%	2899	2906	99.76%	-0.4	-1.24
Jun-03	49	49	100.00%	0.00%	2909	2915	99.79%	-0.32	-1.19
Jul-03	95	95	100.00%	0.00%	3297	3299	99.94%	-0.24	-1.14
Aug-03	68	68	100.00%	0.00%	3338	3341	99.91%	-0.24	-1.15
Sep-03	107	107	100.00%	0.00%	3667	3675	99.78%	-0.48	-1.29
Oct-03	105	105	100.00%	0.00%	3436	3442	99.83%	-0.42	-1.26



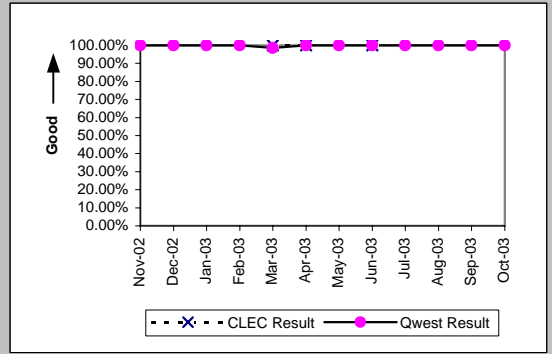
Business (Parity)									
Date	CLEC Num	CLEC Denc	CLEC Resu	CLEC Std E	Qwest Num	Qwest Denc	Qwest Resu	Mod Z Scr	Parity Scr
Nov-02	35	37	94.59%	22.61%	608	612	99.35%	2.09	0.27
Dec-02	35	35	100.00%	0.00%	527	527	100.00%	N/A	N/A
Jan-03	32	32	100.00%	0.00%	615	617	99.68%	-0.31	-1.19
Feb-03	36	36	100.00%	0.00%	614	615	99.84%	-0.24	-1.14
Mar-03	33	33	100.00%	0.00%	521	523	99.62%	-0.35	-1.21
Apr-03	40	40	100.00%	0.00%	562	564	99.65%	-0.36	-1.22
May-03	31	31	100.00%	0.00%	525	525	100.00%	N/A	N/A
Jun-03	36	36	100.00%	0.00%	508	508	100.00%	N/A	N/A
Jul-03	41	41	100.00%	0.00%	548	548	100.00%	N/A	N/A
Aug-03	32	32	100.00%	0.00%	476	476	100.00%	N/A	N/A
Sep-03	44	44	100.00%	0.00%	562	563	99.82%	-0.27	-1.16
Oct-03	46	46	100.00%	0.00%	584	586	99.66%	-0.38	-1.23



Centrex (Parity)									
Date	CLEC Num	CLEC Denc	CLEC Resu	CLEC Std E	Qwest Num	Qwest Denc	Qwest Resu	Mod Z Scr	Parity Scr
Nov-02					97	100	97.00%		
Dec-02	1	1	100.00%	0.00%	90	90	100.00%	N/A	N/A
Jan-03					100	101	99.01%		
Feb-03					105	105	100.00%		
Mar-03	1	1	100.00%	0.00%	76	76	100.00%	N/A	N/A
Apr-03					99	101	98.02%		
May-03					74	74	100.00%		
Jun-03	2	2	100.00%	0.00%	75	75	100.00%	N/A	N/A
Jul-03	4	4	100.00%	0.00%	88	88	100.00%	N/A	N/A
Aug-03	1	1	100.00%	0.00%	78	78	100.00%	N/A	N/A
Sep-03	3	3	100.00%	0.00%	68	70	97.14%	-0.29	-1.18
Oct-03	1	1	100.00%	0.00%	76	76	100.00%	N/A	N/A

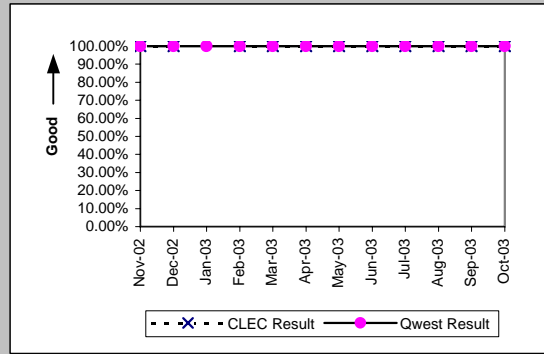


Centrex 21 (Parity)									
Date	CLEC Num	CLEC Denc	CLEC Resu	CLEC Std E	Qwest Num	Qwest Denc	Qwest Resu	Mod Z Scr	Parity Scr
Nov-02					82	82	100.00%		
Dec-02					68	68	100.00%		
Jan-03					87	87	100.00%		
Feb-03					92	92	100.00%		
Mar-03	2	2	100.00%	0.00%	71	72	98.61%	-0.17	-1.1
Apr-03	3	3	100.00%	0.00%	95	95	100.00%	N/A	N/A
May-03					97	97	100.00%		
Jun-03	1	1	100.00%	0.00%	95	95	100.00%	N/A	N/A
Jul-03					93	93	100.00%		
Aug-03					69	69	100.00%		
Sep-03					84	84	100.00%		
Oct-03					79	79	100.00%		

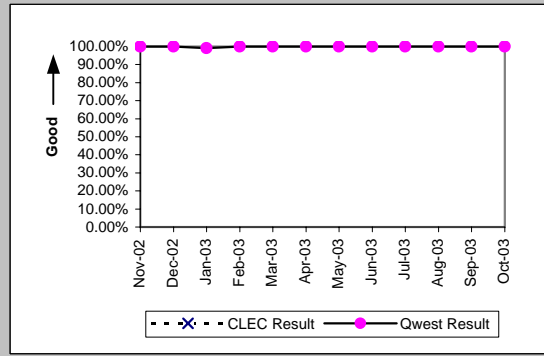


MR-4C - All Troubles Cleared within 48 Hours (Percent) - No dispatches

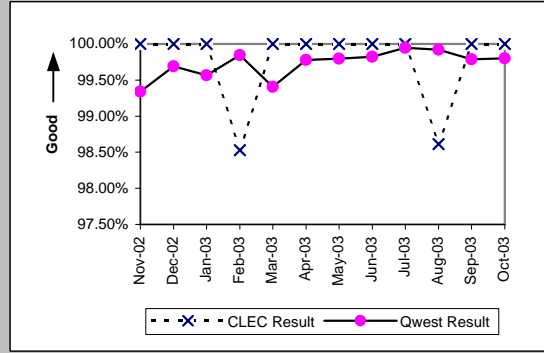
PBX (Parity)									
Date	CLEC Num	CLEC Denc	CLEC Resu	CLEC Std E	Qwest Num	Qwest Denc	Qwest Resu	Mod Z Scr	Parity Scr
Nov-02	3	3	100.00%	0.00%	81	81	100.00%	N/A	N/A
Dec-02	1	1	100.00%	0.00%	88	88	100.00%	N/A	N/A
Jan-03					74	74	100.00%		
Feb-03	1	1	100.00%	0.00%	68	68	100.00%	N/A	N/A
Mar-03	2	2	100.00%	0.00%	79	79	100.00%	N/A	N/A
Apr-03	2	2	100.00%	0.00%	60	60	100.00%	N/A	N/A
May-03	2	2	100.00%	0.00%	65	65	100.00%	N/A	N/A
Jun-03	4	4	100.00%	0.00%	54	54	100.00%	N/A	N/A
Jul-03	2	2	100.00%	0.00%	55	55	100.00%	N/A	N/A
Aug-03	4	4	100.00%	0.00%	79	79	100.00%	N/A	N/A
Sep-03	2	2	100.00%	0.00%	69	69	100.00%	N/A	N/A
Oct-03	1	1	100.00%	0.00%	89	89	100.00%	N/A	N/A



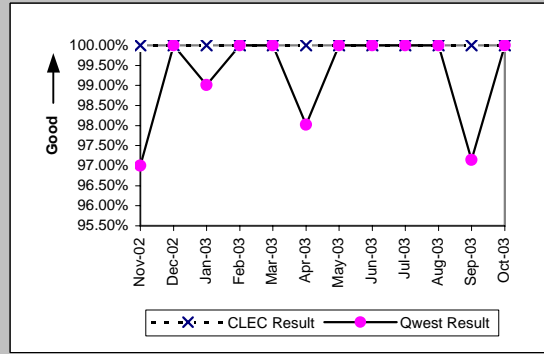
Basic Rate ISDN (Parity)									
Date	CLEC Num	CLEC Denc	CLEC Resu	CLEC Std E	Qwest Num	Qwest Denc	Qwest Resu	Mod Z Scr	Parity Scr
Nov-02					101	101	100.00%		
Dec-02					112	112	100.00%		
Jan-03					121	122	99.18%		
Feb-03					143	143	100.00%		
Mar-03					142	142	100.00%		
Apr-03					120	120	100.00%		
May-03					102	102	100.00%		
Jun-03					99	99	100.00%		
Jul-03					85	85	100.00%		
Aug-03					129	129	100.00%		
Sep-03					91	91	100.00%		
Oct-03					116	116	100.00%		



UNE - P (POTS) (Parity)									
Date	CLEC Num	CLEC Denc	CLEC Resu	CLEC Std E	Qwest Num	Qwest Denc	Qwest Resu	Mod Z Scr	Parity Scr
Nov-02	66	66	100.00%	0.00%	4222	4250	99.34%	-0.66	-1.4
Dec-02	50	50	100.00%	0.00%	3874	3886	99.69%	-0.39	-1.24
Jan-03	61	61	100.00%	0.00%	4123	4141	99.57%	-0.51	-1.31
Feb-03	67	68	98.53%	12.04%	3849	3855	99.84%	1.58	-0.04
Mar-03	49	49	100.00%	0.00%	3855	3878	99.41%	-0.54	-1.33
Apr-03	48	48	100.00%	0.00%	3607	3615	99.78%	-0.32	-1.2
May-03	78	78	100.00%	0.00%	3424	3431	99.80%	-0.39	-1.24
Jun-03	48	48	100.00%	0.00%	3417	3423	99.82%	-0.29	-1.18
Jul-03	61	61	100.00%	0.00%	3845	3847	99.95%	-0.18	-1.11
Aug-03	71	72	98.61%	11.70%	3814	3817	99.92%	1.83	0.11
Sep-03	71	71	100.00%	0.00%	4229	4238	99.79%	-0.39	-1.23
Oct-03	68	68	100.00%	0.00%	4020	4028	99.80%	-0.36	-1.22

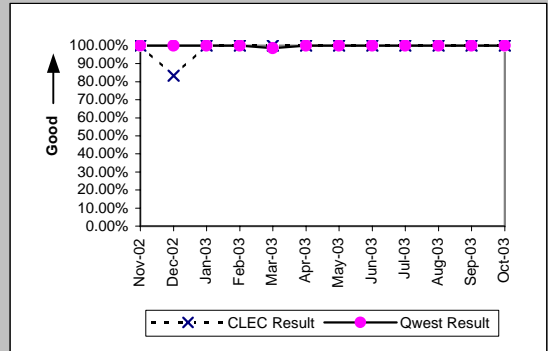


UNE P (Centrex) (Parity)									
Date	CLEC Num	CLEC Denc	CLEC Resu	CLEC Std E	Qwest Num	Qwest Denc	Qwest Resu	Mod Z Scr	Parity Scr
Nov-02	8	8	100.00%	0.00%	97	100	97.00%	-0.48	-1.29
Dec-02	7	7	100.00%	0.00%	90	90	100.00%	N/A	N/A
Jan-03	13	13	100.00%	0.00%	100	101	99.01%	-0.34	-1.21
Feb-03	9	9	100.00%	0.00%	105	105	100.00%	N/A	N/A
Mar-03	8	8	100.00%	0.00%	76	76	100.00%	N/A	N/A
Apr-03	12	12	100.00%	0.00%	99	101	98.02%	-0.47	-1.28
May-03	11	11	100.00%	0.00%	74	74	100.00%	N/A	N/A
Jun-03	6	6	100.00%	0.00%	75	75	100.00%	N/A	N/A
Jul-03	4	4	100.00%	0.00%	88	88	100.00%	N/A	N/A
Aug-03	13	13	100.00%	0.00%	78	78	100.00%	N/A	N/A
Sep-03	6	6	100.00%	0.00%	68	70	97.14%	-0.4	-1.25
Oct-03	5	5	100.00%	0.00%	76	76	100.00%	N/A	N/A

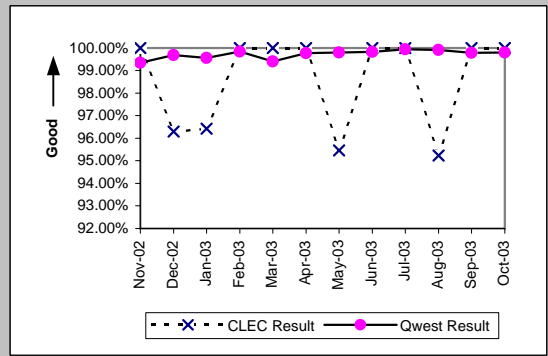


MR-4C - All Troubles Cleared within 48 Hours (Percent) - No dispatches

UNE P (Centrex 21) (Parity)										
Date	CLEC Num	CLEC Denc	CLEC Resu	CLEC Std	Qwest Num	Qwest Denc	Qwest Resu	Mod Z Scr	Parity Scr	
Nov-02	5	5	100.00%	0.00%	82	82	100.00%	N/A	N/A	N/A
Dec-02	5	6	83.33%	37.27%	68	68	100.00%	N/A	0.12	N/A
Jan-03	4	4	100.00%	0.00%	87	87	100.00%	N/A	N/A	N/A
Feb-03	9	9	100.00%	0.00%	92	92	100.00%	N/A	N/A	N/A
Mar-03	9	9	100.00%	0.00%	71	72	98.61%	-0.34	-1.2	N/A
Apr-03	3	3	100.00%	0.00%	95	95	100.00%	N/A	N/A	N/A
May-03	8	8	100.00%	0.00%	97	97	100.00%	N/A	N/A	N/A
Jun-03	5	5	100.00%	0.00%	95	95	100.00%	N/A	N/A	N/A
Jul-03	7	7	100.00%	0.00%	93	93	100.00%	N/A	N/A	N/A
Aug-03	6	6	100.00%	0.00%	69	69	100.00%	N/A	N/A	N/A
Sep-03	4	4	100.00%	0.00%	84	84	100.00%	N/A	N/A	N/A
Oct-03	3	3	100.00%	0.00%	79	79	100.00%	N/A	N/A	N/A

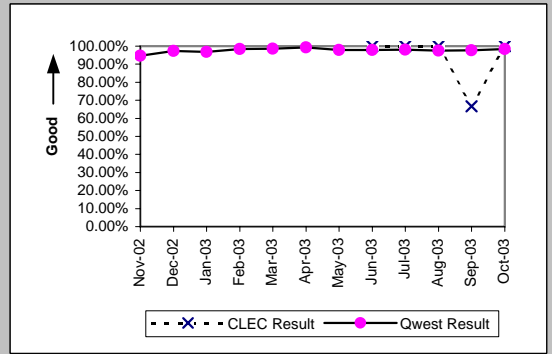


Line Sharing (Parity)										
Date	CLEC Num	CLEC Denc	CLEC Resu	CLEC Std	Qwest Num	Qwest Denc	Qwest Resu	Mod Z Scr	Parity Scr	
Nov-02	27	27	100.00%	0.00%	4222	4250	99.34%	-0.42	-1.26	N/A
Dec-02	26	27	96.30%	18.89%	3874	3886	99.69%	1.72	0.05	N/A
Jan-03	27	28	96.43%	18.56%	4123	4141	99.57%	1.54	-0.06	N/A
Feb-03	24	24	100.00%	0.00%	3849	3855	99.84%	-0.19	-1.12	N/A
Mar-03	20	20	100.00%	0.00%	3855	3878	99.41%	-0.34	-1.21	N/A
Apr-03	16	16	100.00%	0.00%	3607	3615	99.78%	-0.19	-1.11	N/A
May-03	21	22	95.45%	20.83%	3424	3431	99.80%	1.99	0.21	N/A
Jun-03	10	10	100.00%	0.00%	3417	3423	99.82%	-0.13	-1.08	N/A
Jul-03	20	20	100.00%	0.00%	3845	3847	99.95%	-0.1	-1.06	N/A
Aug-03	20	21	95.24%	21.30%	3814	3817	99.92%	2.34	0.42	N/A
Sep-03	16	16	100.00%	0.00%	4229	4238	99.79%	-0.18	-1.11	N/A
Oct-03	21	21	100.00%	0.00%	4020	4028	99.80%	-0.2	-1.12	N/A

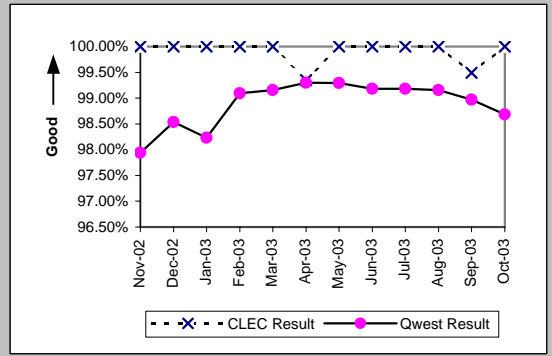


MR-4D - All Troubles Cleared within 48 Hours (Percent) - Interval Zone One

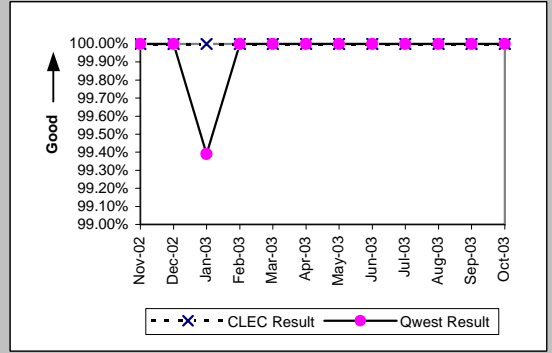
Qwest DSL (Parity)									
Date	CLEC Num	CLEC Denc	CLEC Resu	CLEC Std E	Qwest Num	Qwest Denc	Qwest Resu	Mod Z Scr	Parity Scr
Nov-02					373	394	94.67%		
Dec-02					378	388	97.42%		
Jan-03					417	431	96.75%		
Feb-03					354	360	98.33%		
Mar-03					340	345	98.55%		
Apr-03					423	426	99.30%		
May-03					315	322	97.83%		
Jun-03	5	5	100.00%	0.00%	1493	1525	97.90%	-0.33	-1.2
Jul-03	2	2	100.00%	0.00%	1693	1727	98.03%	-0.2	-1.12
Aug-03	5	5	100.00%	0.00%	1576	1616	97.52%	-0.36	-1.22
Sep-03	2	3	66.67%	47.14%	1807	1848	97.78%	1.84	0.12
Oct-03	7	7	100.00%	0.00%	2138	2174	98.34%	-0.34	-1.21



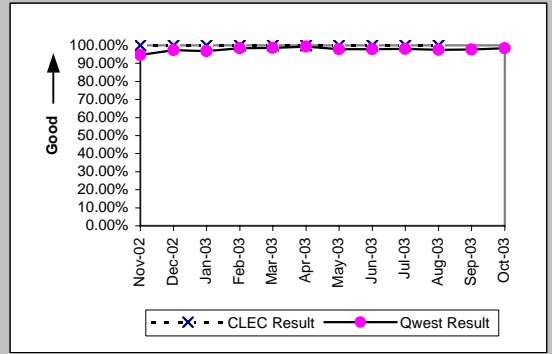
Unbundled Loop Analog (Parity)									
Date	CLEC Num	CLEC Denc	CLEC Resu	CLEC Std E	Qwest Num	Qwest Denc	Qwest Resu	Mod Z Scr	Parity Scr
Nov-02	244	244	100.00%	0.00%	17602	17972	97.94%	-2.25	-2.37
Dec-02	181	181	100.00%	0.00%	18654	18931	98.54%	-1.63	-1.99
Jan-03	246	246	100.00%	0.00%	20197	20560	98.23%	-2.09	-2.27
Feb-03	196	196	100.00%	0.00%	16003	16149	99.10%	-1.33	-1.81
Mar-03	215	215	100.00%	0.00%	16048	16185	99.15%	-1.35	-1.82
Apr-03	153	154	99.35%	8.03%	14244	14345	99.30%	-0.08	-1.05
May-03	198	198	100.00%	0.00%	14302	14404	99.29%	-1.18	-1.72
Jun-03	210	210	100.00%	0.00%	15251	15377	99.18%	-1.31	-1.8
Jul-03	243	243	100.00%	0.00%	15819	15950	99.18%	-1.41	-1.86
Aug-03	193	193	100.00%	0.00%	15781	15915	99.16%	-1.27	-1.77
Sep-03	195	196	99.49%	7.12%	16578	16751	98.97%	-0.72	-1.44
Oct-03	262	262	100.00%	0.00%	20148	20417	98.68%	-1.86	-2.13



Unbundled Loop - 2 Wire Non-Loaded (Parity)									
Date	CLEC Num	CLEC Denc	CLEC Resu	CLEC Std E	Qwest Num	Qwest Denc	Qwest Resu	Mod Z Scr	Parity Scr
Nov-02	28	28	100.00%	0.00%	151	151	100.00%	N/A	N/A
Dec-02	14	14	100.00%	0.00%	183	183	100.00%	N/A	N/A
Jan-03	26	26	100.00%	0.00%	163	164	99.39%	-0.37	-1.23
Feb-03	16	16	100.00%	0.00%	189	189	100.00%	N/A	N/A
Mar-03	14	14	100.00%	0.00%	208	208	100.00%	N/A	N/A
Apr-03	21	21	100.00%	0.00%	145	145	100.00%	N/A	N/A
May-03	26	26	100.00%	0.00%	121	121	100.00%	N/A	N/A
Jun-03	33	33	100.00%	0.00%	137	137	100.00%	N/A	N/A
Jul-03	28	28	100.00%	0.00%	120	120	100.00%	N/A	N/A
Aug-03	18	18	100.00%	0.00%	156	156	100.00%	N/A	N/A
Sep-03	29	29	100.00%	0.00%	137	137	100.00%	N/A	N/A
Oct-03	37	37	100.00%	0.00%	171	171	100.00%	N/A	N/A

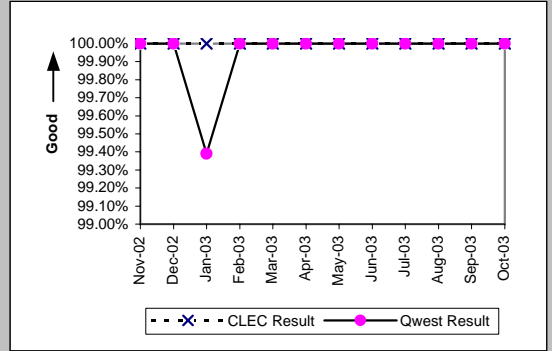


Unbundled Loop - ADSL Qualified (Parity)									
Date	CLEC Num	CLEC Denc	CLEC Resu	CLEC Std E	Qwest Num	Qwest Denc	Qwest Resu	Mod Z Scr	Parity Scr
Nov-02	1	1	100.00%	0.00%	373	394	94.67%	-0.24	-1.14
Dec-02	2	2	100.00%	0.00%	378	388	97.42%	-0.23	-1.14
Jan-03	3	3	100.00%	0.00%	417	431	96.75%	-0.32	-1.19
Feb-03	2	2	100.00%	0.00%	354	360	98.33%	-0.18	-1.11
Mar-03	1	1	100.00%	0.00%	340	345	98.55%	-0.12	-1.07
Apr-03	1	1	100.00%	0.00%	423	426	99.30%	-0.08	-1.05
May-03	4	4	100.00%	0.00%	315	322	97.83%	-0.3	-1.18
Jun-03	3	3	100.00%	0.00%	1493	1525	97.90%	-0.25	-1.15
Jul-03	5	5	100.00%	0.00%	1693	1727	98.03%	-0.32	-1.19
Aug-03	5	5	100.00%	0.00%	1576	1616	97.52%	-0.36	-1.22
Sep-03					1807	1848	97.78%		
Oct-03					2138	2174	98.34%		



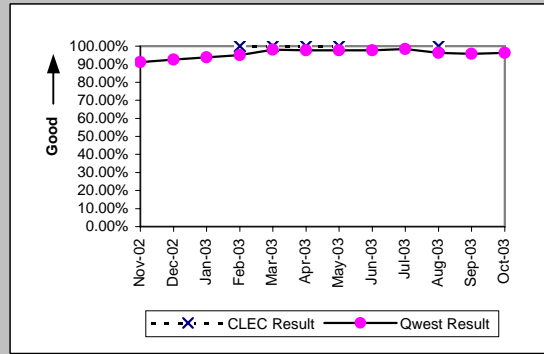
MR-4D - All Troubles Cleared within 48 Hours (Percent) - Interval Zone One

Unbundled Loop ISDN Capable (Parity)									
Date	CLEC Num	CLEC Dend	CLEC Resu	CLEC Std	Qwest Num	Qwest Dend	Qwest Resu	Mod Z Scr	Parity Scr
Nov-02	24	24	100.00%	0.00%	151	151	100.00%	N/A	N/A
Dec-02	31	31	100.00%	0.00%	183	183	100.00%	N/A	N/A
Jan-03	39	39	100.00%	0.00%	163	164	99.39%	-0.44	-1.27
Feb-03	31	31	100.00%	0.00%	189	189	100.00%	N/A	N/A
Mar-03	23	23	100.00%	0.00%	208	208	100.00%	N/A	N/A
Apr-03	28	28	100.00%	0.00%	145	145	100.00%	N/A	N/A
May-03	25	25	100.00%	0.00%	121	121	100.00%	N/A	N/A
Jun-03	37	37	100.00%	0.00%	137	137	100.00%	N/A	N/A
Jul-03	21	21	100.00%	0.00%	120	120	100.00%	N/A	N/A
Aug-03	23	23	100.00%	0.00%	155	155	100.00%	N/A	N/A
Sep-03	23	23	100.00%	0.00%	136	136	100.00%	N/A	N/A
Oct-03	26	26	100.00%	0.00%	171	171	100.00%	N/A	N/A

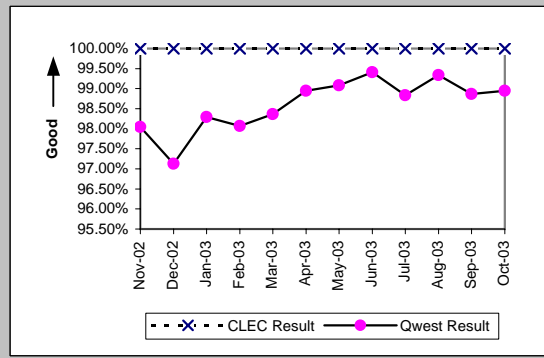


MR-4E - All Troubles Cleared within 48 Hours (Percent) - Interval Zone Two

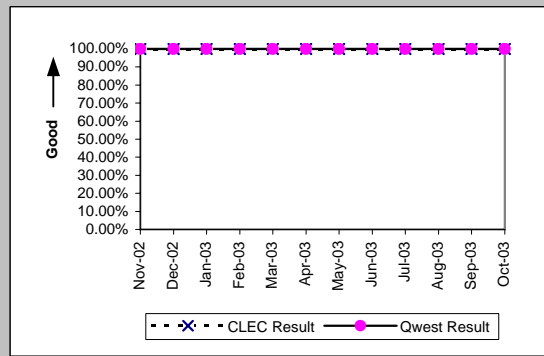
Qwest DSL (Parity)									
Date	CLEC Num	CLEC Denc	CLEC Resu	CLEC Std E	Qwest Num	Qwest Denc	Qwest Resu	Mod Z Scr	Parity Scr
Nov-02					31	34	91.18%		
Dec-02					37	40	92.50%		
Jan-03					46	49	93.88%		
Feb-03	1	1	100.00%	0.00%	1581	1663	95.07%	-0.23	-1.14
Mar-03	7	7	100.00%	0.00%	1624	1656	98.07%	-0.37	-1.23
Apr-03	8	8	100.00%	0.00%	1785	1828	97.65%	-0.44	-1.27
May-03	3	3	100.00%	0.00%	1751	1791	97.77%	-0.26	-1.16
Jun-03					254	260	97.69%		
Jul-03					304	309	98.38%		
Aug-03	1	1	100.00%	0.00%	388	403	96.28%	-0.2	-1.12
Sep-03					478	499	95.79%		
Oct-03					718	746	96.25%		



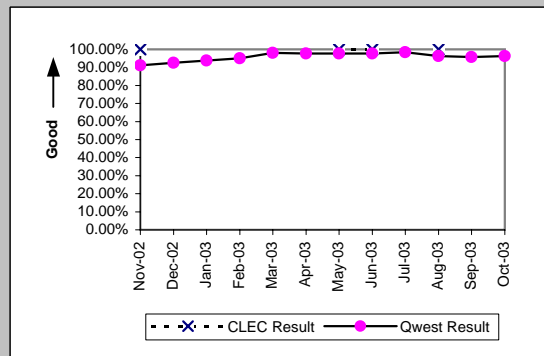
Unbundled Loop Analog (Parity)									
Date	CLEC Num	CLEC Denc	CLEC Resu	CLEC Std E	Qwest Num	Qwest Denc	Qwest Resu	Mod Z Scr	Parity Scr
Nov-02	22	22	100.00%	0.00%	3309	3375	98.04%	-0.66	-1.4
Dec-02	16	16	100.00%	0.00%	4060	4180	97.13%	-0.69	-1.42
Jan-03	27	27	100.00%	0.00%	4080	4151	98.29%	-0.68	-1.42
Feb-03	39	39	100.00%	0.00%	3203	3266	98.07%	-0.87	-1.53
Mar-03	8	8	100.00%	0.00%	3549	3608	98.36%	-0.36	-1.22
Apr-03	15	15	100.00%	0.00%	3468	3505	98.94%	-0.4	-1.24
May-03	22	22	100.00%	0.00%	3232	3262	99.08%	-0.45	-1.27
Jun-03	16	16	100.00%	0.00%	3204	3223	99.41%	-0.31	-1.19
Jul-03	11	11	100.00%	0.00%	3574	3616	98.84%	-0.36	-1.22
Aug-03	18	18	100.00%	0.00%	3593	3617	99.34%	-0.35	-1.21
Sep-03	12	12	100.00%	0.00%	3322	3360	98.87%	-0.37	-1.22
Oct-03	22	22	100.00%	0.00%	3937	3979	98.94%	-0.48	-1.29



Unbundled Loop - 2 Wire Non-Loaded (Parity)									
Date	CLEC Num	CLEC Denc	CLEC Resu	CLEC Std E	Qwest Num	Qwest Denc	Qwest Resu	Mod Z Scr	Parity Scr
Nov-02	4	4	100.00%	0.00%	15	15	100.00%	N/A	N/A
Dec-02	4	4	100.00%	0.00%	19	19	100.00%	N/A	N/A
Jan-03	4	4	100.00%	0.00%	13	13	100.00%	N/A	N/A
Feb-03	2	2	100.00%	0.00%	11	11	100.00%	N/A	N/A
Mar-03	5	5	100.00%	0.00%	10	10	100.00%	N/A	N/A
Apr-03	7	7	100.00%	0.00%	13	13	100.00%	N/A	N/A
May-03	3	3	100.00%	0.00%	21	21	100.00%	N/A	N/A
Jun-03	3	3	100.00%	0.00%	9	9	100.00%	N/A	N/A
Jul-03	6	6	100.00%	0.00%	13	13	100.00%	N/A	N/A
Aug-03	6	6	100.00%	0.00%	22	22	100.00%	N/A	N/A
Sep-03	2	2	100.00%	0.00%	15	15	100.00%	N/A	N/A
Oct-03	4	4	100.00%	0.00%	9	9	100.00%	N/A	N/A

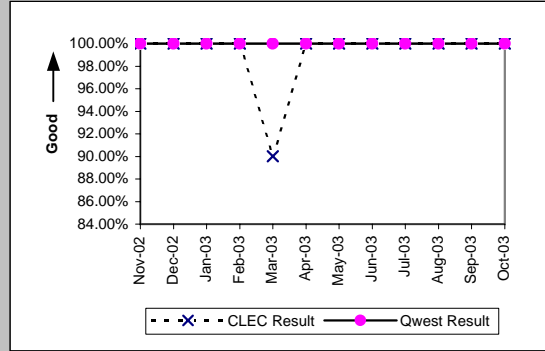


Unbundled Loop - ADSL Qualified (Parity)									
Date	CLEC Num	CLEC Denc	CLEC Resu	CLEC Std E	Qwest Num	Qwest Denc	Qwest Resu	Mod Z Scr	Parity Scr
Nov-02	1	1	100.00%	0.00%	31	34	91.18%	-0.31	-1.19
Dec-02					37	40	92.50%		
Jan-03					46	49	93.88%		
Feb-03					1581	1663	95.07%		
Mar-03					1624	1656	98.07%		
Apr-03					1785	1828	97.65%		
May-03	2	2	100.00%	0.00%	1751	1791	97.77%	-0.21	-1.13
Jun-03	1	1	100.00%	0.00%	254	260	97.69%	-0.15	-1.09
Jul-03					304	309	98.38%		
Aug-03	1	1	100.00%	0.00%	388	403	96.28%	-0.2	-1.12
Sep-03					478	499	95.79%		
Oct-03					718	746	96.25%		



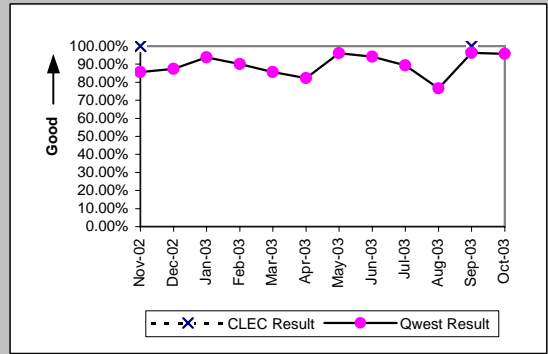
MR-4E - All Troubles Cleared within 48 Hours (Percent) - Interval Zone Two

Unbundled Loop ISDN Capable (Parity)									
Date	CLEC Num	CLEC Dend	CLEC Resu	CLEC Std	Qwest Num	Qwest Dend	Qwest Resu	Mod Z Scr	Parity Scr
Nov-02	13	13	100.00%	0.00%	15	15	100.00%	N/A	N/A
Dec-02	13	13	100.00%	0.00%	19	19	100.00%	N/A	N/A
Jan-03	10	10	100.00%	0.00%	13	13	100.00%	N/A	N/A
Feb-03	7	7	100.00%	0.00%	11	11	100.00%	N/A	N/A
Mar-03	9	10	90.00%	30.00%	10	10	100.00%	N/A	-0.62
Apr-03	6	6	100.00%	0.00%	13	13	100.00%	N/A	N/A
May-03	6	6	100.00%	0.00%	21	21	100.00%	N/A	N/A
Jun-03	5	5	100.00%	0.00%	9	9	100.00%	N/A	N/A
Jul-03	3	3	100.00%	0.00%	13	13	100.00%	N/A	N/A
Aug-03	7	7	100.00%	0.00%	22	22	100.00%	N/A	N/A
Sep-03	7	7	100.00%	0.00%	15	15	100.00%	N/A	N/A
Oct-03	3	3	100.00%	0.00%	9	9	100.00%	N/A	N/A

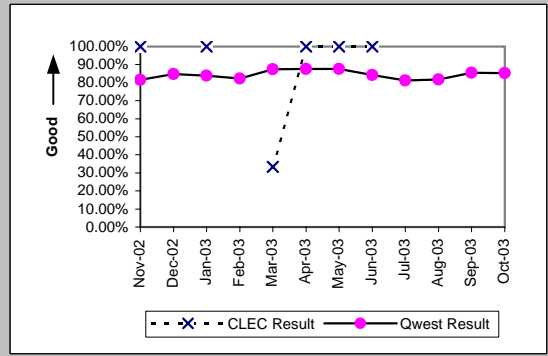


MR-5A - All Troubles Cleared within 4 Hours (Percent) - Interval Zone One

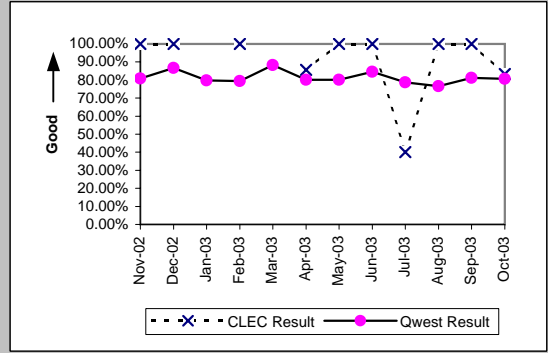
ISDN Primary (Parity)									
Date	CLEC Num	CLEC Denc	CLEC Resu	CLEC Std E	Qwest Num	Qwest Denc	Qwest Resu	Mod Z Scr	Parity Scr
Nov-02	1	1	100.00%	0.00%	18	21	85.71%	-0.4	-1.24
Dec-02					21	24	87.50%		
Jan-03					15	16	93.75%		
Feb-03					18	20	90.00%		
Mar-03					18	21	85.71%		
Apr-03					14	17	82.35%		
May-03					25	26	96.15%		
Jun-03					16	17	94.12%		
Jul-03					25	28	89.29%		
Aug-03					23	30	76.67%		
Sep-03	1	1	100.00%	0.00%	26	27	96.30%	-0.19	-1.12
Oct-03					23	24	95.83%		



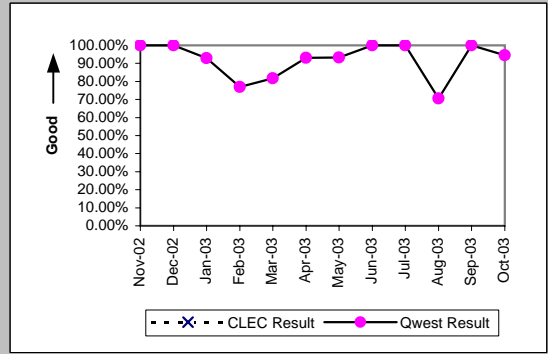
DS0 (Parity)									
Date	CLEC Num	CLEC Denc	CLEC Resu	CLEC Std E	Qwest Num	Qwest Denc	Qwest Resu	Mod Z Scr	Parity Scr
Nov-02	1	1	100.00%	0.00%	304	373	81.50%	-0.48	-1.29
Dec-02					339	400	84.75%		
Jan-03	2	2	100.00%	0.00%	275	328	83.84%	-0.62	-1.38
Feb-03					293	356	82.30%		
Mar-03	1	3	33.33%	47.14%	292	334	87.43%	2.02	0.23
Apr-03	1	1	100.00%	0.00%	254	290	87.59%	-0.38	-1.23
May-03	2	2	100.00%	0.00%	256	292	87.67%	-0.53	-1.32
Jun-03	2	2	100.00%	0.00%	288	342	84.21%	-0.61	-1.37
Jul-03					247	304	81.25%		
Aug-03					273	334	81.74%		
Sep-03					290	339	85.55%		
Oct-03					308	361	85.32%		



DS1 (Parity)									
Date	CLEC Num	CLEC Denc	CLEC Resu	CLEC Std E	Qwest Num	Qwest Denc	Qwest Resu	Mod Z Scr	Parity Scr
Nov-02	4	4	100.00%	0.00%	373	461	80.91%	-0.97	-1.59
Dec-02	8	8	100.00%	0.00%	407	469	86.78%	-1.09	-1.67
Jan-03					313	392	79.85%		
Feb-03	1	1	100.00%	0.00%	318	400	79.50%	-0.51	-1.31
Mar-03					332	376	88.30%		
Apr-03	6	7	85.71%	34.99%	295	368	80.16%	-0.36	-1.22
May-03	1	1	100.00%	0.00%	269	336	80.06%	-0.5	-1.3
Jun-03	1	1	100.00%	0.00%	368	435	84.60%	-0.43	-1.26
Jul-03	2	5	40.00%	48.99%	311	395	78.73%	1.79	0.09
Aug-03	3	3	100.00%	0.00%	386	504	76.59%	-0.95	-1.58
Sep-03	2	2	100.00%	0.00%	394	485	81.24%	-0.68	-1.41
Oct-03	5	6	83.33%	37.27%	436	541	80.59%	-0.17	-1.1

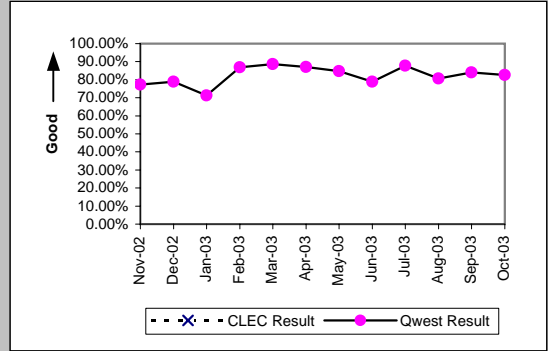


DS3 (Parity)									
Date	CLEC Num	CLEC Denc	CLEC Resu	CLEC Std E	Qwest Num	Qwest Denc	Qwest Resu	Mod Z Scr	Parity Scr
Nov-02					7	7	100.00%		
Dec-02					9	9	100.00%		
Jan-03					13	14	92.86%		
Feb-03					10	13	76.92%		
Mar-03					9	11	81.82%		
Apr-03					27	29	93.10%		
May-03					14	15	93.33%		
Jun-03					11	11	100.00%		
Jul-03					19	19	100.00%		
Aug-03					12	17	70.59%		
Sep-03					14	14	100.00%		
Oct-03					17	18	94.44%		

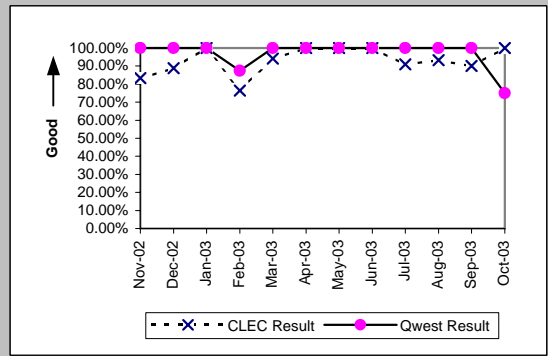


MR-5A - All Troubles Cleared within 4 Hours (Percent) - Interval Zone One

Frame Relay (Parity)									
Date	CLEC Num	CLEC Denc	CLEC Resu	CLEC Std	Qwest Num	Qwest Denc	Qwest Resu	Mod Z Scr	Parity Scr
Nov-02					75	97	77.32%		
Dec-02					71	90	78.89%		
Jan-03					67	94	71.28%		
Feb-03					53	61	86.89%		
Mar-03					55	62	88.71%		
Apr-03					74	85	87.06%		
May-03					67	79	84.81%		
Jun-03					67	85	78.82%		
Jul-03					65	74	87.84%		
Aug-03					75	93	80.65%		
Sep-03					89	106	83.96%		
Oct-03					81	98	82.65%		

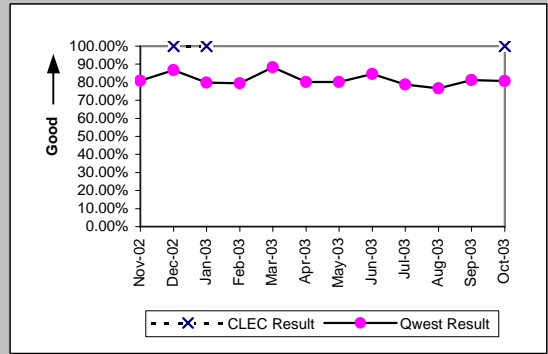


LIS Trunk (Parity)									
Date	CLEC Num	CLEC Denc	CLEC Resu	CLEC Std	Qwest Num	Qwest Denc	Qwest Resu	Mod Z Scr	Parity Scr
Nov-02	5	6	83.33%	37.27%	3	3	100.00%	N/A	-0.78
Dec-02	8	9	88.89%	31.43%	1	1	100.00%	N/A	-1.08
Jan-03	3	3	100.00%	0.00%	13	13	100.00%	N/A	N/A
Feb-03	26	34	76.47%	42.42%	7	8	87.50%	0.56	-0.66
Mar-03	16	17	94.12%	23.53%	6	6	100.00%	N/A	-0.86
Apr-03	11	11	100.00%	0.00%	5	5	100.00%	N/A	N/A
May-03	16	16	100.00%	0.00%	9	9	100.00%	N/A	N/A
Jun-03	6	6	100.00%	0.00%	5	5	100.00%	N/A	N/A
Jul-03	10	11	90.91%	28.75%	5	5	100.00%	N/A	-0.8
Aug-03	14	15	93.33%	24.94%	6	6	100.00%	N/A	-0.83
Sep-03	9	10	90.00%	30.00%	5	5	100.00%	N/A	-0.78
Oct-03	12	12	100.00%	0.00%	3	4	75.00%	-1	-1.61

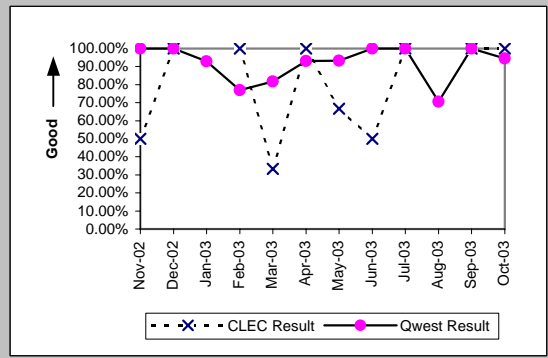


MR-5A - All Troubles Cleared within 4 Hours (Percent) - Interval Zone One

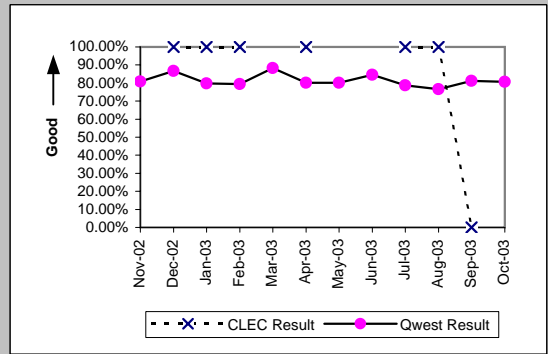
UDIT DS1 (Parity)									
Date	CLEC Num	CLEC Denc	CLEC Resu	CLEC Std E	Qwest Num	Qwest Denc	Qwest Resu	Mod Z Scr	Parity Scr
Nov-02					373	461	80.91%		
Dec-02	2	2	100.00%	0.00%	407	469	86.78%	-0.55	-1.33
Jan-03	1	1	100.00%	0.00%	313	392	79.85%	-0.5	-1.31
Feb-03					318	400	79.50%		
Mar-03					332	376	88.30%		
Apr-03					295	368	80.16%		
May-03					269	336	80.06%		
Jun-03					368	435	84.60%		
Jul-03					311	395	78.73%		
Aug-03					386	504	76.59%		
Sep-03					394	485	81.24%		
Oct-03	1	1	100.00%	0.00%	436	541	80.59%	-0.49	-1.3



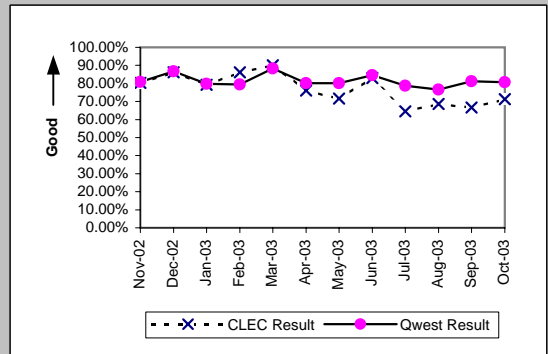
UDIT Above DS1 Level (Parity)									
Date	CLEC Num	CLEC Denc	CLEC Resu	CLEC Std E	Qwest Num	Qwest Denc	Qwest Resu	Mod Z Scr	Parity Scr
Nov-02	1	2	50.00%	50.00%	7	7	100.00%	N/A	-0.22
Dec-02	1	1	100.00%	0.00%	9	9	100.00%	N/A	N/A
Jan-03					13	14	92.86%		
Feb-03	2	2	100.00%	0.00%	10	13	76.92%	-0.72	-1.44
Mar-03	1	3	33.33%	47.14%	9	11	81.82%	1.38	-0.16
Apr-03	1	1	100.00%	0.00%	27	29	93.10%	-0.27	-1.16
May-03	2	3	66.67%	47.14%	14	15	93.33%	0.98	-0.4
Jun-03	1	2	50.00%	50.00%	11	11	100.00%	N/A	-0.08
Jul-03	1	1	100.00%	0.00%	19	19	100.00%	N/A	N/A
Aug-03					12	17	70.59%		
Sep-03	1	1	100.00%	0.00%	14	14	100.00%	N/A	N/A
Oct-03	3	3	100.00%	0.00%	17	18	94.44%	-0.39	-1.24



Unbundled Loop - 4 Wire Non-Loaded (Parity)									
Date	CLEC Num	CLEC Denc	CLEC Resu	CLEC Std E	Qwest Num	Qwest Denc	Qwest Resu	Mod Z Scr	Parity Scr
Nov-02					373	461	80.91%		
Dec-02	1	1	100.00%	0.00%	407	469	86.78%	-0.39	-1.24
Jan-03	1	1	100.00%	0.00%	313	392	79.85%	-0.5	-1.31
Feb-03	2	2	100.00%	0.00%	318	400	79.50%	-0.72	-1.44
Mar-03					332	376	88.30%		
Apr-03	1	1	100.00%	0.00%	295	368	80.16%	-0.5	-1.3
May-03					269	336	80.06%		
Jun-03					368	435	84.60%		
Jul-03	1	1	100.00%	0.00%	311	395	78.73%	-0.52	-1.32
Aug-03	3	3	100.00%	0.00%	386	504	76.59%	-0.95	-1.58
Sep-03	0	1	0.00%	0.00%	394	485	81.24%	1.32	-0.2
Oct-03					436	541	80.59%		



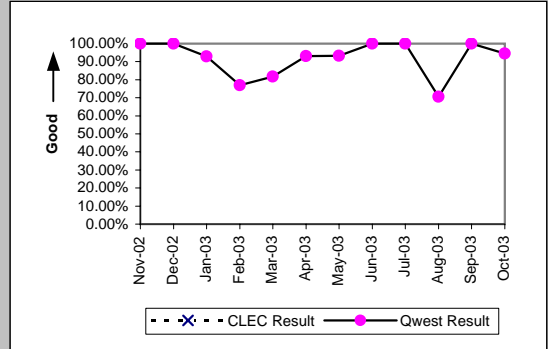
Unbundled Loop - DS1 Capable (Parity)									
Date	CLEC Num	CLEC Denc	CLEC Resu	CLEC Std E	Qwest Num	Qwest Denc	Qwest Resu	Mod Z Scr	Parity Scr
Nov-02	41	51	80.39%	39.70%	373	461	80.91%	0.11	-0.93
Dec-02	50	58	86.21%	34.48%	407	469	86.78%	0.15	-0.91
Jan-03	42	53	79.25%	40.56%	313	392	79.85%	0.12	-0.93
Feb-03	50	58	86.21%	34.48%	318	400	79.50%	-1.18	-1.72
Mar-03	45	50	90.00%	30.00%	332	376	88.30%	-0.35	-1.21
Apr-03	54	71	76.06%	42.67%	295	368	80.16%	0.78	-0.52
May-03	38	53	71.70%	45.05%	269	336	80.06%	1.36	-0.18
Jun-03	73	88	82.95%	37.60%	368	435	84.60%	0.4	-0.76
Jul-03	49	76	64.47%	47.86%	311	395	78.73%	2.58	0.57
Aug-03	57	83	68.67%	46.38%	386	504	76.59%	1.52	-0.07
Sep-03	46	69	66.67%	47.14%	394	485	81.24%	2.66	0.62
Oct-03	57	80	71.25%	45.26%	436	541	80.59%	1.87	0.14



MR-5A - All Troubles Cleared within 4 Hours (Percent) - Interval Zone One

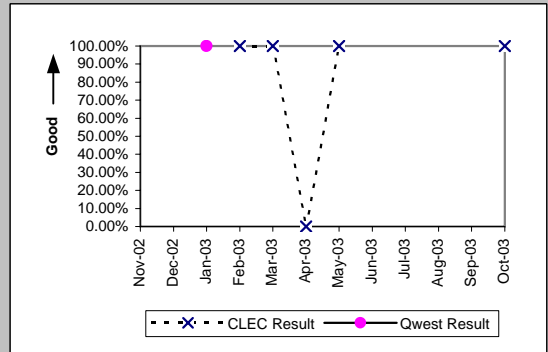
Unbundled Loop - DS3 Capable (Parity)

Date	CLEC Num	CLEC Denc	CLEC Resu	CLEC Std	Qwest Num	Qwest Denc	Qwest Resu	Mod Z Scr	Parity Scr
Nov-02					7	7	100.00%		
Dec-02					9	9	100.00%		
Jan-03					13	14	92.86%		
Feb-03					10	13	76.92%		
Mar-03					9	11	81.82%		
Apr-03					27	29	93.10%		
May-03					14	15	93.33%		
Jun-03					11	11	100.00%		
Jul-03					19	19	100.00%		
Aug-03					12	17	70.59%		
Sep-03					14	14	100.00%		
Oct-03					17	18	94.44%		



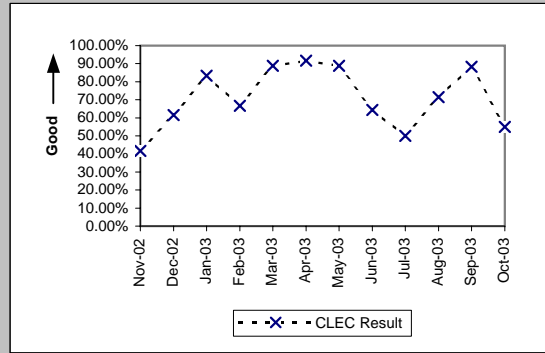
E911 (Parity)

Date	CLEC Num	CLEC Denc	CLEC Resu	CLEC Std	Qwest Num	Qwest Denc	Qwest Resu	Mod Z Scr	Parity Scr
Nov-02									
Dec-02									
Jan-03					1	1	100.00%		
Feb-03	1	1	100.00%	0.00%					
Mar-03	1	1	100.00%	0.00%					
Apr-03	0	1	0.00%	0.00%					
May-03	1	1	100.00%	0.00%					
Jun-03									
Jul-03									
Aug-03									
Sep-03									
Oct-03	1	1	100.00%	0.00%					



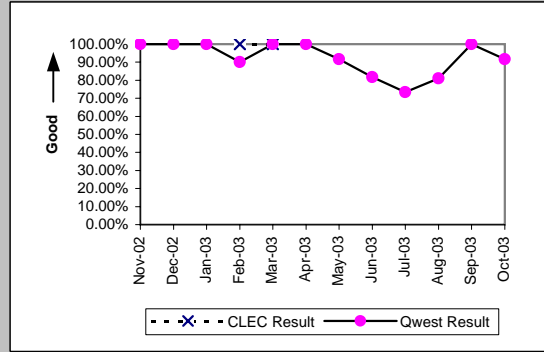
MR-5A - All Troubles Cleared within 4 Hours (Percent) - Interval Zone One

Enhanced Extended Loops (EELs) (Diagnostic)					
Date	CLEC Num	CLEC Denom	CLEC Result	CLEC Std Dev	
Nov-02	5	12	41.67%	49.30%	
Dec-02	8	13	61.54%	48.65%	
Jan-03	5	6	83.33%	37.27%	
Feb-03	2	3	66.67%	47.14%	
Mar-03	8	9	88.89%	31.43%	
Apr-03	11	12	91.67%	27.64%	
May-03	8	9	88.89%	31.43%	
Jun-03	9	14	64.29%	47.92%	
Jul-03	4	8	50.00%	50.00%	
Aug-03	10	14	71.43%	45.18%	
Sep-03	15	17	88.24%	32.22%	
Oct-03	11	20	55.00%	49.75%	

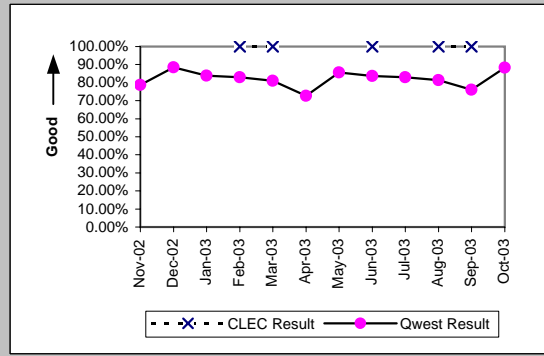


MR-5B - All Troubles Cleared within 4 Hours (Percent) - Interval Zone Two

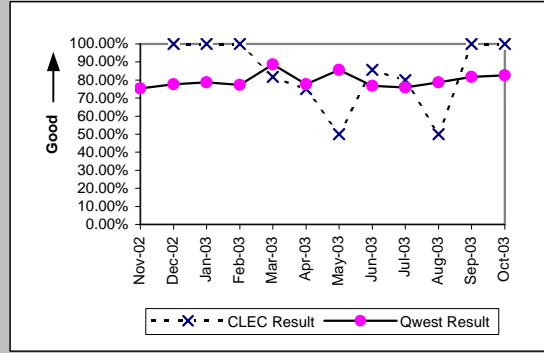
ISDN Primary (Parity)									
Date	CLEC Num	CLEC Denc	CLEC Resu	CLEC Std E	Qwest Num	Qwest Denc	Qwest Resu	Mod Z Scr	Parity Scr
Nov-02					6	6	100.00%		
Dec-02					10	10	100.00%		
Jan-03					10	10	100.00%		
Feb-03	2	2	100.00%	0.00%	9	10	90.00%	-0.43	-1.26
Mar-03	2	2	100.00%	0.00%	7	7	100.00%	N/A	N/A
Apr-03					4	4	100.00%		
May-03					11	12	91.67%		
Jun-03					9	11	81.82%		
Jul-03					11	15	73.33%		
Aug-03					17	21	80.95%		
Sep-03					12	12	100.00%		
Oct-03					22	24	91.67%		



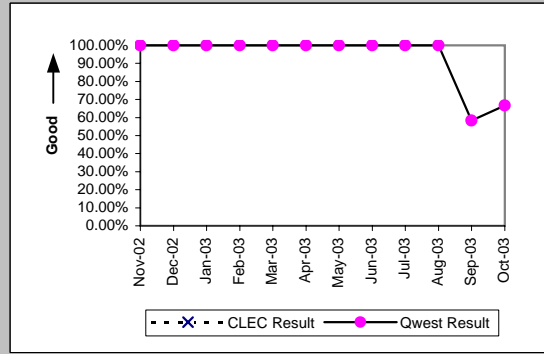
DS0 (Parity)									
Date	CLEC Num	CLEC Denc	CLEC Resu	CLEC Std E	Qwest Num	Qwest Denc	Qwest Resu	Mod Z Scr	Parity Scr
Nov-02					178	226	78.76%		
Dec-02					240	271	88.56%		
Jan-03					202	241	83.82%		
Feb-03	2	2	100.00%	0.00%	196	236	83.05%	-0.64	-1.39
Mar-03	1	1	100.00%	0.00%	175	216	81.02%	-0.48	-1.29
Apr-03					171	235	72.77%		
May-03					167	195	85.64%		
Jun-03	1	1	100.00%	0.00%	201	240	83.75%	-0.44	-1.27
Jul-03					190	229	82.97%		
Aug-03	2	2	100.00%	0.00%	201	247	81.38%	-0.67	-1.41
Sep-03	1	1	100.00%	0.00%	257	338	76.04%	-0.56	-1.34
Oct-03					220	249	88.35%		



DS1 (Parity)									
Date	CLEC Num	CLEC Denc	CLEC Resu	CLEC Std E	Qwest Num	Qwest Denc	Qwest Resu	Mod Z Scr	Parity Scr
Nov-02					184	244	75.41%		
Dec-02	2	2	100.00%	0.00%	199	256	77.73%	-0.75	-1.46
Jan-03	3	3	100.00%	0.00%	200	254	78.74%	-0.89	-1.54
Feb-03	1	1	100.00%	0.00%	163	211	77.25%	-0.54	-1.33
Mar-03	9	11	81.82%	38.57%	197	222	88.74%	0.69	-0.58
Apr-03	3	4	75.00%	43.30%	192	247	77.73%	0.15	-0.91
May-03	1	2	50.00%	50.00%	173	202	85.64%	1.06	-0.36
Jun-03	6	7	85.71%	34.99%	178	232	76.72%	-0.55	-1.34
Jul-03	4	5	80.00%	40.00%	180	237	75.95%	-0.21	-1.13
Aug-03	1	2	50.00%	50.00%	215	273	78.75%	0.79	-0.52
Sep-03	1	1	100.00%	0.00%	296	362	81.77%	-0.47	-1.29
Oct-03	2	2	100.00%	0.00%	285	345	82.61%	-0.65	-1.39

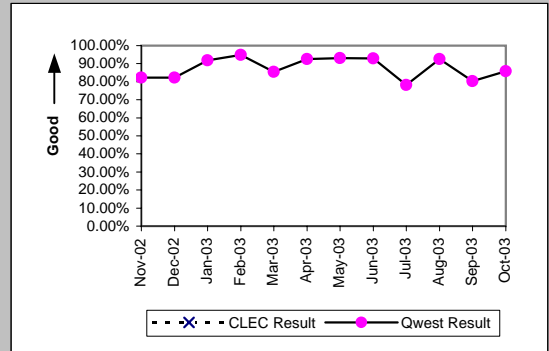


DS3 (Parity)									
Date	CLEC Num	CLEC Denc	CLEC Resu	CLEC Std E	Qwest Num	Qwest Denc	Qwest Resu	Mod Z Scr	Parity Scr
Nov-02					4	4	100.00%		
Dec-02					1	1	100.00%		
Jan-03					9	9	100.00%		
Feb-03					4	4	100.00%		
Mar-03					5	5	100.00%		
Apr-03					4	4	100.00%		
May-03					4	4	100.00%		
Jun-03					3	3	100.00%		
Jul-03					4	4	100.00%		
Aug-03					4	4	100.00%		
Sep-03					7	12	58.33%		
Oct-03					2	3	66.67%		

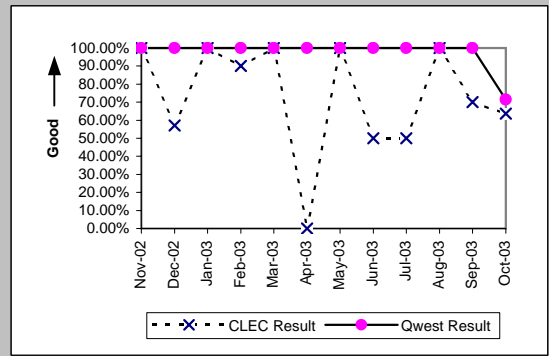


MR-5B - All Troubles Cleared within 4 Hours (Percent) - Interval Zone Two

Frame Relay (Parity)									
Date	CLEC Num	CLEC Denc	CLEC Resu	CLEC Std	Qwest Num	Qwest Denc	Qwest Resu	Mod Z Scr	Parity Scr
Nov-02					37	45	82.22%		
Dec-02					56	68	82.35%		
Jan-03					56	61	91.80%		
Feb-03					37	39	94.87%		
Mar-03					41	48	85.42%		
Apr-03					37	40	92.50%		
May-03					54	58	93.10%		
Jun-03					52	56	92.86%		
Jul-03					43	55	78.18%		
Aug-03					50	54	92.59%		
Sep-03					53	66	80.30%		
Oct-03					67	78	85.90%		

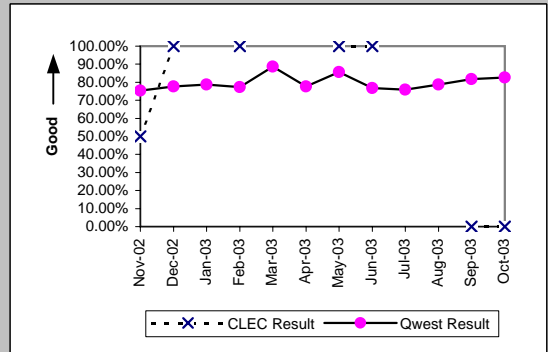


LIS Trunk (Parity)									
Date	CLEC Num	CLEC Denc	CLEC Resu	CLEC Std	Qwest Num	Qwest Denc	Qwest Resu	Mod Z Scr	Parity Scr
Nov-02	3	3	100.00%	0.00%	1	1	100.00%	N/A	N/A
Dec-02	4	7	57.14%	49.49%	2	2	100.00%	N/A	-0.47
Jan-03	4	4	100.00%	0.00%	1	1	100.00%	N/A	N/A
Feb-03	9	10	90.00%	30.00%	2	2	100.00%	N/A	-0.98
Mar-03	2	2	100.00%	0.00%	2	2	100.00%	N/A	N/A
Apr-03	0	1	0.00%	0.00%	3	3	100.00%	N/A	-0.24
May-03	3	3	100.00%	0.00%	5	5	100.00%	N/A	N/A
Jun-03	1	2	50.00%	50.00%	2	2	100.00%	N/A	-0.63
Jul-03	2	4	50.00%	50.00%	4	4	100.00%	N/A	-0.24
Aug-03	4	4	100.00%	0.00%	5	5	100.00%	N/A	N/A
Sep-03	7	10	70.00%	45.83%	5	5	100.00%	N/A	-0.28
Oct-03	7	11	63.64%	48.10%	5	7	71.43%	0.23	-0.86

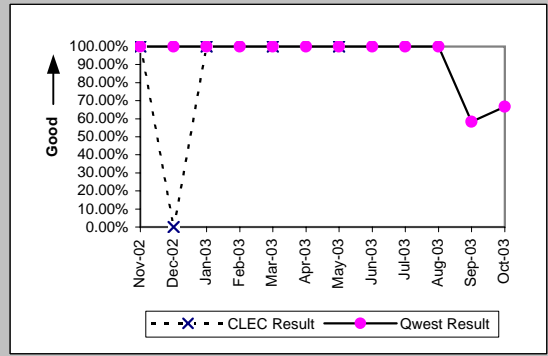


MR-5B - All Troubles Cleared within 4 Hours (Percent) - Interval Zone Two

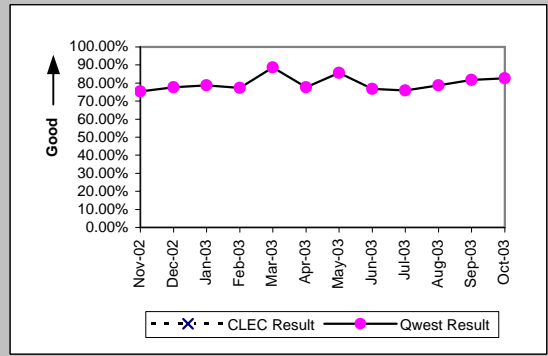
UDIT DS1 (Parity)									
Date	CLEC Num	CLEC Denc	CLEC Resu	CLEC Std E	Qwest Num	Qwest Denc	Qwest Resu	Mod Z Scr	Parity Scr
Nov-02	1	2	50.00%	50.00%	184	244	75.41%	0.68	-0.59
Dec-02	1	1	100.00%	0.00%	199	256	77.73%	-0.53	-1.32
Jan-03					200	254	78.74%		
Feb-03	2	2	100.00%	0.00%	163	211	77.25%	-0.76	-1.46
Mar-03					197	222	88.74%		
Apr-03					192	247	77.73%		
May-03	2	2	100.00%	0.00%	173	202	85.64%	-0.58	-1.35
Jun-03	1	1	100.00%	0.00%	178	232	76.72%	-0.55	-1.33
Jul-03					180	237	75.95%		
Aug-03					215	273	78.75%		
Sep-03	0	3	0.00%	0.00%	296	362	81.77%	2.78	0.69
Oct-03	0	1	0.00%	0.00%	285	345	82.61%	1.37	-0.17



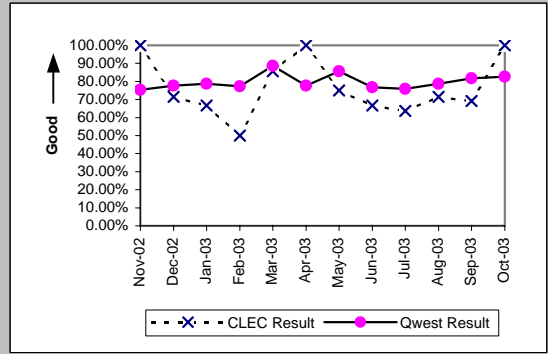
UDIT Above DS1 Level (Parity)									
Date	CLEC Num	CLEC Denc	CLEC Resu	CLEC Std E	Qwest Num	Qwest Denc	Qwest Resu	Mod Z Scr	Parity Scr
Nov-02	1	1	100.00%	0.00%	4	4	100.00%	N/A	N/A
Dec-02	0	1	0.00%	0.00%	1	1	100.00%	N/A	-0.59
Jan-03	1	1	100.00%	0.00%	9	9	100.00%	N/A	N/A
Feb-03					4	4	100.00%		
Mar-03	2	2	100.00%	0.00%	5	5	100.00%	N/A	N/A
Apr-03					4	4	100.00%		
May-03	1	1	100.00%	0.00%	4	4	100.00%	N/A	N/A
Jun-03					3	3	100.00%		
Jul-03					4	4	100.00%		
Aug-03					4	4	100.00%		
Sep-03					7	12	58.33%		
Oct-03					2	3	66.67%		



Unbundled Loop - 4 Wire Non-Loaded (Parity)									
Date	CLEC Num	CLEC Denc	CLEC Resu	CLEC Std E	Qwest Num	Qwest Denc	Qwest Resu	Mod Z Scr	Parity Scr
Nov-02					184	244	75.41%		
Dec-02					199	256	77.73%		
Jan-03					200	254	78.74%		
Feb-03					163	211	77.25%		
Mar-03					197	222	88.74%		
Apr-03					192	247	77.73%		
May-03					173	202	85.64%		
Jun-03					178	232	76.72%		
Jul-03					180	237	75.95%		
Aug-03					215	273	78.75%		
Sep-03					296	362	81.77%		
Oct-03					285	345	82.61%		



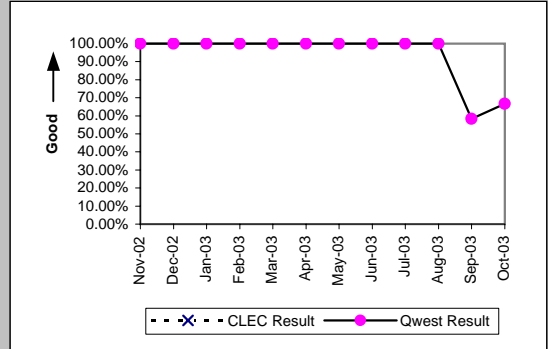
Unbundled Loop - DS1 Capable (Parity)									
Date	CLEC Num	CLEC Denc	CLEC Resu	CLEC Std E	Qwest Num	Qwest Denc	Qwest Resu	Mod Z Scr	Parity Scr
Nov-02	11	11	100.00%	0.00%	184	244	75.41%	-1.85	-2.13
Dec-02	5	7	71.43%	45.18%	199	256	77.73%	0.4	-0.76
Jan-03	4	6	66.67%	47.14%	200	254	78.74%	0.68	-0.59
Feb-03	2	4	50.00%	50.00%	163	211	77.25%	1.12	-0.32
Mar-03	6	7	85.71%	34.99%	197	222	88.74%	0.28	-0.83
Apr-03	5	5	100.00%	0.00%	192	247	77.73%	-1.18	-1.72
May-03	9	12	75.00%	43.30%	173	202	85.64%	0.96	-0.42
Jun-03	4	6	66.67%	47.14%	178	232	76.72%	0.56	-0.66
Jul-03	7	11	63.64%	48.10%	180	237	75.95%	0.9	-0.45
Aug-03	10	14	71.43%	45.18%	215	273	78.75%	0.65	-0.6
Sep-03	9	13	69.23%	46.15%	296	362	81.77%	1.09	-0.34
Oct-03	6	6	100.00%	0.00%	285	345	82.61%	-1.11	-1.68



MR-5B - All Troubles Cleared within 4 Hours (Percent) - Interval Zone Two

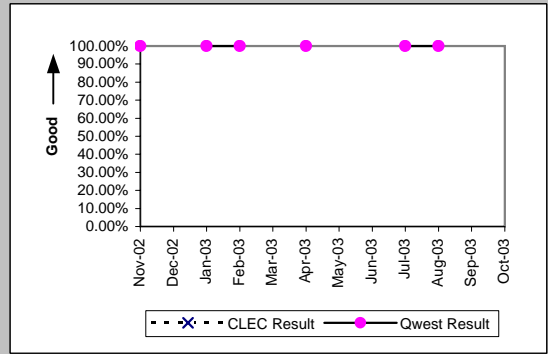
Unbundled Loop - DS3 Capable (Parity)

Date	CLEC Num	CLEC Dend	CLEC Resu	CLEC Std	Qwest Num	Qwest Dend	Qwest Resu	Mod Z Scr	Parity Scr
Nov-02					4	4	100.00%		
Dec-02					1	1	100.00%		
Jan-03					9	9	100.00%		
Feb-03					4	4	100.00%		
Mar-03					5	5	100.00%		
Apr-03					4	4	100.00%		
May-03					4	4	100.00%		
Jun-03					3	3	100.00%		
Jul-03					4	4	100.00%		
Aug-03					4	4	100.00%		
Sep-03					7	12	58.33%		
Oct-03					2	3	66.67%		



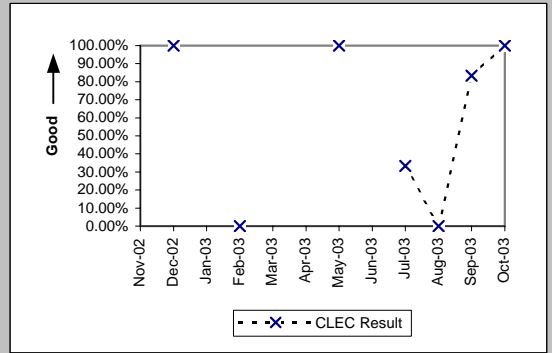
E911 (Parity)

Date	CLEC Num	CLEC Dend	CLEC Resu	CLEC Std	Qwest Num	Qwest Dend	Qwest Resu	Mod Z Scr	Parity Scr
Nov-02					1	1	100.00%		
Dec-02									
Jan-03					3	3	100.00%		
Feb-03					1	1	100.00%		
Mar-03									
Apr-03					1	1	100.00%		
May-03									
Jun-03									
Jul-03					1	1	100.00%		
Aug-03					1	1	100.00%		
Sep-03									
Oct-03									



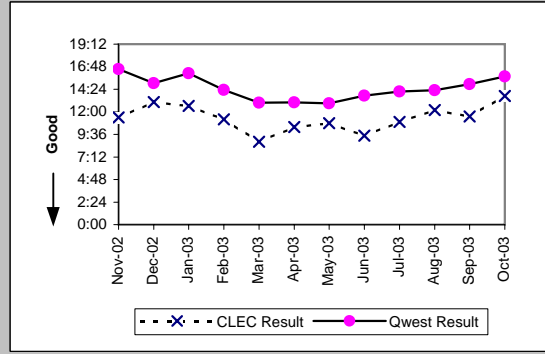
MR-5B - All Troubles Cleared within 4 Hours (Percent) - Interval Zone Two

Enhanced Extended Loops (EELs) (Diagnostic)				
Date	CLEC Num	CLEC Denom	CLEC Result	CLEC Std Dev
Nov-02				
Dec-02	1	1	100.00%	0.00%
Jan-03				
Feb-03	0	1	0.00%	0.00%
Mar-03				
Apr-03				
May-03	1	1	100.00%	0.00%
Jun-03				
Jul-03	1	3	33.33%	47.14%
Aug-03	0	1	0.00%	0.00%
Sep-03	5	6	83.33%	37.27%
Oct-03	5	5	100.00%	0.00%

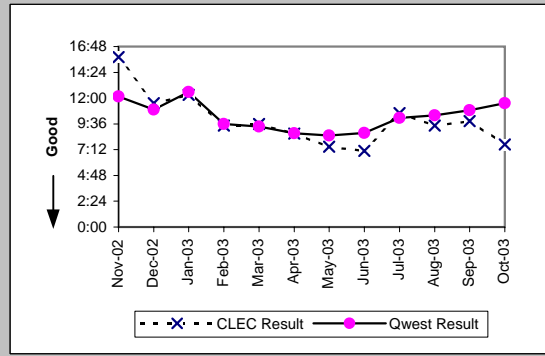


MR-6A - Mean Time to Restore (Hours:Minutes) - Dispatches within MSAs

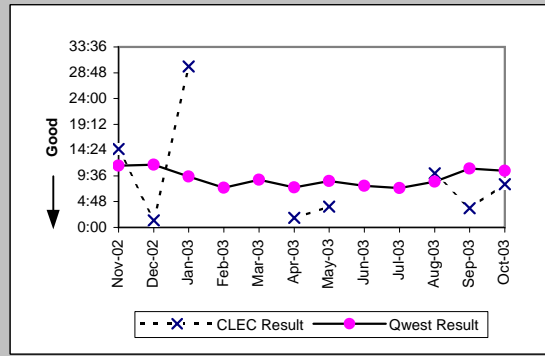
Residence (Parity)									
Date	CLEC Num	CLEC Denc	CLEC Resu	CLEC Std E	Qwest Num	Qwest Denc	Qwest Resu	Mod Z Scr	Parity Scr
Nov-02	1210:42	106	11:25	10:19	210837:58	12741	16:33	-3.78	-3.3
Dec-02	1538:08	118	13:02	12:18	214022:38	14235	15:02	-1.59	-1.97
Jan-03	1591:15	126	12:38	11:41	245584:36	15258	16:06	-3.05	-2.85
Feb-03	1698:57	152	11:11	9:05	165153:36	11521	14:20	-3.04	-2.85
Mar-03	1510:37	171	8:50	8:15	150182:58	11567	12:59	-4.62	-3.81
Apr-03	1795:00	173	10:23	8:14	132383:01	10168	13:01	-2.84	-2.73
May-03	1717:07	159	10:48	8:33	133485:16	10336	12:55	-2.27	-2.38
Jun-03	1361:04	144	9:27	7:46	152439:48	11115	13:43	-4.38	-3.66
Jul-03	2229:55	204	10:56	8:42	160227:08	11322	14:09	-3.66	-3.22
Aug-03	2242:36	184	12:11	8:55	163524:40	11448	14:17	-2.47	-2.5
Sep-03	2440:01	212	11:31	9:15	175875:39	11766	14:57	-3.33	-3.03
Oct-03	5296:14	387	13:41	10:03	239663:53	15216	15:45	-3.37	-3.05



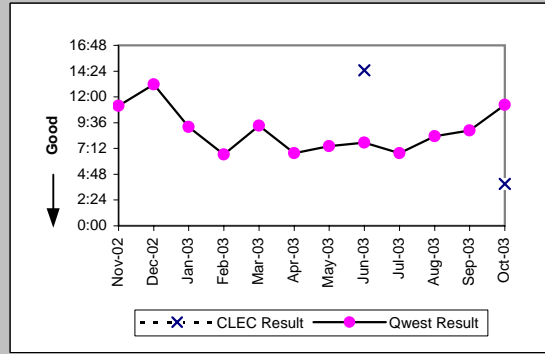
Business (Parity)									
Date	CLEC Num	CLEC Denc	CLEC Resu	CLEC Std E	Qwest Num	Qwest Denc	Qwest Resu	Mod Z Scr	Parity Scr
Nov-02	1329:10	84	15:49	15:24	18317:14	1507	12:09	2.29	0.39
Dec-02	657:45	57	11:32	7:50	15144:32	1386	10:56	0.42	-0.75
Jan-03	1045:53	85	12:18	11:24	21041:26	1673	12:35	-0.13	-1.08
Feb-03	539:05	57	9:27	6:59	12187:08	1270	9:36	-0.09	-1.05
Mar-03	833:14	87	9:35	7:39	11886:17	1269	9:22	0.25	-0.85
Apr-03	452:35	52	8:42	7:06	10219:28	1172	8:43	-0.01	-1.01
May-03	320:44	43	7:28	7:24	9649:19	1132	8:31	-0.69	-1.42
Jun-03	418:48	59	7:06	6:41	11343:05	1294	8:46	-1.16	-1.71
Jul-03	572:52	54	10:37	14:28	13054:36	1285	10:10	0.27	-0.83
Aug-03	633:25	67	9:27	7:31	12153:58	1170	10:23	-0.66	-1.4
Sep-03	758:55	77	9:51	10:46	13758:38	1266	10:52	-0.71	-1.43
Oct-03	775:16	101	7:41	7:40	19686:44	1706	11:32	-2.88	-2.75



Centrex (Parity)									
Date	CLEC Num	CLEC Denc	CLEC Resu	CLEC Std E	Qwest Num	Qwest Denc	Qwest Resu	Mod Z Scr	Parity Scr
Nov-02	87:21	6	14:34	16:05	1218:58	106	11:30	0.72	-0.56
Dec-02	1:20	1	1:20		1261:01	108	11:41	-0.53	-1.32
Jan-03	59:56	2	29:58	18:25	1263:57	133	9:30	1.9	0.15
Feb-03					729:18	99	7:22		
Mar-03					1151:51	130	8:52		
Apr-03	1:49	1	1:49		810:12	109	7:26	-0.47	-1.29
May-03	11:40	3	3:53	1:55	1029:51	119	8:39	-0.78	-1.47
Jun-03					1073:15	139	7:43		
Jul-03					920:23	126	7:18		
Aug-03	20:07	2	10:04	8:37	926:34	109	8:30	0.28	-0.83
Sep-03	7:12	2	3:36	4:00	1447:00	132	10:58	-0.63	-1.38
Oct-03	16:08	2	8:04	10:56	1328:28	126	10:33	-0.23	-1.14

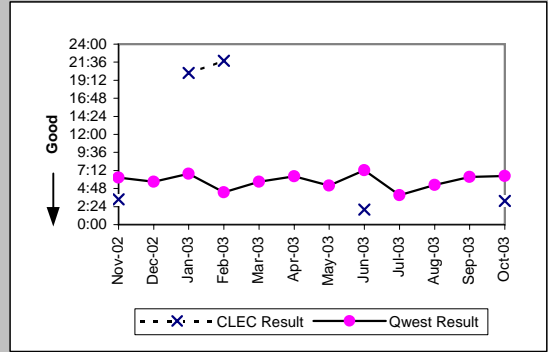


Centrex 21 (Parity)									
Date	CLEC Num	CLEC Denc	CLEC Resu	CLEC Std E	Qwest Num	Qwest Denc	Qwest Resu	Mod Z Scr	Parity Scr
Nov-02					2068:08	185	11:11		
Dec-02					2184:46	166	13:10		
Jan-03					1876:52	204	9:12		
Feb-03					1029:19	155	6:38		
Mar-03					1377:52	148	9:19		
Apr-03					899:59	133	6:46		
May-03					986:39	133	7:25		
Jun-03	28:57	2	14:28	16:28	1290:10	167	7:44	1.32	-0.2
Jul-03					1124:19	166	6:46		
Aug-03					1249:06	150	8:20		
Sep-03					1235:22	139	8:53		
Oct-03	3:55	1	3:55		2445:25	217	11:16	-0.58	-1.35

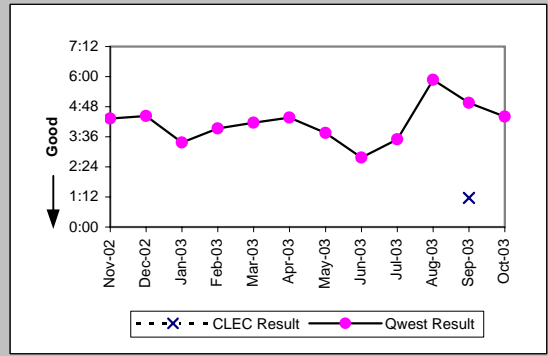


MR-6A - Mean Time to Restore (Hours:Minutes) - Dispatches within MSAs

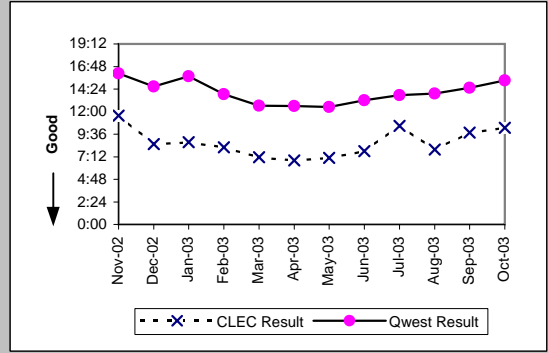
PBX (Parity)										
Date	CLEC Num	CLEC Denc	CLEC Resu	CLEC Std I	Qwest Num	Qwest Denc	Qwest Resu	Mod Z Scr	Parity Scr	
Nov-02	6:43	2	3:22	1:21	225:52	36	6:16	-0.65	-1.39	
Dec-02					204:46	36	5:41			
Jan-03	20:09	1	20:09		202:59	30	6:46	1.35	-0.18	
Feb-03	21:47	1	21:47		111:48	26	4:18	1.72	0.04	
Mar-03					251:20	44	5:43			
Apr-03					147:54	23	6:26			
May-03					155:19	30	5:11			
Jun-03	3:57	2	1:59	1:17	246:11	34	7:14	-0.99	-1.6	
Jul-03					97:56	25	3:55			
Aug-03					174:25	33	5:17			
Sep-03					196:45	31	6:21			
Oct-03	3:10	1	3:10		194:07	30	6:28	-0.34	-1.21	



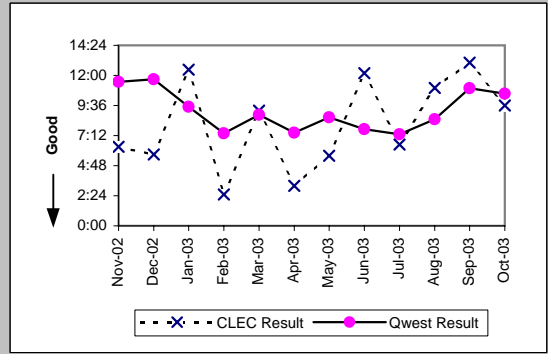
Basic Rate ISDN (Parity)										
Date	CLEC Num	CLEC Denc	CLEC Resu	CLEC Std I	Qwest Num	Qwest Denc	Qwest Resu	Mod Z Scr	Parity Scr	
Nov-02					264:33	61	4:20			
Dec-02					359:08	81	4:26			
Jan-03					178:04	53	3:22			
Feb-03					208:11	53	3:56			
Mar-03					299:40	72	4:10			
Apr-03					166:00	38	4:22			
May-03					123:54	33	3:45			
Jun-03					127:15	46	2:46			
Jul-03					150:31	43	3:30			
Aug-03					246:14	42	5:52			
Sep-03	1:10	1	1:10		281:57	57	4:57	-0.6	-1.36	
Oct-03					268:50	61	4:24			



UNE - P (POTS) (Parity)										
Date	CLEC Num	CLEC Denc	CLEC Resu	CLEC Std I	Qwest Num	Qwest Denc	Qwest Resu	Mod Z Scr	Parity Scr	
Nov-02	1226:47	106	11:34	14:31	229155:12	14248	16:05	-3.3	-3.01	
Dec-02	622:25	73	8:32	7:30	229167:10	15621	14:40	-3.84	-3.33	
Jan-03	838:21	96	8:44	8:46	266626:02	16931	15:45	-5.1	-4.1	
Feb-03	879:22	107	8:13	9:06	177340:44	12791	13:52	-4.58	-3.79	
Mar-03	848:33	119	7:08	8:49	162069:15	12836	12:38	-5.11	-4.11	
Apr-03	870:38	128	6:48	8:13	142602:29	11340	12:35	-5.38	-4.27	
May-03	890:48	126	7:04	7:09	143134:35	11468	12:29	-5.23	-4.18	
Jun-03	849:41	109	7:48	7:58	163782:53	12409	13:12	-4.84	-3.94	
Jul-03	1133:37	108	10:30	12:28	173281:44	12607	13:45	-2.7	-2.64	
Aug-03	810:33	102	7:57	8:41	175678:38	12618	13:55	-5.24	-4.19	
Sep-03	966:21	99	9:46	7:56	189634:17	13032	14:33	-3.23	-2.96	
Oct-03	1553:00	151	10:17	9:06	259350:37	16922	15:20	-5.09	-4.1	

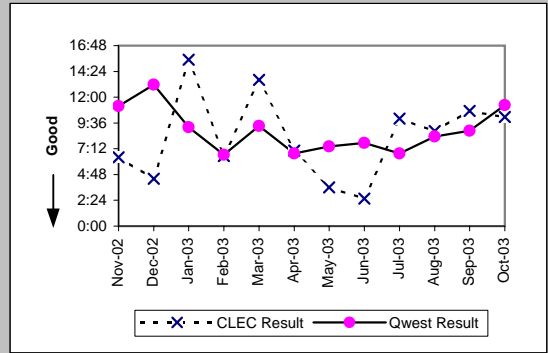


UNE P (Centrex) (Parity)										
Date	CLEC Num	CLEC Denc	CLEC Resu	CLEC Std I	Qwest Num	Qwest Denc	Qwest Resu	Mod Z Scr	Parity Scr	
Nov-02	107:13	17	6:18	5:38	1218:58	106	11:30	-1.28	-1.78	
Dec-02	153:23	27	5:41	5:26	1261:01	108	11:41	-1.43	-1.87	
Jan-03	336:22	27	12:27	12:29	1263:57	133	9:30	0.99	-0.4	
Feb-03	54:56	22	2:30	1:12	729:18	99	7:22	-1.84	-2.12	
Mar-03	184:09	20	9:12	7:35	1151:51	130	8:52	0.19	-0.88	
Apr-03	50:58	16	3:11	1:28	810:12	109	7:26	-1.34	-1.81	
May-03	100:29	18	5:35	6:02	1029:51	119	8:39	-1.16	-1.7	
Jun-03	207:07	17	12:11	22:24	1073:15	139	7:43	1.17	-0.29	
Jul-03	142:36	22	6:29	6:30	920:23	126	7:18	-0.48	-1.29	
Aug-03	231:22	21	11:01	11:25	926:34	109	8:30	0.89	-0.46	
Sep-03	273:25	21	13:01	15:39	1447:00	132	10:58	0.59	-0.64	
Oct-03	191:50	20	9:36	10:13	1328:28	126	10:33	-0.26	-1.16	

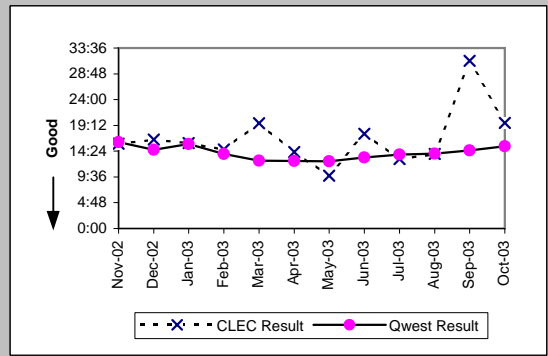


MR-6A - Mean Time to Restore (Hours:Minutes) - Dispatches within MSAs

UNE P (Centrex 21) (Parity)											
Date	CLEC Num	CLEC Denc	CLEC Resu	CLEC Std	Qwest Num	Qwest Denc	Qwest Resu	Mod Z Scr	Parity Scr		
Nov-02	51:24	8	6:25	6:00	2068:08	185	11:11	-0.97	-1.59		
Dec-02	17:38	4	4:24	2:20	2184:46	166	13:10	-0.96	-1.58		
Jan-03	108:25	7	15:29	22:50	1876:52	204	9:12	1.29	-0.21		
Feb-03	52:08	8	6:31	7:54	1029:19	155	6:38	-0.04	-1.02		
Mar-03	54:29	4	13:37	6:58	1377:52	148	9:19	0.96	-0.42		
Apr-03	14:01	2	7:01	6:14	899:59	133	6:46	0.43	-0.74		
May-03	14:26	4	3:36	1:10	986:39	133	7:25	-0.83	-1.5		
Jun-03	7:40	3	2:33	0:25	1290:10	167	7:44	-0.8	-1.48		
Jul-03	30:02	3	10:01	11:36	1124:19	166	6:46	0.94	-0.43		
Aug-03	61:48	7	8:50	10:16	1249:06	150	8:20	0.26	-0.84		
Sep-03	42:56	4	10:44	9:01	1235:22	139	8:53	0.64	-0.61		
Oct-03	30:31	3	10:10	11:34	2445:25	217	11:16	-0.15	-1.09		

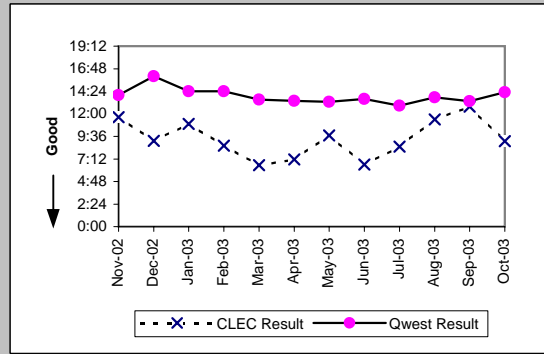


Line Sharing (Parity)											
Date	CLEC Num	CLEC Denc	CLEC Resu	CLEC Std	Qwest Num	Qwest Denc	Qwest Resu	Mod Z Scr	Parity Scr		
Nov-02	426:27	27	15:48	12:57	229155:12	14248	16:05	-0.11	-1.07		
Dec-02	381:05	23	16:34	14:07	229167:10	15621	14:40	0.82	-0.5		
Jan-03	366:27	23	15:56	10:30	266626:02	16931	15:45	0.16	-0.9		
Feb-03	162:07	11	14:44	9:00	177340:44	12791	13:52	0.45	-0.73		
Mar-03	333:27	17	19:37	21:12	162069:15	12836	12:38	2.07	0.26		
Apr-03	128:10	9	14:14	9:09	142602:29	11340	12:35	0.61	-0.63		
May-03	147:47	15	9:51	7:55	143134:35	11468	12:29	-0.88	-1.54		
Jun-03	193:58	11	17:38	13:41	163782:53	12409	13:12	1.34	-0.18		
Jul-03	193:28	15	12:54	8:29	173281:44	12607	13:45	-0.26	-1.16		
Aug-03	235:50	17	13:52	9:53	175678:38	12618	13:55	-0.02	-1.01		
Sep-03	467:56	15	31:12	40:45	189634:17	13032	14:33	2.41	0.46		
Oct-03	373:56	19	19:41	21:59	259350:37	16922	15:20	1.46	-0.11		

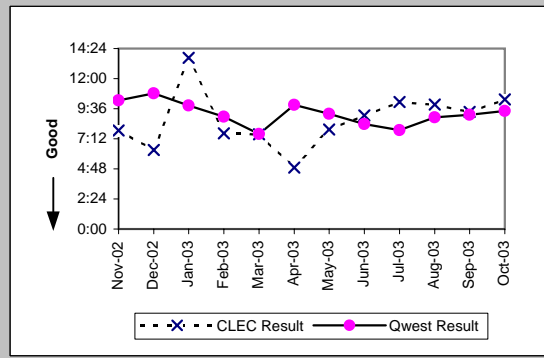


MR-6B - Mean Time to Restore (Hours:Minutes) - Dispatches outside MSAs

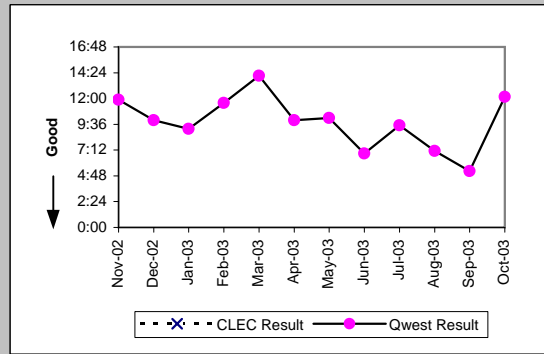
Residence (Parity)									
Date	CLEC Num	CLEC Denc	CLEC Resu	CLEC Std E	Qwest Num	Qwest Denc	Qwest Resu	Mod Z Scr	Parity Scr
Nov-02	174:44	15	11:39	9:28	35966:15	2570	14:00	-0.71	-1.43
Dec-02	100:23	11	9:08	8:52	51628:00	3225	16:01	-1.45	-1.88
Jan-03	349:29	32	10:55	12:22	46309:04	3216	14:24	-1.67	-2.01
Feb-03	223:56	26	8:37	7:49	35641:18	2471	14:25	-1.92	-2.17
Mar-03	163:51	25	6:33	9:11	37075:25	2746	13:30	-2.67	-2.62
Apr-03	192:26	27	7:08	7:01	34245:08	2561	13:22	-2.18	-2.33
May-03	242:33	25	9:42	7:57	32583:30	2453	13:17	-1.72	-2.05
Jun-03	99:19	15	6:37	6:31	33337:30	2450	13:36	-1.92	-2.17
Jul-03	136:23	16	8:31	7:35	36094:00	2800	12:53	-1.55	-1.95
Aug-03	319:04	28	11:24	14:00	38736:31	2815	13:46	-0.54	-1.33
Sep-03	484:25	38	12:45	9:24	33833:53	2533	13:21	-0.24	-1.14
Oct-03	537:11	59	9:06	8:13	44849:08	3138	14:18	-3.19	-2.94



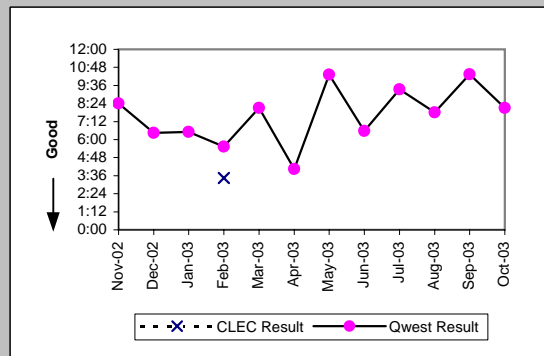
Business (Parity)									
Date	CLEC Num	CLEC Denc	CLEC Resu	CLEC Std E	Qwest Num	Qwest Denc	Qwest Resu	Mod Z Scr	Parity Scr
Nov-02	110:07	14	7:52	7:20	2865:18	279	10:16	-0.59	-1.36
Dec-02	94:47	15	6:19	5:21	4108:25	379	10:50	-1.22	-1.74
Jan-03	191:04	14	13:39	8:40	4169:33	423	9:51	1.05	-0.36
Feb-03	137:24	18	7:38	7:43	2667:23	298	8:57	-0.47	-1.28
Mar-03	128:27	17	7:33	7:01	2527:23	333	7:35	-0.02	-1.01
Apr-03	39:09	8	4:54	5:05	3312:00	334	9:55	-1.32	-1.08
May-03	135:16	17	7:57	10:34	2884:34	314	9:11	-0.42	-1.26
Jun-03	208:33	23	9:04	7:42	2666:24	318	8:23	0.34	-0.8
Jul-03	172:21	17	10:08	8:32	2465:05	312	7:54	1.03	-0.37
Aug-03	158:58	16	9:56	8:54	2513:33	282	8:55	0.48	-0.71
Sep-03	196:29	21	9:21	10:42	2808:16	308	9:07	0.3	-0.82
Oct-03	269:15	26	10:21	8:51	2901:31	308	9:25	0.55	-0.67



Centrex (Parity)									
Date	CLEC Num	CLEC Denc	CLEC Resu	CLEC Std E	Qwest Num	Qwest Denc	Qwest Resu	Mod Z Scr	Parity Scr
Nov-02					83:19	7	11:54		
Dec-02					159:40	16	9:59		
Jan-03					156:08	17	9:11		
Feb-03					150:38	13	11:35		
Mar-03					127:06	9	14:07		
Apr-03					149:43	15	9:59		
May-03					61:05	6	10:11		
Jun-03					137:46	20	6:53		
Jul-03					85:28	9	9:30		
Aug-03					121:07	17	7:07		
Sep-03					62:47	12	5:14		
Oct-03					255:09	21	12:09		

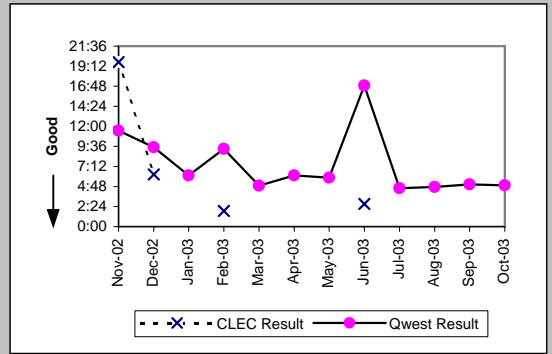


Centrex 21 (Parity)									
Date	CLEC Num	CLEC Denc	CLEC Resu	CLEC Std E	Qwest Num	Qwest Denc	Qwest Resu	Mod Z Scr	Parity Scr
Nov-02					176:25	21	8:24		
Dec-02					96:45	15	6:27		
Jan-03					123:51	19	6:31		
Feb-03	3:27	1	3:27		83:07	15	5:32	-0.43	-1.26
Mar-03					121:44	15	8:07		
Apr-03					48:25	12	4:02		
May-03					216:48	21	10:19		
Jun-03					164:33	25	6:35		
Jul-03					177:47	19	9:21		
Aug-03					148:33	19	7:49		
Sep-03					227:23	22	10:20		
Oct-03					169:59	21	8:06		

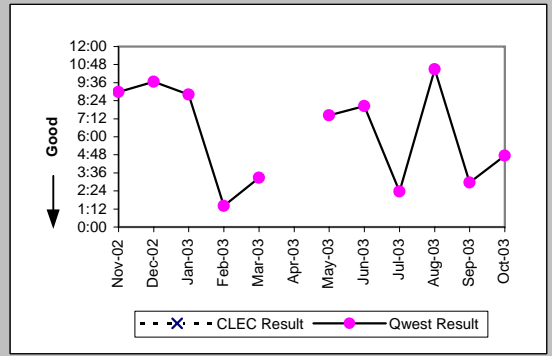


MR-6B - Mean Time to Restore (Hours:Minutes) - Dispatches outside MSAs

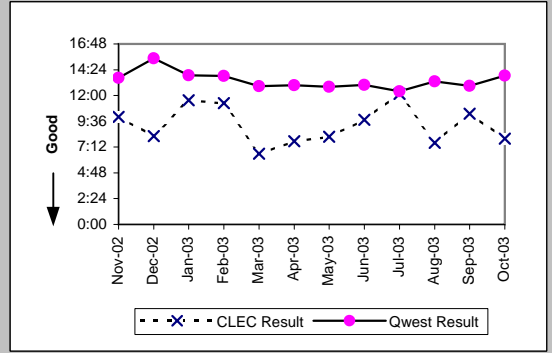
PBX (Parity)									
Date	CLEC Num	CLEC Denc	CLEC Resu	CLEC Std	Qwest Num	Qwest Denc	Qwest Resu	Mod Z Scr	Parity Scr
Nov-02	19:42	1	19:42		68:59	6	11:30	1.05	-0.36
Dec-02	6:14	1	6:14		57:07	6	9:31	-0.29	-1.18
Jan-03					30:35	5	6:07		
Feb-03	1:52	1	1:52		93:00	10	9:18	-0.53	-1.32
Mar-03					73:38	15	4:55		
Apr-03					30:35	5	6:07		
May-03					134:39	23	5:51		
Jun-03	5:27	2	2:44	1:30	67:32	4	16:53	-0.89	-1.54
Jul-03					13:46	3	4:35		
Aug-03					42:39	9	4:44		
Sep-03					45:24	9	5:03		
Oct-03					64:22	13	4:57		



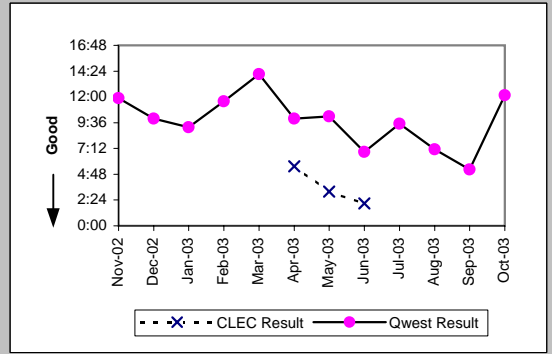
Basic Rate ISDN (Parity)									
Date	CLEC Num	CLEC Denc	CLEC Resu	CLEC Std	Qwest Num	Qwest Denc	Qwest Resu	Mod Z Scr	Parity Scr
Nov-02					35:55	4	8:59		
Dec-02					87:04	9	9:40		
Jan-03					17:37	2	8:49		
Feb-03					5:34	4	1:24		
Mar-03					13:08	4	3:17		
Apr-03									
May-03					51:55	7	7:25		
Jun-03					8:02	1	8:02		
Jul-03					11:48	5	2:22		
Aug-03					73:21	7	10:29		
Sep-03					11:53	4	2:58		
Oct-03					14:14	3	4:45		



UNE - P (POTS) (Parity)									
Date	CLEC Num	CLEC Denc	CLEC Resu	CLEC Std	Qwest Num	Qwest Denc	Qwest Resu	Mod Z Scr	Parity Scr
Nov-02	190:20	19	10:01	8:17	38831:33	2849	13:38	-1.21	-1.74
Dec-02	164:40	20	8:14	8:20	55736:25	3604	15:28	-2.07	-2.26
Jan-03	346:43	30	11:33	11:51	50478:37	3639	13:52	-1.05	-1.64
Feb-03	225:30	20	11:17	12:14	38308:41	2769	13:50	-0.76	-1.46
Mar-03	138:11	21	6:35	6:43	39602:48	3079	12:52	-2.26	-2.38
Apr-03	208:52	27	7:44	7:19	37557:08	2895	12:58	-1.88	-2.14
May-03	236:16	29	8:09	7:26	35468:04	2767	12:49	-2.36	-2.44
Jun-03	175:05	18	9:44	8:30	36003:54	2768	13:00	-1.01	-1.61
Jul-03	340:14	28	12:09	9:55	38559:05	3112	12:23	-0.11	-1.07
Aug-03	98:43	13	7:36	8:16	41250:04	3097	13:19	-0.92	-1.56
Sep-03	92:43	9	10:18	8:03	36642:09	2841	12:54	-0.5	-1.3
Oct-03	407:03	51	7:59	8:11	47750:39	3446	13:51	-3.38	-3.05

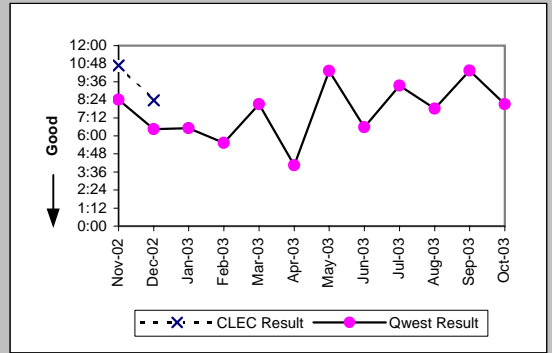


UNE P (Centrex) (Parity)									
Date	CLEC Num	CLEC Denc	CLEC Resu	CLEC Std	Qwest Num	Qwest Denc	Qwest Resu	Mod Z Scr	Parity Scr
Nov-02					83:19	7	11:54		
Dec-02					159:40	16	9:59		
Jan-03					156:08	17	9:11		
Feb-03					150:38	13	11:35		
Mar-03					127:06	9	14:07		
Apr-03	27:43	5	5:33	6:21	149:43	15	9:59	-0.91	-1.55
May-03	3:11	1	3:11		61:05	6	10:11	-0.65	-1.4
Jun-03	2:06	1	2:06		137:46	20	6:53	-0.72	-1.44
Jul-03					85:28	9	9:30		
Aug-03					121:07	17	7:07		
Sep-03					62:47	12	5:14		
Oct-03					255:09	21	12:09		

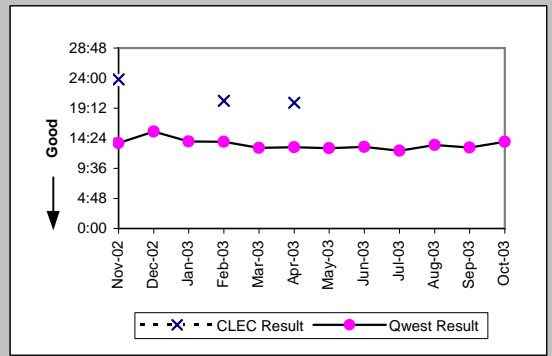


MR-6B - Mean Time to Restore (Hours:Minutes) - Dispatches outside MSAs

UNE P (Centrex 21) (Parity)										
Date	CLEC Num	CLEC Denc	CLEC Resu	CLEC Std	Qwest Num	Qwest Denc	Qwest Resu	Mod Z Scr	Parity Scr	
Nov-02	21:22	2	10:41	9:47	176:25	21	8:24	0.87	-0.47	
Dec-02	8:22	1	8:22		96:45	15	6:27	0.96	-0.42	
Jan-03					123:51	19	6:31			
Feb-03					83:07	15	5:32			
Mar-03					121:44	15	8:07			
Apr-03					48:25	12	4:02			
May-03					216:48	21	10:19			
Jun-03					164:33	25	6:35			
Jul-03					177:47	19	9:21			
Aug-03					148:33	19	7:49			
Sep-03					227:23	22	10:20			
Oct-03					169:59	21	8:06			

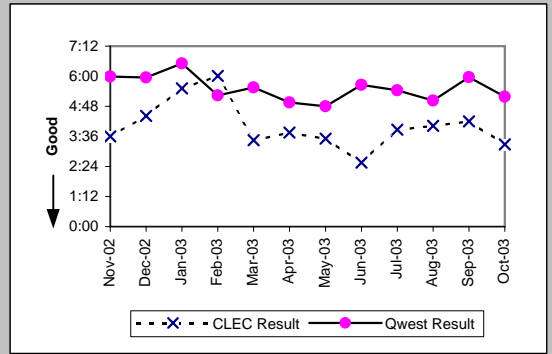


Line Sharing (Parity)										
Date	CLEC Num	CLEC Denc	CLEC Resu	CLEC Std	Qwest Num	Qwest Denc	Qwest Resu	Mod Z Scr	Parity Scr	
Nov-02	47:37	2	23:49	1:03	38831:33	2849	13:38	1.39	-0.15	
Dec-02					55736:25	3604	15:28			
Jan-03					50478:37	3639	13:52			
Feb-03	61:03	3	20:21	1:08	38308:41	2769	13:50	1.1	-0.33	
Mar-03					39602:48	3079	12:52			
Apr-03	20:03	1	20:03		37557:08	2895	12:58	0.64	-0.61	
May-03					35468:04	2767	12:49			
Jun-03					36003:54	2768	13:00			
Jul-03					38559:05	3112	12:23			
Aug-03					41250:04	3097	13:19			
Sep-03					36642:09	2841	12:54			
Oct-03					47750:39	3446	13:51			

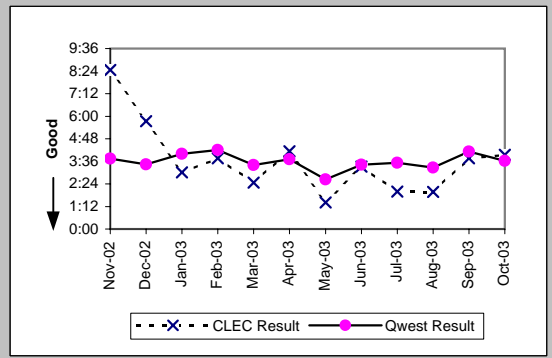


MR-6C - Mean Time to Restore (Hours:Minutes) - No dispatches

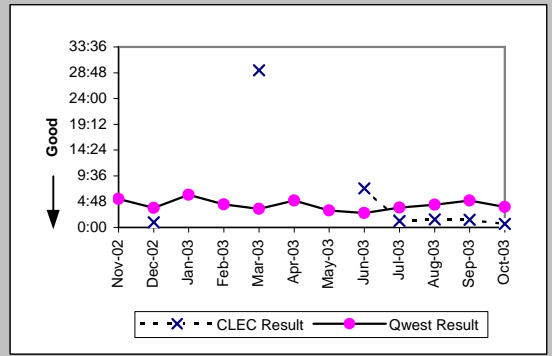
Residence (Parity)									
Date	CLEC Num	CLEC Denc	CLEC Resu	CLEC Std	Qwest Num	Qwest Denc	Qwest Resu	Mod Z Scr	Parity Scr
Nov-02	79:01	22	3:36	4:52	21793:28	3638	5:59	-1.23	-1.75
Dec-02	110:13	25	4:25	6:24	19964:52	3359	5:57	-0.86	-1.52
Jan-03	160:13	29	5:31	7:42	22977:05	3524	6:31	-0.6	-1.36
Feb-03	186:22	31	6:01	10:05	16937:16	3240	5:14	0.62	-0.62
Mar-03	221:07	64	3:27	5:31	18613:06	3355	5:33	-1.88	-2.14
Apr-03	236:35	63	3:45	7:24	15083:25	3051	4:57	-1.25	-1.76
May-03	238:58	68	3:31	5:29	13963:04	2906	4:48	-1.45	-1.88
Jun-03	124:39	49	2:33	4:10	16455:29	2915	5:39	-2.73	-2.66
Jul-03	367:27	95	3:52	6:47	17902:36	3299	5:26	-1.9	-2.16
Aug-03	273:41	68	4:01	5:58	16811:17	3341	5:02	-1.18	-1.72
Sep-03	449:30	107	4:12	6:42	21926:22	3675	5:58	-2.31	-2.41
Oct-03	344:04	105	3:17	5:33	17813:51	3442	5:11	-2.54	-2.54



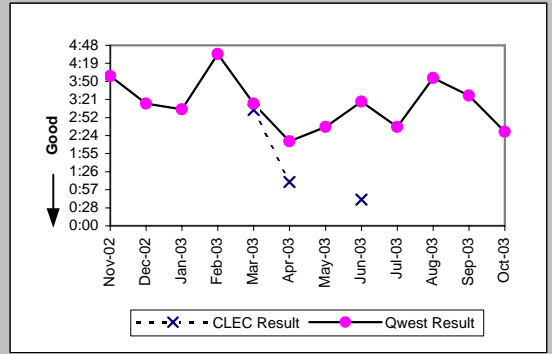
Business (Parity)									
Date	CLEC Num	CLEC Denc	CLEC Resu	CLEC Std	Qwest Num	Qwest Denc	Qwest Resu	Mod Z Scr	Parity Scr
Nov-02	313:01	37	8:28	22:01	2296:05	612	3:45	2.41	0.46
Dec-02	200:49	35	5:44	7:23	1808:55	527	3:26	2.05	0.25
Jan-03	96:29	32	3:01	4:28	2471:07	617	4:00	-0.72	-1.44
Feb-03	135:27	36	3:46	4:29	2578:37	615	4:12	-0.38	-1.23
Mar-03	81:19	33	2:28	4:20	1775:50	523	3:24	-0.64	-1.39
Apr-03	165:00	40	4:08	5:54	2096:07	564	3:43	0.4	-0.75
May-03	43:41	31	1:25	1:31	1383:52	525	2:38	-1.52	-1.92
Jun-03	119:15	36	3:19	6:17	1737:19	508	3:25	-0.11	-1.07
Jul-03	81:23	41	1:59	2:57	1925:59	548	3:31	-1.49	-1.91
Aug-03	63:01	32	1:58	2:07	1558:22	476	3:16	-1.33	-1.81
Sep-03	165:32	44	3:46	5:55	2313:51	563	4:07	-0.35	-1.21
Oct-03	181:53	46	3:57	6:32	2126:11	586	3:38	0.44	-0.73



Centrex (Parity)									
Date	CLEC Num	CLEC Denc	CLEC Resu	CLEC Std	Qwest Num	Qwest Denc	Qwest Resu	Mod Z Scr	Parity Scr
Nov-02					532:02	100	5:19		
Dec-02	0:58	1	0:58		326:13	90	3:37	-0.47	-1.28
Jan-03					611:56	101	6:04		
Feb-03					447:43	105	4:16		
Mar-03	29:14	1	29:14		265:05	76	3:29	3.72	1.26
Apr-03					504:11	101	5:00		
May-03					233:47	74	3:10		
Jun-03	14:31	2	7:16	10:07	202:24	75	2:42	1.48	-0.1
Jul-03	4:48	4	1:12	1:06	325:26	88	3:42	-0.86	-1.52
Aug-03	1:28	1	1:28		331:29	78	4:15	-0.47	-1.29
Sep-03	4:17	3	1:26	0:57	348:19	70	4:59	-0.56	-1.34
Oct-03	0:39	1	0:39		290:24	76	3:49	-0.53	-1.32

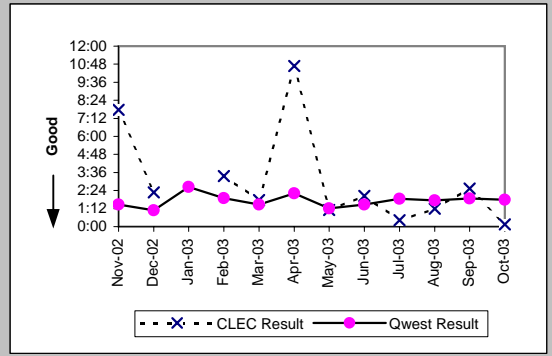


Centrex 21 (Parity)									
Date	CLEC Num	CLEC Denc	CLEC Resu	CLEC Std	Qwest Num	Qwest Denc	Qwest Resu	Mod Z Scr	Parity Scr
Nov-02					327:02	82	3:59		
Dec-02					220:55	68	3:15		
Jan-03					269:20	87	3:06		
Feb-03					419:52	92	4:34		
Mar-03	6:10	2	3:05	0:45	233:47	72	3:15	-0.03	-1.02
Apr-03	3:30	3	1:10	0:10	213:34	95	2:15	-0.54	-1.33
May-03					254:46	97	2:38		
Jun-03	0:42	1	0:42		312:45	95	3:18	-0.44	-1.27
Jul-03					245:33	93	2:38		
Aug-03					271:16	69	3:56		
Sep-03					291:42	84	3:28		
Oct-03					197:16	79	2:30		

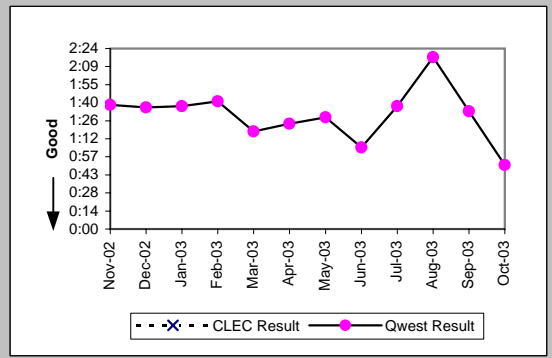


MR-6C - Mean Time to Restore (Hours:Minutes) - No dispatches

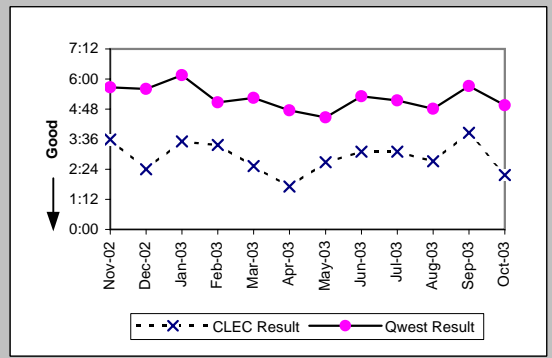
PBX (Parity)									
Date	CLEC Num	CLEC Denc	CLEC Resu	CLEC Std I	Qwest Num	Qwest Denc	Qwest Resu	Mod Z Scr	Parity Scr
Nov-02	23:17	3	7:46	11:43	118:48	81	1:28	2.26	0.37
Dec-02	2:16	1	2:16		95:42	88	1:05	1.13	-0.32
Jan-03					194:53	74	2:38		
Feb-03	3:22	1	3:22		127:39	68	1:53	1.29	-0.21
Mar-03	3:31	2	1:46	0:18	115:56	79	1:28	0.36	-0.78
Apr-03	21:23	2	10:41	10:37	132:53	60	2:13	1.73	0.05
May-03	2:15	2	1:07	0:37	79:27	65	1:13	-0.09	-1.06
Jun-03	8:14	4	2:03	0:29	79:08	54	1:28	0.96	-0.42
Jul-03	0:50	2	0:25	0:31	101:53	55	1:51	-0.61	-1.37
Aug-03	4:45	4	1:11	0:59	137:56	79	1:45	-0.46	-1.28
Sep-03	5:03	2	2:32	2:38	129:22	69	1:52	0.76	-0.54
Oct-03	0:09	1	0:09		159:15	89	1:47	-0.63	-1.38



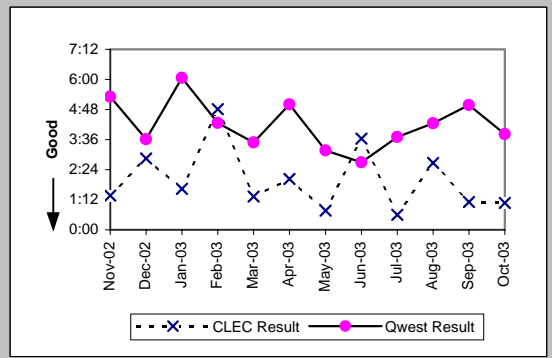
Basic Rate ISDN (Parity)									
Date	CLEC Num	CLEC Denc	CLEC Resu	CLEC Std I	Qwest Num	Qwest Denc	Qwest Resu	Mod Z Scr	Parity Scr
Nov-02					166:36	101	1:39		
Dec-02					180:55	112	1:37		
Jan-03					199:06	122	1:38		
Feb-03					243:45	143	1:42		
Mar-03					183:28	142	1:18		
Apr-03					167:24	120	1:24		
May-03					151:18	102	1:29		
Jun-03					107:19	99	1:05		
Jul-03					138:54	85	1:38		
Aug-03					295:28	129	2:17		
Sep-03					142:53	91	1:34		
Oct-03					98:07	116	0:51		



UNE - P (POTS) (Parity)									
Date	CLEC Num	CLEC Denc	CLEC Resu	CLEC Std I	Qwest Num	Qwest Denc	Qwest Resu	Mod Z Scr	Parity Scr
Nov-02	236:51	66	3:35	5:20	24089:33	4250	5:40	-1.86	-2.13
Dec-02	120:17	50	2:24	5:05	21773:47	3886	5:36	-2.63	-2.6
Jan-03	214:01	61	3:31	5:56	25448:12	4141	6:09	-2.33	-2.41
Feb-03	228:47	68	3:22	7:28	19515:53	3855	5:04	-1.65	-2
Mar-03	124:25	49	2:32	4:27	20388:56	3878	5:15	-2.15	-2.31
Apr-03	82:04	48	1:43	2:32	17179:32	3615	4:45	-2.85	-2.73
May-03	209:46	78	2:41	5:28	15346:56	3431	4:28	-2.24	-2.36
Jun-03	149:11	48	3:06	5:11	18192:48	3423	5:19	-1.99	-2.21
Jul-03	189:35	61	3:06	5:04	19828:35	3847	5:09	-2.06	-2.25
Aug-03	195:46	72	2:43	8:04	18369:39	3817	4:49	-2.58	-2.57
Sep-03	273:36	71	3:51	4:54	24240:13	4238	5:43	-2.04	-2.24
Oct-03	147:42	68	2:10	4:09	19940:02	4028	4:57	-3.06	-2.86

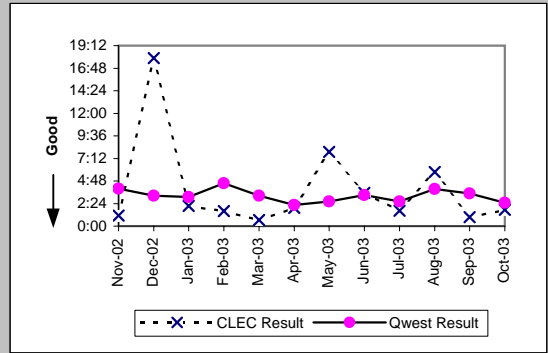


UNE P (Centrex) (Parity)									
Date	CLEC Num	CLEC Denc	CLEC Resu	CLEC Std I	Qwest Num	Qwest Denc	Qwest Resu	Mod Z Scr	Parity Scr
Nov-02	11:00	8	1:22	2:18	532:02	100	5:19	-0.54	-1.33
Dec-02	19:57	7	2:51	2:52	326:13	90	3:37	-0.35	-1.21
Jan-03	21:10	13	1:38	2:29	611:56	101	6:04	-0.74	-1.45
Feb-03	43:22	9	4:49	6:23	447:43	105	4:16	0.32	-0.81
Mar-03	10:43	8	1:20	2:17	265:05	76	3:29	-1.08	-1.66
Apr-03	24:22	12	2:02	1:31	504:11	101	5:00	-0.52	-1.32
May-03	8:26	11	0:46	0:48	233:47	74	3:10	-1.4	-1.85
Jun-03	21:50	6	3:38	6:37	202:24	75	2:42	0.78	-0.52
Jul-03	2:25	4	0:36	0:33	325:26	88	3:42	-1.06	-1.64
Aug-03	34:44	13	2:40	4:30	331:29	78	4:15	-0.9	-1.55
Sep-03	6:43	6	1:07	0:45	348:19	70	4:59	-0.84	-1.51
Oct-03	5:21	5	1:04	1:12	290:24	76	3:49	-1.01	-1.61

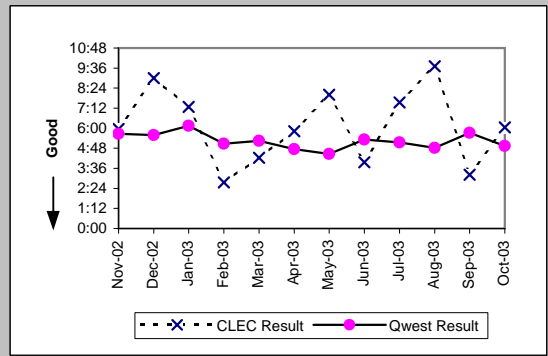


MR-6C - Mean Time to Restore (Hours:Minutes) - No dispatches

UNE P (Centrex 21) (Parity)										
Date	CLEC Num	CLEC Denc	CLEC Resu	CLEC Std	Qwest Num	Qwest Denc	Qwest Resu	Mod Z Scr	Parity Scr	
Nov-02	5:39	5	1:08	1:37	327:02	82	3:59	-1.05	-1.64	
Dec-02	107:18	6	17:53	34:31	220:55	68	3:15	2.2	0.34	
Jan-03	8:34	4	2:08	2:16	269:20	87	3:06	-0.36	-1.22	
Feb-03	14:19	9	1:35	1:43	419:52	92	4:34	-1.36	-1.83	
Mar-03	5:49	9	0:39	0:39	233:47	72	3:15	-0.81	-1.5	
Apr-03	5:51	3	1:57	1:05	213:34	95	2:15	-0.15	-1.09	
May-03	63:14	8	7:54	9:15	254:46	97	2:38	1.48	-0.1	
Jun-03	17:40	5	3:32	6:16	312:45	95	3:18	0	-1	
Jul-03	11:26	7	1:38	1:24	245:33	93	2:38	-0.58	-1.35	
Aug-03	34:38	6	5:46	10:08	271:16	69	3:56	0.9	-0.45	
Sep-03	3:48	4	0:57	0:32	291:42	84	3:28	-1.01	-1.61	
Oct-03	5:12	3	1:44	1:38	197:16	79	2:30	-0.37	-1.22	

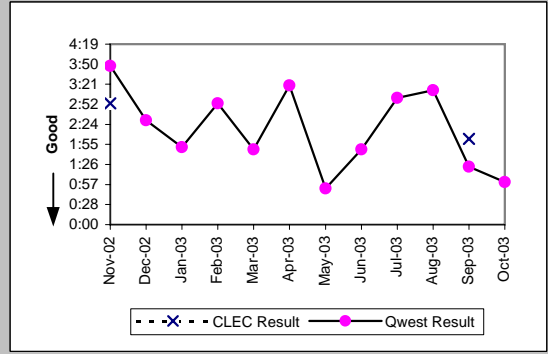


Line Sharing (Parity)										
Date	CLEC Num	CLEC Denc	CLEC Resu	CLEC Std	Qwest Num	Qwest Denc	Qwest Resu	Mod Z Scr	Parity Scr	
Nov-02	160:38	27	5:57	7:28	24089:33	4250	5:40	0.33	-0.8	
Dec-02	242:50	27	9:00	15:01	21773:47	3886	5:36	1.9	0.15	
Jan-03	204:09	28	7:17	13:53	25448:12	4141	6:09	0.71	-0.57	
Feb-03	66:30	24	2:46	3:42	19515:53	3855	5:04	-1.33	-1.81	
Mar-03	84:47	20	4:14	5:18	20388:56	3878	5:15	-0.52	-1.31	
Apr-03	93:06	16	5:49	8:00	17179:32	3615	4:45	0.63	-0.62	
May-03	176:11	22	8:00	16:01	15346:56	3431	4:28	1.91	0.16	
Jun-03	39:36	10	3:58	5:43	18192:48	3423	5:19	-0.56	-1.34	
Jul-03	151:02	20	7:33	10:51	19828:35	3847	5:09	1.41	-0.15	
Aug-03	203:38	21	9:42	17:11	18369:39	3817	4:49	2.88	0.75	
Sep-03	51:20	16	3:13	5:01	24240:13	4238	5:43	-1.31	-1.8	
Oct-03	126:57	21	6:03	7:30	19940:02	4028	4:57	0.76	-0.54	

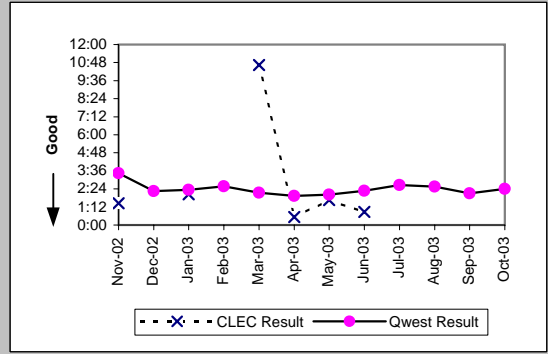


MR-6D - Mean Time to Restore (Hours:Minutes) - Interval Zone One

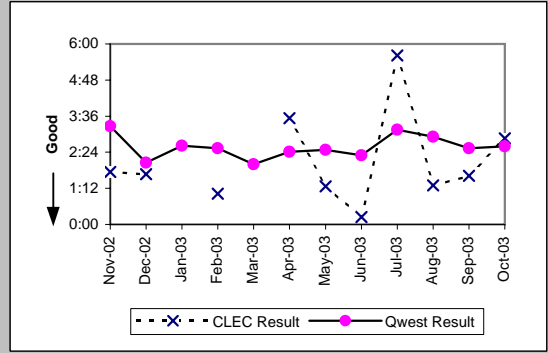
ISDN Primary (Parity)									
Date	CLEC Num	CLEC Denc	CLEC Resu	CLEC Std E	Qwest Num	Qwest Denc	Qwest Resu	Mod Z Scr	Parity Scr
Nov-02	2:54	1	2:54		79:56	21	3:48	-0.08	-1.05
Dec-02					59:53	24	2:30		
Jan-03					29:35	16	1:51		
Feb-03					57:59	20	2:54		
Mar-03					37:39	21	1:48		
Apr-03					56:35	17	3:20		
May-03					22:39	26	0:52		
Jun-03					30:33	17	1:48		
Jul-03					84:47	28	3:02		
Aug-03					96:40	30	3:13		
Sep-03	2:03	1	2:03		37:15	27	1:23	0.91	-0.45
Oct-03					24:16	24	1:01		



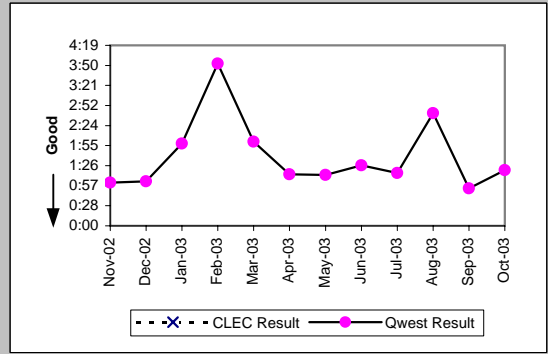
DS0 (Parity)									
Date	CLEC Num	CLEC Denc	CLEC Resu	CLEC Std E	Qwest Num	Qwest Denc	Qwest Resu	Mod Z Scr	Parity Scr
Nov-02	1:27	1	1:27		1284:34	373	3:27	-0.27	-1.16
Dec-02					901:43	400	2:15		
Jan-03	4:04	2	2:02	0:07	771:22	328	2:21	-0.13	-1.08
Feb-03					912:23	356	2:34		
Mar-03	31:55	3	10:38	13:17	720:31	334	2:09	2.37	0.44
Apr-03	0:32	1	0:32		559:11	290	1:56	-0.64	-1.39
May-03	3:20	2	1:40	1:11	589:19	292	2:01	-0.18	-1.11
Jun-03	1:44	2	0:52	0:18	778:46	342	2:17	-0.69	-1.42
Jul-03					804:51	304	2:39		
Aug-03					852:35	334	2:33		
Sep-03					711:04	339	2:06		
Oct-03					868:18	361	2:24		



DS1 (Parity)									
Date	CLEC Num	CLEC Denc	CLEC Resu	CLEC Std E	Qwest Num	Qwest Denc	Qwest Resu	Mod Z Scr	Parity Scr
Nov-02	6:58	4	1:45	0:50	1506:10	461	3:16	-0.45	-1.27
Dec-02	13:18	8	1:40	0:55	960:31	469	2:03	-0.47	-1.29
Jan-03					1022:42	392	2:37		
Feb-03	1:01	1	1:01		1014:21	400	2:32	-0.64	-1.39
Mar-03					749:36	376	2:00		
Apr-03	24:47	7	3:32	5:24	889:31	368	2:25	1.25	-0.24
May-03	1:16	1	1:16		836:01	336	2:29	-0.48	-1.29
Jun-03	0:15	1	0:15		1003:03	435	2:18	-0.8	-1.49
Jul-03	28:03	5	5:37	4:00	1241:46	395	3:09	1.39	-0.16
Aug-03	3:55	3	1:18	1:13	1472:51	504	2:55	-0.77	-1.47
Sep-03	3:13	2	1:37	0:08	1231:13	485	2:32	-0.45	-1.27
Oct-03	17:10	6	2:52	3:58	1406:49	541	2:36	0.49	-0.7

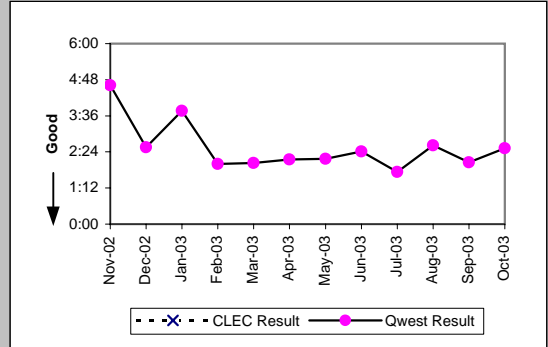


DS3 (Parity)									
Date	CLEC Num	CLEC Denc	CLEC Resu	CLEC Std E	Qwest Num	Qwest Denc	Qwest Resu	Mod Z Scr	Parity Scr
Nov-02					7:15	7	1:02		
Dec-02					9:34	9	1:04		
Jan-03					27:38	14	1:58		
Feb-03					50:23	13	3:53		
Mar-03					22:06	11	2:01		
Apr-03					35:55	29	1:14		
May-03					18:20	15	1:13		
Jun-03					15:59	11	1:27		
Jul-03					24:05	19	1:16		
Aug-03					46:00	17	2:42		
Sep-03					12:35	14	0:54		
Oct-03					23:52	18	1:20		

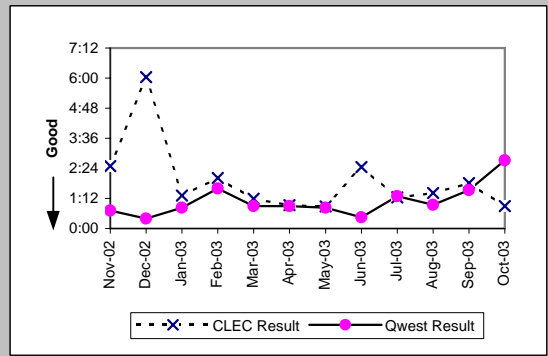


MR-6D - Mean Time to Restore (Hours:Minutes) - Interval Zone One

Frame Relay (Parity)									
Date	CLEC Num	CLEC Denc	CLEC Resu	CLEC Std	Qwest Num	Qwest Denc	Qwest Resu	Mod Z Scr	Parity Scr
Nov-02					448:35	97	4:37		
Dec-02					228:48	90	2:33		
Jan-03					354:22	94	3:46		
Feb-03					121:56	61	2:00		
Mar-03					126:26	62	2:02		
Apr-03					183:13	85	2:09		
May-03					171:10	79	2:10		
Jun-03					205:28	85	2:25		
Jul-03					128:06	74	1:44		
Aug-03					243:13	93	2:37		
Sep-03					216:26	106	2:03		
Oct-03					246:02	98	2:31		

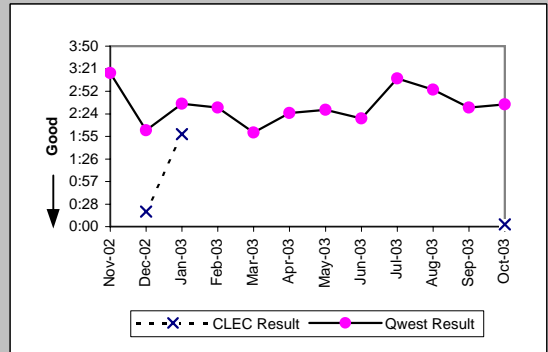


LIS Trunk (Parity)									
Date	CLEC Num	CLEC Denc	CLEC Resu	CLEC Std	Qwest Num	Qwest Denc	Qwest Resu	Mod Z Scr	Parity Scr
Nov-02	14:57	6	2:29	2:15	2:08	3	0:43	1.77	0.08
Dec-02	54:20	9	6:02	15:14	0:24	1	0:24		
Jan-03	3:57	3	1:19	1:42	10:55	13	0:50	1.22	-0.26
Feb-03	68:22	34	2:01	2:59	12:48	8	1:36	0.44	-0.73
Mar-03	20:02	17	1:11	1:24	5:27	6	0:54	0.57	-0.65
Apr-03	10:19	11	0:56	0:38	4:29	5	0:54	0.21	-0.87
May-03	14:15	16	0:53	0:49	7:27	9	0:50	0.23	-0.86
Jun-03	14:40	6	2:27	0:37	2:14	5	0:27	3.72	1.26
Jul-03	13:39	11	1:14	2:21	6:23	5	1:17	-0.05	-1.03
Aug-03	21:16	15	1:25	2:35	5:42	6	0:57	0.02	-0.99
Sep-03	18:14	10	1:49	1:26	7:38	5	1:32	0.17	-0.89
Oct-03	10:49	12	0:54	0:43	10:51	4	2:43	-0.68	-1.41

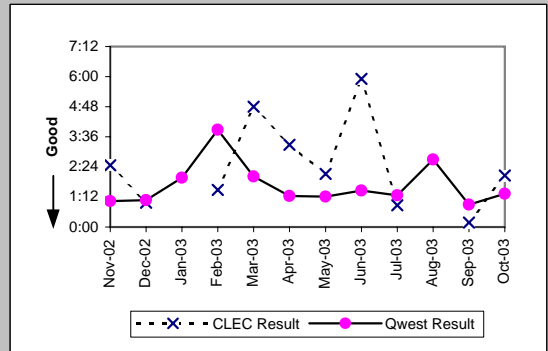


MR-6D - Mean Time to Restore (Hours:Minutes) - Interval Zone One

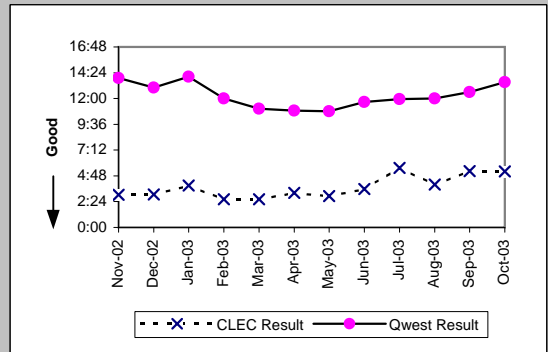
UDIT DS1 (Parity)									
Date	CLEC Num	CLEC Denc	CLEC Resu	CLEC Std I	Qwest Num	Qwest Denc	Qwest Resu	Mod Z Scr	Parity Scr
Nov-02					1506:10	461	3:16		
Dec-02	0:38	2	0:19	0:17	960:31	469	2:03	-1.06	-1.65
Jan-03	1:58	1	1:58		1022:42	392	2:37	-0.2	-1.12
Feb-03					1014:21	400	2:32		
Mar-03					749:36	376	2:00		
Apr-03					889:31	368	2:25		
May-03					836:01	336	2:29		
Jun-03					1003:03	435	2:18		
Jul-03					1241:46	395	3:09		
Aug-03					1472:51	504	2:55		
Sep-03					1231:13	485	2:32		
Oct-03	0:03	1	0:03		1406:49	541	2:36	-0.8	-1.49



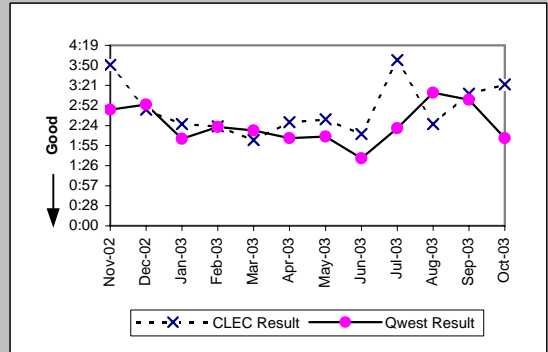
UDIT Above DS1 Level (Parity)									
Date	CLEC Num	CLEC Denc	CLEC Resu	CLEC Std I	Qwest Num	Qwest Denc	Qwest Resu	Mod Z Scr	Parity Scr
Nov-02	4:56	2	2:28	2:34	7:15	7	1:02	0.98	-0.4
Dec-02	0:58	1	0:58		9:34	9	1:04	-0.08	-1.05
Jan-03					27:38	14	1:58		
Feb-03	2:59	2	1:29	0:50	50:23	13	3:53	-0.62	-1.37
Mar-03	14:23	3	4:48	3:54	22:06	11	2:01	1.76	0.07
Apr-03	3:17	1	3:17		35:55	29	1:14	1.18	-0.28
May-03	6:22	3	2:07	1:56	18:20	15	1:13	0.79	-0.52
Jun-03	11:50	2	5:55	6:12	15:59	11	1:27	1.59	-0.03
Jul-03	0:52	1	0:52		24:05	19	1:16	-0.37	-1.22
Aug-03					46:00	17	2:42		
Sep-03	0:11	1	0:11		12:35	14	0:54	-0.73	-1.44
Oct-03	6:10	3	2:03	1:33	23:52	18	1:20	0.89	-0.46



Unbundled Loop Analog (Parity)									
Date	CLEC Num	CLEC Denc	CLEC Resu	CLEC Std I	Qwest Num	Qwest Denc	Qwest Resu	Mod Z Scr	Parity Scr
Nov-02	739:43	244	3:02	2:42	249712:45	17972	13:54	-12.23	-8.44
Dec-02	555:46	181	3:04	2:23	246403:36	18931	13:01	-9.99	-7.07
Jan-03	960:40	246	3:54	3:41	288513:26	20560	14:02	-11.92	-8.25
Feb-03	516:51	196	2:38	2:16	193919:55	16149	12:00	-10.5	-7.38
Mar-03	561:05	215	2:37	2:15	178934:15	16185	11:03	-10.72	-7.52
Apr-03	495:19	154	3:13	4:51	155914:05	14345	10:52	-8.09	-5.92
May-03	581:09	198	2:56	2:46	155716:22	14404	10:49	-9.81	-6.96
Jun-03	752:09	210	3:35	3:30	179774:22	15377	11:41	-10.25	-7.23
Jul-03	1345:07	243	5:32	5:00	190221:44	15950	11:56	-8.14	-5.95
Aug-03	769:30	193	3:59	4:48	191240:02	15915	12:01	-9.82	-6.97
Sep-03	1029:29	196	5:15	6:36	210991:06	16751	12:36	-7.34	-5.46
Oct-03	1360:55	262	5:12	5:33	276355:14	20417	13:32	-11.08	-7.73

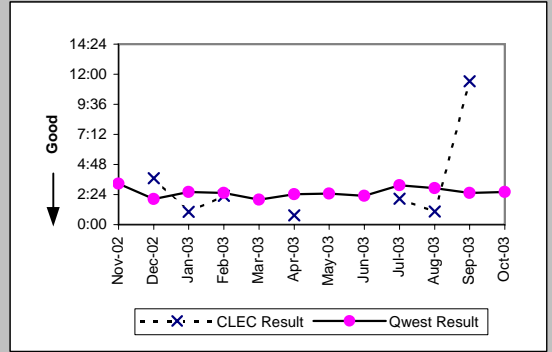


Unbundled Loop - 2 Wire Non-Loaded (Parity)									
Date	CLEC Num	CLEC Denc	CLEC Resu	CLEC Std I	Qwest Num	Qwest Denc	Qwest Resu	Mod Z Scr	Parity Scr
Nov-02	107:51	28	3:51	5:33	419:22	151	2:47	1.15	-0.3
Dec-02	38:58	14	2:47	1:56	530:40	183	2:54	-0.12	-1.07
Jan-03	63:24	26	2:26	2:15	340:57	164	2:05	0.74	-0.55
Feb-03	38:10	16	2:23	3:02	446:29	189	2:22	0.35	-0.79
Mar-03	28:36	14	2:03	1:40	475:36	208	2:17	-0.26	-1.16
Apr-03	52:13	21	2:29	1:53	304:40	145	2:06	0.53	-0.68
May-03	66:15	26	2:33	1:57	258:43	121	2:08	0.55	-0.67
Jun-03	72:51	33	2:12	1:43	221:49	137	1:37	1.42	-0.14
Jul-03	111:14	28	3:58	5:15	280:29	120	2:20	1.68	0.02
Aug-03	43:54	18	2:26	1:42	497:19	156	3:11	-0.56	-1.34
Sep-03	91:55	29	3:10	3:07	412:43	137	3:01	0.34	-0.79
Oct-03	125:20	37	3:23	2:54	358:44	171	2:06	1.74	0.06

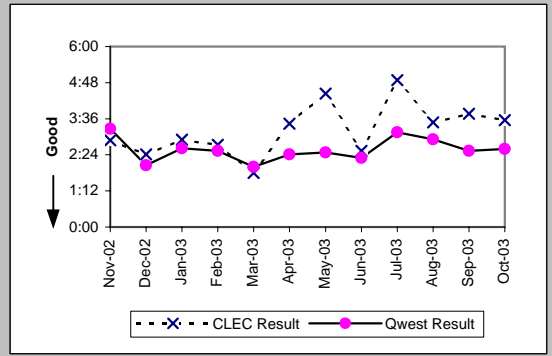


MR-6D - Mean Time to Restore (Hours:Minutes) - Interval Zone One

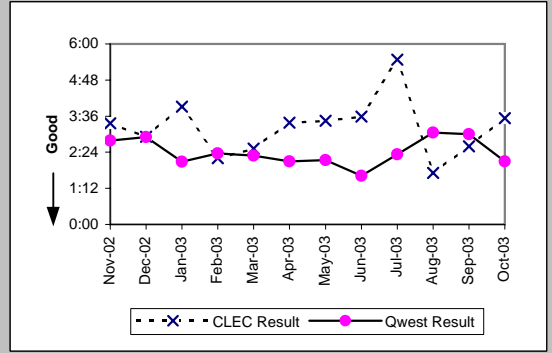
Unbundled Loop - 4 Wire Non-Loaded (Parity)									
Date	CLEC Num	CLEC Denc	CLEC Resu	CLEC Std E	Qwest Num	Qwest Denc	Qwest Resu	Mod Z Scr	Parity Scr
Nov-02					1506:10	461	3:16		
Dec-02	3:42	1	3:42		960:31	469	2:03	1.08	-0.34
Jan-03	1:01	1	1:01		1022:42	392	2:37	-0.49	-1.3
Feb-03	4:37	2	2:18	2:22	1014:21	400	2:32	-0.14	-1.08
Mar-03					749:36	376	2:00		
Apr-03	0:45	1	0:45		889:31	368	2:25	-0.64	-1.39
May-03					836:01	336	2:29		
Jun-03					1003:03	435	2:18		
Jul-03	2:04	1	2:04		1241:46	395	3:09	-0.2	-1.12
Aug-03	3:10	3	1:03	0:40	1472:51	504	2:55	-0.88	-1.54
Sep-03	11:26	1	11:26		1231:13	485	2:32	1.98	0.2
Oct-03					1406:49	541	2:36		



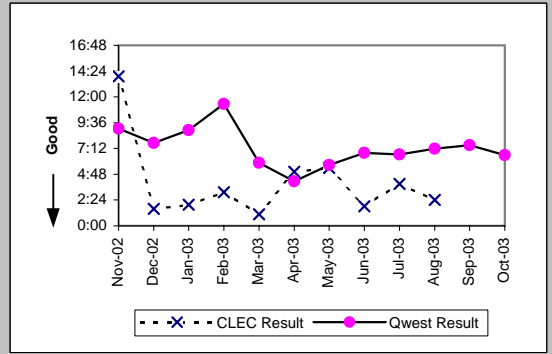
Unbundled Loop - DS1 Capable (Parity)									
Date	CLEC Num	CLEC Denc	CLEC Resu	CLEC Std E	Qwest Num	Qwest Denc	Qwest Resu	Mod Z Scr	Parity Scr
Nov-02	146:41	51	2:53	3:25	1506:10	461	3:16	-0.39	-1.24
Dec-02	139:52	58	2:25	2:13	960:31	469	2:03	1.17	-0.29
Jan-03	153:18	53	2:54	2:42	1022:42	392	2:37	0.58	-0.65
Feb-03	158:29	58	2:44	2:48	1014:21	400	2:32	0.58	-0.65
Mar-03	89:48	50	1:48	1:40	749:36	376	2:00	-0.61	-1.37
Apr-03	243:45	71	3:26	3:21	889:31	368	2:25	2.41	0.46
May-03	234:41	53	4:26	5:31	836:01	336	2:29	3.72	1.26
Jun-03	223:22	88	2:32	3:11	1003:03	435	2:18	0.73	-0.55
Jul-03	370:48	76	4:53	9:33	1241:46	395	3:09	2	0.21
Aug-03	288:57	83	3:29	3:51	1472:51	504	2:55	1.25	-0.24
Sep-03	259:44	69	3:46	4:04	1231:13	485	2:32	2.75	0.67
Oct-03	284:30	80	3:33	4:01	1406:49	541	2:36	1.98	0.2



Unbundled Loop ISDN Capable (Parity)									
Date	CLEC Num	CLEC Denc	CLEC Resu	CLEC Std E	Qwest Num	Qwest Denc	Qwest Resu	Mod Z Scr	Parity Scr
Nov-02	80:56	24	3:22	2:13	419:22	151	2:47	0.71	-0.57
Dec-02	90:14	31	2:55	1:40	530:40	183	2:54	0.06	-0.96
Jan-03	152:32	39	3:55	2:47	340:57	164	2:05	1.15	-0.3
Feb-03	68:17	31	2:12	1:38	446:29	189	2:22	-0.19	-1.12
Mar-03	58:01	23	2:31	1:51	475:36	208	2:17	0.43	-0.74
Apr-03	94:44	28	3:23	3:42	304:40	145	2:06	1.66	0.01
May-03	86:18	25	3:27	3:25	258:43	121	2:08	1.38	-0.16
Jun-03	132:20	37	3:35	3:53	221:49	137	1:37	3.72	1.26
Jul-03	115:04	21	5:29	6:14	280:29	120	2:20	2.33	0.41
Aug-03	39:18	23	1:43	1:06	472:16	155	3:03	-1.19	-1.72
Sep-03	59:52	23	2:36	3:09	408:06	136	3:00	-0.39	-1.23
Oct-03	91:39	26	3:32	2:38	358:44	171	2:06	1.65	0.01



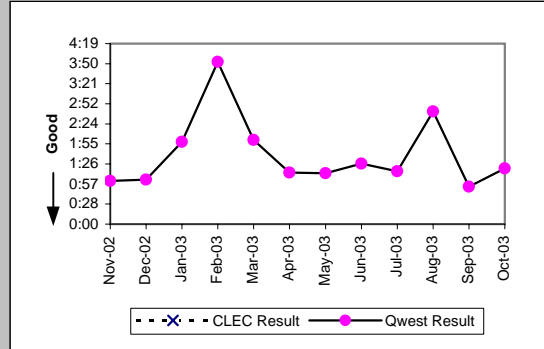
Unbundled Loop - ADSL Qualified (Parity)									
Date	CLEC Num	CLEC Denc	CLEC Resu	CLEC Std E	Qwest Num	Qwest Denc	Qwest Resu	Mod Z Scr	Parity Scr
Nov-02	13:55	1	13:55		3568:31	394	9:03	0.75	-0.54
Dec-02	3:10	2	1:35	0:51	2991:51	388	7:43	-0.49	-1.3
Jan-03	5:53	3	1:58	1:16	3833:40	431	8:54	-0.31	-1.19
Feb-03	6:16	2	3:08	2:04	4083:44	360	11:21	-0.17	-1.1
Mar-03	1:04	1	1:04		2024:55	345	5:52	-0.41	-1.25
Apr-03	5:02	1	5:02		1760:32	426	4:08	0.93	-0.43
May-03	21:33	4	5:23	3:12	1819:58	322	5:39	-0.04	-1.03
Jun-03	5:28	3	1:49	1:45	10361:39	1525	6:48	-0.64	-1.39
Jul-03	19:33	5	3:55	1:49	11477:34	1727	6:39	-0.41	-1.25
Aug-03	12:03	5	2:25	1:28	11593:41	1616	7:10	-0.7	-1.43
Sep-03					13877:45	1848	7:31		
Oct-03					14324:45	2174	6:35		



MR-6D - Mean Time to Restore (Hours:Minutes) - Interval Zone One

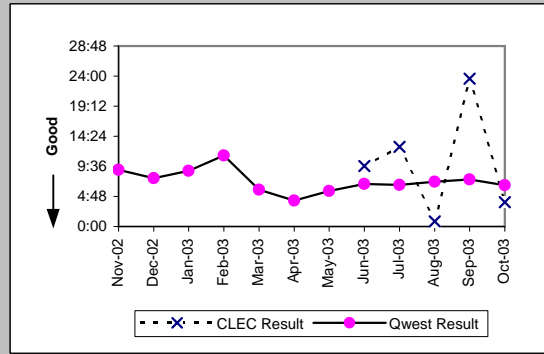
Unbundled Loop - DS3 Capable (Parity)

Date	CLEC Num	CLEC Dend	CLEC Resu	CLEC Std	Qwest Num	Qwest Dend	Qwest Resu	Mod Z Scr	Parity Scr
Nov-02					7:15	7	1:02		
Dec-02					9:34	9	1:04		
Jan-03					27:38	14	1:58		
Feb-03					50:23	13	3:53		
Mar-03					22:06	11	2:01		
Apr-03					35:55	29	1:14		
May-03					18:20	15	1:13		
Jun-03					15:59	11	1:27		
Jul-03					24:05	19	1:16		
Aug-03					46:00	17	2:42		
Sep-03					12:35	14	0:54		
Oct-03					23:52	18	1:20		



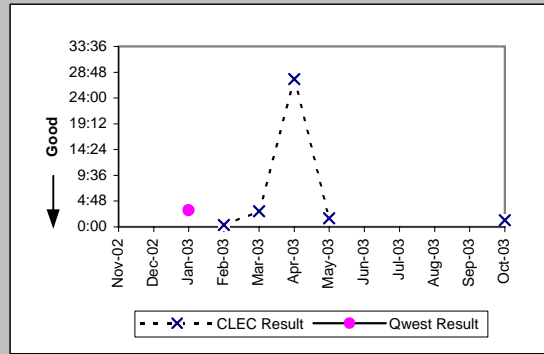
Qwest DSL (Parity)

Date	CLEC Num	CLEC Dend	CLEC Resu	CLEC Std	Qwest Num	Qwest Dend	Qwest Resu	Mod Z Scr	Parity Scr
Nov-02					3568:31	394	9:03		
Dec-02					2991:51	388	7:43		
Jan-03					3833:40	431	8:54		
Feb-03					4083:44	360	11:21		
Mar-03					2024:55	345	5:52		
Apr-03					1760:32	426	4:08		
May-03					1819:58	322	5:39		
Jun-03	48:11	5	9:38	13:09	10361:39	1525	6:48	0.74	-0.55
Jul-03	25:24	2	12:42	15:31	11477:34	1727	6:39	1.08	-0.35
Aug-03	4:06	5	0:49	1:07	11593:41	1616	7:10	-0.94	-1.57
Sep-03	70:46	3	23:35	40:35	13877:45	1848	7:31	1.63	-0.01
Oct-03	27:21	7	3:54	6:28	14324:45	2174	6:35	-0.51	-1.31



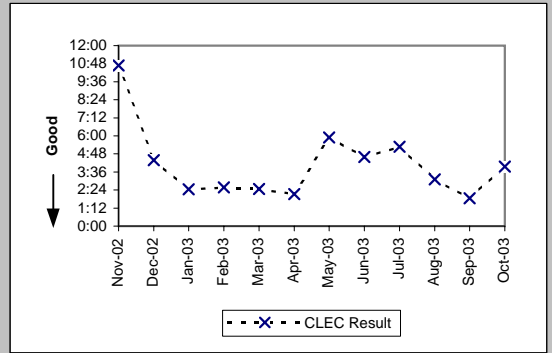
E911 (Parity)

Date	CLEC Num	CLEC Dend	CLEC Resu	CLEC Std	Qwest Num	Qwest Dend	Qwest Resu	Mod Z Scr	Parity Scr
Nov-02									
Dec-02									
Jan-03					3:05	1	3:05		
Feb-03	0:23	1	0:23						
Mar-03	2:54	1	2:54						
Apr-03	27:33	1	27:33						
May-03	1:37	1	1:37						
Jun-03									
Jul-03									
Aug-03									
Sep-03									
Oct-03	1:16	1	1:16						



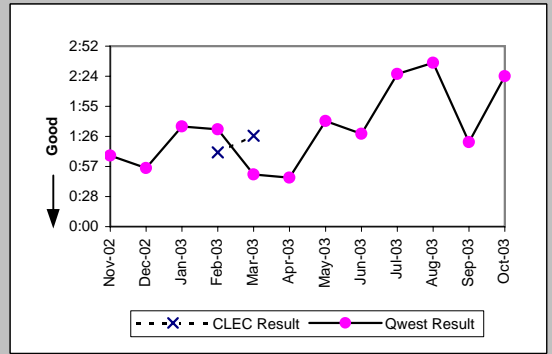
MR-6D - Mean Time to Restore (Hours:Minutes) - Interval Zone One

Enhanced Extended Loops (EELs) (Diagnostic)					
Date	CLEC Num	CLEC Denom	CLEC Result	CLEC Std Dev	
Nov-02	128:18	12	10:41	13:34	
Dec-02	56:54	13	4:23	6:16	
Jan-03	14:43	6	2:27	1:44	
Feb-03	7:45	3	2:35	2:08	
Mar-03	22:12	9	2:28	2:15	
Apr-03	25:39	12	2:08	1:12	
May-03	52:58	9	5:53	12:12	
Jun-03	64:23	14	4:36	4:25	
Jul-03	42:13	8	5:17	4:13	
Aug-03	43:21	14	3:06	3:07	
Sep-03	31:28	17	1:51	1:28	
Oct-03	78:53	20	3:57	2:54	

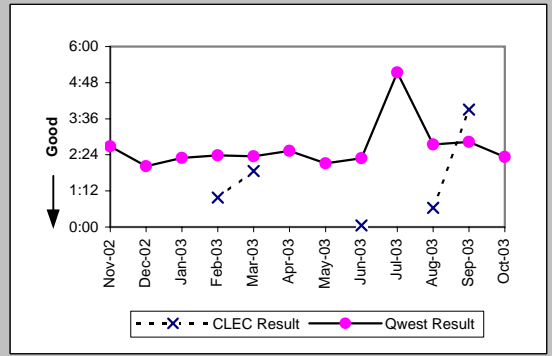


MR-6E - Mean Time to Restore (Hours:Minutes) - Interval Zone Two

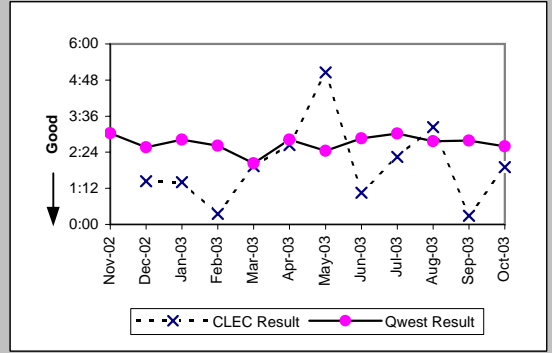
ISDN Primary (Parity)									
Date	CLEC Num	CLEC Denc	CLEC Resu	CLEC Std	Qwest Num	Qwest Denc	Qwest Resu	Mod Z Scr	Parity Scr
Nov-02					6:46	6	1:08		
Dec-02					9:16	10	0:56		
Jan-03					16:05	10	1:36		
Feb-03	2:21	2	1:11	0:28	15:35	10	1:33	-0.26	-1.16
Mar-03	2:54	2	1:27	1:35	5:47	7	0:50	0.85	-0.49
Apr-03					3:08	4	0:47		
May-03					20:09	12	1:41		
Jun-03					16:16	11	1:29		
Jul-03					36:30	15	2:26		
Aug-03					55:07	21	2:37		
Sep-03					16:12	12	1:21		
Oct-03					57:30	24	2:24		



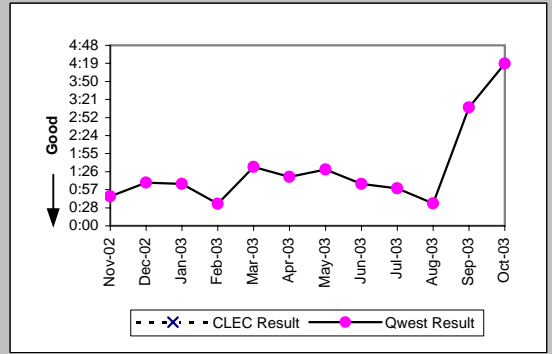
DS0 (Parity)									
Date	CLEC Num	CLEC Denc	CLEC Resu	CLEC Std	Qwest Num	Qwest Denc	Qwest Resu	Mod Z Scr	Parity Scr
Nov-02					604:40	226	2:41		
Dec-02					546:49	271	2:01		
Jan-03					554:27	241	2:18		
Feb-03	1:59	2	0:59	0:09	562:00	236	2:23	-0.79	-1.48
Mar-03	1:52	1	1:52		506:25	216	2:21	-0.2	-1.12
Apr-03					596:29	235	2:32		
May-03					412:42	195	2:07		
Jun-03	0:03	1	0:03		548:23	240	2:17	-0.75	-1.45
Jul-03					1175:53	229	5:08		
Aug-03	1:16	2	0:38	0:33	680:07	247	2:45	-0.79	-1.48
Sep-03	3:54	1	3:54		954:51	338	2:50	0.67	-0.59
Oct-03					579:32	249	2:20		



DS1 (Parity)									
Date	CLEC Num	CLEC Denc	CLEC Resu	CLEC Std	Qwest Num	Qwest Denc	Qwest Resu	Mod Z Scr	Parity Scr
Nov-02					739:53	244	3:02		
Dec-02	2:51	2	1:26	0:57	655:33	256	2:34	-0.55	-1.33
Jan-03	4:11	3	1:24	1:08	714:24	254	2:49	-0.69	-1.42
Feb-03	0:21	1	0:21		551:28	211	2:37	-0.81	-1.49
Mar-03	21:18	11	1:56	2:10	452:06	222	2:02	-0.12	-1.07
Apr-03	10:32	4	2:38	4:30	696:43	247	2:49	-0.09	-1.06
May-03	10:05	2	5:03	5:50	495:13	202	2:27	1.42	-0.14
Jun-03	7:19	7	1:03	1:42	664:17	232	2:52	-1.47	-1.89
Jul-03	11:17	5	2:15	1:51	714:56	237	3:01	-0.47	-1.29
Aug-03	6:29	2	3:14	1:45	756:59	273	2:46	0.49	-0.7
Sep-03	0:17	1	0:17		1005:11	362	2:47	-0.78	-1.47
Oct-03	3:48	2	1:54	1:11	894:25	345	2:36	-0.41	-1.25

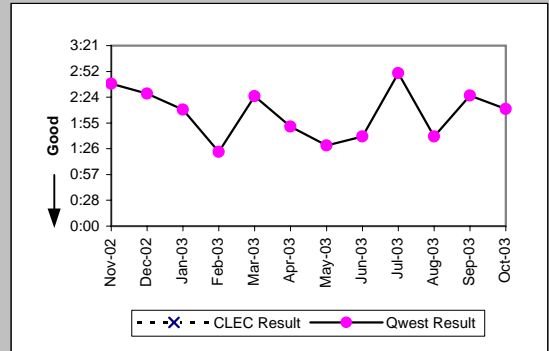


DS3 (Parity)									
Date	CLEC Num	CLEC Denc	CLEC Resu	CLEC Std	Qwest Num	Qwest Denc	Qwest Resu	Mod Z Scr	Parity Scr
Nov-02					3:08	4	0:47		
Dec-02					1:09	1	1:09		
Jan-03					10:04	9	1:07		
Feb-03					2:20	4	0:35		
Mar-03					7:50	5	1:34		
Apr-03					5:10	4	1:18		
May-03					5:59	4	1:30		
Jun-03					3:22	3	1:07		
Jul-03					4:01	4	1:00		
Aug-03					2:26	4	0:36		
Sep-03					37:53	12	3:09		
Oct-03					12:57	3	4:19		

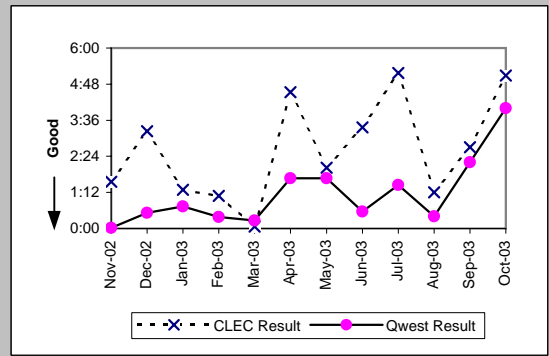


MR-6E - Mean Time to Restore (Hours:Minutes) - Interval Zone Two

Frame Relay (Parity)									
Date	CLEC Num	CLEC Denc	CLEC Resu	CLEC Std	Qwest Num	Qwest Denc	Qwest Resu	Mod Z Scr	Parity Scr
Nov-02					119:17	45	2:39		
Dec-02					167:14	68	2:28		
Jan-03					132:00	61	2:10		
Feb-03					54:15	39	1:23		
Mar-03					115:56	48	2:25		
Apr-03					74:16	40	1:51		
May-03					86:47	58	1:30		
Jun-03					93:21	56	1:40		
Jul-03					156:59	55	2:51		
Aug-03					89:34	54	1:40		
Sep-03					160:55	66	2:26		
Oct-03					170:09	78	2:11		

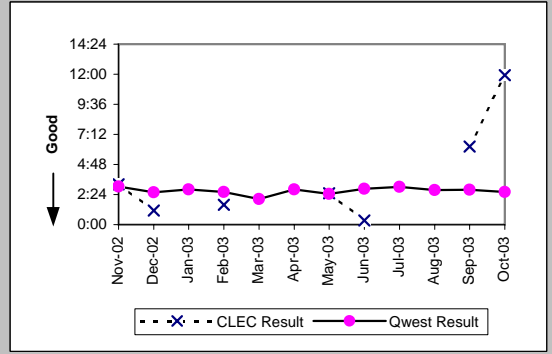


LIS Trunk (Parity)									
Date	CLEC Num	CLEC Denc	CLEC Resu	CLEC Std	Qwest Num	Qwest Denc	Qwest Resu	Mod Z Scr	Parity Scr
Nov-02					0:01	1	0:01		
Dec-02	4:40	3	1:33	0:09	1:02	2	0:31	1.07	-0.35
Jan-03	5:07	4	1:17	1:27	0:44	1	0:44		
Feb-03	10:46	10	1:05	1:55	0:47	2	0:23	1.33	-0.19
Mar-03	0:08	2	0:04	0:03	0:33	2	0:16	-1.36	-1.83
Apr-03	4:32	1	4:32		4:59	3	1:40	3.72	1.26
May-03	6:03	3	2:01	1:33	8:19	5	1:40	0.1	-0.94
Jun-03	6:44	2	3:22	3:32	1:08	2	0:34	0.76	-0.54
Jul-03	20:42	4	5:10	6:12	5:46	4	1:27	1.55	-0.06
Aug-03	4:49	4	1:12	1:28	1:59	5	0:24	1	-0.39
Sep-03	27:02	10	2:42	3:18	11:01	5	2:12	0.33	-0.8
Oct-03	55:59	11	5:05	4:57	28:00	7	4:00	0.7	-0.58

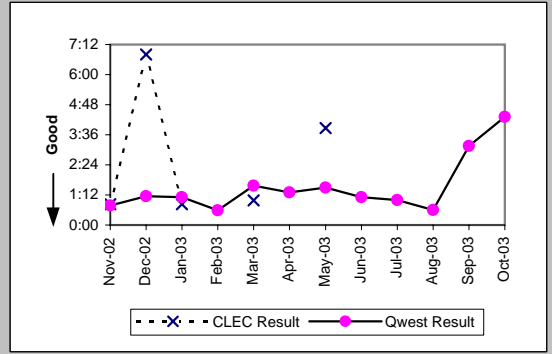


MR-6E - Mean Time to Restore (Hours:Minutes) - Interval Zone Two

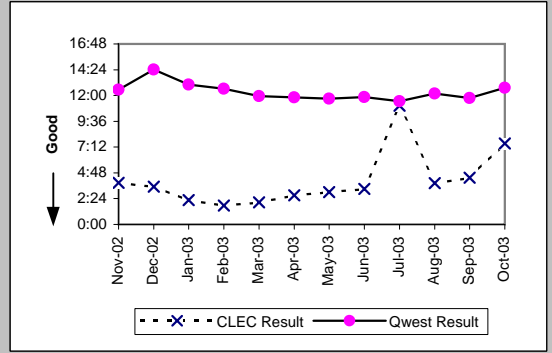
UDIT DS1 (Parity)									
Date	CLEC Num	CLEC Denc	CLEC Resu	CLEC Std I	Qwest Num	Qwest Denc	Qwest Resu	Mod Z Scr	Parity Scr
Nov-02	6:26	2	3:13	4:32	739:53	244	3:02	0.49	-0.7
Dec-02	1:07	1	1:07		655:33	256	2:34	-0.49	-1.3
Jan-03					714:24	254	2:49		
Feb-03	3:10	2	1:35	1:59	551:28	211	2:37	-0.52	-1.31
Mar-03					452:06	222	2:02		
Apr-03					696:43	247	2:49		
May-03	5:00	2	2:30	0:17	495:13	202	2:27	0.35	-0.79
Jun-03	0:20	1	0:20		664:17	232	2:52	-0.78	-1.48
Jul-03					714:56	237	3:01		
Aug-03					756:59	273	2:46		
Sep-03	18:43	3	6:14	2:07	1005:11	362	2:47	1.65	0.01
Oct-03	11:56	1	11:56		894:25	345	2:36	2.12	0.29



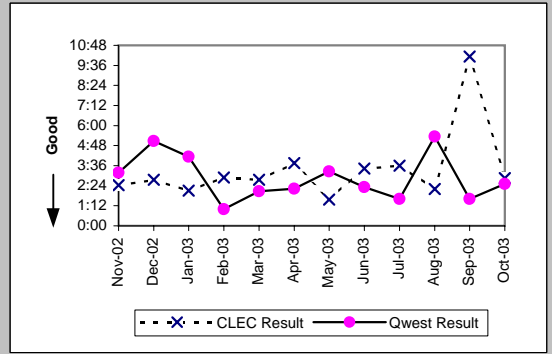
UDIT Above DS1 Level (Parity)									
Date	CLEC Num	CLEC Denc	CLEC Resu	CLEC Std I	Qwest Num	Qwest Denc	Qwest Resu	Mod Z Scr	Parity Scr
Nov-02	0:50	1	0:50		3:08	4	0:47	0.35	-0.79
Dec-02	6:48	1	6:48		1:09	1	1:09		
Jan-03	0:50	1	0:50		10:04	9	1:07	-0.28	-1.17
Feb-03					2:20	4	0:35		
Mar-03	1:58	2	0:59	0:18	7:50	5	1:34	-0.56	-1.34
Apr-03					5:10	4	1:18		
May-03	3:52	1	3:52		5:59	4	1:30	3.72	1.26
Jun-03					3:22	3	1:07		
Jul-03					4:01	4	1:00		
Aug-03					2:26	4	0:36		
Sep-03					37:53	12	3:09		
Oct-03					12:57	3	4:19		



Unbundled Loop Analog (Parity)									
Date	CLEC Num	CLEC Denc	CLEC Resu	CLEC Std I	Qwest Num	Qwest Denc	Qwest Resu	Mod Z Scr	Parity Scr
Nov-02	85:36	22	3:53	2:11	42363:33	3375	12:33	-3.13	-2.9
Dec-02	56:17	16	3:31	1:39	60273:46	4180	14:25	-2.85	-2.74
Jan-03	61:18	27	2:16	1:47	54039:25	4151	13:01	-4.63	-3.82
Feb-03	69:06	39	1:46	1:32	41245:23	3266	12:38	-4.57	-3.78
Mar-03	16:24	8	2:03	1:15	43126:44	3608	11:57	-2.21	-2.34
Apr-03	40:25	15	2:42	1:21	41425:04	3505	11:49	-2.54	-2.55
May-03	65:59	22	3:00	1:48	38233:13	3262	11:43	-3.82	-3.32
Jun-03	52:41	16	3:18	1:51	38205:13	3223	11:51	-2.57	-2.56
Jul-03	121:29	11	11:03	11:38	41447:40	3616	11:28	-0.13	-1.08
Aug-03	69:19	18	3:51	3:15	44058:19	3617	12:11	-1.68	-2.02
Sep-03	52:17	12	4:21	4:12	39525:33	3360	11:46	-1.72	-2.04
Oct-03	166:02	22	7:33	6:05	50686:04	3979	12:44	-2.01	-2.22



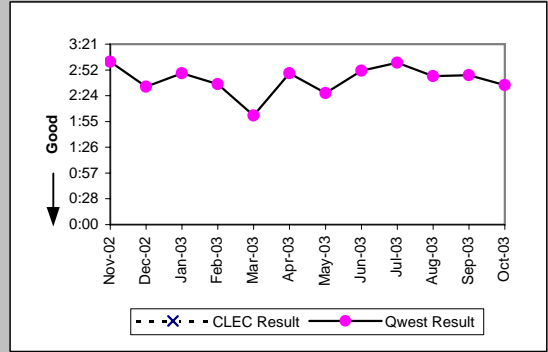
Unbundled Loop - 2 Wire Non-Loaded (Parity)									
Date	CLEC Num	CLEC Denc	CLEC Resu	CLEC Std I	Qwest Num	Qwest Denc	Qwest Resu	Mod Z Scr	Parity Scr
Nov-02	9:44	4	2:26	1:14	47:42	15	3:11	-0.25	-1.15
Dec-02	10:59	4	2:45	1:58	96:27	19	5:05	-0.4	-1.24
Jan-03	8:23	4	2:06	1:07	53:50	13	4:08	-0.89	-1.54
Feb-03	5:47	2	2:54	1:06	11:01	11	1:00	2.03	0.24
Mar-03	13:46	5	2:45	2:31	20:40	10	2:04	0.59	-0.64
Apr-03	26:12	7	3:45	4:21	28:44	13	2:13	0.91	-0.45
May-03	4:41	3	1:34	1:15	68:24	21	3:15	-0.4	-1.24
Jun-03	10:19	3	3:26	1:53	20:47	9	2:19	0.71	-0.57
Jul-03	21:34	6	3:36	2:33	20:44	13	1:36	1.56	-0.05
Aug-03	13:12	6	2:12	0:58	117:44	22	5:21	-0.7	-1.43
Sep-03	20:15	2	10:08	2:45	24:00	15	1:36	3.72	1.26
Oct-03	11:25	4	2:51	1:54	22:27	9	2:30	0.17	-0.9



MR-6E - Mean Time to Restore (Hours:Minutes) - Interval Zone Two

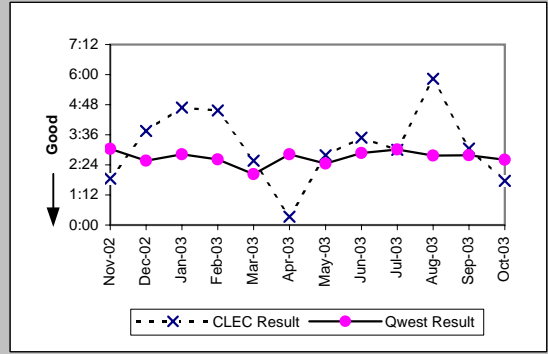
Unbundled Loop - 4 Wire Non-Loaded (Parity)

Date	CLEC Num	CLEC Denc	CLEC Resu	CLEC Std E	Qwest Num	Qwest Denc	Qwest Resu	Mod Z Scr	Parity Scr
Nov-02					739:53	244	3:02		
Dec-02					655:33	256	2:34		
Jan-03					714:24	254	2:49		
Feb-03					551:28	211	2:37		
Mar-03					452:06	222	2:02		
Apr-03					696:43	247	2:49		
May-03					495:13	202	2:27		
Jun-03					664:17	232	2:52		
Jul-03					714:56	237	3:01		
Aug-03					756:59	273	2:46		
Sep-03					1005:11	362	2:47		
Oct-03					894:25	345	2:36		



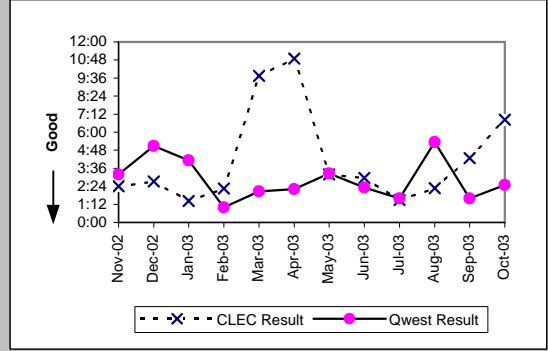
Unbundled Loop - DS1 Capable (Parity)

Date	CLEC Num	CLEC Denc	CLEC Resu	CLEC Std E	Qwest Num	Qwest Denc	Qwest Resu	Mod Z Scr	Parity Scr
Nov-02					739:53	244	3:02	-0.86	-1.52
Dec-02	20:26	11	1:51	0:47	655:33	256	2:34	1.06	-0.36
Jan-03	28:06	6	4:41	4:17	714:24	254	2:49	1.52	-0.07
Feb-03	18:15	4	4:34	2:38	551:28	211	2:37	1.3	-0.21
Mar-03	17:56	7	2:34	2:08	452:06	222	2:02	0.83	-0.5
Apr-03	1:40	5	0:20	0:18	696:43	247	2:49	-1.37	-1.83
May-03	33:23	12	2:47	2:16	495:13	202	2:27	0.63	-0.62
Jun-03	20:54	6	3:29	3:30	664:17	232	2:52	0.52	-0.68
Jul-03	33:00	11	3:00	2:58	714:56	237	3:01	-0.02	-1.01
Aug-03	81:46	14	5:50	10:15	756:59	273	2:46	1.66	0.01
Sep-03	39:43	13	3:03	3:27	1005:11	362	2:47	0.55	-0.66
Oct-03	10:39	6	1:46	1:27	894:25	345	2:36	-0.84	-1.51



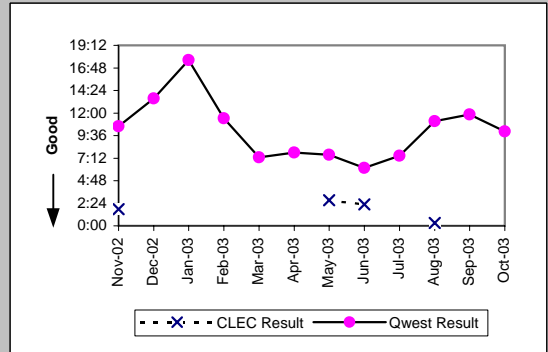
Unbundled Loop ISDN Capable (Parity)

Date	CLEC Num	CLEC Denc	CLEC Resu	CLEC Std E	Qwest Num	Qwest Denc	Qwest Resu	Mod Z Scr	Parity Scr
Nov-02					47:42	15	3:11	-0.39	-1.23
Dec-02	31:08	13	2:24	1:18	96:27	19	5:05	-0.61	-1.37
Jan-03	35:24	13	2:43	1:12	53:50	13	4:08	-1.61	-1.98
Feb-03	14:13	10	1:25	0:55	11:01	11	1:00	2.26	0.37
Mar-03	15:43	7	2:15	1:10	20:40	10	2:04	1.08	-0.35
Apr-03	97:35	10	9:45	21:46	28:44	13	2:13	2.2	0.34
May-03	65:26	6	10:54	16:18	68:24	21	3:15	-0.02	-1.01
Jun-03	19:13	6	3:12	1:31	20:47	9	2:19	0.41	-0.75
Jul-03	14:51	5	2:58	0:21	20:44	13	1:36	-0.08	-1.05
Aug-03	4:31	3	1:30	1:21	117:44	22	5:21	-0.73	-1.44
Sep-03	15:50	7	2:16	1:20	24:00	15	1:36	1.57	-0.04
Oct-03	29:55	7	4:16	5:05	22:27	9	2:30	1.74	0.06



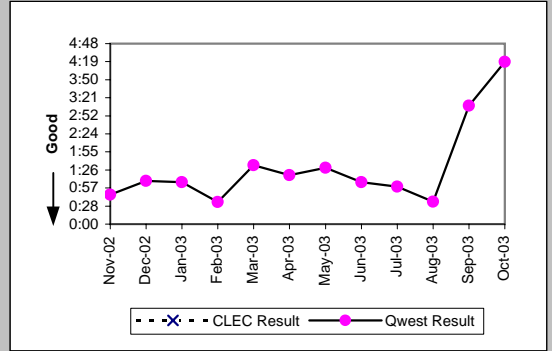
Unbundled Loop - ADSL Qualified (Parity)

Date	CLEC Num	CLEC Denc	CLEC Resu	CLEC Std E	Qwest Num	Qwest Denc	Qwest Resu	Mod Z Scr	Parity Scr
Nov-02					360:28	34	10:36	-0.48	-1.29
Dec-02	1:46	1	1:46		541:41	40	13:33		
Jan-03					864:29	49	17:39		
Feb-03					19038:53	1663	11:27		
Mar-03					12054:28	1656	7:17		
Apr-03					14263:34	1828	7:48		
May-03	5:26	2	2:43	1:11	13541:11	1791	7:34	-0.31	-1.19
Jun-03	2:16	1	2:16		1605:02	260	6:10	-0.31	-1.19
Jul-03					2309:34	309	7:28		
Aug-03	0:18	1	0:18		4484:16	403	11:08	-0.56	-1.34
Sep-03					5915:13	499	11:51		
Oct-03					7500:10	746	10:03		

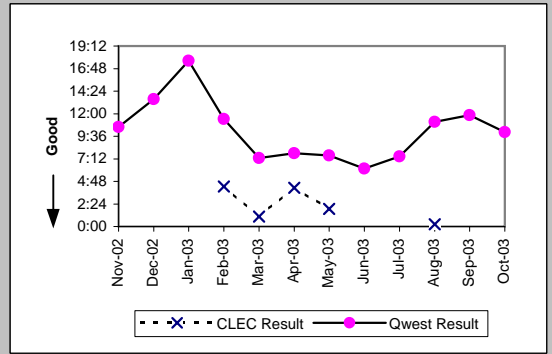


MR-6E - Mean Time to Restore (Hours:Minutes) - Interval Zone Two

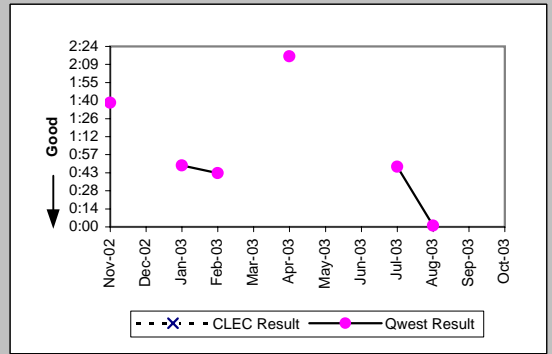
Unbundled Loop - DS3 Capable (Parity)									
Date	CLEC Num	CLEC Dend	CLEC Resu	CLEC Std	Qwest Num	Qwest Dend	Qwest Resu	Mod Z Scr	Parity Scr
Nov-02					3:08	4	0:47		
Dec-02					1:09	1	1:09		
Jan-03					10:04	9	1:07		
Feb-03					2:20	4	0:35		
Mar-03					7:50	5	1:34		
Apr-03					5:10	4	1:18		
May-03					5:59	4	1:30		
Jun-03					3:22	3	1:07		
Jul-03					4:01	4	1:00		
Aug-03					2:26	4	0:36		
Sep-03					37:53	12	3:09		
Oct-03					12:57	3	4:19		



Qwest DSL (Parity)									
Date	CLEC Num	CLEC Dend	CLEC Resu	CLEC Std	Qwest Num	Qwest Dend	Qwest Resu	Mod Z Scr	Parity Scr
Nov-02					360:28	34	10:36		
Dec-02					541:41	40	13:33		
Jan-03					864:29	49	17:39		
Feb-03	4:16	1	4:16		19038:53	1663	11:27	-0.3	-1.18
Mar-03	7:21	7	1:03	1:09	12054:28	1656	7:17	-1.19	-1.72
Apr-03	33:01	8	4:08	6:19	14263:34	1828	7:48	-0.58	-1.35
May-03	5:39	3	1:53	3:06	13541:11	1791	7:34	-0.45	-1.27
Jun-03					1605:02	260	6:10		
Jul-03					2309:34	309	7:28		
Aug-03	0:14	1	0:14		4484:16	403	11:08	-0.57	-1.34
Sep-03					5915:13	499	11:51		
Oct-03					7500:10	746	10:03		

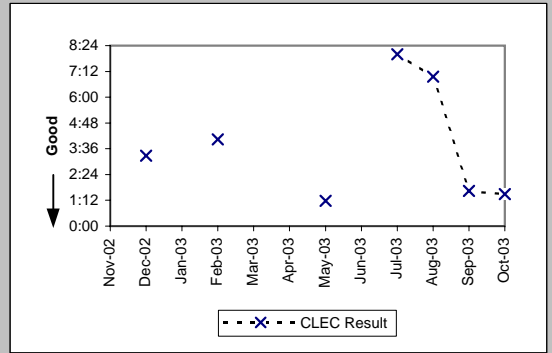


E911 (Parity)									
Date	CLEC Num	CLEC Dend	CLEC Resu	CLEC Std	Qwest Num	Qwest Dend	Qwest Resu	Mod Z Scr	Parity Scr
Nov-02					1:39	1	1:39		
Dec-02									
Jan-03					2:28	3	0:49		
Feb-03					0:43	1	0:43		
Mar-03									
Apr-03					2:16	1	2:16		
May-03									
Jun-03									
Jul-03					0:48	1	0:48		
Aug-03					0:01	1	0:01		
Sep-03									
Oct-03									



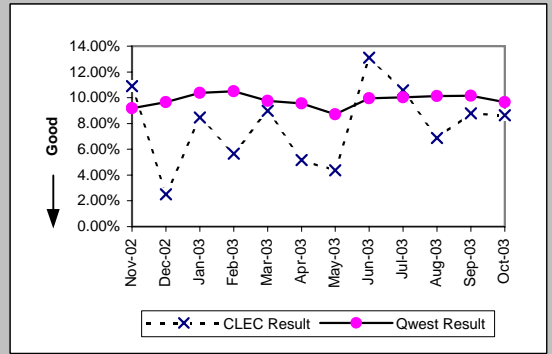
MR-6E - Mean Time to Restore (Hours:Minutes) - Interval Zone Two

Enhanced Extended Loops (EELs) (Diagnostic)				
Date	Numerator	Denominator	CLEC Result	Standard Dev
Nov-02				
Dec-02	3:17	1	3:17	
Jan-03				
Feb-03	4:02	1	4:02	
Mar-03				
Apr-03				
May-03	1:11	1	1:11	
Jun-03				
Jul-03	24:00	3	8:00	6:28
Aug-03	6:57	1	6:57	
Sep-03	9:49	6	1:38	1:36
Oct-03	7:23	5	1:29	0:33

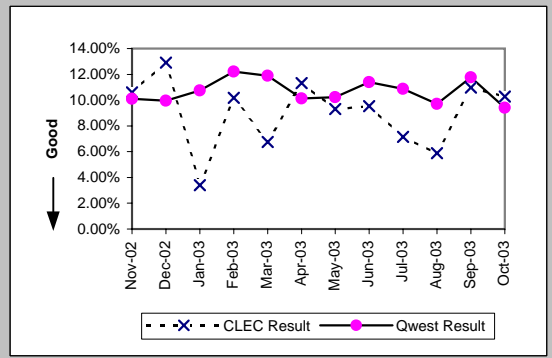


MR-7A - Repair Repeat Report Rate (Percent) - Dispatches within MSAs

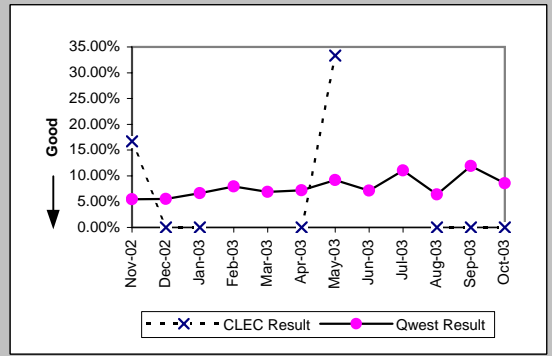
Residence (Parity)									
Date	CLEC Num	CLEC Denc	CLEC Resu	CLEC Std	Qwest Num	Qwest Denc	Qwest Resu	Mod Z Scr	Parity Scr
Nov-02	12	110	10.91%	31.18%	1203	13104	9.18%	0.65	-0.61
Dec-02	3	120	2.50%	15.61%	1419	14682	9.66%	-2.65	-2.61
Jan-03	11	130	8.46%	27.83%	1638	15771	10.39%	-0.72	-1.44
Feb-03	9	159	5.66%	23.11%	1254	11939	10.50%	-1.98	-2.2
Mar-03	16	178	8.99%	28.60%	1165	11930	9.77%	-0.35	-1.21
Apr-03	9	174	5.17%	22.15%	998	10441	9.56%	-1.95	-2.19
May-03	7	160	4.38%	20.45%	924	10601	8.72%	-1.93	-2.17
Jun-03	19	145	13.10%	33.74%	1132	11375	9.95%	1.24	-0.25
Jul-03	22	208	10.58%	30.75%	1160	11569	10.03%	0.29	-0.83
Aug-03	13	189	6.88%	25.31%	1189	11726	10.14%	-1.47	-1.9
Sep-03	19	216	8.80%	28.32%	1220	12031	10.14%	-0.65	-1.39
Oct-03	34	394	8.63%	28.08%	1501	15558	9.65%	-0.68	-1.41



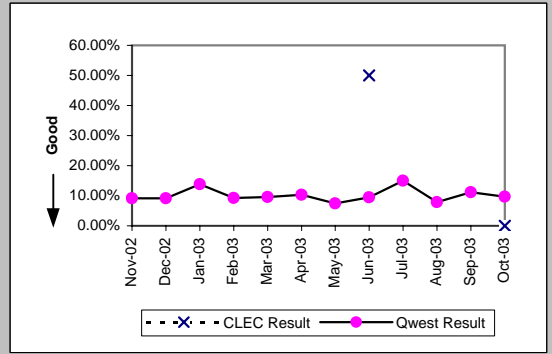
Business (Parity)									
Date	CLEC Num	CLEC Denc	CLEC Resu	CLEC Std	Qwest Num	Qwest Denc	Qwest Resu	Mod Z Scr	Parity Scr
Nov-02	9	85	10.59%	30.77%	156	1543	10.11%	0.18	-0.89
Dec-02	8	62	12.90%	33.52%	143	1436	9.96%	0.77	-0.53
Jan-03	3	88	3.41%	18.15%	185	1723	10.74%	-2.17	-2.32
Feb-03	6	59	10.17%	30.22%	159	1302	12.21%	-0.47	-1.28
Mar-03	6	89	6.74%	25.07%	156	1313	11.88%	-1.45	-1.88
Apr-03	6	53	11.32%	31.68%	122	1205	10.12%	0.32	-0.8
May-03	4	43	9.30%	29.05%	119	1164	10.22%	-0.2	-1.12
Jun-03	6	63	9.52%	29.35%	151	1324	11.40%	-0.46	-1.28
Jul-03	4	56	7.14%	25.75%	143	1316	10.87%	-0.88	-1.53
Aug-03	4	68	5.88%	23.53%	116	1196	9.70%	-1.03	-1.63
Sep-03	9	82	10.98%	31.26%	153	1299	11.78%	-0.22	-1.13
Oct-03	11	107	10.28%	30.37%	165	1752	9.42%	0.33	-0.8



Centrex (Parity)									
Date	CLEC Num	CLEC Denc	CLEC Resu	CLEC Std	Qwest Num	Qwest Denc	Qwest Resu	Mod Z Scr	Parity Scr
Nov-02	1	6	16.67%	37.27%	6	110	5.45%	0.92	-0.44
Dec-02	0	1	0.00%	0.00%	6	109	5.50%	-0.24	-1.15
Jan-03	0	2	0.00%	0.00%	9	136	6.62%	-0.37	-1.23
Feb-03					8	101	7.92%		
Mar-03					9	131	6.87%		
Apr-03	0	1	0.00%	0.00%	8	111	7.21%	-0.28	-1.17
May-03	1	3	33.33%	47.14%	11	120	9.17%	1.06	-0.35
Jun-03					10	140	7.14%		
Jul-03					14	127	11.02%		
Aug-03	0	2	0.00%	0.00%	7	110	6.36%	-0.37	-1.22
Sep-03	0	2	0.00%	0.00%	16	134	11.94%	-0.52	-1.31
Oct-03	0	2	0.00%	0.00%	11	128	8.59%	-0.43	-1.26

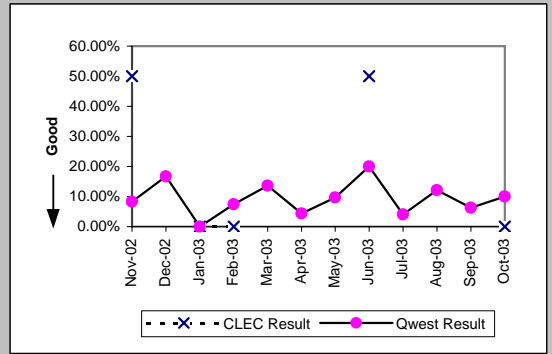


Centrex 21 (Parity)									
Date	CLEC Num	CLEC Denc	CLEC Resu	CLEC Std	Qwest Num	Qwest Denc	Qwest Resu	Mod Z Scr	Parity Scr
Nov-02					17	185	9.19%		
Dec-02					16	174	9.20%		
Jan-03					29	209	13.88%		
Feb-03					15	162	9.26%		
Mar-03					15	156	9.62%		
Apr-03					14	136	10.29%		
May-03					10	135	7.41%		
Jun-03	1	2	50.00%	50.00%	16	169	9.47%	1.3	-0.21
Jul-03					25	167	14.97%		
Aug-03					12	152	7.89%		
Sep-03					16	143	11.19%		
Oct-03	0	1	0.00%	0.00%	21	217	9.68%	-0.33	-1.2

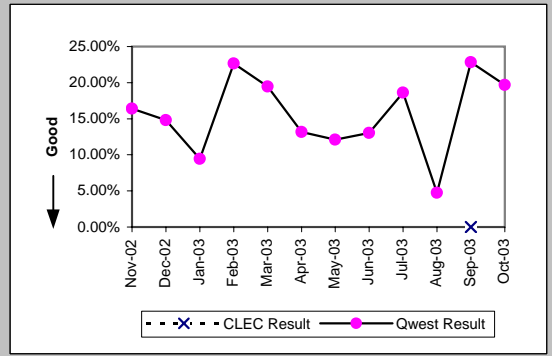


MR-7A - Repair Repeat Report Rate (Percent) - Dispatches within MSAs

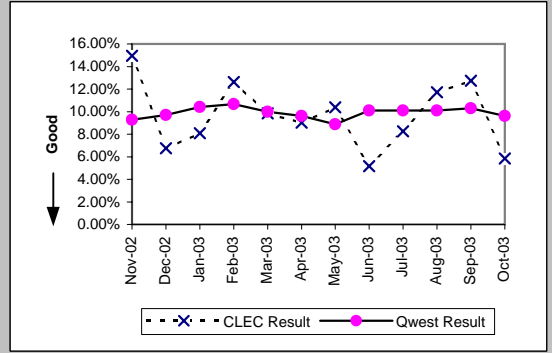
PBX (Parity)									
Date	CLEC Num	CLEC Denc	CLEC Resu	CLEC Std I	Qwest Num	Qwest Denc	Qwest Resu	Mod Z Scr	Parity Scr
Nov-02	1	2	50.00%	50.00%	3	36	8.33%	1.29	-0.22
Dec-02					6	36	16.67%		
Jan-03	0	1	0.00%	0.00%	0	30	0.00%	N/A	N/A
Feb-03	0	1	0.00%	0.00%	2	27	7.41%	-0.28	-1.17
Mar-03					6	44	13.64%		
Apr-03					1	23	4.35%		
May-03					3	31	9.68%		
Jun-03	1	2	50.00%	50.00%	7	35	20.00%	0.78	-0.53
Jul-03					1	25	4.00%		
Aug-03					4	33	12.12%		
Sep-03					2	32	6.25%		
Oct-03	0	1	0.00%	0.00%	3	30	10.00%	-0.33	-1.2



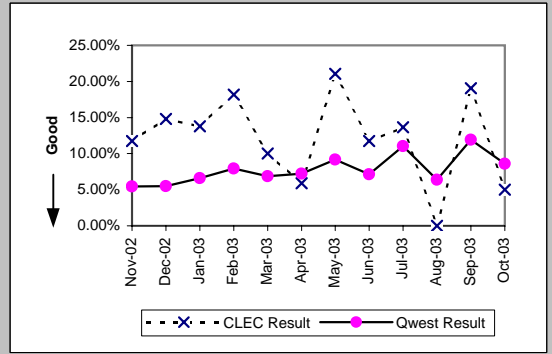
Basic Rate ISDN (Parity)									
Date	CLEC Num	CLEC Denc	CLEC Resu	CLEC Std I	Qwest Num	Qwest Denc	Qwest Resu	Mod Z Scr	Parity Scr
Nov-02					10	61	16.39%		
Dec-02					12	81	14.81%		
Jan-03					5	53	9.43%		
Feb-03					12	53	22.64%		
Mar-03					14	72	19.44%		
Apr-03					5	38	13.16%		
May-03					4	33	12.12%		
Jun-03					6	46	13.04%		
Jul-03					8	43	18.60%		
Aug-03					2	42	4.76%		
Sep-03	0	1	0.00%	0.00%	13	57	22.81%	-0.54	-1.33
Oct-03					12	61	19.67%		



UNE - P (POTS) (Parity)									
Date	CLEC Num	CLEC Denc	CLEC Resu	CLEC Std I	Qwest Num	Qwest Denc	Qwest Resu	Mod Z Scr	Parity Scr
Nov-02	16	107	14.95%	35.66%	1359	14647	9.28%	1.9	0.15
Dec-02	5	74	6.76%	25.10%	1562	16118	9.69%	-0.85	-1.52
Jan-03	8	99	8.08%	27.25%	1823	17494	10.42%	-0.76	-1.46
Feb-03	14	111	12.61%	33.20%	1413	13241	10.67%	0.68	-0.59
Mar-03	12	122	9.84%	29.78%	1321	13243	9.98%	-0.05	-1.03
Apr-03	12	133	9.02%	28.65%	1120	11646	9.62%	-0.23	-1.14
May-03	14	135	10.37%	30.49%	1043	11765	8.87%	0.63	-0.62
Jun-03	6	116	5.17%	22.15%	1283	12699	10.10%	-1.75	-2.07
Jul-03	9	109	8.26%	27.52%	1303	12885	10.11%	-0.64	-1.39
Aug-03	13	111	11.71%	32.16%	1305	12922	10.10%	0.58	-0.64
Sep-03	13	102	12.75%	33.35%	1373	13330	10.30%	0.82	-0.5
Oct-03	9	154	5.84%	23.46%	1666	17310	9.62%	-1.58	-1.96

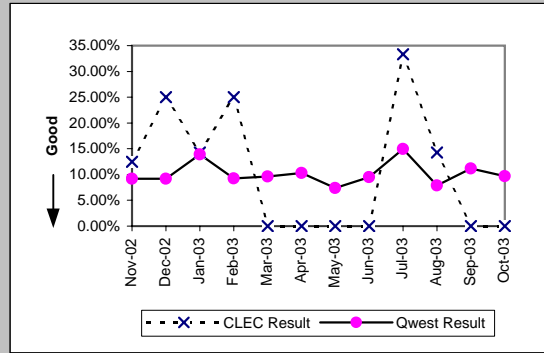


UNE P (Centrex) (Parity)									
Date	CLEC Num	CLEC Denc	CLEC Resu	CLEC Std I	Qwest Num	Qwest Denc	Qwest Resu	Mod Z Scr	Parity Scr
Nov-02	2	17	11.76%	32.22%	6	110	5.45%	0.92	-0.44
Dec-02	4	27	14.81%	35.52%	6	109	5.50%	1.51	-0.08
Jan-03	4	29	13.79%	34.48%	9	136	6.62%	1.22	-0.26
Feb-03	4	22	18.18%	38.57%	8	101	7.92%	1.36	-0.17
Mar-03	2	20	10.00%	30.00%	9	131	6.87%	0.51	-0.69
Apr-03	1	17	5.88%	23.53%	8	111	7.21%	-0.2	-1.12
May-03	4	19	21.05%	40.77%	11	120	9.17%	1.43	-0.13
Jun-03	2	17	11.76%	32.22%	10	140	7.14%	0.66	-0.6
Jul-03	3	22	13.64%	34.32%	14	127	11.02%	0.37	-0.77
Aug-03	0	23	0.00%	0.00%	7	110	6.36%	-1.14	-1.69
Sep-03	4	21	19.05%	39.27%	16	134	11.94%	0.88	-0.46
Oct-03	1	20	5.00%	21.79%	11	128	8.59%	-0.53	-1.32

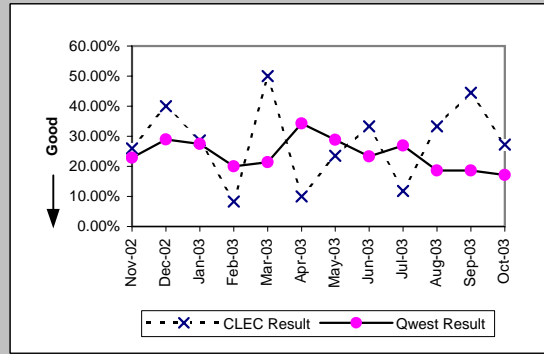


MR-7A - Repair Repeat Report Rate (Percent) - Dispatches within MSAs

UNE P (Centrex 21) (Parity)									
Date	CLEC Num	CLEC Denc	CLEC Resu	CLEC Std	Qwest Num	Qwest Denc	Qwest Resu	Mod Z Scr	Parity Scr
Nov-02	1	8	12.50%	33.07%	17	185	9.19%	0.33	-0.8
Dec-02	1	4	25.00%	43.30%	16	174	9.20%	0.88	-0.47
Jan-03	1	7	14.29%	34.99%	29	209	13.88%	0.08	-0.95
Feb-03	2	8	25.00%	43.30%	15	162	9.26%	1.26	-0.23
Mar-03	0	4	0.00%	0.00%	15	156	9.62%	-0.64	-1.39
Apr-03	0	2	0.00%	0.00%	14	136	10.29%	-0.48	-1.29
May-03	0	4	0.00%	0.00%	10	135	7.41%	-0.56	-1.34
Jun-03	0	3	0.00%	0.00%	16	169	9.47%	-0.56	-1.34
Jul-03	1	3	33.33%	47.14%	25	167	14.97%	0.74	-0.55
Aug-03	1	7	14.29%	34.99%	12	152	7.89%	0.56	-0.66
Sep-03	0	4	0.00%	0.00%	16	143	11.19%	-0.7	-1.43
Oct-03	0	3	0.00%	0.00%	21	217	9.68%	-0.56	-1.34

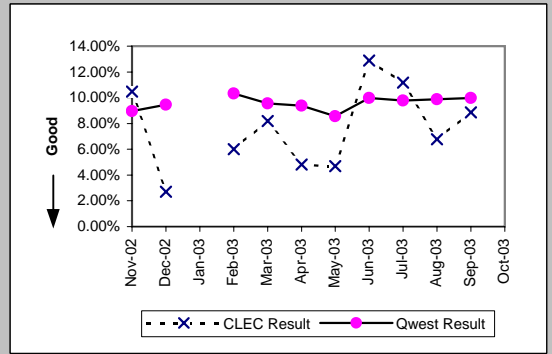


Line Sharing (Diagnostic)									
Date	CLEC Num	CLEC Denc	CLEC Resu	CLEC Std	Qwest Num	Qwest Denc	Qwest Resu	Mod Z Scr	Parity Scr
Nov-02	7	27	25.93%	43.82%	24	105	22.86%	0.34	-0.8
Dec-02	10	25	40.00%	48.99%	22	76	28.95%	1	-0.39
Jan-03	8	28	28.57%	45.18%	20	73	27.40%	0.11	-0.93
Feb-03	1	12	8.33%	27.64%	11	55	20.00%	-0.92	-1.56
Mar-03	10	20	50.00%	50.00%	15	70	21.43%	2.39	0.45
Apr-03	1	10	10.00%	30.00%	24	70	34.29%	-1.51	-1.92
May-03	4	17	23.53%	42.42%	17	59	28.81%	-0.42	-1.26
Jun-03	4	12	33.33%	47.14%	79	339	23.30%	0.79	-0.52
Jul-03	2	17	11.76%	32.22%	97	360	26.94%	-1.38	-1.84
Aug-03	7	21	33.33%	47.14%	67	360	18.61%	1.57	-0.05
Sep-03	8	18	44.44%	49.69%	72	386	18.65%	2.43	0.48
Oct-03	6	22	27.27%	44.54%	73	427	17.10%	1.18	-0.28

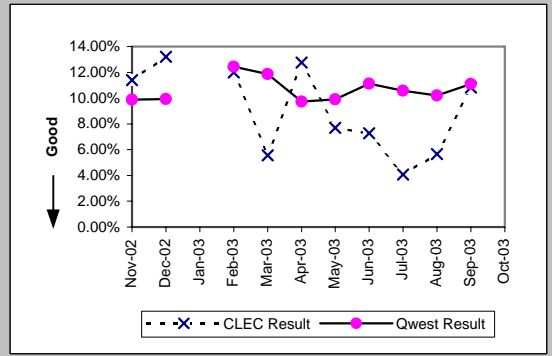


MR-7A* - Repair Repeat Report Rate (Percent) - Dispatches within MSAs

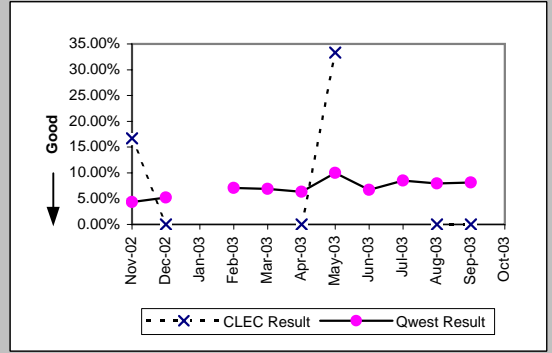
Residence (Parity)									
Date	CLEC Num	CLEC Denc	CLEC Resu	CLEC Std	Qwest Num	Qwest Denc	Qwest Resu	Mod Z Scr	Parity Scr
Nov-02	11	105	10.48%	30.62%	1119	12477	8.97%	0.56	-0.66
Dec-02	3	111	2.70%	16.22%	1322	13962	9.47%	-2.43	-2.47
Jan-03									
Feb-03	9	150	6.00%	23.75%	1161	11244	10.33%	-1.73	-2.05
Mar-03	14	171	8.19%	27.42%	1072	11213	9.56%	-0.61	-1.37
Apr-03	8	166	4.82%	21.42%	919	9803	9.37%	-2	-2.21
May-03	7	149	4.70%	21.16%	853	9948	8.57%	-1.68	-2.02
Jun-03	17	132	12.88%	33.50%	1066	10676	9.99%	1.09	-0.34
Jul-03	22	197	11.17%	31.50%	1059	10835	9.77%	0.67	-0.59
Aug-03	12	177	6.78%	25.14%	1079	10917	9.88%	-1.37	-1.83
Sep-03	18	203	8.87%	28.43%	1116	11182	9.98%	-0.52	-1.32
Oct-03									



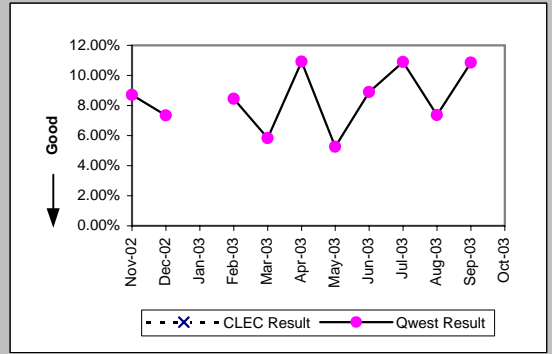
Business (Parity)									
Date	CLEC Num	CLEC Denc	CLEC Resu	CLEC Std	Qwest Num	Qwest Denc	Qwest Resu	Mod Z Scr	Parity Scr
Nov-02	9	79	11.39%	31.77%	139	1406	9.89%	0.46	-0.72
Dec-02	7	53	13.21%	33.86%	132	1330	9.92%	0.79	-0.52
Jan-03									
Feb-03	6	50	12.00%	32.50%	144	1158	12.44%	-0.09	-1.06
Mar-03	4	72	5.56%	22.91%	140	1180	11.86%	-1.61	-1.98
Apr-03	6	47	12.77%	33.37%	104	1069	9.73%	0.7	-0.57
May-03	3	39	7.69%	26.65%	105	1060	9.91%	-0.45	-1.28
Jun-03	4	55	7.27%	25.97%	131	1179	11.11%	-0.89	-1.54
Jul-03	2	49	4.08%	19.79%	123	1162	10.59%	-1.45	-1.88
Aug-03	3	53	5.66%	23.11%	109	1068	10.21%	-1.07	-1.65
Sep-03	8	74	10.81%	31.05%	129	1162	11.10%	-0.08	-1.05
Oct-03									



Centrex (Parity)									
Date	CLEC Num	CLEC Denc	CLEC Resu	CLEC Std	Qwest Num	Qwest Denc	Qwest Resu	Mod Z Scr	Parity Scr
Nov-02	1	6	16.67%	37.27%	4	92	4.35%	1.04	-0.37
Dec-02	0	1	0.00%	0.00%	5	96	5.21%	-0.23	-1.14
Jan-03									
Feb-03					6	85	7.06%		
Mar-03					7	102	6.86%		
Apr-03	0	1	0.00%	0.00%	6	95	6.32%	-0.26	-1.16
May-03	1	3	33.33%	47.14%	11	110	10.00%	1.01	-0.39
Jun-03					8	119	6.72%		
Jul-03					9	106	8.49%		
Aug-03	0	2	0.00%	0.00%	7	88	7.95%	-0.41	-1.25
Sep-03	0	1	0.00%	0.00%	9	111	8.11%	-0.3	-1.18
Oct-03									



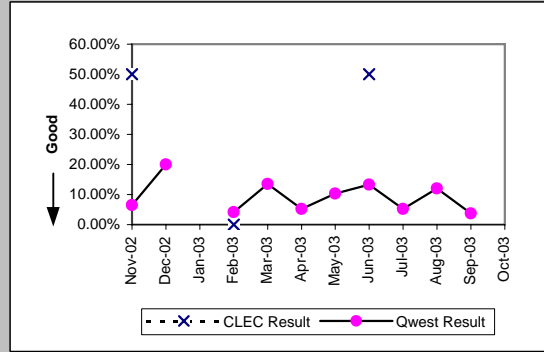
Centrex 21 (Parity)									
Date	CLEC Num	CLEC Denc	CLEC Resu	CLEC Std	Qwest Num	Qwest Denc	Qwest Resu	Mod Z Scr	Parity Scr
Nov-02					14	161	8.70%		
Dec-02					11	150	7.33%		
Jan-03									
Feb-03					12	142	8.45%		
Mar-03					8	137	5.84%		
Apr-03					13	119	10.92%		
May-03					6	114	5.26%		
Jun-03					13	146	8.90%		
Jul-03					16	147	10.88%		
Aug-03					10	136	7.35%		
Sep-03					14	129	10.85%		
Oct-03									



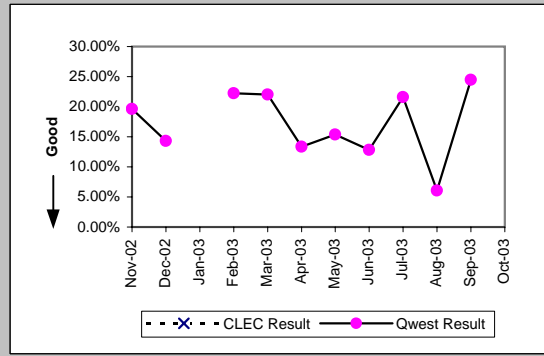
*Results exclude No Trouble Found and Test OK reports unless QWEST trouble is found on another report within 30 days of the original report. A 30-day window necessitates reporting a month behind

MR-7A* - Repair Repeat Report Rate (Percent) - Dispatches within MSAs

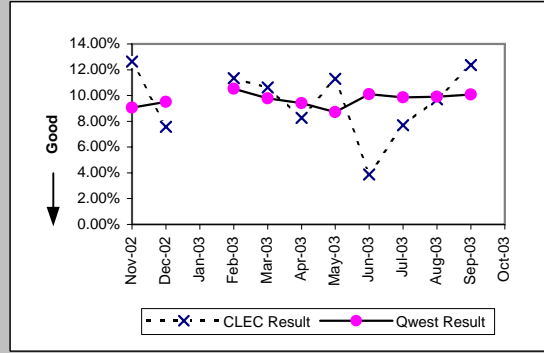
PBX (Parity)									
Date	CLEC Num	CLEC Denc	CLEC Resu	CLEC Std I	Qwest Num	Qwest Denc	Qwest Resu	Mod Z Scr	Parity Scr
Nov-02	1	2	50.00%	50.00%	2	31	6.45%	1.38	-0.16
Dec-02					6	30	20.00%		
Jan-03									
Feb-03	0	1	0.00%	0.00%	1	24	4.17%	-0.2	-1.12
Mar-03					5	37	13.51%		
Apr-03					1	19	5.26%		
May-03					3	29	10.34%		
Jun-03	1	2	50.00%	50.00%	4	30	13.33%	1.03	-0.38
Jul-03					1	19	5.26%		
Aug-03					3	25	12.00%		
Sep-03					1	27	3.70%		
Oct-03									



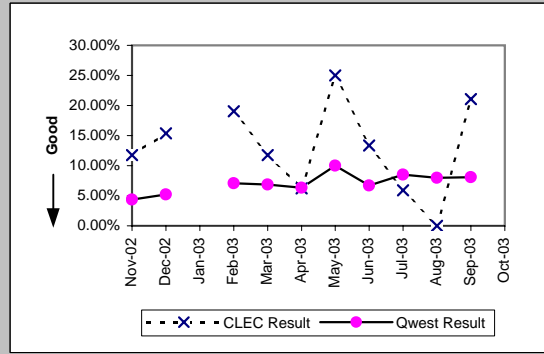
Basic Rate ISDN (Parity)									
Date	CLEC Num	CLEC Denc	CLEC Resu	CLEC Std I	Qwest Num	Qwest Denc	Qwest Resu	Mod Z Scr	Parity Scr
Nov-02					10	51	19.61%		
Dec-02					10	70	14.29%		
Jan-03									
Feb-03					8	36	22.22%		
Mar-03					13	59	22.03%		
Apr-03					4	30	13.33%		
May-03					4	26	15.38%		
Jun-03					5	39	12.82%		
Jul-03					8	37	21.62%		
Aug-03					2	33	6.06%		
Sep-03					11	45	24.44%		
Oct-03									



UNE - P (POTS) (Parity)									
Date	CLEC Num	CLEC Denc	CLEC Resu	CLEC Std I	Qwest Num	Qwest Denc	Qwest Resu	Mod Z Scr	Parity Scr
Nov-02	12	95	12.63%	33.22%	1258	13883	9.06%	1.18	-0.28
Dec-02	5	66	7.58%	26.46%	1454	15292	9.51%	-0.53	-1.32
Jan-03									
Feb-03	11	97	11.34%	31.71%	1305	12402	10.52%	0.3	-0.82
Mar-03	12	113	10.62%	30.81%	1212	12393	9.78%	0.33	-0.8
Apr-03	10	121	8.26%	27.53%	1023	10872	9.41%	-0.43	-1.26
May-03	14	124	11.29%	31.65%	958	11008	8.70%	1.01	-0.39
Jun-03	4	103	3.88%	19.32%	1197	11855	10.10%	-2.08	-2.27
Jul-03	8	104	7.69%	26.65%	1182	11997	9.85%	-0.74	-1.45
Aug-03	10	103	9.71%	29.61%	1188	11985	9.91%	-0.07	-1.04
Sep-03	12	97	12.37%	32.93%	1245	12344	10.09%	0.76	-0.54
Oct-03									



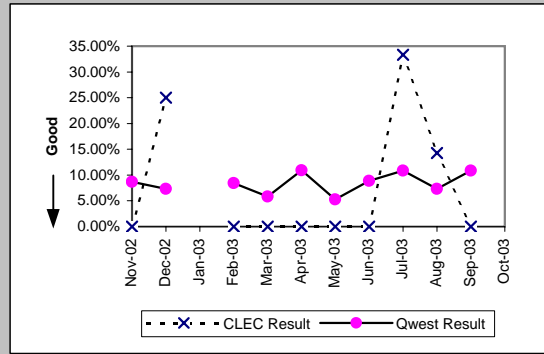
UNE P (Centrex) (Parity)									
Date	CLEC Num	CLEC Denc	CLEC Resu	CLEC Std I	Qwest Num	Qwest Denc	Qwest Resu	Mod Z Scr	Parity Scr
Nov-02	2	17	11.76%	32.22%	4	92	4.35%	1.09	-0.33
Dec-02	4	26	15.38%	36.08%	5	96	5.21%	1.6	-0.03
Jan-03									
Feb-03	4	21	19.05%	39.27%	6	85	7.06%	1.53	-0.07
Mar-03	2	17	11.76%	32.22%	7	102	6.86%	0.68	-0.59
Apr-03	1	16	6.25%	24.21%	6	95	6.32%	-0.01	-1.01
May-03	4	16	25.00%	43.30%	11	110	10.00%	1.57	-0.04
Jun-03	2	15	13.33%	33.99%	8	119	6.72%	0.86	-0.48
Jul-03	1	17	5.88%	23.53%	9	106	8.49%	-0.36	-1.22
Aug-03	0	20	0.00%	0.00%	7	88	7.95%	-1.19	-1.72
Sep-03	4	19	21.05%	40.77%	9	111	8.11%	1.58	-0.04
Oct-03									



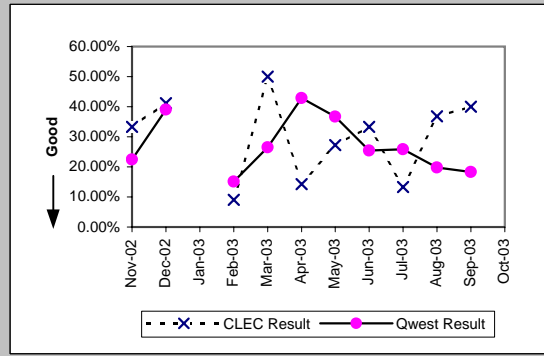
*Results exclude No Trouble Found and Test OK reports unless QWEST trouble is found on another report within 30 days of the original report. A 30-day window necessitates reporting a month behind

MR-7A* - Repair Repeat Report Rate (Percent) - Dispatches within MSAs

UNE P (Centrex 21) (Parity)									
Date	CLEC Num	CLEC Denc	CLEC Resu	CLEC Std	Qwest Num	Qwest Denc	Qwest Resu	Mod Z Scr	Parity Scr
Nov-02	0	7	0.00%	0.00%	14	161	8.70%	-0.8	-1.49
Dec-02	1	4	25.00%	43.30%	11	150	7.33%	1.02	-0.38
Jan-03									
Feb-03	0	5	0.00%	0.00%	12	142	8.45%	-0.67	-1.41
Mar-03	0	4	0.00%	0.00%	8	137	5.84%	-0.49	-1.3
Apr-03	0	2	0.00%	0.00%	13	119	10.92%	-0.49	-1.3
May-03	0	4	0.00%	0.00%	6	114	5.26%	-0.46	-1.28
Jun-03	0	3	0.00%	0.00%	13	146	8.90%	-0.54	-1.33
Jul-03	1	3	33.33%	47.14%	16	147	10.88%	0.96	-0.42
Aug-03	1	7	14.29%	34.99%	10	136	7.35%	0.61	-0.63
Sep-03	0	4	0.00%	0.00%	14	129	10.85%	-0.69	-1.42
Oct-03									



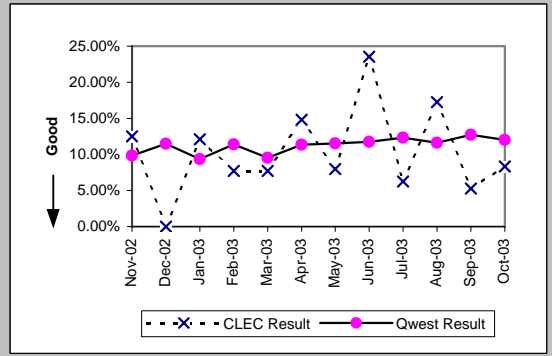
Line Sharing (Diagnostic)									
Date	CLEC Num	CLEC Denc	CLEC Resu	CLEC Std	Qwest Num	Qwest Denc	Qwest Resu	Mod Z Scr	Parity Scr
Nov-02	7	21	33.33%	47.14%	13	58	22.41%	0.95	-0.42
Dec-02	7	17	41.18%	49.22%	16	41	39.02%	0.13	-0.92
Jan-03									
Feb-03	1	11	9.09%	28.75%	5	33	15.15%	-0.49	-1.3
Mar-03	9	18	50.00%	50.00%	9	34	26.47%	1.64	0
Apr-03	1	7	14.29%	34.99%	15	35	42.86%	-1.39	-1.85
May-03	3	11	27.27%	44.54%	11	30	36.67%	-0.55	-1.34
Jun-03	4	12	33.33%	47.14%	59	232	25.43%	0.61	-0.63
Jul-03	2	15	13.33%	33.99%	68	263	25.86%	-1.08	-1.65
Aug-03	7	19	36.84%	48.24%	52	263	19.77%	1.66	0.01
Sep-03	6	15	40.00%	48.99%	51	278	18.35%	1.89	0.15
Oct-03									



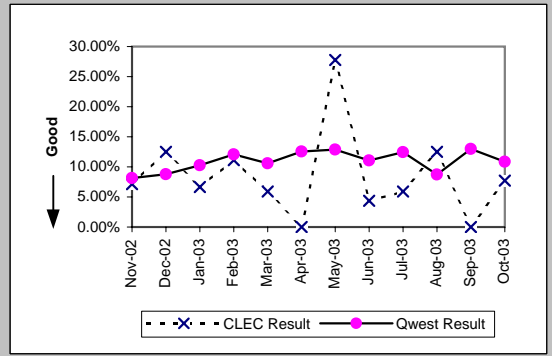
*Results exclude No Trouble Found and Test OK reports unless QWEST trouble is found on another report within 30 days of the original report. A 30-day window necessitates reporting a month behind

MR-7B - Repair Repeat Report Rate (Percent) - Dispatches outside MSAs

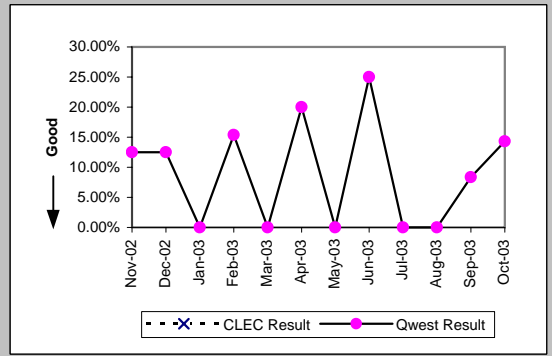
Residence (Parity)									
Date	CLEC Num	CLEC Denc	CLEC Resu	CLEC Std	Qwest Num	Qwest Denc	Qwest Resu	Mod Z Scr	Parity Scr
Nov-02	2	16	12.50%	33.07%	257	2616	9.82%	0.41	-0.75
Dec-02	0	12	0.00%	0.00%	379	3295	11.50%	-1.25	-1.76
Jan-03	4	33	12.12%	32.64%	309	3300	9.36%	0.57	-0.65
Feb-03	2	26	7.69%	26.65%	293	2570	11.40%	-0.59	-1.36
Mar-03	2	26	7.69%	26.65%	268	2813	9.53%	-0.32	-1.19
Apr-03	4	27	14.81%	35.52%	299	2634	11.35%	0.59	-0.64
May-03	2	25	8.00%	27.13%	289	2509	11.52%	-0.55	-1.33
Jun-03	4	17	23.53%	42.42%	294	2500	11.76%	1.37	-0.16
Jul-03	1	16	6.25%	24.21%	350	2845	12.30%	-0.73	-1.45
Aug-03	5	29	17.24%	37.77%	333	2869	11.61%	0.93	-0.44
Sep-03	2	38	5.26%	22.33%	329	2585	12.73%	-1.37	-1.83
Oct-03	5	60	8.33%	27.64%	385	3200	12.03%	-0.87	-1.53



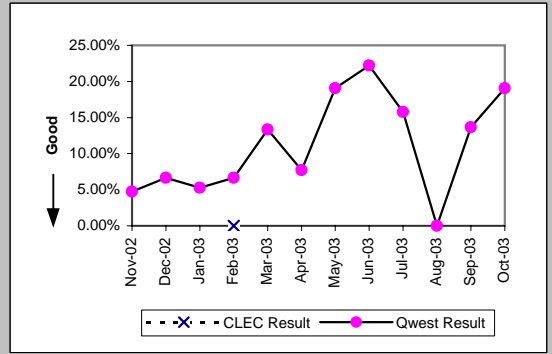
Business (Parity)									
Date	CLEC Num	CLEC Denc	CLEC Resu	CLEC Std	Qwest Num	Qwest Denc	Qwest Resu	Mod Z Scr	Parity Scr
Nov-02	1	14	7.14%	25.75%	23	283	8.13%	-0.13	-1.08
Dec-02	2	16	12.50%	33.07%	34	388	8.76%	0.54	-0.67
Jan-03	1	15	6.67%	24.94%	45	439	10.25%	-0.45	-1.27
Feb-03	2	18	11.11%	31.43%	37	307	12.05%	-0.12	-1.07
Mar-03	1	17	5.88%	23.53%	36	340	10.59%	-0.62	-1.37
Apr-03	0	8	0.00%	0.00%	43	342	12.57%	-1.06	-1.64
May-03	5	18	27.78%	44.79%	41	319	12.85%	1.64	0
Jun-03	1	23	4.35%	20.39%	36	325	11.08%	-0.99	-1.6
Jul-03	1	17	5.88%	23.53%	39	314	12.42%	-0.8	-1.48
Aug-03	2	16	12.50%	33.07%	25	286	8.74%	0.53	-0.68
Sep-03	0	21	0.00%	0.00%	41	316	12.97%	-1.71	-2.04
Oct-03	2	26	7.69%	26.65%	34	314	10.83%	-0.49	-1.3



Centrex (Parity)									
Date	CLEC Num	CLEC Denc	CLEC Resu	CLEC Std	Qwest Num	Qwest Denc	Qwest Resu	Mod Z Scr	Parity Scr
Nov-02					1	8	12.50%		
Dec-02					2	16	12.50%		
Jan-03					0	17	0.00%		
Feb-03					2	13	15.38%		
Mar-03					0	9	0.00%		
Apr-03					3	15	20.00%		
May-03					0	6	0.00%		
Jun-03					5	20	25.00%		
Jul-03					0	9	0.00%		
Aug-03					0	18	0.00%		
Sep-03					1	12	8.33%		
Oct-03					3	21	14.29%		

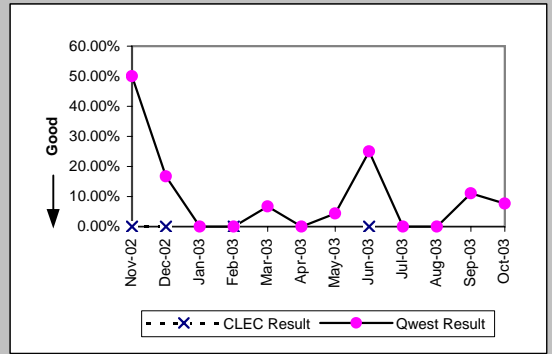


Centrex 21 (Parity)									
Date	CLEC Num	CLEC Denc	CLEC Resu	CLEC Std	Qwest Num	Qwest Denc	Qwest Resu	Mod Z Scr	Parity Scr
Nov-02					1	21	4.76%		
Dec-02					1	15	6.67%		
Jan-03					1	19	5.26%		
Feb-03	0	1	0.00%	0.00%	1	15	6.67%	-0.26	-1.16
Mar-03					2	15	13.33%		
Apr-03					1	13	7.69%		
May-03					4	21	19.05%		
Jun-03					6	27	22.22%		
Jul-03					3	19	15.79%		
Aug-03					0	19	0.00%		
Sep-03					3	22	13.64%		
Oct-03					4	21	19.05%		

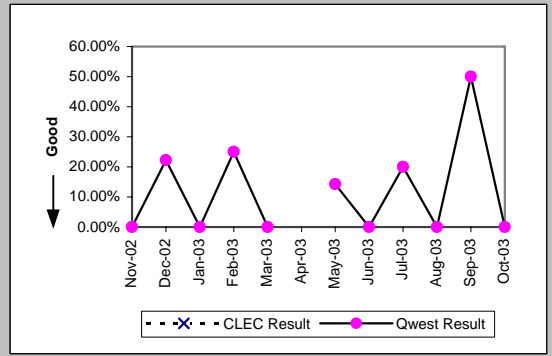


MR-7B - Repair Repeat Report Rate (Percent) - Dispatches outside MSAs

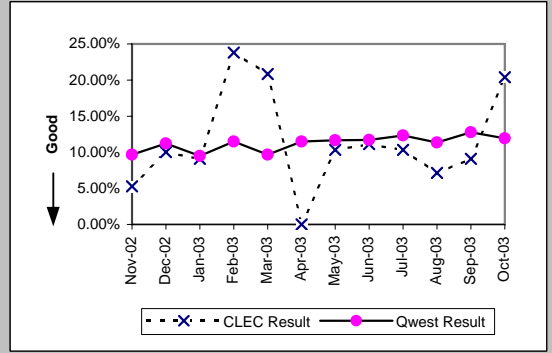
PBX (Parity)									
Date	CLEC Num	CLEC Denc	CLEC Resu	CLEC Std I	Qwest Num	Qwest Denc	Qwest Resu	Mod Z Scr	Parity Scr
Nov-02	0	1	0.00%	0.00%	3	6	50.00%	-0.93	-1.56
Dec-02	0	1	0.00%	0.00%	1	6	16.67%	-0.41	-1.25
Jan-03					0	5	0.00%		
Feb-03	0	1	0.00%	0.00%	0	10	0.00%	N/A	N/A
Mar-03					1	15	6.67%		
Apr-03					0	6	0.00%		
May-03					1	23	4.35%		
Jun-03	0	2	0.00%	0.00%	1	4	25.00%	-0.67	-1.41
Jul-03					0	3	0.00%		
Aug-03					0	9	0.00%		
Sep-03					1	9	11.11%		
Oct-03					1	13	7.69%		



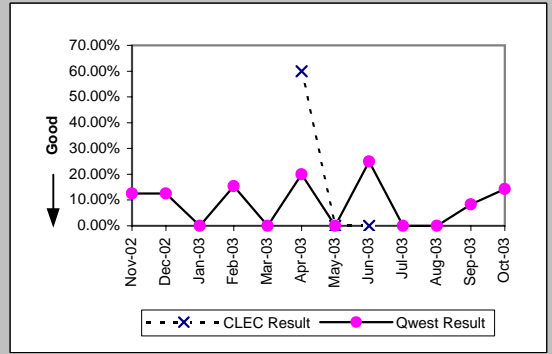
Basic Rate ISDN (Parity)									
Date	CLEC Num	CLEC Denc	CLEC Resu	CLEC Std I	Qwest Num	Qwest Denc	Qwest Resu	Mod Z Scr	Parity Scr
Nov-02					0	4	0.00%		
Dec-02					2	9	22.22%		
Jan-03					0	2	0.00%		
Feb-03					1	4	25.00%		
Mar-03					0	4	0.00%		
Apr-03									
May-03					1	7	14.29%		
Jun-03					0	1	0.00%		
Jul-03					1	5	20.00%		
Aug-03					0	7	0.00%		
Sep-03					2	4	50.00%		
Oct-03					0	3	0.00%		



UNE - P (POTS) (Parity)									
Date	CLEC Num	CLEC Denc	CLEC Resu	CLEC Std I	Qwest Num	Qwest Denc	Qwest Resu	Mod Z Scr	Parity Scr
Nov-02	1	19	5.26%	22.33%	280	2899	9.66%	-0.65	-1.39
Dec-02	2	20	10.00%	30.00%	413	3683	11.21%	-0.17	-1.1
Jan-03	3	33	9.09%	28.75%	354	3739	9.47%	-0.07	-1.04
Feb-03	5	21	23.81%	42.59%	330	2877	11.47%	1.6	-0.03
Mar-03	5	24	20.83%	40.61%	304	3153	9.64%	1.66	0.01
Apr-03	0	27	0.00%	0.00%	342	2976	11.49%	-1.86	-2.13
May-03	3	29	10.34%	30.45%	330	2828	11.67%	-0.22	-1.13
Jun-03	2	18	11.11%	31.43%	330	2825	11.68%	-0.08	-1.05
Jul-03	3	29	10.34%	30.45%	389	3159	12.31%	-0.32	-1.2
Aug-03	1	14	7.14%	25.75%	358	3155	11.35%	-0.49	-1.3
Sep-03	1	11	9.09%	28.75%	370	2901	12.75%	-0.36	-1.22
Oct-03	11	54	20.37%	40.28%	419	3514	11.92%	1.78	0.08

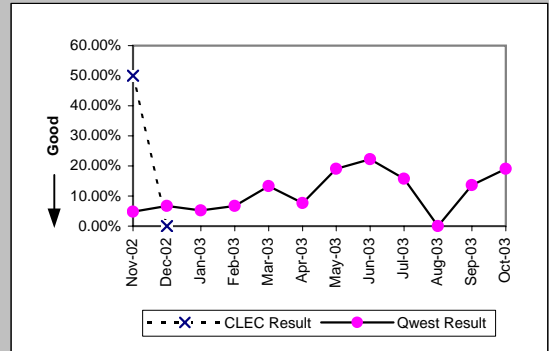


UNE P (Centrex) (Parity)									
Date	CLEC Num	CLEC Denc	CLEC Resu	CLEC Std I	Qwest Num	Qwest Denc	Qwest Resu	Mod Z Scr	Parity Scr
Nov-02					1	8	12.50%		
Dec-02					2	16	12.50%		
Jan-03					0	17	0.00%		
Feb-03					2	13	15.38%		
Mar-03					0	9	0.00%		
Apr-03	3	5	60.00%	48.99%	3	15	20.00%	1.49	-0.09
May-03	0	1	0.00%	0.00%	0	6	0.00%	N/A	N/A
Jun-03	0	1	0.00%	0.00%	5	20	25.00%	-0.56	-1.34
Jul-03					0	9	0.00%		
Aug-03					0	18	0.00%		
Sep-03					1	12	8.33%		
Oct-03					3	21	14.29%		

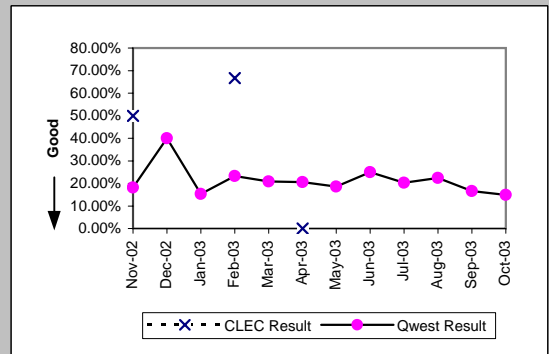


MR-7B - Repair Repeat Report Rate (Percent) - Dispatches outside MSAs

UNE P (Centrex 21) (Parity)									
Date	CLEC Num	CLEC Denc	CLEC Resu	CLEC Std	Qwest Num	Qwest Denc	Qwest Resu	Mod Z Scr	Parity Scr
Nov-02	1	2	50.00%	50.00%	1	21	4.76%	1.42	-0.14
Dec-02	0	1	0.00%	0.00%	1	15	6.67%	-0.26	-1.16
Jan-03					1	19	5.26%		
Feb-03					1	15	6.67%		
Mar-03					2	15	13.33%		
Apr-03					1	13	7.69%		
May-03					4	21	19.05%		
Jun-03					6	27	22.22%		
Jul-03					3	19	15.79%		
Aug-03					0	19	0.00%		
Sep-03					3	22	13.64%		
Oct-03					4	21	19.05%		

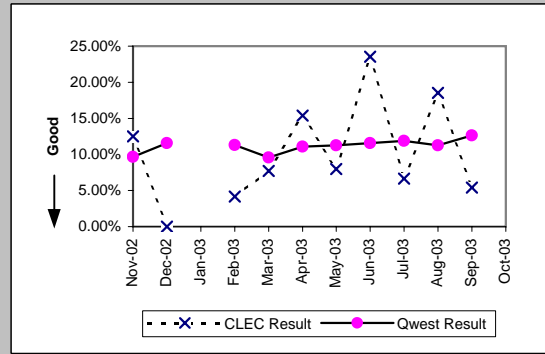


Line Sharing (Diagnostic)									
Date	CLEC Num	CLEC Denc	CLEC Resu	CLEC Std	Qwest Num	Qwest Denc	Qwest Resu	Mod Z Scr	Parity Scr
Nov-02	1	2	50.00%	50.00%	2	11	18.18%	0.72	-0.56
Dec-02					4	10	40.00%		
Jan-03					2	13	15.38%		
Feb-03	2	3	66.67%	47.14%	97	418	23.21%	1.46	-0.11
Mar-03					79	379	20.84%		
Apr-03	0	1	0.00%	0.00%	88	428	20.56%	-0.51	-1.31
May-03					75	404	18.56%		
Jun-03					11	44	25.00%		
Jul-03					15	74	20.27%		
Aug-03					32	143	22.38%		
Sep-03					22	133	16.54%		
Oct-03					26	175	14.86%		

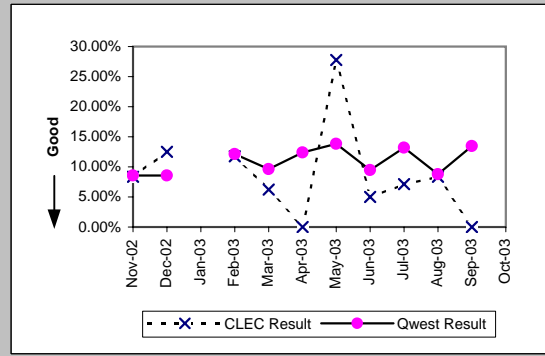


MR-7B* - Repair Repeat Report Rate (Percent) - Dispatches outside MSAs

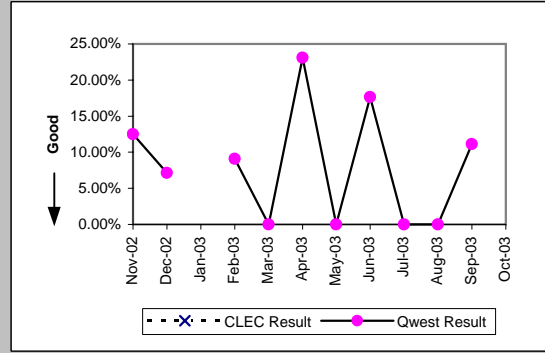
Residence (Parity)									
Date	CLEC Num	CLEC Denc	CLEC Resu	CLEC Std E	Qwest Num	Qwest Denc	Qwest Resu	Mod Z Scr	Parity Scr
Nov-02	2	16	12.50%	33.07%	239	2477	9.65%	0.43	-0.74
Dec-02	0	10	0.00%	0.00%	363	3138	11.57%	-1.14	-1.69
Jan-03									
Feb-03	1	24	4.17%	19.98%	274	2427	11.29%	-1.1	-1.67
Mar-03	2	26	7.69%	26.65%	257	2688	9.56%	-0.32	-1.2
Apr-03	4	26	15.38%	36.08%	280	2523	11.10%	0.71	-0.57
May-03	2	25	8.00%	27.13%	270	2399	11.25%	-0.51	-1.31
Jun-03	4	17	23.53%	42.42%	274	2368	11.57%	1.4	-0.15
Jul-03	1	15	6.67%	24.94%	322	2707	11.90%	-0.62	-1.38
Aug-03	5	27	18.52%	38.84%	305	2708	11.26%	1.14	-0.31
Sep-03	2	37	5.41%	22.61%	306	2425	12.62%	-1.31	-1.8
Oct-03									



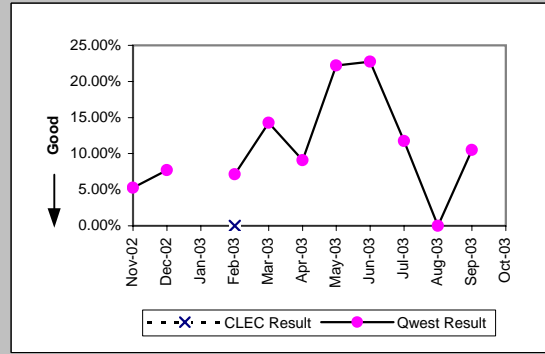
Business (Parity)									
Date	CLEC Num	CLEC Denc	CLEC Resu	CLEC Std E	Qwest Num	Qwest Denc	Qwest Resu	Mod Z Scr	Parity Scr
Nov-02	1	12	8.33%	27.64%	22	257	8.56%	-0.03	-1.02
Dec-02	2	16	12.50%	33.07%	31	362	8.56%	0.56	-0.66
Jan-03									
Feb-03	2	17	11.76%	32.22%	35	288	12.15%	-0.05	-1.03
Mar-03	1	16	6.25%	24.21%	30	311	9.65%	-0.45	-1.27
Apr-03	0	7	0.00%	0.00%	38	307	12.38%	-0.98	-1.6
May-03	5	18	27.78%	44.79%	41	296	13.85%	1.51	-0.08
Jun-03	1	20	5.00%	21.79%	28	295	9.49%	-0.66	-1.4
Jul-03	1	14	7.14%	25.75%	38	288	13.19%	-0.65	-1.4
Aug-03	1	12	8.33%	27.64%	23	262	8.78%	-0.05	-1.03
Sep-03	0	18	0.00%	0.00%	39	290	13.45%	-1.62	-1.99
Oct-03									



Centrex (Parity)									
Date	CLEC Num	CLEC Denc	CLEC Resu	CLEC Std E	Qwest Num	Qwest Denc	Qwest Resu	Mod Z Scr	Parity Scr
Nov-02					1	8	12.50%		
Dec-02					1	14	7.14%		
Jan-03									
Feb-03					1	11	9.09%		
Mar-03					0	9	0.00%		
Apr-03					3	13	23.08%		
May-03					0	5	0.00%		
Jun-03					3	17	17.65%		
Jul-03					0	9	0.00%		
Aug-03					0	18	0.00%		
Sep-03					1	9	11.11%		
Oct-03									



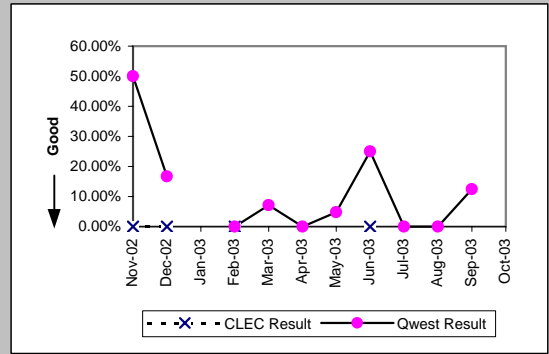
Centrex 21 (Parity)									
Date	CLEC Num	CLEC Denc	CLEC Resu	CLEC Std E	Qwest Num	Qwest Denc	Qwest Resu	Mod Z Scr	Parity Scr
Nov-02					1	19	5.26%		
Dec-02					1	13	7.69%		
Jan-03									
Feb-03	0	1	0.00%	0.00%	1	14	7.14%	-0.27	-1.16
Mar-03					2	14	14.29%		
Apr-03					1	11	9.09%		
May-03					4	18	22.22%		
Jun-03					5	22	22.73%		
Jul-03					2	17	11.76%		
Aug-03					0	18	0.00%		
Sep-03					2	19	10.53%		
Oct-03									



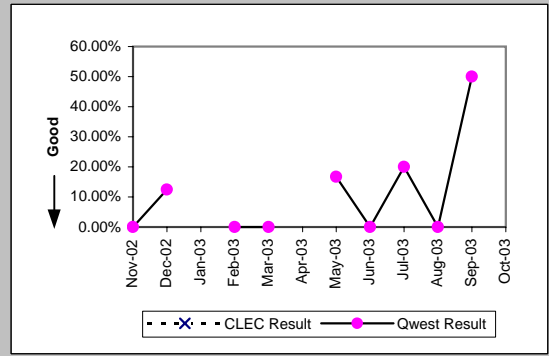
*Results exclude No Trouble Found and Test OK reports unless QWEST trouble is found on another report within 30 days of the original report. A 30-day window necessitates reporting a month behind

MR-7B* - Repair Repeat Report Rate (Percent) - Dispatches outside MSAs

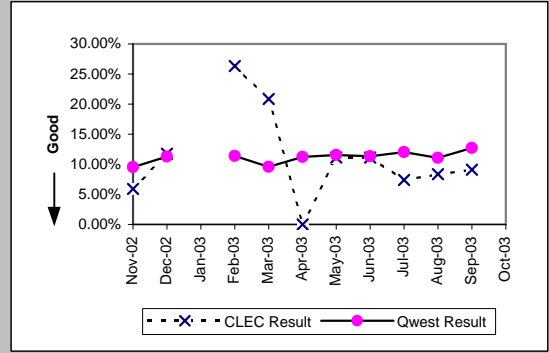
PBX (Parity)									
Date	CLEC Num	CLEC Denc	CLEC Resu	CLEC Std I	Qwest Num	Qwest Denc	Qwest Resu	Mod Z Scr	Parity Scr
Nov-02	0	1	0.00%	0.00%	3	6	50.00%	-0.93	-1.56
Dec-02	0	1	0.00%	0.00%	1	6	16.67%	-0.41	-1.25
Jan-03									
Feb-03	0	1	0.00%	0.00%	0	10	0.00%	N/A	N/A
Mar-03					1	14	7.14%		
Apr-03					0	4	0.00%		
May-03					1	21	4.76%		
Jun-03	0	2	0.00%	0.00%	1	4	25.00%	-0.67	-1.41
Jul-03					0	3	0.00%		
Aug-03					0	8	0.00%		
Sep-03					1	8	12.50%		
Oct-03									



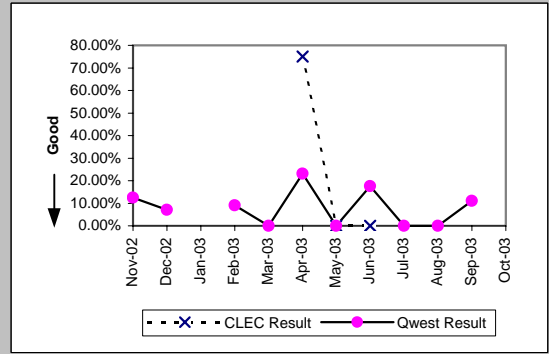
Basic Rate ISDN (Parity)									
Date	CLEC Num	CLEC Denc	CLEC Resu	CLEC Std I	Qwest Num	Qwest Denc	Qwest Resu	Mod Z Scr	Parity Scr
Nov-02					0	4	0.00%		
Dec-02					1	8	12.50%		
Jan-03									
Feb-03					0	2	0.00%		
Mar-03					0	4	0.00%		
Apr-03									
May-03					1	6	16.67%		
Jun-03					0	1	0.00%		
Jul-03					1	5	20.00%		
Aug-03					0	6	0.00%		
Sep-03					2	4	50.00%		
Oct-03									



UNE - P (POTS) (Parity)									
Date	CLEC Num	CLEC Denc	CLEC Resu	CLEC Std I	Qwest Num	Qwest Denc	Qwest Resu	Mod Z Scr	Parity Scr
Nov-02	1	17	5.88%	23.53%	261	2734	9.55%	-0.51	-1.31
Dec-02	2	17	11.76%	32.22%	394	3500	11.26%	0.14	-0.92
Jan-03									
Feb-03	5	19	26.32%	44.03%	309	2715	11.38%	1.81	0.1
Mar-03	5	24	20.83%	40.61%	287	2999	9.57%	1.67	0.02
Apr-03	0	23	0.00%	0.00%	318	2830	11.24%	-1.7	-2.03
May-03	3	27	11.11%	31.43%	311	2695	11.54%	-0.07	-1.04
Jun-03	2	18	11.11%	31.43%	302	2663	11.34%	-0.03	-1.02
Jul-03	2	27	7.41%	26.19%	360	2995	12.02%	-0.73	-1.45
Aug-03	1	12	8.33%	27.64%	328	2970	11.04%	-0.3	-1.18
Sep-03	1	11	9.09%	28.75%	345	2715	12.71%	-0.36	-1.22
Oct-03									



UNE P (Centrex) (Parity)									
Date	CLEC Num	CLEC Denc	CLEC Resu	CLEC Std I	Qwest Num	Qwest Denc	Qwest Resu	Mod Z Scr	Parity Scr
Nov-02					1	8	12.50%		
Dec-02					1	14	7.14%		
Jan-03									
Feb-03					1	11	9.09%		
Mar-03					0	9	0.00%		
Apr-03	3	4	75.00%	43.30%	3	13	23.08%	1.7	0.04
May-03	0	1	0.00%	0.00%	0	5	0.00%	N/A	N/A
Jun-03	0	1	0.00%	0.00%	3	17	17.65%	-0.45	-1.27
Jul-03					0	9	0.00%		
Aug-03					0	18	0.00%		
Sep-03					1	9	11.11%		
Oct-03									

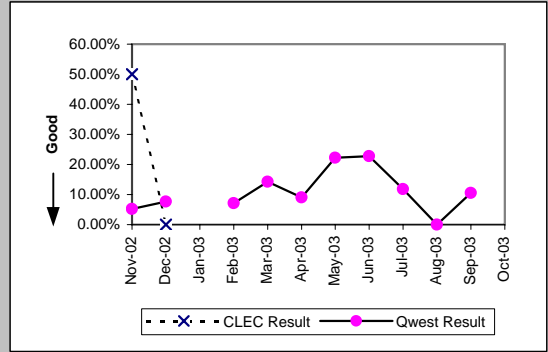


*Results exclude No Trouble Found and Test OK reports unless QWEST trouble is found on another report within 30 days of the original report. A 30-day window necessitates reporting a month behind

MR-7B* - Repair Repeat Report Rate (Percent) - Dispatches outside MSAs

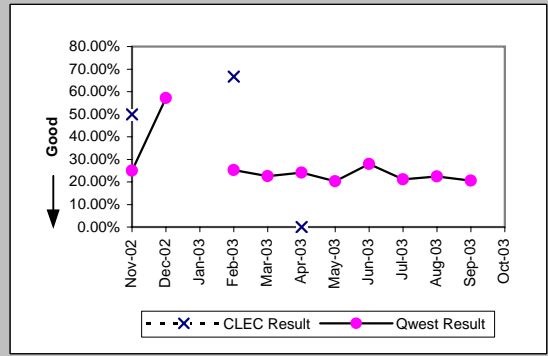
UNE P (Centrex 21) (Parity)

Date	CLEC Num	CLEC Denc	CLEC Resu	CLEC Std I	Qwest Num	Qwest Denc	Qwest Resu	Mod Z Scr	Parity Scr
Nov-02	1	2	50.00%	50.00%	1	19	5.26%	1.36	-0.17
Dec-02	0	1	0.00%	0.00%	1	13	7.69%	-0.28	-1.17
Jan-03									
Feb-03					1	14	7.14%		
Mar-03					2	14	14.29%		
Apr-03					1	11	9.09%		
May-03					4	18	22.22%		
Jun-03					5	22	22.73%		
Jul-03					2	17	11.76%		
Aug-03					0	18	0.00%		
Sep-03					2	19	10.53%		
Oct-03									



Line Sharing (Diagnostic)

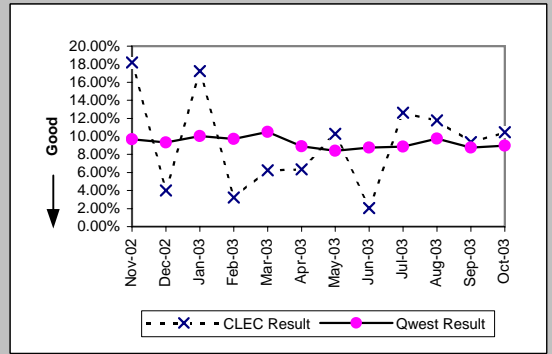
Date	CLEC Num	CLEC Denc	CLEC Resu	CLEC Std I	Qwest Num	Qwest Denc	Qwest Resu	Mod Z Scr	Parity Scr
Nov-02	1	2	50.00%	50.00%	1	4	25.00%	0.32	-0.8
Dec-02					4	7	57.14%		
Jan-03									
Feb-03	2	3	66.67%	47.14%	52	206	25.24%	1.37	-0.17
Mar-03					54	239	22.59%		
Apr-03	0	1	0.00%	0.00%	63	261	24.14%	-0.56	-1.34
May-03					53	262	20.23%		
Jun-03					7	25	28.00%		
Jul-03					11	52	21.15%		
Aug-03					22	98	22.45%		
Sep-03					21	102	20.59%		
Oct-03									



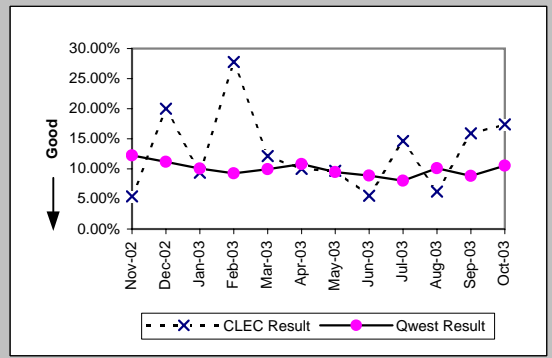
*Results exclude No Trouble Found and Test OK reports unless QWEST trouble is found on another report within 30 days of the original report. A 30-day window necessitates reporting a month behind

MR-7C - Repair Repeat Report Rate (Percent) - No dispatches

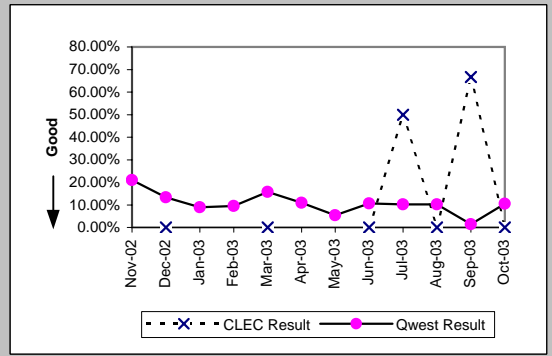
Residence (Parity)									
Date	CLEC Num	CLEC Denc	CLEC Resu	CLEC Std E	Qwest Num	Qwest Denc	Qwest Resu	Mod Z Scr	Parity Scr
Nov-02	4	22	18.18%	38.57%	352	3639	9.67%	1.25	-0.24
Dec-02	1	25	4.00%	19.60%	313	3360	9.32%	-0.91	-1.55
Jan-03	5	29	17.24%	37.77%	354	3527	10.04%	1.22	-0.26
Feb-03	1	31	3.23%	17.67%	315	3245	9.71%	-1.21	-1.74
Mar-03	4	64	6.25%	24.21%	352	3357	10.49%	-1.1	-1.67
Apr-03	4	63	6.35%	24.38%	272	3054	8.91%	-0.71	-1.43
May-03	7	68	10.29%	30.39%	245	2912	8.41%	0.58	-0.65
Jun-03	1	49	2.04%	14.14%	256	2918	8.77%	-1.65	-2
Jul-03	12	95	12.63%	33.22%	293	3305	8.87%	1.24	-0.25
Aug-03	8	68	11.76%	32.22%	326	3344	9.75%	0.58	-0.65
Sep-03	10	107	9.35%	29.11%	323	3681	8.77%	0.24	-0.85
Oct-03	11	105	10.48%	30.62%	309	3445	8.97%	0.56	-0.66



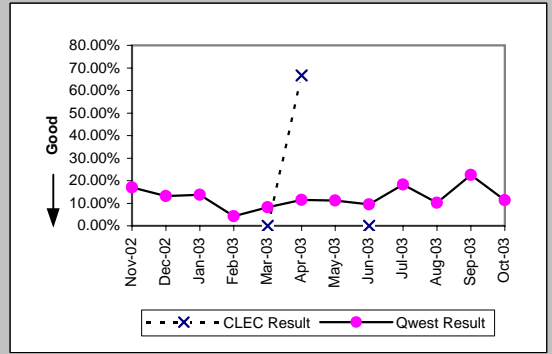
Business (Parity)									
Date	CLEC Num	CLEC Denc	CLEC Resu	CLEC Std E	Qwest Num	Qwest Denc	Qwest Resu	Mod Z Scr	Parity Scr
Nov-02	2	37	5.41%	22.61%	75	612	12.25%	-1.23	-1.75
Dec-02	7	35	20.00%	40.00%	59	528	11.17%	1.48	-0.1
Jan-03	3	32	9.38%	29.15%	62	618	10.03%	-0.12	-1.07
Feb-03	10	36	27.78%	44.79%	57	616	9.25%	3.06	0.86
Mar-03	4	33	12.12%	32.64%	52	524	9.92%	0.44	-0.73
Apr-03	4	40	10.00%	30.00%	61	565	10.80%	-0.16	-1.1
May-03	3	31	9.68%	29.57%	50	527	9.49%	0.09	-0.95
Jun-03	2	36	5.56%	22.91%	45	508	8.86%	-0.67	-1.41
Jul-03	6	41	14.63%	35.34%	44	549	8.01%	1.39	-0.16
Aug-03	2	32	6.25%	24.21%	48	476	10.08%	-0.7	-1.42
Sep-03	7	44	15.91%	36.58%	50	565	8.85%	1.46	-0.11
Oct-03	8	46	17.39%	37.90%	62	588	10.54%	1.37	-0.17



Centrex (Parity)									
Date	CLEC Num	CLEC Denc	CLEC Resu	CLEC Std E	Qwest Num	Qwest Denc	Qwest Resu	Mod Z Scr	Parity Scr
Nov-02					21	100	21.00%		
Dec-02	0	1	0.00%	0.00%	12	90	13.33%	-0.39	-1.24
Jan-03					9	101	8.91%		
Feb-03					10	105	9.52%		
Mar-03	0	1	0.00%	0.00%	12	76	15.79%	-0.43	-1.26
Apr-03					11	101	10.89%		
May-03					4	74	5.41%		
Jun-03	0	2	0.00%	0.00%	8	75	10.67%	-0.48	-1.29
Jul-03	2	4	50.00%	50.00%	9	88	10.23%	1.86	0.13
Aug-03	0	1	0.00%	0.00%	8	78	10.26%	-0.34	-1.2
Sep-03	2	3	66.67%	47.14%	1	70	1.43%	3.06	0.86
Oct-03	0	1	0.00%	0.00%	8	76	10.53%	-0.34	-1.21

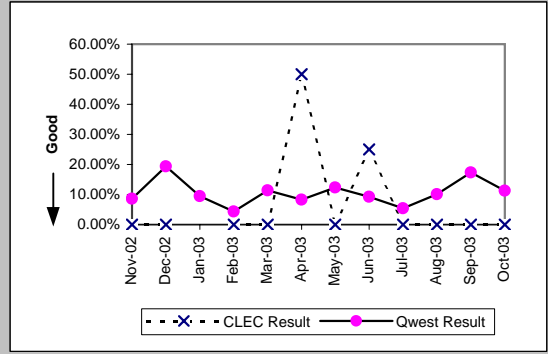


Centrex 21 (Parity)									
Date	CLEC Num	CLEC Denc	CLEC Resu	CLEC Std E	Qwest Num	Qwest Denc	Qwest Resu	Mod Z Scr	Parity Scr
Nov-02					14	82	17.07%		
Dec-02					9	68	13.24%		
Jan-03					12	87	13.79%		
Feb-03					4	93	4.30%		
Mar-03	0	2	0.00%	0.00%	6	73	8.22%	-0.42	-1.25
Apr-03	2	3	66.67%	47.14%	11	96	11.46%	2.07	0.26
May-03					11	98	11.22%		
Jun-03	0	1	0.00%	0.00%	9	95	9.47%	-0.32	-1.2
Jul-03					17	93	18.28%		
Aug-03					7	69	10.14%		
Sep-03					19	84	22.62%		
Oct-03					9	79	11.39%		

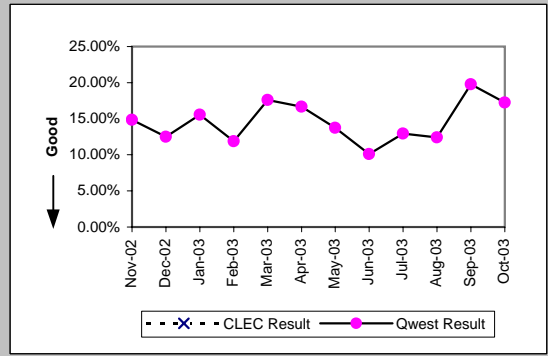


MR-7C - Repair Repeat Report Rate (Percent) - No dispatches

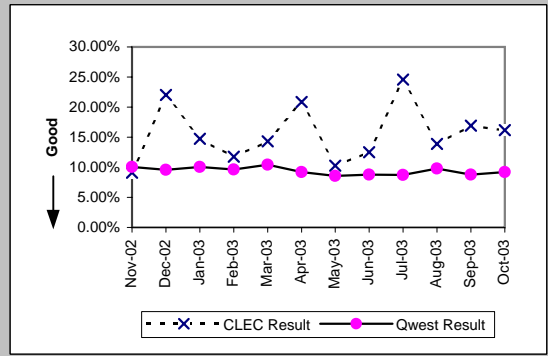
PBX (Parity)									
Date	CLEC Num	CLEC Denc	CLEC Resu	CLEC Std E	Qwest Num	Qwest Denc	Qwest Resu	Mod Z Scr	Parity Scr
Nov-02	0	3	0.00%	0.00%	7	81	8.64%	-0.52	-1.32
Dec-02	0	1	0.00%	0.00%	17	88	19.32%	-0.49	-1.3
Jan-03	0	7	0.00%	0.00%	7	74	9.46%		
Feb-03	0	1	0.00%	0.00%	3	68	4.41%	-0.21	-1.13
Mar-03	0	2	0.00%	0.00%	9	79	11.39%	-0.5	-1.3
Apr-03	1	2	50.00%	50.00%	5	60	8.33%	1.33	-0.19
May-03	0	2	0.00%	0.00%	8	65	12.31%	-0.52	-1.32
Jun-03	1	4	25.00%	43.30%	5	54	9.26%	0.82	-0.5
Jul-03	0	2	0.00%	0.00%	3	55	5.45%	-0.33	-1.2
Aug-03	0	4	0.00%	0.00%	8	79	10.13%	-0.65	-1.4
Sep-03	0	2	0.00%	0.00%	12	69	17.39%	-0.64	-1.39
Oct-03	0	1	0.00%	0.00%	10	89	11.24%	-0.35	-1.22



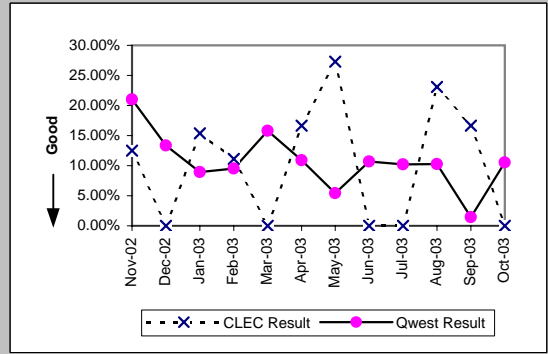
Basic Rate ISDN (Parity)									
Date	CLEC Num	CLEC Denc	CLEC Resu	CLEC Std E	Qwest Num	Qwest Denc	Qwest Resu	Mod Z Scr	Parity Scr
Nov-02					15	101	14.85%		
Dec-02					14	112	12.50%		
Jan-03					19	122	15.57%		
Feb-03					17	143	11.89%		
Mar-03					25	142	17.61%		
Apr-03					20	120	16.67%		
May-03					14	102	13.73%		
Jun-03					10	99	10.10%		
Jul-03					11	85	12.94%		
Aug-03					16	129	12.40%		
Sep-03					18	91	19.78%		
Oct-03					20	116	17.24%		



UNE - P (POTS) (Parity)									
Date	CLEC Num	CLEC Denc	CLEC Resu	CLEC Std E	Qwest Num	Qwest Denc	Qwest Resu	Mod Z Scr	Parity Scr
Nov-02	6	66	9.09%	28.75%	427	4251	10.04%	-0.26	-1.16
Dec-02	11	50	22.00%	41.42%	372	3888	9.57%	2.61	0.59
Jan-03	9	61	14.75%	35.46%	416	4145	10.04%	1.18	-0.28
Feb-03	8	68	11.76%	32.22%	372	3861	9.63%	0.61	-0.63
Mar-03	7	49	14.29%	34.99%	404	3881	10.41%	0.88	-0.46
Apr-03	10	48	20.83%	40.61%	333	3619	9.20%	2.44	0.49
May-03	8	78	10.26%	30.34%	295	3439	8.58%	0.55	-0.66
Jun-03	6	48	12.50%	33.07%	301	3426	8.79%	0.9	-0.45
Jul-03	15	61	24.59%	43.06%	337	3854	8.74%	3.65	1.22
Aug-03	10	72	13.89%	34.58%	374	3820	9.79%	1.13	-0.31
Sep-03	12	71	16.90%	37.48%	373	4246	8.78%	2.18	0.33
Oct-03	11	68	16.18%	36.82%	371	4033	9.20%	1.83	0.11

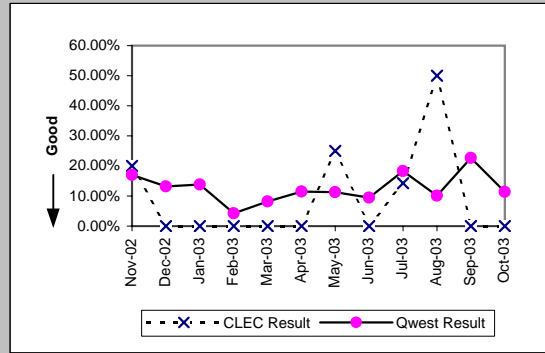


UNE P (Centrex) (Parity)									
Date	CLEC Num	CLEC Denc	CLEC Resu	CLEC Std E	Qwest Num	Qwest Denc	Qwest Resu	Mod Z Scr	Parity Scr
Nov-02	1	8	12.50%	33.07%	21	100	21.00%	-0.57	-1.35
Dec-02	0	7	0.00%	0.00%	12	90	13.33%	-1	-1.61
Jan-03	2	13	15.38%	36.08%	9	101	8.91%	0.71	-0.57
Feb-03	1	9	11.11%	31.43%	10	105	9.52%	0.17	-0.89
Mar-03	0	8	0.00%	0.00%	12	76	15.79%	-1.16	-1.71
Apr-03	2	12	16.67%	37.27%	11	101	10.89%	0.58	-0.65
May-03	3	11	27.27%	44.54%	4	74	5.41%	2.03	0.23
Jun-03	0	6	0.00%	0.00%	8	75	10.67%	-0.81	-1.5
Jul-03	0	4	0.00%	0.00%	9	88	10.23%	-0.66	-1.4
Aug-03	3	13	23.08%	42.13%	8	78	10.26%	1.2	-0.27
Sep-03	1	6	16.67%	37.27%	1	70	1.43%	1.46	-0.11
Oct-03	0	5	0.00%	0.00%	8	76	10.53%	-0.74	-1.45

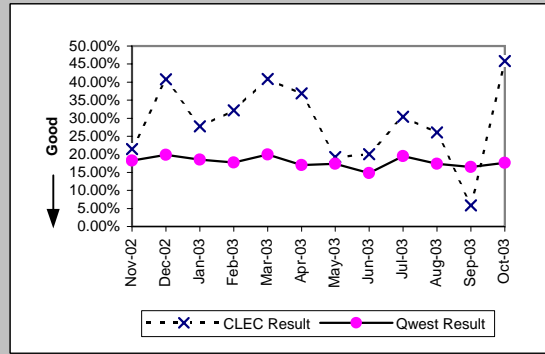


MR-7C - Repair Repeat Report Rate (Percent) - No dispatches

UNE P (Centrex 21) (Parity)									
Date	CLEC Num	CLEC Denc	CLEC Resu	CLEC Std	Qwest Num	Qwest Denc	Qwest Resu	Mod Z Scr	Parity Scr
Nov-02	1	5	20.00%	40.00%	14	82	17.07%	0.17	-0.9
Dec-02	0	6	0.00%	0.00%	9	68	13.24%	-0.92	-1.56
Jan-03	0	4	0.00%	0.00%	12	87	13.79%	-0.78	-1.48
Feb-03	0	9	0.00%	0.00%	4	93	4.30%	-0.61	-1.37
Mar-03	0	9	0.00%	0.00%	6	73	8.22%	-0.85	-1.51
Apr-03	0	3	0.00%	0.00%	11	96	11.46%	-0.61	-1.37
May-03	2	8	25.00%	43.30%	11	98	11.22%	1.03	-0.37
Jun-03	0	5	0.00%	0.00%	9	95	9.47%	-0.71	-1.43
Jul-03	1	7	14.29%	34.99%	17	93	18.28%	-0.26	-1.16
Aug-03	3	6	50.00%	50.00%	7	69	10.14%	2.24	0.36
Sep-03	0	4	0.00%	0.00%	19	84	22.62%	-1.06	-1.64
Oct-03	0	3	0.00%	0.00%	9	79	11.39%	-0.61	-1.37

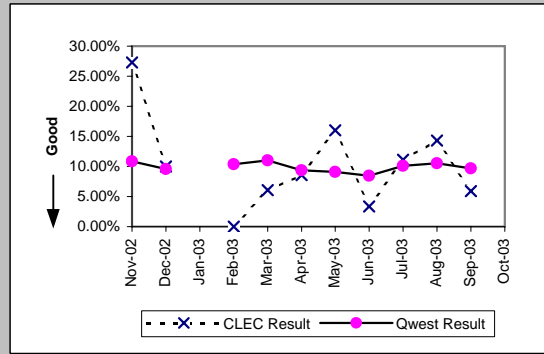


Line Sharing (Diagnostic)									
Date	CLEC Num	CLEC Denc	CLEC Resu	CLEC Std	Qwest Num	Qwest Denc	Qwest Resu	Mod Z Scr	Parity Scr
Nov-02	6	28	21.43%	41.03%	57	312	18.27%	0.43	-0.74
Dec-02	11	27	40.74%	49.14%	68	342	19.88%	2.37	0.44
Jan-03	10	36	27.78%	44.79%	73	394	18.53%	1.31	-0.21
Feb-03	9	28	32.14%	46.70%	275	1550	17.74%	1.84	0.12
Mar-03	9	22	40.91%	49.17%	309	1552	19.91%	2.24	0.36
Apr-03	7	19	36.84%	48.24%	299	1756	17.03%	2.06	0.25
May-03	5	26	19.23%	39.41%	287	1650	17.39%	0.28	-0.83
Jun-03	2	10	20.00%	40.00%	207	1402	14.76%	0.49	-0.7
Jul-03	7	23	30.43%	46.01%	312	1602	19.48%	1.26	-0.23
Aug-03	6	23	26.09%	43.91%	264	1516	17.41%	1.06	-0.36
Sep-03	1	17	5.88%	23.53%	301	1828	16.47%	-1.17	-1.71
Oct-03	11	24	45.83%	49.83%	409	2318	17.64%	3.16	0.92

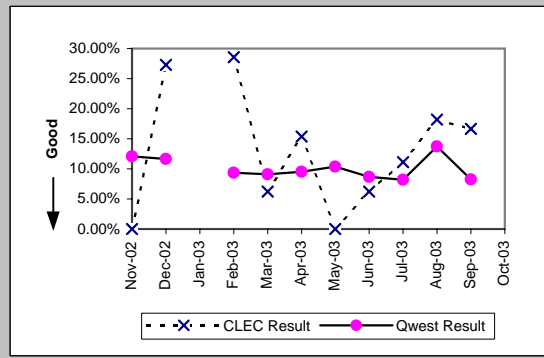


MR-7C* - Repair Repeat Report Rate (Percent) - No dispatches

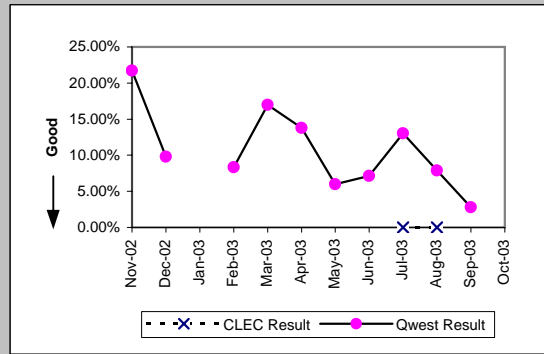
Residence (Parity)									
Date	CLEC Num	CLEC Denc	CLEC Resu	CLEC Std E	Qwest Num	Qwest Denc	Qwest Resu	Mod Z Scr	Parity Scr
Nov-02	3	11	27.27%	44.54%	176	1625	10.83%	1.52	-0.08
Dec-02	1	10	10.00%	30.00%	148	1546	9.57%	0.13	-0.92
Jan-03									
Feb-03	0	17	0.00%	0.00%	165	1589	10.38%	-1.4	-1.85
Mar-03	2	33	6.06%	23.86%	189	1714	11.03%	-0.9	-1.55
Apr-03	3	35	8.57%	27.99%	139	1481	9.39%	-0.16	-1.1
May-03	4	25	16.00%	36.66%	120	1317	9.11%	1.12	-0.32
Jun-03	1	30	3.33%	17.95%	114	1345	8.48%	-1	-1.61
Jul-03	6	54	11.11%	31.43%	151	1494	10.11%	0.28	-0.83
Aug-03	5	35	14.29%	34.99%	145	1378	10.52%	0.73	-0.56
Sep-03	3	51	5.88%	23.53%	169	1744	9.69%	-0.91	-1.55
Oct-03									



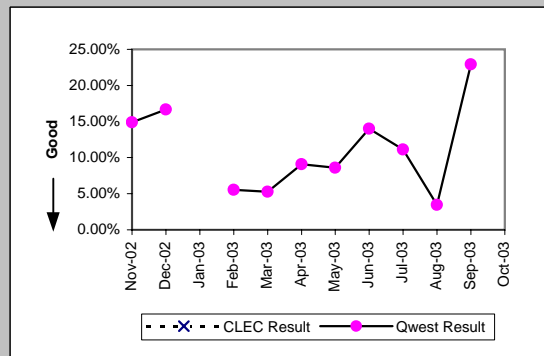
Business (Parity)									
Date	CLEC Num	CLEC Denc	CLEC Resu	CLEC Std E	Qwest Num	Qwest Denc	Qwest Resu	Mod Z Scr	Parity Scr
Nov-02	0	15	0.00%	0.00%	41	339	12.09%	-1.41	-1.85
Dec-02	6	22	27.27%	44.54%	34	292	11.64%	1.92	0.17
Jan-03									
Feb-03	6	21	28.57%	45.18%	32	341	9.38%	2.4	0.46
Mar-03	1	16	6.25%	24.21%	27	297	9.09%	-0.39	-1.23
Apr-03	2	13	15.38%	36.08%	31	325	9.54%	0.69	-0.58
May-03	0	13	0.00%	0.00%	28	270	10.37%	-1.2	-1.73
Jun-03	1	16	6.25%	24.21%	23	266	8.65%	-0.33	-1.2
Jul-03	1	9	11.11%	31.43%	22	268	8.21%	0.34	-0.79
Aug-03	2	11	18.18%	38.57%	32	233	13.73%	0.44	-0.73
Sep-03	3	18	16.67%	37.27%	26	315	8.25%	1.15	-0.3
Oct-03									



Centrex (Parity)									
Date	CLEC Num	CLEC Denc	CLEC Resu	CLEC Std E	Qwest Num	Qwest Denc	Qwest Resu	Mod Z Scr	Parity Scr
Nov-02					15	69	21.74%		
Dec-02					5	51	9.80%		
Jan-03									
Feb-03					6	72	8.33%		
Mar-03					9	53	16.98%		
Apr-03					8	58	13.79%		
May-03					3	50	6.00%		
Jun-03					3	42	7.14%		
Jul-03	0	1	0.00%	0.00%	6	46	13.04%	-0.38	-1.23
Aug-03	0	1	0.00%	0.00%	3	38	7.89%	-0.29	-1.18
Sep-03					1	36	2.78%		
Oct-03									



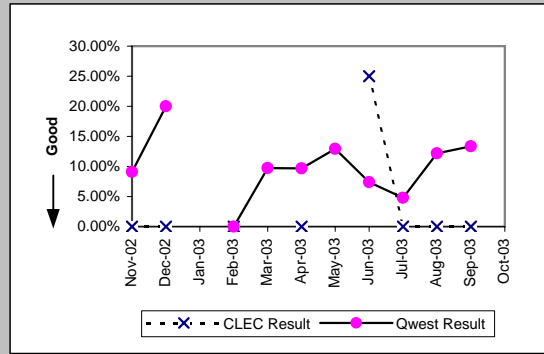
Centrex 21 (Parity)									
Date	CLEC Num	CLEC Denc	CLEC Resu	CLEC Std E	Qwest Num	Qwest Denc	Qwest Resu	Mod Z Scr	Parity Scr
Nov-02					7	47	14.89%		
Dec-02					7	42	16.67%		
Jan-03									
Feb-03					3	54	5.56%		
Mar-03					2	38	5.26%		
Apr-03					5	55	9.09%		
May-03					5	58	8.62%		
Jun-03					7	50	14.00%		
Jul-03					5	45	11.11%		
Aug-03					1	29	3.45%		
Sep-03					11	48	22.92%		
Oct-03									



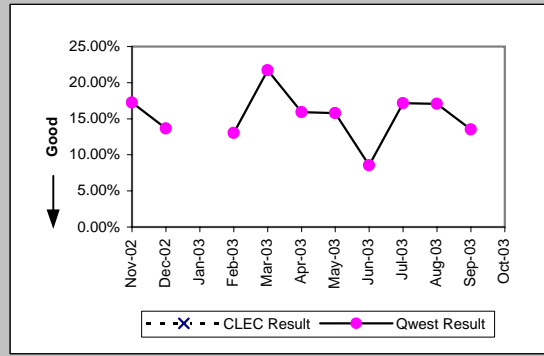
*Results exclude No Trouble Found and Test OK reports unless QWEST trouble is found on another report within 30 days of the original report. A 30-day window necessitates reporting a month behind

MR-7C* - Repair Repeat Report Rate (Percent) - No dispatches

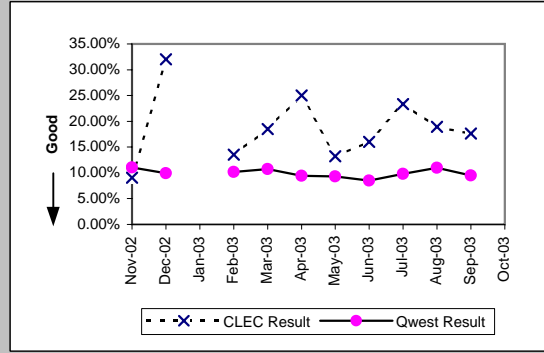
PBX (Parity)									
Date	CLEC Num	CLEC Denc	CLEC Resu	CLEC Std	Qwest Num	Qwest Denc	Qwest Resu	Mod Z Scr	Parity Scr
Nov-02	0	1	0.00%	0.00%	3	33	9.09%	-0.31	-1.19
Dec-02	0	1	0.00%	0.00%	7	35	20.00%	-0.49	-1.3
Jan-03									
Feb-03	0	1	0.00%	0.00%	0	40	0.00%	N/A	N/A
Mar-03					4	41	9.76%		
Apr-03	0	1	0.00%	0.00%	3	31	9.68%	-0.32	-1.2
May-03					4	31	12.90%		
Jun-03	1	4	25.00%	43.30%	2	27	7.41%	0.86	-0.47
Jul-03	0	1	0.00%	0.00%	1	21	4.76%	-0.22	-1.13
Aug-03	0	3	0.00%	0.00%	5	41	12.20%	-0.62	-1.38
Sep-03	0	2	0.00%	0.00%	4	30	13.33%	-0.54	-1.33
Oct-03									



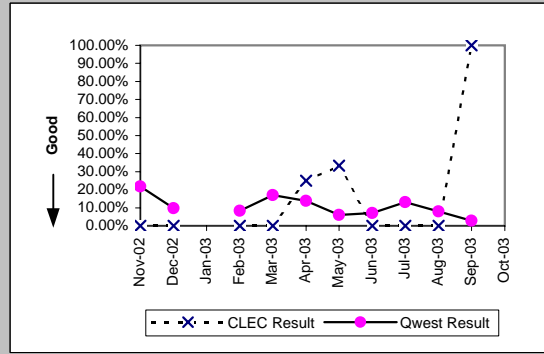
Basic Rate ISDN (Parity)									
Date	CLEC Num	CLEC Denc	CLEC Resu	CLEC Std	Qwest Num	Qwest Denc	Qwest Resu	Mod Z Scr	Parity Scr
Nov-02					5	29	17.24%		
Dec-02					6	44	13.64%		
Jan-03									
Feb-03					9	69	13.04%		
Mar-03					10	46	21.74%		
Apr-03					7	44	15.91%		
May-03					6	38	15.79%		
Jun-03					3	35	8.57%		
Jul-03					6	35	17.14%		
Aug-03					7	41	17.07%		
Sep-03					5	37	13.51%		
Oct-03									



UNE - P (POTS) (Parity)									
Date	CLEC Num	CLEC Denc	CLEC Resu	CLEC Std	Qwest Num	Qwest Denc	Qwest Resu	Mod Z Scr	Parity Scr
Nov-02	4	44	9.09%	28.75%	217	1964	11.05%	-0.41	-1.25
Dec-02	8	25	32.00%	46.65%	182	1838	9.90%	3.02	0.84
Jan-03									
Feb-03	5	37	13.51%	34.19%	197	1930	10.21%	0.68	-0.59
Mar-03	5	27	18.52%	38.84%	216	2011	10.74%	1.23	-0.25
Apr-03	7	28	25.00%	43.30%	170	1806	9.41%	2.4	0.46
May-03	7	53	13.21%	33.86%	148	1587	9.33%	0.94	-0.43
Jun-03	4	25	16.00%	36.66%	137	1611	8.50%	1.24	-0.24
Jul-03	7	30	23.33%	42.30%	173	1762	9.82%	2.16	0.32
Aug-03	7	37	18.92%	39.17%	177	1611	10.99%	1.43	-0.13
Sep-03	6	34	17.65%	38.12%	195	2059	9.47%	1.5	-0.09
Oct-03									



UNE P (Centrex) (Parity)									
Date	CLEC Num	CLEC Denc	CLEC Resu	CLEC Std	Qwest Num	Qwest Denc	Qwest Resu	Mod Z Scr	Parity Scr
Nov-02	0	5	0.00%	0.00%	15	69	21.74%	-1.14	-1.69
Dec-02	0	2	0.00%	0.00%	5	51	9.80%	-0.46	-1.28
Jan-03									
Feb-03	0	6	0.00%	0.00%	6	72	8.33%	-0.71	-1.43
Mar-03	0	8	0.00%	0.00%	9	53	16.98%	-1.19	-1.72
Apr-03	2	8	25.00%	43.30%	8	58	13.79%	0.77	-0.53
May-03	1	3	33.33%	47.14%	3	50	6.00%	1.24	-0.25
Jun-03	0	1	0.00%	0.00%	3	42	7.14%	-0.27	-1.17
Jul-03	0	1	0.00%	0.00%	6	46	13.04%	-0.38	-1.23
Aug-03	0	6	0.00%	0.00%	3	38	7.89%	-0.67	-1.41
Sep-03	1	1	100.00%	0.00%	1	36	2.78%	2.01	0.22
Oct-03									

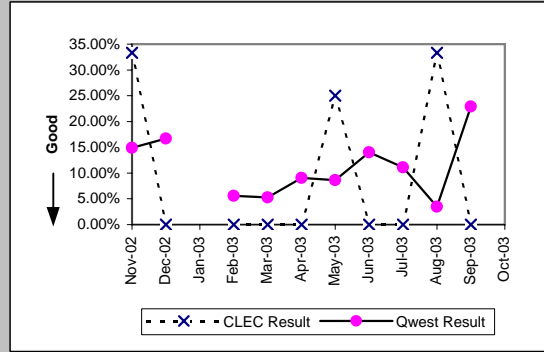


*Results exclude No Trouble Found and Test OK reports unless QWEST trouble is found on another report within 30 days of the original report. A 30-day window necessitates reporting a month behind

MR-7C* - Repair Repeat Report Rate (Percent) - No dispatches

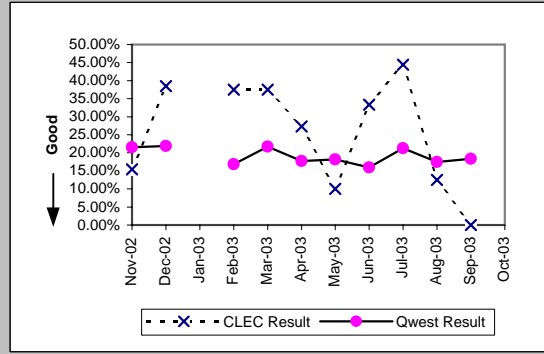
UNE P (Centrex 21) (Parity)

Date	CLEC Num	CLEC Denc	CLEC Resu	CLEC Std	Qwest Num	Qwest Denc	Qwest Resu	Mod Z Scr	Parity Scr
Nov-02	1	3	33.33%	47.14%	7	47	14.89%	0.7	-0.58
Dec-02	0	2	0.00%	0.00%	7	42	16.67%	-0.62	-1.38
Jan-03									
Feb-03	0	5	0.00%	0.00%	3	54	5.56%	-0.52	-1.32
Mar-03	0	3	0.00%	0.00%	2	38	5.26%	-0.39	-1.24
Apr-03	0	3	0.00%	0.00%	5	55	9.09%	-0.53	-1.32
May-03	1	4	25.00%	43.30%	5	58	8.62%	0.87	-0.47
Jun-03	0	3	0.00%	0.00%	7	50	14.00%	-0.68	-1.41
Jul-03	0	2	0.00%	0.00%	5	45	11.11%	-0.49	-1.3
Aug-03	1	3	33.33%	47.14%	1	29	3.45%	1.37	-0.17
Sep-03	0	1	0.00%	0.00%	11	48	22.92%	-0.54	-1.33
Oct-03									



Line Sharing (Diagnostic)

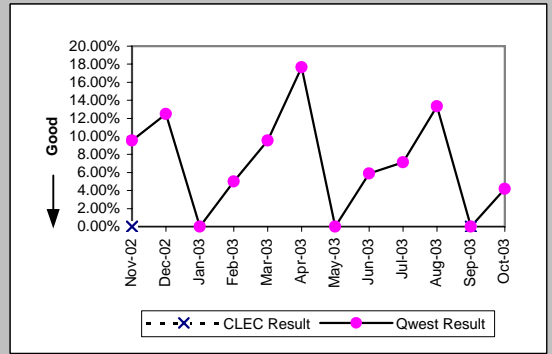
Date	CLEC Num	CLEC Denc	CLEC Resu	CLEC Std	Qwest Num	Qwest Denc	Qwest Resu	Mod Z Scr	Parity Scr
Nov-02	2	13	15.38%	36.08%	36	167	21.56%	-0.52	-1.32
Dec-02	5	13	38.46%	48.65%	44	201	21.89%	1.31	-0.21
Jan-03									
Feb-03	3	8	37.50%	48.41%	168	999	16.82%	1.39	-0.16
Mar-03	3	8	37.50%	48.41%	214	986	21.70%	1.01	-0.39
Apr-03	3	11	27.27%	44.54%	195	1101	17.71%	0.8	-0.51
May-03	1	10	10.00%	30.00%	194	1067	18.18%	-0.67	-1.41
Jun-03	1	3	33.33%	47.14%	147	922	15.94%	0.71	-0.57
Jul-03	4	9	44.44%	49.69%	230	1079	21.32%	1.53	-0.07
Aug-03	1	8	12.50%	33.07%	177	1015	17.44%	-0.37	-1.22
Sep-03	0	8	0.00%	0.00%	219	1193	18.36%	-1.34	-1.81
Oct-03									



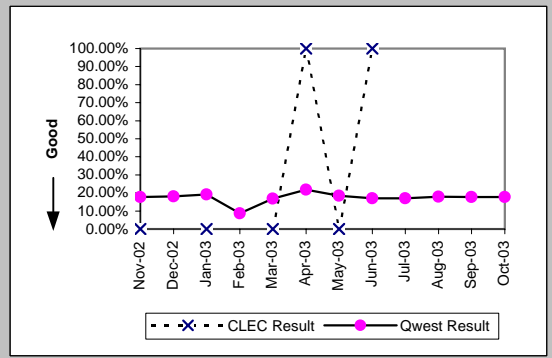
*Results exclude No Trouble Found and Test OK reports unless QWEST trouble is found on another report within 30 days of the original report. A 30-day window necessitates reporting a month behind

MR-7D - Repair Repeat Report Rate (Percent) - Interval Zone One

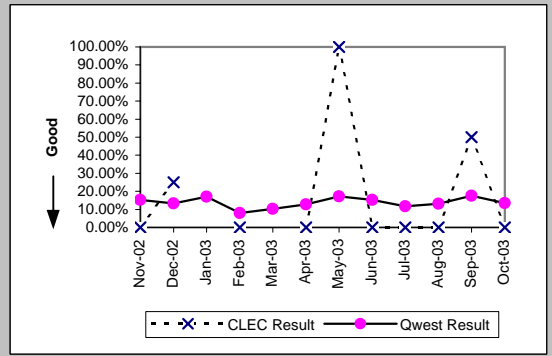
ISDN Primary (Parity)									
Date	CLEC Num	CLEC Denc	CLEC Resu	CLEC Std E	Qwest Num	Qwest Denc	Qwest Resu	Mod Z Scr	Parity Scr
Nov-02	0	1	0.00%	0.00%	2	21	9.52%	-0.32	-1.19
Dec-02					3	24	12.50%		
Jan-03					0	16	0.00%		
Feb-03					1	20	5.00%		
Mar-03					2	21	9.52%		
Apr-03					3	17	17.65%		
May-03					0	26	0.00%		
Jun-03					1	17	5.88%		
Jul-03					2	28	7.14%		
Aug-03					4	30	13.33%		
Sep-03	0	1	0.00%	0.00%	0	27	0.00%	N/A	N/A
Oct-03					1	24	4.17%		



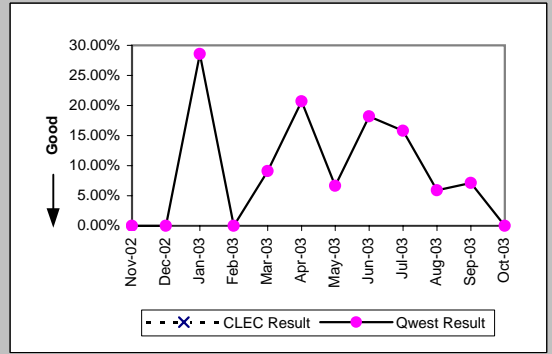
DS0 (Parity)									
Date	CLEC Num	CLEC Denc	CLEC Resu	CLEC Std E	Qwest Num	Qwest Denc	Qwest Resu	Mod Z Scr	Parity Scr
Nov-02	0	1	0.00%	0.00%	66	373	17.69%	-0.46	-1.28
Dec-02					72	400	18.00%		
Jan-03	0	2	0.00%	0.00%	63	328	19.21%	-0.69	-1.42
Feb-03					31	356	8.71%		
Mar-03	0	3	0.00%	0.00%	56	334	16.77%	-0.77	-1.47
Apr-03	1	1	100.00%	0.00%	63	290	21.72%	1.24	-0.25
May-03	0	2	0.00%	0.00%	54	292	18.49%	-0.67	-1.41
Jun-03	2	2	100.00%	0.00%	58	342	16.96%	2.21	0.35
Jul-03					52	304	17.11%		
Aug-03					60	334	17.96%		
Sep-03					60	339	17.70%		
Oct-03					64	361	17.73%		



DS1 (Parity)									
Date	CLEC Num	CLEC Denc	CLEC Resu	CLEC Std E	Qwest Num	Qwest Denc	Qwest Resu	Mod Z Scr	Parity Scr
Nov-02	0	4	0.00%	0.00%	70	461	15.18%	-0.84	-1.51
Dec-02	2	8	25.00%	43.30%	62	469	13.22%	0.9	-0.45
Jan-03					67	392	17.09%		
Feb-03	0	1	0.00%	0.00%	32	400	8.00%	-0.29	-1.18
Mar-03					39	376	10.37%		
Apr-03	0	7	0.00%	0.00%	47	368	12.77%	-1	-1.61
May-03	1	1	100.00%	0.00%	58	336	17.26%	1.37	-0.17
Jun-03	0	1	0.00%	0.00%	66	435	15.17%	-0.42	-1.26
Jul-03	0	5	0.00%	0.00%	46	395	11.65%	-0.81	-1.49
Aug-03	0	3	0.00%	0.00%	66	504	13.10%	-0.67	-1.41
Sep-03	1	2	50.00%	50.00%	85	485	17.53%	0.93	-0.43
Oct-03	0	6	0.00%	0.00%	73	541	13.49%	-0.96	-1.58

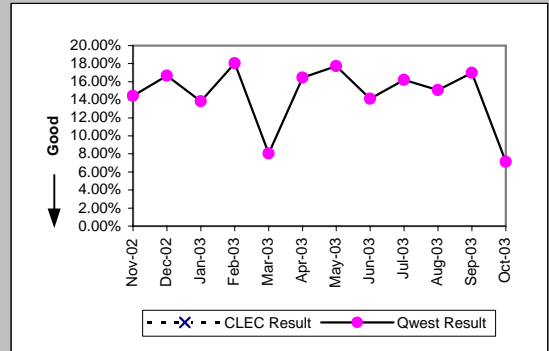


DS3 (Parity)									
Date	CLEC Num	CLEC Denc	CLEC Resu	CLEC Std E	Qwest Num	Qwest Denc	Qwest Resu	Mod Z Scr	Parity Scr
Nov-02					0	7	0.00%		
Dec-02					0	9	0.00%		
Jan-03					4	14	28.57%		
Feb-03					0	13	0.00%		
Mar-03					1	11	9.09%		
Apr-03					6	29	20.69%		
May-03					1	15	6.67%		
Jun-03					2	11	18.18%		
Jul-03					3	19	15.79%		
Aug-03					1	17	5.88%		
Sep-03					1	14	7.14%		
Oct-03					0	18	0.00%		

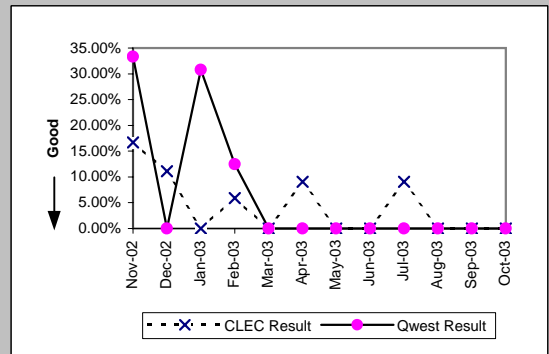


MR-7D - Repair Repeat Report Rate (Percent) - Interval Zone One

Frame Relay (Parity)									
Date	CLEC Num	CLEC Denc	CLEC Resu	CLEC Std	Qwest Num	Qwest Denc	Qwest Resu	Mod Z Scr	Parity Scr
Nov-02					14	97	14.43%		
Dec-02					15	90	16.67%		
Jan-03					13	94	13.83%		
Feb-03					11	61	18.03%		
Mar-03					5	62	8.06%		
Apr-03					14	85	16.47%		
May-03					14	79	17.72%		
Jun-03					12	85	14.12%		
Jul-03					12	74	16.22%		
Aug-03					14	93	15.05%		
Sep-03					18	106	16.98%		
Oct-03					7	98	7.14%		

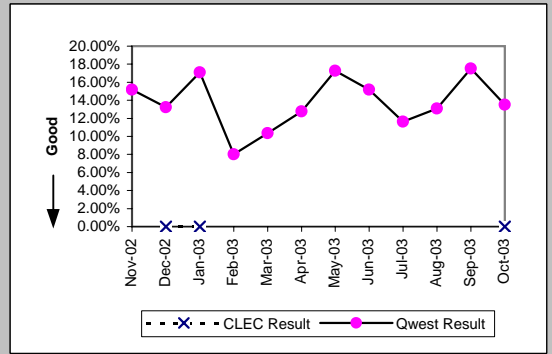


LIS Trunk (Parity)									
Date	CLEC Num	CLEC Denc	CLEC Resu	CLEC Std	Qwest Num	Qwest Denc	Qwest Resu	Mod Z Scr	Parity Scr
Nov-02	1	6	16.67%	37.27%	1	3	33.33%	-0.5	-1.3
Dec-02	1	9	11.11%	31.43%	0	1	0.00%	N/A	-1.08
Jan-03	0	3	0.00%	0.00%	4	13	30.77%	-1.04	-1.63
Feb-03	2	34	5.88%	23.53%	1	8	12.50%	-0.51	-1.31
Mar-03	0	17	0.00%	0.00%	0	6	0.00%	N/A	N/A
Apr-03	1	11	9.09%	28.75%	0	5	0.00%	N/A	-0.8
May-03	0	16	0.00%	0.00%	0	9	0.00%	N/A	N/A
Jun-03	0	6	0.00%	0.00%	0	5	0.00%	N/A	N/A
Jul-03	1	11	9.09%	28.75%	0	5	0.00%	N/A	-0.8
Aug-03	0	15	0.00%	0.00%	0	6	0.00%	N/A	N/A
Sep-03	0	10	0.00%	0.00%	0	5	0.00%	N/A	N/A
Oct-03	0	12	0.00%	0.00%	0	4	0.00%	N/A	N/A

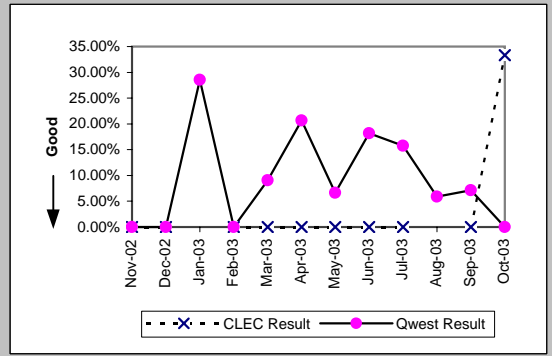


MR-7D - Repair Repeat Report Rate (Percent) - Interval Zone One

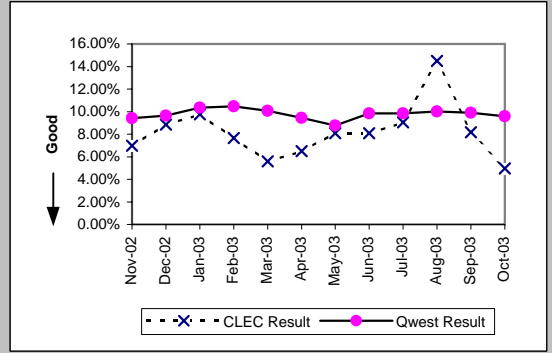
UDIT DS1 (Parity)									
Date	CLEC Num	CLEC Denc	CLEC Resu	CLEC Std E	Qwest Num	Qwest Denc	Qwest Resu	Mod Z Scr	Parity Scr
Nov-02					70	461	15.18%		
Dec-02	0	2	0.00%	0.00%	62	469	13.22%	-0.55	-1.33
Jan-03	0	1	0.00%	0.00%	67	392	17.09%	-0.45	-1.28
Feb-03					32	400	8.00%		
Mar-03					39	376	10.37%		
Apr-03					47	368	12.77%		
May-03					58	336	17.26%		
Jun-03					66	435	15.17%		
Jul-03					46	395	11.65%		
Aug-03					66	504	13.10%		
Sep-03					85	485	17.53%		
Oct-03	0	1	0.00%	0.00%	73	541	13.49%	-0.39	-1.24



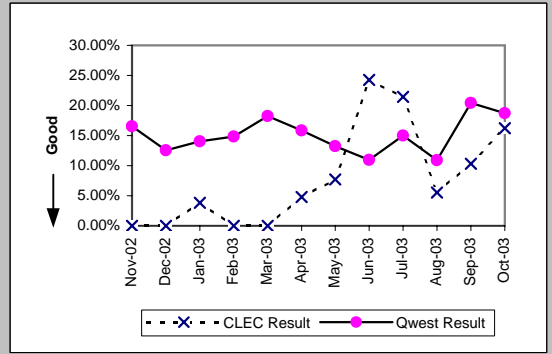
UDIT Above DS1 Level (Parity)									
Date	CLEC Num	CLEC Denc	CLEC Resu	CLEC Std E	Qwest Num	Qwest Denc	Qwest Resu	Mod Z Scr	Parity Scr
Nov-02	0	2	0.00%	0.00%	0	7	0.00%	N/A	N/A
Dec-02	0	1	0.00%	0.00%	0	9	0.00%	N/A	N/A
Jan-03					4	14	28.57%		
Feb-03	0	2	0.00%	0.00%	0	13	0.00%	N/A	N/A
Mar-03	0	3	0.00%	0.00%	1	11	9.09%	-0.49	-1.3
Apr-03	0	1	0.00%	0.00%	6	29	20.69%	-0.5	-1.31
May-03	0	3	0.00%	0.00%	1	15	6.67%	-0.42	-1.26
Jun-03	0	2	0.00%	0.00%	2	11	18.18%	-0.61	-1.37
Jul-03	0	1	0.00%	0.00%	3	19	15.79%	-0.42	-1.26
Aug-03					1	17	5.88%		
Sep-03	0	1	0.00%	0.00%	1	14	7.14%	-0.27	-1.16
Oct-03	1	3	33.33%	47.14%	0	18	0.00%	N/A	-0.06



Unbundled Loop Analog (Parity)									
Date	CLEC Num	CLEC Denc	CLEC Resu	CLEC Std E	Qwest Num	Qwest Denc	Qwest Resu	Mod Z Scr	Parity Scr
Nov-02	17	244	6.97%	25.46%	1732	18371	9.43%	-1.31	-1.79
Dec-02	16	181	8.84%	28.39%	1875	19429	9.65%	-0.37	-1.22
Jan-03	24	246	9.76%	29.67%	2189	21127	10.36%	-0.31	-1.19
Feb-03	15	196	7.65%	26.58%	1737	16605	10.46%	-1.28	-1.78
Mar-03	12	215	5.58%	22.96%	1671	16595	10.07%	-2.17	-2.32
Apr-03	10	154	6.49%	24.64%	1386	14655	9.46%	-1.25	-1.76
May-03	16	198	8.08%	27.25%	1290	14709	8.77%	-0.34	-1.21
Jun-03	17	210	8.10%	27.28%	1541	15670	9.83%	-0.84	-1.51
Jul-03	22	243	9.05%	28.69%	1599	16234	9.85%	-0.41	-1.25
Aug-03	28	193	14.51%	35.22%	1624	16222	10.01%	1.98	0.2
Sep-03	16	196	8.16%	27.38%	1689	17057	9.90%	-0.81	-1.49
Oct-03	13	262	4.96%	21.72%	1993	20810	9.58%	-2.52	-2.53

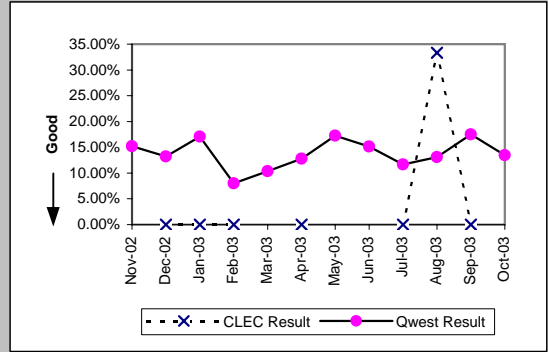


Unbundled Loop - 2 Wire Non-Loaded (Parity)									
Date	CLEC Num	CLEC Denc	CLEC Resu	CLEC Std E	Qwest Num	Qwest Denc	Qwest Resu	Mod Z Scr	Parity Scr
Nov-02	0	28	0.00%	0.00%	25	151	16.56%	-2.16	-2.32
Dec-02	0	14	0.00%	0.00%	23	183	12.57%	-1.37	-1.83
Jan-03	1	26	3.85%	19.23%	23	164	14.02%	-1.39	-1.84
Feb-03	0	16	0.00%	0.00%	28	189	14.81%	-1.6	-1.97
Mar-03	0	14	0.00%	0.00%	38	208	18.27%	-1.71	-2.04
Apr-03	1	21	4.76%	21.30%	23	145	15.86%	-1.3	-1.79
May-03	2	26	7.69%	26.65%	16	121	13.22%	-0.76	-1.46
Jun-03	8	33	24.24%	42.86%	15	137	10.95%	1.87	0.14
Jul-03	6	28	21.43%	41.03%	18	120	15.00%	0.82	-0.5
Aug-03	1	18	5.56%	22.91%	17	156	10.90%	-0.69	-1.42
Sep-03	3	29	10.34%	30.45%	28	137	20.44%	-1.22	-1.74
Oct-03	6	37	16.22%	36.86%	32	171	18.71%	-0.35	-1.21

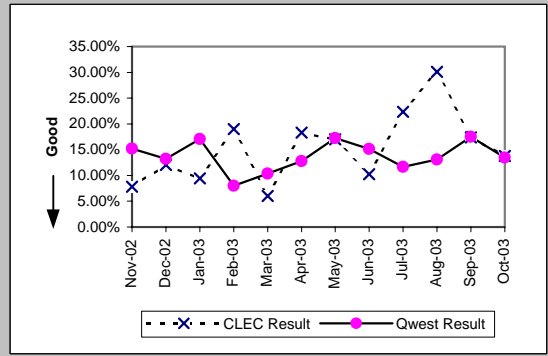


MR-7D - Repair Repeat Report Rate (Percent) - Interval Zone One

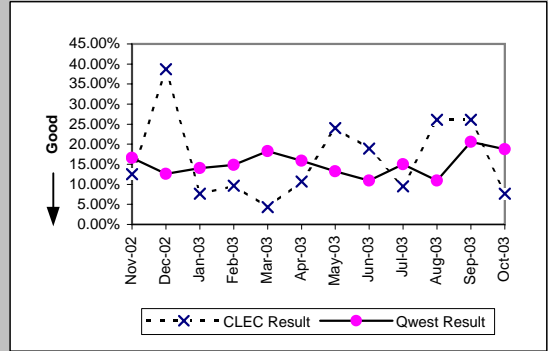
Unbundled Loop - 4 Wire Non-Loaded (Parity)									
Date	CLEC Num	CLEC Denc	CLEC Resu	CLEC Std E	Qwest Num	Qwest Denc	Qwest Resu	Mod Z Scr	Parity Scr
Nov-02					70	461	15.18%		
Dec-02	0	1	0.00%	0.00%	62	469	13.22%	-0.39	-1.24
Jan-03	0	1	0.00%	0.00%	67	392	17.09%	-0.45	-1.28
Feb-03	0	2	0.00%	0.00%	32	400	8.00%	-0.42	-1.25
Mar-03					39	376	10.37%		
Apr-03	0	1	0.00%	0.00%	47	368	12.77%	-0.38	-1.23
May-03					58	336	17.26%		
Jun-03					66	435	15.17%		
Jul-03	0	1	0.00%	0.00%	46	395	11.65%	-0.36	-1.22
Aug-03	1	3	33.33%	47.14%	66	504	13.10%	0.85	-0.48
Sep-03	0	1	0.00%	0.00%	85	485	17.53%	-0.46	-1.28
Oct-03					73	541	13.49%		



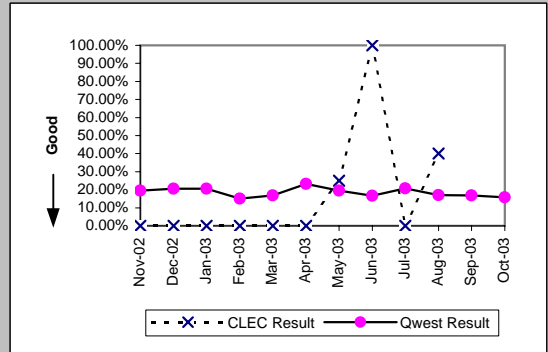
Unbundled Loop - DS1 Capable (Parity)									
Date	CLEC Num	CLEC Denc	CLEC Resu	CLEC Std E	Qwest Num	Qwest Denc	Qwest Resu	Mod Z Scr	Parity Scr
Nov-02	4	51	7.84%	26.88%	70	461	15.18%	-1.39	-1.84
Dec-02	7	58	12.07%	32.58%	62	469	13.22%	-0.24	-1.15
Jan-03	5	53	9.43%	29.23%	67	392	17.09%	-1.39	-1.85
Feb-03	11	58	18.97%	39.20%	32	400	8.00%	2.44	0.48
Mar-03	3	50	6.00%	23.75%	39	376	10.37%	-0.95	-1.58
Apr-03	13	71	18.31%	38.67%	47	368	12.77%	1.22	-0.26
May-03	9	53	16.98%	37.55%	58	336	17.26%	-0.05	-1.03
Jun-03	9	88	10.23%	30.30%	66	435	15.17%	-1.18	-1.72
Jul-03	17	76	22.37%	41.67%	46	395	11.65%	2.37	0.44
Aug-03	25	83	30.12%	45.88%	66	504	13.10%	3.66	1.22
Sep-03	12	69	17.39%	37.90%	85	485	17.53%	-0.03	-1.02
Oct-03	11	80	13.75%	34.44%	73	541	13.49%	0.09	-0.95



Unbundled Loop ISDN Capable (Parity)									
Date	CLEC Num	CLEC Denc	CLEC Resu	CLEC Std E	Qwest Num	Qwest Denc	Qwest Resu	Mod Z Scr	Parity Scr
Nov-02	3	24	12.50%	33.07%	25	151	16.56%	-0.5	-1.3
Dec-02	12	31	38.71%	48.71%	23	183	12.57%	3.28	0.99
Jan-03	3	39	7.69%	26.65%	23	164	14.02%	-1.02	-1.62
Feb-03	3	31	9.68%	29.57%	28	189	14.81%	-0.75	-1.45
Mar-03	1	23	4.35%	20.39%	38	208	18.27%	-1.64	-2
Apr-03	3	28	10.71%	30.93%	23	145	15.86%	-0.68	-1.42
May-03	6	25	24.00%	42.71%	16	121	13.22%	1.31	-0.2
Jun-03	7	37	18.92%	39.17%	15	137	10.95%	1.25	-0.24
Jul-03	2	21	9.52%	29.35%	18	120	15.00%	-0.65	-1.39
Aug-03	6	23	26.09%	43.91%	17	155	10.97%	1.85	0.12
Sep-03	6	23	26.09%	43.91%	28	136	20.59%	0.59	-0.64
Oct-03	2	26	7.69%	26.65%	32	171	18.71%	-1.34	-1.82

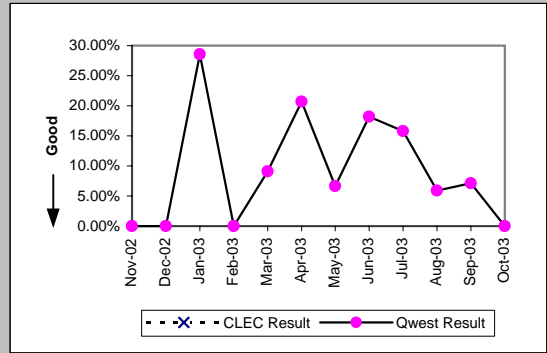


Unbundled Loop - ADSL Qualified (Parity)									
Date	CLEC Num	CLEC Denc	CLEC Resu	CLEC Std E	Qwest Num	Qwest Denc	Qwest Resu	Mod Z Scr	Parity Scr
Nov-02	0	1	0.00%	0.00%	77	394	19.54%	-0.49	-1.3
Dec-02	0	2	0.00%	0.00%	80	388	20.62%	-0.72	-1.44
Jan-03	0	3	0.00%	0.00%	89	431	20.65%	-0.88	-1.54
Feb-03	0	2	0.00%	0.00%	54	360	15.00%	-0.59	-1.36
Mar-03	0	1	0.00%	0.00%	58	345	16.81%	-0.45	-1.27
Apr-03	0	1	0.00%	0.00%	99	426	23.24%	-0.55	-1.33
May-03	1	4	25.00%	43.30%	63	322	19.57%	0.29	-0.83
Jun-03	3	3	100.00%	0.00%	253	1525	16.59%	2.86	0.74
Jul-03	0	5	0.00%	0.00%	359	1727	20.79%	-1.14	-1.7
Aug-03	2	5	40.00%	48.99%	274	1616	16.96%	1.18	-0.28
Sep-03					311	1848	16.83%		
Oct-03					342	2174	15.73%		

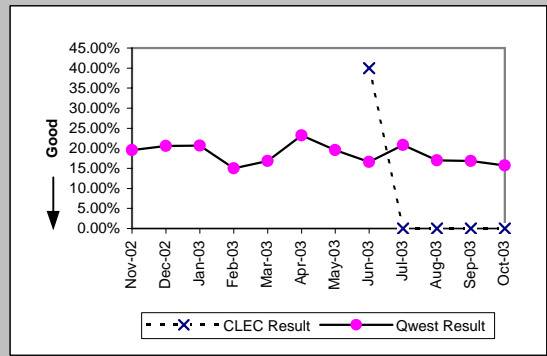


MR-7D - Repair Repeat Report Rate (Percent) - Interval Zone One

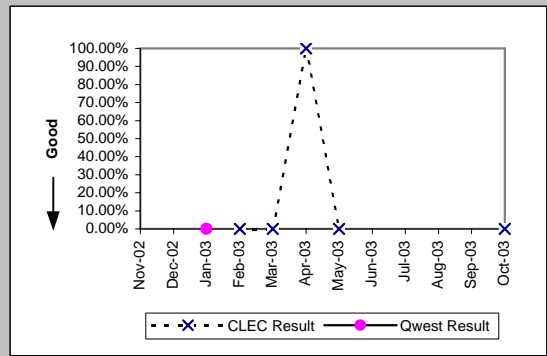
Unbundled Loop - DS3 Capable (Parity)									
Date	CLEC Num	CLEC Dend	CLEC Resu	CLEC Std	Qwest Num	Qwest Dend	Qwest Resu	Mod Z Scr	Parity Scr
Nov-02					0	7	0.00%		
Dec-02					0	9	0.00%		
Jan-03					4	14	28.57%		
Feb-03					0	13	0.00%		
Mar-03					1	11	9.09%		
Apr-03					6	29	20.69%		
May-03					1	15	6.67%		
Jun-03					2	11	18.18%		
Jul-03					3	19	15.79%		
Aug-03					1	17	5.88%		
Sep-03					1	14	7.14%		
Oct-03					0	18	0.00%		



Qwest DSL (Parity)									
Date	CLEC Num	CLEC Dend	CLEC Resu	CLEC Std	Qwest Num	Qwest Dend	Qwest Resu	Mod Z Scr	Parity Scr
Nov-02					77	394	19.54%		
Dec-02					80	388	20.62%		
Jan-03					89	431	20.65%		
Feb-03					54	360	15.00%		
Mar-03					58	345	16.81%		
Apr-03					99	426	23.24%		
May-03					63	322	19.57%		
Jun-03	2	5	40.00%	48.99%	253	1525	16.59%	1.21	-0.27
Jul-03	0	2	0.00%	0.00%	359	1727	20.79%	-0.72	-1.44
Aug-03	0	5	0.00%	0.00%	274	1616	16.96%	-1.01	-1.61
Sep-03	0	3	0.00%	0.00%	311	1848	16.83%	-0.78	-1.47
Oct-03	0	7	0.00%	0.00%	342	2174	15.73%	-1.14	-1.69

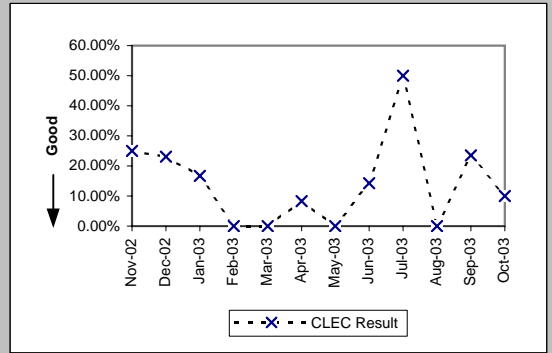


E911 (Parity)									
Date	CLEC Num	CLEC Dend	CLEC Resu	CLEC Std	Qwest Num	Qwest Dend	Qwest Resu	Mod Z Scr	Parity Scr
Nov-02									
Dec-02									
Jan-03					0	1	0.00%		
Feb-03	0	1	0.00%	0.00%					
Mar-03	0	1	0.00%	0.00%					
Apr-03	1	1	100.00%	0.00%					
May-03	0	1	0.00%	0.00%					
Jun-03									
Jul-03									
Aug-03									
Sep-03									
Oct-03	0	1	0.00%	0.00%					



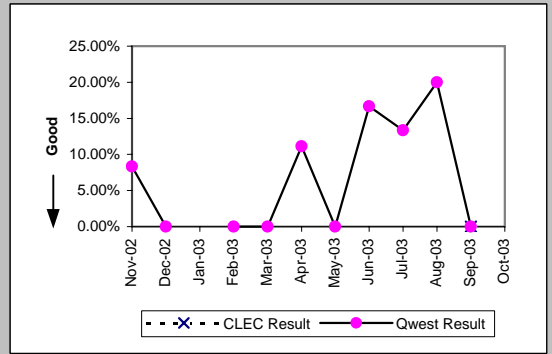
MR-7D - Repair Repeat Report Rate (Percent) - Interval Zone One

Enhanced Extended Loops (EELs) (Diagnostic)					
Date	Numerator	Denominator	CLEC Result	Standard Dev	
Nov-02	3	12	25.00%	43.30%	
Dec-02	3	13	23.08%	42.13%	
Jan-03	1	6	16.67%	37.27%	
Feb-03	0	3	0.00%	0.00%	
Mar-03	0	9	0.00%	0.00%	
Apr-03	1	12	8.33%	27.64%	
May-03	0	9	0.00%	0.00%	
Jun-03	2	14	14.29%	34.99%	
Jul-03	4	8	50.00%	50.00%	
Aug-03	0	14	0.00%	0.00%	
Sep-03	4	17	23.53%	42.42%	
Oct-03	2	20	10.00%	30.00%	

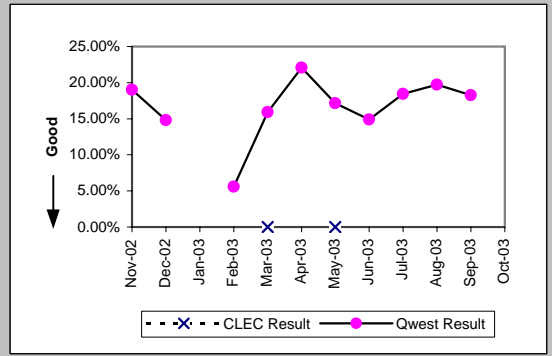


MR-7D* - Repair Repeat Report Rate (Percent) - Interval Zone One

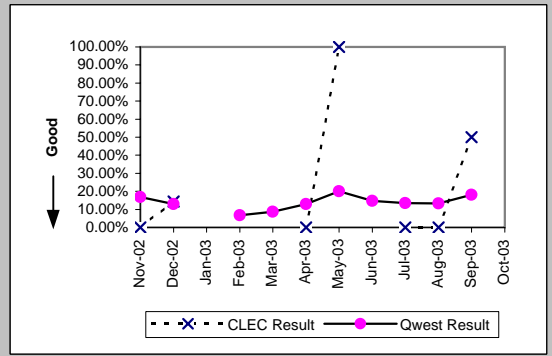
ISDN Primary (Parity)									
Date	CLEC Num	CLEC Denc	CLEC Resu	CLEC Std E	Qwest Num	Qwest Denc	Qwest Resu	Mod Z Scr	Parity Scr
Nov-02					1	12	8.33%		
Dec-02					0	8	0.00%		
Jan-03									
Feb-03					0	9	0.00%		
Mar-03					0	9	0.00%		
Apr-03					1	9	11.11%		
May-03					0	9	0.00%		
Jun-03					1	6	16.67%		
Jul-03					2	15	13.33%		
Aug-03					3	15	20.00%		
Sep-03	0	1	0.00%	0.00%	0	12	0.00%	N/A	N/A
Oct-03									



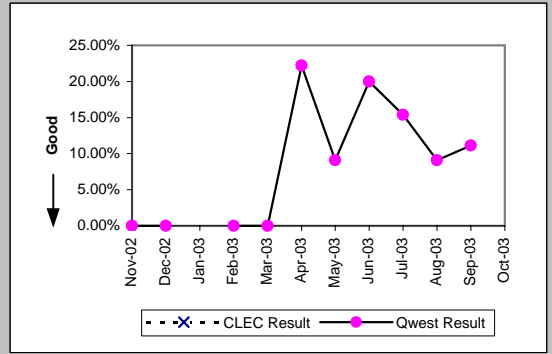
DS0 (Parity)									
Date	CLEC Num	CLEC Denc	CLEC Resu	CLEC Std E	Qwest Num	Qwest Denc	Qwest Resu	Mod Z Scr	Parity Scr
Nov-02					50	263	19.01%		
Dec-02					40	270	14.81%		
Jan-03									
Feb-03					14	251	5.58%		
Mar-03	0	2	0.00%	0.00%	36	226	15.93%	-0.61	-1.37
Apr-03					47	213	22.07%		
May-03	0	1	0.00%	0.00%	30	175	17.14%	-0.45	-1.28
Jun-03					34	228	14.91%		
Jul-03					40	217	18.43%		
Aug-03					45	228	19.74%		
Sep-03					44	241	18.26%		
Oct-03									



DS1 (Parity)									
Date	CLEC Num	CLEC Denc	CLEC Resu	CLEC Std E	Qwest Num	Qwest Denc	Qwest Resu	Mod Z Scr	Parity Scr
Nov-02	0	4	0.00%	0.00%	49	292	16.78%	-0.89	-1.54
Dec-02	1	7	14.29%	34.99%	42	323	13.00%	0.15	-0.91
Jan-03									
Feb-03					19	282	6.74%		
Mar-03					22	255	8.63%		
Apr-03	0	5	0.00%	0.00%	34	264	12.88%	-0.85	-1.52
May-03	1	1	100.00%	0.00%	49	244	20.08%	1.28	-0.22
Jun-03					46	311	14.79%		
Jul-03	0	4	0.00%	0.00%	38	283	13.43%	-0.78	-1.48
Aug-03	0	2	0.00%	0.00%	48	361	13.30%	-0.55	-1.34
Sep-03	1	2	50.00%	50.00%	59	325	18.15%	0.9	-0.45
Oct-03									



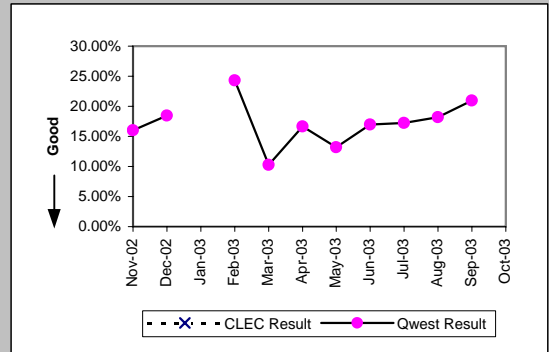
DS3 (Parity)									
Date	CLEC Num	CLEC Denc	CLEC Resu	CLEC Std E	Qwest Num	Qwest Denc	Qwest Resu	Mod Z Scr	Parity Scr
Nov-02					0	4	0.00%		
Dec-02					0	7	0.00%		
Jan-03									
Feb-03					0	9	0.00%		
Mar-03					0	7	0.00%		
Apr-03					4	18	22.22%		
May-03					1	11	9.09%		
Jun-03					2	10	20.00%		
Jul-03					2	13	15.38%		
Aug-03					1	11	9.09%		
Sep-03					1	9	11.11%		
Oct-03									



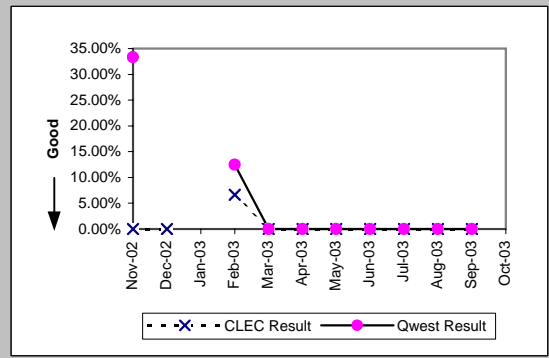
*Results exclude No Trouble Found and Test OK reports unless QWEST trouble is found on another report within 30 days of the original report. A 30-day window necessitates reporting a month behind

MR-7D* - Repair Repeat Report Rate (Percent) - Interval Zone One

Frame Relay (Parity)									
Date	CLEC Num	CLEC Denc	CLEC Resu	CLEC Std	Qwest Num	Qwest Denc	Qwest Resu	Mod Z Scr	Parity Scr
Nov-02					12	75	16.00%		
Dec-02					12	65	18.46%		
Jan-03									
Feb-03					9	37	24.32%		
Mar-03					4	39	10.26%		
Apr-03					10	60	16.67%		
May-03					7	53	13.21%		
Jun-03					10	59	16.95%		
Jul-03					10	58	17.24%		
Aug-03					12	66	18.18%		
Sep-03					13	62	20.97%		
Oct-03									



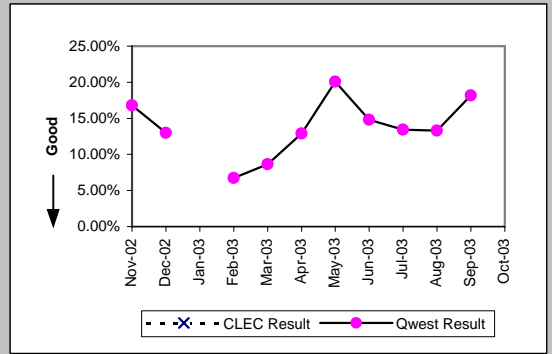
LIS Trunk (Parity)									
Date	CLEC Num	CLEC Denc	CLEC Resu	CLEC Std	Qwest Num	Qwest Denc	Qwest Resu	Mod Z Scr	Parity Scr
Nov-02	0	3	0.00%	0.00%	1	3	33.33%	-0.87	-1.53
Dec-02	0	6	0.00%	0.00%					
Jan-03									
Feb-03	2	30	6.67%	24.94%	1	8	12.50%	-0.44	-1.27
Mar-03	0	15	0.00%	0.00%	0	5	0.00%	N/A	N/A
Apr-03	0	5	0.00%	0.00%	0	5	0.00%	N/A	N/A
May-03	0	12	0.00%	0.00%	0	5	0.00%	N/A	N/A
Jun-03	0	5	0.00%	0.00%	0	2	0.00%	N/A	N/A
Jul-03	0	7	0.00%	0.00%	0	3	0.00%	N/A	N/A
Aug-03	0	11	0.00%	0.00%	0	6	0.00%	N/A	N/A
Sep-03	0	9	0.00%	0.00%	0	3	0.00%	N/A	N/A
Oct-03									



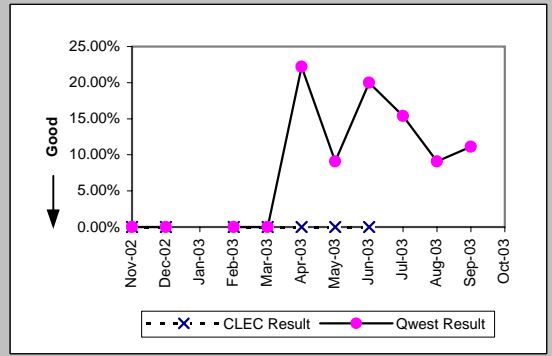
*Results exclude No Trouble Found and Test OK reports unless QWEST trouble is found on another report within 30 days of the original report. A 30-day window necessitates reporting a month behind

MR-7D* - Repair Repeat Report Rate (Percent) - Interval Zone One

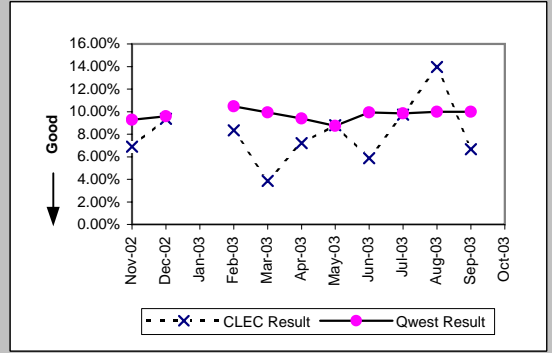
UDIT DS1 (Parity)									
Date	CLEC Num	CLEC Denc	CLEC Resu	CLEC Std I	Qwest Num	Qwest Denc	Qwest Resu	Mod Z Scr	Parity Scr
Nov-02					49	292	16.78%		
Dec-02					42	323	13.00%		
Jan-03									
Feb-03					19	282	6.74%		
Mar-03					22	255	8.63%		
Apr-03					34	264	12.88%		
May-03					49	244	20.08%		
Jun-03					46	311	14.79%		
Jul-03					38	283	13.43%		
Aug-03					48	361	13.30%		
Sep-03					59	325	18.15%		
Oct-03									



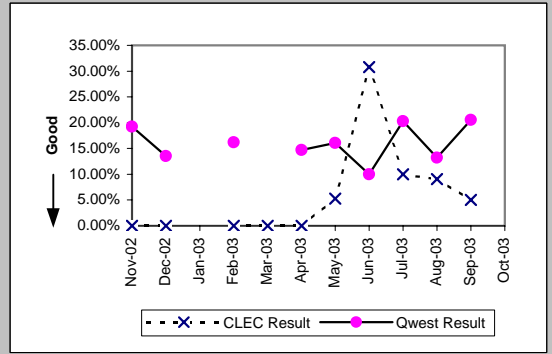
UDIT Above DS1 Level (Parity)									
Date	CLEC Num	CLEC Denc	CLEC Resu	CLEC Std I	Qwest Num	Qwest Denc	Qwest Resu	Mod Z Scr	Parity Scr
Nov-02	0	1	0.00%	0.00%	0	4	0.00%	N/A	N/A
Dec-02	0	1	0.00%	0.00%	0	7	0.00%	N/A	N/A
Jan-03									
Feb-03	0	2	0.00%	0.00%	0	9	0.00%	N/A	N/A
Mar-03	0	2	0.00%	0.00%	0	7	0.00%	N/A	N/A
Apr-03	0	1	0.00%	0.00%	4	18	22.22%	-0.52	-1.32
May-03	0	2	0.00%	0.00%	1	11	9.09%	-0.41	-1.25
Jun-03	0	1	0.00%	0.00%	2	10	20.00%	-0.48	-1.29
Jul-03					2	13	15.38%		
Aug-03					1	11	9.09%		
Sep-03					1	9	11.11%		
Oct-03									



Unbundled Loop Analog (Parity)									
Date	CLEC Num	CLEC Denc	CLEC Resu	CLEC Std I	Qwest Num	Qwest Denc	Qwest Resu	Mod Z Scr	Parity Scr
Nov-02	15	218	6.88%	25.31%	1449	15627	9.27%	-1.21	-1.74
Dec-02	15	160	9.38%	29.15%	1614	16841	9.58%	-0.09	-1.05
Jan-03									
Feb-03	13	156	8.33%	27.64%	1477	14120	10.46%	-0.86	-1.52
Mar-03	6	155	3.87%	19.29%	1405	14153	9.93%	-2.51	-2.52
Apr-03	9	125	7.20%	25.85%	1161	12378	9.38%	-0.83	-1.51
May-03	13	148	8.78%	28.31%	1081	12357	8.75%	0.05	-0.97
Jun-03	9	153	5.88%	23.53%	1316	13261	9.92%	-1.66	-2.01
Jul-03	18	185	9.73%	29.64%	1335	13555	9.85%	-0.05	-1.03
Aug-03	18	129	13.95%	34.65%	1339	13398	9.99%	1.45	-0.12
Sep-03	10	150	6.67%	24.94%	1417	14184	9.99%	-1.35	-1.82
Oct-03									



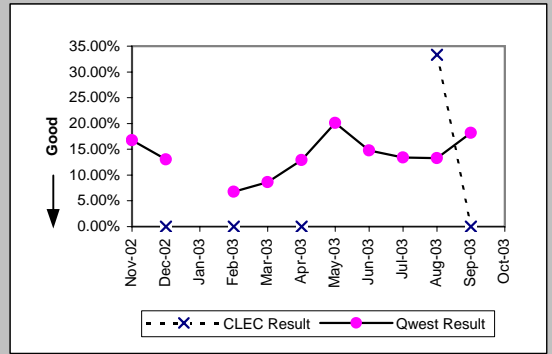
Unbundled Loop - 2 Wire Non-Loaded (Parity)									
Date	CLEC Num	CLEC Denc	CLEC Resu	CLEC Std I	Qwest Num	Qwest Denc	Qwest Resu	Mod Z Scr	Parity Scr
Nov-02	0	26	0.00%	0.00%	15	78	19.23%	-2.15	-2.31
Dec-02	0	10	0.00%	0.00%	15	111	13.51%	-1.2	-1.73
Jan-03									
Feb-03	0	11	0.00%	0.00%	17	105	16.19%	-1.39	-1.84
Mar-03	0	9	0.00%	0.00%					
Apr-03	0	15	0.00%	0.00%	10	68	14.71%	-1.46	-1.88
May-03	1	19	5.26%	22.33%	9	56	16.07%	-1.11	-1.67
Jun-03	8	26	30.77%	46.15%	7	70	10.00%	2.32	0.41
Jul-03	1	10	10.00%	30.00%	14	69	20.29%	-0.76	-1.46
Aug-03	1	11	9.09%	28.75%	9	68	13.24%	-0.38	-1.23
Sep-03	1	20	5.00%	21.79%	16	78	20.51%	-1.53	-1.93
Oct-03									



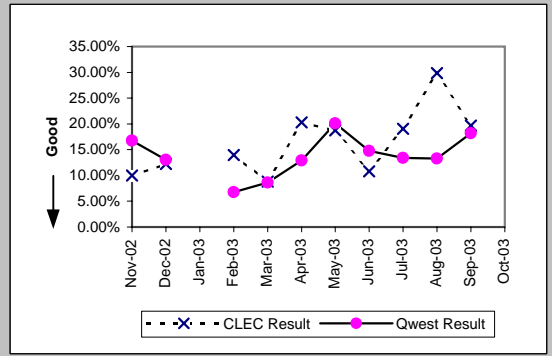
*Results exclude No Trouble Found and Test OK reports unless QWEST trouble is found on another report within 30 days of the original report. A 30-day window necessitates reporting a month behind

MR-7D* - Repair Repeat Report Rate (Percent) - Interval Zone One

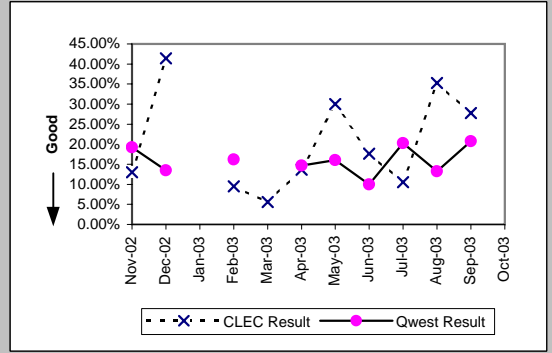
Unbundled Loop - 4 Wire Non-Loaded (Parity)									
Date	CLEC Num	CLEC Denc	CLEC Resu	CLEC Std E	Qwest Num	Qwest Denc	Qwest Resu	Mod Z Scr	Parity Scr
Nov-02					49	292	16.78%		
Dec-02	0	1	0.00%	0.00%	42	323	13.00%	-0.39	-1.23
Jan-03									
Feb-03	0	1	0.00%	0.00%	19	282	6.74%	-0.27	-1.16
Mar-03					22	255	8.63%		
Apr-03	0	1	0.00%	0.00%	34	264	12.88%	-0.38	-1.23
May-03					49	244	20.08%		
Jun-03					46	311	14.79%		
Jul-03					38	283	13.43%		
Aug-03	1	3	33.33%	47.14%	48	361	13.30%	0.84	-0.49
Sep-03	0	1	0.00%	0.00%	59	325	18.15%	-0.47	-1.29
Oct-03									



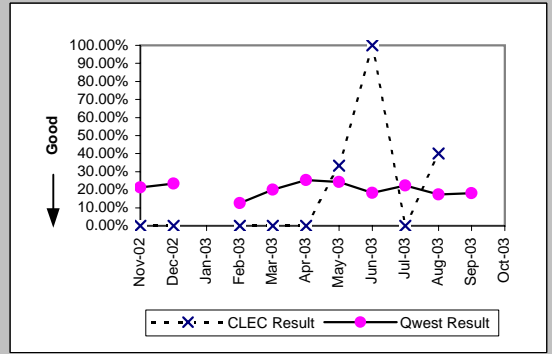
Unbundled Loop - DS1 Capable (Parity)									
Date	CLEC Num	CLEC Denc	CLEC Resu	CLEC Std E	Qwest Num	Qwest Denc	Qwest Resu	Mod Z Scr	Parity Scr
Nov-02	4	40	10.00%	30.00%	49	292	16.78%	-1.08	-1.65
Dec-02	6	49	12.24%	32.78%	42	323	13.00%	-0.15	-1.09
Jan-03									
Feb-03	6	43	13.95%	34.65%	19	282	6.74%	1.54	-0.06
Mar-03	3	34	8.82%	28.36%	22	255	8.63%	0.08	-0.95
Apr-03	13	64	20.31%	40.23%	34	264	12.88%	1.48	-0.1
May-03	9	48	18.75%	39.03%	49	244	20.08%	-0.21	-1.13
Jun-03	7	65	10.77%	31.00%	46	311	14.79%	-0.83	-1.5
Jul-03	12	63	19.05%	39.27%	38	283	13.43%	1.13	-0.32
Aug-03	20	67	29.85%	45.76%	48	361	13.30%	3.16	0.92
Sep-03	11	56	19.64%	39.73%	59	325	18.15%	0.28	-0.83
Oct-03									



Unbundled Loop ISDN Capable (Parity)									
Date	CLEC Num	CLEC Denc	CLEC Resu	CLEC Std E	Qwest Num	Qwest Denc	Qwest Resu	Mod Z Scr	Parity Scr
Nov-02	3	23	13.04%	33.68%	15	78	19.23%	-0.66	-1.4
Dec-02	12	29	41.38%	49.25%	15	111	13.51%	3.13	0.9
Jan-03									
Feb-03	2	21	9.52%	29.35%	17	105	16.19%	-0.76	-1.46
Mar-03	1	18	5.56%	22.91%					
Apr-03	3	22	13.64%	34.32%	10	68	14.71%	-0.12	-1.07
May-03	6	20	30.00%	45.83%	9	56	16.07%	1.28	-0.22
Jun-03	6	34	17.65%	38.12%	7	70	10.00%	1.06	-0.35
Jul-03	2	19	10.53%	30.69%	14	69	20.29%	-0.94	-1.57
Aug-03	6	17	35.29%	47.79%	9	68	13.24%	1.94	0.18
Sep-03	5	18	27.78%	44.79%	16	77	20.78%	0.63	-0.62
Oct-03									



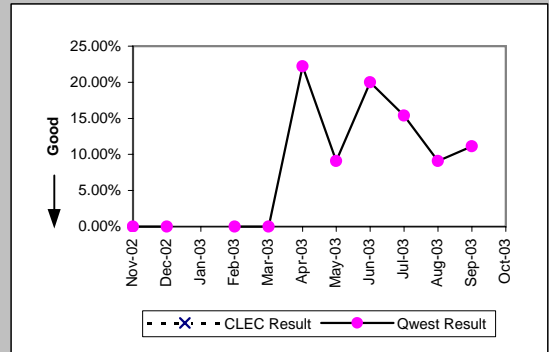
Unbundled Loop - ADSL Qualified (Parity)									
Date	CLEC Num	CLEC Denc	CLEC Resu	CLEC Std E	Qwest Num	Qwest Denc	Qwest Resu	Mod Z Scr	Parity Scr
Nov-02	0	1	0.00%	0.00%	45	212	21.23%	-0.52	-1.31
Dec-02	0	2	0.00%	0.00%	52	223	23.32%	-0.78	-1.47
Jan-03									
Feb-03	0	2	0.00%	0.00%	29	231	12.55%	-0.53	-1.32
Mar-03	0	1	0.00%	0.00%	37	184	20.11%	-0.5	-1.3
Apr-03	0	1	0.00%	0.00%	66	261	25.29%	-0.58	-1.35
May-03	1	3	33.33%	47.14%	46	190	24.21%	0.34	-0.79
Jun-03	1	1	100.00%	0.00%	183	1005	18.21%	1.34	-0.19
Jul-03	0	3	0.00%	0.00%	265	1185	22.36%	-0.93	-1.56
Aug-03	2	5	40.00%	48.99%	193	1111	17.37%	1.16	-0.3
Sep-03					221	1222	18.09%		
Oct-03									



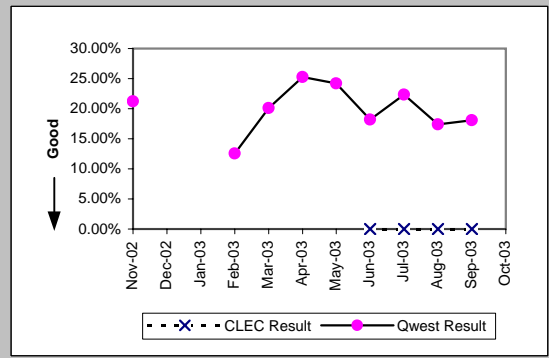
*Results exclude No Trouble Found and Test OK reports unless QWEST trouble is found on another report within 30 days of the original report. A 30-day window necessitates reporting a month behind

MR-7D* - Repair Repeat Report Rate (Percent) - Interval Zone One

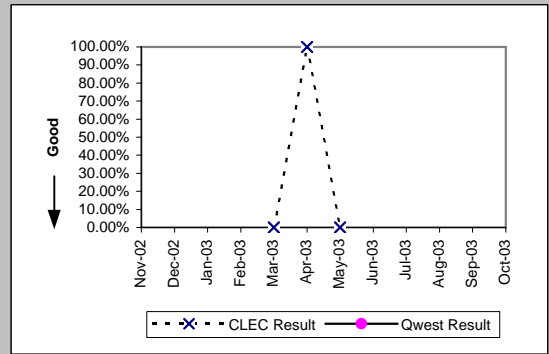
Unbundled Loop - DS3 Capable (Parity)									
Date	CLEC Num	CLEC Denc	CLEC Resu	CLEC Std	Qwest Num	Qwest Denc	Qwest Resu	Mod Z Scr	Parity Scr
Nov-02					0	4	0.00%		
Dec-02					0	7	0.00%		
Jan-03									
Feb-03					0	9	0.00%		
Mar-03					0	7	0.00%		
Apr-03					4	18	22.22%		
May-03					1	11	9.09%		
Jun-03					2	10	20.00%		
Jul-03					2	13	15.38%		
Aug-03					1	11	9.09%		
Sep-03					1	9	11.11%		
Oct-03									



Qwest DSL (Parity)									
Date	CLEC Num	CLEC Denc	CLEC Resu	CLEC Std	Qwest Num	Qwest Denc	Qwest Resu	Mod Z Scr	Parity Scr
Nov-02					45	212	21.23%		
Dec-02									
Jan-03									
Feb-03					29	231	12.55%		
Mar-03					37	184	20.11%		
Apr-03					66	261	25.29%		
May-03					46	190	24.21%		
Jun-03	0	1	0.00%	0.00%	183	1005	18.21%	-0.47	-1.29
Jul-03	0	1	0.00%	0.00%	265	1185	22.36%	-0.54	-1.33
Aug-03	0	3	0.00%	0.00%	193	1111	17.37%	-0.79	-1.48
Sep-03	0	2	0.00%	0.00%	221	1222	18.09%	-0.66	-1.4
Oct-03									



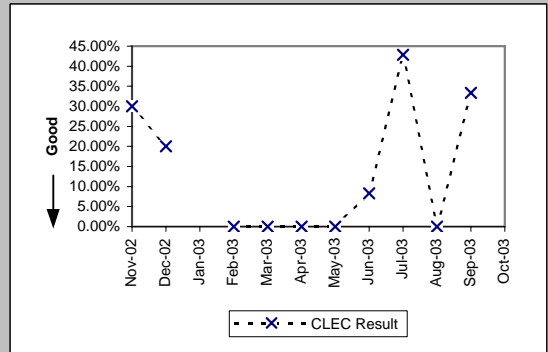
E911 (Parity)									
Date	CLEC Num	CLEC Denc	CLEC Resu	CLEC Std	Qwest Num	Qwest Denc	Qwest Resu	Mod Z Scr	Parity Scr
Nov-02									
Dec-02									
Jan-03									
Feb-03									
Mar-03	0	1	0.00%	0.00%					
Apr-03	1	1	100.00%	0.00%					
May-03	0	1	0.00%	0.00%					
Jun-03									
Jul-03									
Aug-03									
Sep-03									
Oct-03									



*Results exclude No Trouble Found and Test OK reports unless QWEST trouble is found on another report within 30 days of the original report. A 30-day window necessitates reporting a month behind

MR-7D* - Repair Repeat Report Rate (Percent) - Interval Zone One

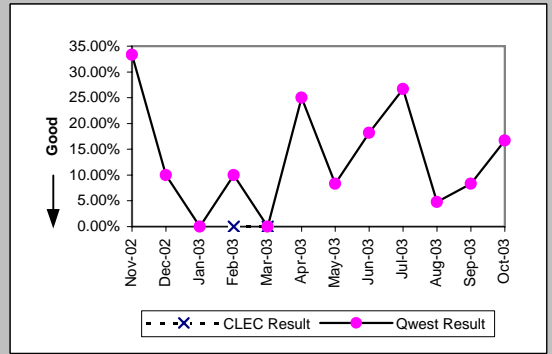
Enhanced Extended Loops (EELs) (Diagnostic)				
Date	Numerator	Denominator	CLEC Result	Standard Dev
Nov-02	3	10	30.00%	45.83%
Dec-02	2	10	20.00%	40.00%
Jan-03				
Feb-03	0	2	0.00%	0.00%
Mar-03	0	8	0.00%	0.00%
Apr-03	0	7	0.00%	0.00%
May-03	0	7	0.00%	0.00%
Jun-03	1	12	8.33%	27.64%
Jul-03	3	7	42.86%	49.49%
Aug-03	0	11	0.00%	0.00%
Sep-03	4	12	33.33%	47.14%
Oct-03				



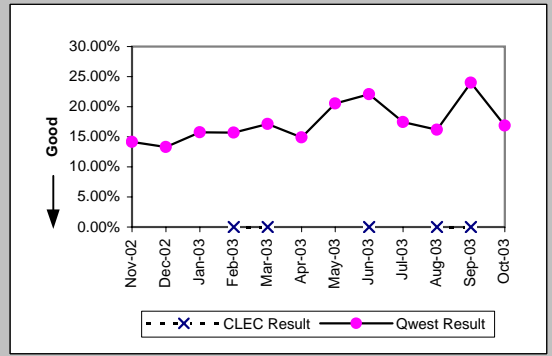
*Results exclude No Trouble Found and Test OK reports unless QWEST trouble is found on another report within 30 days of the original report. A 30-day window necessitates reporting a month behind

MR-7E - Repair Repeat Report Rate (Percent) - Interval Zone Two

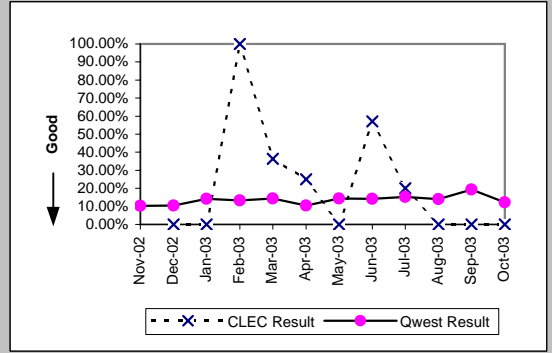
ISDN Primary (Parity)									
Date	CLEC Num	CLEC Denc	CLEC Resu	CLEC Std E	Qwest Num	Qwest Denc	Qwest Resu	Mod Z Scr	Parity Scr
Nov-02					2	6	33.33%		
Dec-02					1	10	10.00%		
Jan-03					0	10	0.00%		
Feb-03	0	2	0.00%	0.00%	1	10	10.00%	-0.43	-1.26
Mar-03	0	2	0.00%	0.00%	0	7	0.00%	N/A	N/A
Apr-03					1	4	25.00%		
May-03					1	12	8.33%		
Jun-03					2	11	18.18%		
Jul-03					4	15	26.67%		
Aug-03					1	21	4.76%		
Sep-03					1	12	8.33%		
Oct-03					4	24	16.67%		



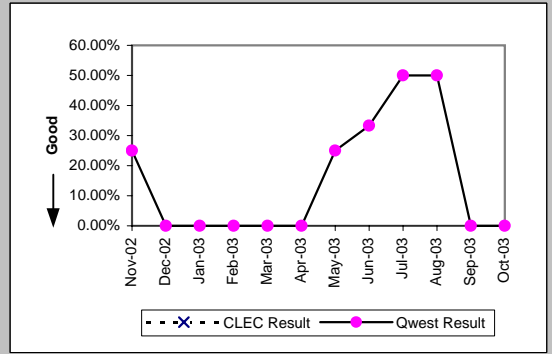
DS0 (Parity)									
Date	CLEC Num	CLEC Denc	CLEC Resu	CLEC Std E	Qwest Num	Qwest Denc	Qwest Resu	Mod Z Scr	Parity Scr
Nov-02					32	226	14.16%		
Dec-02					36	271	13.28%		
Jan-03					38	241	15.77%		
Feb-03	0	2	0.00%	0.00%	37	236	15.68%	-0.61	-1.37
Mar-03	0	1	0.00%	0.00%	37	216	17.13%	-0.45	-1.28
Apr-03					35	235	14.89%		
May-03					40	195	20.51%		
Jun-03	0	1	0.00%	0.00%	53	240	22.08%	-0.53	-1.32
Jul-03					40	229	17.47%		
Aug-03	0	2	0.00%	0.00%	40	247	16.19%	-0.62	-1.38
Sep-03	0	1	0.00%	0.00%	81	338	23.96%	-0.56	-1.34
Oct-03					42	249	16.87%		



DS1 (Parity)									
Date	CLEC Num	CLEC Denc	CLEC Resu	CLEC Std E	Qwest Num	Qwest Denc	Qwest Resu	Mod Z Scr	Parity Scr
Nov-02					25	244	10.25%		
Dec-02	0	2	0.00%	0.00%	27	256	10.55%	-0.48	-1.29
Jan-03	0	3	0.00%	0.00%	36	254	14.17%	-0.7	-1.43
Feb-03	1	1	100.00%	0.00%	28	211	13.27%	1.51	-0.08
Mar-03	4	11	36.36%	48.10%	32	222	14.41%	1.75	0.07
Apr-03	1	4	25.00%	43.30%	26	247	10.53%	0.79	-0.52
May-03	0	2	0.00%	0.00%	29	202	14.36%	-0.58	-1.35
Jun-03	4	7	57.14%	49.49%	33	232	14.22%	2.54	0.55
Jul-03	1	5	20.00%	40.00%	36	237	15.19%	0.31	-0.81
Aug-03	0	2	0.00%	0.00%	38	273	13.92%	-0.57	-1.34
Sep-03	0	1	0.00%	0.00%	70	362	19.34%	-0.49	-1.3
Oct-03	0	2	0.00%	0.00%	42	345	12.17%	-0.53	-1.32

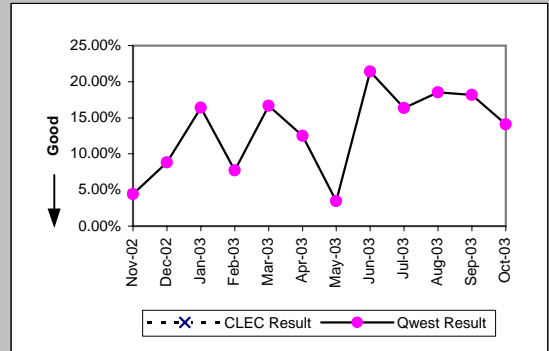


DS3 (Parity)									
Date	CLEC Num	CLEC Denc	CLEC Resu	CLEC Std E	Qwest Num	Qwest Denc	Qwest Resu	Mod Z Scr	Parity Scr
Nov-02					1	4	25.00%		
Dec-02					0	1	0.00%		
Jan-03					0	9	0.00%		
Feb-03					0	4	0.00%		
Mar-03					0	5	0.00%		
Apr-03					0	4	0.00%		
May-03					1	4	25.00%		
Jun-03					1	3	33.33%		
Jul-03					2	4	50.00%		
Aug-03					2	4	50.00%		
Sep-03					0	12	0.00%		
Oct-03					0	3	0.00%		

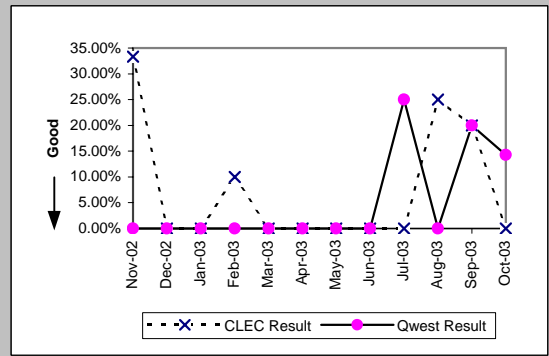


MR-7E - Repair Repeat Report Rate (Percent) - Interval Zone Two

Frame Relay (Parity)									
Date	CLEC Num	CLEC Denc	CLEC Resu	CLEC Std	Qwest Num	Qwest Denc	Qwest Resu	Mod Z Scr	Parity Scr
Nov-02					2	45	4.44%		
Dec-02					6	68	8.82%		
Jan-03					10	61	16.39%		
Feb-03					3	39	7.69%		
Mar-03					8	48	16.67%		
Apr-03					5	40	12.50%		
May-03					2	58	3.45%		
Jun-03					12	56	21.43%		
Jul-03					9	55	16.36%		
Aug-03					10	54	18.52%		
Sep-03					12	66	18.18%		
Oct-03					11	78	14.10%		

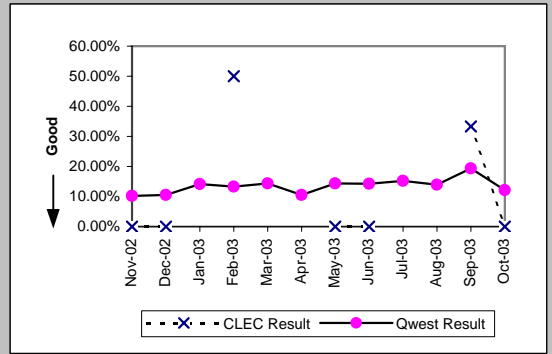


LIS Trunk (Parity)									
Date	CLEC Num	CLEC Denc	CLEC Resu	CLEC Std	Qwest Num	Qwest Denc	Qwest Resu	Mod Z Scr	Parity Scr
Nov-02	1	3	33.33%	47.14%	0	1	0.00%	N/A	-0.9
Dec-02	0	7	0.00%	0.00%	0	2	0.00%	N/A	N/A
Jan-03	0	4	0.00%	0.00%	0	1	0.00%	N/A	N/A
Feb-03	1	10	10.00%	30.00%	0	2	0.00%	N/A	-0.98
Mar-03	0	2	0.00%	0.00%	0	2	0.00%	N/A	N/A
Apr-03	0	1	0.00%	0.00%	0	3	0.00%	N/A	N/A
May-03	0	3	0.00%	0.00%	0	5	0.00%	N/A	N/A
Jun-03	0	2	0.00%	0.00%	0	2	0.00%	N/A	N/A
Jul-03	0	4	0.00%	0.00%	1	4	25.00%	-0.82	-1.5
Aug-03	1	4	25.00%	43.30%	0	5	0.00%	N/A	-0.55
Sep-03	2	10	20.00%	40.00%	1	5	20.00%	0	-1
Oct-03	0	11	0.00%	0.00%	1	7	14.29%	-0.84	-1.51

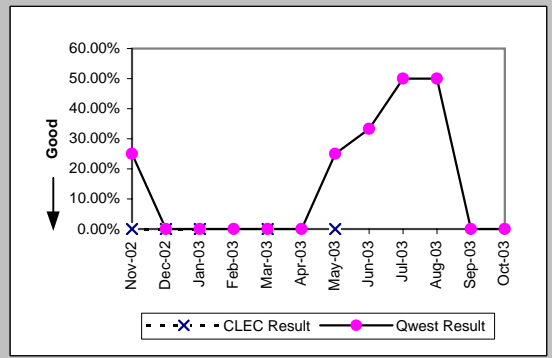


MR-7E - Repair Repeat Report Rate (Percent) - Interval Zone Two

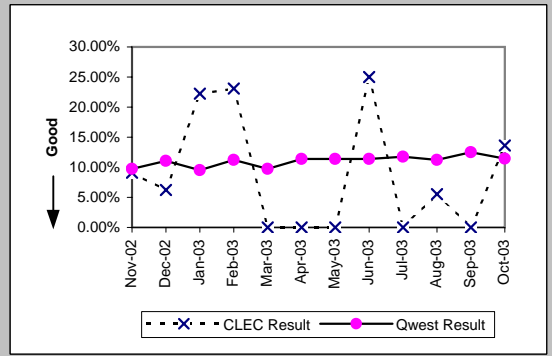
UDIT DS1 (Parity)									
Date	CLEC Num	CLEC Denc	CLEC Resu	CLEC Std E	Qwest Num	Qwest Denc	Qwest Resu	Mod Z Scr	Parity Scr
Nov-02	0	2	0.00%	0.00%	25	244	10.25%	-0.48	-1.29
Dec-02	0	1	0.00%	0.00%	27	256	10.55%	-0.34	-1.21
Jan-03					36	254	14.17%		
Feb-03	1	2	50.00%	50.00%	28	211	13.27%	1.11	-0.33
Mar-03					32	222	14.41%		
Apr-03					26	247	10.53%		
May-03	0	2	0.00%	0.00%	29	202	14.36%	-0.58	-1.35
Jun-03	0	1	0.00%	0.00%	33	232	14.22%	-0.41	-1.25
Jul-03					36	237	15.19%		
Aug-03					38	273	13.92%		
Sep-03	1	3	33.33%	47.14%	70	362	19.34%	0.55	-0.67
Oct-03	0	1	0.00%	0.00%	42	345	12.17%	-0.37	-1.23



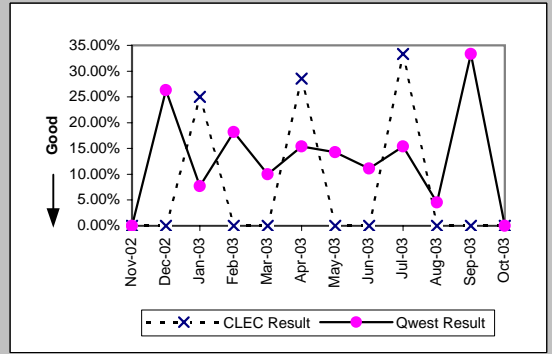
UDIT Above DS1 Level (Parity)									
Date	CLEC Num	CLEC Denc	CLEC Resu	CLEC Std E	Qwest Num	Qwest Denc	Qwest Resu	Mod Z Scr	Parity Scr
Nov-02	0	1	0.00%	0.00%	1	4	25.00%	-0.52	-1.31
Dec-02	0	1	0.00%	0.00%	0	1	0.00%	N/A	N/A
Jan-03	0	1	0.00%	0.00%	0	9	0.00%	N/A	N/A
Feb-03					0	4	0.00%		
Mar-03	0	2	0.00%	0.00%	0	5	0.00%	N/A	N/A
Apr-03					0	4	0.00%		
May-03	0	1	0.00%	0.00%	1	4	25.00%	-0.52	-1.31
Jun-03					1	3	33.33%		
Jul-03					2	4	50.00%		
Aug-03					2	4	50.00%		
Sep-03	0				0	12	0.00%		
Oct-03					0	3	0.00%		



Unbundled Loop Analog (Parity)									
Date	CLEC Num	CLEC Denc	CLEC Resu	CLEC Std E	Qwest Num	Qwest Denc	Qwest Resu	Mod Z Scr	Parity Scr
Nov-02	2	22	9.09%	28.75%	334	3426	9.75%	-0.1	-1.06
Dec-02	1	16	6.25%	24.21%	472	4260	11.08%	-0.61	-1.37
Jan-03	6	27	22.22%	41.57%	404	4251	9.50%	1.98	0.2
Feb-03	9	39	23.08%	42.13%	378	3374	11.20%	2.11	0.28
Mar-03	0	8	0.00%	0.00%	358	3682	9.72%	-0.93	-1.56
Apr-03	0	15	0.00%	0.00%	409	3586	11.41%	-1.39	-1.84
May-03	0	22	0.00%	0.00%	378	3323	11.38%	-1.67	-2.02
Jun-03	4	16	25.00%	43.30%	373	3280	11.37%	1.53	-0.07
Jul-03	0	11	0.00%	0.00%	430	3664	11.74%	-1.21	-1.73
Aug-03	1	18	5.56%	22.91%	413	3675	11.24%	-0.76	-1.46
Sep-03	0	12	0.00%	0.00%	427	3420	12.49%	-1.31	-1.79
Oct-03	3	22	13.64%	34.32%	463	4047	11.44%	0.37	-0.77



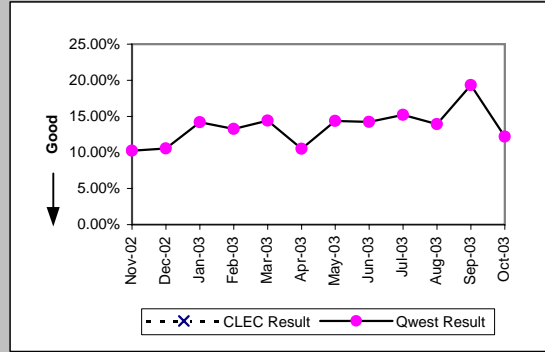
Unbundled Loop - 2 Wire Non-Loaded (Parity)									
Date	CLEC Num	CLEC Denc	CLEC Resu	CLEC Std E	Qwest Num	Qwest Denc	Qwest Resu	Mod Z Scr	Parity Scr
Nov-02	0	4	0.00%	0.00%	0	15	0.00%	N/A	N/A
Dec-02	0	4	0.00%	0.00%	5	19	26.32%	-1.09	-1.66
Jan-03	1	4	25.00%	43.30%	1	13	7.69%	0.7	-0.58
Feb-03	0	2	0.00%	0.00%	2	11	18.18%	-0.61	-1.37
Mar-03	0	5	0.00%	0.00%	1	10	10.00%	-0.61	-1.37
Apr-03	2	7	28.57%	45.18%	2	13	15.38%	0.59	-0.64
May-03	0	3	0.00%	0.00%	3	21	14.29%	-0.66	-1.4
Jun-03	0	3	0.00%	0.00%	1	9	11.11%	-0.53	-1.32
Jul-03	2	6	33.33%	47.14%	2	13	15.38%	0.77	-0.53
Aug-03	0	6	0.00%	0.00%	1	22	4.55%	-0.47	-1.29
Sep-03	0	2	0.00%	0.00%	5	15	33.33%	-0.94	-1.57
Oct-03	0	4	0.00%	0.00%	0	9	0.00%	N/A	N/A



MR-7E - Repair Repeat Report Rate (Percent) - Interval Zone Two

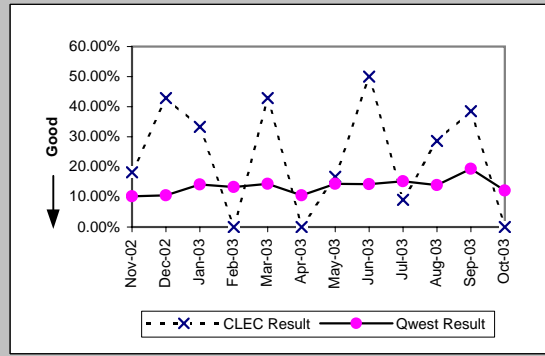
Unbundled Loop - 4 Wire Non-Loaded (Parity)

Date	CLEC Num	CLEC Denc	CLEC Resu	CLEC Std E	Qwest Num	Qwest Denc	Qwest Resu	Mod Z Scr	Parity Scr
Nov-02					25	244	10.25%		
Dec-02					27	256	10.55%		
Jan-03					36	254	14.17%		
Feb-03					28	211	13.27%		
Mar-03					32	222	14.41%		
Apr-03					26	247	10.53%		
May-03					29	202	14.36%		
Jun-03					33	232	14.22%		
Jul-03					36	237	15.19%		
Aug-03					38	273	13.92%		
Sep-03					70	362	19.34%		
Oct-03					42	345	12.17%		



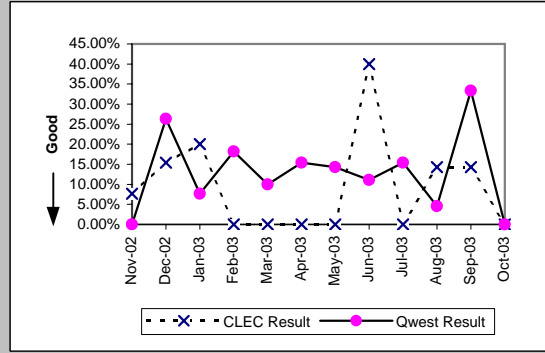
Unbundled Loop - DS1 Capable (Parity)

Date	CLEC Num	CLEC Denc	CLEC Resu	CLEC Std E	Qwest Num	Qwest Denc	Qwest Resu	Mod Z Scr	Parity Scr
Nov-02	2	11	18.18%	38.57%	25	244	10.25%	0.8	-0.51
Dec-02	3	7	42.86%	49.49%	27	256	10.55%	2.13	0.3
Jan-03	2	6	33.33%	47.14%	36	254	14.17%	1.16	-0.3
Feb-03	0	4	0.00%	0.00%	28	211	13.27%	-0.78	-1.47
Mar-03	3	7	42.86%	49.49%	32	222	14.41%	1.76	0.07
Apr-03	0	5	0.00%	0.00%	26	247	10.53%	-0.76	-1.46
May-03	2	12	16.67%	37.27%	29	202	14.36%	0.25	-0.85
Jun-03	3	6	50.00%	50.00%	33	232	14.22%	2	0.22
Jul-03	1	11	9.09%	28.75%	36	237	15.19%	-0.55	-1.33
Aug-03	4	14	28.57%	45.18%	38	273	13.92%	1.4	-0.15
Sep-03	5	13	38.46%	48.65%	70	362	19.34%	1.57	-0.04
Oct-03	0	6	0.00%	0.00%	42	345	12.17%	-0.9	-1.55



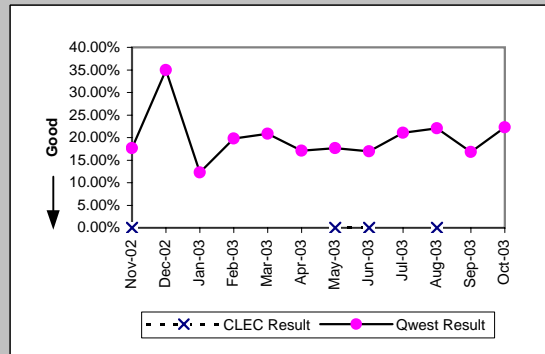
Unbundled Loop ISDN Capable (Parity)

Date	CLEC Num	CLEC Denc	CLEC Resu	CLEC Std E	Qwest Num	Qwest Denc	Qwest Resu	Mod Z Scr	Parity Scr
Nov-02	1	13	7.69%	26.65%	0	15	0.00%	N/A	-0.58
Dec-02	2	13	15.38%	36.08%	5	19	26.32%	-0.69	-1.42
Jan-03	2	10	20.00%	40.00%	1	13	7.69%	0.75	-0.54
Feb-03	0	7	0.00%	0.00%	2	11	18.18%	-0.97	-1.59
Mar-03	0	10	0.00%	0.00%	1	10	10.00%	-0.75	-1.45
Apr-03	0	6	0.00%	0.00%	2	13	15.38%	-0.86	-1.53
May-03	0	6	0.00%	0.00%	3	21	14.29%	-0.88	-1.54
Jun-03	2	5	40.00%	48.99%	1	9	11.11%	1.09	-0.34
Jul-03	0	3	0.00%	0.00%	2	13	15.38%	-0.67	-1.4
Aug-03	1	7	14.29%	34.99%	1	22	4.55%	0.68	-0.59
Sep-03	1	7	14.29%	34.99%	5	15	33.33%	-0.88	-1.54
Oct-03	0	3	0.00%	0.00%	0	9	0.00%	N/A	N/A



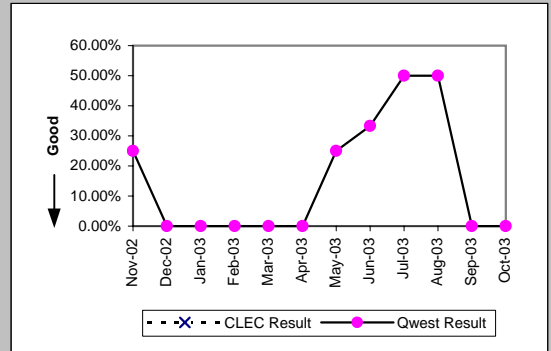
Unbundled Loop - ADSL Qualified (Parity)

Date	CLEC Num	CLEC Denc	CLEC Resu	CLEC Std E	Qwest Num	Qwest Denc	Qwest Resu	Mod Z Scr	Parity Scr
Nov-02	0	1	0.00%	0.00%	6	34	17.65%	-0.46	-1.28
Dec-02					14	40	35.00%		
Jan-03					6	49	12.24%		
Feb-03					329	1663	19.78%		
Mar-03					345	1656	20.83%		
Apr-03					312	1828	17.07%		
May-03	0	2	0.00%	0.00%	316	1791	17.64%	-0.65	-1.4
Jun-03	0	1	0.00%	0.00%	44	260	16.92%	-0.45	-1.27
Jul-03					65	309	21.04%		
Aug-03	0	1	0.00%	0.00%	89	403	22.08%	-0.53	-1.32
Sep-03					84	499	16.83%		
Oct-03					166	746	22.25%		

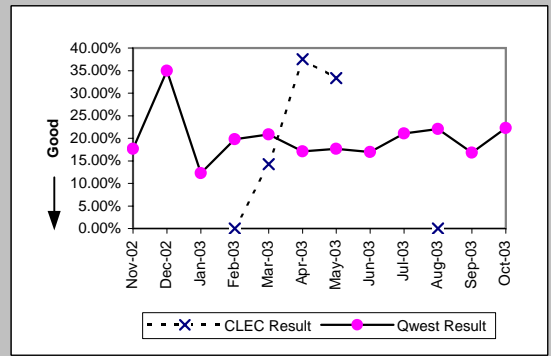


MR-7E - Repair Repeat Report Rate (Percent) - Interval Zone Two

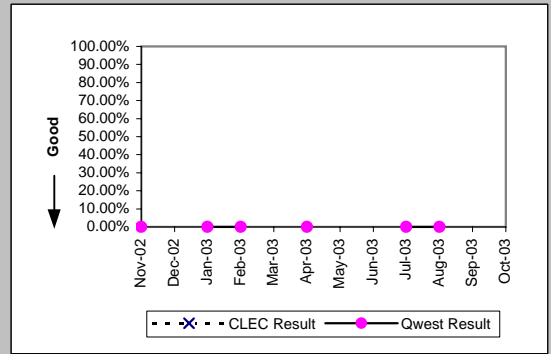
Unbundled Loop - DS3 Capable (Parity)									
Date	CLEC Num	CLEC Dend	CLEC Resu	CLEC Std	Qwest Num	Qwest Dend	Qwest Resu	Mod Z Scr	Parity Scr
Nov-02					1	4	25.00%		
Dec-02					0	1	0.00%		
Jan-03					0	9	0.00%		
Feb-03					0	4	0.00%		
Mar-03					0	5	0.00%		
Apr-03					0	4	0.00%		
May-03					1	4	25.00%		
Jun-03					1	3	33.33%		
Jul-03					2	4	50.00%		
Aug-03					2	4	50.00%		
Sep-03					0	12	0.00%		
Oct-03					0	3	0.00%		



Qwest DSL (Parity)									
Date	CLEC Num	CLEC Dend	CLEC Resu	CLEC Std	Qwest Num	Qwest Dend	Qwest Resu	Mod Z Scr	Parity Scr
Nov-02					6	34	17.65%		
Dec-02					14	40	35.00%		
Jan-03					6	49	12.24%		
Feb-03	0	1	0.00%	0.00%	329	1663	19.78%	-0.5	-1.3
Mar-03	1	7	14.29%	34.99%	345	1656	20.83%	-0.43	-1.26
Apr-03	3	8	37.50%	48.41%	312	1828	17.07%	1.36	-0.17
May-03	1	3	33.33%	47.14%	316	1791	17.64%	0.63	-0.62
Jun-03					44	260	16.92%		
Jul-03					65	309	21.04%		
Aug-03	0	1	0.00%	0.00%	89	403	22.08%	-0.53	-1.32
Sep-03					84	499	16.83%		
Oct-03					166	746	22.25%		

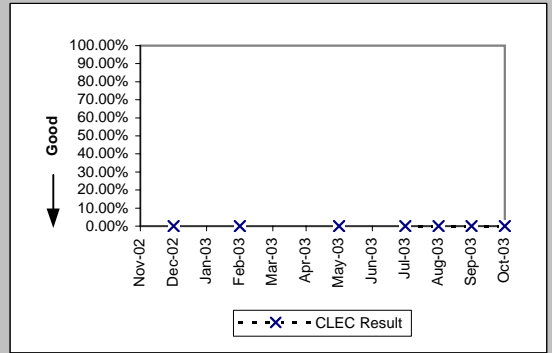


E911 (Parity)									
Date	CLEC Num	CLEC Dend	CLEC Resu	CLEC Std	Qwest Num	Qwest Dend	Qwest Resu	Mod Z Scr	Parity Scr
Nov-02					0	1	0.00%		
Dec-02					0	3	0.00%		
Jan-03					0	1	0.00%		
Feb-03					0	1	0.00%		
Mar-03					0	1	0.00%		
Apr-03					0	1	0.00%		
May-03					0	1	0.00%		
Jun-03					0	1	0.00%		
Jul-03					0	1	0.00%		
Aug-03					0	1	0.00%		
Sep-03					0	1	0.00%		
Oct-03					0	1	0.00%		



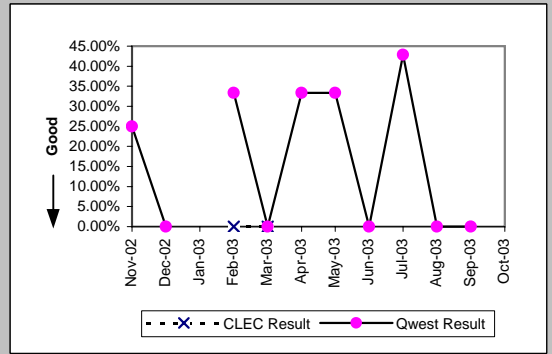
MR-7E - Repair Repeat Report Rate (Percent) - Interval Zone Two

Enhanced Extended Loops (EELs) (Diagnostic)				
Date	Numerator	Denominator	CLEC Result	Standard Dev
Nov-02				
Dec-02	0	1	0.00%	0.00%
Jan-03				
Feb-03	0	1	0.00%	0.00%
Mar-03				
Apr-03				
May-03	0	1	0.00%	0.00%
Jun-03				
Jul-03	0	3	0.00%	0.00%
Aug-03	0	1	0.00%	0.00%
Sep-03	0	6	0.00%	0.00%
Oct-03	0	5	0.00%	0.00%

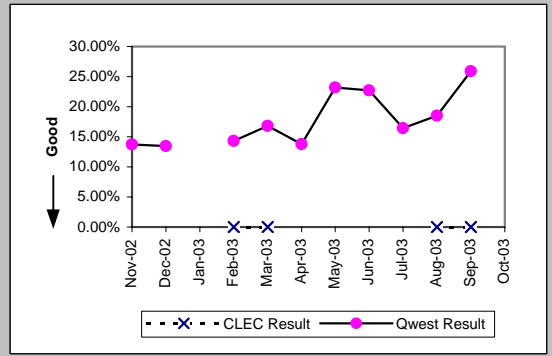


MR-7E* - Repair Repeat Report Rate (Percent) - Interval Zone Two

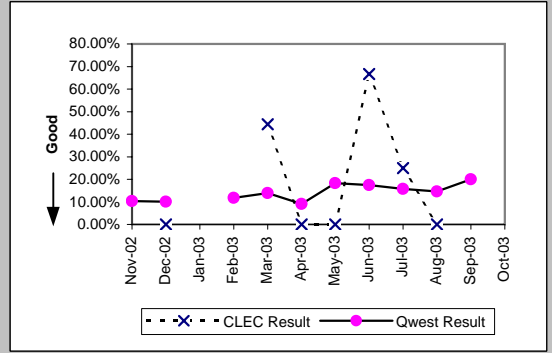
ISDN Primary (Parity)									
Date	CLEC Num	CLEC Denc	CLEC Resu	CLEC Std	Qwest Num	Qwest Denc	Qwest Resu	Mod Z Scr	Parity Scr
Nov-02					1	4	25.00%		
Dec-02					0	5	0.00%		
Jan-03									
Feb-03	0	1	0.00%	0.00%	1	3	33.33%	-0.61	-1.37
Mar-03	0	1	0.00%	0.00%	0	2	0.00%	N/A	N/A
Apr-03					1	3	33.33%		
May-03					1	3	33.33%		
Jun-03					0	7	0.00%		
Jul-03					3	7	42.86%		
Aug-03					0	8	0.00%		
Sep-03					0	4	0.00%		
Oct-03									



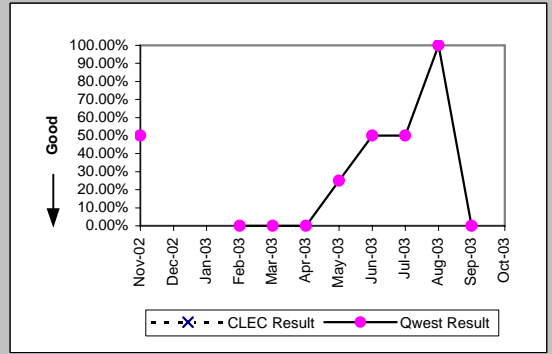
DS0 (Parity)									
Date	CLEC Num	CLEC Denc	CLEC Resu	CLEC Std	Qwest Num	Qwest Denc	Qwest Resu	Mod Z Scr	Parity Scr
Nov-02					21	153	13.73%		
Dec-02					25	186	13.44%		
Jan-03									
Feb-03	0	2	0.00%	0.00%	25	175	14.29%	-0.57	-1.35
Mar-03	0	1	0.00%	0.00%	24	143	16.78%	-0.45	-1.27
Apr-03					24	174	13.79%		
May-03					29	125	23.20%		
Jun-03					35	154	22.73%		
Jul-03					26	158	16.46%		
Aug-03	0	1	0.00%	0.00%	32	173	18.50%	-0.48	-1.29
Sep-03	0	1	0.00%	0.00%	70	270	25.93%	-0.59	-1.36
Oct-03									



DS1 (Parity)									
Date	CLEC Num	CLEC Denc	CLEC Resu	CLEC Std	Qwest Num	Qwest Denc	Qwest Resu	Mod Z Scr	Parity Scr
Nov-02					17	164	10.37%		
Dec-02	0	1	0.00%	0.00%	18	178	10.11%	-0.33	-1.2
Jan-03									
Feb-03					17	144	11.81%		
Mar-03	4	9	44.44%	49.69%	19	136	13.97%	2.1	0.28
Apr-03	0	2	0.00%	0.00%	15	166	9.04%	-0.44	-1.27
May-03	0	2	0.00%	0.00%	25	137	18.25%	-0.66	-1.4
Jun-03	4	6	66.67%	47.14%	27	155	17.42%	2.53	0.54
Jul-03	1	4	25.00%	43.30%	27	172	15.70%	0.47	-0.71
Aug-03	0	1	0.00%	0.00%	27	185	14.59%	-0.41	-1.25
Sep-03					59	296	19.93%		
Oct-03									



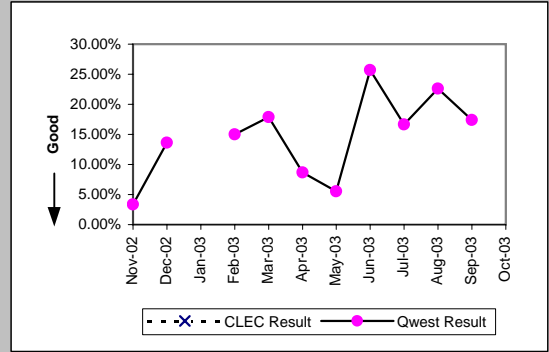
DS3 (Parity)									
Date	CLEC Num	CLEC Denc	CLEC Resu	CLEC Std	Qwest Num	Qwest Denc	Qwest Resu	Mod Z Scr	Parity Scr
Nov-02					1	2	50.00%		
Dec-02									
Jan-03									
Feb-03					0	1	0.00%		
Mar-03					0	3	0.00%		
Apr-03					0	2	0.00%		
May-03					1	4	25.00%		
Jun-03					1	2	50.00%		
Jul-03					2	4	50.00%		
Aug-03					2	2	100.00%		
Sep-03					0	13	0.00%		
Oct-03									



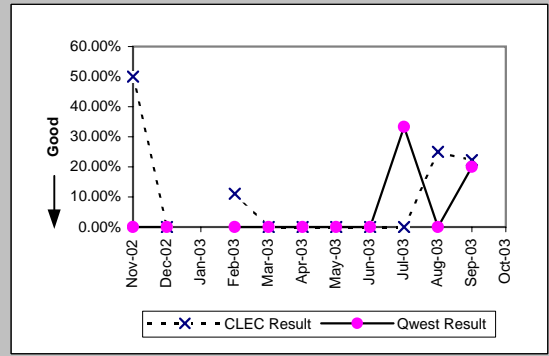
*Results exclude No Trouble Found and Test OK reports unless QWEST trouble is found on another report within 30 days of the original report. A 30-day window necessitates reporting a month behind

MR-7E* - Repair Repeat Report Rate (Percent) - Interval Zone Two

Frame Relay (Parity)									
Date	CLEC Num	CLEC Denc	CLEC Resu	CLEC Std	Qwest Num	Qwest Denc	Qwest Resu	Mod Z Scr	Parity Scr
Nov-02					1	30	3.33%		
Dec-02					6	44	13.64%		
Jan-03									
Feb-03					3	20	15.00%		
Mar-03					5	28	17.86%		
Apr-03					2	23	8.70%		
May-03					2	36	5.56%		
Jun-03					9	35	25.71%		
Jul-03					7	42	16.67%		
Aug-03					7	31	22.58%		
Sep-03					8	46	17.39%		
Oct-03									



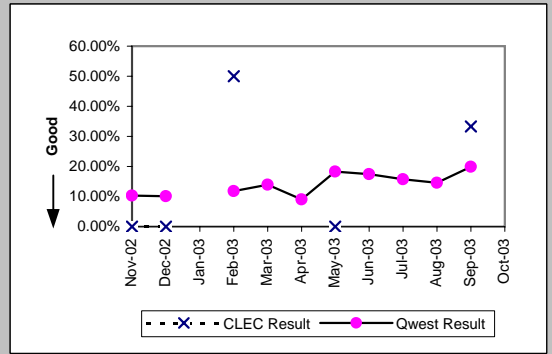
LIS Trunk (Parity)									
Date	CLEC Num	CLEC Denc	CLEC Resu	CLEC Std	Qwest Num	Qwest Denc	Qwest Resu	Mod Z Scr	Parity Scr
Nov-02	1	2	50.00%	50.00%	0	1	0.00%	N/A	-0.8
Dec-02	0	4	0.00%	0.00%	0	1	0.00%	N/A	N/A
Jan-03									
Feb-03	1	9	11.11%	31.43%	0	2	0.00%	N/A	-0.96
Mar-03	0	2	0.00%	0.00%	0	2	0.00%	N/A	N/A
Apr-03	0	1	0.00%	0.00%	0	2	0.00%	N/A	N/A
May-03	0	3	0.00%	0.00%	0	5	0.00%	N/A	N/A
Jun-03	0	1	0.00%	0.00%	0	2	0.00%	N/A	N/A
Jul-03	0	2	0.00%	0.00%	1	3	33.33%	-0.77	-1.47
Aug-03	1	4	25.00%	43.30%	0	5	0.00%	N/A	-0.55
Sep-03	2	9	22.22%	41.57%	1	5	20.00%	-0.09	-1.06
Oct-03									



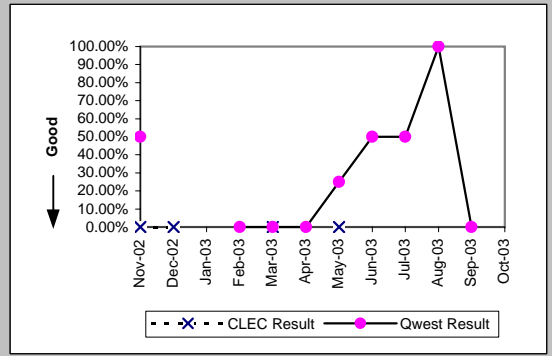
*Results exclude No Trouble Found and Test OK reports unless QWEST trouble is found on another report within 30 days of the original report. A 30-day window necessitates reporting a month behind

MR-7E* - Repair Repeat Report Rate (Percent) - Interval Zone Two

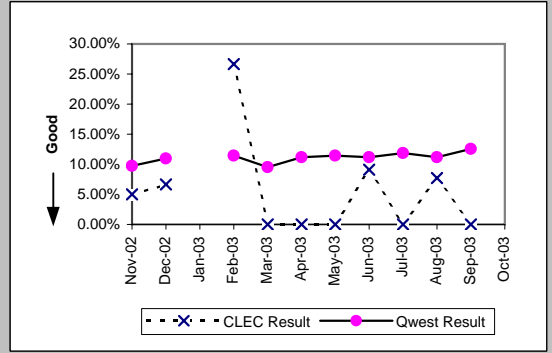
UDIT DS1 (Parity)									
Date	CLEC Num	CLEC Denc	CLEC Resu	CLEC Std	Qwest Num	Qwest Denc	Qwest Resu	Mod Z Scr	Parity Scr
Nov-02	0	2	0.00%	0.00%	17	164	10.37%	-0.48	-1.29
Dec-02	0	1	0.00%	0.00%	18	178	10.11%	-0.33	-1.2
Jan-03									
Feb-03	1	2	50.00%	50.00%	17	144	11.81%	1.17	-0.29
Mar-03					19	136	13.97%		
Apr-03					15	166	9.04%		
May-03	0	2	0.00%	0.00%	25	137	18.25%	-0.66	-1.4
Jun-03					27	155	17.42%		
Jul-03					27	172	15.70%		
Aug-03					27	185	14.59%		
Sep-03	1	3	33.33%	47.14%	59	296	19.93%	0.52	-0.68
Oct-03									



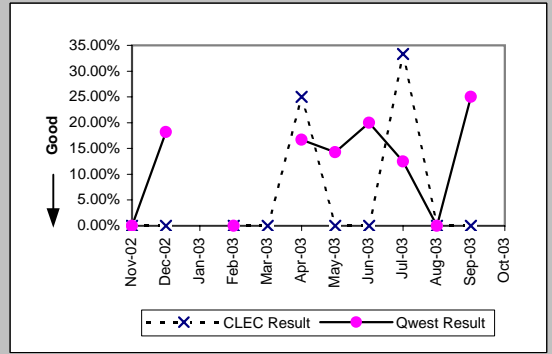
UDIT Above DS1 Level (Parity)									
Date	CLEC Num	CLEC Denc	CLEC Resu	CLEC Std	Qwest Num	Qwest Denc	Qwest Resu	Mod Z Scr	Parity Scr
Nov-02	0	1	0.00%	0.00%	1	2	50.00%	-0.82	-1.5
Dec-02	0	1	0.00%	0.00%					
Jan-03									
Feb-03					0	1	0.00%		
Mar-03	0	2	0.00%	0.00%	0	3	0.00%	N/A	N/A
Apr-03					0	2	0.00%		
May-03	0	1	0.00%	0.00%	1	4	25.00%	-0.52	-1.31
Jun-03					1	2	50.00%		
Jul-03					2	4	50.00%		
Aug-03					2	2	100.00%		
Sep-03					0	13	0.00%		
Oct-03									



Unbundled Loop Analog (Parity)									
Date	CLEC Num	CLEC Denc	CLEC Resu	CLEC Std	Qwest Num	Qwest Denc	Qwest Resu	Mod Z Scr	Parity Scr
Nov-02	1	20	5.00%	21.79%	287	2954	9.72%	-0.71	-1.43
Dec-02	1	15	6.67%	24.94%	416	3789	10.98%	-0.53	-1.32
Jan-03									
Feb-03	8	30	26.67%	44.22%	334	2927	11.41%	2.3	0.4
Mar-03	0	4	0.00%	0.00%	310	3250	9.54%	-0.65	-1.39
Apr-03	0	12	0.00%	0.00%	350	3130	11.18%	-1.23	-1.75
May-03	0	20	0.00%	0.00%	336	2933	11.46%	-1.6	-1.97
Jun-03	1	11	9.09%	28.75%	320	2868	11.16%	-0.22	-1.13
Jul-03	0	9	0.00%	0.00%	380	3199	11.88%	-1.1	-1.67
Aug-03	1	13	7.69%	26.65%	354	3168	11.17%	-0.4	-1.24
Sep-03	0	8	0.00%	0.00%	368	2934	12.54%	-1.07	-1.65
Oct-03									



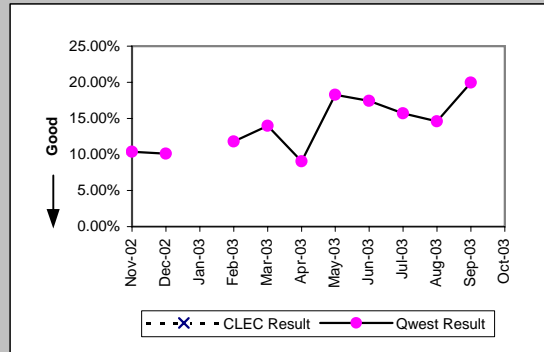
Unbundled Loop - 2 Wire Non-Loaded (Parity)									
Date	CLEC Num	CLEC Denc	CLEC Resu	CLEC Std	Qwest Num	Qwest Denc	Qwest Resu	Mod Z Scr	Parity Scr
Nov-02	0	3	0.00%	0.00%	0	6	0.00%	N/A	N/A
Dec-02	0	4	0.00%	0.00%	2	11	18.18%	-0.81	-1.49
Jan-03									
Feb-03	0	1	0.00%	0.00%	0	2	0.00%	N/A	N/A
Mar-03	0	2	0.00%	0.00%					
Apr-03	1	4	25.00%	43.30%	1	6	16.67%	0.17	-0.9
May-03	0	1	0.00%	0.00%	2	14	14.29%	-0.39	-1.24
Jun-03	0	3	0.00%	0.00%	1	5	20.00%	-0.68	-1.42
Jul-03	1	3	33.33%	47.14%	1	8	12.50%	0.56	-0.66
Aug-03	0	5	0.00%	0.00%	0	12	0.00%	N/A	N/A
Sep-03	0	2	0.00%	0.00%	2	8	25.00%	-0.73	-1.44
Oct-03									



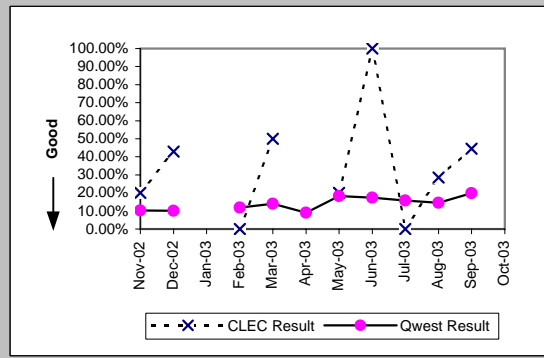
*Results exclude No Trouble Found and Test OK reports unless QWEST trouble is found on another report within 30 days of the original report. A 30-day window necessitates reporting a month behind

MR-7E* - Repair Repeat Report Rate (Percent) - Interval Zone Two

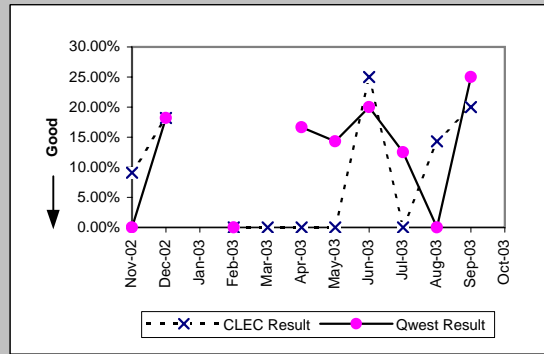
Unbundled Loop - 4 Wire Non-Loaded (Parity)									
Date	CLEC Num	CLEC Denc	CLEC Resu	CLEC Std E	Qwest Num	Qwest Denc	Qwest Resu	Mod Z Scr	Parity Scr
Nov-02					17	164	10.37%		
Dec-02					18	178	10.11%		
Jan-03									
Feb-03					17	144	11.81%		
Mar-03					19	136	13.97%		
Apr-03					15	166	9.04%		
May-03					25	137	18.25%		
Jun-03					27	155	17.42%		
Jul-03					27	172	15.70%		
Aug-03					27	185	14.59%		
Sep-03					59	296	19.93%		
Oct-03									



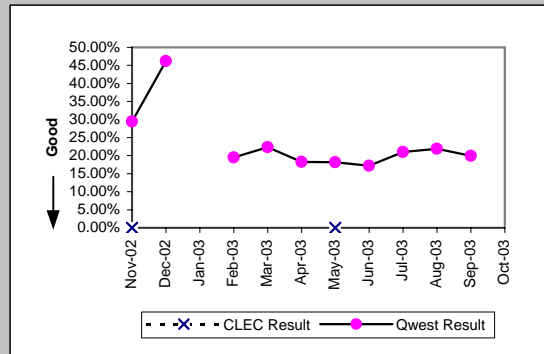
Unbundled Loop - DS1 Capable (Parity)									
Date	CLEC Num	CLEC Denc	CLEC Resu	CLEC Std E	Qwest Num	Qwest Denc	Qwest Resu	Mod Z Scr	Parity Scr
Nov-02					17	164	10.37%	0.89	-0.46
Dec-02	3	7	42.86%	49.49%	18	178	10.11%	2.16	0.31
Jan-03									
Feb-03	0	4	0.00%	0.00%	17	144	11.81%	-0.72	-1.44
Mar-03	3	6	50.00%	50.00%	19	136	13.97%	2	0.21
Apr-03					15	166	9.04%		
May-03	2	10	20.00%	40.00%	25	137	18.25%	0.16	-0.9
Jun-03	3	3	100.00%	0.00%	27	155	17.42%	2.82	0.71
Jul-03	0	6	0.00%	0.00%	27	172	15.70%	-1.04	-1.63
Aug-03	4	14	28.57%	45.18%	27	185	14.59%	1.3	-0.21
Sep-03	4	9	44.44%	49.69%	59	296	19.93%	1.62	-0.01
Oct-03									



Unbundled Loop ISDN Capable (Parity)									
Date	CLEC Num	CLEC Denc	CLEC Resu	CLEC Std E	Qwest Num	Qwest Denc	Qwest Resu	Mod Z Scr	Parity Scr
Nov-02	1	11	9.09%	28.75%	0	6	0.00%	N/A	-0.76
Dec-02	2	11	18.18%	38.57%	2	11	18.18%	0	-1
Jan-03									
Feb-03	0	6	0.00%	0.00%	0	2	0.00%	N/A	N/A
Mar-03	0	7	0.00%	0.00%					
Apr-03	0	5	0.00%	0.00%	1	6	16.67%	-0.74	-1.45
May-03	0	4	0.00%	0.00%	2	14	14.29%	-0.72	-1.44
Jun-03	1	4	25.00%	43.30%	1	5	20.00%	0.02	-0.99
Jul-03	0	3	0.00%	0.00%	1	8	12.50%	-0.56	-1.34
Aug-03	1	7	14.29%	34.99%	0	12	0.00%	N/A	-0.45
Sep-03	1	5	20.00%	40.00%	2	8	25.00%	-0.2	-1.12
Oct-03									



Unbundled Loop - ADSL Qualified (Parity)									
Date	CLEC Num	CLEC Denc	CLEC Resu	CLEC Std E	Qwest Num	Qwest Denc	Qwest Resu	Mod Z Scr	Parity Scr
Nov-02		1	0.00%	0.00%	5	17	29.41%	-0.63	-1.38
Dec-02					12	26	46.15%		
Jan-03									
Feb-03					196	1007	19.46%		
Mar-03					240	1075	22.33%		
Apr-03					207	1136	18.22%		
May-03	0	1	0.00%	0.00%	212	1169	18.14%	-0.47	-1.29
Jun-03					30	174	17.24%		
Jul-03					44	209	21.05%		
Aug-03					58	265	21.89%		
Sep-03					70	351	19.94%		
Oct-03									

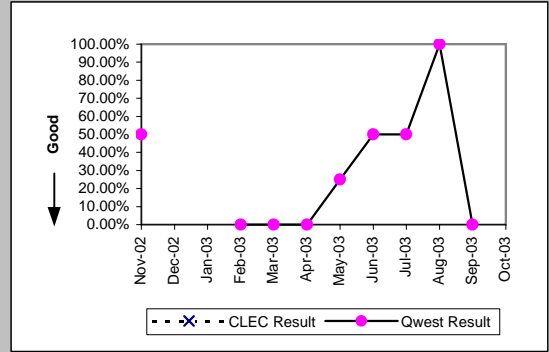


*Results exclude No Trouble Found and Test OK reports unless QWEST trouble is found on another report within 30 days of the original report. A 30-day window necessitates reporting a month behind

MR-7E* - Repair Repeat Report Rate (Percent) - Interval Zone Two

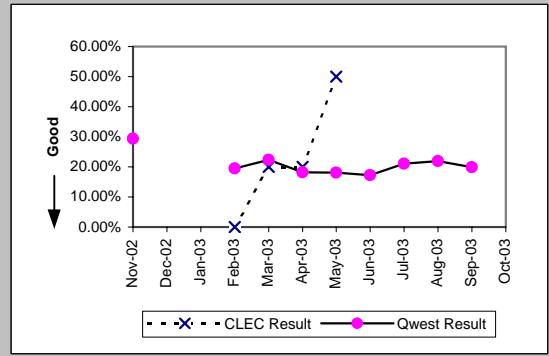
Unbundled Loop - DS3 Capable (Parity)

Date	CLEC Num	CLEC Denc	CLEC Resu	CLEC Std	Qwest Num	Qwest Denc	Qwest Resu	Mod Z Scr	Parity Scr
Nov-02					1	2	50.00%		
Dec-02									
Jan-03									
Feb-03					0	1	0.00%		
Mar-03					0	3	0.00%		
Apr-03					0	2	0.00%		
May-03					1	4	25.00%		
Jun-03					1	2	50.00%		
Jul-03					2	4	50.00%		
Aug-03					2	2	100.00%		
Sep-03					0	13	0.00%		
Oct-03									



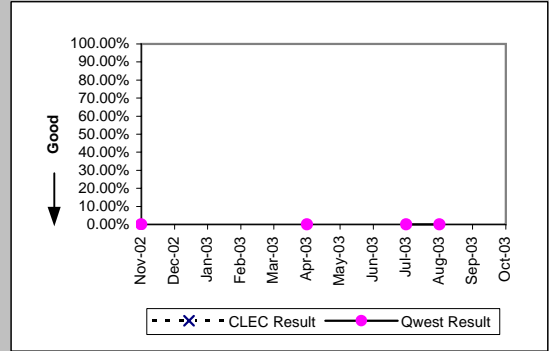
Qwest DSL (Parity)

Date	CLEC Num	CLEC Denc	CLEC Resu	CLEC Std	Qwest Num	Qwest Denc	Qwest Resu	Mod Z Scr	Parity Scr
Nov-02					5	17	29.41%		
Dec-02									
Jan-03									
Feb-03	0	1	0.00%	0.00%	196	1007	19.46%	-0.49	-1.3
Mar-03	1	5	20.00%	40.00%	240	1075	22.33%	-0.12	-1.08
Apr-03	1	5	20.00%	40.00%	207	1136	18.22%	0.16	-0.9
May-03	1	2	50.00%	50.00%	212	1169	18.14%	0.91	-0.45
Jun-03					30	174	17.24%		
Jul-03					44	209	21.05%		
Aug-03					58	265	21.89%		
Sep-03					70	351	19.94%		
Oct-03									



E911 (Parity)

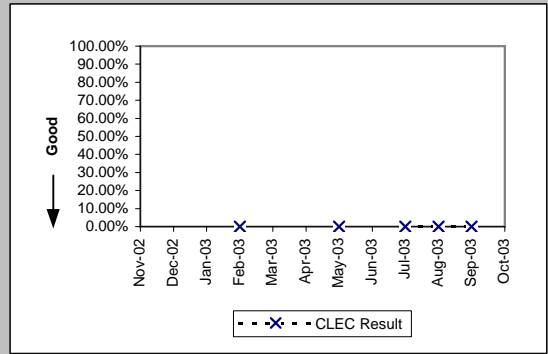
Date	CLEC Num	CLEC Denc	CLEC Resu	CLEC Std	Qwest Num	Qwest Denc	Qwest Resu	Mod Z Scr	Parity Scr
Nov-02					0	1	0.00%		
Dec-02									
Jan-03									
Feb-03									
Mar-03									
Apr-03					0	1	0.00%		
May-03									
Jun-03									
Jul-03					0	1	0.00%		
Aug-03					0	1	0.00%		
Sep-03									
Oct-03									



*Results exclude No Trouble Found and Test OK reports unless QWEST trouble is found on another report within 30 days of the original report. A 30-day window necessitates reporting a month behind

MR-7E* - Repair Repeat Report Rate (Percent) - Interval Zone Two

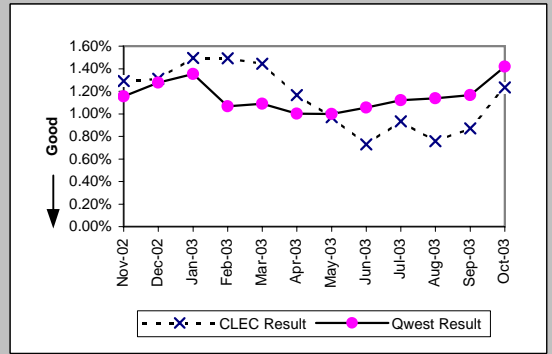
Enhanced Extended Loops (EELs) (Diagnostic)				
Date	Numerator	Denominator	CLEC Result	Standard Dev
Nov-02				
Dec-02				
Jan-03				
Feb-03	0	1	0.00%	0.00%
Mar-03				
Apr-03				
May-03	0	1	0.00%	0.00%
Jun-03				
Jul-03	0	2	0.00%	0.00%
Aug-03	0	1	0.00%	0.00%
Sep-03	0	4	0.00%	0.00%
Oct-03				



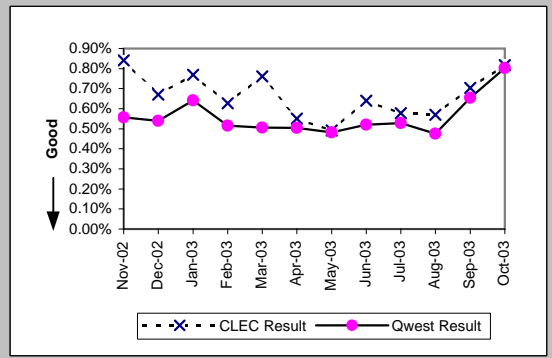
*Results exclude No Trouble Found and Test OK reports unless QWEST trouble is found on another report within 30 days of the original report. A 30-day window necessitates reporting a month behind

MR-8 - Trouble Rate (Percent)

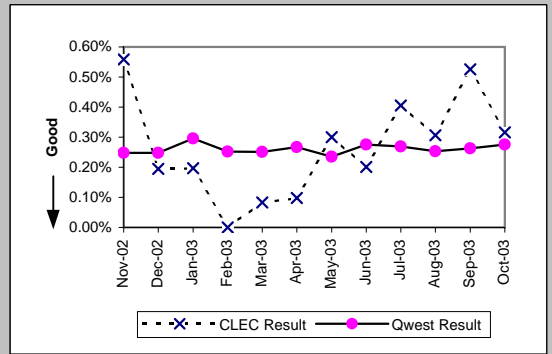
Residence (Parity)									
Date	CLEC Num	CLEC Denc	CLEC Resu	CLEC Std	Qwest Num	Qwest Denc	Qwest Resu	Mod Z Scr	Parity Scr
Nov-02	148	11476	1.29%	11.28%	19359	1678648	1.15%	1.36	-0.17
Dec-02	157	11985	1.31%	11.37%	21337	1673228	1.28%	0.34	-0.79
Jan-03	192	12837	1.50%	12.14%	22598	1669882	1.35%	1.39	-0.15
Feb-03	216	14468	1.49%	12.13%	17754	1665148	1.07%	4.98	2.03
Mar-03	268	18564	1.44%	11.93%	18100	1660312	1.09%	4.61	1.8
Apr-03	264	22669	1.16%	10.73%	16129	1609093	1.00%	2.43	0.48
May-03	253	26039	0.97%	9.81%	16022	1602268	1.00%	-0.46	-1.28
Jun-03	211	28924	0.73%	8.51%	16793	1593239	1.05%	-5.36	-4.26
Jul-03	319	34189	0.93%	9.61%	17719	1581481	1.12%	-3.26	-2.98
Aug-03	286	37768	0.76%	8.67%	17939	1575990	1.14%	-6.9	-5.19
Sep-03	361	41480	0.87%	9.29%	18297	1569834	1.17%	-5.53	-4.36
Oct-03	559	45326	1.23%	11.04%	22203	1565630	1.42%	-3.28	-2.99



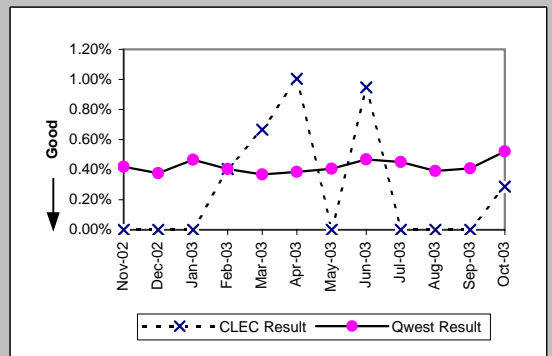
Business (Parity)									
Date	CLEC Num	CLEC Denc	CLEC Resu	CLEC Std	Qwest Num	Qwest Denc	Qwest Resu	Mod Z Scr	Parity Scr
Nov-02	136	16187	0.84%	9.13%	2438	437556	0.56%	4.75	1.89
Dec-02	113	16841	0.67%	8.16%	2352	436083	0.54%	2.29	0.39
Jan-03	135	17554	0.77%	8.74%	2780	433743	0.64%	2.09	0.27
Feb-03	113	18006	0.63%	7.90%	2225	432005	0.52%	2.07	0.26
Mar-03	139	18270	0.76%	8.69%	2177	430578	0.51%	4.76	1.9
Apr-03	101	18363	0.55%	7.40%	2112	418874	0.50%	0.86	-0.48
May-03	92	18721	0.49%	6.99%	2010	416673	0.48%	0.17	-0.89
Jun-03	122	19057	0.64%	7.98%	2157	414987	0.52%	2.26	0.37
Jul-03	114	19712	0.58%	7.58%	2179	413025	0.53%	0.96	-0.42
Aug-03	116	20390	0.57%	7.52%	1958	411071	0.48%	1.87	0.14
Sep-03	147	20875	0.70%	8.36%	2180	332837	0.66%	0.86	-0.48
Oct-03	179	21900	0.82%	9.00%	2654	330735	0.80%	0.24	-0.85



Centrex (Parity)									
Date	CLEC Num	CLEC Denc	CLEC Resu	CLEC Std	Qwest Num	Qwest Denc	Qwest Resu	Mod Z Scr	Parity Scr
Nov-02	6	1074	0.56%	7.45%	218	87993	0.25%	2.04	0.24
Dec-02	2	1027	0.19%	4.41%	215	86625	0.25%	-0.34	-1.21
Jan-03	2	1018	0.20%	4.43%	254	85898	0.30%	-0.58	-1.35
Feb-03	0	1204	0.00%	0.00%	219	86819	0.25%	-1.73	-2.05
Mar-03	1	1211	0.08%	2.87%	216	85942	0.25%	-1.16	-1.71
Apr-03	1	1017	0.10%	3.13%	227	84998	0.27%	-1.04	-1.63
May-03	3	1001	0.30%	5.47%	200	85074	0.24%	0.42	-0.74
Jun-03	2	997	0.20%	4.47%	235	85299	0.28%	-0.45	-1.27
Jul-03	4	986	0.41%	6.36%	224	83309	0.27%	0.82	-0.5
Aug-03	3	978	0.31%	5.53%	206	81484	0.25%	0.33	-0.8
Sep-03	5	952	0.53%	7.23%	216	82070	0.26%	1.57	-0.05
Oct-03	3	951	0.32%	5.61%	225	81663	0.28%	0.23	-0.86

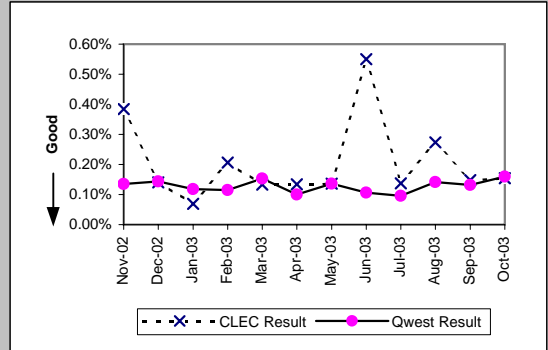


Centrex 21 (Parity)									
Date	CLEC Num	CLEC Denc	CLEC Resu	CLEC Std	Qwest Num	Qwest Denc	Qwest Resu	Mod Z Scr	Parity Scr
Nov-02	0	167	0.00%	0.00%	288	68746	0.42%	-0.84	-1.51
Dec-02	0	191	0.00%	0.00%	257	68291	0.38%	-0.85	-1.52
Jan-03	0	221	0.00%	0.00%	315	67630	0.47%	-1.02	-1.62
Feb-03	1	247	0.40%	6.35%	270	66702	0.40%	0.11	-0.93
Mar-03	2	300	0.67%	8.14%	244	66184	0.37%	0.84	-0.49
Apr-03	3	299	1.00%	9.97%	245	63466	0.39%	1.48	-0.1
May-03	0	293	0.00%	0.00%	254	62622	0.41%	-1.09	-1.66
Jun-03	3	317	0.95%	9.68%	291	62037	0.47%	1.15	-0.3
Jul-03	0	317	0.00%	0.00%	279	61885	0.45%	-1.2	-1.73
Aug-03	0	348	0.00%	0.00%	240	61271	0.39%	-1.17	-1.71
Sep-03	0	361	0.00%	0.00%	249	61074	0.41%	-1.21	-1.74
Oct-03	1	347	0.29%	5.36%	317	60882	0.52%	-0.6	-1.36

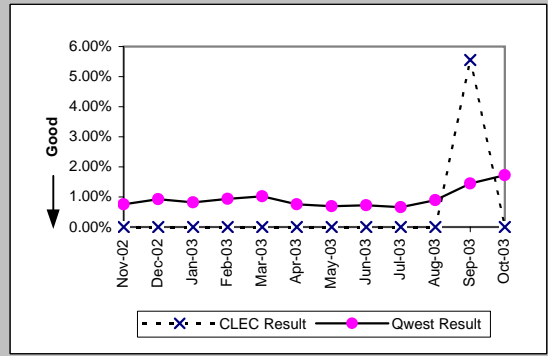


MR-8 - Trouble Rate (Percent)

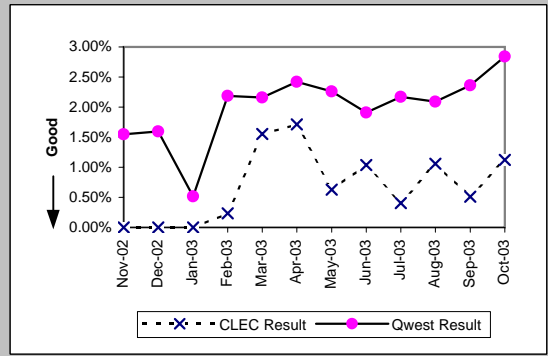
PBX (Parity)									
Date	CLEC Num	CLEC Denc	CLEC Resu	CLEC Std	Qwest Num	Qwest Denc	Qwest Resu	Mod Z Scr	Parity Scr
Nov-02	6	1564	0.38%	6.18%	123	91191	0.13%	2.66	0.62
Dec-02	2	1430	0.14%	3.74%	130	90286	0.14%	-0.04	-1.02
Jan-03	1	1455	0.07%	2.62%	109	92080	0.12%	-0.55	-1.33
Feb-03	3	1455	0.21%	4.54%	105	91457	0.11%	1.02	-0.38
Mar-03	2	1502	0.13%	3.65%	138	89833	0.15%	-0.2	-1.12
Apr-03	2	1489	0.13%	3.66%	89	88515	0.10%	0.41	-0.75
May-03	2	1474	0.14%	3.68%	119	87682	0.14%	0	-1
Jun-03	8	1454	0.55%	7.40%	93	87090	0.11%	5.13	2.12
Jul-03	2	1458	0.14%	3.70%	83	87018	0.10%	0.51	-0.69
Aug-03	4	1466	0.27%	5.22%	121	85314	0.14%	1.32	-0.2
Sep-03	2	1350	0.15%	3.85%	110	83236	0.13%	0.16	-0.9
Oct-03	2	1293	0.15%	3.93%	132	82529	0.16%	-0.05	-1.03



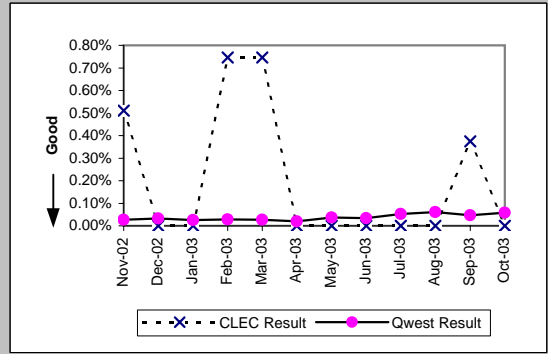
Basic Rate ISDN (Parity)									
Date	CLEC Num	CLEC Denc	CLEC Resu	CLEC Std	Qwest Num	Qwest Denc	Qwest Resu	Mod Z Scr	Parity Scr
Nov-02	0	39	0.00%	0.00%	166	21893	0.76%	-0.55	-1.33
Dec-02	0	35	0.00%	0.00%	202	21811	0.93%	-0.57	-1.35
Jan-03	0	35	0.00%	0.00%	177	21579	0.82%	-0.54	-1.33
Feb-03	0	35	0.00%	0.00%	200	21402	0.93%	-0.57	-1.35
Mar-03	0	36	0.00%	0.00%	218	21282	1.02%	-0.61	-1.37
Apr-03	0	37	0.00%	0.00%	158	21012	0.75%	-0.53	-1.32
May-03	0	35	0.00%	0.00%	142	20554	0.69%	-0.49	-1.3
Jun-03	0	34	0.00%	0.00%	146	20305	0.72%	-0.5	-1.3
Jul-03	0	32	0.00%	0.00%	133	20063	0.66%	-0.46	-1.28
Aug-03	0	35	0.00%	0.00%	178	19850	0.90%	-0.56	-1.34
Sep-03	1	18	5.56%	22.91%	152	10485	1.45%	1.13	-0.31
Oct-03	0	18	0.00%	0.00%	180	10432	1.73%	-0.56	-1.34



Qwest DSL (Parity)									
Date	CLEC Num	CLEC Denc	CLEC Resu	CLEC Std	Qwest Num	Qwest Denc	Qwest Resu	Mod Z Scr	Parity Scr
Nov-02	0	6	0.00%	0.00%	428	27640	1.55%	-0.31	-1.19
Dec-02	0	6	0.00%	0.00%	428	26839	1.59%	-0.31	-1.19
Jan-03	0	427	0.00%	0.00%	480	92610	0.52%	-1.49	-1.9
Feb-03	1	427	0.23%	4.83%	2023	92610	2.18%	-2.75	-2.67
Mar-03	7	450	1.56%	12.37%	2001	92710	2.16%	-0.88	-1.53
Apr-03	8	467	1.71%	12.98%	2254	93146	2.42%	-0.99	-1.6
May-03	3	479	0.63%	7.89%	2113	93479	2.26%	-2.4	-2.46
Jun-03	5	482	1.04%	10.13%	1785	93527	1.91%	-1.39	-1.85
Jul-03	2	493	0.41%	6.36%	2036	93875	2.17%	-2.68	-2.63
Aug-03	6	568	1.06%	10.22%	2019	96533	2.09%	-1.72	-2.05
Sep-03	3	590	0.51%	7.11%	2347	99465	2.36%	-2.95	-2.8
Oct-03	7	623	1.12%	10.54%	2920	102728	2.84%	-2.57	-2.56

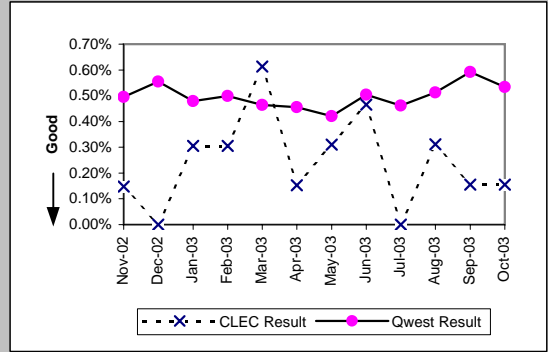


ISDN Primary (Parity)									
Date	CLEC Num	CLEC Denc	CLEC Resu	CLEC Std	Qwest Num	Qwest Denc	Qwest Resu	Mod Z Scr	Parity Scr
Nov-02	1	196	0.51%	7.12%	27	102484	0.03%	1.95	0.18
Dec-02	0	196	0.00%	0.00%	34	103895	0.03%	-0.25	-1.15
Jan-03	0	268	0.00%	0.00%	26	104188	0.03%	-0.26	-1.16
Feb-03	2	268	0.75%	8.61%	30	104186	0.03%	3	0.82
Mar-03	2	268	0.75%	8.61%	28	104586	0.03%	3.04	0.85
Apr-03	0	292	0.00%	0.00%	21	104139	0.02%	-0.24	-1.15
May-03	0	291	0.00%	0.00%	38	101261	0.04%	-0.33	-1.2
Jun-03	0	267	0.00%	0.00%	28	81929	0.03%	-0.3	-1.18
Jul-03	0	267	0.00%	0.00%	43	82221	0.05%	-0.37	-1.23
Aug-03	0	267	0.00%	0.00%	51	83273	0.06%	-0.4	-1.25
Sep-03	1	267	0.37%	6.11%	39	82679	0.05%	1.53	-0.07
Oct-03	0	279	0.00%	0.00%	48	82796	0.06%	-0.4	-1.24

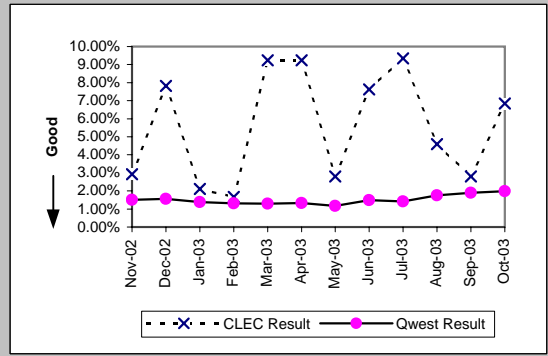


MR-8 - Trouble Rate (Percent)

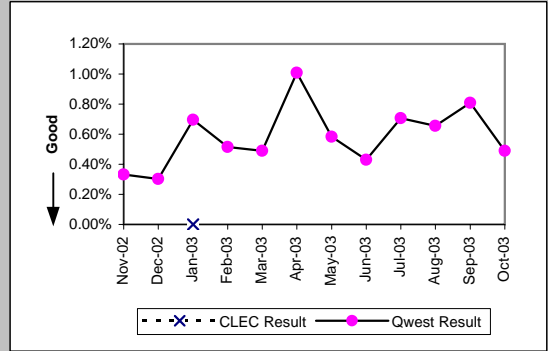
DS0 (Parity)									
Date	CLEC Num	CLEC Denc	CLEC Resu	CLEC Std	Qwest Num	Qwest Denc	Qwest Resu	Mod Z Scr	Parity Scr
Nov-02	1	679	0.15%	3.83%	599	121098	0.49%	-1.29	-1.78
Dec-02	0	641	0.00%	0.00%	671	120940	0.55%	-1.89	-2.15
Jan-03	2	654	0.31%	5.52%	569	118766	0.48%	-0.64	-1.39
Feb-03	2	654	0.31%	5.52%	592	118766	0.50%	-0.7	-1.42
Mar-03	4	653	0.61%	7.80%	550	118520	0.46%	0.56	-0.66
Apr-03	1	653	0.15%	3.91%	525	115294	0.46%	-1.14	-1.7
May-03	2	644	0.31%	5.56%	487	115727	0.42%	-0.43	-1.26
Jun-03	3	644	0.47%	6.81%	582	115354	0.50%	-0.14	-1.08
Jul-03	0	645	0.00%	0.00%	533	115510	0.46%	-1.72	-2.05
Aug-03	2	643	0.31%	5.57%	581	113437	0.51%	-0.71	-1.43
Sep-03	1	645	0.16%	3.93%	677	114433	0.59%	-1.44	-1.88
Oct-03	1	646	0.15%	3.93%	610	114428	0.53%	-1.32	-1.8



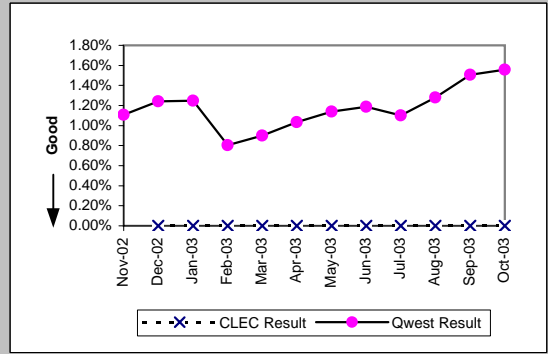
DS1 (Parity)									
Date	CLEC Num	CLEC Denc	CLEC Resu	CLEC Std	Qwest Num	Qwest Denc	Qwest Resu	Mod Z Scr	Parity Scr
Nov-02	4	137	2.92%	16.84%	705	46624	1.51%	1.25	-0.24
Dec-02	10	128	7.81%	26.84%	725	46499	1.56%	4.11	1.5
Jan-03	3	142	2.11%	14.38%	646	46431	1.39%	0.75	-0.54
Feb-03	2	120	1.67%	12.80%	611	46431	1.32%	0.41	-0.75
Mar-03	11	119	9.24%	28.96%	598	46066	1.30%	5.02	2.05
Apr-03	11	119	9.24%	28.96%	615	46008	1.34%	4.96	2.02
May-03	3	107	2.80%	16.51%	538	45679	1.18%	1.38	-0.16
Jun-03	8	105	7.62%	26.53%	667	44632	1.49%	3.71	1.26
Jul-03	10	107	9.35%	29.11%	632	44594	1.42%	4.65	1.82
Aug-03	5	109	4.59%	20.92%	777	44119	1.76%	1.91	0.16
Sep-03	3	107	2.80%	16.51%	847	44486	1.90%	0.7	-0.57
Oct-03	8	117	6.84%	25.24%	886	44429	1.99%	2.97	0.81



DS3 (Parity)									
Date	CLEC Num	CLEC Denc	CLEC Resu	CLEC Std	Qwest Num	Qwest Denc	Qwest Resu	Mod Z Scr	Parity Scr
Nov-02					11	3304	0.33%		
Dec-02					10	3304	0.30%		
Jan-03	0	1	0.00%	0.00%	23	3302	0.70%	-0.08	-1.05
Feb-03					17	3302	0.51%		
Mar-03					16	3269	0.49%		
Apr-03					33	3271	1.01%		
May-03					19	3258	0.58%		
Jun-03					14	3255	0.43%		
Jul-03					23	3254	0.71%		
Aug-03					21	3205	0.66%		
Sep-03					26	3215	0.81%		
Oct-03					21	4282	0.49%		

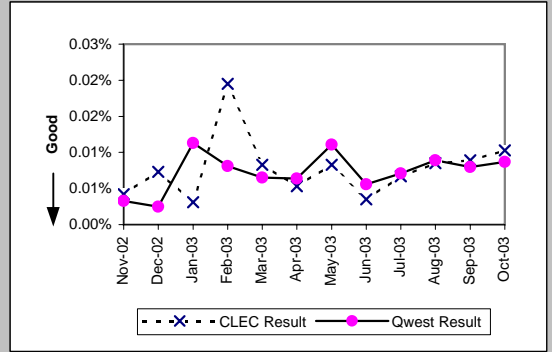


Frame Relay (Parity)									
Date	CLEC Num	CLEC Denc	CLEC Resu	CLEC Std	Qwest Num	Qwest Denc	Qwest Resu	Mod Z Scr	Parity Scr
Nov-02					142	12817	1.11%		
Dec-02	0	2	0.00%	0.00%	158	12734	1.24%	-0.16	-1.1
Jan-03	0	2	0.00%	0.00%	155	12413	1.25%	-0.16	-1.1
Feb-03	0	2	0.00%	0.00%	100	12413	0.81%	-0.13	-1.08
Mar-03	0	2	0.00%	0.00%	110	12241	0.90%	-0.13	-1.08
Apr-03	0	4	0.00%	0.00%	125	12089	1.03%	-0.2	-1.12
May-03	0	4	0.00%	0.00%	137	12032	1.14%	-0.21	-1.13
Jun-03	0	4	0.00%	0.00%	141	11868	1.19%	-0.22	-1.13
Jul-03	0	3	0.00%	0.00%	129	11705	1.10%	-0.18	-1.11
Aug-03	0	3	0.00%	0.00%	147	11490	1.28%	-0.2	-1.12
Sep-03	0	3	0.00%	0.00%	172	11415	1.51%	-0.21	-1.13
Oct-03	0	4	0.00%	0.00%	176	11302	1.56%	-0.25	-1.15

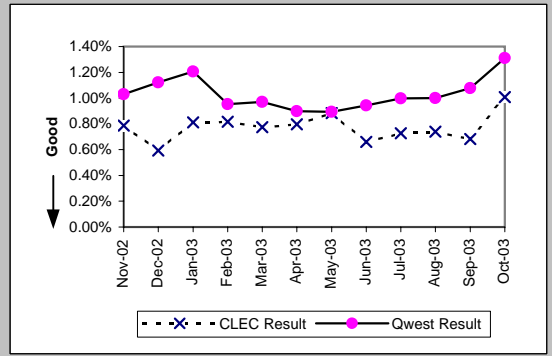


MR-8 - Trouble Rate (Percent)

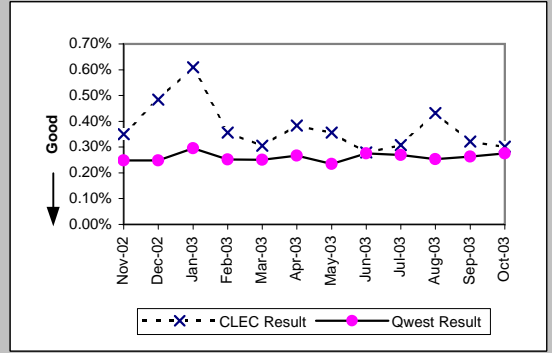
LIS Trunk (Parity)									
Date	CLEC Num	CLEC Denc	CLEC Resu	CLEC Std E	Qwest Num	Qwest Denc	Qwest Resu	Mod Z Scr	Parity Scr
Nov-02	9	215893	0.00%	0.65%	4	120239	0.00%	0.41	-0.75
Dec-02	16	220469	0.01%	0.85%	3	119158	0.00%	2.63	0.6
Jan-03	7	225647	0.00%	0.56%	14	124066	0.01%	-2.18	-2.32
Feb-03	44	225647	0.02%	1.40%	10	124066	0.01%	3.61	1.19
Mar-03	19	228677	0.01%	0.91%	8	123908	0.01%	0.65	-0.6
Apr-03	12	228509	0.01%	0.72%	8	125726	0.01%	-0.4	-1.24
May-03	19	230267	0.01%	0.91%	14	125575	0.01%	-0.78	-1.48
Jun-03	8	227699	0.00%	0.59%	7	125359	0.01%	-0.79	-1.48
Jul-03	15	225195	0.01%	0.82%	9	126175	0.01%	-0.16	-1.1
Aug-03	19	224163	0.01%	0.92%	11	123649	0.01%	-0.13	-1.08
Sep-03	20	224787	0.01%	0.94%	10	124837	0.01%	0.28	-0.83
Oct-03	23	223971	0.01%	1.01%	11	125725	0.01%	0.46	-0.72



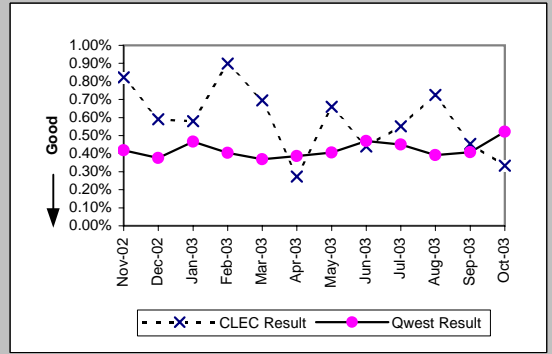
UNE - P (POTS) (Parity)									
Date	CLEC Num	CLEC Denc	CLEC Resu	CLEC Std E	Qwest Num	Qwest Denc	Qwest Resu	Mod Z Scr	Parity Scr
Nov-02	192	24400	0.79%	8.84%	21797	2116204	1.03%	-3.74	-3.27
Dec-02	144	24248	0.59%	7.68%	23689	2109311	1.12%	-7.78	-5.73
Jan-03	193	23797	0.81%	8.97%	25378	2103625	1.21%	-5.56	-4.38
Feb-03	200	24519	0.82%	8.99%	19979	2097153	0.95%	-2.2	-2.33
Mar-03	195	25160	0.78%	8.77%	20277	2090890	0.97%	-3.13	-2.9
Apr-03	208	26128	0.80%	8.89%	18241	2027967	0.90%	-1.76	-2.07
May-03	242	27365	0.88%	9.36%	18032	2018941	0.89%	-0.15	-1.09
Jun-03	182	27512	0.66%	8.11%	18950	2008226	0.94%	-4.81	-3.92
Jul-03	199	27364	0.73%	8.50%	19898	1994506	1.00%	-4.47	-3.72
Aug-03	197	26611	0.74%	8.57%	19897	1987061	1.00%	-4.25	-3.58
Sep-03	184	26967	0.68%	8.23%	20477	1902671	1.08%	-6.23	-4.78
Oct-03	276	27372	1.01%	9.99%	24857	1896365	1.31%	-4.37	-3.66



UNE P (Centrex) (Parity)									
Date	CLEC Num	CLEC Denc	CLEC Resu	CLEC Std E	Qwest Num	Qwest Denc	Qwest Resu	Mod Z Scr	Parity Scr
Nov-02	25	7144	0.35%	5.91%	218	87993	0.25%	1.67	0.02
Dec-02	34	7031	0.48%	6.94%	215	86625	0.25%	3.81	1.32
Jan-03	42	6892	0.61%	7.78%	254	85898	0.30%	4.61	1.81
Feb-03	31	8698	0.36%	5.96%	219	86819	0.25%	1.85	0.12
Mar-03	28	9160	0.31%	5.52%	216	85942	0.25%	0.99	-0.4
Apr-03	34	8869	0.38%	6.18%	227	84998	0.27%	2.02	0.23
May-03	31	8716	0.36%	5.95%	200	85074	0.24%	2.21	0.35
Jun-03	24	8604	0.28%	5.27%	235	85299	0.28%	0.06	-0.96
Jul-03	26	8461	0.31%	5.53%	224	83309	0.27%	0.65	-0.6
Aug-03	36	8337	0.43%	6.56%	206	81484	0.25%	3.1	0.88
Sep-03	27	8413	0.32%	5.66%	216	82070	0.26%	0.98	-0.4
Oct-03	25	8277	0.30%	5.49%	225	81663	0.28%	0.44	-0.73

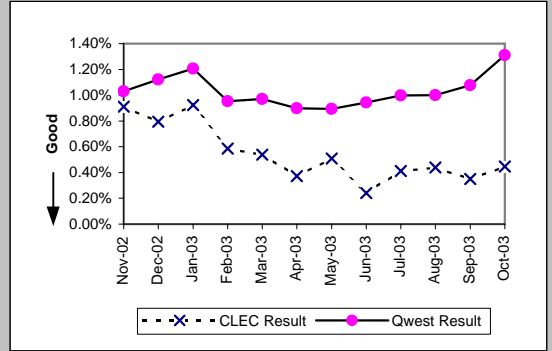


UNE P (Centrex 21) (Parity)									
Date	CLEC Num	CLEC Denc	CLEC Resu	CLEC Std E	Qwest Num	Qwest Denc	Qwest Resu	Mod Z Scr	Parity Scr
Nov-02	15	1823	0.82%	9.03%	288	68746	0.42%	2.64	0.6
Dec-02	11	1865	0.59%	7.66%	257	68291	0.38%	1.49	-0.1
Jan-03	11	1899	0.58%	7.59%	315	67630	0.47%	0.72	-0.56
Feb-03	17	1890	0.90%	9.44%	270	66702	0.40%	3.34	1.03
Mar-03	13	1868	0.70%	8.31%	244	66184	0.37%	2.3	0.4
Apr-03	5	1830	0.27%	5.22%	245	63466	0.39%	-0.77	-1.47
May-03	12	1821	0.66%	8.09%	254	62622	0.41%	1.68	0.02
Jun-03	8	1820	0.44%	6.62%	291	62037	0.47%	-0.18	-1.11
Jul-03	10	1815	0.55%	7.40%	279	61885	0.45%	0.63	-0.62
Aug-03	13	1791	0.73%	8.49%	240	61271	0.39%	2.23	0.36
Sep-03	8	1765	0.45%	6.72%	249	61074	0.41%	0.3	-0.82
Oct-03	6	1801	0.33%	5.76%	317	60882	0.52%	-1.09	-1.66



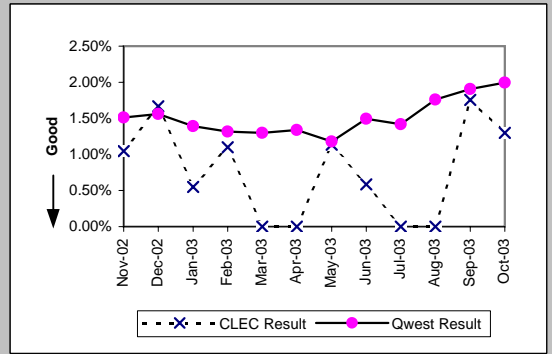
MR-8 - Trouble Rate (Percent)

Date	CLEC Num	CLEC Dens	Line Sharing (Parity)				Qwest Res	Mod Z Scr	Parity Scr
			CLEC Resu	CLEC Std	Qwest Num	Qwest Dens			
Nov-02	57	6251	0.91%	9.51%	21797	2116204	1.03%	-0.92	-1.56
Dec-02	52	6546	0.79%	8.88%	23689	2109311	1.12%	-2.52	-2.53
Jan-03	64	6936	0.92%	9.56%	25378	2103625	1.21%	-2.16	-2.31
Feb-03	43	7344	0.59%	7.63%	19979	2097153	0.95%	-3.23	-2.97
Mar-03	42	7799	0.54%	7.32%	20277	2090890	0.97%	-3.88	-3.36
Apr-03	30	8071	0.37%	6.09%	18241	2027967	0.90%	-5.01	-4.05
May-03	43	8470	0.51%	7.11%	18032	2018941	0.89%	-3.76	-3.29
Jun-03	22	9147	0.24%	4.90%	18950	2008226	0.94%	-6.94	-5.22
Jul-03	40	9720	0.41%	6.40%	19898	1994506	1.00%	-5.8	-4.53
Aug-03	44	10023	0.44%	6.61%	19897	1987061	1.00%	-5.64	-4.43
Sep-03	35	10026	0.35%	5.90%	20477	1902671	1.08%	-7.04	-5.28
Oct-03	46	10319	0.45%	6.66%	24857	1896365	1.31%	-7.7	-5.68

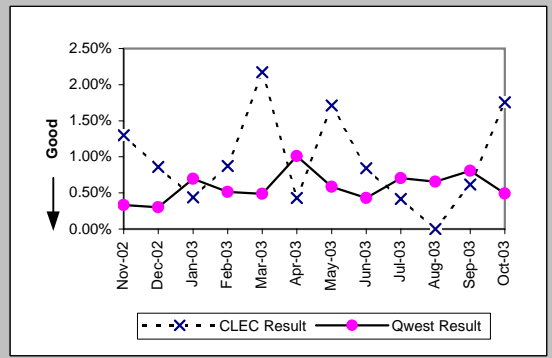


MR-8 - Trouble Rate (Percent)

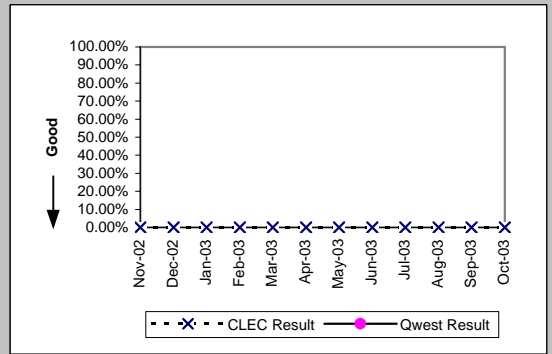
UDIT DS1 (Parity)									
Date	Numerator	Denominator	CLEC Resu	Standard D	Qwest Num	Qwest Deno	Qwest Resu	Mod Z Scr	Parity Scr
Nov-02	2	191	1.05%	10.18%	705	46624	1.51%	-0.53	-1.32
Dec-02	3	180	1.67%	12.80%	725	46499	1.56%	0.19	-0.88
Jan-03	1	182	0.55%	7.39%	646	46431	1.39%	-0.97	-1.59
Feb-03	2	182	1.10%	10.43%	611	46431	1.32%	-0.26	-1.16
Mar-03	0	183	0.00%	0.00%	598	46066	1.30%	-1.55	-1.94
Apr-03	0	182	0.00%	0.00%	615	46008	1.34%	-1.57	-1.95
May-03	2	176	1.14%	10.60%	538	45679	1.18%	-0.05	-1.03
Jun-03	1	171	0.58%	7.62%	667	44632	1.49%	-0.98	-1.59
Jul-03	0	168	0.00%	0.00%	632	44594	1.42%	-1.55	-1.94
Aug-03	0	169	0.00%	0.00%	777	44119	1.76%	-1.74	-2.06
Sep-03	3	171	1.75%	13.13%	847	44486	1.90%	-0.14	-1.09
Oct-03	2	154	1.30%	11.32%	886	44429	1.99%	-0.62	-1.37



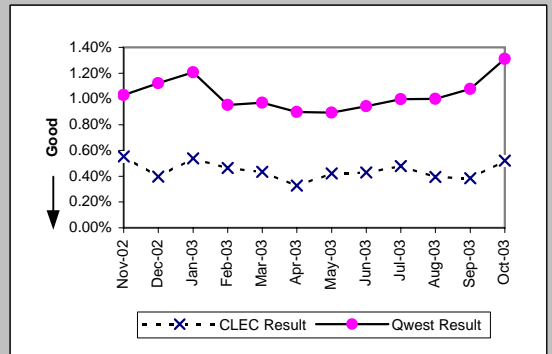
UDIT Above DS1 Level (Parity)									
Date	Numerator	Denominator	CLEC Resu	Standard D	Qwest Num	Qwest Deno	Qwest Resu	Mod Z Scr	Parity Scr
Nov-02	3	231	1.30%	11.32%	11	3304	0.33%	1.86	0.13
Dec-02	2	232	0.86%	9.24%	10	3304	0.30%	1.24	-0.24
Jan-03	1	229	0.44%	6.59%	23	3302	0.70%	-0.46	-1.28
Feb-03	2	229	0.87%	9.30%	17	3302	0.51%	0.72	-0.56
Mar-03	5	230	2.17%	14.58%	16	3269	0.49%	2.55	0.55
Apr-03	1	233	0.43%	6.54%	33	3271	1.01%	-0.86	-1.52
May-03	4	234	1.71%	12.96%	19	3258	0.58%	1.78	0.08
Jun-03	2	238	0.84%	9.13%	14	3255	0.43%	0.87	-0.47
Jul-03	1	241	0.41%	6.43%	23	3254	0.71%	-0.52	-1.32
Aug-03	0	160	0.00%	0.00%	21	3205	0.66%	-1	-1.61
Sep-03	1	162	0.62%	7.83%	26	3215	0.81%	-0.27	-1.16
Oct-03	3	171	1.75%	13.13%	21	4282	0.49%	1.82	0.11



Dark Fiber - IOF (Diagnostic)									
Date	Numerator	Denominator	CLEC Resu	Standard D	Qwest Num	Qwest Deno	Qwest Resu	Mod Z Scr	Parity Scr
Nov-02	0	26	0.00%	0.00%					
Dec-02	0	26	0.00%	0.00%					
Jan-03	0	26	0.00%	0.00%					
Feb-03	0	26	0.00%	0.00%					
Mar-03	0	26	0.00%	0.00%					
Apr-03	0	26	0.00%	0.00%					
May-03	0	26	0.00%	0.00%					
Jun-03	0	27	0.00%	0.00%					
Jul-03	0	29	0.00%	0.00%					
Aug-03	0	29	0.00%	0.00%					
Sep-03	0	29	0.00%	0.00%					
Oct-03	0	27	0.00%	0.00%					

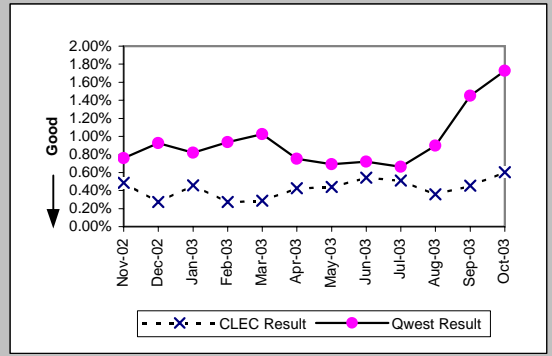


Unbundled Loop Analog (Parity)									
Date	Numerator	Denominator	CLEC Resu	Standard D	Qwest Num	Qwest Deno	Qwest Resu	Mod Z Scr	Parity Scr
Nov-02	266	48115	0.55%	7.41%	21797	2116204	1.03%	-10.25	-7.23
Dec-02	197	49561	0.40%	6.29%	23689	2109311	1.12%	-15.15	-10.21
Jan-03	273	50718	0.54%	7.32%	25378	2103625	1.21%	-13.62	-9.28
Feb-03	235	50718	0.46%	6.79%	19979	2097153	0.95%	-11.21	-7.82
Mar-03	223	51194	0.44%	6.59%	20277	2090890	0.97%	-12.18	-8.41
Apr-03	169	51737	0.33%	5.71%	18241	2027967	0.90%	-13.63	-9.28
May-03	220	52027	0.42%	6.49%	18032	2018941	0.89%	-11.26	-7.84
Jun-03	226	52595	0.43%	6.54%	18950	2008226	0.94%	-12.03	-8.32
Jul-03	254	53047	0.48%	6.90%	19898	1994506	1.00%	-11.87	-8.21
Aug-03	211	53606	0.39%	6.26%	19897	1987061	1.00%	-13.95	-9.48
Sep-03	208	54074	0.38%	6.19%	20477	1902671	1.08%	-15.37	-10.34
Oct-03	284	54567	0.52%	7.20%	24857	1896365	1.31%	-16	-10.73

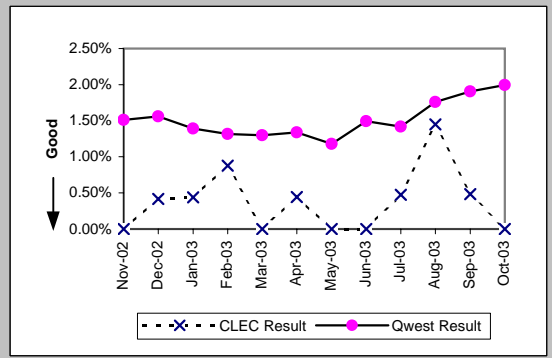


MR-8 - Trouble Rate (Percent)

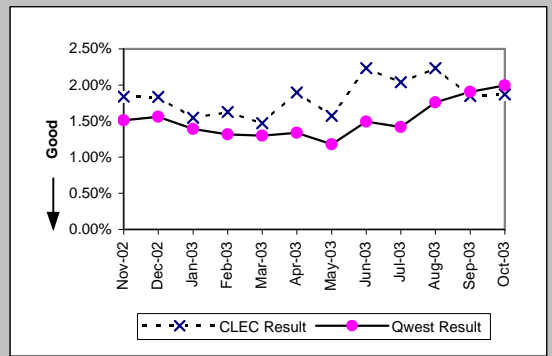
Unbundled Loop - 2 Wire Non-Loaded (Parity)									
Date	Numerator	Denominator	CLEC Resu	Standard D	Qwest Num	Qwest Deno	Qwest Resu	Mod Z Scr	Parity Scr
Nov-02	32	6583	0.49%	6.96%	166	21893	0.76%	-2.23	-2.36
Dec-02	18	6559	0.27%	5.23%	202	21811	0.93%	-4.83	-3.94
Jan-03	30	6581	0.46%	6.74%	177	21579	0.82%	-2.87	-2.74
Feb-03	18	6581	0.27%	5.22%	200	21402	0.93%	-4.87	-3.96
Mar-03	19	6616	0.29%	5.35%	218	21282	1.02%	-5.2	-4.16
Apr-03	28	6594	0.42%	6.50%	158	21012	0.75%	-2.68	-2.63
May-03	29	6603	0.44%	6.61%	142	20554	0.69%	-2.15	-2.31
Jun-03	36	6641	0.54%	7.34%	146	20305	0.72%	-1.48	-1.9
Jul-03	34	6649	0.51%	7.13%	133	20063	0.66%	-1.32	-1.8
Aug-03	24	6707	0.36%	5.97%	178	19850	0.90%	-4.05	-3.46
Sep-03	31	6807	0.46%	6.73%	152	10485	1.45%	-5.34	-4.25
Oct-03	41	6794	0.60%	7.74%	180	10432	1.73%	-5.53	-4.36



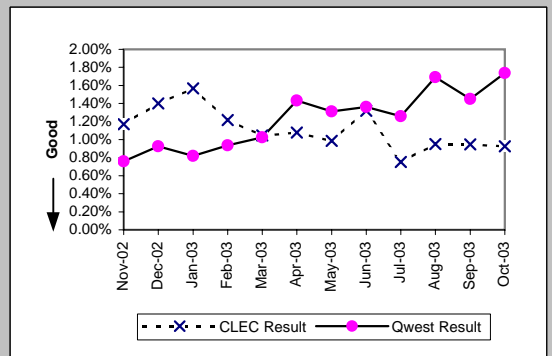
Unbundled Loop - 4 Wire Non-Loaded (Parity)									
Date	Numerator	Denominator	CLEC Resu	Standard D	Qwest Num	Qwest Deno	Qwest Resu	Mod Z Scr	Parity Scr
Nov-02	0	242	0.00%	0.00%	705	46624	1.51%	-1.92	-2.17
Dec-02	1	240	0.42%	6.44%	725	46499	1.56%	-1.42	-1.87
Jan-03	1	228	0.44%	6.61%	646	46431	1.39%	-1.23	-1.74
Feb-03	2	228	0.88%	9.32%	611	46431	1.32%	-0.58	-1.35
Mar-03	0	226	0.00%	0.00%	598	46066	1.30%	-1.72	-2.05
Apr-03	1	225	0.44%	6.65%	615	46008	1.34%	-1.16	-1.71
May-03	0	225	0.00%	0.00%	538	45679	1.18%	-1.63	-1.99
Jun-03	0	218	0.00%	0.00%	667	44632	1.49%	-1.81	-2.1
Jul-03	1	210	0.48%	6.88%	632	44594	1.42%	-1.15	-1.7
Aug-03	3	207	1.45%	11.95%	777	44119	1.76%	-0.34	-1.21
Sep-03	1	207	0.48%	6.93%	847	44486	1.90%	-1.49	-1.91
Oct-03	0	208	0.00%	0.00%	886	44429	1.99%	-2.05	-2.25



Unbundled Loop - DS1 Capable (Parity)									
Date	Numerator	Denominator	CLEC Resu	Standard D	Qwest Num	Qwest Deno	Qwest Resu	Mod Z Scr	Parity Scr
Nov-02	62	3373	1.84%	13.43%	705	46624	1.51%	1.5	-0.09
Dec-02	65	3539	1.84%	13.43%	725	46499	1.56%	1.28	-0.22
Jan-03	59	3816	1.55%	12.34%	646	46431	1.39%	0.78	-0.52
Feb-03	62	3816	1.62%	12.64%	611	46431	1.32%	1.61	-0.02
Mar-03	57	3876	1.47%	12.04%	598	46066	1.30%	0.91	-0.45
Apr-03	76	4004	1.90%	13.65%	615	46008	1.34%	2.97	0.8
May-03	65	4130	1.57%	12.45%	538	45679	1.18%	2.26	0.37
Jun-03	94	4207	2.23%	14.78%	667	44632	1.49%	3.78	1.3
Jul-03	87	4265	2.04%	14.14%	632	44594	1.42%	3.29	1
Aug-03	97	4344	2.23%	14.78%	777	44119	1.76%	2.26	0.37
Sep-03	82	4431	1.85%	13.48%	847	44486	1.90%	-0.25	-1.15
Oct-03	86	4595	1.87%	13.55%	886	44429	1.99%	-0.57	-1.34

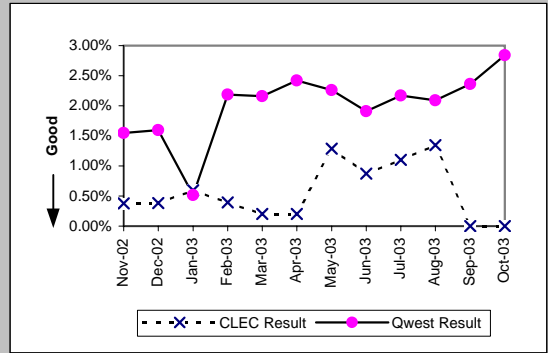


Unbundled Loop ISDN Capable (Parity)									
Date	Numerator	Denominator	CLEC Resu	Standard D	Qwest Num	Qwest Deno	Qwest Resu	Mod Z Scr	Parity Scr
Nov-02	37	3161	1.17%	10.76%	166	21893	0.76%	2.5	0.52
Dec-02	44	3138	1.40%	11.76%	202	21811	0.93%	2.6	0.58
Jan-03	49	3127	1.57%	12.42%	177	21579	0.82%	4.33	1.63
Feb-03	38	3127	1.22%	10.96%	200	21402	0.93%	1.52	-0.07
Mar-03	33	3150	1.05%	10.18%	218	21282	1.02%	0.12	-0.93
Apr-03	34	3159	1.08%	10.32%	158	11020	1.43%	-1.49	-1.91
May-03	31	3144	0.99%	9.88%	142	10835	1.31%	-1.41	-1.86
Jun-03	42	3182	1.32%	11.41%	146	10725	1.36%	-0.18	-1.11
Jul-03	24	3187	0.75%	8.65%	133	10577	1.26%	-2.24	-2.36
Aug-03	30	3155	0.95%	9.70%	177	10465	1.69%	-2.83	-2.72
Sep-03	30	3171	0.95%	9.68%	151	10405	1.45%	-2.08	-2.27
Oct-03	29	3138	0.92%	9.57%	180	10353	1.74%	-3.06	-2.86

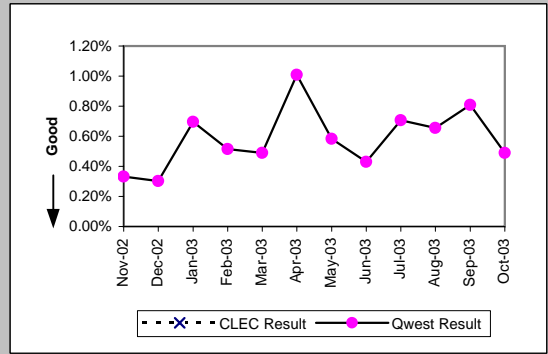


MR-8 - Trouble Rate (Percent)

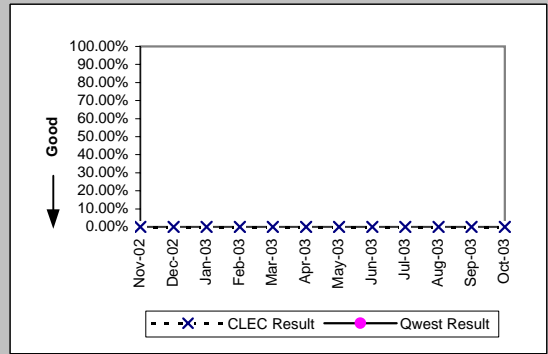
Unbundled Loop - ADSL Qualified (Parity)										
Date	Numerator	Denominator	CLEC Resu	Standard D	Qwest Num	Qwest Deno	Qwest Resu	Mod Z Scr	Parity Scr	
Nov-02	2	531	0.38%	6.13%	428	27640	1.55%	-2.17	-2.32	
Dec-02	2	525	0.38%	6.16%	428	26839	1.59%	-2.2	-2.34	
Jan-03	3	505	0.59%	7.68%	480	92610	0.52%	0.24	-0.86	
Feb-03	2	505	0.40%	6.28%	2023	92610	2.18%	-2.74	-2.67	
Mar-03	1	493	0.20%	4.50%	2001	92710	2.16%	-2.98	-2.81	
Apr-03	1	491	0.20%	4.51%	2254	93146	2.42%	-3.19	-2.94	
May-03	6	467	1.28%	11.26%	2113	93479	2.26%	-1.41	-1.86	
Jun-03	4	458	0.87%	9.30%	1785	93527	1.91%	-1.62	-1.98	
Jul-03	5	455	1.10%	10.43%	2036	93875	2.17%	-1.56	-1.95	
Aug-03	6	445	1.35%	11.53%	2019	96533	2.09%	-1.09	-1.66	
Sep-03	0	440	0.00%	0.00%	2347	99465	2.36%	-3.25	-2.98	
Oct-03	0	436	0.00%	0.00%	2920	102728	2.84%	-3.56	-3.17	



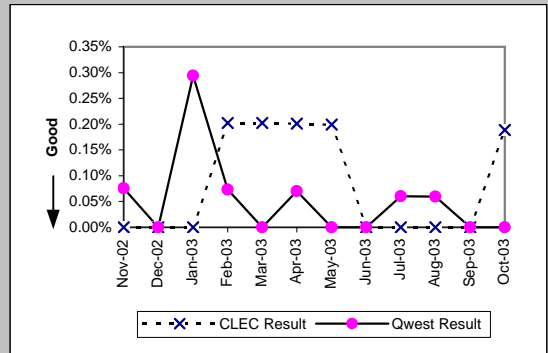
Unbundled Loop - DS3 Capable (Parity)										
Date	Numerator	Denominator	CLEC Resu	Standard D	Qwest Num	Qwest Deno	Qwest Resu	Mod Z Scr	Parity Scr	
Nov-02					11	3304	0.33%			
Dec-02					10	3304	0.30%			
Jan-03					23	3302	0.70%			
Feb-03					17	3302	0.51%			
Mar-03					16	3269	0.49%			
Apr-03					33	3271	1.01%			
May-03					19	3258	0.58%			
Jun-03					14	3255	0.43%			
Jul-03					23	3254	0.71%			
Aug-03					21	3205	0.66%			
Sep-03					26	3215	0.81%			
Oct-03					21	4282	0.49%			



Dark Fiber - Loop (Diagnostic)										
Date	Numerator	Denominator	CLEC Resu	Standard D	Qwest Num	Qwest Deno	Qwest Resu	Mod Z Scr	Parity Scr	
Nov-02	0	10	0.00%	0.00%						
Dec-02	0	10	0.00%	0.00%						
Jan-03	0	25	0.00%	0.00%						
Feb-03	0	25	0.00%	0.00%						
Mar-03	0	25	0.00%	0.00%						
Apr-03	0	25	0.00%	0.00%						
May-03	0	26	0.00%	0.00%						
Jun-03	0	26	0.00%	0.00%						
Jul-03	0	26	0.00%	0.00%						
Aug-03	0	26	0.00%	0.00%						
Sep-03	0	26	0.00%	0.00%						
Oct-03	0	23	0.00%	0.00%						

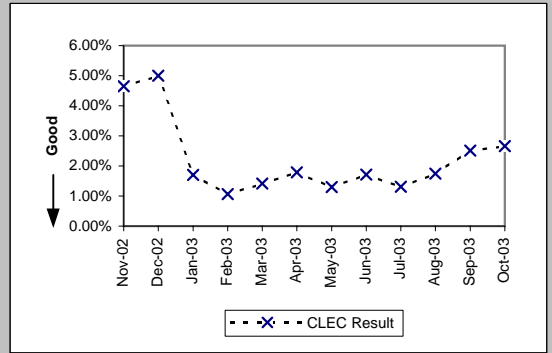


E911 (Parity)										
Date	Numerator	Denominator	CLEC Resu	Standard D	Qwest Num	Qwest Deno	Qwest Resu	Mod Z Scr	Parity Scr	
Nov-02	0	496	0.00%	0.00%	1	1317	0.08%	-0.52	-1.32	
Dec-02	0	500	0.00%	0.00%	0	1333	0.00%	N/A	N/A	
Jan-03	0	494	0.00%	0.00%	4	1361	0.29%	-1.03	-1.63	
Feb-03	1	494	0.20%	4.49%	1	1361	0.07%	0.6	-0.63	
Mar-03	1	494	0.20%	4.49%	0	1389	0.00%	N/A	-0.3	
Apr-03	1	498	0.20%	4.48%	1	1420	0.07%	0.63	-0.62	
May-03	1	502	0.20%	4.46%	0	1456	0.00%	N/A		
Jun-03	0	508	0.00%	0.00%	0	1631	0.00%	N/A	N/A	
Jul-03	0	512	0.00%	0.00%	1	1661	0.06%	-0.49	-1.3	
Aug-03	0	514	0.00%	0.00%	1	1675	0.06%	-0.48	-1.29	
Sep-03	0	516	0.00%	0.00%	0	1707	0.00%	N/A	N/A	
Oct-03	1	530	0.19%	4.34%	0	1797	0.00%	N/A	N/A	



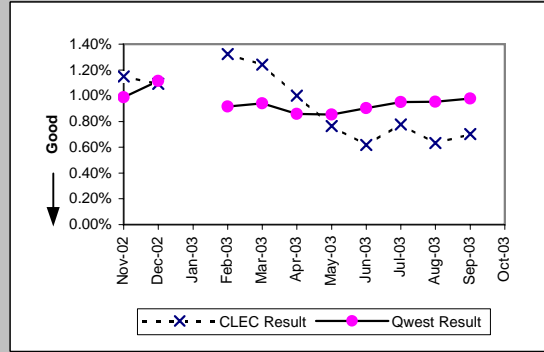
MR-8 - Trouble Rate (Percent)

Enhanced Extended Loops (EELs) (Diagnostic)					
Date	Numerator	Denominator	CLEC Result	Standard Dev	
Nov-02	12	258	4.65%	21.06%	
Dec-02	14	280	5.00%	21.79%	
Jan-03	6	353	1.70%	12.93%	
Feb-03	4	376	1.06%	10.26%	
Mar-03	9	638	1.41%	11.79%	
Apr-03	12	670	1.79%	13.26%	
May-03	10	770	1.30%	11.32%	
Jun-03	14	819	1.71%	12.96%	
Jul-03	11	842	1.31%	11.35%	
Aug-03	15	862	1.74%	13.08%	
Sep-03	23	915	2.51%	15.65%	
Oct-03	25	941	2.66%	16.08%	

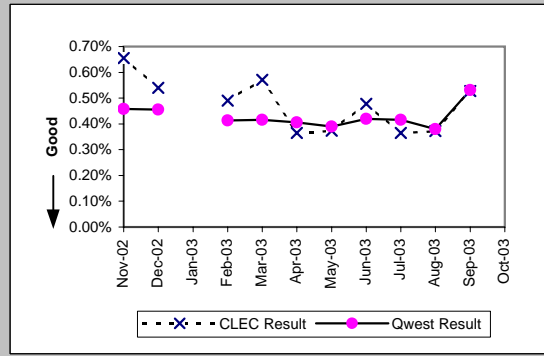


MR-8* - Trouble Rate (Percent)

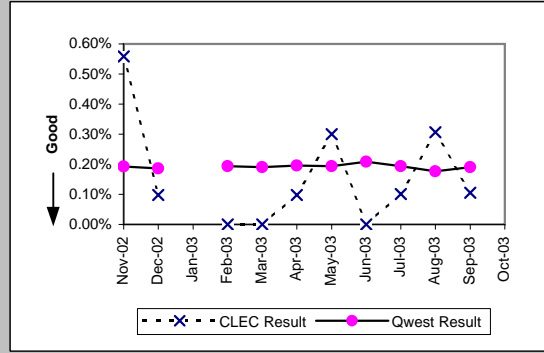
Residence (Parity)									
Date	CLEC Num	CLEC Denc	CLEC Resu	CLEC Std	Qwest Num	Qwest Denc	Qwest Resu	Mod Z Scr	Parity Scr
Nov-02	132	11476	1.15%	10.66%	16579	1678648	0.99%	1.76	0.07
Dec-02	131	11985	1.09%	10.40%	18646	1673228	1.11%	-0.22	-1.13
Jan-03									
Feb-03	191	14439	1.32%	11.43%	15260	1665148	0.92%	5.1	2.1
Mar-03	230	18538	1.24%	11.07%	15615	1660312	0.94%	4.21	1.56
Apr-03	227	22669	1.00%	9.96%	13807	1609093	0.86%	2.32	0.41
May-03	199	26039	0.76%	8.71%	13664	1602268	0.85%	-1.54	-1.94
Jun-03	179	28924	0.62%	7.84%	14389	1593239	0.90%	-5.06	-4.08
Jul-03	266	34189	0.78%	8.79%	15036	1581481	0.95%	-3.26	-2.98
Aug-03	239	37768	0.63%	7.93%	15003	1575990	0.95%	-6.31	-4.84
Sep-03	291	41480	0.70%	8.35%	15351	1569834	0.98%	-5.65	-4.43
Oct-03									



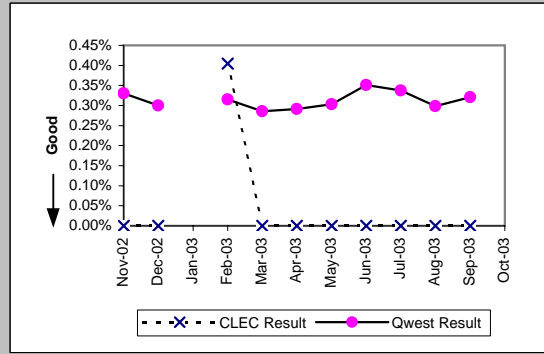
Business (Parity)									
Date	CLEC Num	CLEC Denc	CLEC Resu	CLEC Std	Qwest Num	Qwest Denc	Qwest Resu	Mod Z Scr	Parity Scr
Nov-02	106	16187	0.65%	8.07%	2002	437556	0.46%	3.65	1.22
Dec-02	91	16841	0.54%	7.33%	1984	436083	0.46%	1.62	-0.02
Jan-03									
Feb-03	88	17955	0.49%	6.98%	1787	432005	0.41%	1.56	-0.05
Mar-03	104	18230	0.57%	7.53%	1788	430578	0.42%	3.19	0.94
Apr-03	67	18363	0.36%	6.03%	1701	418874	0.41%	-0.86	-1.52
May-03	70	18721	0.37%	6.10%	1626	416673	0.39%	-0.35	-1.21
Jun-03	91	19057	0.48%	6.89%	1740	414987	0.42%	1.22	-0.26
Jul-03	72	19712	0.37%	6.03%	1718	413025	0.42%	-1.08	-1.66
Aug-03	76	20390	0.37%	6.09%	1563	411071	0.38%	-0.17	-1.1
Sep-03	110	20875	0.53%	7.24%	1767	332837	0.53%	-0.08	-1.05
Oct-03									



Centrex (Parity)									
Date	CLEC Num	CLEC Denc	CLEC Resu	CLEC Std	Qwest Num	Qwest Denc	Qwest Resu	Mod Z Scr	Parity Scr
Nov-02	6	1074	0.56%	7.45%	169	87993	0.19%	2.73	0.66
Dec-02	1	1027	0.10%	3.12%	161	86625	0.19%	-0.65	-1.4
Jan-03									
Feb-03	0	1043	0.00%	0.00%	168	86819	0.19%	-1.41	-1.86
Mar-03	0	1059	0.00%	0.00%	164	85942	0.19%	-1.41	-1.86
Apr-03	1	1017	0.10%	3.13%	166	84998	0.20%	-0.7	-1.42
May-03	3	1001	0.30%	5.47%	165	85074	0.19%	0.76	-0.54
Jun-03	0	997	0.00%	0.00%	178	85299	0.21%	-1.44	-1.87
Jul-03	1	986	0.10%	3.18%	161	83309	0.19%	-0.65	-1.4
Aug-03	3	978	0.31%	5.53%	144	81484	0.18%	0.96	-0.41
Sep-03	1	952	0.11%	3.24%	156	82070	0.19%	-0.6	-1.36
Oct-03									



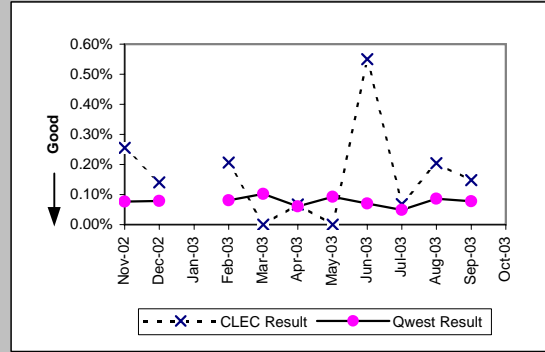
Centrex 21 (Parity)									
Date	CLEC Num	CLEC Denc	CLEC Resu	CLEC Std	Qwest Num	Qwest Denc	Qwest Resu	Mod Z Scr	Parity Scr
Nov-02	0	167	0.00%	0.00%	227	68746	0.33%	-0.74	-1.45
Dec-02	0	191	0.00%	0.00%	205	68291	0.30%	-0.76	-1.46
Jan-03									
Feb-03	1	247	0.40%	6.35%	210	66702	0.31%	0.34	-0.79
Mar-03	0	300	0.00%	0.00%	189	66184	0.29%	-0.92	-1.56
Apr-03	0	299	0.00%	0.00%	185	63466	0.29%	-0.93	-1.57
May-03	0	293	0.00%	0.00%	190	62622	0.30%	-0.94	-1.57
Jun-03	0	317	0.00%	0.00%	218	62037	0.35%	-1.05	-1.64
Jul-03	0	317	0.00%	0.00%	209	61885	0.34%	-1.03	-1.63
Aug-03	0	348	0.00%	0.00%	183	61271	0.30%	-1.02	-1.62
Sep-03	0	361	0.00%	0.00%	196	61074	0.32%	-1.07	-1.65
Oct-03									



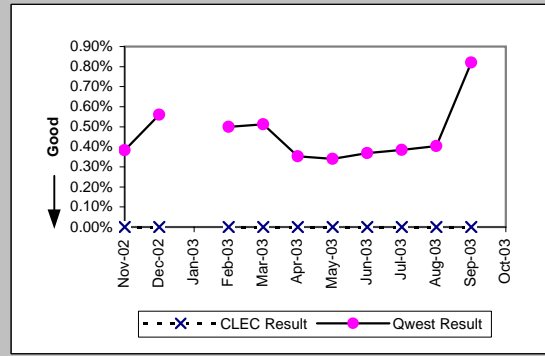
*Results exclude No Trouble Found and Test OK reports unless QWEST trouble is found on another report within 30 days of the original report. A 30-day window necessitates reporting a month behind

MR-8* - Trouble Rate (Percent)

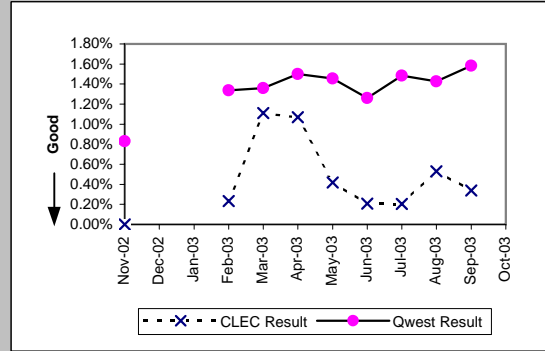
PBX (Parity)									
Date	CLEC Num	CLEC Denc	CLEC Resu	CLEC Std	Qwest Num	Qwest Denc	Qwest Resu	Mod Z Scr	Parity Scr
Nov-02	4	1564	0.26%	5.05%	70	91191	0.08%	2.53	0.54
Dec-02	2	1430	0.14%	3.74%	71	90286	0.08%	0.82	-0.5
Jan-03									
Feb-03	3	1455	0.21%	4.54%	74	91457	0.08%	1.67	0.01
Mar-03	0	1502	0.00%	0.00%	92	89833	0.10%	-1.23	-1.75
Apr-03	1	1489	0.07%	2.59%	54	88515	0.06%	0.1	-0.94
May-03	0	1474	0.00%	0.00%	81	87682	0.09%	-1.16	-1.7
Jun-03	8	1454	0.55%	7.40%	61	87090	0.07%	6.86	3.17
Jul-03	1	1458	0.07%	2.62%	43	87018	0.05%	0.33	-0.8
Aug-03	3	1466	0.20%	4.52%	74	85314	0.09%	1.52	-0.08
Sep-03	2	1350	0.15%	3.85%	65	83236	0.08%	0.91	-0.44
Oct-03									



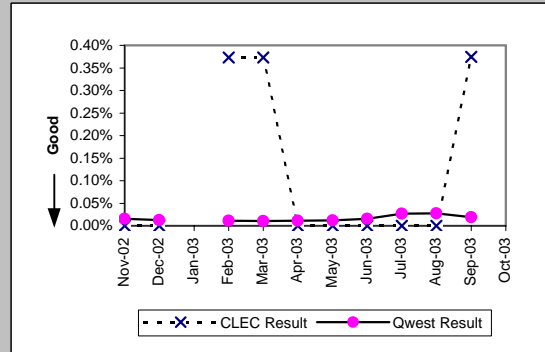
Basic Rate ISDN (Parity)									
Date	CLEC Num	CLEC Denc	CLEC Resu	CLEC Std	Qwest Num	Qwest Denc	Qwest Resu	Mod Z Scr	Parity Scr
Nov-02	0	39	0.00%	0.00%	84	21893	0.38%	-0.39	-1.24
Dec-02	0	35	0.00%	0.00%	122	21811	0.56%	-0.44	-1.27
Jan-03									
Feb-03	0	35	0.00%	0.00%	107	21402	0.50%	-0.42	-1.25
Mar-03	0	36	0.00%	0.00%	109	21282	0.51%	-0.43	-1.26
Apr-03	0	37	0.00%	0.00%	74	21012	0.35%	-0.36	-1.22
May-03	0	35	0.00%	0.00%	70	20554	0.34%	-0.35	-1.21
Jun-03	0	34	0.00%	0.00%	75	20305	0.37%	-0.35	-1.22
Jul-03	0	32	0.00%	0.00%	77	20063	0.38%	-0.35	-1.21
Aug-03	0	35	0.00%	0.00%	80	19850	0.40%	-0.38	-1.23
Sep-03	0	18	0.00%	0.00%	86	10485	0.82%	-0.39	-1.23
Oct-03									



Qwest DSL (Parity)									
Date	CLEC Num	CLEC Denc	CLEC Resu	CLEC Std	Qwest Num	Qwest Denc	Qwest Resu	Mod Z Scr	Parity Scr
Nov-02	0	6	0.00%	0.00%	229	27640	0.83%	-0.22	-1.14
Dec-02									
Jan-03									
Feb-03	1	427	0.23%	4.83%	1238	92610	1.34%	-1.98	-2.2
Mar-03	5	450	1.11%	10.48%	1259	92710	1.36%	-0.45	-1.27
Apr-03	5	467	1.07%	10.29%	1397	93146	1.50%	-0.76	-1.46
May-03	2	479	0.42%	6.45%	1359	93479	1.45%	-1.89	-2.15
Jun-03	1	482	0.21%	4.55%	1179	93527	1.26%	-2.07	-2.26
Jul-03	1	493	0.20%	4.50%	1394	93875	1.49%	-2.35	-2.43
Aug-03	3	568	0.53%	7.25%	1376	96533	1.43%	-1.8	-2.09
Sep-03	2	590	0.34%	5.81%	1573	99465	1.58%	-2.41	-2.47
Oct-03									



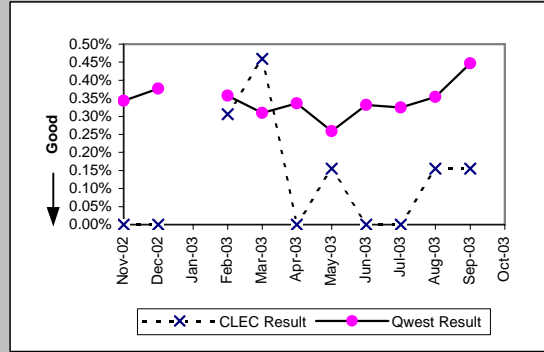
ISDN Primary (Parity)									
Date	CLEC Num	CLEC Denc	CLEC Resu	CLEC Std	Qwest Num	Qwest Denc	Qwest Resu	Mod Z Scr	Parity Scr
Nov-02	0	196	0.00%	0.00%	16	102484	0.02%	-0.17	-1.11
Dec-02	0	196	0.00%	0.00%	13	103895	0.01%	-0.16	-1.1
Jan-03									
Feb-03	1	268	0.37%	6.10%	12	104186	0.01%	2.15	0.31
Mar-03	1	268	0.37%	6.10%	11	104586	0.01%	2.19	0.33
Apr-03	0	292	0.00%	0.00%	12	104139	0.01%	-0.18	-1.11
May-03	0	291	0.00%	0.00%	12	101261	0.01%	-0.19	-1.11
Jun-03	0	267	0.00%	0.00%	13	81929	0.02%	-0.21	-1.12
Jul-03	0	267	0.00%	0.00%	22	82221	0.03%	-0.27	-1.16
Aug-03	0	267	0.00%	0.00%	23	83273	0.03%	-0.27	-1.16
Sep-03	1	267	0.37%	6.11%	16	82679	0.02%	1.94	0.18
Oct-03									



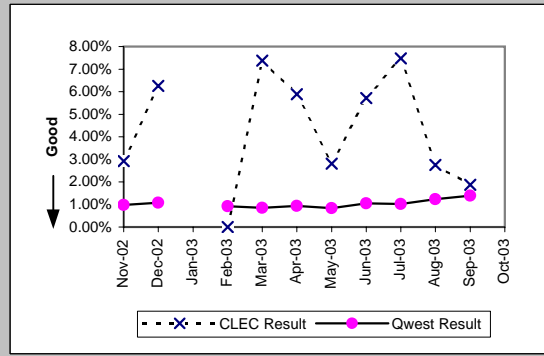
*Results exclude No Trouble Found and Test OK reports unless QWEST trouble is found on another report within 30 days of the original report. A 30-day window necessitates reporting a month behind

MR-8* - Trouble Rate (Percent)

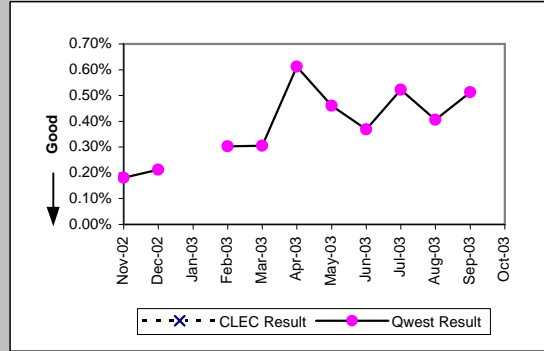
DS0 (Parity)									
Date	CLEC Num	CLEC Denc	CLEC Resu	CLEC Std	Qwest Num	Qwest Denc	Qwest Resu	Mod Z Scr	Parity Scr
Nov-02	0	679	0.00%	0.00%	416	121098	0.34%	-1.53	-1.93
Dec-02	0	641	0.00%	0.00%	456	120940	0.38%	-1.55	-1.94
Jan-03									
Feb-03	2	654	0.31%	5.52%	426	119348	0.36%	-0.22	-1.13
Mar-03	3	653	0.46%	6.76%	369	119108	0.31%	0.69	-0.58
Apr-03	0	653	0.00%	0.00%	387	115294	0.34%	-1.48	-1.9
May-03	1	644	0.16%	3.94%	300	115727	0.26%	-0.52	-1.31
Jun-03	0	644	0.00%	0.00%	382	115354	0.33%	-1.46	-1.89
Jul-03	0	645	0.00%	0.00%	375	115510	0.32%	-1.45	-1.88
Aug-03	1	643	0.16%	3.94%	401	113437	0.35%	-0.84	-1.51
Sep-03	1	645	0.16%	3.93%	511	114433	0.45%	-1.11	-1.67
Oct-03									



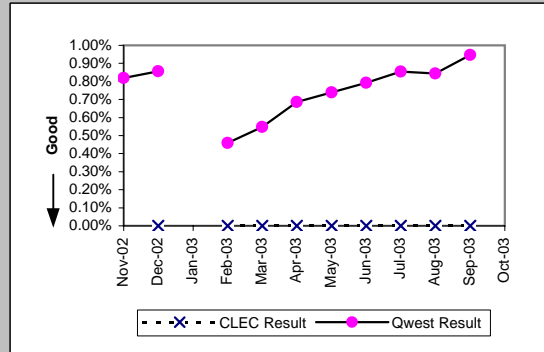
DS1 (Parity)									
Date	CLEC Num	CLEC Denc	CLEC Resu	CLEC Std	Qwest Num	Qwest Denc	Qwest Resu	Mod Z Scr	Parity Scr
Nov-02	4	137	2.92%	16.84%	456	46624	0.98%	1.91	0.16
Dec-02	8	128	6.25%	24.21%	501	46499	1.08%	3.92	1.39
Jan-03									
Feb-03	0	122	0.00%	0.00%	426	46431	0.92%	-1.06	-1.65
Mar-03	9	122	7.38%	26.14%	391	46066	0.85%	4.86	1.96
Apr-03	7	119	5.88%	23.53%	430	46008	0.93%	3.8	1.31
May-03	3	107	2.80%	16.51%	381	45679	0.83%	1.8	0.09
Jun-03	6	105	5.71%	23.21%	466	44632	1.04%	3.31	1.01
Jul-03	8	107	7.48%	26.30%	455	44594	1.02%	4.32	1.62
Aug-03	3	109	2.75%	16.36%	546	44119	1.24%	1.29	-0.22
Sep-03	2	107	1.87%	13.54%	621	44486	1.40%	0.48	-0.71
Oct-03									



DS3 (Parity)									
Date	CLEC Num	CLEC Denc	CLEC Resu	CLEC Std	Qwest Num	Qwest Denc	Qwest Resu	Mod Z Scr	Parity Scr
Nov-02					6	3304	0.18%		
Dec-02					7	3304	0.21%		
Jan-03									
Feb-03					10	3302	0.30%		
Mar-03					10	3269	0.31%		
Apr-03					20	3271	0.61%		
May-03					15	3258	0.46%		
Jun-03					12	3255	0.37%		
Jul-03					17	3254	0.52%		
Aug-03					13	3205	0.41%		
Sep-03					22	4297	0.51%		
Oct-03									



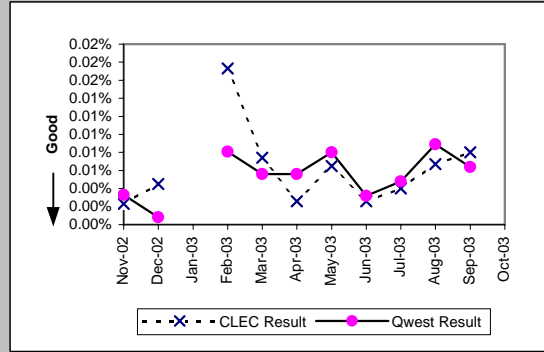
Frame Relay (Parity)									
Date	CLEC Num	CLEC Denc	CLEC Resu	CLEC Std	Qwest Num	Qwest Denc	Qwest Resu	Mod Z Scr	Parity Scr
Nov-02					105	12817	0.82%		
Dec-02	0	2	0.00%	0.00%	109	12734	0.86%	-0.13	-1.08
Jan-03									
Feb-03	0	2	0.00%	0.00%	57	12413	0.46%	-0.1	-1.06
Mar-03	0	2	0.00%	0.00%	67	12241	0.55%	-0.1	-1.06
Apr-03	0	4	0.00%	0.00%	83	12089	0.69%	-0.17	-1.1
May-03	0	4	0.00%	0.00%	89	12032	0.74%	-0.17	-1.1
Jun-03	0	4	0.00%	0.00%	94	11868	0.79%	-0.18	-1.11
Jul-03	0	3	0.00%	0.00%	100	11705	0.85%	-0.16	-1.1
Aug-03	0	3	0.00%	0.00%	97	11490	0.84%	-0.16	-1.1
Sep-03	0	3	0.00%	0.00%	108	11415	0.95%	-0.17	-1.1
Oct-03									



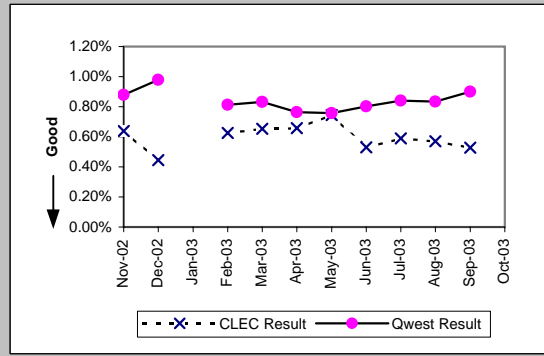
*Results exclude No Trouble Found and Test OK reports unless QWEST trouble is found on another report within 30 days of the original report. A 30-day window necessitates reporting a month behind

MR-8* - Trouble Rate (Percent)

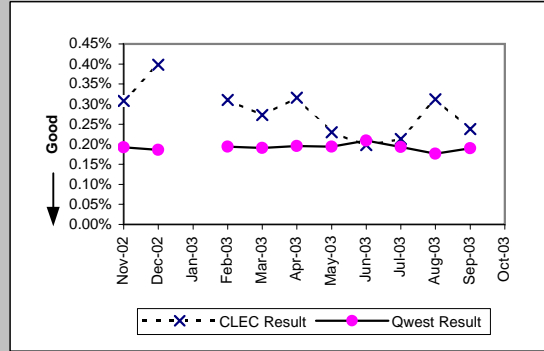
LIS Trunk (Parity)									
Date	CLEC Num	CLEC Denc	CLEC Resu	CLEC Std	Qwest Num	Qwest Denc	Qwest Resu	Mod Z Scr	Parity Scr
Nov-02	5	215893	0.00%	0.48%	4	120239	0.00%	-0.49	-1.3
Dec-02	10	220469	0.00%	0.67%	1	119158	0.00%	3.55	1.16
Jan-03									
Feb-03	39	225647	0.02%	1.31%	10	124066	0.01%	2.91	0.77
Mar-03	17	228677	0.01%	0.86%	7	123908	0.01%	0.67	-0.59
Apr-03	6	228509	0.00%	0.51%	7	125726	0.01%	-1.12	-1.68
May-03	15	230267	0.01%	0.81%	10	125575	0.01%	-0.46	-1.28
Jun-03	6	227699	0.00%	0.51%	4	125359	0.00%	-0.28	-1.17
Jul-03	9	225195	0.00%	0.63%	6	126175	0.00%	-0.31	-1.19
Aug-03	15	224163	0.01%	0.82%	11	123649	0.01%	-0.66	-1.4
Sep-03	18	224787	0.01%	0.89%	8	124837	0.01%	0.57	-0.66
Oct-03									



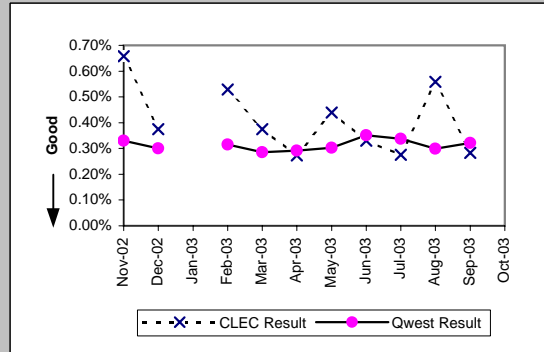
UNE - P (POTS) (Parity)									
Date	CLEC Num	CLEC Denc	CLEC Resu	CLEC Std	Qwest Num	Qwest Denc	Qwest Resu	Mod Z Scr	Parity Scr
Nov-02	156	24400	0.64%	7.97%	18581	2116204	0.88%	-3.97	-3.42
Dec-02	108	24248	0.45%	6.66%	20630	2109311	0.98%	-8.38	-6.09
Jan-03									
Feb-03	153	24464	0.63%	7.88%	17047	2097153	0.81%	-3.25	-2.97
Mar-03	164	25112	0.65%	8.05%	17403	2090890	0.83%	-3.11	-2.89
Apr-03	172	26128	0.66%	8.09%	15508	2027967	0.76%	-1.96	-2.19
May-03	204	27365	0.75%	8.60%	15290	2018941	0.76%	-0.22	-1.14
Jun-03	146	27512	0.53%	7.27%	16129	2008226	0.80%	-5.03	-4.06
Jul-03	161	27364	0.59%	7.65%	16754	1994506	0.84%	-4.53	-3.75
Aug-03	152	26611	0.57%	7.54%	16566	1987061	0.83%	-4.68	-3.84
Sep-03	142	26967	0.53%	7.24%	17118	1902671	0.90%	-6.44	-4.92
Oct-03									



UNE P (Centrex) (Parity)									
Date	CLEC Num	CLEC Denc	CLEC Resu	CLEC Std	Qwest Num	Qwest Denc	Qwest Resu	Mod Z Scr	Parity Scr
Nov-02	22	7144	0.31%	5.54%	169	87993	0.19%	2.15	0.31
Dec-02	28	7031	0.40%	6.30%	161	86625	0.19%	3.98	1.42
Jan-03									
Feb-03	27	8698	0.31%	5.56%	168	86819	0.19%	2.37	0.44
Mar-03	25	9160	0.27%	5.22%	164	85942	0.19%	1.71	0.04
Apr-03	28	8869	0.32%	5.61%	166	84998	0.20%	2.44	0.49
May-03	20	8716	0.23%	4.78%	165	85074	0.19%	0.72	-0.56
Jun-03	17	8604	0.20%	4.44%	178	85299	0.21%	-0.21	-1.13
Jul-03	18	8461	0.21%	4.61%	161	83309	0.19%	0.39	-0.76
Aug-03	26	8337	0.31%	5.58%	144	81484	0.18%	2.8	0.7
Sep-03	20	8413	0.24%	4.87%	156	82070	0.19%	0.96	-0.42
Oct-03									



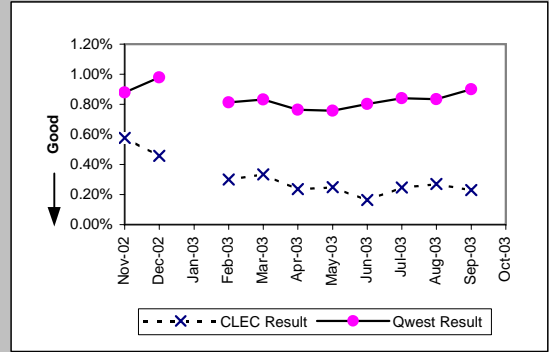
UNE P (Centrex 21) (Parity)									
Date	CLEC Num	CLEC Denc	CLEC Resu	CLEC Std	Qwest Num	Qwest Denc	Qwest Resu	Mod Z Scr	Parity Scr
Nov-02	12	1823	0.66%	8.09%	227	68746	0.33%	2.41	0.47
Dec-02	7	1865	0.38%	6.12%	205	68291	0.30%	0.59	-0.64
Jan-03									
Feb-03	10	1890	0.53%	7.25%	210	66702	0.31%	1.64	0
Mar-03	7	1868	0.37%	6.11%	189	66184	0.29%	0.71	-0.57
Apr-03	5	1830	0.27%	5.22%	185	63466	0.29%	-0.14	-1.09
May-03	8	1821	0.44%	6.61%	190	62622	0.30%	1.04	-0.37
Jun-03	6	1820	0.33%	5.73%	218	62037	0.35%	-0.15	-1.09
Jul-03	5	1815	0.28%	5.24%	209	61885	0.34%	-0.45	-1.27
Aug-03	10	1791	0.56%	7.45%	183	61271	0.30%	1.99	0.21
Sep-03	5	1765	0.28%	5.31%	196	61074	0.32%	-0.28	-1.17
Oct-03									



*Results exclude No Trouble Found and Test OK reports unless QWEST trouble is found on another report within 30 days of the original report. A 30-day window necessitates reporting a month behind

MR-8* - Trouble Rate (Percent)

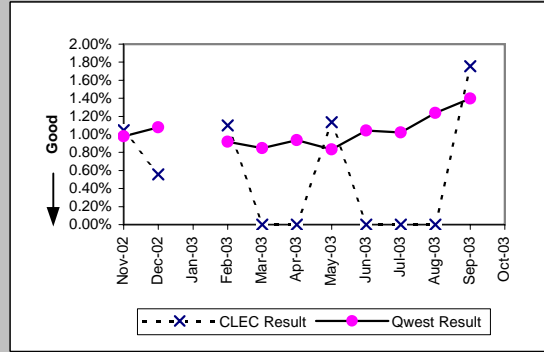
Line Sharing (Parity)									
Date	CLEC Num	CLEC Dend	CLEC Resu	CLEC Std	Qwest Num	Qwest Dend	Qwest Resu	Mod Z Scr	Parity Scr
Nov-02	36	6251	0.58%	7.57%	18581	2116204	0.88%	-2.56	-2.55
Dec-02	30	6546	0.46%	6.75%	20630	2109311	0.98%	-4.27	-3.59
Jan-03									
Feb-03	22	7344	0.30%	5.47%	17047	2097153	0.81%	-4.89	-3.97
Mar-03	26	7799	0.33%	5.76%	17403	2090890	0.83%	-4.84	-3.94
Apr-03	19	8071	0.24%	4.85%	15508	2027967	0.76%	-5.45	-4.31
May-03	21	8470	0.25%	4.97%	15290	2018941	0.76%	-5.4	-4.28
Jun-03	15	9147	0.16%	4.05%	16129	2008226	0.80%	-6.83	-5.15
Jul-03	24	9720	0.25%	4.96%	16754	1994506	0.84%	-6.39	-4.89
Aug-03	27	10023	0.27%	5.18%	16566	1987061	0.83%	-6.2	-4.77
Sep-03	23	10026	0.23%	4.78%	17118	1902671	0.90%	-7.09	-5.31
Oct-03									



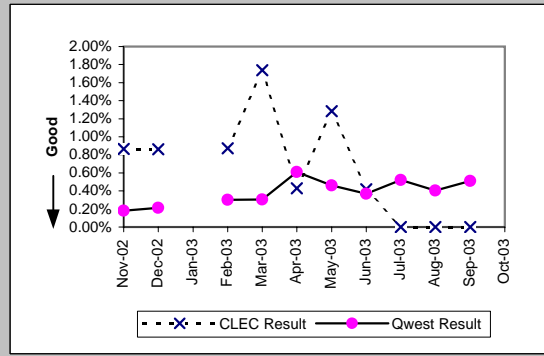
*Results exclude No Trouble Found and Test OK reports unless QWEST trouble is found on another report within 30 days of the original report. A 30-day window necessitates reporting a month behind

MR-8* - Trouble Rate (Percent)

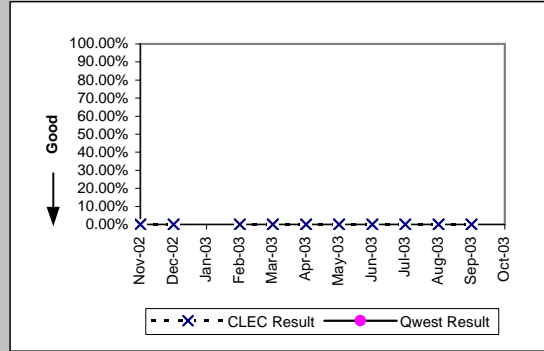
UDIT DS1 (Parity)									
Date	Numerator	Denominator	CLEC Resu	Standard D	Qwest Num	Qwest Deno	Qwest Resu	Mod Z Scr	Parity Scr
Nov-02	2	191	1.05%	10.18%	456	46624	0.98%	0.19	-0.89
Dec-02	1	180	0.56%	7.43%	501	46499	1.08%	-0.68	-1.41
Jan-03									
Feb-03	2	182	1.10%	10.43%	426	46431	0.92%	0.34	-0.8
Mar-03	0	183	0.00%	0.00%	391	46066	0.85%	-1.25	-1.76
Apr-03	0	182	0.00%	0.00%	430	46008	0.93%	-1.31	-1.8
May-03	2	176	1.14%	10.60%	381	45679	0.83%	0.5	-0.7
Jun-03	0	171	0.00%	0.00%	466	44632	1.04%	-1.34	-1.82
Jul-03	0	168	0.00%	0.00%	455	44594	1.02%	-1.31	-1.8
Aug-03	0	169	0.00%	0.00%	546	44119	1.24%	-1.45	-1.88
Sep-03	3	171	1.75%	13.13%	621	44486	1.40%	0.46	-0.72
Oct-03									



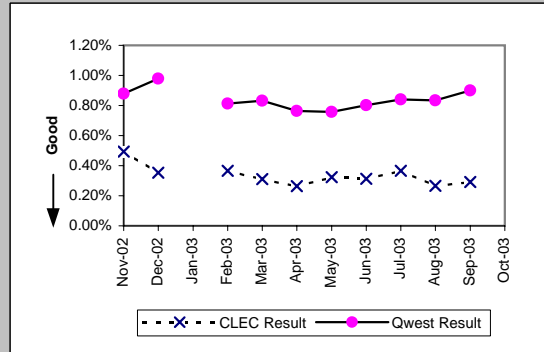
UDIT Above DS1 Level (Parity)									
Date	Numerator	Denominator	CLEC Resu	Standard D	Qwest Num	Qwest Deno	Qwest Resu	Mod Z Scr	Parity Scr
Nov-02	2	231	0.87%	9.26%	6	3304	0.18%	1.68	0.02
Dec-02	2	232	0.86%	9.24%	7	3304	0.21%	1.55	-0.06
Jan-03									
Feb-03	2	229	0.87%	9.30%	10	3302	0.30%	1.26	-0.24
Mar-03	4	230	1.74%	13.07%	10	3269	0.31%	2.55	0.55
Apr-03	1	233	0.43%	6.54%	20	3271	0.61%	-0.34	-1.21
May-03	3	234	1.28%	11.25%	15	3258	0.46%	1.49	-0.09
Jun-03	1	238	0.42%	6.47%	12	3255	0.37%	0.18	-0.89
Jul-03	0	241	0.00%	0.00%	17	3254	0.52%	-1.09	-1.66
Aug-03	0	160	0.00%	0.00%	13	3205	0.41%	-0.79	-1.48
Sep-03	0	162	0.00%	0.00%	22	4297	0.51%	-0.9	-1.54
Oct-03									



Dark Fiber - IOF (Diagnostic)									
Date	Numerator	Denominator	CLEC Resu	Standard D	Qwest Num	Qwest Deno	Qwest Resu	Mod Z Scr	Parity Scr
Nov-02	0	26	0.00%	0.00%					
Dec-02	0	26	0.00%	0.00%					
Jan-03									
Feb-03	0	26	0.00%	0.00%					
Mar-03	0	26	0.00%	0.00%					
Apr-03	0	26	0.00%	0.00%					
May-03	0	26	0.00%	0.00%					
Jun-03	0	27	0.00%	0.00%					
Jul-03	0	29	0.00%	0.00%					
Aug-03	0	29	0.00%	0.00%					
Sep-03	0	29	0.00%	0.00%					
Oct-03									



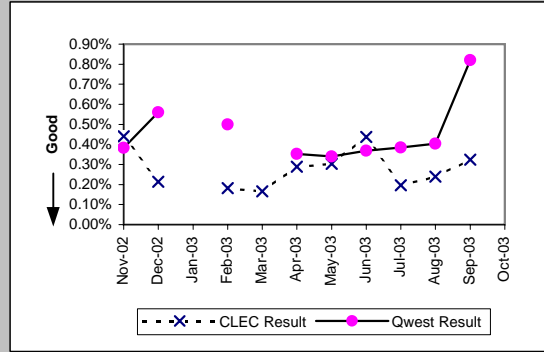
Unbundled Loop Analog (Parity)									
Date	Numerator	Denominator	CLEC Resu	Standard D	Qwest Num	Qwest Deno	Qwest Resu	Mod Z Scr	Parity Scr
Nov-02	238	48115	0.49%	7.02%	18581	2116204	0.88%	-8.91	-6.42
Dec-02	175	49561	0.35%	5.93%	20630	2109311	0.98%	-13.97	-9.5
Jan-03									
Feb-03	186	50717	0.37%	6.04%	17047	2097153	0.81%	-11.06	-7.72
Mar-03	159	51193	0.31%	5.56%	17403	2090890	0.83%	-12.84	-8.8
Apr-03	137	51737	0.26%	5.14%	15508	2027967	0.76%	-12.89	-8.84
May-03	168	52027	0.32%	5.67%	15290	2018941	0.76%	-11.29	-7.86
Jun-03	164	52595	0.31%	5.58%	16129	2008226	0.80%	-12.46	-8.58
Jul-03	194	53047	0.37%	6.04%	16754	1994506	0.84%	-11.81	-8.18
Aug-03	142	53606	0.26%	5.14%	16566	1987061	0.83%	-14.29	-9.69
Sep-03	158	54074	0.29%	5.40%	17118	1902671	0.90%	-14.75	-9.97
Oct-03									



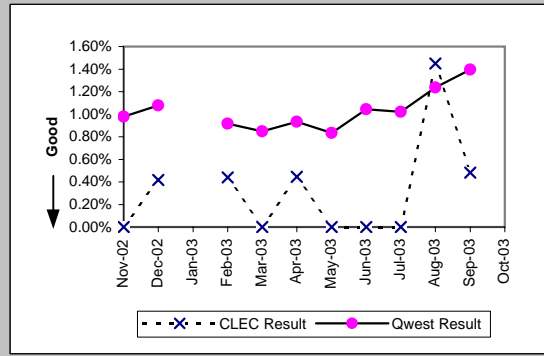
*Results exclude No Trouble Found and Test OK reports unless QWEST trouble is found on another report within 30 days of the original report. A 30-day window necessitates reporting a month behind

MR-8* - Trouble Rate (Percent)

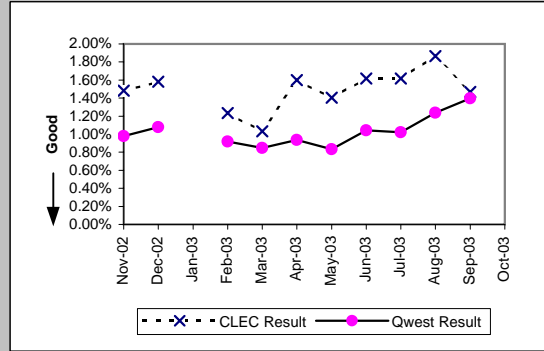
Unbundled Loop - 2 Wire Non-Loaded (Parity)									
Date	Numerator	Denominator	CLEC Resu	Standard D	Qwest Num	Qwest Deno	Qwest Resu	Mod Z Scr	Parity Scr
Nov-02	29	6583	0.44%	6.62%	84	21893	0.38%	0.65	-0.6
Dec-02	14	6559	0.21%	4.62%	122	21811	0.56%	-3.29	-3
Jan-03									
Feb-03	12	6581	0.18%	4.27%	107	21402	0.50%	-3.19	-2.94
Mar-03	11	6616	0.17%	4.07%					
Apr-03	19	6594	0.29%	5.36%	74	21012	0.35%	-0.77	-1.47
May-03	20	6603	0.30%	5.50%	70	20554	0.34%	-0.46	-1.28
Jun-03	29	6641	0.44%	6.59%	75	20305	0.37%	0.78	-0.52
Jul-03	13	6649	0.20%	4.42%	77	20063	0.38%	-2.15	-2.31
Aug-03	16	6707	0.24%	4.88%	80	19850	0.40%	-1.84	-2.12
Sep-03	22	6807	0.32%	5.68%	86	10485	0.82%	-3.54	-3.15
Oct-03									



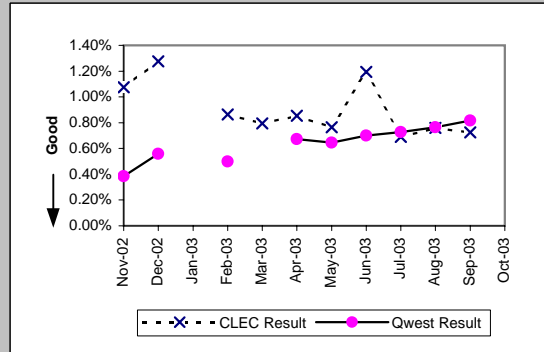
Unbundled Loop - 4 Wire Non-Loaded (Parity)									
Date	Numerator	Denominator	CLEC Resu	Standard D	Qwest Num	Qwest Deno	Qwest Resu	Mod Z Scr	Parity Scr
Nov-02	0	242	0.00%	0.00%	456	46624	0.98%	-1.54	-1.94
Dec-02	1	240	0.42%	6.44%	501	46499	1.08%	-0.99	-1.6
Jan-03									
Feb-03	1	228	0.44%	6.61%	426	46431	0.92%	-0.76	-1.46
Mar-03	0	226	0.00%	0.00%	391	46066	0.85%	-1.39	-1.84
Apr-03	1	225	0.44%	6.65%	430	46008	0.93%	-0.76	-1.46
May-03	0	225	0.00%	0.00%	381	45679	0.83%	-1.37	-1.83
Jun-03	0	218	0.00%	0.00%	466	44632	1.04%	-1.51	-1.92
Jul-03	0	210	0.00%	0.00%	455	44594	1.02%	-1.47	-1.89
Aug-03	3	207	1.45%	11.95%	546	44119	1.24%	0.34	-0.79
Sep-03	1	207	0.48%	6.93%	621	44486	1.40%	-1.12	-1.68
Oct-03									



Unbundled Loop - DS1 Capable (Parity)									
Date	Numerator	Denominator	CLEC Resu	Standard D	Qwest Num	Qwest Deno	Qwest Resu	Mod Z Scr	Parity Scr
Nov-02	50	3373	1.48%	12.08%	456	46624	0.98%	2.87	0.75
Dec-02	56	3539	1.58%	12.48%	501	46499	1.08%	2.8	0.71
Jan-03									
Feb-03	47	3814	1.23%	11.03%	426	46431	0.92%	1.96	0.19
Mar-03	40	3874	1.03%	10.11%	391	46066	0.85%	1.2	-0.27
Apr-03	64	4004	1.60%	12.54%	430	46008	0.93%	4.19	1.55
May-03	58	4130	1.40%	11.77%	381	45679	0.83%	3.86	1.35
Jun-03	68	4207	1.62%	12.61%	466	44632	1.04%	3.49	1.12
Jul-03	69	4265	1.62%	12.62%	455	44594	1.02%	3.71	1.26
Aug-03	81	4344	1.86%	13.53%	546	44119	1.24%	3.57	1.17
Sep-03	65	4431	1.47%	12.02%	621	44486	1.40%	0.38	-0.77
Oct-03									



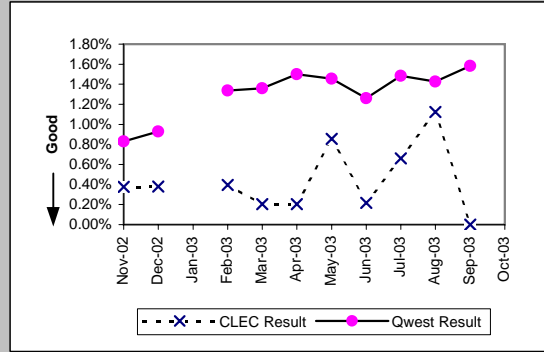
Unbundled Loop ISDN Capable (Parity)									
Date	Numerator	Denominator	CLEC Resu	Standard D	Qwest Num	Qwest Deno	Qwest Resu	Mod Z Scr	Parity Scr
Nov-02	34	3161	1.08%	10.32%	84	21893	0.38%	5.88	2.58
Dec-02	40	3138	1.27%	11.22%	122	21811	0.56%	5.02	2.05
Jan-03									
Feb-03	27	3127	0.86%	9.25%	107	21402	0.50%	2.69	0.64
Mar-03	25	3150	0.79%	8.87%					
Apr-03	27	3159	0.85%	9.21%	74	11020	0.67%	1.11	-0.32
May-03	24	3144	0.76%	8.70%	70	10835	0.65%	0.72	-0.56
Jun-03	38	3182	1.19%	10.86%	75	10725	0.70%	2.94	0.79
Jul-03	22	3187	0.69%	8.28%	77	10577	0.73%	-0.22	-1.13
Aug-03	24	3155	0.76%	8.69%	80	10465	0.76%	-0.02	-1.01
Sep-03	23	3171	0.73%	8.49%	85	10405	0.82%	-0.5	-1.3
Oct-03									



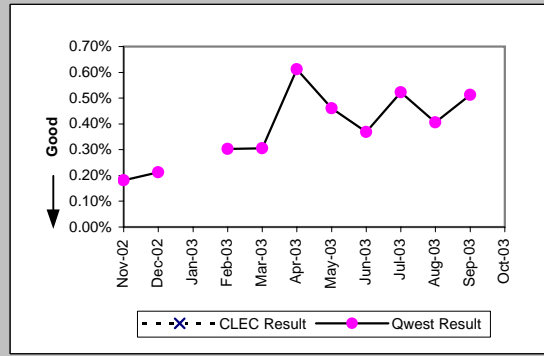
*Results exclude No Trouble Found and Test OK reports unless QWEST trouble is found on another report within 30 days of the original report. A 30-day window necessitates reporting a month behind

MR-8* - Trouble Rate (Percent)

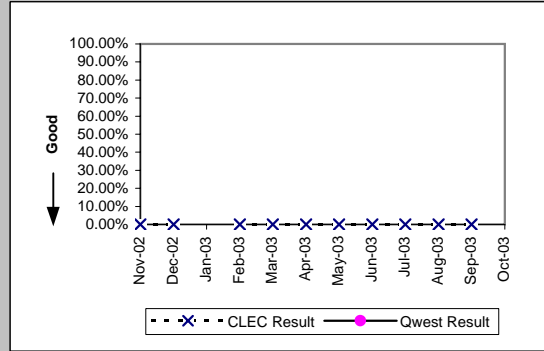
Unbundled Loop - ADSL Qualified (Parity)									
Date	Numerator	Denominator	CLEC Resu	Standard D	Qwest Num	Qwest Deno	Qwest Resu	Mod Z Scr	Parity Scr
Nov-02	2	531	0.38%	6.13%	229	27640	0.83%	-1.14	-1.69
Dec-02	2	525	0.38%	6.16%	249	26839	0.93%	-1.29	-1.79
Jan-03									
Feb-03	2	505	0.40%	6.28%	1238	92610	1.34%	-1.84	-2.12
Mar-03	1	493	0.20%	4.50%	1259	92710	1.36%	-2.21	-2.34
Apr-03	1	491	0.20%	4.51%	1397	93146	1.50%	-2.36	-2.43
May-03	4	467	0.86%	9.22%	1359	93479	1.45%	-1.08	-1.65
Jun-03	1	458	0.22%	4.67%	1179	93527	1.26%	-1.99	-2.21
Jul-03	3	455	0.66%	8.09%	1394	93875	1.49%	-1.45	-1.88
Aug-03	5	445	1.12%	10.54%	1376	96533	1.43%	-0.54	-1.33
Sep-03	0	440	0.00%	0.00%	1573	99465	1.58%	-2.65	-2.61
Oct-03									



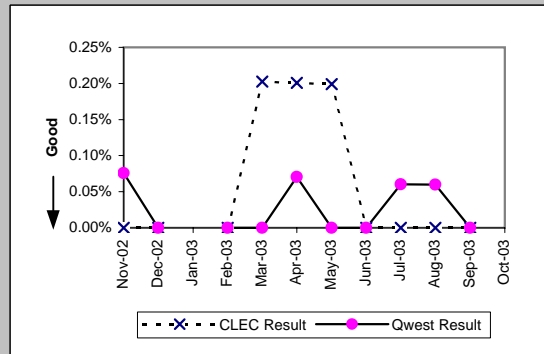
Unbundled Loop - DS3 Capable (Parity)									
Date	Numerator	Denominator	CLEC Resu	Standard D	Qwest Num	Qwest Deno	Qwest Resu	Mod Z Scr	Parity Scr
Nov-02					6	3304	0.18%		
Dec-02					7	3304	0.21%		
Jan-03									
Feb-03					10	3302	0.30%		
Mar-03					10	3269	0.31%		
Apr-03					20	3271	0.61%		
May-03					15	3258	0.46%		
Jun-03					12	3255	0.37%		
Jul-03					17	3254	0.52%		
Aug-03					13	3205	0.41%		
Sep-03					22	4297	0.51%		
Oct-03									



Dark Fiber - Loop (Diagnostic)									
Date	Numerator	Denominator	CLEC Resu	Standard D	Qwest Num	Qwest Deno	Qwest Resu	Mod Z Scr	Parity Scr
Nov-02	0	10	0.00%	0.00%					
Dec-02	0	10	0.00%	0.00%					
Jan-03									
Feb-03	0	25	0.00%	0.00%					
Mar-03	0	25	0.00%	0.00%					
Apr-03	0	25	0.00%	0.00%					
May-03	0	26	0.00%	0.00%					
Jun-03	0	26	0.00%	0.00%					
Jul-03	0	26	0.00%	0.00%					
Aug-03	0	26	0.00%	0.00%					
Sep-03	0	26	0.00%	0.00%					
Oct-03									



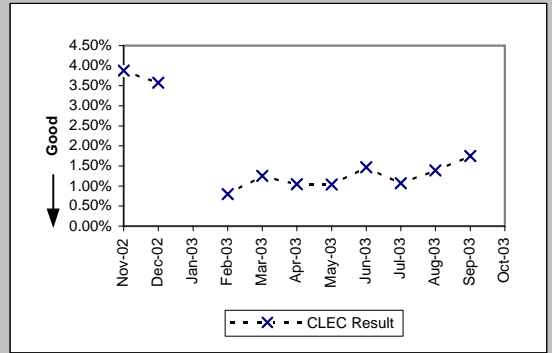
E911 (Parity)									
Date	Numerator	Denominator	CLEC Resu	Standard D	Qwest Num	Qwest Deno	Qwest Resu	Mod Z Scr	Parity Scr
Nov-02	0	496	0.00%	0.00%	1	1317	0.08%	-0.52	-1.32
Dec-02	0	500	0.00%	0.00%	0	1333	0.00%	N/A	N/A
Jan-03									
Feb-03	0	494	0.00%	0.00%	0	1361	0.00%	N/A	N/A
Mar-03	1	494	0.20%	4.49%	0	1389	0.00%	N/A	-0.3
Apr-03	1	498	0.20%	4.48%	1	1420	0.07%	0.63	-0.62
May-03	1	502	0.20%	4.46%	0	1456	0.00%	N/A	N/A
Jun-03	0	508	0.00%	0.00%	0	1631	0.00%	N/A	N/A
Jul-03	0	512	0.00%	0.00%	1	1661	0.06%	-0.49	-1.3
Aug-03	0	514	0.00%	0.00%	1	1675	0.06%	-0.48	-1.29
Sep-03	0	516	0.00%	0.00%	0	1707	0.00%	N/A	N/A
Oct-03									



*Results exclude No Trouble Found and Test OK reports unless QWEST trouble is found on another report within 30 days of the original report. A 30-day window necessitates reporting a month behind

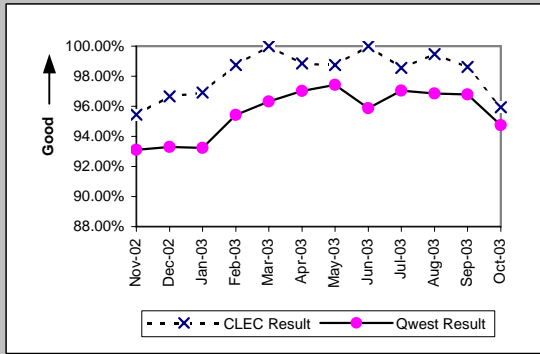
MR-8* - Trouble Rate (Percent)

Enhanced Extended Loops (EELs) (Diagnostic)					
Date	Numerator	Denominator	CLEC Result	Standard Dev	
Nov-02	10	258	3.88%	19.30%	
Dec-02	10	280	3.57%	18.56%	
Jan-03					
Feb-03	3	376	0.80%	8.90%	
Mar-03	8	637	1.26%	11.14%	
Apr-03	7	670	1.04%	10.17%	
May-03	8	770	1.04%	10.14%	
Jun-03	12	819	1.47%	12.02%	
Jul-03	9	842	1.07%	10.28%	
Aug-03	12	862	1.39%	11.72%	
Sep-03	16	915	1.75%	13.11%	
Oct-03					

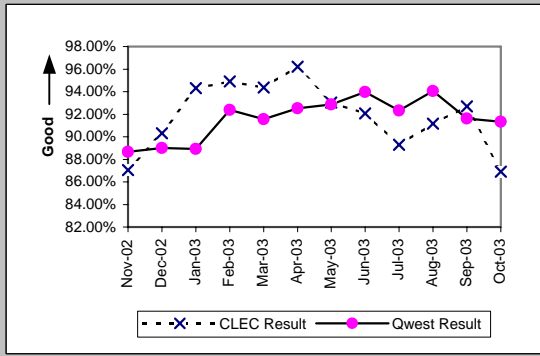


MR-9A - Repair Appointments Met (Percent) - Dispatches within MSAs

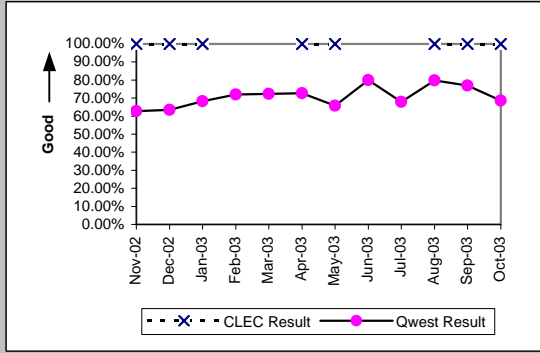
Residence (Parity)									
Date	CLEC Num	CLEC Denc	CLEC Resu	CLEC Std E	Qwest Num	Qwest Denc	Qwest Resu	Mod Z Scr	Parity Scr
Nov-02	105	110	95.45%	20.83%	12200	13104	93.10%	-0.97	-1.59
Dec-02	116	120	96.67%	17.95%	13697	14682	93.29%	-1.47	-1.89
Jan-03	126	130	96.92%	17.27%	14704	15771	93.23%	-1.67	-2.01
Feb-03	157	159	98.74%	11.14%	11394	11939	95.44%	-1.98	-2.21
Mar-03	178	178	100.00%	0.00%	11492	11930	96.33%	-2.59	-2.57
Apr-03	172	174	98.85%	10.66%	10131	10441	97.03%	-1.4	-1.85
May-03	158	160	98.75%	11.11%	10327	10601	97.42%	-1.06	-1.64
Jun-03	145	145	100.00%	0.00%	10905	11375	95.87%	-2.48	-2.51
Jul-03	205	208	98.56%	11.92%	11227	11569	97.04%	-1.28	-1.78
Aug-03	188	189	99.47%	7.25%	11356	11726	96.84%	-2.05	-2.25
Sep-03	213	216	98.61%	11.70%	11644	12031	96.78%	-1.51	-1.92
Oct-03	378	394	95.94%	19.74%	14740	15558	94.74%	-1.05	-1.64



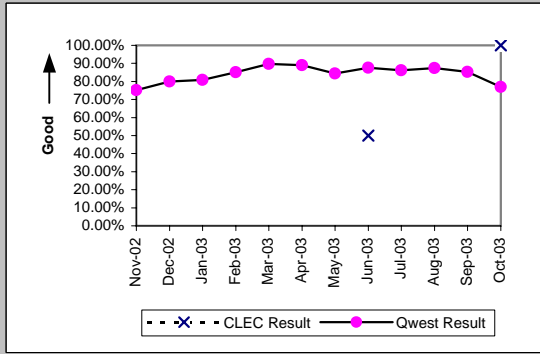
Business (Parity)									
Date	CLEC Num	CLEC Denc	CLEC Resu	CLEC Std E	Qwest Num	Qwest Denc	Qwest Resu	Mod Z Scr	Parity Scr
Nov-02	74	85	87.06%	33.57%	1368	1543	88.66%	0.48	-0.71
Dec-02	56	62	90.32%	29.57%	1278	1436	89.00%	-0.33	-1.2
Jan-03	83	88	94.32%	23.15%	1532	1723	88.91%	-1.57	-1.96
Feb-03	56	59	94.92%	21.97%	1203	1302	92.40%	-0.71	-1.43
Mar-03	84	89	94.38%	23.03%	1202	1313	91.55%	-0.93	-1.57
Apr-03	51	53	96.23%	19.06%	1115	1205	92.53%	-1	-1.61
May-03	40	43	93.02%	25.48%	1081	1164	92.87%	-0.04	-1.02
Jun-03	58	63	92.06%	27.03%	1244	1324	93.96%	0.64	-0.61
Jul-03	50	56	89.29%	30.93%	1215	1316	92.33%	0.84	-0.49
Aug-03	62	68	91.18%	28.36%	1125	1196	94.06%	0.96	-0.42
Sep-03	76	82	92.68%	26.04%	1190	1299	91.61%	-0.34	-1.21
Oct-03	93	107	86.92%	33.72%	1600	1752	91.32%	1.5	-0.09



Centrex (Parity)									
Date	CLEC Num	CLEC Denc	CLEC Resu	CLEC Std E	Qwest Num	Qwest Denc	Qwest Resu	Mod Z Scr	Parity Scr
Nov-02	6	6	100.00%	0.00%	59	94	62.77%	-1.83	-2.11
Dec-02	1	1	100.00%	0.00%	59	93	63.44%	-0.76	-1.46
Jan-03	2	2	100.00%	0.00%	82	120	68.33%	-0.95	-1.58
Feb-03					67	93	72.04%		
Mar-03					86	119	72.27%		
Apr-03	1	1	100.00%	0.00%	72	99	72.73%	-0.61	-1.37
May-03	3	3	100.00%	0.00%	73	111	65.77%	-1.23	-1.75
Jun-03					104	130	80.00%		
Jul-03					78	115	67.83%		
Aug-03	2	2	100.00%	0.00%	75	94	79.79%	-0.7	-1.43
Sep-03	2	2	100.00%	0.00%	90	117	76.92%	-0.77	-1.47
Oct-03	2	2	100.00%	0.00%	79	115	68.70%	-0.95	-1.58

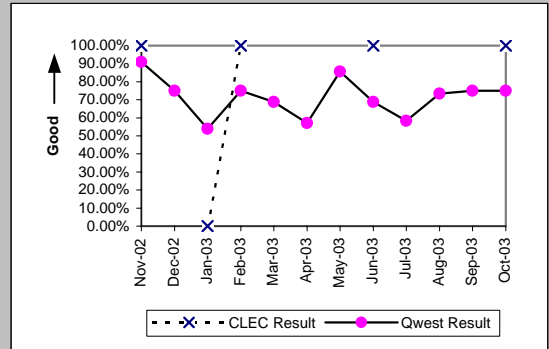


Centrex 21 (Parity)									
Date	CLEC Num	CLEC Denc	CLEC Resu	CLEC Std E	Qwest Num	Qwest Denc	Qwest Resu	Mod Z Scr	Parity Scr
Nov-02					139	185	75.14%		
Dec-02					139	174	79.89%		
Jan-03					169	209	80.86%		
Feb-03					138	162	85.19%		
Mar-03					140	156	89.74%		
Apr-03					121	136	88.97%		
May-03					114	135	84.44%		
Jun-03	1	2	50.00%	50.00%	148	169	87.57%	1.14	-0.3
Jul-03					144	167	86.23%		
Aug-03					133	152	87.50%		
Sep-03					122	143	85.31%		
Oct-03	1	1	100.00%	0.00%	167	217	76.96%	-0.55	-1.33

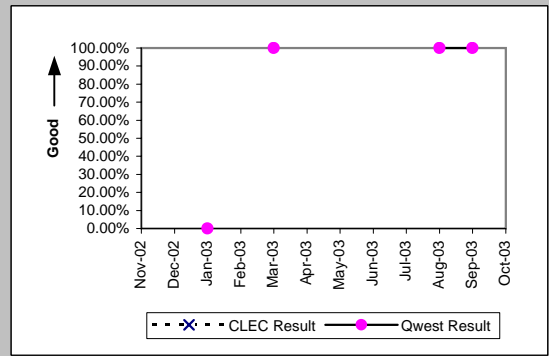


MR-9A - Repair Appointments Met (Percent) - Dispatches within MSAs

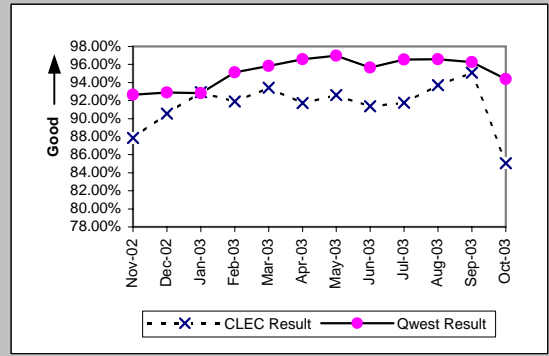
PBX (Parity)										
Date	CLEC Num	CLEC Denc	CLEC Resu	CLEC Std	Qwest Num	Qwest Denc	Qwest Resu	Mod Z Scr	Parity Scr	
Nov-02	2	2	100.00%	0.00%	10	11	90.91%	-0.41	-1.25	
Dec-02					6	8	75.00%			
Jan-03	0	1	0.00%	0.00%	7	13	53.85%	0.67	-0.59	
Feb-03	1	1	100.00%	0.00%	9	12	75.00%	-0.55	-1.34	
Mar-03					11	16	68.75%			
Apr-03					4	7	57.14%			
May-03					12	14	85.71%			
Jun-03	2	2	100.00%	0.00%	11	16	68.75%	-0.9	-1.55	
Jul-03					7	12	58.33%			
Aug-03					11	15	73.33%			
Sep-03					9	12	75.00%			
Oct-03	1	1	100.00%	0.00%	9	12	75.00%	-0.55	-1.34	



Basic Rate ISDN (Parity)										
Date	CLEC Num	CLEC Denc	CLEC Resu	CLEC Std	Qwest Num	Qwest Denc	Qwest Resu	Mod Z Scr	Parity Scr	
Nov-02										
Dec-02										
Jan-03					0	1	0.00%			
Feb-03										
Mar-03					2	2	100.00%			
Apr-03										
May-03										
Jun-03										
Jul-03										
Aug-03					1	1	100.00%			
Sep-03					1	1	100.00%			
Oct-03										

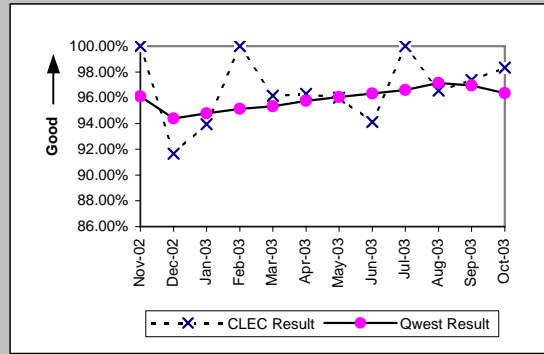


UNE - P (POTS) (Parity)										
Date	CLEC Num	CLEC Denc	CLEC Resu	CLEC Std	Qwest Num	Qwest Denc	Qwest Resu	Mod Z Scr	Parity Scr	
Nov-02	94	107	87.85%	32.67%	13568	14647	92.63%	1.77	0.08	
Dec-02	67	74	90.54%	29.27%	14975	16118	92.91%	0.8	-0.51	
Jan-03	92	99	92.93%	25.63%	16236	17494	92.81%	-0.05	-1.03	
Feb-03	102	111	91.89%	27.30%	12597	13241	95.14%	1.49	-0.09	
Mar-03	114	122	93.44%	24.75%	12694	13243	95.85%	1.28	-0.22	
Apr-03	122	133	91.73%	27.54%	11246	11646	96.57%	2.63	0.6	
May-03	125	135	92.59%	26.19%	11408	11765	96.97%	2.54	0.54	
Jun-03	106	116	91.38%	28.07%	12149	12699	95.67%	2.04	0.24	
Jul-03	100	109	91.74%	27.52%	12442	12885	96.56%	2.38	0.45	
Aug-03	104	111	93.69%	24.31%	12481	12922	96.59%	1.55	-0.06	
Sep-03	97	102	95.10%	21.59%	12834	13330	96.28%	0.66	-0.6	
Oct-03	131	154	85.06%	35.64%	16340	17310	94.40%	4.22	1.57	

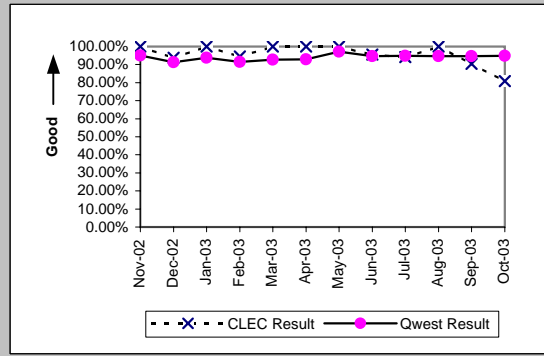


MR-9B - Repair Appointments Met (Percent) - Dispatches outside MSAs

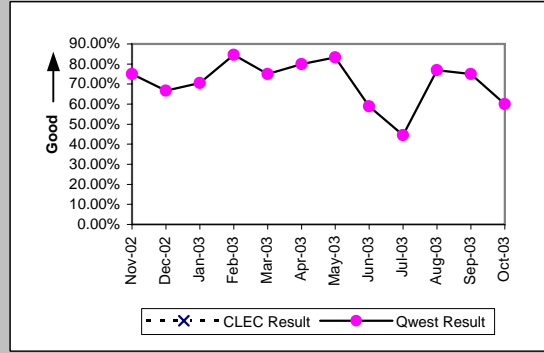
Residence (Parity)									
Date	CLEC Num	CLEC Denc	CLEC Resu	CLEC Std	Qwest Num	Qwest Denc	Qwest Resu	Mod Z Scr	Parity Scr
Nov-02	16	16	100.00%	0.00%	2514	2616	96.10%	-0.8	-1.49
Dec-02	11	12	91.67%	27.64%	3110	3295	94.39%	0.45	-0.73
Jan-03	31	33	93.94%	23.86%	3128	3300	94.79%	0.29	-0.82
Feb-03	26	26	100.00%	0.00%	2445	2570	95.14%	-1.15	-1.7
Mar-03	25	26	96.15%	19.23%	2682	2813	95.34%	-0.2	-1.12
Apr-03	26	27	96.30%	18.89%	2522	2634	95.75%	-0.14	-1.09
May-03	24	25	96.00%	19.60%	2410	2509	96.05%	0.11	-0.93
Jun-03	16	17	94.12%	23.53%	2408	2500	96.32%	0.51	-0.69
Jul-03	16	16	100.00%	0.00%	2748	2845	96.59%	-0.75	-1.46
Aug-03	28	29	96.55%	18.25%	2787	2869	97.14%	0.27	-0.84
Sep-03	37	38	97.37%	16.01%	2506	2585	96.94%	-0.15	-1.09
Oct-03	59	60	98.33%	12.80%	3083	3200	96.34%	-0.81	-1.49



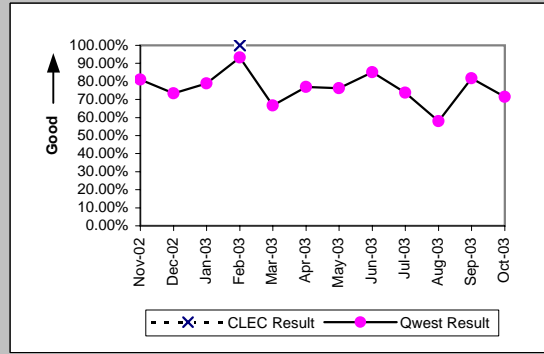
Business (Parity)									
Date	CLEC Num	CLEC Denc	CLEC Resu	CLEC Std	Qwest Num	Qwest Denc	Qwest Resu	Mod Z Scr	Parity Scr
Nov-02	14	14	100.00%	0.00%	269	283	95.05%	-0.83	-1.51
Dec-02	15	16	93.75%	24.21%	354	388	91.24%	-0.35	-1.21
Jan-03	15	15	100.00%	0.00%	412	439	93.85%	-0.97	-1.59
Feb-03	17	18	94.44%	22.91%	281	307	91.53%	-0.43	-1.26
Mar-03	17	17	100.00%	0.00%	315	340	92.65%	-1.13	-1.69
Apr-03	8	8	100.00%	0.00%	318	342	92.98%	-0.77	-1.47
May-03	18	18	100.00%	0.00%	310	319	97.18%	-0.7	-1.43
Jun-03	22	23	95.65%	20.39%	308	325	94.77%	-0.18	-1.11
Jul-03	16	17	94.12%	23.53%	298	314	94.90%	0.19	-0.88
Aug-03	16	16	100.00%	0.00%	271	286	94.76%	-0.92	-1.56
Sep-03	19	21	90.48%	29.35%	299	316	94.62%	0.78	-0.53
Oct-03	21	26	80.77%	39.41%	298	314	94.90%	2.4	0.46



Centrex (Parity)									
Date	CLEC Num	CLEC Denc	CLEC Resu	CLEC Std	Qwest Num	Qwest Denc	Qwest Resu	Mod Z Scr	Parity Scr
Nov-02					6	8	75.00%		
Dec-02					10	15	66.67%		
Jan-03					12	17	70.59%		
Feb-03					11	13	84.62%		
Mar-03					6	8	75.00%		
Apr-03					12	15	80.00%		
May-03					5	6	83.33%		
Jun-03					10	17	58.82%		
Jul-03					4	9	44.44%		
Aug-03					10	13	76.92%		
Sep-03					9	12	75.00%		
Oct-03					12	20	60.00%		

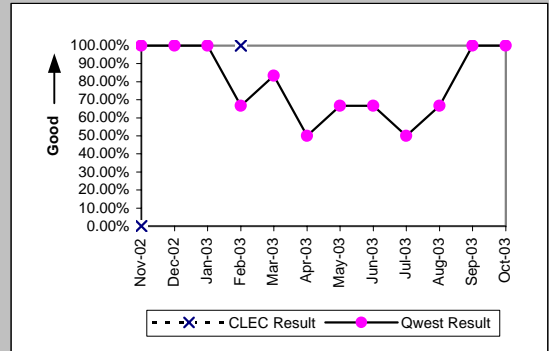


Centrex 21 (Parity)									
Date	CLEC Num	CLEC Denc	CLEC Resu	CLEC Std	Qwest Num	Qwest Denc	Qwest Resu	Mod Z Scr	Parity Scr
Nov-02					17	21	80.95%		
Dec-02					11	15	73.33%		
Jan-03					15	19	78.95%		
Feb-03	1	1	100.00%	0.00%	14	15	93.33%	-0.26	-1.16
Mar-03					10	15	66.67%		
Apr-03					10	13	76.92%		
May-03					16	21	76.19%		
Jun-03					23	27	85.19%		
Jul-03					14	19	73.68%		
Aug-03					11	19	57.89%		
Sep-03					18	22	81.82%		
Oct-03					15	21	71.43%		

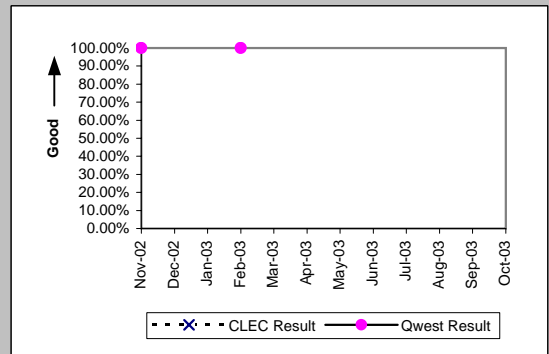


MR-9B - Repair Appointments Met (Percent) - Dispatches outside MSAs

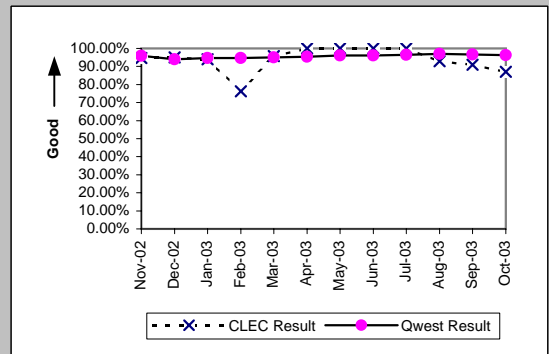
PBX (Parity)									
Date	CLEC Num	CLEC Dend	CLEC Resu	CLEC Std	Qwest Num	Qwest Dend	Qwest Resu	Mod Z Scr	Parity Scr
Nov-02	0	1	0.00%	0.00%	4	4	100.00%	N/A	-0.15
Dec-02					2	2	100.00%		
Jan-03					3	3	100.00%		
Feb-03	1	1	100.00%	0.00%	4	6	66.67%	-0.65	-1.4
Mar-03					5	6	83.33%		
Apr-03					3	6	50.00%		
May-03					8	12	66.67%		
Jun-03					2	3	66.67%		
Jul-03					1	2	50.00%		
Aug-03					2	3	66.67%		
Sep-03					2	2	100.00%		
Oct-03					6	6	100.00%		



Basic Rate ISDN (Parity)									
Date	CLEC Num	CLEC Dend	CLEC Resu	CLEC Std	Qwest Num	Qwest Dend	Qwest Resu	Mod Z Scr	Parity Scr
Nov-02					1	1	100.00%		
Dec-02									
Jan-03									
Feb-03					1	1	100.00%		
Mar-03									
Apr-03									
May-03									
Jun-03									
Jul-03									
Aug-03									
Sep-03									
Oct-03									

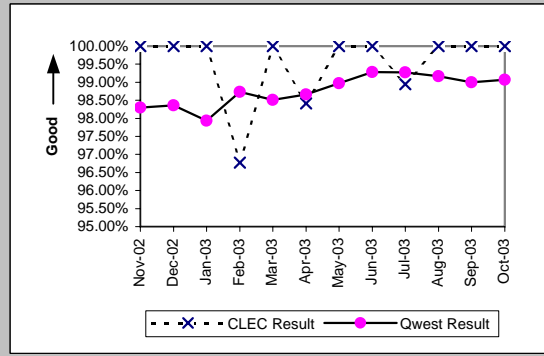


UNE - P (POTS) (Parity)									
Date	CLEC Num	CLEC Dend	CLEC Resu	CLEC Std	Qwest Num	Qwest Dend	Qwest Resu	Mod Z Scr	Parity Scr
Nov-02	18	19	94.74%	22.33%	2783	2899	96.00%	0.35	-0.79
Dec-02	19	20	95.00%	21.79%	3464	3683	94.05%	-0.18	-1.11
Jan-03	31	33	93.94%	23.86%	3540	3739	94.68%	0.26	-0.84
Feb-03	16	21	76.19%	42.59%	2726	2877	94.75%	2.86	0.74
Mar-03	23	24	95.83%	19.98%	2997	3153	95.05%	-0.18	-1.11
Apr-03	27	27	100.00%	0.00%	2840	2976	95.43%	-1.13	-1.69
May-03	29	29	100.00%	0.00%	2720	2828	96.18%	-1.07	-1.65
Jun-03	18	18	100.00%	0.00%	2716	2825	96.14%	-0.85	-1.52
Jul-03	29	29	100.00%	0.00%	3046	3159	96.42%	-1.03	-1.63
Aug-03	13	14	92.86%	25.75%	3058	3155	96.93%	0.8	-0.52
Sep-03	10	11	90.91%	28.75%	2805	2901	96.69%	0.91	-0.45
Oct-03	47	54	87.04%	33.59%	3381	3514	96.22%	2.8	0.7

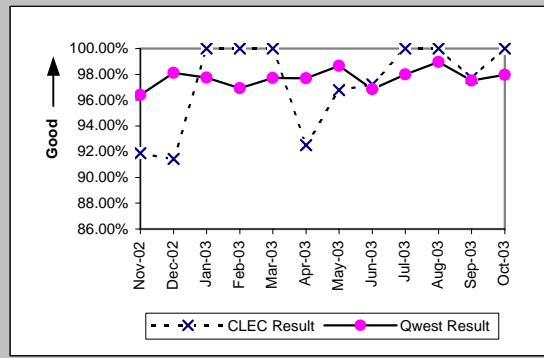


MR-9C - Repair Appointments Met (Percent) - No dispatches

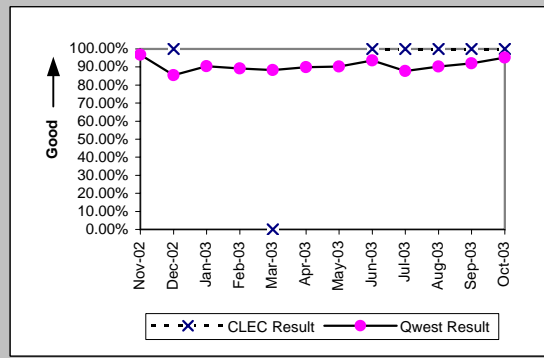
Residence (Parity)									
Date	CLEC Num	CLEC Denc	CLEC Resu	CLEC Std E	Qwest Num	Qwest Denc	Qwest Resu	Mod Z Scr	Parity Scr
Nov-02	22	22	100.00%	0.00%	3577	3639	98.30%	-0.62	-1.37
Dec-02	25	25	100.00%	0.00%	3305	3360	98.36%	-0.64	-1.39
Jan-03	29	29	100.00%	0.00%	3454	3527	97.93%	-0.78	-1.47
Feb-03	30	31	96.77%	17.67%	3204	3245	98.74%	0.86	-0.48
Mar-03	64	64	100.00%	0.00%	3307	3357	98.51%	-0.97	-1.59
Apr-03	62	63	98.41%	12.50%	3013	3054	98.66%	0.24	-0.85
May-03	68	68	100.00%	0.00%	2882	2912	98.97%	-0.83	-1.51
Jun-03	49	49	100.00%	0.00%	2897	2918	99.28%	-0.59	-1.36
Jul-03	94	95	98.95%	10.21%	3281	3305	99.27%	0.41	-0.75
Aug-03	68	68	100.00%	0.00%	3316	3344	99.16%	-0.75	-1.46
Sep-03	107	107	100.00%	0.00%	3644	3681	98.99%	-1.03	-1.62
Oct-03	105	105	100.00%	0.00%	3413	3445	99.07%	-0.98	-1.59



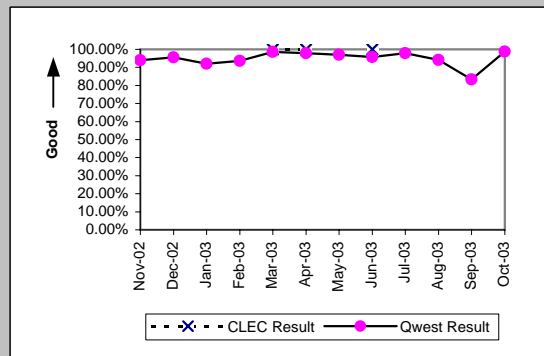
Business (Parity)									
Date	CLEC Num	CLEC Denc	CLEC Resu	CLEC Std E	Qwest Num	Qwest Denc	Qwest Resu	Mod Z Scr	Parity Scr
Nov-02	34	37	91.89%	27.30%	590	612	96.41%	1.27	-0.23
Dec-02	32	35	91.43%	27.99%	518	528	98.11%	2.04	0.24
Jan-03	32	32	100.00%	0.00%	604	618	97.73%	-0.84	-1.51
Feb-03	36	36	100.00%	0.00%	597	616	96.92%	-1.04	-1.63
Mar-03	33	33	100.00%	0.00%	512	524	97.71%	-0.85	-1.52
Apr-03	37	40	92.50%	26.34%	552	565	97.70%	1.69	0.03
May-03	30	31	96.77%	17.67%	520	527	98.67%	0.77	-0.53
Jun-03	35	36	97.22%	16.43%	492	508	96.85%	-0.12	-1.08
Jul-03	41	41	100.00%	0.00%	538	549	98.00%	-0.88	-1.54
Aug-03	32	32	100.00%	0.00%	471	476	98.95%	-0.56	-1.34
Sep-03	43	44	97.73%	14.90%	551	565	97.52%	-0.08	-1.05
Oct-03	46	46	100.00%	0.00%	576	588	97.96%	-0.94	-1.57



Centrex (Parity)									
Date	CLEC Num	CLEC Denc	CLEC Resu	CLEC Std E	Qwest Num	Qwest Denc	Qwest Resu	Mod Z Scr	Parity Scr
Nov-02					62	64	96.88%		
Dec-02	1	1	100.00%	0.00%	59	69	85.51%	-0.41	-1.25
Jan-03					66	73	90.41%		
Feb-03					74	83	89.16%		
Mar-03	0	1	0.00%	0.00%	53	60	88.33%	1.55	-0.06
Apr-03					80	89	89.89%		
May-03					56	62	90.32%		
Jun-03	2	2	100.00%	0.00%	44	47	93.62%	-0.36	-1.22
Jul-03	4	4	100.00%	0.00%	65	74	87.84%	-0.72	-1.44
Aug-03	1	1	100.00%	0.00%	56	62	90.32%	-0.32	-1.2
Sep-03	3	3	100.00%	0.00%	46	50	92.00%	-0.5	-1.3
Oct-03	1	1	100.00%	0.00%	59	62	95.16%	-0.22	-1.14

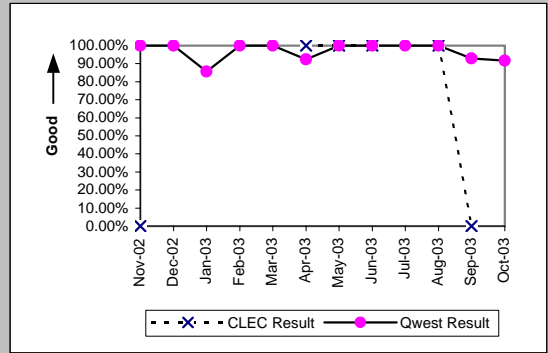


Centrex 21 (Parity)									
Date	CLEC Num	CLEC Denc	CLEC Resu	CLEC Std E	Qwest Num	Qwest Denc	Qwest Resu	Mod Z Scr	Parity Scr
Nov-02					77	82	93.90%		
Dec-02					65	68	95.59%		
Jan-03					80	87	91.95%		
Feb-03					87	93	93.55%		
Mar-03	2	2	100.00%	0.00%	72	73	98.63%	-0.16	-1.1
Apr-03	3	3	100.00%	0.00%	94	96	97.92%	-0.25	-1.15
May-03					95	98	96.94%		
Jun-03	1	1	100.00%	0.00%	91	95	95.79%	-0.21	-1.13
Jul-03					91	93	97.85%		
Aug-03					65	69	94.20%		
Sep-03					70	84	83.33%		
Oct-03					78	79	98.73%		

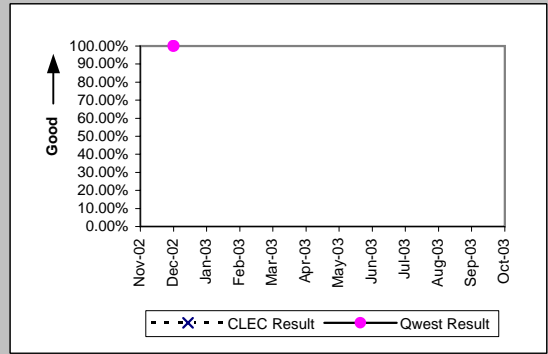


MR-9C - Repair Appointments Met (Percent) - No dispatches

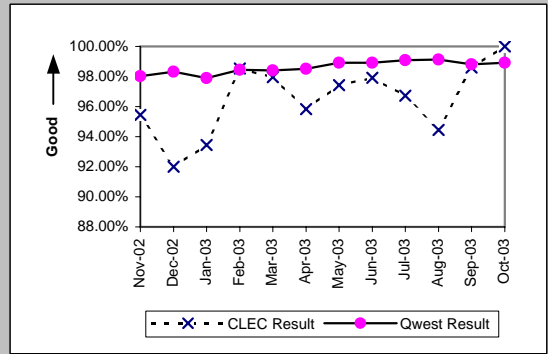
PBX (Parity)										
Date	CLEC Num	CLEC Dend	CLEC Resu	CLEC Std	Qwest Num	Qwest Dend	Qwest Resu	Mod Z Scr	Parity Scr	
Nov-02		0	1	0.00%	0.00%	6	6	100.00%	N/A	-0.04
Dec-02						7	7	100.00%		
Jan-03						12	14	85.71%		
Feb-03						5	5	100.00%		
Mar-03						9	9	100.00%		
Apr-03	1	1	100.00%	0.00%	12	13	92.31%	-0.28	-1.17	
May-03	1	1	100.00%	0.00%	16	16	100.00%	N/A	N/A	
Jun-03	3	3	100.00%	0.00%	10	10	100.00%	N/A	N/A	
Jul-03						12	12	100.00%		
Aug-03	1	1	100.00%	0.00%	9	9	100.00%	N/A	N/A	
Sep-03	0	1	0.00%	0.00%	13	14	92.86%	1.58	-0.04	
Oct-03						11	12	91.67%		



Basic Rate ISDN (Parity)										
Date	CLEC Num	CLEC Dend	CLEC Resu	CLEC Std	Qwest Num	Qwest Dend	Qwest Resu	Mod Z Scr	Parity Scr	
Nov-02										
Dec-02						1	1	100.00%		
Jan-03										
Feb-03										
Mar-03										
Apr-03										
May-03										
Jun-03										
Jul-03										
Aug-03										
Sep-03										
Oct-03										

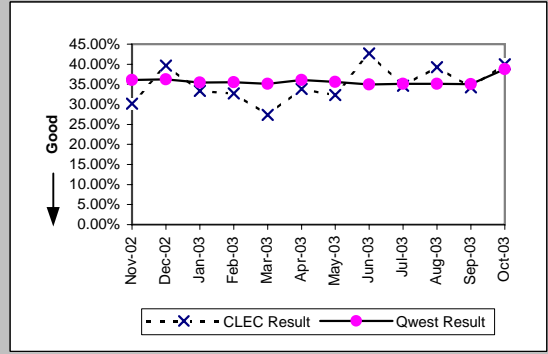


UNE - P (POTS) (Parity)										
Date	CLEC Num	CLEC Dend	CLEC Resu	CLEC Std	Qwest Num	Qwest Dend	Qwest Resu	Mod Z Scr	Parity Scr	
Nov-02	63	66	95.45%	20.83%	4167	4251	98.02%	1.33	-0.19	
Dec-02	46	50	92.00%	27.13%	3823	3888	98.33%	2.54	0.55	
Jan-03	57	61	93.44%	24.75%	4058	4145	97.90%	1.98	0.2	
Feb-03	67	68	98.53%	12.04%	3801	3861	98.45%	-0.06	-1.03	
Mar-03	48	49	97.96%	14.14%	3819	3881	98.40%	0.32	-0.81	
Apr-03	46	48	95.83%	19.98%	3565	3619	98.51%	1.3	-0.21	
May-03	76	78	97.44%	15.81%	3402	3439	98.92%	1.12	-0.32	
Jun-03	47	48	97.92%	14.28%	3389	3426	98.92%	0.65	-0.6	
Jul-03	59	61	96.72%	17.81%	3819	3854	99.09%	1.54	-0.07	
Aug-03	68	72	94.44%	22.91%	3787	3820	99.14%	2.87	0.74	
Sep-03	70	71	98.59%	11.78%	4195	4246	98.80%	0.24	-0.85	
Oct-03	68	68	100.00%	0.00%	3989	4033	98.91%	-0.86	-1.52	

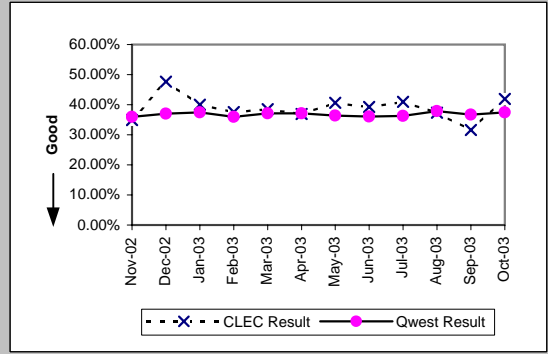


MR-10 - Customer-Related Trouble Reports (Percent)

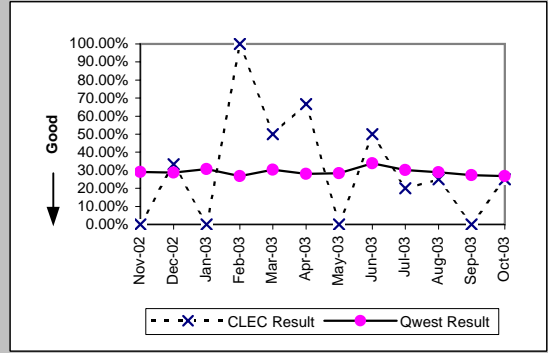
Residence (Diagnostic)									
Date	CLEC Num	CLEC Denc	CLEC Resu	CLEC Std I	Qwest Num	Qwest Denc	Qwest Resu	Mod Z Scr	Parity Scr
Nov-02	64	212	30.19%	45.91%	10936	30295	36.10%	-1.79	-2.09
Dec-02	103	260	39.62%	48.91%	12139	33476	36.26%	1.12	-0.32
Jan-03	96	288	33.33%	47.14%	12389	34987	35.41%	-0.73	-1.45
Feb-03	105	321	32.71%	46.92%	9774	27528	35.51%	-1.04	-1.63
Mar-03	101	369	27.37%	44.59%	9782	27882	35.08%	-3.08	-2.87
Apr-03	135	399	33.83%	47.31%	9083	25212	36.03%	-0.9	-1.55
May-03	121	374	32.35%	46.78%	8864	24886	35.62%	-1.31	-1.8
Jun-03	157	368	42.66%	49.46%	9035	25828	34.98%	3.03	0.84
Jul-03	169	488	34.63%	47.58%	9571	27290	35.07%	-0.2	-1.12
Aug-03	185	471	39.28%	48.84%	9704	27643	35.10%	1.87	0.14
Sep-03	188	549	34.24%	47.45%	9867	28164	35.03%	-0.38	-1.23
Oct-03	372	931	39.96%	48.98%	14071	36274	38.79%	0.72	-0.56



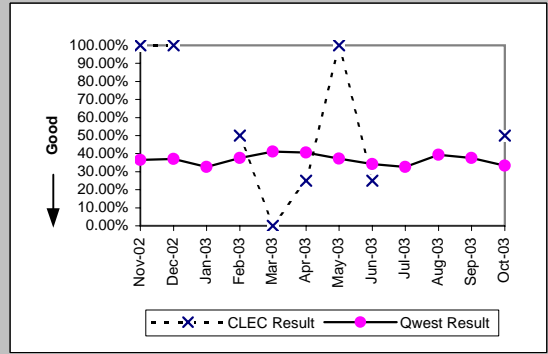
Business (Diagnostic)									
Date	CLEC Num	CLEC Denc	CLEC Resu	CLEC Std I	Qwest Num	Qwest Denc	Qwest Resu	Mod Z Scr	Parity Scr
Nov-02	73	209	34.93%	47.67%	1372	3810	36.01%	-0.32	-1.19
Dec-02	103	216	47.69%	49.95%	1384	3736	37.05%	3.1	0.88
Jan-03	90	225	40.00%	48.99%	1663	4443	37.43%	0.78	-0.53
Feb-03	68	181	37.57%	48.43%	1247	3472	35.92%	0.46	-0.72
Mar-03	87	226	38.50%	48.66%	1284	3461	37.10%	0.42	-0.74
Apr-03	59	160	36.88%	48.25%	1249	3361	37.16%	-0.07	-1.04
May-03	63	155	40.65%	49.12%	1149	3159	36.37%	1.08	-0.35
Jun-03	79	201	39.30%	48.84%	1217	3374	36.07%	0.93	-0.44
Jul-03	79	193	40.93%	49.17%	1241	3420	36.29%	1.3	-0.21
Aug-03	69	185	37.30%	48.36%	1191	3149	37.82%	-0.14	-1.09
Sep-03	68	215	31.63%	46.50%	1263	3443	36.68%	-1.49	-1.91
Oct-03	129	308	41.88%	49.34%	1591	4245	37.48%	1.53	-0.07



Centrex (Diagnostic)									
Date	CLEC Num	CLEC Denc	CLEC Resu	CLEC Std I	Qwest Num	Qwest Denc	Qwest Resu	Mod Z Scr	Parity Scr
Nov-02	0	6	0.00%	0.00%	89	307	28.99%	-1.55	-1.94
Dec-02	1	3	33.33%	47.14%	87	302	28.81%	0.18	-0.89
Jan-03	0	2	0.00%	0.00%	112	366	30.60%	-0.94	-1.57
Feb-03	1	1	100.00%	0.00%	80	299	26.76%	1.11	-0.32
Mar-03	1	2	50.00%	50.00%	94	310	30.32%	0.5	-0.7
Apr-03	2	3	66.67%	47.14%	88	315	27.94%	1.26	-0.23
May-03	0	3	0.00%	0.00%	79	279	28.32%	-1.08	-1.66
Jun-03	2	4	50.00%	50.00%	120	355	33.80%	0.62	-0.62
Jul-03	1	5	20.00%	40.00%	97	321	30.22%	-0.49	-1.3
Aug-03	1	4	25.00%	43.30%	84	290	28.97%	-0.17	-1.11
Sep-03	0	5	0.00%	0.00%	81	297	27.27%	-1.36	-1.83
Oct-03	1	4	25.00%	43.30%	82	307	26.71%	-0.08	-1.05

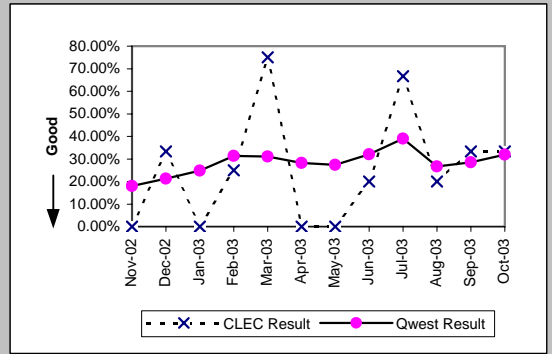


Centrex 21 (Diagnostic)									
Date	CLEC Num	CLEC Denc	CLEC Resu	CLEC Std I	Qwest Num	Qwest Denc	Qwest Resu	Mod Z Scr	Parity Scr
Nov-02	1	1	100.00%	0.00%	166	454	36.56%	0.91	-0.45
Dec-02	3	3	100.00%	0.00%	151	408	37.01%	1.99	0.21
Jan-03					153	468	32.69%		
Feb-03	1	2	50.00%	50.00%	163	433	37.64%	0.3	-0.82
Mar-03	0	2	0.00%	0.00%	170	414	41.06%	-1.18	-1.72
Apr-03	1	4	25.00%	43.30%	168	413	40.68%	-0.64	-1.39
May-03	1	1	100.00%	0.00%	151	405	37.28%	0.89	-0.46
Jun-03	1	4	25.00%	43.30%	151	442	34.16%	-0.38	-1.23
Jul-03					135	414	32.61%		
Aug-03					156	396	39.39%		
Sep-03					150	399	37.59%		
Oct-03	1	2	50.00%	50.00%	159	476	33.40%	0.42	-0.75

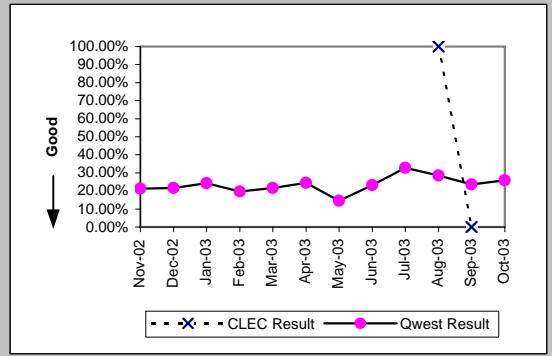


MR-10 - Customer-Related Trouble Reports (Percent)

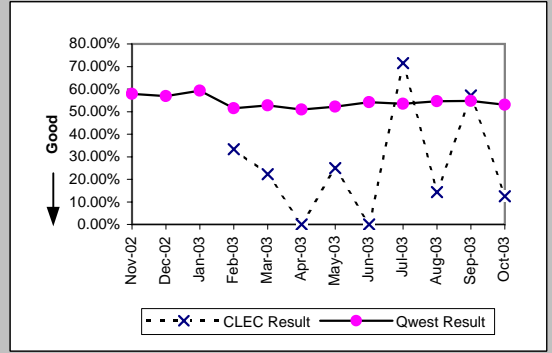
PBX (Diagnostic)									
Date	CLEC Num	CLEC Denc	CLEC Resu	CLEC Std E	Qwest Num	Qwest Denc	Qwest Resu	Mod Z Scr	Parity Scr
Nov-02	0	6	0.00%	0.00%	27	150	18.00%	-1.13	-1.68
Dec-02	1	3	33.33%	47.14%	35	165	21.21%	0.46	-0.72
Jan-03	0	1	0.00%	0.00%	36	145	24.83%	-0.57	-1.35
Feb-03	1	4	25.00%	43.30%	48	153	31.37%	-0.27	-1.16
Mar-03	6	8	75.00%	43.30%	62	200	31.00%	2.43	0.48
Apr-03	0	2	0.00%	0.00%	35	124	28.23%	-0.88	-1.53
May-03	0	2	0.00%	0.00%	45	164	27.44%	-0.86	-1.53
Jun-03	2	10	20.00%	40.00%	44	137	32.12%	-0.79	-1.48
Jul-03	4	6	66.67%	47.14%	53	136	38.97%	1.28	-0.22
Aug-03	1	5	20.00%	40.00%	44	165	26.67%	-0.33	-1.2
Sep-03	1	3	33.33%	47.14%	44	154	28.57%	0.17	-0.9
Oct-03	1	3	33.33%	47.14%	62	194	31.96%	0.06	-0.97



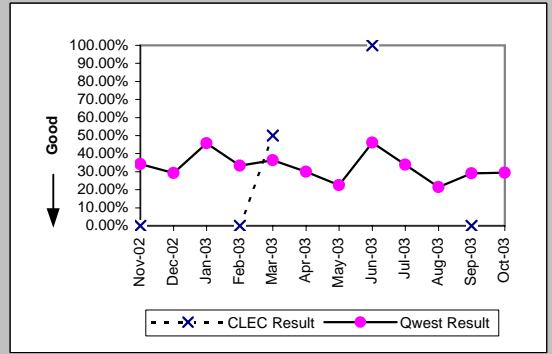
Basic Rate ISDN (Diagnostic)									
Date	CLEC Num	CLEC Denc	CLEC Resu	CLEC Std E	Qwest Num	Qwest Denc	Qwest Resu	Mod Z Scr	Parity Scr
Nov-02					45	211	21.33%		
Dec-02					56	258	21.71%		
Jan-03					57	234	24.36%		
Feb-03					49	249	19.68%		
Mar-03					60	278	21.58%		
Apr-03					51	209	24.40%		
May-03					24	166	14.46%		
Jun-03					44	190	23.16%		
Jul-03					65	198	32.83%		
Aug-03	1	1	100.00%	0.00%	71	249	28.51%	1.07	-0.35
Sep-03	0	1	0.00%	0.00%	47	199	23.62%	-0.55	-1.34
Oct-03					63	243	25.93%		



Qwest DSL (Diagnostic)									
Date	CLEC Num	CLEC Denc	CLEC Resu	CLEC Std E	Qwest Num	Qwest Denc	Qwest Resu	Mod Z Scr	Parity Scr
Nov-02					588	1016	57.87%		
Dec-02					565	993	56.90%		
Jan-03					699	1179	59.29%		
Feb-03	1	3	33.33%	47.14%	2167	4208	51.50%	-0.63	-1.38
Mar-03	2	9	22.22%	41.57%	2265	4294	52.75%	-1.83	-2.11
Apr-03	0	8	0.00%	0.00%	2366	4644	50.95%	-2.88	-2.75
May-03	1	4	25.00%	43.30%	2330	4469	52.14%	-1.09	-1.66
Jun-03	0	5	0.00%	0.00%	2125	3924	54.15%	-2.43	-2.48
Jul-03	5	7	71.43%	45.18%	2338	4375	53.44%	0.89	-0.46
Aug-03	1	7	14.29%	34.99%	2432	4456	54.58%	-2.14	-2.3
Sep-03	4	7	57.14%	49.49%	2843	5191	54.77%	0.1	-0.94
Oct-03	1	8	12.50%	33.07%	3309	6233	53.09%	-2.3	-2.4

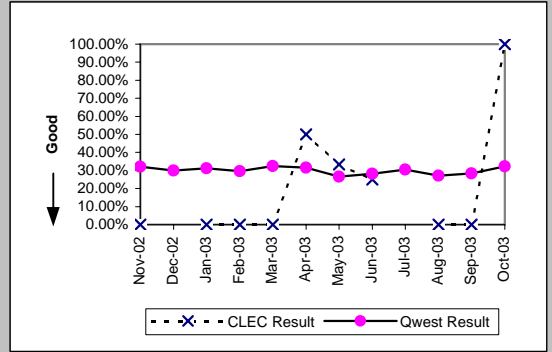


ISDN Primary (Diagnostic)									
Date	CLEC Num	CLEC Denc	CLEC Resu	CLEC Std E	Qwest Num	Qwest Denc	Qwest Resu	Mod Z Scr	Parity Scr
Nov-02	0	1	0.00%	0.00%	14	41	34.15%	-0.71	-1.43
Dec-02					14	48	29.17%		
Jan-03					22	48	45.83%		
Feb-03	0	2	0.00%	0.00%	15	45	33.33%	-0.98	-1.59
Mar-03	2	4	50.00%	50.00%	16	44	36.36%	0.47	-0.71
Apr-03					9	30	30.00%		
May-03					11	49	22.45%		
Jun-03	1	1	100.00%	0.00%	24	52	46.15%	0.72	-0.56
Jul-03					22	65	33.85%		
Aug-03					14	65	21.54%		
Sep-03	0	1	0.00%	0.00%	16	55	29.09%	-0.63	-1.39
Oct-03					20	68	29.41%		

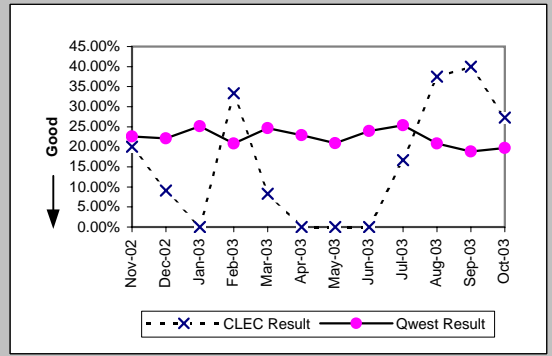


MR-10 - Customer-Related Trouble Reports (Percent)

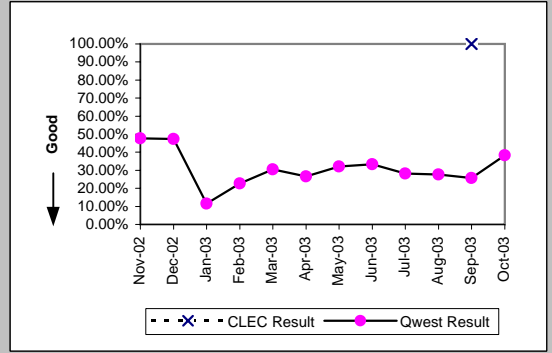
DS0 (Diagnostic)									
Date	CLEC Num	CLEC Denc	CLEC Resu	CLEC Std E	Qwest Num	Qwest Denc	Qwest Resu	Mod Z Scr	Parity Scr
Nov-02	0	1	0.00%	0.00%	283	882	32.09%	-0.69	-1.42
Dec-02					287	958	29.96%		
Jan-03	0	2	0.00%	0.00%	258	827	31.20%	-0.95	-1.58
Feb-03	0	2	0.00%	0.00%	248	840	29.52%	-0.91	-1.56
Mar-03	0	4	0.00%	0.00%	265	815	32.52%	-1.38	-1.84
Apr-03	1	2	50.00%	50.00%	242	767	31.55%	0.47	-0.71
May-03	1	3	33.33%	47.14%	177	664	26.66%	0.26	-0.84
Jun-03	1	4	25.00%	43.30%	228	810	28.15%	-0.14	-1.08
Jul-03					233	766	30.42%		
Aug-03	0	2	0.00%	0.00%	216	797	27.10%	-0.86	-1.52
Sep-03	0	1	0.00%	0.00%	269	946	28.44%	-0.63	-1.38
Oct-03	1	1	100.00%	0.00%	291	901	32.30%	0.99	-0.4



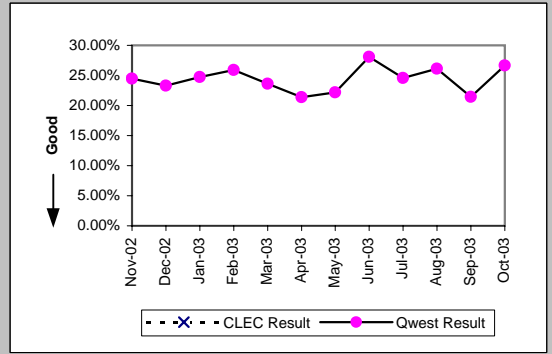
DS1 (Diagnostic)									
Date	CLEC Num	CLEC Denc	CLEC Resu	CLEC Std E	Qwest Num	Qwest Denc	Qwest Resu	Mod Z Scr	Parity Scr
Nov-02	1	5	20.00%	40.00%	206	911	22.61%	-0.14	-1.08
Dec-02	1	11	9.09%	28.75%	206	931	22.13%	-1.04	-1.63
Jan-03	0	3	0.00%	0.00%	217	863	25.14%	-1	-1.61
Feb-03	1	3	33.33%	47.14%	161	772	20.85%	0.49	-0.7
Mar-03	1	12	8.33%	27.64%	196	794	24.69%	-1.3	-1.79
Apr-03	0	11	0.00%	0.00%	183	798	22.93%	-1.8	-2.09
May-03	0	3	0.00%	0.00%	142	680	20.88%	-0.89	-1.54
Jun-03	0	8	0.00%	0.00%	210	877	23.95%	-1.58	-1.96
Jul-03	2	12	16.67%	37.27%	215	847	25.38%	-0.69	-1.42
Aug-03	3	8	37.50%	48.41%	204	981	20.80%	1.08	-0.35
Sep-03	2	5	40.00%	48.99%	196	1043	18.79%	1.07	-0.35
Oct-03	3	11	27.27%	44.54%	218	1104	19.75%	0.63	-0.62



DS3 (Diagnostic)									
Date	CLEC Num	CLEC Denc	CLEC Resu	CLEC Std E	Qwest Num	Qwest Denc	Qwest Resu	Mod Z Scr	Parity Scr
Nov-02					10	21	47.62%		
Dec-02					9	19	47.37%		
Jan-03					3	26	11.54%		
Feb-03					5	22	22.73%		
Mar-03					7	23	30.43%		
Apr-03					12	45	26.67%		
May-03					9	28	32.14%		
Jun-03					7	21	33.33%		
Jul-03					9	32	28.13%		
Aug-03					8	29	27.59%		
Sep-03	1	1	100.00%	0.00%	9	35	25.71%	1.11	-0.32
Oct-03					13	34	38.24%		

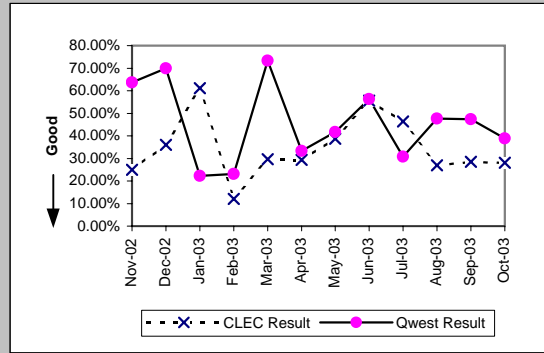


Frame Relay (Diagnostic)									
Date	CLEC Num	CLEC Denc	CLEC Resu	CLEC Std E	Qwest Num	Qwest Denc	Qwest Resu	Mod Z Scr	Parity Scr
Nov-02					46	188	24.47%		
Dec-02					48	206	23.30%		
Jan-03					51	206	24.76%		
Feb-03					35	135	25.93%		
Mar-03					34	144	23.61%		
Apr-03					34	159	21.38%		
May-03					39	176	22.16%		
Jun-03					55	196	28.06%		
Jul-03					42	171	24.56%		
Aug-03					52	199	26.13%		
Sep-03					47	219	21.46%		
Oct-03					64	240	26.67%		

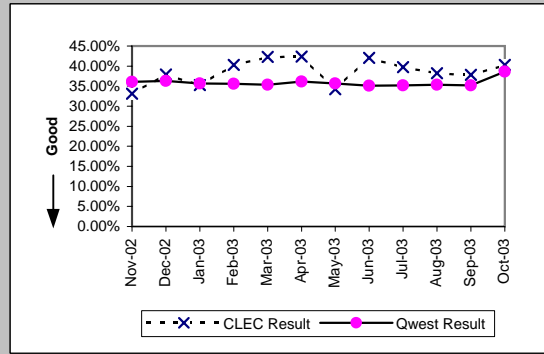


MR-10 - Customer-Related Trouble Reports (Percent)

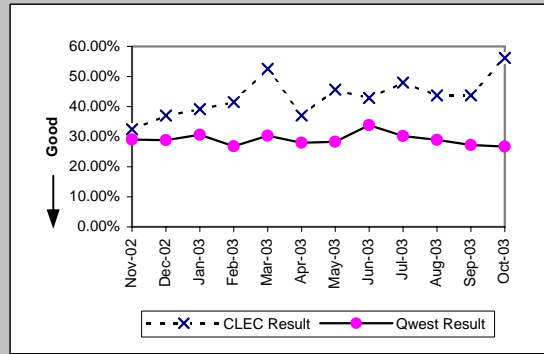
LIS Trunk (Diagnostic)										
Date	CLEC Num	CLEC Denc	CLEC Resu	CLEC Std	Qwest Num	Qwest Denc	Qwest Resu	Mod Z Scr	Parity Scr	
Nov-02	3	12	25.00%	43.30%	7	11	63.64%	-1.92	-2.17	
Dec-02	9	25	36.00%	48.00%	7	10	70.00%	-1.98	-2.21	
Jan-03	11	18	61.11%	48.75%	4	18	22.22%	2.22	0.35	
Feb-03	6	50	12.00%	32.50%	3	13	23.08%	-0.84	-1.51	
Mar-03	8	27	29.63%	45.66%	22	30	73.33%	-3.73	-3.26	
Apr-03	5	17	29.41%	45.56%	4	12	33.33%	-0.22	-1.13	
May-03	12	31	38.71%	48.71%	10	24	41.67%	-0.22	-1.13	
Jun-03	10	18	55.56%	49.69%	9	16	56.25%	-0.04	-1.02	
Jul-03	13	28	46.43%	49.87%	4	13	30.77%	0.89	-0.46	
Aug-03	7	26	26.92%	44.36%	10	21	47.62%	-1.41	-1.86	
Sep-03	8	28	28.57%	45.18%	9	19	47.37%	-1.27	-1.77	
Oct-03	9	32	28.13%	44.96%	7	18	38.89%	-0.75	-1.46	



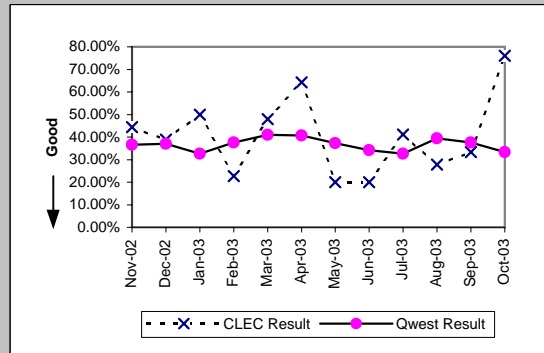
UNE - P (POTS) (Diagnostic)										
Date	CLEC Num	CLEC Denc	CLEC Resu	CLEC Std	Qwest Num	Qwest Denc	Qwest Resu	Mod Z Scr	Parity Scr	
Nov-02	95	287	33.10%	47.06%	12308	34105	36.09%	-1.05	-1.64	
Dec-02	88	232	37.93%	48.52%	13523	37212	36.34%	0.51	-0.69	
Jan-03	105	298	35.23%	47.77%	14052	39430	35.64%	-0.14	-1.09	
Feb-03	135	335	40.30%	49.05%	11021	31000	35.55%	1.79	0.09	
Mar-03	143	338	42.31%	49.40%	11066	31343	35.31%	2.65	0.61	
Apr-03	153	361	42.38%	49.42%	10332	28573	36.16%	2.42	0.47	
May-03	126	368	34.24%	47.45%	10013	28045	35.70%	-0.58	-1.35	
Jun-03	132	314	42.04%	49.36%	10252	29202	35.11%	2.53	0.54	
Jul-03	131	330	39.70%	48.93%	10812	30710	35.21%	1.69	0.03	
Aug-03	122	319	38.24%	48.60%	10895	30792	35.38%	1.06	-0.35	
Sep-03	112	296	37.84%	48.50%	11130	31607	35.21%	0.94	-0.43	
Oct-03	186	462	40.26%	49.04%	15662	40519	38.65%	0.71	-0.57	



UNE P (Centrex) (Diagnostic)										
Date	CLEC Num	CLEC Denc	CLEC Resu	CLEC Std	Qwest Num	Qwest Denc	Qwest Resu	Mod Z Scr	Parity Scr	
Nov-02	12	37	32.43%	46.81%	89	307	28.99%	0.44	-0.73	
Dec-02	20	54	37.04%	48.29%	87	302	28.81%	1.2	-0.27	
Jan-03	27	69	39.13%	48.80%	112	366	30.60%	1.38	-0.16	
Feb-03	22	53	41.51%	49.27%	80	299	26.76%	2.12	0.29	
Mar-03	31	59	52.54%	49.94%	94	310	30.32%	3.22	0.96	
Apr-03	20	54	37.04%	48.29%	88	315	27.94%	1.34	-0.19	
May-03	26	57	45.61%	49.81%	79	279	28.32%	2.5	0.52	
Jun-03	18	42	42.86%	49.49%	120	355	33.80%	1.15	-0.3	
Jul-03	24	50	48.00%	49.96%	97	321	30.22%	2.43	0.48	
Aug-03	28	64	43.75%	49.61%	84	290	28.97%	2.25	0.37	
Sep-03	21	48	43.75%	49.61%	81	297	27.27%	2.25	0.37	
Oct-03	32	57	56.14%	49.62%	82	307	26.71%	4.23	1.57	

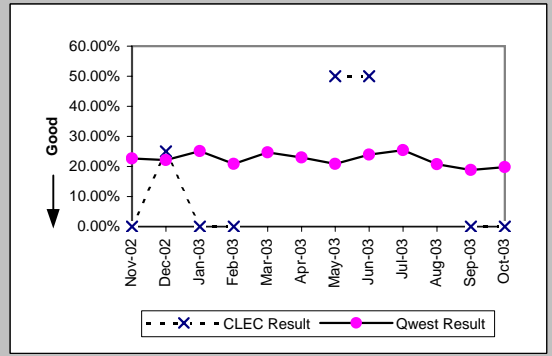


UNE P (Centrex 21) (Diagnostic)										
Date	CLEC Num	CLEC Denc	CLEC Resu	CLEC Std	Qwest Num	Qwest Denc	Qwest Resu	Mod Z Scr	Parity Scr	
Nov-02	12	27	44.44%	49.69%	166	454	36.56%	0.82	-0.5	
Dec-02	7	18	38.89%	48.75%	151	408	37.01%	0.17	-0.9	
Jan-03	11	22	50.00%	50.00%	153	468	32.69%	1.63	-0.01	
Feb-03	5	22	22.73%	41.91%	163	433	37.64%	-1.41	-1.86	
Mar-03	12	25	48.00%	49.96%	170	414	41.06%	0.68	-0.59	
Apr-03	9	14	64.29%	47.92%	168	413	40.68%	1.72	0.05	
May-03	3	15	20.00%	40.00%	151	405	37.28%	-1.36	-1.83	
Jun-03	2	10	20.00%	40.00%	151	442	34.16%	-0.93	-1.57	
Jul-03	7	17	41.18%	49.22%	135	414	32.61%	0.73	-0.56	
Aug-03	5	18	27.78%	44.79%	156	396	39.39%	-0.99	-1.6	
Sep-03	4	12	33.33%	47.14%	150	399	37.59%	-0.3	-1.18	
Oct-03	19	25	76.00%	42.71%	159	476	33.40%	4.21	1.56	

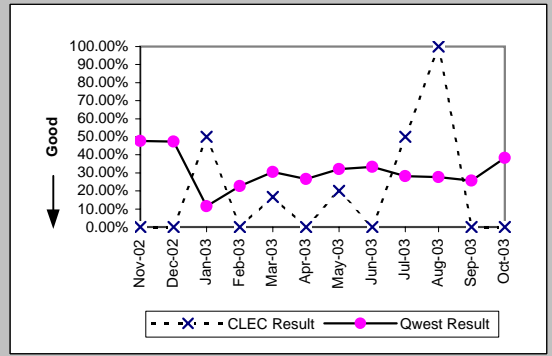


MR-10 - Customer-Related Trouble Reports (Percent)

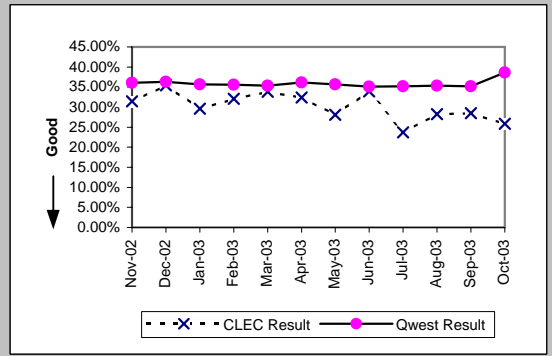
UDIT DS1 (Diagnostic)									
Date	CLEC Num	CLEC Denc	CLEC Resu	CLEC Std E	Qwest Num	Qwest Denc	Qwest Resu	Mod Z Scr	Parity Scr
Nov-02	0	2	0.00%	0.00%	206	911	22.61%	-0.76	-1.46
Dec-02	1	4	25.00%	43.30%	206	931	22.13%	0.18	-0.89
Jan-03	0	1	0.00%	0.00%	217	863	25.14%	-0.58	-1.35
Feb-03	0	2	0.00%	0.00%	161	772	20.85%	-0.73	-1.44
Mar-03					196	794	24.69%		
Apr-03					183	798	22.93%		
May-03	2	4	50.00%	50.00%	142	680	20.88%	1.22	-0.26
Jun-03	1	2	50.00%	50.00%	210	877	23.95%	0.7	-0.57
Jul-03					215	847	25.38%		
Aug-03					204	981	20.80%		
Sep-03	0	3	0.00%	0.00%	196	1043	18.79%	-0.83	-1.51
Oct-03	0	2	0.00%	0.00%	218	1104	19.75%	-0.7	-1.43



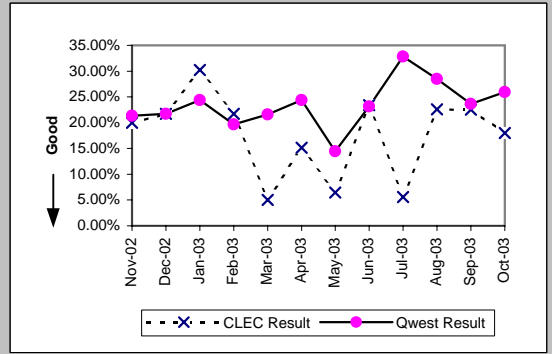
UDIT Above DS1 Level (Diagnostic)									
Date	CLEC Num	CLEC Denc	CLEC Resu	CLEC Std E	Qwest Num	Qwest Denc	Qwest Resu	Mod Z Scr	Parity Scr
Nov-02	0	3	0.00%	0.00%	10	21	47.62%	-1.54	-1.94
Dec-02	0	2	0.00%	0.00%	9	19	47.37%	-1.28	-1.78
Jan-03	1	2	50.00%	50.00%	3	26	11.54%	1.09	-0.34
Feb-03	0	2	0.00%	0.00%	5	22	22.73%	-0.73	-1.45
Mar-03	1	6	16.67%	37.27%	7	23	30.43%	-0.65	-1.4
Apr-03	0	1	0.00%	0.00%	12	45	26.67%	-0.6	-1.36
May-03	1	5	20.00%	40.00%	9	28	32.14%	-0.54	-1.33
Jun-03	0	2	0.00%	0.00%	7	21	33.33%	-0.96	-1.58
Jul-03	1	2	50.00%	50.00%	9	32	28.13%	0.51	-0.69
Aug-03	1	1	100.00%	0.00%	8	29	27.59%	1.06	-0.35
Sep-03	0	1	0.00%	0.00%	9	35	25.71%	-0.58	-1.35
Oct-03	0	3	0.00%	0.00%	13	34	38.24%	-1.31	-1.79



Unbundled Loop Analog (Diagnostic)									
Date	CLEC Num	CLEC Denc	CLEC Resu	CLEC Std E	Qwest Num	Qwest Denc	Qwest Resu	Mod Z Scr	Parity Scr
Nov-02	122	388	31.44%	46.43%	12308	34105	36.09%	-1.89	-2.15
Dec-02	108	305	35.41%	47.82%	13523	37212	36.34%	-0.34	-1.2
Jan-03	115	388	29.64%	45.67%	14052	39430	35.64%	-2.46	-2.49
Feb-03	111	346	32.08%	46.68%	11021	31000	35.55%	-1.34	-1.82
Mar-03	114	337	33.83%	47.31%	11066	31343	35.31%	-0.56	-1.34
Apr-03	81	250	32.40%	46.80%	10332	28573	36.16%	-1.23	-1.75
May-03	86	306	28.10%	44.95%	10013	28045	35.70%	-2.76	-2.68
Jun-03	116	342	33.92%	47.34%	10252	29202	35.11%	-0.46	-1.28
Jul-03	79	333	23.72%	42.54%	10812	30710	35.21%	-4.36	-3.65
Aug-03	83	294	28.23%	45.01%	10895	30792	35.38%	-2.55	-2.55
Sep-03	83	291	28.52%	45.15%	11130	31607	35.21%	-2.38	-2.45
Oct-03	99	383	25.85%	43.78%	15662	40519	38.65%	-5.12	-4.11



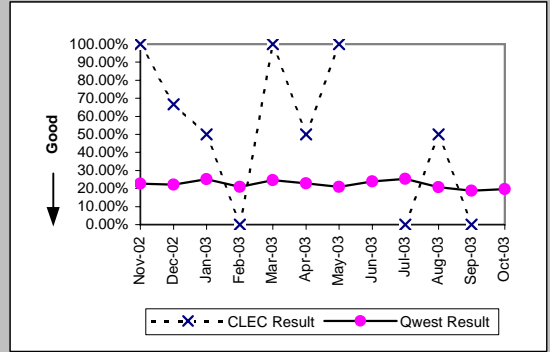
Unbundled Loop - 2 Wire Non-Loaded (Diagnostic)									
Date	CLEC Num	CLEC Denc	CLEC Resu	CLEC Std E	Qwest Num	Qwest Denc	Qwest Resu	Mod Z Scr	Parity Scr
Nov-02	8	40	20.00%	40.00%	45	211	21.33%	-0.19	-1.11
Dec-02	5	23	21.74%	41.25%	56	258	21.71%	0.03	-0.98
Jan-03	13	43	30.23%	45.93%	57	234	24.36%	0.81	-0.51
Feb-03	5	23	21.74%	41.25%	49	249	19.68%	0.26	-0.84
Mar-03	1	20	5.00%	21.79%	60	278	21.58%	-1.74	-2.06
Apr-03	5	33	15.15%	35.86%	51	209	24.40%	-1.15	-1.7
May-03	2	31	6.45%	24.57%	24	166	14.46%	-1.16	-1.71
Jun-03	11	47	23.40%	42.34%	44	190	23.16%	0.05	-0.97
Jul-03	2	36	5.56%	22.91%	65	198	32.83%	-3.21	-2.95
Aug-03	7	31	22.58%	41.81%	71	249	28.51%	-0.69	-1.42
Sep-03	9	40	22.50%	41.76%	47	199	23.62%	-0.15	-1.09
Oct-03	9	50	18.00%	38.42%	63	243	25.93%	-1.16	-1.71



MR-10 - Customer-Related Trouble Reports (Percent)

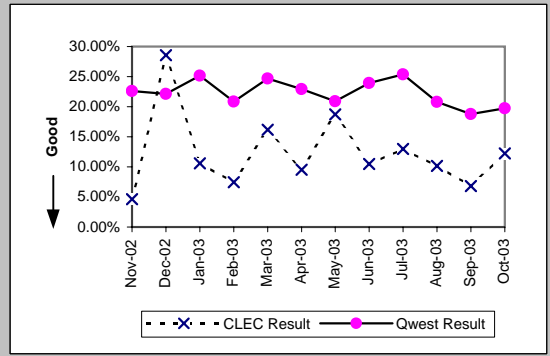
Unbundled Loop - 4 Wire Non-Loaded (Diagnostic)

Date	CLEC Num	CLEC Denc	CLEC Resu	CLEC Std	Qwest Num	Qwest Denc	Qwest Resu	Mod Z Scr	Parity Scr
Nov-02	1	1	100.00%	0.00%	206	911	22.61%	1.21	-0.26
Dec-02	2	3	66.67%	47.14%	206	931	22.13%	1.5	-0.09
Jan-03	1	2	50.00%	50.00%	217	863	25.14%	0.66	-0.6
Feb-03	0	2	0.00%	0.00%	161	772	20.85%	-0.73	-1.44
Mar-03	3	3	100.00%	0.00%	196	794	24.69%	2.46	0.5
Apr-03	1	2	50.00%	50.00%	183	798	22.93%	0.74	-0.55
May-03	1	1	100.00%	0.00%	142	680	20.88%	1.26	-0.23
Jun-03					210	877	23.95%		
Jul-03	0	1	0.00%	0.00%	215	847	25.38%	-0.58	-1.35
Aug-03	3	6	50.00%	50.00%	204	981	20.80%	1.53	-0.07
Sep-03	0	1	0.00%	0.00%	196	1043	18.79%	-0.48	-1.29
Oct-03					218	1104	19.75%		



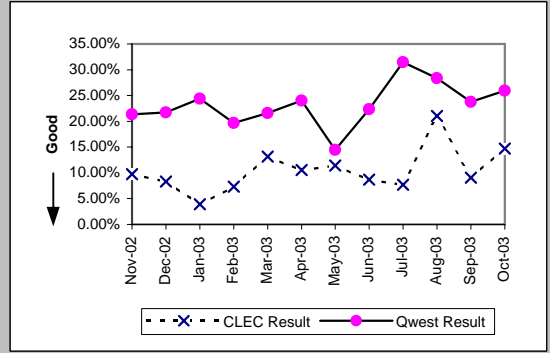
Unbundled Loop - DS1 Capable (Diagnostic)

Date	CLEC Num	CLEC Denc	CLEC Resu	CLEC Std	Qwest Num	Qwest Denc	Qwest Resu	Mod Z Scr	Parity Scr
Nov-02	3	65	4.62%	20.98%	206	911	22.61%	-3.35	-3.04
Dec-02	26	91	28.57%	45.18%	206	931	22.13%	1.38	-0.16
Jan-03	7	66	10.61%	30.79%	217	863	25.14%	-2.62	-2.6
Feb-03	5	67	7.46%	26.28%	161	772	20.85%	-2.59	-2.57
Mar-03	11	68	16.18%	36.82%	196	794	24.69%	-1.56	-1.95
Apr-03	8	84	9.52%	29.35%	183	798	22.93%	-2.78	-2.69
May-03	15	80	18.75%	39.03%	142	680	20.88%	-0.44	-1.27
Jun-03	11	105	10.48%	30.62%	210	877	23.95%	-3.06	-2.86
Jul-03	13	100	13.00%	33.63%	215	847	25.38%	-2.69	-2.64
Aug-03	11	108	10.19%	30.25%	204	981	20.80%	-2.58	-2.57
Sep-03	6	88	6.82%	25.21%	196	1043	18.79%	-2.76	-2.68
Oct-03	12	98	12.24%	32.78%	218	1104	19.75%	-1.79	-2.09



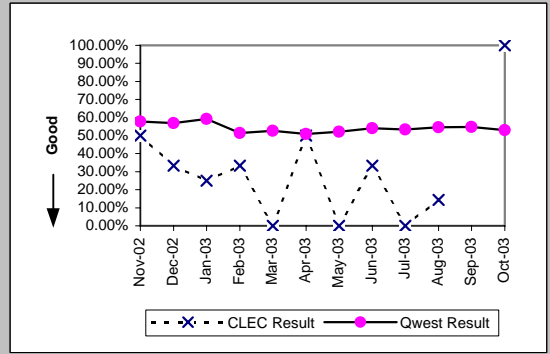
Unbundled Loop ISDN Capable (Diagnostic)

Date	CLEC Num	CLEC Denc	CLEC Resu	CLEC Std	Qwest Num	Qwest Denc	Qwest Resu	Mod Z Scr	Parity Scr
Nov-02	4	41	9.76%	29.67%	45	211	21.33%	-1.66	-2.01
Dec-02	4	48	8.33%	27.64%	56	258	21.71%	-2.06	-2.25
Jan-03	2	51	3.92%	19.41%	57	234	24.36%	-3.08	-2.87
Feb-03	3	41	7.32%	26.04%	49	249	19.68%	-1.84	-2.12
Mar-03	5	38	13.16%	33.80%	60	278	21.58%	-1.18	-1.72
Apr-03	4	38	10.53%	30.69%	50	208	24.04%	-1.79	-2.09
May-03	4	35	11.43%	31.82%	24	166	14.46%	-0.46	-1.28
Jun-03	4	46	8.70%	28.18%	42	188	22.34%	-1.99	-2.21
Jul-03	2	26	7.69%	26.65%	61	194	31.44%	-2.45	-2.49
Aug-03	8	38	21.05%	40.77%	70	247	28.34%	-0.93	-1.56
Sep-03	3	33	9.09%	28.75%	47	198	23.74%	-1.83	-2.11
Oct-03	5	34	14.71%	35.42%	63	243	25.93%	-1.4	-1.85



Unbundled Loop - ADSL Qualified (Diagnostic)

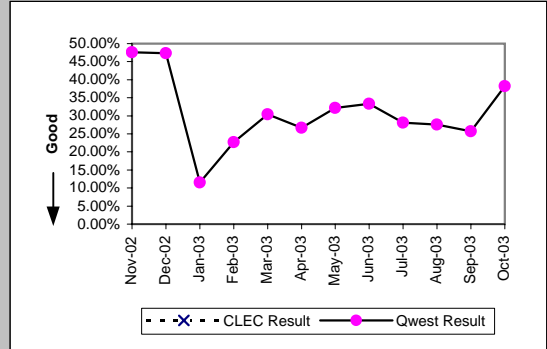
Date	CLEC Num	CLEC Denc	CLEC Resu	CLEC Std	Qwest Num	Qwest Denc	Qwest Resu	Mod Z Scr	Parity Scr
Nov-02	2	4	50.00%	50.00%	588	1016	57.87%	-0.32	-1.19
Dec-02	1	3	33.33%	47.14%	565	993	56.90%	-0.82	-1.5
Jan-03	1	4	25.00%	43.30%	699	1179	59.29%	-1.39	-1.85
Feb-03	1	3	33.33%	47.14%	2167	4208	51.50%	-0.63	-1.38
Mar-03	0	1	0.00%	0.00%	2265	4294	52.75%	-1.06	-1.64
Apr-03	1	2	50.00%	50.00%	2366	4644	50.95%	-0.03	-1.02
May-03	0	6	0.00%	0.00%	2330	4469	52.14%	-2.55	-2.55
Jun-03	2	6	33.33%	47.14%	2125	3924	54.15%	-1.02	-1.62
Jul-03	0	5	0.00%	0.00%	2338	4375	53.44%	-2.39	-2.46
Aug-03	1	7	14.29%	34.99%	2432	4456	54.58%	-2.14	-2.3
Sep-03					2843	5191	54.77%		
Oct-03	1	1	100.00%	0.00%	3309	6233	53.09%	0.63	-0.62



MR-10 - Customer-Related Trouble Reports (Percent)

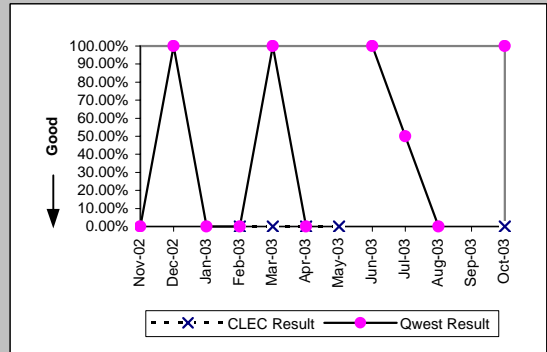
Unbundled Loop - DS3 Capable (Diagnostic)

Date	CLEC Num	CLEC Denc	CLEC Resu	CLEC Std	Qwest Num	Qwest Denc	Qwest Resu	Mod Z Scr	Parity Scr
Nov-02					10	21	47.62%		
Dec-02					9	19	47.37%		
Jan-03					3	26	11.54%		
Feb-03					5	22	22.73%		
Mar-03					7	23	30.43%		
Apr-03					12	45	26.67%		
May-03					9	28	32.14%		
Jun-03					7	21	33.33%		
Jul-03					9	32	28.13%		
Aug-03					8	29	27.59%		
Sep-03					9	35	25.71%		
Oct-03					13	34	38.24%		



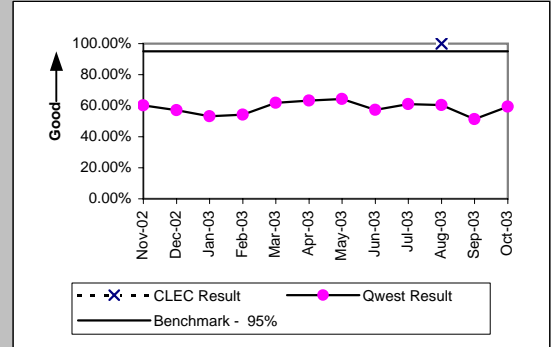
E911 (Diagnostic)

Date	CLEC Num	CLEC Denc	CLEC Resu	CLEC Std	Qwest Num	Qwest Denc	Qwest Resu	Mod Z Scr	Parity Scr
Nov-02					0	1	0.00%		
Dec-02					1	1	100.00%		
Jan-03					0	4	0.00%		
Feb-03	0	1	0.00%	0.00%	0	1	0.00%	N/A	N/A
Mar-03	0	1	0.00%	0.00%	1	1	100.00%	N/A	N/A
Apr-03	0	1	0.00%	0.00%	0	1	0.00%	N/A	N/A
May-03	0	1	0.00%	0.00%					
Jun-03					1	1	100.00%		
Jul-03					1	2	50.00%		
Aug-03					0	1	0.00%		
Sep-03									
Oct-03	0	1	0.00%	0.00%	1	1	100.00%	N/A	

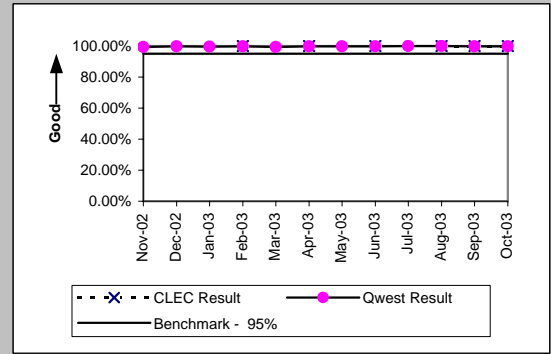


MR-11 - LNP Trouble Reports Cleared

LNP Trouble Reports Cleared within 4 Hours (Percent) (MR-11A) (Benchmark)									
Date	CLEC Num	CLEC Dend	CLEC Resu	CLEC Std	Qwest Num	Qwest Dend	Qwest Resu	Mod Z Scr	Parity Scr
Nov-02					1216	2022	60.14%		
Dec-02					1138	1989	57.21%		
Jan-03					1012	1905	53.12%		
Feb-03					966	1781	54.24%		
Mar-03					1147	1853	61.90%		
Apr-03					1020	1610	63.35%		
May-03					1044	1624	64.29%		
Jun-03					908	1582	57.40%		
Jul-03					1144	1872	61.11%		
Aug-03	1	1	100.00%	0.00%	1103	1824	60.47%	-0.81	-1.49
Sep-03					1104	2151	51.33%		
Oct-03					1048	1764	59.41%		

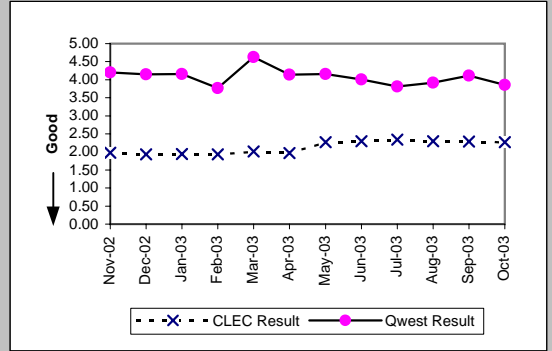


LNP Trouble Reports Cleared within 48 Hours - All Volumes (Percent) (MR-11B) (Benchmark)									
Date	CLEC Num	CLEC Dend	CLEC Resu	CLEC Std	Qwest Num	Qwest Dend	Qwest Resu	Mod Z Scr	Parity Scr
Nov-02					4222	4250	99.34%		
Dec-02					3874	3886	99.69%		
Jan-03					4123	4141	99.57%		
Feb-03	1	1	100.00%		3849	3855	99.84%	0.04	-0.98
Mar-03					3855	3878	99.41%		
Apr-03	1	1	100.00%		3607	3615	99.78%	0.05	-0.97
May-03					3424	3431	99.80%		
Jun-03	1	1	100.00%	0.00%	3417	3423	99.82%	-0.04	-1.03
Jul-03					3845	3847	99.95%		
Aug-03	7	7	100.00%	0.00%	3814	3817	99.92%	-0.07	-1.05
Sep-03	1	1	100.00%	0.00%	4229	4238	99.79%	-0.05	-1.03
Oct-03	2	2	100.00%	0.00%	4020	4028	99.80%	-0.06	-1.04



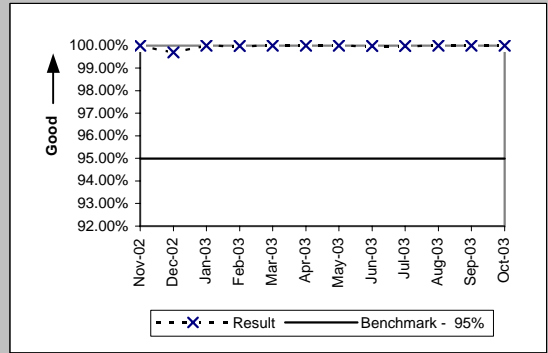
BI-1 - Time to Provide Recorded Usage Records

Time to Provide Usage Records (Average Days) UNEs and Resale Aggregate (BI-1A) (Parity)									
Date	CLEC Num	CLEC Deno	CLEC Resu	CLEC Std	Qwest Num	Qwest Deno	Qwest Resu	Mod Z Scr	Parity Scr
Nov-02	23044733	11642207	1.98	0.83	42533177	10116997	4.20	-1143.17	-696
Dec-02	24133559	12533052	1.93	0.74	44897243	10813587	4.15	-1262.74	-768.69
Jan-03	25960827	13354379	1.94	0.74	47406061	11397150	4.16	-1309.67	-797.22
Feb-03	24612954	12727001	1.93	1.47	33162880	8804442	3.77	-1019.24	-620.65
Mar-03	29097751	14464239	2.01	0.72	46185375	9967254	4.63	-1319.17	-803
Apr-03	32846417	16705034	1.97	0.69	40874232	9883201	4.14	-1225.42	-746
May-03	42150591	18562845	2.27	0.85	39203183	9421453	4.16	-1075.6	-654.92
Jun-03	45619295	19840556	2.30	0.83	37687029	9405321	4.01	-1038.38	-632.29
Jul-03	51488237	21982332	2.34	0.92	37210323	9777749	3.81	-982.69	-598.43
Aug-03	46549498	20257006	2.30	0.92	33281812	8491126	3.92	-951.8	-579.65
Sep-03	48893021	21382682	2.29	1.12	34473242	8388168	4.11	-1050.5	-639.66
Oct-03	56523110	24943681	2.27	0.89	32582706	8434270	3.86	-1028.02	-625.99



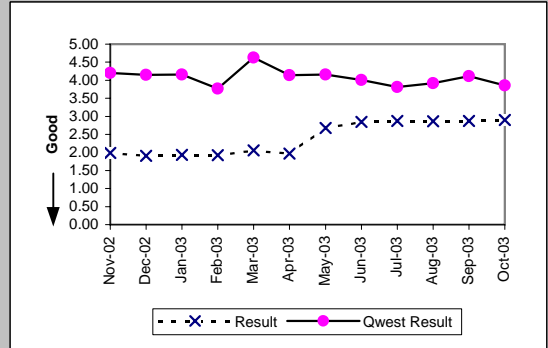
BI-1 - Time to Provide Recorded Usage Records

Time to Provide Usage Records (Percent) Jointly-provided Switched Access (BI-1B) (Benchmark)				
Date	Numerator	Denominator	Result	
Nov-02	1183154	1183173	100.00%	
Dec-02	1135335	1138756	99.70%	
Jan-03	1253794	1253860	99.99%	
Feb-03	1204102	1204234	99.99%	
Mar-03	1362843	1362939	99.99%	
Apr-03	1312404	1312488	99.99%	
May-03	1309233	1309233	100.00%	
Jun-03	1335347	1335442	99.99%	
Jul-03	1346446	1346579	99.99%	
Aug-03	605190	605191	100.00%	
Sep-03	640509	640513	100.00%	
Oct-03	665172	665172	100.00%	



BI-1 - Time to Provide Recorded Usage Reports

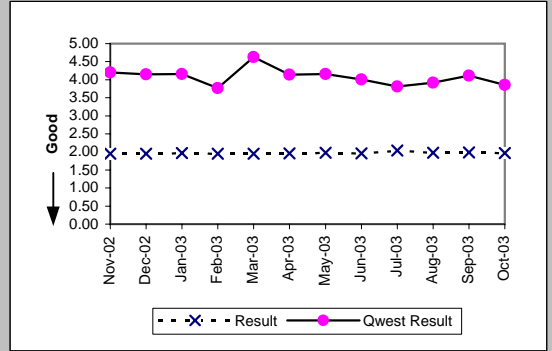
Time to Provide Usage Records [CAT11] (Average Days) UNEs and Resale Aggregate (BI-1C-1) (Diagnostic)									
Date	Numerator	Denominator	Result	CLEC Std	Qwest Num	Qwest Den	Qwest Res	Mod Z Scr	Parity Scr
Nov-02	14778303	7413636	1.99	0.81	42533177	10116997	4.20	-1009.93	-615
Dec-02	14952753	7830144	1.91	0.63	44897243	10813587	4.15	-1124.91	-684.9
Jan-03	14989088	7772545	1.93	0.54	47406061	11397150	4.16	-1143.3	-696.07
Feb-03	13742301	7154761	1.92	1.83	33162880	8804442	3.77	-894.04	-544.54
Mar-03	15665762	7592930	2.06	0.64	46185375	9967254	4.63	-1105.23	-672.93
Apr-03	14605184	7417637	1.97	0.59	40874232	9883201	4.14	-1011.02	-615.66
May-03	20780602	7764831	2.68	0.75	39203183	9421453	4.16	-697.25	-424.9
Jun-03	21670895	7599129	2.85	0.53	37687029	9405321	4.01	-570.13	-347.61
Jul-03	23052850	8027112	2.87	0.58	37210323	9777749	3.81	-506.06	-308.67
Aug-03	20687329	7221864	2.86	0.65	33281812	8491126	3.92	-500.12	-305.05
Sep-03	20916913	7297866	2.87	0.63	34473242	8388168	4.11	-576.69	-351.6
Oct-03	22860895	7895950	2.90	0.63	32582706	8434270	3.86	-501.11	-305.66



Per the PID, the Retail analog for BI-1C-1 is the same as BI-1A which contains only Category 10 records

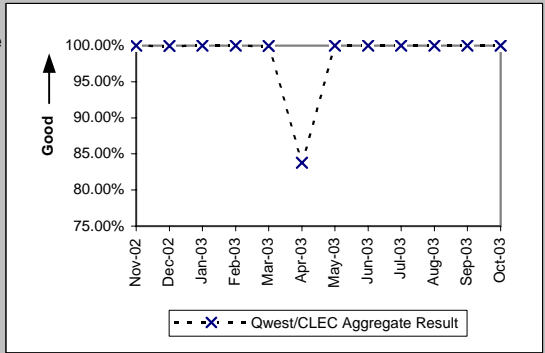
BI-1 - Time to Provide Recorded Usage Reports

Time to Provide Usage Records [CAT10] (Average Days) UNEs and Resale Aggregate (BI-1C-2) (Diagnostic)										
Date	Numerator	Denominator	Result	CLEC Std	Qwest Num	Qwest Den	Qwest Res	Mod Z Scr	Parity Scr	
Nov-02	8266430	4228571	1.95	0.86	42533177	10116997	4.20	-857.85	-522.54	
Dec-02	9180806	4702908	1.95	0.89	44897243	10813587	4.15	-937.5	-570.96	
Jan-03	10971739	5581834	1.97	0.95	47406061	11397150	4.16	-1012.34	-616.46	
Feb-03	10870653	5572240	1.95	0.81	33162880	8804442	3.77	-817.71	-498.13	
Mar-03	13431989	6871309	1.95	0.79	46185375	9967254	4.63	-1118.97	-681.29	
Apr-03	18241233	9287397	1.96	0.75	40874232	9883201	4.14	-1077.14	-655.85	
May-03	21369989	10798014	1.98	0.78	39203183	9421453	4.16	-1113.99	-678.26	
Jun-03	23948400	12241427	1.96	0.79	37687029	9405321	4.01	-1138.45	-693.13	
Jul-03	28435387	13955220	2.04	0.95	37210323	9777749	3.81	-1094.32	-666.3	
Aug-03	25862169	13035142	1.98	0.90	33281812	8491126	3.92	-1053.14	-641.27	
Sep-03	27976108	14084816	1.99	1.20	34473242	8388168	4.11	-1142.95	-695.86	
Oct-03	33662215	17047731	1.97	0.84	32582706	8434270	3.86	-1150.17	-700.25	



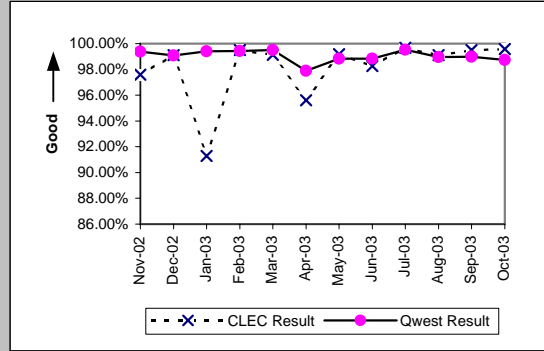
BI-2 - Invoices Delivered within 10 Days

Invoices Delivered within 10 Days (Percent) All (BI-2) (Parity)				
Date	Qwest/CLEC Aggregate	Qwest/CLEC Aggregate	Qwest/CLEC Aggregate	
Nov-02	8086	8086	100.00%	
Dec-02	8035	8037	99.98%	
Jan-03	8031	8032	99.99%	
Feb-03	7856	7856	100.00%	
Mar-03	7573	7575	99.97%	
Apr-03	2704	3227	83.79%	
May-03	408	408	100.00%	
Jun-03	509	509	100.00%	
Jul-03	589	589	100.00%	
Aug-03	508	508	100.00%	
Sep-03	546	546	100.00%	
Oct-03	534	534	100.00%	



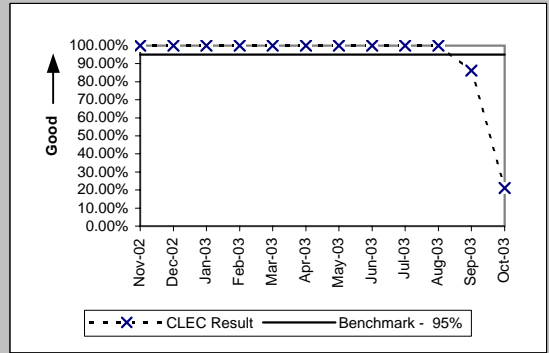
BI-3 - Billing Accuracy - Adjustments for Errors

Billing Accuracy - Adjustments for Errors (Percent) UNEs and Resale Aggregate (BI-3A) (Parity)									
Date	CLEC Num	CLEC Deno	CLEC Resu	CLEC Std	Qwest Num	Qwest Deno	Qwest Resu	Mod Z Scr	Parity Scr
Nov-02	3222220.9	3302084.6	97.58%	15.36%	94040309	94633101	99.37%	405.75	245.68
Dec-02	3361867	3392145.2	99.11%	9.41%	91424737	92260999	99.09%	-2.64	-2.6
Jan-03	3528638.9	3865449.1	91.29%	28.20%	90755848	91305609	99.40%	2019.1	1226.52
Feb-03	3683478.2	3702097.6	99.50%	7.07%	95406832	95943431	99.44%	-14.26	-9.67
Mar-03	4005910.9	4041347.1	99.12%	9.32%	96264494	96752449	99.50%	103.57	61.97
Apr-03	3760676	3933819.3	95.60%	20.51%	91681079	93648444	97.90%	311.7	188.5
May-03	3139483.5	3165048.5	99.19%	8.95%	92086592	93172445	98.83%	-58.31	-36.45
Jun-03	4311472.7	4388233.7	98.25%	13.11%	89590133	90647523	98.83%	111.04	66.51
Jul-03	4082458.9	4096072.7	99.67%	5.76%	90883962	91322531	99.52%	-42.35	-26.75
Aug-03	4257553.8	4296259.6	99.10%	9.45%	90530639	91482739	98.96%	-27.91	-17.97
Sep-03	4471588.4	4493810.6	99.51%	7.01%	89771640	90688584	98.99%	-106.85	-65.96
Oct-03	4525763.1	4545239.9	99.57%	6.53%	89512848	90660075	98.73%	-155.77	-95.7



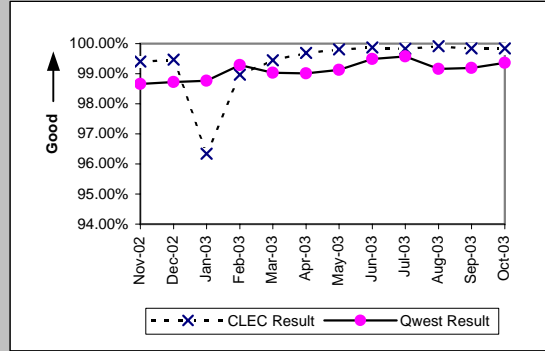
BI-3 - Billing Accuracy - Adjustments for Errors

Billing Accuracy - Adjustments for Errors (Percent) Reciprocal Compensation (BI-3B) (Benchmark)				
Date	Numerator	Denominator	CLEC Result	
Nov-02	59360.41	59360.41	100.00%	
Dec-02	56446.63	56446.63	100.00%	
Jan-03	61903.24	61903.24	100.00%	
Feb-03	65993.32	65993.32	100.00%	
Mar-03	61633.09	61633.09	100.00%	
Apr-03	59721.82	59721.82	100.00%	
May-03	58351.26	58351.26	100.00%	
Jun-03	59299.36	59299.37	100.00%	
Jul-03	50908.26	50908.26	100.00%	
Aug-03	48583.58	48583.58	100.00%	
Sep-03	39333.18	45649.87	86.16%	
Oct-03	9352.17	44427.84	21.05%	



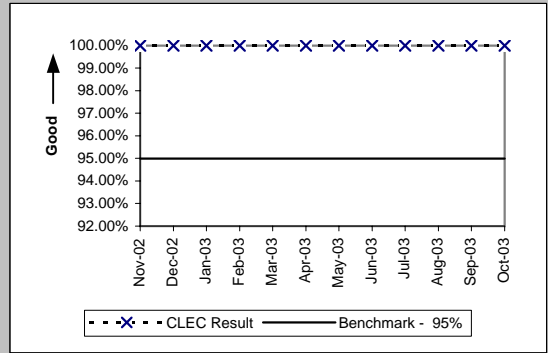
BI-4 - Billing Completeness

Billing Completeness (Percent) UNEs and Resale Aggregate (BI-4A) (Parity)										
Date	CLEC Num	CLEC Dens	CLEC Resu	CLEC Std	Qwest Num	Qwest Dens	Qwest Resu	Mod Z Scr	Parity Scr	
Nov-02	15981	16076	99.41%	7.66%	349924	354674	98.66%	-8.07	-5.91	
Dec-02	11593	11655	99.47%	7.27%	311955	315977	98.73%	-7.01	-5.26	
Jan-03	13518	14032	96.34%	18.79%	286864	290433	98.77%	25.56	14.54	
Feb-03	15323	15483	98.97%	10.11%	404825	407746	99.28%	4.59	1.79	
Mar-03	17770	17869	99.45%	7.42%	362432	365982	99.03%	-5.54	-4.37	
Apr-03	24132	24207	99.69%	5.56%	361704	365325	99.01%	-10.36	-7.3	
May-03	23083	23127	99.81%	4.36%	342429	345446	99.13%	-10.81	-7.57	
Jun-03	24192	24223	99.87%	3.58%	359520	361382	99.48%	-8.15	-5.95	
Jul-03	29702	29753	99.83%	4.14%	377160	378787	99.57%	-6.56	-4.99	
Aug-03	29916	29943	99.91%	3.00%	377227	380439	99.16%	-13.73	-9.35	
Sep-03	28127	28171	99.84%	3.95%	336163	338911	99.19%	-11.77	-8.16	
Oct-03	27871	27917	99.84%	4.06%	349567	351799	99.37%	-9.51	-6.78	



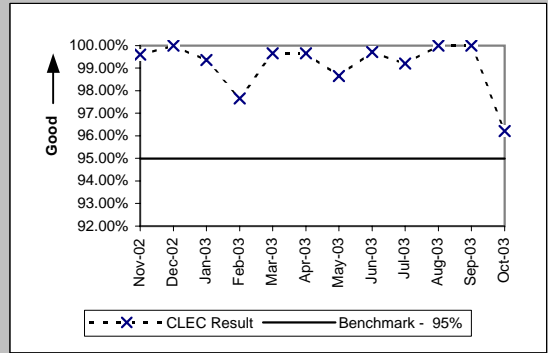
BI-4 - Billing Completeness

Billing Completeness (Percent) Reciprocal Compensation (BI-4B) (Benchmark)				
Date	Numerator	Denominator	CLEC Result	
Nov-02	59360.41	59360.41	100.00%	
Dec-02	56446.63	56446.63	100.00%	
Jan-03	61903.24	61903.24	100.00%	
Feb-03	65993.32	65993.32	100.00%	
Mar-03	61633.09	61633.09	100.00%	
Apr-03	59721.82	59721.82	100.00%	
May-03	58351.26	58351.26	100.00%	
Jun-03	59299.37	59299.37	100.00%	
Jul-03	50908.26	50908.26	100.00%	
Aug-03	48583.58	48583.58	100.00%	
Sep-03	45649.87	45649.87	100.00%	
Oct-03	44427.84	44427.84	100.00%	

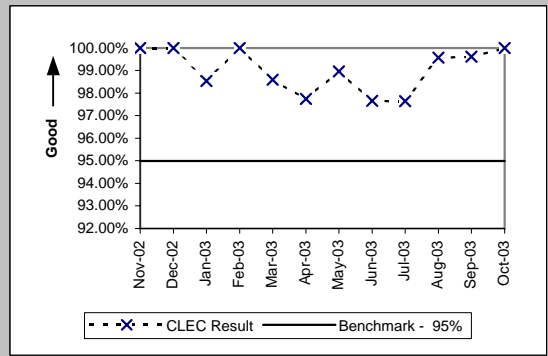


BI-5 - Billing Accuracy & Claims Processing

Billing Accuracy & Claims Processing - Acknowledgment (Percent) All (BI-5A) (Benchmark)				
Date	Numerator	Denominator	CLEC Result	
Nov-02	251	252	99.60%	
Dec-02	238	238	100.00%	
Jan-03	312	314	99.36%	
Feb-03	209	214	97.66%	
Mar-03	293	294	99.66%	
Apr-03	296	297	99.66%	
May-03	368	373	98.66%	
Jun-03	352	353	99.72%	
Jul-03	252	254	99.21%	
Aug-03	249	249	100.00%	
Sep-03	284	284	100.00%	
Oct-03	305	317	96.21%	

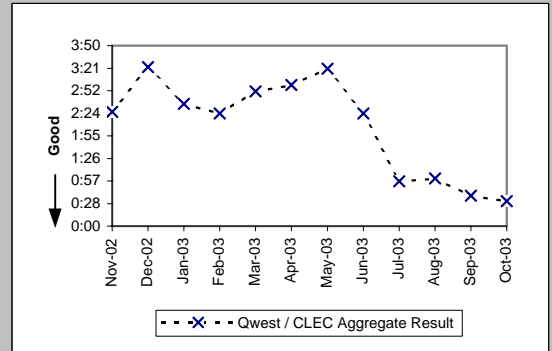


Billing Accuracy & Claims Processing - Resolution (Percent) All (BI-5B) (Benchmark)				
Date	Numerator	Denominator	CLEC Result	
Nov-02	155	155	100.00%	
Dec-02	227	227	100.00%	
Jan-03	203	206	98.54%	
Feb-03	206	206	100.00%	
Mar-03	211	214	98.60%	
Apr-03	303	310	97.74%	
May-03	285	288	98.96%	
Jun-03	333	341	97.65%	
Jul-03	207	212	97.64%	
Aug-03	233	234	99.57%	
Sep-03	264	265	99.62%	
Oct-03	285	285	100.00%	

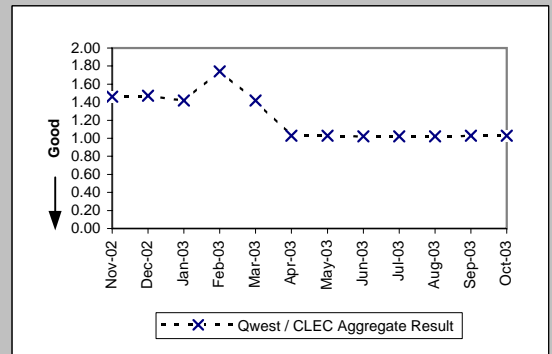


DB-1 - Time to Update Databases

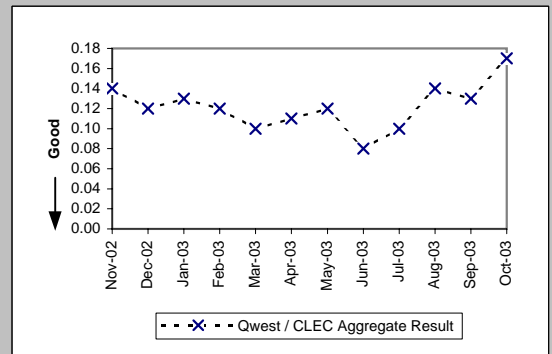
Time to Update Databases (Hours:Minutes) E911 (DB-1 A) (Parity)		
Date	Qwest / CLEC Aggregate Result	
Nov-02		2:26
Dec-02		3:23
Jan-03		2:36
Feb-03		2:24
Mar-03		2:52
Apr-03		3:00
May-03		3:21
Jun-03		2:24
Jul-03		0:57
Aug-03		1:01
Sep-03		0:39
Oct-03		0:32



Time to Update Databases (Avg Sec) LIDB (DB-1 B) (Parity)		
Date	Qwest / CLEC Aggregate Result	
Nov-02		1.46
Dec-02		1.47
Jan-03		1.42
Feb-03		1.74
Mar-03		1.42
Apr-03		1.03
May-03		1.03
Jun-03		1.02
Jul-03		1.02
Aug-03		1.02
Sep-03		1.03
Oct-03		1.03

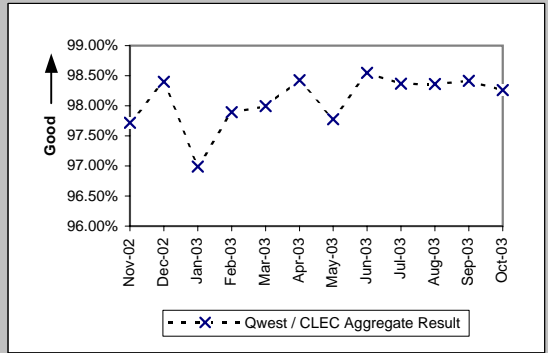


Time to Update Databases (Avg Sec) Directory Listing (DB-1 C-1) (Parity)		
Date	Qwest / CLEC Aggregate Result	
Nov-02		0.14
Dec-02		0.12
Jan-03		0.13
Feb-03		0.12
Mar-03		0.10
Apr-03		0.11
May-03		0.12
Jun-03		0.08
Jul-03		0.10
Aug-03		0.14
Sep-03		0.13
Oct-03		0.17



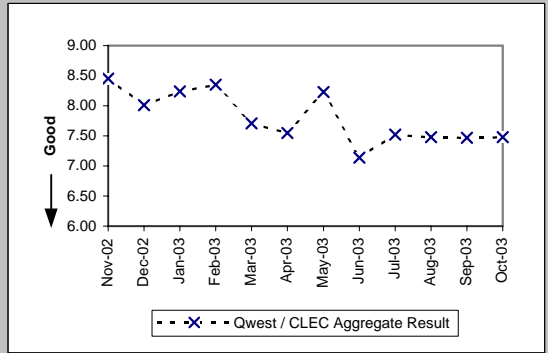
DB-2 - Accurate Database Updates

Accurate Database Updates (Percent) Directory Listing (DB-2 C-1) (Parity)	
Date	Qwest / CLEC Aggregate Result
Nov-02	97.72%
Dec-02	98.40%
Jan-03	96.99%
Feb-03	97.90%
Mar-03	97.99%
Apr-03	98.42%
May-03	97.78%
Jun-03	98.55%
Jul-03	98.37%
Aug-03	98.36%
Sep-03	98.42%
Oct-03	98.26%



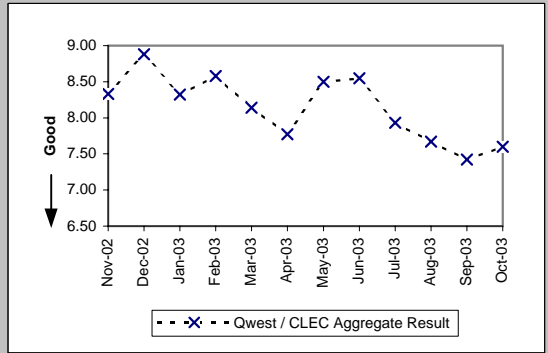
DA-1 - Speed of Answer - Directory Assistance

Speed of Answer - Directory Assistance (Avg Sec) (DA-1) (Parity)	
Date	Qwest / CLEC Aggregate Result
Nov-02	8.45
Dec-02	8.01
Jan-03	8.24
Feb-03	8.35
Mar-03	7.71
Apr-03	7.55
May-03	8.23
Jun-03	7.14
Jul-03	7.52
Aug-03	7.48
Sep-03	7.47
Oct-03	7.48



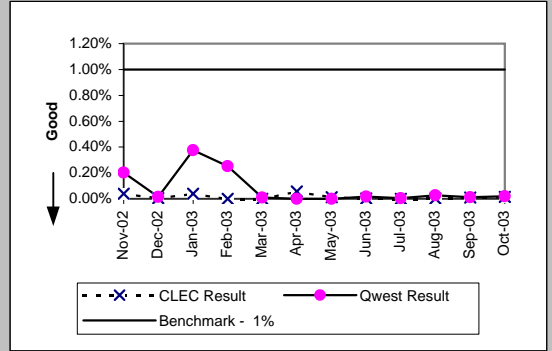
OS-1 - Speed of Answer - Operator Services

Speed of Answer - Operator Services (Avg Sec) (OS-1) (Parity)	
Date	Qwest / CLEC Aggregate Result
Nov-02	8.33
Dec-02	8.88
Jan-03	8.32
Feb-03	8.58
Mar-03	8.14
Apr-03	7.77
May-03	8.50
Jun-03	8.55
Jul-03	7.93
Aug-03	7.67
Sep-03	7.42
Oct-03	7.60

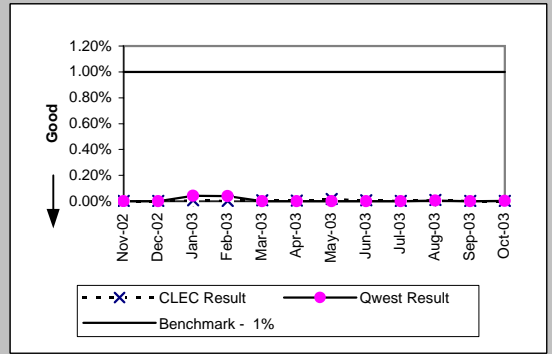


NI-1 - Trunk Blocking

Trunk Blockage to Qwest Tandem Offices (NI-1A) (Benchmark)										
Date	CLEC Num	CLEC Dens	CLEC Resu	CLEC Std	Qwest Num	Qwest Dens	Qwest Resu	Mod Z Scr	Parity Scr	
Nov-02	11.47	28464	0.04%	0.14%	76.27	37797	0.20%	-9.11	-6.54	
Dec-02	1.56	31800	0.00%	0.02%	5.73	37773	0.02%	-9.4	-6.72	
Jan-03	11.61	28464	0.04%	0.15%	132.83	35253	0.38%	-28.17	-18.12	
Feb-03	0	29328	0.00%	0.00%	87.36	34584	0.25%	-26.3	-16.99	
Mar-03	0.21	29304	0.00%	0.00%	3.26	34343	0.01%	-16.31	-10.92	
Apr-03	18.45	32976	0.06%	0.15%	0	34271	0.00%			
May-03	4.5	33720	0.01%	0.08%	0	34007	0.00%			
Jun-03	1.26	33648	0.00%	0.04%	6.16	34007	0.02%	-18.26	-12.1	
Jul-03	0.38	34248	0.00%	0.02%	1.44	34007	0.00%	-8.88	-6.4	
Aug-03	0.79	32448	0.00%	0.02%	9.13	33408	0.03%	-19.06	-12.59	
Sep-03	3.06	33192	0.01%	0.06%	4.3	33335	0.01%	-5.79	-4.52	
Oct-03	4.74	32184	0.01%	0.07%	6.51	33431	0.02%	-8.9	-6.41	



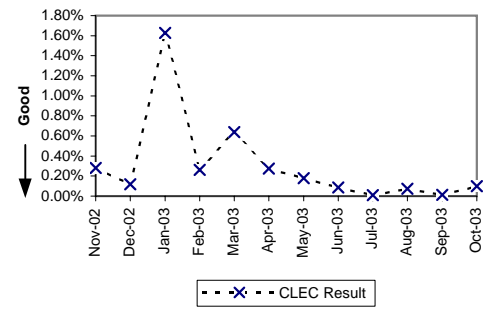
Trunk Blockage to Qwest End Offices (NI-1B) (Benchmark)										
Date	CLEC Num	CLEC Dens	CLEC Resu	CLEC Std	Qwest Num	Qwest Dens	Qwest Resu	Mod Z Scr	Parity Scr	
Nov-02	0.5	19524	0.00%	0.03%	0	29600	0.00%			
Dec-02	0.39	19920	0.00%	0.02%	0	28976	0.00%			
Jan-03	1.46	19836	0.01%	0.07%	13.22	32336	0.04%	-23.88	-15.52	
Feb-03	0.51	20556	0.00%	0.03%	12.61	32588	0.04%	-13.73	-9.35	
Mar-03	1.7	21168	0.01%	0.07%	0	32396	0.00%			
Apr-03	0.9	20376	0.00%	0.06%	0	32108	0.00%			
May-03	3.6	20604	0.02%	0.10%	0.01	31796	0.00%	1181.72	717.44	
Jun-03	1.49	20940	0.01%	0.07%	0.05	31796	0.00%	235	141.87	
Jul-03	0.3	20400	0.00%	0.03%	0	31796	0.00%			
Aug-03	2.13	19956	0.01%	0.09%	1.44	31676	0.00%	11.95	6.26	
Sep-03	0.5	20196	0.00%	0.03%	0	31676	0.00%			
Oct-03	0.53	20112	0.00%	0.03%	0.85	31172	0.00%	-0.24	-1.14	



NI-1 - Trunk Blocking

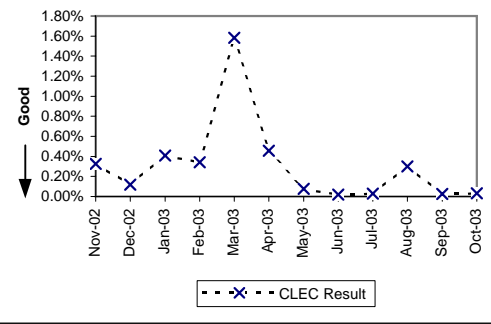
Trunk Blockage to Qwest Tandem Offices (Percent) (NI-1C) (Diagnostic)

Date	Numerator	Denominator	CLEC Result	Standard Deviation
Nov-02	87.31	31200	0.28%	0.92%
Dec-02	38.63	32568	0.12%	0.75%
Jan-03	521.66	32064	1.63%	4.89%
Feb-03	78.89	29976	0.26%	2.42%
Mar-03	205.39	32232	0.64%	4.16%
Apr-03	91.37	33192	0.28%	2.71%
May-03	61.33	34176	0.18%	1.73%
Jun-03	29.96	34200	0.09%	0.66%
Jul-03	3.13	34440	0.01%	0.11%
Aug-03	24.02	33432	0.07%	0.46%
Sep-03	3.98	33264	0.01%	0.08%
Oct-03	32.73	32976	0.10%	0.58%



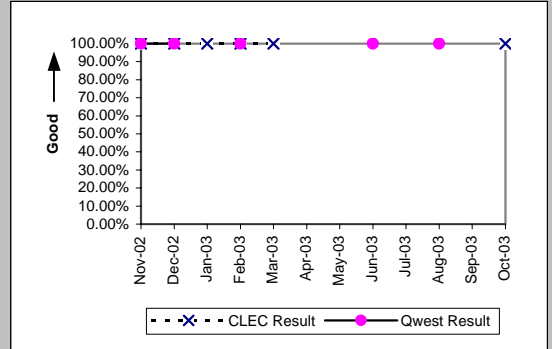
Trunk Blockage to Qwest End Offices (Percent) (NI-1D) (Diagnostic)

Date	Numerator	Denominator	CLEC Result	Standard Deviation
Nov-02	64.5	19884	0.32%	4.15%
Dec-02	24.13	20292	0.12%	1.64%
Jan-03	83.01	20316	0.41%	2.88%
Feb-03	71.5	21012	0.34%	2.88%
Mar-03	347.38	21948	1.58%	9.46%
Apr-03	93.8	20604	0.46%	4.78%
May-03	15.86	20868	0.08%	0.87%
Jun-03	3.92	21012	0.02%	0.21%
Jul-03	6.31	20844	0.03%	0.20%
Aug-03	61.05	20316	0.30%	3.58%
Sep-03	4.9	20316	0.02%	0.34%
Oct-03	6.61	20316	0.03%	0.34%

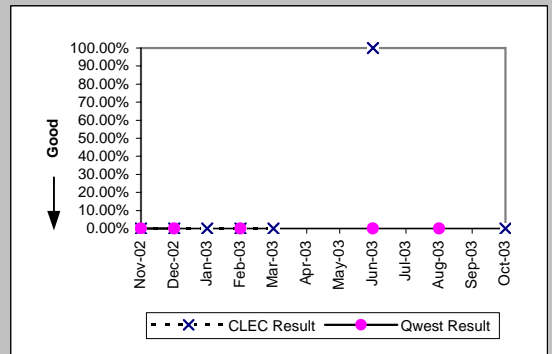


NP-1 - NXX Code Activation

NXX Code Activation (Percent) (NP-1A) (Parity)						
Date	CLEC Num	CLEC Denom	CLEC Result	Qwest Num	Qwest Denom	Qwest Result
Nov-02	2	2	100.00%	1	1	100.00%
Dec-02	5	5	100.00%	1	1	100.00%
Jan-03	11	11	100.00%			
Feb-03	2	2	100.00%	1	1	100.00%
Mar-03	1	1	100.00%			
Apr-03						
May-03						
Jun-03				1	1	100.00%
Jul-03						
Aug-03				1	1	100.00%
Sep-03						
Oct-03	1	1	100.00%			



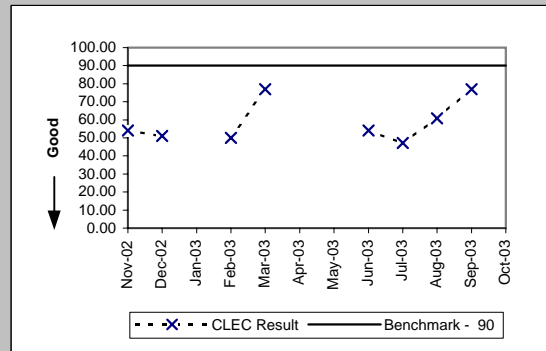
NXX Code Activation - Facility Delays (Percent) (NP-1B) (Diagnostic)						
Date	CLEC Num	CLEC Denom	CLEC Result	Qwest Num	Qwest Denom	Qwest Result
Nov-02	0	2	0.00%	0	1	0.00%
Dec-02	0	5	0.00%	0	1	0.00%
Jan-03	0	11	0.00%			
Feb-03	0	2	0.00%	0	1	0.00%
Mar-03	0	1	0.00%			
Apr-03						
May-03						
Jun-03	4	4	100.00%	0	1	0.00%
Jul-03						
Aug-03				0	1	0.00%
Sep-03						
Oct-03	0	1	0.00%			



CP-1 - Collocation Completion Interval (Average Days)

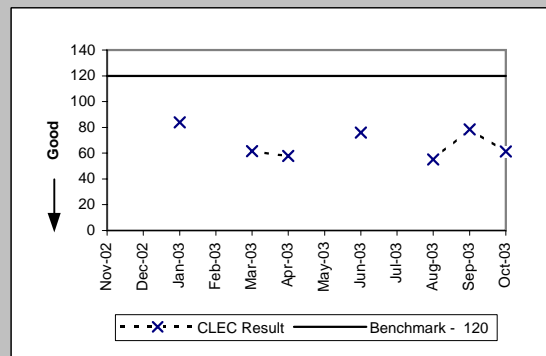
Scheduled Interval 90 Calendar Days or Less (CP-1A) (Benchmark)

Date	CLEC Num	CLEC Denom	CLEC Result	CLEC Std Dev
Nov-02	54	1	54.00	
Dec-02	102	2	51.00	2.83
Jan-03				
Feb-03	50	1	50.00	
Mar-03	77	1	77.00	
Apr-03				
May-03				
Jun-03	54	1	54.00	
Jul-03	283	6	47.17	4.92
Aug-03	1034	17	60.82	12.16
Sep-03	308	4	77.00	4.62
Oct-03				



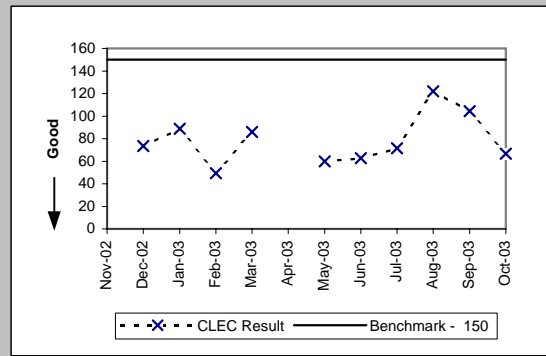
Scheduled Interval 91 to 120 Calendar Days (CP-1B) (Benchmark)

Date	CLEC Num	CLEC Denom	CLEC Result	CLEC Std Dev
Nov-02				
Dec-02				
Jan-03	420	5	84.00	14.20
Feb-03				
Mar-03	246	4	61.50	15.33
Apr-03	578	10	57.80	9.72
May-03				
Jun-03	76	1	76.00	
Jul-03				
Aug-03	55	1	55.00	
Sep-03	157	2	78.50	38.89
Oct-03	306	5	61.20	8.32



Scheduled Interval 121 to 150 Calendar Days (CP-1C) (Benchmark)

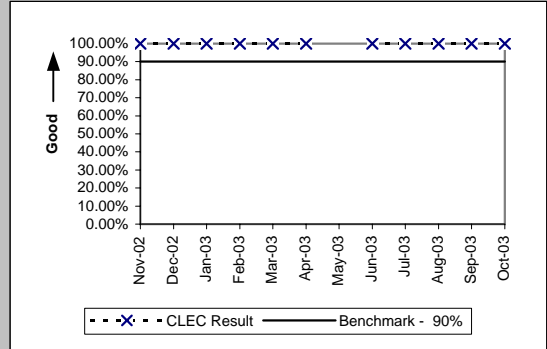
Date	CLEC Num	CLEC Denom	CLEC Result	CLEC Std Dev
Nov-02				
Dec-02	147	2	73.50	12.02
Jan-03	444	5	88.80	20.18
Feb-03	148	3	49.33	2.08
Mar-03	86	1	86.00	
Apr-03				
May-03	120	2	60.00	9.90
Jun-03	188	3	62.67	5.77
Jul-03	143	2	71.50	16.26
Aug-03	122	1	122.00	
Sep-03	313	3	104.33	41.04
Oct-03	200	3	66.67	3.21



CP-2 - Collocations Completed within Scheduled Intervals (Percent)

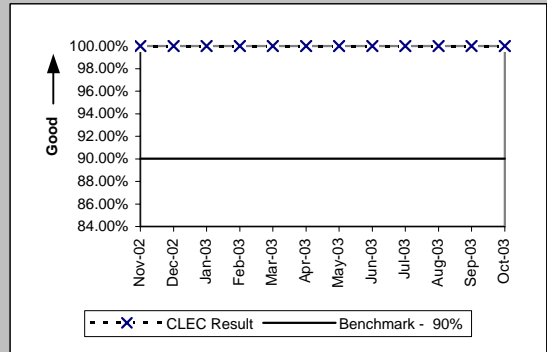
Non-Forecasted & Late Forecasted Collocations (CP-2B) (Benchmark)

Date	CLEC Num	CLEC Denom	CLEC Result	CLEC Std Dev
Nov-02	1	1	100.00%	0.00%
Dec-02	2	2	100.00%	0.00%
Jan-03	5	5	100.00%	0.00%
Feb-03	1	1	100.00%	0.00%
Mar-03	5	5	100.00%	0.00%
Apr-03	10	10	100.00%	0.00%
May-03				
Jun-03	2	2	100.00%	0.00%
Jul-03	6	6	100.00%	0.00%
Aug-03	18	18	100.00%	0.00%
Sep-03	6	6	100.00%	0.00%
Oct-03	5	5	100.00%	0.00%



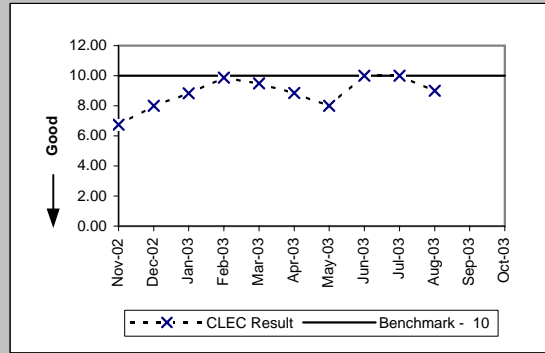
Collocations with Intervals Longer than 120 Days (CP-2C) (Benchmark)

Date	CLEC Num	CLEC Denom	CLEC Result	CLEC Std Dev
Nov-02	1	1	100.00%	0.00%
Dec-02	2	2	100.00%	0.00%
Jan-03	5	5	100.00%	0.00%
Feb-03	4	4	100.00%	0.00%
Mar-03	1	1	100.00%	0.00%
Apr-03	1	1	100.00%	0.00%
May-03	3	3	100.00%	0.00%
Jun-03	5	5	100.00%	0.00%
Jul-03	3	3	100.00%	0.00%
Aug-03	2	2	100.00%	0.00%
Sep-03	6	6	100.00%	0.00%
Oct-03	6	6	100.00%	0.00%



CP-3 - Collocation Feasibility Study Interval (Average Days)

Collocation Feasibility Study Interval (CP-3) (Benchmark)					
Date	CLEC Num	CLEC Denom	CLEC Result	CLEC Std Dev	
Nov-02	27	4	6.75	0.50	
Dec-02	16	2	8.00	0.00	
Jan-03	53	6	8.83	0.75	
Feb-03	79	8	9.88	0.35	
Mar-03	57	6	9.50	1.22	
Apr-03	62	7	8.86	1.46	
May-03	40	5	8.00	1.22	
Jun-03	10	1	10.00		
Jul-03	20	2	10.00	0.00	
Aug-03	207	23	9.00	0.60	
Sep-03					
Oct-03					



CP-4 - Collocation Feasibility Study Commitments Met (Percent)

Collocation Feasibility Study Commitments Met (CP-4) (Benchmark)					
Date	CLEC Num	CLEC Denom	CLEC Result	CLEC Std Dev	
Nov-02	8	8	100.00%	0.00%	
Dec-02	2	2	100.00%	0.00%	
Jan-03	8	8	100.00%	0.00%	
Feb-03	12	12	100.00%	0.00%	
Mar-03	6	6	100.00%	0.00%	
Apr-03	8	8	100.00%	0.00%	
May-03	6	6	100.00%	0.00%	
Jun-03	10	10	100.00%	0.00%	
Jul-03	19	19	100.00%	0.00%	
Aug-03	23	23	100.00%	0.00%	
Sep-03					
Oct-03	10	10	100.00%	0.00%	

