

Murrey's Disposal Co., Inc.  
PO Box 399  
Puyallup, WA 98371

February 22, 2016

Mr. Steven V. King  
Executive Director and Secretary  
Attn: Records Section  
Washington Utilities and  
Transportation Commission  
1300 S Evergreen Park Dr SW  
Olympia, WA 98504-7250

RE: Tariff Submittal, Tariff Number 27, Original Tariff, Murrey's Disposal Co., Inc. G-9.

Dear Mr. King:

Attached please find original pages for Tariff Number 27, for Murrey's Disposal Co., Inc. G-9.

We are filing this filing in accordance with Order No. 3, Section 8, which was issued in TG-130501 and mandates us to file a general rate case no later than April 1, 2016, using calendar year 2015 as the 12-month test period. With this filing, we respectfully request the Commission approve a general rate increase to recover higher costs for wages, employee benefits, and new facilities for our Company.

The increase is proposed as follows: Residential service \$158,600, 2.03%; commercial service \$67,700, 2.03%; multi-family service \$24,600, 2.04%; roll-off service \$34,600, 2.03%; and residential/multi-family recycling service \$71,900, 2.10%. There are approximately 33,000 residential; 1,160 commercial; 2,000 multi-family; 305 roll-off; and 35,350 recycling customers affected by this change.

We combined the results of the single family, multi-family, and recycle station Lurito-Gallagher's to achieve the results above, as was instructed during TG-130501.

The last general rate increase approved by the Commission became effective October 16, 2013.

Attached are the proposed tariff pages containing the increased rates, as well as supporting documentation for those changes. If these rates are approved by the Washington Utilities and Transportation Commission they are intended to become effective on May 1, 2016.

Please note that our filing includes certain documents that contain valuable commercial information and is therefore being submitted in accordance with the procedures established in WAC 480-07-160. It is presented in one submission to the web portal, but in three separate parts. Part 1 includes both electronic (native file format) and a PDF copy of all files that do not contain confidential material. Part 2 contains confidential unredacted files in both electronic and PDF format. All confidential portions of these files are marked "Confidential per WAC 480-07-160" and are shaded in grey so confidential portions can easily be identified. Part 3 contains the confidential redacted files in PDF format only. In addition, paper copies of the confidential and confidential redacted workpapers will be submitted, with the unredacted workpapers printed on yellow paper with the confidential information clearly designated, and contained in a sealed and labeled envelope.

A rate increase notification letter will be mailed to all customers affected by these proposed changes no later than March 31, 2016. A notice letter will also be delivered on or before March 31, 2016 to the office of the Pierce County Council Chair.

If you have any questions regarding this filing, please contact me at (360) 832-8749 or via email at [irmgardw@wcnx.org](mailto:irmgardw@wcnx.org), or Heather Garland at (360) 695-4923, [HeatherG@WasteConnections.com](mailto:HeatherG@WasteConnections.com).

Sincerely,



Irmgard R Wilcox  
Senior Pricing Manager

**Murrey's Disposal Co., Inc G-9**  
**Tariff No. 27**  
**Tariff Filing Checklist**

Transmittal Letter - Murrey's

G-Cert- Map - Murrey's

Tariff Adoption Notice - Murrey's

Tariff - Murrey's Original Tariff #27

Balance Sheet by Month for Murrey's, American

Pro forma Workbook: **Contains Confidential Info - Submitted Under WAC 480-07-160**

Class A Income Statement

Income Statement by Month for:

Murrey's Disposal Co., Inc.

American Disposal Co., Inc.

DM Disposal Co., Inc. - **Confidential**

Consolidated IS, with Restating and Pro forma

Adjustment and Allocations - **Confidential**

Line of Service Calculation Including Medical Waste

Ratios - **Confidential**

Restating Adjustments

Restating Adjustment Details

Pro forma Adjustment Details

Pro-forma - **Confidential**

LG - Total Regulated Company

LG - Packer Routes

LG - Roll-Off Routes

LG - Packer & Roll-Off

LG - Recycling Routes

LG - Multi Family Recycling Routes

LG - Single Family & Multi Family Recycling Routes

LG - Yard Waste Routes

Explanations

Price-out

Rate Sheet

Murrey's Depreciation Summary

Shared Assets Allocation - **Confidential**

American Depreciation Summary

Murrey's/American Payroll Summary

Murrey's/American Payroll

DM Disposal Payroll Summary - **Confidential**

DM Disposal Payroll - **Confidential**

Route Hours - **Confidential**

Shop Hours - **Confidential**

Transfer Station Tons - **Confidential**

Recycling Tons - **Confidential**

Disposal Schedule - **Confidential**

Fuel Schedule - **Confidential**

January 2016 Fuel

DVP Payroll Allocation

Consolidated Cust Cnts, Rev

Murrey's Test Period Revenue

American Test Period Revenue

Corp BS

Corp IS

**Murrey's Disposal Co., Inc G-9**  
**Tariff No. 27**

Corp OH  
Corp FAR  
Region OH Calculation  
Various JE 's  
Murrey's BS 2015  
American BS 2015  
Murrey's BS 2014  
American BS 201

Other Files:

Murrey's Depreciation Schedule  
American Depreciation Schedule

Customer Letters - Murrey's

Residential Garbage, Recycling  
Commercial  
Multi-Family (3)  
Roll-Off  
Customer Owned Drop Box  
Customer Owned Compactors

Affiliated Interest

Waste Connections, Inc - BS  
Waste Connections, Inc - IS  
Corporate OH - PL  
Officers  
DM Disposal, Inc BS - **Confidential**  
DM Disposal, Inc IS - **Confidential**  
Olympic BS  
Olympic IS

Affiliated Interest Disclosure,

Murrey's - Waste Connections, Inc. Affiliated Interest Disclosure  
Murrey's - DM Affiliated Interest Disclosure  
Affiliated Interest Certification - Murrey's

Organization Chart

## **Solid Waste General Rate Case Checklist**

Staff provides this checklist to help you determine if your filing meets the requirements set forth in WAC 480-07-520. A complete and well organized rate case will facilitate staff's review. Filing a copy of this checklist with your rate case will help the assigned staff in their first task, which is to determine if the filing meets the requirements. We hope that you find this information helpful. If you have questions regarding the filing requirements, we will be happy to answer your questions.

- Mark an "X" in "blank space" if the document was provided in the company's general rate case filing.
- Location of document: If applicable, write the location where the document can be found in the work papers.
- Item not filed: If applicable, write "YES" if the item was not provided AND the company filed a petition for exemption.
- Item not filed: Write "NO" if the item was not provided AND the company did NOT file a petition for exemption.

X **480-07-520(1) Proposed Tariff.** The proposed tariff sheets filed with one paper copy.

- o X 480-07-140(1)(a) Tariff sheets filed electronically were submitted via the commission's records center web portal and according to WAC 480-07-140(6)
- o X Tariff complies with WAC 480-70-226 through WAC 480-70-351.
- o X Tariff complies with standard tariff template.

X **480-07-520(2) Local government ordinances and notices.**

- o N/A 480-70-326(3)(a) Filings due to governmental or other entity, action require documentation of that action. Examples of documentation include: ordinances, resolutions, and disposal site fee increase or decrease notices.

**Location of document:** \_\_\_\_\_.

**Item not provided: filed petition for exemption:** \_\_\_\_\_.

- o X A copy of the customer notice the company has, or will, mail to customers in compliance with WAC 480-70-271.

X **480-07-520(3) Transmittal Letter**

- o     480-70-326(2)(a) requires:
  - X (i) The name, certificate number, and trade names of the company
  - X (ii) A description of each proposed change and a brief statement of the reason for each change;
  - X (iii) The dollar and percentage amounts that revenue will change if the filing is approved by the commission;
  - X (iv) The percentage amount that rates will change if approved by the commission;
  - X (v) A contact person's name, mailing address, telephone number, fax number (if any), and e-mail address (if any); and
  - X (vi) A statement that the company mailed a copy of the transmittal letter to the chair of the county commission or county council of each county affected by the filing.
  
- o X 480-70-326(2)(b) requires the transmittal letter accompanying a filing that increases rates or charges must also include the date customer notice was, or will be, mailed or delivered to all affected customers.
  
- o N/A480-70-326(3)(b) requires that a tariff filing made by a person other than an owner, partner, or corporate officer, a statement granting authority for that person to file on behalf of the company must be signed by an owner, partner, or corporate officer, and may be incorporated into the transmittal letter accompanying the filing.

**Location of document:** See PDF File “Murrey’s Disposal Transmittal Letter.” Also see “Tariff Filing Checklist” submitted with this filing that is intended to be used as an Index to show what order files are submitted in so they can easily be found.

**Item not provided: filed petition for exemption:**\_\_\_\_\_.

    **480-07-520(4) Work papers.**

- o X One paper and one electronic copy of all supporting work papers for the test year, which is the most recent or most appropriate consecutive twelve-month period for which financial data are available.
  
- X **4(a)** A detailed pro forma income statement separated among solid waste, single- family residential recycling, multifamily recycling, and yard waste, with restating actual and pro forma adjustments, including all supporting calculations and documentation for all adjustments.

**Location of document:** See Excel file “Murrey’s-American Pro forma 12-31-2015,” tab “Consolidated IS.” Also see “Tariff Filing Checklist” submitted with this filing that is intended to be used as an Index to show what order files are submitted in so they can easily be found.

**Item not provided: filed petition for exemption:**\_\_\_\_\_.

- o X Every number resulting from a calculation includes the formula used to calculate the number: by formula imbedded in a spreadsheet cell, by formula included in a comment attached to the cell containing the number, or by a separate statement within the document referencing the number or cell containing the number.

**WCI Comment:** When possible all numbers within the Pro forma have been linked to other tabs within the Pro forma. When numbers could not be linked because they are derived from an external workbook a comment has been left on that workbook. Please refer to all comments within the Pro forma before submitting the “hard code request” to the Company.

X **4(a)(i) Restating actual adjustments.** The booked operating results adjusted for any defects or infirmities in actual recorded results that can distort test period earnings. Examples of restating actual adjustments are adjustments to remove prior period amounts, eliminate below-the-line items that were recorded as operating expenses in error, to adjust from book estimates to actual amounts and to eliminate or to normalize extraordinary items recorded during the test period.

**Location of document:** See Excel file “Murrey’s-American Pro forma 12-31-2015,” tab “Restating Detail.” Also see “Tariff Filing Checklist” submitted with this filing that is intended to be used as an Index to show what order files are submitted in so they can easily be found.

**Item not provided: filed petition for exemption:**\_\_\_\_\_.

X **4(a)(ii) Pro forma adjustments** give effect for the test period to all known and measurable changes that are not offset by other factors. The filing must identify dollar values and underlying reasons for each proposed pro forma adjustment.

**Location of document:** See Excel file “Murrey’s-American Pro forma 12-31-2015,” tab “Pro forma Adj Details.” Also see “Tariff Filing Checklist” submitted with this filing that is intended to be used as an Index to show what order files are submitted in so they can easily be found.

**Item not provided: filed petition for exemption:**\_\_\_\_\_.

X **4(b)** A calculation of the revenue impact of proposed tariff revisions.

**Location of document:** See Excel file “Murrey’s-American Pro forma 12-31-2015,” tab “Price Out.” Also see “Tariff Filing Checklist” submitted with this filing that is intended to be used as an Index to show what order files are submitted in so they can easily be found.

**Item not provided: filed petition for exemption:** \_\_\_\_\_.

X **4(c)** An income statement listing all revenue and expense accounts by month.

**Location of document:** See Excel file “Murrey’s-American Pro forma 12-31-2015,” tabs “Murrey’s IS,” and “American IS” Also see “Tariff Filing Checklist” submitted with this filing that is intended to be used as an Index to show what order files are submitted in so they can easily be found.

**Item not provided: filed petition for exemption:** \_\_\_\_\_.

X **4(d)** If non-regulated revenue represents more than ten percent of total company test period revenue, a detailed separation of all revenue and expenses between regulated and non-regulated operations.

**Location of document:** See Excel file “Murrey’s-American Pro forma 12-31-2015,” “Consolidated IS” tab. Also see “Tariff Filing Checklist” submitted with this filing that is intended to be used as a Index to show what order files are submitted in so the can easily be found.

**Item not provided: filed petition for exemption:** \_\_\_\_\_.

N/A **4(e)** A detailed list of all non-regulated operations, including the rates charged for the services rendered. Copies of all contracts must be provided on request.

**Location of document:**

**Item not provided: filed petition for exemption:** \_\_\_\_\_

X **4(f)** Detailed price-out information that reconciles within 5%, without adjustment, to the test period booked revenue, including the test period customer count by tariff item.

**Location of document:** See Excel file “Murrey’s-American Pro forma 12-31-2015,” tabs “Murrey’s Rev 2015,” and “American Rev 2015.” Also see “Tariff Filing Checklist” submitted with this filing that is intended to be used as an Index to show what order files are submitted in so they can easily be found.

**Item not provided: filed petition for exemption:** \_\_\_\_\_

X **4(g)** A consolidated balance sheet, including the percentage of equity, percentage of debt and the cost of that debt by component.

**Location of document:** See Excel file “Murrey’s-American Pro forma 12-31-2015,” tab “Corp BS.” Also see “Tariff Filing Checklist” submitted with this filing that is intended to be used as an Index to show what order files are submitted in so they can easily be found.

**Item not provided: filed petition for exemption:** \_\_\_\_\_

X **4(h)** A detailed depreciation schedule listing all used and useful assets held by the company during the test period that includes:

- o X The date of purchase.
- o X The cost at purchase. o
- o X The depreciable life. o
- o X The salvage value.
- o X Depreciation expense.
- o X Accumulated depreciation expense at the end of the test period.

**Location of document:** See Excel files “Murrey’s Deprec 12-31-2015,” and “American Deprec 12-31-2015.” Also see “Tariff Filing Checklist” submitted with this filing that is intended to be used as an Index to show what order files are submitted in so they can easily be found.



**Item not provided: filed petition for exemption:**

X 4(i) Computed average investment. (Net book value of allowable assets at the beginning of the test period PLUS the net book value of allowable assets at the end of the test period DIVIDED by 2 EQUALS net book value of allowable assets.) Investor supplied working capital may be included, provided a work sheet is submitted detailing the calculations.

**Location of document:** See Excel files “Murrey’s Deprec 12-31-2015,” and “American Deprec 12-31-2015.” Also see “Tariff Filing Checklist” submitted with this filing that is intended to be used as an Index to show what order files are submitted in so they can easily be found.

Item not provided: filed petition for exemption: \_

X 4(i) Information about every transaction with an affiliated interest or subsidiary that directly or indirectly affects the proposed rates. This must include:

- o X Full description of the relationship, terms and amount of the transaction
- o X The length of time the relationship has been ongoing
- o X An income statement and balance sheet for every affiliated entity.

**Location of document:** See various documents submitted with this filing, as noted in the “Affiliated Interest” section of the Tariff Filing Checklist.

Item not provided: filed petition for exemption: \_

X 480-07-520(5) Annual report. Most recent consolidated annual report to shareholders, if any.

**Location of document:** See PDF file “2014 Waste Connections 10k Final” The 2015 Waste Connections audited Annual Report will not be available for another few months, but will be provided as soon as available.

Item not provided: filed petition for exemption:

**Confidential per WAC 480-07-160**

Attachement A

**Income Statement - Class A**

**Murrey's Disposal Co., Inc. G-9**

**American Disposal Co., Inc. G-89**

**For the Period of January 1, 2015 - December 31, 2015**

Line	Account	Total Company
<b>Revenues:</b>		
1	Solid Waste Operating Revenues (Line 12d, Schedule 6A)	31,945,062
2	Other	-
3	Total Revenue	<u>31,945,062</u>
<b>Expenses:</b>		
4	Driver Wages	4,410,625
5	Truck Operating Costs	1,641,793
6	Repair & Maintenance	2,414,618
7	Insurance & Safety	264,287
8	Disposal & Processing	14,365,589
9	Depreciation	1,496,723
10	Selling & Advertising	144,097
11	Office & Administration	3,109,724
12	Management Fees	874,740
13	Taxes & Licenses	1,249,819
14	Rents	46,770
15	Other Expenses	-
16	Total Expenses before Other Items (add lines 4 thru 15)	<u>30,018,784</u>
17	Net Income before Other Items (line 3 minus line 16)	<u>1,926,279</u>
<b>Other Income &amp; Expense</b>		
18	Other Income/ (Loss)	46,881
19	Interest, Dividends, & Other Investment Income/ (Loss)	-
20	Distrib./Undistrib. Income/ (Loss) from Subsidiaries	-
21	Interest Expense	-
22	Other Deductions	-
23	Extraordinary Items (Net)	-
24	Total Other Income & Expense (add lines 18 thru 23)	<u>46,881</u>
25	<b>Net Income before Federal Income Taxes</b> (line 17 & line 24)	<u>1,973,160</u>
26	Federal Income Taxes	670,874
27	<b>Net Income/ (Loss)</b> (line 25 minus line 26)	<u>1,302,285</u>

Murrey's Disposal Company, Inc.  
**Income Statement**  
January 1, 2015 - December 31, 2015

	Jan-15	Feb-15	Mar-15	Apr-15	May-15	Jun-15	Jul-15	Aug-15	Sep-15	Oct-15	Nov-15	Dec-15	Total
31000 Hauling Revenue - Roll Off Permanent	97,776	90,823	96,857	95,020	87,648	98,396	102,257	97,007	98,125	105,632	90,270	97,701	1,157,512
31005 Corporate Roll Off Disposal Charge	303,789	266,587	298,795	299,143	267,680	289,501	294,410	274,729	283,994	352,432	291,985	303,991	3,527,035
31008 Hauling Revenue - Roll Off Adjustments	-	-	(2,750)	2,750	-	-	-	-	-	-	-	-	-
31009 Hauling Revenue - Roll Off Intercompany	185	669	109	951	106	-	454	109	-	-	-	-	2,583
31010 Hauling Revenue - Roll Off Extras	46,539	42,839	45,732	46,134	39,195	46,243	53,738	40,208	45,251	54,776	43,202	45,311	549,169
32000 Hauling Revenue - Residential MSW	957,251	957,628	975,667	975,811	980,301	987,918	987,230	991,993	991,790	992,043	993,813	996,819	11,788,263
32001 Hauling Revenue - Residential MSW Extras	28,470	21,670	21,307	32,788	35,722	36,602	50,610	40,875	38,346	36,782	42,764	52,758	438,693
33000 Hauling Revenue - Commercial FEL	416,051	413,313	427,042	427,283	428,162	439,098	440,404	436,632	444,799	434,272	424,673	423,962	5,155,691
33011 Hauling Revenue - Commercial REL Extras	5,877	4,727	4,009	3,504	3,647	4,833	6,316	5,067	3,041	2,264	3,119	3,277	49,680
<b>Hauling Revenue</b>	<b>1,855,939</b>	<b>1,798,255</b>	<b>1,866,766</b>	<b>1,883,384</b>	<b>1,842,462</b>	<b>1,902,590</b>	<b>1,935,419</b>	<b>1,886,620</b>	<b>1,905,346</b>	<b>1,978,201</b>	<b>1,889,826</b>	<b>1,923,818</b>	<b>22,668,625</b>
<b>Transfer and MRF</b>	<b>-</b>	<b>-</b>	<b>-</b>	<b>-</b>	<b>-</b>	<b>-</b>	<b>-</b>	<b>-</b>	<b>-</b>	<b>-</b>	<b>-</b>	<b>-</b>	<b>-</b>
35510 Proceeds - OCC	-	-	-	-	-	322	-	213	670	-	-	-	1,205
35517 Proceeds - Other Recyclables	625	-	-	-	-	-	-	-	-	-	-	-	625
35518 Proceeds - Commingled	6,389	1,440	1,369	2,375	8,239	9,909	8,041	338	109	1,870	173	-	40,249
35527 Support - Other Recyclables	(34,088)	(34,963)	(32,327)	(38,173)	(42,349)	(44,539)	(45,330)	(33,212)	(38,541)	(38,395)	(38,197)	(31,935)	(452,048)
<b>Recycling Proceeds</b>	<b>(27,074)</b>	<b>(33,523)</b>	<b>(30,958)</b>	<b>(35,798)</b>	<b>(34,111)</b>	<b>(34,308)</b>	<b>(37,289)</b>	<b>(32,661)</b>	<b>(37,762)</b>	<b>(36,526)</b>	<b>(38,025)</b>	<b>(31,935)</b>	<b>(409,969)</b>
<b>Landfill Revenue</b>	<b>-</b>	<b>-</b>	<b>-</b>	<b>-</b>	<b>-</b>	<b>-</b>	<b>-</b>	<b>-</b>	<b>-</b>	<b>-</b>	<b>-</b>	<b>-</b>	<b>-</b>
<b>Intermodal</b>	<b>-</b>	<b>-</b>	<b>-</b>	<b>-</b>	<b>-</b>	<b>-</b>	<b>-</b>	<b>-</b>	<b>-</b>	<b>-</b>	<b>-</b>	<b>-</b>	<b>-</b>
38000 Corporate Other Revenue	4,058	2,769	3,339	4,413	2,512	2,173	2,556	2,184	2,590	3,242	3,127	4,050	37,013
38001 P-Card Rebate	2,294	2,362	2,761	8,505	3,810	3,194	1,804	2,699	3,076	2,017	1,998	1,948	36,467
<b>Other Revenue</b>	<b>6,352</b>	<b>5,130</b>	<b>6,100</b>	<b>12,918</b>	<b>6,323</b>	<b>5,366</b>	<b>4,359</b>	<b>4,883</b>	<b>5,666</b>	<b>5,260</b>	<b>5,125</b>	<b>5,998</b>	<b>73,480</b>
<b>Revenue</b>	<b>1,835,217</b>	<b>1,769,862</b>	<b>1,841,908</b>	<b>1,860,504</b>	<b>1,814,674</b>	<b>1,873,648</b>	<b>1,902,489</b>	<b>1,858,841</b>	<b>1,873,250</b>	<b>1,946,935</b>	<b>1,856,926</b>	<b>1,897,882</b>	<b>22,332,136</b>
40109 Disposal Landfill Intercompany	804,729	753,413	985,744	760,788	810,915	920,740	905,290	818,118	792,102	913,078	866,393	899,002	10,230,310
40121 Disposal Incineration	500	819	969	885	1,182	-	1,894	2,274	849	1,425	1,102	1,406	13,305
40122 Disposal Other	-	-	-	-	-	6,168	1,674	-	-	-	-	-	7,841
<b>Disposal</b>	<b>805,229</b>	<b>754,232</b>	<b>986,713</b>	<b>761,672</b>	<b>812,097</b>	<b>926,907</b>	<b>908,858</b>	<b>820,392</b>	<b>792,951</b>	<b>914,502</b>	<b>867,495</b>	<b>900,409</b>	<b>10,251,456</b>
<b>MRF Processing</b>	<b>-</b>	<b>-</b>	<b>-</b>	<b>-</b>	<b>-</b>	<b>-</b>	<b>-</b>	<b>-</b>	<b>-</b>	<b>-</b>	<b>-</b>	<b>-</b>	<b>-</b>
41201 Rebates and Revenue Sharing	694	1,483	417	(147)	515	479	429	637	707	421	283	-	5,919
43001 Taxes and Pass Thru Fees	26,101	26,382	26,906	26,602	25,648	26,160	27,592	26,974	27,001	28,294	28,472	77,986	374,119
43002 WUTC Taxes	7,730	7,509	9,318	8,086	7,856	8,118	8,245	8,007	8,089	8,405	8,017	6,075	95,457
<b>Brok. and Taxes</b>	<b>34,526</b>	<b>35,374</b>	<b>36,642</b>	<b>34,542</b>	<b>34,019</b>	<b>34,757</b>	<b>36,266</b>	<b>35,618</b>	<b>35,798</b>	<b>37,121</b>	<b>36,772</b>	<b>84,061</b>	<b>475,494</b>
44168 Cost of Materials - Other Recyclables	-	-	-	-	-	-	-	-	-	-	-	7,388	7,388
<b>Cost of Materials</b>	<b>-</b>	<b>-</b>	<b>-</b>	<b>-</b>	<b>-</b>	<b>-</b>	<b>-</b>	<b>-</b>	<b>-</b>	<b>-</b>	<b>-</b>	<b>7,388</b>	<b>7,388</b>
<b>Other Expense</b>	<b>-</b>	<b>-</b>	<b>-</b>	<b>-</b>	<b>-</b>	<b>-</b>	<b>-</b>	<b>-</b>	<b>-</b>	<b>-</b>	<b>-</b>	<b>-</b>	<b>-</b>
<b>Rev Reductions</b>	<b>839,755</b>	<b>789,606</b>	<b>1,023,355</b>	<b>796,214</b>	<b>846,116</b>	<b>961,664</b>	<b>945,124</b>	<b>856,009</b>	<b>828,748</b>	<b>951,623</b>	<b>904,267</b>	<b>991,858</b>	<b>10,734,338</b>
<b>Net Revenue</b>	<b>995,462</b>	<b>980,256</b>	<b>818,553</b>	<b>1,064,290</b>	<b>968,558</b>	<b>911,984</b>	<b>957,366</b>	<b>1,002,832</b>	<b>1,044,501</b>	<b>995,312</b>	<b>952,660</b>	<b>906,024</b>	<b>11,597,798</b>
50020 Wages Regular	222,693	63,205	153,784	157,080	144,905	157,169	164,067	147,195	162,128	155,497	152,056	169,552	1,849,333
50025 Wages O.T.	68,896	1,744	30,383	36,431	58,630	45,141	53,860	44,435	52,836	50,621	42,593	42,153	527,722
50035 Safety Bonuses	3,667	4,903	2,967	2,967	1,589	2,508	2,508	2,508	2,508	4,469	2,412	2,412	35,420
50036 Other Bonus/Commission - Non-Safety	-	-	70	90	(52)	218	115	426	(218)	89	60	886	1,683
50045 Contract Labor	11,757	6,152	10,086	9,096	7,421	7,382	13,121	9,456	4,958	9,183	5,869	4,611	99,091
50050 Payroll Taxes	28,645	5,951	16,635	17,299	18,174	18,866	19,377	16,764	16,913	16,400	15,610	19,443	210,078

Murrey's Disposal Company, Inc.  
Income Statement  
January 1, 2015 - December 31, 2015

	Jan-15	Feb-15	Mar-15	Apr-15	May-15	Jun-15	Jul-15	Aug-15	Sep-15	Oct-15	Nov-15	Dec-15	Total
50060 Group Insurance	55,374	14,168	32,922	35,324	35,369	34,420	34,458	34,312	32,325	35,124	34,899	34,556	413,252
50065 Vacation Pay	17,653	1,398	10,129	8,916	9,602	9,890	8,972	8,978	9,386	11,061	8,272	10,018	114,276
50070 Sick Pay	2,103	334	2,457	2,336	2,095	2,991	3,411	1,736	332	360	275	122	18,552
50086 Safety and Training	8,557	(4,614)	4,672	288	995	3,020	49	2,494	757	1,745	968	1,288	20,218
50090 Uniforms	4,274	(1,130)	909	991	1,418	1,124	1,207	1,073	1,502	4,193	906	1,247	17,714
50115 Pension and Profit Sharing	3,898	1,179	3,675	2,673	2,732	2,874	2,893	2,691	4,104	2,686	2,656	3,149	35,210
Labor	427,516	93,291	268,689	273,491	282,878	285,604	304,038	272,069	287,532	291,429	266,577	289,437	3,342,550
51295 Licenses	7,035	6,207	6,600	6,450	6,897	8,404	6,593	6,784	6,789	6,853	6,800	6,862	82,274
Truck Fixed	7,035	6,207	6,600	6,450	6,897	8,404	6,593	6,784	6,789	6,853	6,800	6,862	82,274
52010 Salaries	6,711	(1,396)	2,838	2,838	2,838	4,258	2,838	2,542	2,796	2,728	2,610	2,846	34,447
52020 Wages Regular	49,077	6,290	30,866	31,830	29,473	34,390	35,322	31,058	35,711	31,829	32,020	36,707	384,572
52025 Wages O.T.	17,613	487	8,152	8,011	12,723	7,485	9,632	10,131	8,583	9,120	8,088	8,440	108,465
52035 Safety Bonuses	490	4	247	247	247	247	247	247	247	247	307	307	3,082
52036 Other Bonus/Commission - Non-Safety	-	-	295	15	100	75	-	-	40	-	-	-	525
52045 Contract Labor	2,468	(865)	931	1,051	582	684	2,359	1,371	2,003	4,378	2,960	3,153	21,077
52050 Payroll Taxes	6,827	1,036	3,784	4,088	4,296	4,576	4,501	3,735	3,963	3,589	3,364	3,965	47,726
52060 Group Insurance	14,075	(1,858)	5,885	6,580	6,535	6,401	6,401	6,391	6,226	6,708	6,665	6,951	76,960
52065 Vacation Pay	4,107	(1,320)	1,996	1,855	1,951	2,347	2,092	2,103	1,844	1,919	2,182	1,946	23,023
52070 Sick Pay	192	88	639	214	293	113	17	264	174	759	141	156	3,049
52086 Safety and Training	113	1,299	-	237	515	293	168	355	332	-	291	4,406	8,008
52090 Uniforms	1,418	(351)	515	672	535	537	667	621	745	1,108	2,122	744	9,331
52115 Pension and Profit Sharing	592	(39)	871	556	564	592	712	635	972	595	605	745	7,399
52120 Parts and Materials	46,313	13,427	27,504	33,254	55,511	57,056	49,406	45,985	24,565	64,265	36,556	52,969	506,813
52125 Operating Supplies	5,857	2,048	4,681	6,769	5,225	5,897	12,890	4,725	7,118	6,588	4,090	3,501	69,387
52135 Equipment and Maint Repair	5,196	(2,467)	6,363	3,409	1,925	6,180	4,563	3,802	1,805	1,735	3,399	2,274	38,184
52140 Tires	23,898	(4,579)	10,361	17,455	9,679	2,667	18,711	12,766	15,599	16,084	10,493	1,618	134,751
52142 Fuel Expense	64,067	49,767	58,953	61,563	67,307	72,300	58,643	54,861	57,583	53,464	46,550	46,550	703,425
52144 Urea Additive Expense	171	571	246	442	270	474	457	292	569	383	413	386	4,674
52146 Oil and Grease	4,426	2,800	6,629	5,484	4,783	4,518	3,703	4,879	3,460	4,135	2,042	5,215	52,075
52147 Outside Repairs	(66)	13,899	11,751	9,133	13,155	4,021	7,151	11,129	9,406	5,554	8,191	13,026	106,351
52150 Utilities	9,268	(3,305)	1,395	2,821	2,880	2,000	2,611	1,894	2,075	2,899	2,027	2,796	29,360
52165 Communications	2,420	(312)	1,116	1,029	1,003	1,009	1,032	784	1,313	1,101	779	810	12,086
52170 Real Estate Rentals	2,310	2,445	2,310	2,310	2,310	2,310	2,310	2,310	2,310	2,310	2,310	238	25,778
52175 Equip/Vehicle Rental	1,895	(1,066)	-	103	79	3,052	73	-	173	69	-	187	4,565
52182 Towing Expense	1,539	587	693	-	1,934	3,147	(693)	427	-	1,455	2,531	2,804	14,423
52185 Travel	-	453	-	-	71	-	-	-	-	-	-	-	524
52200 Office Supply and Equip	910	(376)	953	531	218	331	538	510	366	473	281	130	4,865
Truck Variable	271,885	77,264	189,975	202,498	227,002	226,958	226,351	203,817	190,763	227,612	187,931	202,868	2,434,925
54275 Property Taxes	4,683	4,683	4,683	3,544	3,228	1,124	3,228	3,228	3,228	3,228	3,228	3,228	41,309
55120 Parts and Materials	2,165	6,963	2,792	5,538	3,407	3,286	8,361	8,646	(14,928)	2,359	17,029	179	45,798
55125 Operating Supplies	968	1,581	1,099	1,728	1,598	2,543	2,016	1,706	2,317	3,048	2,251	1,427	22,283
55143 Corporate Medical Waste Supplies	322	-	4,541	85	-	2,536	(2,356)	444	27	-	-	-	5,599
Container Exp	8,138	13,227	13,115	10,895	8,233	9,489	11,249	14,024	(9,356)	8,635	22,508	4,833	114,990
56010 Salaries	22,107	10,440	17,075	17,580	18,360	18,663	19,254	18,071	18,663	18,514	17,997	(22,390)	174,334
56025 Wages O.T.	-	110	-	-	-	-	-	-	-	-	-	-	110
56036 Other Bonus/Commission - Non-Safety	-	-	375	-	-	-	-	-	30	15	-	15	435
56050 Payroll Taxes	1,525	541	855	990	1,057	1,064	1,061	940	602	714	670	763	10,783
56060 Group Insurance	2,562	868	1,437	1,571	1,877	1,864	1,864	1,864	1,459	1,600	1,600	1,600	20,168
56065 Vacation Pay	3,135	(1,144)	737	737	790	78	(1,301)	790	764	585	220	707	6,098
56086 Safety and Training	(5,750)	6,034	47	1,101	115	161	97	151	-	-	-	-	1,957
56090 Uniforms	(1,957)	1,957	-	-	-	-	-	-	434	-	-	-	434
56095 Empl & Commun Activ	835	8,983	26,762	2,610	3,744	8,744	6,227	3,445	1,865	964	1,749	1,172	67,100
56105 Employee Relocation	-	-	-	-	-	-	-	1,714	-	-	-	-	1,714
56115 Pension and Profit Sharing	413	149	378	252	252	252	252	252	333	207	207	214	3,162
56125 Operating Supplies	2,998	327	1,719	1,754	2,107	3,029	1,796	2,258	2,186	2,676	3,346	2,340	26,537
56165 Communications	389	1,005	153	153	153	153	154	154	154	309	309	309	3,396
56200 Travel	-	76	-	-	37	470	-	-	-	-	-	-	507
56201 Meal and Entertainment	-	76	292	26	131	21	31	129	18	271	250	12	1,258
56210 Office Supply and Equip	-	5	-	5	-	-	-	-	-	-	-	253	263
Superv. Ex	26,258	29,351	49,831	26,781	28,624	34,499	29,435	29,769	26,508	25,856	26,348	(15,006)	318,254
57125 Operating Supplies	142	(69)	-	161	329	685	2,351	2,040	1,632	3,485	562	3,062	14,380
57135 Equip Maintenance and Repair	-	-	-	106	136	-	-	-	-	-	-	-	242
57147 Bldg & Property	30,932	(2,783)	9,049	16,303	10,524	22,593	9,638	12,878	7,118	15,173	19,862	15,025	166,311
57175 Equipment Vehicle Rental	-	-	-	-	-	-	-	241	550	170	-	-	960

Murrey's Disposal Company, Inc.  
**Income Statement**  
**January 1, 2015 - December 31, 2015**

	Jan-15	Feb-15	Mar-15	Apr-15	May-15	Jun-15	Jul-15	Aug-15	Sep-15	Oct-15	Nov-15	Dec-15	Total
57254 Drive Cam Fees	4,346	4,153	3,899	4,197	4,172	4,072	3,984	4,246	4,133	4,641	3,645	4,151	49,640
57275 Property Taxes	3,122	3,122	3,122	5,317	4,841	1,685	4,841	4,841	4,841	4,841	4,841	4,841	50,257
57324 Penalties and Violations	-	-	-	-	10	10	75	-	-	453	11	67	625
57357 Permits	2,431	4,250	2,357	5,810	4,600	2,011	4,890	4,589	4,095	3,998	4,216	3,974	47,222
57370 Bonds Expense	120	120	235	120	120	120	120	120	120	120	120	120	1,556
Other Operating	41,093	8,793	18,662	32,014	24,733	31,175	25,899	28,956	22,490	32,881	33,257	31,240	331,192
Closure Exp	-	-	-	-	-	-	-	-	-	-	-	-	-
59340 Self Insurance Premium	7,804	7,804	7,804	7,804	7,804	7,804	7,804	7,804	7,804	7,804	7,804	7,804	93,654
59343 WC - Current Year Claims	-	-	-	-	12	4,800	4,360	4,901	2,438	(1,750)	-	(4,986)	9,774
59344 WC - Prior Year Claims	320	2,055	(44,135)	2,112	(4,327)	(2,405)	642	(9,684)	24,905	65,608	-	18	35,110
59400 Damages paid by District	-	-	-	728	-	-	11,000	2,000	(2,000)	10,431	(9,844)	-	12,315
59500 Workers Comp Prem	2,234	3,268	1,893	2,287	(318)	2,091	2,225	2,210	1,812	1,571	2,048	2,046	23,368
Insurance Exp	10,359	13,128	(34,437)	12,932	3,171	12,290	26,032	7,232	34,960	83,664	8	4,882	174,221
91010 Gain/Loss on Sale of Asset	-	-	-	(3,333)	-	-	-	-	-	(4,500)	-	(1,000)	(8,833)
G/L on Ops	-	-	-	(3,333)	-	-	-	-	-	(4,500)	-	(1,000)	(8,833)
<b>Cost of Ops</b>	<b>792,283</b>	<b>241,261</b>	<b>512,435</b>	<b>561,729</b>	<b>581,539</b>	<b>608,418</b>	<b>629,597</b>	<b>562,650</b>	<b>559,686</b>	<b>672,430</b>	<b>543,429</b>	<b>524,116</b>	<b>6,789,574</b>
<b>Gross Profit</b>	<b>203,179</b>	<b>738,995</b>	<b>306,118</b>	<b>502,561</b>	<b>387,019</b>	<b>303,566</b>	<b>327,769</b>	<b>440,182</b>	<b>484,815</b>	<b>322,882</b>	<b>409,231</b>	<b>381,908</b>	<b>4,808,224</b>
60010 Salaries	-	1,001	3,215	369	2,948	1,535	2,449	1,898	2,105	2,556	2,002	2,841	22,919
60030 Bonuses and Commissions	-	-	-	-	193	235	713	411	144	547	331	968	3,541
60050 Payroll Taxes	-	94	294	34	275	149	238	188	605	368	481	477	3,202
60060 Group Insurance	-	-	1,000	(86)	1,004	358	707	517	1,460	944	1,251	1,084	8,238
60065 Vacation Pay	-	(0)	107	(11)	111	45	81	63	71	65	(74)	(24)	434
60195 Dues and Subscriptions	33	1,457	-	-	-	-	-	-	-	-	-	-	1,490
60205 Travel - Auto	-	238	-	-	-	-	-	-	-	-	-	-	238
60225 Advertising and Promotions	1,140	199	(2,478)	-	-	-	-	169	-	-	-	-	(970)
Sales Exp	1,173	2,989	2,138	305	4,530	2,322	4,186	3,246	4,385	4,479	3,992	5,346	39,091
70010 Salaries	25,122	22,890	24,465	24,419	23,502	24,869	26,901	26,002	25,494	25,331	25,001	4,985	278,982
70020 Wages Regular	35,556	10,055	25,437	23,163	23,058	22,859	25,923	22,650	28,128	26,148	28,055	31,589	302,619
70025 Wages O.T.	6,239	620	3,017	3,561	2,913	3,296	4,043	3,869	3,221	3,754	3,103	3,531	41,166
70035 Safety Bonuses	-	-	-	-	-	-	-	-	-	-	-	-	800
70036 Other Bonus/Commission - Non-Safety	-	2	4,383	2,119	(630)	108	(619)	1,644	385	(182)	652	141	8,005
70045 Contract Labor	3,897	(369)	3,074	844	1,362	1,958	1,930	1,573	1,168	3,088	1,494	1,772	21,791
70050 Payroll Taxes	6,582	2,314	4,047	4,370	3,931	4,092	4,417	4,285	4,376	4,210	4,075	4,262	50,961
70060 Group Insurance	14,601	8,276	11,332	12,147	12,066	11,544	11,212	12,086	10,871	12,146	12,219	12,912	141,411
70065 Vacation Pay	2,817	1,421	1,782	2,477	2,149	1,959	1,937	1,485	3,015	2,763	805	1,184	23,794
70070 Sick Pay	(112)	1,102	295	1,366	544	337	1,485	323	59	35	98	347	5,878
70086 Safety and Training	-	145	273	1,711	(1,096)	853	694	455	371	263	386	283	4,336
70095 Empl & Commun Activ	(625)	1,371	1,286	233	3,448	1,662	2,689	937	436	908	1,814	4,119	18,279
70105 Employee Relocation	-	-	-	-	-	-	-	-	-	-	-	671	1,342
70110 Contributions	483	(122)	117	117	5,148	3,450	117	133	-	117	117	117	9,793
70112 Political Contributions	-	-	-	-	-	-	-	-	-	940	278	-	1,218
70116 Pension and Profit Sharing	873	729	921	727	680	750	633	622	645	652	681	731	8,645
70148 Allocated Exp In - District	10,019	6,041	4,869	6,073	5,338	13,382	17,307	7,632	3,355	3,642	3,389	4,913	85,961
70150 Utilities	-	-	-	-	-	-	2,087	(2,087)	-	1,265	(1,265)	-	-
70165 Communications	1,294	1,036	1,380	1,272	1,374	1,477	1,445	1,253	3,071	2,102	1,278	1,659	18,643
70167 Cellular Telephone	3,154	2,224	3,368	3,368	1,182	2,880	2,775	2,892	2,848	2,993	2,765	2,448	32,855
70175 Equip/Vehicle Rental	1,311	1,598	(1,335)	1,886	1,683	2,031	1,555	1,487	1,514	1,555	1,504	1,674	16,461
70185 Postage	513	574	2,132	(36)	142	2,556	193	124	1,014	2,052	81	889	10,235
70195 Dues and Subscriptions	5,544	1,519	1,634	2,208	3,373	794	1,848	1,230	-	4,578	216	1,558	24,503
70200 Travel	1,427	(69)	648	(232)	1,102	(1,102)	-	286	484	322	-	152	3,017
70201 Entertainment	1,058	(493)	318	(216)	230	224	502	16	-	577	46	259	2,522
70202 Excursions Meetings	-	-	30	-	2,101	933	547	1,800	1,148	101	2,093	912	9,664
70203 Lodging	387	38	204	161	422	114	-	-	-	435	736	998	3,494
70205 Travel - Auto	790	85	677	94	472	337	490	214	42	393	207	479	4,281
70206 Meals	39	(22)	-	172	69	33	152	(83)	-	67	(5)	-	508
70210 Office Supplies and Equip	3,204	23	2,150	1,123	1,106	1,376	1,898	1,894	1,155	1,594	1,307	2,014	18,843
70214 Credit Card Fees	6,408	6,949	6,559	6,337	6,701	6,921	7,121	6,467	7,066	7,127	6,939	6,734	81,329
70215 Bank Charges	8	(2)	8	5	6	8	7	5	6	6	6	6	69
70216 Outside Storages	283	493	542	405	508	410	423	470	456	470	493	471	5,425
70225 Advertising and Promotions	-	-	250	-	956	330	-	-	-	-	-	-	1,536
70230 External Recruiter Fees	-	-	-	-	-	-	-	-	11,246	-	-	-	11,246
70231 Recruitment Advertising & Expenses	-	-	25	25	50	127	25	-	-	-	-	-	252
70232 Recruitment Travel Expenses	-	-	-	-	-	-	-	380	-	-	-	-	380

Murrey's Disposal Company, Inc.  
**Income Statement**  
January 1, 2015 - December 31, 2015

	Jan-15	Feb-15	Mar-15	Apr-15	May-15	Jun-15	Jul-15	Aug-15	Sep-15	Oct-15	Nov-15	Dec-15	Total
70235 Legal	9,379	14,740	(14,487)	1,556	8,183	8,568	5,462	4,998	(360)	(590)	7,076	659	45,183
70240 Accounting Professional Fees	-	-	-	-	-	-	-	-	-	-	-	5	5
70245 Payroll Processing Fees	329	227	344	344	352	344	344	256	261	260	260	280	3,601
70255 Other Prof Fees	4,489	2,767	5,553	4,504	4,798	3,980	4,822	4,011	4,199	6,442	1,716	3,463	50,744
70300 Data Processing	7,777	8,553	7,777	9,080	8,165	8,165	8,342	8,165	8,165	8,342	8,165	8,165	98,859
70301 Computer Software	300	(167)	-	-	-	-	-	-	-	-	-	-	133
70302 Computer Supplies	-	536	-	-	-	-	1,297	1,191	-	-	-	-	3,024
70310 Bad Debt Provision	5,916	2,651	(63)	54	7,113	4,687	7,853	4,077	5,134	4,433	2,806	11,675	56,337
70320 Credit and Collection	2,416	748	1,091	1,733	1,772	2,236	1,458	2,351	2,109	2,065	2,395	1,403	21,777
70335 Miscellaneous	100	98	(90)	90	-	-	351	(502)	347	-	-	-	508
70336 Coffee Bar	311	1,263	1,124	1,046	1,126	1,049	1,283	1,179	1,086	1,471	1,573	1,282	13,795
70345 Security Services	-	93	210	-	-	95	-	-	467	-	-	-	864
G&A	161,889	99,935	105,307	118,303	135,400	139,689	150,947	125,772	132,981	131,877	123,231	120,558	1,545,888
70149 Corporate Overhead Allocation In	54,189	51,954	54,708	56,665	56,017	58,124	58,372	57,100	58,629	58,193	57,374	58,306	679,632
Corp Overhead	54,189	51,954	54,708	56,665	56,017	58,124	58,372	57,100	58,629	58,193	57,374	58,306	679,632
<b>Total SG&amp;A</b>	<b>217,250</b>	<b>154,878</b>	<b>162,153</b>	<b>175,274</b>	<b>195,948</b>	<b>200,135</b>	<b>213,505</b>	<b>186,118</b>	<b>195,995</b>	<b>194,549</b>	<b>184,596</b>	<b>184,210</b>	<b>2,264,611</b>
<b>EBITDA</b>	<b>(14,072)</b>	<b>584,117</b>	<b>143,965</b>	<b>327,288</b>	<b>191,071</b>	<b>103,431</b>	<b>114,263</b>	<b>254,064</b>	<b>288,820</b>	<b>128,333</b>	<b>224,634</b>	<b>197,698</b>	<b>2,543,613</b>
<b>Watch list EBITDA</b>	<b>60</b>	<b>647</b>	<b>168</b>	<b>402</b>	<b>262</b>	<b>188</b>	<b>199</b>	<b>316</b>	<b>382</b>	<b>270</b>	<b>278</b>	<b>249</b>	<b>3,421</b>
51260 Depreciation	63,546	62,009	62,213	62,358	61,675	64,948	64,567	60,890	60,890	58,521	58,521	58,753	738,893
54260 Depreciation	15,061	15,061	15,470	15,119	16,830	14,673	15,066	15,140	14,587	14,515	14,515	14,497	180,536
57260 Depreciation	56,662	56,662	56,662	56,662	56,662	56,662	56,662	56,662	56,662	56,212	56,212	56,212	678,594
70260 Depreciation	1,518	1,616	1,854	686	650	650	632	632	632	632	632	688	10,823
Depreciation	136,787	135,348	136,200	134,825	135,817	136,933	136,927	133,324	132,772	129,881	129,881	130,151	1,608,845
Airspace Amort	-	-	-	-	-	-	-	-	-	-	-	-	-
Intangible Amort	-	-	-	-	-	-	-	-	-	-	-	-	-
<b>Total DDA</b>	<b>136,787</b>	<b>135,348</b>	<b>136,200</b>	<b>134,825</b>	<b>135,817</b>	<b>136,933</b>	<b>136,927</b>	<b>133,324</b>	<b>132,772</b>	<b>129,881</b>	<b>129,881</b>	<b>130,151</b>	<b>1,608,845</b>
<b>EBIT From Ops</b>	<b>(150,859)</b>	<b>448,769</b>	<b>7,765</b>	<b>192,463</b>	<b>55,254</b>	<b>(33,502)</b>	<b>(22,663)</b>	<b>120,740</b>	<b>156,049</b>	<b>(1,548)</b>	<b>94,754</b>	<b>67,547</b>	<b>934,768</b>
Interest Exp	-	-	-	-	-	-	-	-	-	-	-	-	-
Interest Income	-	-	-	-	-	-	-	-	-	-	-	-	-
Other Inc/Exp	-	-	-	-	-	-	-	-	-	-	-	-	-
<b>NI b/ Taxes &amp; Extra</b>	<b>(150,859)</b>	<b>448,769</b>	<b>7,765</b>	<b>192,463</b>	<b>55,254</b>	<b>(33,502)</b>	<b>(22,663)</b>	<b>120,740</b>	<b>156,049</b>	<b>(1,548)</b>	<b>94,754</b>	<b>67,547</b>	<b>934,768</b>
Extra. Items	-	-	-	-	-	-	-	-	-	-	-	-	-
<b>NI b/ Taxes</b>	<b>(150,859)</b>	<b>448,769</b>	<b>7,765</b>	<b>192,463</b>	<b>55,254</b>	<b>(33,502)</b>	<b>(22,663)</b>	<b>120,740</b>	<b>156,049</b>	<b>(1,548)</b>	<b>94,754</b>	<b>67,547</b>	<b>934,768</b>
Taxes	-	-	-	-	-	-	-	-	-	-	-	-	-
<b>Net Income</b>	<b>(150,859)</b>	<b>448,769</b>	<b>7,765</b>	<b>192,463</b>	<b>55,254</b>	<b>(33,502)</b>	<b>(22,663)</b>	<b>120,740</b>	<b>156,049</b>	<b>(1,548)</b>	<b>94,754</b>	<b>67,547</b>	<b>934,768</b>
Non Controlling Int	-	-	-	-	-	-	-	-	-	-	-	-	-
<b>Net Income Attrib</b>	<b>(150,859)</b>	<b>448,769</b>	<b>7,765</b>	<b>192,463</b>	<b>55,254</b>	<b>(33,502)</b>	<b>(22,663)</b>	<b>120,740</b>	<b>156,049</b>	<b>(1,548)</b>	<b>94,754</b>	<b>67,547</b>	<b>934,768</b>

American Disposal Company, Inc.  
Income Statement  
January 1, 2015 - December 31, 2015

	Jan-15	Feb-15	Mar-15	Apr-15	May-15	Jun-15	Jul-15	Aug-15	Sep-15	Oct-15	Nov-15	Dec-15	Total
31000 Hauling Revenue - Roll Off Permanent	12,936	14,439	15,850	14,836	14,617	15,503	18,462	16,888	18,132	15,511	15,020	16,056	188,250
31005 Corporate Roll Off Disposal Charge	46,981	45,721	54,480	47,769	51,467	51,063	62,885	51,438	57,785	52,932	52,440	50,590	625,551
31010 Hauling Revenue - Roll Off Extras	2,728	3,395	3,693	3,494	3,594	3,376	4,733	3,917	3,839	3,433	3,577	3,428	43,206
32000 Hauling Revenue - Residential MSW	497,451	497,800	506,125	505,970	504,393	515,192	517,032	521,218	520,377	521,291	521,498	520,632	6,148,978
32001 Hauling Revenue - Residential MSW Extras	12,086	9,520	13,328	14,028	16,444	22,518	22,364	22,281	22,879	16,009	20,425	24,660	216,544
33000 Hauling Revenue - Commercial FEL	160,546	160,527	164,740	164,551	167,589	169,158	171,682	173,319	169,539	167,832	166,627	166,600	2,002,710
33011 Hauling Revenue - Commercial REL Extras	1,335	1,174	1,245	1,397	2,122	2,664	3,219	2,128	1,943	1,480	1,609	1,879	22,195
Hauling Revenue	734,063	732,576	759,461	752,047	760,226	779,475	800,377	791,190	794,494	778,486	781,196	783,844	9,247,435
35009 Transfer Station - Intercompany	391	378	1,148	287	-	-	-	-	-	-	-	-	2,205
Transfer and MRF	391	378	1,148	287	-	-	-	-	-	-	-	-	2,205
35510 Proceeds - OCC	-	-	-	-	-	-	153	331	176	272	-	-	932
35518 Proceeds - Commingled	3,031	846	951	1,142	4,340	5,936	3,412	199	56	809	93	-	20,816
35527 Support - Other Recyclables	(17,921)	(18,319)	(15,838)	(19,183)	(14,515)	(22,294)	(22,729)	(16,671)	(19,378)	(19,279)	(19,173)	(16,027)	(221,327)
Recycling Proceeds	(14,890)	(17,474)	(14,887)	(18,041)	(10,174)	(16,358)	(19,165)	(16,141)	(19,145)	(18,198)	(19,080)	(16,027)	(199,580)
Landfill Revenue	-	-	-	-	-	-	-	-	-	-	-	-	-
Intermodal	-	-	-	-	-	-	-	-	-	-	-	-	-
38000 Corporate Other Revenue	1,019	1,077	1,044	713	636	973	845	872	1,070	1,146	944	1,657	11,997
38001 P-Card Rebate	439	325	393	451	1,049	613	319	436	653	412	406	470	5,967
Other Revenue	1,458	1,403	1,437	1,164	1,685	1,585	1,164	1,308	1,723	1,558	1,350	2,128	17,964
Revenue	721,022	716,883	747,159	735,457	751,737	764,702	782,377	776,358	777,071	761,847	763,466	769,945	9,068,023
40109 Disposal Landfill Intercompany	243,534	234,542	307,131	250,782	257,032	320,043	290,585	287,839	304,431	254,802	283,418	289,569	3,323,709
40122 Disposal Other	-	-	-	-	-	-	756	-	-	-	-	-	756
Disposal	243,534	234,542	307,131	250,782	257,032	320,043	291,341	287,839	304,431	254,802	283,418	289,569	3,324,464
MRF Processing	-	-	-	-	-	-	-	-	-	-	-	-	-
43001 Taxes and Pass Thru Fees	10,177	10,580	11,091	10,130	10,295	10,587	11,331	11,134	11,113	10,860	11,419	36,674	155,392
43002 WUTC Taxes	3,021	3,139	4,189	3,081	3,291	3,323	3,441	3,308	3,362	3,298	3,304	2,271	39,029
Brok. and Taxes	13,198	13,720	15,280	13,212	13,586	13,910	14,773	14,442	14,475	14,158	14,724	38,945	194,421
44168 Cost of Materials - Other Recyclables	-	-	-	-	-	-	-	-	-	-	-	2,612	2,612
Cost of Materials	-	-	-	-	-	-	-	-	-	-	-	2,612	2,612
Other Expense	-	-	-	-	-	-	-	-	-	-	-	-	-
Rev Reductions	256,732	248,261	322,410	263,994	270,618	333,953	306,114	302,281	318,906	268,960	298,141	331,126	3,521,497
Net Revenue	464,289	468,622	424,748	471,463	481,119	430,749	476,263	474,076	458,165	492,886	465,325	438,819	5,546,526
50020 Wages Regular	50,805	83,096	72,025	73,569	67,866	73,611	76,841	68,939	75,933	72,827	71,216	79,410	866,140
50025 Wages O.T.	15,994	17,090	14,230	17,062	27,459	21,142	25,226	20,811	24,746	23,709	19,949	19,742	247,160
50035 Safety Bonuses	930	3,084	930	930	1,664	1,175	1,175	1,175	1,175	2,093	1,130	1,130	16,589
50036 Other Bonus/Commission - Non-Safety	-	-	13	30	8	102	54	200	(102)	42	28	415	788
50045 Contract Labor	697	1,437	1,518	-	695	332	4,906	4,459	2,194	2,967	2,582	3,608	25,394
50050 Payroll Taxes	6,282	9,921	7,791	8,102	8,512	8,836	9,075	7,852	7,921	7,681	7,311	9,106	98,391
50060 Group Insurance	10,398	22,172	15,419	16,544	16,565	16,121	16,139	16,070	15,140	16,450	16,345	16,184	193,548
50065 Vacation Pay	1,383	7,540	4,744	4,176	4,497	4,632	4,202	4,205	4,396	5,181	3,874	4,692	53,522
50070 Sick Pay	-	1,141	1,151	1,094	981	1,401	1,598	813	156	169	129	57	8,689
50086 Safety and Training	91	1,755	1,524	799	466	1,414	23	1,168	354	817	453	603	9,469
50090 Uniforms	505	967	431	447	620	508	545	485	678	1,593	409	563	7,752
50115 Pension and Profit Sharing	1,025	1,353	1,721	1,252	1,279	1,346	1,355	1,260	1,922	1,258	1,244	1,475	16,490
Labor	88,111	149,556	121,497	124,006	130,613	130,619	141,138	127,436	134,513	134,787	124,670	136,986	1,543,931
51295 Licenses	1,561	4,641	3,091	3,021	3,230	3,936	3,088	3,177	3,180	3,209	3,185	3,214	38,533
Truck Fixed	1,561	4,641	3,091	3,021	3,230	3,936	3,088	3,177	3,180	3,209	3,185	3,214	38,533

American Disposal Company, Inc.  
Income Statement  
January 1, 2015 - December 31, 2015

	Jan-15	Feb-15	Mar-15	Apr-15	May-15	Jun-15	Jul-15	Aug-15	Sep-15	Oct-15	Nov-15	Dec-15	Total
52010 Salaries	-	1,988	1,062	1,062	1,062	1,592	1,062	951	1,046	1,020	976	1,064	12,883
52020 Wages Regular	9,980	10,726	11,543	11,904	11,022	12,861	13,210	11,615	13,355	11,903	11,975	13,728	143,824
52025 Wages O.T.	4,814	1,956	3,049	2,996	4,758	2,799	3,602	3,789	3,210	3,411	3,025	3,156	40,564
52035 Safety Bonuses	88	97	92	92	92	92	92	92	92	92	115	115	1,153
52036 Other Bonus/Commission - Non-Safety	-	-	25	-	-	65	-	15	-	15	-	-	135
52045 Contract Labor	-	600	348	393	218	256	882	513	749	1,637	1,107	1,179	7,882
52050 Payroll Taxes	1,381	1,560	1,415	1,529	1,607	1,711	1,683	1,397	1,482	1,342	1,258	1,483	17,849
52060 Group Insurance	2,740	2,982	2,756	3,082	3,061	2,998	2,998	2,993	2,916	3,142	3,122	3,255	36,044
52065 Vacation Pay	-	1,042	747	694	730	878	782	787	690	718	816	728	8,610
52070 Sick Pay	-	105	183	136	110	42	6	99	65	284	53	58	1,140
52086 Safety and Training	-	528	-	90	161	74	-	134	-	126	-	90	1,201
52090 Uniforms	-	399	195	254	202	203	252	217	280	309	803	282	3,396
52115 Pension and Profit Sharing	41	166	58	37	173	181	154	136	218	138	139	165	1,606
52120 Parts and Materials	6,809	12,560	12,364	13,984	5,447	4,332	12,058	5,658	7,228	14,561	7,870	12,166	115,037
52125 Operating Supplies	586	3,116	1,386	2,327	1,773	2,616	3,627	1,570	1,917	2,037	1,464	1,315	23,732
52135 Equipment and Maint Repair	10	1,288	817	715	723	715	1,027	1,455	630	740	1,051	627	9,780
52140 Tires	329	7,914	4,158	4,524	7,503	8,446	6,689	6,638	114	6,790	5,163	621	58,890
52142 Fuel Expense	28,661	24,645	26,819	27,618	30,674	32,650	31,152	24,658	26,238	25,844	24,057	20,975	323,991
52144 Urea Additive Expense	77	270	111	200	122	214	206	132	257	173	181	180	2,123
52146 Oil and Grease	1,978	1,406	3,105	2,569	2,240	2,116	1,734	2,285	1,621	1,937	956	2,442	24,390
52147 Outside Repairs	1,953	246	2,415	2,142	3,934	10,114	(821)	941	7,682	753	3,382	123	32,864
52150 Utilities	188	2,605	654	1,321	1,349	937	1,223	887	972	1,358	949	1,309	13,751
52165 Communications	290	697	590	545	576	579	597	407	750	601	451	482	6,564
52170 Real Estate Rentals	1,519	(103)	1,519	1,519	1,519	1,519	1,519	1,519	1,519	1,519	1,519	156	15,248
52175 Equip/Vehicle Rental	-	310	-	39	30	77	28	-	66	-	-	71	620
52182 Towing Expense	469	427	907	-	-	1,302	-	-	-	372	-	-	3,476
52200 Office Supply and Equip	-	250	54	214	24	109	239	163	103	15	67	28	1,264
Truck Variable	61,913	77,760	76,371	79,985	79,108	89,478	84,002	69,052	73,324	80,712	70,589	65,724	908,018
54275 Property Taxes	319	637	319	228	444	444	444	444	444	444	444	444	5,055
55120 Parts and Materials	821	845	2,188	826	1,467	1,019	1,113	1,567	3,554	703	377	81	14,560
55125 Operating Supplies	531	663	812	802	564	847	786	567	864	1,233	818	723	9,210
55143 Corporate Medical Waste Supplies	-	-	-	38	-	-	-	-	-	-	-	-	38
Container Exp	1,671	2,145	3,318	1,894	2,475	2,310	2,343	2,578	4,862	2,379	1,639	1,248	28,863
56010 Salaries	11,098	828	6,338	6,575	6,940	7,082	7,359	6,805	7,082	7,012	6,770	7,763	81,650
56025 Wages O.T.	359	(307)	-	-	-	-	-	-	-	-	-	-	52
56036 Other Bonus/Commission - Non-Safety	-	-	140	-	-	-	-	-	-	15	-	-	155
56050 Payroll Taxes	1,048	(81)	400	464	495	498	497	440	282	335	314	357	5,050
56060 Group Insurance	1,781	(174)	673	736	879	873	873	873	684	749	749	749	9,446
56065 Vacation Pay	206	726	345	345	370	37	(609)	370	358	274	103	331	2,856
56086 Safety and Training	1,204	(1,071)	-	374	218	75	46	71	-	-	-	-	917
56090 Uniforms	397	(397)	-	-	-	-	-	-	196	-	-	-	196
56095 Empl & Commun Activ	298	568	778	435	256	1,710	1,441	1,030	-	169	92	280	7,057
56115 Pension and Profit Sharing	209	54	177	118	118	118	118	118	156	97	97	100	1,481
56125 Operating Supplies	566	991	372	899	637	774	721	766	456	1,103	861	742	8,887
56165 Communications	-	653	31	31	31	31	31	31	31	-	-	-	873
56200 Travel	-	-	60	-	(43)	220	-	-	-	-	-	-	237
56201 Meal and Entertainment	90	(54)	127	95	(12)	10	14	60	8	127	117	6	589
56210 Office Supply and Equip	-	2	-	-	-	-	-	-	-	-	-	110	113
Superv. Ex	17,257	1,738	9,441	10,072	9,889	11,429	10,490	10,564	9,253	9,881	9,104	10,439	119,557
57125 Operating Supplies	32	2	-	79	115	264	1,131	859	640	1,014	254	974	5,363
57135 Equip Maintenance and Repair	-	-	-	48	-	-	-	-	-	-	-	-	48
57147 Bldg & Property	700	13,184	6,807	8,894	4,625	4,414	5,782	2,590	6,908	3,426	6,167	8,807	72,304
57170 Real Estate Rentals	-	1,200	-	-	-	-	-	-	-	-	-	-	1,200
57175 Equipment Vehicle Rental	-	-	-	-	-	-	-	118	-	-	-	-	118
57254 Drive Cam Fees	1,290	1,271	1,268	1,272	1,271	1,261	1,244	1,259	1,258	1,309	1,244	1,244	15,191
57275 Property Taxes	(319)	956	478	342	296	296	296	296	296	296	296	296	3,825
57324 Penalties and Violations	-	-	-	-	-	-	-	-	-	-	-	11	11
57357 Permits	2,790	339	2,336	1,489	2,155	942	2,290	2,149	1,918	1,872	1,975	1,861	22,116
57370 Bonds Expense	33	33	33	33	33	33	33	33	33	33	33	33	390
Other Operating	4,527	16,984	10,922	12,156	8,494	7,209	10,776	7,303	11,052	7,950	9,967	13,226	120,567
Closure Exp	-	-	-	-	-	-	-	-	-	-	-	-	-
59340 Self Insurance Premium	2,257	2,257	2,257	2,257	2,257	2,257	2,257	2,257	2,257	2,257	2,257	2,257	27,087
59341 A&L - Current Year Claims	-	-	-	-	-	-	-	-	1,000	25,001	-	1,250	27,251
59344 WC - Prior Year Claims	(3,356)	(3,647)	-	5,560	-	-	(4,118)	-	-	487	-	19,880	14,806
59401 Insurance claim repairs	-	-	-	-	-	-	-	-	-	-	12,703	-	12,703
59500 Workers Comp Prem	523	849	500	597	91	521	497	599	309	459	565	762	6,273



American Disposal Company, Inc.  
Income Statement  
January 1, 2015 - December 31, 2015

	Jan-15	Feb-15	Mar-15	Apr-15	May-15	Jun-15	Jul-15	Aug-15	Sep-15	Oct-15	Nov-15	Dec-15	Total
Insurance Exp	(576)	(541)	2,758	8,414	2,348	2,779	(1,364)	2,857	3,567	28,204	15,525	24,150	88,120
G/L on Ops	-	-	-	-	-	-	-	-	-	-	-	-	-
<b>Cost of Ops</b>	<b>174,464</b>	<b>252,284</b>	<b>227,398</b>	<b>239,548</b>	<b>236,158</b>	<b>247,759</b>	<b>250,474</b>	<b>222,967</b>	<b>239,750</b>	<b>267,123</b>	<b>234,679</b>	<b>254,986</b>	<b>2,847,589</b>
<b>Gross Profit</b>	<b>289,826</b>	<b>216,338</b>	<b>197,351</b>	<b>231,915</b>	<b>244,961</b>	<b>182,990</b>	<b>225,790</b>	<b>251,109</b>	<b>218,415</b>	<b>225,764</b>	<b>230,646</b>	<b>183,832</b>	<b>2,698,937</b>
60010 Salaries	-	512	-	1,225	52	723	393	504	478	492	563	536	5,478
60030 Bonuses and Commissions	-	-	-	-	99	-	-	-	-	-	-	-	99
60050 Payroll Taxes	-	48	-	110	9	65	44	44	43	148	79	130	722
60060 Group Insurance	-	-	-	467	(42)	234	84	165	109	353	221	292	1,883
60065 Vacation Pay	-	(0)	-	49	(2)	25	11	19	14	17	(58)	56	132
60195 Dues and Subscriptions	-	762	-	-	-	-	-	-	-	-	-	-	762
60205 Travel - Auto	-	122	-	-	-	-	-	-	-	-	-	-	122
Sales Exp	-	1,444	-	1,852	116	1,047	532	732	644	1,010	805	1,015	9,197
70010 Salaries	9,776	11,321	10,774	10,811	11,080	10,134	11,976	11,533	11,282	12,028	10,212	16,683	137,610
70020 Wages Regular	2,366	20,131	12,547	12,434	10,373	11,573	12,480	11,172	13,874	12,917	13,818	15,581	149,269
70025 Wages O.T.	1,249	2,134	1,488	1,756	1,437	1,625	1,994	1,908	1,589	1,855	1,527	1,742	20,305
70035 Safety Bonuses	-	-	(74)	-	-	-	-	-	-	-	-	-	(74)
70036 Other Bonus/Commission - Non-Safety	-	1	2,162	36	699	53	(305)	811	222	(122)	322	70	3,948
70045 Contract Labor	-	1,740	1,516	416	672	966	952	776	576	1,523	737	874	10,749
70050 Payroll Taxes	1,246	3,142	1,996	2,155	1,991	1,966	2,179	2,114	2,158	2,131	1,955	2,102	25,137
70060 Group Insurance	3,340	7,944	5,590	5,992	6,043	5,603	5,530	5,961	5,362	6,086	5,932	6,369	69,752
70065 Vacation Pay	388	1,703	879	1,222	1,069	958	955	732	1,487	1,382	378	584	11,737
70070 Sick Pay	1	487	-	819	277	158	733	159	29	18	48	171	2,900
70086 Safety and Training	-	71	65	97	444	417	281	307	181	-	59	85	2,007
70095 Empl & Commun Activ	275	93	176	8	847	351	511	429	555	252	716	836	5,050
70110 Contributions	100	78	117	117	117	117	117	133	-	117	117	117	1,245
70112 Political Contributions	-	-	-	-	-	-	-	-	-	290	-	-	290
70116 Pension and Profit Sharing	356	435	494	358	340	394	397	454	596	330	297	340	4,792
70148 Allocated Exp In - District	5,288	2,634	2,570	3,205	2,817	7,063	9,135	4,028	1,771	1,922	1,789	2,593	44,815
70165 Communications	139	1,011	681	627	678	729	713	618	1,515	988	680	818	9,196
70167 Cellular Telephone	894	1,758	686	865	2,335	1,420	1,369	1,426	1,405	1,476	1,364	1,207	16,206
70175 Equip/Vehicle Rental	677	758	(659)	930	830	1,002	767	733	747	767	742	826	8,119
70185 Postage	-	536	880	154	70	1,261	95	61	500	1,012	40	439	5,048
70195 Dues and Subscriptions	391	327	285	285	570	325	285	634	-	422	309	675	4,508
70200 Travel	426	244	-	205	543	(543)	-	141	239	159	-	75	1,488
70201 Entertainment	30	249	(30)	-	103	-	-	-	-	-	-	-	352
70202 Excursions Meetings	-	-	-	-	-	-	59	362	-	-	-	-	421
70203 Lodging	-	210	140	40	208	56	-	-	-	215	363	492	1,724
70205 Travel - Auto	37	395	334	46	233	166	242	106	21	45	251	236	2,112
70206 Meals	-	8	365	(280)	34	16	75	(41)	-	20	11	250	459
70210 Office Supplies and Equip	404	1,188	500	389	456	826	(58)	758	1,053	(456)	315	226	5,600
70214 Credit Card Fees	2,641	3,948	2,777	2,822	2,785	2,983	3,063	2,908	3,348	3,123	3,009	2,645	36,052
70215 Bank Charges	-	3	-	-	-	-	-	-	-	-	-	-	3
70216 Outside Storages	128	255	265	198	249	200	207	230	223	230	241	230	2,656
70230 External Recruiter Fees	-	-	-	-	-	-	-	-	5,498	-	-	-	5,498
70235 Legal	(252)	-	192	(111)	29	144	(144)	115	190	(162)	-	483	485
70245 Payroll Processing Fees	60	214	61	61	68	65	65	102	95	99	99	92	1,083
70255 Other Prof Fees	1,311	1,097	1,241	1,304	1,402	1,026	1,698	1,145	1,110	1,120	1,019	1,070	14,541
70300 Data Processing	3,878	4,177	3,878	4,437	4,027	4,027	4,115	4,027	4,027	4,115	4,027	4,027	48,763
70301 Computer Software	-	65	-	-	-	-	-	-	-	-	-	-	65
70302 Computer Supplies	-	264	-	-	-	-	-	-	-	-	-	-	264
70310 Bad Debt Provision	597	333	1,261	1,234	2,458	506	1,609	2,842	596	1,635	8,036	7,046	28,153
70320 Credit and Collection	1,079	482	793	662	424	1,183	1,614	914	939	842	946	417	10,296
70335 Miscellaneous	-	98	(0)	-	-	-	-	249	-	-	-	-	346
70336 Coffee Bar	30	746	389	386	374	332	370	303	336	377	435	486	4,565
70345 Security Services	-	46	-	-	-	46	-	-	228	-	-	-	320
G&A	36,852	70,327	54,340	53,683	56,081	57,149	63,077	58,154	61,752	56,757	59,794	69,889	697,855
70149 Corporate Overhead Allocation In	23,665	23,154	23,787	24,657	24,856	24,832	25,760	25,748	25,620	25,636	25,343	25,755	298,813
Corp Overhead	23,665	23,154	23,787	24,657	24,856	24,832	25,760	25,748	25,620	25,636	25,343	25,755	298,813
<b>Total SG&amp;A</b>	<b>60,517</b>	<b>94,925</b>	<b>78,127</b>	<b>80,192</b>	<b>81,053</b>	<b>83,029</b>	<b>89,369</b>	<b>84,634</b>	<b>88,015</b>	<b>83,402</b>	<b>85,942</b>	<b>96,659</b>	<b>1,005,865</b>
<b>EBITDA</b>	<b>229,309</b>	<b>121,413</b>	<b>119,224</b>	<b>151,724</b>	<b>163,908</b>	<b>99,962</b>	<b>136,421</b>	<b>166,475</b>	<b>130,400</b>	<b>142,361</b>	<b>144,704</b>	<b>87,173</b>	<b>1,693,072</b>
<b>Watch list EBITDA</b>	<b>257</b>	<b>146</b>	<b>149</b>	<b>188</b>	<b>197</b>	<b>135</b>	<b>166</b>	<b>194</b>	<b>160</b>	<b>196</b>	<b>184</b>	<b>132</b>	<b>2,105</b>
51260 Depreciation	28,738	27,106	27,106	27,106	26,304	29,024	28,945	28,945	28,945	29,762	29,971	29,971	341,922
54260 Depreciation	5,861	5,861	5,861	5,861	5,861	6,947	6,404	5,711	5,711	5,798	5,797	5,963	71,635
Depreciation	34,599	32,967	32,967	32,966	32,165	35,970	35,349	34,656	34,656	35,560	35,768	35,934	413,557
Airspace Amort	-	-	-	-	-	-	-	-	-	-	-	-	-

American Disposal Company, Inc.  
Income Statement  
January 1, 2015 - December 31, 2015

	Jan-15	Feb-15	Mar-15	Apr-15	May-15	Jun-15	Jul-15	Aug-15	Sep-15	Oct-15	Nov-15	Dec-15	Total
70264 Amortization	52	52	52	52	52	52	52	52	52	52	52	52	625
Intangible Amort	52	52	52	52	52	52	52	52	52	52	52	52	625
<b>Total DDA</b>	<b>34,651</b>	<b>33,019</b>	<b>33,019</b>	<b>33,019</b>	<b>32,217</b>	<b>36,022</b>	<b>35,401</b>	<b>34,708</b>	<b>34,708</b>	<b>35,612</b>	<b>35,820</b>	<b>35,986</b>	<b>414,182</b>
<b>EBIT From Ops</b>	<b>194,657</b>	<b>88,394</b>	<b>86,205</b>	<b>118,705</b>	<b>131,691</b>	<b>63,939</b>	<b>101,020</b>	<b>131,767</b>	<b>95,691</b>	<b>106,749</b>	<b>108,884</b>	<b>51,187</b>	<b>1,278,891</b>
Interest Exp	-	-	-	-	-	-	-	-	-	-	-	-	-
Interest Income	-	-	-	-	-	-	-	-	-	-	-	-	-
Other Inc/Exp	-	-	-	-	-	-	-	-	-	-	-	-	-
<b>NI b/ Taxes &amp; Extra</b>	<b>194,657</b>	<b>88,394</b>	<b>86,205</b>	<b>118,705</b>	<b>131,691</b>	<b>63,939</b>	<b>101,020</b>	<b>131,767</b>	<b>95,691</b>	<b>106,749</b>	<b>108,884</b>	<b>51,187</b>	<b>1,278,891</b>
Extra. Items	-	-	-	-	-	-	-	-	-	-	-	-	-
<b>NI b/ Taxes</b>	<b>194,657</b>	<b>88,394</b>	<b>86,205</b>	<b>118,705</b>	<b>131,691</b>	<b>63,939</b>	<b>101,020</b>	<b>131,767</b>	<b>95,691</b>	<b>106,749</b>	<b>108,884</b>	<b>51,187</b>	<b>1,278,891</b>
Taxes	-	-	-	-	-	-	-	-	-	-	-	-	-
<b>Net Income</b>	<b>194,657</b>	<b>88,394</b>	<b>86,205</b>	<b>118,705</b>	<b>131,691</b>	<b>63,939</b>	<b>101,020</b>	<b>131,767</b>	<b>95,691</b>	<b>106,749</b>	<b>108,884</b>	<b>51,187</b>	<b>1,278,891</b>
Non Controlling Int	-	-	-	-	-	-	-	-	-	-	-	-	-
<b>Net Income Attrib</b>	<b>194,657</b>	<b>88,394</b>	<b>86,205</b>	<b>118,705</b>	<b>131,691</b>	<b>63,939</b>	<b>101,020</b>	<b>131,767</b>	<b>95,691</b>	<b>106,749</b>	<b>108,884</b>	<b>51,187</b>	<b>1,278,891</b>

DM Disposal Co., Inc.  
 dba DM Disposal, DM Recycling, American Portable  
 Income Statement  
 January 1, 2015 - December 31, 2015

Confidential per WAC 480-07-160

	Jan-15	Feb-15	Mar-15	Apr-15	May-15	Jun-15	Jul-15	Aug-15	Sep-15	Oct-15	Nov-15	Dec-15	Total
31000 Hauling Revenue - Roll Off Permanent													
31002 Hauling Revenue - Roll Off Rental													
31005 Corporate Roll Off Disposal Charge													
31009 Hauling Revenue - Roll Off Intercompany													
31010 Hauling Revenue - Roll Off Extras													
32000 Hauling Revenue - Residential MSW													
32001 Hauling Revenue - Residential MSW Extras													
33000 Hauling Revenue - Commercial FEL													
33011 Hauling Revenue - Commercial REL Extras													
Hauling Revenue													
35009 Transfer Station - Intercompany													
35509 MRF Processing Charge Intercompany													
Transfer and MRF													
35510 Proceeds - OCC													
35511 Proceeds - ONP													
35512 Proceeds - Other Paper													
35516 Proceeds - Plastic													
35517 Proceeds - Other Recyclables													
35518 Proceeds - Commingled													
35527 Support - Other Recyclables													
Recycling Proceeds													
Landfill Revenue													
Intermodal													
38000 Corporate Other Revenue													
38001 P-Card Rebate													
Other Revenue													
<b>Revenue</b>													
40109 Disposal Landfill Intercompany													
40122 Disposal Other													
Disposal													
MRF Processing													
41129 Brokerage Cost Intercompany													
41201 Rebates and Revenue Sharing													
43001 Taxes and Pass Thru Fees													
Brok. and Taxes													
44161 Cost of Materials - OCC													
44162 Cost of Materials - ONP													
44163 Cost of Materials - Other Paper													
44168 Cost of Materials - Other Recyclables													
44169 Cost of Materials - Intercompany													

DM Disposal Co., Inc.  
 dba DM Disposal, DM Recycling, American Portable  
 Income Statement  
 January 1, 2015 - December 31, 2015

Confidential per WAC 480-07-160

	Jan-15	Feb-15	Mar-15	Apr-15	May-15	Jun-15	Jul-15	Aug-15	Sep-15	Oct-15	Nov-15	Dec-15	Total
Cost of Materials													
Other Expense													
Rev Reductions													
Net Revenue													
50020 Wages Regular													
50025 Wages O.T.													
50035 Safety Bonuses													
50036 Other Bonus/Commission - Non-Safety													
50045 Contract Labor													
50050 Payroll Taxes													
50060 Group Insurance													
50065 Vacation Pay													
50070 Sick Pay													
50086 Safety and Training													
50090 Uniforms													
50115 Pension and Profit Sharing													
50335 Miscellaneous													
Labor													
51295 Licenses													
Truck Fixed													
52010 Salaries													
52020 Wages Regular													
52025 Wages O.T.													
52035 Safety Bonuses													
52036 Other Bonus/Commission - Non-Safety													
52045 Contract Labor													
52050 Payroll Taxes													
52060 Group Insurance													
52065 Vacation Pay													
52070 Sick Pay													
52086 Safety and Training													
52090 Uniforms													
52115 Pension and Profit Sharing													
52120 Parts and Materials													
52125 Operating Supplies													
52135 Equipment and Maint Repair													
52140 Tires													
52142 Fuel Expense													
52144 Urea Additive Expense													
52146 Oil and Grease													
52147 Outside Repairs													
52150 Utilities													
52165 Communications													
52170 Real Estate Rentals													
52175 Equip/Vehicle Rental													
52182 Towing Expense													
52200 Office Supply and Equip													
Truck Variable													
54275 Property Taxes													
55120 Parts and Materials													
55125 Operating Supplies													
55143 Corporate Medical Waste Supplies													
Container Exp													

DM Disposal Co., Inc.  
 dba DM Disposal, DM Recycling, American Portable  
**Income Statement**  
 January 1, 2015 - December 31, 2015

	Jan-15	Feb-15	Mar-15	Apr-15	May-15	Jun-15	Jul-15	Aug-15	Sep-15	Oct-15	Nov-15	Dec-15	Total
56010 Salaries													
56025 Wages O.T.													
56050 Payroll Taxes													
56060 Group Insurance													
56065 Vacation Pay													
56086 Safety and Training													
56090 Uniforms													
56095 Empl & Commun Activ													
56115 Pension and Profit Sharing													
56125 Operating Supplies													
56165 Communications													
56200 Travel													
56201 Meal and Entertainment													
56210 Office Supply and Equip													
Superv. Ex													
57125 Operating Supplies													
57135 Equip Maintenance and Repair													
57147 Bldg & Property													
57175 Equipment Vehicle Rental													
57254 Drive Cam Fees													
57275 Property Taxes													
57324 Penalties and Violations													
57357 Permits													
57370 Bonds Expense													
Other Operating													
Closure Exp													
59271 Property and Liability Insurance													
59340 Self Insurance Premium													
59341 A&L - Current Year Claims													
59342 A&L - Prior Year Claims													
59343 WC - Current Year Claims													
59344 WC - Prior Year Claims													
59400 Damages paid by District													
59401 Insurance claim repairs													
59500 Workers Comp Prem													
Insurance Exp													
91010 Gain/Loss on Sale of Asset													
G/L on Ops													
<b>Cost of Ops</b>													
<b>Gross Profit</b>													
60010 Salaries													
60030 Bonuses and Commissions													
60050 Payroll Taxes													
60060 Group Insurance													
60065 Vacation Pay													
60116 Pension and Profit Sharing													
60195 Dues and Subscriptions													
60201 Entertainment													
60205 Travel - Auto													
60210 Office Supplies and Equip													
60225 Advertising and Promotions													
Sales Exp													

DM Disposal Co., Inc.  
 dba DM Disposal, DM Recycling, American Portable  
 Income Statement  
 January 1, 2015 - December 31, 2015

Confidential per WAC 480-07-160

	Jan-15	Feb-15	Mar-15	Apr-15	May-15	Jun-15	Jul-15	Aug-15	Sep-15	Oct-15	Nov-15	Dec-15	Total
70010	Salaries												
70020	Wages Regular												
70025	Wages O.T.												
70035	Safety Bonuses												
70036	Other Bonus/Commission - Non-Safety												
70045	Contract Labor												
70050	Payroll Taxes												
70060	Group Insurance												
70065	Vacation Pay												
70070	Sick Pay												
70086	Safety and Training												
70095	Empl & Commun Activ												
70110	Contributions												
70112	Political Contributions												
70116	Pension and Profit Sharing												
70148	Allocated Exp In - District												
70165	Communications												
70167	Cellular Telephone												
70175	Equip/Vehicle Rental												
70185	Postage												
70195	Dues and Subscriptions												
70200	Travel												
70201	Entertainment												
70202	Excursions Meetings												
70203	Lodging												
70205	Travel - Auto												
70206	Meals												
70210	Office Supplies and Equip												
70214	Credit Card Fees												
70215	Bank Charges												
70216	Outside Storages												
70225	Advertising and Promotions												
70230	External Recruiter Fees												
70235	Legal												
70245	Payroll Processing Fees												
70255	Other Prof Fees												
70300	Data Processing												
70301	Computer Software												
70302	Computer Supplies												
70310	Bad Debt Provision												
70320	Credit and Collection												
70335	Miscellaneous												
70336	Coffee Bar												
70345	Security Services												
	G&A												
70149	Corporate Overhead Allocation In												
	Corp Overhead												
	<b>Total SG&amp;A</b>												
	<b>EBITDA</b>												
	<b>Watch list EBITDA</b>												
51260	Depreciation												
54260	Depreciation												
57260	Depreciation												
70260	Depreciation												
	Depreciation												
	Airspace Amort												

	Jan-15	Feb-15	Mar-15	Apr-15	May-15	Jun-15	Jul-15	Aug-15	Sep-15	Oct-15	Nov-15	Dec-15	Total
Intangible Amort													
<b>Total DDA</b>													
<b>EBIT From Ops</b>													
Interest Exp													
Interest Income													
Other Inc/Exp													
<b>NI b/ Taxes &amp; Extra</b>													
Extra. Items													
<b>NI b/ Taxes</b>													
Taxes													
<b>Net Income</b>													
Non Controlling Int													
<b>Net Income Attrib</b>													

Confidential Per WAC 480-07-160

Murrey's Disposal Company, Inc.									
American Disposal Company, Inc.									
Consolidated Income Statement									
January 1, 2015 - December 31, 2015									
		IS	IS	IS	Total	Restating	Restating	Total	Restating
		2111	2131	2140-2160	Consolidated	Adjustments	Adjustments		Ref #
						2111-2131	2140-2160		
	<b>Revenue:</b>								
31100	Residential	12,226,956	6,365,522			41,613			RS-1
31150	Recycling								
	Yard Waste								
31110	Commercial Cans								
31200	Commercial Containers	5,205,371	2,024,905			(39,969)			RS-1
31300	Drop Box	1,706,680	231,457			39			RS-1
31330	Pass Thru	3,527,035	625,551			35			RS-1
35009	Transfer Station/InterComp	2,583	2,205						
32500	Recycling Material	42,079	21,747			(63,827)			RS-1
35527	Commodity Credit	(452,048)	(221,327)			673,376			RS-1
38000	Service Charge	37,013	11,997			(2,129)			RS-1
38001	P-Card Rebate	36,467	5,967			(42,434)	(25,268)		RS-1
	<b>Total</b>	<b>22,332,136</b>	<b>9,068,023</b>			<b>566,704</b>	<b>(25,268)</b>		
		22,668,625	9,249,639						
			31,918,264						
	<b>Expenses:</b>								
57125	Building Supplies	14,380	5,363						
57147	Repair-Shop, Bldg	166,311	72,304						
<b>41200</b>	<b>Building &amp; Repair</b>	<b>180,691</b>	<b>77,667</b>			-	-		
52010	Salaries	34,447	12,883			15,008	6,693		RS-5
52020	Wages-Regular	384,572	143,824						
52025	Wages-OT	108,465	40,564						
52035	Safety Bonus	3,082	1,153						
52036	Other Bonus	525	135						
52065	Vacation Pay	23,023	8,610						
52070	Sick Pay	3,049	1,140						
<b>41310</b>	<b>Wages Mechanics</b>	<b>557,164</b>	<b>208,309</b>			<b>15,008</b>	<b>6,693</b>		
55025	Wages-OT	-	-						
55035	Safety Bonus	-	-						
55045	Contract Labor	-	-						
<b>41311</b>	<b>Wages Mechanics</b>	<b>-</b>	<b>-</b>			<b>-</b>	<b>-</b>		
52120	Parts & Materials	506,813	115,037			21,021	(21,021)		RS-15
52125	Operating Supplies	69,387	23,732			(42,434)	(25,268)		
52135	Equipment & Maint Rep	38,184	9,780						
55120	Parts & Materials	45,798	14,560						
55125	Operating Supplies	22,283	9,210						
<b>41320</b>	<b>Parts &amp; Materials</b>	<b>682,465</b>	<b>172,319</b>			<b>(21,413)</b>	<b>(46,289)</b>		
52147	Outside Repair	106,351	32,864						
<b>41330</b>	<b>Outside Repair</b>	<b>106,351</b>	<b>32,864</b>			<b>-</b>	<b>-</b>		
59400	Damage Paid by District	12,315	-						
<b>41340</b>	<b>Accident Repair</b>	<b>12,315</b>	<b>-</b>			<b>-</b>	<b>-</b>		
52140	Tires & Tubes	134,751	58,890						
<b>41600</b>	<b>Tires</b>	<b>134,751</b>	<b>58,890</b>			<b>-</b>	<b>-</b>		



**Confidential Per WAC 480-07-160**

Murrey's Disposal Company, Inc.							
American Disposal Company, Inc.							
Consolidated Income Statement							
January 1, 2015 - December 31, 2015							
		Pro forma	Pro Forma	Adjusted	Allocate	Allocate	
		Adjustments	Adjustments	Total	2111-2131	2140-2160	
		2111-2131	2140-2160				
	<b>Revenue:</b>						
31100	Residential				18,634,091		Actual
31150	Recycling				-		
	Yard Waste				-		
31110	Commercial Cans				-		
31200	Commercial Containers				7,190,306		Actual
31300	Drop Box				1,938,176		Actual
31330	Pass Thru	25,080		P-1	4,177,701		Actual
35009	Transfer Station/InterComp				4,787		Actual
32500	Recycling Material				-		
35527	Commodity Credit				-		
38000	Service Charge				46,881		Actual
38001	P-Card Rebate				-		
	<b>Total</b>	<b>25,080</b>	<b>-</b>		<b>31,991,943</b>		<b>-</b>
	<b>Expenses:</b>						
57125	Building Supplies				18,319		T-Cust Cnt
57147	Repair-Shop, Bldg				233,321		T-Cust Cnt
41200	<b>Building &amp; Repair</b>	<b>-</b>	<b>-</b>		<b>251,640</b>		
52010	Salaries	19,774	8,151	P-3	78,082		Shop Hrs
52020	Wages-Regular				564,805		Shop Hrs
52025	Wages-OT				159,298		Shop Hrs
52035	Safety Bonus				4,526		Shop Hrs
52036	Other Bonus				532		Shop Hrs
52065	Vacation Pay				33,814		Shop Hrs
52070	Sick Pay				4,478		Shop Hrs
41310	<b>Wages Mechanics</b>	<b>19,774</b>	<b>8,151</b>		<b>845,535</b>		
55025	Wages-OT						
55035	Safety Bonus						
55045	Contract Labor						
41311	<b>Wages Mechanics</b>	<b>-</b>	<b>-</b>				
52120	Parts & Materials				642,871		Actual
52125	Operating Supplies				62,945		Shop Hrs
52135	Equipment & Maint Rep				41,575		Shop Hrs
55120	Parts & Materials				60,358		Actual
55125	Operating Supplies				36,715		Shop Hrs
41320	<b>Parts &amp; Materials</b>	<b>-</b>	<b>-</b>		<b>844,466</b>		
52147	Outside Repair				139,215		Actual
41330	<b>Outside Repair</b>	<b>-</b>	<b>-</b>		<b>139,215</b>		
59400	Damage Paid by District				12,315		Actual
41340	<b>Accident Repair</b>	<b>-</b>	<b>-</b>		<b>12,315</b>		
52140	Tires & Tubes				193,642		Actual
41600	<b>Tires</b>	<b>-</b>	<b>-</b>		<b>193,642</b>		

Confidential Per WAC 480-07-160

Murrey's Disposal Company, Inc.									
American Disposal Company, Inc.									
Consolidated Income Statement									
January 1, 2015 - December 31, 2015									
						Restating	Restating		
		IS	IS	IS	Total	Adjustments	Adjustments	Total	Restating
	Revenue:	2111	2131	2140-2160	Consolidated	2111-2131	2140-2160		Ref #
52045	Contract Labor	21,077	7,882						
52086	Safety & Training	8,008	1,201						
52090	Uniforms	9,331	3,396						
52175	Rental (copier)	4,565	620						
52181	Freight	-	-						
52182	Towing	14,423	3,476						
52335	Miscellaneous	-	-						
55181	Freight	-	-						
57254	Drive Cam Fees	49,640	15,191						
41800	Other Maint	107,044	31,767			-	-		
50010	Salaries-Supervisor	-	-						
56010	Salaries-Supervisor	174,334	81,650			4,120	12		RS-5
56025	Wages O.T.	110	52						
56036	Other Bonus	435	155						
56045	Contract Labor	-	-						
56065	Vacation Pay	6,098	2,856						
42100	Wages-Supervisor	180,977	84,712			4,120	12		
50020	Wages Regular	1,849,333	866,140			(138,033)	12,229		RS-5
	Reclass Helpers to Packer Only	-	-			188,821	27,617		RS-5
50025	Wages OT	527,722	247,160						
50035	Safety Bonus	35,420	16,589						
50036	Other Bonus	1,683	788						
50065	Vacation Pay	114,276	53,522						
50070	Sick Pay	18,552	8,689						
42300	Total Driver Wages	2,546,987	1,192,887			50,788	39,846		
50045	Contract Labor	99,091	25,394						
42315	Contract Labor	99,091	25,394			-	-		
52142	Fuel Expense	703,425	323,991						
52144	Urea Additive	4,674	2,123						
52146	Oil and Grease	52,075	24,390						
55142	Fuel Expense	-	-						
56142	Fuel Expense	-	-						
42400	Total Fuel and Oil	760,174	350,504			-	-		
41121	Brokerage Cost	-	-						
41129	Brokerage Cost IC	-	-						
44161	Cost of Materials - OCC	-	-						
44162	Cost of Materials - ONP	-	-						
44163	Cost of Materials - Other Paper	-	-						
44168	Cost of Materials - Other	7,388	2,612			(10,000)	-		RS-4
44169	Cost of Materials - Intercompany	-	-						
50086	Safety & Training	20,218	9,469						
50087	Drug Screening	-	-						
50090	Uniforms	17,714	7,752						
50335	Miscellaneous	-	-						

**Confidential Per WAC 480-07-160**

Murrey's Disposal Company, Inc.							
American Disposal Company, Inc.							
Consolidated Income Statement							
January 1, 2015 - December 31, 2015							
		Pro forma	Pro Forma	Adjusted	Allocate	Allocate	
		Adjustments	Adjustments	Total	2111-2131	2140-2160	
	Revenue:	2111-2131	2140-2160				
52045	Contract Labor				30,955		Shop Hrs
52086	Safety & Training				7,352		Shop Hrs
52090	Uniforms				13,379		Shop Hrs
52175	Rental (copier)				5,704		Shop Hrs
52181	Freight						
52182	Towing				17,899		Actual
52335	Miscellaneous						
55181	Freight						
57254	Drive Cam Fees				64,832		Actual
<b>41800</b>	<b>Other Maint</b>	-			<b>140,120</b>		
50010	Salaries-Supervisor						
56010	Salaries-Supervisor	10,538	1,087		P-3 278,002		Rt Hrs
56025	Wages O.T.				171		Rt Hrs
56036	Other Bonus				284		Rt Hrs
56045	Contract Labor				-		Rt Hrs
56065	Vacation Pay				9,459		Rt Hrs
<b>42100</b>	<b>Wages-Supervisor</b>	<b>10,538</b>	<b>1,087</b>		<b>287,916</b>		
50020	Wages Regular	78,367	70,788		P-3 2,879,780		Rt Hrs
	Reclass Helpers to Packer Only	3,444	523		P-3 160,786		Rt Hrs-Pckr
50025	Wages OT				818,559		Rt Hrs
50035	Safety Bonus				54,941		Rt Hrs
50036	Other Bonus				2,611		Rt Hrs
50065	Vacation Pay				177,256		Rt Hrs
50070	Sick Pay				28,776		Rt Hrs
<b>42300</b>	<b>Total Driver Wages</b>	<b>81,811</b>	<b>71,311</b>		<b>4,122,709</b>		
50045	Contract Labor				124,485		Actual
<b>42315</b>	<b>Contract Labor</b>	-	-		<b>124,485</b>		
52142	Fuel Expense	(37,548)	(46,422)		P-4 1,053,601		Rt Hrs
52144	Urea Additive				7,199		Rt Hrs
52146	Oil and Grease				80,775		Rt Hrs
55142	Fuel Expense				-		Rt Hrs
56142	Fuel Expense				-		Rt Hrs
<b>42400</b>	<b>Total Fuel and Oil</b>	<b>(37,548)</b>	<b>(46,422)</b>		<b>1,141,575</b>		
41121	Brokerage Cost						
41129	Brokerage Cost IC						Actual
44161	Cost of Materials - OCC						Actual
44162	Cost of Materials - ONP						Actual
44163	Cost of Materials - Other Paper						Actual
44168	Cost of Materials - Other						Actual
44169	Cost of Materials - Intercompany						Actual
50086	Safety & Training				31,360		Rt Hrs
50087	Drug Screening						
50090	Uniforms				26,586		Rt Hrs
50335	Miscellaneous						Actual

**Confidential Per WAC 480-07-160**

Murrey's Disposal Company, Inc.									
American Disposal Company, Inc.									
Consolidated Income Statement									
January 1, 2015 - December 31, 2015									
		IS	IS	IS	Total	Restating	Restating	Total	Restating
	Revenue:	2111	2131	2140-2160	Consolidated	Adjustments	Adjustments		Ref #
						2111-2131	2140-2160		
52087	Drug Screening	-	-						
52185	Travel	524	-						
55143	Medical Waste Supplies	5,599	38						
56086	Safety & Training	1,957	917						
56090	Drug Screening	434	196						
56095	Employee Comm Activity	67,100	7,057			(6,404)			RS-4
56125	Operatig Supplies	26,537	8,887						
56200	Travel	507	237						
56201	Meals & Entertainment	1,258	589						
57135	Equip Maintenance and Repair	242	48						
57175	Equipment Vehicle Rental	960	118						
57255	Other Prof Fees	-	-						
57324	Penalties	625	11			(635)	(833)		RS-4
60195	Dues and Subscriptions	1,490	762						
<b>42800</b>	<b>Other Collection Exp</b>	<b>152,552</b>	<b>38,692</b>			<b>(17,039)</b>	<b>(833)</b>		
40101	Disposal Landfill, Pass Thru	-	-			4,152,621	2,321,681		RS-2
40109	Disposal Landfill Intercompany	10,230,310	3,323,709			(4,097,550)	(2,321,681)		RS-2
40121	Disposal Incineration	13,305	-						
40122	Other Disposal	7,841	756			(6,168)	6,168		RS-4
<b>43600</b>	<b>Dump Fee and Charges</b>	<b>10,251,456</b>	<b>3,324,464</b>			<b>48,904</b>	<b>6,168</b>		
40869	Processing Fees MRF Intercompan	-	-			658,933	231,367		RS-3
<b>43800</b>	<b>Processing Fee</b>	<b>-</b>	<b>-</b>			<b>658,933</b>	<b>231,367</b>		
60010	Salaries	22,919	5,478				21		RS-5
60030	Bonuses and Commissions	3,541	99						
60060	Group Insurance	8,238	1,883						
60065	Vacation Pay	434	132						
60086	Safety & Training	-	-						
60095	Employee Comm Activity	-	-						
60200	Travel	-	-						
60205	Travel - Auto	238	122						
60210	Office Supplies and Equip	-	-						
<b>44000</b>	<b>Sales</b>	<b>35,370</b>	<b>7,713</b>			<b>-</b>	<b>21</b>		
43002	UTC Fee	95,457	39,029			(238)			RS-7
<b>44300</b>	<b>WUTC Fee</b>	<b>95,457</b>	<b>39,029</b>			<b>(238)</b>	<b>-</b>		
60201	Entertainment	-	-						
60225	Advertising & Promotion	(970)	-			970			RS-15
70225	Advertising	1,536	-			(970)			RS-15
<b>44500</b>	<b>Advertising Exp</b>	<b>566</b>	<b>-</b>			<b>-</b>	<b>-</b>		
59271	Property and Liability Insurance	-	-						
59340	Self Insurance Premium	93,654	27,087						
59341	A&L - Current Year Claims	-	27,251						
59342	Prior Year Claims	-	-						
59401	Insurance claim repairs	-	12,703						
<b>45300</b>	<b>Public Liability</b>	<b>93,654</b>	<b>67,041</b>			<b>-</b>	<b>-</b>		

**Confidential Per WAC 480-07-160**

Murrey's Disposal Company, Inc.							
American Disposal Company, Inc.							
Consolidated Income Statement							
January 1, 2015 - December 31, 2015							
		Pro forma	Pro Forma	Adjusted	Allocate	Allocate	
		Adjustments	Adjustments	Total	2111-2131	2140-2160	
	Revenue:	2111-2131	2140-2160				
52087	Drug Screening						
52185	Travel				524		Actual
55143	Medical Waste Supplies				5,785		Actual
56086	Safety & Training				3,036		Rt Hrs
56090	Drug Screening				720		Rt Hrs
56095	Employee Comm Activity				67,752		Actual
56125	Operatig Supplies				32,811		Rt Hrs
56200	Travel				786		Rt Hrs
56201	Meals & Entertainment				1,951		Rt Hrs
57135	Equip Maintenance and Repair				228		Rt Hrs
57175	Equipment Vehicle Rental				1,078		Actual
57255	Other Prof Fees						
57324	Penalties						
60195	Dues and Subscriptions				2,252		Actual
<b>42800</b>	<b>Other Collection Exp</b>	-			<b>174,869</b>		
40101	Disposal Landfill, Pass Thru	25,080		P-1	4,177,701		Disp Schedule
40109	Disposal Landfill Intercompany	56,751		P-1	9,513,219		Disp Schedule
40121	Disposal Incineration				13,305		Disp Schedule
40122	Other Disposal				2,430		Disp Schedule
<b>43600</b>	<b>Dump Fee and Charges</b>	<b>81,831</b>			<b>13,706,655</b>		-
40869	Processing Fees MRF Intercompan				658,933		Recycling Tons
<b>43800</b>	<b>Processing Fee</b>	-			<b>658,933</b>		
					-		
60010	Salaries	2,960	484	P-3	72,228		Recycling Tons
60030	Bonuses and Commissions				45,876		Recycling Tons
60060	Group Insurance				16,924		Recycling Tons
60065	Vacation Pay				3,361		Recycling Tons
60086	Safety & Training						
60095	Employee Comm Activity						
60200	Travel						
60205	Travel - Auto				5,088		Recycling Tons
60210	Office Supplies and Equip				53		Recycling Tons
<b>44000</b>	<b>Sales</b>	<b>2,960</b>	<b>484</b>		<b>143,530</b>		
43002	UTC Fee				134,247		Revenue
<b>44300</b>	<b>WUTC Fee</b>	-			<b>134,247</b>		
60201	Entertainment				-		Actual
60225	Advertising & Promotion				-		Actual
70225	Advertising				566		Actual
<b>44500</b>	<b>Advertising Exp</b>	-			<b>566</b>		
59271	Property and Liability Insurance				-		Actual
59340	Self Insurance Premium				120,741		Actual
59341	A&L - Current Year Claims				27,251		Actual
59342	Prior Year Claims				-		Actual
59401	Insurance claim repairs				12,703		Actual
<b>45300</b>	<b>Public Liability</b>	-			<b>160,694</b>		

**Confidential Per WAC 480-07-160**

Murrey's Disposal Company, Inc.									
American Disposal Company, Inc.									
Consolidated Income Statement									
January 1, 2015 - December 31, 2015									
		IS	IS	IS	Total	Restating Adjustments	Restating Adjustments	Total	Restating
		2111	2131	2140-2160	Consolidated	2111-2131	2140-2160		Ref #
	<b>Revenue:</b>								
59343	WC Current Year Claims	9,774	-						
59344	WC Prior Year Claims	35,110	14,806						
59500	WC Premium	23,368	6,273						
57370	Bond Exp-WC	1,556	390						
<b>45400</b>	<b>Workmen's Comp</b>	<b>69,808</b>	<b>21,469</b>			-	-		
70010	Salaries	278,982	137,610			36,699	247		RS-5,6
70020	Wages Regular	302,619	149,269						
70025	Wages OT	41,166	20,305						
70035	Safety Bonuses	800	(74)						
70036	Bonuses	8,005	3,948						
70045	Contract Labor	21,791	10,749						
70065	Vacation	23,794	11,737						
70070	Sick Leave	5,878	2,900						
<b>46130</b>	<b>Salaries-Office</b>	<b>683,035</b>	<b>336,443</b>			<b>36,699</b>	<b>247</b>		
70149	Corp OH Allocation	679,632	298,813			(104,391)	(178,828)		RS-8
<b>46100</b>	<b>Management Fee</b>	<b>679,632</b>	<b>298,813</b>			<b>(104,391)</b>	<b>(178,828)</b>		
52200	Office Supplies	4,865	1,264						
56105	Employee Relocation	1,714	-						
56210	Office Supply and Equip	263	113						
	Customer Notifications	-	-						
57165	Communications	-	-						
57185	Postage	-	-						
57345	Security Services	-	-						
70185	Postage	10,235	5,048						
70210	Office Supplies	18,843	5,600						
70214	Credit Card Fees	81,329	36,052						
70215	Bank Charges	69	3						
70245	Payroll Processing Fee	3,601	1,083						
70300	Data Processing	98,859	48,763						
70301	Computer Software	133	65						
70302	Computer Supplies	3,024	264						
70320	Credit and Collection	21,777	10,296						
70336	Coffee Bar	13,795	4,565						
70345	Security Services	864	320						
<b>46200</b>	<b>Office &amp; Other Exp</b>	<b>259,370</b>	<b>113,438</b>			-	-		
70235	Legal	45,183	485			(500)			RS-4
<b>46300</b>	<b>Legal &amp; Accounting</b>	<b>45,183</b>	<b>485</b>			<b>(500)</b>	-		
52150	Utilities	29,360	13,751						
<b>46400</b>	<b>Utilities</b>	<b>29,360</b>	<b>13,751</b>			-	-		
52165	Communication	12,086	6,564						
56165	Communication	3,396	873						
70165	Communication	18,643	9,196						
70167	Cell Phone	32,855	16,206						

**Confidential Per WAC 480-07-160**

<b>Murrey's Disposal Company, Inc.</b>							
<b>American Disposal Company, Inc.</b>							
<b>Consolidated Income Statement</b>							
<b>January 1, 2015 - December 31, 2015</b>							
		<b>Pro forma</b>	<b>Pro Forma</b>	<b>Adjusted</b>	<b>Allocate</b>	<b>Allocate</b>	
		<b>Adjustments</b>	<b>Adjustments</b>	<b>Total</b>	<b>2111-2131</b>	<b>2140-2160</b>	
	<b>Revenue:</b>	<b>2111-2131</b>	<b>2140-2160</b>				
59343	WC Current Year Claims				9,774		Actual
59344	WC Prior Year Claims				49,916		Actual
59500	WC Premium				29,641		Actual
57370	Bond Exp-WC				1,946		Actual
<b>45400</b>	<b>Workmen's Comp</b>	<b>-</b>			<b>91,278</b>		
70010	Salaries	23,535	7,195	<b>P-3</b>	457,742		T-Cust Cnt
70020	Wages Regular				447,900		T-Cust Cnt
70025	Wages OT				60,929		T-Cust Cnt
70035	Safety Bonuses				352		T-Cust Cnt
70036	Bonuses				11,848		T-Cust Cnt
70045	Contract Labor				32,252		T-Cust Cnt
70065	Vacation				35,217		T-Cust Cnt
70070	Sick Leave				8,701		T-Cust Cnt
<b>46130</b>	<b>Salaries-Office</b>	<b>23,535</b>	<b>7,195</b>		<b>1,054,940</b>		
70149	Corp OH Allocation	686			874,740		Revenue
<b>46100</b>	<b>Management Fee</b>	<b>686</b>	<b>-</b>		<b>874,740</b>		
52200	Office Supplies				7,270		T-Cust Cnt
56105	Employee Relocation				1,135		T-Cust Cnt
56210	Office Supply and Equip				537		T-Cust Cnt
	Customer Notifications	33,093		<b>P-2</b>	33,093		Actual
57165	Communications						
57185	Postage						
57345	Security Services						
70185	Postage				15,283		Actual
70210	Office Supplies				21,718		T-Cust Cnt
70214	Credit Card Fees				117,381		Actual
70215	Bank Charges				72		Actual
70245	Payroll Processing Fee				5,224		B-Cust Cnt
70300	Data Processing				149,943		B-Cust Cnt
70301	Computer Software				196		T-Cust Cnt
70302	Computer Supplies				2,441		T-Cust Cnt
70320	Credit and Collection				32,073		Actual
70336	Coffee Bar				16,602		T-Cust Cnt
70345	Security Services				1,095		T-Cust Cnt
<b>46200</b>	<b>Office &amp; Other Exp</b>	<b>33,093</b>	<b>-</b>		<b>404,062</b>		
70235	Legal				45,169		Actual
<b>46300</b>	<b>Legal &amp; Accounting</b>	<b>-</b>			<b>45,169</b>		
52150	Utilities				45,541		Rt Hrs
<b>46400</b>	<b>Utilities</b>	<b>-</b>			<b>45,541</b>		
52165	Communication				18,847		Rt Hrs
56165	Communication				4,533		Rt Hrs
70165	Communication				27,593		T-Cust Cnt
70167	Cell Phone				48,628		T-Cust Cnt

Confidential Per WAC 480-07-160

Murrey's Disposal Company, Inc.									
American Disposal Company, Inc.									
Consolidated Income Statement									
January 1, 2015 - December 31, 2015									
		IS	IS	IS	Total	Restating	Restating	Total	Restating
		2111	2131	2140-2160	Consolidated	Adjustments	Adjustments		Ref #
	Revenue:					2111-2131	2140-2160		
<b>46410</b>	<b>Communication</b>	<b>66,980</b>	<b>32,839</b>			-	-		
50060	Group Insurance	413,252	193,548						
52060	Group Insurance	76,960	36,044						
55060	Group Insurance	-	-						
56060	Group Insurance	20,168	9,446						
70060	Group Insurance	141,411	69,752						
<b>46500</b>	<b>Employee Welfare</b>	<b>651,791</b>	<b>308,790</b>			-	-		
50115	Pension	35,210	16,490						
52115	Pension	7,399	1,606						
56115	Pension	3,162	1,481						
60116	Pension	-	-						
70116	Pension	8,645	4,792						
<b>46510</b>	<b>Pension</b>	<b>54,416</b>	<b>24,369</b>			-	-		
70310	Bad Debt Provision	56,337	28,153			(1,320)			RS-9
<b>46700</b>	<b>Bad Debts</b>	<b>56,337</b>	<b>28,153</b>			<b>(1,320)</b>	-		
70086	Safety & Taining	4,336	2,007						
70090	WCN Training	-	-						
70095	Employee Comm Activity	18,279	5,050			(1,885)			RS-4
70105	Employee Relocation	1,342	-						
70110	Contributions	9,793	1,245			(7,815)			RS-4
70112	Political Contribution	1,218	290			(1,508)			RS-4
70148	Alloc Exp In Distr	85,961	44,815			(26,339)			RS-8
70175	Equipment Rental	16,461	8,119						
70195	Dues & Subscriptions	24,503	4,508			(5,238)			RS-4
70200	Travel	3,017	1,488						
70201	Entertainment	2,522	352						
70202	Excursion Meetings	9,664	421						
70203	Lodging	3,494	1,724						
70205	Travel Auto	4,281	2,112						
70206	Meals	930	459						
70216	Outside Storage	5,425	2,656						
70230	External Recruiter Fees	11,246	5,498						
70231	Recruitment Advertising & Expense	252	-						
70232	Recruitment Travel Expenses	380	-						
70240	Accounting Professional Fees	5	-						
70255	Other Professional Fees	50,744	14,541			(7,237)			RS-4
70335	Miscellaneous	901	346						
<b>46900</b>	<b>Other General Expenses</b>	<b>254,753</b>	<b>95,630</b>			<b>(50,022)</b>	-		
51260	Depreciation Trks	738,893	341,922			(305,900)	(190,525)		
54260	Depreciation Cont, DB	180,536	71,635			61,036	(37,868)		
	Depreciation Service	-	-			5,389	-		
57260	Depreciation Shop	678,594	-			(650,352)	(254)		
70260	Depreciation Office	10,823	-			1,058	175		
	Office/Bldgs	-	-			193,102	128,899		
	Structures-TF Station	-	-			105,705	78,767		



Confidential Per WAC 480-07-160

Murrey's Disposal Company, Inc.							
American Disposal Company, Inc.							
Consolidated Income Statement							
January 1, 2015 - December 31, 2015							
		Pro forma	Pro Forma	Adjusted	Allocate	Allocate	
		Adjustments	Adjustments	Total	2111-2131	2140-2160	
	Revenue:	2111-2131	2140-2160				
46410	Communication	-			99,601		
50060	Group Insurance				641,002		Rt Hrs
52060	Group Insurance				119,374		Rt Hrs
55060	Group Insurance				-		Rt Hrs
56060	Group Insurance				31,283		Rt Hrs
70060	Group Insurance				209,299		T-Cust Cnt
46500	Employee Welfare	-			1,000,959		
50115	Pension				54,614		Rt Hrs
52115	Pension				5,741		Rt Hrs
56115	Pension				4,904		Rt Hrs
60116	Pension				322		Shop Hrs
70116	Pension				14,086		T-Cust Cnt
46510	Pension	-			79,668		
70310	Bad Debt Provision				83,170		Actual
46700	Bad Debts	-			83,170		
70086	Safety & Taining				5,828		T-Cust Cnt
70090	WCN Training						
70095	Employee Comm Activity				23,097		T-Cust Cnt
70105	Employee Relocation				889		T-Cust Cnt
70110	Contributions				3,223		Actual
70112	Political Contribution				-		Actual
70148	Alloc Exp In Distr				104,436		Actual
70175	Equipment Rental				24,363		T-Cust Cnt
70195	Dues & Subscriptions				23,774		Actual
70200	Travel				4,465		T-Cust Cnt
70201	Entertainment				2,283		T-Cust Cnt
70202	Excursion Meetings				7,344		T-Cust Cnt
70203	Lodging				5,172		T-Cust Cnt
70205	Travel Auto				6,336		T-Cust Cnt
70206	Meals				1,376		T-Cust Cnt
70216	Outside Storage				7,924		T-Cust Cnt
70230	External Recruiter Fees				16,387		T-Cust Cnt
70231	Recruitment Advertising & Expense				167		T-Cust Cnt
70232	Recruitment Travel Expenses				252		T-Cust Cnt
70240	Accounting Professional Fees				5		Actual
70255	Other Professional Fees				58,047		Actual
70335	Miscellaneous				1,247		Actual
46900	Other General Expenses	-	-		296,615		
51260	Depreciation Trks				774,916		Depr Schedule
54260	Depreciation Cont, DB				313,206		Depr Schedule
	Depreciation Service				5,389		Depr Schedule
57260	Depreciation Shop				28,241		Depr Schedule
70260	Depreciation Office				11,880		Depr Schedule
	Office/Bldgs				193,102		Depr Schedule
	Structures-TF Station				105,705		Depr Schedule

**Confidential Per WAC 480-07-160**

Murrey's Disposal Company, Inc.									
American Disposal Company, Inc.									
Consolidated Income Statement									
January 1, 2015 - December 31, 2015									
		IS	IS	IS	Total	Restating	Restating	Total	Restating
		2111	2131	2140-2160	Consolidated	Adjustments	Adjustments		Ref #
						2111-2131	2140-2160		
	<b>Revenue:</b>								
91010	Sale of Asset	(8,833)	-						
	Prior Rate Case Items	28,648	44,470			73,118			
<b>50000</b>	<b>Total</b>	<b>1,628,660</b>	<b>458,027</b>			<b>(516,846)</b>	<b>(20,806)</b>		
41201	Rebate & Rev Sharing	5,919	-						
<b>52000</b>	<b>Operating Tax &amp; Lic</b>	<b>5,919</b>	<b>-</b>			<b>-</b>	<b>-</b>		
43001	Taxes & Pass Thru Fees	374,119	155,392			(57,235)	(36,368)		RS-11
<b>52030</b>	<b>State Excise Tax</b>	<b>374,119</b>	<b>155,392</b>			<b>(57,235)</b>	<b>(36,368)</b>		
51295	Licenses	82,274	38,533						
57357	Permits	47,222	22,116						
<b>52200</b>	<b>Vehicle Licenses</b>	<b>129,496</b>	<b>60,650</b>			<b>-</b>	<b>-</b>		
52275	Property Tax	-	-						
54275	Property Tax	41,309	5,055						
57275	Property Tax	50,257	3,825						
70275	Property Tax	-	-						
<b>52300</b>	<b>Property Tax</b>	<b>91,566</b>	<b>8,880</b>			<b>-</b>	<b>-</b>		
50050	Payroll Taxes	210,078	98,391			3,885	3,048		
52050	Payroll Taxes	47,726	17,849			1,148	512		
55050	Payroll Taxes	-	-						
56050	Payroll Taxes	10,783	5,050			315	1		
60050	Payroll Taxes	3,202	722				2		
70050	Payroll Taxes	50,961	25,137			3,641	19		
<b>52400</b>	<b>Payroll Taxes</b>	<b>322,750</b>	<b>147,148</b>			<b>8,989</b>	<b>3,582</b>		RS-5,6
52170	Real Estate Rental - Public Recyl Y	25,778	15,248						
57170	Real Estate Rental	-	1,200						
<b>53200</b>	<b>Rent-Land, Structures</b>	<b>25,778</b>	<b>16,448</b>			<b>-</b>	<b>-</b>		
<b>70264</b>	<b>Amortization</b>	<b>-</b>	<b>625</b>			<b>(625)</b>			RS-4
	<b>Total</b>	<b>21,426,016</b>	<b>7,833,603</b>			<b>53,813</b>	<b>4,810</b>		
	Net Income (Loss)	906,120	1,234,420						
	<b>Operating Ratio</b>	<b>96%</b>	<b>86%</b>						
	Average Investment			-					

Confidential Per WAC 480-07-160

Murrey's Disposal Company, Inc.							
American Disposal Company, Inc.							
Consolidated Income Statement							
January 1, 2015 - December 31, 2015							
		Pro forma	Pro Forma	Adjusted		Allocate	Allocate
		Adjustments	Adjustments	Total		2111-2131	2140-2160
		2111-2131	2140-2160				
	<b>Revenue:</b>						
91010	Sale of Asset					(8,833)	Depr Schedule
	Prior Rate Case Items					73,118	
<b>50000</b>	<b>Total</b>	-	-			<b>1,496,723</b>	
41201	Rebate & Rev Sharing					5,919	Actual
<b>52000</b>	<b>Operating Tax &amp; Lic</b>	-	-			<b>5,919</b>	
43001	Taxes & Pass Thru Fees	1,227			P-1	473,503	Revenue
<b>52030</b>	<b>State Excise Tax</b>	<b>1,227</b>	-			<b>473,503</b>	
51295	Licenses					127,617	Rt Hrs
57357	Permits					73,247	Rt Hrs
<b>52200</b>	<b>Vehicle Licenses</b>	-	-			<b>200,864</b>	
52275	Property Tax						
54275	Property Tax					57,190	T-Cust Cnt
57275	Property Tax					64,458	T-Cust Cnt
70275	Property Tax					-	
<b>52300</b>	<b>Property Tax</b>	-				<b>121,647</b>	
50050	Payroll Taxes	6,259	5,455		PR-3	334,838	Rt Hrs
52050	Payroll Taxes	1,513	624		PR-3	72,196	Shop Hrs
55050	Payroll Taxes						
56050	Payroll Taxes	806	83		PR-3	17,306	Rt Hrs
60050	Payroll Taxes	226	37		PR-3	10,755	Recycling Tons
70050	Payroll Taxes	1,800	550		PR-3	79,408	T-Cust Cnt
<b>52400</b>	<b>Payroll Taxes</b>	<b>10,604</b>	<b>6,750</b>			<b>514,502</b>	
52170	Real Estate Rental - Public Recyl Y					45,570	Billed Resi Cust
57170	Real Estate Rental					1,200	Actual
<b>53200</b>	<b>Rent-Land, Structures</b>	-				<b>46,770</b>	
<b>70264</b>	<b>Amortization</b>	-					
	<b>Total</b>	<b>228,511</b>	<b>48,557</b>			<b>30,018,784</b>	
	Net Income (Loss)					1,973,160	
	<b>Operating Ratio</b>					93.83%	
	Average Investment					12,665,840	



Murrey's Disposal Company, Inc.												
American Disposal Company, Inc.												
Adjusted Income Statement												
January 1, 2015 - December 31, 2015												
				Total								
	Adjusted	Medical	Allocation	Route	Garbage		Residential	MF	Recycle	Yard	Allocation	
Revenue:	Book	Waste	Method	Service	Packer	Roll-off	Recycling	Recycling	Stations	Waste	Method	
56010 Salaries-Supervisor	278,002	1,590	LOB-Rt Hrs	276,412	149,662	35,752	51,299	6,206	4,335	29,158	LOS-RT Hrs	
56025 Wages O.T.	171	1	LOB-Rt Hrs	170	92	22	31	4	3	18	LOS-RT Hrs	
56036 Other Bonus	284	2	LOB-Rt Hrs	283	153	37	52	6	4	30	LOS-RT Hrs	
56045 Contract Labor	0	0	LOB-Rt Hrs	0	0	0	0	0	0	0	LOS-RT Hrs	
56065 Vacation Pay	9,459	54	LOB-Rt Hrs	9,405	5,092	1,216	1,745	211	147	992	LOS-RT Hrs	
<b>42100 Wages-Supervisor</b>	<b>287,916</b>	<b>1,647</b>		<b>286,269</b>	<b>154,999</b>	<b>37,027</b>	<b>53,129</b>	<b>6,427</b>	<b>4,490</b>	<b>30,198</b>		
50020 Wages Regular	2,879,780	16,474	LOB-Rt Hrs	2,863,306	1,550,328	370,348	531,402	64,282	44,905	302,041	LOS-RT Hrs	
Reclass Helpers to Packer Only	160,786			160,786	160,786						Actual	
50025 Wages OT	818,559		N/A	818,559	443,206	105,875	151,917	18,377	12,837	86,347	LOS-RT Hrs	
50035 Safety Bonus	54,941	314	LOB-Rt Hrs	54,627	29,577	7,066	10,138	1,226	857	5,762	LOS-RT Hrs	
50036 Other Bonus	2,611	15	LOB-Rt Hrs	2,596	1,406	336	482	58	41	274	LOS-RT Hrs	
50065 Vacation Pay	177,256	1,014	LOB-Rt Hrs	176,242	95,426	22,796	32,709	3,957	2,764	18,591	LOS-RT Hrs	
50070 Sick Pay	28,776	165	LOB-Rt Hrs	28,611	15,491	3,701	5,310	642	449	3,018	LOS-RT Hrs	
<b>42300 Total Driver Wages</b>	<b>4,122,709</b>	<b>17,981</b>		<b>4,104,728</b>	<b>2,296,221</b>	<b>510,120</b>	<b>731,958</b>	<b>88,543</b>	<b>61,853</b>	<b>416,033</b>		
50045 Contract Labor	124,485		N/A	124,485	124,485						Actual	
<b>42315 Contract Labor</b>	<b>124,485</b>	<b>0</b>		<b>124,485</b>	<b>124,485</b>	<b>0</b>	<b>0</b>	<b>0</b>	<b>0</b>	<b>0</b>		
52142 Fuel Expense	1,053,601	6,027	LOB-Rt Hrs	1,047,574	567,206	135,496	194,420	23,518	16,429	110,505	LOS-RT Hrs	
52144 Urea Additive	7,199	41	LOB-Rt Hrs	7,158	3,876	926	1,328	161	112	755	LOS-RT Hrs	
52146 Oil and Grease	80,775	462	LOB-Rt Hrs	80,313	43,485	10,388	14,905	1,803	1,260	8,472	LOS-RT Hrs	
55142 Fuel Expense	0	0	LOB-Rt Hrs	0	0	0	0	0	0	0	LOS-RT Hrs	
56142 Fuel Expense	0	0	LOB-Rt Hrs	0	0	0	0	0	0	0	LOS-RT Hrs	
<b>42400 Total Fuel and Oil</b>	<b>1,141,575</b>	<b>6,530</b>		<b>1,135,045</b>	<b>614,567</b>	<b>146,810</b>	<b>210,653</b>	<b>25,482</b>	<b>17,801</b>	<b>119,732</b>		
41121 Brokerage Cost	0											
41129 Brokerage Cost IC	0											
44168 Cost of Materials	0											
50086 Safety & Training	31,360	179	LOB-Rt Hrs	31,181	16,883	4,033	5,787	700	489	3,289	LOS-RT Hrs	
50087 Drug Screening	0				0	0	0	0	0	0	LOS-RT Hrs	
50090 Uniforms	26,586	152	LOB-Rt Hrs	26,434	14,313	3,419	4,906	593	415	2,788	LOS-RT Hrs	
50335 Miscellaneous	0				0	0	0	0	0	0	LOS-RT Hrs	
52087 Drug Screening	0				0	0	0	0	0	0	LOS-RT Hrs	
52185 Travel	524		N/A	524	284	68	97	12	8	55	LOS-RT Hrs	
55143 Medical Waste Supplies	5,785	5,785	Actual		0	0	0	0	0	0	LOS-RT Hrs	
56086 Safety & Training	3,036	17	LOB-Rt Hrs	3,018	1,634	390	560	68	47	318	LOS-RT Hrs	
56090 Drug Screening	720	4	LOB-Rt Hrs	716	388	93	133	16	11	76	LOS-RT Hrs	
56095 Employee Comm Activity	67,752	388	LOB-Rt Hrs	67,364	36,474	8,713	12,502	1,512	1,056	7,106	LOS-RT Hrs	
56125 Operatig Supplies	32,811	188	LOB-Rt Hrs	32,623	17,664	4,220	6,055	732	512	3,441	LOS-RT Hrs	
56200 Travel	786	4	LOB-Rt Hrs	782	423	101	145	18	12	82	LOS-RT Hrs	
56201 Meals & Entertainment	1,951	11	LOB-Rt Hrs	1,940	1,050	251	360	44	30	205	LOS-RT Hrs	
57135 Equip Maintenance and Repair	228	1	LOB-Rt Hrs	227	123	29	42	5	4	24	LOS-RT Hrs	
57175 Equipment Vehicle Renta	1,078		N/A	1,078	584	139	200	24	17	114	LOS-RT Hrs	
57255 Other Prof Fees	0				0	0	0	0	0	0	LOS-RT Hrs	
57324 Penalties	0				0	0	0	0	0	0	LOS-RT Hrs	
60195 Dues and Subscriptions	2,252		N/A	2,252	1,219	291	418	51	35	238	LOS-RT Hrs	
<b>42800 Other Collection Exp</b>	<b>174,869</b>	<b>6,730</b>		<b>168,139</b>	<b>91,038</b>	<b>21,748</b>	<b>31,205</b>	<b>3,775</b>	<b>2,637</b>	<b>17,736</b>		
40101 Disposal Landfill, Pass Thru	4,177,701		N/A	4,177,701		4,177,701					Actual	
40109 Disposal Landfill Intercompany	9,513,219		N/A	9,513,219	9,513,219						Actual	
40121 Disposal Incineration	13,305	13,305	Actual									
40122 Other Disposal	2,430		N/A	2,430	2,430						Actual	
<b>43600 Dump Fee and Charges</b>	<b>13,706,655</b>	<b>13,305</b>		<b>13,693,350</b>	<b>9,515,649</b>	<b>4,177,701</b>	<b>0</b>	<b>0</b>	<b>0</b>	<b>0</b>		
40869 Processing Fees MRF	658,933		N/A	658,933			618,878	19,388	20,668		Recycle Tons	
<b>43800 Processing Fee</b>	<b>658,933</b>	<b>0</b>		<b>658,933</b>	<b>0</b>	<b>0</b>	<b>618,878</b>	<b>19,388</b>	<b>20,668</b>	<b>0</b>		
60010 Salaries	72,228		N/A	72,228			67,837	2,125	2,265		Recycle Tons	

Murrey's Disposal Company, Inc.												
American Disposal Company, Inc.												
Adjusted Income Statement												
January 1, 2015 - December 31, 2015												
				Total								
	Adjusted	Medical	Allocation	Route	Garbage	Residential	MF	Recycle	Yard	Allocation		
Revenue:	Book	Waste	Method	Service	Packer	Roll-off	Recycling	Recycling	Stations	Waste	Method	
60030 Bonuses and Commissions	45,876		N/A	45,876			43,087	1,350	1,439		Recycle Tons	
60060 Group Insurance	16,924		N/A	16,924			15,895	498	531		Recycle Tons	
60065 Vacation Pay	3,361		N/A	3,361			3,157	99	105		Recycle Tons	
60086 Safety & Training	0		N/A	0			0	0	0		Recycle Tons	
60095 Employee Comm Activity	0		N/A	0			0	0	0		Recycle Tons	
60200 Travel	0		N/A	0			0	0	0		Recycle Tons	
60205 Travel - Auto	5,088		N/A	5,088			4,779	150	160		Recycle Tons	
60210 Office Supplies and Equip	53		N/A	53			49	2	2		Recycle Tons	
<b>44000 Sales</b>	<b>143,530</b>	<b>0</b>		<b>143,530</b>	<b>0</b>	<b>0</b>	<b>134,806</b>	<b>4,223</b>	<b>4,502</b>	<b>0</b>		
43002 UTC Fee	134,247	426	Revenue	133,821	78,667	26,059	17,466	1,134	849	9,645	Revenue	
<b>44300 WUTC Fee</b>	<b>134,247</b>	<b>426</b>		<b>133,821</b>	<b>78,667</b>	<b>26,059</b>	<b>17,466</b>	<b>1,134</b>	<b>849</b>	<b>9,645</b>		
60225 Advertising & Promotion	0											
70225 Advertising	566	3	LOB-Rt Hrs	563	224	1	217	2	0	118	LOS-Cust Cnt	
<b>44500 Advertising Exp</b>	<b>566</b>	<b>3</b>		<b>563</b>	<b>224</b>	<b>1</b>	<b>217</b>	<b>2</b>	<b>0</b>	<b>118</b>		
59340 Self Insurance Premium	120,741	691	LOB-Rt Hrs	120,050	65,001	15,528	22,280	2,695	1,883	12,664	LOS-RT Hrs	
59341 A&L - Current Year Claims	27,251	156	LOB-Rt Hrs	27,095	14,670	3,504	5,029	608	425	2,858	LOS-RT Hrs	
59342 Prior Year Claims	0	0	LOB-Rt Hrs	0	0	0	0	0	0	0	LOS-RT Hrs	
59401 Insurance claim repairs	12,703	73	LOB-Rt Hrs	12,630	6,838	1,634	2,344	284	198	1,332	LOS-RT Hrs	
<b>45300 Public Liability</b>	<b>160,694</b>	<b>919</b>		<b>159,775</b>	<b>86,510</b>	<b>20,666</b>	<b>29,653</b>	<b>3,587</b>	<b>2,506</b>	<b>16,854</b>		
59343 WC Current Year Claims	9,774	56	LOB-Rt Hrs	9,718	5,262	1,257	1,804	218	152	1,025	LOS-RT Hrs	
59344 WC Prior Year Claims	49,916	286	LOB-Rt Hrs	49,630	26,872	6,419	9,211	1,114	778	5,235	LOS-RT Hrs	
59500 WC Premium	29,641	170	LOB-Rt Hrs	29,472	15,957	3,812	5,470	662	462	3,109	LOS-RT Hrs	
57370 Bond Exp-WC	1,946	11	LOB-Rt Hrs	1,935	1,048	250	359	43	30	204	LOS-RT Hrs	
<b>45400 Workmen's Comp</b>	<b>91,278</b>	<b>522</b>		<b>90,755</b>	<b>49,139</b>	<b>11,739</b>	<b>16,843</b>	<b>2,037</b>	<b>1,423</b>	<b>9,573</b>		
70010 Salaries	457,742	409	LOB-Cust Cnt	457,333	182,202	1,150	176,349	1,984	86	95,561	LOS-Cust Cnt	
70020 Wages Regular	447,900	400	LOB-Cust Cnt	447,499	178,285	1,125	172,557	1,942	85	93,506	LOS-Cust Cnt	
70025 Wages OT	60,929	54	LOB-Cust Cnt	60,874	24,253	153	23,473	264	12	12,720	LOS-Cust Cnt	
70035 Safety Bonuses	352	0	LOB-Cust Cnt	352	140	1	136	2	0	73	LOS-Cust Cnt	
70036 Bonuses	11,848	11	LOB-Cust Cnt	11,837	4,716	30	4,564	51	2	2,473	LOS-Cust Cnt	
70045 Contract Labor	32,252	29	LOB-Cust Cnt	32,223	12,838	81	12,425	140	6	6,733	LOS-Cust Cnt	
70065 Vacation	35,217	31	LOB-Cust Cnt	35,185	14,018	88	13,568	153	7	7,352	LOS-Cust Cnt	
70070 Sick Leave	8,701	8	LOB-Cust Cnt	8,693	3,463	22	3,352	38	2	1,816	LOS-Cust Cnt	
<b>46130 Salaries-Office</b>	<b>1,054,940</b>	<b>942</b>		<b>1,053,998</b>	<b>419,915</b>	<b>2,651</b>	<b>406,424</b>	<b>4,573</b>	<b>199</b>	<b>220,236</b>		
70149 Corp OH Allocation	874,740	2,729	Revenue	872,011	503,887	167,599	124,771	8,226	5,746	61,782	Revenue	
<b>46100 Management Fee</b>	<b>874,740</b>	<b>2,729</b>		<b>872,011</b>	<b>503,887</b>	<b>167,599</b>	<b>124,771</b>	<b>8,226</b>	<b>5,746</b>	<b>61,782</b>		
52200 Office Supplies	7,270	6	LOB-Cust Cnt	7,263	2,894	18	2,801	32	1	1,518	LOS-Cust Cnt	
56105 Employee Relocation	1,135	1	LOB-Cust Cnt	1,134	452	3	437	5	0	237	LOS-Cust Cnt	
56210 Office Supply and Equip	537	0	LOB-Cust Cnt	536	214	1	207	2	0	112	LOS-Cust Cnt	
Customer Notifications	33,093		N/A	33,093	13,184	83	12,761	144	6	6,915	LOS-Cust Cnt	
57165 Communications	0											
57185 Postage	0											
57345 Security Services	0											
70185 Postage	15,283	14	LOB-Cust Cnt	15,270	6,083	38	5,888	66	3	3,191	LOS-Cust Cnt	
70210 Office Supplies	21,718	19	LOB-Cust Cnt	21,699	8,645	55	8,367	94	4	4,534	LOS-Cust Cnt	
70214 Credit Card Fees	117,381	105	LOB-Cust Cnt	117,276	46,723	295	45,222	509	22	24,505	LOS-Cust Cnt	
70215 Bank Charges	72	0	LOB-Cust Cnt	72	29	0	28	0	0	15	LOS-Cust Cnt	
70245 Payroll Processing Fee	5,224	5	LOB-Cust Cnt	5,219	2,079	13	2,012	23	1	1,091	LOS-Cust Cnt	
70300 Data Processing	149,943	134	LOB-Cust Cnt	149,809	59,684	377	57,767	650	28	31,303	LOS-Cust Cnt	
70301 Computer Software	196	0	LOB-Cust Cnt	196	78	0	76	1	0	41	LOS-Cust Cnt	
70302 Computer Supplies	2,441	2	LOB-Cust Cnt	2,439	972	6	940	11	0	510	LOS-Cust Cnt	
70320 Credit and Collection	32,073	29	LOB-Cust Cnt	32,045	12,767	81	12,356	139	6	6,696	LOS-Cust Cnt	
70336 Coffee Bar	16,602	15	LOB-Cust Cnt	16,587	6,608	42	6,396	72	3	3,466	LOS-Cust Cnt	

Murrey's Disposal Company, Inc.												
American Disposal Company, Inc.												
Adjusted Income Statement												
January 1, 2015 - December 31, 2015												
				Total								
	Adjusted	Medical	Allocation	Route	Garbage		Residential	MF	Recycle	Yard	Allocation	
Revenue:	Book	Waste	Method	Service	Packer	Roll-off	Recycling	Recycling	Stations	Waste	Method	
70345 Security Services	1,095	1	LOB-Cust Cnt	1,094	436	3	422	5	0	229	LOS-Cust Cnt	
<b>46200 Office &amp; Other Exp</b>	<b>404,062</b>	<b>331</b>		<b>403,731</b>	<b>160,847</b>	<b>1,015</b>	<b>155,680</b>	<b>1,752</b>	<b>76</b>	<b>84,361</b>		
70235 Legal	45,169		N/A	45,169	17,995	114	17,417	196	9	9,438	LOS-Cust Cnt	
<b>46300 Legal &amp; Accounting</b>	<b>45,169</b>	<b>0</b>		<b>45,169</b>	<b>17,995</b>	<b>114</b>	<b>17,417</b>	<b>196</b>	<b>9</b>	<b>9,438</b>		
52150 Utilities	45,541	261	LOB-RT Hrs	45,281	24,517	5,857	8,404	1,017	710	4,777	LOS-RT Hrs	
<b>46400 Utilities</b>	<b>45,541</b>	<b>261</b>		<b>45,281</b>	<b>24,517</b>	<b>5,857</b>	<b>8,404</b>	<b>1,017</b>	<b>710</b>	<b>4,777</b>		
52165 Communication	18,847	61	LOB-Shop Hrs	18,787	10,172	2,430	3,487	422	295	1,982	LOS-RT Hrs	
56165 Communication	4,533	26	LOB-RT Hrs	4,507	2,440	583	836	101	71	475	LOS-RT Hrs	
70165 Communication	27,593	158	LOB-RT Hrs	27,435	14,854	3,548	5,092	616	430	2,894	LOS-RT Hrs	
70167 Cell Phone	48,628	278	LOB-RT Hrs	48,350	26,179	6,254	8,973	1,085	758	5,100	LOS-RT Hrs	
<b>46410 Communication</b>	<b>99,601</b>	<b>523</b>		<b>99,078</b>	<b>53,646</b>	<b>12,815</b>	<b>18,388</b>	<b>2,224</b>	<b>1,554</b>	<b>10,451</b>		
50060 Group Insurance	641,002	3,667	LOB-RT Hrs	637,336	345,083	82,435	118,283	14,308	9,995	67,230	LOS-RT Hrs	
52060 Group Insurance	119,374	384	LOB-Shop Hrs	118,990	63,926	12,661	22,761	2,532	2,700	14,411	LOS-Shop Hrs	
55060 Group Insurance	0			0	0	0	0	0	0	0	LOS-RT Hrs	
56060 Group Insurance	31,283	179	LOB-RT Hrs	31,105	16,841	4,023	5,773	698	488	3,281	LOS-RT Hrs	
70060 Group Insurance	209,999	187	LOB-Cust Cnt	209,112	83,311	526	80,634	907	40	43,695	LOS-Cust Cnt	
<b>46500 Employee Welfare</b>	<b>1,000,959</b>	<b>4,417</b>		<b>996,543</b>	<b>509,161</b>	<b>99,645</b>	<b>227,451</b>	<b>18,446</b>	<b>13,222</b>	<b>128,617</b>		
50115 Pension	54,614	312	LOB-RT Hrs	54,302	29,401	7,024	10,078	1,219	852	5,728	LOS-RT Hrs	
52115 Pension	5,741	18	LOB-Shop Hrs	5,723	3,075	609	1,095	122	130	693	LOS-Shop Hrs	
56115 Pension	4,904	28	LOB-RT Hrs	4,876	2,640	631	905	109	76	514	LOS-RT Hrs	
60116 Pension	322		N/A	322			302	9	10		Recycle Tons	
70116 Pension	14,086	13	LOB-Cust Cnt	14,074	5,607	35	5,427	61	3	2,941	LOS-Cust Cnt	
<b>46510 Pension</b>	<b>79,668</b>	<b>372</b>	<b>0</b>	<b>79,296</b>	<b>40,723</b>	<b>8,299</b>	<b>17,806</b>	<b>1,521</b>	<b>1,071</b>	<b>9,876</b>		
70310 Bad Debt Provision	83,170	259	Revenue	82,910	47,909	15,935	11,863	782	546	5,874	Revenue	
<b>46700 Bad Debts</b>	<b>83,170</b>	<b>259</b>		<b>82,910</b>	<b>47,909</b>	<b>15,935</b>	<b>11,863</b>	<b>782</b>	<b>546</b>	<b>5,874</b>		
70086 Safety & Taining	5,828	5	LOB-Cust Cnt	5,823	2,320	15	2,245	25	1	1,217	LOS-Cust Cnt	
70090 WCN Training	0	0	LOB-Cust Cnt	0	0	0	0	0	0	0	LOS-Cust Cnt	
70095 Employee Comm Activity	23,097	21	LOB-Cust Cnt	23,076	9,194	58	8,898	100	4	4,822	LOS-Cust Cnt	
70105 Employee Relocation	889	1	LOB-Cust Cnt	888	354	2	342	4	0	186	LOS-Cust Cnt	
70110 Contributions	3,223	3	LOB-Cust Cnt	3,220	1,283	8	1,242	14	1	673	LOS-Cust Cnt	
70112 Political Contribution	0	0	LOB-Cust Cnt	0	0	0	0	0	0	0	LOS-Cust Cnt	
70148 Alloc Exp In Distr	104,436	93	LOB-Cust Cnt	104,343	41,570	262	40,235	453	20	21,803	LOS-Cust Cnt	
70175 Equipment Rental	24,363	22	LOB-Cust Cnt	24,341	9,698	61	9,386	106	5	5,086	LOS-Cust Cnt	
70195 Dues & Subscriptions	23,774	21	LOB-Cust Cnt	23,752	9,463	60	9,159	103	4	4,963	LOS-Cust Cnt	
70200 Travel	4,465	4	LOB-Cust Cnt	4,461	1,777	11	1,720	19	1	932	LOS-Cust Cnt	
70201 Entertainment	2,283	2	LOB-Cust Cnt	2,281	909	6	880	10	0	477	LOS-Cust Cnt	
70202 Excursion Meetings	7,344	7	LOB-Cust Cnt	7,338	2,923	18	2,829	32	1	1,533	LOS-Cust Cnt	
70203 Lodging	5,172	5	LOB-Cust Cnt	5,167	2,059	13	1,993	22	1	1,080	LOS-Cust Cnt	
70205 Travel Auto	6,336	6	LOB-Cust Cnt	6,331	2,522	16	2,441	27	1	1,323	LOS-Cust Cnt	
70206 Meals	1,376	1	LOB-Cust Cnt	1,375	548	3	530	6	0	287	LOS-Cust Cnt	
70216 Outside Storage	7,924	7	LOB-Cust Cnt	7,916	3,154	20	3,053	34	1	1,654	LOS-Cust Cnt	
70230 External Recruiter Fees	16,387	15	LOB-Cust Cnt	16,373	6,523	41	6,313	71	3	3,421	LOS-Cust Cnt	
70231 Recruitment Advertising & Expenses	167	0	LOB-Cust Cnt	167	66	0	64	1	0	35	LOS-Cust Cnt	
70232 Recruitment Travel Expenses	252	0	LOB-Cust Cnt	252	100	1	97	1	0	53	LOS-Cust Cnt	
70240 Accounting Professional Fees	5	0	LOB-Cust Cnt	5	2	0	2	0	0	1	LOS-Cust Cnt	
70255 Other Professional Fees	58,047	52	LOB-Cust Cnt	57,995	23,105	146	22,363	252	11	12,118	LOS-Cust Cnt	
70335 Miscellaneous	1,247	1	LOB-Cust Cnt	1,246	496	3	480	5	0	260	LOS-Cust Cnt	
<b>46900 Other General Expenses</b>	<b>296,615</b>	<b>265</b>		<b>296,350</b>	<b>118,066</b>	<b>745</b>	<b>114,273</b>	<b>1,286</b>	<b>56</b>	<b>61,923</b>		
51260 Depreciation Trks	774,916	4,057	Depr Schedule	770,859	413,985	47,186	175,245	680	725	133,038	LOS-Depr	
54260 Depreciation Cont, DB	313,206		N/A	313,206	55,831	42,741	147,734	2,024	2,157	62,720	LOS-Depr	
Depreciation Service	5,389		N/A	5,389	2,918	697	1,000	121	85	568	LOS-RT Hrs	

Murrey's Disposal Company, Inc.												
American Disposal Company, Inc.												
Adjusted Income Statement												
January 1, 2015 - December 31, 2015												
				Total								
	Adjusted	Medical	Allocation	Route	Garbage		Residential	MF	Recycle	Yard	Allocation	
Revenue:	Book	Waste	Method	Service	Packer	Roll-off	Recycling	Recycling	Stations	Waste	Method	
57260	Depreciation Shop	28,241	91	LOB-Shop Hrs	28,150	15,123	2,995	5,385	599	639	3,409	LOS-Shop Hrss
70260	Depreciation Office	11,880	11	LOB-Cust Cnt	11,870	4,729	30	4,577	51	2	2,480	LOS-Cust Cnt
	Structures-Office	100,574	90	LOB-Cust Cnt	100,484	40,033	253	38,747	436	19	20,996	LOS-Cust Cnt
	Structures-Shop	92,528	298	LOB-Shop Hrs	92,230	49,549	9,814	17,642	1,963	2,092	11,170	LOS-Shop Hrss
	Structures-TF Station	105,705		N/A	105,705	48,668	35,678	20,061	628	670		TF-Tons
91010	Sale of Asset	-8,833		N/A	-8,833	-7,167		-1,667				Actual
	Prior Rate Case Items	73,118	0	Actual	73,118	39,590	9,457	13,570	1,642	1,147	7,713	LOS-RT Hrs
	<b>Total</b>	<b>1,496,723</b>	<b>4,545</b>	<b>0</b>	<b>1,492,177</b>	<b>663,259</b>	<b>148,850</b>	<b>422,294</b>	<b>8,144</b>	<b>7,535</b>	<b>242,095</b>	
41201	Rebate & Rev Sharing (Franchise Fee)	5,919		N/A	5,919		5,919					Actual
<b>52000</b>	<b>Operating Tax &amp; Lic</b>	<b>5,919</b>	<b>0</b>		<b>5,919</b>	<b>0</b>	<b>5,919</b>	<b>0</b>	<b>0</b>	<b>0</b>	<b>0</b>	
43001	Taxes & Pass Thru Fees	473,503	1,497	Revenue	472,006	277,282	88,790	64,846	4,095	3,100	33,893	Revenue
<b>52300</b>	<b>State Excise Tax</b>	<b>473,503</b>	<b>1,497</b>		<b>472,006</b>	<b>277,282</b>	<b>88,790</b>	<b>64,846</b>	<b>4,095</b>	<b>3,100</b>	<b>33,893</b>	
51295	Licenses	127,617	180	Actual	127,437	69,000	16,483	23,651	2,861	1,999	13,443	LOS-RT Hrs
57357	Permits	73,247		N/A	73,247	39,659	9,474	13,594	1,644	1,149	7,727	LOS-RT Hrs
<b>52200</b>	<b>Vehicle Licenses</b>	<b>200,864</b>	<b>180</b>		<b>200,684</b>	<b>108,660</b>	<b>25,957</b>	<b>37,245</b>	<b>4,505</b>	<b>3,147</b>	<b>21,169</b>	
52275	Property Tax	0		N/A	0							
54275	Property Tax	57,190		N/A	57,190	22,784	144	22,052	248	11	11,950	LOS-Cust Cnt
57275	Property Tax	64,458		N/A	64,458	25,680	162	24,855	280	12	13,469	LOS-Cust Cnt
70275	Property Tax	0		N/A	0							
<b>52300</b>	<b>Property Tax</b>	<b>121,647</b>	<b>0</b>		<b>121,647</b>	<b>48,464</b>	<b>306</b>	<b>46,907</b>	<b>528</b>	<b>23</b>	<b>25,419</b>	
50050	Payroll Taxes	334,838	1,915	LOB-Rt Hrs	332,922	180,260	43,061	61,787	7,474	5,221	35,119	LOS-RT Hrs
52050	Payroll Taxes	72,196	232	LOB-Shop Hrs	71,964	38,661	7,657	13,765	1,532	1,633	8,715	LOS-Shop Hrs
55050	Payroll Taxes	0			0	0	0	0	0	0	0	LOS-RT Hrs
56050	Payroll Taxes	17,306	99	LOB-Rt Hrs	17,207	9,316	2,226	3,193	386	270	1,815	LOS-RT Hrs
60050	Payroll Taxes	10,755		N/A	10,755			10,102	316	337		Recycle Tons
70050	Payroll Taxes	79,408	71	LOB-Cust Cnt	79,337	31,608	200	30,592	344	15	16,578	LOS-Cust Cnt
<b>52400</b>	<b>Payroll Taxes</b>	<b>514,502</b>	<b>2,318</b>		<b>512,185</b>	<b>259,845</b>	<b>53,143</b>	<b>119,440</b>	<b>10,053</b>	<b>7,476</b>	<b>62,227</b>	
52170	Real Estate Rental	45,570		N/A	45,570	22,785		22,785				50/50 Garbage/Recycling
57170	Real Estate Rental (Glass Station)	1,200		N/A	1,200			1,200				Actual
<b>53200</b>	<b>Rent-Land, Structures</b>	<b>46,770</b>	<b>0</b>		<b>46,770</b>	<b>22,785</b>	<b>0</b>	<b>23,985</b>	<b>0</b>	<b>0</b>	<b>0</b>	
	<b>Total</b>	<b>30,018,784</b>	<b>91,443</b>		<b>29,927,340</b>	<b>17,580,917</b>	<b>5,878,368</b>	<b>4,110,568</b>	<b>284,699</b>	<b>204,863</b>	<b>1,867,924</b>	
	Net Income (Loss)	1,973,160	8,365		1,964,795	847,792	251,243	452,686	16,162	5,283	391,629	
	<b>Operating Ratio</b>	<b>93.83%</b>	<b>91.62%</b>		<b>93.84%</b>	<b>95.40%</b>	<b>95.90%</b>	<b>90.08%</b>	<b>94.63%</b>	<b>97.49%</b>	<b>82.67%</b>	
	Average Investment	12,665,840	15,096		12,650,744	5,386,942	1,313,256	3,540,513	146,499	140,469	2,123,066	



**Confidential per WAC 480-07-160**

**Murrey's-American Ratios**

These ratios are used to allocate expenses on the Consolidate IS & Line Of Service Tabs

<b>Customer Invoices:</b>				
<b>Revenue:</b>	<b>Murrey's</b>	<b>American</b>	<b>Total</b>	
<b>Garbage:</b>				
Residential	7,809,282	4,159,430	11,968,712	37.50%
Commercial	4,547,034	1,885,932	6,432,966	20.16%
Roll-Off	1,706,679	231,497	1,938,176	6.07%
Pass Thru	3,527,071	625,550	4,152,621	13.01%
	<b>17,590,065</b>	<b>6,902,409</b>	<b>24,492,474</b>	
<b>Recycling:</b>				
Residential	2,869,900	1,539,241	4,409,141	13.82%
MF Cans	126,914	20,507	147,420	0.46%
MF Containers	218,952	81,468	300,420	0.94%
Recycling Stations	172,611	37,227	209,838	0.66%
	<b>3,388,377</b>	<b>1,678,443</b>	<b>5,066,820</b>	
Yard Waste	1,588,700	667,539	2,256,239	7.07%
Medical Waste	99,662		99,662	0.31%
	<b>22,666,804</b>	<b>9,248,391</b>	<b>31,915,195</b>	100.00%
Manual Billing	<b>2,583</b>	2,205	4,787	
Service Charges	34,662	12,219	46,881	
<b>Hauling Revenue</b>	<b>22,704,049</b>	<b>9,262,814</b>	<b>31,966,863</b>	
<b>Credits</b>	(345,400)	(171,756)	(517,156)	
<b>Revenue UTC Fee</b>	<b>22,323,986</b>	<b>9,078,839</b>	<b>31,402,826</b>	
<b>Hauling Rev B+O Tax</b>	<b>22,096,721</b>	<b>9,046,460</b>	<b>31,143,181</b>	
<b>Rent B+O Tax</b>	<b>261,928</b>	<b>44,599</b>	<b>306,526</b>	

<b>Average Customer Count: (Cust Cnt)</b>	<b>Murrey's</b>	<b>American</b>	<b>Total</b>	<b>DM</b>	<b>Total</b>	<b>LOB-Cust Cnt</b>	<b>LOS-Cust Cnt</b>
						<b>Line of Business M-A Cust Cnt</b>	<b>Line of Service less Med Waste</b>
Residential	33,005	17,727	50,732				
Commercial	1,157	586	1,743				
MF	1,939	394	2,333			39.80%	39.84%
RO	305	41	346			0.25%	0.25%
Residential Recycling	33,408	17,920	51,328				
MF Cans	1,481	240	1,721			38.53%	38.56%
MF Containers	443	154	597			0.43%	0.43%
Recycling Stations	21	5	26			0.02%	0.02%
Commercial Recycling							
Box Rental							
Yard Waste	20,243	8,503	28,746			20.88%	20.90%
Medical Waste	123		123			0.09%	
<b>Total</b>	<b>92,125</b>	<b>45,570</b>	<b>137,695</b>				
<b>Total Customer Cnt (T-Cust Cnt)</b>						<b>100.00%</b>	<b>100.00%</b>

<b>Billing Only</b>					
Residential			51,328	24,680	<b>76,008</b>
Commercial			1,743	1,412	<b>3,155</b>
RO			346	719	<b>1,065</b>
Medical Waste			123		<b>123</b>
Commercial Recycling				150	<b>150</b>
Box Rental				333	<b>333</b>
<b>Less:</b>					
Buckley				(1,589)	<b>(1,589)</b>
Carbonado				(231)	<b>(231)</b>
S Prairie				(137)	<b>(137)</b>
<b>Total Customers Invoiced</b>			<b>53,540</b>	<b>25,337</b>	<b>78,877</b>
<b>Billed Cust Count</b>			<b>67.88%</b>	<b>32.12%</b>	<b>100.00%</b>
<b>Billed Resi Cust Count</b>			<b>67.53%</b>	<b>32.47%</b>	

<b>Shop Hours:</b>		
<b>Regulated-Non-Regulated</b>		
Murrey's/American	16,697.01	55.40%

Murrey's-American Ratios

These ratios are used to allocate expenses on the Consolidate IS & Line Of Service Tabs

Shop Hours:		
Line of Business (LOB)		
Med Waste	52.95	0.32%
Garb-Recycl	16,414.09	99.68%
<b>Total</b>	<b>16,467.04</b>	<b>100.00%</b>

Shop Hours:		
Line of Service (LOS)		
Packer	7,503.79	
Transfer	1,314.42	53.72%
RO	782.95	
Transfer	963.57	10.64%
Residential Recycling	2,597.95	
Transfer	541.79	19.13%
MF Recycling	332.35	
Transfer	16.97	2.13%
Recycling Stations	354.30	
Transfer	18.09	2.27%
Yard Waste	1,987.90	12.11%
<b>Total</b>	<b>16,414.09</b>	<b>100.00%</b>

Average Weekly Route Hours:				LOB-Rt Hrs
(Rt Hours)	Murrey's	American	Total M-A	Line of Business M-A
Packer Routes	775:57	465:44	1241:42	50.74%
RO	218:40	47:40	266:20	10.88%
RO Recycling				
APS Boxes				
Transfer Garb	126:13	6:51	133:04	5.44%
Transfer Recycl	35:56	18:45	54:41	2.23%
Transfer Other				
Residential Recycling	230:17	124:44	355:01	14.51%
MF Recycling	46:03	6:21	52:25	2.14%
Recycling Stations	23:43	12:18	36:01	1.47%
Commercial Recycl				
Glass Hlg	40:13		40:13	1.64%
Yard Waste	173:56	79:55	253:51	10.37%
Medical Waste	14:00		14:00	0.57%
<b>Total</b>	<b>1685:00</b>	<b>762:20</b>	<b>2447:21</b>	
<b>Rt Hrs</b>				<b>100.00%</b>
<b>Rt Hrs-Garb</b>				
<b>Rt Hrs-Pckr</b>				

Transfer Tons		
Packer	28,017	46.04%
RO	20,539	33.75%
Recycling Tons	12,296	20.21%
		100.00%

Recycling Percent		
Residential	13,753	93.92%
MF	431	2.94%
Recycling Station	459	3.14%
<b>Total M-A</b>	<b>14,643</b>	<b>100.00%</b>

Line of Service Allocation (LOS-RT Hrs)		
	Murrey's	
Packer Routes	1241:42	
Transfer	61:16	54.14%
RO	266:20	
Transfer	44:55	12.93%
Residential Recycling	355:01	
Transfer	51:22	
Glass	40:13	18.56%
MF Recycling	52:25	
Transfer	1:36	2.25%
Recycling Stations	36:01	
Transfer	1:42	1.57%
Yard Waste	253:51	10.55%
<b>Total</b>	<b>2406:27</b>	<b>100.00%</b>

**Murrey's-American Ratios**

These ratios are used to allocate expenses on the Consolidate IS & Line Of Service Tabs

<b>Depreciation:</b>	<b>Murrey's</b>	<b>American</b>	<b>Total</b>
<b>Trucks:</b>			
Packer	245,109	142,827	387,936
Transfer	56,578	-	56,578
Grizzly	-	-	-
RO	27,295	795	28,089
<b>Total</b>	<b>328,982</b>	<b>143,622</b>	<b>472,603</b>
Recycling	115,134	49,374	164,508
MF	710	-	710
<b>Total</b>	<b>115,844</b>	<b>49,374</b>	<b>165,217</b>
Yard Waste	101,698	31,341	133,038
Med Waste	4,057	-	4,057
<b>Total Trucks</b>	<b>550,580</b>	<b>224,336</b>	<b>774,916</b>
<b>Containers:</b>			
Containers	46,622	9,208	55,831
Drop Box	31,236	11,505	42,741
Recycling	118,268	29,466	147,734
MF Cont, Carts	4,181	-	4,181
Yard Waste	43,206	19,513	62,720
<b>Total</b>	<b>243,513</b>	<b>69,693</b>	<b>313,206</b>
<b>Other:</b>			
Service	4,667	722	5,389
Shop	20,562	7,679	28,241
Office	11,720	160	11,880
Other	-	-	-
Bldgs-Office	193,102	-	193,102
Bldgs-Recycle	-	-	-
Bldgs-T-Station	105,705	-	105,705
<b>Total Depr</b>	<b>335,755</b>	<b>8,562</b>	<b>344,316</b>
<b>Total Depreciation</b>	<b>1,129,847</b>	<b>302,591</b>	<b>1,432,438</b>

Murrey's-American Ratios

These ratios are used to allocate expenses on the Consolidate IS & Line Of Service Tabs

Average Inv:	Murrey's	American	Total
<b>Trucks:</b>			
Packer	1,241,395	892,017	2,133,412
Transfer	525,505		525,505
Grizzly	14,710		14,710
RO	255,633	25,868	281,501
<b>Total</b>	<b>2,037,243</b>	<b>917,885</b>	<b>2,955,128</b>
Recycling	1,020,934	478,619	1,499,552
MF	122,054	-	122,054
<b>Total</b>	<b>1,142,987</b>	<b>478,619</b>	<b>1,621,606</b>
Yard Waste	487,744	604,390	1,092,135
Med Waste	15,096		15,096
<b>Total Trucks</b>	<b>3,683,070</b>	<b>2,000,894</b>	<b>5,683,964</b>
<b>Containers:</b>			
Containers	206,679	26,777	233,456
Drop Box	95,568	27,077	122,645
Recycling	250,296	112,419	362,716
MF Cont, Carts	26,478	-	26,478
Yard Waste	193,864	84,484	278,348
<b>Total Carts, Containers</b>	<b>772,886</b>	<b>250,757</b>	<b>1,023,643</b>
<b>Other:</b>			
Service	37,296	19,678	56,974
Shop	104,868	40,710	145,579
Office	20,178	80	20,258
Other			-
Bldgs-Office	3,677,294	-	3,677,294
Bldgs-Recycle			-
Bldgs-T-Station	1,131,350		1,131,350
<b>Total Depr</b>	<b>4,970,986</b>	<b>60,469</b>	<b>5,031,455</b>
<b>Total Depreciation</b>	<b>9,426,942</b>	<b>2,312,121</b>	<b>11,739,062</b>
Land-Office	924,900		924,900
Land-T Station	724,910		724,910
Allocate Out	(723,033)		(723,033)
<b>Total Average Inv</b>	<b>10,353,719</b>	<b>2,312,121</b>	<b>12,665,840</b>

Line of Service (LOS)		
<b>Depreciation:</b>		
<b>Trucks:</b>		
Packer	387,936	
Transfer	26,049	413,985
RO	28,089	
Transfer	19,096	47,186
<b>Total</b>		
Recycling	164,508	
Transfer	10,737	175,245
MF	343	
Transfer	336	680
Recycling Stations	366	
Transfer	359	725
<b>Total</b>		
Yard Waste	133,038	133,038
<b>Total Trucks</b>	<b>770,859</b>	
<b>Containers:</b>		
Containers	55,831	
Drop Box	42,741	
Recycling	147,734	
MF Cont, Carts	2,024	
MF Recycling Stations	2,157	
Yard Waste	62,720	
	<b>313,206</b>	
<b>Other:</b>		
Service	5,389	
Shop	28,241	
Office	11,880	
Bldgs-Office	100,574	
Bldgs-Shop	92,528	
Bldgs-T-Station	105,705	
	<b>344,316</b>	
<b>Total LOS Depreciation</b>	<b>1,428,381</b>	

**Confidential per WAC 480-07-160**

**Murrey's-American Ratios**

These ratios are used to allocate expenses on the Consolidate IS & Line Of Service Tabs

Line of Service (LOS)		
<b>Average Investment</b>		
<b>Trucks:</b>		
Packer	2,133,412	
Transfer	248,724	2,382,136
RO	281,501	
Transfer	182,334	463,835
<b>Total</b>		
Recycling	1,499,552	
Transfer	102,522	1,602,074
MF	59,077	
Transfer	3,212	62,288
Recycling Stations	62,977	
Transfer	3,424	66,401
Yard Waste	1,092,135	
<b>Total Trucks</b>	<b>5,668,868</b>	
<b>Containers:</b>		
Containers	233,456	
Drop Box	122,645	
Recycling	362,716	
MF Cont, Carts	12,816	
MF Recycling Stations	13,662	
Yard Waste	278,348	
	<b>1,023,643</b>	
<b>Other:</b>		
Service	56,974	
Shop	145,579	
Office	20,258	
Bldgs-Office	1,915,263	
Bldg-Shop	1,762,030	
Bldgs-T-Station	1,131,350	
	<b>5,031,455</b>	
Land-Office	238,535	
Land Shop	98,357	
Land Parking	518,239	
Land TFS	71,647	
	<b>926,777</b>	
		<b>12,650,744</b>

Average Investment	Packer	RO	Recycl	MF	R-St	Yard Waste	
<b>Allocation:</b>							
Trucks/Transfer	2,382,136	463,835	1,602,074	62,288	66,401	1,092,135	Actual
Cont	233,456	122,645	362,716	12,816	13,662	278,348	Actual
Service	30,849	7,369	10,574	1,279	894	6,010	LOS-Rt Hrs
Shop	78,210	15,490	27,847	3,098	3,303	17,631	LOS-Shop Hrs
Office	8,071	51	7,812	88	4	4,233	LOS-Cust Cnt
Bldg-Office	763,044	4,817	738,531	8,310	362	400,200	LOS-Cust Cnt
Bldg-Shop	946,623	187,487	337,047	37,500	39,976	213,398	LOS-Shop Hrs
Bldg-TFS	520,892	381,855	214,707	6,726	7,170		TF-Tons
Land-Office	95,033	600	91,980	1,035	45	49,843	LOS-Cust Cnt
Land Shop	52,841	10,466	18,814	2,093	2,231	11,912	LOS-Shop Hrs
Land Parking	242,801	94,459	114,816	10,840	5,968	49,356	Equipment
Land TFS	32,987	24,182	13,597	426	454		TF-Tons
<b>Total</b>	<b>5,386,942</b>	<b>1,313,256</b>	<b>3,540,513</b>	<b>146,499</b>	<b>140,469</b>	<b>2,123,066</b>	<b>12,650,744</b>
<b>Equipment</b>	34	8	17	2	1	10	
	15	11	6	0	0		
	49	19	23	2	1	10	105
	46.85%	18.23%	22.15%	2.09%	1.15%	9.52%	1.00

Unit Count:	Murrey's	American	Total	
Containers	1,285	543	1,828	1.94%
Drop Boxes	206	71	277	0.29%
Recycling Carts	44,069	18,318	62,387	66.11%
MF-Cont Carts	1,042	155	1,197	1.27%
Yard Waste	19,539	9,138	28,677	30.39%
	<b>66,141</b>	<b>28,225</b>	<b>94,366</b>	100.00%
<b>Recycling Tons:</b>				
Residential	13,752.85	93.92%		
MF	430.84	2.94%		
MF Stations	459.28	3.14%		
	14,642.97	100.00%		

Restating Adjustments Summary

Murrey's/American - Combined, see Restating Expl Tab for Details

Acct No.	Description:	RS-1	RS-2	RS-3	RS-4	RS-5	RS-6	RS-7	RS-8	RS-9	RS-10	RS-11	RS-12	RS-13	RS-14	RS-15	Total
		Revenue Adjustment	Disposal Fees Incr 3/1/15	Material Processing	Unallowable Expenses	Wage Adjusts	Wage Allocation	UTC Fee	Corp/Region OH Alloc	Bad Debt	WVRA	B & O Tax	Deprec. Adjust to UTC Methodology	Legal	Previous Year Esp	Reclass	
32000	Residential	41,613															41,613
33000	Comm Containers	(39,969)															(39,969)
31000	Drop Box	39															39
31005	Pass Thru	35															35
	Recycling Materials	(63,827)															(63,827)
	Recycling Credits	673,376															673,376
	Pcards	(42,434)															(42,434)
61000	Service Charges	(2,129)															(2,129)
	<b>Total Revenue</b>	<b>566,704</b>	-	-													<b>566,704</b>
	<b>Expenses:</b>																
41200	Repair-Shop, Bldg																-
41310	Wages-Mechanic					15,008											15,008
41320	Parts & Material														21,021		21,021
41325	Supplies																-
41330	Outside Repair																-
41340	Accident Repair																-
41600	Tires-Tubes																-
41800	Other Maintenance																-
42100	Wages-Supervisor					4,120											4,120
42300	Wages-Driver					(148,096)											(148,096)
	Wages-Helpers					188,821											188,821
	Wages-Delivery					1,602											1,602
	Wages-Dispatch/Relief					8,461											8,461
42400	Fuel & Oil																-
42600	Leased Equipment																-
42800	Other Collection Expense				(11,468)												(11,468)
43600	Pass Thru		4,152,621		(6,168)												4,146,453
	Dump Fee & Charges		(4,097,550)														(4,097,550)
43650	Transport/Processing Fee			658,933													658,933
44300	WUTC Fee							(238)									(238)
44500	Advertising																-
45300	Public Liability																-
45400	Workmen's Comp																-
46130	Salaries - Office					2,557	34,141										36,699
46100	Corp OH Allocation								(104,391)								(104,391)
46200	Office & Other Expense																-
46300	Legal & Accounting				(500)												(500)
46410	Communication Phone																-
46500	Employee Welfare																-
46510	Pension																-
46700	Bad Debts									(1,320)							(1,320)
46900	Other General Expense				(30,087)				(26,339)								(56,426)
46920	Utilities																-
50200	Depr-Collection Trucks												(305,900)				(305,900)
	Depr-Cont												61,036				61,036
50300	Depr-Service Equipment												5,389				5,389
50400	Depr-Shop Equipment												(650,352)				(650,352)
50500	Depr-Office Equipment												1,058				1,058
	Building Structure, Office												193,102				193,102
	Building Structure, T-Station												105,705				105,705
	Unusual Gain/Loss																-
	Amortization				(625)								73,118				72,493
52000	Operating Tax & License																-
52030	State Excise Tax																(57,235)
52200	Vehicle License																-
52300	Property Tax																-
52400	Payroll Taxes					5,544	3,445										8,989
53200	Rent Land & Structures																-
	<b>Total Expenses</b>	-	55,071	658,933	(48,848)	78,018	37,587	(238)	(130,730)	(1,320)	-	(57,235)	(516,846)	-	-	21,021	95,413

Restating Adjustment Details							
RS-1							
<i>Adjust Income Statement to Billing Records</i>							
<i>Adjust out commodity revenue, commodity credits, and P-Card rebates from rate case revenue.</i>							
	Murrey's Billing Records	American Billing Records	Total Billing Records	Murrey's Revenue IS	American Revenue IS	Total Revenue IS	Difference
<b>Residential</b>							
Garbage	7,809,282	4,159,430	11,968,712				
Recycling	2,869,900	1,539,241	4,409,141				
Yard Waste	1,588,700	667,539	2,256,239				
<b>Total</b>	<b>12,267,881</b>	<b>6,366,210</b>	<b>18,634,091</b>	<b>12,226,956</b>	<b>6,365,522</b>	<b>18,592,478</b>	41,613
<b>Commercial/MF</b>							
Garbage	4,547,034	1,885,932	6,432,966				
Recycling Carts	130,092	20,507	150,599				
Recycling Containers	215,774	81,468	297,242				
Recycling Stations	172,611	37,227	209,838				
Medical Waste	99,662		99,662				
<b>Total</b>	<b>5,165,173</b>	<b>2,025,134</b>	<b>7,190,306</b>	<b>5,205,371</b>	<b>2,024,905</b>	<b>7,230,276</b>	(39,969)
Roll-Off	1,706,679	231,497	1,938,176	1,706,680	231,457	1,938,137	39
TF Station not in Bil Syst							
<b>Total</b>	<b>1,706,679</b>	<b>231,497</b>	<b>1,938,176</b>	<b>1,706,680</b>	<b>231,457</b>	<b>1,938,137</b>	39
Pass Thru	3,527,071	625,550	4,152,621	3,527,035	625,551	4,152,586	35
<b>Total</b>	<b>22,666,804</b>	<b>9,248,391</b>	<b>31,915,195</b>	<b>22,666,042</b>	<b>9,247,435</b>	<b>31,913,477</b>	1,718
Transfer Stn. Manually Billed	2,583	2,205	4,787	2,583	2,205	4,787	-
<b>Service Charges</b>	33,862	11,899	45,761				
NSF Fee	800	320	1,120				
P-Cards	34,662	12,219	46,881	37,013	11,997	49,010	(2,129)
				36,467	5,967	42,434	(42,434)
Residential	41,613	RS-1					
Commercial Garbage	(39,969)	RS-1					
Roll Off	39	RS-1					
Pass Through	35						
	1,718	RS-1					
Materials	(63,827)	RS-1					
Credits	673,376	RS-1					
Service Charges	(2,129)	RS-1					
P-Card Rebate	(42,434)						
Adjustment	566,704						
Pcards	(42,434)	RS-1					
Adjust to Acct 413.20							
<i>Restate 2015 Raises to Normalize Test Year:</i>							
<b>Wage Increases:</b>	<b>M-A</b>		<b>DM</b>				
Drivers	38,119	50020	36,290				
Helpers	2,606	50020	402				
Delivery	1,602	50020	495				
Dispatch/Relief	8,461	50020	2,658				
Mechanics	15,008	52020	6,693				
Supervisors	4,120	56010	12				
Office	2,557	70020	247				
Sales	-	60010	21				
<b>TOTAL</b>	<b>72,473</b>		<b>46,818</b>				
<b>Payroll Taxes:</b>							
Drivers	2,916	50050	2,776				
Helpers	199	50050	31				
Delivery	123	50050	38				
Dispatch/Relief	647	50050	203				
Mechanics	1,148	52050	512				
Supervisors	315	56050	1				
Office	196	70050	19				
Sales	-	60050	2				
<b>TOTAL</b>	<b>5,544</b>		<b>3,582</b>				
<b>Wage Increase</b>	<b>78,018</b>	RS-5	<b>50,400</b>	RS-5			
<i>Isolate Helpers so they can be allocated 100% to the Packer LOS</i>							
Helper Wages	186,215	DM	27,215	50020	RS-5		
<i>Restate In/Out Division Vice President and Division Controller Other Compensation</i>							
<b>Division Vice President Restatement In</b>							
Salary	57,874		70010				
Tax	4,113		70050				
	61,987	RS-6					
<b>Division Controller Allocation Out</b>							
Salary	(23,733)		70010				
Tax	(668)		70050				
	(24,400)	RS-6					
<b>Total Adjustment</b>	<b>37,587</b>	RS-6					

Restating Adjustment Details						
<b>Disposal</b>	2111	2131	Total			
Jan-Feb 2015 Tons	7,087	2,765	9,852			
Increase per Ton	5.59	5.59				
<b>Expense Increase</b>	<b>39,616</b>	<b>15,456</b>	<b>55,071</b>	RS-2		
<b>Break-Out Pass-through Disposal:</b>						
Total Dump Fee			13,554,018			
Pass Thru			4,152,586	RS-2		
Packer Routes			9,401,432			
Pass Thru-Billing			35			
Acct: 43600						
<b>Adjustment to true-up the Jan-Feb packer route disposal expense to recognize the \$5.59 disposal fee increase that went into effect on March 1, 2015. This needs to be done in order to have an accurate 12-month expense base.</b>						
	2111	2131	Total		2140	
<b>Processing Fee Restatement:</b>						
<b>Recycling Tons</b>						
Residential	9,110	4,642	13,753	93.92%	5,141	
MF	0	431	431	2.94%		
Recycling Stations	0	459	459	3.14%		
	\$45	\$45	\$45		\$45	
Processing Fee	409,969	248,965	\$658,933	RS-3	231,367	
Acct: 43800						
<b>Adjustment to assess a \$45. processing fee on recycling commodity tonnage. This needs to be done because the commodity value paid to the customers is grossed up by \$45 per ton.</b>						
<b>UTC Fee:</b>						
Revenue-Hauling	31,402,826		Packer 78,667	RO 26,059	Yard Waste 9,645	Med Waste 426
Rate	0.42750%		Resi Recycle 17,466	MF Recycle 1,134	Recycle Stations 849	134,247
Actual Expense	134,247					
IS	134,485					
Adjust UTC Fee to Actual	(\$238)	RS-7				
Acct: 44300						
<b>Adjustment to reflect actual 2015 expense.</b>						
<b>B &amp; O Tax:</b>						
Hauling Revenue	31,143,181	Pro forma	Packer 277,282	RO 88,790	Yard Waste 33,893	Med Waste 1,497
Rate	1.50%		Resi Recycle 64,846	MF Recycle 4,095	Recycle Stations 3,100	473,503
Retailing	306,526					
Rate	0.471%					
Recycle Materials	762,805					
Rate	0.483%			DM	29,719,934	445,799
Actual Tax	472,276	1,227	473,503		698,978	3,376
IS	529,511					449,175
Adjustment	(57,235)	RS-11				
<b>Adjust to reflect Actual Expense</b>						
Acct: 52030						
<b>Adjust Out Unallowable Expenses/Expense Reclasses:</b>						
<b>Re-Allocate Parts Credits:</b>						
52120 Parts	621,850.46	Should Be: 642,871.45	Adj 21,021	RS-15	S/B DM (21,020.99)	
See JE 52120						
<b>Adjust Acct 41320</b>						
44168 Brokerage Cost	10,000	0	(10,000)			
<b>Non Allowable Expense</b>						<i>Adjust out amount paid to SP to take commingle materials (negative commodity revenue).</i>
57324 Penalties	1,468	0	(\$1,468)			
<b>Non Allowable Expense</b>						
<b>Adjust Acct 42800</b>			(\$11,468)	RS-4		
40122 Other Disposal Incorrect Posting	8,597	2,430	(\$6,168)		\$6,168	
<b>Adjust Acct 43600</b>			(\$6,168)	RS-4		
<b>Reclass Expenses:</b>						
60225 Advertising	(970)	0	\$970	RS-15		
70225 Advertising	1,536	566	(\$970)	RS-15		
<b>Reclass Acct 44500</b>						
<b>56095 Employee &amp; Community Activities \$ 74,156 \$ 67,752 \$ (6,404)</b>						
<b>70095 Employee &amp; Community Activities \$ 23,329 \$ 21,444 \$ (1,885)</b>						
<b>70110 Contributions 11,038 3,223 (\$7,815)</b>						
<b>70112 Political Contributions 1,508 0 (\$1,508)</b>						
<b>70195 Dues</b>						
Adj WRRRA to 86%	29,011	23,774	(\$5,238)	WRRRA 14%	\$ (1,571)	Adjust out WRRRA Lobbying
Other Non-Allowable Exp				Other Non-Allow	\$ (3,667)	
					\$ (5,238)	
<b>70255 Other Professional Fees 65,284 58,047 (\$7,237)</b>				Consulting/Lobbying	\$ (7,237)	
Consulting/Lobbying						
<b>70335 Miscellaneous 1,247 1,247 \$0</b>						
<b>Non Allowable Expense \$205,573 \$175,486 (\$30,087) RS-4</b>						
<b>Adjust Acct 46900</b>						



<b>Restating Adjustment Details</b>									
70264 Amortization	625	0	(\$625)	RS-4					
<b>Non Allowable Expense</b>									
<b>Adjust Acct 70264</b>									
<b>Legal:</b>									
70235 Legal	45,669	45,169	\$ (500)	Non-Allow Legal	\$ (500)				
			RS-4						
<b>Adjustment</b>									
<b>Acct: 43300</b>									
<b>Bad Debt:</b>									
<b>Write-off</b>									
Beginning test period	1,936,173								
Ending test period	2,056,217								
	<b>120,044</b>								
<b>Recovery</b>									
Beginning test period	(465,682)								
Ending test period	(502,556)								
	<b>(36,874)</b>								
<b>Actual write-off expense</b>	<b>83,170</b>								
Income Statement	84,490								
<b>Adjustment</b>	<b>(1,320)</b>	<b>RS-9</b>							
<b>Acct: 46700</b>									
<b>Adjust bad debt expense to actual.</b>									
<b>Corporate/Region OH:</b>									
Revenue	31,966,863								
Corp OH Rate	2.734%								
	874,054								
IS	978,445								
<b>Adjustment Acct 461.00</b>	<b>(104,391)</b>	<b>RS-8</b>							
Region OH Per IS	130,775								
Region OH Per Revised Calc	104,436								
<b>Adjustment Account 46900</b>	<b>(26,339)</b>	<b>RS-8</b>							
<b>Adjust Corporate &amp; Region OH allocations to include allowable expenses based on previous rate case experience.</b>									
<b>Depreciation</b>	<b>IS, M-A</b>	<b>UTC</b>	<b>Difference</b>		<b>DM</b>	<b>DMR</b>	<b>APS</b>	<b>Total</b>	
Depreciation Trks	1,080,815	774,916	(305,900)		384,871	143,922	1,857	530,650	
Depreciation Cont. DB	252,171	313,206	61,036		141,678	124,972		266,650	
Depreciation Service Equip	-	5,389	5,389		0			0	
Depreciation Shop	678,594	28,241	(650,352)		3,825	1,423		5,248	
Depreciation Office	10,823	11,880	1,058		0	698		698	
Building Structure, Office/Shop	-	193,102	193,102		128,754		145	128,899	
Building Structure, T-Station	-	105,705	105,705		78,767			78,767	
Sale of Asset	(8,833)	(8,833)	-					0	
Unusual Gain/Loss	-	-	-					0	
<b>Total</b>	<b>2,013,569</b>	<b>1,423,605</b>	<b>(589,964)</b>	<b>RS-12</b>	<b>737,895</b>	<b>271,015</b>	<b>2,002</b>	<b>1,010,912</b>	
<b>Restate Deprec per books to UTC Methodology</b>									
<b>Acct 50000</b>									
		<b>Murrey's</b>	<b>American</b>						
<b>Amortization - Prior Rate Case Items</b>		<b>28,648</b>	<b>44,470</b>	<b>RS-12</b>					
<b>Restate-in unamortized portion of expenses Amortized over 3-year in last Rate Case Effective Oct 2013</b>									
<b>Murrey's &amp; American Only</b>									
<b>Acct: 51500</b>									
<b>Bad Debt Percent for LG</b>									
<b>Actual Bad Debt Write Off</b>	83,170								
Revenue	31,966,863								
<b>Bad Debt Percent</b>	<b>0.26%</b>	<b>To LG</b>							

**Pro forma Adjustments:**

Disposal Fee:

Annual Tons	2111	2131	Total
Pass Thru	24,487	4,341	28,828
Packer Routes	46,512	18,718	65,231
Increase	\$0.87	\$0.87	
Pass Thru	21,304	3,776	25,080
Packer Routes	40,466	16,285	56,751
<b>Actual Increase</b>	<b>61,770</b>	<b>20,061</b>	<b>81,831 P-1</b>
Before Gross-UP			

**Acct: 43600**

**Dump fee increase effective 3/1/2016**

**Increase in B & O Tax**

376 Pass-through  
851 Packer  
1,227 P-1

**Pro forma in effects of disposal fee increase effective 3/1/2016.**

Customer Notification:	2111	2131	Total
Residential	33,005	17,727	50,732
Commercial	3,096	981	4,077
RO	305	41	346
			55,155
<b>Per Customer</b>			<b>\$0.60</b>
<b>Acct: 46200</b>			<b>\$33,093 P-2</b>

**Rate increase notices to customers**

2015 Wage Increases:	M-A		DM
Drivers	66,680	50020	65,198
Helpers	3,444	50020	523
Delivery	2,658	50020	1,156
Dispatch/Relief	9,029	50020	4,434
Mechanics	19,774	52020	8,151
Supervisors	10,538	56010	1,087
Office	23,535	70010	7,195
Sales	2,960	60010	484
	<b>138,618</b>		<b>88,229</b>
<b>Payroll Taxes:</b>			
Drivers	5,101	50050	4,988
Helpers	263	50050	40
Delivery	203	50050	88
Dispatch/Relief	691	50050	339
Mechanics	1,513	52050	624
Supervisors	806	56050	83
Office	1,800	70050	550
Sales	226	60050	37
	<b>10,604</b>		<b>6,750</b>
<b>Wage Increase</b>	<b>149,222</b>		<b>94,979 P-3</b>

**Fuel Adjustment**

Jan-16 \$ (37,548.11) \$ (46,422.43) P-4

**Adjust fuel to reflect current fuel prices.**

Confidential per WAC 480-07-160

Murrey's/American/DM												
Pro Forma												
January 1, 2015 - December 31, 2015												
Description:	Per Book	Restating Adj	Restating Present Level	Proforma Adj	Proforma Present Level	Less DM	Regulated Only	Less Med Waste	Total Adjusted Pro forma	Proforma Proposed Adjusts	Proforma Proposed Level	
<b>Revenue:</b>												
31100 Residential							18,634,091	-	11,968,712	243,014	12,211,726	2.03%
Recycling							-	-	4,409,141	94,339	4,503,480	2.14%
Yard Waste							-	-	2,256,239	-	2,256,239	0.00%
31200 Commercial							7,190,306	99,662	6,432,966	130,590	6,563,556	2.03%
MF Recycling Carts							-	-	147,420	3,161	150,581	2.14%
MF Recycling							-	-	300,420	6,353	306,774	2.11%
MF Recycling Stations							-	-	209,838	3,858	213,696	1.84%
31300 Roll-Off							1,938,176	-	1,942,963	39,255	1,982,218	2.02%
31330 Pass Thru							4,177,701	-	4,177,701	-	4,177,701	
35009 Transfer Station IC							4,787	-	-	-	-	
32500 Recycling Mat							-	-	-	-	-	
35527 Commodity Credits							-	-	-	-	-	
38000 Serv Charges							46,881	146	46,735	-	46,735	
38001 P-Cards							-	-	-	-	-	
<b>Total</b>							<b>31,991,943</b>	<b>99,808</b>	<b>31,892,135</b>	<b>520,570</b>	<b>32,412,705</b>	
<b>Expenses:</b>												
41200 Repair-Shop, Bldg							251,640	1,439	250,201	-	250,201	
41310 Wages-Mechanic							845,535	2,719	842,816	-	842,816	
41320 Parts & Material							844,466	4,831	839,635	-	839,635	
41330 Outside Repair							139,215	0	139,215	-	139,215	
41340 Accident Repair							12,315	0	12,315	-	12,315	
41600 Tires-Tubes							193,642	1,108	192,534	-	192,534	
41800 Other Maintenance							140,120	14,644	125,476	-	125,476	
42100 Wages-Supervisor							287,916	1,647	286,269	-	286,269	
42300 Wages-Driver							4,122,709	17,981	4,104,728	-	4,104,728	
42315 Contract Labor							124,485	0	124,485	-	124,485	
42400 Fuel & Oil							1,141,575	6,530	1,135,045	-	1,135,045	
42800 Other Collection Exp							174,869	6,730	168,139	-	168,139	
43600 Dump Fee							13,706,655	13,305	13,693,350	-	13,693,350	
40869 Processing Fee							658,933	0	658,933	-	658,933	
44000 Sales							143,530	0	143,530	-	143,530	
44300 WUTC Fee							134,247	426	133,821	-	133,821	
44500 Advertising							566	3	563	-	563	
45300 Public Liability							160,694	919	159,775	-	159,775	
45400 Workmen's Comp							91,278	522	90,756	-	90,756	
46130 Salaries - Office							1,054,940	942	1,053,998	-	1,053,998	
46100 Corporate OH							874,740	2,729	872,011	-	872,011	
46200 Office & Other Exp							404,062	331	403,731	-	403,731	
46300 Legal & Accounting							45,169	0	45,169	-	45,169	
46400 Utilities							45,541	261	45,281	-	45,281	
46410 Communication Phone							99,601	523	99,078	-	99,078	
46500 Employee Welfare							1,000,959	4,417	996,543	-	996,543	
46510 Pension							79,668	372	79,296	-	79,296	
46700 Bad Debts							83,170	259	82,910	1,354	84,264	
46900 Other General Expense							296,615	265	296,350	-	296,350	
50000 Depr-Collection Equip Trks							774,916	4,057	770,859	-	770,859	
50000 Depr-Collection Cont.DB							313,206	-	313,206	-	313,206	
50000 Depr-Service Equipment							5,389	-	5,389	-	5,389	
50000 Depr-Shop Equipment							28,241	91	28,150	-	28,150	
50000 Depr-Office Equipment							11,880	11	11,870	-	11,870	
50000 Depr-Structures							193,102	387	192,714	-	192,714	
50000 Depr-Structures							105,705	-	105,705	-	105,705	
50000 Disposal of Asset							(8,833)	0	(8,833)	-	(8,833)	
52000 Operating Tax & License							5,919	0	5,919	7,809	13,728	
52030 State B & O Tax							473,503	1,497	472,006	-	472,006	
52200 Vehicle License							200,864	180	200,684	-	200,684	
52300 Property Tax							121,647	0	121,647	-	121,647	
52400 Payroll Taxes							514,502	2,318	512,185	-	512,185	
53200 Property Rent							46,770	0	46,770	-	46,770	
Amortization							0	-	-	-	0	
<b>Total Expenses</b>							<b>29,945,665</b>	<b>91,443</b>	<b>29,854,222</b>	<b>9,163</b>	<b>29,863,385</b>	
<b>Net Operating Income</b>							<b>2,046,278</b>	<b>8,365</b>	<b>2,037,913</b>		<b>2,549,320</b>	
<b>Operating Ratio</b>							<b>93.60%</b>	<b>91.62%</b>	<b>93.61%</b>		<b>92.13%</b>	
<b>Net Average Investment</b>							<b>12,665,840</b>	<b>15,096</b>	<b>12,650,744</b>		<b>12,650,744</b>	

NEW IMPROVED LURITO - GALLAGHER FORMULA - Packer-RO (Total Garbage)

!!!	Revenue Requirement	\$32,411,348	!!!<--	
!!!	Revenue Deficiency	\$519,213	!!!<--	1.63% Increase
*	Revenue	\$31,892,135	* p/f before rates	1.0656522
*	Expenses	\$29,927,340	* p/f before rates	
*	Avg. Investment -	\$12,650,744	* p/f before rates	
	curve turnover	295.71	(calculated)	
	final turnover	256.10	(calculated)	
	curve No. used	3	(calculated)	
	Company actual capital structure:	!!! OPERATING RATIO ->		92.37 !!!<--
*	Actual Debt Ratio	51.90%	Conversion factor data:	
*	Actual Equity Ratio	48.10%	B & O Tax	1.50% *
*	Actual Cost of Debt	2.99%	WUTC Fee	0.4275% *
*	Basis Pts	25%	Corp OH	*
*	Tax Rate	34%	Bad Debts	0.26% *
		Revenue Sensitive		2.19%
		Conversion Factor		0.9018

Revenue Requirement	\$32,411,348	
Less: Pass-Through DF	(4,177,701)	
Recycling Incentive	(46,669)	
Finance Charges	(46,735)	
<b>Total</b>	<b>28,140,243</b>	
Revenue	31,892,135	
Less: Pass-Through DF	(4,177,701)	
Recycling Incentive	(46,669)	
Finance Charges	(46,735)	
<b>Total</b>	<b>27,621,030</b>	
Revenue Deficiency	\$519,213	
Hauling Increase	<b>1.88% **</b>	

Increase must be grossed-up for pass-through disposal, the recycling incentive, and finance charges because by law none of these items can be increased. To realize our full revenue requirement we must gross up the increase \*\* to the other rates that can be increased.

Comparison of Individual LG's to Total Co LG		
Garbage	411,541	1.68%
Recycling	77,903	1.71%
MF Recycling	28,860	5.65%
YW	-105,575	-4.67%
	<b>412,729</b>	
Total Company	519,213	
Shortfall	<b>106,484</b>	
YW Decrease	-105,575	***
Net Difference	909	

There is a large difference between the results of the individual LG's and the Total Company LG. It is the Company's position that we are allowed to realize the full amount of the Total Company LG. The difference between the two rate setting methods appears to be due to the "over-earning" of the YW line of service, as is shown above. Therefore, the Company is proposing to leave YW rates at current levels, therefore recognizing the full revenue requirement of the Total Company LG.

\*\*\*

NEW IMPROVED LURITO - GALLAGHER FORMULA - Packer Rts

392,880

!!!	Revenue Requirement	\$18,764,831 !!!<--		
!!!	Revenue Deficiency	\$336,122 !!!<--		1.82% Garbage Increase
*	Revenue	- \$18,428,708 * p/f before rates	1,0482223	
*	Expenses	- \$17,580,917 * p/f before rates		
*	Avg. Investment -	\$5,386,942 * p/f before rates		
	curve turnover	407.95 (calculated)		
	final turnover	348.19 (calculated)		
	curve No. used	4 (calculated)		
	Company actual			
	capital structure:	!!! OPERATING RATIO ->	93.73 !!!<--	
*	Actual Debt Ratio	51.90%	Conversion factor data:	
*	Actual Equity Ratio	48.10%	B & O Tax	1.50% *
*	Actual Cost of Debt	2.99%	WUTC Fee	0.4275% *
*	Basis Pts	25%	Corp OH	* *
*	Tax Rate	34%	Bad Debts	0.26% *
		Revenue Sensitive	2.19%	
		Conversion Factor	0.9154	

Revenue Requirement	\$18,764,831	
Finance Charges	(27,031)	
Total	<u>18,737,800</u>	
Revenue	18,428,708	
Finance Charges	(27,031)	
Total	<u>18,401,678</u>	
Revenue Deficiency	\$336,122	
Hauling Increase	<b>1.83% **</b>	

Increase must be grossed-up for finance charges because by law these cannot be increased. To realize our full revenue requirement we must gross up the increase to the other rates that can be \*\* increased.

NEW IMPROVED LURITO - GALLAGHER FORMULA - RO Routes

!!!	Revenue Requirement	\$6,201,805	!!!<--	
!!!	Revenue Deficiency	\$72,193	!!!<--	1.18% RO Increase
*	Revenue	-	\$6,129,611 * p/f before rates	1.0427403
*	Expenses	-	\$5,878,368 * p/f before rates	
*	Avg. Investment -		\$1,313,256 * p/f before rates	
	curve turnover		559.52 (calculated)	
	final turnover		472.12 (calculated)	
	curve No. used		4 (calculated)	
	Company actual			
	capital structure:		!!! OPERATING RATIO ->	94.81 !!!<--
*	Actual Debt Ratio	51.90%	Conversion factor data:	
*	Actual Equity Ratio	48.10%	B & O Tax	1.50% *
*	Actual Cost of Debt	2.99%	WUTC Fee	0.4275% *
*	Basis Pts	25%	Corp OH	*
*	Tax Rate	34%	Bad Debts	0.26% *
			Revenue Sensitive	2.19%
			Conversion Factor	0.9262

Revenue Requirement	\$6,201,805
Less: DF	(4,177,701)
Less: Finance Charges	(8,947)
Total	<u>2,015,156</u>
Revenue	6,129,611
Less: DF	(4,177,701)
Less: Finance Charges	(8,947)
Total	<u>1,942,963</u>
Revenue Deficiency	\$72,193
Hauling Increase	<b>3.72%**</b>

Increase must be grossed-up for pass-through disposal and finance charges because by law these items cannot be increased. To realize our full revenue requirement we must gross up the increase to the other \*\* rates that can be increased.

NEW IMPROVED LURITO - GALLAGHER FORMULA - RO Routes

!!!	Revenue Requirement	\$24,969,861	!!!<--	
!!!	Revenue Deficiency	\$411,541	!!!<--	1.68% Garbage Increase
*	Revenue	-	\$24,558,320 * p/f before rates	1.0468486
*	Expenses	-	\$23,459,285 * p/f before rates	
*	Avg. Investment -		\$6,700,198 * p/f before rates	
	curve turnover		437.66 (calculated)	
	final turnover		372.53 (calculated)	
	curve No. used		4 (calculated)	
	Company actual			
	capital structure:		!!! OPERATING RATIO ->	93.99 !!!<--
*	Actual Debt Ratio	51.90%	Conversion factor data:	
*	Actual Equity Ratio	48.10%	B & O Tax	1.50% *
*	Actual Cost of Debt	2.99%	WUTC Fee	0.4275% *
*	Basis Pts	25%	Corp OH	* *
*	Tax Rate	34%	Bad Debts	0.26% *
			Revenue Sensitive	2.19%
			Conversion Factor	0.9180

Revenue Requirement	\$24,969,861
Less: Pass-Through DF	(4,177,701)
Less: Finance Charges	(35,978)
Total	20,756,182
Revenue	24,558,320
Less: Pass-Through DF	(4,177,701)
Less: Finance Charges	(35,978)
Total	20,344,641
Revenue Deficiency	\$411,541
Hauling Increase	2.02% **

Increase must be grossed-up for pass-through disposal and finance charges because by law these items cannot be increased. To realize our full revenue requirement we must gross up the increase to the other \*\* rates that can be increased.

NEW IMPROVED LURITO - GALLAGHER FORMULA - Packer Rts

!!!	Revenue Requirement	\$4,641,158	!!!<--		
!!!	Revenue Deficiency	\$77,903	!!!<--		1.71% Resi Recycling Increase
*	Revenue	- \$4,563,254	* p/f before rates	1.1101274	
*	Expenses	- \$4,110,568	* p/f before rates		
*	Avg. Investment -	\$3,540,513	* p/f before rates		
	curve turnover	145.13	(calculated)		
	final turnover	131.03	(calculated)		
	curve No. used	3	(calculated)		
	Company actual				
	capital structure:	!!! OPERATING RATIO ->		88.60	!!!<--
*	Actual Debt Ratio	51.90%	Conversion factor data:		
*	Actual Equity Ratio	48.10%	B & O Tax	1.50%	*
*	Actual Cost of Debt	2.99%	WUTC Fee	0.4275%	*
*	Basis Pts	25%	Corp OH		*
*	Tax Rate	34%	Bad Debts	0.26%	*
		Revenue Sensitive		2.19%	
		Conversion Factor		0.8642	

0.1212101

Revenue Requirement	\$4,641,158
Less: Recycling Incentive	(12,248)
Less: Finance Charges	(6,693)
Total	4,622,216
Revenue	4,563,254
Less: Recycling Incentive	(12,248)
Less: Finance Charges	(6,693)
Total	4,544,313
Revenue Deficiency	\$77,903
Hauling Increase	1.71%**

Increase must be grossed-up for the recycling incentive and finance charges because by law these items cannot be increased. To realize our full revenue requirement we must gross up the increase to the other \*\* rates that can be increased.



NEW IMPROVED LURITO - GALLAGHER FORMULA - Packer Rts

!!!	Revenue Requirement	\$539,868	!!!<--	
!!!	Revenue Deficiency	\$28,860	!!!<--	5.65% MF Recycling Increase
*	Revenue	-	\$511,008 * p/f before rates	1.0438048
*	Expenses	-	\$489,563 * p/f before rates	
*	Avg. Investment -	\$286,968	* p/f before rates	
	curve turnover	213.25	(calculated)	
	final turnover	187.89	(calculated)	
	curve No. used	3	(calculated)	
	Company actual			
	capital structure:	!!! OPERATING RATIO ->	90.80	!!!<--
*	Actual Debt Ratio	51.90%	Conversion factor data:	
*	Actual Equity Ratio	48.10%	B & O Tax	1.50% *
*	Actual Cost of Debt	2.99%	WUTC Fee	0.4275% *
*	Basis Pts	25%	Corp OH	*
*	Tax Rate	34%	Bad Debts	0.26% *
		Revenue Sensitive	2.19%	
		Conversion Factor	0.8861	

Revenue Requirement	\$539,868
Less: Recycling Incentive	(34,421)
Less: Finance Charges	(750)
Total	504,697
Revenue	511,008
Less: Recycling Incentive	(34,421)
Less: Finance Charges	(750)
Total	475,838
Revenue Deficiency	\$28,860
Hauling Increase	6.06%**

Increase must be grossed-up for the recycling incentive and finance charges because by law these items cannot be increased. To realize our full revenue requirement we must gross up the increase to \*\* the other rates that can be increased.

NEW IMPROVED LURITO - GALLAGHER FORMULA - Packer Rts

!!!	Revenue Requirement	\$5,181,939	!!!<--	
!!!	Revenue Deficiency	\$107,676	!!!<--	2.12% MF Recycling Increase
*	Revenue	- \$5,074,263	* p/f before rates	1.1030691
*	Expenses	- \$4,600,131	* p/f before rates	
*	Avg. Investment -	\$3,827,481	* p/f before rates	
	curve turnover	150.23	(calculated)	
	final turnover	135.32	(calculated)	
	curve No. used	3	(calculated)	
	Company actual			
	capital structure:	!!! OPERATING RATIO ->	88.82	!!!<--
*	Actual Debt Ratio	51.90%	Conversion factor data:	
*	Actual Equity Ratio	48.10%	B & O Tax	1.50% *
*	Actual Cost of Debt	2.99%	WUTC Fee	0.4275% *
*	Basis Pts	25%	Corp OH	*
*	Tax Rate	34%	Bad Debts	0.26% *
		Revenue Sensitive	2.19%	
		Conversion Factor	0.8663	

Revenue Requirement	\$5,181,939
Less: Recycling Incentive	(46,669)
Less: Finance Charges	(7,443)
Total	5,127,827
Revenue	5,074,263
Less: Recycling Incentive	(46,669)
Less: Finance Charges	(7,443)
Total	5,020,151
Revenue Deficiency	\$107,676
Hauling Increase	2.14%**

Increase must be grossed-up for the recycling incentive and finance charges because by law these items cannot be increased. To realize our full revenue requirement we must gross up the increase to \*\* the other rates that can be increased.

NEW IMPROVED LURITO - GALLAGHER FORMULA - Yard Waste

!!!	Revenue Requirement	\$2,153,978	!!!<--	
!!!	Revenue Deficiency	-\$105,575	!!!<--	-4.67% YW Increase
*	Revenue	- \$2,259,553	* p/f before rates	1.20966003
*	Expenses	- \$1,867,924	* p/f before rates	
*	Avg. Investment -	\$2,123,066	* p/f before rates	
	curve turnover	109.98	(calculated)	
	final turnover	101.58	(calculated)	
	curve No. used	2	(calculated)	
	Company actual			
	capital structure:	!!! OPERATING RATIO ->	86.61	!!!<--
*	Actual Debt Ratio	51.90%	Conversion factor data:	
*	Actual Equity Ratio	48.10%	B & O Tax	1.50% *
*	Actual Cost of Debt	2.99%	WUTC Fee	0.4275% *
*	Basis Pts	25%	Corp OH	*
*	Tax Rate	34%	Bad Debts	0.26% *
		Revenue Sensitive	2.19%	
		Conversion Factor	0.8442	

Revenue Requirement	\$2,153,978	
Finance Charges	(3,314)	
Total	<u>2,150,664</u>	
Revenue	2,259,553	
Finance Charges	(3,314)	
Total	<u>2,256,239</u>	
Revenue Deficiency	-\$105,575	
Hauling Increase	<b>-4.68% **</b>	

Increase must be grossed-up for finance charges because by law these cannot be increased. To realize our full revenue requirement we must gross up the increase to the other rates that can be \*\* increased.

**General Explanations for Audit Guidance**

	<b>Rate</b>
UTC Fee	0.4275%
<b>State B &amp; O Tax Rate</b>	
Hauling	1.5000%
Recycling Materials	0.4830%
Retailing B * O Tax	0.4710%
<b>WRRRA Fees:</b>	
Deductable Expense	86.0%
Non-Deductable (Lobbying)	14.0%
Recycling Material Processing, p/Ton	\$45.00

	<b>Frequency p/Week</b>	<b>Multiplier</b>
Weekly Pick-up	1	4.33
Every-other-week		2.17
Once a month		1.00
Extra unit		1.00
Can Count -		1.00
Each can picked up is counted therefore the cans are multiplied by (1)		
Twice a week	2	8.67
Three times a week	3	13.00
Four times a week	4	17.33
Five times a week	5	21.67

<b>Number of Pick-Ups:</b>	<b>Months</b>		
4 pick-ups per month	8	32.00	
5 pick-ups per month	4	20.00	
	<b>12</b>	<b>52.00</b>	
			<b>Annual PU's</b>
Weekly pick-up use---		<b>4.33</b>	52
Every-other-week use---		<b>2.17</b>	26
Once-a-month		<b>1.00</b>	12
Extra units		<b>1.00</b>	
Convert Annual to monthly divide by		<b>12</b>	
Time charge is charges by 15 minute increments after the first half hour to accomplish that take the rate per hour and divide by			
Half hour	2		
Quarter hour	4		

**MF Recycling**

Per yard per pickup	Current Rate	<b>4.39</b>	Item 105, Pg 28
	Proposed Rate	<b>4.48</b>	
MF Recycling Credit, per yard per pickup	As of 3-1-2016 Till 2-28-2016	<b>(0.20)</b>	Item 105, Pg 28 (0.44)
MF Recycling Incentive		<b>0.75</b>	Item 105, Pg 28
MF Recycling Station Incentive		<b>2.85</b>	Item 105, Pg 30
Residential Incentive, \$1.00 per can per month			
1 can		1.00	Item 100, Pg 21
2 can		2.00	
3 can		3.00	
4 can		4.00	
1 yard		1.0	Yard
1.5 yard		1.5	Yard
2 yard		2.0	Yard
4 yard		4.0	Yard
6 yard		6.0	Yard

<b>MF Containers - Current Rates Imbedded Recycling Charge</b>	<b>Monthly Rate PU p/Week</b>	<b>Monthly Rate PU p/Week</b>	<b>Monthly Rate PU p/Week</b>	<b>Monthly Rate PU p/Week</b>
	<b>1</b>	<b>2</b>	<b>3</b>	<b>4</b>
1 yard	19.02	38.04	57.06	76.08
1.5 yard	28.54	57.08	85.62	114.16
2 yard	38.05	76.10	114.15	152.20
4 yard	76.09	152.18	228.27	304.36
6 yard	114.14	228.28	342.42	456.56

<b>MF Containers - Proposed Rates Imbedded Recycling Charge</b>	<b>Monthly Rate PU p/Week</b>	<b>Monthly Rate PU p/Week</b>	<b>Monthly Rate PU p/Week</b>	<b>Monthly Rate PU p/Week</b>
	<b>1</b>	<b>2</b>	<b>3</b>	<b>4</b>
1 yard	19.43	38.86	58.29	77.72
1.5 yard	29.15	58.30	87.45	116.60
2 yard	38.86	77.72	116.58	155.44
4 yard	77.73	155.46	233.19	310.92
6 yard	116.59	233.18	349.77	466.36



Murrey's/American					
Price Out					
	Total	Annual	Murrey's	American	
	Increase	Revenue	Increase	Increase	
<b>RESIDENTIAL GARBAGE, RECYCLE, YW</b>					
Recycling Commodity Credits					
Recycling	91,177.50	4,342,116.42	\$ 59,351	\$ 31,827	
Recycling	2,052.31	97,736.28	\$ 1,298	\$ 754	
			\$ -	\$ -	
Restart Fee	626.52	31,598.92	\$ 427	\$ 200	-
			\$ -	\$ -	
Extra Unit	13,647.01	686,625.84	\$ 9,187	\$ 4,460	-
Returned Trip	73.24	3,693.89	\$ 46	\$ 27	-
Drive-in	350.63	17,684.28	\$ 186	\$ 165	-
Packout	48.51	2,446.79	\$ 30	\$ 19	-
Obstruction	1.23	62.06	\$ 1	\$ 0	-
Steps	-	-	\$ -	\$ -	-
Sunken	0.63	32.01	\$ 1	\$ 0	-
Packout-Recycling	30.03	1,430.24	\$ 17	\$ 13	
			\$ -	\$ -	
Recycling Only	853.74	40,657.24	\$ 605	\$ 248	
Delivery - Recycle Carts	40.39	1,923.57	\$ 30	\$ 10	
Returned Trip - Recycle Carts	20.24	964.09	\$ 11	\$ 10	
Drive-in Recycling	164.64	7,840.65	\$ 87	\$ 78	
			\$ -	\$ -	
Drive-in Yard Waste	-	642.94	\$ -	\$ -	
Returned Trip YW Tote	-	290.00	\$ -	\$ -	
Yard Waste	-	2,203,100.15	\$ -	\$ -	
Delivery - YW Tote	-	1,199.08	\$ -	\$ -	
Extra Unit YW	-	1,503.60	\$ -	\$ -	
			\$ -	\$ -	
Mini can w/recycling	4,492.89	225,972.57	\$ 2,779	\$ 1,714	-
Mini can wo/recycling	56.58	3,054.28	\$ 39	\$ 18	-
32 gal per month	1,819.41	91,642.37	\$ 1,135	\$ 684	-
1-32 gal per week w/r	143,823.97	7,225,894.94	\$ 93,374	\$ 50,450	-
1-32 gal per week wo/r	2,329.93	123,967.20	\$ 1,501	\$ 829	-
2-32 gal per week w/r	66,700.97	3,350,499.87	\$ 44,222	\$ 22,479	-
2-32 gal per week wo/r	1,137.16	61,710.34	\$ 811	\$ 327	-
3-32 gal per week w/r	5,318.52	267,071.46	\$ 3,134	\$ 2,185	-
3-32 gal per week wo/r	83.59	4,567.36	\$ 47	\$ 37	-
4-32 gal per week w/r	750.57	37,705.12	\$ 471	\$ 279	-
4-32 gal per week wo/r	23.24	1,268.57	\$ 11	\$ 12	-
5-32 gal per week w/r	97.25	4,883.49	\$ 66	\$ 31	-
5-32 gal per week wo/r	-	-	\$ -	\$ -	-
6-32 gal per week w/r	81.51	4,094.32	\$ 57	\$ 24	-
6-32 gal per week wo/r	-	-	\$ -	\$ -	-
1 Improper per week w/r	1,403.15	70,617.87	\$ 953	\$ 450	-
2 Improver per week w/r	147.87	7,443.81	\$ 90	\$ 58	-
<b>Total</b>	<b>337,353.25</b>	<b>18,921,941.65</b>	<b>\$ 219,964.55</b>	<b>\$ 117,388.70</b>	
		18,921,941.65			

Murrey's/American													
Price Out	Test Period	Test Period	Current	LG Pckr-RO	Recycling	\$ 4.39	Yard Waste	Proposed Revenue Increase					
	Customers	Revenue	Tariff Rate	Garbage	2.02%	2.14%	2.14%	0.00%	Garbage	Recycling	MF Recycling	Yard Waste	RO
<b>MULTI-FAMILY</b>													
Recycling Credit	7,204	(5,340.40)	(0.49)							-			
Recycling	7,191	51,052.76	7.10			0.15				1,095.02			
Recycling	0	-	7.10			0.15				-			
Extra Unit	6,279	25,989.97	4.14		0.08				525.87				
Extra Yard	187	4,176.70	22.49		0.45				84.92				
Container Delivery	269	10,517.91	39.10		0.79				212.76				
Recycling Commodity Credit - Yardage	16,219	(35,083.31)	(1.91)										
Recycling Incentive	5,926	4,444.50	0.75										
Drive-in	224	1,032.75	4.62		0.09				20.89				
Packout	343	705.78	2.06		0.04				14.28				
Roll-out	159	1,243.06	7.80		0.16				25.15				
Sunken	0	-	0.77		0.02				-				
Obstraction	0	-	0.77		0.02				-				
Yard Waste	4,920	32,128.75	6.53					-				-	
Delivery - Yard Waste Cart	0	-	19.34					-				-	
Extra Unit YW	0	-	2.10					-				-	
1-32 gal per week w/r	6,446	116,403.61	18.11		0.37				2,361.51				
1-32 gal per week wo/r	25	470.22	18.86						9.16				
2-32 gal per week w/r	714	20,280.37	28.46		0.58				411.24				
2-32 gal per week wo/r	0	-	29.21						-				
3-32 gal per week w/r	108	4,488.78	41.88		0.85				91.07				
3-32 gal per week wo/r	12	510.08	42.63						10.17				
4-32 gal per week w/r	57	3,147.36	55.38		1.12				63.85				
4-32 gal per week wo/r	12	671.70	56.13						13.44				
6-32 gal per week w/r	0	-	83.19		1.68				-				
1 Improper per week w/r	11	359.80	32.78		0.66				7.29				
<b>MF - Containers:</b>													
1 yd once per week	3,688	392,581.79	106.73		1.78		0.41		6,550.66		1,504.76		
1 yard twice per week	0	-	213.47						-				
1.5 yard once per week	667	99,534.27	149.69		2.45		0.61		1,635.19		408.08		
1.5 yard twice per week	24	7,166.04	299.38		4.91		1.22		117.72		29.38		
1.5 yard three times p/wk	0	-	449.06										
2 yard once per week	1,744	328,143.26	188.70		3.05		0.82		5,322.89		1,423.03		
2 yard twice per week	123	46,205.93	377.40		6.10		1.63		749.38		200.34		
2 yard three times p/wk	23	12,759.12	566.10		9.16		2.45		206.78		55.28		
4 yard once per week	271	97,186.73	358.91		5.73		1.63		1,555.72		443.12		

Murrey's/American									
Price Out									
	Total	Annual		Murrey's	American				
	Increase	Revenue		Increase	Increase				
<b>MULTI-FAMILY</b>									
Recycling Credit	-								
Recycling	1,095.02	52,147.78	0	\$ 906	\$ 190	-			
Recycling	-	-	0	\$ -	\$ -	-			
	-	-	0	\$ -	\$ -	-			
Extra Unit	525.87	26,515.84	(0)	\$ 463	\$ 63	-			
			0	\$ -	\$ -	-			
Extra Yard	84.92	4,261.62	0	\$ 58	\$ 27	-			
Container Delivery	212.76	10,730.67	(0)	\$ 136	\$ 77	-			
	-	-	0	\$ -	\$ -	-			
Recycling Commodity Credit - Yardage				\$ -	\$ -	-			
Recycling Incentive	-	4,444.50	0	\$ -	\$ -	-			
	-	-	0	\$ -	\$ -	-			
Drive-in	20.89	1,053.64	0	\$ 12	\$ 9	-			
Packout	14.28	720.06	(0)	\$ 2	\$ 13	-			
Roll-out	25.15	1,268.21	0	\$ 8	\$ 18	-			
Sunken	-	-	0	\$ -	\$ -	-			
Obstraction	-	-	0	\$ -	\$ -	-			
	-	-	0	\$ -	\$ -	-			
Yard Waste	-	32,128.75	0	\$ -	\$ -	-			
Delivery - Yard Waste Cart	-	-	0	\$ -	\$ -	-			
Extra Unit YW	-	-	0	\$ -	\$ -	-			
			0	\$ -	\$ -	-			
1-32 gal per week w/r	2,361.51	118,765.12	0	\$ 1,932	\$ 430	-			
1-32 gal per week wo/r	9.16	479.38	0	\$ 9	\$ -	-			
2-32 gal per week w/r	411.24	20,691.61	(0)	\$ 386	\$ 25	0.00			
2-32 gal per week wo/r	-	-	0	\$ -	\$ -	-			
3-32 gal per week w/r	91.07	4,579.85	(0)	\$ 71	\$ 20	-			
3-32 gal per week wo/r	10.17	520.25	(0)	\$ 10	\$ -	-			
4-32 gal per week w/r	63.85	3,211.21	0	\$ 50	\$ 13	-			
4-32 gal per week wo/r	13.44	685.14	0	\$ 13	\$ -	-			
6-32 gal per week w/r	-	-	0	\$ -	\$ -	-			
1 Improper per week w/r	7.29	367.09	(0)	\$ 7	\$ -	-			
			0	\$ -	\$ -	-			
							<b>M</b>	<b>A</b>	
<b>MF - Containers:</b>			0	\$ -	\$ -	-	<b>Recycling</b>	<b>Recycling</b>	
1 yd once per week	8,055.42	400,637.21	0	\$ 5,541	\$ 1,009	-	\$ 1,273	\$ 232	
1 yard twice per week	-	-	0	\$ -	\$ -	-	\$ -	\$ -	
1.5 yard once per week	2,043.27	101,577.54	0	\$ 1,166	\$ 469	-	\$ 291	\$ 117	
1.5 yard twice per week	147.10	7,313.14	0	\$ -	\$ 118	-	\$ -	\$ 29	
1.5 yard three times p/wk	-	-	0	\$ -	\$ -	-	\$ -	\$ -	
2 yard once per week	6,745.92	334,889.18	0	\$ 2,862	\$ 2,460	-	\$ 765	\$ 658	
2 yard twice per week	949.73	47,155.66	(0)	\$ 310	\$ 440	-	\$ 83	\$ 118	
2 yard three times p/wk	262.06	13,021.18	0	\$ 207	\$ -	-	\$ 55	\$ -	
4 yard once per week	1,998.84	99,185.57	(0)	\$ 1,321	\$ 235	-	\$ 376	\$ 67	



Murrey's/American												
Price Out				LG Pckr-RO		\$ 4.39			Proposed Revenue Increase			
	Test Period	Test Period	Current	Garbage	Recycling	MF Recycling	Yard Waste					
	Customers	Revenue	Tariff Rate	2.02%	2.14%	2.14%	0.00%	Garbage	Recycling	MF Recycling	Yard Waste	RO
4 yard twice per week	24	17,181.14	717.83	11.46		3.26		275.05		78.34		
4 yard three times p/wk	0	-	1,076.74					-				
6 yard once per week	351	176,892.78	505.27	7.92		2.45		2,781.43		859.30		
6 yard twice per week	223	224,428.51	1,010.54	15.85		4.90		3,529.09		1,090.30		
6 yard three times p/wk	24	36,283.08	1,515.80	23.77		7.34		570.55		176.27		
6 yard four times p/wk	0	-	2,021.07									
1 yard extra pu	147	3,901.40	26.65	0.54		0.09		79.05		13.81		
1/5 yard extra pu	4	146.28	36.57	0.74		0.14		2.96		0.56		
2 yard extra pu	312	14,194.47	45.58	0.92		0.19		287.68		58.76		
1 yard extra	22	585.91	26.65	0.54		0.09		11.86		2.07		
1.5 yard extra	1	36.57	36.57	0.74		0.14		0.74		0.14		
2 yard extra	28	1,272.69	45.58	0.92		0.19		25.85		5.28		
4 yard extra	4	339.56	84.89	1.72		0.38		6.87		1.51		
6 yard extra	5	593.45	118.69	2.40		0.56		12.00		2.82		
		<b>1,737,057.08</b>						<b>27,573.06</b>	<b>1,095.02</b>	<b>6,353.15</b>	-	-
<b>COMMERCIAL</b>												
Extra unit	5,941	24,440.44	4.13	0.08				496.31				
Extra yard -container	1,923	43,170.92	22.49	0.45				874.91				
Roll-out - container	470	3,666.28	7.80	0.16				74.16				
Return trip -container	96	1,478.45	15.40	0.31				29.91				
Drive-in	280	1,291.56	4.62	0.09				26.13				
Packout	145	297.84	2.06	0.04				6.02				
Steps	0	-	0.77	0.02				-				
Returned trip	5	37.18	8.25	0.17				0.75				
Time charge	52	4,198.50	80.00	1.62				84.93				
Restart fee	101	1,040.30	10.30	0.21				21.04				
Recycling Only	0	-	10.66						-			
1-32 gal once per week	1,514	26,386.87	17.47	0.35				535.20				
2-32 gal once per week	605	20,452.49	33.86	0.68				414.71				
3-32 gal once per week	105	5,333.17	50.79	1.03				108.13				
4-32 gal once per week	12	810.56	67.72	1.37				16.44				
5-32 gal once per week	0	-	84.65	1.71				-				
Improper can once p/wk	3	98.34	32.78	0.66				1.99				
1 yard once p/wk	136	11,940.01	87.81	1.78				242.46				
1.5 yard once p/wk	37	4,505.78	121.24	2.45				91.34				
1.5 yard three times p/wk	0	-	363.72	7.36				-				
2 yard once p/wk	507	76,318.63	150.90	3.05				1,548.87				

Murrey's/American									
Price Out									
	Total	Annual		Murrey's	American				
	Increase	Revenue		Increase	Increase				
4 yard twice per week	353.39	17,534.53	0	\$ 138	\$ 138	-	\$ 39	\$ 39	
4 yard three times p/wk	-	-	0	\$ -	\$ -	-	\$ -	\$ -	
6 yard once per week	3,640.73	180,533.51	0	\$ 2,116	\$ 666	-	\$ 654	\$ 206	
6 yard twice per week	4,619.39	229,047.90	0	\$ 2,768	\$ 761	-	\$ 855	\$ 235	
6 yard three times p/wk	746.81	37,029.89	(0)	\$ 571	\$ -	-	\$ 176	\$ -	
6 yard four times p/wk	-	-	0	\$ -	\$ -	-	\$ -	\$ -	
1 yard extra pu	92.85	3,994.25	0	\$ 55	\$ 24	-	\$ 10	\$ 4	
1/5 yard extra pu	3.52	149.80	0	\$ 3	\$ -	-	\$ -	\$ -	
2 yard extra pu	346.43	14,540.90	0	\$ 222	\$ 66	-	\$ 45	\$ 14	
	-	-	0	\$ -	\$ -	-	\$ -	\$ -	
1 yard extra	13.93	599.84	0	\$ 8	\$ 4	-	\$ 1	\$ 1	
1.5 yard extra	0.88	37.45	0	\$ 1	\$ -	-	\$ -	\$ -	
2 yard extra	31.12	1,303.81	(0)	\$ 12	\$ 14	-	\$ 2	\$ 3	
4 yard extra	8.38	347.94	(0)	\$ 7	\$ -	-	\$ 2	\$ -	
6 yard extra	14.83	608.28	0	\$ 12	\$ -	-	\$ 3	\$ -	
	<b>35,021.23</b>	<b>1,772,078.31</b>		<b>\$ 21,380.91</b>	<b>\$ 7,287.18</b>		<b>\$ 4,632</b>	<b>\$ 1,722</b>	
	1,772,078.31	1,772,078.31	0						
<b>COMMERCIAL</b>									
Extra unit	496.31	24,936.75		\$ 365	\$ 131				
				\$ -	\$ -				
Extra yard -container	874.91	44,045.83		\$ 588	\$ 287				
Roll-out - container	74.16			\$ 27	\$ 47				
Return trip -container	29.91	1,508.36		\$ 18	\$ 12				
	-	-		\$ -	\$ -				
Drive-in	26.13	1,317.69		\$ 14	\$ 12				
Packout	6.02	303.86		\$ 3	\$ 3				
Steps	-	-		\$ -	\$ -				
Returned trip	0.75	37.93		\$ 1	\$ -				
Time charge	84.93			\$ 84	\$ 0				
Restart fee	21.04	1,061.34		\$ 15	\$ 6				
				\$ -	\$ -				
Recycling Only	-	-		\$ -	\$ -				
				\$ -	\$ -				
1-32 gal once per week	535.20	26,922.07		\$ 300	\$ 235				
2-32 gal once per week	414.71	20,867.20		\$ 227	\$ 188				
3-32 gal once per week	108.13	5,441.30		\$ 59	\$ 50				
4-32 gal once per week	16.44	827.00		\$ -	\$ 16				
5-32 gal once per week	-	-		\$ -	\$ -				
Improper can once p/wk	1.99	100.33		\$ 1	\$ 1				
				\$ -	\$ -				
				\$ -	\$ -				
1 yard once p/wk	242.46	12,182.47		\$ 179	\$ 64				
1.5 yard once p/wk	91.34	4,597.12		\$ 62	\$ 29				
1.5 yard three times p/wk	-	-		\$ -	\$ -				
2 yard once p/wk	1,548.87	77,867.50		\$ 1,218	\$ 331				

Murrey's/American												
Price Out				LG Pckr-RO		\$ 4.39			Proposed Revenue Increase			
	Test Period	Test Period	Current	Garbage	Recycling	MF Recycling	Yard Waste					
	Customers	Revenue	Tariff Rate	2.02%	2.14%	2.14%	0.00%	Garbage	Recycling	MF Recycling	Yard Waste	RO
2 yard twice p/wk	40	12,151.36	301.80	6.10				246.49				
2 yard three times p/wk	24	10,827.92	452.70	9.16				219.78				
4 yard once p/wk	2,256	636,802.86	283.27	5.73				12,925.64				
4 yard twice p/wk	393	221,650.51	566.54	11.46				4,499.26				
4 yard three times p/wk	37	31,474.99	849.81	17.19				638.91				
4 yard four times p/wk	12	13,272.66	1,133.07	22.92				269.31				
6 yard once p/wk	1,590	620,693.09	391.74	7.92				12,599.33				
6 yard twice p/wk	1,091	852,390.65	783.47	15.85				17,297.67				
6 yard three times p/wk	167	196,094.90	1,175.21	23.77				3,981.78				
6 yard four times p/wk	47	74,113.64	1,566.94	31.70				1,501.64				
6 yard five times p/wk	40	77,341.18	1,958.68	39.62				1,570.98				
2 yard comp once p/w 2:25:1	12	3,833.74	320.64	6.49				77.83				
2 yard comp twice p/w 2:25:1	0	-	641.27	12.97				-				
4 yard comp once p/w 2:25:1	12	7,076.95	580.52	11.74				143.75				
4 yard comp once p/w 4:1	12	11,018.08	922.07	18.65				223.83				
4 yard comp once p/w 5:1	13	13,335.85	1,032.58	20.89				271.54				
4 yard comp twice p/w 5:1	0	-	2,065.15	41.77				-				
4 yard comp 3X p/w 2.25:1	0	-	1,741.57	35.23				-				
6 yard comp twice p/w 3:1	12	24,476.76	2,047.74	41.42				497.07				
6 yard comp once p/w 5:1	0	-	1,474.11	29.82				-				
6 yard comp twice p/w 4:1	9	24,338.31	2,632.90	53.26				492.65				
6 yard comp twice p/w 5:1	0	-	2,948.21	59.64				-				
6 yard comp 5X p/w 4:1	0	-	6,582.25	133.15				-				
3 yard comp once p/w 3:1	0	-	553.55	11.20				-				
3 yard comp twice p/w 3:1	12	13,230.88	1,107.09	22.39				268.74				
3 yard comp on call 3:1	0	-	133.84	2.71				-				
4 yard comp on call 5:1	18	4,354.74	244.47	4.95				87.92				
4 yard comp eow 5:1	12	6,180.46	517.48	10.47				125.61				
6 yard comp once p/w 4:1	2	6,165.03	1,316.45	26.63				53.26				
								-				
1 yard once p/wk	4,886	427,616.86	87.81	1.78				8,678.34				
1 yard twice p/wk	68	11,908.46	175.62	3.55				241.57				
1 yard three times p/wk	72	18,906.84	263.44	5.33				383.69				
1.5 yard once p/wk	859	103,782.49	121.24	2.45				2,106.18				
1.5 yard twice p/wk	93	22,380.26	242.48	4.91				454.28				
2 yard once p/wk	5,081	764,208.90	150.90	3.05				15,509.39				
2 yard twice p/wk	973	292,638.94	301.80	6.10				5,939.36				
2 yard three times p/wk	110	49,781.04	452.70	9.16				1,009.61				
2 yard four times p/wk	12	7,218.60	603.60	12.21				146.52				
2 yard five times p/wk	36	27,069.78	754.50	15.26				549.45				
								-				
1 yard extra pu	80	1,768.72	22.28	0.45				35.85				
1/5 yard extra pu	14	420.00	30.00	0.61				8.50				
2 yard extra pu	515	18,900.46	36.85	0.75				383.62				

Murrey's/American					
Price Out					
	Total	Annual	Murrey's	American	
	Increase	Revenue	Increase	Increase	
2 yard twice p/wk	246.49	12,397.85	\$ 246	\$ -	
2 yard three times p/wk	219.78	11,047.70	\$ 220	\$ -	
4 yard once p/wk	12,925.64	649,728.50	\$ 9,667	\$ 3,259	
4 yard twice p/wk	4,499.26	226,149.77	\$ 3,005	\$ 1,494	
4 yard three times p/wk	638.91	32,113.90	\$ 639	\$ -	
4 yard four times p/wk	269.31	13,541.97	\$ 269	\$ -	
6 yard once p/wk	12,599.33	633,292.42	\$ 8,710	\$ 3,890	
6 yard twice p/wk	17,297.67	869,688.32	\$ 10,931	\$ 6,367	
6 yard three times p/wk	3,981.78	200,076.68	\$ 3,982	\$ -	
6 yard four times p/wk	1,501.64	75,615.28	\$ 1,502	\$ -	
6 yard five times p/wk	1,570.98	78,912.16	\$ 1,571	\$ -	
2 yard comp once p/w 2:25:1	77.83	3,911.57	\$ 78	\$ -	
2 yard comp twice p/w 2:25:1	-	-	\$ -	\$ -	
4 yard comp once p/w 2:25:1	143.75	7,220.70	\$ 144	\$ -	
4 yard comp once p/w 4:1	223.83	11,241.91	\$ 224	\$ -	
4 yard comp once p/w 5:1	271.54	13,607.39	\$ 272	\$ -	
4 yard comp twice p/w 5:1	-	-	\$ -	\$ -	
4 yard comp 3X p/w 2.25:1	-	-	\$ -	\$ -	
6 yard comp twice p/w 3:1	497.07	24,973.83	\$ -	\$ 497	
6 yard comp once p/w 5:1	-	-	\$ -	\$ -	
6 yard comp twice p/w 4:1	492.65	24,830.96	\$ 493	\$ -	
6 yard comp twice p/w 5:1	-	-	\$ -	\$ -	
6 yard comp 5X p/w 4:1	-	-	\$ -	\$ -	
3 yard comp once p/w 3:1	-	-	\$ -	\$ -	
3 yard comp twice p/w 3:1	268.74	13,499.62	\$ -	\$ 269	
3 yard comp on call 3:1	-	-	\$ -	\$ -	
4 yard comp on call 5:1	87.92	4,442.66	\$ 88	\$ -	
4 yard comp eow 5:1	125.61	6,306.07	\$ -	\$ 126	
6 yard comp once p/w 4:1	53.26	6,218.29	\$ 53	\$ -	
	-	-	\$ -	\$ -	
	-	-	\$ -	\$ -	
1 yard once p/wk	8,678.34	436,295.20	\$ 5,990	\$ 2,689	
1 yard twice p/wk	241.57	12,150.03	\$ 39	\$ 202	
1 yard three times p/wk	383.69	19,290.53	\$ -	\$ 384	
1.5 yard once p/wk	2,106.18	105,888.67	\$ 1,556	\$ 550	
1.5 yard twice p/wk	454.28	22,834.54	\$ 219	\$ 235	
2 yard once p/wk	15,509.39	779,718.29	\$ 10,226	\$ 5,283	
2 yard twice p/wk	5,939.36	298,578.30	\$ 2,533	\$ 3,407	
2 yard three times p/wk	1,009.61	50,790.65	\$ 570	\$ 440	
2 yard four times p/wk	146.52	7,365.12	\$ 147	\$ -	
2 yard five times p/wk	549.45	27,619.23	\$ 549	\$ -	
	-	-	\$ -	\$ -	
1 yard extra pu	35.85	1,804.57	\$ 15	\$ 21	
1/5 yard extra pu	8.50	428.50	\$ 8	\$ -	
2 yard extra pu	383.62	19,284.08	\$ 256	\$ 128	
			\$ -	\$ -	



Murrey's/American									
Price Out									
	Total	Annual			Murrey's	American			
	Increase	Revenue			Increase	Increase			
1 yard extra	0.45	22.34			\$ 0	\$ -			
1 yard extra	11.72	590.22			\$ 9	\$ 3			
1.5 yard extra	2.43	122.43			\$ 2	\$ -			
2 yard extra	19.38	967.54			\$ 13	\$ 6			
2 yard extra	42.49	2,142.94			\$ 25	\$ 18			
4 yard extra	68.16	3,428.36			\$ 57	\$ 11			
6 yard extra	230.25	11,596.00			\$ 221	\$ 9			
	<b>98,387.53</b>	<b>4,949,775.71</b>			<b>\$ 67,688.06</b>	<b>\$ 30,699.46</b>			
		4,949,775.71							
<b>ROLL-OFF HAULS:</b>									
<b>Perm Drop Box Rent</b>									
20 yard	689.63	34,781.42			\$ 622	\$ 68			
25 yard	969.40	48,891.90			\$ 878	\$ 92			
30 yard	2,389.02	120,490.61			\$ 2,246	\$ 143			
40 yard	126.23	6,366.23			\$ 126	\$ -			
50 yard	-	-			\$ -	\$ -			
					\$ -	\$ -			
<b>Permanent Drop Box</b>									
20 yard	1,416.02	71,417.12			\$ 1,233	\$ 183			
25 yard	2,135.73	107,716.03			\$ 1,968	\$ 168			
30 yard	6,020.68	303,654.48			\$ 5,841	\$ 180			
40 yard	590.77	29,795.77			\$ 591	\$ -			
50 yard	-	-			\$ -	\$ -			
					\$ -	\$ -			
<b>Temporary DB (rent)</b>									
20 yard	665.92	33,585.75			\$ 421	\$ 245			
25 yard	259.96	13,111.01			\$ 180	\$ 80			
30 yard	1,092.47	55,099.20			\$ 817	\$ 275			
40 yard	7.95	400.95			\$ 8	\$ -			
					\$ -	\$ -			
<b>Temporary Drop Box</b>									
20 yard	847.32	42,734.87			\$ 554	\$ 294			
25 yard	423.04	21,335.89			\$ 309	\$ 114			
30 yard	2,183.57	110,128.75			\$ 1,754	\$ 429			
40 yard	-	-			\$ -	\$ -			
					\$ -	\$ -			
<b>Cust owned Drop Box</b>									
10 yard	-	-			\$ -	\$ -			
20 yard	35.14	1,772.14			\$ 35	\$ -			
25 yard	-	-			\$ -	\$ -			
30 yard	-	-			\$ -	\$ -			
40 yard	-	-			\$ -	\$ -			
					\$ -	\$ -			
<b>Cust owned Comp</b>									
					\$ -	\$ -			

Murrey's/American												
Price Out	Test Period	Test Period	Current	LG Pckr-RO		\$ 4.39			Proposed Revenue Increase			
	Customers	Revenue	Tariff Rate	Garbage	Recycling	MF Recycling	Yard Waste	Garbage	Recycling	MF Recycling	Yard Waste	RO
10 yard	129	16,118.55	124.95	2.53								326.05
15 yard	36	4,647.60	129.10	2.61								94.01
20 yard	312	40,279.20	129.10	2.61								814.79
25 yard	629	84,223.10	133.90	2.71								1,703.71
30 yard	1,036	147,319.20	142.20	2.88								2,980.05
35 yard	26	3,822.00	147.00	2.97								77.31
40 yard	448	68,499.20	152.90	3.09								1,385.64
<b>Other Charges:</b>												
Temp DB delivery	769	68,429.39	89.00	1.80								1,384.22
Mileage	124,281	434,984.86	3.50	0.07								8,799.09
Connect/Reconnect	2,551	16,710.79	6.55	0.13								338.03
Tandem Axle	2,274	45,480.00	20.00	0.40								919.99
Special Charges	177	14,382.25	95.00	1.92								339.73
Standby	72	6,206.50	86.00	1.74								125.55
Relocate	47	4,183.00	89.00	1.80								84.62
Roclean	212	1,461.00	6.90	0.14								29.55
Tipping Fee	28,829	4,152,621.00	144.97									
Returned Trip	0	-		-								-
Haul	0	-	86.00	1.74								-
Pass Thru Dump Fee	0	-	144.97	2.93								-
Rear Load	0	-		-								-
Can Count w/Recycling	13,454	147,567.98	10.98	0.08	0.15			1,039.63	2,066.18			
Can Count - additional	46,452	176,921.92	3.82	0.08				3,589.48				
Recycling Credit	13,454	(10,089.98)	(0.49)									
Drive-in	0	-	4.62	0.09				-				
Packout	0	-	2.06	0.04				-				
<b>Recycling Stations:</b>												
2 yard pu	1,747	22,747.86	13.02			0.28				487.91		
2 yard rent	258	3,206.94	12.43			0.27				68.78		
6 yard pu	2,654	107,737.40	40.59			0.87				2,310.84		
6 yard rent	326	5,982.10	18.35			0.39				128.31		
96 gal cart	5,434	34,125.13	6.28			0.13				731.94		
96 gal rent	1,279	6,062.46	4.74			0.10				130.03		
Recycling Credit	22,310	(11,190.25)	(0.44)									
Recycling Incentive	11,302	29,976.30	2.85									
Yard Waste	2,661	17,374.09	6.53					-				-
Damage	0	-										
		<b>6,642,499.09</b>						<b>4,629.11</b>	<b>2,066.18</b>	<b>3,857.82</b>	<b>-</b>	<b>39,255.18</b>

Murrey's/American									
Price Out									
	Total	Annual		Murrey's	American				
	Increase	Revenue		Increase	Increase				
10 yard	326.05	16,444.60		\$ -	\$ 326				
15 yard	94.01	4,741.61		\$ 60	\$ 34				
20 yard	814.79	41,093.99		\$ 640	\$ 175				
25 yard	1,703.71	85,926.81		\$ 1,433	\$ 271				
30 yard	2,980.05	150,299.25		\$ 2,339	\$ 641				
35 yard	77.31	3,899.31		\$ 77	\$ -				
40 yard	1,385.64	69,884.84		\$ 1,299	\$ 87				
				\$ -	\$ -				
<b>Other Charges:</b>				\$ -	\$ -				
Temp DB delivery	1,384.22	69,813.61		\$ 990	\$ 394				
Mileage	8,799.09	443,783.95		\$ 8,613	\$ 186				
Connect/Reconnect	338.03	17,048.82		\$ 267	\$ 71				
Tandem Axle	919.99	46,399.99		\$ 749	\$ 171				
Special Charges	339.73	14,721.98		\$ 316	\$ 24				
Standby	125.55	6,332.05		\$ 100	\$ 25				
Relocate	84.62	4,267.62		\$ 77	\$ 7				
Roclean	29.55	1,490.55		\$ 25	\$ 4				
Tipping Fee		4,152,621.00		\$ -	\$ -				
Returned Trip	-	-		\$ -	\$ -				
Haul	-	-		\$ -	\$ -				
Pass Thru Dump Fee	-	-		\$ -	\$ -				
Rear Load	-	-		\$ -	\$ -			M	A
				\$ -	\$ -			Recycling	Recycling
Can Count w/Recycling	3,105.80	150,673.78		\$ 914	\$ 126	0.00	\$ 1,816	\$ 250	
Can Count - additional	3,589.48	180,511.40		\$ 3,210	\$ 379	-			
Recycling Credit				\$ -	\$ -				
				\$ -	\$ -				
Drive-in	-	-		\$ -	\$ -				
Packout	-	-		\$ -	\$ -				
				\$ -	\$ -				
				\$ -	\$ -				
<b>Recycling Stations:</b>				\$ -	\$ -				
2 yard pu	487.91	23,235.77		\$ 459	\$ 29				
2 yard rent	68.78	3,275.72		\$ 66	\$ 3				
6 yard pu	2,310.84	110,048.24		\$ 1,949	\$ 362				
6 yard rent	128.31	6,110.41		\$ 105	\$ 24				
96 gal cart	731.94	34,857.07		\$ 495	\$ 237				
96 gal rent	130.03	6,192.49		\$ 89	\$ 41				
Recycling Credit	-			\$ -	\$ -				
Recycling Incentive	-	29,976.30		\$ -	\$ -				
				\$ -	\$ -				
Yard Waste	-	17,374.09		\$ -	\$ -				
				\$ -	\$ -				
Damage	-			\$ -	\$ -				
				\$ -	\$ -				
	<b>49,808.29</b>	<b>6,692,307.38</b>		<b>\$ 41,855.03</b>	<b>\$ 5,887.08</b>				
		6,692,307.38							



Murrey's/American												
Price Out				LG Pckr-RO		\$ 4.39				Proposed Revenue Increase		
	Test Period	Test Period	Current	Garbage	Recycling	MF Recycling	Yard Waste					
	Customers	Revenue	Tariff Rate	2.02%	2.14%	2.14%	0.00%	Garbage	Recycling	MF Recycling	Yard Waste	RO
Total		31,815,532.75						373,604.10	97,500.05	10,210.97	-	39,255.18

Reconciliation of Price Out to LG					
Per Price Out	\$	412,859	\$	97,500	\$ 10,211 \$ -
Per LG	\$	411,541	\$	77,903	\$ 28,860 \$ (105,575)
Difference	\$	1,318	\$	19,597	\$ (18,649) \$ 105,575 \$ 107,841
Total LG	\$	519,213			
Total Proposed Increase	\$	520,570			
	\$	(1,357)			See "LG - Total Company" tab for explanation of rate design.

Reconciliation: Modified**					
	Revenue	Increase	% Increase		
Residential	11,968,712	243,014	2.03%		12,211,726
MF	1,581,578	32,202	2.04%		1,613,780
Commercial	4,851,388	98,388	2.03%		4,949,776
Recycling	4,396,929	94,339	2.15%		4,491,268
MF Recycling Carts	147,383	3,161	2.14%		150,545
MF Recycling	325,989	6,353	1.95%		332,342
MF Recyc Stations	179,862	3,858	2.14%		183,720
Yard Waste	2,256,239	0	0.00%		2,256,239
RO	1,938,176	39,255	2.03%		1,977,431
Pass Thru	4,152,621	0	0.00%		4,152,621
	<b>31,798,877</b>	<b>520,570</b>			<b>32,319,447</b>
				w/Pass Thru	<b>1.64%</b>
				**Actual Revenue Minus Recycling Incentive	<b>1.88%</b>



Murrey's Disposal Co., Inc. G-9			2.02%	Garbage				
American Disposal Co., Inc. G-87			2.14%	Residential Recycling				
Proposed Rates, Effective 5/1/2016			2.14%	MF Recycling				
				Yard Waste				
		12-31-2015						
		Current	Proposed	Proposed				
		Tariff	Increase	New				
		Rate		Rate				
<b>Item 50, Pg 16</b>								
Returned check charge		20.00	0.40	20.40				
<b>Item 51, Pg 17</b>								
Restart Fees		10.30	0.21	10.51				
<b>Item 21, Pg 17</b>								
Redelivery yard waste cart		19.34		19.34				
Redelivery recycle cart		20.72	0.44	21.16				
<b>Item 55, Pg 18</b>								
Over size	WG-R	7.57	0.15	7.72				
<b>Item 60, Pg 18</b>								
Charge per hour		70.00	1.42	71.42				
Minimum charge		70.00	1.42	71.42				
<b>Item 70, Pg 19</b>								
<b>Returned Trip</b>								
Cans		8.25	0.17	8.42				
Drum		15.50	0.31	15.81				
Bale		15.50	0.31	15.81				
Litter Receptacle		15.50	0.31	15.81				
Drop Box		89.00	1.80	90.80				
Container		15.40	0.31	15.71				
Recycling Carts		12.43	0.27	12.70				
Yard Waste Toter		11.60		11.60				
Recycling Containers		18.23	0.02	18.25				
<b>Item 80, Pg 21</b>								
<b>Carry-outs</b>								
Can, units 5-25'	RU-M	2.06	0.04	2.10				
Can, units +25'	RU-M	0.81	0.02	0.83				
Can, units 5-25'	CU-PU	0.476	0.01	0.49				
Can, units +25'	CU-PU	0.187	0.00	0.19				
<b>Drive-in</b>								
Driveways over 125-250'	M	4.62	0.09	4.71				
Private roads over 125-250'	M	4.62	0.09	4.71	Removed			
Driveways/private roads 250>1/10 mi	M	1.25	0.03	1.28	Removed			
For each 1/10 mile add	M	1.25	0.03	1.28	Removed			
Driveways over 125-250'	CU-PU	1.067	0.02	1.09				
Private roads over 125-250'	CU-PU	1.067	0.02	1.09	Removed			
Driveways/private roads 250>1/10 mi	CU-PU	0.289	0.01	0.30	Removed			
For each 1/10 mile add	CU-PU	0.289	0.01	0.30	Removed			
<b>Recycling and Yard Waste</b>								
Drive-in driveways/private Recycling	M	4.44	0.10	4.54				
Drive-in driveways/private YW	M	4.54		4.54				
Primitive private road	M	3.75	0.08	3.83				
<b>Item 90, Pg 22</b>								
Stairs (each step up or down)	RUM	0.77	0.02	0.79				
Overheard obstruction	RUM	0.77	0.02	0.79				
Sunken	RUM	0.77	0.02	0.79				
Stairs (each step up or down)	CU-PU	0.178	0.00	0.18				
Overheard obstruction	CU-PU	0.178	0.00	0.18				
Sunken	CU-PU	0.178	0.00	0.18				
<b>Item 100, pg 23</b>								
Mini can	WG-R	13.30	0.27	13.57				
Mini can	WG-NR	14.30	0.27	14.57				
One can	WG-R	16.62	0.34	16.96				
One can	WG-NR	17.62	0.34	17.96				
Two cans	WG-R	24.43	0.49	24.92				
Two cans	WG-NR	26.43	0.49	26.92				
Three cans	WG-R	33.90	0.69	34.59				
Three cans	WG-NR	36.90	0.69	37.59				
Four cans	WG-R	44.57	0.90	45.47				
Four cans	WG-NR	48.57	0.90	49.47				
Five cans	WG-R	54.12	1.09	55.21				
Five cans	WG-NR	59.12	1.09	60.21				
Six cans	WG-R	59.66	1.21	60.87				
Six cans	WG-NR	65.66	1.21	66.87				
One can	MG	10.30	0.21	10.51				
Recycling	EOW-R	7.10	0.15	7.25				
Recycling Only	EOW-RO	10.66	0.23	10.89				
Yard Waste	EOW-YW	6.53		6.53				
<b>Item 100, pg 24</b>								
Extra Units	Each	4.14	0.08	4.22				
Yard Waste	Each	2.10		2.10				
On Call	Each	12.59	0.25	12.84				
<b>Item 105, pg 27</b>								
One can	WG-R	18.11	0.37	18.48				
One can	WG-NR	18.86	0.37	19.23				





Murrey's Disposal Co., Inc. G-9			2.02%	Garbage				
American Disposal Co., Inc. G-87			2.14%	Residential Recycling				
Proposed Rates, Effective 5/1/2016			2.14%	MF Recycling				
				Yard Waste				
		12-31-2015						
		Current	Proposed	Proposed				
		Tariff	Increase	New				
		Rate		Rate				
6 yard	2.25	194.75	3.94	198.69				
Initial Delivery	Each	39.10	0.79	39.89				
Disconnect/connect	Each	6.55	0.13	6.68				
<b>Item 255, pg 45 3:1 compaction</b>								
2 yard	3	94.02	1.90	95.92				
3 yard	3	127.84	2.59	130.43				
4 yard	3	158.15	3.20	161.35				
6 yard	3	236.46	4.78	241.24				
<b>Special and Temporary</b>								
2 yard	3	100.02	2.02	102.04				
3 yard	3	133.84	2.71	136.55				
4 yard	3	164.15	3.32	167.47				
6 yard	3	242.46	4.90	247.36				
Initial Delivery	Each	39.10	0.79	39.89				
Disconnect/connect	Each	6.55	0.13	6.68				
<b>Item 255, pg 46 4:1 compaction</b>								
3 yard	4	161.77	3.27	165.04				
4 yard	4	212.95	4.31	217.26				
6 yard	4	304.03	6.15	310.18				
<b>Special and Temporary</b>								
3 yard	4	167.77	3.39	171.16				
4 yard	4	218.95	4.43	223.38				
6 yard	4	310.03	6.27	316.30				
Initial Delivery	Each	39.10	0.79	39.89				
Disconnect/connect	Each	6.55	0.13	6.68				
<b>Item 255, pg 47 5:1 compaction</b>								
4 yard	5	238.47	4.82	243.29				
6 yard	5	340.44	6.89	347.33				
<b>Special and Temporary</b>								
4 yard	5	244.47	4.95	249.42				
6 yard	5	346.44	7.01	353.45				
Initial Delivery	Each	39.10	0.79	39.89				
Disconnect/connect	Each	6.55	0.13	6.68				
<b>Item 255, pg 48 2.25:1 compaction</b>								
					Garbage	\$	4.48	
						MF Cont		
2 yard	2.25	93.81	1.92	95.73	2	75.55	20.18	95.73
4 yard	2.25	173.60	3.54	177.14	4	136.78	40.36	177.14
6 yard	2.25	248.04	5.07	253.11	6	192.57	60.54	253.11
<b>Special and Temporary</b>								
2 yard	2.25	99.81	2.04	101.85	2	81.67	20.18	101.85
4 yard	2.25	179.60	3.66	183.26	4	142.90	40.36	183.26
6 yard	2.25	254.04	5.19	259.23	6	198.69	60.54	259.23
Initial Delivery	Each	39.10	0.79	39.89				
Disconnect/connect	Each	6.55	0.13	6.68				
Recycling per yard	YD	4.39	0.09	4.48				
<b>Item 255, pg 49 3:1 compaction</b>								
					Garbage		MF Cont	
2 yard	3	120.38	2.44	122.82	2	95.92	26.90	122.82
3 yard	3	167.38	3.41	170.79	3	130.43	40.36	170.79
4 yard	3	210.87	4.29	215.16	4	161.35	53.81	215.16
6 yard	3	315.53	6.42	321.95	6	241.24	80.71	321.95
<b>Special and Temporary</b>								
2 yard	3	126.38	2.56	128.94	2	102.04	26.90	128.94
3 yard	3	173.38	3.53	176.91	3	136.55	40.36	176.91
4 yard	3	216.87	4.41	221.28	4	167.47	53.81	221.28
6 yard	3	321.53	6.54	328.07	6	247.36	80.71	328.07
Initial Delivery	Each	39.10	0.79	39.89				
Disconnect/connect	Each	6.55	0.13	6.68				
Recycling per yard	YD	4.39	0.09	4.48				
<b>Item 255, pg 50 4:1 compaction</b>								
					Garbage		MF Cont	
3 yard	4	214.49	4.36	218.85	3	165.04	53.81	218.85
4 yard	4	283.24	5.77	289.01	4	217.26	71.75	289.01
6 yard	4	409.46	8.34	417.80	6	310.18	107.62	417.80
<b>Special and Temporary</b>								
3 yard	4	220.49	4.48	224.97	3	171.16	53.81	224.97
4 yard	4	289.24	5.89	295.13	4	223.38	71.75	295.13
6 yard	4	415.46	8.46	423.92	6	316.30	107.62	423.92
Initial Delivery	Each	39.10	0.79	39.89				
Disconnect/connect	Each	6.55	0.13	6.68				
Recycling per yard	YD	4.39	0.09	4.48				
<b>Item 255, pg 51 5:1 compaction</b>								
					Garbage		MF Cont	
4 yard	5	326.33	6.64	332.97	4	243.29	89.68	332.97
6 yard	5	472.23	9.62	481.85	6	347.33	134.52	481.85
<b>Special and Temporary</b>								
4 yard	5	332.33	6.77	339.10	4	249.42	89.68	339.10
6 yard	5	478.23	9.74	487.97	6	353.45	134.52	487.97
Initial Delivery	Each	39.10	0.79	39.89				
Disconnect/connect	Each	6.55	0.13	6.68				
Recycling per yard	YD	4.39	0.09	4.48				

Murrey's Disposal Co., Inc. G-9			2.02%	Garbage				
American Disposal Co., Inc. G-87			2.14%	Residential Recycling				
Proposed Rates, Effective 5/1/2016			2.14%	MF Recycling				
				Yard Waste				
			12-31-2015					
			Current	Proposed	Proposed			
			Tariff	Increase	New			
			Rate		Rate			
<b>Item 260, Pg 52</b>								
<b>Permanent</b>								
Rent								
20 yard	M	83.00	1.68	84.68				
25 yard	M	93.00	1.88	94.88				
30 yard	M	102.00	2.06	104.06				
40 yard	M	104.00	2.10	106.10				
50 yard	M	140.00	2.83	142.83				
Pickups								
20 yard	Each	86.85	1.76	88.61				
25 yard	Each	95.20	1.93	97.13				
30 yard	Each	102.35	2.07	104.42				
40 yard	Each	123.75	2.50	126.25				
50 yard	Each	146.40	2.96	149.36				
<b>Temporary</b>								
Initial delivery	Each	89.00	1.80	90.80				
Pickups								
20 yard	PU	103.65	2.10	105.75				
25 yard	PU	110.65	2.24	112.89				
30 yard	PU	116.60	2.36	118.96				
40 yard	PU	134.45	2.72	137.17				
50 yard	PU	155.00	3.14	158.14				
Rent per day								
20 yard	Daily	4.70	0.10	4.80				
25 yard	Daily	4.90	0.10	5.00				
30 yard	Daily	5.12	0.10	5.22				
40 yard	Daily	6.20	0.13	6.33				
50 yard	Daily	7.75	0.16	7.91				
Excess miles	Mile	3.50	0.07	3.57				
Tarpping	Haul	11.90	0.24	12.14				
<b>Item 265, Pg 53</b>								
<b>Permanent</b>								
10 yard	PU	82.00	1.66	83.66				
20 yard	PU	86.85	1.76	88.61				
25 yard	PU	95.20	1.93	97.13				
30 yard	PU	102.35	2.07	104.42				
40 yard	PU	121.40	2.46	123.86				
50 yard	PU	136.85	2.77	139.62				
Excess miles	Mile	3.50	0.07	3.57				
Tarpping	Haul	11.90	0.24	12.14				
<b>Item 275, Pg 55</b>								
<b>Permanent</b>								
10 yard	PU	124.95	2.53	127.48				
15 yard	PU	129.10	2.61	131.71				
20 yard	PU	129.10	2.61	131.71				
25 yard	PU	133.90	2.71	136.61				
30 yard	PU	142.20	2.88	145.08				
35 yard	PU	147.00	2.97	149.97				
40 yard	PU	152.90	3.09	155.99				
Excess miles	Mile	3.50	0.07	3.57				
Disconnect/Reconnect	Haul	6.55	0.13	6.68				
<b>Item 275, Pg 56</b>								
<b>Permanent</b>								
45 yard	PU	163.00	3.30	166.30				
50 yard	PU	175.00	3.54	178.54				
Excess miles	Mile	3.50	0.07	3.57				
Disconnect/Reconnect	Haul	6.55	0.13	6.68				

**Depreciation Summary**  
**Murrey's Disposal Company, Inc.**

Note: Values below come from a detailed depreciation schedule. Values have been copy/pasted to maintain data integrity. The detailed depreciation schedule was submitted in this filing as support.

Equipment	Cost	Salvage	Depr Cost	Test Year Depr	Beginning Accum Depr 1/1/2015	Ending Accum Depr 12/31/2015	Average Investment 12/31/2015
<b>Trucks</b>							
Garbage	3,490,306	693,621	2,796,685	245,109	2,122,831	2,367,940	1,241,395
TF	1,616,515	388,354	1,228,161	49,582	1,107,309	1,156,890	484,415
Allocate Transfer Trucks from DM				6,996			41,089
Roll-off	713,437	138,898	574,540	27,295	439,773	467,067	255,633
Grizzly	128,357	25,671	102,686	-	102,686	102,686	25,671
Allocate Transfer Trucks to DM				-			(10,961)
Recycling	2,097,804	422,235	1,675,569	115,134	1,015,622	1,130,756	1,020,934
MF	410,984	118,520	292,464	710	288,576	289,286	122,054
Yard Waste	1,341,631	268,326	1,073,305	101,698	639,870	741,567	487,744
Medical Waste	38,216	7,997	30,219	4,057	21,092	25,148	15,096
<b>Total Trucks</b>	<b>9,837,251</b>	<b>2,063,622</b>	<b>7,773,629</b>	<b>550,580</b>	<b>5,737,756</b>	<b>6,281,340</b>	<b>3,683,070</b>
<b>Containers:</b>							
Garbage	640,710	-	640,710	46,622	402,997	449,620	206,679
Drop Boxes	719,564	-	719,564	31,236	593,243	624,479	95,568
Recycling	2,162,114	-	2,162,114	118,268	1,820,651	1,938,919	250,296
Multi-Family	137,070	-	137,070	4,181	108,502	112,683	26,478
Yard Waste	1,010,622	-	1,010,622	43,206	761,468	804,675	193,864
Multi-Family Carts	43,297	-	43,297	-	43,297	43,297	-
<b>Total Cont, Carts, Totes</b>	<b>4,713,377</b>	<b>-</b>	<b>4,713,377</b>	<b>243,513</b>	<b>3,730,158</b>	<b>3,973,671</b>	<b>772,886</b>
Service Equipment	83,688	20,005	63,683	4,667	44,058	48,725	37,296
Shop Equipment	445,640	35,501	410,139	37,291	194,884	232,175	201,690
Allocated Shop Equip to DM				(16,729)			(96,822)
Office Equipment	127,391	-	127,391	16,972	82,751	99,723	27,532
Allocated Office Equip to DM				(5,252)			(7,354)
Building	6,728,622	-	6,728,622	323,867	399,183	723,051	6,167,505
Allocated Shared Building to DM				(130,766)			(2,490,211)
T-Station Building	2,981,489	-	2,981,489	183,208	1,052,202	1,235,410	1,837,683
Allocate Shared T-Strn to DM				(77,504)			(706,334)
Land - Shop/T-stn	724,910		724,910	-	-	-	724,910
Land - New Office	924,900		924,900				924,900
Allocated Shared Land to DM							(723,033)
<b>Total Equipment</b>	<b>26,567,268</b>	<b>2,119,128</b>	<b>24,448,140</b>	<b>1,129,847</b>	<b>11,240,992</b>	<b>12,594,094</b>	<b>10,353,719</b>

Unit Count:	Murrey's
Containers	1,285
Drop Boxes	206
Recycling Carts	44,069
MF-Cont Carts	1,042
Yard Waste	19,539
	<b>66,141</b>

**Prior GRC Adjustments (Test period Jan 2012 - Dec 2012):**

Gain/Loss on Sale of Asset	Total Expense	Years	Annual Expense	Fully Amortized
	\$ 28,992	3	\$ 9,664	16-Oct-16 Murrey's only - American had no gain/loss.
50086 - Safety & Training	\$ 21,908.27	3	\$ 7,302.76	16-Oct-16 Note this amount is total for Murrey's and American
56095 - EE & Com Activity	\$ 200,008.50	3	\$ 66,669.50	16-Oct-16 Note this amount is total for Murrey's and American
Insurance Expense	\$ 225,087.88	3	\$ 75,029.29	16-Oct-16 Murrey's only - see American Deprec Schedule for American's portion.
			\$ 158,665.55	<b>132,221</b>
<b>Remaining to be amortized with rates effective 5/1/2016</b>			<b>\$ 28,647.95</b>	
	<b>Months Remaining - May 2016-Oct 16, 2016</b>		6.5	
	<b>Amortize Over 3 Years</b>		3	



Cells shaded in this color originate from detailed depreciation schedules. Values have been pasted to maintain data integrity. Detailed depreciation schedules are been provided in this filing to support these figures.


Allocation of M-A & DM Shared Assets

**ALLOCATION OF TRANSFER STATION RELATED ASSETS**

Murrey's - per Deprec. Schedule	Cost	Salvage	Depr	Test Year Depr	Beginning Accum Depr	Ending Accum Depr	Average Investment
Retention Pond	734,487	-	734,487	36,724	275,433	312,157	440,692
New Construction	1,306,486	-	1,306,486	65,324	489,932	555,256	783,892
Other Transfer Station	940,516	-	940,516	81,159	286,837	367,996	613,099
TF Grizzly	128,357	25,671	102,686	-	102,686	102,686	25,671
TF Trailers and Truck	1,616,515	388,354	1,228,161	49,582	1,107,309	1,156,890	484,415
<b>Sub Total T-Stn</b>	<b>4,726,361</b>			<b>232,790</b>			<b>2,347,770</b>
Percentage	78.2%			82.2%			80.5%
	2,981,489						1,837,683


**Assets Allocated on Fire Transfer Station Tonnage**

Murrey's	54,132
American	6,720
<b>M-A</b>	<b>60,852</b>



Check

**T-Stn Allocation OUT of Murrey's**



**ALLOCATION OF OFFICE BUILDING AND LAND**

	Cost	Salvage	Depr	Test Year Depr	Beginning Accum Depr	Ending Accum Depr	Average Investment
Office & Shop	6,728,622		6,728,622	323,867	399,183	723,051	6,167,505
Land	1,649,810						1,649,810
	<b>8,378,432</b>		<b>6,728,622</b>	<b>323,867</b>	<b>399,183</b>	<b>723,051</b>	<b>7,817,315</b>

**Step 1: Allocate Office and Land into functional "buckets" based on Square Footage**


	Cost	Salvage	Depr	Test Year Depr	Beginning Accum Depr	Ending Accum Depr	Average Investment
Building - Office	3,191,760		3,191,760	153,628	189,355	342,983	2,925,591
Building - Shop	3,536,861		3,536,861	170,239	209,828	380,068	3,241,913
	<b>6,728,622</b>		<b>6,728,622</b>	<b>323,867</b>	<b>399,183</b>	<b>723,051</b>	<b>6,167,505</b>
		0					
Land - Office	363,776						363,776
Land - Shop	180,964						180,964
Land - Ops. Parking	980,035						980,035
Land - Transfer Station	125,035						125,035
	<b>1,649,810</b>						<b>1,649,810</b>
<b>TOTAL</b>	<b>8,378,432</b>						<b>7,817,315</b>

**Functional Allocators**

<b>Building Square Footage</b>		
Office	15,020	47%
Shop	16,644	53%
	31,664	
<b>Land Usage Square Footage</b>		
Office	15,020	
Office Parking	18,438	
	33,458	22%
Shop	16,644	11%
Operations Parking	90,138	59%

**Step 2: Allocate Office and Land to each Company**

**M-A Allocation**




Transfer Station	11,500	8%
<b>Total</b>	<b>151,740</b>	


<b>Company Allocators</b>		
<b>Cust Count</b>		
Murrey's-American	137,695	
Vashon	2,451	
<b>Shop Hours</b>		
Murrey's-American	16,697	
<b># of Trucks</b>		
Murrey's-American	101	
Vashon	-	Parked at Vashon site.
<b>Tonnage</b>		
Murrey's-American	60,852	

**ALLOCATION OF OFFICE AND SHOP EQUIPMENT**

	Cost	Salvage	Depr Cost	Test Year Depr	Beginning Accum Depr	Ending Accum Depr	Average Investment
Murrey's Shop	445,640	35,501	410,139	37,291	194,884	232,175	201,690
American Shop	64,638	6,764	57,874	7,679	20,088	27,767	40,710



	Cost	Salvage	Depr Cost	Test Year Depr	Beginning Accum Depr	Ending Accum Depr	Average Investment
Murrey's Office	127,391	-	127,391	16,972	82,751	99,723	27,532
American Office	875	-	875	160	715	875	80



Note: Values below come from a detailed depreciation schedule. Values have been copy/pasted to The detailed depreciation schedule was submitted in this filing as support.

**Depreciation Summary  
American Disposal Company, Inc. G-87**

Equipment	Cost	Salvage	Depr Cost	Test Year Depr	Beginning Accum Depr 1/1/2015	Ending Accum Depr 12/31/2015	Average Investment 12/31/2015
<b>Trucks</b>							
Garbage	2,132,532	413,458	1,719,074	142,827	1,165,356	1,308,183	892,017
Roll-off	127,353	25,471	101,883	795	101,088	101,883	25,868
Recycling	1,024,326	204,865	819,461	49,374	521,020	570,394	478,619
MF	-	-	-	-	-	-	-
Yard Waste	1,133,870	254,177	879,692	31,341	191,053	222,393	604,390
<b>Total Trucks</b>	<b>4,418,081</b>	<b>897,971</b>	<b>3,520,110</b>	<b>224,336</b>	<b>1,978,517</b>	<b>2,202,853</b>	<b>2,000,894</b>
<b>Containers:</b>							
Garbage	230,318	-	230,318	9,208	191,766	196,366	26,777
Drop Boxes	289,835	-	289,835	11,505	257,005	268,510	27,077
Recycling	796,916	-	796,916	29,466	669,763	699,229	112,419
Multi-Family Containers	19,180	-	19,180	-	19,180	19,180	-
Yard Waste	474,365	-	474,365	19,513	347,773	367,286	84,484
MF Carts	5,552	-	5,552	-	5,552	5,552	-
<b>Total Cont, Carts, Totes</b>	<b>1,816,166</b>	<b>-</b>	<b>1,816,166</b>	<b>69,693</b>	<b>1,491,039</b>	<b>1,556,124</b>	<b>250,757</b>
Service Equipment	34,812	11,488	23,324	722	60	782	19,678
Shop Equipment	64,638	6,764	57,874	7,679	20,088	27,767	40,710
Office Equipment	875	-	875	160	715	875	80
<b>Total Equipment</b>	<b>6,334,572</b>	<b>916,222</b>	<b>5,418,349</b>	<b>302,591</b>	<b>3,490,419</b>	<b>3,788,401</b>	<b>2,312,121</b>

Murrey's-American  
 Payroll Summary  
 January 1, 2015 - December 31, 2015

**PAYROLL SUMMARY**

<u>DRIVERS</u>	<u>Hrs</u>	<u>NW Hrs</u>	<u>Hrs Worked</u>
Packer	52,732	4,105	48,627
Helper	15,360	962	14,398
Roll Off	10,464	839	9,624
Resi Recycle	24,628	991	23,637
Yard Debris	12,324	872	11,452
MF Recycle	5,345	473	4,872
Relief	12,476	1,232	11,244
Med Waste	2,340	200	2,140
Glass Box Driver	1,005	32	973
TS Workers	10,617	823	9,794
Transfer Hauling	16,328	1,045	15,283
Delivery	4,695	280	4,415
Dispatch	3,331	112	3,219
	<b>171,645</b>	<b>11,966</b>	<b>159,678</b>

<u>DRIVERS</u>	<u>Wages per PR Register</u>	<u>GL Adjustments</u>	<u>Wages per GL</u>	<u>Restatement of 2015 Raises</u>	<u>Pro forma of 2016 Raises</u>
Garbage	\$ 1,431,932	\$ (175,766)	\$ 1,256,166	\$ 20,609	\$ 29,063
Helper	\$ 212,270	\$ (26,056)	\$ 186,215	\$ 2,606	\$ 3,444
Rolloff	\$ 309,081	\$ (37,939)	\$ 271,142	\$ 4,331	\$ 5,675
Resi Recycle	\$ 581,610	\$ (71,391)	\$ 510,219	\$ 3,730	\$ 11,250
Yard Debris	\$ 290,900	\$ (35,707)	\$ 255,192	\$ 2,280	\$ 5,972
MF Recycle	\$ 130,888	\$ (16,066)	\$ 114,822	\$ 1,043	\$ 2,435
Relief	\$ 373,105	\$ (45,798)	\$ 327,308	\$ 5,114	\$ 7,422
Med Waste	\$ 26,258	\$ (3,223)	\$ 23,035	\$ 424	\$ 556
Glass Box Driver	\$ 26,503	\$ (3,253)	\$ 23,249	\$ 239	\$ 557
TS Workers	\$ 195,699	\$ (24,022)	\$ 171,678	\$ 2,877	\$ 3,663
Transfer Hauling	\$ 457,729	\$ (56,185)	\$ 401,544	\$ 4,894	\$ 7,508
Delivery	\$ 126,858	\$ (15,571)	\$ 111,286	\$ 1,602	\$ 2,658
Dispatch	\$ 91,582	\$ (11,241)	\$ 80,341	\$ 1,039	\$ 1,607
	4,254,415	(522,219)	3,732,196	50,788	81,811

<u>Other Wages</u>	<u>Wages per PR Register</u>	<u>GL Adjustments</u>	<u>Wages per GL</u>	<u>Restatement of 2015 Raises</u>	<u>Pro forma of 2016 Raises</u>
Mechanics	\$ 994,973	\$ (230,912)	\$ 764,061	\$ 15,008	\$ 19,774
G&A	\$ 922,581	\$ 58,289	\$ 980,869	\$ 2,557	\$ 23,535
Supervisor	\$ 417,759	\$ (152,070)	\$ 265,689	\$ 4,120	\$ 10,538
Sales	\$ 36,639	\$ (4,038)	\$ 32,601	\$ -	\$ 2,960
	\$ 2,371,952	\$ (328,731)	\$ 2,043,221	\$ 21,686	\$ 56,807

-

-

-

Note: Cells highlighted grey were linked to an external file and therefore values were copy/pasted to avoid reference errors in the filing.

District #	EE #	Name	Job	Total Pay per Payroll Register	Total Hours	Total Non-Wrk Hrs	Total Route Hrs	2015	2015	2015	2015	2016	2016	2016	2016
								Wage Base	Raise Date	Raise %	Restatement	Wage Base	Raise Date	Raise %	Proforma
<b>Drivers (50020)</b>															
2111	2718	HERBERT, CHARLES	Commercial Garbage	27,178	1,029	480	549	-	No raise	0.0%	-	26,569	10/1/2016	2.5%	684
2111	2749	MAC CORMAC, PAUL	Commercial Garbage	34,494	1,269	160	1,109	23,870	10/12/2015	2.5%	596	31,274	10/1/2016	2.5%	782
2111	3076	MEJIA RAYON, JUAN	Commercial Garbage	71,001	2,472	176	2,296	42,999	10/12/2015	2.5%	1,074	56,336	10/1/2016	2.5%	1,408
2111	3080	MULLINS, GREGORY	Commercial Garbage	29,396	1,042	174	868	19,596	10/12/2015	2.5%	490	25,675	10/1/2016	2.5%	642
2111	2994	ALLEN, JASON	Resi Garbage	36,814	1,334	104	1,230	13,845	6/8/2015	2.5%	346	32,328	6/1/2016	2.5%	808
2111	53685	AMOS, CODY	Resi Garbage	59,161	2,219	88	2,131	41,031	10/12/2015	2.5%	1,025	53,759	10/1/2016	2.5%	1,344
2111	56258	BOOTH, ERIK	Resi Garbage	22,416	877	-	877	16,077	10/12/2015	2.5%	402	21,064	10/1/2016	2.5%	527
2111	51826	BOSSERT, ANDREW	Resi Garbage	59,167	2,173	120	2,053	41,687	10/12/2015	2.5%	1,041	54,618	10/1/2016	2.5%	1,365
2111	2194	DIERKS, DAVID	Resi Garbage	33,358	1,114	56	1,058	18,185	10/12/2015	2.5%	454	23,826	10/1/2016	2.5%	596
2111	14616	ERWIN, DAMIEN	Resi Garbage	35,725	1,304	72	1,232	24,073	10/12/2015	2.5%	601	31,540	10/1/2016	2.5%	789
2111	14591	HARPSTER, BLAKE	Resi Garbage	38,751	1,385	72	1,313	24,321	10/12/2015	2.5%	608	31,866	10/1/2016	2.5%	797
2111	52887	JENKINS, JOSHUA	Resi Garbage	-	-	-	-	-	New Hire	0.0%	-	-	-	0.0%	-
2111	11622	JONES, CHRIS	Resi Garbage	19,250	711	133	578	-	New Hire	0.0%	-	17,628	-	0.0%	-
2111	50155	KETNER, BRANT	Resi Garbage	59,944	2,191	96	2,095	42,163	10/12/2015	2.5%	1,053	55,242	10/1/2016	2.5%	1,381
2111	53964	OLAGUE, ADOLFO	Resi Garbage	23,915	794	64	730	7,985	6/8/2015	2.5%	200	18,647	6/1/2016	2.5%	466
2111	52330	PERRY, JOSHUA	Resi Garbage	74,894	2,576	94	2,483	42,656	10/12/2015	2.5%	1,066	55,888	10/1/2016	2.5%	1,397
2111	54641	REID, TIMOTHY	Resi Garbage	312	-	-	-	-	New Hire	0.0%	-	-	-	0.0%	-
2111	12877	RUIZ, ALEXANDER	Resi Garbage	32,498	1,220	128	1,092	24,004	10/12/2015	2.5%	600	31,450	10/1/2016	2.5%	786
2111	2812	SULLIVAN, MICHAEL	Resi Garbage	69,066	2,417	112	2,305	42,468	10/12/2015	2.5%	1,061	55,641	10/1/2016	2.5%	1,391
2111	54079	STURDEVANT, GAVIN	Resi Garbage	37,156	1,426	64	1,362	12,384	6/8/2015	2.5%	310	28,919	6/1/2016	2.5%	723
2111	52539	TEFFETELLER, LOUIS	Resi Garbage	33,005	1,236	32	1,204	24,054	10/12/2015	2.5%	601	31,515	10/1/2016	2.5%	788
2111	8340	WENDLAND, RODNEY	Resi Garbage	55,500	2,137	112	2,025	40,311	10/12/2015	2.5%	1,007	52,816	10/1/2016	2.5%	1,320
2111	3608	WILDER, RYAN	Resi Garbage	29,664	1,191	88	1,103	11,577	6/8/2015	2.5%	289	27,033	6/1/2016	2.5%	676
2111	52466	WOOLERY, CHRISTOPHER	Resi Garbage	61,557	2,217	128	2,089	41,701	10/12/2015	2.5%	1,042	54,636	10/1/2016	2.5%	1,366
2111	2778	HILLMAN, MARC	Resi Garbage (Go Backs)	23,786	995	56	939	14,013	10/12/2015	2.5%	350	18,360	10/1/2016	2.5%	459
2131	13100	ALT, GABRIEL	Commercial Garbage	28,055	1,011	166	845	19,100	10/12/2015	2.5%	477	25,024	10/1/2016	2.5%	626
2131	2822	WARD, JOSEPH	Commercial Garbage	82,133	2,755	207	2,548	42,565	10/12/2015	2.5%	1,063	55,768	10/1/2016	2.5%	1,394
2131	3543	MAHON, JOHN	Resi Garbage	46,829	1,637	192	1,445	33,254	10/12/2015	2.5%	837	43,576	10/1/2016	2.5%	1,089
2131	54517	MCCARVER, DWAYNE	Resi Garbage	29,051	1,018	64	954	18,232	10/12/2015	2.5%	455	23,887	10/1/2016	2.5%	597
2131	2980	PRATER, KYLE	Resi Garbage	41,472	1,454	56	1,398	24,255	10/12/2015	2.5%	606	31,778	10/1/2016	2.5%	794
2131	15104	SWANSON, CHRISTOPHER	Resi Garbage	42,154	1,522	299	1,223	-	New Hire	0.0%	-	35,121	-	0.0%	-
2131	52539	TEFFETELLER, LOUIS	Resi Garbage	26,980	967	64	903	18,346	10/12/2015	2.5%	458	24,037	10/1/2016	2.5%	601
2131	16815	TOOMATA, SISAMATA	Resi Garbage	64,403	2,305	48	2,257	42,309	10/12/2015	2.5%	1,057	55,432	10/1/2016	2.5%	1,386
2131	3608	WILDER, RYAN	Resi Garbage	21,084	832	56	776	8,354	6/8/2015	2.5%	209	19,509	6/1/2016	2.5%	488
2131	2778	HILLMAN, MARC	Resi Garbage (Go Backs)	42,293	1,564	144	1,420	23,787	10/12/2015	2.5%	595	31,166	10/1/2016	2.5%	779
2111	2656	BROWN, DARELL	60% Resi Garbage, 40% Med Wa	39,388	2,340	200	2,140	25,457	10/12/2015	2.5%	636	33,353	10/1/2016	2.5%	834
		<b>TOTAL PACKER</b>		<b>1,431,932</b>	<b>52,732</b>	<b>4,105</b>	<b>48,627</b>				<b>20,609</b>				<b>29,063</b>
2111	55782	ALLEN, JORDAN	Helper	25,103	1,830	16	1,814	17,763	10/12/2015	2.5%	448	23,277	10/1/2016	2.5%	582
2111	54614	CALHOUN, CHANDLER	Helper	18,679	1,339	24	1,315	12,076	10/12/2015	2.5%	304	15,825	10/1/2016	2.5%	396
2111	11612	COURTS, MATTHEW	Helper	18,183	1,344	160	1,184	-	New Hire	0.0%	-	16,726	-	0.0%	-
2111	54981	HOLLY, TYLER	Helper	17,559	1,271	24	1,247	11,741	10/12/2015	2.5%	294	15,383	10/1/2016	2.5%	385
2111	56571	JAKSHA, BRIEN	Helper	13,582	953	-	953	8,437	10/12/2015	2.5%	213	11,056	10/1/2016	2.5%	276
2111	56626	JONES, TERREL	Helper	1,061	78	-	78	724	10/12/2015	2.5%	18	949	10/1/2016	2.5%	24
2111	53625	KIVLEN, PHILLIP	Helper	14,577	1,072	113	959	-	New Hire	0.0%	-	12,963	-	0.0%	-
2111	53197	LLORET, CARLOS	Helper	6,524	483	136	347	-	New Hire	0.0%	-	6,249	-	0.0%	-
2111	55022	MILES, NELSON	Helper	29,553	2,157	56	2,101	20,949	10/12/2015	2.5%	528	27,452	10/1/2016	2.5%	686
2111	15619	MOI, MARVIN	Helper	2,375	170	-	170	-	New Hire	0.0%	-	2,174	10/1/2016	2.5%	54
2111	53534	SULLIVAN, BRANDON	Helper	4,537	300	24	276	2,776	10/12/2015	2.5%	70	3,638	10/1/2016	2.5%	91
2111	3016	WILLIAMSON, PEPPIE	Helper	19,229	1,403	192	1,211	13,198	10/12/2015	2.5%	333	17,294	10/1/2016	2.5%	432
2131	54614	CALHOUN, CHANDLER	Helper	15,391	1,045	16	1,029	9,259	10/12/2015	2.5%	233	12,133	10/1/2016	2.5%	303
2131	11612	COURTS, MATTHEW	Helper	4,559	336	62	274	-	New Hire	0.0%	-	4,075	-	0.0%	-
2131	56626	JONES, TERREL	Helper	9,524	686	-	686	6,559	10/12/2015	2.5%	165	8,596	10/1/2016	2.5%	215
2131	15749	LESLIE, JUSTIN	Helper	11,835	893	139	754	-	New Hire	0.0%	-	11,712	-	0.0%	-
		<b>TOTAL HELPER</b>		<b>212,270</b>	<b>15,360</b>	<b>962</b>	<b>14,398</b>				<b>2,606</b>				<b>3,444</b>
2111	2645	BABCOCK, RANDALL	Roll Off	73,035	2,529	184	2,345	42,890	10/12/2015	2.5%	1,071	56,194	10/1/2016	2.5%	1,405
2111	2667	CLERGET, DON	Roll Off	81,429	2,664	231	2,432	44,858	10/12/2015	2.5%	1,123	58,775	10/1/2016	2.5%	1,469

Murrey's (2111) & American (2131)  
 Payroll Schedule  
 January 1, 2015 - December 31, 2015

Note: Cells highlighted grey were linked to an external file and therefore values were copy/pasted to avoid reference errors in the filing.

District #	EE #	Name	Job	Total Pay per Payroll Register	Total Hours	Total Non-Wrk Hrs	Total Route Hrs	2015	2015	2015	2015	2016	2016	2016	2016
								Wage Base	Raise Date	Raise %	Restatement	Wage Base	Raise Date	Raise %	Proforma
2111	2668	COLEY, CURTIS	Roll Off	35,230	1,167	64	1,103	18,578	10/12/2015	2.5%	464	24,341	10/1/2016	2.5%	609
2111	3005	TAYLOR, ROBERT	Roll Off	45,130	1,569	136	1,433	25,532	10/12/2015	2.5%	638	33,452	10/1/2016	2.5%	836
2131	2668	COLEY, CURTIS	Roll Off	40,781	1,434	128	1,306	24,117	10/12/2015	2.5%	602	31,598	10/1/2016	2.5%	790
2131	3005	TAYLOR, ROBERT	Roll Off	33,476	1,101	96	1,005	17,281	10/12/2015	2.5%	432	22,641	10/1/2016	2.5%	566
<b>TOTAL ROLLOFF</b>				<b>309,081</b>	<b>10,464</b>	<b>839</b>	<b>9,624</b>				<b>4,331</b>				<b>5,675</b>
2111	56588	BALLARD, DWIGHT	Resi Recycle	19,375	831	-	831		New Hire	0.0%	-	15,532	6/1/2016	2.5%	388
2111	2345	BETANCOURT, RICARDO	Resi Recycle	38,036	1,646	205	1,441	14,168	6/8/2015	2.5%	354	33,085	6/1/2016	2.5%	827
2111	51123	DAVIS, MICHAEL	Resi Recycle	63,515	2,631	153	2,478	20,560	6/8/2015	2.5%	514	48,010	6/1/2016	2.5%	1,200
2111	56076	DIEHL, ERIC	Resi Recycle	40,386	1,694	8	1,686		No raise	0.0%	-	31,011	6/1/2016	2.5%	775
2111	51969	GREEN, MARK	Resi Recycle	34,727	1,455	64	1,391	11,440	6/8/2015	2.5%	286	26,714	6/1/2016	2.5%	668
2111	54242	HAZEL, TODD	Resi Recycle	35,686	1,476	24	1,452	11,200	6/8/2015	2.5%	280	26,152	6/1/2016	2.5%	654
2111	55998	HUNTSMAN, MATTHEW	Resi Recycle	39,760	1,765	8	1,757		No raise	0.0%	-	29,452	6/1/2016	2.5%	736
2111	57436	KANU, SANTIGIE	Resi Recycle	1,618	80	-	80		New Hire	0.0%	-	1,575	6/1/2016	2.5%	39
2111	18245	KIELY, JUSTIN	Resi Recycle	42,675	1,789	72	1,717	14,215	6/8/2015	2.5%	355	33,193	6/1/2016	2.5%	830
2111	54165	RABY, ELDON	Resi Recycle	32,897	1,399	40	1,359	11,427	6/8/2015	2.5%	286	26,683	6/1/2016	2.5%	667
2111	52576	RYNIEC, BRADLEY	Resi Recycle	33,278	1,405	113	1,292	11,246	6/8/2015	2.5%	281	26,260	6/1/2016	2.5%	656
2111	56149	SCHLOTTER, CHRISTOPHER	Resi Recycle	31,007	1,304	8	1,296		No raise	0.0%	-	24,056	6/1/2016	2.5%	601
2111	50406	SKERJANC, FRANK	Resi Recycle	31,077	1,342	192	1,150	11,387	6/9/2015	2.5%	285	26,591	6/1/2016	2.5%	665
2111	55272	WATERHOUSE, JUSTEN	Resi Recycle	33,802	1,486	16	1,470	10,742	6/8/2015	2.5%	269	25,083	6/1/2016	2.5%	627
2111	56507	WATTS, DANIEL	Resi Recycle	3,844	166	-	166		New Hire	0.0%	-	3,156	6/1/2016	0.0%	-
2131	52693	HAMPTON, DEVON	Resi Recycle	174	-	-	-		New Hire	0.0%	-	174	6/1/2016	0.0%	-
2131	54165	RABY, ELDON	Resi Recycle	23,453	990	40	950	8,484	6/8/2015	2.5%	212	19,811	6/1/2016	2.5%	495
2131	50406	SKERJANC, FRANK	Resi Recycle	24,844	1,008	24	984	8,600	6/9/2015	2.5%	215	20,083	6/1/2016	2.5%	502
2131	55272	WATERHOUSE, JUSTEN	Resi Recycle	27,852	1,101	24	1,077	8,593	6/8/2015	2.5%	215	20,065	6/1/2016	2.5%	502
2131	55781	WOOLDRIDGE, JORDAN	Resi Recycle	23,603	1,061	-	1,061	7,134	6/8/2015	2.5%	178	16,660	6/1/2016	2.5%	416
<b>TOTAL RESI RECYCLE</b>				<b>581,610</b>	<b>24,628</b>	<b>991</b>	<b>23,637</b>				<b>3,730</b>				<b>11,250</b>
2111	16088	DIQUATTRO, SHAWN	Yard Debris	57,298	2,393	168	2,225	19,966	6/9/2015	2.5%	499	46,623	6/1/2016	2.5%	1,166
2111	15932	DUNGER, WILLIAM	Yard Debris	54,787	2,322	208	2,114	19,983	6/8/2015	2.5%	500	46,664	6/1/2016	2.5%	1,167
2111	56276	MCGUIRE, RUSTY	Yard Debris	5,183	253	-	253		New Hire	0.0%	-	4,429	6/1/2016	2.5%	111
2111	3609	PARKER, HARRY	Yard Debris	25,431	1,048	104	944	8,639	6/9/2015	2.5%	216	20,172	6/1/2016	2.5%	504
2111	54837	SHAW, JASON	Yard Debris	4,593	191	-	191		New Hire	0.0%	-	3,575	6/1/2016	2.5%	89
2111	52410	VALDEZ, JAVIER	Yard Debris	32,225	1,373	104	1,269	11,272	6/9/2015	2.5%	282	26,322	6/1/2016	2.5%	658
2111	15933	WOODS, JAYSON	Yard Debris	30,811	1,334	184	1,150	11,395	6/8/2015	2.5%	285	26,610	6/1/2016	2.5%	665
2131	56276	MCGUIRE, RUSTY	Yard Debris	23,165	1,012	-	1,012		New Hire	0.0%	-	17,889	6/1/2016	2.5%	447
2131	3609	PARKER, HARRY	Yard Debris	33,301	1,408	72	1,336	11,336	6/9/2015	2.5%	283	26,471	6/1/2016	2.5%	662
2131	15933	WOODS, JAYSON	Yard Debris	24,106	990	32	958	8,621	6/8/2015	2.5%	216	20,130	6/1/2016	2.5%	503
<b>TOTAL YARD DEBRIS</b>				<b>290,900</b>	<b>12,324</b>	<b>872</b>	<b>11,452</b>				<b>2,280</b>				<b>5,972</b>
2111	11734	ARTHUN, MICHAEL	MF Recycling	24,977	1,018	72	946	8,626	6/8/2015	2.5%	216	20,142	6/1/2016	2.5%	504
2111	3031	BROCK, JULIAN	MF Recycling	64,489	2,639	209	2,430	20,821	6/9/2015	2.5%	521	48,620	6/1/2016	2.5%	1,216
2111	14618	NELSON, SCOTT	MF Recycling	41,422	1,688	192	1,496	12,256	6/8/2015	2.5%	306	28,620	6/1/2016	2.5%	716
<b>TOTAL MF RECYCLE</b>				<b>130,888</b>	<b>5,345</b>	<b>473</b>	<b>4,872</b>				<b>1,043</b>				<b>2,435</b>
2111	2657	BUCKLER, MATTHEW	Relief Garbage	10,051	320	8	312	5,583	10/12/2015	2.5%	141	7,315	10/1/2016	2.5%	183
2111	11614	CRUZ, ABELARDO	Relief Garbage	76,054	2,516	120	2,396	44,520	10/12/2015	2.5%	1,121	58,339	10/1/2016	2.5%	1,458
2111	7765	GARDNER, JOSEPH	Relief Garbage	27,237	927	16	911		New Hire	0.0%	-	22,355	6/1/2016	2.5%	559
2111	16634	HOUSEMAN, MATTHEW	Relief Garbage	29,194	979	16	963	19,021	10/12/2015	2.5%	476	24,921	10/1/2016	2.5%	623
2111	53107	QUIROZ, ALFONSO	Relief Garbage	38,002	1,198	55	1,142	19,045	10/12/2015	2.5%	479	24,957	10/1/2016	2.5%	624
2111	2815	UHLS, WILLIAM	Relief Garbage	68,168	2,304	377	1,927	41,975	10/12/2015	2.5%	1,057	55,003	10/1/2016	2.5%	1,375
2131	2657	BUCKLER, MATTHEW	Relief Garbage	61,741	2,100	472	1,628	38,861	10/12/2015	2.5%	978	50,923	10/1/2016	2.5%	1,273
2131	53871	HILL, TODD	Relief Garbage	21,627	736	64	672	7,854	6/8/2015	2.5%	196	18,341	6/1/2016	2.5%	459
2131	14619	ORTIZ, PAUL	Relief Garbage	40,213	1,366	104	1,262	25,853	10/12/2015	2.5%	651	33,877	10/1/2016	2.5%	847
2131	2815	UHLS, WILLIAM	Relief Garbage	819	30	-	30	637	10/12/2015	2.5%	16	835	10/1/2016	2.5%	21
<b>TOTAL RELIEF</b>				<b>373,105</b>	<b>12,476</b>	<b>1,232</b>	<b>11,244</b>				<b>5,114</b>				<b>7,422</b>

Murrey's (2111) & American (2131)  
 Payroll Schedule  
 January 1, 2015 - December 31, 2015

Note: Cells highlighted grey were linked to an external file and therefore values were copy/pasted to avoid reference errors in the filing.

District #	EE #	Name	Job	Total Pay per Payroll Register	Total Hours	Total Non-Wrk Hrs	Total Route Hrs	2015	2015	2015	2015	2016	2016	2016	2016
								Wage Base	Raise Date	Raise %	Restatement	Wage Base	Raise Date	Raise %	Proforma
2111	2656	BROWN, DARELL	60% Resi Garbage, 40% Med Wa	26,258	2,340	200	2,140	16,971	10/12/2015	2.5%	424	22,236	10/1/2016	2.5%	556
		<b>TOTAL MED WASTE</b>		<b>26,258</b>	<b>2,340</b>	<b>200</b>	<b>2,140</b>				<b>424</b>				<b>556</b>
2111	16560	SODANO, MICHAEL	Glass Drop Site Driver	26,503	1,005	32	973	9,543	6/9/2015	2.5%	239	22,283	6/1/2016	2.5%	557
		<b>TOTAL GLASS DROP SITE DRIVER</b>		<b>26,503</b>	<b>1,005</b>	<b>32</b>	<b>973</b>				<b>239</b>				<b>557</b>
2111	3336	ARENAS MEDEROS, JUAN	Transfer Station Worker	28,994	1,473	88	1,385	9,359	6/8/2015	2.5%	234	21,854	6/1/2016	2.5%	546
2111	3345	BALTAZAR DE JESUS, VALENTIN	Transfer Station Worker	57,167	313	313	2,415	17,815	6/8/2015	4.5%	802	41,956	6/1/2016	2.5%	1,049
2111	2683	DE ANDA CLEMENTE, ANTONIO	Transfer Station Worker	34,117	2,430	176	2,254	12,042	6/8/2015	8.0%	967	28,786	6/1/2016	2.5%	720
2111	2806	SALCEDO RAMIREZ, CRECENCI	Transfer Station Worker	50,510	2,749	107	2,642	15,024	6/8/2015	4.5%	676	35,384	6/1/2016	2.5%	885
2131	3336	ARENAS MEDEROS, JUAN	Transfer Station Worker	24,912	1,238	139	1,099	7,947	6/8/2015	2.5%	199	18,558	6/1/2016	2.5%	464
		<b>TOTAL TRANSFER STATION</b>		<b>195,699</b>	<b>10,617</b>	<b>823</b>	<b>9,794</b>				<b>2,877</b>				<b>3,663</b>
2111	52885	BARNES, BENNY	Transfer Station Driver	10,470	316	8	308	2,675	6/8/2015	2.5%	67	6,247	6/1/2016	2.5%	156
2111	16899	BLAIR, KYLE	Transfer Station Driver	39,238	1,503	120	1,383	12,965	6/8/2015	2.5%	324	30,274	6/1/2016	2.5%	757
2111	56180	BRIDGES, LEXIE	Transfer Station Driver	7,186	279	-	279	-	No raise	0.0%	-	5,534	6/1/2016	2.5%	138
2111	2948	BRUHN, ROBERT	Transfer Station Driver	40,793	1,443	128	1,315	24,661	10/12/2015	2.5%	616	32,311	10/1/2016	2.5%	808
2111	15131	CROSS, JAMES	Transfer Station Driver	80,296	2,728	80	2,644	42,503	10/12/2015	2.5%	1,062	55,687	10/1/2016	2.5%	1,392
2111	54684	DAVIS, CORY	Transfer Station Driver	33,433	1,316	24	1,292	12,203	6/8/2015	2.5%	305	28,494	6/1/2016	2.5%	712
2111	54241	HARTMAN, WILLIAM	Transfer Station Driver	32,063	1,144	80	1,064	9,379	6/8/2015	2.5%	234	21,901	6/1/2016	2.5%	548
2111	52102	LOVELL, ROBERT	Transfer Station Driver	18,799	754	61	693	-	New Hire	0.0%	-	16,794		0.0%	-
2111	52319	MCVEY, MICHAEL	Transfer Station Driver	73,605	2,542	88	2,454	42,581	10/12/2015	2.5%	1,064	55,789	10/1/2016	2.5%	1,395
2111	2784	QUINTANA, EDUARDO	Transfer Station Driver	42,908	1,494	128	1,366	24,463	10/12/2015	2.5%	611	32,052	10/1/2016	2.5%	801
2111	2998	SANDAHL, ROB	Transfer Station Driver	39,362	1,403	216	1,187	24,451	10/12/2015	2.5%	611	32,036	10/1/2016	2.5%	801
2111	14229	WYMAN, ERROL	Transfer Station Driver	39,577	1,409	112	1,297	-	New Hire	0.0%	-	31,486		0.0%	-
		<b>TOTAL TRANSFER TRACTOR</b>		<b>457,729</b>	<b>16,328</b>	<b>1,045</b>	<b>15,283</b>				<b>4,894</b>				<b>7,508</b>
2111	50105	HIEB, RICHARD	Delivery	65,451	2,469	120	2,349	21,782	6/8/2015	2.5%	545	50,864	6/1/2016	2.5%	1,272
2111	2849	ZIERATH, MICHAEL	Delivery	26,823	947	32	915	17,946	10/12/2015	2.5%	448	23,513	10/1/2016	2.5%	588
2131	2849	ZIERATH, MICHAEL	Delivery	34,583	1,280	128	1,152	24,383	10/12/2015	2.5%	609	31,946	10/1/2016	2.5%	799
		<b>TOTAL DELIVERY</b>		<b>126,858</b>	<b>4,695</b>	<b>280</b>	<b>4,415</b>				<b>1,602</b>				<b>2,658</b>
2111	17504	ROHRER, SAMUEL	Dispatcher	67,708	2,349	56	2,293	37,145	10/12/2015	2.5%	928	48,667	10/1/2016	2.5%	1,217
2131	17504	ROHRER, SAMUEL	Dispatcher	7,262	271	8	263	4,223	10/12/2015	2.5%	105	5,533	10/1/2016	2.5%	138
2111	17476	NOLAND, CHRISTA	Operations Coordinator	13,607	599	40	559	110	1/5/2015	5.0%	6	10,077	1/4/2016	2.5%	252
2111	15371	TRIPP, MICHAEL	Dispatcher	3,006	111	8	103	-	Promoted in Q4-14	0.0%	-				-
		<b>TOTAL DISPATCH/SUPERVISOR</b>		<b>91,582</b>	<b>3,331</b>	<b>112</b>	<b>3,219</b>				<b>1,039</b>				<b>1,607</b>
		<b>TOTAL DRIVERS</b>		<b>4,254,415</b>	<b>171,645</b>	<b>11,966</b>	<b>159,678</b>				<b>50,788</b>				<b>81,811</b>
<b>Mechanics Hourly/Salary (52010/52020)</b>															
2111	2983	MARTINEZ VASQUEZ, ANTONIO	General Yard	26,465	1,416	160	1,256	9,575	6/8/2015	6%	551	22,671	6/1/2016	3%	567
2111	56628	PERRY, DYLAN	General Yard	877	66	-	66	-	New Hire	0%	-	829	6/1/2016	3%	21
2111	2781	DAY, JEFFREY	Lead Mechanic	89,738	2,919	160	2,759	-	No raise	0%	-	57,367	6/1/2016	3%	1,434
2111	2648	ANDERSON, JULIE	Maintenance Clerk	52,995	2,440	376	2,064	20,184	6/9/2015	3%	505	47,134	6/1/2016	3%	1,178
2111	7796	HERRING, JUSTIN	Maintenance Manager	31,923	800	-	800	-		0%	-	31,923	1/4/2016	3%	798
2111	14260	STREULI, JARED	Maintenance Manager	1,676	80	-	80	-		0%	-	1,676		0%	-
2111	3460	PRICE, TIM	Mechanic - Lube	21,390	944	112	832	7,761	6/8/2015	2%	193	18,121	6/1/2016	3%	453
2111	16790	WHYDE, MATTHEW	Mechanic - Lube	36,115	1,711	58	1,653	10,734	6/8/2015	9%	1,000	25,797	6/1/2016	3%	645
2111	52541	NIEMAN, SEAN	Mechanic - Lube	56,471	2,439	152	2,439	18,708	6/8/2015	8%	1,491	44,708	6/1/2016	3%	1,118
2111	53431	FONTENOT, CHRISTOPHER	Mechanic - Lube	52,025	2,535	88	2,447	16,866	6/8/2015	3%	423	39,385	6/1/2016	3%	985
2111	53596	PRESLEIGH, JAMES	Mechanic - Lube	56,789	2,482	120	2,362	18,884	6/8/2015	4%	700	44,324	6/1/2016	3%	1,108
2111	18235	BUSHONG, JARRET	Mechanic - Repairs	32,730	1,430	80	1,350	11,749	6/8/2015	10%	1,150	28,292	6/1/2016	3%	707

Murrey's (2111) & American (2131)  
 Payroll Schedule  
 January 1, 2015 - December 31, 2015

Note: Cells highlighted grey were linked to an external file and therefore values were copy/pasted to avoid reference errors in the filing.

District #	EE #	Name	Job	Total Pay per Payroll Register	Total Hours	Total Non-Wrk Hrs	Total Route Hrs	2015	2015	2015	2015	2016	2016	2016	2016
								Wage Base	Raise Date	Raise %	Restatement	Wage Base	Raise Date	Raise %	Proforma
2111	50183	TIBEAU, EMMET	Mechanic - Repairs	32,465	1,307	100	1,207	13,291	6/8/2015	4%	565	31,269	6/1/2016	3%	782
2111	51919	VALENTINE, COLT	Mechanic - Repairs	53,727	1,922	104	1,818	13,574	6/8/2015	6%	817	32,175	6/1/2016	3%	804
2111	53995	CALL, MATT	Mechanic - Repairs	34,650	1,403	24	1,379	13,010	6/8/2015	8%	1,035	31,091	6/1/2016	3%	777
2111	54211	BURNSON, ISAAC	Mechanic - Repairs	4,754	150	8	142	1,466	6/8/2015	10%	140	3,525	6/1/2016	3%	88
2111	55720	RIGGS, WILLIAM	Mechanic - Repairs	37,227	1,399	-	1,399	9,941	6/8/2015	3%	251	23,215	6/1/2016	3%	580
2111	12886	BRADFORD, STEPHEN	Parts Clerk	50,929	2,372	120	2,252	17,999	6/8/2015	2%	449	42,028	6/1/2016	3%	1,051
2111	54577	BENSON, KYLE	Tires	53,745	2,307	128	2,179	19,921	6/8/2015	8%	1,594	47,614	6/1/2016	3%	1,190
2111	2767	MOORE, MICHAEL	Welder	25,695	856	120	736	9,841	6/8/2015	2%	211	22,945	6/1/2016	3%	574
2111	3062	HOWELL, ALAN	Welder	36,329	1,357	144	1,213	14,268	6/8/2015	2%	306	33,267	6/1/2016	3%	832
2111	15620	HOWELL, DANFORD	Welder	21,679	1,361	80	1,281	8,710	6/8/2015	10%	914	21,034	6/1/2016	3%	526
2131	3062	HOWELL, ALAN	Welder	24,331	870	16	854	9,068	6/8/2015	2%	194	21,143	6/1/2016	3%	529
2131	3460	PRICE, TIM	Mechanic - Lube	31,939	1,455	96	1,359	11,571	6/8/2015	2%	288	27,017	6/1/2016	3%	675
2131	50183	TIBEAU, EMMET	Mechanic - Repairs	21,348	824	56	768	8,703	6/8/2015	4%	370	20,475	6/1/2016	3%	512
2131	51122	WILLIS, BRANDON	Mechanic - Lube	63,619	2,756	80	2,676	18,490	6/8/2015	9%	1,604	44,318	6/1/2016	3%	1,108
2131	53922	MORLAN, KYLE	Mechanic - Lube	36,252	1,764	56	1,708	10,310	6/8/2015	3%	258	24,076	6/1/2016	3%	602
2131	56625	IFFLAND, CRISTIAN	Mechanic - Repairs	7,091	335	8	327		New Hire	0%	-	5,227	6/1/2016	3%	131
<b>TOTAL MECHANICS</b>				<b>994,973</b>	<b>41,853</b>	<b>2,446</b>	<b>39,407</b>				<b>15,008</b>				<b>19,774</b>
<b>G&amp;A (Salary 70010 - Hourly 70020 )</b>															
2111	16219	JOHANSEN, SHEREE	Admin Assistant	40,462	1,628	244	1,384	443	1/5/2015	2%	11	40,473		0%	-
2111	57310	HARTVIGSON, CHARLOTTE	Admin Assistant	4,603	246	-	246		New Hire	0%	-	4,023	1/4/2016	0%	-
2111	57368	OAKLAND, JACLYN	Admin Assistant	5,840	201	-	201		New Hire	0%	-	5,174	1/4/2016	0%	-
2111	52097	KIRBY, NICOLE	Assistant Controller	2,500	80	-	80			0%	-	2,500		0%	-
2111	56566	COMING, BRYAN	Assistant Controller	30,063	882	-	882			0%	-	27,563	7/20/2016	3%	689
2111	2655	BROWN, CHERYL	Billing Clerk	64,145	2,845	208	2,637	433	1/5/2015	3%	11	39,519	1/4/2016	3%	988
2111	15544	MOLINA, RIO	Billing Clerk	47,197	2,052	440	1,612	491	1/5/2015	3%	12	44,799	1/4/2016	3%	1,120
2111	11822	HUNTER, TERRIE	Collections	39,409	2,200	52	2,148	368	1/5/2015	2%	9	33,549	1/4/2016	3%	839
2111	12059	ROMERO, ALICIA	CSR	36,336	2,175	168	2,007	367	1/5/2015	2%	9	33,508	1/4/2016	3%	838
2111	13456	STAMPER, MARGIE	CSR	26,500	1,355	104	1,251	220	1/5/2015	4%	8	20,093	1/4/2016	3%	502
2111	16365	TARANGO, CYNTHIA	CSR	19,368	1,183	96	1,087	202	1/5/2015	4%	8	18,441	1/4/2016	8%	1,438
2111	18067	OSBORN, TIFFANY	CSR	37,561	2,127	187	1,940	384	1/5/2015	3%	10	35,009	1/4/2016	3%	875
2111	52775	JOHNSON, NICOLE	CSR	19,304	1,271	79	1,191	198	1/5/2015	3%	5	18,035	1/4/2016	3%	451
2111	53527	BOERS, TYLENE	CSR	8,822	579	-	579			0%	-	8,550	1/4/2016	4%	342
2111	54864	STODDARD-HAWKINS, DEBRA	CSR	20,039	1,290	24	1,266		No raise	0%	-	16,863	1/4/2016	9%	1,467
2111	54961	DEAN, KAYLI	CSR	30,308	2,016	112	1,904		No raise	0%	-	28,053	1/4/2016	9%	2,441
2111	55075	RATKO, SUSAN	CSR	13,577	929	40	889		No raise	0%	-	12,576		0%	-
2111	55599	RACE, LAURIE	CSR	27,319	1,849	56	1,793		No raise	0%	-	24,889	1/4/2016	9%	2,165
2111	55642	BOSTIC, EMILY	CSR	33,188	1,961	32	1,929		New Hire	0%	-	27,202		0%	-
2111	55669	OLUJOBI, TOYIN	CSR	8,954	624	-	624		New Hire	0%	-	8,468	New hire	0%	-
2111	55980	PICKEL, JESSICA	CSR	23,955	1,568	24	1,544		New Hire	0%	-	20,892	1/4/2016	9%	1,818
2111	56844	DEVITO, MARIBETH	CSR	7,813	512	-	512		New Hire	0%	-	7,420	1/4/2016	4%	297
2111	57336	LEGGETT, ISAAC	CSR	3,829	197	-	197		New Hire	0%	-	3,694	New hire	0%	-
2111	55167	DAGUE, DEREK	District Controller	77,500	2,080	-	2,080	36,521	6/22/2015	7%	2,435	79,935	6/20/2016	3%	1,998
2111	17517	SEVCIK, CANDELARIA	Division Controller	99,808	2,080	-	2,080			0%	-	99,808	1/0/1900	0%	-
2131	2961	EADES, MARLENE	Accounting Clerk	43,713	2,146	216	1,930		No raise	0%	-	41,859	1/4/2016	3%	1,046
2131	13456	STAMPER, MARGIE	CSR	19,749	1,030	104	926	171	1/5/2015	4%	6	15,594	1/4/2016	3%	390
2131	54864	STODDARD-HAWKINS, DEBRA	CSR	16,541	976	32	944		No raise	0%	-	13,005	1/4/2016	9%	1,131
2131	54867	ARMSTRONG, KELLEY	CSR	2,814	157	-	157		No raise	0%	-	2,250	New hire	0%	-
2131	56518	LONG, APRIL	CSR	2,480	165	-	165		New Hire	0%	-	2,446	1/4/2016	4%	98
2131	56843	FLOURNOY, MEGAN	CSR	8,237	538	-	538		New Hire	0%	-	7,727	1/4/2016	4%	309
2131	17949	DITZLER, ANDREA	CSR Mgr	61,863	2,080	-	2,080	678	1/5/2015	2%	17	61,880	1/4/2016	3%	1,547
2131	17476	NODLAND, CHRISTA	Operations Coordinator	38,787	1,959	184	1,775	327	1/5/2015	5%	16	29,815	1/4/2016	3%	745
<b>TOTAL G&amp;A</b>				<b>922,581</b>	<b>42,981</b>	<b>2,403</b>	<b>40,579</b>				<b>2,557</b>				<b>23,535</b>
<b>Supervisor - Salaried/Hourly 56010/56020</b>															
2111	2371	GINGRICH, MARK	District Manager	110,423	2,080	-	2,080	81,683	9/28/2015	5%	4,084.14	114,507	9/28/2015	3%	2,863



Murrey's (2111) & American (2131)  
 Payroll Schedule  
 January 1, 2015 - December 31, 2015

Note: Cells highlighted grey were linked to an external file and therefore values were copy/pasted to avoid reference errors in the filing.

District #	EE #	Name	Job	Total Pay per Payroll Register	Total Hours	Total Non-Wrk Hrs	Total Route Hrs	2015	2015	2015	2015	2016	2016	2016	2016
								Wage Base	Raise Date	Raise %	Restatement	Wage Base	Raise Date	Raise %	Proforma
2111	2764	MOI, LOIALIKI	SUPERVISOR - Salaried	61,648	2,080	-	2,080	676	1/5/2015	2%	16.80	61,665	1/4/2016	3%	1,542
2111	3049	FIETZ, THOMAS	SUPERVISOR - Salaried	70,578	2,080	-	2,080	773	1/5/2015	2%	19.23	70,597	1/4/2016	3%	1,765
2111	50599	OELTJEN, BRANDON	SUPERVISOR - Salaried	41,663	1,416	-	1,416		New Hire	0%	-	41,663	1/4/2016	3%	1,042
2131	3056	GUILD, RYAN	Operations Manager	73,281	2,080	-	2,080			0%		73,281	9/28/2016	3%	1,832
2131	15371	TRIPP, MICHAEL	SUPERVISOR - Salaried	60,167	2,000	-	2,000		Promoted in Q4-14	0%		59,808	1/4/2016	3%	1,495
<b>TOTAL SUPERVISOR</b>				<b>417,759</b>	<b>11,736</b>	<b>-</b>	<b>11,736</b>				<b>4,120</b>				<b>10,538</b>
<b>Waste Reduction - Salaried/Hourly 60010/60020</b>															
2111	55719	PERRY, NICHOLAS	Waste Diversion Representative	36,639	1,800	-	1,800		New Hire	0%	-	32,885	1/4/2016	9%	2,960
<b>TOTAL WASTE REDUCTION</b>				<b>36,639</b>	<b>1,800</b>	<b>-</b>	<b>1,800</b>				<b>0</b>				<b>2,960</b>
<b>GRAND TOTALS</b>				<b>6,626,367</b>	<b>270,014</b>		<b>253,200</b>				<b>72,473</b>				<b>138,618</b>

**Reconciliation of Payroll Register to General Ledger**

**DRIVER WAGES PER PR REGISTER \$ 4,254,415**

Accruals, TacomaH Wage Reclasses, Etc (See Driver GL Detail tab for Details) \$ (522,219)  
 Misc - Immaterial \$ 7,678

**GL**

50020 Wages Regular 2,715,473  
 50025 Wages O.T. 774,882  
 50035 Safety Bonuses 52,009  
 50036 Other Bonuses 2,472  
 50065 Vacation Pay 167,798  
 50070 Sick Pay 27,240  
 3,739,874

Difference (0) 0.00%

**MECHANICS - HOURLY & SALARY PER PR REGISTER 994,973**

Accruals, TacomaH Wage Reclasses, Etc (See Detailed Schedule) \$ (230,912)

**GL**

52010 Salaries 47,330  
 52020 Wages Regular 528,396  
 52025 Wages O.T. 149,029  
 52035 Safety Bonuses 4,235  
 52036 Other Bonus 660  
 52065 Vacation Pay 31,634  
 52070 Sick Pay 4,190  
 765,472

Difference (1,411) -0.18%

**SUPERVISOR - SALARY & HOURLY WAGES PER PR REGISTER \$ 417,759**


Accruals, TacomaH Wage Reclasses, Mgmt Bonus, Etc (See Supervisor GL Detail tab for Details) \$ (152,070)

**2015/2016 Raises:**  
 Murrey's/American are not Union.  
 Raises are generally 2.5%, and are a company-wide Corporate mandated amount that is set to approximate cost of living increase. The exception is mechanics and G&A employees whose raises start at 2.5%, but can then be adjusted up or down based on performance.

Murrey's (2111) & American (2131)  
 Payroll Schedule  
 January 1, 2015 - December 31, 2015

Note: Cells highlighted grey were linked to an external file and therefore values were copy/pasted to avoid reference errors in the filing.


District #	EE #	Name	Job	Total Pay per Payroll Register	Total Hours	Total Non-Wrk Hrs	Total Route Hrs	2015 Wage Base	2015 Raise Date	2015 Raise %	2015 Restatement	2016 Wage Base	2016 Raise Date	2016 Raise %	2016 Proforma
				<b>GL</b>											
	56010		Salaries	255,984											
	56025		Wages O.T.	162											
	56036		Other Bonus	590											
	56065		Vacation Pay	8,954											
				265,689											
			Difference	0	0.00%										
<b>G&amp;A - SALARY &amp; HOURLY WAGES PER PR REGISTER</b>				<b>\$ 922,581</b>											
			Accruals, TacomaH Wage Recl., Mgmt Bonus, Region OH Alloc., Etc <i>(See G&amp;A GL Detail tab for Details)</i>	\$ 58,289											
			Misc - Immaterial	\$ 6,069											
				<b>GL</b>											
	70010		Salaries	416,592											
	70020		Wages Regular	451,888											
	70025		Wages O.T.	61,471											
	70035		Safety Bonuses	726											
	70036		Tooty Bonuses	11,953											
	70065		Vacation Pay	35,530											
	70070		Sick Pay	8,778											
				986,939											
			Difference \$	(0)	0.00%										
<b>SALES - SALARY &amp; HOURLY WAGES PER PR REGISTER</b>				<b>\$ 36,639</b>											
			Accruals, Etc <i>(See Sales GL Detail tab for Details)</i>	\$ (4,038)											
			Misc - Immaterial												
				<b>GL</b>											
	60010		Salaries	28,397											
	60030		Bonus/Commission	3,639											
	60065		Vacation Pay	565											
				32,601											
			Difference \$	0	0.00%										
<b>Net Reconciling Difference</b>															



DM Disposal, Inc. (2140, 2150, 2160)  
Payroll Schedule  
January 1, 2015 - December 31, 2015




DM Disposal, Inc. (2140, 2150, 2160)  
Payroll Schedule  
January 1, 2015 - December 31, 2015



DM Disposal, Inc. (2140, 2150, 2160)  
Payroll Schedule  
January 1, 2015 - December 31, 2015



DM Disposal, Inc. (2140, 2150, 2160)  
Payroll Schedule  
January 1, 2015 - December 31, 2015




DM Disposal, Inc. (2140, 2150, 2160)  
Payroll Schedule  
January 1, 2015 - December 31, 2015





DM Disposal, Inc. (2140, 2150, 2160)  
Payroll Schedule  
January 1, 2015 - December 31, 2015



---

DM Disposal, Inc. (2140, 2150, 2160)  
Payroll Schedule  
January 1, 2015 - December 31, 2015



DM Disposal, Inc. (2140, 2150, 2160)  
Payroll Schedule  
January 1, 2015 - December 31, 2015



DM Disposal, Inc. (2140, 2150, 2160)  
Payroll Schedule  
January 1, 2015 - December 31, 2015



**2015/2016 Raises:**  
Murrey's/American are not Union.  
Raises are generally 2.5%, and are a company-wide Corporate mandated amount to approximate cost of living increase. The exception is mechanics and G&A employees whose raises start at 2.5%, but can then be adjusted up or down based on performance.

DM Disposal, Inc. (2140, 2150, 2160)  
Payroll Schedule  
January 1, 2015 - December 31, 2015




that is set  
oyees  
mance.

DM Disposal, Inc. (2140, 2150, 2160)  
Payroll Schedule  
January 1, 2015 - December 31, 2015



DM Disposal, Inc. (2140, 2150, 2160)  
Payroll Schedule  
January 1, 2015 - December 31, 2015



---

**Confidential per WAC 480-07-160**

Murrey's - American  
 Time Study Summary  
 July 2015

*Cells shaded grey below originate from an external workbook and therefore values have been copy/pasted to maintain data integrity. The full file is available upon request.*

**Week 1 Summary**

Route Hours:	2111	2131	2140	2150	2160	Total
Packer Routes	545:26	325:37				
Helper	225:51	134:50				
Roll-off Routes	220:00	46:33				
Resi-Recycl Rts	306:49	137:24				
YW Routes	140:50	84:49				
Relief						
MF Recycling	45:09	5:13				
MF Recycling Stations	24:21	8:02				
Delivery / Misses/ Tote Washing	97:28	49:21				
Comm Recycle						
Med Waste	14:00	0:00				
Transfer - Non Fife						
APS						
Glass Boxes	39:23					
<b>Total Percent</b>	<b>1659:18</b>	<b>791:50</b>				

**Week 2 Summary**

Route Hours:	2111	2131	2140	2150	2160	Total
Packer Routes	554:16	334:27				
Helper	226:19	136:34				
Roll-off Routes	217:20	48:48				
Resi-Recycl Rts	153:46	112:04				
YW Routes	207:02	75:01				
Relief						
MF Recycling	46:58	7:30				
MF Recycling Stations	23:06	16:34				
Delivery / Misses/ Tote Washing	88:35	47:27				
Comm Recycle						
Med Waste	14:00	0:00				
Transfer - Non Fife						
APS						
Glass Boxes	41:04					
<b>Total Percent</b>	<b>1572:27</b>	<b>778:25</b>				





<b>TOTAL Summary</b>						
Route Hours:	2111	2131	2140	2150	2160	Total
Packer Routes	549:51	330:02				
Helper	226:05	135:42				
Roll-off Routes	218:40	47:40				
Resi-Recycl Rts	230:17	124:44				
YW Routes	173:56	79:55				
Relief	0:00	0:00				
MF Recycling	46:03	6:21				
MF Recycling Stations	23:43	12:18				
Delivery / Misses/ Tote Wash	93:01	48:24				
Comm Recycle	0:00	0:00				
Med Waste	14:00	0:00				
Transfer - Fife Garbage	126:13	6:51				
Transfer - Fife Recycle	35:56	18:45				
Transfer - Non Fife	0:00	0:00				
APS	0:00	0:00				
T Station Workers - YARD	146:12	18:08				
Glass Boxes	40:13	0:00				
	<b>1924:14</b>	<b>828:53</b>				
<b>Total Percent</b>						

1685:00    762:20    1323:03    58:30    1252:13    5081:08

<b>TRANSFER STATION HOURS ALLOCATION</b>				
Transfer Station Hours	Week 1	Week 2	Average	
Fife Transfer Drivers- Garbage	217:16	243:28	230:22	
Fife Transfer Drivers- Recycle	93:55	103:04	98:29	
T Station Workers - YARD	292:15	281:24	286:49	<b>615:41</b>
	<b>Garbage</b>			<b>TOTALS</b>
2111 Tonnage	46,053		2111	
2131 Tonnage	2,504		2131	
	<b>Recycling</b>			
2111 Tonnage	8,080			
2131 Tonnage	4,216			

0:00

0:00

0:00

**Note:** The figures below are copy/pasted values because they originate from an active pivot table in an external workbook, which from our experience can error out upon filing with the WUTC. The source data is from our fleet repairs tracking system. The full data file of shop information can be provided upon request.

Tacoma Hauling Shop Expense Summary January 2015 - December 2015	
<b>REGULATED VS. NON-REGULATED ALLOCATIONS</b>	
	<u>Labor Hours</u>
2111	12,127.87
2131	4,569.14
<b>Total</b>	<b>16,697.01</b>

Tacoma Hauling Shop Expense Summary January 2015 - December 2015	
<b>MURREY'S-AMERICAN REGULATED LINE OF SERVICE ALLOCATION</b>	
	<u>Labor Hours</u>
Med Waste	52.95
MF Recycle	686.65
Packer	7,503.79
Recycling	2,597.95
Roll Off	782.95
Tractor	2,854.85
YW	1,987.90
	<b>16,467.04</b>
<b>Percent for Allocations:</b>	
	<u>Labor Hours %</u>
Med Waste	0.32%
MF Recycle	4.17%
Packer	45.57%
Recycling	15.78%
Roll Off	4.75%
Tractor	17.34%
YW	12.07%
	<b>100.00%</b>

Fife Transfer Station Tonnage  
 Tacoma Hauling  
 January 1, 2015 - December 31, 2015

The schedule below represents tons hauled into and transferred through the Fife transfer station.

<u>MSW- Route Tonnage</u>	Jan-15	Feb-15	Mar-15	Apr-15	May-15	Jun-15	Jul-15	Aug-15	Sep-15	Oct-15	Nov-15	Dec-15	TOTAL
2111	2,264.1	1,821.6	2,057.1	2,191.8	2,106.7	2,030.9	2,301.4	1,945.2	2,103.2	2,242.2	2,138.1	2,377.6	25,579.9
2131	202.3	117.6	126.1	168.9	229.0	209.1	182.8	214.7	198.7	271.2	243.2	273.8	2,437.4

<u>MSW- Roll Off</u>	Jan-15	Feb-15	Mar-15	Apr-15	May-15	Jun-15	Jul-15	Aug-15	Sep-15	Oct-15	Nov-15	Dec-15	TOTAL
2111	1,861.0	1,583.3	1,711.8	1,743.3	1,450.8	1,663.2	1,715.8	1,668.5	1,698.2	1,940.0	1,663.6	1,773.2	20,472.7
2131	20.3	4.2	7.5	-	-	-	0.4	-	9.8	3.5	-	20.6	66.2

<u>RECY - Routed and RO</u>	Jan-15	Feb-15	Mar-15	Apr-15	May-15	Jun-15	Jul-15	Aug-15	Sep-15	Oct-15	Nov-15	Dec-15	TOTAL
2111	740.4	525.5	541.1	624.0	656.7	568.6	761.6	561.3	707.8	729.8	710.8	952.3	8,079.8
2131	359.2	325.5	400.7	314.6	308.3	403.9	302.7	310.1	378.2	294.2	430.7	388.1	4,216.2

<u>Allocate By Company</u>		
	Tons	%
Murrey's-American	60,852	
<u>Allocate By Line of Business</u>		
	Tons	%
Packer	28,017.28	46%
RO	20,538.87	34%
Recycling	12,295.92	20%
	60,852.07	100%

Confidential per WAC 480-07-160

Recycling Material 2015						
Total Jan - Dec 2015						
Murrey's	Tons	Rate	Revenue	Percent		
ONP	2,605.59		29,867	28.60%		
MP	2,277.62		4,535	25.00%		
OCC	3,070.19		155,657	33.70%		
Aluminum	118.43		137,940	1.30%		
Tin	273.30		13,629	3.00%		
PET	327.98		46,160	3.60%		
HDPE	82.00		28,832	0.90%		
Natural	127.55		65,526	1.40%		
#3-7	45.55		(2,520)	0.50%		
Waste	182.21		(37,937)	2.00%		
<b>Total</b>	<b>9,110.42</b>		<b>441,689</b>	<b>100.00%</b>		
American	Tons		Revenue		Tons	Revenue
ONP	1,327.72		15,628	28.60%	3,933.31	45,494.56
MP	1,160.62		2,118	25.00%	3,438.24	6,652.79
OCC	1,564.49		79,389	33.70%	4,634.68	235,045.87
Aluminum	60.34		71,127	1.30%	178.77	209,067.38
Tin	139.27		7,139	3.00%	412.57	20,767.79
PET	167.14		23,679	3.60%	495.12	69,839.20
HDPE	41.80		14,656	0.90%	123.80	43,488.41
Natural	64.98		33,331	1.40%	192.53	98,857.00
#3-7	23.21		(1,209)	0.50%	68.76	-3,729.31
Waste	92.86		(19,331)	2.00%	275.07	-57,267.86
<b>Total</b>	<b>4642.43</b>		<b>226,527</b>	<b>100.00%</b>	<b>13752.85</b>	<b>668,215.83</b>
Recycling Stations						
MF	Tons	Rate/ton	Revenue			
ONP	138.58		2,259	30.17%		
MP	114.76		341	24.99%		
OCC	147.45		7,556	32.10%		
Aluminum	5.91		6,759	1.29%		
Tin	13.78		672	3.00%		
PET	0.00		0			
Mixed Plastics	29.63		6,586	6.45%		
Waste	9.17		(1,856)	2.00%		
	<b>459.28</b>		<b>22,316.27</b>	<b>100.00%</b>		
			51.54%			
MF Containers	Tons	Rate/ton	Amount	\$ p/Ton	Tons	Revenue
ONP	130.03		2,127	30.18%	268.61	4,386
MP	107.69		322	25.00%	222.45	663
OCC	138.27		7,087	32.09%	285.72	14,643
Aluminum	5.57		6,370	1.29%	11.48	13,129
Tin	12.90		631	2.99%	26.68	1,303
PET	0.00		0	0.00%		
Mixed Plastics	27.80		6,181	6.45%	57.43	12,766
Waste	8.58		(1,735)	1.99%	17.75	-3,590
	<b>430.84</b>		<b>20,983.38</b>	<b>100.00%</b>	<b>890.12</b>	<b>43,300</b>
<b>Total MF</b>	<b>890.12</b>		<b>43,299.64</b>			

**Confidential per WAC 480-07-160**

Murrey's Disposal Co., Inc. G-9  
 American Disposal Co., Inc. G-87  
 Dump Fee Schedule  
 Jan 2015 - Dec 2015

	Murrey's		American		Total	Total	Total		
	Pass Thru \$	Packer \$	Pass Thru \$	Packer \$	Packer \$	Murrey's \$	American \$		
Jan-15	303,789	500,940	46,981	196,554	697,493	804,729	243,534		
Feb-15	266,587	486,826	45,721	188,821	675,647	753,413	234,542		
Mar-15	298,795	686,949	54,480	252,651	939,599	985,744	307,131		
Apr-15	299,143	461,645	47,769	203,013	664,658	760,788	250,782		
May-15	267,680	543,235	51,467	205,565	748,799	810,915	257,032		
Jun-15	289,501	631,239	51,063	268,980	900,219	920,740	320,043		
Jul-15	294,410	610,880	62,885	227,700	838,580	905,290	290,585		
Aug-15	274,729	543,389	51,438	236,401	779,790	818,118	287,839		
Sep-15	283,994	508,108	57,785	246,646	754,754	792,102	304,431		
Oct-15	352,432	560,646	52,932	201,871	762,517	913,078	254,802		
Nov-15	291,985	574,408	52,440	230,978	805,385	866,393	283,418		
Dec-15	303,991	595,012	50,590	238,979	833,990	899,002	289,569		
<b>Total</b>	<b>3,527,035</b>	<b>6,703,274</b>	<b>625,551</b>	<b>2,698,158</b>	<b>9,401,432</b>	<b>10,230,310</b>	<b>3,323,709</b>		
Tons (Jan-Feb)	4,092	7,087	665	2,765	9,852			2,044	4,841
Tons (Mar-Dec)	20,395	39,425	3,676	15,954	55,379			14,050	23,205
	<b>24,487</b>	<b>46,512</b>	<b>4,341</b>	<b>18,718</b>	<b>65,231</b>			<b>16,094</b>	<b>28,045</b>
Increase per ton	\$0.87	\$0.87	\$0.87	\$0.87	\$0.87			\$0.87	\$0.87
<b>Total Increase</b>	<b>21,304</b>	<b>40,466</b>	<b>3,776</b>	<b>16,285</b>	<b>56,751</b>			<b>14,002</b>	<b>24,399</b>
<b>Total Lbs (Tons * lbs in a ton)</b>		<b>93,024,625</b>		<b>37,436,897</b>	<b>130,461,522</b>				
<b>Increase per Lbs (Increase/lbs in a Ton)</b>					<b>\$0.000435</b>				
<b>Increase</b>					<b>\$56,751</b>				
<b>Increase plus Gross-up</b>					<b>\$58,044</b>				
<b>Roll-Off Pass Thru</b>									
Tons (Jan-Feb)	4,092		665		4,757				
Tons (Mar-Dec)	20,395		3,676		24,071				
	<b>24,487</b>		<b>4,341</b>		<b>28,828</b>				
Increase per ton	\$0.87		\$0.87		\$0.87				
<b>Increase</b>	<b>21,304</b>		<b>3,776</b>		<b>25,080</b>				
<b>Pierce County Disposal Rates</b>									
Rate per ton Jan-Feb 2015	\$139.38		5.59 2015 DF Increase						
Rate per ton March-Dec 2015	\$144.97								
Increase Effective 3/1/16	\$0.87								
<b>New Rate Effective 3/1/16</b>	<b>\$145.84</b>	0.60%							
<b>Disposal</b>		Adj Billing	Inc 3/1/15	Inc 3/1/16					
Packer	9,401,432	-35	55,071	56,751	9,513,219				
PT	4,152,586	35		25,080	4,177,701				
<b>Total Disposal</b>					<b>13,690,921</b>				

Confidential per WAC 480-07-160

Murrey's/American Fuel Schedule  
January 1, 2015 - December 31, 2015

Murrey's Fuel			
Month	Expense	Gallons	Per Gallon
Jan-15	64,067	22,559	\$ 2.84
Feb-15	49,767	20,565	\$ 2.42
Mar-15	58,953	23,487	\$ 2.51
Apr-15	61,563	25,231	\$ 2.44
May-15	67,307	23,868	\$ 2.82
Jun-15	72,300	25,548	\$ 2.83
Jul-15	58,643	22,129	\$ 2.65
Aug-15	54,861	23,957	\$ 2.29
Sep-15	58,368	25,488	\$ 2.29
Oct-15	57,583	24,714	\$ 2.33
Nov-15	53,464	23,975	\$ 2.23
Dec-15	46,550	24,372	\$ 1.91
	<b>\$ 703,425</b>	<b>285,891</b>	<b>\$ 2.46</b>
Per GL	703,425		
Difference \$	-		

American Fuel			
Month	Expense	Gallons	Per Gallon
Jan-15	\$ 28,661	10,092	\$ 2.84
Feb-15	\$ 24,645	10,184	\$ 2.42
Mar-15	\$ 26,819	10,685	\$ 2.51
Apr-15	\$ 27,618	11,319	\$ 2.44
May-15	\$ 30,674	10,877	\$ 2.82
Jun-15	\$ 32,650	11,537	\$ 2.83
Jul-15	\$ 31,152	11,755	\$ 2.65
Aug-15	\$ 24,658	10,768	\$ 2.29
Sep-15	\$ 26,238	11,458	\$ 2.29
Oct-15	\$ 25,844	11,092	\$ 2.33
Nov-15	\$ 24,057	10,788	\$ 2.23
Dec-15	\$ 20,975	10,982	\$ 1.91
	<b>\$ 323,991</b>	<b>131,536</b>	<b>\$ 2.46</b>
Per GL	323,991		
Difference \$	-		



Pro Forma Adjustment

	Murrey's Expense	Per Gallon	Difference Per Gallon	Pro forma Adjust
Jan-16	\$ 38,400	\$ 1.69	\$ (1.15)	\$(25,942.51)

	American Expense	Per Gallon	Difference Per Gallon	Pro forma Adjust
	\$ 17,263	\$ 1.69	\$ (1.15)	\$(11,605.60)

	DM Expense	Per Gallon	Difference Per Gallon	Pro forma Adjust	Total Adjust
	\$ 66,638	\$ 1.69	\$ (1.15)	\$(46,422.43)	<b>\$(83,970.54)</b>

#NAME?  
FullAcct date\_applier balance  
**Journal Entry Query Tool**  
Ver 2.0.0

Journal pstd journal\_description User TypeCode vendor\_code OneTime Description date\_doc doc\_desc doc\_ctrl\_num

**NOTE: To pull data, use the 'Data Control Window' by clicking Ctrl Shift J or use the Addin/Excellent Reports menu item and select Update Data**

Date Range:		Other Criteria	
From: 2016-01	(can use F9 Groupings)->	Districts: 2111, 2131, 2140, 2150, 2160	Vendor Code:
To: 2016-01	(can use F9 Groupings)->	Accts: 52142	Amount From:
		System:	(Will search ab:
		Subsystem:	Amount To:
			Posting: All
			Sort Code: Dist

**Total of Entries:** 122,300.57  
**Num of Entries Shown:** 48 \*pstd: 1 = posted, 0 = not posted, C:0 = I/C not posted, -1 = Hanging out there.

FullAcct	Date	Amount	journal_ctrl_num**	pstd*	journal_description	User	R/Type	vendor_code	OneTimeVendor	Further Description	date_doc	doc_desc	doc_ctrl_num
52142-2111-000-00	1/7/2016	89.15	JRNLWA00329823	1	From Voucher Posting.	HeatherWe	O/JE IC	10APP		ASSOCIATED PETROLEUM PRODU	12/31/15	CL98531 - FUEL N	CL98531
52142-2111-000-00	1/14/2016	266.35	JRNLWA00330032	1	From Voucher Posting.	HeatherWe	O/JE IC	10APP		ASSOCIATED PETROLEUM PRODU	1/9/16	CL99936 - FUEL F	CL99936
52142-2111-000-00	1/21/2016	4,931.07	JRNLWA00330131	1	From Voucher Posting.	HeatherWe	O/JE IC	212WILCOX&FL		WILCOX AND FLEGEL	1/17/16	0003814-IN	0003814-IN
52142-2111-000-00	1/21/2016	5,104.62	JRNLWA00330131	1	From Voucher Posting.	HeatherWe	O/JE IC	212WILCOX&FL		WILCOX AND FLEGEL	1/13/16	0002651-IN	0002651-IN
52142-2111-000-00	1/21/2016	2,848.42	JRNLWA00330131	1	From Voucher Posting.	HeatherWe	O/JE IC	212WILCOX&FL		WILCOX AND FLEGEL	1/8/16	0001496-IN	0001496-IN
52142-2111-000-00	1/21/2016	2,419.40	JRNLWA00330131	1	From Voucher Posting.	HeatherWe	O/JE IC	212WILCOX&FL		WILCOX AND FLEGEL	1/8/16	0001495-IN	0001495-IN
52142-2111-000-00	1/21/2016	1,631.80	JRNLWA00330131	1	From Voucher Posting.	HeatherWe	O/JE IC	212WILCOX&FL		WILCOX AND FLEGEL	1/6/16	0000698-IN	0000698-IN
52142-2111-000-00	1/21/2016	3,698.76	JRNLWA00330131	1	From Voucher Posting.	HeatherWe	O/JE IC	212WILCOX&FL		WILCOX AND FLEGEL	1/6/16	0000697-IN	0000697-IN
52142-2111-000-00	1/21/2016	3,886.30	JRNLWA00330131	1	From Voucher Posting.	HeatherWe	O/JE IC	212WILCOX&FL		WILCOX AND FLEGEL	1/1/16	0713945-IN	0713945-IN
52142-2111-000-00	1/21/2016	1,714.56	JRNLWA00330131	1	From Voucher Posting.	HeatherWe	O/JE IC	212WILCOX&FL		WILCOX AND FLEGEL	1/1/16	0713944-IN	0713944-IN
52142-2111-000-00	1/21/2016	118.92	JRNLWA00330131	1	From Voucher Posting.	HeatherWe	O/JE IC	10APP		ASSOCIATED PETROLEUM PRODU	1/16/16	CL01441	CL01441
52142-2111-000-00	1/28/2016	131.87	JRNLWA00330247	1	From Voucher Posting.	AdamJo	O/JE IC	10APP		ASSOCIATED PETROLEUM PRODU	1/23/16	CL01564 - MURRE	CL01564
52142-2111-000-00	1/28/2016	3,541.71	JRNLWA00330247	1	From Voucher Posting.	AdamJo	O/JE IC	10APP		ASSOCIATED PETROLEUM PRODU	1/21/16	0860508-IN - MUR	0860508-IN
52142-2111-000-00	1/21/2016	8,669.76	JRNLWA00329708	1	Monthly reversing entry to boo	AdamJo	O/JE IC			Monthly Fuel Inventory			
52142-2111-000-00	1/31/2016	(89.15)	JRNLWA00329711	1	Exp15-PoLog	AdamJo	O/JE IC			CL98531 - FUEL MURREY'S - 122.120			
52142-2111-000-00	1/31/2016	17.64	JRNLWA00330500	1	From Voucher Posting.	AdamJo	O/JE IC	212CENEXVALL		CENEX VALLEY SUPPLY	1/13/16	Forklift tank w/prop YA4-1B5207	
52142-2111-000-00	1/31/2016	61.81	JRNLWA00330504	1	PCARD ACTIVITY CENTRAL JA	AdamJo	O/JE IC			SHELL OIL 57444029300-HERRING			
52142-2111-000-00	1/21/2016	57.06	JRNLWA00330504	1	PCARD ACTIVITY CENTRAL JA	AdamJo	O/JE IC			SHELL OIL 57444029300-HERRING			
52142-2111-000-00	1/31/2016	66.50	JRNLWA00330504	1	PCARD ACTIVITY CENTRAL JA	AdamJo	O/JE IC			76 00465252-HERRING			
52142-2111-000-00	1/31/2016	(1,537.12)	JRNLWA00330787	1	Misc Cash 2016-01	AdamJo	O/JE IC			WA State Ck# 009648J ( Split various Dis			
52142-2111-000-00	1/31/2016	(7,858.83)	JRNLWA00331396	1	Monthly reversing entry to boo	HeatherWe	O/JE IC			Monthly Fuel Inventory			
52142-2111-000-00	1/31/2016	4,341.53	JRNLWA00331403	1	Exp15-PoLog	HeatherWe	O/JE IC			0863156-IN - MURREY'S DISPOSAL 8,502.000			
52142-2111-000-00	1/31/2016	4,129.42	JRNLWA00331403	1	Exp15-PoLog	HeatherWe	O/JE IC			0863194-IN -MURREY'S DISPOSAL 8,000.000			
52142-2111-000-00	1/31/2016	158.58	JRNLWA00331403	1	Exp15-PoLog	HeatherWe	O/JE IC			CL03270 - MURREY'S DISPOSAL - 262.090			
		<b>38,400.13</b>	<b>Murrey's Total</b>										

52142-2131-000-00	1/7/2016	40.27	JRNLWA00329823	1	From Voucher Posting.	HeatherWe	O/JE IC	10APP		ASSOCIATED PETROLEUM PRODU	12/31/15	CL98531 - FUEL N	CL98531
52142-2131-000-00	1/14/2016	120.29	JRNLWA00330032	1	From Voucher Posting.	HeatherWe	O/JE IC	10APP		ASSOCIATED PETROLEUM PRODU	1/9/16	CL99936 - FUEL F	CL99936
52142-2131-000-00	1/21/2016	2,226.92	JRNLWA00330131	1	From Voucher Posting.	HeatherWe	O/JE IC	212WILCOX&FL		WILCOX AND FLEGEL	1/17/16	0003814-IN	0003814-IN
52142-2131-000-00	1/21/2016	2,305.31	JRNLWA00330131	1	From Voucher Posting.	HeatherWe	O/JE IC	212WILCOX&FL		WILCOX AND FLEGEL	1/13/16	0002651-IN	0002651-IN
52142-2131-000-00	1/21/2016	1,286.38	JRNLWA00330131	1	From Voucher Posting.	HeatherWe	O/JE IC	212WILCOX&FL		WILCOX AND FLEGEL	1/8/16	0001496-IN	0001496-IN
52142-2131-000-00	1/21/2016	1,092.62	JRNLWA00330131	1	From Voucher Posting.	HeatherWe	O/JE IC	212WILCOX&FL		WILCOX AND FLEGEL	1/8/16	0001495-IN	0001495-IN
52142-2131-000-00	1/21/2016	736.94	JRNLWA00330131	1	From Voucher Posting.	HeatherWe	O/JE IC	212WILCOX&FL		WILCOX AND FLEGEL	1/6/16	0000698-IN	0000698-IN
52142-2131-000-00	1/21/2016	1,670.40	JRNLWA00330131	1	From Voucher Posting.	HeatherWe	O/JE IC	212WILCOX&FL		WILCOX AND FLEGEL	1/6/16	0000697-IN	0000697-IN
52142-2131-000-00	1/21/2016	1,755.11	JRNLWA00330131	1	From Voucher Posting.	HeatherWe	O/JE IC	212WILCOX&FL		WILCOX AND FLEGEL	1/1/16	0713945-IN	0713945-IN
52142-2131-000-00	1/21/2016	774.31	JRNLWA00330131	1	From Voucher Posting.	HeatherWe	O/JE IC	212WILCOX&FL		WILCOX AND FLEGEL	1/1/16	0713944-IN	0713944-IN
52142-2131-000-00	1/21/2016	53.71	JRNLWA00330131	1	From Voucher Posting.	HeatherWe	O/JE IC	10APP		ASSOCIATED PETROLEUM PRODU	1/16/16	CL01441	CL01441
52142-2131-000-00	1/28/2016	59.55	JRNLWA00330247	1	From Voucher Posting.	AdamJo	O/JE IC	10APP		ASSOCIATED PETROLEUM PRODU	1/23/16	CL01564 - MURRE	CL01564
52142-2131-000-00	1/28/2016	1,599.49	JRNLWA00330247	1	From Voucher Posting.	AdamJo	O/JE IC	10APP		ASSOCIATED PETROLEUM PRODU	1/21/16	0860508-IN - MUR	0860508-IN
52142-2131-000-00	1/31/2016	4,045.89	JRNLWA00329708	1	Monthly reversing entry to boo	AdamJo	O/JE IC			Monthly Fuel Inventory			
52142-2131-000-00	1/31/2016	(40.27)	JRNLWA00329711	1	Exp15-PoLog	AdamJo	O/JE IC			CL98531 - FUEL MURREY'S - 122.120			
52142-2131-000-00	1/31/2016	(694.19)	JRNLWA00330787	1	Misc Cash 2016-01	AdamJo	O/JE IC			WA State (Split various Districts)			
52142-2131-000-00	1/31/2016	(3,667.45)	JRNLWA00331396	1	Monthly reversing entry to boo	HeatherWe	O/JE IC			Monthly Fuel Inventory			
52142-2131-000-00	1/31/2016	1,960.69	JRNLWA00331403	1	Exp15-PoLog	HeatherWe	O/JE IC			0863156-IN - MURREY'S DISPOSAL 8,502.000			
52142-2131-000-00	1/31/2016	1,864.91	JRNLWA00331403	1	Exp15-PoLog	HeatherWe	O/JE IC			0863194-IN -MURREY'S DISPOSAL 8,000.000			
52142-2131-000-00	1/31/2016	71.62	JRNLWA00331403	1	Exp15-PoLog	HeatherWe	O/JE IC			CL03270 - MURREY'S DISPOSAL - 262.090			
		<b>17,262.50</b>	<b>American Total</b>										

# Journal Entry Query Tool

Ver 2.0.0

**NOTE: To pull data, use the 'Data Control Window' by clicking Ctrl Shift J or use the Addin/Excellent Reports menu item and select Update Data**

<b>Date Range:</b>		<b>Other Criteria</b>	
From: 2016-01	(can use F9 Groupings)->	Districts: 2111, 2131, 2140, 2150, 2160	Vendor Code:
To: 2016-01	(can use F9 Groupings)->	Accts: 52142	Amount From:
		System:	Amount To:
		Subsystem:	Posting: All
			Sort Code: Dist

**Total of Entries:** 122,300.57  
**Num of Entries Shown:** 48 \*pstd: 1 = posted, 0 = not posted, C:0 = I/C not posted, -1 = Hanging out there.

FullAcct	Date	Amount	journal_ctrl_num**	pstd*	journal_description	User	R/Type	vendor_code	OneTimeVendor	Further Description	date_doc	doc_desc	doc_ctrl_num
52142-2140-000-00	1/7/2016	69.03	JRNLWA00329823	1	From Voucher Posting.	HeatherWe	O/JE IC	10APP		ASSOCIATED PETROLEUM PRODUCTS	12/31/15	CL98531 - FUEL ML	CL98531
52142-2140-000-00	1/14/2016	206.21	JRNLWA00330032	1	From Voucher Posting.	HeatherWe	O/JE IC	10APP		ASSOCIATED PETROLEUM PRODUCTS	1/9/16	CL99936 - FUEL FO	CL99936
52142-2140-000-00	1/21/2016	3,817.56	JRNLWA00330131	1	From Voucher Posting.	HeatherWe	O/JE IC	212WILCOX&FL		WILCOX AND FLEGEL	1/17/16	0003814-IN	0003814-IN
52142-2140-000-00	1/21/2016	3,951.96	JRNLWA00330131	1	From Voucher Posting.	HeatherWe	O/JE IC	212WILCOX&FL		WILCOX AND FLEGEL	1/13/16	0002651-IN	0002651-IN
52142-2140-000-00	1/21/2016	2,205.23	JRNLWA00330131	1	From Voucher Posting.	HeatherWe	O/JE IC	212WILCOX&FL		WILCOX AND FLEGEL	1/8/16	0001496-IN	0001496-IN
52142-2140-000-00	1/21/2016	1,873.07	JRNLWA00330131	1	From Voucher Posting.	HeatherWe	O/JE IC	212WILCOX&FL		WILCOX AND FLEGEL	1/8/16	0001495-IN	0001495-IN
52142-2140-000-00	1/21/2016	1,263.33	JRNLWA00330131	1	From Voucher Posting.	HeatherWe	O/JE IC	212WILCOX&FL		WILCOX AND FLEGEL	1/6/16	0000698-IN	0000698-IN
52142-2140-000-00	1/21/2016	2,863.54	JRNLWA00330131	1	From Voucher Posting.	HeatherWe	O/JE IC	212WILCOX&FL		WILCOX AND FLEGEL	1/6/16	0000697-IN	0000697-IN
52142-2140-000-00	1/21/2016	3,008.76	JRNLWA00330131	1	From Voucher Posting.	HeatherWe	O/JE IC	212WILCOX&FL		WILCOX AND FLEGEL	1/1/16	0713945-IN	0713945-IN
52142-2140-000-00	1/21/2016	1,327.39	JRNLWA00330131	1	From Voucher Posting.	HeatherWe	O/JE IC	212WILCOX&FL		WILCOX AND FLEGEL	1/1/16	0713944-IN	0713944-IN
52142-2140-000-00	1/21/2016	92.08	JRNLWA00330131	1	From Voucher Posting.	HeatherWe	O/JE IC	10APP		ASSOCIATED PETROLEUM PRODUCTS	1/16/16	CL01441	CL01441
52142-2140-000-00	1/28/2016	102.08	JRNLWA00330247	1	From Voucher Posting.	AdamJo	O/JE IC	10APP		ASSOCIATED PETROLEUM PRODUCTS	1/23/16	CL01564 - MURREY	CL01564
52142-2140-000-00	1/28/2016	2,741.98	JRNLWA00330247	1	From Voucher Posting.	AdamJo	O/JE IC	10APP		ASSOCIATED PETROLEUM PRODUCTS	1/21/16	0860508-IN - MURI	0860508-IN
52142-2140-000-00	1/31/2016	7,513.79	JRNLWA00329708	1	Monthly reversing entry to boo	AdamJo	O/JE IC			Monthly Fuel Inventory			
52142-2140-000-00	1/31/2016	(69.03)	JRNLWA00329711	1	Exp15-PoLog	AdamJo	O/JE IC			CL98531 - FUEL MURREY'S - 122.120			
52142-2140-000-00	1/31/2016	(1,190.04)	JRNLWA00330787	1	Misc Cash 2016-01	AdamJo	O/JE IC			WA State Ck# 009684) (Split Various Dist			
52142-2140-000-00	1/31/2016	(6,810.98)	JRNLWA00331396	1	Monthly reversing entry to boo	HeatherWe	O/JE IC			Monthly Fuel Inventory			
52142-2140-000-00	1/31/2016	3,361.19	JRNLWA00331403	1	Exp15-PoLog	HeatherWe	O/JE IC			0863156-IN - MURREY'S DISPOSAL 8,502.000			
52142-2140-000-00	1/31/2016	3,196.98	JRNLWA00331403	1	Exp15-PoLog	HeatherWe	O/JE IC			0863194-IN -MURREY'S DISPOSAL 8,000.000			
52142-2140-000-00	1/31/2016	122.77	JRNLWA00331403	1	Exp15-PoLog	HeatherWe	O/JE IC			CL03270 - MURREY'S DISPOSAL - 262.090			
52142-2150-000-00	1/7/2016	2.88	JRNLWA00329823	1	From Voucher Posting.	HeatherWe	O/JE IC	10APP		ASSOCIATED PETROLEUM PRODUCTS	12/31/15	CL98531 - FUEL ML	CL98531
52142-2150-000-00	1/14/2016	8.59	JRNLWA00330032	1	From Voucher Posting.	HeatherWe	O/JE IC	10APP		ASSOCIATED PETROLEUM PRODUCTS	1/9/16	CL99936 - FUEL FO	CL99936
52142-2150-000-00	1/21/2016	159.07	JRNLWA00330131	1	From Voucher Posting.	HeatherWe	O/JE IC	212WILCOX&FL		WILCOX AND FLEGEL	1/17/16	0003814-IN	0003814-IN
52142-2150-000-00	1/21/2016	164.66	JRNLWA00330131	1	From Voucher Posting.	HeatherWe	O/JE IC	212WILCOX&FL		WILCOX AND FLEGEL	1/13/16	0002651-IN	0002651-IN
52142-2150-000-00	1/21/2016	91.88	JRNLWA00330131	1	From Voucher Posting.	HeatherWe	O/JE IC	212WILCOX&FL		WILCOX AND FLEGEL	1/8/16	0001496-IN	0001496-IN
52142-2150-000-00	1/21/2016	78.04	JRNLWA00330131	1	From Voucher Posting.	HeatherWe	O/JE IC	212WILCOX&FL		WILCOX AND FLEGEL	1/8/16	0001495-IN	0001495-IN
52142-2150-000-00	1/21/2016	52.64	JRNLWA00330131	1	From Voucher Posting.	HeatherWe	O/JE IC	212WILCOX&FL		WILCOX AND FLEGEL	1/6/16	0000698-IN	0000698-IN
52142-2150-000-00	1/21/2016	119.31	JRNLWA00330131	1	From Voucher Posting.	HeatherWe	O/JE IC	212WILCOX&FL		WILCOX AND FLEGEL	1/6/16	0000697-IN	0000697-IN
52142-2150-000-00	1/21/2016	125.37	JRNLWA00330131	1	From Voucher Posting.	HeatherWe	O/JE IC	212WILCOX&FL		WILCOX AND FLEGEL	1/1/16	0713945-IN	0713945-IN
52142-2150-000-00	1/21/2016	55.31	JRNLWA00330131	1	From Voucher Posting.	HeatherWe	O/JE IC	212WILCOX&FL		WILCOX AND FLEGEL	1/1/16	0713944-IN	0713944-IN
52142-2150-000-00	1/21/2016	3.84	JRNLWA00330131	1	From Voucher Posting.	HeatherWe	O/JE IC	10APP		ASSOCIATED PETROLEUM PRODUCTS	1/16/16	CL01441	CL01441
52142-2150-000-00	1/28/2016	4.25	JRNLWA00330247	1	From Voucher Posting.	AdamJo	O/JE IC	10APP		ASSOCIATED PETROLEUM PRODUCTS	1/23/16	CL01564 - MURREY	CL01564
52142-2150-000-00	1/28/2016	114.25	JRNLWA00330247	1	From Voucher Posting.	AdamJo	O/JE IC	10APP		ASSOCIATED PETROLEUM PRODUCTS	1/21/16	0860508-IN - MURI	0860508-IN
52142-2150-000-00	1/31/2016	288.99	JRNLWA00329708	1	Monthly reversing entry to boo	AdamJo	O/JE IC			Monthly Fuel Inventory			
52142-2150-000-00	1/31/2016	(2.88)	JRNLWA00329711	1	Exp15-PoLog	AdamJo	O/JE IC			CL98531 - FUEL MURREY'S - 122.120			
52142-2150-000-00	1/31/2016	(49.59)	JRNLWA00330787	1	Misc Cash 2016-01	AdamJo	O/JE IC			WA State Ck# 009684) (Split various Dist			
52142-2150-000-00	1/31/2016	(261.96)	JRNLWA00331396	1	Monthly reversing entry to boo	HeatherWe	O/JE IC			Monthly Fuel Inventory			
52142-2150-000-00	1/31/2016	140.05	JRNLWA00331403	1	Exp15-PoLog	HeatherWe	O/JE IC			0863156-IN - MURREY'S DISPOSAL 8,502.000			
52142-2150-000-00	1/31/2016	133.21	JRNLWA00331403	1	Exp15-PoLog	HeatherWe	O/JE IC			0863194-IN -MURREY'S DISPOSAL 8,000.000			
52142-2150-000-00	1/31/2016	5.12	JRNLWA00331403	1	Exp15-PoLog	HeatherWe	O/JE IC			CL03270 - MURREY'S DISPOSAL - 262.090			
52142-2160-000-00	1/7/2016	83.41	JRNLWA00329823	1	From Voucher Posting.	HeatherWe	O/JE IC	10APP		ASSOCIATED PETROLEUM PRODUCTS	12/31/15	CL98531 - FUEL ML	CL98531
52142-2160-000-00	1/14/2016	249.17	JRNLWA00330032	1	From Voucher Posting.	HeatherWe	O/JE IC	10APP		ASSOCIATED PETROLEUM PRODUCTS	1/9/16	CL99936 - FUEL FO	CL99936
52142-2160-000-00	1/21/2016	4,612.91	JRNLWA00330131	1	From Voucher Posting.	HeatherWe	O/JE IC	212WILCOX&FL		WILCOX AND FLEGEL	1/17/16	0003814-IN	0003814-IN
52142-2160-000-00	1/21/2016	4,775.28	JRNLWA00330131	1	From Voucher Posting.	HeatherWe	O/JE IC	212WILCOX&FL		WILCOX AND FLEGEL	1/13/16	0002651-IN	0002651-IN
52142-2160-000-00	1/21/2016	2,664.65	JRNLWA00330131	1	From Voucher Posting.	HeatherWe	O/JE IC	212WILCOX&FL		WILCOX AND FLEGEL	1/8/16	0001496-IN	0001496-IN
52142-2160-000-00	1/21/2016	2,263.29	JRNLWA00330131	1	From Voucher Posting.	HeatherWe	O/JE IC	212WILCOX&FL		WILCOX AND FLEGEL	1/8/16	0001495-IN	0001495-IN
52142-2160-000-00	1/21/2016	1,526.52	JRNLWA00330131	1	From Voucher Posting.	HeatherWe	O/JE IC	212WILCOX&FL		WILCOX AND FLEGEL	1/6/16	0000698-IN	0000698-IN
52142-2160-000-00	1/21/2016	3,460.11	JRNLWA00330131	1	From Voucher Posting.	HeatherWe	O/JE IC	212WILCOX&FL		WILCOX AND FLEGEL	1/6/16	0000697-IN	0000697-IN
52142-2160-000-00	1/21/2016	3,635.59	JRNLWA00330131	1	From Voucher Posting.	HeatherWe	O/JE IC	212WILCOX&FL		WILCOX AND FLEGEL	1/1/16	0713945-IN	0713945-IN



**Journal Entry Query Tool**

Ver 2.0.0

**NOTE: To pull data, use the 'Data Control Window' by clicking Ctrl Shift J or use the Addin/Excellent Reports menu item and select Update Data**

Date Range:		Other Criteria		
From: 2016-01	(can use F9 Groupings)->	Districts:	2111, 2131, 2140, 2150, 2160	Vendor Code:
To: 2016-01	(can use F9 Groupings)->	Accts:	52142	Amount From:
		System:		(Will search ab:
		Subsystem:		(Will search ab:
				Posting: All
				Sort Code: Dist

**Total of Entries:** 122,300.57  
**Num of Entries Shown:** 48

\*pstd: 1 = posted, 0 = not posted, C:0 = I/C not posted, -1 = Hanging out there.

FullAcct	Date	Amount	journal_ctrl_num**	pstd*	journal_description	User	R/Type	vendor_code	OneTimeVendor	Further Description	date_doc	doc_desc	doc_ctrl_num
52142-2160-000-00	1/21/2016	1,603.93	JRNLWA00330131	1	From Voucher Posting.	HeatherWe	0/JE IC	212WILCOX&FL		WILCOX AND FLEGEL	1/1/16	0713944-IN	0713944-IN
52142-2160-000-00	1/21/2016	111.26	JRNLWA00330131	1	From Voucher Posting.	HeatherWe	0/JE IC	10APP		ASSOCIATED PETROLEUM PRODUCTS	1/16/16	CL01441	CL01441
52142-2160-000-00	1/28/2016	123.35	JRNLWA00330247	1	From Voucher Posting.	AdamJo	0/JE IC	10APP		ASSOCIATED PETROLEUM PRODUCTS	1/23/16	CL01564 - MURREY	CL01564
52142-2160-000-00	1/28/2016	3,313.22	JRNLWA00330247	1	From Voucher Posting.	AdamJo	0/JE IC	10APP		ASSOCIATED PETROLEUM PRODUCTS	1/21/16	0860508-IN - MURI	0860508-IN
52142-2160-000-00	1/31/2016	8,380.77	JRNLWA00329708	1	Monthly reversing entry to boo	AdamJo	0/JE IC			Monthly Fuel Inventory			
52142-2160-000-00	1/31/2016	(83.41)	JRNLWA00329711	1	Exp15-PoLog	AdamJo	0/JE IC			CL98531 - FUEL MURREY'S - 122.120			
52142-2160-000-00	1/31/2016	(1,437.97)	JRNLWA00330787	1	Misc Cash 2016-01	AdamJo	0/JE IC			WA State Ck# 009684J (Split various Dist			
52142-2160-000-00	1/31/2016	(7,596.87)	JRNLWA00331396	1	Monthly reversing entry to boo	HeatherWe	0/JE IC			Monthly Fuel Inventory			
52142-2160-000-00	1/31/2016	4,061.43	JRNLWA00331403	1	Exp15-PoLog	HeatherWe	0/JE IC			0863156-IN - MURREY'S DISPOSAL 8,502.000			
52142-2160-000-00	1/31/2016	3,863.02	JRNLWA00331403	1	Exp15-PoLog	HeatherWe	0/JE IC			0863194-IN -MURREY'S DISPOSAL 8,000.000			
52142-2160-000-00	1/31/2016	148.35	JRNLWA00331403	1	Exp15-PoLog	HeatherWe	0/JE IC			CL03270 - MURREY'S DISPOSAL - 262.090			
		<b>66,637.94</b>	<b>DM Total</b>										

**Division Vice President Allocation IN**  
**January 1, 2015 - December 31, 2015**

**Note:** The Division Vice President's home district for payroll purposes is 2180. During the year his regular compensation is coded to district 2180 and then allocated out to each of his districts based on the customer counts below via Journal Entry. His other compensation is not allocated out to each of his districts during the year therefore that must be done manually for this rate filing.

**DVP Other Compensation = \$ 199,985.45**

Dist	Customer Counts		Other Comp Allocation	Taxes	Total Allocation In for DVP
2111	36,406	11.92%	\$ 23,834.72	\$ 1,823.36	\$ 25,658.07
2112	11,786	3.86%	\$ 7,716.20		
2113	1	0.00%	\$ 0.65		
2131	18,749	6.14%	\$ 12,274.78	\$ 939.02	\$ 13,213.80
2132	2,002	0.66%	\$ 1,310.69		
2140	26,962	8.83%	\$ 17,651.81	\$ 1,350.36	\$ 19,002.17
2144	13,021	4.26%	\$ 8,524.74		
2148	5,577	1.83%	\$ 3,651.22		
2149	11,755	3.85%	\$ 7,695.90		
2180	70,657	23.13%	\$ 46,258.57		
2182	298	0.10%	\$ 195.10		
2183	57,817	18.93%	\$ 37,852.33		
2184	1	0.00%	\$ 0.65		
2185	5,315	1.74%	\$ 3,479.69		
2186	20,440	6.69%	\$ 13,381.90		
2187	113	0.04%	\$ 73.98		
2188	24,560	8.04%	\$ 16,079.24		
2189	5	0.00%	\$ 3.27		
	<b>305,465</b>	<b>100%</b>	<b>\$ 199,985</b>	<b>\$ 4,113</b>	<b>\$ 57,874</b>
					<b>\$ 61,987 Allocate INTO Rate Filing</b>

**Division Controller Allocation OUT**  
**January 1, 2015 - December 31, 2015**

**Note:** The Division Controller's home district for payroll purposes is 2111. During the year her regular compensation is coded to district 2111 and then allocated out to each of her districts based on the customer counts below via Journal Entry. Her other compensation is not allocated out to each of his districts during the year therefore that must be done manually for this rate filing.

**Division Controller Other Compensation = \$ 32,458.23**

Dist	Customer Counts		Other Comp Allocation
2111	36,406	11.92%	\$ 3,868.45
2112	11,786	3.86%	\$ 1,252.36
2113	1	0.00%	\$ 0.11
2131	18,749	6.14%	\$ 1,992.23
2132	2,002	0.66%	\$ 212.73
2140	26,962	8.83%	\$ 2,864.94
2144	13,021	4.26%	\$ 1,383.59
2148	5,577	1.83%	\$ 592.60
2149	11,755	3.85%	\$ 1,249.07
2180	70,657	23.13%	\$ 7,507.90
2182	298	0.10%	\$ 31.67
2183	57,817	18.93%	\$ 6,143.54
2184	1	0.00%	\$ 0.11
2185	5,315	1.74%	\$ 564.76
2186	20,440	6.69%	\$ 2,171.92
2187	113	0.04%	\$ 12.01
2188	24,560	8.04%	\$ 2,609.71
2189	5	0.00%	\$ 0.53
	<b>305,465</b>	<b>100%</b>	<b>\$ 32,458</b>
			<b>Tacoma Hauling Total \$ 8,725.62</b>
			<b>Allocate OUT of Rate Filing \$ (23,732.61)</b>
			<b>Restate Taxes Into Filing \$ (667.51)</b>

Murrey's/American Disposal Co, Inc.  
Average Customer Count 2015

Service Code Description	Murrey's	American	Total	Monthly Test Period Customers	Murrey's	American	Total
	Annual Test Period Customers	Annual Test Period Customers	Annual Test Period Customers		Annual Test Period Revenue	Annual Test Period Revenue	Annual Test Period Revenue
<b>RESIDENTIAL</b>							
Recycling Credits	345,594	186,094	531,687	44,307	(296,676)	(158,776)	(455,452)
Recycling	389,729	208,994	598,724	49,894	2,767,079	1,483,860	4,250,939
Recycling	8,522	4,954	13,477	1,123	60,507	35,177	95,684
Restart Fee	2,049	958	3,007	251	21,105	9,867	30,972
Extra Unit	109,702	53,255	162,957	13,580	-	-	-
Returned Trip	275	164	439	37	452,986	219,992	672,979
Drive-in	1,986	1,766	3,752	313	2,268	1,353	3,621
Packout	717	447	1,164	97	9,173	8,160	17,334
Obstraction	48	31	79	7	1,477	921	2,398
Steps	-	-	-	0	37	24	61
Sunken	33	8	41	3	-	-	-
Packout-Recycling	100	80	179	15	25	6	31
Recycling Only	2,648	1,086	3,734	311	779	621	1,400
Delivery - Carts	68	23	91	8	28,223	11,580	39,804
Returned Trip - Carts	40	36	76	6	1,407	477	1,883
Drive-in Recycling	911	818	1,729	144	496	447	944
Drive-in Yard Waste	99	43	142	12	4,044	3,632	7,676
Returned Trip YW Tote	15	10	25	2	449	194	643
Yard Waste	236,389	100,992	337,381	28,115	174	116	290
Delivery - YW Tote	47	15	62	0	1,543,622	659,478	2,203,100
Extra Unit YW	412	304	716	0	909	290	1,199
Mini can w/recycling	10,328	6,372	16,700	1,392	865	638	1,504
Mini can wo/recycling	145	66	210	18	136,977	84,502	221,480
32 gal per month	5,449	3,283	8,732	728	2,062	936	2,998
1-32 gal per week w/r	277,735	150,061	427,796	35,650	56,055	33,768	89,823
1-32 gal per week wo/r	4,464	2,466	6,930	578	4,597,750	2,484,321	7,082,071
2-32 gal per week w/r	89,486	45,487	134,972	11,248	78,351	43,286	121,637
2-32 gal per week wo/r	1,640	661	2,301	192	2,177,136	1,106,663	3,283,799
3-32 gal per week w/r	4,570	3,186	7,756	646	43,174	17,399	60,573
3-32 gal per week wo/r	69	53	122	10	154,234	107,519	261,753
4-32 gal per week w/r	523	310	833	69	2,526	1,958	4,484
4-32 gal per week wo/r	12	14	26	2	23,200	13,755	36,955
5-32 gal per week w/r	60	29	89	7	581	664	1,245
5-32 gal per week wo/r	-	-	-	0	3,251	1,536	4,786
6-32 gal per week w/r	48	20	68	6	-	-	-
6-32 gal per week wo/r	-	-	-	0	2,822	1,191	4,013
1 Improper per week w/r	1,437	679	2,116	176	-	-	-
2 Improper per week w/r	68	44	112	9	47,023	22,191	69,215
<b>Total</b>		<b>265,983</b>	<b>771,719</b>	<b>64,311</b>	<b>4,434</b>	<b>2,862</b>	<b>7,296</b>
					<b>11,928,525</b>	<b>6,200,611</b>	<b>18,129,136</b>
<b>MULTI-FAMILY</b>							
Recycling Credit	5,953	1,251	7,204	600	(4,403)	(937)	(5,340)
Recycling	5,946	1,244	7,191	599	42,217	8,836	51,053
Recycling	-	-	-	0	-	-	-
Extra Unit	5,523	757	6,279	523	22,863	3,127	25,990
Extra Yard	128	59	187	16	2,874	1,303	4,177
Container Delivery	172	97	269	22	6,725	3,793	10,518
Recycling Credit - Yardage	12,062	4,156	16,219	1,352	(26,011)	(9,072)	(35,083)
Recycling Incentive	4,238	1,688	5,926	494	3,179	1,266	4,445
Drive-in	126	98	224	19	581	451	1,033
Packout	36	307	343	29	74	632	706
Roll-out	48	111	159	13	374	869	1,243
Sunken	-	-	-	0	-	-	-
Obstraction	-	-	-	0	-	-	-
Yard Waste	4,386	534	4,920	410	28,640	3,489	32,129
Delivery - Yard Waste Cart	-	-	-	0	-	-	-
Extra Unit YW	-	-	-	0	-	-	-
1-32 gal per week w/r	5,274	1,173	6,446	537	95,229	21,175	116,404
1-32 gal per week wo/r	25	-	25	2	470	-	470
2-32 gal per week w/r	671	44	714	60	19,038	1,242	20,280

Murrey's/American Disposal Co, Inc.  
Average Customer Count 2015

Service Code Description	Murrey's	American	Total	Monthly Test Period Customers	Murrey's	American	Total
	Annual Test Period Customers	Annual Test Period Customers	Annual Test Period Customers		Annual Test Period Revenue	Annual Test Period Revenue	Annual Test Period Revenue
2-32 gal per week wo/r	-	-	-	0	-	-	-
3-32 gal per week w/r	84	24	108	9	3,487	1,002	4,489
3-32 gal per week wo/r	12	-	12	1	510	-	510
4-32 gal per week w/r	45	12	57	5	2,485	663	3,147
4-32 gal per week wo/r	12	-	12	1	672	-	672
6-32 gal per week w/r	-	-	-	0	-	-	-
1 Improper per week w/r	11	-	11	1	360	-	360
<b>MF - Containers:</b>							
1 yd once per week	3,120	568	3,688	307	332,096	60,486	392,582
1 yard twice per week	-	-	-	0	-	-	-
1.5 yard once per week	475	191	667	56	70,982	28,552	99,534
1.5 yard twice per week	-	24	24	2	-	7,166	7,166
1.5 yard three times p/wk	-	-	-	0	-	-	-
2 yard once per week	938	806	1,744	145	176,455	151,688	328,143
2 yard twice per week	51	72	123	10	19,095	27,111	46,206
2 yard three times p/wk	23	-	23	2	12,759	-	12,759
4 yard once per week	230	41	271	23	82,506	14,680	97,187
4 yard twice per week	12	12	24	2	8,591	8,591	17,181
4 yard three times p/wk	-	-	-	0	-	-	-
6 yard once per week	267	84	351	29	134,562	42,331	176,893
6 yard twice per week	175	48	223	19	176,051	48,378	224,429
6 yard three times p/wk	24	-	24	2	36,283	-	36,283
6 yard four times p/wk	-	-	-	0	-	-	-
1 yard extra pu	102	45	147	12	2,711	1,190	3,901
1/5 yard extra pu	4	-	4	0	146	-	146
2 yard extra pu	240	72	312	26	10,935	3,260	14,194
1 yard extra	15	7	22	2	399	187	586
1.5 yard extra	1	-	1	0	37	-	37
2 yard extra	13	15	28	2	590	682	1,273
4 yard extra	4	-	4	0	340	-	340
6 yard extra	5	-	5	0	593	-	593
			-		<b>1,264,494</b>	<b>432,139</b>	<b>1,696,633</b>
<b>COMMERCIAL</b>							
Extra unit	4,373	1,567	5,941	495	17,977	6,464	24,440
Extra yard -container	1,293	631	1,923	160	29,009	14,162	43,171
Roll-out - container	173	297	470	39	1,351	2,315	3,666
Return trip -container	58	38	96	8	888	590	1,478
Drive-in	152	128	280	23	702	589	1,292
Packout	77	68	145	12	159	139	298
Steps	-	-	-	0	-	-	-
Returned trip	5	-	5	0	37	-	37
Time charge	52	0	52	4	4,175	23	4,199
Restart fee	74	27	101	8	762	278	1,040
Recycling Only	-	-	-				
1-32 gal once per week	849	666	1,514	126	14,790	11,596	26,387
2-32 gal once per week	331	274	605	50	11,189	9,264	20,452
3-32 gal once per week	57	48	105	9	2,887	2,446	5,333
4-32 gal once per week	-	12	12	1	-	811	811
5-32 gal once per week	-	-	-	0	-	-	-
Improper can once p/wk	1	2	3	0	33	66	98
1 yard once p/wk	100	36	136	11	8,789	3,151	11,940
1.5 yard once p/wk	25	12	37	3	3,056	1,450	4,506
1.5 yard three times p/wk	-	-	-	0	-	-	-
2 yard once p/wk	399	109	507	42	60,007	16,311	76,319
2 yard twice p/wk	40	-	40	3	12,151	-	12,151
2 yard three times p/wk	24	-	24	2	10,828	-	10,828
4 yard once p/wk	1,687	569	2,256	188	476,227	160,576	636,803
4 yard twice p/wk	262	130	393	33	148,022	73,629	221,651
4 yard three times p/wk	37	-	37	3	31,475	-	31,475
4 yard four times p/wk	12	-	12	1	13,273	-	13,273
6 yard once p/wk	1,099	491	1,590	132	429,102	191,591	620,693
6 yard twice p/wk	690	402	1,091	91	538,657	313,734	852,391
6 yard three times p/wk	167	-	167	14	196,095	-	196,095
6 yard four times p/wk	47	-	47	4	74,114	-	74,114

Murrey's/American Disposal Co, Inc.  
Average Customer Count 2015

Service Code Description	Murrey's	American	Total	Monthly Test Period Customers	Murrey's	American	Total
	Annual Test Period Customers	Annual Test Period Customers	Annual Test Period Customers		Annual Test Period Revenue	Annual Test Period Revenue	Annual Test Period Revenue
6 yard five times p/wk	40	-	40	3	77,341	-	77,341
2 yard comp once p/w 2:25:1	12	-	12	1	3,834	-	3,834
2 yard comp twice p/w 2:25:1	-	-	-	0	-	-	-
4 yard comp once p/w 2:25:1	12	-	12	1	7,077	-	7,077
4 yard comp once p/w 4:1	12	-	12	1	11,018	-	11,018
4 yard comp once p/w 5:1	13	-	13	1	13,336	-	13,336
4 yard comp twice p/w 5:1	-	-	-	0	-	-	-
4 yard comp 3X p/w 2.25:1	-	-	-	0	-	-	-
6 yard comp twice p/w 3:1	-	12	12	1	-	24,477	24,477
6 yard comp once p/w 5:1	-	-	-	0	-	-	-
6 yard comp twice p/w 4:1	9	-	9	1	24,338	-	24,338
6 yard comp twice p/w 5:1	-	-	-	0	-	-	-
6 yard comp 5X p/w 4:1	-	-	-	0	-	-	-
3 yard comp once p/w 3:1	-	-	-	0	-	-	-
3 yard comp twice p/w 3:1	-	12	12	1	-	13,231	13,231
3 yard comp on call 3:1	-	-	-	0	-	-	-
4 yard comp on call 5:1	18	-	18	1	4,355	-	4,355
4 yard comp eow 5:1	-	12	12	1	-	6,180	6,180
6 yard comp once p/w 4:1	2	-	2	0	6,165	-	6,165
1 yard once p/wk	3,372	1,514	4,886	407	295,135	132,482	427,617
1 yard twice p/wk	11	57	68	6	1,925	9,983	11,908
1 yard three times p/wk	-	72	72	6	-	18,907	18,907
1.5 yard once p/wk	635	224	859	72	76,675	27,107	103,782
1.5 yard twice p/wk	45	48	93	8	10,779	11,601	22,380
2 yard once p/wk	3,350	1,731	5,081	423	503,869	260,340	764,209
2 yard twice p/wk	415	558	973	81	124,776	167,863	292,639
2 yard three times p/wk	62	48	110	9	28,125	21,656	49,781
2 yard four times p/wk	12	-	12	1	7,219	-	7,219
2 yard five times p/wk	36	-	36	3	27,070	-	27,070
1 yard extra pu	33	47	80	7	724	1,045	1,769
1/5 yard extra pu	14	-	14	1	420	-	420
2 yard extra pu	343	172	515	43	12,600	6,300	18,900
1 yard extra	1	-	1	0	22	-	22
1 yard extra	19	7	26	2	423	155	579
1.5 yard extra	4	-	4	0	120	-	120
2 yard extra	18	8	26	2	658	291	948
2 yard extra	33	24	57	5	1,216	884	2,100
4 yard extra	42	8	50	4	2,822	538	3,360
6 yard extra	118	5	123	10	10,903	462	11,366
					<b>3,338,700</b>	<b>1,512,688</b>	<b>4,851,388</b>
<b>ROLL-OFF HAULS:</b>							
<b>Perm Drop Box Rent</b>			<b>Hauls</b>				
20 yard	370	40	411	34	30,736	3,356	34,092
25 yard	466	49	515	43	43,384	4,539	47,923
30 yard	1,089	69	1,158	96	111,034	7,068	118,102
40 yard	60	-	60	5	6,240	-	6,240
50 yard	-	-	-	0	-	-	-
<b>Permanent Drop Box</b>							
20 yard	702	104	806	67	60,969	9,032	70,001
25 yard	1,022	87	1,109	92	97,298	8,282	105,580
30 yard	2,821	87	2,908	242	288,729	8,904	297,634
40 yard	236	-	236	20	29,205	-	29,205
50 yard	-	-	-	0	-	-	-
<b>Temporary DB (rent)</b>							
20 yard	4,432	2,572	7,004	584	20,832	12,088	32,920
25 yard	1,820	803	2,623	219	8,917	3,934	12,851
30 yard	7,889	2,659	10,548	879	40,393	13,614	54,007
40 yard	63	-	63	5	393	-	393
<b>Temporary Drop Box</b>							
20 yard	264	140	404	34	27,377	14,511	41,888
25 yard	138	51	189	16	15,270	5,643	20,913
30 yard	744	182	926	77	86,720	21,225	107,945
40 yard	-	-	-	0	-	-	-

Murrey's/American Disposal Co, Inc.  
Average Customer Count 2015

Service Code Description	Murrey's	American	Total	Monthly Test Period Customers	Murrey's	American	Total
	Annual Test Period Customers	Annual Test Period Customers	Annual Test Period Customers		Annual Test Period Revenue	Annual Test Period Revenue	Annual Test Period Revenue
<b>Cust owned Drop Box</b>							
10 yard	-	-	-	0	-	-	-
20 yard	20	-	20	2	1,737	-	1,737
25 yard	-	-	-	0	-	-	-
30 yard	-	-	-	0	-	-	-
40 yard	-	-	-	0	-	-	-
<b>Cust owned Comp</b>							
10 yard	-	129	129	11	-	16,119	16,119
15 yard	23	13	36	3	2,969	1,678	4,648
20 yard	245	67	312	26	31,630	8,650	40,279
25 yard	529	100	629	52	70,833	13,390	84,223
30 yard	813	223	1,036	86	115,609	31,711	147,319
35 yard	26	-	26	2	3,822	-	3,822
40 yard	420	28	448	37	64,218	4,281	68,499
<b>Other Charges:</b>							
Temp DB delivery	550	219	769	64	48,938	19,491	68,429
Mileage	121,651	2,630	124,281	10,357	425,780	9,205	434,985
Connect/Reconnect	2,016	535	2,551	213	13,206	3,504	16,711
Tandem Axle	1,852	422	2,274	190	37,040	8,440	45,480
Special Charges	164	13	177	15	13,360	1,023	14,382
Standby	58	14	72	6	4,967	1,240	6,207
Relocate	43	4	47	4	3,827	356	4,183
Roclean	181	31	212	18	1,248	213	1,461
Tipping Fee	24,488	4,340	28,829	2,402	3,527,071	625,550	4,152,621
Returned Trip	-	-	-	0	-	-	-
Haul	-	-	-	0	-	-	-
Pass Thru Dump Fee	-	-	-	0	-	-	-
Rear Load	-	-	-	0	-	-	-
Can Count w/Recycling	11,824	1,630	13,454	1,121	129,689	17,879	147,568
Can Count - additional	41,547	4,905	46,452	3,871	158,242	18,580	176,922
Recycling Credit	11,824	1,630	13,454	1,121	(8,870)	(1,220)	(10,090)
Drive-in	-	-	-	0	-	-	-
Packout	-	-	-	0	-	-	-
<b>Recycling Stations:</b>							
2 yard pu	1,643	104	1,747	146	21,395	1,353	22,748
2 yard rent	246	12	258	22	3,058	149	3,207
6 yard pu	2,239	416	2,654	221	90,865	16,872	107,737
6 yard rent	266	60	326	27	4,881	1,101	5,982
96 gal cart	3,676	1,758	5,434	453	23,086	11,039	34,125
96 gal rent	873	406	1,279	107	4,138	1,924	6,062
Recycling Credit	18,829	3,481	22,310	1,859	(9,440)	(1,750)	(11,190)
Recycling Incentive	8,838	2,464	11,302	942	25,188	4,788	29,976
Yard Waste	2,150	510	2,661	222	14,041	3,333	17,374
Damage	-	-	-	0	-	-	-
					<b>5,690,023</b>	<b>931,196</b>	<b>6,621,219</b>
<b>Medical Waste</b>							
10 Gallon	346		346	29	7,812		7,812
20 Gallon	1,434		1,434	120	53,636		53,636
35 Gallon	593		593	49	38,215		38,215
					<b>99,662</b>	<b>-</b>	<b>99,662</b>
					<b>22,321,404</b>	<b>9,076,635</b>	<b>31,398,039</b>

Murrey's						Total Cust-Pickups		
Total 2015		2015		2015		Total	Total	Monthly
		Jan-Feb	Jan-Feb	Mar-Dec	Mar-Dec	Revenue	Customers	Customers
RESIDENTIAL	RESIDENTIAL	Tariff Rate	Revenue	Tariff Rate	Revenue	(=D+G)	(=D/C+G/F)	(=J/12)
RECYCLECR	Recycling Credits	(2.05)	(167,331.05)	(0.49)	(129,344.67)	(296,675.72)	345,594	28,799
RECYR	Recycling	7.10	565,610.72	7.10	2,201,468.59	2,767,079.30	389,729	32,477
RECYRNB	Recycling	7.10	13,267.27	7.10	47,240.13	60,507.40	8,522	710
RESTART FEE	Restart Fee	10.30	4,336.60	10.30	16,768.40	21,105.00	2,049	171
REXTRA	Extra Unit	4.07	68,711.10	4.14	384,275.25	452,986.35	109,702	9,142
TRIPRCANS	Returned Trip	8.25	321.75	8.25	1,945.90	2,267.65	275	23
DRVNRW1	Drive-in	4.62	1,899.83	4.62	7,273.49	9,173.32	1,986	165
PACKR	Packout	2.06	261.39	2.06	1,216.09	1,477.48	717	60
OBSR	Obstraction	0.77	8.47	0.77	28.49	36.96	48	4
STEPSR	Steps	0.77	-	0.77	-	-	0	0
SUNKENR	Sunken	0.77	6.93	0.77	18.48	25.41	33	3
PACKR-RECYCLE	Packout-Recycling	7.81	152.65	7.81	626.32	778.97	100	8
RECYONLY	Recycling Only	10.66	5,880.58	10.66	22,342.66	28,223.24	2,648	221
DELIVERY-REC CART	Delivery - Carts	20.72	225.58	20.72	1,181.04	1,406.62	68	6
Returned Trip - R Carts	Returned Trip - Carts	12.43	136.73	12.43	359.64	496.37	40	3
DRIVE-IN RECYCL	Drive-in Recycling	4.44	951.35	4.44	3,092.56	4,043.91	911	76
DRIVE-IN YW	Drive-in Yard Waste	4.54	-	4.54	449.29	449.29	99	8
Returned Trip - Y Carts	Returned Trip YW Tote	11.60	-	11.60	174.00	174.00	15	1
YDW90	Yard Waste	6.53	312,330.06	6.53	1,231,291.61	1,543,621.67	236,389	19,699
YDWDEL	Delivery - YW Tote	19.34	77.36	19.34	831.62	908.98	47	4
YDWEX	Extra Unit YW	2.10	100.80	2.10	764.40	865.20	412	34
20RW1	Mini can w/recycling	13.11	26,798.26	13.30	110,179.04	136,977.30	10,328	861
20RW1NR	Mini can wo/recycling	14.11	462.11	14.30	1,599.55	2,061.66	145	12
32RM1	32 gal per month	10.23	10,937.15	10.30	45,117.49	56,054.63	5,449	454
32RW1	1-32 gal per week w/r	16.30	927,151.72	16.62	3,670,598.21	4,597,749.93	277,735	23,145
32RW1NR	1-32 gal per week wo/r	17.30	16,787.48	17.62	61,563.43	78,350.90	4,464	372
32RW2	2-32 gal per week w/r	23.94	439,766.89	24.43	1,737,368.73	2,177,135.62	89,486	7,457
32RW2NR	2-32 gal per week wo/r	25.94	9,309.22	26.43	33,864.68	43,173.90	1,640	137
32RW3	3-32 gal per week w/r	33.16	30,841.71	33.90	123,392.05	154,233.76	4,570	381
32RW3NR	3-32 gal per week wo/r	36.16	357.08	36.90	2,168.62	2,525.70	69	6
32RW4	4-32 gal per week w/r	43.64	4,631.30	44.57	18,568.55	23,199.84	523	44
32RW4NR	4-32 gal per week wo/r	47.64	95.28	48.57	485.70	580.98	12	1
32RW5	5-32 gal per week w/r	53.00	702.25	54.12	2,548.29	3,250.54	60	5
32RW5NR	5-32 gal per week wo/r	58.00	-	59.12	-	-	0	0
32RW6	6-32 gal per week w/r	58.16	639.76	59.66	2,182.10	2,821.86	48	4
32RW6NR	6-32 gal per week wo/r	64.16	-	65.66	-	-	0	0
IMPCNR1	1 Improper per week w/r	32.39	8,100.27	32.78	38,923.10	47,023.37	1,437	120
IMPCNR2	2 Improper per week w/r	64.78	647.75	65.56	3,786.02	4,433.77	68	6
<b>Total</b>	<b>Total</b>		<b>2,284,176.31</b>		<b>9,644,348.81</b>	<b>11,928,525.12</b>		
	<b>Check</b>		<b>2,284,176.31</b>		<b>9,644,348.81</b>	<b>11,928,525.12</b>		1,481
<b>MULTI-FAMILY</b>	<b>MULTI-FAMILY</b>							
MRECYRCANS	Recycling Credit	(2.05)	(1,952.65)	(0.49)	(2,450.39)	(4,403.04)	5,953	496
MRECYR	Recycling	7.10	6,784.06	7.10	35,432.89	42,216.95	5,946	496
MRECYRNB	Recycling	7.10	-	7.10	-	-	0	0
CEX (cans)	Extra Unit	4.07	82.23	4.14	22,780.36	22,862.59	5,523	460
CEXYD (Containers)	Extra Yard	22.21	399.78	22.49	2,473.90	2,873.68	128	11
CTDEL (Containers)	Container Delivery	39.10	977.50	39.10	5,747.71	6,725.21	172	14
MRECYCLECR	Recycling Credit - Yardage	(3.55)	(6,434.55)	(1.91)	(19,576.54)	(26,011.09)	12,062	1,005
MRECYIN (cont)	Recycling Incentive	0.75	531.00	0.75	2,647.50	3,178.50	4,238	353
DRVNM	Drive-in	4.62	92.97	4.62	488.46	581.43	126	10
PACKM	Packout	2.06	12.36	2.06	61.80	74.16	36	3
MROLL	Roll-out	7.80	62.32	7.80	311.60	373.92	48	4
SUNKENM	Sunken	0.77	-	0.77	-	-	0	0
OBSR	Obstraction	0.77	-	0.77	-	-	0	0
MYDW90	Yard Waste	6.53	4,511.25	6.53	24,128.50	28,639.75	4,386	365
YDWDEL	Delivery - Yard Waste Cart	19.34	-	19.34	-	-	0	0
YDWEX	Extra Unit YW	2.10	-	2.10	-	-	0	0
32MW1	1-32 gal per week w/r	17.79	15,286.33	18.11	79,942.32	95,228.65	5,274	439
32MW1NR	1-32 gal per week wo/r	18.54	74.16	18.86	396.06	470.22	25	2
32MW2	2-32 gal per week w/r	27.97	2,662.03	28.46	16,376.15	19,038.18	671	56
32MW2NR	2-32 gal per week wo/r	28.72	-	29.21	-	-	0	0
32MW3	3-32 gal per week w/r	41.14	575.96	41.88	2,910.66	3,486.62	84	7
32MW3NR	3-32 gal per week wo/r	41.89	83.78	42.63	426.30	510.08	12	1
32MW4	4-32 gal per week w/r	54.45	435.60	55.38	2,049.06	2,484.66	45	4
32MW4NR	4-32 gal per week wo/r	55.20	110.40	56.13	561.30	671.70	12	1
32MW6	6-32 gal per week w/r	81.69	-	83.19	-	-	0	0
MIMPCN	1 Improper per week w/r	32.39	64.78	32.78	295.02	359.80	11	1
<b>Containers:</b>	<b>MF - Containers:</b>							





Murrey's						Total Cust-Pickups		
Total 2015		2015		2015		Total	Total	Monthly
		Jan-Feb	Jan-Feb	Mar-Dec	Mar-Dec	Revenue	Customers	Customers
RESIDENTIAL	RESIDENTIAL	Tariff Rate	Revenue	Tariff Rate	Revenue	(=D+G)	(=D/C+G/F)	(=J/12)
M1YD1W	1 yd once per week	105.05	54,043.08	106.73	278,053.17	332,096.25	3,120	260
M1YD2W	1 yard twice per week	210.09	-	213.47	-	-	0	0
M1.5YD1W	1.5 yard once per week	147.31	12,041.78	149.69	58,940.44	70,982.22	475	40
M1.5YD2W	1.5 yard twice per week	294.61	-	299.38	-	-	0	0
M1.5YD3W	1.5 yard three times p/wk	441.92	-	449.06	-	-	0	0
M2YD1W	2 yard once per week	185.63	30,024.05	188.70	146,431.28	176,455.33	938	78
M2YD2W	2 yard twice per week	371.25	3,526.88	377.40	15,567.75	19,094.63	51	4
M2YD3W	2 yard three times p/wk	556.88	1,437.12	566.10	11,322.00	12,759.12	23	2
M4YD1W	4 yard once per week	353.07	13,416.28	358.91	69,090.18	82,506.46	230	19
M4YD2W	4 yard twice per week	706.14	1,412.26	717.83	7,178.30	8,590.56	12	1
M4YD3W	4 yard three times p/wk	1,059.20	-	1,076.74	-	-	0	0
M6YD1W	6 yard once per week	497.26	21,381.75	505.27	113,180.49	134,562.24	267	22
M6YD2W	6 yard twice per week	994.51	29,017.25	1,010.54	147,033.58	176,050.83	175	15
M6YD3W	6 yard three times p/wk	1,491.77	5,967.08	1,515.80	30,316.00	36,283.08	24	2
M6YD4W	6 yard four times p/wk	1,989.03	-	2,021.07	-	-	0	0
M1YDTPU	1 yard temporary pickup	26.26	393.90	26.65	2,317.38	2,711.28	102	8
M1.5YDTPU	1.5 yard temporary pickup	36.02	-	36.57	146.28	146.28	4	0
M2YDTPU	2 yard temporary pickup	44.87	987.14	45.58	9,947.48	10,934.62	240	20
M1YDEX	1 yard special pickup	26.26	26.26	26.65	373.10	399.36	15	1
M1.5YDEX	1.5 yard special pickup	36.02	-	36.57	36.57	36.57	1	0
M2YDEX	2 yard special pickup	44.87	134.61	45.58	455.80	590.41	13	1
M4YDEX	4 yard special pickup	83.54	-	84.89	339.56	339.56	4	0
M6YDEX	6 yard special pickup	116.84	-	118.69	593.45	593.45	5	0
Commercial	COMMERCIAL							
CEX (cans)	Extra unit	4.07	5,798.81	4.13	12,177.83	17,976.64	4,373	364
CEXYD (containers)	Extra yard -container	22.21	4,952.83	22.49	24,056.34	29,009.17	1,293	108
CROLL (containers)	Roll-out - container	7.80	238.17	7.80	1,112.90	1,351.07	173	14
CTRIP (containers)	Return trip -container	15.40	61.60	15.40	826.85	888.45	58	5
DRVNC	Drive-in	4.62	109.73	4.62	592.34	702.07	152	13
PACKC	Packout	2.06	28.84	2.06	129.78	158.62	77	6
STEPSC	Steps	0.77	-	0.77	-	-	0	0
TRIPRCANS	Returned trip	8.25	-	8.25	37.18	37.18	5	0
TIMEC	Time charge	80.00	23.25	80.00	4,152.00	4,175.25	52	4
RESTART FEE	Restart fee	10.30	82.40	10.30	679.80	762.20	74	6
RECYC	Recycling Only	10.66	-	10.66	-	-	0	0
32CW1	1-32 gal once per week	17.19	2,531.23	17.47	12,259.15	14,790.38	849	71
32CW2	2-32 gal once per week	33.34	1,725.35	33.86	9,463.51	11,188.86	331	28
32CW3	3-32 gal once per week	50.01	500.10	50.79	2,387.13	2,887.23	57	5
32CW4	4-32 gal once per week	66.68	-	67.72	-	-	0	0
32CW5	5-32 gal once per week	83.35	-	84.65	-	-	0	0
IMPNC	Improper can once p/wk	32.39	-	32.78	32.78	32.78	1	0
F1YD1W	1 yard once p/wk	86.12	1,830.05	87.81	6,958.94	8,788.99	100	8
F1.5YD1W	1.5 yard once p/wk	118.86	237.72	121.24	2,817.94	3,055.66	25	2
F1.5YD3W	1.5 yard three times p/wk	356.58	-	363.72	-	-	0	0
F2YD1W	2 yard once p/wk	147.83	9,091.55	150.90	50,915.83	60,007.38	399	33
F2YD2W	2 yard twice p/wk	295.65	1,626.08	301.80	10,525.28	12,151.36	40	3
F2YD3W	2 yard three times p/wk	443.48	1,773.92	452.70	9,054.00	10,827.92	24	2
F4YD1W	4 yard once p/wk	277.42	78,232.47	283.27	397,994.38	476,226.85	1,687	141
F4YD2W	4 yard twice p/wk	554.85	25,523.10	566.54	122,498.55	148,021.65	262	22
F4YD3W	4 yard three times p/wk	832.27	5,201.69	849.81	26,273.30	31,474.99	37	3
F4YD4W	4 yard four times p/wk	1,109.69	1,941.96	1,133.07	11,330.70	13,272.66	12	1
F6YD1W	6 yard once p/wk	383.72	70,316.69	391.74	358,785.05	429,101.74	1,099	92
F6YD2W	6 yard twice p/wk	767.45	81,349.71	783.47	457,307.13	538,656.84	690	57
F6YD3W	6 yard three times p/wk	1,151.17	35,686.27	1,175.21	160,408.63	196,094.90	167	14
F6YD4W	6 yard four times p/wk	1,534.90	5,755.88	1,566.94	68,357.76	74,113.64	47	4
F6YD5W	6 yard five times p/wk	1,918.62	15,348.96	1,958.68	61,992.22	77,341.18	40	3
FCP2YD1W 2.25:1	2 yard comp once p/w 2:25:1	313.67	627.34	320.64	3,206.40	3,833.74	12	1
FCP2YD2W 2.25:1	2 yard comp twice p/w 2:25:1	627.34	-	641.27	-	-	0	0
FCP4YD1W 2.25:1	4 yard comp once p/w 2:25:1	567.36	1,271.75	580.52	5,805.20	7,076.95	12	1
FCP4YD1W 4:1	4 yard comp once p/w 4:1	898.69	1,797.38	922.07	9,220.70	11,018.08	12	1
FCP4YD1W 5:1	4 yard comp once p/w 5:1	1,003.35	3,010.05	1,032.58	10,325.80	13,335.85	13	1
FCP4YD2W 5:1	4 yard comp twice p/w 5:1	2,006.70	-	2,065.15	-	-	0	0
FCP4YD3W 2.25:1	4 yard comp 3X p/w 2:25:1	1,702.08	-	1,741.57	-	-	0	0
FCP6YD2W 3:1	6 yard comp twice p/w 3:1	1,999.68	-	2,047.74	-	-	0	0
FCP6YD1W 5:1	6 yard comp once p/w 5:1	1,434.01	-	1,474.11	-	-	0	0
FCP6YD2W 4:1	6 yard comp twice p/w 4:1	2,568.82	642.21	2,632.90	23,696.10	24,338.31	9	1
FCP6YD2W 5:1	6 yard comp twice p/w 5:1	2,868.02	-	2,948.21	-	-	0	0
FCP6YD5W 4:1	6 yard comp 5X p/w 4:1	6,422.04	-	6,582.25	-	-	0	0
FL3YDCOMP1W 3:1	3 yard comp once p/w 3:1	539.99	-	553.55	-	-	0	0
FL3YDCOMP2W 3:1	3 yard comp twice p/w 3:1	1,079.99	-	1,107.09	-	-	0	0
FL3YDCOMP3:1	3 yard comp on call 3:1	130.71	-	133.84	-	-	0	0
FCP4YDOC 5:1	4 yard comp on call 5:1	237.72	(290.19)	244.47	4,644.93	4,354.74	18	1

	Resi	YW	MF	Resi	MF-Comm	RO	PT	Med Waste	Total
	Recycling		Recycl	Garb	Garb				
<b>RESIDENTIAL</b>									
1 yd once per week			59,300.54		272,795.71				332,096
1 yard twice per week			0.00		-				0
1.5 yard once per week			13,557.80		57,424.42				70,982
1.5 yard twice per week			0.00		-				0
1.5 yard three times p/wk			0.00		-				0
2 yard once per week			35,650.50		140,804.83				176,455
2 yard twice per week			3,858.77		15,235.86				19,095
2 yard three times p/wk			2,575.37		10,183.75				12,759
4 yard once per week			17,525.94		64,980.52				82,506
4 yard twice per week			1,824.83		6,765.73				8,591
4 yard three times p/wk			0.00		-				0
6 yard once per week			30,451.84		104,110.40				134,562
6 yard twice per week			39,844.69		136,206.14				176,051
6 yard three times p/wk			8,211.76		28,071.32				36,283
6 yard four times p/wk					-				0
1 yard temporary pickup			447.59		2,263.69				2,711
1.5 yard temporary pickup			26.34		119.94				146
2 yard temporary pickup			2,109.33		8,825.29				10,935
					-				0
1 yard special pickup			65.85		333.51				399
1.5 yard special pickup			6.59		29.99				37
2 yard special pickup			114.14		476.27				590
4 yard special pickup			70.24		269.32				340
6 yard special pickup			131.70		461.75				593
					-				0
					-				0
<b>COMMERCIAL</b>									
									0
Extra unit					17,976.64				17,977
					-				0
Extra yard -container					29,009.17				29,009
Roll-out - container					1,351.07				1,351
Return trip -container					888.45				888
					-				0
Drive-in					702.07				702
Packout					158.62				159
Steps					-				0
Returned trip					37.18				37
Time charge					4,175.25				4,175
Restart fee					762.20				762
					-				0
Recycling Only					-				0
					-				0
1-32 gal once per week					14,790.38				14,790
2-32 gal once per week					11,188.86				11,189
3-32 gal once per week					2,887.23				2,887
4-32 gal once per week					-				0
5-32 gal once per week					-				0
Improper can once p/wk					32.78				33
					-				0
					-				0
1 yard once p/wk					8,788.99				8,789
1.5 yard once p/wk					3,055.66				3,056
1.5 yard three times p/wk					-				0
2 yard once p/wk					60,007.38				60,007
2 yard twice p/wk					12,151.36				12,151
2 yard three times p/wk					10,827.92				10,828
4 yard once p/wk					476,226.85				476,227
4 yard twice p/wk					148,021.65				148,022
4 yard three times p/wk					31,474.99				31,475
4 yard four times p/wk					13,272.66				13,273
6 yard once p/wk					429,101.74				429,102
6 yard twice p/wk					538,656.84				538,657
6 yard three times p/wk					196,094.90				196,095
6 yard four times p/wk					74,113.64				74,114
6 yard five times p/wk					77,341.18				77,341
2 yard comp once p/w 2:25:1					3,833.74				3,834
2 yard comp twice p/w 2:25:1					-				0
4 yard comp once p/w 2:25:1					7,076.95				7,077
4 yard comp once p/w 4:1					11,018.08				11,018
4 yard comp once p/w 5:1					13,335.85				13,336
4 yard comp twice p/w 5:1					-				0
4 yard comp 3X p/w 2:25:1					-				0
6 yard comp twice p/w 3:1					-				0
6 yard comp once p/w 5:1					-				0
6 yard comp twice p/w 4:1					24,338.31				24,338
6 yard comp twice p/w 5:1					-				0
6 yard comp 5X p/w 4:1					-				0
3 yard comp once p/w 3:1					-				0
3 yard comp twice p/w 3:1					-				0
3 yard comp on call 3:1					-				0
4 yard comp on call 5:1					4,354.74				4,355

Murrey's						Total Cust-Pickups		
Total 2015		2015		2015		Total	Total	Monthly
		Jan-Feb	Jan-Feb	Mar-Dec	Mar-Dec	Revenue	Customers	Customers
RESIDENTIAL	RESIDENTIAL	Tariff Rate	Revenue	Tariff Rate	Revenue	(=D+G)	(=D/C+G/F)	(=J/12)
FCP4YDEOW 5:1	4 yard comp eow 5:1	502.83	-	517.48	-	-	0	0
FCP6YD1W4:1	6 yard comp once p/w 4:1	1,284.41	3,532.13	1,316.45	2,632.90	6,165.03	2	0
R1YD1W	1 yard once p/wk	86.12	48,851.57	87.81	246,283.25	295,134.82	3,372	281
R1YD2W	1 yard twice p/wk	172.25	344.50	175.62	1,580.58	1,925.08	11	1
R1YD3W	1 yard three times p/wk	258.37	-	263.44	-	-	0	0
R1.5YD1W	1.5 yard once p/wk	118.86	12,776.39	121.24	63,898.95	76,675.34	635	53
R1.5YD2W	1.5 yard twice p/wk	237.72	1,961.11	242.48	8,818.19	10,779.30	45	4
R2YD1W	2 yard once p/wk	147.83	80,598.92	150.90	423,269.79	503,868.71	3,350	279
R2YD2W	2 yard twice p/wk	295.65	20,843.33	301.80	103,932.40	124,775.73	415	35
R2YD3W	2 yard three times p/wk	443.48	2,660.82	452.70	25,464.38	28,125.20	62	5
R2YD4W	2 yard four times p/wk	591.30	1,182.60	603.60	6,036.00	7,218.60	12	1
R2YD5W	2 yard five times p/wk	739.13	4,434.78	754.50	22,635.00	27,069.78	36	3
R1YDTPU	1 yard temporary pickup	21.89	65.67	22.28	658.23	723.90	33	3
R1.5YDTPU	1.5 yard temporary pickup	29.45	-	30.00	420.00	420.00	14	1
R2YDTPU	2 yard temporary pickup	36.14	1,698.58	36.85	10,901.90	12,600.48	343	29
F1YDEX	1 yard special pickup	21.89	21.89	22.28	-	21.89	1	0
R1YDEX	1 yard special pickup	21.89	-	22.28	423.32	423.32	19	2
R1.5YDEX	1.5 yard special pickup	29.45	-	30.00	120.00	120.00	4	0
F2YDEX	2 yard special pickup	36.14	289.12	36.85	368.50	657.62	18	2
R2YDEX	2 yard special pickup	36.14	-	36.85	1,216.05	1,216.05	33	3
F4YDEX	4 yard special pickup	66.07	396.42	67.42	2,425.77	2,822.19	42	3
F6YDEX	6 yard special pickup	90.62	815.58	92.47	10,087.82	10,903.40	118	10
<b>Total</b>			<b>735,669.06</b>		<b>3,867,524.93</b>	<b>4,603,193.99</b>		
<b>Check</b>			<b>735,669.06</b>		<b>3,867,524.93</b>	<b>4,603,193.99</b>		
<b>Roll-off Hauls</b>	<b>ROLL-OFF HAULS:</b>							
<b>Perm Drop Box Rent</b>	<b>Perm Drop Box Rent</b>							
20 yard	20 yard	83.00	5,568.50	83.00	25,167.27	30,735.77	370	31
25 yard	25 yard	93.00	7,440.00	93.00	35,943.60	43,383.60	466	39
30 yard	30 yard	102.00	18,600.79	102.00	92,433.18	111,033.97	1,089	91
40 yard	40 yard	104.00	1,040.00	104.00	5,200.00	6,240.00	60	5
50 yard	50 yard	140.00	-	140.00	-	-	0	0
<b>Permanent Drop Box</b>	<b>Permanent Drop Box</b>							
20 yard	20 yard	86.85	9,466.65	86.85	51,502.05	60,968.70	702	59
25 yard	25 yard	95.20	12,947.20	95.20	84,350.70	97,297.90	1,022	85
30 yard	30 yard	102.35	43,908.15	102.35	244,821.20	288,729.35	2,821	235
40 yard	40 yard	123.75	4,083.75	123.75	25,121.25	29,205.00	236	20
50 yard	50 yard	146.40	-	146.40	-	-	0	0
<b>Temporary DB (rent)</b>	<b>Temporary DB (rent)</b>							
20 yard	20 yard	4.70	2,254.86	4.70	18,577.18	20,832.04	4,432	369
25 yard	25 yard	4.90	852.54	4.90	8,064.20	8,916.74	1,820	152
30 yard	30 yard	5.12	7,209.43	5.12	33,183.33	40,392.76	7,889	657
40 yard	40 yard	6.20	-	6.20	393.00	393.00	63	5
<b>Temporary Drop Box</b>	<b>Temporary Drop Box</b>							
20 yard	20 yard	103.65	2,902.20	103.65	24,474.35	27,376.55	264	22
25 yard	25 yard	110.65	2,655.60	110.65	12,614.10	15,269.70	138	12
30 yard	30 yard	116.60	20,724.88	116.60	65,995.60	86,720.48	744	62
40 yard	40 yard	134.45	-	134.45	-	-	0	0
<b>Cust owned Drop Box</b>	<b>Cust owned Drop Box</b>							
10 yard	10 yard	80.00	-	80.00	-	-	0	0
20 yard	20 yard	86.85	347.40	86.85	1,389.60	1,737.00	20	2
25 yard	25 yard	95.20	-	95.20	-	-	0	0
30 yard	30 yard	102.35	-	102.35	-	-	0	0
40 yard	40 yard	121.40	-	121.40	-	-	0	0
<b>Cust owned Comp</b>	<b>Cust owned Comp</b>							
10 yard	10 yard	124.95	-	124.95	-	-	0	0
15 yard	15 yard	129.10	387.30	129.10	2,582.00	2,969.30	23	2
20 yard	20 yard	129.10	4,389.40	129.10	27,240.10	31,629.50	245	20
25 yard	25 yard	133.90	11,649.30	133.90	59,183.80	70,833.10	529	44
30 yard	30 yard	142.20	19,765.80	142.20	95,842.80	115,608.60	813	68
35 yard	35 yard	147.00	588.00	147.00	3,234.00	3,822.00	26	2
40 yard	40 yard	152.90	14,372.60	152.90	49,845.40	64,218.00	420	35
<b>Other Charges:</b>	<b>Other Charges:</b>							
Temp DB delivery	Temp DB delivery	89.00	7,565.00	89.00	41,373.39	48,938.39	550	46
Mileage	Mileage	3.50	69,426.50	3.50	356,353.36	425,779.86	121,651	10,138
Connect/Reconnect	Connect/Reconnect	6.55	2,325.25	6.55	10,881.20	13,206.45	2,016	168
Tandem Axle	Tandem Axle	20.00	6,840.00	20.00	30,200.00	37,040.00	1,852	154
Special Charges	Special Charges	43.00	1,852.50	95.00	11,507.00	13,359.50	164	14
Standby	Standby	86.00	731.00	86.00	4,235.50	4,966.50	58	5
Relocate	Relocate	89.00	801.00	89.00	3,026.00	3,827.00	43	4
Roclean	Roclean	6.90	-	6.90	1,248.00	1,248.00	181	15

	Resi Recycling	YW	MF Recycl	Resi Garb	MF-Comm Garb	RO	PT	Med Waste	Total
<b>RESIDENTIAL</b>									
4 yard comp eow 5:1					-				0
6 yard comp once p/w 4:1					6,165.03				6,165
									0
1 yard once p/wk					295,134.82				295,135
1 yard twice p/wk					1,925.08				1,925
1 yard three times p/wk					-				0
1.5 yard once p/wk					76,675.34				76,675
1.5 yard twice p/wk					10,779.30				10,779
2 yard once p/wk					503,868.71				503,869
2 yard twice p/wk					124,775.73				124,776
2 yard three times p/wk					28,125.20				28,125
2 yard four times p/wk					7,218.60				7,219
2 yard five times p/wk					27,069.78				27,070
					-				0
1 yard temporary pickup					723.90				724
1.5 yard temporary pickup					420.00				420
2 yard temporary pickup					12,600.48				12,600
									0
1 yard special pickup					21.89				22
1 yard special pickup					423.32				423
1.5 yard special pickup					120.00				120
2 yard special pickup					657.62				658
2 yard special pickup					1,216.05				1,216
4 yard special pickup					2,822.19				2,822
6 yard special pickup					10,903.40				10,903
	-	28,639.75	261,206.02	-	4,343,762.35				4,633,608
<b>ROLL-OFF HAULS:</b>									
<b>Perm Drop Box Rent</b>									
20 yard						30,735.77			30,736
25 yard						43,383.60			43,384
30 yard						111,033.97			111,034
40 yard						6,240.00			6,240
50 yard						-			0
									0
<b>Permanent Drop Box</b>									
20 yard						60,968.70			60,969
25 yard						97,297.90			97,298
30 yard						288,729.35			288,729
40 yard						29,205.00			29,205
50 yard						-			0
									0
<b>Temporary DB (rent)</b>									
20 yard						20,832.04			20,832
25 yard						8,916.74			8,917
30 yard						40,392.76			40,393
40 yard						393.00			393
									0
<b>Temporary Drop Box</b>									
20 yard						27,376.55			27,377
25 yard						15,269.70			15,270
30 yard						86,720.48			86,720
40 yard						-			0
									0
<b>Cust owned Drop Box</b>									
10 yard						-			0
20 yard						1,737.00			1,737
25 yard						-			0
30 yard						-			0
40 yard						-			0
									0
<b>Cust owned Comp</b>									
10 yard						-			0
15 yard						2,969.30			2,969
20 yard						31,629.50			31,630
25 yard						70,833.10			70,833
30 yard						115,608.60			115,609
35 yard						3,822.00			3,822
40 yard						64,218.00			64,218
									0
<b>Other Charges:</b>									
Temp DB delivery						48,938.39			48,938
Mileage						425,779.86			425,780
Connect/Reconnect						13,206.45			13,206
Tandem Axle						37,040.00			37,040
Special Charges						13,359.50			13,360
Standby						4,966.50			4,967
Relocate						3,827.00			3,827
Roclean						1,248.00			1,248

Murrey's						Total Cust-Pickups		
Total 2015	2015		2015		Total Revenue	Total Customers	Monthly Customers	
	Jan-Feb	Jan-Feb	Mar-Dec	Mar-Dec				
RESIDENTIAL	RESIDENTIAL	Tariff Rate	Revenue	Tariff Rate	Revenue	(=D+G)	(=D/C+G/F)	(=J/12)
Tipping Fee	Tipping Fee	139.38	573,999.89	144.97	2,953,070.91	3,527,070.80	24,488	2,041
	Returned Trip					-		0
Haul	Haul	86.00	-	86.00	-	-	0	0
Pass Thru Dump Fee	Pass Thru Dump Fee	139.38	-	144.97	-	-	0	0
Rear Load	Rear Load					-		0
Can Count Rec	Can Count w/Recycling	10.91	21,514.52	10.98	108,174.96	129,689.48	11,824	985
Can Count A	Can Count - additional	3.75	25,061.25	3.82	133,180.62	158,241.87	41,547	3,462
Mrecycrcans	Recycling Credit	(2.05)	(4,042.60)	(0.49)	(4,827.48)	(8,870.08)	11,824	985
Drvnm	Drive-in	4.62	-	4.62	-	-	0	0
Packm	Packout	2.06	-	2.06	-	-	0	0
<b>Recycling Stations:</b>								
M2YDRECY	2 yard pu	13.02	3,608.10	13.02	17,786.76	21,394.86	1,643	137
MRENT2YDRECY	2 yard rent	12.43	522.06	12.43	2,535.72	3,057.78	246	21
M6YDRECY	6 yard pu	40.59	14,763.38	40.59	76,101.66	90,865.04	2,239	187
MRENT6YDRECY	6 yard rent	18.35	844.10	18.35	4,037.00	4,881.10	266	22
MSRTOT	96 gal cart	6.28	4,269.11	6.28	18,816.88	23,085.99	3,676	306
MRENT90	96 gal rent	4.74	763.14	4.74	3,374.88	4,138.02	873	73
RECYR	Recycling Credit	(0.82)	(2,492.52)	(0.44)	(6,947.41)	(9,439.93)	18,829	1,569
Mrecyin	Recycling Incentive	2.85	4,993.20	2.85	20,195.10	25,188.30	8,838	737
MYDW90	Yard Waste	6.53	2,340.36	6.53	11,700.49	14,040.85	2,150	179
Damage	Damage					-		
	<b>Roll-Off</b>		<b>926,839.59</b>		<b>4,763,183.25</b>	<b>5,690,022.84</b>		
	<b>Check</b>		<b>926,839.59</b>		<b>4,763,183.25</b>	<b>5,690,022.84</b>		
<b>Medical Waste</b>								
10 Gallon		22.60	1,333.40	22.60	6,478.10	7,811.50	346	29
20 Gallon		37.40	8,190.60	37.40	45,444.95	53,635.55	1,434	120
35 Gallon		64.40	8,436.40	64.40	29,778.40	38,214.80	593	49
<b>Total</b>			<b>17,960.40</b>		<b>81,701.45</b>	<b>99,661.85</b>		
<b>Total</b>			<b>3,964,645.36</b>		<b>18,356,758.44</b>	<b>22,321,403.80</b>		
Finance Charge			6,813.83		27,048.58	33,862.41		
NSF			100.00		700.00	800.00		
<b>Residential Incentive:</b>								
1 can		1						
2 can		2						
3 can		3						
4 can		4						
5 can		5						
6 can		6						
<b>Can Count Rate:</b>								
Recycling		7.16						
<b>Service per Month:</b>								
Weekly Service		4.33						
Bi-weekly		8.66						
Three times p/wk		12.99						
Once per Month		1						
<b>MF Container Imbedded</b>								
Recycling Rate		4.39						
<b>Yards per Haul:</b>								
1 yard		1						
1.5 yard		1.5						
2 yard		2						
3 yard		3						
4 yard		4						
6 yard		6						



American						Total Cust-Pickups		
Total 2015		2015		2015		Total	Total	Monthly
		Jan-Feb	Jan-Feb	Mar-Dec	Mar-Dec	Revenue	Customers	Customers
RESIDENTIAL	RESIDENTIAL	Tariff Rate	Revenue	Tariff Rate	Revenue			
RECYCLECR	Recycling Credits	(2.05)	(88,820.63)	(0.49)	(69,955.61)	(158,776.24)	186,094	15,508
RECYR	Recycling	7.10	300,256.45	7.10	1,183,603.18	1,483,859.62	208,994	17,416
RECYRNB	Recycling	7.10	7,549.08	7.10	27,627.50	35,176.58	4,954	413
RESTART FEE	Restart Fee	10.30	1,987.90	10.30	7,879.50	9,867.40	958	80
REXTRA	Extra Unit	4.07	28,057.43	4.14	191,935.05	219,992.48	53,255	4,438
TRIPRCANS	Returned Trip	8.25	206.25	8.25	1,146.75	1,353.00	164	14
DRVNRW1	Drive-in	4.62	1,756.27	4.62	6,404.07	8,160.34	1,766	147
PACKR	Packout	2.06	237.91	2.06	682.89	920.80	447	37
OBSR	Obstraction	0.77	5.39	0.77	18.48	23.87	31	3
STEPSR	Steps	0.77	-	0.77	-	-	0	0
SUNKENR	Sunken	0.77	1.54	0.77	4.43	5.97	8	1
PACKR-RECYCLE	Packout-Recycling	7.81	46.86	7.81	574.38	621.24	80	7
RECYONLY	Recycling Only	10.66	2,278.58	10.66	9,301.69	11,580.27	1,086	91
DELIVERY-REC CARTS	Delivery - Carts	20.72	103.60	20.72	372.96	476.56	23	2
Returned Trip - R Carts	Returned Trip - Carts	12.43	62.15	12.43	385.33	447.48	36	3
DRIVE-IN RECYCL	Drive-in Recycling	4.44	834.90	4.44	2,797.20	3,632.10	818	68
DRIVE-IN YDW	Drive-in Yard Waste	4.54	-	4.54	193.65	193.65	43	4
Returned Trip - Y Carts	Returned Trip YW Tote	11.60	11.60	11.60	104.40	116.00	10	1
YDW90	Yard Waste	6.53	132,630.92	6.53	526,847.57	659,478.48	100,992	8,416
YDWDEL	Delivery - YW Tote	19.34	38.68	19.34	251.42	290.10	15	1
YDWEX	Extra Unit YW	2.10	86.10	2.10	552.30	638.40	304	25
20RW1	Mini can w/recycling	13.11	16,484.17	13.30	68,018.22	84,502.39	6,372	531
20RW1NR	Mini can wo/recycling	14.11	262.80	14.30	673.24	936.04	66	5
32RM1	32 gal per month	10.23	6,587.54	10.30	27,180.80	33,768.34	3,283	274
32RW1	1-32 gal per week w/r	16.30	493,951.15	16.62	1,990,369.90	2,484,321.05	150,061	12,505
32RW1NR	1-32 gal per week wo/r	17.30	8,801.38	17.62	34,484.99	43,286.37	2,466	205
32RW2	2-32 gal per week w/r	23.94	223,631.49	24.43	883,031.80	1,106,663.29	45,487	3,791
32RW2NR	2-32 gal per week wo/r	25.94	3,647.81	26.43	13,751.48	17,399.29	661	55
32RW3	3-32 gal per week w/r	33.16	21,554.57	33.90	85,964.62	107,519.19	3,186	265
32RW3NR	3-32 gal per week wo/r	36.16	325.44	36.90	1,632.64	1,958.08	53	4
32RW4	4-32 gal per week w/r	43.64	2,416.57	44.57	11,338.14	13,754.71	310	26
32RW4NR	4-32 gal per week wo/r	47.64	238.20	48.57	426.15	664.35	14	1
32RW5	5-32 gal per week w/r	53.00	318.00	54.12	1,217.70	1,535.70	29	2
32RW5NR	5-32 gal per week wo/r	58.00	-	59.12	-	-	0	0
32RW6	6-32 gal per week w/r	58.16	-	59.66	1,190.95	1,190.95	20	2
32RW6NR	6-32 gal per week wo/r	64.16	-	65.66	-	-	0	0
IMPCNR1	1 Improper per week w/r	32.39	4,364.56	32.78	17,826.80	22,191.36	679	57
IMPCNR2	2 Improver per week w/r	64.78	518.20	65.56	2,343.98	2,862.18	44	4
<b>Total</b>	<b>Total</b>		<b>1,170,432.84</b>		<b>5,030,178.50</b>	<b>6,200,611.34</b>		
	<b>Check</b>		<b>1,170,432.84</b>		<b>5,030,178.50</b>	<b>6,200,611.34</b>		
<b>MULTI-FAMILY</b>	<b>MULTI-FAMILY</b>							
MRECYRCANS	Recycling Credit	(2.05)	(426.40)	(0.49)	(510.96)	(937.36)	1,251	104
MRECYR	Recycling	7.10	1,467.20	7.10	7,368.61	8,835.81	1,244	104
MRECYRNB	Recycling	7.10	-	7.10	-	-	0	0
CEX (cans)	Extra Unit	4.07	302.61	4.14	2,824.77	3,127.38	757	63
CEXYD (Containers)	Extra Yard	22.21	111.05	22.21	1,191.97	1,303.02	59	5
CTDEL (Containers)	Container Delivery	39.10	508.30	39.10	3,284.40	3,792.70	97	8
MRECYCLECR	Recycling Credit - Yardage	(3.55)	(2,453.24)	(1.91)	(6,618.98)	(9,072.22)	4,156	346
MRECYIN (cont)	Recycling Incentive	0.75	225.00	0.75	1,041.00	1,266.00	1,688	141
DRVNM	Drive-in	4.62	64.68	4.62	386.64	451.32	98	8
PACKM	Packout	2.06	113.08	2.06	518.54	631.62	307	26
MROLL	Roll-out	7.80	155.90	7.80	713.24	869.14	111	9
SUNKENM	Sunken	0.77	-	0.77	-	-	0	0
OBSR	Obstraction	0.77	-	0.77	-	-	0	0
MYDW90	Yard Waste	6.53	654.15	6.53	2,834.85	3,489.00	534	45
YDWDEL	Delivery - Yard Waste Cart	19.34	-	19.34	-	-	0	0
YDWEX	Extra Unit YW	2.10	-	2.10	-	-	0	0
32MW1	1-32 gal per week w/r	17.79	3,522.42	18.11	17,652.54	21,174.96	1,173	98
32MW1NR	1-32 gal per week wo/r	18.54	-	18.86	-	-	0	0
32MW2	2-32 gal per week w/r	27.97	167.82	28.46	1,074.37	1,242.19	44	4
32MW2NR	2-32 gal per week wo/r	28.72	-	29.21	-	-	0	0
32MW3	3-32 gal per week w/r	41.14	164.56	41.88	837.60	1,002.16	24	2
32MW3NR	3-32 gal per week wo/r	41.89	-	42.63	-	-	0	0
32MW4	4-32 gal per week w/r	54.45	108.90	55.38	553.80	662.70	12	1
32MW4NR	4-32 gal per week wo/r	55.20	-	56.13	-	-	0	0
32MW6	6-32 gal per week w/r	81.69	-	83.19	-	-	0	0
MIMPCN	1 Improper per week w/r	32.39	-	32.78	-	-	0	0





American						Total Cust-Pickups		
Total 2015		2015	2015	2015	2015	Total	Total	Monthly
RESIDENTIAL	RESIDENTIAL	Jan-Feb	Jan-Feb	Mar-Dec	Mar-Dec	Revenue	Customers	Customers
<b>Containers:</b>								
M1YD1W	1 yd once per week	105.05	10,137.34	106.73	50,348.20	60,485.54	568	47
M1YD2W	1 yard twice per week	210.09	-	213.47	-	-	0	0
M1.5YD1W	1.5 yard once per week	147.31	4,713.92	149.69	23,838.13	28,552.05	191	16
M1.5YD2W	1.5 yard twice per week	294.61	1,178.44	299.38	5,987.60	7,166.04	24	2
M1.5YD3W	1.5 yard three times p/wk	441.92	-	449.06	-	-	0	0
M2YD1W	2 yard once per week	185.63	25,013.65	188.70	126,674.28	151,687.93	806	67
M2YD2W	2 yard twice per week	371.25	3,712.50	377.40	23,398.80	27,111.30	72	6
M2YD3W	2 yard three times p/wk	556.88	-	566.10	-	-	0	0
M4YD1W	4 yard once per week	353.07	2,118.42	358.91	12,561.85	14,680.27	41	3
M4YD2W	4 yard twice per week	706.14	1,412.28	717.83	7,178.30	8,590.58	12	1
M4YD3W	4 yard three times p/wk	1,059.20	-	1,076.74	-	-	0	0
M6YD1W	6 yard once per week	497.26	6,961.64	505.27	35,368.90	42,330.54	84	7
M6YD2W	6 yard twice per week	994.51	7,956.08	1,010.54	40,421.60	48,377.68	48	4
M6YD3W	6 yard three times p/wk	1,491.77	-	1,515.80	-	-	0	0
M6YD4W	6 yard four times p/wk	1,989.03	-	2,021.07	-	-	0	0
M1YDTPU	1 yard temporary pu	26.26	26.26	26.65	1,163.86	1,190.12	45	4
M1.5YDTPU	1/5 yard temporary pu	36.02	-	36.57	-	-	0	0
M2YDTPU	2 yard temporary pu	44.87	709.19	45.58	2,550.66	3,259.85	72	6
M1YDEX	1 yard special	26.26	-	26.65	186.55	186.55	7	1
M1.5YDEX	1.5 yard special	36.02	-	36.57	-	-	0	0
M2YDEX	2 yard special	44.87	179.48	45.58	502.80	682.28	15	1
M4YDEX	4 yard special	83.54	-	84.89	-	-	0	0
M6YDEX	6 yardspecial	116.84	-	118.69	-	-	0	0
<b>Commercial</b>								
CEX (cans)	Extra unit	4.07	611.99	4.13	5,851.81	6,463.80	1,567	131
CEXYD (containers)	Extra yard -container	22.21	1,443.65	22.49	12,718.10	14,161.75	631	53
ROLL (containers)	Roll-out - container	7.80	374.16	7.80	1,941.05	2,315.21	297	25
CTRIP (containers)	Return trip -container	15.40	148.10	15.40	441.90	590.00	38	3
DRVNC	Drive-in	4.62	92.40	4.62	497.09	589.49	128	11
PACKC	Packout	2.06	20.60	2.06	118.62	139.22	68	6
STEPSC	Steps	0.77	-	0.77	-	-	0	0
TRIPRCANS	Returned trip	8.25	-	8.25	-	-	0	0
TIMEC	Time charge	80.00	-	80.00	23.25	23.25	0	0
RESTART FEE	Restart fee	10.30	20.60	10.30	257.50	278.10	27	2
RECYC	Recycling Only	10.66	-	10.66	-	-	0	0
32CW1	1-32 gal once per week	17.19	1,830.73	17.47	9,765.76	11,596.49	666	55
32CW2	2-32 gal once per week	33.34	1,408.62	33.86	7,855.01	9,263.63	274	23
32CW3	3-32 gal once per week	50.01	300.06	50.79	2,145.88	2,445.94	48	4
32CW4	4-32 gal once per week	66.68	133.36	67.72	677.20	810.56	12	1
32CW5	5-32 gal once per week	83.35	-	84.65	-	-	0	0
IMPNC	Improper can once p/wk	32.39	-	32.78	65.56	65.56	2	0
F1YD1W	1 yard once p/wk	86.12	516.72	87.81	2,634.30	3,151.02	36	3
F1.5YD1W	1.5 yard once p/wk	118.86	237.72	121.24	1,212.40	1,450.12	12	1
F1.5YD3W	1.5 yard three times p/wk	356.58	-	363.72	-	-	0	0
F2YD1W	2 yard once p/wk	147.83	2,956.60	150.90	13,354.65	16,311.25	109	9
F2YD2W	2 yard twice p/wk	295.65	-	301.80	-	-	0	0
F2YD3W	2 yard three times p/wk	443.48	-	452.70	-	-	0	0
F4YD1W	4 yard once p/wk	277.42	25,106.51	283.27	135,469.50	160,576.01	569	47
F4YD2W	4 yard twice p/wk	554.85	11,097.00	566.54	62,531.86	73,628.86	130	11
F4YD3W	4 yard three times p/wk	832.27	-	849.81	-	-	0	0
F4YD4W	4 yard four times p/wk	1,109.69	-	1,133.07	-	-	0	0
F6YD1W	6 yard once p/wk	383.72	32,903.99	391.74	158,687.36	191,591.35	491	41
F6YD2W	6 yard twice p/wk	767.45	49,116.80	783.47	264,617.01	313,733.81	402	33
F6YD3W	6 yard three times p/wk	1,151.17	-	1,175.21	-	-	0	0
F6YD4W	6 yard four times p/wk	1,534.90	-	1,566.94	-	-	0	0
F6YD5W	6 yard five times p/wk	1,918.62	-	1,958.68	-	-	0	0
FCP2YD1W 2.25:1	2 yard comp once p/w 2:25:1	313.67	-	320.64	-	-	0	0
FCP2YD2W 2.25:1	2 yard comp twice p/w 2:25:1	627.34	-	641.27	-	-	0	0
FCP4YD1W 2.25:1	4 yard comp once p/w 2:25:1	567.36	-	580.52	-	-	0	0
FCP4YD1W 4:1	4 yard comp once p/w 4:1	898.69	-	922.07	-	-	0	0
FCP4YD1W 5:1	4 yard comp once p/w 5:1	1,003.35	-	1,032.58	-	-	0	0
FCP4YD2W 5:1	4 yard comp twice p/w 5:1	2,006.70	-	2,065.15	-	-	0	0
FCP4YD3W 2.25:1	4 yard comp 3X p/w 2:25:1	1,702.08	-	1,741.57	-	-	0	0
FCP6YD2W 3:1	6 yard comp twice p/w 3:1	1,999.68	3,999.36	2,047.74	20,477.40	24,476.76	12	1
FCP6YD1W 5:1	6 yard comp once p/w 5:1	1,434.01	-	1,474.11	-	-	0	0
FCP6YD2W 4:1	6 yard comp twice p/w 4:1	2,568.82	-	2,632.90	-	-	0	0
FCP6YD2W 5:1	6 yard comp twice p/w 5:1	2,868.02	-	2,948.21	-	-	0	0
FCP6YD5W 4:1	6 yard comp 5X p/w 4:1	6,422.04	-	6,582.25	-	-	0	0
FL3YDCOMP1W 3:1	3 yard comp once p/w 3:1	539.99	-	553.55	-	-	0	0
FL3YDCOMP2W 3:1	3 yard comp twice p/w 3:1	1,079.99	2,159.98	1,107.09	11,070.90	13,230.88	12	1
FL3YDCOMP3:1	3 yard comp on call 3:1	130.71	-	133.84	-	-	0	0
FCP4YDOC 5:1	4 yard comp on call 5:1	237.72	-	244.47	-	-	0	0
FCP4YDEOW 5:1	4 yard comp eow 5:1	502.83	1,005.66	517.48	5,174.80	6,180.46	12	1
FCP6YD1W4:1	6 yard comp once p/w 4:1	-	-	-	-	-	-	-

	Resi	YW	MF	Resi	MF-Comm	RO	PT	Med Waste	Total
	Recycling		Recycl	Garb	Garb				
<b>RESIDENTIAL</b>									
<b>MF - Containers:</b>									0
1 yd once per week			10,801.40		49,684.14				60,486
1 yard twice per week			0.00		-				0
1.5 yard once per week			5,453.12		23,098.93				28,552
1.5 yard twice per week			1,368.63		5,797.41				7,166
1.5 yard three times p/wk			0.00		-				0
2 yard once per week			30,643.92		121,044.01				151,688
2 yard twice per week			5,474.51		21,636.79				27,111
2 yard three times p/wk			0.00		-				0
4 yard once per week			3,117.43		11,562.84				14,680
4 yard twice per week			1,824.84		6,765.74				8,591
4 yard three times p/wk			0.00		-				0
6 yard once per week			9,580.38		32,750.16				42,331
6 yard twice per week			10,949.01		37,428.67				48,378
6 yard three times p/wk			0.00		-				0
6 yard four times p/wk					-				0
1 yard temporary pu			196.11		994.01				1,190
1/5 yard temporary pu			0.00		-				0
2 yard temporary pu			630.10		2,629.75				3,260
					-				0
1 yard special			30.73		155.82				187
1.5 yard special			0.00		-				0
2 yard special			131.97		550.31				682
4 yard special			0.00		-				0
6 yardspecial			0.00		-				0
					-				0
					-				0
<b>COMMERCIAL</b>									
Extra unit					6,463.80				6,464
					-				0
Extra yard -container					14,161.75				14,162
Roll-out - container					2,315.21				2,315
Return trip -container					590.00				590
					-				0
Drive-in					589.49				589
Packout					139.22				139
Steps					-				0
Returned trip					-				0
Time charge					23.25				23
Restart fee					278.10				278
					-				0
Recycling Only					-				0
					-				0
1-32 gal once per week					11,596.49				11,596
2-32 gal once per week					9,263.63				9,264
3-32 gal once per week					2,445.94				2,446
4-32 gal once per week					810.56				811
5-32 gal once per week					-				0
Improper can once p/wk					65.56				66
					-				0
					-				0
1 yard once p/wk					3,151.02				3,151
1.5 yard once p/wk					1,450.12				1,450
1.5 yard three times p/wk					-				0
2 yard once p/wk					16,311.25				16,311
2 yard twice p/wk					-				0
2 yard three times p/wk					-				0
4 yard once p/wk					160,576.01				160,576
4 yard twice p/wk					73,628.86				73,629
4 yard three times p/wk					-				0
4 yard four times p/wk					-				0
6 yard once p/wk					191,591.35				191,591
6 yard twice p/wk					313,733.81				313,734
6 yard three times p/wk					-				0
6 yard four times p/wk					-				0
6 yard five times p/wk					-				0
2 yard comp once p/w 2:25:1					-				0
2 yard comp twice p/w 2:25:1					-				0
4 yard comp once p/w 2:25:1					-				0
4 yard comp once p/w 4:1					-				0
4 yard comp once p/w 5:1					-				0
4 yard comp twice p/w 5:1					-				0
4 yard comp 3X p/w 2:25:1					-				0
6 yard comp twice p/w 3:1					24,476.76				24,477
6 yard comp once p/w 5:1					-				0
6 yard comp twice p/w 4:1					-				0
6 yard comp twice p/w 5:1					-				0
6 yard comp 5X p/w 4:1					-				0
3 yard comp once p/w 3:1					-				0
3 yard comp twice p/w 3:1					13,230.88				13,231
3 yard comp on call 3:1					-				0
4 yard comp on call 5:1					-				0
4 yard comp eow 5:1					6,180.46				6,180
6 yard comp once p/w 4:1					-				0
					-				0

American						Total Cust-Pickups		
Total 2015		2015	2015	2015	2015	Total	Total	Monthly
RESIDENTIAL	RESIDENTIAL	Jan-Feb	Jan-Feb	Mar-Dec	Mar-Dec	Revenue	Customers	Customers
		Tariff Rate	Revenue	Tariff Rate	Revenue			
R1YD1W	1 yard once p/wk	86.12	22,426.57	87.81	110,055.47	132,482.04	1,514	126
R1YD2W	1 yard twice p/wk	172.25	1,378.00	175.62	8,605.38	9,983.38	57	5
R1YD3W	1 yard three times p/wk	258.37	3,100.44	263.44	15,806.40	18,906.84	72	6
R1.5YD1W	1.5 yard once p/wk	118.86	4,041.24	121.24	23,065.91	27,107.15	224	19
R1.5YD2W	1.5 yard twice p/wk	237.72	1,901.76	242.48	9,699.20	11,600.96	48	4
R2YD1W	2 yard once p/wk	147.83	39,840.18	150.90	220,500.01	260,340.19	1,731	144
R2YD2W	2 yard twice p/wk	295.65	26,017.20	301.80	141,846.01	167,863.21	558	47
R2YD3W	2 yard three times p/wk	443.48	3,547.84	452.70	18,108.00	21,655.84	48	4
R2YD4W	2 yard four times p/wk	591.30	-	603.60	-	-	0	0
R2YD5W	2 yard five times p/wk	739.13	-	754.50	-	-	0	0
R1YDTPU	1 yard temporary pickup	21.89	131.34	22.28	913.48	1,044.82	47	4
R1.5YDTPU	1/5 yard temporary pickup	29.45	-	30.00	-	-	0	0
R2YDTPU	2 yard temporary pickup	36.14	1,554.02	36.85	4,745.96	6,299.98	172	14
F1YDEX	1 yard special pickup	21.89	-	22.28	-	-	0	0
R1YDEX	1 yard special pickup	21.89	43.78	22.28	111.40	155.18	7	1
R1.5YDEX	1.5 yard special pickup	29.45	-	30.00	-	-	0	0
F2YDEX	2 yard special pickup	36.14	216.84	36.85	73.70	290.54	8	1
R2YDEX	2 yard special pickup	36.14	-	36.85	884.40	884.40	24	2
F4YDEX	4 yard special pickup	66.07	66.07	67.42	471.94	538.01	8	1
F6YDEX	6 yard special pickup	90.62	-	92.47	462.35	462.35	5	0
<b>Total</b>			<b>308,555.12</b>		<b>1,636,272.44</b>	<b>1,944,827.56</b>		
<b>Check</b>			<b>308,555.12</b>		<b>1,636,272.44</b>	<b>1,944,827.56</b>		
<b>Roll-off Hauls</b>	<b>ROLL-OFF HAULS:</b>							
<b>Perm Drop Box Rent</b>	<b>Perm Drop Box Rent</b>							
20 yard	20 yard	83.00	442.60	83.00	2,913.42	3,356.02	40	3
25 yard	25 yard	93.00	930.00	93.00	3,608.90	4,538.90	49	4
30 yard	30 yard	102.00	924.58	102.00	6,143.04	7,067.62	69	6
40 yard	40 yard	104.00	-	104.00	-	-	0	0
50 yard	50 yard	140.00	-	140.00	-	-	0	0
<b>Permanent Drop Box</b>	<b>Permanent Drop Box</b>							
20 yard	20 yard	86.85	1,302.75	86.85	7,729.65	9,032.40	104	9
25 yard	25 yard	95.20	1,332.80	95.20	6,949.60	8,282.40	87	7
30 yard	30 yard	102.35	1,535.25	102.35	7,369.20	8,904.45	87	7
40 yard	40 yard	123.75	-	123.75	-	-	0	0
50 yard	50 yard	146.40	-	146.40	-	-	0	0
<b>Temporary DB (rent)</b>	<b>Temporary DB (rent)</b>							
20 yard	20 yard	4.70	1,295.88	4.70	10,791.91	12,087.79	2,572	214
25 yard	25 yard	4.90	215.60	4.90	3,718.71	3,934.31	803	67
30 yard	30 yard	5.12	1,696.91	5.12	11,917.06	13,613.97	2,659	222
40 yard	40 yard	6.20	-	6.20	-	-	0	0
<b>Temporary Drop Box</b>	<b>Temporary Drop Box</b>							
20 yard	20 yard	103.65	1,243.80	103.65	13,267.20	14,511.00	140	12
25 yard	25 yard	110.65	442.60	110.65	5,200.55	5,643.15	51	4
30 yard	30 yard	116.60	3,964.40	116.60	17,260.30	21,224.70	182	15
40 yard	40 yard	134.45	-	134.45	-	-	0	0
<b>Cust owned Drop Box</b>	<b>Cust owned Drop Box</b>							
10 yard	10 yard	80.00	-	80.00	-	-	0	0
20 yard	20 yard	86.85	-	86.85	-	-	0	0
25 yard	25 yard	95.20	-	95.20	-	-	0	0
30 yard	30 yard	102.35	-	102.35	-	-	0	0
40 yard	40 yard	121.40	-	121.40	-	-	0	0
<b>Cust owned Comp</b>	<b>Cust owned Comp</b>							
10 yard	10 yard	124.95	2,623.95	124.95	13,494.60	16,118.55	129	11
15 yard	15 yard	129.10	387.30	129.10	1,291.00	1,678.30	13	1
20 yard	20 yard	129.10	1,291.00	129.10	7,358.70	8,649.70	67	6
25 yard	25 yard	133.90	2,008.50	133.90	11,381.50	13,390.00	100	8
30 yard	30 yard	142.20	5,119.20	142.20	26,591.40	31,710.60	223	19
35 yard	35 yard	147.00	-	147.00	-	-	0	0
40 yard	40 yard	152.90	611.60	152.90	3,669.60	4,281.20	28	2



American						Total Cust-Pickups		
Total 2015	2015	2015	2015	2015	2015	Total	Total	Monthly
RESIDENTIAL	RESIDENTIAL	Jan-Feb	Jan-Feb	Mar-Dec	Mar-Dec	Revenue	Customers	Customers
Other Charges:	Other Charges:	Tariff Rate	Revenue	Tariff Rate	Revenue			
Temp DB delivery	Temp DB delivery	89.00	2,136.00	89.00	17,355.00	19,491.00	219	18
Mileage	Mileage	3.50	1,515.50	3.50	7,689.50	9,205.00	2,630	219
Connect/Reconnect	Connect/Reconnect	6.55	582.95	6.55	2,921.39	3,504.34	535	45
Tandem Axle	Tandem Axle	20.00	1,360.00	20.00	7,080.00	8,440.00	422	35
Special Charges	Special Charges	43.00	142.50	95.00	880.25	1,022.75	13	1
Standby	Standby	86.00	193.50	86.00	1,046.50	1,240.00	14	1
Relocate	Relocate	89.00	89.00	89.00	267.00	356.00	4	0
Roclean	Roclean	6.90	213.00	6.90	-	213.00	31	3
Tipping Fee	Tipping Fee	139.38	91,388.36	144.97	534,161.84	625,550.20	4,340	362
	Returned Trip					-		0
Haul	Haul	86.00	-	86.00	-	-	0	0
Pass Thru Dump Fee	Pass Thru Dump Fee	139.38	-	144.97	-	-	0	0
Rear Load	Rear Load					-		0
Can Count Rec	Can Count w/Recycling	10.91	2,945.70	10.98	14,932.80	17,878.50	1,630	136
Can Count A	Can Count - additional	3.75	3,056.25	3.82	15,623.80	18,680.05	4,905	409
Mrecyrcans	Recycling Credit	(2.05)	(553.50)	(0.49)	(666.40)	(1,219.90)	1,630	136
Drvm	Drive-in	4.62	-	4.62	-	-	0	0
Packm	Packout	2.06	-	2.06	-	-	0	0
<b>Recycling Stations:</b>	<b>Recycling Stations:</b>							
M2YDRECY	2 yard pu	13.02	225.50	13.02	1,127.50	1,353.00	104	9
MRENT2YDRECY	2 yard rent	12.43	24.86	12.43	124.30	149.16	12	1
M6YDRECY	6 yard pu	40.59	2,812.06	40.59	14,060.30	16,872.36	416	35
MRENT6YDRECY	6 yard rent	18.35	183.50	18.35	917.50	1,101.00	60	5
MSRTOT	96 gal cart	6.28	1,794.54	6.28	9,244.60	11,039.14	1,758	146
MRENT90	96 gal rent	4.74	312.84	4.74	1,611.60	1,924.44	406	34
RECYR	Recycling Credit	(0.82)	(471.82)	(0.44)	(1,278.50)	(1,750.32)	3,481	290
Mrecyin	Recycling Incentive	0.75	798.00	2.85	3,990.00	4,788.00	2,464	205
MYDW90	Yard Waste	6.53	555.54	6.53	2,777.70	3,333.24	510	43
Damage	Damage		-					
					794,523.02	931,196.02		
	<b>Roll-Off</b>		<b>136,673.00</b>		<b>794,523.02</b>	<b>931,196.02</b>		
<b>Total</b>			<b>1,615,660.96</b>		<b>7,460,973.96</b>	<b>9,076,634.92</b>		
Finance Charge			1,885.87		10,013.00	11,898.87		
NSF			-		320.00	320.00		
<b>Residential Incentive:</b>								
1 can		1	300					
2 can		2	301					
3 can		3	302					
4 can		4	303					
5 can		5	304					
6 can		6	305					
			306					
<b>Can Count Rate:</b>			307					
Recycling		7.16	308					
			309					
<b>Service per Month:</b>			310					
Weekly Service		4.33	311					
Bi-weekly		8.66	312					
Three times p/wk		12.99	313					
Once per Month		1	314					
			315					
<b>MF Container Imbedded</b>			316					
Recycling Rates		4.39	317					
			318					
<b>Yards per Haul:</b>			319					
1 yard		1	320					
1.5 yard		1.5	321					
2 yard		2	322					
3 yard		3	323					
4 yard		4	324					
6 yard		6	325					



**Waste Connections, Inc.**  
**Balance Sheet Summary**

**12**  
**2015**

**Assets**

Current assets:	
Cash and equivalents	\$ 10,974,106
Accounts receivable	255,191,351
Current deferred tax assets	49,727,332
Inventory	14,254,562
Prepaid expenses	32,279,428
Total current assets	<u>362,426,780</u>
Property and equipment	2,738,288,106
Goodwill	1,422,824,824
Intangible assets	511,293,737
Restricted assets	46,232,147
Other assets	40,732,871
Intercompany	(0)
	<u>\$ 5,121,798,464</u>

**Liabilities and Equity**

Current liabilities:	
Accounts payable	\$ 115,205,799
Book overdraft	12,357,171
Accrued liabilities	136,018,270
ST Contingent Considerations	22,216,602
Deferred revenue	90,348,688
Current portion of long-term debt	2,127,513
Total current liabilities	<u>378,274,042</u>
Long-term debt	2,147,126,720
LT Contingent Considerations	27,177,194
Deferred income taxes	452,493,424
Other long-term liabilities	124,942,887
Total liabilities	<u>3,130,014,268</u>
Equity:	
Common stock	1,223,760
Additional paid-in capital	736,651,942
Deferred stock compensation	-
Treasury stock	-
Other equity	-
Retained earnings	1,259,494,938
Accumulated other comprehensive income	(12,170,790)
Total Waste Connections' equity	<u>1,985,199,850</u>
Noncontrolling interests	6,584,348
Total equity	<u>1,991,784,197</u>
	<u>\$ 5,121,798,465</u>

\$ 1

Debt to Equity Ratio		
Debt	\$ 2,149,254,233	51.90%
Equity	\$ 1,991,784,197	48.10%
Total Debt & Equity	\$ 4,141,038,431	

Interest as a % of Debt		
Interest Expense	\$ 64,235,765	
Debt	\$ 2,149,254,233	
Interest as a % of Debt		2.99%

**Waste Connections, Inc.**  
**Consolidated Income Statement**

**12 Months**  
**Ended**  
**12/31/2015**

Revenues	\$ 2,117,286,754
Operating expenses:	
Cost of operations	1,177,408,591
Selling, general and administrative	237,483,678
Depreciation	240,356,943
Amortization	29,077,304
Loss on sale of operations/assets	494,492,321
Loss on prior office leases	<u>(1,984,575)</u>
Income from operations	(59,547,508)
Interest expense	(64,235,765)
Interest income	486,618
Other income (expense), net	<u>(2,989,588)</u>
Income before tax provision	(126,286,243)
Income tax provision	<u>31,592,603</u>
Net income	(94,693,640)
Less: net income attributable to noncontrolling interests	<u>(1,070,657)</u>
Net income attributable to WCN	<u>\$ (95,764,298)</u>



Waste Connections, Inc.  
Corporate P&L Detail

	YTD 12 Ended 2015	Adjustments	Adjusted 12 Months Ended 12/31/2015
50086 Safety and Training	123,682		123,682
51260 Depreciation	43,484	(13,910)	29,574
52090 Uniforms	-		-
52120 Parts and Materials	(65,903)	65,903	-
56037 Termination Pay	-		-
57255 Other Prof Fees	-		-
57260 Depreciation	511,368		511,368
59271 Property and Liability Insurance	-		-
59331 RM Fixed Costs	624,820		624,820
59340 Self Insurance Premium	24,713		24,713
70010 Salaries	32,973,333		32,973,333
70015 Deferred Comp Earnings	(14,109)	14,109	-
70020 Wages Regular	741,706		741,706
70025 Wages O.T.	65,587		65,587
70030 Corp Allocated Bonus	17,318,528	(17,318,528)	-
70036 Other Bonus/Commission - Non-Safety	87,312	(87,312)	-
70037 Termination Pay	62,838	(62,838)	-
70045 Contract Labor	546,990		546,990
70050 Payroll Taxes	1,667,438		1,667,438
70060 Group Insurance	680,255		680,255
70065 Vacation Pay	32,862		32,862
70070 Sick Pay	11,789		11,789
70086 Safety and Training	92,549		92,549
70090 WCN Training	867,925		867,925
70095 Empl & Commun Activ	489,365	(489,365)	-
70105 Employee Relocation	332,997	(332,997)	-
70106 Corporate Office Relocation	-		-
70110 Contributions	133,508	(133,508)	-
70112 Political Contributions	-		-
70116 Pension and Profit Sharing	297,229		297,229
70120 Plane Parts & Materials	35,528	(35,528)	-
70142 Fuel Expense	475,470		475,470
70145 Outside Repairs	86,085		86,085
70146 Aircraft Lubricants & Consumables	4,142	(4,142)	-
70147 Bldg & Property Maint	30,525		30,525
70165 Communications	502,016		502,016
70167 Cellular Telephone	29,805		29,805
70170 Real Estate Rentals	1,393,067		1,393,067
70175 Equip/Vehicle Rental	761,110		761,110
70185 Postage	292,941		292,941
70190 Registration Fees	337,193	(337,193)	-
70195 Dues and Subscriptions	1,570,239		1,570,239
70196 Club Dues	146,960	(146,960)	-
70200 Travel	598,465		598,465
70201 Entertainment	389,066	(389,066)	-
70202 Excursions Meetings	1,396,431		1,396,431
70203 Lodging	355,871		355,871
70205 Travel - Auto	227,923		227,923
70206 Meals	228,820		228,820
70210 Office Supplies and Equip	187,331		187,331
70214 Credit Card Fees	30,145		30,145
70215 Bank Charges	2,276,863		2,276,863
70216 Outside Storages	83,011		83,011
70230 External Recruiter Fees	22,068		22,068
70231 Recruitment Advertising & Expenses	275,533		275,533
70232 Recruitment Travel Expenses	7,665		7,665
70235 Legal	3,350,858	(3,350,858)	-
70240 Accounting Professional Fees	2,039,370		2,039,370
70245 Payroll Processing Fees	632,977		632,977
70250 Acquisition Cost Write Off	4,234,774	(4,234,774)	-
70255 Other Prof Fees	2,144,647		2,144,647
70260 Depreciation	2,303,930	(63,927)	2,240,004
70271 Property and Liability Insurance	360,862		360,862
70273 Directors and Officers Insurance	428,203	(428,203)	-
70275 Property Taxes	249,177		249,177
70300 Data Processing	(67,743)	67,743	-
70301 Computer Software	5,945		5,945
70302 Computer Supplies	53,317		53,317
70324 Penalties and Violations	8,964	(8,964)	-
70345 Security Services	-		-
70357 Permits	-		-
70371 Board of Directors Fees	270,000	(270,000)	-
70372 Board of Directors Expense Report	42,430		42,430
70475 Trade Shows	463,642	(463,642)	-
Total expenses	\$ 85,915,894	\$ (28,023,960)	\$ 57,891,934
Total eliminated revenues	2,117,286,754		2,117,286,754
	4.06%		2.73%
Inter-co elimiation rev	\$ 273,903,281		
Gross Revenue before eliminations	2,391,190,035		
Total eligible allocation rate	3.59%		

## Calculation of Disallowed Corporate Depreciation

Note: The pivot table below was create from the Corporate fixed asset register to determine the amount of non-allowable depreciation expense that needs to be removed from the rate filing.

Remove?	Y
---------	---

Row Labels	Sum of Accum YTD	
<b>51260</b>	<b>13,909.84</b>	13,909.84
(1) Heavy Duty Cart	68.63	
22 Gallon Slimline Cabinet	139.17	
Challenger 600 MFD upgrade	-	
Heavy Duty Single Cart - For Airplane Hanger	205.78	
Main Wheel w/ Tire - Airplane Hanger	2,100.00	
Network Cabling for new Pilots office	446.26	
Nitrogen & Oxygen Booster for Airplane Hanger	1,880.00	
Service Unit, Axle Jack, Scissor lift - Equip for Airplane Hanger	9,070.00	
<b>70260</b>	<b>63,926.55</b>	63,926.55
Additional Phones for the R360 move into corporate	2,489.36	
Job Fair Displays	952.60	
New Stock Option tracking software	-	
R360 Additional Cubicle Space	2,136.76	
WasteWalker Testing at El Dorado Disposal	326.03	
WCI Exhibit Booth	58,021.80	
<b>Grand Total</b>	<b>77,836.39</b>	

Region OH Calculation

Murrey's-American

Jan-Feb % 5.1293%

January 1, 2015 - December 31, 2015

March-Dec % 5.1183%

REGION G&A STATEMENT		Total	Murrey's-American Allocation	Adjust Out Unallowable	Adjusted Region OH Allocation
70030	Corp Allocated Bonus	3,462	\$ 177.17		177
70035	Safety Bonuses	2,718	\$ 139.13	(139)	0
70036	Other Bonus/Commission - Non-Safety	38,211	\$ 1,956.04		1,956
70086	Safety and Training	16,554	\$ 847.64		848
70090	WCN Training	1,636	\$ 83.74		84
70095	Empl & Commun Activ	105,596	\$ 5,407.84	(5,408)	0
70105	Employee Relocation	48,093	\$ 2,461.53		2,462
70110	Contributions	155,449	\$ 7,957.35	(7,957)	0
70112	Political Contributions	9,775	\$ 500.31	(500)	0
70147	Bldg & Property Maint	27,445	\$ 1,405.22		1,405
70165	Communications	49,982	\$ 2,559.04		2,559
70167	Cellular Telephone	33,335	\$ 1,706.92		1,707
70170	Real Estate Rentals	255,928	\$ 13,103.88		13,104
70175	Equip/Vehicle Rental	-	\$ -		0
70185	Postage	14,873	\$ 761.51		762
70190	Registration Fees	1,758	\$ 89.98		90
70195	Dues and Subscriptions	37,936	\$ 1,942.24		1,942
70200	Travel	190,449	\$ 9,751.96		9,752
70201	Entertainment	54,889	\$ 2,810.61	(2,811)	0
70202	Excursions Meetings	983,550	\$ 50,366.60		50,367
70203	Lodging	97,736	\$ 5,004.10		5,004
70205	Travel - Auto	117,145	\$ 5,997.95		5,998
70206	Meals	33,431	\$ 1,711.67		1,712
70210	Office Supplies and Equip	35,796	\$ 1,833.06		1,833
70215	Bank Charges	138	\$ 7.08		7
70225	Advertising and Promotions	185,345	\$ 9,486.57	(9,487)	0
70231	Recruitment Advertising & Expenses	4,635	\$ 237.30		237
70245	Payroll Processing Fees	1,540	\$ 78.82		79
70255	Other Prof Fees	7,265	\$ 372.05		372
70275	Property Taxes	1,794	\$ 91.84		92
70280	Other Taxes	(710)	\$ (36.44)		(36)
70302	Computer Supplies	8,303	\$ 425.16		425
70320	Credit and Collection	1,611	\$ 82.48		82
70325	Legal Settlement Payments	735	\$ 37.61	(38)	0
70335	Miscellaneous	16	\$ 0.84		1
70336	Coffee Bar	5,888	\$ 301.44		301
G&A		2,532,306	129,660	(26,339)	103,321
		Per GL	130,775		\$ 104,436.01
			(1,115) (A)		(1,115) Adjusted Region OH

(A) District made manual adjustment to recognize correct OH amount. GL amount is correct.

Region OH Calculation

Murrey's-American

Jan-Feb % 5.1293%

January 1, 2015 - December 31, 2015

March-Dec % 5.1183%

REGION G&A STATEMENT

<u>Total</u>	<u>Murrey's-American Allocation</u>	<u>Adjust Out Unallowable</u>	<u>Adjusted Region OH Allocation</u>
--------------	---	-----------------------------------	--

Region OH Calculation

Murrey's-American

January 1, 2015 - December 31, 2015

**REGION G&A STATEMENT**

70030 Corp Allocated Bonus  
 70035 Safety Bonuses  
 70036 Other Bonus/Commission - Non-Safety  
 70086 Safety and Training  
 70090 WCN Training  
 70095 Empl & Commun Activ  
 70105 Employee Relocation  
 70110 Contributions  
 70112 Political Contributions  
 70147 Bldg & Property Maint  
 70165 Communications  
 70167 Cellular Telephone  
 70170 Real Estate Rentals  
 70175 Equip/Vehicle Rental  
 70185 Postage  
 70190 Registration Fees  
 70195 Dues and Subscriptions  
 70200 Travel  
 70201 Entertainment  
 70202 Excursions Meetings  
 70203 Lodging  
 70205 Travel - Auto  
 70206 Meals  
 70210 Office Supplies and Equip  
 70215 Bank Charges  
 70225 Advertising and Promotions  
 70231 Recruitment Advertising & Expenses  
 70245 Payroll Processing Fees  
 70255 Other Prof Fees  
 70275 Property Taxes  
 70280 Other Taxes  
 70302 Computer Supplies  
 70320 Credit and Collection  
 70325 Legal Settlement Payments  
 70335 Miscellaneous  
 70336 Coffee Bar

G&A

District	Customer Count	New	Old
		Allocation Percentage	Allocation Percentage
2010.00	125,450	12.43%	12.46%
2011	29,789	2.95%	2.96%
2012	22,230	2.20%	2.21%
2013	59,123	5.86%	5.87%
2014	75	0.01%	0.01%
2015	-	0.00%	0.00%
2025	2,159	0.21%	0.00%
2040	7,444	0.74%	0.74%
2041	2,548	0.25%	0.25%
2042	92	0.01%	0.01%
2043	4,846	0.48%	0.48%
2044	6,509	0.65%	0.65%
2045	6,112	0.61%	0.61%
2046	9,028	0.89%	0.90%
2047	13,247	1.31%	1.32%
2048	84	0.01%	0.01%
2048	10	0.00%	0.00%
2049	8	0.00%	0.00%
2050	56	0.01%	0.01%
2051	294	0.03%	0.03%
2053	76	0.01%	0.01%
2111	33,799	3.35%	3.36% Murrey's
2112	11,786	1.17%	1.17%
2113	1	0.00%	0.00%
2120	6,240	0.62%	0.62%
2125	1	0.00%	0.00%
2131	17,839	1.77%	1.77% American
2132	2,002	0.20%	0.20%
2140	25,198	2.50%	2.50%
2144	13,021	1.29%	1.29%
2146	7,473	0.74%	0.74%
2148	5,577	0.55%	0.55%
2149	11,755	1.17%	1.17%
2150	424	0.04%	0.04%
2160	2,768	0.27%	0.27%
2171	57	0.01%	0.01%
2172	11	0.00%	0.00%
2173	5	0.00%	0.00%
2180	70,657	7.00%	7.02%
2182	298	0.03%	0.03%
2184	1	0.00%	0.00%
2185	5,315	0.53%	0.53%
2186	20,440	2.03%	2.03%
2187	113	0.01%	0.01%
2188	24,560	2.43%	2.44%
2189	5	0.00%	0.00%
2190	545	0.05%	0.05%
2191	7	0.00%	0.00%
2195	33,686	3.34%	3.35%
2210	14,501	1.44%	1.44%
2211	25,849	2.56%	2.57%
2212	4,374	0.43%	0.43%
2213	2,370	0.23%	0.24%
2214	7,723	0.77%	0.77%
2310	11,039	1.09%	1.10%
2410	92,728	9.19%	9.21%
3022	4,502	0.45%	0.45%
3023	8,474	0.84%	0.84%
3024	4,464	0.44%	0.44%
3025	954	0.09%	0.09%
4014	5,296	0.52%	0.53%
4016	40	0.00%	0.00%
4018	14,410	1.43%	1.43%
4019	132	0.01%	0.01%
4020	52,139	5.17%	5.18%
4021	139	0.01%	0.01%
4030	37,727	3.74%	3.75%
4031	595	0.06%	0.06%

(A) District made manual adjustment to recognize cc

Region OH Calculation  
Murrey's-American

January 1, 2015 - December 31, 2015

**REGION G&A STATEMENT**

---

District	Customer Count	New	Old
		Allocation Percentage	Allocation Percentage
2010.00	125,450	12.43%	12.46%
2011	29,789	2.95%	2.96%
2012	22,230	2.20%	2.21%
4040	264	0.03%	0.03%
4050	83	0.01%	0.01%
4100	184	0.02%	0.02%
4105	17	0.00%	0.00%
4110	13,696	1.36%	1.36%
4120	27,338	2.71%	2.72%
4130	11,544	1.14%	1.15%
4140	5,112	0.51%	0.51%
4150	89	0.01%	0.01%
5411	13,485	1.34%	1.34%
5412	9,032	0.90%	0.90%
5414	6	0.00%	0.00%
		100%	
	1,008,887		

#NAME?  
 FullAcct date\_applie balance  
**Journal Entry Query Tool**  
 Ver 2.0.0

Journal pstd journal\_description User TypeCode vendor\_code OneTime Description date\_doc doc\_desc doc\_ctrl\_num

**NOTE: To pull data, use the 'Data Control Window' by clicking Ctrl Shift J or use the Addin/Excellent Reports menu item and select Update Data**

Date Range:		Other Criteria	
From: 2015-01	(can use F9 Groupings)->	Districts: 2111,2131	Vendor Code:
To: 2015-12	(can use F9 Groupings)->	Accts: 40122	Amount From: (Will search ab:
		System:	Amount To: (Will search ab:
		Subsystem:	Posting: All
			Sort Code: Dist

**Total of Entries:** 17,194.12  
**Num of Entries Shown:** 4 \*pstd: 1 = posted, 0 = not posted, C:0 = I/C not posted, -1 = Hanging out there.

FullAcct	Date	Amount	journal_ctrl_num**	pstd*	journal_description	User	R/Type	vendor_code	OneTimeVendor	Further Description	date_doc	doc_desc	doc_ctrl_num
40122-2111-000-00	6/30/2015	6,167.55	JRNLWA00319509	1	PCARD ACTIVITY WESTERN JI	AdamJo	0/JE IC			INDUSTRIAL WASTE RECYCLER-GINGRICH			
40122-2111-000-00	7/31/2015	1,673.66	JRNLWA00321846	1	Contract labor reclass July-20	AdamJo	0/JE IC			Service fees for appliances to be dispos			
40122-2131-000-00	7/31/2015	755.85	JRNLWA00321846	1	Contract labor reclass July-20	AdamJo	0/JE IC			Service fees for appliances to be dispos			

8,597.06

End of List

Actual Expense 2,429.51  
 Move Expense to DM (6,167.55)

#NAME?  
FullAcct date\_applied balance  
**Journal Entry Query Tool**  
Ver 2.0.0

Journal pstd journal\_description User TypeCode vendor\_code OneTime Description date\_doc doc\_desc doc\_ctrl\_num

**NOTE: To pull data, use the 'Data Control Window' by clicking Ctrl Shift J or use the Addin/Excellent Reports menu item and select Update Data**

<b>Date Range:</b>		<b>Other Criteria</b>	
<b>From:</b> 2015-01	(can use F9 Groupings)->	<b>Districts:</b> 2111, 2131	<b>Vendor Code:</b>
<b>To:</b> 2015-12	(can use F9 Groupings)->	<b>Accts:</b> 52120	<b>Amount From:</b>
		<b>System:</b>	(Will search ab:
		<b>Subsystem:</b>	(Will search ab:
			<b>Posting:</b> All
			<b>Sort Code:</b> Dist

**Total of Entries:** 621,850.46  
**Num of Entries Shown:** 3,196 \*pstd: 1 = posted, 0 = not posted, C:0 = I/C not posted, -1 = Hanging out there.

FullAcct	Date	Amount	journal_ctrl_num**	pstd*	journal_description	User	R/Type	vendor_code	OneTimeVendor	Further Description	date_doc	doc_desc	doc_ctrl_num
52120-2111-000-00	9/21/2015	(35,296.66)	JRNLWA00323761	1	2015 Inventory Adjustment	HeatherWe	0/JE IC			Parts Inventory Adjustment			
52120-2111-000-00	8/31/2015	(4,210.84)	JRNLWA00322669	1	Q3 McNeilus Rebate	HeatherWe	0/JE IC			Q3 McNeilus Rebate			
52120-2111-000-00	11/30/2015	(3,904.57)	JRNLWA00327249	1	Q4 McNeilus Rebate	AdamJo	0/JE IC			Q4 McNeilus Rebate			
52120-2111-000-00	2/27/2015	(3,460.41)	JRNLWA00312342	1	Q1 McNeilus Rebate	MaribelV	0/JE IC			Q1 McNeilus Rebate			
52120-2111-000-00	6/23/2015	(767.36)	JRNLWA00319022	1	Q2 McNeilus Rebate	JessH	0/JE IC			Q2 McNeilus Rebate			

End of List

**Note:** Parts are booked each month based on actual parts used at each district. The 5 entries highlighted yellow above represent entries that were made by Corporate accounting for the annual inventory adjustment, and quarterly parts rebates from our national vendors. A portion of these credits should have been booked to the DM companies. We will use actual parts expense (excluding the credits) to allocate a portion of the credits to the DM Companies.

**52120 (Parts) Expense**

Murrey's/American	\$ 574,211	55.88%	
DM	\$ 453,456	44.12%	<b>LINK</b>
	\$ 1,027,667		

**Allocate Credit to DM (21,020.99)**



FullAcct #NAME?  
**Journal Entry Query Tool**  
 Ver 2.0.0

date\_applc balance Journal pstd journal\_description User TypeCode vendor\_code OneTime Description date\_doc doc\_desc doc\_crfi\_num

**NOTE: To pull data, use the "Data Control Window" by clicking Ctrl Shift J or use the Addin/Excellent Reports menu item and select Update Data**

Date Range:		Other Criteria	
From: 2015-01	(can use F9 Groupings)->	Districts: 2111, 2131, 2140, 2150, 2160	Vendor Code:
To: 2015-12	(can use F9 Groupings)->	Accts: 56095	Amount From:
		Subsystem:	Amount To:
			Posting: All
			Sort Code: Dist

**Total Entries:** 74,156.27  
**Num of Entries Shown:** 328 \*pstd: 1 = posted, 0 = not posted, C:0 = I/C not posted, -1 = Hanging out ther

FullAcct	Date	Amount	journal_crfi_num**	pstd*	journal_description	User	R/Type	vendor_code	OneTimeVendor	Further Description	date_doc	doc_desc	doc_crfi_num
56095-2111-000-00	1/30/2015	170.49	JRNLWA00310533	1	P-Card Use Tax Accrual Jan-15	DerekD	O/E STD			P-Card Use Tax Accrual			
56095-2111-000-00	1/31/2015	0.00	JRNLWA00310655	1	2111 Misc Cash Jan-15	AdamJo	O/E IC			Costco Refund			
56095-2111-000-00	1/31/2015	0.00	JRNLWA00310688	1	1 Exp4 - 2111 Ppds & Accruals	LauraKa	O/E STD			Employee Party			
56095-2111-000-00	1/31/2015	1,036.33	JRNLWA00310897	1	PCARD ACTIVITY WESTERN JAN	JessH	O/E IC			TACOMA RAINIERS BB-GINGRICH			
56095-2111-000-00	1/31/2015	65.98	JRNLWA00310897	1	PCARD ACTIVITY WESTERN JAN	JessH	O/E IC			AMAZON MKTPLACE PMTS-GINGRICH			
56095-2111-000-00	1/31/2015	54.44	JRNLWA00310897	1	PCARD ACTIVITY WESTERN JAN	JessH	O/E IC			AMAZON MKTPLACE PMTS-GINGRICH			
56095-2111-000-00	1/31/2015	10.96	JRNLWA00310897	1	PCARD ACTIVITY WESTERN JAN	JessH	O/E IC			AMAZON MKTPLACE PMTS-GINGRICH			
56095-2111-000-00	1/31/2015	14.99	JRNLWA00310897	1	PCARD ACTIVITY WESTERN JAN	JessH	O/E IC			AMAZON MKTPLACE PMTS-GINGRICH			
56095-2111-000-00	1/31/2015	11.90	JRNLWA00310897	1	PCARD ACTIVITY WESTERN JAN	JessH	O/E IC			AMAZON MKTPLACE PMTS-GINGRICH			
56095-2111-000-00	1/31/2015	48.35	JRNLWA00310908	1	From Voucher Posting.	JessH	O/E IC	212NORCAL		NOR-CAL EMBROIDERY & SPECIAL	1/27/15 61314		61314
56095-2111-000-00	1/31/2015	85.34	JRNLWA00311326	1	PCARD ACCRUAL WESTERN JAN	MaribelV	O/E IC			PARTY CITY - LOIALIKI			
56095-2111-000-00	1/31/2015	53.99	JRNLWA00311326	1	PCARD ACCRUAL WESTERN JAN	MaribelV	O/E IC			SAFEWAY STORE00004226 - MARK			
56095-2111-000-00	1/31/2015	41.83	JRNLWA00311326	1	PCARD ACCRUAL WESTERN JAN	MaribelV	O/E IC			SAFEWAY STORE00004226 - MARK			
56095-2111-000-00	1/31/2015	276.50	JRNLWA00311326	1	PCARD ACCRUAL WESTERN JAN	MaribelV	O/E IC			BUMPY'S - MARK			
56095-2111-000-00	1/31/2015	(1,036.33)	JRNLWA00311914	1	Tacoma Rainier's Comm event	AdamJo	O/E IC			Tacoma Rainier's Comm Event - Prepaid			
56095-2111-000-00	2/12/2015	141.38	JRNLWA00312091	1	From Voucher Posting.	HeatherWe	O/E IC	10NORCAL		NOR CAL LOGOS	2/6/15 61386		61386
56095-2111-000-00	2/19/2015	35.88	JRNLWA00312188	1	From Voucher Posting.	HeatherWe	O/E IC	212NORCAL		NOR-CAL EMBROIDERY & SPECIAL	2/10/15 61404		61404
56095-2111-000-00	2/19/2015	92.99	JRNLWA00312188	1	From Voucher Posting.	HeatherWe	O/E IC	212JENNINGS		ALICIA B JENNINGS	2/16/15 1072 - SIGN FOR 11072		
56095-2111-000-00	2/26/2015	332.10	JRNLWA00312290	1	From Voucher Posting.	MaribelV	O/E IC	212MOI		LOIALIKI MOI	2/23/15		2/20/2015
56095-2111-000-00	2/28/2015	(85.34)	JRNLWA00311363	1	PCARD ACCRUAL WESTERN JAN	JessH	O/E IC			PARTY CITY - LOIALIKI			
56095-2111-000-00	2/28/2015	(53.99)	JRNLWA00311363	1	PCARD ACCRUAL WESTERN JAN	JessH	O/E IC			SAFEWAY STORE00004226 - MARK			
56095-2111-000-00	2/28/2015	(41.83)	JRNLWA00311363	1	PCARD ACCRUAL WESTERN JAN	JessH	O/E IC			SAFEWAY STORE00004226 - MARK			
56095-2111-000-00	2/28/2015	(276.50)	JRNLWA00311363	1	PCARD ACCRUAL WESTERN JAN	JessH	O/E IC			BUMPY'S - MARK			
56095-2111-000-00	2/28/2015	0.00	JRNLWA00312422	1	2111 Misc Cash Feb-15	AdamJo	O/E IC			Costco Refund			
56095-2111-000-00	2/28/2015	69.52	JRNLWA00312430	1	From Voucher Posting.	AdamJo	O/E IC	212GINGRICH		MARK GINGRICH	2/23/15		1/1 - 2/22/15
56095-2111-000-00	2/28/2015	132.47	JRNLWA00312430	1	From Voucher Posting.	AdamJo	O/E IC	212GINGRICH		MARK GINGRICH	2/23/15		1/1 - 2/22/15
56095-2111-000-00	2/28/2015	13.67	JRNLWA00312430	1	From Voucher Posting.	AdamJo	O/E IC	212GINGRICH		MARK GINGRICH	2/23/15		1/1 - 2/22/15
56095-2111-000-00	2/28/2015	124.72	JRNLWA00312430	1	From Voucher Posting.	AdamJo	O/E IC	212GINGRICH		MARK GINGRICH	2/23/15		1/1 - 2/22/15
56095-2111-000-00	2/28/2015	77.23	JRNLWA00312430	1	From Voucher Posting.	AdamJo	O/E IC	212GINGRICH		MARK GINGRICH	2/23/15		1/1 - 2/22/15
56095-2111-000-00	2/28/2015	85.34	JRNLWA00312742	1	PCARD ACTIVITY WESTERN FEB	JessH	O/E IC			PARTY CITY-MOI			
56095-2111-000-00	2/28/2015	53.99	JRNLWA00312742	1	PCARD ACTIVITY WESTERN FEB	JessH	O/E IC			SAFEWAY STORE00004226-GINGRICH			
56095-2111-000-00	2/28/2015	41.83	JRNLWA00312742	1	PCARD ACTIVITY WESTERN FEB	JessH	O/E IC			SAFEWAY STORE00004226-GINGRICH			
56095-2111-000-00	2/28/2015	276.50	JRNLWA00312742	1	PCARD ACTIVITY WESTERN FEB	JessH	O/E IC			BUMPY'S-GINGRICH			
56095-2111-000-00	2/28/2015	142.98	JRNLWA00312742	1	PCARD ACTIVITY WESTERN FEB	JessH	O/E IC			1-800-FLOWERS.COM,INC.-GINGRICH			
56095-2111-000-00	2/28/2015	237.13	JRNLWA00312742	1	PCARD ACTIVITY WESTERN FEB	JessH	O/E IC			DOYLE PRINTING CO-GINGRICH			
56095-2111-000-00	2/28/2015	449.09	JRNLWA00312742	1	PCARD ACTIVITY WESTERN FEB	JessH	O/E IC			CITY PICNICS-GINGRICH			
56095-2111-000-00	2/28/2015	440.56	JRNLWA00313358	1	2111 PO Log Accrual	HeatherWe	O/E IC			61549			
56095-2111-000-00	2/28/2015	0.00	JRNLWA00313585	1	Prepays 2111 Feb-15	DerekD	O/E STD			Employee Party			
56095-2111-000-00	2/28/2015	6,692.84	JRNLWA00313585	1	Prepays 2111 Feb-15	DerekD	O/E STD			Office Party - Expense			
56095-2111-000-00	2/28/2015	0.00	JRNLWA00313724	1	TacomaH Jan/Feb Exp Allocation	MaribelV	O/E IC			TacomaH Jan/Feb Allocations			
56095-2111-000-00	3/5/2015	440.56	JRNLWA00313397	1	From Voucher Posting.	HeatherWe	O/E IC			NOR CAL LOGOS	2/27/15 61549		61549
56095-2111-000-00	3/19/2015	186.00	JRNLWA00313917	1	From Voucher Posting.	MaribelV	O/E IC	212SAUNDERS		MICHAEL SAUNDERS	6/10/14 APPRECIATION P/2015 PARTY		
56095-2111-000-00	3/26/2015	25.99	JRNLWA00313982	1	From Voucher Posting.	JessH	O/E IC	212DITZLER		ANDREA DITZLER	3/19/15		3/5 - 3/14/15
56095-2111-000-00	3/26/2015	24.06	JRNLWA00313982	1	From Voucher Posting.	JessH	O/E IC	212DITZLER		ANDREA DITZLER	3/19/15		3/5 - 3/14/15
56095-2111-000-00	3/26/2015	16.44	JRNLWA00313982	1	From Voucher Posting.	JessH	O/E IC	212DITZLER		ANDREA DITZLER	3/19/15		3/5 - 3/14/15
56095-2111-000-00	3/26/2015	7.58	JRNLWA00313982	1	From Voucher Posting.	JessH	O/E IC	212MOI		LOIALIKI MOI	3/19/15		3/13 - 3/17/15
56095-2111-000-00	3/26/2015	71.15	JRNLWA00313982	1	From Voucher Posting.	JessH	O/E IC	212MOI		LOIALIKI MOI	3/19/15		3/13 - 3/17/15
56095-2111-000-00	3/26/2015	3.60	JRNLWA00313982	1	From Voucher Posting.	JessH	O/E IC	212MOI		LOIALIKI MOI	3/19/15		3/13 - 3/17/15
56095-2111-000-00	3/26/2015	(558.00)	JRNLWA00314038	1	From Debit Memo Posting.	JessH	O/E IC			PETE JONES			
56095-2111-000-00	3/31/2015	(440.56)	JRNLWA00313427	1	2111 PO Log Accrual	HeatherWe	O/E IC			61549			
56095-2111-000-00	3/31/2015	229.39	JRNLWA00314204	1	PCARD ACTIVITY WESTERN MARCH	HeatherWe	O/E IC			COSTCO BUS CENTER 767-GUILD			
56095-2111-000-00	3/31/2015	333.55	JRNLWA00314204	1	PCARD ACTIVITY WESTERN MARCH	HeatherWe	O/E IC			INGALLINA'S BOX LUNCH-GINGRICH			
56095-2111-000-00	3/31/2015	170.82	JRNLWA00314204	1	PCARD ACTIVITY WESTERN MARCH	HeatherWe	O/E IC			SQ DANDE COMPANY-GINGRICH			
56095-2111-000-00	3/31/2015	0.00	JRNLWA00314223	1	Misc Cash Rec 2111	JessH	O/E IC			Costco Refund			
56095-2111-000-00	3/31/2015	558.00	JRNLWA00314446	1	From Voucher Posting.	AdamJo	O/E IC	212JONESP		PETE JONES	12/31/14 2014 CHRISTMAS 2014 ACETATE		
56095-2111-000-00	3/31/2015	164.25	JRNLWA00314469	1	From Voucher Posting.	AdamJo	O/E IC	212DITZLER		ANDREA DITZLER	3/30/15		2/23 - 3/24/15
56095-2111-000-00	3/31/2015	36.09	JRNLWA00314469	1	From Voucher Posting.	AdamJo	O/E IC	212DITZLER		ANDREA DITZLER	3/30/15		2/23 - 3/24/15
56095-2111-000-00	3/31/2015	17.96	JRNLWA00314469	1	From Voucher Posting.	AdamJo	O/E IC	212DITZLER		ANDREA DITZLER	3/30/15		2/23 - 3/24/15
56095-2111-000-00	3/31/2015	10.00	JRNLWA00314469	1	From Voucher Posting.	AdamJo	O/E IC	212DITZLER		ANDREA DITZLER	3/30/15		2/23 - 3/24/15
56095-2111-000-00	3/31/2015	0.00	JRNLWA00314860	1	2111 Prepaid and Accruals corr	DerekD	O/E STD			Employee Party			
56095-2111-000-00	3/31/2015	40,076.58	JRNLWA00314860	1	2111 Prepaid and Accruals corr	DerekD	O/E STD			Office Party - Expense			
56095-2111-000-00	3/31/2015	(15,073.00)	JRNLWA00315438	1	Misc Reclasses	AdamJo	O/E IC			Reclass of employee party expense to LR			
56095-2111-000-00	3/31/2015	461.25	JRNLWA00315438	1	Misc Reclasses	AdamJo	O/E IC			Sponsorship reclass			
56095-2111-000-00	3/31/2015	0.00	JRNLWA00315549	1	TacomaH Mar-15 Allocations	HeatherWe	O/E IC			TacomaH Mar-15 Allocations			
56095-2111-000-00	4/16/2015	304.77	JRNLWA00315732	1	From Voucher Posting.	HeatherWe	O/E IC	10NORCAL		NOR CAL LOGOS	4/15/15 61930		61930
56095-2111-000-00	4/30/2015	200.00	JRNLWA00315929	1	From Voucher Posting.	MaribelV	O/E IC	212FIFEH		FIFE HIGH SCHOOL	6/10/14 FFA CLUB 2015 - SFFA CLUB 201		
56095-2111-000-00	4/30/2015	106.77	JRNLWA00316106	1	WESTERN PCARD ACTIVITY APRIL	MaribelV	O/E IC			MSM DELI-MOI			
56095-2111-000-00	4/30/2015	78.49	JRNLWA00316106	1	WESTERN PCARD ACTIVITY APRIL	MaribelV	O/E IC			MSM DELI-MOI			
56095-2111-000-00	4/30/2015	204.81	JRNLWA00316106	1	WESTERN PCARD ACTIVITY APRIL	MaribelV	O/E IC			PIZZA HUT 029872-GINGRICH			
56095-2111-000-00	4/30/2015	95.15	JRNLWA00316106	1	WESTERN PCARD ACTIVITY APRIL	MaribelV	O/E IC			AMAZON MKTPLACE PMTS-GINGRICH			
56095-2111-000-00	4/30/2015	105.23	JRNLWA00316106	1	WESTERN PCARD ACTIVITY APRIL	MaribelV	O/E IC			PANDA EXPRESS #1209 T-GINGRICH			
56095-2111-000-00	4/30/2015	164.10	JRNLWA00316106	1	WESTERN PCARD ACTIVITY APRIL	MaribelV	O/E IC			BENTON TWIN CEDARS FLO-GINGRICH			
56095-2111-000-00	4/30/2015	129.56	JRNLWA00316618	1	WESTERN ACCRUAL APRIL	JessH	O/E IC			EB 13TH ANNUAL BATES - MARK			
56095-2111-000-00	4/30/2015	42.43	JRNLWA00316618	1	WESTERN ACCRUAL APRIL	JessH	O/E IC			QDOBA MEXICAN GRILL-079 - LOIALIKI			
56095-2111-000-00	4/30/2015	62.45	JRNLWA00316923	1	Exp15 - Po Log	AdamJo	O/E IC			61993			
56095-2111-000-00	4/30/2015	42.26	JRNLWA00316923	1	Exp15 - Po Log	AdamJo	O/E IC			61982			
56095-2111-000-00	4/30/2015	1,074.21	JRNLWA00316964	1	Prepays and Amortizations 201	AdamJo	O/E IC			Employee Party			
56095-2111-000-00	5/7/2015	136.00	JRNLWA00317033	1	From Voucher Posting.	HeatherWe	O/E IC	212GINGRICH		MARK GINGRICH	4/28/15		3/28 - 4/27/15
56095-2111-000-00	5/7/2015	300.00	JRNLWA00317033	1	From Voucher Posting.	HeatherWe	O/E IC	212GINGRICH		MARK GINGRICH	4/28/15		3/28 - 4/27/15
56095-2111-000-00	5/7/2015	62.45	JRNLWA00317201	1	From Voucher Posting.	AdamJo	O/E IC	10NORCAL		NOR CAL LOGOS	4/25/15 61993		61993
56095-2111-000-00	5/7/2015	42.26	JRNLWA00317201	1	From Voucher Posting.	AdamJo	O/E IC	10NORCAL		NOR CAL LOGOS	4/25/15 61982		61982
56095-2111-000-00	5/13/2015	390.32	J										

Journal Entry Query Tool

Ver 2.0.0

NOTE: To pull data, use the 'Data Control Window' by clicking Ctrl Shift J or use the Addin/Excellent Reports menu item and select Update Data

<b>Date Range:</b>		<b>Other Criteria</b>	
From: 2015-01	(can use F9 Groupings)->	Districts: 2111, 2131, 2140, 2150, 2160	Vendor Code:
To: 2015-12	(can use F9 Groupings)->	Accts: 56095	Amount From: (Will search abs)
		System:	Amount To: (Will search abs)
		Subsystem:	Posting: All
			Sort Code: Dist

Total of Entries: 74,156.27  
 Num of Entries Shown: 328 \*pstd: 1 = posted, 0 = not posted, C:0 = I/C not posted, -1 = Hanging out ther

FullAcct	Date	Amount	journal_crlf_num**	pstd*	journal_description	User	R/Type	vendor_code	OneTimeVendor	Further Description	date_doc	doc_desc	doc_crlf_num
56095-2111-000-00	5/20/2015	274.27	JRNLWA00317393	1	From Voucher Posting.	HeatherWe	0/E IC	212GINGRICH		MARK GINGRICH	5/8/15		4/28 - 5/4/15
56095-2111-000-00	5/20/2015	117.75	JRNLWA00317393	1	From Voucher Posting.	HeatherWe	0/E IC	212GINGRICH		MARK GINGRICH	5/8/15		4/28 - 5/4/15
56095-2111-000-00	5/21/2015	102.54	JRNLWA00317428	1	From Voucher Posting.	HeatherWe	0/E IC	10NORCAL		NOR CAL LOGOS	5/12/15	Work shirts, Invr# 6262117	
56095-2111-000-00	5/28/2015	175.70	JRNLWA00317515	1	From Voucher Posting.	MarbelV	0/E IC	10NORCAL		NOR CAL LOGOS	5/19/15	62170	62170
56095-2111-000-00	5/28/2015	24.97	JRNLWA00317527	1	From Voucher Posting.	MarbelV	0/E IC	212MOST		MARIE MOST	5/21/15		5/4/2015
56095-2111-000-00	5/28/2015	34.86	JRNLWA00317527	1	From Voucher Posting.	MarbelV	0/E IC	212MOST		MARIE MOST	5/21/15		5/4/2015
56095-2111-000-00	5/31/2015	(62.45)	JRNLWA00317003	1	Exp15 - Po Log	HeatherWe	0/E IC			61993			
56095-2111-000-00	5/31/2015	(42.26)	JRNLWA00317003	1	Exp15 - Po Log	HeatherWe	0/E IC			61982			
56095-2111-000-00	5/31/2015	143.85	JRNLWA00317576	1	From Voucher Posting.	HeatherWe	0/E IC	212MOI		LOIALIKI MOI	5/27/15		5/20 - 5/27/15
56095-2111-000-00	5/31/2015	93.47	JRNLWA00317576	1	From Voucher Posting.	HeatherWe	0/E IC	212MOI		LOIALIKI MOI	5/27/15		5/20 - 5/27/15
56095-2111-000-00	5/31/2015	(129.56)	JRNLWA00317757	1	APRIL PCARD ACCRUAL REVERSAL	AdamJo	0/E IC			EB 13TH ANNUAL BATES, - MARK			
56095-2111-000-00	5/31/2015	(42.43)	JRNLWA00317757	1	APRIL PCARD ACCRUAL REVERSAL	AdamJo	0/E IC			QDOBA MEXICAN GRILL-079, - LOIALIKI			
56095-2111-000-00	5/31/2015	42.43	JRNLWA00317768	1	MAY PCARD ACTIVITY - WESTERN	AdamJo	0/E IC			QDOBA MEXICAN GRILL-079-MOI			
56095-2111-000-00	5/31/2015	256.47	JRNLWA00317768	1	MAY PCARD ACTIVITY - WESTERN	AdamJo	0/E IC			AMAZON MKTPLACE PMTS-GUILD			
56095-2111-000-00	5/31/2015	129.56	JRNLWA00317768	1	MAY PCARD ACTIVITY - WESTERN	AdamJo	0/E IC			EB 13TH ANNUAL BATES-GINGRICH			
56095-2111-000-00	5/31/2015	525.00	JRNLWA00317768	1	MAY PCARD ACTIVITY - WESTERN	AdamJo	0/E IC			GG BATES TECHNICAL CO-GINGRICH			
56095-2111-000-00	5/31/2015	155.86	JRNLWA00317768	1	MAY PCARD ACTIVITY - WESTERN	AdamJo	0/E IC			TLF BENTONS FLORIST-GINGRICH			
56095-2111-000-00	5/31/2015	24.94	JRNLWA00317768	1	MAY PCARD ACTIVITY - WESTERN	AdamJo	0/E IC			JOE'S DELI-GINGRICH			
56095-2111-000-00	5/31/2015	21.72	JRNLWA00317768	1	MAY PCARD ACTIVITY - WESTERN	AdamJo	0/E IC			PAYPAL LAZJANEPRO-GINGRICH			
56095-2111-000-00	5/31/2015	117.45	JRNLWA00317847	1	From Voucher Posting.	HeatherWe	0/E IC	10NORCAL		NOR CAL LOGOS	5/27/15	62247	62247
56095-2111-000-00	5/31/2015	60.70	JRNLWA00317847	1	From Voucher Posting.	HeatherWe	0/E IC	10NORCAL		NOR CAL LOGOS	5/28/15	62274	62274
56095-2111-000-00	5/31/2015	89.14	JRNLWA00317847	1	From Voucher Posting.	HeatherWe	0/E IC	10NORCAL		NOR CAL LOGOS	5/28/15	62275	62275
56095-2111-000-00	5/31/2015	129.78	JRNLWA00317847	1	From Voucher Posting.	HeatherWe	0/E IC	10NORCAL		NOR CAL LOGOS	5/28/15	62257	62257
56095-2111-000-00	5/31/2015	467.82	JRNLWA00318083	1	WESTERN PCARD ACCRUAL MAY	AdamJo	0/E IC			02 MCLENDON HARDWARE, - RYAN			
56095-2111-000-00	5/31/2015	91.60	JRNLWA00318355	1	Exp15 - Po Log	AdamJo	0/E IC			PO 02525 - Brookhollow Cards - PCard			
56095-2111-000-00	6/4/2015	1,550.00	JRNLWA00318497	1	From Voucher Posting.	HeatherWe	0/E IC	212PIERCECOL		PIERCE COLLEGE FOUNDATION	6/3/15	TITLE SPONSORSRSPONSOR 201	
56095-2111-000-00	6/11/2015	89.17	JRNLWA00318894	1	From Voucher Posting.	HeatherWe	0/E IC	10NORCAL		NOR CAL LOGOS	6/1/15	62306	62306
56095-2111-000-00	6/11/2015	40.22	JRNLWA00318894	1	From Voucher Posting.	HeatherWe	0/E IC	212HAPPYDON		HAPPY DONUTS ENTERPRISES LLC	6/2/15	543217 - NATIONA	543217
56095-2111-000-00	6/11/2015	41.71	JRNLWA00318894	1	From Voucher Posting.	HeatherWe	0/E IC	10NORCAL		NOR CAL LOGOS	6/10/15	62374	62374
56095-2111-000-00	6/11/2015	59.33	JRNLWA00318894	1	From Voucher Posting.	HeatherWe	0/E IC	10NORCAL		NOR CAL LOGOS	6/10/15	62376	62376
56095-2111-000-00	6/23/2015	200.00	JRNLWA00319029	1	From Voucher Posting.	JessH	0/E IC	212GINGRICH		MARK GINGRICH	6/17/15	5/1 - 6/15/15	
56095-2111-000-00	6/23/2015	31.38	JRNLWA00319029	1	From Voucher Posting.	JessH	0/E IC	212TRIPP		MICHAEL TRIPP	6/17/15	6/12/2015	
56095-2111-000-00	6/23/2015	94.85	JRNLWA00319029	1	From Voucher Posting.	JessH	0/E IC	212TRIPP		MICHAEL TRIPP	6/17/15	6/12/2015	
56095-2111-000-00	6/25/2015	155.00	JRNLWA00319071	1	From Voucher Posting.	JessH	0/E IC	212SABRE		SABRE JETS LLC	6/15/15	2015-108 - WINGS	2015-108
56095-2111-000-00	6/25/2015	63.64	JRNLWA00319071	1	From Voucher Posting.	JessH	0/E IC	10NORCAL		NOR CAL LOGOS	6/23/15	62482	62482
56095-2111-000-00	6/30/2015	(467.82)	JRNLWA00318094	1	WESTERN PCARD ACCRUAL MAY	AdamJo	0/E IC			02 MCLENDON HARDWARE, - RYAN			
56095-2111-000-00	6/30/2015	(91.60)	JRNLWA00318379	1	Exp15 - Po Log	JessH	0/E IC			PO 02525 - Brookhollow Cards - PCard			
56095-2111-000-00	6/30/2015	467.82	JRNLWA00319509	1	PCARD ACTIVITY WESTERN JUNE	AdamJo	0/E IC			02 MCLENDON HARDWARE-GUILD			
56095-2111-000-00	6/30/2015	91.60	JRNLWA00319509	1	PCARD ACTIVITY WESTERN JUNE	AdamJo	0/E IC			BROOKHOLLOWCARDS.COM-GINGRICH			
56095-2111-000-00	6/30/2015	101.68	JRNLWA00319509	1	PCARD ACTIVITY WESTERN JUNE	AdamJo	0/E IC			NORTHWEST EMBROIDERY-GINGRICH			
56095-2111-000-00	6/30/2015	4,469.02	JRNLWA00320085	1	Prepays and Amortizations 201	AdamJo	0/E IC			Employee Party			
56095-2111-000-00	6/30/2015	1,847.66	JRNLWA00320117	1	Reclass catering for June-15 c	MarbelV	0/E IC			Reclass catering for June-15 community e			
56095-2111-000-00	7/9/2015	170.64	JRNLWA00320469	1	From Voucher Posting.	AdamJo	0/E IC	10NORCAL		NOR CAL LOGOS	7/2/15	62557	62557
56095-2111-000-00	7/9/2015	1,000.00	JRNLWA00320469	1	From Voucher Posting.	AdamJo	0/E IC	212WWF		WESTERN WASHINGTON	7/8/15	BS0000224 BOX #5:BS0000224 #57	
56095-2111-000-00	7/16/2015	120.20	JRNLWA00320569	1	From Voucher Posting.	HeatherWe	0/E IC	10NORCAL		NOR CAL LOGOS	7/9/15	62606	62606
56095-2111-000-00	7/23/2015	43.94	JRNLWA00320667	1	From Voucher Posting.	HeatherWe	0/E IC	10NORCAL		NOR CAL LOGOS	5/8/15	62093	62093
56095-2111-000-00	7/23/2015	130.35	JRNLWA00320667	1	From Voucher Posting.	HeatherWe	0/E IC	10NORCAL		NOR CAL LOGOS	5/5/15	62059	62059
56095-2111-000-00	7/23/2015	250.00	JRNLWA00320667	1	From Voucher Posting.	HeatherWe	0/E IC	212WSRA		WASHINGTON STATE RECYCLING #	7/1/15	INV# 200000970 - 220000970 201	
56095-2111-000-00	7/30/2015	117.22	JRNLWA00320749	1	From Voucher Posting.	MarbelV	0/E IC	10NORCAL		NOR CAL LOGOS	7/21/15	62688	62688
56095-2111-000-00	7/30/2015	96.24	JRNLWA00320749	1	From Voucher Posting.	MarbelV	0/E IC	10NORCAL		NOR CAL LOGOS	7/27/15	62720	62720
56095-2111-000-00	7/30/2015	62.00	JRNLWA00320749	1	From Voucher Posting.	MarbelV	0/E IC	212SANDAH		ROB SANDAHL	7/20/15	ARTHRITIS FOUNIARTHRITIS 20	
56095-2111-000-00	7/31/2015	13.44	JRNLWA00320964	1	Sales and Use Tax Accrual for	AdamJo	0/E IC			1-800-Flowers Sales and Use Tax Accrual			
56095-2111-000-00	7/31/2015	8.77	JRNLWA00321064	1	PCARD ACTIVITY WESTERN JULY	HeatherWe	0/E IC			ARC/PNW TACOMA-MOI			
56095-2111-000-00	7/31/2015	142.98	JRNLWA00321064	1	PCARD ACTIVITY WESTERN JULY	HeatherWe	0/E IC			1-800-FLOWERS.COM,INC.-GUILD			
56095-2111-000-00	7/31/2015	62.00	JRNLWA00321064	1	PCARD ACTIVITY WESTERN JULY	HeatherWe	0/E IC			EAGLE LEATHER (SOUTH T)-GUILD			
56095-2111-000-00	7/31/2015	368.79	JRNLWA00321064	1	PCARD ACTIVITY WESTERN JULY	HeatherWe	0/E IC			FRED-MEYER #0285-GUILD			
56095-2111-000-00	7/31/2015	13.00	JRNLWA00321064	1	PCARD ACTIVITY WESTERN JULY	HeatherWe	0/E IC			WA DRIVER LICENSE RENEW-GINGRICH			
56095-2111-000-00	7/31/2015	30.61	JRNLWA00321064	1	PCARD ACTIVITY WESTERN JULY	HeatherWe	0/E IC			NORTHWEST EMBROIDERY-GINGRICH			
56095-2111-000-00	7/31/2015	80.91	JRNLWA00321064	1	PCARD ACTIVITY WESTERN JULY	HeatherWe	0/E IC			NORTHWEST EMBROIDERY-GINGRICH			
56095-2111-000-00	7/31/2015	78.72	JRNLWA00321244	1	WESTERN PCARD ACCRUAL JULY	AdamJo	0/E IC			COSTCO BUS CENTER 767, - RYAN			
56095-2111-000-00	7/31/2015	3,343.00	JRNLWA00321599	1	Prepays and Amortizations 201	AdamJo	0/E IC			Tacoma Rainiers Game			
56095-2111-000-00	7/31/2015	94.17	JRNLWA00321599	1	Exp15 - Po Log	MarbelV	0/E IC			62764			
56095-2111-000-00	8/6/2015	94.17	JRNLWA00321623	1	From Voucher Posting.	HeatherWe	0/E IC	10NORCAL		NOR CAL LOGOS	7/31/15	62764	62764
56095-2111-000-00	8/17/2015	138.52	JRNLWA00322162	1	From Voucher Posting.	HeatherWe	0/E IC	212GINGRICH		MARK GINGRICH	8/11/15	7/3 - 8/5/15	
56095-2111-000-00	8/17/2015	50.00	JRNLWA00322162	1	From Voucher Posting.	HeatherWe	0/E IC	212GINGRICH		MARK GINGRICH	8/11/15	7/3 - 8/5/15	
56095-2111-000-00	8/20/2015	103.39	JRNLWA00322212	1	From Voucher Posting.	HeatherWe	0/E IC	10NORCAL		NOR CAL LOGOS	8/6/15	62806	62806
56095-2111-000-00	8/20/2015	779.08	JRNLWA00322212	1	From Voucher Posting.	HeatherWe	0/E IC	10NORCAL		NOR CAL LOGOS	8/10/15	62809	62809
56095-2111-000-00	8/24/2015	496.00	JRNLWA00322267	1	From Voucher Posting.	HeatherWe	0/E IC	10DONATION		JILL NICHOLS	8/17/15	JILL NICHOLS - OPNICHOLS 08-1	
56095-2111-000-00	8/28/2015	935.22	JRNLWA00322356	1	From Voucher Posting.	HeatherWe	0/E IC	212GINGRICH		MARK GINGRICH	8/18/15	8/14 - 8/16/15	
56095-2111-000-00	8/31/2015	(78.72)	JRNLWA00321329	1	WESTERN PCARD ACCRUAL JULY	MarbelV	0/E IC			COSTCO BUS CENTER 767, - RYAN			
56095-2111-000-00	8/31/2015	(94.17)	JRNLWA00321697	1	Exp15 - Po Log	MarbelV	0/E IC			62764			
56095-2111-000-00	8/31/2015	72.19	JRNLWA00322623	1	From Voucher Posting.	HeatherWe	0/E IC	10NORCAL		NOR CAL LOGOS	8/26/15	62964	62964
56095-2111-000-00	8/31/2015	78.72	JRNLWA00322728	1	PCARD ACTIVITY WESTERN AUGUST	HeatherWe	0/E IC			COSTCO BUS CENTER 767-GUILD			
56095-2111-000-00	8/31/2015	283.80	JRNLWA00322728	1	PCARD ACTIVITY WESTERN AUGUST	HeatherWe	0/E IC			COSTCO BUS CENTER 767-GUILD			
56095-2111-000-00	8/31/2015	63.01	JRNLWA00322728	1	PCARD ACTIVITY WESTERN AUGUST	HeatherWe	0/E IC			SAFEWAY STORE0005470-GINGRICH			
56095-2111-000-00	8/31/2015	142.98	JRNLWA00322728	1	PCARD ACTIVITY WESTERN AUGUST	HeatherWe	0/E IC			1-800-FLOWERS.COM,INC.-GINGRICH			
56095-2111-000-00	8/31/2015	108.39	JRNLWA00322917	1	WESTERN PCARD ACCRUAL AUG	AdamJo	0/E IC			COSTCO BUS CENTER 767, - MARK			
56095-2111-000-00	8/31/2015	42.91	JRNLWA00322917	1	WESTERN PCARD ACCRUAL AUG	AdamJo	0/E IC			COSTCO BUS CENTER 767, - MARK			
56095-2111-000-00	8/31/2015	229.52	JRNLWA00322917	1	WESTERN PCARD ACCRUAL AUG	AdamJo	0/E IC			MSM DELI, - MARK			
56095-2111-000-00	9/10/2015</												

Journal Entry Query Tool

Ver 2.0.0

NOTE: To pull data, use the 'Data Control Window' by clicking Ctrl Shift J or use the Addin/Excellent Reports menu item and select Update Data

Date Range:		Other Criteria			
From: 2015-01	(can use F9 Groupings)->	Districts:	2111, 2131, 2140, 2150, 2160	Vendor Code:	
To: 2015-12	(can use F9 Groupings)->	Accts:	56095	Amount From:	(Will search abs)
		System:		Amount To:	(Will search abs)
		Subsystem:		Posting:	All
				Sort Code:	Dist

Total of Entries: 74,156.27  
 Num of Entries Shown: 328 \*pstid: 1 = posted, 0 = not posted, C:0 = I/C not posted, -1 = Hanging out ther

FullAcct	Date	Amount	journal_crlf_num**	pstid*	journal_description	User	R/Type	vendor_code	OneTimeVendor	Further Description	date_doc	doc_desc	doc_crlf_num
56095-2111-000-00	9/30/2015	(229.52)	JRNLWA00323012	1	WESTERN PCARD ACCRUAL AUG	HeatherWe	0/E IC			MSM DELI, - MARK			
56095-2111-000-00	9/30/2015	50.19	JRNLWA00324048	1	From Voucher Posting.	HeatherWe	0/E IC	10NORCAL		NOR CAL LOGOS	9/22/15	63168	63168
56095-2111-000-00	9/30/2015	114.74	JRNLWA00324048	1	From Voucher Posting.	HeatherWe	0/E IC	10NORCAL		NOR CAL LOGOS	9/22/15	63167	63167
56095-2111-000-00	9/30/2015	72.20	JRNLWA00324048	1	From Voucher Posting.	HeatherWe	0/E IC	10NORCAL		NOR CAL LOGOS	9/30/15	63271	63271
56095-2111-000-00	9/30/2015	73.00	JRNLWA00324048	1	From Voucher Posting.	HeatherWe	0/E IC	10NORCAL		NOR CAL LOGOS	9/30/15	63272	63272
56095-2111-000-00	9/30/2015	69.40	JRNLWA00324289	1	PCARD ACTIVITY WESTERN SEPTEMB	HeatherWe	0/E IC			JASONS OF PUYALLUP-MOI			
56095-2111-000-00	9/30/2015	45.00	JRNLWA00324289	1	PCARD ACTIVITY WESTERN SEPTEMB	HeatherWe	0/E IC			SCONES TRAILER #3-MOI			
56095-2111-000-00	9/30/2015	18.77	JRNLWA00324289	1	PCARD ACTIVITY WESTERN SEPTEMB	HeatherWe	0/E IC			JASONS OF PUYALLUP-MOI			
56095-2111-000-00	9/30/2015	56.52	JRNLWA00324289	1	PCARD ACTIVITY WESTERN SEPTEMB	HeatherWe	0/E IC			JASONS OF PUYALLUP-MOI			
56095-2111-000-00	9/30/2015	77.52	JRNLWA00324289	1	PCARD ACTIVITY WESTERN SEPTEMB	HeatherWe	0/E IC			JASONS OF PUYALLUP-MOI			
56095-2111-000-00	9/30/2015	42.63	JRNLWA00324289	1	PCARD ACTIVITY WESTERN SEPTEMB	HeatherWe	0/E IC			JASONS OF PUYALLUP-MOI			
56095-2111-000-00	9/30/2015	42.63	JRNLWA00324289	1	PCARD ACTIVITY WESTERN SEPTEMB	HeatherWe	0/E IC			JASONS OF PUYALLUP-MOI			
56095-2111-000-00	9/30/2015	46.13	JRNLWA00324289	1	PCARD ACTIVITY WESTERN SEPTEMB	HeatherWe	0/E IC			JASONS OF PUYALLUP-MOI			
56095-2111-000-00	9/30/2015	56.33	JRNLWA00324289	1	PCARD ACTIVITY WESTERN SEPTEMB	HeatherWe	0/E IC			JASONS OF PUYALLUP-MOI			
56095-2111-000-00	9/30/2015	76.87	JRNLWA00324289	1	PCARD ACTIVITY WESTERN SEPTEMB	HeatherWe	0/E IC			JASONS OF PUYALLUP-MOI			
56095-2111-000-00	9/30/2015	117.61	JRNLWA00324289	1	PCARD ACTIVITY WESTERN SEPTEMB	HeatherWe	0/E IC			SUBWAY 04139135-MOI			
56095-2111-000-00	9/30/2015	64.10	JRNLWA00324289	1	PCARD ACTIVITY WESTERN SEPTEMB	HeatherWe	0/E IC			JASONS OF PUYALLUP-MOI			
56095-2111-000-00	9/30/2015	52.23	JRNLWA00324289	1	PCARD ACTIVITY WESTERN SEPTEMB	HeatherWe	0/E IC			JASONS OF PUYALLUP-MOI			
56095-2111-000-00	9/30/2015	38.61	JRNLWA00324289	1	PCARD ACTIVITY WESTERN SEPTEMB	HeatherWe	0/E IC			SHARIS OF SUMMIT COUNTRY-MOI			
56095-2111-000-00	9/30/2015	50.86	JRNLWA00324289	1	PCARD ACTIVITY WESTERN SEPTEMB	HeatherWe	0/E IC			JASONS OF PUYALLUP-MOI			
56095-2111-000-00	9/30/2015	45.00	JRNLWA00324289	1	PCARD ACTIVITY WESTERN SEPTEMB	HeatherWe	0/E IC			LOUIS #1-MOI			
56095-2111-000-00	9/30/2015	21.87	JRNLWA00324289	1	PCARD ACTIVITY WESTERN SEPTEMB	HeatherWe	0/E IC			02 MCLENDON HARDWARE-GUILD			
56095-2111-000-00	9/30/2015	108.39	JRNLWA00324289	1	PCARD ACTIVITY WESTERN SEPTEMB	HeatherWe	0/E IC			COSTCO BUS CENTER 767-GINGRICH			
56095-2111-000-00	9/30/2015	42.91	JRNLWA00324289	1	PCARD ACTIVITY WESTERN SEPTEMB	HeatherWe	0/E IC			COSTCO BUS CENTER 767-GINGRICH			
56095-2111-000-00	9/30/2015	229.52	JRNLWA00324289	1	PCARD ACTIVITY WESTERN SEPTEMB	HeatherWe	0/E IC			MSM DELI-GINGRICH			
56095-2111-000-00	9/30/2015	104.98	JRNLWA00324289	1	PCARD ACTIVITY WESTERN SEPTEMB	HeatherWe	0/E IC			1-800-FLOWERS.COM,INC.-GINGRICH			
56095-2111-000-00	9/30/2015	93.00	JRNLWA00324468	1	WESTERN PCARD ACCRUAL SEPT	AdamJo	0/E IC			JASONS OF PUYALLUP, - LOIALIKI			
56095-2111-000-00	9/30/2015	45.00	JRNLWA00324468	1	WESTERN PCARD ACCRUAL SEPT	AdamJo	0/E IC			STIR FRY #2, - LOIALIKI			
56095-2111-000-00	9/30/2015	73.18	JRNLWA00324468	1	WESTERN PCARD ACCRUAL SEPT	AdamJo	0/E IC			JASONS OF PUYALLUP, - LOIALIKI			
56095-2111-000-00	9/30/2015	45.00	JRNLWA00324468	1	WESTERN PCARD ACCRUAL SEPT	AdamJo	0/E IC			STIR FRY #2, - LOIALIKI			
56095-2111-000-00	9/30/2015	67.00	JRNLWA00324468	1	WESTERN PCARD ACCRUAL SEPT	AdamJo	0/E IC			JASONS OF PUYALLUP, - LOIALIKI			
56095-2111-000-00	9/30/2015	90.23	JRNLWA00324468	1	WESTERN PCARD ACCRUAL SEPT	AdamJo	0/E IC			JASONS OF PUYALLUP, - LOIALIKI			
56095-2111-000-00	9/30/2015	45.00	JRNLWA00324468	1	WESTERN PCARD ACCRUAL SEPT	AdamJo	0/E IC			LOUIS #1, - LOIALIKI			
56095-2111-000-00	10/20/2015	116.29	JRNLWA00325414	1	From Voucher Posting.	HeatherWe	0/E IC	212GINGRICH		MARK GINGRICH	10/9/15		9/1 - 9/30/15
56095-2111-000-00	10/22/2015	131.51	JRNLWA00325415	1	From Voucher Posting.	HeatherWe	0/E IC	10NORCAL		NOR CAL LOGOS	10/7/15	63316	63316
56095-2111-000-00	10/31/2015	(93.00)	JRNLWA00324514	1	WESTERN PCARD ACCRUAL SEPT	HeatherWe	0/E IC			JASONS OF PUYALLUP, - LOIALIKI			
56095-2111-000-00	10/31/2015	(45.00)	JRNLWA00324514	1	WESTERN PCARD ACCRUAL SEPT	HeatherWe	0/E IC			STIR FRY #2, - LOIALIKI			
56095-2111-000-00	10/31/2015	(73.18)	JRNLWA00324514	1	WESTERN PCARD ACCRUAL SEPT	HeatherWe	0/E IC			JASONS OF PUYALLUP, - LOIALIKI			
56095-2111-000-00	10/31/2015	(45.00)	JRNLWA00324514	1	WESTERN PCARD ACCRUAL SEPT	HeatherWe	0/E IC			STIR FRY #2, - LOIALIKI			
56095-2111-000-00	10/31/2015	(67.00)	JRNLWA00324514	1	WESTERN PCARD ACCRUAL SEPT	HeatherWe	0/E IC			JASONS OF PUYALLUP, - LOIALIKI			
56095-2111-000-00	10/31/2015	(90.23)	JRNLWA00324514	1	WESTERN PCARD ACCRUAL SEPT	HeatherWe	0/E IC			JASONS OF PUYALLUP, - LOIALIKI			
56095-2111-000-00	10/31/2015	(45.00)	JRNLWA00324514	1	WESTERN PCARD ACCRUAL SEPT	HeatherWe	0/E IC			LOUIS #1, - LOIALIKI			
56095-2111-000-00	10/31/2015	67.00	JRNLWA00325715	1	PCARD ACTIVITY WESTERN OCTOBER	HeatherWe	0/E IC			JASONS OF PUYALLUP-MOI			
56095-2111-000-00	10/31/2015	73.18	JRNLWA00325715	1	PCARD ACTIVITY WESTERN OCTOBER	HeatherWe	0/E IC			JASONS OF PUYALLUP-MOI			
56095-2111-000-00	10/31/2015	93.00	JRNLWA00325715	1	PCARD ACTIVITY WESTERN OCTOBER	HeatherWe	0/E IC			JASONS OF PUYALLUP-MOI			
56095-2111-000-00	10/31/2015	45.00	JRNLWA00325715	1	PCARD ACTIVITY WESTERN OCTOBER	HeatherWe	0/E IC			STIR FRY #2-MOI			
56095-2111-000-00	10/31/2015	45.00	JRNLWA00325715	1	PCARD ACTIVITY WESTERN OCTOBER	HeatherWe	0/E IC			STIR FRY #2-MOI			
56095-2111-000-00	10/31/2015	90.23	JRNLWA00325715	1	PCARD ACTIVITY WESTERN OCTOBER	HeatherWe	0/E IC			JASONS OF PUYALLUP-MOI			
56095-2111-000-00	10/31/2015	45.00	JRNLWA00325715	1	PCARD ACTIVITY WESTERN OCTOBER	HeatherWe	0/E IC			LOUIS #1-MOI			
56095-2111-000-00	10/31/2015	500.00	JRNLWA00325715	1	PCARD ACTIVITY WESTERN OCTOBER	HeatherWe	0/E IC			ST FRANCIS HOUSE-GINGRICH			
56095-2111-000-00	10/31/2015	193.85	JRNLWA00325809	1	From Voucher Posting.	HeatherWe	0/E IC	212WSRA		WASHINGTON STATE RECYCLING #	10/30/15	INV# 200001099	1(200001099 10-
56095-2111-000-00	10/31/2015	21.87	JRNLWA00326091	1	WESTERN PCARD ACCRUAL OCTOBER	HeatherWe	0/E IC			02 MCLENDON HARDWARE, - JUSTIN			
56095-2111-000-00	11/30/2015	(21.87)	JRNLWA00326130	1	WESTERN PCARD ACCRUAL OCTOBER	AdamJo	0/E IC			02 MCLENDON HARDWARE, - JUSTIN			
56095-2111-000-00	11/30/2015	21.87	JRNLWA00327359	1	PCARD ACTIVITY WESTERN NOVEMBE	AdamJo	0/E IC			02 MCLENDON HARDWARE-HERRING			
56095-2111-000-00	11/30/2015	600.00	JRNLWA00327359	1	PCARD ACTIVITY WESTERN NOVEMBE	AdamJo	0/E IC			EMERGENCY FOOD NETWORK OF-GINGRICH			
56095-2111-000-00	11/30/2015	90.46	JRNLWA00327359	1	PCARD ACTIVITY WESTERN NOVEMBE	AdamJo	0/E IC			NORTHWEST EMBROIDERY-GINGRICH			
56095-2111-000-00	11/30/2015	184.00	JRNLWA00327359	1	PCARD ACTIVITY WESTERN NOVEMBE	AdamJo	0/E IC			OPERATIONWA-GINGRICH			
56095-2111-000-00	11/30/2015	600.00	JRNLWA00327878	1	Exp15 - Po Log	AdamJo	0/E IC			PO 05509 : Emergency Food : PCard			
56095-2111-000-00	11/30/2015	184.00	JRNLWA00327878	1	Exp15 - Po Log	AdamJo	0/E IC			PO 05537 : Operation Warm : PCard			
56095-2111-000-00	11/30/2015	90.46	JRNLWA00327878	1	Exp15 - Po Log	AdamJo	0/E IC			PO 05551 : Northwest Embroidery : PCard			
56095-2111-000-00	12/16/2015	140.76	JRNLWA00328400	1	From Voucher Posting.	HeatherWe	0/E IC	212GINGRICH		MARK GINGRICH	12/4/15		10/1 - 12/3/15
56095-2111-000-00	12/17/2015	300.00	JRNLWA00328446	1	From Voucher Posting.	HeatherWe	0/E IC	212FME		FINE LITTLE LEAGUE	11/30/15	LITTLE LEAGUE DONATION 11-	
56095-2111-000-00	12/17/2015	37.74	JRNLWA00328446	1	From Voucher Posting.	HeatherWe	0/E IC	10NORCAL		NOR CAL LOGOS	12/8/15	63772	63772
56095-2111-000-00	12/23/2015	620.76	JRNLWA00328540	1	From Voucher Posting.	HeatherWe	0/E IC	212JONESP		PETE JONES	12/1/15	2015 CHRISTMAS 2015 ACETATE	
56095-2111-000-00	12/31/2015	(600.00)	JRNLWA00327945	1	Exp15 - Po Log	AdamJo	0/E IC			PO 05509 : Emergency Food : PCard			
56095-2111-000-00	12/31/2015	(184.00)	JRNLWA00327945	1	Exp15 - Po Log	AdamJo	0/E IC			PO 05537 : Operation Warm : PCard			
56095-2111-000-00	12/31/2015	(90.46)	JRNLWA00327945	1	Exp15 - Po Log	AdamJo	0/E IC			PO 05551 : Northwest Embroidery : PCard			
56095-2111-000-00	12/31/2015	72.81	JRNLWA00328945	1	PCARD ACTIVITY WESTERN DECEMBE	HeatherWe	0/E IC			PIZZA HUT 029872-GUILD			
56095-2111-000-00	12/31/2015	600.00	JRNLWA00329674	1	Exp15-PoLog	AdamJo	0/E IC			PO 05509 : Emergency Food : PCard			
56095-2111-000-00	12/31/2015	184.00	JRNLWA00329674	1	Exp15-PoLog	AdamJo	0/E IC			PO 05537 : Operation Warm : PCard			
56095-2111-000-00	12/31/2015	90.46	JRNLWA00329674	1	Exp15-PoLog	AdamJo	0/E IC			PO 05551 : Northwest Embroidery : PCard			
56095-2111-000-00	12/31/2015	0.00	JRNLWA00329975	1	Tacoma Hauling Monthly Allocat	AdamJo	0/E IC			Tacoma Hauling Monthly Allocation 2015-1			
56095-2111-000-00	12/31/2015	0.00	JRNLWA00329976	1	Tacoma Hauling Monthly Allocat	AdamJo	0/E IC			Tacoma Hauling Monthly Allocation 2015-1			
56095-2131-000-00	1/8/2015	58.00	JRNLWA00309667	1	From Voucher Posting.	AdamJo	0/E IC	212GINGRICH		MARK GINGRICH	1/6/15		11/21 - 12/31/1-
56095-2131-000-00	1/8/2015	75.83	JRNLWA00309667	1	From Voucher Posting.	AdamJo	0/E IC	212GINGRICH		MARK GINGRICH	1/6/15		11/21 - 12/31/1-
56095-2131-000-00	1/31/2015	0.00	JRNLWA00310748	1	EXP4 - 2131 PPD and Accruals	LauraKa	0/E STD			Employee Party			
56095-2131-000-00	1/31/2015	468.02	JRNLWA00310897	1	PCARD ACTIVITY WESTERN JAN	JessH	0/E IC			TACOMA RAINIERS BB-GINGRICH			
56095-2131-000-00	1/31/2015	21.83	JRNLWA00310908	1	From Voucher Posting.	JessH	0/E IC	212NORCAL		NOR-CAL EMBROIDERY & SPECIAL	1/27/15	61314	61314
56095-2131-000-00	1/31/2015	142.20	JRNLWA00311326	1	PCARD ACCRUAL WESTERN JAN	MaribelV	0/E IC			BUMPY'S, - MARK			
56095-2131-000-00	1/31/2015	(468.02)	JRNLWA00311914	1	Tacoma Rainiers Comm event	AdamJo	0/E IC			Tacoma Rainier's Comm Event - Prepaid			
56095-2131-000-00	2/19/2015	16.21	JRNLWA00312188	1	From Voucher Posting.	HeatherWe	0/E IC	212NORCAL		NOR-CAL EMBROIDERY & SPECIAL	2/10/15	61404	61404
56095-2131-000-00	2/28/2015	(142.20)	JRNLWA0031136										

Journal Entry Query Tool

Ver 2.0.0

NOTE: To pull data, use the 'Data Control Window' by clicking Ctrl Shift J or use the Addin/Excellent Reports menu item and select Update Data

Date Range:		Other Criteria	
From: 2015-01	(can use F9 Groupings)->	Districts: 2111, 2131, 2140, 2150, 2160	Vendor Code:
To: 2015-12	(can use F9 Groupings)->	Accts: 56095	Amount From:
		System:	Amount To:
		Subsystem:	Posting: All
			Sort Code: Dist

Total of Entries: 74,156.27  
 Num of Entries Shown: 328 \*pst: 1 = posted, 0 = not posted, C:0 = I/C not posted, -1 = Hanging out ther

FullAcct	Date	Amount	journal_crlf_num**	psdt*	journal_description	User	R/Type	vendor_code	OneTimeVendor	Further Description	date_doc	doc_desc	doc_crlf_num
56095-2131-000-00	2/28/2015	121.95	JRNLWA00312742	1	PCARD ACTIVITY WESTERN FEB	JessH	0/E IC			DOYLE PRINTING CO-GINGRICH			
56095-2131-000-00	2/28/2015	230.96	JRNLWA00312742	1	PCARD ACTIVITY WESTERN FEB	JessH	0/E IC			CITY PICNICS-GINGRICH			
56095-2131-000-00	2/28/2015	198.96	JRNLWA00313358	1	2111 PO Log Accrual	HeatherWe	0/E IC			61549			
56095-2131-000-00	2/28/2015	0.00	JRNLWA00313586	1	Prepays 2131 Feb-15	DerekD	0/E STD			Employee Party			
56095-2131-000-00	2/28/2015	0.00	JRNLWA00313724	1	TacomaH Jan/Feb Exp Allocation	MarbelV	0/E IC	10NORCAL		TacomaH Jan/Feb Allocations			
56095-2131-000-00	3/5/2015	198.96	JRNLWA00313397	1	From Voucher Posting.	HeatherWe	0/E IC			NOR CAL LOGOS	2/27/15	61549	61549
56095-2131-000-00	3/12/2015	321.47	JRNLWA00313846	1	From Voucher Posting.	HeatherWe	0/E IC	212TRIPP		MICHAEL TRIPP	3/6/15		3/4/2015
56095-2131-000-00	3/16/2015	43.00	JRNLWA00313858	1	From Voucher Posting.	MarbelV	0/E IC	212HOUSEMAN		MATT HOUSEMAN	3/1/15		2/26/2015
56095-2131-000-00	3/19/2015	84.00	JRNLWA00313917	1	From Voucher Posting.	MarbelV	0/E IC	212SAUNDERS		MICHAEL SAUNDERS	6/10/14		APPRECIATION P/2015 PARTY
56095-2131-000-00	3/26/2015	(252.00)	JRNLWA00314038	1	From Debit Memo Posting.	JessH	0/E IC			PETE JONES			
56095-2131-000-00	3/31/2015	(198.96)	JRNLWA00313427	1	2111 PO Log Accrual	HeatherWe	0/E IC			61549			
56095-2131-000-00	3/31/2015	103.00	JRNLWA00314204	1	PCARD ACTIVITY WESTERN MARCH	HeatherWe	0/E IC			COSTCO BUS CENTER 767-GUILD			
56095-2131-000-00	3/31/2015	252.00	JRNLWA00314466	1	From Voucher Posting.	AdamJo	0/E IC	212JONESP		PETE JONES	12/31/14	2014	CHRISTMAS 2014 ACETATE
56095-2131-000-00	3/31/2015	0.00	JRNLWA00314480	1	2131 Prepays and Accruals	DerekD	0/E STD			Employee Party			
56095-2131-000-00	3/31/2015	225.50	JRNLWA00315438	1	Misc Reclasses	AdamJo	0/E IC			Sponsorship reclass			
56095-2131-000-00	3/31/2015	0.00	JRNLWA00315549	1	TacomaH Mar-15 Allocations	HeatherWe	0/E IC			TacomaH Mar-15 Allocations			
56095-2131-000-00	4/16/2015	150.59	JRNLWA00315732	1	From Voucher Posting.	HeatherWe	0/E IC	10NORCAL		NOR CAL LOGOS	4/13/15	61901	61901
56095-2131-000-00	4/30/2015	48.22	JRNLWA00316106	1	WESTERN PCARD ACTIVITY APRIL	MarbelV	0/E IC			MSM DELI-MOI			
56095-2131-000-00	4/30/2015	47.52	JRNLWA00316106	1	WESTERN PCARD ACTIVITY APRIL	MarbelV	0/E IC			PANDA EXPRESS #1209 T-GINGRICH			
56095-2131-000-00	4/30/2015	58.51	JRNLWA00316618	1	WESTERN ACCRUAL APRIL	JessH	0/E IC			EB 13TH ANNUAL BATES. - MARK			
56095-2131-000-00	4/30/2015	19.16	JRNLWA00316618	1	WESTERN ACCRUAL APRIL	JessH	0/E IC			QDOBA MEXICAN GRILL-079, - LOIALIKI			
56095-2131-000-00	4/30/2015	28.20	JRNLWA00316923	1	Exp15 - Po Log	AdamJo	0/E IC			61993			
56095-2131-000-00	4/30/2015	19.09	JRNLWA00316923	1	Exp15 - Po Log	AdamJo	0/E IC			61982			
56095-2131-000-00	4/30/2015	63.74	JRNLWA00316923	1	Exp15 - Po Log	AdamJo	0/E IC			61983			
56095-2131-000-00	5/7/2015	28.20	JRNLWA00317201	1	From Voucher Posting.	AdamJo	0/E IC	10NORCAL		NOR CAL LOGOS	4/25/15	61993	61993
56095-2131-000-00	5/7/2015	19.09	JRNLWA00317201	1	From Voucher Posting.	AdamJo	0/E IC	10NORCAL		NOR CAL LOGOS	4/25/15	61982	61982
56095-2131-000-00	5/7/2015	63.74	JRNLWA00317201	1	From Voucher Posting.	AdamJo	0/E IC	10NORCAL		NOR CAL LOGOS	4/25/15	61983	61983
56095-2131-000-00	5/13/2015	176.27	JRNLWA00317346	1	From Voucher Posting.	HeatherWe	0/E IC	10NORCAL		NOR CAL LOGOS	5/5/15	62064	62064
56095-2131-000-00	5/28/2015	79.35	JRNLWA00317515	1	From Voucher Posting.	MarbelV	0/E IC	10NORCAL		NOR CAL LOGOS	5/19/15	62170	62170
56095-2131-000-00	5/31/2015	(28.20)	JRNLWA00317003	1	Exp15 - Po Log	HeatherWe	0/E IC			61993			
56095-2131-000-00	5/31/2015	(19.09)	JRNLWA00317003	1	Exp15 - Po Log	HeatherWe	0/E IC			61982			
56095-2131-000-00	5/31/2015	(63.74)	JRNLWA00317003	1	Exp15 - Po Log	HeatherWe	0/E IC			61983			
56095-2131-000-00	5/31/2015	(58.51)	JRNLWA00317757	1	APRIL PCARD ACCRUAL REVERSAL	AdamJo	0/E IC			EB 13TH ANNUAL BATES. - MARK			
56095-2131-000-00	5/31/2015	(19.16)	JRNLWA00317757	1	APRIL PCARD ACCRUAL REVERSAL	AdamJo	0/E IC			QDOBA MEXICAN GRILL-079, - LOIALIKI			
56095-2131-000-00	5/31/2015	19.16	JRNLWA00317768	1	MAY PCARD ACTIVITY - WESTERN	AdamJo	0/E IC			QDOBA MEXICAN GRILL-079-MOI			
56095-2131-000-00	5/31/2015	58.51	JRNLWA00317768	1	MAY PCARD ACTIVITY - WESTERN	AdamJo	0/E IC			EB 13TH ANNUAL BATES-GINGRICH			
56095-2131-000-00	6/4/2015	700.00	JRNLWA00318497	1	From Voucher Posting.	HeatherWe	0/E IC			PIERCE COLLEGE FOUNDATION	6/3/15	TITLE SPONSORS	SPONSOR 201
56095-2131-000-00	6/11/2015	18.16	JRNLWA00318894	1	From Voucher Posting.	HeatherWe	0/E IC	212HAPPYDON		HAPPY DONUTS ENTERPRISES LLC	6/2/15	543217	NATIONA543217
56095-2131-000-00	6/11/2015	18.59	JRNLWA00318904	1	From Voucher Posting.	HeatherWe	0/E IC	212NODLAND		CHRISTA NODLAND	6/10/15		6/1 - 6/9/15
56095-2131-000-00	6/25/2015	70.00	JRNLWA00319071	1	From Voucher Posting.	JessH	0/E IC	212SABRE		SABRE JETS LLC	6/15/15	2015-108	WINGS 2015-108
56095-2131-000-00	6/30/2015	903.30	JRNLWA00320117	1	Reclass catering for June-15 c	MarbelV	0/E IC			Reclass catering for June-15 community e			
56095-2131-000-00	7/9/2015	77.07	JRNLWA00320469	1	From Voucher Posting.	AdamJo	0/E IC	10NORCAL		NOR CAL LOGOS	7/2/15	62557	62557
56095-2131-000-00	7/9/2015	1,000.00	JRNLWA00320469	1	From Voucher Posting.	AdamJo	0/E IC	212WWF		WESTERN WASHINGTON	7/8/15	BS000224	BOX #5:BS000224 #57
56095-2131-000-00	7/23/2015	19.85	JRNLWA00320687	1	From Voucher Posting.	HeatherWe	0/E IC	10NORCAL		NOR CAL LOGOS	5/8/15	62093	62093
56095-2131-000-00	7/30/2015	43.46	JRNLWA00320749	1	From Voucher Posting.	MarbelV	0/E IC	10NORCAL		NOR CAL LOGOS	7/27/15	62720	62720
56095-2131-000-00	7/30/2015	28.00	JRNLWA00320749	1	From Voucher Posting.	MarbelV	0/E IC	212SANDAH		ROB SANDAHL	7/20/15	ARTHRITIS	FOUNAIARTHRITIS 20
56095-2131-000-00	7/31/2015	28.00	JRNLWA00321064	1	PCARD ACTIVITY WESTERN JULY	HeatherWe	0/E IC			EAGLE LEATHER (SOUTH T-GUILD			
56095-2131-000-00	7/31/2015	166.55	JRNLWA00321064	1	PCARD ACTIVITY WESTERN JULY	HeatherWe	0/E IC			FRED-MEYER #0265-GUILD			
56095-2131-000-00	7/31/2015	35.55	JRNLWA00321244	1	WESTERN PCARD ACCRUAL JULY	AdamJo	0/E IC			COSTCO BUS CENTER 767, - RYAN			
56095-2131-000-00	7/31/2015	42.53	JRNLWA00321691	1	Exp15 - Po Log	MarbelV	0/E IC			62764			
56095-2131-000-00	8/6/2015	42.53	JRNLWA00321623	1	From Voucher Posting.	HeatherWe	0/E IC	10NORCAL		NOR CAL LOGOS	7/31/15	62764	62764
56095-2131-000-00	8/20/2015	46.69	JRNLWA00322212	1	From Voucher Posting.	HeatherWe	0/E IC	10NORCAL		NOR CAL LOGOS	8/6/15	62806	62806
56095-2131-000-00	8/20/2015	351.85	JRNLWA00322212	1	From Voucher Posting.	HeatherWe	0/E IC	10NORCAL		NOR CAL LOGOS	8/10/15	62809	62809
56095-2131-000-00	8/24/2015	224.00	JRNLWA00322267	1	From Voucher Posting.	HeatherWe	0/E IC	10DONATION		JILL NICHOLS	8/17/15	JILL NICHOLS - ONNICHOLS	08-1:
56095-2131-000-00	8/31/2015	(35.55)	JRNLWA00321329	1	WESTERN PCARD ACCRUAL JULY	MarbelV	0/E IC			COSTCO BUS CENTER 767, - RYAN			
56095-2131-000-00	8/31/2015	(42.53)	JRNLWA00321697	1	Exp15 - Po Log	MarbelV	0/E IC			62764			
56095-2131-000-00	8/31/2015	35.55	JRNLWA00322728	1	PCARD ACTIVITY WESTERN AUGUST	HeatherWe	0/E IC			COSTCO BUS CENTER 767-GUILD			
56095-2131-000-00	8/31/2015	128.17	JRNLWA00322728	1	PCARD ACTIVITY WESTERN AUGUST	HeatherWe	0/E IC			COSTCO BUS CENTER 767-GUILD			
56095-2131-000-00	8/31/2015	34.99	JRNLWA00322728	1	PCARD ACTIVITY WESTERN AUGUST	HeatherWe	0/E IC			02 MCLENDON HARDWARE-GUILD			
56095-2131-000-00	8/31/2015	48.96	JRNLWA00322917	1	WESTERN PCARD ACCRUAL AUG	AdamJo	0/E IC			COSTCO BUS CENTER 767, - MARK			
56095-2131-000-00	8/31/2015	112.21	JRNLWA00322917	1	WESTERN PCARD ACCRUAL AUG	AdamJo	0/E IC			MSM DELI, - MARK			
56095-2131-000-00	8/31/2015	83.10	JRNLWA00323140	1	Exp15 - Po Log	AdamJo	0/E IC			PO 00284 - McLendon Hardware - PCard			
56095-2131-000-00	9/30/2015	(48.96)	JRNLWA00323012	1	WESTERN PCARD ACCRUAL AUG	HeatherWe	0/E IC			COSTCO BUS CENTER 767, - MARK			
56095-2131-000-00	9/30/2015	(112.21)	JRNLWA00323012	1	WESTERN PCARD ACCRUAL AUG	HeatherWe	0/E IC			MSM DELI, - MARK			
56095-2131-000-00	9/30/2015	(83.10)	JRNLWA00323160	1	Exp15 - Po Log	AdamJo	0/E IC			PO 00284 - McLendon Hardware - PCard			
56095-2131-000-00	9/30/2015	83.10	JRNLWA00324289	1	PCARD ACTIVITY WESTERN SEPTEMB	HeatherWe	0/E IC			02 MCLENDON HARDWARE-GUILD			
56095-2131-000-00	9/30/2015	48.96	JRNLWA00324289	1	PCARD ACTIVITY WESTERN SEPTEMB	HeatherWe	0/E IC			COSTCO BUS CENTER 767-GINGRICH			
56095-2131-000-00	9/30/2015	112.21	JRNLWA00324289	1	PCARD ACTIVITY WESTERN SEPTEMB	HeatherWe	0/E IC			MSM DELI-GINGRICH			
56095-2131-000-00	10/22/2015	59.39	JRNLWA00325475	1	From Voucher Posting.	HeatherWe	0/E IC	10NORCAL		NOR CAL LOGOS	10/7/15	63316	63316
56095-2131-000-00	10/31/2015	87.54	JRNLWA00325809	1	From Voucher Posting.	HeatherWe	0/E IC	212WSRA		WASHINGTON STATE RECYCLING #	10/30/15	INV# 200001099	1200001099 10-
56095-2131-000-00	10/31/2015	21.87	JRNLWA00326091	1	WESTERN PCARD ACCRUAL OCTOBER	HeatherWe	0/E IC			02 MCLENDON HARDWARE, - JUSTIN			
56095-2131-000-00	11/30/2015	(21.87)	JRNLWA00326130	1	WESTERN PCARD ACCRUAL OCTOBER	AdamJo	0/E IC			02 MCLENDON HARDWARE, - JUSTIN			
56095-2131-000-00	11/30/2015	21.87	JRNLWA00327359	1	PCARD ACTIVITY WESTERN NOVEMBE	AdamJo	0/E IC			02 MCLENDON HARDWARE-HERRING			
56095-2131-000-00													

Journal Entry Query Tool

Ver 2.0.0

NOTE: To pull data, use the 'Data Control Window' by clicking Ctrl Shift J or use the Addin/Excellent Reports menu item and select Update Data

Date Range:		Other Criteria	
From: 2015-01	(can use F9 Groupings)->	Districts: 2111, 2131, 2140, 2150, 2160	Vendor Code:
To: 2015-12	(can use F9 Groupings)->	Accts: 56095	Amount From: (Will search abs)
		System:	Amount To: (Will search abs)
		Subsystem:	Posting: All
			Sort Code: Dist

Total of Entries: 74,156.27  
 Num of Entries Shown: 328 \*pstd: 1 = posted, 0 = not posted, C:0 = IC not posted, -1 = Hanging out ther

FullAcct	Date	Amount	journal_ctrl_num**	pstd*	journal_description	User	R/Type	vendor_code	OneTimeVendor	Further Description	date_doc	doc_desc	doc_ctrl_num
<b>Murrey's-American</b>													
(Multiple Items)													
<b>Row Labels</b>													
<b>Sum of Amount</b>													
AMAZON MKTPLACE PMTS-GINGRICH		253.42											
ANDREA DITZLER		294.79											
BROOKHOLLOWCARDS.COM-GINGRICH		91.60											
CITY PICNICS-GINGRICH		680.05											
COSTCO BUS CENTER 767, - MARK		0.00											
COSTCO BUS CENTER 767-GINGRICH		200.26											
DOYLE PRINTING CO-GINGRICH		359.08											
INGALLINA'S BOX LUNCH-GINGRICH		333.55											
MSM DELI-GINGRICH		341.73											
MSM DELI-MOI		233.48											
NOR CAL LOGOS		5,916.88											
NORTHWEST EMBROIDERY-GINGRICH		349.87											
P-Card Use Tax Accrua		170.49											
PIZZA HUT 029872-GUILD		72.81											
Reclass catering for June-15 community r		2,750.96											
Sponsorship reclass		686.75											
ST FRANCIS HOUSE-GINGRICH		500.00											
Tacoma Hauling Monthly Allocation 2015-		-											
TacomaH Jan/Feb Allocation:		-											
TacomaH Mar-15 Allocations		-											
MARIE MOST		59.83											
ARC/PNW TACOMA-MOI		8.77											
Employee Party		5,543.23											
Costco Refund		-											
TACOMA RAINIERS BB-GINGRICH		1,504.35											
NOR CAL EMBROIDERY & SPECIALTIES		122.27											
PARTY CITY, - LOIALIKI		-											
SAFEWAY STORE00004226, - MARK		(0.00)											
BUMPY'S, - MARK		-											
Tacoma Rainier's Comm Event - Prepai		(1,504.35)											
ALICIA B JENNINGS		92.99											
LOIALIKI MOI		679.48											
MARK GINGRICH		2,960.65											
PARTY CITY-MOI		85.34											
SAFEWAY STORE00004226-GINGRICH		95.82											
BUMPY'S-GINGRICH		418.70											
1-800-FLOWERS.COM,INC.-GINGRICH		390.94											
61549		-											
Office Party - Expense		46,769.42											
MICHAEL SAUNDERS		270.00											
PETE JONES		901.11											
COSTCO BUS CENTER 767-GUILD		859.23											
SO DANDE COMPANY-GINGRICH		170.82											
Reclass of employee party expense to LI		(15,073.00)											
FIFE HIGH SCHOOL		200.00											
PIZZA HUT 029872-GINGRICH		204.81											
PANDA EXPRESS #1209 T-GINGRICH		152.75											
BENTON TWIN CEDARS FLO-GINGRICH		164.10											
EB 13TH ANNUAL BATES, - MARK		-											
QDOBA MEXICAN GRILL-079, - LOIALIKI		-											
61993		-											
61982		-											
QDOBA MEXICAN GRILL-079-MOI		61.59											
AMAZON MKTPLACE PMTS-GUILD		286.47											
EB 13TH ANNUAL BATES-GINGRICH		188.07											
GG BATES TECHNICAL CO-GINGRICH		525.00											
TLF BENTONS FLORIST-GINGRICH		155.86											
JOE'S DELI-GINGRICH		24.94											
PAYPAL LAZYJANEPRO-GINGRICH		21.72											
02 MCLENDON HARDWARE, - RYAN		-											
PO 02525 : Brookhollow Cards : PCar		-											
PIERCE COLLEGE FOUNDATION		2,250.00											
HAPPY DONUTS ENTERPRISES LLC		58.38											
MICHAEL TRIPP		447.70											
SABRE JETS LLC		225.00											
02 MCLENDON HARDWARE-GUILD		607.78											
WESTERN WASHINGTON		2,000.00											
WASHINGTON STATE RECYCLING ASSOCIATION		531.39											
ROB SANDAHL		90.00											
1-800-Flowers Sales and Use Tax Accrua		13.44											
1-800-FLOWERS.COM,INC.-GUILD		142.98											
EAGLE LEATHER (SOUTH T-GUILD		90.00											
FRED-MEYER #0265-GUILD		535.34											
WA DRIVER LICENSE RENEW-GINGRICH		13.00											
COSTCO BUS CENTER 767, - RYAN		-											
Tacoma Rainiers Game		3,343.00											
62764		-											
DONATION		720.00											
SAFEWAY STORE00005470-GINGRICH		63.01											
MSM DELI, - MARK		-											
JASONS OF PUJALLUP-MOI		977.40											
SCONES TRAILER #3-MOI		45.00											
SUBWAY 04139135-MOI		117.61											
SHARIS OF SUMMIT COUNTRY-MOI		38.61											
LOUI'S #1-MOI		90.00											
JASONS OF PUJALLUP, - LOIALIKI		0.00											
STIR FRY #2, - LOIALIKI		-											
LOUI'S #1, - LOIALIKI		-											
STIR FRY #2-MOI		90.00											
02 MCLENDON HARDWARE, - JUSTIN		-											
02 MCLENDON HARDWARE-HERRING		43.74											
EMERGENCY FOOD NETWORK OF-GINGRICH		600.00											
OPERATIONWA-GINGRICH		184.00											
PO 05509 : Emergency Food : PCar		600.00											
PO 05537 : Operation Warm : PCar		184.00											
PO 05551 : Northwest Embroidery : PCar		136.67											

**Journal Entry Query Tool**

Ver 2.0.0

**NOTE: To pull data, use the 'Data Control Window' by clicking Ctrl Shift J or use the Addin/Excellent Reports menu item and select Update Data**

Date Range:		Other Criteria		
From: 2015-01	(can use F9 Groupings)->	Districts: 2111, 2131, 2140, 2150, 2160	Vendor Code:	(Will search abs)
To: 2015-12	(can use F9 Groupings)->	Accts: 56095	Amount From:	(Will search abs)
		System:	Amount To:	
		Subsystem:	Posting: All	
			Sort Code: Dist	

Total of Entries: **74,156.27**  
 Num of Entries Shown: **328** \*pstd: 1 = posted, 0 = not posted, C:0 = I/C not posted, -1 = Hanging out ther

FullAcct	Date	Amount	journal_ctrl_num**	pstd*	journal_description	User	R/Type	vendor_code	OneTimeVendor	Further Description	date_doc	doc_desc	doc_ctrl_num
FME LITTLE LEAGUE		300.00		X									
MATT HOUSEMAN		43.00											
61983		-											
CHRISTA NODLAND		18.59											
PO 00284 : McLendon Hardware : PCarc		-											
<b>Grand Total</b>		<b>74156.27</b>											

Sum of X \$ **6,404.34 Non-Allowable Expenses**

FullAcct #NAME?  
**Journal Entry Query Tool**  
 Ver 2.0.0

date\_applied balance Journal pstd journal\_description User TypeCode vendor\_code OneTime Description date\_doc doc\_desc doc\_ctrl\_num

**NOTE: To pull data, use the 'Data Control Window' by clicking Ctrl Shift J or use the Addin/Excellent Reports menu item and select Update Data**

**Date Range:**

From: 2015-01 (can use F9 Groupings)->  
 To: 2015-12 (can use F9 Groupings)->

**Other Criteria**

Districts: 2111, 2131  
 Accts: 59400  
 System:  
 Subsystem:  
 Vendor Code:  
 Amount From:  
 Amount To: (Will search abt)  
 Posting: All  
 Sort Code: Dist (Will search abt)

**Total of Entries:** 12,314.86  
**Num of Entries Shown:** 15

\*pstd: 1 = posted, 0 = not posted, C=0 = I/C not posted, -1 = Hanging out there.

FullAcct	Date	Amount	journal_ctrl_num**	pstd*	journal_description	User	R/Type	vendor_code	OneTimeVendor	Further Description	date_doc	doc_desc	doc_ctrl_num
59400-2111-000-00	4/30/2015	728.17	JRNLWA00316923	1	Exp15 - Po Log	AdamJo	0/JE IC			INCIDENT 03-27-15 - FAWCETT PLUMBING			
59400-2111-000-00	5/28/2015	728.17	JRNLWA00317515	1	From Voucher Posting.	MaribelV	0/JE IC	1TIME	FAWCETT PLUMBI	ONE TIME VENDOR	3/27/15	INCIDENT 03-27-1 03-27-15 (2111	
59400-2111-000-00	5/31/2015	(728.17)	JRNLWA00317003	1	Exp15 - Po Log	HeatherWe	0/JE IC			INCIDENT 03-27-15 - FAWCETT PLUMBING			
59400-2111-000-00	7/31/2015	11,000.00	JRNLWA00321790	1	Accrual for Damages Paid by Di	DerekD	1/JE STD			Accrual for Damages Paid by District - B			
59400-2111-000-00	8/31/2015	(11,000.00)	JRNLWA00321908	1	Accrual for Damages Paid by Di	DerekD	0/REVERSE			Accrual for Damages Paid by District - B			
59400-2111-000-00	8/31/2015	13,000.00	JRNLWA00323258	1	Re-Accrual for Damages Paid by DerekD	DerekD	1/JE STD			Accrual for Damages Paid by District - B			
59400-2111-000-00	9/30/2015	(13,000.00)	JRNLWA00323288	1	Re-Accrual for Damages Paid by DerekD	DerekD	0/REVERSE			Accrual for Damages Paid by District - B			
59400-2111-000-00	9/30/2015	11,000.00	JRNLWA00324691	1	Re-Accrual for Damages Paid by DerekD	DerekD	1/JE STD			Accrual for Damages Paid by District - B			
59400-2111-000-00	10/22/2015	8,728.16	JRNLWA00325475	1	From Voucher Posting.	HeatherWe	0/JE IC	1TIME	OLIVIA BROWN	ONE TIME VENDOR	9/8/15	INCIDENT - OLIVI/09-08-15 2111	
59400-2111-000-00	10/31/2015	(11,000.00)	JRNLWA00324724	1	Re-Accrual for Damages Paid by DerekD	DerekD	0/REVERSE			Accrual for Damages Paid by District - B			
59400-2111-000-00	10/31/2015	12,702.68	JRNLWA00326167	1	Re-Accrual for Damages Paid by DerekD	DerekD	1/JE STD			Accrual for Damages Paid by District - B			
59400-2111-000-00	11/19/2015	1,403.73	JRNLWA00326969	1	From Voucher Posting.	MaribelV	0/JE IC	1TIME	PEDRO GARCIA	ONE TIME VENDOR	9/29/15	INCIDENT - PEDR 09-29-15 (2111	
59400-2111-000-00	11/30/2015	(12,702.68)	JRNLWA00326198	1	Re-Accrual for Damages Paid by DerekD	DerekD	0/REVERSE			Accrual for Damages Paid by District - B			
59400-2111-000-00	11/30/2015	1,454.80	JRNLWA00327293	1	From Voucher Posting.	HeatherWe	0/JE IC	1TIME	HEATHER RANKIN	ONE TIME VENDOR	6/22/15	INCIDENT 06-22-1 06-22-15 (2111	
59400-2131-000-00	1/31/2015	0.00	JRNLWA00310671	1	2131 Misc Cash - Jan-15	AdamJo	0/JE IC			Rev 8/5/14			

End of List

Row Labels	Sum of Amount
(blank)	
(blank)	
<b>INCIDENT 03-27-15 - FAWCETT PLUMBING</b>	-
(blank)	0
<b>ONE TIME VENDOR</b>	12,314.86
FAWCETT PLUMBING	728.17 \$
HEATHER RANKIN	1454.8 \$
OLIVIA BROWN	8728.16 \$
PEDRO GARCIA	1403.73 \$
<b>Accrual for Damages Paid by District - B</b>	-
(blank)	0
<b>Rev 8/5/14</b>	-
(blank)	0
<b>Grand Total</b>	12314.86

FullAcct #NAME?
Journal Entry Query Tool
Ver 2.0.0

Table with columns: FullAcct, date\_applct, balance, Journal, pstd, journal\_descripitor, User, TypeCode, vendor\_code, OneTime, Description, date\_doc, doc\_desc, doc\_ctrl\_num. Includes filters for Date Range (2015-01 to 2015-12), Other Criteria (Districts: 2111, 2131, 2140, 2150, 2160; Accts: 70095), and Vendor Code (Amount From, Amount To, Posting, Sort Code).

Total of Entries: 23,328.72
Num of Entries Shown: 269
\*psdt: 1 = posted, 0 = not posted, C:0 = I/C not posted, -1 = Hanging out their

Main data table with columns: FullAcct, Date, Amount, journal\_ctrl\_num, pstd, journal\_descripitor, User, R/Type, vendor\_code, OneTime/Vendor, Further Description, date\_doc, doc\_desc, doc\_ctrl\_num. Contains 269 rows of financial transactions.







Journal Entry Query Tool

Ver 2.0.0

NOTE: To pull data, use the 'Data Control Window' by clicking Ctrl Shift J or use the Addin/Excellent Reports menu item and select Update Data

Date Range:		Other Criteria			
From: 2015-01	(can use F9 Groupings)->	Districts: 2111, 2131, 2140, 2150, 2160	Vendor Code:		(Will search ab
To: 2015-12	(can use F9 Groupings)->	Accts: 70095	Amount From:		(Will search ab
		System:	Amount To:		Posting: All
		Subsystem:	Sort Code:	Dist	

Total of Entries: 23,328.72  
 Num of Entries Shown: 269 \*pstd: 1 = posted, 0 = not posted, C:0 = I/C not posted, -1 = Hanging out their

FullAcct	Date	Amount	journal_crtl_num**	pstd*	journal_descriptor	User	R/Type	vendor_code	OneTimeVendor	Further Description	date_doc	doc_desc	doc_crtl_num
70095-2131-000-00	12/31/2015	308.55	JRNLWA00329674	1	Exp15-PoLog	AdamJo	O/E IC			PO 05514 : PFR Corporate Gifts : PCard			
70095-2131-000-00	12/31/2015	213.45	JRNLWA00329674	1	Exp15-PoLog	AdamJo	O/E IC			PO 05541 : Lawton Publishing : PCard			
70095-2131-000-00	12/31/2015	(31.20)	JRNLWA00329674	1	Exp15-PoLog	AdamJo	O/E IC			PO 06020 : Pizza Hut : PCard			
70095-2131-000-00	12/31/2015	277.14	JRNLWA00329866	1	Reclassing Employee Event to B	HeatherWe	O/E IC			Divisional Allocation of Event			
70095-2131-000-00	12/31/2015	(65.11)	JRNLWA00329866	1	Reclassing Employee Event to B	HeatherWe	O/E IC			AMC LAKEWOOD MALL #2447-GINGRICH			
70095-2131-000-00	12/31/2015	(226.41)	JRNLWA00329866	1	Reclassing Employee Event to B	HeatherWe	O/E IC			AMC LAKEWOOD MALL #2447-GINGRICH			
70095-2131-000-00	12/31/2015	(396.02)	JRNLWA00329866	1	Reclassing Employee Event to B	HeatherWe	O/E IC			BLACK ANGUS LAKEWOOD-GINGRICH			
70095-2131-000-00	12/31/2015	(308.55)	JRNLWA00329866	1	Reclassing Employee Event to B	HeatherWe	O/E IC			PO 05514 : PFR Corporate Gifts : PCard			
70095-2131-000-00	12/31/2015	0.00	JRNLWA00329975	1	Tacoma Hauling Monthly Allocat	AdamJo	O/E IC			Tacoma Hauling Monthly Allocation 2015-1			
70095-2131-000-00	12/31/2015	0.00	JRNLWA00329976	1	Tacoma Hauling Monthly Allocat	AdamJo	O/E IC			Tacoma Hauling Monthly Allocation 2015-1			

End of List

Murrey's-American (Multiple Items)

FullAcct Sum of Amount

212.JOHNSONM : Gift for Divisional Contr	133.33
Accrue Expense Report - Gift Baskets, E	(2,106.76)
ADRIATIC GRILL, - MARK	-
ADRIATIC GRILL-GINGRICH	597.05
ALBERTSONS #472 - MARK	-
ALBERTSONS #472-GINGRICH	127.53
ALL COLOR SCREEN PRINTING, - MARK	-
ALL COLOR SCREEN PRINTING-GINGRICH	473.32
ALL COLOR SCREEN PRINTING-GUILD	1,696.02
AMAZON MKTPLACE PMTS-GINGRICH	113.37
Amazon.com Sales and Use Tax Accru	15.90
AMAZON.COM-GINGRICH	73.44
AMC LAKEWOOD MALL #2447-GINGRICH	-
AMERICAN CANCER SOC SS-GINGRICH	300.00 X
AMERICAN CANCER SOCIETY INC	880.00 X
ANDREA DITZLER	77.46
BLACK ANGUS LAKEWOOD-GINGRICH	-
BRANDON OELTJEN	29.88
BRANKS BBQ, - MARK	-
BRANKS BBQ-GINGRICH	618.29
BROOKHOLLOWCARDS.COM-GINGRICH	272.79
Browns Point Charters Sales and Use Ta	234.25
BROWNS POINT CHARTERS-GINGRICH	1,669.64
CANDELARIA SEVICK	308.12
CANTEEN 78132495, - GINGRICH	370.56
CITY PICNICS, - MARK	-
CITY PICNICS-GINGRICH	1,685.86
COMMUNITIES IN SCHOOL OF-GINGRICH	351.75 X
COSTCO BUS CENTER 767, - GINGRICH	1,377.47
COSTCO BUS CENTER 767, - MARK	-
COSTCO BUS CENTER 767-GINGRICH	76.46
DAN SCHOOLER	510.00
Dan Schooler - Expense Report Accru	-
Dan Schooler Expense Report Accru	-
DEBRA STODDARD	40.02
DEREK DAGUE	270.52
Division Meeting Allocatio	(2,486.98)
Divisional Allocation of Ever	785.23
DOMINOS 7091-GINGRICH	145.24
donations	-
Double Accrued Expenses in PO Log Accru	(2,120.09)
DOYLE PRINTING CO-GINGRICH	1,409.61
FEDEXOFFICE 0005053-GINGRICH	366.45
GS PUYALLUP FAIR FOUN-GINGRICH	268.00 X
Hallmark Inv 013115WAST - NON-TAXABLE A	135.00
Hallmark Inv 013115WAST -SERVICE CHARGE	122.15
Hallmark Inv 022815WAST -SERVICE CHARGE	139.00
Hallmark Inv 033115WAST -SERVICE CHARGE	65.25
Hallmark Inv 043015WAST -SERVICE CHARGE	47.85
Hallmark Inv 053115WAST -SERVICE CHARGE	144.70
Hallmark Inv 063015WAST -SERVICE CHARGE	115.65
Hallmark Inv 073115WAST -SERVICE CHARGE	72.10
Hallmark Inv 083115WAST -SERVICE CHARGE	71.55
Hallmark Inv 093015WAST -SERVICE CHARGE	89.25
Hallmark Inv 103115WAST -SERVICE CHARGE	85.45
Hallmark Inv 113015WAST -SERVICE CHARGE	206.30
Hallmark Inv 123114WAST - NON-TAXABLE A	150.00
Hallmark Inv 123114WAST -SERVICE CHARGE	1,001.25
IN INFINITE MASSAGE-GINGRICH	319.92
Infinite Massage Sales and Use Tax Accr	41.13
INGALLINA'S BOX LUNCH-GINGRICH	392.86
Ink Head Sales and Use Tax Accru	49.63
INKHEAD INC-GINGRICH	353.76
JACLYN OAKLAND	101.72
LAWTON PRINTING INC-GINGRICH	650.04
Lawton Publishing Sales and Use Tax Acc	91.20
LOUIE GS PIZZA-GINGRICH	393.10
MSM DELI-GINGRICH	76.93
MSM DELI-MOI	345.71
NOR CAL LOGOS	405.58
NORTHWEST EMBROIDERY-GINGRICH	805.78
NORTHWEST SPAY & NEUTER CENTER	500.00
OKI GOLF-GINGRICH	174.20
OSHEAS CATERING AND EVENT-GINGRICH	2,750.96
PANDA EXPRESS #1209 T-MOI	195.15
Paradise Bowl Sales and Use Tax Accru	14.06
PARADISE BOWL-MOI	352.63
PAYPAL PUYALLUPSUM-GINGRICH	35.00
P-Card Use Tax Accru	11.28
PFR CORPORATE GIFTS-GINGRICH	939.68
PIZZA HUT 02872-GUILD	270.98
PO 05513 : Doyle's Printing : PCar	530.37
PO 05514 : PFR Corporate Gifts : PCar	-

**Journal Entry Query Tool**

Ver 2.0.0

**NOTE: To pull data, use the 'Data Control Window' by clicking Ctrl Shift J or use the Addin/Excellent Reports menu item and select Update Data**

Date Range:		Other Criteria			
From: 2015-01	(can use F9 Groupings)->	Districts: 2111, 2131, 2140, 2150, 2160	Vendor Code:		(Will search ab:
To: 2015-12	(can use F9 Groupings)->	Accts: 70095	Amount From:		(Will search ab:
		System:	Amount To:		Posting: All
		Subsystem:	Sort Code: Dist		

**Total of Entries:** 23,328.72  
**Num of Entries Shown:** 269

\*pstid: 1 = posted, 0 = not posted, C:0 = I/C not posted, -1 = Hanging out ther

FullAcct	Date	Amount	journal_ctrl_num**	pstid*	journal_descriptor	User	R/Type	vendor_code	OneTimeVendor	Further Description	date_doc	doc_desc	doc_ctrl_num
PO 05541 : Lawton Publishing : PCarc		650.04											
PO 06020 : Pizza Hut : PCarc		(95.02)											
PURPLE CAFE & WINE BAR SE-GINGRICH		63.40											
Reclass catering for June-15 community i		(2,750.96)											
SAFEWAY STORE0005470 - MARK		-											
SOLUTIONS NORTHWEST INC - MARK		-											
SOLUTIONS NORTHWEST INC-GINGRICH		623.85											
Solutions Northwest Sales and Use Tax A		87.53											
Sponsorship reclass		(686.75)	X										
SQ CHEF BETTEANNE CURRY - MARK		-											
SQ CHEF BETTEANNE CURRY-GINGRICH		1,381.68											
SQ DANDE COMPANY - MARK		-											
ST FRANCIS HOUSE - MARK		-											
ST FRANCIS HOUSE-GINGRICH		335.00	X										
Summer Chamber of Commerce Sales and Us		3.29	X										
Tacoma Hauling Monthly Allocation 2015-		-											
TACOMA PIERCE COUNTY CHAMBER OF COMMERCE		433.34	X										
Tacomah Jan/Feb Allocations		907.68											
Tacomah Mar-15 Allocations		-											
THE CAPITAL GRO0080309-GINGRICH		302.52											
VIVID SEATS LTD - MARK		-											
WASHINGTON STATE FAIR - MARK		-											
WASHINGTON STATE FAIR-GINGRICH		590.94											
WHISTLIN JACK LODGE - MARK		-											
WHISTLIN JACK LODGE-GINGRICH		522.28											
Write off Immaterial prepa		150.00											
<b>Grand Total</b>		<b>23328.72</b>											

Sum of X \$ 1,884.63 Non-Allowable Expenses

#NAME?  
FullAcct  
**Journal Entry Query Tool**  
Ver 2.0.0

date\_applied balance Journal pstd journal\_description User TypeCode vendor\_code OneTime Description date\_doc doc\_desc doc\_ctrl\_num

**NOTE: To pull data, use the 'Data Control Window' by clicking Ctrl Shift J or use the Addin/Excellent Reports menu item and select Update Data**

<b>Date Range:</b>		<b>Other Criteria</b>	
From: 2015-01	(can use F9 Groupings)->	Districts: 2111, 2131	Vendor Code:
To: 2015-12	(can use F9 Groupings)->	Accts: 70110	Amount From:
		System:	Amount To:
		Subsystem:	Posting: All
			Sort Code: Dist

**Total of Entries:** 11,037.58  
**Num of Entries Shown:** 37 \*pstd: 1 = posted, 0 = not posted, C:0 = I/C not posted, -1 = Hanging out there.

FullAcct	Date	Amount	journal_ctrl_num**	pstd*	journal_description	User	R/Type	vendor_code	OneTimeVendor	Further Description	date_doc	doc_desc	doc_ctrl_num
70110-2111-000-00	1/8/2015	133.34	JRNLWA00309803	1	From Voucher Posting.	AdamJo	0/JE IC	212LEADERDEV		LEADERSHIP DEVELOPMENT SEMI	1/1/15	ANNUAL GOVERNPRAY BRKFST	
70110-2111-000-00	1/15/2015	250.00	JRNLWA00310360	1	From Voucher Posting.	HeatherWe	0/JE IC	2180EATONCHCA		EATONVILLE CHAMBER OF COMME	1/1/15	DONATION 2015 2015	
70110-2111-000-00	1/15/2015	100.00	JRNLWA00310370	1	From Voucher Posting.	HeatherWe	0/JE IC	212WRRAPAC		WASHINGTON REFUSE & RECYCLI	1/1/15	Jan-15	Jan-15
70110-2111-000-00	2/12/2015	116.67	JRNLWA00312091	1	From Voucher Posting.	HeatherWe	0/JE IC	212WRRAPAC		WASHINGTON REFUSE & RECYCLI	6/10/14	FEBRUARY 2015	1 Feb-15
70110-2111-000-00	2/28/2015	(238.93)	JRNLWA00313724	1	TacomaH Jan/Feb Exp Allocat	MaribelV	0/JE IC			TacomaH Jan/Feb Allocations			
70110-2111-000-00	3/19/2015	116.67	JRNLWA00313914	1	From Voucher Posting.	MaribelV	0/JE IC	212WRRAPAC		WASHINGTON REFUSE & RECYCLI	3/1/15	Mar-15	Mar-15
70110-2111-000-00	3/31/2015	0.00	JRNLWA00315549	1	TacomaH Mar-15 Allocations	HeatherWe	0/JE IC			TacomaH Mar-15 Allocations			
70110-2111-000-00	4/9/2015	116.67	JRNLWA00315627	1	From Voucher Posting.	AdamJo	0/JE IC	212WRRAPAC		WASHINGTON REFUSE & RECYCLI	4/1/15	Apr-15	Apr-15
70110-2111-000-00	5/7/2015	500.00	JRNLWA00317255	1	From Voucher Posting.	AdamJo	0/JE IC	10DONATION	TACOMA PIERCE CDONATION		4/26/15	Evergreen Fleet Cr 30593	
70110-2111-000-00	5/7/2015	1,231.67	JRNLWA00317255	1	From Voucher Posting.	AdamJo	0/JE IC	10DONATION	TACOMA PIERCE CDONATION		4/26/15	ANNUAL RAINIER TPCC050715	
70110-2111-000-00	5/13/2015	116.67	JRNLWA00317346	1	From Voucher Posting.	HeatherWe	0/JE IC	212WRRAPAC		WASHINGTON REFUSE & RECYCLI	5/1/15	May-15	May-15
70110-2111-000-00	5/14/2015	2,500.00	JRNLWA00317332	1	From Voucher Posting.	HeatherWe	0/JE IC	10DONATION	COMMUNITIES IN SDONATION		5/3/15	COMMUNITIES IN CIS051215	
70110-2111-000-00	5/28/2015	800.00	JRNLWA00317529	1	From Voucher Posting.	MaribelV	0/JE IC	25WRRRA		WASHINGTON REFUSE & RECYCLI	3/23/15	GOLF SPONSOR	11886
70110-2111-000-00	6/25/2015	116.67	JRNLWA00319071	1	From Voucher Posting.	JessH	0/JE IC	212WRRAPAC		WASHINGTON REFUSE & RECYCLI	6/1/15	Jun-15	Jun-15
70110-2111-000-00	6/30/2015	3,333.33	JRNLWA00319509	1	PCARD ACTIVITY WESTERN JI	AdamJo	0/JE IC			CHILDRENS MUSEUM OF TACO-BAILEY			
70110-2111-000-00	7/23/2015	116.67	JRNLWA00320667	1	From Voucher Posting.	HeatherWe	0/JE IC	212WRRAPAC		WASHINGTON REFUSE & RECYCLI	1/1/15	Jul-15	Jul-15
70110-2111-000-00	8/13/2015	133.34	JRNLWA00322131	1	From Voucher Posting.	HeatherWe	0/JE IC	212WRRAPAC		WASHINGTON REFUSE & RECYCLI	1/1/15	Aug-15	Aug-15
70110-2111-000-00	10/15/2015	116.67	JRNLWA00325377	1	From Voucher Posting.	AdamJo	0/JE IC	212WRRAPAC		WASHINGTON REFUSE & RECYCLI	10/1/15	Oct-15	Oct-15
70110-2111-000-00	11/19/2015	116.67	JRNLWA00326969	1	From Voucher Posting.	MaribelV	0/JE IC	212WRRAPAC		WASHINGTON REFUSE & RECYCLI	1/1/15	Nov-15	Nov-15
70110-2111-000-00	12/23/2015	116.67	JRNLWA00328540	1	From Voucher Posting.	HeatherWe	0/JE IC	212WRRAPAC		WASHINGTON REFUSE & RECYCLI	12/1/15	Dec-15	Dec-15
70110-2111-000-00	12/31/2015	0.00	JRNLWA00329975	1	Tacoma Hauling Monthly Allocat	AdamJo	0/JE IC			Tacoma Hauling Monthly Allocation 2015-1			
70110-2111-000-00	12/31/2015	0.00	JRNLWA00329976	1	Tacoma Hauling Monthly Allocat	AdamJo	0/JE IC			Tacoma Hauling Monthly Allocation 2015-1			
70110-2131-000-00	1/15/2015	100.00	JRNLWA00310370	1	From Voucher Posting.	HeatherWe	0/JE IC	212WRRAPAC		WASHINGTON REFUSE & RECYCLI	1/1/15	Jan-15	Jan-15
70110-2131-000-00	2/12/2015	116.67	JRNLWA00312091	1	From Voucher Posting.	HeatherWe	0/JE IC	212WRRAPAC		WASHINGTON REFUSE & RECYCLI	6/10/14	FEBRUARY 2015	1 Feb-15
70110-2131-000-00	2/28/2015	(38.56)	JRNLWA00313724	1	TacomaH Jan/Feb Exp Allocat	MaribelV	0/JE IC			TacomaH Jan/Feb Allocations			
70110-2131-000-00	3/19/2015	116.67	JRNLWA00313914	1	From Voucher Posting.	MaribelV	0/JE IC	212WRRAPAC		WASHINGTON REFUSE & RECYCLI	3/1/15	Mar-15	Mar-15
70110-2131-000-00	3/31/2015	0.00	JRNLWA00315549	1	TacomaH Mar-15 Allocations	HeatherWe	0/JE IC			TacomaH Mar-15 Allocations			
70110-2131-000-00	4/9/2015	116.67	JRNLWA00315627	1	From Voucher Posting.	AdamJo	0/JE IC	212WRRAPAC		WASHINGTON REFUSE & RECYCLI	4/1/15	Apr-15	Apr-15
70110-2131-000-00	5/13/2015	116.67	JRNLWA00317346	1	From Voucher Posting.	HeatherWe	0/JE IC	212WRRAPAC		WASHINGTON REFUSE & RECYCLI	5/1/15	May-15	May-15
70110-2131-000-00	6/25/2015	116.67	JRNLWA00319071	1	From Voucher Posting.	JessH	0/JE IC	212WRRAPAC		WASHINGTON REFUSE & RECYCLI	6/1/15	Jun-15	Jun-15
70110-2131-000-00	7/23/2015	116.67	JRNLWA00320667	1	From Voucher Posting.	HeatherWe	0/JE IC	212WRRAPAC		WASHINGTON REFUSE & RECYCLI	1/1/15	Jul-15	Jul-15
70110-2131-000-00	8/13/2015	133.33	JRNLWA00322131	1	From Voucher Posting.	HeatherWe	0/JE IC	212WRRAPAC		WASHINGTON REFUSE & RECYCLI	1/1/15	Aug-15	Aug-15
70110-2131-000-00	10/15/2015	116.67	JRNLWA00325377	1	From Voucher Posting.	AdamJo	0/JE IC	212WRRAPAC		WASHINGTON REFUSE & RECYCLI	10/1/15	Oct-15	Oct-15
70110-2131-000-00	11/19/2015	116.67	JRNLWA00326969	1	From Voucher Posting.	MaribelV	0/JE IC	212WRRAPAC		WASHINGTON REFUSE & RECYCLI	1/1/15	Nov-15	Nov-15
70110-2131-000-00	12/23/2015	116.67	JRNLWA00328540	1	From Voucher Posting.	HeatherWe	0/JE IC	212WRRAPAC		WASHINGTON REFUSE & RECYCLI	12/1/15	Dec-15	Dec-15
70110-2131-000-00	12/31/2015	0.00	JRNLWA00329975	1	Tacoma Hauling Monthly Allocat	AdamJo	0/JE IC			Tacoma Hauling Monthly Allocation 2015-1			
70110-2131-000-00	12/31/2015	0.00	JRNLWA00329976	1	Tacoma Hauling Monthly Allocat	AdamJo	0/JE IC			Tacoma Hauling Monthly Allocation 2015-1			

End of List

Row Labels	Sum of Amount
CHILDRENS MUSEUM OF TACO-BAILEY	3,333.33 X
DONATION	4,231.67 X
EATONVILLE CHAMBER OF COMMERCE	250.00 X
LEADERSHIP DEVELOPMENT SEMINARS	133.34
Tacoma Hauling Monthly Allocation 2015-1	-
TacomaH Jan/Feb Allocations	(277.49)
TacomaH Mar-15 Allocations	-
WASHINGTON REFUSE & RECYCLING ASSOC (blank)	3,366.73
<b>Grand Total</b>	<b>11037.58</b>

Sum X \$ 7,815.00 Exclude from Filing - Non-Allowable



Journal Entry Query Tool

Ver 2.0.0

NOTE: To pull data, use the 'Data Control Window' by clicking Ctrl Shift J or use the Addin/Excellent Reports menu item and select Update Data

Date Range:	Other Criteria:
From: 2015-01 To: 2015-12	Districts: 2111,2131 Accts: 70195 System: Subsystem:
(can use F9 Groupings)->	(Will search ab:)
(can use F9 Groupings)->	(Will search ab:)
	Amount From: Amount To: Posting: All Sort Code: Dist

Total of Entries: 29,011.30  
Num of Entries Shown: 100 \*pstld: 1 = posted, 0 = not posted, C=0 = I/C not posted, -1 = Hanging out ther

FullAcct	Date	Amount	journal_crtl_num**	pstld	journal_description	User	R/Type	vendor_code	OneTimeVendor	Further Description	date_doc	doc_desc	doc_crtl_num
70195-2111-000-00	4/30/2015	195.00	JRNLWA00318923	1	Exp15 - Po Log	AdamJo	O/E IC			126955 - WA ORTING			
70195-2111-000-00	12/17/2015	235.80	JRNLWA00328446	1	From Voucher Posting:	HeatherWe	O/E IC	212WASHREFUS		WASHINGTON REFUSE & RECYCLI	11/20/15	12263 - CHRISTMAS WRRRA MEMBERS FULL REC	12263
70195-2131-000-00	12/17/2015	115.28	JRNLWA00328446	1	From Voucher Posting:	HeatherWe	O/E IC	212WASHREFUS		WASHINGTON REFUSE & RECYCLI	11/20/15	12263 - CHRISTMAS WRRRA MEMBERS FULL REC	12263
70195-2111-000-00	3/31/2015	225.00	JRNLWA00314760	1	PCARD ACCRUAL WESTERN I	HeatherWe	O/E IC			WASHINGTON STATE RECYCLIN - MARK			
70195-2111-000-00	4/30/2015	(225.00)	JRNLWA00314819	1	PCARD ACCRUAL WESTERN I	HeatherWe	O/E IC			WASHINGTON STATE RECYCLIN - MARK			
70195-2111-000-00	4/30/2015	225.00	JRNLWA00318106	1	WESTERN PCARD ACTIVITY A	MaribelV	O/E IC			WASHINGTON STATE RECYCLIN-GINGRICH			
70195-2111-000-00	2/12/2015	250.00	JRNLWA00312091	1	From Voucher Posting:	HeatherWe	O/E IC	212WHUF		WHUF	12/2/14	ANNUAL MEMBERSHIP DUES 2015 - INV#1265	2015 DUES 12
70195-2111-000-00	5/31/2015	709.50	JRNLWA00318738	1	May District 2000 PO Log Accru	AdamJo	O/E IC			WRRRA - REGULAR DUES			
70195-2131-000-00	5/31/2015	284.92	JRNLWA00318738	1	May District 2000 PO Log Accru	AdamJo	O/E IC			WRRRA - REGULAR DUES			
70195-2111-000-00	6/30/2015	(709.50)	JRNLWA00318792	1	May District 2000 PO Log Accru	AdamJo	O/E IC			WRRRA - REGULAR DUES			
70195-2131-000-00	6/30/2015	(284.92)	JRNLWA00318792	1	May District 2000 PO Log Accru	AdamJo	O/E IC			WRRRA - REGULAR DUES			
70195-2111-000-00	8/31/2015	709.50	JRNLWA00323238	1	August District 2000 PO Log Ac	AdamJo	O/E IC			WRRRA - SEPTEMBER 2015 BILLING			
70195-2131-000-00	8/31/2015	284.92	JRNLWA00323238	1	August District 2000 PO Log Ac	AdamJo	O/E IC			WRRRA - SEPTEMBER 2015 BILLING			
70195-2111-000-00	9/30/2015	(709.50)	JRNLWA00323247	1	August District 2000 PO Log Ac	HeatherWe	O/E IC			WRRRA - SEPTEMBER 2015 BILLING			
70195-2131-000-00	9/30/2015	(284.92)	JRNLWA00323247	1	August District 2000 PO Log Ac	HeatherWe	O/E IC			WRRRA - SEPTEMBER 2015 BILLING			

End of List

Row Labels Sum of Amount Please give a description of the expense for highlighted items belo

126955 - WA ORTING	-
(blank)	-
126963 - WA TACOMA-PIERCE CO REG	-
(blank)	-
ANNUAL MEMBERSHIP DUES 2015 - INV#1265	-
(blank)	-
ASSOCIATES OF WASHINGTON CITIES	497.50 X
AWC - 2015 ASSOCIATE MEMBERSHIP CORP. RE	122.50
INV#3669 - AWC ANNUAL CONFERENCE SPONSO	375.00
ASSOCIATION OF WASHINGTON BUSINESS	312.75
ASSOCIATION OF WA BUSINESS "AWB"	312.75
Better Business Bureau (2014) Item #21	1,777.13
(blank)	1,777.13
Clear 2170 P&L	102.00 X
(blank)	102.00
COSTCO WHOLESALE MEMBERSHIP	73.70
MEMBERSHIP ANNUAL RENEWAL 2016	73.70
DEPARTMENT OF LICENSING	30.00
NOTARY RENEWAL	30.00
Desert Micro Maintenance_April 15	595.00
(blank)	595.00
Desert Micro Maintenance_February 15	595.00
(blank)	595.00
Desert Micro Maintenance_January 15	595.00
(blank)	595.00
Desert Micro Maintenance_July 15	-
(blank)	-
Desert Micro Maintenance_June 15	595.00
(blank)	595.00
Desert Micro Maintenance_March 15	595.00
(blank)	595.00
Desert Micro Maintenance_May 15	595.00
(blank)	595.00
EMERGENCY FOOD NETWORK OF, - MARK	-
(blank)	-
FIFE LIONS	97.00 X
1518 - 2015-16 CALENDARS	97.00
FIFE MILTON EDGEWOOD CHAMBER OF COMM	450.00 X
INV# 647 - ANNUAL DUES INVESTMENT RENEWA	450.00
GIG HARBOR CHAMBER OF COMMERCE	325.00 X
9216 - GIG HARBOR CHAMBER OF COMMERCE ME	325.00
Guerrero Navusoft License-Nov	57.07
(blank)	57.07
NAVUSOFT INV 1024	93.94
(blank)	93.94
NAVUSOFT INV 1061	50.57
(blank)	50.57
Office Advocates	2,478.00
(blank)	2,478.00
OFFICE ADVOCATES INC	424.00
126955 - WA ORTING	195.00 X
126963 - WA TACOMA-PIERCE CO REG	229.00
PO 00135 : WASHINGTON REFUSE & RECYCLING	0.00
(blank)	0.00
Tacoma Hauling Monthly Allocation 2015-1	-
(blank)	-
TACOMA NEWS INC	195.11
502669 AUG 2015-16 - 12 MONTH SUBSCRIPTI	195.11
TACOMA PIERCE COUNTY CHAMBER OF COMMERCE	2,037.50
27893 11-14	1,200.00
INV# 33513 - 11-15 MEMBERSHIP DUES	837.50
Tacomah Jan/Feb Allocations	-
(blank)	-
Tacomah Mar-15 Allocations	-
(blank)	-
WASHINGTON REFUSE & RECYCLING ASSOC	15,965.03
12263 - CHRISTMAS WRRRA MEMBERS FULL REGI	351.08
INV# 12078 - 2015-16 WRRRA MEMBER DIRECTO	275.00
INV# 12140 - X-MAS WRRRA MEMBERS FULL REG	417.41
WRRRA - APRIL BILLING MONTH	994.42 1
WRRRA - CHRISTMAS EVENT SPONSORSHIP	2,000.00 X
WRRRA - MARCH BILLING MONTH	994.42 1
WRRRA - MAY BILLING CYCLE	994.42 1
WRRRA - MEMBERSHIP FULL REGISTRATION FOR	1,698.00
WRRRA - REGULAR DUES	4,972.10 1
WRRRA - REGULAR DUES - AUGUST 2015	994.42 1
WRRRA - REGULAR DUES OCTOBER 2015	284.92 1
WRRRA - SEPTEMBER 2015 BILLING	994.42 1

**Journal Entry Query Tool**  
Ver 2.0.0

**NOTE: To pull data, use the 'Data Control Window' by clicking Ctrl Shift J or use the Addin/Excellent Reports menu item and select Update Data**

Date Range:		Other Criteria			
From: 2015-01	(can use F9 Groupings)->	Districts: 2111,2131	Vendor Code:		(Will search ab:
To: 2015-12	(can use F9 Groupings)->	Accts: 70195	Amount From:		(Will search ab:
		System:	Amount To:		
		Subsystem:	Posting: All		
			Sort Code: Dist		

**Total of Entries:** 29,011.30  
**Num of Entries Shown:** 100 \*pstd: 1 = posted, 0 = not posted, C=0 = I/C not posted, -1 = Hanging out ther

FullAcct	Date	Amount	journal_ctrl_num**	pstd*	journal_descriptor	User	R/Type	vendor_code	OneTimeVendor	Further Description	date_doc	doc_desc	doc_ctrl_num
70195-2111-000-00	4/30/2015	195.00	JRNLWA00316923	1	Exp15 - Po Log	AdamJo	0/JE IC			126955 - WA ORTING			
WRRA MONTHLY INVOICE	994.42	1											
WASHINGTON STATE RECYCLIN, - MARK	-												
(blank)													
WASHINGTON STATE RECYCLIN-GINGRICH	225.00												
(blank)	225.00												
WHUF	250.00												
ANNUAL MEMBERSHIP DUES 2015 - INV#1265	250.00												
WRRA - REGULAR DUES	0.00												
(blank)	0.00												
WRRA - SEPTEMBER 2015 BILLING	0.00												
(blank)	0.00												
<b>Grand Total</b>	<b>29,011.30</b>												

Sum X \$ 3,666.50 Exclude from Filing - Non-Allowable

Sum 1 11,223.54 WRRR Regular Dues



#NAME?  
FullAcct date\_applier balance  
**Journal Entry Query Tool**  
Ver 2.0.0

Journal pstd journal\_description User TypeCode vendor\_code OneTime Description date\_doc doc\_desc doc\_ctrl\_num

**NOTE: To pull data, use the 'Data Control Window' by clicking Ctrl Shift J or use the Addin/Excellent Reports menu item and select Update Data**

Date Range:		Other Criteria	
From: 2015-01	(can use F9 Groupings)->	Districts: 2111,2131	Vendor Code:
To: 2015-12	(can use F9 Groupings)->	Accts: 70335	Amount From: (Will search ab:
		System:	Amount To: (Will search ab:
		Subsystem:	Posting: All
			Sort Code: Dist

**Total of Entries:** 2,493.96  
**Num of Entries Shown:** 17 \*pstd: 1 = posted, 0 = not posted, C:0 = I/C not posted, -1 = Hanging out there.

FullAcct	Date	Amount	journal_ctrl_num**	pstd*	journal_description	User	R/Type	vendor_code	OneTimeVendor	Further Description	date_doc	doc_desc	doc_ctrl_num
70335-2111-000-00	1/31/2015	100.00	JRNLWA00311345	1	Recl Misc Amount in Bad Debt	DerekD	0/JE STD			Reclass Expense is Bad Debt			
70335-2111-000-00	2/28/2015	347.26	JRNLWA00313090	1	Write off of 52901 charges	DerekD	0/JE STD			Write off of 52901 charges			
70335-2111-000-00	2/28/2015	(249.51)	JRNLWA00313724	1	TacomaH Jan/Feb Exp Allocation	MaribelV	0/JE IC			TacomaH Jan/Feb Allocations			
70335-2111-000-00	3/31/2015	(90.28)	JRNLWA00315414	1	2111 cash	CandelariaS	1/JE STD			2111 cash			
70335-2111-000-00	3/31/2015	0.00	JRNLWA00315549	1	TacomaH Mar-15 Allocations	HeatherWe	0/JE IC			TacomaH Mar-15 Allocations			
70335-2111-000-00	4/30/2015	90.28	JRNLWA00315447	1	2111 cash	CandelariaS	0/REVERSE			2111 cash			
70335-2111-000-00	7/31/2015	350.58	JRNLWA00321509	1	Prepays and Amortizations 201	AdamJo	0/JE IC			POA Adj - Misc			
70335-2111-000-00	8/31/2015	(502.27)	JRNLWA00323568	1	Misc-Cash Corrections for Aug-	HeatherWe	0/JE IC			W/O cash accounts Aug-15			
70335-2111-000-00	9/30/2015	347.29	JRNLWA00325064	1	10095 True Up	HeatherWe	0/JE IC			ICT 2183-260463 & 2111-32801			
70335-2111-000-00	12/31/2015	507.82	JRNLWA00329949	1	Misc-BS Reclass	DerekD	0/JE STD			Misc cash W/O			
70335-2111-000-00	12/31/2015	0.00	JRNLWA00329975	1	Tacoma Hauling Monthly Allocat	AdamJo	0/JE IC			Tacoma Hauling Monthly Allocation 2015-1			
70335-2111-000-00	12/31/2015	0.00	JRNLWA00329976	1	Tacoma Hauling Monthly Allocat	AdamJo	0/JE IC			Tacoma Hauling Monthly Allocation 2015-1			
70335-2131-000-00	2/28/2015	97.54	JRNLWA00313724	1	TacomaH Jan/Feb Exp Allocation	MaribelV	0/JE IC			TacomaH Jan/Feb Allocations			
70335-2131-000-00	3/31/2015	(0.30)	JRNLWA00314657	1	2131 CASH RECLASS	CandelariaS	0/JE STD			2131 CASH RECLASS			
70335-2131-000-00	3/31/2015	0.00	JRNLWA00315549	1	TacomaH Mar-15 Allocations	HeatherWe	0/JE IC			TacomaH Mar-15 Allocations			
70335-2131-000-00	8/31/2015	248.57	JRNLWA00323568	1	Misc-Cash Corrections for Aug-	HeatherWe	0/JE IC			W/O cash accounts Aug-15			
		<b>1,246.98</b>											

End of List



**Journal Entry Query Tool**  
Ver 2.0.0

**NOTE: To pull data, use the 'Data Control Window' by clicking Ctrl Shift J or use the Addin/Excellent Reports menu item and select Update Data**

<b>Date Range:</b>		<b>Other Criteria</b>		<b>Vendor Code:</b>	
<b>From:</b> 2015-01	(can use F9 Groupings)->	<b>Districts:</b> 2111,2131		<b>Amount From:</b>	(Will search abs
<b>To:</b> 2015-12	(can use F9 Groupings)->	<b>Accts:</b> 70235		<b>Amount To:</b>	(Will search abs
		<b>System:</b>		<b>Posting:</b> All	
		<b>Subsystem:</b>		<b>Sort Code:</b> Dist	

**Total of Entries:** 45,668.66  
**Num of Entries Shown:** 84 \*pstid: 1 = posted, 0 = not posted, C:0 = I/C not posted, -1 = Hanging out there.

FullAcct	Date	Amount	journal_crti_num**	pstid*	journal_description	User	R/Type	vendor_code	OneTimeVendor	Further Description	date_doc	doc_desc	doc_crti_num
70235-2111-000-00	1/31/2015	10,000.00	JRNLWA00311815	1	2111 legal accrual	CandelariaS	1/JE STD			2111 legal accrual			
70235-2131-000-00	5/26/2015	28.80	JRNLWA00317461	1	From Voucher Posting.	JessH	0/JE IC	10WILLIAMSK		WILLIAMS KASTNER AND GIBBS PL	5/7/15	SERENGETI 5/25/ 522521	
70235-2111-000-00	7/31/2015	1,606.84	JRNLWA00320830	1	From Voucher Posting.	AdamJo	0/JE IC	10WILLIAMSK		WILLIAMS KASTNER AND GIBBS PL	6/11/15	SERENGETI 8/3/11524096	
70235-2111-000-00	8/17/2015	237.91	JRNLWA00322165	1	From Voucher Posting.	HeatherWe	0/JE IC	10WILLIAMSK		WILLIAMS KASTNER AND GIBBS PL	6/11/15	SERENGETI 8/17/ 524095	
70235-2131-000-00	8/17/2015	115.23	JRNLWA00322165	1	From Voucher Posting.	HeatherWe	0/JE IC	10WILLIAMSK		WILLIAMS KASTNER AND GIBBS PL	6/11/15	SERENGETI 8/17/ 524095	
70235-2111-000-00	8/31/2015	9,928.40	JRNLWA00322517	1	From Voucher Posting.	AdamJo	0/JE IC	10WILLIAMSK		WILLIAMS KASTNER AND GIBBS PL	7/16/15	SERENGETI 8/31/ 525399	
70235-2111-000-00	9/17/2015	59.56	JRNLWA00323705	1	From Voucher Posting.	HeatherWe	0/JE IC	10WILLIAMSK		WILLIAMS KASTNER AND GIBBS PL	7/15/15	SERENGETI 9/8/11525394	
70235-2131-000-00	9/17/2015	28.85	JRNLWA00323705	1	From Voucher Posting.	HeatherWe	0/JE IC	10WILLIAMSK		WILLIAMS KASTNER AND GIBBS PL	7/15/15	SERENGETI 9/8/11525394	
70235-2111-000-00	9/22/2015	4,277.80	JRNLWA00323778	1	From Voucher Posting.	HeatherWe	0/JE IC	10WILLIAMSK		WILLIAMS KASTNER AND GIBBS PL	8/17/15	SERENGETI 9/21/ 526730	
70235-2111-000-00	10/14/2015	4,515.82	JRNLWA00325340	1	From Voucher Posting.	HeatherWe	0/JE IC	10WILLIAMSK		WILLIAMS KASTNER AND GIBBS PL	9/15/15	SERENGETI 10/12527925	
70235-2111-000-00	12/18/2015	3,197.46	JRNLWA00328465	1	From Voucher Posting.	AdamJo	0/JE IC	10WILLIAMSK		WILLIAMS KASTNER AND GIBBS PL	10/13/15	SERENGETI 12/17528983	
70235-2111-000-00	12/18/2015	3,343.29	JRNLWA00328465	1	From Voucher Posting.	AdamJo	0/JE IC	10WILLIAMSK		WILLIAMS KASTNER AND GIBBS PL	11/17/15	SERENGETI 12/17530645	

End of List

Row Labels	Sum of Amount
2111 legal accrual	-
2111 legal accrual	-
<b>Accrue Qtr End Serengeti - Q2</b>	<b>0.00</b>
Legal Accrual	0.00
<b>Accrue Qtr End Serengeti - Q3</b>	<b>(0.00)</b>
Legal Accrual	(0.00)
<b>Accrue Qtr End Serengeti - Q4</b>	<b>2,639.12</b>
Legal Accrual	2,639.12
<b>From Voucher Posting.</b>	<b>43,029.54</b>
DAVIS GRIMM PAYNE & MARRA	103.50
GORDON THOMAS HONEYWELL LLP	5,068.80
SHUMAN LAW OFFICE	500.00
WILLIAMS KASTNER AND GIBBS PLLC	37,357.24
<b>Legal accrual - reserve</b>	-
Legal Accrual - EEOC Feb-15	-
Legal Accrual - Pacific	-
<b>Legal Accrual 2015-04</b>	-
Legal Accrual	-
<b>Legal Accrual 2015-05</b>	-
Legal Accrual	-
<b>Legal Accrual 2015-07</b>	-
Legal Accrual	-
<b>Legal Accrual 2015-08</b>	-
Legal Accrual	-
<b>Legal Accrual 2015-10</b>	-
Legal Accrual	-
<b>Legal Accrual 2015-11</b>	-
Legal Accrual	-
<b>Legal Accrual 2015-12</b>	-
Legal Accrual	-
<b>Legal Accrual feb-15</b>	-
Legal Accrual - EEOC Feb-15	-
Legal Accrual - Pacific	-
<b>Q1 Serengeti Legal Accrual</b>	<b>9,361.86</b>
Legal Accrual	9,361.86
<b>Reverse Serengeti Accrual</b>	<b>(9,361.86)</b>
Legal Accrual	(9,361.86)
<b>Tacoma Hauling Monthly Allocat</b>	-
Tacoma Hauling Monthly Allocation 2015-1	-
<b>TacomaH Jan/Feb Exp Allocation</b>	-
TacomaH Jan/Feb Allocations	-
<b>TacomaH Mar-15 Allocations</b>	-
TacomaH Mar-15 Allocations	-
<b>Grand Total</b>	<b>45,668.66</b>

Sum X \$ 500.00 Exclude from Filing - Non-Allowable

FullAcct #NAME?
Journal Entry Query Tool
Ver 2.0.0

date\_applied balance Journal pstd journal\_description User TypeCode vendor\_code OneTime Description date\_doc doc\_desc doc\_ctrl\_num

NOTE: To pull data, use the 'Data Control Window' by clicking Ctrl Shift J or use the Addin/Excellent Reports menu item and select Update Data

Table with columns: Date Range (From: 2015-01, To: 2015-12), Districts (2111, 2131), Vendor Code, Amount From, Amount To, System, Subsystem, Other Criteria. Includes search options like '(Will search ab)' and '(Will search ab)'.

Total of Entries: 65,284.29
Num of Entries Shown: 253

\*pstd: 1 = posted, 0 = not posted, C,0 = I/C not posted, -1 = Hanging out there.

Main data table with columns: FullAcct, Date, Amount, journal\_ctrl\_num, pstd, journal\_description, User, R/Type, vendor\_code, OneTime/Vendor, Further Description, date\_doc, doc\_desc, doc\_ctrl\_num. Lists multiple accounting entries with dates from 1/31/2015 to 2/21/2015.





**Journal Entry Query Tool**  
Ver 2.0.0

**NOTE: To pull data, use the 'Data Control Window' by clicking Ctrl Shift J or use the Addin/Excellent Reports menu item and select Update Data**

Date Range:		Other Criteria	
From: 2015-01	(can use F9 Groupings)->	Districts: 2111,2131	Vendor Code:
To: 2015-12	(can use F9 Groupings)->	Accts: 70255	Amount From:
		System:	Amount To: (Will search ab
		Subsystem:	Posting: All (Will search ab
			Sort Code: Dist

Total of Entries: 65,284.29  
Num of Entries Shown: 253 \*pstd: 1 = posted, 0 = not posted, C:0 = I/C not posted, -1 = Hanging out there.

FullAcct	Date	Amount	journal_ctrl_num*	pstd*	journal_description	User	R/Type	vendor_code	OneTimeVendor	Further Description	date_doc	doc_desc	doc_ctrl_num
70255-2111-000-00	1/31/2015	157.86	JRNLWA00311890	1	PO Log Accrual 2111 Jan-15	AdamJo	0/EJ IC			Z1			
70255-2131-000-00	6/18/2015	140.00	JRNLWA00318978	1	From Voucher Posting.	HeatherWe	0/EJ IC	212WEINMAN		WEINMAN CONSULTING SERVICE	1/1/15	CONSULTING 07- CONSULTING	
70255-2111-000-00	6/30/2015	256.05	JRNLWA00319413	1	From Voucher Posting.	JessH	0/EJ IC	2190WEINMAN		WEINMAN CONSULTING SERVICE	6/23/15	EXPENSES MAY- 359	
70255-2111-000-00	7/16/2015	1,333.33	JRNLWA00320568	1	From Voucher Posting.	HeatherWe	0/EJ IC	2190WEINMAN		WEINMAN CONSULTING SERVICE	6/20/15	MONTHLY BILLIN 353	
70255-2111-000-00	7/16/2015	400.00	JRNLWA00320569	1	From Voucher Posting.	HeatherWe	0/EJ IC	212WEINMAN		WEINMAN CONSULTING SERVICE	6/30/15	CONSULTING 08- CONSULTING	
70255-2131-000-00	7/16/2015	140.00	JRNLWA00320569	1	From Voucher Posting.	HeatherWe	0/EJ IC	212WEINMAN		WEINMAN CONSULTING SERVICE	6/30/15	CONSULTING 08- CONSULTING	
70255-2111-000-00	8/5/2015	1,333.32	JRNLWA00321552	1	From Voucher Posting.	HeatherWe	0/EJ IC	2190WEINMAN		WEINMAN CONSULTING SERVICE	7/20/15	MONTHLY BILLIN 362	
70255-2111-000-00	8/13/2015	400.00	JRNLWA00322131	1	From Voucher Posting.	HeatherWe	0/EJ IC	212WEINMAN		WEINMAN CONSULTING SERVICE	7/28/15	CONSULTING 09- CONSULTING	
70255-2131-000-00	8/13/2015	140.00	JRNLWA00322131	1	From Voucher Posting.	HeatherWe	0/EJ IC	212WEINMAN		WEINMAN CONSULTING SERVICE	7/28/15	CONSULTING 09- CONSULTING	
70255-2111-000-00	8/31/2015	1,333.32	JRNLWA00322716	1	From Voucher Posting.	HeatherWe	0/EJ IC	2190WEINMAN		WEINMAN CONSULTING SERVICE	8/20/15	MONTHLY BILLIN 369	
70255-2111-000-00	9/17/2015	400.00	JRNLWA00323719	1	From Voucher Posting.	HeatherWe	0/EJ IC	212WEINMAN		WEINMAN CONSULTING SERVICE	8/25/15	CONSULTING 10- CONSULTING	
70255-2131-000-00	9/17/2015	140.00	JRNLWA00323719	1	From Voucher Posting.	HeatherWe	0/EJ IC	212WEINMAN		WEINMAN CONSULTING SERVICE	8/25/15	CONSULTING 10- CONSULTING	
70255-2111-000-00	10/15/2015	1,357.00	JRNLWA00325371	1	From Voucher Posting.	AdamJo	0/EJ IC	2190WEINMAN		WEINMAN CONSULTING SERVICE	9/21/15	MONTHLY BILLIN 375	
70255-2111-000-00	10/15/2015	400.00	JRNLWA00325377	1	From Voucher Posting.	AdamJo	0/EJ IC	212WEINMAN		WEINMAN CONSULTING SERVICE	9/22/15	CONSULTING 11- CONSULTING	
70255-2131-000-00	10/15/2015	140.00	JRNLWA00325377	1	From Voucher Posting.	AdamJo	0/EJ IC	212WEINMAN		WEINMAN CONSULTING SERVICE	9/22/15	CONSULTING 11- CONSULTING	
70255-2111-000-00	11/19/2015	400.00	JRNLWA00326969	1	From Voucher Posting.	MaribelV	0/EJ IC	212WEINMAN		WEINMAN CONSULTING SERVICE	1/1/15	CONSULTING 12- CONSULTING	
70255-2131-000-00	11/19/2015	140.00	JRNLWA00326969	1	From Voucher Posting.	MaribelV	0/EJ IC	212WEINMAN		WEINMAN CONSULTING SERVICE	1/1/15	CONSULTING 12- CONSULTING	
70255-2111-000-00	12/10/2015	1,333.32	JRNLWA00328329	1	From Voucher Posting.	HeatherWe	0/EJ IC	2190WEINMAN		WEINMAN CONSULTING SERVICE	10/20/15	MONTHLY BILLIN 384	
70255-2111-000-00	12/10/2015	1,333.34	JRNLWA00328329	1	From Voucher Posting.	HeatherWe	0/EJ IC	2190WEINMAN		WEINMAN CONSULTING SERVICE	11/19/15	MONTHLY BILLIN 390	
70255-2111-000-00	12/17/2015	400.00	JRNLWA00328446	1	From Voucher Posting.	HeatherWe	0/EJ IC	212WEINMAN		WEINMAN CONSULTING SERVICE	1/1/15	CONSULTING 01- CONSULTING	
70255-2131-000-00	12/17/2015	140.00	JRNLWA00328446	1	From Voucher Posting.	HeatherWe	0/EJ IC	212WEINMAN		WEINMAN CONSULTING SERVICE	1/1/15	CONSULTING 01- CONSULTING	

End of List

Row Labels	Sum of Amount	Please give a description of the expense for highlighted items below
2111 PO Log Accrual	(0.00)	
22 - 02-15	(0.00)	
2190 0115 PO Log Accrual	-	
MONTHLY BILLING	-	
2190 0215 PO Log Accrual	-	
PO 00716 : WEINMAN CONSULTING SERVICES :	-	
2190 0415 LRI PO Log Accrual	-	
PO 00310 : WEINMAN CONSULTING SERVICES :	-	
2190 0515 LRI PO Log Accrual	-	
PO 01704 : WEINMAN CONSULTING SERVICES :	-	
2190 0615 LRI PO Log Accrual	-	
MONTHLY BILLING	-	
2190 0715 LRI PO Log Accrual	-	
MONTHLY BILLING	-	
2190 LRI PO Log Accrual	-	
MONTHLY BILLING	-	
2190 PO LOG ACCRUAL	1,333.32	
2190WEINMAN : MONTHLY BILLING	1,333.32	
Accrue Aug Cameron Cole	0.00	
Accrue Aug Cameron Cole	0.00	
Accrue Cameron Cole	(21.28)	
Accrue Cameron Cole	(21.28)	
Accrue Cameron Cole - Dec	46.34	
Accrue Cameron Cole - Dec	46.34	
Accrue Cameron Cole and Clean	(0.00)	
Accrue Cameron Cole and Clean Fleets	(0.00)	
Accrue Cameron Cole May	-	
Accrue Cameron Cole May	-	
Accrue June Cameron Cole & Cle	-	
Accrue June Cameron Cole & Clean Fleets	-	
Accrue Sept LRQA	(0.00)	
Accrue Sept LRQA	(0.00)	
Allocation LQRA - Nov	61.55	
Allocation LQRA - Nov	61.55	
Allocation LQRA - Sept	253.90	
Allocation LQRA - Sept	253.90	
Cameron Cole April Allocation	658.53	
Cameron Cole April Allocation	658.53	
Cameron Cole August Allocation	44.81	
Cameron Cole August Allocation	44.81	
Cameron Cole Dec Allocation	21.28	
Cameron Cole Dec Allocation	21.28	
Cameron Cole Feb Allocation	381.63	
Cameron Cole Feb Allocation	381.63	
Cameron Cole Jan Allocation	291.16	
Cameron Cole Jan Allocation	291.16	
Cameron Cole June Allocation	96.97	
Cameron Cole June Allocation	96.97	
Cameron Cole May Allocation	881.84	
Cameron Cole May Allocation	881.84	
Cameron Cole Nov Allocation	46.34	
Cameron Cole Nov Allocation	46.34	
Cameron Cole/Clean Fleet Accru	-	
Accrue Cameron Cole and Clean Fleets	-	
Exp15 - Po Log	-	
1148	-	
From Voucher Posting.	61,118.66	
BDC RESOURCES LLC	727.66	X
C MICHAEL J TRANSUE	6,509.60	X
DATABAR, INC.	26,891.22	
DOCUSIGN INC	370.54	Billing/Service notices

**Journal Entry Query Tool**  
Ver 2.0.0

**NOTE: To pull data, use the 'Data Control Window' by clicking Ctrl Shift J or use the Addin/Excellent Reports menu item and select Update Data**

Date Range:		Other Criteria		
From: 2015-01	(can use F9 Groupings)->	Districts: 2111,2131	Vendor Code:	
To: 2015-12	(can use F9 Groupings)->	Accts: 70255	Amount From:	(Will search ab
		System:	Amount To:	(Will search ab
		Subsystem:	Posting: All	
			Sort Code: Dist	

**Total of Entries:** 65,284.29  
**Num of Entries Shown:** 253 \*pstd: 1 = posted, 0 = not posted, C:0 = I/C not posted, -1 = Hanging out there.

FullAcct	Date	Amount	journal_ctrl_num**	pstd*	journal_description	User	R/Type	vendor_code	OneTimeVendor	Further Description	date_doc	doc_desc	doc_ctrl_num
70255-2111-000-00	1/31/2015	157.86	JRNLWA00311890	1	PO Log Accrual 2111 Jan-15	AdamJo	0/IE IC			Z1			
J C COURIERS INC		3,770.51			Mail services fee:								
WEINMAN CONSULTING SERVICES		22,848.13											
LRQA July Allocation		69.24											
LRQA July Allocation		69.24											
March Cameron Cole/Clean Fleet		(0.00)											
Accrue Cameron Cole and Clean Fleets		(0.00)											
PCARD ACCRUAL WESTERN NOVEMBER		-											
LINCOLN GUTTERS, ~ GINGRICH		-											
PO Log Accrual 2111 Jan-15		0.00											
Z1		0.00											
Tacoma Hauling Monthly Allocat		-											
Tacoma Hauling Monthly Allocation 2015-1		-											
TacomaH Jan/Feb Exp Allocation		-											
TacomaH Jan/Feb Allocations		-											
TacomaH Mar-15 Allocations		-											
TacomaH Mar-15 Allocations		-											
WESTERN PCARD ACCRUAL AUG		-											
PAYPAL EBAY MARKETPLC USD, ~ MARK		-											
WESTERN PCARD ACCRUAL OCTOBER		-											
TEKS SERVICES, ~ MARK		-											
THE BRICKMAN GROUP LTD LL, ~ MARK		-											
THYSSENKRUPP ELEV ORACLE, ~ MARK		-											
WESTERN PCARD ACCRUAL SEPT		-											
REVERTECH SOLUTIONS, ~ JUSTIN		-											
<b>Grand Total</b>		<b>65,284.29</b>											

Sum X \$ 7,237.26 Exclude from Filing - Non-Allowable



#NAME?  
 FullAcct date\_applied balance  
**Journal Entry Query Tool**  
 Ver 2.0.0

Journal pstd journal\_description User TypeCode vendor\_code OneTime Description date\_doc doc\_desc  
**NOTE: To pull data, use the 'Data Control Window' by clicking Ctrl Shift J or use the Addin/Excellent Reports menu item and select Update Data**

Date Range:		Other Criteria	
From: 2015-01	(can use F9 Groupings)->	Districts: 2111, 2131	Vendor Code:
To: 2015-12	(can use F9 Groupings)->	Accts: 91010	Amount From:
		System:	Amount To:
		Subsystem:	Posting: All
			Sort Code: Dist

**Total of Entries:** (8,833.33)  
**Num of Entries Shown:** 4 \*pstd: 1 = posted, 0 = not posted, C:0 = I/C not posted, -1 = Hanging out there.

FullAcct	Date	Amount	journal_ctrl_num**	pstd*	journal_description	User	R/Type	vendor_code	OneTimeVendor	Further Description	date_doc	doc_desc
91010-2111-000-	4/30/2015	(1,666.67)	JRNLWA00316993	1	April Proceeds	HeatherWe	0/JE IC			April Proceeds		
91010-2111-000-	4/30/2015	(1,666.66)	JRNLWA00316993	1	April Proceeds	HeatherWe	0/JE IC			April Proceeds		
91010-2111-000-	10/31/2015	(4,500.00)	JRNLWA00326524	1	October Proceeds	HeatherWe	0/JE IC			FAS Proceeds		
91010-2111-000-	12/31/2015	(1,000.00)	JRNLWA00329552	1	December Proceeds	AdamJo	0/JE IC			FAS Proceeds		

End of List

Description	LOS
Truck 72	(1,666.67) Packer
Truck 805	(1,666.66) Recycle
Trailer, Tractor, Forklift	(4,500.00) Packer
Tariler	(1,000.00) Packer

#NAME?  
FullAcct doc\_ctrl\_num

**Journal Ent**

Ver 2.0.0

(Will search ab  
(Will search ab

**Total of Entries:**  
**Num of Entries S**

**FullAcct doc\_ctrl\_num**

91010-2111-000-I  
91010-2111-000-I  
91010-2111-000-I  
91010-2111-000-I

---

End of List

Trai

Murrey's Disposal Co., Inc.
Balance Sheet
As of December 31, 2015

Table with 12 columns for months (Jan-15 to Dec-15) and rows for various assets and liabilities. Includes sub-totals for Current Assets and Land.

**Murrey's Disposal Co., Inc.**  
**Balance Sheet**  
**As of December 31, 2015**

	Jan-15	Feb-15	Mar-15	Apr-15	May-15	Jun-15	Jul-15	Aug-15	Sep-15	Oct-15	Nov-15	Dec-15
14094 Sale/Disposition Leasehold Improvement	(12,958)	(12,958)	(12,958)	(12,958)	(12,958)	(12,958)	(12,958)	(12,958)	(12,958)	(12,958)	(12,958)	(12,958)
14096 Depr Expense Leasehold Improvements	(51,702)	(51,702)	(51,702)	(51,702)	(51,702)	(51,702)	(51,702)	(51,702)	(51,702)	(51,702)	(51,702)	(51,702)
14098 Sale/Disposition AD Leasehold Improvements	12,958	12,958	12,958	12,958	12,958	12,958	12,958	12,958	12,958	12,958	12,958	12,958
14100 Office Equipment	151,113	151,113	151,113	151,113	151,113	151,113	151,113	151,113	151,113	151,113	151,113	151,113
14101 Cap Ex Office Equipment	75,126	75,126	75,126	75,126	75,126	75,126	75,126	75,126	75,126	75,126	75,126	75,126
14103 Transfer/Reclass Office Equipment	2,165	2,165	2,165	2,165	2,165	2,165	2,165	2,165	2,165	2,165	2,165	2,165
14104 Sale/Disposition Office Equipment	(82,450)	(82,450)	(82,450)	(82,450)	(82,450)	(82,450)	(82,450)	(82,450)	(82,450)	(82,450)	(82,450)	(82,450)
14105 A/D Office Equipment	(92,336)	(92,336)	(92,336)	(92,336)	(92,336)	(92,336)	(92,336)	(92,336)	(92,336)	(92,336)	(92,336)	(92,336)
14106 Depr Expense Office Equipment	(131,316)	(132,568)	(133,903)	(133,903)	(133,903)	(133,903)	(133,903)	(133,903)	(133,903)	(133,903)	(133,903)	(133,903)
14107 Transfer/Reclass AD Office Equipment	(2,165)	(2,165)	(2,165)	(2,165)	(2,165)	(2,165)	(2,165)	(2,165)	(2,165)	(2,165)	(2,165)	(2,165)
14108 Sale/Disposition AD Office Equipment	82,450	82,450	82,450	82,450	82,450	82,450	82,450	82,450	82,450	82,450	82,450	82,450
14110 Computer Equipment and Software	69,412	69,412	69,412	69,412	69,412	69,412	69,412	69,412	69,412	69,412	69,412	69,412
14111 Cap Ex Computer Equipment	91,325	103,437	103,437	103,437	106,563	106,563	106,563	106,563	106,563	106,563	107,428	108,569
14113 Transfer/Reclass Computer Equipment	49,752	49,752	49,752	49,752	49,752	49,752	49,752	49,752	49,752	49,752	49,752	49,752
14114 Sale/Disposition Computer Equipment	(37,801)	(37,801)	(37,801)	(37,801)	(37,801)	(37,801)	(37,801)	(37,801)	(37,801)	(37,801)	(37,801)	(37,801)
14115 A/D Computer Equipment and Software	(21,627)	(21,627)	(21,627)	(21,627)	(21,627)	(21,627)	(21,627)	(21,627)	(21,627)	(21,627)	(21,627)	(21,627)
14116 Depr Exp Computer Equipment	(139,916)	(140,280)	(140,882)	(141,484)	(142,134)	(142,785)	(143,417)	(144,049)	(144,681)	(145,313)	(145,946)	(146,633)
14117 Transfer/Reclass AD Computer Equipment	(44,163)	(44,163)	(44,163)	(44,163)	(44,163)	(44,163)	(44,163)	(44,163)	(44,163)	(44,163)	(44,163)	(44,163)
14118 Sale/Disposition AD Computer Equipment	37,623	37,623	37,623	37,623	37,623	37,623	37,623	37,623	37,623	37,623	37,623	37,623
14121 Cap Ex Accruals	-	71,230	-	-	33,030	-	-	-	-	-	-	28,265
14201 Cap Ex Construction in Process	921,450	1,555,350	1,988,593	1,991,018	1,753,563	1,664,123	1,670,391	1,672,494	1,681,755	1,687,558	1,692,898	1,763,344
<b>Fixed Assets</b>	<b>13,642,542</b>	<b>14,394,942</b>	<b>14,804,924</b>	<b>14,608,344</b>	<b>14,630,934</b>	<b>14,545,678</b>	<b>14,415,019</b>	<b>14,294,477</b>	<b>14,209,165</b>	<b>13,996,143</b>	<b>13,872,467</b>	<b>13,854,257</b>
Notes Rec.	-	-	-	-	-	-	-	-	-	-	-	-
15110 Goodwill	7,860	7,860	7,860	7,860	7,860	7,860	7,860	7,860	7,860	7,860	7,860	7,860
15120 Goodwill Amortization	(6,075)	(6,075)	(6,075)	(6,075)	(6,075)	(6,075)	(6,075)	(6,075)	(6,075)	(6,075)	(6,075)	(6,075)
Goodwill	1,785	1,785	1,785	1,785	1,785	1,785	1,785	1,785	1,785	1,785	1,785	1,785
15240 Other Intangibles	61,091	61,091	61,091	61,091	61,091	61,091	61,091	61,091	61,091	61,091	61,091	61,091
15242 Transfer/Reclass Other	(61,091)	(61,091)	(61,091)	(61,091)	(61,091)	(61,091)	(61,091)	(61,091)	(61,091)	(61,091)	(61,091)	(61,091)
15245 Amort Other Intangible	(47,218)	(47,218)	(47,218)	(47,218)	(47,218)	(47,218)	(47,218)	(47,218)	(47,218)	(47,218)	(47,218)	(47,218)
15246 Amort Exp Other	(1,527)	(1,527)	(1,527)	(1,527)	(1,527)	(1,527)	(1,527)	(1,527)	(1,527)	(1,527)	(1,527)	(1,527)
15247 Transfer/Reclass Other	48,746	48,746	48,746	48,746	48,746	48,746	48,746	48,746	48,746	48,746	48,746	48,746
15262 Transfer/Reclass Indefinite Lived Intangibles	61,091	61,091	61,091	61,091	61,091	61,091	61,091	61,091	61,091	61,091	61,091	61,091
15267 Amortization Transfer/Reclass Indefinite Lived	(48,746)	(48,746)	(48,746)	(48,746)	(48,746)	(48,746)	(48,746)	(48,746)	(48,746)	(48,746)	(48,746)	(48,746)
<b>Intangibles</b>	<b>12,345</b>	<b>12,345</b>	<b>12,345</b>	<b>12,345</b>	<b>12,345</b>	<b>12,345</b>	<b>12,345</b>	<b>12,345</b>	<b>12,345</b>	<b>12,345</b>	<b>12,345</b>	<b>12,345</b>
Deposits	-	-	-	-	-	-	-	-	-	-	-	-
Restricted Funds	-	-	-	-	-	-	-	-	-	-	-	-
Other Assets	-	-	-	-	-	-	-	-	-	-	-	-
Loan Fees	-	-	-	-	-	-	-	-	-	-	-	-
17100 Intercompany Corporate	(5,744,626)	(6,048,760)	(6,440,664)	(6,194,036)	(6,202,564)	(5,954,022)	(5,819,508)	(5,580,171)	(5,537,923)	(5,317,227)	(5,139,762)	(5,189,601)
18100 Investment Corporate	(4,392,194)	(4,392,194)	(4,392,194)	(4,392,194)	(4,392,194)	(4,392,194)	(4,392,194)	(4,392,194)	(4,392,194)	(4,392,194)	(4,392,194)	(4,392,194)
Intercompany	(10,136,819)	(10,440,954)	(10,832,858)	(10,586,230)	(10,594,758)	(10,346,216)	(10,211,701)	(9,972,365)	(9,930,117)	(9,709,420)	(9,531,956)	(9,581,795)
<b>Total Assets</b>	<b>6,156,424</b>	<b>6,668,030</b>	<b>6,624,676</b>	<b>6,754,498</b>	<b>6,767,083</b>	<b>6,804,368</b>	<b>6,813,282</b>	<b>6,922,147</b>	<b>6,935,017</b>	<b>6,988,126</b>	<b>7,122,046</b>	<b>7,284,842</b>
Curr Portion LTD	-	-	-	-	-	-	-	-	-	-	-	-
20120 AP - Accrued	48,700	87,555	81,127	40,428	27,173	36,946	75,546	74,619	49,731	47,876	82,304	35,035
20121 AP - Accrued CAPEX	-	-	71,230	-	-	33,030	-	-	-	-	-	28,265
20123 AP - Accrued Procurement Card	13,568	13,223	23,491	112,178	38,639	8,733	42,693	11,289	15,106	34,117	6,497	9,472
20140 AP - Sales Tax	3,115	4,473	4,545	2,722	3,190	3,592	4,276	7,693	12,116	3,187	3,368	4,594
20170 AP - Other	28,323	27,228	28,306	28,586	27,431	28,310	29,253	28,517	28,426	29,819	28,423	28,739
20175 Pass Thru Taxes	27,259	26,629	28,824	27,978	26,762	28,835	29,235	27,475	28,733	31,141	28,938	56,771
20177 AP - Franchise Tax Payable	130	190	250	310	370	430	490	550	610	670	730	790
20178 WUTC Tax Payable	97,995	105,504	114,822	31,299	39,154	47,272	55,517	63,524	71,613	80,019	88,036	94,111
20180 AP - Other Taxes	58,699	57,119	60,294	60,852	59,041	61,120	62,052	61,000	61,191	64,106	62,227	64,695
A/P	277,789	321,921	412,890	304,353	221,760	248,271	299,063	274,367	267,226	290,635	300,224	322,023
20300 Unearned Revenue	456,473	466,164	490,515	501,671	496,768	508,648	498,951	514,455	502,473	515,161	504,530	512,270
Unearned Rev	456,473	466,164	490,515	501,671	496,768	508,648	498,951	514,455	502,473	515,161	504,530	512,270
20320 Accrued Liabilities Wages Commissions	216,276	223,610	40,935	84,338	131,643	164,292	192,360	202,570	51,489	88,242	121,264	182,033
20321 Vacation Accrual	255,930	254,096	265,127	274,837	276,497	269,871	222,960	205,418	217,336	223,674	224,064	227,454
20325 Accrued Liabilities Other	18,916	16,574	5,843	4,869	2,921	-	-	-	-	-	-	-
20340 Accrued Liabilities Safety Bonus	11,589	15,581	20,464	23,201	26,998	31,306	32,519	35,148	39,372	44,952	48,992	14,061
20351 Accrued Liabilities Ins. - Workers Comp	12,448	6,486	9,729	12,971	6,011	9,017	12,022	6,014	8,871	2,758	5,517	8,275
20360 Accrued Liabilities - Property Tax	7,805	15,610	23,414	(0)	-	-	8,028	16,056	24,084	-	-	33,723
20397 Accrued Liabilities - UP Tracker	441	463	469	503	536	536	536	536	536	620	620	620
Accrued Liab	523,405	532,419	365,980	400,719	445,547	477,942	468,425	465,742	341,686	360,246	400,456	466,166
<b>Current Liab</b>	<b>1,257,667</b>	<b>1,320,504</b>	<b>1,269,385</b>	<b>1,206,743</b>	<b>1,164,074</b>	<b>1,234,861</b>	<b>1,266,439</b>	<b>1,254,564</b>	<b>1,111,386</b>	<b>1,166,042</b>	<b>1,205,210</b>	<b>1,300,459</b>
LTD	-	-	-	-	-	-	-	-	-	-	-	-

**Murrey's Disposal Co., Inc.**  
**Balance Sheet**  
**As of December 31, 2015**

	Jan-15	Feb-15	Mar-15	Apr-15	May-15	Jun-15	Jul-15	Aug-15	Sep-15	Oct-15	Nov-15	Dec-15
Overdraft	-	-	-	-	-	-	-	-	-	-	-	-
Other LTD	-	-	-	-	-	-	-	-	-	-	-	-
Deferred Taxes	-	-	-	-	-	-	-	-	-	-	-	-
Minority Int	-	-	-	-	-	-	-	-	-	-	-	-
<b>Total Liabilities</b>	<b>1,257,667</b>	<b>1,320,504</b>	<b>1,269,385</b>	<b>1,206,743</b>	<b>1,164,074</b>	<b>1,234,861</b>	<b>1,266,439</b>	<b>1,254,564</b>	<b>1,111,386</b>	<b>1,166,042</b>	<b>1,205,210</b>	<b>1,300,459</b>
Common Stock	-	-	-	-	-	-	-	-	-	-	-	-
Other Equity	-	-	-	-	-	-	-	-	-	-	-	-
Deferred Comp	-	-	-	-	-	-	-	-	-	-	-	-
Unrealized Swap Val	-	-	-	-	-	-	-	-	-	-	-	-
APIC	-	-	-	-	-	-	-	-	-	-	-	-
Treasury	-	-	-	-	-	-	-	-	-	-	-	-
29100 Retained Earnings	4,898,757	5,347,526	5,355,292	5,547,755	5,603,009	5,569,506	5,546,843	5,667,583	5,823,632	5,822,083	5,916,837	5,984,384
Retained Earnings	4,898,757	5,347,526	5,355,292	5,547,755	5,603,009	5,569,506	5,546,843	5,667,583	5,823,632	5,822,083	5,916,837	5,984,384
<b>Retained Earnings</b>	<b>4,898,757</b>	<b>5,347,526</b>	<b>5,355,292</b>	<b>5,547,755</b>	<b>5,603,009</b>	<b>5,569,506</b>	<b>5,546,843</b>	<b>5,667,583</b>	<b>5,823,632</b>	<b>5,822,083</b>	<b>5,916,837</b>	<b>5,984,384</b>
<b>Total Liab &amp; Equity</b>	<b>6,156,424</b>	<b>6,668,030</b>	<b>6,624,676</b>	<b>6,754,498</b>	<b>6,767,083</b>	<b>6,804,368</b>	<b>6,813,282</b>	<b>6,922,147</b>	<b>6,935,017</b>	<b>6,988,126</b>	<b>7,122,046</b>	<b>7,284,842</b>
BS Balance	-	-	-	-	-	0	-	-	-	0	-	0
Data Not Included	-	-	-	-	-	-	-	-	-	-	-	-

**American Disposal Co., Inc.**  
**Balance Sheet**  
**As of December 31, 2015**

	Jan-15	Feb-15	Mar-15	Apr-15	May-15	Jun-15	Jul-15	Aug-15	Sep-15	Oct-15	Nov-15	Dec-15
10050 Local Depository Account	-	-	-	(0)	42	42	42	184	66	-	61	-
10070 Proceeds from Sale of Assets	(2,915)	(2,915)	(2,915)	(2,915)	(2,915)	(2,915)	(2,915)	(2,915)	(2,915)	(2,915)	(2,915)	(2,915)
10071 Contra Proceeds from Sale of Assets	2,915	2,915	2,915	2,915	2,915	2,915	2,915	2,915	2,915	2,915	2,915	2,915
10092 Pay	(74)	(74)	-	-	-	-	-	-	0	0	44	44
10095 Pay ICT Inter District Receipts	-	(0)	-	-	1,605	-	-	222	222	222	222	222
10099 Check & Cash Pymt Clearing	-	-	-	-	(1,605)	-	-	-	-	-	-	-
Cash	(74)	(75)	-	(0)	42	42	42	407	288	222	327	266
11501 Trade A/R Desert Micro	599,404	605,678	627,152	653,023	689,545	644,542	692,353	664,580	686,505	666,300	717,237	843,301
11510 Unbilled Trade A/R	745	(23)	23,677	2,712	1,804	5,934	3,194	4,095	3,319	1,840	6,006	1,495
11599 A/R Refund Clearing Acct	(38)	(38)	-	(467)	220	213	213	213	776	776	776	776
11800 Other A/R	263,819	282,832	276,166	266,597	254,924	242,190	229,265	222,568	212,813	203,132	193,448	186,936
11900 Allow For Doubtful Accounts	(60,849)	(60,849)	(60,849)	(60,849)	(60,849)	(60,849)	(60,849)	(60,849)	(60,849)	(60,849)	(60,849)	(60,849)
11901 Provision for Bad Debts	(295,216)	(295,549)	(296,810)	(298,043)	(300,501)	(301,008)	(302,617)	(305,459)	(306,055)	(307,690)	(315,725)	(322,771)
11902 Bad Debt Write Offs	471,641	477,995	478,969	480,394	481,856	483,656	485,846	487,776	488,146	490,261	493,982	503,801
11903 Bad Debt Collected	(125,035)	(126,241)	(126,859)	(127,284)	(127,667)	(128,179)	(128,789)	(128,972)	(129,767)	(130,746)	(131,347)	(131,869)
A/R	854,470	883,806	921,446	916,083	939,333	886,499	918,615	883,952	894,890	863,025	903,528	1,020,819
12002 Inventory Diesel	4,649	6,692	3,842	6,342	6,646	5,305	4,676	5,365	4,569	6,792	6,605	4,046
Inventory	4,649	6,692	3,842	6,342	6,646	5,305	4,676	5,365	4,569	6,792	6,605	4,046
13001 Prepaid Licenses and Permits	15,645	14,223	12,800	11,378	11,924	10,248	8,540	6,832	5,124	3,416	1,708	25,753
13003 Prepaid Vehicle Use Tax	696	557	418	278	139	-	-	1,804	1,640	1,476	1,312	1,148
13004 Prepaid Property Tax	-	-	-	5,920	5,180	4,440	3,700	2,960	2,220	1,480	740	-
13008 Prepaid Other	1,545	1,404	1,264	1,123	983	842	702	562	421	281	140	-
Prepays	17,885	16,183	14,482	18,700	18,226	15,530	12,942	12,158	9,405	6,653	3,900	26,901
Curr Deferred	-	-	-	-	-	-	-	-	-	-	-	-
<b>Current Assets</b>	<b>876,930</b>	<b>906,607</b>	<b>939,769</b>	<b>941,125</b>	<b>964,247</b>	<b>907,377</b>	<b>936,275</b>	<b>901,881</b>	<b>909,153</b>	<b>876,692</b>	<b>914,361</b>	<b>1,052,033</b>
14000 Land	12,085	12,085	12,085	12,085	12,085	12,085	12,085	12,085	12,085	12,085	12,085	12,085
14033 Transfer/Reclass Heavy Equipment	4,119	4,119	4,119	4,119	4,119	4,119	4,119	4,119	4,119	4,119	4,119	4,119
14034 Sale/Disposition Heavy Equipment	(4,119)	(4,119)	(4,119)	(4,119)	(4,119)	(4,119)	(4,119)	(4,119)	(4,119)	(4,119)	(4,119)	(4,119)
14037 Transfer/Reclass Heavy Equipment	(4,119)	(4,119)	(4,119)	(4,119)	(4,119)	(4,119)	(4,119)	(4,119)	(4,119)	(4,119)	(4,119)	(4,119)
14038 Sale/Disposition Heavy Equipment	4,119	4,119	4,119	4,119	4,119	4,119	4,119	4,119	4,119	4,119	4,119	4,119
14040 Truck	2,124,938	2,124,938	2,124,938	2,124,938	2,124,938	2,124,938	2,124,938	2,124,938	2,124,938	2,124,938	2,124,938	2,124,938
14041 Cap Ex Trucks	4,071,498	4,071,498	4,071,498	4,071,498	4,397,835	4,397,835	4,397,835	4,397,835	4,427,260	4,434,750	4,434,750	4,434,750
14043 Transfer/Reclass Trucks	(1,071,339)	(1,071,339)	(1,071,339)	(1,071,339)	(1,071,339)	(1,071,339)	(1,071,339)	(1,071,339)	(1,071,339)	(1,071,339)	(1,071,339)	(1,071,339)
14044 Sale/Disposition Trucks	(884,850)	(884,850)	(884,850)	(884,850)	(884,850)	(884,850)	(884,850)	(884,850)	(884,850)	(884,850)	(884,850)	(884,850)
14045 A/D Truck	(1,615,629)	(1,615,629)	(1,615,629)	(1,615,629)	(1,615,629)	(1,615,629)	(1,615,629)	(1,615,629)	(1,615,629)	(1,615,629)	(1,615,629)	(1,615,629)
14046 Depr Exp Trucks	(2,906,003)	(2,932,987)	(2,959,972)	(2,959,972)	(2,986,956)	(3,013,139)	(3,042,041)	(3,070,944)	(3,099,846)	(3,128,748)	(3,158,468)	(3,188,396)
14047 Transfer/Reclass Trucks	1,198,515	1,198,515	1,198,515	1,198,515	1,198,515	1,198,515	1,198,515	1,198,515	1,198,515	1,198,515	1,198,515	1,198,515
14048 Sale/Disposition Trucks	883,918	883,918	883,918	883,918	883,918	883,918	883,918	883,918	883,918	883,918	883,918	883,918
14050 Container	583,630	583,630	583,630	583,630	583,630	583,630	583,630	583,630	583,630	583,630	583,630	583,630
14051 Cap Ex Container	1,573,642	1,573,642	1,573,642	1,573,642	1,573,642	1,619,240	1,619,240	1,619,240	1,619,240	1,619,240	1,619,240	1,619,240
14053 Transfer/Reclass Container	32,316	32,316	32,316	32,316	32,316	32,316	32,316	32,316	32,316	32,316	46,659	33,010
14054 Sale/Disposition Container	(114,790)	(114,790)	(114,790)	(114,790)	(114,790)	(114,790)	(114,790)	(114,790)	(114,790)	(114,790)	(114,790)	(114,790)
14055 A/D Container	(380,805)	(380,805)	(380,805)	(380,805)	(380,805)	(380,805)	(380,805)	(380,805)	(380,805)	(380,805)	(380,805)	(380,805)
14056 Depr Exp Container	(1,542,208)	(1,548,069)	(1,553,930)	(1,559,791)	(1,565,652)	(1,572,592)	(1,579,002)	(1,584,713)	(1,590,424)	(1,596,222)	(1,602,019)	(1,607,982)
14057 Transfer/Reclass AD Container	(22,315)	(22,315)	(22,315)	(22,315)	(22,315)	(22,315)	(22,315)	(22,315)	(22,315)	(22,315)	(22,613)	(13,689)
14058 Sale/Disposition AD Container	114,688	114,688	114,688	114,688	114,688	114,688	114,688	114,688	114,688	114,688	114,688	114,688
14070 Shop Equipment	22,152	22,152	22,152	22,152	22,152	22,152	22,152	22,152	22,152	22,152	22,152	22,152
14071 Cap Ex Shop Equipment	11,980	11,980	11,980	11,980	11,980	11,980	11,980	11,980	11,980	11,980	11,980	11,980
14073 Transfer/Reclass Shop Equipment	5,153	5,153	5,153	5,153	5,153	5,153	5,153	5,153	5,153	5,153	5,153	5,153
14075 A/D Shop Equipment	(21,603)	(21,603)	(21,603)	(21,603)	(21,603)	(21,603)	(21,603)	(21,603)	(21,603)	(21,603)	(21,603)	(21,603)
14076 Depr Exp Shop Equipment	(20,468)	(20,589)	(20,710)	(20,831)	(20,953)	(21,074)	(21,196)	(21,317)	(21,439)	(21,561)	(21,683)	(21,805)
14077 Transfer/Reclass AD Shop Equipment	4,119	4,119	4,119	4,119	4,119	4,119	4,119	4,119	4,119	4,119	4,119	4,119
14080 Building	13,906	13,906	13,906	13,906	13,906	13,906	13,906	13,906	13,906	13,906	13,906	13,906
14085 A/D Building	(13,906)	(13,906)	(13,906)	(13,906)	(13,906)	(13,906)	(13,906)	(13,906)	(13,906)	(13,906)	(13,906)	(13,906)
14100 Office Equipment	14,741	14,741	14,741	14,741	14,741	14,741	14,741	14,741	14,741	14,741	14,741	14,741
14105 A/D Office Equipment	(14,741)	(14,741)	(14,741)	(14,741)	(14,741)	(14,741)	(14,741)	(14,741)	(14,741)	(14,741)	(14,741)	(14,741)
14111 Cap Ex Computer Equipment	2,809	2,809	2,809	2,809	2,809	2,809	2,809	2,809	2,809	2,809	2,809	2,809
14116 Depr Exp Computer Equipment	(2,809)	(2,809)	(2,809)	(2,809)	(2,809)	(2,809)	(2,809)	(2,809)	(2,809)	(2,809)	(2,809)	(2,809)
14201 Cap Ex Construction in Process	-	-	326,337	326,337	-	-	-	-	-	-	-	-
Fixed Assets	2,058,626	2,025,659	2,319,029	2,286,063	2,253,898	2,263,526	2,228,177	2,193,521	2,158,865	2,166,773	2,138,495	2,116,963
Notes Rec.	-	-	-	-	-	-	-	-	-	-	-	-
Goodwill	-	-	-	-	-	-	-	-	-	-	-	-
15230 Other Intangible License and Permits	25,000	25,000	25,000	25,000	25,000	25,000	25,000	25,000	25,000	25,000	25,000	25,000
15232 Transfer/Reclass License and Permits	(25,000)	(25,000)	(25,000)	(25,000)	(25,000)	(25,000)	(25,000)	(25,000)	(25,000)	(25,000)	(25,000)	(25,000)
15235 Amort License and Permits	(1,875)	(1,875)	(1,875)	(1,875)	(1,875)	(1,875)	(1,875)	(1,875)	(1,875)	(1,875)	(1,875)	(1,875)
15236 Amort Exp License and Permits	1,875	1,875	1,875	1,875	1,875	1,875	1,875	1,875	1,875	1,875	1,875	1,875
15240 Other Intangibles	15,470	15,470	15,470	15,470	15,470	15,470	15,470	15,470	15,470	15,470	15,470	15,470
15242 Transfer/Reclass Other	9,530	9,530	9,530	9,530	9,530	9,530	9,530	9,530	9,530	9,530	9,530	9,530
15245 Amort Other Intangible	(1,160)	(1,160)	(1,160)	(1,160)	(1,160)	(1,160)	(1,160)	(1,160)	(1,160)	(1,160)	(1,160)	(1,160)
15246 Amort Exp Other	(10,439)	(10,491)	(10,543)	(10,595)	(10,647)	(10,699)	(10,751)	(10,803)	(10,856)	(10,908)	(10,960)	(11,012)
15247 Transfer/Reclass Other	1,547	1,547	1,547	1,547	1,547	1,547	1,547	1,547	1,547	1,547	1,547	1,547
15262 Transfer/Reclass Indefinite Lived Intangibles	15,470	15,470	15,470	15,470	15,470	15,470	15,470	15,470	15,470	15,470	15,470	15,470
15266 Amortization Expense Indefinite Lived Intangibles	(290)	(290)	(290)	(290)	(290)	(290)	(290)	(290)	(290)	(290)	(290)	(290)
15267 Amortization Transfer/Reclass Indefinite Lived Inta	(1,547)	(1,547)	(1,547)	(1,547)	(1,547)	(1,547)	(1,547)	(1,547)	(1,547)	(1,547)	(1,547)	(1,547)
Intangibles	28,581	28,529	28,477	28,425	28,373	28,320	28,268	28,216	28,164	28,112	28,060	28,008

**American Disposal Co., Inc.**  
**Balance Sheet**  
**As of December 31, 2015**

	Jan-15	Feb-15	Mar-15	Apr-15	May-15	Jun-15	Jul-15	Aug-15	Sep-15	Oct-15	Nov-15	Dec-15
Deposits	-	-	-	-	-	-	-	-	-	-	-	-
Restricted Funds	-	-	-	-	-	-	-	-	-	-	-	-
Other Assets	-	-	-	-	-	-	-	-	-	-	-	-
Loan Fees	-	-	-	-	-	-	-	-	-	-	-	-
17100 Intercompany Corporate	11,960,427	12,055,907	11,814,322	11,968,958	12,093,358	12,215,412	12,382,480	12,584,184	12,665,371	12,823,604	12,934,453	12,866,031
18100 Investment Corporate	2,627,821	2,627,821	2,627,821	2,627,821	2,627,821	2,627,821	2,627,821	2,627,821	2,627,821	2,627,821	2,627,821	2,627,821
Intercompany	14,588,248	14,683,728	14,442,143	14,596,779	14,721,179	14,843,233	15,010,301	15,212,005	15,293,192	15,451,425	15,562,274	15,493,852
<b>Total Assets</b>	<b>17,552,385</b>	<b>17,644,523</b>	<b>17,729,418</b>	<b>17,852,392</b>	<b>17,967,697</b>	<b>18,042,456</b>	<b>18,203,022</b>	<b>18,335,623</b>	<b>18,389,374</b>	<b>18,523,002</b>	<b>18,643,190</b>	<b>18,690,855</b>
Curr Portion LTD	-	-	-	-	-	-	-	-	-	-	-	-
20120 AP - Accrued	6,452	9,123	16,570	10,528	8,813	6,701	12,659	10,576	8,536	17,408	16,311	9,034
20123 AP - Accrued Procurement Card	2,766	1,558	3,896	41,783	3,049	2,017	6,548	2,446	5,509	4,228	1,453	1,807
20140 AP - Sales Tax	210	301	357	139	162	184	192	193	278	108	194	230
20170 AP - Other	10,972	10,887	11,321	11,159	11,195	11,403	11,939	11,764	11,644	11,532	11,461	11,431
20178 WUTC Tax Payable	39,056	42,196	46,384	12,507	15,798	19,121	22,562	25,870	29,232	32,530	35,834	38,105
20180 AP - Other Taxes	23,753	23,612	25,263	24,819	25,577	25,715	26,442	26,275	26,299	25,738	26,560	26,665
A/P	83,209	87,677	103,791	100,934	64,593	65,141	80,342	77,124	81,496	91,543	91,812	87,271
20300 Unearned Revenue	236,270	233,144	254,159	252,771	259,230	257,757	262,679	261,705	264,677	261,626	264,079	259,504
Unearned Rev	236,270	233,144	254,159	252,771	259,230	257,757	262,679	261,705	264,677	261,626	264,079	259,504
20320 Accrued Liabilities Wages Commissions	50,039	50,601	8,984	18,995	31,434	36,787	64,680	71,549	19,065	32,485	43,318	58,708
20321 Vacation Accrual	64,703	65,693	66,269	65,352	67,015	71,666	81,454	82,104	83,085	88,845	84,689	82,506
20340 Accrued Liabilities Safety Bonus	3,535	4,071	5,088	6,106	7,124	8,141	9,159	8,111	9,604	10,936	12,010	3,382
20351 Accrued Liabilities Ins. - Workers Comp	2,813	1,533	2,302	3,070	1,446	2,170	2,893	1,449	2,173	1,538	2,368	3,383
20360 Accrued Liabilities - Property Tax	-	1,593	2,390	-	-	-	-	-	-	-	-	-
20397 Accrued Liabilities - UP Tracker	144	144	163	188	188	188	188	188	188	196	196	196
Accrued Liab	121,234	123,636	85,196	93,711	107,207	118,952	158,374	163,400	114,115	133,999	142,581	148,175
<b>Current Liab</b>	<b>440,713</b>	<b>444,457</b>	<b>443,146</b>	<b>447,415</b>	<b>431,030</b>	<b>441,849</b>	<b>501,395</b>	<b>502,230</b>	<b>460,289</b>	<b>487,167</b>	<b>498,472</b>	<b>494,950</b>
LTD	-	-	-	-	-	-	-	-	-	-	-	-
Overdraft	-	-	-	-	-	-	-	-	-	-	-	-
Other LTD	-	-	-	-	-	-	-	-	-	-	-	-
Deferred Taxes	-	-	-	-	-	-	-	-	-	-	-	-
Minority Int	-	-	-	-	-	-	-	-	-	-	-	-
<b>Total Liabilities</b>	<b>440,713</b>	<b>444,457</b>	<b>443,146</b>	<b>447,415</b>	<b>431,030</b>	<b>441,849</b>	<b>501,395</b>	<b>502,230</b>	<b>460,289</b>	<b>487,167</b>	<b>498,472</b>	<b>494,950</b>
Common Stock	-	-	-	-	-	-	-	-	-	-	-	-
Other Equity	-	-	-	-	-	-	-	-	-	-	-	-
Deferred Comp	-	-	-	-	-	-	-	-	-	-	-	-
Unrealized Swap Val	-	-	-	-	-	-	-	-	-	-	-	-
APIC	-	-	-	-	-	-	-	-	-	-	-	-
Treasury	-	-	-	-	-	-	-	-	-	-	-	-
29100 Retained Earnings	17,111,672	17,200,066	17,286,271	17,404,977	17,536,667	17,600,607	17,701,627	17,833,394	17,929,085	18,035,834	18,144,718	18,195,905
Retained Earnings	17,111,672	17,200,066	17,286,271	17,404,977	17,536,667	17,600,607	17,701,627	17,833,394	17,929,085	18,035,834	18,144,718	18,195,905
<b>Retained Earnings</b>	<b>17,111,672</b>	<b>17,200,066</b>	<b>17,286,271</b>	<b>17,404,977</b>	<b>17,536,667</b>	<b>17,600,607</b>	<b>17,701,627</b>	<b>17,833,394</b>	<b>17,929,085</b>	<b>18,035,834</b>	<b>18,144,718</b>	<b>18,195,905</b>
<b>Total Liab &amp; Equity</b>	<b>17,552,385</b>	<b>17,644,523</b>	<b>17,729,418</b>	<b>17,852,392</b>	<b>17,967,697</b>	<b>18,042,456</b>	<b>18,203,022</b>	<b>18,335,623</b>	<b>18,389,374</b>	<b>18,523,002</b>	<b>18,643,190</b>	<b>18,690,855</b>
BS Balance	-	-	-	-	-	-	-	-	-	-	-	-
Data Not Included	-	-	-	-	-	-	-	-	-	-	-	-







Murrey's Disposal Co., Inc.  
 Balance Sheet  
 As of December 31, 2015

	Jan-14	Feb-14	Mar-14	Apr-14	May-14	Jun-14	Jul-14	Aug-14	Sep-14	Oct-14	Nov-14	Dec-14
Overdraft	-	-	-	-	-	-	-	-	-	-	-	-
Other LTD	-	-	-	-	-	-	-	-	-	-	-	-
Deferred Taxes	-	-	-	-	-	-	-	-	-	-	-	-
Minority Int	-	-	-	-	-	-	-	-	-	-	-	-
<b>Total Liabilities</b>	<b>1,268,715</b>	<b>1,245,332</b>	<b>1,346,441</b>	<b>1,015,668</b>	<b>1,027,556</b>	<b>1,161,172</b>	<b>1,311,379</b>	<b>1,310,574</b>	<b>1,314,720</b>	<b>1,237,081</b>	<b>1,164,862</b>	<b>1,894,001</b>
Common Stock	-	-	-	-	-	-	-	-	-	-	-	-
Other Equity	-	-	-	-	-	-	-	-	-	-	-	-
Deferred Comp	-	-	-	-	-	-	-	-	-	-	-	-
Unrealized Swap Val	-	-	-	-	-	-	-	-	-	-	-	-
APIC	-	-	-	-	-	-	-	-	-	-	-	-
Treasury	-	-	-	-	-	-	-	-	-	-	-	-
29100 Retained Earnings	7,171,485	7,123,959	7,004,396	6,800,867	6,738,411	6,599,962	6,187,535	5,971,735	5,790,319	5,475,472	5,392,488	5,049,616
Retained Earnings	7,171,485	7,123,959	7,004,396	6,800,867	6,738,411	6,599,962	6,187,535	5,971,735	5,790,319	5,475,472	5,392,488	5,049,616
<b>Retained Earnings</b>	<b>7,171,485</b>	<b>7,123,959</b>	<b>7,004,396</b>	<b>6,800,867</b>	<b>6,738,411</b>	<b>6,599,962</b>	<b>6,187,535</b>	<b>5,971,735</b>	<b>5,790,319</b>	<b>5,475,472</b>	<b>5,392,488</b>	<b>5,049,616</b>
<b>Total Liab &amp; Equity</b>	<b>8,440,200</b>	<b>8,369,291</b>	<b>8,350,837</b>	<b>7,816,535</b>	<b>7,765,967</b>	<b>7,761,134</b>	<b>7,498,914</b>	<b>7,282,310</b>	<b>7,105,038</b>	<b>6,712,553</b>	<b>6,557,349</b>	<b>6,943,617</b>
BS Balance	-	-	-	-	-	-	-	-	-	-	-	0
Data Not Included	-	-	-	-	-	-	-	-	-	-	-	-



**American Disposal Co., Inc.**  
**Balance Sheet**  
**As of December 31, 2014**

	Jan-14	Feb-14	Mar-14	Apr-14	May-14	Jun-14	Jul-14	Aug-14	Sep-14	Oct-14	Nov-14	Dec-14
Intangibles	29,206	29,154	29,102	29,050	28,998	28,945	28,893	28,841	28,789	28,737	28,685	28,633
Deposits	-	-	-	-	-	-	-	-	-	-	-	-
Restricted Funds	-	-	-	-	-	-	-	-	-	-	-	-
Other Assets	-	-	-	-	-	-	-	-	-	-	-	-
Loan Fees	-	-	-	-	-	-	-	-	-	-	-	-
17100 Intercompany Corporate	10,372,777	10,540,993	10,714,944	10,705,893	10,658,655	10,723,527	11,001,749	11,153,904	11,294,191	11,286,704	11,487,312	11,733,792
18100 Investment Corporate	2,627,821	2,627,821	2,627,821	2,627,821	2,627,821	2,627,821	2,627,821	2,627,821	2,627,821	2,627,821	2,627,821	2,627,821
Intercompany	13,000,598	13,168,814	13,342,766	13,333,714	13,286,476	13,351,348	13,629,571	13,781,725	13,922,012	13,914,525	14,115,133	14,361,613
<b>Total Assets</b>	<b>15,868,302</b>	<b>16,006,083</b>	<b>16,171,069</b>	<b>16,216,501</b>	<b>16,285,060</b>	<b>16,326,713</b>	<b>16,590,006</b>	<b>16,754,891</b>	<b>17,059,895</b>	<b>17,021,656</b>	<b>17,206,716</b>	<b>17,371,176</b>
Curr Portion LTD	-	-	-	-	-	-	-	-	-	-	-	-
20120 AP - Accrued	5,120	2,494	2,082	4,117	4,010	3,017	3,327	5,107	4,687	20,719	4,692	34,222
20121 AP - Accrued CAPEX	-	-	-	-	-	-	-	-	157,641	-	-	-
20123 AP - Accrued Procurement Card	5,722	2,212	2,821	5,424	3,189	-	6,582	3,138	2,128	2,441	118	2,973
20140 AP - Sales Tax	172	222	305	15	15	389	370	388	354	374	417	308
20170 AP - Other	10,228	10,327	10,435	10,744	10,762	11,003	11,184	11,303	11,047	10,768	10,933	10,944
20178 WUTC Tax Payable	37,103	39,310	42,319	11,750	14,816	18,041	21,102	23,734	27,510	29,902	32,936	36,035
20180 AP - Other Taxes	25,516	25,532	25,000	1,287	854	23,426	23,381	23,343	23,550	22,636	23,483	23,700
A/P	83,861	80,097	82,961	33,338	33,647	55,876	65,946	67,011	226,917	86,839	72,580	108,182
20300 Unearned Revenue	207,419	205,344	231,369	230,737	235,322	234,744	238,228	235,980	239,081	235,388	237,382	233,783
Unearned Rev	207,419	205,344	231,369	230,737	235,322	234,744	238,228	235,980	239,081	235,388	237,382	233,783
20310 Accrued Liabilities Expense:	31,485	-	-	-	-	-	-	-	-	-	-	-
20320 Accrued Liabilities Wages Commission	45,729	48,348	58,584	15,787	30,595	31,987	58,875	52,067	63,639	27,541	29,167	41,341
20321 Vacation Accrual	67,237	66,276	75,123	79,815	80,947	82,347	70,856	69,404	72,463	77,139	80,553	66,083
20340 Accrued Liabilities Safety Bonus	2,473	3,575	4,361	4,060	5,046	5,823	6,590	7,266	7,943	12,078	13,345	2,517
20351 Accrued Liabilities Ins. - Workers Comp	2,125	1,068	1,602	1,089	519	779	413	831	1,246	1,661	1,407	2,111
20360 Accrued Liabilities - Property Tax	908	1,816	2,390	-	-	-	-	-	-	-	-	-
20397 Accrued Liabilities - UP Tracker	38	42	42	47	53	88	98	99	144	144	144	144
Accrued Liab	149,996	121,124	142,102	100,798	117,161	121,024	136,832	129,667	145,434	118,562	124,616	112,196
<b>Current Liab</b>	<b>441,277</b>	<b>406,565</b>	<b>456,432</b>	<b>364,873</b>	<b>386,131</b>	<b>411,644</b>	<b>441,007</b>	<b>432,658</b>	<b>611,432</b>	<b>440,789</b>	<b>434,578</b>	<b>454,161</b>
LTD	-	-	-	-	-	-	-	-	-	-	-	-
Overdraft	-	-	-	-	-	-	-	-	-	-	-	-
Other LTD	-	-	-	-	-	-	-	-	-	-	-	-
Deferred Taxes	-	-	-	-	-	-	-	-	-	-	-	-
Minority Int	-	-	-	-	-	-	-	-	-	-	-	-
<b>Total Liabilities</b>	<b>441,277</b>	<b>406,565</b>	<b>456,432</b>	<b>364,873</b>	<b>386,131</b>	<b>411,644</b>	<b>441,007</b>	<b>432,658</b>	<b>611,432</b>	<b>440,789</b>	<b>434,578</b>	<b>454,161</b>
Common Stock	-	-	-	-	-	-	-	-	-	-	-	-
Other Equity	-	-	-	-	-	-	-	-	-	-	-	-
Deferred Comp	-	-	-	-	-	-	-	-	-	-	-	-
Unrealized Swap Val	-	-	-	-	-	-	-	-	-	-	-	-
APIC	-	-	-	-	-	-	-	-	-	-	-	-
Treasury	-	-	-	-	-	-	-	-	-	-	-	-
29100 Retained Earnings	15,427,025	15,599,518	15,714,637	15,851,628	15,898,929	15,915,069	16,148,999	16,322,233	16,448,463	16,580,867	16,772,138	16,917,015
Retained Earnings	15,427,025	15,599,518	15,714,637	15,851,628	15,898,929	15,915,069	16,148,999	16,322,233	16,448,463	16,580,867	16,772,138	16,917,015
<b>Retained Earnings</b>	<b>15,427,025</b>	<b>15,599,518</b>	<b>15,714,637</b>	<b>15,851,628</b>	<b>15,898,929</b>	<b>15,915,069</b>	<b>16,148,999</b>	<b>16,322,233</b>	<b>16,448,463</b>	<b>16,580,867</b>	<b>16,772,138</b>	<b>16,917,015</b>
<b>Total Liab &amp; Equity</b>	<b>15,868,302</b>	<b>16,006,083</b>	<b>16,171,069</b>	<b>16,216,501</b>	<b>16,285,060</b>	<b>16,326,713</b>	<b>16,590,006</b>	<b>16,754,891</b>	<b>17,059,895</b>	<b>17,021,656</b>	<b>17,206,716</b>	<b>17,371,176</b>
BS Balance	-	-	-	-	-	-	-	-	-	-	-	-
Data Not Included	-	-	-	-	-	-	-	-	-	-	-	-

**DM Disposal, Inc.**  
**dba DM Disposal, DM Recycling, American Portable Storage**  
**Balance Sheet**  
**As of December 31, 2015**

	Jan-15	Feb-15	Mar-15	Apr-15	May-15	Jun-15	Jul-15	Aug-15	Sep-15	Oct-15	Nov-15	Dec-15
10050 Local Depository Account												
10054 Local Depository												
10070 Proceeds from Sale of Assets												
10071 Contra Proceeds from Sale of Assets												
10092 Pay												
10095 Pay ICT Inter District Receipts												
10097 EFT Pymt Clearing												
10098 Credit Card Pymt Clearing												
10099 Check & Cash Pymt Clearing												
Cash												
11501 Trade A/R Desert Micro												
11510 Unbilled Trade A/R												
11599 A/R Refund Clearing Acct												
11800 Other A/R												
11900 Allow For Doubtful Accounts												
11901 Provision for Bad Debts												
11902 Bad Debt Write Offs												
11903 Bad Debt Collected												
A/R												
12002 Inventory Diesel												
Inventory												
13001 Prepaid Licenses and Permits												
13002 Prepaid Insurance												
13003 Prepaid Vehicle Use Tax												
13004 Prepaid Property Tax												
13008 Prepaid Other												
Prepays												
Curr Deferred												
<b>Current Assets</b>												
14000 Land												
14004 Sale/Disposition Land												
14011 Cap Ex Land Improvement												
14016 Depr Expense Land Improv												
14031 Cap Ex Heavy Equipment												
14033 Transfer/Reclass Heavy Equipment												
14034 Sale/Disposition Heavy Equipment												
14036 Depr Exp Heavy Equipment												
14037 Transfer/Reclass Heavy Equipment												
14038 Sale/Disposition Heavy Equipment												
14040 Truck												
14041 Cap Ex Trucks												
14043 Transfer/Reclass Trucks												
14044 Sale/Disposition Trucks												
14045 A/D Truck												
14046 Depr Exp Trucks												
14047 Transfer/Reclass Trucks												
14048 Sale/Disposition Trucks												
14050 Container												
14051 Cap Ex Container												
14053 Transfer/Reclass Container												
14054 Sale/Disposition Container												
14055 A/D Container												
14056 Depr Exp Container												
14057 Transfer/Reclass AD Container												
14058 Sale/Disposition AD Container												
14070 Shop Equipment												
14071 Cap Ex Shop Equipment												
14073 Transfer/Reclass Shop Equipment												
14074 Sale/Disposition Shop Equipment												
14075 A/D Shop Equipment												
14076 Depr Exp Shop Equipment												
14077 Transfer/Reclass AD Shop Equipment												
14078 Sale/Disposition AD Shop Equipment												
14080 Building												
14081 Cap Ex Building												
14084 Sale/Disposition Building												
14085 A/D Building												
14086 Depr Expense Building												

**DM Disposal, Inc.**  
**dba DM Disposal, DM Recycling, American Portable Storage**  
**Balance Sheet**  
**As of December 31, 2015**

	Jan-15	Feb-15	Mar-15	Apr-15	May-15	Jun-15	Jul-15	Aug-15	Sep-15	Oct-15	Nov-15	Dec-15
14088 Sale/Disposition												
14090 Leasehold Improvements												
14095 A/D Leasehold Improvements												
14096 Depre Expense Leasehold Improvements												
14100 Office Equipment												
14101 Cap Ex Office Equipment												
14104 Sale/Disposition Office Equipment												
14105 A/D Office Equipment												
14106 Depr Expense Office Equipment												
14108 Sale/Disposition AD Office Equipment												
14110 Computer Equipment and Software												
14111 Cap Ex Computer Equipment												
14113 Transfer/Reclass Computer Equipment												
14114 Sale/Disposition Computer Equipment												
14115 A/D Computer Equipment and Software												
14116 Depre Exp Computer Equipment												
14117 Transfer/Reclass AD Computer Equipment												
14118 Sale/Disposition AD Computer Equipment												
14121 Cap Ex Accruals												
14201 Cap Ex Construction in Process												
Fixed Assets												
Notes Rec.												
15110 Goodwill												
15120 Goodwill Amortization												
Goodwill												
15210 Other Intangibles - Non Compete												
15215 Amort - Non Compete												
15216 Amort Exp Non Compete												
15217 Transfer/Reclass Amort Exp Non Compete												
15240 Other Intangibles												
15242 Transfer/Reclass Other												
15245 Amort Other Intangible												
15246 Amort Exp Other												
15247 Transfer/Reclass Other												
15262 Transfer/Reclass Indefinite Lived Intangible												
15267 Amortization Transfer/Reclass Indefinite Lived Intangible												
Intangibles												
Deposits												
Restricted Funds												
Other Assets												
Loan Fees												
17100 Intercompany Corporate												
18100 Investment Corporate												
Intercompany												
<b>Total Assets</b>												
Curr Portion LTD												
20110 Accounts Payable Trade												
20120 AP - Accrued												
20121 AP - Accrued CAPEX												
20123 AP - Accrued Procurement Card												
20140 AP - Sales Tax												
20165 AP - Union Dues												
20170 AP - Other												
20175 Pass Thru Taxes												
20177 AP - Franchise Tax Payable												
20180 AP - Other Taxes												
A/P												
20300 Unearned Revenue												
Unearned Rev												
20310 Accrued Liabilities Expenses												

DM Disposal, Inc.  
dba DM Disposal, DM Recycling, American Portable Storage  
Balance Sheet  
As of December 31, 2015

	Jan-15	Feb-15	Mar-15	Apr-15	May-15	Jun-15	Jul-15	Aug-15	Sep-15	Oct-15	Nov-15	Dec-15
20320 Accrued Liabilities Wages Commissions												
20321 Vacation Accrual												
20340 Accrued Liabilities Safety Bonus												
20351 Accrued Liabilities Ins. - Workers Comp												
20360 Accrued Liabilities - Property Tax												
20397 Accrued Liabilities - UP Tracker												
Accrued Liab												
<b>Current Liab</b>												
LTD												
Overdraft												
Other LTD												
Deferred Taxes												
Minority Int												
<b>Total Liabilities</b>												
Common Stock												
Other Equity												
Deferred Comp												
Unrealized Swap Val												
APIC												
Treasury												
29100 Retained Earnings												
Retained Earnings												
<b>Retained Earnings</b>												
<b>Total Liab &amp; Equity</b>												
BS Balance												

DM Disposal Co., Inc.  
 dba DM Disposal, DM Recycling, American Portable  
 Income Statement  
 January 1, 2015 - December 31, 2015

Confidential per WAC 480-07-160

	Jan-15	Feb-15	Mar-15	Apr-15	May-15	Jun-15	Jul-15	Aug-15	Sep-15	Oct-15	Nov-15	Dec-15	Total
31000 Hauling Revenue - Roll Off Permanent													
31002 Hauling Revenue - Roll Off Rental													
31005 Corporate Roll Off Disposal Charge													
31009 Hauling Revenue - Roll Off Intercompany													
31010 Hauling Revenue - Roll Off Extras													
32000 Hauling Revenue - Residential MSW													
32001 Hauling Revenue - Residential MSW Extras													
33000 Hauling Revenue - Commercial FEL													
33011 Hauling Revenue - Commercial REL Extras													
Hauling Revenue													
35009 Transfer Station - Intercompany													
35509 MRF Processing Charge Intercompany													
Transfer and MRF													
35510 Proceeds - OCC													
35511 Proceeds - ONP													
35512 Proceeds - Other Paper													
35516 Proceeds - Plastic													
35517 Proceeds - Other Recyclables													
35518 Proceeds - Commingled													
35527 Support - Other Recyclables													
Recycling Proceeds													
Landfill Revenue													
Intermodal													
38000 Corporate Other Revenue													
38001 P-Card Rebate													
Other Revenue													
<b>Revenue</b>													
40109 Disposal Landfill Intercompany													
40122 Disposal Other													
Disposal													
MRF Processing													
41129 Brokerage Cost Intercompany													
41201 Rebates and Revenue Sharing													
43001 Taxes and Pass Thru Fees													
Brok. and Taxes													
44161 Cost of Materials - OCC													



DM Disposal Co., Inc.  
 dba DM Disposal, DM Recycling, American Portable  
**Income Statement**  
 January 1, 2015 - December 31, 2015

	Jan-15	Feb-15	Mar-15	Apr-15	May-15	Jun-15	Jul-15	Aug-15	Sep-15	Oct-15	Nov-15	Dec-15	Total
44162 Cost of Materials - ONP													
44163 Cost of Materials - Other Paper													
44168 Cost of Materials - Other Recyclables													
44169 Cost of Materials - Intercompany													
Cost of Materials													
Other Expense													
<b>Rev Reductions</b>													
<b>Net Revenue</b>													
50020 Wages Regular													
50025 Wages O.T.													
50035 Safety Bonuses													
50036 Other Bonus/Commission - Non-Safety													
50045 Contract Labor													
50050 Payroll Taxes													
50060 Group Insurance													
50065 Vacation Pay													
50070 Sick Pay													
50086 Safety and Training													
50090 Uniforms													
50115 Pension and Profit Sharing													
50335 Miscellaneous													
Labor													
51295 Licenses													
Truck Fixed													
52010 Salaries													
52020 Wages Regular													
52025 Wages O.T.													
52035 Safety Bonuses													
52036 Other Bonus/Commission - Non-Safety													
52045 Contract Labor													
52050 Payroll Taxes													
52060 Group Insurance													
52065 Vacation Pay													
52070 Sick Pay													
52086 Safety and Training													
52090 Uniforms													
52115 Pension and Profit Sharing													
52120 Parts and Materials													
52125 Operating Supplies													
52135 Equipment and Maint Repair													
52140 Tires													
52142 Fuel Expense													
52144 Urea Additive Expense													
52146 Oil and Grease													
52147 Outside Repairs													
52150 Utilities													
52165 Communications													
52170 Real Estate Rentals													
52175 Equip/Vehicle Rental													
52182 Towing Expense													
52200 Office Supply and Equip													
Truck Variable													

DM Disposal Co., Inc.  
 dba DM Disposal, DM Recycling, American Portable  
 Income Statement  
 January 1, 2015 - December 31, 2015

Confidential per WAC 480-07-160

	Jan-15	Feb-15	Mar-15	Apr-15	May-15	Jun-15	Jul-15	Aug-15	Sep-15	Oct-15	Nov-15	Dec-15	Total
54275 Property Taxes													
55120 Parts and Materials													
55125 Operating Supplies													
55143 Corporate Medical Waste Supplies													
Container Exp													
56010 Salaries													
56025 Wages O.T.													
56050 Payroll Taxes													
56060 Group Insurance													
56065 Vacation Pay													
56086 Safety and Training													
56090 Uniforms													
56095 Empl & Commun Activ													
56115 Pension and Profit Sharing													
56125 Operating Supplies													
56165 Communications													
56200 Travel													
56201 Meal and Entertainment													
56210 Office Supply and Equip													
Superv. Ex													
57125 Operating Supplies													
57135 Equip Maintenance and Repair													
57147 Bldg & Property													
57175 Equipment Vehicle Renta													
57254 Drive Cam Fees													
57275 Property Taxes													
57324 Penalties and Violations													
57357 Permits													
57370 Bonds Expense													
Other Operating													
Closure Exp													
59271 Property and Liability Insurance													
59340 Self Insurance Premium													
59341 A&L - Current Year Claims													
59342 A&L - Prior Year Claims													
59343 WC - Current Year Claims													
59344 WC - Prior Year Claims													
59400 Damages paid by District													
59401 Insurance claim repairs													
59500 Workers Comp Prem													
Insurance Exp													
91010 Gain/Loss on Sale of Asset													
G/L on Ops													
<b>Cost of Ops</b>													
<b>Gross Profit</b>													

DM Disposal Co., Inc.  
 dba DM Disposal, DM Recycling, American Portable  
 Income Statement  
 January 1, 2015 - December 31, 2015

	Jan-15	Feb-15	Mar-15	Apr-15	May-15	Jun-15	Jul-15	Aug-15	Sep-15	Oct-15	Nov-15	Dec-15	Total
60010 Salaries													
60030 Bonuses and Commissions													
60050 Payroll Taxes													
60060 Group Insurance													
60065 Vacation Pay													
60116 Pension and Profit Sharing													
60195 Dues and Subscriptions													
60201 Entertainment													
60205 Travel - Auto													
60210 Office Supplies and Equip													
60225 Advertising and Promotions													
Sales Exp													
70010 Salaries													
70020 Wages Regular													
70025 Wages O.T.													
70035 Safety Bonuses													
70036 Other Bonus/Commission - Non-Safety													
70045 Contract Labor													
70050 Payroll Taxes													
70060 Group Insurance													
70065 Vacation Pay													
70070 Sick Pay													
70086 Safety and Training													
70095 Empl & Commun Activ													
70110 Contributions													
70112 Political Contributions													
70116 Pension and Profit Sharing													
70148 Allocated Exp In - District													
70165 Communications													
70167 Cellular Telephone													
70175 Equip/Vehicle Rental													
70185 Postage													
70195 Dues and Subscriptions													
70200 Travel													
70201 Entertainment													
70202 Excursions Meetings													
70203 Lodging													
70205 Travel - Auto													
70206 Meals													
70210 Office Supplies and Equip													
70214 Credit Card Fees													
70215 Bank Charges													
70216 Outside Storages													
70225 Advertising and Promotions													
70230 External Recruiter Fees													
70235 Legal													
70245 Payroll Processing Fees													
70255 Other Prof Fees													
70300 Data Processing													
70301 Computer Software													
70302 Computer Supplies													
70310 Bad Debt Provision													
70320 Credit and Collection													
70335 Miscellaneous													
70336 Coffee Bar													
70345 Security Services													
G&A													
70149 Corporate Overhead Allocation In													
Corp Overhead													

	Jan-15	Feb-15	Mar-15	Apr-15	May-15	Jun-15	Jul-15	Aug-15	Sep-15	Oct-15	Nov-15	Dec-15	Total
<b>Total SG&amp;A</b>													
<b>EBITDA</b>													
<b>Watch list EBITDA</b>													
51260 Depreciation													
54260 Depreciation													
57260 Depreciation													
70260 Depreciation													
Depreciation													
Airspace Amort													
Intangible Amort													
<b>Total DDA</b>													
<b>EBIT From Ops</b>													
Interest Exp													
Interest Income													
Other Inc/Exp													
<b>NI b/ Taxes &amp; Extra</b>													
Extra. Items													
<b>NI b/ Taxes</b>													
Taxes													
<b>Net Income</b>													
Non Controlling Int													
<b>Net Income Attrib</b>													