



Performance Results

Washington March 2002 - February 2003

Qwest's Performance Assurance Plans (PAPs)

PAP specific statistical parameters are unique in some cases. For example, some PAPs apply a range of critical values dependent on the type of product and volume of orders. Accordingly, the critical z-values and resulting parity scores reflected in this report may differ from critical z-values and resulting parity values used to calculate PAP payments. For CLECs who have opted into a QPAP, the critical z-values and parity values applicable under the PAP will be applied and reflected in the CLEC payment summaries provided with any payments made.

The numerator and denominator of each performance result will be the same in both instances.

March 26, 2003

Table of Contents

Section	Page Number
GA-1 - Gateway Availability - IMA-GUI	26
<i>Gateway Availability - IMA-GUI (Percent) All (GA-1 A) (Benchmark)</i>	26
<i>Gateway Availability - IMA-GUI (Percent) Fetch-n-Stuff (GA-1 B) (Benchmark)</i>	26
<i>Gateway Availability - IMA-GUI (Percent) Data Arbiter (GA-1 C) (Benchmark)</i>	26
<i>Gateway Availability - IMA-GUI (Percent) SIA (GA-1 D) (Benchmark)</i>	26
GA-2 - Gateway Availability - IMA-EDI	27
<i>Gateway Availability - IMA-EDI (Percent) (GA-2) (Benchmark)</i>	27
GA-3 - Gateway Availability - EB-TA	28
<i>Gateway Availability - EB-TA (Percent) (GA-3) (Benchmark)</i>	28
GA-4 - System Availability - EXACT	29
<i>System Availability - EXACT (Percent) (GA-4) (Benchmark)</i>	29
GA-6 - Gateway Availability - GUI - Repair	30
<i>Gateway Availability - GUI - Repair (Percent) (GA-6) (Benchmark)</i>	30
GA-7 - Timely Outage Resolution following Software Releases	31
<i>Timely Outage Resolution following Software Releases (Percent) (GA-7) (Benchmark)</i>	31
PO-1 - Pre-Order/Order Response Times	32
<i>Pre-Order Response Times (Appt. Scheduler) (Avg Sec) IMA Request (PO-1 A-1(a)) (Diagnostic)</i>	32
<i>Pre-Order Response Times (Appt. Scheduler) (Avg Sec) IMA Response/Accept (PO-1 A-1(b,c)) (Diagnostic)</i>	32
<i>Pre-Order Response Times (Appt. Scheduler) (Avg Sec) IMA Aggregate (PO-1 A-1 Total) (Benchmark)</i>	32
<i>Pre-Order Response Times (Service Availability) (Avg Sec) IMA Request (PO-1 A-2(a)) (Diagnostic)</i>	32
<i>Pre-Order Response Times (Service Availability) (Avg Sec) IMA Response (PO-1 A-2(b)) (Diagnostic)</i>	33
<i>Pre-Order Response Times (Service Availability) (Avg Sec) IMA Aggregate (PO-1 A-2 Total) (Benchmark)</i>	33
<i>Pre-Order Response Times (Facility Check) (Avg Sec) IMA Request (PO-1 A-3(a)) (Diagnostic)</i>	33
<i>Pre-Order Response Times (Facility Check) (Avg Sec) IMA Response (PO-1 A-3(b)) (Diagnostic)</i>	33
<i>Pre-Order Response Times (Facility Check) (Avg Sec) IMA Aggregate (PO-1 A-3 Total) (Benchmark)</i>	34
<i>Pre-Order Response Times (Address Validation) (Avg Sec) IMA Request (PO-1 A-4(a)) (Diagnostic)</i>	34
<i>Pre-Order Response Times (Address Validation) (Avg Sec) IMA Response (PO-1 A-4(b)) (Diagnostic)</i>	34
<i>Pre-Order Response Times (Address Validation) (Avg Sec) IMA Aggregate (PO-1 A-4 Total) (Benchmark)</i>	34
<i>Pre-Order Response Times (Get CSR) (Avg Sec) IMA Request (PO-1 A-5(a)) (Diagnostic)</i>	35
<i>Pre-Order Response Times (Get CSR) (Avg Sec) IMA Response (PO-1 A-5(b)) (Diagnostic)</i>	35
<i>Pre-Order Response Times (Get CSR) (Avg Sec) IMA Aggregate (PO-1 A-5 Total) (Benchmark)</i>	35
<i>Pre-Order Response Times (TN Reservation) (Avg Sec) IMA Request (PO-1 A-6(a)) (Diagnostic)</i>	35
<i>Pre-Order Response Times (TN Reservation) (Avg Sec) IMA Response (PO-1 A-6(b)) (Diagnostic)</i>	36
<i>Pre-Order Response Times (TN Reservation) (Avg Sec) IMA Accept (PO-1 A-6(c)) (Diagnostic)</i>	36
<i>Pre-Order Response Times (TN Reservation) (Avg Sec) IMA Aggregate (PO-1 A-6 Total) (Benchmark)</i>	36
<i>Pre-Order Response Times (Loop Qualification Tools) (Avg Sec) IMA Request (PO-1 A-7(a)) (Diagnostic)</i>	36
<i>Pre-Order Response Times (Loop Qualification Tools) (Avg Sec) IMA Response (PO-1 A-7(b)) (Benchmark)</i>	37
<i>Pre-Order Response Times (Loop Qualification Tools) (Avg Sec) IMA Aggregate (PO-1 A-7 Total) (Diagnostic)</i>	37
<i>Pre-Order Response Times (Resale of Qwest DSL Qualification) (Avg Sec) IMA Request (PO-1 A-8(a)) (Diagnostic)</i>	37
<i>Pre-Order Response Times (Resale of Qwest DSL Qualification) (Avg Sec) IMA Response (PO-1 A-8(b)) (Benchmark)</i>	37
<i>Pre-Order Response Times (Resale of Qwest DSL Qualification) (Avg Sec) IMA Aggregate (PO-1 A-8 Total) (Diagnostic)</i>	38
<i>Pre-Order Response Times (Connecting Facility Assignment) (Avg Sec) IMA Request (PO-1 A-9(a)) (Diagnostic)</i>	38
<i>Pre-Order Response Times (Connecting Facility Assignment) (Avg Sec) IMA Response (PO-1 A-9(b)) (Diagnostic)</i>	38
<i>Pre-Order Response Times (Connecting Facility Assignment) (Avg Sec) IMA Aggregate (PO-1 A-9 Total) (Benchmark)</i>	38
<i>Pre-Order Response Times (Meet Point Inquiry) (Avg Sec) IMA Request (PO-1 A-10(a)) (Diagnostic)</i>	39

Table of Contents

Section	Page Number
<i>Pre-Order Response Times (Meet Point Inquiry) (Avg Sec) IMA Response (PO-1 A-10(b)) (Diagnostic)</i>	39
<i>Pre-Order Response Times (Meet Point Inquiry) (Avg Sec) IMA Aggregate (PO-1 A-10 Total) (Benchmark)</i>	39
<i>Pre-Order Response Times (Appt. Scheduler) (Avg Sec) EDI Request/Response (PO-1 B-1) (Benchmark)</i>	40
<i>Pre-Order Response Times (Service Availability) (Avg Sec) EDI Request/Response (PO-1 B-2) (Benchmark)</i>	40
<i>Pre-Order Response Times (Facility Check) (Avg Sec) EDI Request/Response (PO-1 B-3) (Benchmark)</i>	40
<i>Pre-Order Response Times (Address Validation) (Avg Sec) EDI Request/Response (PO-1 B-4) (Benchmark)</i>	40
<i>Pre-Order Response Times (Get CSR) (Avg Sec) EDI Request/Response (PO-1 B-5) (Benchmark)</i>	41
<i>Pre-Order Response Times (TN Reservation) (Avg Sec) EDI Request/Response (PO-1 B-6) (Benchmark)</i>	41
<i>Pre-Order Response Times (Loop Qualification Tools) (Avg Sec) EDI Request/Response (PO-1 B-7) (Benchmark)</i>	41
<i>Pre-Order Response Times (Resale of Qwest DSL Qualification) (Avg Sec) EDI Request/Response (PO-1 B-8) (Benchmark)</i>	41
<i>Pre-Order Response Times (Connecting Facility Assignment) (Avg Sec) EDI Request/Response (PO-1 B-9) (Benchmark)</i>	42
<i>Pre-Order Response Times (Meet Point Inquiry) (Avg Sec) EDI Request/Response (PO-1 B-10) (Benchmark)</i>	42
<i>Pre-Order Response Times (Timeout) (Percent) IMA Total (PO-1C -1) (Benchmark)</i>	42
<i>Pre-Order Response Times (Timeout) (Percent) EDI Total (PO-1C -2) (Benchmark)</i>	42
<i>Pre-Order Response Times (Rejected Query) (Avg Sec) IMA Total (PO-1D -1) (Diagnostic)</i>	43
<i>Pre-Order Response Times (Rejected Query) (Avg Sec) EDI Total (PO-1D -2) (Diagnostic)</i>	43
PO-2A-1 - Electronic Flow-through for LSRs received via IMA GUI (Percent)	44
<i>Resale Aggregate W/O UNE-P-POTS (Diagnostic)</i>	44
<i>Unbundled Loop Aggregate (Diagnostic)</i>	44
<i>LNP (Diagnostic)</i>	44
<i>UNE - P (POTS) (Diagnostic)</i>	44
PO-2A-2 - Electronic Flow-through for LSRs received via IMA EDI (Percent)	45
<i>Resale Aggregate W/O UNE-P-POTS (Diagnostic)</i>	45
<i>Unbundled Loop Aggregate (Diagnostic)</i>	45
<i>LNP (Diagnostic)</i>	45
<i>UNE - P (POTS) (Diagnostic)</i>	45
PO-2B-1 - Electronic Flow-through for All Eligible LSRs received via IMA GUI (Percent)	46
<i>Resale Aggregate W/O UNE-P-POTS (Benchmark)</i>	46
<i>Unbundled Loop Aggregate (Benchmark)</i>	46
<i>LNP (Benchmark)</i>	46
<i>UNE - P (POTS) (Benchmark)</i>	46
PO-2B-2 - Electronic Flow-through for All Eligible LSRs received via IMA EDI (Percent)	47
<i>Resale Aggregate W/O UNE-P-POTS (Benchmark)</i>	47
<i>Unbundled Loop Aggregate (Benchmark)</i>	47
<i>LNP (Benchmark)</i>	47
<i>UNE - P (POTS) (Benchmark)</i>	47
PO-3 - LSR Rejection Notice Interval	48
<i>LSR Rejection Notice Interval for IMA - Rejected Manually (Hours:Minutes) (PO-3A-1) (Benchmark)</i>	48
<i>LSR Rejection Notice Interval for IMA - Auto-Rejected (Minutes:Seconds) (PO-3A-2) (Benchmark)</i>	48
<i>LSR Rejection Notice Interval for EDI - Rejected Manually (Hours:Minutes) (PO-3B-1) (Benchmark)</i>	48
<i>LSR Rejection Notice Interval for EDI - Auto-Rejected (Minutes:Seconds) (PO-3B-2) (Benchmark)</i>	48
<i>LSR Rejection Notice Interval for Manual and IIS (Hours:Minutes) (PO-3C) (Benchmark)</i>	49
PO-4 - LSRs Rejected	50
<i>LSRs Rejected for IMA - Rejected Manually (Percent) (PO-4A-1) (Diagnostic)</i>	50
<i>LSRs Rejected for IMA - Auto-Rejected (Percent) (PO-4A-2) (Diagnostic)</i>	50

Table of Contents

Section	Page Number
<i>LSRs Rejected for EDI - Rejected Manually (Percent) (PO-4B-1) (Diagnostic)</i>	50
<i>LSRs Rejected for EDI - Auto-Rejected (Percent) (PO-4B-2) (Diagnostic)</i>	50
<i>LSRs Received via Facsimile (Percent) (PO-4C) (Diagnostic)</i>	51
PO-5A-1 - FOCs On Time for Fully Electronic LSRs Received via IMA GUI (Percent)	52
<i>Resale Aggregate (PO-5A-1 (a)) (Benchmark)</i>	52
<i>Unbundled Loop Aggregate (PO-5A-1 (b)) (Benchmark)</i>	52
<i>LNP (PO-5A-1 (c)) (Benchmark)</i>	52
PO-5A-2 - FOCs On Time for Fully Electronic LSRs Received via IMA EDI (Percent)	53
<i>Resale Aggregate (PO-5A-2 (a)) (Benchmark)</i>	53
<i>Unbundled Loop Aggregate (PO-5A-2 (b)) (Benchmark)</i>	53
<i>LNP (PO-5A-2 (c)) (Benchmark)</i>	53
PO-5B-1 - FOCs On Time for Electronic/Manual LSRs Received via IMA GUI (Percent)	54
<i>Resale Aggregate (PO-5B-1 (a)) (Benchmark)</i>	54
<i>Unbundled Loop Aggregate (PO-5B-1 (b)) (Benchmark)</i>	54
<i>LNP (PO-5B-1 (c)) (Benchmark)</i>	54
PO-5B-2 - FOCs On Time for Electronic/Manual LSRs Received via IMA EDI (Percent)	55
<i>Resale Aggregate (PO-5B-2 (a)) (Benchmark)</i>	55
<i>Unbundled Loop Aggregate (PO-5B-2 (b)) (Benchmark)</i>	55
<i>LNP (PO-5B-2 (c)) (Benchmark)</i>	55
PO-5C - FOCs on Time for Manual (Percent)	56
<i>Resale Aggregate (PO-5C -(a)) (Benchmark)</i>	56
<i>Unbundled Loop Aggregate (PO-5C -(b)) (Benchmark)</i>	56
<i>LNP (PO-5C -(c)) (Benchmark)</i>	56
PO-5D - FOCs on Time (Percent)	57
<i>LIS Trunk (PO-5D) (Benchmark)</i>	57
PO-6 - Work Completion Notification Timeliness	58
<i>Notices Made Available via IMA - GUI All (Hours:Minutes) (PO-6A) (Benchmark)</i>	58
<i>Notices Transmitted via IMA - EDI All (Hours:Minutes) (PO-6B) (Benchmark)</i>	58
PO-7 - Billing Completion Notification Timeliness	59
<i>Notices Made Available via IMA - GUI / Billing System Posting Completions All (Percent) (PO-7A ,C) (Parity)</i>	59
<i>Notices Transmitted via IMA - EDI / Billing System Posting Completions All (Percent) (PO-7B ,C) (Parity)</i>	59
PO-8 - Jeopardy Notice Interval	60
<i>Non-Designed Services (Average Days) (PO-8 A) (Parity)</i>	60
<i>Unbundled Loops and Number Portability (Average Days) (PO-8 B) (Parity)</i>	60
<i>LIS Trunk (Average Days) (PO-8 C) (Parity)</i>	60
<i>UNE - P (POTS) (Average Days) (PO-8 D) (Parity)</i>	60
PO-9 - Timely Jeopardy Notices	61
<i>Non-Designed Services (PO-9 A) (Parity)</i>	61
<i>Unbundled Loops and Number Portability (PO-9 B) (Parity)</i>	61
<i>LIS Trunk (PO-9 C) (Parity)</i>	61
<i>UNE - P (POTS) (PO-9 D) (Parity)</i>	61

Table of Contents

Section	Page Number
PO-10 - LSR Accountability	62
<i>PO10 (Percent) Product Aggregate (PO-10) (Diagnostic)</i>	62
PO-15 - Number of Due Date Changes per Order	63
<i>All (PO-15) (Diagnostic)</i>	63
PO-16 - Timely Release Notifications	64
<i>(PO-16) (Percent) (Benchmark)</i>	64
PO-19 - Stand-Alone Test Environment (SATE) Accuracy	65
<i>(PO-19) (Percent) (Benchmark)</i>	65
<i>(PO-19 A) Rel. 8.0 (Percent) (Benchmark)</i>	65
<i>(PO-19 A) Rel. 9.0 (Percent) (Benchmark)</i>	65
<i>(PO-19 A) Rel. 10.0 (Percent) (Benchmark)</i>	65
<i>(PO-19 A) Rel. 11.0 (Percent) (Benchmark)</i>	66
<i>(PO-19 A) Rel. VICKI (Percent) (Benchmark)</i>	66
<i>(PO-19 B) (Percent) (Benchmark)</i>	66
PO-20 Manual Service Order Accuracy	67
<i>Resale POTS and UNE-P (POTS) (Diagnostic)</i>	67
<i>Unbundled Loops (Analog & NL 2-wire) (Diagnostic)</i>	67
Order Accuracy	68
<i>(Diagnostic)</i>	68
OP-2 - Calls Answered within Twenty Seconds - Interconnect Provisioning Center	69
<i>Calls Answered within Twenty Seconds - Interconnect Provisioning Center (Percent) (OP-2) (Parity)</i>	69
OP-3A - Installation Commitments Met (Percent) - Dispatches within MSAs	70
<i>Business (Parity)</i>	70
<i>Centrex (Parity)</i>	70
<i>Residence (Parity)</i>	70
<i>Centrex 21 (Parity)</i>	70
<i>PBX (Parity)</i>	71
<i>Basic Rate ISDN (Parity)</i>	71
<i>ISDN Primary (Parity)</i>	71
<i>DS0 (Parity)</i>	71
<i>Qwest DSL (Parity)</i>	72
<i>Unbundled Loop Analog (Benchmark)</i>	72
<i>UNE - P (POTS) (Parity)</i>	72
<i>UNE P (Centrex) (Parity)</i>	72
<i>UNE P (Centrex 21) (Parity)</i>	73
<i>Line Sharing (Benchmark)</i>	74
OP-3B - Installation Commitments Met (Percent) - Dispatches outside MSAs	75
<i>Residence (Parity)</i>	75
<i>Business (Parity)</i>	75
<i>Centrex (Parity)</i>	75
<i>Centrex 21 (Parity)</i>	75
<i>PBX (Parity)</i>	76

Table of Contents

Section	Page Number
<i>Basic Rate ISDN (Parity)</i>	76
<i>DS0 (Parity)</i>	76
<i>Qwest DSL (Parity)</i>	76
<i>Unbundled Loop Analog (Benchmark)</i>	77
<i>UNE - P (POTS) (Parity)</i>	77
<i>UNE P (Centrex) (Parity)</i>	77
<i>UNE P (Centrex 21) (Parity)</i>	77
<i>Line Sharing (Benchmark)</i>	78
OP-3C - Installation Commitments Met (Percent) - No dispatches	79
<i>Residence (Parity)</i>	79
<i>Business (Parity)</i>	79
<i>Centrex (Parity)</i>	79
<i>Centrex 21 (Parity)</i>	79
<i>PBX (Parity)</i>	80
<i>Basic Rate ISDN (Parity)</i>	80
<i>ISDN Primary (Parity)</i>	80
<i>DS0 (Parity)</i>	80
<i>Qwest DSL (Parity)</i>	81
<i>UNE - P (POTS) (Parity)</i>	81
<i>UNE P (Centrex) (Parity)</i>	81
<i>UNE P (Centrex 21) (Parity)</i>	81
<i>Line Sharing (Benchmark)</i>	82
OP-3D - Installation Commitments Met (Percent) - Interval Zone One	83
<i>ISDN Primary (Parity)</i>	83
<i>DS0 (Parity)</i>	83
<i>DS1 (Parity)</i>	83
<i>DS3 (Parity)</i>	83
<i>Frame Relay (Parity)</i>	84
<i>PBX (Parity)</i>	84
<i>Basic Rate ISDN (Parity)</i>	84
<i>LIS Trunk (Parity)</i>	84
<i>UDIT DS1 (Parity)</i>	85
<i>UDIT Above DS1 Level (Parity)</i>	85
<i>Dark Fiber - IOF (Diagnostic)</i>	85
<i>Unbundled Loop Analog (Benchmark)</i>	85
<i>Unbundled Loop - 2 Wire Non-Loaded (Benchmark)</i>	86
<i>Unbundled Loop - 4 Wire Non-Loaded (Parity)</i>	86
<i>Unbundled Loop - DS1 Capable (Parity)</i>	86
<i>Unbundled Loop ISDN Capable (Parity)</i>	86
<i>Unbundled Loop - ADSL Qualified (Benchmark)</i>	87
<i>Unbundled Loop - DS3 Capable (Parity)</i>	87
<i>Qwest DSL (Parity)</i>	87
<i>Dark Fiber - Loop (Diagnostic)</i>	87
<i>E911 (Parity)</i>	88
<i>Enhanced Extended Loops (EELs) (Benchmark)</i>	89
<i>Unbundled Loop Conditioned (Benchmark)</i>	89
OP-3E - Installation Commitments Met (Percent) - Interval Zone Two	90
<i>ISDN Primary (Parity)</i>	90

Table of Contents

Section	Page Number
<i>DS0 (Parity)</i>	90
<i>DS1 (Parity)</i>	90
<i>DS3 (Parity)</i>	90
<i>Frame Relay (Parity)</i>	91
<i>PBX (Parity)</i>	91
<i>Basic Rate ISDN (Parity)</i>	91
<i>LIS Trunk (Parity)</i>	91
<i>UDIT DS1 (Parity)</i>	92
<i>UDIT Above DS1 Level (Parity)</i>	92
<i>Unbundled Loop Analog (Benchmark)</i>	92
<i>Unbundled Loop - 2 Wire Non-Loaded (Benchmark)</i>	92
<i>Unbundled Loop - 4 Wire Non-Loaded (Parity)</i>	93
<i>Unbundled Loop - DS1 Capable (Parity)</i>	93
<i>Unbundled Loop ISDN Capable (Parity)</i>	93
<i>Unbundled Loop - ADSL Qualified (Benchmark)</i>	93
<i>Unbundled Loop - DS3 Capable (Parity)</i>	94
<i>Qwest DSL (Parity)</i>	94
<i>E911 (Parity)</i>	94
<i>Enhanced Extended Loops (EELs) (Benchmark)</i>	95
<i>Unbundled Loop Conditioned (Benchmark)</i>	95
OP-4A - Installation Interval (Average Days) - Dispatches within MSAs	96
<i>Residence (Parity)</i>	96
<i>Business (Parity)</i>	96
<i>Centrex (Parity)</i>	96
<i>Centrex 21 (Parity)</i>	96
<i>PBX (Parity)</i>	97
<i>Basic Rate ISDN (Parity)</i>	97
<i>ISDN Primary (Parity)</i>	97
<i>DS0 (Parity)</i>	97
<i>Qwest DSL (Parity)</i>	98
<i>Unbundled Loop Analog (Benchmark)</i>	98
<i>UNE - P (POTS) (Parity)</i>	98
<i>UNE P (Centrex) (Parity)</i>	98
<i>UNE P (Centrex 21) (Parity)</i>	99
<i>Line Sharing (Benchmark)</i>	100
OP-4B - Installation Interval (Average Days) - Dispatches outside MSAs	101
<i>Residence (Parity)</i>	101
<i>Business (Parity)</i>	101
<i>Centrex (Parity)</i>	101
<i>Centrex 21 (Parity)</i>	101
<i>PBX (Parity)</i>	102
<i>Basic Rate ISDN (Parity)</i>	102
<i>DS0 (Parity)</i>	102
<i>Qwest DSL (Parity)</i>	102
<i>Unbundled Loop Analog (Benchmark)</i>	103
<i>UNE - P (POTS) (Parity)</i>	103
<i>UNE P (Centrex) (Parity)</i>	103
<i>UNE P (Centrex 21) (Parity)</i>	103
<i>Line Sharing (Benchmark)</i>	104

Table of Contents

Section	Page Number
OP-4C - Installation Interval (Average Days) - No dispatches	105
<i>Residence (Parity)</i>	105
<i>Business (Parity)</i>	105
<i>Centrex (Parity)</i>	105
<i>Centrex 21 (Parity)</i>	105
<i>PBX (Parity)</i>	106
<i>Basic Rate ISDN (Parity)</i>	106
<i>ISDN Primary (Parity)</i>	106
<i>DS0 (Parity)</i>	106
<i>Qwest DSL (Parity)</i>	107
<i>UNE - P (POTS) (Parity)</i>	107
<i>UNE P (Centrex) (Parity)</i>	107
<i>UNE P (Centrex 21) (Parity)</i>	107
<i>Line Sharing (Benchmark)</i>	108
OP-4D - Installation Interval (Average Days) - Interval Zone One	109
<i>ISDN Primary (Parity)</i>	109
<i>DS0 (Parity)</i>	109
<i>DS1 (Parity)</i>	109
<i>DS3 (Parity)</i>	109
<i>Frame Relay (Parity)</i>	110
<i>PBX (Parity)</i>	110
<i>Basic Rate ISDN (Parity)</i>	110
<i>LIS Trunk (Parity)</i>	110
<i>UDIT DS1 (Parity)</i>	111
<i>UDIT Above DS1 Level (Parity)</i>	111
<i>Dark Fiber - IOF (Diagnostic)</i>	111
<i>Unbundled Loop Analog (Benchmark)</i>	111
<i>Unbundled Loop - 2 Wire Non-Loaded (Benchmark)</i>	112
<i>Unbundled Loop - 4 Wire Non-Loaded (Parity)</i>	112
<i>Unbundled Loop - DS1 Capable (Parity)</i>	112
<i>Unbundled Loop ISDN Capable (Parity)</i>	112
<i>Unbundled Loop - ADSL Qualified (Benchmark)</i>	113
<i>Unbundled Loop - DS3 Capable (Parity)</i>	113
<i>Qwest DSL (Parity)</i>	113
<i>Dark Fiber - Loop (Diagnostic)</i>	113
<i>E911 (Parity)</i>	114
<i>Enhanced Extended Loops (EELs) (Diagnostic)</i>	115
<i>Unbundled Loop Conditioned (Benchmark)</i>	115
OP-4E - Installation Interval (Average Days) - Interval Zone Two	116
<i>ISDN Primary (Parity)</i>	116
<i>DS0 (Parity)</i>	116
<i>DS1 (Parity)</i>	116
<i>DS3 (Parity)</i>	116
<i>Frame Relay (Parity)</i>	117
<i>PBX (Parity)</i>	117
<i>Basic Rate ISDN (Parity)</i>	117
<i>LIS Trunk (Parity)</i>	117
<i>UDIT DS1 (Parity)</i>	118

Table of Contents

Section	Page Number
<i>UDIT Above DS1 Level (Parity)</i>	118
<i>Unbundled Loop Analog (Benchmark)</i>	118
<i>Unbundled Loop - 2 Wire Non-Loaded (Benchmark)</i>	118
<i>Unbundled Loop - 4 Wire Non-Loaded (Parity)</i>	119
<i>Unbundled Loop - DS1 Capable (Parity)</i>	119
<i>Unbundled Loop ISDN Capable (Parity)</i>	119
<i>Unbundled Loop - ADSL Qualified (Benchmark)</i>	119
<i>Unbundled Loop - DS3 Capable (Parity)</i>	120
<i>Qwest DSL (Parity)</i>	120
<i>E911 (Parity)</i>	120
<i>Enhanced Extended Loops (EELs) (Diagnostic)</i>	121
<i>Unbundled Loop Conditioned (Benchmark)</i>	121
OP-5 - New Service Installation Quality (Percent)	122
<i>Residence (Parity)</i>	122
<i>Business (Parity)</i>	122
<i>Centrex (Parity)</i>	122
<i>Centrex 21 (Parity)</i>	122
<i>PBX (Parity)</i>	123
<i>Basic Rate ISDN (Parity)</i>	123
<i>Qwest DSL (Parity)</i>	123
<i>UNE - P (POTS) (Parity)</i>	123
<i>UNE P (Centrex) (Parity)</i>	124
<i>UNE P (Centrex 21) (Parity)</i>	124
<i>ISDN Primary (Parity)</i>	124
<i>DS0 (Parity)</i>	124
<i>DS1 (Parity)</i>	125
<i>DS3 (Parity)</i>	125
<i>Frame Relay (Parity)</i>	125
<i>Line Sharing (Parity)</i>	125
<i>UDIT DS1 (Parity)</i>	126
<i>UDIT Above DS1 Level (Parity)</i>	126
<i>Dark Fiber - IOF (Diagnostic)</i>	126
<i>Unbundled Loop Analog (Parity)</i>	126
<i>Unbundled Loop - 2 Wire Non-Loaded (Parity)</i>	127
<i>Unbundled Loop - 4 Wire Non-Loaded (Parity)</i>	127
<i>Unbundled Loop - DS1 Capable (Parity)</i>	127
<i>Unbundled Loop ISDN Capable (Parity)</i>	127
<i>Unbundled Loop - ADSL Qualified (Parity)</i>	128
<i>Unbundled Loop - DS3 Capable (Parity)</i>	128
<i>LIS Trunk (Parity)</i>	128
<i>Dark Fiber - Loop (Diagnostic)</i>	128
<i>E911 (Parity)</i>	129
<i>Enhanced Extended Loops (EELs) (Diagnostic)</i>	130
OP-5* - New Service Installation Quality (Percent)	131
<i>Residence (Parity)</i>	131
<i>Business (Parity)</i>	131
<i>Centrex (Parity)</i>	131
<i>Centrex 21 (Parity)</i>	131
<i>PBX (Parity)</i>	132

Table of Contents

Section	Page Number
<i>Basic Rate ISDN (Parity)</i>	132
<i>Qwest DSL (Parity)</i>	132
<i>UNE - P (POTS) (Parity)</i>	132
<i>UNE P (Centrex) (Parity)</i>	133
<i>UNE P (Centrex 21) (Parity)</i>	133
<i>ISDN Primary (Parity)</i>	133
<i>DS0 (Parity)</i>	133
<i>DS1 (Parity)</i>	134
<i>DS3 (Parity)</i>	134
<i>Frame Relay (Parity)</i>	134
<i>Line Sharing (Parity)</i>	134
<i>UDIT DS1 (Parity)</i>	135
<i>UDIT Above DS1 Level (Parity)</i>	135
<i>Dark Fiber - IOF (Diagnostic)</i>	135
<i>Unbundled Loop Analog (Parity)</i>	135
<i>Unbundled Loop - 2 Wire Non-Loaded (Parity)</i>	136
<i>Unbundled Loop - 4 Wire Non-Loaded (Parity)</i>	136
<i>Unbundled Loop - DS1 Capable (Parity)</i>	136
<i>Unbundled Loop ISDN Capable (Parity)</i>	136
<i>Unbundled Loop - ADSL Qualified (Parity)</i>	137
<i>Unbundled Loop - DS3 Capable (Parity)</i>	137
<i>LIS Trunk (Parity)</i>	137
<i>Dark Fiber - Loop (Diagnostic)</i>	137
<i>E911 (Parity)</i>	138
<i>Enhanced Extended Loops (EELs) (Diagnostic)</i>	139
OP-6A-1 - Delayed Days for Non-Facility Reasons (Average Days) - Dispatches within MSAs	140
<i>Residence (Parity)</i>	140
<i>Business (Parity)</i>	140
<i>Centrex (Parity)</i>	140
<i>Centrex 21 (Parity)</i>	140
<i>PBX (Parity)</i>	141
<i>Basic Rate ISDN (Parity)</i>	141
<i>DS0 (Parity)</i>	141
<i>Qwest DSL (Parity)</i>	141
<i>Unbundled Loop Analog (Parity)</i>	142
<i>UNE - P (POTS) (Parity)</i>	142
<i>UNE P (Centrex) (Parity)</i>	142
<i>UNE P (Centrex 21) (Parity)</i>	142
<i>Line Sharing (Diagnostic)</i>	143
OP-6A-2 - Delayed Days for Non-Facility Reasons (Average Days) - Dispatches outside MSAs	144
<i>Residence (Parity)</i>	144
<i>Business (Parity)</i>	144
<i>Centrex (Parity)</i>	144
<i>Centrex 21 (Parity)</i>	144
<i>Basic Rate ISDN (Parity)</i>	145
<i>DS0 (Parity)</i>	145
<i>Qwest DSL (Parity)</i>	145
<i>Unbundled Loop Analog (Parity)</i>	145
<i>UNE - P (POTS) (Parity)</i>	146

Table of Contents

Section	Page Number
<i>UNE P (Centrex) (Parity)</i>	146
<i>UNE P (Centrex 21) (Parity)</i>	146
<i>Line Sharing (Diagnostic)</i>	147
OP-6A-3 - Delayed Days for Non-Facility Reasons (Average Days) - No dispatches	148
<i>Residence (Parity)</i>	148
<i>Business (Parity)</i>	148
<i>Centrex (Parity)</i>	148
<i>Centrex 21 (Parity)</i>	148
<i>PBX (Parity)</i>	149
<i>Basic Rate ISDN (Parity)</i>	149
<i>ISDN Primary (Parity)</i>	149
<i>DS0 (Parity)</i>	149
<i>Qwest DSL (Parity)</i>	150
<i>UNE - P (POTS) (Parity)</i>	150
<i>UNE P (Centrex) (Parity)</i>	150
<i>UNE P (Centrex 21) (Parity)</i>	150
<i>Line Sharing (Diagnostic)</i>	151
OP-6A-4 - Delayed Days for Non-Facility Reasons (Average Days) - Interval Zone One	152
<i>ISDN Primary (Parity)</i>	152
<i>DS0 (Parity)</i>	152
<i>DS1 (Parity)</i>	152
<i>DS3 (Parity)</i>	152
<i>Frame Relay (Parity)</i>	153
<i>PBX (Parity)</i>	153
<i>Basic Rate ISDN (Parity)</i>	153
<i>LIS Trunk (Parity)</i>	153
<i>UDIT DS1 (Parity)</i>	154
<i>UDIT Above DS1 Level (Parity)</i>	155
<i>Unbundled Loop Analog (Parity)</i>	155
<i>Unbundled Loop - 2 Wire Non-Loaded (Parity)</i>	155
<i>Unbundled Loop - 4 Wire Non-Loaded (Parity)</i>	155
<i>Unbundled Loop - DS1 Capable (Parity)</i>	156
<i>Unbundled Loop ISDN Capable (Parity)</i>	156
<i>Unbundled Loop - ADSL Qualified (Parity)</i>	156
<i>Unbundled Loop - DS3 Capable (Parity)</i>	156
<i>Qwest DSL (Parity)</i>	157
<i>E911 (Parity)</i>	157
<i>Enhanced Extended Loops (EELs) (Diagnostic)</i>	158
OP-6A-5 - Delayed Days for Non-Facility Reasons (Average Days) - Interval Zone Two	159
<i>ISDN Primary (Parity)</i>	159
<i>DS0 (Parity)</i>	159
<i>DS1 (Parity)</i>	159
<i>DS3 (Parity)</i>	159
<i>Frame Relay (Parity)</i>	160
<i>PBX (Parity)</i>	160
<i>Basic Rate ISDN (Parity)</i>	160
<i>LIS Trunk (Parity)</i>	160
<i>UDIT DS1 (Parity)</i>	161

Table of Contents

Section	Page Number
<i>UDIT Above DS1 Level (Parity)</i>	161
<i>Unbundled Loop Analog (Parity)</i>	161
<i>Unbundled Loop - 2 Wire Non-Loaded (Parity)</i>	161
<i>Unbundled Loop - 4 Wire Non-Loaded (Parity)</i>	162
<i>Unbundled Loop - DS1 Capable (Parity)</i>	162
<i>Unbundled Loop ISDN Capable (Parity)</i>	162
<i>Unbundled Loop - ADSL Qualified (Parity)</i>	162
<i>Unbundled Loop - DS3 Capable (Parity)</i>	163
<i>Qwest DSL (Parity)</i>	163
<i>E911 (Parity)</i>	163
<i>Enhanced Extended Loops (EELs) (Diagnostic)</i>	164
OP-6B-1 - Delayed Days for Facility Reasons (Average Days) - Dispatches within MSAs	165
<i>Residence (Parity)</i>	165
<i>Business (Parity)</i>	165
<i>Centrex (Parity)</i>	165
<i>Centrex 21 (Parity)</i>	165
<i>PBX (Parity)</i>	166
<i>Basic Rate ISDN (Parity)</i>	166
<i>DS0 (Parity)</i>	166
<i>Qwest DSL (Parity)</i>	166
<i>Unbundled Loop Analog (Parity)</i>	167
<i>UNE - P (POTS) (Parity)</i>	167
<i>UNE P (Centrex) (Parity)</i>	167
<i>UNE P (Centrex 21) (Parity)</i>	167
<i>Line Sharing (Diagnostic)</i>	168
OP-6B-2 - Delayed Days for Facility Reasons (Average Days) - Dispatches outside MSAs	169
<i>Residence (Parity)</i>	169
<i>Business (Parity)</i>	169
<i>Centrex (Parity)</i>	169
<i>Centrex 21 (Parity)</i>	169
<i>Unbundled Loop Analog (Parity)</i>	170
<i>UNE - P (POTS) (Parity)</i>	170
<i>UNE P (Centrex) (Parity)</i>	170
<i>UNE P (Centrex 21) (Parity)</i>	170
<i>Line Sharing (Diagnostic)</i>	171
OP-6B-3 - Delayed Days for Facility Reasons (Average Days) - No dispatches	172
<i>Residence (Parity)</i>	172
<i>Business (Parity)</i>	172
<i>Centrex (Parity)</i>	172
<i>Basic Rate ISDN (Parity)</i>	172
<i>Qwest DSL (Parity)</i>	173
<i>UNE - P (POTS) (Parity)</i>	173
<i>UNE P (Centrex) (Parity)</i>	173
<i>Line Sharing (Diagnostic)</i>	174
OP-6B-4 - Delayed Days for Facility Reasons (Average Days) - Interval Zone One	175
<i>ISDN Primary (Parity)</i>	175
<i>DS0 (Parity)</i>	175

Table of Contents

Section	Page Number
<i>DS1 (Parity)</i>	175
<i>DS3 (Parity)</i>	175
<i>Frame Relay (Parity)</i>	176
<i>PBX (Parity)</i>	176
<i>Basic Rate ISDN (Parity)</i>	176
<i>LIS Trunk (Parity)</i>	176
<i>UDIT DS1 (Parity)</i>	177
<i>UDIT Above DS1 Level (Parity)</i>	177
<i>Unbundled Loop Analog (Parity)</i>	177
<i>Unbundled Loop - 2 Wire Non-Loaded (Parity)</i>	177
<i>Unbundled Loop - 4 Wire Non-Loaded (Parity)</i>	178
<i>Unbundled Loop - DS1 Capable (Parity)</i>	178
<i>Unbundled Loop ISDN Capable (Parity)</i>	178
<i>Unbundled Loop - ADSL Qualified (Parity)</i>	178
<i>Unbundled Loop - DS3 Capable (Parity)</i>	179
<i>Dark Fiber - Loop (Diagnostic)</i>	179
<i>Enhanced Extended Loops (EELs) (Diagnostic)</i>	180
OP-6B-5 - Delayed Days for Facility Reasons (Average Days) - Interval Zone Two	181
<i>ISDN Primary (Parity)</i>	181
<i>DS0 (Parity)</i>	181
<i>DS1 (Parity)</i>	181
<i>DS3 (Parity)</i>	181
<i>Frame Relay (Parity)</i>	182
<i>PBX (Parity)</i>	182
<i>Basic Rate ISDN (Parity)</i>	182
<i>UDIT DS1 (Parity)</i>	183
<i>UDIT Above DS1 Level (Parity)</i>	183
<i>Unbundled Loop Analog (Parity)</i>	183
<i>Unbundled Loop - 2 Wire Non-Loaded (Parity)</i>	183
<i>Unbundled Loop - 4 Wire Non-Loaded (Parity)</i>	184
<i>Unbundled Loop - DS1 Capable (Parity)</i>	184
<i>Unbundled Loop ISDN Capable (Parity)</i>	184
<i>Unbundled Loop - DS3 Capable (Parity)</i>	184
OP-7 - Coordinated "Hot Cut" Interval (Hours:Minutes)	185
<i>Unbundled Loop - Analog (Diagnostic)</i>	185
<i>Unbundled Loop Other (Diagnostic)</i>	185
OP-8 - Number Portability Timeliness (Percent)	186
<i>Number Portability Timeliness (Percent) (OP-8 B) (Benchmark)</i>	186
<i>Percentage of LNP Triggers Set Prior to the Frame Due Time (Percent) (OP-8C) (Benchmark)</i>	186
OP-13 - Coordinated Cuts on Time (Percent)	187
<i>Coordinated Cuts Completed on Time (Percent) Unbundled Loop - Analog (OP-13A) (Benchmark)</i>	187
<i>Coordinated Cuts Completed on Time (Percent) Unbundled Loop Other (OP-13A) (Benchmark)</i>	187
<i>Coordinated Cuts Started Without CLEC Approval (Percent) Unbundled Loop - Analog (OP-13B) (Diagnostic)</i>	187
<i>Coordinated Cuts Started Without CLEC Approval (Percent) Unbundled Loop Other (OP-13B) (Diagnostic)</i>	187
OP-15A - Interval for Pending Orders Delayed Past Due Date	188
<i>Residence (Diagnostic)</i>	188

Table of Contents

Section	Page Number
<i>Business (Diagnostic)</i>	188
<i>Centrex (Diagnostic)</i>	188
<i>Centrex 21 (Diagnostic)</i>	188
<i>PBX (Diagnostic)</i>	189
<i>Basic Rate ISDN (Diagnostic)</i>	189
<i>UNE - P (POTS) (Diagnostic)</i>	189
<i>UNE P (Centrex) (Diagnostic)</i>	189
<i>UNE P (Centrex 21) (Diagnostic)</i>	190
<i>Line Sharing (Diagnostic)</i>	191
OP-15A - Interval for Pending Orders Delayed Past Due Date	192
<i>ISDN Primary (Diagnostic)</i>	192
<i>DS0 (Diagnostic)</i>	192
<i>DS1 (Diagnostic)</i>	192
<i>DS3 (Diagnostic)</i>	192
<i>Frame Relay (Diagnostic)</i>	193
OP-15A - Interval for Pending Orders Delayed Past Due Date	194
<i>LIS Trunk (Diagnostic)</i>	194
<i>UDIT DS1 (Diagnostic)</i>	194
<i>UDIT Above DS1 Level (Diagnostic)</i>	194
<i>Unbundled Loop Analog (Diagnostic)</i>	194
<i>Unbundled Loop - 2 Wire Non-Loaded (Diagnostic)</i>	195
<i>Unbundled Loop - 4 Wire Non-Loaded (Diagnostic)</i>	195
<i>Unbundled Loop - DS1 Capable (Diagnostic)</i>	195
<i>Unbundled Loop ISDN Capable (Diagnostic)</i>	195
<i>Unbundled Loop - DS3 Capable (Diagnostic)</i>	196
<i>Dark Fiber - Loop (Diagnostic)</i>	196
<i>E911 (Diagnostic)</i>	196
<i>Enhanced Extended Loops (EELs) (Diagnostic)</i>	197
OP-15B - Count of Pending Orders Delayed for Facilities Reasons	198
<i>Residence (Diagnostic)</i>	198
<i>Business (Diagnostic)</i>	198
<i>Centrex (Diagnostic)</i>	198
<i>Centrex 21 (Diagnostic)</i>	198
<i>PBX (Diagnostic)</i>	199
<i>Basic Rate ISDN (Diagnostic)</i>	199
<i>UNE - P (POTS) (Diagnostic)</i>	199
<i>UNE P (Centrex) (Diagnostic)</i>	199
<i>UNE P (Centrex 21) (Diagnostic)</i>	200
<i>Line Sharing (Diagnostic)</i>	201
<i>ISDN Primary (Diagnostic)</i>	202
<i>DS0 (Diagnostic)</i>	202
<i>DS1 (Diagnostic)</i>	202
<i>DS3 (Diagnostic)</i>	202
<i>Frame Relay (Diagnostic)</i>	203
<i>LIS Trunk (Diagnostic)</i>	204
<i>UDIT DS1 (Diagnostic)</i>	204
<i>UDIT Above DS1 Level (Diagnostic)</i>	204
<i>Unbundled Loop Analog (Diagnostic)</i>	204

Table of Contents

Section	Page Number
<i>Unbundled Loop - 2 Wire Non-Loaded (Diagnostic)</i>	205
<i>Unbundled Loop - 4 Wire Non-Loaded (Diagnostic)</i>	205
<i>Unbundled Loop - DS1 Capable (Diagnostic)</i>	205
<i>Unbundled Loop ISDN Capable (Diagnostic)</i>	205
<i>Unbundled Loop - DS3 Capable (Diagnostic)</i>	206
<i>Dark Fiber - Loop (Diagnostic)</i>	206
<i>E911 (Diagnostic)</i>	206
<i>Enhanced Extended Loops (EELs) (Diagnostic)</i>	206
OP-17 - Timeliness of Disconnects associated with LNP Orders	207
<i>Timeliness of Disconnects associated with LNP Orders (Percent) (OP-17A) (Benchmark)</i>	207
<i>Timeliness of Disconnects associated with LNP Orders (Percent) (OP-17B) (Diagnostic)</i>	207
MR-2 - Calls Answered within 20 Seconds - Interconnect Repair Center (Percent)	208
<i>Calls Answered within 20 seconds - Interconnect Repair Center (Percent) (MR-2) (Parity)</i>	208
MR-3A - Out of Service Cleared within 24 Hours (Percent) - Dispatches within MSAs	209
<i>Residence (Parity)</i>	209
<i>Business (Parity)</i>	209
<i>Centrex (Parity)</i>	209
<i>Centrex 21 (Parity)</i>	209
<i>PBX (Parity)</i>	210
<i>Basic Rate ISDN (Parity)</i>	210
<i>UNE - P (POTS) (Parity)</i>	210
<i>UNE P (Centrex) (Parity)</i>	210
<i>UNE P (Centrex 21) (Parity)</i>	211
<i>Line Sharing (Parity)</i>	211
MR-3B - Out of Service Cleared within 24 Hours (Percent) - Dispatches outside MSAs	212
<i>Residence (Parity)</i>	212
<i>Business (Parity)</i>	212
<i>Centrex (Parity)</i>	212
<i>Centrex 21 (Parity)</i>	212
<i>PBX (Parity)</i>	213
<i>Basic Rate ISDN (Parity)</i>	213
<i>UNE - P (POTS) (Parity)</i>	213
<i>UNE P (Centrex) (Parity)</i>	213
<i>UNE P (Centrex 21) (Parity)</i>	214
<i>Line Sharing (Parity)</i>	214
MR-3C - Out of Service Cleared within 24 Hours (Percent) - No dispatches	215
<i>Residence (Parity)</i>	215
<i>Business (Parity)</i>	215
<i>Centrex (Parity)</i>	215
<i>Centrex 21 (Parity)</i>	215
<i>PBX (Parity)</i>	216
<i>Basic Rate ISDN (Parity)</i>	216
<i>UNE - P (POTS) (Parity)</i>	216
<i>UNE P (Centrex) (Parity)</i>	216
<i>UNE P (Centrex 21) (Parity)</i>	217
<i>Line Sharing (Parity)</i>	217

Table of Contents

Section	Page Number
MR-3D - Out of Service Cleared within 24 Hours (Percent) - Interval Zone One	218
<i>Qwest DSL (Parity)</i>	218
<i>Unbundled Loop Analog (Parity)</i>	218
<i>Unbundled Loop - 2 Wire Non-Loaded (Parity)</i>	218
<i>Unbundled Loop - ADSL Qualified (Parity)</i>	218
<i>Unbundled Loop ISDN Capable (Parity)</i>	219
MR-3E - Out of Service Cleared within 24 Hours (Percent) - Interval Zone Two	220
<i>Qwest DSL (Parity)</i>	220
<i>Unbundled Loop Analog (Parity)</i>	220
<i>Unbundled Loop - 2 Wire Non-Loaded (Parity)</i>	220
<i>Unbundled Loop - ADSL Qualified (Parity)</i>	220
<i>Unbundled Loop ISDN Capable (Parity)</i>	221
MR-4A - All Troubles Cleared within 48 Hours (Percent) - Dispatches within MSAs	222
<i>Residence (Parity)</i>	222
<i>Business (Parity)</i>	222
<i>Centrex (Parity)</i>	222
<i>Centrex 21 (Parity)</i>	222
<i>PBX (Parity)</i>	223
<i>Basic Rate ISDN (Parity)</i>	223
<i>UNE - P (POTS) (Parity)</i>	223
<i>UNE P (Centrex) (Parity)</i>	223
<i>UNE P (Centrex 21) (Parity)</i>	224
<i>Line Sharing (Parity)</i>	224
MR-4B - All Troubles Cleared within 48 Hours (Percent) - Dispatches outside MSAs	225
<i>Residence (Parity)</i>	225
<i>Business (Parity)</i>	225
<i>Centrex (Parity)</i>	225
<i>Centrex 21 (Parity)</i>	225
<i>PBX (Parity)</i>	226
<i>Basic Rate ISDN (Parity)</i>	226
<i>UNE - P (POTS) (Parity)</i>	226
<i>UNE P (Centrex) (Parity)</i>	226
<i>UNE P (Centrex 21) (Parity)</i>	227
<i>Line Sharing (Parity)</i>	227
MR-4C - All Troubles Cleared within 48 Hours (Percent) - No dispatches	228
<i>Residence (Parity)</i>	228
<i>Business (Parity)</i>	228
<i>Centrex (Parity)</i>	228
<i>Centrex 21 (Parity)</i>	228
<i>PBX (Parity)</i>	229
<i>Basic Rate ISDN (Parity)</i>	229
<i>UNE - P (POTS) (Parity)</i>	229
<i>UNE P (Centrex) (Parity)</i>	229
<i>UNE P (Centrex 21) (Parity)</i>	230
<i>Line Sharing (Parity)</i>	230

Table of Contents

Section	Page Number
MR-4D - All Troubles Cleared within 48 Hours (Percent) - Interval Zone One	231
<i>Qwest DSL (Parity)</i>	231
<i>Unbundled Loop Analog (Parity)</i>	231
<i>Unbundled Loop - 2 Wire Non-Loaded (Parity)</i>	231
<i>Unbundled Loop - ADSL Qualified (Parity)</i>	231
<i>Unbundled Loop ISDN Capable (Parity)</i>	232
MR-4E - All Troubles Cleared within 48 Hours (Percent) - Interval Zone Two	233
<i>Qwest DSL (Parity)</i>	233
<i>Unbundled Loop Analog (Parity)</i>	233
<i>Unbundled Loop - 2 Wire Non-Loaded (Parity)</i>	233
<i>Unbundled Loop - ADSL Qualified (Parity)</i>	233
<i>Unbundled Loop ISDN Capable (Parity)</i>	234
MR-5A - All Troubles Cleared within 4 Hours (Percent) - Interval Zone One	235
<i>ISDN Primary (Parity)</i>	235
<i>DS0 (Parity)</i>	235
<i>DS1 (Parity)</i>	235
<i>DS3 (Parity)</i>	235
<i>Frame Relay (Parity)</i>	236
<i>LIS Trunk (Parity)</i>	236
<i>UDIT DS1 (Parity)</i>	237
<i>UDIT Above DS1 Level (Parity)</i>	237
<i>Unbundled Loop - 4 Wire Non-Loaded (Parity)</i>	237
<i>Unbundled Loop - DS1 Capable (Parity)</i>	237
<i>Unbundled Loop - DS3 Capable (Parity)</i>	238
<i>E911 (Parity)</i>	238
<i>Enhanced Extended Loops (EELs) (Diagnostic)</i>	239
MR-5B - All Troubles Cleared within 4 Hours (Percent) - Interval Zone Two	240
<i>ISDN Primary (Parity)</i>	240
<i>DS0 (Parity)</i>	240
<i>DS1 (Parity)</i>	240
<i>DS3 (Parity)</i>	240
<i>Frame Relay (Parity)</i>	241
<i>LIS Trunk (Parity)</i>	241
<i>UDIT DS1 (Parity)</i>	242
<i>UDIT Above DS1 Level (Parity)</i>	242
<i>Unbundled Loop - 4 Wire Non-Loaded (Parity)</i>	242
<i>Unbundled Loop - DS1 Capable (Parity)</i>	242
<i>Unbundled Loop - DS3 Capable (Parity)</i>	243
<i>E911 (Parity)</i>	243
<i>Enhanced Extended Loops (EELs) (Diagnostic)</i>	244
MR-6A - Mean Time to Restore (Hours:Minutes) - Dispatches within MSAs	245
<i>Residence (Parity)</i>	245
<i>Business (Parity)</i>	245
<i>Centrex (Parity)</i>	245
<i>Centrex 21 (Parity)</i>	245
<i>PBX (Parity)</i>	246
<i>Basic Rate ISDN (Parity)</i>	246

Table of Contents

Section	Page Number
<i>UNE - P (POTS) (Parity)</i>	246
<i>UNE P (Centrex) (Parity)</i>	246
<i>UNE P (Centrex 21) (Parity)</i>	247
<i>Line Sharing (Parity)</i>	247
MR-6B - Mean Time to Restore (Hours:Minutes) - Dispatches outside MSAs	248
<i>Residence (Parity)</i>	248
<i>Business (Parity)</i>	248
<i>Centrex (Parity)</i>	248
<i>Centrex 21 (Parity)</i>	248
<i>PBX (Parity)</i>	249
<i>Basic Rate ISDN (Parity)</i>	249
<i>UNE - P (POTS) (Parity)</i>	249
<i>UNE P (Centrex) (Parity)</i>	249
<i>UNE P (Centrex 21) (Parity)</i>	250
<i>Line Sharing (Parity)</i>	250
MR-6C - Mean Time to Restore (Hours:Minutes) - No dispatches	251
<i>Residence (Parity)</i>	251
<i>Business (Parity)</i>	251
<i>Centrex (Parity)</i>	251
<i>Centrex 21 (Parity)</i>	251
<i>PBX (Parity)</i>	252
<i>Basic Rate ISDN (Parity)</i>	252
<i>UNE - P (POTS) (Parity)</i>	252
<i>UNE P (Centrex) (Parity)</i>	252
<i>UNE P (Centrex 21) (Parity)</i>	253
<i>Line Sharing (Parity)</i>	253
MR-6D - Mean Time to Restore (Hours:Minutes) - Interval Zone One	254
<i>ISDN Primary (Parity)</i>	254
<i>DS0 (Parity)</i>	254
<i>DS1 (Parity)</i>	254
<i>DS3 (Parity)</i>	254
<i>Frame Relay (Parity)</i>	255
<i>LIS Trunk (Parity)</i>	255
<i>UDIT DS1 (Parity)</i>	256
<i>UDIT Above DS1 Level (Parity)</i>	256
<i>Unbundled Loop Analog (Parity)</i>	256
<i>Unbundled Loop - 2 Wire Non-Loaded (Parity)</i>	256
<i>Unbundled Loop - 4 Wire Non-Loaded (Parity)</i>	257
<i>Unbundled Loop - DS1 Capable (Parity)</i>	257
<i>Unbundled Loop ISDN Capable (Parity)</i>	257
<i>Unbundled Loop - ADSL Qualified (Parity)</i>	257
<i>Unbundled Loop - DS3 Capable (Parity)</i>	258
<i>Qwest DSL (Parity)</i>	258
<i>E911 (Parity)</i>	258
<i>Enhanced Extended Loops (EELs) (Diagnostic)</i>	259
MR-6E - Mean Time to Restore (Hours:Minutes) - Interval Zone Two	260
<i>ISDN Primary (Parity)</i>	260

Table of Contents

Section	Page Number
<i>DS0 (Parity)</i>	260
<i>DS1 (Parity)</i>	260
<i>DS3 (Parity)</i>	260
<i>Frame Relay (Parity)</i>	261
<i>LIS Trunk (Parity)</i>	261
<i>UDIT DS1 (Parity)</i>	262
<i>UDIT Above DS1 Level (Parity)</i>	262
<i>Unbundled Loop Analog (Parity)</i>	262
<i>Unbundled Loop - 2 Wire Non-Loaded (Parity)</i>	262
<i>Unbundled Loop - 4 Wire Non-Loaded (Parity)</i>	263
<i>Unbundled Loop - DS1 Capable (Parity)</i>	263
<i>Unbundled Loop ISDN Capable (Parity)</i>	263
<i>Unbundled Loop - ADSL Qualified (Parity)</i>	263
<i>Unbundled Loop - DS3 Capable (Parity)</i>	264
<i>Qwest DSL (Parity)</i>	264
<i>E911 (Parity)</i>	264
<i>Enhanced Extended Loops (EELs) (Diagnostic)</i>	265
MR-7A - Repair Repeat Report Rate (Percent) - Dispatches within MSAs	266
<i>Residence (Parity)</i>	266
<i>Business (Parity)</i>	266
<i>Centrex (Parity)</i>	266
<i>Centrex 21 (Parity)</i>	266
<i>PBX (Parity)</i>	267
<i>Basic Rate ISDN (Parity)</i>	267
<i>UNE - P (POTS) (Parity)</i>	267
<i>UNE P (Centrex) (Parity)</i>	267
<i>UNE P (Centrex 21) (Parity)</i>	268
<i>Line Sharing (Diagnostic)</i>	268
MR-7A* - Repair Repeat Report Rate (Percent) - Dispatches within MSAs	269
<i>Residence (Parity)</i>	269
<i>Business (Parity)</i>	269
<i>Centrex (Parity)</i>	269
<i>Centrex 21 (Parity)</i>	269
<i>PBX (Parity)</i>	270
<i>Basic Rate ISDN (Parity)</i>	270
<i>UNE - P (POTS) (Parity)</i>	270
<i>UNE P (Centrex) (Parity)</i>	270
<i>UNE P (Centrex 21) (Parity)</i>	271
<i>Line Sharing (Diagnostic)</i>	271
MR-7B - Repair Repeat Report Rate (Percent) - Dispatches outside MSAs	272
<i>Residence (Parity)</i>	272
<i>Business (Parity)</i>	272
<i>Centrex (Parity)</i>	272
<i>Centrex 21 (Parity)</i>	272
<i>PBX (Parity)</i>	273
<i>Basic Rate ISDN (Parity)</i>	273
<i>UNE - P (POTS) (Parity)</i>	273
<i>UNE P (Centrex) (Parity)</i>	273

Table of Contents

Section	Page Number
<i>UNE P (Centrex 21) (Parity)</i>	274
<i>Line Sharing (Diagnostic)</i>	274
MR-7B* - Repair Repeat Report Rate (Percent) - Dispatches outside MSAs	275
<i>Residence (Parity)</i>	275
<i>Business (Parity)</i>	275
<i>Centrex (Parity)</i>	275
<i>Centrex 21 (Parity)</i>	275
<i>PBX (Parity)</i>	276
<i>Basic Rate ISDN (Parity)</i>	276
<i>UNE - P (POTS) (Parity)</i>	276
<i>UNE P (Centrex) (Parity)</i>	276
<i>UNE P (Centrex 21) (Parity)</i>	277
<i>Line Sharing (Diagnostic)</i>	277
MR-7C - Repair Repeat Report Rate (Percent) - No dispatches	278
<i>Residence (Parity)</i>	278
<i>Business (Parity)</i>	278
<i>Centrex (Parity)</i>	278
<i>Centrex 21 (Parity)</i>	278
<i>PBX (Parity)</i>	279
<i>Basic Rate ISDN (Parity)</i>	279
<i>UNE - P (POTS) (Parity)</i>	279
<i>UNE P (Centrex) (Parity)</i>	279
<i>UNE P (Centrex 21) (Parity)</i>	280
<i>Line Sharing (Diagnostic)</i>	280
MR-7C* - Repair Repeat Report Rate (Percent) - No dispatches	281
<i>Residence (Parity)</i>	281
<i>Business (Parity)</i>	281
<i>Centrex (Parity)</i>	281
<i>Centrex 21 (Parity)</i>	281
<i>PBX (Parity)</i>	282
<i>Basic Rate ISDN (Parity)</i>	282
<i>UNE - P (POTS) (Parity)</i>	282
<i>UNE P (Centrex) (Parity)</i>	282
<i>UNE P (Centrex 21) (Parity)</i>	283
<i>Line Sharing (Diagnostic)</i>	283
MR-7D - Repair Repeat Report Rate (Percent) - Interval Zone One	284
<i>ISDN Primary (Parity)</i>	284
<i>DS0 (Parity)</i>	284
<i>DS1 (Parity)</i>	284
<i>DS3 (Parity)</i>	284
<i>Frame Relay (Parity)</i>	285
<i>LIS Trunk (Parity)</i>	285
<i>UDIT DS1 (Parity)</i>	286
<i>UDIT Above DS1 Level (Parity)</i>	286
<i>Unbundled Loop Analog (Parity)</i>	286
<i>Unbundled Loop - 2 Wire Non-Loaded (Parity)</i>	286
<i>Unbundled Loop - 4 Wire Non-Loaded (Parity)</i>	287

Table of Contents

Section	Page Number
<i>Unbundled Loop - DS1 Capable (Parity)</i>	287
<i>Unbundled Loop ISDN Capable (Parity)</i>	287
<i>Unbundled Loop - ADSL Qualified (Parity)</i>	287
<i>Unbundled Loop - DS3 Capable (Parity)</i>	288
<i>Qwest DSL (Parity)</i>	288
<i>E911 (Parity)</i>	288
<i>Enhanced Extended Loops (EELs) (Diagnostic)</i>	289
MR-7D* - Repair Repeat Report Rate (Percent) - Interval Zone One	290
<i>ISDN Primary (Parity)</i>	290
<i>DS0 (Parity)</i>	290
<i>DS1 (Parity)</i>	290
<i>DS3 (Parity)</i>	290
<i>Frame Relay (Parity)</i>	291
<i>LIS Trunk (Parity)</i>	291
<i>UDIT DS1 (Parity)</i>	292
<i>UDIT Above DS1 Level (Parity)</i>	292
<i>Unbundled Loop Analog (Parity)</i>	292
<i>Unbundled Loop - 2 Wire Non-Loaded (Parity)</i>	292
<i>Unbundled Loop - 4 Wire Non-Loaded (Parity)</i>	293
<i>Unbundled Loop - DS1 Capable (Parity)</i>	293
<i>Unbundled Loop ISDN Capable (Parity)</i>	293
<i>Unbundled Loop - ADSL Qualified (Parity)</i>	293
<i>Unbundled Loop - DS3 Capable (Parity)</i>	294
<i>Qwest DSL (Parity)</i>	294
<i>E911 (Parity)</i>	294
<i>Enhanced Extended Loops (EELs) (Diagnostic)</i>	295
MR-7E - Repair Repeat Report Rate (Percent) - Interval Zone Two	296
<i>ISDN Primary (Parity)</i>	296
<i>DS0 (Parity)</i>	296
<i>DS1 (Parity)</i>	296
<i>DS3 (Parity)</i>	296
<i>Frame Relay (Parity)</i>	297
<i>LIS Trunk (Parity)</i>	297
<i>UDIT DS1 (Parity)</i>	298
<i>UDIT Above DS1 Level (Parity)</i>	298
<i>Unbundled Loop Analog (Parity)</i>	298
<i>Unbundled Loop - 2 Wire Non-Loaded (Parity)</i>	298
<i>Unbundled Loop - 4 Wire Non-Loaded (Parity)</i>	299
<i>Unbundled Loop - DS1 Capable (Parity)</i>	299
<i>Unbundled Loop ISDN Capable (Parity)</i>	299
<i>Unbundled Loop - ADSL Qualified (Parity)</i>	299
<i>Unbundled Loop - DS3 Capable (Parity)</i>	300
<i>Qwest DSL (Parity)</i>	300
<i>E911 (Parity)</i>	300
<i>Enhanced Extended Loops (EELs) (Diagnostic)</i>	301
MR-7E* - Repair Repeat Report Rate (Percent) - Interval Zone Two	302
<i>ISDN Primary (Parity)</i>	302
<i>DS0 (Parity)</i>	302

Table of Contents

Section	Page Number
<i>DS1 (Parity)</i>	302
<i>DS3 (Parity)</i>	302
<i>Frame Relay (Parity)</i>	303
<i>LIS Trunk (Parity)</i>	303
<i>UDIT DS1 (Parity)</i>	304
<i>UDIT Above DS1 Level (Parity)</i>	304
<i>Unbundled Loop Analog (Parity)</i>	304
<i>Unbundled Loop - 2 Wire Non-Loaded (Parity)</i>	304
<i>Unbundled Loop - 4 Wire Non-Loaded (Parity)</i>	305
<i>Unbundled Loop - DS1 Capable (Parity)</i>	305
<i>Unbundled Loop ISDN Capable (Parity)</i>	305
<i>Unbundled Loop - ADSL Qualified (Parity)</i>	305
<i>Unbundled Loop - DS3 Capable (Parity)</i>	306
<i>Qwest DSL (Parity)</i>	306
<i>E911 (Parity)</i>	306
<i>Enhanced Extended Loops (EELs) (Diagnostic)</i>	307
MR-8 - Trouble Rate (Percent)	308
<i>Residence (Parity)</i>	308
<i>Business (Parity)</i>	308
<i>Centrex (Parity)</i>	308
<i>Centrex 21 (Parity)</i>	308
<i>PBX (Parity)</i>	309
<i>Basic Rate ISDN (Parity)</i>	309
<i>Qwest DSL (Parity)</i>	309
<i>ISDN Primary (Parity)</i>	309
<i>DS0 (Parity)</i>	310
<i>DS1 (Parity)</i>	310
<i>DS3 (Parity)</i>	310
<i>Frame Relay (Parity)</i>	310
<i>LIS Trunk (Parity)</i>	311
<i>UNE - P (POTS) (Parity)</i>	311
<i>UNE P (Centrex) (Parity)</i>	311
<i>UNE P (Centrex 21) (Parity)</i>	311
<i>Line Sharing (Parity)</i>	312
<i>UDIT DS1 (Parity)</i>	313
<i>UDIT Above DS1 Level (Parity)</i>	313
<i>Dark Fiber - IOF (Diagnostic)</i>	313
<i>Unbundled Loop Analog (Parity)</i>	313
<i>Unbundled Loop - 2 Wire Non-Loaded (Parity)</i>	314
<i>Unbundled Loop - 4 Wire Non-Loaded (Parity)</i>	314
<i>Unbundled Loop - DS1 Capable (Parity)</i>	314
<i>Unbundled Loop ISDN Capable (Parity)</i>	314
<i>Unbundled Loop - ADSL Qualified (Parity)</i>	315
<i>Unbundled Loop - DS3 Capable (Parity)</i>	315
<i>Dark Fiber - Loop (Diagnostic)</i>	315
<i>E911 (Parity)</i>	315
<i>Enhanced Extended Loops (EELs) (Diagnostic)</i>	316
MR-8* - Trouble Rate (Percent)	317
<i>Residence (Parity)</i>	317

Table of Contents

Section	Page Number
<i>Business (Parity)</i>	317
<i>Centrex (Parity)</i>	317
<i>Centrex 21 (Parity)</i>	317
<i>PBX (Parity)</i>	318
<i>Basic Rate ISDN (Parity)</i>	318
<i>Qwest DSL (Parity)</i>	318
<i>ISDN Primary (Parity)</i>	318
<i>DS0 (Parity)</i>	319
<i>DS1 (Parity)</i>	319
<i>DS3 (Parity)</i>	319
<i>Frame Relay (Parity)</i>	319
<i>LIS Trunk (Parity)</i>	320
<i>UNE - P (POTS) (Parity)</i>	320
<i>UNE P (Centrex) (Parity)</i>	320
<i>UNE P (Centrex 21) (Parity)</i>	320
<i>Line Sharing (Parity)</i>	321
<i>UDIT DS1 (Parity)</i>	322
<i>UDIT Above DS1 Level (Parity)</i>	322
<i>Dark Fiber - IOF (Diagnostic)</i>	322
<i>Unbundled Loop Analog (Parity)</i>	322
<i>Unbundled Loop - 2 Wire Non-Loaded (Parity)</i>	323
<i>Unbundled Loop - 4 Wire Non-Loaded (Parity)</i>	323
<i>Unbundled Loop - DS1 Capable (Parity)</i>	323
<i>Unbundled Loop ISDN Capable (Parity)</i>	323
<i>Unbundled Loop - ADSL Qualified (Parity)</i>	324
<i>Unbundled Loop - DS3 Capable (Parity)</i>	324
<i>Dark Fiber - Loop (Diagnostic)</i>	324
<i>E911 (Parity)</i>	324
<i>Enhanced Extended Loops (EELs) (Diagnostic)</i>	325
MR-9A - Repair Appointments Met (Percent) - Dispatches within MSAs	326
<i>Residence (Parity)</i>	326
<i>Business (Parity)</i>	326
<i>Centrex (Parity)</i>	326
<i>Centrex 21 (Parity)</i>	326
<i>PBX (Parity)</i>	327
<i>Basic Rate ISDN (Parity)</i>	327
<i>UNE - P (POTS) (Parity)</i>	327
MR-9B - Repair Appointments Met (Percent) - Dispatches outside MSAs	328
<i>Residence (Parity)</i>	328
<i>Business (Parity)</i>	328
<i>Centrex (Parity)</i>	328
<i>Centrex 21 (Parity)</i>	328
<i>PBX (Parity)</i>	329
<i>Basic Rate ISDN (Parity)</i>	329
<i>UNE - P (POTS) (Parity)</i>	329
MR-9C - Repair Appointments Met (Percent) - No dispatches	330
<i>Residence (Parity)</i>	330
<i>Business (Parity)</i>	330

Table of Contents

Section	Page Number
<i>Centrex (Parity)</i>	330
<i>Centrex 21 (Parity)</i>	330
<i>PBX (Parity)</i>	331
<i>Basic Rate ISDN (Parity)</i>	331
<i>UNE - P (POTS) (Parity)</i>	331
MR-10 - Customer-Related Trouble Reports (Percent)	332
<i>Residence (Diagnostic)</i>	332
<i>Business (Diagnostic)</i>	332
<i>Centrex (Diagnostic)</i>	332
<i>Centrex 21 (Diagnostic)</i>	332
<i>PBX (Diagnostic)</i>	333
<i>Basic Rate ISDN (Diagnostic)</i>	333
<i>Qwest DSL (Diagnostic)</i>	333
<i>ISDN Primary (Diagnostic)</i>	333
<i>DS0 (Diagnostic)</i>	334
<i>DS1 (Diagnostic)</i>	334
<i>DS3 (Diagnostic)</i>	334
<i>Frame Relay (Diagnostic)</i>	334
<i>LIS Trunk (Diagnostic)</i>	335
<i>UNE - P (POTS) (Diagnostic)</i>	335
<i>UNE P (Centrex) (Diagnostic)</i>	335
<i>UNE P (Centrex 21) (Diagnostic)</i>	335
<i>UDIT DS1 (Diagnostic)</i>	336
<i>UDIT Above DS1 Level (Diagnostic)</i>	336
<i>Unbundled Loop Analog (Diagnostic)</i>	336
<i>Unbundled Loop - 2 Wire Non-Loaded (Diagnostic)</i>	336
<i>Unbundled Loop - 4 Wire Non-Loaded (Diagnostic)</i>	337
<i>Unbundled Loop - DS1 Capable (Diagnostic)</i>	337
<i>Unbundled Loop ISDN Capable (Diagnostic)</i>	337
<i>Unbundled Loop - ADSL Qualified (Diagnostic)</i>	337
<i>Unbundled Loop - DS3 Capable (Diagnostic)</i>	338
<i>E911 (Diagnostic)</i>	338
MR-11 - LNP Trouble Reports Cleared	339
<i>LNP Trouble Reports Cleared within 4 Hours (Percent) (MR-11A) (Parity)</i>	339
<i>LNP Trouble Reports Cleared within 48 Hours Volumes 0-20 (Average Days) (MR-11B) (Benchmark)</i>	339
BI-1 - Time to Provide Recorded Usage Records	340
<i>Time to Provide Usage Records (Average Days) UNEs and Resale Aggregate (BI-1A) (Parity)</i>	340
<i>Time to Provide Usage Records (Percent) Jointly-provided Switched Access (BI-1B) (Benchmark)</i>	341
BI-1 - Time to Provide Recorded Usage Reports	342
<i>Time to Provide Usage Records [CAT11] (Average Days) UNEs and Resale Aggregate (BI-1C-1) (Diagnostic)</i>	342
<i>Time to Provide Usage Records [CAT10] (Average Days) UNEs and Resale Aggregate (BI-1C-2) (Diagnostic)</i>	343
BI-2 - Invoices Delivered within 10 Days	344
<i>Invoices Delivered within 10 Days (Percent) All (BI-2) (Parity)</i>	344
BI-3 - Billing Accuracy - Adjustments for Errors	345
<i>Billing Accuracy - Adjustments for Errors (Percent) UNEs and Resale Aggregate (BI-3A) (Parity)</i>	345

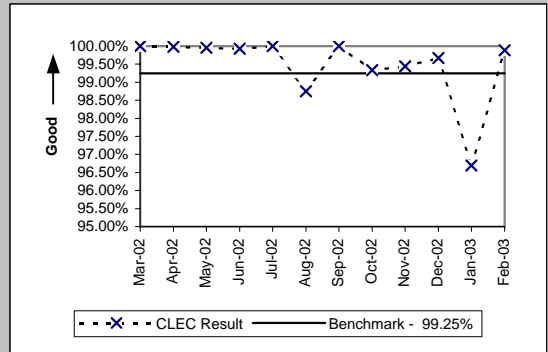
Table of Contents

Section	Page Number
<i>Billing Accuracy - Adjustments for Errors (Percent) Reciprocal Compensation (BI-3B) (Benchmark)</i>	346
BI-4 - Billing Completeness	347
<i>Billing Completeness (Percent) UNEs and Resale Aggregate (BI-4A) (Parity)</i>	347
<i>Billing Completeness (Percent) Reciprocal Compensation (BI-4B) (Benchmark)</i>	348
BI-5 - Billing Accuracy & Claims Processing	349
<i>Billing Accuracy & Claims Processing - Acknowledgment (Percent) All (BI-5A) (Benchmark)</i>	349
<i>Billing Accuracy & Claims Processing - Resolution (Percent) All (BI-5B) (Benchmark)</i>	349
DB-1 - Time to Update Databases	350
<i>Time to Update Databases (Hours:Minutes) E911 (DB-1 A) (Parity)</i>	350
<i>Time to Update Databases (Avg Sec) LIDB (DB-1 B) (Parity)</i>	350
<i>Time to Update Databases (Avg Sec) Directory Listing (DB-1 C-1) (Parity)</i>	350
DB-2 - Accurate Database Updates	351
<i>Accurate Database Updates (Percent) Directory Listing (DB-2 C-1) (Parity)</i>	351
DA-1 - Speed of Answer - Directory Assistance	352
<i>Speed of Answer - Directory Assistance (Avg Sec) (DA-1) (Parity)</i>	352
OS-1 - Speed of Answer - Operator Services	353
<i>Speed of Answer - Operator Services (Avg Sec) (OS-1) (Parity)</i>	353
NI-1 - Trunk Blocking	354
<i>Trunk Blockage to Qwest Tandem Offices (NI-1A) (Benchmark)</i>	354
<i>Trunk Blockage to Qwest End Offices (NI-1B) (Benchmark)</i>	354
<i>Trunk Blockage to Qwest Tandem Offices (Percent) (NI-1C) (Diagnostic)</i>	355
<i>Trunk Blockage to Qwest End Offices (Percent) (NI-1D) (Diagnostic)</i>	355
NP-1 - NXX Code Activation	356
<i>NXX Code Activation (Percent) (NP-1A) (Parity)</i>	356
<i>NXX Code Activation - Facility Delays (Percent) (NP-1B) (Diagnostic)</i>	356
CP-1 - Collocation Completion Interval (Average Days)	357
<i>Scheduled Interval 90 Calender Days or Less (CP-1A) (Benchmark)</i>	357
<i>Scheduled Interval 91 to 120 Calendar Days (CP-1B) (Benchmark)</i>	357
<i>Scheduled Interval 121 to 150 Calendar Days (CP-1C) (Benchmark)</i>	357
CP-2 - Collocations Completed within Scheduled Intervals (Percent)	358
<i>Forecasted Collocations (CP-2A) (Benchmark)</i>	358
<i>Non-Forecasted & Late Forecasted Collocations (CP-2B) (Benchmark)</i>	358
<i>Collocations with Intervals Longer than 120 Days (CP-2C) (Benchmark)</i>	358
CP-3 - Collocation Feasibility Study Interval (Average Days)	359
<i>Collocation Feasibility Study Interval (CP-3) (Benchmark)</i>	359
CP-4 - Collocation Feasibility Study Commitments Met (Percent)	360
<i>Collocation Feasibility Study Commitments Met (CP-4) (Benchmark)</i>	360

GA-1 - Gateway Availability - IMA-GUI

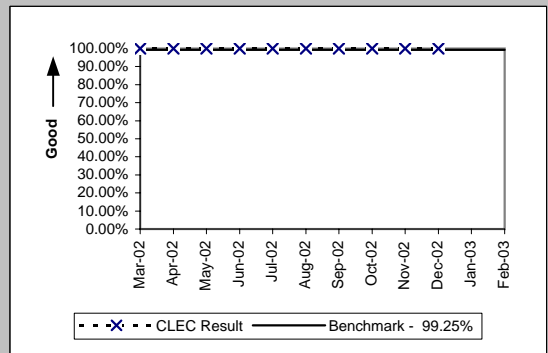
Gateway Availability - IMA-GUI (Percent) All (GA-1 A) (Benchmark)

Date	Numerator	Denominator	CLEC Result
Mar-02	28620	28620	100.00%
Apr-02	28795	28800	99.98%
May-02	29868	29880	99.96%
Jun-02	27520	27540	99.93%
Jul-02	29880	29880	100.00%
Aug-02	28972	29340	98.75%
Sep-02	28080	28080	100.00%
Oct-02	29680	29880	99.33%
Nov-02	28102	28260	99.44%
Dec-02	29065	29160	99.67%
Jan-03	28544	29520	96.69%
Feb-03	26610	26640	99.89%



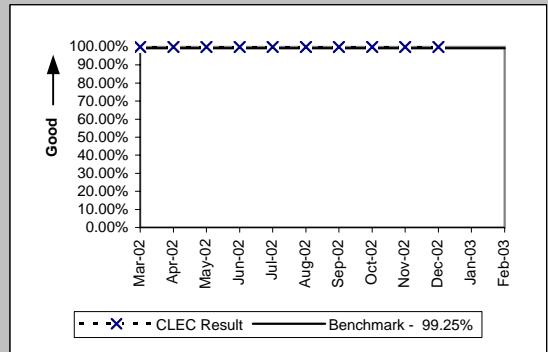
Gateway Availability - IMA-GUI (Percent) Fetch-n-Stuff (GA-1 B) (Benchmark)

Date	Numerator	Denominator	CLEC Result
Mar-02	28980	28980	100.00%
Apr-02	28800	28800	100.00%
May-02	29880	29880	100.00%
Jun-02	27900	27900	100.00%
Jul-02	29880	29880	100.00%
Aug-02	29700	29700	100.00%
Sep-02	28080	28080	100.00%
Oct-02	29880	29880	100.00%
Nov-02	28620	28620	100.00%
Dec-02	16920	16920	100.00%
Jan-03			
Feb-03			



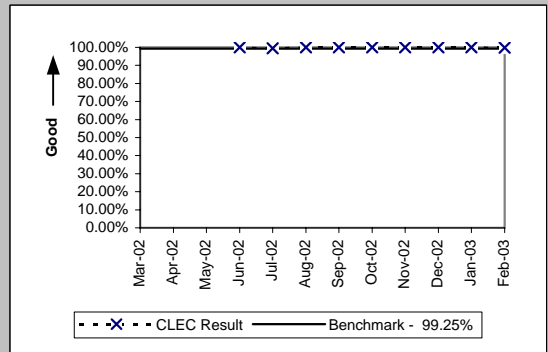
Gateway Availability - IMA-GUI (Percent) Data Arbiter (GA-1 C) (Benchmark)

Date	Numerator	Denominator	CLEC Result
Mar-02	115920	115920	100.00%
Apr-02	115167	115200	99.97%
May-02	119520	119520	100.00%
Jun-02	111600	111600	100.00%
Jul-02	119520	119520	100.00%
Aug-02	118752	118800	99.96%
Sep-02	112320	112320	100.00%
Oct-02	119520	119520	100.00%
Nov-02	114480	114480	100.00%
Dec-02	67680	67680	100.00%
Jan-03			
Feb-03			



Gateway Availability - IMA-GUI (Percent) SIA (GA-1 D) (Benchmark)

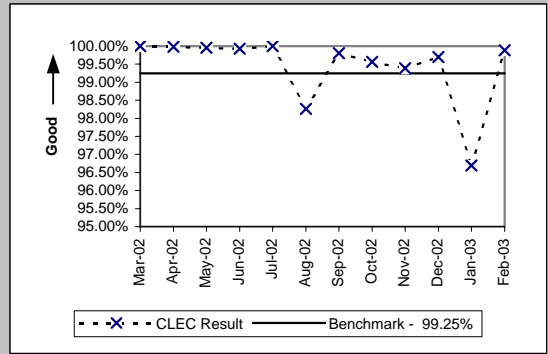
Date	Numerator	Denominator	CLEC Result
Mar-02			
Apr-02			
May-02			
Jun-02	27900	27900	100.00%
Jul-02	29746	29880	99.55%
Aug-02	29700	29700	100.00%
Sep-02	28065	28080	99.95%
Oct-02	29880	29880	100.00%
Nov-02	28620	28620	100.00%
Dec-02	29160	29160	100.00%
Jan-03	29880	29880	100.00%
Feb-03	26615	26640	99.91%



CLEC caused some IMA-bound internet traffic to get improperly rerouted to their routers instead of Qwest's, in August 2002 (GA-1A).

GA-2 - Gateway Availability - IMA-EDI

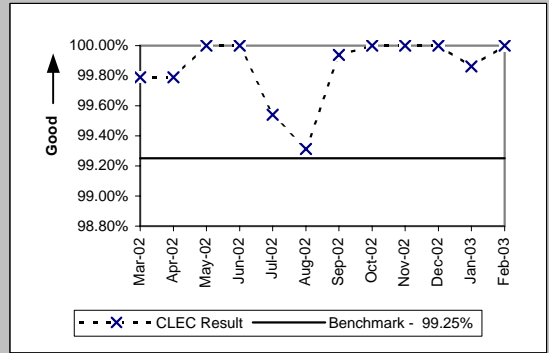
Gateway Availability - IMA-EDI (Percent) (GA-2) (Benchmark)			
Date	Numerator	Denominator	CLEC Result
Mar-02	28620	28620	100.00%
Apr-02	28795	28800	99.98%
May-02	29868	29880	99.96%
Jun-02	27520	27540	99.93%
Jul-02	29880	29880	100.00%
Aug-02	28829	29340	98.26%
Sep-02	28025	28080	99.80%
Oct-02	29750	29880	99.56%
Nov-02	28088	28260	99.39%
Dec-02	29071	29160	99.69%
Jan-03	28544	29520	96.69%
Feb-03	26610	26640	99.89%



CLEC caused some IMA-bound internet traffic to get improperly rerouted to their routers instead of Qwest's, in August 2002 (GA-2).

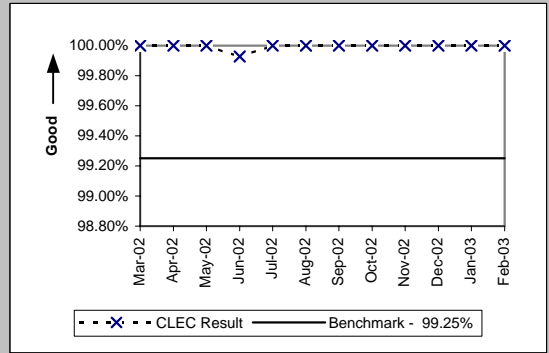
GA-3 - Gateway Availability - EB-TA

Gateway Availability - EB-TA (Percent) (GA-3) (Benchmark)				
Date	Numerator	Denominator	CLEC Result	
Mar-02	42750	42840	99.79%	
Apr-02	41672	41760	99.79%	
May-02	43200	43200	100.00%	
Jun-02	40865	40865	100.00%	
Jul-02	42643	42840	99.54%	
Aug-02	42724	43020	99.31%	
Sep-02	41015	41040	99.94%	
Oct-02	42240	42240	100.00%	
Nov-02	41580	41580	100.00%	
Dec-02	42240	42240	100.00%	
Jan-03	43140	43200	99.86%	
Feb-03	38880	38880	100.00%	



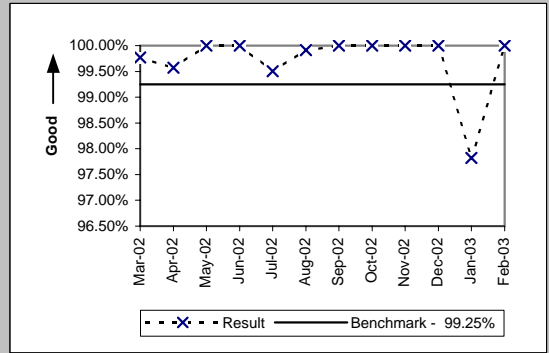
GA-4 - System Availability - EXACT

System Availability - EXACT (Percent) (GA-4) (Benchmark)				
Date	Numerator	Denominator	CLEC Result	
Mar-02	21600	21600	100.00%	
Apr-02	21960	21960	100.00%	
May-02	22860	22860	100.00%	
Jun-02	20685	20700	99.93%	
Jul-02	22860	22860	100.00%	
Aug-02	22500	22500	100.00%	
Sep-02	21060	21060	100.00%	
Oct-02	22860	22860	100.00%	
Nov-02	21600	21600	100.00%	
Dec-02	21960	21960	100.00%	
Jan-03	22860	22860	100.00%	
Feb-03	20160	20160	100.00%	



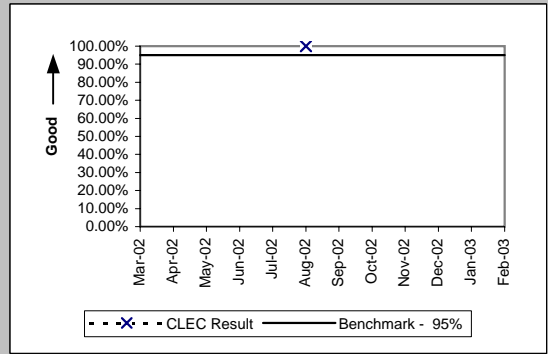
GA-6 - Gateway Availability - GUI - Repair

Gateway Availability - GUI - Repair (Percent) (GA-6) (Benchmark)				
Date	Numerator	Denominator	Result	
Mar-02	38640	38730	99.77%	
Apr-02	37608	37770	99.57%	
May-02	38715	38715	100.00%	
Jun-02	36345	36345	100.00%	
Jul-02	38641	38835	99.50%	
Aug-02	38922	38955	99.92%	
Sep-02	37185	37185	100.00%	
Oct-02	38670	38670	100.00%	
Nov-02	37290	37290	100.00%	
Dec-02	38550	38550	100.00%	
Jan-03	38223	39075	97.82%	
Feb-03	35160	35160	100.00%	



GA-7 - Timely Outage Resolution following Software Releases

Timely Outage Resolution following Software Releases (Percent) (GA-7) (Benchmark)			
Date	CLEC Num	CLEC Denom	CLEC Result
Mar-02	0	0	
Apr-02	0	0	
May-02	0	0	
Jun-02	0	0	
Jul-02	0	0	
Aug-02	1	1	100.00%
Sep-02	0	0	
Oct-02	0	0	
Nov-02	0	0	
Dec-02	0	0	
Jan-03	0	0	
Feb-03	0	0	

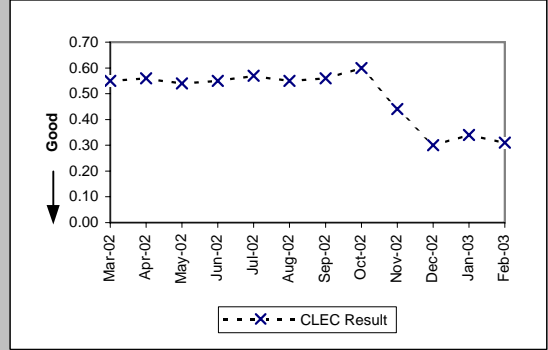


If the outage volume is less than 20 in the reporting month, the standard is 1 miss

PO-1 - Pre-Order/Order Response Times

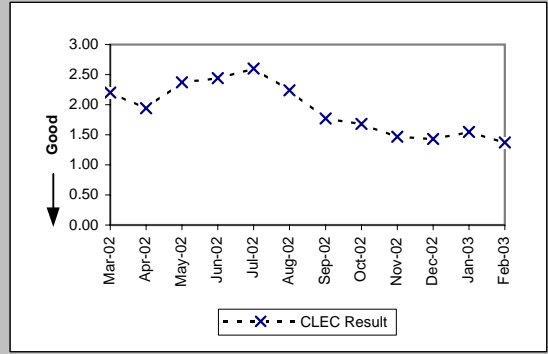
Pre-Order Response Times (Appt. Scheduler) (Avg Sec) IMA Request (PO-1 A-1(a)) (Diagnostic)

Date	Numerator	Denominator	CLEC Result	Standard Dev
Mar-02	1545.5	2810	0.55	0.11
Apr-02	1579.76	2821	0.56	0.24
May-02	1548.18	2867	0.54	0.12
Jun-02	1301.85	2367	0.55	0.24
Jul-02	1471.74	2582	0.57	0.22
Aug-02	1353	2460	0.55	0.20
Sep-02	1196.72	2137	0.56	0.12
Oct-02	1212	2020	0.60	0.23
Nov-02	909.48	2067	0.44	0.33
Dec-02	715.5	2385	0.30	0.28
Jan-03	794.92	2338	0.34	0.62
Feb-03	667.74	2154	0.31	0.46



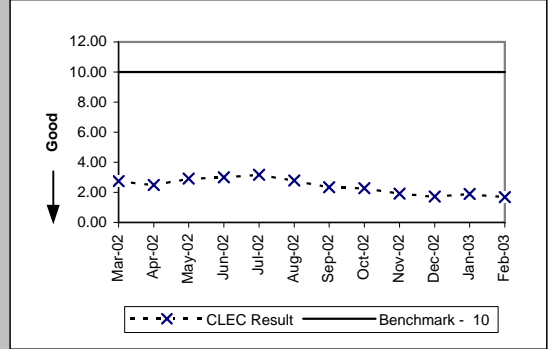
Pre-Order Response Times (Appt. Scheduler) (Avg Sec) IMA Response/Accept (PO-1 A-1(b,c)) (Diagnostic)

Date	Numerator	Denominator	CLEC Result	Standard Dev
Mar-02	6182	2810	2.20	2.01
Apr-02	5472.74	2821	1.94	0.82
May-02	6794.79	2867	2.37	1.61
Jun-02	5775.48	2367	2.44	1.32
Jul-02	6713.2	2582	2.60	1.10
Aug-02	5510.4	2460	2.24	0.99
Sep-02	3782.49	2137	1.77	1.13
Oct-02	3393.6	2020	1.68	1.99
Nov-02	3038.49	2067	1.47	0.99
Dec-02	3410.55	2385	1.43	1.63
Jan-03	3623.9	2338	1.55	2.37
Feb-03	2950.98	2154	1.37	0.92



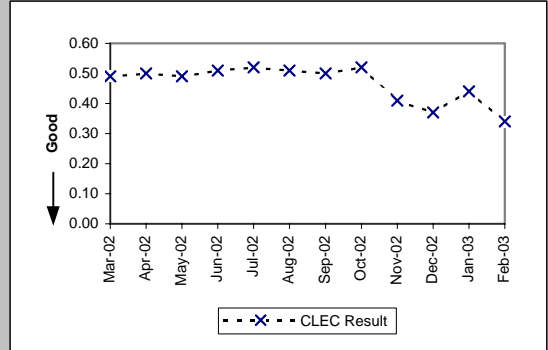
Pre-Order Response Times (Appt. Scheduler) (Avg Sec) IMA Aggregate (PO-1 A-1 Total) (Benchmark)

Date	Numerator	Denominator	CLEC Result	Standard Dev
Mar-02	7727.5	2810	2.75	
Apr-02	7052.5	2821	2.50	
May-02	8342.97	2867	2.91	
Jun-02	7077.33	2367	2.99	
Jul-02	8184.94	2582	3.17	
Aug-02	6863.4	2460	2.79	
Sep-02	4979.21	2137	2.33	
Oct-02	4605.6	2020	2.28	
Nov-02	3947.97	2067	1.91	
Dec-02	4126.05	2385	1.73	
Jan-03	4418.82	2338	1.89	
Feb-03	3618.72	2154	1.68	



Pre-Order Response Times (Service Availability) (Avg Sec) IMA Request (PO-1 A-2(a)) (Diagnostic)

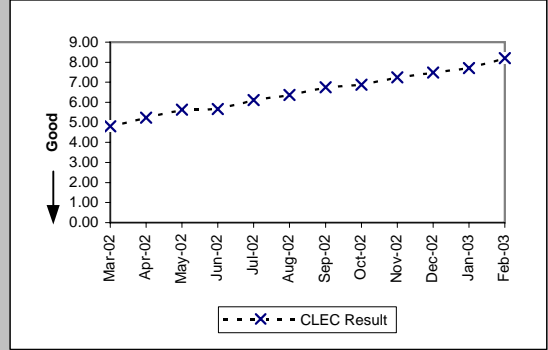
Date	Numerator	Denominator	CLEC Result	Standard Dev
Mar-02	1935.43	3943	0.49	0.07
Apr-02	1990.41	3982	0.50	0.15
May-02	1999.01	4049	0.49	0.08
Jun-02	1749.99	3453	0.51	0.24
Jul-02	1997.1	3845	0.52	0.25
Aug-02	1909.08	3738	0.51	0.29
Sep-02	1725.51	3447	0.50	0.09
Oct-02	2039.53	3887	0.52	0.26
Nov-02	1552.83	3762	0.41	1.08
Dec-02	1560.65	4271	0.37	0.90
Jan-03	1870.28	4265	0.44	1.51
Feb-03	1374.12	4095	0.34	0.87



PO-1 - Pre-Order/Order Response Times

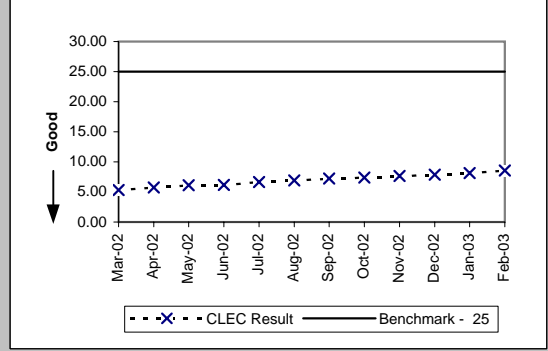
Pre-Order Response Times (Service Availability) (Avg Sec) IMA Response (PO-1 A-2(b)) (Diagnostic)

Date	Numerator	Denominator	CLEC Result	Standard Dev
Mar-02	18980.72	3943	4.81	4.21
Apr-02	20816.61	3982	5.23	4.38
May-02	22850.47	4049	5.64	4.94
Jun-02	19538.29	3453	5.66	4.92
Jul-02	23506.83	3845	6.11	4.98
Aug-02	23827.31	3738	6.37	6.12
Sep-02	23268.3	3447	6.75	6.66
Oct-02	26711.35	3887	6.87	6.82
Nov-02	27276.78	3762	7.25	7.24
Dec-02	32005.77	4271	7.49	7.60
Jan-03	32867.53	4265	7.71	7.68
Feb-03	33638.36	4095	8.21	7.60



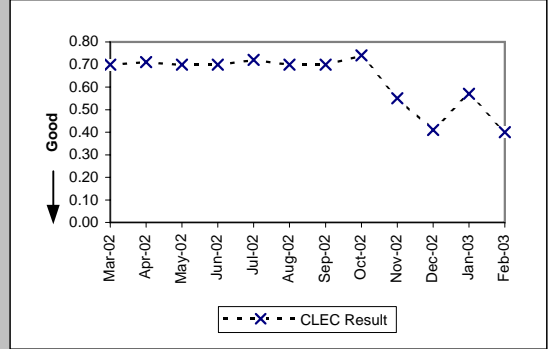
Pre-Order Response Times (Service Availability) (Avg Sec) IMA Aggregate (PO-1 A-2 Total) (Benchmark)

Date	Numerator	Denominator	CLEC Result	Standard Dev
Mar-02	20916.15	3943	5.30	
Apr-02	22807.02	3982	5.73	
May-02	24849.48	4049	6.14	
Jun-02	21288.28	3453	6.17	
Jul-02	25503.93	3845	6.63	
Aug-02	25736.39	3738	6.89	
Sep-02	24993.81	3447	7.25	
Oct-02	28750.88	3887	7.40	
Nov-02	28829.61	3762	7.66	
Dec-02	33566.42	4271	7.86	
Jan-03	34737.81	4265	8.14	
Feb-03	35012.48	4095	8.55	



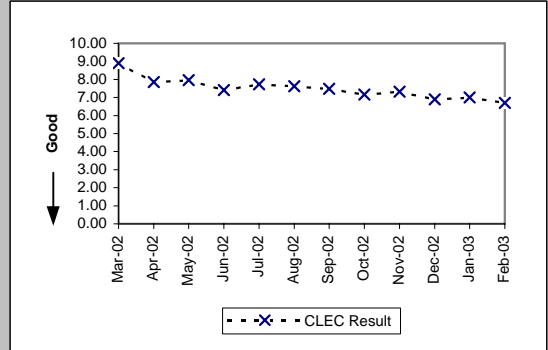
Pre-Order Response Times (Facility Check) (Avg Sec) IMA Request (PO-1 A-3(a)) (Diagnostic)

Date	Numerator	Denominator	CLEC Result	Standard Dev
Mar-02	502.6	718	0.70	0.07
Apr-02	516.88	728	0.71	0.15
May-02	516.6	738	0.70	0.07
Jun-02	437.5	625	0.70	0.07
Jul-02	504.72	701	0.72	0.19
Aug-02	483	690	0.70	0.14
Sep-02	400.4	572	0.70	0.07
Oct-02	481.74	651	0.74	0.15
Nov-02	399.85	727	0.55	1.23
Dec-02	351.37	857	0.41	1.01
Jan-03	497.61	873	0.57	1.96
Feb-03	337.6	844	0.40	2.13



Pre-Order Response Times (Facility Check) (Avg Sec) IMA Response (PO-1 A-3(b)) (Diagnostic)

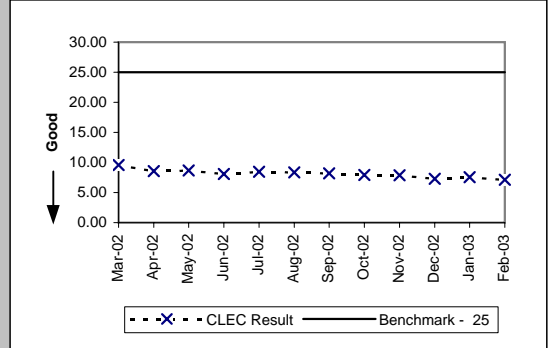
Date	Numerator	Denominator	CLEC Result	Standard Dev
Mar-02	6390.2	718	8.90	3.93
Apr-02	5722.08	728	7.86	3.71
May-02	5874.48	738	7.96	3.90
Jun-02	4631.25	625	7.41	3.74
Jul-02	5418.73	701	7.73	4.80
Aug-02	5264.7	690	7.63	3.60
Sep-02	4278.56	572	7.48	4.81
Oct-02	4661.16	651	7.16	3.85
Nov-02	5328.91	727	7.33	5.28
Dec-02	5904.73	857	6.89	3.87
Jan-03	6111	873	7.00	3.73
Feb-03	5663.24	844	6.71	3.01



PO-1 - Pre-Order/Order Response Times

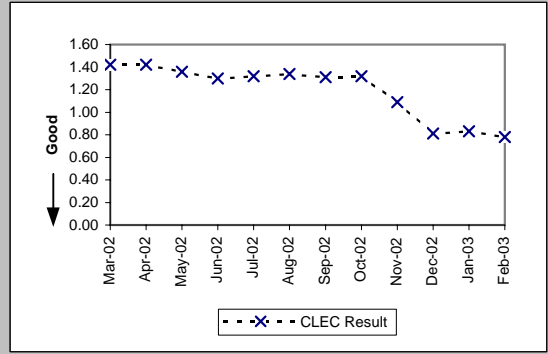
Pre-Order Response Times (Facility Check) (Avg Sec) IMA Aggregate (PO-1 A-3 Total) (Benchmark)

Date	Numerator	Denominator	CLEC Result	Standard Dev
Mar-02	6892.8	718	9.60	
Apr-02	6238.96	728	8.57	
May-02	6391.08	738	8.66	
Jun-02	5068.75	625	8.11	
Jul-02	5923.45	701	8.45	
Aug-02	5747.7	690	8.33	
Sep-02	4678.96	572	8.18	
Oct-02	5142.9	651	7.90	
Nov-02	5728.76	727	7.88	
Dec-02	6256.1	857	7.30	
Jan-03	6608.61	873	7.57	
Feb-03	6000.84	844	7.11	



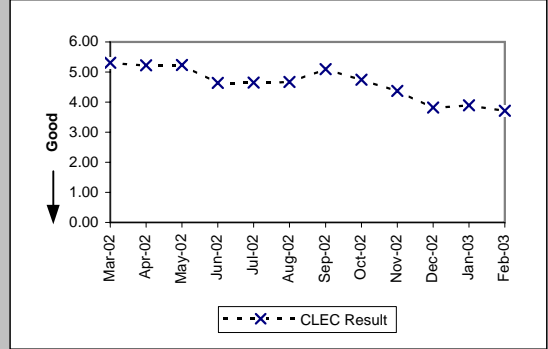
Pre-Order Response Times (Address Validation) (Avg Sec) IMA Request (PO-1 A-4(a)) (Diagnostic)

Date	Numerator	Denominator	CLEC Result	Standard Dev
Mar-02	8691.4	6110	1.42	0.49
Apr-02	9265.89	6531	1.42	0.55
May-02	9229.6	6795	1.36	0.56
Jun-02	7234.52	5571	1.30	0.66
Jul-02	8520.25	6461	1.32	0.67
Aug-02	8529.74	6366	1.34	0.80
Sep-02	9423.12	7185	1.31	0.22
Oct-02	11201.85	8471	1.32	0.41
Nov-02	9215.81	8442	1.09	1.41
Dec-02	7974.72	9793	0.81	1.59
Jan-03	8073.03	9726	0.83	2.26
Feb-03	6549.7	8364	0.78	1.75



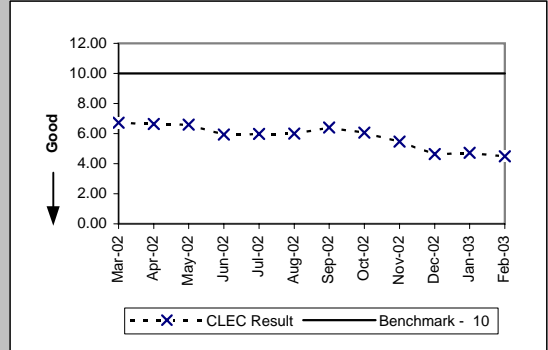
Pre-Order Response Times (Address Validation) (Avg Sec) IMA Response (PO-1 A-4(b)) (Diagnostic)

Date	Numerator	Denominator	CLEC Result	Standard Dev
Mar-02	32419.17	6110	5.31	3.27
Apr-02	34082.92	6531	5.22	2.95
May-02	35518.04	6795	5.23	3.07
Jun-02	25843.37	5571	4.64	2.19
Jul-02	30068.52	6461	4.65	1.82
Aug-02	29756.11	6366	4.67	1.85
Sep-02	36632.85	7185	5.10	3.44
Oct-02	40235.25	8471	4.75	1.85
Nov-02	36933.66	8442	4.37	2.96
Dec-02	37442.08	9793	3.82	2.78
Jan-03	37834.67	9726	3.89	3.61
Feb-03	30988.98	8364	3.71	2.45



Pre-Order Response Times (Address Validation) (Avg Sec) IMA Aggregate (PO-1 A-4 Total) (Benchmark)

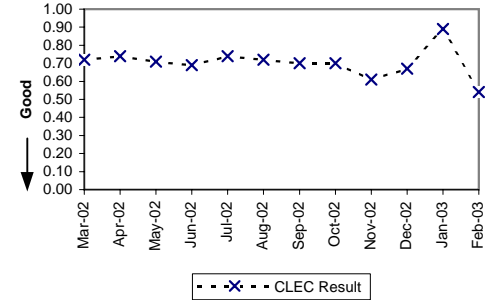
Date	Numerator	Denominator	CLEC Result	Standard Dev
Mar-02	41110.57	6110	6.73	
Apr-02	43348.81	6531	6.64	
May-02	44747.64	6795	6.59	
Jun-02	33077.89	5571	5.94	
Jul-02	38588.77	6461	5.97	
Aug-02	38285.85	6366	6.01	
Sep-02	46055.97	7185	6.41	
Oct-02	51437.1	8471	6.07	
Nov-02	46149.47	8442	5.47	
Dec-02	45416.8	9793	4.64	
Jan-03	45907.7	9726	4.72	
Feb-03	37538.68	8364	4.49	



PO-1 - Pre-Order/Order Response Times

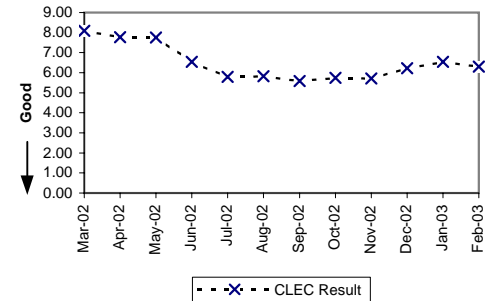
Pre-Order Response Times (Get CSR) (Avg Sec) IMA Request (PO-1 A-5(a)) (Diagnostic)

Date	Numerator	Denominator	CLEC Result	Standard Dev
Mar-02	677.06	936	0.72	0.33
Apr-02	732.72	984	0.74	0.49
May-02	712.28	999	0.71	0.49
Jun-02	531.33	774	0.69	0.07
Jul-02	660.08	892	0.74	0.42
Aug-02	686.39	954	0.72	0.22
Sep-02	595.45	856	0.70	0.10
Oct-02	735.15	1049	0.70	0.19
Nov-02	651.62	1069	0.61	1.37
Dec-02	764.17	1134	0.67	1.68
Jan-03	1030.38	1162	0.89	2.53
Feb-03	687.86	1268	0.54	1.85



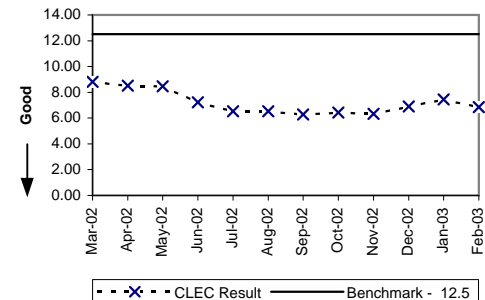
Pre-Order Response Times (Get CSR) (Avg Sec) IMA Response (PO-1 A-5(b)) (Diagnostic)

Date	Numerator	Denominator	CLEC Result	Standard Dev
Mar-02	7569.66	936	8.09	3.57
Apr-02	7649.45	984	7.77	2.93
May-02	7737.61	999	7.75	2.90
Jun-02	5067.38	774	6.55	2.59
Jul-02	5163.22	892	5.79	2.15
Aug-02	5554.92	954	5.82	2.70
Sep-02	4783.14	856	5.59	1.78
Oct-02	6021.47	1049	5.74	2.08
Nov-02	6107.13	1069	5.71	2.45
Dec-02	7050.23	1134	6.22	2.36
Jan-03	7609.42	1162	6.55	3.29
Feb-03	7997.41	1268	6.31	2.94



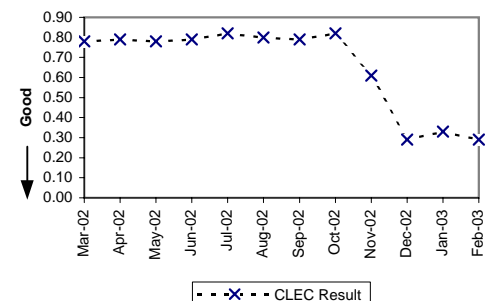
Pre-Order Response Times (Get CSR) (Avg Sec) IMA Aggregate (PO-1 A-5 Total) (Benchmark)

Date	Numerator	Denominator	CLEC Result	Standard Dev
Mar-02	8246.72	936	8.81	
Apr-02	8382.17	984	8.52	
May-02	8449.89	999	8.46	
Jun-02	5598.71	774	7.23	
Jul-02	5823.3	892	6.53	
Aug-02	6241.31	954	6.54	
Sep-02	5378.59	856	6.28	
Oct-02	6756.62	1049	6.44	
Nov-02	6758.75	1069	6.32	
Dec-02	7814.4	1134	6.89	
Jan-03	8639.8	1162	7.44	
Feb-03	8685.27	1268	6.85	



Pre-Order Response Times (TN Reservation) (Avg Sec) IMA Request (PO-1 A-6(a)) (Diagnostic)

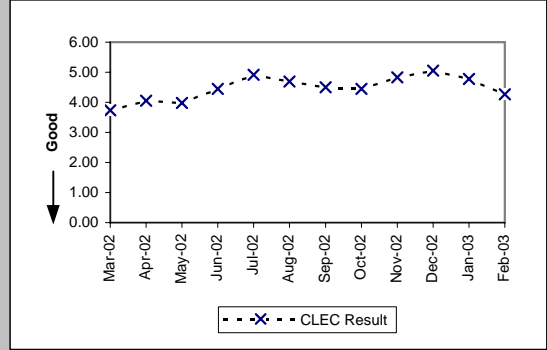
Date	Numerator	Denominator	CLEC Result	Standard Dev
Mar-02	1248.15	1602	0.78	0.06
Apr-02	1249.14	1579	0.79	0.23
May-02	1282.5	1651	0.78	0.07
Jun-02	1121.56	1428	0.79	0.14
Jul-02	1325.05	1610	0.82	0.40
Aug-02	1243.54	1560	0.80	0.32
Sep-02	1024.2	1300	0.79	0.10
Oct-02	1049.46	1274	0.82	0.22
Nov-02	775.33	1266	0.61	0.41
Dec-02	396.92	1370	0.29	0.10
Jan-03	417.65	1276	0.33	0.51
Feb-03	405.8	1392	0.29	0.03



PO-1 - Pre-Order/Order Response Times

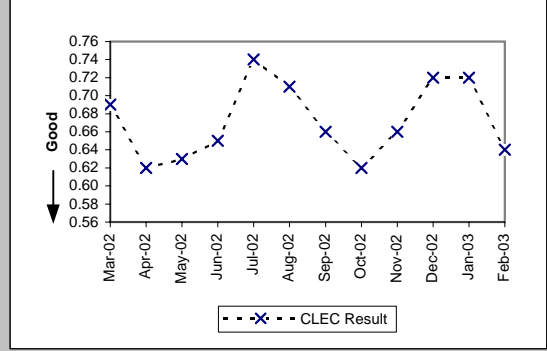
Pre-Order Response Times (TN Reservation) (Avg Sec) IMA Response (PO-1 A-6(b)) (Diagnostic)

Date	Numerator	Denominator	CLEC Result	Standard Dev
Mar-02	5972.92	1602	3.73	1.12
Apr-02	6393.37	1579	4.05	1.75
May-02	6568.62	1651	3.98	1.46
Jun-02	6360.92	1428	4.45	1.86
Jul-02	7905.61	1610	4.91	2.29
Aug-02	7315.29	1560	4.69	1.96
Sep-02	5849.67	1300	4.50	1.82
Oct-02	5667.25	1274	4.45	2.62
Nov-02	6119.71	1266	4.83	2.78
Dec-02	6922.34	1370	5.05	2.59
Jan-03	6101.12	1276	4.78	2.00
Feb-03	5939.29	1392	4.27	1.70



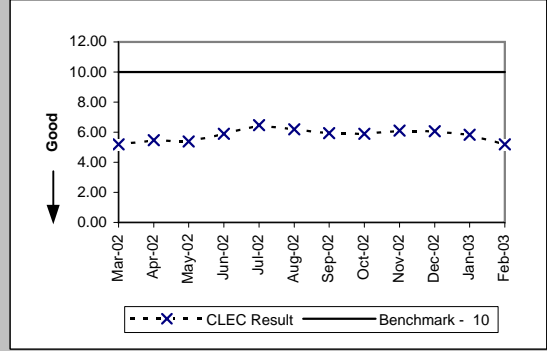
Pre-Order Response Times (TN Reservation) (Avg Sec) IMA Accept (PO-1 A-6(c)) (Diagnostic)

Date	Numerator	Denominator	CLEC Result	Standard Dev
Mar-02	1104.44	1602	0.69	0.29
Apr-02	984.68	1579	0.62	0.15
May-02	1034.37	1651	0.63	0.16
Jun-02	922.62	1428	0.65	0.15
Jul-02	1188.66	1610	0.74	0.83
Aug-02	1109.98	1560	0.71	0.72
Sep-02	851.68	1300	0.66	0.18
Oct-02	794	1274	0.62	0.23
Nov-02	837.3	1266	0.66	0.28
Dec-02	984.95	1370	0.72	0.16
Jan-03	915.01	1276	0.72	0.24
Feb-03	886.44	1392	0.64	0.17



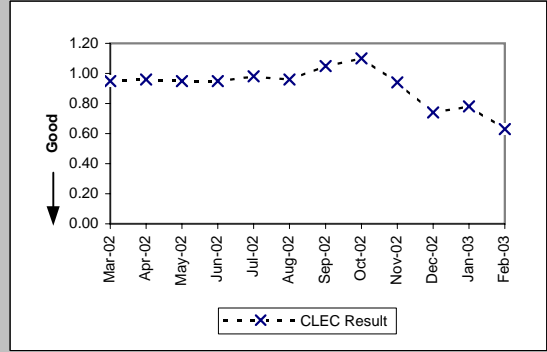
Pre-Order Response Times (TN Reservation) (Avg Sec) IMA Aggregate (PO-1 A-6 Total) (Benchmark)

Date	Numerator	Denominator	CLEC Result	Standard Dev
Mar-02	8325.51	1602	5.20	
Apr-02	8627.19	1579	5.46	
May-02	8885.49	1651	5.38	
Jun-02	8405.1	1428	5.89	
Jul-02	10419.32	1610	6.47	
Aug-02	9668.81	1560	6.20	
Sep-02	7725.55	1300	5.94	
Oct-02	7510.71	1274	5.90	
Nov-02	7732.34	1266	6.11	
Dec-02	8304.21	1370	6.06	
Jan-03	7433.78	1276	5.83	
Feb-03	7231.53	1392	5.20	



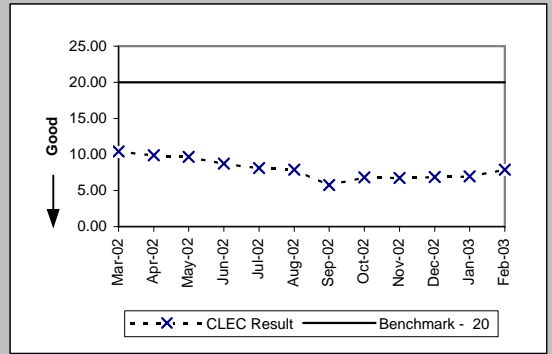
Pre-Order Response Times (Loop Qualification Tools) (Avg Sec) IMA Request (PO-1 A-7(a)) (Diagnostic)

Date	Numerator	Denominator	CLEC Result	Standard Dev
Mar-02	3407.79	3605	0.95	0.21
Apr-02	3451.65	3586	0.96	0.28
May-02	3506.33	3703	0.95	0.21
Jun-02	2995.25	3153	0.95	0.28
Jul-02	3369.91	3442	0.98	0.44
Aug-02	3066.85	3197	0.96	0.45
Sep-02	1888.66	1794	1.05	0.15
Oct-02	3607.39	3271	1.10	0.20
Nov-02	3048.64	3255	0.94	0.71
Dec-02	2794.57	3777	0.74	0.80
Jan-03	2964.43	3816	0.78	1.29
Feb-03	2315.97	3669	0.63	0.60

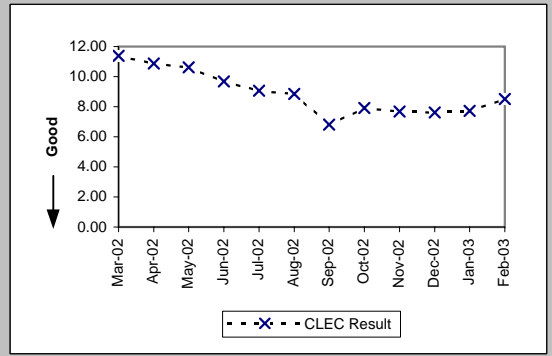


PO-1 - Pre-Order/Order Response Times

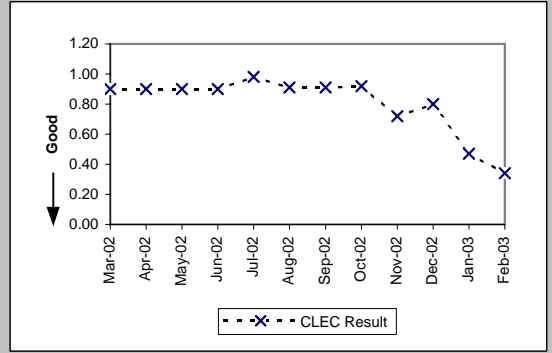
Pre-Order Response Times (Loop Qualification Tools) (Avg Sec) IMA Response (PO-1 A-7(b)) (Benchmark)				
Date	Numerator	Denominator	CLEC Result	Standard Dev
Mar-02	37615.98	3605	10.43	6.27
Apr-02	35516.6	3586	9.90	5.24
May-02	35821.73	3703	9.67	5.28
Jun-02	27510.82	3153	8.73	5.12
Jul-02	27854.13	3442	8.09	4.75
Aug-02	25254.07	3197	7.90	4.02
Sep-02	10310.12	1794	5.75	4.37
Oct-02	22294.57	3271	6.82	9.31
Nov-02	21933.43	3255	6.74	9.02
Dec-02	25981.04	3777	6.88	7.68
Jan-03	26480.49	3816	6.94	7.43
Feb-03	28921.84	3669	7.88	7.10



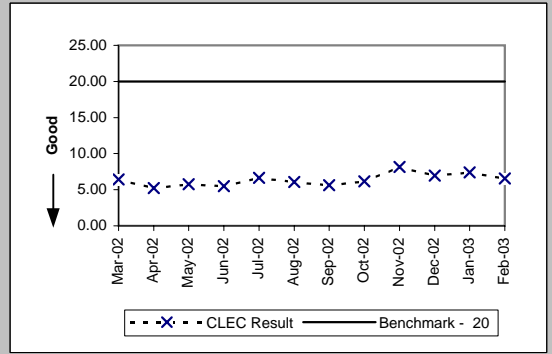
Pre-Order Response Times (Loop Qualification Tools) (Avg Sec) IMA Aggregate (PO-1 A-7 Total) (Diagnostic)				
Date	Numerator	Denominator	CLEC Result	Standard Dev
Mar-02	41023.77	3605	11.38	
Apr-02	38968.25	3586	10.87	
May-02	39328.06	3703	10.62	
Jun-02	30506.07	3153	9.68	
Jul-02	31224.04	3442	9.07	
Aug-02	28320.92	3197	8.86	
Sep-02	12198.78	1794	6.80	
Oct-02	25901.96	3271	7.92	
Nov-02	24982.07	3255	7.68	
Dec-02	28775.61	3777	7.62	
Jan-03	29444.92	3816	7.72	
Feb-03	31237.81	3669	8.51	



Pre-Order Response Times (Resale of Qwest DSL Qualification) (Avg Sec) IMA Request (PO-1 A-8(a)) (Diagnostic)				
Date	Numerator	Denominator	CLEC Result	Standard Dev
Mar-02	410.4	456	0.90	0.05
Apr-02	412.2	458	0.90	0.12
May-02	420.3	467	0.90	0.06
Jun-02	347.4	386	0.90	0.06
Jul-02	424.34	433	0.98	0.48
Aug-02	381.29	419	0.91	0.53
Sep-02	330.33	363	0.91	0.06
Oct-02	391.92	426	0.92	0.09
Nov-02	280.8	390	0.72	0.95
Dec-02	389.6	487	0.80	2.14
Jan-03	225.6	480	0.47	1.66
Feb-03	151.64	446	0.34	1.48

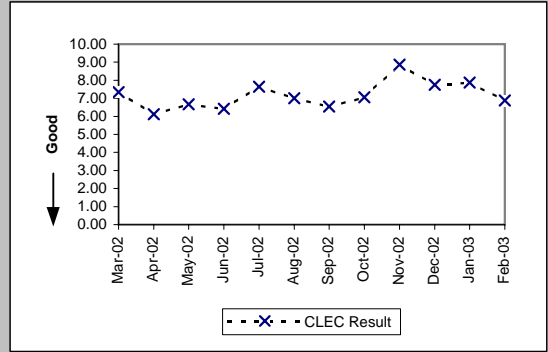


Pre-Order Response Times (Resale of Qwest DSL Qualification) (Avg Sec) IMA Response (PO-1 A-8(b)) (Benchmark)				
Date	Numerator	Denominator	CLEC Result	Standard Dev
Mar-02	2936.64	456	6.44	15.43
Apr-02	2390.76	458	5.22	4.13
May-02	2694.59	467	5.77	5.76
Jun-02	2126.86	386	5.51	6.54
Jul-02	2883.78	433	6.66	6.72
Aug-02	2551.71	419	6.09	7.80
Sep-02	2043.69	363	5.63	6.76
Oct-02	2615.64	426	6.14	9.93
Nov-02	3174.6	390	8.14	15.63
Dec-02	3379.78	487	6.94	7.35
Jan-03	3552	480	7.40	10.25
Feb-03	2916.84	446	6.54	7.30

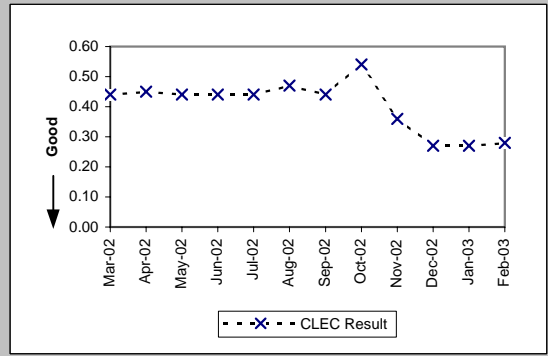


PO-1 - Pre-Order/Order Response Times

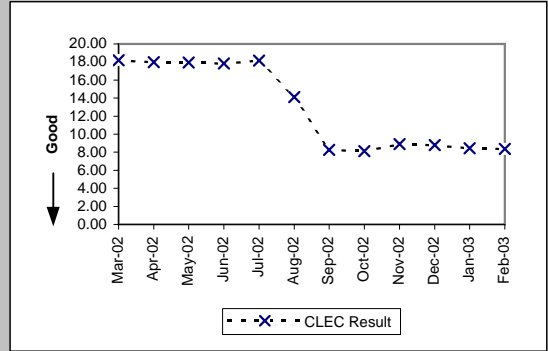
Pre-Order Response Times (Resale of Qwest DSL Qualification) (Avg Sec) IMA Aggregate (PO-1 A-8 Total) (Diagnostic)				
Date	Numerator	Denominator	CLEC Result	Standard Dev
Mar-02	3347.04	456	7.34	
Apr-02	2802.96	458	6.12	
May-02	3114.89	467	6.67	
Jun-02	2474.26	386	6.41	
Jul-02	3308.12	433	7.64	
Aug-02	2933	419	7.00	
Sep-02	2374.02	363	6.54	
Oct-02	3007.56	426	7.06	
Nov-02	3455.4	390	8.86	
Dec-02	3769.38	487	7.74	
Jan-03	3777.6	480	7.87	
Feb-03	3068.48	446	6.88	



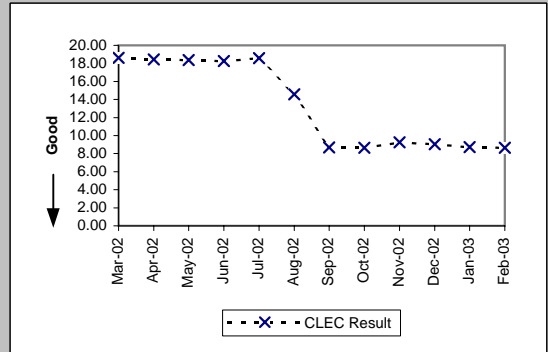
Pre-Order Response Times (Connecting Facility Assignment) (Avg Sec) IMA Request (PO-1 A-9(a)) (Diagnostic)				
Date	Numerator	Denominator	CLEC Result	Standard Dev
Mar-02	1015.1	2286	0.44	0.02
Apr-02	1039.54	2320	0.45	0.11
May-02	1051.3	2367	0.44	0.04
Jun-02	862.11	1941	0.44	0.17
Jul-02	973.74	2206	0.44	0.13
Aug-02	995.47	2135	0.47	0.30
Sep-02	449.39	1018	0.44	0.08
Oct-02	457.65	845	0.54	0.34
Nov-02	326.16	898	0.36	0.18
Dec-02	271.36	1007	0.27	0.04
Jan-03	270.2	983	0.27	0.04
Feb-03	262.92	938	0.28	0.05



Pre-Order Response Times (Connecting Facility Assignment) (Avg Sec) IMA Response (PO-1 A-9(b)) (Diagnostic)				
Date	Numerator	Denominator	CLEC Result	Standard Dev
Mar-02	41565.94	2286	18.18	6.29
Apr-02	41713.65	2320	17.98	6.17
May-02	42441.73	2367	17.93	6.15
Jun-02	34614.51	1941	17.83	6.28
Jul-02	40016.79	2206	18.14	6.27
Aug-02	30096.43	2135	14.10	5.98
Sep-02	8398.01	1018	8.25	3.04
Oct-02	6868.01	845	8.13	4.62
Nov-02	7983.31	898	8.89	3.80
Dec-02	8856.22	1007	8.79	3.63
Jan-03	8310.19	983	8.45	4.21
Feb-03	7859.64	938	8.38	3.87



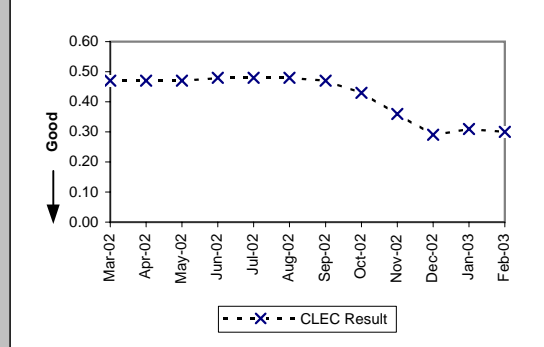
Pre-Order Response Times (Connecting Facility Assignment) (Avg Sec) IMA Aggregate (PO-1 A-9 Total) (Benchmark)				
Date	Numerator	Denominator	CLEC Result	Standard Dev
Mar-02	42581.04	2286	18.63	
Apr-02	42753.19	2320	18.43	
May-02	43493.03	2367	18.37	
Jun-02	35476.62	1941	18.28	
Jul-02	40990.53	2206	18.58	
Aug-02	31091.9	2135	14.56	
Sep-02	8847.4	1018	8.69	
Oct-02	7325.66	845	8.67	
Nov-02	8309.47	898	9.25	
Dec-02	9127.58	1007	9.06	
Jan-03	8580.39	983	8.73	
Feb-03	8122.56	938	8.66	



PO-1 - Pre-Order/Order Response Times

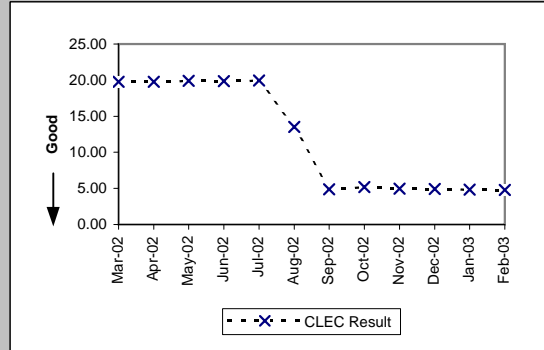
Pre-Order Response Times (Meet Point Inquiry) (Avg Sec) IMA Request (PO-1 A-10(a)) (Diagnostic)

Date	Numerator	Denominator	CLEC Result	Standard Dev
Mar-02	241.26	514	0.47	0.03
Apr-02	249.92	533	0.47	0.10
May-02	254.02	540	0.47	0.04
Jun-02	226.73	470	0.48	0.15
Jul-02	248.17	522	0.48	0.14
Aug-02	239.23	494	0.48	0.23
Sep-02	158.81	340	0.47	0.08
Oct-02	241.85	564	0.43	0.10
Nov-02	195.07	539	0.36	0.23
Dec-02	175.27	614	0.29	0.24
Jan-03	193.3	624	0.31	0.35
Feb-03	176.79	580	0.30	0.21



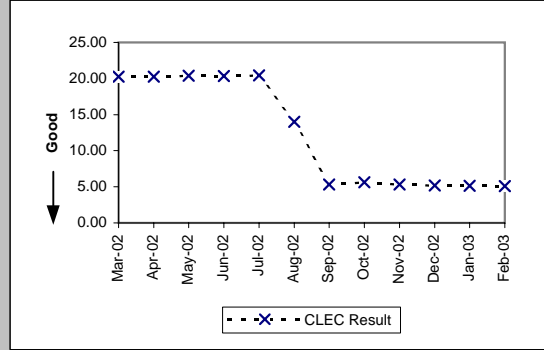
Pre-Order Response Times (Meet Point Inquiry) (Avg Sec) IMA Response (PO-1 A-10(b)) (Diagnostic)

Date	Numerator	Denominator	CLEC Result	Standard Dev
Mar-02	10163.81	514	19.77	1.66
Apr-02	10546.62	533	19.79	0.65
May-02	10758.19	540	19.92	0.77
Jun-02	9331.73	470	19.85	1.56
Jul-02	10415.87	522	19.95	2.18
Aug-02	6676.4	494	13.51	7.51
Sep-02	1656.31	340	4.87	0.90
Oct-02	2929.24	564	5.19	4.36
Nov-02	2673.13	539	4.96	1.08
Dec-02	3014.89	614	4.91	2.25
Jan-03	3002.9	624	4.81	1.03
Feb-03	2770.45	580	4.78	1.36



Pre-Order Response Times (Meet Point Inquiry) (Avg Sec) IMA Aggregate (PO-1 A-10 Total) (Benchmark)

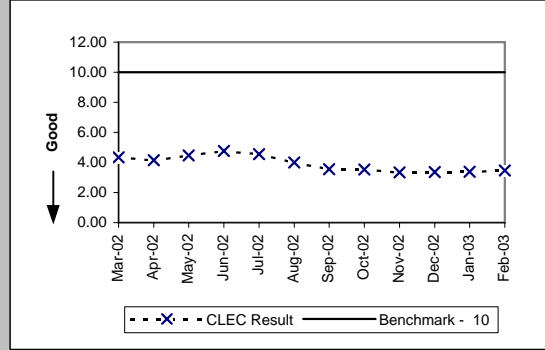
Date	Numerator	Denominator	CLEC Result	Standard Dev
Mar-02	10405.07	514	20.24	
Apr-02	10796.54	533	20.26	
May-02	11012.21	540	20.39	
Jun-02	9558.46	470	20.34	
Jul-02	10664.04	522	20.43	
Aug-02	6915.63	494	14.00	
Sep-02	1815.12	340	5.34	
Oct-02	3171.09	564	5.62	
Nov-02	2868.2	539	5.32	
Dec-02	3190.16	614	5.20	
Jan-03	3196.2	624	5.12	
Feb-03	2947.24	580	5.08	



PO-1 - Pre-Order/Order Response Times

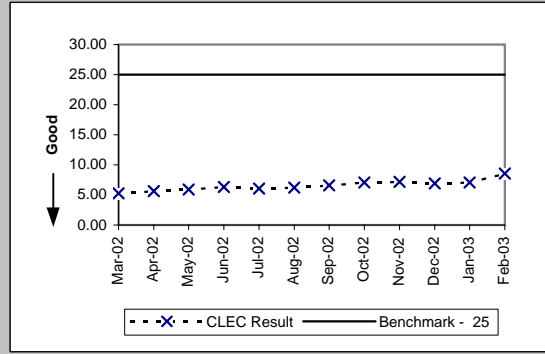
Pre-Order Response Times (Appt. Scheduler) (Avg Sec) EDI Request/Response (PO-1 B-1) (Benchmark)

Date	Numerator	Denominator	CLEC Result	Standard Dev
Mar-02	22667.85	5211	4.35	2.58
Apr-02	21322.7	5138	4.15	1.51
May-02	23172.48	5184	4.47	1.47
Jun-02	22271.13	4669	4.77	4.05
Jul-02	22094.8	4856	4.55	1.21
Aug-02	20899.62	5238	3.99	1.12
Sep-02	17728.7	4994	3.55	1.89
Oct-02	16701.72	4718	3.54	3.24
Nov-02	17578.42	5263	3.34	0.86
Dec-02	19034.4	5665	3.36	0.90
Jan-03	18126.33	5347	3.39	0.75
Feb-03	14390.09	4147	3.47	0.93



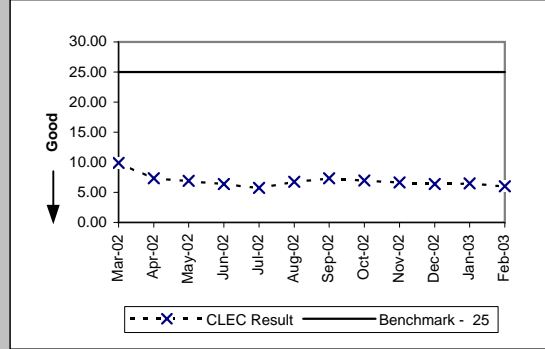
Pre-Order Response Times (Service Availability) (Avg Sec) EDI Request/Response (PO-1 B-2) (Benchmark)

Date	Numerator	Denominator	CLEC Result	Standard Dev
Mar-02	23836.81	4504	5.29	5.93
Apr-02	25689.31	4541	5.66	6.04
May-02	27098.65	4600	5.89	6.41
Jun-02	27055.72	4278	6.32	7.24
Jul-02	27961.91	4588	6.09	6.21
Aug-02	30100.98	4831	6.23	6.87
Sep-02	31861.23	4823	6.61	7.43
Oct-02	32027.67	4527	7.07	7.77
Nov-02	35892.88	4986	7.20	7.90
Dec-02	37076.72	5372	6.90	7.94
Jan-03	36889.02	5200	7.09	8.15
Feb-03	36168.16	4223	8.56	8.85



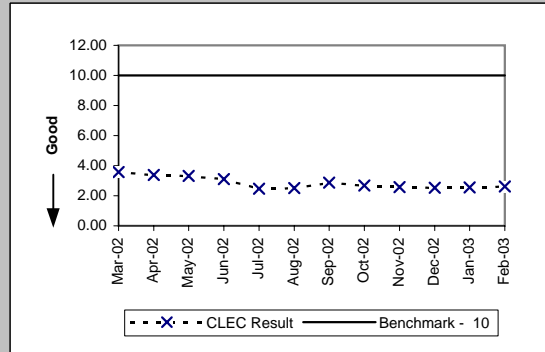
Pre-Order Response Times (Facility Check) (Avg Sec) EDI Request/Response (PO-1 B-3) (Benchmark)

Date	Numerator	Denominator	CLEC Result	Standard Dev
Mar-02	4890.6	495	9.88	5.35
Apr-02	3325.02	453	7.34	3.29
May-02	3042.9	441	6.90	3.02
Jun-02	2698.74	423	6.38	2.44
Jul-02	2532.66	442	5.73	2.05
Aug-02	3192.75	473	6.75	5.74
Sep-02	2785.4	380	7.33	3.90
Oct-02	2623.92	377	6.96	3.49
Nov-02	2945.95	443	6.65	2.54
Dec-02	3051.23	479	6.37	4.83
Jan-03	3016	464	6.50	3.58
Feb-03	2277.79	379	6.01	2.65



Pre-Order Response Times (Address Validation) (Avg Sec) EDI Request/Response (PO-1 B-4) (Benchmark)

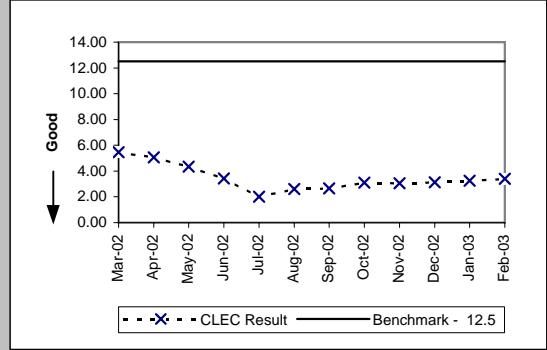
Date	Numerator	Denominator	CLEC Result	Standard Dev
Mar-02	27069.48	7562	3.58	3.48
Apr-02	26030.52	7675	3.39	2.86
May-02	25460.48	7668	3.32	2.71
Jun-02	21294.18	6852	3.11	4.87
Jul-02	17565.66	7122	2.47	0.95
Aug-02	20098.54	7982	2.52	0.79
Sep-02	24139.27	8391	2.88	3.60
Oct-02	20578.57	7646	2.69	2.56
Nov-02	21808.48	8470	2.57	1.01
Dec-02	23247.19	9145	2.54	0.87
Jan-03	22346.26	8736	2.56	1.38
Feb-03	17850.21	6832	2.61	1.43



PO-1 - Pre-Order/Order Response Times

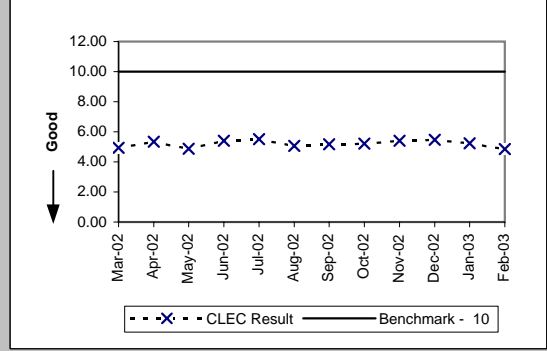
Pre-Order Response Times (Get CSR) (Avg Sec) EDI Request/Response (PO-1 B-5) (Benchmark)

Date	Numerator	Denominator	CLEC Result	Standard Dev
Mar-02	3772.59	690	5.47	2.34
Apr-02	3168.08	625	5.07	2.12
May-02	2695.43	621	4.34	1.63
Jun-02	1978.67	577	3.43	2.47
Jul-02	1259.17	626	2.01	1.95
Aug-02	2065.81	795	2.60	1.00
Sep-02	2414.47	908	2.66	0.73
Oct-02	5016.66	1616	3.10	3.43
Nov-02	6679.11	2192	3.05	0.85
Dec-02	7307.72	2329	3.14	1.11
Jan-03	7358.7	2261	3.25	1.42
Feb-03	6296.96	1844	3.41	2.16



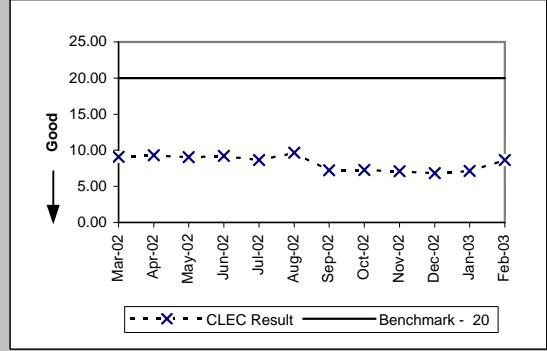
Pre-Order Response Times (TN Reservation) (Avg Sec) EDI Request/Response (PO-1 B-6) (Benchmark)

Date	Numerator	Denominator	CLEC Result	Standard Dev
Mar-02	12154.79	2466	4.93	2.17
Apr-02	13196.3	2471	5.34	2.47
May-02	12137.38	2489	4.88	1.76
Jun-02	12397.68	2293	5.41	3.20
Jul-02	13561.71	2456	5.52	2.78
Aug-02	13346.96	2639	5.06	1.80
Sep-02	13634.9	2634	5.18	2.85
Oct-02	12514.03	2404	5.21	2.68
Nov-02	14190.93	2622	5.41	2.71
Dec-02	15630.38	2865	5.46	2.37
Jan-03	14404.45	2747	5.24	2.18
Feb-03	10803.68	2225	4.86	1.90



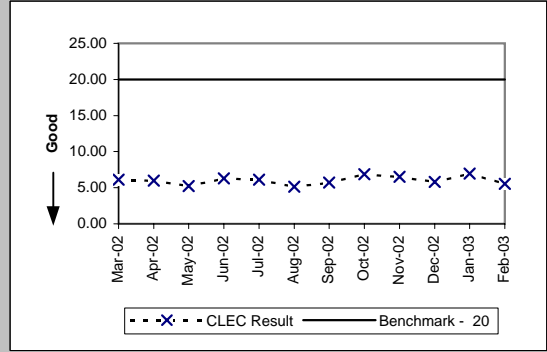
Pre-Order Response Times (Loop Qualification Tools) (Avg Sec) EDI Request/Response (PO-1 B-7) (Benchmark)

Date	Numerator	Denominator	CLEC Result	Standard Dev
Mar-02	28699.81	3157	9.09	8.13
Apr-02	29511.93	3173	9.30	7.53
May-02	28598.5	3167	9.03	7.46
Jun-02	25996.86	2817	9.23	8.23
Jul-02	25199.01	2917	8.64	7.35
Aug-02	35118.5	3631	9.67	10.54
Sep-02	20344.05	2809	7.24	15.05
Oct-02	18604.03	2555	7.28	14.08
Nov-02	19412.29	2739	7.09	14.00
Dec-02	20578.47	3007	6.84	12.75
Jan-03	20739.06	2912	7.12	13.21
Feb-03	20513.51	2374	8.64	12.43



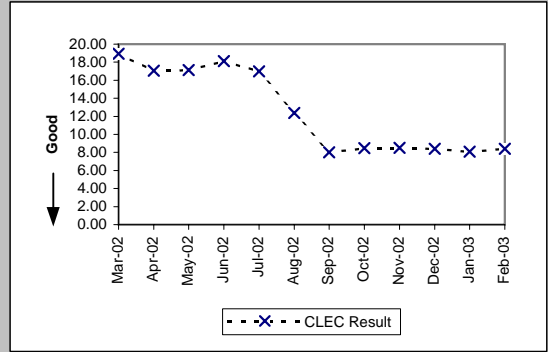
Pre-Order Response Times (Resale of Qwest DSL Qualification) (Avg Sec) EDI Request/Response (PO-1 B-8) (Benchmark)

Date	Numerator	Denominator	CLEC Result	Standard Dev
Mar-02	4228.12	692	6.11	12.17
Apr-02	3990	665	6.00	7.12
May-02	3436.11	657	5.23	5.49
Jun-02	3836.48	608	6.31	9.12
Jul-02	3995.94	654	6.11	10.86
Aug-02	4236.36	821	5.16	4.57
Sep-02	5263.58	917	5.74	7.12
Oct-02	5634.72	819	6.88	11.52
Nov-02	5819.94	894	6.51	14.15
Dec-02	5627.88	972	5.79	7.26
Jan-03	6521.52	937	6.96	10.79
Feb-03	4253.4	765	5.56	6.82

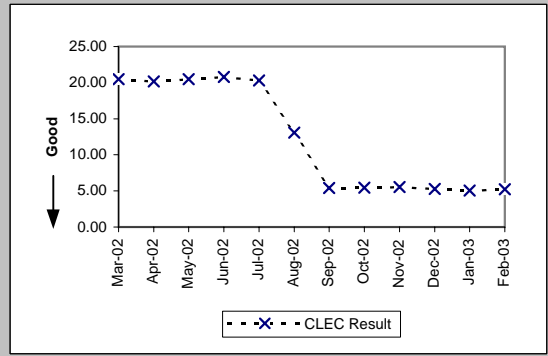


PO-1 - Pre-Order/Order Response Times

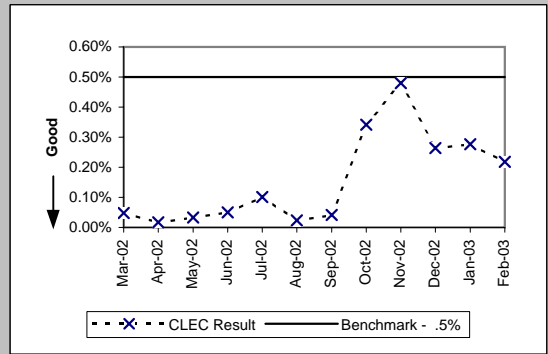
Pre-Order Response Times (Connecting Facility Assignment) (Avg Sec) EDI Request/Response (PO-1 B-9) (Benchmark)					
Date	Numerator	Denominator	CLEC Result	Standard Dev	
Mar-02	21872.31	1156	18.92	6.89	
Apr-02	18315.3	1075	17.04	6.22	
May-02	19607.49	1146	17.11	6.80	
Jun-02	20079.12	1108	18.12	6.81	
Jul-02	21682.05	1278	16.97	6.08	
Aug-02	17972.75	1453	12.37	5.41	
Sep-02	6666.9	830	8.03	1.87	
Oct-02	6192.67	730	8.48	5.41	
Nov-02	7223.89	849	8.51	5.41	
Dec-02	7805.47	929	8.40	3.98	
Jan-03	7226.84	892	8.10	3.29	
Feb-03	6119.66	728	8.41	5.06	



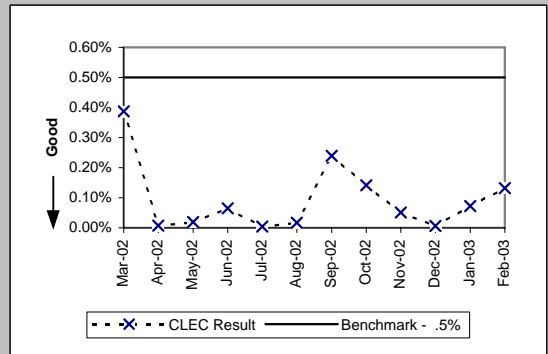
Pre-Order Response Times (Meet Point Inquiry) (Avg Sec) EDI Request/Response (PO-1 B-10) (Benchmark)					
Date	Numerator	Denominator	CLEC Result	Standard Dev	
Mar-02	16654.86	814	20.46	2.98	
Apr-02	19219.38	953	20.17	1.62	
May-02	20088.09	982	20.46	2.50	
Jun-02	18734.65	902	20.77	2.77	
Jul-02	19561.33	964	20.29	2.49	
Aug-02	11348.66	867	13.09	7.90	
Sep-02	2322.41	429	5.41	2.50	
Oct-02	4417.68	811	5.45	1.39	
Nov-02	4867.08	879	5.54	2.17	
Dec-02	5099.78	965	5.28	1.85	
Jan-03	4740.59	937	5.06	0.74	
Feb-03	3964.69	758	5.23	2.01	



Pre-Order Response Times (Timeout) (Percent) IMA Total (PO-1C -1) (Benchmark)					
Date	Numerator	Denominator	CLEC Result	Standard Dev	
Mar-02	11	22991	0.05%	2.19%	
Apr-02	4	23526	0.02%	1.30%	
May-02	8	24184	0.03%	1.82%	
Jun-02	10	20178	0.05%	2.23%	
Jul-02	23	22717	0.10%	3.18%	
Aug-02	5	22018	0.02%	1.51%	
Sep-02	8	19020	0.04%	2.05%	
Oct-02	77	22535	0.34%	5.84%	
Nov-02	108	22523	0.48%	6.91%	
Dec-02	68	25763	0.26%	5.13%	
Jan-03	71	25614	0.28%	5.26%	
Feb-03	52	23802	0.22%	4.67%	

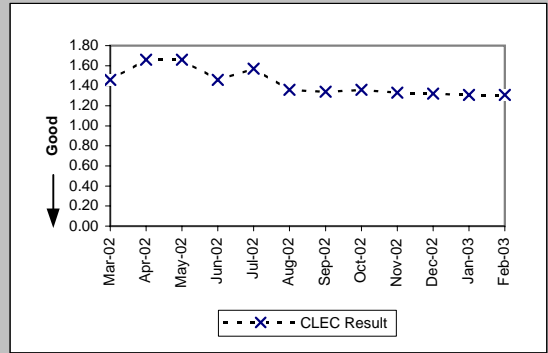


Pre-Order Response Times (Timeout) (Percent) EDI Total (PO-1C -2) (Benchmark)					
Date	Numerator	Denominator	CLEC Result	Standard Dev	
Mar-02	104	26851	0.39%	6.21%	
Apr-02	2	26771	0.01%	0.86%	
May-02	5	26960	0.02%	1.36%	
Jun-02	16	24543	0.07%	2.55%	
Jul-02	1	25904	0.00%	0.62%	
Aug-02	5	28735	0.02%	1.32%	
Sep-02	65	27180	0.24%	4.88%	
Oct-02	37	26240	0.14%	3.75%	
Nov-02	15	29352	0.05%	2.26%	
Dec-02	2	31730	0.01%	0.79%	
Jan-03	22	30455	0.07%	2.69%	
Feb-03	32	24307	0.13%	3.63%	

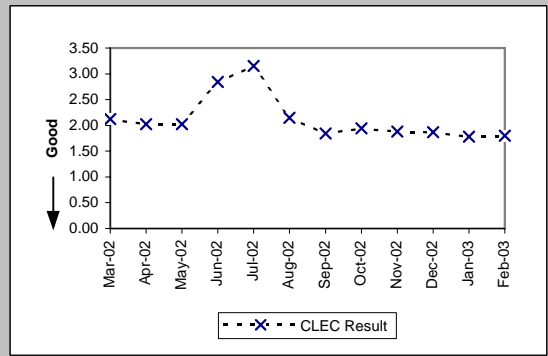


PO-1 - Pre-Order/Order Response Times

Pre-Order Response Times (Rejected Query) (Avg Sec) IMA Total (PO-1D -1) (Diagnostic)					
Date	Numerator	Denominator	CLEC Result	Standard Dev	
Mar-02	4914.36	3366	1.46	1.98	
Apr-02	7425.18	4473	1.66	2.06	
May-02	8768.12	5282	1.66	1.82	
Jun-02	6521.82	4467	1.46	1.57	
Jul-02	7945.77	5061	1.57	2.25	
Aug-02	6321.28	4648	1.36	1.30	
Sep-02	10419.84	7776	1.34	1.36	
Oct-02	10504.64	7724	1.36	1.74	
Nov-02	11348.89	8533	1.33	1.31	
Dec-02	11844.36	8973	1.32	1.24	
Jan-03	11699.61	8931	1.31	1.27	
Feb-03	11155.96	8516	1.31	1.26	



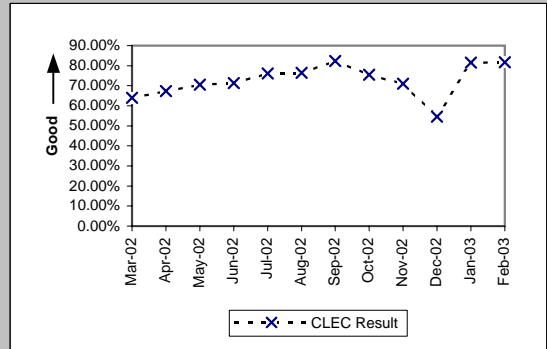
Pre-Order Response Times (Rejected Query) (Avg Sec) EDI Total (PO-1D -2) (Diagnostic)				
Date	Numerator	Denominator	CLEC Result	Standard Dev
Mar-02	17379.76	8198	2.12	2.51
Apr-02	16594.3	8215	2.02	1.59
May-02	16774.08	8304	2.02	1.44
Jun-02	21572.64	7596	2.84	6.77
Jul-02	25297.65	8031	3.15	8.83
Aug-02	17804.15	8281	2.15	5.00
Sep-02	14607.76	7939	1.84	2.09
Oct-02	13725.5	7075	1.94	2.58
Nov-02	14601.96	7767	1.88	2.41
Dec-02	15739.79	8417	1.87	3.28
Jan-03	14435.8	8110	1.78	1.86
Feb-03	11863.8	6591	1.80	1.42



PO-2A-1 - Electronic Flow-through for LSRs received via IMA GUI (Percent)

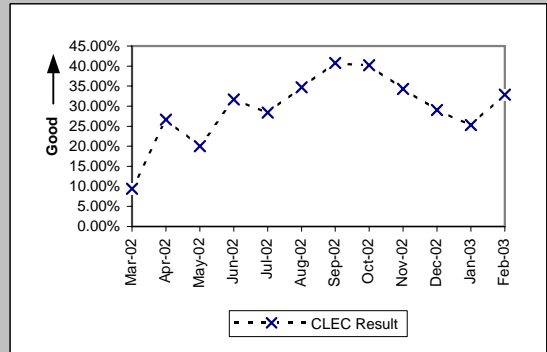
Resale Aggregate W/O UNE-P-POTS (Diagnostic)

Date	CLEC Num	CLEC Denom	CLEC Result	CLEC Std Dev
Mar-02	1562	2441	63.99%	48.00%
Apr-02	1608	2389	67.31%	46.91%
May-02	1643	2331	70.48%	45.61%
Jun-02	1477	2071	71.32%	45.23%
Jul-02	2562	3366	76.11%	42.64%
Aug-02	1999	2614	76.47%	42.42%
Sep-02	2622	3182	82.40%	38.08%
Oct-02	1608	2130	75.49%	43.01%
Nov-02	1278	1800	71.00%	45.38%
Dec-02	1454	2665	54.56%	49.79%
Jan-03	2575	3160	81.49%	38.84%
Feb-03	2326	2847	81.70%	38.67%



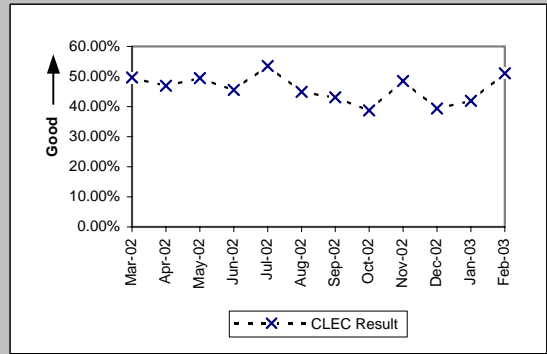
Unbundled Loop Aggregate (Diagnostic)

Date	CLEC Num	CLEC Denom	CLEC Result	CLEC Std Dev
Mar-02	323	3437	9.40%	29.18%
Apr-02	344	1289	26.69%	44.23%
May-02	254	1268	20.03%	40.02%
Jun-02	367	1159	31.67%	46.52%
Jul-02	300	1056	28.41%	45.10%
Aug-02	421	1212	34.74%	47.61%
Sep-02	454	1114	40.75%	49.14%
Oct-02	512	1273	40.22%	49.03%
Nov-02	333	971	34.29%	47.47%
Dec-02	316	1088	29.04%	45.40%
Jan-03	291	1149	25.33%	43.49%
Feb-03	347	1056	32.86%	46.97%



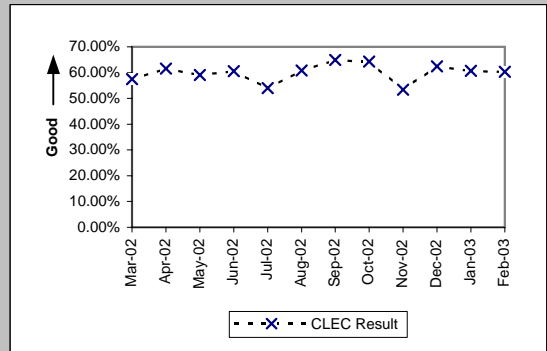
LNP (Diagnostic)

Date	CLEC Num	CLEC Denom	CLEC Result	CLEC Std Dev
Mar-02	1208	2433	49.65%	50.00%
Apr-02	1069	2280	46.89%	49.90%
May-02	1155	2333	49.51%	50.00%
Jun-02	763	1675	45.55%	49.80%
Jul-02	908	1697	53.51%	49.88%
Aug-02	793	1766	44.90%	49.74%
Sep-02	658	1529	43.03%	49.51%
Oct-02	634	1636	38.75%	48.72%
Nov-02	660	1361	48.49%	49.98%
Dec-02	365	927	39.37%	48.86%
Jan-03	310	740	41.89%	49.34%
Feb-03	256	501	51.10%	49.99%



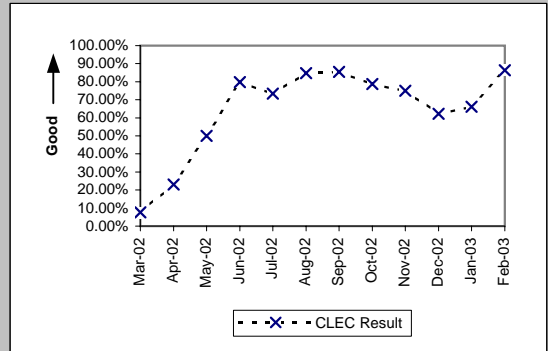
UNE - P (POTS) (Diagnostic)

Date	CLEC Num	CLEC Denom	CLEC Result	CLEC Std Dev
Mar-02	903	1572	57.44%	49.44%
Apr-02	892	1448	61.60%	48.64%
May-02	1144	1937	59.06%	49.17%
Jun-02	902	1490	60.54%	48.88%
Jul-02	1032	1910	54.03%	49.84%
Aug-02	1244	2046	60.80%	48.82%
Sep-02	1518	2337	64.96%	47.71%
Oct-02	1974	3068	64.34%	47.90%
Nov-02	1164	2182	53.35%	49.89%
Dec-02	1323	2119	62.44%	48.43%
Jan-03	2321	3824	60.70%	48.84%
Feb-03	2494	4136	60.30%	48.93%

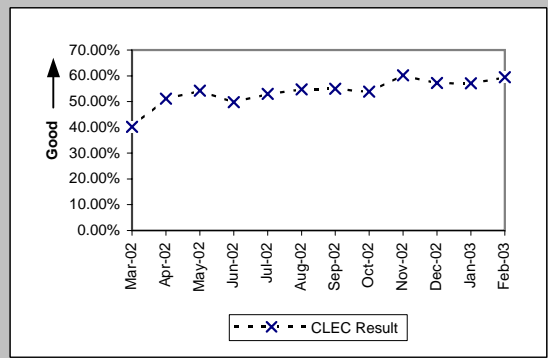


PO-2A-2 - Electronic Flow-through for LSRs received via IMA EDI (Percent)

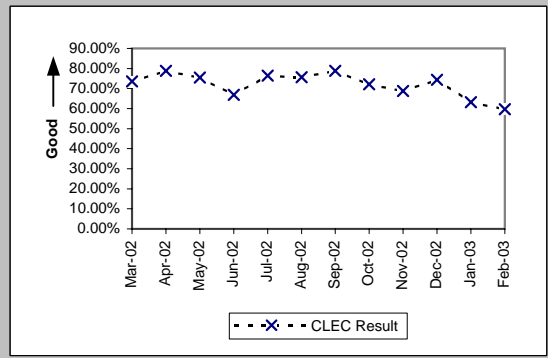
Resale Aggregate W/O UNE-P-POTS (Diagnostic)				
Date	CLEC Num	CLEC Denom	CLEC Result	CLEC Std Dev
Mar-02	1	13	7.69%	26.65%
Apr-02	3	13	23.08%	42.13%
May-02	7	14	50.00%	50.00%
Jun-02	71	89	79.78%	40.17%
Jul-02	47	64	73.44%	44.17%
Aug-02	116	137	84.67%	36.03%
Sep-02	106	124	85.48%	35.23%
Oct-02	126	160	78.75%	40.91%
Nov-02	84	112	75.00%	43.30%
Dec-02	43	69	62.32%	48.46%
Jan-03	37	56	66.07%	47.35%
Feb-03	107	124	86.29%	34.39%



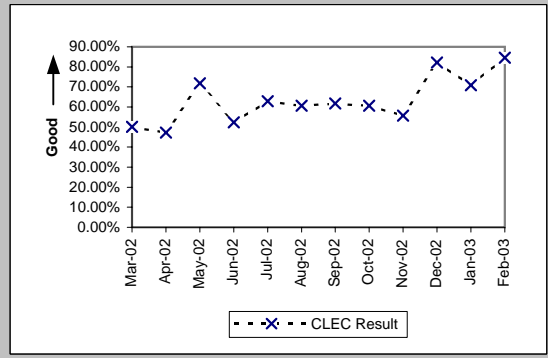
Unbundled Loop Aggregate (Diagnostic)				
Date	CLEC Num	CLEC Denom	CLEC Result	CLEC Std Dev
Mar-02	610	1518	40.18%	49.03%
Apr-02	1067	2088	51.10%	49.99%
May-02	1204	2219	54.26%	49.82%
Jun-02	826	1659	49.79%	50.00%
Jul-02	730	1379	52.94%	49.91%
Aug-02	753	1377	54.68%	49.78%
Sep-02	646	1175	54.98%	49.75%
Oct-02	652	1210	53.88%	49.85%
Nov-02	782	1298	60.25%	48.94%
Dec-02	761	1330	57.22%	49.48%
Jan-03	664	1162	57.14%	49.49%
Feb-03	584	983	59.41%	49.11%



LNP (Diagnostic)				
Date	CLEC Num	CLEC Denom	CLEC Result	CLEC Std Dev
Mar-02	2205	2997	73.57%	44.09%
Apr-02	2941	3730	78.85%	40.84%
May-02	3061	4058	75.43%	43.05%
Jun-02	1814	2714	66.84%	47.08%
Jul-02	2133	2792	76.40%	42.46%
Aug-02	2936	3880	75.67%	42.91%
Sep-02	3166	4020	78.76%	40.90%
Oct-02	2465	3418	72.12%	44.84%
Nov-02	1800	2620	68.70%	46.37%
Dec-02	1589	2138	74.32%	43.69%
Jan-03	579	916	63.21%	48.22%
Feb-03	316	529	59.74%	49.04%

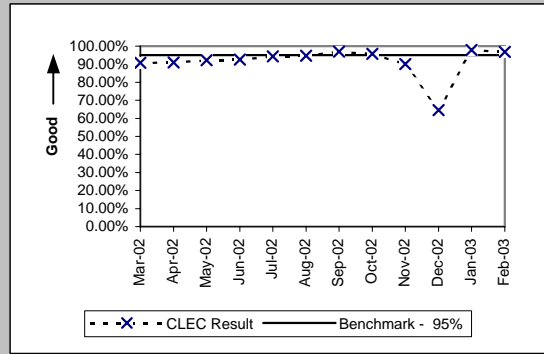


UNE - P (POTS) (Diagnostic)				
Date	CLEC Num	CLEC Denom	CLEC Result	CLEC Std Dev
Mar-02	202	403	50.12%	50.00%
Apr-02	263	556	47.30%	49.93%
May-02	622	867	71.74%	45.03%
Jun-02	498	951	52.37%	49.94%
Jul-02	576	917	62.81%	48.33%
Aug-02	399	658	60.64%	48.86%
Sep-02	335	542	61.81%	48.59%
Oct-02	409	675	60.59%	48.87%
Nov-02	402	722	55.68%	49.68%
Dec-02	1316	1602	82.15%	38.30%
Jan-03	551	778	70.82%	45.46%
Feb-03	1993	2355	84.63%	36.07%

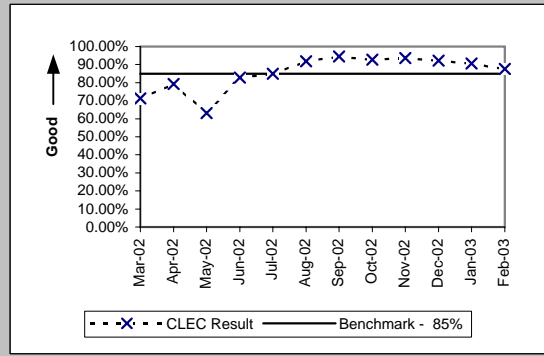


PO-2B-1 - Electronic Flow-through for All Eligible LSRs received via IMA GUI (Percent)

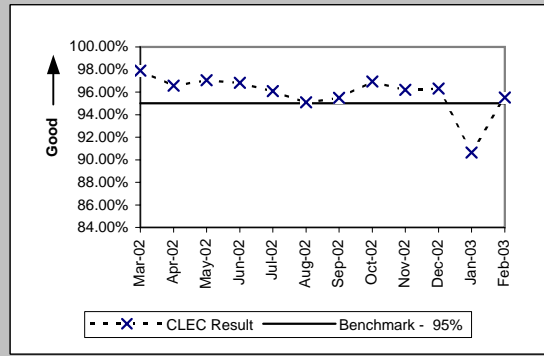
Resale Aggregate W/O UNE-P-POTS (Benchmark)				
Date	CLEC Num	CLEC Denom	CLEC Result	CLEC Std Dev
Mar-02	1562	1720	90.81%	28.88%
Apr-02	1608	1768	90.95%	28.69%
May-02	1643	1781	92.25%	26.74%
Jun-02	1477	1596	92.54%	26.27%
Jul-02	2563	2717	94.33%	23.12%
Aug-02	1999	2110	94.74%	22.32%
Sep-02	2622	2703	97.00%	17.05%
Oct-02	1608	1681	95.66%	20.38%
Nov-02	1278	1418	90.13%	29.83%
Dec-02	1454	2253	64.54%	47.84%
Jan-03	2575	2632	97.83%	14.56%
Feb-03	2326	2404	96.76%	17.72%



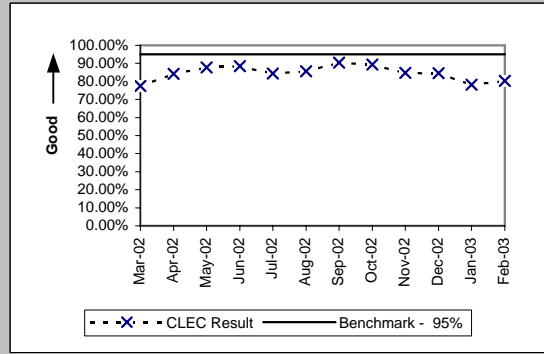
Unbundled Loop Aggregate (Benchmark)				
Date	CLEC Num	CLEC Denom	CLEC Result	CLEC Std Dev
Mar-02	323	453	71.30%	45.24%
Apr-02	344	434	79.26%	40.54%
May-02	254	402	63.18%	48.23%
Jun-02	367	443	82.84%	37.70%
Jul-02	300	353	84.99%	35.72%
Aug-02	421	458	91.92%	27.25%
Sep-02	454	480	94.58%	22.63%
Oct-02	512	552	92.75%	25.93%
Nov-02	333	356	93.54%	24.58%
Dec-02	316	343	92.13%	26.93%
Jan-03	291	321	90.65%	29.11%
Feb-03	347	396	87.63%	32.93%



LNP (Benchmark)				
Date	CLEC Num	CLEC Denom	CLEC Result	CLEC Std Dev
Mar-02	1208	1234	97.89%	14.36%
Apr-02	1069	1107	96.57%	18.21%
May-02	1155	1190	97.06%	16.90%
Jun-02	763	788	96.83%	17.53%
Jul-02	908	945	96.08%	19.40%
Aug-02	793	834	95.08%	21.62%
Sep-02	658	689	95.50%	20.73%
Oct-02	634	654	96.94%	17.22%
Nov-02	660	686	96.21%	19.10%
Dec-02	365	379	96.31%	18.86%
Jan-03	310	342	90.64%	29.12%
Feb-03	256	268	95.52%	20.68%



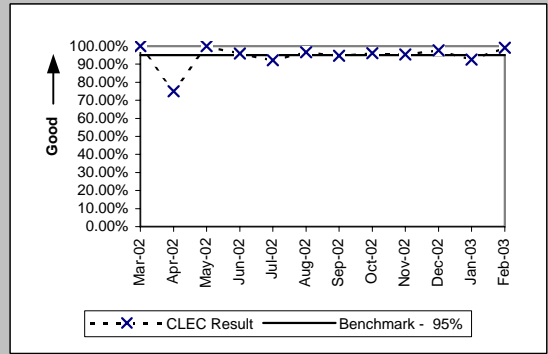
UNE - P (POTS) (Benchmark)				
Date	CLEC Num	CLEC Denom	CLEC Result	CLEC Std Dev
Mar-02	903	1166	77.44%	41.79%
Apr-02	892	1060	84.15%	36.52%
May-02	1144	1303	87.80%	32.73%
Jun-02	902	1019	88.52%	31.88%
Jul-02	1032	1222	84.45%	36.24%
Aug-02	1244	1452	85.67%	35.03%
Sep-02	1518	1679	90.41%	29.44%
Oct-02	1974	2207	89.44%	30.73%
Nov-02	1164	1374	84.72%	35.98%
Dec-02	1323	1564	84.59%	36.10%
Jan-03	2321	2969	78.17%	41.31%
Feb-03	2494	3104	80.35%	39.74%



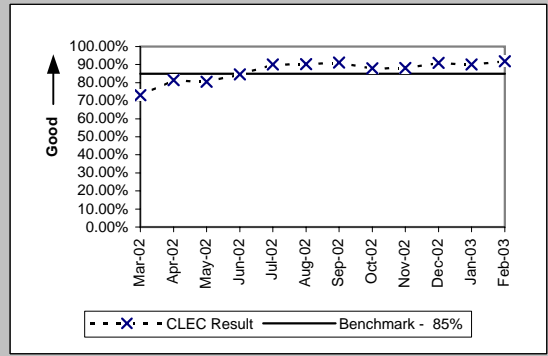
Previous PO-2B-1 standards (Jan02 thru Jun02) Resale - 90%, UBL - 70%, LNP - 90%, UNE_P - 75% & (Jul02 thru Dec02) Resale - 95%, UBL - 80%, LNP - 95%, UNE_P - 90%

PO-2B-2 - Electronic Flow-through for All Eligible LSRs received via IMA EDI (Percent)

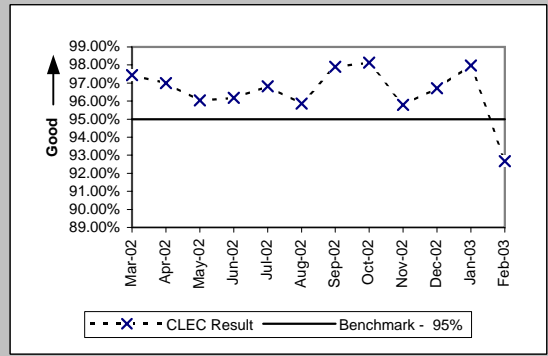
Resale Aggregate W/O UNE-P-POTS (Benchmark)				
Date	CLEC Num	CLEC Denom	CLEC Result	CLEC Std Dev
Mar-02	1	1	100.00%	0.00%
Apr-02	3	4	75.00%	43.30%
May-02	7	7	100.00%	0.00%
Jun-02	71	74	95.95%	19.72%
Jul-02	47	51	92.16%	26.88%
Aug-02	116	120	96.67%	17.95%
Sep-02	106	112	94.64%	22.52%
Oct-02	126	131	96.18%	19.16%
Nov-02	84	88	95.45%	20.83%
Dec-02	43	44	97.73%	14.90%
Jan-03	37	40	92.50%	26.34%
Feb-03	107	108	99.07%	9.58%



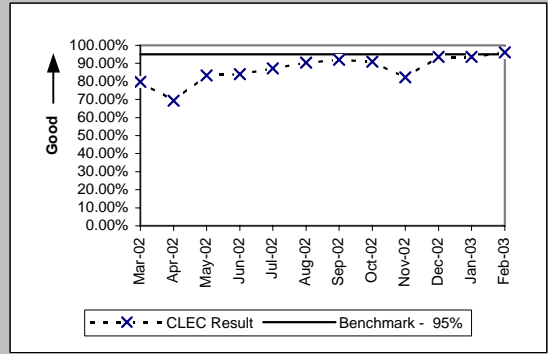
Unbundled Loop Aggregate (Benchmark)				
Date	CLEC Num	CLEC Denom	CLEC Result	CLEC Std Dev
Mar-02	610	835	73.05%	44.37%
Apr-02	1067	1311	81.39%	38.92%
May-02	1204	1497	80.43%	39.68%
Jun-02	826	977	84.54%	36.15%
Jul-02	730	811	90.01%	29.98%
Aug-02	753	834	90.29%	29.61%
Sep-02	646	709	91.11%	28.45%
Oct-02	652	742	87.87%	32.65%
Nov-02	782	888	88.06%	32.42%
Dec-02	761	836	91.03%	28.58%
Jan-03	664	737	90.10%	29.87%
Feb-03	584	636	91.82%	27.40%



LNP (Benchmark)				
Date	CLEC Num	CLEC Denom	CLEC Result	CLEC Std Dev
Mar-02	2205	2263	97.44%	15.80%
Apr-02	2941	3032	97.00%	17.06%
May-02	3061	3187	96.05%	19.49%
Jun-02	1814	1886	96.18%	19.16%
Jul-02	2133	2203	96.82%	17.54%
Aug-02	2936	3063	95.85%	19.94%
Sep-02	3166	3234	97.90%	14.35%
Oct-02	2465	2512	98.13%	13.55%
Nov-02	1800	1879	95.80%	20.07%
Dec-02	1589	1643	96.71%	17.83%
Jan-03	579	591	97.97%	14.10%
Feb-03	316	341	92.67%	26.07%



UNE - P (POTS) (Benchmark)				
Date	CLEC Num	CLEC Denom	CLEC Result	CLEC Std Dev
Mar-02	202	253	79.84%	40.12%
Apr-02	263	379	69.39%	46.09%
May-02	622	746	83.38%	37.23%
Jun-02	498	593	83.98%	36.68%
Jul-02	576	660	87.27%	33.33%
Aug-02	399	441	90.48%	29.35%
Sep-02	335	364	92.03%	27.08%
Oct-02	409	450	90.89%	28.78%
Nov-02	402	489	82.21%	38.24%
Dec-02	1316	1406	93.60%	24.48%
Jan-03	551	589	93.55%	24.57%
Feb-03	1993	2075	96.05%	19.48%

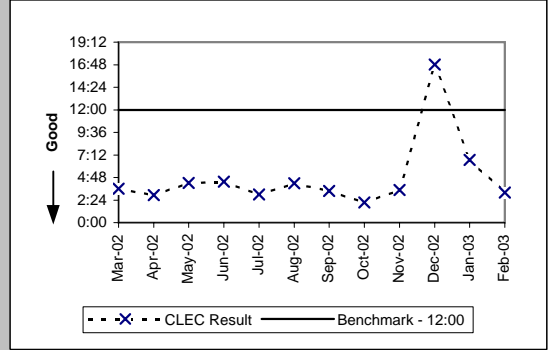


Previous PO-2B-2 standards (Jan02 thru Jun02) Resale - 90%, UBL - 70%, LNP - 90%, UNE_P - 75% & (Jul02 thru Dec02) Resale - 95%, UBL - 80%, LNP - 95%, UNE_P - 90%

PO-3 - LSR Rejection Notice Interval

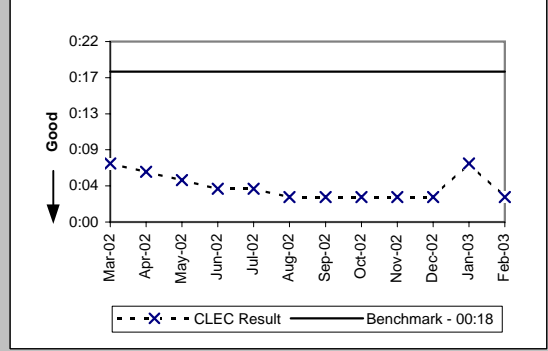
LSR Rejection Notice Interval for IMA - Rejected Manually (Hours:Minutes) (PO-3A-1) (Benchmark)

Date	Numerator	Denominator	CLEC Result	Standard Dev
Mar-02	2222:36	617	3:36	14:05
Apr-02	1380:52	474	2:55	9:02
May-02	1843:26	435	4:14	18:31
Jun-02	1613:16	369	4:22	10:10
Jul-02	802:32	268	3:00	7:41
Aug-02	1094:23	262	4:11	5:50
Sep-02	1177:14	350	3:22	6:38
Oct-02	972:31	456	2:08	3:26
Nov-02	1350:29	390	3:28	8:37
Dec-02	8086:30	481	16:49	154:33
Jan-03	3845:37	577	6:40	105:28
Feb-03	1386:31	432	3:13	3:58



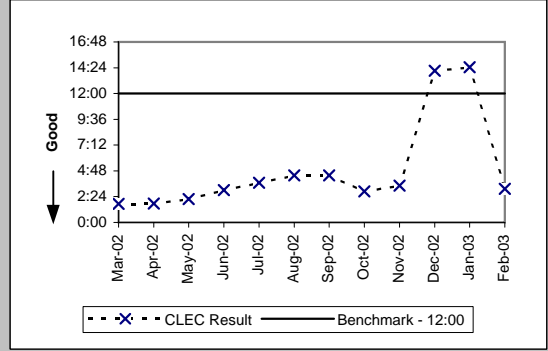
LSR Rejection Notice Interval for IMA - Auto-Rejected (Minutes:Seconds) (PO-3A-2) (Benchmark)

Date	Numerator	Denominator	CLEC Result	Standard Dev
Mar-02	3208:27	28421	0:07	0:09
Apr-02	2740:31	28078	0:06	0:16
May-02	2415:14	29158	0:05	0:08
Jun-02	1868:07	26953	0:04	0:07
Jul-02	1903:15	30964	0:04	0:07
Aug-02	1730:42	31140	0:03	0:06
Sep-02	1381:49	28557	0:03	0:05
Oct-02	1397:27	27642	0:03	0:06
Nov-02	1388:20	26497	0:03	0:10
Dec-02	1129:15	24373	0:03	0:06
Jan-03	3181:50	28442	0:07	0:58
Feb-03	1273:27	27043	0:03	0:07



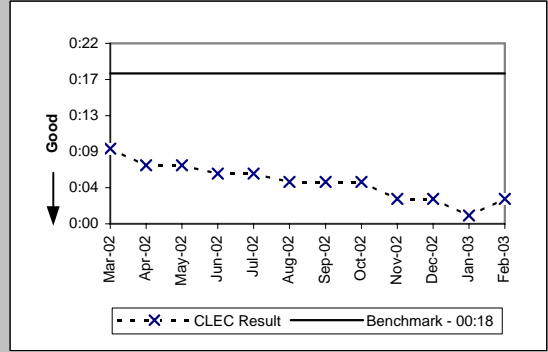
LSR Rejection Notice Interval for EDI - Rejected Manually (Hours:Minutes) (PO-3B-1) (Benchmark)

Date	Numerator	Denominator	CLEC Result	Standard Dev
Mar-02	900:50	519	1:44	2:28
Apr-02	901:59	514	1:45	3:06
May-02	1388:45	637	2:11	2:35
Jun-02	1353:54	448	3:01	2:37
Jul-02	927:05	251	3:42	18:55
Aug-02	1302:51	297	4:23	3:29
Sep-02	1770:41	404	4:23	3:25
Oct-02	1557:58	538	2:54	2:42
Nov-02	860:05	250	3:26	4:22
Dec-02	3472:18	246	14:07	128:20
Jan-03	2944:10	204	14:26	118:36
Feb-03	916:33	294	3:07	3:04



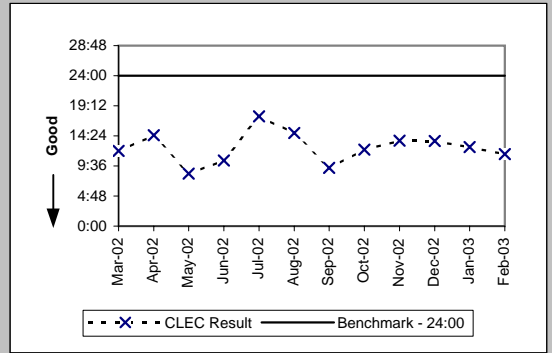
LSR Rejection Notice Interval for EDI - Auto-Rejected (Minutes:Seconds) (PO-3B-2) (Benchmark)

Date	Numerator	Denominator	CLEC Result	Standard Dev
Mar-02	1994:26	13392	0:09	0:10
Apr-02	2018:25	17647	0:07	0:09
May-02	2013:47	16508	0:07	0:10
Jun-02	1721:16	18081	0:06	0:09
Jul-02	1760:17	18573	0:06	0:09
Aug-02	1523:40	16788	0:05	0:08
Sep-02	1358:38	15106	0:05	0:10
Oct-02	1462:23	18746	0:05	0:11
Nov-02	1264:51	22881	0:03	0:09
Dec-02	1093:00	20060	0:03	0:08
Jan-03	959:47	42708	0:01	0:12
Feb-03	1516:55	33356	0:03	0:05



PO-3 - LSR Rejection Notice Interval

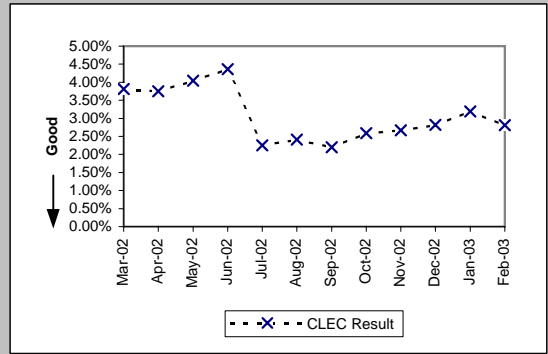
LSR Rejection Notice Interval for Manual and IIS (Hours:Minutes) (PO-3C) (Benchmark)					
Date	Numerator	Denominator	CLEC Result	Standard Dev	
Mar-02	600:40	50	12:01	8:46	
Apr-02	725:32	50	14:31	25:03	
May-02	617:57	74	8:21	9:11	
Jun-02	723:07	69	10:29	16:26	
Jul-02	1419:08	81	17:31	21:13	
Aug-02	1115:07	75	14:52	18:09	
Sep-02	688:58	74	9:19	9:10	
Oct-02	1353:34	111	12:12	12:45	
Nov-02	928:22	68	13:39	10:51	
Dec-02	597:47	44	13:35	15:00	
Jan-03	884:27	70	12:38	17:47	
Feb-03	448:23	39	11:30	10:56	



PO-4 - LSRs Rejected

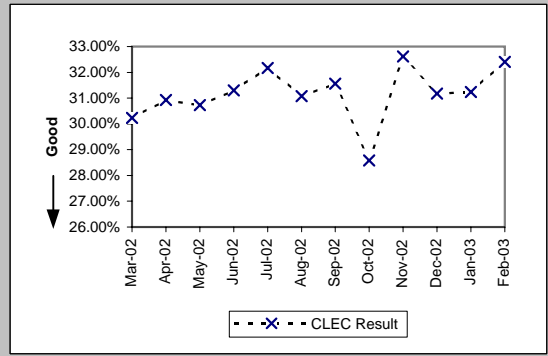
LSRs Rejected for IMA - Rejected Manually (Percent) (PO-4A-1) (Diagnostic)

Date	Numerator	Denominator	CLEC Result	Standard Dev
Mar-02	3582	94010	3.81%	19.14%
Apr-02	3402	90804	3.75%	18.99%
May-02	3840	94906	4.05%	19.70%
Jun-02	3754	86121	4.36%	20.42%
Jul-02	2169	96249	2.25%	14.84%
Aug-02	2415	100214	2.41%	15.34%
Sep-02	1988	90491	2.20%	14.66%
Oct-02	2501	96729	2.59%	15.87%
Nov-02	2167	81249	2.67%	16.11%
Dec-02	2202	78172	2.82%	16.55%
Jan-03	2907	91062	3.19%	17.58%
Feb-03	2342	83449	2.81%	16.52%



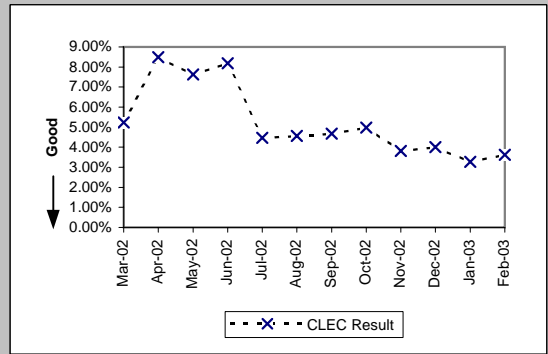
LSRs Rejected for IMA - Auto-Rejected (Percent) (PO-4A-2) (Diagnostic)

Date	Numerator	Denominator	CLEC Result	Standard Dev
Mar-02	28421	94010	30.23%	45.93%
Apr-02	28078	90804	30.92%	46.22%
May-02	29158	94906	30.72%	46.13%
Jun-02	26953	86121	31.30%	46.37%
Jul-02	30964	96249	32.17%	46.71%
Aug-02	31140	100214	31.07%	46.28%
Sep-02	28557	90491	31.56%	46.47%
Oct-02	27642	96729	28.58%	45.18%
Nov-02	26497	81249	32.61%	46.88%
Dec-02	24373	78172	31.18%	46.32%
Jan-03	28442	91062	31.23%	46.34%
Feb-03	27043	83449	32.41%	46.80%



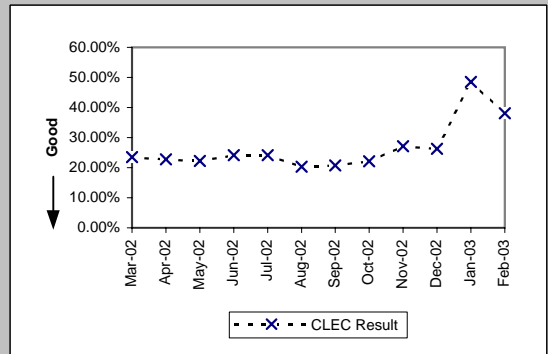
LSRs Rejected for EDI - Rejected Manually (Percent) (PO-4B-1) (Diagnostic)

Date	Numerator	Denominator	CLEC Result	Standard Dev
Mar-02	2989	57060	5.24%	22.28%
Apr-02	6587	77654	8.48%	27.86%
May-02	5659	74231	7.62%	26.54%
Jun-02	6144	74983	8.19%	27.43%
Jul-02	3439	77071	4.46%	20.65%
Aug-02	3784	82784	4.57%	20.89%
Sep-02	3393	72657	4.67%	21.10%
Oct-02	4214	84637	4.98%	21.75%
Nov-02	3209	84314	3.81%	19.13%
Dec-02	3055	76194	4.01%	19.62%
Jan-03	2880	88038	3.27%	17.79%
Feb-03	3168	87625	3.62%	18.67%



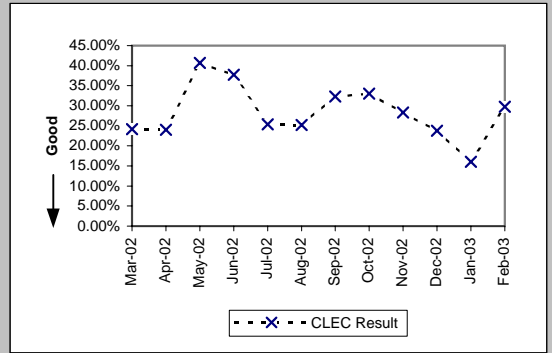
LSRs Rejected for EDI - Auto-Rejected (Percent) (PO-4B-2) (Diagnostic)

Date	Numerator	Denominator	CLEC Result	Standard Dev
Mar-02	13392	57060	23.47%	42.38%
Apr-02	17647	77654	22.73%	41.91%
May-02	16508	74231	22.24%	41.59%
Jun-02	18081	74983	24.11%	42.78%
Jul-02	18573	77071	24.10%	42.77%
Aug-02	16788	82784	20.28%	40.21%
Sep-02	15106	72657	20.79%	40.58%
Oct-02	18746	84637	22.15%	41.52%
Nov-02	22881	84314	27.14%	44.47%
Dec-02	20060	76194	26.33%	44.04%
Jan-03	42708	88038	48.51%	49.98%
Feb-03	33356	87625	38.07%	48.56%



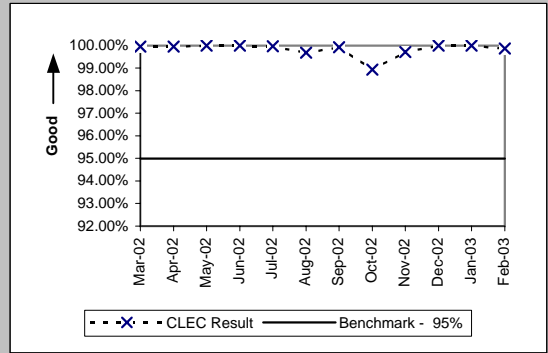
PO-4 - LSRs Rejected

LSRs Received via Facsimile (Percent) (PO-4C) (Diagnostic)					
Date	Numerator	Denominator	CLEC Result	Standard Dev	
Mar-02	50	207	24.15%	42.80%	
Apr-02	50	208	24.04%	42.73%	
May-02	74	182	40.66%	49.12%	
Jun-02	69	183	37.70%	48.46%	
Jul-02	81	319	25.39%	43.53%	
Aug-02	75	297	25.25%	43.45%	
Sep-02	74	229	32.31%	46.77%	
Oct-02	111	336	33.04%	47.03%	
Nov-02	68	240	28.33%	45.06%	
Dec-02	44	185	23.78%	42.58%	
Jan-03	70	437	16.02%	36.68%	
Feb-03	39	131	29.77%	45.73%	

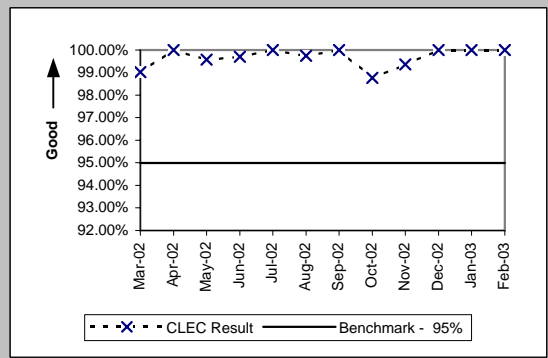


PO-5A-1 - FOCs On Time for Fully Electronic LSRs Received via IMA GUI (Percent)

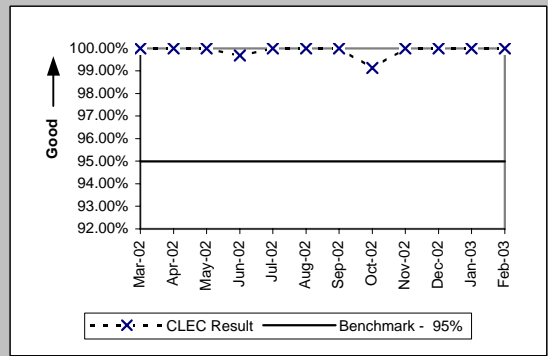
Resale Aggregate (PO-5A-1 (a)) (Benchmark)					
Date	Numerator	Denominator	CLEC Result	Standard Dev	
Mar-02	2449	2450	99.96%	2.02%	
Apr-02	2459	2460	99.96%	2.02%	
May-02	2773	2773	100.00%	0.00%	
Jun-02	2343	2343	100.00%	0.00%	
Jul-02	3547	3548	99.97%	1.68%	
Aug-02	3210	3220	99.69%	5.56%	
Sep-02	4088	4091	99.93%	2.71%	
Oct-02	3520	3558	98.93%	10.28%	
Nov-02	2413	2420	99.71%	5.37%	
Dec-02	2751	2751	100.00%	0.00%	
Jan-03	4835	4835	100.00%	0.00%	
Feb-03	4755	4761	99.87%	3.55%	



Unbundled Loop Aggregate (PO-5A-1 (b)) (Benchmark)					
Date	Numerator	Denominator	CLEC Result	Standard Dev	
Mar-02	304	307	99.02%	9.84%	
Apr-02	318	318	100.00%	0.00%	
May-02	232	233	99.57%	6.54%	
Jun-02	338	339	99.71%	5.42%	
Jul-02	273	273	100.00%	0.00%	
Aug-02	400	401	99.75%	4.99%	
Sep-02	428	428	100.00%	0.00%	
Oct-02	479	485	98.76%	11.05%	
Nov-02	313	315	99.37%	7.94%	
Dec-02	292	292	100.00%	0.00%	
Jan-03	268	268	100.00%	0.00%	
Feb-03	325	325	100.00%	0.00%	

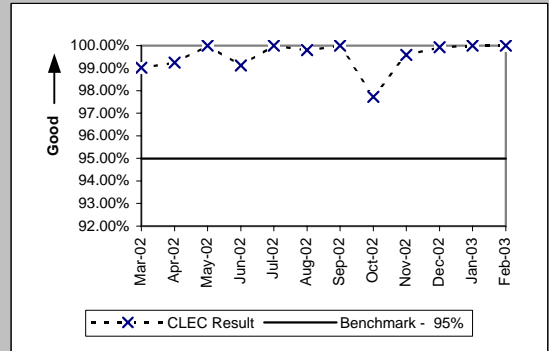


LNP (PO-5A-1 (c)) (Benchmark)					
Date	Numerator	Denominator	CLEC Result	Standard Dev	
Mar-02	1106	1106	100.00%	0.00%	
Apr-02	971	971	100.00%	0.00%	
May-02	1025	1025	100.00%	0.00%	
Jun-02	650	652	99.69%	5.53%	
Jul-02	836	836	100.00%	0.00%	
Aug-02	704	704	100.00%	0.00%	
Sep-02	604	604	100.00%	0.00%	
Oct-02	572	577	99.13%	9.27%	
Nov-02	596	596	100.00%	0.00%	
Dec-02	290	290	100.00%	0.00%	
Jan-03	287	287	100.00%	0.00%	
Feb-03	236	236	100.00%	0.00%	

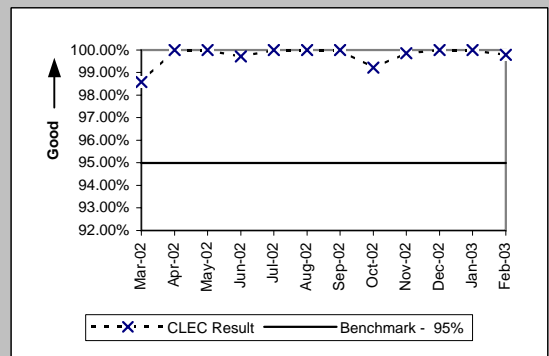


PO-5A-2 - FOCs On Time for Fully Electronic LSRs Received via IMA EDI (Percent)

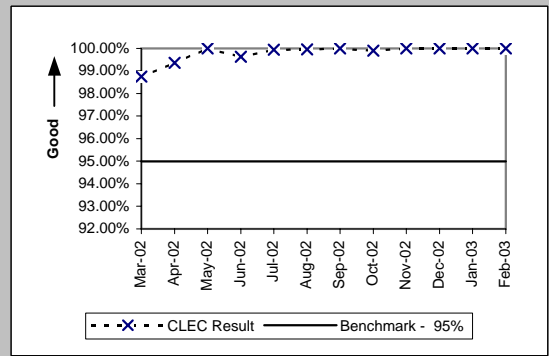
Resale Aggregate (PO-5A-2 (a)) (Benchmark)					
Date	Numerator	Denominator	CLEC Result	Standard Dev	
Mar-02	201	203	99.01%	9.88%	
Apr-02	262	264	99.24%	8.67%	
May-02	620	620	100.00%	0.00%	
Jun-02	562	567	99.12%	9.35%	
Jul-02	622	622	100.00%	0.00%	
Aug-02	505	506	99.80%	4.44%	
Sep-02	438	438	100.00%	0.00%	
Oct-02	518	530	97.74%	14.88%	
Nov-02	478	480	99.58%	6.44%	
Dec-02	1350	1351	99.93%	2.72%	
Jan-03	578	578	100.00%	0.00%	
Feb-03	2049	2049	100.00%	0.00%	



Unbundled Loop Aggregate (PO-5A-2 (b)) (Benchmark)					
Date	Numerator	Denominator	CLEC Result	Standard Dev	
Mar-02	417	423	98.58%	11.83%	
Apr-02	936	936	100.00%	0.00%	
May-02	1077	1077	100.00%	0.00%	
Jun-02	701	703	99.72%	5.33%	
Jul-02	601	601	100.00%	0.00%	
Aug-02	613	613	100.00%	0.00%	
Sep-02	493	493	100.00%	0.00%	
Oct-02	513	517	99.23%	8.76%	
Nov-02	676	677	99.85%	3.84%	
Dec-02	653	653	100.00%	0.00%	
Jan-03	519	519	100.00%	0.00%	
Feb-03	466	467	99.79%	4.62%	

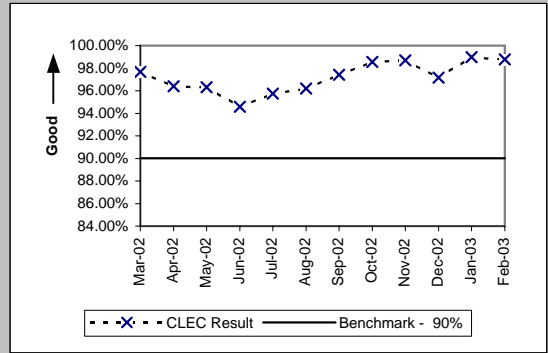


LNP (PO-5A-2 (c)) (Benchmark)					
Date	Numerator	Denominator	CLEC Result	Standard Dev	
Mar-02	1822	1845	98.75%	11.10%	
Apr-02	2501	2517	99.36%	7.95%	
May-02	2326	2326	100.00%	0.00%	
Jun-02	1353	1358	99.63%	6.06%	
Jul-02	1771	1772	99.94%	2.37%	
Aug-02	2518	2519	99.96%	1.99%	
Sep-02	2631	2631	100.00%	0.00%	
Oct-02	1954	1956	99.90%	3.20%	
Nov-02	1413	1413	100.00%	0.00%	
Dec-02	1157	1157	100.00%	0.00%	
Jan-03	443	443	100.00%	0.00%	
Feb-03	245	245	100.00%	0.00%	

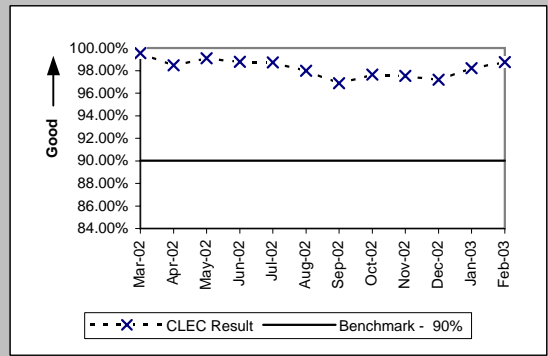


PO-5B-1 - FOCs On Time for Electronic/Manual LSRs Received via IMA GUI (Percent)

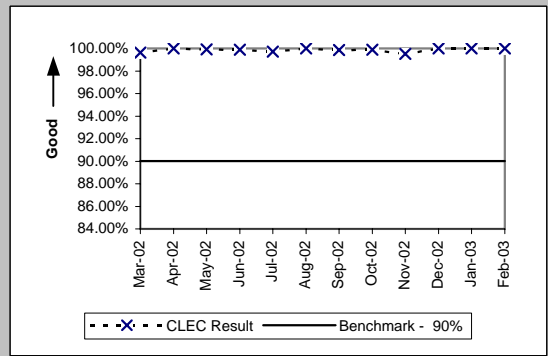
Resale Aggregate (PO-5B-1 (a)) (Benchmark)					
Date	Numerator	Denominator	CLEC Result	Standard Dev	
Mar-02	1466	1501	97.67%	15.09%	
Apr-02	1231	1277	96.40%	18.63%	
May-02	1388	1441	96.32%	18.82%	
Jun-02	1067	1128	94.59%	22.62%	
Jul-02	1598	1669	95.75%	20.18%	
Aug-02	1464	1522	96.19%	19.15%	
Sep-02	1325	1360	97.43%	15.83%	
Oct-02	1571	1594	98.56%	11.93%	
Nov-02	1501	1521	98.69%	11.39%	
Dec-02	1958	2015	97.17%	16.58%	
Jan-03	2029	2050	98.98%	10.07%	
Feb-03	2129	2155	98.79%	10.92%	



Unbundled Loop Aggregate (PO-5B-1 (b)) (Benchmark)					
Date	Numerator	Denominator	CLEC Result	Standard Dev	
Mar-02	3022	3036	99.54%	6.78%	
Apr-02	894	908	98.46%	12.32%	
May-02	990	999	99.10%	9.45%	
Jun-02	723	732	98.77%	11.02%	
Jul-02	703	712	98.74%	11.17%	
Aug-02	734	749	98.00%	14.01%	
Sep-02	589	608	96.88%	17.40%	
Oct-02	707	724	97.65%	15.14%	
Nov-02	592	607	97.53%	15.52%	
Dec-02	693	713	97.20%	16.51%	
Jan-03	823	838	98.21%	13.26%	
Feb-03	708	717	98.74%	11.13%	

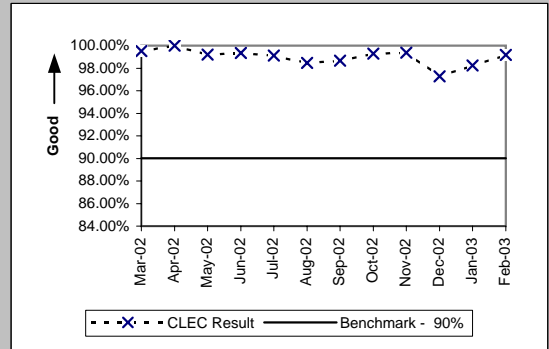


LNP (PO-5B-1 (c)) (Benchmark)					
Date	Numerator	Denominator	CLEC Result	Standard Dev	
Mar-02	1081	1085	99.63%	6.06%	
Apr-02	1087	1087	100.00%	0.00%	
May-02	1046	1047	99.90%	3.09%	
Jun-02	795	796	99.87%	3.54%	
Jul-02	684	686	99.71%	5.39%	
Aug-02	886	886	100.00%	0.00%	
Sep-02	751	752	99.87%	3.64%	
Oct-02	861	862	99.88%	3.40%	
Nov-02	609	612	99.51%	6.98%	
Dec-02	485	485	100.00%	0.00%	
Jan-03	370	370	100.00%	0.00%	
Feb-03	216	216	100.00%	0.00%	

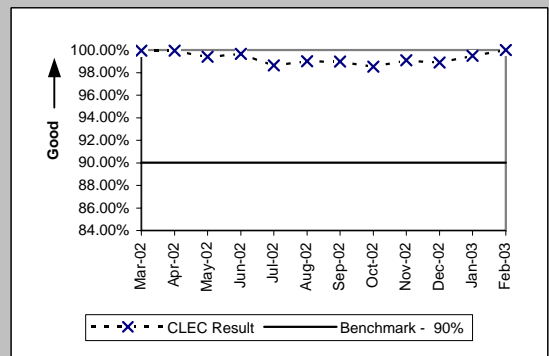


PO-5B-2 - FOCs On Time for Electronic/Manual LSRs Received via IMA EDI (Percent)

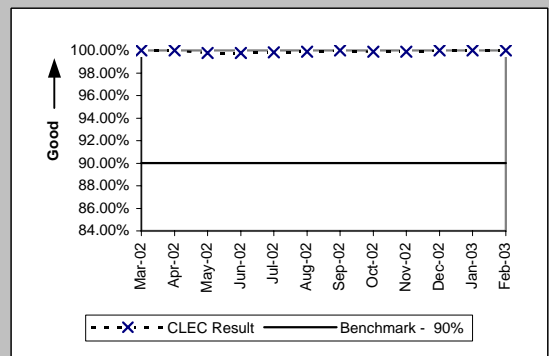
Resale Aggregate (PO-5B-2 (a)) (Benchmark)					
Date	Numerator	Denominator	CLEC Result	Standard Dev	
Mar-02	209	210	99.52%	6.88%	
Apr-02	298	298	100.00%	0.00%	
May-02	246	248	99.19%	8.94%	
Jun-02	459	462	99.35%	8.03%	
Jul-02	340	343	99.13%	9.31%	
Aug-02	259	263	98.48%	12.24%	
Sep-02	221	224	98.66%	11.50%	
Oct-02	279	281	99.29%	8.41%	
Nov-02	315	317	99.37%	7.92%	
Dec-02	287	295	97.29%	16.24%	
Jan-03	222	226	98.23%	13.19%	
Feb-03	365	368	99.18%	8.99%	



Unbundled Loop Aggregate (PO-5B-2 (b)) (Benchmark)					
Date	Numerator	Denominator	CLEC Result	Standard Dev	
Mar-02	1602	1603	99.94%	2.50%	
Apr-02	1674	1675	99.94%	2.44%	
May-02	1654	1664	99.40%	7.73%	
Jun-02	1424	1429	99.65%	5.90%	
Jul-02	1306	1324	98.64%	11.58%	
Aug-02	1305	1318	99.01%	9.88%	
Sep-02	1276	1289	98.99%	9.99%	
Oct-02	1548	1571	98.54%	12.01%	
Nov-02	1311	1323	99.09%	9.48%	
Dec-02	1342	1357	98.89%	10.46%	
Jan-03	1531	1539	99.48%	7.19%	
Feb-03	1345	1345	100.00%	0.00%	

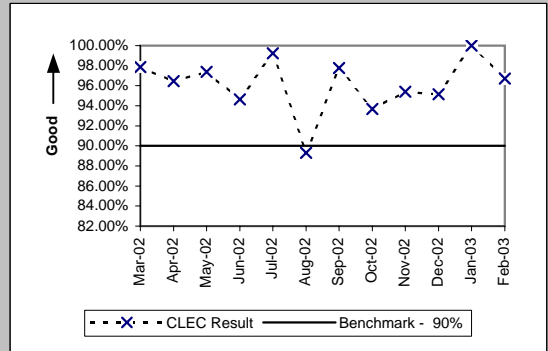


LNP (PO-5B-2 (c)) (Benchmark)					
Date	Numerator	Denominator	CLEC Result	Standard Dev	
Mar-02	720	720	100.00%	0.00%	
Apr-02	752	752	100.00%	0.00%	
May-02	898	900	99.78%	4.71%	
Jun-02	863	865	99.77%	4.80%	
Jul-02	611	612	99.84%	4.04%	
Aug-02	921	922	99.89%	3.29%	
Sep-02	831	831	100.00%	0.00%	
Oct-02	907	908	99.89%	3.32%	
Nov-02	814	815	99.88%	3.50%	
Dec-02	527	527	100.00%	0.00%	
Jan-03	313	313	100.00%	0.00%	
Feb-03	208	208	100.00%	0.00%	

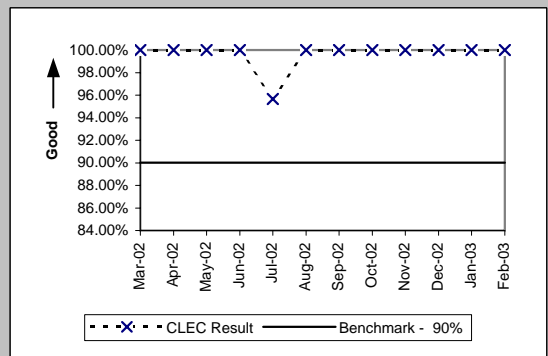


PO-5C - FOCs on Time for Manual (Percent)

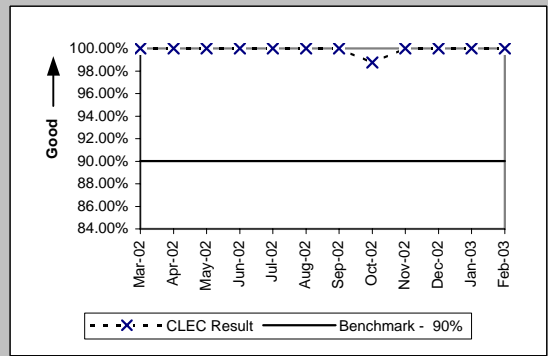
Resale Aggregate (PO-5C -(a)) (Benchmark)					
Date	Numerator	Denominator	CLEC Result	Standard Dev	
Mar-02	92	94	97.87%	14.43%	
Apr-02	82	85	96.47%	18.45%	
May-02	37	38	97.37%	16.01%	
Jun-02	53	56	94.64%	22.52%	
Jul-02	128	129	99.22%	8.77%	
Aug-02	92	103	89.32%	30.89%	
Sep-02	87	89	97.75%	14.82%	
Oct-02	89	95	93.68%	24.32%	
Nov-02	83	87	95.40%	20.94%	
Dec-02	59	62	95.16%	21.46%	
Jan-03	316	316	100.00%	0.00%	
Feb-03	59	61	96.72%	17.81%	



Unbundled Loop Aggregate (PO-5C -(b)) (Benchmark)					
Date	Numerator	Denominator	CLEC Result	Standard Dev	
Mar-02	19	19	100.00%	0.00%	
Apr-02	24	24	100.00%	0.00%	
May-02	17	17	100.00%	0.00%	
Jun-02	25	25	100.00%	0.00%	
Jul-02	22	23	95.65%	20.39%	
Aug-02	28	28	100.00%	0.00%	
Sep-02	5	5	100.00%	0.00%	
Oct-02	11	11	100.00%	0.00%	
Nov-02	7	7	100.00%	0.00%	
Dec-02	12	12	100.00%	0.00%	
Jan-03	12	12	100.00%	0.00%	
Feb-03	5	5	100.00%	0.00%	



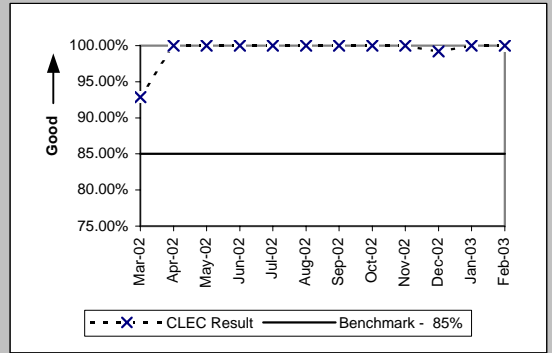
LNP (PO-5C -(c)) (Benchmark)					
Date	Numerator	Denominator	CLEC Result	Standard Dev	
Mar-02	31	31	100.00%	0.00%	
Apr-02	44	44	100.00%	0.00%	
May-02	24	24	100.00%	0.00%	
Jun-02	22	22	100.00%	0.00%	
Jul-02	52	52	100.00%	0.00%	
Aug-02	69	69	100.00%	0.00%	
Sep-02	37	37	100.00%	0.00%	
Oct-02	79	80	98.75%	11.11%	
Nov-02	47	47	100.00%	0.00%	
Dec-02	28	28	100.00%	0.00%	
Jan-03	18	18	100.00%	0.00%	
Feb-03	10	10	100.00%	0.00%	



PO-5D - FOCs on Time (Percent)

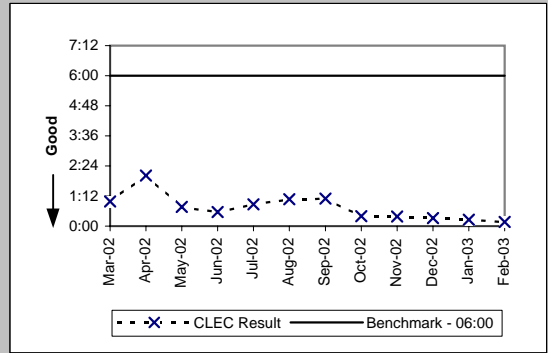
LIS Trunk (PO-5D) (Benchmark)

Date	Numerator	Denominator	CLEC Result	Standard Dev
Mar-02	117	126	92.86%	25.75%
Apr-02	90	90	100.00%	0.00%
May-02	83	83	100.00%	0.00%
Jun-02	61	61	100.00%	0.00%
Jul-02	64	64	100.00%	0.00%
Aug-02	95	95	100.00%	0.00%
Sep-02	64	64	100.00%	0.00%
Oct-02	90	90	100.00%	0.00%
Nov-02	76	76	100.00%	0.00%
Dec-02	124	125	99.20%	8.91%
Jan-03	90	90	100.00%	0.00%
Feb-03	109	109	100.00%	0.00%

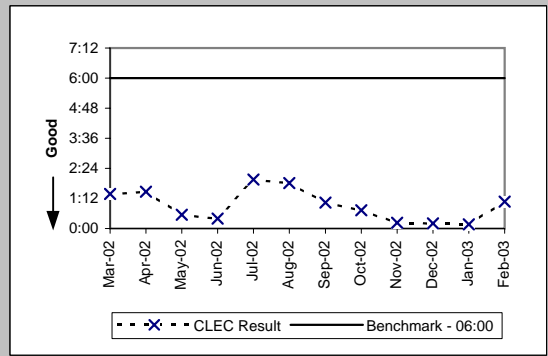


PO-6 - Work Completion Notification Timeliness

Notices Made Available via IMA - GUI All (Hours:Minutes) (PO-6A) (Benchmark)				
Date	Numerator	Denominator	CLEC Result	
Mar-02	8113:53	8255	0:59	
Apr-02	12099:45	5982	2:01	
May-02	5100:52	6728	0:46	
Jun-02	2907:18	5120	0:34	
Jul-02	5583:32	6426	0:52	
Aug-02	7267:31	6861	1:04	
Sep-02	7824:16	7094	1:06	
Oct-02	2801:01	6879	0:24	
Nov-02	2186:18	5754	0:23	
Dec-02	1854:40	5929	0:19	
Jan-03	1828:44	7408	0:15	
Feb-03	1306:53	7629	0:10	



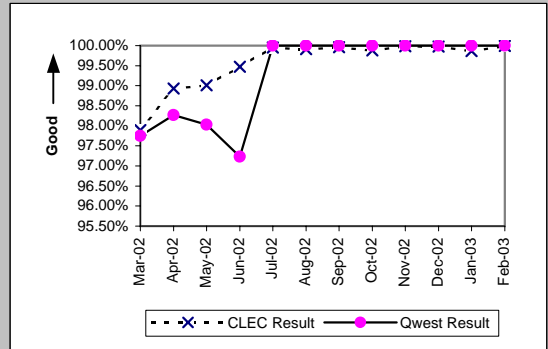
Notices Transmitted via IMA - EDI All (Hours:Minutes) (PO-6B) (Benchmark)				
Date	Numerator	Denominator	CLEC Result	
Mar-02	4958:28	3584	1:23	
Apr-02	6798:02	4652	1:28	
May-02	2714:23	4940	0:33	
Jun-02	1625:10	4124	0:24	
Jul-02	6935:15	3555	1:57	
Aug-02	7960:15	4372	1:49	
Sep-02	4325:22	4159	1:02	
Oct-02	3769:23	5083	0:44	
Nov-02	906:41	3964	0:14	
Dec-02	928:48	4489	0:12	
Jan-03	557:03	3325	0:10	
Feb-03	3962:58	3737	1:04	



PO-7 - Billing Completion Notification Timeliness

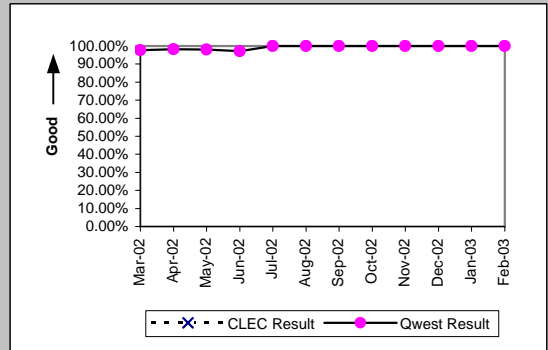
Notices Made Available via IMA - GUI / Billing System Posting Completions All (Percent) (PO-7A .C) (Parity)

Date	Numerator	Denominator	CLEC Resu	CLEC Std	Qwest Num	Qwest Deno	Qwest Resu	Mod Z Scr	Parity Scr
Mar-02	11470	11717	97.89%	14.37%	350032	358082	97.75%	-1.01	-1.61
Apr-02	7297	7376	98.93%	10.29%	351148	357332	98.27%	-4.3	-3.61
May-02	7976	8056	99.01%	9.92%	366136	373502	98.03%	-6.25	-4.8
Jun-02	6434	6468	99.47%	7.23%	329742	339144	97.23%	-10.9	-7.63
Jul-02	7793	7797	99.95%	2.26%	353387	353387	100.00%	N/A	
Aug-02	8285	8292	99.92%	2.90%	371164	371164	100.00%	N/A	
Sep-02	8337	8340	99.96%	1.90%	320308	320308	100.00%	N/A	
Oct-02	8391	8401	99.88%	3.45%	367483	367483	100.00%	N/A	
Nov-02	6987	6988	99.99%	1.20%	302357	302357	100.00%	N/A	
Dec-02	7185	7187	99.97%	1.67%	274288	274288	100.00%	N/A	
Jan-03	8858	8870	99.86%	3.68%	354400	354400	100.00%	N/A	
Feb-03	9165	9166	99.99%	1.04%	362951	362951	100.00%	N/A	



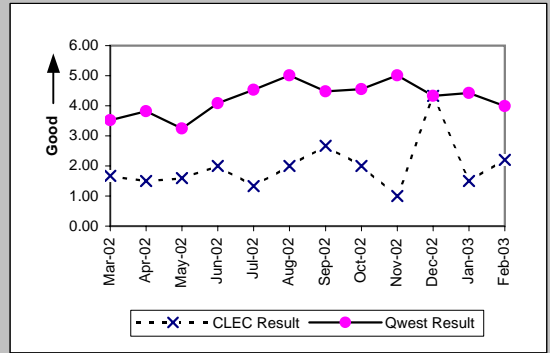
Notices Transmitted via IMA - EDI / Billing System Posting Completions All (Percent) (PO-7B .C) (Parity)

Date	Numerator	Denominator	CLEC Resu	CLEC Std	Qwest Num	Qwest Deno	Qwest Resu	Mod Z Scr	Parity Scr
Mar-02					350032	358082	97.75%		
Apr-02					351148	357332	98.27%		
May-02					366136	373502	98.03%		
Jun-02					329742	339144	97.23%		
Jul-02					353387	353387	100.00%		
Aug-02					371164	371164	100.00%		
Sep-02					320308	320308	100.00%		
Oct-02					367483	367483	100.00%		
Nov-02					302357	302357	100.00%		
Dec-02					274288	274288	100.00%		
Jan-03					354400	354400	100.00%		
Feb-03					362951	362951	100.00%		

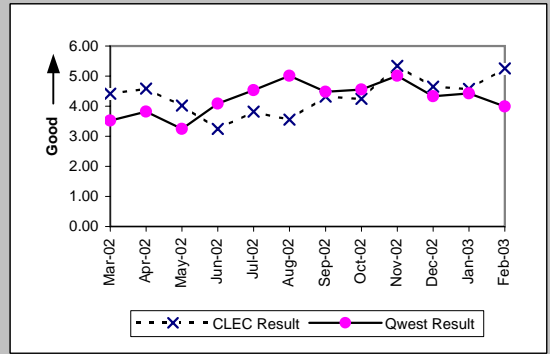


PO-8 - Jeopardy Notice Interval

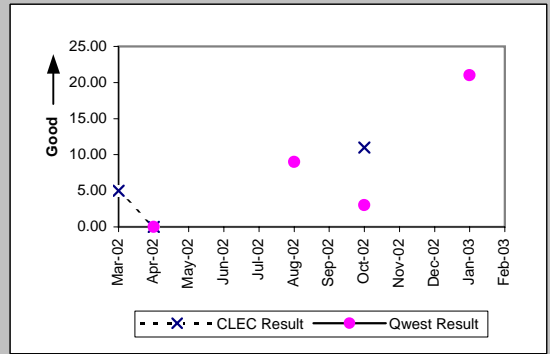
Non-Designed Services (Average Days) (PO-8 A) (Parity)									
Date	CLEC Num	CLEC Denc	CLEC Resu	CLEC Std	Qwest Num	Qwest Denc	Qwest Resu	Mod Z Scr	Parity Score
Mar-02	5	3	1.67	1.53	1384	393	3.52	0.55	-0.67
Apr-02	3	2	1.50	2.12	1821	477	3.82	0.55	-0.67
May-02	8	5	1.60	1.52	1562	481	3.25	0.79	-0.52
Jun-02	4	2	2.00	1.41	2736	671	4.08	0.68	-0.59
Jul-02	4	3	1.33	1.15	3397	750	4.53	1.58	-0.04
Aug-02	6	3	2.00	0.00	3926	784	5.01	0.97	-0.41
Sep-02	8	3	2.67	1.53	2803	626	4.48	0.69	-0.58
Oct-02	8	4	2.00	0.00	3049	670	4.55	1.18	-0.28
Nov-02	1	1	1.00		2838	566	5.01	0.96	-0.42
Dec-02	13	3	4.33	0.58	2898	670	4.33	0	-1
Jan-03	9	6	1.50	0.84	2980	672	4.43	1.93	0.17
Feb-03	11	5	2.20	0.45	2180	547	3.99	0.87	-0.47



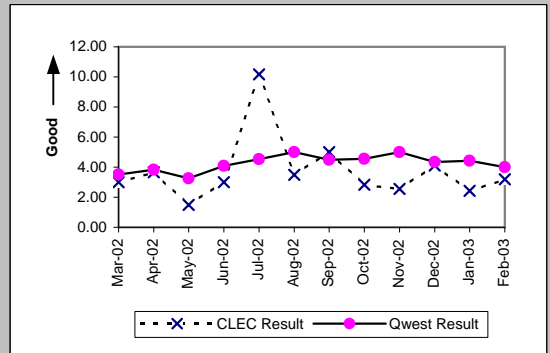
Unbundled Loops and Number Portability (Average Days) (PO-8 B) (Parity)									
Date	CLEC Num	CLEC Denc	CLEC Resu	CLEC Std	Qwest Num	Qwest Denc	Qwest Resu	Mod Z Scr	Parity Score
Mar-02	203	46	4.41	2.36	1384	393	3.52	-1.13	-1.69
Apr-02	367	80	4.59	3.46	1821	477	3.82	-1.13	-1.69
May-02	181	45	4.02	1.92	1562	481	3.25	-0.92	-1.56
Jun-02	94	29	3.24	1.83	2736	671	4.08	0.88	-0.46
Jul-02	168	44	3.82	4.55	3397	750	4.53	0.85	-0.48
Aug-02	227	64	3.55	2.54	3926	784	5.01	1.74	0.06
Sep-02	574	133	4.32	2.06	2803	626	4.48	0.33	-0.8
Oct-02	672	158	4.25	2.22	3049	670	4.55	0.62	-0.62
Nov-02	683	128	5.34	5.16	2838	566	5.01	-0.5	-1.3
Dec-02	586	126	4.65	3.75	2898	670	4.33	-0.73	-1.44
Jan-03	795	174	4.57	3.24	2980	672	4.43	-0.15	-1.09
Feb-03	636	121	5.26	4.65	2180	547	3.99	-2.56	-2.55



LIS Trunk (Average Days) (PO-8 C) (Parity)									
Date	CLEC Num	CLEC Denc	CLEC Resu	CLEC Std	Qwest Num	Qwest Denc	Qwest Resu	Mod Z Scr	Parity Score
Mar-02	5	1	5.00						
Apr-02	0	1	0.00		0	1	0.00		
May-02									
Jun-02									
Jul-02									
Aug-02					9	1	9.00		
Sep-02									
Oct-02	22	2	11.00	11.31	3	1	3.00		
Nov-02									
Dec-02									
Jan-03					21	1	21.00		
Feb-03									

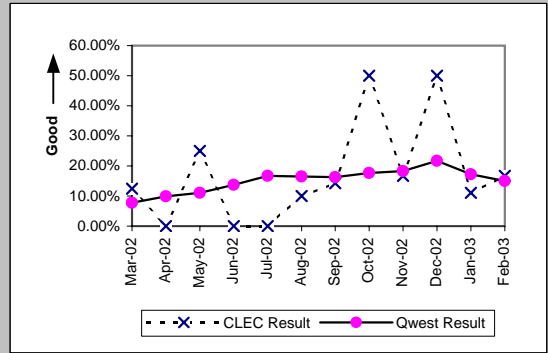


UNE - P (POTS) (Average Days) (PO-8 D) (Parity)									
Date	CLEC Num	CLEC Denc	CLEC Resu	CLEC Std	Qwest Num	Qwest Denc	Qwest Resu	Mod Z Scr	Parity Score
Mar-02	15	5	3.00	1.22	1384	393	3.52	-0.08	-1.05
Apr-02	11	3	3.67	6.35	1821	477	3.82	-0.25	-1.15
May-02	3	2	1.50	2.12	1562	481	3.25	0.46	-0.72
Jun-02	3	1	3.00		2736	671	4.08	-0.35	-1.21
Jul-02	61	6	10.17	4.79	3397	750	4.53	-2.35	-2.43
Aug-02	14	4	3.50	4.73	3926	784	5.01	0.28	-0.83
Sep-02	15	3	5.00	1.00	2803	626	4.48	-0.18	-1.11
Oct-02	31	11	2.82	1.72	3049	670	4.55	1.13	-0.31
Nov-02	23	9	2.56	2.24	2838	566	5.01	1.51	-0.08
Dec-02	37	9	4.11	3.22	2898	670	4.33	-0.03	-1.02
Jan-03	29	12	2.42	2.50	2980	672	4.43	1.49	-0.09
Feb-03	16	5	3.20	2.95	2180	547	3.99	0.21	-0.87

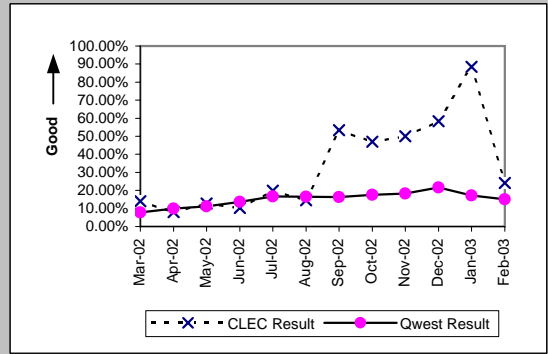


PO-9 - Timely Jeopardy Notices

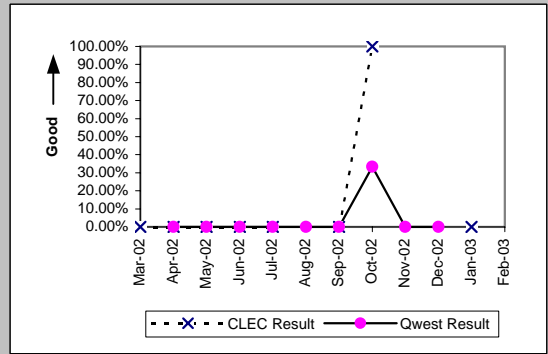
Non-Designed Services (PO-9 A) (Parity)										
Date	CLEC Num	CLEC Denc	CLEC Resu	CLEC Std	Qwest Num	Qwest Denc	Qwest Resu	Mod Z Scr	Parity Score	
Mar-02	1	8	12.50%	33.07%	136	1755	7.75%	-0.5	-1.3	
Apr-02	0	3	0.00%	0.00%	132	1329	9.93%	0.34	-0.79	
May-02	1	4	25.00%	43.30%	118	1064	11.09%	-0.88	-1.54	
Jun-02	0	3	0.00%	0.00%	140	1021	13.71%	0.47	-0.72	
Jul-02	0	5	0.00%	0.00%	197	1178	16.72%	0.86	-0.48	
Aug-02	1	10	10.00%	30.00%	219	1326	16.52%	0.45	-0.73	
Sep-02	1	7	14.29%	34.99%	170	1047	16.24%	0.03	-0.98	
Oct-02	2	4	50.00%	50.00%	178	1010	17.62%	-1.7	-2.03	
Nov-02	1	6	16.67%	37.27%	152	831	18.29%	0	-1	
Dec-02	2	4	50.00%	50.00%	168	776	21.65%	-1.37	-1.83	
Jan-03	1	9	11.11%	31.43%	147	853	17.23%	0.38	-0.77	
Feb-03	1	6	16.67%	37.27%	125	831	15.04%	-0.11	-1.07	



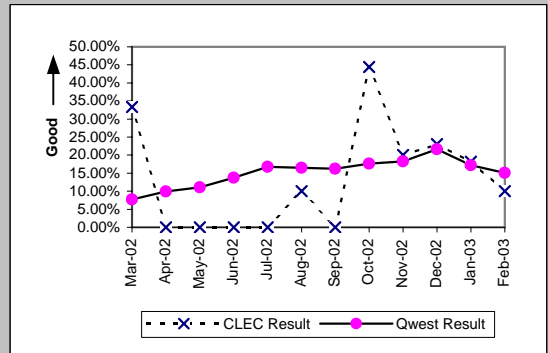
Unbundled Loops and Number Portability (PO-9 B) (Parity)										
Date	CLEC Num	CLEC Denc	CLEC Resu	CLEC Std	Qwest Num	Qwest Denc	Qwest Resu	Mod Z Scr	Parity Score	
Mar-02	13	93	13.98%	34.68%	136	1755	7.75%	-2.19	-2.33	
Apr-02	19	240	7.92%	27.00%	132	1329	9.93%	0.97	-0.41	
May-02	15	118	12.71%	33.31%	118	1064	11.09%	-0.53	-1.32	
Jun-02	9	88	10.23%	30.30%	140	1021	13.71%	0.91	-0.45	
Jul-02	18	91	19.78%	39.83%	197	1178	16.72%	-0.75	-1.46	
Aug-02	10	69	14.49%	35.20%	219	1326	16.52%	0.41	-0.75	
Sep-02	31	58	53.45%	49.88%	170	1047	16.24%	-7.48	-5.55	
Oct-02	32	68	47.06%	49.91%	178	1010	17.62%	-6.17	-4.75	
Nov-02	7	14	50.00%	50.00%	152	831	18.29%	-3.04	-2.85	
Dec-02	7	12	58.33%	49.30%	168	776	21.65%	-3.06	-2.86	
Jan-03	23	26	88.46%	31.95%	147	853	17.23%	-9.47	-6.76	
Feb-03	7	29	24.14%	42.79%	125	831	15.04%	-1.35	-1.82	



LIS Trunk (PO-9 C) (Parity)										
Date	CLEC Num	CLEC Denc	CLEC Resu	CLEC Std	Qwest Num	Qwest Denc	Qwest Resu	Mod Z Scr	Parity Score	
Mar-02	0	5	0.00%	0.00%						
Apr-02	0	2	0.00%	0.00%	0	5	0.00%	N/A	N/A	
May-02	0	3	0.00%	0.00%	0	1	0.00%	N/A	N/A	
Jun-02	0	1	0.00%	0.00%	0	3	0.00%	N/A	N/A	
Jul-02	0	1	0.00%	0.00%	0	4	0.00%	N/A	N/A	
Aug-02					0	1	0.00%			
Sep-02	0	1	0.00%	0.00%	0	1	0.00%	N/A	N/A	
Oct-02	2	2	100.00%	0.00%	1	3	33.33%	-1.55	-1.94	
Nov-02					0	4	0.00%			
Dec-02					0	2	0.00%			
Jan-03	0	1	0.00%	0.00%						
Feb-03										

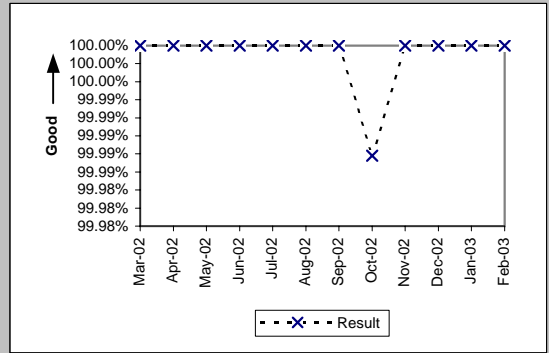


UNE - P (POTS) (PO-9 D) (Parity)										
Date	CLEC Num	CLEC Denc	CLEC Resu	CLEC Std	Qwest Num	Qwest Denc	Qwest Resu	Mod Z Scr	Parity Score	
Mar-02	3	9	33.33%	47.14%	136	1755	7.75%	-2.86	-2.74	
Apr-02	0	7	0.00%	0.00%	132	1329	9.93%	0.72	-0.56	
May-02	0	4	0.00%	0.00%	118	1064	11.09%	0.49	-0.7	
Jun-02	0	4	0.00%	0.00%	140	1021	13.71%	0.6	-0.64	
Jul-02	0	4	0.00%	0.00%	197	1178	16.72%	0.72	-0.56	
Aug-02	1	10	10.00%	30.00%	219	1326	16.52%	0.45	-0.73	
Sep-02	0	4	0.00%	0.00%	170	1047	16.24%	0.7	-0.58	
Oct-02	4	9	44.44%	49.69%	178	1010	17.62%	-2.1	-2.28	
Nov-02	2	10	20.00%	40.00%	152	831	18.29%	-0.14	-1.08	
Dec-02	3	13	23.08%	42.13%	168	776	21.65%	-0.12	-1.08	
Jan-03	2	11	18.18%	38.57%	147	853	17.23%	-0.08	-1.05	
Feb-03	1	10	10.00%	30.00%	125	831	15.04%	0.33	-0.8	



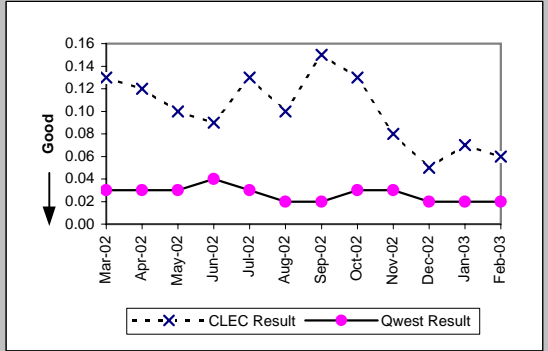
PO-10 - LSR Accountability

PO10 (Percent) Product Aggregate (PO-10) (Diagnostic)				
Date	Numerator	Denominator		Result
Mar-02	82525	82525		100.00%
Apr-02	86473	86473		100.00%
May-02	91474	91474		100.00%
Jun-02	80035	80035		100.00%
Jul-02	90991	90991		100.00%
Aug-02	99240	99240		100.00%
Sep-02	76079	76079		100.00%
Oct-02	106797	106810		99.99%
Nov-02	91895	91895		100.00%
Dec-02	82233	82233		100.00%
Jan-03	12308	12308		100.00%
Feb-03	13173	13173		100.00%



PO-15 - Number of Due Date Changes per Order

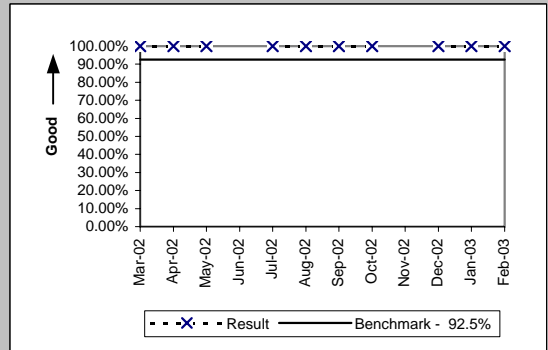
All (PO-15) (Diagnostic)										
Date	CLEC Num	CLEC Dend	CLEC Resu	CLEC Std	Qwest Num	Qwest Dend	Qwest Res	Mod Z Scr	Parity Score	
Mar-02	884	7004	0.13	0.36	1663	60641	0.03	37.05	21.52	
Apr-02	786	6759	0.12	0.36	1711	61417	0.03	33.17	19.17	
May-02	647	6673	0.10	0.33	2004	61387	0.03	22.82	12.87	
Jun-02	549	5919	0.09	0.32	2279	56856	0.04	14.08	7.56	
Jul-02	788	6198	0.13	0.38	1579	62543	0.03	40.21	23.44	
Aug-02	678	6489	0.10	0.34	1223	62776	0.02	39.79	23.19	
Sep-02	773	5283	0.15	0.42	1357	60587	0.02	46.26	27.12	
Oct-02	796	6310	0.13	0.38	1714	63409	0.03	38	22.1	
Nov-02	458	5423	0.08	0.31	1393	50375	0.03	19.89	11.1	
Dec-02	446	8206	0.05	0.25	1189	48000	0.02	13.11	6.97	
Jan-03	507	7746	0.07	0.27	961	51570	0.02	24.47	13.88	
Feb-03	526	8371	0.06	0.26	1101	47522	0.02	19.84	11.06	



PO-16 - Timely Release Notifications

(PO-16) (Percent) (Benchmark)

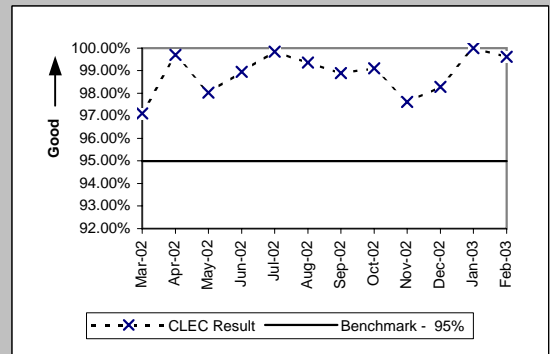
Date	Numerator	Denominator	Result
Mar-02	1	1	100.00%
Apr-02	5	5	100.00%
May-02	5	5	100.00%
Jun-02	0	0	
Jul-02	2	2	100.00%
Aug-02	1	1	100.00%
Sep-02	2	2	100.00%
Oct-02	7	7	100.00%
Nov-02	0	0	
Dec-02	2	2	100.00%
Jan-03	3	3	100.00%
Feb-03	3	3	100.00%



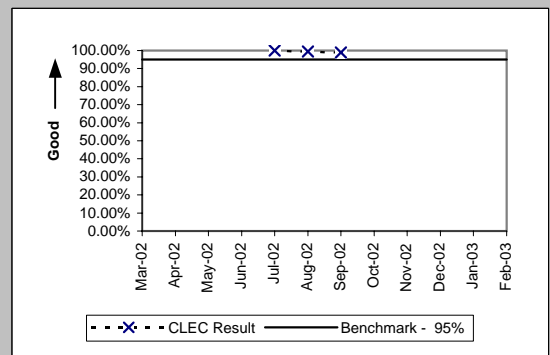
If the release notifications are less than 10 in the reporting month, the standard is 1 miss

PO-19 - Stand-Alone Test Environment (SATE) Accuracy

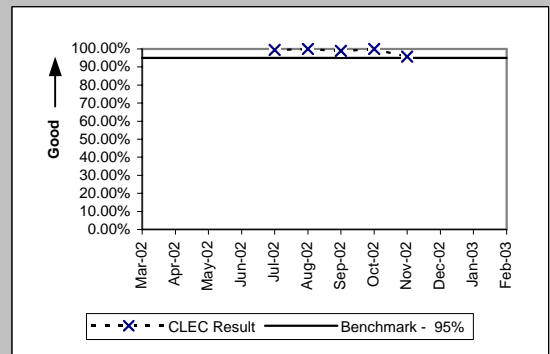
(PO-19) (Percent) (Benchmark)				
Date	CLEC Num	CLEC Denom	CLEC Result	
Mar-02	637	656	97.10%	
Apr-02	654	656	99.70%	
May-02	646	659	98.03%	
Jun-02	659	666	98.95%	
Jul-02	623	624	99.84%	
Aug-02	628	632	99.37%	
Sep-02	624	631	98.89%	
Oct-02	665	671	99.11%	
Nov-02	695	712	97.61%	
Dec-02	515	524	98.28%	
Jan-03	524	524	100.00%	
Feb-03	526	528	99.62%	



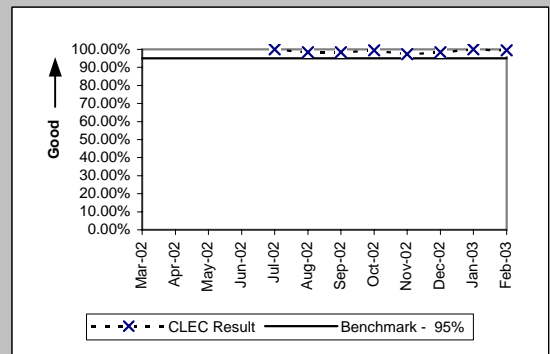
(PO-19 A) Rel. 8.0 (Percent) (Benchmark)				
Date	CLEC Num	CLEC Denom	CLEC Result	
Mar-02				
Apr-02				
May-02				
Jun-02				
Jul-02	188	188	100.00%	
Aug-02	187	188	99.47%	
Sep-02	186	188	98.94%	
Oct-02				
Nov-02				
Dec-02				
Jan-03				
Feb-03				



(PO-19 A) Rel. 9.0 (Percent) (Benchmark)				
Date	CLEC Num	CLEC Denom	CLEC Result	
Mar-02				
Apr-02				
May-02				
Jun-02				
Jul-02	188	189	99.47%	
Aug-02	189	189	100.00%	
Sep-02	187	189	98.94%	
Oct-02	189	189	100.00%	
Nov-02	181	189	95.77%	
Dec-02				
Jan-03				
Feb-03				

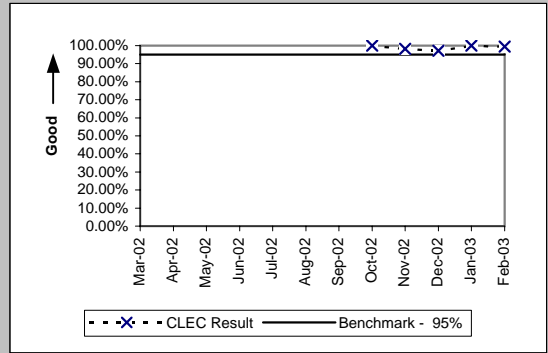


(PO-19 A) Rel. 10.0 (Percent) (Benchmark)				
Date	CLEC Num	CLEC Denom	CLEC Result	
Mar-02				
Apr-02				
May-02				
Jun-02				
Jul-02	189	189	100.00%	
Aug-02	191	194	98.45%	
Sep-02	190	193	98.45%	
Oct-02	192	193	99.48%	
Nov-02	189	194	97.42%	
Dec-02	192	195	98.46%	
Jan-03	195	195	100.00%	
Feb-03	196	197	99.49%	

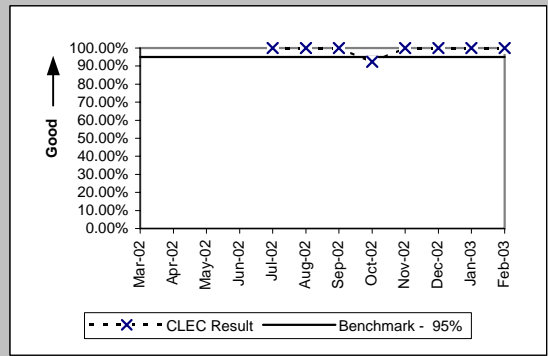


PO-19 - Stand-Alone Test Environment (SATE) Accuracy

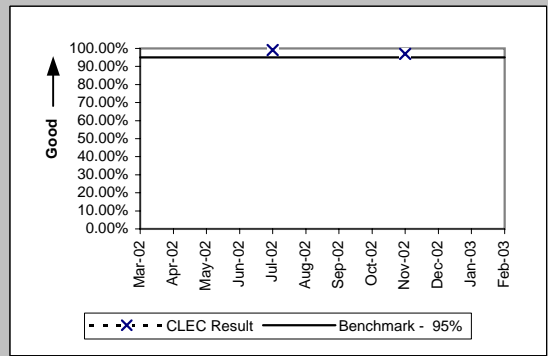
(PO-19 A) Rel. 11.0 (Percent) (Benchmark)				
Date	CLEC Num	CLEC Denom	CLEC Result	
Mar-02				
Apr-02				
May-02				
Jun-02				
Jul-02				
Aug-02				
Sep-02				
Oct-02	224	224	100.00%	
Nov-02	214	218	98.17%	
Dec-02	212	218	97.25%	
Jan-03	218	218	100.00%	
Feb-03	219	220	99.55%	



(PO-19 A) Rel. VICKI (Percent) (Benchmark)				
Date	CLEC Num	CLEC Denom	CLEC Result	
Mar-02				
Apr-02				
May-02				
Jun-02				
Jul-02	58	58	100.00%	
Aug-02	61	61	100.00%	
Sep-02	61	61	100.00%	
Oct-02	60	65	92.31%	
Nov-02	111	111	100.00%	
Dec-02	111	111	100.00%	
Jan-03	111	111	100.00%	
Feb-03	111	111	100.00%	

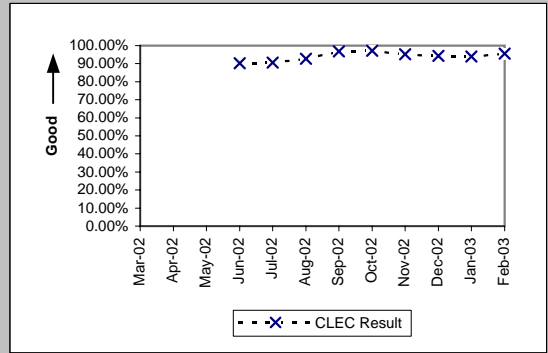


(PO-19 B) (Percent) (Benchmark)				
Date	CLEC Num	CLEC Denom	CLEC Result	
Mar-02				
Apr-02				
May-02				
Jun-02				
Jul-02	118	119	99.16%	
Aug-02				
Sep-02				
Oct-02				
Nov-02	165	170	97.06%	
Dec-02				
Jan-03				
Feb-03				

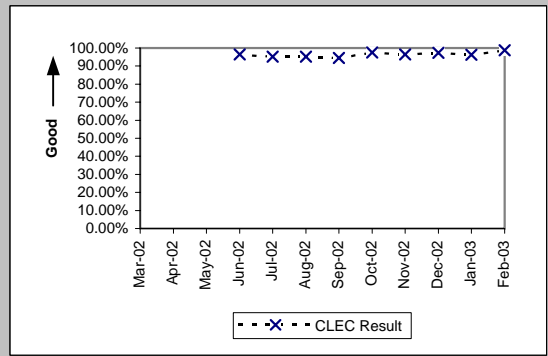


PO-20 Manual Service Order Accuracy

Resale POTS and UNE-P (POTS) (Diagnostic)			
Date	CLEC Num	CLEC Denom	CLEC Result
Mar-02			
Apr-02			
May-02			
Jun-02	398	441	90.25%
Jul-02	471	520	90.58%
Aug-02	501	540	92.78%
Sep-02	465	480	96.88%
Oct-02	525	540	97.22%
Nov-02	476	500	95.20%
Dec-02	472	500	94.40%
Jan-03	484	515	93.98%
Feb-03	459	480	95.63%

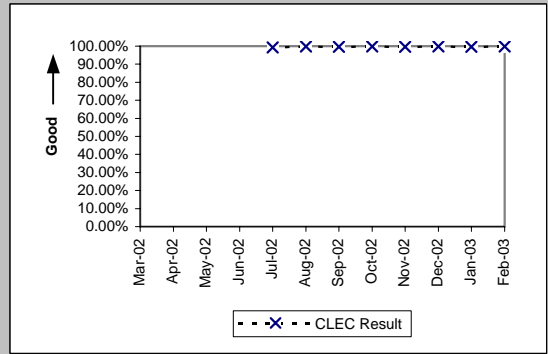


Unbundled Loops (Analog & NL 2-wire) (Diagnostic)			
Date	CLEC Num	CLEC Denom	CLEC Result
Mar-02			
Apr-02			
May-02			
Jun-02	382	396	96.46%
Jul-02	397	417	95.20%
Aug-02	413	434	95.16%
Sep-02	372	394	94.42%
Oct-02	429	440	97.50%
Nov-02	383	397	96.47%
Dec-02	409	420	97.38%
Jan-03	424	440	96.36%
Feb-03	395	400	98.75%



Order Accuracy

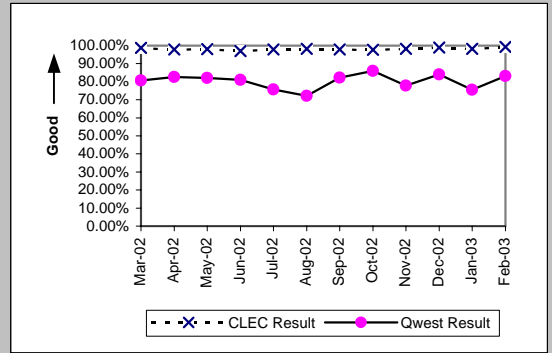
(Diagnostic)			
Date	CLEC Num	CLEC Denom	CLEC Result
Mar-02			
Apr-02			
May-02			
Jun-02			
Jul-02	5955	5996	99.32%
Aug-02	6274	6290	99.75%
Sep-02	5850	5870	99.66%
Oct-02	5713	5719	99.90%
Nov-02	5767	5783	99.72%
Dec-02	6631	6640	99.86%
Jan-03	7710	7736	99.66%
Feb-03	8087	8104	99.79%



Additional information related to OP-5 new service installation quality - order accuracy

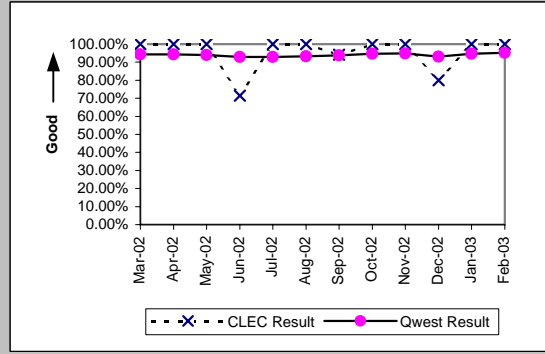
OP-2 - Calls Answered within Twenty Seconds - Interconnect Provisioning Center

Calls Answered within Twenty Seconds - Interconnect Provisioning Center (Percent) (OP-2) (Parity)						
Date	CLEC Num	CLEC Denom	CLEC Result	Qwest Num	Qwest Denom	Qwest Result
Mar-02	29431	29788	98.80%	2638255	3273774	80.59%
Apr-02	29632	30270	97.89%	2829976	3423085	82.67%
May-02	28738	29322	98.01%	2890939	3519539	82.14%
Jun-02	26320	27152	96.94%	2606063	3218568	80.97%
Jul-02	28597	29219	97.87%	2774843	3669243	75.62%
Aug-02	30142	30673	98.27%	2654557	3682542	72.08%
Sep-02	29029	29677	97.82%	2747435	3340161	82.25%
Oct-02	32143	32925	97.62%	2788825	3240021	86.07%
Nov-02	25745	26219	98.19%	2036091	2616966	77.80%
Dec-02	23980	24241	98.92%	2165894	2577208	84.04%
Jan-03	23917	24362	98.17%	2238227	2964996	75.49%
Feb-03	20899	21046	99.30%	2128566	2559622	83.16%

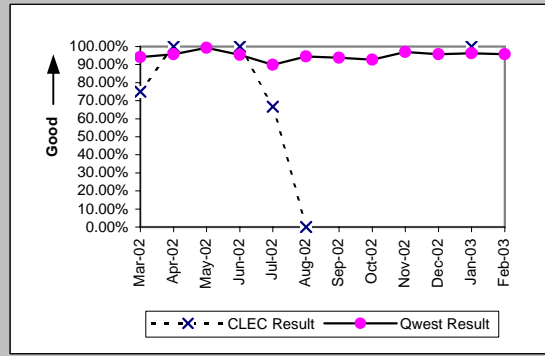


OP-3A - Installation Commitments Met (Percent) - Dispatches within MSAs

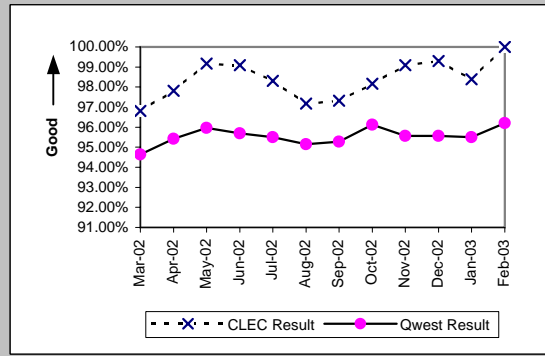
Business (Parity)									
Date	CLEC Num	CLEC Denc	CLEC Resu	CLEC Std E	Qwest Num	Qwest Denc	Qwest Resu	Mod Z Scr	Parity Scr
Mar-02	7	7	100.00%	0.00%	2450	2599	94.27%	-0.65	-1.4
Apr-02	11	11	100.00%	0.00%	2612	2769	94.33%	-0.81	-1.49
May-02	13	13	100.00%	0.00%	2633	2801	94.00%	-0.91	-1.55
Jun-02	5	7	71.43%	45.18%	2331	2511	92.83%	1.68	0.02
Jul-02	13	13	100.00%	0.00%	2522	2713	92.96%	-0.99	-1.6
Aug-02	8	8	100.00%	0.00%	2507	2686	93.34%	-0.75	-1.46
Sep-02	16	17	94.12%	23.53%	2441	2604	93.74%	-0.06	-1.04
Oct-02	11	11	100.00%	0.00%	2823	2983	94.64%	-0.79	-1.48
Nov-02	12	12	100.00%	0.00%	2485	2622	94.78%	-0.81	-1.49
Dec-02	8	10	80.00%	40.00%	2039	2190	93.11%	1.36	-0.17
Jan-03	7	7	100.00%	0.00%	2417	2554	94.64%	-0.63	-1.38
Feb-03	8	8	100.00%	0.00%	2231	2341	95.30%	-0.63	-1.38



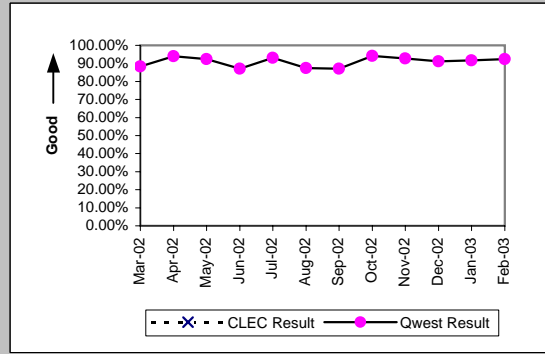
Centrex (Parity)									
Date	CLEC Num	CLEC Denc	CLEC Resu	CLEC Std E	Qwest Num	Qwest Denc	Qwest Resu	Mod Z Scr	Parity Scr
Mar-02	3	4	75.00%	43.30%	309	328	94.21%	1.19	-0.28
Apr-02	5	5	100.00%	0.00%	340	355	95.77%	-0.47	-1.28
May-02					459	462	99.35%		
Jun-02	2	2	100.00%	0.00%	253	265	95.47%	-0.31	-1.19
Jul-02	2	3	66.67%	47.14%	269	299	89.97%	1.03	-0.38
Aug-02	0	1	0.00%	0.00%	594	628	94.59%	1.93	0.17
Sep-02					512	546	93.77%		
Oct-02					480	518	92.66%		
Nov-02					451	465	96.99%		
Dec-02					431	450	95.78%		
Jan-03	1	1	100.00%	0.00%	388	403	96.28%	-0.2	-1.12
Feb-03					428	447	95.75%		



Residence (Parity)									
Date	CLEC Num	CLEC Denc	CLEC Resu	CLEC Std E	Qwest Num	Qwest Denc	Qwest Resu	Mod Z Scr	Parity Scr
Mar-02	152	157	96.82%	17.56%	10337	10922	94.64%	-1.2	-1.73
Apr-02	134	137	97.81%	14.64%	10288	10782	95.42%	-1.33	-1.81
May-02	120	121	99.17%	9.05%	10111	10536	95.97%	-1.78	-2.08
Jun-02	108	109	99.08%	9.53%	9290	9708	95.69%	-1.73	-2.05
Jul-02	175	178	98.31%	12.87%	10045	10518	95.50%	-1.79	-2.09
Aug-02	206	212	97.17%	16.58%	10028	10539	95.15%	-1.35	-1.82
Sep-02	109	112	97.32%	16.15%	9408	9874	95.28%	-1.01	-1.62
Oct-02	107	109	98.17%	13.42%	10366	10785	96.12%	-1.1	-1.67
Nov-02	108	109	99.08%	9.53%	7855	8219	95.57%	-1.77	-2.08
Dec-02	140	141	99.29%	8.39%	7603	7956	95.56%	-2.13	-2.3
Jan-03	245	249	98.39%	12.57%	8099	8480	95.51%	-2.17	-2.32
Feb-03	254	254	100.00%	0.00%	7488	7783	96.21%	-3.11	-2.89

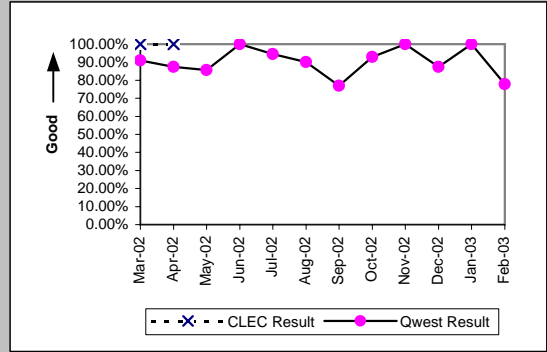


Centrex 21 (Parity)									
Date	CLEC Num	CLEC Denc	CLEC Resu	CLEC Std E	Qwest Num	Qwest Denc	Qwest Resu	Mod Z Scr	Parity Scr
Mar-02					150	170	88.24%		
Apr-02					156	166	93.98%		
May-02					168	182	92.31%		
Jun-02					134	154	87.01%		
Jul-02					134	144	93.06%		
Aug-02					119	136	87.50%		
Sep-02					128	147	87.07%		
Oct-02					147	156	94.23%		
Nov-02					103	111	92.79%		
Dec-02					114	125	91.20%		
Jan-03					110	120	91.67%		
Feb-03					110	119	92.44%		

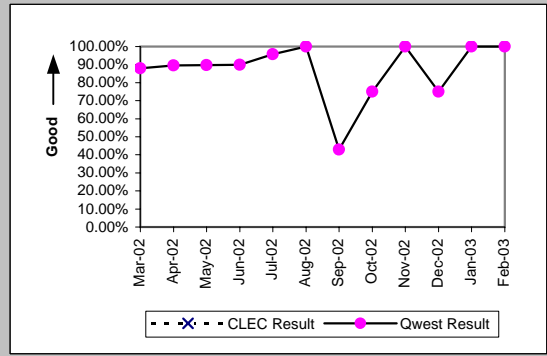


OP-3A - Installation Commitments Met (Percent) - Dispatches within MSAs

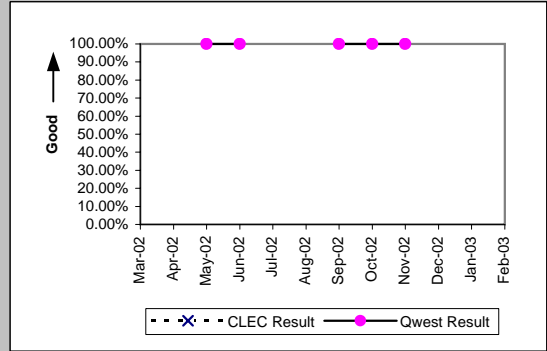
PBX (Parity)									
Date	CLEC Num	CLEC Denc	CLEC Resu	CLEC Std	Qwest Num	Qwest Denc	Qwest Resu	Mod Z Scr	Parity Scr
Mar-02	1	1	100.00%	0.00%	10	11	90.91%	-0.3	-1.18
Apr-02	1	1	100.00%	0.00%	14	16	87.50%	-0.37	-1.22
May-02					12	14	85.71%		
Jun-02					8	8	100.00%		
Jul-02					17	18	94.44%		
Aug-02					9	10	90.00%		
Sep-02					10	13	76.92%		
Oct-02					13	14	92.86%		
Nov-02					10	10	100.00%		
Dec-02					7	8	87.50%		
Jan-03					6	6	100.00%		
Feb-03					7	9	77.78%		



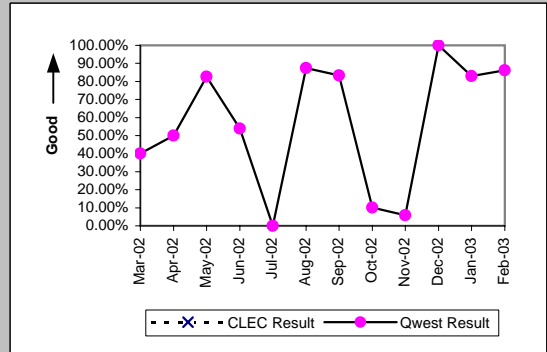
Basic Rate ISDN (Parity)									
Date	CLEC Num	CLEC Denc	CLEC Resu	CLEC Std	Qwest Num	Qwest Denc	Qwest Resu	Mod Z Scr	Parity Scr
Mar-02					239	272	87.87%		
Apr-02					207	231	89.61%		
May-02					236	263	89.73%		
Jun-02					169	188	89.89%		
Jul-02					246	257	95.72%		
Aug-02					3	3	100.00%		
Sep-02					3	7	42.86%		
Oct-02					3	4	75.00%		
Nov-02					6	6	100.00%		
Dec-02					3	4	75.00%		
Jan-03					3	3	100.00%		
Feb-03					2	2	100.00%		



ISDN Primary (Parity)									
Date	CLEC Num	CLEC Denc	CLEC Resu	CLEC Std	Qwest Num	Qwest Denc	Qwest Resu	Mod Z Scr	Parity Scr
Mar-02									
Apr-02									
May-02					2	2	100.00%		
Jun-02					3	3	100.00%		
Jul-02									
Aug-02									
Sep-02					1	1	100.00%		
Oct-02					7	7	100.00%		
Nov-02					2	2	100.00%		
Dec-02									
Jan-03									
Feb-03									

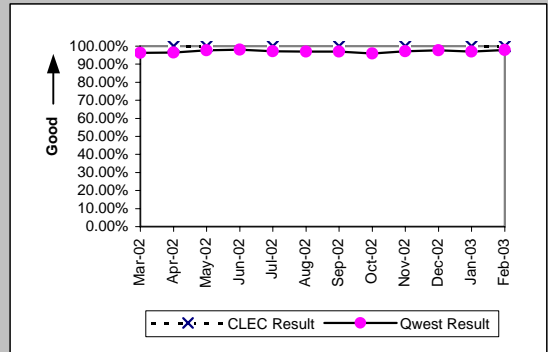


DS0 (Parity)									
Date	CLEC Num	CLEC Denc	CLEC Resu	CLEC Std	Qwest Num	Qwest Denc	Qwest Resu	Mod Z Scr	Parity Scr
Mar-02					2	5	40.00%		
Apr-02					3	6	50.00%		
May-02					19	23	82.61%		
Jun-02					7	13	53.85%		
Jul-02					0	21	0.00%		
Aug-02					7	8	87.50%		
Sep-02					15	18	83.33%		
Oct-02					6	59	10.17%		
Nov-02					2	34	5.88%		
Dec-02					1	1	100.00%		
Jan-03					283	341	82.99%		
Feb-03					87	101	86.14%		

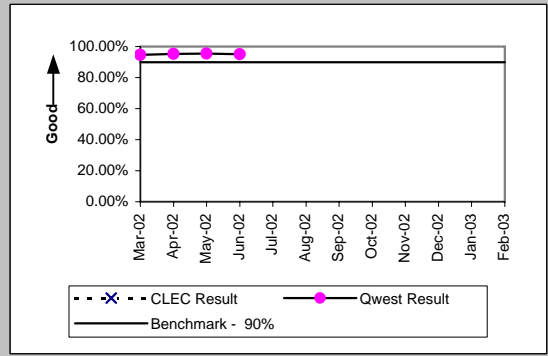


OP-3A - Installation Commitments Met (Percent) - Dispatches within MSAs

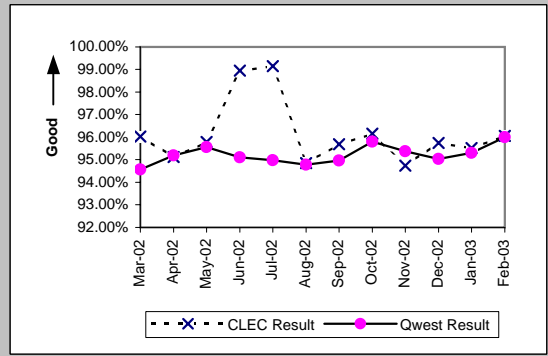
Qwest DSL (Parity)									
Date	CLEC Num	CLEC Denc	CLEC Resu	CLEC Std	Qwest Num	Qwest Denc	Qwest Resu	Mod Z Scr	Parity Scr
Mar-02					1233	1281	96.25%		
Apr-02	1	1	100.00%	0.00%	1123	1165	96.39%	-0.19	-1.12
May-02	1	1	100.00%	0.00%	972	995	97.69%	-0.15	-1.09
Jun-02					884	902	98.00%		
Jul-02	2	2	100.00%	0.00%	1199	1234	97.16%	-0.24	-1.15
Aug-02					960	990	96.97%		
Sep-02	1	1	100.00%	0.00%	1019	1050	97.05%	-0.17	-1.11
Oct-02					1038	1083	95.84%		
Nov-02	1	1	100.00%	0.00%	811	834	97.24%	-0.17	-1.1
Dec-02					866	886	97.74%		
Jan-03	1	1	100.00%	0.00%	912	941	96.92%	-0.18	-1.11
Feb-03	1	1	100.00%	0.00%	798	816	97.79%	-0.15	-1.09



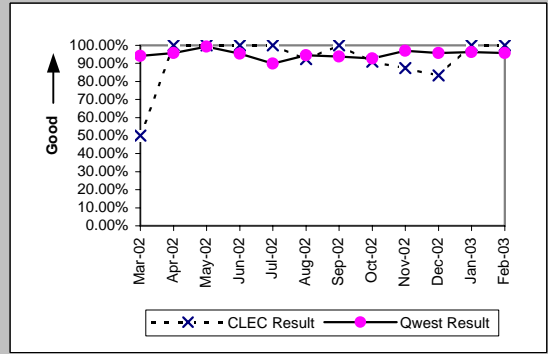
Unbundled Loop Analog (Benchmark)									
Date	CLEC Num	CLEC Denc	CLEC Resu	CLEC Std	Qwest Num	Qwest Denc	Qwest Resu	Mod Z Scr	Parity Scr
Mar-02					12787	13521	94.57%		
Apr-02					12900	13551	95.20%		
May-02					12744	13337	95.55%		
Jun-02					11621	12219	95.11%		
Jul-02									
Aug-02									
Sep-02									
Oct-02									
Nov-02									
Dec-02									
Jan-03									
Feb-03									



UNE - P (POTS) (Parity)									
Date	CLEC Num	CLEC Denc	CLEC Resu	CLEC Std	Qwest Num	Qwest Denc	Qwest Resu	Mod Z Scr	Parity Scr
Mar-02	145	151	96.03%	19.53%	12787	13521	94.57%	-0.78	-1.48
Apr-02	117	123	95.12%	21.54%	12900	13551	95.20%	0.09	-0.94
May-02	91	95	95.79%	20.08%	12744	13337	95.55%	-0.11	-1.07
Jun-02	94	95	98.95%	10.21%	11621	12219	95.11%	-1.73	-2.05
Jul-02	117	118	99.15%	9.17%	12567	13231	94.98%	-2.07	-2.26
Aug-02	129	136	94.85%	22.10%	12535	13225	94.78%	-0.04	-1.02
Sep-02	111	116	95.69%	20.31%	11849	12478	94.96%	-0.36	-1.22
Oct-02	125	130	96.15%	19.23%	13189	13768	95.79%	-0.2	-1.12
Nov-02	126	133	94.74%	22.33%	10340	10841	95.38%	0.39	-0.76
Dec-02	135	141	95.74%	20.18%	9642	10146	95.03%	-0.39	-1.23
Jan-03	192	201	95.52%	20.68%	10516	11034	95.31%	-0.14	-1.09
Feb-03	195	203	96.06%	19.46%	9719	10124	96.00%	-0.04	-1.03

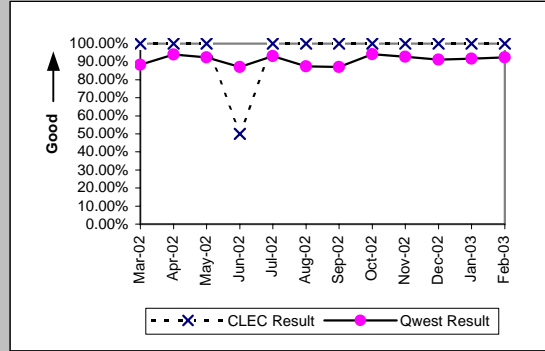


UNE P (Centrex) (Parity)									
Date	CLEC Num	CLEC Denc	CLEC Resu	CLEC Std	Qwest Num	Qwest Denc	Qwest Resu	Mod Z Scr	Parity Scr
Mar-02	1	2	50.00%	50.00%	309	328	94.21%	1.57	-0.05
Apr-02	5	5	100.00%	0.00%	340	355	95.77%	-0.47	-1.28
May-02	1	1	100.00%	0.00%	459	462	99.35%	-0.08	-1.05
Jun-02	1	1	100.00%	0.00%	253	265	95.47%	-0.22	-1.13
Jul-02	5	5	100.00%	0.00%	269	299	89.97%	-0.74	-1.45
Aug-02	12	13	92.31%	26.65%	594	628	94.59%	0.4	-0.76
Sep-02	10	10	100.00%	0.00%	512	546	93.77%	-0.81	-1.49
Oct-02	10	11	90.91%	28.75%	480	518	92.66%	0.27	-0.83
Nov-02	7	8	87.50%	33.07%	451	465	96.99%	1.15	-0.3
Dec-02	10	12	83.33%	37.27%	431	450	95.78%	1.63	-0.01
Jan-03	10	10	100.00%	0.00%	388	403	96.28%	-0.61	-1.37
Feb-03	12	12	100.00%	0.00%	428	447	95.75%	-0.72	-1.44



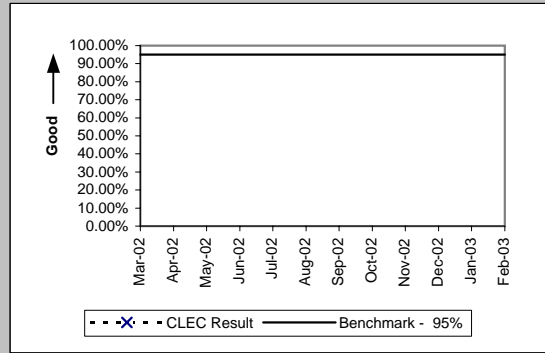
OP-3A - Installation Commitments Met (Percent) - Dispatches within MSAs

UNE P (Centrex 21) (Parity)										
Date	CLEC Num	CLEC Denc	CLEC Resu	CLEC Std	Qwest Num	Qwest Denc	Qwest Resu	Mod Z Scr	Parity Scr	
Mar-02	4	4	100.00%	0.00%	150	170	88.24%	-0.72	-1.44	
Apr-02	7	7	100.00%	0.00%	156	166	93.98%	-0.66	-1.4	
May-02	4	4	100.00%	0.00%	168	182	92.31%	-0.57	-1.35	
Jun-02	2	4	50.00%	50.00%	134	154	87.01%	1.68	0.02	
Jul-02	5	5	100.00%	0.00%	134	144	93.06%	-0.6	-1.37	
Aug-02	3	3	100.00%	0.00%	119	136	87.50%	-0.65	-1.39	
Sep-02	3	3	100.00%	0.00%	128	147	87.07%	-0.66	-1.4	
Oct-02	4	4	100.00%	0.00%	147	156	94.23%	-0.49	-1.3	
Nov-02	5	5	100.00%	0.00%	103	111	92.79%	-0.61	-1.37	
Dec-02	10	10	100.00%	0.00%	114	125	91.20%	-0.95	-1.57	
Jan-03	3	3	100.00%	0.00%	110	120	91.67%	-0.52	-1.31	
Feb-03	4	4	100.00%	0.00%	110	119	92.44%	-0.56	-1.34	



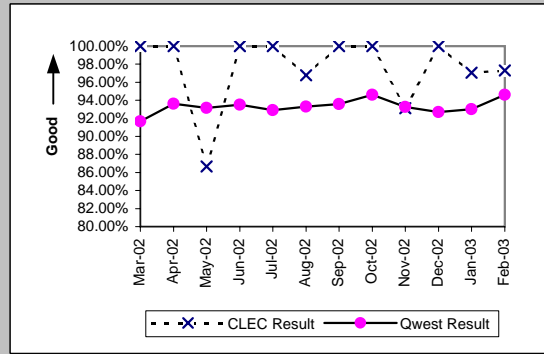
OP-3A - Installation Commitments Met (Percent) - Dispatches within MSAs

Line Sharing (Benchmark)				
Date	Numerator	Denominator	CLEC Result	Standard Dev
Mar-02				
Apr-02				
May-02				
Jun-02				
Jul-02				
Aug-02				
Sep-02				
Oct-02				
Nov-02				
Dec-02				
Jan-03				
Feb-03				

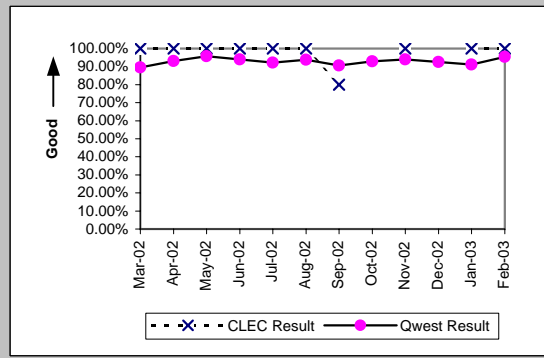


OP-3B - Installation Commitments Met (Percent) - Dispatches outside MSAs

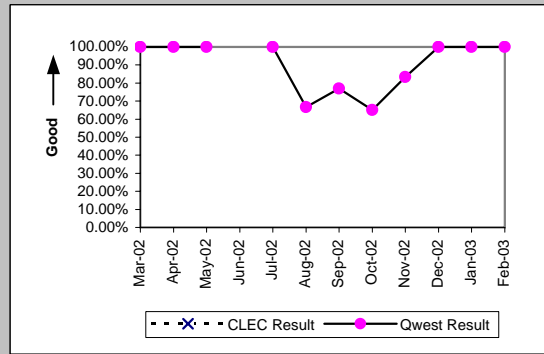
Residence (Parity)									
Date	CLEC Num	CLEC Denc	CLEC Resu	CLEC Std	Qwest Num	Qwest Denc	Qwest Resu	Mod Z Scr	Parity Scr
Mar-02	13	13	100.00%	0.00%	1726	1883	91.66%	-1.08	-1.66
Apr-02	17	17	100.00%	0.00%	1786	1908	93.61%	-1.07	-1.65
May-02	13	15	86.67%	33.99%	1774	1904	93.17%	0.93	-0.43
Jun-02	13	13	100.00%	0.00%	1558	1666	93.52%	-0.95	-1.57
Jul-02	21	21	100.00%	0.00%	1665	1792	92.91%	-1.26	-1.76
Aug-02	30	31	96.77%	17.67%	1702	1824	93.31%	-0.77	-1.47
Sep-02	16	16	100.00%	0.00%	1577	1685	93.59%	-1.04	-1.63
Oct-02	26	26	100.00%	0.00%	1736	1835	94.60%	-1.21	-1.74
Nov-02	27	29	93.10%	25.34%	1342	1439	93.26%	0.11	-0.94
Dec-02	26	26	100.00%	0.00%	1358	1465	92.70%	-1.42	-1.86
Jan-03	33	34	97.06%	16.90%	1371	1474	93.01%	-0.92	-1.56
Feb-03	36	37	97.30%	16.22%	1313	1388	94.60%	-0.72	-1.44



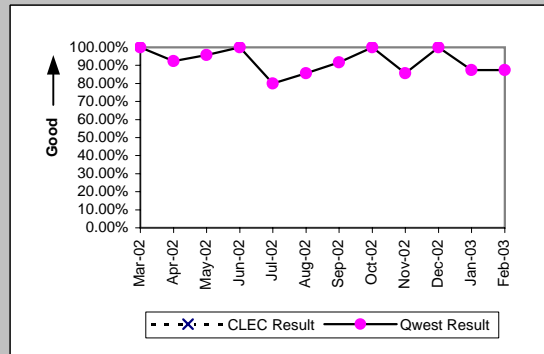
Business (Parity)									
Date	CLEC Num	CLEC Denc	CLEC Resu	CLEC Std	Qwest Num	Qwest Denc	Qwest Resu	Mod Z Scr	Parity Scr
Mar-02	3	3	100.00%	0.00%	308	344	89.53%	-0.59	-1.36
Apr-02	3	3	100.00%	0.00%	312	335	93.13%	-0.47	-1.28
May-02	4	4	100.00%	0.00%	309	323	95.67%	-0.42	-1.26
Jun-02	1	1	100.00%	0.00%	280	298	93.96%	-0.25	-1.15
Jul-02	3	3	100.00%	0.00%	308	334	92.22%	-0.5	-1.3
Aug-02	3	3	100.00%	0.00%	304	324	93.83%	-0.44	-1.27
Sep-02	4	5	80.00%	40.00%	258	285	90.53%	0.71	-0.57
Oct-02					377	406	92.86%		
Nov-02	3	3	100.00%	0.00%	265	282	93.97%	-0.44	-1.27
Dec-02					261	282	92.55%		
Jan-03	1	1	100.00%	0.00%	306	336	91.07%	-0.31	-1.19
Feb-03	1	1	100.00%	0.00%	288	302	95.36%	-0.22	-1.13



Centrex (Parity)									
Date	CLEC Num	CLEC Denc	CLEC Resu	CLEC Std	Qwest Num	Qwest Denc	Qwest Resu	Mod Z Scr	Parity Scr
Mar-02					2	2	100.00%		
Apr-02					3	3	100.00%		
May-02					2	2	100.00%		
Jun-02									
Jul-02					1	1	100.00%		
Aug-02					14	21	66.67%		
Sep-02					10	13	76.92%		
Oct-02					13	20	65.00%		
Nov-02					10	12	83.33%		
Dec-02					6	6	100.00%		
Jan-03					9	9	100.00%		
Feb-03					4	4	100.00%		

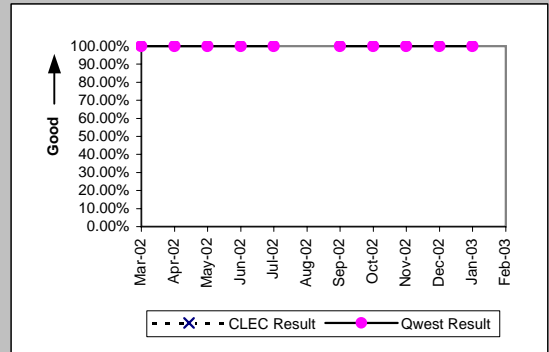


Centrex 21 (Parity)									
Date	CLEC Num	CLEC Denc	CLEC Resu	CLEC Std	Qwest Num	Qwest Denc	Qwest Resu	Mod Z Scr	Parity Scr
Mar-02					8	8	100.00%		
Apr-02					12	13	92.31%		
May-02					23	24	95.83%		
Jun-02					9	9	100.00%		
Jul-02					8	10	80.00%		
Aug-02					6	7	85.71%		
Sep-02					11	12	91.67%		
Oct-02					11	11	100.00%		
Nov-02					12	14	85.71%		
Dec-02					9	9	100.00%		
Jan-03					7	8	87.50%		
Feb-03					7	8	87.50%		

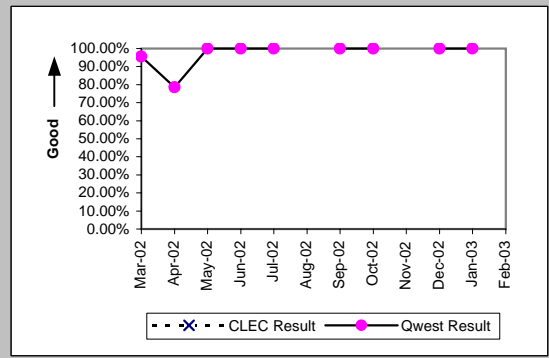


OP-3B - Installation Commitments Met (Percent) - Dispatches outside MSAs

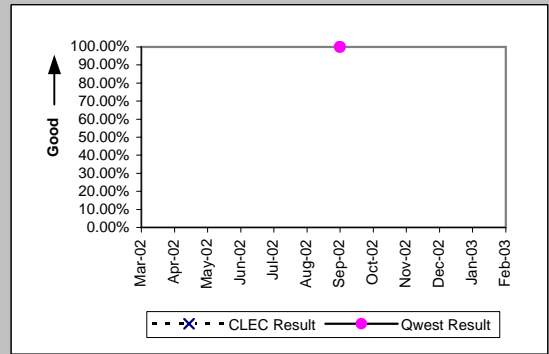
PBX (Parity)									
Date	CLEC Num	CLEC Denc	CLEC Resu	CLEC Std I	Qwest Num	Qwest Denc	Qwest Resu	Mod Z Scr	Parity Scr
Mar-02					1	1	100.00%		
Apr-02					2	2	100.00%		
May-02					3	3	100.00%		
Jun-02					3	3	100.00%		
Jul-02					2	2	100.00%		
Aug-02									
Sep-02					2	2	100.00%		
Oct-02					1	1	100.00%		
Nov-02					2	2	100.00%		
Dec-02					2	2	100.00%		
Jan-03					1	1	100.00%		
Feb-03									



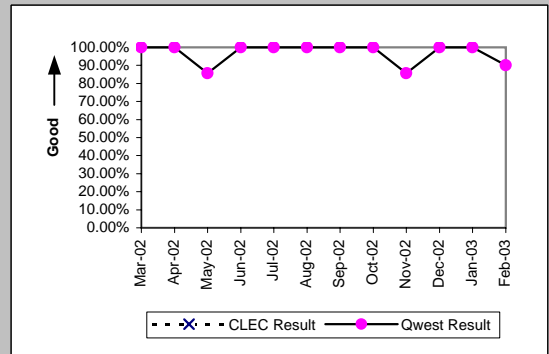
Basic Rate ISDN (Parity)									
Date	CLEC Num	CLEC Denc	CLEC Resu	CLEC Std I	Qwest Num	Qwest Denc	Qwest Resu	Mod Z Scr	Parity Scr
Mar-02					22	23	95.65%		
Apr-02					11	14	78.57%		
May-02					9	9	100.00%		
Jun-02					6	6	100.00%		
Jul-02					7	7	100.00%		
Aug-02									
Sep-02					1	1	100.00%		
Oct-02					1	1	100.00%		
Nov-02									
Dec-02					1	1	100.00%		
Jan-03					1	1	100.00%		
Feb-03									



DS0 (Parity)									
Date	CLEC Num	CLEC Denc	CLEC Resu	CLEC Std I	Qwest Num	Qwest Denc	Qwest Resu	Mod Z Scr	Parity Scr
Mar-02									
Apr-02									
May-02									
Jun-02									
Jul-02									
Aug-02									
Sep-02					1	1	100.00%		
Oct-02									
Nov-02									
Dec-02									
Jan-03									
Feb-03									

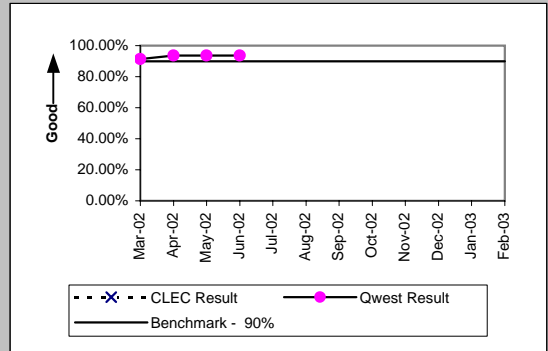


Qwest DSL (Parity)									
Date	CLEC Num	CLEC Denc	CLEC Resu	CLEC Std I	Qwest Num	Qwest Denc	Qwest Resu	Mod Z Scr	Parity Scr
Mar-02					18	18	100.00%		
Apr-02					22	22	100.00%		
May-02					6	7	85.71%		
Jun-02					13	13	100.00%		
Jul-02					10	10	100.00%		
Aug-02					11	11	100.00%		
Sep-02					5	5	100.00%		
Oct-02					8	8	100.00%		
Nov-02					6	7	85.71%		
Dec-02					5	5	100.00%		
Jan-03					13	13	100.00%		
Feb-03					9	10	90.00%		

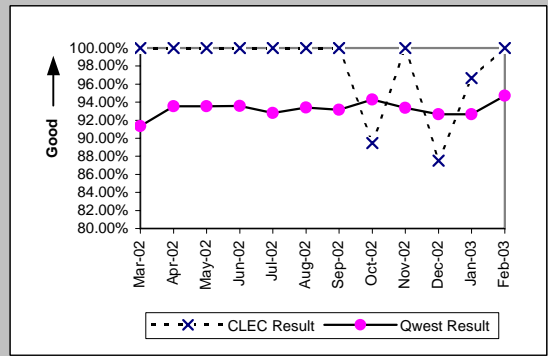


OP-3B - Installation Commitments Met (Percent) - Dispatches outside MSAs

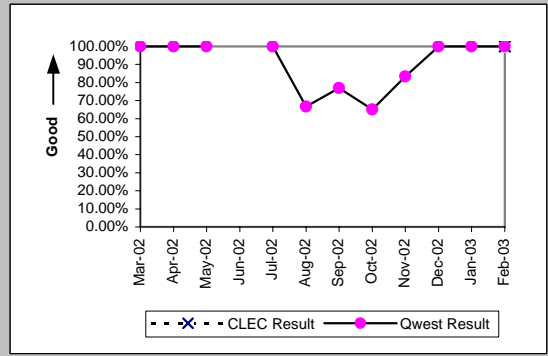
Unbundled Loop Analog (Benchmark)									
Date	CLEC Num	CLEC Denc	CLEC Resu	CLEC Std	Qwest Num	Qwest Denc	Qwest Resu	Mod Z Scr	Parity Scr
Mar-02					2034	2227	91.33%		
Apr-02					2098	2243	93.54%		
May-02					2083	2227	93.53%		
Jun-02					1838	1964	93.58%		
Jul-02									
Aug-02									
Sep-02									
Oct-02									
Nov-02									
Dec-02									
Jan-03									
Feb-03									



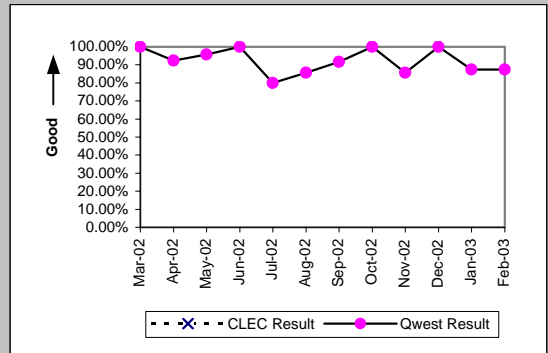
UNE - P (POTS) (Parity)									
Date	CLEC Num	CLEC Denc	CLEC Resu	CLEC Std	Qwest Num	Qwest Denc	Qwest Resu	Mod Z Scr	Parity Scr
Mar-02					2034	2227	91.33%	-1.47	-1.89
Apr-02	21	21	100.00%	0.00%	2098	2243	93.54%	-1.2	-1.73
May-02	9	9	100.00%	0.00%	2083	2227	93.53%	-0.79	-1.48
Jun-02	7	7	100.00%	0.00%	1838	1964	93.58%	-0.69	-1.42
Jul-02	9	9	100.00%	0.00%	1973	2126	92.80%	-0.83	-1.51
Aug-02	22	22	100.00%	0.00%	2006	2148	93.39%	-1.24	-1.75
Sep-02	21	21	100.00%	0.00%	1835	1970	93.15%	-1.24	-1.75
Oct-02	17	19	89.47%	30.69%	2113	2241	94.29%	0.86	-0.48
Nov-02	15	15	100.00%	0.00%	1607	1721	93.38%	-1.03	-1.62
Dec-02	7	8	87.50%	33.07%	1619	1747	92.67%	0.56	-0.66
Jan-03	29	30	96.67%	17.95%	1677	1810	92.65%	-0.84	-1.51
Feb-03	21	21	100.00%	0.00%	1601	1690	94.73%	-1.07	-1.65



UNE P (Centrex) (Parity)									
Date	CLEC Num	CLEC Denc	CLEC Resu	CLEC Std	Qwest Num	Qwest Denc	Qwest Resu	Mod Z Scr	Parity Scr
Mar-02					2	2	100.00%		
Apr-02					3	3	100.00%		
May-02					2	2	100.00%		
Jun-02									
Jul-02					1	1	100.00%		
Aug-02					14	21	66.67%		
Sep-02					10	13	76.92%		
Oct-02					13	20	65.00%		
Nov-02					10	12	83.33%		
Dec-02					6	6	100.00%		
Jan-03					9	9	100.00%		
Feb-03	1	1	100.00%	0.00%	4	4	100.00%	N/A	N/A

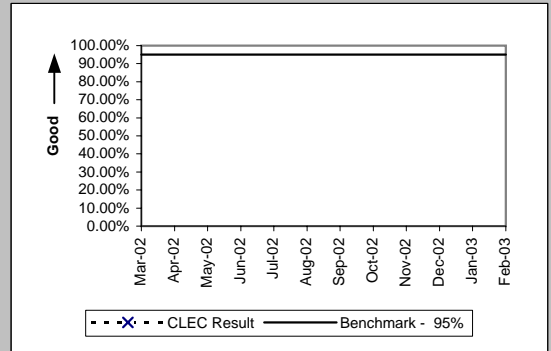


UNE P (Centrex 21) (Parity)									
Date	CLEC Num	CLEC Denc	CLEC Resu	CLEC Std	Qwest Num	Qwest Denc	Qwest Resu	Mod Z Scr	Parity Scr
Mar-02					8	8	100.00%		
Apr-02					12	13	92.31%		
May-02					23	24	95.83%		
Jun-02					9	9	100.00%		
Jul-02					8	10	80.00%		
Aug-02					6	7	85.71%		
Sep-02					11	12	91.67%		
Oct-02					11	11	100.00%		
Nov-02					12	14	85.71%		
Dec-02					9	9	100.00%		
Jan-03					7	8	87.50%		
Feb-03					7	8	87.50%		



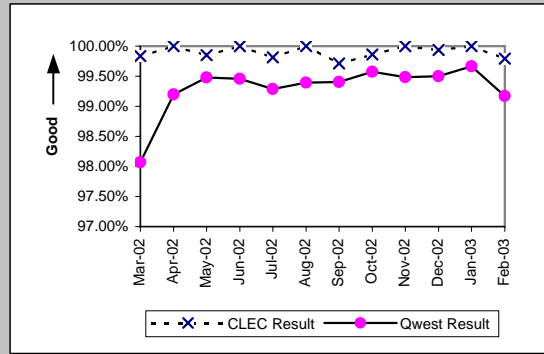
OP-3B - Installation Commitments Met (Percent) - Dispatches outside MSAs

Line Sharing (Benchmark)				
Date	Numerator	Denominator	CLEC Result	Standard Dev
Mar-02				
Apr-02				
May-02				
Jun-02				
Jul-02				
Aug-02				
Sep-02				
Oct-02				
Nov-02				
Dec-02				
Jan-03				
Feb-03				

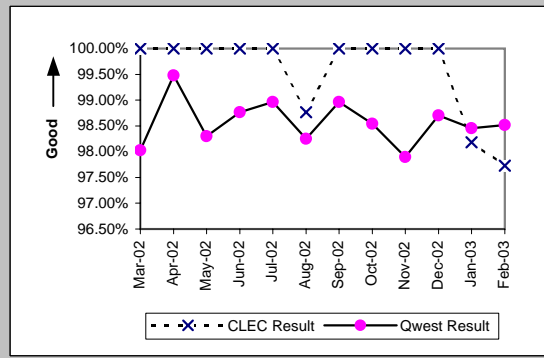


OP-3C - Installation Commitments Met (Percent) - No dispatches

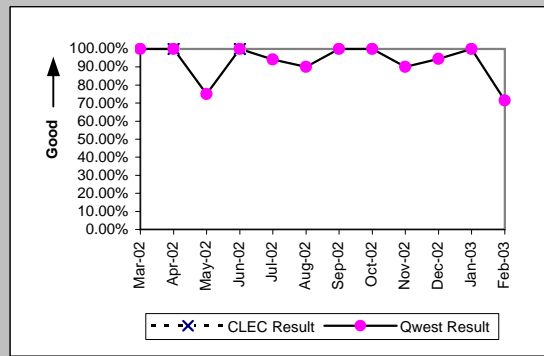
Residence (Parity)									
Date	CLEC Num	CLEC Denc	CLEC Resu	CLEC Std E	Qwest Num	Qwest Denc	Qwest Resu	Mod Z Scr	Parity Scr
Mar-02	613	614	99.84%	4.03%	26648	27172	98.07%	-3.15	-2.91
Apr-02	689	689	100.00%	0.00%	27689	27913	99.20%	-2.33	-2.42
May-02	664	665	99.85%	3.87%	28165	28313	99.48%	-1.32	-1.8
Jun-02	693	693	100.00%	0.00%	26639	26784	99.46%	-1.92	-2.17
Jul-02	1076	1078	99.81%	4.30%	29372	29583	99.29%	-2.02	-2.23
Aug-02	1168	1168	100.00%	0.00%	31897	32092	99.39%	-2.62	-2.6
Sep-02	691	693	99.71%	5.36%	31245	31432	99.41%	-1.04	-1.63
Oct-02	716	717	99.86%	3.73%	31750	31885	99.58%	-1.16	-1.7
Nov-02	722	722	100.00%	0.00%	25786	25920	99.48%	-1.91	-2.16
Dec-02	1556	1557	99.94%	2.53%	23357	23474	99.50%	-2.36	-2.43
Jan-03	1506	1506	100.00%	0.00%	25469	25555	99.66%	-2.19	-2.33
Feb-03	1443	1446	99.79%	4.55%	23666	23864	99.17%	-2.53	-2.54



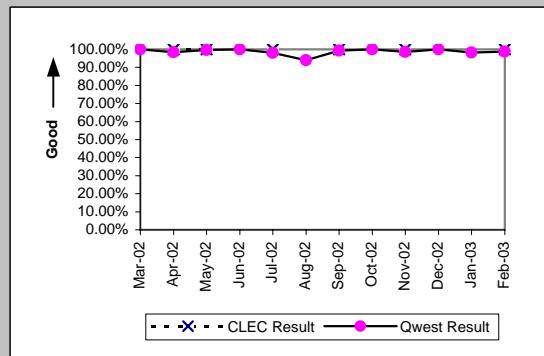
Business (Parity)									
Date	CLEC Num	CLEC Denc	CLEC Resu	CLEC Std E	Qwest Num	Qwest Denc	Qwest Resu	Mod Z Scr	Parity Scr
Mar-02	215	215	100.00%	0.00%	796	812	98.03%	-1.85	-2.12
Apr-02	160	160	100.00%	0.00%	766	770	99.48%	-0.83	-1.51
May-02	82	82	100.00%	0.00%	984	1001	98.30%	-1.14	-1.7
Jun-02	91	91	100.00%	0.00%	801	811	98.77%	-1.01	-1.61
Jul-02	85	85	100.00%	0.00%	765	773	98.97%	-0.89	-1.54
Aug-02	80	81	98.77%	11.04%	731	744	98.25%	-0.33	-1.2
Sep-02	51	51	100.00%	0.00%	670	677	98.97%	-0.7	-1.43
Oct-02	41	41	100.00%	0.00%	879	892	98.54%	-0.76	-1.46
Nov-02	39	39	100.00%	0.00%	651	665	97.89%	-0.89	-1.54
Dec-02	26	26	100.00%	0.00%	610	618	98.71%	-0.57	-1.35
Jan-03	54	55	98.18%	13.36%	764	776	98.45%	0.21	-0.87
Feb-03	43	44	97.73%	14.90%	864	877	98.52%	0.44	-0.73



Centrex (Parity)									
Date	CLEC Num	CLEC Denc	CLEC Resu	CLEC Std E	Qwest Num	Qwest Denc	Qwest Resu	Mod Z Scr	Parity Scr
Mar-02					5	5	100.00%		
Apr-02	1	1	100.00%	0.00%	2	2	100.00%	N/A	N/A
May-02					3	4	75.00%		
Jun-02	1	1	100.00%	0.00%	17	17	100.00%	N/A	N/A
Jul-02					16	17	94.12%		
Aug-02					18	20	90.00%		
Sep-02					11	11	100.00%		
Oct-02					14	14	100.00%		
Nov-02					9	10	90.00%		
Dec-02					17	18	94.44%		
Jan-03					15	15	100.00%		
Feb-03					5	7	71.43%		

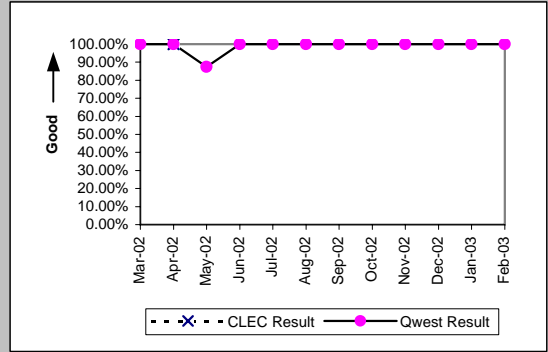


Centrex 21 (Parity)									
Date	CLEC Num	CLEC Denc	CLEC Resu	CLEC Std E	Qwest Num	Qwest Denc	Qwest Resu	Mod Z Scr	Parity Scr
Mar-02					61	61	100.00%		
Apr-02	2	2	100.00%	0.00%	64	65	98.46%	-0.17	-1.11
May-02	3	3	100.00%	0.00%	288	289	99.65%	-0.1	-1.06
Jun-02					55	55	100.00%		
Jul-02	1	1	100.00%	0.00%	52	53	98.11%	-0.14	-1.08
Aug-02					63	67	94.03%		
Sep-02	2	2	100.00%	0.00%	125	126	99.21%	-0.13	-1.08
Oct-02					67	67	100.00%		
Nov-02	1	1	100.00%	0.00%	68	69	98.55%	-0.12	-1.07
Dec-02					79	79	100.00%		
Jan-03					55	56	98.21%		
Feb-03	1	1	100.00%	0.00%	75	76	98.68%	-0.11	-1.07

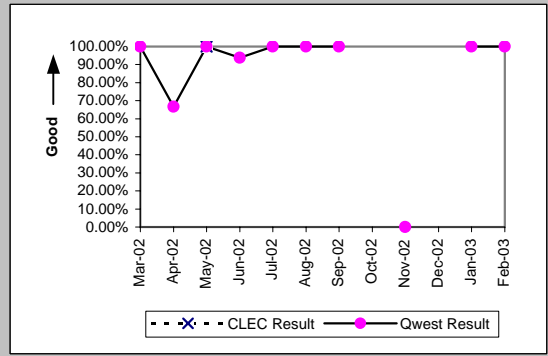


OP-3C - Installation Commitments Met (Percent) - No dispatches

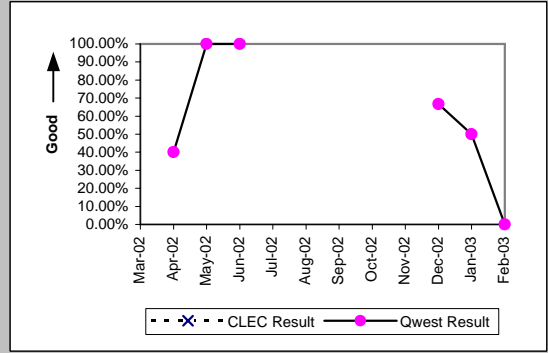
PBX (Parity)									
Date	CLEC Num	CLEC Denc	CLEC Resu	CLEC Std	Qwest Num	Qwest Denc	Qwest Resu	Mod Z Scr	Parity Scr
Mar-02					6	6	100.00%		
Apr-02	1	1	100.00%	0.00%	3	3	100.00%	N/A	N/A
May-02					7	8	87.50%		
Jun-02					3	3	100.00%		
Jul-02					15	15	100.00%		
Aug-02					4	4	100.00%		
Sep-02					6	6	100.00%		
Oct-02					3	3	100.00%		
Nov-02					2	2	100.00%		
Dec-02					3	3	100.00%		
Jan-03					2	2	100.00%		
Feb-03					4	4	100.00%		



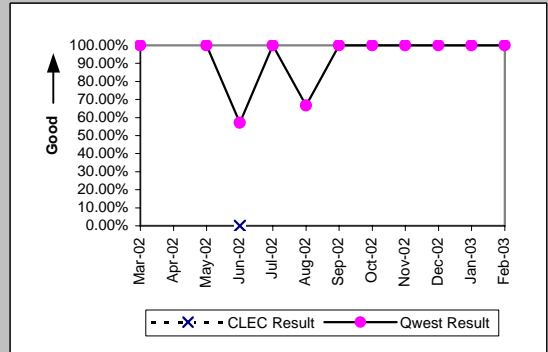
Basic Rate ISDN (Parity)									
Date	CLEC Num	CLEC Denc	CLEC Resu	CLEC Std	Qwest Num	Qwest Denc	Qwest Resu	Mod Z Scr	Parity Scr
Mar-02					7	7	100.00%		
Apr-02					12	18	66.67%		
May-02	1	1	100.00%	0.00%	13	13	100.00%	N/A	N/A
Jun-02					15	16	93.75%		
Jul-02					12	12	100.00%		
Aug-02					2	2	100.00%		
Sep-02					4	4	100.00%		
Oct-02					0	1	0.00%		
Nov-02					0	1	0.00%		
Dec-02					2	2	100.00%		
Jan-03					2	2	100.00%		
Feb-03					2	2	100.00%		



ISDN Primary (Parity)									
Date	CLEC Num	CLEC Denc	CLEC Resu	CLEC Std	Qwest Num	Qwest Denc	Qwest Resu	Mod Z Scr	Parity Scr
Mar-02									
Apr-02					2	5	40.00%		
May-02					4	4	100.00%		
Jun-02					2	2	100.00%		
Jul-02									
Aug-02									
Sep-02									
Oct-02									
Nov-02									
Dec-02					2	3	66.67%		
Jan-03					1	2	50.00%		
Feb-03					0	1	0.00%		

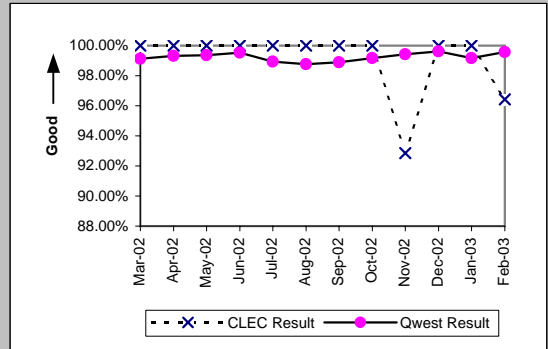


DS0 (Parity)									
Date	CLEC Num	CLEC Denc	CLEC Resu	CLEC Std	Qwest Num	Qwest Denc	Qwest Resu	Mod Z Scr	Parity Scr
Mar-02					1	1	100.00%		
Apr-02									
May-02					2	2	100.00%		
Jun-02	0	1	0.00%	0.00%	4	7	57.14%	0.67	-0.59
Jul-02					4	4	100.00%		
Aug-02					2	3	66.67%		
Sep-02					1	1	100.00%		
Oct-02					1	1	100.00%		
Nov-02					1	1	100.00%		
Dec-02					1	1	100.00%		
Jan-03					1	1	100.00%		
Feb-03					1	1	100.00%		

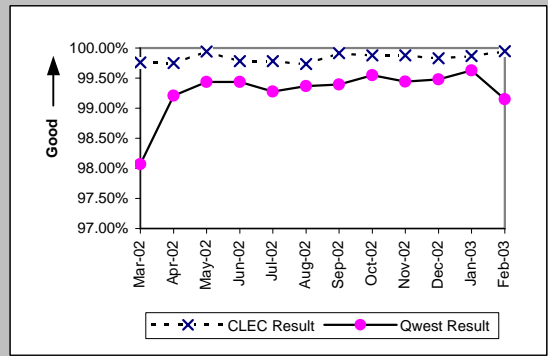


OP-3C - Installation Commitments Met (Percent) - No dispatches

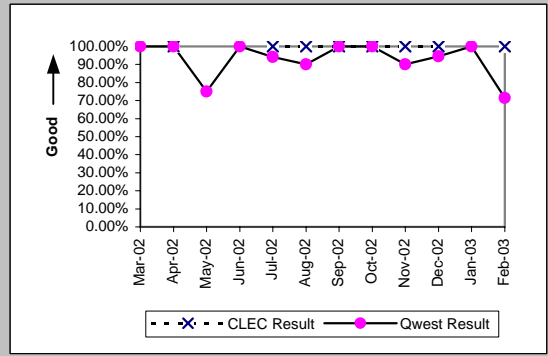
Qwest DSL (Parity)										
Date	CLEC Num	CLEC Dend	CLEC Resu	CLEC Std	Qwest Num	Qwest Dend	Qwest Resu	Mod Z Scr	Parity Scr	
Mar-02	26	26	100.00%	0.00%	6175	6229	99.13%	-0.48	-1.29	
Apr-02	30	30	100.00%	0.00%	6200	6243	99.31%	-0.46	-1.28	
May-02	35	35	100.00%	0.00%	4967	4999	99.36%	-0.47	-1.29	
Jun-02	27	27	100.00%	0.00%	5180	5204	99.54%	-0.35	-1.21	
Jul-02	44	44	100.00%	0.00%	7282	7361	98.93%	-0.69	-1.42	
Aug-02	132	132	100.00%	0.00%	5254	5320	98.76%	-1.27	-1.77	
Sep-02	61	61	100.00%	0.00%	5397	5457	98.90%	-0.82	-1.5	
Oct-02	26	26	100.00%	0.00%	5150	5193	99.17%	-0.46	-1.28	
Nov-02	39	42	92.86%	25.75%	4002	4025	99.43%	3.11	0.89	
Dec-02	38	38	100.00%	0.00%	4764	4782	99.62%	-0.38	-1.23	
Jan-03	35	35	100.00%	0.00%	5151	5194	99.17%	-0.54	-1.33	
Feb-03	27	28	96.43%	18.56%	4373	4392	99.57%	1.55	-0.06	



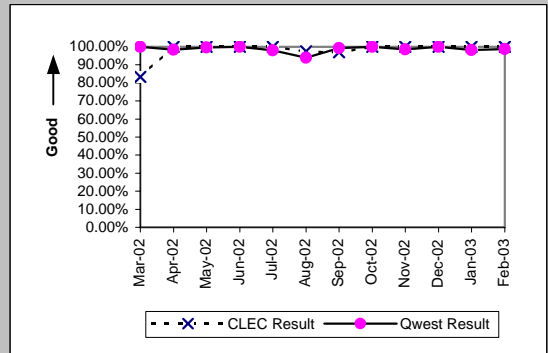
UNE - P (POTS) (Parity)										
Date	CLEC Num	CLEC Dend	CLEC Resu	CLEC Std	Qwest Num	Qwest Dend	Qwest Resu	Mod Z Scr	Parity Scr	
Mar-02	834	836	99.76%	4.89%	27444	27984	98.07%	-3.5	-3.13	
Apr-02	806	808	99.75%	4.97%	28455	28683	99.21%	-1.73	-2.05	
May-02	1717	1718	99.94%	2.41%	29149	29314	99.44%	-2.72	-2.65	
Jun-02	1373	1376	99.78%	4.66%	27440	27595	99.44%	-1.66	-2.01	
Jul-02	1385	1388	99.78%	4.64%	30137	30356	99.28%	-2.18	-2.32	
Aug-02	1133	1136	99.74%	5.13%	32628	32836	99.37%	-1.54	-1.94	
Sep-02	1179	1180	99.92%	2.91%	31915	32109	99.40%	-2.26	-2.37	
Oct-02	1607	1609	99.88%	3.52%	32629	32777	99.55%	-1.91	-2.16	
Nov-02	1628	1630	99.88%	3.50%	26437	26585	99.44%	-2.29	-2.39	
Dec-02	2379	2383	99.83%	4.09%	23967	24092	99.48%	-2.28	-2.38	
Jan-03	2235	2238	99.87%	3.66%	26233	26331	99.63%	-1.78	-2.08	
Feb-03	3682	3684	99.95%	2.33%	24530	24741	99.15%	-4.92	-3.99	



UNE P (Centrex) (Parity)										
Date	CLEC Num	CLEC Dend	CLEC Resu	CLEC Std	Qwest Num	Qwest Dend	Qwest Resu	Mod Z Scr	Parity Scr	
Mar-02					5	5	100.00%			
Apr-02	1	1	100.00%	0.00%	2	2	100.00%	N/A	N/A	
May-02					3	4	75.00%			
Jun-02					17	17	100.00%			
Jul-02	4	4	100.00%	0.00%	16	17	94.12%	-0.45	-1.27	
Aug-02	2	2	100.00%	0.00%	18	20	90.00%	-0.45	-1.27	
Sep-02	1	1	100.00%	0.00%	11	11	100.00%	N/A	N/A	
Oct-02	2	2	100.00%	0.00%	14	14	100.00%	N/A	N/A	
Nov-02	1	1	100.00%	0.00%	9	10	90.00%	-0.32	-1.19	
Dec-02	2	2	100.00%	0.00%	17	18	94.44%	-0.33	-1.2	
Jan-03					15	15	100.00%			
Feb-03	1	1	100.00%	0.00%	5	7	71.43%	-0.59	-1.36	

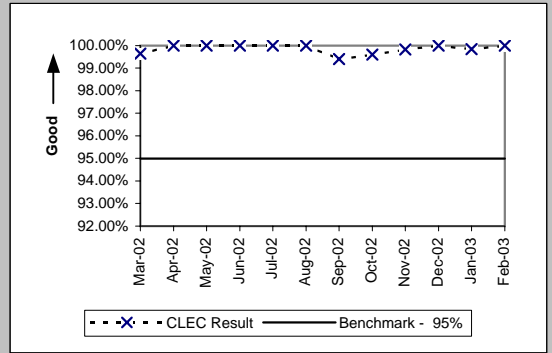


UNE P (Centrex 21) (Parity)										
Date	CLEC Num	CLEC Dend	CLEC Resu	CLEC Std	Qwest Num	Qwest Dend	Qwest Resu	Mod Z Scr	Parity Scr	
Mar-02	5	6	83.33%	37.27%	61	61	100.00%	N/A	0.09	
Apr-02	14	14	100.00%	0.00%	64	65	98.46%	-0.42	-1.26	
May-02	18	18	100.00%	0.00%	288	289	99.65%	-0.24	-1.15	
Jun-02	11	11	100.00%	0.00%	55	55	100.00%	N/A	N/A	
Jul-02	12	12	100.00%	0.00%	52	53	98.11%	-0.43	-1.26	
Aug-02	79	81	97.53%	15.52%	63	67	94.03%	-0.89	-1.54	
Sep-02	33	34	97.06%	16.90%	125	126	99.21%	0.79	-0.52	
Oct-02	7	7	100.00%	0.00%	67	67	100.00%	N/A	N/A	
Nov-02	4	4	100.00%	0.00%	68	69	98.55%	-0.24	-1.14	
Dec-02	8	8	100.00%	0.00%	79	79	100.00%	N/A	N/A	
Jan-03	6	6	100.00%	0.00%	55	56	98.21%	-0.31	-1.19	
Feb-03	4	4	100.00%	0.00%	75	76	98.68%	-0.23	-1.14	



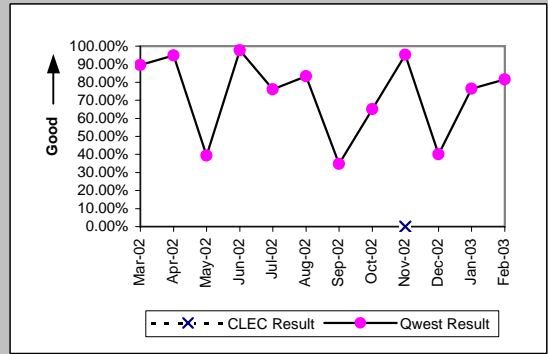
OP-3C - Installation Commitments Met (Percent) - No dispatches

Line Sharing (Benchmark)					
Date	Numerator	Denominator	CLEC Result	Standard Dev	
Mar-02	279	280	99.64%	5.97%	
Apr-02	307	307	100.00%	0.00%	
May-02	301	301	100.00%	0.00%	
Jun-02	296	296	100.00%	0.00%	
Jul-02	317	317	100.00%	0.00%	
Aug-02	313	313	100.00%	0.00%	
Sep-02	330	332	99.40%	7.74%	
Oct-02	508	510	99.61%	6.25%	
Nov-02	601	602	99.83%	4.07%	
Dec-02	532	532	100.00%	0.00%	
Jan-03	660	661	99.85%	3.89%	
Feb-03	614	614	100.00%	0.00%	

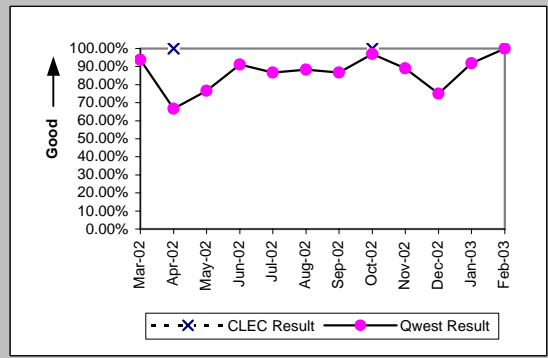


OP-3D - Installation Commitments Met (Percent) - Interval Zone One

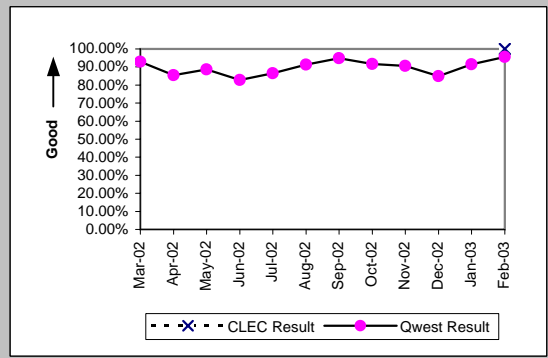
ISDN Primary (Parity)									
Date	CLEC Num	CLEC Denc	CLEC Resu	CLEC Std I	Qwest Num	Qwest Denc	Qwest Resu	Mod Z Scr	Parity Scr
Mar-02					17	19	89.47%		
Apr-02					73	77	94.81%		
May-02					28	71	39.44%		
Jun-02					84	86	97.67%		
Jul-02					73	96	76.04%		
Aug-02					35	42	83.33%		
Sep-02					16	46	34.78%		
Oct-02					39	60	65.00%		
Nov-02	0	1	0.00%	0.00%	159	167	95.21%	1.97	0.2
Dec-02					16	40	40.00%		
Jan-03					13	17	76.47%		
Feb-03					31	38	81.58%		



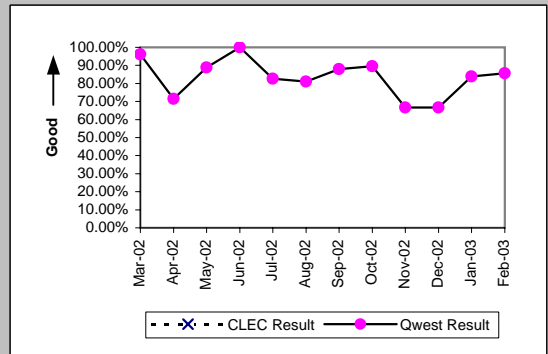
DS0 (Parity)									
Date	CLEC Num	CLEC Denc	CLEC Resu	CLEC Std I	Qwest Num	Qwest Denc	Qwest Resu	Mod Z Scr	Parity Scr
Mar-02					46	49	93.88%		
Apr-02	1	1	100.00%	0.00%	16	24	66.67%	-0.69	-1.42
May-02					23	30	76.67%		
Jun-02					31	34	91.18%		
Jul-02					26	30	86.67%		
Aug-02					30	34	88.24%		
Sep-02					26	30	86.67%		
Oct-02	1	1	100.00%	0.00%	33	34	97.06%	-0.17	-1.1
Nov-02					57	64	89.06%		
Dec-02					9	12	75.00%		
Jan-03					34	37	91.89%		
Feb-03					12	12	100.00%		



DS1 (Parity)									
Date	CLEC Num	CLEC Denc	CLEC Resu	CLEC Std I	Qwest Num	Qwest Denc	Qwest Resu	Mod Z Scr	Parity Scr
Mar-02					406	437	92.91%		
Apr-02					401	469	85.50%		
May-02					573	646	88.70%		
Jun-02					357	431	82.83%		
Jul-02					352	407	86.49%		
Aug-02					424	464	91.38%		
Sep-02					548	578	94.81%		
Oct-02					505	551	91.65%		
Nov-02					441	487	90.55%		
Dec-02					317	373	84.99%		
Jan-03					423	462	91.56%		
Feb-03	1	1	100.00%	0.00%	430	450	95.56%	-0.22	-1.13

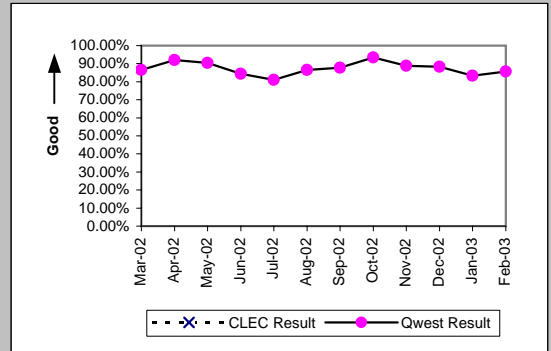


DS3 (Parity)									
Date	CLEC Num	CLEC Denc	CLEC Resu	CLEC Std I	Qwest Num	Qwest Denc	Qwest Resu	Mod Z Scr	Parity Scr
Mar-02					49	51	96.08%		
Apr-02					10	14	71.43%		
May-02					16	18	88.89%		
Jun-02					10	10	100.00%		
Jul-02					19	23	82.61%		
Aug-02					34	42	80.95%		
Sep-02					29	33	87.88%		
Oct-02					17	19	89.47%		
Nov-02					12	18	66.67%		
Dec-02					12	18	66.67%		
Jan-03					26	31	83.87%		
Feb-03					24	28	85.71%		

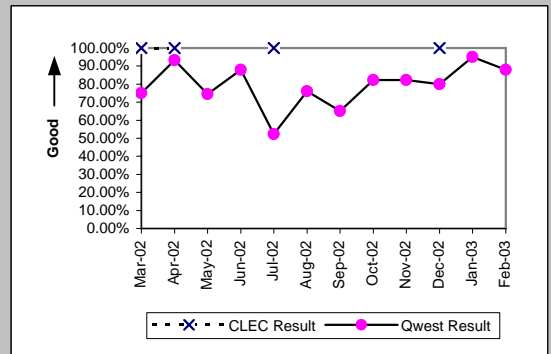


OP-3D - Installation Commitments Met (Percent) - Interval Zone One

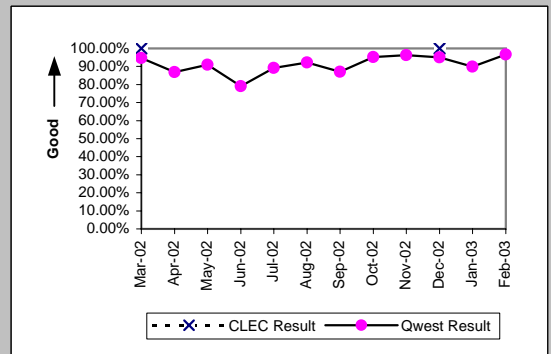
Frame Relay (Parity)									
Date	CLEC Num	CLEC Dend	CLEC Resu	CLEC Std E	Qwest Num	Qwest Dend	Qwest Resu	Mod Z Scr	Parity Scr
Mar-02					83	96	86.46%		
Apr-02					81	88	92.05%		
May-02					179	198	90.40%		
Jun-02					108	128	84.38%		
Jul-02					77	95	81.05%		
Aug-02					77	89	86.52%		
Sep-02					57	65	87.69%		
Oct-02					183	196	93.37%		
Nov-02					64	72	88.89%		
Dec-02					91	103	88.35%		
Jan-03					40	48	83.33%		
Feb-03					60	70	85.71%		



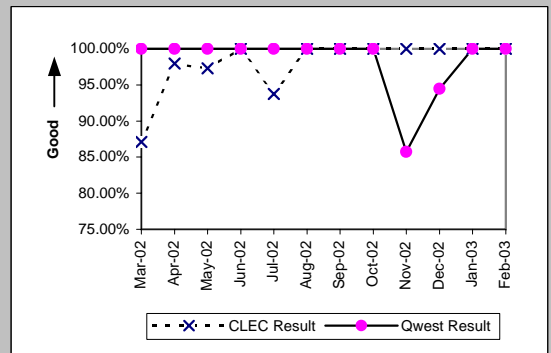
PBX (Parity)									
Date	CLEC Num	CLEC Dend	CLEC Resu	CLEC Std E	Qwest Num	Qwest Dend	Qwest Resu	Mod Z Scr	Parity Scr
Mar-02	3	3	100.00%	0.00%	24	32	75.00%	-0.96	-1.58
Apr-02	1	1	100.00%	0.00%	28	30	93.33%	-0.26	-1.16
May-02					32	43	74.42%		
Jun-02					22	25	88.00%		
Jul-02	1	1	100.00%	0.00%	11	21	52.38%	-0.93	-1.57
Aug-02					19	25	76.00%		
Sep-02					13	20	65.00%		
Oct-02					37	45	82.22%		
Nov-02					37	45	82.22%		
Dec-02	1	1	100.00%	0.00%	12	15	80.00%	-0.48	-1.29
Jan-03					19	20	95.00%		
Feb-03					29	33	87.88%		



Basic Rate ISDN (Parity)									
Date	CLEC Num	CLEC Dend	CLEC Resu	CLEC Std E	Qwest Num	Qwest Dend	Qwest Resu	Mod Z Scr	Parity Scr
Mar-02	1	1	100.00%	0.00%	180	190	94.74%	-0.24	-1.14
Apr-02					113	130	86.92%		
May-02					130	143	90.91%		
Jun-02					94	119	78.99%		
Jul-02					108	121	89.26%		
Aug-02					129	140	92.14%		
Sep-02					88	101	87.13%		
Oct-02					162	170	95.29%		
Nov-02					180	187	96.26%		
Dec-02	1	1	100.00%	0.00%	113	119	94.96%	-0.23	-1.14
Jan-03					196	218	89.91%		
Feb-03					226	234	96.58%		

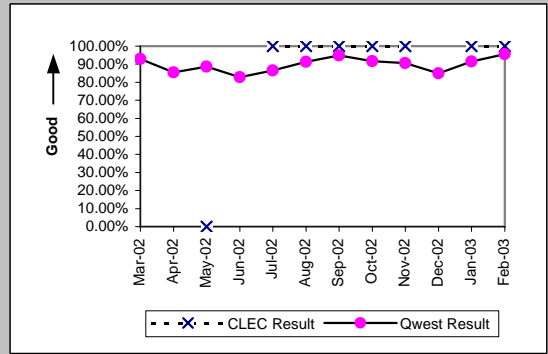


LIS Trunk (Parity)									
Date	CLEC Num	CLEC Dend	CLEC Resu	CLEC Std E	Qwest Num	Qwest Dend	Qwest Resu	Mod Z Scr	Parity Scr
Mar-02	27	31	87.10%	33.52%	11	11	100.00%	N/A	-0.29
Apr-02	48	49	97.96%	14.14%	11	11	100.00%	N/A	-0.95
May-02	36	37	97.30%	16.22%	12	12	100.00%	N/A	-0.87
Jun-02	23	23	100.00%	0.00%	6	6	100.00%	N/A	N/A
Jul-02	15	16	93.75%	24.21%	15	15	100.00%	N/A	-0.6
Aug-02	28	28	100.00%	0.00%	18	18	100.00%	N/A	N/A
Sep-02	23	23	100.00%	0.00%	17	17	100.00%	N/A	N/A
Oct-02	28	28	100.00%	0.00%	37	37	100.00%	N/A	N/A
Nov-02	39	39	100.00%	0.00%	12	14	85.71%	-1.31	-1.8
Dec-02	49	49	100.00%	0.00%	17	18	94.44%	-0.88	-1.53
Jan-03	71	71	100.00%	0.00%	23	23	100.00%	N/A	N/A
Feb-03	64	64	100.00%	0.00%	40	40	100.00%	N/A	N/A

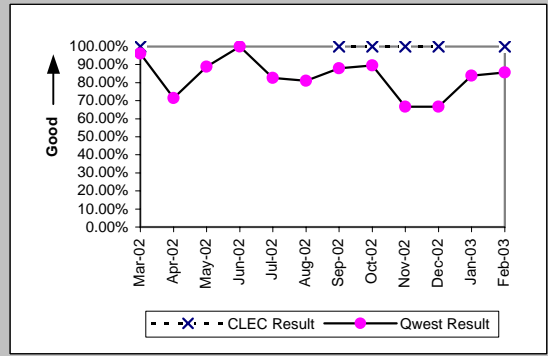


OP-3D - Installation Commitments Met (Percent) - Interval Zone One

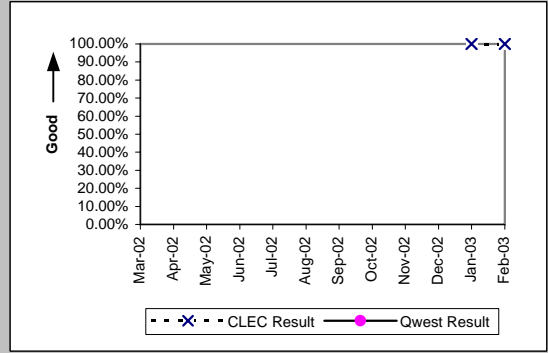
UDIT DS1 (Parity)									
Date	CLEC Num	CLEC Denc	CLEC Resu	CLEC Std E	Qwest Num	Qwest Denc	Qwest Resu	Mod Z Scr	Parity Scr
Mar-02					406	437	92.91%		
Apr-02					401	469	85.50%		
May-02	0	2	0.00%	0.00%	573	646	88.70%	2.52	0.53
Jun-02					357	431	82.83%		
Jul-02	1	1	100.00%	0.00%	352	407	86.49%	-0.39	-1.24
Aug-02	1	1	100.00%	0.00%	424	464	91.38%	-0.31	-1.19
Sep-02	2	2	100.00%	0.00%	548	578	94.81%	-0.33	-1.2
Oct-02	1	1	100.00%	0.00%	505	551	91.65%	-0.3	-1.18
Nov-02	1	1	100.00%	0.00%	441	487	90.55%	-0.32	-1.2
Dec-02					317	373	84.99%		
Jan-03	8	8	100.00%	0.00%	423	462	91.56%	-0.85	-1.52
Feb-03	1	1	100.00%	0.00%	430	450	95.56%	-0.22	-1.13



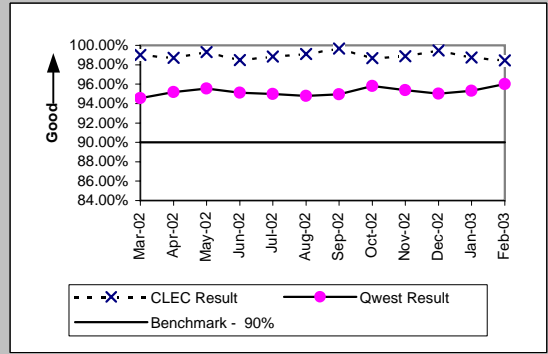
UDIT Above DS1 Level (Parity)									
Date	CLEC Num	CLEC Denc	CLEC Resu	CLEC Std E	Qwest Num	Qwest Denc	Qwest Resu	Mod Z Scr	Parity Scr
Mar-02	1	1	100.00%	0.00%	49	51	96.08%	-0.2	-1.12
Apr-02					10	14	71.43%		
May-02					16	18	88.89%		
Jun-02					10	10	100.00%		
Jul-02					19	23	82.61%		
Aug-02					34	42	80.95%		
Sep-02	7	7	100.00%	0.00%	29	33	87.88%	-0.89	-1.54
Oct-02	2	2	100.00%	0.00%	17	19	89.47%	-0.46	-1.28
Nov-02	1	1	100.00%	0.00%	12	18	66.67%	-0.69	-1.42
Dec-02	1	1	100.00%	0.00%	12	18	66.67%	-0.69	-1.42
Jan-03					26	31	83.87%		
Feb-03	1	1	100.00%	0.00%	24	28	85.71%	-0.4	-1.24



Dark Fiber - IOF (Diagnostic)									
Date	CLEC Num	CLEC Denc	CLEC Resu	CLEC Std E	Qwest Num	Qwest Denc	Qwest Resu	Mod Z Scr	Parity Scr
Mar-02									
Apr-02									
May-02									
Jun-02									
Jul-02									
Aug-02									
Sep-02									
Oct-02									
Nov-02									
Dec-02									
Jan-03	2	2	100.00%	0.00%					
Feb-03	5	5	100.00%	0.00%					



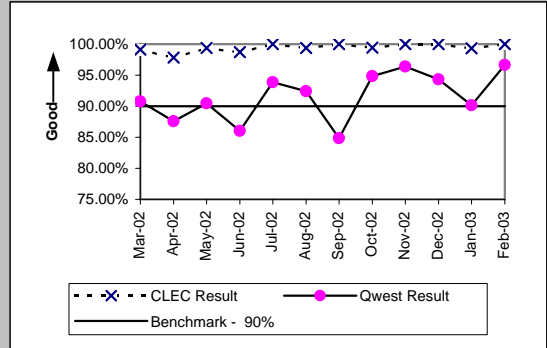
Unbundled Loop Analog (Benchmark)									
Date	CLEC Num	CLEC Denc	CLEC Resu	CLEC Std E	Qwest Num	Qwest Denc	Qwest Resu	Mod Z Scr	Parity Scr
Mar-02	2001	2021	99.01%	9.90%	12787	13521	94.57%	-8.21	-5.99
Apr-02	2823	2860	98.71%	11.30%	12900	13551	95.20%	-7.98	-5.85
May-02	2392	2409	99.29%	8.37%	12744	13337	95.55%	-8.2	-5.98
Jun-02	2324	2360	98.47%	12.26%	11621	12219	95.11%	-6.94	-5.22
Jul-02	1905	1927	98.86%	10.62%	12567	13231	94.98%	-7.28	-5.43
Aug-02	2227	2247	99.11%	9.39%	12535	13225	94.78%	-8.53	-6.18
Sep-02	1813	1819	99.67%	5.73%	11849	12478	94.96%	-8.58	-6.22
Oct-02	2069	2097	98.66%	11.48%	13189	13768	95.79%	-6.1	-4.71
Nov-02	1320	1335	98.88%	10.54%	10340	10841	95.38%	-5.74	-4.49
Dec-02	2267	2279	99.47%	7.24%	9642	10146	95.03%	-8.82	-6.36
Jan-03	1591	1611	98.76%	11.07%	10516	11034	95.31%	-6.12	-4.72
Feb-03	1530	1554	98.46%	12.33%	9719	10124	96.00%	-4.6	-3.8



OP-3D - Installation Commitments Met (Percent) - Interval Zone One

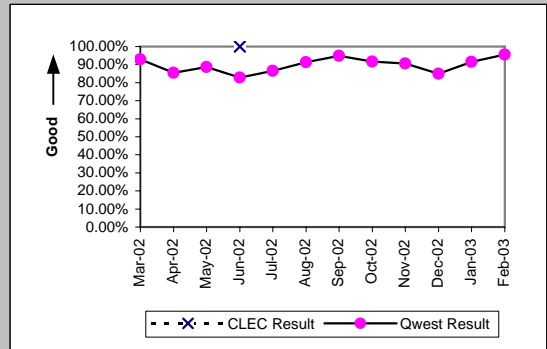
Unbundled Loop - 2 Wire Non-Loaded (Benchmark)

Date	CLEC Num	CLEC Denc	CLEC Resu	CLEC Std E	Qwest Num	Qwest Denc	Qwest Resu	Mod Z Scr	Parity Scr
Mar-02	232	234	99.15%	9.21%	424	467	90.79%	-3.61	-3.19
Apr-02	180	184	97.83%	14.58%	331	378	87.57%	-3.46	-3.1
May-02	158	159	99.37%	7.91%	379	419	90.45%	-3.26	-2.98
Jun-02	153	155	98.71%	11.29%	277	322	86.02%	-3.74	-3.28
Jul-02	154	154	100.00%	0.00%	366	390	93.85%	-2.69	-2.64
Aug-02	165	166	99.40%	7.74%	134	145	92.41%	-2.32	-2.41
Sep-02	155	155	100.00%	0.00%	95	112	84.82%	-3.41	-3.07
Oct-02	181	182	99.45%	7.39%	165	174	94.83%	-1.97	-2.2
Nov-02	120	120	100.00%	0.00%	186	193	96.37%	-1.67	-2.01
Dec-02	151	151	100.00%	0.00%	116	123	94.31%	-2.02	-2.23
Jan-03	143	144	99.31%	8.30%	201	223	90.13%	-2.88	-2.75
Feb-03	137	137	100.00%	0.00%	230	238	96.64%	-1.74	-2.06



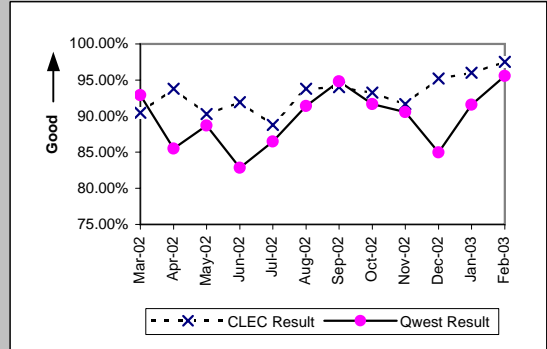
Unbundled Loop - 4 Wire Non-Loaded (Parity)

Date	CLEC Num	CLEC Denc	CLEC Resu	CLEC Std E	Qwest Num	Qwest Denc	Qwest Resu	Mod Z Scr	Parity Scr
Mar-02					406	437	92.91%		
Apr-02					401	469	85.50%		
May-02					573	646	88.70%		
Jun-02	1	1	100.00%	0.00%	357	431	82.83%	-0.45	-1.28
Jul-02					352	407	86.49%		
Aug-02					424	464	91.38%		
Sep-02					548	578	94.81%		
Oct-02					505	551	91.65%		
Nov-02					441	487	90.55%		
Dec-02					317	373	84.99%		
Jan-03					423	462	91.56%		
Feb-03					430	450	95.56%		



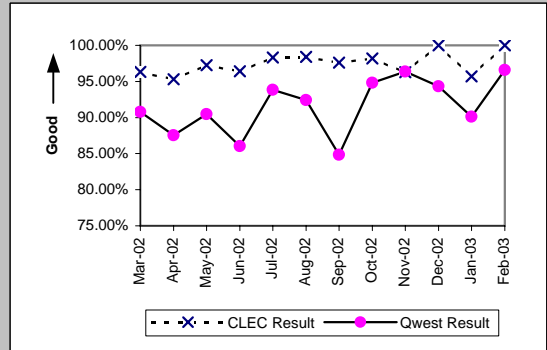
Unbundled Loop - DS1 Capable (Parity)

Date	CLEC Num	CLEC Denc	CLEC Resu	CLEC Std E	Qwest Num	Qwest Denc	Qwest Resu	Mod Z Scr	Parity Scr
Mar-02	76	84	90.48%	29.35%	406	437	92.91%	0.78	-0.53
Apr-02	91	97	93.81%	24.09%	401	469	85.50%	-2.12	-2.29
May-02	93	103	90.29%	29.61%	573	646	88.70%	-0.47	-1.29
Jun-02	80	87	91.95%	27.20%	357	431	82.83%	-2.06	-2.25
Jul-02	103	116	88.79%	31.55%	352	407	86.49%	-0.64	-1.39
Aug-02	136	145	93.79%	24.13%	424	464	91.38%	-0.9	-1.55
Sep-02	110	117	94.02%	23.72%	548	578	94.81%	0.37	-0.77
Oct-02	138	148	93.24%	25.10%	505	551	91.65%	-0.62	-1.38
Nov-02	77	84	91.67%	27.64%	441	487	90.55%	-0.32	-1.2
Dec-02	119	125	95.20%	21.38%	317	373	84.99%	-2.77	-2.68
Jan-03	121	126	96.03%	19.52%	423	462	91.56%	-1.6	-1.97
Feb-03	117	120	97.50%	15.61%	430	450	95.56%	-0.92	-1.56



Unbundled Loop ISDN Capable (Parity)

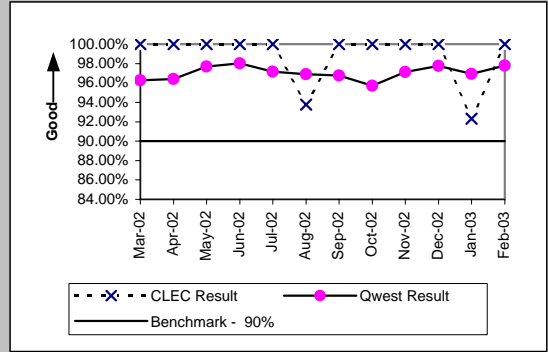
Date	CLEC Num	CLEC Denc	CLEC Resu	CLEC Std E	Qwest Num	Qwest Denc	Qwest Resu	Mod Z Scr	Parity Scr
Mar-02	79	82	96.34%	18.77%	424	467	90.79%	-1.6	-1.97
Apr-02	61	64	95.31%	21.14%	331	378	87.57%	-1.74	-2.06
May-02	71	73	97.26%	16.32%	379	419	90.45%	-1.83	-2.11
Jun-02	54	56	96.43%	18.56%	277	322	86.02%	-2.07	-2.26
Jul-02	58	59	98.31%	12.91%	366	390	93.85%	-1.33	-1.81
Aug-02	62	63	98.41%	12.50%	134	145	92.41%	-1.5	-1.91
Sep-02	41	42	97.62%	15.25%	95	112	84.82%	-1.97	-2.2
Oct-02	54	55	98.18%	13.36%	165	174	94.83%	-0.98	-1.6
Nov-02	52	54	96.30%	18.89%	186	193	96.37%	0.05	-0.97
Dec-02	62	62	100.00%	0.00%	116	123	94.31%	-1.58	-1.96
Jan-03	67	70	95.71%	20.25%	201	223	90.13%	-1.37	-1.83
Feb-03	38	38	100.00%	0.00%	226	234	96.58%	-1.08	-1.65



OP-3D - Installation Commitments Met (Percent) - Interval Zone One

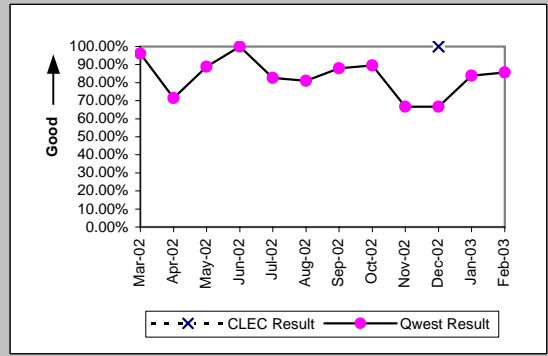
Unbundled Loop - ADSL Qualified (Benchmark)

Date	CLEC Num	CLEC Denc	CLEC Resu	CLEC Std	Qwest Num	Qwest Denc	Qwest Resu	Mod Z Scr	Parity Scr
Mar-02	26	26	100.00%	0.00%	1243	1291	96.28%	-0.99	-1.6
Apr-02	23	23	100.00%	0.00%	1131	1173	96.42%	-0.92	-1.56
May-02	26	26	100.00%	0.00%	979	1002	97.70%	-0.77	-1.47
Jun-02	28	28	100.00%	0.00%	893	911	98.02%	-0.74	-1.45
Jul-02	22	22	100.00%	0.00%	1204	1239	97.18%	-0.79	-1.48
Aug-02	15	16	93.75%	24.21%	964	995	96.88%	0.68	-0.59
Sep-02	2	2	100.00%	0.00%	1023	1057	96.78%	-0.26	-1.16
Oct-02	2	2	100.00%	0.00%	1049	1096	95.71%	-0.3	-1.18
Nov-02	4	4	100.00%	0.00%	814	838	97.14%	-0.34	-1.21
Dec-02	4	4	100.00%	0.00%	866	886	97.74%	-0.3	-1.18
Jan-03	12	13	92.31%	26.65%	915	944	96.93%	0.84	-0.49
Feb-03	14	14	100.00%	0.00%	798	816	97.79%	-0.56	-1.34



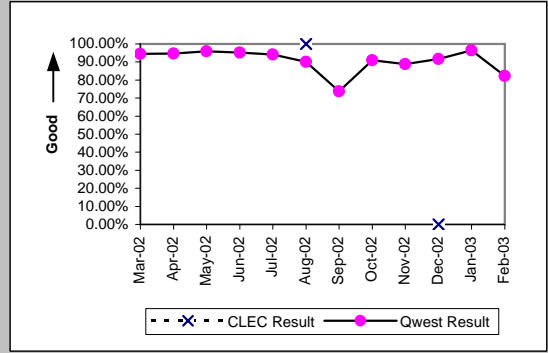
Unbundled Loop - DS3 Capable (Parity)

Date	CLEC Num	CLEC Denc	CLEC Resu	CLEC Std	Qwest Num	Qwest Denc	Qwest Resu	Mod Z Scr	Parity Scr
Mar-02					49	51	96.08%		
Apr-02					10	14	71.43%		
May-02					16	18	88.89%		
Jun-02					10	10	100.00%		
Jul-02					19	23	82.61%		
Aug-02					34	42	80.95%		
Sep-02					29	33	87.88%		
Oct-02					17	19	89.47%		
Nov-02					12	18	66.67%		
Dec-02	1	1	100.00%	0.00%	12	18	66.67%	-0.69	-1.42
Jan-03					26	31	83.87%		
Feb-03					24	28	85.71%		



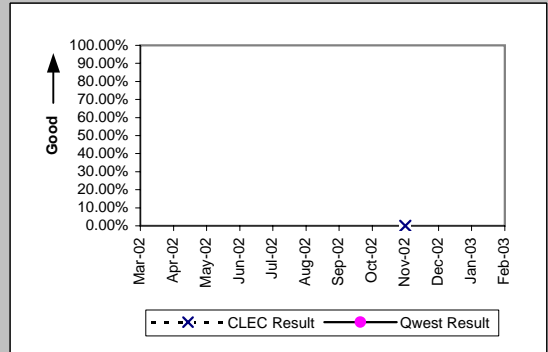
Qwest DSL (Parity)

Date	CLEC Num	CLEC Denc	CLEC Resu	CLEC Std	Qwest Num	Qwest Denc	Qwest Resu	Mod Z Scr	Parity Scr
Mar-02					52	55	94.55%		
Apr-02					70	74	94.59%		
May-02					71	74	95.95%		
Jun-02					40	42	95.24%		
Jul-02					48	51	94.12%		
Aug-02	1	1	100.00%	0.00%	27	30	90.00%	-0.33	-1.2
Sep-02					14	19	73.68%		
Oct-02					40	44	90.91%		
Nov-02					24	27	88.89%		
Dec-02	0	1	0.00%	0.00%	22	24	91.67%	1.62	-0.01
Jan-03					27	28	96.43%		
Feb-03					14	17	82.35%		



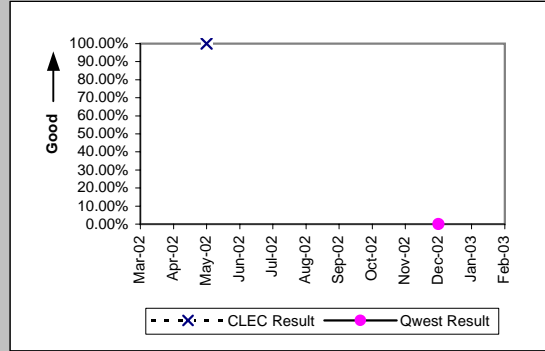
Dark Fiber - Loop (Diagnostic)

Date	CLEC Num	CLEC Denc	CLEC Resu	CLEC Std	Qwest Num	Qwest Denc	Qwest Resu	Mod Z Scr	Parity Scr
Mar-02									
Apr-02									
May-02									
Jun-02									
Jul-02									
Aug-02									
Sep-02									
Oct-02									
Nov-02	0	2	0.00%	0.00%					
Dec-02									
Jan-03									
Feb-03									



OP-3D - Installation Commitments Met (Percent) - Interval Zone One

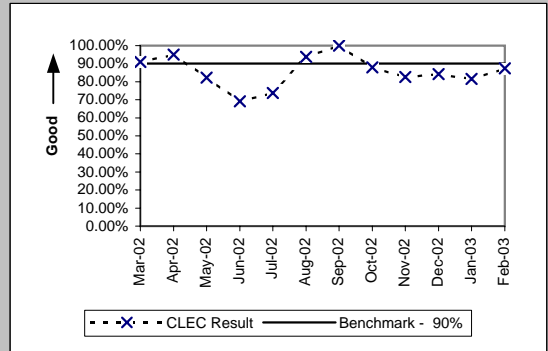
E911 (Parity)									
Date	CLEC Num	CLEC Dend	CLEC Resu	CLEC Std	Qwest Num	Qwest Dend	Qwest Resu	Mod Z Scr	Parity Scr
Mar-02									
Apr-02									
May-02	3	3	100.00%	0.00%					
Jun-02									
Jul-02									
Aug-02									
Sep-02									
Oct-02									
Nov-02									
Dec-02					0	1	0.00%		
Jan-03									
Feb-03									



OP-3D - Installation Commitments Met (Percent) - Interval Zone One

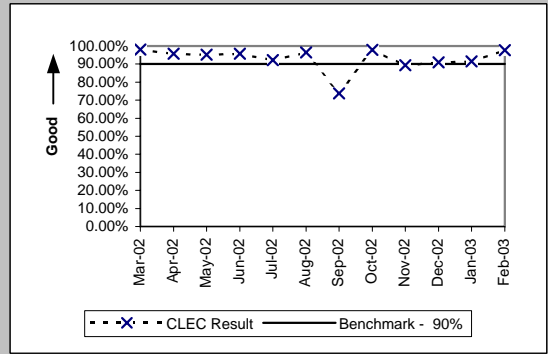
Enhanced Extended Loops (EELs) (Benchmark)

Date	Num	Denom	CLEC Result	Standard Dev
Mar-02	10	11	90.91%	28.75%
Apr-02	19	20	95.00%	21.79%
May-02	14	17	82.35%	38.12%
Jun-02	9	13	69.23%	46.15%
Jul-02	14	19	73.68%	44.03%
Aug-02	15	16	93.75%	24.21%
Sep-02	10	10	100.00%	0.00%
Oct-02	22	25	88.00%	32.50%
Nov-02	19	23	82.61%	37.90%
Dec-02	16	19	84.21%	36.46%
Jan-03	31	38	81.58%	38.77%
Feb-03	42	48	87.50%	33.07%



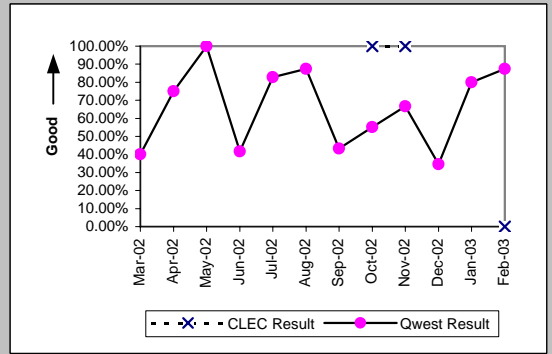
Unbundled Loop Conditioned (Benchmark)

Date	Num	Denom	CLEC Result	Standard Dev
Mar-02	196	200	98.00%	14.00%
Apr-02	199	208	95.67%	20.35%
May-02	181	190	95.26%	21.24%
Jun-02	158	165	95.76%	20.16%
Jul-02	188	204	92.16%	26.88%
Aug-02	192	199	96.48%	18.42%
Sep-02	132	179	73.74%	44.00%
Oct-02	229	234	97.86%	14.46%
Nov-02	59	66	89.39%	30.79%
Dec-02	50	55	90.91%	28.75%
Jan-03	76	83	91.57%	27.79%
Feb-03	83	85	97.65%	15.16%

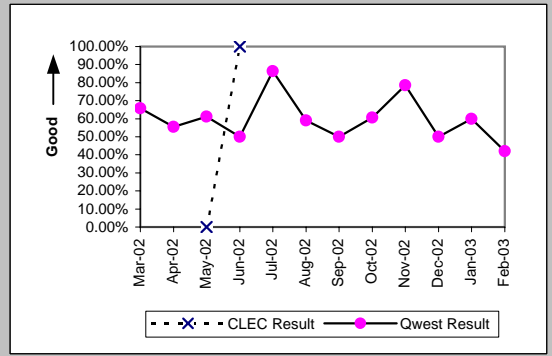


OP-3E - Installation Commitments Met (Percent) - Interval Zone Two

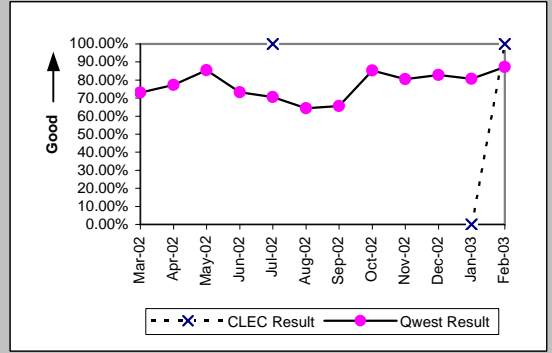
ISDN Primary (Parity)									
Date	CLEC Num	CLEC Denc	CLEC Resu	CLEC Std E	Qwest Num	Qwest Denc	Qwest Resu	Mod Z Scr	Parity Scr
Mar-02					2	5	40.00%		
Apr-02					3	4	75.00%		
May-02					35	35	100.00%		
Jun-02					30	72	41.67%		
Jul-02					268	324	82.72%		
Aug-02					14	16	87.50%		
Sep-02					32	74	43.24%		
Oct-02	3	3	100.00%	0.00%	27	49	55.10%	-1.52	-1.92
Nov-02	2	2	100.00%	0.00%	18	27	66.67%	-0.96	-1.59
Dec-02					35	101	34.65%		
Jan-03					28	35	80.00%		
Feb-03	0	1	0.00%	0.00%	42	48	87.50%	1.51	-0.08



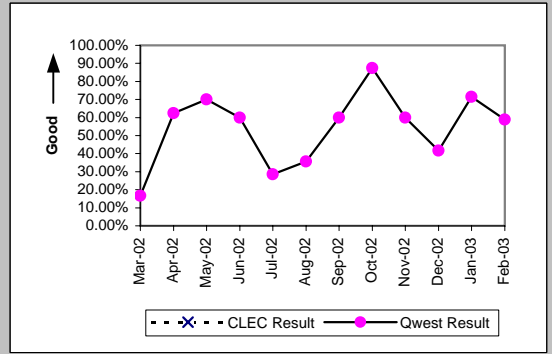
DS0 (Parity)									
Date	CLEC Num	CLEC Denc	CLEC Resu	CLEC Std E	Qwest Num	Qwest Denc	Qwest Resu	Mod Z Scr	Parity Scr
Mar-02					23	35	65.71%		
Apr-02					10	18	55.56%		
May-02	0	1	0.00%	0.00%	11	18	61.11%	0.82	-0.5
Jun-02	2	2	100.00%	0.00%	5	10	50.00%	-1.29	-1.78
Jul-02					19	22	86.36%		
Aug-02					36	61	59.02%		
Sep-02					6	12	50.00%		
Oct-02					17	28	60.71%		
Nov-02					11	14	78.57%		
Dec-02					7	14	50.00%		
Jan-03					9	15	60.00%		
Feb-03					8	19	42.11%		



DS1 (Parity)									
Date	CLEC Num	CLEC Denc	CLEC Resu	CLEC Std E	Qwest Num	Qwest Denc	Qwest Resu	Mod Z Scr	Parity Scr
Mar-02					163	223	73.09%		
Apr-02					207	268	77.24%		
May-02					345	404	85.40%		
Jun-02					203	277	73.29%		
Jul-02	1	1	100.00%	0.00%	197	279	70.61%	-0.64	-1.39
Aug-02					163	253	64.43%		
Sep-02					178	271	65.68%		
Oct-02					321	376	85.37%		
Nov-02					149	185	80.54%		
Dec-02					193	233	82.83%		
Jan-03	0	1	0.00%	0.00%	222	275	80.73%	1.31	-0.2
Feb-03	2	2	100.00%	0.00%	253	290	87.24%	-0.54	-1.33

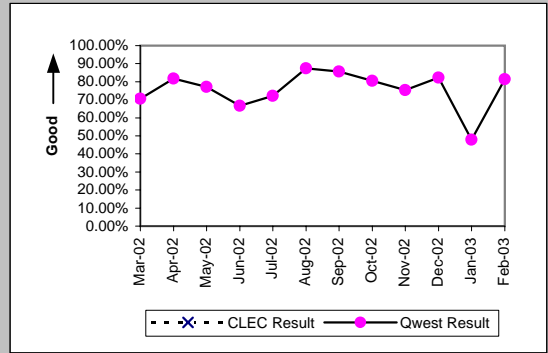


DS3 (Parity)									
Date	CLEC Num	CLEC Denc	CLEC Resu	CLEC Std E	Qwest Num	Qwest Denc	Qwest Resu	Mod Z Scr	Parity Scr
Mar-02					1	6	16.67%		
Apr-02					5	8	62.50%		
May-02					7	10	70.00%		
Jun-02					3	5	60.00%		
Jul-02					2	7	28.57%		
Aug-02					5	14	35.71%		
Sep-02					3	5	60.00%		
Oct-02					7	8	87.50%		
Nov-02					3	5	60.00%		
Dec-02					5	12	41.67%		
Jan-03					5	7	71.43%		
Feb-03					10	17	58.82%		

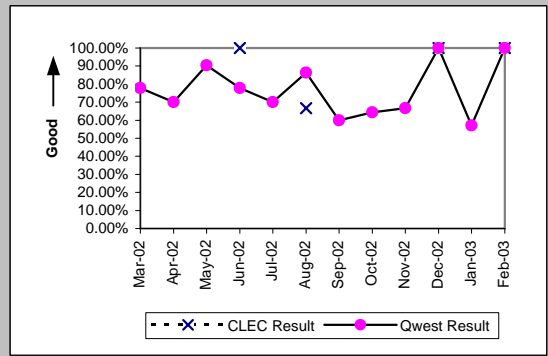


OP-3E - Installation Commitments Met (Percent) - Interval Zone Two

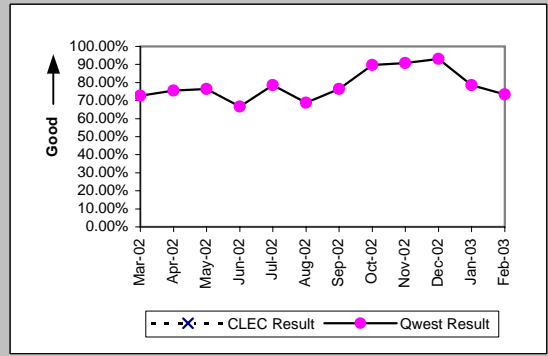
Frame Relay (Parity)									
Date	CLEC Num	CLEC Dend	CLEC Resu	CLEC Std	Qwest Num	Qwest Dend	Qwest Resu	Mod Z Scr	Parity Scr
Mar-02					65	92	70.65%		
Apr-02					63	77	81.82%		
May-02					101	131	77.10%		
Jun-02					62	93	66.67%		
Jul-02					57	79	72.15%		
Aug-02					63	72	87.50%		
Sep-02					66	77	85.71%		
Oct-02					78	97	80.41%		
Nov-02					64	85	75.29%		
Dec-02					84	102	82.35%		
Jan-03					23	48	47.92%		
Feb-03					61	75	81.33%		



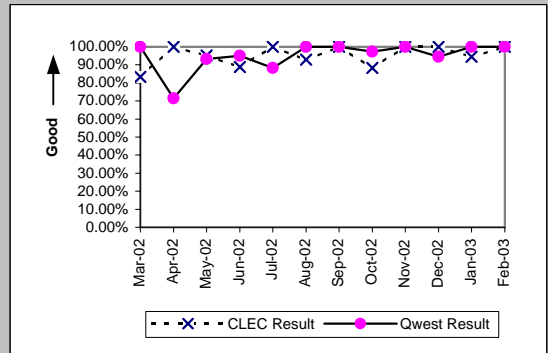
PBX (Parity)									
Date	CLEC Num	CLEC Dend	CLEC Resu	CLEC Std	Qwest Num	Qwest Dend	Qwest Resu	Mod Z Scr	Parity Scr
Mar-02					7	9	77.78%		
Apr-02					7	10	70.00%		
May-02					19	21	90.48%		
Jun-02	2	2	100.00%	0.00%	14	18	77.78%	-0.72	-1.44
Jul-02					7	10	70.00%		
Aug-02	2	3	66.67%	47.14%	19	22	86.36%	0.69	-0.58
Sep-02					6	10	60.00%		
Oct-02					9	14	64.29%		
Nov-02					10	15	66.67%		
Dec-02	1	1	100.00%	0.00%	5	5	100.00%	N/A	N/A
Jan-03					4	7	57.14%		
Feb-03	1	1	100.00%	0.00%	15	15	100.00%	N/A	N/A



Basic Rate ISDN (Parity)									
Date	CLEC Num	CLEC Dend	CLEC Resu	CLEC Std	Qwest Num	Qwest Dend	Qwest Resu	Mod Z Scr	Parity Scr
Mar-02					32	44	72.73%		
Apr-02					31	41	75.61%		
May-02					39	51	76.47%		
Jun-02					14	21	66.67%		
Jul-02					33	42	78.57%		
Aug-02					33	48	68.75%		
Sep-02					26	34	76.47%		
Oct-02					70	78	89.74%		
Nov-02					79	87	90.80%		
Dec-02					27	29	93.10%		
Jan-03					44	56	78.57%		
Feb-03					33	45	73.33%		

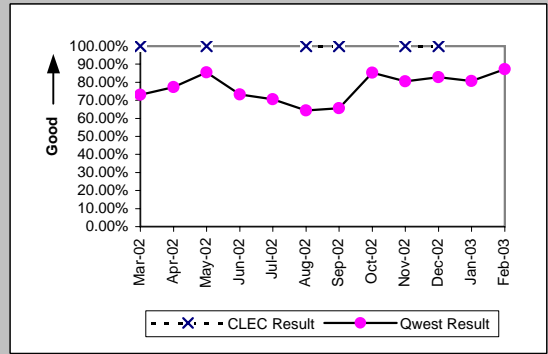


LIS Trunk (Parity)									
Date	CLEC Num	CLEC Dend	CLEC Resu	CLEC Std	Qwest Num	Qwest Dend	Qwest Resu	Mod Z Scr	Parity Scr
Mar-02	5	6	83.33%	37.27%	12	12	100.00%	N/A	-0.41
Apr-02	28	28	100.00%	0.00%	5	7	71.43%	-1.5	-1.91
May-02	20	21	95.24%	21.30%	14	15	93.33%	-0.23	-1.14
Jun-02	8	9	88.89%	31.43%	19	20	95.00%	0.45	-0.73
Jul-02	9	9	100.00%	0.00%	15	17	88.24%	-0.89	-1.54
Aug-02	13	14	92.86%	25.75%	9	9	100.00%	N/A	-0.71
Sep-02	12	12	100.00%	0.00%	16	16	100.00%	N/A	N/A
Oct-02	15	17	88.24%	32.22%	36	37	97.30%	1.15	-0.3
Nov-02	31	31	100.00%	0.00%	5	5	100.00%	N/A	N/A
Dec-02	18	18	100.00%	0.00%	17	18	94.44%	-0.73	-1.44
Jan-03	17	18	94.44%	22.91%	13	13	100.00%	N/A	-0.68
Feb-03	19	19	100.00%	0.00%	33	33	100.00%	N/A	N/A

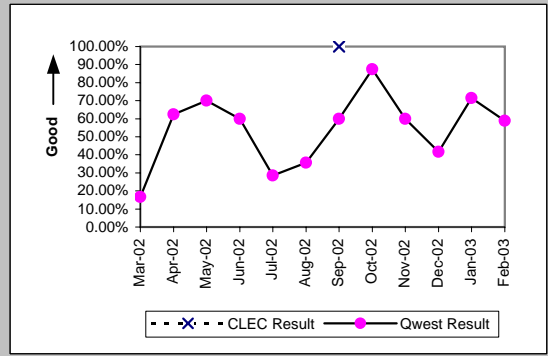


OP-3E - Installation Commitments Met (Percent) - Interval Zone Two

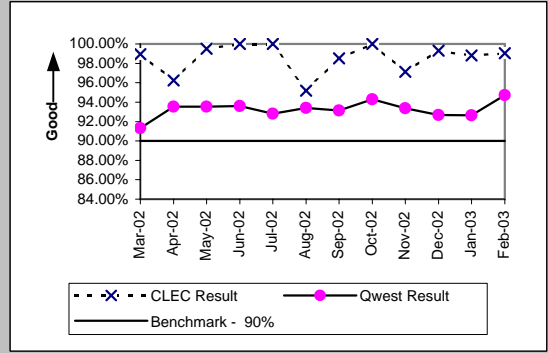
UDIT DS1 (Parity)									
Date	CLEC Num	CLEC Denc	CLEC Resu	CLEC Std E	Qwest Num	Qwest Denc	Qwest Resu	Mod Z Scr	Parity Scr
Mar-02	2	2	100.00%	0.00%	163	223	73.09%	-0.85	-1.52
Apr-02					207	268	77.24%		
May-02	1	1	100.00%	0.00%	345	404	85.40%	-0.41	-1.25
Jun-02					203	277	73.29%		
Jul-02					197	279	70.61%		
Aug-02	1	1	100.00%	0.00%	163	253	64.43%	-0.74	-1.45
Sep-02	1	1	100.00%	0.00%	178	271	65.68%	-0.72	-1.44
Oct-02					321	376	85.37%		
Nov-02	1	1	100.00%	0.00%	149	185	80.54%	-0.49	-1.3
Dec-02	4	4	100.00%	0.00%	193	233	82.83%	-0.9	-1.55
Jan-03					222	275	80.73%		
Feb-03					253	290	87.24%		



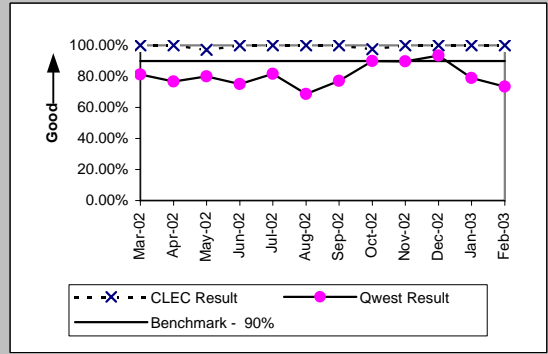
UDIT Above DS1 Level (Parity)									
Date	CLEC Num	CLEC Denc	CLEC Resu	CLEC Std E	Qwest Num	Qwest Denc	Qwest Resu	Mod Z Scr	Parity Scr
Mar-02					1	6	16.67%		
Apr-02					5	8	62.50%		
May-02					7	10	70.00%		
Jun-02					3	5	60.00%		
Jul-02					2	7	28.57%		
Aug-02					5	14	35.71%		
Sep-02	2	2	100.00%	0.00%	3	5	60.00%	-0.98	-1.59
Oct-02					7	8	87.50%		
Nov-02					3	5	60.00%		
Dec-02					5	12	41.67%		
Jan-03					5	7	71.43%		
Feb-03					10	17	58.82%		



Unbundled Loop Analog (Benchmark)									
Date	CLEC Num	CLEC Denc	CLEC Resu	CLEC Std E	Qwest Num	Qwest Denc	Qwest Resu	Mod Z Scr	Parity Scr
Mar-02	1599	1616	98.95%	10.20%	2034	2227	91.33%	-8.28	-6.04
Apr-02	514	534	96.25%	18.99%	2098	2243	93.54%	-2.3	-2.4
May-02	390	392	99.49%	7.12%	2083	2227	93.53%	-4.42	-3.69
Jun-02	184	184	100.00%	0.00%	1838	1964	93.58%	-3.4	-3.06
Jul-02	101	101	100.00%	0.00%	1973	2126	92.80%	-2.73	-2.66
Aug-02	138	145	95.17%	21.43%	2006	2148	93.39%	-0.84	-1.51
Sep-02	67	68	98.53%	12.04%	1835	1970	93.15%	-1.73	-2.05
Oct-02	62	62	100.00%	0.00%	2113	2241	94.29%	-1.91	-2.16
Nov-02	68	70	97.14%	16.66%	1607	1721	93.38%	-1.24	-1.76
Dec-02	146	147	99.32%	8.22%	1619	1747	92.67%	-2.97	-2.81
Jan-03	168	170	98.82%	10.78%	1677	1810	92.65%	-2.95	-2.79
Feb-03	105	106	99.06%	9.67%	1601	1690	94.73%	-1.93	-2.18

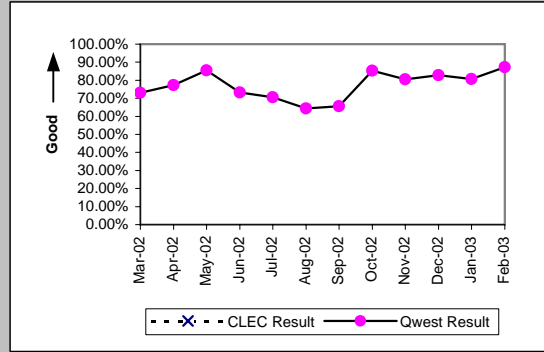


Unbundled Loop - 2 Wire Non-Loaded (Benchmark)									
Date	CLEC Num	CLEC Denc	CLEC Resu	CLEC Std E	Qwest Num	Qwest Denc	Qwest Resu	Mod Z Scr	Parity Scr
Mar-02	31	31	100.00%	0.00%	56	69	81.16%	-2.23	-2.35
Apr-02	29	29	100.00%	0.00%	43	56	76.79%	-2.4	-2.46
May-02	34	35	97.14%	16.66%	48	60	80.00%	-2.01	-2.23
Jun-02	30	30	100.00%	0.00%	21	28	75.00%	-2.2	-2.34
Jul-02	37	37	100.00%	0.00%	40	49	81.63%	-2.18	-2.32
Aug-02	32	32	100.00%	0.00%	33	48	68.75%	-2.95	-2.8
Sep-02	31	31	100.00%	0.00%	27	35	77.14%	-2.21	-2.34
Oct-02	41	42	97.62%	15.25%	71	79	89.87%	-1.34	-1.82
Nov-02	42	42	100.00%	0.00%	79	88	89.77%	-1.8	-2.09
Dec-02	35	35	100.00%	0.00%	28	30	93.33%	-1.07	-1.65
Jan-03	40	40	100.00%	0.00%	45	57	78.95%	-2.5	-2.52
Feb-03	39	39	100.00%	0.00%	33	45	73.33%	-2.76	-2.68

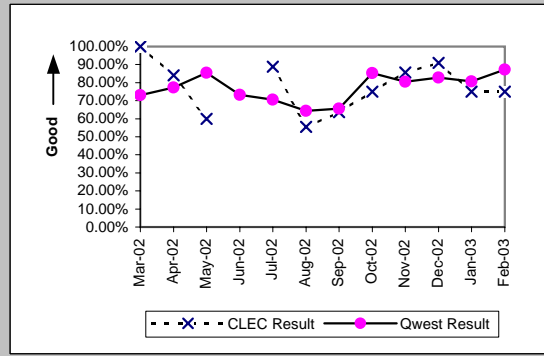


OP-3E - Installation Commitments Met (Percent) - Interval Zone Two

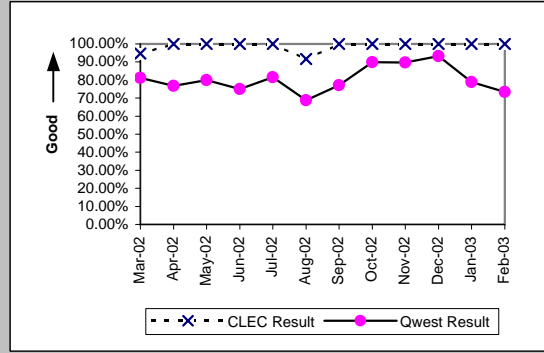
Unbundled Loop - 4 Wire Non-Loaded (Parity)									
Date	CLEC Num	CLEC Denc	CLEC Resu	CLEC Std E	Qwest Num	Qwest Denc	Qwest Resu	Mod Z Scr	Parity Scr
Mar-02					163	223	73.09%		
Apr-02					207	268	77.24%		
May-02					345	404	85.40%		
Jun-02					203	277	73.29%		
Jul-02					197	279	70.61%		
Aug-02					163	253	64.43%		
Sep-02					178	271	65.68%		
Oct-02					321	376	85.37%		
Nov-02					149	185	80.54%		
Dec-02					193	233	82.83%		
Jan-03					222	275	80.73%		
Feb-03					253	290	87.24%		



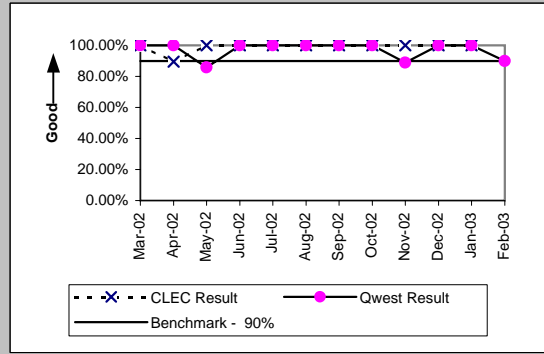
Unbundled Loop - DS1 Capable (Parity)									
Date	CLEC Num	CLEC Denc	CLEC Resu	CLEC Std E	Qwest Num	Qwest Denc	Qwest Resu	Mod Z Scr	Parity Scr
Mar-02					163	223	73.09%	-2.13	-2.29
Apr-02	21	25	84.00%	36.66%	207	268	77.24%	-0.77	-1.47
May-02	6	10	60.00%	48.99%	345	404	85.40%	1.92	0.17
Jun-02					203	277	73.29%		
Jul-02	8	9	88.89%	31.43%	197	279	70.61%	-1.18	-1.72
Aug-02	5	9	55.56%	49.69%	163	253	64.43%	0.53	-0.68
Sep-02	7	11	63.64%	48.10%	178	271	65.68%	0.15	-0.91
Oct-02	6	8	75.00%	43.30%	321	376	85.37%	0.78	-0.53
Nov-02	12	14	85.71%	34.99%	149	185	80.54%	-0.47	-1.29
Dec-02	10	11	90.91%	28.75%	193	233	82.83%	-0.69	-1.42
Jan-03	3	4	75.00%	43.30%	222	275	80.73%	0.3	-0.82
Feb-03	9	12	75.00%	43.30%	253	290	87.24%	1.14	-0.31



Unbundled Loop ISDN Capable (Parity)									
Date	CLEC Num	CLEC Denc	CLEC Resu	CLEC Std E	Qwest Num	Qwest Denc	Qwest Resu	Mod Z Scr	Parity Scr
Mar-02	18	19	94.74%	22.33%	56	69	81.16%	-1.34	-1.81
Apr-02	25	25	100.00%	0.00%	43	56	76.79%	-2.29	-2.39
May-02	10	10	100.00%	0.00%	48	60	80.00%	-1.46	-1.89
Jun-02	13	13	100.00%	0.00%	21	28	75.00%	-1.72	-2.05
Jul-02	11	11	100.00%	0.00%	40	49	81.63%	-1.42	-1.86
Aug-02	11	12	91.67%	27.64%	33	48	68.75%	-1.53	-1.93
Sep-02	12	12	100.00%	0.00%	27	35	77.14%	-1.63	-1.99
Oct-02	20	20	100.00%	0.00%	71	79	89.87%	-1.34	-1.82
Nov-02	18	18	100.00%	0.00%	79	88	89.77%	-1.3	-1.79
Dec-02	21	21	100.00%	0.00%	28	30	93.33%	-0.94	-1.57
Jan-03	23	23	100.00%	0.00%	45	57	78.95%	-2.09	-2.27
Feb-03	21	21	100.00%	0.00%	33	45	73.33%	-2.28	-2.39

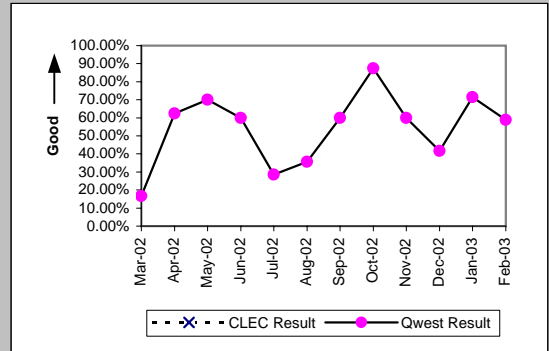


Unbundled Loop - ADSL Qualified (Benchmark)									
Date	CLEC Num	CLEC Denc	CLEC Resu	CLEC Std E	Qwest Num	Qwest Denc	Qwest Resu	Mod Z Scr	Parity Scr
Mar-02	20	20	100.00%	0.00%	19	19	100.00%	N/A	N/A
Apr-02	17	19	89.47%	30.69%	24	24	100.00%	N/A	-0.2
May-02	3	3	100.00%	0.00%	6	7	85.71%	-0.59	-1.36
Jun-02	3	3	100.00%	0.00%	14	14	100.00%	N/A	N/A
Jul-02	4	4	100.00%	0.00%	11	11	100.00%	N/A	N/A
Aug-02	4	4	100.00%	0.00%	11	11	100.00%	N/A	N/A
Sep-02	2	2	100.00%	0.00%	6	6	100.00%	N/A	N/A
Oct-02	4	4	100.00%	0.00%	9	9	100.00%	N/A	N/A
Nov-02	2	2	100.00%	0.00%	8	9	88.89%	-0.45	-1.27
Dec-02	9	9	100.00%	0.00%	5	5	100.00%	N/A	N/A
Jan-03	6	6	100.00%	0.00%	13	13	100.00%	N/A	N/A
Feb-03					9	10	90.00%		

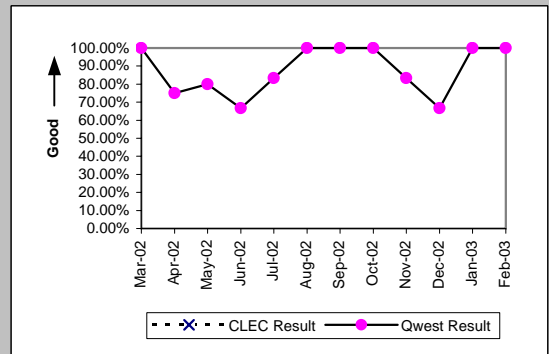


OP-3E - Installation Commitments Met (Percent) - Interval Zone Two

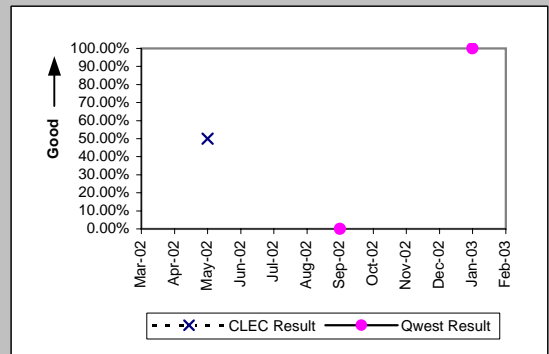
Unbundled Loop - DS3 Capable (Parity)									
Date	CLEC Num	CLEC Dend	CLEC Resu	CLEC Std	Qwest Num	Qwest Dend	Qwest Resu	Mod Z Scr	Parity Scr
Mar-02					1	6	16.67%		
Apr-02					5	8	62.50%		
May-02					7	10	70.00%		
Jun-02					3	5	60.00%		
Jul-02					2	7	28.57%		
Aug-02					5	14	35.71%		
Sep-02					3	5	60.00%		
Oct-02					7	8	87.50%		
Nov-02					3	5	60.00%		
Dec-02					5	12	41.67%		
Jan-03					5	7	71.43%		
Feb-03					10	17	58.82%		



Qwest DSL (Parity)									
Date	CLEC Num	CLEC Dend	CLEC Resu	CLEC Std	Qwest Num	Qwest Dend	Qwest Resu	Mod Z Scr	Parity Scr
Mar-02					3	3	100.00%		
Apr-02					9	12	75.00%		
May-02					4	5	80.00%		
Jun-02					4	6	66.67%		
Jul-02					5	6	83.33%		
Aug-02					1	1	100.00%		
Sep-02					5	5	100.00%		
Oct-02					2	2	100.00%		
Nov-02					5	6	83.33%		
Dec-02					2	3	66.67%		
Jan-03					4	4	100.00%		
Feb-03					1	1	100.00%		

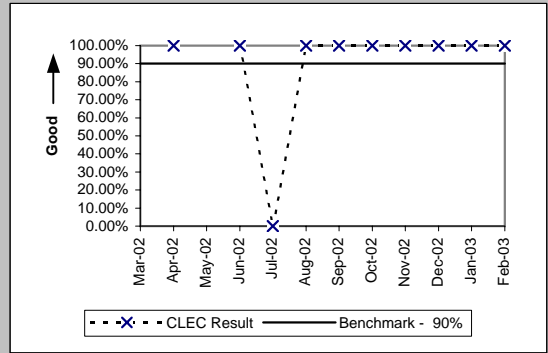


E911 (Parity)									
Date	CLEC Num	CLEC Dend	CLEC Resu	CLEC Std	Qwest Num	Qwest Dend	Qwest Resu	Mod Z Scr	Parity Scr
Mar-02									
Apr-02									
May-02	1	2	50.00%	50.00%					
Jun-02									
Jul-02									
Aug-02									
Sep-02					0	5	0.00%		
Oct-02									
Nov-02									
Dec-02									
Jan-03					2	2	100.00%		
Feb-03									

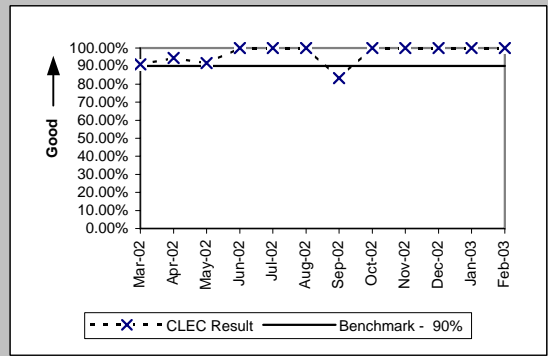


OP-3E - Installation Commitments Met (Percent) - Interval Zone Two

Enhanced Extended Loops (EELs) (Benchmark)				
Date	Num	Denom	CLEC Result	Standard Dev
Mar-02				
Apr-02	1	1	100.00%	0.00%
May-02				
Jun-02	3	3	100.00%	0.00%
Jul-02	0	1	0.00%	0.00%
Aug-02	1	1	100.00%	0.00%
Sep-02	1	1	100.00%	0.00%
Oct-02	7	7	100.00%	0.00%
Nov-02	4	4	100.00%	0.00%
Dec-02	2	2	100.00%	0.00%
Jan-03	3	3	100.00%	0.00%
Feb-03	2	2	100.00%	0.00%

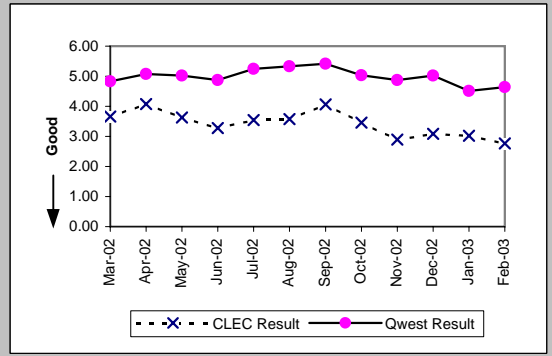


Unbundled Loop Conditioned (Benchmark)				
Date	Num	Denom	CLEC Result	Standard Dev
Mar-02	10	11	90.91%	28.75%
Apr-02	17	18	94.44%	22.91%
May-02	11	12	91.67%	27.64%
Jun-02	14	14	100.00%	0.00%
Jul-02	16	16	100.00%	0.00%
Aug-02	18	18	100.00%	0.00%
Sep-02	10	12	83.33%	37.27%
Oct-02	14	14	100.00%	0.00%
Nov-02	15	15	100.00%	0.00%
Dec-02	6	6	100.00%	0.00%
Jan-03	8	8	100.00%	0.00%
Feb-03	15	15	100.00%	0.00%

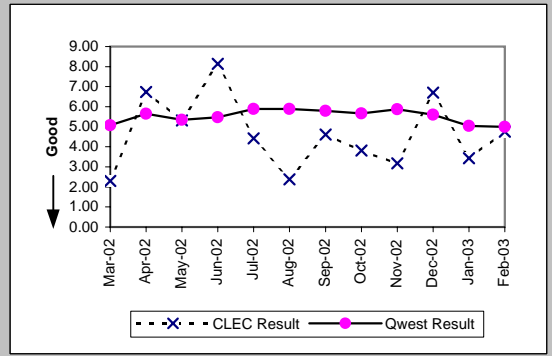


OP-4A - Installation Interval (Average Days) - Dispatches within MSAs

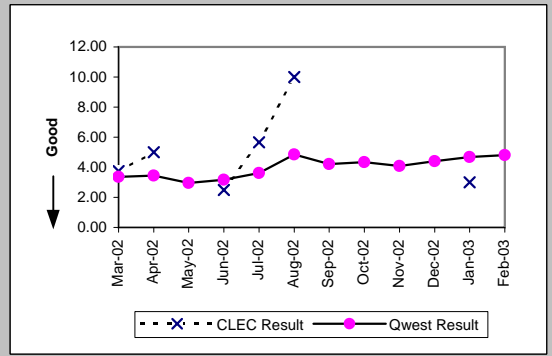
Residence (Parity)									
Date	CLEC Num	CLEC Denc	CLEC Resu	CLEC Std E	Qwest Num	Qwest Denc	Qwest Resu	Mod Z Scr	Parity Scr
Mar-02	574	157	3.66	3.80	53022	10967	4.83	-3.4	-3.07
Apr-02	558	137	4.07	2.44	54866	10819	5.07	-2.57	-2.56
May-02	439	121	3.63	1.90	53116	10585	5.02	-2.84	-2.72
Jun-02	358	109	3.28	1.23	47575	9774	4.87	-3.67	-3.23
Jul-02	631	178	3.54	1.12	55353	10547	5.25	-4.96	-4.01
Aug-02	761	213	3.57	1.38	56276	10568	5.33	-5.51	-4.35
Sep-02	455	112	4.06	2.19	53796	9935	5.41	-3.12	-2.9
Oct-02	377	109	3.46	1.49	54456	10833	5.03	-3.92	-3.38
Nov-02	315	109	2.89	0.71	40202	8248	4.87	-4.67	-3.84
Dec-02	434	141	3.08	0.76	40090	7984	5.02	-5.15	-4.13
Jan-03	757	251	3.02	0.88	38352	8502	4.51	-6.42	-4.9
Feb-03	703	254	2.77	0.64	36237	7807	4.64	-7.05	-5.29



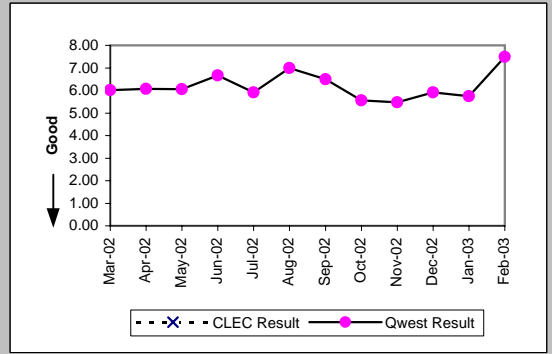
Business (Parity)									
Date	CLEC Num	CLEC Denc	CLEC Resu	CLEC Std E	Qwest Num	Qwest Denc	Qwest Resu	Mod Z Scr	Parity Scr
Mar-02	16	7	2.29	1.25	13284	2614	5.08	-1.29	-1.78
Apr-02	74	11	6.73	6.13	15805	2796	5.65	0.75	-0.54
May-02	69	13	5.31	7.38	15064	2817	5.35	-0.02	-1.01
Jun-02	57	7	8.14	5.70	13881	2532	5.48	1.24	-0.24
Jul-02	53	12	4.42	3.03	16066	2727	5.89	-0.66	-1.4
Aug-02	19	8	2.38	1.60	15943	2708	5.89	-1.34	-1.81
Sep-02	83	18	4.61	2.00	15169	2622	5.79	-0.7	-1.43
Oct-02	42	11	3.82	1.89	17023	3007	5.66	-0.91	-1.55
Nov-02	38	12	3.17	1.27	15546	2642	5.88	-1.38	-1.84
Dec-02	67	10	6.70	4.92	12356	2207	5.60	0.74	-0.55
Jan-03	24	7	3.43	1.13	12931	2566	5.04	-0.73	-1.45
Feb-03	38	8	4.75	2.05	11726	2349	4.99	-0.11	-1.07



Centrex (Parity)									
Date	CLEC Num	CLEC Denc	CLEC Resu	CLEC Std E	Qwest Num	Qwest Denc	Qwest Resu	Mod Z Scr	Parity Scr
Mar-02	15	4	3.75	0.96	1105	329	3.36	0.75	-0.54
Apr-02	25	5	5.00	0.00	1225	356	3.44	1.39	-0.16
May-02					1378	465	2.96		
Jun-02	5	2	2.50	0.71	845	266	3.18	-0.7	-1.42
Jul-02	17	3	5.67	0.58	1089	302	3.61	1.33	-0.19
Aug-02	10	1	10.00		3071	632	4.86	1.27	-0.23
Sep-02					2314	548	4.22		
Oct-02					2262	520	4.35		
Nov-02					1900	466	4.08		
Dec-02					1993	453	4.40		
Jan-03	3	1	3.00		1909	407	4.69	-0.23	-1.14
Feb-03					2155	448	4.81		

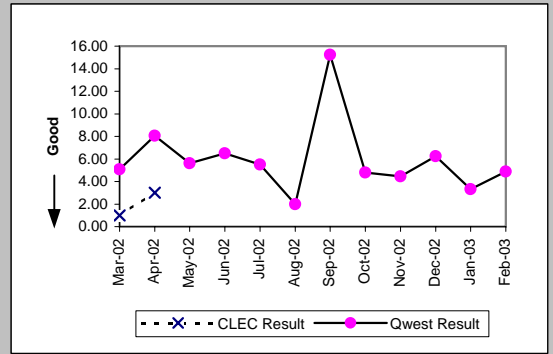


Centrex 21 (Parity)									
Date	CLEC Num	CLEC Denc	CLEC Resu	CLEC Std E	Qwest Num	Qwest Denc	Qwest Resu	Mod Z Scr	Parity Scr
Mar-02					1045	174	6.01		
Apr-02					1020	168	6.07		
May-02					1121	185	6.06		
Jun-02					1034	155	6.67		
Jul-02					863	146	5.91		
Aug-02					966	138	7.00		
Sep-02					961	148	6.49		
Oct-02					879	158	5.56		
Nov-02					618	113	5.47		
Dec-02					740	125	5.92		
Jan-03					696	121	5.75		
Feb-03					906	121	7.49		

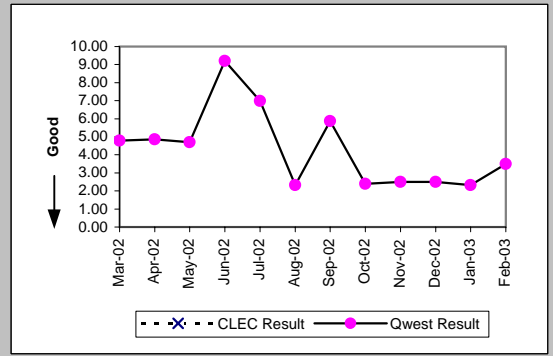


OP-4A - Installation Interval (Average Days) - Dispatches within MSAs

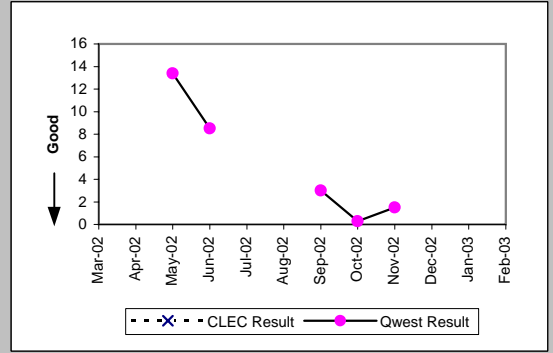
PBX (Parity)									
Date	CLEC Num	CLEC Denc	CLEC Resu	CLEC Std I	Qwest Num	Qwest Denc	Qwest Resu	Mod Z Scr	Parity Scr
Mar-02	1	1	1.00		56	11	5.09	-0.81	-1.49
Apr-02	3	1	3.00		129	16	8.06	-0.4	-1.25
May-02					107	19	5.63		
Jun-02					91	14	6.50		
Jul-02					99	18	5.50		
Aug-02					20	10	2.00		
Sep-02					198	13	15.23		
Oct-02					67	14	4.79		
Nov-02					49	11	4.45		
Dec-02					50	8	6.25		
Jan-03					20	6	3.33		
Feb-03					44	9	4.89		



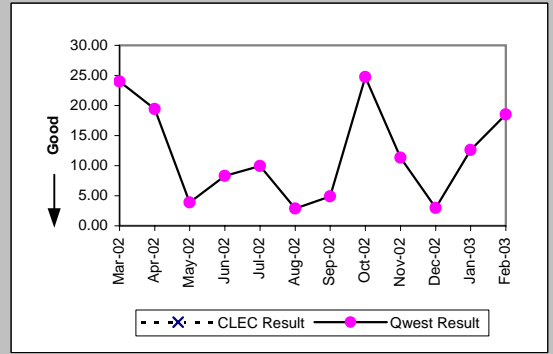
Basic Rate ISDN (Parity)									
Date	CLEC Num	CLEC Denc	CLEC Resu	CLEC Std I	Qwest Num	Qwest Denc	Qwest Resu	Mod Z Scr	Parity Scr
Mar-02					1313	274	4.79		
Apr-02					1135	234	4.85		
May-02					1246	265	4.70		
Jun-02					1741	189	9.21		
Jul-02					1817	260	6.99		
Aug-02					7	3	2.33		
Sep-02					41	7	5.86		
Oct-02					12	5	2.40		
Nov-02					20	8	2.50		
Dec-02					10	4	2.50		
Jan-03					7	3	2.33		
Feb-03					7	2	3.50		



ISDN Primary (Parity)									
Date	CLEC Num	CLEC Denc	CLEC Resu	CLEC Std I	Qwest Num	Qwest Denc	Qwest Resu	Mod Z Scr	Parity Scr
Mar-02									
Apr-02									
May-02					67	5	13.40		
Jun-02					34	4	8.50		
Jul-02									
Aug-02									
Sep-02					3	1	3.00		
Oct-02					2	7	0.29		
Nov-02					3	2	1.50		
Dec-02									
Jan-03									
Feb-03									

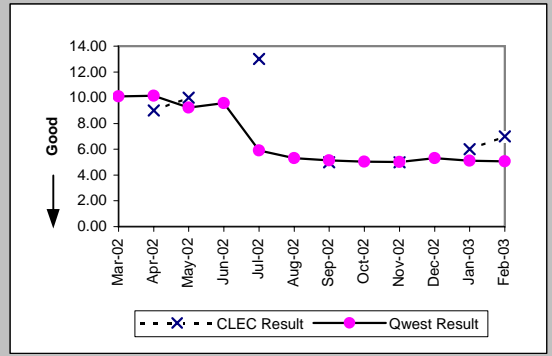


DS0 (Parity)									
Date	CLEC Num	CLEC Denc	CLEC Resu	CLEC Std I	Qwest Num	Qwest Denc	Qwest Resu	Mod Z Scr	Parity Scr
Mar-02					120	5	24.00		
Apr-02					136	7	19.43		
May-02					89	23	3.87		
Jun-02					116	14	8.29		
Jul-02					209	21	9.95		
Aug-02					23	8	2.88		
Sep-02					88	18	4.89		
Oct-02					1458	59	24.71		
Nov-02					385	34	11.32		
Dec-02					3	1	3.00		
Jan-03					4301	341	12.61		
Feb-03					1869	101	18.50		

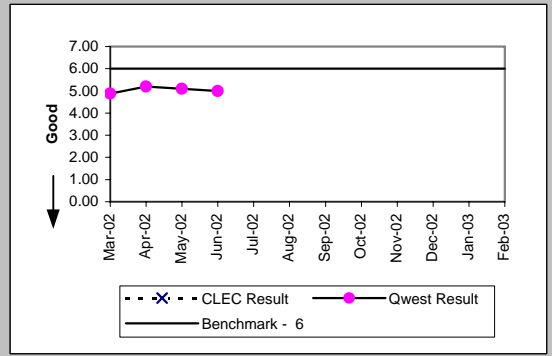


OP-4A - Installation Interval (Average Days) - Dispatches within MSAs

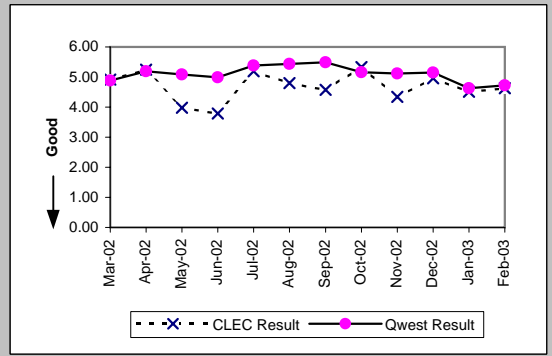
Qwest DSL (Parity)									
Date	CLEC Num	CLEC Denc	CLEC Resu	CLEC Std I	Qwest Num	Qwest Denc	Qwest Resu	Mod Z Scr	Parity Scr
Mar-02					12942	1282	10.10		
Apr-02	9	1	9.00		11892	1170	10.16	-0.27	-1.16
May-02	10	1	10.00		9215	997	9.24	-0.51	-1.31
Jun-02					8700	908	9.58		
Jul-02	26	2	13.00	1.41	7312	1236	5.92	2.41	0.46
Aug-02					5271	995	5.30		
Sep-02	5	1	5.00		5427	1053	5.15	-0.05	-1.03
Oct-02					5469	1088	5.03		
Nov-02	5	1	5.00		4223	842	5.02	-0.01	-1
Dec-02					4739	894	5.30		
Jan-03	6	1	6.00		4839	946	5.12	0.73	-0.55
Feb-03	7	1	7.00		4136	818	5.06	1.53	-0.07



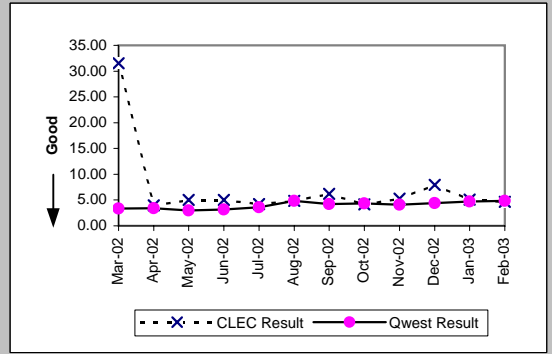
Unbundled Loop Analog (Benchmark)									
Date	CLEC Num	CLEC Denc	CLEC Resu	CLEC Std I	Qwest Num	Qwest Denc	Qwest Resu	Mod Z Scr	Parity Scr
Mar-02					66306	13581	4.88		
Apr-02					70671	13615	5.19		
May-02					68180	13402	5.09		
Jun-02					61456	12306	4.99		
Jul-02									
Aug-02									
Sep-02									
Oct-02									
Nov-02									
Dec-02									
Jan-03									
Feb-03									



UNE - P (POTS) (Parity)									
Date	CLEC Num	CLEC Denc	CLEC Resu	CLEC Std I	Qwest Num	Qwest Denc	Qwest Resu	Mod Z Scr	Parity Scr
Mar-02	747	152	4.91	3.60	66306	13581	4.88	0.09	-0.95
Apr-02	646	123	5.25	4.84	70671	13615	5.19	0.14	-0.92
May-02	378	95	3.98	2.37	68180	13402	5.09	-1.95	-2.19
Jun-02	360	95	3.79	2.25	61456	12306	4.99	-2.26	-2.37
Jul-02	607	117	5.19	3.39	71419	13274	5.38	-0.39	-1.24
Aug-02	662	138	4.80	2.73	72219	13276	5.44	-1.42	-1.86
Sep-02	535	117	4.57	2.21	68965	12557	5.49	-1.91	-2.16
Oct-02	720	135	5.33	5.03	71479	13840	5.16	0.4	-0.75
Nov-02	581	134	4.34	2.79	55748	10890	5.12	-1.76	-2.07
Dec-02	694	140	4.96	3.41	52446	10191	5.15	-0.45	-1.27
Jan-03	916	203	4.51	5.65	51283	11068	4.63	-0.4	-1.25
Feb-03	945	204	4.63	3.92	47963	10156	4.72	-0.27	-1.17

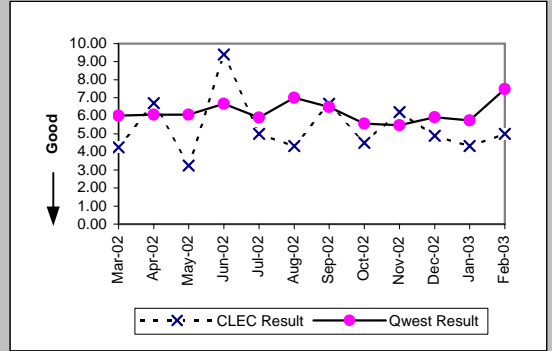


UNE P (Centrex) (Parity)									
Date	CLEC Num	CLEC Denc	CLEC Resu	CLEC Std I	Qwest Num	Qwest Denc	Qwest Resu	Mod Z Scr	Parity Scr
Mar-02	63	2	31.50	34.65	1105	329	3.36	3.72	1.26
Apr-02	20	5	4.00	0.71	1225	356	3.44	1.22	-0.26
May-02	5	1	5.00		1378	465	2.96	2.03	0.24
Jun-02	5	1	5.00		845	266	3.18	1.54	-0.06
Jul-02	21	5	4.20	1.30	1089	302	3.61	0.81	-0.51
Aug-02	63	13	4.85	2.08	3071	632	4.86	-0.01	-1.01
Sep-02	62	10	6.20	3.85	2314	548	4.22	1.58	-0.04
Oct-02	46	11	4.18	1.72	2262	520	4.35	-0.16	-1.1
Nov-02	42	8	5.25	2.92	1900	466	4.08	1.1	-0.33
Dec-02	95	12	7.92	4.25	1993	453	4.40	3.72	1.26
Jan-03	51	10	5.10	3.78	1909	407	4.69	0.85	-0.48
Feb-03	56	12	4.67	2.15	2155	448	4.81	-0.14	-1.09



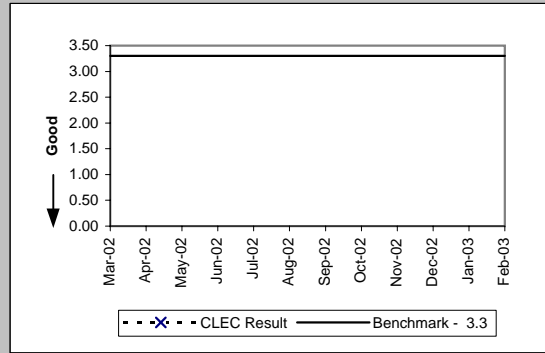
OP-4A - Installation Interval (Average Days) - Dispatches within MSAs

UNE P (Centrex 21) (Parity)											
Date	CLEC Num	CLEC Dens	CLEC Resu	CLEC Std	Qwest Num	Qwest Dens	Qwest Res	Mod Z Scr	Parity Scr		
Mar-02	17	4	4.25	1.71	1045	174	6.01	-0.46	-1.28		
Apr-02	47	7	6.71	2.63	1020	168	6.07	0.3	-0.82		
May-02	13	4	3.25	1.50	1121	185	6.06	-0.67	-1.41		
Jun-02	47	5	9.40	5.73	1034	155	6.67	0.77	-0.53		
Jul-02	25	5	5.00	1.22	863	146	5.91	-0.33	-1.2		
Aug-02	13	3	4.33	1.53	966	138	7.00	-0.55	-1.34		
Sep-02	20	3	6.67	3.06	961	148	6.49	0.36	-0.78		
Oct-02	18	4	4.50	1.91	879	158	5.56	-0.34	-1.21		
Nov-02	31	5	6.20	4.32	618	113	5.47	0.55	-0.66		
Dec-02	49	10	4.90	3.07	740	125	5.92	-0.49	-1.3		
Jan-03	13	3	4.33	1.15	696	121	5.75	-0.32	-1.19		
Feb-03	20	4	5.00	2.45	906	121	7.49	-0.5	-1.3		



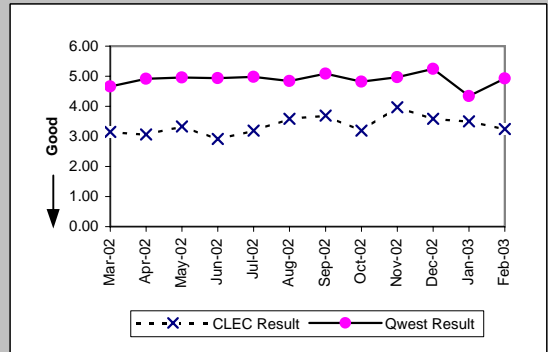
OP-4A - Installation Interval (Average Days) - Dispatches within MSAs

Line Sharing (Benchmark)				
Date	Numerator	Denominator	CLEC Result	Standard Dev
Mar-02				
Apr-02				
May-02				
Jun-02				
Jul-02				
Aug-02				
Sep-02				
Oct-02				
Nov-02				
Dec-02				
Jan-03				
Feb-03				

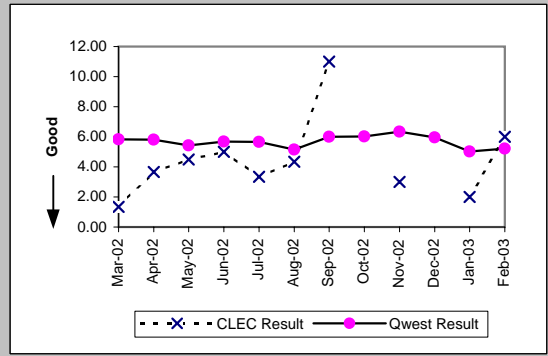


OP-4B - Installation Interval (Average Days) - Dispatches outside MSAs

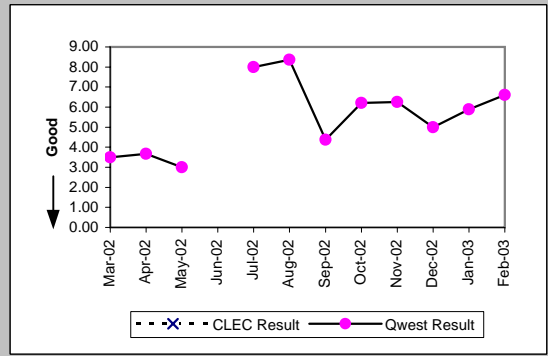
Residence (Parity)									
Date	CLEC Num	CLEC Denc	CLEC Resu	CLEC Std E	Qwest Num	Qwest Denc	Qwest Resu	Mod Z Scr	Parity Scr
Mar-02	41	13	3.15	0.69	8811	1890	4.66	-1.07	-1.65
Apr-02	52	17	3.06	0.66	9409	1913	4.92	-1.17	-1.71
May-02	50	15	3.33	1.76	9460	1906	4.96	-1.03	-1.63
Jun-02	38	13	2.92	0.64	8301	1682	4.94	-1.21	-1.74
Jul-02	67	21	3.19	0.75	8953	1798	4.98	-1.29	-1.78
Aug-02	115	32	3.59	2.60	8873	1833	4.84	-1.28	-1.78
Sep-02	59	16	3.69	1.08	8608	1694	5.08	-0.9	-1.55
Oct-02	83	26	3.19	0.85	8909	1847	4.82	-1.57	-1.96
Nov-02	115	29	3.97	3.98	7160	1442	4.97	-0.8	-1.48
Dec-02	93	26	3.58	1.10	7706	1470	5.24	-1.36	-1.83
Jan-03	119	34	3.50	1.69	6417	1480	4.34	-1.46	-1.89
Feb-03	120	37	3.24	1.48	6872	1393	4.93	-1.8	-2.09



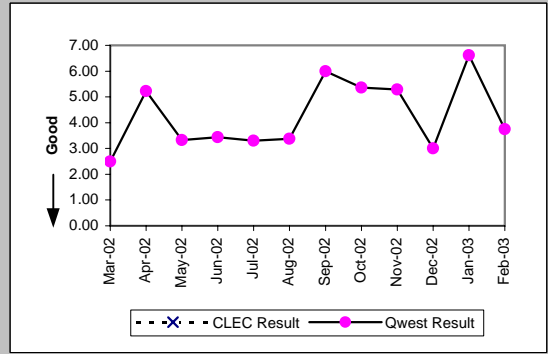
Business (Parity)									
Date	CLEC Num	CLEC Denc	CLEC Resu	CLEC Std E	Qwest Num	Qwest Denc	Qwest Resu	Mod Z Scr	Parity Scr
Mar-02	4	3	1.33	1.15	2007	345	5.82	-1.14	-1.7
Apr-02	11	3	3.67	1.53	1971	340	5.80	-0.62	-1.38
May-02	18	4	4.50	3.00	1772	327	5.42	-0.25	-1.15
Jun-02	5	1	5.00		1697	298	5.69	-0.07	-1.04
Jul-02	10	3	3.33	1.53	1896	335	5.66	-0.55	-1.33
Aug-02	13	3	4.33	1.53	1672	325	5.14	-0.24	-1.14
Sep-02	55	5	11.00	17.89	1724	287	6.01	1.64	-0.01
Oct-02					2466	409	6.03		
Nov-02	9	3	3.00	0.00	1814	286	6.34	-0.85	-1.51
Dec-02					1695	285	5.95		
Jan-03	2	1	2.00		1691	337	5.02	-0.59	-1.36
Feb-03	6	1	6.00		1578	303	5.21	0.73	-0.56



Centrex (Parity)									
Date	CLEC Num	CLEC Denc	CLEC Resu	CLEC Std E	Qwest Num	Qwest Denc	Qwest Resu	Mod Z Scr	Parity Scr
Mar-02					7	2	3.50		
Apr-02					11	3	3.67		
May-02					6	2	3.00		
Jun-02									
Jul-02					8	1	8.00		
Aug-02					184	22	8.36		
Sep-02					57	13	4.38		
Oct-02					124	20	6.20		
Nov-02					75	12	6.25		
Dec-02					30	6	5.00		
Jan-03					53	9	5.89		
Feb-03					33	5	6.60		

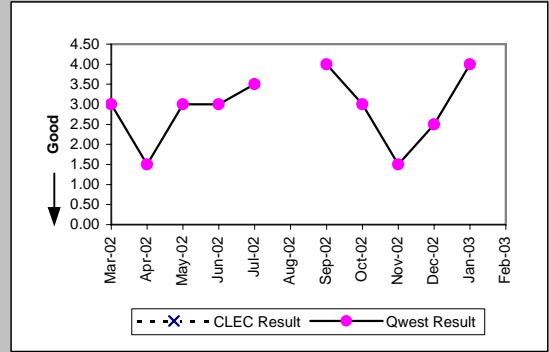


Centrex 21 (Parity)									
Date	CLEC Num	CLEC Denc	CLEC Resu	CLEC Std E	Qwest Num	Qwest Denc	Qwest Resu	Mod Z Scr	Parity Scr
Mar-02					20	8	2.50		
Apr-02					68	13	5.23		
May-02					80	24	3.33		
Jun-02					31	9	3.44		
Jul-02					33	10	3.30		
Aug-02					27	8	3.38		
Sep-02					72	12	6.00		
Oct-02					59	11	5.36		
Nov-02					74	14	5.29		
Dec-02					27	9	3.00		
Jan-03					53	8	6.62		
Feb-03					30	8	3.75		

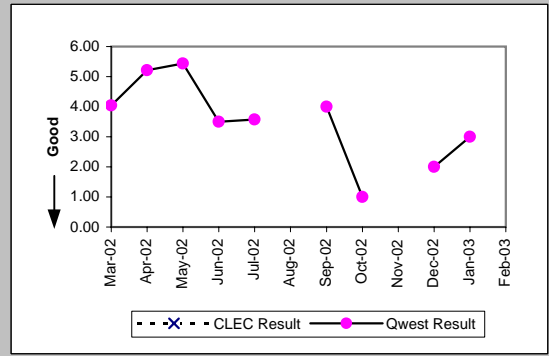


OP-4B - Installation Interval (Average Days) - Dispatches outside MSAs

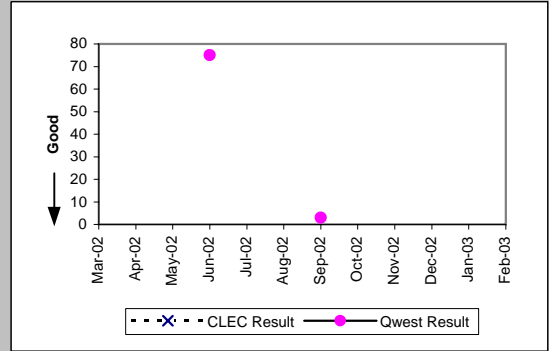
PBX (Parity)									
Date	CLEC Num	CLEC Denc	CLEC Resu	CLEC Std I	Qwest Num	Qwest Denc	Qwest Resu	Mod Z Scr	Parity Scr
Mar-02					3	1	3.00		
Apr-02					3	2	1.50		
May-02					9	3	3.00		
Jun-02					12	4	3.00		
Jul-02					7	2	3.50		
Aug-02									
Sep-02					8	2	4.00		
Oct-02					3	1	3.00		
Nov-02					3	2	1.50		
Dec-02					5	2	2.50		
Jan-03					4	1	4.00		
Feb-03									



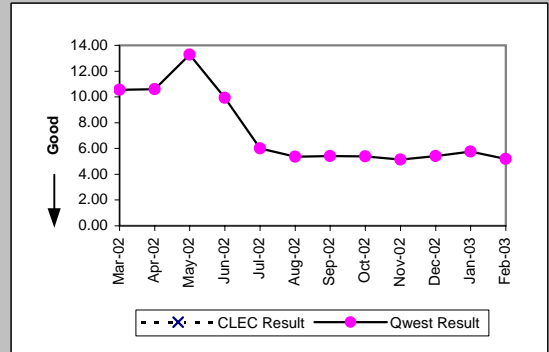
Basic Rate ISDN (Parity)									
Date	CLEC Num	CLEC Denc	CLEC Resu	CLEC Std I	Qwest Num	Qwest Denc	Qwest Resu	Mod Z Scr	Parity Scr
Mar-02					105	26	4.04		
Apr-02					73	14	5.21		
May-02					49	9	5.44		
Jun-02					21	6	3.50		
Jul-02					25	7	3.57		
Aug-02									
Sep-02					4	1	4.00		
Oct-02					1	1	1.00		
Nov-02									
Dec-02					2	1	2.00		
Jan-03					3	1	3.00		
Feb-03									



DS0 (Parity)									
Date	CLEC Num	CLEC Denc	CLEC Resu	CLEC Std I	Qwest Num	Qwest Denc	Qwest Resu	Mod Z Scr	Parity Scr
Mar-02									
Apr-02									
May-02									
Jun-02					75	1	75.00		
Jul-02									
Aug-02									
Sep-02					3	1	3.00		
Oct-02									
Nov-02									
Dec-02									
Jan-03									
Feb-03									

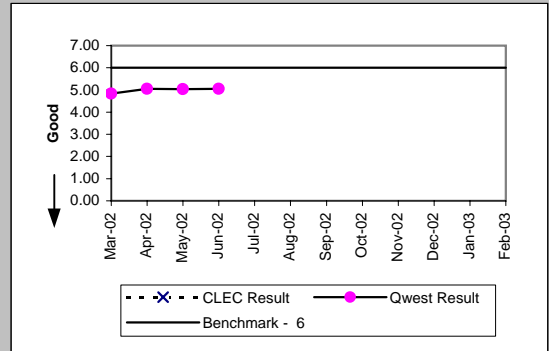


Qwest DSL (Parity)									
Date	CLEC Num	CLEC Denc	CLEC Resu	CLEC Std I	Qwest Num	Qwest Denc	Qwest Resu	Mod Z Scr	Parity Scr
Mar-02					190	18	10.56		
Apr-02					233	22	10.59		
May-02					93	7	13.29		
Jun-02					139	14	9.93		
Jul-02					60	10	6.00		
Aug-02					59	11	5.36		
Sep-02					27	5	5.40		
Oct-02					43	8	5.38		
Nov-02					36	7	5.14		
Dec-02					27	5	5.40		
Jan-03					75	13	5.77		
Feb-03					52	10	5.20		

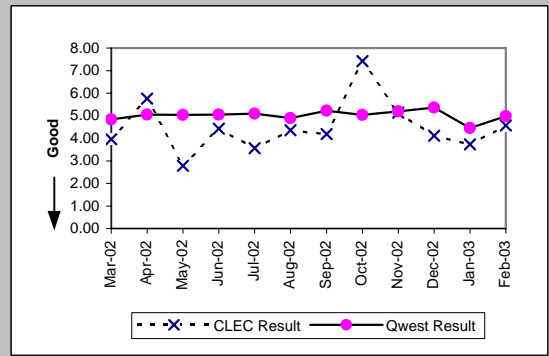


OP-4B - Installation Interval (Average Days) - Dispatches outside MSAs

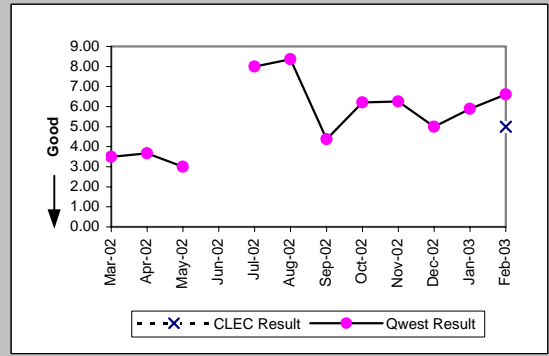
Unbundled Loop Analog (Benchmark)									
Date	CLEC Num	CLEC Denc	CLEC Resu	CLEC Std	Qwest Num	Qwest Denc	Qwest Resu	Mod Z Scr	Parity Scr
Mar-02					10818	2235	4.84		
Apr-02					11380	2253	5.05		
May-02					11232	2233	5.03		
Jun-02					9998	1980	5.05		
Jul-02									
Aug-02									
Sep-02									
Oct-02									
Nov-02									
Dec-02									
Jan-03									
Feb-03									



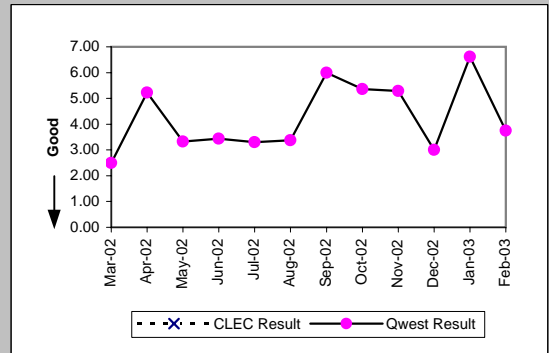
UNE - P (POTS) (Parity)									
Date	CLEC Num	CLEC Denc	CLEC Resu	CLEC Std	Qwest Num	Qwest Denc	Qwest Resu	Mod Z Scr	Parity Scr
Mar-02	91	23	3.96	2.58	10818	2235	4.84	-0.78	-1.48
Apr-02	121	21	5.76	5.52	11380	2253	5.05	0.8	-0.51
May-02	25	9	2.78	1.39	11232	2233	5.03	-1.07	-1.65
Jun-02	31	7	4.43	1.99	9998	1980	5.05	-0.24	-1.15
Jul-02	32	9	3.56	1.01	10849	2133	5.09	-0.71	-1.43
Aug-02	96	22	4.36	2.72	10545	2158	4.89	-0.44	-1.27
Sep-02	88	21	4.19	2.14	10332	1981	5.22	-0.77	-1.47
Oct-02	141	19	7.42	8.26	11375	2256	5.04	1.73	0.05
Nov-02	77	15	5.13	2.61	8974	1728	5.19	-0.03	-1.02
Dec-02	33	8	4.12	1.81	9401	1755	5.36	-0.57	-1.35
Jan-03	112	30	3.73	1.76	8108	1817	4.46	-1.07	-1.65
Feb-03	96	21	4.57	4.17	8450	1696	4.98	-0.33	-1.2



UNE P (Centrex) (Parity)									
Date	CLEC Num	CLEC Denc	CLEC Resu	CLEC Std	Qwest Num	Qwest Denc	Qwest Resu	Mod Z Scr	Parity Scr
Mar-02					7	2	3.50		
Apr-02					11	3	3.67		
May-02					6	2	3.00		
Jun-02									
Jul-02					8	1	8.00		
Aug-02					184	22	8.36		
Sep-02					57	13	4.38		
Oct-02					124	20	6.20		
Nov-02					75	12	6.25		
Dec-02					30	6	5.00		
Jan-03					53	9	5.89		
Feb-03	5	1	5.00		33	5	6.60	-0.33	-1.2

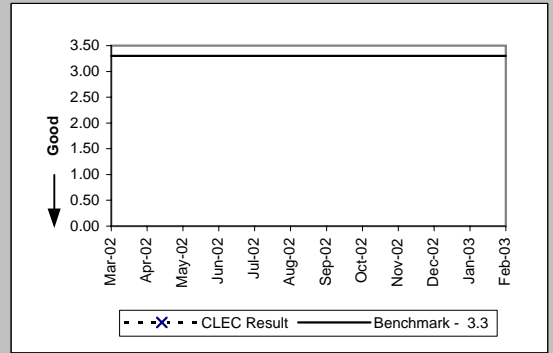


UNE P (Centrex 21) (Parity)									
Date	CLEC Num	CLEC Denc	CLEC Resu	CLEC Std	Qwest Num	Qwest Denc	Qwest Resu	Mod Z Scr	Parity Scr
Mar-02					20	8	2.50		
Apr-02					68	13	5.23		
May-02					80	24	3.33		
Jun-02					31	9	3.44		
Jul-02					33	10	3.30		
Aug-02					27	8	3.38		
Sep-02					72	12	6.00		
Oct-02					59	11	5.36		
Nov-02					74	14	5.29		
Dec-02					27	9	3.00		
Jan-03					53	8	6.62		
Feb-03					30	8	3.75		



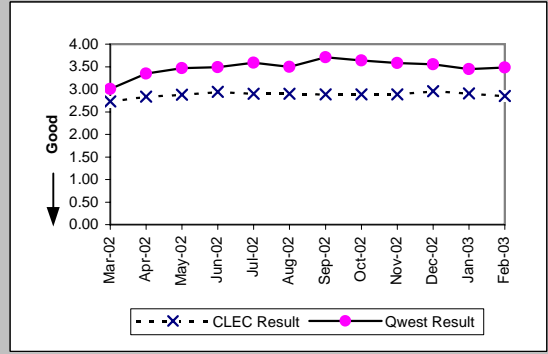
OP-4B - Installation Interval (Average Days) - Dispatches outside MSAs

Line Sharing (Benchmark)				
Date	Numerator	Denominator	CLEC Result	Standard Dev
Mar-02				
Apr-02				
May-02				
Jun-02				
Jul-02				
Aug-02				
Sep-02				
Oct-02				
Nov-02				
Dec-02				
Jan-03				
Feb-03				

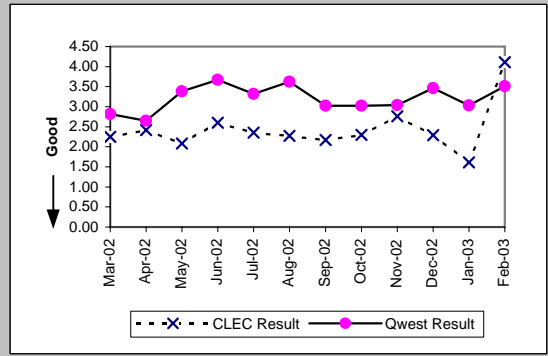


OP-4C - Installation Interval (Average Days) - No dispatches

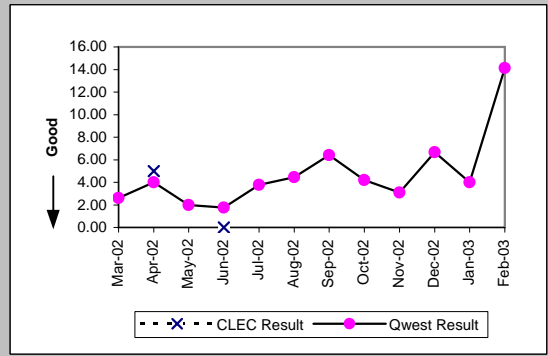
Residence (Parity)									
Date	CLEC Num	CLEC Denc	CLEC Resu	CLEC Std I	Qwest Num	Qwest Denc	Qwest Resu	Mod Z Scr	Parity Scr
Mar-02	1418	519	2.73	0.73	64120	21271	3.01	-4.06	-3.47
Apr-02	1553	547	2.84	0.63	72902	21794	3.35	-8.1	-5.93
May-02	1683	585	2.88	0.53	76546	22090	3.47	-11.79	-8.17
Jun-02	1812	616	2.94	0.42	72973	20893	3.49	-12.28	-8.47
Jul-02	2736	943	2.90	0.51	82092	22859	3.59	-14.3	-9.69
Aug-02	3099	1067	2.90	0.50	89365	25504	3.50	-13.33	-9.1
Sep-02	1755	607	2.89	0.71	98826	26648	3.71	-11.11	-7.75
Oct-02	1874	649	2.89	0.55	99408	27277	3.64	-11.16	-7.78
Nov-02	1918	664	2.89	0.71	77147	21532	3.58	-10.32	-7.27
Dec-02	4255	1436	2.96	0.47	67875	19100	3.55	-14.6	-9.87
Jan-03	4113	1413	2.91	0.40	71221	20641	3.45	-16.1	-10.79
Feb-03	3637	1274	2.85	0.63	64614	18574	3.48	-17.1	-11.39



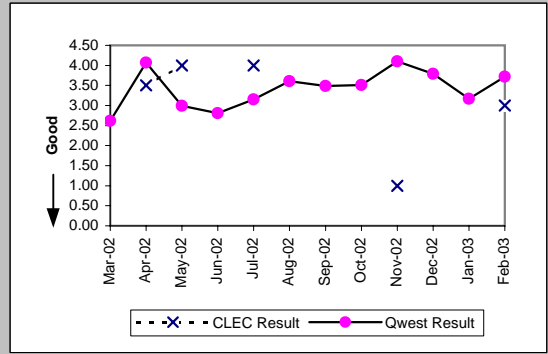
Business (Parity)									
Date	CLEC Num	CLEC Denc	CLEC Resu	CLEC Std I	Qwest Num	Qwest Denc	Qwest Resu	Mod Z Scr	Parity Scr
Mar-02	437	194	2.25	1.34	1623	575	2.82	-2.34	-2.42
Apr-02	223	92	2.42	2.72	1352	510	2.65	-1.18	-1.72
May-02	148	71	2.08	1.36	2197	650	3.38	-3.13	-2.9
Jun-02	216	83	2.60	1.32	1976	539	3.67	-2.77	-2.68
Jul-02	167	71	2.35	1.11	1767	532	3.32	-2.77	-2.69
Aug-02	125	55	2.27	1.41	1723	476	3.62	-2.06	-2.25
Sep-02	87	40	2.17	0.96	1190	394	3.02	-2.78	-2.69
Oct-02	46	20	2.30	1.13	1603	531	3.02	-1.77	-2.07
Nov-02	91	33	2.76	2.15	1014	334	3.04	-0.68	-1.41
Dec-02	32	14	2.29	1.07	1261	364	3.46	-1.42	-1.86
Jan-03	71	44	1.61	1.20	1410	466	3.03	-5	-4.04
Feb-03	148	36	4.11	2.66	1672	477	3.51	0.88	-0.46



Centrex (Parity)									
Date	CLEC Num	CLEC Denc	CLEC Resu	CLEC Std I	Qwest Num	Qwest Denc	Qwest Resu	Mod Z Scr	Parity Scr
Mar-02					13	5	2.60		
Apr-02	5	1	5.00		8	2	4.00	-3.72	-3.26
May-02					8	4	2.00		
Jun-02	0	1	0.00		30	17	1.76	-1.19	-1.73
Jul-02					64	17	3.76		
Aug-02					89	20	4.45		
Sep-02					96	15	6.40		
Oct-02					59	14	4.21		
Nov-02					31	10	3.10		
Dec-02					127	19	6.68		
Jan-03					60	15	4.00		
Feb-03					99	7	14.14		

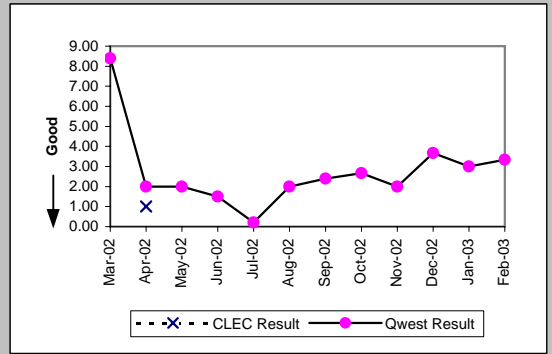


Centrex 21 (Parity)									
Date	CLEC Num	CLEC Denc	CLEC Resu	CLEC Std I	Qwest Num	Qwest Denc	Qwest Resu	Mod Z Scr	Parity Scr
Mar-02					126	48	2.62		
Apr-02	7	2	3.50	0.71	183	45	4.07	-0.14	-1.08
May-02	8	2	4.00	0.00	781	261	2.99	1.37	-0.17
Jun-02					121	43	2.81		
Jul-02	4	1	4.00		123	39	3.15	0.59	-0.64
Aug-02					184	51	3.61		
Sep-02					300	86	3.49		
Oct-02					193	55	3.51		
Nov-02	1	1	1.00		209	51	4.10	-0.38	-1.23
Dec-02					239	63	3.79		
Jan-03					130	41	3.17		
Feb-03	3	1	3.00		227	61	3.72	-0.22	-1.14

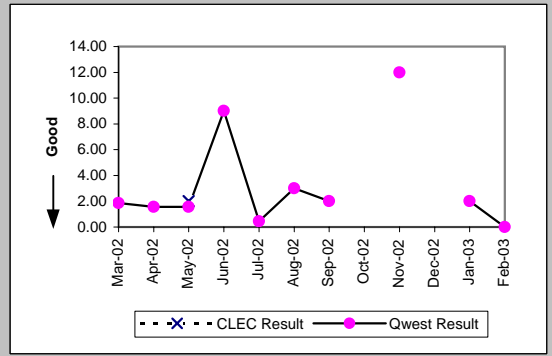


OP-4C - Installation Interval (Average Days) - No dispatches

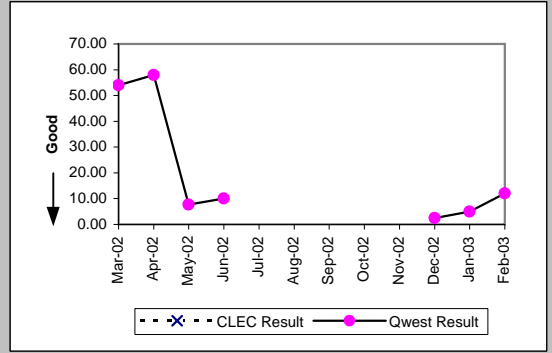
PBX (Parity)									
Date	CLEC Num	CLEC Denc	CLEC Resu	CLEC Std I	Qwest Num	Qwest Denc	Qwest Resu	Mod Z Scr	Parity Scr
Mar-02					42	5	8.40		
Apr-02	1	1	1.00		6	3	2.00	-0.87	-1.53
May-02					14	7	2.00		
Jun-02					3	2	1.50		
Jul-02					3	15	0.20		
Aug-02					6	3	2.00		
Sep-02					12	5	2.40		
Oct-02					8	3	2.67		
Nov-02					2	1	2.00		
Dec-02					11	3	3.67		
Jan-03					6	2	3.00		
Feb-03					10	3	3.33		



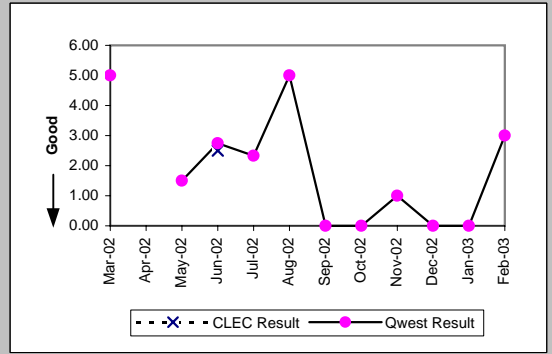
Basic Rate ISDN (Parity)									
Date	CLEC Num	CLEC Denc	CLEC Resu	CLEC Std I	Qwest Num	Qwest Denc	Qwest Resu	Mod Z Scr	Parity Scr
Mar-02					13	7	1.86		
Apr-02					14	9	1.56		
May-02	2	1	2.00		14	9	1.56	1.2	-0.27
Jun-02					126	14	9.00		
Jul-02					5	11	0.45		
Aug-02					6	2	3.00		
Sep-02					8	4	2.00		
Oct-02									
Nov-02					12	1	12.00		
Dec-02									
Jan-03					4	2	2.00		
Feb-03					0	1	0.00		



ISDN Primary (Parity)									
Date	CLEC Num	CLEC Denc	CLEC Resu	CLEC Std I	Qwest Num	Qwest Denc	Qwest Resu	Mod Z Scr	Parity Scr
Mar-02					54	1	54.00		
Apr-02					116	2	58.00		
May-02					23	3	7.67		
Jun-02					10	1	10.00		
Jul-02									
Aug-02									
Sep-02									
Oct-02									
Nov-02									
Dec-02					5	2	2.50		
Jan-03					5	1	5.00		
Feb-03					12	1	12.00		

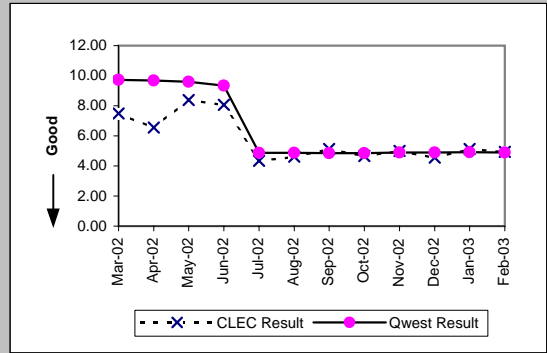


DS0 (Parity)									
Date	CLEC Num	CLEC Denc	CLEC Resu	CLEC Std I	Qwest Num	Qwest Denc	Qwest Resu	Mod Z Scr	Parity Scr
Mar-02					5	1	5.00		
Apr-02									
May-02					3	2	1.50		
Jun-02	5	2	2.50	0.71	11	4	2.75	-0.19	-1.12
Jul-02					7	3	2.33		
Aug-02					15	3	5.00		
Sep-02					0	1	0.00		
Oct-02					0	1	0.00		
Nov-02					1	1	1.00		
Dec-02					0	1	0.00		
Jan-03					0	1	0.00		
Feb-03					3	1	3.00		

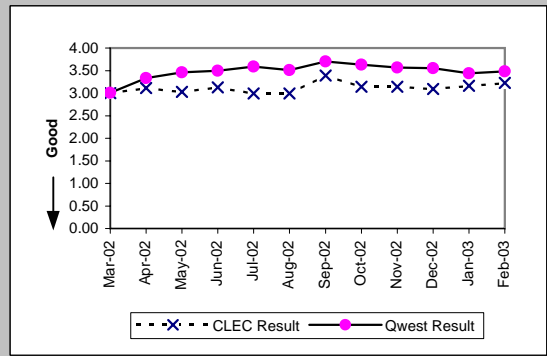


OP-4C - Installation Interval (Average Days) - No dispatches

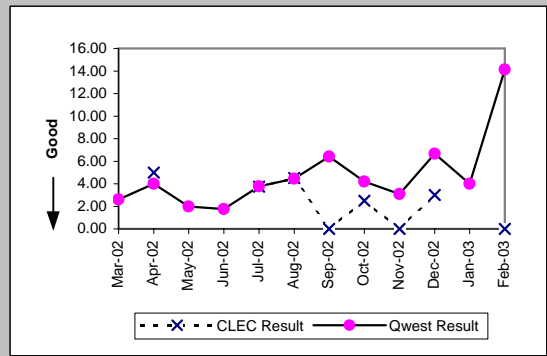
Qwest DSL (Parity)										
Date	CLEC Num	CLEC Denc	CLEC Resu	CLEC Std	Qwest Num	Qwest Denc	Qwest Resu	Mod Z Scr	Parity Scr	
Mar-02	30	4	7.50	2.38	41900	4310	9.72	-2.16	-2.32	
Apr-02	59	9	6.56	3.81	42295	4367	9.69	-5.54	-4.37	
May-02	109	13	8.38	2.81	33872	3532	9.59	-1.85	-2.13	
Jun-02	145	18	8.06	2.86	32962	3534	9.33	-2.65	-2.61	
Jul-02	113	26	4.35	1.38	19584	4018	4.87	-3.64	-3.21	
Aug-02	493	107	4.61	0.88	19346	3975	4.87	-2.78	-2.69	
Sep-02	267	52	5.13	1.25	20060	4136	4.85	1.63	-0.01	
Oct-02	70	15	4.67	1.11	19403	3995	4.86	-0.75	-1.46	
Nov-02	175	35	5.00	1.37	15132	3089	4.90	1.33	-0.19	
Dec-02	132	29	4.55	1.55	14744	3006	4.90	-2.2	-2.34	
Jan-03	87	17	5.12	0.78	20635	4202	4.91	1.48	-0.1	
Feb-03	69	14	4.93	1.07	17636	3607	4.89	0.21	-0.87	



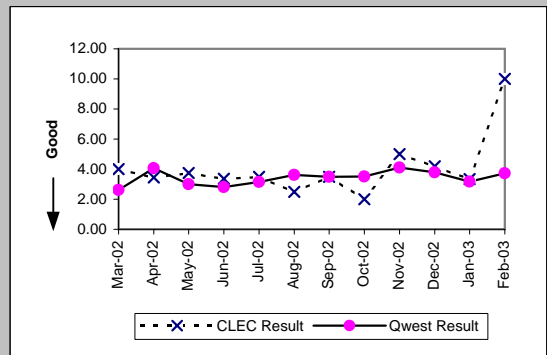
UNE - P (POTS) (Parity)										
Date	CLEC Num	CLEC Denc	CLEC Resu	CLEC Std	Qwest Num	Qwest Denc	Qwest Resu	Mod Z Scr	Parity Scr	
Mar-02	1258	419	3.00	0.79	65743	21846	3.01	-0.09	-1.05	
Apr-02	989	318	3.11	1.14	74254	22304	3.33	-2.67	-2.62	
May-02	2587	855	3.03	0.89	78743	22740	3.46	-9.64	-6.86	
Jun-02	1418	453	3.13	1.11	74949	21432	3.50	-6.43	-4.91	
Jul-02	1233	412	2.99	1.11	83859	23391	3.59	-7.97	-5.85	
Aug-02	1544	516	2.99	0.82	91088	25980	3.51	-7.43	-5.52	
Sep-02	1991	587	3.39	3.32	100016	27042	3.70	-4.09	-3.49	
Oct-02	2575	819	3.14	1.91	101011	27808	3.63	-8.05	-5.89	
Nov-02	2790	889	3.14	1.57	78161	21866	3.57	-7.42	-5.51	
Dec-02	2772	897	3.09	1.03	69136	19464	3.55	-8.88	-6.4	
Jan-03	4685	1482	3.16	0.67	72631	21107	3.44	-8.43	-6.12	
Feb-03	7568	2346	3.23	0.67	66286	19051	3.48	-8.37	-6.09	



UNE P (Centrex) (Parity)										
Date	CLEC Num	CLEC Denc	CLEC Resu	CLEC Std	Qwest Num	Qwest Denc	Qwest Resu	Mod Z Scr	Parity Scr	
Mar-02					13	5	2.60			
Apr-02	5	1	5.00		8	2	4.00	-3.72	-3.26	
May-02					8	4	2.00			
Jun-02					30	17	1.76			
Jul-02	15	4	3.75	0.96	64	17	3.76	-0.01	-1	
Aug-02	9	2	4.50	0.71	89	20	4.45	0.56	-0.66	
Sep-02	0	1	0.00		96	15	6.40	-0.68	-1.41	
Oct-02	5	2	2.50	3.54	59	14	4.21	-1	-1.61	
Nov-02	0	1	0.00		31	10	3.10	-1.85	-2.13	
Dec-02	6	2	3.00	2.83	127	19	6.68	-0.36	-1.22	
Jan-03					60	15	4.00			
Feb-03	0	1	0.00		99	7	14.14	-0.75	-1.46	

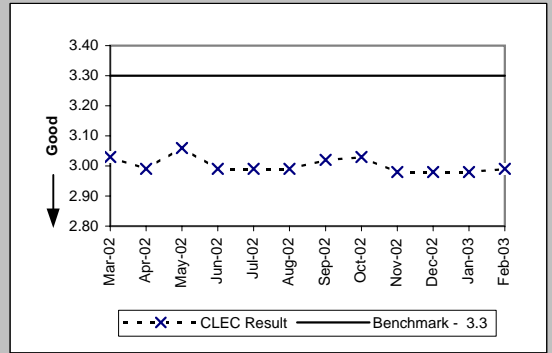


UNE P (Centrex 21) (Parity)										
Date	CLEC Num	CLEC Denc	CLEC Resu	CLEC Std	Qwest Num	Qwest Denc	Qwest Resu	Mod Z Scr	Parity Scr	
Mar-02	8	2	4.00	0.00	126	48	2.62	0.69	-0.58	
Apr-02	38	11	3.45	1.13	183	45	4.07	-0.32	-1.19	
May-02	45	12	3.75	1.48	781	261	2.99	2.17	0.32	
Jun-02	37	11	3.36	1.57	121	43	2.81	1.22	-0.26	
Jul-02	28	8	3.50	1.41	123	39	3.15	0.62	-0.62	
Aug-02	25	10	2.50	1.65	184	51	3.61	-1.65	-2	
Sep-02	21	6	3.50	1.52	300	86	3.49	0.2	-0.88	
Oct-02	2	1	2.00		193	55	3.51	-1.03	-1.63	
Nov-02	5	1	5.00		209	51	4.10	1.48	-0.1	
Dec-02	21	5	4.20	1.10	239	63	3.79	0.51	-0.69	
Jan-03	10	3	3.33	0.58	130	41	3.17	0.21	-0.87	
Feb-03	10	1	10.00		227	61	3.72	1.59	-0.03	



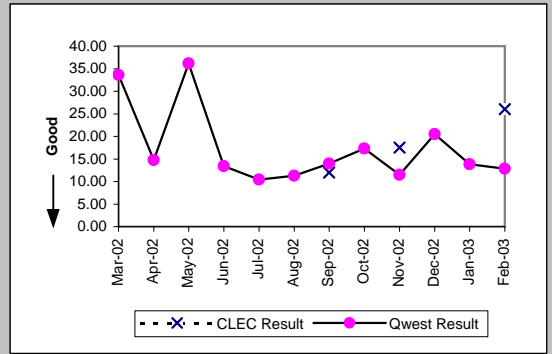
OP-4C - Installation Interval (Average Days) - No dispatches

Line Sharing (Benchmark)					
Date	Numerator	Denominator	CLEC Result	Standard Dev	
Mar-02	803	265	3.03	0.82	
Apr-02	895	299	2.99	0.46	
May-02	836	273	3.06	0.77	
Jun-02	802	268	2.99	0.24	
Jul-02	881	295	2.99	0.18	
Aug-02	884	296	2.99	0.20	
Sep-02	921	305	3.02	0.42	
Oct-02	1421	469	3.03	0.65	
Nov-02	1659	557	2.98	0.20	
Dec-02	1444	484	2.98	0.19	
Jan-03	1917	643	2.98	0.18	
Feb-03	1644	549	2.99	0.56	

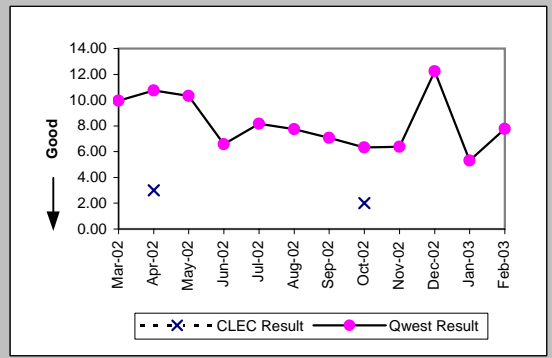


OP-4D - Installation Interval (Average Days) - Interval Zone One

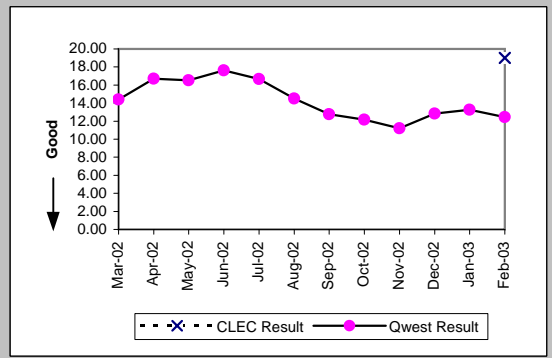
ISDN Primary (Parity)									
Date	CLEC Num	CLEC Denc	CLEC Resu	CLEC Std I	Qwest Num	Qwest Denc	Qwest Resu	Mod Z Scr	Parity Scr
Mar-02					2221	66	33.65		
Apr-02					2208	150	14.72		
May-02					7345	203	36.18		
Jun-02					1114	83	13.42		
Jul-02					1514	145	10.44		
Aug-02					880	78	11.28		
Sep-02	12	1	12.00		909	65	13.98	-0.39	-1.24
Oct-02					1662	96	17.31		
Nov-02	35	2	17.50	12.02	2285	199	11.48	1.2	-0.27
Dec-02					1252	61	20.52		
Jan-03					485	35	13.86		
Feb-03	26	1	26.00		604	47	12.85	1.25	-0.24



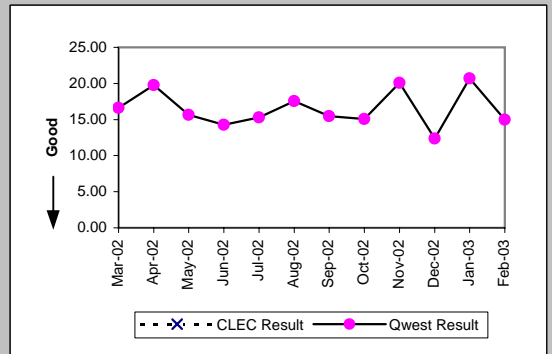
DS0 (Parity)									
Date	CLEC Num	CLEC Denc	CLEC Resu	CLEC Std I	Qwest Num	Qwest Denc	Qwest Resu	Mod Z Scr	Parity Scr
Mar-02					577	58	9.95		
Apr-02	3	1	3.00		269	25	10.76	-0.58	-1.35
May-02					341	33	10.33		
Jun-02					250	38	6.58		
Jul-02					351	43	8.16		
Aug-02					294	38	7.74		
Sep-02					297	42	7.07		
Oct-02	2	1	2.00		241	38	6.34	-1.13	-1.69
Nov-02					427	67	6.37		
Dec-02					196	16	12.25		
Jan-03					213	40	5.32		
Feb-03					101	13	7.77		



DS1 (Parity)									
Date	CLEC Num	CLEC Denc	CLEC Resu	CLEC Std I	Qwest Num	Qwest Denc	Qwest Resu	Mod Z Scr	Parity Scr
Mar-02					7589	527	14.40		
Apr-02					9322	558	16.71		
May-02					13598	823	16.52		
Jun-02					10487	595	17.63		
Jul-02					9879	593	16.66		
Aug-02					8165	563	14.50		
Sep-02					8008	628	12.75		
Oct-02					7520	618	12.17		
Nov-02					5999	535	11.21		
Dec-02					5321	415	12.82		
Jan-03					6753	509	13.27		
Feb-03	19	1	19.00		5831	469	12.43	0.86	-0.48

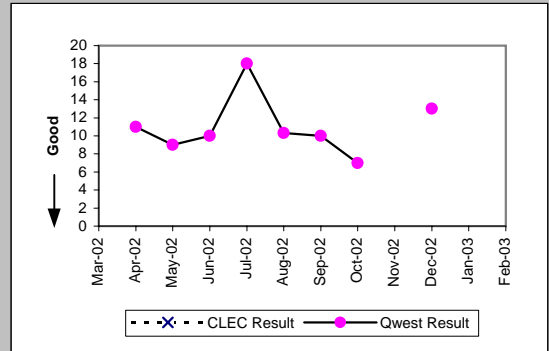


DS3 (Parity)									
Date	CLEC Num	CLEC Denc	CLEC Resu	CLEC Std I	Qwest Num	Qwest Denc	Qwest Resu	Mod Z Scr	Parity Scr
Mar-02					1348	81	16.64		
Apr-02					1086	55	19.75		
May-02					689	44	15.66		
Jun-02					300	21	14.29		
Jul-02					842	55	15.31		
Aug-02					895	51	17.55		
Sep-02					728	47	15.49		
Oct-02					392	26	15.08		
Nov-02					542	27	20.07		
Dec-02					346	28	12.36		
Jan-03					641	31	20.68		
Feb-03					525	35	15.00		

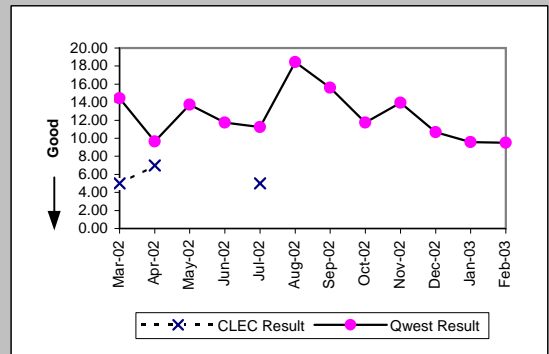


OP-4D - Installation Interval (Average Days) - Interval Zone One

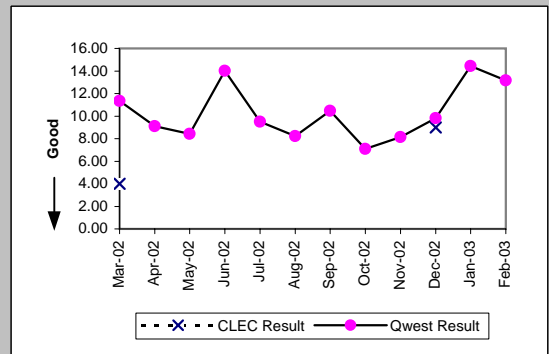
Frame Relay (Parity)									
Date	CLEC Num	CLEC Denc	CLEC Resu	CLEC Std	Qwest Num	Qwest Denc	Qwest Resu	Mod Z Scr	Parity Scr
Mar-02									
Apr-02					11	1	11.00		
May-02					9	1	9.00		
Jun-02					20	2	10.00		
Jul-02					72	4	18.00		
Aug-02					31	3	10.33		
Sep-02					20	2	10.00		
Oct-02					7	1	7.00		
Nov-02									
Dec-02					13	1	13.00		
Jan-03									
Feb-03									



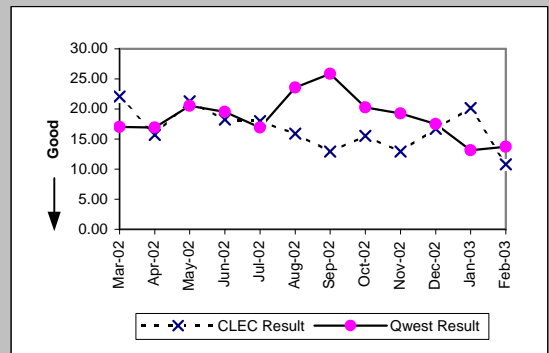
PBX (Parity)									
Date	CLEC Num	CLEC Denc	CLEC Resu	CLEC Std	Qwest Num	Qwest Denc	Qwest Resu	Mod Z Scr	Parity Scr
Mar-02	15	3	5.00	0.00	621	43	14.44	-1.12	-1.68
Apr-02	7	1	7.00		415	43	9.65	-0.43	-1.26
May-02					754	55	13.71		
Jun-02					715	61	11.72		
Jul-02	5	1	5.00		438	39	11.23	-0.96	-1.59
Aug-02					811	44	18.43		
Sep-02					437	28	15.61		
Oct-02					611	52	11.75		
Nov-02					724	52	13.92		
Dec-02					256	24	10.67		
Jan-03					278	29	9.59		
Feb-03					352	37	9.51		



Basic Rate ISDN (Parity)									
Date	CLEC Num	CLEC Denc	CLEC Resu	CLEC Std	Qwest Num	Qwest Denc	Qwest Resu	Mod Z Scr	Parity Scr
Mar-02	4	1	4.00		2233	197	11.34	-0.84	-1.51
Apr-02					1219	134	9.10		
May-02					1230	146	8.42		
Jun-02					1794	128	14.02		
Jul-02					1179	124	9.51		
Aug-02					1193	145	8.23		
Sep-02					1077	103	10.46		
Oct-02					1214	171	7.10		
Nov-02					1555	191	8.14		
Dec-02	9	1	9.00		1148	117	9.81	-0.13	-1.08
Jan-03					3219	223	14.43		
Feb-03					3067	233	13.16		

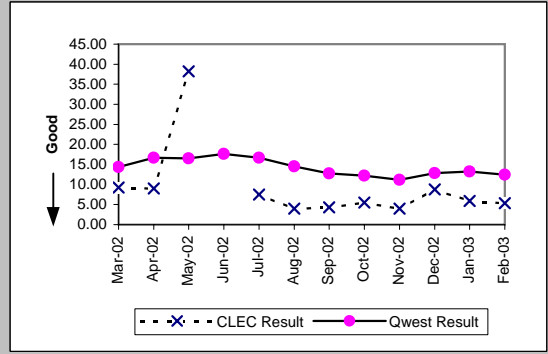


LIS Trunk (Parity)									
Date	CLEC Num	CLEC Denc	CLEC Resu	CLEC Std	Qwest Num	Qwest Denc	Qwest Resu	Mod Z Scr	Parity Scr
Mar-02	1568	71	22.08	11.59	221	13	17.00	2.37	0.44
Apr-02	1162	74	15.70	5.85	186	11	16.91	-0.76	-1.46
May-02	1276	60	21.27	8.88	349	17	20.53	0.44	-0.73
Jun-02	529	29	18.24	8.21	117	6	19.50	-0.87	-1.53
Jul-02	413	23	17.96	7.51	254	15	16.93	0.6	-0.63
Aug-02	540	34	15.88	5.60	471	20	23.55	-1.23	-1.74
Sep-02	349	27	12.93	6.80	465	18	25.83	-1.61	-1.98
Oct-02	544	35	15.54	6.00	912	45	20.27	-3.18	-2.94
Nov-02	633	49	12.92	4.40	289	15	19.27	-2.78	-2.69
Dec-02	901	54	16.69	6.42	368	21	17.52	-0.46	-1.28
Jan-03	1552	77	20.16	10.08	408	31	13.16	3.72	1.26
Feb-03	702	65	10.80	4.53	605	44	13.75	-2.22	-2.35

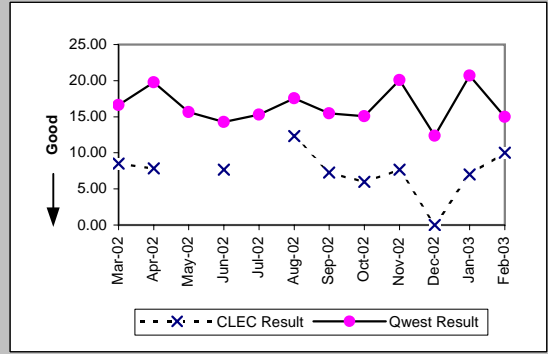


OP-4D - Installation Interval (Average Days) - Interval Zone One

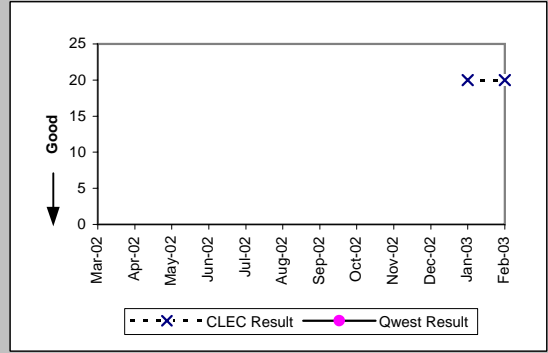
UDIT DS1 (Parity)									
Date	CLEC Num	CLEC Denc	CLEC Resu	CLEC Std I	Qwest Num	Qwest Denc	Qwest Resu	Mod Z Scr	Parity Scr
Mar-02	37	4	9.25	2.87	7589	527	14.40	-1.06	-1.65
Apr-02	9	1	9.00		9322	558	16.71	-0.65	-1.4
May-02	191	5	38.20	40.92	13598	823	16.52	2.88	0.75
Jun-02					10487	595	17.63		
Jul-02	15	2	7.50	2.12	9879	593	16.66	-0.75	-1.46
Aug-02	4	1	4.00		8165	563	14.50	-0.72	-1.44
Sep-02	13	3	4.33	0.58	8008	628	12.75	-1.69	-2.03
Oct-02	11	2	5.50	0.71	7520	618	12.17	-1.08	-1.66
Nov-02	4	1	4.00		5999	535	11.21	-1.01	-1.61
Dec-02	35	4	8.75	5.50	5321	415	12.82	-0.96	-1.58
Jan-03	59	10	5.90	1.97	6753	509	13.27	-2.75	-2.67
Feb-03	16	3	5.33	1.53	5831	469	12.43	-1.44	-1.88



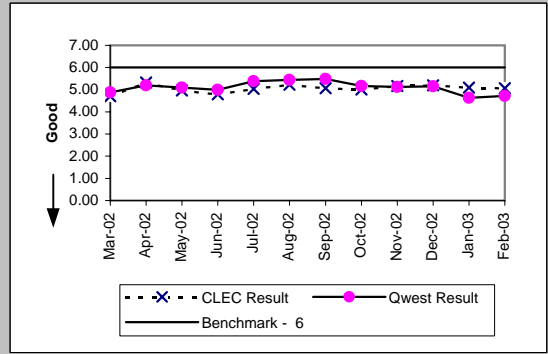
UDIT Above DS1 Level (Parity)									
Date	CLEC Num	CLEC Denc	CLEC Resu	CLEC Std I	Qwest Num	Qwest Denc	Qwest Resu	Mod Z Scr	Parity Scr
Mar-02	34	4	8.50	0.58	1348	81	16.64	-0.94	-1.57
Apr-02	55	7	7.86	0.90	1086	55	19.75	-2.37	-2.44
May-02					689	44	15.66		
Jun-02	23	3	7.67	0.58	300	21	14.29	-0.89	-1.54
Jul-02					842	55	15.31		
Aug-02	37	3	12.33	4.73	895	51	17.55	-0.55	-1.34
Sep-02	58	8	7.25	1.16	728	47	15.49	-1.25	-1.76
Oct-02	24	4	6.00	1.15	392	26	15.08	-1.02	-1.62
Nov-02	23	3	7.67	1.15	542	27	20.07	-1.15	-1.7
Dec-02	0	1	0.00		346	28	12.36	-1.24	-1.75
Jan-03	7	1	7.00		641	31	20.68	-0.6	-1.37
Feb-03	10	1	10.00		525	35	15.00	-0.25	-1.15



Dark Fiber - IOF (Diagnostic)									
Date	CLEC Num	CLEC Denc	CLEC Resu	CLEC Std I	Qwest Num	Qwest Denc	Qwest Resu	Mod Z Scr	Parity Scr
Mar-02									
Apr-02									
May-02									
Jun-02									
Jul-02									
Aug-02									
Sep-02									
Oct-02									
Nov-02									
Dec-02									
Jan-03	40	2	20.00	0.00					
Feb-03	100	5	20.00	0.00					

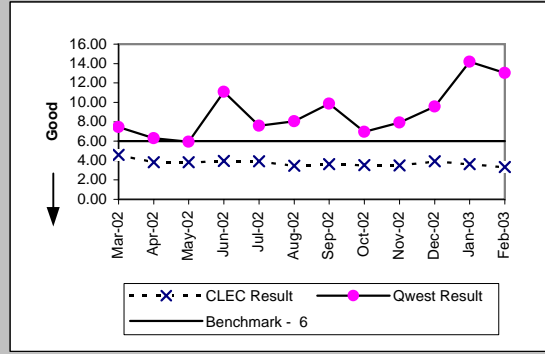


Unbundled Loop Analog (Benchmark)									
Date	CLEC Num	CLEC Denc	CLEC Resu	CLEC Std I	Qwest Num	Qwest Denc	Qwest Resu	Mod Z Scr	Parity Scr
Mar-02	6221	1322	4.71	1.93	66306	13581	4.88	-1.33	-1.81
Apr-02	8784	1648	5.33	1.69	70671	13615	5.19	1.07	-0.35
May-02	6111	1233	4.96	1.49	68180	13402	5.09	-0.8	-1.49
Jun-02	7935	1657	4.79	1.44	61456	12306	4.99	-1.51	-1.92
Jul-02	6532	1295	5.04	1.06	71419	13274	5.38	-2.16	-2.31
Aug-02	7519	1439	5.23	1.62	72219	13276	5.44	-1.46	-1.89
Sep-02	5785	1140	5.07	1.23	68965	12557	5.49	-2.6	-2.58
Oct-02	6425	1283	5.01	1.62	71479	13840	5.16	-1.11	-1.68
Nov-02	4291	830	5.17	1.64	55748	10890	5.12	0.28	-0.83
Dec-02	5274	1015	5.20	1.04	52446	10191	5.15	0.31	-0.81
Jan-03	5005	982	5.10	1.37	51283	11068	4.63	3.28	0.99
Feb-03	4909	969	5.07	1.05	47963	10156	4.72	2.18	0.33

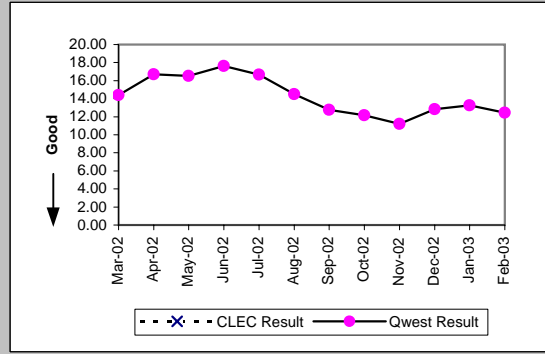


OP-4D - Installation Interval (Average Days) - Interval Zone One

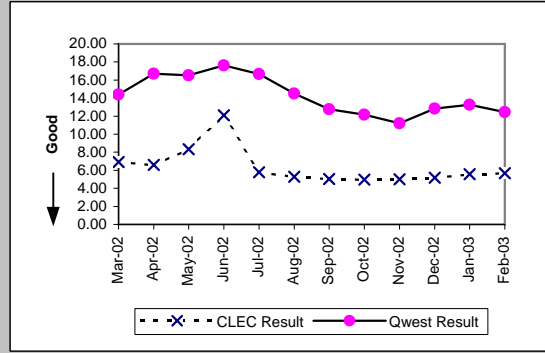
Unbundled Loop - 2 Wire Non-Loaded (Benchmark)									
Date	CLEC Num	CLEC Denc	CLEC Resu	CLEC Std I	Qwest Num	Qwest Denc	Qwest Resu	Mod Z Scr	Parity Scr
Mar-02	924	201	4.60	1.00	3553	476	7.46	-4.48	-3.73
Apr-02	640	167	3.83	1.64	2365	376	6.29	-4.18	-3.54
May-02	537	140	3.84	1.39	2490	420	5.93	-3.92	-3.38
Jun-02	565	143	3.95	1.24	3661	330	11.09	-3.86	-3.35
Jul-02	563	144	3.91	1.06	3001	395	7.60	-4.9	-3.98
Aug-02	533	153	3.48	1.29	1206	150	8.04	-7.01	-5.26
Sep-02	555	153	3.63	1.17	1126	114	9.88	-3.16	-2.92
Oct-02	623	176	3.54	1.21	1226	176	6.97	-6.23	-4.79
Nov-02	391	112	3.49	1.19	1575	199	7.91	-7.11	-5.32
Dec-02	548	140	3.91	1.16	1158	121	9.57	-7.25	-5.41
Jan-03	499	138	3.62	1.66	3230	228	14.17	-11.52	-8
Feb-03	390	117	3.33	1.17	3074	236	13.03	-9.54	-6.8



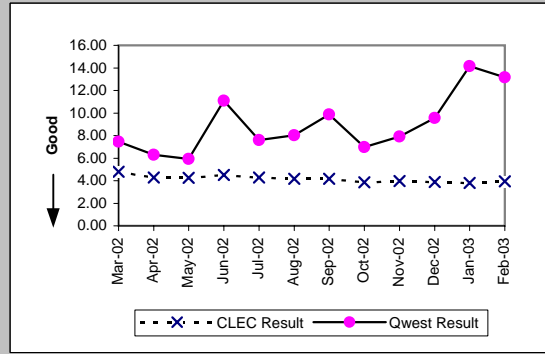
Unbundled Loop - 4 Wire Non-Loaded (Parity)									
Date	CLEC Num	CLEC Denc	CLEC Resu	CLEC Std I	Qwest Num	Qwest Denc	Qwest Resu	Mod Z Scr	Parity Scr
Mar-02					7589	527	14.40		
Apr-02					9322	558	16.71		
May-02					13598	823	16.52		
Jun-02					10487	595	17.63		
Jul-02					9879	593	16.66		
Aug-02					8165	563	14.50		
Sep-02					8008	628	12.75		
Oct-02					7520	618	12.17		
Nov-02					5999	535	11.21		
Dec-02					5321	415	12.82		
Jan-03					6753	509	13.27		
Feb-03					5831	469	12.43		



Unbundled Loop - DS1 Capable (Parity)									
Date	CLEC Num	CLEC Denc	CLEC Resu	CLEC Std I	Qwest Num	Qwest Denc	Qwest Resu	Mod Z Scr	Parity Scr
Mar-02	256	37	6.92	4.92	7589	527	14.40	-4.56	-3.77
Apr-02	462	70	6.60	3.39	9322	558	16.71	-6.76	-5.11
May-02	618	74	8.35	3.50	13598	823	16.52	-6.51	-4.96
Jun-02	592	49	12.08	20.78	10487	595	17.63	-2.91	-2.77
Jul-02	624	108	5.78	2.20	9879	593	16.66	-6.06	-4.68
Aug-02	486	92	5.28	1.82	8165	563	14.50	-5.59	-4.4
Sep-02	322	64	5.03	2.68	8008	628	12.75	-6.85	-5.17
Oct-02	376	76	4.95	1.95	7520	618	12.17	-6.81	-5.14
Nov-02	310	62	5.00	2.30	5999	535	11.21	-6.49	-4.94
Dec-02	450	87	5.17	3.66	5321	415	12.82	-7.66	-5.66
Jan-03	434	78	5.56	4.61	6753	509	13.27	-7.54	-5.58
Feb-03	527	93	5.67	2.07	5831	469	12.43	-7.02	-5.26



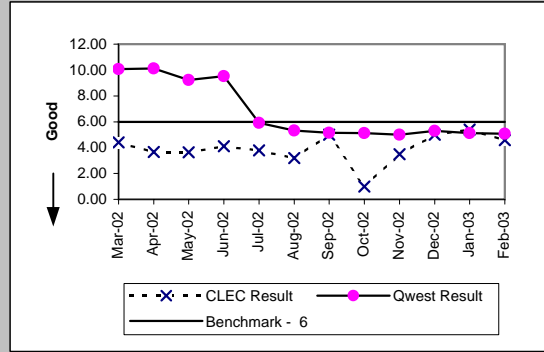
Unbundled Loop ISDN Capable (Parity)									
Date	CLEC Num	CLEC Denc	CLEC Resu	CLEC Std I	Qwest Num	Qwest Denc	Qwest Resu	Mod Z Scr	Parity Scr
Mar-02	359	75	4.79	1.20	3553	476	7.46	-2.83	-2.72
Apr-02	235	55	4.27	1.43	2365	376	6.29	-2.21	-2.34
May-02	294	69	4.26	1.32	2490	420	5.93	-2.35	-2.43
Jun-02	248	55	4.51	2.21	3661	330	11.09	-2.45	-2.49
Jul-02	235	55	4.27	0.93	3001	395	7.60	-2.99	-2.82
Aug-02	217	52	4.17	2.35	1206	150	8.04	-4.25	-3.58
Sep-02	158	38	4.16	0.97	1126	114	9.88	-1.91	-2.16
Oct-02	200	52	3.85	1.63	1226	176	6.97	-3.83	-3.33
Nov-02	210	53	3.96	1.45	1575	199	7.91	-4.86	-3.95
Dec-02	210	54	3.89	1.08	1158	121	9.57	-5.52	-4.36
Jan-03	167	44	3.80	1.23	3230	228	14.17	-7.42	-5.51
Feb-03	130	33	3.94	1.09	3067	233	13.16	-5.54	-4.37



OP-4D - Installation Interval (Average Days) - Interval Zone One

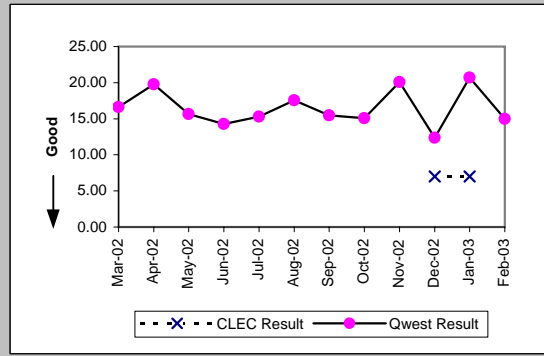
Unbundled Loop - ADSL Qualified (Benchmark)

Date	CLEC Num	CLEC Denc	CLEC Resu	CLEC Std E	Qwest Num	Qwest Denc	Qwest Resu	Mod Z Scr	Parity Scr
Mar-02	97	22	4.41	0.91	13019	1291	10.08	-7.85	-5.77
Apr-02	62	17	3.65	1.22	11923	1178	10.12	-6.14	-4.73
May-02	69	19	3.63	0.83	9255	1004	9.22	-5.56	-4.38
Jun-02	111	27	4.11	1.05	8729	917	9.52	-8.55	-6.2
Jul-02	72	19	3.79	0.92	7335	1241	5.91	-2.86	-2.74
Aug-02	51	16	3.19	0.54	5308	1000	5.31	-2.75	-2.67
Sep-02	5	1	5.00		5459	1060	5.15	-0.05	-1.03
Oct-02	2	2	1.00	1.41	5645	1101	5.13	-1.44	-1.87
Nov-02	7	2	3.50	2.12	4236	846	5.01	-0.96	-1.58
Dec-02	5	1	5.00		4739	894	5.30	-0.15	-1.09
Jan-03	27	5	5.40	3.36	4849	949	5.11	0.83	-0.5
Feb-03	55	12	4.58	0.79	4136	818	5.06	-0.84	-1.51



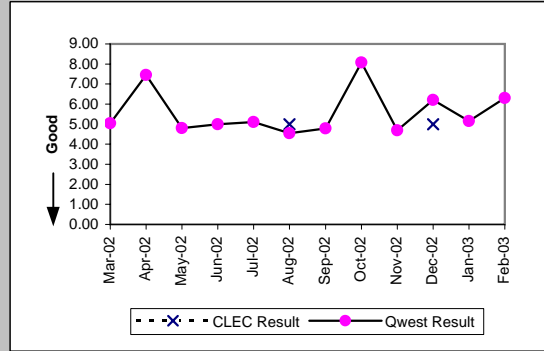
Unbundled Loop - DS3 Capable (Parity)

Date	CLEC Num	CLEC Denc	CLEC Resu	CLEC Std E	Qwest Num	Qwest Denc	Qwest Resu	Mod Z Scr	Parity Scr
Mar-02					1348	81	16.64		
Apr-02					1086	55	19.75		
May-02					689	44	15.66		
Jun-02					300	21	14.29		
Jul-02					842	55	15.31		
Aug-02					895	51	17.55		
Sep-02					728	47	15.49		
Oct-02					392	26	15.08		
Nov-02					542	27	20.07		
Dec-02	7	1	7.00		346	28	12.36	-0.54	-1.33
Jan-03	7	1	7.00		641	31	20.68	-0.6	-1.37
Feb-03					525	35	15.00		



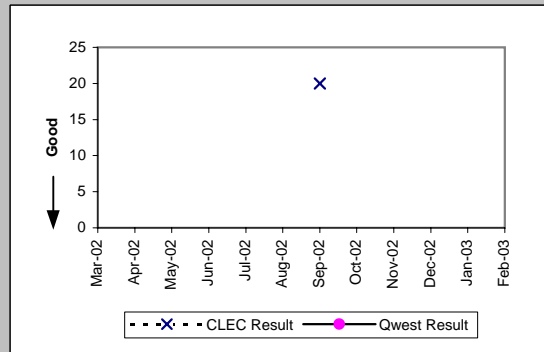
Qwest DSL (Parity)

Date	CLEC Num	CLEC Denc	CLEC Resu	CLEC Std E	Qwest Num	Qwest Denc	Qwest Resu	Mod Z Scr	Parity Scr
Mar-02					277	55	5.04		
Apr-02					581	78	7.45		
May-02					356	74	4.81		
Jun-02					185	37	5.00		
Jul-02					235	46	5.11		
Aug-02	5	1	5.00		127	28	4.54	-0.07	-1.04
Sep-02					86	18	4.78		
Oct-02					347	43	8.07		
Nov-02					122	26	4.69		
Dec-02	5	1	5.00		149	24	6.21	-0.23	-1.14
Jan-03					139	27	5.15		
Feb-03					101	16	6.31		



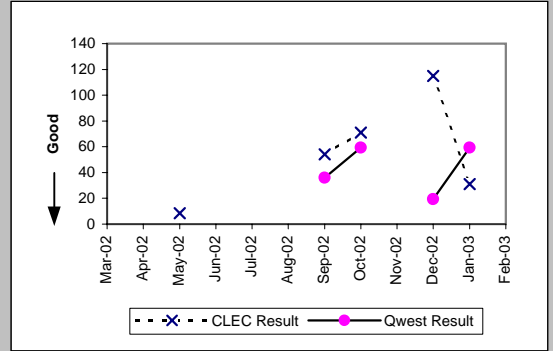
Dark Fiber - Loop (Diagnostic)

Date	CLEC Num	CLEC Denc	CLEC Resu	CLEC Std E	Qwest Num	Qwest Denc	Qwest Resu	Mod Z Scr	Parity Scr
Mar-02									
Apr-02									
May-02									
Jun-02									
Jul-02									
Aug-02									
Sep-02	20	1	20.00						
Oct-02									
Nov-02									
Dec-02									
Jan-03									
Feb-03									



OP-4D - Installation Interval (Average Days) - Interval Zone One

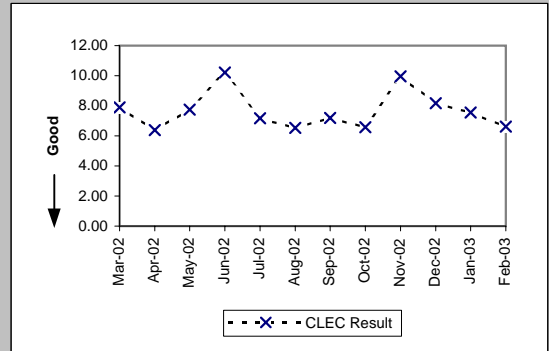
E911 (Parity)									
Date	CLEC Num	CLEC Dens	CLEC Resu	CLEC Std	Qwest Num	Qwest Dens	Qwest Resu	Mod Z Scr	Parity Scr
Mar-02									
Apr-02									
May-02	25	3	8.33	1.15					
Jun-02									
Jul-02									
Aug-02									
Sep-02	54	1	54.00		72	2	36.00	0.75	-0.55
Oct-02	71	1	71.00		237	4	59.25	-0.32	-1.2
Nov-02									
Dec-02	115	1	115.00		97	5	19.40	1.21	-0.26
Jan-03	62	2	31.00	0.00	297	5	59.40	-0.77	-1.47
Feb-03									



OP-4D - Installation Interval (Average Days) - Interval Zone One

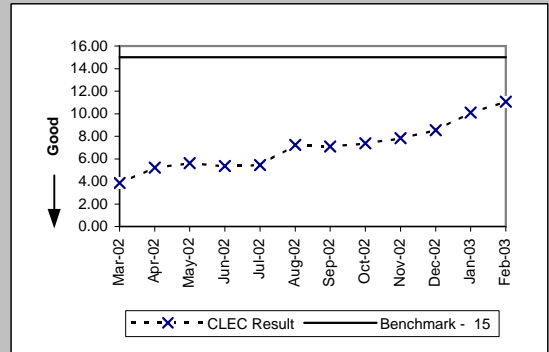
Enhanced Extended Loops (EELs) (Diagnostic)

Date	Num	Denom	CLEC Result	Standard Dev
Mar-02	79	10	7.90	8.17
Apr-02	102	16	6.38	5.81
May-02	155	20	7.75	6.04
Jun-02	143	14	10.21	5.78
Jul-02	79	11	7.18	2.82
Aug-02	111	17	6.53	1.94
Sep-02	72	10	7.20	4.96
Oct-02	92	14	6.57	2.38
Nov-02	189	19	9.95	16.49
Dec-02	90	11	8.18	5.12
Jan-03	189	25	7.56	5.05
Feb-03	172	26	6.62	2.70



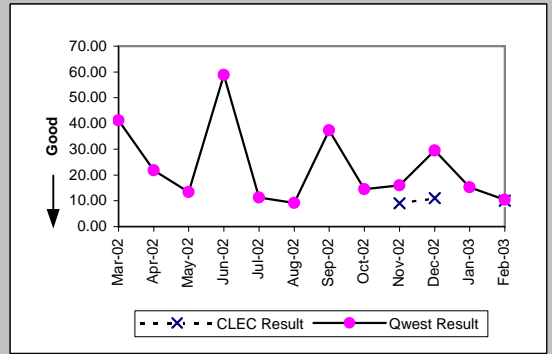
Unbundled Loop Conditioned (Benchmark)

Date	Num	Denom	CLEC Result	Standard Dev
Mar-02	754	195	3.87	1.98
Apr-02	1082	207	5.23	4.21
May-02	1037	185	5.61	3.30
Jun-02	862	161	5.35	4.11
Jul-02	1070	196	5.46	3.30
Aug-02	1420	196	7.24	3.97
Sep-02	1248	176	7.09	3.30
Oct-02	1681	228	7.37	3.33
Nov-02	501	64	7.83	3.79
Dec-02	435	51	8.53	4.37
Jan-03	778	77	10.10	4.51
Feb-03	874	79	11.06	4.65

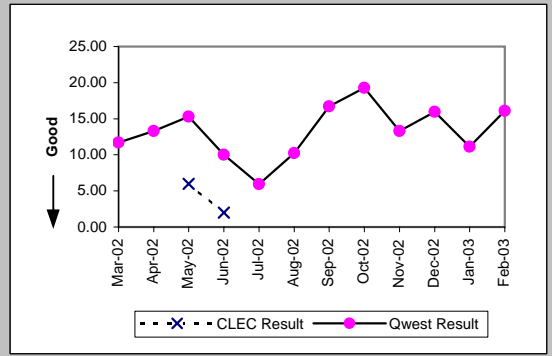


OP-4E - Installation Interval (Average Days) - Interval Zone Two

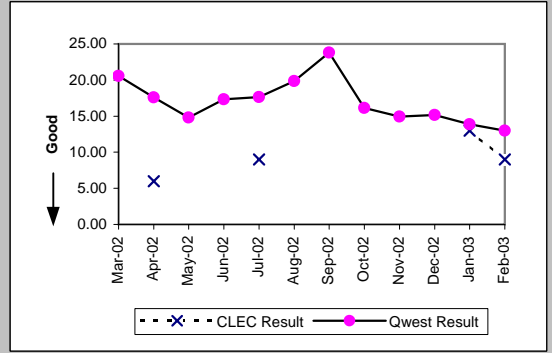
ISDN Primary (Parity)									
Date	CLEC Num	CLEC Denc	CLEC Resu	CLEC Std I	Qwest Num	Qwest Denc	Qwest Resu	Mod Z Scr	Parity Scr
Mar-02					495	12	41.25		
Apr-02					262	12	21.83		
May-02					509	38	13.39		
Jun-02					5238	89	58.85		
Jul-02					3944	350	11.27		
Aug-02					466	51	9.14		
Sep-02					1380	37	37.30		
Oct-02					948	65	14.58		
Nov-02	18	2	9.00	0.00	736	46	16.00	-0.94	-1.57
Dec-02	11	1	11.00		3951	134	29.49	-1.33	-1.81
Jan-03					746	49	15.22		
Feb-03	10	1	10.00		541	52	10.40	-0.13	-1.08



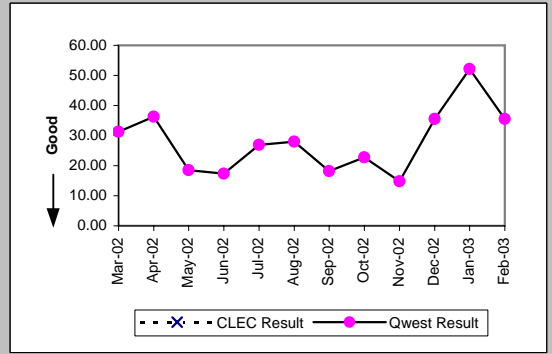
DS0 (Parity)									
Date	CLEC Num	CLEC Denc	CLEC Resu	CLEC Std I	Qwest Num	Qwest Denc	Qwest Resu	Mod Z Scr	Parity Scr
Mar-02					444	38	11.68		
Apr-02					266	20	13.30		
May-02	6	1	6.00		413	27	15.30	-0.4	-1.24
Jun-02	4	2	2.00	0.00	140	14	10.00	-1.59	-1.96
Jul-02					83	14	5.93		
Aug-02					788	77	10.23		
Sep-02					267	16	16.69		
Oct-02					598	31	19.29		
Nov-02					239	18	13.28		
Dec-02					287	18	15.94		
Jan-03					211	19	11.11		
Feb-03					434	27	16.07		



DS1 (Parity)									
Date	CLEC Num	CLEC Denc	CLEC Resu	CLEC Std I	Qwest Num	Qwest Denc	Qwest Resu	Mod Z Scr	Parity Scr
Mar-02					5901	287	20.56		
Apr-02	6	1	6.00		6038	343	17.60	-0.81	-1.49
May-02					7585	512	14.81		
Jun-02					6156	355	17.34		
Jul-02	9	1	9.00		6920	392	17.65	-0.57	-1.35
Aug-02					7079	356	19.88		
Sep-02					7901	332	23.80		
Oct-02					6962	431	16.15		
Nov-02					3397	227	14.96		
Dec-02					4249	280	15.18		
Jan-03	13	1	13.00		4332	312	13.88	-0.09	-1.06
Feb-03	18	2	9.00	0.00	4042	311	13.00	-0.6	-1.36

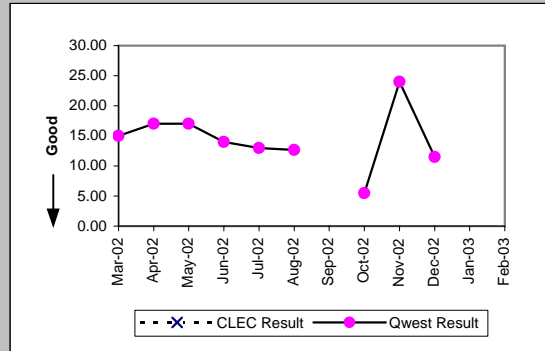


DS3 (Parity)									
Date	CLEC Num	CLEC Denc	CLEC Resu	CLEC Std I	Qwest Num	Qwest Denc	Qwest Resu	Mod Z Scr	Parity Scr
Mar-02					375	12	31.25		
Apr-02					908	25	36.32		
May-02					481	26	18.50		
Jun-02					191	11	17.36		
Jul-02					404	15	26.93		
Aug-02					587	21	27.95		
Sep-02					164	9	18.22		
Oct-02					228	10	22.80		
Nov-02					163	11	14.82		
Dec-02					427	12	35.58		
Jan-03					521	10	52.10		
Feb-03					640	18	35.56		

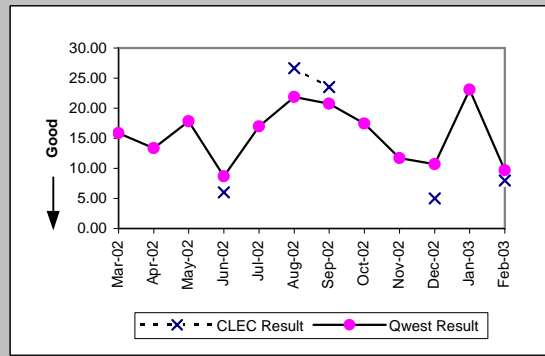


OP-4E - Installation Interval (Average Days) - Interval Zone Two

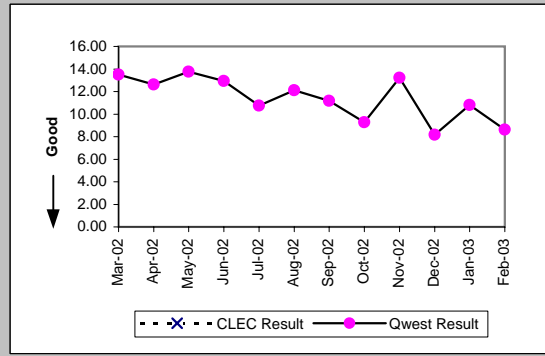
Frame Relay (Parity)									
Date	CLEC Num	CLEC Dend	CLEC Resu	CLEC Std	Qwest Num	Qwest Dend	Qwest Resu	Mod Z Scr	Parity Scr
Mar-02					15	1	15.00		
Apr-02					17	1	17.00		
May-02					17	1	17.00		
Jun-02					14	1	14.00		
Jul-02					13	1	13.00		
Aug-02					38	3	12.67		
Sep-02									
Oct-02					11	2	5.50		
Nov-02					48	2	24.00		
Dec-02					23	2	11.50		
Jan-03									
Feb-03									



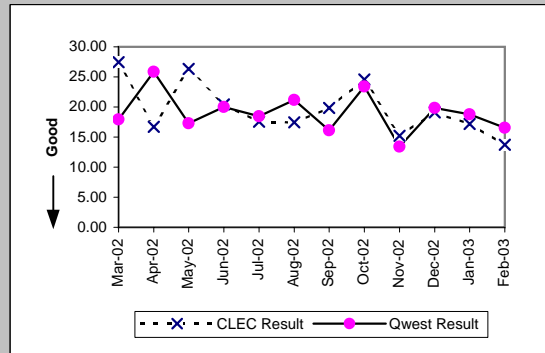
PBX (Parity)									
Date	CLEC Num	CLEC Dend	CLEC Resu	CLEC Std	Qwest Num	Qwest Dend	Qwest Resu	Mod Z Scr	Parity Scr
Mar-02					206	13	15.85		
Apr-02					280	21	13.33		
May-02					624	35	17.83		
Jun-02	12	2	6.00	1.41	156	18	8.67	-0.59	-1.36
Jul-02					475	28	16.96		
Aug-02	80	3	26.67	34.06	830	38	21.84	0.45	-0.72
Sep-02	47	2	23.50	3.54	270	13	20.77	0.24	-0.85
Oct-02					279	16	17.44		
Nov-02					199	17	11.71		
Dec-02	5	1	5.00		75	7	10.71	-0.58	-1.35
Jan-03					346	15	23.07		
Feb-03	8	1	8.00		155	16	9.69	-0.36	-1.22



Basic Rate ISDN (Parity)									
Date	CLEC Num	CLEC Dend	CLEC Resu	CLEC Std	Qwest Num	Qwest Dend	Qwest Resu	Mod Z Scr	Parity Scr
Mar-02					634	47	13.49		
Apr-02					568	45	12.62		
May-02					729	53	13.75		
Jun-02					285	22	12.95		
Jul-02					484	45	10.76		
Aug-02					618	51	12.12		
Sep-02					391	35	11.17		
Oct-02					752	81	9.28		
Nov-02					1163	88	13.22		
Dec-02					245	30	8.17		
Jan-03					637	59	10.80		
Feb-03					405	47	8.62		

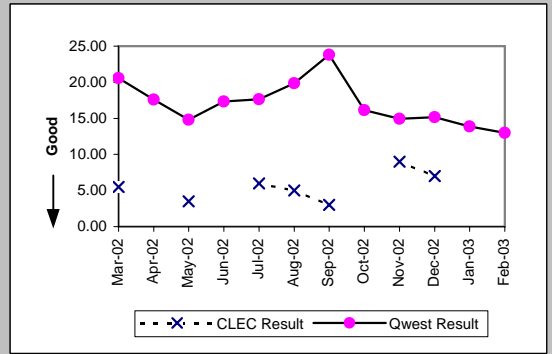


LIS Trunk (Parity)									
Date	CLEC Num	CLEC Dend	CLEC Resu	CLEC Std	Qwest Num	Qwest Dend	Qwest Resu	Mod Z Scr	Parity Scr
Mar-02	384	14	27.43	14.29	233	13	17.92	2.88	0.75
Apr-02	585	35	16.71	5.15	181	7	25.86	-1.23	-1.75
May-02	685	26	26.35	13.34	346	20	17.30	3.72	1.26
Jun-02	204	10	20.40	14.79	500	25	20.00	0.24	-0.85
Jul-02	193	11	17.55	3.47	609	33	18.45	-0.33	-1.2
Aug-02	297	17	17.47	3.54	339	16	21.19	-0.93	-1.57
Sep-02	258	13	19.85	7.56	306	19	16.11	2.23	0.35
Oct-02	540	22	24.55	20.58	1030	44	23.41	0.62	-0.62
Nov-02	472	31	15.23	3.66	94	7	13.43	0.65	-0.61
Dec-02	439	23	19.09	10.09	377	19	19.84	-0.62	-1.38
Jan-03	395	23	17.17	7.99	394	21	18.76	-0.8	-1.49
Feb-03	275	20	13.75	6.15	595	36	16.53	-2.07	-2.26

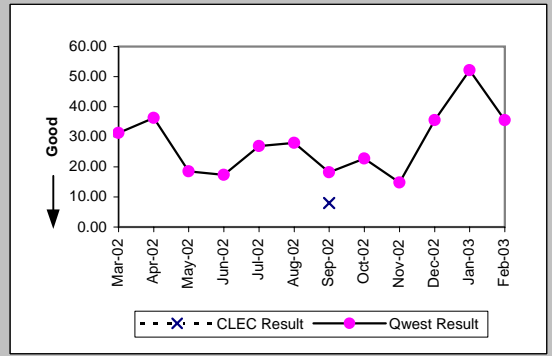


OP-4E - Installation Interval (Average Days) - Interval Zone Two

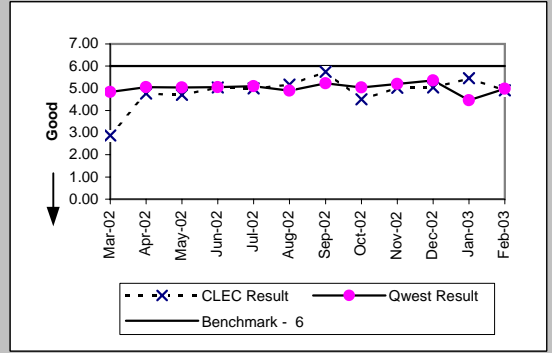
UDIT DS1 (Parity)									
Date	CLEC Num	CLEC Denc	CLEC Resu	Standard D	Qwest Num	Qwest Denc	Qwest Resu	Mod Z Scr	Parity Score
Mar-02	22	4	5.50	0.58	5901	287	20.56	-0.91	-1.55
Apr-02					6038	343	17.60		
May-02	7	2	3.50	2.12	7585	512	14.81	-1.26	-1.77
Jun-02					6156	355	17.34		
Jul-02	18	3	6.00	0.00	6920	392	17.65	-1.33	-1.81
Aug-02	5	1	5.00		7079	356	19.88	-0.9	-1.55
Sep-02	3	1	3.00		7901	332	23.80	-0.67	-1.41
Oct-02					6962	431	16.15		
Nov-02	9	1	9.00		3397	227	14.96	-0.5	-1.3
Dec-02	28	4	7.00	4.00	4249	280	15.18	-1.72	-2.05
Jan-03					4332	312	13.88		
Feb-03					4042	311	13.00		



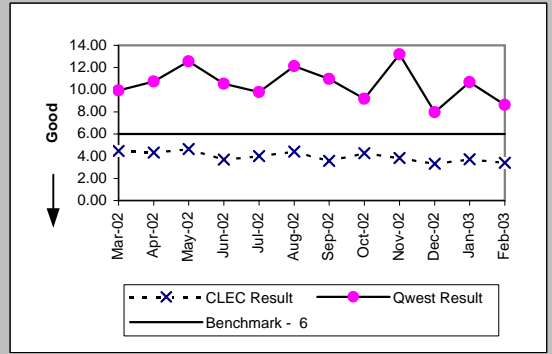
UDIT Above DS1 Level (Parity)									
Date	CLEC Num	CLEC Denc	CLEC Resu	Standard D	Qwest Num	Qwest Denc	Qwest Resu	Mod Z Scr	Parity Score
Mar-02					375	12	31.25		
Apr-02					908	25	36.32		
May-02					481	26	18.50		
Jun-02					191	11	17.36		
Jul-02					404	15	26.93		
Aug-02					587	21	27.95		
Sep-02	16	2	8.00	0.00	164	9	18.22	-0.54	-1.33
Oct-02					228	10	22.80		
Nov-02					163	11	14.82		
Dec-02					427	12	35.58		
Jan-03					521	10	52.10		
Feb-03					640	18	35.56		



Unbundled Loop Analog (Benchmark)									
Date	CLEC Num	CLEC Denc	CLEC Resu	Standard D	Qwest Num	Qwest Denc	Qwest Resu	Mod Z Scr	Parity Score
Mar-02	4560	1590	2.87	0.78	10818	2235	4.84	-11.17	-7.79
Apr-02	2001	420	4.76	0.84	11380	2253	5.05	-0.84	-1.51
May-02	1136	241	4.71	1.57	11232	2233	5.03	-0.74	-1.45
Jun-02	676	134	5.04	1.52	9998	1980	5.05	-0.01	-1
Jul-02	360	72	5.00	0.61	10849	2133	5.09	-0.11	-1.07
Aug-02	605	117	5.17	0.88	10545	2158	4.89	0.54	-0.67
Sep-02	345	60	5.75	0.97	10332	1981	5.22	0.78	-0.53
Oct-02	171	38	4.50	0.95	11375	2256	5.04	-0.58	-1.35
Nov-02	241	48	5.02	1.36	8974	1728	5.19	-0.17	-1.11
Dec-02	297	59	5.03	1.29	9401	1755	5.36	-0.4	-1.24
Jan-03	530	97	5.46	1.16	8108	1817	4.46	2.05	0.25
Feb-03	363	74	4.91	0.94	8450	1696	4.98	-0.12	-1.07



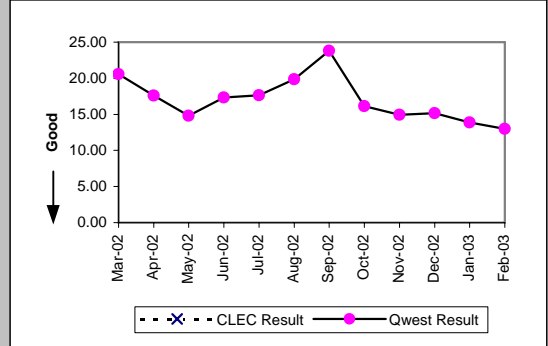
Unbundled Loop - 2 Wire Non-Loaded (Benchmark)									
Date	CLEC Num	CLEC Denc	CLEC Resu	Standard D	Qwest Num	Qwest Denc	Qwest Resu	Mod Z Scr	Parity Score
Mar-02	130	29	4.48	0.74	745	75	9.93	-2.73	-2.66
Apr-02	117	27	4.33	0.88	644	60	10.73	-2.87	-2.75
May-02	163	35	4.66	5.40	778	62	12.55	-2.43	-2.48
Jun-02	107	29	3.69	1.04	306	29	10.55	-2.72	-2.65
Jul-02	124	31	4.00	1.13	509	52	9.79	-3.65	-3.22
Aug-02	124	28	4.43	0.88	618	51	12.12	-3.65	-3.22
Sep-02	111	31	3.58	1.20	395	36	10.97	-3.51	-3.13
Oct-02	162	38	4.26	1.93	753	82	9.18	-2.92	-2.78
Nov-02	154	40	3.85	1.25	1175	89	13.20	-5.82	-4.54
Dec-02	80	24	3.33	1.34	247	31	7.97	-3.88	-3.36
Jan-03	123	33	3.73	1.23	640	60	10.67	-3.68	-3.24
Feb-03	133	39	3.41	1.52	405	47	8.62	-4.16	-3.53



OP-4E - Installation Interval (Average Days) - Interval Zone Two

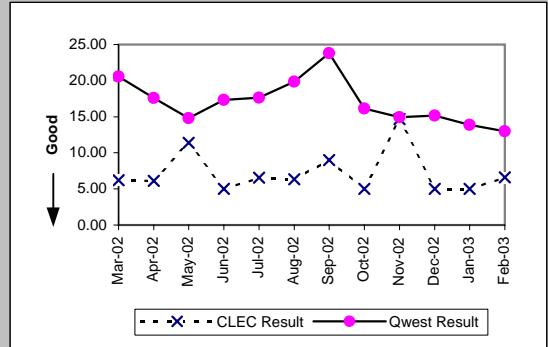
Unbundled Loop - 4 Wire Non-Loaded (Parity)

Date	CLEC Num	CLEC Denc	CLEC Resu	Standard D	Qwest Num	Qwest Denc	Qwest Resu	Mod Z Scr	Parity Score
Mar-02					5901	287	20.56		
Apr-02					6038	343	17.60		
May-02					7585	512	14.81		
Jun-02					6156	355	17.34		
Jul-02					6920	392	17.65		
Aug-02					7079	356	19.88		
Sep-02					7901	332	23.80		
Oct-02					6962	431	16.15		
Nov-02					3397	227	14.96		
Dec-02					4249	280	15.18		
Jan-03					4332	312	13.88		
Feb-03					4042	311	13.00		



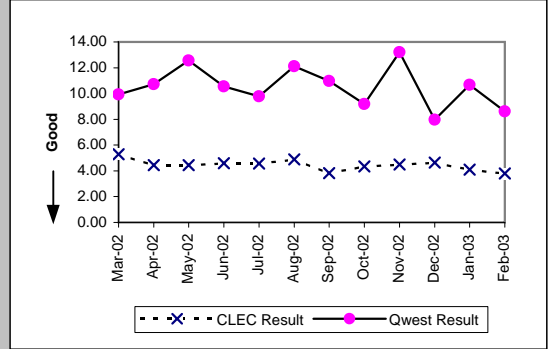
Unbundled Loop - DS1 Capable (Parity)

Date	CLEC Num	CLEC Denc	CLEC Resu	Standard D	Qwest Num	Qwest Denc	Qwest Resu	Mod Z Scr	Parity Score
Mar-02	87	14	6.21	4.35	5901	287	20.56	-1.59	-1.97
Apr-02	153	25	6.12	6.49	6038	343	17.60	-3.88	-3.36
May-02	171	15	11.40	11.46	7585	512	14.81	-1.03	-1.63
Jun-02	5	1	5.00		6156	355	17.34	-1.06	-1.64
Jul-02	46	7	6.57	3.60	6920	392	17.65	-1.92	-2.17
Aug-02	57	9	6.33	2.45	7079	356	19.88	-2.42	-2.47
Sep-02	18	2	9.00	5.66	7901	332	23.80	-0.68	-1.41
Oct-02	30	6	5.00	1.67	6962	431	16.15	-2.35	-2.43
Nov-02	44	3	14.67	16.74	3397	227	14.96	-0.04	-1.03
Dec-02	10	2	5.00	0.00	4249	280	15.18	-1.52	-1.93
Jan-03	10	2	5.00	0.00	4332	312	13.88	-1.31	-1.8
Feb-03	33	5	6.60	1.14	4042	311	13.00	-1.51	-1.92



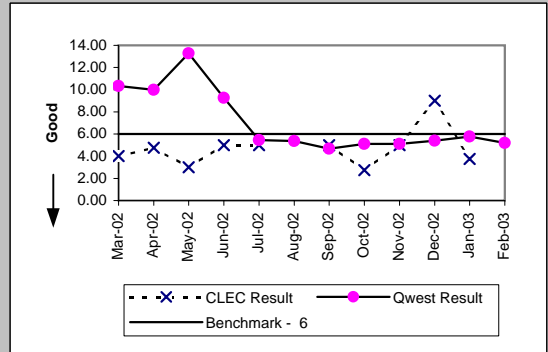
Unbundled Loop ISDN Capable (Parity)

Date	CLEC Num	CLEC Denc	CLEC Resu	Standard D	Qwest Num	Qwest Denc	Qwest Resu	Mod Z Scr	Parity Score
Mar-02	90	17	5.29	1.76	745	75	9.93	-1.89	-2.15
Apr-02	111	25	4.44	0.71	644	60	10.73	-2.75	-2.67
May-02	40	9	4.44	0.88	778	62	12.55	-1.48	-1.9
Jun-02	55	12	4.58	0.67	306	29	10.55	-1.81	-2.1
Jul-02	32	7	4.57	0.79	509	52	9.79	-1.85	-2.13
Aug-02	44	9	4.89	2.20	618	51	12.12	-2.23	-2.36
Sep-02	42	11	3.82	1.25	395	36	10.97	-2.42	-2.47
Oct-02	87	20	4.35	2.25	753	82	9.18	-2.26	-2.37
Nov-02	81	18	4.50	0.86	1175	89	13.20	-3.99	-3.43
Dec-02	79	17	4.65	0.79	247	31	7.97	-2.5	-2.52
Jan-03	86	21	4.10	0.94	640	60	10.67	-2.98	-2.81
Feb-03	72	19	3.79	0.98	405	47	8.62	-3.07	-2.87



Unbundled Loop - ADSL Qualified (Benchmark)

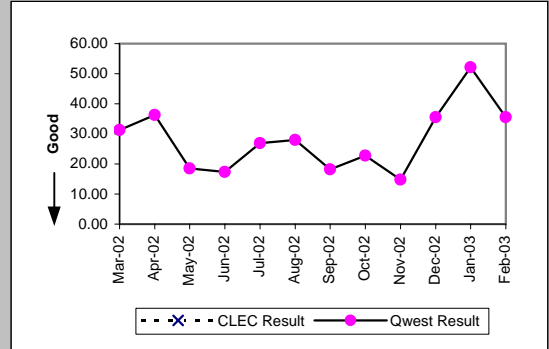
Date	CLEC Num	CLEC Denc	CLEC Resu	Standard D	Qwest Num	Qwest Denc	Qwest Resu	Mod Z Scr	Parity Score
Mar-02	72	18	4.00	1.24	196	19	10.32	-15.94	-10.69
Apr-02	76	16	4.75	0.68	240	24	10.00	-7.88	-5.79
May-02	6	2	3.00	0.00	93	7	13.29	-1.85	-2.12
Jun-02	15	3	5.00	0.00	139	15	9.27	-1.94	-2.18
Jul-02	10	2	5.00	0.00	60	11	5.45	-0.26	-1.16
Aug-02					59	11	5.36		
Sep-02	5	1	5.00		28	6	4.67	-0.97	-1.59
Oct-02	11	4	2.75	0.96	46	9	5.11	-4.23	-3.57
Nov-02	5	1	5.00		46	9	5.11	-0.18	-1.11
Dec-02	18	2	9.00	5.66	27	5	5.40	0.97	-0.41
Jan-03	15	4	3.75	1.26	75	13	5.77	-1.72	-2.05
Feb-03					52	10	5.20		



OP-4E - Installation Interval (Average Days) - Interval Zone Two

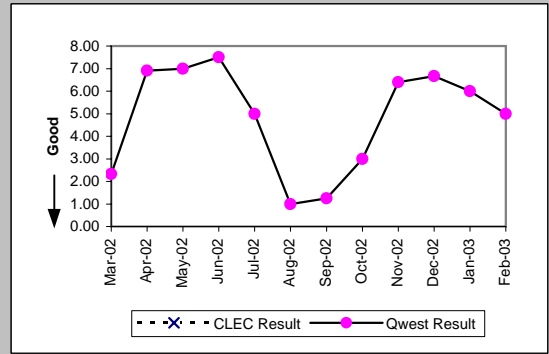
Unbundled Loop - DS3 Capable (Parity)

Date	CLEC Num	CLEC Dend	CLEC Resu	Standard D	Qwest Num	Qwest Dend	Qwest Resu	Mod Z Scr	Parity Score
Mar-02					375	12	31.25		
Apr-02					908	25	36.32		
May-02					481	26	18.50		
Jun-02					191	11	17.36		
Jul-02					404	15	26.93		
Aug-02					587	21	27.95		
Sep-02					164	9	18.22		
Oct-02					228	10	22.80		
Nov-02					163	11	14.82		
Dec-02					427	12	35.58		
Jan-03					521	10	52.10		
Feb-03					640	18	35.56		



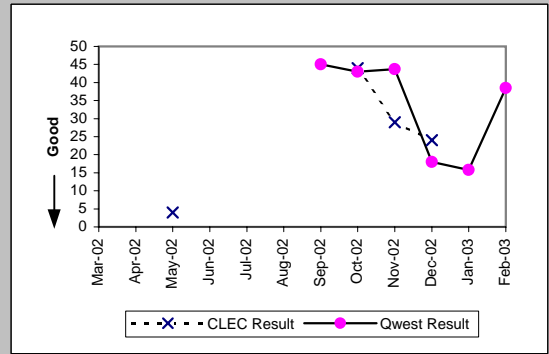
Qwest DSL (Parity)

Date	CLEC Num	CLEC Dend	CLEC Resu	Standard D	Qwest Num	Qwest Dend	Qwest Resu	Mod Z Scr	Parity Score
Mar-02					7	3	2.33		
Apr-02					76	11	6.91		
May-02					28	4	7.00		
Jun-02					45	6	7.50		
Jul-02					30	6	5.00		
Aug-02					1	1	1.00		
Sep-02					5	4	1.25		
Oct-02					3	1	3.00		
Nov-02					32	5	6.40		
Dec-02					20	3	6.67		
Jan-03					24	4	6.00		
Feb-03					5	1	5.00		



E911 (Parity)

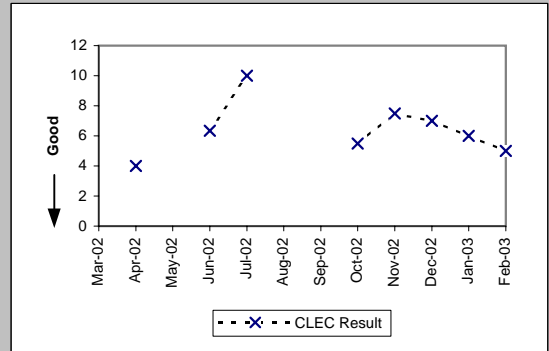
Date	CLEC Num	CLEC Dend	CLEC Resu	Standard D	Qwest Num	Qwest Dend	Qwest Resu	Mod Z Scr	Parity Score
Mar-02									
Apr-02									
May-02	8	2	4.00	5.66					
Jun-02									
Jul-02									
Aug-02									
Sep-02					225	5	45.00		
Oct-02	88	2	44.00	0.00	86	2	43.00	-0.64	-1.39
Nov-02	29	1	29.00		131	3	43.67	-0.28	-1.17
Dec-02	24	1	24.00		90	5	18.00		
Jan-03					63	4	15.75		
Feb-03					77	2	38.50		



OP-4E - Installation Interval (Average Days) - Interval Zone Two

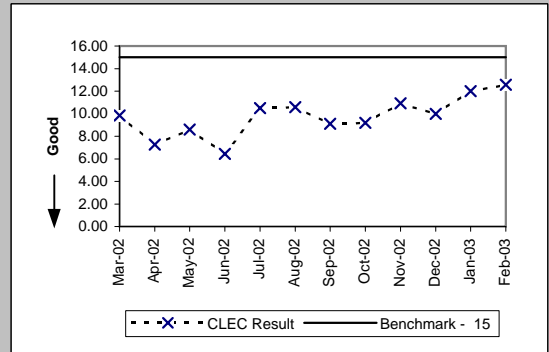
Enhanced Extended Loops (EELs) (Diagnostic)

Date	Num	Denom	CLEC Result	Standard Dev
Mar-02				
Apr-02	4	1	4.00	
May-02				
Jun-02	19	3	6.33	1.53
Jul-02	10	1	10.00	
Aug-02				
Sep-02				
Oct-02	11	2	5.50	0.71
Nov-02	15	2	7.50	2.12
Dec-02	7	1	7.00	
Jan-03	6	1	6.00	
Feb-03	5	1	5.00	



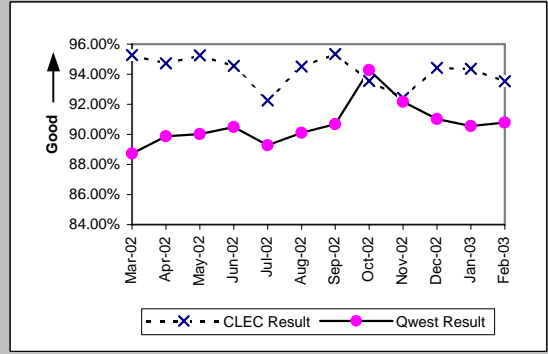
Unbundled Loop Conditioned (Benchmark)

Date	Num	Denom	CLEC Result	Standard Dev
Mar-02	59	6	9.83	6.40
Apr-02	116	16	7.25	3.34
May-02	86	10	8.60	2.99
Jun-02	58	9	6.44	1.51
Jul-02	147	14	10.50	3.11
Aug-02	148	14	10.57	4.09
Sep-02	91	10	9.10	3.21
Oct-02	92	10	9.20	3.88
Nov-02	131	12	10.92	3.73
Dec-02	50	5	10.00	2.45
Jan-03	72	6	12.00	4.00
Feb-03	113	9	12.56	3.13

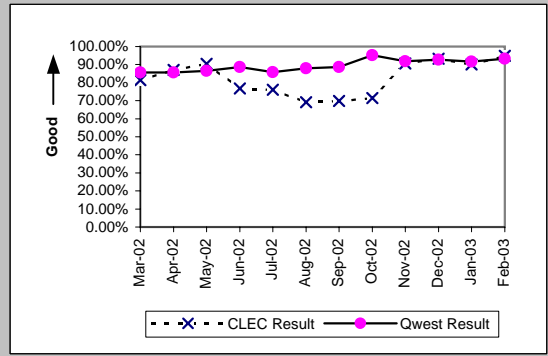


OP-5 - New Service Installation Quality (Percent)

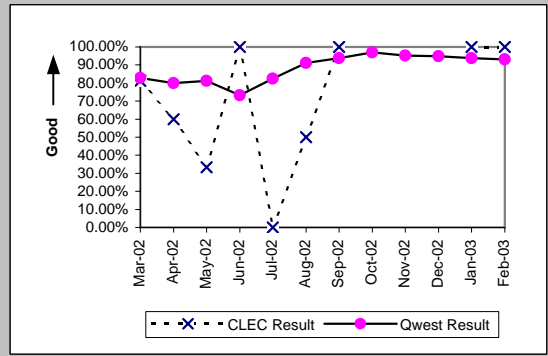
Residence (Parity)									
Date	CLEC Num	CLEC Denc	CLEC Resu	CLEC Std E	Qwest Num	Qwest Denc	Qwest Resu	Mod Z Scr	Parity Scr
Mar-02	805	845	95.27%	21.24%	34156	38496	88.73%	-5.95	-4.62
Apr-02	771	814	94.72%	22.37%	36272	40358	89.88%	-4.53	-3.76
May-02	783	822	95.26%	21.26%	36668	40737	90.01%	-4.96	-4.02
Jun-02	765	809	94.56%	22.68%	35778	39537	90.49%	-3.91	-3.37
Jul-02	966	1047	92.26%	26.72%	35800	40098	89.28%	-3.08	-2.87
Aug-02	1272	1346	94.50%	22.79%	38954	43234	90.10%	-5.33	-4.24
Sep-02	1066	1118	95.35%	21.06%	39737	43819	90.68%	-5.3	-4.22
Oct-02	783	837	93.55%	24.57%	41348	43855	94.28%	0.91	-0.45
Nov-02	792	857	92.42%	26.48%	36974	40117	92.17%	-0.27	-1.16
Dec-02	1221	1293	94.43%	22.93%	31210	34286	91.03%	-4.2	-3.56
Jan-03	1659	1758	94.37%	23.05%	31012	34251	90.54%	-5.35	-4.25
Feb-03	1651	1765	93.54%	24.58%	31155	34319	90.78%	-3.91	-3.38



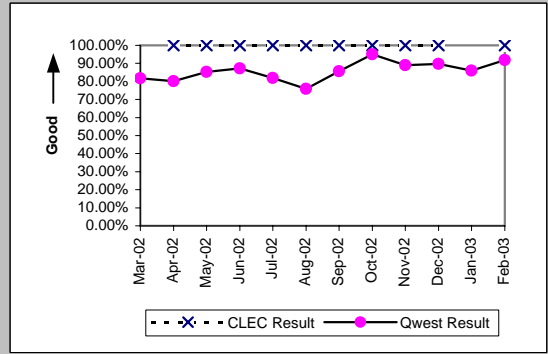
Business (Parity)									
Date	CLEC Num	CLEC Denc	CLEC Resu	CLEC Std E	Qwest Num	Qwest Denc	Qwest Resu	Mod Z Scr	Parity Scr
Mar-02	123	151	81.46%	38.86%	3189	3721	85.70%	1.43	-0.13
Apr-02	174	200	87.00%	33.63%	3289	3839	85.67%	-0.52	-1.32
May-02	124	137	90.51%	29.31%	3484	4026	86.54%	-1.34	-1.81
Jun-02	76	99	76.77%	42.23%	3451	3895	88.60%	3.28	0.99
Jul-02	76	100	76.00%	42.71%	3212	3743	85.81%	2.58	0.57
Aug-02	67	97	69.07%	46.22%	3353	3811	87.98%	4.85	1.95
Sep-02	58	83	69.88%	45.88%	3266	3684	88.65%	4.55	1.76
Oct-02	45	63	71.43%	45.18%	3764	3950	95.29%	6.16	2.74
Nov-02	48	53	90.57%	29.23%	3630	3953	91.83%	0.38	-0.77
Dec-02	42	45	93.33%	24.94%	3108	3353	92.69%	-0.16	-1.1
Jan-03	45	50	90.00%	30.00%	3115	3399	91.64%	0.46	-0.72
Feb-03	55	58	94.83%	22.15%	3367	3610	93.27%	-0.47	-1.29



Centrex (Parity)									
Date	CLEC Num	CLEC Denc	CLEC Resu	CLEC Std E	Qwest Num	Qwest Denc	Qwest Resu	Mod Z Scr	Parity Scr
Mar-02	13	16	81.25%	39.03%	279	337	82.79%	0.2	-0.88
Apr-02	3	5	60.00%	48.99%	279	349	79.94%	0.99	-0.4
May-02	1	3	33.33%	47.14%	338	416	81.25%	1.67	0.01
Jun-02	2	2	100.00%	0.00%	276	377	73.21%	-0.85	-1.52
Jul-02	0	3	0.00%	0.00%	249	302	82.45%	2.82	0.71
Aug-02	1	2	50.00%	50.00%	453	497	91.15%	1.35	-0.18
Sep-02	1	1	100.00%	0.00%	586	625	93.76%	-0.26	-1.16
Oct-02					548	565	96.99%		
Nov-02					500	525	95.24%		
Dec-02					462	487	94.87%		
Jan-03	1	1	100.00%	0.00%	427	455	93.85%	-0.26	-1.16
Feb-03	1	1	100.00%	0.00%	415	446	93.05%	-0.27	-1.17

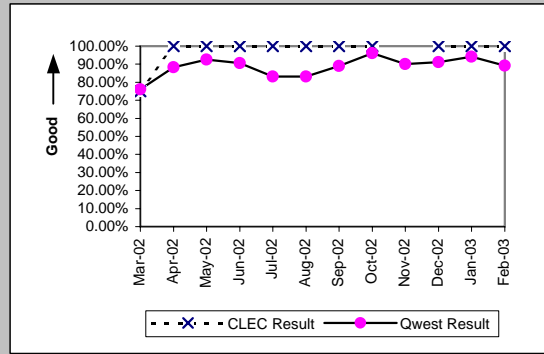


Centrex 21 (Parity)									
Date	CLEC Num	CLEC Denc	CLEC Resu	CLEC Std E	Qwest Num	Qwest Denc	Qwest Resu	Mod Z Scr	Parity Scr
Mar-02					219	268	81.72%		
Apr-02	1	1	100.00%	0.00%	197	246	80.08%	-0.5	-1.3
May-02	3	3	100.00%	0.00%	319	374	85.29%	-0.72	-1.44
Jun-02	2	2	100.00%	0.00%	314	360	87.22%	-0.54	-1.33
Jul-02	1	1	100.00%	0.00%	176	215	81.86%	-0.47	-1.29
Aug-02	1	1	100.00%	0.00%	161	212	75.94%	-0.56	-1.34
Sep-02	1	1	100.00%	0.00%	216	252	85.71%	-0.41	-1.25
Oct-02	1	1	100.00%	0.00%	250	263	95.06%	-0.23	-1.14
Nov-02	1	1	100.00%	0.00%	193	217	88.94%	-0.35	-1.21
Dec-02	1	1	100.00%	0.00%	184	205	89.76%	-0.34	-1.2
Jan-03					171	199	85.93%		
Feb-03	1	1	100.00%	0.00%	180	196	91.84%	-0.3	-1.18

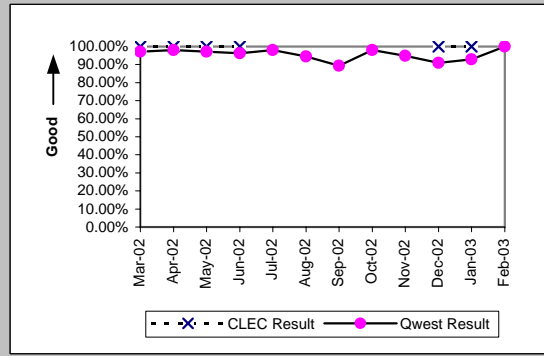


OP-5 - New Service Installation Quality (Percent)

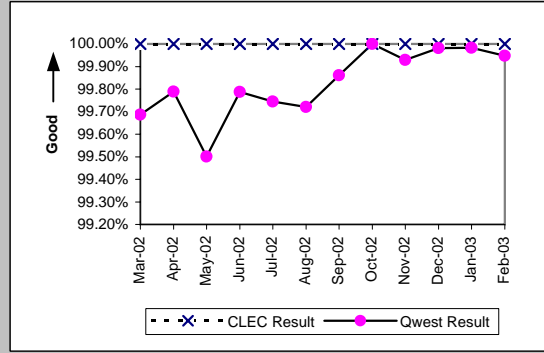
PBX (Parity)									
Date	CLEC Num	CLEC Denc	CLEC Resu	CLEC Std E	Qwest Num	Qwest Denc	Qwest Resu	Mod Z Scr	Parity Scr
Mar-02	3	4	75.00%	43.30%	54	71	76.06%	0.05	-0.97
Apr-02	4	4	100.00%	0.00%	75	85	88.24%	-0.71	-1.43
May-02	2	2	100.00%	0.00%	99	107	92.52%	-0.4	-1.24
Jun-02	1	1	100.00%	0.00%	105	116	90.52%	-0.32	-1.2
Jul-02	2	2	100.00%	0.00%	89	107	83.18%	-0.63	-1.38
Aug-02	2	2	100.00%	0.00%	84	101	83.17%	-0.63	-1.38
Sep-02	3	3	100.00%	0.00%	73	82	89.02%	-0.6	-1.36
Oct-02	1	1	100.00%	0.00%	75	78	96.15%	-0.2	-1.12
Nov-02					82	91	90.11%		
Dec-02	1	1	100.00%	0.00%	62	68	91.18%	-0.31	-1.19
Jan-03	1	1	100.00%	0.00%	48	51	94.12%	-0.25	-1.15
Feb-03	1	1	100.00%	0.00%	58	65	89.23%	-0.34	-1.21



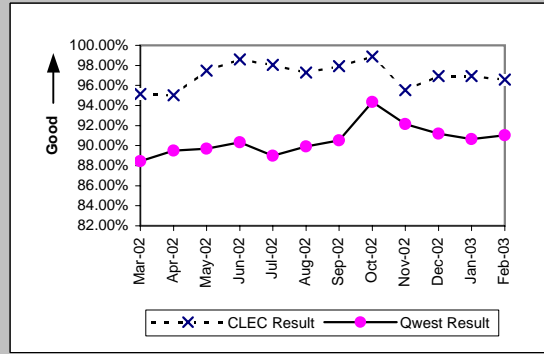
Basic Rate ISDN (Parity)									
Date	CLEC Num	CLEC Denc	CLEC Resu	CLEC Std E	Qwest Num	Qwest Denc	Qwest Resu	Mod Z Scr	Parity Scr
Mar-02	1	1	100.00%	0.00%	499	514	97.08%	-0.17	-1.11
Apr-02	1	1	100.00%	0.00%	489	499	98.00%	-0.14	-1.09
May-02	1	1	100.00%	0.00%	453	466	97.21%	-0.17	-1.1
Jun-02	1	1	100.00%	0.00%	408	424	96.23%	-0.2	-1.12
Jul-02					397	405	98.02%		
Aug-02					308	326	94.48%		
Sep-02					159	178	89.33%		
Oct-02					202	206	98.06%		
Nov-02					260	274	94.89%		
Dec-02	1	1	100.00%	0.00%	202	222	90.99%	-0.31	-1.19
Jan-03	1	1	100.00%	0.00%	207	223	92.83%	-0.28	-1.17
Feb-03					147	147	100.00%		



Qwest DSL (Parity)									
Date	CLEC Num	CLEC Denc	CLEC Resu	CLEC Std E	Qwest Num	Qwest Denc	Qwest Resu	Mod Z Scr	Parity Scr
Mar-02	28	28	100.00%	0.00%	7299	7322	99.69%	-0.3	-1.18
Apr-02	29	29	100.00%	0.00%	7542	7558	99.79%	-0.25	-1.15
May-02	34	34	100.00%	0.00%	6771	6805	99.50%	-0.41	-1.25
Jun-02	32	32	100.00%	0.00%	6117	6130	99.79%	-0.26	-1.16
Jul-02	37	37	100.00%	0.00%	7402	7421	99.74%	-0.31	-1.19
Aug-02	90	90	100.00%	0.00%	7492	7513	99.72%	-0.5	-1.3
Sep-02	98	98	100.00%	0.00%	6442	6451	99.86%	-0.37	-1.22
Oct-02	44	44	100.00%	0.00%	6440	6440	100.00%	N/A	N/A
Nov-02	35	35	100.00%	0.00%	5619	5623	99.93%	-0.16	-1.1
Dec-02	42	42	100.00%	0.00%	5309	5310	99.98%	-0.09	-1.05
Jan-03	38	38	100.00%	0.00%	5950	5951	99.98%	-0.08	-1.05
Feb-03	33	33	100.00%	0.00%	5712	5715	99.95%	-0.13	-1.08

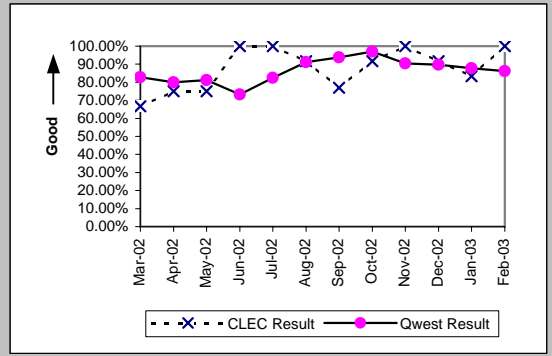


UNE - P (POTS) (Parity)									
Date	CLEC Num	CLEC Denc	CLEC Resu	CLEC Std E	Qwest Num	Qwest Denc	Qwest Resu	Mod Z Scr	Parity Scr
Mar-02	1041	1094	95.16%	21.47%	37344	42216	88.46%	-6.84	-5.16
Apr-02	933	982	95.01%	21.77%	39561	44197	89.51%	-5.56	-4.38
May-02	1353	1388	97.48%	15.68%	40152	44763	89.70%	-9.39	-6.71
Jun-02	1628	1651	98.61%	11.72%	39229	43432	90.32%	-11.17	-7.79
Jul-02	1468	1497	98.06%	13.78%	39011	43840	88.98%	-11.03	-7.71
Aug-02	1368	1406	97.30%	16.22%	42307	47045	89.93%	-9.05	-6.5
Sep-02	1281	1308	97.94%	14.22%	43003	47503	90.53%	-9.03	-6.49
Oct-02	1525	1542	98.90%	10.44%	45111	47804	94.37%	-7.6	-5.62
Nov-02	1693	1772	95.54%	20.64%	40604	44070	92.14%	-5.22	-4.18
Dec-02	2090	2156	96.94%	17.23%	34318	37639	91.18%	-9.17	-6.58
Jan-03	2425	2502	96.92%	17.27%	34127	37650	90.64%	-10.44	-7.35
Feb-03	3082	3191	96.58%	18.16%	34522	37929	91.02%	-10.56	-7.42

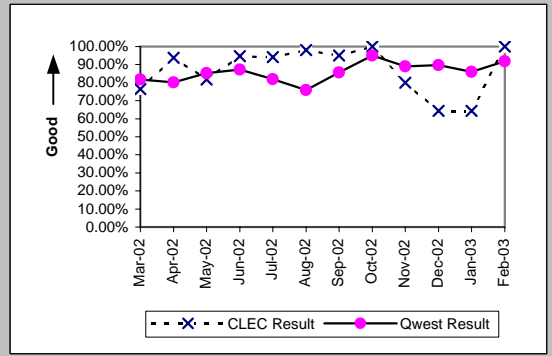


OP-5 - New Service Installation Quality (Percent)

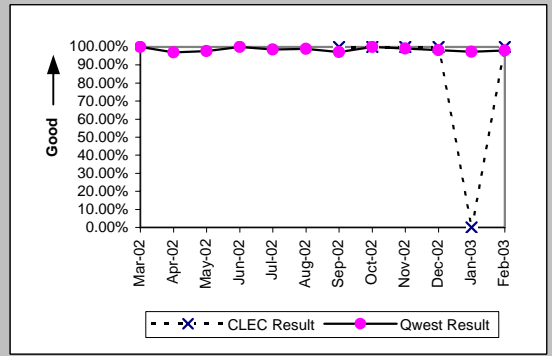
UNE P (Centrex) (Parity)									
Date	CLEC Num	CLEC Denc	CLEC Resu	CLEC Std	Qwest Num	Qwest Denc	Qwest Resu	Mod Z Scr	Parity Scr
Mar-02	2	3	66.67%	47.14%	279	337	82.79%	0.64	-0.61
Apr-02	3	4	75.00%	43.30%	279	349	79.94%	0.26	-0.84
May-02	3	4	75.00%	43.30%	338	416	81.25%	0.33	-0.8
Jun-02	1	1	100.00%	0.00%	276	377	73.21%	-0.6	-1.37
Jul-02	5	5	100.00%	0.00%	249	302	82.45%	-1.02	-1.62
Aug-02	11	12	91.67%	27.64%	453	497	91.15%	-0.06	-1.04
Sep-02	10	13	76.92%	42.13%	586	625	93.76%	1.96	0.19
Oct-02	11	12	91.67%	27.64%	548	565	96.99%	0.9	-0.46
Nov-02	11	11	100.00%	0.00%	475	525	90.48%	-1.06	-1.65
Dec-02	11	12	91.67%	27.64%	437	487	89.73%	-0.22	-1.13
Jan-03	10	12	83.33%	37.27%	399	455	87.69%	0.48	-0.71
Feb-03	12	12	100.00%	0.00%	384	446	86.10%	-1.37	-1.84



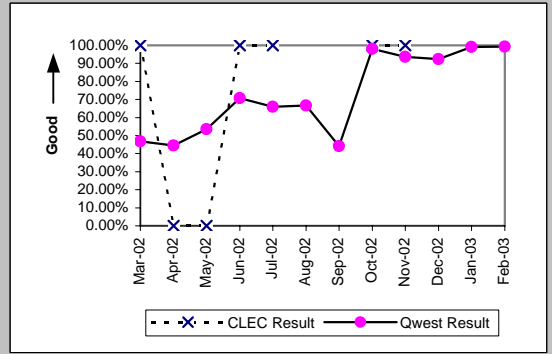
UNE P (Centrex 21) (Parity)									
Date	CLEC Num	CLEC Denc	CLEC Resu	CLEC Std	Qwest Num	Qwest Denc	Qwest Resu	Mod Z Scr	Parity Scr
Mar-02	13	17	76.47%	42.42%	219	268	81.72%	0.55	-0.66
Apr-02	15	16	93.75%	24.21%	197	246	80.08%	-1.33	-1.81
May-02	18	22	81.82%	38.57%	319	374	85.29%	0.47	-0.71
Jun-02	18	19	94.74%	22.33%	314	360	87.22%	-0.96	-1.58
Jul-02	16	17	94.12%	23.53%	176	215	81.86%	-1.26	-1.77
Aug-02	50	51	98.04%	13.86%	161	212	75.94%	-3.31	-3.02
Sep-02	58	61	95.08%	21.62%	216	252	85.71%	-1.88	-2.14
Oct-02	24	24	100.00%	0.00%	250	263	95.06%	-1.07	-1.65
Nov-02	8	10	80.00%	40.00%	193	217	88.94%	0.83	-0.5
Dec-02	9	14	64.29%	47.92%	184	205	89.76%	2.42	0.47
Jan-03	9	14	64.29%	47.92%	171	199	85.93%	1.94	0.18
Feb-03	9	9	100.00%	0.00%	180	196	91.84%	-0.87	-1.53



ISDN Primary (Parity)									
Date	CLEC Num	CLEC Denc	CLEC Resu	CLEC Std	Qwest Num	Qwest Denc	Qwest Resu	Mod Z Scr	Parity Scr
Mar-02					146	146	100.00%		
Apr-02					129	133	96.99%		
May-02					219	224	97.77%		
Jun-02					262	262	100.00%		
Jul-02					398	404	98.51%		
Aug-02					344	348	98.85%		
Sep-02	1	1	100.00%	0.00%	140	144	97.22%	-0.17	-1.1
Oct-02	2	2	100.00%	0.00%	169	169	100.00%	N/A	N/A
Nov-02	4	4	100.00%	0.00%	220	222	99.10%	-0.19	-1.11
Dec-02	3	3	100.00%	0.00%	228	232	98.28%	-0.23	-1.14
Jan-03	0	1	0.00%	0.00%	146	150	97.33%	2.18	0.32
Feb-03	1	1	100.00%	0.00%	97	99	97.98%	-0.14	-1.09

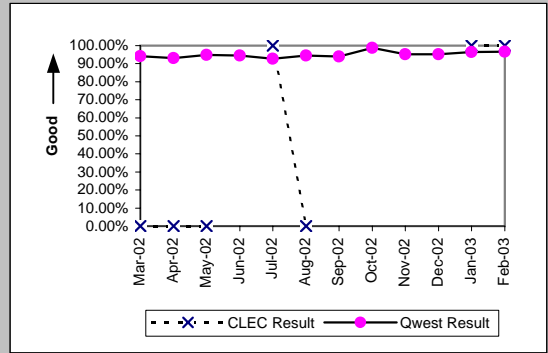


DS0 (Parity)									
Date	CLEC Num	CLEC Denc	CLEC Resu	CLEC Std	Qwest Num	Qwest Denc	Qwest Resu	Mod Z Scr	Parity Scr
Mar-02	1	1	100.00%	0.00%	44	94	46.81%	-1.06	-1.64
Apr-02	0	1	0.00%	0.00%	36	81	44.44%	0.58	-0.65
May-02	0	1	0.00%	0.00%	38	71	53.52%	0.72	-0.56
Jun-02	3	3	100.00%	0.00%	58	82	70.73%	-1.09	-1.67
Jul-02	2	2	100.00%	0.00%	56	85	65.88%	-1.01	-1.61
Aug-02					74	111	66.67%		
Sep-02					46	104	44.23%		
Oct-02	1	1	100.00%	0.00%	103	105	98.10%	-0.14	-1.08
Nov-02	1	1	100.00%	0.00%	117	125	93.60%	-0.26	-1.16
Dec-02					73	79	92.41%		
Jan-03					217	219	99.09%		
Feb-03					270	272	99.26%		

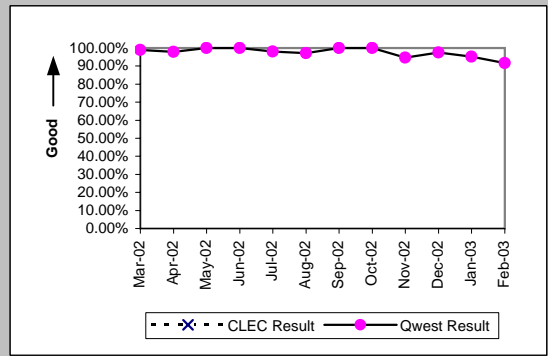


OP-5 - New Service Installation Quality (Percent)

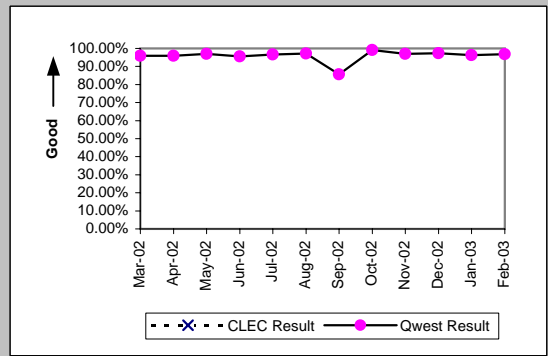
DS1 (Parity)										
Date	CLEC Num	CLEC Denc	CLEC Resu	CLEC Std	Qwest Num	Qwest Denc	Qwest Resu	Mod Z Scr	Parity Scr	
Mar-02	0	1	0.00%	0.00%	763	811	94.08%	1.89	0.15	
Apr-02	0	1	0.00%	0.00%	820	881	93.08%	1.82	0.11	
May-02	0	1	0.00%	0.00%	1085	1144	94.84%	1.95	0.19	
Jun-02					1111	1176	94.47%			
Jul-02	1	1	100.00%	0.00%	921	993	92.75%	-0.28	-1.17	
Aug-02	0	1	0.00%	0.00%	924	978	94.48%	1.92	0.17	
Sep-02					906	965	93.89%			
Oct-02					1009	1021	98.82%			
Nov-02					869	913	95.18%			
Dec-02					712	748	95.19%			
Jan-03	1	1	100.00%	0.00%	758	786	96.44%	-0.19	-1.12	
Feb-03	2	2	100.00%	0.00%	799	827	96.61%	-0.26	-1.16	



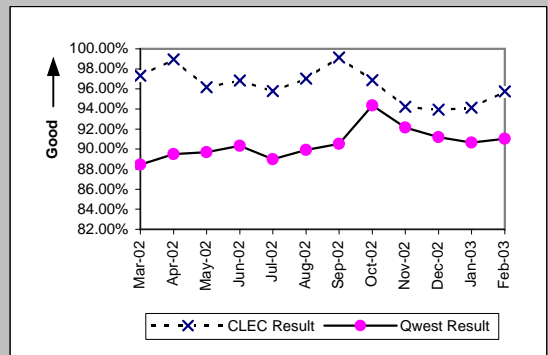
DS3 (Parity)										
Date	CLEC Num	CLEC Denc	CLEC Resu	CLEC Std	Qwest Num	Qwest Denc	Qwest Resu	Mod Z Scr	Parity Scr	
Mar-02					93	94	98.94%			
Apr-02					90	92	97.83%			
May-02					79	79	100.00%			
Jun-02					55	55	100.00%			
Jul-02					51	52	98.08%			
Aug-02					69	71	97.18%			
Sep-02					65	65	100.00%			
Oct-02					48	48	100.00%			
Nov-02					36	38	94.74%			
Dec-02					39	40	97.50%			
Jan-03					40	42	95.24%			
Feb-03					44	48	91.67%			



Frame Relay (Parity)										
Date	CLEC Num	CLEC Denc	CLEC Resu	CLEC Std	Qwest Num	Qwest Denc	Qwest Resu	Mod Z Scr	Parity Scr	
Mar-02					186	194	95.88%			
Apr-02					186	194	95.88%			
May-02					261	269	97.03%			
Jun-02					283	296	95.61%			
Jul-02					204	211	96.68%			
Aug-02					174	179	97.21%			
Sep-02					143	167	85.63%			
Oct-02					228	230	99.13%			
Nov-02					225	232	96.98%			
Dec-02					185	190	97.37%			
Jan-03					153	159	96.23%			
Feb-03					124	128	96.88%			

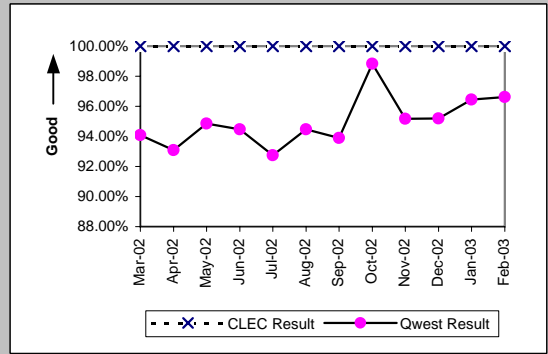


Line Sharing (Parity)										
Date	CLEC Num	CLEC Denc	CLEC Resu	CLEC Std	Qwest Num	Qwest Denc	Qwest Resu	Mod Z Scr	Parity Scr	
Mar-02	473	486	97.33%	16.13%	37344	42216	88.46%	-6.08	-4.7	
Apr-02	466	471	98.94%	10.25%	39561	44197	89.51%	-6.64	-5.04	
May-02	451	469	96.16%	19.21%	40152	44763	89.70%	-4.58	-3.78	
Jun-02	428	442	96.83%	17.51%	39229	43432	90.32%	-4.61	-3.8	
Jul-02	432	451	95.79%	20.09%	39011	43840	88.98%	-4.59	-3.79	
Aug-02	457	471	97.03%	16.98%	42307	47045	89.93%	-5.09	-4.1	
Sep-02	467	471	99.15%	9.18%	43003	47503	90.53%	-6.36	-4.87	
Oct-02	560	578	96.89%	17.37%	45111	47804	94.37%	-2.61	-2.59	
Nov-02	620	658	94.22%	23.33%	40604	44070	92.14%	-1.98	-2.2	
Dec-02	557	593	93.93%	23.88%	34318	37639	91.18%	-2.34	-2.43	
Jan-03	593	630	94.13%	23.51%	34127	37650	90.64%	-2.98	-2.81	
Feb-03	653	682	95.75%	20.18%	34522	37929	91.02%	-4.28	-3.6	

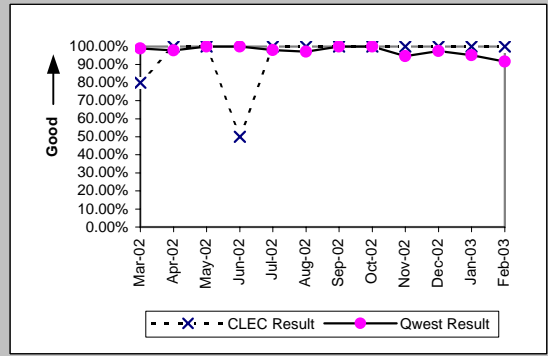


OP-5 - New Service Installation Quality (Percent)

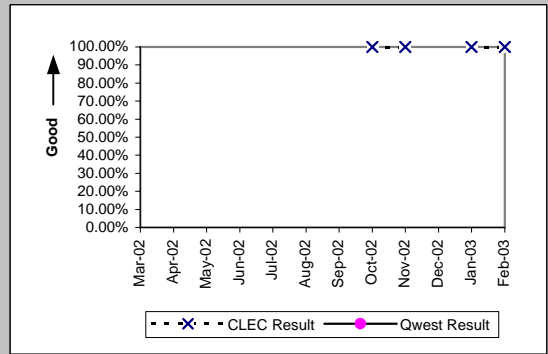
UDIT DS1 (Parity)									
Date	Numerator	Denominator	CLEC Resu	Standard D	Qwest Num	Qwest deno	Qwest Resu	Mod Z Scr	Parity Scr
Mar-02	11	11	100.00%	0.00%	763	811	94.08%	-0.83	-1.5
Apr-02	5	5	100.00%	0.00%	820	881	93.08%	-0.61	-1.37
May-02	4	4	100.00%	0.00%	1085	1144	94.84%	-0.47	-1.28
Jun-02	4	4	100.00%	0.00%	1111	1176	94.47%	-0.48	-1.29
Jul-02	3	3	100.00%	0.00%	921	993	92.75%	-0.48	-1.29
Aug-02	4	4	100.00%	0.00%	924	978	94.48%	-0.48	-1.29
Sep-02	3	3	100.00%	0.00%	906	965	93.89%	-0.44	-1.27
Oct-02	3	3	100.00%	0.00%	1009	1021	98.82%	-0.19	-1.11
Nov-02	2	2	100.00%	0.00%	869	913	95.18%	-0.32	-1.19
Dec-02	5	5	100.00%	0.00%	712	748	95.19%	-0.5	-1.3
Jan-03	9	9	100.00%	0.00%	758	786	96.44%	-0.57	-1.35
Feb-03	7	7	100.00%	0.00%	799	827	96.61%	-0.49	-1.3



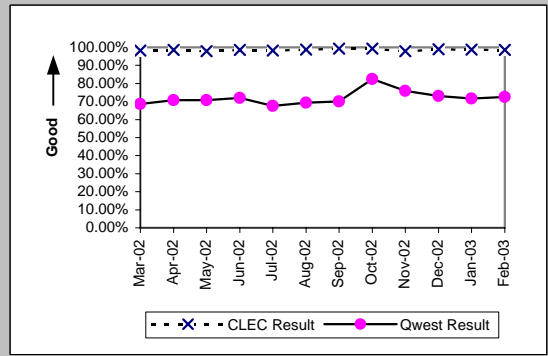
UDIT Above DS1 Level (Parity)									
Date	Numerator	Denominator	CLEC Resu	Standard D	Qwest Num	Qwest deno	Qwest Resu	Mod Z Scr	Parity Scr
Mar-02	4	5	80.00%	40.00%	93	94	98.94%	1.71	0.04
Apr-02	6	6	100.00%	0.00%	90	92	97.83%	-0.35	-1.22
May-02	4	4	100.00%	0.00%	79	79	100.00%	N/A	N/A
Jun-02	1	2	50.00%	50.00%	55	55	100.00%	N/A	0.35
Jul-02	2	2	100.00%	0.00%	51	52	98.08%	-0.19	-1.12
Aug-02	2	2	100.00%	0.00%	69	71	97.18%	-0.24	-1.14
Sep-02	7	7	100.00%	0.00%	65	65	100.00%	N/A	N/A
Oct-02	7	7	100.00%	0.00%	48	48	100.00%	N/A	N/A
Nov-02	4	4	100.00%	0.00%	36	38	94.74%	-0.45	-1.27
Dec-02	2	2	100.00%	0.00%	39	40	97.50%	-0.22	-1.13
Jan-03	1	1	100.00%	0.00%	40	42	95.24%	-0.22	-1.13
Feb-03	1	1	100.00%	0.00%	44	48	91.67%	-0.3	-1.18



Dark Fiber - IOF (Diagnostic)									
Date	Numerator	Denominator	CLEC Resu	Standard D	Qwest Num	Qwest deno	Qwest Resu	Mod Z Scr	Parity Scr
Mar-02									
Apr-02									
May-02									
Jun-02									
Jul-02									
Aug-02									
Sep-02									
Oct-02	2	2	100.00%	0.00%					
Nov-02	2	2	100.00%	0.00%					
Dec-02									
Jan-03	1	1	100.00%	0.00%					
Feb-03	4	4	100.00%	0.00%					

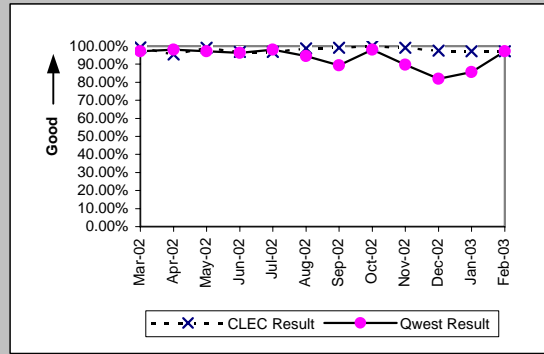


Unbundled Loop Analog (Parity)									
Date	Numerator	Denominator	CLEC Resu	Standard D	Qwest Num	Qwest deno	Qwest Resu	Mod Z Scr	Parity Scr
Mar-02	2732	2779	98.31%	12.89%	10633	15505	68.58%	-31.09	-19.9
Apr-02	3467	3520	98.49%	12.18%	11206	15842	70.74%	-32.74	-20.91
May-02	3039	3103	97.94%	14.21%	11141	15752	70.73%	-30.45	-19.51
Jun-02	2636	2675	98.54%	11.99%	10759	14962	71.91%	-28.23	-18.16
Jul-02	2251	2291	98.25%	13.10%	10019	14848	67.48%	-29.27	-18.79
Aug-02	2187	2214	98.78%	10.98%	10683	15421	69.28%	-28.14	-18.11
Sep-02	2124	2140	99.25%	8.61%	10487	14987	69.97%	-27.64	-17.8
Oct-02	2011	2026	99.26%	8.57%	12625	15318	82.42%	-18.71	-12.38
Nov-02	1748	1785	97.93%	14.25%	10891	14357	75.86%	-20.55	-13.49
Dec-02	1898	1917	99.01%	9.91%	8962	12283	72.96%	-23.88	-15.52
Jan-03	2079	2104	98.81%	10.84%	8894	12417	71.63%	-25.58	-16.55
Feb-03	1696	1721	98.55%	11.96%	8962	12369	72.46%	-22.7	-14.8

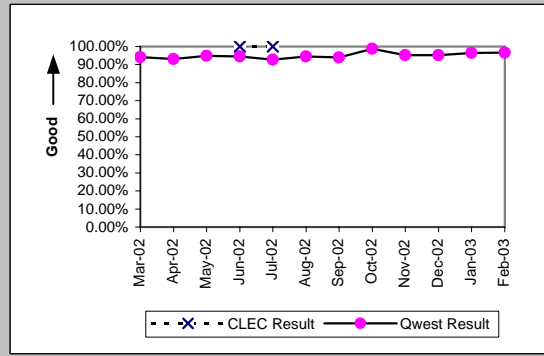


OP-5 - New Service Installation Quality (Percent)

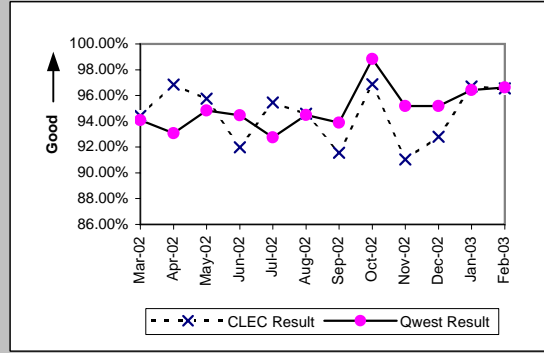
Unbundled Loop - 2 Wire Non-Loaded (Parity)									
Date	Numerator	Denominator	CLEC Resu	Standard D	Qwest Num	Qwest deno	Qwest Resu	Mod Z Scr	Parity Scr
Mar-02	261	263	99.24%	8.69%	499	514	97.08%	-1.69	-2.03
Apr-02	252	264	95.45%	20.83%	489	499	98.00%	1.92	0.17
May-02	231	233	99.14%	9.23%	453	466	97.21%	-1.46	-1.89
Jun-02	213	220	96.82%	17.55%	408	424	96.23%	-0.37	-1.23
Jul-02	215	222	96.85%	17.47%	397	405	98.02%	0.9	-0.45
Aug-02	229	232	98.71%	11.30%	308	326	94.48%	-2.16	-2.31
Sep-02	222	224	99.11%	9.41%	159	178	89.33%	-3.15	-2.92
Oct-02	244	244	100.00%	0.00%	202	206	98.06%	-1.49	-1.9
Nov-02	232	234	99.15%	9.21%	246	274	89.78%	-3.47	-3.11
Dec-02	192	197	97.46%	15.73%	182	222	81.98%	-4.11	-3.5
Jan-03	201	207	97.10%	16.78%	191	223	85.65%	-3.38	-3.06
Feb-03	207	213	97.18%	16.55%	140	144	97.22%	-0.03	-1.02



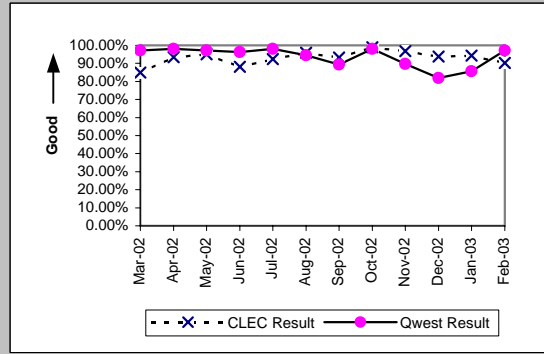
Unbundled Loop - 4 Wire Non-Loaded (Parity)									
Date	Numerator	Denominator	CLEC Resu	Standard D	Qwest Num	Qwest deno	Qwest Resu	Mod Z Scr	Parity Scr
Mar-02					763	811	94.08%		
Apr-02					820	881	93.08%		
May-02					1085	1144	94.84%		
Jun-02	1	1	100.00%	0.00%	1111	1176	94.47%	-0.24	-1.15
Jul-02	1	1	100.00%	0.00%	921	993	92.75%	-0.28	-1.17
Aug-02					924	978	94.48%		
Sep-02					906	965	93.89%		
Oct-02					1009	1021	98.82%		
Nov-02					869	913	95.18%		
Dec-02					712	748	95.19%		
Jan-03					758	786	96.44%		
Feb-03					799	827	96.61%		



Unbundled Loop - DS1 Capable (Parity)									
Date	Numerator	Denominator	CLEC Resu	Standard D	Qwest Num	Qwest deno	Qwest Resu	Mod Z Scr	Parity Scr
Mar-02	152	161	94.41%	22.97%	763	811	94.08%	-0.16	-1.1
Apr-02	154	159	96.86%	17.45%	820	881	93.08%	-1.73	-2.05
May-02	158	165	95.76%	20.16%	1085	1144	94.84%	-0.5	-1.3
Jun-02	126	137	91.97%	27.17%	1111	1176	94.47%	1.16	-0.29
Jul-02	126	132	95.45%	20.83%	921	993	92.75%	-1.13	-1.68
Aug-02	157	166	94.58%	22.64%	924	978	94.48%	-0.05	-1.03
Sep-02	152	166	91.57%	27.79%	906	965	93.89%	1.11	-0.33
Oct-02	155	160	96.88%	17.40%	1009	1021	98.82%	1.73	0.05
Nov-02	132	145	91.03%	28.57%	869	913	95.18%	1.93	0.17
Dec-02	129	139	92.81%	25.84%	712	748	95.19%	1.14	-0.31
Jan-03	147	152	96.71%	17.84%	758	786	96.44%	-0.17	-1.1
Feb-03	140	145	96.55%	18.25%	799	827	96.61%	0.07	-0.95

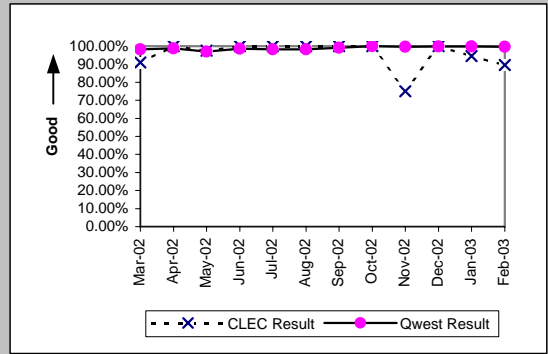


Unbundled Loop ISDN Capable (Parity)									
Date	Numerator	Denominator	CLEC Resu	Standard D	Qwest Num	Qwest deno	Qwest Resu	Mod Z Scr	Parity Scr
Mar-02	96	113	84.96%	35.75%	499	514	97.08%	4.48	1.72
Apr-02	100	107	93.46%	24.73%	489	499	98.00%	2.28	0.39
May-02	97	102	95.10%	21.59%	453	466	97.21%	1.07	-0.35
Jun-02	82	93	88.17%	32.29%	408	424	96.23%	2.81	0.71
Jul-02	85	92	92.39%	26.51%	397	405	98.02%	2.48	0.51
Aug-02	95	99	95.96%	19.69%	308	326	94.48%	-0.57	-1.34
Sep-02	84	90	93.33%	24.94%	159	178	89.33%	-1	-1.61
Oct-02	86	87	98.85%	10.66%	202	206	98.06%	-0.45	-1.27
Nov-02	91	94	96.81%	17.58%	246	274	89.78%	-1.94	-2.18
Dec-02	91	97	93.81%	24.09%	182	222	81.98%	-2.53	-2.54
Jan-03	100	106	94.34%	23.11%	191	223	85.65%	-2.1	-2.28
Feb-03	83	92	90.22%	29.71%	138	142	97.18%	2.15	0.31

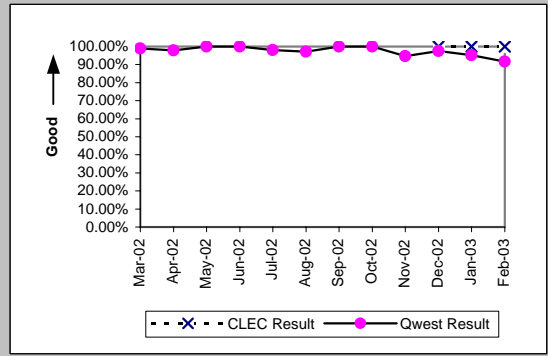


OP-5 - New Service Installation Quality (Percent)

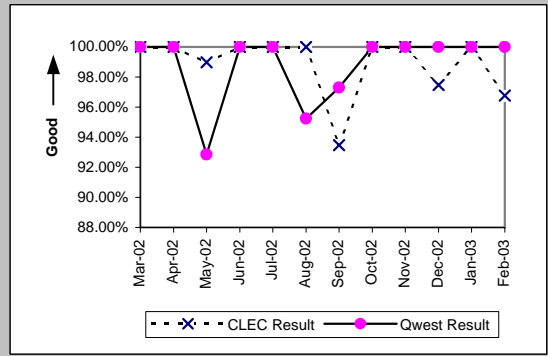
Unbundled Loop - ADSL Qualified (Parity)									
Date	Numerator	Denominator	CLEC Resu	Standard D	Qwest Num	Qwest denc	Qwest Resu	Mod Z Scr	Parity Scr
Mar-02	30	33	90.91%	28.75%	1238	1261	98.18%	2.23	0.35
Apr-02	49	49	100.00%	0.00%	1241	1257	98.73%	-0.78	-1.47
May-02	40	41	97.56%	15.43%	1073	1107	96.93%	-0.23	-1.14
Jun-02	31	31	100.00%	0.00%	959	972	98.66%	-0.64	-1.39
Jul-02	30	30	100.00%	0.00%	1073	1092	98.26%	-0.72	-1.44
Aug-02	25	25	100.00%	0.00%	1111	1132	98.14%	-0.68	-1.41
Sep-02	13	13	100.00%	0.00%	1030	1039	99.13%	-0.33	-1.2
Oct-02	7	7	100.00%	0.00%	1088	1088	100.00%	N/A	N/A
Nov-02	6	8	75.00%	43.30%	979	983	99.59%	3.43	1.09
Dec-02	12	12	100.00%	0.00%	876	877	99.89%	-0.12	-1.07
Jan-03	17	18	94.44%	22.91%	930	931	99.89%	2.15	0.31
Feb-03	17	19	89.47%	30.69%	892	895	99.66%	2.98	0.81



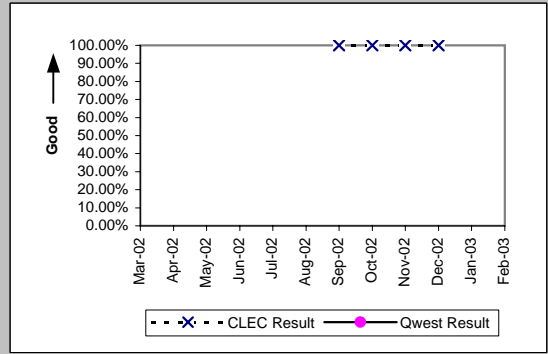
Unbundled Loop - DS3 Capable (Parity)									
Date	Numerator	Denominator	CLEC Resu	Standard D	Qwest Num	Qwest denc	Qwest Resu	Mod Z Scr	Parity Scr
Mar-02					93	94	98.94%		
Apr-02					90	92	97.83%		
May-02					79	79	100.00%		
Jun-02					55	55	100.00%		
Jul-02					51	52	98.08%		
Aug-02					69	71	97.18%		
Sep-02					65	65	100.00%		
Oct-02					48	48	100.00%		
Nov-02					36	38	94.74%		
Dec-02	1	1	100.00%	0.00%	39	40	97.50%	-0.16	-1.1
Jan-03	1	1	100.00%	0.00%	40	42	95.24%	-0.22	-1.13
Feb-03	1	1	100.00%	0.00%	44	48	91.67%	-0.3	-1.18



LIS Trunk (Parity)									
Date	Numerator	Denominator	CLEC Resu	Standard D	Qwest Num	Qwest denc	Qwest Resu	Mod Z Scr	Parity Scr
Mar-02	96	96	100.00%	0.00%	30	30	100.00%	N/A	N/A
Apr-02	97	97	100.00%	0.00%	22	22	100.00%	N/A	N/A
May-02	97	98	98.98%	10.05%	26	28	92.86%	-1.11	-1.67
Jun-02	63	63	100.00%	0.00%	34	34	100.00%	N/A	N/A
Jul-02	37	37	100.00%	0.00%	40	40	100.00%	N/A	N/A
Aug-02	43	43	100.00%	0.00%	40	42	95.24%	-1.03	-1.63
Sep-02	43	46	93.48%	24.69%	36	37	97.30%	0.69	-0.58
Oct-02	49	49	100.00%	0.00%	63	63	100.00%	N/A	N/A
Nov-02	69	69	100.00%	0.00%	56	56	100.00%	N/A	N/A
Dec-02	77	79	97.47%	15.71%	31	31	100.00%	N/A	-0.58
Jan-03	89	89	100.00%	0.00%	46	46	100.00%	N/A	N/A
Feb-03	90	93	96.77%	17.67%	66	66	100.00%	N/A	-0.17

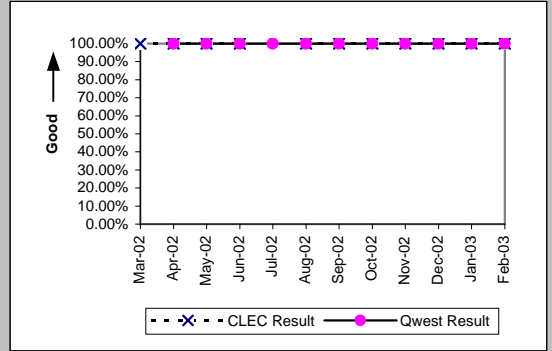


Dark Fiber - Loop (Diagnostic)									
Date	Numerator	Denominator	CLEC Resu	Standard D	Qwest Num	Qwest denc	Qwest Resu	Mod Z Scr	Parity Scr
Mar-02									
Apr-02									
May-02									
Jun-02									
Jul-02									
Aug-02									
Sep-02	1	1	100.00%	0.00%					
Oct-02	4	4	100.00%	0.00%					
Nov-02	4	4	100.00%	0.00%					
Dec-02	1	1	100.00%	0.00%					
Jan-03									
Feb-03									



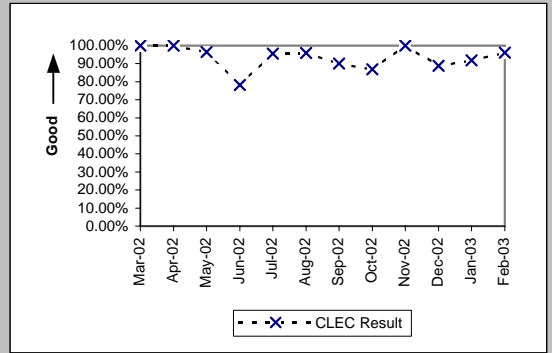
OP-5 - New Service Installation Quality (Percent)

E911 (Parity)									
Date	Numerator	Denominator	CLEC Resu	Standard D	Qwest Num	Qwest deno	Qwest Resu	Mod Z Scr	Parity Scr
Mar-02	3	3	100.00%	0.00%					
Apr-02	2	2	100.00%	0.00%	2	2	100.00%	N/A	N/A
May-02	6	6	100.00%	0.00%	2	2	100.00%	N/A	N/A
Jun-02	5	5	100.00%	0.00%	1	1	100.00%	N/A	N/A
Jul-02					3	3	100.00%		
Aug-02	1	1	100.00%	0.00%	3	3	100.00%	N/A	N/A
Sep-02	2	2	100.00%	0.00%	4	4	100.00%	N/A	N/A
Oct-02	2	2	100.00%	0.00%	7	7	100.00%	N/A	N/A
Nov-02	2	2	100.00%	0.00%	5	5	100.00%	N/A	N/A
Dec-02	2	2	100.00%	0.00%	7	7	100.00%	N/A	N/A
Jan-03	2	2	100.00%	0.00%	10	10	100.00%	N/A	N/A
Feb-03	1	1	100.00%	0.00%	6	6	100.00%	N/A	N/A



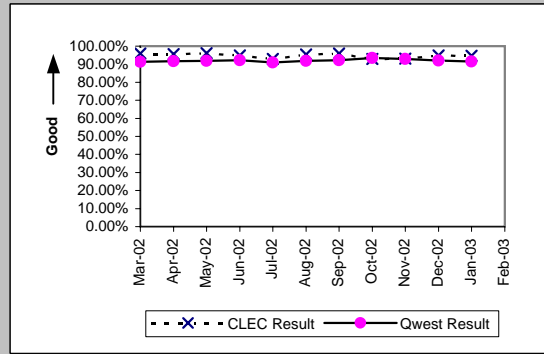
OP-5 - New Service Installation Quality (Percent)

Enhanced Extended Loops (EELs) (Diagnostic)					
Date	Numerator	Denominator	CLEC Result	Standard Dev	
Mar-02	11	11	100.00%	0.00%	
Apr-02	23	23	100.00%	0.00%	
May-02	27	28	96.43%	18.56%	
Jun-02	18	23	78.26%	41.25%	
Jul-02	22	23	95.65%	20.39%	
Aug-02	24	25	96.00%	19.60%	
Sep-02	18	20	90.00%	30.00%	
Oct-02	20	23	86.96%	33.68%	
Nov-02	32	32	100.00%	0.00%	
Dec-02	24	27	88.89%	31.43%	
Jan-03	34	37	91.89%	27.30%	
Feb-03	49	51	96.08%	19.41%	

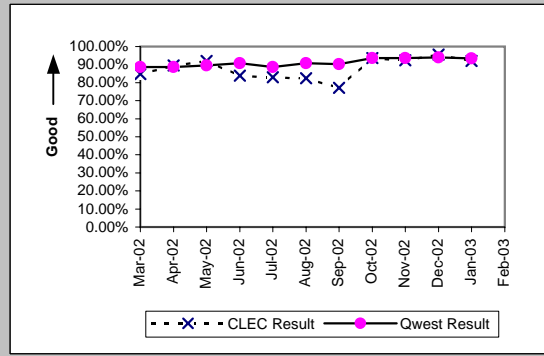


OP-5* - New Service Installation Quality (Percent)

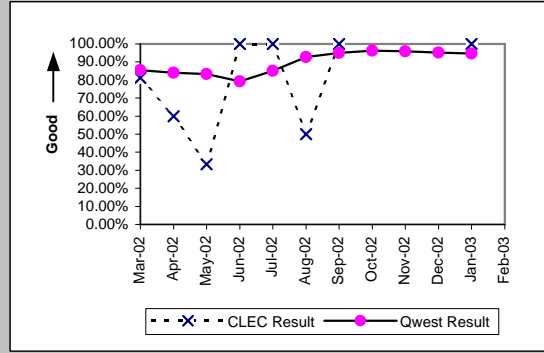
Residence (Parity)									
Date	CLEC Num	CLEC Denc	CLEC Resu	CLEC Std E	Qwest Num	Qwest Denc	Qwest Resu	Mod Z Scr	Parity Scr
Mar-02	810	845	95.86%	19.93%	35136	38496	91.27%	-4.67	-3.84
Apr-02	778	814	95.58%	20.56%	37018	40358	91.72%	-3.95	-3.4
May-02	790	822	96.11%	19.34%	37439	40737	91.90%	-4.37	-3.66
Jun-02	767	809	94.81%	22.19%	36441	39537	92.17%	-2.77	-2.68
Jul-02	973	1047	92.93%	25.63%	36491	40098	91.00%	-2.15	-2.31
Aug-02	1283	1346	95.32%	21.12%	39673	43234	91.76%	-4.67	-3.84
Sep-02	1073	1118	95.98%	19.65%	40363	43819	92.11%	-4.73	-3.88
Oct-02	777	837	92.83%	25.80%	40995	43855	93.48%	0.75	-0.54
Nov-02	797	857	93.00%	25.52%	37257	40117	92.87%	-0.14	-1.09
Dec-02	1227	1293	94.90%	22.01%	31521	34286	91.94%	-3.84	-3.33
Jan-03	1665	1758	94.71%	22.38%	31338	34251	91.50%	-4.71	-3.87
Feb-03									



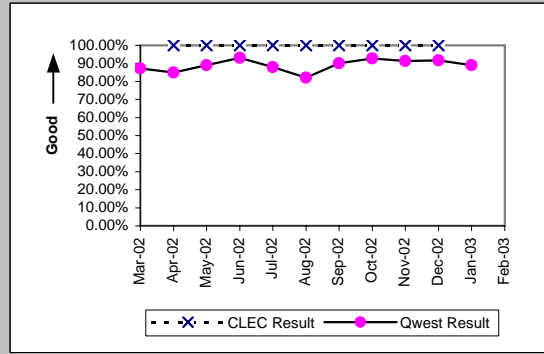
Business (Parity)									
Date	CLEC Num	CLEC Denc	CLEC Resu	CLEC Std E	Qwest Num	Qwest Denc	Qwest Resu	Mod Z Scr	Parity Scr
Mar-02	128	151	84.77%	35.93%	3301	3721	88.71%	1.46	-0.11
Apr-02	179	200	89.50%	30.66%	3403	3839	88.64%	-0.37	-1.23
May-02	126	137	91.97%	27.17%	3604	4026	89.52%	-0.92	-1.56
Jun-02	83	99	83.84%	36.81%	3533	3895	90.71%	2.15	0.31
Jul-02	83	100	83.00%	37.56%	3318	3743	88.65%	1.68	0.02
Aug-02	80	97	82.47%	38.02%	3458	3811	90.74%	2.52	0.53
Sep-02	64	83	77.11%	42.01%	3327	3684	90.31%	3.49	1.12
Oct-02	59	63	93.65%	24.38%	3697	3950	93.59%	-0.02	-1.01
Nov-02	49	53	92.45%	26.42%	3700	3953	93.60%	0.39	-0.76
Dec-02	43	45	95.56%	20.61%	3151	3353	93.98%	-0.44	-1.27
Jan-03	46	50	92.00%	27.13%	3175	3399	93.41%	0.44	-0.73
Feb-03									



Centrex (Parity)									
Date	CLEC Num	CLEC Denc	CLEC Resu	CLEC Std E	Qwest Num	Qwest Denc	Qwest Resu	Mod Z Scr	Parity Scr
Mar-02	13	16	81.25%	39.03%	288	337	85.46%	0.49	-0.7
Apr-02	3	5	60.00%	48.99%	293	349	83.95%	1.24	-0.25
May-02	1	3	33.33%	47.14%	347	416	83.41%	1.78	0.08
Jun-02	2	2	100.00%	0.00%	299	377	79.31%	-0.72	-1.44
Jul-02	3	3	100.00%	0.00%	257	302	85.10%	-0.72	-1.44
Aug-02	1	2	50.00%	50.00%	461	497	92.76%	1.46	-0.11
Sep-02	1	1	100.00%	0.00%	594	625	95.04%	-0.23	-1.14
Oct-02					544	565	96.28%		
Nov-02					504	525	96.00%		
Dec-02					464	487	95.28%		
Jan-03	1	1	100.00%	0.00%	431	455	94.73%	-0.24	-1.14
Feb-03									



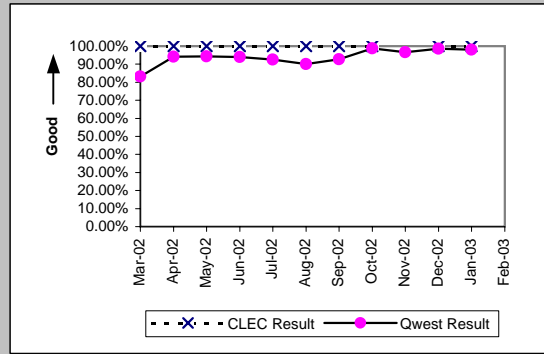
Centrex 21 (Parity)									
Date	CLEC Num	CLEC Denc	CLEC Resu	CLEC Std E	Qwest Num	Qwest Denc	Qwest Resu	Mod Z Scr	Parity Scr
Mar-02					234	268	87.31%		
Apr-02	1	1	100.00%	0.00%	209	246	84.96%	-0.42	-1.26
May-02	3	3	100.00%	0.00%	333	374	89.04%	-0.61	-1.37
Jun-02	2	2	100.00%	0.00%	335	360	93.06%	-0.39	-1.23
Jul-02	1	1	100.00%	0.00%	189	215	87.91%	-0.37	-1.22
Aug-02	1	1	100.00%	0.00%	174	212	82.08%	-0.47	-1.28
Sep-02	1	1	100.00%	0.00%	227	252	90.08%	-0.33	-1.2
Oct-02	1	1	100.00%	0.00%	244	263	92.78%	-0.28	-1.17
Nov-02	1	1	100.00%	0.00%	198	217	91.24%	-0.31	-1.19
Dec-02	1	1	100.00%	0.00%	188	205	91.71%	-0.3	-1.18
Jan-03					177	199	88.94%		
Feb-03									



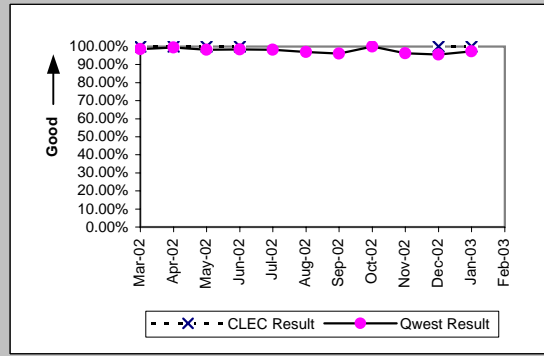
*Results exclude No Trouble Found and Test OK reports unless QWEST trouble is found on another report within 30 days of the original report. A 30-day window necessitates reporting a month behind

OP-5* - New Service Installation Quality (Percent)

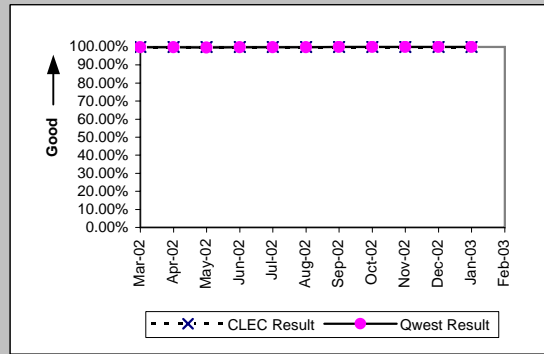
PBX (Parity)									
Date	CLEC Num	CLEC Denc	CLEC Resu	CLEC Std	Qwest Num	Qwest Denc	Qwest Resu	Mod Z Scr	Parity Scr
Mar-02	4	4	100.00%	0.00%	59	71	83.10%	-0.88	-1.53
Apr-02	4	4	100.00%	0.00%	80	85	94.12%	-0.49	-1.3
May-02	2	2	100.00%	0.00%	101	107	94.39%	-0.34	-1.21
Jun-02	1	1	100.00%	0.00%	109	116	93.97%	-0.25	-1.15
Jul-02	2	2	100.00%	0.00%	99	107	92.52%	-0.4	-1.24
Aug-02	2	2	100.00%	0.00%	91	101	90.10%	-0.46	-1.28
Sep-02	3	3	100.00%	0.00%	76	82	92.68%	-0.48	-1.29
Oct-02	1	1	100.00%	0.00%	77	78	98.72%	-0.11	-1.07
Nov-02					88	91	96.70%		
Dec-02	1	1	100.00%	0.00%	67	68	98.53%	-0.12	-1.07
Jan-03	1	1	100.00%	0.00%	50	51	98.04%	-0.14	-1.09
Feb-03									



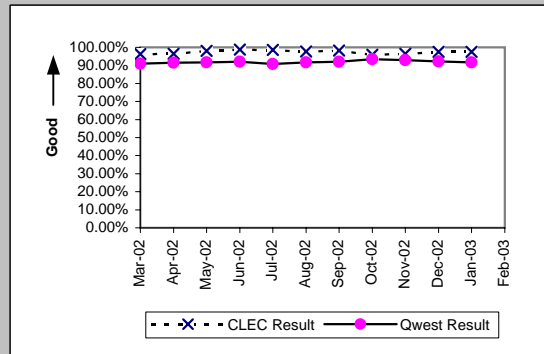
Basic Rate ISDN (Parity)									
Date	CLEC Num	CLEC Denc	CLEC Resu	CLEC Std	Qwest Num	Qwest Denc	Qwest Resu	Mod Z Scr	Parity Scr
Mar-02	1	1	100.00%	0.00%	507	514	98.64%	-0.12	-1.07
Apr-02	1	1	100.00%	0.00%	496	499	99.40%	-0.08	-1.05
May-02	1	1	100.00%	0.00%	458	466	98.28%	-0.13	-1.08
Jun-02	1	1	100.00%	0.00%	417	424	98.35%	-0.13	-1.08
Jul-02					398	405	98.27%		
Aug-02					316	326	96.93%		
Sep-02					171	178	96.07%		
Oct-02					206	206	100.00%		
Nov-02					264	274	96.35%		
Dec-02	1	1	100.00%	0.00%	212	222	95.50%	-0.22	-1.13
Jan-03	1	1	100.00%	0.00%	217	223	97.31%	-0.17	-1.1
Feb-03									



Qwest DSL (Parity)									
Date	CLEC Num	CLEC Denc	CLEC Resu	CLEC Std	Qwest Num	Qwest Denc	Qwest Resu	Mod Z Scr	Parity Scr
Mar-02	28	28	100.00%	0.00%	7304	7322	99.75%	-0.26	-1.16
Apr-02	29	29	100.00%	0.00%	7548	7558	99.87%	-0.2	-1.12
May-02	34	34	100.00%	0.00%	6784	6805	99.69%	-0.32	-1.2
Jun-02	32	32	100.00%	0.00%	6119	6130	99.82%	-0.24	-1.15
Jul-02	37	37	100.00%	0.00%	7407	7421	99.81%	-0.26	-1.16
Aug-02	90	90	100.00%	0.00%	7500	7513	99.83%	-0.39	-1.24
Sep-02	98	98	100.00%	0.00%	6446	6451	99.92%	-0.27	-1.17
Oct-02	44	44	100.00%	0.00%	6437	6440	99.95%	-0.14	-1.09
Nov-02	35	35	100.00%	0.00%	5620	5623	99.95%	-0.14	-1.08
Dec-02	42	42	100.00%	0.00%	5309	5310	99.98%	-0.09	-1.05
Jan-03	38	38	100.00%	0.00%	5950	5951	99.98%	-0.08	-1.05
Feb-03									



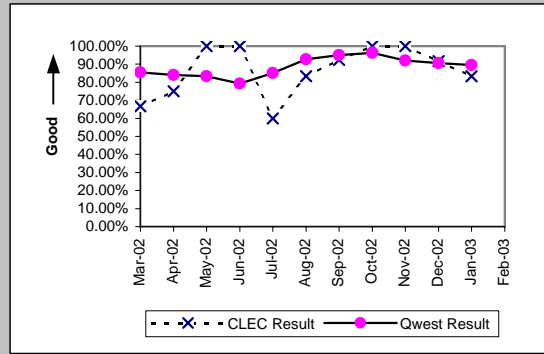
UNE - P (POTS) (Parity)									
Date	CLEC Num	CLEC Denc	CLEC Resu	CLEC Std	Qwest Num	Qwest Denc	Qwest Resu	Mod Z Scr	Parity Scr
Mar-02	1054	1094	96.34%	18.77%	38436	42216	91.05%	-6.06	-4.68
Apr-02	947	982	96.44%	18.54%	40421	44197	91.46%	-5.52	-4.36
May-02	1362	1388	98.13%	13.56%	41043	44763	91.69%	-8.56	-6.2
Jun-02	1631	1651	98.79%	10.94%	39974	43432	92.04%	-9.95	-7.05
Jul-02	1476	1497	98.60%	11.76%	39808	43840	90.80%	-10.26	-7.24
Aug-02	1374	1406	97.72%	14.91%	43131	47045	91.68%	-8.09	-5.92
Sep-02	1285	1308	98.24%	13.14%	43690	47503	91.97%	-8.23	-6
Oct-02	1480	1542	95.98%	19.64%	44691	47804	93.49%	-3.9	-3.37
Nov-02	1710	1772	96.50%	18.38%	40957	44070	92.94%	-5.74	-4.49
Dec-02	2104	2156	97.59%	15.34%	34672	37639	92.12%	-9.17	-6.57
Jan-03	2438	2502	97.44%	15.79%	34513	37650	91.67%	-10.12	-7.15
Feb-03									



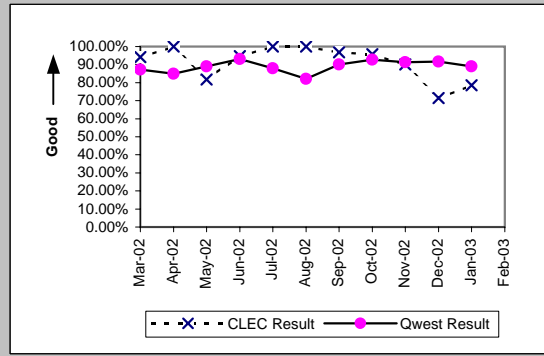
*Results exclude No Trouble Found and Test OK reports unless QWEST trouble is found on another report within 30 days of the original report. A 30-day window necessitates reporting a month behind

OP-5* - New Service Installation Quality (Percent)

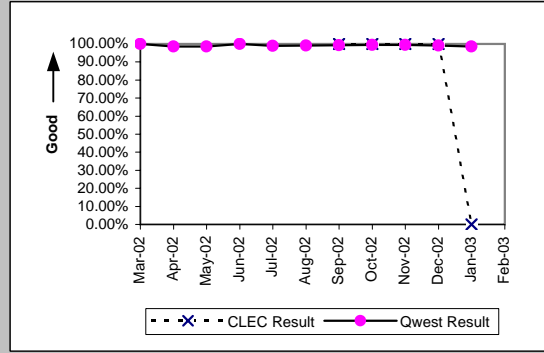
UNE P (Centrex) (Parity)									
Date	CLEC Num	CLEC Denc	CLEC Resu	CLEC Std E	Qwest Num	Qwest Denc	Qwest Resu	Mod Z Scr	Parity Scr
Mar-02	2	3	66.67%	47.14%	288	337	85.46%	0.77	-0.53
Apr-02	3	4	75.00%	43.30%	293	349	83.95%	0.47	-0.72
May-02	4	4	100.00%	0.00%	347	416	83.41%	-0.89	-1.54
Jun-02	1	1	100.00%	0.00%	299	377	79.31%	-0.51	-1.31
Jul-02	3	5	60.00%	48.99%	257	302	85.10%	1.32	-0.2
Aug-02	10	12	83.33%	37.27%	461	497	92.76%	1.11	-0.33
Sep-02	12	13	92.31%	26.65%	594	625	95.04%	0.47	-0.72
Oct-02	12	12	100.00%	0.00%	544	565	96.28%	-0.67	-1.41
Nov-02	11	11	100.00%	0.00%	483	525	92.00%	-0.97	-1.59
Dec-02	11	12	91.67%	27.64%	441	487	90.55%	-0.13	-1.08
Jan-03	10	12	83.33%	37.27%	407	455	89.45%	0.67	-0.59
Feb-03									



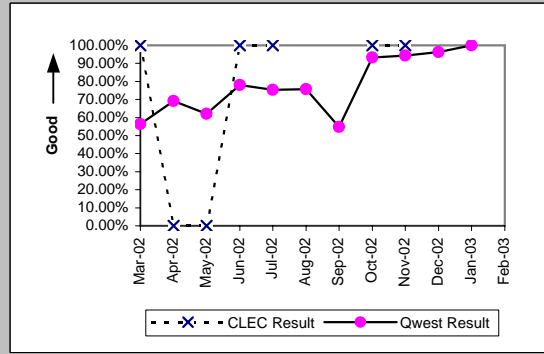
UNE P (Centrex 21) (Parity)									
Date	CLEC Num	CLEC Denc	CLEC Resu	CLEC Std E	Qwest Num	Qwest Denc	Qwest Resu	Mod Z Scr	Parity Scr
Mar-02	16	17	94.12%	23.53%	234	268	87.31%	-0.82	-1.5
Apr-02	16	16	100.00%	0.00%	209	246	84.96%	-1.63	-1.99
May-02	18	22	81.82%	38.57%	333	374	89.04%	1	-0.39
Jun-02	18	19	94.74%	22.33%	335	360	93.06%	-0.28	-1.17
Jul-02	17	17	100.00%	0.00%	189	215	87.91%	-1.47	-1.9
Aug-02	51	51	100.00%	0.00%	174	212	82.08%	-3	-2.82
Sep-02	59	61	96.72%	17.81%	227	252	90.08%	-1.56	-1.95
Oct-02	23	24	95.83%	19.98%	244	263	92.78%	-0.55	-1.34
Nov-02	9	10	90.00%	30.00%	198	217	91.24%	0.18	-0.89
Dec-02	10	14	71.43%	45.18%	188	205	91.71%	2.11	0.28
Jan-03	11	14	78.57%	41.03%	177	199	88.94%	1.09	-0.34
Feb-03									



ISDN Primary (Parity)									
Date	CLEC Num	CLEC Denc	CLEC Resu	CLEC Std E	Qwest Num	Qwest Denc	Qwest Resu	Mod Z Scr	Parity Scr
Mar-02					146	146	100.00%		
Apr-02					131	133	98.50%		
May-02					221	224	98.66%		
Jun-02					262	262	100.00%		
Jul-02					400	404	99.01%		
Aug-02					345	348	99.14%		
Sep-02	1	1	100.00%	0.00%	143	144	99.31%	-0.08	-1.05
Oct-02	2	2	100.00%	0.00%	168	169	99.41%	-0.11	-1.07
Nov-02	4	4	100.00%	0.00%	221	222	99.55%	-0.13	-1.08
Dec-02	3	3	100.00%	0.00%	230	232	99.14%	-0.16	-1.1
Jan-03	0	1	0.00%	0.00%	148	150	98.67%	2.39	0.45
Feb-03									



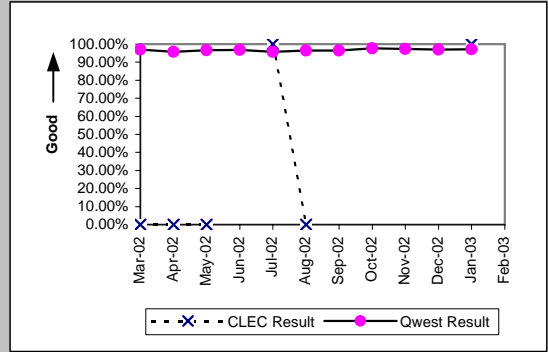
DS0 (Parity)									
Date	CLEC Num	CLEC Denc	CLEC Resu	CLEC Std E	Qwest Num	Qwest Denc	Qwest Resu	Mod Z Scr	Parity Scr
Mar-02	1	1	100.00%	0.00%	53	94	56.38%	-0.87	-1.53
Apr-02	0	1	0.00%	0.00%	56	81	69.14%	1.02	-0.38
May-02	0	1	0.00%	0.00%	44	71	61.97%	0.87	-0.47
Jun-02	3	3	100.00%	0.00%	64	82	78.05%	-0.9	-1.55
Jul-02	2	2	100.00%	0.00%	64	85	75.29%	-0.8	-1.49
Aug-02					84	111	75.68%		
Sep-02					57	104	54.81%		
Oct-02	1	1	100.00%	0.00%	98	105	93.33%	-0.27	-1.16
Nov-02	1	1	100.00%	0.00%	118	125	94.40%	-0.24	-1.15
Dec-02					76	79	96.20%		
Jan-03					219	219	100.00%		
Feb-03									



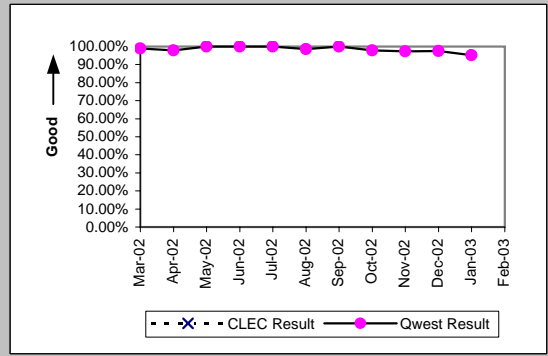
*Results exclude No Trouble Found and Test OK reports unless QWEST trouble is found on another report within 30 days of the original report. A 30-day window necessitates reporting a month behind

OP-5* - New Service Installation Quality (Percent)

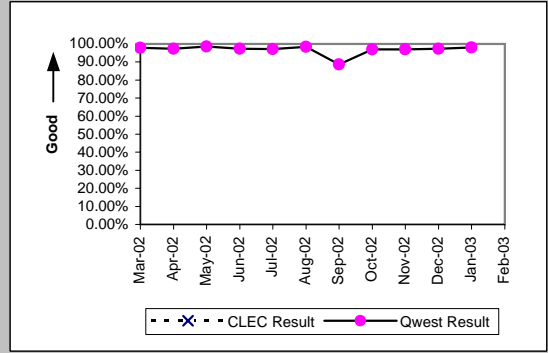
DS1 (Parity)									
Date	CLEC Num	CLEC Denc	CLEC Resu	CLEC Std I	Qwest Num	Qwest Denc	Qwest Resu	Mod Z Scr	Parity Scr
Mar-02	0	1	0.00%	0.00%	787	811	97.04%	2.18	0.33
Apr-02	0	1	0.00%	0.00%	843	881	95.69%	2.03	0.23
May-02	0	1	0.00%	0.00%	1106	1144	96.68%	2.14	0.3
Jun-02					1138	1176	96.77%		
Jul-02	1	1	100.00%	0.00%	951	993	95.77%	-0.21	-1.13
Aug-02	0	1	0.00%	0.00%	944	978	96.52%	2.12	0.29
Sep-02					930	965	96.37%		
Oct-02					997	1021	97.65%		
Nov-02					889	913	97.37%		
Dec-02					726	748	97.06%		
Jan-03	1	1	100.00%	0.00%	764	786	97.20%	-0.17	-1.1
Feb-03									



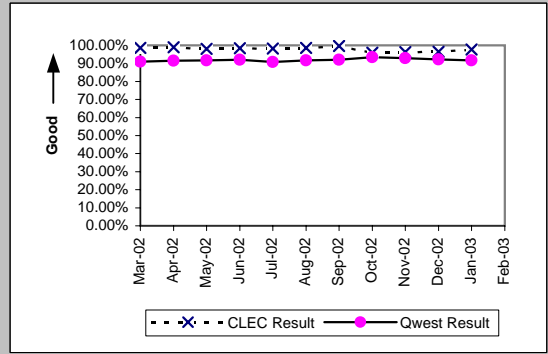
DS3 (Parity)									
Date	CLEC Num	CLEC Denc	CLEC Resu	CLEC Std I	Qwest Num	Qwest Denc	Qwest Resu	Mod Z Scr	Parity Scr
Mar-02					93	94	98.94%		
Apr-02					90	92	97.83%		
May-02					79	79	100.00%		
Jun-02					55	55	100.00%		
Jul-02					52	52	100.00%		
Aug-02					70	71	98.59%		
Sep-02					65	65	100.00%		
Oct-02					47	48	97.92%		
Nov-02					37	38	97.37%		
Dec-02					39	40	97.50%		
Jan-03					40	42	95.24%		
Feb-03									



Frame Relay (Parity)									
Date	CLEC Num	CLEC Denc	CLEC Resu	CLEC Std I	Qwest Num	Qwest Denc	Qwest Resu	Mod Z Scr	Parity Scr
Mar-02					190	194	97.94%		
Apr-02					189	194	97.42%		
May-02					265	269	98.51%		
Jun-02					288	296	97.30%		
Jul-02					205	211	97.16%		
Aug-02					176	179	98.32%		
Sep-02					148	167	88.62%		
Oct-02					223	230	96.96%		
Nov-02					225	232	96.98%		
Dec-02					185	190	97.37%		
Jan-03					156	159	98.11%		
Feb-03									



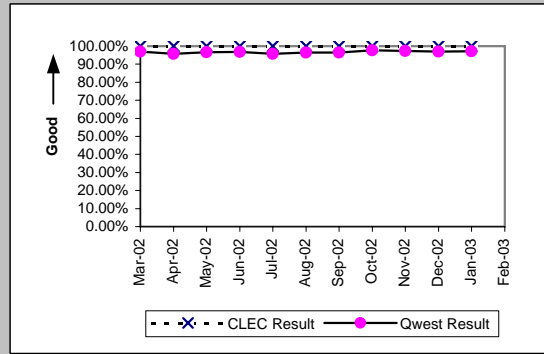
Line Sharing (Parity)									
Date	CLEC Num	CLEC Denc	CLEC Resu	CLEC Std I	Qwest Num	Qwest Denc	Qwest Resu	Mod Z Scr	Parity Scr
Mar-02	479	486	98.56%	11.91%	38436	42216	91.05%	-5.77	-4.51
Apr-02	466	471	98.94%	10.25%	40421	44197	91.46%	-5.78	-4.51
May-02	460	469	98.08%	13.72%	41043	44763	91.69%	-4.99	-4.03
Jun-02	435	442	98.42%	12.48%	39974	43432	92.04%	-4.93	-4
Jul-02	443	451	98.23%	13.20%	39808	43840	90.80%	-5.43	-4.3
Aug-02	464	471	98.51%	12.10%	43131	47045	91.68%	-5.34	-4.25
Sep-02	469	471	99.58%	6.50%	43690	47503	91.97%	-6.04	-4.67
Oct-02	554	578	95.85%	19.95%	44691	47804	93.49%	-2.29	-2.39
Nov-02	634	658	96.35%	18.75%	40957	44070	92.94%	-3.4	-3.06
Dec-02	572	593	96.46%	18.48%	34672	37639	92.12%	-3.89	-3.37
Jan-03	615	630	97.62%	15.25%	34513	37650	91.67%	-5.36	-4.26
Feb-03									



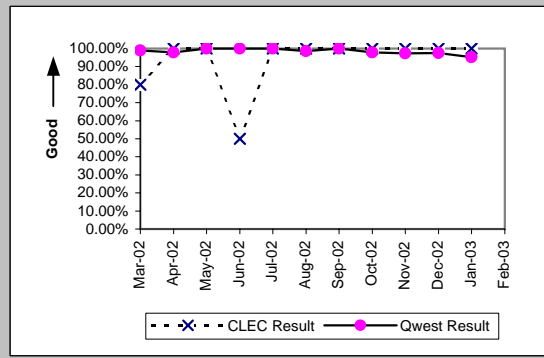
*Results exclude No Trouble Found and Test OK reports unless QWEST trouble is found on another report within 30 days of the original report. A 30-day window necessitates reporting a month behind

OP-5* - New Service Installation Quality (Percent)

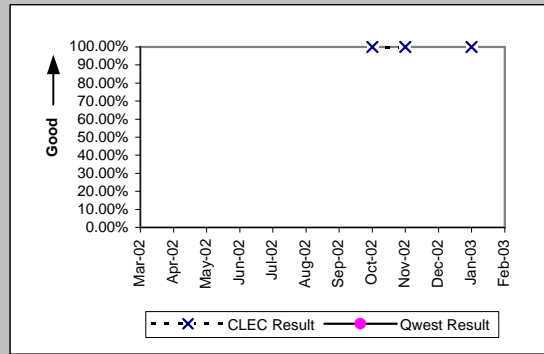
UDIT DS1 (Parity)									
Date	Numerator	Denominator	CLEC Resu	Standard D	Qwest Num	Qwest deno	Qwest Resu	Mod Z Scr	Parity Scr
Mar-02	11	11	100.00%	0.00%	787	811	97.04%	-0.58	-1.35
Apr-02	5	5	100.00%	0.00%	843	881	95.69%	-0.47	-1.29
May-02	4	4	100.00%	0.00%	1106	1144	96.68%	-0.37	-1.22
Jun-02	4	4	100.00%	0.00%	1138	1176	96.77%	-0.36	-1.22
Jul-02	3	3	100.00%	0.00%	951	993	95.77%	-0.36	-1.22
Aug-02	4	4	100.00%	0.00%	944	978	96.52%	-0.38	-1.23
Sep-02	3	3	100.00%	0.00%	930	965	96.37%	-0.34	-1.2
Oct-02	3	3	100.00%	0.00%	997	1021	97.65%	-0.27	-1.16
Nov-02	2	2	100.00%	0.00%	889	913	97.37%	-0.23	-1.14
Dec-02	5	5	100.00%	0.00%	726	748	97.06%	-0.39	-1.24
Jan-03	9	9	100.00%	0.00%	764	786	97.20%	-0.51	-1.31
Feb-03									



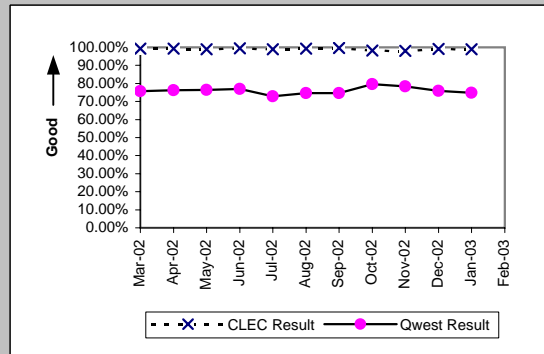
UDIT Above DS1 Level (Parity)									
Date	Numerator	Denominator	CLEC Resu	Standard D	Qwest Num	Qwest deno	Qwest Resu	Mod Z Scr	Parity Scr
Mar-02	4	5	80.00%	40.00%	93	94	98.94%	1.71	0.04
Apr-02	6	6	100.00%	0.00%	90	92	97.83%	-0.35	-1.22
May-02	4	4	100.00%	0.00%	79	79	100.00%	N/A	N/A
Jun-02	1	2	50.00%	50.00%	55	55	100.00%	N/A	0.35
Jul-02	2	2	100.00%	0.00%	52	52	100.00%	N/A	N/A
Aug-02	2	2	100.00%	0.00%	70	71	98.59%	-0.17	-1.1
Sep-02	7	7	100.00%	0.00%	65	65	100.00%	N/A	N/A
Oct-02	7	7	100.00%	0.00%	47	48	97.92%	-0.36	-1.22
Nov-02	4	4	100.00%	0.00%	37	38	97.37%	-0.31	-1.19
Dec-02	2	2	100.00%	0.00%	39	40	97.50%	-0.22	-1.13
Jan-03	1	1	100.00%	0.00%	40	42	95.24%	-0.22	-1.13
Feb-03									



Dark Fiber - IOF (Diagnostic)									
Date	Numerator	Denominator	CLEC Resu	Standard D	Qwest Num	Qwest deno	Qwest Resu	Mod Z Scr	Parity Scr
Mar-02									
Apr-02									
May-02									
Jun-02									
Jul-02									
Aug-02									
Sep-02									
Oct-02	2	2	100.00%	0.00%					
Nov-02	2	2	100.00%	0.00%					
Dec-02									
Jan-03	1	1	100.00%	0.00%					
Feb-03									



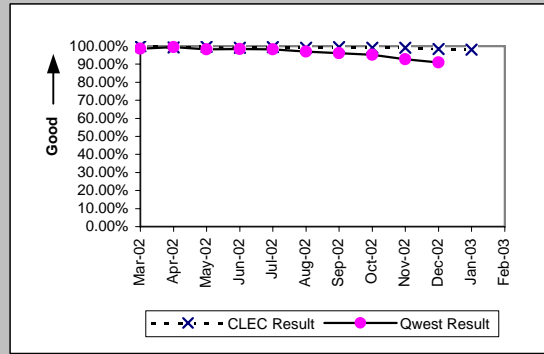
Unbundled Loop Analog (Parity)									
Date	Numerator	Denominator	CLEC Resu	Standard D	Qwest Num	Qwest deno	Qwest Resu	Mod Z Scr	Parity Scr
Mar-02	2759	2779	99.28%	8.45%	11725	15505	75.62%	-26.75	-17.26
Apr-02	3496	3520	99.32%	8.23%	12066	15842	76.16%	-29.16	-18.73
May-02	3069	3103	98.90%	10.41%	12032	15752	76.38%	-27	-17.41
Jun-02	2659	2675	99.40%	7.71%	11504	14962	76.89%	-25.44	-16.47
Jul-02	2268	2291	99.00%	9.97%	10816	14848	72.84%	-26.2	-16.93
Aug-02	2199	2214	99.32%	8.20%	11507	15421	74.62%	-24.98	-16.18
Sep-02	2134	2140	99.72%	5.29%	11174	14987	74.56%	-25	-16.2
Oct-02	1990	2026	98.22%	13.21%	12205	15318	79.68%	-19.5	-12.85
Nov-02	1749	1785	97.98%	14.06%	11244	14357	78.32%	-19.02	-12.56
Dec-02	1901	1917	99.17%	9.10%	9316	12283	75.84%	-22.19	-14.49
Jan-03	2080	2104	98.86%	10.62%	9280	12417	74.74%	-23.55	-15.32
Feb-03									



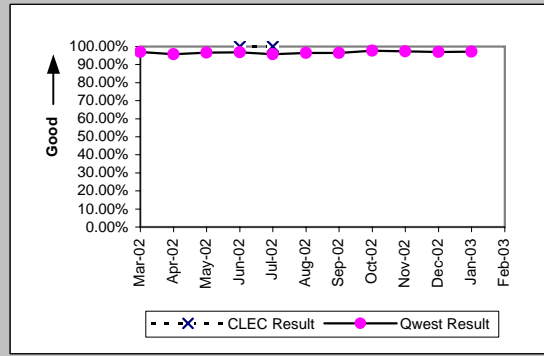
*Results exclude No Trouble Found and Test OK reports unless QWEST trouble is found on another report within 30 days of the original report. A 30-day window necessitates reporting a month behind

OP-5* - New Service Installation Quality (Percent)

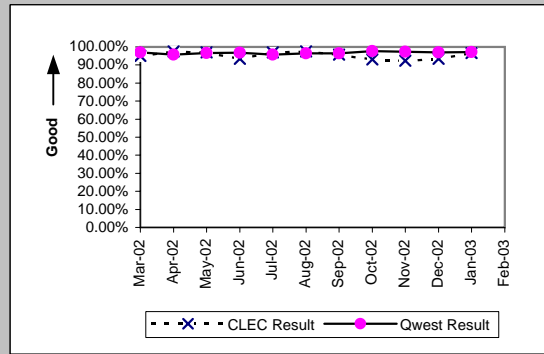
Unbundled Loop - 2 Wire Non-Loaded (Parity)									
Date	Numerator	Denominator	CLEC Resu	Standard D	Qwest Num	Qwest deno	Qwest Resu	Mod Z Scr	Parity Scr
Mar-02	263	263	100.00%	0.00%	507	514	98.64%	-1.55	-1.94
Apr-02	262	264	99.24%	8.67%	496	499	99.40%	0.21	-0.87
May-02	232	233	99.57%	6.54%	458	466	98.28%	-1.24	-1.75
Jun-02	218	220	99.09%	9.49%	417	424	98.35%	-0.7	-1.43
Jul-02	221	222	99.55%	6.70%	398	405	98.27%	-1.17	-1.71
Aug-02	230	232	99.14%	9.24%	316	326	96.93%	-1.49	-1.91
Sep-02	223	224	99.55%	6.67%	171	178	96.07%	-1.79	-2.09
Oct-02	242	244	99.18%	9.02%	196	206	95.15%	-1.98	-2.21
Nov-02	232	234	99.15%	9.21%	254	274	92.70%	-2.78	-2.69
Dec-02	194	197	98.48%	12.25%	202	222	90.99%	-2.67	-2.62
Jan-03	203	207	98.07%	13.77%					
Feb-03									



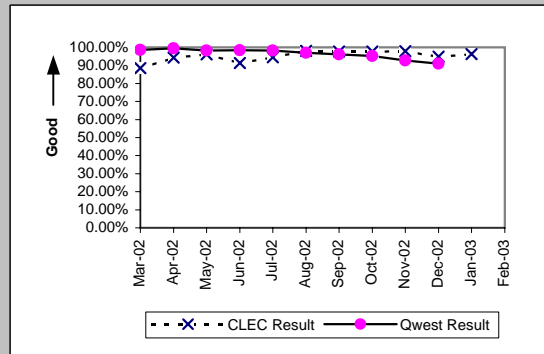
Unbundled Loop - 4 Wire Non-Loaded (Parity)									
Date	Numerator	Denominator	CLEC Resu	Standard D	Qwest Num	Qwest deno	Qwest Resu	Mod Z Scr	Parity Scr
Mar-02					787	811	97.04%		
Apr-02					843	881	95.69%		
May-02					1106	1144	96.68%		
Jun-02	1	1	100.00%	0.00%	1138	1176	96.77%	-0.18	-1.11
Jul-02	1	1	100.00%	0.00%	951	993	95.77%	-0.21	-1.13
Aug-02					944	978	96.52%		
Sep-02					930	965	96.37%		
Oct-02					997	1021	97.65%		
Nov-02					889	913	97.37%		
Dec-02					726	748	97.06%		
Jan-03					764	786	97.20%		
Feb-03									



Unbundled Loop - DS1 Capable (Parity)									
Date	Numerator	Denominator	CLEC Resu	Standard D	Qwest Num	Qwest deno	Qwest Resu	Mod Z Scr	Parity Scr
Mar-02	153	161	95.03%	21.73%	787	811	97.04%	1.26	-0.23
Apr-02	155	159	97.48%	15.66%	843	881	95.69%	-1.03	-1.62
May-02	160	165	96.97%	17.14%	1106	1144	96.68%	-0.2	-1.12
Jun-02	128	137	93.43%	24.77%	1138	1176	96.77%	1.84	0.12
Jul-02	128	132	96.97%	17.14%	951	993	95.77%	-0.64	-1.39
Aug-02	162	166	97.59%	15.33%	944	978	96.52%	-0.69	-1.42
Sep-02	159	166	95.78%	20.10%	930	965	96.37%	0.4	-0.76
Oct-02	149	160	93.13%	25.30%	997	1021	97.65%	2.76	0.68
Nov-02	134	145	92.41%	26.48%	889	913	97.37%	2.73	0.66
Dec-02	130	139	93.53%	24.61%	726	748	97.06%	1.92	0.17
Jan-03	147	152	96.71%	17.84%	764	786	97.20%	0.36	-0.78
Feb-03									



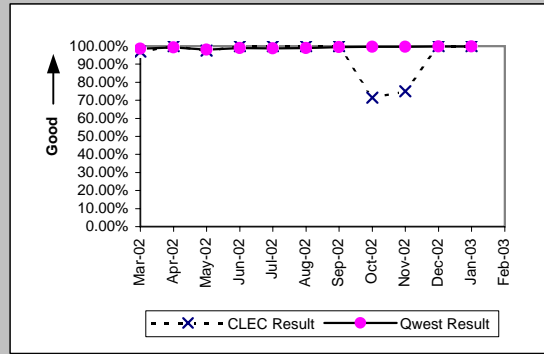
Unbundled Loop ISDN Capable (Parity)									
Date	Numerator	Denominator	CLEC Resu	Standard D	Qwest Num	Qwest deno	Qwest Resu	Mod Z Scr	Parity Scr
Mar-02	100	113	88.50%	31.91%	507	514	98.64%	4.48	1.72
Apr-02	101	107	94.39%	23.01%	496	499	99.40%	3.1	0.89
May-02	98	102	96.08%	19.41%	458	466	98.28%	1.31	-0.21
Jun-02	85	93	91.40%	28.04%	417	424	98.35%	3.05	0.85
Jul-02	87	92	94.57%	22.67%	398	405	98.27%	1.87	0.13
Aug-02	97	99	97.98%	14.07%	316	326	96.93%	-0.53	-1.32
Sep-02	88	90	97.78%	14.74%	171	178	96.07%	-0.68	-1.41
Oct-02	85	87	97.70%	14.99%	196	206	95.15%	-0.93	-1.57
Nov-02	92	94	97.87%	14.43%	254	274	92.70%	-1.66	-2.01
Dec-02	92	97	94.85%	22.11%	202	222	90.99%	-1.11	-1.67
Jan-03	102	106	96.23%	19.06%					
Feb-03									



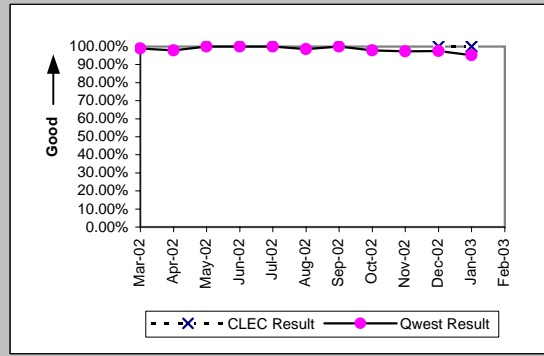
*Results exclude No Trouble Found and Test OK reports unless QWEST trouble is found on another report within 30 days of the original report. A 30-day window necessitates reporting a month behind

OP-5* - New Service Installation Quality (Percent)

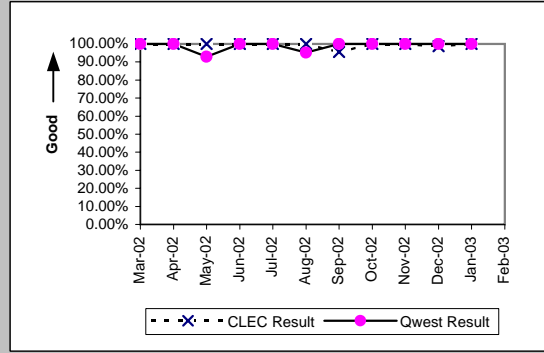
Unbundled Loop - ADSL Qualified (Parity)									
Date	Numerator	Denominator	CLEC Resu	Standard D	Qwest Num	Qwest denc	Qwest Resu	Mod Z Scr	Parity Scr
Mar-02	32	33	96.97%	17.14%	1243	1261	98.57%	0.71	-0.57
Apr-02	49	49	100.00%	0.00%	1247	1257	99.20%	-0.61	-1.37
May-02	40	41	97.56%	15.43%	1086	1107	98.10%	0.3	-0.82
Jun-02	31	31	100.00%	0.00%	961	972	98.87%	-0.59	-1.36
Jul-02	30	30	100.00%	0.00%	1078	1092	98.72%	-0.62	-1.37
Aug-02	25	25	100.00%	0.00%	1119	1132	98.85%	-0.53	-1.32
Sep-02	13	13	100.00%	0.00%	1034	1039	99.52%	-0.25	-1.15
Oct-02	5	7	71.43%	45.18%	1085	1088	99.72%	3.68	1.23
Nov-02	6	8	75.00%	43.30%	980	983	99.69%	3.55	1.16
Dec-02	12	12	100.00%	0.00%	876	877	99.89%	-0.12	-1.07
Jan-03	18	18	100.00%	0.00%	930	931	99.89%	-0.14	-1.08
Feb-03									



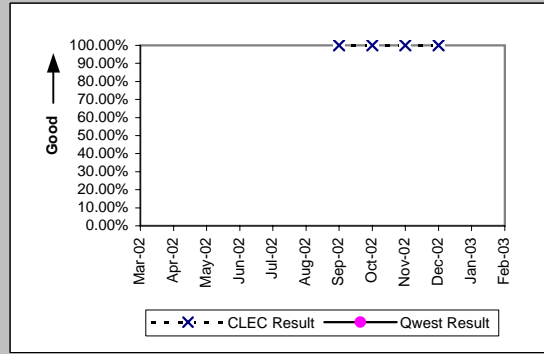
Unbundled Loop - DS3 Capable (Parity)									
Date	Numerator	Denominator	CLEC Resu	Standard D	Qwest Num	Qwest denc	Qwest Resu	Mod Z Scr	Parity Scr
Mar-02					93	94	98.94%		
Apr-02					90	92	97.83%		
May-02					79	79	100.00%		
Jun-02					55	55	100.00%		
Jul-02					52	52	100.00%		
Aug-02					70	71	98.59%		
Sep-02					65	65	100.00%		
Oct-02					47	48	97.92%		
Nov-02					37	38	97.37%		
Dec-02	1	1	100.00%	0.00%	39	40	97.50%	-0.16	-1.1
Jan-03	1	1	100.00%	0.00%	40	42	95.24%	-0.22	-1.13
Feb-03									



LIS Trunk (Parity)									
Date	Numerator	Denominator	CLEC Resu	Standard D	Qwest Num	Qwest denc	Qwest Resu	Mod Z Scr	Parity Scr
Mar-02	96	96	100.00%	0.00%	30	30	100.00%	N/A	N/A
Apr-02	97	97	100.00%	0.00%	22	22	100.00%	N/A	N/A
May-02	98	98	100.00%	0.00%	26	28	92.86%	-1.29	-1.79
Jun-02	63	63	100.00%	0.00%	34	34	100.00%	N/A	N/A
Jul-02	37	37	100.00%	0.00%	40	40	100.00%	N/A	N/A
Aug-02	43	43	100.00%	0.00%	40	42	95.24%	-1.03	-1.63
Sep-02	44	46	95.65%	20.39%	37	37	100.00%	N/A	-0.33
Oct-02	49	49	100.00%	0.00%	63	63	100.00%	N/A	N/A
Nov-02	69	69	100.00%	0.00%	56	56	100.00%	N/A	N/A
Dec-02	78	79	98.73%	11.18%	31	31	100.00%	N/A	-0.83
Jan-03	89	89	100.00%	0.00%	46	46	100.00%	N/A	N/A
Feb-03									



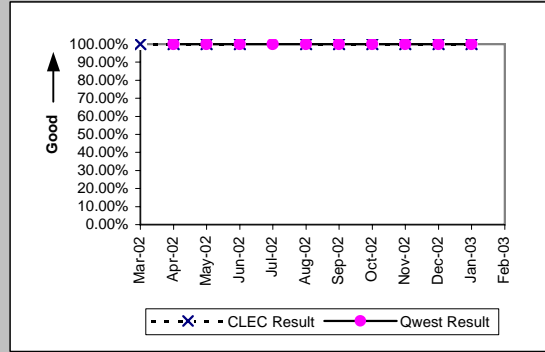
Dark Fiber - Loop (Diagnostic)									
Date	Numerator	Denominator	CLEC Resu	Standard D	Qwest Num	Qwest denc	Qwest Resu	Mod Z Scr	Parity Scr
Mar-02									
Apr-02									
May-02									
Jun-02									
Jul-02									
Aug-02									
Sep-02	1	1	100.00%	0.00%					
Oct-02	4	4	100.00%	0.00%					
Nov-02	4	4	100.00%	0.00%					
Dec-02	1	1	100.00%	0.00%					
Jan-03									
Feb-03									



*Results exclude No Trouble Found and Test OK reports unless QWEST trouble is found on another report within 30 days of the original report. A 30-day window necessitates reporting a month behind

OP-5* - New Service Installation Quality (Percent)

E911 (Parity)									
Date	Numerator	Denominator	CLEC Resu	Standard D	Qwest Num	Qwest deno	Qwest Resu	Mod Z Scr	Parity Scr
Mar-02	3	3	100.00%	0.00%					
Apr-02	2	2	100.00%	0.00%	2	2	100.00%	N/A	N/A
May-02	6	6	100.00%	0.00%	2	2	100.00%	N/A	N/A
Jun-02	5	5	100.00%	0.00%	1	1	100.00%	N/A	N/A
Jul-02					3	3	100.00%		
Aug-02	1	1	100.00%	0.00%	3	3	100.00%	N/A	N/A
Sep-02	2	2	100.00%	0.00%	4	4	100.00%	N/A	N/A
Oct-02	2	2	100.00%	0.00%	7	7	100.00%	N/A	N/A
Nov-02	2	2	100.00%	0.00%	5	5	100.00%	N/A	N/A
Dec-02	2	2	100.00%	0.00%	7	7	100.00%	N/A	N/A
Jan-03	2	2	100.00%	0.00%	10	10	100.00%	N/A	N/A
Feb-03									

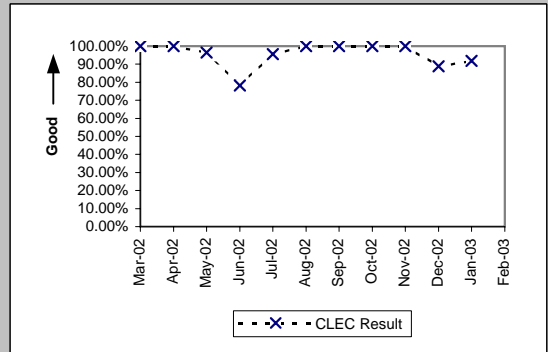


*Results exclude No Trouble Found and Test OK reports unless QWEST trouble is found on another report within 30 days of the original report. A 30-day window necessitates reporting a month behind

OP-5* - New Service Installation Quality (Percent)

Enhanced Extended Loops (EELs) (Diagnostic)

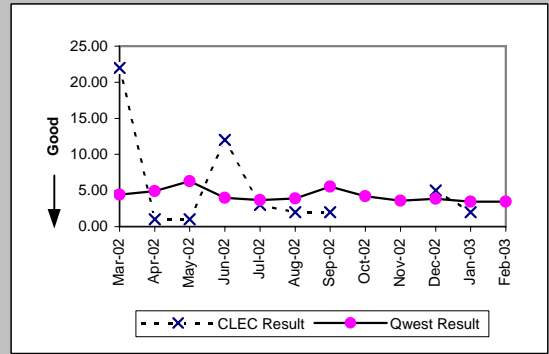
Date	Numerator	Denominator	CLEC Result	Standard Dev
Mar-02	11	11	100.00%	0.00%
Apr-02	23	23	100.00%	0.00%
May-02	27	28	96.43%	18.56%
Jun-02	18	23	78.26%	41.25%
Jul-02	22	23	95.65%	20.39%
Aug-02	25	25	100.00%	0.00%
Sep-02	20	20	100.00%	0.00%
Oct-02	23	23	100.00%	0.00%
Nov-02	32	32	100.00%	0.00%
Dec-02	24	27	88.89%	31.43%
Jan-03	34	37	91.89%	27.30%
Feb-03				



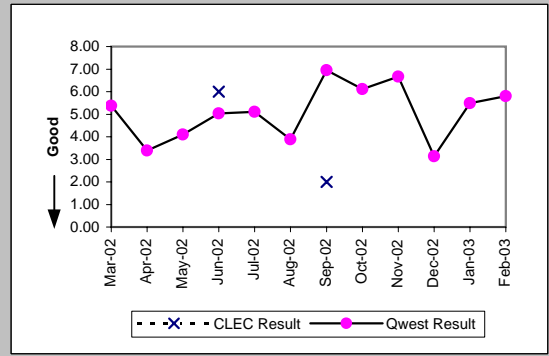
*Results exclude No Trouble Found and Test OK reports unless QWEST trouble is found on another report within 30 days of the original report. A 30-day window necessitates reporting a month behind

OP-6A-1 - Delayed Days for Non-Facility Reasons (Average Days) - Dispatches within MSAs

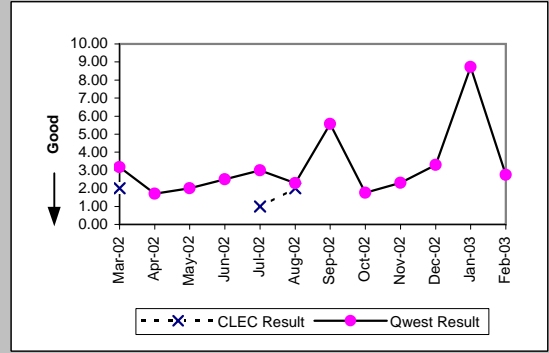
Residence (Parity)									
Date	CLEC Num	CLEC Denc	CLEC Resu	CLEC Std	Qwest Num	Qwest Denc	Qwest Resu	Mod Z Scr	Parity Scr
Mar-02	44	2	22.00	29.70	1441	324	4.45	1.84	0.12
Apr-02	2	2	1.00	0.00	1174	239	4.91	-0.72	-1.43
May-02	1	1	1.00		1083	172	6.30	-0.42	-1.25
Jun-02	12	1	12.00		925	231	4.00	1.66	0.01
Jul-02	6	2	3.00	2.83	800	217	3.69	-0.2	-1.12
Aug-02	10	5	2.00	1.73	881	225	3.92	-0.8	-1.49
Sep-02	2	1	2.00		1490	268	5.56	-0.38	-1.23
Oct-02					900	215	4.19		
Nov-02					690	191	3.61		
Dec-02	5	1	5.00		610	159	3.84	0.59	-0.64
Jan-03	6	3	2.00	1.00	626	181	3.46	-0.49	-1.3
Feb-03					608	175	3.47		



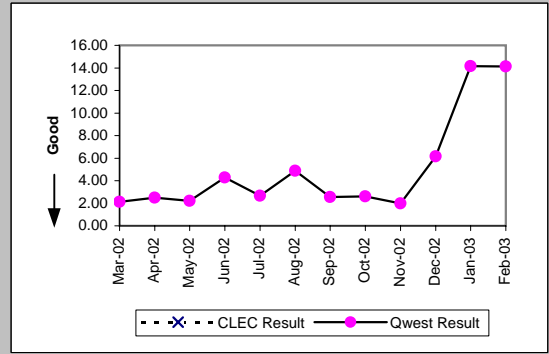
Business (Parity)									
Date	CLEC Num	CLEC Denc	CLEC Resu	CLEC Std	Qwest Num	Qwest Denc	Qwest Resu	Mod Z Scr	Parity Scr
Mar-02					537	100	5.37		
Apr-02					359	106	3.39		
May-02					418	102	4.10		
Jun-02	6	1	6.00		584	116	5.03	1.04	-0.37
Jul-02					603	118	5.11		
Aug-02					447	115	3.89		
Sep-02	2	1	2.00		730	105	6.95	-0.31	-1.19
Oct-02					568	93	6.11		
Nov-02					614	92	6.67		
Dec-02					247	79	3.13		
Jan-03					450	82	5.49		
Feb-03					342	59	5.80		



Centrex (Parity)									
Date	CLEC Num	CLEC Denc	CLEC Resu	CLEC Std	Qwest Num	Qwest Denc	Qwest Resu	Mod Z Scr	Parity Scr
Mar-02	2	1	2.00		35	11	3.18	-0.28	-1.17
Apr-02					17	10	1.70		
May-02					4	2	2.00		
Jun-02					10	4	2.50		
Jul-02	1	1	1.00		18	6	3.00	-0.55	-1.34
Aug-02	2	1	2.00		55	24	2.29	-0.12	-1.07
Sep-02					117	21	5.57		
Oct-02					49	28	1.75		
Nov-02					23	10	2.30		
Dec-02					56	17	3.29		
Jan-03					96	11	8.73		
Feb-03					44	16	2.75		

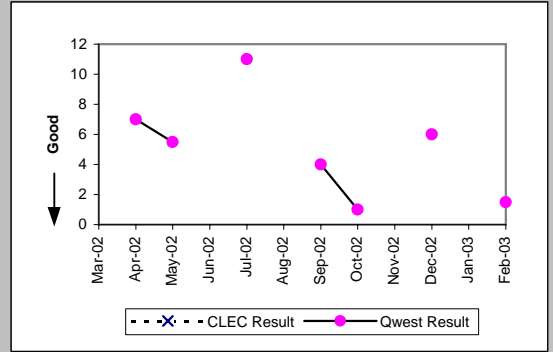


Centrex 21 (Parity)									
Date	CLEC Num	CLEC Denc	CLEC Resu	CLEC Std	Qwest Num	Qwest Denc	Qwest Resu	Mod Z Scr	Parity Scr
Mar-02					30	14	2.14		
Apr-02					15	6	2.50		
May-02					22	10	2.20		
Jun-02					60	14	4.29		
Jul-02					24	9	2.67		
Aug-02					44	9	4.89		
Sep-02					23	9	2.56		
Oct-02					21	8	2.62		
Nov-02					12	6	2.00		
Dec-02					37	6	6.17		
Jan-03					85	6	14.17		
Feb-03					113	8	14.12		

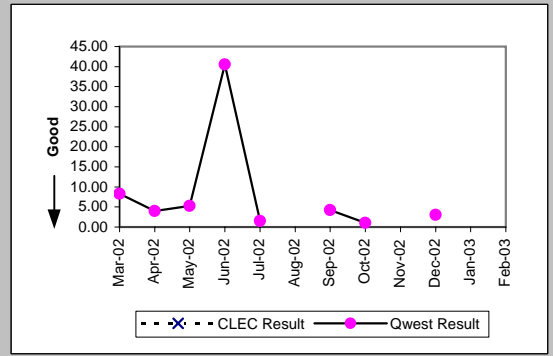


OP-6A-1 - Delayed Days for Non-Facility Reasons (Average Days) - Dispatches within MSAs

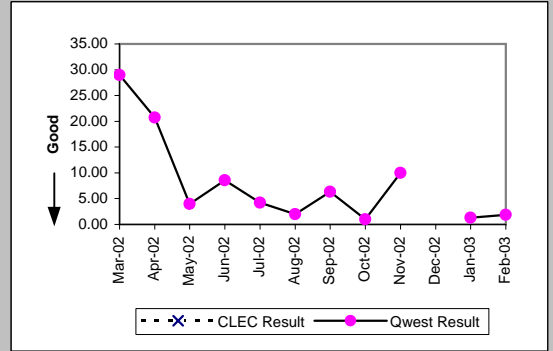
PBX (Parity)									
Date	CLEC Num	CLEC Denc	CLEC Resu	CLEC Std	Qwest Num	Qwest Denc	Qwest Resu	Mod Z Scr	Parity Scr
Mar-02									
Apr-02					7	1	7.00		
May-02					22	4	5.50		
Jun-02									
Jul-02					11	1	11.00		
Aug-02									
Sep-02					4	1	4.00		
Oct-02					1	1	1.00		
Nov-02									
Dec-02					6	1	6.00		
Jan-03									
Feb-03					3	2	1.50		



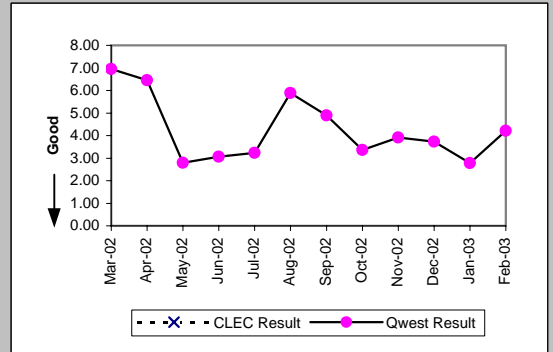
Basic Rate ISDN (Parity)									
Date	CLEC Num	CLEC Denc	CLEC Resu	CLEC Std	Qwest Num	Qwest Denc	Qwest Resu	Mod Z Scr	Parity Scr
Mar-02					250	30	8.33		
Apr-02					87	22	3.95		
May-02					84	16	5.25		
Jun-02					729	18	40.50		
Jul-02					12	8	1.50		
Aug-02									
Sep-02					17	4	4.25		
Oct-02					1	1	1.00		
Nov-02									
Dec-02					3	1	3.00		
Jan-03									
Feb-03									



DS0 (Parity)									
Date	CLEC Num	CLEC Denc	CLEC Resu	CLEC Std	Qwest Num	Qwest Denc	Qwest Resu	Mod Z Scr	Parity Scr
Mar-02					87	3	29.00		
Apr-02					83	4	20.75		
May-02					16	4	4.00		
Jun-02					60	7	8.57		
Jul-02					89	21	4.24		
Aug-02					2	1	2.00		
Sep-02					19	3	6.33		
Oct-02					4	4	1.00		
Nov-02					10	1	10.00		
Dec-02									
Jan-03					23	18	1.28		
Feb-03					26	14	1.86		

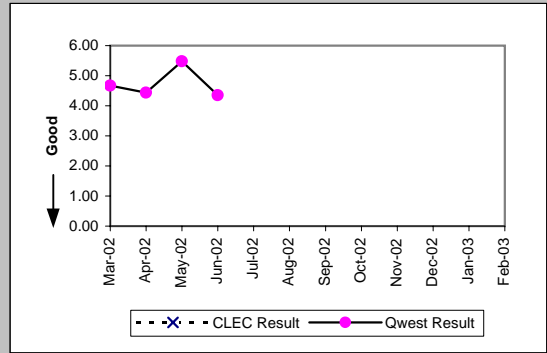


Qwest DSL (Parity)									
Date	CLEC Num	CLEC Denc	CLEC Resu	CLEC Std	Qwest Num	Qwest Denc	Qwest Resu	Mod Z Scr	Parity Scr
Mar-02					271	39	6.95		
Apr-02					168	26	6.46		
May-02					56	20	2.80		
Jun-02					46	15	3.07		
Jul-02					68	21	3.24		
Aug-02					165	28	5.89		
Sep-02					132	27	4.89		
Oct-02					148	44	3.36		
Nov-02					86	22	3.91		
Dec-02					82	22	3.73		
Jan-03					64	23	2.78		
Feb-03					80	19	4.21		

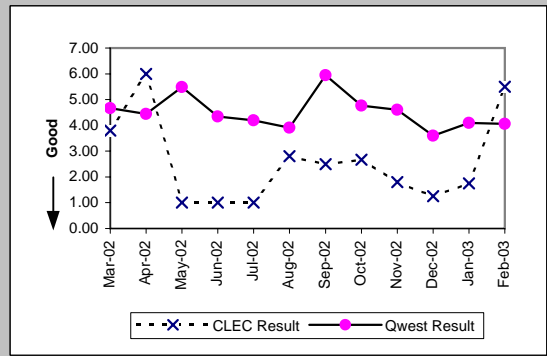


OP-6A-1 - Delayed Days for Non-Facility Reasons (Average Days) - Dispatches within MSAs

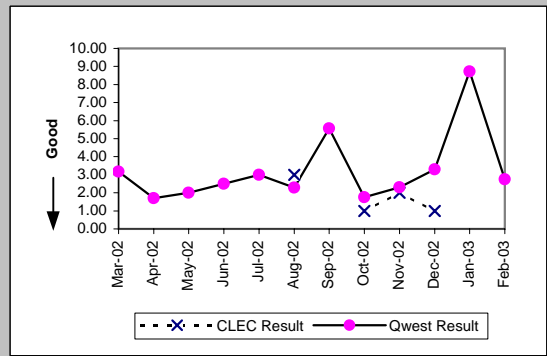
Unbundled Loop Analog (Parity)									
Date	CLEC Num	CLEC Dend	CLEC Resu	CLEC Std	Qwest Num	Qwest Dend	Qwest Resu	Mod Z Scr	Parity Scr
Mar-02					1978	424	4.67		
Apr-02					1533	345	4.44		
May-02					1501	274	5.48		
Jun-02					1509	347	4.35		
Jul-02									
Aug-02									
Sep-02									
Oct-02									
Nov-02									
Dec-02									
Jan-03									
Feb-03									



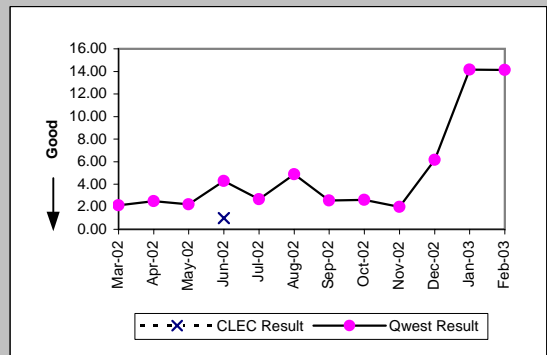
UNE - P (POTS) (Parity)									
Date	CLEC Num	CLEC Dend	CLEC Resu	CLEC Std	Qwest Num	Qwest Dend	Qwest Resu	Mod Z Scr	Parity Scr
Mar-02	19	5	3.80	4.09	1978	424	4.67	-0.26	-1.16
Apr-02	12	2	6.00	4.24	1533	345	4.44	0.95	-0.42
May-02	2	2	1.00	0.00	1501	274	5.48	-0.58	-1.35
Jun-02	1	1	1.00		1509	347	4.35	-0.31	-1.19
Jul-02	1	1	1.00		1403	335	4.19	-0.46	-1.28
Aug-02	14	5	2.80	1.64	1328	340	3.91	-0.47	-1.28
Sep-02	10	4	2.50	2.38	2220	373	5.95	-0.59	-1.36
Oct-02	8	3	2.67	2.89	1468	308	4.77	-0.44	-1.27
Nov-02	9	5	1.80	1.10	1304	283	4.61	-0.67	-1.41
Dec-02	5	4	1.25	0.50	857	238	3.60	-1	-1.61
Jan-03	7	4	1.75	0.50	1076	263	4.09	-0.69	-1.42
Feb-03	22	4	5.50	6.61	950	234	4.06	0.95	-0.42



UNE P (Centrex) (Parity)									
Date	CLEC Num	CLEC Dend	CLEC Resu	CLEC Std	Qwest Num	Qwest Dend	Qwest Resu	Mod Z Scr	Parity Scr
Mar-02					35	11	3.18		
Apr-02					17	10	1.70		
May-02					4	2	2.00		
Jun-02					10	4	2.50		
Jul-02					18	6	3.00		
Aug-02	3	1	3.00		55	24	2.29	0.91	-0.45
Sep-02					117	21	5.57		
Oct-02	1	1	1.00		49	28	1.75	-0.34	-1.21
Nov-02	2	1	2.00		23	10	2.30	-0.15	-1.09
Dec-02	1	1	1.00		56	17	3.29	-0.69	-1.42
Jan-03					96	11	8.73		
Feb-03					44	16	2.75		

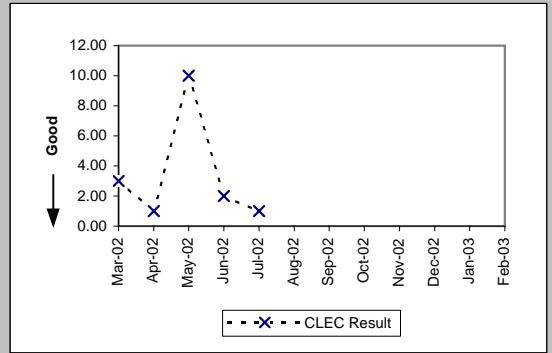


UNE P (Centrex 21) (Parity)									
Date	CLEC Num	CLEC Dend	CLEC Resu	CLEC Std	Qwest Num	Qwest Dend	Qwest Resu	Mod Z Scr	Parity Scr
Mar-02					30	14	2.14		
Apr-02					15	6	2.50		
May-02					22	10	2.20		
Jun-02	1	1	1.00		60	14	4.29	-0.73	-1.44
Jul-02					24	9	2.67		
Aug-02					44	9	4.89		
Sep-02					23	9	2.56		
Oct-02					21	8	2.62		
Nov-02					12	6	2.00		
Dec-02					37	6	6.17		
Jan-03					85	6	14.17		
Feb-03					113	8	14.12		



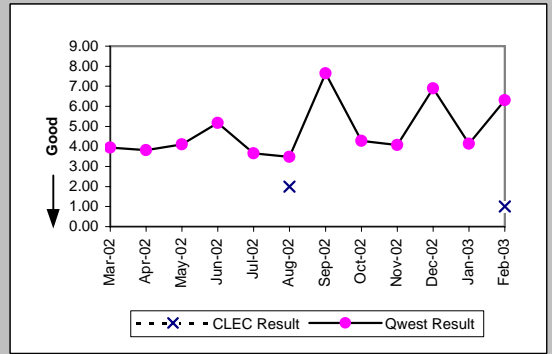
OP-6A-1 - Delayed Days for Non-Facility Reasons (Average Days) - Dispatches within MSAs

Line Sharing (Diagnostic)					
Date	Numerator	Denominator	CLEC Result	Standard Dev	
Mar-02	6	2	3.00	2.83	
Apr-02	1	1	1.00		
May-02	20	2	10.00	12.73	
Jun-02	2	1	2.00		
Jul-02	2	2	1.00	0.00	
Aug-02					
Sep-02					
Oct-02					
Nov-02					
Dec-02					
Jan-03					
Feb-03					

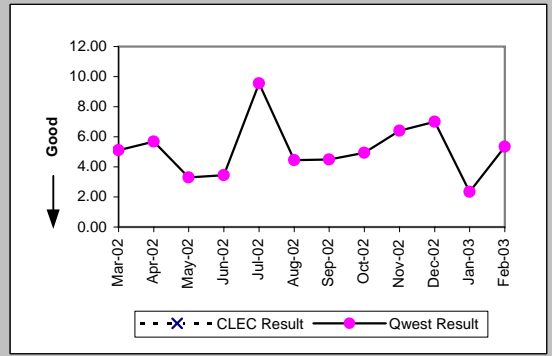


OP-6A-2 - Delayed Days for Non-Facility Reasons (Average Days) - Dispatches outside MSAs

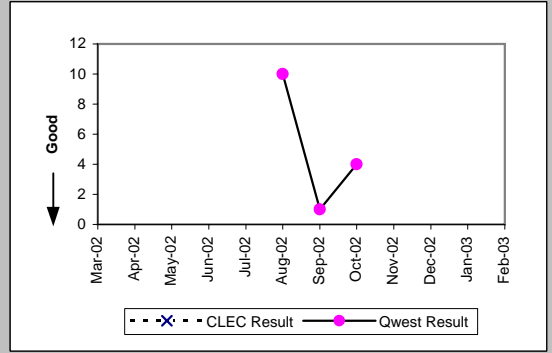
Residence (Parity)									
Date	CLEC Num	CLEC Denc	CLEC Resu	CLEC Std	Qwest Num	Qwest Denc	Qwest Resu	Mod Z Scr	Parity Scr
Mar-02					335	85	3.94		
Apr-02					187	49	3.82		
May-02					160	39	4.10		
Jun-02					186	36	5.17		
Jul-02					146	40	3.65		
Aug-02	2	1	2.00		174	50	3.48	-0.57	-1.35
Sep-02					275	36	7.64		
Oct-02					128	30	4.27		
Nov-02					122	30	4.07		
Dec-02					214	31	6.90		
Jan-03					190	46	4.13		
Feb-03	1	1	1.00		183	29	6.31	-0.42	-1.25



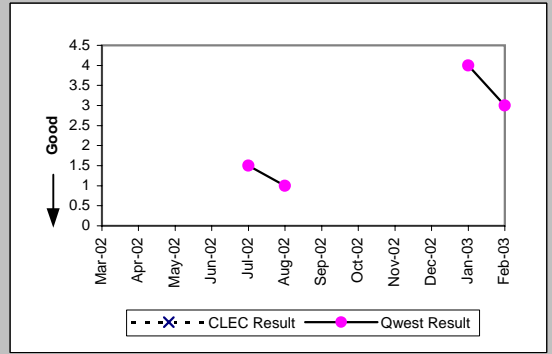
Business (Parity)									
Date	CLEC Num	CLEC Denc	CLEC Resu	CLEC Std	Qwest Num	Qwest Denc	Qwest Resu	Mod Z Scr	Parity Scr
Mar-02					97	19	5.11		
Apr-02					108	19	5.68		
May-02					23	7	3.29		
Jun-02					31	9	3.44		
Jul-02					153	16	9.56		
Aug-02					49	11	4.45		
Sep-02					36	8	4.50		
Oct-02					79	16	4.94		
Nov-02					64	10	6.40		
Dec-02					42	6	7.00		
Jan-03					35	15	2.33		
Feb-03					48	9	5.33		



Centrex (Parity)									
Date	CLEC Num	CLEC Denc	CLEC Resu	CLEC Std	Qwest Num	Qwest Denc	Qwest Resu	Mod Z Scr	Parity Scr
Mar-02									
Apr-02									
May-02									
Jun-02									
Jul-02									
Aug-02					40	4	10.00		
Sep-02					2	2	1.00		
Oct-02					12	3	4.00		
Nov-02									
Dec-02									
Jan-03									
Feb-03									

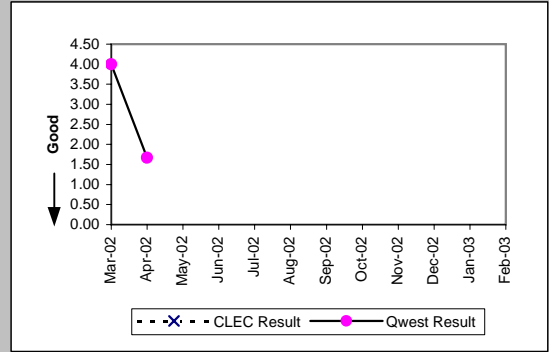


Centrex 21 (Parity)									
Date	CLEC Num	CLEC Denc	CLEC Resu	CLEC Std	Qwest Num	Qwest Denc	Qwest Resu	Mod Z Scr	Parity Scr
Mar-02									
Apr-02									
May-02									
Jun-02									
Jul-02					3	2	1.50		
Aug-02					1	1	1.00		
Sep-02									
Oct-02									
Nov-02									
Dec-02									
Jan-03					4	1	4.00		
Feb-03					3	1	3.00		

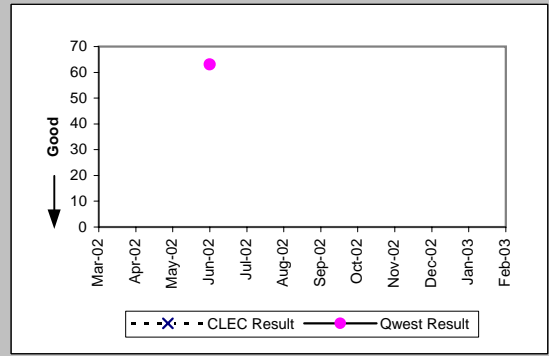


OP-6A-2 - Delayed Days for Non-Facility Reasons (Average Days) - Dispatches outside MSAs

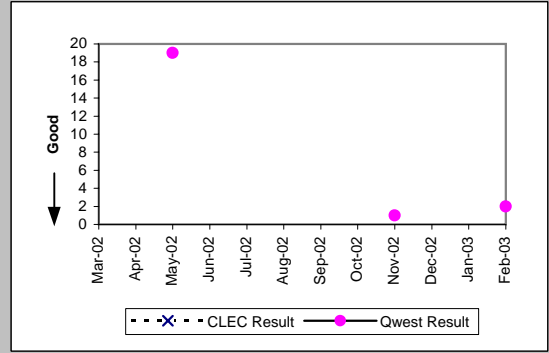
Basic Rate ISDN (Parity)									
Date	CLEC Num	CLEC Denc	CLEC Resu	CLEC Std	Qwest Num	Qwest Denc	Qwest Resu	Mod Z Scr	Parity Scr
Mar-02					4	1	4.00		
Apr-02					5	3	1.67		
May-02									
Jun-02									
Jul-02									
Aug-02									
Sep-02									
Oct-02									
Nov-02									
Dec-02									
Jan-03									
Feb-03									



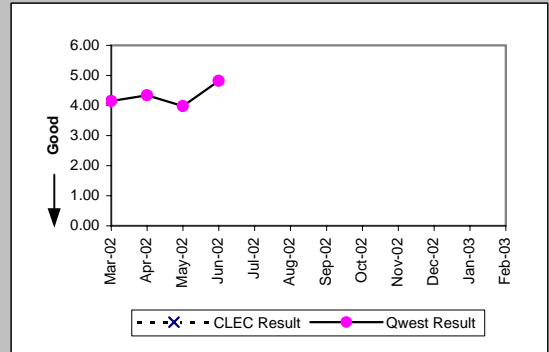
DS0 (Parity)									
Date	CLEC Num	CLEC Denc	CLEC Resu	CLEC Std	Qwest Num	Qwest Denc	Qwest Resu	Mod Z Scr	Parity Scr
Mar-02									
Apr-02									
May-02									
Jun-02					63	1	63.00		
Jul-02									
Aug-02									
Sep-02									
Oct-02									
Nov-02									
Dec-02									
Jan-03									
Feb-03									



Qwest DSL (Parity)									
Date	CLEC Num	CLEC Denc	CLEC Resu	CLEC Std	Qwest Num	Qwest Denc	Qwest Resu	Mod Z Scr	Parity Scr
Mar-02									
Apr-02									
May-02					19	1	19.00		
Jun-02									
Jul-02									
Aug-02									
Sep-02									
Oct-02									
Nov-02					1	1	1.00		
Dec-02									
Jan-03									
Feb-03					2	1	2.00		

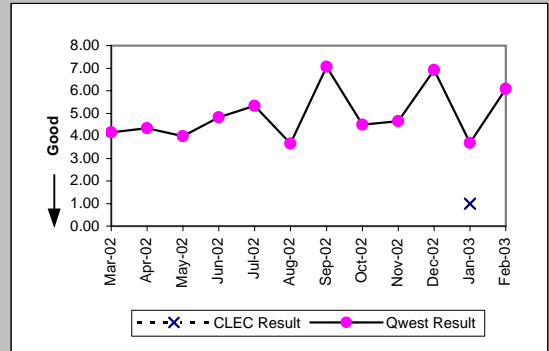


Unbundled Loop Analog (Parity)									
Date	CLEC Num	CLEC Denc	CLEC Resu	CLEC Std	Qwest Num	Qwest Denc	Qwest Resu	Mod Z Scr	Parity Scr
Mar-02					432	104	4.15		
Apr-02					295	68	4.34		
May-02					183	46	3.98		
Jun-02					217	45	4.82		
Jul-02									
Aug-02									
Sep-02									
Oct-02									
Nov-02									
Dec-02									
Jan-03									
Feb-03									

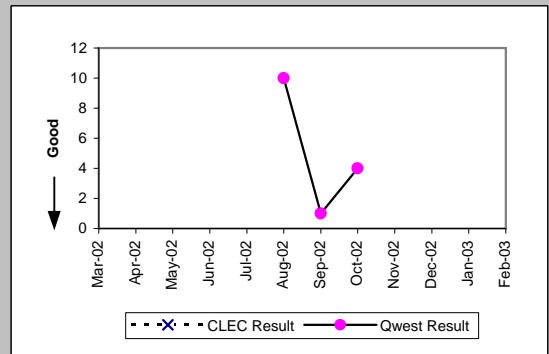


OP-6A-2 - Delayed Days for Non-Facility Reasons (Average Days) - Dispatches outside MSAs

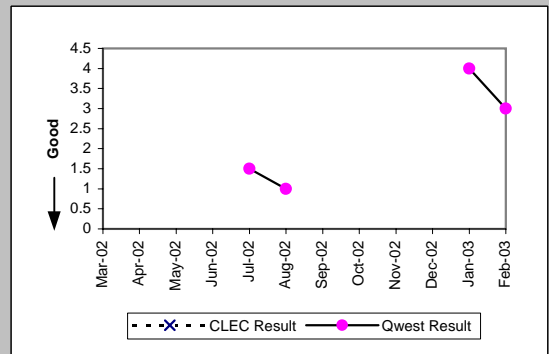
UNE - P (POTS) (Parity)									
Date	CLEC Num	CLEC Dend	CLEC Resu	CLEC Std	Qwest Num	Qwest Dend	Qwest Resu	Mod Z Scr	Parity Scr
Mar-02					432	104	4.15		
Apr-02					295	68	4.34		
May-02					183	46	3.98		
Jun-02					217	45	4.82		
Jul-02					299	56	5.34		
Aug-02					223	61	3.66		
Sep-02					311	44	7.07		
Oct-02					207	46	4.50		
Nov-02					186	40	4.65		
Dec-02					256	37	6.92		
Jan-03	1	1	1.00		225	61	3.69	-0.49	-1.3
Feb-03					231	38	6.08		



UNE P (Centrex) (Parity)									
Date	CLEC Num	CLEC Dend	CLEC Resu	CLEC Std	Qwest Num	Qwest Dend	Qwest Resu	Mod Z Scr	Parity Scr
Mar-02									
Apr-02									
May-02									
Jun-02									
Jul-02									
Aug-02					40	4	10.00		
Sep-02					2	2	1.00		
Oct-02					12	3	4.00		
Nov-02									
Dec-02									
Jan-03									
Feb-03									

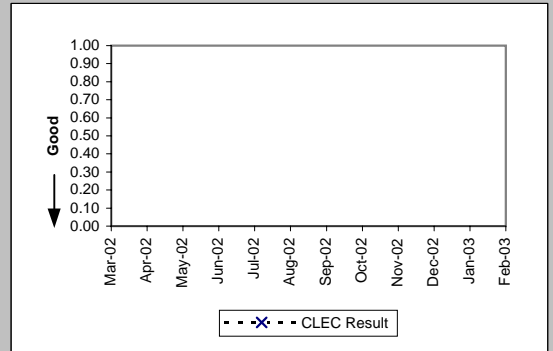


UNE P (Centrex 21) (Parity)									
Date	CLEC Num	CLEC Dend	CLEC Resu	CLEC Std	Qwest Num	Qwest Dend	Qwest Resu	Mod Z Scr	Parity Scr
Mar-02									
Apr-02									
May-02									
Jun-02									
Jul-02					3	2	1.50		
Aug-02					1	1	1.00		
Sep-02									
Oct-02									
Nov-02									
Dec-02									
Jan-03					4	1	4.00		
Feb-03					3	1	3.00		



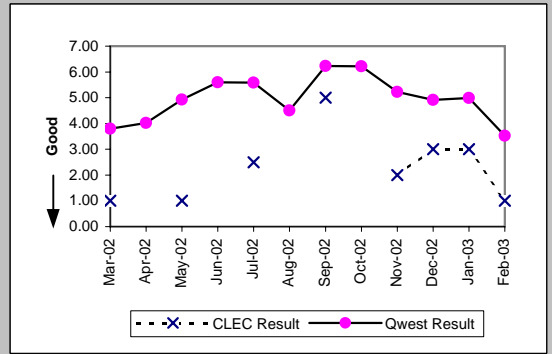
OP-6A-2 - Delayed Days for Non-Facility Reasons (Average Days) - Dispatches outside MSAs

Line Sharing (Diagnostic)				
Date	Numerator	Denominator	CLEC Result	Standard Dev
Mar-02				
Apr-02				
May-02				
Jun-02				
Jul-02				
Aug-02				
Sep-02				
Oct-02				
Nov-02				
Dec-02				
Jan-03				
Feb-03				

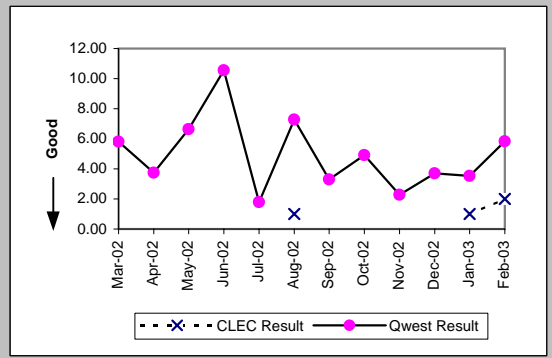


OP-6A-3 - Delayed Days for Non-Facility Reasons (Average Days) - No dispatches

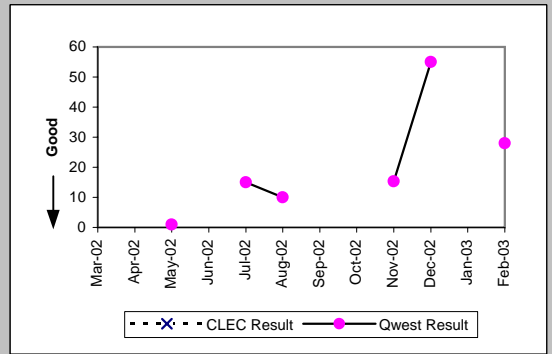
Residence (Parity)									
Date	CLEC Num	CLEC Denc	CLEC Resu	CLEC Std	Qwest Num	Qwest Denc	Qwest Resu	Mod Z Scr	Parity Scr
Mar-02	1	1	1.00		2038	537	3.80	-0.47	-1.29
Apr-02					873	217	4.02		
May-02	1	1	1.00		710	144	4.93	-0.49	-1.29
Jun-02					750	134	5.60		
Jul-02	5	2	2.50	2.12	1155	207	5.58	-0.38	-1.23
Aug-02					870	193	4.51		
Sep-02	5	1	5.00		1203	193	6.23	-0.09	-1.05
Oct-02					821	132	6.22		
Nov-02	2	1	2.00		695	133	5.23	-0.33	-1.2
Dec-02	3	1	3.00		561	114	4.92	-0.19	-1.11
Jan-03	3	1	3.00		419	84	4.99	-0.32	-1.2
Feb-03	2	2	1.00	0.00	703	200	3.52	-0.86	-1.52



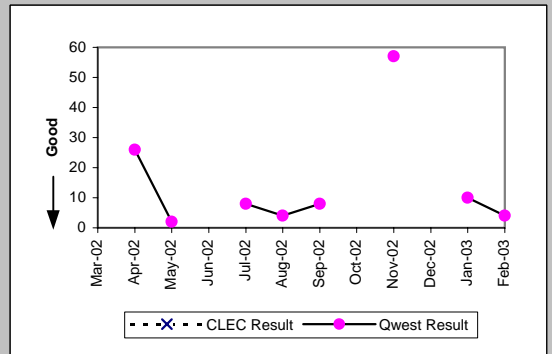
Business (Parity)									
Date	CLEC Num	CLEC Denc	CLEC Resu	CLEC Std	Qwest Num	Qwest Denc	Qwest Resu	Mod Z Scr	Parity Scr
Mar-02					87	15	5.80		
Apr-02					15	4	3.75		
May-02					93	14	6.64		
Jun-02					116	11	10.55		
Jul-02					16	9	1.78		
Aug-02	1	1	1.00		80	11	7.27	-0.39	-1.24
Sep-02					23	7	3.29		
Oct-02					64	13	4.92		
Nov-02					34	15	2.27		
Dec-02					26	7	3.71		
Jan-03	1	1	1.00		46	13	3.54	-0.76	-1.46
Feb-03	2	1	2.00		64	11	5.82	-0.35	-1.21



Centrex (Parity)									
Date	CLEC Num	CLEC Denc	CLEC Resu	CLEC Std	Qwest Num	Qwest Denc	Qwest Resu	Mod Z Scr	Parity Scr
Mar-02									
Apr-02									
May-02					1	1	1.00		
Jun-02									
Jul-02					15	1	15.00		
Aug-02					20	2	10.00		
Sep-02									
Oct-02									
Nov-02					138	9	15.33		
Dec-02					55	1	55.00		
Jan-03									
Feb-03					28	1	28.00		

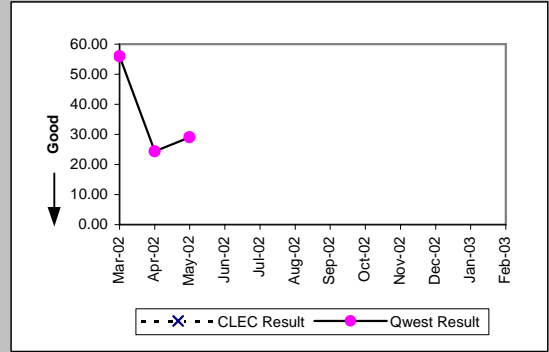


Centrex 21 (Parity)									
Date	CLEC Num	CLEC Denc	CLEC Resu	CLEC Std	Qwest Num	Qwest Denc	Qwest Resu	Mod Z Scr	Parity Scr
Mar-02									
Apr-02					26	1	26.00		
May-02					4	2	2.00		
Jun-02									
Jul-02					8	1	8.00		
Aug-02					16	4	4.00		
Sep-02					8	1	8.00		
Oct-02									
Nov-02					57	1	57.00		
Dec-02									
Jan-03					10	1	10.00		
Feb-03					4	1	4.00		

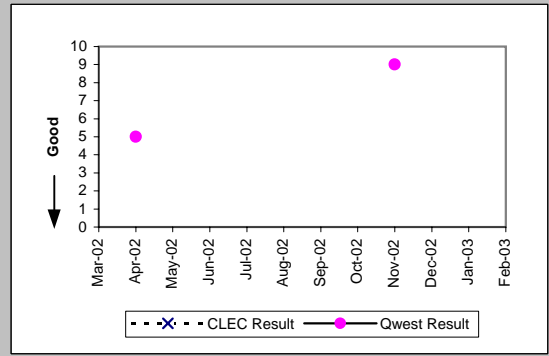


OP-6A-3 - Delayed Days for Non-Facility Reasons (Average Days) - No dispatches

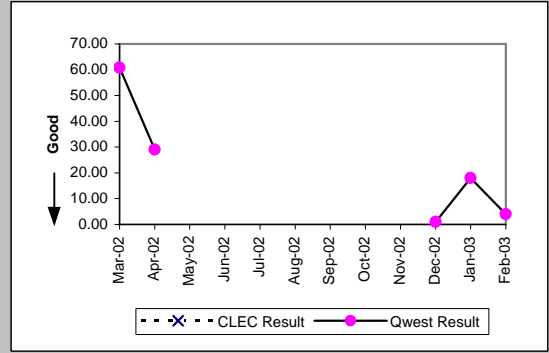
PBX (Parity)									
Date	CLEC Num	CLEC Denc	CLEC Resu	CLEC Std I	Qwest Num	Qwest Denc	Qwest Resu	Mod Z Scr	Parity Scr
Mar-02					56	1	56.00		
Apr-02					73	3	24.33		
May-02					58	2	29.00		
Jun-02									
Jul-02									
Aug-02									
Sep-02									
Oct-02									
Nov-02									
Dec-02									
Jan-03									
Feb-03									



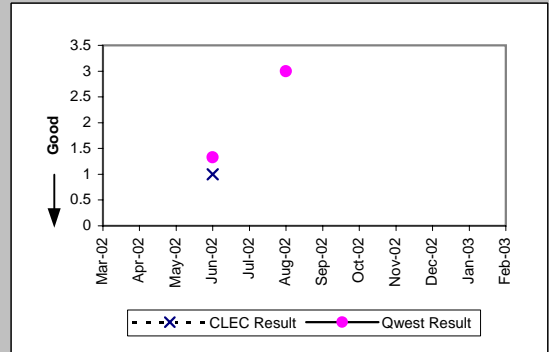
Basic Rate ISDN (Parity)									
Date	CLEC Num	CLEC Denc	CLEC Resu	CLEC Std I	Qwest Num	Qwest Denc	Qwest Resu	Mod Z Scr	Parity Scr
Mar-02									
Apr-02					30	6	5.00		
May-02									
Jun-02									
Jul-02									
Aug-02									
Sep-02									
Oct-02									
Nov-02					9	1	9.00		
Dec-02									
Jan-03									
Feb-03									



ISDN Primary (Parity)									
Date	CLEC Num	CLEC Denc	CLEC Resu	CLEC Std I	Qwest Num	Qwest Denc	Qwest Resu	Mod Z Scr	Parity Scr
Mar-02					913	15	60.87		
Apr-02					145	5	29.00		
May-02									
Jun-02									
Jul-02									
Aug-02									
Sep-02									
Oct-02									
Nov-02									
Dec-02					1	1	1.00		
Jan-03					18	1	18.00		
Feb-03					4	1	4.00		

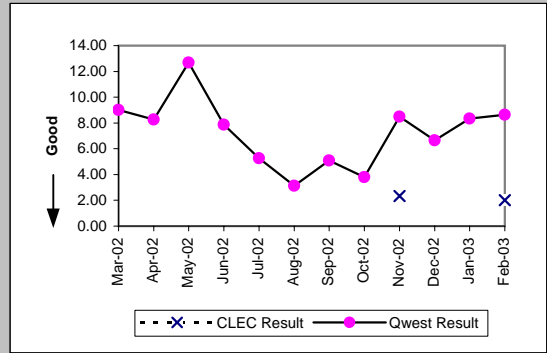


DS0 (Parity)									
Date	CLEC Num	CLEC Denc	CLEC Resu	CLEC Std I	Qwest Num	Qwest Denc	Qwest Resu	Mod Z Scr	Parity Scr
Mar-02									
Apr-02									
May-02									
Jun-02	1	1	1.00		4	3	1.33	-0.5	-1.3
Jul-02									
Aug-02					3	1	3.00		
Sep-02									
Oct-02									
Nov-02									
Dec-02									
Jan-03									
Feb-03									

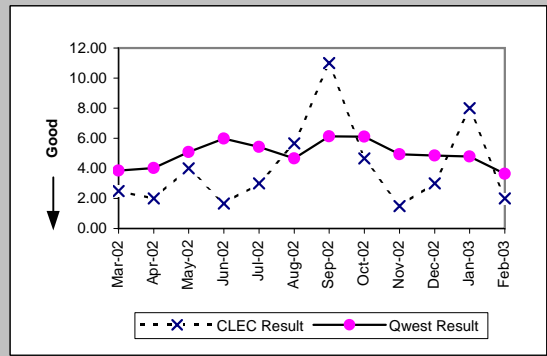


OP-6A-3 - Delayed Days for Non-Facility Reasons (Average Days) - No dispatches

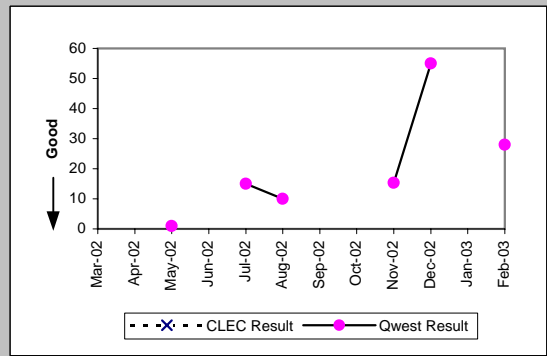
Qwest DSL (Parity)									
Date	CLEC Num	CLEC Denc	CLEC Resu	CLEC Std	Qwest Num	Qwest Denc	Qwest Resu	Mod Z Scr	Parity Scr
Mar-02					469	52	9.02		
Apr-02					339	41	8.27		
May-02					368	29	12.69		
Jun-02					197	25	7.88		
Jul-02					216	41	5.27		
Aug-02					191	61	3.13		
Sep-02					264	52	5.08		
Oct-02					160	42	3.81		
Nov-02	7	3	2.33	1.53	170	20	8.50	-0.77	-1.47
Dec-02					113	17	6.65		
Jan-03					192	23	8.35		
Feb-03	2	1	2.00		173	20	8.65	-0.51	-1.31



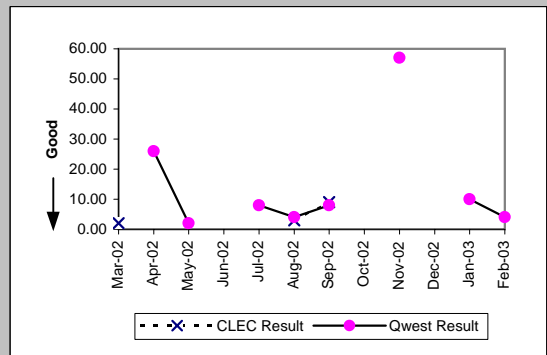
UNE - P (POTS) (Parity)									
Date	CLEC Num	CLEC Denc	CLEC Resu	CLEC Std	Qwest Num	Qwest Denc	Qwest Resu	Mod Z Scr	Parity Scr
Mar-02	5	2	2.50	2.12	2125	552	3.85	-0.31	-1.19
Apr-02	4	2	2.00	1.41	888	221	4.02	-0.33	-1.2
May-02	4	1	4.00		803	158	5.08	-0.14	-1.08
Jun-02	5	3	1.67	1.15	866	145	5.97	-0.43	-1.26
Jul-02	9	3	3.00	1.73	1171	216	5.42	-0.37	-1.23
Aug-02	17	3	5.67	3.06	950	204	4.66	0.96	-0.42
Sep-02	11	1	11.00		1226	200	6.13	1.37	-0.17
Oct-02	14	3	4.67	6.35	885	145	6.10	-0.18	-1.11
Nov-02	3	2	1.50	0.71	729	148	4.93	-0.52	-1.31
Dec-02	12	4	3.00	1.41	587	121	4.85	-0.37	-1.22
Jan-03	24	3	8.00	7.00	465	97	4.79	1.1	-0.33
Feb-03	4	2	2.00	1.41	767	211	3.64	-0.5	-1.3



UNE P (Centrex) (Parity)									
Date	CLEC Num	CLEC Denc	CLEC Resu	CLEC Std	Qwest Num	Qwest Denc	Qwest Resu	Mod Z Scr	Parity Scr
Mar-02									
Apr-02									
May-02					1	1	1.00		
Jun-02									
Jul-02					15	1	15.00		
Aug-02					20	2	10.00		
Sep-02									
Oct-02									
Nov-02					138	9	15.33		
Dec-02					55	1	55.00		
Jan-03									
Feb-03					28	1	28.00		

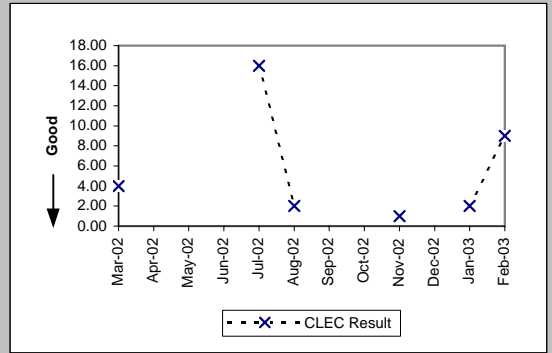


UNE P (Centrex 21) (Parity)									
Date	CLEC Num	CLEC Denc	CLEC Resu	CLEC Std	Qwest Num	Qwest Denc	Qwest Resu	Mod Z Scr	Parity Scr
Mar-02	2	1	2.00						
Apr-02					26	1	26.00		
May-02					4	2	2.00		
Jun-02									
Jul-02					8	1	8.00		
Aug-02	6	2	3.00	1.41	16	4	4.00	-0.53	-1.32
Sep-02	9	1	9.00		8	1	8.00		
Oct-02									
Nov-02					57	1	57.00		
Dec-02									
Jan-03					10	1	10.00		
Feb-03					4	1	4.00		



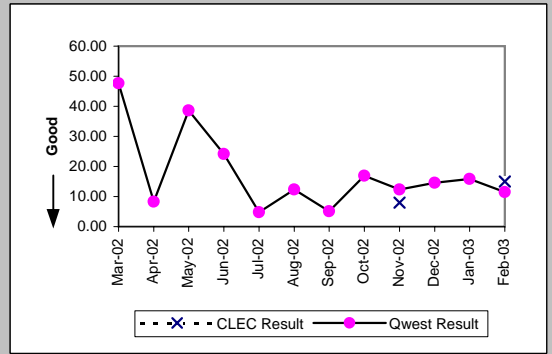
OP-6A-3 - Delayed Days for Non-Facility Reasons (Average Days) - No dispatches

Line Sharing (Diagnostic)				
Date	Numerator	Denominator	CLEC Result	Standard Dev
Mar-02	4	1	4.00	
Apr-02				
May-02				
Jun-02				
Jul-02	16	1	16.00	
Aug-02	2	1	2.00	
Sep-02				
Oct-02				
Nov-02	1	1	1.00	
Dec-02				
Jan-03	2	1	2.00	
Feb-03	9	1	9.00	

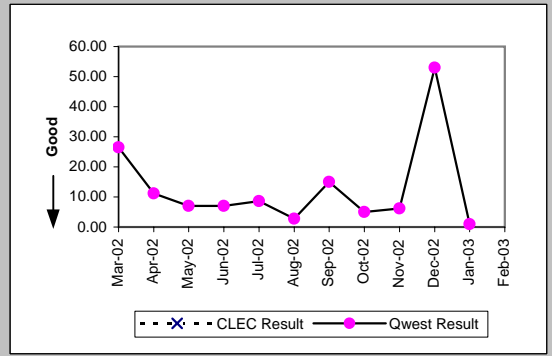


OP-6A-4 - Delayed Days for Non-Facility Reasons (Average Days) - Interval Zone One

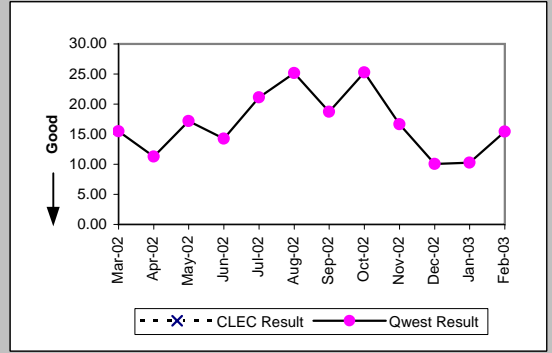
ISDN Primary (Parity)									
Date	CLEC Num	CLEC Denc	CLEC Resu	CLEC Std	Qwest Num	Qwest Denc	Qwest Resu	Mod Z Scr	Parity Scr
Mar-02					1477	31	47.65		
Apr-02					496	60	8.27		
May-02					1740	45	38.67		
Jun-02					193	8	24.12		
Jul-02					297	62	4.79		
Aug-02					136	11	12.36		
Sep-02					175	34	5.15		
Oct-02					710	42	16.90		
Nov-02	16	2	8.00	9.90	384	31	12.39	-0.71	-1.43
Dec-02					365	25	14.60		
Jan-03					79	5	15.80		
Feb-03	15	1	15.00		23	2	11.50	0.67	-0.59



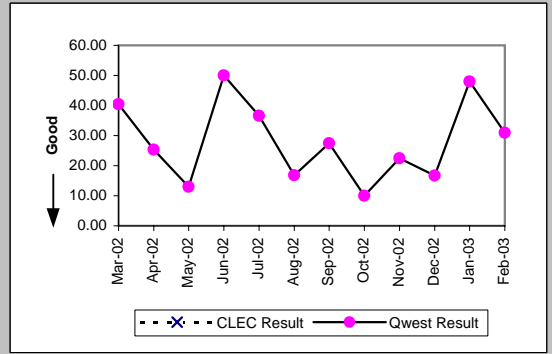
DS0 (Parity)									
Date	CLEC Num	CLEC Denc	CLEC Resu	CLEC Std	Qwest Num	Qwest Denc	Qwest Resu	Mod Z Scr	Parity Scr
Mar-02					159	6	26.50		
Apr-02					56	5	11.20		
May-02					56	8	7.00		
Jun-02					28	4	7.00		
Jul-02					43	5	8.60		
Aug-02					11	4	2.75		
Sep-02					15	1	15.00		
Oct-02					10	2	5.00		
Nov-02					31	5	6.20		
Dec-02					53	1	53.00		
Jan-03					1	1	1.00		
Feb-03									



DS1 (Parity)									
Date	CLEC Num	CLEC Denc	CLEC Resu	CLEC Std	Qwest Num	Qwest Denc	Qwest Resu	Mod Z Scr	Parity Scr
Mar-02					974	63	15.46		
Apr-02					915	81	11.30		
May-02					2079	121	17.18		
Jun-02					1769	124	14.27		
Jul-02					2451	116	21.13		
Aug-02					1384	55	25.16		
Sep-02					712	38	18.74		
Oct-02					530	21	25.24		
Nov-02					416	25	16.64		
Dec-02					271	27	10.04		
Jan-03					185	18	10.28		
Feb-03					262	17	15.41		

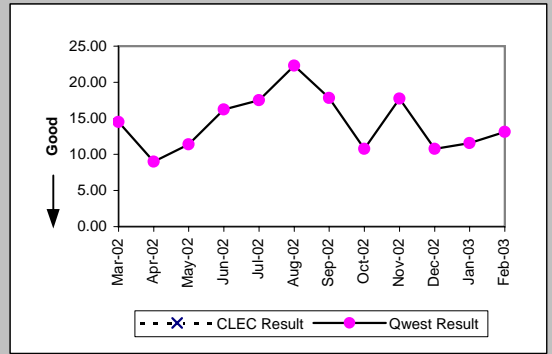


DS3 (Parity)									
Date	CLEC Num	CLEC Denc	CLEC Resu	CLEC Std	Qwest Num	Qwest Denc	Qwest Resu	Mod Z Scr	Parity Scr
Mar-02					606	15	40.40		
Apr-02					177	7	25.29		
May-02					65	5	13.00		
Jun-02					50	1	50.00		
Jul-02					183	5	36.60		
Aug-02					185	11	16.82		
Sep-02					165	6	27.50		
Oct-02					10	1	10.00		
Nov-02					112	5	22.40		
Dec-02					50	3	16.67		
Jan-03					96	2	48.00		
Feb-03					155	5	31.00		

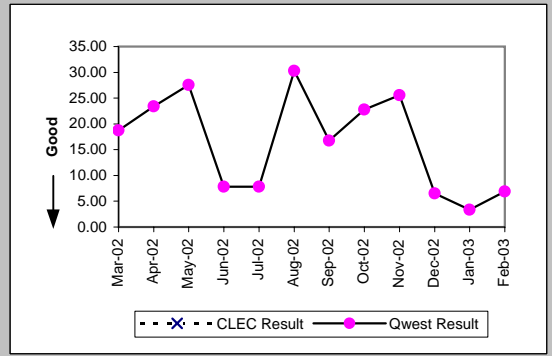


OP-6A-4 - Delayed Days for Non-Facility Reasons (Average Days) - Interval Zone One

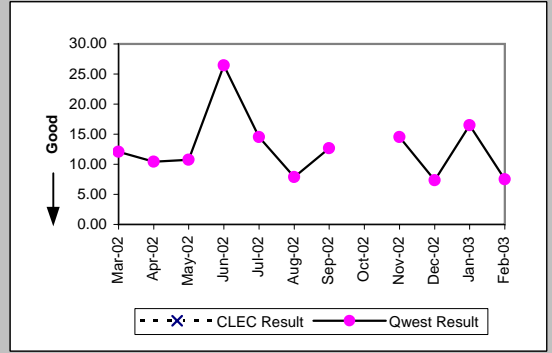
Frame Relay (Parity)									
Date	CLEC Num	CLEC Denc	CLEC Resu	CLEC Std	Qwest Num	Qwest Denc	Qwest Resu	Mod Z Scr	Parity Scr
Mar-02					203	14	14.50		
Apr-02					63	7	9.00		
May-02					251	22	11.41		
Jun-02					292	18	16.22		
Jul-02					280	16	17.50		
Aug-02					290	13	22.31		
Sep-02					178	10	17.80		
Oct-02					86	8	10.75		
Nov-02					71	4	17.75		
Dec-02					97	9	10.78		
Jan-03					81	7	11.57		
Feb-03					105	8	13.12		



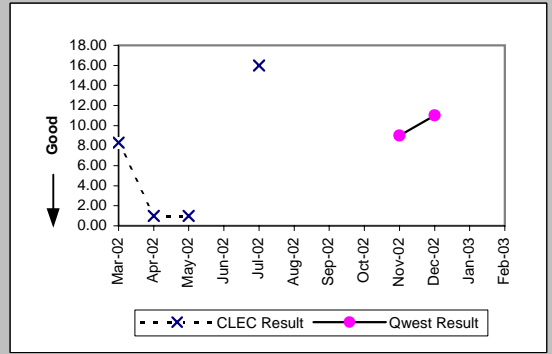
PBX (Parity)									
Date	CLEC Num	CLEC Denc	CLEC Resu	CLEC Std	Qwest Num	Qwest Denc	Qwest Resu	Mod Z Scr	Parity Scr
Mar-02					150	8	18.75		
Apr-02					117	5	23.40		
May-02					193	7	27.57		
Jun-02					94	12	7.83		
Jul-02					94	12	7.83		
Aug-02					303	10	30.30		
Sep-02					134	8	16.75		
Oct-02					228	10	22.80		
Nov-02					281	11	25.55		
Dec-02					26	4	6.50		
Jan-03					10	3	3.33		
Feb-03					55	8	6.88		



Basic Rate ISDN (Parity)									
Date	CLEC Num	CLEC Denc	CLEC Resu	CLEC Std	Qwest Num	Qwest Denc	Qwest Resu	Mod Z Scr	Parity Scr
Mar-02					145	12	12.08		
Apr-02					156	15	10.40		
May-02					129	12	10.75		
Jun-02					661	25	26.44		
Jul-02					218	15	14.53		
Aug-02					71	9	7.89		
Sep-02					114	9	12.67		
Oct-02									
Nov-02					29	2	14.50		
Dec-02					22	3	7.33		
Jan-03					99	6	16.50		
Feb-03					60	8	7.50		

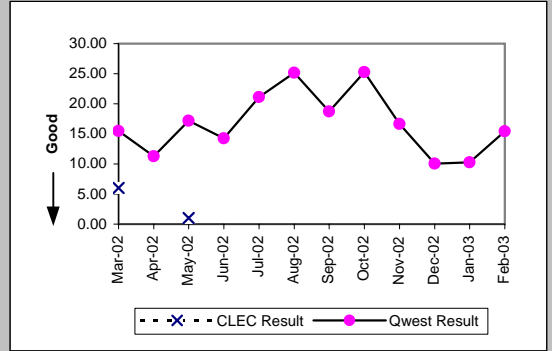


LIS Trunk (Parity)									
Date	CLEC Num	CLEC Denc	CLEC Resu	CLEC Std	Qwest Num	Qwest Denc	Qwest Resu	Mod Z Scr	Parity Scr
Mar-02	116	14	8.29	7.77					
Apr-02	1	1	1.00						
May-02	1	1	1.00						
Jun-02									
Jul-02	32	2	16.00	16.97					
Aug-02									
Sep-02									
Oct-02									
Nov-02					18	2	9.00		
Dec-02					11	1	11.00		
Jan-03									
Feb-03									



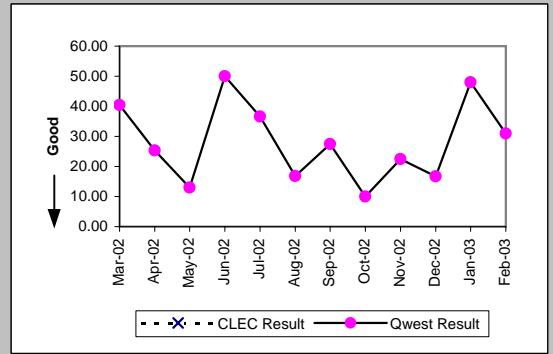
OP-6A-4 - Delayed Days for Non-Facility Reasons (Average Days) - Interval Zone One

Date	CLEC Num	CLEC Denc	CLEC Resu	UDIT DS1 (Parity)				Mod Z Scr	Parity Scr
				CLEC Std	Qwest Num	Qwest Denc	Qwest Res		
Mar-02	12	2	6.00	0.00	974	63	15.46	-1.18	-1.72
Apr-02					915	81	11.30		
May-02	2	2	1.00	0.00	2079	121	17.18	-1.57	-1.96
Jun-02					1769	124	14.27		
Jul-02					2451	116	21.13		
Aug-02					1384	55	25.16		
Sep-02					712	38	18.74		
Oct-02					530	21	25.24		
Nov-02					416	25	16.64		
Dec-02					271	27	10.04		
Jan-03					185	18	10.28		
Feb-03					262	17	15.41		

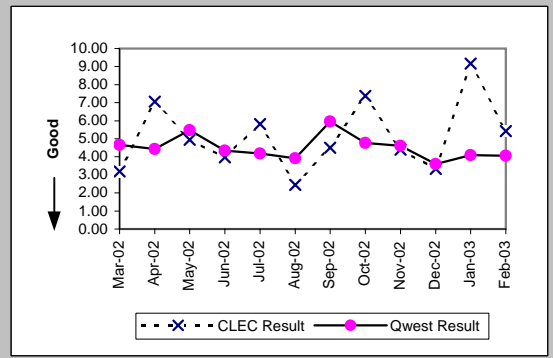


OP-6A-4 - Delayed Days for Non-Facility Reasons (Average Days) - Interval Zone One

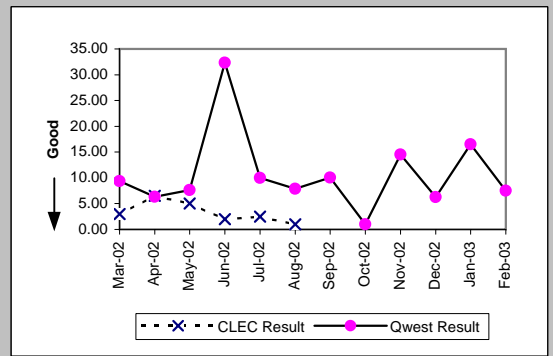
UDIT Above DS1 Level (Parity)									
Date	CLEC Num	CLEC Denc	CLEC Resu	CLEC Std	Qwest Num	Qwest Denc	Qwest Resu	Mod Z Scr	Parity Scr
Mar-02					606	15	40.40		
Apr-02					177	7	25.29		
May-02					65	5	13.00		
Jun-02					50	1	50.00		
Jul-02					183	5	36.60		
Aug-02					185	11	16.82		
Sep-02					165	6	27.50		
Oct-02					10	1	10.00		
Nov-02					112	5	22.40		
Dec-02					50	3	16.67		
Jan-03					96	2	48.00		
Feb-03					155	5	31.00		



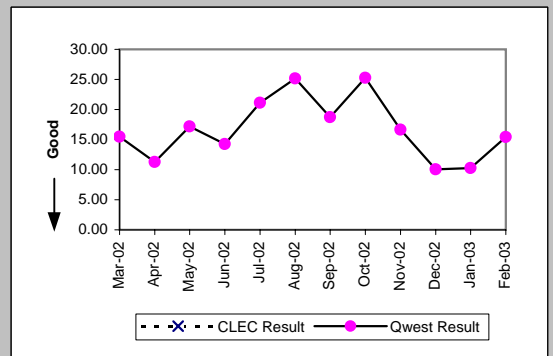
Unbundled Loop Analog (Parity)									
Date	CLEC Num	CLEC Denc	CLEC Resu	CLEC Std	Qwest Num	Qwest Denc	Qwest Resu	Mod Z Scr	Parity Scr
Mar-02	67	21	3.19	2.02	1978	424	4.67	-0.89	-1.54
Apr-02	268	38	7.05	9.56	1533	345	4.44	1.72	0.04
May-02	84	17	4.94	5.48	1501	274	5.48	-0.2	-1.12
Jun-02	143	36	3.97	3.27	1509	347	4.35	-0.2	-1.12
Jul-02	128	22	5.82	2.38	1403	335	4.19	1.02	-0.38
Aug-02	49	20	2.45	0.69	1328	340	3.91	-1.2	-1.73
Sep-02	27	6	4.50	6.69	2220	373	5.95	-0.3	-1.18
Oct-02	192	26	7.38	1.53	1468	308	4.77	1.3	-0.21
Nov-02	44	10	4.40	2.63	1304	283	4.61	-0.07	-1.04
Dec-02	40	12	3.33	1.50	857	238	3.60	-0.19	-1.12
Jan-03	55	6	9.17	2.64	1076	263	4.09	1.32	-0.2
Feb-03	130	24	5.42	4.55	950	234	4.06	0.87	-0.47



Unbundled Loop - 2 Wire Non-Loaded (Parity)									
Date	CLEC Num	CLEC Denc	CLEC Resu	CLEC Std	Qwest Num	Qwest Denc	Qwest Resu	Mod Z Scr	Parity Scr
Mar-02	6	2	3.00	2.83	395	42	9.40	-0.75	-1.46
Apr-02	26	4	6.50	4.20	273	43	6.35	0.25	-0.85
May-02	10	2	5.00	4.24	213	28	7.61	-0.37	-1.22
Jun-02	4	2	2.00	0.00	1390	43	32.33	-1.4	-1.85
Jul-02	5	2	2.50	2.12	230	23	10.00	-0.69	-1.42
Aug-02	1	1	1.00		71	9	7.89	-1.4	-1.85
Sep-02					131	13	10.08		
Oct-02					1	1	1.00		
Nov-02					29	2	14.50		
Dec-02					25	4	6.25		
Jan-03					99	6	16.50		
Feb-03					60	8	7.50		

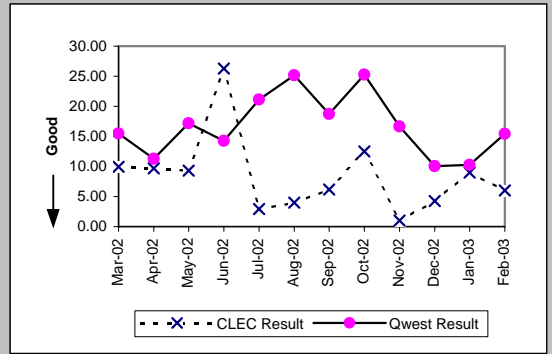


Unbundled Loop - 4 Wire Non-Loaded (Parity)									
Date	CLEC Num	CLEC Denc	CLEC Resu	CLEC Std	Qwest Num	Qwest Denc	Qwest Resu	Mod Z Scr	Parity Scr
Mar-02					974	63	15.46		
Apr-02					915	81	11.30		
May-02					2079	121	17.18		
Jun-02					1769	124	14.27		
Jul-02					2451	116	21.13		
Aug-02					1384	55	25.16		
Sep-02					712	38	18.74		
Oct-02					530	21	25.24		
Nov-02					416	25	16.64		
Dec-02					271	27	10.04		
Jan-03					185	18	10.28		
Feb-03					262	17	15.41		

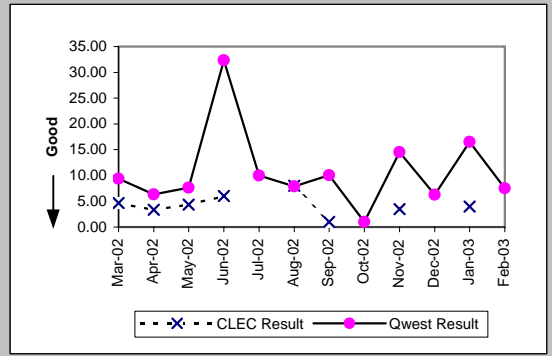


OP-6A-4 - Delayed Days for Non-Facility Reasons (Average Days) - Interval Zone One

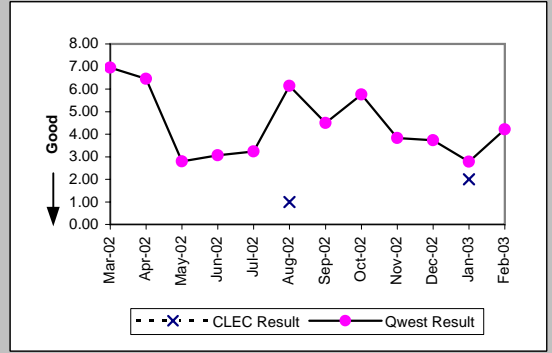
Unbundled Loop - DS1 Capable (Parity)									
Date	CLEC Num	CLEC Denc	CLEC Resu	CLEC Std	Qwest Num	Qwest Denc	Qwest Resu	Mod Z Scr	Parity Scr
Mar-02	139	14	9.93	4.63	974	63	15.46	-1.68	-2.02
Apr-02	97	10	9.70	3.59	915	81	11.30	-0.34	-1.21
May-02	140	15	9.33	10.17	2079	121	17.18	-1.99	-2.21
Jun-02	473	18	26.28	32.75	1769	124	14.27	2.65	0.61
Jul-02	41	14	2.93	2.43	2451	116	21.13	-3.17	-2.93
Aug-02	36	9	4.00	2.00	1384	55	25.16	-2.63	-2.6
Sep-02	37	6	6.17	5.53	712	38	18.74	-3.18	-2.93
Oct-02	25	2	12.50	14.85	530	21	25.24	-0.75	-1.46
Nov-02	1	1	1.00		416	25	16.64	-1.07	-1.65
Dec-02	17	4	4.25	5.85	271	27	10.04	-1.44	-1.88
Jan-03	18	2	9.00	2.83	185	18	10.28	-0.16	-1.1
Feb-03	12	2	6.00	4.24	262	17	15.41	-1.05	-1.64



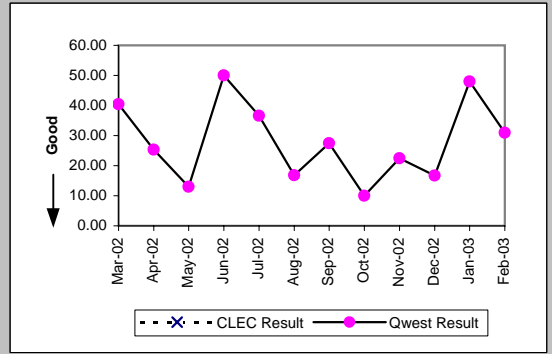
Unbundled Loop ISDN Capable (Parity)									
Date	CLEC Num	CLEC Denc	CLEC Resu	CLEC Std	Qwest Num	Qwest Denc	Qwest Resu	Mod Z Scr	Parity Scr
Mar-02	14	3	4.67	1.53	395	42	9.40	-0.67	-1.41
Apr-02	10	3	3.33	1.53	273	43	6.35	-0.64	-1.39
May-02	13	3	4.33	1.53	213	28	7.61	-0.56	-1.34
Jun-02	24	4	6.00	4.55	1390	43	32.33	-1.68	-2.02
Jul-02					230	23	10.00		
Aug-02	16	2	8.00	8.49	71	9	7.89	-0.14	-1.09
Sep-02	1	1	1.00		131	13	10.08	-0.6	-1.36
Oct-02					1	1	1.00		
Nov-02	7	2	3.50	0.71	29	2	14.50	-1.2	-1.73
Dec-02					25	4	6.25		
Jan-03	4	1	4.00		99	6	16.50	-1.04	-1.64
Feb-03					60	8	7.50		



Unbundled Loop - ADSL Qualified (Parity)									
Date	CLEC Num	CLEC Denc	CLEC Resu	CLEC Std	Qwest Num	Qwest Denc	Qwest Resu	Mod Z Scr	Parity Scr
Mar-02					271	39	6.95		
Apr-02					168	26	6.46		
May-02					56	20	2.80		
Jun-02					46	15	3.07		
Jul-02					68	21	3.24		
Aug-02	1	1	1.00		178	29	6.14	-0.53	-1.32
Sep-02					135	30	4.50		
Oct-02					265	46	5.76		
Nov-02					88	23	3.83		
Dec-02					82	22	3.73		
Jan-03	2	1	2.00		64	23	2.78	-0.27	-1.17
Feb-03					80	19	4.21		

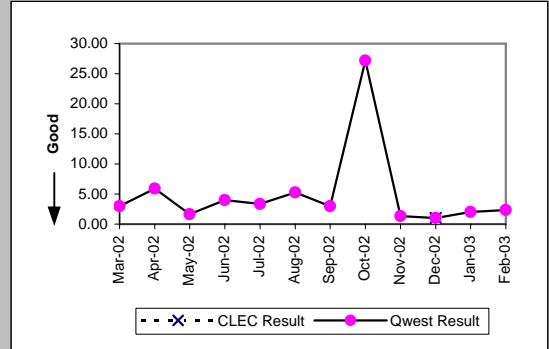


Unbundled Loop - DS3 Capable (Parity)									
Date	CLEC Num	CLEC Denc	CLEC Resu	CLEC Std	Qwest Num	Qwest Denc	Qwest Resu	Mod Z Scr	Parity Scr
Mar-02					606	15	40.40		
Apr-02					177	7	25.29		
May-02					65	5	13.00		
Jun-02					50	1	50.00		
Jul-02					183	5	36.60		
Aug-02					185	11	16.82		
Sep-02					165	6	27.50		
Oct-02					10	1	10.00		
Nov-02					112	5	22.40		
Dec-02					50	3	16.67		
Jan-03					96	2	48.00		
Feb-03					155	5	31.00		

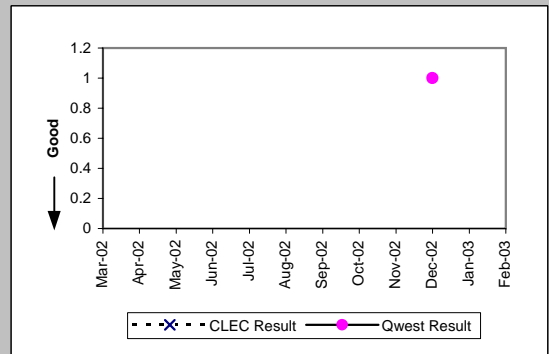


OP-6A-4 - Delayed Days for Non-Facility Reasons (Average Days) - Interval Zone One

Qwest DSL (Parity)									
Date	CLEC Num	CLEC Denc	CLEC Resu	CLEC Std	Qwest Num	Qwest Denc	Qwest Resu	Mod Z Scr	Parity Scr
Mar-02					12	4	3.00		
Apr-02					47	8	5.88		
May-02					5	3	1.67		
Jun-02					8	2	4.00		
Jul-02					10	3	3.33		
Aug-02					21	4	5.25		
Sep-02					15	5	3.00		
Oct-02					136	5	27.20		
Nov-02					4	3	1.33		
Dec-02	1	1	1.00		2	2	1.00		
Jan-03					2	1	2.00		
Feb-03					7	3	2.33		

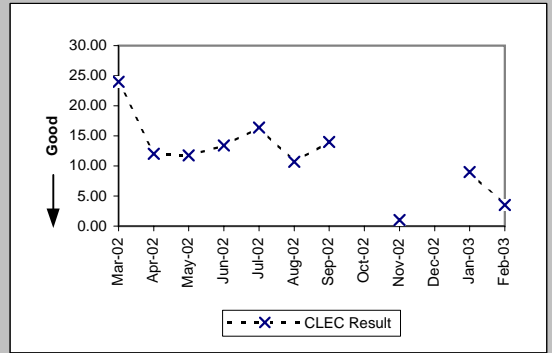


E911 (Parity)									
Date	CLEC Num	CLEC Denc	CLEC Resu	CLEC Std	Qwest Num	Qwest Denc	Qwest Resu	Mod Z Scr	Parity Scr
Mar-02									
Apr-02									
May-02									
Jun-02									
Jul-02									
Aug-02									
Sep-02									
Oct-02									
Nov-02									
Dec-02					1	1	1.00		
Jan-03									
Feb-03									



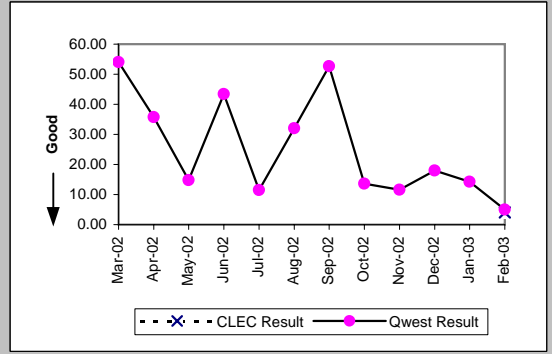
OP-6A-4 - Delayed Days for Non-Facility Reasons (Average Days) - Interval Zone One

Enhanced Extended Loops (EELs) (Diagnostic)					
Date	Num	Denom	CLEC Result	Standard Dev	
Mar-02	24	1	24.00		
Apr-02	24	2	12.00	8.49	
May-02	47	4	11.75	4.57	
Jun-02	67	5	13.40	9.29	
Jul-02	82	5	16.40	21.72	
Aug-02	32	3	10.67	13.32	
Sep-02	14	1	14.00		
Oct-02					
Nov-02	1	1	1.00		
Dec-02					
Jan-03	27	3	9.00	4.00	
Feb-03	7	2	3.50	3.54	

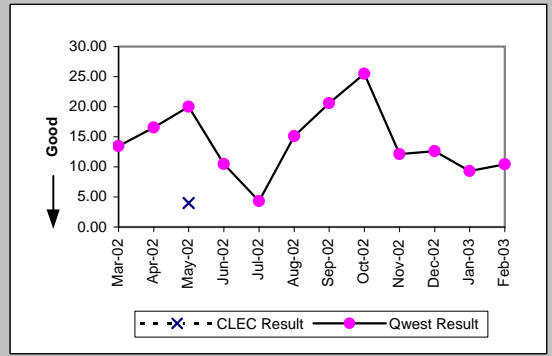


OP-6A-5 - Delayed Days for Non-Facility Reasons (Average Days) - Interval Zone Two

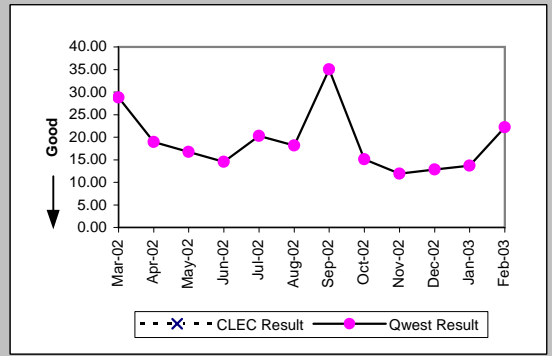
ISDN Primary (Parity)									
Date	CLEC Num	CLEC Denc	CLEC Resu	CLEC Std	Qwest Num	Qwest Denc	Qwest Resu	Mod Z Scr	Parity Scr
Mar-02					270	5	54.00		
Apr-02					143	4	35.75		
May-02					59	4	14.75		
Jun-02					2127	49	43.41		
Jul-02					656	57	11.51		
Aug-02					320	10	32.00		
Sep-02					2211	42	52.64		
Oct-02					287	21	13.67		
Nov-02					128	11	11.64		
Dec-02					986	55	17.93		
Jan-03					114	8	14.25		
Feb-03	4	1	4.00		35	7	5.00	-0.29	-1.17



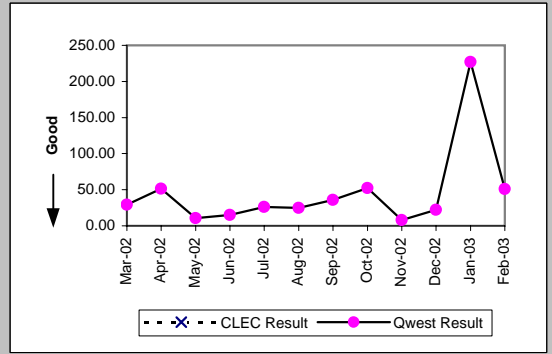
DS0 (Parity)									
Date	CLEC Num	CLEC Denc	CLEC Resu	CLEC Std	Qwest Num	Qwest Denc	Qwest Resu	Mod Z Scr	Parity Scr
Mar-02					175	13	13.46		
Apr-02					149	9	16.56		
May-02	4	1	4.00		80	4	20.00	-0.77	-1.47
Jun-02					42	4	10.50		
Jul-02					13	3	4.33		
Aug-02					348	23	15.13		
Sep-02					103	5	20.60		
Oct-02					331	13	25.46		
Nov-02					85	7	12.14		
Dec-02					126	10	12.60		
Jan-03					93	10	9.30		
Feb-03					156	15	10.40		



DS1 (Parity)									
Date	CLEC Num	CLEC Denc	CLEC Resu	CLEC Std	Qwest Num	Qwest Denc	Qwest Resu	Mod Z Scr	Parity Scr
Mar-02					2273	79	28.77		
Apr-02					1440	76	18.95		
May-02					1590	95	16.74		
Jun-02					1542	106	14.55		
Jul-02					1987	98	20.28		
Aug-02					2070	114	18.16		
Sep-02					3295	94	35.05		
Oct-02					605	40	15.12		
Nov-02					309	26	11.88		
Dec-02					373	29	12.86		
Jan-03					452	33	13.70		
Feb-03					799	36	22.19		

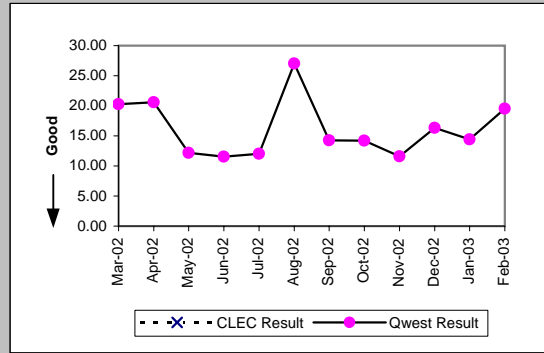


DS3 (Parity)									
Date	CLEC Num	CLEC Denc	CLEC Resu	CLEC Std	Qwest Num	Qwest Denc	Qwest Resu	Mod Z Scr	Parity Scr
Mar-02					205	7	29.29		
Apr-02					515	10	51.50		
May-02					43	4	10.75		
Jun-02					60	4	15.00		
Jul-02					208	8	26.00		
Aug-02					248	10	24.80		
Sep-02					72	2	36.00		
Oct-02					105	2	52.50		
Nov-02					8	1	8.00		
Dec-02					89	4	22.25		
Jan-03					227	1	227.00		
Feb-03					305	6	50.83		

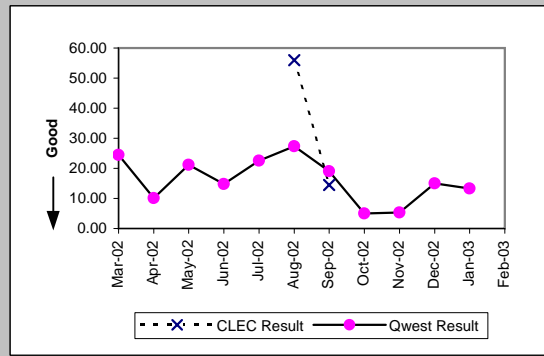


OP-6A-5 - Delayed Days for Non-Facility Reasons (Average Days) - Interval Zone Two

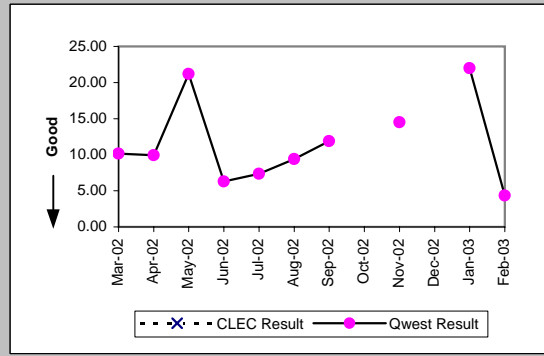
Frame Relay (Parity)									
Date	CLEC Num	CLEC Dend	CLEC Resu	CLEC Std	Qwest Num	Qwest Dend	Qwest Resu	Mod Z Scr	Parity Scr
Mar-02					547	27	20.26		
Apr-02					391	19	20.58		
May-02					377	31	12.16		
Jun-02					357	31	11.52		
Jul-02					204	17	12.00		
Aug-02					243	9	27.00		
Sep-02					171	12	14.25		
Oct-02					128	9	14.22		
Nov-02					116	10	11.60		
Dec-02					212	13	16.31		
Jan-03					202	14	14.43		
Feb-03					273	14	19.50		



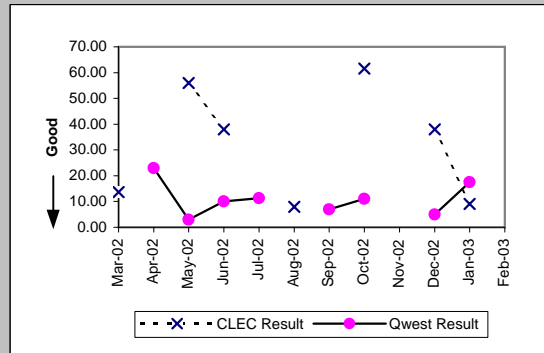
PBX (Parity)									
Date	CLEC Num	CLEC Dend	CLEC Resu	CLEC Std	Qwest Num	Qwest Dend	Qwest Resu	Mod Z Scr	Parity Scr
Mar-02					98	4	24.50		
Apr-02					81	8	10.12		
May-02					233	11	21.18		
Jun-02					59	4	14.75		
Jul-02					113	5	22.60		
Aug-02	56	1	56.00		164	6	27.33	0.67	-0.6
Sep-02	29	2	14.50	0.71	95	5	19.00	-0.58	-1.35
Oct-02					10	2	5.00		
Nov-02					16	3	5.33		
Dec-02					15	1	15.00		
Jan-03					40	3	13.33		
Feb-03									



Basic Rate ISDN (Parity)									
Date	CLEC Num	CLEC Dend	CLEC Resu	CLEC Std	Qwest Num	Qwest Dend	Qwest Resu	Mod Z Scr	Parity Scr
Mar-02					132	13	10.15		
Apr-02					109	11	9.91		
May-02					233	11	21.18		
Jun-02					44	7	6.29		
Jul-02					81	11	7.36		
Aug-02					150	16	9.38		
Sep-02					83	7	11.86		
Oct-02					29	2	14.50		
Nov-02									
Dec-02									
Jan-03					44	2	22.00		
Feb-03					13	3	4.33		

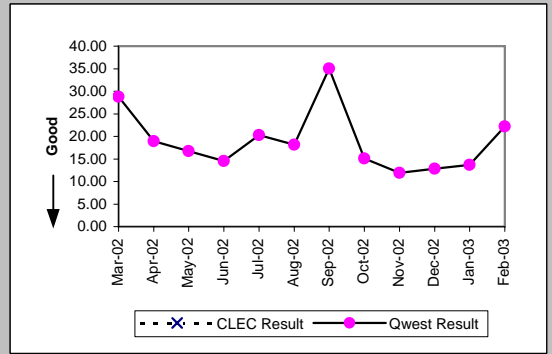


LIS Trunk (Parity)									
Date	CLEC Num	CLEC Dend	CLEC Resu	CLEC Std	Qwest Num	Qwest Dend	Qwest Resu	Mod Z Scr	Parity Scr
Mar-02	68	5	13.60	15.18					
Apr-02					46	2	23.00		
May-02	56	1	56.00		3	1	3.00		
Jun-02	38	1	38.00		10	1	10.00		
Jul-02					45	4	11.25		
Aug-02	8	1	8.00						
Sep-02					7	1	7.00		
Oct-02	123	2	61.50	24.75	11	1	11.00		
Nov-02									
Dec-02	38	1	38.00		5	1	5.00		
Jan-03	9	1	9.00		35	2	17.50	-9.81	-6.97
Feb-03									

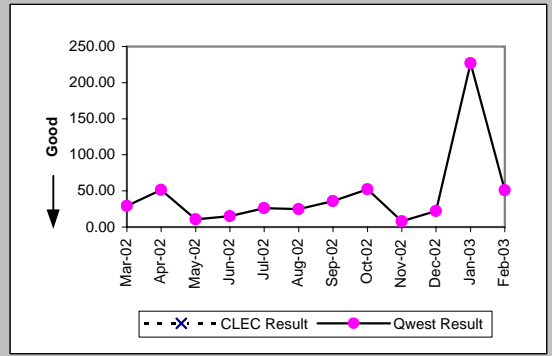


OP-6A-5 - Delayed Days for Non-Facility Reasons (Average Days) - Interval Zone Two

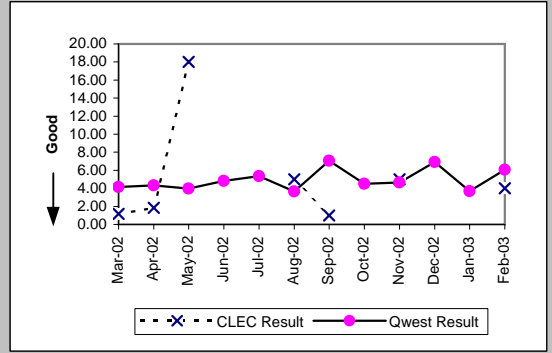
UDIT DS1 (Parity)									
Date	CLEC Num	CLEC Denc	CLEC Resu	CLEC Std E	Qwest Num	Qwest Denc	Qwest Resu	Mod Z Scr	Parity Scr
Mar-02					2273	79	28.77		
Apr-02					1440	76	18.95		
May-02					1590	95	16.74		
Jun-02					1542	106	14.55		
Jul-02					1987	98	20.28		
Aug-02					2070	114	18.16		
Sep-02					3295	94	35.05		
Oct-02					605	40	15.12		
Nov-02					309	26	11.88		
Dec-02					373	29	12.86		
Jan-03					452	33	13.70		
Feb-03					799	36	22.19		



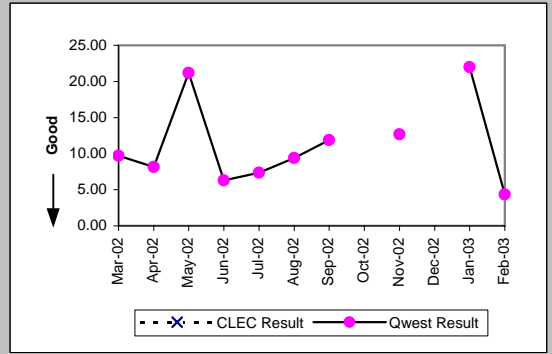
UDIT Above DS1 Level (Parity)									
Date	CLEC Num	CLEC Denc	CLEC Resu	CLEC Std E	Qwest Num	Qwest Denc	Qwest Resu	Mod Z Scr	Parity Scr
Mar-02					205	7	29.29		
Apr-02					515	10	51.50		
May-02					43	4	10.75		
Jun-02					60	4	15.00		
Jul-02					208	8	26.00		
Aug-02					248	10	24.80		
Sep-02					72	2	36.00		
Oct-02					105	2	52.50		
Nov-02					8	1	8.00		
Dec-02					89	4	22.25		
Jan-03					227	1	227.00		
Feb-03					305	6	50.83		



Unbundled Loop Analog (Parity)									
Date	CLEC Num	CLEC Denc	CLEC Resu	CLEC Std E	Qwest Num	Qwest Denc	Qwest Resu	Mod Z Scr	Parity Scr
Mar-02	20	17	1.18	0.53	432	104	4.15	-2.04	-2.24
Apr-02	39	21	1.86	0.36	295	68	4.34	-1.84	-2.12
May-02	36	2	18.00	7.07	183	46	3.98	2.75	0.67
Jun-02					217	45	4.82		
Jul-02					299	56	5.34		
Aug-02	35	7	5.00	0.58	223	61	3.66	1.08	-0.34
Sep-02	1	1	1.00		311	44	7.07	-0.36	-1.22
Oct-02					207	46	4.50		
Nov-02	10	2	5.00	0.00	186	40	4.65	0.51	-0.69
Dec-02					256	37	6.92		
Jan-03					225	61	3.69		
Feb-03	4	1	4.00		231	38	6.08	-0.18	-1.11

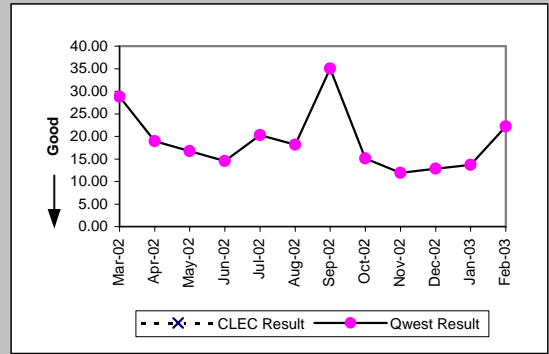


Unbundled Loop - 2 Wire Non-Loaded (Parity)									
Date	CLEC Num	CLEC Denc	CLEC Resu	CLEC Std E	Qwest Num	Qwest Denc	Qwest Resu	Mod Z Scr	Parity Scr
Mar-02					136	14	9.71		
Apr-02					114	14	8.14		
May-02					233	11	21.18		
Jun-02					44	7	6.29		
Jul-02					81	11	7.36		
Aug-02					150	16	9.38		
Sep-02					83	7	11.86		
Oct-02									
Nov-02					38	3	12.67		
Dec-02									
Jan-03					44	2	22.00		
Feb-03					13	3	4.33		

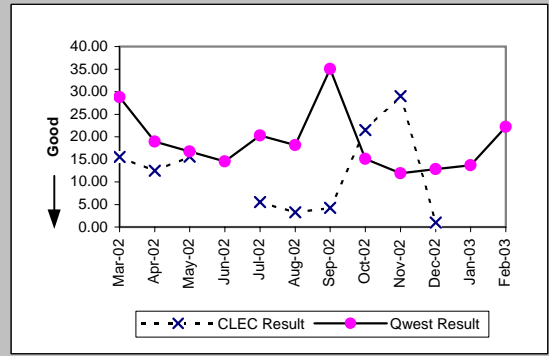


OP-6A-5 - Delayed Days for Non-Facility Reasons (Average Days) - Interval Zone Two

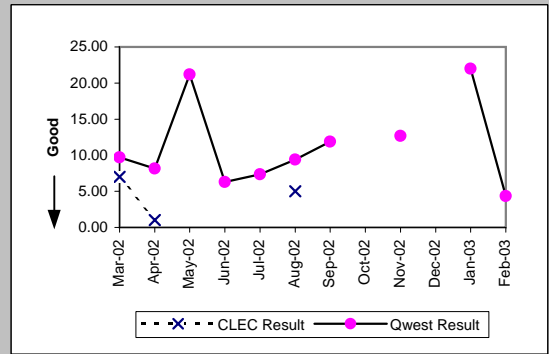
Unbundled Loop - 4 Wire Non-Loaded (Parity)									
Date	CLEC Num	CLEC Denc	CLEC Resu	CLEC Std I	Qwest Num	Qwest Denc	Qwest Resu	Mod Z Scr	Parity Scr
Mar-02					2273	79	28.77		
Apr-02					1440	76	18.95		
May-02					1590	95	16.74		
Jun-02					1542	106	14.55		
Jul-02					1987	98	20.28		
Aug-02					2070	114	18.16		
Sep-02					3295	94	35.05		
Oct-02					605	40	15.12		
Nov-02					309	26	11.88		
Dec-02					373	29	12.86		
Jan-03					452	33	13.70		
Feb-03					799	36	22.19		



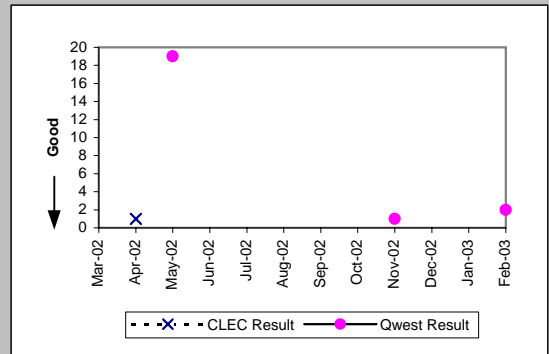
Unbundled Loop - DS1 Capable (Parity)									
Date	CLEC Num	CLEC Denc	CLEC Resu	CLEC Std I	Qwest Num	Qwest Denc	Qwest Resu	Mod Z Scr	Parity Scr
Mar-02	31	2	15.50	0.71	2273	79	28.77	-0.33	-1.2
Apr-02	75	6	12.50	6.47	1440	76	18.95	-1.03	-1.62
May-02	78	5	15.60	16.16	1590	95	16.74	-0.18	-1.11
Jun-02					1542	106	14.55		
Jul-02	11	2	5.50	3.54	1987	98	20.28	-1.13	-1.68
Aug-02	13	4	3.25	2.63	2070	114	18.16	-1.93	-2.17
Sep-02	17	4	4.25	2.87	3295	94	35.05	-1.39	-1.84
Oct-02	43	2	21.50	10.61	605	40	15.12	0.63	-0.61
Nov-02	29	1	29.00		309	26	11.88	1.23	-0.25
Dec-02	1	1	1.00		373	29	12.86	-0.85	-1.52
Jan-03					452	33	13.70		
Feb-03					799	36	22.19		



Unbundled Loop ISDN Capable (Parity)									
Date	CLEC Num	CLEC Denc	CLEC Resu	CLEC Std I	Qwest Num	Qwest Denc	Qwest Resu	Mod Z Scr	Parity Scr
Mar-02	7	1	7.00		136	14	9.71	-0.28	-1.17
Apr-02	1	1	1.00		114	14	8.14	-0.69	-1.42
May-02					233	11	21.18		
Jun-02					44	7	6.29		
Jul-02					81	11	7.36		
Aug-02	5	1	5.00		150	16	9.38	-0.61	-1.37
Sep-02					83	7	11.86		
Oct-02									
Nov-02					38	3	12.67		
Dec-02									
Jan-03					44	2	22.00		
Feb-03					13	3	4.33		

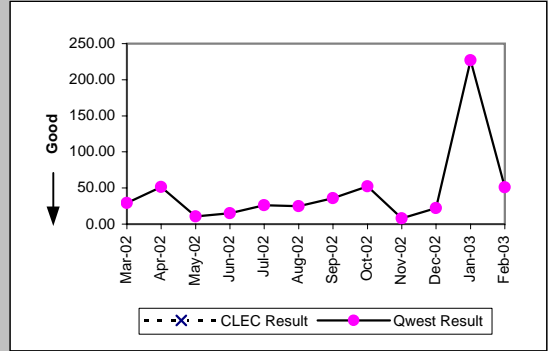


Unbundled Loop - ADSL Qualified (Parity)									
Date	CLEC Num	CLEC Denc	CLEC Resu	CLEC Std I	Qwest Num	Qwest Denc	Qwest Resu	Mod Z Scr	Parity Scr
Mar-02									
Apr-02	2	2	1.00	0.00					
May-02					19	1	19.00		
Jun-02									
Jul-02									
Aug-02									
Sep-02									
Oct-02									
Nov-02					1	1	1.00		
Dec-02									
Jan-03									
Feb-03					2	1	2.00		

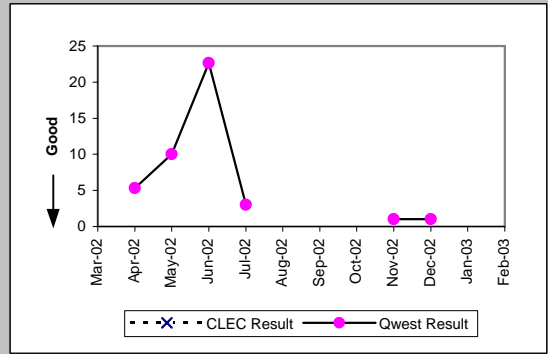


OP-6A-5 - Delayed Days for Non-Facility Reasons (Average Days) - Interval Zone Two

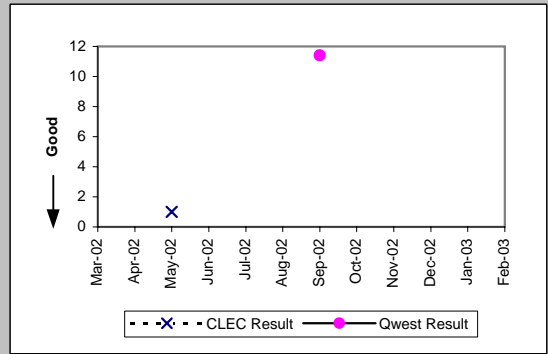
Unbundled Loop - DS3 Capable (Parity)									
Date	CLEC Num	CLEC Dend	CLEC Resu	CLEC Std	Qwest Num	Qwest Dend	Qwest Resu	Mod Z Scr	Parity Scr
Mar-02					205	7	29.29		
Apr-02					515	10	51.50		
May-02					43	4	10.75		
Jun-02					60	4	15.00		
Jul-02					208	8	26.00		
Aug-02					248	10	24.80		
Sep-02					72	2	36.00		
Oct-02					105	2	52.50		
Nov-02					8	1	8.00		
Dec-02					89	4	22.25		
Jan-03					227	1	227.00		
Feb-03					305	6	50.83		



Qwest DSL (Parity)									
Date	CLEC Num	CLEC Dend	CLEC Resu	CLEC Std	Qwest Num	Qwest Dend	Qwest Resu	Mod Z Scr	Parity Scr
Mar-02									
Apr-02					16	3	5.33		
May-02					10	1	10.00		
Jun-02					68	3	22.67		
Jul-02					3	1	3.00		
Aug-02									
Sep-02									
Oct-02									
Nov-02					1	1	1.00		
Dec-02					1	1	1.00		
Jan-03									
Feb-03									

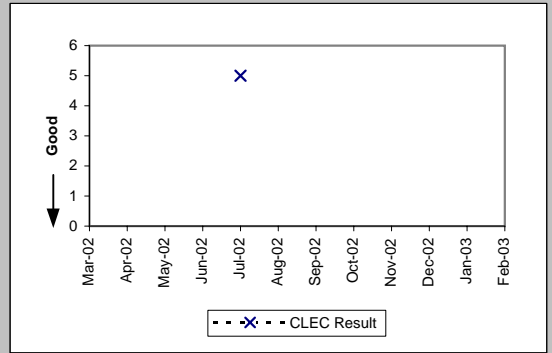


E911 (Parity)									
Date	CLEC Num	CLEC Dend	CLEC Resu	CLEC Std	Qwest Num	Qwest Dend	Qwest Resu	Mod Z Scr	Parity Scr
Mar-02									
Apr-02									
May-02	1	1	1.00						
Jun-02									
Jul-02									
Aug-02									
Sep-02					57	5	11.40		
Oct-02									
Nov-02									
Dec-02									
Jan-03									
Feb-03									



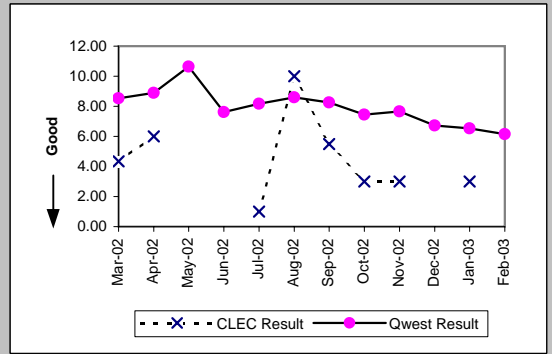
OP-6A-5 - Delayed Days for Non-Facility Reasons (Average Days) - Interval Zone Two

Enhanced Extended Loops (EELs) (Diagnostic)				
Date	Num	Denom	CLEC Result	Standard Dev
Mar-02				
Apr-02				
May-02				
Jun-02				
Jul-02	5	1	5.00	
Aug-02				
Sep-02				
Oct-02				
Nov-02				
Dec-02				
Jan-03				
Feb-03				

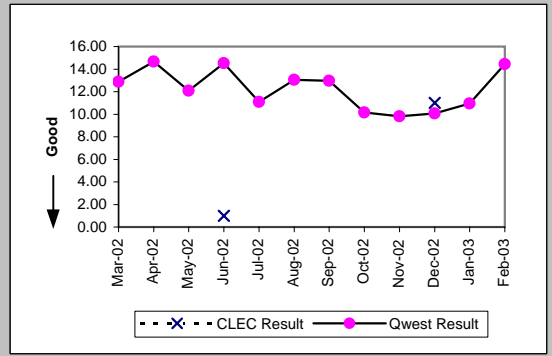


OP-6B-1 - Delayed Days for Facility Reasons (Average Days) - Dispatches within MSAs

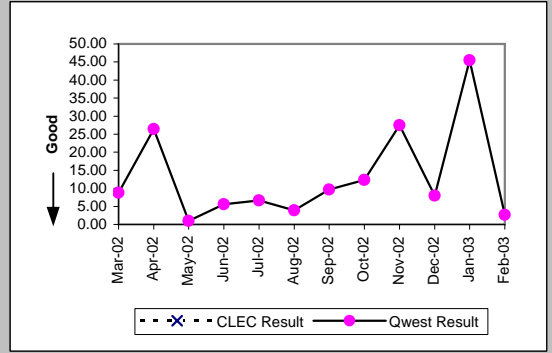
Residence (Parity)									
Date	CLEC Num	CLEC Denc	CLEC Resu	CLEC Std E	Qwest Num	Qwest Denc	Qwest Resu	Mod Z Scr	Parity Scr
Mar-02	13	3	4.33	2.08	2356	276	8.54	-0.69	-1.42
Apr-02	6	1	6.00		2401	270	8.89	-0.25	-1.15
May-02					2808	264	10.64		
Jun-02					1530	201	7.61		
Jul-02	1	1	1.00		2147	263	8.16	-0.89	-1.54
Aug-02	10	1	10.00		2524	294	8.59	0.5	-0.7
Sep-02	11	2	5.50	4.95	2021	245	8.25	-0.46	-1.28
Oct-02	6	2	3.00	2.83	1712	230	7.44	-0.68	-1.41
Nov-02	3	1	3.00		1377	180	7.65	-0.45	-1.28
Dec-02					1406	209	6.73		
Jan-03	9	3	3.00	2.65	1351	207	6.53	-0.86	-1.52
Feb-03					806	131	6.15		



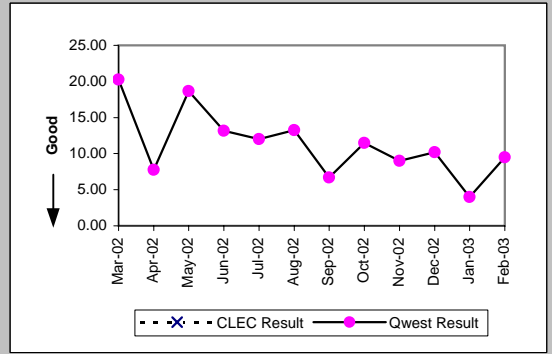
Business (Parity)									
Date	CLEC Num	CLEC Denc	CLEC Resu	CLEC Std E	Qwest Num	Qwest Denc	Qwest Resu	Mod Z Scr	Parity Scr
Mar-02					696	54	12.89		
Apr-02					865	59	14.66		
May-02					870	72	12.08		
Jun-02	1	1	1.00		959	66	14.53	-0.69	-1.42
Jul-02					855	77	11.10		
Aug-02					979	75	13.05		
Sep-02					843	65	12.97		
Oct-02					822	81	10.15		
Nov-02					530	54	9.81		
Dec-02	22	2	11.00	0.00	825	82	10.06	0.29	-0.83
Jan-03					657	60	10.95		
Feb-03					794	55	14.44		



Centrex (Parity)									
Date	CLEC Num	CLEC Denc	CLEC Resu	CLEC Std E	Qwest Num	Qwest Denc	Qwest Resu	Mod Z Scr	Parity Scr
Mar-02					70	8	8.75		
Apr-02					132	5	26.40		
May-02					1	1	1.00		
Jun-02					45	8	5.62		
Jul-02					174	26	6.69		
Aug-02					43	11	3.91		
Sep-02					135	14	9.64		
Oct-02					123	10	12.30		
Nov-02					110	4	27.50		
Dec-02					24	3	8.00		
Jan-03					182	4	45.50		
Feb-03					8	3	2.67		

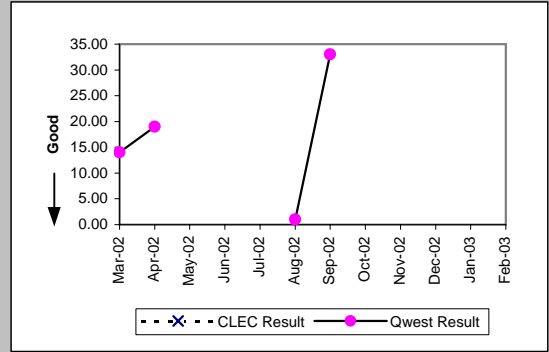


Centrex 21 (Parity)									
Date	CLEC Num	CLEC Denc	CLEC Resu	CLEC Std E	Qwest Num	Qwest Denc	Qwest Resu	Mod Z Scr	Parity Scr
Mar-02					162	8	20.25		
Apr-02					31	4	7.75		
May-02					56	3	18.67		
Jun-02					79	6	13.17		
Jul-02					12	1	12.00		
Aug-02					106	8	13.25		
Sep-02					67	10	6.70		
Oct-02					23	2	11.50		
Nov-02					18	2	9.00		
Dec-02					51	5	10.20		
Jan-03					16	4	4.00		
Feb-03					19	2	9.50		

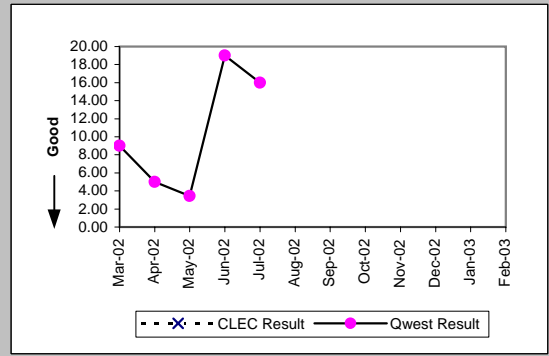


OP-6B-1 - Delayed Days for Facility Reasons (Average Days) - Dispatches within MSAs

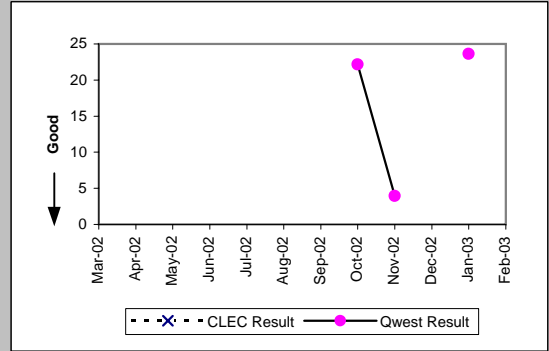
PBX (Parity)									
Date	CLEC Num	CLEC Denc	CLEC Resu	CLEC Std	Qwest Num	Qwest Denc	Qwest Resu	Mod Z Scr	Parity Scr
Mar-02					14	1	14.00		
Apr-02					19	1	19.00		
May-02									
Jun-02									
Jul-02									
Aug-02					1	1	1.00		
Sep-02					66	2	33.00		
Oct-02									
Nov-02									
Dec-02									
Jan-03									
Feb-03									



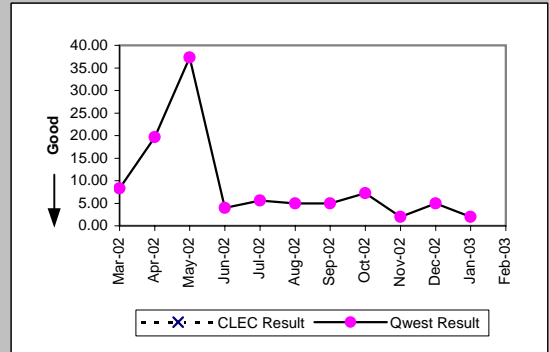
Basic Rate ISDN (Parity)									
Date	CLEC Num	CLEC Denc	CLEC Resu	CLEC Std	Qwest Num	Qwest Denc	Qwest Resu	Mod Z Scr	Parity Scr
Mar-02					27	3	9.00		
Apr-02					10	2	5.00		
May-02					38	11	3.45		
Jun-02					19	1	19.00		
Jul-02					48	3	16.00		
Aug-02									
Sep-02									
Oct-02									
Nov-02									
Dec-02									
Jan-03									
Feb-03									



DS0 (Parity)									
Date	CLEC Num	CLEC Denc	CLEC Resu	CLEC Std	Qwest Num	Qwest Denc	Qwest Resu	Mod Z Scr	Parity Scr
Mar-02									
Apr-02									
May-02									
Jun-02									
Jul-02									
Aug-02									
Sep-02									
Oct-02					1087	49	22.18		
Nov-02					122	31	3.94		
Dec-02									
Jan-03					945	40	23.62		
Feb-03									

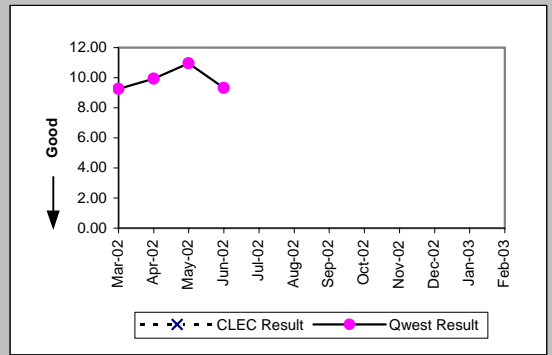


Qwest DSL (Parity)									
Date	CLEC Num	CLEC Denc	CLEC Resu	CLEC Std	Qwest Num	Qwest Denc	Qwest Resu	Mod Z Scr	Parity Scr
Mar-02					75	9	8.33		
Apr-02					374	19	19.68		
May-02					112	3	37.33		
Jun-02					12	3	4.00		
Jul-02					45	8	5.62		
Aug-02					20	4	5.00		
Sep-02					25	5	5.00		
Oct-02					29	4	7.25		
Nov-02					8	4	2.00		
Dec-02					5	1	5.00		
Jan-03					6	3	2.00		
Feb-03									

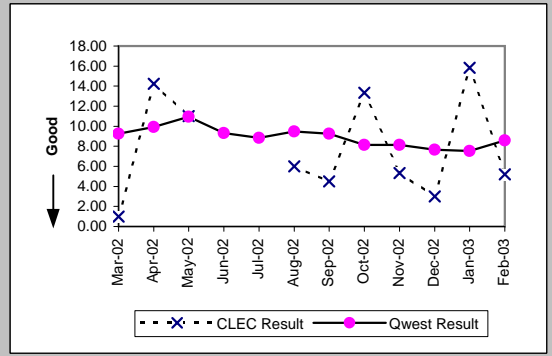


OP-6B-1 - Delayed Days for Facility Reasons (Average Days) - Dispatches within MSA's

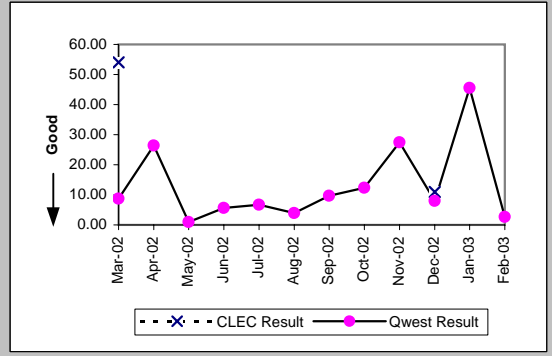
Unbundled Loop Analog (Parity)									
Date	CLEC Num	CLEC Dend	CLEC Resu	CLEC Std	Qwest Num	Qwest Dend	Qwest Resu	Mod Z Scr	Parity Scr
Mar-02					3052	330	9.25		
Apr-02					3266	329	9.93		
May-02					3678	336	10.95		
Jun-02					2489	267	9.32		
Jul-02									
Aug-02									
Sep-02									
Oct-02									
Nov-02									
Dec-02									
Jan-03									
Feb-03									



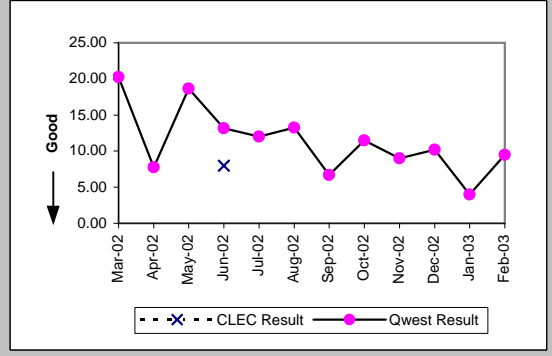
UNE - P (POTS) (Parity)									
Date	CLEC Num	CLEC Dend	CLEC Resu	CLEC Std	Qwest Num	Qwest Dend	Qwest Resu	Mod Z Scr	Parity Scr
Mar-02			1.00		3052	330	9.25	-0.73	-1.45
Apr-02	57	4	14.25	12.53	3266	329	9.93	0.94	-0.43
May-02	22	2	11.00	0.00	3678	336	10.95	0.55	-0.67
Jun-02					2489	267	9.32		
Jul-02					3002	340	8.83		
Aug-02	18	3	6.00	1.73	3503	369	9.49	-0.58	-1.35
Sep-02	9	2	4.50	2.12	2864	310	9.24	-0.64	-1.39
Oct-02	40	3	13.33	12.86	2534	311	8.15	1.23	-0.25
Nov-02	16	3	5.33	0.58	1907	234	8.15	-0.48	-1.29
Dec-02	6	2	3.00	1.41	2231	291	7.67	-0.73	-1.44
Jan-03	95	6	15.83	28.60	2008	267	7.52	1.51	-0.08
Feb-03	26	5	5.20	3.35	1600	186	8.60	-0.52	-1.31



UNE P (Centrex) (Parity)									
Date	CLEC Num	CLEC Dend	CLEC Resu	CLEC Std	Qwest Num	Qwest Dend	Qwest Resu	Mod Z Scr	Parity Scr
Mar-02			54.00		70	8	8.75	1.5	-0.09
Apr-02					132	5	26.40		
May-02					1	1	1.00		
Jun-02					45	8	5.62		
Jul-02					174	26	6.69		
Aug-02					43	11	3.91		
Sep-02					135	14	9.64		
Oct-02					123	10	12.30		
Nov-02					110	4	27.50		
Dec-02	11	1	11.00		24	3	8.00		
Jan-03					182	4	45.50		
Feb-03					8	3	2.67		

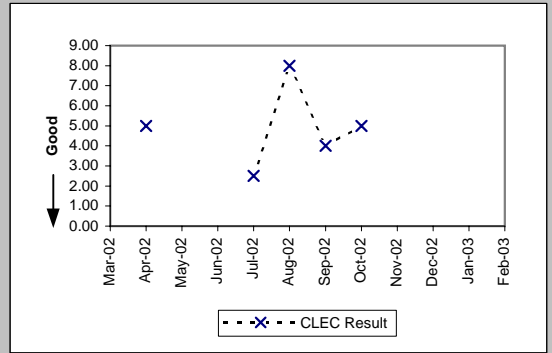


UNE P (Centrex 21) (Parity)									
Date	CLEC Num	CLEC Dend	CLEC Resu	CLEC Std	Qwest Num	Qwest Dend	Qwest Resu	Mod Z Scr	Parity Scr
Mar-02					162	8	20.25		
Apr-02					31	4	7.75		
May-02					56	3	18.67		
Jun-02	8	1	8.00		79	6	13.17	-1.12	-1.68
Jul-02					12	1	12.00		
Aug-02					106	8	13.25		
Sep-02					67	10	6.70		
Oct-02					23	2	11.50		
Nov-02					18	2	9.00		
Dec-02					51	5	10.20		
Jan-03					16	4	4.00		
Feb-03					19	2	9.50		



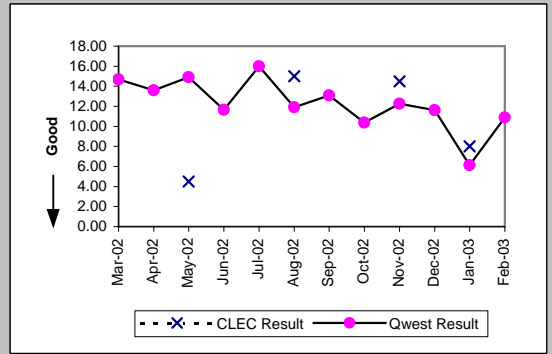
OP-6B-1 - Delayed Days for Facility Reasons (Average Days) - Dispatches within MSAs

Line Sharing (Diagnostic)				
Date	Numerator	Denominator	CLEC Result	Standard Dev
Mar-02				
Apr-02	5	1	5.00	
May-02				
Jun-02				
Jul-02	5	2	2.50	2.12
Aug-02	8	1	8.00	
Sep-02	4	1	4.00	
Oct-02	5	1	5.00	
Nov-02				
Dec-02				
Jan-03				
Feb-03				

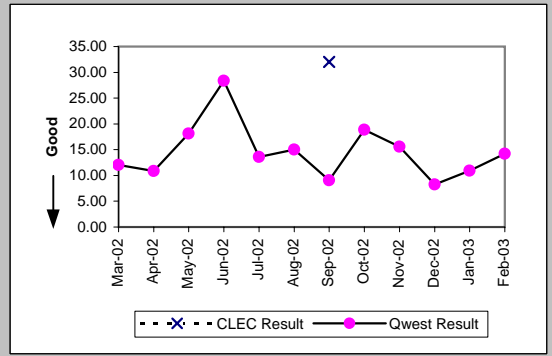


OP-6B-2 - Delayed Days for Facility Reasons (Average Days) - Dispatches outside MSAs

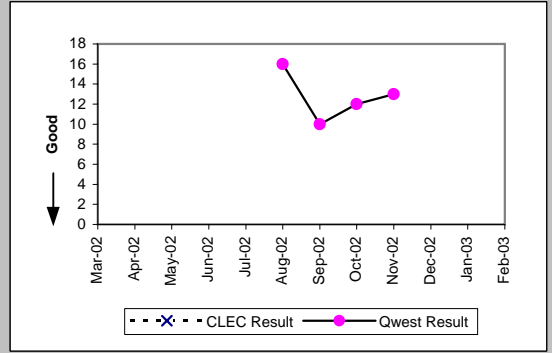
Residence (Parity)									
Date	CLEC Num	CLEC Denc	CLEC Resu	CLEC Std	Qwest Num	Qwest Denc	Qwest Resu	Mod Z Scr	Parity Scr
Mar-02					1072	73	14.68		
Apr-02					1006	74	13.59		
May-02	9	2	4.50	0.71	1358	91	14.92	-0.85	-1.52
Jun-02					838	72	11.64		
Jul-02					1391	87	15.99		
Aug-02	15	1	15.00		880	74	11.89	0.68	-0.58
Sep-02					1007	77	13.08		
Oct-02					768	74	10.38		
Nov-02	29	2	14.50	6.36	845	69	12.25	1.04	-0.37
Dec-02					906	78	11.62		
Jan-03	8	1	8.00		367	60	6.12	0.56	-0.66
Feb-03					544	50	10.88		



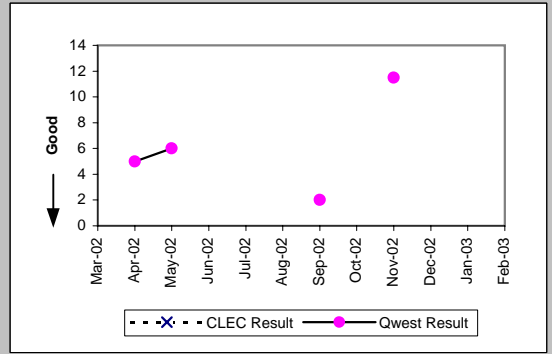
Business (Parity)									
Date	CLEC Num	CLEC Denc	CLEC Resu	CLEC Std	Qwest Num	Qwest Denc	Qwest Resu	Mod Z Scr	Parity Scr
Mar-02					205	17	12.06		
Apr-02					76	7	10.86		
May-02					145	8	18.12		
Jun-02					255	9	28.33		
Jul-02					136	10	13.60		
Aug-02					150	10	15.00		
Sep-02	32	1	32.00		181	20	9.05	2.01	0.22
Oct-02					283	15	18.87		
Nov-02					171	11	15.55		
Dec-02					149	18	8.28		
Jan-03					164	15	10.93		
Feb-03					71	5	14.20		



Centrex (Parity)									
Date	CLEC Num	CLEC Denc	CLEC Resu	CLEC Std	Qwest Num	Qwest Denc	Qwest Resu	Mod Z Scr	Parity Scr
Mar-02									
Apr-02									
May-02									
Jun-02									
Jul-02									
Aug-02					48	3	16.00		
Sep-02					10	1	10.00		
Oct-02					48	4	12.00		
Nov-02					26	2	13.00		
Dec-02									
Jan-03									
Feb-03									

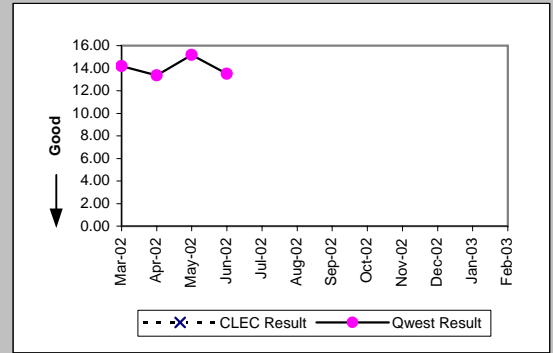


Centrex 21 (Parity)									
Date	CLEC Num	CLEC Denc	CLEC Resu	CLEC Std	Qwest Num	Qwest Denc	Qwest Resu	Mod Z Scr	Parity Scr
Mar-02									
Apr-02					5	1	5.00		
May-02					6	1	6.00		
Jun-02									
Jul-02									
Aug-02									
Sep-02					2	1	2.00		
Oct-02									
Nov-02					23	2	11.50		
Dec-02									
Jan-03									
Feb-03									

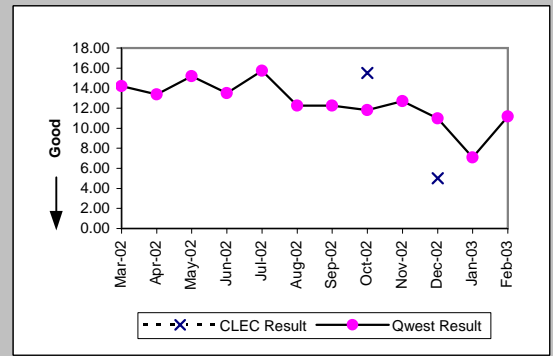


OP-6B-2 - Delayed Days for Facility Reasons (Average Days) - Dispatches outside MSAs

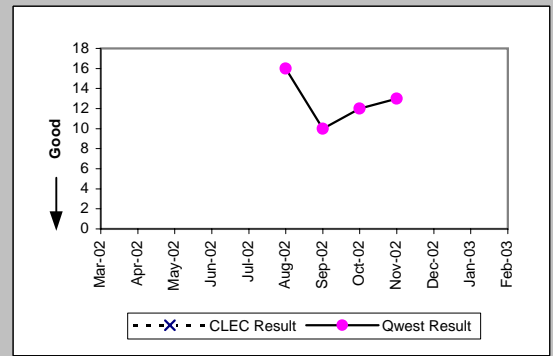
Unbundled Loop Analog (Parity)									
Date	CLEC Num	CLEC Dend	CLEC Resu	CLEC Std	Qwest Num	Qwest Dend	Qwest Resu	Mod Z Scr	Parity Scr
Mar-02					1277	90	14.19		
Apr-02					1082	81	13.36		
May-02					1503	99	15.18		
Jun-02					1093	81	13.49		
Jul-02									
Aug-02									
Sep-02									
Oct-02									
Nov-02									
Dec-02									
Jan-03									
Feb-03									



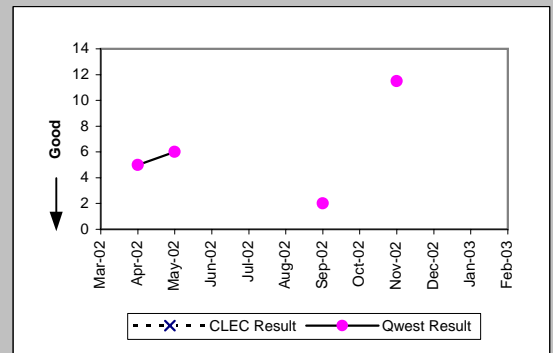
UNE - P (POTS) (Parity)									
Date	CLEC Num	CLEC Dend	CLEC Resu	CLEC Std	Qwest Num	Qwest Dend	Qwest Resu	Mod Z Scr	Parity Scr
Mar-02					1277	90	14.19		
Apr-02					1082	81	13.36		
May-02					1503	99	15.18		
Jun-02					1093	81	13.49		
Jul-02					1527	97	15.74		
Aug-02					1030	84	12.26		
Sep-02					1188	97	12.25		
Oct-02	31	2	15.50	10.61	1051	89	11.81	0.92	-0.44
Nov-02					1016	80	12.70		
Dec-02	5	1	5.00		1055	96	10.99	-0.4	-1.24
Jan-03					531	75	7.08		
Feb-03					615	55	11.18		



UNE P (Centrex) (Parity)									
Date	CLEC Num	CLEC Dend	CLEC Resu	CLEC Std	Qwest Num	Qwest Dend	Qwest Resu	Mod Z Scr	Parity Scr
Mar-02									
Apr-02									
May-02									
Jun-02									
Jul-02									
Aug-02					48	3	16.00		
Sep-02					10	1	10.00		
Oct-02					48	4	12.00		
Nov-02					26	2	13.00		
Dec-02									
Jan-03									
Feb-03									

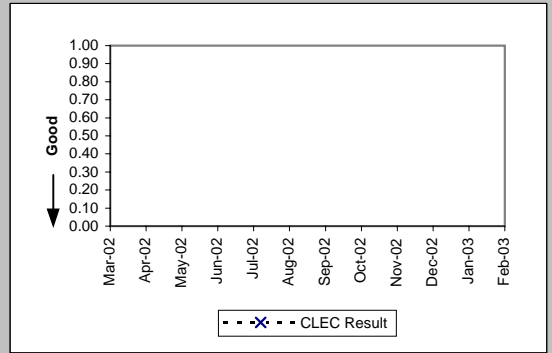


UNE P (Centrex 21) (Parity)									
Date	CLEC Num	CLEC Dend	CLEC Resu	CLEC Std	Qwest Num	Qwest Dend	Qwest Resu	Mod Z Scr	Parity Scr
Mar-02									
Apr-02					5	1	5.00		
May-02					6	1	6.00		
Jun-02									
Jul-02									
Aug-02									
Sep-02					2	1	2.00		
Oct-02									
Nov-02					23	2	11.50		
Dec-02									
Jan-03									
Feb-03									



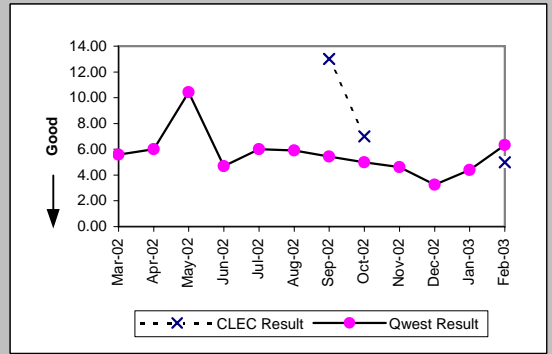
OP-6B-2 - Delayed Days for Facility Reasons (Average Days) - Dispatches outside MSAs

Line Sharing (Diagnostic)				
Date	Numerator	Denominator	CLEC Result	Standard Dev
Mar-02				
Apr-02				
May-02				
Jun-02				
Jul-02				
Aug-02				
Sep-02				
Oct-02				
Nov-02				
Dec-02				
Jan-03				
Feb-03				

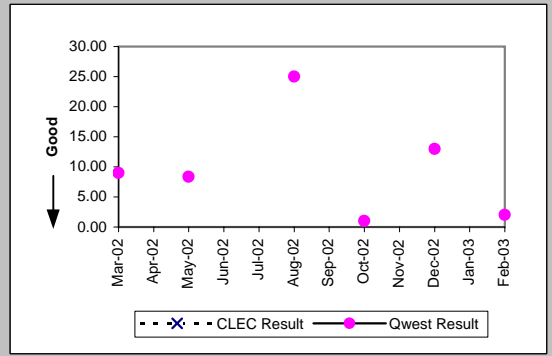


OP-6B-3 - Delayed Days for Facility Reasons (Average Days) - No dispatches

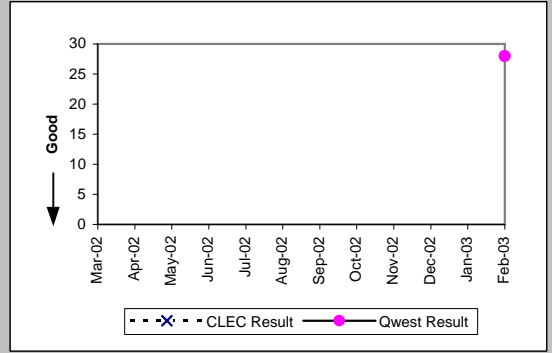
Residence (Parity)									
Date	CLEC Num	CLEC Denc	CLEC Resu	CLEC Std	Qwest Num	Qwest Denc	Qwest Resu	Mod Z Scr	Parity Scr
Mar-02					67	12	5.58		
Apr-02					60	10	6.00		
May-02					73	7	10.43		
Jun-02					75	16	4.69		
Jul-02					42	7	6.00		
Aug-02					65	11	5.91		
Sep-02	13	1	13.00		76	14	5.43	1.27	-0.23
Oct-02	7	1	7.00		45	9	5.00	0.3	-0.82
Nov-02					37	8	4.62		
Dec-02					26	8	3.25		
Jan-03					22	5	4.40		
Feb-03	5	1	5.00		19	3	6.33	-0.2	-1.12



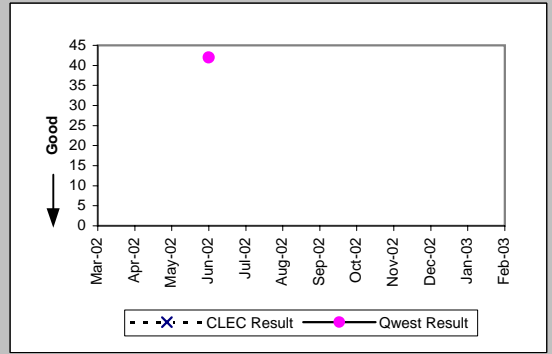
Business (Parity)									
Date	CLEC Num	CLEC Denc	CLEC Resu	CLEC Std	Qwest Num	Qwest Denc	Qwest Resu	Mod Z Scr	Parity Scr
Mar-02					9	1	9.00		
Apr-02									
May-02					25	3	8.33		
Jun-02									
Jul-02									
Aug-02					50	2	25.00		
Sep-02									
Oct-02					1	1	1.00		
Nov-02									
Dec-02					13	1	13.00		
Jan-03									
Feb-03					2	1	2.00		



Centrex (Parity)									
Date	CLEC Num	CLEC Denc	CLEC Resu	CLEC Std	Qwest Num	Qwest Denc	Qwest Resu	Mod Z Scr	Parity Scr
Mar-02									
Apr-02									
May-02									
Jun-02									
Jul-02									
Aug-02									
Sep-02									
Oct-02									
Nov-02									
Dec-02									
Jan-03									
Feb-03					28	1	28.00		

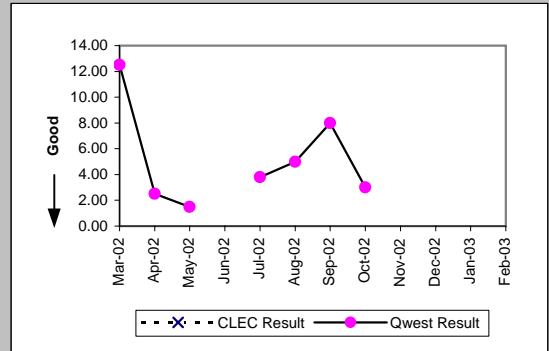


Basic Rate ISDN (Parity)									
Date	CLEC Num	CLEC Denc	CLEC Resu	CLEC Std	Qwest Num	Qwest Denc	Qwest Resu	Mod Z Scr	Parity Scr
Mar-02									
Apr-02									
May-02									
Jun-02					42	1	42.00		
Jul-02									
Aug-02									
Sep-02									
Oct-02									
Nov-02									
Dec-02									
Jan-03									
Feb-03									

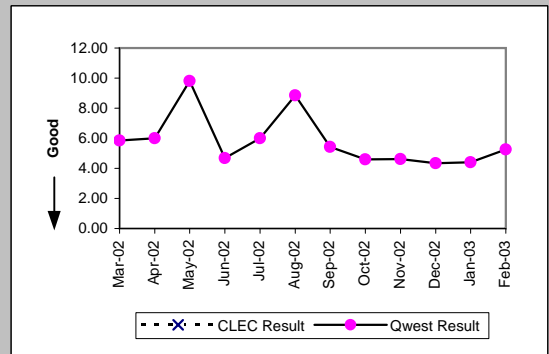


OP-6B-3 - Delayed Days for Facility Reasons (Average Days) - No dispatches

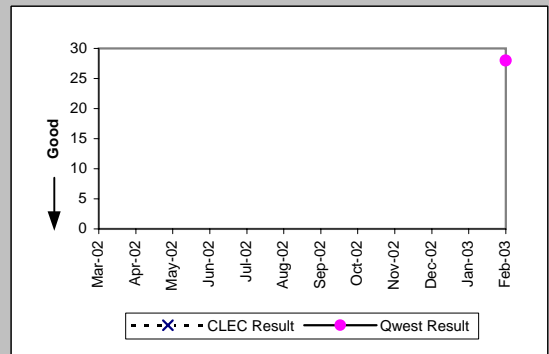
Qwest DSL (Parity)									
Date	CLEC Num	CLEC Dend	CLEC Resu	CLEC Std	Qwest Num	Qwest Dend	Qwest Resu	Mod Z Scr	Parity Scr
Mar-02					25	2	12.50		
Apr-02					5	2	2.50		
May-02					3	2	1.50		
Jun-02									
Jul-02					19	5	3.80		
Aug-02					30	6	5.00		
Sep-02					16	2	8.00		
Oct-02					3	1	3.00		
Nov-02									
Dec-02									
Jan-03									
Feb-03									



UNE - P (POTS) (Parity)									
Date	CLEC Num	CLEC Dend	CLEC Resu	CLEC Std	Qwest Num	Qwest Dend	Qwest Resu	Mod Z Scr	Parity Scr
Mar-02					76	13	5.85		
Apr-02					60	10	6.00		
May-02					98	10	9.80		
Jun-02					75	16	4.69		
Jul-02					42	7	6.00		
Aug-02					115	13	8.85		
Sep-02					76	14	5.43		
Oct-02					46	10	4.60		
Nov-02					37	8	4.62		
Dec-02					39	9	4.33		
Jan-03					22	5	4.40		
Feb-03					21	4	5.25		

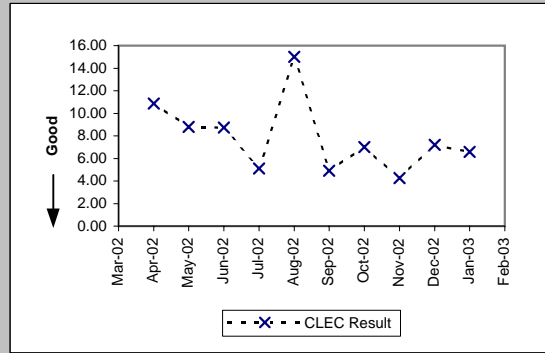


UNE P (Centrex) (Parity)									
Date	CLEC Num	CLEC Dend	CLEC Resu	CLEC Std	Qwest Num	Qwest Dend	Qwest Resu	Mod Z Scr	Parity Scr
Mar-02									
Apr-02									
May-02									
Jun-02									
Jul-02									
Aug-02									
Sep-02									
Oct-02									
Nov-02									
Dec-02									
Jan-03									
Feb-03					28	1	28.00		



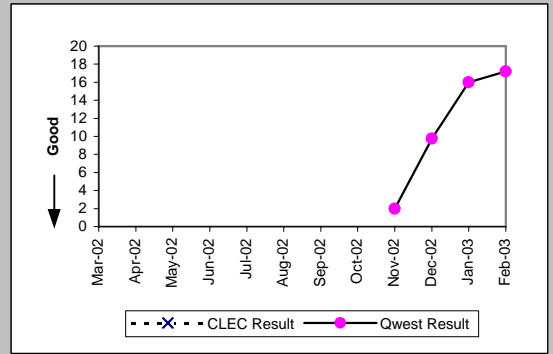
OP-6B-3 - Delayed Days for Facility Reasons (Average Days) - No dispatches

Line Sharing (Diagnostic)				
Date	Numerator	Denominator	CLEC Result	Standard Dev
Mar-02				
Apr-02	76	7	10.86	3.02
May-02	44	5	8.80	5.36
Jun-02	35	4	8.75	4.27
Jul-02	41	8	5.12	2.03
Aug-02	60	4	15.00	6.68
Sep-02	245	50	4.90	2.66
Oct-02	35	5	7.00	3.16
Nov-02	17	4	4.25	1.71
Dec-02	36	5	7.20	3.70
Jan-03	46	7	6.57	3.78
Feb-03				

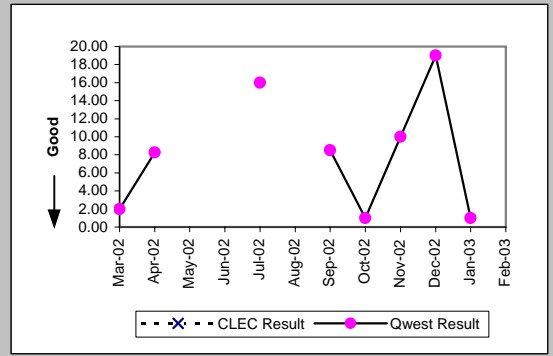


OP-6B-4 - Delayed Days for Facility Reasons (Average Days) - Interval Zone One

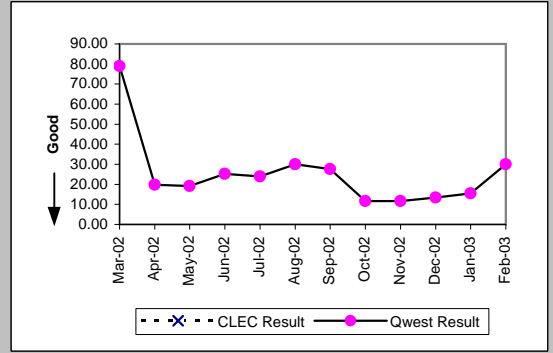
ISDN Primary (Parity)									
Date	CLEC Num	CLEC Denc	CLEC Resu	CLEC Std	Qwest Num	Qwest Denc	Qwest Resu	Mod Z Scr	Parity Scr
Mar-02									
Apr-02									
May-02									
Jun-02									
Jul-02									
Aug-02									
Sep-02									
Oct-02									
Nov-02					2	1	2.00		
Dec-02					39	4	9.75		
Jan-03					16	1	16.00		
Feb-03					86	5	17.20		



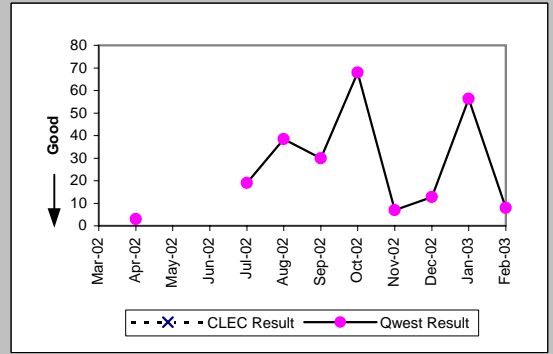
DS0 (Parity)									
Date	CLEC Num	CLEC Denc	CLEC Resu	CLEC Std	Qwest Num	Qwest Denc	Qwest Resu	Mod Z Scr	Parity Scr
Mar-02					2	1	2.00		
Apr-02					33	4	8.25		
May-02									
Jun-02									
Jul-02					16	1	16.00		
Aug-02									
Sep-02					34	4	8.50		
Oct-02					1	1	1.00		
Nov-02					30	3	10.00		
Dec-02					57	3	19.00		
Jan-03					2	2	1.00		
Feb-03									



DS1 (Parity)									
Date	CLEC Num	CLEC Denc	CLEC Resu	CLEC Std	Qwest Num	Qwest Denc	Qwest Resu	Mod Z Scr	Parity Scr
Mar-02					79	1	79.00		
Apr-02					79	4	19.75		
May-02					134	7	19.14		
Jun-02					151	6	25.17		
Jul-02					120	5	24.00		
Aug-02					240	8	30.00		
Sep-02					138	5	27.60		
Oct-02					432	37	11.68		
Nov-02					292	25	11.68		
Dec-02					536	40	13.40		
Jan-03					451	29	15.55		
Feb-03					421	14	30.07		

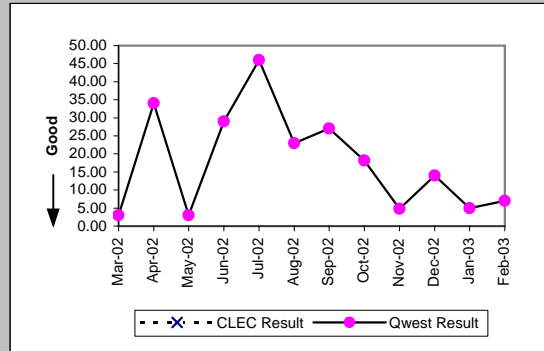


DS3 (Parity)									
Date	CLEC Num	CLEC Denc	CLEC Resu	CLEC Std	Qwest Num	Qwest Denc	Qwest Resu	Mod Z Scr	Parity Scr
Mar-02									
Apr-02					3	1	3.00		
May-02									
Jun-02									
Jul-02					38	2	19.00		
Aug-02					77	2	38.50		
Sep-02					30	1	30.00		
Oct-02					68	1	68.00		
Nov-02					14	2	7.00		
Dec-02					64	5	12.80		
Jan-03					169	3	56.33		
Feb-03					8	1	8.00		

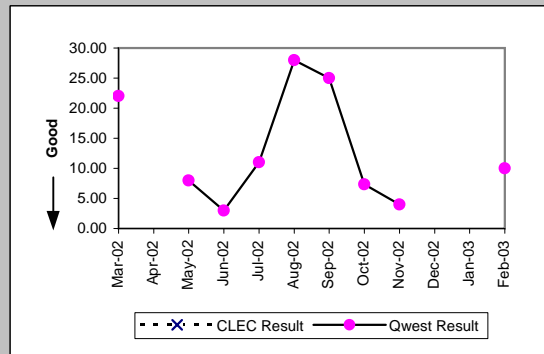


OP-6B-4 - Delayed Days for Facility Reasons (Average Days) - Interval Zone One

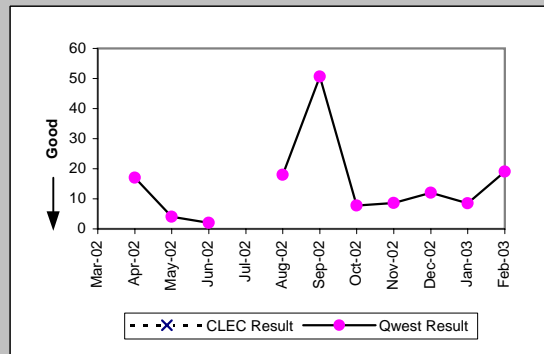
Frame Relay (Parity)									
Date	CLEC Num	CLEC Dend	CLEC Resu	CLEC Std	Qwest Num	Qwest Dend	Qwest Resu	Mod Z Scr	Parity Scr
Mar-02					3	1	3.00		
Apr-02					34	1	34.00		
May-02					3	1	3.00		
Jun-02					87	3	29.00		
Jul-02					92	2	46.00		
Aug-02					69	3	23.00		
Sep-02					27	1	27.00		
Oct-02					109	6	18.17		
Nov-02					19	4	4.75		
Dec-02					56	4	14.00		
Jan-03					10	2	5.00		
Feb-03					21	3	7.00		



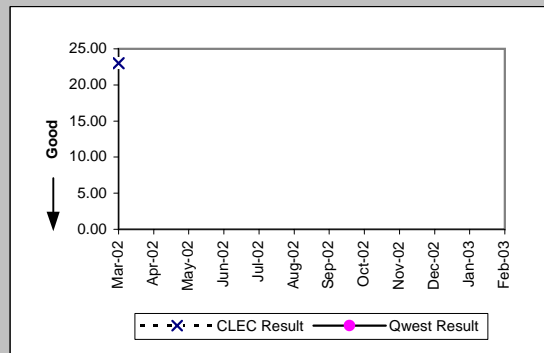
PBX (Parity)									
Date	CLEC Num	CLEC Dend	CLEC Resu	CLEC Std	Qwest Num	Qwest Dend	Qwest Resu	Mod Z Scr	Parity Scr
Mar-02					22	1	22.00		
Apr-02									
May-02					8	1	8.00		
Jun-02					3	1	3.00		
Jul-02					11	1	11.00		
Aug-02					112	4	28.00		
Sep-02					25	1	25.00		
Oct-02					22	3	7.33		
Nov-02					4	1	4.00		
Dec-02									
Jan-03									
Feb-03					10	1	10.00		



Basic Rate ISDN (Parity)									
Date	CLEC Num	CLEC Dend	CLEC Resu	CLEC Std	Qwest Num	Qwest Dend	Qwest Resu	Mod Z Scr	Parity Scr
Mar-02									
Apr-02					51	3	17.00		
May-02					4	1	4.00		
Jun-02					4	2	2.00		
Jul-02									
Aug-02					36	2	18.00		
Sep-02					152	3	50.67		
Oct-02					62	8	7.75		
Nov-02					52	6	8.67		
Dec-02					36	3	12.00		
Jan-03					137	16	8.56		
Feb-03					38	2	19.00		

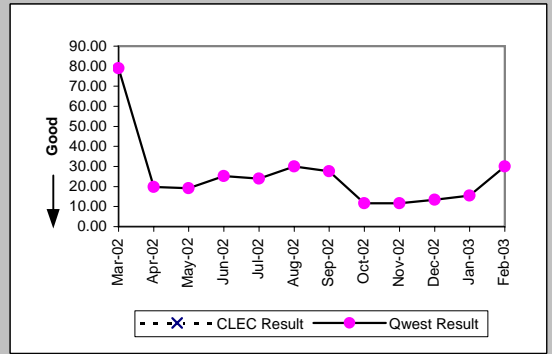


LIS Trunk (Parity)									
Date	CLEC Num	CLEC Dend	CLEC Resu	CLEC Std	Qwest Num	Qwest Dend	Qwest Resu	Mod Z Scr	Parity Scr
Mar-02	23	1	23.00						
Apr-02									
May-02									
Jun-02									
Jul-02									
Aug-02									
Sep-02									
Oct-02									
Nov-02									
Dec-02									
Jan-03									
Feb-03									

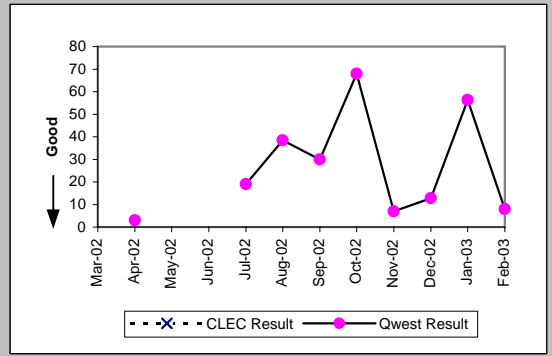


OP-6B-4 - Delayed Days for Facility Reasons (Average Days) - Interval Zone One

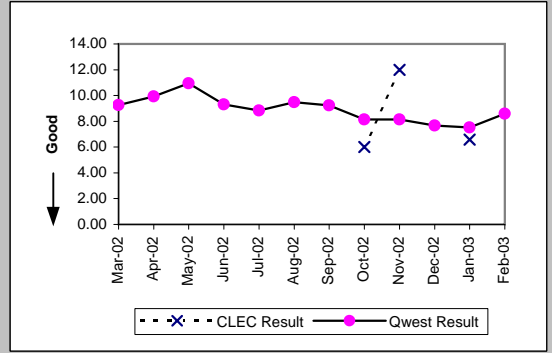
UDIT DS1 (Parity)									
Date	CLEC Num	CLEC Denc	CLEC Resu	CLEC Std	Qwest Num	Qwest Denc	Qwest Resu	Mod Z Scr	Parity Scr
Mar-02					79	1	79.00		
Apr-02					79	4	19.75		
May-02					134	7	19.14		
Jun-02					151	6	25.17		
Jul-02					120	5	24.00		
Aug-02					240	8	30.00		
Sep-02					138	5	27.60		
Oct-02					432	37	11.68		
Nov-02					292	25	11.68		
Dec-02					536	40	13.40		
Jan-03					451	29	15.55		
Feb-03					421	14	30.07		



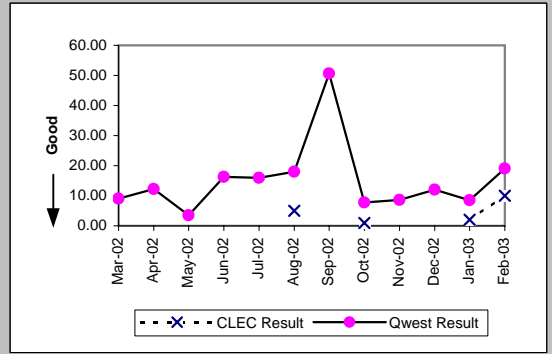
UDIT Above DS1 Level (Parity)									
Date	CLEC Num	CLEC Denc	CLEC Resu	CLEC Std	Qwest Num	Qwest Denc	Qwest Resu	Mod Z Scr	Parity Scr
Mar-02									
Apr-02					3	1	3.00		
May-02									
Jun-02									
Jul-02					38	2	19.00		
Aug-02					77	2	38.50		
Sep-02					30	1	30.00		
Oct-02					68	1	68.00		
Nov-02					14	2	7.00		
Dec-02					64	5	12.80		
Jan-03					169	3	56.33		
Feb-03					8	1	8.00		



Unbundled Loop Analog (Parity)									
Date	CLEC Num	CLEC Denc	CLEC Resu	CLEC Std	Qwest Num	Qwest Denc	Qwest Resu	Mod Z Scr	Parity Scr
Mar-02					3052	330	9.25		
Apr-02					3266	329	9.93		
May-02					3678	336	10.95		
Jun-02					2489	267	9.32		
Jul-02					3002	340	8.83		
Aug-02					3503	369	9.49		
Sep-02					2864	310	9.24		
Oct-02	12	2	6.00	0.00	2534	311	8.15	-0.29	-1.18
Nov-02	60	5	12.00	0.00	1907	234	8.15	1.04	-0.37
Dec-02					2231	291	7.67		
Jan-03	92	14	6.57	1.60	2008	267	7.52	-0.37	-1.23
Feb-03					1600	186	8.60		

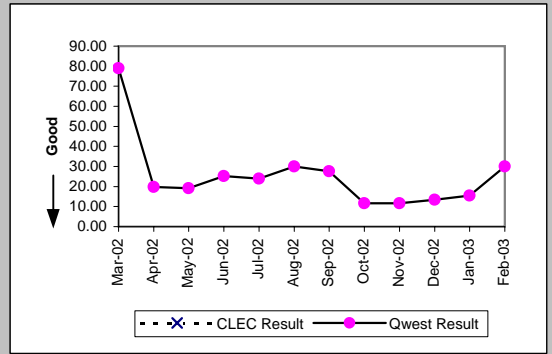


Unbundled Loop - 2 Wire Non-Loaded (Parity)									
Date	CLEC Num	CLEC Denc	CLEC Resu	CLEC Std	Qwest Num	Qwest Denc	Qwest Resu	Mod Z Scr	Parity Scr
Mar-02					27	3	9.00		
Apr-02					61	5	12.20		
May-02					42	12	3.50		
Jun-02					65	4	16.25		
Jul-02					48	3	16.00		
Aug-02	5	1	5.00		36	2	18.00	-0.75	-1.46
Sep-02					152	3	50.67		
Oct-02	1	1	1.00		62	8	7.75	-0.82	-1.5
Nov-02					52	6	8.67		
Dec-02					36	3	12.00		
Jan-03	2	1	2.00		137	16	8.56	-0.77	-1.47
Feb-03	10	1	10.00		38	2	19.00	-0.74	-1.45

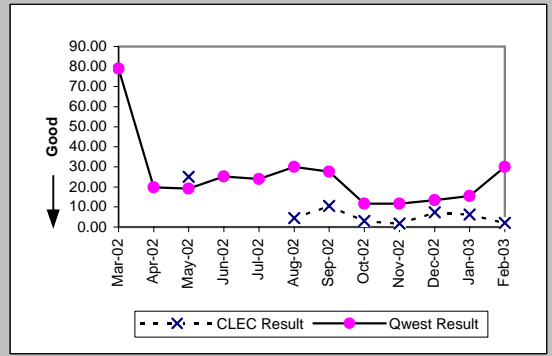


OP-6B-4 - Delayed Days for Facility Reasons (Average Days) - Interval Zone One

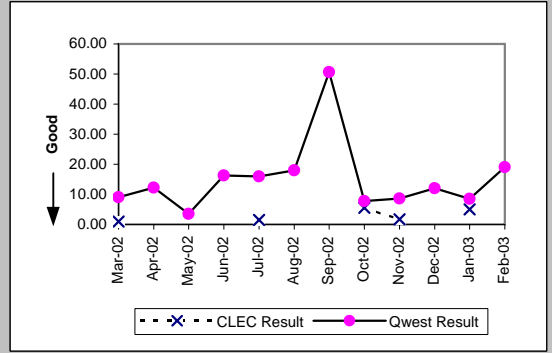
Unbundled Loop - 4 Wire Non-Loaded (Parity)									
Date	CLEC Num	CLEC Denc	CLEC Resu	CLEC Std	Qwest Num	Qwest Denc	Qwest Resu	Mod Z Scr	Parity Scr
Mar-02					79	1	79.00		
Apr-02					79	4	19.75		
May-02					134	7	19.14		
Jun-02					151	6	25.17		
Jul-02					120	5	24.00		
Aug-02					240	8	30.00		
Sep-02					138	5	27.60		
Oct-02					432	37	11.68		
Nov-02					292	25	11.68		
Dec-02					536	40	13.40		
Jan-03					451	29	15.55		
Feb-03					421	14	30.07		



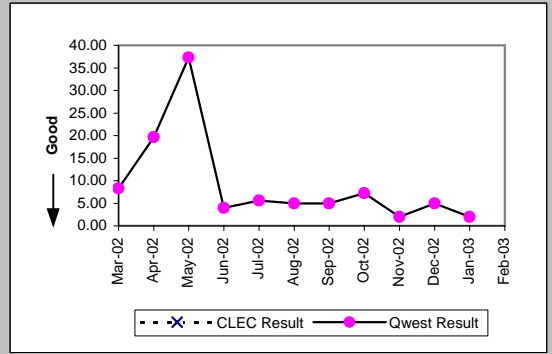
Unbundled Loop - DS1 Capable (Parity)									
Date	CLEC Num	CLEC Denc	CLEC Resu	CLEC Std	Qwest Num	Qwest Denc	Qwest Resu	Mod Z Scr	Parity Scr
Mar-02					79	1	79.00		
Apr-02					79	4	19.75		
May-02	25	1	25.00		134	7	19.14	0.1	-0.94
Jun-02					151	6	25.17		
Jul-02					120	5	24.00		
Aug-02	9	2	4.50	4.95	240	8	30.00	-0.79	-1.48
Sep-02	21	2	10.50	6.36	138	5	27.60	-0.86	-1.53
Oct-02	24	8	3.00	2.98	432	37	11.68	-2.85	-2.74
Nov-02	11	6	1.83	0.75	292	25	11.68	-2.44	-2.48
Dec-02	22	3	7.33	10.12	536	40	13.40	-1.17	-1.71
Jan-03	25	4	6.25	6.85	451	29	15.55	-1.39	-1.84
Feb-03	2	1	2.00		421	14	30.07	-0.86	-1.52



Unbundled Loop ISDN Capable (Parity)									
Date	CLEC Num	CLEC Denc	CLEC Resu	CLEC Std	Qwest Num	Qwest Denc	Qwest Resu	Mod Z Scr	Parity Scr
Mar-02					27	3	9.00	-1.51	-1.92
Apr-02					61	5	12.20		
May-02					42	12	3.50		
Jun-02					65	4	16.25		
Jul-02	3	2	1.50	0.71	48	3	16.00	-1.06	-1.65
Aug-02					36	2	18.00		
Sep-02					152	3	50.67		
Oct-02	11	2	5.50	0.71	62	8	7.75	-0.37	-1.22
Nov-02	5	3	1.67	0.58	52	6	8.67	-1.47	-1.9
Dec-02					36	3	12.00		
Jan-03	10	2	5.00	4.24	137	16	8.56	-0.58	-1.35
Feb-03					38	2	19.00		



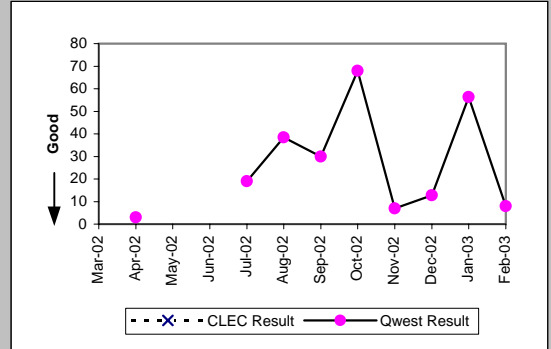
Unbundled Loop - ADSL Qualified (Parity)									
Date	CLEC Num	CLEC Denc	CLEC Resu	CLEC Std	Qwest Num	Qwest Denc	Qwest Resu	Mod Z Scr	Parity Scr
Mar-02					75	9	8.33		
Apr-02					374	19	19.68		
May-02					112	3	37.33		
Jun-02					12	3	4.00		
Jul-02					45	8	5.62		
Aug-02					20	4	5.00		
Sep-02					25	5	5.00		
Oct-02					29	4	7.25		
Nov-02					8	4	2.00		
Dec-02					5	1	5.00		
Jan-03					6	3	2.00		
Feb-03									



OP-6B-4 - Delayed Days for Facility Reasons (Average Days) - Interval Zone One

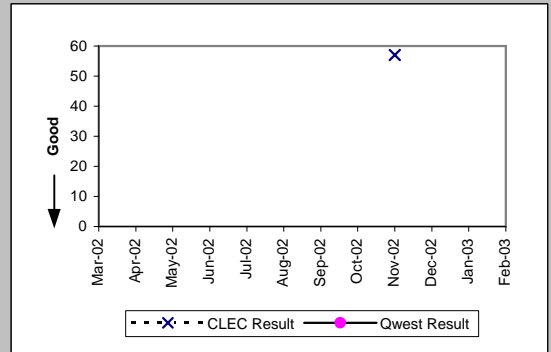
Unbundled Loop - DS3 Capable (Parity)

Date	CLEC Num	CLEC Dend	CLEC Resu	CLEC Std	Qwest Num	Qwest Dend	Qwest Resu	Mod Z Scr	Parity Scr
Mar-02									
Apr-02					3	1	3.00		
May-02									
Jun-02									
Jul-02					38	2	19.00		
Aug-02					77	2	38.50		
Sep-02					30	1	30.00		
Oct-02					68	1	68.00		
Nov-02					14	2	7.00		
Dec-02					64	5	12.80		
Jan-03					169	3	56.33		
Feb-03					8	1	8.00		



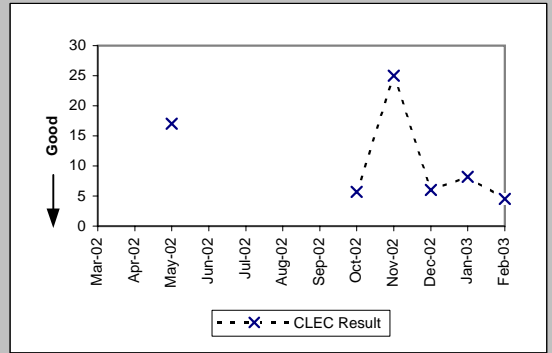
Dark Fiber - Loop (Diagnostic)

Date	CLEC Num	CLEC Dend	CLEC Resu	CLEC Std	Qwest Num	Qwest Dend	Qwest Resu	Mod Z Scr	Parity Scr
Mar-02									
Apr-02									
May-02									
Jun-02									
Jul-02									
Aug-02									
Sep-02									
Oct-02									
Nov-02	114	2	57.00	0.00					
Dec-02									
Jan-03									
Feb-03									



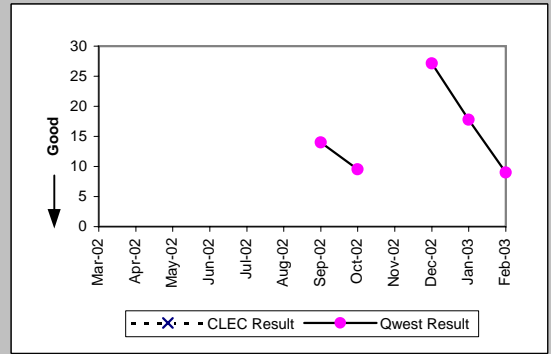
OP-6B-4 - Delayed Days for Facility Reasons (Average Days) - Interval Zone One

Enhanced Extended Loops (EELs) (Diagnostic)				
Date	Num	Denom	CLEC Result	Standard Dev
Mar-02				
Apr-02				
May-02	34	2	17.00	8.49
Jun-02				
Jul-02				
Aug-02				
Sep-02				
Oct-02	17	3	5.67	1.53
Nov-02	75	3	25.00	39.85
Dec-02	18	3	6.00	4.36
Jan-03	49	6	8.17	5.27
Feb-03	18	4	4.50	4.04

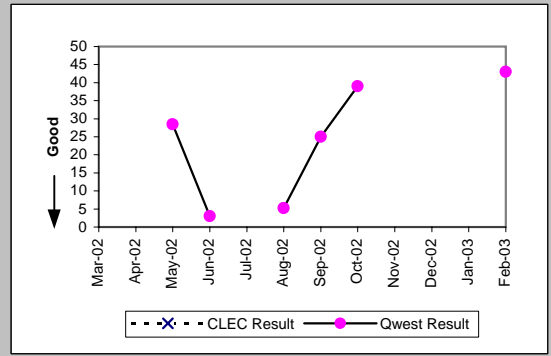


OP-6B-5 - Delayed Days for Facility Reasons (Average Days) - Interval Zone Two

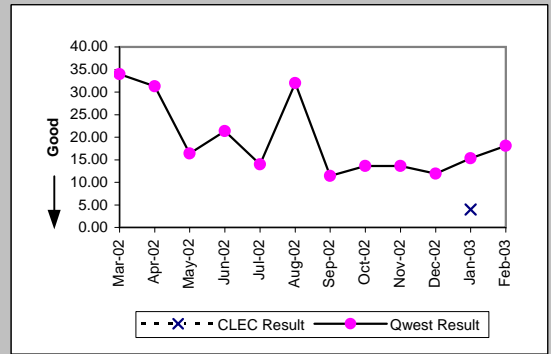
ISDN Primary (Parity)									
Date	CLEC Num	CLEC Denc	CLEC Resu	CLEC Std	Qwest Num	Qwest Denc	Qwest Resu	Mod Z Scr	Parity Scr
Mar-02									
Apr-02									
May-02									
Jun-02									
Jul-02									
Aug-02									
Sep-02					14	1	14.00		
Oct-02					19	2	9.50		
Nov-02									
Dec-02					624	23	27.13		
Jan-03					71	4	17.75		
Feb-03					18	2	9.00		



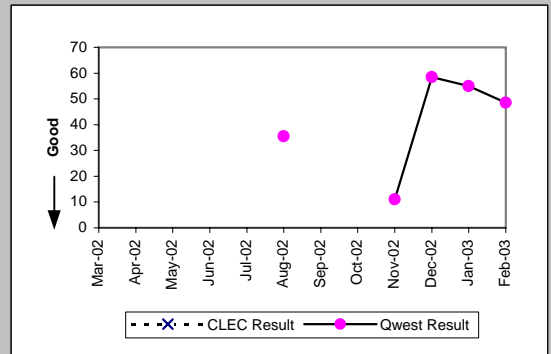
DS0 (Parity)									
Date	CLEC Num	CLEC Denc	CLEC Resu	CLEC Std	Qwest Num	Qwest Denc	Qwest Resu	Mod Z Scr	Parity Scr
Mar-02									
Apr-02									
May-02					57	2	28.50		
Jun-02					3	1	3.00		
Jul-02									
Aug-02					21	4	5.25		
Sep-02					25	1	25.00		
Oct-02					39	1	39.00		
Nov-02									
Dec-02									
Jan-03									
Feb-03					43	1	43.00		



DS1 (Parity)									
Date	CLEC Num	CLEC Denc	CLEC Resu	CLEC Std	Qwest Num	Qwest Denc	Qwest Resu	Mod Z Scr	Parity Scr
Mar-02					136	4	34.00		
Apr-02					125	4	31.25		
May-02					82	5	16.40		
Jun-02					64	3	21.33		
Jul-02					70	5	14.00		
Aug-02					320	10	32.00		
Sep-02					114	10	11.40		
Oct-02					368	27	13.63		
Nov-02					232	17	13.65		
Dec-02					203	17	11.94		
Jan-03	4	1	4.00		460	30	15.33	-1.17	-1.71
Feb-03					235	13	18.08		

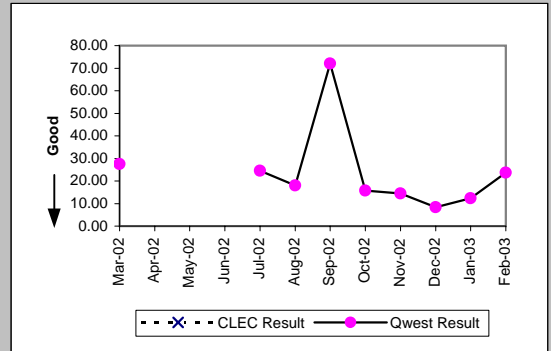


DS3 (Parity)									
Date	CLEC Num	CLEC Denc	CLEC Resu	CLEC Std	Qwest Num	Qwest Denc	Qwest Resu	Mod Z Scr	Parity Scr
Mar-02									
Apr-02									
May-02									
Jun-02									
Jul-02									
Aug-02					71	2	35.50		
Sep-02									
Oct-02									
Nov-02					11	1	11.00		
Dec-02					234	4	58.50		
Jan-03					110	2	55.00		
Feb-03					97	2	48.50		

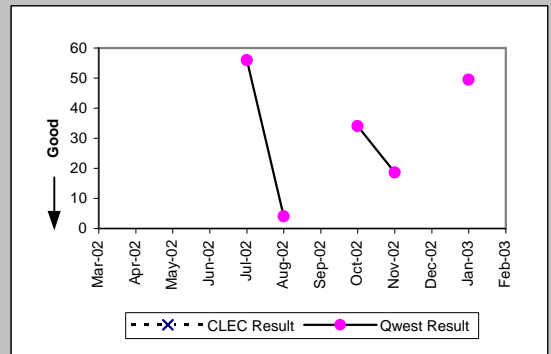


OP-6B-5 - Delayed Days for Facility Reasons (Average Days) - Interval Zone Two

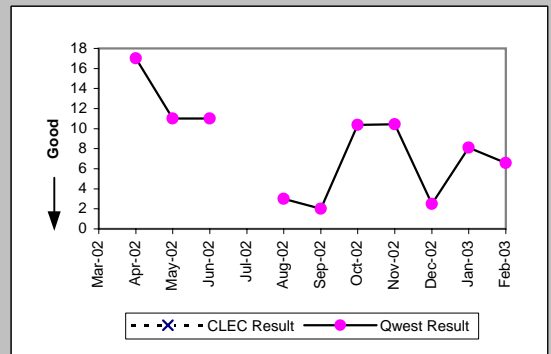
Frame Relay (Parity)									
Date	CLEC Num	CLEC Dend	CLEC Resu	CLEC Std	Qwest Num	Qwest Dend	Qwest Resu	Mod Z Scr	Parity Scr
Mar-02					55	2	27.50		
Apr-02									
May-02									
Jun-02									
Jul-02					147	6	24.50		
Aug-02					54	3	18.00		
Sep-02					72	1	72.00		
Oct-02					158	10	15.80		
Nov-02					174	12	14.50		
Dec-02					67	8	8.38		
Jan-03					148	12	12.33		
Feb-03					95	4	23.75		



PBX (Parity)									
Date	CLEC Num	CLEC Dend	CLEC Resu	CLEC Std	Qwest Num	Qwest Dend	Qwest Resu	Mod Z Scr	Parity Scr
Mar-02									
Apr-02									
May-02									
Jun-02									
Jul-02					56	1	56.00		
Aug-02					4	1	4.00		
Sep-02									
Oct-02					102	3	34.00		
Nov-02					56	3	18.67		
Dec-02									
Jan-03					99	2	49.50		
Feb-03									

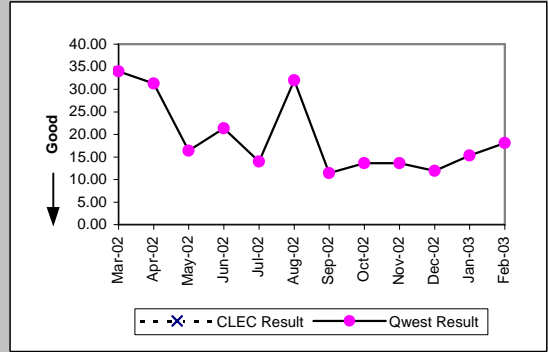


Basic Rate ISDN (Parity)									
Date	CLEC Num	CLEC Dend	CLEC Resu	CLEC Std	Qwest Num	Qwest Dend	Qwest Resu	Mod Z Scr	Parity Scr
Mar-02									
Apr-02					17	1	17.00		
May-02					11	1	11.00		
Jun-02					11	1	11.00		
Jul-02									
Aug-02					6	2	3.00		
Sep-02					2	1	2.00		
Oct-02					83	8	10.38		
Nov-02					73	7	10.43		
Dec-02					5	2	2.50		
Jan-03					81	10	8.10		
Feb-03					59	9	6.56		

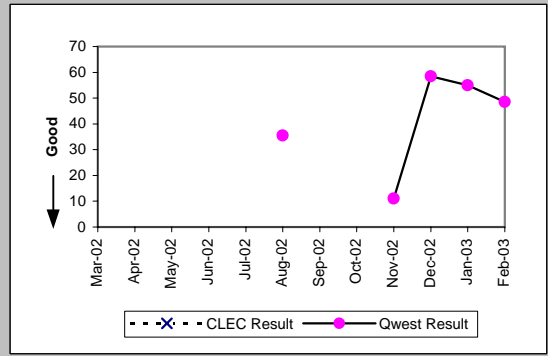


OP-6B-5 - Delayed Days for Facility Reasons (Average Days) - Interval Zone Two

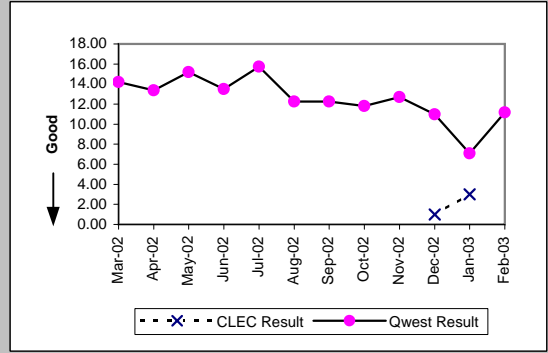
UDIT DS1 (Parity)									
Date	CLEC Num	CLEC Denc	CLEC Resu	CLEC Std	Qwest Num	Qwest Denc	Qwest Resu	Mod Z Scr	Parity Scr
Mar-02					136	4	34.00		
Apr-02					125	4	31.25		
May-02					82	5	16.40		
Jun-02					64	3	21.33		
Jul-02					70	5	14.00		
Aug-02					320	10	32.00		
Sep-02					114	10	11.40		
Oct-02					368	27	13.63		
Nov-02					232	17	13.65		
Dec-02					203	17	11.94		
Jan-03					460	30	15.33		
Feb-03					235	13	18.08		



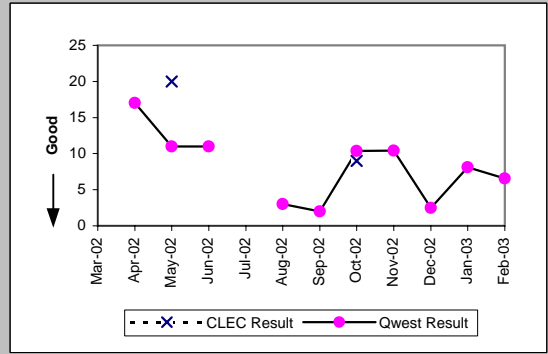
UDIT Above DS1 Level (Parity)									
Date	CLEC Num	CLEC Denc	CLEC Resu	CLEC Std	Qwest Num	Qwest Denc	Qwest Resu	Mod Z Scr	Parity Scr
Mar-02									
Apr-02									
May-02									
Jun-02									
Jul-02									
Aug-02					71	2	35.50		
Sep-02									
Oct-02									
Nov-02					11	1	11.00		
Dec-02					234	4	58.50		
Jan-03					110	2	55.00		
Feb-03					97	2	48.50		



Unbundled Loop Analog (Parity)									
Date	CLEC Num	CLEC Denc	CLEC Resu	CLEC Std	Qwest Num	Qwest Denc	Qwest Resu	Mod Z Scr	Parity Scr
Mar-02					1277	90	14.19		
Apr-02					1082	81	13.36		
May-02					1503	99	15.18		
Jun-02					1093	81	13.49		
Jul-02					1527	97	15.74		
Aug-02					1030	84	12.26		
Sep-02					1188	97	12.25		
Oct-02					1051	89	11.81		
Nov-02					1016	80	12.70		
Dec-02	1	1	1.00		1055	96	10.99	-0.67	-1.41
Jan-03	6	2	3.00	0.00	531	75	7.08	-0.74	-1.45
Feb-03					615	55	11.18		

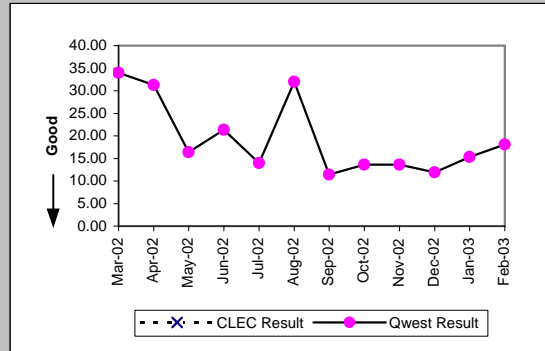


Unbundled Loop - 2 Wire Non-Loaded (Parity)									
Date	CLEC Num	CLEC Denc	CLEC Resu	CLEC Std	Qwest Num	Qwest Denc	Qwest Resu	Mod Z Scr	Parity Scr
Mar-02									
Apr-02					17	1	17.00		
May-02	40	2	20.00	14.14	11	1	11.00		
Jun-02					11	1	11.00		
Jul-02									
Aug-02					6	2	3.00		
Sep-02					2	1	2.00		
Oct-02	9	1	9.00		83	8	10.38	-0.2	-1.12
Nov-02					73	7	10.43		
Dec-02					5	2	2.50		
Jan-03					81	10	8.10		
Feb-03					59	9	6.56		

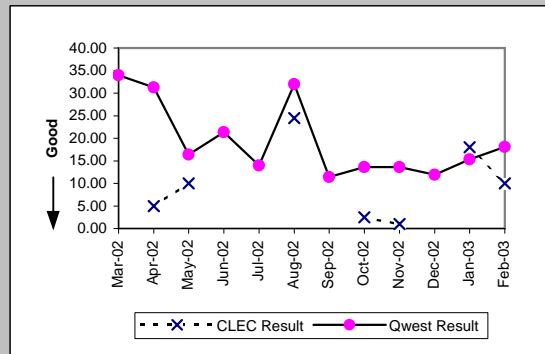


OP-6B-5 - Delayed Days for Facility Reasons (Average Days) - Interval Zone Two

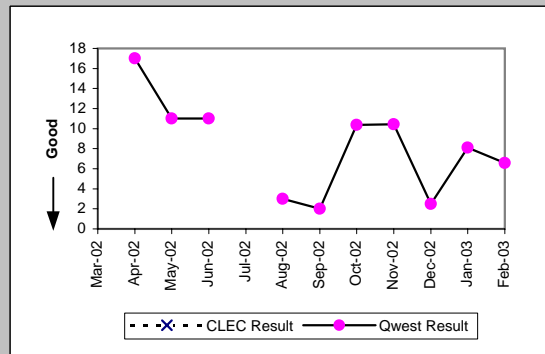
Unbundled Loop - 4 Wire Non-Loaded (Parity)									
Date	CLEC Num	CLEC Dend	CLEC Resu	CLEC Std	Qwest Num	Qwest Dend	Qwest Resu	Mod Z Scr	Parity Scr
Mar-02					136	4	34.00		
Apr-02					125	4	31.25		
May-02					82	5	16.40		
Jun-02					64	3	21.33		
Jul-02					70	5	14.00		
Aug-02					320	10	32.00		
Sep-02					114	10	11.40		
Oct-02					368	27	13.63		
Nov-02					232	17	13.65		
Dec-02					203	17	11.94		
Jan-03					460	30	15.33		
Feb-03					235	13	18.08		



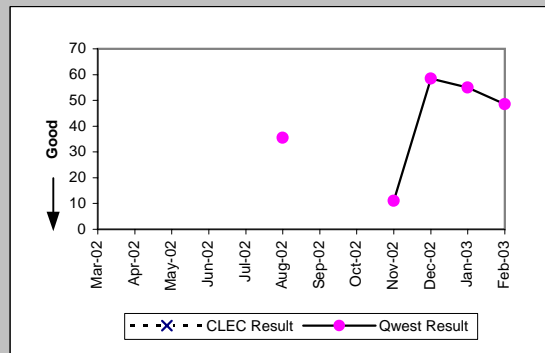
Unbundled Loop - DS1 Capable (Parity)									
Date	CLEC Num	CLEC Dend	CLEC Resu	CLEC Std	Qwest Num	Qwest Dend	Qwest Resu	Mod Z Scr	Parity Scr
Mar-02					136	4	34.00		
Apr-02	5	1	5.00		125	4	31.25	-0.62	-1.38
May-02	10	1	10.00		82	5	16.40	-0.29	-1.18
Jun-02					64	3	21.33		
Jul-02					70	5	14.00		
Aug-02	49	2	24.50	27.58	320	10	32.00	-0.25	-1.15
Sep-02					114	10	11.40		
Oct-02	5	2	2.50	0.71	368	27	13.63	-1.35	-1.82
Nov-02	1	1	1.00		232	17	13.65	-0.98	-1.6
Dec-02					203	17	11.94		
Jan-03	18	1	18.00		460	30	15.33	0.35	-0.79
Feb-03	30	3	10.00	7.00	235	13	18.08	-1.11	-1.67



Unbundled Loop ISDN Capable (Parity)									
Date	CLEC Num	CLEC Dend	CLEC Resu	CLEC Std	Qwest Num	Qwest Dend	Qwest Resu	Mod Z Scr	Parity Scr
Mar-02									
Apr-02					17	1	17.00		
May-02					11	1	11.00		
Jun-02					11	1	11.00		
Jul-02									
Aug-02					6	2	3.00		
Sep-02					2	1	2.00		
Oct-02					83	8	10.38		
Nov-02					73	7	10.43		
Dec-02					5	2	2.50		
Jan-03					81	10	8.10		
Feb-03					59	9	6.56		

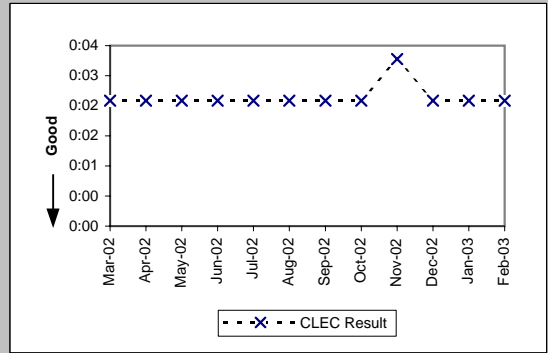


Unbundled Loop - DS3 Capable (Parity)									
Date	CLEC Num	CLEC Dend	CLEC Resu	CLEC Std	Qwest Num	Qwest Dend	Qwest Resu	Mod Z Scr	Parity Scr
Mar-02									
Apr-02									
May-02									
Jun-02									
Jul-02									
Aug-02					71	2	35.50		
Sep-02									
Oct-02									
Nov-02					11	1	11.00		
Dec-02					234	4	58.50		
Jan-03					110	2	55.00		
Feb-03					97	2	48.50		

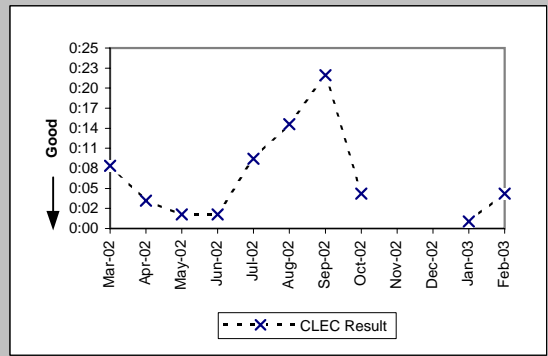


OP-7 - Coordinated "Hot Cut" Interval (Hours:Minutes)

Unbundled Loop - Analog (Diagnostic)				
Date	Numerator	Denominator	CLEC Result	
Mar-02	53:57	1146	0:03	
Apr-02	124:08	2479	0:03	
May-02	73:29	1579	0:03	
Jun-02	60:23	1265	0:03	
Jul-02	47:48	1104	0:03	
Aug-02	74:55	1317	0:03	
Sep-02	47:48	989	0:03	
Oct-02	53:28	1088	0:03	
Nov-02	49:21	842	0:04	
Dec-02	86:54	1780	0:03	
Jan-03	49:46	955	0:03	
Feb-03	42:37	918	0:03	

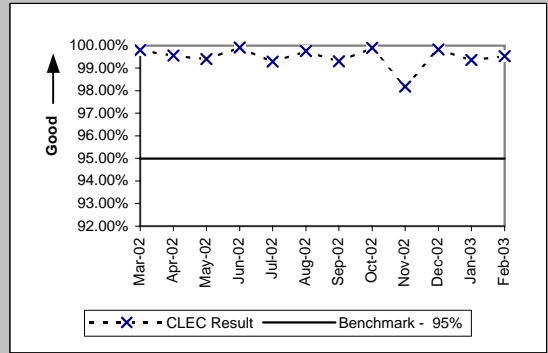


Unbundled Loop Other (Diagnostic)				
Date	Numerator	Denominator	CLEC Result	
Mar-02	1:11	8	0:09	
Apr-02	0:16	4	0:04	
May-02	0:07	3	0:02	
Jun-02	0:14	9	0:02	
Jul-02	0:40	4	0:10	
Aug-02	0:15	1	0:15	
Sep-02	0:43	2	0:22	
Oct-02	0:10	2	0:05	
Nov-02				
Dec-02				
Jan-03	0:01	1	0:01	
Feb-03	0:05	1	0:05	

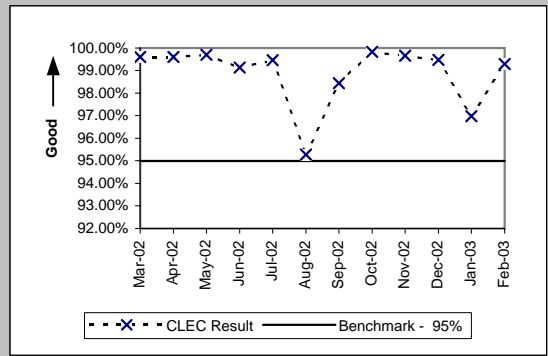


OP-8 - Number Portability Timeliness (Percent)

Number Portability Timeliness (Percent) (OP-8 B) (Benchmark)				
Date	Numerator	Denominator	CLEC Result	
Mar-02	1028	1030	99.81%	
Apr-02	2691	2703	99.56%	
May-02	1502	1511	99.40%	
Jun-02	1167	1168	99.91%	
Jul-02	986	993	99.30%	
Aug-02	1222	1225	99.76%	
Sep-02	853	859	99.30%	
Oct-02	1047	1048	99.90%	
Nov-02	760	774	98.19%	
Dec-02	1723	1726	99.83%	
Jan-03	773	778	99.36%	
Feb-03	855	859	99.53%	

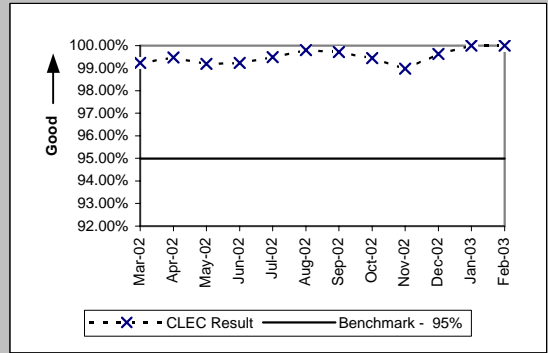


Percentage of LNP Triggers Set Prior to the Frame Due Time (Percent) (OP-8 C) (Benchmark)				
Date	Numerator	Denominator	CLEC Result	
Mar-02	9456	9494	99.60%	
Apr-02	8510	8544	99.60%	
May-02	7348	7370	99.70%	
Jun-02	6438	6494	99.14%	
Jul-02	10577	10635	99.45%	
Aug-02	19771	20750	95.28%	
Sep-02	5803	5895	98.44%	
Oct-02	7737	7750	99.83%	
Nov-02	4783	4799	99.67%	
Dec-02	4962	4988	99.48%	
Jan-03	3823	3942	96.98%	
Feb-03	2360	2377	99.28%	

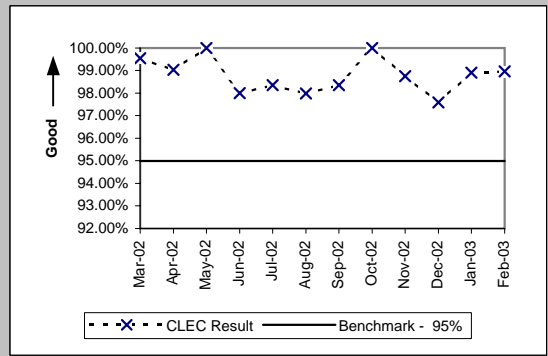


OP-13 - Coordinated Cuts on Time (Percent)

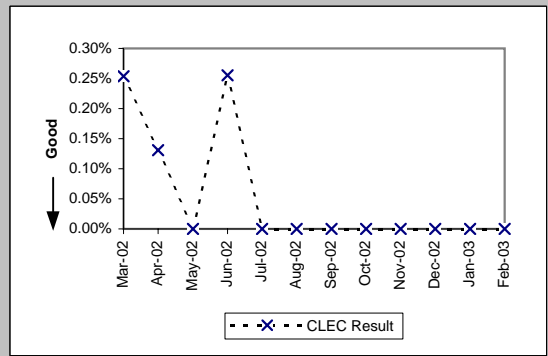
Coordinated Cuts Completed on Time (Percent) Unbundled Loop - Analog (OP-13A) (Benchmark)				
Date	Numerator	Denominator	CLEC Result	
Mar-02	391	394	99.24%	
Apr-02	760	764	99.48%	
May-02	613	618	99.19%	
Jun-02	389	392	99.23%	
Jul-02	390	392	99.49%	
Aug-02	515	516	99.81%	
Sep-02	353	354	99.72%	
Oct-02	362	364	99.45%	
Nov-02	292	295	98.98%	
Dec-02	536	538	99.63%	
Jan-03	376	376	100.00%	
Feb-03	323	323	100.00%	



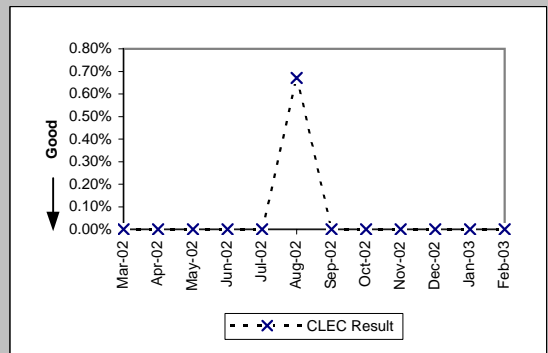
Coordinated Cuts Completed on Time (Percent) Unbundled Loop Other (OP-13A) (Benchmark)				
Date	Numerator	Denominator	CLEC Result	
Mar-02	217	218	99.54%	
Apr-02	204	206	99.03%	
May-02	185	185	100.00%	
Jun-02	147	150	98.00%	
Jul-02	180	183	98.36%	
Aug-02	146	149	97.99%	
Sep-02	120	122	98.36%	
Oct-02	132	132	100.00%	
Nov-02	79	80	98.75%	
Dec-02	81	83	97.59%	
Jan-03	91	92	98.91%	
Feb-03	96	97	98.97%	



Coordinated Cuts Started Without CLEC Approval (Percent) Unbundled Loop - Analog (OP-13B) (Diagnostic)				
Date	Numerator	Denominator	CLEC Result	
Mar-02	1	394	0.25%	
Apr-02	1	764	0.13%	
May-02	0	618	0.00%	
Jun-02	1	392	0.26%	
Jul-02	0	392	0.00%	
Aug-02	0	516	0.00%	
Sep-02	0	354	0.00%	
Oct-02	0	364	0.00%	
Nov-02	0	295	0.00%	
Dec-02	0	538	0.00%	
Jan-03	0	376	0.00%	
Feb-03	0	323	0.00%	

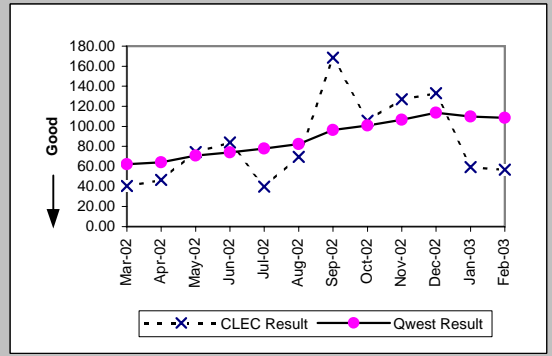


Coordinated Cuts Started Without CLEC Approval (Percent) Unbundled Loop Other (OP-13B) (Diagnostic)				
Date	Numerator	Denominator	CLEC Result	
Mar-02	0	218	0.00%	
Apr-02	0	206	0.00%	
May-02	0	185	0.00%	
Jun-02	0	150	0.00%	
Jul-02	0	183	0.00%	
Aug-02	1	149	0.67%	
Sep-02	0	122	0.00%	
Oct-02	0	132	0.00%	
Nov-02	0	80	0.00%	
Dec-02	0	83	0.00%	
Jan-03	0	92	0.00%	
Feb-03	0	97	0.00%	

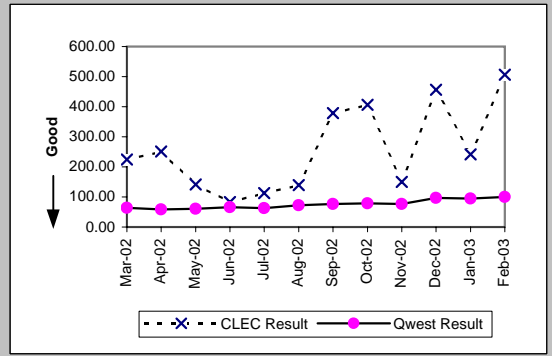


OP-15A - Interval for Pending Orders Delayed Past Due Date

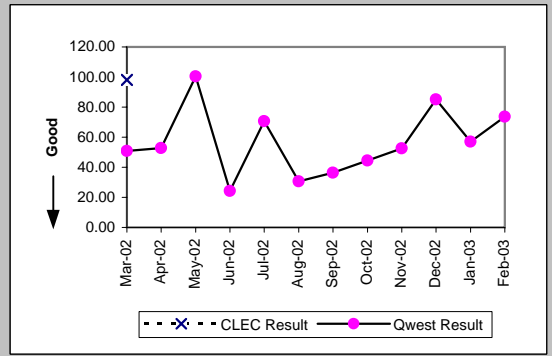
Residence (Diagnostic)									
Date	CLEC Num	CLEC Denc	CLEC Resu	Standard D	Qwest Num	Qwest Denc	Qwest Resu	Mod Z Scr	Parity Scr
Mar-02	323	8	40.38	24.23	87663	1405	62.39	-0.9	-1.55
Apr-02	327	7	46.71	41.42	105778	1650	64.11	-0.64	-1.39
May-02	520	7	74.29	68.32	116140	1642	70.73	0.16	-0.91
Jun-02	504	6	84.00	76.55	119212	1611	74.00	0.42	-0.75
Jul-02	597	15	39.80	70.27	130389	1673	77.94	-1.72	-2.05
Aug-02	697	10	69.70	89.55	137632	1673	82.27	-0.44	-1.27
Sep-02	674	4	168.50	101.96	137557	1428	96.33	1.33	-0.19
Oct-02	739	7	105.57	128.59	138089	1370	100.79	0.21	-0.87
Nov-02	508	4	127.00	135.35	139390	1306	106.73	0.42	-0.74
Dec-02	532	4	133.00	154.76	135705	1193	113.75	0.43	-0.74
Jan-03	654	11	59.45	114.76	111981	1020	109.79	-1.28	-1.78
Feb-03	738	13	56.77	114.39	111422	1027	108.49	-1.39	-1.85



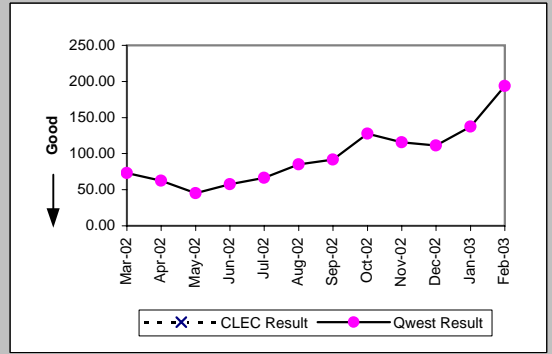
Business (Diagnostic)									
Date	CLEC Num	CLEC Denc	CLEC Resu	Standard D	Qwest Num	Qwest Denc	Qwest Resu	Mod Z Scr	Parity Scr
Mar-02	225	1	225.00		20834	327	63.71	1.72	0.04
Apr-02	251	1	251.00		23602	404	58.42	2.1	0.27
May-02	284	2	142.00	190.92	25254	414	61.00	1.57	-0.04
Jun-02	334	4	83.50	145.74	24474	373	65.61	0.58	-0.65
Jul-02	338	3	112.67	186.49	26154	418	62.57	1.05	-0.36
Aug-02	419	3	139.67	186.49	26876	369	72.83	1.19	-0.28
Sep-02	379	1	379.00		27470	361	76.09	2.2	0.34
Oct-02	406	1	406.00		25989	329	78.99	2.1	0.27
Nov-02	451	3	150.33	243.06	26778	349	76.73	1.2	-0.27
Dec-02	456	1	456.00		29485	305	96.67	2.2	0.34
Jan-03	482	2	241.00	340.83	26618	282	94.39	1.46	-0.11
Feb-03	506	1	506.00		24453	245	99.81	2.26	0.37



Centrex (Diagnostic)									
Date	CLEC Num	CLEC Denc	CLEC Resu	Standard D	Qwest Num	Qwest Denc	Qwest Resu	Mod Z Scr	Parity Scr
Mar-02	98	1	98.00		458	9	50.89	0.75	-0.54
Apr-02					528	10	52.80		
May-02					603	6	100.50		
Jun-02					753	31	24.29		
Jul-02					917	13	70.54		
Aug-02					1076	35	30.74		
Sep-02					1203	33	36.45		
Oct-02					935	21	44.52		
Nov-02					1158	22	52.64		
Dec-02					1362	16	85.12		
Jan-03					1541	27	57.07		
Feb-03					1767	24	73.62		

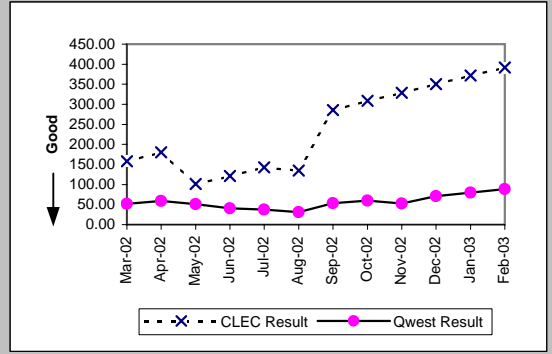


Centrex 21 (Diagnostic)									
Date	CLEC Num	CLEC Denc	CLEC Resu	Standard D	Qwest Num	Qwest Denc	Qwest Resu	Mod Z Scr	Parity Scr
Mar-02					1315	18	73.06		
Apr-02					1499	24	62.46		
May-02					1486	33	45.03		
Jun-02					1898	33	57.52		
Jul-02					2263	34	66.56		
Aug-02					2384	28	85.14		
Sep-02					2479	27	91.81		
Oct-02					2174	17	127.88		
Nov-02					2428	21	115.62		
Dec-02					2675	24	111.46		
Jan-03					2885	21	137.38		
Feb-03					2709	14	193.50		

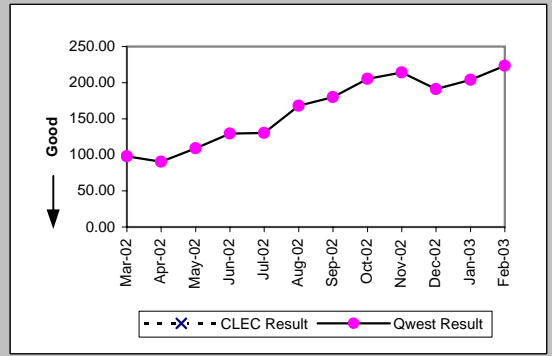


OP-15A - Interval for Pending Orders Delayed Past Due Date

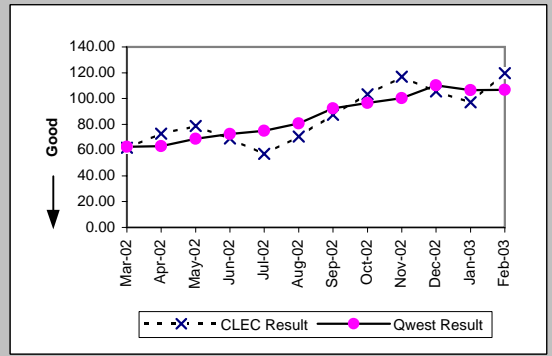
PBX (Diagnostic)									
Date	CLEC Num	CLEC Denc	CLEC Resu	Standard D	Qwest Num	Qwest Denc	Qwest Resu	Mod Z Scr	Parity Scr
Mar-02	158	1	158.00		618	12	51.50	1.19	-0.28
Apr-02	180	1	180.00		832	14	59.43	1.22	-0.26
May-02	202	2	101.00	142.84	614	12	51.17	0.63	-0.62
Jun-02	242	2	121.00	142.84	818	20	40.90	1.45	-0.12
Jul-02	286	2	143.00	142.84	714	19	37.58	1.84	0.12
Aug-02	270	2	135.00	185.26	472	15	31.47	1.58	-0.04
Sep-02	286	1	286.00		428	8	53.50	1.62	-0.02
Oct-02	309	1	309.00		361	6	60.17	1.43	-0.13
Nov-02	329	1	329.00		523	10	52.30	1.74	0.06
Dec-02	350	1	350.00		567	8	70.88	1.53	-0.07
Jan-03	372	1	372.00		715	9	79.44	1.55	-0.05
Feb-03	392	1	392.00		887	10	88.70	1.62	-0.02



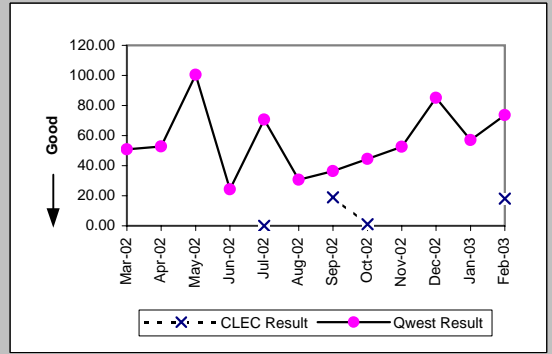
Basic Rate ISDN (Diagnostic)									
Date	CLEC Num	CLEC Denc	CLEC Resu	Standard D	Qwest Num	Qwest Denc	Qwest Resu	Mod Z Scr	Parity Scr
Mar-02					6568	67	98.03		
Apr-02					7132	79	90.28		
May-02					8838	81	109.11		
Jun-02					8808	68	129.53		
Jul-02					9396	72	130.50		
Aug-02					10246	61	167.97		
Sep-02					11329	63	179.83		
Oct-02					11486	56	205.11		
Nov-02					10702	50	214.04		
Dec-02					11468	60	191.13		
Jan-03					12043	59	204.12		
Feb-03					12731	57	223.35		



UNE - P (POTS) (Diagnostic)									
Date	CLEC Num	CLEC Denc	CLEC Resu	Standard D	Qwest Num	Qwest Denc	Qwest Resu	Mod Z Scr	Parity Scr
Mar-02	1114	18	61.89	60.49	108497	1732	62.64	-0.05	-1.03
Apr-02	1164	16	72.75	75.82	129380	2054	62.99	0.6	-0.63
May-02	1103	14	78.79	74.05	141394	2056	68.77	0.56	-0.66
Jun-02	1310	19	68.95	75.27	143686	1984	72.42	-0.19	-1.11
Jul-02	1711	30	57.03	75.69	156543	2091	74.87	-1.15	-1.7
Aug-02	1620	23	70.43	90.71	164508	2042	80.56	-0.54	-1.33
Sep-02	1749	20	87.45	104.12	165027	1789	92.25	-0.22	-1.13
Oct-02	1960	19	103.16	116.89	164078	1699	96.57	0.28	-0.83
Nov-02	2222	19	116.95	125.37	166168	1655	100.40	0.63	-0.61
Dec-02	2322	22	105.55	136.39	165190	1498	110.27	-0.19	-1.11
Jan-03	2525	26	97.12	141.90	138599	1302	106.45	-0.37	-1.22
Feb-03	2873	24	119.71	151.37	135875	1272	106.82	0.58	-0.65

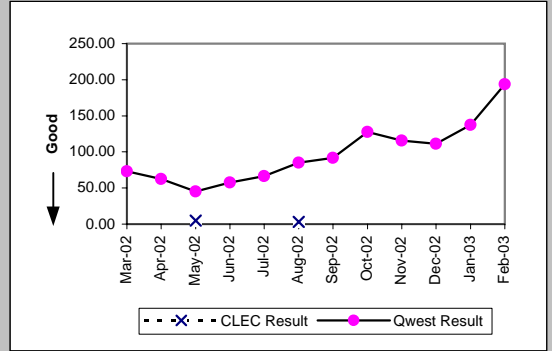


UNE P (Centrex) (Diagnostic)									
Date	CLEC Num	CLEC Denc	CLEC Resu	Standard D	Qwest Num	Qwest Denc	Qwest Resu	Mod Z Scr	Parity Scr
Mar-02					458	9	50.89		
Apr-02					528	10	52.80		
May-02					603	6	100.50		
Jun-02					753	31	24.29		
Jul-02	0	1	0.00		917	13	70.54	-0.67	-1.41
Aug-02					1076	35	30.74		
Sep-02	19	1	19.00		1203	33	36.45	-0.29	-1.18
Oct-02	1	1	1.00		935	21	44.52	-0.9	-1.55
Nov-02					1158	22	52.64		
Dec-02					1362	16	85.12		
Jan-03					1541	27	57.07		
Feb-03	18	1	18.00		1767	24	73.62	-0.72	-1.44



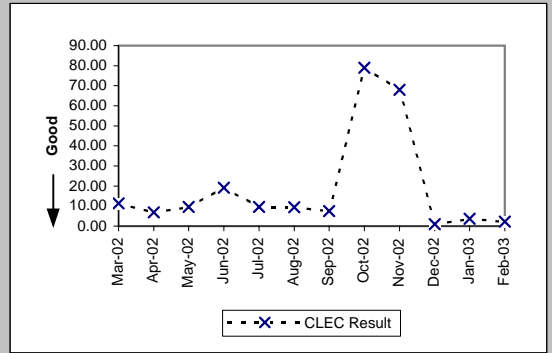
OP-15A - Interval for Pending Orders Delayed Past Due Date

UNE P (Centrex 21) (Diagnostic)										
Date	CLEC Num	CLEC Dend	CLEC Resu	Standard D	Qwest Num	Qwest Dend	Qwest Res	Mod Z Scr	Parity Scr	
Mar-02					1315	18	73.06			
Apr-02					1499	24	62.46			
May-02	15	3	5.00	3.46	1486	33	45.03	-0.81	-1.49	
Jun-02					1898	33	57.52			
Jul-02					2263	34	66.56			
Aug-02	3	1	3.00		2384	28	85.14	-0.77	-1.47	
Sep-02					2479	27	91.81			
Oct-02					2174	17	127.88			
Nov-02					2428	21	115.62			
Dec-02					2675	24	111.46			
Jan-03					2885	21	137.38			
Feb-03					2709	14	193.50			



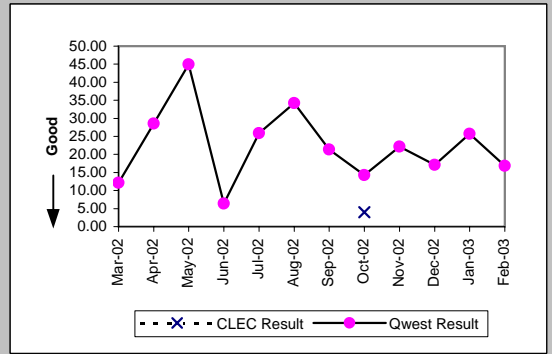
OP-15A - Interval for Pending Orders Delayed Past Due Date

Line Sharing (Diagnostic)					
Date	CLEC Num	CLEC Denom	CLEC Result	Standard Dev	
Mar-02	113	10	11.30	22.18	
Apr-02	159	23	6.91	19.82	
May-02	172	18	9.56	27.63	
Jun-02	153	8	19.12	48.12	
Jul-02	249	26	9.58	30.90	
Aug-02	256	27	9.48	34.69	
Sep-02	322	43	7.49	30.49	
Oct-02	237	3	79.00	126.54	
Nov-02	272	4	68.00	118.01	
Dec-02	6	6	1.00	1.10	
Jan-03	58	16	3.62	3.88	
Feb-03	39	17	2.29	3.26	

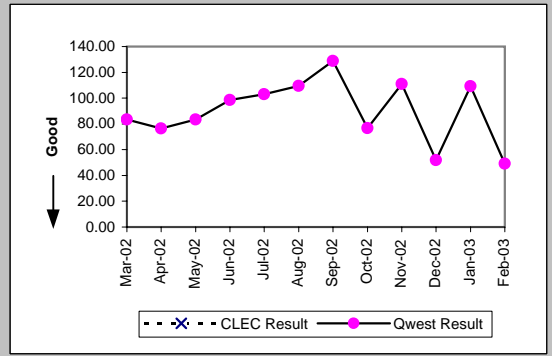


OP-15A - Interval for Pending Orders Delayed Past Due Date

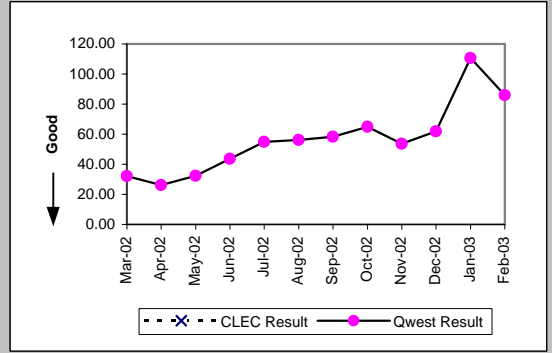
ISDN Primary (Diagnostic)									
Date	CLEC Num	CLEC Denc	CLEC Resu	Standard D	Qwest Num	Qwest Denc	Qwest Resu	Mod Z Scr	Parity Scr
Mar-02					816	67	12.18		
Apr-02					2110	74	28.51		
May-02					1573	35	44.94		
Jun-02					289	45	6.42		
Jul-02					1423	55	25.87		
Aug-02					2021	59	34.25		
Sep-02					171	8	21.38		
Oct-02	16	4	4.00	0.00	898	63	14.25	-2.29	-2.39
Nov-02					621	28	22.18		
Dec-02					222	13	17.08		
Jan-03					334	13	25.69		
Feb-03					101	6	16.83		



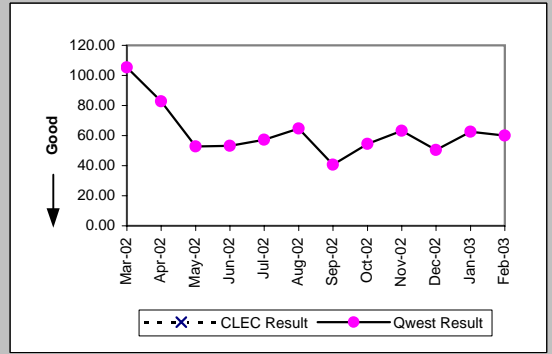
DS0 (Diagnostic)									
Date	CLEC Num	CLEC Denc	CLEC Resu	Standard D	Qwest Num	Qwest Denc	Qwest Resu	Mod Z Scr	Parity Scr
Mar-02					1417	17	83.35		
Apr-02					1377	18	76.50		
May-02					1417	17	83.35		
Jun-02					1677	17	98.65		
Jul-02					2058	20	102.90		
Aug-02					2079	19	109.42		
Sep-02					2188	17	128.71		
Oct-02					2378	31	76.71		
Nov-02					2552	23	110.96		
Dec-02					3678	71	51.80		
Jan-03					3499	32	109.34		
Feb-03					4822	98	49.20		



DS1 (Diagnostic)									
Date	CLEC Num	CLEC Denc	CLEC Resu	Standard D	Qwest Num	Qwest Denc	Qwest Resu	Mod Z Scr	Parity Scr
Mar-02					4337	135	32.13		
Apr-02					6083	233	26.11		
May-02					8560	265	32.30		
Jun-02					10222	234	43.68		
Jul-02					10031	183	54.81		
Aug-02					7129	127	56.13		
Sep-02					6757	116	58.25		
Oct-02					5974	92	64.93		
Nov-02					6391	119	53.71		
Dec-02					7311	118	61.96		
Jan-03					5752	52	110.62		
Feb-03					6368	74	86.05		

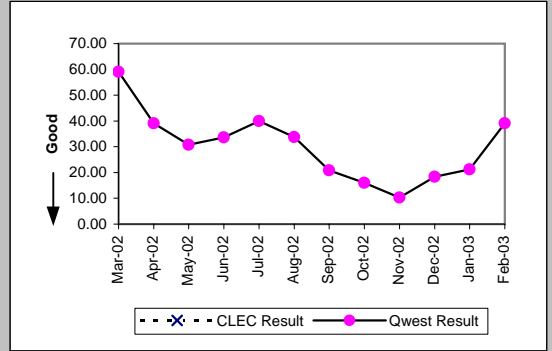


DS3 (Diagnostic)									
Date	CLEC Num	CLEC Denc	CLEC Resu	Standard D	Qwest Num	Qwest Denc	Qwest Resu	Mod Z Scr	Parity Scr
Mar-02					1370	13	105.38		
Apr-02					1407	17	82.76		
May-02					1265	24	52.71		
Jun-02					1487	28	53.11		
Jul-02					1544	27	57.19		
Aug-02					1550	24	64.58		
Sep-02					933	23	40.57		
Oct-02					1255	23	54.57		
Nov-02					1328	21	63.24		
Dec-02					1566	31	50.52		
Jan-03					1001	16	62.56		
Feb-03					1801	30	60.03		



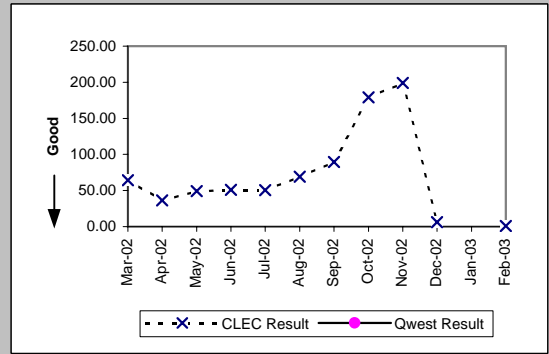
OP-15A - Interval for Pending Orders Delayed Past Due Date

Date	CLEC Num	CLEC Dens	Frame Relay (Diagnostic)			Qwest Res	Mod Z Scr	Parity Scr
			CLEC Resu	Standard D	Qwest Num			
Mar-02					1596	27	59.11	
Apr-02					1722	44	39.14	
May-02					1784	58	30.76	
Jun-02					1211	36	33.64	
Jul-02					918	23	39.91	
Aug-02					742	22	33.73	
Sep-02					396	19	20.84	
Oct-02					272	17	16.00	
Nov-02					321	31	10.35	
Dec-02					403	22	18.32	
Jan-03					508	24	21.17	
Feb-03					313	8	39.12	

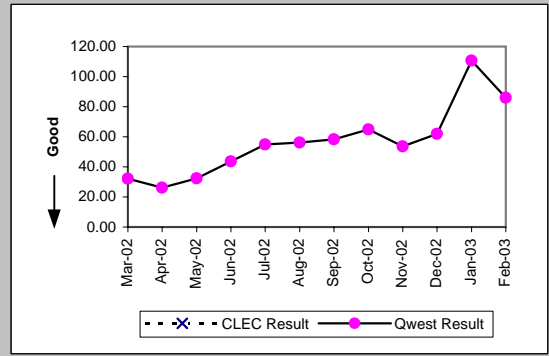


OP-15A - Interval for Pending Orders Delayed Past Due Date

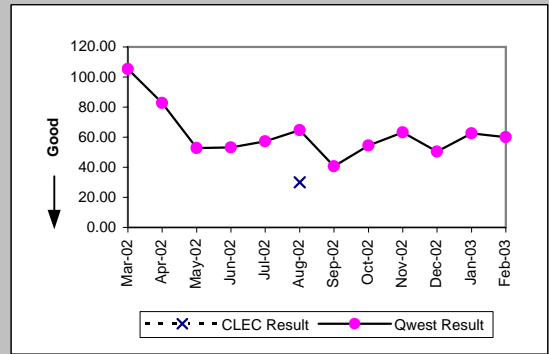
LIS Trunk (Diagnostic)									
Date	CLEC Num	CLEC Denc	CLEC Resu	Standard D	Qwest Num	Qwest Denc	Qwest Resu	Mod Z Scr	Parity Scr
Mar-02	257	4	64.25	75.39					
Apr-02	109	3	36.33	28.11					
May-02	98	2	49.00	32.53					
Jun-02	102	2	51.00	57.98					
Jul-02	152	3	50.67	56.37					
Aug-02	208	3	69.33	60.48					
Sep-02	268	3	89.33	60.48					
Oct-02	179	1	179.00						
Nov-02	199	1	199.00						
Dec-02	6	1	6.00						
Jan-03									
Feb-03	1	1	1.00						



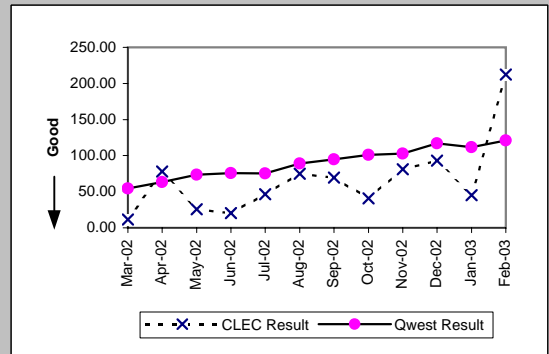
UDIT DS1 (Diagnostic)									
Date	CLEC Num	CLEC Denc	CLEC Resu	Standard D	Qwest Num	Qwest Denc	Qwest Resu	Mod Z Scr	Parity Scr
Mar-02					4337	135	32.13		
Apr-02					6083	233	26.11		
May-02					8560	265	32.30		
Jun-02					10222	234	43.68		
Jul-02					10031	183	54.81		
Aug-02					7129	127	56.13		
Sep-02					6757	116	58.25		
Oct-02					5974	92	64.93		
Nov-02					6391	119	53.71		
Dec-02					7311	118	61.96		
Jan-03					5752	52	110.62		
Feb-03					6368	74	86.05		



UDIT Above DS1 Level (Diagnostic)									
Date	CLEC Num	CLEC Denc	CLEC Resu	Standard D	Qwest Num	Qwest Denc	Qwest Resu	Mod Z Scr	Parity Scr
Mar-02					1370	13	105.38		
Apr-02					1407	17	82.76		
May-02					1265	24	52.71		
Jun-02					1487	28	53.11		
Jul-02					1544	27	57.19		
Aug-02	30	1	30.00		1550	24	64.58	-0.24	-1.14
Sep-02					933	23	40.57		
Oct-02					1255	23	54.57		
Nov-02					1328	21	63.24		
Dec-02					1566	31	50.52		
Jan-03					1001	16	62.56		
Feb-03					1801	30	60.03		

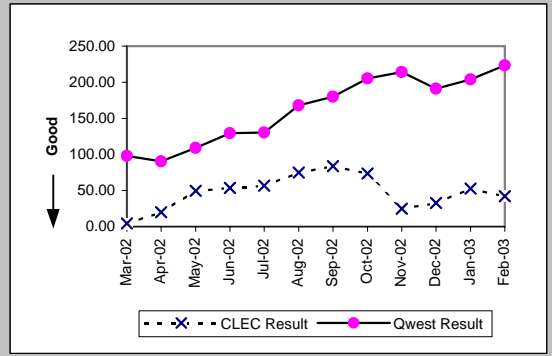


Unbundled Loop Analog (Diagnostic)									
Date	CLEC Num	CLEC Denc	CLEC Resu	Standard D	Qwest Num	Qwest Denc	Qwest Resu	Mod Z Scr	Parity Scr
Mar-02	208	18	11.56	44.78	52597	964	54.56	-2.84	-2.72
Apr-02	234	3	78.00	117.38	59351	935	63.48	0.52	-0.68
May-02	258	10	25.80	73.56	62966	855	73.64	-1.94	-2.18
Jun-02	305	15	20.33	65.34	63071	831	75.90	-2.57	-2.56
Jul-02	327	7	46.71	101.73	64979	864	75.21	-0.86	-1.53
Aug-02	375	5	75.00	126.65	68690	772	88.98	-0.33	-1.2
Sep-02	487	7	69.57	112.16	69139	729	94.84	-0.66	-1.4
Oct-02	487	12	40.58	96.01	67675	670	101.01	-1.9	-2.15
Nov-02	406	5	81.20	157.23	68185	663	102.84	-0.42	-1.25
Dec-02	465	5	93.00	163.41	66011	565	116.83	-0.43	-1.26
Jan-03	588	13	45.23	110.22	53692	480	111.86	-1.87	-2.14
Feb-03	425	2	212.50	300.52	52209	432	120.85	0.97	-0.41

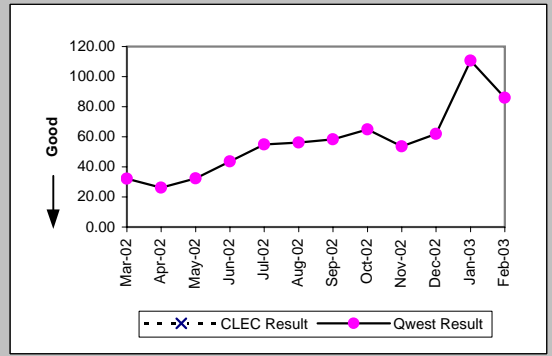


OP-15A - Interval for Pending Orders Delayed Past Due Date

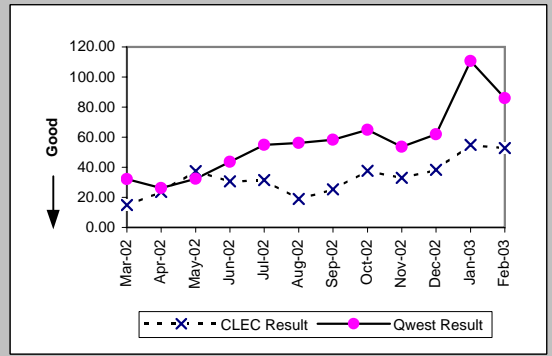
Unbundled Loop - 2 Wire Non-Loaded (Diagnostic)									
Date	CLEC Num	CLEC Denc	CLEC Resu	Standard D	Qwest Num	Qwest Denc	Qwest Resu	Mod Z Scr	Parity Scr
Mar-02	34	8	4.25	4.13	6568	67	98.03	-2.19	-2.33
Apr-02	200	10	20.00	9.76	7132	79	90.28	-1.82	-2.11
May-02	248	5	49.60	4.67	8838	81	109.11	-1.12	-1.68
Jun-02	375	7	53.57	27.64	8808	68	129.53	-1.47	-1.89
Jul-02	511	9	56.78	41.71	9396	72	130.50	-1.58	-1.96
Aug-02	674	9	74.89	47.31	10246	61	167.97	-1.89	-2.15
Sep-02	755	9	83.89	61.40	11329	63	179.83	-1.89	-2.15
Oct-02	958	13	73.69	71.38	11486	56	205.11	-2.91	-2.77
Nov-02	222	9	24.67	34.03	10702	50	214.04	-3.16	-2.92
Dec-02	359	11	32.64	36.80	11468	60	191.13	-2.74	-2.66
Jan-03	421	8	52.62	49.68	12043	59	204.12	-2.17	-2.32
Feb-03	588	14	42.00	50.82	12731	57	223.35	-3.17	-2.93



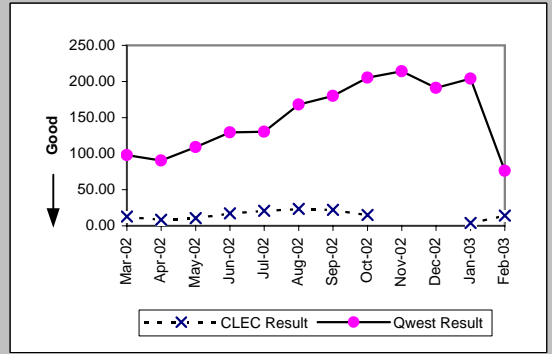
Unbundled Loop - 4 Wire Non-Loaded (Diagnostic)									
Date	CLEC Num	CLEC Denc	CLEC Resu	Standard D	Qwest Num	Qwest Denc	Qwest Resu	Mod Z Scr	Parity Scr
Mar-02					4337	135	32.13		
Apr-02					6083	233	26.11		
May-02					8560	265	32.30		
Jun-02					10222	234	43.68		
Jul-02					10031	183	54.81		
Aug-02					7129	127	56.13		
Sep-02					6757	116	58.25		
Oct-02					5974	92	64.93		
Nov-02					6391	119	53.71		
Dec-02					7311	118	61.96		
Jan-03					5752	52	110.62		
Feb-03					6368	74	86.05		



Unbundled Loop - DS1 Capable (Diagnostic)									
Date	CLEC Num	CLEC Denc	CLEC Resu	Standard D	Qwest Num	Qwest Denc	Qwest Resu	Mod Z Scr	Parity Scr
Mar-02	238	16	14.88	12.96	4337	135	32.13	-1.22	-1.74
Apr-02	541	23	23.52	18.96	6083	233	26.11	-0.26	-1.16
May-02	711	19	37.42	23.80	8560	265	32.30	0.59	-0.64
Jun-02	338	11	30.73	31.69	10222	234	43.68	-0.8	-1.48
Jul-02	346	11	31.45	34.63	10031	183	54.81	-1.16	-1.71
Aug-02	208	11	18.91	34.60	7129	127	56.13	-1.67	-2.02
Sep-02	330	13	25.38	37.20	6757	116	58.25	-1.49	-1.91
Oct-02	376	10	37.60	51.17	5974	92	64.93	-0.9	-1.55
Nov-02	264	8	33.00	41.56	6391	119	53.71	-0.65	-1.39
Dec-02	382	10	38.20	45.79	7311	118	61.96	-0.77	-1.47
Jan-03	385	7	55.00	55.76	5752	52	110.62	-1.1	-1.67
Feb-03	369	7	52.71	58.43	6368	74	86.05	-0.69	-1.42

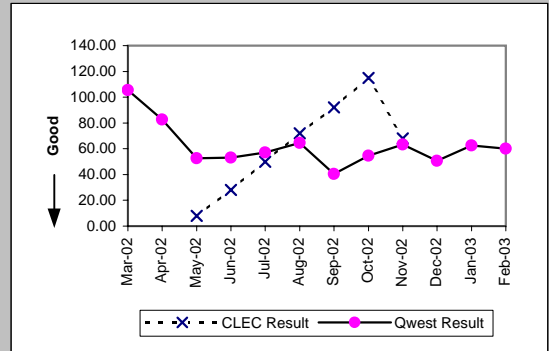


Unbundled Loop ISDN Capable (Diagnostic)									
Date	CLEC Num	CLEC Denc	CLEC Resu	Standard D	Qwest Num	Qwest Denc	Qwest Resu	Mod Z Scr	Parity Scr
Mar-02	39	3	13.00	21.66	6568	67	98.03	-1.26	-1.76
Apr-02	25	3	8.33	10.97	7132	79	90.28	-1.21	-1.74
May-02	65	6	10.83	8.68	8838	81	109.11	-2.01	-2.22
Jun-02	35	2	17.50	6.36	8808	68	129.53	-1.2	-1.73
Jul-02	63	3	21.00	21.66	9396	72	130.50	-1.41	-1.86
Aug-02	70	3	23.33	37.00	10246	61	167.97	-1.77	-2.08
Sep-02	111	5	22.20	36.35	11329	63	179.83	-2.39	-2.45
Oct-02	15	1	15.00		11486	56	205.11	-1.29	-1.78
Nov-02					10702	50	214.04		
Dec-02					11468	60	191.13		
Jan-03	8	2	4.00	0.00	12043	59	204.12	-1.5	-1.91
Feb-03	14	1	14.00		1523	20	76.15	-0.55	-1.33

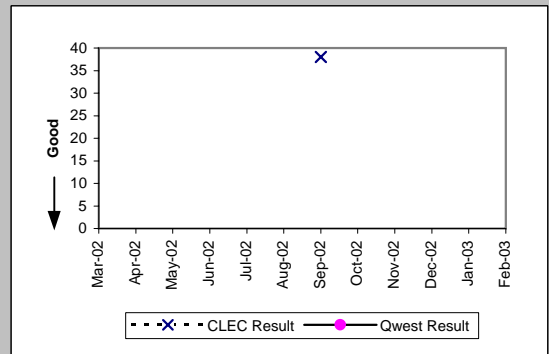


OP-15A - Interval for Pending Orders Delayed Past Due Date

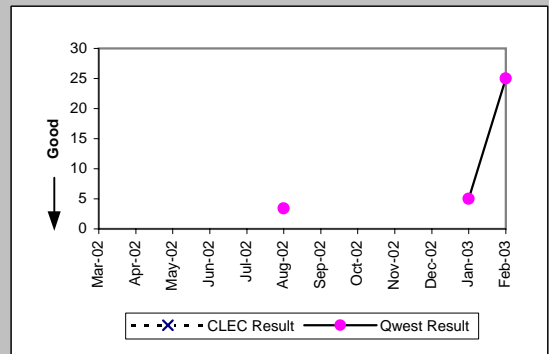
Unbundled Loop - DS3 Capable (Diagnostic)									
Date	CLEC Num	CLEC Dend	CLEC Resu	Standard D	Qwest Num	Qwest Dend	Qwest Resu	Mod Z Scr	Parity Scr
Mar-02					1370	13	105.38		
Apr-02					1407	17	82.76		
May-02	8	1	8.00		1265	24	52.71	-0.34	-1.21
Jun-02	28	1	28.00		1487	28	53.11	-0.2	-1.12
Jul-02	50	1	50.00		1544	27	57.19	-0.05	-1.03
Aug-02	72	1	72.00		1550	24	64.58	1.15	-0.3
Sep-02	92	1	92.00		933	23	40.57	1.51	-0.08
Oct-02	115	1	115.00		1255	23	54.57	1.44	-0.12
Nov-02	136	2	68.00	94.75	1328	21	63.24	0.45	-0.73
Dec-02					1566	31	50.52		
Jan-03					1001	16	62.56		
Feb-03					1801	30	60.03		



Dark Fiber - Loop (Diagnostic)									
Date	CLEC Num	CLEC Dend	CLEC Resu	Standard D	Qwest Num	Qwest Dend	Qwest Resu	Mod Z Scr	Parity Scr
Mar-02									
Apr-02									
May-02									
Jun-02									
Jul-02									
Aug-02									
Sep-02	76	2	38.00	0.00					
Oct-02									
Nov-02									
Dec-02									
Jan-03									
Feb-03									

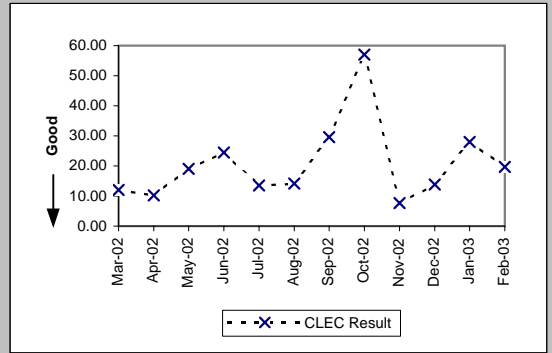


E911 (Diagnostic)									
Date	CLEC Num	CLEC Dend	CLEC Resu	Standard D	Qwest Num	Qwest Dend	Qwest Resu	Mod Z Scr	Parity Scr
Mar-02									
Apr-02									
May-02									
Jun-02									
Jul-02									
Aug-02					17	5	3.40		
Sep-02									
Oct-02									
Nov-02									
Dec-02									
Jan-03					5	1	5.00		
Feb-03					25	1	25.00		



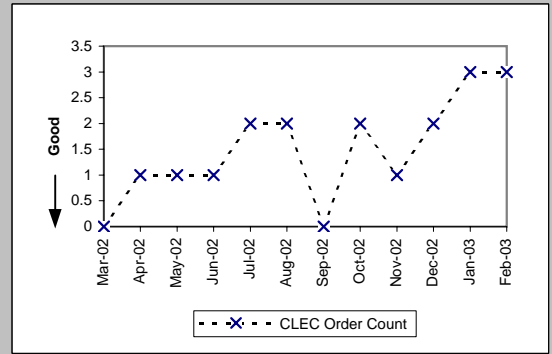
OP-15A - Interval for Pending Orders Delayed Past Due Date

Enhanced Extended Loops (EELs) (Diagnostic)					
Date	Num	Denom	CLEC Result	Standard Dev	
Mar-02	12	1	12.00		
Apr-02	51	5	10.20	3.42	
May-02	57	3	19.00	16.46	
Jun-02	49	2	24.50	34.65	
Jul-02	27	2	13.50	12.02	
Aug-02	85	6	14.17	6.62	
Sep-02	148	5	29.60	13.69	
Oct-02	171	3	57.00	3.61	
Nov-02	23	3	7.67	1.15	
Dec-02	69	5	13.80	14.04	
Jan-03	56	2	28.00	33.94	
Feb-03	138	7	19.71	23.68	

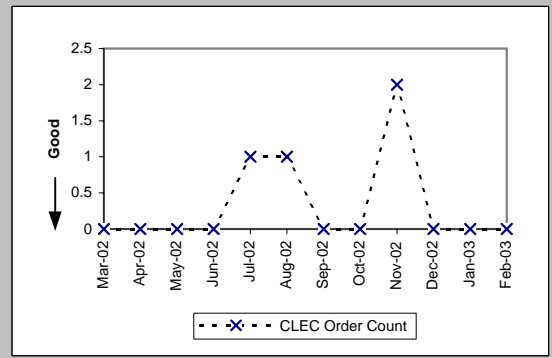


OP-15B - Count of Pending Orders Delayed for Facilities Reasons

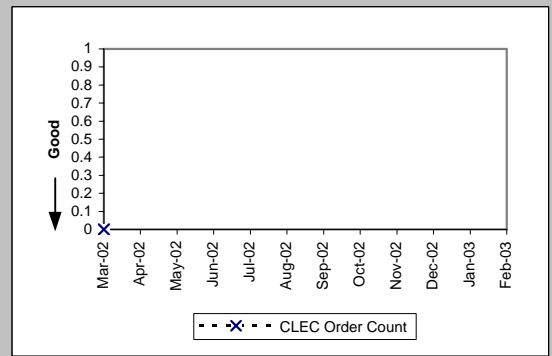
Residence (Diagnostic)	
Date	CLEC Order Count
Mar-02	0
Apr-02	1
May-02	1
Jun-02	1
Jul-02	2
Aug-02	2
Sep-02	0
Oct-02	2
Nov-02	1
Dec-02	2
Jan-03	3
Feb-03	3



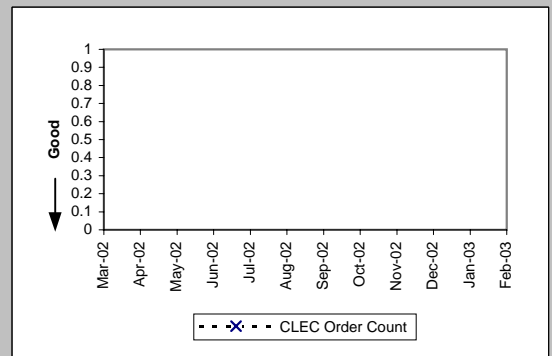
Business (Diagnostic)	
Date	CLEC Order Count
Mar-02	0
Apr-02	0
May-02	0
Jun-02	0
Jul-02	1
Aug-02	1
Sep-02	0
Oct-02	0
Nov-02	2
Dec-02	0
Jan-03	0
Feb-03	0



Centrex (Diagnostic)	
Date	CLEC Order Count
Mar-02	0
Apr-02	
May-02	
Jun-02	
Jul-02	
Aug-02	
Sep-02	
Oct-02	
Nov-02	
Dec-02	
Jan-03	
Feb-03	

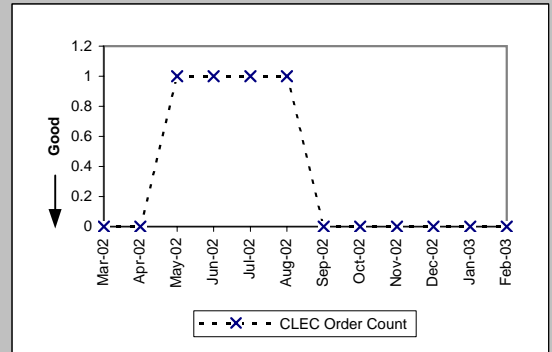


Centrex 21 (Diagnostic)	
Date	CLEC Order Count
Mar-02	
Apr-02	
May-02	
Jun-02	
Jul-02	
Aug-02	
Sep-02	
Oct-02	
Nov-02	
Dec-02	
Jan-03	
Feb-03	

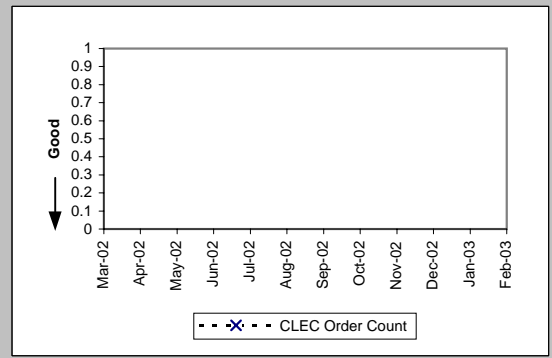


OP-15B - Count of Pending Orders Delayed for Facilities Reasons

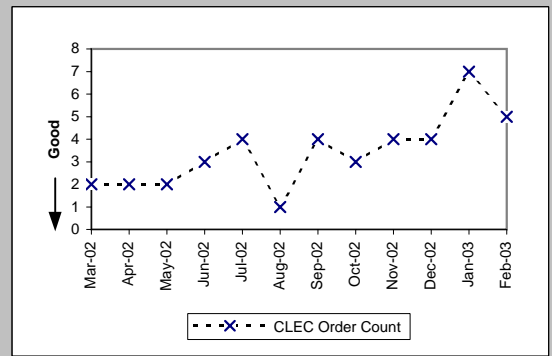
PBX (Diagnostic)	
Date	CLEC Order Count
Mar-02	0
Apr-02	0
May-02	1
Jun-02	1
Jul-02	1
Aug-02	1
Sep-02	0
Oct-02	0
Nov-02	0
Dec-02	0
Jan-03	0
Feb-03	0



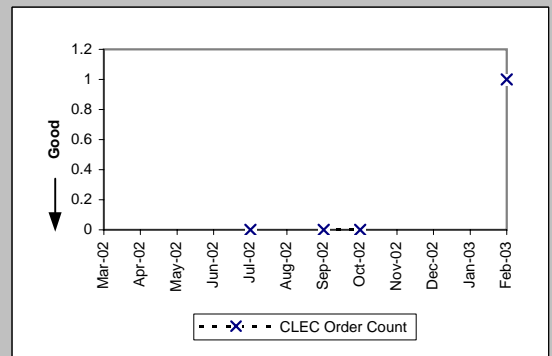
Basic Rate ISDN (Diagnostic)	
Date	CLEC Order Count
Mar-02	
Apr-02	
May-02	
Jun-02	
Jul-02	
Aug-02	
Sep-02	
Oct-02	
Nov-02	
Dec-02	
Jan-03	
Feb-03	



UNE - P (POTS) (Diagnostic)	
Date	CLEC Order Count
Mar-02	2
Apr-02	2
May-02	2
Jun-02	3
Jul-02	4
Aug-02	1
Sep-02	4
Oct-02	3
Nov-02	4
Dec-02	4
Jan-03	7
Feb-03	5

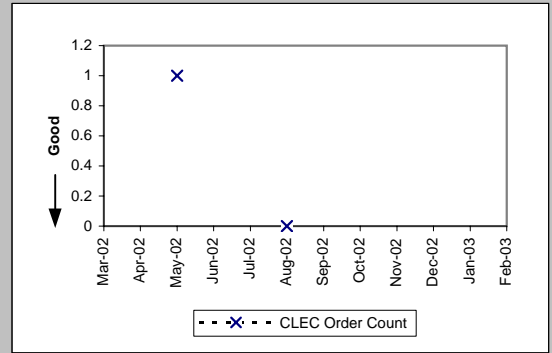


UNE P (Centrex) (Diagnostic)	
Date	CLEC Order Count
Mar-02	
Apr-02	
May-02	
Jun-02	
Jul-02	0
Aug-02	
Sep-02	0
Oct-02	0
Nov-02	
Dec-02	
Jan-03	
Feb-03	1



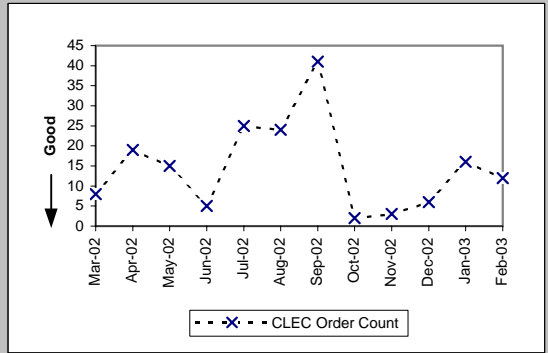
OP-15B - Count of Pending Orders Delayed for Facilities Reasons

UNE P (Centrex 21) (Diagnostic)	
Date	CLEC Order Count
Mar-02	
Apr-02	
May-02	1
Jun-02	
Jul-02	
Aug-02	0
Sep-02	
Oct-02	
Nov-02	
Dec-02	
Jan-03	
Feb-03	

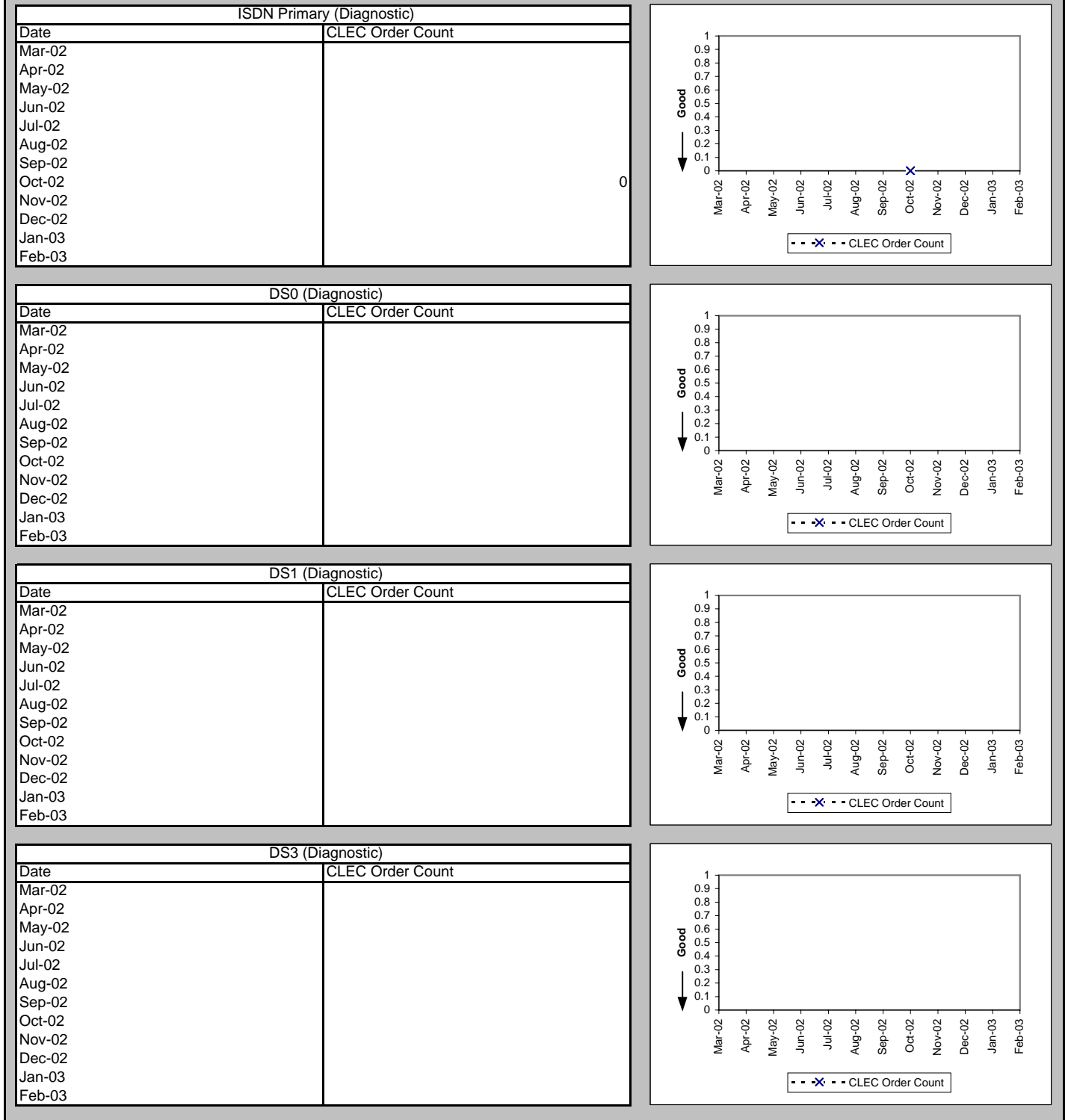


OP-15B - Count of Pending Orders Delayed for Facilities Reasons

Line Sharing (Diagnostic)	
Date	CLEC Order Count
Mar-02	8
Apr-02	19
May-02	15
Jun-02	5
Jul-02	25
Aug-02	24
Sep-02	41
Oct-02	2
Nov-02	3
Dec-02	6
Jan-03	16
Feb-03	12

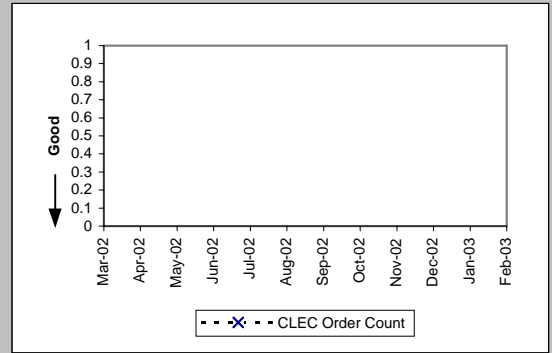


OP-15B - Count of Pending Orders Delayed for Facilities Reasons



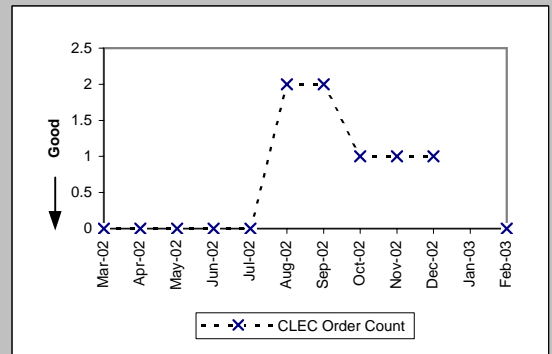
OP-15B - Count of Pending Orders Delayed for Facilities Reasons

Frame Relay (Diagnostic)	
Date	CLEC Order Count
Mar-02	
Apr-02	
May-02	
Jun-02	
Jul-02	
Aug-02	
Sep-02	
Oct-02	
Nov-02	
Dec-02	
Jan-03	
Feb-03	

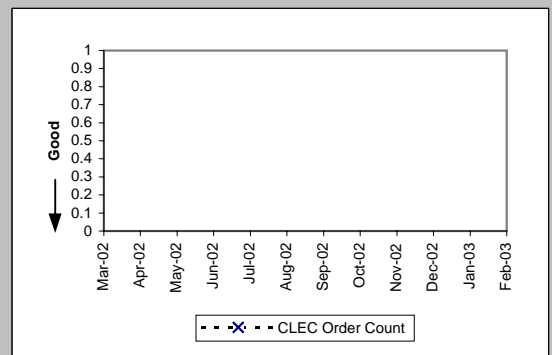


OP-15B - Count of Pending Orders Delayed for Facilities Reasons

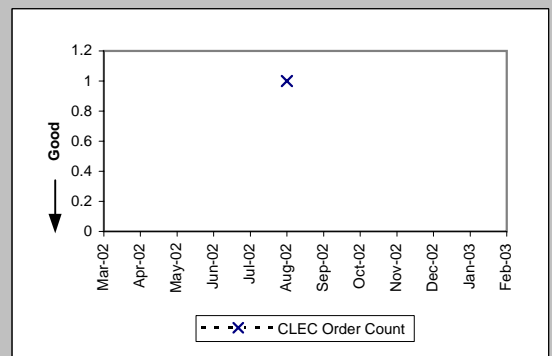
LIS Trunk (Diagnostic)	
Date	CLEC Order Count
Mar-02	0
Apr-02	0
May-02	0
Jun-02	0
Jul-02	0
Aug-02	2
Sep-02	2
Oct-02	1
Nov-02	1
Dec-02	1
Jan-03	
Feb-03	0



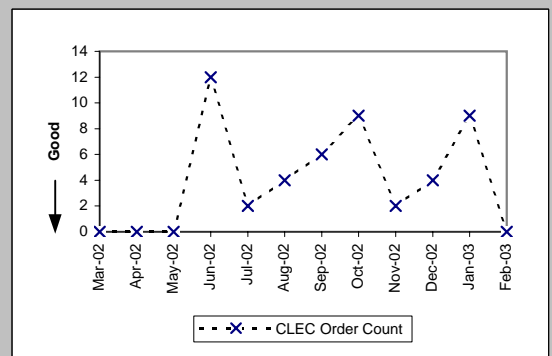
UDIT DS1 (Diagnostic)	
Date	CLEC Order Count
Mar-02	
Apr-02	
May-02	
Jun-02	
Jul-02	
Aug-02	
Sep-02	
Oct-02	
Nov-02	
Dec-02	
Jan-03	
Feb-03	



UDIT Above DS1 Level (Diagnostic)	
Date	CLEC Order Count
Mar-02	
Apr-02	
May-02	
Jun-02	
Jul-02	
Aug-02	1
Sep-02	
Oct-02	
Nov-02	
Dec-02	
Jan-03	
Feb-03	

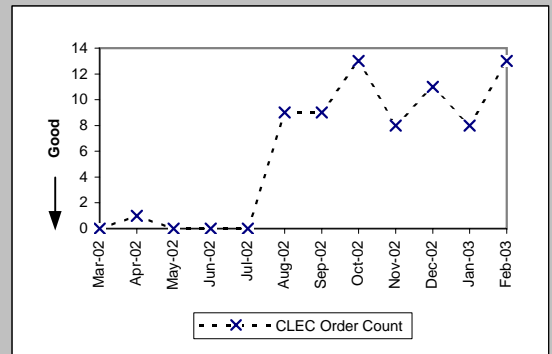


Unbundled Loop Analog (Diagnostic)	
Date	CLEC Order Count
Mar-02	0
Apr-02	0
May-02	0
Jun-02	12
Jul-02	2
Aug-02	4
Sep-02	6
Oct-02	9
Nov-02	2
Dec-02	4
Jan-03	9
Feb-03	0

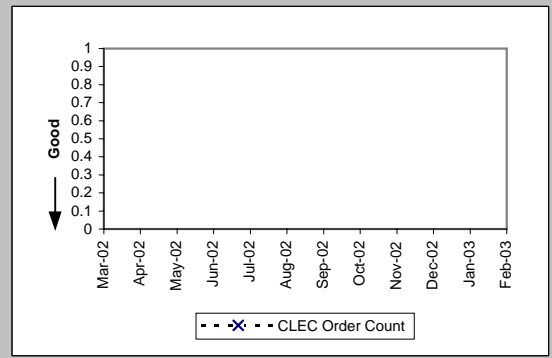


OP-15B - Count of Pending Orders Delayed for Facilities Reasons

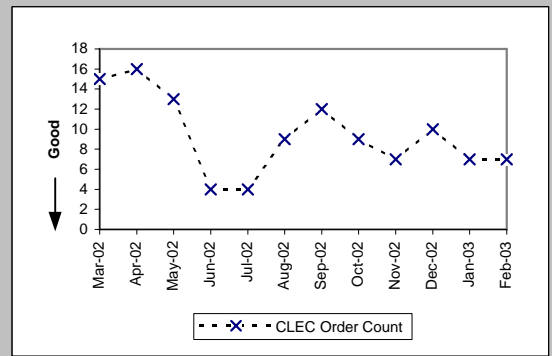
Unbundled Loop - 2 Wire Non-Loaded (Diagnostic)	
Date	CLEC Order Count
Mar-02	0
Apr-02	1
May-02	0
Jun-02	0
Jul-02	0
Aug-02	9
Sep-02	9
Oct-02	13
Nov-02	8
Dec-02	11
Jan-03	8
Feb-03	13



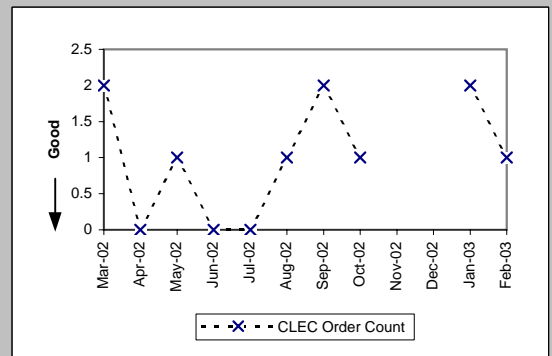
Unbundled Loop - 4 Wire Non-Loaded (Diagnostic)	
Date	CLEC Order Count
Mar-02	
Apr-02	
May-02	
Jun-02	
Jul-02	
Aug-02	
Sep-02	
Oct-02	
Nov-02	
Dec-02	
Jan-03	
Feb-03	



Unbundled Loop - DS1 Capable (Diagnostic)	
Date	CLEC Order Count
Mar-02	15
Apr-02	16
May-02	13
Jun-02	4
Jul-02	4
Aug-02	9
Sep-02	12
Oct-02	9
Nov-02	7
Dec-02	10
Jan-03	7
Feb-03	7

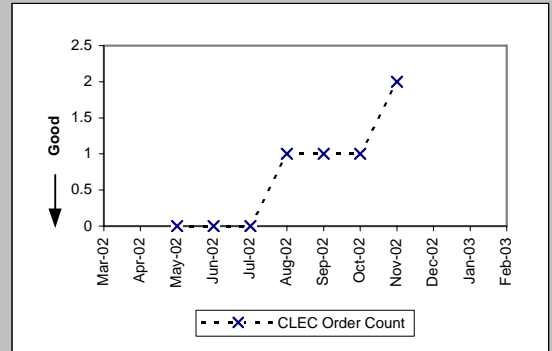


Unbundled Loop ISDN Capable (Diagnostic)	
Date	CLEC Order Count
Mar-02	2
Apr-02	0
May-02	1
Jun-02	0
Jul-02	0
Aug-02	1
Sep-02	1
Oct-02	2
Nov-02	1
Dec-02	
Jan-03	2
Feb-03	1

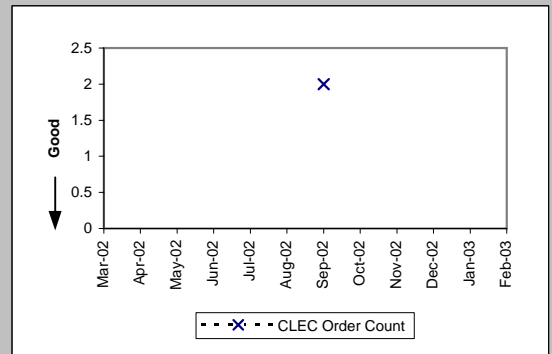


OP-15B - Count of Pending Orders Delayed for Facilities Reasons

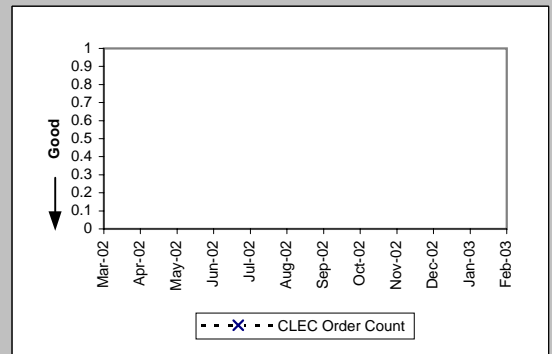
Unbundled Loop - DS3 Capable (Diagnostic)	
Date	CLEC Order Count
Mar-02	
Apr-02	
May-02	0
Jun-02	0
Jul-02	0
Aug-02	1
Sep-02	1
Oct-02	1
Nov-02	2
Dec-02	
Jan-03	
Feb-03	



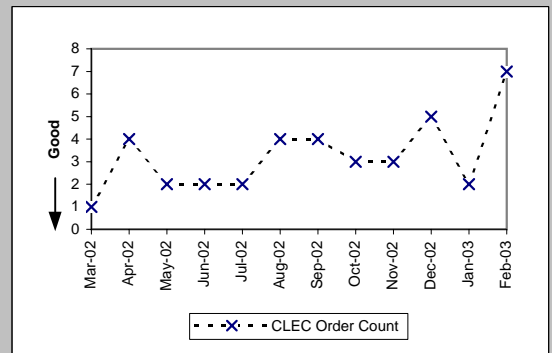
Dark Fiber - Loop (Diagnostic)	
Date	CLEC Order Count
Mar-02	
Apr-02	
May-02	
Jun-02	
Jul-02	
Aug-02	
Sep-02	2
Oct-02	
Nov-02	
Dec-02	
Jan-03	
Feb-03	



E911 (Diagnostic)	
Date	CLEC Order Count
Mar-02	
Apr-02	
May-02	
Jun-02	
Jul-02	
Aug-02	
Sep-02	
Oct-02	
Nov-02	
Dec-02	
Jan-03	
Feb-03	

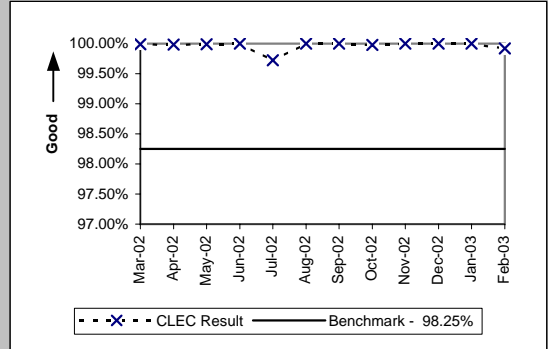


Enhanced Extended Loops (EELs) (Diagnostic)	
Date	CLEC Order Count
Mar-02	1
Apr-02	4
May-02	2
Jun-02	2
Jul-02	2
Aug-02	4
Sep-02	4
Oct-02	3
Nov-02	3
Dec-02	5
Jan-03	2
Feb-03	7

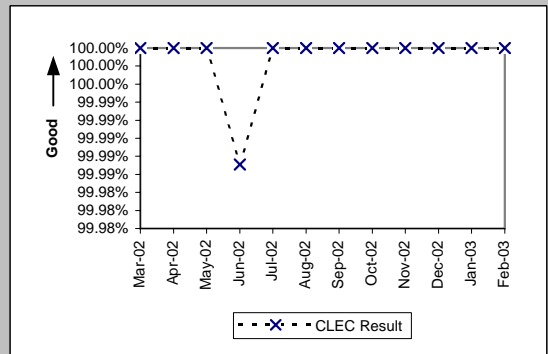


OP-17 - Timeliness of Disconnects associated with LNP Orders

Timeliness of Disconnects associated with LNP Orders (Percent) (OP-17A) (Benchmark)					
Date	CLEC Num	CLEC Denom	CLEC Result	CLEC Std Dev	
Mar-02	10528	10529	99.99%	0.97%	
Apr-02	10944	10946	99.98%	1.35%	
May-02	10996	10997	99.99%	0.95%	
Jun-02	7744	7744	100.00%	0.00%	
Jul-02	11993	12026	99.73%	5.23%	
Aug-02	22349	22349	100.00%	0.00%	
Sep-02	6885	6885	100.00%	0.00%	
Oct-02	9127	9129	99.98%	1.48%	
Nov-02	6315	6315	100.00%	0.00%	
Dec-02	6971	6971	100.00%	0.00%	
Jan-03	4977	4977	100.00%	0.00%	
Feb-03	3702	3705	99.92%	2.84%	

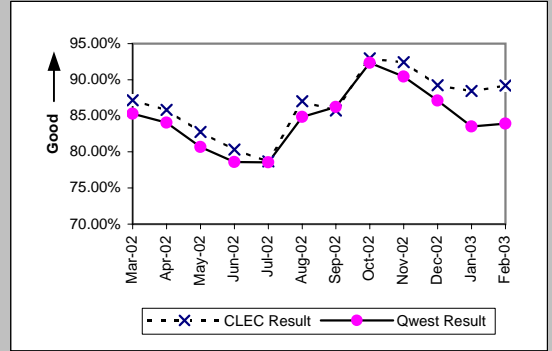


Timeliness of Disconnects associated with LNP Orders (Percent) (OP-17B) (Diagnostic)				
Date	CLEC Num	CLEC Denom	CLEC Result	CLEC Std Dev
Mar-02	10529	10529	100.00%	0.00%
Apr-02	10946	10946	100.00%	0.00%
May-02	10997	10997	100.00%	0.00%
Jun-02	7743	7744	99.99%	1.14%
Jul-02	12026	12026	100.00%	0.00%
Aug-02	22349	22349	100.00%	0.00%
Sep-02	6885	6885	100.00%	0.00%
Oct-02	9129	9129	100.00%	0.00%
Nov-02	6315	6315	100.00%	0.00%
Dec-02	6971	6971	100.00%	0.00%
Jan-03	4977	4977	100.00%	0.00%
Feb-03	3705	3705	100.00%	0.00%



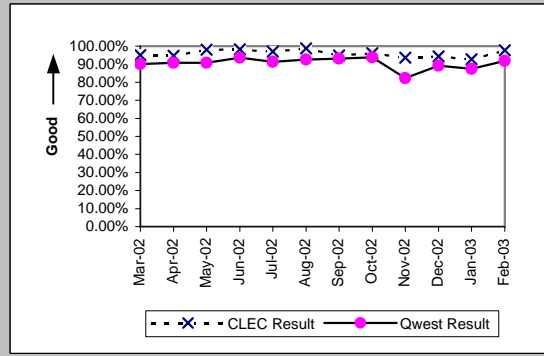
MR-2 - Calls Answered within 20 Seconds - Interconnect Repair Center (Percent)

Calls Answered within 20 seconds - Interconnect Repair Center (Percent) (MR-2) (Parity)						
Date	CLEC Num	CLEC Denom	CLEC Result	Qwest Num	Qwest Denom	Qwest Result
Mar-02	17341	19901	87.14%	395295	463412	85.30%
Apr-02	17296	20156	85.81%	386034	459220	84.06%
May-02	18953	22897	82.78%	378179	468753	80.68%
Jun-02	17950	22347	80.32%	389434	495518	78.59%
Jul-02	19079	24241	78.71%	451076	574101	78.57%
Aug-02	20752	23847	87.02%	449184	529360	84.85%
Sep-02	18155	21172	85.75%	415020	481264	86.24%
Oct-02	18911	20339	92.98%	408717	442709	92.32%
Nov-02	13114	14188	92.43%	327560	362204	90.44%
Dec-02	11401	12774	89.25%	333048	382342	87.11%
Jan-03	11535	13040	88.46%	402243	481677	83.51%
Feb-03	11140	12487	89.21%	394969	470777	83.90%

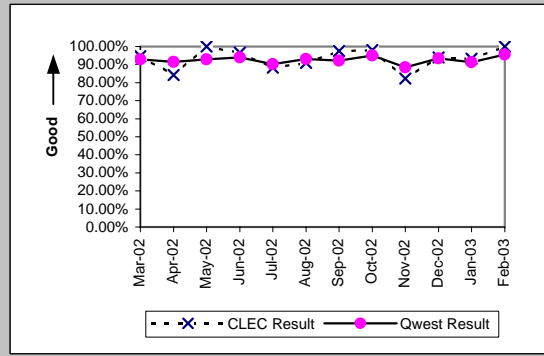


MR-3A - Out of Service Cleared within 24 Hours (Percent) - Dispatches within MSAs

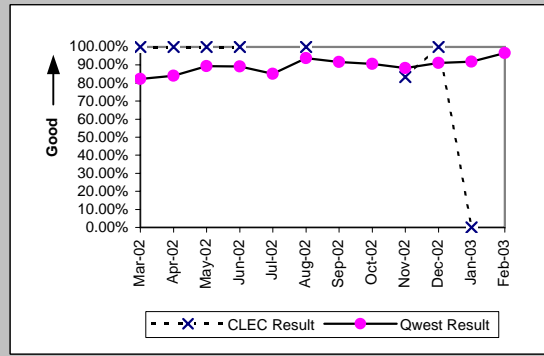
Residence (Parity)									
Date	CLEC Num	CLEC Denc	CLEC Resu	CLEC Std E	Qwest Num	Qwest Denc	Qwest Resu	Mod Z Scr	Parity Scr
Mar-02	38	40	95.00%	21.79%	7140	7922	90.13%	-1.03	-1.63
Apr-02	54	57	94.74%	22.33%	7379	8121	90.86%	-1.01	-1.61
May-02	49	50	98.00%	14.00%	7965	8776	90.76%	-1.76	-2.07
Jun-02	53	54	98.15%	13.48%	7942	8483	93.62%	-1.36	-1.82
Jul-02	96	99	96.97%	17.14%	8509	9326	91.24%	-2.01	-2.22
Aug-02	84	85	98.82%	10.78%	8579	9273	92.52%	-2.2	-2.34
Sep-02	75	79	94.94%	21.92%	7638	8200	93.15%	-0.63	-1.38
Oct-02	73	76	96.05%	19.47%	8068	8594	93.88%	-0.79	-1.48
Nov-02	87	93	93.55%	24.57%	8321	10113	82.28%	-2.83	-2.72
Dec-02	99	105	94.29%	23.21%	9998	11200	89.27%	-1.65	-2.01
Jan-03	103	111	92.79%	25.86%	10471	11982	87.39%	-1.71	-2.04
Feb-03	127	130	97.69%	15.01%	8366	9104	91.89%	-2.41	-2.46



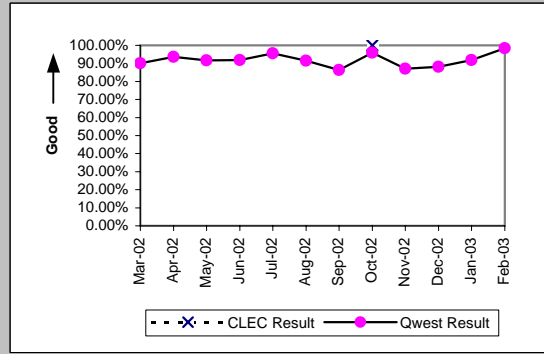
Business (Parity)									
Date	CLEC Num	CLEC Denc	CLEC Resu	CLEC Std E	Qwest Num	Qwest Denc	Qwest Resu	Mod Z Scr	Parity Scr
Mar-02	18	19	94.74%	22.33%	1029	1107	92.95%	-0.3	-1.18
Apr-02	16	19	84.21%	36.46%	996	1088	91.54%	1.07	-0.35
May-02	24	24	100.00%	0.00%	985	1060	92.92%	-1.34	-1.81
Jun-02	28	29	96.55%	18.25%	965	1027	93.96%	-0.58	-1.35
Jul-02	30	34	88.24%	32.22%	1117	1238	90.23%	0.43	-0.74
Aug-02	40	44	90.91%	28.75%	1049	1126	93.16%	0.61	-0.63
Sep-02	38	39	97.44%	15.81%	987	1070	92.24%	-1.19	-1.72
Oct-02	49	50	98.00%	14.00%	1121	1179	95.08%	-0.93	-1.57
Nov-02	65	79	82.28%	38.19%	1125	1272	88.44%	1.58	-0.04
Dec-02	47	50	94.00%	23.75%	1097	1174	93.44%	-0.16	-1.1
Jan-03	69	74	93.24%	25.10%	1245	1364	91.28%	-0.58	-1.36
Feb-03	55	55	100.00%	0.00%	981	1027	95.52%	-1.56	-1.95



Centrex (Parity)									
Date	CLEC Num	CLEC Denc	CLEC Resu	CLEC Std E	Qwest Num	Qwest Denc	Qwest Resu	Mod Z Scr	Parity Scr
Mar-02	15	15	100.00%	0.00%	126	153	82.35%	-1.71	-2.04
Apr-02	8	8	100.00%	0.00%	121	144	84.03%	-1.2	-1.73
May-02	4	4	100.00%	0.00%	151	169	89.35%	-0.68	-1.41
Jun-02	1	1	100.00%	0.00%	123	138	89.13%	-0.35	-1.21
Jul-02					126	148	85.14%		
Aug-02	1	1	100.00%	0.00%	105	112	93.75%	-0.26	-1.16
Sep-02					100	109	91.74%		
Oct-02					126	139	90.65%		
Nov-02	5	6	83.33%	37.27%	90	102	88.24%	0.35	-0.79
Dec-02	1	1	100.00%	0.00%	93	102	91.18%	-0.31	-1.19
Jan-03	0	1	0.00%	0.00%	113	123	91.87%	1.74	0.06
Feb-03					86	89	96.63%		

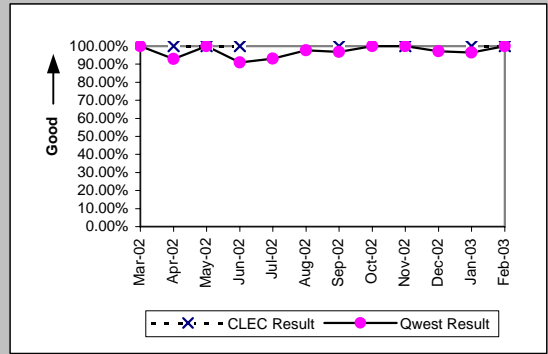


Centrex 21 (Parity)									
Date	CLEC Num	CLEC Denc	CLEC Resu	CLEC Std E	Qwest Num	Qwest Denc	Qwest Resu	Mod Z Scr	Parity Scr
Mar-02					137	152	90.13%		
Apr-02					131	140	93.57%		
May-02					133	145	91.72%		
Jun-02					125	136	91.91%		
Jul-02					169	177	95.48%		
Aug-02					119	130	91.54%		
Sep-02					120	139	86.33%		
Oct-02	1	1	100.00%	0.00%	168	175	96.00%	-0.2	-1.12
Nov-02					135	155	87.10%		
Dec-02					127	144	88.19%		
Jan-03					147	160	91.88%		
Feb-03					126	128	98.44%		

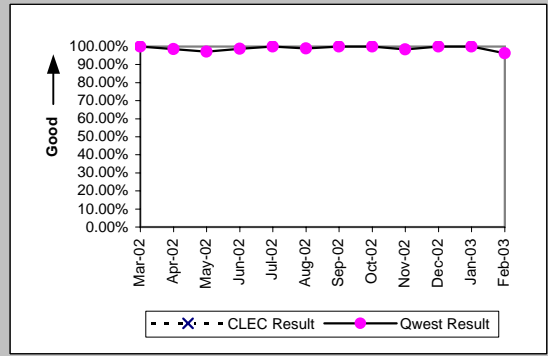


MR-3A - Out of Service Cleared within 24 Hours (Percent) - Dispatches within MSAs

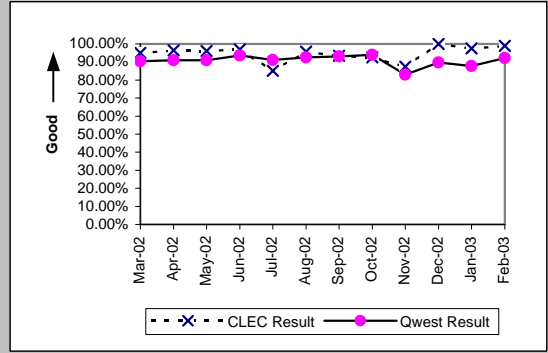
PBX (Parity)									
Date	CLEC Num	CLEC Denc	CLEC Resu	CLEC Std E	Qwest Num	Qwest Denc	Qwest Resu	Mod Z Scr	Parity Scr
Mar-02					25	25	100.00%		
Apr-02	1	1	100.00%	0.00%	39	42	92.86%	-0.27	-1.17
May-02	1	1	100.00%	0.00%	38	38	100.00%	N/A	N/A
Jun-02	1	1	100.00%	0.00%	30	33	90.91%	-0.31	-1.19
Jul-02					40	43	93.02%		
Aug-02					41	42	97.62%		
Sep-02	3	3	100.00%	0.00%	30	31	96.77%	-0.3	-1.18
Oct-02					30	30	100.00%		
Nov-02	2	2	100.00%	0.00%	33	33	100.00%	N/A	N/A
Dec-02					35	36	97.22%		
Jan-03	1	1	100.00%	0.00%	27	28	96.43%	-0.19	-1.11
Feb-03	1	1	100.00%	0.00%	26	26	100.00%	N/A	N/A



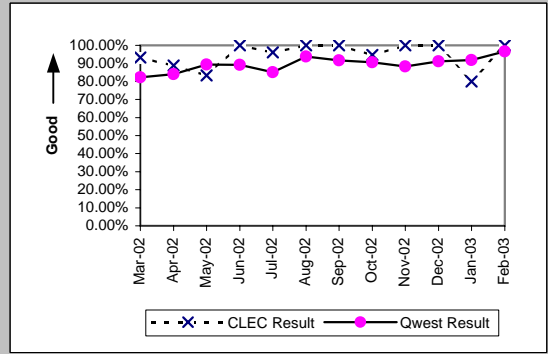
Basic Rate ISDN (Parity)									
Date	CLEC Num	CLEC Denc	CLEC Resu	CLEC Std E	Qwest Num	Qwest Denc	Qwest Resu	Mod Z Scr	Parity Scr
Mar-02					47	47	100.00%		
Apr-02					68	69	98.55%		
May-02					68	70	97.14%		
Jun-02					76	77	98.70%		
Jul-02					73	73	100.00%		
Aug-02					90	91	98.90%		
Sep-02					71	71	100.00%		
Oct-02					41	41	100.00%		
Nov-02					60	61	98.36%		
Dec-02					81	81	100.00%		
Jan-03					53	53	100.00%		
Feb-03					51	53	96.23%		



UNE - P (POTS) (Parity)									
Date	CLEC Num	CLEC Denc	CLEC Resu	CLEC Std E	Qwest Num	Qwest Denc	Qwest Resu	Mod Z Scr	Parity Scr
Mar-02	77	81	95.06%	21.67%	8169	9029	90.48%	-1.4	-1.85
Apr-02	54	56	96.43%	18.56%	8375	9209	90.94%	-1.43	-1.87
May-02	49	51	96.08%	19.41%	8950	9836	90.99%	-1.27	-1.77
Jun-02	65	67	97.01%	17.02%	8907	9510	93.66%	-1.12	-1.68
Jul-02	74	87	85.06%	35.65%	9626	10564	91.12%	1.85	0.13
Aug-02	67	70	95.71%	20.25%	9628	10399	92.59%	-1	-1.61
Sep-02	57	61	93.44%	24.75%	8625	9270	93.04%	-0.12	-1.07
Oct-02	74	80	92.50%	26.34%	9189	9773	94.02%	0.6	-0.63
Nov-02	76	87	87.36%	33.23%	9446	11385	82.97%	-1.08	-1.66
Dec-02	55	55	100.00%	0.00%	11095	12374	89.66%	-2.51	-2.53
Jan-03	77	79	97.47%	15.71%	11716	13346	87.79%	-2.62	-2.59
Feb-03	87	88	98.86%	10.60%	9347	10131	92.26%	-2.31	-2.4

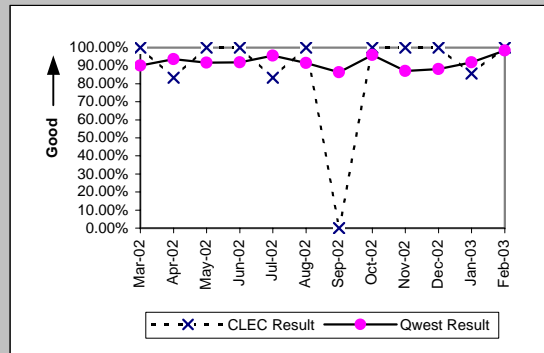


UNE P (Centrex) (Parity)									
Date	CLEC Num	CLEC Denc	CLEC Resu	CLEC Std E	Qwest Num	Qwest Denc	Qwest Resu	Mod Z Scr	Parity Scr
Mar-02	14	15	93.33%	24.94%	126	153	82.35%	-1.06	-1.65
Apr-02	8	9	88.89%	31.43%	121	144	84.03%	-0.39	-1.23
May-02	10	12	83.33%	37.27%	151	169	89.35%	0.63	-0.61
Jun-02	8	8	100.00%	0.00%	123	138	89.13%	-0.96	-1.58
Jul-02	25	26	96.15%	19.23%	126	148	85.14%	-1.46	-1.89
Aug-02	15	15	100.00%	0.00%	105	112	93.75%	-0.94	-1.57
Sep-02	15	15	100.00%	0.00%	100	109	91.74%	-1.09	-1.66
Oct-02	18	19	94.74%	22.33%	126	139	90.65%	-0.57	-1.35
Nov-02	14	14	100.00%	0.00%	90	102	88.24%	-1.28	-1.78
Dec-02	26	26	100.00%	0.00%	93	102	91.18%	-1.42	-1.86
Jan-03	16	20	80.00%	40.00%	113	123	91.87%	1.51	-0.08
Feb-03	17	17	100.00%	0.00%	86	89	96.63%	-0.71	-1.43

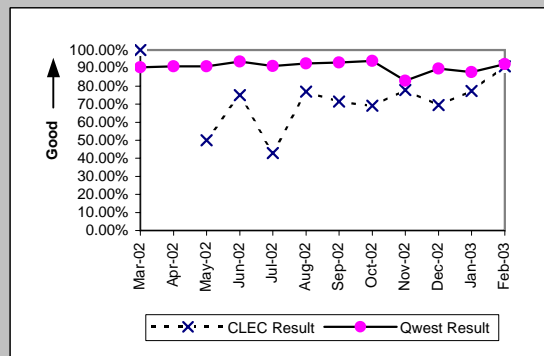


MR-3A - Out of Service Cleared within 24 Hours (Percent) - Dispatches within MSAs

UNE P (Centrex 21) (Parity)										
Date	CLEC Num	CLEC Denc	CLEC Resu	CLEC Std	Qwest Num	Qwest Denc	Qwest Resu	Mod Z Scr	Parity Scr	
Mar-02	3	3	100.00%	0.00%	137	152	90.13%	-0.57	-1.35	
Apr-02	5	6	83.33%	37.27%	131	140	93.57%	0.82	-0.5	
May-02	4	4	100.00%	0.00%	133	145	91.72%	-0.59	-1.36	
Jun-02	1	1	100.00%	0.00%	125	136	91.91%	-0.3	-1.18	
Jul-02	5	6	83.33%	37.27%	169	177	95.48%	1.06	-0.36	
Aug-02	1	1	100.00%	0.00%	119	130	91.54%	-0.3	-1.18	
Sep-02	0	1	0.00%	0.00%	120	139	86.33%	1.49	-0.09	
Oct-02	5	5	100.00%	0.00%	168	175	96.00%	-0.45	-1.27	
Nov-02	7	7	100.00%	0.00%	135	155	87.10%	-1	-1.61	
Dec-02	4	4	100.00%	0.00%	127	144	88.19%	-0.72	-1.44	
Jan-03	6	7	85.71%	34.99%	147	160	91.88%	0.54	-0.67	
Feb-03	4	4	100.00%	0.00%	126	128	98.44%	-0.25	-1.15	

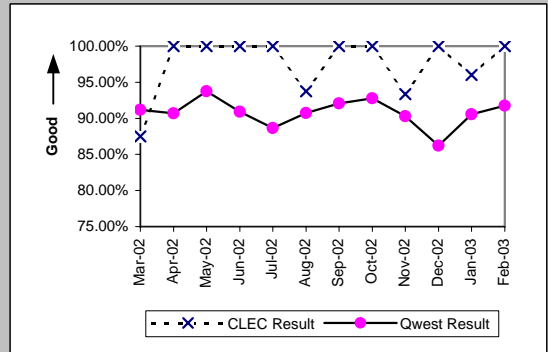


Line Sharing (Parity)										
Date	CLEC Num	CLEC Denc	CLEC Resu	CLEC Std	Qwest Num	Qwest Denc	Qwest Resu	Mod Z Scr	Parity Scr	
Mar-02	1	1	100.00%	0.00%	8169	9029	90.48%	-0.32	-1.2	
Apr-02					8375	9209	90.94%			
May-02	1	2	50.00%	50.00%	8950	9836	90.99%	1.34	-0.18	
Jun-02	3	4	75.00%	43.30%	8907	9510	93.66%	1.14	-0.3	
Jul-02	3	7	42.86%	49.49%	9626	10564	91.12%	3.13	0.9	
Aug-02	10	13	76.92%	42.13%	9628	10399	92.59%	1.77	0.07	
Sep-02	5	7	71.43%	45.18%	8625	9270	93.04%	1.7	0.04	
Oct-02	9	13	69.23%	46.15%	9189	9773	94.02%	2.74	0.66	
Nov-02	21	27	77.78%	41.57%	9446	11385	82.97%	0.72	-0.56	
Dec-02	16	23	69.57%	46.01%	11095	12374	89.66%	2.65	0.61	
Jan-03	17	22	77.27%	41.91%	11716	13346	87.79%	1.39	-0.15	
Feb-03	10	11	90.91%	28.75%	9347	10131	92.26%	0.25	-0.85	

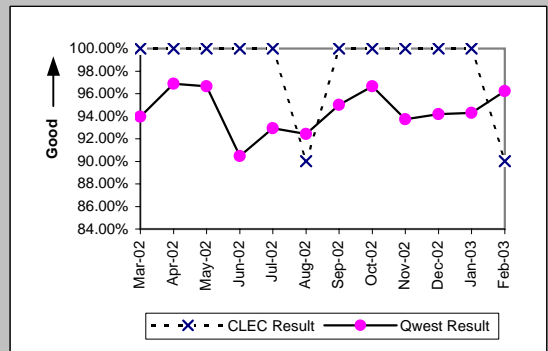


MR-3B - Out of Service Cleared within 24 Hours (Percent) - Dispatches outside MSAs

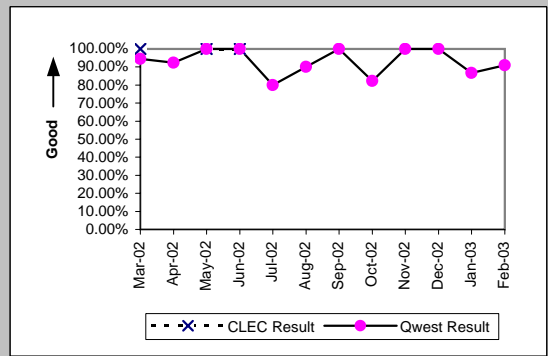
Residence (Parity)									
Date	CLEC Num	CLEC Denc	CLEC Resu	CLEC Std E	Qwest Num	Qwest Denc	Qwest Resu	Mod Z Scr	Parity Scr
Mar-02	7	8	87.50%	33.07%	1530	1678	91.18%	0.41	-0.75
Apr-02	6	6	100.00%	0.00%	1718	1894	90.71%	-0.78	-1.48
May-02	9	9	100.00%	0.00%	1707	1821	93.74%	-0.77	-1.47
Jun-02	10	10	100.00%	0.00%	1650	1815	90.91%	-1	-1.61
Jul-02	8	8	100.00%	0.00%	1839	2074	88.67%	-1.01	-1.61
Aug-02	15	16	93.75%	24.21%	1643	1811	90.72%	-0.42	-1.25
Sep-02	10	10	100.00%	0.00%	1673	1817	92.07%	-0.93	-1.56
Oct-02	10	10	100.00%	0.00%	1564	1686	92.76%	-0.88	-1.54
Nov-02	14	15	93.33%	24.94%	1668	1847	90.31%	-0.39	-1.24
Dec-02	9	9	100.00%	0.00%	2008	2329	86.22%	-1.2	-1.73
Jan-03	24	25	96.00%	19.60%	2166	2392	90.55%	-0.93	-1.56
Feb-03	22	22	100.00%	0.00%	1680	1831	91.75%	-1.4	-1.85



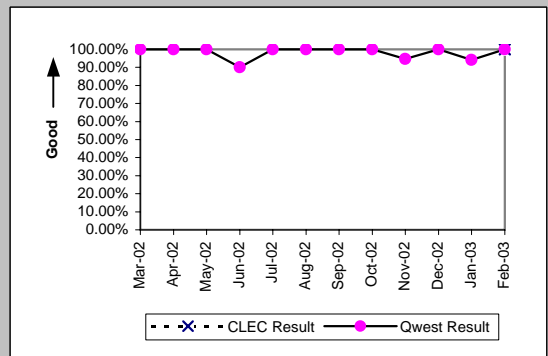
Business (Parity)									
Date	CLEC Num	CLEC Denc	CLEC Resu	CLEC Std E	Qwest Num	Qwest Denc	Qwest Resu	Mod Z Scr	Parity Scr
Mar-02	7	7	100.00%	0.00%	202	215	93.95%	-0.66	-1.4
Apr-02	8	8	100.00%	0.00%	248	256	96.88%	-0.5	-1.3
May-02	7	7	100.00%	0.00%	231	239	96.65%	-0.49	-1.3
Jun-02	6	6	100.00%	0.00%	228	252	90.48%	-0.79	-1.48
Jul-02	3	3	100.00%	0.00%	263	283	92.93%	-0.48	-1.29
Aug-02	9	10	90.00%	30.00%	220	238	92.44%	0.31	-0.81
Sep-02	9	9	100.00%	0.00%	247	260	95.00%	-0.68	-1.41
Oct-02	9	9	100.00%	0.00%	260	269	96.65%	-0.55	-1.33
Nov-02	11	11	100.00%	0.00%	209	223	93.72%	-0.84	-1.51
Dec-02	11	11	100.00%	0.00%	291	309	94.17%	-0.81	-1.49
Jan-03	11	11	100.00%	0.00%	315	334	94.31%	-0.8	-1.49
Feb-03	9	10	90.00%	30.00%	230	239	96.23%	0.84	-0.49



Centrex (Parity)									
Date	CLEC Num	CLEC Denc	CLEC Resu	CLEC Std E	Qwest Num	Qwest Denc	Qwest Resu	Mod Z Scr	Parity Scr
Mar-02	1	1	100.00%	0.00%	17	18	94.44%	-0.24	-1.14
Apr-02					12	13	92.31%		
May-02	1	1	100.00%	0.00%	11	11	100.00%	N/A	N/A
Jun-02	2	2	100.00%	0.00%	4	4	100.00%	N/A	N/A
Jul-02					4	5	80.00%		
Aug-02					9	10	90.00%		
Sep-02					11	11	100.00%		
Oct-02					14	17	82.35%		
Nov-02					7	7	100.00%		
Dec-02					14	14	100.00%		
Jan-03					13	15	86.67%		
Feb-03					10	11	90.91%		

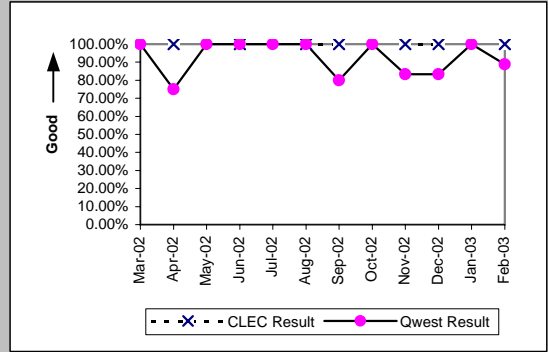


Centrex 21 (Parity)									
Date	CLEC Num	CLEC Denc	CLEC Resu	CLEC Std E	Qwest Num	Qwest Denc	Qwest Resu	Mod Z Scr	Parity Scr
Mar-02					15	15	100.00%		
Apr-02					7	7	100.00%		
May-02					10	10	100.00%		
Jun-02					9	10	90.00%		
Jul-02					14	14	100.00%		
Aug-02					6	6	100.00%		
Sep-02					17	17	100.00%		
Oct-02					10	10	100.00%		
Nov-02					18	19	94.74%		
Dec-02					13	13	100.00%		
Jan-03					16	17	94.12%		
Feb-03	1	1	100.00%	0.00%	14	14	100.00%	N/A	N/A

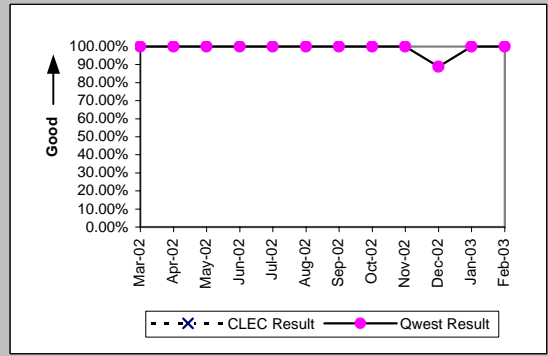


MR-3B - Out of Service Cleared within 24 Hours (Percent) - Dispatches outside MSAs

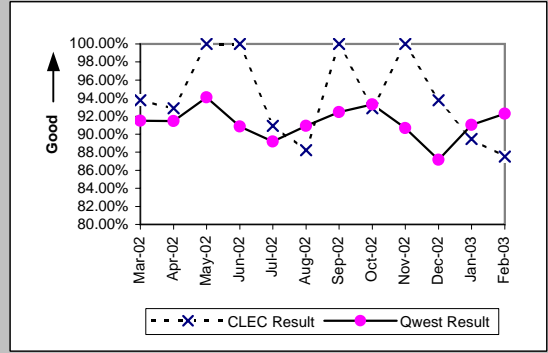
PBX (Parity)									
Date	CLEC Num	CLEC Denc	CLEC Resu	CLEC Std E	Qwest Num	Qwest Denc	Qwest Resu	Mod Z Scr	Parity Scr
Mar-02					8	8	100.00%		
Apr-02	3	3	100.00%	0.00%	3	4	75.00%	-0.76	-1.46
May-02					7	7	100.00%		
Jun-02	1	1	100.00%	0.00%	8	8	100.00%	N/A	N/A
Jul-02					9	9	100.00%		
Aug-02	2	2	100.00%	0.00%	6	6	100.00%	N/A	N/A
Sep-02	2	2	100.00%	0.00%	4	5	80.00%	-0.6	-1.36
Oct-02					3	3	100.00%		
Nov-02	1	1	100.00%	0.00%	5	6	83.33%	-0.41	-1.25
Dec-02	1	1	100.00%	0.00%	5	6	83.33%	-0.41	-1.25
Jan-03					5	5	100.00%		
Feb-03	1	1	100.00%	0.00%	8	9	88.89%	-0.34	-1.2



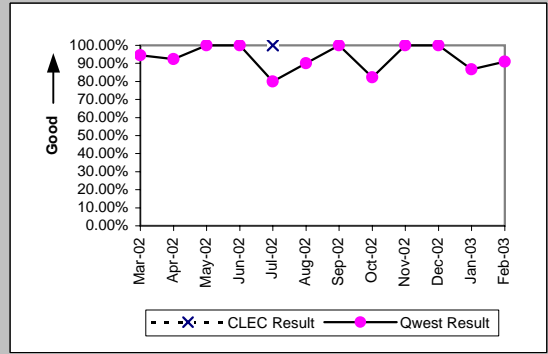
Basic Rate ISDN (Parity)									
Date	CLEC Num	CLEC Denc	CLEC Resu	CLEC Std E	Qwest Num	Qwest Denc	Qwest Resu	Mod Z Scr	Parity Scr
Mar-02					6	6	100.00%		
Apr-02					12	12	100.00%		
May-02					8	8	100.00%		
Jun-02					6	6	100.00%		
Jul-02					8	8	100.00%		
Aug-02					6	6	100.00%		
Sep-02					10	10	100.00%		
Oct-02					1	1	100.00%		
Nov-02					4	4	100.00%		
Dec-02					8	9	88.89%		
Jan-03					2	2	100.00%		
Feb-03					4	4	100.00%		



UNE - P (POTS) (Parity)									
Date	CLEC Num	CLEC Denc	CLEC Resu	CLEC Std E	Qwest Num	Qwest Denc	Qwest Resu	Mod Z Scr	Parity Scr
Mar-02	15	16	93.75%	24.21%	1732	1893	91.50%	-0.32	-1.2
Apr-02	13	14	92.86%	25.75%	1966	2150	91.44%	-0.19	-1.11
May-02	5	5	100.00%	0.00%	1938	2060	94.08%	-0.56	-1.34
Jun-02	14	14	100.00%	0.00%	1878	2067	90.86%	-1.18	-1.72
Jul-02	10	11	90.91%	28.75%	2102	2357	89.18%	-0.18	-1.11
Aug-02	15	17	88.24%	32.22%	1863	2049	90.92%	0.43	-0.74
Sep-02	14	14	100.00%	0.00%	1920	2077	92.44%	-1.07	-1.65
Oct-02	13	14	92.86%	25.75%	1824	1955	93.30%	0.15	-0.91
Nov-02	12	12	100.00%	0.00%	1877	2070	90.68%	-1.11	-1.67
Dec-02	15	16	93.75%	24.21%	2299	2638	87.15%	-0.79	-1.48
Jan-03	17	19	89.47%	30.69%	2481	2726	91.01%	0.3	-0.82
Feb-03	14	16	87.50%	33.07%	1910	2070	92.27%	0.71	-0.57

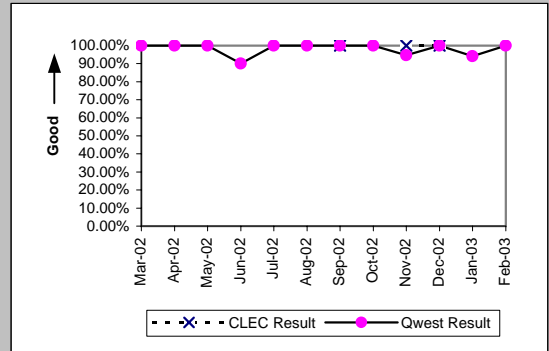


UNE P (Centrex) (Parity)									
Date	CLEC Num	CLEC Denc	CLEC Resu	CLEC Std E	Qwest Num	Qwest Denc	Qwest Resu	Mod Z Scr	Parity Scr
Mar-02					17	18	94.44%		
Apr-02					12	13	92.31%		
May-02					11	11	100.00%		
Jun-02					4	4	100.00%		
Jul-02	1	1	100.00%	0.00%	4	5	80.00%	-0.46	-1.28
Aug-02					9	10	90.00%		
Sep-02					11	11	100.00%		
Oct-02					14	17	82.35%		
Nov-02					7	7	100.00%		
Dec-02					14	14	100.00%		
Jan-03					13	15	86.67%		
Feb-03					10	11	90.91%		

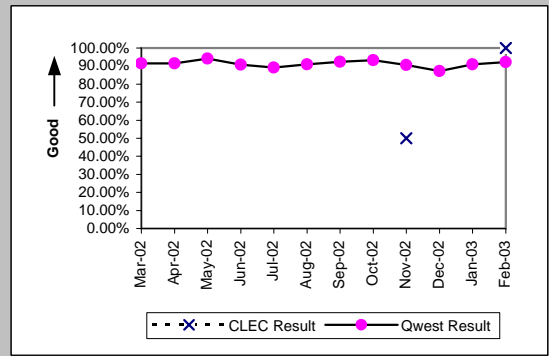


MR-3B - Out of Service Cleared within 24 Hours (Percent) - Dispatches outside MSAs

UNE P (Centrex 21) (Parity)									
Date	CLEC Num	CLEC Denc	CLEC Resu	CLEC Std	Qwest Num	Qwest Denc	Qwest Resu	Mod Z Scr	Parity Scr
Mar-02					15	15	100.00%		
Apr-02					7	7	100.00%		
May-02					10	10	100.00%		
Jun-02					9	10	90.00%		
Jul-02					14	14	100.00%		
Aug-02					6	6	100.00%		
Sep-02	1	1	100.00%	0.00%	17	17	100.00%	N/A	N/A
Oct-02					10	10	100.00%		
Nov-02	2	2	100.00%	0.00%	18	19	94.74%	-0.32	-1.19
Dec-02	1	1	100.00%	0.00%	13	13	100.00%	N/A	N/A
Jan-03					16	17	94.12%		
Feb-03					14	14	100.00%		

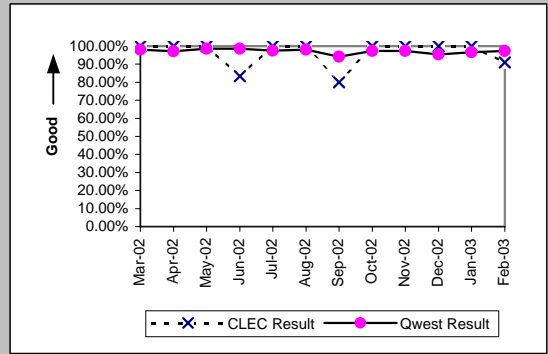


Line Sharing (Parity)									
Date	CLEC Num	CLEC Denc	CLEC Resu	CLEC Std	Qwest Num	Qwest Denc	Qwest Resu	Mod Z Scr	Parity Scr
Mar-02					1732	1893	91.50%		
Apr-02					1966	2150	91.44%		
May-02					1938	2060	94.08%		
Jun-02					1878	2067	90.86%		
Jul-02					2102	2357	89.18%		
Aug-02					1863	2049	90.92%		
Sep-02					1920	2077	92.44%		
Oct-02					1824	1955	93.30%		
Nov-02	1	2	50.00%	50.00%	1877	2070	90.68%	1.32	-0.19
Dec-02					2299	2638	87.15%		
Jan-03					2481	2726	91.01%		
Feb-03	3	3	100.00%	0.00%	1910	2070	92.27%	-0.5	-1.3

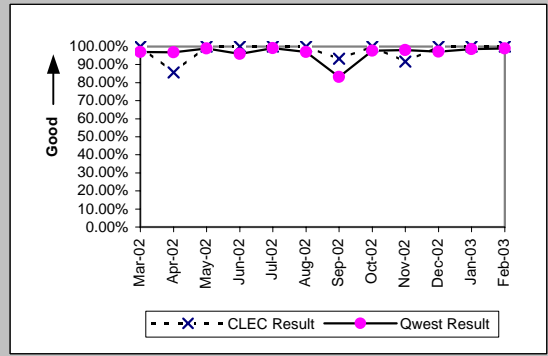


MR-3C - Out of Service Cleared within 24 Hours (Percent) - No dispatches

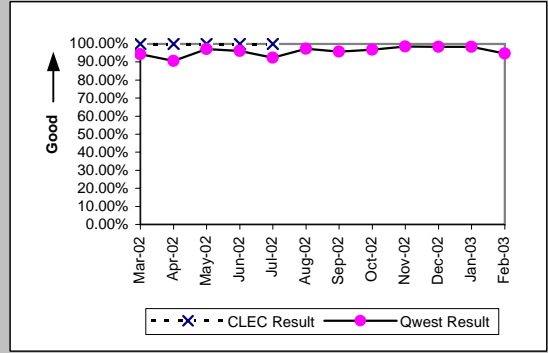
Residence (Parity)									
Date	CLEC Num	CLEC Denc	CLEC Resu	CLEC Std E	Qwest Num	Qwest Denc	Qwest Resu	Mod Z Scr	Parity Scr
Mar-02	8	8	100.00%	0.00%	2789	2843	98.10%	-0.39	-1.24
Apr-02	17	17	100.00%	0.00%	1948	2004	97.21%	-0.7	-1.42
May-02	15	15	100.00%	0.00%	2132	2162	98.61%	-0.46	-1.28
Jun-02	10	12	83.33%	37.27%	1895	1922	98.60%	2.52	0.53
Jul-02	12	12	100.00%	0.00%	2517	2583	97.44%	-0.56	-1.34
Aug-02	17	17	100.00%	0.00%	2139	2182	98.03%	-0.58	-1.35
Sep-02	8	10	80.00%	40.00%	1862	1977	94.18%	1.53	-0.07
Oct-02	13	13	100.00%	0.00%	1895	1946	97.38%	-0.59	-1.36
Nov-02	13	13	100.00%	0.00%	1708	1755	97.32%	-0.6	-1.36
Dec-02	14	14	100.00%	0.00%	1665	1744	95.47%	-0.81	-1.49
Jan-03	11	11	100.00%	0.00%	1571	1627	96.56%	-0.62	-1.38
Feb-03	10	11	90.91%	28.75%	1460	1500	97.33%	1.05	-0.36



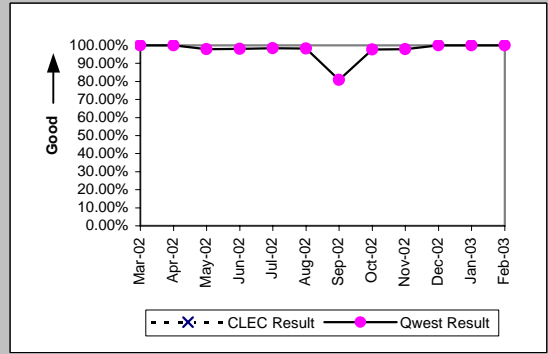
Business (Parity)									
Date	CLEC Num	CLEC Denc	CLEC Resu	CLEC Std E	Qwest Num	Qwest Denc	Qwest Resu	Mod Z Scr	Parity Scr
Mar-02	18	18	100.00%	0.00%	528	544	97.06%	-0.73	-1.44
Apr-02	6	7	85.71%	34.99%	368	380	96.84%	1.2	-0.27
May-02	12	12	100.00%	0.00%	374	378	98.94%	-0.35	-1.21
Jun-02	13	13	100.00%	0.00%	259	270	95.93%	-0.73	-1.44
Jul-02	15	15	100.00%	0.00%	545	550	99.09%	-0.37	-1.22
Aug-02	25	25	100.00%	0.00%	296	305	97.05%	-0.84	-1.51
Sep-02	14	15	93.33%	24.94%	382	459	83.22%	-1.03	-1.63
Oct-02	14	14	100.00%	0.00%	288	295	97.63%	-0.57	-1.35
Nov-02	22	24	91.67%	27.64%	262	267	98.13%	1.6	-0.03
Dec-02	18	18	100.00%	0.00%	238	245	97.14%	-0.7	-1.43
Jan-03	11	11	100.00%	0.00%	274	278	98.56%	-0.39	-1.24
Feb-03	15	15	100.00%	0.00%	278	281	98.93%	-0.39	-1.24



Centrex (Parity)									
Date	CLEC Num	CLEC Denc	CLEC Resu	CLEC Std E	Qwest Num	Qwest Denc	Qwest Resu	Mod Z Scr	Parity Scr
Mar-02	1	1	100.00%	0.00%	84	89	94.38%	-0.24	-1.15
Apr-02	5	5	100.00%	0.00%	67	74	90.54%	-0.7	-1.43
May-02	1	1	100.00%	0.00%	68	70	97.14%	-0.17	-1.1
Jun-02	2	2	100.00%	0.00%	74	77	96.10%	-0.28	-1.17
Jul-02	1	1	100.00%	0.00%	73	79	92.41%	-0.28	-1.17
Aug-02					73	75	97.33%		
Sep-02					89	93	95.70%		
Oct-02					62	64	96.88%		
Nov-02					73	74	98.65%		
Dec-02					61	62	98.39%		
Jan-03					65	66	98.48%		
Feb-03					70	74	94.59%		

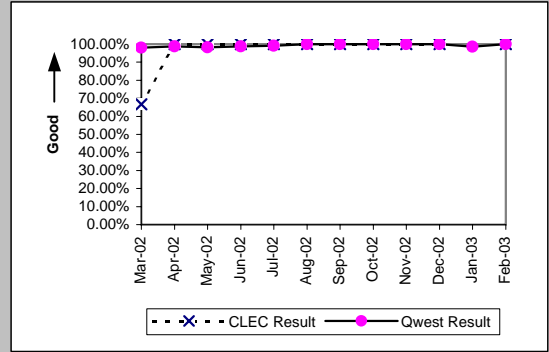


Centrex 21 (Parity)									
Date	CLEC Num	CLEC Denc	CLEC Resu	CLEC Std E	Qwest Num	Qwest Denc	Qwest Resu	Mod Z Scr	Parity Scr
Mar-02					65	65	100.00%		
Apr-02					50	50	100.00%		
May-02					47	48	97.92%		
Jun-02					49	50	98.00%		
Jul-02					62	63	98.41%		
Aug-02					57	58	98.28%		
Sep-02					55	68	80.88%		
Oct-02					43	44	97.73%		
Nov-02					46	47	97.87%		
Dec-02					30	30	100.00%		
Jan-03					36	36	100.00%		
Feb-03					45	45	100.00%		

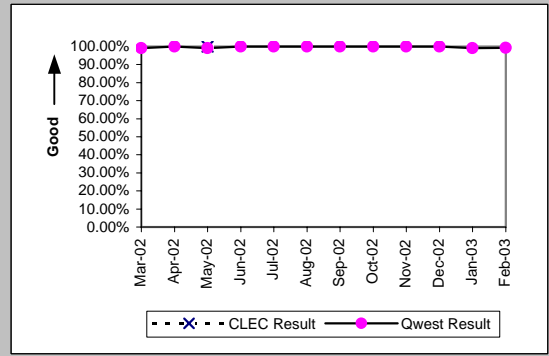


MR-3C - Out of Service Cleared within 24 Hours (Percent) - No dispatches

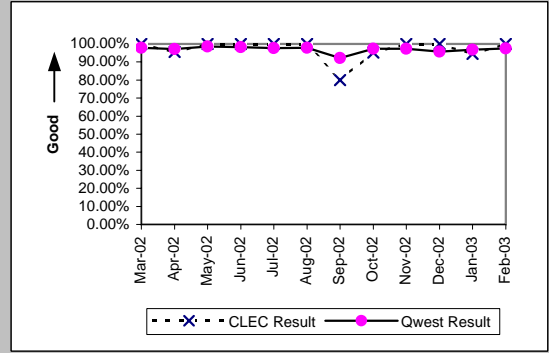
PBX (Parity)									
Date	CLEC Num	CLEC Denc	CLEC Resu	CLEC Std E	Qwest Num	Qwest Denc	Qwest Resu	Mod Z Scr	Parity Scr
Mar-02	2	3	66.67%	47.14%	97	99	97.98%	1.76	0.07
Apr-02	4	4	100.00%	0.00%	76	77	98.70%	-0.22	-1.14
May-02	3	3	100.00%	0.00%	58	59	98.31%	-0.22	-1.13
Jun-02	1	1	100.00%	0.00%	78	79	98.73%	-0.11	-1.07
Jul-02	2	2	100.00%	0.00%	102	103	99.03%	-0.14	-1.08
Aug-02	2	2	100.00%	0.00%	101	101	100.00%	N/A	N/A
Sep-02	3	3	100.00%	0.00%	102	102	100.00%	N/A	N/A
Oct-02	1	1	100.00%	0.00%	57	57	100.00%	N/A	N/A
Nov-02	3	3	100.00%	0.00%	79	79	100.00%	N/A	N/A
Dec-02	1	1	100.00%	0.00%	85	85	100.00%	N/A	N/A
Jan-03					67	68	98.53%		
Feb-03	1	1	100.00%	0.00%	66	66	100.00%	N/A	N/A



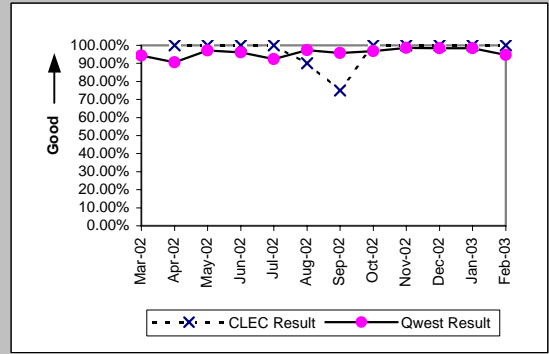
Basic Rate ISDN (Parity)									
Date	CLEC Num	CLEC Denc	CLEC Resu	CLEC Std E	Qwest Num	Qwest Denc	Qwest Resu	Mod Z Scr	Parity Scr
Mar-02					118	119	99.16%		
Apr-02					128	128	100.00%		
May-02	1	1	100.00%	0.00%	124	125	99.20%	-0.09	-1.05
Jun-02					127	127	100.00%		
Jul-02					137	137	100.00%		
Aug-02					126	126	100.00%		
Sep-02					99	99	100.00%		
Oct-02					82	82	100.00%		
Nov-02					101	101	100.00%		
Dec-02					111	111	100.00%		
Jan-03					121	122	99.18%		
Feb-03					142	143	99.30%		



UNE - P (POTS) (Parity)									
Date	CLEC Num	CLEC Denc	CLEC Resu	CLEC Std E	Qwest Num	Qwest Denc	Qwest Resu	Mod Z Scr	Parity Scr
Mar-02	31	31	100.00%	0.00%	3317	3387	97.93%	-0.81	-1.49
Apr-02	22	23	95.65%	20.39%	2316	2384	97.15%	0.47	-0.71
May-02	34	34	100.00%	0.00%	2506	2540	98.66%	-0.67	-1.41
Jun-02	24	24	100.00%	0.00%	2154	2192	98.27%	-0.65	-1.39
Jul-02	22	22	100.00%	0.00%	3062	3133	97.73%	-0.71	-1.43
Aug-02	31	31	100.00%	0.00%	2435	2487	97.91%	-0.81	-1.49
Sep-02	16	20	80.00%	40.00%	2244	2436	92.12%	1.73	0.05
Oct-02	20	21	95.24%	21.30%	2183	2241	97.41%	0.62	-0.62
Nov-02	26	26	100.00%	0.00%	1970	2022	97.43%	-0.82	-1.5
Dec-02	16	16	100.00%	0.00%	1903	1989	95.68%	-0.85	-1.51
Jan-03	17	18	94.44%	22.91%	1845	1905	96.85%	0.59	-0.64
Feb-03	25	25	100.00%	0.00%	1738	1781	97.59%	-0.78	-1.47

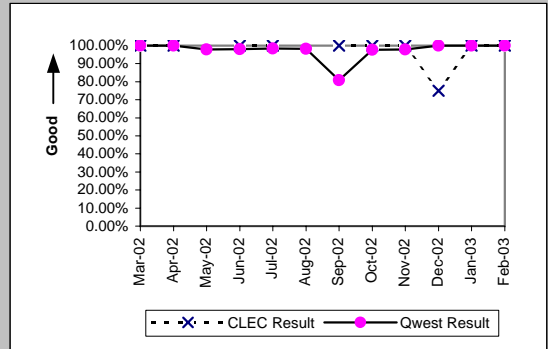


UNE P (Centrex) (Parity)									
Date	CLEC Num	CLEC Denc	CLEC Resu	CLEC Std E	Qwest Num	Qwest Denc	Qwest Resu	Mod Z Scr	Parity Scr
Mar-02					84	89	94.38%		
Apr-02	6	6	100.00%	0.00%	67	74	90.54%	-0.76	-1.46
May-02	1	1	100.00%	0.00%	68	70	97.14%	-0.17	-1.1
Jun-02	1	1	100.00%	0.00%	74	77	96.10%	-0.2	-1.12
Jul-02	4	4	100.00%	0.00%	73	79	92.41%	-0.56	-1.34
Aug-02	9	10	90.00%	30.00%	73	75	97.33%	0.93	-0.43
Sep-02	6	8	75.00%	43.30%	89	93	95.70%	1.84	0.12
Oct-02	4	4	100.00%	0.00%	62	64	96.88%	-0.35	-1.21
Nov-02	3	3	100.00%	0.00%	73	74	98.65%	-0.2	-1.12
Dec-02	4	4	100.00%	0.00%	61	62	98.39%	-0.25	-1.15
Jan-03	4	4	100.00%	0.00%	65	66	98.48%	-0.24	-1.15
Feb-03	3	3	100.00%	0.00%	70	74	94.59%	-0.41	-1.25

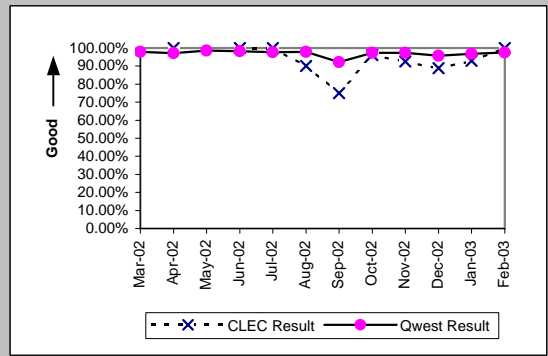


MR-3C - Out of Service Cleared within 24 Hours (Percent) - No dispatches

UNE P (Centrex 21) (Parity)										
Date	CLEC Num	CLEC Dend	CLEC Resu	CLEC Std	Qwest Num	Qwest Dend	Qwest Resu	Mod Z Scr	Parity Scr	
Mar-02	2	2	100.00%	0.00%	65	65	100.00%	N/A	N/A	
Apr-02	1	1	100.00%	0.00%	50	50	100.00%	N/A	N/A	
May-02					47	48	97.92%			
Jun-02	5	5	100.00%	0.00%	49	50	98.00%	-0.3	-1.19	
Jul-02	2	2	100.00%	0.00%	62	63	98.41%	-0.18	-1.11	
Aug-02					57	58	98.28%			
Sep-02	2	2	100.00%	0.00%	55	68	80.88%	-0.68	-1.41	
Oct-02	2	2	100.00%	0.00%	43	44	97.73%	-0.21	-1.13	
Nov-02	3	3	100.00%	0.00%	46	47	97.87%	-0.25	-1.15	
Dec-02	3	4	75.00%	43.30%	30	30	100.00%	N/A	0.01	
Jan-03	1	1	100.00%	0.00%	36	36	100.00%	N/A	N/A	
Feb-03	2	2	100.00%	0.00%	45	45	100.00%	N/A	N/A	

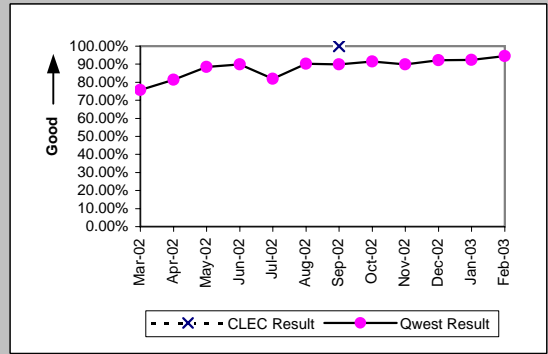


Line Sharing (Parity)										
Date	CLEC Num	CLEC Dend	CLEC Resu	CLEC Std	Qwest Num	Qwest Dend	Qwest Resu	Mod Z Scr	Parity Scr	
Mar-02					3317	3387	97.93%			
Apr-02	1	1	100.00%	0.00%	2316	2384	97.15%	-0.17	-1.1	
May-02					2506	2540	98.66%			
Jun-02	3	3	100.00%	0.00%	2154	2192	98.27%	-0.23	-1.14	
Jul-02	9	9	100.00%	0.00%	3062	3133	97.73%	-0.46	-1.28	
Aug-02	9	10	90.00%	30.00%	2435	2487	97.91%	1.26	-0.24	
Sep-02	6	8	75.00%	43.30%	2244	2436	92.12%	1.46	-0.11	
Oct-02	25	26	96.15%	19.23%	2183	2241	97.41%	0.45	-0.73	
Nov-02	25	27	92.59%	26.19%	1970	2022	97.43%	1.33	-0.19	
Dec-02	24	27	88.89%	31.43%	1903	1989	95.68%	1.49	-0.09	
Jan-03	26	28	92.86%	25.75%	1845	1905	96.85%	1.08	-0.34	
Feb-03	24	24	100.00%	0.00%	1738	1781	97.59%	-0.77	-1.47	

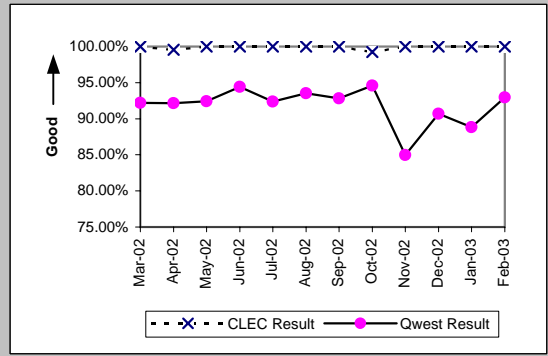


MR-3D - Out of Service Cleared within 24 Hours (Percent) - Interval Zone One

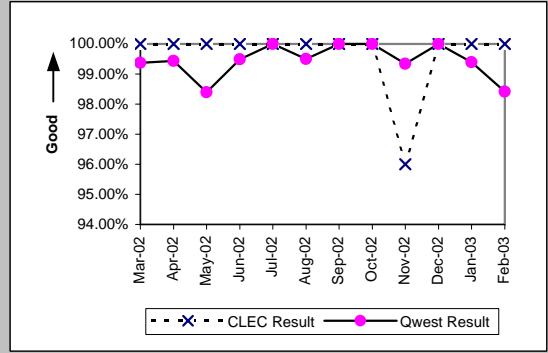
Qwest DSL (Parity)									
Date	CLEC Num	CLEC Denc	CLEC Resu	CLEC Std E	Qwest Num	Qwest Denc	Qwest Resu	Mod Z Scr	Parity Scr
Mar-02					349	461	75.71%		
Apr-02					325	399	81.45%		
May-02					427	483	88.41%		
Jun-02					380	423	89.83%		
Jul-02					480	586	81.91%		
Aug-02					673	746	90.21%		
Sep-02	2	2	100.00%	0.00%	450	501	89.82%	-0.48	-1.29
Oct-02					331	362	91.44%		
Nov-02					349	388	89.95%		
Dec-02					354	384	92.19%		
Jan-03					397	430	92.33%		
Feb-03					339	359	94.43%		



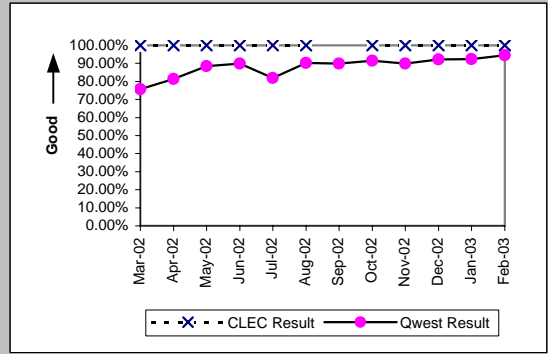
Unbundled Loop Analog (Parity)									
Date	CLEC Num	CLEC Denc	CLEC Resu	CLEC Std E	Qwest Num	Qwest Denc	Qwest Resu	Mod Z Scr	Parity Scr
Mar-02	181	181	100.00%	0.00%	10807	11724	92.18%	-3.89	-3.36
Apr-02	220	221	99.55%	6.71%	10417	11304	92.15%	-4.05	-3.46
May-02	262	262	100.00%	0.00%	11174	12089	92.43%	-4.58	-3.79
Jun-02	181	181	100.00%	0.00%	10786	11422	94.43%	-3.24	-2.97
Jul-02	214	214	100.00%	0.00%	12019	13011	92.38%	-4.17	-3.53
Aug-02	215	215	100.00%	0.00%	11787	12603	93.53%	-3.83	-3.33
Sep-02	187	187	100.00%	0.00%	10599	11419	92.82%	-3.77	-3.29
Oct-02	131	132	99.24%	8.67%	11109	11742	94.61%	-2.34	-2.43
Nov-02	220	220	100.00%	0.00%	11179	13157	84.97%	-6.19	-4.76
Dec-02	163	163	100.00%	0.00%	12746	14057	90.67%	-4.07	-3.48
Jan-03	227	227	100.00%	0.00%	13348	15029	88.82%	-5.31	-4.23
Feb-03	174	174	100.00%	0.00%	10858	11680	92.96%	-3.6	-3.19



Unbundled Loop - 2 Wire Non-Loaded (Parity)									
Date	CLEC Num	CLEC Denc	CLEC Resu	CLEC Std E	Qwest Num	Qwest Denc	Qwest Resu	Mod Z Scr	Parity Scr
Mar-02	18	18	100.00%	0.00%	157	158	99.37%	-0.32	-1.2
Apr-02	27	27	100.00%	0.00%	177	178	99.44%	-0.36	-1.22
May-02	24	24	100.00%	0.00%	184	187	98.40%	-0.59	-1.36
Jun-02	31	31	100.00%	0.00%	193	194	99.48%	-0.37	-1.23
Jul-02	25	25	100.00%	0.00%	185	185	100.00%	N/A	N/A
Aug-02	27	27	100.00%	0.00%	200	201	99.50%	-0.34	-1.21
Sep-02	15	15	100.00%	0.00%	159	159	100.00%	N/A	N/A
Oct-02	15	15	100.00%	0.00%	114	114	100.00%	N/A	N/A
Nov-02	24	25	96.00%	19.60%	150	151	99.34%	1.09	-0.34
Dec-02	11	11	100.00%	0.00%	182	182	100.00%	N/A	N/A
Jan-03	14	14	100.00%	0.00%	163	164	99.39%	-0.28	-1.17
Feb-03	11	11	100.00%	0.00%	186	189	98.41%	-0.41	-1.25

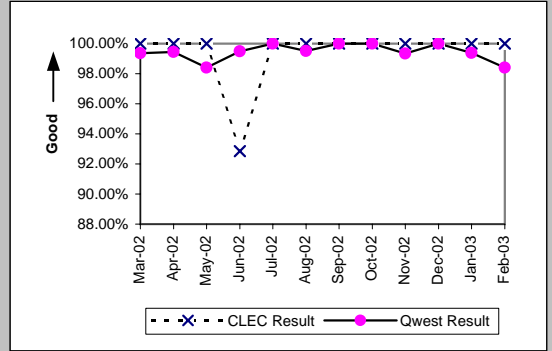


Unbundled Loop - ADSL Qualified (Parity)									
Date	CLEC Num	CLEC Denc	CLEC Resu	CLEC Std E	Qwest Num	Qwest Denc	Qwest Resu	Mod Z Scr	Parity Scr
Mar-02	7	7	100.00%	0.00%	349	461	75.71%	-1.49	-1.9
Apr-02	3	3	100.00%	0.00%	325	399	81.45%	-0.82	-1.5
May-02	4	4	100.00%	0.00%	427	483	88.41%	-0.72	-1.44
Jun-02	1	1	100.00%	0.00%	380	423	89.83%	-0.34	-1.2
Jul-02	3	3	100.00%	0.00%	480	586	81.91%	-0.81	-1.49
Aug-02	2	2	100.00%	0.00%	673	746	90.21%	-0.47	-1.28
Sep-02					450	501	89.82%		
Oct-02	2	2	100.00%	0.00%	331	362	91.44%	-0.43	-1.26
Nov-02	1	1	100.00%	0.00%	349	388	89.95%	-0.33	-1.2
Dec-02	2	2	100.00%	0.00%	354	384	92.19%	-0.41	-1.25
Jan-03	3	3	100.00%	0.00%	397	430	92.33%	-0.5	-1.3
Feb-03	2	2	100.00%	0.00%	339	359	94.43%	-0.34	-1.21



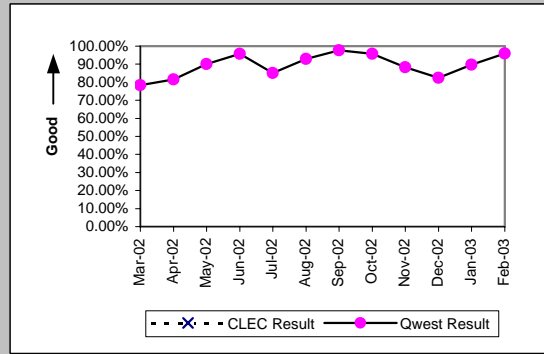
MR-3D - Out of Service Cleared within 24 Hours (Percent) - Interval Zone One

Unbundled Loop ISDN Capable (Parity)										
Date	CLEC Num	CLEC Dend	CLEC Resu	CLEC Std	Qwest Num	Qwest Dend	Qwest Resu	Mod Z Scr	Parity Scr	
Mar-02	30	30	100.00%	0.00%	157	158	99.37%	-0.4	-1.24	
Apr-02	18	18	100.00%	0.00%	177	178	99.44%	-0.3	-1.18	
May-02	29	29	100.00%	0.00%	184	187	98.40%	-0.64	-1.39	
Jun-02	39	42	92.86%	25.75%	193	194	99.48%	2.35	0.43	
Jul-02	33	33	100.00%	0.00%	185	185	100.00%	N/A	N/A	
Aug-02	26	26	100.00%	0.00%	200	201	99.50%	-0.34	-1.21	
Sep-02	13	13	100.00%	0.00%	159	159	100.00%	N/A	N/A	
Oct-02	20	20	100.00%	0.00%	114	114	100.00%	N/A	N/A	
Nov-02	15	15	100.00%	0.00%	150	151	99.34%	-0.3	-1.18	
Dec-02	21	21	100.00%	0.00%	182	182	100.00%	N/A	N/A	
Jan-03	26	26	100.00%	0.00%	163	164	99.39%	-0.37	-1.23	
Feb-03	21	21	100.00%	0.00%	186	189	98.41%	-0.55	-1.34	

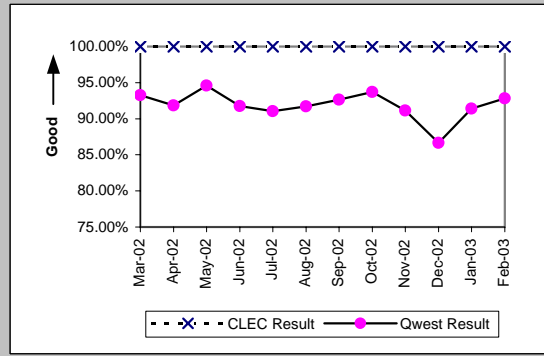


MR-3E - Out of Service Cleared within 24 Hours (Percent) - Interval Zone Two

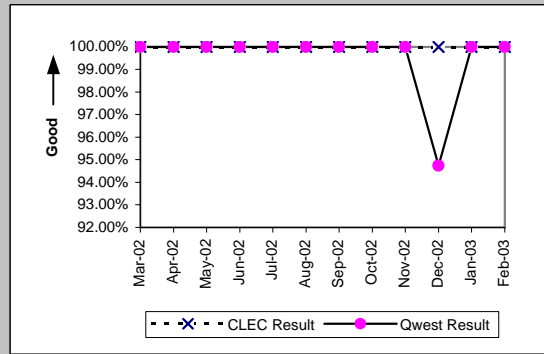
Qwest DSL (Parity)									
Date	CLEC Num	CLEC Denc	CLEC Resu	CLEC Std E	Qwest Num	Qwest Denc	Qwest Resu	Mod Z Scr	Parity Scr
Mar-02					29	37	78.38%		
Apr-02					22	27	81.48%		
May-02					36	40	90.00%		
Jun-02					23	24	95.83%		
Jul-02					40	47	85.11%		
Aug-02					52	56	92.86%		
Sep-02					43	44	97.73%		
Oct-02					23	24	95.83%		
Nov-02					30	34	88.24%		
Dec-02					33	40	82.50%		
Jan-03					44	49	89.80%		
Feb-03					24	25	96.00%		



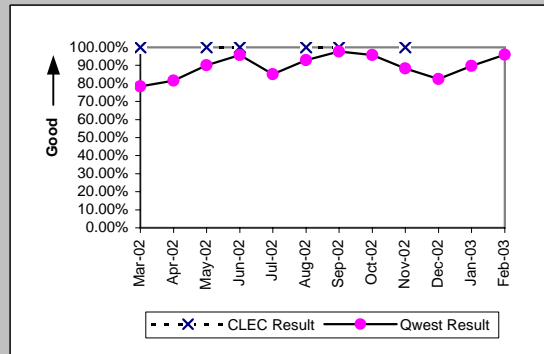
Unbundled Loop Analog (Parity)									
Date	CLEC Num	CLEC Denc	CLEC Resu	CLEC Std E	Qwest Num	Qwest Denc	Qwest Resu	Mod Z Scr	Parity Scr
Mar-02	8	8	100.00%	0.00%	2411	2585	93.27%	-0.76	-1.46
Apr-02	16	16	100.00%	0.00%	2240	2439	91.84%	-1.19	-1.72
May-02	18	18	100.00%	0.00%	2220	2347	94.59%	-1.01	-1.61
Jun-02	34	34	100.00%	0.00%	2153	2347	91.73%	-1.74	-2.06
Jul-02	21	21	100.00%	0.00%	2771	3043	91.06%	-1.43	-1.87
Aug-02	18	18	100.00%	0.00%	2139	2332	91.72%	-1.27	-1.77
Sep-02	12	12	100.00%	0.00%	2190	2364	92.64%	-0.97	-1.59
Oct-02	15	15	100.00%	0.00%	2087	2227	93.71%	-1	-1.61
Nov-02	20	20	100.00%	0.00%	2114	2320	91.12%	-1.39	-1.85
Dec-02	16	16	100.00%	0.00%	2551	2944	86.65%	-1.57	-1.95
Jan-03	25	25	100.00%	0.00%	2694	2948	91.38%	-1.53	-1.93
Feb-03	38	38	100.00%	0.00%	2137	2302	92.83%	-1.7	-2.03



Unbundled Loop - 2 Wire Non-Loaded (Parity)									
Date	CLEC Num	CLEC Denc	CLEC Resu	CLEC Std E	Qwest Num	Qwest Denc	Qwest Resu	Mod Z Scr	Parity Scr
Mar-02	3	3	100.00%	0.00%	14	14	100.00%	N/A	N/A
Apr-02	8	8	100.00%	0.00%	31	31	100.00%	N/A	N/A
May-02	8	8	100.00%	0.00%	16	16	100.00%	N/A	N/A
Jun-02	7	7	100.00%	0.00%	16	16	100.00%	N/A	N/A
Jul-02	1	1	100.00%	0.00%	33	33	100.00%	N/A	N/A
Aug-02	1	1	100.00%	0.00%	22	22	100.00%	N/A	N/A
Sep-02	1	1	100.00%	0.00%	21	21	100.00%	N/A	N/A
Oct-02	2	2	100.00%	0.00%	10	10	100.00%	N/A	N/A
Nov-02	4	4	100.00%	0.00%	15	15	100.00%	N/A	N/A
Dec-02	4	4	100.00%	0.00%	18	19	94.74%	-0.43	-1.26
Jan-03	4	4	100.00%	0.00%	13	13	100.00%	N/A	N/A
Feb-03	1	1	100.00%	0.00%	11	11	100.00%	N/A	N/A

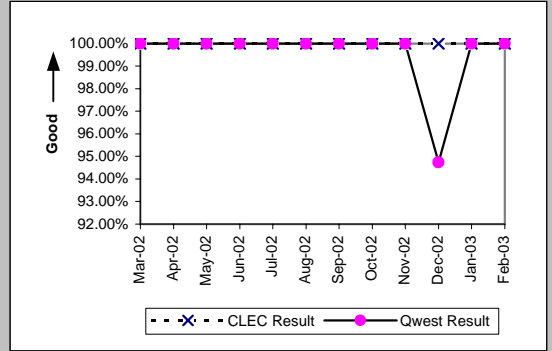


Unbundled Loop - ADSL Qualified (Parity)									
Date	CLEC Num	CLEC Denc	CLEC Resu	CLEC Std E	Qwest Num	Qwest Denc	Qwest Resu	Mod Z Scr	Parity Scr
Mar-02	1	1	100.00%	0.00%	29	37	78.38%	-0.52	-1.32
Apr-02					22	27	81.48%		
May-02	2	2	100.00%	0.00%	36	40	90.00%	-0.46	-1.28
Jun-02	1	1	100.00%	0.00%	23	24	95.83%	-0.2	-1.12
Jul-02					40	47	85.11%		
Aug-02	2	2	100.00%	0.00%	52	56	92.86%	-0.39	-1.23
Sep-02	1	1	100.00%	0.00%	43	44	97.73%	-0.15	-1.09
Oct-02					23	24	95.83%		
Nov-02	1	1	100.00%	0.00%	30	34	88.24%	-0.36	-1.22
Dec-02					33	40	82.50%		
Jan-03					44	49	89.80%		
Feb-03					24	25	96.00%		



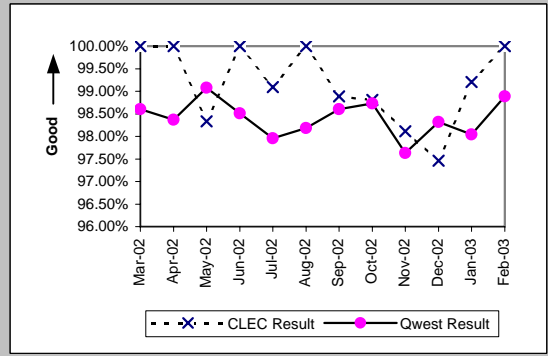
MR-3E - Out of Service Cleared within 24 Hours (Percent) - Interval Zone Two

Unbundled Loop ISDN Capable (Parity)									
Date	CLEC Num	CLEC Dend	CLEC Resu	CLEC Std	Qwest Num	Qwest Dend	Qwest Resu	Mod Z Scr	Parity Scr
Mar-02	7	7	100.00%	0.00%	14	14	100.00%	N/A	N/A
Apr-02	7	7	100.00%	0.00%	31	31	100.00%	N/A	N/A
May-02	15	15	100.00%	0.00%	16	16	100.00%	N/A	N/A
Jun-02	9	9	100.00%	0.00%	16	16	100.00%	N/A	N/A
Jul-02	9	9	100.00%	0.00%	33	33	100.00%	N/A	N/A
Aug-02	13	13	100.00%	0.00%	22	22	100.00%	N/A	N/A
Sep-02	10	10	100.00%	0.00%	21	21	100.00%	N/A	N/A
Oct-02	2	2	100.00%	0.00%	10	10	100.00%	N/A	N/A
Nov-02	9	9	100.00%	0.00%	15	15	100.00%	N/A	N/A
Dec-02	11	11	100.00%	0.00%	18	19	94.74%	-0.62	-1.38
Jan-03	8	8	100.00%	0.00%	13	13	100.00%	N/A	N/A
Feb-03	6	6	100.00%	0.00%	11	11	100.00%	N/A	N/A

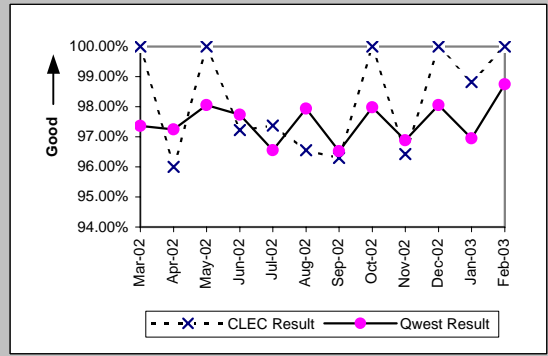


MR-4A - All Troubles Cleared within 48 Hours (Percent) - Dispatches within MSAs

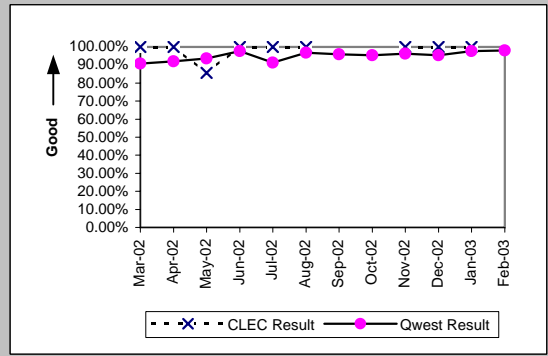
Residence (Parity)									
Date	CLEC Num	CLEC Denc	CLEC Resu	CLEC Std E	Qwest Num	Qwest Denc	Qwest Resu	Mod Z Scr	Parity Scr
Mar-02	56	56	100.00%	0.00%	10923	11078	98.60%	-0.89	-1.54
Apr-02	66	66	100.00%	0.00%	11046	11229	98.37%	-1.04	-1.63
May-02	59	60	98.33%	12.80%	11803	11913	99.08%	0.61	-0.63
Jun-02	63	63	100.00%	0.00%	11251	11421	98.51%	-0.97	-1.59
Jul-02	109	110	99.09%	9.49%	11933	12182	97.96%	-0.84	-1.51
Aug-02	94	94	100.00%	0.00%	11748	11965	98.19%	-1.31	-1.8
Sep-02	89	90	98.89%	10.48%	10458	10606	98.60%	-0.23	-1.14
Oct-02	83	84	98.81%	10.85%	10990	11131	98.73%	-0.06	-1.04
Nov-02	104	106	98.11%	13.61%	12439	12741	97.63%	-0.33	-1.2
Dec-02	115	118	97.46%	15.74%	13996	14235	98.32%	0.74	-0.55
Jan-03	125	126	99.21%	8.87%	14959	15258	98.04%	-0.94	-1.57
Feb-03	151	151	100.00%	0.00%	11393	11521	98.89%	-1.29	-1.79



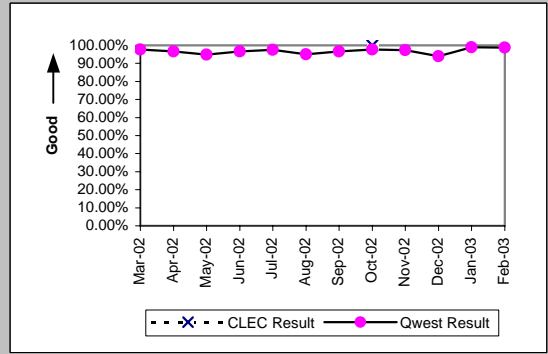
Business (Parity)									
Date	CLEC Num	CLEC Denc	CLEC Resu	CLEC Std E	Qwest Num	Qwest Denc	Qwest Resu	Mod Z Scr	Parity Scr
Mar-02	23	23	100.00%	0.00%	1474	1514	97.36%	-0.78	-1.48
Apr-02	24	25	96.00%	19.60%	1414	1454	97.25%	0.42	-0.74
May-02	29	29	100.00%	0.00%	1411	1439	98.05%	-0.75	-1.46
Jun-02	35	36	97.22%	16.43%	1334	1365	97.73%	0.27	-0.84
Jul-02	37	38	97.37%	16.01%	1458	1510	96.56%	-0.27	-1.16
Aug-02	56	58	96.55%	18.25%	1373	1402	97.93%	0.72	-0.56
Sep-02	52	54	96.30%	18.89%	1278	1324	96.53%	0.16	-0.9
Oct-02	55	55	100.00%	0.00%	1404	1433	97.98%	-1.05	-1.64
Nov-02	81	84	96.43%	18.56%	1460	1507	96.88%	0.29	-0.82
Dec-02	57	57	100.00%	0.00%	1359	1386	98.05%	-1.04	-1.63
Jan-03	84	85	98.82%	10.78%	1622	1673	96.95%	-0.98	-1.6
Feb-03	57	57	100.00%	0.00%	1254	1270	98.74%	-0.83	-1.51



Centrex (Parity)									
Date	CLEC Num	CLEC Denc	CLEC Resu	CLEC Std E	Qwest Num	Qwest Denc	Qwest Resu	Mod Z Scr	Parity Scr
Mar-02	26	26	100.00%	0.00%	158	174	90.80%	-1.51	-1.92
Apr-02	10	10	100.00%	0.00%	162	176	92.05%	-0.9	-1.55
May-02	6	7	85.71%	34.99%	191	204	93.63%	0.73	-0.55
Jun-02	1	1	100.00%	0.00%	172	176	97.73%	-0.15	-1.09
Jul-02	1	1	100.00%	0.00%	158	173	91.33%	-0.31	-1.19
Aug-02	1	1	100.00%	0.00%	122	126	96.83%	-0.18	-1.11
Sep-02					117	122	95.90%		
Oct-02					143	150	95.33%		
Nov-02	6	6	100.00%	0.00%	102	106	96.23%	-0.47	-1.29
Dec-02	1	1	100.00%	0.00%	103	108	95.37%	-0.22	-1.13
Jan-03	2	2	100.00%	0.00%	130	133	97.74%	-0.21	-1.13
Feb-03					97	99	97.98%		

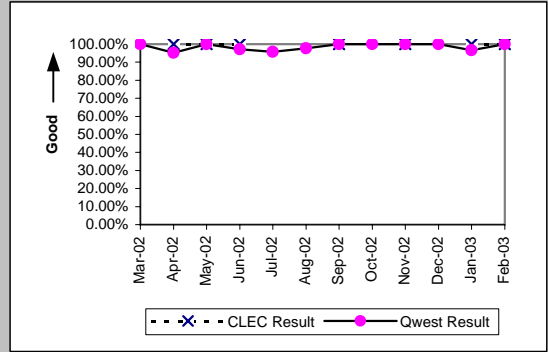


Centrex 21 (Parity)									
Date	CLEC Num	CLEC Denc	CLEC Resu	CLEC Std E	Qwest Num	Qwest Denc	Qwest Resu	Mod Z Scr	Parity Scr
Mar-02					207	212	97.64%		
Apr-02					199	206	96.60%		
May-02					202	213	94.84%		
Jun-02					173	179	96.65%		
Jul-02					200	205	97.56%		
Aug-02					172	181	95.03%		
Sep-02					170	176	96.59%		
Oct-02	1	1	100.00%	0.00%	204	209	97.61%	-0.16	-1.09
Nov-02					180	185	97.30%		
Dec-02					156	166	93.98%		
Jan-03					202	204	99.02%		
Feb-03					153	155	98.71%		

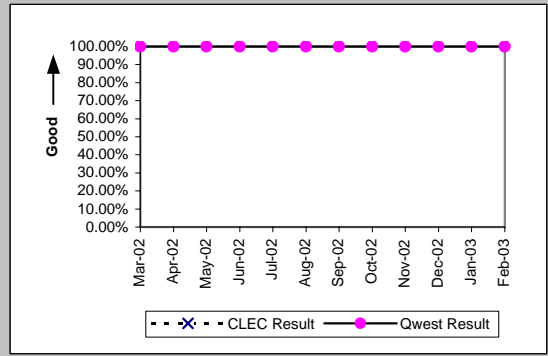


MR-4A - All Troubles Cleared within 48 Hours (Percent) - Dispatches within MSAs

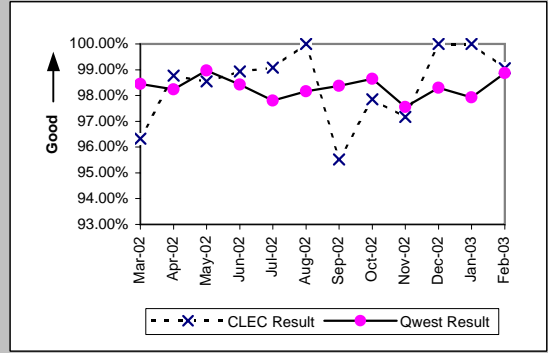
PBX (Parity)									
Date	CLEC Num	CLEC Denc	CLEC Resu	CLEC Std E	Qwest Num	Qwest Denc	Qwest Resu	Mod Z Scr	Parity Scr
Mar-02					31	31	100.00%		
Apr-02	1	1	100.00%	0.00%	40	42	95.24%	-0.22	-1.13
May-02	1	1	100.00%	0.00%	39	39	100.00%	N/A	N/A
Jun-02	1	1	100.00%	0.00%	35	36	97.22%	-0.17	-1.1
Jul-02					46	48	95.83%		
Aug-02					43	44	97.73%		
Sep-02	3	3	100.00%	0.00%	32	32	100.00%	N/A	N/A
Oct-02					35	35	100.00%		
Nov-02	2	2	100.00%	0.00%	36	36	100.00%	N/A	N/A
Dec-02					36	36	100.00%		
Jan-03	1	1	100.00%	0.00%	29	30	96.67%	-0.18	-1.11
Feb-03	1	1	100.00%	0.00%	26	26	100.00%	N/A	N/A



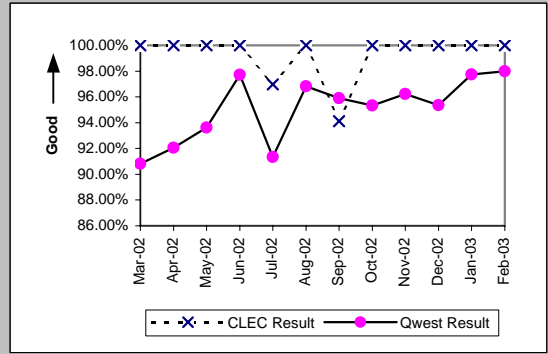
Basic Rate ISDN (Parity)									
Date	CLEC Num	CLEC Denc	CLEC Resu	CLEC Std E	Qwest Num	Qwest Denc	Qwest Resu	Mod Z Scr	Parity Scr
Mar-02					47	47	100.00%		
Apr-02					69	69	100.00%		
May-02					70	70	100.00%		
Jun-02					78	78	100.00%		
Jul-02					73	73	100.00%		
Aug-02					91	91	100.00%		
Sep-02					71	71	100.00%		
Oct-02					41	41	100.00%		
Nov-02					61	61	100.00%		
Dec-02					81	81	100.00%		
Jan-03					53	53	100.00%		
Feb-03					53	53	100.00%		



UNE - P (POTS) (Parity)									
Date	CLEC Num	CLEC Denc	CLEC Resu	CLEC Std E	Qwest Num	Qwest Denc	Qwest Resu	Mod Z Scr	Parity Scr
Mar-02	105	109	96.33%	18.80%	12397	12592	98.45%	1.57	-0.04
Apr-02	80	81	98.77%	11.04%	12460	12683	98.24%	-0.36	-1.22
May-02	68	69	98.55%	11.95%	13214	13352	98.97%	0.41	-0.75
Jun-02	93	94	98.94%	10.26%	12585	12786	98.43%	-0.39	-1.24
Jul-02	108	109	99.08%	9.53%	13391	13692	97.80%	-0.91	-1.55
Aug-02	83	83	100.00%	0.00%	13121	13367	98.16%	-1.24	-1.76
Sep-02	64	67	95.52%	20.68%	11736	11930	98.37%	1.57	-0.05
Oct-02	91	93	97.85%	14.51%	12394	12564	98.65%	0.68	-0.58
Nov-02	103	106	97.17%	16.58%	13899	14248	97.55%	0.32	-0.81
Dec-02	73	73	100.00%	0.00%	15355	15621	98.30%	-1.12	-1.68
Jan-03	96	96	100.00%	0.00%	16581	16931	97.93%	-1.42	-1.86
Feb-03	105	106	99.06%	9.67%	12647	12791	98.87%	-0.18	-1.11



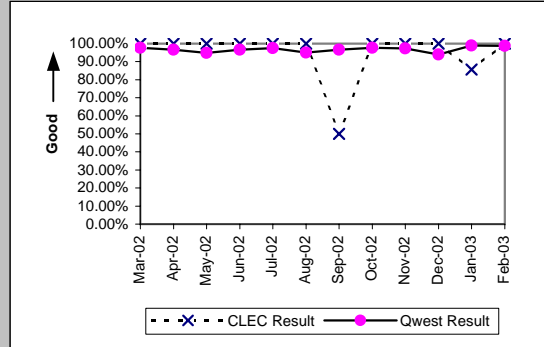
UNE P (Centrex) (Parity)									
Date	CLEC Num	CLEC Denc	CLEC Resu	CLEC Std E	Qwest Num	Qwest Denc	Qwest Resu	Mod Z Scr	Parity Scr
Mar-02	25	25	100.00%	0.00%	158	174	90.80%	-1.49	-1.9
Apr-02	13	13	100.00%	0.00%	162	176	92.05%	-1.02	-1.62
May-02	18	18	100.00%	0.00%	191	204	93.63%	-1.06	-1.65
Jun-02	13	13	100.00%	0.00%	172	176	97.73%	-0.53	-1.32
Jul-02	32	33	96.97%	17.14%	158	173	91.33%	-1.06	-1.64
Aug-02	17	17	100.00%	0.00%	122	126	96.83%	-0.7	-1.43
Sep-02	16	17	94.12%	23.53%	117	122	95.90%	0.33	-0.8
Oct-02	23	23	100.00%	0.00%	143	150	95.33%	-0.99	-1.6
Nov-02	17	17	100.00%	0.00%	102	106	96.23%	-0.76	-1.46
Dec-02	27	27	100.00%	0.00%	103	108	95.37%	-1.02	-1.62
Jan-03	27	27	100.00%	0.00%	130	133	97.74%	-0.72	-1.44
Feb-03	22	22	100.00%	0.00%	97	99	97.98%	-0.61	-1.37



MR-4A - All Troubles Cleared within 48 Hours (Percent) - Dispatches within MSAs

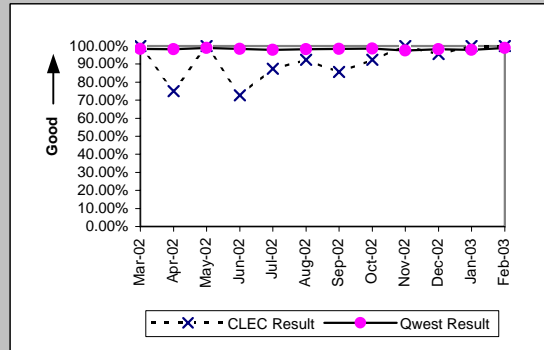
UNE P (Centrex 21) (Parity)

Date	CLEC Num	CLEC Denc	CLEC Resu	CLEC Std	Qwest Num	Qwest Denc	Qwest Resu	Mod Z Scr	Parity Scr
Mar-02	4	4	100.00%	0.00%	207	212	97.64%	-0.31	-1.19
Apr-02	8	8	100.00%	0.00%	199	206	96.60%	-0.52	-1.32
May-02	4	4	100.00%	0.00%	202	213	94.84%	-0.46	-1.28
Jun-02	1	1	100.00%	0.00%	173	179	96.65%	-0.19	-1.11
Jul-02	7	7	100.00%	0.00%	200	205	97.56%	-0.41	-1.25
Aug-02	1	1	100.00%	0.00%	172	181	95.03%	-0.23	-1.14
Sep-02	1	2	50.00%	50.00%	170	176	96.59%	1.8	0.09
Oct-02	5	5	100.00%	0.00%	204	209	97.61%	-0.35	-1.21
Nov-02	8	8	100.00%	0.00%	180	185	97.30%	-0.46	-1.28
Dec-02	4	4	100.00%	0.00%	156	166	93.98%	-0.5	-1.3
Jan-03	6	7	85.71%	34.99%	202	204	99.02%	1.7	0.03
Feb-03	8	8	100.00%	0.00%	153	155	98.71%	-0.32	-1.19



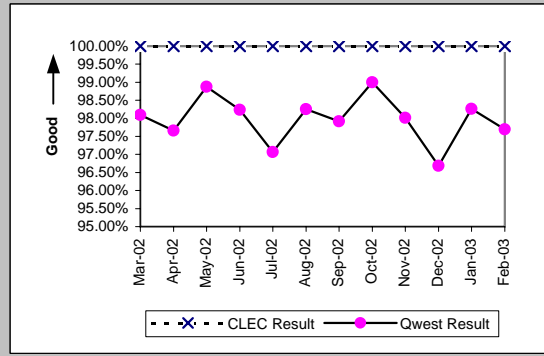
Line Sharing (Parity)

Date	CLEC Num	CLEC Denc	CLEC Resu	CLEC Std	Qwest Num	Qwest Denc	Qwest Resu	Mod Z Scr	Parity Scr
Mar-02	10	10	100.00%	0.00%	12397	12592	98.45%	-0.4	-1.24
Apr-02	6	8	75.00%	43.30%	12460	12683	98.24%	2.65	0.61
May-02	10	10	100.00%	0.00%	13214	13352	98.97%	-0.32	-1.2
Jun-02	16	22	72.73%	44.54%	12585	12786	98.43%	4.93	2
Jul-02	14	16	87.50%	33.07%	13391	13692	97.80%	1.95	0.19
Aug-02	12	13	92.31%	26.65%	13121	13367	98.16%	1.18	-0.28
Sep-02	6	7	85.71%	34.99%	11736	11930	98.37%	1.59	-0.04
Oct-02	12	13	92.31%	26.65%	12394	12564	98.65%	1.36	-0.17
Nov-02	27	27	100.00%	0.00%	13899	14248	97.55%	-0.82	-1.5
Dec-02	22	23	95.65%	20.39%	15355	15621	98.30%	0.87	-0.47
Jan-03	23	23	100.00%	0.00%	16581	16931	97.93%	-0.7	-1.42
Feb-03	11	11	100.00%	0.00%	12647	12791	98.87%	-0.35	-1.22

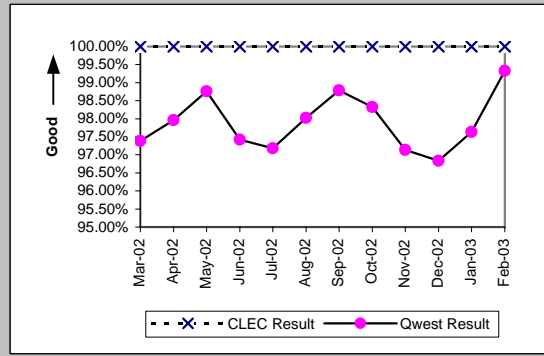


MR-4B - All Troubles Cleared within 48 Hours (Percent) - Dispatches outside MSAs

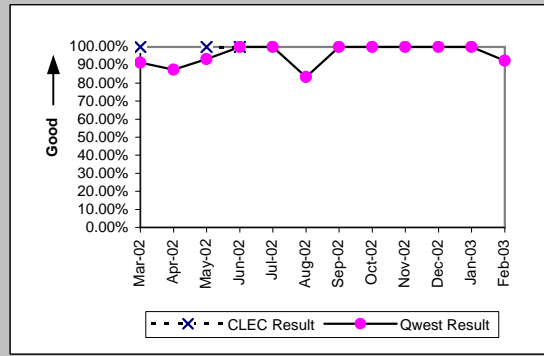
Residence (Parity)									
Date	CLEC Num	CLEC Denc	CLEC Resu	CLEC Std	Qwest Num	Qwest Denc	Qwest Resu	Mod Z Scr	Parity Scr
Mar-02	11	11	100.00%	0.00%	2418	2465	98.09%	-0.46	-1.28
Apr-02	13	13	100.00%	0.00%	2667	2731	97.66%	-0.56	-1.34
May-02	11	11	100.00%	0.00%	2544	2573	98.87%	-0.35	-1.21
Jun-02	12	12	100.00%	0.00%	2500	2545	98.23%	-0.46	-1.28
Jul-02	11	11	100.00%	0.00%	2747	2830	97.07%	-0.58	-1.35
Aug-02	18	18	100.00%	0.00%	2422	2465	98.26%	-0.56	-1.34
Sep-02	11	11	100.00%	0.00%	2394	2445	97.91%	-0.48	-1.29
Oct-02	11	11	100.00%	0.00%	2283	2306	99.00%	-0.33	-1.2
Nov-02	15	15	100.00%	0.00%	2519	2570	98.02%	-0.55	-1.33
Dec-02	11	11	100.00%	0.00%	3118	3225	96.68%	-0.61	-1.37
Jan-03	32	32	100.00%	0.00%	3160	3216	98.26%	-0.75	-1.46
Feb-03	25	25	100.00%	0.00%	2414	2471	97.69%	-0.76	-1.46



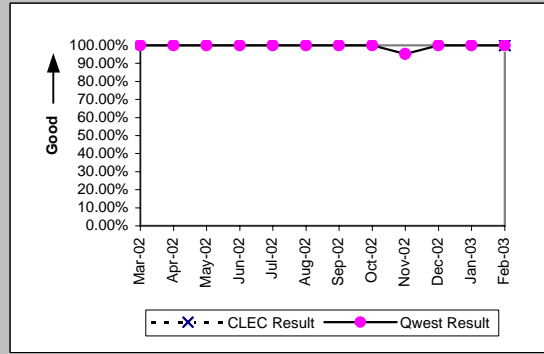
Business (Parity)									
Date	CLEC Num	CLEC Denc	CLEC Resu	CLEC Std	Qwest Num	Qwest Denc	Qwest Resu	Mod Z Scr	Parity Scr
Mar-02	9	9	100.00%	0.00%	298	306	97.39%	-0.48	-1.29
Apr-02	10	10	100.00%	0.00%	337	344	97.97%	-0.45	-1.27
May-02	7	7	100.00%	0.00%	319	323	98.76%	-0.29	-1.18
Jun-02	7	7	100.00%	0.00%	340	349	97.42%	-0.43	-1.26
Jul-02	4	4	100.00%	0.00%	345	355	97.18%	-0.34	-1.21
Aug-02	18	18	100.00%	0.00%	297	303	98.02%	-0.59	-1.36
Sep-02	11	11	100.00%	0.00%	326	330	98.79%	-0.36	-1.22
Oct-02	13	13	100.00%	0.00%	352	358	98.32%	-0.46	-1.28
Nov-02	14	14	100.00%	0.00%	271	279	97.13%	-0.63	-1.38
Dec-02	15	15	100.00%	0.00%	367	379	96.83%	-0.69	-1.42
Jan-03	14	14	100.00%	0.00%	413	423	97.64%	-0.57	-1.35
Feb-03	18	18	100.00%	0.00%	296	298	99.33%	-0.34	-1.21



Centrex (Parity)									
Date	CLEC Num	CLEC Denc	CLEC Resu	CLEC Std	Qwest Num	Qwest Denc	Qwest Resu	Mod Z Scr	Parity Scr
Mar-02	1	1	100.00%	0.00%	21	23	91.30%	-0.3	-1.18
Apr-02					14	16	87.50%		
May-02	1	1	100.00%	0.00%	14	15	93.33%	-0.26	-1.16
Jun-02	2	2	100.00%	0.00%	6	6	100.00%	N/A	N/A
Jul-02					13	13	100.00%		
Aug-02					10	12	83.33%		
Sep-02					11	11	100.00%		
Oct-02					20	20	100.00%		
Nov-02					7	7	100.00%		
Dec-02					16	16	100.00%		
Jan-03					17	17	100.00%		
Feb-03					12	13	92.31%		

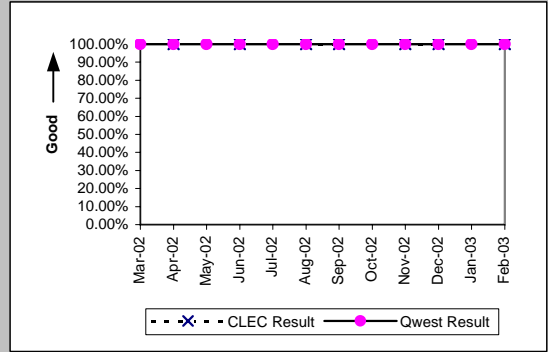


Centrex 21 (Parity)									
Date	CLEC Num	CLEC Denc	CLEC Resu	CLEC Std	Qwest Num	Qwest Denc	Qwest Resu	Mod Z Scr	Parity Scr
Mar-02					20	20	100.00%		
Apr-02					10	10	100.00%		
May-02					17	17	100.00%		
Jun-02					19	19	100.00%		
Jul-02					17	17	100.00%		
Aug-02					11	11	100.00%		
Sep-02					24	24	100.00%		
Oct-02					14	14	100.00%		
Nov-02					20	21	95.24%		
Dec-02					15	15	100.00%		
Jan-03					19	19	100.00%		
Feb-03	1	1	100.00%	0.00%	15	15	100.00%	N/A	N/A

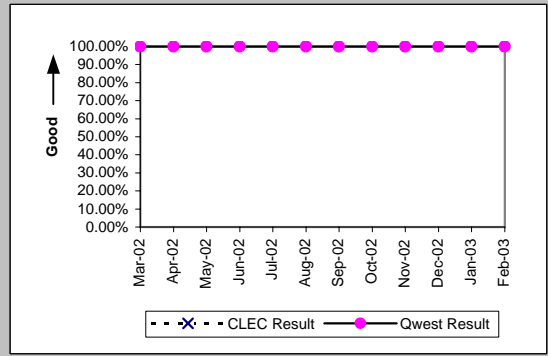


MR-4B - All Troubles Cleared within 48 Hours (Percent) - Dispatches outside MSAs

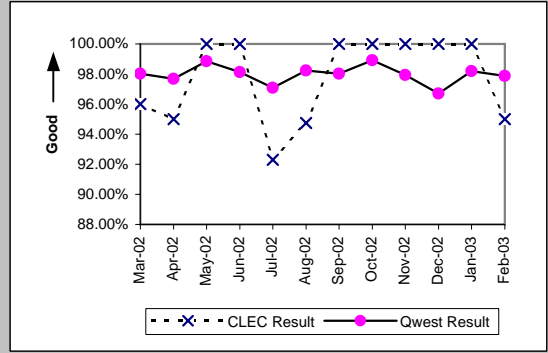
PBX (Parity)									
Date	CLEC Num	CLEC Denc	CLEC Resu	CLEC Std E	Qwest Num	Qwest Denc	Qwest Resu	Mod Z Scr	Parity Scr
Mar-02					10	10	100.00%		
Apr-02	3	3	100.00%	0.00%	5	5	100.00%	N/A	N/A
May-02					8	8	100.00%		
Jun-02	1	1	100.00%	0.00%	10	10	100.00%	N/A	N/A
Jul-02					10	10	100.00%		
Aug-02	2	2	100.00%	0.00%	7	7	100.00%	N/A	N/A
Sep-02	2	2	100.00%	0.00%	7	7	100.00%	N/A	N/A
Oct-02					4	4	100.00%		
Nov-02	1	1	100.00%	0.00%	6	6	100.00%	N/A	N/A
Dec-02	1	1	100.00%	0.00%	6	6	100.00%	N/A	N/A
Jan-03					5	5	100.00%		
Feb-03	1	1	100.00%	0.00%	10	10	100.00%	N/A	N/A



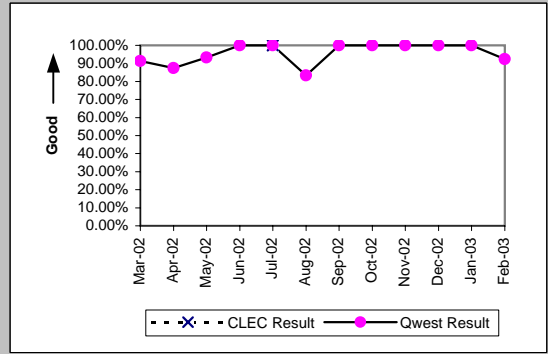
Basic Rate ISDN (Parity)									
Date	CLEC Num	CLEC Denc	CLEC Resu	CLEC Std E	Qwest Num	Qwest Denc	Qwest Resu	Mod Z Scr	Parity Scr
Mar-02					6	6	100.00%		
Apr-02					12	12	100.00%		
May-02					8	8	100.00%		
Jun-02					6	6	100.00%		
Jul-02					8	8	100.00%		
Aug-02					6	6	100.00%		
Sep-02					10	10	100.00%		
Oct-02					1	1	100.00%		
Nov-02					4	4	100.00%		
Dec-02					9	9	100.00%		
Jan-03					2	2	100.00%		
Feb-03					4	4	100.00%		



UNE - P (POTS) (Parity)									
Date	CLEC Num	CLEC Denc	CLEC Resu	CLEC Std E	Qwest Num	Qwest Denc	Qwest Resu	Mod Z Scr	Parity Scr
Mar-02	24	25	96.00%	19.60%	2716	2771	98.02%	0.69	-0.58
Apr-02	19	20	95.00%	21.79%	3004	3075	97.69%	0.74	-0.55
May-02	8	8	100.00%	0.00%	2863	2896	98.86%	-0.3	-1.18
Jun-02	23	23	100.00%	0.00%	2840	2894	98.13%	-0.66	-1.4
Jul-02	12	13	92.31%	26.65%	3092	3185	97.08%	0.88	-0.46
Aug-02	18	19	94.74%	22.33%	2719	2768	98.23%	0.96	-0.42
Sep-02	19	19	100.00%	0.00%	2720	2775	98.02%	-0.62	-1.38
Oct-02	16	16	100.00%	0.00%	2635	2664	98.91%	-0.42	-1.25
Nov-02	19	19	100.00%	0.00%	2790	2849	97.93%	-0.63	-1.38
Dec-02	20	20	100.00%	0.00%	3485	3604	96.70%	-0.82	-1.5
Jan-03	30	30	100.00%	0.00%	3573	3639	98.19%	-0.74	-1.45
Feb-03	19	20	95.00%	21.79%	2710	2769	97.87%	0.8	-0.51

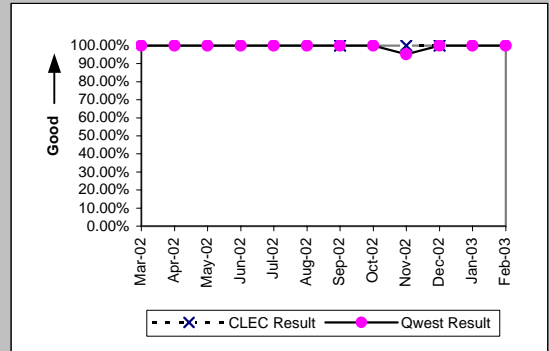


UNE P (Centrex) (Parity)									
Date	CLEC Num	CLEC Denc	CLEC Resu	CLEC Std E	Qwest Num	Qwest Denc	Qwest Resu	Mod Z Scr	Parity Scr
Mar-02					21	23	91.30%		
Apr-02					14	16	87.50%		
May-02					14	15	93.33%		
Jun-02					6	6	100.00%		
Jul-02	2	2	100.00%	0.00%	13	13	100.00%	N/A	N/A
Aug-02					10	12	83.33%		
Sep-02					11	11	100.00%		
Oct-02					20	20	100.00%		
Nov-02					7	7	100.00%		
Dec-02					16	16	100.00%		
Jan-03					17	17	100.00%		
Feb-03					12	13	92.31%		

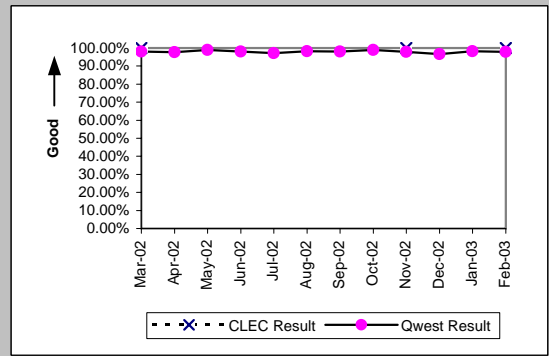


MR-4B - All Troubles Cleared within 48 Hours (Percent) - Dispatches outside MSAs

UNE P (Centrex 21) (Parity)									
Date	CLEC Num	CLEC Denc	CLEC Resu	CLEC Std	Qwest Num	Qwest Denc	Qwest Resu	Mod Z Scr	Parity Scr
Mar-02					20	20	100.00%		
Apr-02					10	10	100.00%		
May-02					17	17	100.00%		
Jun-02					19	19	100.00%		
Jul-02					17	17	100.00%		
Aug-02					11	11	100.00%		
Sep-02	1	1	100.00%	0.00%	24	24	100.00%	N/A	N/A
Oct-02					14	14	100.00%		
Nov-02	2	2	100.00%	0.00%	20	21	95.24%	-0.3	-1.18
Dec-02	1	1	100.00%	0.00%	15	15	100.00%	N/A	N/A
Jan-03					19	19	100.00%		
Feb-03					15	15	100.00%		

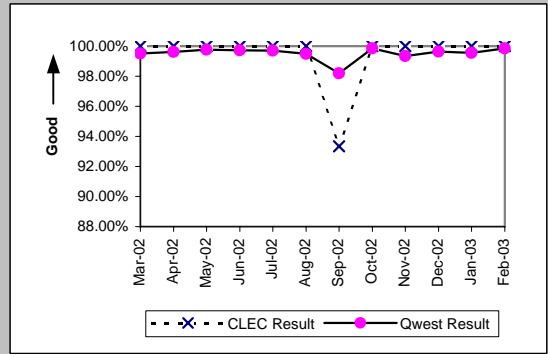


Line Sharing (Parity)									
Date	CLEC Num	CLEC Denc	CLEC Resu	CLEC Std	Qwest Num	Qwest Denc	Qwest Resu	Mod Z Scr	Parity Scr
Mar-02		1	100.00%	0.00%	2716	2771	98.02%	-0.14	-1.09
Apr-02					3004	3075	97.69%		
May-02					2863	2896	98.86%		
Jun-02					2840	2894	98.13%		
Jul-02					3092	3185	97.08%		
Aug-02					2719	2768	98.23%		
Sep-02					2720	2775	98.02%		
Oct-02					2635	2664	98.91%		
Nov-02	2	2	100.00%	0.00%	2790	2849	97.93%	-0.21	-1.12
Dec-02					3485	3604	96.70%		
Jan-03					3573	3639	98.19%		
Feb-03	3	3	100.00%	0.00%	2710	2769	97.87%	-0.26	-1.16

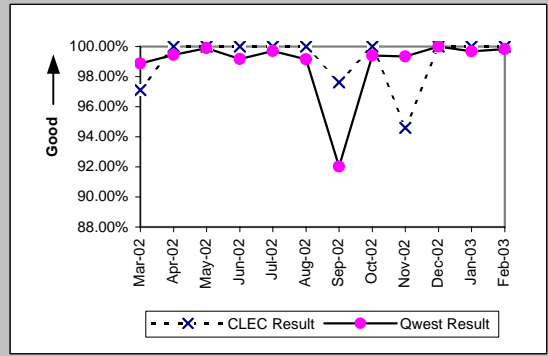


MR-4C - All Troubles Cleared within 48 Hours (Percent) - No dispatches

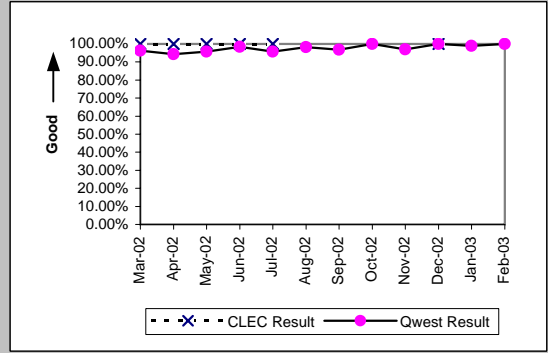
Residence (Parity)									
Date	CLEC Num	CLEC Denc	CLEC Resu	CLEC Std E	Qwest Num	Qwest Denc	Qwest Resu	Mod Z Scr	Parity Scr
Mar-02	27	27	100.00%	0.00%	6228	6258	99.52%	-0.36	-1.22
Apr-02	33	33	100.00%	0.00%	4855	4874	99.61%	-0.36	-1.22
May-02	30	30	100.00%	0.00%	4902	4914	99.76%	-0.27	-1.16
Jun-02	28	28	100.00%	0.00%	4346	4358	99.72%	-0.28	-1.17
Jul-02	41	41	100.00%	0.00%	4943	4958	99.70%	-0.35	-1.21
Aug-02	35	35	100.00%	0.00%	4449	4472	99.49%	-0.42	-1.26
Sep-02	28	30	93.33%	24.94%	3863	3934	98.20%	1.57	-0.04
Oct-02	32	32	100.00%	0.00%	4059	4065	99.85%	-0.22	-1.13
Nov-02	22	22	100.00%	0.00%	3614	3638	99.34%	-0.38	-1.23
Dec-02	25	25	100.00%	0.00%	3347	3359	99.64%	-0.3	-1.18
Jan-03	29	29	100.00%	0.00%	3508	3524	99.55%	-0.36	-1.22
Feb-03	31	31	100.00%	0.00%	3235	3240	99.85%	-0.22	-1.13



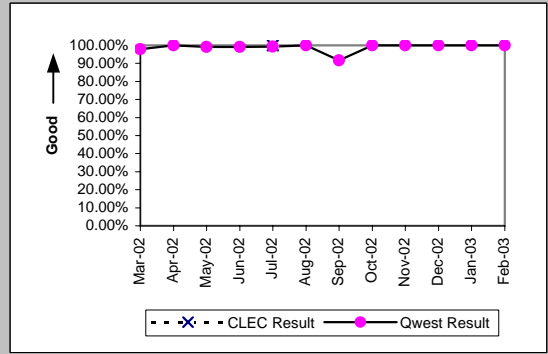
Business (Parity)									
Date	CLEC Num	CLEC Denc	CLEC Resu	CLEC Std E	Qwest Num	Qwest Denc	Qwest Resu	Mod Z Scr	Parity Scr
Mar-02	67	69	97.10%	16.78%	1130	1143	98.86%	1.15	-0.3
Apr-02	44	44	100.00%	0.00%	905	910	99.45%	-0.48	-1.29
May-02	44	44	100.00%	0.00%	931	932	99.89%	-0.21	-1.13
Jun-02	48	48	100.00%	0.00%	712	718	99.16%	-0.62	-1.37
Jul-02	53	53	100.00%	0.00%	1033	1036	99.71%	-0.38	-1.23
Aug-02	51	51	100.00%	0.00%	699	705	99.15%	-0.64	-1.39
Sep-02	41	42	97.62%	15.25%	739	803	92.03%	-1.3	-1.79
Oct-02	37	37	100.00%	0.00%	661	665	99.40%	-0.46	-1.28
Nov-02	35	37	94.59%	22.61%	608	612	99.35%	2.09	0.27
Dec-02	35	35	100.00%	0.00%	527	527	100.00%	N/A	N/A
Jan-03	32	32	100.00%	0.00%	615	617	99.68%	-0.31	-1.19
Feb-03	36	36	100.00%	0.00%	614	615	99.84%	-0.24	-1.14



Centrex (Parity)									
Date	CLEC Num	CLEC Denc	CLEC Resu	CLEC Std E	Qwest Num	Qwest Denc	Qwest Resu	Mod Z Scr	Parity Scr
Mar-02	7	7	100.00%	0.00%	127	132	96.21%	-0.51	-1.31
Apr-02	9	9	100.00%	0.00%	135	143	94.41%	-0.71	-1.43
May-02	6	6	100.00%	0.00%	137	143	95.80%	-0.5	-1.31
Jun-02	4	4	100.00%	0.00%	122	124	98.39%	-0.25	-1.15
Jul-02	1	1	100.00%	0.00%	115	120	95.83%	-0.21	-1.13
Aug-02					114	116	98.28%		
Sep-02					124	128	96.88%		
Oct-02					92	92	100.00%		
Nov-02					97	100	97.00%		
Dec-02	1	1	100.00%	0.00%	90	90	100.00%	N/A	N/A
Jan-03					100	101	99.01%		
Feb-03					105	105	100.00%		

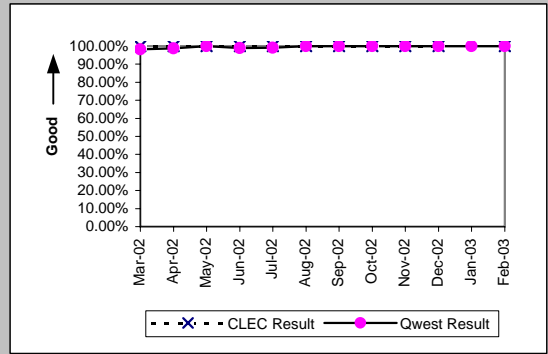


Centrex 21 (Parity)									
Date	CLEC Num	CLEC Denc	CLEC Resu	CLEC Std E	Qwest Num	Qwest Denc	Qwest Resu	Mod Z Scr	Parity Scr
Mar-02					140	143	97.90%		
Apr-02					124	124	100.00%		
May-02					121	122	99.18%		
Jun-02					110	111	99.10%		
Jul-02	1	1	100.00%	0.00%	133	134	99.25%	-0.09	-1.05
Aug-02					128	128	100.00%		
Sep-02					132	144	91.67%		
Oct-02					96	96	100.00%		
Nov-02					82	82	100.00%		
Dec-02					68	68	100.00%		
Jan-03					87	87	100.00%		
Feb-03					92	92	100.00%		

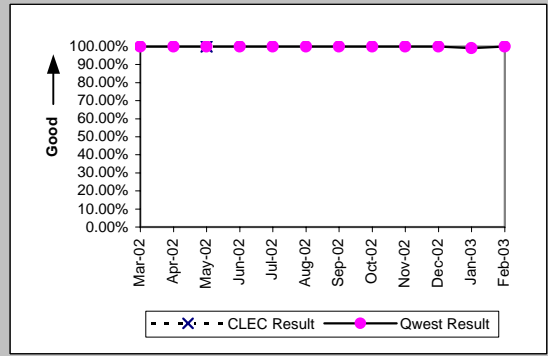


MR-4C - All Troubles Cleared within 48 Hours (Percent) - No dispatches

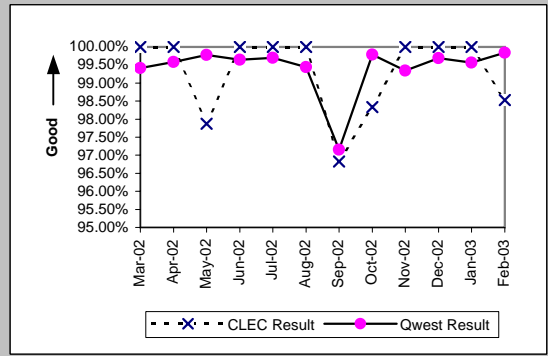
PBX (Parity)									
Date	CLEC Num	CLEC Denc	CLEC Resu	CLEC Std E	Qwest Num	Qwest Denc	Qwest Resu	Mod Z Scr	Parity Scr
Mar-02	3	3	100.00%	0.00%	108	110	98.18%	-0.23	-1.14
Apr-02	4	4	100.00%	0.00%	83	84	98.81%	-0.21	-1.13
May-02	3	3	100.00%	0.00%	70	70	100.00%	N/A	N/A
Jun-02	2	2	100.00%	0.00%	86	87	98.85%	-0.15	-1.09
Jul-02	2	2	100.00%	0.00%	114	115	99.13%	-0.13	-1.08
Aug-02	2	2	100.00%	0.00%	112	112	100.00%	N/A	N/A
Sep-02	4	4	100.00%	0.00%	108	108	100.00%	N/A	N/A
Oct-02	3	3	100.00%	0.00%	60	60	100.00%	N/A	N/A
Nov-02	3	3	100.00%	0.00%	81	81	100.00%	N/A	N/A
Dec-02	1	1	100.00%	0.00%	88	88	100.00%	N/A	N/A
Jan-03					74	74	100.00%		
Feb-03	1	1	100.00%	0.00%	68	68	100.00%	N/A	N/A



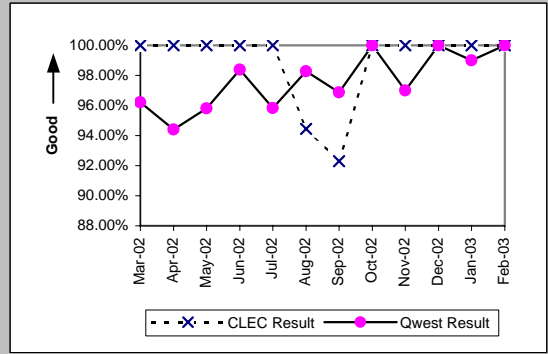
Basic Rate ISDN (Parity)									
Date	CLEC Num	CLEC Denc	CLEC Resu	CLEC Std E	Qwest Num	Qwest Denc	Qwest Resu	Mod Z Scr	Parity Scr
Mar-02					119	119	100.00%		
Apr-02					129	129	100.00%		
May-02	1	1	100.00%	0.00%	125	125	100.00%	N/A	N/A
Jun-02					127	127	100.00%		
Jul-02					138	138	100.00%		
Aug-02					127	127	100.00%		
Sep-02					99	99	100.00%		
Oct-02					82	82	100.00%		
Nov-02					101	101	100.00%		
Dec-02					112	112	100.00%		
Jan-03					121	122	99.18%		
Feb-03					143	143	100.00%		



UNE - P (POTS) (Parity)									
Date	CLEC Num	CLEC Denc	CLEC Resu	CLEC Std E	Qwest Num	Qwest Denc	Qwest Resu	Mod Z Scr	Parity Scr
Mar-02	101	101	100.00%	0.00%	7358	7401	99.42%	-0.76	-1.46
Apr-02	87	87	100.00%	0.00%	5760	5784	99.59%	-0.6	-1.36
May-02	92	94	97.87%	14.43%	5833	5846	99.78%	2.31	0.41
Jun-02	71	71	100.00%	0.00%	5058	5076	99.65%	-0.5	-1.3
Jul-02	72	72	100.00%	0.00%	5976	5994	99.70%	-0.46	-1.28
Aug-02	77	77	100.00%	0.00%	5148	5177	99.44%	-0.65	-1.4
Sep-02	61	63	96.83%	17.53%	4602	4737	97.15%	0.23	-0.86
Oct-02	59	60	98.33%	12.80%	4720	4730	99.79%	1.51	-0.08
Nov-02	66	66	100.00%	0.00%	4222	4250	99.34%	-0.66	-1.4
Dec-02	50	50	100.00%	0.00%	3874	3886	99.69%	-0.39	-1.24
Jan-03	61	61	100.00%	0.00%	4123	4141	99.57%	-0.51	-1.31
Feb-03	67	68	98.53%	12.04%	3849	3855	99.84%	1.58	-0.04

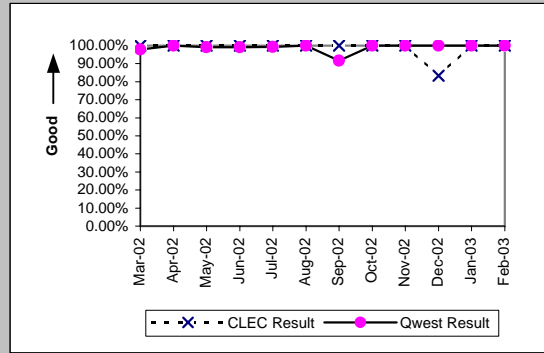


UNE P (Centrex) (Parity)									
Date	CLEC Num	CLEC Denc	CLEC Resu	CLEC Std E	Qwest Num	Qwest Denc	Qwest Resu	Mod Z Scr	Parity Scr
Mar-02	13	13	100.00%	0.00%	127	132	96.21%	-0.68	-1.41
Apr-02	18	18	100.00%	0.00%	135	143	94.41%	-0.97	-1.59
May-02	5	5	100.00%	0.00%	137	143	95.80%	-0.46	-1.28
Jun-02	6	6	100.00%	0.00%	122	124	98.39%	-0.31	-1.19
Jul-02	16	16	100.00%	0.00%	115	120	95.83%	-0.78	-1.48
Aug-02	17	18	94.44%	22.91%	114	116	98.28%	0.83	-0.49
Sep-02	12	13	92.31%	26.65%	124	128	96.88%	0.73	-0.55
Oct-02	12	12	100.00%	0.00%	92	92	100.00%	N/A	N/A
Nov-02	8	8	100.00%	0.00%	97	100	97.00%	-0.48	-1.29
Dec-02	7	7	100.00%	0.00%	90	90	100.00%	N/A	N/A
Jan-03	13	13	100.00%	0.00%	100	101	99.01%	-0.34	-1.21
Feb-03	9	9	100.00%	0.00%	105	105	100.00%	N/A	N/A

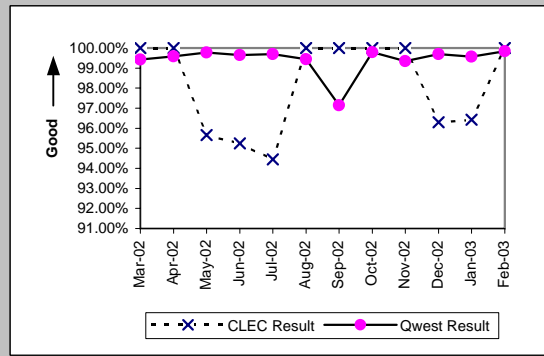


MR-4C - All Troubles Cleared within 48 Hours (Percent) - No dispatches

UNE P (Centrex 21) (Parity)										
Date	CLEC Num	CLEC Denc	CLEC Resu	CLEC Std	Qwest Num	Qwest Denc	Qwest Resu	Mod Z Scr	Parity Scr	
Mar-02	8	8	100.00%	0.00%	140	143	97.90%	-0.4	-1.24	
Apr-02	6	6	100.00%	0.00%	124	124	100.00%	N/A	N/A	
May-02	8	8	100.00%	0.00%	121	122	99.18%	-0.25	-1.15	
Jun-02	14	14	100.00%	0.00%	110	111	99.10%	-0.34	-1.2	
Jul-02	6	6	100.00%	0.00%	133	134	99.25%	-0.21	-1.13	
Aug-02	4	4	100.00%	0.00%	128	128	100.00%	N/A	N/A	
Sep-02	9	9	100.00%	0.00%	132	144	91.67%	-0.88	-1.53	
Oct-02	5	5	100.00%	0.00%	96	96	100.00%	N/A	N/A	
Nov-02	5	5	100.00%	0.00%	82	82	100.00%	N/A	N/A	
Dec-02	5	6	83.33%	37.27%	68	68	100.00%	N/A	0.12	
Jan-03	4	4	100.00%	0.00%	87	87	100.00%	N/A	N/A	
Feb-03	9	9	100.00%	0.00%	92	92	100.00%	N/A	N/A	

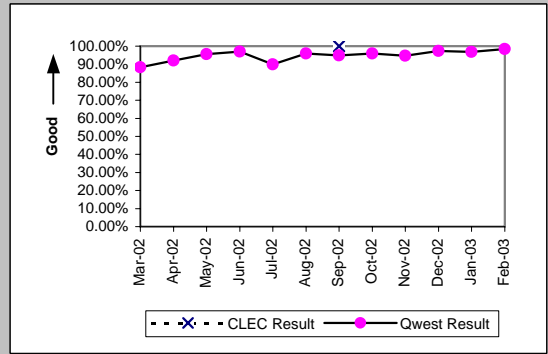


Line Sharing (Parity)										
Date	CLEC Num	CLEC Denc	CLEC Resu	CLEC Std	Qwest Num	Qwest Denc	Qwest Resu	Mod Z Scr	Parity Scr	
Mar-02	14	14	100.00%	0.00%	7358	7401	99.42%	-0.29	-1.17	
Apr-02	8	8	100.00%	0.00%	5760	5784	99.59%	-0.18	-1.11	
May-02	22	23	95.65%	20.39%	5833	5846	99.78%	1.95	0.18	
Jun-02	20	21	95.24%	21.30%	5058	5076	99.65%	1.78	0.08	
Jul-02	17	18	94.44%	22.91%	5976	5994	99.70%	1.93	0.17	
Aug-02	10	10	100.00%	0.00%	5148	5177	99.44%	-0.24	-1.14	
Sep-02	8	8	100.00%	0.00%	4602	4737	97.15%	-0.48	-1.29	
Oct-02	28	28	100.00%	0.00%	4720	4730	99.79%	-0.24	-1.15	
Nov-02	27	27	100.00%	0.00%	4222	4250	99.34%	-0.42	-1.26	
Dec-02	26	27	96.30%	18.89%	3874	3886	99.69%	1.72	0.05	
Jan-03	27	28	96.43%	18.56%	4123	4141	99.57%	1.54	-0.06	
Feb-03	24	24	100.00%	0.00%	3849	3855	99.84%	-0.19	-1.12	

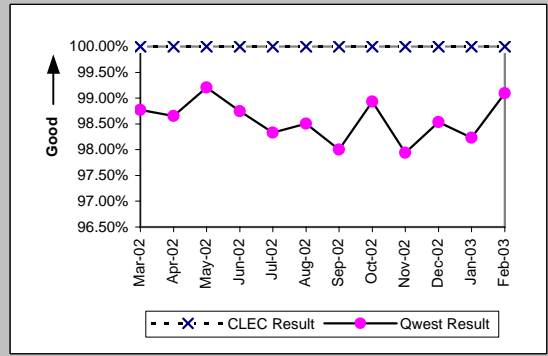


MR-4D - All Troubles Cleared within 48 Hours (Percent) - Interval Zone One

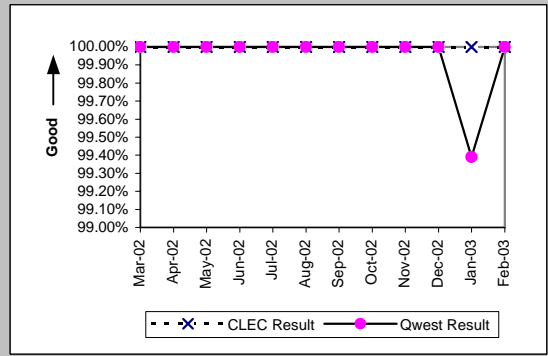
Qwest DSL (Parity)									
Date	CLEC Num	CLEC Denc	CLEC Resu	CLEC Std E	Qwest Num	Qwest Denc	Qwest Resu	Mod Z Scr	Parity Scr
Mar-02					410	464	88.36%		
Apr-02					368	400	92.00%		
May-02					462	483	95.65%		
Jun-02					411	424	96.93%		
Jul-02					529	588	89.97%		
Aug-02					716	747	95.85%		
Sep-02	2	2	100.00%	0.00%	477	503	94.83%	-0.33	-1.2
Oct-02					348	363	95.87%		
Nov-02					373	394	94.67%		
Dec-02					378	388	97.42%		
Jan-03					417	431	96.75%		
Feb-03					354	360	98.33%		



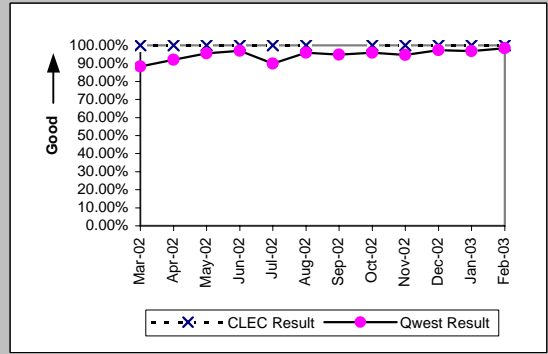
Unbundled Loop Analog (Parity)									
Date	CLEC Num	CLEC Denc	CLEC Resu	CLEC Std E	Qwest Num	Qwest Denc	Qwest Resu	Mod Z Scr	Parity Scr
Mar-02	182	182	100.00%	0.00%	18539	18770	98.77%	-1.5	-1.91
Apr-02	224	224	100.00%	0.00%	17487	17726	98.65%	-1.74	-2.06
May-02	266	266	100.00%	0.00%	18379	18526	99.21%	-1.45	-1.88
Jun-02	203	203	100.00%	0.00%	17011	17227	98.75%	-1.6	-1.97
Jul-02	246	246	100.00%	0.00%	18307	18618	98.33%	-2.03	-2.23
Aug-02	241	241	100.00%	0.00%	17637	17905	98.50%	-1.9	-2.16
Sep-02	212	212	100.00%	0.00%	15764	16085	98.00%	-2.06	-2.25
Oct-02	150	150	100.00%	0.00%	16532	16710	98.93%	-1.27	-1.77
Nov-02	244	244	100.00%	0.00%	17602	17972	97.94%	-2.25	-2.37
Dec-02	181	181	100.00%	0.00%	18654	18931	98.54%	-1.63	-1.99
Jan-03	246	246	100.00%	0.00%	20197	20560	98.23%	-2.09	-2.27
Feb-03	196	196	100.00%	0.00%	16003	16149	99.10%	-1.33	-1.81



Unbundled Loop - 2 Wire Non-Loaded (Parity)									
Date	CLEC Num	CLEC Denc	CLEC Resu	CLEC Std E	Qwest Num	Qwest Denc	Qwest Resu	Mod Z Scr	Parity Scr
Mar-02	19	19	100.00%	0.00%	158	158	100.00%	N/A	N/A
Apr-02	27	27	100.00%	0.00%	179	179	100.00%	N/A	N/A
May-02	24	24	100.00%	0.00%	187	187	100.00%	N/A	N/A
Jun-02	32	32	100.00%	0.00%	195	195	100.00%	N/A	N/A
Jul-02	26	26	100.00%	0.00%	186	186	100.00%	N/A	N/A
Aug-02	30	30	100.00%	0.00%	202	202	100.00%	N/A	N/A
Sep-02	16	16	100.00%	0.00%	159	159	100.00%	N/A	N/A
Oct-02	19	19	100.00%	0.00%	114	114	100.00%	N/A	N/A
Nov-02	28	28	100.00%	0.00%	151	151	100.00%	N/A	N/A
Dec-02	14	14	100.00%	0.00%	183	183	100.00%	N/A	N/A
Jan-03	26	26	100.00%	0.00%	163	164	99.39%	-0.37	-1.23
Feb-03	16	16	100.00%	0.00%	189	189	100.00%	N/A	N/A

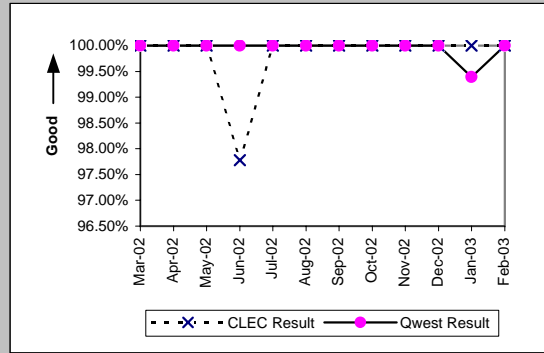


Unbundled Loop - ADSL Qualified (Parity)									
Date	CLEC Num	CLEC Denc	CLEC Resu	CLEC Std E	Qwest Num	Qwest Denc	Qwest Resu	Mod Z Scr	Parity Scr
Mar-02	7	7	100.00%	0.00%	410	464	88.36%	-0.95	-1.58
Apr-02	3	3	100.00%	0.00%	368	400	92.00%	-0.51	-1.31
May-02	4	4	100.00%	0.00%	462	483	95.65%	-0.42	-1.26
Jun-02	1	1	100.00%	0.00%	411	424	96.93%	-0.18	-1.11
Jul-02	3	3	100.00%	0.00%	529	588	89.97%	-0.58	-1.35
Aug-02	2	2	100.00%	0.00%	716	747	95.85%	-0.29	-1.18
Sep-02					477	503	94.83%		
Oct-02	2	2	100.00%	0.00%	348	363	95.87%	-0.29	-1.18
Nov-02	1	1	100.00%	0.00%	373	394	94.67%	-0.24	-1.14
Dec-02	2	2	100.00%	0.00%	378	388	97.42%	-0.23	-1.14
Jan-03	3	3	100.00%	0.00%	417	431	96.75%	-0.32	-1.19
Feb-03	2	2	100.00%	0.00%	354	360	98.33%	-0.18	-1.11



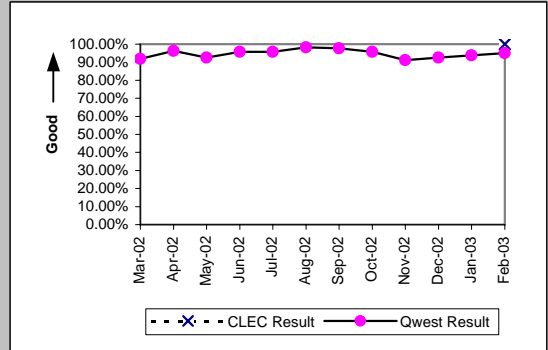
MR-4D - All Troubles Cleared within 48 Hours (Percent) - Interval Zone One

Unbundled Loop ISDN Capable (Parity)										
Date	CLEC Num	CLEC Dend	CLEC Resu	CLEC Std	Qwest Num	Qwest Dend	Qwest Resu	Mod Z Scr	Parity Scr	
Mar-02	31	31	100.00%	0.00%	158	158	100.00%	N/A	N/A	
Apr-02	20	20	100.00%	0.00%	179	179	100.00%	N/A	N/A	
May-02	30	30	100.00%	0.00%	187	187	100.00%	N/A	N/A	
Jun-02	44	45	97.78%	14.74%	195	195	100.00%	N/A	-0.16	
Jul-02	34	34	100.00%	0.00%	186	186	100.00%	N/A	N/A	
Aug-02	29	29	100.00%	0.00%	202	202	100.00%	N/A	N/A	
Sep-02	16	16	100.00%	0.00%	159	159	100.00%	N/A	N/A	
Oct-02	32	32	100.00%	0.00%	114	114	100.00%	N/A	N/A	
Nov-02	24	24	100.00%	0.00%	151	151	100.00%	N/A	N/A	
Dec-02	31	31	100.00%	0.00%	183	183	100.00%	N/A	N/A	
Jan-03	39	39	100.00%	0.00%	163	164	99.39%	-0.44	-1.27	
Feb-03	31	31	100.00%	0.00%	189	189	100.00%	N/A	N/A	

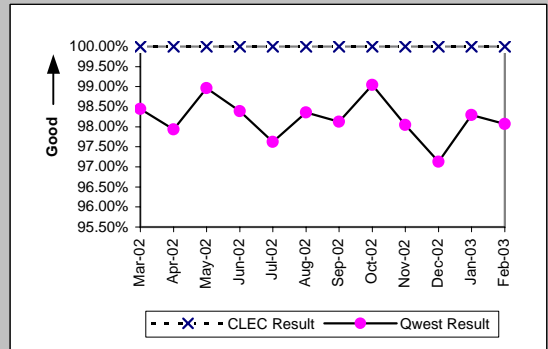


MR-4E - All Troubles Cleared within 48 Hours (Percent) - Interval Zone Two

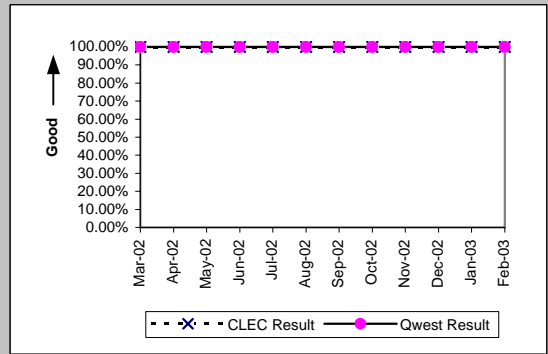
Qwest DSL (Parity)									
Date	CLEC Num	CLEC Denc	CLEC Resu	CLEC Std E	Qwest Num	Qwest Denc	Qwest Resu	Mod Z Scr	Parity Scr
Mar-02					34	37	91.89%		
Apr-02					26	27	96.30%		
May-02					37	40	92.50%		
Jun-02					23	24	95.83%		
Jul-02					45	47	95.74%		
Aug-02					55	56	98.21%		
Sep-02					43	44	97.73%		
Oct-02					23	24	95.83%		
Nov-02					31	34	91.18%		
Dec-02					37	40	92.50%		
Jan-03					46	49	93.88%		
Feb-03	1	1	100.00%	0.00%	1581	1663	95.07%	-0.23	-1.14



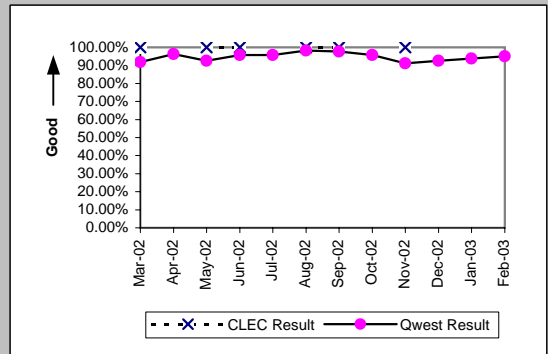
Unbundled Loop Analog (Parity)									
Date	CLEC Num	CLEC Denc	CLEC Resu	CLEC Std E	Qwest Num	Qwest Denc	Qwest Resu	Mod Z Scr	Parity Scr
Mar-02	8	8	100.00%	0.00%	3932	3994	98.45%	-0.35	-1.22
Apr-02	16	16	100.00%	0.00%	3737	3816	97.93%	-0.58	-1.35
May-02	18	18	100.00%	0.00%	3531	3568	98.96%	-0.43	-1.26
Jun-02	34	34	100.00%	0.00%	3472	3529	98.38%	-0.74	-1.45
Jul-02	21	21	100.00%	0.00%	4152	4253	97.63%	-0.71	-1.43
Aug-02	18	18	100.00%	0.00%	3351	3407	98.36%	-0.55	-1.33
Sep-02	14	14	100.00%	0.00%	3294	3357	98.12%	-0.52	-1.31
Oct-02	15	15	100.00%	0.00%	3217	3248	99.05%	-0.38	-1.23
Nov-02	22	22	100.00%	0.00%	3309	3375	98.04%	-0.66	-1.4
Dec-02	16	16	100.00%	0.00%	4060	4180	97.13%	-0.69	-1.42
Jan-03	27	27	100.00%	0.00%	4080	4151	98.29%	-0.68	-1.42
Feb-03	39	39	100.00%	0.00%	3203	3266	98.07%	-0.87	-1.53



Unbundled Loop - 2 Wire Non-Loaded (Parity)									
Date	CLEC Num	CLEC Denc	CLEC Resu	CLEC Std E	Qwest Num	Qwest Denc	Qwest Resu	Mod Z Scr	Parity Scr
Mar-02	3	3	100.00%	0.00%	14	14	100.00%	N/A	N/A
Apr-02	8	8	100.00%	0.00%	31	31	100.00%	N/A	N/A
May-02	8	8	100.00%	0.00%	16	16	100.00%	N/A	N/A
Jun-02	7	7	100.00%	0.00%	16	16	100.00%	N/A	N/A
Jul-02	1	1	100.00%	0.00%	33	33	100.00%	N/A	N/A
Aug-02	1	1	100.00%	0.00%	22	22	100.00%	N/A	N/A
Sep-02	1	1	100.00%	0.00%	21	21	100.00%	N/A	N/A
Oct-02	2	2	100.00%	0.00%	10	10	100.00%	N/A	N/A
Nov-02	4	4	100.00%	0.00%	15	15	100.00%	N/A	N/A
Dec-02	4	4	100.00%	0.00%	19	19	100.00%	N/A	N/A
Jan-03	4	4	100.00%	0.00%	13	13	100.00%	N/A	N/A
Feb-03	2	2	100.00%	0.00%	11	11	100.00%	N/A	N/A

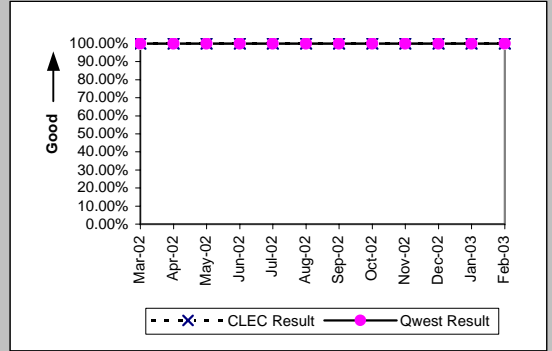


Unbundled Loop - ADSL Qualified (Parity)									
Date	CLEC Num	CLEC Denc	CLEC Resu	CLEC Std E	Qwest Num	Qwest Denc	Qwest Resu	Mod Z Scr	Parity Scr
Mar-02	1	1	100.00%	0.00%	34	37	91.89%	-0.29	-1.18
Apr-02					26	27	96.30%		
May-02	2	2	100.00%	0.00%	37	40	92.50%	-0.39	-1.24
Jun-02	1	1	100.00%	0.00%	23	24	95.83%	-0.2	-1.12
Jul-02					45	47	95.74%		
Aug-02	2	2	100.00%	0.00%	55	56	98.21%	-0.19	-1.11
Sep-02	1	1	100.00%	0.00%	43	44	97.73%	-0.15	-1.09
Oct-02					23	24	95.83%		
Nov-02	1	1	100.00%	0.00%	31	34	91.18%	-0.31	-1.19
Dec-02					37	40	92.50%		
Jan-03					46	49	93.88%		
Feb-03					1581	1663	95.07%		



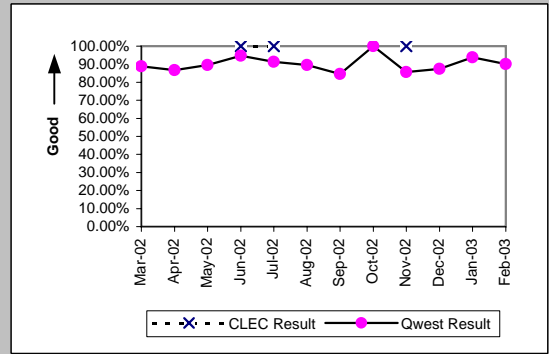
MR-4E - All Troubles Cleared within 48 Hours (Percent) - Interval Zone Two

Unbundled Loop ISDN Capable (Parity)									
Date	CLEC Num	CLEC Dend	CLEC Resu	CLEC Std	Qwest Num	Qwest Dend	Qwest Resu	Mod Z Scr	Parity Scr
Mar-02	7	7	100.00%	0.00%	14	14	100.00%	N/A	N/A
Apr-02	7	7	100.00%	0.00%	31	31	100.00%	N/A	N/A
May-02	15	15	100.00%	0.00%	16	16	100.00%	N/A	N/A
Jun-02	9	9	100.00%	0.00%	16	16	100.00%	N/A	N/A
Jul-02	9	9	100.00%	0.00%	33	33	100.00%	N/A	N/A
Aug-02	14	14	100.00%	0.00%	22	22	100.00%	N/A	N/A
Sep-02	11	11	100.00%	0.00%	21	21	100.00%	N/A	N/A
Oct-02	2	2	100.00%	0.00%	10	10	100.00%	N/A	N/A
Nov-02	13	13	100.00%	0.00%	15	15	100.00%	N/A	N/A
Dec-02	13	13	100.00%	0.00%	19	19	100.00%	N/A	N/A
Jan-03	10	10	100.00%	0.00%	13	13	100.00%	N/A	N/A
Feb-03	7	7	100.00%	0.00%	11	11	100.00%	N/A	N/A

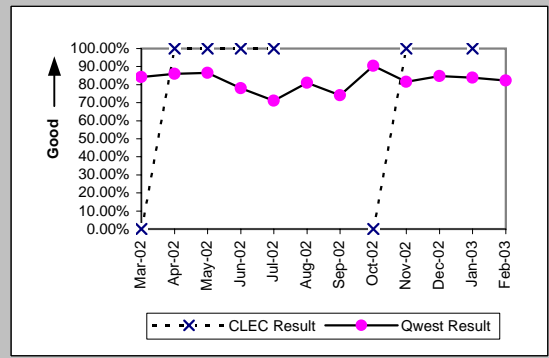


MR-5A - All Troubles Cleared within 4 Hours (Percent) - Interval Zone One

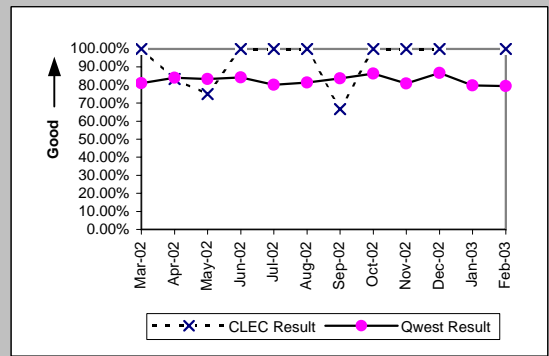
ISDN Primary (Parity)									
Date	CLEC Num	CLEC Denc	CLEC Resu	CLEC Std E	Qwest Num	Qwest Denc	Qwest Resu	Mod Z Scr	Parity Scr
Mar-02					16	18	88.89%		
Apr-02					13	15	86.67%		
May-02					17	19	89.47%		
Jun-02	1	1	100.00%	0.00%	18	19	94.74%	-0.23	-1.14
Jul-02	1	1	100.00%	0.00%	21	23	91.30%	-0.3	-1.18
Aug-02					17	19	89.47%		
Sep-02					22	26	84.62%		
Oct-02					13	13	100.00%		
Nov-02	1	1	100.00%	0.00%	18	21	85.71%	-0.4	-1.24
Dec-02					21	24	87.50%		
Jan-03					15	16	93.75%		
Feb-03					18	20	90.00%		



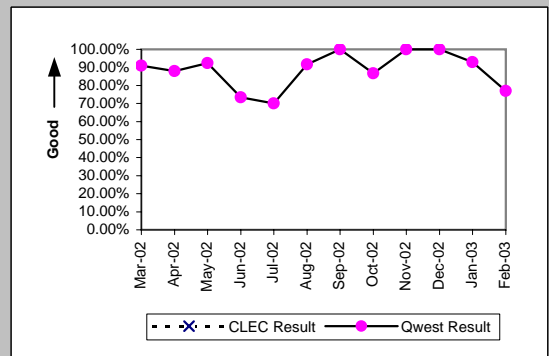
DS0 (Parity)									
Date	CLEC Num	CLEC Denc	CLEC Resu	CLEC Std E	Qwest Num	Qwest Denc	Qwest Resu	Mod Z Scr	Parity Scr
Mar-02	0	1	0.00%	0.00%	311	369	84.28%	1.42	-0.14
Apr-02	1	1	100.00%	0.00%	371	431	86.08%	-0.4	-1.24
May-02	1	1	100.00%	0.00%	342	395	86.58%	-0.39	-1.24
Jun-02	1	1	100.00%	0.00%	317	406	78.08%	-0.53	-1.32
Jul-02	1	1	100.00%	0.00%	370	520	71.15%	-0.64	-1.39
Aug-02					363	448	81.03%		
Sep-02					357	482	74.07%		
Oct-02	0	1	0.00%	0.00%	304	336	90.48%	1.67	0.02
Nov-02	1	1	100.00%	0.00%	304	373	81.50%	-0.48	-1.29
Dec-02					339	400	84.75%		
Jan-03	2	2	100.00%	0.00%	276	329	83.89%	-0.62	-1.38
Feb-03					294	357	82.35%		



DS1 (Parity)									
Date	CLEC Num	CLEC Denc	CLEC Resu	CLEC Std E	Qwest Num	Qwest Denc	Qwest Resu	Mod Z Scr	Parity Scr
Mar-02	7	7	100.00%	0.00%	364	449	81.07%	-1.27	-1.77
Apr-02	5	6	83.33%	37.27%	456	543	83.98%	0.1	-0.94
May-02	6	8	75.00%	43.30%	377	452	83.41%	0.62	-0.62
Jun-02	6	6	100.00%	0.00%	456	542	84.13%	-1.06	-1.64
Jul-02	5	5	100.00%	0.00%	412	514	80.16%	-1.11	-1.67
Aug-02	4	4	100.00%	0.00%	374	460	81.30%	-0.95	-1.58
Sep-02	2	3	66.67%	47.14%	384	459	83.66%	0.69	-0.58
Oct-02	5	5	100.00%	0.00%	299	346	86.42%	-0.88	-1.54
Nov-02	4	4	100.00%	0.00%	373	461	80.91%	-0.97	-1.59
Dec-02	8	8	100.00%	0.00%	407	469	86.78%	-1.09	-1.67
Jan-03					313	392	79.85%		
Feb-03	1	1	100.00%	0.00%	318	400	79.50%	-0.51	-1.31

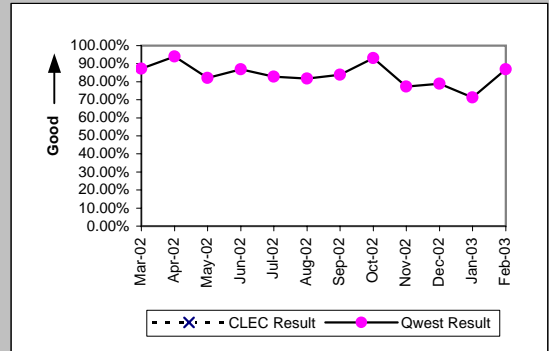


DS3 (Parity)									
Date	CLEC Num	CLEC Denc	CLEC Resu	CLEC Std E	Qwest Num	Qwest Denc	Qwest Resu	Mod Z Scr	Parity Scr
Mar-02					10	11	90.91%		
Apr-02					22	25	88.00%		
May-02					12	13	92.31%		
Jun-02					11	15	73.33%		
Jul-02					7	10	70.00%		
Aug-02					22	24	91.67%		
Sep-02					14	14	100.00%		
Oct-02					13	15	86.67%		
Nov-02					7	7	100.00%		
Dec-02					9	9	100.00%		
Jan-03					13	14	92.86%		
Feb-03					10	13	76.92%		

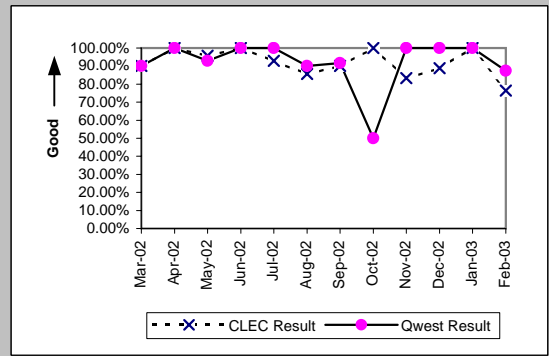


MR-5A - All Troubles Cleared within 4 Hours (Percent) - Interval Zone One

Frame Relay (Parity)									
Date	CLEC Num	CLEC Denc	CLEC Resu	CLEC Std	Qwest Num	Qwest Denc	Qwest Resu	Mod Z Scr	Parity Scr
Mar-02					82	94	87.23%		
Apr-02					110	117	94.02%		
May-02					92	112	82.14%		
Jun-02					120	138	86.96%		
Jul-02					101	122	82.79%		
Aug-02					103	126	81.75%		
Sep-02					93	111	83.78%		
Oct-02					81	87	93.10%		
Nov-02					75	97	77.32%		
Dec-02					71	90	78.89%		
Jan-03					67	94	71.28%		
Feb-03					53	61	86.89%		

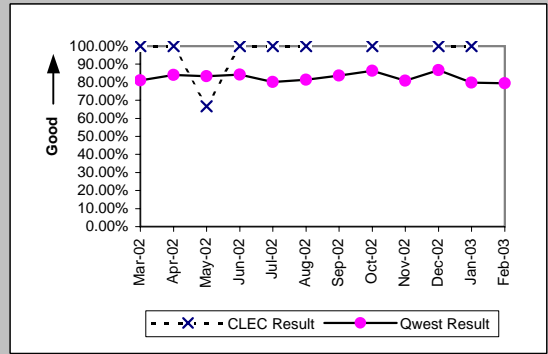


LIS Trunk (Parity)									
Date	CLEC Num	CLEC Denc	CLEC Resu	CLEC Std	Qwest Num	Qwest Denc	Qwest Resu	Mod Z Scr	Parity Scr
Mar-02	9	10	90.00%	30.00%	9	10	90.00%	0	-1
Apr-02	18	18	100.00%	0.00%	7	7	100.00%	N/A	N/A
May-02	23	24	95.83%	19.98%	13	14	92.86%	-0.34	-1.21
Jun-02	15	15	100.00%	0.00%	7	7	100.00%	N/A	N/A
Jul-02	13	14	92.86%	25.75%	15	15	100.00%	N/A	-0.6
Aug-02	6	7	85.71%	34.99%	9	10	90.00%	0.16	-0.9
Sep-02	9	10	90.00%	30.00%	11	12	91.67%	0.04	-0.97
Oct-02	8	8	100.00%	0.00%	2	4	50.00%	-1.63	-1.99
Nov-02	5	6	83.33%	37.27%	3	3	100.00%	N/A	-0.78
Dec-02	8	9	88.89%	31.43%	1	1	100.00%	N/A	-1.08
Jan-03	3	3	100.00%	0.00%	13	13	100.00%	N/A	N/A
Feb-03	26	34	76.47%	42.42%	7	8	87.50%	0.56	-0.66

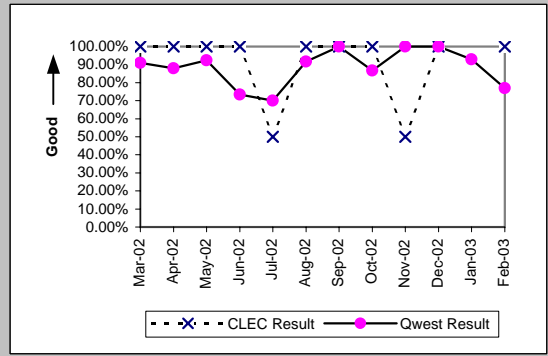


MR-5A - All Troubles Cleared within 4 Hours (Percent) - Interval Zone One

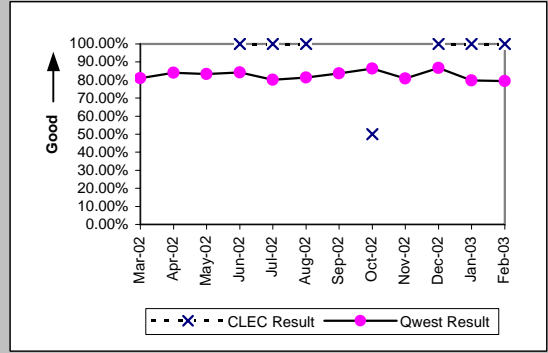
UDIT DS1 (Parity)									
Date	CLEC Num	CLEC Denc	CLEC Resu	CLEC Std	Qwest Num	Qwest Denc	Qwest Resu	Mod Z Scr	Parity Scr
Mar-02	1	1	100.00%	0.00%	364	449	81.07%	-0.48	-1.29
Apr-02	1	1	100.00%	0.00%	456	543	83.98%	-0.44	-1.27
May-02	2	3	66.67%	47.14%	377	452	83.41%	0.67	-0.59
Jun-02	4	4	100.00%	0.00%	456	542	84.13%	-0.87	-1.53
Jul-02	1	1	100.00%	0.00%	412	514	80.16%	-0.5	-1.3
Aug-02	6	6	100.00%	0.00%	374	460	81.30%	-1.17	-1.71
Sep-02					384	459	83.66%		
Oct-02	1	1	100.00%	0.00%	299	346	86.42%	-0.4	-1.24
Nov-02					373	461	80.91%		
Dec-02	2	2	100.00%	0.00%	407	469	86.78%	-0.55	-1.33
Jan-03	1	1	100.00%	0.00%	313	392	79.85%	-0.5	-1.31
Feb-03					318	400	79.50%		



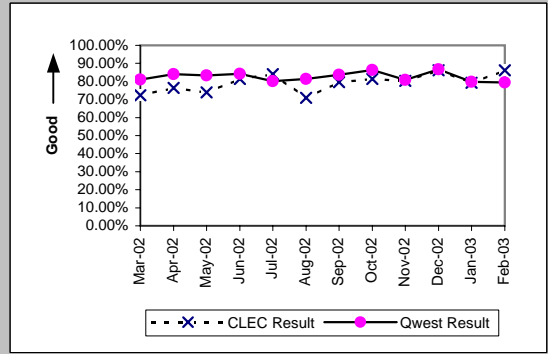
UDIT Above DS1 Level (Parity)									
Date	CLEC Num	CLEC Denc	CLEC Resu	CLEC Std	Qwest Num	Qwest Denc	Qwest Resu	Mod Z Scr	Parity Scr
Mar-02	4	4	100.00%	0.00%	10	11	90.91%	-0.54	-1.33
Apr-02	4	4	100.00%	0.00%	22	25	88.00%	-0.69	-1.42
May-02	1	1	100.00%	0.00%	12	13	92.31%	-0.28	-1.17
Jun-02	2	2	100.00%	0.00%	11	15	73.33%	-0.8	-1.49
Jul-02	1	2	50.00%	50.00%	7	10	70.00%	0.36	-0.78
Aug-02	2	2	100.00%	0.00%	22	24	91.67%	-0.41	-1.25
Sep-02	3	3	100.00%	0.00%	14	14	100.00%	N/A	N/A
Oct-02	3	3	100.00%	0.00%	13	15	86.67%	-0.62	-1.38
Nov-02	1	2	50.00%	50.00%	7	7	100.00%	N/A	-0.22
Dec-02	1	1	100.00%	0.00%	9	9	100.00%	N/A	N/A
Jan-03					13	14	92.86%		
Feb-03	2	2	100.00%	0.00%	10	13	76.92%	-0.72	-1.44



Unbundled Loop - 4 Wire Non-Loaded (Parity)									
Date	CLEC Num	CLEC Denc	CLEC Resu	CLEC Std	Qwest Num	Qwest Denc	Qwest Resu	Mod Z Scr	Parity Scr
Mar-02					364	449	81.07%		
Apr-02					456	543	83.98%		
May-02					377	452	83.41%		
Jun-02	2	2	100.00%	0.00%	456	542	84.13%	-0.61	-1.37
Jul-02	1	1	100.00%	0.00%	412	514	80.16%	-0.5	-1.3
Aug-02	2	2	100.00%	0.00%	374	460	81.30%	-0.68	-1.41
Sep-02					384	459	83.66%		
Oct-02	1	2	50.00%	50.00%	299	346	86.42%	1.1	-0.33
Nov-02					373	461	80.91%		
Dec-02	1	1	100.00%	0.00%	407	469	86.78%	-0.39	-1.24
Jan-03	1	1	100.00%	0.00%	313	392	79.85%	-0.5	-1.31
Feb-03	2	2	100.00%	0.00%	318	400	79.50%	-0.72	-1.44



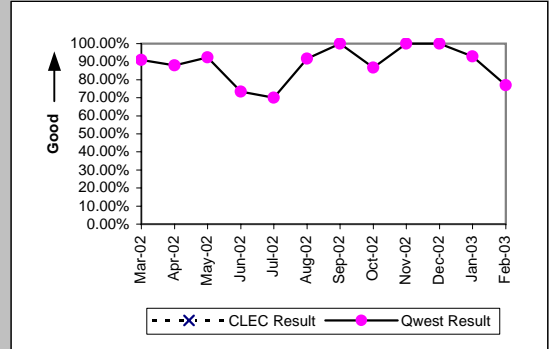
Unbundled Loop - DS1 Capable (Parity)									
Date	CLEC Num	CLEC Denc	CLEC Resu	CLEC Std	Qwest Num	Qwest Denc	Qwest Resu	Mod Z Scr	Parity Scr
Mar-02	34	47	72.34%	44.73%	364	449	81.07%	1.39	-0.15
Apr-02	26	34	76.47%	42.42%	456	543	83.98%	1.12	-0.32
May-02	37	50	74.00%	43.86%	377	452	83.41%	1.6	-0.03
Jun-02	57	70	81.43%	38.89%	456	542	84.13%	0.59	-0.64
Jul-02	53	63	84.13%	36.54%	412	514	80.16%	-0.75	-1.45
Aug-02	39	55	70.91%	45.42%	374	460	81.30%	1.76	0.07
Sep-02	43	54	79.63%	40.28%	384	459	83.66%	0.75	-0.54
Oct-02	35	43	81.40%	38.91%	299	346	86.42%	0.88	-0.46
Nov-02	41	51	80.39%	39.70%	373	461	80.91%	0.11	-0.93
Dec-02	50	58	86.21%	34.48%	407	469	86.78%	0.15	-0.91
Jan-03	42	53	79.25%	40.56%	313	392	79.85%	0.12	-0.93
Feb-03	50	58	86.21%	34.48%	318	400	79.50%	-1.18	-1.72



MR-5A - All Troubles Cleared within 4 Hours (Percent) - Interval Zone One

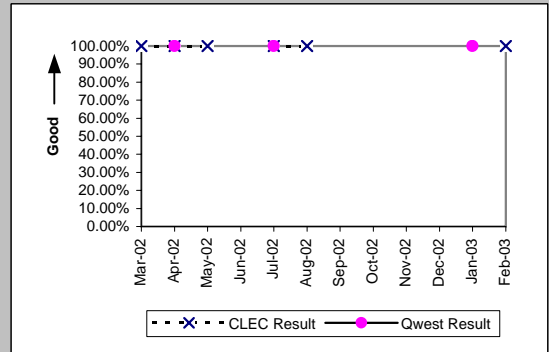
Unbundled Loop - DS3 Capable (Parity)

Date	CLEC Num	CLEC Denc	CLEC Resu	CLEC Std	Qwest Num	Qwest Denc	Qwest Resu	Mod Z Scr	Parity Scr
Mar-02					10	11	90.91%		
Apr-02					22	25	88.00%		
May-02					12	13	92.31%		
Jun-02					11	15	73.33%		
Jul-02					7	10	70.00%		
Aug-02					22	24	91.67%		
Sep-02					14	14	100.00%		
Oct-02					13	15	86.67%		
Nov-02					7	7	100.00%		
Dec-02					9	9	100.00%		
Jan-03					13	14	92.86%		
Feb-03					10	13	76.92%		



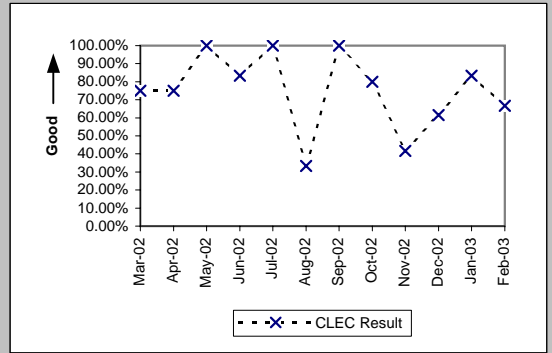
E911 (Parity)

Date	CLEC Num	CLEC Denc	CLEC Resu	CLEC Std	Qwest Num	Qwest Denc	Qwest Resu	Mod Z Scr	Parity Scr
Mar-02	7	7	100.00%	0.00%					
Apr-02	2	2	100.00%	0.00%	1	1	100.00%	N/A	N/A
May-02	1	1	100.00%	0.00%					
Jun-02									
Jul-02	1	1	100.00%	0.00%	1	1	100.00%	N/A	N/A
Aug-02	2	2	100.00%	0.00%					
Sep-02									
Oct-02									
Nov-02									
Dec-02									
Jan-03					1	1	100.00%		
Feb-03	1	1	100.00%	0.00%					



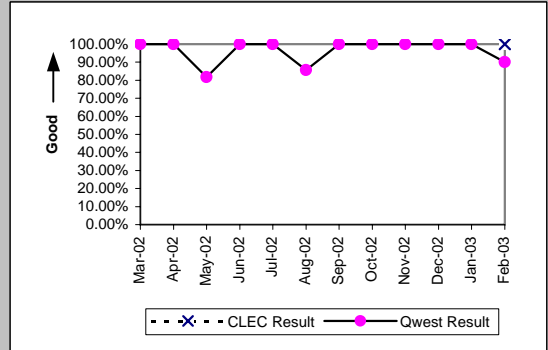
MR-5A - All Troubles Cleared within 4 Hours (Percent) - Interval Zone One

Enhanced Extended Loops (EELs) (Diagnostic)				
Date	CLEC Num	CLEC Denom	CLEC Result	CLEC Std Dev
Mar-02	3	4	75.00%	43.30%
Apr-02	3	4	75.00%	43.30%
May-02	1	1	100.00%	0.00%
Jun-02	10	12	83.33%	37.27%
Jul-02	3	3	100.00%	0.00%
Aug-02	1	3	33.33%	47.14%
Sep-02	6	6	100.00%	0.00%
Oct-02	8	10	80.00%	40.00%
Nov-02	5	12	41.67%	49.30%
Dec-02	8	13	61.54%	48.65%
Jan-03	5	6	83.33%	37.27%
Feb-03	2	3	66.67%	47.14%

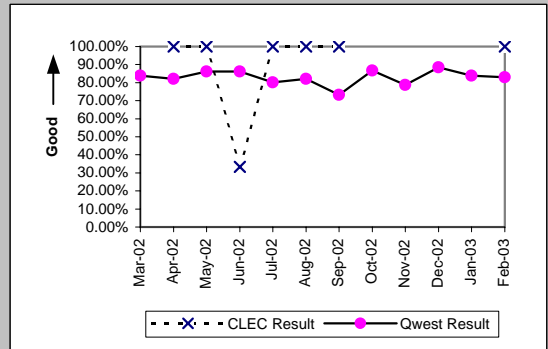


MR-5B - All Troubles Cleared within 4 Hours (Percent) - Interval Zone Two

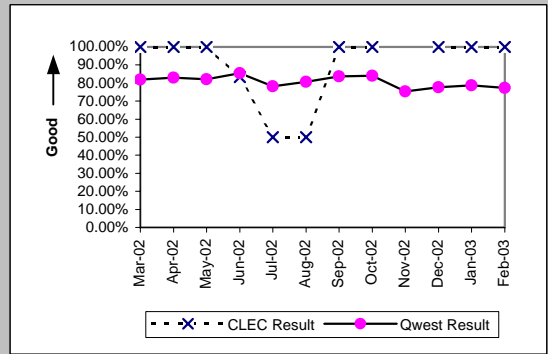
ISDN Primary (Parity)									
Date	CLEC Num	CLEC Denc	CLEC Resu	CLEC Std E	Qwest Num	Qwest Denc	Qwest Resu	Mod Z Scr	Parity Scr
Mar-02					8	8	100.00%		
Apr-02					6	6	100.00%		
May-02					9	11	81.82%		
Jun-02					8	8	100.00%		
Jul-02					9	9	100.00%		
Aug-02					6	7	85.71%		
Sep-02					17	17	100.00%		
Oct-02					7	7	100.00%		
Nov-02					6	6	100.00%		
Dec-02					10	10	100.00%		
Jan-03					10	10	100.00%		
Feb-03	2	2	100.00%	0.00%	9	10	90.00%	-0.43	-1.26



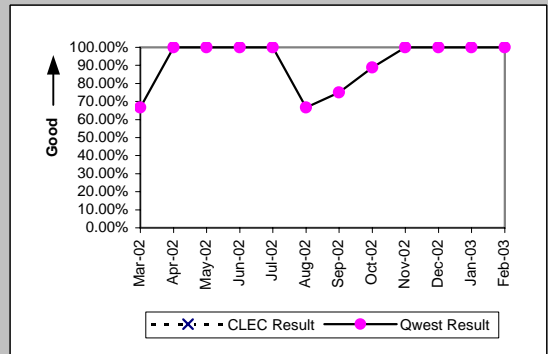
DS0 (Parity)									
Date	CLEC Num	CLEC Denc	CLEC Resu	CLEC Std E	Qwest Num	Qwest Denc	Qwest Resu	Mod Z Scr	Parity Scr
Mar-02					219	261	83.91%		
Apr-02	3	3	100.00%	0.00%	262	319	82.13%	-0.8	-1.49
May-02	2	2	100.00%	0.00%	200	232	86.21%	-0.56	-1.34
Jun-02	1	3	33.33%	47.14%	232	269	86.25%	1.95	0.18
Jul-02	4	4	100.00%	0.00%	233	291	80.07%	-0.99	-1.6
Aug-02	1	1	100.00%	0.00%	242	295	82.03%	-0.47	-1.28
Sep-02	1	1	100.00%	0.00%	218	298	73.15%	-0.6	-1.37
Oct-02					157	181	86.74%		
Nov-02					178	226	78.76%		
Dec-02					240	271	88.56%		
Jan-03					202	241	83.82%		
Feb-03	2	2	100.00%	0.00%	196	236	83.05%	-0.64	-1.39



DS1 (Parity)									
Date	CLEC Num	CLEC Denc	CLEC Resu	CLEC Std E	Qwest Num	Qwest Denc	Qwest Resu	Mod Z Scr	Parity Scr
Mar-02	3	3	100.00%	0.00%	214	261	81.99%	-0.81	-1.49
Apr-02	3	3	100.00%	0.00%	186	224	83.04%	-0.78	-1.47
May-02	5	5	100.00%	0.00%	193	235	82.13%	-1.03	-1.63
Jun-02	5	6	83.33%	37.27%	236	276	85.51%	0.19	-0.88
Jul-02	1	2	50.00%	50.00%	283	362	78.18%	0.77	-0.53
Aug-02	1	2	50.00%	50.00%	247	306	80.72%	0.86	-0.48
Sep-02	1	1	100.00%	0.00%	263	314	83.76%	-0.44	-1.27
Oct-02	1	1	100.00%	0.00%	164	195	84.10%	-0.43	-1.26
Nov-02					184	244	75.41%		
Dec-02	2	2	100.00%	0.00%	199	256	77.73%	-0.75	-1.46
Jan-03	3	3	100.00%	0.00%	200	254	78.74%	-0.89	-1.54
Feb-03	1	1	100.00%	0.00%	163	211	77.25%	-0.54	-1.33

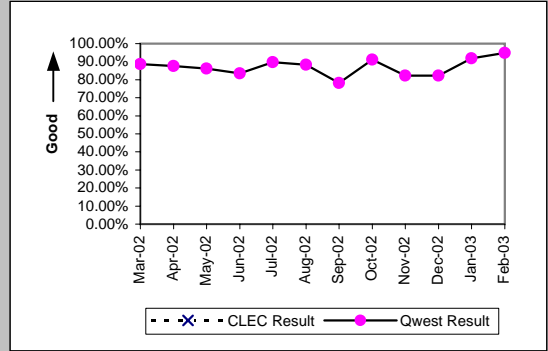


DS3 (Parity)									
Date	CLEC Num	CLEC Denc	CLEC Resu	CLEC Std E	Qwest Num	Qwest Denc	Qwest Resu	Mod Z Scr	Parity Scr
Mar-02					2	3	66.67%		
Apr-02					4	4	100.00%		
May-02					2	2	100.00%		
Jun-02					3	3	100.00%		
Jul-02					2	2	100.00%		
Aug-02					2	3	66.67%		
Sep-02					3	4	75.00%		
Oct-02					8	9	88.89%		
Nov-02					4	4	100.00%		
Dec-02					1	1	100.00%		
Jan-03					9	9	100.00%		
Feb-03					4	4	100.00%		

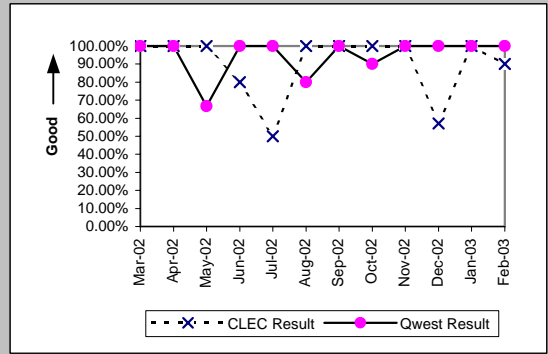


MR-5B - All Troubles Cleared within 4 Hours (Percent) - Interval Zone Two

Frame Relay (Parity)									
Date	CLEC Num	CLEC Denc	CLEC Resu	CLEC Std	Qwest Num	Qwest Denc	Qwest Resu	Mod Z Scr	Parity Scr
Mar-02					47	53	88.68%		
Apr-02					71	81	87.65%		
May-02					50	58	86.21%		
Jun-02					76	91	83.52%		
Jul-02					88	98	89.80%		
Aug-02					68	77	88.31%		
Sep-02					50	64	78.13%		
Oct-02					41	45	91.11%		
Nov-02					37	45	82.22%		
Dec-02					56	68	82.35%		
Jan-03					56	61	91.80%		
Feb-03					37	39	94.87%		

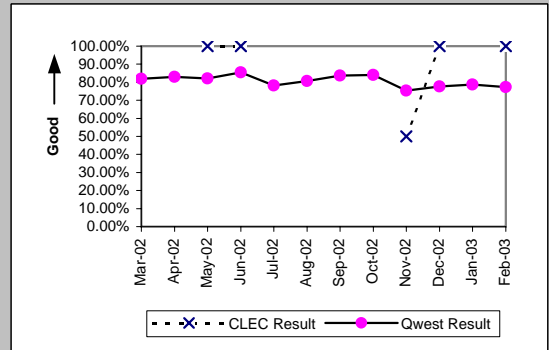


LIS Trunk (Parity)									
Date	CLEC Num	CLEC Denc	CLEC Resu	CLEC Std	Qwest Num	Qwest Denc	Qwest Resu	Mod Z Scr	Parity Scr
Mar-02	2	2	100.00%	0.00%	3	3	100.00%	N/A	N/A
Apr-02	5	5	100.00%	0.00%	5	5	100.00%	N/A	N/A
May-02	3	3	100.00%	0.00%	2	3	66.67%	-0.87	-1.53
Jun-02	4	5	80.00%	40.00%	2	2	100.00%	N/A	-0.84
Jul-02	1	2	50.00%	50.00%	3	3	100.00%	N/A	-0.49
Aug-02	2	2	100.00%	0.00%	4	5	80.00%	-0.6	-1.36
Sep-02	1	1	100.00%	0.00%	3	3	100.00%	N/A	N/A
Oct-02	1	1	100.00%	0.00%	9	10	90.00%	-0.32	-1.19
Nov-02	3	3	100.00%	0.00%	1	1	100.00%	N/A	N/A
Dec-02	4	7	57.14%	49.49%	2	2	100.00%	N/A	-0.47
Jan-03	4	4	100.00%	0.00%	1	1	100.00%	N/A	N/A
Feb-03	9	10	90.00%	30.00%	2	2	100.00%	N/A	-0.98

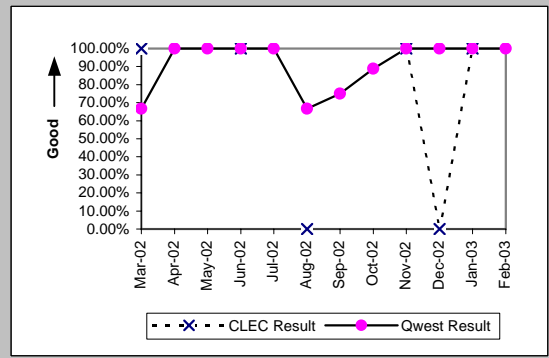


MR-5B - All Troubles Cleared within 4 Hours (Percent) - Interval Zone Two

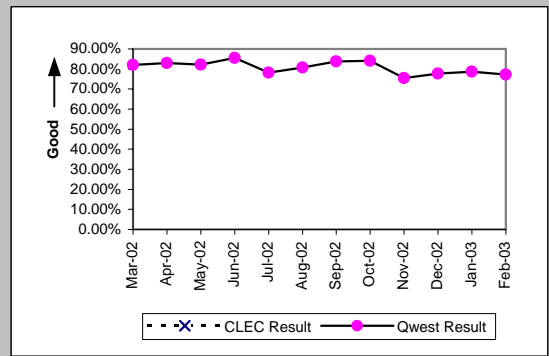
UDIT DS1 (Parity)									
Date	CLEC Num	CLEC Denc	CLEC Resu	CLEC Std E	Qwest Num	Qwest Denc	Qwest Resu	Mod Z Scr	Parity Scr
Mar-02					214	261	81.99%		
Apr-02					186	224	83.04%		
May-02	1	1	100.00%	0.00%	193	235	82.13%	-0.47	-1.28
Jun-02	2	2	100.00%	0.00%	236	276	85.51%	-0.58	-1.35
Jul-02					283	362	78.18%		
Aug-02					247	306	80.72%		
Sep-02					263	314	83.76%		
Oct-02					164	195	84.10%		
Nov-02	1	2	50.00%	50.00%	184	244	75.41%	0.68	-0.59
Dec-02	1	1	100.00%	0.00%	199	256	77.73%	-0.53	-1.32
Jan-03					200	254	78.74%		
Feb-03	2	2	100.00%	0.00%	163	211	77.25%	-0.76	-1.46



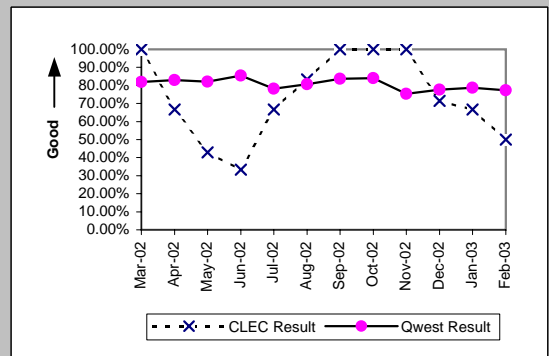
UDIT Above DS1 Level (Parity)									
Date	CLEC Num	CLEC Denc	CLEC Resu	CLEC Std E	Qwest Num	Qwest Denc	Qwest Resu	Mod Z Scr	Parity Scr
Mar-02	1	1	100.00%	0.00%	2	3	66.67%	-0.61	-1.37
Apr-02					4	4	100.00%		
May-02					2	2	100.00%		
Jun-02	1	1	100.00%	0.00%	3	3	100.00%	N/A	N/A
Jul-02					2	2	100.00%		
Aug-02	0	1	0.00%	0.00%	2	3	66.67%	0.67	-0.59
Sep-02					3	4	75.00%		
Oct-02					8	9	88.89%		
Nov-02	1	1	100.00%	0.00%	4	4	100.00%	N/A	N/A
Dec-02	0	1	0.00%	0.00%	1	1	100.00%	N/A	-0.59
Jan-03	1	1	100.00%	0.00%	9	9	100.00%	N/A	N/A
Feb-03					4	4	100.00%		



Unbundled Loop - 4 Wire Non-Loaded (Parity)									
Date	CLEC Num	CLEC Denc	CLEC Resu	CLEC Std E	Qwest Num	Qwest Denc	Qwest Resu	Mod Z Scr	Parity Scr
Mar-02					214	261	81.99%		
Apr-02					186	224	83.04%		
May-02					193	235	82.13%		
Jun-02					236	276	85.51%		
Jul-02					283	362	78.18%		
Aug-02					247	306	80.72%		
Sep-02					263	314	83.76%		
Oct-02					164	195	84.10%		
Nov-02					184	244	75.41%		
Dec-02					199	256	77.73%		
Jan-03					200	254	78.74%		
Feb-03					163	211	77.25%		



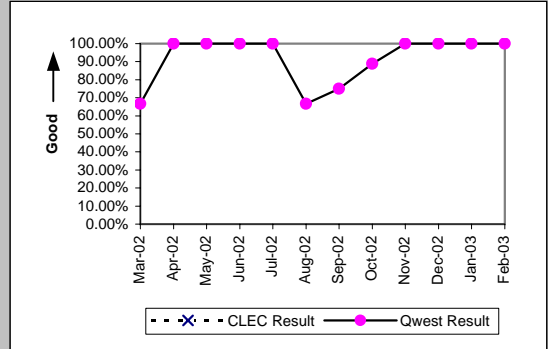
Unbundled Loop - DS1 Capable (Parity)									
Date	CLEC Num	CLEC Denc	CLEC Resu	CLEC Std E	Qwest Num	Qwest Denc	Qwest Resu	Mod Z Scr	Parity Scr
Mar-02	2	2	100.00%	0.00%	214	261	81.99%	-0.66	-1.4
Apr-02	4	6	66.67%	47.14%	186	224	83.04%	0.95	-0.42
May-02	3	7	42.86%	49.49%	193	235	82.13%	2.24	0.36
Jun-02	1	3	33.33%	47.14%	236	276	85.51%	1.9	0.16
Jul-02	6	9	66.67%	47.14%	283	362	78.18%	0.8	-0.52
Aug-02	10	12	83.33%	37.27%	247	306	80.72%	-0.23	-1.14
Sep-02	5	5	100.00%	0.00%	263	314	83.76%	-0.98	-1.59
Oct-02	6	6	100.00%	0.00%	164	195	84.10%	-1.05	-1.64
Nov-02	11	11	100.00%	0.00%	184	244	75.41%	-1.85	-2.13
Dec-02	5	7	71.43%	45.18%	199	256	77.73%	0.4	-0.76
Jan-03	4	6	66.67%	47.14%	200	254	78.74%	0.68	-0.59
Feb-03	2	4	50.00%	50.00%	163	211	77.25%	1.12	-0.32



MR-5B - All Troubles Cleared within 4 Hours (Percent) - Interval Zone Two

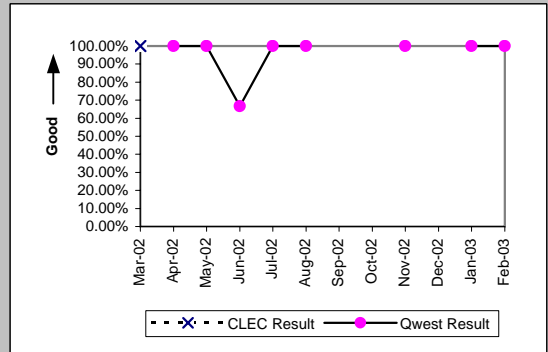
Unbundled Loop - DS3 Capable (Parity)

Date	CLEC Num	CLEC Denc	CLEC Resu	CLEC Std	Qwest Num	Qwest Denc	Qwest Resu	Mod Z Scr	Parity Scr
Mar-02					2	3	66.67%		
Apr-02					4	4	100.00%		
May-02					2	2	100.00%		
Jun-02					3	3	100.00%		
Jul-02					2	2	100.00%		
Aug-02					2	3	66.67%		
Sep-02					3	4	75.00%		
Oct-02					8	9	88.89%		
Nov-02					4	4	100.00%		
Dec-02					1	1	100.00%		
Jan-03					9	9	100.00%		
Feb-03					4	4	100.00%		



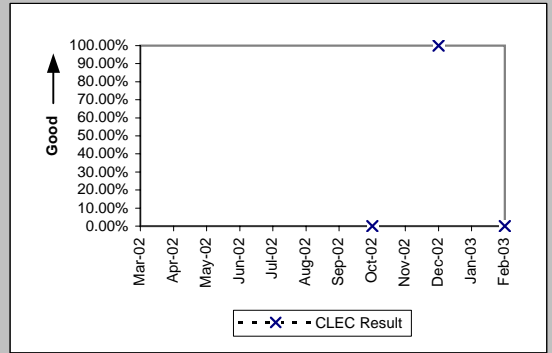
E911 (Parity)

Date	CLEC Num	CLEC Denc	CLEC Resu	CLEC Std	Qwest Num	Qwest Denc	Qwest Resu	Mod Z Scr	Parity Scr
Mar-02	2	2	100.00%	0.00%					
Apr-02					4	4	100.00%		
May-02					1	1	100.00%		
Jun-02					2	3	66.67%		
Jul-02					2	2	100.00%		
Aug-02					1	1	100.00%		
Sep-02									
Oct-02									
Nov-02					1	1	100.00%		
Dec-02									
Jan-03					3	3	100.00%		
Feb-03					1	1	100.00%		



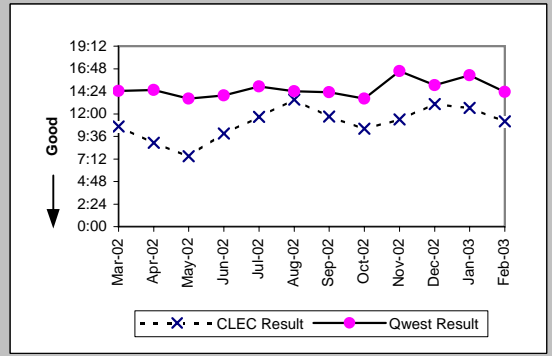
MR-5B - All Troubles Cleared within 4 Hours (Percent) - Interval Zone Two

Enhanced Extended Loops (EELs) (Diagnostic)				
Date	CLEC Num	CLEC Denom	CLEC Result	CLEC Std Dev
Mar-02				
Apr-02				
May-02				
Jun-02				
Jul-02				
Aug-02				
Sep-02				
Oct-02	0	1	0.00%	0.00%
Nov-02				
Dec-02	1	1	100.00%	0.00%
Jan-03				
Feb-03	0	1	0.00%	0.00%

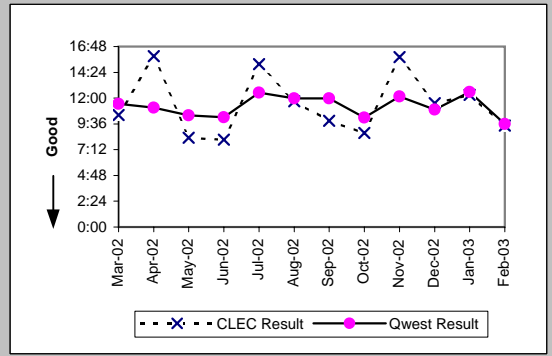


MR-6A - Mean Time to Restore (Hours:Minutes) - Dispatches within MSAs

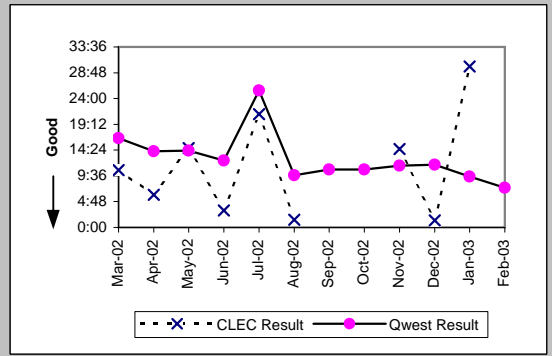
Residence (Parity)									
Date	CLEC Num	CLEC Denc	CLEC Resu	CLEC Std E	Qwest Num	Qwest Denc	Qwest Resu	Mod Z Scr	Parity Scr
Mar-02	596:05	56	10:39	9:14	160107:51	11078	14:27	-2.2	-2.34
Apr-02	589:03	66	8:56	8:06	163327:20	11229	14:33	-2.76	-2.68
May-02	450:20	60	7:30	9:58	162307:56	11913	13:37	-3.86	-3.35
Jun-02	624:13	63	9:54	8:10	159433:15	11421	13:58	-2.46	-2.5
Jul-02	1283:34	110	11:40	10:34	181715:06	12182	14:55	-2.41	-2.47
Aug-02	1269:05	94	13:30	8:43	172307:16	11965	14:24	-0.6	-1.37
Sep-02	1053:33	90	11:42	10:51	151683:11	10606	14:18	-1.73	-2.05
Oct-02	875:49	84	10:26	10:45	151646:19	11131	13:37	-2.21	-2.34
Nov-02	1210:42	106	11:25	10:19	210837:58	12741	16:33	-3.78	-3.3
Dec-02	1538:08	118	13:02	12:18	214022:38	14235	15:02	-1.59	-1.97
Jan-03	1591:15	126	12:38	11:41	245584:36	15258	16:06	-3.05	-2.85
Feb-03	1694:01	151	11:13	9:06	165153:36	11521	14:20	-2.99	-2.82



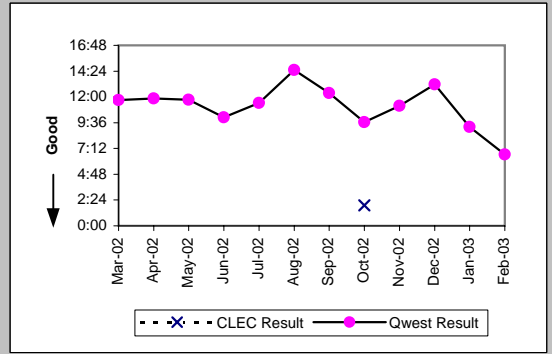
Business (Parity)									
Date	CLEC Num	CLEC Denc	CLEC Resu	CLEC Std E	Qwest Num	Qwest Denc	Qwest Resu	Mod Z Scr	Parity Scr
Mar-02	239:26	23	10:25	8:07	17365:37	1514	11:28	-0.31	-1.19
Apr-02	397:37	25	15:54	20:07	16161:28	1454	11:07	1.52	-0.07
May-02	241:25	29	8:19	8:53	14958:51	1439	10:24	-0.81	-1.49
Jun-02	292:46	36	8:08	10:00	13953:48	1365	10:13	-0.94	-1.57
Jul-02	576:05	38	15:10	12:59	18907:44	1510	12:31	1.01	-0.39
Aug-02	678:41	58	11:42	16:09	16811:16	1402	11:59	-0.1	-1.06
Sep-02	534:03	54	9:53	13:12	15841:54	1324	11:58	-0.78	-1.48
Oct-02	480:53	55	8:45	7:08	14586:53	1433	10:11	-0.6	-1.36
Nov-02	1329:10	84	15:49	15:24	18317:14	1507	12:09	2.29	0.39
Dec-02	657:45	57	11:32	7:50	15144:32	1386	10:56	0.42	-0.75
Jan-03	1045:53	85	12:18	11:24	21041:26	1673	12:35	-0.13	-1.08
Feb-03	539:05	57	9:27	6:59	12187:08	1270	9:36	-0.09	-1.05



Centrex (Parity)									
Date	CLEC Num	CLEC Denc	CLEC Resu	CLEC Std E	Qwest Num	Qwest Denc	Qwest Resu	Mod Z Scr	Parity Scr
Mar-02	276:56	26	10:39	8:58	2890:24	174	16:37	-1.26	-1.77
Apr-02	60:35	10	6:04	6:54	2496:55	176	14:11	-1.16	-1.71
May-02	103:37	7	14:48	24:38	2918:03	204	14:18	0.32	-0.8
Jun-02	3:11	1	3:11		2190:20	176	12:27	-0.26	-1.16
Jul-02	21:07	1	21:07		4408:43	173	25:29	-0.04	-1.03
Aug-02	1:26	1	1:26		1222:27	126	9:42	-0.59	-1.36
Sep-02					1317:49	122	10:48		
Oct-02					1615:52	150	10:46		
Nov-02	87:21	6	14:34	16:05	1218:58	106	11:30	0.72	-0.56
Dec-02	1:20	1	1:20		1261:01	108	11:41	-0.53	-1.32
Jan-03	59:56	2	29:58	18:25	1263:57	133	9:30	1.9	0.15
Feb-03					729:18	99	7:22		

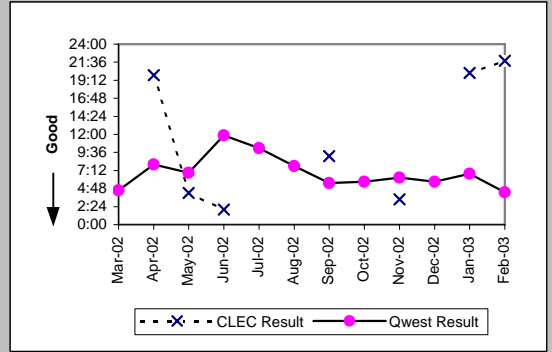


Centrex 21 (Parity)									
Date	CLEC Num	CLEC Denc	CLEC Resu	CLEC Std E	Qwest Num	Qwest Denc	Qwest Resu	Mod Z Scr	Parity Scr
Mar-02					2479:15	212	11:42		
Apr-02					2441:28	206	11:51		
May-02					2497:30	213	11:44		
Jun-02					1804:21	179	10:05		
Jul-02					2348:54	205	11:27		
Aug-02					2628:05	181	14:31		
Sep-02					2176:29	176	12:22		
Oct-02	1:55	1	1:55		2015:52	209	9:39	-0.52	-1.32
Nov-02					2068:08	185	11:11		
Dec-02					2184:46	166	13:10		
Jan-03					1876:52	204	9:12		
Feb-03					1029:19	155	6:38		

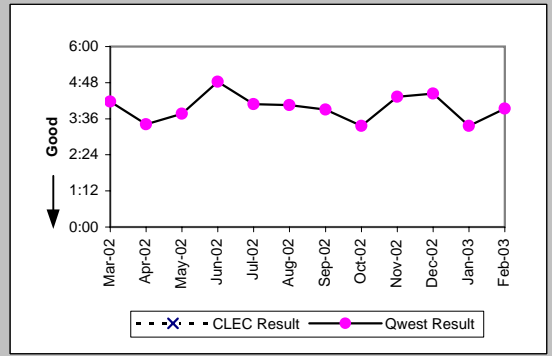


MR-6A - Mean Time to Restore (Hours:Minutes) - Dispatches within MSAs

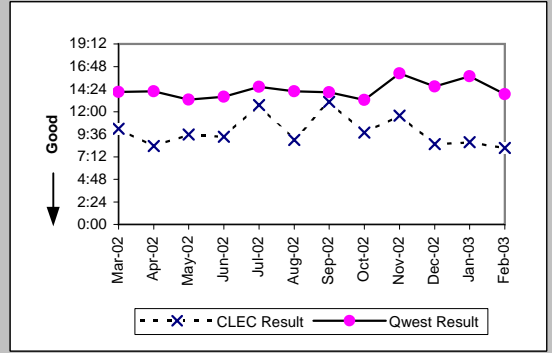
PBX (Parity)									
Date	CLEC Num	CLEC Denc	CLEC Resu	CLEC Std I	Qwest Num	Qwest Denc	Qwest Resu	Mod Z Scr	Parity Scr
Mar-02					141:25	31	4:34		
Apr-02	19:53	1	19:53		335:00	42	7:59	1.25	-0.24
May-02	4:14	1	4:14		268:44	39	6:53	-0.35	-1.21
Jun-02	1:59	1	1:59		426:57	36	11:52	-0.47	-1.28
Jul-02					487:39	48	10:10		
Aug-02					341:42	44	7:46		
Sep-02	27:20	3	9:07	11:13	176:19	32	5:31	0.62	-0.63
Oct-02					199:28	35	5:42		
Nov-02	6:43	2	3:22	1:21	225:52	36	6:16	-0.65	-1.39
Dec-02					204:46	36	5:41		
Jan-03	20:09	1	20:09		202:59	30	6:46	1.45	-0.12
Feb-03	21:47	1	21:47		111:48	26	4:18	1.59	-0.03



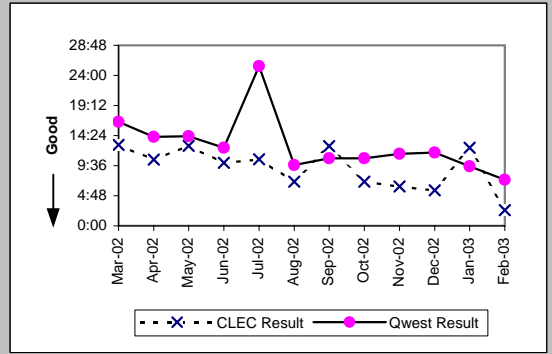
Basic Rate ISDN (Parity)									
Date	CLEC Num	CLEC Denc	CLEC Resu	CLEC Std I	Qwest Num	Qwest Denc	Qwest Resu	Mod Z Scr	Parity Scr
Mar-02					196:09	47	4:10		
Apr-02					235:51	69	3:25		
May-02					263:10	70	3:46		
Jun-02					376:39	78	4:50		
Jul-02					297:38	73	4:05		
Aug-02					368:20	91	4:03		
Sep-02					277:11	71	3:54		
Oct-02					138:06	41	3:22		
Nov-02					264:33	61	4:20		
Dec-02					359:08	81	4:26		
Jan-03					178:04	53	3:22		
Feb-03					208:11	53	3:56		



UNE - P (POTS) (Parity)									
Date	CLEC Num	CLEC Denc	CLEC Resu	CLEC Std I	Qwest Num	Qwest Denc	Qwest Resu	Mod Z Scr	Parity Scr
Mar-02	1110:26	109	10:11	15:20	177473:28	12592	14:06	-3.03	-2.84
Apr-02	674:44	81	8:20	9:46	179488:48	12683	14:09	-3.2	-2.94
May-02	659:10	69	9:33	10:16	177266:47	13352	13:17	-2.48	-2.51
Jun-02	876:29	94	9:19	10:03	173387:03	12786	13:34	-3.13	-2.9
Jul-02	1382:10	109	12:41	13:24	200622:50	13692	14:39	-1.43	-1.87
Aug-02	745:31	83	8:59	8:24	189118:32	13367	14:09	-3.06	-2.86
Sep-02	874:18	67	13:03	25:26	167525:05	11930	14:03	-0.55	-1.33
Oct-02	908:42	93	9:46	11:49	166233:12	12564	13:14	-2.41	-2.46
Nov-02	1226:47	106	11:34	14:31	229155:12	14248	16:05	-3.3	-3.01
Dec-02	622:25	73	8:32	7:30	229167:10	15621	14:40	-3.84	-3.33
Jan-03	838:21	96	8:44	8:46	266626:02	16931	15:45	-5.1	-4.1
Feb-03	863:18	106	8:09	9:07	177340:44	12791	13:52	-4.62	-3.81

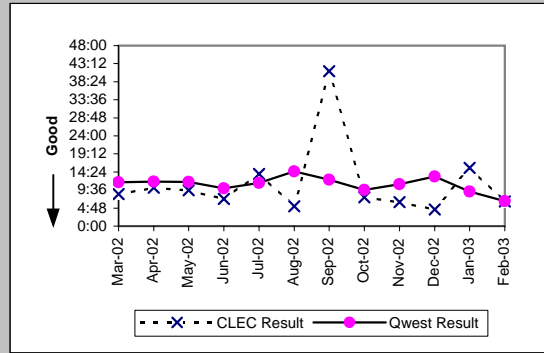


UNE P (Centrex) (Parity)									
Date	CLEC Num	CLEC Denc	CLEC Resu	CLEC Std I	Qwest Num	Qwest Denc	Qwest Resu	Mod Z Scr	Parity Scr
Mar-02	322:54	25	12:55	9:26	2890:24	174	16:37	-0.77	-1.47
Apr-02	137:35	13	10:35	8:55	2496:55	176	14:11	-0.58	-1.35
May-02	229:24	18	12:45	11:28	2918:03	204	14:18	-0.28	-1.17
Jun-02	130:54	13	10:04	9:45	2190:20	176	12:27	-0.23	-1.14
Jul-02	350:20	33	10:37	11:48	4408:43	173	25:29	-0.75	-1.45
Aug-02	119:47	17	7:03	7:05	1222:27	126	9:42	-0.74	-1.45
Sep-02	215:52	17	12:42	16:22	1317:49	122	10:48	0.56	-0.66
Oct-02	162:14	23	7:03	6:38	1615:52	150	10:46	-1.08	-1.66
Nov-02	107:13	17	6:18	5:38	1218:58	106	11:30	-1.28	-1.78
Dec-02	153:23	27	5:41	5:26	1261:01	108	11:41	-1.43	-1.87
Jan-03	336:22	27	12:27	12:29	1263:57	133	9:30	0.93	-0.43
Feb-03	54:56	22	2:30	1:12	729:18	99	7:22	-1.84	-2.12

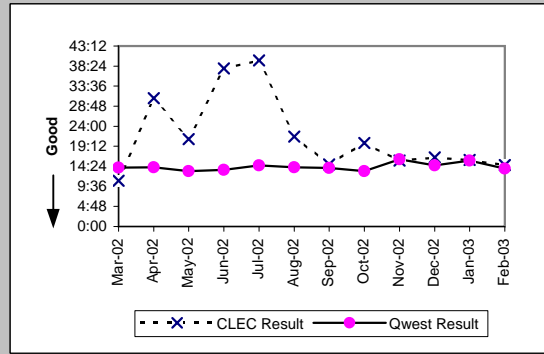


MR-6A - Mean Time to Restore (Hours:Minutes) - Dispatches within MSAs

UNE P (Centrex 21) (Parity)											
Date	CLEC Num	CLEC Denc	CLEC Resu	CLEC Std	Qwest Num	Qwest Denc	Qwest Resu	Mod Z Scr	Parity Scr		
Mar-02	34:03	4	8:31	6:50	2479:15	212	11:42	-0.45	-1.27		
Apr-02	81:27	8	10:11	8:51	2441:28	206	11:51	-0.33	-1.2		
May-02	38:13	4	9:33	8:27	2497:30	213	11:44	-0.26	-1.16		
Jun-02	7:15	1	7:15		1804:21	179	10:05	-0.24	-1.15		
Jul-02	97:11	7	13:53	9:30	2348:54	205	11:27	0.82	-0.5		
Aug-02	5:17	1	5:17		2628:05	181	14:31	-0.28	-1.17		
Sep-02	82:27	2	41:14	37:42	2176:29	176	12:22	1.91	0.16		
Oct-02	38:17	5	7:39	5:39	2015:52	209	9:39	-0.3	-1.18		
Nov-02	51:24	8	6:25	6:00	2068:08	185	11:11	-0.97	-1.59		
Dec-02	17:38	4	4:24	2:20	2184:46	166	13:10	-0.96	-1.58		
Jan-03	108:25	7	15:29	22:50	1876:52	204	9:12	1.21	-0.27		
Feb-03	52:08	8	6:31	7:54	1029:19	155	6:38	-0.04	-1.02		

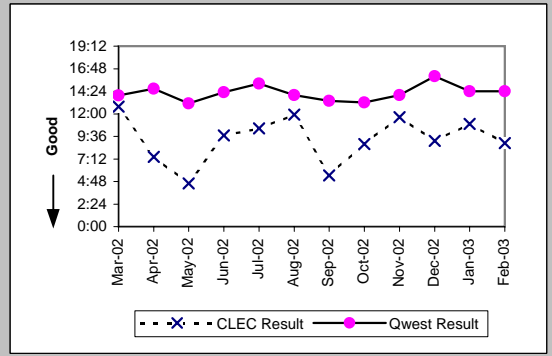


Line Sharing (Parity)											
Date	CLEC Num	CLEC Denc	CLEC Resu	CLEC Std	Qwest Num	Qwest Denc	Qwest Resu	Mod Z Scr	Parity Scr		
Mar-02	109:08	10	10:55	9:38	177473:28	12592	14:06	-0.75	-1.46		
Apr-02	245:29	8	30:41	20:12	179488:48	12683	14:09	2.14	0.3		
May-02	208:47	10	20:53	8:23	177266:47	13352	13:17	1.8	0.09		
Jun-02	831:57	22	37:49	27:54	173387:03	12786	13:34	3.72	1.26		
Jul-02	636:39	16	39:47	68:17	200622:50	13692	14:39	3.72	1.26		
Aug-02	279:43	13	21:31	15:57	189118:32	13367	14:09	1.72	0.04		
Sep-02	103:47	7	14:50	17:44	167525:05	11930	14:03	0.39	-0.76		
Oct-02	259:46	13	19:59	13:08	166233:12	12564	13:14	1.65	0.01		
Nov-02	426:27	27	15:48	12:57	229155:12	14248	16:05	-0.11	-1.07		
Dec-02	381:05	23	16:34	14:07	229167:10	15621	14:40	0.82	-0.5		
Jan-03	366:27	23	15:56	10:30	266626:02	16931	15:45	0.13	-0.92		
Feb-03	162:07	11	14:44	9:00	177340:44	12791	13:52	0.42	-0.74		

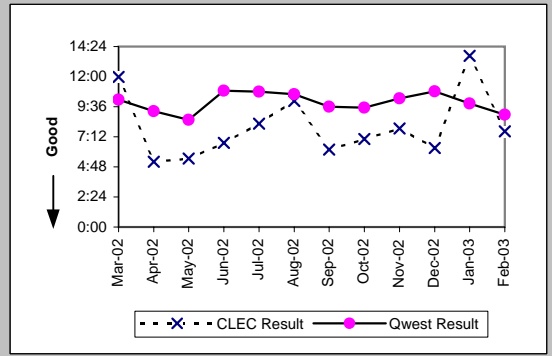


MR-6B - Mean Time to Restore (Hours:Minutes) - Dispatches outside MSAs

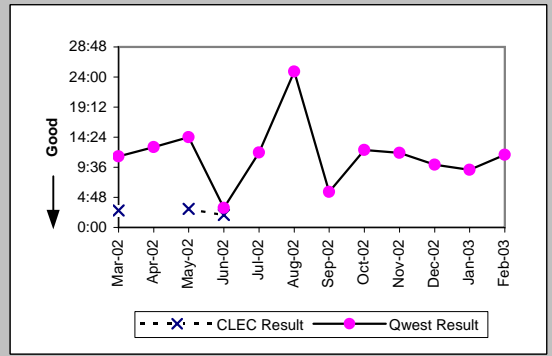
Residence (Parity)									
Date	CLEC Num	CLEC Denc	CLEC Resu	CLEC Std E	Qwest Num	Qwest Denc	Qwest Resu	Mod Z Scr	Parity Scr
Mar-02	140:19	11	12:45	9:13	34415:42	2465	13:58	-0.28	-1.17
Apr-02	96:39	13	7:26	8:42	40062:48	2731	14:40	-1.05	-1.64
May-02	50:23	11	4:35	3:05	33731:44	2573	13:07	-1.99	-2.21
Jun-02	116:40	12	9:43	8:29	36396:43	2545	14:18	-1.23	-1.75
Jul-02	115:04	11	10:28	9:59	43078:41	2830	15:13	-1.02	-1.62
Aug-02	214:21	18	11:54	8:43	34494:50	2465	14:00	-0.73	-1.44
Sep-02	59:55	11	5:27	5:34	32683:57	2445	13:22	-1.99	-2.21
Oct-02	96:39	11	8:47	7:52	30440:51	2306	13:12	-1.06	-1.64
Nov-02	174:44	15	11:39	9:28	35966:15	2570	14:00	-0.71	-1.43
Dec-02	100:23	11	9:08	8:52	51628:00	3225	16:01	-1.45	-1.88
Jan-03	349:29	32	10:55	12:22	46309:04	3216	14:24	-1.67	-2.01
Feb-03	222:04	25	8:53	7:51	35641:18	2471	14:25	-1.8	-2.09



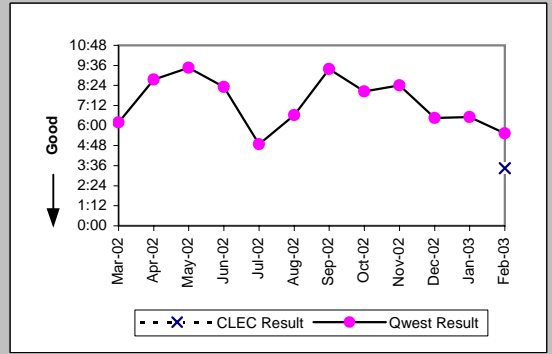
Business (Parity)									
Date	CLEC Num	CLEC Denc	CLEC Resu	CLEC Std E	Qwest Num	Qwest Denc	Qwest Resu	Mod Z Scr	Parity Scr
Mar-02	107:40	9	11:58	7:25	3106:36	306	10:09	0.57	-0.66
Apr-02	52:02	10	5:12	6:14	3176:38	344	9:14	-1.01	-1.62
May-02	38:15	7	5:28	6:58	2762:53	323	8:33	-0.81	-1.49
Jun-02	47:00	7	6:43	7:27	3799:16	349	10:53	-0.69	-1.42
Jul-02	33:00	4	8:15	6:16	3836:01	355	10:48	-0.4	-1.24
Aug-02	180:57	18	10:03	13:05	3211:36	303	10:36	-0.17	-1.1
Sep-02	67:45	11	6:10	6:35	3170:34	330	9:36	-0.96	-1.58
Oct-02	91:12	13	7:01	7:34	3406:49	358	9:31	-0.76	-1.46
Nov-02	110:07	14	7:52	7:20	2865:18	279	10:16	-0.59	-1.36
Dec-02	94:47	15	6:19	5:21	4108:25	379	10:50	-1.22	-1.74
Jan-03	191:04	14	13:39	8:40	4169:33	423	9:51	1.07	-0.35
Feb-03	137:24	18	7:38	7:43	2667:23	298	8:57	-0.47	-1.28



Centrex (Parity)									
Date	CLEC Num	CLEC Denc	CLEC Resu	CLEC Std E	Qwest Num	Qwest Denc	Qwest Resu	Mod Z Scr	Parity Scr
Mar-02	2:43	1	2:43		260:57	23	11:21	-0.45	-1.27
Apr-02					205:18	16	12:50		
May-02	2:57	1	2:57		216:05	15	14:24	-0.45	-1.27
Jun-02	3:58	2	1:59	1:05	18:51	6	3:08	-1.47	-1.9
Jul-02					155:14	13	11:56		
Aug-02					298:34	12	24:53		
Sep-02					62:19	11	5:40		
Oct-02					247:03	20	12:21		
Nov-02					83:19	7	11:54		
Dec-02					159:40	16	9:59		
Jan-03					156:08	17	9:11		
Feb-03					150:38	13	11:35		

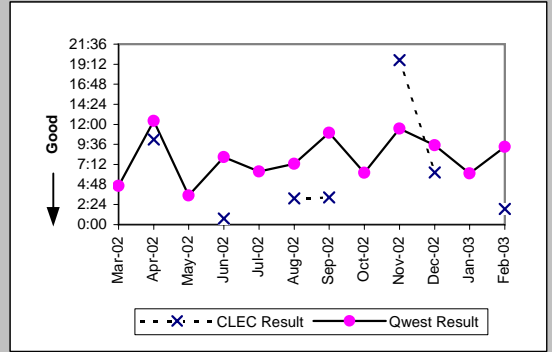


Centrex 21 (Parity)									
Date	CLEC Num	CLEC Denc	CLEC Resu	CLEC Std E	Qwest Num	Qwest Denc	Qwest Resu	Mod Z Scr	Parity Scr
Mar-02					123:34	20	6:11		
Apr-02					87:26	10	8:45		
May-02					161:04	17	9:28		
Jun-02					158:02	19	8:19		
Jul-02					83:03	17	4:53		
Aug-02					72:51	11	6:37		
Sep-02					225:06	24	9:23		
Oct-02					112:40	14	8:03		
Nov-02					176:25	21	8:24		
Dec-02					96:45	15	6:27		
Jan-03					123:51	19	6:31		
Feb-03	3:27	1	3:27		83:07	15	5:32	-0.43	-1.26

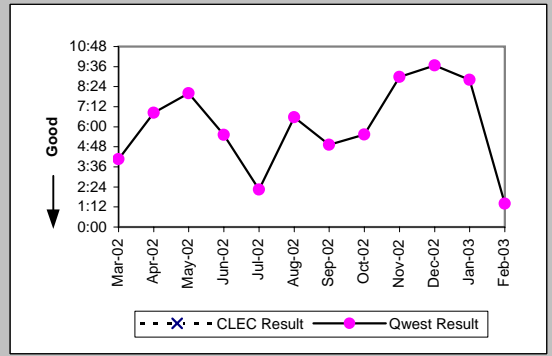


MR-6B - Mean Time to Restore (Hours:Minutes) - Dispatches outside MSAs

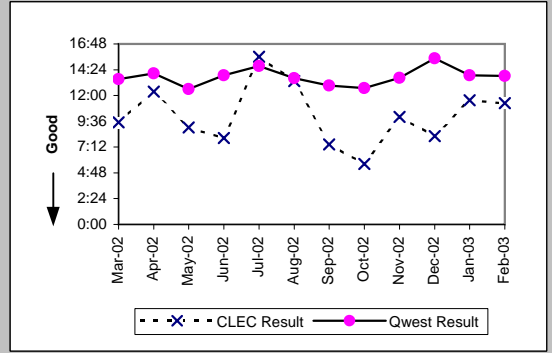
PBX (Parity)									
Date	CLEC Num	CLEC Denc	CLEC Resu	CLEC Std	Qwest Num	Qwest Denc	Qwest Resu	Mod Z Scr	Parity Scr
Mar-02					46:25	10	4:39		
Apr-02	30:35	3	10:12	9:17	62:05	5	12:25	-0.27	-1.16
May-02					27:46	8	3:28		
Jun-02	0:43	1	0:43		80:44	10	8:04	-0.92	-1.56
Jul-02					63:34	10	6:21		
Aug-02	6:16	2	3:08	1:02	50:50	7	7:16	-1.15	-1.7
Sep-02	6:31	2	3:15	0:21	76:57	7	11:00	-0.93	-1.56
Oct-02					24:48	4	6:12		
Nov-02	19:42	1	19:42		68:59	6	11:30	1.05	-0.36
Dec-02	6:14	1	6:14		57:07	6	9:31	-0.29	-1.18
Jan-03					30:35	5	6:07		
Feb-03	1:52	1	1:52		93:00	10	9:18	-0.53	-1.32



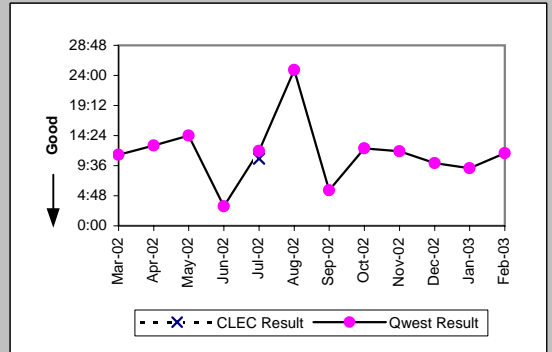
Basic Rate ISDN (Parity)									
Date	CLEC Num	CLEC Denc	CLEC Resu	CLEC Std	Qwest Num	Qwest Denc	Qwest Resu	Mod Z Scr	Parity Scr
Mar-02					24:26	6	4:04		
Apr-02					81:55	12	6:50		
May-02					63:57	8	8:00		
Jun-02					33:07	6	5:31		
Jul-02					17:51	8	2:14		
Aug-02					39:22	6	6:34		
Sep-02					49:08	10	4:55		
Oct-02					5:32	1	5:32		
Nov-02					35:55	4	8:59		
Dec-02					87:04	9	9:40		
Jan-03					17:37	2	8:49		
Feb-03					5:34	4	1:24		



UNE - P (POTS) (Parity)									
Date	CLEC Num	CLEC Denc	CLEC Resu	CLEC Std	Qwest Num	Qwest Denc	Qwest Resu	Mod Z Scr	Parity Scr
Mar-02	237:31	25	9:30	14:02	37522:18	2771	13:32	-1.43	-1.87
Apr-02	247:27	20	12:22	17:14	43239:26	3075	14:04	-0.32	-1.19
May-02	72:09	8	9:01	8:08	36494:37	2896	12:36	-0.73	-1.44
Jun-02	185:04	23	8:03	8:22	40195:59	2894	13:53	-2.1	-2.28
Jul-02	203:01	13	15:37	20:05	46914:42	3185	14:44	0.4	-0.76
Aug-02	253:16	19	13:20	23:02	37706:26	2768	13:37	-0.1	-1.06
Sep-02	141:37	19	7:27	7:34	35854:31	2775	12:55	-1.82	-2.1
Oct-02	89:48	16	5:37	6:26	33847:40	2664	12:42	-2.08	-2.26
Nov-02	190:20	19	10:01	8:17	38831:33	2849	13:38	-1.21	-1.74
Dec-02	164:40	20	8:14	8:20	55736:25	3604	15:28	-2.07	-2.26
Jan-03	346:43	30	11:33	11:51	50478:37	3639	13:52	-1.05	-1.64
Feb-03	225:30	20	11:17	12:14	38308:41	2769	13:50	-0.76	-1.46

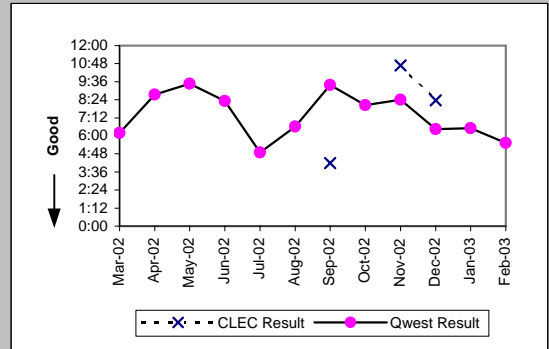


UNE P (Centrex) (Parity)									
Date	CLEC Num	CLEC Denc	CLEC Resu	CLEC Std	Qwest Num	Qwest Denc	Qwest Resu	Mod Z Scr	Parity Scr
Mar-02					260:57	23	11:21		
Apr-02					205:18	16	12:50		
May-02					216:05	15	14:24		
Jun-02					18:51	6	3:08		
Jul-02	21:27	2	10:43	10:58	155:14	13	11:56	-0.19	-1.11
Aug-02					298:34	12	24:53		
Sep-02					62:19	11	5:40		
Oct-02					247:03	20	12:21		
Nov-02					83:19	7	11:54		
Dec-02					159:40	16	9:59		
Jan-03					156:08	17	9:11		
Feb-03					150:38	13	11:35		

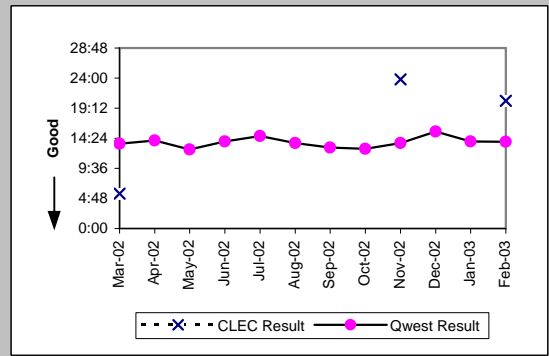


MR-6B - Mean Time to Restore (Hours:Minutes) - Dispatches outside MSAs

UNE P (Centrex 21) (Parity)									
Date	CLEC Num	CLEC Denc	CLEC Resu	CLEC Std	Qwest Num	Qwest Denc	Qwest Resu	Mod Z Scr	Parity Scr
Mar-02					123:34	20	6:11		
Apr-02					87:26	10	8:45		
May-02					161:04	17	9:28		
Jun-02					158:02	19	8:19		
Jul-02					83:03	17	4:53		
Aug-02					72:51	11	6:37		
Sep-02	4:11	1	4:11		225:06	24	9:23	-0.53	-1.32
Oct-02					112:40	14	8:03		
Nov-02	21:22	2	10:41	9:47	176:25	21	8:24	0.87	-0.47
Dec-02	8:22	1	8:22		96:45	15	6:27	0.96	-0.42
Jan-03					123:51	19	6:31		
Feb-03					83:07	15	5:32		

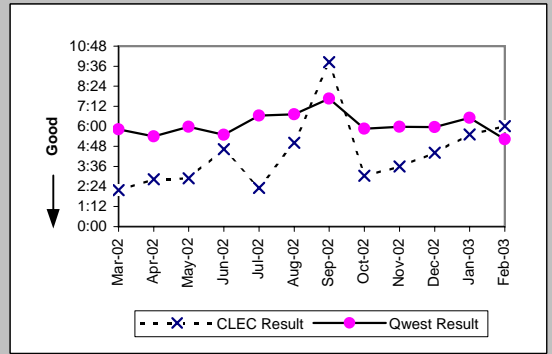


Line Sharing (Parity)									
Date	CLEC Num	CLEC Denc	CLEC Resu	CLEC Std	Qwest Num	Qwest Denc	Qwest Resu	Mod Z Scr	Parity Scr
Mar-02	5:34	1	5:34		37522:18	2771	13:32	-0.57	-1.34
Apr-02					43239:26	3075	14:04		
May-02					36494:37	2896	12:36		
Jun-02					40195:59	2894	13:53		
Jul-02					46914:42	3185	14:44		
Aug-02					37706:26	2768	13:37		
Sep-02					35854:31	2775	12:55		
Oct-02					33847:40	2664	12:42		
Nov-02	47:37	2	23:49	1:03	38831:33	2849	13:38	1.39	-0.15
Dec-02					55736:25	3604	15:28		
Jan-03					50478:37	3639	13:52		
Feb-03	61:03	3	20:21	1:08	38308:41	2769	13:50	1.02	-0.38

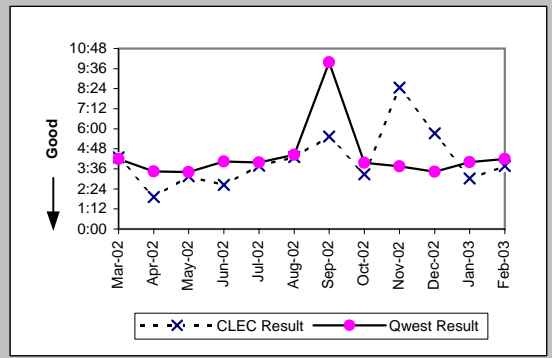


MR-6C - Mean Time to Restore (Hours:Minutes) - No dispatches

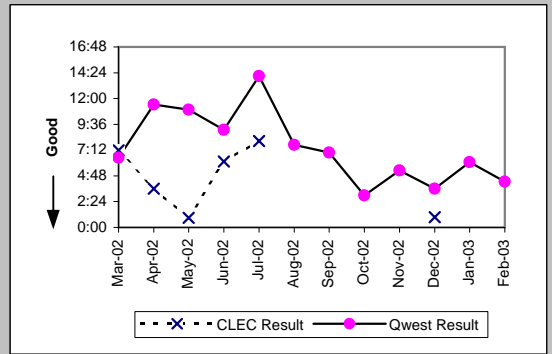
Residence (Parity)									
Date	CLEC Num	CLEC Denc	CLEC Resu	CLEC Std E	Qwest Num	Qwest Denc	Qwest Resu	Mod Z Scr	Parity Scr
Mar-02	58:54	27	2:11	3:14	36365:36	6258	5:49	-2.06	-2.25
Apr-02	93:39	33	2:50	5:15	26305:25	4874	5:24	-1.68	-2.02
May-02	86:44	30	2:53	4:49	29316:08	4914	5:58	-1.97	-2.2
Jun-02	129:57	28	4:38	7:40	23974:46	4358	5:30	-0.54	-1.33
Jul-02	95:07	41	2:19	4:00	32978:45	4958	6:39	-2.94	-2.79
Aug-02	175:34	35	5:01	7:17	30016:46	4472	6:43	-1.06	-1.64
Sep-02	295:40	30	9:51	17:06	30141:08	3934	7:40	1.08	-0.35
Oct-02	97:44	32	3:03	4:48	23848:12	4065	5:52	-2.05	-2.25
Nov-02	79:01	22	3:36	4:52	21793:28	3638	5:59	-1.23	-1.75
Dec-02	110:13	25	4:25	6:24	19964:52	3359	5:57	-0.86	-1.52
Jan-03	160:13	29	5:31	7:42	22977:05	3524	6:31	-0.6	-1.36
Feb-03	186:22	31	6:01	10:05	16937:16	3240	5:14	0.69	-0.58



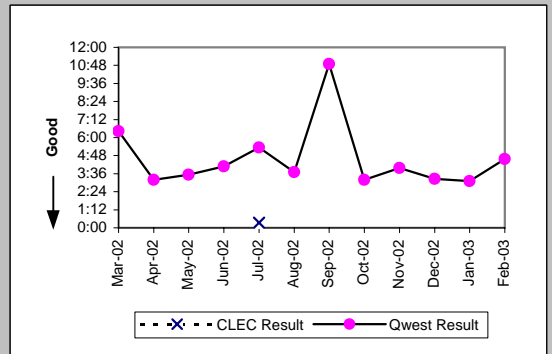
Business (Parity)									
Date	CLEC Num	CLEC Denc	CLEC Resu	CLEC Std E	Qwest Num	Qwest Denc	Qwest Resu	Mod Z Scr	Parity Scr
Mar-02	295:59	69	4:17	11:33	4798:05	1143	4:12	0.16	-0.91
Apr-02	84:34	44	1:55	5:17	3137:16	910	3:27	-1.17	-1.71
May-02	139:37	44	3:10	5:37	3180:27	932	3:25	-0.26	-1.16
Jun-02	126:08	48	2:38	5:04	2897:45	718	4:02	-1	-1.61
Jul-02	201:02	53	3:48	5:56	4129:18	1036	3:59	-0.21	-1.13
Aug-02	219:47	51	4:19	6:01	3140:35	705	4:27	-0.09	-1.06
Sep-02	232:13	42	5:32	15:04	8011:27	803	9:59	-1.41	-1.85
Oct-02	121:19	37	3:17	4:40	2641:58	665	3:58	-0.54	-1.33
Nov-02	313:01	37	8:28	22:01	2296:05	612	3:45	2.41	0.46
Dec-02	200:49	35	5:44	7:23	1808:55	527	3:26	2.05	0.25
Jan-03	96:29	32	3:01	4:28	2471:07	617	4:00	-0.72	-1.44
Feb-03	135:27	36	3:46	4:29	2578:37	615	4:12	-0.38	-1.23



Centrex (Parity)									
Date	CLEC Num	CLEC Denc	CLEC Resu	CLEC Std E	Qwest Num	Qwest Denc	Qwest Resu	Mod Z Scr	Parity Scr
Mar-02	50:14	7	7:11	9:44	855:40	132	6:29	0.42	-0.74
Apr-02	32:29	9	3:37	6:12	1636:19	143	11:27	-0.56	-1.34
May-02	5:20	6	0:53	1:31	1567:54	143	10:58	-0.72	-1.44
Jun-02	24:36	4	6:09	9:06	1127:43	124	9:06	-0.19	-1.12
Jul-02	8:02	1	8:02		1692:09	120	14:06	-0.08	-1.05
Aug-02					892:40	116	7:42		
Sep-02					891:01	128	6:58		
Oct-02					273:37	92	2:58		
Nov-02					532:02	100	5:19		
Dec-02	0:58	1	0:58		326:13	90	3:37	-0.47	-1.28
Jan-03					611:56	101	6:04		
Feb-03					447:43	105	4:16		

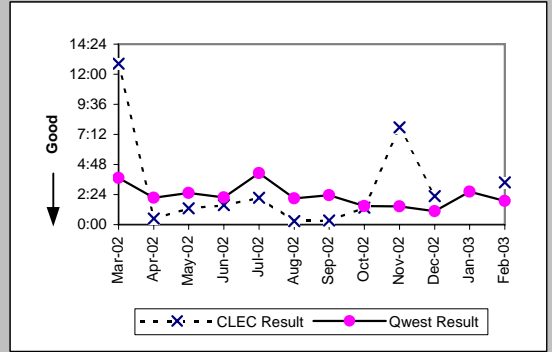


Centrex 21 (Parity)									
Date	CLEC Num	CLEC Denc	CLEC Resu	CLEC Std E	Qwest Num	Qwest Denc	Qwest Resu	Mod Z Scr	Parity Scr
Mar-02					917:40	143	6:25		
Apr-02					396:18	124	3:12		
May-02					430:28	122	3:32		
Jun-02					453:40	111	4:05		
Jul-02	0:21	1	0:21		715:03	134	5:20	-0.35	-1.21
Aug-02					474:38	128	3:42		
Sep-02					1567:27	144	10:53		
Oct-02					306:33	96	3:12		
Nov-02					327:02	82	3:59		
Dec-02					220:55	68	3:15		
Jan-03					269:20	87	3:06		
Feb-03					419:52	92	4:34		

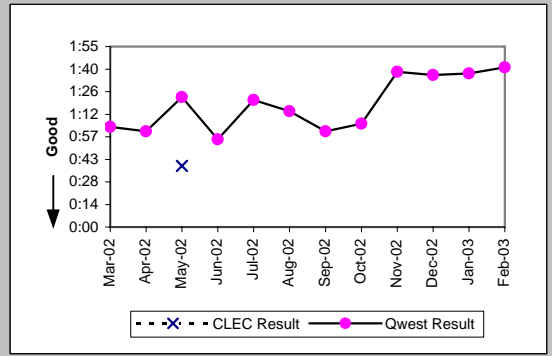


MR-6C - Mean Time to Restore (Hours:Minutes) - No dispatches

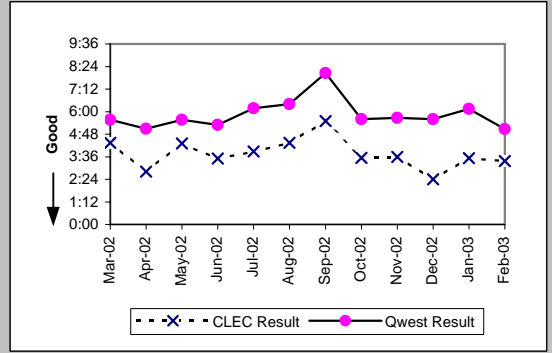
PBX (Parity)									
Date	CLEC Num	CLEC Denc	CLEC Resu	CLEC Std I	Qwest Num	Qwest Denc	Qwest Resu	Mod Z Scr	Parity Scr
Mar-02	38:33	3	12:51	22:14	409:01	110	3:43	1.45	-0.12
Apr-02	1:57	4	0:29	0:35	180:18	84	2:09	-0.35	-1.21
May-02	3:53	3	1:18	1:53	175:36	70	2:31	-0.37	-1.22
Jun-02	3:07	2	1:33	2:09	187:56	87	2:10	-0.12	-1.07
Jul-02	4:18	2	2:09	1:40	471:36	115	4:06	-0.18	-1.11
Aug-02	0:35	2	0:17	0:01	235:41	112	2:06	-0.68	-1.42
Sep-02	1:19	4	0:20	0:18	254:27	108	2:21	-0.77	-1.47
Oct-02	4:03	3	1:21	0:52	88:39	60	1:29	-0.09	-1.06
Nov-02	23:17	3	7:46	11:43	118:48	81	1:28	2.26	0.37
Dec-02	2:16	1	2:16		95:42	88	1:05	1.13	-0.32
Jan-03					194:53	74	2:38		
Feb-03	3:22	1	3:22		127:39	68	1:53	1.12	-0.32



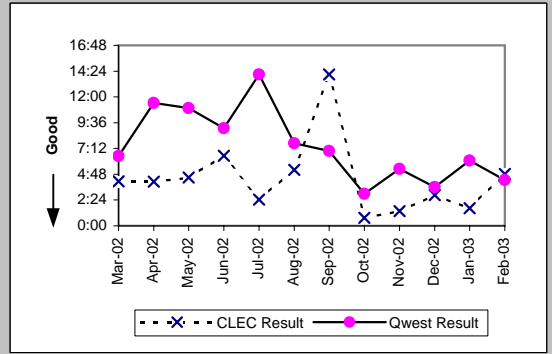
Basic Rate ISDN (Parity)									
Date	CLEC Num	CLEC Denc	CLEC Resu	CLEC Std I	Qwest Num	Qwest Denc	Qwest Resu	Mod Z Scr	Parity Scr
Mar-02					126:42	119	1:04		
Apr-02					131:50	129	1:01		
May-02	0:39	1	0:39		172:42	125	1:23	-0.17	-1.1
Jun-02					119:03	127	0:56		
Jul-02					185:49	138	1:21		
Aug-02					155:57	127	1:14		
Sep-02					100:53	99	1:01		
Oct-02					90:15	82	1:06		
Nov-02					166:36	101	1:39		
Dec-02					180:55	112	1:37		
Jan-03					199:06	122	1:38		
Feb-03					243:45	143	1:42		



UNE - P (POTS) (Parity)									
Date	CLEC Num	CLEC Denc	CLEC Resu	CLEC Std I	Qwest Num	Qwest Denc	Qwest Resu	Mod Z Scr	Parity Scr
Mar-02	437:37	101	4:20	8:48	41163:41	7401	5:34	-1.29	-1.78
Apr-02	245:33	87	2:49	6:08	29442:41	5784	5:05	-2.41	-2.46
May-02	403:50	94	4:18	9:28	32496:35	5846	5:34	-1.48	-1.9
Jun-02	247:55	71	3:30	5:16	26872:31	5076	5:18	-1.76	-2.07
Jul-02	279:43	72	3:53	6:28	37108:03	5994	6:11	-2.16	-2.31
Aug-02	333:13	77	4:20	7:34	33157:21	5177	6:24	-1.87	-2.14
Sep-02	346:53	63	5:30	12:28	38152:35	4737	8:03	-1.47	-1.89
Oct-02	211:53	60	3:32	9:31	26490:10	4730	5:36	-2.06	-2.25
Nov-02	236:51	66	3:35	5:20	24089:33	4250	5:40	-1.86	-2.13
Dec-02	120:17	50	2:24	5:05	21773:47	3886	5:36	-2.63	-2.6
Jan-03	214:01	61	3:31	5:56	25448:12	4141	6:09	-2.33	-2.41
Feb-03	228:47	68	3:22	7:28	19515:53	3855	5:04	-1.65	-2

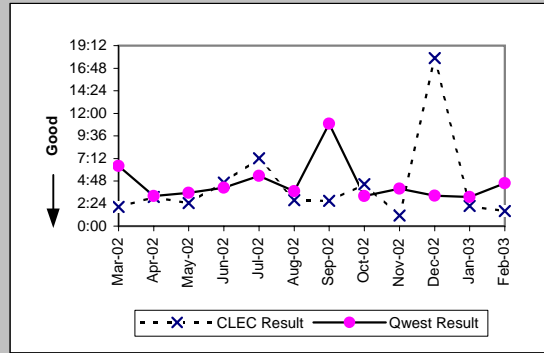


UNE P (Centrex) (Parity)									
Date	CLEC Num	CLEC Denc	CLEC Resu	CLEC Std I	Qwest Num	Qwest Denc	Qwest Resu	Mod Z Scr	Parity Scr
Mar-02	53:38	13	4:08	6:09	855:40	132	6:29	-0.6	-1.37
Apr-02	73:39	18	4:06	6:27	1636:19	143	11:27	-0.72	-1.44
May-02	22:27	5	4:29	7:09	1567:54	143	10:58	-0.42	-1.26
Jun-02	39:06	6	6:31	9:24	1127:43	124	9:06	-0.21	-1.13
Jul-02	38:50	16	2:26	3:20	1692:09	120	14:06	-0.57	-1.35
Aug-02	93:36	18	5:12	14:26	892:40	116	7:42	-0.44	-1.27
Sep-02	183:11	13	14:05	20:44	891:01	128	6:58	1.19	-0.28
Oct-02	8:53	12	0:44	0:42	273:37	92	2:58	-1.2	-1.73
Nov-02	11:00	8	1:22	2:18	532:02	100	5:19	-0.54	-1.33
Dec-02	19:57	7	2:51	2:52	326:13	90	3:37	-0.35	-1.21
Jan-03	21:10	13	1:38	2:29	611:56	101	6:04	-0.74	-1.45
Feb-03	43:22	9	4:49	6:23	447:43	105	4:16	0.33	-0.8

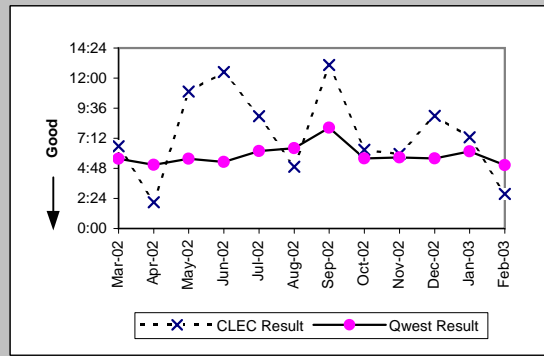


MR-6C - Mean Time to Restore (Hours:Minutes) - No dispatches

UNE P (Centrex 21) (Parity)											
Date	CLEC Num	CLEC Denc	CLEC Resu	CLEC Std	Qwest Num	Qwest Denc	Qwest Resu	Mod Z Scr	Parity Scr		
Mar-02	16:26	8	2:03	1:30	917:40	143	6:25	-0.73	-1.44		
Apr-02	18:32	6	3:05	3:45	396:18	124	3:12	-0.04	-1.02		
May-02	19:38	8	2:27	2:45	430:28	122	3:32	-0.38	-1.23		
Jun-02	64:48	14	4:38	7:04	453:40	111	4:05	0.43	-0.74		
Jul-02	43:26	6	7:14	8:23	715:03	134	5:20	0.9	-0.45		
Aug-02	10:59	4	2:45	2:46	474:38	128	3:42	-0.32	-1.19		
Sep-02	24:05	9	2:41	4:12	1567:27	144	10:53	-1.21	-1.74		
Oct-02	22:22	5	4:28	5:43	306:33	96	3:12	0.43	-0.74		
Nov-02	5:39	5	1:08	1:37	327:02	82	3:59	-1.05	-1.64		
Dec-02	107:18	6	17:53	34:31	220:55	68	3:15	2.2	0.34		
Jan-03	8:34	4	2:08	2:16	269:20	87	3:06	-0.36	-1.22		
Feb-03	14:19	9	1:35	1:43	419:52	92	4:34	-1.36	-1.83		

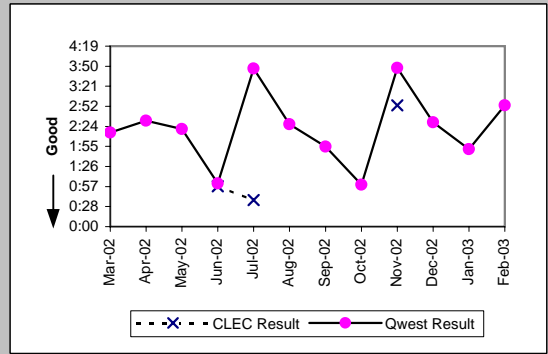


Line Sharing (Parity)											
Date	CLEC Num	CLEC Denc	CLEC Resu	CLEC Std	Qwest Num	Qwest Denc	Qwest Resu	Mod Z Scr	Parity Scr		
Mar-02	91:50	14	6:34	9:12	41163:41	7401	5:34	0.65	-0.61		
Apr-02	16:46	8	2:06	1:32	29442:41	5784	5:05	-0.97	-1.59		
May-02	251:23	23	10:56	24:19	32496:35	5846	5:34	2.46	0.49		
Jun-02	262:17	21	12:29	18:05	26872:31	5076	5:18	2.58	0.57		
Jul-02	161:13	18	8:57	12:05	37108:03	5994	6:11	1.5	-0.09		
Aug-02	49:07	10	4:55	8:07	33157:21	5177	6:24	-0.49	-1.3		
Sep-02	104:26	8	13:03	9:19	38152:35	4737	8:03	1.1	-0.33		
Oct-02	175:55	28	6:17	6:39	26490:10	4730	5:36	0.56	-0.66		
Nov-02	160:38	27	5:57	7:28	24089:33	4250	5:40	0.33	-0.8		
Dec-02	242:50	27	9:00	15:01	21773:47	3886	5:36	1.9	0.15		
Jan-03	204:09	28	7:17	13:53	25448:12	4141	6:09	0.75	-0.54		
Feb-03	66:30	24	2:46	3:42	19515:53	3855	5:04	-1.33	-1.81		

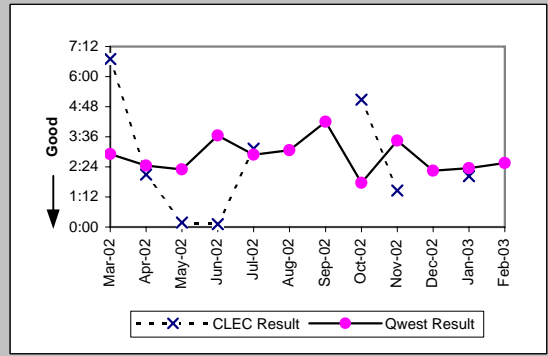


MR-6D - Mean Time to Restore (Hours:Minutes) - Interval Zone One

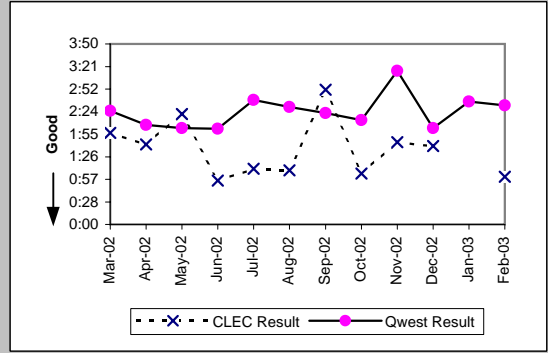
ISDN Primary (Parity)									
Date	CLEC Num	CLEC Denc	CLEC Resu	CLEC Std	Qwest Num	Qwest Denc	Qwest Resu	Mod Z Scr	Parity Scr
Mar-02					40:36	18	2:15		
Apr-02					37:55	15	2:32		
May-02					44:24	19	2:20		
Jun-02	0:58	1	0:58		19:29	19	1:02	-0.05	-1.03
Jul-02	0:38	1	0:38		87:09	23	3:47	-0.33	-1.2
Aug-02					46:34	19	2:27		
Sep-02					49:53	26	1:55		
Oct-02					12:59	13	1:00		
Nov-02	2:54	1	2:54		79:56	21	3:48	-0.08	-1.05
Dec-02					59:53	24	2:30		
Jan-03					29:35	16	1:51		
Feb-03					57:59	20	2:54		



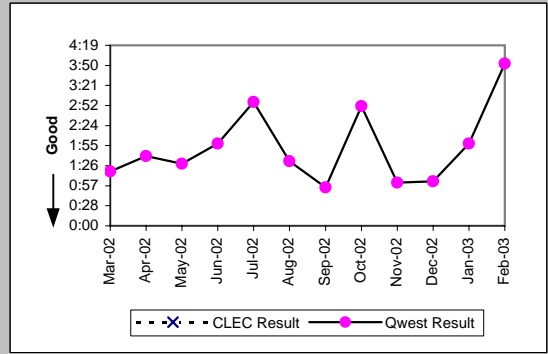
DS0 (Parity)									
Date	CLEC Num	CLEC Denc	CLEC Resu	CLEC Std	Qwest Num	Qwest Denc	Qwest Resu	Mod Z Scr	Parity Scr
Mar-02	6:42	1	6:42		1074:50	369	2:55	1.44	-0.12
Apr-02	2:06	1	2:06		1055:55	431	2:27	-0.05	-1.03
May-02	0:11	1	0:11		909:27	395	2:18	-0.51	-1.31
Jun-02	0:07	1	0:07		1482:58	406	3:39	-0.39	-1.24
Jul-02	3:08	1	3:08		1503:08	520	2:53	0.38	-0.77
Aug-02					1372:41	448	3:04		
Sep-02					2024:44	482	4:12		
Oct-02	5:05	1	5:05		596:19	336	1:46	1.52	-0.07
Nov-02	1:27	1	1:27		1284:34	373	3:27	-0.27	-1.16
Dec-02					901:43	400	2:15		
Jan-03	4:04	2	2:02	0:07	772:45	329	2:21	-0.13	-1.08
Feb-03					913:14	357	2:33		



DS1 (Parity)									
Date	CLEC Num	CLEC Denc	CLEC Resu	CLEC Std	Qwest Num	Qwest Denc	Qwest Resu	Mod Z Scr	Parity Scr
Mar-02	13:40	7	1:57	1:14	1084:30	449	2:25	-0.36	-1.22
Apr-02	10:15	6	1:42	1:30	1151:57	543	2:07	-0.34	-1.2
May-02	18:50	8	2:21	1:48	928:49	452	2:03	0.42	-0.74
Jun-02	5:35	6	0:56	0:42	1106:19	542	2:02	-1.07	-1.65
Jul-02	5:54	5	1:11	1:25	1360:52	514	2:39	-0.92	-1.56
Aug-02	4:35	4	1:09	0:48	1153:29	460	2:30	-0.85	-1.51
Sep-02	8:35	3	2:52	2:47	1089:21	459	2:22	0.52	-0.68
Oct-02	5:24	5	1:05	1:32	767:16	346	2:13	-0.88	-1.54
Nov-02	6:58	4	1:45	0:50	1506:10	461	3:16	-0.45	-1.27
Dec-02	13:18	8	1:40	0:55	960:31	469	2:03	-0.47	-1.29
Jan-03					1022:42	392	2:37		
Feb-03	1:01	1	1:01		1014:21	400	2:32	-0.64	-1.39

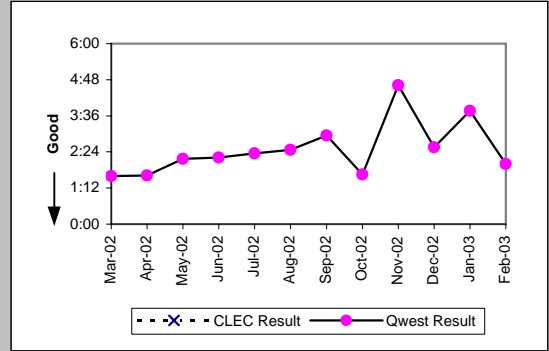


DS3 (Parity)									
Date	CLEC Num	CLEC Denc	CLEC Resu	CLEC Std	Qwest Num	Qwest Denc	Qwest Resu	Mod Z Scr	Parity Scr
Mar-02					14:20	11	1:18		
Apr-02					41:52	25	1:40		
May-02					19:23	13	1:29		
Jun-02					29:32	15	1:58		
Jul-02					29:36	10	2:58		
Aug-02					37:07	24	1:33		
Sep-02					12:53	14	0:55		
Oct-02					42:53	15	2:52		
Nov-02					7:15	7	1:02		
Dec-02					9:34	9	1:04		
Jan-03					27:38	14	1:58		
Feb-03					50:23	13	3:53		

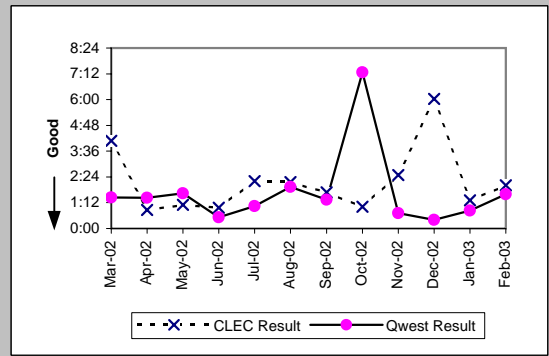


MR-6D - Mean Time to Restore (Hours:Minutes) - Interval Zone One

Frame Relay (Parity)									
Date	CLEC Num	CLEC Denc	CLEC Resu	CLEC Std	Qwest Num	Qwest Denc	Qwest Resu	Mod Z Scr	Parity Scr
Mar-02					150:53	94	1:36		
Apr-02					188:26	117	1:37		
May-02					242:00	112	2:10		
Jun-02					306:29	138	2:13		
Jul-02					286:33	122	2:21		
Aug-02					309:57	126	2:28		
Sep-02					327:00	111	2:57		
Oct-02					144:06	87	1:39		
Nov-02					448:35	97	4:37		
Dec-02					228:48	90	2:33		
Jan-03					354:22	94	3:46		
Feb-03					121:56	61	2:00		

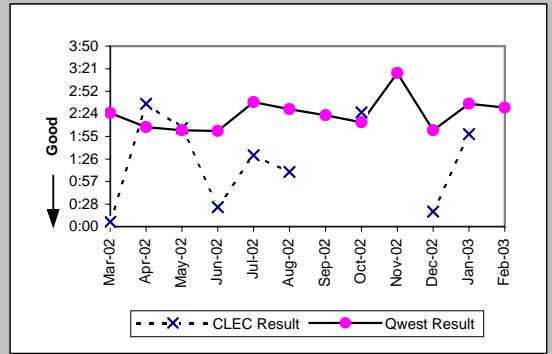


LIS Trunk (Parity)									
Date	CLEC Num	CLEC Denc	CLEC Resu	CLEC Std	Qwest Num	Qwest Denc	Qwest Resu	Mod Z Scr	Parity Scr
Mar-02	40:47	10	4:05	7:38	14:30	10	1:27	0.55	-0.66
Apr-02	15:33	18	0:52	0:37	10:02	7	1:26	-1.17	-1.71
May-02	26:27	24	1:06	0:53	22:51	14	1:38	-1.1	-1.67
Jun-02	14:24	15	0:58	0:34	3:39	7	0:31	1.96	0.19
Jul-02	30:50	14	2:12	4:30	15:44	15	1:03	0.61	-0.63
Aug-02	15:12	7	2:10	1:59	19:17	10	1:56	0.32	-0.8
Sep-02	16:52	10	1:41	2:41	16:01	12	1:20	0.36	-0.78
Oct-02	8:05	8	1:01	0:42	29:04	4	7:16	-1.17	-1.71
Nov-02	14:57	6	2:29	2:15	2:08	3	0:43	1.77	0.08
Dec-02	54:20	9	6:02	15:14	0:24	1	0:24		
Jan-03	3:57	3	1:19	1:42	10:55	13	0:50	1.3	-0.21
Feb-03	68:22	34	2:01	2:59	12:48	8	1:36	0.39	-0.76

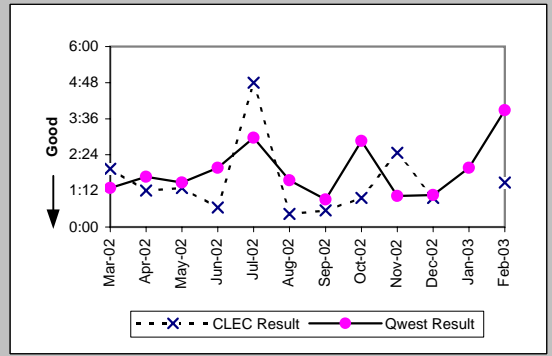


MR-6D - Mean Time to Restore (Hours:Minutes) - Interval Zone One

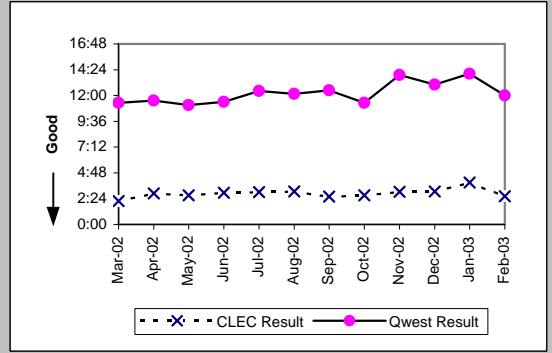
UDIT DS1 (Parity)									
Date	CLEC Num	CLEC Denc	CLEC Resu	CLEC Std I	Qwest Num	Qwest Denc	Qwest Resu	Mod Z Scr	Parity Scr
Mar-02	0:06	1	0:06		1084:30	449	2:25	-0.68	-1.42
Apr-02	2:37	1	2:37		1151:57	543	2:07	0.62	-0.62
May-02	6:18	3	2:06	2:16	928:49	452	2:03	0.25	-0.85
Jun-02	1:41	4	0:25	0:23	1106:19	542	2:02	-1.28	-1.78
Jul-02	1:31	1	1:31		1360:52	514	2:39	-0.32	-1.19
Aug-02	6:59	6	1:10	0:20	1153:29	460	2:30	-1.02	-1.62
Sep-02					1089:21	459	2:22		
Oct-02	2:26	1	2:26		767:16	346	2:13	0.61	-0.63
Nov-02					1506:10	461	3:16		
Dec-02	0:38	2	0:19	0:17	960:31	469	2:03	-1.06	-1.65
Jan-03	1:58	1	1:58		1022:42	392	2:37	-0.2	-1.12
Feb-03					1014:21	400	2:32		



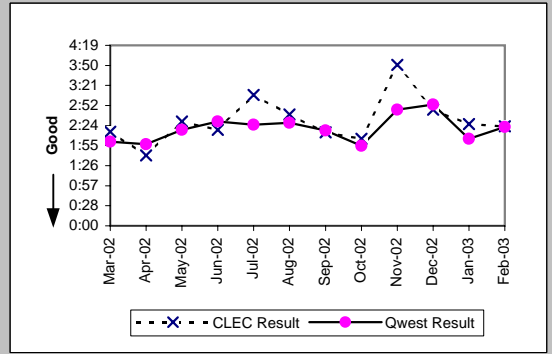
UDIT Above DS1 Level (Parity)									
Date	CLEC Num	CLEC Denc	CLEC Resu	CLEC Std I	Qwest Num	Qwest Denc	Qwest Resu	Mod Z Scr	Parity Scr
Mar-02	7:45	4	1:56	0:44	14:20	11	1:18	0.6	-0.64
Apr-02	4:52	4	1:13	0:47	41:52	25	1:40	-0.44	-1.27
May-02	1:18	1	1:18		19:23	13	1:29	-0.14	-1.09
Jun-02	1:17	2	0:39	0:53	29:32	15	1:58	-0.9	-1.55
Jul-02	9:36	2	4:48	5:32	29:36	10	2:58	0.57	-0.65
Aug-02	0:53	2	0:26	0:29	37:07	24	1:33	-0.88	-1.53
Sep-02	1:40	3	0:33	0:26	12:53	14	0:55	-0.59	-1.36
Oct-02	2:54	3	0:58	0:40	42:53	15	2:52	-0.5	-1.3
Nov-02	4:56	2	2:28	2:34	7:15	7	1:02	0.98	-0.4
Dec-02	0:58	1	0:58		9:34	9	1:04	-0.08	-1.05
Jan-03					27:38	14	1:58		
Feb-03	2:59	2	1:29	0:50	50:23	13	3:53	-0.62	-1.37



Unbundled Loop Analog (Parity)									
Date	CLEC Num	CLEC Denc	CLEC Resu	CLEC Std I	Qwest Num	Qwest Denc	Qwest Resu	Mod Z Scr	Parity Scr
Mar-02	394:40	182	2:10	2:23	212582:13	18770	11:20	-9.56	-6.81
Apr-02	645:58	224	2:53	3:06	204499:31	17726	11:32	-8.53	-6.19
May-02	723:13	266	2:43	2:48	206034:48	18526	11:07	-11.4	-7.93
Jun-02	600:30	203	2:57	2:47	196738:43	17227	11:25	-9.51	-6.78
Jul-02	740:27	246	3:01	2:33	231309:25	18618	12:25	-10.72	-7.52
Aug-02	737:24	241	3:04	2:47	217722:35	17905	12:10	-9.71	-6.9
Sep-02	552:15	212	2:36	2:01	200813:39	16085	12:29	-9.63	-6.86
Oct-02	405:40	150	2:42	3:02	189356:04	16710	11:20	-8.1	-5.93
Nov-02	739:43	244	3:02	2:42	249712:45	17972	13:54	-12.23	-8.44
Dec-02	555:46	181	3:04	2:23	246403:36	18931	13:01	-9.99	-7.07
Jan-03	960:40	246	3:54	3:41	288513:26	20560	14:02	-11.92	-8.25
Feb-03	516:51	196	2:38	2:16	193919:55	16149	12:00	-10.5	-7.38



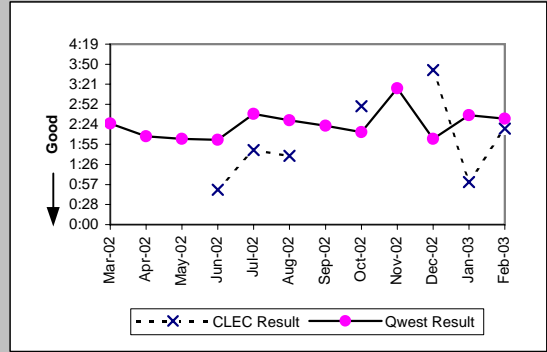
Unbundled Loop - 2 Wire Non-Loaded (Parity)									
Date	CLEC Num	CLEC Denc	CLEC Resu	CLEC Std I	Qwest Num	Qwest Denc	Qwest Resu	Mod Z Scr	Parity Scr
Mar-02	42:51	19	2:15	2:08	317:22	158	2:01	0.44	-0.73
Apr-02	45:30	27	1:41	1:34	349:16	179	1:57	-0.44	-1.27
May-02	59:58	24	2:30	2:10	429:12	187	2:18	0.32	-0.81
Jun-02	73:45	32	2:18	2:26	487:15	195	2:30	-0.21	-1.13
Jul-02	81:31	26	3:08	2:38	450:39	186	2:25	1.09	-0.34
Aug-02	80:00	30	2:40	1:53	498:29	202	2:28	0.34	-0.79
Sep-02	35:38	16	2:14	2:39	361:57	159	2:17	-0.06	-1.04
Oct-02	39:27	19	2:05	1:13	217:39	114	1:55	0.34	-0.8
Nov-02	107:51	28	3:51	5:33	419:22	151	2:47	1.15	-0.3
Dec-02	38:58	14	2:47	1:56	530:40	183	2:54	-0.12	-1.07
Jan-03	63:24	26	2:26	2:15	340:57	164	2:05	0.77	-0.53
Feb-03	38:10	16	2:23	3:02	446:29	189	2:22	0.29	-0.82



MR-6D - Mean Time to Restore (Hours:Minutes) - Interval Zone One

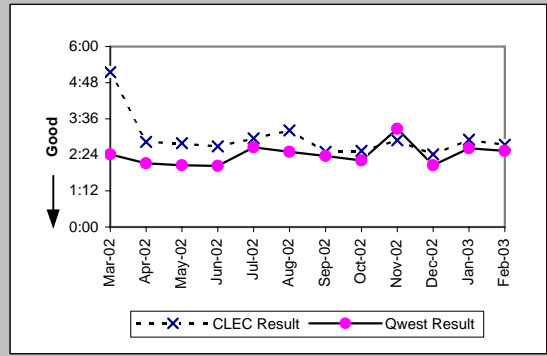
Unbundled Loop - 4 Wire Non-Loaded (Parity)

Date	CLEC Num	CLEC Denc	CLEC Resu	CLEC Std E	Qwest Num	Qwest Denc	Qwest Resu	Mod Z Scr	Parity Scr
Mar-02					1084:30	449	2:25		
Apr-02					1151:57	543	2:07		
May-02					928:49	452	2:03		
Jun-02	1:40	2	0:50	1:09	1106:19	542	2:02	-0.68	-1.41
Jul-02	1:47	1	1:47		1360:52	514	2:39	-0.24	-1.15
Aug-02	3:17	2	1:39	0:45	1153:29	460	2:30	-0.38	-1.23
Sep-02					1089:21	459	2:22		
Oct-02	5:39	2	2:50	2:43	767:16	346	2:13	0.68	-0.58
Nov-02					1506:10	461	3:16		
Dec-02	3:42	1	3:42		960:31	469	2:03	1.08	-0.34
Jan-03	1:01	1	1:01		1022:42	392	2:37	-0.49	-1.3
Feb-03	4:37	2	2:18	2:22	1014:21	400	2:32	-0.14	-1.08



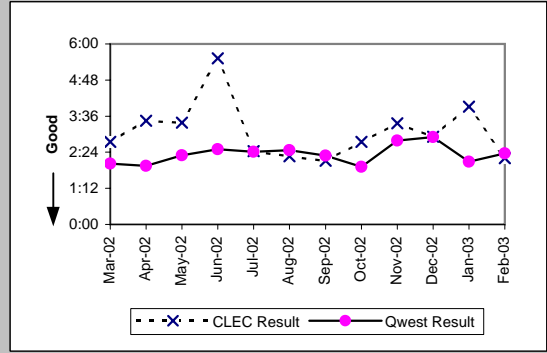
Unbundled Loop - DS1 Capable (Parity)

Date	CLEC Num	CLEC Denc	CLEC Resu	CLEC Std E	Qwest Num	Qwest Denc	Qwest Resu	Mod Z Scr	Parity Scr
Mar-02	241:44	47	5:09	12:01	1084:30	449	2:25	2.65	0.61
Apr-02	96:08	34	2:50	2:53	1151:57	543	2:07	1.26	-0.23
May-02	139:17	50	2:47	3:05	928:49	452	2:03	1.74	0.06
Jun-02	188:21	70	2:41	2:29	1106:19	542	2:02	1.94	0.18
Jul-02	185:46	63	2:57	5:33	1360:52	514	2:39	0.62	-0.62
Aug-02	177:20	55	3:13	3:09	1153:29	460	2:30	1.51	-0.08
Sep-02	135:11	54	2:30	2:09	1089:21	459	2:22	0.36	-0.78
Oct-02	109:01	43	2:32	2:21	767:16	346	2:13	0.7	-0.57
Nov-02	146:41	51	2:53	3:25	1506:10	461	3:16	-0.39	-1.24
Dec-02	139:52	58	2:25	2:13	960:31	469	2:03	1.17	-0.29
Jan-03	153:18	53	2:54	2:42	1022:42	392	2:37	0.67	-0.6
Feb-03	158:29	58	2:44	2:48	1014:21	400	2:32	0.66	-0.6



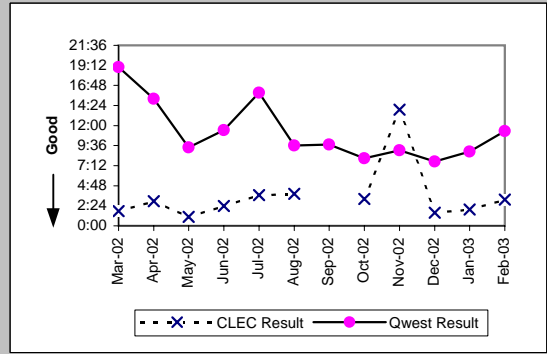
Unbundled Loop ISDN Capable (Parity)

Date	CLEC Num	CLEC Denc	CLEC Resu	CLEC Std E	Qwest Num	Qwest Denc	Qwest Resu	Mod Z Scr	Parity Scr
Mar-02	85:17	31	2:45	2:11	317:22	158	2:01	1.14	-0.31
Apr-02	69:08	20	3:27	2:24	349:16	179	1:57	1.64	-0.01
May-02	101:17	30	3:23	2:59	429:12	187	2:18	1.02	-0.38
Jun-02	248:29	45	5:31	13:42	487:15	195	2:30	2.37	0.44
Jul-02	82:45	34	2:26	2:29	450:39	186	2:25	0.03	-0.98
Aug-02	65:43	29	2:16	1:32	498:29	202	2:28	-0.27	-1.17
Sep-02	33:46	16	2:07	1:41	361:57	159	2:17	-0.21	-1.13
Oct-02	87:53	32	2:45	2:44	217:39	114	1:55	1.73	0.05
Nov-02	80:56	24	3:22	2:13	419:22	151	2:47	0.71	-0.57
Dec-02	90:14	31	2:55	1:40	530:40	183	2:54	0.06	-0.96
Jan-03	152:32	39	3:55	2:47	340:57	164	2:05	1.26	-0.23
Feb-03	68:17	31	2:12	1:38	446:29	189	2:22	-0.19	-1.12



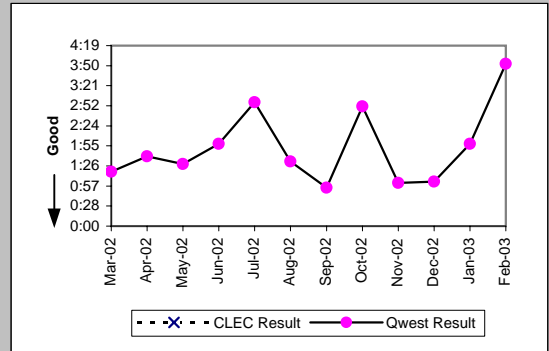
Unbundled Loop - ADSL Qualified (Parity)

Date	CLEC Num	CLEC Denc	CLEC Resu	CLEC Std E	Qwest Num	Qwest Denc	Qwest Resu	Mod Z Scr	Parity Scr
Mar-02	12:12	7	1:45	1:59	8808:59	464	18:59	-1.43	-1.87
Apr-02	8:48	3	2:56	3:43	6088:01	400	15:13	-0.8	-1.48
May-02	4:16	4	1:04	1:17	4540:06	483	9:24	-1.12	-1.68
Jun-02	2:23	1	2:23		4860:38	424	11:28	-0.24	-1.14
Jul-02	11:03	3	3:41	2:09	9362:42	588	15:55	-0.61	-1.37
Aug-02	7:39	2	3:50	0:39	7180:36	747	9:37	-0.31	-1.19
Sep-02					4888:08	503	9:43		
Oct-02	6:23	2	3:12	0:06	2934:46	363	8:05	-0.36	-1.22
Nov-02	13:55	1	13:55		3568:31	394	9:03	0.75	-0.54
Dec-02	3:10	2	1:35	0:51	2991:51	388	7:43	-0.49	-1.3
Jan-03	5:53	3	1:58	1:16	3833:40	431	8:54	-0.31	-1.19
Feb-03	6:16	2	3:08	2:04	4083:44	360	11:21	-0.17	-1.1

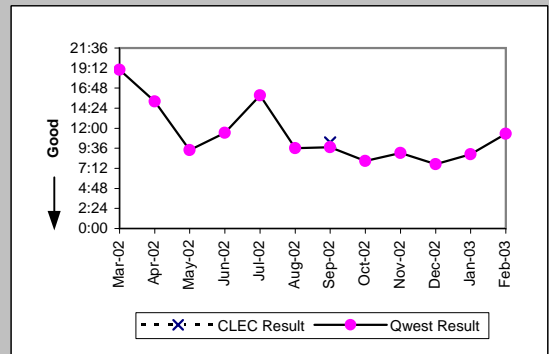


MR-6D - Mean Time to Restore (Hours:Minutes) - Interval Zone One

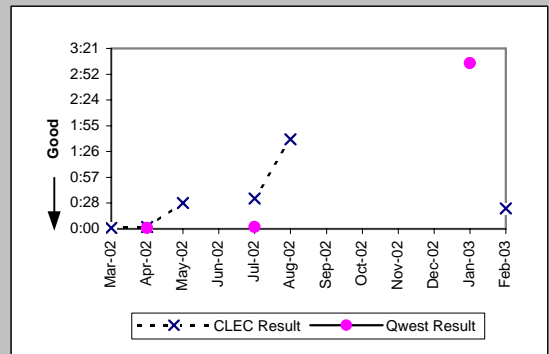
Unbundled Loop - DS3 Capable (Parity)									
Date	CLEC Num	CLEC Dend	CLEC Resu	CLEC Std	Qwest Num	Qwest Dend	Qwest Resu	Mod Z Scr	Parity Scr
Mar-02					14:20	11	1:18		
Apr-02					41:52	25	1:40		
May-02					19:23	13	1:29		
Jun-02					29:32	15	1:58		
Jul-02					29:36	10	2:58		
Aug-02					37:07	24	1:33		
Sep-02					12:53	14	0:55		
Oct-02					42:53	15	2:52		
Nov-02					7:15	7	1:02		
Dec-02					9:34	9	1:04		
Jan-03					27:38	14	1:58		
Feb-03					50:23	13	3:53		



Qwest DSL (Parity)									
Date	CLEC Num	CLEC Dend	CLEC Resu	CLEC Std	Qwest Num	Qwest Dend	Qwest Resu	Mod Z Scr	Parity Scr
Mar-02					8808:59	464	18:59		
Apr-02					6088:01	400	15:13		
May-02					4540:06	483	9:24		
Jun-02					4860:38	424	11:28		
Jul-02					9362:42	588	15:55		
Aug-02					7180:36	747	9:37		
Sep-02	20:33	2	10:17	13:44	4888:08	503	9:43	0.49	-0.7
Oct-02					2934:46	363	8:05		
Nov-02					3568:31	394	9:03		
Dec-02					2991:51	388	7:43		
Jan-03					3833:40	431	8:54		
Feb-03					4083:44	360	11:21		

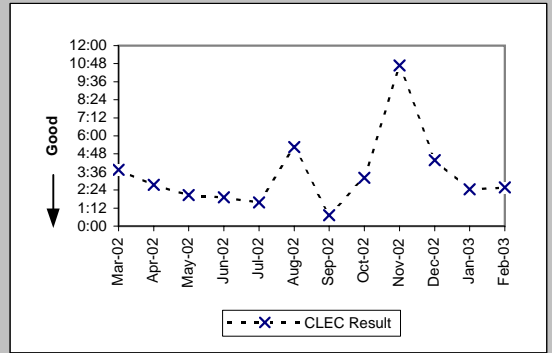


E911 (Parity)									
Date	CLEC Num	CLEC Dend	CLEC Resu	CLEC Std	Qwest Num	Qwest Dend	Qwest Resu	Mod Z Scr	Parity Scr
Mar-02	0:07	7	0:01	0:00					
Apr-02	0:03	2	0:02	0:01	0:01	1	0:01		
May-02	0:29	1	0:29						
Jun-02									
Jul-02	0:34	1	0:34		0:02	1	0:02		
Aug-02	3:20	2	1:40	2:07					
Sep-02									
Oct-02									
Nov-02									
Dec-02									
Jan-03					3:05	1	3:05		
Feb-03	0:23	1	0:23						



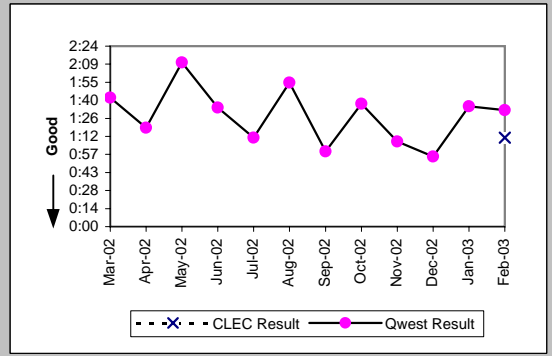
MR-6D - Mean Time to Restore (Hours:Minutes) - Interval Zone One

Enhanced Extended Loops (EELs) (Diagnostic)					
Date	CLEC Num	CLEC Denom	CLEC Result	CLEC Std Dev	
Mar-02	14:58	4	3:45	1:15	
Apr-02	11:01	4	2:45	1:53	
May-02	2:04	1	2:04		
Jun-02	22:59	12	1:55	2:27	
Jul-02	4:44	3	1:35	0:50	
Aug-02	15:45	3	5:15	3:33	
Sep-02	4:26	6	0:44	0:50	
Oct-02	32:13	10	3:13	3:31	
Nov-02	128:18	12	10:41	13:34	
Dec-02	56:54	13	4:23	6:16	
Jan-03	14:43	6	2:27	1:44	
Feb-03	7:45	3	2:35	2:08	

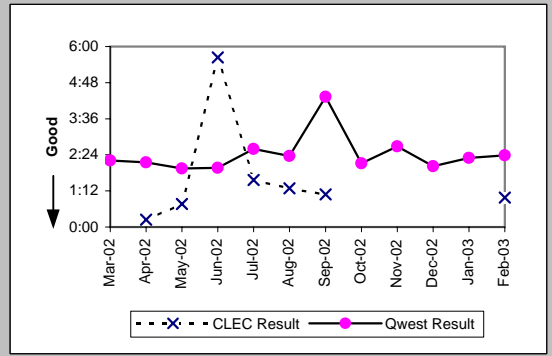


MR-6E - Mean Time to Restore (Hours:Minutes) - Interval Zone Two

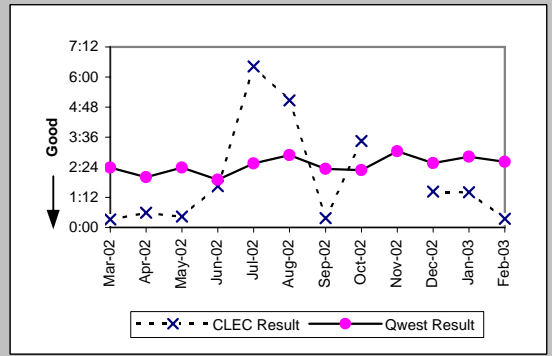
ISDN Primary (Parity)									
Date	CLEC Num	CLEC Denc	CLEC Resu	CLEC Std	Qwest Num	Qwest Denc	Qwest Resu	Mod Z Scr	Parity Scr
Mar-02					13:45	8	1:43		
Apr-02					7:56	6	1:19		
May-02					24:00	11	2:11		
Jun-02					12:38	8	1:35		
Jul-02					10:43	9	1:11		
Aug-02					13:23	7	1:55		
Sep-02					17:06	17	1:00		
Oct-02					11:28	7	1:38		
Nov-02					6:46	6	1:08		
Dec-02					9:16	10	0:56		
Jan-03					16:05	10	1:36		
Feb-03	2:21	2	1:11	0:28	15:35	10	1:33	-0.26	-1.16



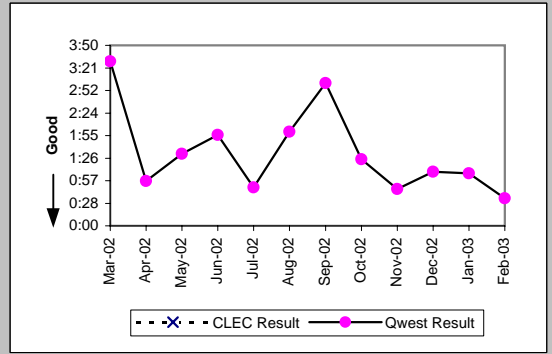
DS0 (Parity)									
Date	CLEC Num	CLEC Denc	CLEC Resu	CLEC Std	Qwest Num	Qwest Denc	Qwest Resu	Mod Z Scr	Parity Scr
Mar-02					577:48	261	2:13		
Apr-02	0:46	3	0:15	0:16	684:07	319	2:09	-1.06	-1.65
May-02	1:33	2	0:46	0:32	452:09	232	1:57	-0.63	-1.38
Jun-02	16:55	3	5:38	1:38	527:33	269	1:58	1.96	0.19
Jul-02	6:15	4	1:34	0:59	757:58	291	2:36	-0.58	-1.35
Aug-02	1:17	1	1:17		698:47	295	2:22	-0.24	-1.15
Sep-02	1:05	1	1:05		1289:56	298	4:20	-0.47	-1.29
Oct-02					382:00	181	2:07		
Nov-02					604:40	226	2:41		
Dec-02					546:49	271	2:01		
Jan-03					554:27	241	2:18		
Feb-03	1:59	2	0:59	0:09	562:00	236	2:23	-0.79	-1.48



DS1 (Parity)									
Date	CLEC Num	CLEC Denc	CLEC Resu	CLEC Std	Qwest Num	Qwest Denc	Qwest Resu	Mod Z Scr	Parity Scr
Mar-02	0:57	3	0:19	0:31	623:31	261	2:23	-1.07	-1.65
Apr-02	1:46	3	0:35	0:58	449:15	224	2:00	-0.91	-1.56
May-02	2:11	5	0:26	0:20	559:39	235	2:23	-1.21	-1.74
Jun-02	9:54	6	1:39	2:22	522:16	276	1:54	-0.24	-1.14
Jul-02	12:51	2	6:25	8:07	920:44	362	2:33	1.41	-0.15
Aug-02	10:07	2	5:04	7:08	882:40	306	2:53	1.03	-0.37
Sep-02	0:22	1	0:22		731:49	314	2:20	-0.66	-1.4
Oct-02	3:27	1	3:27		445:57	195	2:17	0.84	-0.49
Nov-02					739:53	244	3:02		
Dec-02	2:51	2	1:26	0:57	655:33	256	2:34	-0.55	-1.33
Jan-03	4:11	3	1:24	1:08	714:24	254	2:49	-0.69	-1.42
Feb-03	0:21	1	0:21		551:28	211	2:37	-0.81	-1.49

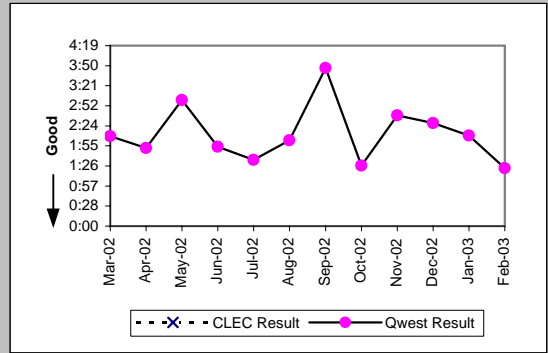


DS3 (Parity)									
Date	CLEC Num	CLEC Denc	CLEC Resu	CLEC Std	Qwest Num	Qwest Denc	Qwest Resu	Mod Z Scr	Parity Scr
Mar-02					10:29	3	3:30		
Apr-02					3:48	4	0:57		
May-02					3:04	2	1:32		
Jun-02					5:48	3	1:56		
Jul-02					1:38	2	0:49		
Aug-02					5:59	3	2:00		
Sep-02					12:08	4	3:02		
Oct-02					12:42	9	1:25		
Nov-02					3:08	4	0:47		
Dec-02					1:09	1	1:09		
Jan-03					10:04	9	1:07		
Feb-03					2:20	4	0:35		

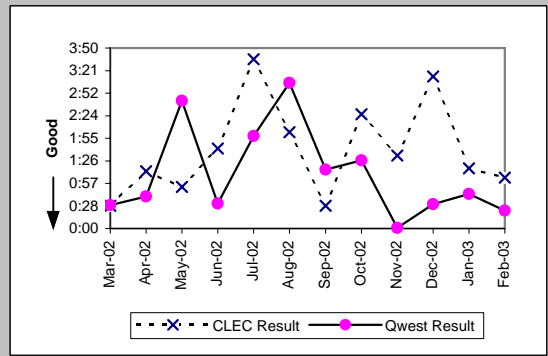


MR-6E - Mean Time to Restore (Hours:Minutes) - Interval Zone Two

Frame Relay (Parity)									
Date	CLEC Num	CLEC Denc	CLEC Resu	CLEC Std	Qwest Num	Qwest Denc	Qwest Resu	Mod Z Scr	Parity Scr
Mar-02					113:53	53	2:09		
Apr-02					151:33	81	1:52		
May-02					175:00	58	3:01		
Jun-02					172:37	91	1:54		
Jul-02					154:57	98	1:35		
Aug-02					157:49	77	2:03		
Sep-02					241:51	64	3:47		
Oct-02					65:10	45	1:27		
Nov-02					119:17	45	2:39		
Dec-02					167:14	68	2:28		
Jan-03					132:00	61	2:10		
Feb-03					54:15	39	1:23		

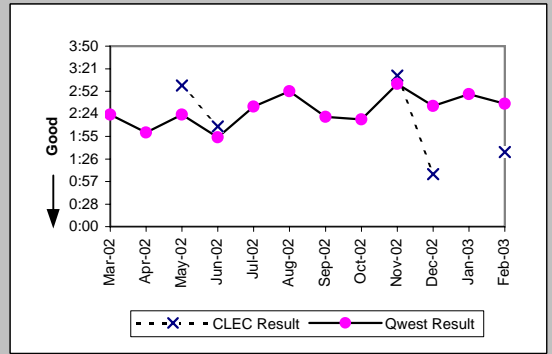


LIS Trunk (Parity)									
Date	CLEC Num	CLEC Denc	CLEC Resu	CLEC Std	Qwest Num	Qwest Denc	Qwest Resu	Mod Z Scr	Parity Scr
Mar-02	0:58	2	0:29	0:40	1:29	3	0:30	-0.03	-1.02
Apr-02	6:07	5	1:13	0:31	3:27	5	0:41	1.4	-0.15
May-02	2:39	3	0:53	0:30	8:09	3	2:43	-0.8	-1.48
Jun-02	8:32	5	1:42	1:50	1:05	2	0:32	1.15	-0.3
Jul-02	7:12	2	3:36	3:07	5:54	3	1:58	0.87	-0.47
Aug-02	4:06	2	2:03	2:43	15:29	5	3:06	-0.25	-1.15
Sep-02	0:29	1	0:29		3:46	3	1:15	-0.84	-1.51
Oct-02	2:26	1	2:26		14:35	10	1:27	0.93	-0.44
Nov-02	4:40	3	1:33	0:09	0:01	1	0:01		
Dec-02	22:38	7	3:14	2:27	1:02	2	0:31	1.07	-0.35
Jan-03	5:07	4	1:17	1:27	0:44	1	0:44		
Feb-03	10:46	10	1:05	1:55	0:47	2	0:23	1.29	-0.21

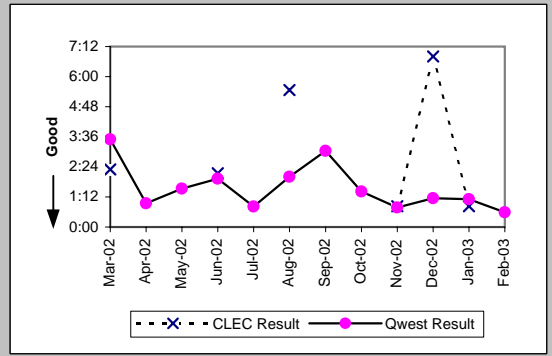


MR-6E - Mean Time to Restore (Hours:Minutes) - Interval Zone Two

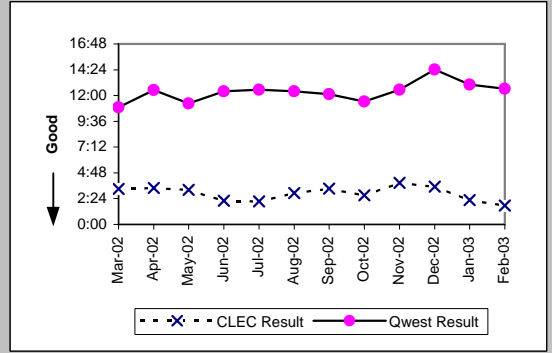
UDIT DS1 (Parity)									
Date	CLEC Num	CLEC Denc	CLEC Resu	CLEC Std I	Qwest Num	Qwest Denc	Qwest Resu	Mod Z Scr	Parity Scr
Mar-02					623:31	261	2:23		
Apr-02					449:15	224	2:00		
May-02	3:00	1	3:00		559:39	235	2:23	0.73	-0.56
Jun-02	4:16	2	2:08	0:23	522:16	276	1:54	0.44	-0.73
Jul-02					920:44	362	2:33		
Aug-02					882:40	306	2:53		
Sep-02					731:49	314	2:20		
Oct-02					445:57	195	2:17		
Nov-02	6:26	2	3:13	4:32	739:53	244	3:02	0.49	-0.7
Dec-02	1:07	1	1:07		655:33	256	2:34	-0.49	-1.3
Jan-03					714:24	254	2:49		
Feb-03	3:10	2	1:35	1:59	551:28	211	2:37	-0.52	-1.31



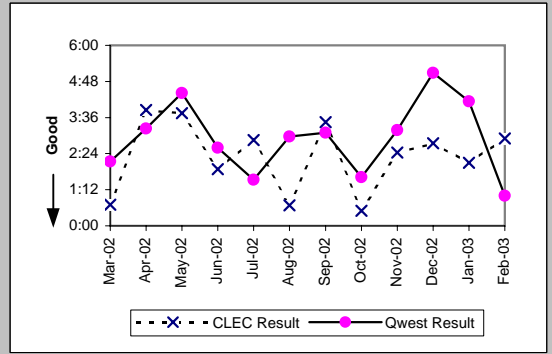
UDIT Above DS1 Level (Parity)									
Date	CLEC Num	CLEC Denc	CLEC Resu	CLEC Std I	Qwest Num	Qwest Denc	Qwest Resu	Mod Z Scr	Parity Scr
Mar-02	2:18	1	2:18		10:29	3	3:30	-0.17	-1.11
Apr-02					3:48	4	0:57		
May-02					3:04	2	1:32		
Jun-02	2:09	1	2:09		5:48	3	1:56	1.01	-0.39
Jul-02					1:38	2	0:49		
Aug-02	5:28	1	5:28		5:59	3	2:00	3.72	1.26
Sep-02					12:08	4	3:02		
Oct-02					12:42	9	1:25		
Nov-02	0:50	1	0:50		3:08	4	0:47	0.35	-0.79
Dec-02	6:48	1	6:48		1:09	1	1:09		
Jan-03	0:50	1	0:50		10:04	9	1:07	-0.28	-1.17
Feb-03					2:20	4	0:35		



Unbundled Loop Analog (Parity)									
Date	CLEC Num	CLEC Denc	CLEC Resu	CLEC Std I	Qwest Num	Qwest Denc	Qwest Resu	Mod Z Scr	Parity Scr
Mar-02	26:31	8	3:19	1:52	43577:14	3994	10:55	-1.59	-1.97
Apr-02	54:09	16	3:23	2:50	47671:24	3816	12:30	-1.64	-2
May-02	57:54	18	3:13	2:20	40223:11	3568	11:16	-2.56	-2.56
Jun-02	74:42	34	2:12	2:14	43716:50	3529	12:23	-4.53	-3.75
Jul-02	44:51	21	2:08	1:59	53336:10	4253	12:32	-3.3	-3.01
Aug-02	52:52	18	2:56	2:37	42259:44	3407	12:24	-3.19	-2.94
Sep-02	46:56	14	3:21	2:23	40718:32	3357	12:08	-2.54	-2.54
Oct-02	40:32	15	2:42	1:21	37214:58	3248	11:27	-2.59	-2.57
Nov-02	85:36	22	3:53	2:11	42363:33	3375	12:33	-3.13	-2.9
Dec-02	56:17	16	3:31	1:39	60273:46	4180	14:25	-2.85	-2.74
Jan-03	61:18	27	2:16	1:47	54039:25	4151	13:01	-4.63	-3.82
Feb-03	69:06	39	1:46	1:32	41245:23	3266	12:38	-4.57	-3.78

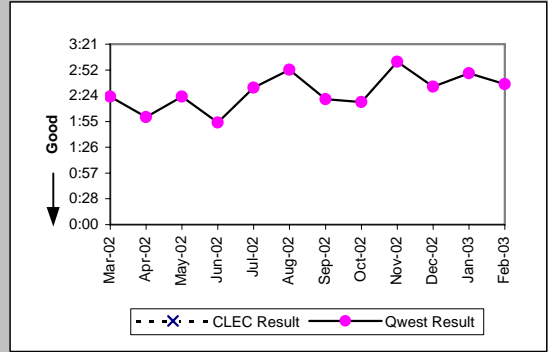


Unbundled Loop - 2 Wire Non-Loaded (Parity)									
Date	CLEC Num	CLEC Denc	CLEC Resu	CLEC Std I	Qwest Num	Qwest Denc	Qwest Resu	Mod Z Scr	Parity Scr
Mar-02	2:06	3	0:42	1:10	29:55	14	2:08	-1	-1.61
Apr-02	30:50	8	3:51	2:28	100:20	31	3:14	0.47	-0.72
May-02	29:56	8	3:45	4:58	70:37	16	4:25	-0.24	-1.15
Jun-02	13:12	7	1:53	1:33	41:34	16	2:36	-0.46	-1.28
Jul-02	2:51	1	2:51		50:39	33	1:32	0.89	-0.46
Aug-02	0:41	1	0:41		65:10	22	2:58	-0.56	-1.34
Sep-02	3:27	1	3:27		65:15	21	3:06	0.51	-0.69
Oct-02	1:00	2	0:30	0:30	16:14	10	1:37	-0.86	-1.52
Nov-02	9:44	4	2:26	1:14	47:42	15	3:11	-0.25	-1.15
Dec-02	10:59	4	2:45	1:58	96:27	19	5:05	-0.4	-1.24
Jan-03	8:23	4	2:06	1:07	53:50	13	4:08	-0.89	-1.54
Feb-03	5:47	2	2:54	1:06	11:01	11	1:00	2.12	0.29

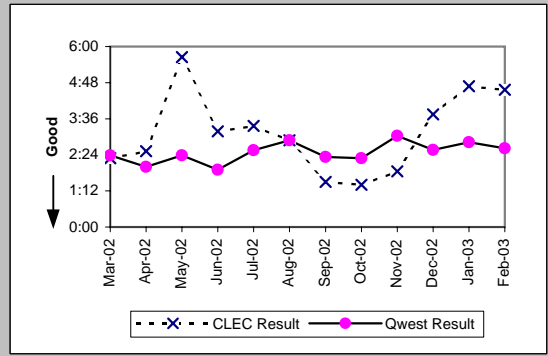


MR-6E - Mean Time to Restore (Hours:Minutes) - Interval Zone Two

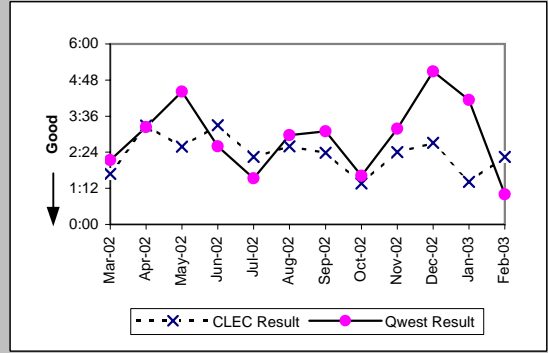
Unbundled Loop - 4 Wire Non-Loaded (Parity)									
Date	CLEC Num	CLEC Denc	CLEC Resu	CLEC Std E	Qwest Num	Qwest Denc	Qwest Resu	Mod Z Scr	Parity Scr
Mar-02					623:31	261	2:23		
Apr-02					449:15	224	2:00		
May-02					559:39	235	2:23		
Jun-02					522:16	276	1:54		
Jul-02					920:44	362	2:33		
Aug-02					882:40	306	2:53		
Sep-02					731:49	314	2:20		
Oct-02					445:57	195	2:17		
Nov-02					739:53	244	3:02		
Dec-02					655:33	256	2:34		
Jan-03					714:24	254	2:49		
Feb-03					551:28	211	2:37		



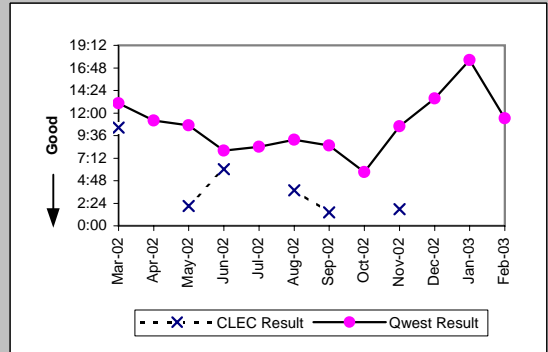
Unbundled Loop - DS1 Capable (Parity)									
Date	CLEC Num	CLEC Denc	CLEC Resu	CLEC Std E	Qwest Num	Qwest Denc	Qwest Resu	Mod Z Scr	Parity Scr
Mar-02					623:31	261	2:23	-0.04	-1.03
Apr-02	4:35	2	2:17	0:09	449:15	224	2:00	0.61	-0.63
May-02	15:06	6	2:31	2:40	559:39	235	2:23	1.96	0.19
Jun-02	39:32	7	5:39	5:26	522:16	276	1:54	0.94	-0.43
Jul-02	9:34	3	3:11	1:51	920:44	362	2:33	0.8	-0.52
Aug-02	30:20	9	3:22	2:32	882:40	306	2:53	0	-1
Sep-02	34:34	12	2:53	3:35	731:49	314	2:20	-0.62	-1.38
Oct-02	7:29	5	1:30	1:17	445:57	195	2:17	-0.74	-1.45
Nov-02	8:22	6	1:24	0:53	739:53	244	3:02	-0.86	-1.52
Dec-02	20:26	11	1:51	0:47	655:33	256	2:34	1.06	-0.36
Jan-03	26:14	7	3:45	3:14	714:24	254	2:49	1.43	-0.13
Feb-03	28:06	6	4:41	4:17	551:28	211	2:37	1.28	-0.22



Unbundled Loop ISDN Capable (Parity)									
Date	CLEC Num	CLEC Denc	CLEC Resu	CLEC Std E	Qwest Num	Qwest Denc	Qwest Resu	Mod Z Scr	Parity Scr
Mar-02					29:55	14	2:08	-0.44	-1.26
Apr-02	11:47	7	1:41	1:36	100:20	31	3:14	0.06	-0.96
May-02	23:02	7	3:17	1:20	70:37	16	4:25	-0.78	-1.47
Jun-02	38:50	15	2:35	2:46	41:34	16	2:36	0.39	-0.77
Jul-02	29:43	9	3:18	1:29	50:39	33	1:32	1.25	-0.24
Aug-02	20:16	9	2:15	1:15	65:10	22	2:58	-0.26	-1.16
Sep-02	36:25	14	2:36	2:07	65:15	21	3:06	-0.52	-1.32
Oct-02	26:18	11	2:23	2:13	16:14	10	1:37	-0.19	-1.12
Nov-02	2:45	2	1:22	1:41	47:42	15	3:11	-0.39	-1.23
Dec-02	31:08	13	2:24	1:18	96:27	19	5:05	-0.61	-1.37
Jan-03	35:24	13	2:43	1:12	53:50	13	4:08	-1.61	-1.98
Feb-03	14:13	10	1:25	0:55	11:01	11	1:00	2.14	0.3



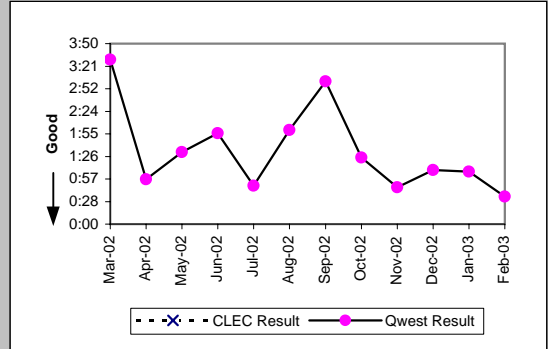
Unbundled Loop - ADSL Qualified (Parity)									
Date	CLEC Num	CLEC Denc	CLEC Resu	CLEC Std E	Qwest Num	Qwest Denc	Qwest Resu	Mod Z Scr	Parity Scr
Mar-02					482:45	37	13:03	-0.12	-1.08
Apr-02					302:57	27	11:13		
May-02	10:28	1	10:28		428:06	40	10:42	-0.65	-1.39
Jun-02	4:14	2	2:07	0:06	192:19	24	8:01	-0.12	-1.07
Jul-02	6:02	1	6:02		395:03	47	8:24		
Aug-02					513:17	56	9:10	-0.26	-1.16
Sep-02	7:32	2	3:46	1:18	375:07	44	8:32	-0.23	-1.14
Oct-02	1:25	1	1:25		137:10	24	5:43		
Nov-02					360:28	34	10:36	-0.48	-1.29
Dec-02	1:46	1	1:46		541:41	40	13:33		
Jan-03					864:29	49	17:39		
Feb-03					19038:53	1663	11:27		



MR-6E - Mean Time to Restore (Hours:Minutes) - Interval Zone Two

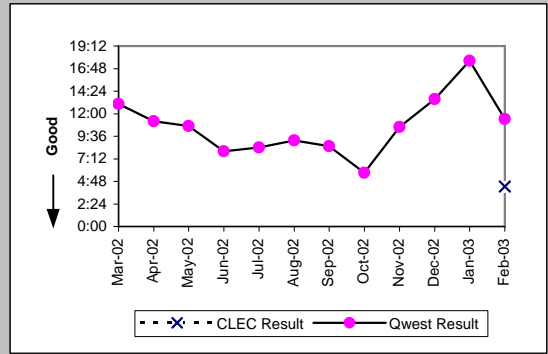
Unbundled Loop - DS3 Capable (Parity)

Date	CLEC Num	CLEC Dend	CLEC Resu	CLEC Std	Qwest Num	Qwest Dend	Qwest Resu	Mod Z Scr	Parity Scr
Mar-02					10:29	3	3:30		
Apr-02					3:48	4	0:57		
May-02					3:04	2	1:32		
Jun-02					5:48	3	1:56		
Jul-02					1:38	2	0:49		
Aug-02					5:59	3	2:00		
Sep-02					12:08	4	3:02		
Oct-02					12:42	9	1:25		
Nov-02					3:08	4	0:47		
Dec-02					1:09	1	1:09		
Jan-03					10:04	9	1:07		
Feb-03					2:20	4	0:35		



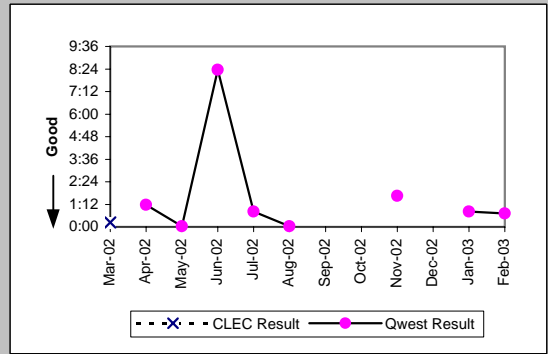
Qwest DSL (Parity)

Date	CLEC Num	CLEC Dend	CLEC Resu	CLEC Std	Qwest Num	Qwest Dend	Qwest Resu	Mod Z Scr	Parity Scr
Mar-02					482:45	37	13:03		
Apr-02					302:57	27	11:13		
May-02					428:06	40	10:42		
Jun-02					192:19	24	8:01		
Jul-02					395:03	47	8:24		
Aug-02					513:17	56	9:10		
Sep-02					375:07	44	8:32		
Oct-02					137:10	24	5:43		
Nov-02					360:28	34	10:36		
Dec-02					541:41	40	13:33		
Jan-03					864:29	49	17:39		
Feb-03	4:16	1	4:16		19038:53	1663	11:27	-0.3	-1.18



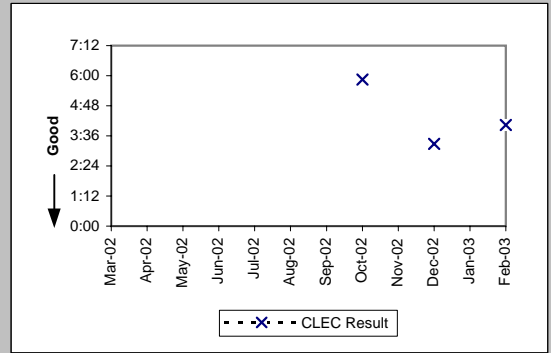
E911 (Parity)

Date	CLEC Num	CLEC Dend	CLEC Resu	CLEC Std	Qwest Num	Qwest Dend	Qwest Resu	Mod Z Scr	Parity Scr
Mar-02	0:27	2	0:14	0:18					
Apr-02					4:40	4	1:10		
May-02					0:02	1	0:02		
Jun-02					25:04	3	8:21		
Jul-02					1:38	2	0:49		
Aug-02					0:02	1	0:02		
Sep-02									
Oct-02					1:39	1	1:39		
Nov-02									
Dec-02									
Jan-03					2:28	3	0:49		
Feb-03					0:43	1	0:43		



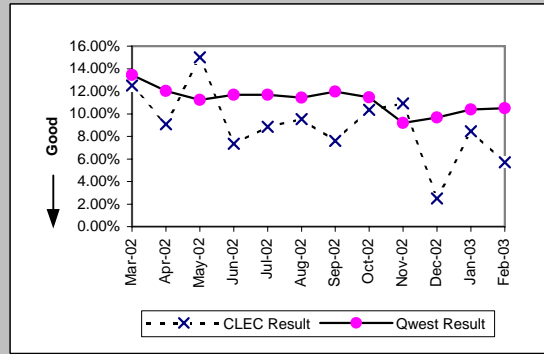
MR-6E - Mean Time to Restore (Hours:Minutes) - Interval Zone Two

Enhanced Extended Loops (EELs) (Diagnostic)				
Date	Numerator	Denominator	CLEC Result	Standard Dev
Mar-02				
Apr-02				
May-02				
Jun-02				
Jul-02				
Aug-02				
Sep-02				
Oct-02	5:51	1	5:51	
Nov-02				
Dec-02	3:17	1	3:17	
Jan-03				
Feb-03	4:02	1	4:02	

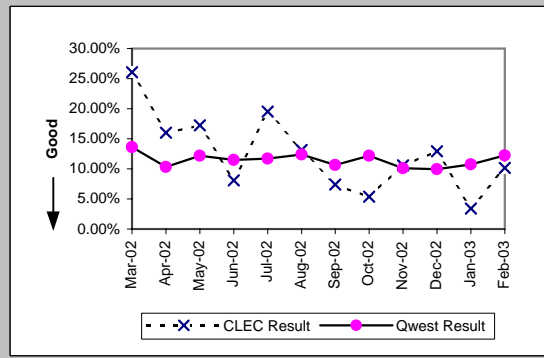


MR-7A - Repair Repeat Report Rate (Percent) - Dispatches within MSAs

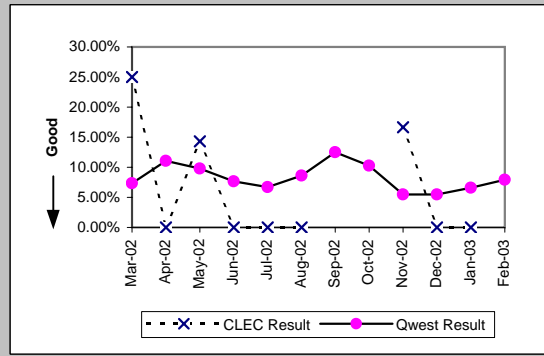
Residence (Parity)									
Date	CLEC Num	CLEC Denc	CLEC Resu	CLEC Std	Qwest Num	Qwest Denc	Qwest Resu	Mod Z Scr	Parity Scr
Mar-02	7	56	12.50%	33.07%	1551	11529	13.45%	-0.21	-1.13
Apr-02	6	66	9.09%	28.75%	1406	11679	12.04%	-0.73	-1.45
May-02	9	60	15.00%	35.71%	1380	12299	11.22%	0.92	-0.44
Jun-02	5	68	7.35%	26.10%	1380	11793	11.70%	-1.11	-1.68
Jul-02	10	113	8.85%	28.40%	1477	12646	11.68%	-0.93	-1.57
Aug-02	10	105	9.52%	29.35%	1417	12408	11.42%	-0.61	-1.37
Sep-02	7	92	7.61%	26.51%	1315	10983	11.97%	-1.28	-1.78
Oct-02	9	87	10.34%	30.45%	1323	11533	11.47%	-0.33	-1.2
Nov-02	12	110	10.91%	31.18%	1203	13104	9.18%	0.65	-0.61
Dec-02	3	120	2.50%	15.61%	1419	14682	9.66%	-2.65	-2.61
Jan-03	11	130	8.46%	27.83%	1638	15771	10.39%	-0.72	-1.44
Feb-03	9	158	5.70%	23.18%	1254	11939	10.50%	-1.96	-2.19



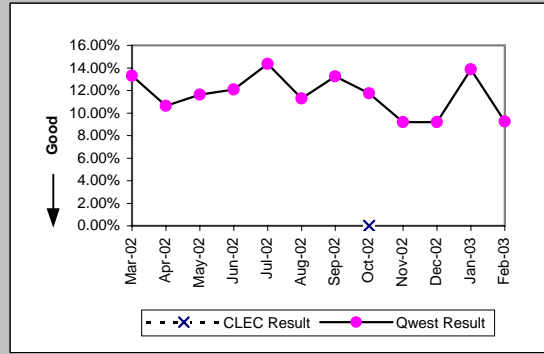
Business (Parity)									
Date	CLEC Num	CLEC Denc	CLEC Resu	CLEC Std	Qwest Num	Qwest Denc	Qwest Resu	Mod Z Scr	Parity Scr
Mar-02	6	23	26.09%	43.91%	211	1547	13.64%	1.59	-0.03
Apr-02	4	25	16.00%	36.66%	155	1505	10.30%	0.91	-0.45
May-02	5	29	17.24%	37.77%	179	1469	12.19%	0.82	-0.5
Jun-02	3	37	8.11%	27.30%	160	1394	11.48%	-0.63	-1.39
Jul-02	8	41	19.51%	39.63%	180	1541	11.68%	1.45	-0.12
Aug-02	8	61	13.11%	33.76%	178	1435	12.40%	0.2	-0.88
Sep-02	4	54	7.41%	26.19%	145	1364	10.63%	-0.75	-1.46
Oct-02	3	56	5.36%	22.52%	179	1471	12.17%	-1.53	-1.93
Nov-02	9	85	10.59%	30.77%	156	1543	10.11%	0.18	-0.89
Dec-02	8	62	12.90%	33.52%	143	1436	9.96%	0.77	-0.53
Jan-03	3	88	3.41%	18.15%	185	1723	10.74%	-2.17	-2.32
Feb-03	6	59	10.17%	30.22%	159	1302	12.21%	-0.47	-1.28



Centrex (Parity)									
Date	CLEC Num	CLEC Denc	CLEC Resu	CLEC Std	Qwest Num	Qwest Denc	Qwest Resu	Mod Z Scr	Parity Scr
Mar-02	7	28	25.00%	43.30%	13	177	7.34%	2.55	0.55
Apr-02	0	11	0.00%	0.00%	20	181	11.05%	-1.13	-1.69
May-02	1	7	14.29%	34.99%	20	204	9.80%	0.4	-0.76
Jun-02	0	1	0.00%	0.00%	14	183	7.65%	-0.29	-1.17
Jul-02	0	1	0.00%	0.00%	12	179	6.70%	-0.27	-1.16
Aug-02	0	1	0.00%	0.00%	11	128	8.59%	-0.31	-1.19
Sep-02					16	128	12.50%		
Oct-02					16	156	10.26%		
Nov-02	1	6	16.67%	37.27%	6	110	5.45%	0.92	-0.44
Dec-02	0	1	0.00%	0.00%	6	109	5.50%	-0.24	-1.15
Jan-03	0	2	0.00%	0.00%	9	136	6.62%	-0.37	-1.23
Feb-03					8	101	7.92%		

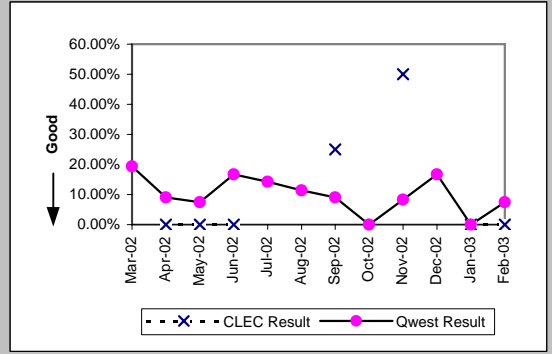


Centrex 21 (Parity)									
Date	CLEC Num	CLEC Denc	CLEC Resu	CLEC Std	Qwest Num	Qwest Denc	Qwest Resu	Mod Z Scr	Parity Scr
Mar-02					29	218	13.30%		
Apr-02					22	207	10.63%		
May-02					25	215	11.63%		
Jun-02					22	182	12.09%		
Jul-02					30	209	14.35%		
Aug-02					21	186	11.29%		
Sep-02					24	181	13.26%		
Oct-02	0	1	0.00%	0.00%	25	213	11.74%	-0.36	-1.22
Nov-02					17	185	9.19%		
Dec-02					16	174	9.20%		
Jan-03					29	209	13.88%		
Feb-03					15	162	9.26%		

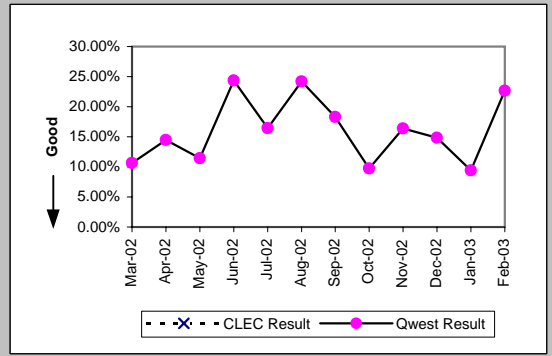


MR-7A - Repair Repeat Report Rate (Percent) - Dispatches within MSAs

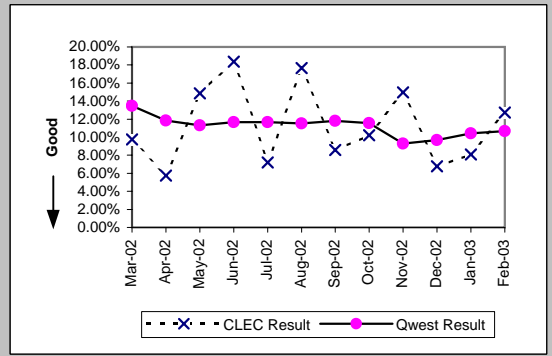
PBX (Parity)									
Date	CLEC Num	CLEC Denc	CLEC Resu	CLEC Std I	Qwest Num	Qwest Denc	Qwest Resu	Mod Z Scr	Parity Scr
Mar-02					6	31	19.35%		
Apr-02	0	1	0.00%	0.00%	4	44	9.09%	-0.31	-1.19
May-02	0	1	0.00%	0.00%	3	40	7.50%	-0.28	-1.17
Jun-02	0	1	0.00%	0.00%	6	36	16.67%	-0.44	-1.27
Jul-02					7	49	14.29%		
Aug-02					5	44	11.36%		
Sep-02	1	4	25.00%	43.30%	3	33	9.09%	0.78	-0.53
Oct-02					0	35	0.00%		
Nov-02	1	2	50.00%	50.00%	3	36	8.33%	1.29	-0.22
Dec-02					6	36	16.67%		
Jan-03	0	1	0.00%	0.00%	0	30	0.00%	N/A	N/A
Feb-03	0	1	0.00%	0.00%	2	27	7.41%	-0.28	-1.17



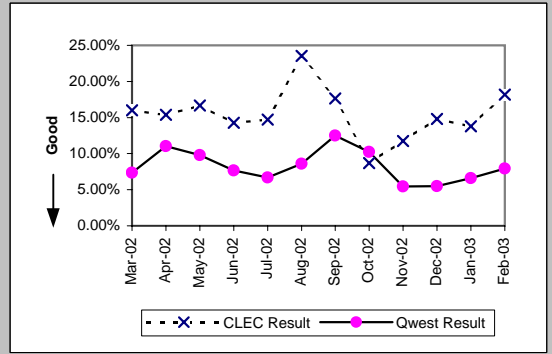
Basic Rate ISDN (Parity)									
Date	CLEC Num	CLEC Denc	CLEC Resu	CLEC Std I	Qwest Num	Qwest Denc	Qwest Resu	Mod Z Scr	Parity Scr
Mar-02					5	47	10.64%		
Apr-02					10	69	14.49%		
May-02					8	70	11.43%		
Jun-02					19	78	24.36%		
Jul-02					12	73	16.44%		
Aug-02					22	91	24.18%		
Sep-02					13	71	18.31%		
Oct-02					4	41	9.76%		
Nov-02					10	61	16.39%		
Dec-02					12	81	14.81%		
Jan-03					5	53	9.43%		
Feb-03					12	53	22.64%		



UNE - P (POTS) (Parity)									
Date	CLEC Num	CLEC Denc	CLEC Resu	CLEC Std I	Qwest Num	Qwest Denc	Qwest Resu	Mod Z Scr	Parity Scr
Mar-02	11	113	9.73%	29.64%	1762	13076	13.48%	-1.16	-1.7
Apr-02	5	87	5.75%	23.27%	1561	13184	11.84%	-1.75	-2.07
May-02	11	74	14.86%	35.57%	1559	13768	11.32%	0.95	-0.42
Jun-02	18	98	18.37%	38.72%	1540	13187	11.68%	1.94	0.18
Jul-02	8	111	7.21%	25.86%	1657	14187	11.68%	-1.46	-1.89
Aug-02	15	85	17.65%	38.12%	1595	13843	11.52%	1.68	0.02
Sep-02	6	70	8.57%	27.99%	1460	12347	11.82%	-0.84	-1.51
Oct-02	10	98	10.20%	30.27%	1502	13004	11.55%	-0.42	-1.25
Nov-02	16	107	14.95%	35.66%	1359	14647	9.28%	1.9	0.15
Dec-02	5	74	6.76%	25.10%	1562	16118	9.69%	-0.85	-1.52
Jan-03	8	99	8.08%	27.25%	1823	17494	10.42%	-0.76	-1.46
Feb-03	14	110	12.73%	33.33%	1413	13241	10.67%	0.71	-0.57

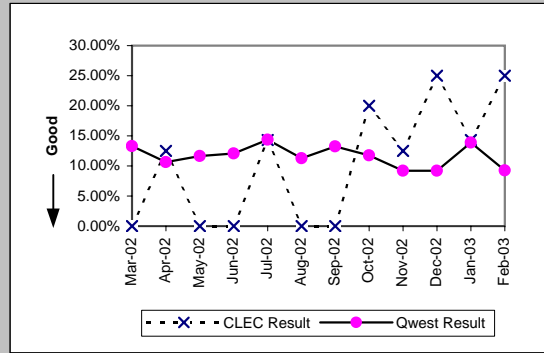


UNE P (Centrex) (Parity)									
Date	CLEC Num	CLEC Denc	CLEC Resu	CLEC Std I	Qwest Num	Qwest Denc	Qwest Resu	Mod Z Scr	Parity Scr
Mar-02	4	25	16.00%	36.66%	13	177	7.34%	1.35	-0.18
Apr-02	2	13	15.38%	36.08%	20	181	11.05%	0.49	-0.7
May-02	3	18	16.67%	37.27%	20	204	9.80%	0.89	-0.46
Jun-02	2	14	14.29%	34.99%	14	183	7.65%	0.83	-0.49
Jul-02	5	34	14.71%	35.42%	12	179	6.70%	1.47	-0.11
Aug-02	4	17	23.53%	42.42%	11	128	8.59%	1.7	0.03
Sep-02	3	17	17.65%	38.12%	16	128	12.50%	0.59	-0.64
Oct-02	2	23	8.70%	28.18%	16	156	10.26%	-0.23	-1.14
Nov-02	2	17	11.76%	32.22%	6	110	5.45%	0.92	-0.44
Dec-02	4	27	14.81%	35.52%	6	109	5.50%	1.51	-0.08
Jan-03	4	29	13.79%	34.48%	9	136	6.62%	1.22	-0.26
Feb-03	4	22	18.18%	38.57%	8	101	7.92%	1.36	-0.17

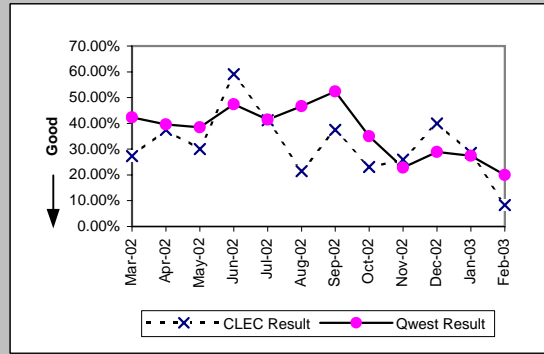


MR-7A - Repair Repeat Report Rate (Percent) - Dispatches within MSAs

UNE P (Centrex 21) (Parity)										
Date	CLEC Num	CLEC Denc	CLEC Resu	CLEC Std	Qwest Num	Qwest Denc	Qwest Resu	Mod Z Scr	Parity Scr	
Mar-02	0	5	0.00%	0.00%	29	218	13.30%	-0.87	-1.53	
Apr-02	1	8	12.50%	33.07%	22	207	10.63%	0.21	-0.88	
May-02	0	4	0.00%	0.00%	25	215	11.63%	-0.72	-1.44	
Jun-02	0	1	0.00%	0.00%	22	182	12.09%	-0.37	-1.22	
Jul-02	1	7	14.29%	34.99%	30	209	14.35%	-0.01	-1	
Aug-02	0	1	0.00%	0.00%	21	186	11.29%	-0.36	-1.22	
Sep-02	0	2	0.00%	0.00%	24	181	13.26%	-0.55	-1.33	
Oct-02	1	5	20.00%	40.00%	25	213	11.74%	0.53	-0.68	
Nov-02	1	8	12.50%	33.07%	17	185	9.19%	0.33	-0.8	
Dec-02	1	4	25.00%	43.30%	16	174	9.20%	0.88	-0.47	
Jan-03	1	7	14.29%	34.99%	29	209	13.88%	0.08	-0.95	
Feb-03	2	8	25.00%	43.30%	15	162	9.26%	1.26	-0.23	

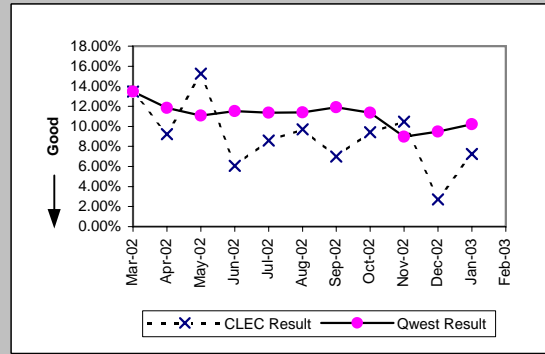


Line Sharing (Diagnostic)										
Date	CLEC Num	CLEC Denc	CLEC Resu	CLEC Std	Qwest Num	Qwest Denc	Qwest Resu	Mod Z Scr	Parity Scr	
Mar-02	3	11	27.27%	44.54%	71	168	42.26%	-0.97	-1.59	
Apr-02	3	8	37.50%	48.41%	65	164	39.63%	-0.12	-1.07	
May-02	3	10	30.00%	45.83%	45	117	38.46%	-0.53	-1.32	
Jun-02	13	22	59.09%	49.17%	55	116	47.41%	0.98	-0.4	
Jul-02	7	17	41.18%	49.22%	68	164	41.46%	-0.02	-1.01	
Aug-02	3	14	21.43%	41.03%	77	165	46.67%	-1.82	-2.1	
Sep-02	3	8	37.50%	48.41%	65	124	52.42%	-0.82	-1.5	
Oct-02	3	13	23.08%	42.13%	29	83	34.94%	-0.83	-1.51	
Nov-02	7	27	25.93%	43.82%	24	105	22.86%	0.34	-0.8	
Dec-02	10	25	40.00%	48.99%	22	76	28.95%	1	-0.39	
Jan-03	8	28	28.57%	45.18%	20	73	27.40%	0.11	-0.93	
Feb-03	1	12	8.33%	27.64%	11	55	20.00%	-0.92	-1.56	

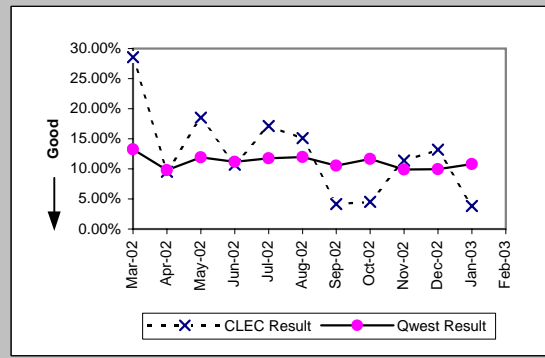


MR-7A* - Repair Repeat Report Rate (Percent) - Dispatches within MSAs

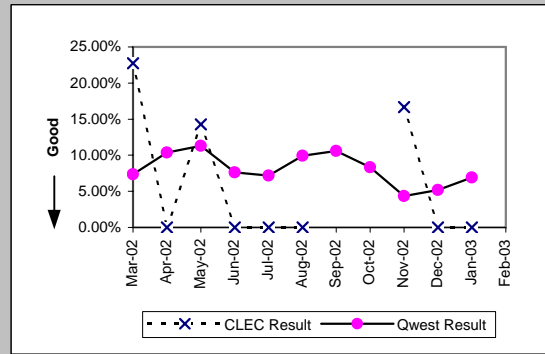
Residence (Parity)									
Date	CLEC Num	CLEC Denc	CLEC Resu	CLEC Std	Qwest Num	Qwest Denc	Qwest Resu	Mod Z Scr	Parity Scr
Mar-02	7	52	13.46%	34.13%	1417	10532	13.45%	0.05	-0.97
Apr-02	6	65	9.23%	28.95%	1298	10950	11.85%	-0.65	-1.4
May-02	9	59	15.25%	35.95%	1291	11656	11.08%	1.01	-0.39
Jun-02	4	66	6.06%	23.86%	1285	11143	11.53%	-1.39	-1.84
Jul-02	9	105	8.57%	27.99%	1358	11961	11.35%	-0.89	-1.54
Aug-02	10	103	9.71%	29.61%	1333	11692	11.40%	-0.54	-1.33
Sep-02	6	86	6.98%	25.48%	1221	10256	11.91%	-1.41	-1.85
Oct-02	8	85	9.41%	29.20%	1231	10841	11.36%	-0.56	-1.34
Nov-02	11	105	10.48%	30.62%	1119	12477	8.97%	0.56	-0.66
Dec-02	3	111	2.70%	16.22%	1322	13962	9.47%	-2.43	-2.47
Jan-03	9	124	7.26%	25.94%	1526	14947	10.21%	-1.08	-1.66
Feb-03									



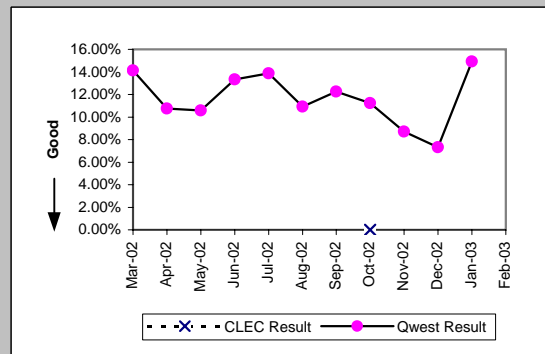
Business (Parity)									
Date	CLEC Num	CLEC Denc	CLEC Resu	CLEC Std	Qwest Num	Qwest Denc	Qwest Resu	Mod Z Scr	Parity Scr
Mar-02	6	21	28.57%	45.18%	178	1343	13.25%	1.85	0.12
Apr-02	2	21	9.52%	29.35%	131	1342	9.76%	-0.04	-1.02
May-02	5	27	18.52%	38.84%	158	1326	11.92%	1.02	-0.38
Jun-02	3	28	10.71%	30.93%	142	1272	11.16%	-0.07	-1.05
Jul-02	6	35	17.14%	37.69%	162	1377	11.76%	0.96	-0.42
Aug-02	8	53	15.09%	35.80%	154	1287	11.97%	0.7	-0.57
Sep-02	2	48	4.17%	19.98%	127	1205	10.54%	-1.41	-1.86
Oct-02	2	44	4.55%	20.83%	152	1307	11.63%	-1.44	-1.88
Nov-02	9	79	11.39%	31.77%	139	1406	9.89%	0.46	-0.72
Dec-02	7	53	13.21%	33.86%	132	1330	9.92%	0.79	-0.52
Jan-03	3	78	3.85%	19.23%	168	1559	10.78%	-1.93	-2.17
Feb-03									



Centrex (Parity)									
Date	CLEC Num	CLEC Denc	CLEC Resu	CLEC Std	Qwest Num	Qwest Denc	Qwest Resu	Mod Z Scr	Parity Scr
Mar-02	5	22	22.73%	41.91%	10	136	7.35%	2.01	0.22
Apr-02	0	9	0.00%	0.00%	16	154	10.39%	-0.99	-1.6
May-02	1	7	14.29%	34.99%	20	177	11.30%	0.27	-0.84
Jun-02	0	1	0.00%	0.00%	12	157	7.64%	-0.29	-1.17
Jul-02	0	1	0.00%	0.00%	11	153	7.19%	-0.28	-1.17
Aug-02	0	1	0.00%	0.00%	11	111	9.91%	-0.33	-1.2
Sep-02					11	104	10.58%		
Oct-02					11	132	8.33%		
Nov-02	1	6	16.67%	37.27%	4	92	4.35%	1.04	-0.37
Dec-02	0	1	0.00%	0.00%	5	96	5.21%	-0.23	-1.14
Jan-03	0	2	0.00%	0.00%	8	116	6.90%	-0.38	-1.23
Feb-03									



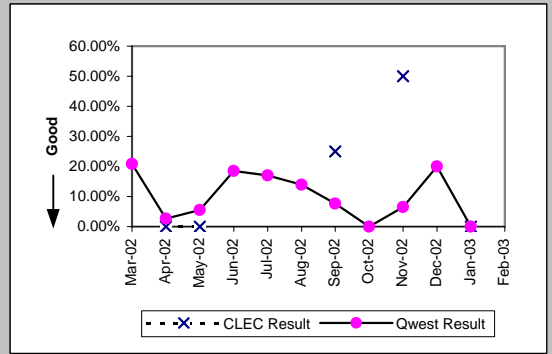
Centrex 21 (Parity)									
Date	CLEC Num	CLEC Denc	CLEC Resu	CLEC Std	Qwest Num	Qwest Denc	Qwest Resu	Mod Z Scr	Parity Scr
Mar-02					26	184	14.13%		
Apr-02					20	186	10.75%		
May-02					20	189	10.58%		
Jun-02					20	150	13.33%		
Jul-02					24	173	13.87%		
Aug-02					18	165	10.91%		
Sep-02					19	155	12.26%		
Oct-02	0	1	0.00%	0.00%	21	187	11.23%	-0.35	-1.22
Nov-02					14	161	8.70%		
Dec-02					11	150	7.33%		
Jan-03					27	181	14.92%		
Feb-03									



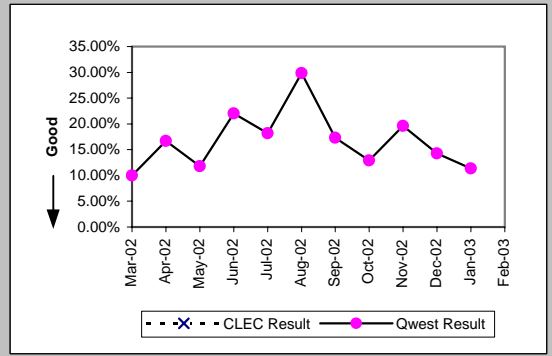
*Results exclude No Trouble Found and Test OK reports unless QWEST trouble is found on another report within 30 days of the original report. A 30-day window necessitates reporting a month behind

MR-7A* - Repair Repeat Report Rate (Percent) - Dispatches within MSAs

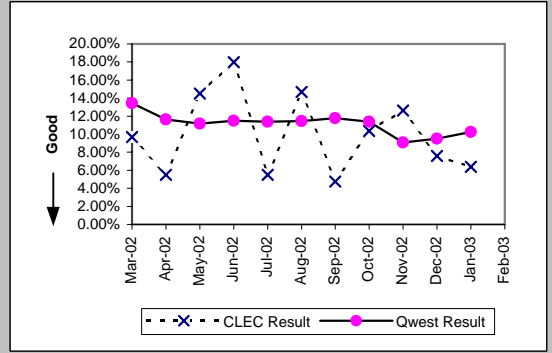
PBX (Parity)									
Date	CLEC Num	CLEC Denc	CLEC Resu	CLEC Std	Qwest Num	Qwest Denc	Qwest Resu	Mod Z Scr	Parity Scr
Mar-02					5	24	20.83%		
Apr-02	0	1	0.00%	0.00%	1	37	2.70%	-0.16	-1.1
May-02	0	1	0.00%	0.00%	2	36	5.56%	-0.24	-1.15
Jun-02					5	27	18.52%		
Jul-02					7	41	17.07%		
Aug-02					5	36	13.89%		
Sep-02	1	4	25.00%	43.30%	2	26	7.69%	0.84	-0.49
Oct-02					0	25	0.00%		
Nov-02	1	2	50.00%	50.00%	2	31	6.45%	1.38	-0.16
Dec-02					6	30	20.00%		
Jan-03	0	1	0.00%	0.00%	0	29	0.00%	N/A	N/A
Feb-03									



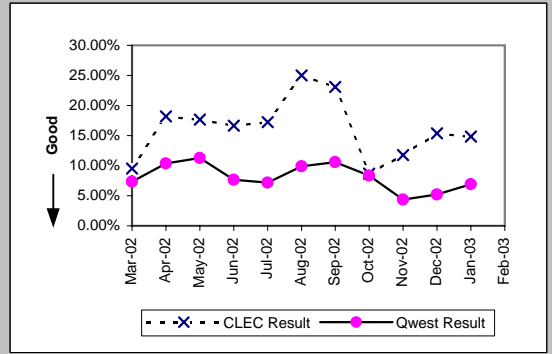
Basic Rate ISDN (Parity)									
Date	CLEC Num	CLEC Denc	CLEC Resu	CLEC Std	Qwest Num	Qwest Denc	Qwest Resu	Mod Z Scr	Parity Scr
Mar-02					4	40	10.00%		
Apr-02					9	54	16.67%		
May-02					6	51	11.76%		
Jun-02					15	68	22.06%		
Jul-02					10	55	18.18%		
Aug-02					20	67	29.85%		
Sep-02					9	52	17.31%		
Oct-02					4	31	12.90%		
Nov-02					10	51	19.61%		
Dec-02					10	70	14.29%		
Jan-03					5	44	11.36%		
Feb-03									



UNE - P (POTS) (Parity)									
Date	CLEC Num	CLEC Denc	CLEC Resu	CLEC Std	Qwest Num	Qwest Denc	Qwest Resu	Mod Z Scr	Parity Scr
Mar-02	9	93	9.68%	29.57%	1595	11875	13.43%	-1.06	-1.64
Apr-02	4	73	5.48%	22.76%	1429	12292	11.63%	-1.63	-1.99
May-02	9	62	14.52%	35.23%	1449	12982	11.16%	0.84	-0.49
Jun-02	16	89	17.98%	38.40%	1427	12415	11.49%	1.81	0.1
Jul-02	5	91	5.49%	22.79%	1520	13338	11.40%	-1.77	-2.07
Aug-02	11	75	14.67%	35.38%	1487	12979	11.46%	0.87	-0.47
Sep-02	3	63	4.76%	21.30%	1348	11461	11.76%	-1.72	-2.05
Oct-02	9	87	10.34%	30.45%	1383	12148	11.38%	-0.3	-1.18
Nov-02	12	95	12.63%	33.22%	1258	13883	9.06%	1.18	-0.28
Dec-02	5	66	7.58%	26.46%	1454	15292	9.51%	-0.53	-1.32
Jan-03	6	94	6.38%	24.44%	1694	16506	10.26%	-1.24	-1.75
Feb-03									



UNE P (Centrex) (Parity)									
Date	CLEC Num	CLEC Denc	CLEC Resu	CLEC Std	Qwest Num	Qwest Denc	Qwest Resu	Mod Z Scr	Parity Scr
Mar-02	2	21	9.52%	29.35%	10	136	7.35%	0.37	-0.77
Apr-02	2	11	18.18%	38.57%	16	154	10.39%	0.77	-0.53
May-02	3	17	17.65%	38.12%	20	177	11.30%	0.76	-0.54
Jun-02	2	12	16.67%	37.27%	12	157	7.64%	1	-0.39
Jul-02	5	29	17.24%	37.77%	11	153	7.19%	1.61	-0.02
Aug-02	4	16	25.00%	43.30%	11	111	9.91%	1.59	-0.04
Sep-02	3	13	23.08%	42.13%	11	104	10.58%	1.2	-0.27
Oct-02	2	23	8.70%	28.18%	11	132	8.33%	0.09	-0.94
Nov-02	2	17	11.76%	32.22%	4	92	4.35%	1.09	-0.33
Dec-02	4	26	15.38%	36.08%	5	96	5.21%	1.6	-0.03
Jan-03	4	27	14.81%	35.52%	8	116	6.90%	1.25	-0.24
Feb-03									

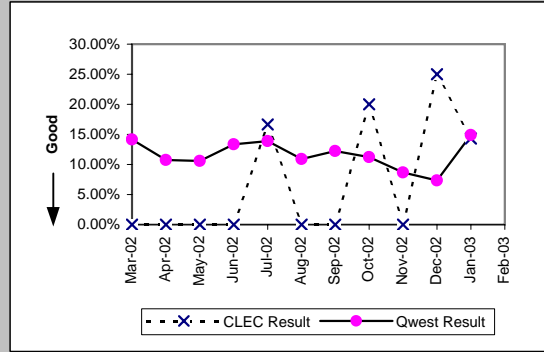


*Results exclude No Trouble Found and Test OK reports unless QWEST trouble is found on another report within 30 days of the original report. A 30-day window necessitates reporting a month behind

MR-7A* - Repair Repeat Report Rate (Percent) - Dispatches within MSAs

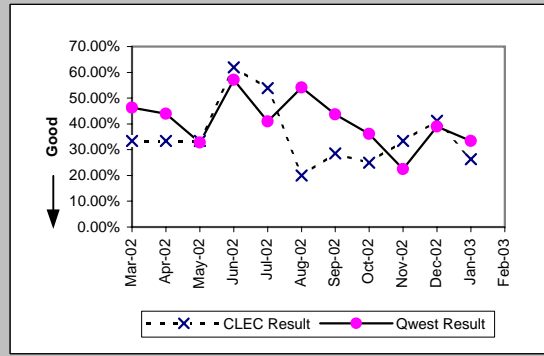
UNE P (Centrex 21) (Parity)

Date	CLEC Num	CLEC Denc	CLEC Resu	CLEC Std I	Qwest Num	Qwest Denc	Qwest Resu	Mod Z Scr	Parity Scr
Mar-02	0	4	0.00%	0.00%	26	184	14.13%	-0.8	-1.49
Apr-02	0	4	0.00%	0.00%	20	186	10.75%	-0.69	-1.42
May-02	0	4	0.00%	0.00%	20	189	10.58%	-0.68	-1.41
Jun-02	0	1	0.00%	0.00%	20	150	13.33%	-0.39	-1.24
Jul-02	1	6	16.67%	37.27%	24	173	13.87%	0.22	-0.87
Aug-02	0	1	0.00%	0.00%	18	165	10.91%	-0.35	-1.21
Sep-02	0	1	0.00%	0.00%	19	155	12.26%	-0.37	-1.23
Oct-02	1	5	20.00%	40.00%	21	187	11.23%	0.56	-0.66
Nov-02	0	7	0.00%	0.00%	14	161	8.70%	-0.8	-1.49
Dec-02	1	4	25.00%	43.30%	11	150	7.33%	1.02	-0.38
Jan-03	1	7	14.29%	34.99%	27	181	14.92%	-0.05	-1.03
Feb-03									



Line Sharing (Diagnostic)

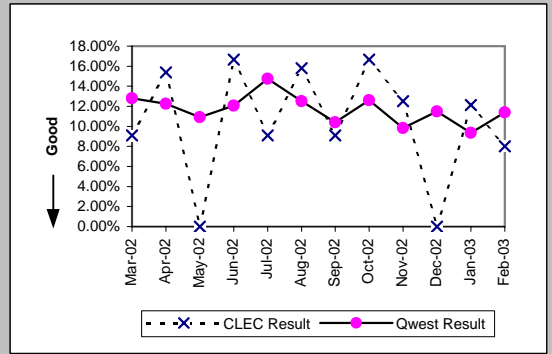
Date	CLEC Num	CLEC Denc	CLEC Resu	CLEC Std I	Qwest Num	Qwest Denc	Qwest Resu	Mod Z Scr	Parity Scr
Mar-02	3	9	33.33%	47.14%	43	93	46.24%	-0.74	-1.45
Apr-02	2	6	33.33%	47.14%	29	66	43.94%	-0.5	-1.3
May-02	3	9	33.33%	47.14%	18	55	32.73%	0.03	-0.98
Jun-02	13	21	61.90%	48.56%	28	49	57.14%	0.33	-0.8
Jul-02	7	13	53.85%	49.85%	27	66	40.91%	0.83	-0.5
Aug-02	2	10	20.00%	40.00%	40	74	54.05%	-2.03	-2.23
Sep-02	2	7	28.57%	45.18%	28	64	43.75%	-0.77	-1.47
Oct-02	3	12	25.00%	43.30%	13	36	36.11%	-0.69	-1.42
Nov-02	7	21	33.33%	47.14%	13	58	22.41%	0.95	-0.42
Dec-02	7	17	41.18%	49.22%	16	41	39.02%	0.13	-0.92
Jan-03	5	19	26.32%	44.03%	12	36	33.33%	-0.52	-1.32
Feb-03									



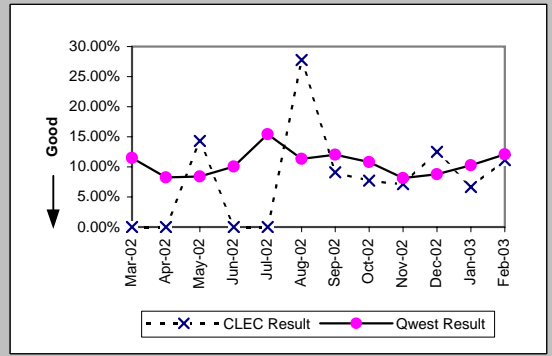
*Results exclude No Trouble Found and Test OK reports unless QWEST trouble is found on another report within 30 days of the original report. A 30-day window necessitates reporting a month behind

MR-7B - Repair Repeat Report Rate (Percent) - Dispatches outside MSAs

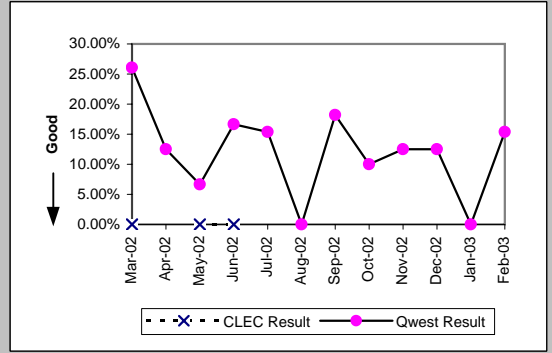
Residence (Parity)									
Date	CLEC Num	CLEC Denc	CLEC Resu	CLEC Std E	Qwest Num	Qwest Denc	Qwest Resu	Mod Z Scr	Parity Scr
Mar-02	1	11	9.09%	28.75%	326	2546	12.80%	-0.37	-1.22
Apr-02	2	13	15.38%	36.08%	344	2806	12.26%	0.39	-0.76
May-02	0	12	0.00%	0.00%	287	2630	10.91%	-1.21	-1.74
Jun-02	2	12	16.67%	37.27%	317	2626	12.07%	0.52	-0.69
Jul-02	1	11	9.09%	28.75%	430	2916	14.75%	-0.53	-1.32
Aug-02	3	19	15.79%	36.46%	319	2553	12.50%	0.47	-0.71
Sep-02	1	11	9.09%	28.75%	261	2511	10.39%	-0.14	-1.09
Oct-02	2	12	16.67%	37.27%	298	2363	12.61%	0.46	-0.72
Nov-02	2	16	12.50%	33.07%	257	2616	9.82%	0.41	-0.75
Dec-02	0	12	0.00%	0.00%	379	3295	11.50%	-1.25	-1.76
Jan-03	4	33	12.12%	32.64%	309	3300	9.36%	0.57	-0.65
Feb-03	2	25	8.00%	27.13%	293	2570	11.40%	-0.53	-1.32



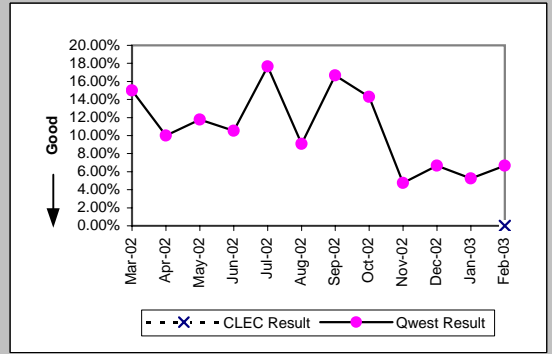
Business (Parity)									
Date	CLEC Num	CLEC Denc	CLEC Resu	CLEC Std E	Qwest Num	Qwest Denc	Qwest Resu	Mod Z Scr	Parity Scr
Mar-02	0	10	0.00%	0.00%	36	314	11.47%	-1.12	-1.68
Apr-02	0	10	0.00%	0.00%	29	351	8.26%	-0.94	-1.57
May-02	1	7	14.29%	34.99%	28	333	8.41%	0.54	-0.67
Jun-02	0	7	0.00%	0.00%	36	359	10.03%	-0.87	-1.53
Jul-02	0	4	0.00%	0.00%	57	369	15.45%	-0.85	-1.52
Aug-02	5	18	27.78%	44.79%	35	309	11.33%	1.85	0.13
Sep-02	1	11	9.09%	28.75%	41	341	12.02%	-0.29	-1.18
Oct-02	1	13	7.69%	26.65%	39	362	10.77%	-0.35	-1.21
Nov-02	1	14	7.14%	25.75%	23	283	8.13%	-0.13	-1.08
Dec-02	2	16	12.50%	33.07%	34	388	8.76%	0.54	-0.67
Jan-03	1	15	6.67%	24.94%	45	439	10.25%	-0.45	-1.27
Feb-03	2	18	11.11%	31.43%	37	307	12.05%	-0.12	-1.07



Centrex (Parity)									
Date	CLEC Num	CLEC Denc	CLEC Resu	CLEC Std E	Qwest Num	Qwest Denc	Qwest Resu	Mod Z Scr	Parity Scr
Mar-02	0	1	0.00%	0.00%	6	23	26.09%	-0.58	-1.35
Apr-02					2	16	12.50%		
May-02	0	1	0.00%	0.00%	1	15	6.67%	-0.26	-1.16
Jun-02	0	2	0.00%	0.00%	1	6	16.67%	-0.55	-1.33
Jul-02					2	13	15.38%		
Aug-02					0	12	0.00%		
Sep-02					2	11	18.18%		
Oct-02					2	20	10.00%		
Nov-02					1	8	12.50%		
Dec-02					2	16	12.50%		
Jan-03					0	17	0.00%		
Feb-03					2	13	15.38%		

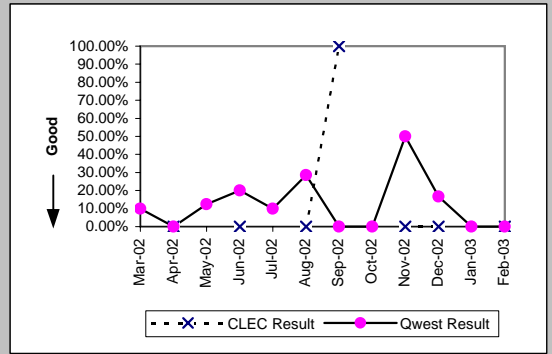


Centrex 21 (Parity)									
Date	CLEC Num	CLEC Denc	CLEC Resu	CLEC Std E	Qwest Num	Qwest Denc	Qwest Resu	Mod Z Scr	Parity Scr
Mar-02					3	20	15.00%		
Apr-02					1	10	10.00%		
May-02					2	17	11.76%		
Jun-02					2	19	10.53%		
Jul-02					3	17	17.65%		
Aug-02					1	11	9.09%		
Sep-02					4	24	16.67%		
Oct-02					2	14	14.29%		
Nov-02					1	21	4.76%		
Dec-02					1	15	6.67%		
Jan-03					1	19	5.26%		
Feb-03	0	1	0.00%	0.00%	1	15	6.67%	-0.26	-1.16

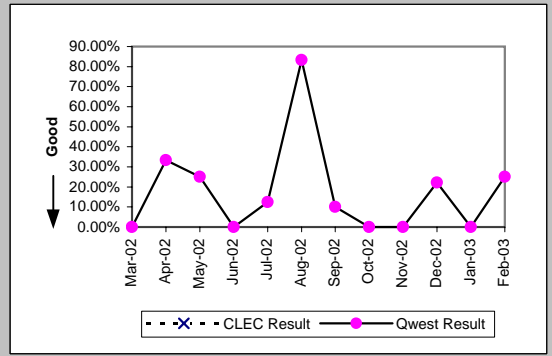


MR-7B - Repair Repeat Report Rate (Percent) - Dispatches outside MSAs

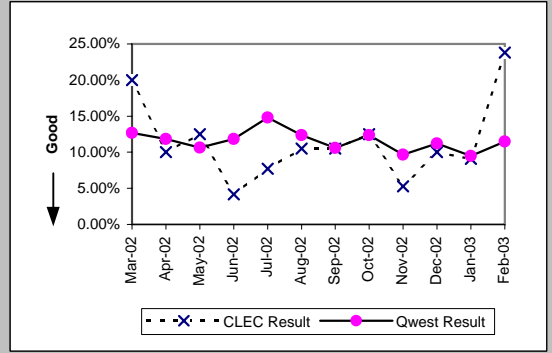
PBX (Parity)									
Date	CLEC Num	CLEC Denc	CLEC Resu	CLEC Std E	Qwest Num	Qwest Denc	Qwest Resu	Mod Z Scr	Parity Scr
Mar-02					1	10	10.00%		
Apr-02	0	3	0.00%	0.00%	0	5	0.00%	N/A	N/A
May-02					1	8	12.50%		
Jun-02	0	1	0.00%	0.00%	2	10	20.00%	-0.48	-1.29
Jul-02					1	10	10.00%		
Aug-02	0	2	0.00%	0.00%	2	7	28.57%	-0.79	-1.48
Sep-02	2	2	100.00%	0.00%	0	7	0.00%	N/A	0.45
Oct-02					0	4	0.00%		
Nov-02	0	1	0.00%	0.00%	3	6	50.00%	-0.93	-1.56
Dec-02	0	1	0.00%	0.00%	1	6	16.67%	-0.41	-1.25
Jan-03					0	5	0.00%		
Feb-03	0	1	0.00%	0.00%	0	10	0.00%	N/A	N/A



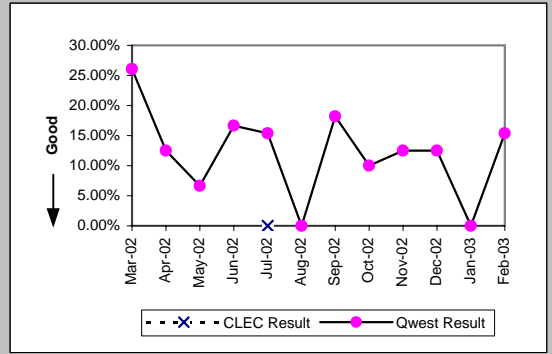
Basic Rate ISDN (Parity)									
Date	CLEC Num	CLEC Denc	CLEC Resu	CLEC Std E	Qwest Num	Qwest Denc	Qwest Resu	Mod Z Scr	Parity Scr
Mar-02					0	6	0.00%		
Apr-02					4	12	33.33%		
May-02					2	8	25.00%		
Jun-02					0	6	0.00%		
Jul-02					1	8	12.50%		
Aug-02					5	6	83.33%		
Sep-02					1	10	10.00%		
Oct-02					0	1	0.00%		
Nov-02					0	4	0.00%		
Dec-02					2	9	22.22%		
Jan-03					0	2	0.00%		
Feb-03					1	4	25.00%		



UNE - P (POTS) (Parity)									
Date	CLEC Num	CLEC Denc	CLEC Resu	CLEC Std E	Qwest Num	Qwest Denc	Qwest Resu	Mod Z Scr	Parity Scr
Mar-02	5	25	20.00%	40.00%	362	2860	12.66%	1.06	-0.35
Apr-02	2	20	10.00%	30.00%	373	3157	11.82%	-0.25	-1.15
May-02	1	8	12.50%	33.07%	315	2963	10.63%	0.24	-0.85
Jun-02	1	24	4.17%	19.98%	353	2985	11.83%	-1.16	-1.7
Jul-02	1	13	7.69%	26.65%	487	3285	14.83%	-0.72	-1.44
Aug-02	2	19	10.53%	30.69%	354	2862	12.37%	-0.24	-1.15
Sep-02	2	19	10.53%	30.69%	302	2852	10.59%	-0.01	-1.01
Oct-02	2	16	12.50%	33.07%	337	2725	12.37%	0.09	-0.95
Nov-02	1	19	5.26%	22.33%	280	2899	9.66%	-0.65	-1.39
Dec-02	2	20	10.00%	30.00%	413	3683	11.21%	-0.17	-1.1
Jan-03	3	33	9.09%	28.75%	354	3739	9.47%	-0.07	-1.04
Feb-03	5	21	23.81%	42.59%	330	2877	11.47%	1.6	-0.03

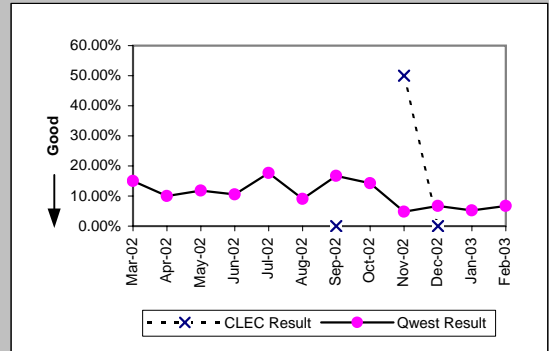


UNE P (Centrex) (Parity)									
Date	CLEC Num	CLEC Denc	CLEC Resu	CLEC Std E	Qwest Num	Qwest Denc	Qwest Resu	Mod Z Scr	Parity Scr
Mar-02					6	23	26.09%		
Apr-02					2	16	12.50%		
May-02					1	15	6.67%		
Jun-02					1	6	16.67%		
Jul-02	0	2	0.00%	0.00%	2	13	15.38%	-0.56	-1.34
Aug-02					0	12	0.00%		
Sep-02					2	11	18.18%		
Oct-02					2	20	10.00%		
Nov-02					1	8	12.50%		
Dec-02					2	16	12.50%		
Jan-03					0	17	0.00%		
Feb-03					2	13	15.38%		

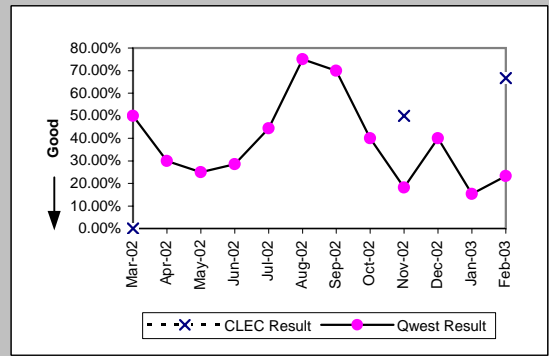


MR-7B - Repair Repeat Report Rate (Percent) - Dispatches outside MSAs

UNE P (Centrex 21) (Parity)									
Date	CLEC Num	CLEC Denc	CLEC Resu	CLEC Std	Qwest Num	Qwest Denc	Qwest Resu	Mod Z Scr	Parity Scr
Mar-02					3	20	15.00%		
Apr-02					1	10	10.00%		
May-02					2	17	11.76%		
Jun-02					2	19	10.53%		
Jul-02					3	17	17.65%		
Aug-02					1	11	9.09%		
Sep-02	0	1	0.00%	0.00%	4	24	16.67%	-0.44	-1.27
Oct-02					2	14	14.29%		
Nov-02	1	2	50.00%	50.00%	1	21	4.76%	1.42	-0.14
Dec-02	0	1	0.00%	0.00%	1	15	6.67%	-0.26	-1.16
Jan-03					1	19	5.26%		
Feb-03					1	15	6.67%		

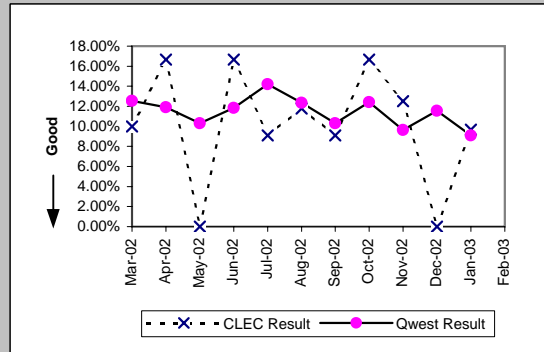


Line Sharing (Diagnostic)									
Date	CLEC Num	CLEC Denc	CLEC Resu	CLEC Std	Qwest Num	Qwest Denc	Qwest Resu	Mod Z Scr	Parity Scr
Mar-02	0	1	0.00%	0.00%	5	10	50.00%	-0.95	-1.58
Apr-02					3	10	30.00%		
May-02					2	8	25.00%		
Jun-02					2	7	28.57%		
Jul-02					4	9	44.44%		
Aug-02					9	12	75.00%		
Sep-02					7	10	70.00%		
Oct-02					2	5	40.00%		
Nov-02	1	2	50.00%	50.00%	2	11	18.18%	0.72	-0.56
Dec-02					4	10	40.00%		
Jan-03					2	13	15.38%		
Feb-03	2	3	66.67%	47.14%	97	418	23.21%	1.46	-0.11

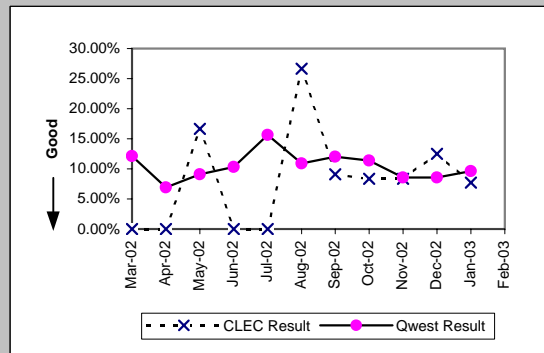


MR-7B* - Repair Repeat Report Rate (Percent) - Dispatches outside MSAs

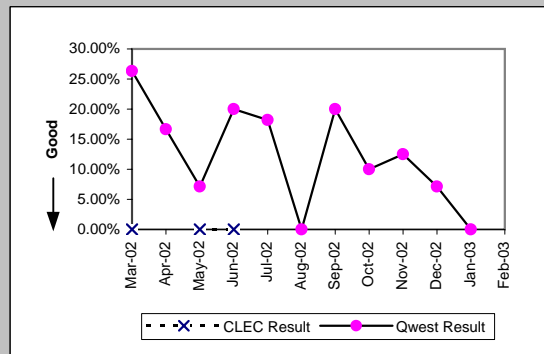
Residence (Parity)									
Date	CLEC Num	CLEC Denc	CLEC Resu	CLEC Std E	Qwest Num	Qwest Denc	Qwest Resu	Mod Z Scr	Parity Scr
Mar-02	1	10	10.00%	30.00%	293	2336	12.54%	-0.24	-1.15
Apr-02	2	12	16.67%	37.27%	311	2616	11.89%	0.54	-0.67
May-02	0	12	0.00%	0.00%	255	2475	10.30%	-1.17	-1.71
Jun-02	2	12	16.67%	37.27%	293	2476	11.83%	0.54	-0.67
Jul-02	1	11	9.09%	28.75%	389	2736	14.22%	-0.49	-1.3
Aug-02	2	17	11.76%	32.22%	293	2373	12.35%	-0.07	-1.04
Sep-02	1	11	9.09%	28.75%	246	2385	10.31%	-0.13	-1.08
Oct-02	2	12	16.67%	37.27%	275	2216	12.41%	0.48	-0.71
Nov-02	2	16	12.50%	33.07%	239	2477	9.65%	0.43	-0.74
Dec-02	0	10	0.00%	0.00%	363	3138	11.57%	-1.14	-1.69
Jan-03	3	31	9.68%	29.57%	288	3167	9.09%	0.18	-0.89
Feb-03									



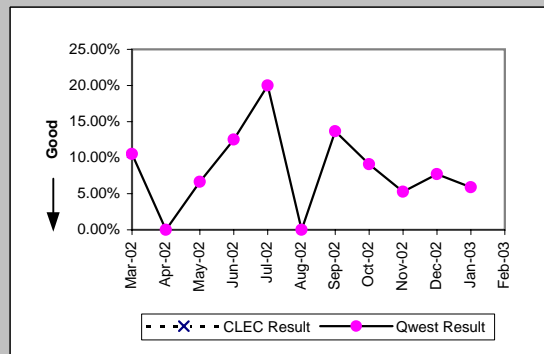
Business (Parity)									
Date	CLEC Num	CLEC Denc	CLEC Resu	CLEC Std E	Qwest Num	Qwest Denc	Qwest Resu	Mod Z Scr	Parity Scr
Mar-02	0	8	0.00%	0.00%	34	280	12.14%	-1.04	-1.63
Apr-02	0	10	0.00%	0.00%	22	319	6.90%	-0.85	-1.52
May-02	1	6	16.67%	37.27%	27	297	9.09%	0.6	-0.64
Jun-02	0	7	0.00%	0.00%	34	330	10.30%	-0.89	-1.54
Jul-02	0	4	0.00%	0.00%	51	326	15.64%	-0.86	-1.52
Aug-02	4	15	26.67%	44.22%	30	275	10.91%	1.65	0.01
Sep-02	1	11	9.09%	28.75%	37	308	12.01%	-0.29	-1.18
Oct-02	1	12	8.33%	27.64%	38	334	11.38%	-0.33	-1.2
Nov-02	1	12	8.33%	27.64%	22	257	8.56%	-0.03	-1.02
Dec-02	2	16	12.50%	33.07%	31	362	8.56%	0.56	-0.66
Jan-03	1	13	7.69%	26.65%	39	405	9.63%	-0.23	-1.14
Feb-03									



Centrex (Parity)									
Date	CLEC Num	CLEC Denc	CLEC Resu	CLEC Std E	Qwest Num	Qwest Denc	Qwest Resu	Mod Z Scr	Parity Scr
Mar-02	0	1	0.00%	0.00%	5	19	26.32%	-0.58	-1.35
Apr-02					2	12	16.67%		
May-02	0	1	0.00%	0.00%	1	14	7.14%	-0.27	-1.16
Jun-02	0	2	0.00%	0.00%	1	5	20.00%	-0.6	-1.36
Jul-02					2	11	18.18%		
Aug-02					0	8	0.00%		
Sep-02					2	10	20.00%		
Oct-02					2	20	10.00%		
Nov-02					1	8	12.50%		
Dec-02					1	14	7.14%		
Jan-03					0	16	0.00%		
Feb-03									



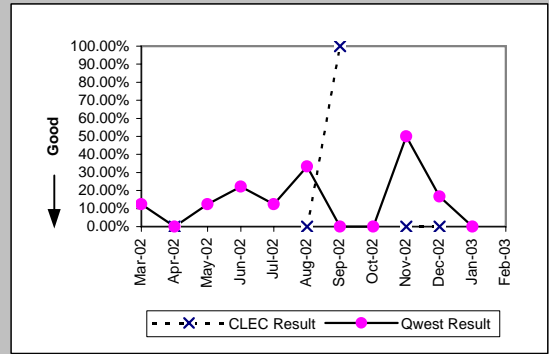
Centrex 21 (Parity)									
Date	CLEC Num	CLEC Denc	CLEC Resu	CLEC Std E	Qwest Num	Qwest Denc	Qwest Resu	Mod Z Scr	Parity Scr
Mar-02					2	19	10.53%		
Apr-02					0	8	0.00%		
May-02					1	15	6.67%		
Jun-02					2	16	12.50%		
Jul-02					3	15	20.00%		
Aug-02					0	10	0.00%		
Sep-02					3	22	13.64%		
Oct-02					1	11	9.09%		
Nov-02					1	19	5.26%		
Dec-02					1	13	7.69%		
Jan-03					1	17	5.88%		
Feb-03									



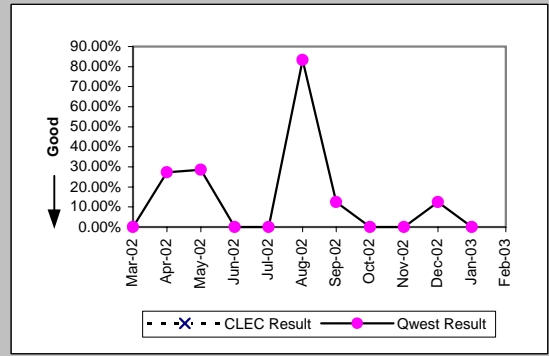
*Results exclude No Trouble Found and Test OK reports unless QWEST trouble is found on another report within 30 days of the original report. A 30-day window necessitates reporting a month behind

MR-7B* - Repair Repeat Report Rate (Percent) - Dispatches outside MSAs

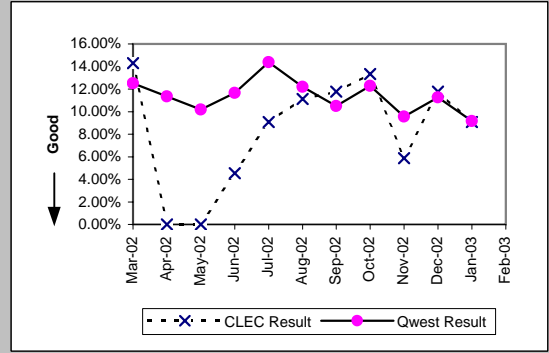
PBX (Parity)									
Date	CLEC Num	CLEC Denc	CLEC Resu	CLEC Std I	Qwest Num	Qwest Denc	Qwest Resu	Mod Z Scr	Parity Scr
Mar-02					1	8	12.50%		
Apr-02	0	3	0.00%	0.00%	0	5	0.00%	N/A	N/A
May-02					1	8	12.50%		
Jun-02					2	9	22.22%		
Jul-02					1	8	12.50%		
Aug-02	0	2	0.00%	0.00%	2	6	33.33%	-0.87	-1.53
Sep-02	2	2	100.00%	0.00%	0	5	0.00%	N/A	0.32
Oct-02					0	4	0.00%		
Nov-02	0	1	0.00%	0.00%	3	6	50.00%	-0.93	-1.56
Dec-02	0	1	0.00%	0.00%	1	6	16.67%	-0.41	-1.25
Jan-03					0	4	0.00%		
Feb-03									



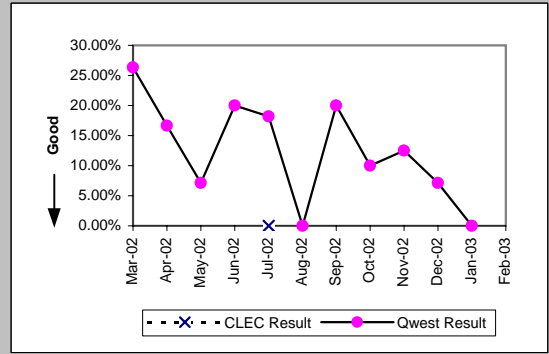
Basic Rate ISDN (Parity)									
Date	CLEC Num	CLEC Denc	CLEC Resu	CLEC Std I	Qwest Num	Qwest Denc	Qwest Resu	Mod Z Scr	Parity Scr
Mar-02					0	6	0.00%		
Apr-02					3	11	27.27%		
May-02					2	7	28.57%		
Jun-02					0	6	0.00%		
Jul-02					0	4	0.00%		
Aug-02					5	6	83.33%		
Sep-02					1	8	12.50%		
Oct-02					0	1	0.00%		
Nov-02					0	4	0.00%		
Dec-02					1	8	12.50%		
Jan-03					0	2	0.00%		
Feb-03									



UNE - P (POTS) (Parity)									
Date	CLEC Num	CLEC Denc	CLEC Resu	CLEC Std I	Qwest Num	Qwest Denc	Qwest Resu	Mod Z Scr	Parity Scr
Mar-02	3	21	14.29%	34.99%	327	2616	12.50%	0.3	-0.82
Apr-02	0	15	0.00%	0.00%	333	2935	11.35%	-1.38	-1.84
May-02	0	4	0.00%	0.00%	282	2772	10.17%	-0.67	-1.41
Jun-02	1	22	4.55%	20.83%	327	2806	11.65%	-1.04	-1.63
Jul-02	1	11	9.09%	28.75%	440	3062	14.37%	-0.5	-1.3
Aug-02	2	18	11.11%	31.43%	323	2648	12.20%	-0.14	-1.09
Sep-02	2	17	11.76%	32.22%	283	2693	10.51%	0.23	-0.86
Oct-02	2	15	13.33%	33.99%	313	2550	12.27%	0.19	-0.88
Nov-02	1	17	5.88%	23.53%	261	2734	9.55%	-0.51	-1.31
Dec-02	2	17	11.76%	32.22%	394	3500	11.26%	0.14	-0.92
Jan-03	3	33	9.09%	28.75%	327	3572	9.15%	-0.01	-1.01
Feb-03									



UNE P (Centrex) (Parity)									
Date	CLEC Num	CLEC Denc	CLEC Resu	CLEC Std I	Qwest Num	Qwest Denc	Qwest Resu	Mod Z Scr	Parity Scr
Mar-02					5	19	26.32%		
Apr-02					2	12	16.67%		
May-02					1	14	7.14%		
Jun-02					1	5	20.00%		
Jul-02	0	1	0.00%	0.00%	2	11	18.18%	-0.45	-1.27
Aug-02					0	8	0.00%		
Sep-02					2	10	20.00%		
Oct-02					2	20	10.00%		
Nov-02					1	8	12.50%		
Dec-02					1	14	7.14%		
Jan-03					0	16	0.00%		
Feb-03									

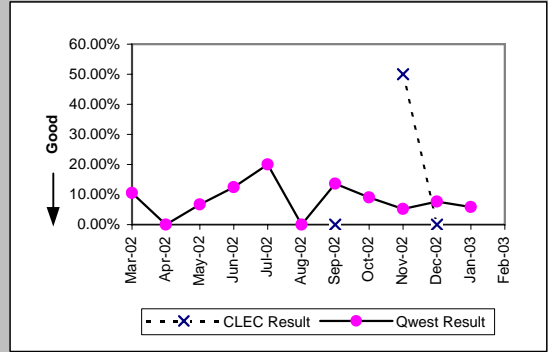


*Results exclude No Trouble Found and Test OK reports unless QWEST trouble is found on another report within 30 days of the original report. A 30-day window necessitates reporting a month behind

MR-7B* - Repair Repeat Report Rate (Percent) - Dispatches outside MSAs

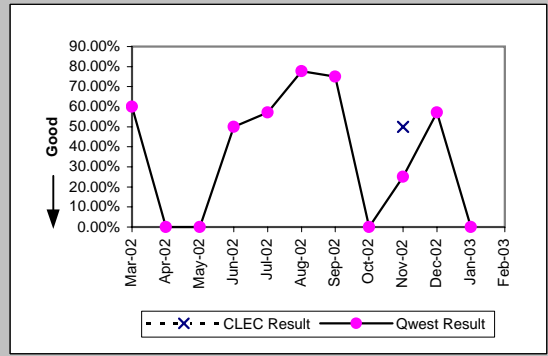
UNE P (Centrex 21) (Parity)

Date	CLEC Num	CLEC Denc	CLEC Resu	CLEC Std	Qwest Num	Qwest Denc	Qwest Resu	Mod Z Scr	Parity Scr
Mar-02					2	19	10.53%		
Apr-02					0	8	0.00%		
May-02					1	15	6.67%		
Jun-02					2	16	12.50%		
Jul-02					3	15	20.00%		
Aug-02					0	10	0.00%		
Sep-02	0	1	0.00%	0.00%	3	22	13.64%	-0.39	-1.24
Oct-02					1	11	9.09%		
Nov-02	1	2	50.00%	50.00%	1	19	5.26%	1.36	-0.17
Dec-02	0	1	0.00%	0.00%	1	13	7.69%	-0.28	-1.17
Jan-03					1	17	5.88%		
Feb-03									



Line Sharing (Diagnostic)

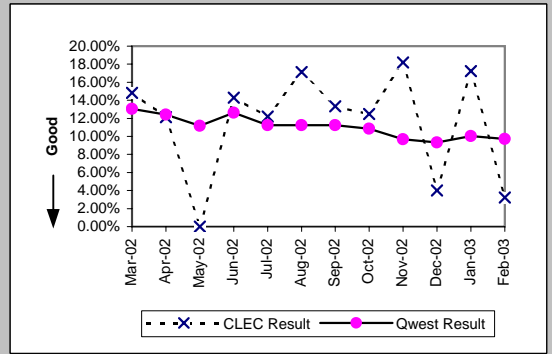
Date	CLEC Num	CLEC Denc	CLEC Resu	CLEC Std	Qwest Num	Qwest Denc	Qwest Resu	Mod Z Scr	Parity Scr
Mar-02					3	5	60.00%		
Apr-02					0	3	0.00%		
May-02					0	1	0.00%		
Jun-02					2	4	50.00%		
Jul-02					4	7	57.14%		
Aug-02					7	9	77.78%		
Sep-02					3	4	75.00%		
Oct-02					0	1	0.00%		
Nov-02	1	2	50.00%	50.00%	1	4	25.00%	0.32	-0.8
Dec-02					4	7	57.14%		
Jan-03					0	4	0.00%		
Feb-03									



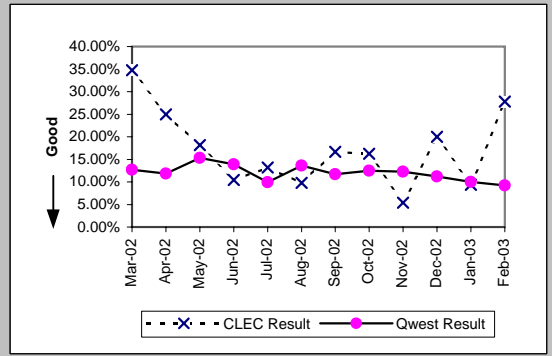
*Results exclude No Trouble Found and Test OK reports unless QWEST trouble is found on another report within 30 days of the original report. A 30-day window necessitates reporting a month behind

MR-7C - Repair Repeat Report Rate (Percent) - No dispatches

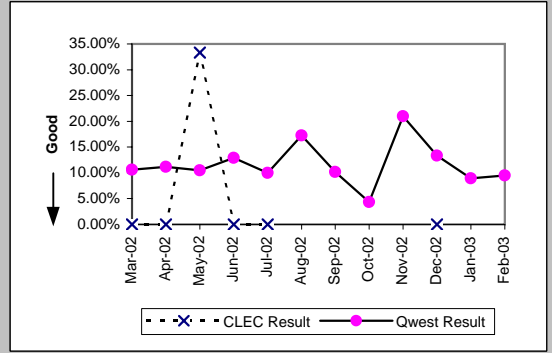
Residence (Parity)									
Date	CLEC Num	CLEC Denc	CLEC Resu	CLEC Std E	Qwest Num	Qwest Denc	Qwest Resu	Mod Z Scr	Parity Scr
Mar-02	4	27	14.81%	35.52%	817	6258	13.06%	0.32	-0.81
Apr-02	4	33	12.12%	32.64%	605	4874	12.41%	-0.05	-1.03
May-02	0	30	0.00%	0.00%	549	4916	11.17%	-1.94	-2.18
Jun-02	4	28	14.29%	34.99%	550	4358	12.62%	0.31	-0.81
Jul-02	5	41	12.20%	32.72%	558	4958	11.25%	0.24	-0.86
Aug-02	6	35	17.14%	37.69%	502	4472	11.23%	1.07	-0.35
Sep-02	4	30	13.33%	33.99%	442	3934	11.24%	0.41	-0.75
Oct-02	4	32	12.50%	33.07%	441	4065	10.85%	0.35	-0.79
Nov-02	4	22	18.18%	38.57%	352	3639	9.67%	1.25	-0.24
Dec-02	1	25	4.00%	19.60%	313	3360	9.32%	-0.91	-1.55
Jan-03	5	29	17.24%	37.77%	354	3527	10.04%	1.22	-0.26
Feb-03	1	31	3.23%	17.67%	315	3245	9.71%	-1.21	-1.74



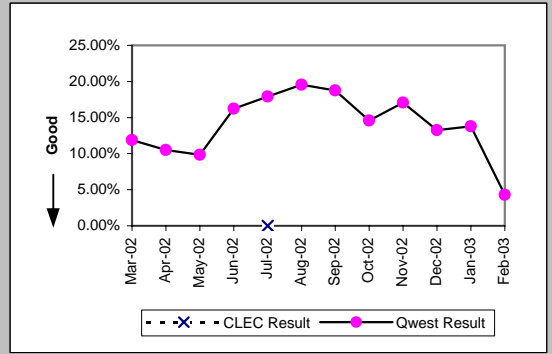
Business (Parity)									
Date	CLEC Num	CLEC Denc	CLEC Resu	CLEC Std E	Qwest Num	Qwest Denc	Qwest Resu	Mod Z Scr	Parity Scr
Mar-02	24	69	34.78%	47.63%	145	1143	12.69%	4.52	1.75
Apr-02	11	44	25.00%	43.30%	108	910	11.87%	2.35	0.43
May-02	8	44	18.18%	38.57%	143	932	15.34%	0.53	-0.68
Jun-02	5	48	10.42%	30.55%	100	718	13.93%	-0.68	-1.41
Jul-02	7	53	13.21%	33.86%	103	1036	9.94%	0.78	-0.53
Aug-02	5	51	9.80%	29.74%	96	705	13.62%	-0.77	-1.47
Sep-02	7	42	16.67%	37.27%	94	803	11.71%	0.96	-0.42
Oct-02	6	37	16.22%	36.86%	83	665	12.48%	0.68	-0.59
Nov-02	2	37	5.41%	22.61%	75	612	12.25%	-1.23	-1.75
Dec-02	7	35	20.00%	40.00%	59	528	11.17%	1.48	-0.1
Jan-03	3	32	9.38%	29.15%	62	618	10.03%	-0.12	-1.07
Feb-03	10	36	27.78%	44.79%	57	616	9.25%	3.06	0.86



Centrex (Parity)									
Date	CLEC Num	CLEC Denc	CLEC Resu	CLEC Std E	Qwest Num	Qwest Denc	Qwest Resu	Mod Z Scr	Parity Scr
Mar-02	0	7	0.00%	0.00%	14	132	10.61%	-0.89	-1.54
Apr-02	0	9	0.00%	0.00%	16	143	11.19%	-1.03	-1.63
May-02	2	6	33.33%	47.14%	15	143	10.49%	1.45	-0.12
Jun-02	0	4	0.00%	0.00%	16	124	12.90%	-0.76	-1.46
Jul-02	0	1	0.00%	0.00%	12	120	10.00%	-0.33	-1.2
Aug-02					20	116	17.24%		
Sep-02					13	128	10.16%		
Oct-02					4	92	4.35%		
Nov-02					21	100	21.00%		
Dec-02	0	1	0.00%	0.00%	12	90	13.33%	-0.39	-1.24
Jan-03					9	101	8.91%		
Feb-03					10	105	9.52%		

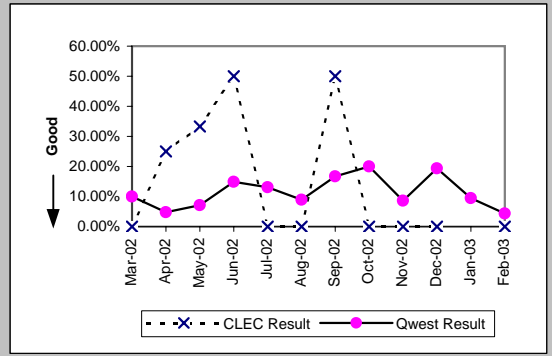


Centrex 21 (Parity)									
Date	CLEC Num	CLEC Denc	CLEC Resu	CLEC Std E	Qwest Num	Qwest Denc	Qwest Resu	Mod Z Scr	Parity Scr
Mar-02					17	143	11.89%		
Apr-02					13	124	10.48%		
May-02					12	122	9.84%		
Jun-02					18	111	16.22%		
Jul-02	0	1	0.00%	0.00%	24	134	17.91%	-0.47	-1.28
Aug-02					25	128	19.53%		
Sep-02					27	144	18.75%		
Oct-02					14	96	14.58%		
Nov-02					14	82	17.07%		
Dec-02					9	68	13.24%		
Jan-03					12	87	13.79%		
Feb-03					4	93	4.30%		

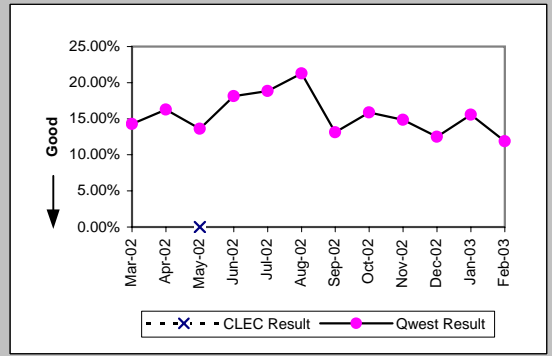


MR-7C - Repair Repeat Report Rate (Percent) - No dispatches

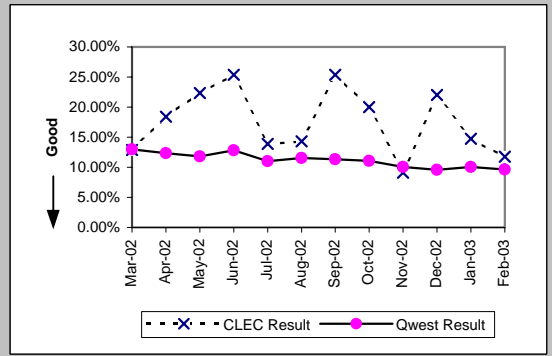
PBX (Parity)									
Date	CLEC Num	CLEC Denc	CLEC Resu	CLEC Std E	Qwest Num	Qwest Denc	Qwest Resu	Mod Z Scr	Parity Scr
Mar-02	0	3	0.00%	0.00%	11	110	10.00%	-0.57	-1.35
Apr-02	1	4	25.00%	43.30%	4	84	4.76%	1.23	-0.25
May-02	1	3	33.33%	47.14%	5	70	7.14%	1.18	-0.28
Jun-02	1	2	50.00%	50.00%	13	87	14.94%	1.01	-0.38
Jul-02	0	2	0.00%	0.00%	15	115	13.04%	-0.54	-1.33
Aug-02	0	2	0.00%	0.00%	10	112	8.93%	-0.44	-1.27
Sep-02	2	4	50.00%	50.00%	18	108	16.67%	1.44	-0.13
Oct-02	0	3	0.00%	0.00%	12	60	20.00%	-0.85	-1.51
Nov-02	0	3	0.00%	0.00%	7	81	8.64%	-0.52	-1.32
Dec-02	0	1	0.00%	0.00%	17	88	19.32%	-0.49	-1.3
Jan-03	0	1	0.00%	0.00%	7	74	9.46%		
Feb-03	0	1	0.00%	0.00%	3	68	4.41%	-0.21	-1.13



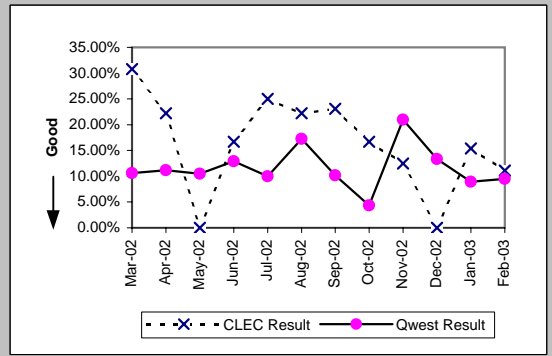
Basic Rate ISDN (Parity)									
Date	CLEC Num	CLEC Denc	CLEC Resu	CLEC Std E	Qwest Num	Qwest Denc	Qwest Resu	Mod Z Scr	Parity Scr
Mar-02					17	119	14.29%		
Apr-02					21	129	16.28%		
May-02	0	1	0.00%	0.00%	17	125	13.60%	-0.4	-1.24
Jun-02					23	127	18.11%		
Jul-02					26	138	18.84%		
Aug-02					27	127	21.26%		
Sep-02					13	99	13.13%		
Oct-02					13	82	15.85%		
Nov-02					15	101	14.85%		
Dec-02					14	112	12.50%		
Jan-03					19	122	15.57%		
Feb-03					17	143	11.89%		



UNE - P (POTS) (Parity)									
Date	CLEC Num	CLEC Denc	CLEC Resu	CLEC Std E	Qwest Num	Qwest Denc	Qwest Resu	Mod Z Scr	Parity Scr
Mar-02	13	101	12.87%	33.49%	962	7401	13.00%	-0.04	-1.02
Apr-02	16	87	18.39%	38.74%	713	5784	12.33%	1.63	-0.01
May-02	21	94	22.34%	41.65%	692	5848	11.83%	2.85	0.73
Jun-02	18	71	25.35%	43.50%	650	5076	12.81%	2.85	0.73
Jul-02	10	72	13.89%	34.58%	661	5994	11.03%	0.78	-0.53
Aug-02	11	77	14.29%	34.99%	598	5177	11.55%	0.76	-0.54
Sep-02	16	63	25.40%	43.53%	536	4737	11.32%	3.1	0.88
Oct-02	12	60	20.00%	40.00%	524	4730	11.08%	2.02	0.23
Nov-02	6	66	9.09%	28.75%	427	4251	10.04%	-0.26	-1.16
Dec-02	11	50	22.00%	41.42%	372	3888	9.57%	2.61	0.59
Jan-03	9	61	14.75%	35.46%	416	4145	10.04%	1.18	-0.28
Feb-03	8	68	11.76%	32.22%	372	3861	9.63%	0.61	-0.63

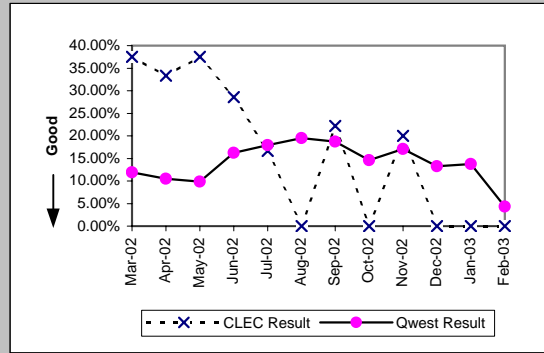


UNE P (Centrex) (Parity)									
Date	CLEC Num	CLEC Denc	CLEC Resu	CLEC Std E	Qwest Num	Qwest Denc	Qwest Resu	Mod Z Scr	Parity Scr
Mar-02	4	13	30.77%	46.15%	14	132	10.61%	1.85	0.12
Apr-02	4	18	22.22%	41.57%	16	143	11.19%	1.25	-0.24
May-02	0	5	0.00%	0.00%	15	143	10.49%	-0.75	-1.46
Jun-02	1	6	16.67%	37.27%	16	124	12.90%	0.28	-0.83
Jul-02	4	16	25.00%	43.30%	12	120	10.00%	1.58	-0.04
Aug-02	4	18	22.22%	41.57%	20	116	17.24%	0.52	-0.69
Sep-02	3	13	23.08%	42.13%	13	128	10.16%	1.28	-0.22
Oct-02	2	12	16.67%	37.27%	4	92	4.35%	1.44	-0.12
Nov-02	1	8	12.50%	33.07%	21	100	21.00%	-0.57	-1.35
Dec-02	0	7	0.00%	0.00%	12	90	13.33%	-1	-1.61
Jan-03	2	13	15.38%	36.08%	9	101	8.91%	0.71	-0.57
Feb-03	1	9	11.11%	31.43%	10	105	9.52%	0.17	-0.89

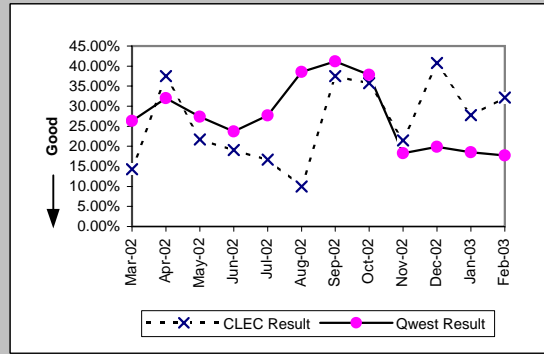


MR-7C - Repair Repeat Report Rate (Percent) - No dispatches

UNE P (Centrex 21) (Parity)									
Date	CLEC Num	CLEC Denc	CLEC Resu	CLEC Std	Qwest Num	Qwest Denc	Qwest Resu	Mod Z Scr	Parity Scr
Mar-02	3	8	37.50%	48.41%	17	143	11.89%	1.78	0.08
Apr-02	2	6	33.33%	47.14%	13	124	10.48%	1.44	-0.13
May-02	3	8	37.50%	48.41%	12	122	9.84%	1.97	0.2
Jun-02	4	14	28.57%	45.18%	18	111	16.22%	1.09	-0.34
Jul-02	1	6	16.67%	37.27%	24	134	17.91%	-0.08	-1.05
Aug-02	0	4	0.00%	0.00%	25	128	19.53%	-0.97	-1.59
Sep-02	2	9	22.22%	41.57%	27	144	18.75%	0.28	-0.83
Oct-02	0	5	0.00%	0.00%	14	96	14.58%	-0.9	-1.55
Nov-02	1	5	20.00%	40.00%	14	82	17.07%	0.17	-0.9
Dec-02	0	6	0.00%	0.00%	9	68	13.24%	-0.92	-1.56
Jan-03	0	4	0.00%	0.00%	12	87	13.79%	-0.78	-1.48
Feb-03	0	9	0.00%	0.00%	4	93	4.30%	-0.61	-1.37

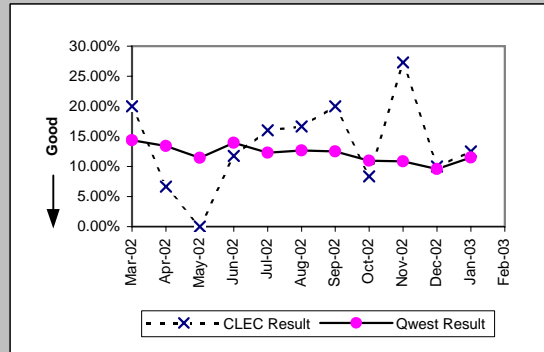


Line Sharing (Diagnostic)									
Date	CLEC Num	CLEC Denc	CLEC Resu	CLEC Std	Qwest Num	Qwest Denc	Qwest Resu	Mod Z Scr	Parity Scr
Mar-02	2	14	14.29%	34.99%	85	323	26.32%	-1	-1.61
Apr-02	3	8	37.50%	48.41%	81	253	32.02%	0.33	-0.8
May-02	5	23	21.74%	41.25%	109	398	27.39%	-0.59	-1.36
Jun-02	4	21	19.05%	39.27%	77	325	23.69%	-0.49	-1.29
Jul-02	3	18	16.67%	37.27%	128	462	27.71%	-1.03	-1.62
Aug-02	1	10	10.00%	30.00%	241	626	38.50%	-1.84	-2.12
Sep-02	3	8	37.50%	48.41%	170	413	41.16%	-0.21	-1.13
Oct-02	10	28	35.71%	47.92%	113	299	37.79%	-0.22	-1.13
Nov-02	6	28	21.43%	41.03%	57	312	18.27%	0.43	-0.74
Dec-02	11	27	40.74%	49.14%	68	342	19.88%	2.37	0.44
Jan-03	10	36	27.78%	44.79%	73	394	18.53%	1.31	-0.21
Feb-03	9	28	32.14%	46.70%	275	1550	17.74%	1.84	0.12

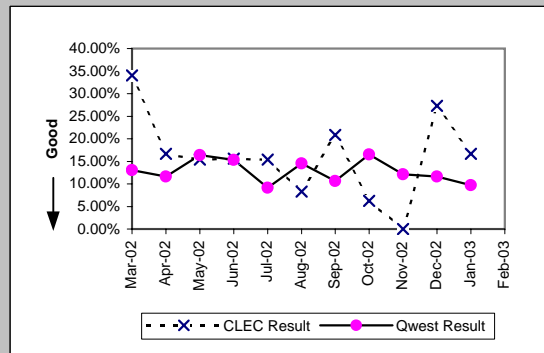


MR-7C* - Repair Repeat Report Rate (Percent) - No dispatches

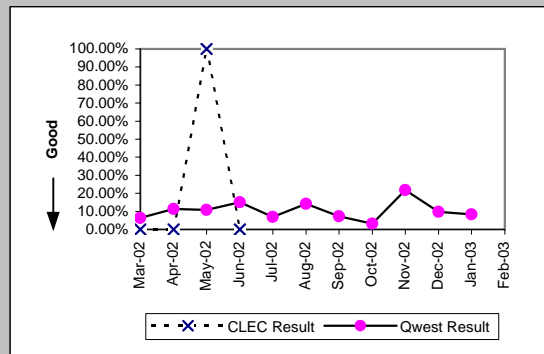
Residence (Parity)									
Date	CLEC Num	CLEC Denc	CLEC Resu	CLEC Std E	Qwest Num	Qwest Denc	Qwest Resu	Mod Z Scr	Parity Scr
Mar-02	3	15	20.00%	40.00%	391	2726	14.34%	0.64	-0.61
Apr-02	1	15	6.67%	24.94%	305	2277	13.39%	-0.76	-1.46
May-02	0	15	0.00%	0.00%	260	2274	11.43%	-1.39	-1.84
Jun-02	2	17	11.76%	32.22%	266	1906	13.96%	-0.26	-1.16
Jul-02	4	25	16.00%	36.66%	287	2337	12.28%	0.59	-0.64
Aug-02	2	12	16.67%	37.27%	252	1993	12.64%	0.45	-0.72
Sep-02	4	20	20.00%	40.00%	221	1768	12.50%	0.98	-0.41
Oct-02	1	12	8.33%	27.64%	178	1623	10.97%	-0.29	-1.18
Nov-02	3	11	27.27%	44.54%	176	1625	10.83%	1.52	-0.08
Dec-02	1	10	10.00%	30.00%	148	1546	9.57%	0.13	-0.92
Jan-03	2	16	12.50%	33.07%	177	1537	11.52%	0.19	-0.89
Feb-03									



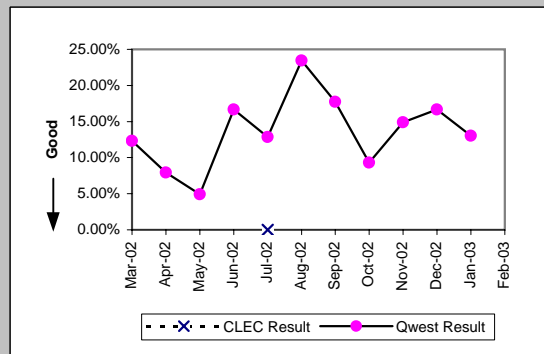
Business (Parity)									
Date	CLEC Num	CLEC Denc	CLEC Resu	CLEC Std E	Qwest Num	Qwest Denc	Qwest Resu	Mod Z Scr	Parity Scr
Mar-02	16	47	34.04%	47.39%	82	630	13.02%	3.52	1.14
Apr-02	4	24	16.67%	37.27%	55	473	11.63%	0.75	-0.54
May-02	4	26	15.38%	36.08%	86	524	16.41%	-0.14	-1.08
Jun-02	5	32	15.63%	36.31%	60	392	15.31%	0.08	-0.95
Jul-02	4	26	15.38%	36.08%	57	623	9.15%	1.03	-0.37
Aug-02	2	24	8.33%	27.64%	53	364	14.56%	-0.84	-1.51
Sep-02	5	24	20.83%	40.61%	54	508	10.63%	1.45	-0.12
Oct-02	1	16	6.25%	24.21%	57	345	16.52%	-1.08	-1.66
Nov-02	0	15	0.00%	0.00%	41	339	12.09%	-1.41	-1.85
Dec-02	6	22	27.27%	44.54%	34	292	11.64%	1.92	0.17
Jan-03	3	18	16.67%	37.27%	31	319	9.72%	0.92	-0.44
Feb-03									



Centrex (Parity)									
Date	CLEC Num	CLEC Denc	CLEC Resu	CLEC Std E	Qwest Num	Qwest Denc	Qwest Resu	Mod Z Scr	Parity Scr
Mar-02	0	4	0.00%	0.00%	6	93	6.45%	-0.51	-1.31
Apr-02	0	6	0.00%	0.00%	13	114	11.40%	-0.86	-1.52
May-02	1	1	100.00%	0.00%	11	102	10.78%	1.6	-0.03
Jun-02	0	1	0.00%	0.00%	12	80	15.00%	-0.42	-1.25
Jul-02					5	73	6.85%		
Aug-02					11	78	14.10%		
Sep-02					6	82	7.32%		
Oct-02					2	64	3.13%		
Nov-02					15	69	21.74%		
Dec-02					5	51	9.80%		
Jan-03					5	60	8.33%		
Feb-03									



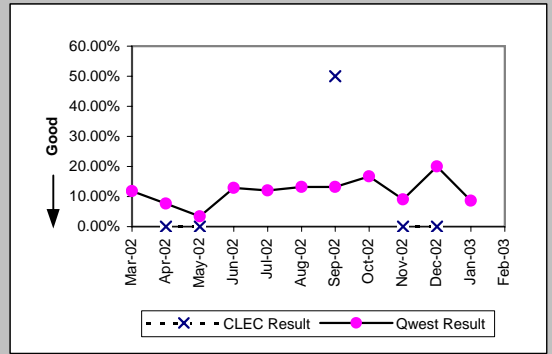
Centrex 21 (Parity)									
Date	CLEC Num	CLEC Denc	CLEC Resu	CLEC Std E	Qwest Num	Qwest Denc	Qwest Resu	Mod Z Scr	Parity Scr
Mar-02					8	65	12.31%		
Apr-02					5	63	7.94%		
May-02					3	61	4.92%		
Jun-02					9	54	16.67%		
Jul-02	0	1	0.00%	0.00%	9	70	12.86%	-0.38	-1.23
Aug-02					15	64	23.44%		
Sep-02					14	79	17.72%		
Oct-02					4	43	9.30%		
Nov-02					7	47	14.89%		
Dec-02					7	42	16.67%		
Jan-03					6	46	13.04%		
Feb-03									



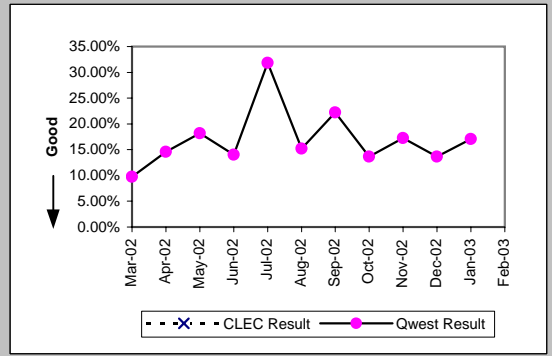
*Results exclude No Trouble Found and Test OK reports unless QWEST trouble is found on another report within 30 days of the original report. A 30-day window necessitates reporting a month behind

MR-7C* - Repair Repeat Report Rate (Percent) - No dispatches

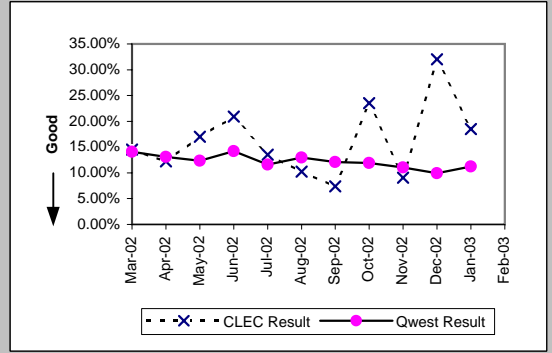
PBX (Parity)									
Date	CLEC Num	CLEC Denc	CLEC Resu	CLEC Std	Qwest Num	Qwest Denc	Qwest Resu	Mod Z Scr	Parity Scr
Mar-02					6	51	11.76%		
Apr-02	0	1	0.00%	0.00%	3	39	7.69%	-0.29	-1.17
May-02	0	1	0.00%	0.00%	1	29	3.45%	-0.19	-1.11
Jun-02					4	31	12.90%		
Jul-02					7	58	12.07%		
Aug-02					7	53	13.21%		
Sep-02	1	2	50.00%	50.00%	7	53	13.21%	1.07	-0.35
Oct-02					4	24	16.67%		
Nov-02	0	1	0.00%	0.00%	3	33	9.09%	-0.31	-1.19
Dec-02	0	1	0.00%	0.00%	7	35	20.00%	-0.49	-1.3
Jan-03					3	35	8.57%		
Feb-03									



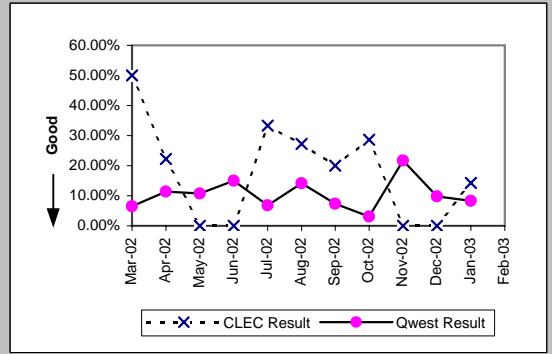
Basic Rate ISDN (Parity)									
Date	CLEC Num	CLEC Denc	CLEC Resu	CLEC Std	Qwest Num	Qwest Denc	Qwest Resu	Mod Z Scr	Parity Scr
Mar-02					4	41	9.76%		
Apr-02					7	48	14.58%		
May-02					8	44	18.18%		
Jun-02					7	50	14.00%		
Jul-02					14	44	31.82%		
Aug-02					7	46	15.22%		
Sep-02					6	27	22.22%		
Oct-02					3	22	13.64%		
Nov-02					5	29	17.24%		
Dec-02					6	44	13.64%		
Jan-03					7	41	17.07%		
Feb-03									



UNE - P (POTS) (Parity)									
Date	CLEC Num	CLEC Denc	CLEC Resu	CLEC Std	Qwest Num	Qwest Denc	Qwest Resu	Mod Z Scr	Parity Scr
Mar-02	9	62	14.52%	35.23%	473	3356	14.09%	0.13	-0.92
Apr-02	6	49	12.24%	32.78%	360	2750	13.09%	-0.17	-1.11
May-02	9	53	16.98%	37.55%	346	2798	12.37%	1	-0.39
Jun-02	9	43	20.93%	40.68%	326	2298	14.19%	1.22	-0.26
Jul-02	5	37	13.51%	34.19%	344	2960	11.62%	0.4	-0.76
Aug-02	4	39	10.26%	30.34%	305	2357	12.94%	-0.5	-1.3
Sep-02	2	27	7.41%	26.19%	275	2276	12.08%	-0.74	-1.45
Oct-02	8	34	23.53%	42.42%	235	1968	11.94%	1.89	0.15
Nov-02	4	44	9.09%	28.75%	217	1964	11.05%	-0.41	-1.25
Dec-02	8	25	32.00%	46.65%	182	1838	9.90%	3.02	0.84
Jan-03	5	27	18.52%	38.84%	208	1856	11.21%	1.14	-0.3
Feb-03									



UNE P (Centrex) (Parity)									
Date	CLEC Num	CLEC Denc	CLEC Resu	CLEC Std	Qwest Num	Qwest Denc	Qwest Resu	Mod Z Scr	Parity Scr
Mar-02	2	4	50.00%	50.00%	6	93	6.45%	2.2	0.34
Apr-02	2	9	22.22%	41.57%	13	114	11.40%	0.89	-0.46
May-02	0	1	0.00%	0.00%	11	102	10.78%	-0.35	-1.21
Jun-02	0	1	0.00%	0.00%	12	80	15.00%	-0.42	-1.25
Jul-02	3	9	33.33%	47.14%	5	73	6.85%	2.07	0.26
Aug-02	3	11	27.27%	44.54%	11	78	14.10%	1.05	-0.36
Sep-02	1	5	20.00%	40.00%	6	82	7.32%	0.84	-0.49
Oct-02	2	7	28.57%	45.18%	2	64	3.13%	2.06	0.25
Nov-02	0	5	0.00%	0.00%	15	69	21.74%	-1.14	-1.69
Dec-02	0	2	0.00%	0.00%	5	51	9.80%	-0.46	-1.28
Jan-03	1	7	14.29%	34.99%	5	60	8.33%	0.47	-0.72
Feb-03									

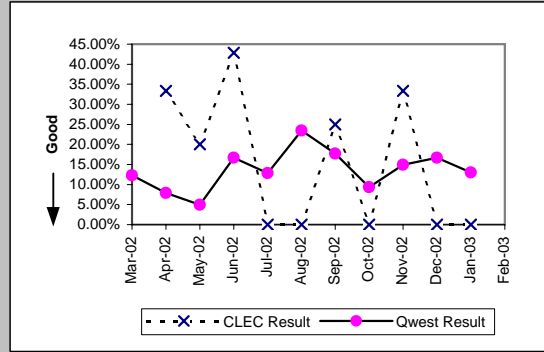


*Results exclude No Trouble Found and Test OK reports unless QWEST trouble is found on another report within 30 days of the original report. A 30-day window necessitates reporting a month behind

MR-7C* - Repair Repeat Report Rate (Percent) - No dispatches

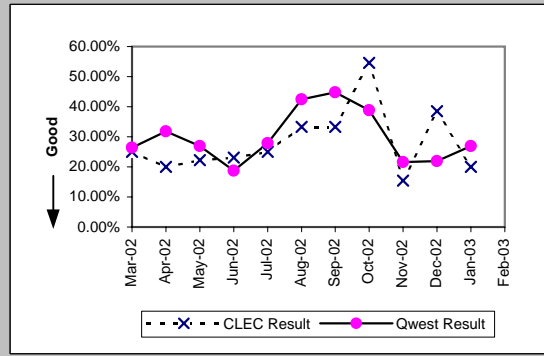
UNE P (Centrex 21) (Parity)

Date	CLEC Num	CLEC Denc	CLEC Resu	CLEC Std	Qwest Num	Qwest Denc	Qwest Resu	Mod Z Scr	Parity Scr
Mar-02					8	65	12.31%		
Apr-02	1	3	33.33%	47.14%	5	63	7.94%	1.11	-0.32
May-02	1	5	20.00%	40.00%	3	61	4.92%	1.04	-0.37
Jun-02	3	7	42.86%	49.49%	9	54	16.67%	1.47	-0.11
Jul-02	0	2	0.00%	0.00%	9	70	12.86%	-0.54	-1.33
Aug-02	0	3	0.00%	0.00%	15	64	23.44%	-0.94	-1.57
Sep-02	1	4	25.00%	43.30%	14	79	17.72%	0.34	-0.79
Oct-02	0	2	0.00%	0.00%	4	43	9.30%	-0.44	-1.27
Nov-02	1	3	33.33%	47.14%	7	47	14.89%	0.7	-0.58
Dec-02	0	2	0.00%	0.00%	7	42	16.67%	-0.62	-1.38
Jan-03	0	4	0.00%	0.00%	6	46	13.04%	-0.74	-1.45
Feb-03									



Line Sharing (Diagnostic)

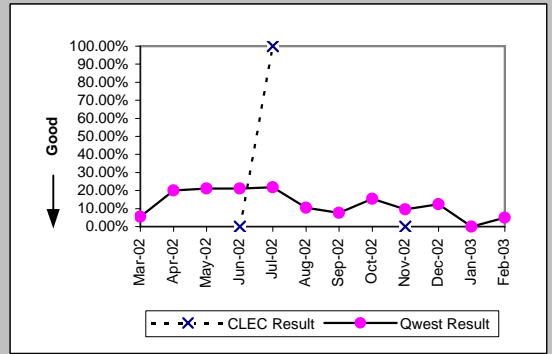
Date	CLEC Num	CLEC Denc	CLEC Resu	CLEC Std	Qwest Num	Qwest Denc	Qwest Resu	Mod Z Scr	Parity Scr
Mar-02	2	8	25.00%	43.30%	67	254	26.38%	-0.09	-1.05
Apr-02	1	5	20.00%	40.00%	61	192	31.77%	-0.56	-1.34
May-02	2	9	22.22%	41.57%	74	275	26.91%	-0.31	-1.19
Jun-02	3	13	23.08%	42.13%	34	182	18.68%	0.41	-0.75
Jul-02	1	4	25.00%	43.30%	66	237	27.85%	-0.13	-1.08
Aug-02	1	3	33.33%	47.14%	150	353	42.49%	-0.32	-1.19
Sep-02	1	3	33.33%	47.14%	90	201	44.78%	-0.4	-1.24
Oct-02	6	11	54.55%	49.79%	61	157	38.85%	0.99	-0.4
Nov-02	2	13	15.38%	36.08%	36	167	21.56%	-0.52	-1.32
Dec-02	5	13	38.46%	48.65%	44	201	21.89%	1.31	-0.21
Jan-03	2	10	20.00%	40.00%	59	219	26.94%	-0.48	-1.29
Feb-03									



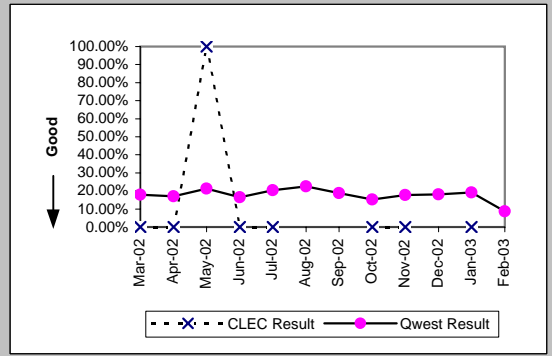
*Results exclude No Trouble Found and Test OK reports unless QWEST trouble is found on another report within 30 days of the original report. A 30-day window necessitates reporting a month behind

MR-7D - Repair Repeat Report Rate (Percent) - Interval Zone One

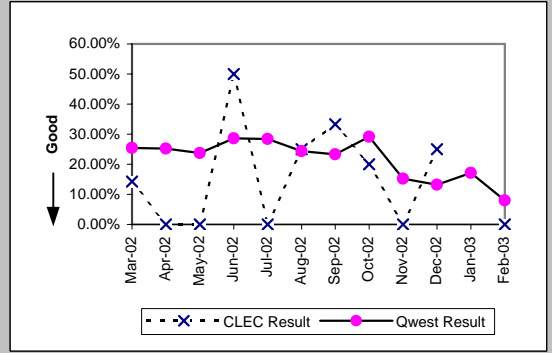
ISDN Primary (Parity)									
Date	CLEC Num	CLEC Denc	CLEC Resu	CLEC Std E	Qwest Num	Qwest Denc	Qwest Resu	Mod Z Scr	Parity Scr
Mar-02					1	18	5.56%		
Apr-02					3	15	20.00%		
May-02					4	19	21.05%		
Jun-02	0	1	0.00%	0.00%	4	19	21.05%	-0.5	-1.31
Jul-02	1	1	100.00%	0.00%	5	23	21.74%	1.19	-0.28
Aug-02					2	19	10.53%		
Sep-02					2	26	7.69%		
Oct-02					2	13	15.38%		
Nov-02	0	1	0.00%	0.00%	2	21	9.52%	-0.32	-1.19
Dec-02					3	24	12.50%		
Jan-03					0	16	0.00%		
Feb-03					1	20	5.00%		



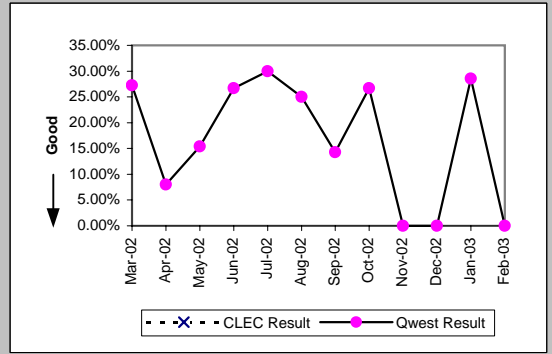
DS0 (Parity)									
Date	CLEC Num	CLEC Denc	CLEC Resu	CLEC Std E	Qwest Num	Qwest Denc	Qwest Resu	Mod Z Scr	Parity Scr
Mar-02	0	1	0.00%	0.00%	66	369	17.89%	-0.47	-1.28
Apr-02	0	1	0.00%	0.00%	73	431	16.94%	-0.45	-1.27
May-02	1	1	100.00%	0.00%	84	395	21.27%	1.25	-0.24
Jun-02	0	1	0.00%	0.00%	67	406	16.50%	-0.44	-1.27
Jul-02	0	1	0.00%	0.00%	106	520	20.38%	-0.51	-1.31
Aug-02					101	448	22.54%		
Sep-02					91	482	18.88%		
Oct-02	0	1	0.00%	0.00%	51	336	15.18%	-0.42	-1.26
Nov-02	0	1	0.00%	0.00%	66	373	17.69%	-0.46	-1.28
Dec-02					72	400	18.00%		
Jan-03	0	2	0.00%	0.00%	63	329	19.15%	-0.69	-1.42
Feb-03					31	357	8.68%		



DS1 (Parity)									
Date	CLEC Num	CLEC Denc	CLEC Resu	CLEC Std E	Qwest Num	Qwest Denc	Qwest Resu	Mod Z Scr	Parity Scr
Mar-02	1	7	14.29%	34.99%	114	449	25.39%	-0.67	-1.41
Apr-02	0	6	0.00%	0.00%	137	543	25.23%	-1.42	-1.86
May-02	0	8	0.00%	0.00%	107	452	23.67%	-1.56	-1.95
Jun-02	3	6	50.00%	50.00%	155	542	28.60%	1.07	-0.35
Jul-02	0	5	0.00%	0.00%	146	514	28.40%	-1.4	-1.85
Aug-02	1	4	25.00%	43.30%	112	460	24.35%	0.07	-0.96
Sep-02	1	3	33.33%	47.14%	107	459	23.31%	0.39	-0.76
Oct-02	1	5	20.00%	40.00%	101	346	29.19%	-0.45	-1.27
Nov-02	0	4	0.00%	0.00%	70	461	15.18%	-0.84	-1.51
Dec-02	2	8	25.00%	43.30%	62	469	13.22%	0.9	-0.45
Jan-03					67	392	17.09%		
Feb-03	0	1	0.00%	0.00%	32	400	8.00%	-0.29	-1.18

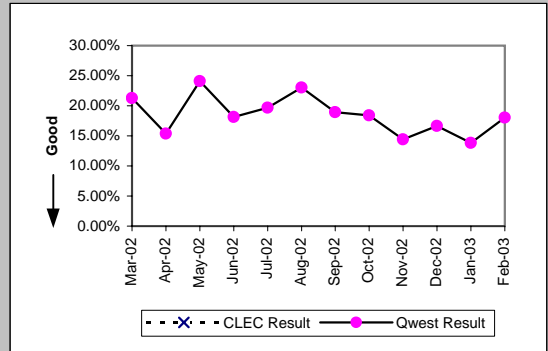


DS3 (Parity)									
Date	CLEC Num	CLEC Denc	CLEC Resu	CLEC Std E	Qwest Num	Qwest Denc	Qwest Resu	Mod Z Scr	Parity Scr
Mar-02					3	11	27.27%		
Apr-02					2	25	8.00%		
May-02					2	13	15.38%		
Jun-02					4	15	26.67%		
Jul-02					3	10	30.00%		
Aug-02					6	24	25.00%		
Sep-02					2	14	14.29%		
Oct-02					4	15	26.67%		
Nov-02	0	7	0.00%		0	7	0.00%		
Dec-02					0	9	0.00%		
Jan-03					4	14	28.57%		
Feb-03					0	13	0.00%		

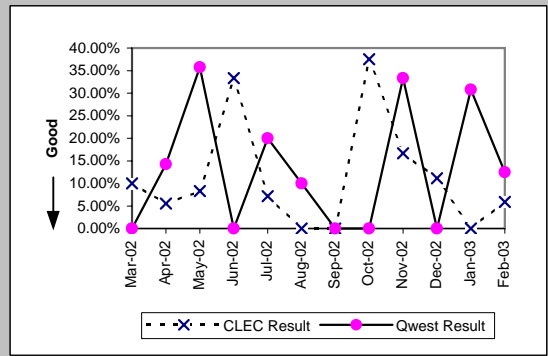


MR-7D - Repair Repeat Report Rate (Percent) - Interval Zone One

Frame Relay (Parity)									
Date	CLEC Num	CLEC Denc	CLEC Resu	CLEC Std	Qwest Num	Qwest Denc	Qwest Resu	Mod Z Scr	Parity Scr
Mar-02					20	94	21.28%		
Apr-02					18	117	15.38%		
May-02					27	112	24.11%		
Jun-02					25	138	18.12%		
Jul-02					24	122	19.67%		
Aug-02					29	126	23.02%		
Sep-02					21	111	18.92%		
Oct-02					16	87	18.39%		
Nov-02					14	97	14.43%		
Dec-02					15	90	16.67%		
Jan-03					13	94	13.83%		
Feb-03					11	61	18.03%		

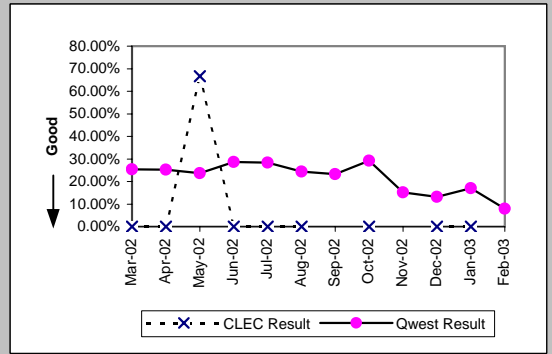


LIS Trunk (Parity)									
Date	CLEC Num	CLEC Denc	CLEC Resu	CLEC Std	Qwest Num	Qwest Denc	Qwest Resu	Mod Z Scr	Parity Scr
Mar-02					0	10	0.00%	N/A	-0.62
Apr-02	1	18	5.56%	22.91%	1	7	14.29%	-0.56	-1.34
May-02	2	24	8.33%	27.64%	5	14	35.71%	-1.7	-2.03
Jun-02	5	15	33.33%	47.14%	0	7	0.00%	N/A	0.04
Jul-02	1	14	7.14%	25.75%	3	15	20.00%	-0.86	-1.53
Aug-02	0	7	0.00%	0.00%	1	10	10.00%	-0.68	-1.41
Sep-02	0	10	0.00%	0.00%	0	12	0.00%	N/A	N/A
Oct-02	3	8	37.50%	48.41%	0	4	0.00%	N/A	-0.26
Nov-02	1	6	16.67%	37.27%	1	3	33.33%	-0.5	-1.3
Dec-02	1	9	11.11%	31.43%	0	1	0.00%	N/A	-1.08
Jan-03	0	3	0.00%	0.00%	4	13	30.77%	-1.04	-1.63
Feb-03	2	34	5.88%	23.53%	1	8	12.50%	-0.51	-1.31

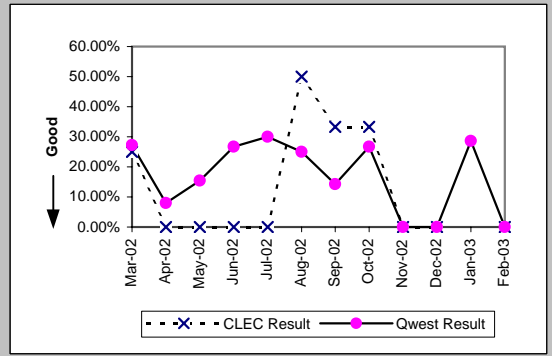


MR-7D - Repair Repeat Report Rate (Percent) - Interval Zone One

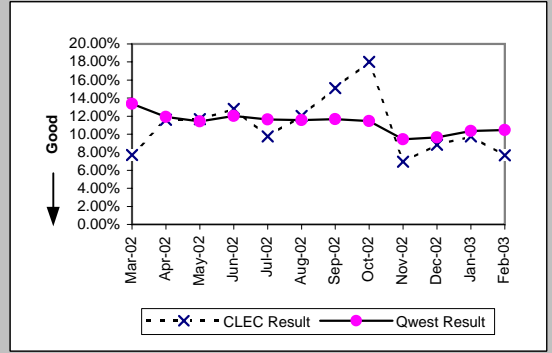
UDIT DS1 (Parity)									
Date	CLEC Num	CLEC Denc	CLEC Resu	CLEC Std	Qwest Num	Qwest Denc	Qwest Resu	Mod Z Scr	Parity Scr
Mar-02	0	1	0.00%	0.00%	114	449	25.39%	-0.58	-1.35
Apr-02	0	1	0.00%	0.00%	137	543	25.23%	-0.58	-1.35
May-02	2	3	66.67%	47.14%	107	452	23.67%	1.44	-0.13
Jun-02	0	4	0.00%	0.00%	155	542	28.60%	-1.26	-1.77
Jul-02	0	1	0.00%	0.00%	146	514	28.40%	-0.63	-1.38
Aug-02	0	6	0.00%	0.00%	112	460	24.35%	-1.38	-1.84
Sep-02					107	459	23.31%		
Oct-02	0	1	0.00%	0.00%	101	346	29.19%	-0.64	-1.39
Nov-02					70	461	15.18%		
Dec-02	0	2	0.00%	0.00%	62	469	13.22%	-0.55	-1.33
Jan-03	0	1	0.00%	0.00%	67	392	17.09%	-0.45	-1.28
Feb-03					32	400	8.00%		



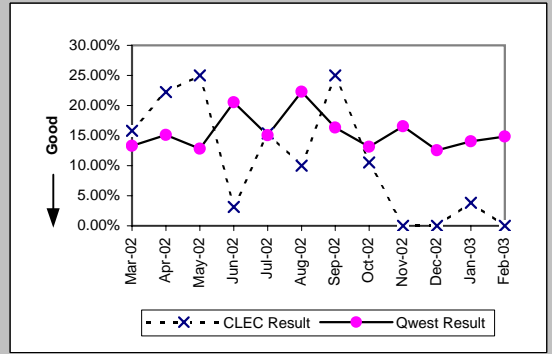
UDIT Above DS1 Level (Parity)									
Date	CLEC Num	CLEC Denc	CLEC Resu	CLEC Std	Qwest Num	Qwest Denc	Qwest Resu	Mod Z Scr	Parity Scr
Mar-02	1	4	25.00%	43.30%	3	11	27.27%	-0.09	-1.05
Apr-02	0	4	0.00%	0.00%	2	25	8.00%	-0.55	-1.33
May-02	0	1	0.00%	0.00%	2	13	15.38%	-0.41	-1.25
Jun-02	0	2	0.00%	0.00%	4	15	26.67%	-0.8	-1.49
Jul-02	0	2	0.00%	0.00%	3	10	30.00%	-0.85	-1.51
Aug-02	1	2	50.00%	50.00%	6	24	25.00%	0.59	-0.64
Sep-02	1	3	33.33%	47.14%	2	14	14.29%	0.6	-0.64
Oct-02	1	3	33.33%	47.14%	4	15	26.67%	0.14	-0.92
Nov-02	0	2	0.00%	0.00%	0	7	0.00%	N/A	N/A
Dec-02	0	1	0.00%	0.00%	0	9	0.00%	N/A	N/A
Jan-03					4	14	28.57%		
Feb-03	0	2	0.00%	0.00%	0	13	0.00%	N/A	N/A



Unbundled Loop Analog (Parity)									
Date	CLEC Num	CLEC Denc	CLEC Resu	CLEC Std	Qwest Num	Qwest Denc	Qwest Resu	Mod Z Scr	Parity Scr
Mar-02	14	182	7.69%	26.65%	2575	19254	13.37%	-2.24	-2.36
Apr-02	26	224	11.61%	32.03%	2172	18227	11.92%	-0.14	-1.09
May-02	31	266	11.65%	32.09%	2166	18944	11.43%	0.13	-0.92
Jun-02	26	203	12.81%	33.42%	2121	17628	12.03%	0.36	-0.78
Jul-02	24	246	9.76%	29.67%	2222	19113	11.63%	-0.91	-1.55
Aug-02	29	241	12.03%	32.53%	2126	18381	11.57%	0.25	-0.85
Sep-02	32	212	15.09%	35.80%	1928	16502	11.68%	1.5	-0.09
Oct-02	27	150	18.00%	38.42%	1964	17150	11.45%	2.36	0.44
Nov-02	17	244	6.97%	25.46%	1732	18371	9.43%	-1.31	-1.79
Dec-02	16	181	8.84%	28.39%	1875	19429	9.65%	-0.37	-1.22
Jan-03	24	246	9.76%	29.67%	2189	21127	10.36%	-0.31	-1.19
Feb-03	15	196	7.65%	26.58%	1737	16605	10.46%	-1.28	-1.78

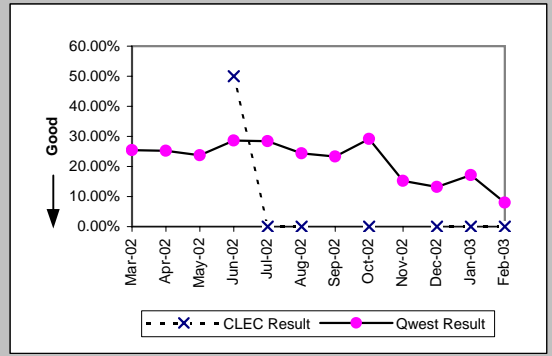


Unbundled Loop - 2 Wire Non-Loaded (Parity)									
Date	CLEC Num	CLEC Denc	CLEC Resu	CLEC Std	Qwest Num	Qwest Denc	Qwest Resu	Mod Z Scr	Parity Scr
Mar-02	3	19	15.79%	36.46%	21	158	13.29%	0.33	-0.8
Apr-02	6	27	22.22%	41.57%	27	179	15.08%	0.92	-0.44
May-02	6	24	25.00%	43.30%	24	187	12.83%	1.51	-0.08
Jun-02	1	32	3.13%	17.40%	40	195	20.51%	-2.26	-2.37
Jul-02	4	26	15.38%	36.08%	28	186	15.05%	0.07	-0.95
Aug-02	3	30	10.00%	30.00%	45	202	22.28%	-1.51	-1.92
Sep-02	4	16	25.00%	43.30%	26	159	16.35%	0.86	-0.48
Oct-02	2	19	10.53%	30.69%	15	114	13.16%	-0.31	-1.19
Nov-02	0	28	0.00%	0.00%	25	151	16.56%	-2.16	-2.32
Dec-02	0	14	0.00%	0.00%	23	183	12.57%	-1.37	-1.83
Jan-03	1	26	3.85%	19.23%	23	164	14.02%	-1.39	-1.84
Feb-03	0	16	0.00%	0.00%	28	189	14.81%	-1.6	-1.97

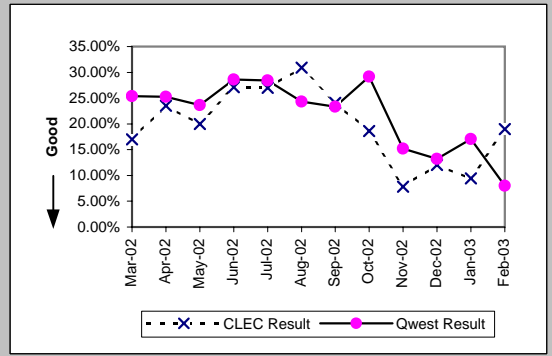


MR-7D - Repair Repeat Report Rate (Percent) - Interval Zone One

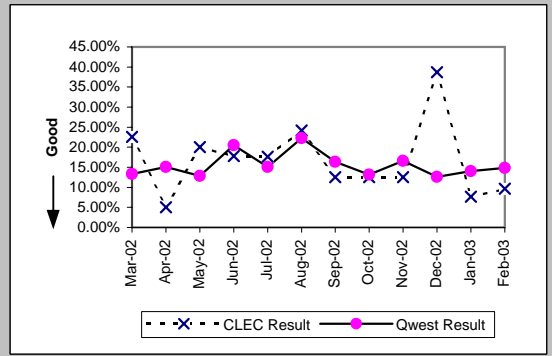
Unbundled Loop - 4 Wire Non-Loaded (Parity)									
Date	CLEC Num	CLEC Denc	CLEC Resu	CLEC Std E	Qwest Num	Qwest Denc	Qwest Resu	Mod Z Scr	Parity Scr
Mar-02					114	449	25.39%		
Apr-02					137	543	25.23%		
May-02					107	452	23.67%		
Jun-02	1	2	50.00%	50.00%	155	542	28.60%	0.56	-0.66
Jul-02	0	1	0.00%	0.00%	146	514	28.40%	-0.63	-1.38
Aug-02	0	2	0.00%	0.00%	112	460	24.35%	-0.8	-1.49
Sep-02					107	459	23.31%		
Oct-02	0	2	0.00%	0.00%	101	346	29.19%	-0.91	-1.55
Nov-02					70	461	15.18%		
Dec-02	0	1	0.00%	0.00%	62	469	13.22%	-0.39	-1.24
Jan-03	0	1	0.00%	0.00%	67	392	17.09%	-0.45	-1.28
Feb-03	0	2	0.00%	0.00%	32	400	8.00%	-0.42	-1.25



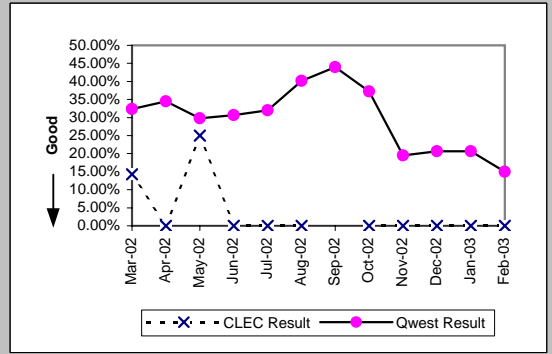
Unbundled Loop - DS1 Capable (Parity)									
Date	CLEC Num	CLEC Denc	CLEC Resu	CLEC Std E	Qwest Num	Qwest Denc	Qwest Resu	Mod Z Scr	Parity Scr
Mar-02	8	47	17.02%	37.58%	114	449	25.39%	-1.25	-1.76
Apr-02	8	34	23.53%	42.42%	137	543	25.23%	-0.22	-1.13
May-02	10	50	20.00%	40.00%	107	452	23.67%	-0.58	-1.35
Jun-02	19	70	27.14%	44.47%	155	542	28.60%	-0.25	-1.15
Jul-02	17	63	26.98%	44.39%	146	514	28.40%	-0.24	-1.14
Aug-02	17	55	30.91%	46.21%	112	460	24.35%	1.05	-0.36
Sep-02	13	54	24.07%	42.75%	107	459	23.31%	0.14	-0.92
Oct-02	8	43	18.60%	38.91%	101	346	29.19%	-1.44	-1.88
Nov-02	4	51	7.84%	26.88%	70	461	15.18%	-1.39	-1.84
Dec-02	7	58	12.07%	32.58%	62	469	13.22%	-0.24	-1.15
Jan-03	5	53	9.43%	29.23%	67	392	17.09%	-1.39	-1.85
Feb-03	11	58	18.97%	39.20%	32	400	8.00%	2.44	0.48



Unbundled Loop ISDN Capable (Parity)									
Date	CLEC Num	CLEC Denc	CLEC Resu	CLEC Std E	Qwest Num	Qwest Denc	Qwest Resu	Mod Z Scr	Parity Scr
Mar-02	7	31	22.58%	41.81%	21	158	13.29%	1.28	-0.22
Apr-02	1	20	5.00%	21.79%	27	179	15.08%	-1.2	-1.73
May-02	6	30	20.00%	40.00%	24	187	12.83%	1.03	-0.38
Jun-02	8	45	17.78%	38.23%	40	195	20.51%	-0.41	-1.25
Jul-02	6	34	17.65%	38.12%	28	186	15.05%	0.4	-0.76
Aug-02	7	29	24.14%	42.79%	45	202	22.28%	0.24	-0.86
Sep-02	2	16	12.50%	33.07%	26	159	16.35%	-0.4	-1.24
Oct-02	4	32	12.50%	33.07%	15	114	13.16%	-0.1	-1.06
Nov-02	3	24	12.50%	33.07%	25	151	16.56%	-0.5	-1.3
Dec-02	12	31	38.71%	48.71%	23	183	12.57%	3.28	0.99
Jan-03	3	39	7.69%	26.65%	23	164	14.02%	-1.02	-1.62
Feb-03	3	31	9.68%	29.57%	28	189	14.81%	-0.75	-1.45

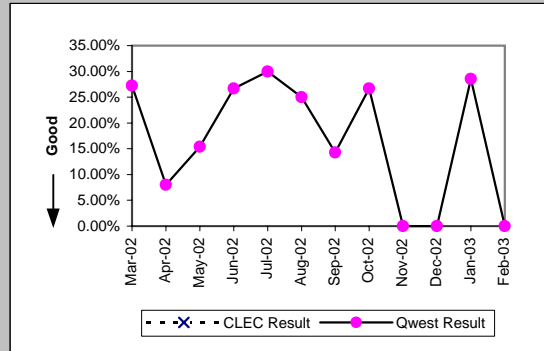


Unbundled Loop - ADSL Qualified (Parity)									
Date	CLEC Num	CLEC Denc	CLEC Resu	CLEC Std E	Qwest Num	Qwest Denc	Qwest Resu	Mod Z Scr	Parity Scr
Mar-02	1	7	14.29%	34.99%	150	464	32.33%	-1.01	-1.62
Apr-02	0	3	0.00%	0.00%	138	400	34.50%	-1.25	-1.76
May-02	1	4	25.00%	43.30%	144	483	29.81%	-0.21	-1.13
Jun-02	0	1	0.00%	0.00%	130	424	30.66%	-0.66	-1.4
Jul-02	0	3	0.00%	0.00%	188	588	31.97%	-1.18	-1.72
Aug-02	0	2	0.00%	0.00%	300	747	40.16%	-1.16	-1.7
Sep-02					221	503	43.94%		
Oct-02	0	2	0.00%	0.00%	135	363	37.19%	-1.09	-1.66
Nov-02	0	1	0.00%	0.00%	77	394	19.54%	-0.49	-1.3
Dec-02	0	2	0.00%	0.00%	80	388	20.62%	-0.72	-1.44
Jan-03	0	3	0.00%	0.00%	89	431	20.65%	-0.88	-1.54
Feb-03	0	2	0.00%	0.00%	54	360	15.00%	-0.59	-1.36

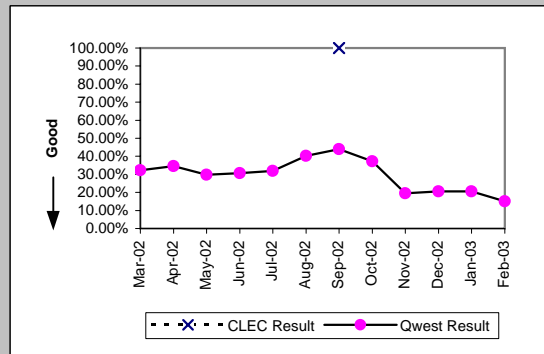


MR-7D - Repair Repeat Report Rate (Percent) - Interval Zone One

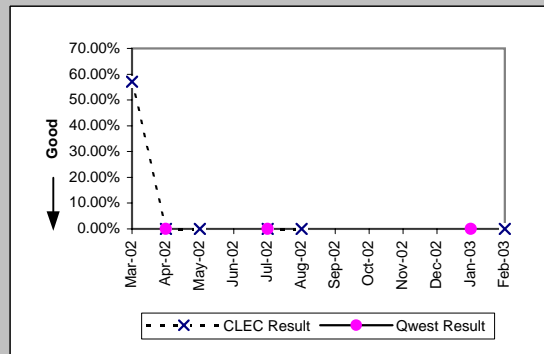
Unbundled Loop - DS3 Capable (Parity)									
Date	CLEC Num	CLEC Denc	CLEC Resu	CLEC Std	Qwest Num	Qwest Denc	Qwest Resu	Mod Z Scr	Parity Scr
Mar-02					3	11	27.27%		
Apr-02					2	25	8.00%		
May-02					2	13	15.38%		
Jun-02					4	15	26.67%		
Jul-02					3	10	30.00%		
Aug-02					6	24	25.00%		
Sep-02					2	14	14.29%		
Oct-02					4	15	26.67%		
Nov-02					0	7	0.00%		
Dec-02					0	9	0.00%		
Jan-03					4	14	28.57%		
Feb-03					0	13	0.00%		



Qwest DSL (Parity)									
Date	CLEC Num	CLEC Denc	CLEC Resu	CLEC Std	Qwest Num	Qwest Denc	Qwest Resu	Mod Z Scr	Parity Scr
Mar-02					150	464	32.33%		
Apr-02					138	400	34.50%		
May-02					144	483	29.81%		
Jun-02					130	424	30.66%		
Jul-02					188	588	31.97%		
Aug-02					300	747	40.16%		
Sep-02	2	2	100.00%	0.00%	221	503	43.94%	1.32	-0.2
Oct-02					135	363	37.19%		
Nov-02					77	394	19.54%		
Dec-02					80	388	20.62%		
Jan-03					89	431	20.65%		
Feb-03					54	360	15.00%		

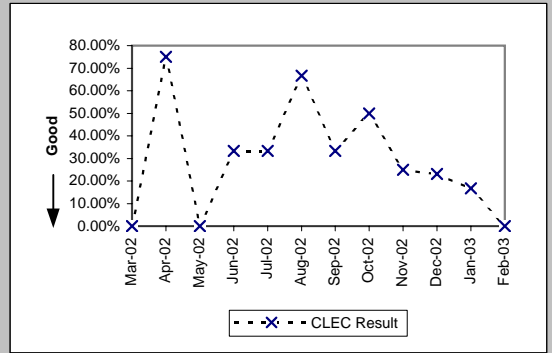


E911 (Parity)									
Date	CLEC Num	CLEC Denc	CLEC Resu	CLEC Std	Qwest Num	Qwest Denc	Qwest Resu	Mod Z Scr	Parity Scr
Mar-02	4	7	57.14%	49.49%					
Apr-02	0	2	0.00%	0.00%	0	1	0.00%	N/A	N/A
May-02	0	1	0.00%	0.00%					
Jun-02									
Jul-02	0	1	0.00%	0.00%	0	1	0.00%	N/A	N/A
Aug-02	0	2	0.00%	0.00%					
Sep-02									
Oct-02									
Nov-02									
Dec-02									
Jan-03					0	1	0.00%		
Feb-03	0	1	0.00%	0.00%					



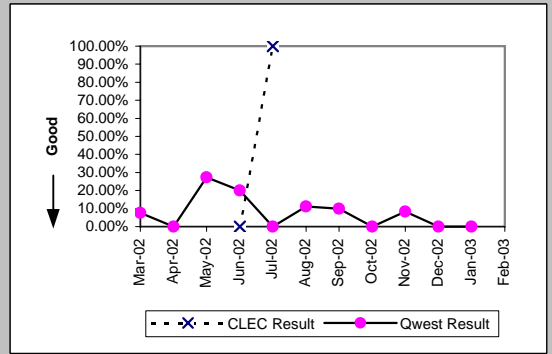
MR-7D - Repair Repeat Report Rate (Percent) - Interval Zone One

Enhanced Extended Loops (EELs) (Diagnostic)				
Date	Numerator	Denominator	CLEC Result	Standard Dev
Mar-02	0	4	0.00%	0.00%
Apr-02	3	4	75.00%	43.30%
May-02	0	1	0.00%	0.00%
Jun-02	4	12	33.33%	47.14%
Jul-02	1	3	33.33%	47.14%
Aug-02	2	3	66.67%	47.14%
Sep-02	2	6	33.33%	47.14%
Oct-02	5	10	50.00%	50.00%
Nov-02	3	12	25.00%	43.30%
Dec-02	3	13	23.08%	42.13%
Jan-03	1	6	16.67%	37.27%
Feb-03	0	3	0.00%	0.00%

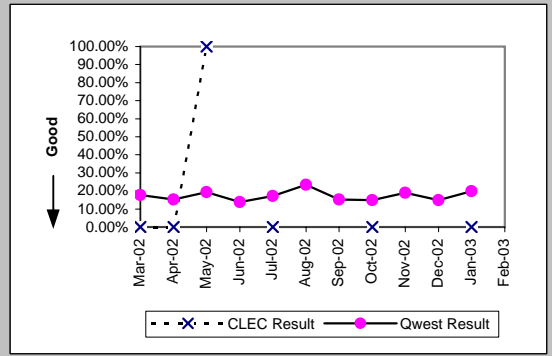


MR-7D* - Repair Repeat Report Rate (Percent) - Interval Zone One

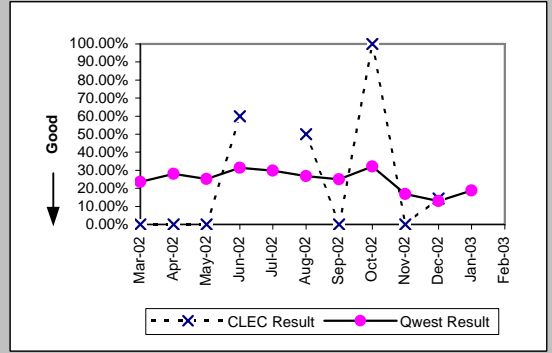
ISDN Primary (Parity)									
Date	CLEC Num	CLEC Denc	CLEC Resu	CLEC Std E	Qwest Num	Qwest Denc	Qwest Resu	Mod Z Scr	Parity Scr
Mar-02					1	13	7.69%		
Apr-02					0	7	0.00%		
May-02					3	11	27.27%		
Jun-02	0	1	0.00%	0.00%	1	5	20.00%	-0.46	-1.28
Jul-02	1	1	100.00%	0.00%	0	9	0.00%	N/A	0.07
Aug-02					1	9	11.11%		
Sep-02					1	10	10.00%		
Oct-02					0	9	0.00%		
Nov-02					1	12	8.33%		
Dec-02					0	8	0.00%		
Jan-03					0	5	0.00%		
Feb-03									



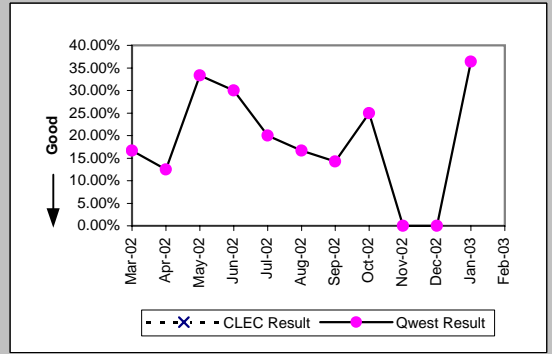
DS0 (Parity)									
Date	CLEC Num	CLEC Denc	CLEC Resu	CLEC Std E	Qwest Num	Qwest Denc	Qwest Resu	Mod Z Scr	Parity Scr
Mar-02	0	1	0.00%	0.00%	41	231	17.75%	-0.46	-1.28
Apr-02	0	1	0.00%	0.00%	42	274	15.33%	-0.42	-1.26
May-02	1	1	100.00%	0.00%	52	268	19.40%	1.3	-0.21
Jun-02					40	291	13.75%		
Jul-02	0	1	0.00%	0.00%	67	391	17.14%	-0.45	-1.28
Aug-02					69	295	23.39%		
Sep-02					53	347	15.27%		
Oct-02	0	1	0.00%	0.00%	35	236	14.83%	-0.42	-1.25
Nov-02					50	263	19.01%		
Dec-02					40	270	14.81%		
Jan-03	0	1	0.00%	0.00%	46	232	19.83%	-0.5	-1.3
Feb-03									



DS1 (Parity)									
Date	CLEC Num	CLEC Denc	CLEC Resu	CLEC Std E	Qwest Num	Qwest Denc	Qwest Resu	Mod Z Scr	Parity Scr
Mar-02	0	5	0.00%	0.00%	67	285	23.51%	-1.23	-1.75
Apr-02	0	5	0.00%	0.00%	94	336	27.98%	-1.38	-1.84
May-02	0	5	0.00%	0.00%	76	302	25.17%	-1.29	-1.78
Jun-02	3	5	60.00%	48.99%	112	357	31.37%	1.24	-0.24
Jul-02					103	345	29.86%		
Aug-02	1	2	50.00%	50.00%	76	284	26.76%	0.61	-0.63
Sep-02	0	2	0.00%	0.00%	72	288	25.00%	-0.81	-1.49
Oct-02	1	1	100.00%	0.00%	74	230	32.17%	0.99	-0.4
Nov-02	0	4	0.00%	0.00%	49	292	16.78%	-0.89	-1.54
Dec-02	1	7	14.29%	34.99%	42	323	13.00%	0.15	-0.91
Jan-03					48	255	18.82%		
Feb-03									



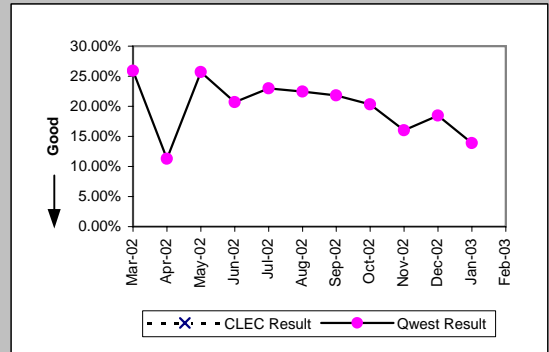
DS3 (Parity)									
Date	CLEC Num	CLEC Denc	CLEC Resu	CLEC Std E	Qwest Num	Qwest Denc	Qwest Resu	Mod Z Scr	Parity Scr
Mar-02					1	6	16.67%		
Apr-02					2	16	12.50%		
May-02					2	6	33.33%		
Jun-02					3	10	30.00%		
Jul-02					1	5	20.00%		
Aug-02					2	12	16.67%		
Sep-02					1	7	14.29%		
Oct-02					2	8	25.00%		
Nov-02					0	4	0.00%		
Dec-02					0	7	0.00%		
Jan-03					4	11	36.36%		
Feb-03									



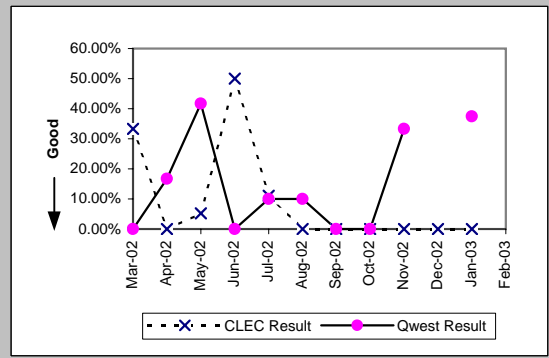
*Results exclude No Trouble Found and Test OK reports unless QWEST trouble is found on another report within 30 days of the original report. A 30-day window necessitates reporting a month behind

MR-7D* - Repair Repeat Report Rate (Percent) - Interval Zone One

Frame Relay (Parity)									
Date	CLEC Num	CLEC Denc	CLEC Resu	CLEC Std	Qwest Num	Qwest Denc	Qwest Resu	Mod Z Scr	Parity Scr
Mar-02					14	54	25.93%		
Apr-02					8	71	11.27%		
May-02					19	74	25.68%		
Jun-02					18	87	20.69%		
Jul-02					17	74	22.97%		
Aug-02					20	89	22.47%		
Sep-02					17	78	21.79%		
Oct-02					12	59	20.34%		
Nov-02					12	75	16.00%		
Dec-02					12	65	18.46%		
Jan-03					10	72	13.89%		
Feb-03									



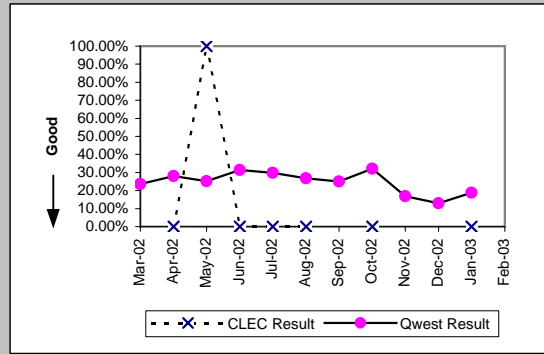
LIS Trunk (Parity)									
Date	CLEC Num	CLEC Denc	CLEC Resu	CLEC Std	Qwest Num	Qwest Denc	Qwest Resu	Mod Z Scr	Parity Scr
Mar-02	1	3	33.33%	47.14%	0	3	0.00%	N/A	-0.63
Apr-02	0	6	0.00%	0.00%	1	6	16.67%	-0.77	-1.47
May-02	1	19	5.26%	22.33%	5	12	41.67%	-2	-2.22
Jun-02	5	10	50.00%	50.00%	0	7	0.00%	N/A	0.32
Jul-02	1	9	11.11%	31.43%	1	10	10.00%	-0.02	-1.01
Aug-02	0	5	0.00%	0.00%	1	10	10.00%	-0.61	-1.37
Sep-02	0	5	0.00%	0.00%	0	11	0.00%	N/A	N/A
Oct-02	0	3	0.00%	0.00%	0	4	0.00%	N/A	N/A
Nov-02	0	3	0.00%	0.00%	1	3	33.33%	-0.87	-1.53
Dec-02	0	6	0.00%	0.00%					
Jan-03	0	3	0.00%	0.00%	3	8	37.50%	-1.14	-1.7
Feb-03									



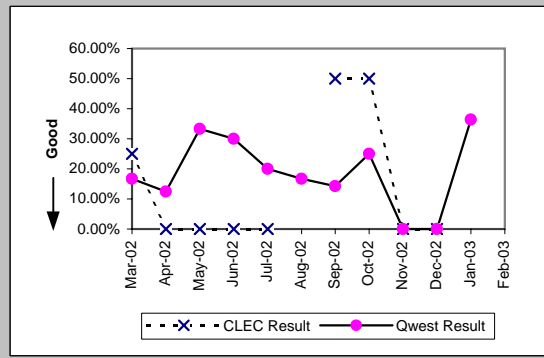
*Results exclude No Trouble Found and Test OK reports unless QWEST trouble is found on another report within 30 days of the original report. A 30-day window necessitates reporting a month behind

MR-7D* - Repair Repeat Report Rate (Percent) - Interval Zone One

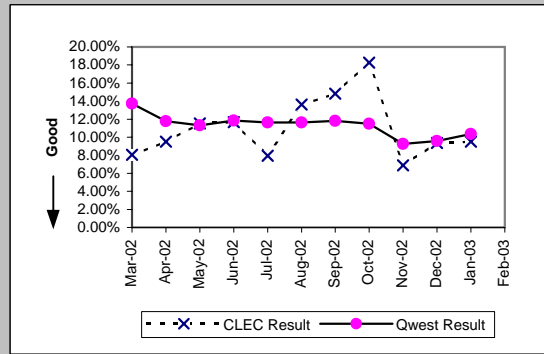
UDIT DS1 (Parity)									
Date	CLEC Num	CLEC Denc	CLEC Resu	CLEC Std E	Qwest Num	Qwest Denc	Qwest Resu	Mod Z Scr	Parity Scr
Mar-02					67	285	23.51%		
Apr-02	0	1	0.00%	0.00%	94	336	27.98%	-0.62	-1.38
May-02	1	1	100.00%	0.00%	76	302	25.17%	1.15	-0.3
Jun-02	0	4	0.00%	0.00%	112	357	31.37%	-1.34	-1.82
Jul-02	0	1	0.00%	0.00%	103	345	29.86%	-0.65	-1.4
Aug-02	0	5	0.00%	0.00%	76	284	26.76%	-1.34	-1.81
Sep-02					72	288	25.00%		
Oct-02	0	1	0.00%	0.00%	74	230	32.17%	-0.69	-1.42
Nov-02					49	292	16.78%		
Dec-02					42	323	13.00%		
Jan-03	0	1	0.00%	0.00%	48	255	18.82%	-0.48	-1.29
Feb-03									



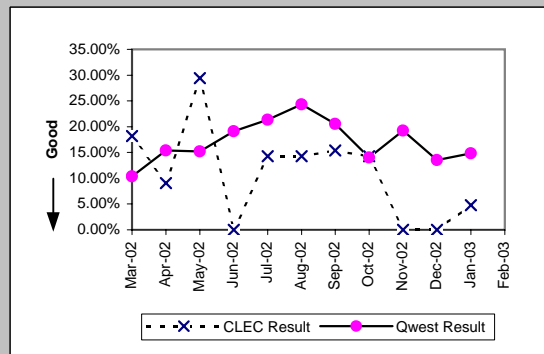
UDIT Above DS1 Level (Parity)									
Date	CLEC Num	CLEC Denc	CLEC Resu	CLEC Std E	Qwest Num	Qwest Denc	Qwest Resu	Mod Z Scr	Parity Scr
Mar-02	1	4	25.00%	43.30%	1	6	16.67%	0.17	-0.9
Apr-02	0	2	0.00%	0.00%	16	16	12.50%	-0.5	-1.31
May-02	0	1	0.00%	0.00%	2	6	33.33%	-0.65	-1.4
Jun-02	0	1	0.00%	0.00%	3	10	30.00%	-0.62	-1.38
Jul-02	0	1	0.00%	0.00%	1	5	20.00%	-0.46	-1.28
Aug-02					2	12	16.67%		
Sep-02	1	2	50.00%	50.00%	1	7	14.29%	0.75	-0.55
Oct-02	1	2	50.00%	50.00%	2	8	25.00%	0.46	-0.72
Nov-02	0	1	0.00%	0.00%	0	4	0.00%	N/A	N/A
Dec-02	0	1	0.00%	0.00%	0	7	0.00%	N/A	N/A
Jan-03					4	11	36.36%		
Feb-03									



Unbundled Loop Analog (Parity)									
Date	CLEC Num	CLEC Denc	CLEC Resu	CLEC Std E	Qwest Num	Qwest Denc	Qwest Resu	Mod Z Scr	Parity Scr
Mar-02	9	112	8.04%	27.18%	1991	14526	13.71%	-1.74	-2.06
Apr-02	13	137	9.49%	29.31%	1733	14715	11.78%	-0.83	-1.5
May-02	19	165	11.52%	31.92%	1756	15504	11.33%	0.11	-0.94
Jun-02	16	137	11.68%	32.12%	1712	14456	11.84%	-0.06	-1.04
Jul-02	13	164	7.93%	27.02%	1817	15634	11.62%	-1.47	-1.89
Aug-02	23	169	13.61%	34.29%	1754	15083	11.63%	0.81	-0.51
Sep-02	24	162	14.81%	35.52%	1593	13489	11.81%	1.16	-0.29
Oct-02	23	126	18.25%	38.63%	1595	13899	11.48%	2.24	0.36
Nov-02	15	218	6.88%	25.31%	1449	15627	9.27%	-1.21	-1.74
Dec-02	15	160	9.38%	29.15%	1614	16841	9.58%	-0.09	-1.05
Jan-03	21	221	9.50%	29.32%	1883	18161	10.37%	-0.42	-1.26
Feb-03									



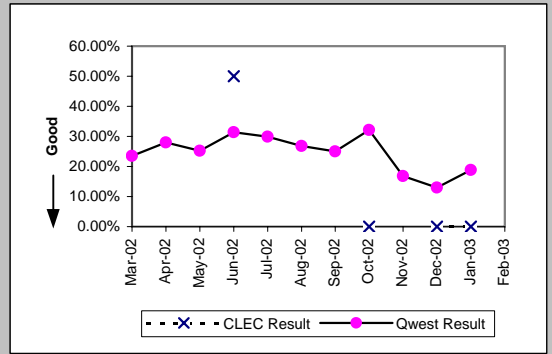
Unbundled Loop - 2 Wire Non-Loaded (Parity)									
Date	CLEC Num	CLEC Denc	CLEC Resu	CLEC Std E	Qwest Num	Qwest Denc	Qwest Resu	Mod Z Scr	Parity Scr
Mar-02	2	11	18.18%	38.57%	8	77	10.39%	0.72	-0.56
Apr-02	1	11	9.09%	28.75%	14	91	15.38%	-0.55	-1.33
May-02	5	17	29.41%	45.56%	14	92	15.22%	1.34	-0.19
Jun-02	0	10	0.00%	0.00%	22	115	19.13%	-1.48	-1.9
Jul-02	2	14	14.29%	34.99%	19	89	21.35%	-0.6	-1.36
Aug-02	3	21	14.29%	34.99%	26	107	24.30%	-0.98	-1.59
Sep-02	2	13	15.38%	36.08%	15	73	20.55%	-0.42	-1.26
Oct-02	2	14	14.29%	34.99%	7	50	14.00%	0.03	-0.98
Nov-02	0	26	0.00%	0.00%	15	78	19.23%	-2.15	-2.31
Dec-02	0	10	0.00%	0.00%	15	111	13.51%	-1.2	-1.73
Jan-03	1	21	4.76%	21.30%	12	81	14.81%	-1.16	-1.7
Feb-03									



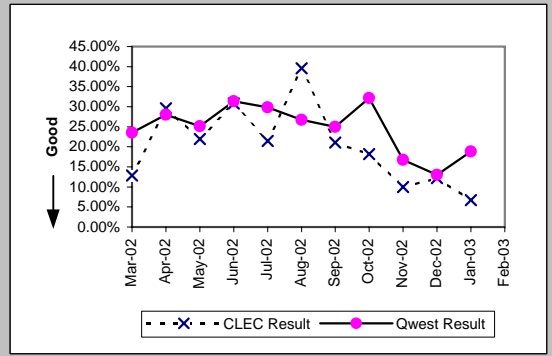
*Results exclude No Trouble Found and Test OK reports unless QWEST trouble is found on another report within 30 days of the original report. A 30-day window necessitates reporting a month behind

MR-7D* - Repair Repeat Report Rate (Percent) - Interval Zone One

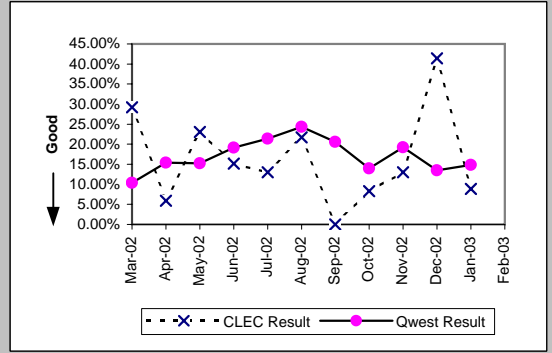
Unbundled Loop - 4 Wire Non-Loaded (Parity)									
Date	CLEC Num	CLEC Denc	CLEC Resu	CLEC Std	Qwest Num	Qwest Denc	Qwest Resu	Mod Z Scr	Parity Scr
Mar-02					67	285	23.51%		
Apr-02					94	336	27.98%		
May-02					76	302	25.17%		
Jun-02	1	2	50.00%	50.00%	112	357	31.37%	0.47	-0.71
Jul-02					103	345	29.86%		
Aug-02					76	284	26.76%		
Sep-02					72	288	25.00%		
Oct-02	0	1	0.00%	0.00%	74	230	32.17%	-0.69	-1.42
Nov-02					49	292	16.78%		
Dec-02	0	1	0.00%	0.00%	42	323	13.00%	-0.39	-1.23
Jan-03	0	1	0.00%	0.00%	48	255	18.82%	-0.48	-1.29
Feb-03									



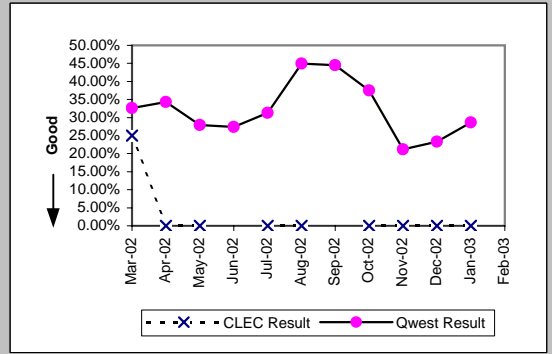
Unbundled Loop - DS1 Capable (Parity)									
Date	CLEC Num	CLEC Denc	CLEC Resu	CLEC Std	Qwest Num	Qwest Denc	Qwest Resu	Mod Z Scr	Parity Scr
Mar-02	5	39	12.82%	33.43%	67	285	23.51%	-1.48	-1.9
Apr-02	8	27	29.63%	45.66%	94	336	27.98%	0.2	-0.88
May-02	9	41	21.95%	41.39%	76	302	25.17%	-0.45	-1.27
Jun-02	16	52	30.77%	46.15%	112	357	31.37%	-0.09	-1.05
Jul-02	9	42	21.43%	41.03%	103	345	29.86%	-1.13	-1.69
Aug-02	17	43	39.53%	48.89%	76	284	26.76%	1.69	0.03
Sep-02	8	38	21.05%	40.77%	72	288	25.00%	-0.53	-1.32
Oct-02	6	33	18.18%	38.57%	74	230	32.17%	-1.61	-1.98
Nov-02	4	40	10.00%	30.00%	49	292	16.78%	-1.08	-1.65
Dec-02	6	49	12.24%	32.78%	42	323	13.00%	-0.15	-1.09
Jan-03	3	45	6.67%	24.94%	48	255	18.82%	-1.92	-2.17
Feb-03									



Unbundled Loop ISDN Capable (Parity)									
Date	CLEC Num	CLEC Denc	CLEC Resu	CLEC Std	Qwest Num	Qwest Denc	Qwest Resu	Mod Z Scr	Parity Scr
Mar-02	7	24	29.17%	45.45%	8	77	10.39%	2.08	0.27
Apr-02	1	17	5.88%	23.53%	14	91	15.38%	-1	-1.61
May-02	6	26	23.08%	42.13%	14	92	15.22%	0.92	-0.44
Jun-02	5	33	15.15%	35.86%	22	115	19.13%	-0.51	-1.31
Jul-02	3	23	13.04%	33.68%	19	89	21.35%	-0.87	-1.53
Aug-02	5	23	21.74%	41.25%	26	107	24.30%	-0.26	-1.16
Sep-02	0	11	0.00%	0.00%	15	73	20.55%	-1.57	-1.96
Oct-02	2	24	8.33%	27.64%	7	50	14.00%	-0.66	-1.4
Nov-02	3	23	13.04%	33.68%	15	78	19.23%	-0.66	-1.4
Dec-02	12	29	41.38%	49.25%	15	111	13.51%	3.13	0.9
Jan-03	3	34	8.82%	28.36%	12	81	14.81%	-0.83	-1.5
Feb-03									



Unbundled Loop - ADSL Qualified (Parity)									
Date	CLEC Num	CLEC Denc	CLEC Resu	CLEC Std	Qwest Num	Qwest Denc	Qwest Resu	Mod Z Scr	Parity Scr
Mar-02	1	4	25.00%	43.30%	107	328	32.62%	-0.32	-1.2
Apr-02	0	1	0.00%	0.00%	84	245	34.29%	-0.72	-1.44
May-02	0	2	0.00%	0.00%	86	308	27.92%	-0.88	-1.53
Jun-02					61	223	27.35%		
Jul-02	0	2	0.00%	0.00%	89	284	31.34%	-0.95	-1.58
Aug-02	0	1	0.00%	0.00%	184	409	44.99%	-0.9	-1.55
Sep-02					109	245	44.49%		
Oct-02	0	2	0.00%	0.00%	69	184	37.50%	-1.09	-1.66
Nov-02	0	1	0.00%	0.00%	45	212	21.23%	-0.52	-1.31
Dec-02	0	2	0.00%	0.00%	52	223	23.32%	-0.78	-1.47
Jan-03	0	3	0.00%	0.00%	67	234	28.63%	-1.09	-1.66
Feb-03									

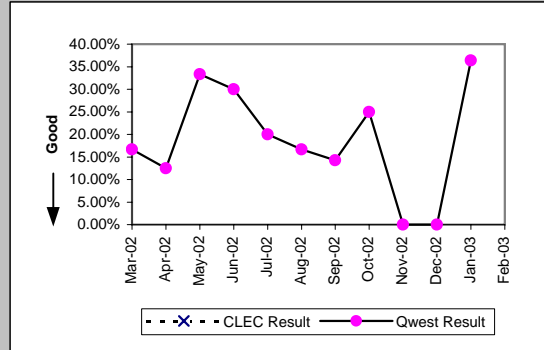


*Results exclude No Trouble Found and Test OK reports unless QWEST trouble is found on another report within 30 days of the original report. A 30-day window necessitates reporting a month behind

MR-7D* - Repair Repeat Report Rate (Percent) - Interval Zone One

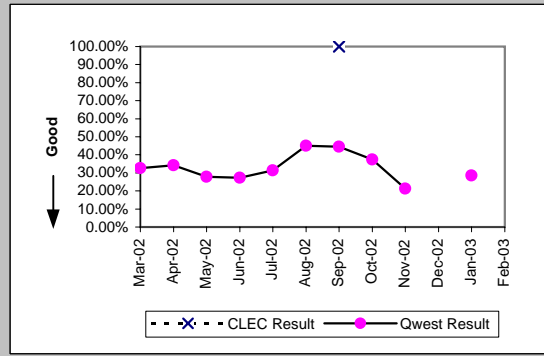
Unbundled Loop - DS3 Capable (Parity)

Date	CLEC Num	CLEC Denc	CLEC Resu	CLEC Std	Qwest Num	Qwest Denc	Qwest Resu	Mod Z Scr	Parity Scr
Mar-02					1	6	16.67%		
Apr-02					2	16	12.50%		
May-02					2	6	33.33%		
Jun-02					3	10	30.00%		
Jul-02					1	5	20.00%		
Aug-02					2	12	16.67%		
Sep-02					1	7	14.29%		
Oct-02					2	8	25.00%		
Nov-02					0	4	0.00%		
Dec-02					0	7	0.00%		
Jan-03					4	11	36.36%		
Feb-03									



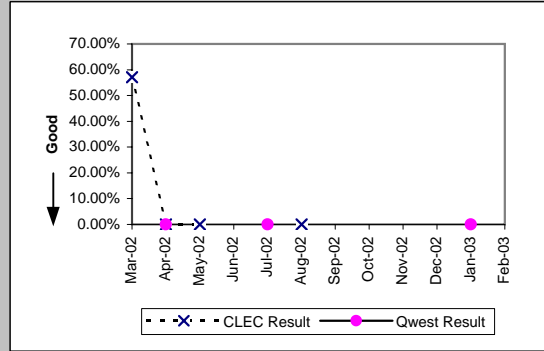
Qwest DSL (Parity)

Date	CLEC Num	CLEC Denc	CLEC Resu	CLEC Std	Qwest Num	Qwest Denc	Qwest Resu	Mod Z Scr	Parity Scr
Mar-02					107	328	32.62%		
Apr-02					84	245	34.29%		
May-02					86	308	27.92%		
Jun-02					61	223	27.35%		
Jul-02					89	284	31.34%		
Aug-02					184	409	44.99%		
Sep-02	2	2	100.00%	0.00%	109	245	44.49%	1.31	-0.2
Oct-02					69	184	37.50%		
Nov-02					45	212	21.23%		
Dec-02									
Jan-03					67	234	28.63%		
Feb-03									



E911 (Parity)

Date	CLEC Num	CLEC Denc	CLEC Resu	CLEC Std	Qwest Num	Qwest Denc	Qwest Resu	Mod Z Scr	Parity Scr
Mar-02	4	7	57.14%	49.49%					
Apr-02	0	1	0.00%	0.00%	0	1	0.00%	N/A	N/A
May-02	0	1	0.00%	0.00%					
Jun-02									
Jul-02					0	1	0.00%		
Aug-02	0	1	0.00%	0.00%					
Sep-02									
Oct-02									
Nov-02									
Dec-02									
Jan-03					0	1	0.00%		
Feb-03									

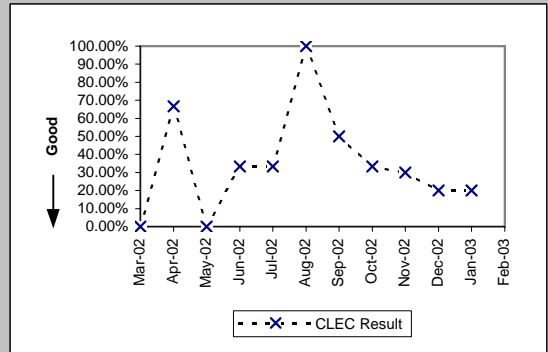


*Results exclude No Trouble Found and Test OK reports unless QWEST trouble is found on another report within 30 days of the original report. A 30-day window necessitates reporting a month behind

MR-7D* - Repair Repeat Report Rate (Percent) - Interval Zone One

Enhanced Extended Loops (EELs) (Diagnostic)

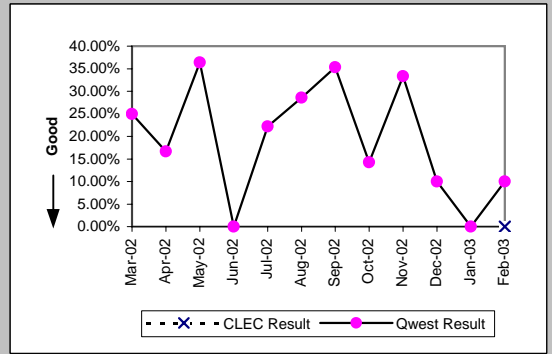
Date	Numerator	Denominator	CLEC Result	Standard Dev
Mar-02	0	4	0.00%	0.00%
Apr-02	2	3	66.67%	47.14%
May-02	0	1	0.00%	0.00%
Jun-02	3	9	33.33%	47.14%
Jul-02	1	3	33.33%	47.14%
Aug-02	2	2	100.00%	0.00%
Sep-02	1	2	50.00%	50.00%
Oct-02	2	6	33.33%	47.14%
Nov-02	3	10	30.00%	45.83%
Dec-02	2	10	20.00%	40.00%
Jan-03	1	5	20.00%	40.00%
Feb-03				



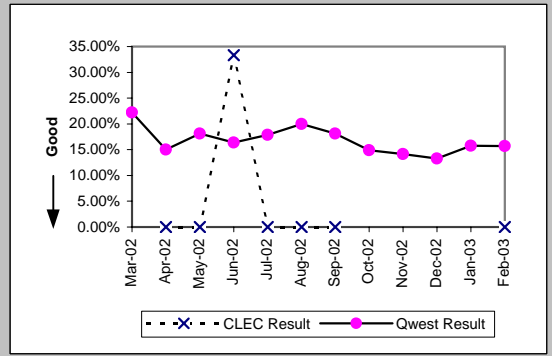
*Results exclude No Trouble Found and Test OK reports unless QWEST trouble is found on another report within 30 days of the original report. A 30-day window necessitates reporting a month behind

MR-7E - Repair Repeat Report Rate (Percent) - Interval Zone Two

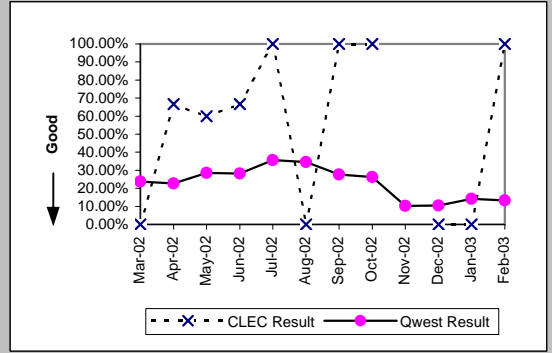
ISDN Primary (Parity)									
Date	CLEC Num	CLEC Denc	CLEC Resu	CLEC Std E	Qwest Num	Qwest Denc	Qwest Resu	Mod Z Scr	Parity Scr
Mar-02					2	8	25.00%		
Apr-02					1	6	16.67%		
May-02					4	11	36.36%		
Jun-02					0	8	0.00%		
Jul-02					2	9	22.22%		
Aug-02					2	7	28.57%		
Sep-02					6	17	35.29%		
Oct-02					1	7	14.29%		
Nov-02					2	6	33.33%		
Dec-02					1	10	10.00%		
Jan-03					0	10	0.00%		
Feb-03	0	2	0.00%	0.00%	1	10	10.00%	-0.43	-1.26



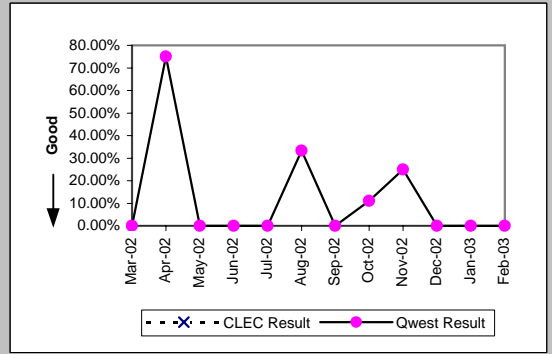
DS0 (Parity)									
Date	CLEC Num	CLEC Denc	CLEC Resu	CLEC Std E	Qwest Num	Qwest Denc	Qwest Resu	Mod Z Scr	Parity Scr
Mar-02					58	261	22.22%		
Apr-02	0	3	0.00%	0.00%	48	319	15.05%	-0.73	-1.44
May-02	0	2	0.00%	0.00%	42	232	18.10%	-0.66	-1.4
Jun-02	1	3	33.33%	47.14%	44	269	16.36%	0.68	-0.59
Jul-02	0	4	0.00%	0.00%	52	291	17.87%	-0.93	-1.56
Aug-02	0	1	0.00%	0.00%	59	295	20.00%	-0.5	-1.3
Sep-02	0	1	0.00%	0.00%	54	298	18.12%	-0.47	-1.29
Oct-02					27	181	14.92%		
Nov-02					32	226	14.16%		
Dec-02					36	271	13.28%		
Jan-03					38	241	15.77%		
Feb-03	0	2	0.00%	0.00%	37	236	15.68%	-0.61	-1.37



DS1 (Parity)									
Date	CLEC Num	CLEC Denc	CLEC Resu	CLEC Std E	Qwest Num	Qwest Denc	Qwest Resu	Mod Z Scr	Parity Scr
Mar-02	0	3	0.00%	0.00%	62	261	23.75%	-0.96	-1.58
Apr-02	2	3	66.67%	47.14%	51	224	22.77%	1.48	-0.1
May-02	3	5	60.00%	48.99%	67	235	28.51%	1.38	-0.16
Jun-02	4	6	66.67%	47.14%	78	276	28.26%	1.86	0.13
Jul-02	2	2	100.00%	0.00%	129	362	35.64%	1.55	-0.06
Aug-02	0	2	0.00%	0.00%	106	306	34.64%	-1.03	-1.62
Sep-02	1	1	100.00%	0.00%	87	314	27.71%	1.09	-0.34
Oct-02	1	1	100.00%	0.00%	51	195	26.15%	1.13	-0.32
Nov-02					25	244	10.25%		
Dec-02	0	2	0.00%	0.00%	27	256	10.55%	-0.48	-1.29
Jan-03	0	3	0.00%	0.00%	36	254	14.17%	-0.7	-1.43
Feb-03	1	1	100.00%	0.00%	28	211	13.27%	1.51	-0.08

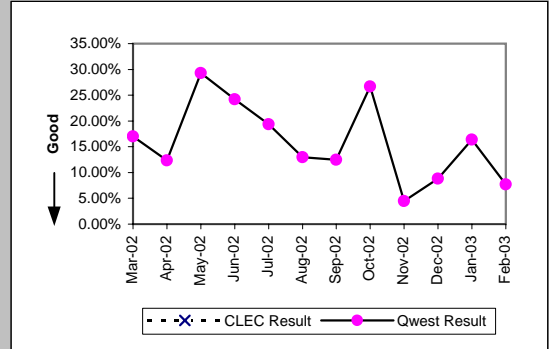


DS3 (Parity)									
Date	CLEC Num	CLEC Denc	CLEC Resu	CLEC Std E	Qwest Num	Qwest Denc	Qwest Resu	Mod Z Scr	Parity Scr
Mar-02					0	3	0.00%		
Apr-02					3	4	75.00%		
May-02					0	2	0.00%		
Jun-02					0	3	0.00%		
Jul-02					0	2	0.00%		
Aug-02					1	3	33.33%		
Sep-02					0	4	0.00%		
Oct-02					1	9	11.11%		
Nov-02					1	4	25.00%		
Dec-02					0	1	0.00%		
Jan-03					0	9	0.00%		
Feb-03					0	4	0.00%		

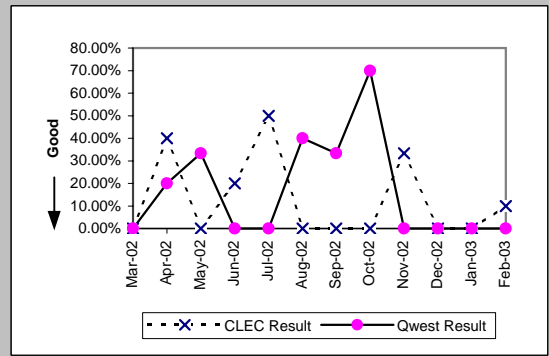


MR-7E - Repair Repeat Report Rate (Percent) - Interval Zone Two

Frame Relay (Parity)									
Date	CLEC Num	CLEC Denc	CLEC Resu	CLEC Std	Qwest Num	Qwest Denc	Qwest Resu	Mod Z Scr	Parity Scr
Mar-02					9	53	16.98%		
Apr-02					10	81	12.35%		
May-02					17	58	29.31%		
Jun-02					22	91	24.18%		
Jul-02					19	98	19.39%		
Aug-02					10	77	12.99%		
Sep-02					8	64	12.50%		
Oct-02					12	45	26.67%		
Nov-02					2	45	4.44%		
Dec-02					6	68	8.82%		
Jan-03					10	61	16.39%		
Feb-03					3	39	7.69%		

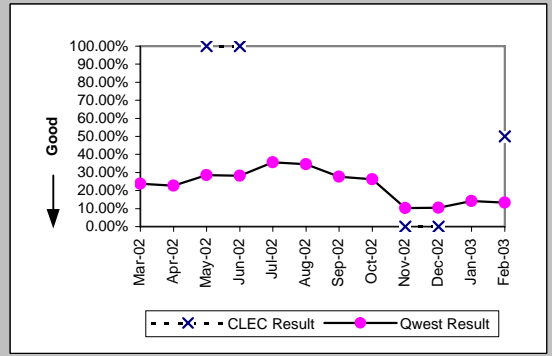


LIS Trunk (Parity)									
Date	CLEC Num	CLEC Denc	CLEC Resu	CLEC Std	Qwest Num	Qwest Denc	Qwest Resu	Mod Z Scr	Parity Scr
Mar-02	0	2	0.00%	0.00%	0	3	0.00%	N/A	N/A
Apr-02	2	5	40.00%	48.99%	1	5	20.00%	0.35	-0.79
May-02	0	3	0.00%	0.00%	1	3	33.33%	-0.87	-1.53
Jun-02	1	5	20.00%	40.00%	0	2	0.00%	N/A	-0.84
Jul-02	1	2	50.00%	50.00%	0	3	0.00%	N/A	-0.49
Aug-02	0	2	0.00%	0.00%	2	5	40.00%	-0.98	-1.59
Sep-02	0	1	0.00%	0.00%	1	3	33.33%	-0.61	-1.37
Oct-02	0	1	0.00%	0.00%	7	10	70.00%	-1.46	-1.89
Nov-02	1	3	33.33%	47.14%	0	1	0.00%	N/A	-0.9
Dec-02	0	7	0.00%	0.00%	0	2	0.00%	N/A	N/A
Jan-03	0	4	0.00%	0.00%	0	1	0.00%	N/A	N/A
Feb-03	1	10	10.00%	30.00%	0	2	0.00%	N/A	-0.98

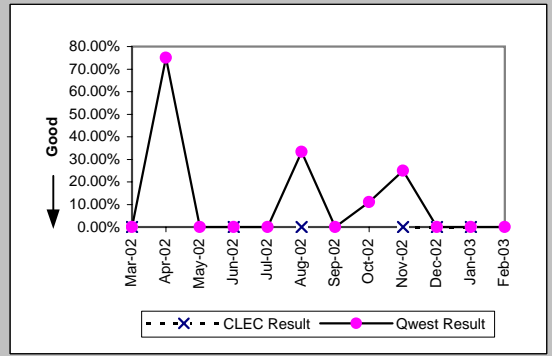


MR-7E - Repair Repeat Report Rate (Percent) - Interval Zone Two

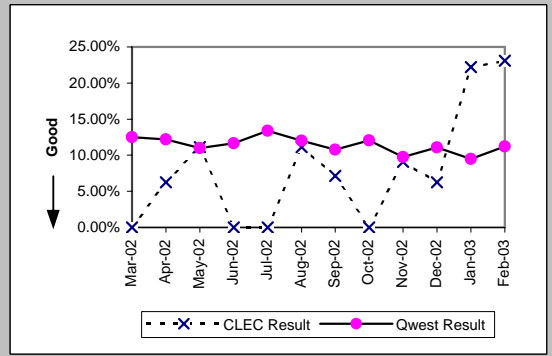
UDIT DS1 (Parity)									
Date	CLEC Num	CLEC Denc	CLEC Resu	CLEC Std E	Qwest Num	Qwest Denc	Qwest Resu	Mod Z Scr	Parity Scr
Mar-02					62	261	23.75%		
Apr-02					51	224	22.77%		
May-02	1	1	100.00%	0.00%	67	235	28.51%	1.07	-0.35
Jun-02	2	2	100.00%	0.00%	78	276	28.26%	1.78	0.08
Jul-02					129	362	35.64%		
Aug-02					106	306	34.64%		
Sep-02					87	314	27.71%		
Oct-02					51	195	26.15%		
Nov-02	0	2	0.00%	0.00%	25	244	10.25%	-0.48	-1.29
Dec-02	0	1	0.00%	0.00%	27	256	10.55%	-0.34	-1.21
Jan-03					36	254	14.17%		
Feb-03	1	2	50.00%	50.00%	28	211	13.27%	1.11	-0.33



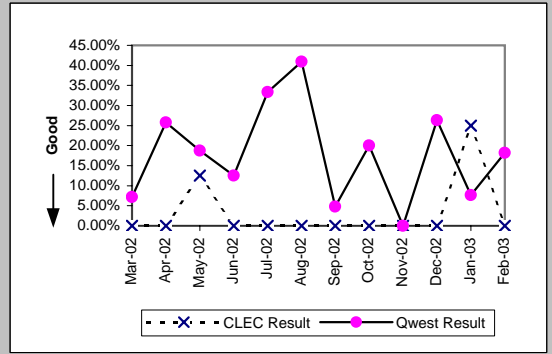
UDIT Above DS1 Level (Parity)									
Date	CLEC Num	CLEC Denc	CLEC Resu	CLEC Std E	Qwest Num	Qwest Denc	Qwest Resu	Mod Z Scr	Parity Scr
Mar-02	0	1	0.00%	0.00%	0	3	0.00%	N/A	N/A
Apr-02					3	4	75.00%		
May-02					0	2	0.00%		
Jun-02	0	1	0.00%	0.00%	0	3	0.00%	N/A	N/A
Jul-02					0	2	0.00%		
Aug-02	0	1	0.00%	0.00%	1	3	33.33%	-0.61	-1.37
Sep-02					0	4	0.00%		
Oct-02					1	9	11.11%		
Nov-02	0	1	0.00%	0.00%	1	4	25.00%	-0.52	-1.31
Dec-02	0	1	0.00%	0.00%	0	1	0.00%	N/A	N/A
Jan-03	0	1	0.00%	0.00%	0	9	0.00%	N/A	N/A
Feb-03					0	4	0.00%		



Unbundled Loop Analog (Parity)									
Date	CLEC Num	CLEC Denc	CLEC Resu	CLEC Std E	Qwest Num	Qwest Denc	Qwest Resu	Mod Z Scr	Parity Scr
Mar-02	0	8	0.00%	0.00%	511	4083	12.52%	-1.07	-1.65
Apr-02	1	16	6.25%	24.21%	475	3898	12.19%	-0.72	-1.44
May-02	2	18	11.11%	31.43%	400	3635	11.00%	0.09	-0.95
Jun-02	0	34	0.00%	0.00%	422	3620	11.66%	-2.11	-2.28
Jul-02	0	21	0.00%	0.00%	583	4353	13.39%	-1.8	-2.09
Aug-02	2	18	11.11%	31.43%	421	3501	12.03%	-0.12	-1.07
Sep-02	1	14	7.14%	25.75%	370	3434	10.77%	-0.44	-1.27
Oct-02	0	15	0.00%	0.00%	399	3309	12.06%	-1.43	-1.87
Nov-02	2	22	9.09%	28.75%	334	3426	9.75%	-0.1	-1.06
Dec-02	1	16	6.25%	24.21%	472	4260	11.08%	-0.61	-1.37
Jan-03	6	27	22.22%	41.57%	404	4251	9.50%	1.98	0.2
Feb-03	9	39	23.08%	42.13%	378	3374	11.20%	2.11	0.28



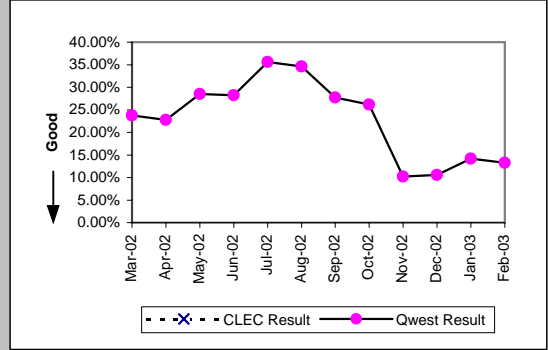
Unbundled Loop - 2 Wire Non-Loaded (Parity)									
Date	CLEC Num	CLEC Denc	CLEC Resu	CLEC Std E	Qwest Num	Qwest Denc	Qwest Resu	Mod Z Scr	Parity Scr
Mar-02	0	3	0.00%	0.00%	1	14	7.14%	-0.44	-1.27
Apr-02	0	8	0.00%	0.00%	8	31	25.81%	-1.49	-1.9
May-02	1	8	12.50%	33.07%	3	16	18.75%	-0.37	-1.22
Jun-02	0	7	0.00%	0.00%	2	16	12.50%	-0.83	-1.51
Jul-02	0	1	0.00%	0.00%	11	33	33.33%	-0.7	-1.42
Aug-02	0	1	0.00%	0.00%	9	22	40.91%	-0.81	-1.49
Sep-02	0	1	0.00%	0.00%	1	21	4.76%	-0.22	-1.13
Oct-02	0	2	0.00%	0.00%	2	10	20.00%	-0.65	-1.39
Nov-02	0	4	0.00%	0.00%	0	15	0.00%	N/A	N/A
Dec-02	0	4	0.00%	0.00%	5	19	26.32%	-1.09	-1.66
Jan-03	1	4	25.00%	43.30%	1	13	7.69%	0.7	-0.58
Feb-03	0	2	0.00%	0.00%	2	11	18.18%	-0.61	-1.37



MR-7E - Repair Repeat Report Rate (Percent) - Interval Zone Two

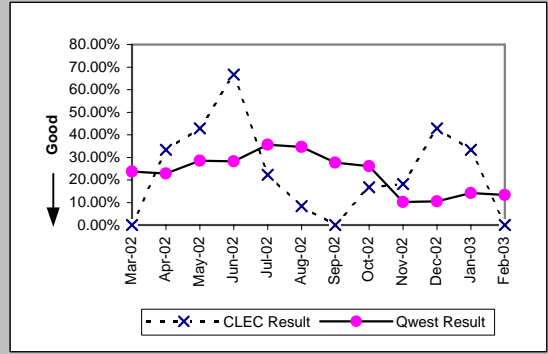
Unbundled Loop - 4 Wire Non-Loaded (Parity)

Date	CLEC Num	CLEC Denc	CLEC Resu	CLEC Std E	Qwest Num	Qwest Denc	Qwest Resu	Mod Z Scr	Parity Scr
Mar-02					62	261	23.75%		
Apr-02					51	224	22.77%		
May-02					67	235	28.51%		
Jun-02					78	276	28.26%		
Jul-02					129	362	35.64%		
Aug-02					106	306	34.64%		
Sep-02					87	314	27.71%		
Oct-02					51	195	26.15%		
Nov-02					25	244	10.25%		
Dec-02					27	256	10.55%		
Jan-03					36	254	14.17%		
Feb-03					28	211	13.27%		



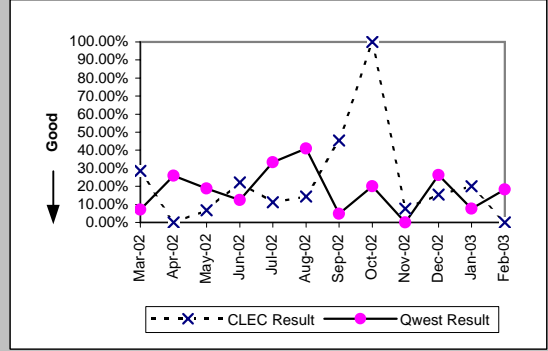
Unbundled Loop - DS1 Capable (Parity)

Date	CLEC Num	CLEC Denc	CLEC Resu	CLEC Std E	Qwest Num	Qwest Denc	Qwest Resu	Mod Z Scr	Parity Scr
Mar-02	0	2	0.00%	0.00%	62	261	23.75%	-0.79	-1.48
Apr-02	2	6	33.33%	47.14%	51	224	22.77%	0.59	-0.64
May-02	3	7	42.86%	49.49%	67	235	28.51%	0.79	-0.52
Jun-02	2	3	66.67%	47.14%	78	276	28.26%	1.25	-0.24
Jul-02	2	9	22.22%	41.57%	129	362	35.64%	-0.83	-1.5
Aug-02	1	12	8.33%	27.64%	106	306	34.64%	-1.88	-2.14
Sep-02	0	5	0.00%	0.00%	87	314	27.71%	-1.37	-1.83
Oct-02	1	6	16.67%	37.27%	51	195	26.15%	-0.52	-1.32
Nov-02	2	11	18.18%	38.57%	25	244	10.25%	0.8	-0.51
Dec-02	3	7	42.86%	49.49%	27	256	10.55%	2.13	0.3
Jan-03	2	6	33.33%	47.14%	36	254	14.17%	1.16	-0.3
Feb-03	0	4	0.00%	0.00%	28	211	13.27%	-0.78	-1.47



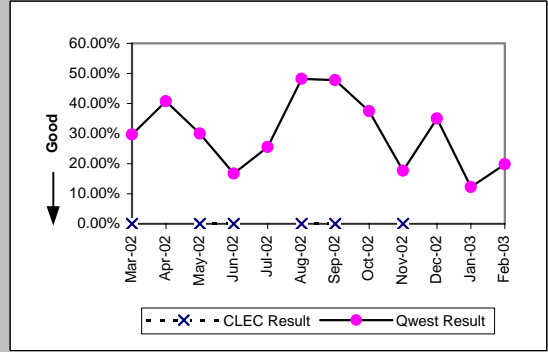
Unbundled Loop ISDN Capable (Parity)

Date	CLEC Num	CLEC Denc	CLEC Resu	CLEC Std E	Qwest Num	Qwest Denc	Qwest Resu	Mod Z Scr	Parity Scr
Mar-02	2	7	28.57%	45.18%	1	14	7.14%	1.11	-0.33
Apr-02	0	7	0.00%	0.00%	8	31	25.81%	-1.41	-1.86
May-02	1	15	6.67%	24.94%	3	16	18.75%	-0.86	-1.52
Jun-02	2	9	22.22%	41.57%	2	16	12.50%	0.54	-0.67
Jul-02	1	9	11.11%	31.43%	11	33	33.33%	-1.25	-1.76
Aug-02	2	14	14.29%	34.99%	9	22	40.91%	-1.58	-1.96
Sep-02	5	11	45.45%	49.79%	1	21	4.76%	2.59	0.58
Oct-02	2	2	100.00%	0.00%	2	10	20.00%	1.84	0.12
Nov-02	1	13	7.69%	26.65%	0	15	0.00%	N/A	-0.58
Dec-02	2	13	15.38%	36.08%	5	19	26.32%	-0.69	-1.42
Jan-03	2	10	20.00%	40.00%	1	13	7.69%	0.75	-0.54
Feb-03	0	7	0.00%	0.00%	2	11	18.18%	-0.97	-1.59



Unbundled Loop - ADSL Qualified (Parity)

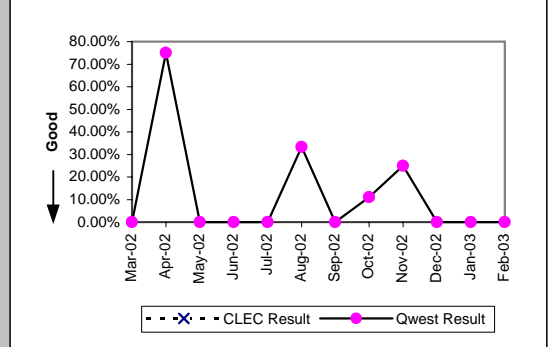
Date	CLEC Num	CLEC Denc	CLEC Resu	CLEC Std E	Qwest Num	Qwest Denc	Qwest Resu	Mod Z Scr	Parity Scr
Mar-02	0	1	0.00%	0.00%	11	37	29.73%	-0.64	-1.39
Apr-02					11	27	40.74%		
May-02	0	2	0.00%	0.00%	12	40	30.00%	-0.9	-1.55
Jun-02	0	1	0.00%	0.00%	4	24	16.67%	-0.44	-1.27
Jul-02					12	47	25.53%		
Aug-02	0	2	0.00%	0.00%	27	56	48.21%	-1.34	-1.82
Sep-02	0	1	0.00%	0.00%	21	44	47.73%	-0.94	-1.57
Oct-02					9	24	37.50%		
Nov-02	0	1	0.00%	0.00%	6	34	17.65%	-0.46	-1.28
Dec-02					14	40	35.00%		
Jan-03					6	49	12.24%		
Feb-03					329	1663	19.78%		



MR-7E - Repair Repeat Report Rate (Percent) - Interval Zone Two

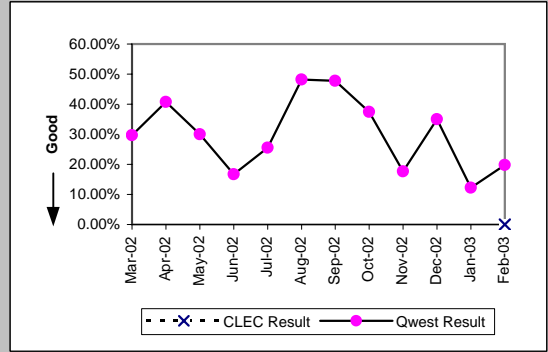
Unbundled Loop - DS3 Capable (Parity)

Date	CLEC Num	CLEC Denc	CLEC Resu	CLEC Std	Qwest Num	Qwest Denc	Qwest Resu	Mod Z Scr	Parity Scr
Mar-02					0	3	0.00%		
Apr-02					3	4	75.00%		
May-02					0	2	0.00%		
Jun-02					0	3	0.00%		
Jul-02					0	2	0.00%		
Aug-02					1	3	33.33%		
Sep-02					0	4	0.00%		
Oct-02					1	9	11.11%		
Nov-02					1	4	25.00%		
Dec-02					0	1	0.00%		
Jan-03					0	9	0.00%		
Feb-03					0	4	0.00%		



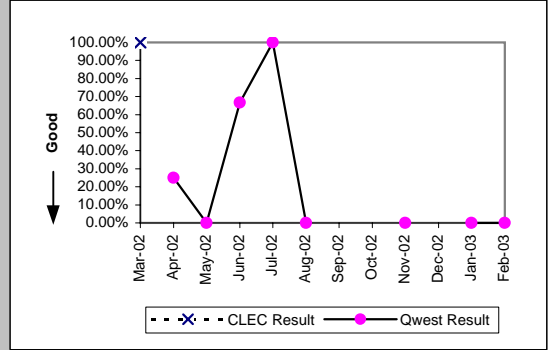
Qwest DSL (Parity)

Date	CLEC Num	CLEC Denc	CLEC Resu	CLEC Std	Qwest Num	Qwest Denc	Qwest Resu	Mod Z Scr	Parity Scr
Mar-02					11	37	29.73%		
Apr-02					11	27	40.74%		
May-02					12	40	30.00%		
Jun-02					4	24	16.67%		
Jul-02					12	47	25.53%		
Aug-02					27	56	48.21%		
Sep-02					21	44	47.73%		
Oct-02					9	24	37.50%		
Nov-02					6	34	17.65%		
Dec-02					14	40	35.00%		
Jan-03					6	49	12.24%		
Feb-03	0	1	0.00%	0.00%	329	1663	19.78%	-0.5	-1.3



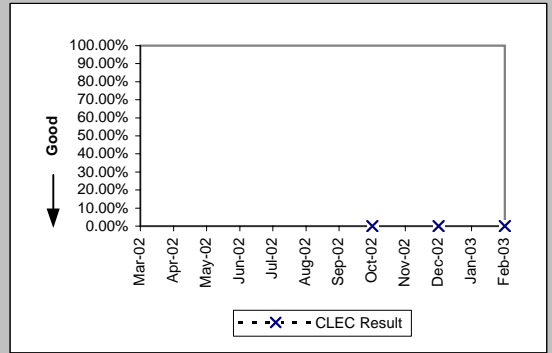
E911 (Parity)

Date	CLEC Num	CLEC Denc	CLEC Resu	CLEC Std	Qwest Num	Qwest Denc	Qwest Resu	Mod Z Scr	Parity Scr
Mar-02	2	2	100.00%	0.00%					
Apr-02					1	4	25.00%		
May-02					0	1	0.00%		
Jun-02					2	3	66.67%		
Jul-02					2	2	100.00%		
Aug-02					0	1	0.00%		
Sep-02									
Oct-02									
Nov-02					0	1	0.00%		
Dec-02									
Jan-03					0	3	0.00%		
Feb-03					0	1	0.00%		



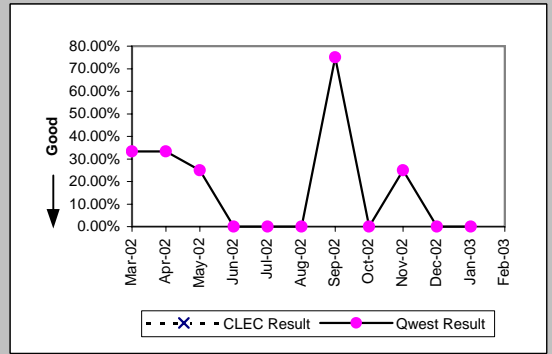
MR-7E - Repair Repeat Report Rate (Percent) - Interval Zone Two

Enhanced Extended Loops (EELs) (Diagnostic)				
Date	Numerator	Denominator	CLEC Result	Standard Dev
Mar-02				
Apr-02				
May-02				
Jun-02				
Jul-02				
Aug-02				
Sep-02				
Oct-02	0	1	0.00%	0.00%
Nov-02				
Dec-02	0	1	0.00%	0.00%
Jan-03				
Feb-03	0	1	0.00%	0.00%

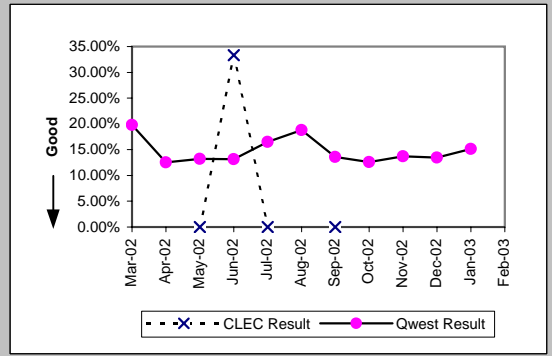


MR-7E* - Repair Repeat Report Rate (Percent) - Interval Zone Two

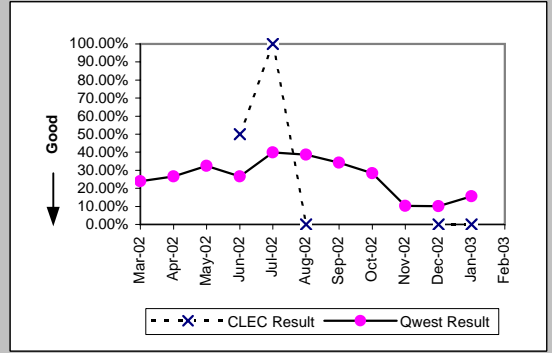
ISDN Primary (Parity)									
Date	CLEC Num	CLEC Denc	CLEC Resu	CLEC Std I	Qwest Num	Qwest Denc	Qwest Resu	Mod Z Scr	Parity Scr
Mar-02					1	3	33.33%		
Apr-02					1	3	33.33%		
May-02					1	4	25.00%		
Jun-02					0	3	0.00%		
Jul-02					0	2	0.00%		
Aug-02					0	3	0.00%		
Sep-02					3	4	75.00%		
Oct-02					0	4	0.00%		
Nov-02					1	4	25.00%		
Dec-02					0	5	0.00%		
Jan-03					0	3	0.00%		
Feb-03									



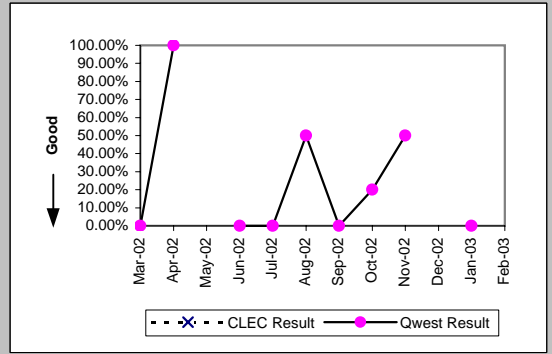
DS0 (Parity)									
Date	CLEC Num	CLEC Denc	CLEC Resu	CLEC Std I	Qwest Num	Qwest Denc	Qwest Resu	Mod Z Scr	Parity Scr
Mar-02					34	172	19.77%		
Apr-02					26	207	12.56%		
May-02	0	2	0.00%	0.00%	19	144	13.19%	-0.55	-1.33
Jun-02	1	3	33.33%	47.14%	25	190	13.16%	0.84	-0.49
Jul-02	0	2	0.00%	0.00%	31	188	16.49%	-0.63	-1.38
Aug-02					35	186	18.82%		
Sep-02	0	1	0.00%	0.00%	27	199	13.57%	-0.4	-1.24
Oct-02					15	119	12.61%		
Nov-02					21	153	13.73%		
Dec-02					25	186	13.44%		
Jan-03					23	152	15.13%		
Feb-03									



DS1 (Parity)									
Date	CLEC Num	CLEC Denc	CLEC Resu	CLEC Std I	Qwest Num	Qwest Denc	Qwest Resu	Mod Z Scr	Parity Scr
Mar-02					37	155	23.87%		
Apr-02					35	132	26.52%		
May-02					45	139	32.37%		
Jun-02	2	4	50.00%	50.00%	39	147	26.53%	0.93	-0.43
Jul-02	2	2	100.00%	0.00%	86	216	39.81%	1.44	-0.13
Aug-02	0	1	0.00%	0.00%	71	184	38.59%	-0.79	-1.48
Sep-02					68	199	34.17%		
Oct-02					34	120	28.33%		
Nov-02					17	164	10.37%		
Dec-02	0	1	0.00%	0.00%	18	178	10.11%	-0.33	-1.2
Jan-03	0	3	0.00%	0.00%	27	174	15.52%	-0.74	-1.45
Feb-03									



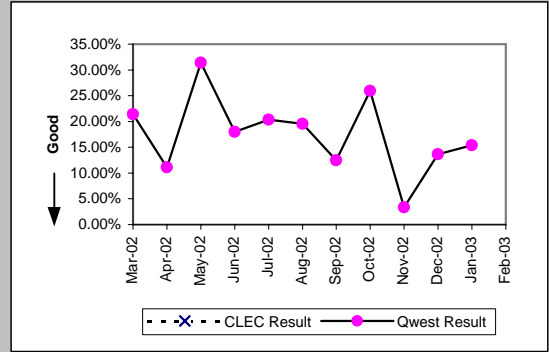
DS3 (Parity)									
Date	CLEC Num	CLEC Denc	CLEC Resu	CLEC Std I	Qwest Num	Qwest Denc	Qwest Resu	Mod Z Scr	Parity Scr
Mar-02					0	1	0.00%		
Apr-02					2	2	100.00%		
May-02									
Jun-02					0	3	0.00%		
Jul-02					0	1	0.00%		
Aug-02					1	2	50.00%		
Sep-02					0	3	0.00%		
Oct-02					1	5	20.00%		
Nov-02					1	2	50.00%		
Dec-02									
Jan-03					0	5	0.00%		
Feb-03									



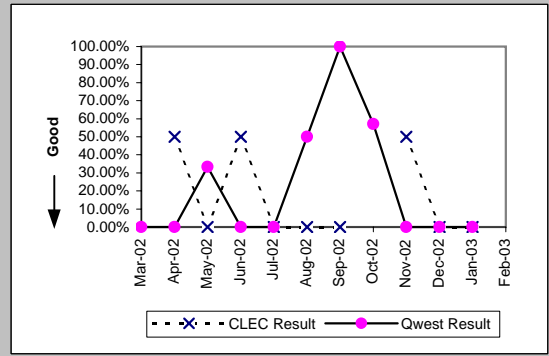
*Results exclude No Trouble Found and Test OK reports unless QWEST trouble is found on another report within 30 days of the original report. A 30-day window necessitates reporting a month behind

MR-7E* - Repair Repeat Report Rate (Percent) - Interval Zone Two

Frame Relay (Parity)									
Date	CLEC Num	CLEC Denc	CLEC Resu	CLEC Std	Qwest Num	Qwest Denc	Qwest Resu	Mod Z Scr	Parity Scr
Mar-02					6	28	21.43%		
Apr-02					5	45	11.11%		
May-02					11	35	31.43%		
Jun-02					9	50	18.00%		
Jul-02					12	59	20.34%		
Aug-02					9	46	19.57%		
Sep-02					5	40	12.50%		
Oct-02					7	27	25.93%		
Nov-02					1	30	3.33%		
Dec-02					6	44	13.64%		
Jan-03					6	39	15.38%		
Feb-03									



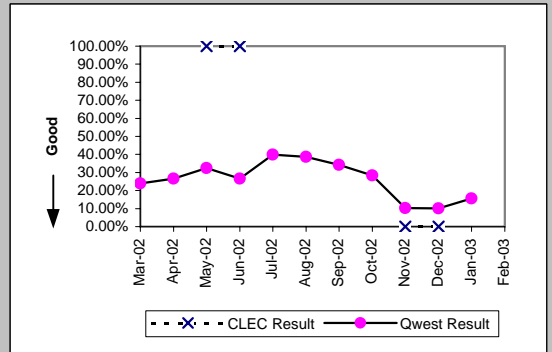
LIS Trunk (Parity)									
Date	CLEC Num	CLEC Denc	CLEC Resu	CLEC Std	Qwest Num	Qwest Denc	Qwest Resu	Mod Z Scr	Parity Scr
Mar-02					0	3	0.00%		
Apr-02	2	4	50.00%	50.00%	0	2	0.00%	N/A	-0.46
May-02	0	3	0.00%	0.00%	1	3	33.33%	-0.87	-1.53
Jun-02	1	2	50.00%	50.00%	0	2	0.00%	N/A	-0.63
Jul-02	0	1	0.00%	0.00%	0	3	0.00%	N/A	N/A
Aug-02	0	2	0.00%	0.00%	2	4	50.00%	-1.15	-1.7
Sep-02	0	1	0.00%	0.00%	1	1	100.00%	N/A	N/A
Oct-02					4	7	57.14%		
Nov-02	1	2	50.00%	50.00%	0	1	0.00%	N/A	-0.8
Dec-02	0	4	0.00%	0.00%	0	1	0.00%	N/A	N/A
Jan-03	0	3	0.00%	0.00%	0	1	0.00%	N/A	N/A
Feb-03									



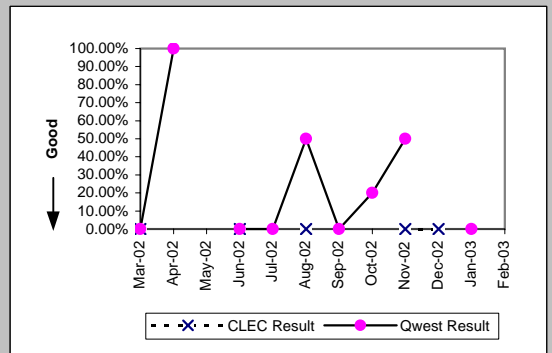
*Results exclude No Trouble Found and Test OK reports unless QWEST trouble is found on another report within 30 days of the original report. A 30-day window necessitates reporting a month behind

MR-7E* - Repair Repeat Report Rate (Percent) - Interval Zone Two

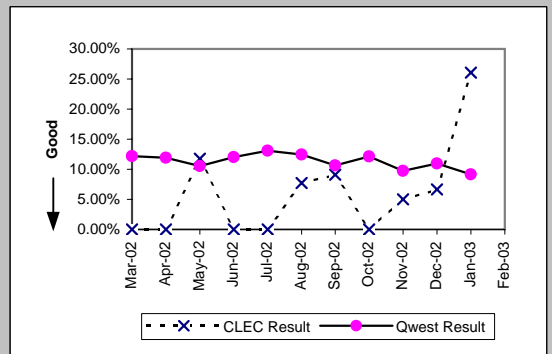
UDIT DS1 (Parity)									
Date	CLEC Num	CLEC Denc	CLEC Resu	CLEC Std E	Qwest Num	Qwest Denc	Qwest Resu	Mod Z Scr	Parity Scr
Mar-02					37	155	23.87%		
Apr-02					35	132	26.52%		
May-02	1	1	100.00%	0.00%	45	139	32.37%	0.99	-0.4
Jun-02	2	2	100.00%	0.00%	39	147	26.53%	1.84	0.12
Jul-02					86	216	39.81%		
Aug-02					71	184	38.59%		
Sep-02					68	199	34.17%		
Oct-02					34	120	28.33%		
Nov-02	0	2	0.00%	0.00%	17	164	10.37%	-0.48	-1.29
Dec-02	0	1	0.00%	0.00%	18	178	10.11%	-0.33	-1.2
Jan-03					27	174	15.52%		
Feb-03									



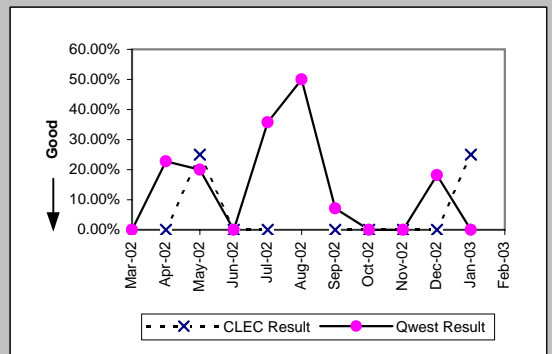
UDIT Above DS1 Level (Parity)									
Date	CLEC Num	CLEC Denc	CLEC Resu	CLEC Std E	Qwest Num	Qwest Denc	Qwest Resu	Mod Z Scr	Parity Scr
Mar-02	0	1	0.00%	0.00%	0	1	0.00%	N/A	N/A
Apr-02					2	2	100.00%		
May-02									
Jun-02	0	1	0.00%	0.00%	0	3	0.00%	N/A	N/A
Jul-02					0	1	0.00%		
Aug-02	0	1	0.00%	0.00%	1	2	50.00%	-0.82	-1.5
Sep-02	0				0	3	0.00%		
Oct-02					1	5	20.00%		
Nov-02	0	1	0.00%	0.00%	1	2	50.00%	-0.82	-1.5
Dec-02	0	1	0.00%	0.00%					
Jan-03					0	5	0.00%		
Feb-03									



Unbundled Loop Analog (Parity)									
Date	CLEC Num	CLEC Denc	CLEC Resu	CLEC Std E	Qwest Num	Qwest Denc	Qwest Resu	Mod Z Scr	Parity Scr
Mar-02	0	7	0.00%	0.00%	404	3321	12.17%	-0.98	-1.6
Apr-02	0	7	0.00%	0.00%	389	3262	11.93%	-0.97	-1.59
May-02	2	17	11.76%	32.22%	321	3048	10.53%	0.23	-0.86
Jun-02	0	27	0.00%	0.00%	368	3063	12.01%	-1.91	-2.16
Jul-02	0	12	0.00%	0.00%	487	3726	13.07%	-1.34	-1.82
Aug-02	1	13	7.69%	26.65%	361	2901	12.44%	-0.52	-1.31
Sep-02	1	11	9.09%	28.75%	313	2941	10.64%	-0.17	-1.1
Oct-02	0	14	0.00%	0.00%	336	2767	12.14%	-1.39	-1.84
Nov-02	1	20	5.00%	21.79%	287	2954	9.72%	-0.71	-1.43
Dec-02	1	15	6.67%	24.94%	416	3789	10.98%	-0.53	-1.32
Jan-03	6	23	26.09%	43.91%	346	3773	9.17%	2.36	0.44
Feb-03									



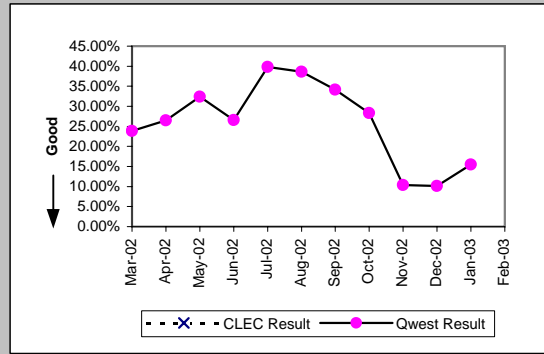
Unbundled Loop - 2 Wire Non-Loaded (Parity)									
Date	CLEC Num	CLEC Denc	CLEC Resu	CLEC Std E	Qwest Num	Qwest Denc	Qwest Resu	Mod Z Scr	Parity Scr
Mar-02					0	10	0.00%		
Apr-02	0	5	0.00%	0.00%	5	22	22.73%	-1.09	-1.67
May-02	1	4	25.00%	43.30%	2	10	20.00%	0.1	-0.94
Jun-02	0	6	0.00%	0.00%	0	9	0.00%	N/A	N/A
Jul-02	0	1	0.00%	0.00%	5	14	35.71%	-0.72	-1.44
Aug-02					6	12	50.00%		
Sep-02	0	1	0.00%	0.00%	1	14	7.14%	-0.27	-1.16
Oct-02	0	1	0.00%	0.00%	0	4	0.00%	N/A	N/A
Nov-02	0	3	0.00%	0.00%	0	6	0.00%	N/A	N/A
Dec-02	0	4	0.00%	0.00%	2	11	18.18%	-0.81	-1.49
Jan-03	1	4	25.00%	43.30%	0	6	0.00%	N/A	-0.49
Feb-03									



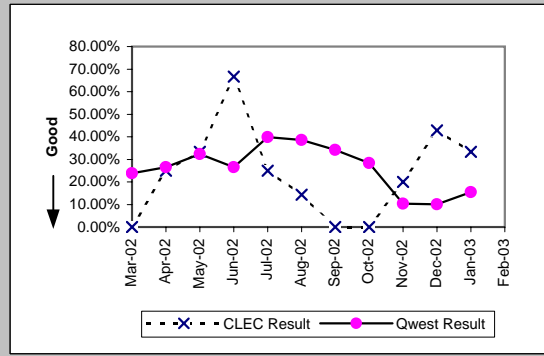
*Results exclude No Trouble Found and Test OK reports unless QWEST trouble is found on another report within 30 days of the original report. A 30-day window necessitates reporting a month behind

MR-7E* - Repair Repeat Report Rate (Percent) - Interval Zone Two

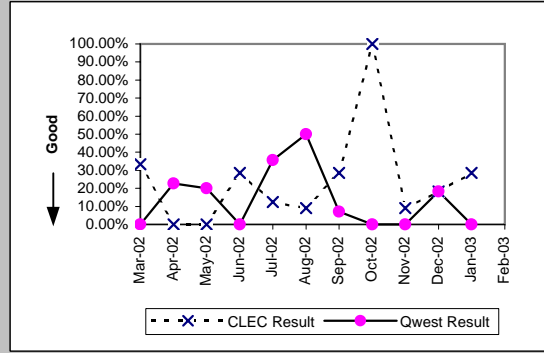
Unbundled Loop - 4 Wire Non-Loaded (Parity)									
Date	CLEC Num	CLEC Denc	CLEC Resu	CLEC Std E	Qwest Num	Qwest Denc	Qwest Resu	Mod Z Scr	Parity Scr
Mar-02					37	155	23.87%		
Apr-02					35	132	26.52%		
May-02					45	139	32.37%		
Jun-02					39	147	26.53%		
Jul-02					86	216	39.81%		
Aug-02					71	184	38.59%		
Sep-02					68	199	34.17%		
Oct-02					34	120	28.33%		
Nov-02					17	164	10.37%		
Dec-02					18	178	10.11%		
Jan-03					27	174	15.52%		
Feb-03									



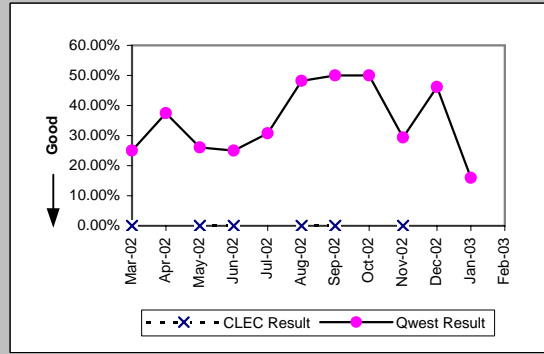
Unbundled Loop - DS1 Capable (Parity)									
Date	CLEC Num	CLEC Denc	CLEC Resu	CLEC Std E	Qwest Num	Qwest Denc	Qwest Resu	Mod Z Scr	Parity Scr
Mar-02	0	2	0.00%	0.00%	37	155	23.87%	-0.79	-1.48
Apr-02	1	4	25.00%	43.30%	35	132	26.52%	-0.07	-1.04
May-02	2	6	33.33%	47.14%	45	139	32.37%	0.06	-0.97
Jun-02	2	3	66.67%	47.14%	39	147	26.53%	1.31	-0.2
Jul-02	2	8	25.00%	43.30%	86	216	39.81%	-0.84	-1.51
Aug-02	1	7	14.29%	34.99%	71	184	38.59%	-1.3	-1.79
Sep-02	0	4	0.00%	0.00%	68	199	34.17%	-1.43	-1.87
Oct-02	0	4	0.00%	0.00%	34	120	28.33%	-1.24	-1.75
Nov-02	2	10	20.00%	40.00%	17	164	10.37%	0.89	-0.46
Dec-02	3	7	42.86%	49.49%	18	178	10.11%	2.16	0.31
Jan-03	2	6	33.33%	47.14%	27	174	15.52%	1.05	-0.36
Feb-03									



Unbundled Loop ISDN Capable (Parity)									
Date	CLEC Num	CLEC Denc	CLEC Resu	CLEC Std E	Qwest Num	Qwest Denc	Qwest Resu	Mod Z Scr	Parity Scr
Mar-02	2	6	33.33%	47.14%	0	10	0.00%	N/A	-0.03
Apr-02	0	5	0.00%	0.00%	5	22	22.73%	-1.09	-1.67
May-02	0	7	0.00%	0.00%	2	10	20.00%	-1.01	-1.62
Jun-02	2	7	28.57%	45.18%	0	9	0.00%	N/A	-0.16
Jul-02	1	8	12.50%	33.07%	5	14	35.71%	-1.09	-1.66
Aug-02	1	11	9.09%	28.75%	6	12	50.00%	-1.96	-2.19
Sep-02	2	7	28.57%	45.18%	1	14	7.14%	1.11	-0.33
Oct-02	1	1	100.00%	0.00%	0	4	0.00%	N/A	-0.15
Nov-02	1	11	9.09%	28.75%	0	6	0.00%	N/A	-0.76
Dec-02	2	11	18.18%	38.57%	2	11	18.18%	0	-1
Jan-03	2	7	28.57%	45.18%	0	6	0.00%	N/A	-0.27
Feb-03									



Unbundled Loop - ADSL Qualified (Parity)									
Date	CLEC Num	CLEC Denc	CLEC Resu	CLEC Std E	Qwest Num	Qwest Denc	Qwest Resu	Mod Z Scr	Parity Scr
Mar-02	0	1	0.00%	0.00%	6	24	25.00%	-0.57	-1.34
Apr-02					6	16	37.50%		
May-02	0	2	0.00%	0.00%	6	23	26.09%	-0.81	-1.49
Jun-02	0	1	0.00%	0.00%	3	12	25.00%	-0.55	-1.34
Jul-02					8	26	30.77%		
Aug-02	0	2	0.00%	0.00%	13	27	48.15%	-1.31	-1.8
Sep-02	0	1	0.00%	0.00%	12	24	50.00%	-0.98	-1.6
Oct-02					5	10	50.00%		
Nov-02	0	1	0.00%	0.00%	5	17	29.41%	-0.63	-1.38
Dec-02					12	26	46.15%		
Jan-03					4	25	16.00%		
Feb-03									

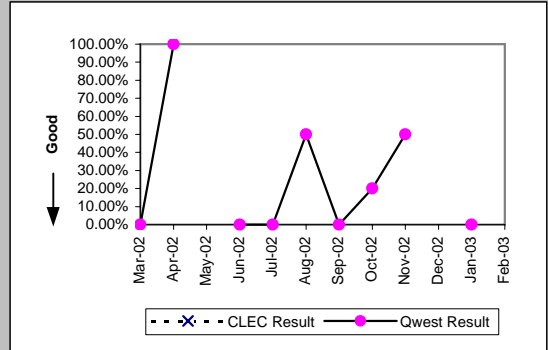


*Results exclude No Trouble Found and Test OK reports unless QWEST trouble is found on another report within 30 days of the original report. A 30-day window necessitates reporting a month behind

MR-7E* - Repair Repeat Report Rate (Percent) - Interval Zone Two

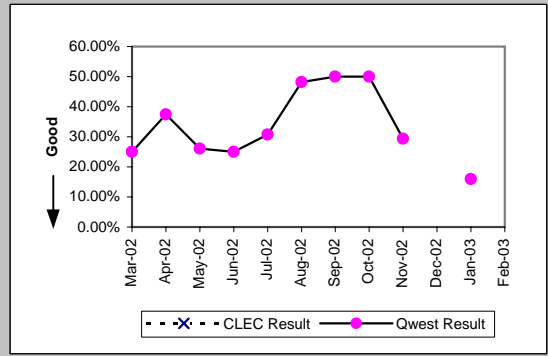
Unbundled Loop - DS3 Capable (Parity)

Date	CLEC Num	CLEC Denc	CLEC Resu	CLEC Std	Qwest Num	Qwest Denc	Qwest Resu	Mod Z Scr	Parity Scr
Mar-02					0	1	0.00%		
Apr-02					2	2	100.00%		
May-02									
Jun-02					0	3	0.00%		
Jul-02					0	1	0.00%		
Aug-02					1	2	50.00%		
Sep-02					0	3	0.00%		
Oct-02					1	5	20.00%		
Nov-02					1	2	50.00%		
Dec-02									
Jan-03					0	5	0.00%		
Feb-03									



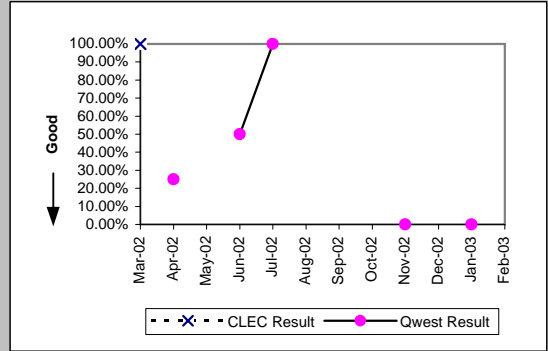
Qwest DSL (Parity)

Date	CLEC Num	CLEC Denc	CLEC Resu	CLEC Std	Qwest Num	Qwest Denc	Qwest Resu	Mod Z Scr	Parity Scr
Mar-02					6	24	25.00%		
Apr-02					6	16	37.50%		
May-02					6	23	26.09%		
Jun-02					3	12	25.00%		
Jul-02					8	26	30.77%		
Aug-02					13	27	48.15%		
Sep-02					12	24	50.00%		
Oct-02					5	10	50.00%		
Nov-02					5	17	29.41%		
Dec-02									
Jan-03					4	25	16.00%		
Feb-03									



E911 (Parity)

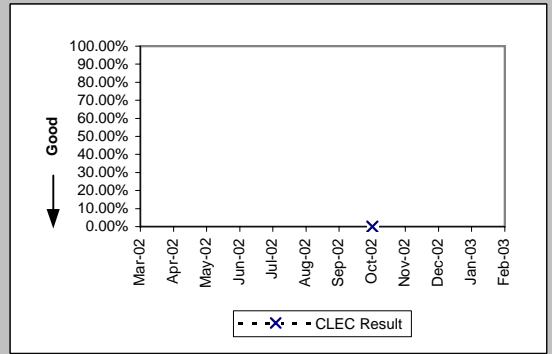
Date	CLEC Num	CLEC Denc	CLEC Resu	CLEC Std	Qwest Num	Qwest Denc	Qwest Resu	Mod Z Scr	Parity Scr
Mar-02	2	2	100.00%	0.00%					
Apr-02					1	4	25.00%		
May-02									
Jun-02					1	2	50.00%		
Jul-02					1	1	100.00%		
Aug-02									
Sep-02									
Oct-02									
Nov-02					0	1	0.00%		
Dec-02									
Jan-03					0	3	0.00%		
Feb-03									



*Results exclude No Trouble Found and Test OK reports unless QWEST trouble is found on another report within 30 days of the original report. A 30-day window necessitates reporting a month behind

MR-7E* - Repair Repeat Report Rate (Percent) - Interval Zone Two

Enhanced Extended Loops (EELs) (Diagnostic)				
Date	Numerator	Denominator	CLEC Result	Standard Dev
Mar-02				
Apr-02				
May-02				
Jun-02				
Jul-02				
Aug-02				
Sep-02				
Oct-02	0	1	0.00%	0.00%
Nov-02				
Dec-02				
Jan-03				
Feb-03				

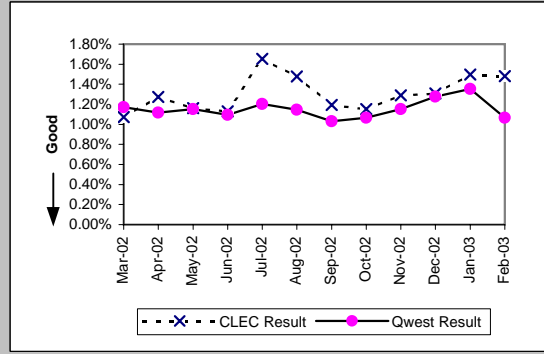


*Results exclude No Trouble Found and Test OK reports unless QWEST trouble is found on another report within 30 days of the original report. A 30-day window necessitates reporting a month behind

MR-8 - Trouble Rate (Percent)

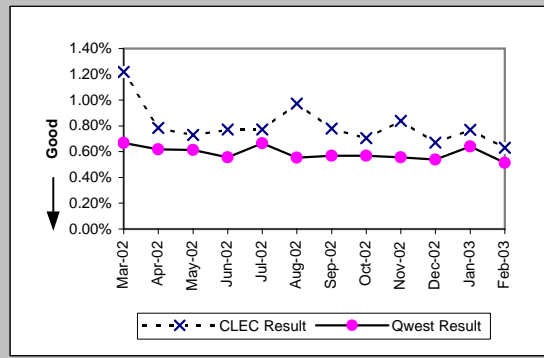
Residence (Parity)

Date	CLEC Num	CLEC Denc	CLEC Resu	CLEC Std E	Qwest Num	Qwest Denc	Qwest Resu	Mod Z Scr	Parity Scr
Mar-02	94	8762	1.07%	10.30%	20333	1736733	1.17%	-0.85	-1.52
Apr-02	112	8788	1.27%	11.22%	19359	1730689	1.12%	1.39	-0.16
May-02	102	8785	1.16%	10.71%	19845	1723705	1.15%	0.09	-0.95
Jun-02	108	9559	1.13%	10.57%	18777	1713963	1.10%	0.32	-0.8
Jul-02	165	9973	1.65%	12.76%	20520	1704151	1.20%	4.11	1.5
Aug-02	159	10756	1.48%	12.07%	19433	1696037	1.15%	3.23	0.96
Sep-02	133	11138	1.19%	10.86%	17428	1688751	1.03%	1.69	0.03
Oct-02	131	11371	1.15%	10.67%	17961	1683700	1.07%	0.88	-0.46
Nov-02	148	11476	1.29%	11.28%	19359	1678648	1.15%	1.36	-0.17
Dec-02	157	11985	1.31%	11.37%	21337	1673228	1.28%	0.34	-0.79
Jan-03	192	12837	1.50%	12.14%	22598	1669882	1.35%	1.39	-0.15
Feb-03	214	14439	1.48%	12.08%	17754	1665148	1.07%	4.84	1.95



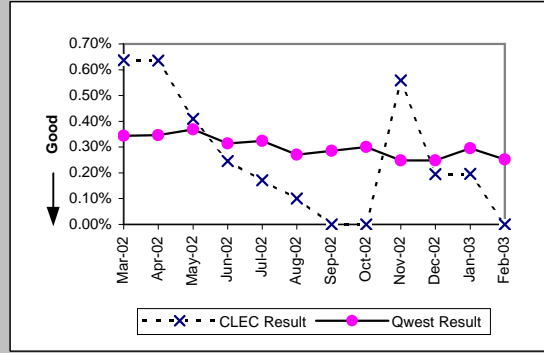
Business (Parity)

Date	CLEC Num	CLEC Denc	CLEC Resu	CLEC Std E	Qwest Num	Qwest Denc	Qwest Resu	Mod Z Scr	Parity Scr
Mar-02	102	8371	1.22%	10.97%	3004	450684	0.67%	6.15	2.74
Apr-02	79	10061	0.79%	8.83%	2766	447237	0.62%	2.11	0.28
May-02	80	10959	0.73%	8.51%	2734	445119	0.61%	1.53	-0.07
Jun-02	92	11935	0.77%	8.75%	2471	443504	0.56%	3.09	0.88
Jul-02	98	12678	0.77%	8.76%	2946	442422	0.67%	1.46	-0.11
Aug-02	130	13370	0.97%	9.81%	2449	441569	0.55%	6.41	2.9
Sep-02	107	13712	0.78%	8.80%	2508	440574	0.57%	3.24	0.97
Oct-02	106	15017	0.71%	8.37%	2498	438857	0.57%	2.19	0.33
Nov-02	136	16187	0.84%	9.13%	2438	437556	0.56%	4.75	1.89
Dec-02	113	16841	0.67%	8.16%	2352	436083	0.54%	2.29	0.39
Jan-03	135	17554	0.77%	8.74%	2780	433743	0.64%	2.09	0.27
Feb-03	113	17955	0.63%	7.91%	2225	432005	0.52%	2.1	0.27



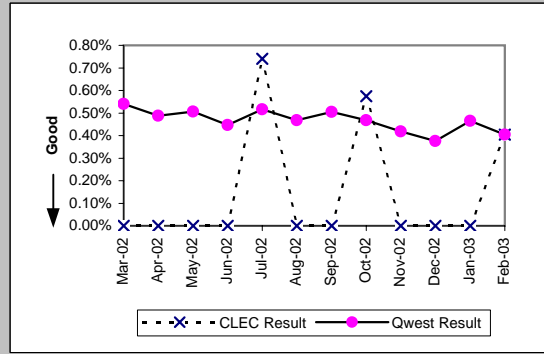
Centrex (Parity)

Date	CLEC Num	CLEC Denc	CLEC Resu	CLEC Std E	Qwest Num	Qwest Denc	Qwest Resu	Mod Z Scr	Parity Scr
Mar-02	36	5656	0.64%	7.95%	332	96416	0.34%	3.65	1.22
Apr-02	20	3145	0.64%	7.95%	340	98065	0.35%	2.72	0.65
May-02	14	3419	0.41%	6.39%	362	98348	0.37%	0.39	-0.76
Jun-02	7	2843	0.25%	4.96%	313	99622	0.31%	-0.64	-1.39
Jul-02	2	1171	0.17%	4.13%	312	96329	0.32%	-0.92	-1.56
Aug-02	1	998	0.10%	3.16%	256	94586	0.27%	-1.03	-1.63
Sep-02	0	882	0.00%	0.00%	267	93629	0.29%	-1.58	-1.96
Oct-02	0	1095	0.00%	0.00%	268	89311	0.30%	-1.8	-2.1
Nov-02	6	1074	0.56%	7.45%	218	87993	0.25%	2.04	0.24
Dec-02	2	1027	0.19%	4.41%	215	86625	0.25%	-0.34	-1.21
Jan-03	2	1018	0.20%	4.43%	254	86081	0.30%	-0.58	-1.35
Feb-03	0	1043	0.00%	0.00%	219	86819	0.25%	-1.61	-1.98



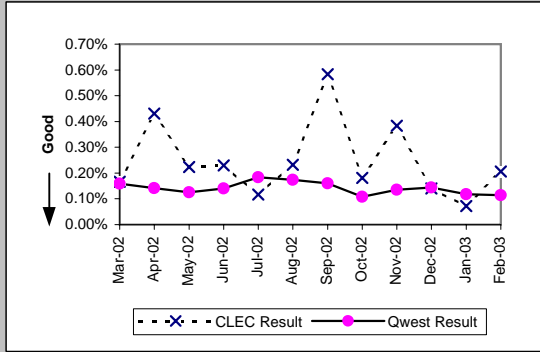
Centrex 21 (Parity)

Date	CLEC Num	CLEC Denc	CLEC Resu	CLEC Std E	Qwest Num	Qwest Denc	Qwest Resu	Mod Z Scr	Parity Scr
Mar-02	0	140	0.00%	0.00%	381	70406	0.54%	-0.87	-1.53
Apr-02	0	141	0.00%	0.00%	341	69955	0.49%	-0.83	-1.5
May-02	0	153	0.00%	0.00%	354	69861	0.51%	-0.88	-1.54
Jun-02	0	141	0.00%	0.00%	312	69778	0.45%	-0.79	-1.48
Jul-02	1	135	0.74%	8.57%	360	69747	0.52%	0.44	-0.74
Aug-02	0	134	0.00%	0.00%	325	69355	0.47%	-0.79	-1.48
Sep-02	0	137	0.00%	0.00%	349	69153	0.50%	-0.83	-1.51
Oct-02	1	174	0.57%	7.56%	323	69054	0.47%	0.3	-0.82
Nov-02	0	167	0.00%	0.00%	288	68746	0.42%	-0.84	-1.51
Dec-02	0	191	0.00%	0.00%	257	68291	0.38%	-0.85	-1.52
Jan-03	0	221	0.00%	0.00%	315	67630	0.47%	-1.02	-1.62
Feb-03	1	247	0.40%	6.35%	270	66702	0.40%	0.11	-0.93

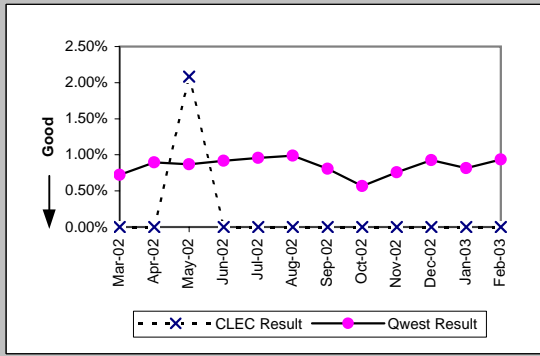


MR-8 - Trouble Rate (Percent)

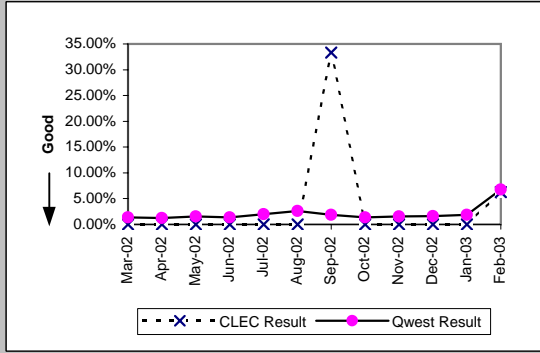
PBX (Parity)									
Date	CLEC Num	CLEC Denc	CLEC Resu	CLEC Std	Qwest Num	Qwest Denc	Qwest Resu	Mod Z Scr	Parity Scr
Mar-02	3	1798	0.17%	4.08%	151	95160	0.16%	0.09	-0.95
Apr-02	8	1856	0.43%	6.55%	133	94416	0.14%	3.3	1.01
May-02	4	1795	0.22%	4.72%	118	94345	0.13%	1.16	-0.29
Jun-02	4	1742	0.23%	4.79%	133	94723	0.14%	0.99	-0.4
Jul-02	2	1715	0.12%	3.41%	174	94520	0.18%	-0.65	-1.39
Aug-02	4	1723	0.23%	4.81%	163	93977	0.17%	0.58	-0.65
Sep-02	10	1714	0.58%	7.62%	148	92667	0.16%	4.35	1.65
Oct-02	3	1657	0.18%	4.25%	99	91614	0.11%	0.9	-0.46
Nov-02	6	1564	0.38%	6.18%	123	91191	0.13%	2.66	0.62
Dec-02	2	1430	0.14%	3.74%	130	90286	0.14%	-0.04	-1.02
Jan-03	1	1385	0.07%	2.69%	109	92128	0.12%	-0.5	-1.3
Feb-03	3	1455	0.21%	4.54%	105	91457	0.11%	1.02	-0.38



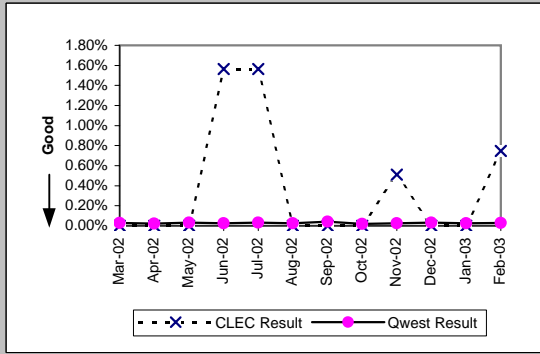
Basic Rate ISDN (Parity)									
Date	CLEC Num	CLEC Denc	CLEC Resu	CLEC Std	Qwest Num	Qwest Denc	Qwest Resu	Mod Z Scr	Parity Scr
Mar-02	0	48	0.00%	0.00%	172	23853	0.72%	-0.59	-1.36
Apr-02	0	48	0.00%	0.00%	210	23494	0.89%	-0.66	-1.4
May-02	1	48	2.08%	14.28%	203	23315	0.87%	0.82	-0.5
Jun-02	0	48	0.00%	0.00%	211	22962	0.92%	-0.67	-1.41
Jul-02	0	48	0.00%	0.00%	219	22861	0.96%	-0.68	-1.41
Aug-02	0	47	0.00%	0.00%	224	22617	0.99%	-0.68	-1.42
Sep-02	0	47	0.00%	0.00%	180	22307	0.81%	-0.62	-1.38
Oct-02	0	37	0.00%	0.00%	124	21909	0.57%	-0.46	-1.28
Nov-02	0	39	0.00%	0.00%	166	21893	0.76%	-0.55	-1.33
Dec-02	0	35	0.00%	0.00%	202	21811	0.93%	-0.57	-1.35
Jan-03	0	35	0.00%	0.00%	177	21646	0.82%	-0.54	-1.33
Feb-03	0	35	0.00%	0.00%	200	21402	0.93%	-0.57	-1.35



Qwest DSL (Parity)									
Date	CLEC Num	CLEC Denc	CLEC Resu	CLEC Std	Qwest Num	Qwest Denc	Qwest Resu	Mod Z Scr	Parity Scr
Mar-02	0	9	0.00%	0.00%	501	36150	1.39%	-0.36	-1.22
Apr-02	0	8	0.00%	0.00%	427	34869	1.22%	-0.31	-1.19
May-02	0	8	0.00%	0.00%	523	33729	1.55%	-0.35	-1.22
Jun-02	0	8	0.00%	0.00%	448	32685	1.37%	-0.33	-1.2
Jul-02	0	7	0.00%	0.00%	635	31544	2.01%	-0.38	-1.23
Aug-02	0	6	0.00%	0.00%	803	30538	2.63%	-0.4	-1.24
Sep-02	2	6	33.33%	47.14%	547	29520	1.85%	2.82	0.71
Oct-02	0	6	0.00%	0.00%	387	28572	1.35%	-0.29	-1.17
Nov-02	0	6	0.00%	0.00%	428	27640	1.55%	-0.31	-1.19
Dec-02	0	6	0.00%	0.00%	428	26839	1.59%	-0.31	-1.19
Jan-03	0	6	0.00%	0.00%	480	26036	1.84%	-0.34	-1.2
Feb-03	1	16	6.25%	24.21%	2023	29999	6.74%	-0.08	-1.05

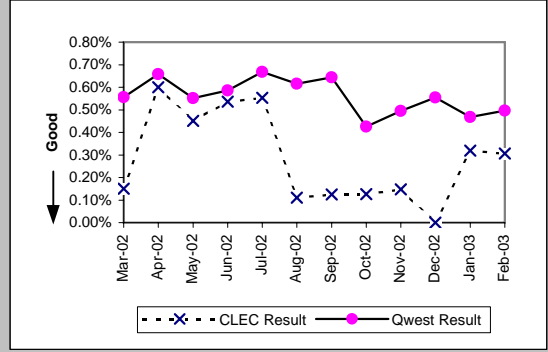


ISDN Primary (Parity)									
Date	CLEC Num	CLEC Denc	CLEC Resu	CLEC Std	Qwest Num	Qwest Denc	Qwest Resu	Mod Z Scr	Parity Scr
Mar-02	0	64	0.00%	0.00%	26	93753	0.03%	-0.13	-1.08
Apr-02	0	64	0.00%	0.00%	21	95442	0.02%	-0.12	-1.07
May-02	0	64	0.00%	0.00%	30	94729	0.03%	-0.14	-1.09
Jun-02	1	64	1.56%	12.40%	27	101829	0.03%	2.39	0.45
Jul-02	1	64	1.56%	12.40%	32	103380	0.03%	2.33	0.42
Aug-02	0	88	0.00%	0.00%	26	103050	0.03%	-0.15	-1.09
Sep-02	0	112	0.00%	0.00%	43	100670	0.04%	-0.22	-1.13
Oct-02	0	158	0.00%	0.00%	20	99874	0.02%	-0.18	-1.11
Nov-02	1	196	0.51%	7.12%	27	102484	0.03%	1.95	0.18
Dec-02	0	196	0.00%	0.00%	34	103895	0.03%	-0.25	-1.15
Jan-03	0	220	0.00%	0.00%	26	103443	0.03%	-0.23	-1.14
Feb-03	2	268	0.75%	8.61%	30	104186	0.03%	3	0.82

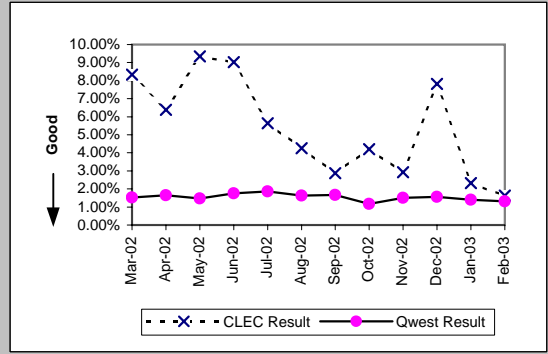


MR-8 - Trouble Rate (Percent)

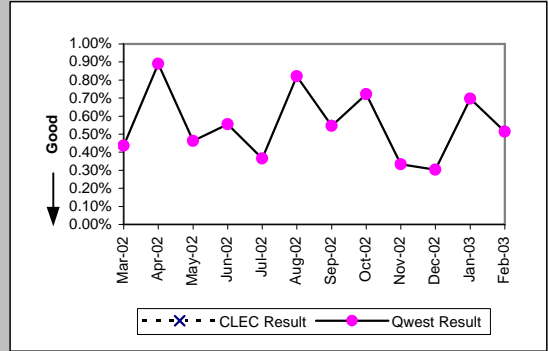
DS0 (Parity)									
Date	CLEC Num	CLEC Denc	CLEC Resu	CLEC Std	Qwest Num	Qwest Denc	Qwest Resu	Mod Z Scr	Parity Scr
Mar-02	1	667	0.15%	3.87%	630	113258	0.56%	-1.41	-1.86
Apr-02	4	666	0.60%	7.73%	750	113950	0.66%	-0.18	-1.11
May-02	3	666	0.45%	6.70%	627	113533	0.55%	-0.35	-1.21
Jun-02	4	746	0.54%	7.30%	675	115353	0.59%	-0.17	-1.11
Jul-02	5	904	0.55%	7.42%	811	121276	0.67%	-0.42	-1.26
Aug-02	1	899	0.11%	3.33%	743	120621	0.62%	-1.93	-2.17
Sep-02	1	802	0.12%	3.53%	780	121173	0.64%	-1.83	-2.11
Oct-02	1	796	0.13%	3.54%	517	121515	0.43%	-1.3	-1.79
Nov-02	1	679	0.15%	3.83%	599	121098	0.49%	-1.29	-1.78
Dec-02	0	641	0.00%	0.00%	671	120940	0.55%	-1.89	-2.15
Jan-03	2	626	0.32%	5.64%	570	121616	0.47%	-0.55	-1.33
Feb-03	2	654	0.31%	5.52%	593	119348	0.50%	-0.69	-1.42



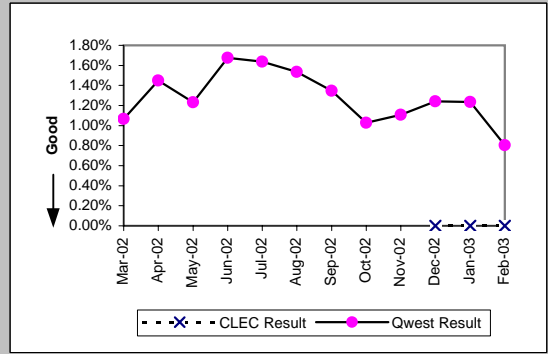
DS1 (Parity)									
Date	CLEC Num	CLEC Denc	CLEC Resu	CLEC Std	Qwest Num	Qwest Denc	Qwest Resu	Mod Z Scr	Parity Scr
Mar-02	10	120	8.33%	27.64%	710	46315	1.53%	4.27	1.6
Apr-02	9	141	6.38%	24.44%	767	46306	1.66%	3.38	1.06
May-02	13	139	9.35%	29.12%	687	46453	1.48%	5.21	2.16
Jun-02	12	133	9.02%	28.65%	818	46707	1.75%	4.57	1.78
Jul-02	7	124	5.65%	23.08%	876	46883	1.87%	2.54	0.55
Aug-02	6	141	4.26%	20.18%	766	46765	1.64%	2.08	0.27
Sep-02	4	139	2.88%	16.72%	773	46600	1.66%	1.08	-0.35
Oct-02	6	143	4.20%	20.05%	541	46567	1.16%	2.65	0.61
Nov-02	4	137	2.92%	16.84%	705	46624	1.51%	1.25	-0.24
Dec-02	10	128	7.81%	26.84%	725	46499	1.56%	4.11	1.5
Jan-03	3	129	2.33%	15.07%	646	46295	1.40%	0.89	-0.46
Feb-03	2	123	1.63%	12.65%	611	46431	1.32%	0.38	-0.77



DS3 (Parity)									
Date	CLEC Num	CLEC Denc	CLEC Resu	CLEC Std	Qwest Num	Qwest Denc	Qwest Resu	Mod Z Scr	Parity Scr
Mar-02					14	3215	0.44%		
Apr-02					29	3257	0.89%		
May-02					15	3243	0.46%		
Jun-02					18	3244	0.55%		
Jul-02					12	3278	0.37%		
Aug-02					27	3292	0.82%		
Sep-02					18	3292	0.55%		
Oct-02					24	3326	0.72%		
Nov-02					11	3304	0.33%		
Dec-02					10	3304	0.30%		
Jan-03					23	3304	0.70%		
Feb-03					17	3302	0.51%		

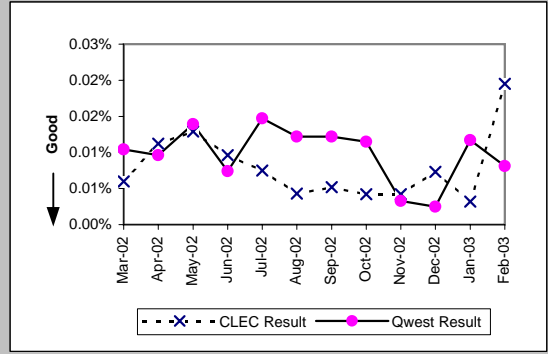


Frame Relay (Parity)									
Date	CLEC Num	CLEC Denc	CLEC Resu	CLEC Std	Qwest Num	Qwest Denc	Qwest Resu	Mod Z Scr	Parity Scr
Mar-02					147	13811	1.06%		
Apr-02					198	13679	1.45%		
May-02					170	13788	1.23%		
Jun-02					229	13661	1.68%		
Jul-02					220	13426	1.64%		
Aug-02					203	13227	1.53%		
Sep-02					175	12997	1.35%		
Oct-02					132	12852	1.03%		
Nov-02					142	12817	1.11%		
Dec-02	0	2	0.00%	0.00%	158	12734	1.24%	-0.16	-1.1
Jan-03	0	2	0.00%	0.00%	155	12556	1.23%	-0.16	-1.1
Feb-03	0	2	0.00%	0.00%	100	12413	0.81%	-0.13	-1.08

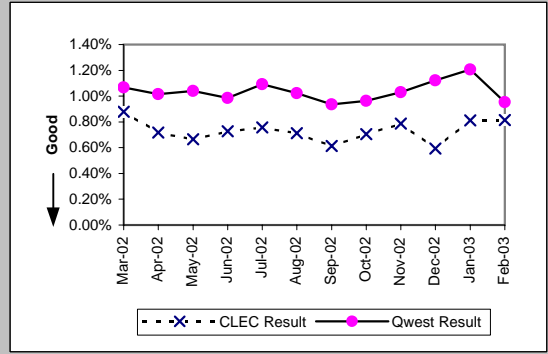


MR-8 - Trouble Rate (Percent)

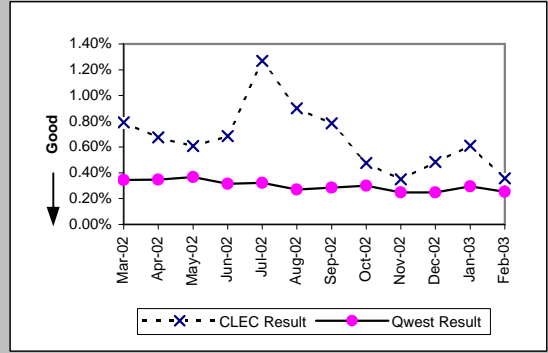
LIS Trunk (Parity)									
Date	CLEC Num	CLEC Denc	CLEC Resu	CLEC Std I	Qwest Num	Qwest Denc	Qwest Resu	Mod Z Scr	Parity Scr
Mar-02	12	198889	0.01%	0.78%	13	125469	0.01%	-1.18	-1.72
Apr-02	23	204559	0.01%	1.06%	12	124834	0.01%	0.46	-0.72
May-02	27	209146	0.01%	1.14%	17	122645	0.01%	-0.22	-1.14
Jun-02	20	208426	0.01%	0.98%	9	121269	0.01%	0.7	-0.58
Jul-02	16	212052	0.01%	0.87%	18	122441	0.01%	-1.64	-2
Aug-02	9	209876	0.00%	0.65%	15	123017	0.01%	-1.99	-2.21
Sep-02	11	211569	0.01%	0.72%	15	122741	0.01%	-1.77	-2.08
Oct-02	9	212965	0.00%	0.65%	14	121827	0.01%	-1.89	-2.15
Nov-02	9	215893	0.00%	0.65%	4	120239	0.00%	0.41	-0.75
Dec-02	16	220469	0.01%	0.85%	3	119158	0.00%	2.63	0.6
Jan-03	7	220565	0.00%	0.56%	14	119878	0.01%	-2.19	-2.33
Feb-03	44	225647	0.02%	1.40%	10	124066	0.01%	3.61	1.19



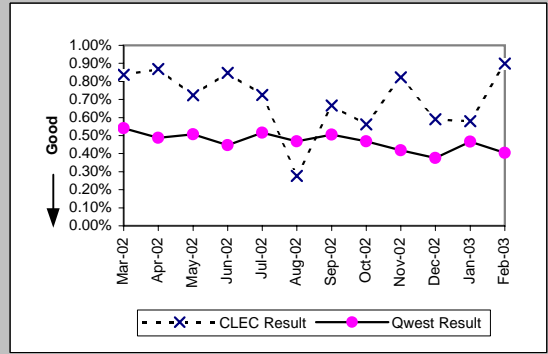
UNE - P (POTS) (Parity)									
Date	CLEC Num	CLEC Denc	CLEC Resu	CLEC Std I	Qwest Num	Qwest Denc	Qwest Resu	Mod Z Scr	Parity Scr
Mar-02	239	27238	0.88%	9.33%	23337	2187417	1.07%	-3.02	-2.84
Apr-02	194	27008	0.72%	8.44%	22125	2177926	1.02%	-4.85	-3.95
May-02	176	26497	0.66%	8.12%	22579	2168824	1.04%	-6.01	-4.65
Jun-02	193	26496	0.73%	8.50%	21248	2157467	0.98%	-4.2	-3.55
Jul-02	196	25921	0.76%	8.66%	23466	2146573	1.09%	-5.19	-4.15
Aug-02	181	25388	0.71%	8.41%	21882	2137606	1.02%	-4.89	-3.97
Sep-02	152	24837	0.61%	7.80%	19936	2129325	0.94%	-5.28	-4.21
Oct-02	174	24707	0.70%	8.36%	20459	2122557	0.96%	-4.15	-3.52
Nov-02	192	24400	0.79%	8.84%	21797	2116204	1.03%	-3.74	-3.27
Dec-02	144	24248	0.59%	7.68%	23689	2109311	1.12%	-7.78	-5.73
Jan-03	193	23797	0.81%	8.97%	25378	2103625	1.21%	-5.56	-4.38
Feb-03	199	24464	0.81%	8.98%	19979	2097153	0.95%	-2.23	-2.36



UNE P (Centrex) (Parity)									
Date	CLEC Num	CLEC Denc	CLEC Resu	CLEC Std I	Qwest Num	Qwest Denc	Qwest Resu	Mod Z Scr	Parity Scr
Mar-02	38	4798	0.79%	8.86%	332	96416	0.34%	5.17	2.14
Apr-02	31	4595	0.67%	8.19%	340	98065	0.35%	3.7	1.25
May-02	23	3779	0.61%	7.78%	362	98348	0.37%	2.4	0.46
Jun-02	20	2919	0.69%	8.25%	313	99622	0.31%	3.53	1.15
Jul-02	52	4097	1.27%	11.19%	312	96329	0.32%	10.43	5.34
Aug-02	35	3879	0.90%	9.46%	256	94586	0.27%	7.42	3.51
Sep-02	30	3828	0.78%	8.82%	267	93629	0.29%	5.67	2.45
Oct-02	35	7355	0.48%	6.88%	268	89311	0.30%	2.65	0.61
Nov-02	25	7144	0.35%	5.91%	218	87993	0.25%	1.67	0.02
Dec-02	34	7031	0.48%	6.94%	215	86625	0.25%	3.81	1.32
Jan-03	42	6892	0.61%	7.78%	254	86081	0.30%	4.63	1.81
Feb-03	31	8698	0.36%	5.96%	219	86819	0.25%	1.85	0.12

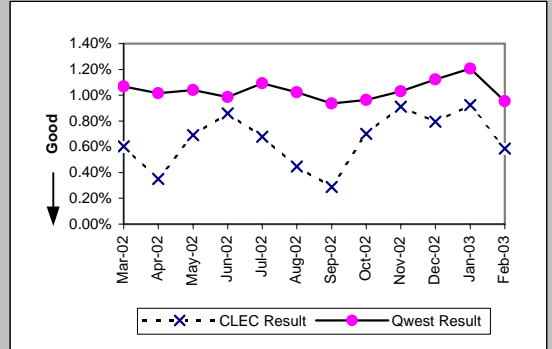


UNE P (Centrex 21) (Parity)									
Date	CLEC Num	CLEC Denc	CLEC Resu	CLEC Std I	Qwest Num	Qwest Denc	Qwest Resu	Mod Z Scr	Parity Scr
Mar-02	13	1554	0.84%	9.11%	381	70406	0.54%	1.57	-0.05
Apr-02	14	1612	0.87%	9.28%	341	69955	0.49%	2.17	0.32
May-02	12	1659	0.72%	8.47%	354	69861	0.51%	1.23	-0.25
Jun-02	15	1770	0.85%	9.17%	312	69778	0.45%	2.49	0.52
Jul-02	13	1794	0.72%	8.48%	360	69747	0.52%	1.22	-0.26
Aug-02	5	1810	0.28%	5.25%	325	69355	0.47%	-1.18	-1.72
Sep-02	12	1800	0.67%	8.14%	349	69153	0.50%	0.96	-0.42
Oct-02	10	1781	0.56%	7.47%	323	69054	0.47%	0.57	-0.65
Nov-02	15	1823	0.82%	9.03%	288	68746	0.42%	2.64	0.6
Dec-02	11	1865	0.59%	7.66%	257	68291	0.38%	1.49	-0.1
Jan-03	11	1899	0.58%	7.59%	315	67630	0.47%	0.72	-0.56
Feb-03	17	1890	0.90%	9.44%	270	66702	0.40%	3.34	1.03



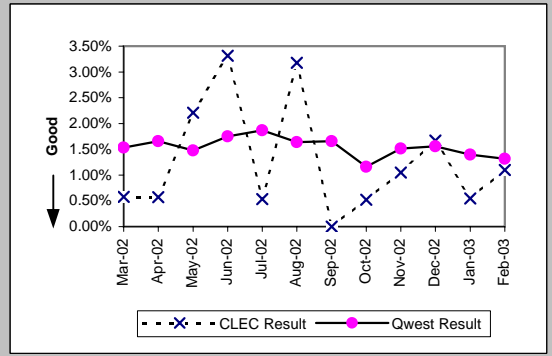
MR-8 - Trouble Rate (Percent)

Date	CLEC Num	CLEC Dens	Line Sharing (Parity)				Qwest Res	Mod Z Scr	Parity Scr
			CLEC Resu	CLEC Std	Qwest Num	Qwest Dens			
Mar-02	26	4303	0.60%	7.75%	23337	2187417	1.07%	-2.95	-2.79
Apr-02	16	4570	0.35%	5.91%	22125	2177926	1.02%	-4.48	-3.73
May-02	33	4775	0.69%	8.28%	22579	2168824	1.04%	-2.38	-2.45
Jun-02	43	5002	0.86%	9.23%	21248	2157467	0.98%	-0.9	-1.54
Jul-02	35	5161	0.68%	8.21%	23466	2146573	1.09%	-2.86	-2.74
Aug-02	24	5357	0.45%	6.68%	21882	2137606	1.02%	-4.18	-3.54
Sep-02	16	5558	0.29%	5.36%	19936	2129325	0.94%	-5.01	-4.05
Oct-02	41	5858	0.70%	8.34%	20459	2122557	0.96%	-2.07	-2.26
Nov-02	57	6251	0.91%	9.51%	21797	2116204	1.03%	-0.92	-1.56
Dec-02	52	6546	0.79%	8.88%	23689	2109311	1.12%	-2.52	-2.53
Jan-03	64	6936	0.92%	9.56%	25378	2103625	1.21%	-2.16	-2.31
Feb-03	43	7344	0.59%	7.63%	19979	2097153	0.95%	-3.23	-2.97

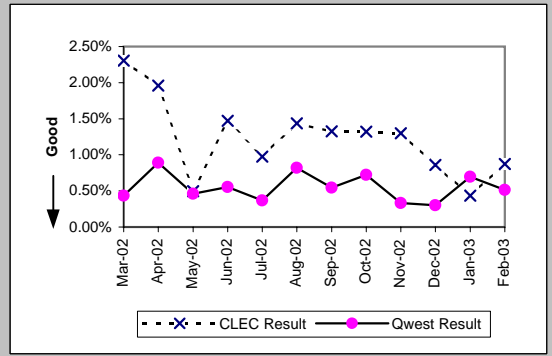


MR-8 - Trouble Rate (Percent)

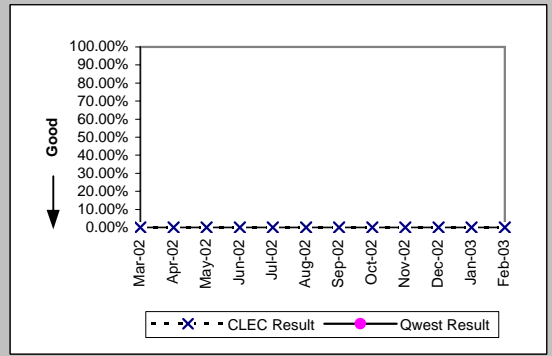
UDIT DS1 (Parity)									
Date	Numerator	Denominator	CLEC Resu	Standard D	Qwest Num	Qwest Deno	Qwest Resu	Mod Z Scr	Parity Scr
Mar-02	1	174	0.57%	7.56%	710	46315	1.53%	-1.03	-1.62
Apr-02	1	176	0.57%	7.52%	767	46306	1.66%	-1.13	-1.69
May-02	4	181	2.21%	14.70%	687	46453	1.48%	0.82	-0.5
Jun-02	6	181	3.31%	17.90%	818	46707	1.75%	1.48	-0.1
Jul-02	1	187	0.53%	7.29%	876	46883	1.87%	-1.34	-1.82
Aug-02	6	189	3.17%	17.53%	766	46765	1.64%	1.52	-0.07
Sep-02	0	191	0.00%	0.00%	773	46600	1.66%	-1.79	-2.09
Oct-02	1	191	0.52%	7.22%	541	46567	1.16%	-0.82	-1.5
Nov-02	2	191	1.05%	10.18%	705	46624	1.51%	-0.53	-1.32
Dec-02	3	180	1.67%	12.80%	725	46499	1.56%	0.19	-0.88
Jan-03	1	183	0.55%	7.37%	646	46295	1.40%	-0.98	-1.59
Feb-03	2	182	1.10%	10.43%	611	46431	1.32%	-0.26	-1.16



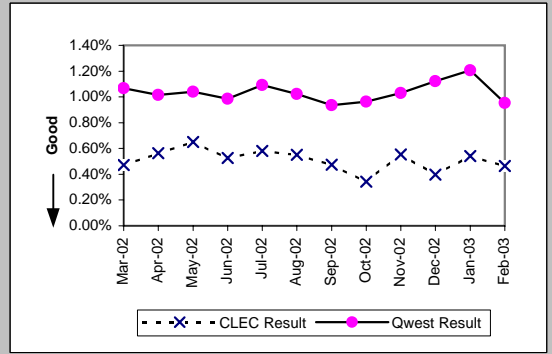
UDIT Above DS1 Level (Parity)									
Date	Numerator	Denominator	CLEC Resu	Standard D	Qwest Num	Qwest Deno	Qwest Resu	Mod Z Scr	Parity Scr
Mar-02	5	217	2.30%	15.00%	14	3215	0.44%	2.77	0.69
Apr-02	4	204	1.96%	13.86%	29	3257	0.89%	1.4	-0.15
May-02	1	201	0.50%	7.04%	15	3243	0.46%	0.13	-0.92
Jun-02	3	204	1.47%	12.04%	18	3244	0.55%	1.45	-0.12
Jul-02	2	205	0.98%	9.83%	12	3278	0.37%	1.19	-0.28
Aug-02	3	209	1.44%	11.89%	27	3292	0.82%	0.92	-0.44
Sep-02	3	226	1.33%	11.44%	18	3292	0.55%	1.33	-0.19
Oct-02	3	227	1.32%	11.42%	24	3326	0.72%	0.97	-0.41
Nov-02	3	231	1.30%	11.32%	11	3304	0.33%	1.86	0.13
Dec-02	2	232	0.86%	9.24%	10	3304	0.30%	1.24	-0.24
Jan-03	1	231	0.43%	6.57%	23	3304	0.70%	-0.47	-1.28
Feb-03	2	229	0.87%	9.30%	17	3302	0.51%	0.72	-0.56



Dark Fiber - IOF (Diagnostic)									
Date	Numerator	Denominator	CLEC Resu	Standard D	Qwest Num	Qwest Deno	Qwest Resu	Mod Z Scr	Parity Scr
Mar-02	0	41	0.00%	0.00%					
Apr-02	0	41	0.00%	0.00%					
May-02	0	21	0.00%	0.00%					
Jun-02	0	21	0.00%	0.00%					
Jul-02	0	21	0.00%	0.00%					
Aug-02	0	21	0.00%	0.00%					
Sep-02	0	22	0.00%	0.00%					
Oct-02	0	26	0.00%	0.00%					
Nov-02	0	26	0.00%	0.00%					
Dec-02	0	26	0.00%	0.00%					
Jan-03	0	26	0.00%	0.00%					
Feb-03	0	26	0.00%	0.00%					



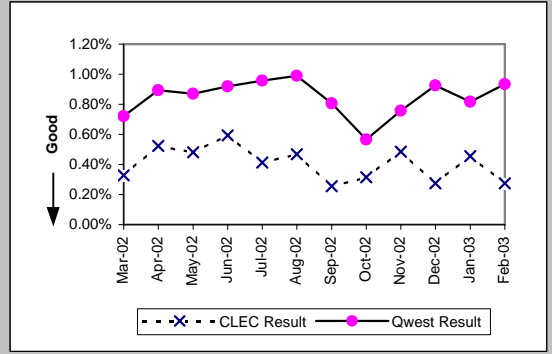
Unbundled Loop Analog (Parity)									
Date	Numerator	Denominator	CLEC Resu	Standard D	Qwest Num	Qwest Deno	Qwest Resu	Mod Z Scr	Parity Scr
Mar-02	190	40284	0.47%	6.85%	23337	2187417	1.07%	-11.52	-8.01
Apr-02	240	42672	0.56%	7.48%	22125	2177926	1.02%	-9.25	-6.62
May-02	284	43656	0.65%	8.04%	22579	2168824	1.04%	-7.96	-5.84
Jun-02	237	45097	0.53%	7.23%	21248	2157467	0.98%	-9.78	-6.94
Jul-02	267	45951	0.58%	7.60%	23466	2146573	1.09%	-10.45	-7.35
Aug-02	259	46974	0.55%	7.40%	21882	2137606	1.02%	-10.06	-7.12
Sep-02	226	47578	0.48%	6.88%	19936	2129325	0.94%	-10.33	-7.28
Oct-02	165	48221	0.34%	5.84%	20459	2122557	0.96%	-13.82	-9.4
Nov-02	266	48115	0.55%	7.41%	21797	2116204	1.03%	-10.25	-7.23
Dec-02	197	49561	0.40%	6.29%	23689	2109311	1.12%	-15.15	-10.21
Jan-03	273	50393	0.54%	7.34%	25378	2103625	1.21%	-13.51	-9.21
Feb-03	235	50717	0.46%	6.79%	19979	2097153	0.95%	-11.21	-7.81



MR-8 - Trouble Rate (Percent)

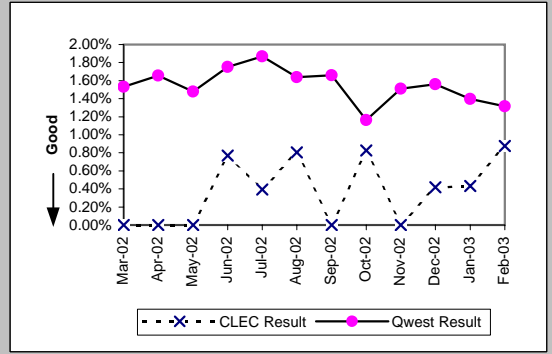
Unbundled Loop - 2 Wire Non-Loaded (Parity)

Date	Numerator	Denominator	CLEC Resu	Standard D	Qwest Num	Qwest Den	Qwest Resu	Mod Z Scr	Parity Scr
Mar-02	22	6727	0.33%	5.71%	172	23853	0.72%	-3.37	-3.05
Apr-02	35	6688	0.52%	7.22%	210	23494	0.89%	-2.84	-2.73
May-02	32	6649	0.48%	6.92%	203	23315	0.87%	-3.01	-2.83
Jun-02	39	6575	0.59%	7.68%	211	22962	0.92%	-2.44	-2.48
Jul-02	27	6551	0.41%	6.41%	219	22861	0.96%	-4	-3.43
Aug-02	31	6618	0.47%	6.83%	224	22617	0.99%	-3.77	-3.29
Sep-02	17	6658	0.26%	5.05%	180	22307	0.81%	-4.41	-3.68
Oct-02	21	6672	0.31%	5.60%	124	21909	0.57%	-2.39	-2.46
Nov-02	32	6583	0.49%	6.96%	166	21893	0.76%	-2.23	-2.36
Dec-02	18	6559	0.27%	5.23%	202	21811	0.93%	-4.83	-3.94
Jan-03	30	6581	0.46%	6.74%	177	21646	0.82%	-2.85	-2.74
Feb-03	18	6581	0.27%	5.22%	200	21402	0.93%	-4.87	-3.96



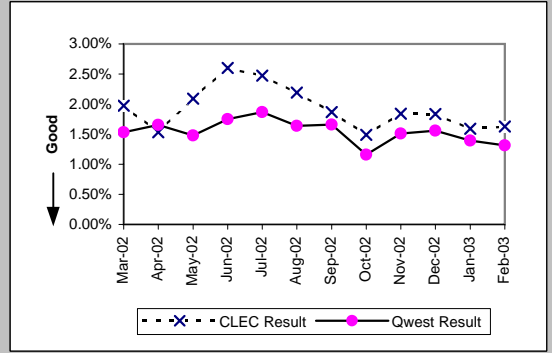
Unbundled Loop - 4 Wire Non-Loaded (Parity)

Date	Numerator	Denominator	CLEC Resu	Standard D	Qwest Num	Qwest Den	Qwest Resu	Mod Z Scr	Parity Scr
Mar-02	0	276	0.00%	0.00%	710	46315	1.53%	-2.07	-2.26
Apr-02	0	271	0.00%	0.00%	767	46306	1.66%	-2.13	-2.3
May-02	0	262	0.00%	0.00%	687	46453	1.48%	-1.98	-2.2
Jun-02	2	260	0.77%	8.74%	818	46707	1.75%	-1.2	-1.73
Jul-02	1	254	0.39%	6.26%	876	46883	1.87%	-1.73	-2.05
Aug-02	2	248	0.81%	8.94%	766	46765	1.64%	-1.03	-1.63
Sep-02	0	245	0.00%	0.00%	773	46600	1.66%	-2.03	-2.23
Oct-02	2	242	0.83%	9.05%	541	46567	1.16%	-0.49	-1.3
Nov-02	0	242	0.00%	0.00%	705	46624	1.51%	-1.92	-2.17
Dec-02	1	240	0.42%	6.44%	725	46499	1.56%	-1.42	-1.87
Jan-03	1	231	0.43%	6.57%	646	46295	1.40%	-1.24	-1.76
Feb-03	2	228	0.88%	9.32%	611	46431	1.32%	-0.58	-1.35



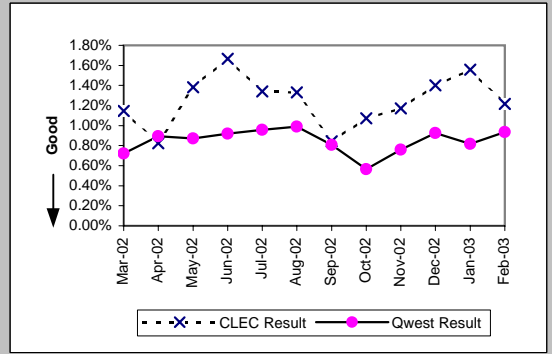
Unbundled Loop - DS1 Capable (Parity)

Date	Numerator	Denominator	CLEC Resu	Standard D	Qwest Num	Qwest Den	Qwest Resu	Mod Z Scr	Parity Scr
Mar-02	49	2482	1.97%	13.91%	710	46315	1.53%	1.74	0.06
Apr-02	40	2607	1.53%	12.29%	767	46306	1.66%	-0.48	-1.29
May-02	57	2724	2.09%	14.31%	687	46453	1.48%	2.58	0.57
Jun-02	73	2807	2.60%	15.92%	818	46707	1.75%	3.33	1.03
Jul-02	72	2912	2.47%	15.53%	876	46883	1.87%	2.34	0.42
Aug-02	67	3054	2.19%	14.65%	766	46765	1.64%	2.34	0.43
Sep-02	59	3160	1.87%	13.54%	773	46600	1.66%	0.89	-0.46
Oct-02	49	3293	1.49%	12.11%	541	46567	1.16%	1.69	0.03
Nov-02	62	3373	1.84%	13.43%	705	46624	1.51%	1.5	-0.09
Dec-02	65	3539	1.84%	13.43%	725	46499	1.56%	1.28	-0.22
Jan-03	59	3710	1.59%	12.51%	646	46295	1.40%	0.97	-0.41
Feb-03	62	3814	1.63%	12.65%	611	46431	1.32%	1.61	-0.02



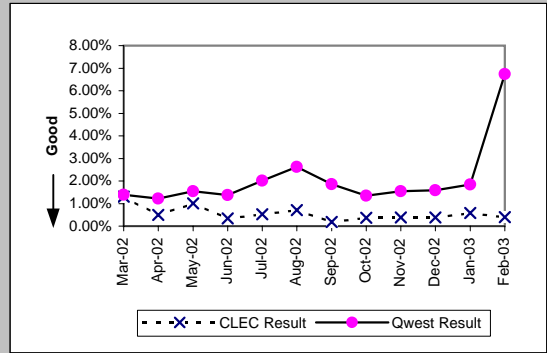
Unbundled Loop ISDN Capable (Parity)

Date	Numerator	Denominator	CLEC Resu	Standard D	Qwest Num	Qwest Den	Qwest Resu	Mod Z Scr	Parity Scr
Mar-02	38	3320	1.14%	10.64%	172	23853	0.72%	2.7	0.64
Apr-02	27	3283	0.82%	9.03%	210	23494	0.89%	-0.41	-1.25
May-02	45	3254	1.38%	11.68%	203	23315	0.87%	2.95	0.79
Jun-02	54	3241	1.67%	12.80%	211	22962	0.92%	4.17	1.54
Jul-02	43	3209	1.34%	11.50%	219	22861	0.96%	2.08	0.26
Aug-02	43	3232	1.33%	11.46%	224	22617	0.99%	1.83	0.11
Sep-02	27	3208	0.84%	9.14%	180	22307	0.81%	0.21	-0.88
Oct-02	34	3168	1.07%	10.30%	124	21909	0.57%	3.56	1.16
Nov-02	37	3161	1.17%	10.76%	166	21893	0.76%	2.5	0.52
Dec-02	44	3138	1.40%	11.76%	202	21811	0.93%	2.6	0.58
Jan-03	49	3143	1.56%	12.39%	177	21646	0.82%	4.31	1.62
Feb-03	38	3127	1.22%	10.96%	200	21402	0.93%	1.52	-0.07

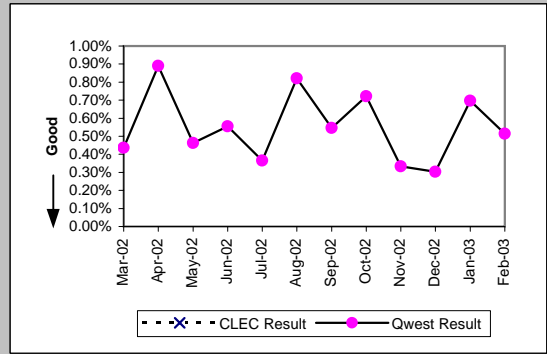


MR-8 - Trouble Rate (Percent)

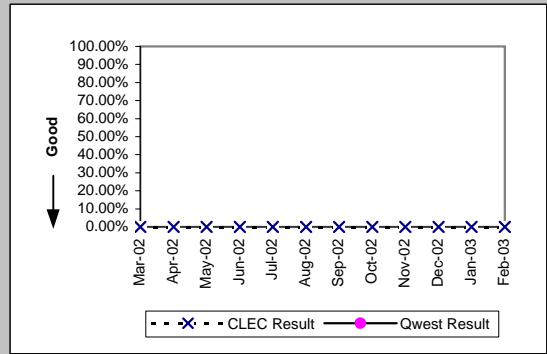
Unbundled Loop - ADSL Qualified (Parity)										
Date	Numerator	Denominator	CLEC Resu	Standard D	Qwest Num	Qwest Deno	Qwest Resu	Mod Z Scr	Parity Scr	
Mar-02	8	611	1.31%	11.37%	501	36150	1.39%	-0.16	-1.1	
Apr-02	3	602	0.50%	7.04%	427	34869	1.22%	-1.61	-1.98	
May-02	6	594	1.01%	10.00%	523	33729	1.55%	-1.06	-1.64	
Jun-02	2	587	0.34%	5.83%	448	32685	1.37%	-2.13	-2.29	
Jul-02	3	578	0.52%	7.19%	635	31544	2.01%	-2.53	-2.54	
Aug-02	4	561	0.71%	8.41%	803	30538	2.63%	-2.81	-2.71	
Sep-02	1	546	0.18%	4.28%	547	29520	1.85%	-2.87	-2.74	
Oct-02	2	537	0.37%	6.09%	387	28572	1.35%	-1.95	-2.19	
Nov-02	2	531	0.38%	6.13%	428	27640	1.55%	-2.17	-2.32	
Dec-02	2	525	0.38%	6.16%	428	26839	1.59%	-2.2	-2.34	
Jan-03	3	518	0.58%	7.59%	480	26036	1.84%	-2.12	-2.29	
Feb-03	2	505	0.40%	6.28%	2023	29999	6.74%	-5.64	-4.43	



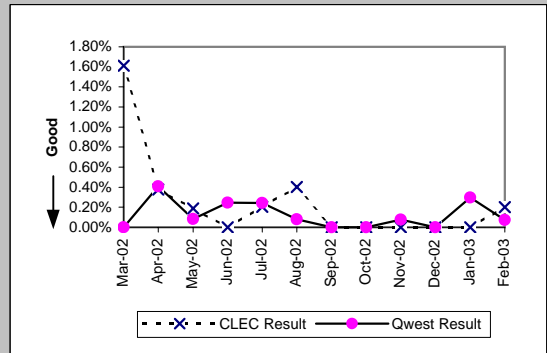
Unbundled Loop - DS3 Capable (Parity)										
Date	Numerator	Denominator	CLEC Resu	Standard D	Qwest Num	Qwest Deno	Qwest Resu	Mod Z Scr	Parity Scr	
Mar-02					14	3215	0.44%			
Apr-02					29	3257	0.89%			
May-02					15	3243	0.46%			
Jun-02					18	3244	0.55%			
Jul-02					12	3278	0.37%			
Aug-02					27	3292	0.82%			
Sep-02					18	3292	0.55%			
Oct-02					24	3326	0.72%			
Nov-02					11	3304	0.33%			
Dec-02					10	3304	0.30%			
Jan-03					23	3304	0.70%			
Feb-03					17	3302	0.51%			



Dark Fiber - Loop (Diagnostic)										
Date	Numerator	Denominator	CLEC Resu	Standard D	Qwest Num	Qwest Deno	Qwest Resu	Mod Z Scr	Parity Scr	
Mar-02	0	27	0.00%	0.00%						
Apr-02	0	22	0.00%	0.00%						
May-02	0	11	0.00%	0.00%						
Jun-02	0	10	0.00%	0.00%						
Jul-02	0	5	0.00%	0.00%						
Aug-02	0	1	0.00%	0.00%						
Sep-02	0	4	0.00%	0.00%						
Oct-02	0	10	0.00%	0.00%						
Nov-02	0	10	0.00%	0.00%						
Dec-02	0	10	0.00%	0.00%						
Jan-03	0	25	0.00%	0.00%						
Feb-03	0	25	0.00%	0.00%						

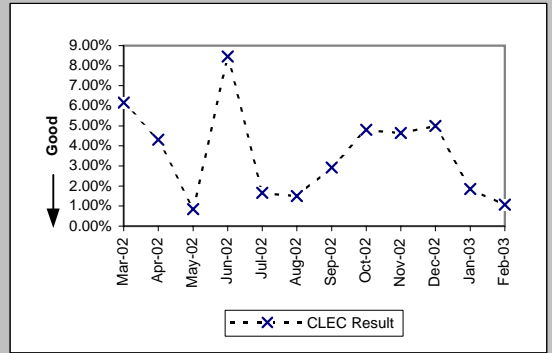


E911 (Parity)										
Date	Numerator	Denominator	CLEC Resu	Standard D	Qwest Num	Qwest Deno	Qwest Resu	Mod Z Scr	Parity Scr	
Mar-02	9	558	1.61%	12.60%	0	1252	0.00%	N/A		
Apr-02	2	530	0.38%	6.13%	5	1227	0.41%	-0.09	-1.06	
May-02	1	534	0.19%	4.32%	1	1219	0.08%	0.71	-0.57	
Jun-02	0	492	0.00%	0.00%	3	1223	0.25%	-0.93	-1.56	
Jul-02	1	492	0.20%	4.50%	3	1234	0.24%	-0.15	-1.09	
Aug-02	2	498	0.40%	6.32%	1	1252	0.08%	1.25	-0.24	
Sep-02	0	496	0.00%	0.00%	0	1276	0.00%	N/A	N/A	
Oct-02	0	502	0.00%	0.00%	0	1313	0.00%	N/A	N/A	
Nov-02	0	496	0.00%	0.00%	1	1317	0.08%	-0.52	-1.32	
Dec-02	0	500	0.00%	0.00%	0	1333	0.00%	N/A	N/A	
Jan-03	0	504	0.00%	0.00%	4	1354	0.30%	-1.04	-1.63	
Feb-03	1	494	0.20%	4.49%	1	1361	0.07%	0.6	-0.63	



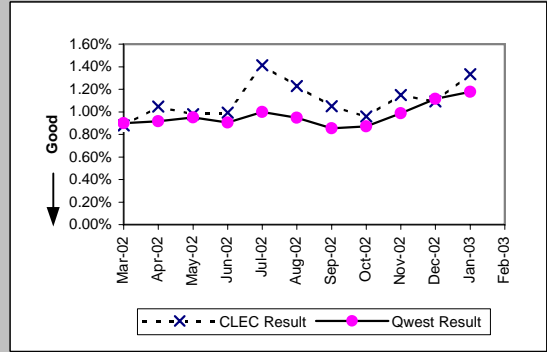
MR-8 - Trouble Rate (Percent)

Enhanced Extended Loops (EELs) (Diagnostic)					
Date	Numerator	Denominator	CLEC Result	Standard Dev	
Mar-02	4	65	6.15%	24.03%	
Apr-02	4	93	4.30%	20.29%	
May-02	1	118	0.85%	9.17%	
Jun-02	12	142	8.45%	27.81%	
Jul-02	3	180	1.67%	12.80%	
Aug-02	3	200	1.50%	12.16%	
Sep-02	6	206	2.91%	16.82%	
Oct-02	11	229	4.80%	21.38%	
Nov-02	12	258	4.65%	21.06%	
Dec-02	14	280	5.00%	21.79%	
Jan-03	6	324	1.85%	13.48%	
Feb-03	4	375	1.07%	10.27%	

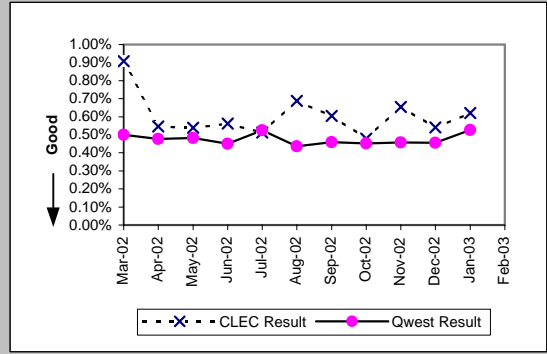


MR-8* - Trouble Rate (Percent)

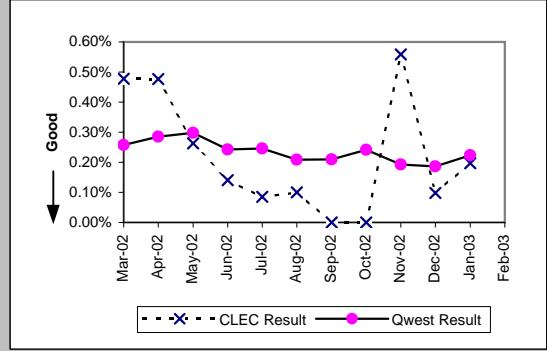
Residence (Parity)									
Date	CLEC Num	CLEC Denc	CLEC Resu	CLEC Std	Qwest Num	Qwest Denc	Qwest Resu	Mod Z Scr	Parity Scr
Mar-02	77	8762	0.88%	9.33%	15594	1736733	0.90%	-0.19	-1.11
Apr-02	92	8788	1.05%	10.18%	15843	1730689	0.92%	1.29	-0.22
May-02	86	8785	0.98%	9.85%	16405	1723705	0.95%	0.26	-0.84
Jun-02	95	9559	0.99%	9.92%	15525	1713963	0.91%	0.91	-0.45
Jul-02	141	9973	1.41%	11.81%	17034	1704151	1.00%	4.15	1.52
Aug-02	132	10756	1.23%	11.01%	16058	1696037	0.95%	2.99	0.82
Sep-02	117	11138	1.05%	10.20%	14409	1688751	0.85%	2.26	0.37
Oct-02	109	11371	0.96%	9.74%	14680	1683700	0.87%	0.99	-0.4
Nov-02	132	11476	1.15%	10.66%	16579	1678648	0.99%	1.76	0.07
Dec-02	131	11985	1.09%	10.40%	18646	1673228	1.11%	-0.22	-1.13
Jan-03	171	12837	1.33%	11.46%	19651	1669882	1.18%	1.63	-0.01
Feb-03									



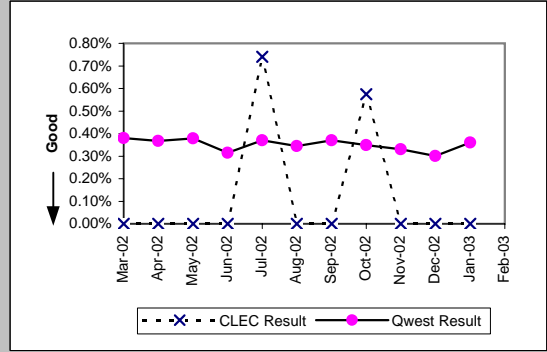
Business (Parity)									
Date	CLEC Num	CLEC Denc	CLEC Resu	CLEC Std	Qwest Num	Qwest Denc	Qwest Resu	Mod Z Scr	Parity Scr
Mar-02	76	8371	0.91%	9.49%	2253	450684	0.50%	5.24	2.19
Apr-02	55	10061	0.55%	7.37%	2134	447237	0.48%	1	-0.39
May-02	59	10959	0.54%	7.32%	2147	445119	0.48%	0.84	-0.49
Jun-02	67	11935	0.56%	7.47%	1994	443504	0.45%	1.8	0.1
Jul-02	65	12678	0.51%	7.14%	2326	442422	0.53%	-0.2	-1.12
Aug-02	92	13370	0.69%	8.27%	1926	441569	0.44%	4.36	1.65
Sep-02	83	13712	0.61%	7.76%	2021	440574	0.46%	2.5	0.52
Oct-02	72	15017	0.48%	6.91%	1986	438857	0.45%	0.48	-0.71
Nov-02	106	16187	0.65%	8.07%	2002	437556	0.46%	3.65	1.22
Dec-02	91	16841	0.54%	7.33%	1984	436083	0.46%	1.62	-0.02
Jan-03	109	17554	0.62%	7.86%	2283	433743	0.53%	1.7	0.03
Feb-03									



Centrex (Parity)									
Date	CLEC Num	CLEC Denc	CLEC Resu	CLEC Std	Qwest Num	Qwest Denc	Qwest Resu	Mod Z Scr	Parity Scr
Mar-02	27	5656	0.48%	6.89%	248	96416	0.26%	3.18	0.93
Apr-02	15	3145	0.48%	6.89%	280	98065	0.29%	1.98	0.2
May-02	9	3419	0.26%	5.12%	293	98348	0.30%	-0.37	-1.22
Jun-02	4	2843	0.14%	3.75%	242	99622	0.24%	-1.09	-1.66
Jul-02	1	1171	0.09%	2.92%	237	96329	0.25%	-1.1	-1.67
Aug-02	1	998	0.10%	3.16%	197	94586	0.21%	-0.74	-1.45
Sep-02	0	882	0.00%	0.00%	196	93629	0.21%	-1.35	-1.82
Oct-02	0	1095	0.00%	0.00%	216	89311	0.24%	-1.62	-1.98
Nov-02	6	1074	0.56%	7.45%	169	87993	0.19%	2.73	0.66
Dec-02	1	1027	0.10%	3.12%	161	86625	0.19%	-0.65	-1.4
Jan-03	2	1018	0.20%	4.43%	192	86081	0.22%	-0.18	-1.11
Feb-03									



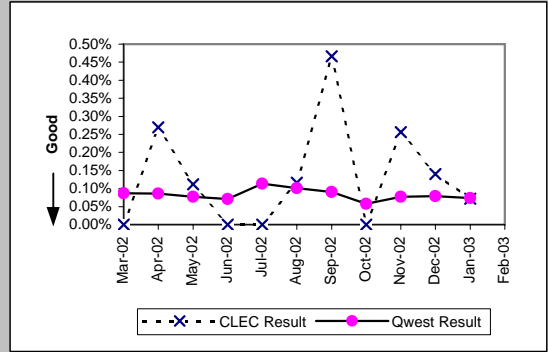
Centrex 21 (Parity)									
Date	CLEC Num	CLEC Denc	CLEC Resu	CLEC Std	Qwest Num	Qwest Denc	Qwest Resu	Mod Z Scr	Parity Scr
Mar-02	0	140	0.00%	0.00%	268	70406	0.38%	-0.73	-1.44
Apr-02	0	141	0.00%	0.00%	257	69955	0.37%	-0.72	-1.44
May-02	0	153	0.00%	0.00%	265	69861	0.38%	-0.76	-1.46
Jun-02	0	141	0.00%	0.00%	220	69778	0.32%	-0.67	-1.41
Jul-02	1	135	0.74%	8.57%	258	69747	0.37%	0.7	-0.58
Aug-02	0	134	0.00%	0.00%	239	69355	0.34%	-0.68	-1.41
Sep-02	0	137	0.00%	0.00%	256	69153	0.37%	-0.71	-1.43
Oct-02	1	174	0.57%	7.56%	241	69054	0.35%	0.55	-0.67
Nov-02	0	167	0.00%	0.00%	227	68746	0.33%	-0.74	-1.45
Dec-02	0	191	0.00%	0.00%	205	68291	0.30%	-0.76	-1.46
Jan-03	0	221	0.00%	0.00%	244	67630	0.36%	-0.89	-1.54
Feb-03									



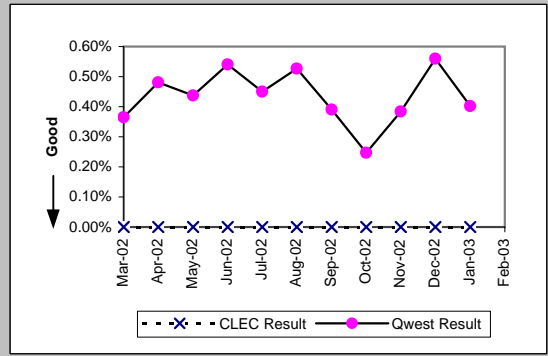
*Results exclude No Trouble Found and Test OK reports unless QWEST trouble is found on another report within 30 days of the original report. A 30-day window necessitates reporting a month behind

MR-8* - Trouble Rate (Percent)

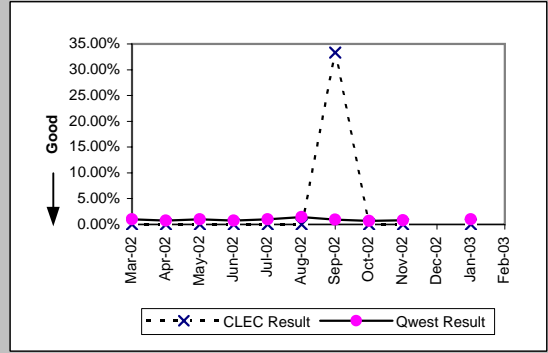
PBX (Parity)									
Date	CLEC Num	CLEC Denc	CLEC Resu	CLEC Std	Qwest Num	Qwest Denc	Qwest Resu	Mod Z Scr	Parity Scr
Mar-02	0	1798	0.00%	0.00%	83	95160	0.09%	-1.24	-1.75
Apr-02	5	1856	0.27%	5.18%	81	94416	0.09%	2.68	0.63
May-02	2	1795	0.11%	3.34%	73	94345	0.08%	0.51	-0.69
Jun-02	0	1742	0.00%	0.00%	67	94723	0.07%	-1.1	-1.67
Jul-02	0	1715	0.00%	0.00%	107	94520	0.11%	-1.38	-1.84
Aug-02	2	1723	0.12%	3.41%	95	93977	0.10%	0.19	-0.88
Sep-02	8	1714	0.47%	6.82%	84	92667	0.09%	5.13	2.12
Oct-02	0	1657	0.00%	0.00%	53	91614	0.06%	-0.97	-1.59
Nov-02	4	1564	0.26%	5.05%	70	91191	0.08%	2.53	0.54
Dec-02	2	1430	0.14%	3.74%	71	90286	0.08%	0.82	-0.5
Jan-03	1	1385	0.07%	2.69%	68	92128	0.07%	-0.02	-1.01
Feb-03									



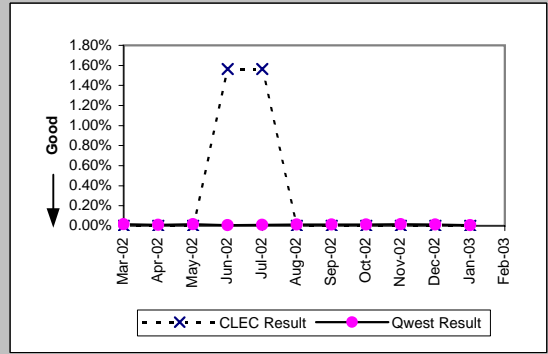
Basic Rate ISDN (Parity)									
Date	CLEC Num	CLEC Denc	CLEC Resu	CLEC Std	Qwest Num	Qwest Denc	Qwest Resu	Mod Z Scr	Parity Scr
Mar-02	0	48	0.00%	0.00%	87	23853	0.36%	-0.42	-1.25
Apr-02	0	48	0.00%	0.00%	113	23494	0.48%	-0.48	-1.29
May-02	0	48	0.00%	0.00%	102	23315	0.44%	-0.46	-1.28
Jun-02	0	48	0.00%	0.00%	124	22962	0.54%	-0.51	-1.31
Jul-02	0	48	0.00%	0.00%	103	22861	0.45%	-0.47	-1.28
Aug-02	0	47	0.00%	0.00%	119	22617	0.53%	-0.5	-1.3
Sep-02	0	47	0.00%	0.00%	87	22307	0.39%	-0.43	-1.26
Oct-02	0	37	0.00%	0.00%	54	21909	0.25%	-0.3	-1.18
Nov-02	0	39	0.00%	0.00%	84	21893	0.38%	-0.39	-1.24
Dec-02	0	35	0.00%	0.00%	122	21811	0.56%	-0.44	-1.27
Jan-03	0	35	0.00%	0.00%	87	21646	0.40%	-0.38	-1.23
Feb-03									



Qwest DSL (Parity)									
Date	CLEC Num	CLEC Denc	CLEC Resu	CLEC Std	Qwest Num	Qwest Denc	Qwest Resu	Mod Z Scr	Parity Scr
Mar-02	0	9	0.00%	0.00%	352	36150	0.97%	-0.3	-1.18
Apr-02	0	8	0.00%	0.00%	261	34869	0.75%	-0.25	-1.15
May-02	0	8	0.00%	0.00%	331	33729	0.98%	-0.28	-1.17
Jun-02	0	8	0.00%	0.00%	235	32685	0.72%	-0.24	-1.15
Jul-02	0	7	0.00%	0.00%	310	31544	0.98%	-0.26	-1.16
Aug-02	0	6	0.00%	0.00%	436	30538	1.43%	-0.29	-1.18
Sep-02	2	6	33.33%	47.14%	269	29520	0.91%	3.25	0.97
Oct-02	0	6	0.00%	0.00%	194	28572	0.68%	-0.2	-1.12
Nov-02	0	6	0.00%	0.00%	229	27640	0.83%	-0.22	-1.14
Dec-02	0	6	0.00%	0.00%	229	27640	0.83%	-0.22	-1.14
Jan-03	0	6	0.00%	0.00%	259	26036	0.99%	-0.25	-1.15
Feb-03									



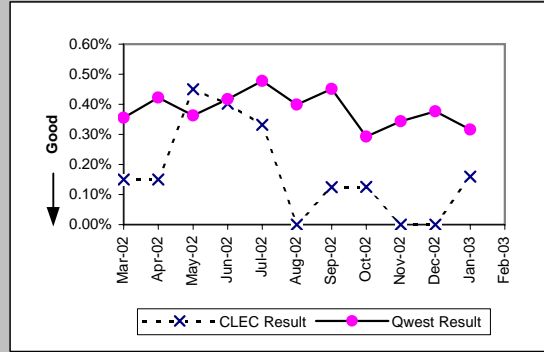
ISDN Primary (Parity)									
Date	CLEC Num	CLEC Denc	CLEC Resu	CLEC Std	Qwest Num	Qwest Denc	Qwest Resu	Mod Z Scr	Parity Scr
Mar-02	0	64	0.00%	0.00%	16	93753	0.02%	-0.1	-1.06
Apr-02	0	64	0.00%	0.00%	10	95442	0.01%	-0.08	-1.05
May-02	0	64	0.00%	0.00%	15	94729	0.02%	-0.1	-1.06
Jun-02	1	64	1.56%	12.40%	8	101829	0.01%	2.8	0.7
Jul-02	1	64	1.56%	12.40%	11	103380	0.01%	2.7	0.64
Aug-02	0	88	0.00%	0.00%	12	103050	0.01%	-0.1	-1.06
Sep-02	0	112	0.00%	0.00%	14	100670	0.01%	-0.12	-1.08
Oct-02	0	158	0.00%	0.00%	13	99874	0.01%	-0.14	-1.09
Nov-02	0	196	0.00%	0.00%	16	102484	0.02%	-0.17	-1.11
Dec-02	0	196	0.00%	0.00%	13	103895	0.01%	-0.16	-1.1
Jan-03	0	220	0.00%	0.00%	8	103443	0.01%	-0.13	-1.08
Feb-03									



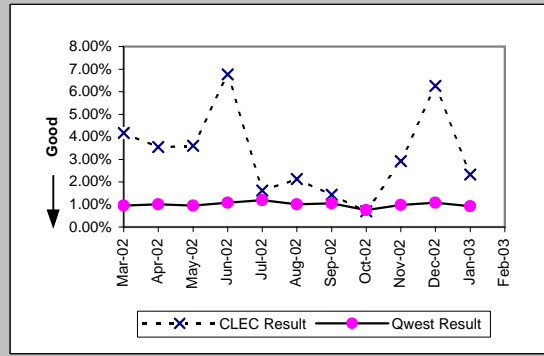
*Results exclude No Trouble Found and Test OK reports unless QWEST trouble is found on another report within 30 days of the original report. A 30-day window necessitates reporting a month behind

MR-8* - Trouble Rate (Percent)

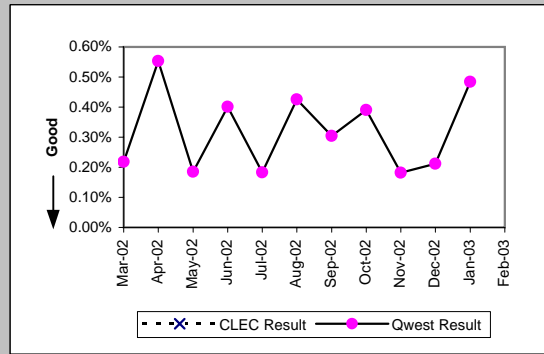
DS0 (Parity)									
Date	CLEC Num	CLEC Denc	CLEC Resu	CLEC Std E	Qwest Num	Qwest Denc	Qwest Resu	Mod Z Scr	Parity Scr
Mar-02	1	667	0.15%	3.87%	403	113258	0.36%	-0.89	-1.54
Apr-02	1	666	0.15%	3.87%	481	113950	0.42%	-1.08	-1.66
May-02	3	666	0.45%	6.70%	412	113533	0.36%	0.37	-0.77
Jun-02	3	746	0.40%	6.33%	481	115353	0.42%	-0.06	-1.04
Jul-02	3	904	0.33%	5.75%	579	121276	0.48%	-0.63	-1.38
Aug-02	0	899	0.00%	0.00%	481	120621	0.40%	-1.89	-2.15
Sep-02	1	802	0.12%	3.53%	546	121173	0.45%	-1.37	-1.84
Oct-02	1	796	0.13%	3.54%	355	121515	0.29%	-0.87	-1.53
Nov-02	0	679	0.00%	0.00%	416	121098	0.34%	-1.53	-1.93
Dec-02	0	641	0.00%	0.00%	456	120940	0.38%	-1.55	-1.94
Jan-03	1	626	0.16%	3.99%	384	121616	0.32%	-0.69	-1.42
Feb-03									



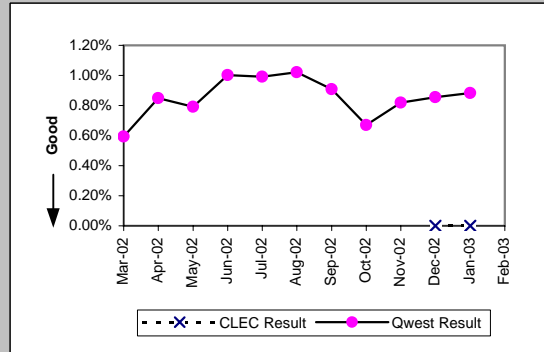
DS1 (Parity)									
Date	CLEC Num	CLEC Denc	CLEC Resu	CLEC Std E	Qwest Num	Qwest Denc	Qwest Resu	Mod Z Scr	Parity Scr
Mar-02	5	120	4.17%	19.98%	440	46315	0.95%	2.71	0.65
Apr-02	5	141	3.55%	18.49%	468	46306	1.01%	2.38	0.45
May-02	5	139	3.60%	18.62%	441	46453	0.95%	2.5	0.52
Jun-02	9	133	6.77%	25.12%	504	46707	1.08%	4.3	1.62
Jul-02	2	124	1.61%	12.60%	561	46883	1.20%	0.49	-0.7
Aug-02	3	141	2.13%	14.43%	468	46765	1.00%	1.23	-0.25
Sep-02	2	139	1.44%	11.91%	487	46600	1.05%	0.51	-0.69
Oct-02	1	143	0.70%	8.33%	350	46567	0.75%	-0.07	-1.04
Nov-02	4	137	2.92%	16.84%	456	46624	0.98%	1.91	0.16
Dec-02	8	128	6.25%	24.21%	501	46499	1.08%	3.92	1.39
Jan-03	3	129	2.33%	15.07%	429	46295	0.93%	1.44	-0.12
Feb-03									



DS3 (Parity)									
Date	CLEC Num	CLEC Denc	CLEC Resu	CLEC Std E	Qwest Num	Qwest Denc	Qwest Resu	Mod Z Scr	Parity Scr
Mar-02					7	3215	0.22%		
Apr-02					18	3257	0.55%		
May-02					6	3243	0.19%		
Jun-02					13	3244	0.40%		
Jul-02					6	3278	0.18%		
Aug-02					14	3292	0.43%		
Sep-02					10	3292	0.30%		
Oct-02					13	3326	0.39%		
Nov-02					6	3304	0.18%		
Dec-02					7	3304	0.21%		
Jan-03					16	3304	0.48%		
Feb-03									



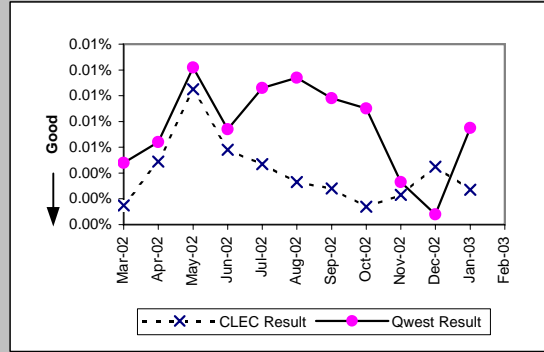
Frame Relay (Parity)									
Date	CLEC Num	CLEC Denc	CLEC Resu	CLEC Std E	Qwest Num	Qwest Denc	Qwest Resu	Mod Z Scr	Parity Scr
Mar-02					82	13811	0.59%		
Apr-02					116	13679	0.85%		
May-02					109	13788	0.79%		
Jun-02					137	13661	1.00%		
Jul-02					133	13426	0.99%		
Aug-02					135	13227	1.02%		
Sep-02					118	12997	0.91%		
Oct-02					86	12852	0.67%		
Nov-02					105	12817	0.82%		
Dec-02	0	2	0.00%	0.00%	109	12734	0.86%	-0.13	-1.08
Jan-03	0	2	0.00%	0.00%	111	12556	0.88%	-0.13	-1.08
Feb-03									



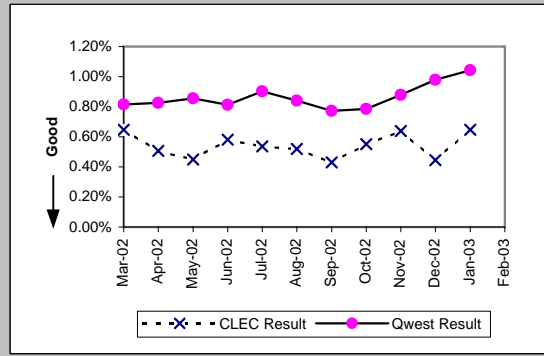
*Results exclude No Trouble Found and Test OK reports unless QWEST trouble is found on another report within 30 days of the original report. A 30-day window necessitates reporting a month behind

MR-8* - Trouble Rate (Percent)

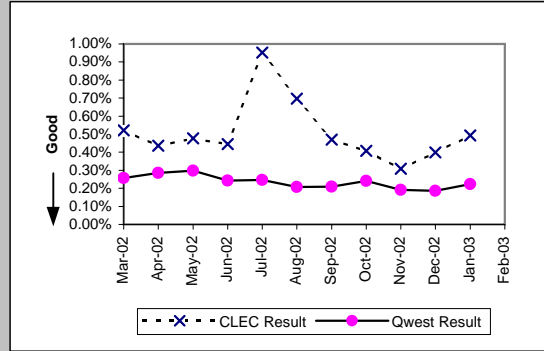
LIS Trunk (Parity)									
Date	CLEC Num	CLEC Denc	CLEC Resu	CLEC Std E	Qwest Num	Qwest Denc	Qwest Resu	Mod Z Scr	Parity Scr
Mar-02	3	198889	0.00%	0.39%	6	125469	0.00%	-1.31	-1.8
Apr-02	10	204559	0.00%	0.70%	8	124834	0.01%	-0.53	-1.32
May-02	22	209146	0.01%	1.03%	15	122645	0.01%	-0.43	-1.26
Jun-02	12	208426	0.01%	0.76%	9	121269	0.01%	-0.53	-1.33
Jul-02	10	212052	0.00%	0.69%	13	122441	0.01%	-1.6	-1.97
Aug-02	7	209876	0.00%	0.58%	14	123017	0.01%	-2.1	-2.28
Sep-02	6	211569	0.00%	0.53%	12	122741	0.01%	-1.96	-2.19
Oct-02	3	212965	0.00%	0.38%	11	121827	0.01%	-2.23	-2.36
Nov-02	5	215893	0.00%	0.48%	4	120239	0.00%	-0.49	-1.3
Dec-02	10	220469	0.00%	0.67%	1	119158	0.00%	3.55	1.16
Jan-03	6	220565	0.00%	0.52%	9	119878	0.01%	-1.54	-1.94
Feb-03									



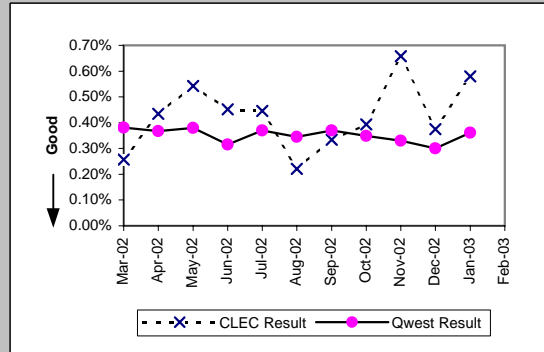
UNE - P (POTS) (Parity)									
Date	CLEC Num	CLEC Denc	CLEC Resu	CLEC Std E	Qwest Num	Qwest Denc	Qwest Resu	Mod Z Scr	Parity Scr
Mar-02	176	27238	0.65%	8.01%	17847	2187417	0.82%	-3.09	-2.88
Apr-02	137	27008	0.51%	7.10%	17977	2177926	0.83%	-5.74	-4.49
May-02	119	26497	0.45%	6.69%	18552	2168824	0.86%	-7.14	-5.34
Jun-02	154	26496	0.58%	7.60%	17519	2157467	0.81%	-4.16	-3.53
Jul-02	139	25921	0.54%	7.30%	19360	2146573	0.90%	-6.19	-4.76
Aug-02	132	25388	0.52%	7.19%	17984	2137606	0.84%	-5.57	-4.39
Sep-02	107	24837	0.43%	6.55%	16430	2129325	0.77%	-6.1	-4.71
Oct-02	136	24707	0.55%	7.40%	16666	2122557	0.79%	-4.16	-3.53
Nov-02	156	24400	0.64%	7.97%	18581	2116204	0.88%	-3.97	-3.42
Dec-02	108	24248	0.45%	6.66%	20630	2109311	0.98%	-8.38	-6.09
Jan-03	154	23797	0.65%	8.02%	21934	2103625	1.04%	-5.97	-4.63
Feb-03									



UNE P (Centrex) (Parity)									
Date	CLEC Num	CLEC Denc	CLEC Resu	CLEC Std E	Qwest Num	Qwest Denc	Qwest Resu	Mod Z Scr	Parity Scr
Mar-02	25	4798	0.52%	7.20%	248	96416	0.26%	3.52	1.14
Apr-02	20	4595	0.44%	6.58%	280	98065	0.29%	1.86	0.13
May-02	18	3779	0.48%	6.89%	293	98348	0.30%	1.97	0.2
Jun-02	13	2919	0.45%	6.66%	242	99622	0.24%	2.19	0.33
Jul-02	39	4097	0.95%	9.71%	237	96329	0.25%	8.93	4.43
Aug-02	27	3879	0.70%	8.31%	197	94586	0.21%	6.53	2.97
Sep-02	18	3828	0.47%	6.84%	196	93629	0.21%	3.46	1.1
Oct-02	30	7355	0.41%	6.37%	216	89311	0.24%	2.79	0.69
Nov-02	22	7144	0.31%	5.54%	169	87993	0.19%	2.15	0.31
Dec-02	28	7031	0.40%	6.30%	161	86625	0.19%	3.98	1.42
Jan-03	34	6892	0.49%	7.01%	192	86081	0.22%	4.58	1.78
Feb-03									



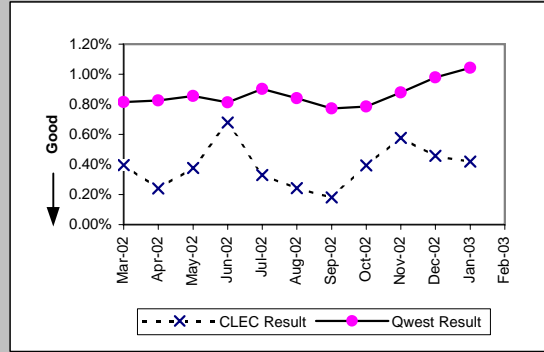
UNE P (Centrex 21) (Parity)									
Date	CLEC Num	CLEC Denc	CLEC Resu	CLEC Std E	Qwest Num	Qwest Denc	Qwest Resu	Mod Z Scr	Parity Scr
Mar-02	4	1554	0.26%	5.07%	268	70406	0.38%	-0.78	-1.47
Apr-02	7	1612	0.43%	6.58%	257	69955	0.37%	0.44	-0.73
May-02	9	1659	0.54%	7.35%	265	69861	0.38%	1.07	-0.35
Jun-02	8	1770	0.45%	6.71%	220	69778	0.32%	1.01	-0.38
Jul-02	8	1794	0.45%	6.66%	258	69747	0.37%	0.52	-0.68
Aug-02	4	1810	0.22%	4.70%	239	69355	0.34%	-0.89	-1.54
Sep-02	6	1800	0.33%	5.76%	256	69153	0.37%	-0.25	-1.15
Oct-02	7	1781	0.39%	6.26%	241	69054	0.35%	0.31	-0.81
Nov-02	12	1823	0.66%	8.09%	227	68746	0.33%	2.41	0.47
Dec-02	7	1865	0.38%	6.12%	205	68291	0.30%	0.59	-0.64
Jan-03	11	1899	0.58%	7.59%	244	67630	0.36%	1.57	-0.05
Feb-03									



*Results exclude No Trouble Found and Test OK reports unless QWEST trouble is found on another report within 30 days of the original report. A 30-day window necessitates reporting a month behind

MR-8* - Trouble Rate (Percent)

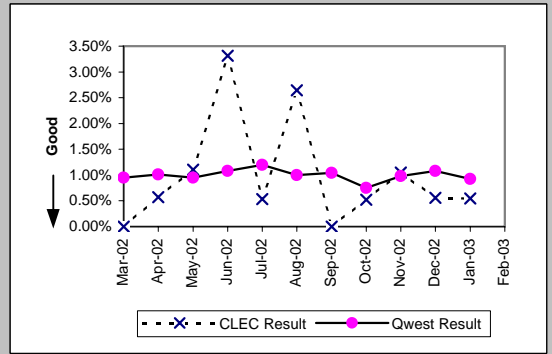
Date	CLEC Num	CLEC Denc	Line Sharing (Parity)			Qwest Num	Qwest Denc	Qwest Resu	Mod Z Scr	Parity Scr
			CLEC Resu	CLEC Std	Qwest Resu					
Mar-02	17	4303	0.40%	6.27%	17847	2187417	0.82%	-3.07	-2.86	
Apr-02	11	4570	0.24%	4.90%	17977	2177926	0.83%	-4.36	-3.65	
May-02	18	4775	0.38%	6.13%	18552	2168824	0.86%	-3.59	-3.18	
Jun-02	34	5002	0.68%	8.22%	17519	2157467	0.81%	-1.04	-1.63	
Jul-02	17	5161	0.33%	5.73%	19360	2146573	0.90%	-4.35	-3.64	
Aug-02	13	5357	0.24%	4.92%	17984	2137606	0.84%	-4.79	-3.91	
Sep-02	10	5558	0.18%	4.24%	16430	2129325	0.77%	-5.03	-4.06	
Oct-02	23	5858	0.39%	6.25%	16666	2122557	0.79%	-3.4	-3.07	
Nov-02	36	6251	0.58%	7.57%	18581	2116204	0.88%	-2.56	-2.55	
Dec-02	30	6546	0.46%	6.75%	20630	2109311	0.98%	-4.27	-3.59	
Jan-03	29	6936	0.42%	6.45%	21934	2103625	1.04%	-5.11	-4.11	
Feb-03										



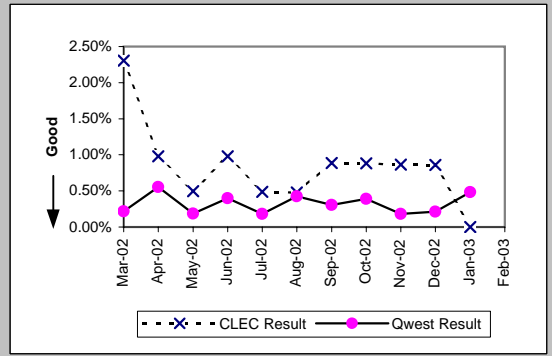
*Results exclude No Trouble Found and Test OK reports unless QWEST trouble is found on another report within 30 days of the original report. A 30-day window necessitates reporting a month behind

MR-8* - Trouble Rate (Percent)

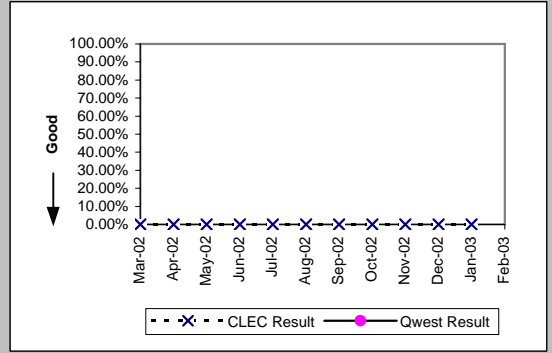
UDIT DS1 (Parity)									
Date	Numerator	Denominator	CLEC Resu	Standard D	Qwest Num	Qwest Deno	Qwest Resu	Mod Z Scr	Parity Scr
Mar-02	0	174	0.00%	0.00%	440	46315	0.95%	-1.29	-1.78
Apr-02	1	176	0.57%	7.52%	468	46306	1.01%	-0.59	-1.36
May-02	2	181	1.11%	10.45%	441	46453	0.95%	0.3	-0.82
Jun-02	6	181	3.31%	17.90%	504	46707	1.08%	2.38	0.44
Jul-02	1	187	0.53%	7.29%	561	46883	1.20%	-0.83	-1.51
Aug-02	5	189	2.65%	16.05%	468	46765	1.00%	1.93	0.17
Sep-02	0	191	0.00%	0.00%	487	46600	1.05%	-1.42	-1.86
Oct-02	1	191	0.52%	7.22%	350	46567	0.75%	-0.36	-1.22
Nov-02	2	191	1.05%	10.18%	456	46624	0.98%	0.19	-0.89
Dec-02	1	180	0.56%	7.43%	501	46499	1.08%	-0.68	-1.41
Jan-03	1	183	0.55%	7.37%	429	46295	0.93%	-0.54	-1.33
Feb-03									



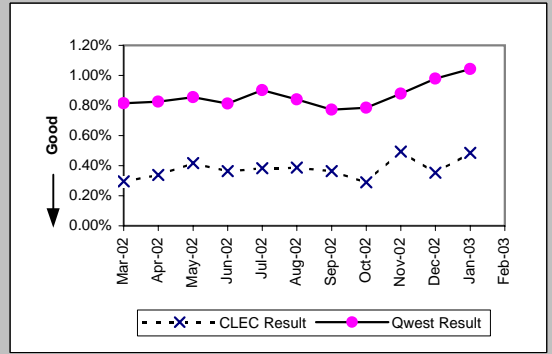
UDIT Above DS1 Level (Parity)									
Date	Numerator	Denominator	CLEC Resu	Standard D	Qwest Num	Qwest Deno	Qwest Resu	Mod Z Scr	Parity Scr
Mar-02	5	217	2.30%	15.00%	7	3215	0.22%	3.48	1.11
Apr-02	2	204	0.98%	9.85%	18	3257	0.55%	0.77	-0.53
May-02	1	201	0.50%	7.04%	6	3243	0.19%	0.83	-0.49
Jun-02	2	204	0.98%	9.85%	13	3244	0.40%	1.11	-0.33
Jul-02	1	205	0.49%	6.97%	6	3278	0.18%	0.82	-0.5
Aug-02	1	209	0.48%	6.90%	14	3292	0.43%	0.17	-0.89
Sep-02	2	226	0.89%	9.37%	10	3292	0.30%	1.27	-0.23
Oct-02	2	227	0.88%	9.35%	13	3326	0.39%	1.02	-0.38
Nov-02	2	231	0.87%	9.26%	6	3304	0.18%	1.68	0.02
Dec-02	2	232	0.86%	9.24%	7	3304	0.21%	1.55	-0.06
Jan-03	0	231	0.00%	0.00%	16	3304	0.48%	-1.03	-1.62
Feb-03									



Dark Fiber - IOF (Diagnostic)									
Date	Numerator	Denominator	CLEC Resu	Standard D	Qwest Num	Qwest Deno	Qwest Resu	Mod Z Scr	Parity Scr
Mar-02	0	41	0.00%	0.00%					
Apr-02	0	41	0.00%	0.00%					
May-02	0	21	0.00%	0.00%					
Jun-02	0	21	0.00%	0.00%					
Jul-02	0	22	0.00%	0.00%					
Aug-02	0	21	0.00%	0.00%					
Sep-02	0	22	0.00%	0.00%					
Oct-02	0	26	0.00%	0.00%					
Nov-02	0	26	0.00%	0.00%					
Dec-02	0	26	0.00%	0.00%					
Jan-03	0	26	0.00%	0.00%					
Feb-03									



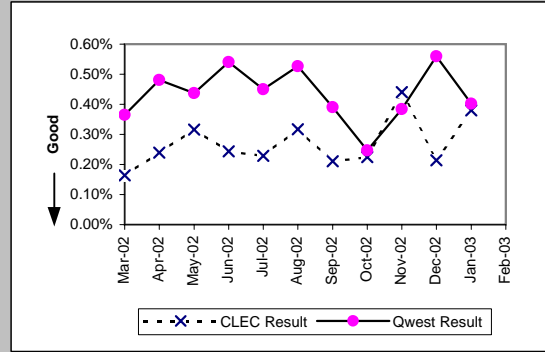
Unbundled Loop Analog (Parity)									
Date	Numerator	Denominator	CLEC Resu	Standard D	Qwest Num	Qwest Deno	Qwest Resu	Mod Z Scr	Parity Scr
Mar-02	119	40284	0.30%	5.43%	17847	2187417	0.82%	-11.51	-8
Apr-02	144	42672	0.34%	5.80%	17977	2177926	0.83%	-11.03	-7.71
May-02	182	43656	0.42%	6.44%	18552	2168824	0.86%	-9.85	-6.99
Jun-02	164	45097	0.36%	6.02%	17519	2157467	0.81%	-10.5	-7.38
Jul-02	176	45951	0.38%	6.18%	19360	2146573	0.90%	-11.64	-8.08
Aug-02	182	46974	0.39%	6.21%	17984	2137606	0.84%	-10.65	-7.48
Sep-02	173	47578	0.36%	6.02%	16430	2129325	0.77%	-10.06	-7.12
Oct-02	140	48221	0.29%	5.38%	16666	2122557	0.79%	-12.17	-8.4
Nov-02	238	48115	0.49%	7.02%	18581	2116204	0.88%	-8.91	-6.42
Dec-02	175	49561	0.35%	5.93%	20630	2109311	0.98%	-13.97	-9.5
Jan-03	244	50393	0.48%	6.94%	21934	2103625	1.04%	-12.2	-8.42
Feb-03									



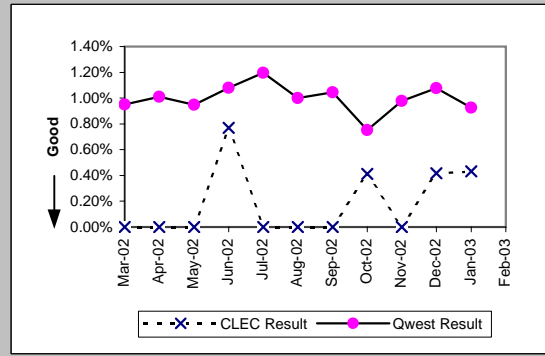
*Results exclude No Trouble Found and Test OK reports unless QWEST trouble is found on another report within 30 days of the original report. A 30-day window necessitates reporting a month behind

MR-8* - Trouble Rate (Percent)

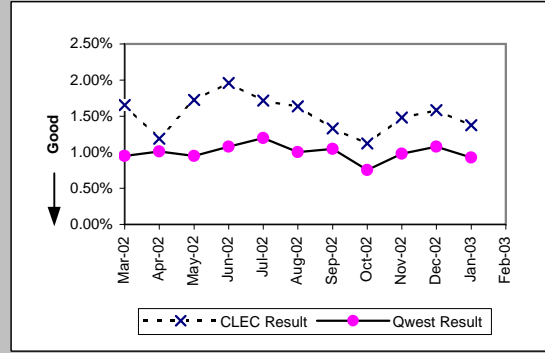
Unbundled Loop - 2 Wire Non-Loaded (Parity)									
Date	Numerator	Denominator	CLEC Resu	Standard D	Qwest Num	Qwest Deno	Qwest Resu	Mod Z Scr	Parity Scr
Mar-02	11	6727	0.16%	4.04%	87	23853	0.36%	-2.42	-2.47
Apr-02	16	6688	0.24%	4.89%	113	23494	0.48%	-2.52	-2.53
May-02	21	6649	0.32%	5.61%	102	23315	0.44%	-1.33	-1.81
Jun-02	16	6575	0.24%	4.93%	124	22962	0.54%	-2.89	-2.76
Jul-02	15	6551	0.23%	4.78%	103	22861	0.45%	-2.36	-2.44
Aug-02	21	6618	0.32%	5.62%	119	22617	0.53%	-2.07	-2.26
Sep-02	14	6658	0.21%	4.58%	87	22307	0.39%	-2.06	-2.26
Oct-02	15	6672	0.22%	4.74%	54	21909	0.25%	-0.31	-1.19
Nov-02	29	6583	0.44%	6.62%	84	21893	0.38%	0.65	-0.6
Dec-02	14	6559	0.21%	4.62%	122	21811	0.56%	-3.29	-3
Jan-03	25	6581	0.38%	6.15%	87	21646	0.40%	-0.25	-1.15
Feb-03									



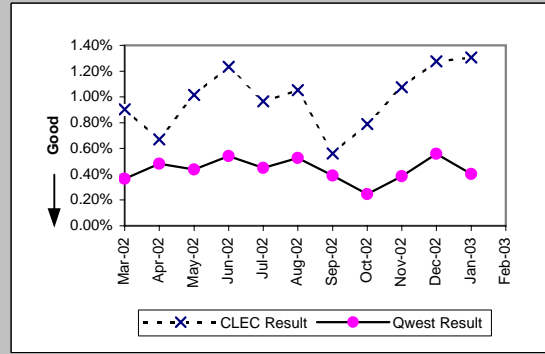
Unbundled Loop - 4 Wire Non-Loaded (Parity)									
Date	Numerator	Denominator	CLEC Resu	Standard D	Qwest Num	Qwest Deno	Qwest Resu	Mod Z Scr	Parity Scr
Mar-02	0	276	0.00%	0.00%	440	46315	0.95%	-1.62	-1.99
Apr-02	0	271	0.00%	0.00%	468	46306	1.01%	-1.66	-2.01
May-02	0	262	0.00%	0.00%	441	46453	0.95%	-1.58	-1.96
Jun-02	2	260	0.77%	8.74%	504	46707	1.08%	-0.48	-1.29
Jul-02	0	254	0.00%	0.00%	561	46883	1.20%	-1.75	-2.06
Aug-02	0	248	0.00%	0.00%	468	46765	1.00%	-1.58	-1.96
Sep-02	0	245	0.00%	0.00%	487	46600	1.05%	-1.6	-1.98
Oct-02	1	242	0.41%	6.41%	350	46567	0.75%	-0.61	-1.37
Nov-02	0	242	0.00%	0.00%	456	46624	0.98%	-1.54	-1.94
Dec-02	1	240	0.42%	6.44%	501	46499	1.08%	-0.99	-1.6
Jan-03	1	231	0.43%	6.57%	429	46295	0.93%	-0.78	-1.47
Feb-03									



Unbundled Loop - DS1 Capable (Parity)									
Date	Numerator	Denominator	CLEC Resu	Standard D	Qwest Num	Qwest Deno	Qwest Resu	Mod Z Scr	Parity Scr
Mar-02	41	2482	1.65%	12.75%	440	46315	0.95%	3.51	1.14
Apr-02	31	2607	1.19%	10.84%	468	46306	1.01%	0.89	-0.46
May-02	47	2724	1.73%	13.02%	441	46453	0.95%	4.06	1.47
Jun-02	55	2807	1.96%	13.86%	504	46707	1.08%	4.38	1.67
Jul-02	50	2912	1.72%	12.99%	561	46883	1.20%	2.51	0.52
Aug-02	50	3054	1.64%	12.69%	468	46765	1.00%	3.42	1.08
Sep-02	42	3160	1.33%	11.45%	487	46600	1.05%	1.52	-0.08
Oct-02	37	3293	1.12%	10.54%	350	46567	0.75%	2.39	0.45
Nov-02	50	3373	1.48%	12.08%	456	46624	0.98%	2.87	0.75
Dec-02	56	3539	1.58%	12.48%	501	46499	1.08%	2.8	0.71
Jan-03	51	3710	1.37%	11.64%	429	46295	0.93%	2.74	0.67
Feb-03									



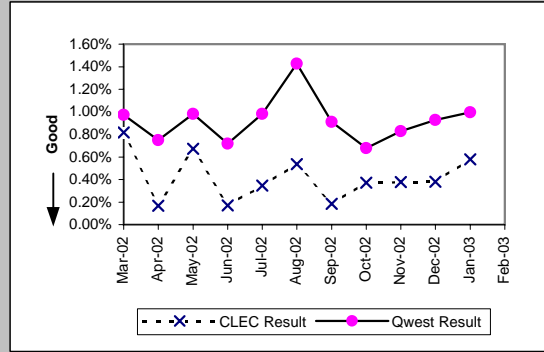
Unbundled Loop ISDN Capable (Parity)									
Date	Numerator	Denominator	CLEC Resu	Standard D	Qwest Num	Qwest Deno	Qwest Resu	Mod Z Scr	Parity Scr
Mar-02	30	3320	0.90%	9.46%	87	23853	0.36%	4.83	1.93
Apr-02	22	3283	0.67%	8.16%	113	23494	0.48%	1.47	-0.11
May-02	33	3254	1.01%	10.02%	102	23315	0.44%	4.67	1.84
Jun-02	40	3241	1.23%	11.04%	124	22962	0.54%	5.05	2.07
Jul-02	31	3209	0.97%	9.78%	103	22861	0.45%	4.08	1.48
Aug-02	34	3232	1.05%	10.20%	119	22617	0.53%	3.87	1.35
Sep-02	18	3208	0.56%	7.47%	87	22307	0.39%	1.45	-0.12
Oct-02	25	3168	0.79%	8.85%	54	21909	0.25%	5.76	2.5
Nov-02	34	3161	1.08%	10.32%	84	21893	0.38%	5.88	2.58
Dec-02	40	3138	1.27%	11.22%	122	21811	0.56%	5.02	2.05
Jan-03	41	3143	1.30%	11.35%	87	21646	0.40%	7.47	3.54
Feb-03									



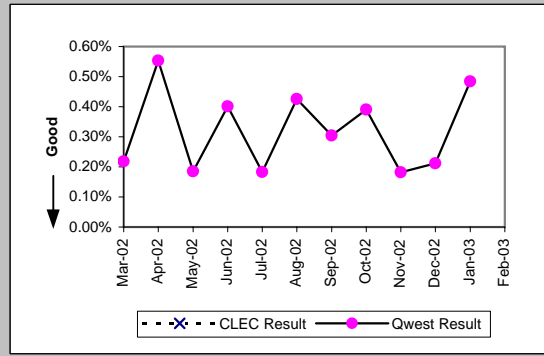
*Results exclude No Trouble Found and Test OK reports unless QWEST trouble is found on another report within 30 days of the original report. A 30-day window necessitates reporting a month behind

MR-8* - Trouble Rate (Percent)

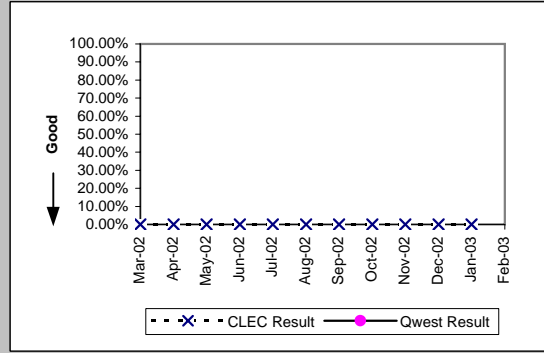
Unbundled Loop - ADSL Qualified (Parity)									
Date	Numerator	Denominator	CLEC Resu	Standard D	Qwest Num	Qwest Den	Qwest Resu	Mod Z Scr	Parity Scr
Mar-02	5	611	0.82%	9.01%	352	36150	0.97%	-0.39	-1.24
Apr-02	1	602	0.17%	4.07%	261	34869	0.75%	-1.64	-2
May-02	4	594	0.67%	8.18%	331	33729	0.98%	-0.75	-1.46
Jun-02	1	587	0.17%	4.12%	235	32685	0.72%	-1.56	-1.95
Jul-02	2	578	0.35%	5.87%	310	31544	0.98%	-1.54	-1.93
Aug-02	3	561	0.53%	7.29%	436	30538	1.43%	-1.77	-2.07
Sep-02	1	546	0.18%	4.28%	269	29520	0.91%	-1.77	-2.08
Oct-02	2	537	0.37%	6.09%	194	28572	0.68%	-0.86	-1.52
Nov-02	2	531	0.38%	6.13%	229	27640	0.83%	-1.14	-1.69
Dec-02	2	525	0.38%	6.16%	249	26839	0.93%	-1.29	-1.79
Jan-03	3	518	0.58%	7.59%	259	26036	0.99%	-0.94	-1.57
Feb-03									



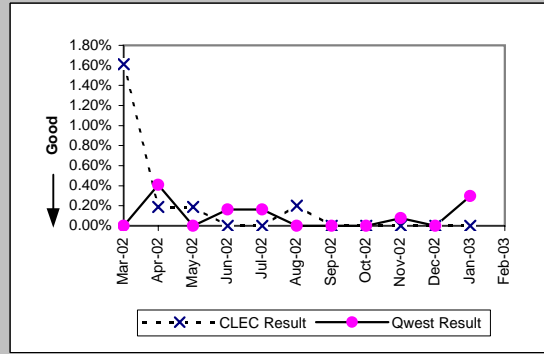
Unbundled Loop - DS3 Capable (Parity)									
Date	Numerator	Denominator	CLEC Resu	Standard D	Qwest Num	Qwest Den	Qwest Resu	Mod Z Scr	Parity Scr
Mar-02					7	3215	0.22%		
Apr-02					18	3257	0.55%		
May-02					6	3243	0.19%		
Jun-02					13	3244	0.40%		
Jul-02					6	3278	0.18%		
Aug-02					14	3292	0.43%		
Sep-02					10	3292	0.30%		
Oct-02					13	3326	0.39%		
Nov-02					6	3304	0.18%		
Dec-02					7	3304	0.21%		
Jan-03					16	3304	0.48%		
Feb-03									



Dark Fiber - Loop (Diagnostic)									
Date	Numerator	Denominator	CLEC Resu	Standard D	Qwest Num	Qwest Den	Qwest Resu	Mod Z Scr	Parity Scr
Mar-02	0	27	0.00%	0.00%					
Apr-02	0	22	0.00%	0.00%					
May-02	0	11	0.00%	0.00%					
Jun-02	0	10	0.00%	0.00%					
Jul-02	0	5	0.00%	0.00%					
Aug-02	0	1	0.00%	0.00%					
Sep-02	0	4	0.00%	0.00%					
Oct-02	0	10	0.00%	0.00%					
Nov-02	0	10	0.00%	0.00%					
Dec-02	0	10	0.00%	0.00%					
Jan-03	0	25	0.00%	0.00%					
Feb-03									



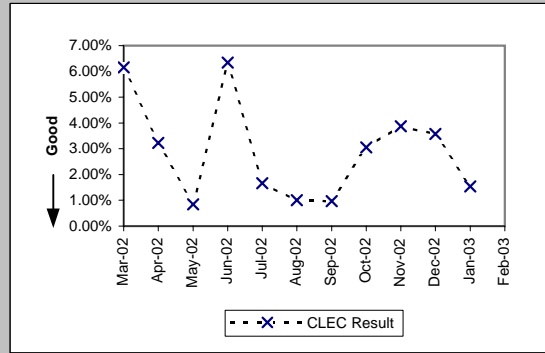
E911 (Parity)									
Date	Numerator	Denominator	CLEC Resu	Standard D	Qwest Num	Qwest Den	Qwest Resu	Mod Z Scr	Parity Scr
Mar-02	9	558	1.61%	12.60%	0	1252	0.00%	N/A	
Apr-02	1	530	0.19%	4.34%	5	1227	0.41%	-0.66	-1.4
May-02	1	534	0.19%	4.32%	0	1219	0.00%	N/A	
Jun-02	0	492	0.00%	0.00%	2	1223	0.16%	-0.76	-1.46
Jul-02	0	492	0.00%	0.00%	2	1234	0.16%	-0.76	-1.46
Aug-02	1	498	0.20%	4.48%	0	1252	0.00%	N/A	-0.34
Sep-02	0	496	0.00%	0.00%	0	1276	0.00%	N/A	N/A
Oct-02	0	502	0.00%	0.00%	0	1313	0.00%	N/A	N/A
Nov-02	0	496	0.00%	0.00%	1	1317	0.08%	-0.52	-1.32
Dec-02	0	500	0.00%	0.00%	0	1333	0.00%	N/A	N/A
Jan-03	0	504	0.00%	0.00%	4	1354	0.30%	-1.04	-1.63
Feb-03									



*Results exclude No Trouble Found and Test OK reports unless QWEST trouble is found on another report within 30 days of the original report. A 30-day window necessitates reporting a month behind

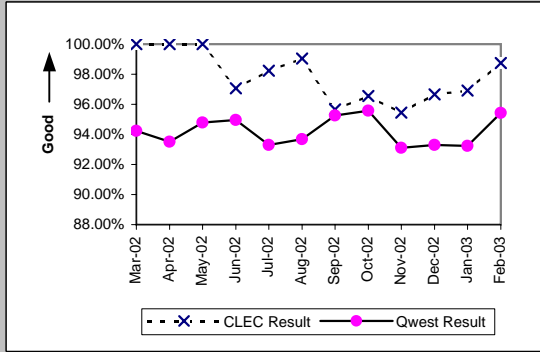
MR-8* - Trouble Rate (Percent)

Enhanced Extended Loops (EELs) (Diagnostic)					
Date	Numerator	Denominator	CLEC Result	Standard Dev	
Mar-02	4	65	6.15%	24.03%	
Apr-02	3	93	3.23%	17.67%	
May-02	1	118	0.85%	9.17%	
Jun-02	9	142	6.34%	24.36%	
Jul-02	3	180	1.67%	12.80%	
Aug-02	2	200	1.00%	9.95%	
Sep-02	2	206	0.97%	9.81%	
Oct-02	7	229	3.06%	17.21%	
Nov-02	10	258	3.88%	19.30%	
Dec-02	10	280	3.57%	18.56%	
Jan-03	5	324	1.54%	12.33%	
Feb-03					

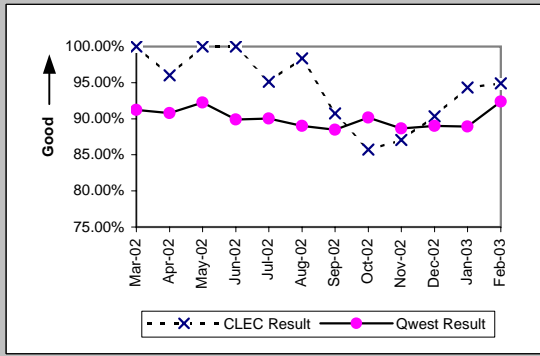


MR-9A - Repair Appointments Met (Percent) - Dispatches within MSAs

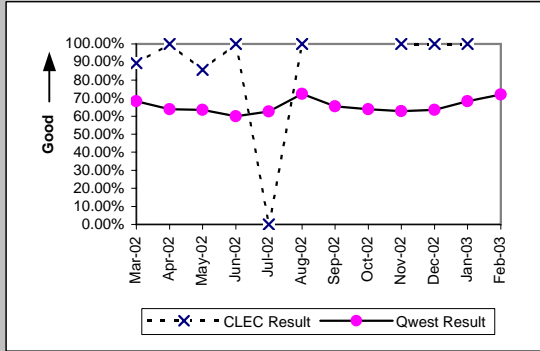
Residence (Parity)									
Date	CLEC Num	CLEC Denc	CLEC Resu	CLEC Std E	Qwest Num	Qwest Denc	Qwest Resu	Mod Z Scr	Parity Scr
Mar-02	56	56	100.00%	0.00%	10865	11529	94.24%	-1.85	-2.12
Apr-02	66	66	100.00%	0.00%	10922	11679	93.52%	-2.13	-2.3
May-02	60	60	100.00%	0.00%	11659	12299	94.80%	-1.81	-2.1
Jun-02	66	68	97.06%	16.90%	11198	11793	94.95%	-0.79	-1.48
Jul-02	111	113	98.23%	13.19%	11799	12646	93.30%	-2.09	-2.27
Aug-02	104	105	99.05%	9.71%	11623	12408	93.67%	-2.25	-2.37
Sep-02	88	92	95.65%	20.39%	10463	10983	95.27%	-0.17	-1.11
Oct-02	84	87	96.55%	18.25%	11023	11533	95.58%	-0.44	-1.27
Nov-02	105	110	95.45%	20.83%	12200	13104	93.10%	-0.97	-1.59
Dec-02	116	120	96.67%	17.95%	13697	14682	93.29%	-1.47	-1.89
Jan-03	126	130	96.92%	17.27%	14704	15771	93.23%	-1.67	-2.01
Feb-03	156	158	98.73%	11.18%	11394	11939	95.44%	-1.97	-2.2



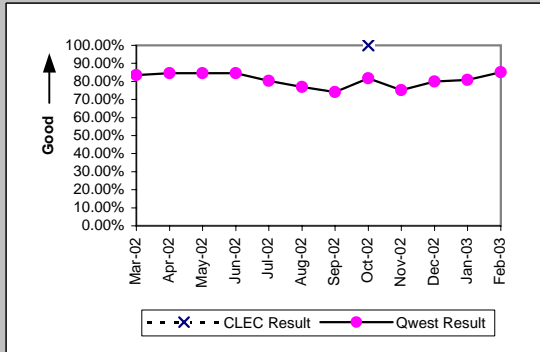
Business (Parity)									
Date	CLEC Num	CLEC Denc	CLEC Resu	CLEC Std E	Qwest Num	Qwest Denc	Qwest Resu	Mod Z Scr	Parity Scr
Mar-02	23	23	100.00%	0.00%	1411	1547	91.21%	-1.48	-1.9
Apr-02	24	25	96.00%	19.60%	1366	1505	90.76%	-0.9	-1.55
May-02	29	29	100.00%	0.00%	1355	1469	92.24%	-1.55	-1.94
Jun-02	37	37	100.00%	0.00%	1253	1394	89.89%	-2.01	-2.22
Jul-02	39	41	95.12%	21.54%	1387	1541	90.01%	-1.08	-1.66
Aug-02	60	61	98.36%	12.70%	1277	1435	88.99%	-2.29	-2.39
Sep-02	49	54	90.74%	28.99%	1207	1364	88.49%	-0.51	-1.31
Oct-02	48	56	85.71%	34.99%	1326	1471	90.14%	1.07	-0.35
Nov-02	74	85	87.06%	33.57%	1368	1543	88.66%	0.48	-0.71
Dec-02	56	62	90.32%	29.57%	1278	1436	89.00%	-0.33	-1.2
Jan-03	83	88	94.32%	23.15%	1532	1723	88.91%	-1.57	-1.96
Feb-03	56	59	94.92%	21.97%	1203	1302	92.40%	-0.71	-1.43



Centrex (Parity)									
Date	CLEC Num	CLEC Denc	CLEC Resu	CLEC Std E	Qwest Num	Qwest Denc	Qwest Resu	Mod Z Scr	Parity Scr
Mar-02	25	28	89.29%	30.93%	112	164	68.29%	-2.21	-2.34
Apr-02	11	11	100.00%	0.00%	109	171	63.74%	-2.42	-2.47
May-02	6	7	85.71%	34.99%	118	186	63.44%	-1.2	-1.73
Jun-02	1	1	100.00%	0.00%	100	167	59.88%	-0.82	-1.5
Jul-02	0	1	0.00%	0.00%	104	166	62.65%	0.89	-0.46
Aug-02	1	1	100.00%	0.00%	84	116	72.41%	-0.61	-1.37
Sep-02					72	110	65.45%		
Oct-02					92	144	63.89%		
Nov-02	6	6	100.00%	0.00%	59	94	62.77%	-1.83	-2.11
Dec-02	1	1	100.00%	0.00%	59	93	63.44%	-0.76	-1.46
Jan-03	2	2	100.00%	0.00%	82	120	68.33%	-0.95	-1.58
Feb-03					67	93	72.04%		

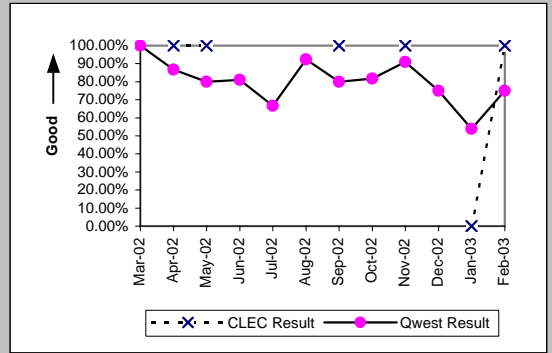


Centrex 21 (Parity)									
Date	CLEC Num	CLEC Denc	CLEC Resu	CLEC Std E	Qwest Num	Qwest Denc	Qwest Resu	Mod Z Scr	Parity Scr
Mar-02					182	218	83.49%		
Apr-02					175	207	84.54%		
May-02					182	215	84.65%		
Jun-02					154	182	84.62%		
Jul-02					168	209	80.38%		
Aug-02					143	186	76.88%		
Sep-02					134	181	74.03%		
Oct-02	1	1	100.00%	0.00%	174	213	81.69%	-0.47	-1.29
Nov-02					139	185	75.14%		
Dec-02					139	174	79.89%		
Jan-03					169	209	80.86%		
Feb-03					138	162	85.19%		

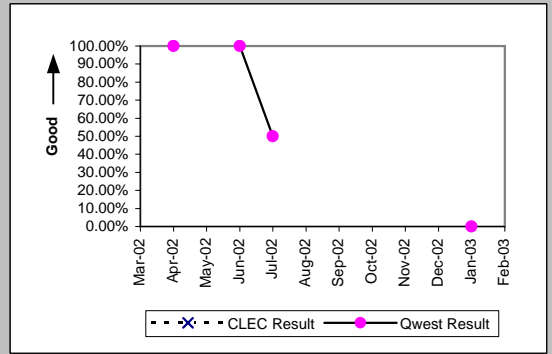


MR-9A - Repair Appointments Met (Percent) - Dispatches within MSAs

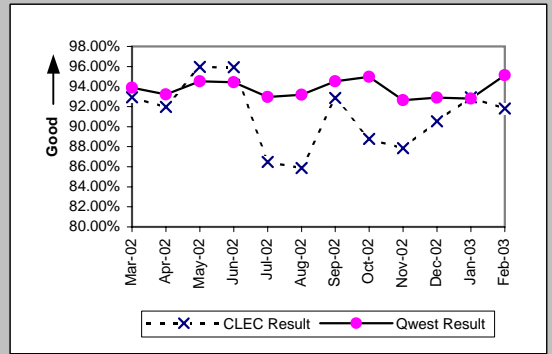
PBX (Parity)									
Date	CLEC Num	CLEC Dend	CLEC Resu	CLEC Std	Qwest Num	Qwest Dend	Qwest Resu	Mod Z Scr	Parity Scr
Mar-02					11	11	100.00%		
Apr-02	1	1	100.00%	0.00%	13	15	86.67%	-0.38	-1.23
May-02	1	1	100.00%	0.00%	12	15	80.00%	-0.48	-1.29
Jun-02					17	21	80.95%		
Jul-02					12	18	66.67%		
Aug-02					12	13	92.31%		
Sep-02	4	4	100.00%	0.00%	8	10	80.00%	-0.85	-1.51
Oct-02					9	11	81.82%		
Nov-02	2	2	100.00%	0.00%	10	11	90.91%	-0.41	-1.25
Dec-02					6	8	75.00%		
Jan-03	0	1	0.00%	0.00%	7	13	53.85%	0.67	-0.59
Feb-03	1	1	100.00%	0.00%	9	12	75.00%	-0.55	-1.34



Basic Rate ISDN (Parity)									
Date	CLEC Num	CLEC Dend	CLEC Resu	CLEC Std	Qwest Num	Qwest Dend	Qwest Resu	Mod Z Scr	Parity Scr
Mar-02									
Apr-02					1	1	100.00%		
May-02									
Jun-02					1	1	100.00%		
Jul-02					1	2	50.00%		
Aug-02									
Sep-02									
Oct-02									
Nov-02									
Dec-02									
Jan-03					0	1	0.00%		
Feb-03									

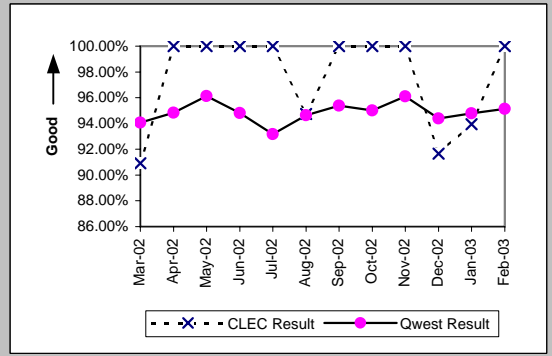


UNE - P (POTS) (Parity)									
Date	CLEC Num	CLEC Dend	CLEC Resu	CLEC Std	Qwest Num	Qwest Dend	Qwest Resu	Mod Z Scr	Parity Scr
Mar-02	105	113	92.92%	25.65%	12276	13076	93.88%	0.46	-0.72
Apr-02	80	87	91.95%	27.20%	12288	13184	93.20%	0.5	-0.7
May-02	71	74	95.95%	19.72%	13014	13768	94.52%	-0.54	-1.33
Jun-02	94	98	95.92%	19.79%	12451	13187	94.42%	-0.64	-1.39
Jul-02	96	111	86.49%	34.19%	13186	14187	92.94%	2.4	0.46
Aug-02	73	85	85.88%	34.82%	12900	13843	93.19%	2.38	0.45
Sep-02	65	70	92.86%	25.75%	11670	12347	94.52%	0.64	-0.61
Oct-02	87	98	88.78%	31.57%	12349	13004	94.96%	2.46	0.49
Nov-02	94	107	87.85%	32.67%	13568	14647	92.63%	1.77	0.08
Dec-02	67	74	90.54%	29.27%	14975	16118	92.91%	0.8	-0.51
Jan-03	92	99	92.93%	25.63%	16236	17494	92.81%	-0.05	-1.03
Feb-03	101	110	91.82%	27.41%	12597	13241	95.14%	1.52	-0.08

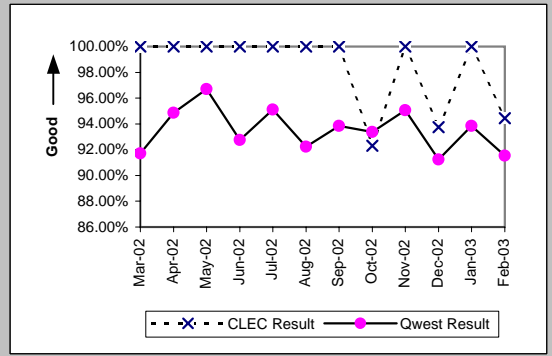


MR-9B - Repair Appointments Met (Percent) - Dispatches outside MSAs

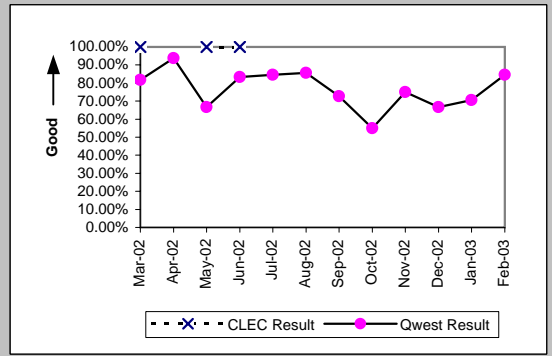
Residence (Parity)									
Date	CLEC Num	CLEC Denc	CLEC Resu	CLEC Std E	Qwest Num	Qwest Denc	Qwest Resu	Mod Z Scr	Parity Scr
Mar-02	10	11	90.91%	28.75%	2395	2546	94.07%	0.48	-0.71
Apr-02	13	13	100.00%	0.00%	2661	2806	94.83%	-0.84	-1.51
May-02	12	12	100.00%	0.00%	2528	2630	96.12%	-0.69	-1.42
Jun-02	12	12	100.00%	0.00%	2490	2626	94.82%	-0.81	-1.49
Jul-02	11	11	100.00%	0.00%	2717	2916	93.18%	-0.9	-1.54
Aug-02	18	19	94.74%	22.33%	2416	2553	94.63%	-0.02	-1.01
Sep-02	11	11	100.00%	0.00%	2395	2511	95.38%	-0.73	-1.44
Oct-02	12	12	100.00%	0.00%	2245	2363	95.01%	-0.79	-1.48
Nov-02	16	16	100.00%	0.00%	2514	2616	96.10%	-0.8	-1.49
Dec-02	11	12	91.67%	27.64%	3110	3295	94.39%	0.45	-0.73
Jan-03	31	33	93.94%	23.86%	3128	3300	94.79%	0.29	-0.82
Feb-03	25	25	100.00%	0.00%	2445	2570	95.14%	-1.13	-1.68



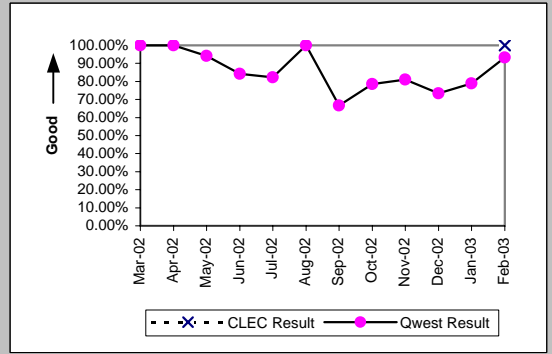
Business (Parity)									
Date	CLEC Num	CLEC Denc	CLEC Resu	CLEC Std E	Qwest Num	Qwest Denc	Qwest Resu	Mod Z Scr	Parity Scr
Mar-02	10	10	100.00%	0.00%	288	314	91.72%	-0.94	-1.57
Apr-02	10	10	100.00%	0.00%	333	351	94.87%	-0.72	-1.44
May-02	7	7	100.00%	0.00%	322	333	96.70%	-0.48	-1.29
Jun-02	7	7	100.00%	0.00%	333	359	92.76%	-0.73	-1.45
Jul-02	4	4	100.00%	0.00%	351	369	95.12%	-0.45	-1.27
Aug-02	18	18	100.00%	0.00%	285	309	92.23%	-1.2	-1.73
Sep-02	11	11	100.00%	0.00%	320	341	93.84%	-0.84	-1.51
Oct-02	12	13	92.31%	26.65%	338	362	93.37%	0.2	-0.88
Nov-02	14	14	100.00%	0.00%	269	283	95.05%	-0.83	-1.51
Dec-02	15	16	93.75%	24.21%	354	388	91.24%	-0.35	-1.21
Jan-03	15	15	100.00%	0.00%	412	439	93.85%	-0.97	-1.59
Feb-03	17	18	94.44%	22.91%	281	307	91.53%	-0.43	-1.26



Centrex (Parity)									
Date	CLEC Num	CLEC Denc	CLEC Resu	CLEC Std E	Qwest Num	Qwest Denc	Qwest Resu	Mod Z Scr	Parity Scr
Mar-02			100.00%	0.00%	18	22	81.82%	-0.46	-1.28
Apr-02					15	16	93.75%		
May-02	1	1	100.00%	0.00%	10	15	66.67%	-0.68	-1.42
Jun-02	2	2	100.00%	0.00%	5	6	83.33%	-0.55	-1.33
Jul-02					11	13	84.62%		
Aug-02					6	7	85.71%		
Sep-02					8	11	72.73%		
Oct-02					11	20	55.00%		
Nov-02					6	8	75.00%		
Dec-02					10	15	66.67%		
Jan-03					12	17	70.59%		
Feb-03					11	13	84.62%		

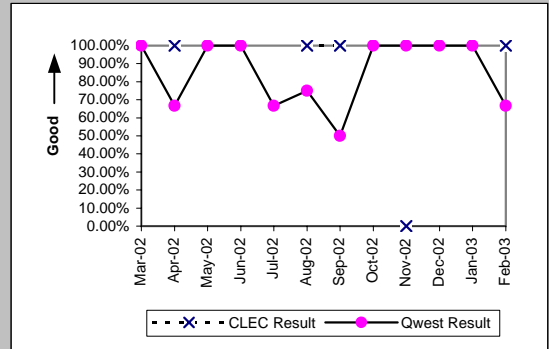


Centrex 21 (Parity)									
Date	CLEC Num	CLEC Denc	CLEC Resu	CLEC Std E	Qwest Num	Qwest Denc	Qwest Resu	Mod Z Scr	Parity Scr
Mar-02					20	20	100.00%		
Apr-02					10	10	100.00%		
May-02					16	17	94.12%		
Jun-02					16	19	84.21%		
Jul-02					14	17	82.35%		
Aug-02					11	11	100.00%		
Sep-02					16	24	66.67%		
Oct-02					11	14	78.57%		
Nov-02					17	21	80.95%		
Dec-02					11	15	73.33%		
Jan-03					15	19	78.95%		
Feb-03	1	1	100.00%	0.00%	14	15	93.33%	-0.26	-1.16

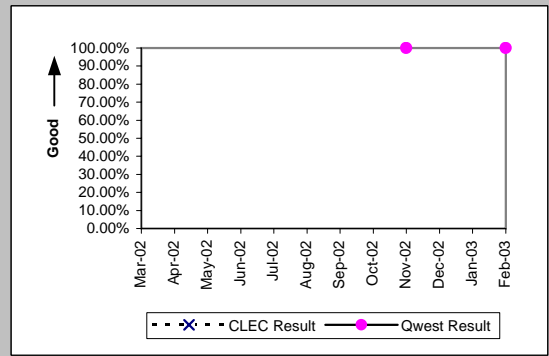


MR-9B - Repair Appointments Met (Percent) - Dispatches outside MSAs

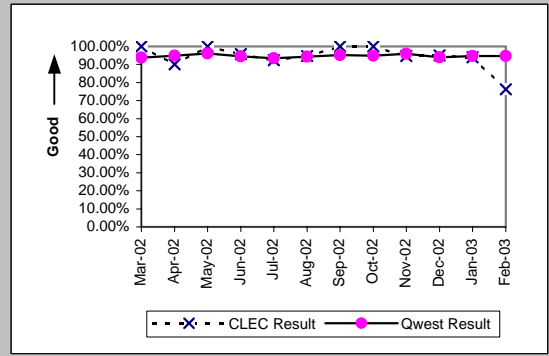
PBX (Parity)									
Date	CLEC Num	CLEC Denc	CLEC Resu	CLEC Std	Qwest Num	Qwest Denc	Qwest Resu	Mod Z Scr	Parity Scr
Mar-02					7	7	100.00%		
Apr-02	2	2	100.00%	0.00%	2	3	66.67%	-0.77	-1.47
May-02					3	3	100.00%		
Jun-02					7	7	100.00%		
Jul-02					4	6	66.67%		
Aug-02	1	1	100.00%	0.00%	3	4	75.00%	-0.52	-1.31
Sep-02	1	1	100.00%	0.00%	2	4	50.00%	-0.89	-1.54
Oct-02					2	2	100.00%		
Nov-02	0	1	0.00%	0.00%	4	4	100.00%	N/A	-0.15
Dec-02					2	2	100.00%		
Jan-03					3	3	100.00%		
Feb-03	1	1	100.00%	0.00%	4	6	66.67%	-0.65	-1.4



Basic Rate ISDN (Parity)									
Date	CLEC Num	CLEC Denc	CLEC Resu	CLEC Std	Qwest Num	Qwest Denc	Qwest Resu	Mod Z Scr	Parity Scr
Mar-02									
Apr-02									
May-02									
Jun-02									
Jul-02									
Aug-02									
Sep-02									
Oct-02									
Nov-02					1	1	100.00%		
Dec-02									
Jan-03									
Feb-03					1	1	100.00%		

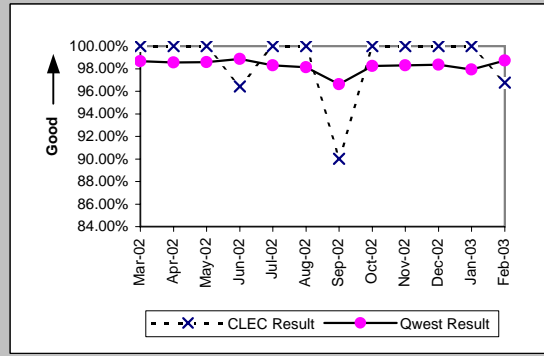


UNE - P (POTS) (Parity)									
Date	CLEC Num	CLEC Denc	CLEC Resu	CLEC Std	Qwest Num	Qwest Denc	Qwest Resu	Mod Z Scr	Parity Scr
Mar-02	25	25	100.00%	0.00%	2683	2860	93.81%	-1.28	-1.78
Apr-02	18	20	90.00%	30.00%	2994	3157	94.84%	0.92	-0.44
May-02	8	8	100.00%	0.00%	2850	2963	96.19%	-0.56	-1.34
Jun-02	23	24	95.83%	19.98%	2823	2985	94.57%	-0.27	-1.17
Jul-02	12	13	92.31%	26.65%	3068	3285	93.39%	0.24	-0.85
Aug-02	18	19	94.74%	22.33%	2701	2862	94.37%	-0.07	-1.04
Sep-02	19	19	100.00%	0.00%	2715	2852	95.20%	-0.98	-1.59
Oct-02	16	16	100.00%	0.00%	2583	2725	94.79%	-0.94	-1.57
Nov-02	18	19	94.74%	22.33%	2783	2899	96.00%	0.35	-0.79
Dec-02	19	20	95.00%	21.79%	3464	3683	94.05%	-0.18	-1.11
Jan-03	31	33	93.94%	23.86%	3540	3739	94.68%	0.26	-0.84
Feb-03	16	21	76.19%	42.59%	2726	2877	94.75%	2.86	0.74

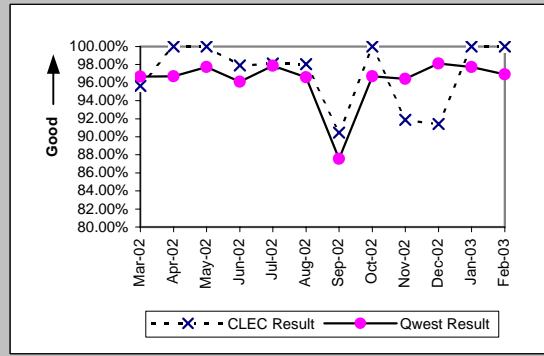


MR-9C - Repair Appointments Met (Percent) - No dispatches

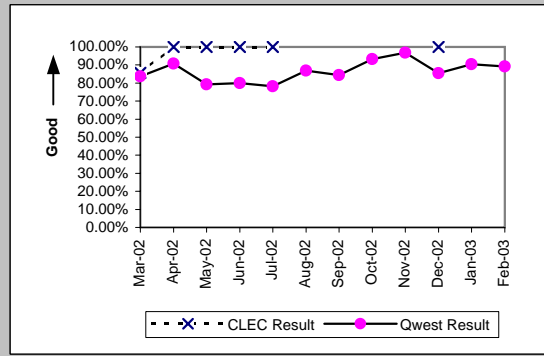
Residence (Parity)									
Date	CLEC Num	CLEC Denc	CLEC Resu	CLEC Std E	Qwest Num	Qwest Denc	Qwest Resu	Mod Z Scr	Parity Scr
Mar-02	27	27	100.00%	0.00%	6174	6258	98.66%	-0.6	-1.37
Apr-02	33	33	100.00%	0.00%	4803	4874	98.54%	-0.7	-1.42
May-02	30	30	100.00%	0.00%	4846	4916	98.58%	-0.66	-1.4
Jun-02	27	28	96.43%	18.56%	4308	4358	98.85%	0.99	-0.4
Jul-02	41	41	100.00%	0.00%	4873	4958	98.29%	-0.84	-1.51
Aug-02	35	35	100.00%	0.00%	4388	4472	98.12%	-0.82	-1.5
Sep-02	27	30	90.00%	30.00%	3801	3934	96.62%	1.67	0.01
Oct-02	32	32	100.00%	0.00%	3993	4065	98.23%	-0.76	-1.46
Nov-02	22	22	100.00%	0.00%	3577	3639	98.30%	-0.62	-1.37
Dec-02	25	25	100.00%	0.00%	3305	3360	98.36%	-0.64	-1.39
Jan-03	29	29	100.00%	0.00%	3454	3527	97.93%	-0.78	-1.47
Feb-03	30	31	96.77%	17.67%	3204	3245	98.74%	0.86	-0.48



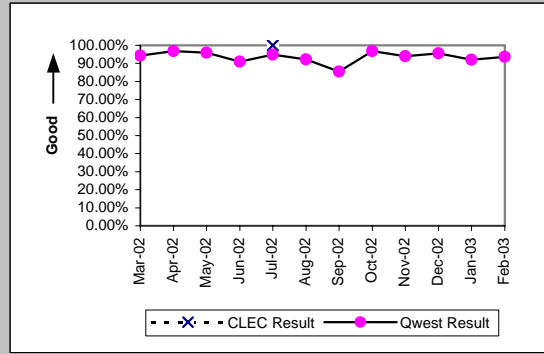
Business (Parity)									
Date	CLEC Num	CLEC Denc	CLEC Resu	CLEC Std E	Qwest Num	Qwest Denc	Qwest Resu	Mod Z Scr	Parity Scr
Mar-02	66	69	95.65%	20.39%	1105	1143	96.68%	0.5	-0.7
Apr-02	44	44	100.00%	0.00%	880	910	96.70%	-1.2	-1.73
May-02	44	44	100.00%	0.00%	911	932	97.75%	-0.98	-1.6
Jun-02	47	48	97.92%	14.28%	690	718	96.10%	-0.63	-1.38
Jul-02	52	53	98.11%	13.61%	1014	1036	97.88%	-0.12	-1.07
Aug-02	50	51	98.04%	13.86%	681	705	96.60%	-0.55	-1.33
Sep-02	38	42	90.48%	29.35%	703	803	87.55%	-0.56	-1.34
Oct-02	37	37	100.00%	0.00%	643	665	96.69%	-1.1	-1.67
Nov-02	34	37	91.89%	27.30%	590	612	96.41%	1.27	-0.23
Dec-02	32	35	91.43%	27.99%	518	528	98.11%	2.04	0.24
Jan-03	32	32	100.00%	0.00%	604	618	97.73%	-0.84	-1.51
Feb-03	36	36	100.00%	0.00%	597	616	96.92%	-1.04	-1.63



Centrex (Parity)									
Date	CLEC Num	CLEC Denc	CLEC Resu	CLEC Std E	Qwest Num	Qwest Denc	Qwest Resu	Mod Z Scr	Parity Scr
Mar-02	6	7	85.71%	34.99%	87	104	83.65%	-0.14	-1.09
Apr-02	9	9	100.00%	0.00%	108	119	90.76%	-0.92	-1.56
May-02	6	6	100.00%	0.00%	95	120	79.17%	-1.23	-1.75
Jun-02	4	4	100.00%	0.00%	76	95	80.00%	-0.98	-1.6
Jul-02	1	1	100.00%	0.00%	68	87	78.16%	-0.53	-1.32
Aug-02					80	92	86.96%		
Sep-02					76	90	84.44%		
Oct-02					69	74	93.24%		
Nov-02					62	64	96.88%		
Dec-02	1	1	100.00%	0.00%	59	69	85.51%	-0.41	-1.25
Jan-03					66	73	90.41%		
Feb-03					74	83	89.16%		

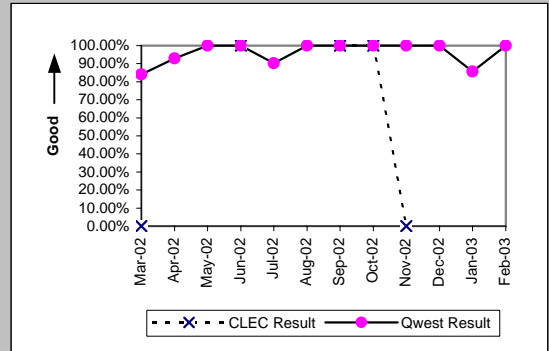


Centrex 21 (Parity)									
Date	CLEC Num	CLEC Denc	CLEC Resu	CLEC Std E	Qwest Num	Qwest Denc	Qwest Resu	Mod Z Scr	Parity Scr
Mar-02					135	143	94.41%		
Apr-02					120	124	96.77%		
May-02					117	122	95.90%		
Jun-02					101	111	90.99%		
Jul-02	1	1	100.00%	0.00%	127	134	94.78%	-0.23	-1.14
Aug-02					118	128	92.19%		
Sep-02					123	144	85.42%		
Oct-02					93	96	96.88%		
Nov-02					77	82	93.90%		
Dec-02					65	68	95.59%		
Jan-03					80	87	91.95%		
Feb-03					87	93	93.55%		

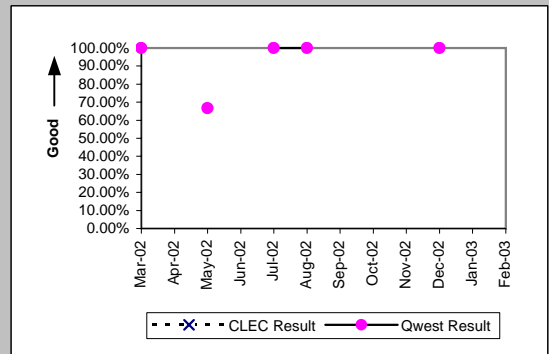


MR-9C - Repair Appointments Met (Percent) - No dispatches

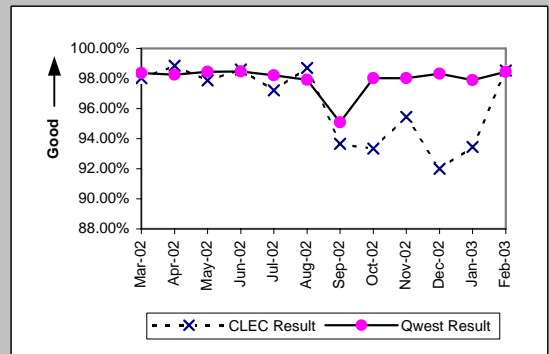
PBX (Parity)										
Date	CLEC Num	CLEC Denc	CLEC Resu	CLEC Std	Qwest Num	Qwest Denc	Qwest Resu	Mod Z Scr	Parity Scr	
Mar-02	0	1	0.00%	0.00%	21	25	84.00%	1.35	-0.18	
Apr-02					13	14	92.86%			
May-02					16	16	100.00%			
Jun-02	1	1	100.00%	0.00%	17	17	100.00%	N/A	N/A	
Jul-02					28	31	90.32%			
Aug-02					25	25	100.00%			
Sep-02	1	1	100.00%	0.00%	10	10	100.00%	N/A	N/A	
Oct-02	2	2	100.00%	0.00%	7	7	100.00%	N/A	N/A	
Nov-02	0	1	0.00%	0.00%	6	6	100.00%	N/A	-0.04	
Dec-02					7	7	100.00%			
Jan-03					12	14	85.71%			
Feb-03					5	5	100.00%			



Basic Rate ISDN (Parity)										
Date	CLEC Num	CLEC Denc	CLEC Resu	CLEC Std	Qwest Num	Qwest Denc	Qwest Resu	Mod Z Scr	Parity Scr	
Mar-02					1	1	100.00%			
Apr-02										
May-02					2	3	66.67%			
Jun-02										
Jul-02					2	2	100.00%			
Aug-02					1	1	100.00%			
Sep-02										
Oct-02										
Nov-02										
Dec-02					1	1	100.00%			
Jan-03										
Feb-03										

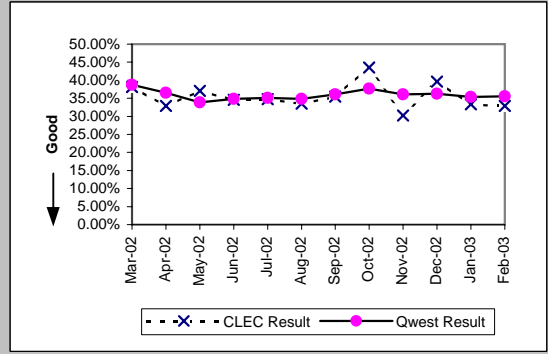


UNE - P (POTS) (Parity)										
Date	CLEC Num	CLEC Denc	CLEC Resu	CLEC Std	Qwest Num	Qwest Denc	Qwest Resu	Mod Z Scr	Parity Scr	
Mar-02	99	101	98.02%	13.93%	7279	7401	98.35%	0.33	-0.8	
Apr-02	86	87	98.85%	10.66%	5683	5784	98.25%	-0.42	-1.26	
May-02	92	94	97.87%	14.43%	5757	5848	98.44%	0.5	-0.7	
Jun-02	70	71	98.59%	11.78%	4998	5076	98.46%	-0.09	-1.05	
Jul-02	70	72	97.22%	16.43%	5887	5994	98.21%	0.66	-0.6	
Aug-02	76	77	98.70%	11.32%	5069	5177	97.91%	-0.48	-1.29	
Sep-02	59	63	93.65%	24.38%	4504	4737	95.08%	0.56	-0.66	
Oct-02	56	60	93.33%	24.94%	4636	4730	98.01%	2.08	0.26	
Nov-02	63	66	95.45%	20.83%	4167	4251	98.02%	1.33	-0.19	
Dec-02	46	50	92.00%	27.13%	3823	3888	98.33%	2.54	0.55	
Jan-03	57	61	93.44%	24.75%	4058	4145	97.90%	1.98	0.2	
Feb-03	67	68	98.53%	12.04%	3801	3861	98.45%	-0.06	-1.03	

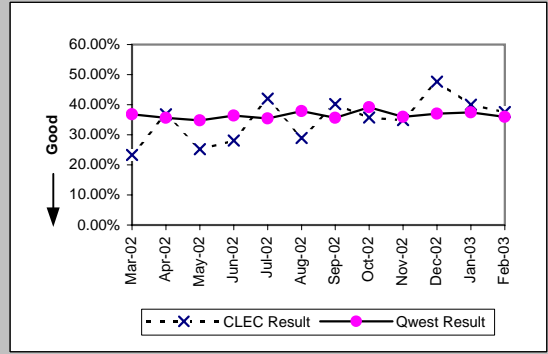


MR-10 - Customer-Related Trouble Reports (Percent)

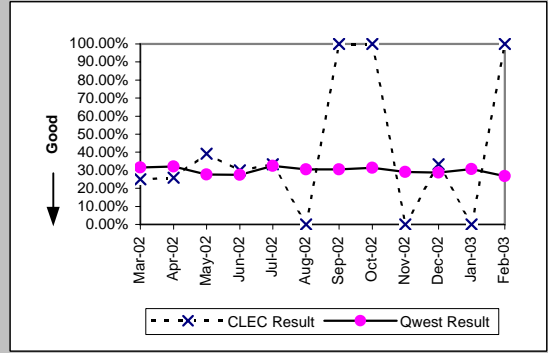
Residence (Diagnostic)									
Date	CLEC Num	CLEC Denc	CLEC Resu	CLEC Std E	Qwest Num	Qwest Denc	Qwest Resu	Mod Z Scr	Parity Scr
Mar-02	58	152	38.16%	48.58%	12861	33194	38.75%	-0.15	-1.09
Apr-02	55	167	32.93%	47.00%	11153	30512	36.55%	-0.97	-1.59
May-02	60	162	37.04%	48.29%	10168	30013	33.88%	0.85	-0.48
Jun-02	57	165	34.55%	47.55%	10032	28809	34.82%	-0.07	-1.05
Jul-02	88	253	34.78%	47.63%	11101	31621	35.11%	-0.11	-1.07
Aug-02	80	239	33.47%	47.19%	10383	29816	34.82%	-0.44	-1.27
Sep-02	73	206	35.44%	47.83%	9849	27277	36.11%	-0.2	-1.12
Oct-02	101	232	43.53%	49.58%	10859	28820	37.68%	1.82	0.11
Nov-02	64	212	30.19%	45.91%	10936	30295	36.10%	-1.79	-2.09
Dec-02	103	260	39.62%	48.91%	12139	33476	36.26%	1.12	-0.32
Jan-03	96	288	33.33%	47.14%	12389	34987	35.41%	-0.73	-1.45
Feb-03	105	319	32.92%	46.99%	9774	27528	35.51%	-0.96	-1.58



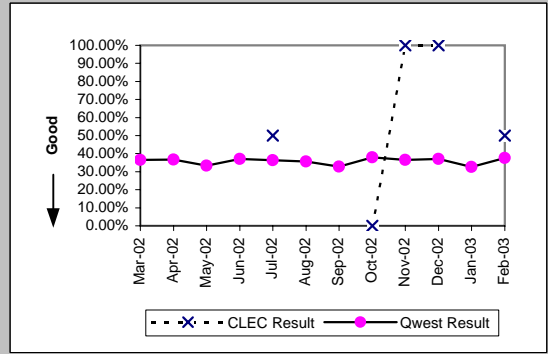
Business (Diagnostic)									
Date	CLEC Num	CLEC Denc	CLEC Resu	CLEC Std E	Qwest Num	Qwest Denc	Qwest Resu	Mod Z Scr	Parity Scr
Mar-02	31	133	23.31%	42.28%	1751	4755	36.82%	-3.19	-2.94
Apr-02	46	125	36.80%	48.23%	1535	4301	35.69%	0.26	-0.84
May-02	27	107	25.23%	43.44%	1458	4192	34.78%	-2.05	-2.24
Jun-02	36	128	28.13%	44.96%	1411	3882	36.35%	-1.9	-2.16
Jul-02	71	169	42.01%	49.36%	1614	4560	35.39%	1.75	0.06
Aug-02	53	183	28.96%	45.36%	1496	3945	37.92%	-2.44	-2.48
Sep-02	72	179	40.22%	49.03%	1388	3896	35.63%	1.25	-0.24
Oct-02	59	165	35.76%	47.93%	1606	4104	39.13%	-0.87	-1.53
Nov-02	73	209	34.93%	47.67%	1372	3810	36.01%	-0.32	-1.19
Dec-02	103	216	47.69%	49.95%	1384	3736	37.05%	3.1	0.88
Jan-03	90	225	40.00%	48.99%	1663	4443	37.43%	0.78	-0.53
Feb-03	68	181	37.57%	48.43%	1247	3472	35.92%	0.46	-0.72



Centrex (Diagnostic)									
Date	CLEC Num	CLEC Denc	CLEC Resu	CLEC Std E	Qwest Num	Qwest Denc	Qwest Resu	Mod Z Scr	Parity Scr
Mar-02	12	48	25.00%	43.30%	153	485	31.55%	-0.93	-1.57
Apr-02	7	27	25.93%	43.82%	161	501	32.14%	-0.67	-1.41
May-02	9	23	39.13%	48.80%	138	500	27.60%	1.18	-0.29
Jun-02	3	10	30.00%	45.83%	119	432	27.55%	0.19	-0.88
Jul-02	1	3	33.33%	47.14%	150	462	32.47%	0.05	-0.97
Aug-02	0	1	0.00%	0.00%	112	368	30.43%	-0.66	-1.4
Sep-02	2	2	100.00%	0.00%	117	384	30.47%	1.71	0.04
Oct-02	4	4	100.00%	0.00%	123	391	31.46%	2.62	0.59
Nov-02	0	6	0.00%	0.00%	89	307	28.99%	-1.55	-1.94
Dec-02	1	3	33.33%	47.14%	87	302	28.81%	0.18	-0.89
Jan-03	0	2	0.00%	0.00%	112	366	30.60%	-0.94	-1.57
Feb-03	1	1	100.00%	0.00%	80	299	26.76%	1.11	-0.32

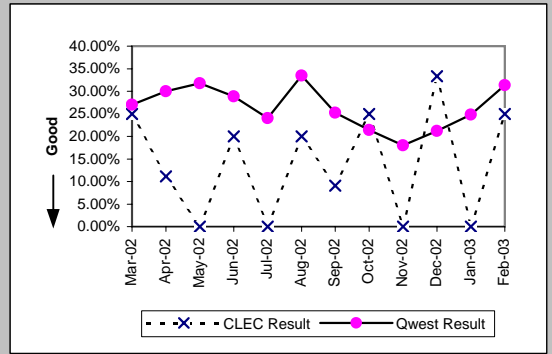


Centrex 21 (Diagnostic)									
Date	CLEC Num	CLEC Denc	CLEC Resu	CLEC Std E	Qwest Num	Qwest Denc	Qwest Resu	Mod Z Scr	Parity Scr
Mar-02					220	601	36.61%		
Apr-02					197	538	36.62%		
May-02					177	531	33.33%		
Jun-02					184	496	37.10%		
Jul-02	1	2	50.00%	50.00%	206	566	36.40%	0.33	-0.8
Aug-02					180	505	35.64%		
Sep-02					171	520	32.88%		
Oct-02	0	1	0.00%	0.00%	198	521	38.00%	-0.78	-1.48
Nov-02	1	1	100.00%	0.00%	166	454	36.56%	0.91	-0.45
Dec-02	3	3	100.00%	0.00%	151	408	37.01%	1.99	0.21
Jan-03					153	468	32.69%		
Feb-03	1	2	50.00%	50.00%	163	433	37.64%	0.3	-0.82

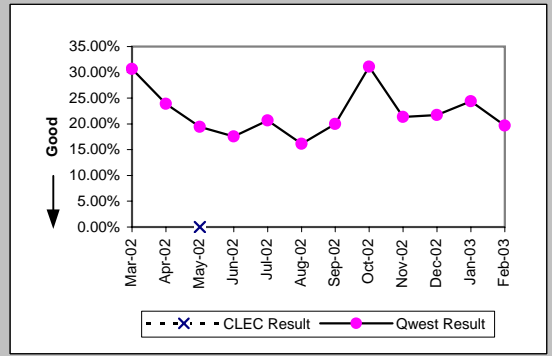


MR-10 - Customer-Related Trouble Reports (Percent)

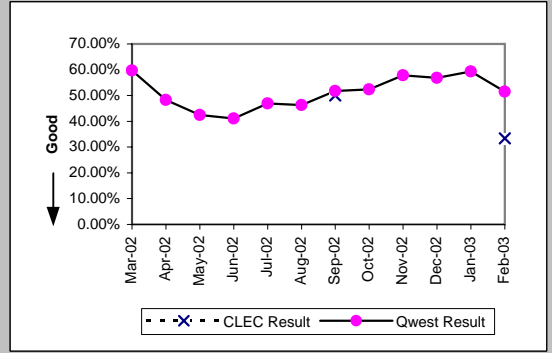
PBX (Diagnostic)									
Date	CLEC Num	CLEC Denc	CLEC Resu	CLEC Std E	Qwest Num	Qwest Denc	Qwest Resu	Mod Z Scr	Parity Scr
Mar-02	1	4	25.00%	43.30%	56	207	27.05%	-0.09	-1.06
Apr-02	1	9	11.11%	31.43%	57	190	30.00%	-1.21	-1.73
May-02	0	4	0.00%	0.00%	55	173	31.79%	-1.35	-1.82
Jun-02	1	5	20.00%	40.00%	54	187	28.88%	-0.43	-1.26
Jul-02	0	2	0.00%	0.00%	55	229	24.02%	-0.79	-1.48
Aug-02	1	5	20.00%	40.00%	82	245	33.47%	-0.63	-1.38
Sep-02	1	11	9.09%	28.75%	50	198	25.25%	-1.2	-1.73
Oct-02	1	4	25.00%	43.30%	27	126	21.43%	0.18	-0.89
Nov-02	0	6	0.00%	0.00%	27	150	18.00%	-1.13	-1.68
Dec-02	1	3	33.33%	47.14%	35	165	21.21%	0.46	-0.72
Jan-03	0	1	0.00%	0.00%	36	145	24.83%	-0.57	-1.35
Feb-03	1	4	25.00%	43.30%	48	153	31.37%	-0.27	-1.16



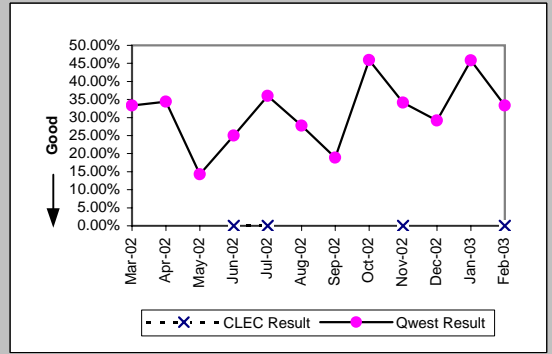
Basic Rate ISDN (Diagnostic)									
Date	CLEC Num	CLEC Denc	CLEC Resu	CLEC Std E	Qwest Num	Qwest Denc	Qwest Resu	Mod Z Scr	Parity Scr
Mar-02					76	248	30.65%		
Apr-02					66	276	23.91%		
May-02	0	1	0.00%	0.00%	49	252	19.44%	-0.49	-1.3
Jun-02					45	256	17.58%		
Jul-02					57	276	20.65%		
Aug-02					43	267	16.10%		
Sep-02					45	225	20.00%		
Oct-02					56	180	31.11%		
Nov-02					45	211	21.33%		
Dec-02					56	258	21.71%		
Jan-03					57	234	24.36%		
Feb-03					49	249	19.68%		



Qwest DSL (Diagnostic)									
Date	CLEC Num	CLEC Denc	CLEC Resu	CLEC Std E	Qwest Num	Qwest Denc	Qwest Resu	Mod Z Scr	Parity Scr
Mar-02					744	1245	59.76%		
Apr-02					398	825	48.24%		
May-02					386	909	42.46%		
Jun-02					313	761	41.13%		
Jul-02					561	1196	46.91%		
Aug-02					693	1496	46.32%		
Sep-02	2	4	50.00%	50.00%	586	1133	51.72%	-0.07	-1.04
Oct-02					426	813	52.40%		
Nov-02					588	1016	57.87%		
Dec-02					565	993	56.90%		
Jan-03					699	1179	59.29%		
Feb-03	1	3	33.33%	47.14%	2167	4208	51.50%	-0.63	-1.38

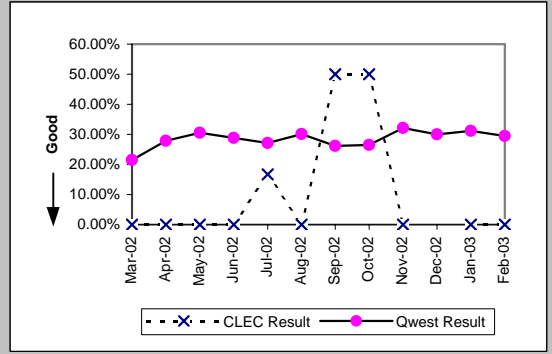


ISDN Primary (Diagnostic)									
Date	CLEC Num	CLEC Denc	CLEC Resu	CLEC Std E	Qwest Num	Qwest Denc	Qwest Resu	Mod Z Scr	Parity Scr
Mar-02					13	39	33.33%		
Apr-02					11	32	34.38%		
May-02					5	35	14.29%		
Jun-02	0	1	0.00%	0.00%	9	36	25.00%	-0.57	-1.35
Jul-02	0	1	0.00%	0.00%	18	50	36.00%	-0.74	-1.45
Aug-02					10	36	27.78%		
Sep-02					10	53	18.87%		
Oct-02					17	37	45.95%		
Nov-02	0	1	0.00%	0.00%	14	41	34.15%	-0.71	-1.43
Dec-02					14	48	29.17%		
Jan-03					22	48	45.83%		
Feb-03	0	2	0.00%	0.00%	15	45	33.33%	-0.98	-1.59

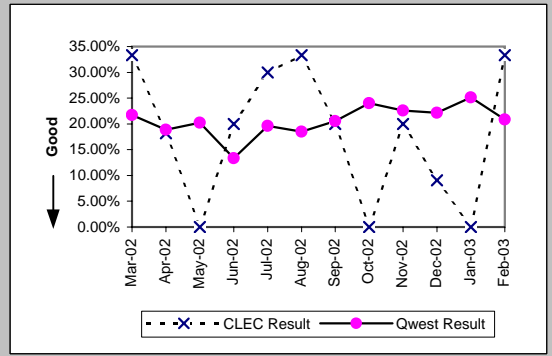


MR-10 - Customer-Related Trouble Reports (Percent)

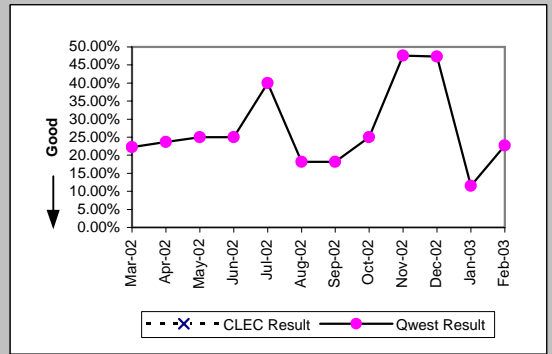
DS0 (Diagnostic)									
Date	CLEC Num	CLEC Denc	CLEC Resu	CLEC Std	Qwest Num	Qwest Denc	Qwest Resu	Mod Z Scr	Parity Scr
Mar-02	0	1	0.00%	0.00%	172	802	21.45%	-0.52	-1.32
Apr-02	0	4	0.00%	0.00%	290	1040	27.88%	-1.24	-1.75
May-02	0	3	0.00%	0.00%	276	903	30.56%	-1.15	-1.7
Jun-02	0	4	0.00%	0.00%	274	949	28.87%	-1.27	-1.77
Jul-02	1	6	16.67%	37.27%	302	1113	27.13%	-0.58	-1.35
Aug-02	0	1	0.00%	0.00%	320	1063	30.10%	-0.66	-1.4
Sep-02	1	2	50.00%	50.00%	277	1057	26.21%	0.63	-0.62
Oct-02	1	2	50.00%	50.00%	186	703	26.46%	0.62	-0.62
Nov-02	0	1	0.00%	0.00%	283	882	32.09%	-0.69	-1.42
Dec-02					287	958	29.96%		
Jan-03	0	2	0.00%	0.00%	258	828	31.16%	-0.95	-1.58
Feb-03	0	2	0.00%	0.00%	248	841	29.49%	-0.91	-1.56



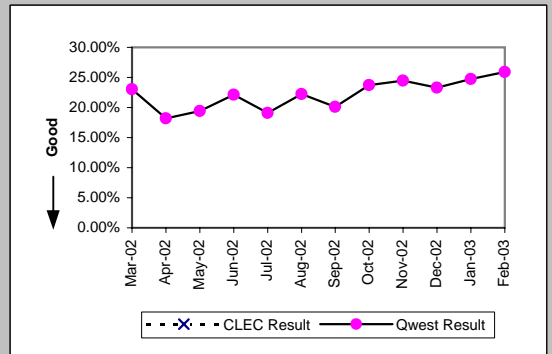
DS1 (Diagnostic)									
Date	CLEC Num	CLEC Denc	CLEC Resu	CLEC Std	Qwest Num	Qwest Denc	Qwest Resu	Mod Z Scr	Parity Scr
Mar-02	5	15	33.33%	47.14%	197	907	21.72%	1.04	-0.37
Apr-02	2	11	18.18%	38.57%	178	945	18.84%	-0.06	-1.03
May-02	0	13	0.00%	0.00%	174	861	20.21%	-1.8	-2.09
Jun-02	3	15	20.00%	40.00%	126	944	13.35%	0.75	-0.55
Jul-02	3	10	30.00%	45.83%	214	1090	19.63%	0.8	-0.51
Aug-02	3	9	33.33%	47.14%	174	940	18.51%	1.06	-0.35
Sep-02	1	5	20.00%	40.00%	200	973	20.56%	-0.03	-1.02
Oct-02	0	6	0.00%	0.00%	171	712	24.02%	-1.37	-1.83
Nov-02	1	5	20.00%	40.00%	206	911	22.61%	-0.14	-1.08
Dec-02	1	11	9.09%	28.75%	206	931	22.13%	-1.04	-1.63
Jan-03	0	3	0.00%	0.00%	217	863	25.14%	-1	-1.61
Feb-03	1	3	33.33%	47.14%	161	772	20.85%	0.49	-0.7



DS3 (Diagnostic)									
Date	CLEC Num	CLEC Denc	CLEC Resu	CLEC Std	Qwest Num	Qwest Denc	Qwest Resu	Mod Z Scr	Parity Scr
Mar-02					4	18	22.22%		
Apr-02					9	38	23.68%		
May-02					5	20	25.00%		
Jun-02					6	24	25.00%		
Jul-02					8	20	40.00%		
Aug-02					6	33	18.18%		
Sep-02					4	22	18.18%		
Oct-02					8	32	25.00%		
Nov-02					10	21	47.62%		
Dec-02					9	19	47.37%		
Jan-03					3	26	11.54%		
Feb-03					5	22	22.73%		

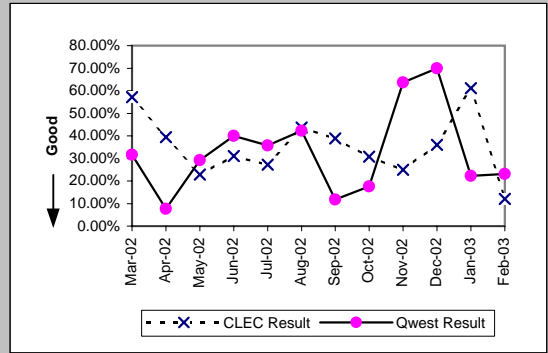


Frame Relay (Diagnostic)									
Date	CLEC Num	CLEC Denc	CLEC Resu	CLEC Std	Qwest Num	Qwest Denc	Qwest Resu	Mod Z Scr	Parity Scr
Mar-02					44	191	23.04%		
Apr-02					44	242	18.18%		
May-02					41	211	19.43%		
Jun-02					65	294	22.11%		
Jul-02					52	272	19.12%		
Aug-02					58	261	22.22%		
Sep-02					44	219	20.09%		
Oct-02					41	173	23.70%		
Nov-02					46	188	24.47%		
Dec-02					48	206	23.30%		
Jan-03					51	206	24.76%		
Feb-03					35	135	25.93%		

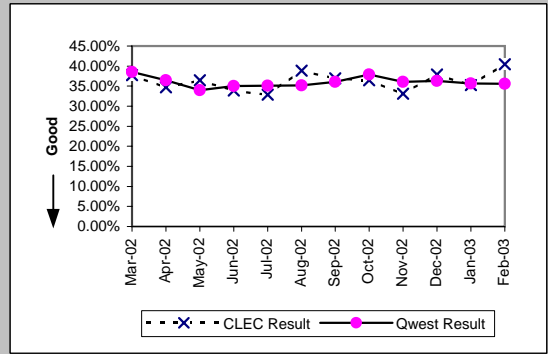


MR-10 - Customer-Related Trouble Reports (Percent)

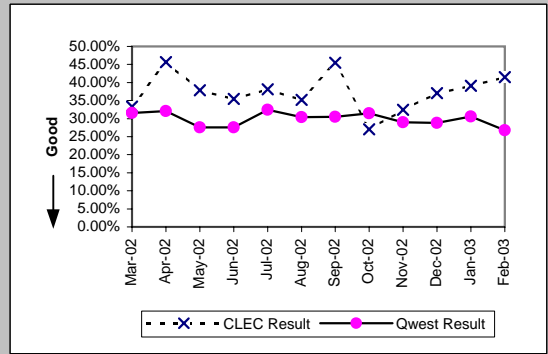
LIS Trunk (Diagnostic)										
Date	CLEC Num	CLEC Denc	CLEC Resu	CLEC Std	Qwest Num	Qwest Denc	Qwest Resu	Mod Z Scr	Parity Scr	
Mar-02	16	28	57.14%	49.49%	6	19	31.58%	1.69	0.03	
Apr-02	15	38	39.47%	48.88%	1	13	7.69%	2.17	0.32	
May-02	8	35	22.86%	41.99%	7	24	29.17%	-0.52	-1.32	
Jun-02	9	29	31.03%	46.26%	6	15	40.00%	-0.58	-1.35	
Jul-02	6	22	27.27%	44.54%	10	28	35.71%	-0.62	-1.38	
Aug-02	7	16	43.75%	49.61%	11	26	42.31%	0.06	-0.97	
Sep-02	7	18	38.89%	48.75%	2	17	11.76%	1.79	0.09	
Oct-02	4	13	30.77%	46.15%	3	17	17.65%	0.78	-0.53	
Nov-02	3	12	25.00%	43.30%	7	11	63.64%	-1.92	-2.17	
Dec-02	9	25	36.00%	48.00%	7	10	70.00%	-1.98	-2.21	
Jan-03	11	18	61.11%	48.75%	4	18	22.22%	2.22	0.35	
Feb-03	6	50	12.00%	32.50%	3	13	23.08%	-0.84	-1.51	



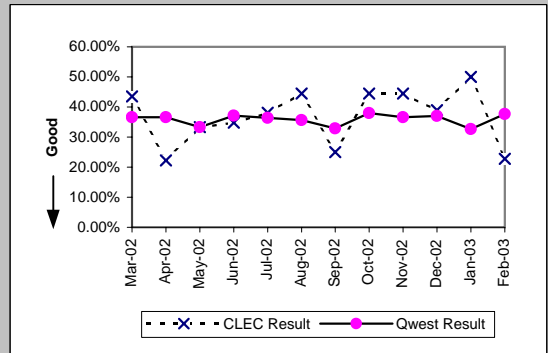
UNE - P (POTS) (Diagnostic)										
Date	CLEC Num	CLEC Denc	CLEC Resu	CLEC Std	Qwest Num	Qwest Denc	Qwest Resu	Mod Z Scr	Parity Scr	
Mar-02	145	384	37.76%	48.48%	14612	37949	38.50%	-0.3	-1.18	
Apr-02	103	297	34.68%	47.60%	12688	34813	36.45%	-0.63	-1.38	
May-02	101	277	36.46%	48.13%	11626	34205	33.99%	0.87	-0.47	
Jun-02	99	292	33.90%	47.34%	11443	32691	35.00%	-0.39	-1.24	
Jul-02	96	292	32.88%	46.98%	12715	36181	35.14%	-0.81	-1.49	
Aug-02	115	296	38.85%	48.74%	11879	33761	35.19%	1.31	-0.2	
Sep-02	89	241	36.93%	48.26%	11237	31173	36.05%	0.29	-0.82	
Oct-02	100	274	36.50%	48.14%	12465	32924	37.86%	-0.46	-1.28	
Nov-02	95	287	33.10%	47.06%	12308	34105	36.09%	-1.05	-1.64	
Dec-02	88	232	37.93%	48.52%	13523	37212	36.34%	0.51	-0.69	
Jan-03	105	298	35.23%	47.77%	14052	39430	35.64%	-0.14	-1.09	
Feb-03	135	334	40.42%	49.07%	11021	31000	35.55%	1.84	0.12	



UNE P (Centrex) (Diagnostic)										
Date	CLEC Num	CLEC Denc	CLEC Resu	CLEC Std	Qwest Num	Qwest Denc	Qwest Resu	Mod Z Scr	Parity Scr	
Mar-02	19	57	33.33%	47.14%	153	485	31.55%	0.28	-0.83	
Apr-02	26	57	45.61%	49.81%	161	501	32.14%	2	0.22	
May-02	14	37	37.84%	48.50%	138	500	27.60%	1.31	-0.21	
Jun-02	11	31	35.48%	47.85%	119	432	27.55%	0.94	-0.43	
Jul-02	32	84	38.10%	48.56%	150	462	32.47%	1	-0.39	
Aug-02	19	54	35.19%	47.75%	112	368	30.43%	0.7	-0.57	
Sep-02	25	55	45.45%	49.79%	117	384	30.47%	2.17	0.32	
Oct-02	13	48	27.08%	44.44%	123	391	31.46%	-0.62	-1.37	
Nov-02	12	37	32.43%	46.81%	89	307	28.99%	0.44	-0.73	
Dec-02	20	54	37.04%	48.29%	87	302	28.81%	1.2	-0.27	
Jan-03	27	69	39.13%	48.80%	112	366	30.60%	1.38	-0.16	
Feb-03	22	53	41.51%	49.27%	80	299	26.76%	2.12	0.29	

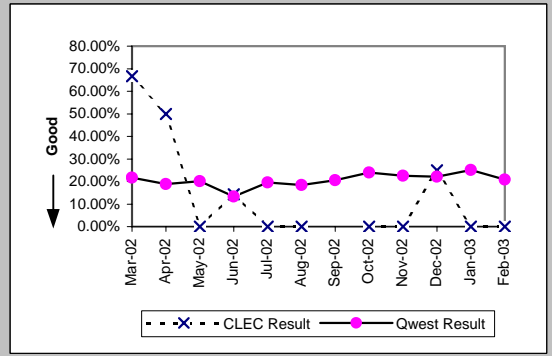


UNE P (Centrex 21) (Diagnostic)										
Date	CLEC Num	CLEC Denc	CLEC Resu	CLEC Std	Qwest Num	Qwest Denc	Qwest Resu	Mod Z Scr	Parity Scr	
Mar-02	10	23	43.48%	49.57%	220	601	36.61%	0.67	-0.59	
Apr-02	4	18	22.22%	41.57%	197	538	36.62%	-1.25	-1.76	
May-02	6	18	33.33%	47.14%	177	531	33.33%	0	-1	
Jun-02	8	23	34.78%	47.63%	184	496	37.10%	-0.22	-1.14	
Jul-02	8	21	38.10%	48.56%	206	566	36.40%	0.17	-0.9	
Aug-02	4	9	44.44%	49.69%	180	505	35.64%	0.53	-0.67	
Sep-02	4	16	25.00%	43.30%	171	520	32.88%	-0.66	-1.4	
Oct-02	8	18	44.44%	49.69%	198	521	38.00%	0.55	-0.67	
Nov-02	12	27	44.44%	49.69%	166	454	36.56%	0.82	-0.5	
Dec-02	7	18	38.89%	48.75%	151	408	37.01%	0.17	-0.9	
Jan-03	11	22	50.00%	50.00%	153	468	32.69%	1.63	-0.01	
Feb-03	5	22	22.73%	41.91%	163	433	37.64%	-1.41	-1.86	

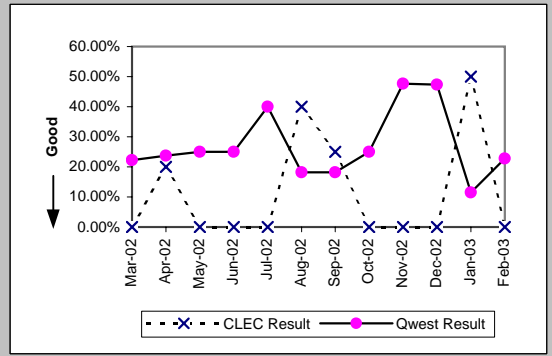


MR-10 - Customer-Related Trouble Reports (Percent)

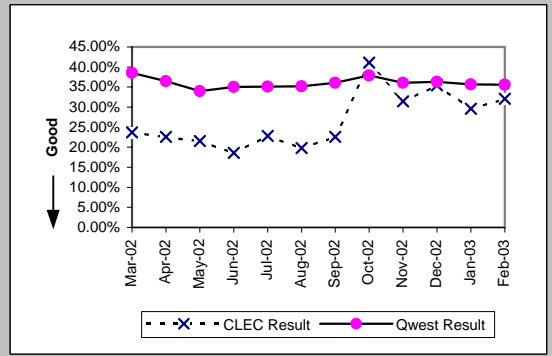
UDIT DS1 (Diagnostic)									
Date	CLEC Num	CLEC Denc	CLEC Resu	CLEC Std E	Qwest Num	Qwest Denc	Qwest Resu	Mod Z Scr	Parity Scr
Mar-02	2	3	66.67%	47.14%	197	907	21.72%	1.52	-0.07
Apr-02	1	2	50.00%	50.00%	178	945	18.84%	0.88	-0.46
May-02	0	4	0.00%	0.00%	174	861	20.21%	-1	-1.61
Jun-02	1	7	14.29%	34.99%	126	944	13.35%	0.14	-0.91
Jul-02	0	1	0.00%	0.00%	214	1090	19.63%	-0.49	-1.3
Aug-02	0	6	0.00%	0.00%	174	940	18.51%	-1.16	-1.71
Sep-02	0	1	0.00%	0.00%	200	973	20.56%		
Oct-02	0	1	0.00%	0.00%	171	712	24.02%	-0.56	-1.34
Nov-02	0	2	0.00%	0.00%	206	911	22.61%	-0.76	-1.46
Dec-02	1	4	25.00%	43.30%	206	931	22.13%	0.18	-0.89
Jan-03	0	1	0.00%	0.00%	217	863	25.14%	-0.58	-1.35
Feb-03	0	2	0.00%	0.00%	161	772	20.85%	-0.73	-1.44



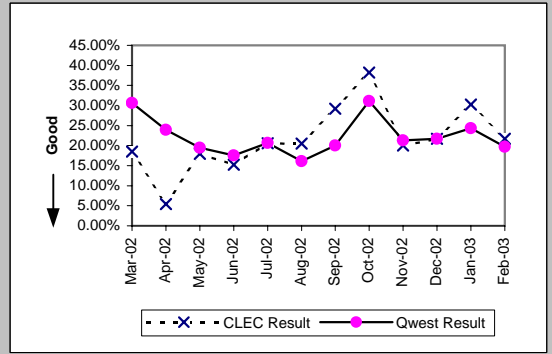
UDIT Above DS1 Level (Diagnostic)									
Date	CLEC Num	CLEC Denc	CLEC Resu	CLEC Std E	Qwest Num	Qwest Denc	Qwest Resu	Mod Z Scr	Parity Scr
Mar-02	0	5	0.00%	0.00%	4	18	22.22%	-1.06	-1.64
Apr-02	1	5	20.00%	40.00%	9	38	23.68%	-0.18	-1.11
May-02	0	1	0.00%	0.00%	5	20	25.00%	-0.56	-1.34
Jun-02	0	3	0.00%	0.00%	6	24	25.00%	-0.94	-1.57
Jul-02	0	2	0.00%	0.00%	8	20	40.00%	-1.1	-1.67
Aug-02	2	5	40.00%	48.99%	6	33	18.18%	0.99	-0.4
Sep-02	1	4	25.00%	43.30%	4	22	18.18%	0.24	-0.85
Oct-02	0	3	0.00%	0.00%	8	32	25.00%	-0.96	-1.58
Nov-02	0	3	0.00%	0.00%	10	21	47.62%	-1.54	-1.94
Dec-02	0	2	0.00%	0.00%	9	19	47.37%	-1.28	-1.78
Jan-03	1	2	50.00%	50.00%	3	26	11.54%	1.09	-0.34
Feb-03	0	2	0.00%	0.00%	5	22	22.73%	-0.73	-1.45



Unbundled Loop Analog (Diagnostic)									
Date	CLEC Num	CLEC Denc	CLEC Resu	CLEC Std E	Qwest Num	Qwest Denc	Qwest Resu	Mod Z Scr	Parity Scr
Mar-02	59	249	23.69%	42.52%	14612	37949	38.50%	-4.79	-3.91
Apr-02	70	310	22.58%	41.81%	12688	34813	36.45%	-5.05	-4.07
May-02	78	362	21.55%	41.11%	11626	34205	33.99%	-4.97	-4.02
Jun-02	54	291	18.56%	38.88%	11443	32691	35.00%	-5.86	-4.56
Jul-02	79	346	22.83%	41.98%	12715	36181	35.14%	-4.77	-3.9
Aug-02	64	323	19.81%	39.86%	11879	33761	35.19%	-5.76	-4.5
Sep-02	66	292	22.60%	41.83%	11237	31173	36.05%	-4.76	-3.9
Oct-02	115	280	41.07%	49.20%	12465	32924	37.86%	1.1	-0.33
Nov-02	122	388	31.44%	46.43%	12308	34105	36.09%	-1.89	-2.15
Dec-02	108	305	35.41%	47.82%	13523	37212	36.34%	-0.34	-1.2
Jan-03	115	388	29.64%	45.67%	14052	39430	35.64%	-2.46	-2.49
Feb-03	111	346	32.08%	46.68%	11021	31000	35.55%	-1.34	-1.82

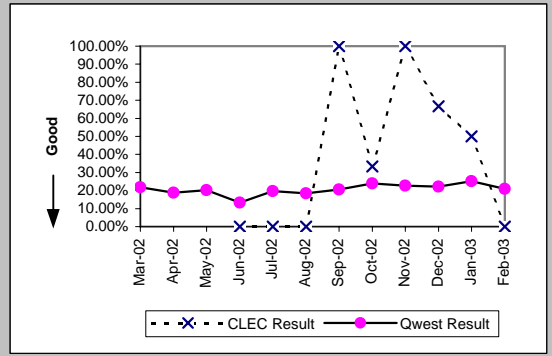


Unbundled Loop - 2 Wire Non-Loaded (Diagnostic)									
Date	CLEC Num	CLEC Denc	CLEC Resu	CLEC Std E	Qwest Num	Qwest Denc	Qwest Resu	Mod Z Scr	Parity Scr
Mar-02	5	27	18.52%	38.84%	76	248	30.65%	-1.3	-1.79
Apr-02	2	37	5.41%	22.61%	66	276	23.91%	-2.48	-2.51
May-02	7	39	17.95%	38.38%	49	252	19.44%	-0.22	-1.13
Jun-02	7	46	15.22%	35.92%	45	256	17.58%	-0.39	-1.24
Jul-02	7	34	20.59%	40.43%	57	276	20.65%	-0.01	-1.01
Aug-02	8	39	20.51%	40.38%	43	267	16.10%	0.69	-0.58
Sep-02	7	24	29.17%	45.45%	45	225	20.00%	1.03	-0.38
Oct-02	13	34	38.24%	48.60%	56	180	31.11%	0.81	-0.51
Nov-02	8	40	20.00%	40.00%	45	211	21.33%	-0.19	-1.11
Dec-02	5	23	21.74%	41.25%	56	258	21.71%	0.03	-0.98
Jan-03	13	43	30.23%	45.93%	57	234	24.36%	0.81	-0.51
Feb-03	5	23	21.74%	41.25%	49	249	19.68%	0.26	-0.84

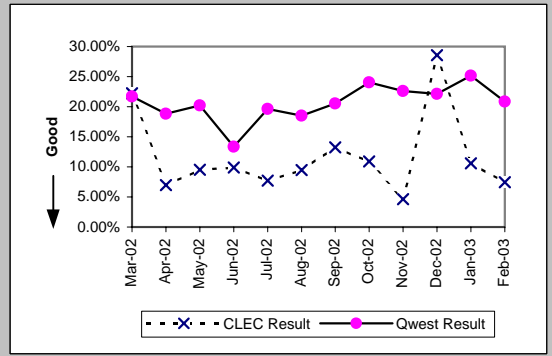


MR-10 - Customer-Related Trouble Reports (Percent)

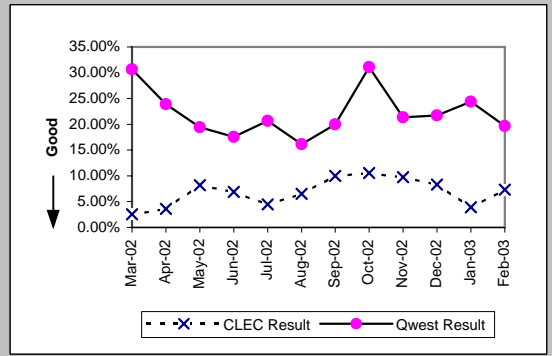
Unbundled Loop - 4 Wire Non-Loaded (Diagnostic)									
Date	CLEC Num	CLEC Denc	CLEC Resu	CLEC Std E	Qwest Num	Qwest Denc	Qwest Resu	Mod Z Scr	Parity Scr
Mar-02					197	907	21.72%		
Apr-02					178	945	18.84%		
May-02					174	861	20.21%		
Jun-02	0	2	0.00%	0.00%	126	944	13.35%	-0.55	-1.34
Jul-02	0	1	0.00%	0.00%	214	1090	19.63%	-0.49	-1.3
Aug-02	0	2	0.00%	0.00%	174	940	18.51%	-0.67	-1.41
Sep-02	1	1	100.00%	0.00%	200	973	20.56%	1.27	-0.23
Oct-02	1	3	33.33%	47.14%	171	712	24.02%	0.36	-0.78
Nov-02	1	1	100.00%	0.00%	206	911	22.61%	1.21	-0.26
Dec-02	2	3	66.67%	47.14%	206	931	22.13%	1.5	-0.09
Jan-03	1	2	50.00%	50.00%	217	863	25.14%	0.66	-0.6
Feb-03	0	2	0.00%	0.00%	161	772	20.85%	-0.73	-1.44



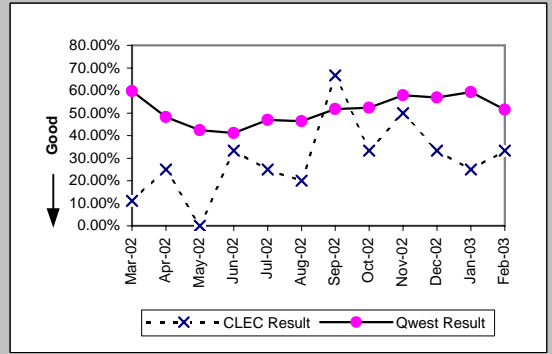
Unbundled Loop - DS1 Capable (Diagnostic)									
Date	CLEC Num	CLEC Denc	CLEC Resu	CLEC Std E	Qwest Num	Qwest Denc	Qwest Resu	Mod Z Scr	Parity Scr
Mar-02	14	63	22.22%	41.57%	197	907	21.72%	0.11	-0.93
Apr-02	3	43	6.98%	25.48%	178	945	18.84%	-1.95	-2.18
May-02	6	63	9.52%	29.35%	174	861	20.21%	-2.04	-2.24
Jun-02	8	81	9.88%	29.83%	126	944	13.35%	-0.88	-1.54
Jul-02	6	78	7.69%	26.65%	214	1090	19.63%	-2.56	-2.56
Aug-02	7	74	9.46%	29.27%	174	940	18.51%	-1.93	-2.17
Sep-02	9	68	13.24%	33.89%	200	973	20.56%	-1.44	-1.88
Oct-02	6	55	10.91%	31.18%	171	712	24.02%	-2.19	-2.33
Nov-02	3	65	4.62%	20.98%	206	911	22.61%	-3.35	-3.04
Dec-02	26	91	28.57%	45.18%	206	931	22.13%	1.38	-0.16
Jan-03	7	66	10.61%	30.79%	217	863	25.14%	-2.62	-2.6
Feb-03	5	67	7.46%	26.28%	161	772	20.85%	-2.59	-2.57



Unbundled Loop ISDN Capable (Diagnostic)									
Date	CLEC Num	CLEC Denc	CLEC Resu	CLEC Std E	Qwest Num	Qwest Denc	Qwest Resu	Mod Z Scr	Parity Scr
Mar-02	1	39	2.56%	15.81%	76	248	30.65%	-3.54	-3.15
Apr-02	1	28	3.57%	18.56%	66	276	23.91%	-2.4	-2.46
May-02	4	49	8.16%	27.38%	49	252	19.44%	-1.83	-2.11
Jun-02	4	58	6.90%	25.34%	45	256	17.58%	-1.93	-2.17
Jul-02	2	45	4.44%	20.61%	57	276	20.65%	-2.49	-2.51
Aug-02	3	46	6.52%	24.69%	43	267	16.10%	-1.63	-1.99
Sep-02	3	30	10.00%	30.00%	45	225	20.00%	-1.29	-1.78
Oct-02	4	38	10.53%	30.69%	56	180	31.11%	-2.49	-2.51
Nov-02	4	41	9.76%	29.67%	45	211	21.33%	-1.66	-2.01
Dec-02	4	48	8.33%	27.64%	56	258	21.71%	-2.06	-2.25
Jan-03	2	51	3.92%	19.41%	57	234	24.36%	-3.08	-2.87
Feb-03	3	41	7.32%	26.04%	49	249	19.68%	-1.84	-2.12



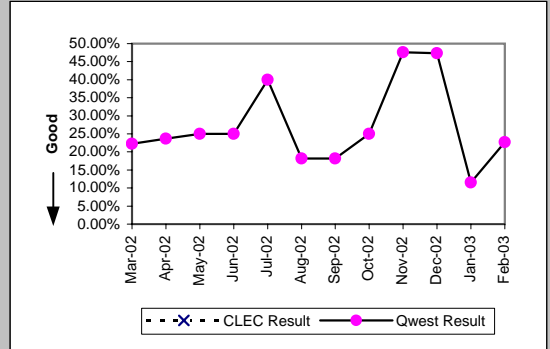
Unbundled Loop - ADSL Qualified (Diagnostic)									
Date	CLEC Num	CLEC Denc	CLEC Resu	CLEC Std E	Qwest Num	Qwest Denc	Qwest Resu	Mod Z Scr	Parity Scr
Mar-02	1	9	11.11%	31.43%	744	1245	59.76%	-2.97	-2.8
Apr-02	1	4	25.00%	43.30%	398	825	48.24%	-0.93	-1.56
May-02	0	6	0.00%	0.00%	386	909	42.46%	-2.1	-2.28
Jun-02	1	3	33.33%	47.14%	313	761	41.13%	-0.27	-1.17
Jul-02	1	4	25.00%	43.30%	561	1196	46.91%	-0.88	-1.53
Aug-02	1	5	20.00%	40.00%	693	1496	46.32%	-1.18	-1.72
Sep-02	2	3	66.67%	47.14%	586	1133	51.72%	0.43	-0.74
Oct-02	1	3	33.33%	47.14%	426	813	52.40%	-0.66	-1.4
Nov-02	2	4	50.00%	50.00%	588	1016	57.87%	-0.32	-1.19
Dec-02	1	3	33.33%	47.14%	565	993	56.90%	-0.82	-1.5
Jan-03	1	4	25.00%	43.30%	699	1179	59.29%	-1.39	-1.85
Feb-03	1	3	33.33%	47.14%	2167	4208	51.50%	-0.63	-1.38



MR-10 - Customer-Related Trouble Reports (Percent)

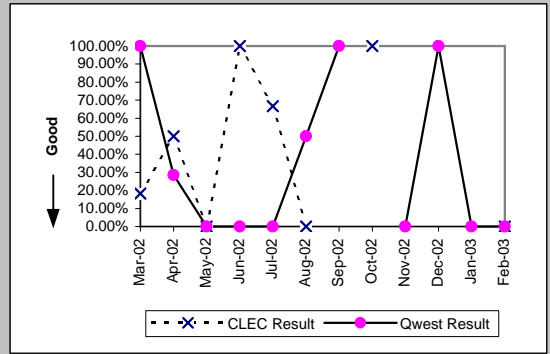
Unbundled Loop - DS3 Capable (Diagnostic)

Date	CLEC Num	CLEC Denc	CLEC Resu	CLEC Std	Qwest Num	Qwest Denc	Qwest Resu	Mod Z Scr	Parity Scr
Mar-02					4	18	22.22%		
Apr-02					9	38	23.68%		
May-02					5	20	25.00%		
Jun-02					6	24	25.00%		
Jul-02					8	20	40.00%		
Aug-02					6	33	18.18%		
Sep-02					4	22	18.18%		
Oct-02					8	32	25.00%		
Nov-02					10	21	47.62%		
Dec-02					9	19	47.37%		
Jan-03					3	26	11.54%		
Feb-03					5	22	22.73%		



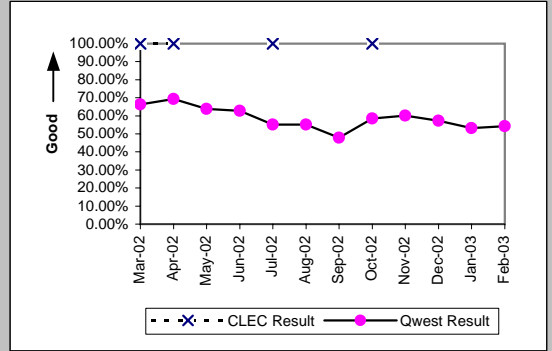
E911 (Diagnostic)

Date	CLEC Num	CLEC Denc	CLEC Resu	CLEC Std	Qwest Num	Qwest Denc	Qwest Resu	Mod Z Scr	Parity Scr
Mar-02	2	11	18.18%	38.57%	1	1	100.00%	N/A	
Apr-02	2	4	50.00%	50.00%	2	7	28.57%	0.56	-0.66
May-02	0	1	0.00%	0.00%	0	1	0.00%	N/A	N/A
Jun-02	3	3	100.00%	0.00%	0	3	0.00%	N/A	0.31
Jul-02	2	3	66.67%	47.14%	0	3	0.00%	N/A	-0.2
Aug-02	0	2	0.00%	0.00%	1	2	50.00%	-1	-1.61
Sep-02					1	1	100.00%		
Oct-02	1	1	100.00%	0.00%					
Nov-02					0	1	0.00%		
Dec-02					1	1	100.00%		
Jan-03					0	4	0.00%		
Feb-03	0	1	0.00%	0.00%	0	1	0.00%	N/A	N/A

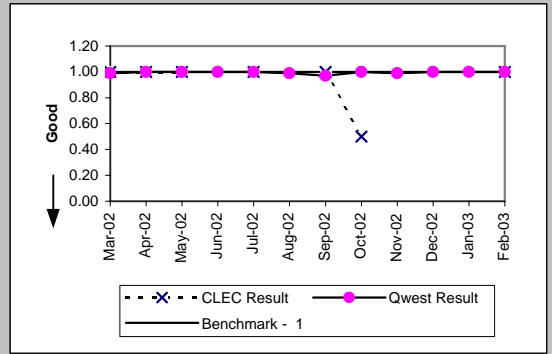


MR-11 - LNP Trouble Reports Cleared

LNP Trouble Reports Cleared within 4 Hours (Percent) (MR-11A) (Parity)										
Date	CLEC Num	CLEC Denc	CLEC Resu	CLEC Std	Qwest Num	Qwest Denc	Qwest Resu	Mod Z Scr	Parity Scr	
Mar-02	1	1	100.00%	0.00%	2248	3387	66.37%	-0.71	-1.43	
Apr-02	1	1	100.00%	0.00%	1652	2384	69.30%	-0.67	-1.4	
May-02					1623	2540	63.90%			
Jun-02					1375	2192	62.73%			
Jul-02	1	1	100.00%	0.00%	1727	3133	55.12%	-0.9	-1.55	
Aug-02					1371	2487	55.13%			
Sep-02					1165	2436	47.82%			
Oct-02	1	1	100.00%	0.00%	1312	2241	58.55%	-0.84	-1.51	
Nov-02					1216	2022	60.14%			
Dec-02					1138	1989	57.21%			
Jan-03					1012	1905	53.12%			
Feb-03					966	1781	54.24%			

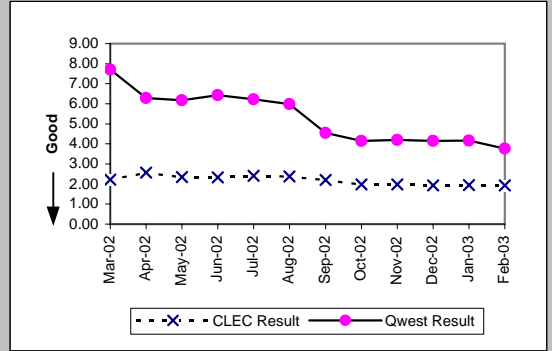


LNP Trouble Reports Cleared within 48 Hours Volumes 0-20 (Average Days) (MR-11B) (Benchmark)										
Date	CLEC Num	CLEC Denc	CLEC Resu	CLEC Std	Qwest Num	Qwest Denc	Qwest Resu	Mod Z Scr	Parity Scr	
Mar-02	1	1	1.00	0.00	7358	7401	0.99	-0.08	-1.05	
Apr-02	2	2	1.00	0.00	5760	5784	1.00	-0.09	-1.06	
May-02	3	3	1.00	0.00	5833	5846	1.00	-0.08	-1.05	
Jun-02					5058	5076	1.00			
Jul-02	2	2	1.00	0.00	5976	5994	1.00	-0.08	-1.05	
Aug-02					5148	5177	0.99			
Sep-02	1	1	1.00	0.00	4602	4737	0.97	-0.17	-1.1	
Oct-02	1	2	0.50	0.50	4720	4730	1.00	2.86	0.74	
Nov-02					4222	4250	0.99			
Dec-02					3874	3886	1.00			
Jan-03					4123	4141	1.00			
Feb-03	1	1	1.00		3849	3855	1.00	0.04	-0.98	



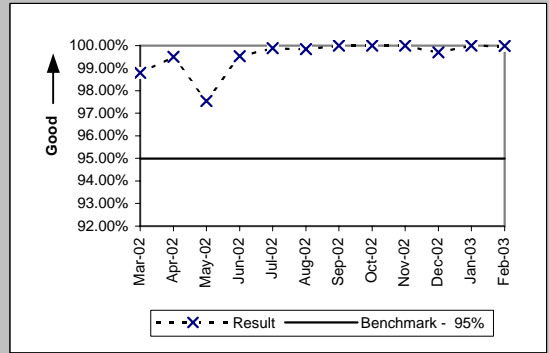
BI-1 - Time to Provide Recorded Usage Records

Time to Provide Usage Records (Average Days) UNEs and Resale Aggregate (BI-1A) (Parity)									
Date	CLEC Num	CLEC Dend	CLEC Resu	CLEC Std	Qwest Num	Qwest Dend	Qwest Resu	Mod Z Scr	Parity Scr
Mar-02	14462708	6504696	2.22	1.55	64155964	8326313	7.71	-1084.11	-660.09
Apr-02	19999406	7796747	2.57	1.38	81034651	12892392	6.29	-1118.58	-681.05
May-02	29895631	12783059	2.34	1.47	79568074	12873367	6.18	-1265.15	-770.16
Jun-02	26079800	11194408	2.33	1.37	69962443	10884240	6.43	-1372.05	-835.14
Jul-02	32246378	13372709	2.41	1.67	81277771	13039074	6.23	-1099.87	-669.67
Aug-02	31032921	13106273	2.37	1.48	75619451	12644728	5.98	-873.11	-531.81
Sep-02	26646052	12130119	2.20	2.22	50551172	11124884	4.54	-1006.07	-612.65
Oct-02	27468251	13882319	1.98	0.89	49109120	11837867	4.15	-1189.79	-724.34
Nov-02	23044733	11642207	1.98	0.83	42533177	10116997	4.20	-1143.17	-696
Dec-02	24133559	12533052	1.93	0.74	44897243	10813587	4.15	-1262.74	-768.69
Jan-03	25960827	13354379	1.94	0.74	47406061	11397150	4.16	-1309.67	-797.22
Feb-03	24612954	12727001	1.93	1.47	33162880	8804442	3.77	-1019.24	-620.65



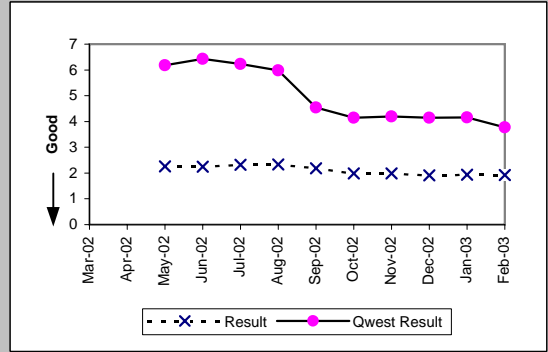
BI-1 - Time to Provide Recorded Usage Records

Time to Provide Usage Records (Percent) Jointly-provided Switched Access (BI-1B) (Benchmark)				
Date	Numerator	Denominator	Result	
Mar-02	3152523	3191062	98.79%	
Apr-02	3279398	3295851	99.50%	
May-02	2841633	2913015	97.55%	
Jun-02	2881315	2895058	99.53%	
Jul-02	1459725	1461384	99.89%	
Aug-02	1350930	1352962	99.85%	
Sep-02	1553799	1553799	100.00%	
Oct-02	1403046	1403050	100.00%	
Nov-02	1183154	1183173	100.00%	
Dec-02	1135335	1138756	99.70%	
Jan-03	1253794	1253860	99.99%	
Feb-03	1204102	1204234	99.99%	



BI-1 - Time to Provide Recorded Usage Reports

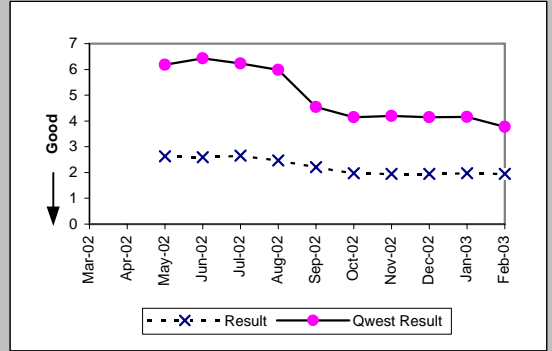
Time to Provide Usage Records [CAT11] (Average Days) UNEs and Resale Aggregate (BI-1C-1) (Diagnostic)									
Date	Numerator	Denominator	Result	CLEC Std	Qwest Num	Qwest Den	Qwest Res	Mod Z Scr	Parity Scr
Mar-02									
Apr-02									
May-02	22376289	9922274	2.26	1.37	79568074	12873367	6.18	-1208.22	-735.54
Jun-02	19591349	8690126	2.25	1.30	69962443	10884240	6.43	-1307.46	-795.88
Jul-02	22879603	9853559	2.32	1.51	81277771	13039074	6.23	-1037.81	-631.95
Aug-02	21671633	9309277	2.33	1.48	75619451	12644728	5.98	-805.73	-490.85
Sep-02	18505017	8441927	2.19	2.03	50551172	11124884	4.54	-916.8	-558.37
Oct-02	18691727	9422913	1.98	0.93	49109120	11837867	4.15	-1075.67	-654.96
Nov-02	14778303	7413636	1.99	0.81	42533177	10116997	4.20	-1009.93	-615
Dec-02	14952753	7830144	1.91	0.63	44897243	10813587	4.15	-1124.91	-684.9
Jan-03	14989088	7772545	1.93	0.54	47406061	11397150	4.16	-1143.3	-696.07
Feb-03	13742301	7154761	1.92	1.83	33162880	8804442	3.77	-894.04	-544.54



Per the PID, the Retail analog for BI-1C-1 is the same as BI-1A which contains only Category 10 records

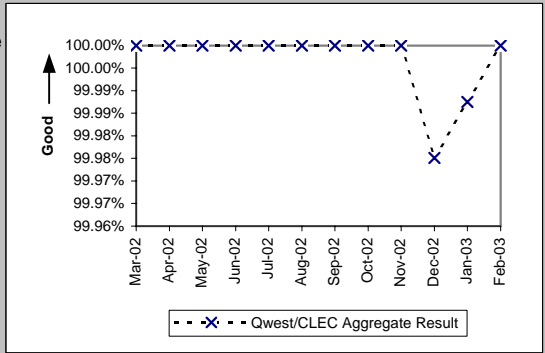
BI-1 - Time to Provide Recorded Usage Reports

Time to Provide Usage Records [CAT10] (Average Days) UNEs and Resale Aggregate (BI-1C-2) (Diagnostic)									
Date	Numerator	Denominator	Result	CLEC Std	Qwest Num	Qwest Den	Qwest Res	Mod Z Scr	Parity Scr
Mar-02									
Apr-02									
May-02	7519342	2860785	2.63	1.75	79568074	12873367	6.18	-706.64	-430.6
Jun-02	6488451	2504282	2.59	1.58	69962443	10884240	6.43	-780.23	-475.35
Jul-02	9366775	3519150	2.66	2.03	81277771	13039074	6.23	-665.93	-405.85
Aug-02	9361288	3796996	2.47	1.49	75619451	12644728	5.98	-572.23	-348.89
Sep-02	8141035	3688192	2.21	2.61	50551172	11124884	4.54	-691.94	-421.67
Oct-02	8776524	4459406	1.97	0.80	49109120	11837867	4.15	-851.27	-518.53
Nov-02	8266430	4228571	1.95	0.86	42533177	10116997	4.20	-857.85	-522.54
Dec-02	9180806	4702908	1.95	0.89	44897243	10813587	4.15	-937.5	-570.96
Jan-03	10971739	5581834	1.97	0.95	47406061	11397150	4.16	-1012.34	-616.46
Feb-03	10870653	5572240	1.95	0.81	33162880	8804442	3.77	-817.71	-498.13



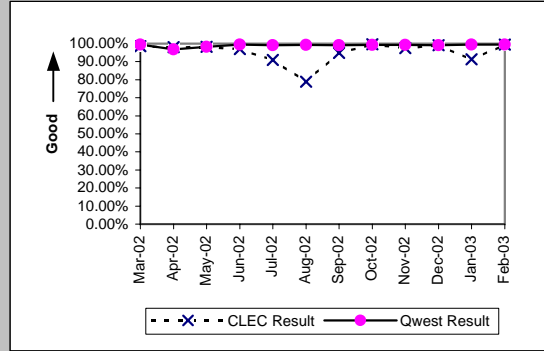
BI-2 - Invoices Delivered within 10 Days

Invoices Delivered within 10 Days (Percent) All (BI-2) (Parity)				
Date	Qwest/CLEC Aggregate	Qwest/CLEC Aggregate	Qwest/CLEC Aggregate	
Mar-02	9394	9394	100.00%	
Apr-02	9175	9175	100.00%	
May-02	9009	9009	100.00%	
Jun-02	8501	8501	100.00%	
Jul-02	8783	8783	100.00%	
Aug-02	8604	8604	100.00%	
Sep-02	8416	8416	100.00%	
Oct-02	8173	8173	100.00%	
Nov-02	8086	8086	100.00%	
Dec-02	8035	8037	99.98%	
Jan-03	8031	8032	99.99%	
Feb-03	7856	7856	100.00%	



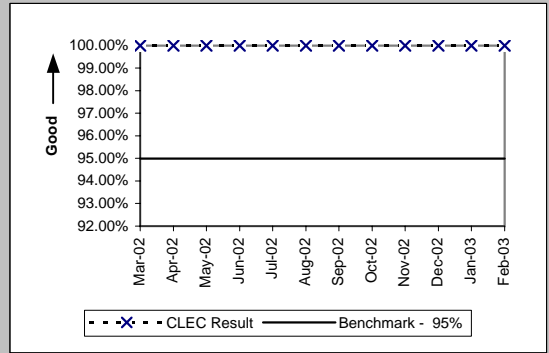
BI-3 - Billing Accuracy - Adjustments for Errors

Billing Accuracy - Adjustments for Errors (Percent) UNEs and Resale Aggregate (BI-3A) (Parity)									
Date	CLEC Num	CLEC Dend	CLEC Resu	CLEC Std	Qwest Num	Qwest Dend	Qwest Resu	Mod Z Scr	Parity Scr
Mar-02	3557902	3607648.1	98.62%	11.66%	97396198	97888219	99.50%	231.13	139.52
Apr-02	3733379.1	3805738.2	98.10%	13.66%	94691674	97761831	96.86%	-135.98	-83.67
May-02	4120930.9	4196354	98.20%	13.29%	95236660	96975831	98.21%	0.6	-0.64
Jun-02	3817288.5	3936291.8	96.98%	17.12%	95799199	96336970	99.44%	643.4	390.16
Jul-02	4023948.1	4422529	90.99%	28.64%	98348099	99291756	99.05%	1709.8	1038.48
Aug-02	2255025.7	2860967.4	78.82%	40.86%	78539685	79079455	99.32%	4136.61	2513.88
Sep-02	3626915	3826256.9	94.79%	22.22%	96330555	97115348	99.19%	943.3	572.48
Oct-02	3346572.2	3360052.6	99.60%	6.32%	94544301	95199527	99.31%	-62.55	-39.03
Nov-02	3222220.9	3302084.6	97.58%	15.36%	94040309	94633101	99.37%	405.75	245.68
Dec-02	3361867	3392145.2	99.11%	9.41%	91424737	92260999	99.09%	-2.64	-2.6
Jan-03	3528638.9	3865449.1	91.29%	28.20%	90755848	91305609	99.40%	2019.1	1226.52
Feb-03	3683478.2	3702097.6	99.50%	7.07%	95406832	95943431	99.44%	-14.26	-9.67



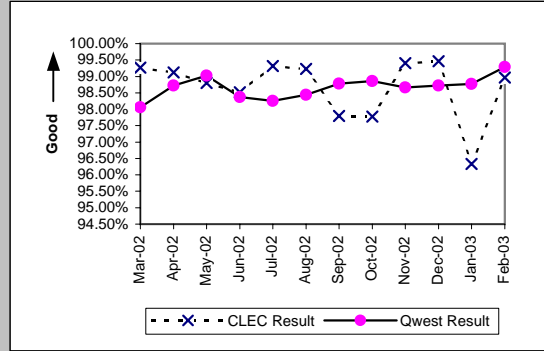
BI-3 - Billing Accuracy - Adjustments for Errors

Billing Accuracy - Adjustments for Errors (Percent) Reciprocal Compensation (BI-3B) (Benchmark)				
Date	Numerator	Denominator	CLEC Result	
Mar-02	52682.17	52682.17	100.00%	
Apr-02	63711.55	63711.55	100.00%	
May-02	56372.17	56372.17	100.00%	
Jun-02	57325.49	57325.49	100.00%	
Jul-02	54603.76	54603.76	100.00%	
Aug-02	57262.68	57262.68	100.00%	
Sep-02	58809.9	58809.9	100.00%	
Oct-02	57489.48	57489.48	100.00%	
Nov-02	59360.41	59360.41	100.00%	
Dec-02	56446.63	56446.63	100.00%	
Jan-03	61903.24	61903.24	100.00%	
Feb-03	65993.32	65993.32	100.00%	



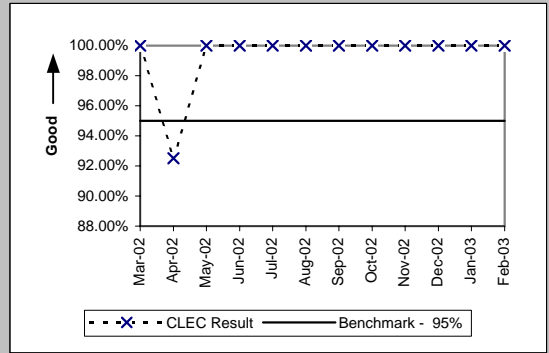
BI-4 - Billing Completeness

Billing Completeness (Percent) UNEs and Resale Aggregate (BI-4A) (Parity)										
Date	CLEC Num	CLEC Deno	CLEC Resu	CLEC Std	Qwest Num	Qwest Deno	Qwest Resu	Mod Z Scr	Parity Scr	
Mar-02	9885	9958	99.27%	8.53%	362049	369222	98.06%	-8.63	-6.25	
Apr-02	12191	12299	99.12%	9.33%	296718	300548	98.73%	-3.84	-3.33	
May-02	8830	8937	98.80%	10.88%	350663	354116	99.02%	2.11	0.28	
Jun-02	13876	14085	98.52%	12.09%	386161	392547	98.37%	-1.32	-1.8	
Jul-02	12441	12527	99.31%	8.26%	345751	351898	98.25%	-8.9	-6.41	
Aug-02	13756	13863	99.23%	8.75%	386920	393043	98.44%	-7.34	-5.47	
Sep-02	14276	14598	97.79%	14.69%	368648	373209	98.78%	10.61	5.45	
Oct-02	12886	13179	97.78%	14.74%	365981	370195	98.86%	11.54	6.01	
Nov-02	15981	16076	99.41%	7.66%	349924	354674	98.66%	-8.07	-5.91	
Dec-02	11593	11655	99.47%	7.27%	311955	315977	98.73%	-7.01	-5.26	
Jan-03	13518	14032	96.34%	18.79%	286864	290433	98.77%	25.56	14.54	
Feb-03	15323	15483	98.97%	10.11%	404825	407746	99.28%	4.59	1.79	



BI-4 - Billing Completeness

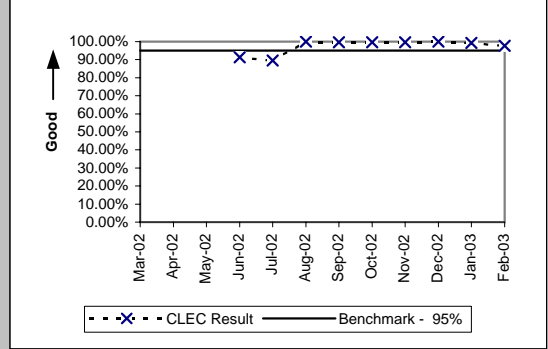
Billing Completeness (Percent) Reciprocal Compensation (BI-4B) (Benchmark)				
Date	Numerator	Denominator	CLEC Result	
Mar-02	52682.17	52682.17	100.00%	
Apr-02	58945.46	63711.55	92.52%	
May-02	56372.17	56372.17	100.00%	
Jun-02	57325.49	57325.49	100.00%	
Jul-02	54603.76	54603.76	100.00%	
Aug-02	57262.68	57262.68	100.00%	
Sep-02	58809.9	58809.9	100.00%	
Oct-02	57489.48	57489.48	100.00%	
Nov-02	59360.41	59360.41	100.00%	
Dec-02	56446.63	56446.63	100.00%	
Jan-03	61903.24	61903.24	100.00%	
Feb-03	65993.32	65993.32	100.00%	



BI-5 - Billing Accuracy & Claims Processing

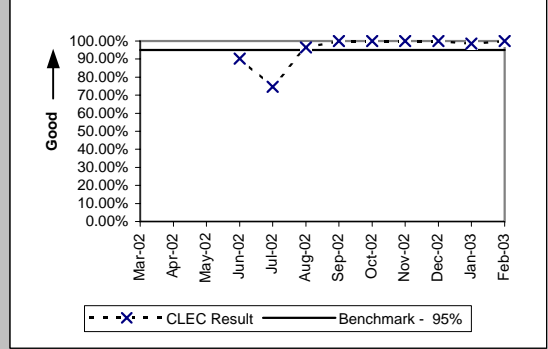
Billing Accuracy & Claims Processing - Acknowledgment (Percent) All (BI-5A) (Benchmark)

Date	Numerator	Denominator	CLEC Result
Mar-02			
Apr-02			
May-02			
Jun-02	42	46	91.30%
Jul-02	111	124	89.52%
Aug-02	233	233	100.00%
Sep-02	330	331	99.70%
Oct-02	278	279	99.64%
Nov-02	251	252	99.60%
Dec-02	238	238	100.00%
Jan-03	312	314	99.36%
Feb-03	209	214	97.66%



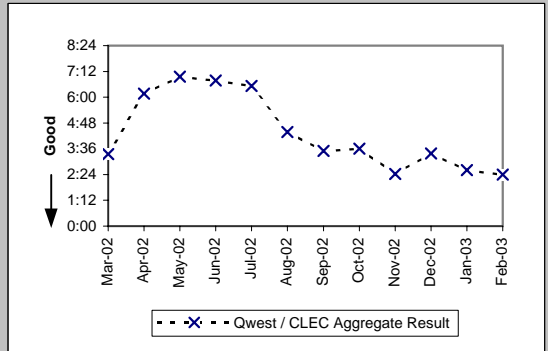
Billing Accuracy & Claims Processing - Resolution (Percent) All (BI-5B) (Benchmark)

Date	Numerator	Denominator	CLEC Result
Mar-02			
Apr-02			
May-02			
Jun-02	101	112	90.18%
Jul-02	109	146	74.66%
Aug-02	213	221	96.38%
Sep-02	164	164	100.00%
Oct-02	252	252	100.00%
Nov-02	155	155	100.00%
Dec-02	227	227	100.00%
Jan-03	203	206	98.54%
Feb-03	206	206	100.00%

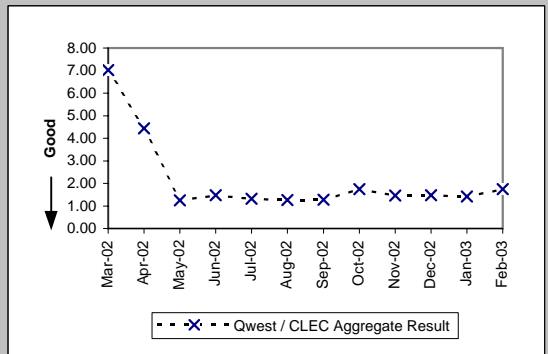


DB-1 - Time to Update Databases

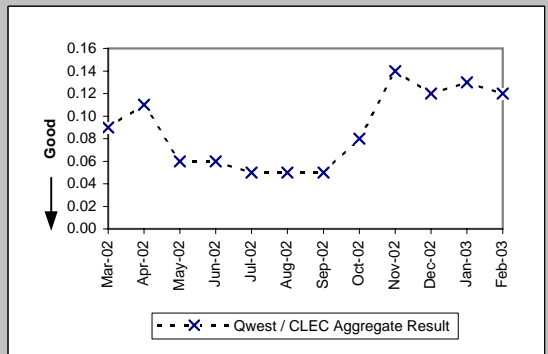
Time to Update Databases (Hours:Minutes) E911 (DB-1 A) (Parity)		
Date	Qwest / CLEC Aggregate Result	
Mar-02		3:21
Apr-02		6:10
May-02		6:57
Jun-02		6:47
Jul-02		6:31
Aug-02		4:23
Sep-02		3:30
Oct-02		3:36
Nov-02		2:26
Dec-02		3:23
Jan-03		2:36
Feb-03		2:24



Time to Update Databases (Avg Sec) LIDB (DB-1 B) (Parity)		
Date	Qwest / CLEC Aggregate Result	
Mar-02		7.02
Apr-02		4.44
May-02		1.25
Jun-02		1.47
Jul-02		1.32
Aug-02		1.26
Sep-02		1.27
Oct-02		1.75
Nov-02		1.46
Dec-02		1.47
Jan-03		1.42
Feb-03		1.74

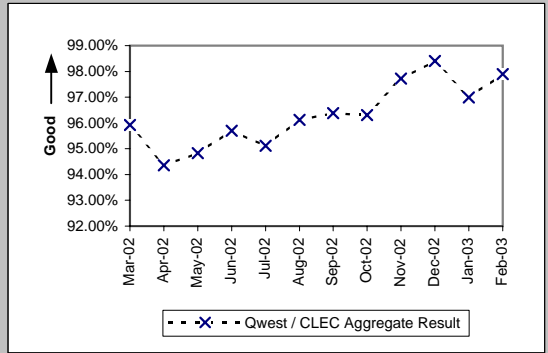


Time to Update Databases (Avg Sec) Directory Listing (DB-1 C-1) (Parity)		
Date	Qwest / CLEC Aggregate Result	
Mar-02		0.09
Apr-02		0.11
May-02		0.06
Jun-02		0.06
Jul-02		0.05
Aug-02		0.05
Sep-02		0.05
Oct-02		0.08
Nov-02		0.14
Dec-02		0.12
Jan-03		0.13
Feb-03		0.12



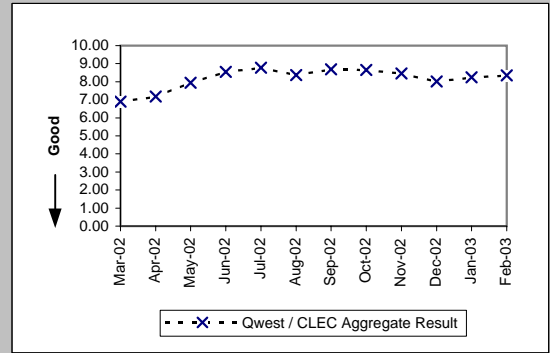
DB-2 - Accurate Database Updates

Accurate Database Updates (Percent) Directory Listing (DB-2 C-1) (Parity)	
Date	Qwest / CLEC Aggregate Result
Mar-02	95.92%
Apr-02	94.35%
May-02	94.83%
Jun-02	95.70%
Jul-02	95.12%
Aug-02	96.12%
Sep-02	96.38%
Oct-02	96.30%
Nov-02	97.72%
Dec-02	98.40%
Jan-03	96.99%
Feb-03	97.90%



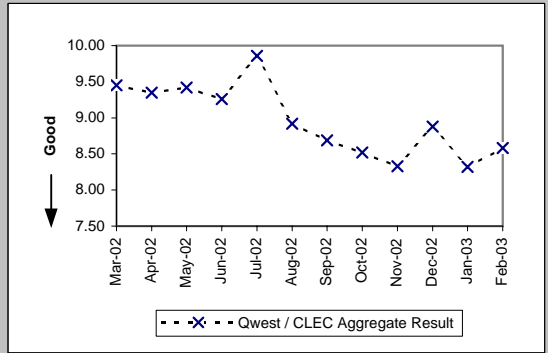
DA-1 - Speed of Answer - Directory Assistance

Speed of Answer - Directory Assistance (Avg Sec) (DA-1) (Parity)	
Date	Qwest / CLEC Aggregate Result
Mar-02	6.90
Apr-02	7.18
May-02	7.95
Jun-02	8.54
Jul-02	8.77
Aug-02	8.36
Sep-02	8.68
Oct-02	8.66
Nov-02	8.45
Dec-02	8.01
Jan-03	8.24
Feb-03	8.35



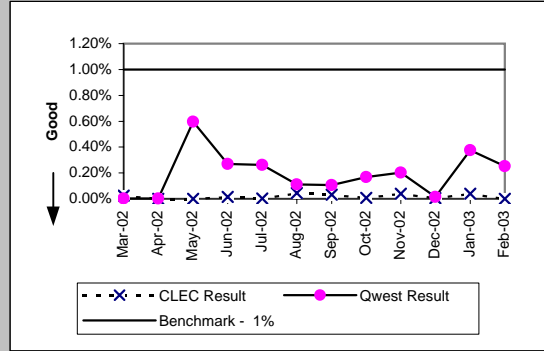
OS-1 - Speed of Answer - Operator Services

Speed of Answer - Operator Services (Avg Sec) (OS-1) (Parity)		
Date	Qwest / CLEC Aggregate Result	
Mar-02		9.45
Apr-02		9.35
May-02		9.42
Jun-02		9.26
Jul-02		9.86
Aug-02		8.92
Sep-02		8.69
Oct-02		8.52
Nov-02		8.33
Dec-02		8.88
Jan-03		8.32
Feb-03		8.58

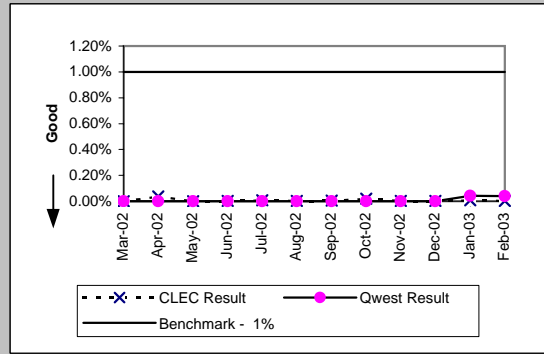


NI-1 - Trunk Blocking

Trunk Blockage to Qwest Tandem Offices (NI-1A) (Benchmark)										
Date	CLEC Num	CLEC Dens	CLEC Resu	CLEC Std	Qwest Num	Qwest Dens	Qwest Resu	Mod Z Scr	Parity Scr	
Mar-02	6.85	26616	0.03%	0.13%	1.83	58621	0.00%	91.36	54.54	
Apr-02	0.11	26880	0.00%	0.01%	1.26	58621	0.00%	-8.01	-5.87	
May-02	0.33	28800	0.00%	0.02%	326.81	54853	0.60%	-26.83	-17.31	
Jun-02	4.51	29016	0.02%	0.10%	123.98	46025	0.27%	-26.9	-17.36	
Jul-02	0.99	30720	0.00%	0.03%	120.37	46025	0.26%	-28.74	-18.48	
Aug-02	13.49	30216	0.04%	0.16%	44.38	40173	0.11%	-16.37	-10.95	
Sep-02	9.8	30720	0.03%	0.11%	40.37	38253	0.11%	-8.35	-6.08	
Oct-02	2.38	27576	0.01%	0.06%	63.07	37725	0.17%	-11.79	-8.17	
Nov-02	11.47	28464	0.04%	0.14%	76.27	37797	0.20%	-9.11	-6.54	
Dec-02	1.56	31800	0.00%	0.02%	5.73	37773	0.02%	-9.4	-6.72	
Jan-03	11.61	28464	0.04%	0.15%	132.83	35253	0.38%	-28.17	-18.12	
Feb-03	0	29328	0.00%	0.00%	87.36	34584	0.25%	-26.3	-16.99	



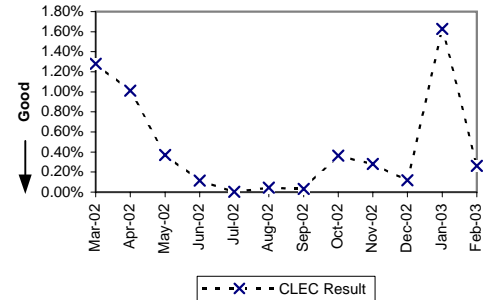
Trunk Blockage to Qwest End Offices (NI-1B) (Benchmark)										
Date	CLEC Num	CLEC Dens	CLEC Resu	CLEC Std	Qwest Num	Qwest Dens	Qwest Resu	Mod Z Scr	Parity Scr	
Mar-02	0.08	16607	0.00%	0.01%	0.03	36574	0.00%	32.74	18.9	
Apr-02	6.45	17711	0.04%	0.17%	0.15	36574	0.00%	579.1	351.07	
May-02	0.17	18264	0.00%	0.02%	0.31	36574	0.00%	0.4	-0.76	
Jun-02	0.33	18408	0.00%	0.03%	0	33625	0.00%			
Jul-02	1.42	18588	0.01%	0.06%	0	34470	0.00%			
Aug-02	0.53	19212	0.00%	0.03%	0.25	32670	0.00%	15.41	8.37	
Sep-02	0.87	18852	0.00%	0.06%	0	31830	0.00%			
Oct-02	3.7	19116	0.02%	0.10%	0	30703	0.00%			
Nov-02	0.5	19524	0.00%	0.03%	0	29600	0.00%			
Dec-02	0.39	19920	0.00%	0.02%	0	28976	0.00%			
Jan-03	1.46	19836	0.01%	0.07%	13.22	32336	0.04%	-23.88	-15.52	
Feb-03	0.51	20556	0.00%	0.03%	12.61	32588	0.04%	-13.73	-9.35	



NI-1 - Trunk Blocking

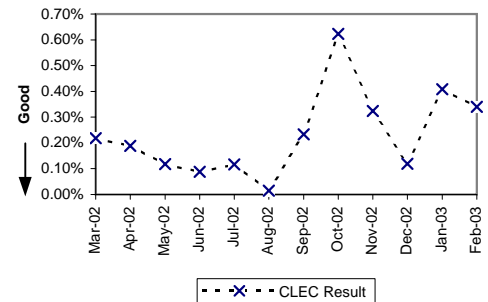
Trunk Blockage to Qwest Tandem Offices (Percent) (NI-1C) (Diagnostic)

Date	Numerator	Denominator	CLEC Result	Standard Deviation
Mar-02	350.96	27456	1.28%	7.93%
Apr-02	281.03	27768	1.01%	6.44%
May-02	109.63	29712	0.37%	2.76%
Jun-02	34.38	30120	0.11%	0.52%
Jul-02	0.99	30720	0.00%	0.03%
Aug-02	13.49	30216	0.04%	0.16%
Sep-02	9.8	30720	0.03%	0.11%
Oct-02	113.13	31008	0.36%	1.01%
Nov-02	87.31	31200	0.28%	0.92%
Dec-02	38.63	32568	0.12%	0.75%
Jan-03	521.66	32064	1.63%	4.89%
Feb-03	78.89	29976	0.26%	2.42%



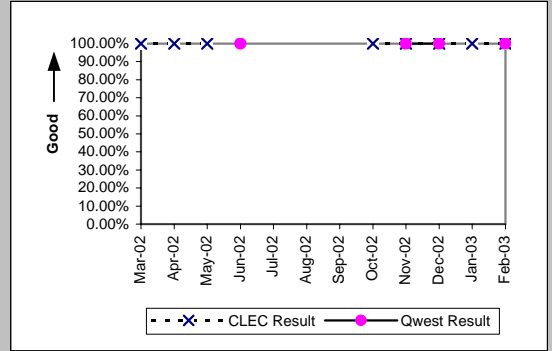
Trunk Blockage to Qwest End Offices (Percent) (NI-1D) (Diagnostic)

Date	Numerator	Denominator	CLEC Result	Standard Deviation
Mar-02	37.23	17039	0.22%	2.63%
Apr-02	33.87	17999	0.19%	1.80%
May-02	21.78	18384	0.12%	1.59%
Jun-02	16.35	18528	0.09%	1.07%
Jul-02	21.98	18756	0.12%	1.17%
Aug-02	2.89	19236	0.02%	0.35%
Sep-02	44.55	19092	0.23%	2.33%
Oct-02	122.76	19716	0.62%	4.53%
Nov-02	64.5	19884	0.32%	4.15%
Dec-02	24.13	20292	0.12%	1.64%
Jan-03	83.01	20316	0.41%	2.88%
Feb-03	71.5	21012	0.34%	2.88%

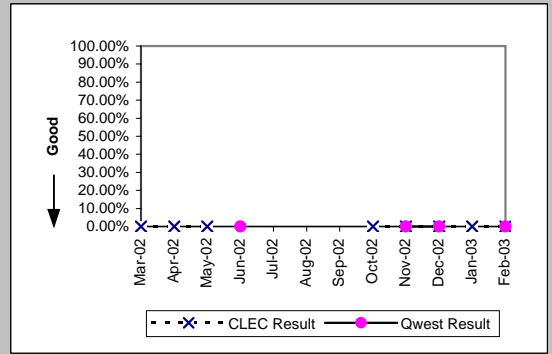


NP-1 - NXX Code Activation

NXX Code Activation (Percent) (NP-1A) (Parity)						
Date	CLEC Num	CLEC Denom	CLEC Result	Qwest Num	Qwest Denom	Qwest Result
Mar-02	3	3	100.00%			
Apr-02	7	7	100.00%			
May-02	1	1	100.00%			
Jun-02				1	1	100.00%
Jul-02						
Aug-02						
Sep-02						
Oct-02	6	6	100.00%			
Nov-02	2	2	100.00%	1	1	100.00%
Dec-02	5	5	100.00%	1	1	100.00%
Jan-03	11	11	100.00%			
Feb-03	2	2	100.00%	1	1	100.00%



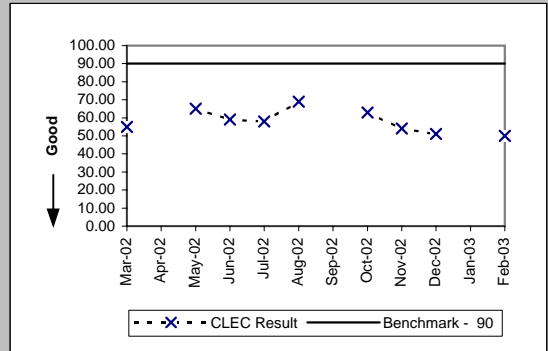
NXX Code Activation - Facility Delays (Percent) (NP-1B) (Diagnostic)						
Date	CLEC Num	CLEC Denom	CLEC Result	Qwest Num	Qwest Denom	Qwest Result
Mar-02	0	3	0.00%			
Apr-02	0	7	0.00%			
May-02	0	1	0.00%			
Jun-02				0	1	0.00%
Jul-02						
Aug-02						
Sep-02						
Oct-02	0	6	0.00%			
Nov-02	0	2	0.00%	0	1	0.00%
Dec-02	0	5	0.00%	0	1	0.00%
Jan-03	0	11	0.00%			
Feb-03	0	2	0.00%	0	1	0.00%



CP-1 - Collocation Completion Interval (Average Days)

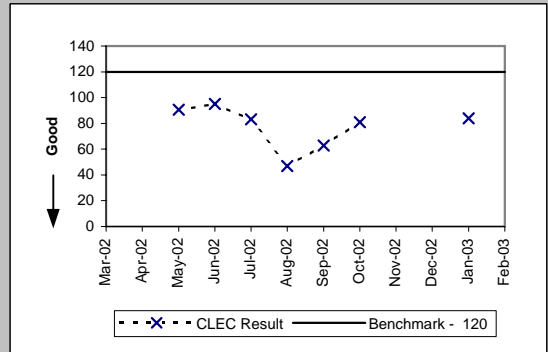
Scheduled Interval 90 Calendar Days or Less (CP-1A) (Benchmark)

Date	CLEC Num	CLEC Denom	CLEC Result	CLEC Std Dev
Mar-02	110	2	55.00	
Apr-02				
May-02	65	1	65.00	
Jun-02	59	1	59.00	
Jul-02	58	1	58.00	
Aug-02	69	1	69.00	
Sep-02				
Oct-02	126	2	63.00	14.14
Nov-02	54	1	54.00	
Dec-02	102	2	51.00	2.83
Jan-03				
Feb-03	50	1	50.00	



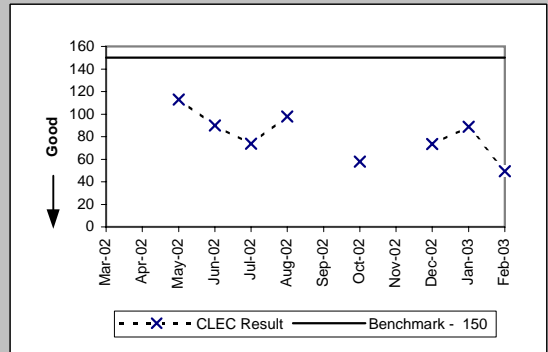
Scheduled Interval 91 to 120 Calendar Days (CP-1B) (Benchmark)

Date	CLEC Num	CLEC Denom	CLEC Result	CLEC Std Dev
Mar-02				
Apr-02				
May-02	181	2	90.50	
Jun-02	95	1	95.00	
Jul-02	416	5	83.20	
Aug-02	94	2	47.00	
Sep-02	314	5	62.80	
Oct-02	162	2	81.00	5.66
Nov-02				
Dec-02				
Jan-03	420	5	84.00	14.20
Feb-03				



Scheduled Interval 121 to 150 Calendar Days (CP-1C) (Benchmark)

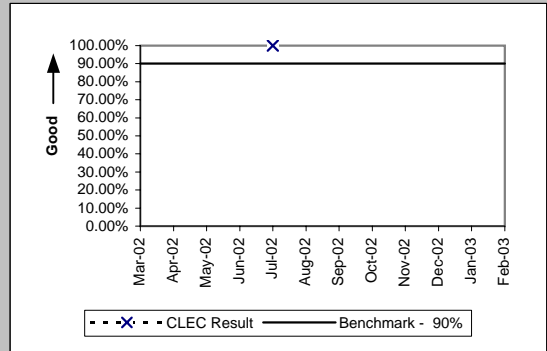
Date	CLEC Num	CLEC Denom	CLEC Result	CLEC Std Dev
Mar-02				
Apr-02				
May-02	226	2	113.00	
Jun-02	90	1	90.00	
Jul-02	221	3	73.67	
Aug-02	196	2	98.00	
Sep-02				
Oct-02	174	3	58.00	7.81
Nov-02				
Dec-02	147	2	73.50	12.02
Jan-03	444	5	88.80	20.18
Feb-03	148	3	49.33	2.08



CP-2 - Collocations Completed within Scheduled Intervals (Percent)

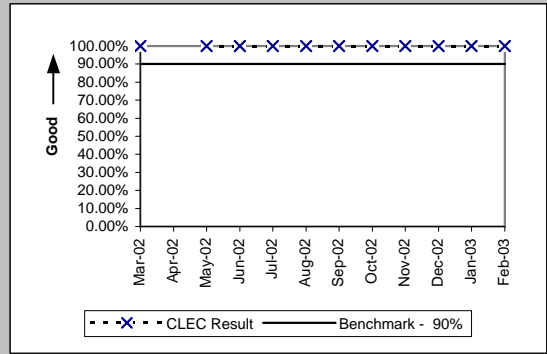
Forecasted Collocations (CP-2A) (Benchmark)

Date	CLEC Num	CLEC Denom	CLEC Result	CLEC Std Dev
Mar-02				
Apr-02				
May-02				
Jun-02				
Jul-02	1	1	100.00%	
Aug-02				
Sep-02				
Oct-02				
Nov-02				
Dec-02				
Jan-03				
Feb-03				



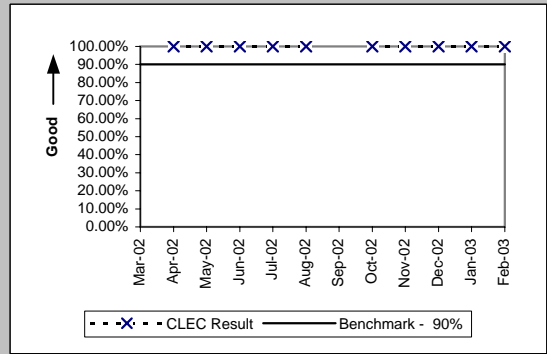
Non-Forecasted & Late Forecasted Collocations (CP-2B) (Benchmark)

Date	CLEC Num	CLEC Denom	CLEC Result	CLEC Std Dev
Mar-02	2	2	100.00%	
Apr-02				
May-02	3	3	100.00%	
Jun-02	2	2	100.00%	
Jul-02	5	5	100.00%	
Aug-02	3	3	100.00%	
Sep-02	5	5	100.00%	
Oct-02	4	4	100.00%	0.00%
Nov-02	1	1	100.00%	0.00%
Dec-02	2	2	100.00%	0.00%
Jan-03	5	5	100.00%	0.00%
Feb-03	1	1	100.00%	0.00%



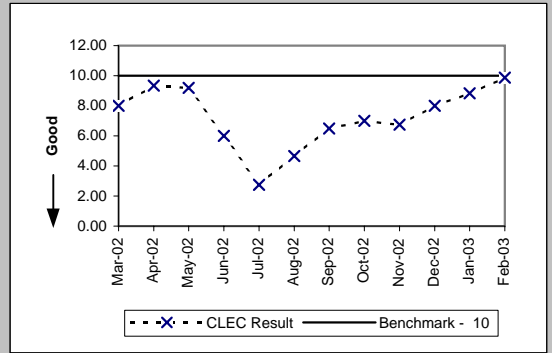
Collocations with Intervals Longer than 120 Days (CP-2C) (Benchmark)

Date	CLEC Num	CLEC Denom	CLEC Result	CLEC Std Dev
Mar-02				
Apr-02	3	3	100.00%	
May-02	6	6	100.00%	
Jun-02	1	1	100.00%	
Jul-02	3	3	100.00%	
Aug-02	3	3	100.00%	
Sep-02				
Oct-02	3	3	100.00%	0.00%
Nov-02	1	1	100.00%	0.00%
Dec-02	2	2	100.00%	0.00%
Jan-03	5	5	100.00%	0.00%
Feb-03	4	4	100.00%	0.00%



CP-3 - Collocation Feasibility Study Interval (Average Days)

Collocation Feasibility Study Interval (CP-3) (Benchmark)				
Date	CLEC Num	CLEC Denom	CLEC Result	CLEC Std Dev
Mar-02	16	2	8.00	
Apr-02	28	3	9.33	
May-02	46	5	9.20	
Jun-02	6	1	6.00	
Jul-02	22	8	2.75	
Aug-02	14	3	4.67	
Sep-02	13	2	6.50	
Oct-02	35	5	7.00	1.00
Nov-02	27	4	6.75	0.50
Dec-02	16	2	8.00	0.00
Jan-03	53	6	8.83	0.75
Feb-03	79	8	9.88	0.35



CP-4 - Collocation Feasibility Study Commitments Met (Percent)

Collocation Feasibility Study Commitments Met (CP-4) (Benchmark)

Date	CLEC Num	CLEC Denom	CLEC Result	CLEC Std Dev
Mar-02	7	7	100.00%	
Apr-02	4	4	100.00%	
May-02	9	10	90.00%	
Jun-02	3	3	100.00%	
Jul-02	8	8	100.00%	
Aug-02	5	5	100.00%	
Sep-02	3	3	100.00%	
Oct-02	6	6	100.00%	0.00%
Nov-02	8	8	100.00%	0.00%
Dec-02	2	2	100.00%	0.00%
Jan-03	8	8	100.00%	0.00%
Feb-03	12	12	100.00%	0.00%

