

**EXH. CLW-15
DOCKETS UE-220066/UG-220067 et al.
2022 PSE GENERAL RATE CASE
WITNESS: CAROL L. WALLACE**

**BEFORE THE
WASHINGTON UTILITIES AND TRANSPORTATION COMMISSION**

**WASHINGTON UTILITIES AND
TRANSPORTATION COMMISSION,**

Complainant,

v.

PUGET SOUND ENERGY,

Respondent.

**Docket UE-220066
Docket UG-220067**

In the Matter of the Petition of

PUGET SOUND ENERGY

**For an Order Authorizing Deferred
Accounting Treatment for Puget Sound
Energy's Share of Costs Associated
with the Tacoma LNG Facility**

Docket UG-210918

**SECOND EXHIBIT (NONCONFIDENTIAL) TO THE
PREFILED DIRECT TESTIMONY OF**

CAROL L. WALLACE

**IN SUPPORT OF PETITION TO AMEND FINAL ORDER
ON BEHALF OF PUGET SOUND ENERGY**

NOVEMBER 17, 2023

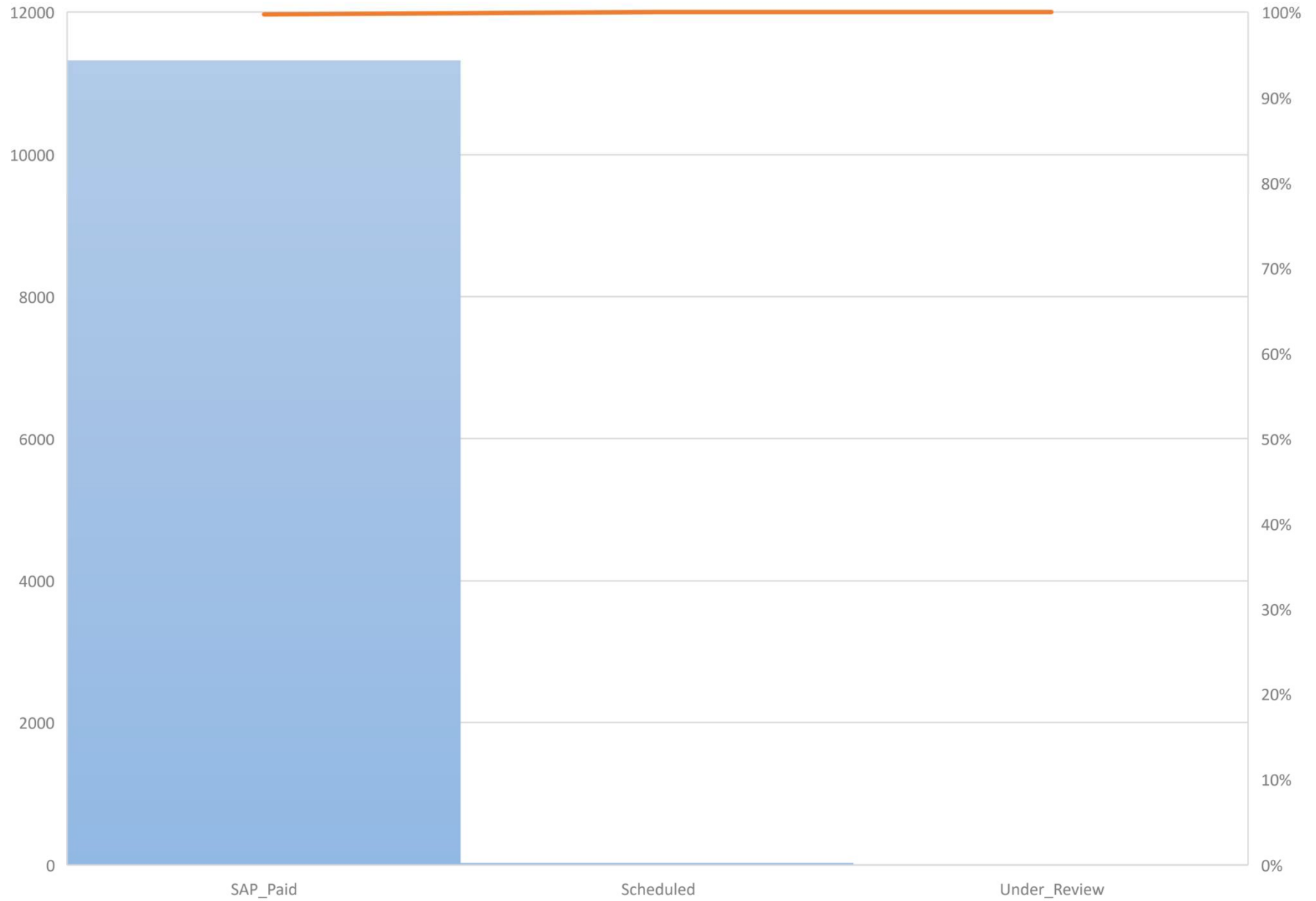
COVID Bill Assistance Summary: 12/01/2021

The 15,851 'Paid' applications have posted \$9,186,537 to our customers!



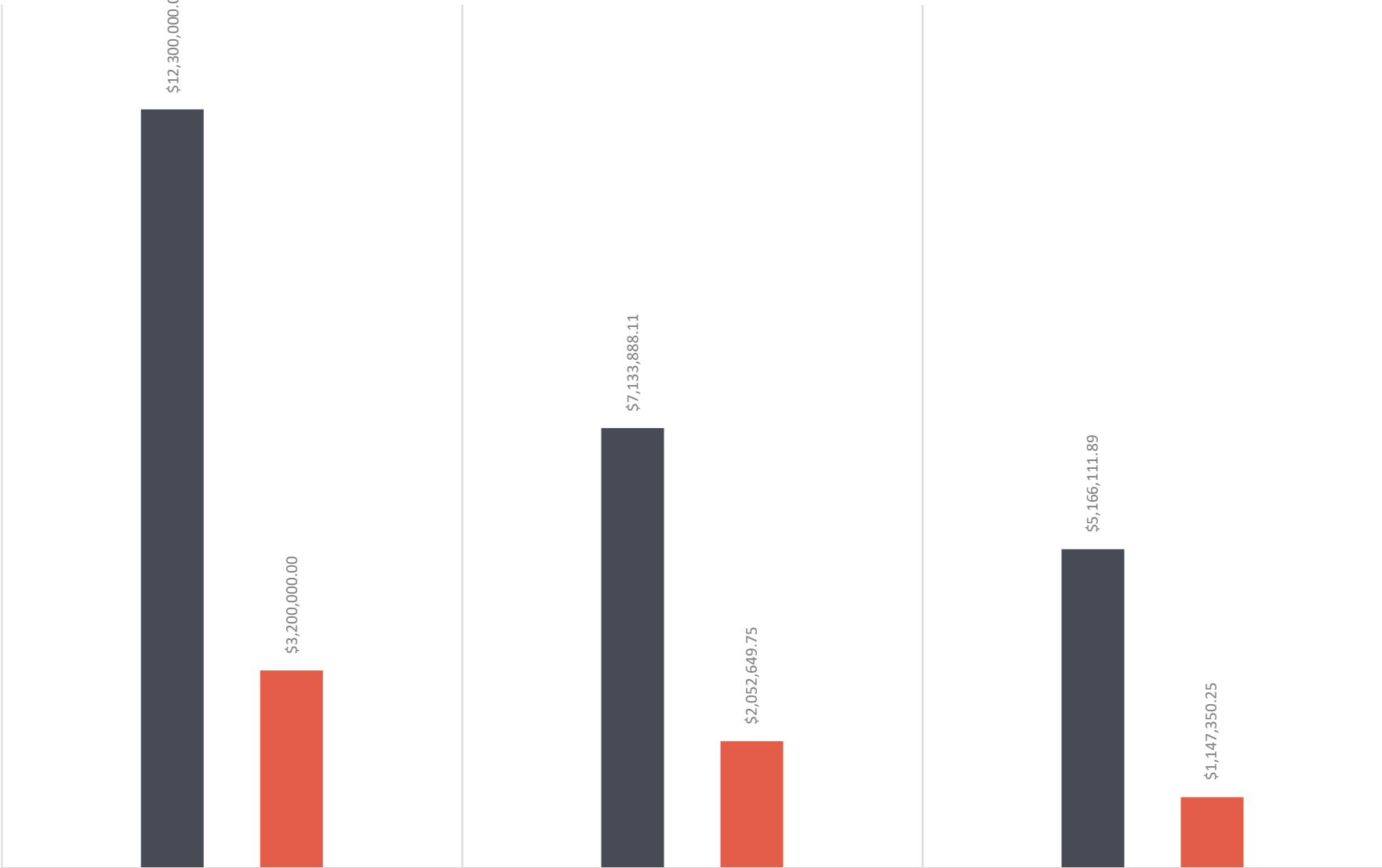
	Canceled/Duplicate	Denied	In_Process	SAP_Paid	Scheduled	Under_Review	Grand Total
■ Qtr2 2021	1		1	3			5
■ Qtr1 2021		8		10			18
■ Qtr4 2020	14	60		78	4		156
■ Qtr3 2020	57	2610		4439	15	1	7122
■ Qtr2 2020	391	4104		11321	31		15847

COVID Bill Assistance Status Totals 12/01/2021



COVID BILL ASSISTANCE ALLOCATED DOLLARS VS. PAID

■ Electric ■ Gas

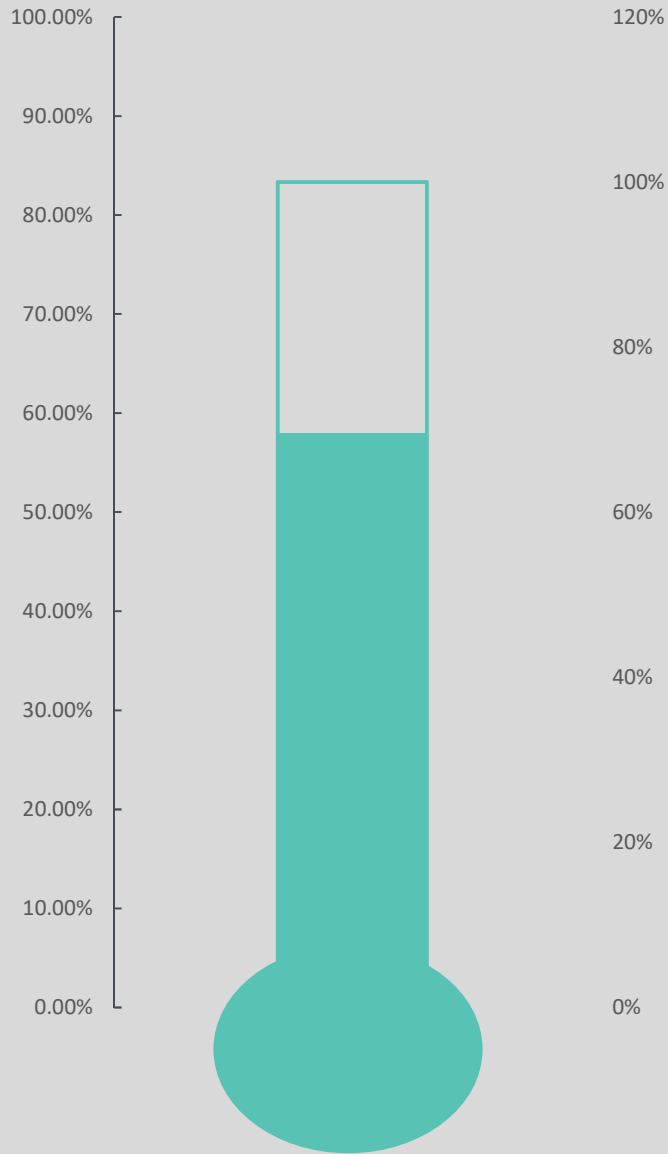


TOTAL ALLOCATED

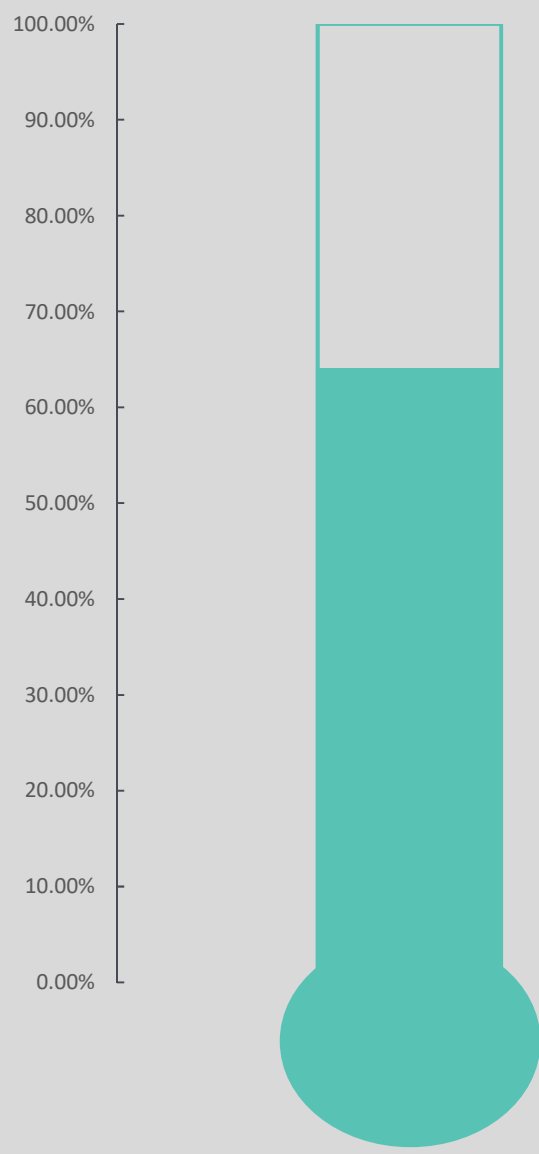
TOTAL PAID

REMAINING FUNDS

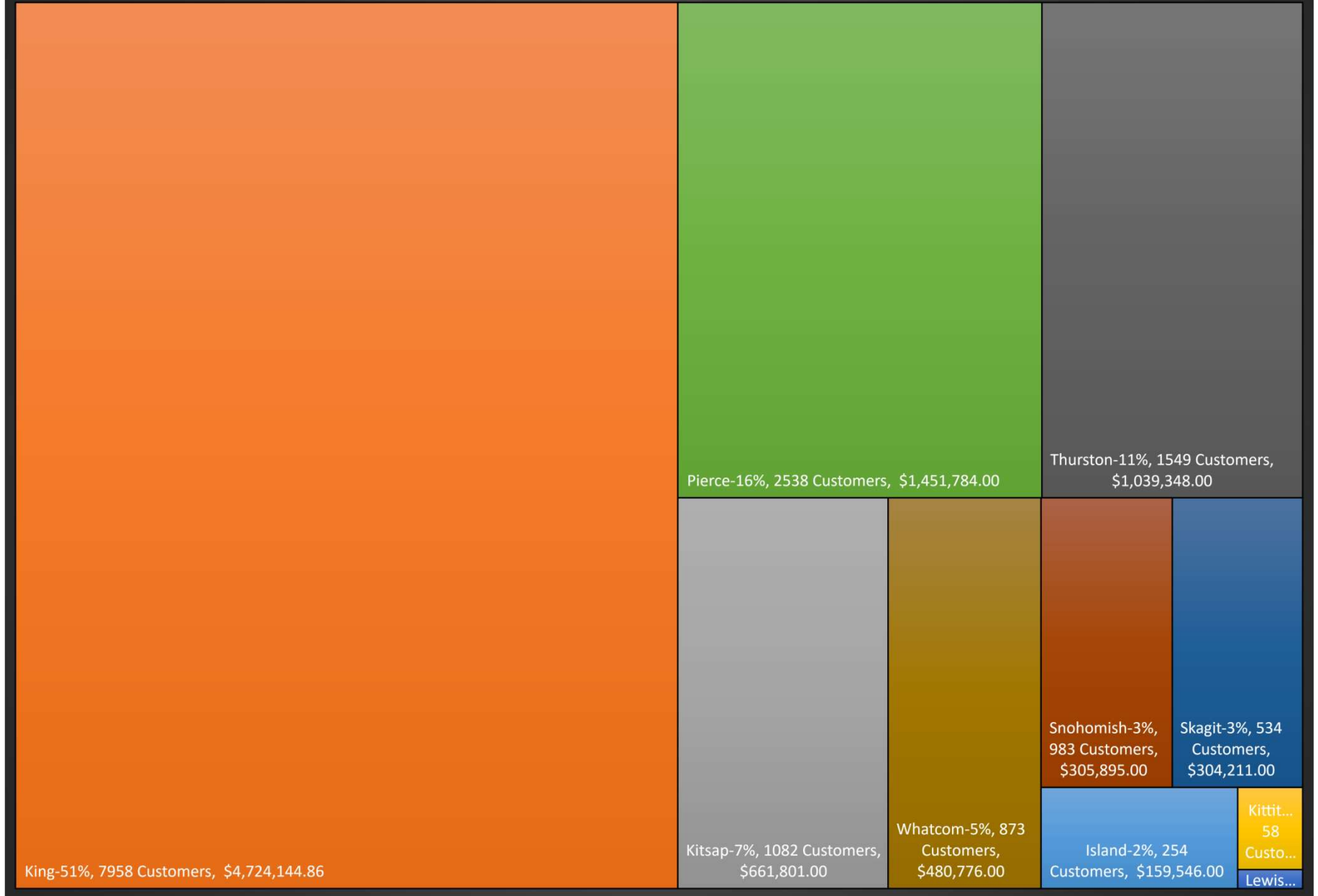
ELECTRIC SPEND



GAS SPEND



COVID Bill Assistance Funds By County



APPLICATION STATUS COUNTS							
Date Range	Canceled/Duplicate	Denied	In_Process	SAP_Paid	Scheduled	Under_Review	Grand Total
Qtr2 2020		391	4104		11321	31	15847
Qtr3 2020		57	2610		4439	15	7122
Qtr4 2020		14	60		78	4	156
Qtr1 2021			8		10		18
Qtr2 2021	1			1	3		5
Total	463	6782	1	15851	50	1	23148

ALLOCATION OF DOLLARS			
	Electric	Gas	
Total Allocated	\$ 12,300,000.00	\$ 3,200,000.00	Total
Total Paid	\$ 7,133,888.11	\$ 2,052,649.75	\$ 9,186,537.86
Remaining Funds	\$ 5,166,111.89	\$ 1,147,350.25	Average \$ 579.56
Achieved %	58.00%	64.15%	1550000
Target %	100%	100%	59%

FROM REPORT EXTRACTOR PIVOT TABLE							
App Date	Canceled/Duplicate	Denied	In_Process	SAP_Paid	Scheduled	Under_Review	Grand Total
Qtr2 2020		391	4104		11321	31	15847
Qtr3 2020		57	2610		4439	15	7122
Qtr4 2020		14	60		78	4	156
Qtr1 2021			8		10		18
Qtr2 2021	1			1	3		5
Grand Total	463	6782	1	15851	50	1	23148

Status	Sum of Electric_Payment	Sum of Gas_Payment_1
_New	\$ -	\$ -
Approved	\$ -	\$ -
Canceled	\$ 198,864.00	\$ 50,690.00
Denied	\$ 3,115,039.00	\$ 860,302.00
In_Process	\$ 261.00	\$ -
SAP_Paid	\$ 7,133,888.11	\$ 2,052,649.75
Scheduled	\$ 18,978.00	\$ 6,357.00
Under_Review	\$ 559.00	\$ -
(blank)		
Grand Total	\$ 10,467,589.11	\$ 2,969,998.75

FROM REPORT EXTRACTOR PIVOT TABLE							
County	SAP_Paid Nbr Customers	Total Dollars	Percent of Total	Percent of Total	County	Total Dollars	
Island	254	\$ 159,546.00	2 2%	Island-2%, 254 Customer	\$ 159,546.00		
King	7,958	\$ 4,724,144.86	51 51%	King-51%, 7958 Custome	\$ 4,724,144.86		
Kitsap	1,082	\$ 661,801.00	7 7%	Kitsap-7%, 1082 Custome	\$ 661,801.00		
Kittitas	58	\$ 42,913.00	0 0%	Kittitas-0%, 58 Customer	\$ 42,913.00		
Lewis	22	\$ 9,799.00	0 0%	Lewis-0%, 22 Customers	\$ 9,799.00		
Pierce	2,538	\$ 1,451,784.00	16 16%	Pierce-16%, 2538 Custorr	\$ 1,451,784.00		
Skagit	534	\$ 304,211.00	3 3%	Skagit-3%, 534 Customer	\$ 304,211.00		
Snohomish	983	\$ 305,895.00	3 3%	Snohomish-3%, 983 Custb	\$ 305,895.00		
Thurston	1,549	\$ 1,039,348.00	11 11%	Thurston-11%, 1549 Cust	\$ 1,039,348.00		
Whatcom	873	\$ 480,776.00	5 5%	Whatcom-5%, 873 Custa	\$ 480,776.00		
Grand Total	15,851	\$ 9,180,217.86	100 100%	Grand Total-100%, 15851	\$ 9,180,217.86		

FROM REPORT EXTRACTOR PIVOT TABLE								
Count of Status	Status	Approved	Denied	Missing_Docs	SAP_Paid	Scheduled	Under_Revie (blank)	Grand Total
Created_By	_New							
Auto-Created			729	233	1	10230	69	11262
CUSTOMER		996	229	960	244	1274	24	3783
(blank)								
Grand Total		996	958	1193	245	11504	24	15045