

BEFORE THE WASHINGTON UTILITIES AND TRANSPORTATION COMMISSION

DOCKET NO. UE-19 _____

EXH. JDM-3

JOSEPH D. MILLER

REPRESENTING AVISTA CORPORATION

AVISTA CORPORATION
dba Avista Utilities

SCHEDULE 1

RESIDENTIAL SERVICE - WASHINGTON

(Single phase & available voltage)

AVAILABLE:

To Customers in the State of Washington where Company has electric service available.

APPLICABLE:

To service for domestic purposes in each individual residence, apartment, mobile home, or other living unit when all such service used on the premises is supplied through a single meter. Only one meter per residence will be served under this Schedule.

Where a portion of a dwelling is used regularly for either: (a) the conduct of business, (b) where a portion of the electricity supplied is used for other than domestic purposes, or (c) when two or more living units are served through a single meter, the appropriate general service schedule is applicable. However, if the wiring is so arranged that the service for all domestic purposes can be metered separately, this schedule will be applied to such service.

MONTHLY RATE:

\$9.00 Basic Charge, plus		
First	800 kWh	8.379¢ per kWh
Next	700 kWh	9.750¢ per kWh
All over	1500 kWh	11.430¢ per kWh

(I)
(I)
(I)

Minimum Charge: \$9.00

SPECIAL TERMS AND CONDITIONS:

Service under this schedule is subject to the Rules and Regulations contained in this tariff.

The above Monthly Rate is subject to the provisions of Tax Adjustment Schedule 58, Residential and Farm Energy Rate Adjustment Schedule 59, Demand Side Management Schedule 91, Low Income Rate Assistance Schedule 92, Temporary Power Cost Surcharge Schedule 93, Rate Plan Adjustment Schedule 96, Renewable Energy Credit Revenue Mechanism Schedule 98 and Decoupling Mechanism Schedule 75.

(N)

Issued April 30, 2019

Effective May 30, 2019

Issued by Avista Corporation

By

Patrick Ehrbar, Director of Regulatory Affairs

AVISTA CORPORATION
dba Avista Utilities

SCHEDULE 11

GENERAL SERVICE - WASHINGTON

(Available phase and voltage)

AVAILABLE:

To Customers in the State of Washington where Company has electric service available.

APPLICABLE:

To general service supplied for lighting and power purposes when all such service taken on the premises is supplied through one kilowatt-hour meter, except that water heating service separately metered prior to January 28, 1984 may continue to be billed separately.

MONTHLY RATE:

The sum of the following demand and energy charges:

\$20.00 Basic Charge, plus

Energy Charge:

First 3650 kWh 12.274¢ per kWh

All Over 3650 kWh 9.021¢ per kWh

(I)
(I)

Demand Charge:

No charge for the first 20 kW of demand.

\$7.00 per kW for each additional kW of demand.

(I)

Minimum:

\$20.00 for single phase service and \$27.35 for three phase service; unless a higher minimum is required under contract to cover special conditions.

(I)

DEMAND:

The average kW supplied during the 15-minute period of maximum use during the month as determined by a demand meter.

SPECIAL TERMS AND CONDITIONS:

Service under this schedule is subject to the Rules and Regulations contained in this tariff.

The above Monthly Rate is subject to the provisions of Tax Adjustment Schedule 58, Demand Side Management Schedule 91, Low Income Rate Assistance Schedule 92, Temporary Power Cost Surcharge Schedule 93, Rate Plan Adjustment Schedule 96, Renewable Energy Credit Revenue Mechanism Schedule 98 and Decoupling Mechanism Schedule 75.

(N)
(N)

Issued April 30, 2019

Effective May 30, 2019

Issued by Avista Corporation

By

Patrick Ehrbar, Director of Regulatory Affairs

AVISTA CORPORATION
dba Avista Utilities

SCHEDULE 21
LARGE GENERAL SERVICE - WASHINGTON
(Available phase and voltage)

AVAILABLE:

To Customers in the State of Washington where Company has electric service available.

APPLICABLE:

To general service supplied for all power requirements when all such service taken on the premises is supplied through one meter installation. Customer shall provide and maintain all transformers and other necessary equipment on their side of the point of delivery and enter into a written contract for five (5) years or longer.

MONTHLY RATE:

The sum of the following demand and energy charges:

Energy Charge:

First	250,000 kWh	7.856¢ per kWh	(I)
All Over	250,000 kWh	7.024¢ per kWh	(I)

Demand Charge:

\$550.00 for the first 50 kW of demand or less.

\$7.00 per kW for each additional kW of demand.

Primary Voltage Discount:

If Customer takes service at 11 kV (wye grounded) or higher, they will be allowed a primary voltage discount of 20¢ per kW of demand per month.

Power Factor Adjustment Charge:

If Customer has a reactive kilovolt-ampere (kVar) meter, they will be subject to a Power Factor Adjustment Charge as set forth in the Rules & Regulations.

Minimum:

The demand charge, unless a higher minimum is required under contract to cover special conditions.

ANNUAL MINIMUM:

The current 12-month billing including any charges for power factor correction shall be not less than \$11.50 per kW of the highest demand established during the current 12-month period provided that such highest demand shall be adjusted by the elimination of any demand occasioned by an operation totally abandoned during such 12-month period.

DEMAND:

The average kW supplied during the 15-minute period of maximum use during the month as determined by a demand meter.

SPECIAL TERMS AND CONDITIONS:

Service under this schedule is subject to the Rules and Regulations contained in this tariff.

The above Monthly Rate is subject to the provisions of Tax Adjustment Schedule 58, Demand Side Management Schedule 91, Low Income Rate Assistance Schedule 92, Temporary Power Cost Surcharge Schedule 93, Rate Plan Adjustment Schedule 96, Renewable Energy Credit Revenue Mechanism Schedule 98 and Decoupling Mechanism Schedule 75.

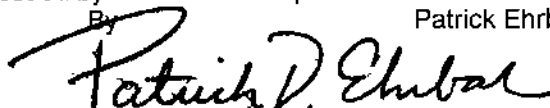
Issued April 30, 2019

Effective May 30, 2019

Issued by Avista Corporation

By

Patrick Ehrbar, Director of Regulatory Affairs



(I)
(I)
(I)
(I)

(N)

AVISTA CORPORATION
dba Avista Utilities

SCHEDULE 25
EXTRA LARGE GENERAL SERVICE - WASHINGTON
(Three phase, available voltage)

AVAILABLE:

To Customers in the State of Washington where Company has electric service available.

APPLICABLE:

To general service supplied for all power requirements when all such service taken on the premises is supplied through one meter installation for a demand of not less than 3,000 kVa. The average of the Customer's demand for the most recent twelve-month period be at least 3,000 kVa for service under this Schedule. If the Customer has less than twelve months of billing history, the Customer must have a minimum of six consecutive billing months of demand of at least 3,000 kVa in order to receive service under this Schedule. New Customers must meet the above criteria or otherwise provide the Company with reasonable assurance that their peak demand will average at least 3,000 kVa. Customer shall provide and maintain all transformers and other necessary equipment on his side of the point of delivery and enter into a written contract for five (5) years or longer. The written contract will specify a limit on both firm energy and demand.

MONTHLY RATE:

The sum of the following demand and energy charges:

Energy Charge:

First	500,000 kWh	5.992¢ per kWh	(1)
Next	5,500,000 kWh	5.392¢ per kWh	(1)
All Over	6,000,000 kWh	4.610¢ per kWh	(1)

Demand Charge:

\$26,500.00 for the first 3,000 kVa of demand or less.
\$7.00 per kVa for each additional kVa of demand. (1)

Primary Voltage Discount:

If Customer takes service at:

- 1) 11 kV (wye grounded) or higher, he will be allowed a primary voltage discount of \$0.20 per kVa of demand per month.
- 2) 60 kV (wye grounded) or higher, he will be allowed a primary voltage discount of \$1.10 per kVa of demand per month.
- 3) 115 kV (wye grounded) or higher, he will be allowed a primary voltage discount of \$1.40 per kVa of demand per month.

Minimum:

The demand charge unless a higher minimum is required under contract to cover special conditions. (1)


Issued April 30, 2019

Effective May 30, 2019

Issued by Avista Corporation

By

Patrick Ehrbar, Director of Regulatory Affairs



AVISTA CORPORATION
dba Avista Utilities

SCHEDULE 25A
EXTRA LARGE GENERAL SERVICE – WASHINGTON

ANNUAL MINIMUM: \$947,120

Any annual minimum deficiency will be determined during the April billing cycle for the previous 12-month period. For a customer who has taken service on this schedule for less than 12 months, the annual minimum will be prorated based on the actual months of service.

DEMAND:

The average kVa supplied during the 30-minute period of maximum use during the current month as measured by Company's metering equipment.

SPECIAL TERMS AND CONDITIONS:

Existing Customers who install demand-side management measures, which cause their demand to fall below 3,000 kVa, will continue to qualify for service under this Schedule. The Company will estimate the Customer's demand reduction created by those demand-side management measures in order to determine qualification for service under this Schedule. If a Customer installs demand-side management measures without assistance from the Company, it is the Customer's responsibility to inform the Company regarding the installation of such measures.

Service under this schedule is subject to the Rules and Regulations contained in this tariff.

The above Monthly Rate is subject to the provisions of Tax Adjustment Schedule 58, Demand Side Management Schedule 91, Low Income Rate Assistance Schedule 92, Temporary Power Cost Surcharge Schedule 93, Rate Plan Adjustment Schedule 96 and Renewable Energy Credit Revenue Mechanism Schedule 98.


Issued April 30, 2019

Effective May 30, 2019

Issued by Avista Corporation

By

Patrick Ehrbar, Director of Regulatory Affairs



(I)

(N)

AVISTA CORPORATION
dba Avista Utilities

**SCHEDULE 31
PUMPING SERVICE - WASHINGTON
(Available phase and voltage)**

AVAILABLE:

To Customers in the State of Washington where Company has electric service available.

APPLICABLE:

To service through one meter for pumping water or water effluents, including incidental power used for other equipment and lighting essential to the pumping operation. For such incidental service, Customer will furnish any transformers and other necessary equipment. Customer will enter into a written contract for five (5) years or longer and will have service available on a continuous basis unless there is a change in ownership or control of property served.

MONTHLY RATE:

The sum of the following charges:

\$20.00 Basic Charge, plus

Energy Charge:

First	85 kWh per kW of demand	10.643¢ per kWh	(I)
-------	-------------------------	-----------------	-----

Next	80 kWh per kW of demand but not more than 3,000 kWh	10.643¢ per kWh	(I)
------	--	-----------------	-----

All additional kWh		7.602¢ per kWh	(I)
--------------------	--	----------------	-----

Annual Minimum:

\$12.00 per kW of the highest demand established in the current year ending with the November billing cycle. If no demand occurred in the current year, the annual minimum will be based on the highest demand in the latest previous year having a demand.

Demand:

The average kW supplied during the 15-minute period of maximum use during the month determined, at the option of the Company, by a demand meter or nameplate input rating of pump motor.

SPECIAL TERMS AND CONDITIONS:

If Customer requests the account to be closed by reason of change in ownership or control of property, the unbilled service and any applicable annual minimum will be prorated to the date of closing.

Customers who commercially produce one or more irrigated agricultural crops, who use at least 150,000 kWhs annually, have a peak demand of 100+ kW, and who use no more than 1,000 kWhs per month between November 1 and February 28 shall not be subject to the first two rate blocks of this tariff.

Service under this schedule is subject to the Rules and Regulations contained in this tariff.

The above Monthly Rate is subject to the provisions of Tax Adjustment Schedule 58, Demand Side Management Schedule 91, Low Income Rate Assistance Schedule 92, Temporary Power Cost Surcharge Schedule 93, Rate Plan Adjustment Schedule 96, Renewable Energy Credit Revenue Mechanism Schedule 98 and Decoupling Mechanism Schedule 75.

Issued April 30, 2019

Effective May 30, 2019

Issued by Avista Corporation

By

Patrick Ehrbar, Director of Regulatory Affairs



(I)
(I)
(I)

(N)

AVISTA CORPORATION
dba Avista Utilities

SCHEDULE 41

COMPANY OWNED STREET LIGHT SERVICE - WASHINGTON
(Single phase and available voltage)

AVAILABLE:

To agencies of local, state, or federal governments in all territory served by Company. Closed to new installations as of December 18, 1981, except where Company and customer agree mercury vapor lamps may be installed to provide compatibility with existing light sources.

APPLICABLE:

To annual operation of dusk-to-dawn lighting for public streets and thoroughfares upon receipt of an authorized application.

MONTHLY RATE:

Fixture & Size (Lumens)	Pole Facility									
	No Pole		Wood Pole		Metal Standard				Developer Contributed	
					Pedestal Base		Direct Burial			
Code	Rate	Code	Rate	Code	Rate	Code	Rate	Code	Rate	
<u>Single Mercury Vapor</u>										
4000						214#	\$ 14.29			
7000		411	\$ 15.49							
20000		611	26.84							

#Decorative Curb

(D)

Issued April 30, 2019

Effective May 30, 2019

Issued by Avista Corporation

By

Patrick Ehrbar, Director of Regulatory Affairs



AVISTA CORPORATION
dba Avista Utilities

SCHEDULE 41A - Continued

SPECIAL TERMS AND CONDITIONS:

Company will install, own, and maintain the facilities for supplying street lighting service using facilities utilizing Company's design.

Company will furnish the necessary energy, repairs and maintenance work including lamp and glassware replacement. Repairs and maintenance work will be performed by Company during the regularly scheduled working hours.

Individual lamps will be replaced on burnout as soon as reasonably possible after notification by Customer and subject to Company's operating schedules and requirements.

Company will make any change in location at the request and expense of Customer. Service may be terminated (abandoned) at any location on payment by Customer of Company's average present investment less net salvage in the facilities abandoned. Customer, at his option, may order a change of location of the facilities and pay Company the cost of relocation rather than the cost of termination.

Service under this schedule is subject to the Rules and Regulations contained in this tariff.

The above Monthly Rates are subject to increases as set forth in Tax Adjustment Schedule 58, Demand Side Management Schedule 91, Low Income Rate Assistance Schedule 92, Temporary Power Cost Surcharge Schedule 93, Rate Plan Adjustment Schedule 96 and Renewable Energy Credit Revenue Mechanism Schedule 98.

(N)
(N)

Issued April 30, 2019

Effective May 30, 2018

Issued by Avista Corporation

By

Patrick Ehrbar, Director of Regulatory Affairs



AVISTA CORPORATION
dba Avista Utilities

SCHEDULE 42
COMPANY OWNED STREET LIGHT SERVICE - WASHINGTON
(Single phase and available voltage)

AVAILABLE:

To agencies of local, state, or federal governments in all Washington territory served by Company.

APPLICABLE:

To annual operation of dusk-to-dawn lighting for public streets and thoroughfares upon receipt of an authorized application.

MONTHLY RATE:

Fixture & Size	Metal Standard Pole Facility							
	Standard		Pedestal Base		Direct Burial		Developer Contributed	
	Code	Rate	Code	Rate	Code	Rate	Code	Rate
Single High-Pressure Sodium Vapor (Closed to new installations effective May 1, 2018)								
(Nominal Rating in Watts)								
50W							234#	13.42
100W	431/435	13.62	432	25.46	433	25.46	436	15.45
100W	421*	23.63					434#	14.36
200W	531/535	18.94	532	34.07	533	34.07	536	23.00
250W	631	23.07			633	38.20	636	27.13
400W	831/835	26.89	832	50.95				

Double High-Pressure Sodium Vapor (Closed to new installations effective May 1, 2018)

(Nominal Rating in Watts)

200W	541	41.97						
400W			842	90.09				

#Decorative Curb

*Underground Installation

**Capital Only

Decorative Sodium Vapor

100W (Granville)	no pole	475	19.20	474 ⁺	25.01
100W (Granville - Capital Only)	no pole			478 ⁺	17.70
100W (Post Top)				484 ⁺	23.81
100W (Kim Light)	no pole	438	14.36		

+16' Fiberglass Pole

Issued April 30, 2019

Effective May 30, 2019

Issued by Avista Corporation

By

Patrick Ehrbar, Director of Regulatory Affairs



(D)
(T)
(C)(D)
(T)
(R)
(R)
(C)(D)

(D)(R)

AVISTA CORPORATION
dba Avista Utilities

SCHEDULE 42A - Continued

MONTHLY RATE:

Fixture & Size	Standard		Pedestal Base		Metal Standard Pole Facility Direct Burial		Developer Contributed	
	Code	Rate	Code	Rate	Code	Rate	Code	Rate

Single Light Emitting Diode (LED)

(Nominal Rating in Watts)

70W	431/435L	13.62	432L	25.46	433L	25.46	436L	15.45
70W	421L*	23.63			434L#	14.36		
107W	531/535L	18.94	532L	34.07	533L	34.07	536L	23.00
107W			522L*	57.73				
248W	831/835L	26.89	832L	50.95			836L	34.37

Double Light Emitting Diode (LED)

(Nominal Rating in Watts)

70W	441L	26.15	442L	39.64				
107W	541L	41.97	542L	57.73			546L	46.03
248W			842L	90.09				

#Decorative Curb

*Underground Installation

Decorative Sodium Vapor

70W (Granville)	475L	19.20			474L+	25.01		
70W (Post Top)					484L+	23.81		

70W (30ft Fiberglass Pole) 494L 26.32

107W (35ft Fiberglass Pole) 594L 29.00

+16' Fiberglass Pole

TIB Capital Offset 70W 5.23 107W 5.53 248W 7.92

Custom Street Light Calculation

Customers who choose to add street light fixtures that are outside of the offerings listed above will be quoted a fixed monthly rate based on the following rate calculation. The three components detailed below will be added together to develop the new Schedule 42 rate.

Step 1 – The capital component will be determined by multiplying an engineering estimate of the installed cost of the new light component, or fixture, by the Capital Recovery Factor of **12.546%**.

Step 2 – The maintenance component will either be the embedded maintenance cost of a similar existing fixture or an engineering estimate of the maintenance cost of a new fixture. The maintenance component for an existing light can be derived by subtracting the Schedule 46 (energy) light code monthly charge from the same Schedule 44 light code monthly charge (maintenance and energy).

Step 3 – The energy component will either be the energy cost of the same wattage light under Schedule 46 or the calculation of a new custom fixture detailed on Schedule 46.


Issued April 30, 2019

Effective May 30, 2019

Issued by Avista Corporation

By

Patrick Ehrbar, Director of Regulatory Affairs



(D)
(T)
(C)(D)
(T)

(R)

(R)
(R)
(C)(D)

(N)
(N)

(R)

AVISTA CORPORATION
dba Avista Utilities

SCHEDULE 42B - Continued

SPECIAL TERMS AND CONDITIONS:

Company will install, own, and maintain the facilities for supplying street lighting service using facilities utilizing Company's design.

Company will furnish the necessary energy, repairs and maintenance work including lamp and glassware replacement. Repairs and maintenance work will be performed by Company during regularly scheduled working hours.

Individual lamps will be replaced on burnout as soon as reasonably possible after notification by Customer and subject to Company's operating schedules and requirements.

Company will make any change in location at the request and expense of Customer. Service may be terminated (abandoned) at any location on payment by Customer of Company's average present investment less net salvage in the facilities abandoned. Customer, at his option, may order a change of location of the facilities and pay Company the cost of relocation rather than the cost of termination.

Conversion of prior Company owned lighting technology to current lighting standards will be done at the expense of the Company.

Service under this schedule is subject to the Rules and Regulations contained in this tariff.

The above Monthly Rates are subject to increases as set forth in Tax Adjustment Schedule 58, Demand Side Management Schedule 91, Low Income Rate Assistance Schedule 92, Temporary Power Cost Surcharge Schedule 93, Rate Plan Adjustment Rate Schedule 96 and Renewable Energy Credit Revenue Mechanism Schedule 98.

(N)

Issued April 30, 2019

Effective May 30, 2019

Issued by Avista Corporation

By

Patrick Ehrbar, Director of Regulatory Affairs



AVISTA CORPORATION
dba Avista Utilities

SCHEDULE 44
CUSTOMER OWNED STREET LIGHT ENERGY AND MAINTENANCE SERVICE –
WASHINGTON
HIGH-PRESSURE SODIUM VAPOR
(Single phase and available voltage)

AVAILABLE:

To agencies of local, state, or federal governments in all Washington territory served by Company. Closed to new installations effective January 1, 2015.

APPLICABLE:

To annual operation of dusk-to-dawn lighting for public streets and thoroughfares upon receipt of an authorized application.

MONTHLY RATE:

Fixture & Size	Pole Facility							
	No Pole		Wood Pole		Metal Standard			
					Pedestal Base		Direct Burial	
	Code	Rate	Code	Rate	Code	Rate	Code	Rate
<u>Single High-Pressure Sodium Vapor</u>								
(Nominal Rating in Watts)								
100W	435	\$ 7.30	431	\$ 7.30	432	\$ 7.30	433	\$ 7.30
200W	535	11.38	531	11.38	532	11.38	533	11.38
250W	635	13.24	631	13.24	632	13.24	633	13.24
310W	735	15.52			732	15.52		
400W	835	19.93	831	19.93				

(D)

Double High-Pressure Sodium Vapor

(Nominal Rating in Watts)

400W	845	37.33
------	-----	-------

(D)

SPECIAL TERMS AND CONDITIONS:

Customer is responsible for financing, installing and owning standards, luminaires and necessary circuitry and related facilities to connect with Company designated points of delivery. All such facilities will conform to Company's design, standards and specifications. Customer is also responsible for painting (if desired) and replacing damaged pole facilities.

Issued April 30, 2019

Effective May 30, 2019

Issued by Avista Corporation

By

Patrick Ehrbar, Director of Regulatory Affairs



AVISTA CORPORATION
dba Avista Utilities

SCHEDULE 44A - continued

Company will furnish the necessary energy and luminaire maintenance including repairs, lamp and glassware replacement.

Individual lamps will be replaced on burnout as soon as reasonably possible after notification by Customer and subject to Company's operating schedules and requirements.

Company will make any change in location at the request and expense of Customer.

Service under this schedule is subject to the Rules and Regulations contained in this tariff.

The above Monthly Rates are subject to increases as set forth in Tax Adjustment Schedule 58, Demand Side Management Schedule 91, Low Income Rate Assistance Schedule 92, Temporary Power Cost Surcharge Schedule 93, Rate Plan Adjustment Schedule 96 and Renewable Energy Credit Revenue Mechanism Schedule 98.

(N)
(N)

Issued April 30, 2019

Effective May 30, 2019

Issued by Avista Corporation

By

Patrick Ehrbar, Director of Regulatory Affairs



AVISTA CORPORATION
dba Avista Utilities

SCHEDULE 45
CUSTOMER OWNED STREET LIGHT ENERGY SERVICE - WASHINGTON
(Single phase and available voltage)

AVAILABLE:

To agencies of local, state, or federal governments in all territory served by Company. Closed to new installations as of December 18, 1981, except where Company and customer agree, mercury vapor lamps may be installed to provide compatibility with existing light sources.

APPLICABLE:

To annual operation of lighting for public streets and thoroughfares upon receipt of an authorized application.

MONTHLY RATE:

Fixture & Size (Lumens)	Per Luminaire			
	Dusk to Dawn Service		Dusk to 1:00 a.m. Service	
	Code	Rate	Code	Rate
<u>Mercury Vapor</u>				
7000	415	\$ 6.80	419	\$ 4.61
10000	515	9.40		
20000#	615	14.52		
35000	715	23.57		

#Also includes Metal Halide.

SPECIAL TERMS AND CONDITIONS:

Customer is responsible for financing, installing, owning, maintaining and replacing all standards, luminaires, and necessary circuitry and related facilities to connect with Company designated points of delivery. Customer will also provide a light sensitive relay and/or time switch in order to control the hours that energy will be provided.

Company is responsible only for the furnishing of energy to the point of delivery and the billing and accounting related thereto.

Service under this schedule is subject to the Rules and Regulations contained in this tariff.

The above Monthly Rates are subject to increases as set forth in Tax Adjustment Schedule 58, Demand Side Management Schedule 91, Low Income Rate Assistance Schedule 92, Temporary Power Cost Surcharge Schedule 93, Rate Plan Adjustment Schedule 96 and Renewable Energy Credit Revenue Mechanism Schedule 98.

Issued April 30, 2019

Effective May 30, 2019

Issued by Avista Corporation

By

Patrick Ehrbar, Director of Regulatory Affairs



(D)

(N)

(N)

AVISTA CORPORATION
dba Avista Utilities

SCHEDULE 46
CUSTOMER OWNED STREET LIGHT ENERGY SERVICE - WASHINGTON
(Single phase and available voltage)

AVAILABLE:

To agencies of local, state, or federal governments in all Washington territory served by Company.

APPLICABLE:

To annual operation of lighting for public streets and thoroughfares upon receipt of an authorized application.

MONTHLY RATE:

Fixture & Size (Lumens)	Per Luminaire			
	Dusk to Dawn Service		Dusk to 11:00 p.m. Service	
	Code	Rate	Code	Rate
<u>High-Pressure Sodium Vapor</u> (Nominal Rating in Watts)				
70W	335	\$ 3.45		
100W	435	4.88		
150W	935	6.71		
200W	535	8.99		
250W	635	10.83		
310W	735	13.06		
400W	835	16.57		
<u>LED</u>				
			499	2.71
01 - 10W	005L	\$0.21		
11 - 20W	015L	0.53		
21 - 30W	025L	0.95		
31 - 40W	035L	1.37		
41 - 50W	045L	1.68		
51 - 60W	055L	2.10		
61 - 70W	065L	2.42		
71 - 80W	075L	2.84		
81 - 90W	085L	3.26		
91 - 100W	095L	3.58		
101 - 110W	105L	4.00		

Issued April 30, 2019

Effective May 30, 2019

Issued by Avista Corporation

By

Patrick Ehrbar, Director of Regulatory Affairs



(D)
(N)

(N)

(D)

AVISTA CORPORATION
dba Avista Utilities

SCHEDULE 46A – Continued

MONTHLY RATE:

<u>Fixture & Size (Lumens)</u>	<u>Per Luminaire</u>	
	<u>Code</u>	<u>Rate</u>
111 - 120W	115L	\$4.31
121 - 130W	125L	4.73
131 - 140W	135L	5.15
141 - 150W	145L	5.47
151 - 160W	155L	5.89
161 - 170W	165L	6.21
171 - 180W	175L	6.63
181 - 190W	185L	7.05
191 - 200W	195L	7.36
201 - 225W	212L	8.10
226 - 250W	237L	9.05

SPECIAL TERMS AND CONDITIONS:

Customer is responsible for financing, installing, owning, maintaining and replacing all standards, luminaires, and necessary circuitry and related facilities to connect with Company designated points of delivery. Customer will also provide a light sensitive relay and/or time switch in order to control the hours that energy will be provided.

Company is responsible only for the furnishing of energy to the point of delivery and the billing and accounting related thereto.

Service under this schedule is subject to the Rules and Regulations contained in this tariff.

The above Monthly Rates are subject to increases as set forth in Tax Adjustment Schedule 58, Demand Side Management Schedule 91, Low Income Rate Assistance Schedule 92, Temporary Power Cost Surcharge Schedule 93, Rate Plan Adjustment Schedule 96 and Renewable Energy Credit Revenue Mechanism Schedule 98.

Issued April 30, 2019

Effective May 30, 2019

Issued by Avista Corporation

By

Patrick Ehrbar, Director of Regulatory Affairs



(N)

(N)

(N)

(N)

AVISTA CORPORATION
dba Avista Utilities

SCHEDULE 47

AREA LIGHTING - WASHINGTON
(Single phase and available voltage)

AVAILABLE:

In all territory served by Company where existing secondary distribution facilities are of adequate capacity, phase, and voltage.

APPLICABLE:

To annual operation of dusk-to-dawn area lighting upon receipt of a Customer contract for five (5) years or more. Dusk-to-dawn mercury vapor area lighting is limited to those locations receiving such service as of December 4, 1981.

MONTHLY RATE:

	Charge per Unit (Nominal Lumens)		
	<u>7,000</u>	<u>10,000</u>	<u>20,000</u>
<u>Mercury Vapor</u>			
Luminaire (on existing standard)	\$ 15.82	\$ 18.95	\$26.95
Luminaire and Standard:			
30-foot wood pole	19.74	22.92	30.94
Galvanized steel standards:			
25 foot		28.93	36.90
30 foot	26.99	30.16	38.15

(D)
(D)
(D)

Issued April 30, 2019

Effective May 30, 2019

Issued by Avista Corporation

By

Patrick Ehrbar, Director of Regulatory Affairs



AVISTA CORPORATION
dba Avista Utilities

SCHEDULE 47A - Continued

High-Pressure Sodium Vapor (Closed to new installations effective May 1, 2018)

(Nominal Rating in Watts)		Charge per Unit			
		<u>100</u>	<u>200</u>	<u>400</u>	<u>250*</u>
Luminaire (on existing standard)	\$13.75	\$19.53	\$26.98	\$22.18	
20 foot fiberglass pole	20.14				
35 foot wood pole	20.14	27.13	34.67		
25 foot steel pole		29.51			
30 foot steel pole		34.07			
30 foot steel pole w/2 arms		57.73			
35 foot wood pole	6.37				

(D)

Decorative Sodium Vapor

100W Kim Light 28.96

(D)

*Floodlight

Light Emitting Diode (LED)

(Nominal Rating in Watts)		Charge per Unit	
		<u>107</u>	<u>248</u>
Luminaire (on existing standard)	\$13.75	\$19.53	\$26.98
20 foot fiberglass pole	20.14		
30 foot fiberglass pole	26.32		
35 foot fiberglass pole		29.00	
35 foot wood pole	20.14	27.13	34.67
25 foot steel pole		29.51	
30 foot steel pole pedestal base	28.29	34.07	
30 foot steel pole w/2 arms		57.73	
35 foot direct buried steel pole	28.29		

(N)

(N)

(N)

(N)

Decorative LED

70W Kim Light 28.96

(N)(D)

125W Floodlight (Existing Standard) 15.26

(N)(D)

125W Floodlight (40ft Wood Pole) 21.63

(N)

Issued April 30, 2019

Effective May 30, 2019

Issued by Avista Corporation

By

Patrick Ehrbar, Director of Regulatory Affairs



AVISTA CORPORATION
dba Avista Utilities

Custom Area Light Calculation

Customers who choose to add area light fixtures that are outside of the offerings listed above will be quoted a fixed monthly rate based on the following rate calculation. The three components detailed below will be added together to develop the new Schedule 47 rate.

Step 1 – The capital component will be determined by multiplying an engineering estimate of the installed cost of the new area light component, or fixture, by the Capital Recovery Factor of **12.546%**.

(R)

Step 2 – The maintenance component will be an engineering estimate of the maintenance cost of a new fixture.

Step 3 – The energy component will either be the energy cost of the same wattage light under Schedule 46 or the calculation of a new custom fixture detailed on Schedule 46.

SPECIAL TERMS AND CONDITIONS:

Company will install, own, and maintain the facilities for supplying dusk-to-dawn area lighting service using overhead circuits. At the request of Customer, Company will install underground cable for such service, provided Customer, in advance of construction, pays Company the excess cost of such installation.

The Company will furnish the necessary energy, repairs and maintenance work including lamp and glassware replacement. Repairs and maintenance work will be performed by Company during regularly scheduled working hours. Individual lamps will be replaced on burnout as soon as reasonably possible after notification by Customer and subject to Company's operating schedules and requirements.

Service under this schedule is subject to the Rules and Regulations contained in this tariff.

The above Monthly Rates are subject to increases as set forth in Tax Adjustment Schedule 58, Demand Side Management Schedule 91, Low Income Rate Assistance Schedule 92, Temporary Power Cost Surcharge Schedule 93, Rate Plan Adjustment Schedule 96 and Renewable Energy Credit Revenue Mechanism Schedule 98.

(N)
(N)

Issued April 30, 2019

Effective May 30, 2019

Issued by Avista Corporation

By

Patrick Ehrbar, Director of Regulatory Affairs



AVISTA CORPORATION
dba Avista Utilities

SCHEDULE 75A

DECOUPLING MECHANISM – ELECTRIC (continued)

DESCRIPTION OF THE ELECTRIC DECOUPLING MECHANISM:

Calculation of Monthly Allowed Delivery Revenue Per Customer:

Step 1 – Determine the Total Normalized Revenue - The Total Normalized Revenue is equal to the final approved base rate revenue approved in the Company's last general rate case, individually for each Rate Schedule.

Step 2 – Determine Variable Power Supply Revenue - The Normalized kWhs by rate schedule from the last approved general rate case are multiplied by the approved Retail Revenue Credit to determine the total Variable Power Supply Revenue.

Step 3 – Determine Delivery and Power Plant Revenue – To determine the Delivery and Power Plant Revenue for existing customers, the mechanism subtracts the Variable Power Supply Revenue from the Total Normalized Revenue. For new customers, in addition to subtracting the Variable Power Supply Revenue, the mechanism also subtracts the Fixed Production and Transmission Revenue from the Total Normalized Revenue to determine Delivery and Power Plant Revenue applicable to customer hookups after the last approved general rate case test period.

(N)
(N)
(N)
(N)
(N)
(N)

Step 4 – Remove Basic Charge Revenue – included in the Delivery and Power Plant Revenue is revenue recovered from customers in Basic and Fixed Demand charges ("Fixed Charges"). Because the decoupling mechanism only tracks revenue that varies with customer energy usage, the revenue from Fixed Charges is removed. The number of Customer Bills in the test period, multiplied by the applicable Fixed Charges determines the total Fixed Charge revenue by rate schedule.

Step 5 – Determine Decoupled Revenue – Decoupled Revenue is equal to the Delivery and Power Plant Revenue (Step 3) minus the Basic Charge Revenue (Step 4).

Step 6 – Determine the Decoupled Revenue per Customer – To determine the annual per customer Decoupled Revenue, divide the Decoupled Revenue (by Rate Group) by the approved Rate Year number of Customers (by Rate Group) to determine the annual Allowed Decoupled Revenue per Customer (by Rate Group).

Issued April 30, 2019

Effective May 30, 2019

Issued by Avista Corporation

By

Patrick Ehrbar, Director of Regulatory Affairs



AVISTA CORPORATION
dba Avista Utilities

SCHEDULE 75B

DECOUPLING MECHANISM – ELECTRIC (continued)

Step 7 – Determine the Monthly Decoupled Revenue per Customer - to determine the Monthly Decoupled Revenue per customer, the annual Decoupled Revenue per customer is shaped based on the monthly kWh usage from the rate year. The mechanism uses the resulting monthly percentage of usage by month and multiplied that by the annual Decoupled Revenue per Customer to determine the 12 monthly values.

Calculation of Monthly Decoupling Deferral:

Step 1 – Determine the actual number of customers each month.

Step 2 – Multiply the actual number of customers by the applicable monthly Allowed Decoupled Revenue per Customer. The result of this calculation is the total Allowed Decoupled Revenue for the applicable month.

Step 3 – Determine the actual revenue collected in the applicable month.

Step 4 – Calculate the amount of fixed charge revenue included in total actual monthly revenue.

Step 5 – For existing customers, multiply actual kWh sales by the approved Retail Revenue Credit. The result of this calculation is the total revenue collected related to variable power supply. For new customers, multiply actual kWh sales by both the approved Retail Revenue Credit and the approved Fixed Production and Transmission Revenue rate. The result of this calculation is the total revenue collected related to fixed and variable production and transmission costs.

(N)
(N)
(N)
(N)

Step 6 – For existing customers, subtract the basic charge revenue and the variable power supply revenue from the total actual monthly revenue. The result is the Actual Decoupled Revenue. For new customers, subtract the basic charge revenue and the fixed and variable production and transmission revenue from the actual monthly revenue. The result is the Actual Decoupled Revenue.

(N)
(N)
(N)
(N)

Step 7 – The difference between the Actual Decoupled Revenue (Step 6) and the Allowed Decoupled Revenue (Step 2) is calculated, and the resulting balance is deferred by the Company. Interest on the deferred balance will accrue at the quarterly rate published by the FERC.

Step 8 – At the end of every 12 month deferral period, the annual decoupled revenue per customer, by Rate Group, will be multiplied by the average annual number of actual customers). The result of that calculation will be compared to the actual deferred revenue for the same 12 month period. The difference between the actual deferred revenue, and the calculated value, will be added to, or subtracted from, the total deferred balance, by Rate Group.

(N)
(N)
(N)
(N)
(N)

Issued April 30, 2019

Effective May 30, 2019

Issued by Avista Corporation

By

Patrick Ehrbar, Director of Regulatory Affairs

AVISTA CORPORATION
dba Avista Utilities

SCHEDULE 75C

DECOUPLING MECHANISM – ELECTRIC (continued)

ANNUAL ELECTRIC DECOUPLING RATE ADJUSTMENT:

On or before May 1st each year, the Company will file a request with the Commission to surcharge or rebate, by Rate Group, the amount accumulated in the deferred revenue accounts for the prior January through December time period. The amount of deferred revenue that the Company can request to surcharge is subject to limitation based on the Earnings Test.

(C)

The proposed tariff revisions included with that filing would include a rate adjustment that recovers/rebates the appropriate deferred revenue amount over a twelve-month period effective on August 1st. The deferred revenue amount approved for recovery or rebate would be transferred to a balancing account and the revenue surcharged or rebated during the period would reduce the deferred revenue in the balancing account. Any deferred revenue remaining in the balancing account at the end of the calendar year would be added to the new revenue deferrals to determine the amount of the proposed surcharge/rebate for the following year.

(C)

After determining the amount of deferred revenue that can be recovered through a surcharge (or refunded through a rebate) by Rate Group, the proposed rates under this Schedule will be determined by dividing the deferred revenue to be recovered by Rate Group by the estimated kWh sales for each Rate Group during the twelve month recovery period. The deferred revenue amount to be recovered will be transferred to a Decoupling Balancing Account and the actual revenue received under this Schedule will be applied to the Account to reduce (amortize) the balance. Interest will be accrued on the unamortized balance in the Decoupling Balancing Account at the quarterly rate published by the FERC.

Issued April 30, 2019

Effective May 30, 2019

Issued by Avista Corporation

By

Patrick Ehrbar, Director of Regulatory Affairs



AVISTA CORPORATION
dba Avista Utilities

SCHEDULE 75E

DECOUPLING MECHANISM – ELECTRIC (continued)

3% ANNUAL RATE INCREASE LIMITATION:

Following the application of the Earnings Test described above, the amount of the incremental proposed rate adjustment under this Schedule cannot reflect more than a 3% rate increase. This will be determined by dividing the incremental annual revenue to be collected (proposed surcharge revenue less present surcharge revenue) under this Schedule by the total "normalized" revenue for the two Rate Groups for the most recent January through December time period. Normalized revenue is determined by multiplying the weather-corrected usage for the period by the present rates in effect. If the incremental amount of the proposed surcharge exceeds 3%, only a 3% incremental rate increase will be proposed and any remaining deferred revenue will be carried over to the following year. There is no limit to the level of the decoupling rebate, and the reversal of any rebate rate would not be included in the 3% incremental surcharge test.

OTHER CONDITIONS:

The Decoupling Mechanism will last until March 31, 2025, unless otherwise extended by the Commission.

(C)
(C)

(D)
(D)

Issued April 30, 2019

Effective May 30, 2019

Issued by Avista Corporation

By

Patrick Ehrbar, Director of Regulatory Affairs



AVISTA CORPORATION
d/b/a Avista Utilities

SCHEDULE 96

RATE PLAN ADJUSTMENT - WASHINGTON

(N)

APPLICABLE:

To Customers in the State of Washington where the Company has electric service available. This Rate Adjustment is designed to implement the second and third year rate increases as part of the Company's rate plan as ordered by the Washington Utilities and Transportation Commission (WUTC).

MONTHLY RATE:

The energy charges of the individual rate schedules are to be increased by the following amounts:

Effective April 1, 2020 through March 31, 2021

Schedules 1 & 2	0.000¢ per kWh
Schedules 11 & 12	0.000¢ per kWh
Schedules 21 & 22	0.000¢ per kWh
Schedules 25	0.000¢ per kWh
Schedules 31 & 32	0.000¢ per kWh
Schedules 41 – 48	0.000¢ per kWh

Effective April 1, 2021 until incorporated into base rates

Schedules 1 & 2	0.377¢ per kWh
Schedules 11 & 12	0.366¢ per kWh
Schedules 21 & 22	0.347¢ per kWh
Schedules 25	0.226¢ per kWh
Schedules 31 & 32	0.311¢ per kWh
Schedules 41 – 48	0.000¢ per kWh

SPECIAL TERMS AND CONDITIONS:

Service under this schedule is subject to the Rules and Regulations contained in this tariff.

The above Rate is subject to increases as set forth in Tax Adjustment Schedule 58

(N)

Issued April 30, 2019

Effective May 30, 2019

Issued by Avista Utilities

By

Patrick Ehrbar, Director of Regulatory Affairs

