



Performance Results

Washington October 2002 - September 2003

Qwest's Performance Assurance Plans (PAPs)

PAP specific statistical parameters are unique in some cases. For example, some PAPs apply a range of critical values dependent on the type of product and volume of orders. Accordingly, the critical z-values and resulting parity scores reflected in this report may differ from critical z-values and resulting parity values used to calculate PAP payments. For CLECs who have opted into a QPAP, the critical z-values and parity values applicable under the PAP will be applied and reflected in the CLEC payment summaries provided with any payments made.

The numerator and denominator of each performance result will be the same in both instances.

October 22, 2003

Table of Contents

| Section | Page Number |
|---|--------------------|
| GA-1 - Gateway Availability - IMA-GUI | 26 |
| <i>Gateway Availability - IMA-GUI (Percent) All (GA-1 A) (Benchmark)</i> | 26 |
| <i>Gateway Availability - IMA-GUI (Percent) Fetch-n-Stuff (GA-1 B) (Benchmark)</i> | 26 |
| <i>Gateway Availability - IMA-GUI (Percent) Data Arbiter (GA-1 C) (Benchmark)</i> | 26 |
| <i>Gateway Availability - IMA-GUI (Percent) SIA (GA-1 D) (Benchmark)</i> | 26 |
| GA-2 - Gateway Availability - IMA-EDI | 27 |
| <i>Gateway Availability - IMA-EDI (Percent) (GA-2) (Benchmark)</i> | 27 |
| GA-3 - Gateway Availability - EB-TA | 28 |
| <i>Gateway Availability - EB-TA (Percent) (GA-3) (Benchmark)</i> | 28 |
| GA-4 - System Availability - EXACT | 29 |
| <i>System Availability - EXACT (Percent) (GA-4) (Benchmark)</i> | 29 |
| GA-6 - Gateway Availability - GUI - Repair | 30 |
| <i>Gateway Availability - GUI - Repair (Percent) (GA-6) (Benchmark)</i> | 30 |
| GA-7 - Timely Outage Resolution following Software Releases | 31 |
| <i>Timely Outage Resolution following Software Releases (Percent) (GA-7) (Benchmark)</i> | 31 |
| PO-1 - Pre-Order/Order Response Times | 32 |
| <i>Pre-Order Response Times (Appt. Scheduler) (Avg Sec) IMA Request (PO-1 A-1(a)) (Diagnostic)</i> | 32 |
| <i>Pre-Order Response Times (Appt. Scheduler) (Avg Sec) IMA Response/Accept (PO-1 A-1(b,c)) (Diagnostic)</i> | 32 |
| <i>Pre-Order Response Times (Appt. Scheduler) (Avg Sec) IMA Aggregate (PO-1 A-1 Total) (Benchmark)</i> | 32 |
| <i>Pre-Order Response Times (Service Availability) (Avg Sec) IMA Request (PO-1 A-2(a)) (Diagnostic)</i> | 32 |
| <i>Pre-Order Response Times (Service Availability) (Avg Sec) IMA Response (PO-1 A-2(b)) (Diagnostic)</i> | 33 |
| <i>Pre-Order Response Times (Service Availability) (Avg Sec) IMA Aggregate (PO-1 A-2 Total) (Benchmark)</i> | 33 |
| <i>Pre-Order Response Times (Facility Check) (Avg Sec) IMA Request (PO-1 A-3(a)) (Diagnostic)</i> | 33 |
| <i>Pre-Order Response Times (Facility Check) (Avg Sec) IMA Response (PO-1 A-3(b)) (Diagnostic)</i> | 33 |
| <i>Pre-Order Response Times (Facility Check) (Avg Sec) IMA Aggregate (PO-1 A-3 Total) (Benchmark)</i> | 34 |
| <i>Pre-Order Response Times (Address Validation) (Avg Sec) IMA Request (PO-1 A-4(a)) (Diagnostic)</i> | 34 |
| <i>Pre-Order Response Times (Address Validation) (Avg Sec) IMA Response (PO-1 A-4(b)) (Diagnostic)</i> | 34 |
| <i>Pre-Order Response Times (Address Validation) (Avg Sec) IMA Aggregate (PO-1 A-4 Total) (Benchmark)</i> | 34 |
| <i>Pre-Order Response Times (Get CSR) (Avg Sec) IMA Request (PO-1 A-5(a)) (Diagnostic)</i> | 35 |
| <i>Pre-Order Response Times (Get CSR) (Avg Sec) IMA Response (PO-1 A-5(b)) (Diagnostic)</i> | 35 |
| <i>Pre-Order Response Times (Get CSR) (Avg Sec) IMA Aggregate (PO-1 A-5 Total) (Benchmark)</i> | 35 |
| <i>Pre-Order Response Times (TN Reservation) (Avg Sec) IMA Request (PO-1 A-6(a)) (Diagnostic)</i> | 35 |
| <i>Pre-Order Response Times (TN Reservation) (Avg Sec) IMA Response (PO-1 A-6(b)) (Diagnostic)</i> | 36 |
| <i>Pre-Order Response Times (TN Reservation) (Avg Sec) IMA Accept (PO-1 A-6(c)) (Diagnostic)</i> | 36 |
| <i>Pre-Order Response Times (TN Reservation) (Avg Sec) IMA Aggregate (PO-1 A-6 Total) (Benchmark)</i> | 36 |
| <i>Pre-Order Response Times (Loop Qualification Tools) (Avg Sec) IMA Request (PO-1 A-7(a)) (Diagnostic)</i> | 36 |
| <i>Pre-Order Response Times (Loop Qualification Tools) (Avg Sec) IMA Response (PO-1 A-7(b)) (Benchmark)</i> | 37 |
| <i>Pre-Order Response Times (Loop Qualification Tools) (Avg Sec) IMA Aggregate (PO-1 A-7 Total) (Diagnostic)</i> | 37 |
| <i>Pre-Order Response Times (Resale of Qwest DSL Qualification) (Avg Sec) IMA Request (PO-1 A-8(a)) (Diagnostic)</i> | 37 |
| <i>Pre-Order Response Times (Resale of Qwest DSL Qualification) (Avg Sec) IMA Response (PO-1 A-8(b)) (Benchmark)</i> | 37 |
| <i>Pre-Order Response Times (Resale of Qwest DSL Qualification) (Avg Sec) IMA Aggregate (PO-1 A-8 Total) (Diagnostic)</i> | 38 |
| <i>Pre-Order Response Times (Connecting Facility Assignment) (Avg Sec) IMA Request (PO-1 A-9(a)) (Diagnostic)</i> | 38 |
| <i>Pre-Order Response Times (Connecting Facility Assignment) (Avg Sec) IMA Response (PO-1 A-9(b)) (Diagnostic)</i> | 38 |
| <i>Pre-Order Response Times (Connecting Facility Assignment) (Avg Sec) IMA Aggregate (PO-1 A-9 Total) (Benchmark)</i> | 38 |
| <i>Pre-Order Response Times (Meet Point Inquiry) (Avg Sec) IMA Request (PO-1 A-10(a)) (Diagnostic)</i> | 39 |

Table of Contents

| Section | Page Number |
|---|--------------------|
| <i>Pre-Order Response Times (Meet Point Inquiry) (Avg Sec) IMA Response (PO-1 A-10(b)) (Diagnostic)</i> | 39 |
| <i>Pre-Order Response Times (Meet Point Inquiry) (Avg Sec) IMA Aggregate (PO-1 A-10 Total) (Benchmark)</i> | 39 |
| <i>Pre-Order Response Times (Appt. Scheduler) (Avg Sec) EDI Request/Response (PO-1 B-1) (Benchmark)</i> | 40 |
| <i>Pre-Order Response Times (Service Availability) (Avg Sec) EDI Request/Response (PO-1 B-2) (Benchmark)</i> | 40 |
| <i>Pre-Order Response Times (Facility Check) (Avg Sec) EDI Request/Response (PO-1 B-3) (Benchmark)</i> | 40 |
| <i>Pre-Order Response Times (Address Validation) (Avg Sec) EDI Request/Response (PO-1 B-4) (Benchmark)</i> | 40 |
| <i>Pre-Order Response Times (Get CSR) (Avg Sec) EDI Request/Response (PO-1 B-5) (Benchmark)</i> | 41 |
| <i>Pre-Order Response Times (TN Reservation) (Avg Sec) EDI Request/Response (PO-1 B-6) (Benchmark)</i> | 41 |
| <i>Pre-Order Response Times (Loop Qualification Tools) (Avg Sec) EDI Request/Response (PO-1 B-7) (Benchmark)</i> | 41 |
| <i>Pre-Order Response Times (Resale of Qwest DSL Qualification) (Avg Sec) EDI Request/Response (PO-1 B-8) (Benchmark)</i> | 41 |
| <i>Pre-Order Response Times (Connecting Facility Assignment) (Avg Sec) EDI Request/Response (PO-1 B-9) (Benchmark)</i> | 42 |
| <i>Pre-Order Response Times (Meet Point Inquiry) (Avg Sec) EDI Request/Response (PO-1 B-10) (Benchmark)</i> | 42 |
| <i>Pre-Order Response Times (Timeout) (Percent) IMA Total (PO-1C -1) (Benchmark)</i> | 42 |
| <i>Pre-Order Response Times (Timeout) (Percent) EDI Total (PO-1C -2) (Benchmark)</i> | 42 |
| <i>Pre-Order Response Times (Rejected Query) (Avg Sec) IMA Total (PO-1D -1) (Diagnostic)</i> | 43 |
| <i>Pre-Order Response Times (Rejected Query) (Avg Sec) EDI Total (PO-1D -2) (Diagnostic)</i> | 43 |
| PO-2A-1 - Electronic Flow-through for LSRs received via IMA GUI (Percent) | 44 |
| <i>Resale Aggregate W/O UNE-P-POTS (Diagnostic)</i> | 44 |
| <i>Unbundled Loop Aggregate (Diagnostic)</i> | 44 |
| <i>LNP (Diagnostic)</i> | 44 |
| <i>UNE - P (POTS) (Diagnostic)</i> | 44 |
| PO-2A-2 - Electronic Flow-through for LSRs received via IMA EDI (Percent) | 45 |
| <i>Resale Aggregate W/O UNE-P-POTS (Diagnostic)</i> | 45 |
| <i>Unbundled Loop Aggregate (Diagnostic)</i> | 45 |
| <i>LNP (Diagnostic)</i> | 45 |
| <i>UNE - P (POTS) (Diagnostic)</i> | 45 |
| PO-2B-1 - Electronic Flow-through for All Eligible LSRs received via IMA GUI (Percent) | 46 |
| <i>Resale Aggregate W/O UNE-P-POTS (Benchmark)</i> | 46 |
| <i>Unbundled Loop Aggregate (Benchmark)</i> | 46 |
| <i>LNP (Benchmark)</i> | 46 |
| <i>UNE - P (POTS) (Benchmark)</i> | 46 |
| PO-2B-2 - Electronic Flow-through for All Eligible LSRs received via IMA EDI (Percent) | 47 |
| <i>Resale Aggregate W/O UNE-P-POTS (Benchmark)</i> | 47 |
| <i>Unbundled Loop Aggregate (Benchmark)</i> | 47 |
| <i>LNP (Benchmark)</i> | 47 |
| <i>UNE - P (POTS) (Benchmark)</i> | 47 |
| PO-3 - LSR Rejection Notice Interval | 48 |
| <i>LSR Rejection Notice Interval for IMA - Rejected Manually (Hours:Minutes) (PO-3A-1) (Benchmark)</i> | 48 |
| <i>LSR Rejection Notice Interval for IMA - Auto-Rejected (Minutes:Seconds) (PO-3A-2) (Benchmark)</i> | 48 |
| <i>LSR Rejection Notice Interval for EDI - Rejected Manually (Hours:Minutes) (PO-3B-1) (Benchmark)</i> | 48 |
| <i>LSR Rejection Notice Interval for EDI - Auto-Rejected (Minutes:Seconds) (PO-3B-2) (Benchmark)</i> | 48 |
| <i>LSR Rejection Notice Interval for Manual and IIS (Hours:Minutes) (PO-3C) (Benchmark)</i> | 49 |
| PO-4 - LSRs Rejected | 50 |
| <i>LSRs Rejected for IMA - Rejected Manually (Percent) (PO-4A-1) (Diagnostic)</i> | 50 |
| <i>LSRs Rejected for IMA - Auto-Rejected (Percent) (PO-4A-2) (Diagnostic)</i> | 50 |

Table of Contents

| Section | Page Number |
|--|--------------------|
| <i>LSRs Rejected for EDI - Rejected Manually (Percent) (PO-4B-1) (Diagnostic)</i> | 50 |
| <i>LSRs Rejected for EDI - Auto-Rejected (Percent) (PO-4B-2) (Diagnostic)</i> | 50 |
| <i>LSRs Received via Facsimile (Percent) (PO-4C) (Diagnostic)</i> | 51 |
| PO-5A-1 - FOCs On Time for Fully Electronic LSRs Received via IMA GUI (Percent) | 52 |
| <i>Resale Aggregate (PO-5A-1 (a)) (Benchmark)</i> | 52 |
| <i>Unbundled Loop Aggregate (PO-5A-1 (b)) (Benchmark)</i> | 52 |
| <i>LNP (PO-5A-1 (c)) (Benchmark)</i> | 52 |
| PO-5A-2 - FOCs On Time for Fully Electronic LSRs Received via IMA EDI (Percent) | 53 |
| <i>Resale Aggregate (PO-5A-2 (a)) (Benchmark)</i> | 53 |
| <i>Unbundled Loop Aggregate (PO-5A-2 (b)) (Benchmark)</i> | 53 |
| <i>LNP (PO-5A-2 (c)) (Benchmark)</i> | 53 |
| PO-5B-1 - FOCs On Time for Electronic/Manual LSRs Received via IMA GUI (Percent) | 54 |
| <i>Resale Aggregate (PO-5B-1 (a)) (Benchmark)</i> | 54 |
| <i>Unbundled Loop Aggregate (PO-5B-1 (b)) (Benchmark)</i> | 54 |
| <i>LNP (PO-5B-1 (c)) (Benchmark)</i> | 54 |
| PO-5B-2 - FOCs On Time for Electronic/Manual LSRs Received via IMA EDI (Percent) | 55 |
| <i>Resale Aggregate (PO-5B-2 (a)) (Benchmark)</i> | 55 |
| <i>Unbundled Loop Aggregate (PO-5B-2 (b)) (Benchmark)</i> | 55 |
| <i>LNP (PO-5B-2 (c)) (Benchmark)</i> | 55 |
| PO-5C - FOCs on Time for Manual (Percent) | 56 |
| <i>Resale Aggregate (PO-5C -(a)) (Benchmark)</i> | 56 |
| <i>Unbundled Loop Aggregate (PO-5C -(b)) (Benchmark)</i> | 56 |
| <i>LNP (PO-5C -(c)) (Benchmark)</i> | 56 |
| PO-5D - FOCs on Time (Percent) | 57 |
| <i>LIS Trunk (PO-5D) (Benchmark)</i> | 57 |
| PO-6 - Work Completion Notification Timeliness | 58 |
| <i>Notices Made Available via IMA - GUI All (Hours:Minutes) (PO-6A) (Benchmark)</i> | 58 |
| <i>Notices Transmitted via IMA - EDI All (Hours:Minutes) (PO-6B) (Benchmark)</i> | 58 |
| PO-7 - Billing Completion Notification Timeliness | 59 |
| <i>Notices Made Available via IMA - GUI / Billing System Posting Completions All (Percent) (PO-7A ,C) (Parity)</i> | 59 |
| <i>Notices Transmitted via IMA - EDI / Billing System Posting Completions All (Percent) (PO-7B ,C) (Parity)</i> | 59 |
| PO-8 - Jeopardy Notice Interval | 60 |
| <i>Non-Designed Services (Average Days) (PO-8 A) (Parity)</i> | 60 |
| <i>Unbundled Loops and Number Portability (Average Days) (PO-8 B) (Parity)</i> | 60 |
| <i>LIS Trunk (Average Days) (PO-8 C) (Parity)</i> | 60 |
| <i>UNE - P (POTS) (Average Days) (PO-8 D) (Parity)</i> | 60 |
| PO-9 - Timely Jeopardy Notices | 61 |
| <i>Non-Designed Services (PO-9 A) (Parity)</i> | 61 |
| <i>Unbundled Loops and Number Portability (PO-9 B) (Parity)</i> | 61 |
| <i>LIS Trunk (PO-9 C) (Parity)</i> | 61 |
| <i>UNE - P (POTS) (PO-9 D) (Parity)</i> | 61 |

Table of Contents

| Section | Page Number |
|--|--------------------|
| PO-10 - LSR Accountability | 62 |
| <i>LSR Accountability (Percent) Product Aggregate (PO-10) (Diagnostic)</i> | 62 |
| PO-15 - Number of Due Date Changes per Order | 63 |
| <i>All (PO-15) (Diagnostic)</i> | 63 |
| PO-16 - Timely Release Notifications | 64 |
| <i>(PO-16) (Percent) (Benchmark)</i> | 64 |
| PO-19 - Stand-Alone Test Environment (SATE) Accuracy | 65 |
| <i>(PO-19) (Percent) (Benchmark)</i> | 65 |
| <i>(PO-19 A) Rel. 9.0 (Percent) (Benchmark)</i> | 65 |
| <i>(PO-19 A) Rel. 10.0 (Percent) (Benchmark)</i> | 65 |
| <i>(PO-19 A) Rel. 11.0 (Percent) (Benchmark)</i> | 65 |
| <i>(PO-19 A) Rel. 12.0 (Percent) (Benchmark)</i> | 66 |
| <i>(PO-19) Rel. 13.0 (Percent) (Benchmark)</i> | 66 |
| <i>(PO-19 A) Rel. VICKI (Percent) (Benchmark)</i> | 66 |
| <i>(PO-19 B) (Percent) (Benchmark)</i> | 66 |
| PO-20 Manual Service Order Accuracy | 67 |
| <i>Resale POTS and UNE-P (POTS) (Benchmark)</i> | 67 |
| <i>Unbundled Loops (Analog & NL 2-wire) (Benchmark)</i> | 67 |
| Order Accuracy | 68 |
| <i>(Diagnostic)</i> | 68 |
| OP-2 - Calls Answered within Twenty Seconds - Interconnect Provisioning Center | 69 |
| <i>Calls Answered within Twenty Seconds - Interconnect Provisioning Center (Percent) (OP-2) (Parity)</i> | 69 |
| OP-3A - Installation Commitments Met (Percent) - Dispatches within MSAs | 70 |
| <i>Business (Parity)</i> | 70 |
| <i>Centrex (Parity)</i> | 70 |
| <i>Residence (Parity)</i> | 70 |
| <i>Centrex 21 (Parity)</i> | 70 |
| <i>PBX (Parity)</i> | 71 |
| <i>Basic Rate ISDN (Parity)</i> | 71 |
| <i>ISDN Primary (Parity)</i> | 71 |
| <i>DS0 (Parity)</i> | 71 |
| <i>Qwest DSL (Parity)</i> | 72 |
| <i>UNE - P (POTS) (Parity)</i> | 72 |
| <i>UNE P (Centrex) (Parity)</i> | 72 |
| <i>UNE P (Centrex 21) (Parity)</i> | 72 |
| <i>Line Sharing (Benchmark)</i> | 73 |
| OP-3B - Installation Commitments Met (Percent) - Dispatches outside MSAs | 74 |
| <i>Residence (Parity)</i> | 74 |
| <i>Business (Parity)</i> | 74 |
| <i>Centrex (Parity)</i> | 74 |
| <i>Centrex 21 (Parity)</i> | 74 |
| <i>PBX (Parity)</i> | 75 |

Table of Contents

| Section | Page Number |
|---|--------------------|
| <i>Basic Rate ISDN (Parity)</i> | 75 |
| <i>Qwest DSL (Parity)</i> | 75 |
| <i>UNE - P (POTS) (Parity)</i> | 75 |
| <i>UNE P (Centrex) (Parity)</i> | 76 |
| <i>UNE P (Centrex 21) (Parity)</i> | 76 |
| <i>Line Sharing (Benchmark)</i> | 77 |
| OP-3C - Installation Commitments Met (Percent) - No dispatches | 78 |
| <i>Residence (Parity)</i> | 78 |
| <i>Business (Parity)</i> | 78 |
| <i>Centrex (Parity)</i> | 78 |
| <i>Centrex 21 (Parity)</i> | 78 |
| <i>PBX (Parity)</i> | 79 |
| <i>Basic Rate ISDN (Parity)</i> | 79 |
| <i>ISDN Primary (Parity)</i> | 79 |
| <i>DS0 (Parity)</i> | 79 |
| <i>Qwest DSL (Parity)</i> | 80 |
| <i>UNE - P (POTS) (Parity)</i> | 80 |
| <i>UNE P (Centrex) (Parity)</i> | 80 |
| <i>UNE P (Centrex 21) (Parity)</i> | 80 |
| <i>Line Sharing (Benchmark)</i> | 81 |
| OP-3D - Installation Commitments Met (Percent) - Interval Zone One | 82 |
| <i>ISDN Primary (Parity)</i> | 82 |
| <i>DS0 (Parity)</i> | 82 |
| <i>DS1 (Parity)</i> | 82 |
| <i>DS3 (Parity)</i> | 82 |
| <i>Frame Relay (Parity)</i> | 83 |
| <i>PBX (Parity)</i> | 83 |
| <i>Basic Rate ISDN (Parity)</i> | 83 |
| <i>LIS Trunk (Parity)</i> | 83 |
| <i>UDIT DS1 (Parity)</i> | 84 |
| <i>UDIT Above DS1 Level (Parity)</i> | 84 |
| <i>Dark Fiber - IOF (Diagnostic)</i> | 84 |
| <i>Unbundled Loop Analog (Benchmark)</i> | 84 |
| <i>Unbundled Loop - 2 Wire Non-Loaded (Benchmark)</i> | 85 |
| <i>Unbundled Loop - 4 Wire Non-Loaded (Parity)</i> | 85 |
| <i>Unbundled Loop - DS1 Capable (Parity)</i> | 85 |
| <i>Unbundled Loop ISDN Capable (Parity)</i> | 85 |
| <i>Unbundled Loop - ADSL Qualified (Benchmark)</i> | 86 |
| <i>Unbundled Loop - DS3 Capable (Parity)</i> | 86 |
| <i>Qwest DSL (Parity)</i> | 86 |
| <i>Dark Fiber - Loop (Diagnostic)</i> | 86 |
| <i>E911 (Parity)</i> | 87 |
| <i>Enhanced Extended Loops (EELs) (Benchmark)</i> | 88 |
| <i>Unbundled Loop Conditioned (Benchmark)</i> | 88 |
| OP-3E - Installation Commitments Met (Percent) - Interval Zone Two | 89 |
| <i>ISDN Primary (Parity)</i> | 89 |
| <i>DS0 (Parity)</i> | 89 |
| <i>DS1 (Parity)</i> | 89 |

Table of Contents

| Section | Page Number |
|---|--------------------|
| <i>DS3 (Parity)</i> | 89 |
| <i>Frame Relay (Parity)</i> | 90 |
| <i>PBX (Parity)</i> | 90 |
| <i>Basic Rate ISDN (Parity)</i> | 90 |
| <i>LIS Trunk (Parity)</i> | 90 |
| <i>UDIT DS1 (Parity)</i> | 91 |
| <i>UDIT Above DS1 Level (Parity)</i> | 91 |
| <i>Unbundled Loop Analog (Benchmark)</i> | 91 |
| <i>Unbundled Loop - 2 Wire Non-Loaded (Benchmark)</i> | 91 |
| <i>Unbundled Loop - 4 Wire Non-Loaded (Parity)</i> | 92 |
| <i>Unbundled Loop - DS1 Capable (Parity)</i> | 92 |
| <i>Unbundled Loop ISDN Capable (Parity)</i> | 92 |
| <i>Unbundled Loop - ADSL Qualified (Benchmark)</i> | 92 |
| <i>Unbundled Loop - DS3 Capable (Parity)</i> | 93 |
| <i>Qwest DSL (Parity)</i> | 93 |
| <i>E911 (Parity)</i> | 93 |
| <i>Enhanced Extended Loops (EELs) (Benchmark)</i> | 94 |
| <i>Unbundled Loop Conditioned (Benchmark)</i> | 94 |
| OP-4A - Installation Interval (Average Days) - Dispatches within MSAs | 95 |
| <i>Residence (Parity)</i> | 95 |
| <i>Business (Parity)</i> | 95 |
| <i>Centrex (Parity)</i> | 95 |
| <i>Centrex 21 (Parity)</i> | 95 |
| <i>PBX (Parity)</i> | 96 |
| <i>Basic Rate ISDN (Parity)</i> | 96 |
| <i>ISDN Primary (Parity)</i> | 96 |
| <i>DS0 (Parity)</i> | 96 |
| <i>Qwest DSL (Parity)</i> | 97 |
| <i>UNE - P (POTS) (Parity)</i> | 97 |
| <i>UNE P (Centrex) (Parity)</i> | 97 |
| <i>UNE P (Centrex 21) (Parity)</i> | 97 |
| <i>Line Sharing (Benchmark)</i> | 98 |
| OP-4B - Installation Interval (Average Days) - Dispatches outside MSAs | 99 |
| <i>Residence (Parity)</i> | 99 |
| <i>Business (Parity)</i> | 99 |
| <i>Centrex (Parity)</i> | 99 |
| <i>Centrex 21 (Parity)</i> | 99 |
| <i>PBX (Parity)</i> | 100 |
| <i>Basic Rate ISDN (Parity)</i> | 100 |
| <i>Qwest DSL (Parity)</i> | 100 |
| <i>UNE - P (POTS) (Parity)</i> | 100 |
| <i>UNE P (Centrex) (Parity)</i> | 101 |
| <i>UNE P (Centrex 21) (Parity)</i> | 101 |
| <i>Line Sharing (Benchmark)</i> | 102 |
| OP-4C - Installation Interval (Average Days) - No dispatches | 103 |
| <i>Residence (Parity)</i> | 103 |
| <i>Business (Parity)</i> | 103 |
| <i>Centrex (Parity)</i> | 103 |

Table of Contents

| Section | Page Number |
|---|--------------------|
| <i>Centrex 21 (Parity)</i> | 103 |
| <i>PBX (Parity)</i> | 104 |
| <i>Basic Rate ISDN (Parity)</i> | 104 |
| <i>ISDN Primary (Parity)</i> | 104 |
| <i>DS0 (Parity)</i> | 104 |
| <i>Qwest DSL (Parity)</i> | 105 |
| <i>UNE - P (POTS) (Parity)</i> | 105 |
| <i>UNE P (Centrex) (Parity)</i> | 105 |
| <i>UNE P (Centrex 21) (Parity)</i> | 105 |
| <i>Line Sharing (Benchmark)</i> | 106 |
| OP-4D - Installation Interval (Average Days) - Interval Zone One | 107 |
| <i>ISDN Primary (Parity)</i> | 107 |
| <i>DS0 (Parity)</i> | 107 |
| <i>DS1 (Parity)</i> | 107 |
| <i>DS3 (Parity)</i> | 107 |
| <i>Frame Relay (Parity)</i> | 108 |
| <i>PBX (Parity)</i> | 108 |
| <i>Basic Rate ISDN (Parity)</i> | 108 |
| <i>LIS Trunk (Parity)</i> | 108 |
| <i>UDIT DS1 (Parity)</i> | 109 |
| <i>UDIT Above DS1 Level (Parity)</i> | 109 |
| <i>Dark Fiber - IOF (Diagnostic)</i> | 109 |
| <i>Unbundled Loop Analog (Benchmark)</i> | 109 |
| <i>Unbundled Loop - 2 Wire Non-Loaded (Benchmark)</i> | 110 |
| <i>Unbundled Loop - 4 Wire Non-Loaded (Parity)</i> | 110 |
| <i>Unbundled Loop - DS1 Capable (Parity)</i> | 110 |
| <i>Unbundled Loop ISDN Capable (Parity)</i> | 110 |
| <i>Unbundled Loop - ADSL Qualified (Benchmark)</i> | 111 |
| <i>Unbundled Loop - DS3 Capable (Parity)</i> | 111 |
| <i>Qwest DSL (Parity)</i> | 111 |
| <i>E911 (Parity)</i> | 111 |
| <i>Enhanced Extended Loops (EELs) (Diagnostic)</i> | 112 |
| <i>Unbundled Loop Conditioned (Benchmark)</i> | 112 |
| OP-4E - Installation Interval (Average Days) - Interval Zone Two | 113 |
| <i>ISDN Primary (Parity)</i> | 113 |
| <i>DS0 (Parity)</i> | 113 |
| <i>DS1 (Parity)</i> | 113 |
| <i>DS3 (Parity)</i> | 113 |
| <i>Frame Relay (Parity)</i> | 114 |
| <i>PBX (Parity)</i> | 114 |
| <i>Basic Rate ISDN (Parity)</i> | 114 |
| <i>LIS Trunk (Parity)</i> | 114 |
| <i>UDIT DS1 (Parity)</i> | 115 |
| <i>UDIT Above DS1 Level (Parity)</i> | 115 |
| <i>Unbundled Loop Analog (Benchmark)</i> | 115 |
| <i>Unbundled Loop - 2 Wire Non-Loaded (Benchmark)</i> | 115 |
| <i>Unbundled Loop - 4 Wire Non-Loaded (Parity)</i> | 116 |
| <i>Unbundled Loop - DS1 Capable (Parity)</i> | 116 |
| <i>Unbundled Loop ISDN Capable (Parity)</i> | 116 |

Table of Contents

| Section | Page Number |
|---|--------------------|
| <i>Unbundled Loop - ADSL Qualified (Benchmark)</i> | 116 |
| <i>Unbundled Loop - DS3 Capable (Parity)</i> | 117 |
| <i>Qwest DSL (Parity)</i> | 117 |
| <i>Dark Fiber - Loop (Diagnostic)</i> | 117 |
| <i>E911 (Parity)</i> | 117 |
| <i>Enhanced Extended Loops (EELs) (Diagnostic)</i> | 118 |
| <i>Unbundled Loop Conditioned (Benchmark)</i> | 118 |
| OP-5 - New Service Installation Quality (Percent) | 119 |
| <i>Residence (Parity)</i> | 119 |
| <i>Business (Parity)</i> | 119 |
| <i>Centrex (Parity)</i> | 119 |
| <i>Centrex 21 (Parity)</i> | 119 |
| <i>PBX (Parity)</i> | 120 |
| <i>Basic Rate ISDN (Parity)</i> | 120 |
| <i>Qwest DSL (Parity)</i> | 120 |
| <i>UNE - P (POTS) (Parity)</i> | 120 |
| <i>UNE P (Centrex) (Parity)</i> | 121 |
| <i>UNE P (Centrex 21) (Parity)</i> | 121 |
| <i>ISDN Primary (Parity)</i> | 121 |
| <i>DS0 (Parity)</i> | 121 |
| <i>DS1 (Parity)</i> | 122 |
| <i>DS3 (Parity)</i> | 122 |
| <i>Frame Relay (Parity)</i> | 122 |
| <i>Line Sharing (Parity)</i> | 122 |
| <i>UDIT DS1 (Parity)</i> | 123 |
| <i>UDIT Above DS1 Level (Parity)</i> | 123 |
| <i>Dark Fiber - IOF (Diagnostic)</i> | 123 |
| <i>Unbundled Loop Analog (Parity)</i> | 123 |
| <i>Unbundled Loop - 2 Wire Non-Loaded (Parity)</i> | 124 |
| <i>Unbundled Loop - 4 Wire Non-Loaded (Parity)</i> | 124 |
| <i>Unbundled Loop - DS1 Capable (Parity)</i> | 124 |
| <i>Unbundled Loop ISDN Capable (Parity)</i> | 124 |
| <i>Unbundled Loop - ADSL Qualified (Parity)</i> | 125 |
| <i>Unbundled Loop - DS3 Capable (Parity)</i> | 125 |
| <i>LIS Trunk (Parity)</i> | 125 |
| <i>Dark Fiber - Loop (Diagnostic)</i> | 125 |
| <i>E911 (Parity)</i> | 126 |
| <i>Enhanced Extended Loops (EELs) (Diagnostic)</i> | 127 |
| OP-5* - New Service Installation Quality (Percent) | 128 |
| <i>Residence (Parity)</i> | 128 |
| <i>Business (Parity)</i> | 128 |
| <i>Centrex (Parity)</i> | 128 |
| <i>Centrex 21 (Parity)</i> | 128 |
| <i>PBX (Parity)</i> | 129 |
| <i>Basic Rate ISDN (Parity)</i> | 129 |
| <i>Qwest DSL (Parity)</i> | 129 |
| <i>UNE - P (POTS) (Parity)</i> | 129 |
| <i>UNE P (Centrex) (Parity)</i> | 130 |
| <i>UNE P (Centrex 21) (Parity)</i> | 130 |

Table of Contents

| Section | Page Number |
|---|--------------------|
| <i>ISDN Primary (Parity)</i> | 130 |
| <i>DS0 (Parity)</i> | 130 |
| <i>DS1 (Parity)</i> | 131 |
| <i>DS3 (Parity)</i> | 131 |
| <i>Frame Relay (Parity)</i> | 131 |
| <i>Line Sharing (Parity)</i> | 131 |
| <i>UDIT DS1 (Parity)</i> | 132 |
| <i>UDIT Above DS1 Level (Parity)</i> | 132 |
| <i>Dark Fiber - IOF (Diagnostic)</i> | 132 |
| <i>Unbundled Loop Analog (Parity)</i> | 132 |
| <i>Unbundled Loop - 2 Wire Non-Loaded (Parity)</i> | 133 |
| <i>Unbundled Loop - 4 Wire Non-Loaded (Parity)</i> | 133 |
| <i>Unbundled Loop - DS1 Capable (Parity)</i> | 133 |
| <i>Unbundled Loop ISDN Capable (Parity)</i> | 133 |
| <i>Unbundled Loop - ADSL Qualified (Parity)</i> | 134 |
| <i>Unbundled Loop - DS3 Capable (Parity)</i> | 134 |
| <i>LIS Trunk (Parity)</i> | 134 |
| <i>Dark Fiber - Loop (Diagnostic)</i> | 134 |
| <i>E911 (Parity)</i> | 135 |
| <i>Enhanced Extended Loops (EELs) (Diagnostic)</i> | 136 |
| OP-6A-1 - Delayed Days for Non-Facility Reasons (Average Days) - Dispatches within MSAs | 137 |
| <i>Residence (Parity)</i> | 137 |
| <i>Business (Parity)</i> | 137 |
| <i>Centrex (Parity)</i> | 137 |
| <i>Centrex 21 (Parity)</i> | 137 |
| <i>PBX (Parity)</i> | 138 |
| <i>Basic Rate ISDN (Parity)</i> | 138 |
| <i>DS0 (Parity)</i> | 138 |
| <i>Qwest DSL (Parity)</i> | 138 |
| <i>UNE - P (POTS) (Parity)</i> | 139 |
| <i>UNE P (Centrex) (Parity)</i> | 139 |
| <i>UNE P (Centrex 21) (Parity)</i> | 139 |
| <i>Line Sharing (Diagnostic)</i> | 140 |
| OP-6A-2 - Delayed Days for Non-Facility Reasons (Average Days) - Dispatches outside MSAs | 141 |
| <i>Residence (Parity)</i> | 141 |
| <i>Business (Parity)</i> | 141 |
| <i>Centrex (Parity)</i> | 141 |
| <i>Centrex 21 (Parity)</i> | 141 |
| <i>PBX (Parity)</i> | 142 |
| <i>Qwest DSL (Parity)</i> | 142 |
| <i>UNE - P (POTS) (Parity)</i> | 142 |
| <i>UNE P (Centrex) (Parity)</i> | 142 |
| <i>UNE P (Centrex 21) (Parity)</i> | 143 |
| <i>Line Sharing (Diagnostic)</i> | 144 |
| OP-6A-3 - Delayed Days for Non-Facility Reasons (Average Days) - No dispatches | 145 |
| <i>Residence (Parity)</i> | 145 |
| <i>Business (Parity)</i> | 145 |
| <i>Centrex (Parity)</i> | 145 |

Table of Contents

| Section | Page Number |
|---|--------------------|
| <i>Centrex 21 (Parity)</i> | 145 |
| <i>Basic Rate ISDN (Parity)</i> | 146 |
| <i>ISDN Primary (Parity)</i> | 146 |
| <i>Qwest DSL (Parity)</i> | 146 |
| <i>UNE - P (POTS) (Parity)</i> | 146 |
| <i>UNE P (Centrex) (Parity)</i> | 147 |
| <i>UNE P (Centrex 21) (Parity)</i> | 147 |
| <i>Line Sharing (Diagnostic)</i> | 148 |
| OP-6A-4 - Delayed Days for Non-Facility Reasons (Average Days) - Interval Zone One | 149 |
| <i>ISDN Primary (Parity)</i> | 149 |
| <i>DS0 (Parity)</i> | 149 |
| <i>DS1 (Parity)</i> | 149 |
| <i>DS3 (Parity)</i> | 149 |
| <i>Frame Relay (Parity)</i> | 150 |
| <i>PBX (Parity)</i> | 150 |
| <i>Basic Rate ISDN (Parity)</i> | 150 |
| <i>LIS Trunk (Parity)</i> | 150 |
| <i>UDIT DS1 (Parity)</i> | 151 |
| <i>UDIT Above DS1 Level (Parity)</i> | 152 |
| <i>Unbundled Loop Analog (Parity)</i> | 152 |
| <i>Unbundled Loop - 2 Wire Non-Loaded (Parity)</i> | 152 |
| <i>Unbundled Loop - 4 Wire Non-Loaded (Parity)</i> | 152 |
| <i>Unbundled Loop - DS1 Capable (Parity)</i> | 153 |
| <i>Unbundled Loop ISDN Capable (Parity)</i> | 153 |
| <i>Unbundled Loop - ADSL Qualified (Parity)</i> | 153 |
| <i>Unbundled Loop - DS3 Capable (Parity)</i> | 153 |
| <i>Qwest DSL (Parity)</i> | 154 |
| <i>E911 (Parity)</i> | 154 |
| <i>Enhanced Extended Loops (EELs) (Diagnostic)</i> | 155 |
| OP-6A-5 - Delayed Days for Non-Facility Reasons (Average Days) - Interval Zone Two | 156 |
| <i>ISDN Primary (Parity)</i> | 156 |
| <i>DS0 (Parity)</i> | 156 |
| <i>DS1 (Parity)</i> | 156 |
| <i>DS3 (Parity)</i> | 156 |
| <i>Frame Relay (Parity)</i> | 157 |
| <i>PBX (Parity)</i> | 157 |
| <i>Basic Rate ISDN (Parity)</i> | 157 |
| <i>LIS Trunk (Parity)</i> | 157 |
| <i>UDIT DS1 (Parity)</i> | 158 |
| <i>UDIT Above DS1 Level (Parity)</i> | 158 |
| <i>Unbundled Loop Analog (Parity)</i> | 158 |
| <i>Unbundled Loop - 2 Wire Non-Loaded (Parity)</i> | 158 |
| <i>Unbundled Loop - 4 Wire Non-Loaded (Parity)</i> | 159 |
| <i>Unbundled Loop - DS1 Capable (Parity)</i> | 159 |
| <i>Unbundled Loop ISDN Capable (Parity)</i> | 159 |
| <i>Unbundled Loop - ADSL Qualified (Parity)</i> | 159 |
| <i>Unbundled Loop - DS3 Capable (Parity)</i> | 160 |
| <i>Qwest DSL (Parity)</i> | 160 |
| <i>E911 (Parity)</i> | 160 |

Table of Contents

| Section | Page Number |
|---|--------------------|
| <i>Enhanced Extended Loops (EELs) (Diagnostic)</i> | 161 |
| OP-6B-1 - Delayed Days for Facility Reasons (Average Days) - Dispatches within MSAs | 162 |
| <i>Residence (Parity)</i> | 162 |
| <i>Business (Parity)</i> | 162 |
| <i>Centrex (Parity)</i> | 162 |
| <i>Centrex 21 (Parity)</i> | 162 |
| <i>DS0 (Parity)</i> | 163 |
| <i>Qwest DSL (Parity)</i> | 163 |
| <i>UNE - P (POTS) (Parity)</i> | 163 |
| <i>UNE P (Centrex) (Parity)</i> | 163 |
| <i>UNE P (Centrex 21) (Parity)</i> | 164 |
| <i>Line Sharing (Diagnostic)</i> | 165 |
| OP-6B-2 - Delayed Days for Facility Reasons (Average Days) - Dispatches outside MSAs | 166 |
| <i>Residence (Parity)</i> | 166 |
| <i>Business (Parity)</i> | 166 |
| <i>Centrex (Parity)</i> | 166 |
| <i>Centrex 21 (Parity)</i> | 166 |
| <i>UNE - P (POTS) (Parity)</i> | 167 |
| <i>UNE P (Centrex) (Parity)</i> | 167 |
| <i>UNE P (Centrex 21) (Parity)</i> | 167 |
| <i>Line Sharing (Diagnostic)</i> | 168 |
| OP-6B-3 - Delayed Days for Facility Reasons (Average Days) - No dispatches | 169 |
| <i>Residence (Parity)</i> | 169 |
| <i>Business (Parity)</i> | 169 |
| <i>Centrex (Parity)</i> | 169 |
| <i>Qwest DSL (Parity)</i> | 169 |
| <i>UNE - P (POTS) (Parity)</i> | 170 |
| <i>UNE P (Centrex) (Parity)</i> | 170 |
| <i>Line Sharing (Diagnostic)</i> | 171 |
| OP-6B-4 - Delayed Days for Facility Reasons (Average Days) - Interval Zone One | 172 |
| <i>ISDN Primary (Parity)</i> | 172 |
| <i>DS0 (Parity)</i> | 172 |
| <i>DS1 (Parity)</i> | 172 |
| <i>DS3 (Parity)</i> | 172 |
| <i>Frame Relay (Parity)</i> | 173 |
| <i>PBX (Parity)</i> | 173 |
| <i>Basic Rate ISDN (Parity)</i> | 173 |
| <i>LIS Trunk (Parity)</i> | 173 |
| <i>UDIT DS1 (Parity)</i> | 174 |
| <i>UDIT Above DS1 Level (Parity)</i> | 174 |
| <i>Unbundled Loop Analog (Parity)</i> | 174 |
| <i>Unbundled Loop - 2 Wire Non-Loaded (Parity)</i> | 174 |
| <i>Unbundled Loop - 4 Wire Non-Loaded (Parity)</i> | 175 |
| <i>Unbundled Loop - DS1 Capable (Parity)</i> | 175 |
| <i>Unbundled Loop ISDN Capable (Parity)</i> | 175 |
| <i>Unbundled Loop - ADSL Qualified (Parity)</i> | 175 |
| <i>Unbundled Loop - DS3 Capable (Parity)</i> | 176 |

Table of Contents

| Section | Page Number |
|---|--------------------|
| <i>Dark Fiber - Loop (Diagnostic)</i> | 176 |
| <i>E911 (Parity)</i> | 176 |
| <i>Enhanced Extended Loops (EELs) (Diagnostic)</i> | 177 |
| OP-6B-5 - Delayed Days for Facility Reasons (Average Days) - Interval Zone Two | 178 |
| <i>ISDN Primary (Parity)</i> | 178 |
| <i>DS0 (Parity)</i> | 178 |
| <i>DS1 (Parity)</i> | 178 |
| <i>DS3 (Parity)</i> | 178 |
| <i>Frame Relay (Parity)</i> | 179 |
| <i>PBX (Parity)</i> | 179 |
| <i>Basic Rate ISDN (Parity)</i> | 179 |
| <i>UDIT DS1 (Parity)</i> | 180 |
| <i>UDIT Above DS1 Level (Parity)</i> | 180 |
| <i>Unbundled Loop Analog (Parity)</i> | 180 |
| <i>Unbundled Loop - 2 Wire Non-Loaded (Parity)</i> | 180 |
| <i>Unbundled Loop - 4 Wire Non-Loaded (Parity)</i> | 181 |
| <i>Unbundled Loop - DS1 Capable (Parity)</i> | 181 |
| <i>Unbundled Loop ISDN Capable (Parity)</i> | 181 |
| <i>Unbundled Loop - DS3 Capable (Parity)</i> | 181 |
| <i>Qwest DSL (Parity)</i> | 182 |
| <i>Enhanced Extended Loops (EELs) (Diagnostic)</i> | 183 |
| OP-7 - Coordinated "Hot Cut" Interval (Hours:Minutes) | 184 |
| <i>Unbundled Loop - Analog (Diagnostic)</i> | 184 |
| <i>Unbundled Loop Other (Diagnostic)</i> | 184 |
| OP-8 - Number Portability Timeliness (Percent) | 185 |
| <i>Number Portability Timeliness (Percent) (OP-8 B) (Benchmark)</i> | 185 |
| <i>Percentage of LNP Triggers Set Prior to the Frame Due Time (Percent) (OP-8C) (Benchmark)</i> | 185 |
| OP-13 - Coordinated Cuts on Time (Percent) | 186 |
| <i>Coordinated Cuts Completed on Time (Percent) Unbundled Loop - Analog (OP-13A) (Benchmark)</i> | 186 |
| <i>Coordinated Cuts Completed on Time (Percent) Unbundled Loop Other (OP-13A) (Benchmark)</i> | 186 |
| <i>Coordinated Cuts Started Without CLEC Approval (Percent) Unbundled Loop - Analog (OP-13B) (Diagnostic)</i> | 186 |
| <i>Coordinated Cuts Started Without CLEC Approval (Percent) Unbundled Loop Other (OP-13B) (Diagnostic)</i> | 186 |
| OP-15A - Interval for Pending Orders Delayed Past Due Date | 187 |
| <i>Residence (Diagnostic)</i> | 187 |
| <i>Business (Diagnostic)</i> | 187 |
| <i>Centrex (Diagnostic)</i> | 187 |
| <i>Centrex 21 (Diagnostic)</i> | 187 |
| <i>PBX (Diagnostic)</i> | 188 |
| <i>Basic Rate ISDN (Diagnostic)</i> | 188 |
| <i>UNE - P (POTS) (Diagnostic)</i> | 188 |
| <i>UNE P (Centrex) (Diagnostic)</i> | 188 |
| <i>UNE P (Centrex 21) (Diagnostic)</i> | 189 |
| <i>Line Sharing (Diagnostic)</i> | 190 |
| OP-15A - Interval for Pending Orders Delayed Past Due Date | 191 |
| <i>ISDN Primary (Diagnostic)</i> | 191 |

Table of Contents

| Section | Page Number |
|---|--------------------|
| <i>DS0 (Diagnostic)</i> | 191 |
| <i>DS1 (Diagnostic)</i> | 191 |
| <i>DS3 (Diagnostic)</i> | 191 |
| <i>Frame Relay (Diagnostic)</i> | 192 |
| OP-15A - Interval for Pending Orders Delayed Past Due Date | 193 |
| <i>LIS Trunk (Diagnostic)</i> | 193 |
| <i>UDIT DS1 (Diagnostic)</i> | 193 |
| <i>UDIT Above DS1 Level (Diagnostic)</i> | 193 |
| <i>Unbundled Loop Analog (Diagnostic)</i> | 193 |
| <i>Unbundled Loop - 2 Wire Non-Loaded (Diagnostic)</i> | 194 |
| <i>Unbundled Loop - 4 Wire Non-Loaded (Diagnostic)</i> | 194 |
| <i>Unbundled Loop - DS1 Capable (Diagnostic)</i> | 194 |
| <i>Unbundled Loop ISDN Capable (Diagnostic)</i> | 194 |
| <i>Unbundled Loop - DS3 Capable (Diagnostic)</i> | 195 |
| <i>Qwest DSL (Parity)</i> | 195 |
| <i>E911 (Diagnostic)</i> | 195 |
| <i>Enhanced Extended Loops (EELs) (Diagnostic)</i> | 196 |
| OP-15B - Count of Pending Orders Delayed for Facilities Reasons | 197 |
| <i>Residence (Diagnostic)</i> | 197 |
| <i>Business (Diagnostic)</i> | 197 |
| <i>Centrex (Diagnostic)</i> | 197 |
| <i>Centrex 21 (Diagnostic)</i> | 197 |
| <i>PBX (Diagnostic)</i> | 198 |
| <i>Basic Rate ISDN (Diagnostic)</i> | 198 |
| <i>UNE - P (POTS) (Diagnostic)</i> | 198 |
| <i>UNE P (Centrex) (Diagnostic)</i> | 198 |
| <i>UNE P (Centrex 21) (Diagnostic)</i> | 199 |
| <i>Line Sharing (Diagnostic)</i> | 200 |
| <i>ISDN Primary (Diagnostic)</i> | 201 |
| <i>DS0 (Diagnostic)</i> | 201 |
| <i>DS1 (Diagnostic)</i> | 201 |
| <i>DS3 (Diagnostic)</i> | 201 |
| <i>Frame Relay (Diagnostic)</i> | 202 |
| <i>LIS Trunk (Diagnostic)</i> | 203 |
| <i>UDIT DS1 (Diagnostic)</i> | 203 |
| <i>UDIT Above DS1 Level (Diagnostic)</i> | 203 |
| <i>Unbundled Loop Analog (Diagnostic)</i> | 203 |
| <i>Unbundled Loop - 2 Wire Non-Loaded (Diagnostic)</i> | 204 |
| <i>Unbundled Loop - 4 Wire Non-Loaded (Diagnostic)</i> | 204 |
| <i>Unbundled Loop - DS1 Capable (Diagnostic)</i> | 204 |
| <i>Unbundled Loop ISDN Capable (Diagnostic)</i> | 204 |
| <i>Unbundled Loop - DS3 Capable (Diagnostic)</i> | 205 |
| <i>Qwest DSL (Diagnostic)</i> | 205 |
| <i>E911 (Diagnostic)</i> | 205 |
| <i>Enhanced Extended Loops (EELs) (Diagnostic)</i> | 205 |
| OP-17 - Timeliness of Disconnects associated with LNP Orders | 206 |
| <i>Timeliness of Disconnects associated with LNP Orders (Percent) (OP-17A) (Benchmark)</i> | 206 |
| <i>Timeliness of Disconnects associated with LNP Orders (Percent) (OP-17B) (Diagnostic)</i> | 206 |

Table of Contents

| Section | Page Number |
|--|--------------------|
| MR-2 - Calls Answered within 20 Seconds - Interconnect Repair Center (Percent) | 207 |
| <i>Calls Answered within 20 seconds - Interconnect Repair Center (Percent) (MR-2) (Parity)</i> | 207 |
| MR-3A - Out of Service Cleared within 24 Hours (Percent) - Dispatches within MSAs | 208 |
| <i>Residence (Parity)</i> | 208 |
| <i>Business (Parity)</i> | 208 |
| <i>Centrex (Parity)</i> | 208 |
| <i>Centrex 21 (Parity)</i> | 208 |
| <i>PBX (Parity)</i> | 209 |
| <i>Basic Rate ISDN (Parity)</i> | 209 |
| <i>UNE - P (POTS) (Parity)</i> | 209 |
| <i>UNE P (Centrex) (Parity)</i> | 209 |
| <i>UNE P (Centrex 21) (Parity)</i> | 210 |
| <i>Line Sharing (Parity)</i> | 210 |
| MR-3B - Out of Service Cleared within 24 Hours (Percent) - Dispatches outside MSAs | 211 |
| <i>Residence (Parity)</i> | 211 |
| <i>Business (Parity)</i> | 211 |
| <i>Centrex (Parity)</i> | 211 |
| <i>Centrex 21 (Parity)</i> | 211 |
| <i>PBX (Parity)</i> | 212 |
| <i>Basic Rate ISDN (Parity)</i> | 212 |
| <i>UNE - P (POTS) (Parity)</i> | 212 |
| <i>UNE P (Centrex) (Parity)</i> | 212 |
| <i>UNE P (Centrex 21) (Parity)</i> | 213 |
| <i>Line Sharing (Parity)</i> | 213 |
| MR-3C - Out of Service Cleared within 24 Hours (Percent) - No dispatches | 214 |
| <i>Residence (Parity)</i> | 214 |
| <i>Business (Parity)</i> | 214 |
| <i>Centrex (Parity)</i> | 214 |
| <i>Centrex 21 (Parity)</i> | 214 |
| <i>PBX (Parity)</i> | 215 |
| <i>Basic Rate ISDN (Parity)</i> | 215 |
| <i>UNE - P (POTS) (Parity)</i> | 215 |
| <i>UNE P (Centrex) (Parity)</i> | 215 |
| <i>UNE P (Centrex 21) (Parity)</i> | 216 |
| <i>Line Sharing (Parity)</i> | 216 |
| MR-3D - Out of Service Cleared within 24 Hours (Percent) - Interval Zone One | 217 |
| <i>Qwest DSL (Parity)</i> | 217 |
| <i>Unbundled Loop Analog (Parity)</i> | 217 |
| <i>Unbundled Loop - 2 Wire Non-Loaded (Parity)</i> | 217 |
| <i>Unbundled Loop - ADSL Qualified (Parity)</i> | 217 |
| <i>Unbundled Loop ISDN Capable (Parity)</i> | 218 |
| MR-3E - Out of Service Cleared within 24 Hours (Percent) - Interval Zone Two | 219 |
| <i>Qwest DSL (Parity)</i> | 219 |
| <i>Unbundled Loop Analog (Parity)</i> | 219 |
| <i>Unbundled Loop - 2 Wire Non-Loaded (Parity)</i> | 219 |

Table of Contents

| Section | Page Number |
|---|--------------------|
| <i>Unbundled Loop - ADSL Qualified (Parity)</i> | 219 |
| <i>Unbundled Loop ISDN Capable (Parity)</i> | 220 |
| MR-4A - All Troubles Cleared within 48 Hours (Percent) - Dispatches within MSAs | 221 |
| <i>Residence (Parity)</i> | 221 |
| <i>Business (Parity)</i> | 221 |
| <i>Centrex (Parity)</i> | 221 |
| <i>Centrex 21 (Parity)</i> | 221 |
| <i>PBX (Parity)</i> | 222 |
| <i>Basic Rate ISDN (Parity)</i> | 222 |
| <i>UNE - P (POTS) (Parity)</i> | 222 |
| <i>UNE P (Centrex) (Parity)</i> | 222 |
| <i>UNE P (Centrex 21) (Parity)</i> | 223 |
| <i>Line Sharing (Parity)</i> | 223 |
| MR-4B - All Troubles Cleared within 48 Hours (Percent) - Dispatches outside MSAs | 224 |
| <i>Residence (Parity)</i> | 224 |
| <i>Business (Parity)</i> | 224 |
| <i>Centrex (Parity)</i> | 224 |
| <i>Centrex 21 (Parity)</i> | 224 |
| <i>PBX (Parity)</i> | 225 |
| <i>Basic Rate ISDN (Parity)</i> | 225 |
| <i>UNE - P (POTS) (Parity)</i> | 225 |
| <i>UNE P (Centrex) (Parity)</i> | 225 |
| <i>UNE P (Centrex 21) (Parity)</i> | 226 |
| <i>Line Sharing (Parity)</i> | 226 |
| MR-4C - All Troubles Cleared within 48 Hours (Percent) - No dispatches | 227 |
| <i>Residence (Parity)</i> | 227 |
| <i>Business (Parity)</i> | 227 |
| <i>Centrex (Parity)</i> | 227 |
| <i>Centrex 21 (Parity)</i> | 227 |
| <i>PBX (Parity)</i> | 228 |
| <i>Basic Rate ISDN (Parity)</i> | 228 |
| <i>UNE - P (POTS) (Parity)</i> | 228 |
| <i>UNE P (Centrex) (Parity)</i> | 228 |
| <i>UNE P (Centrex 21) (Parity)</i> | 229 |
| <i>Line Sharing (Parity)</i> | 229 |
| MR-4D - All Troubles Cleared within 48 Hours (Percent) - Interval Zone One | 230 |
| <i>Qwest DSL (Parity)</i> | 230 |
| <i>Unbundled Loop Analog (Parity)</i> | 230 |
| <i>Unbundled Loop - 2 Wire Non-Loaded (Parity)</i> | 230 |
| <i>Unbundled Loop - ADSL Qualified (Parity)</i> | 230 |
| <i>Unbundled Loop ISDN Capable (Parity)</i> | 231 |
| MR-4E - All Troubles Cleared within 48 Hours (Percent) - Interval Zone Two | 232 |
| <i>Qwest DSL (Parity)</i> | 232 |
| <i>Unbundled Loop Analog (Parity)</i> | 232 |
| <i>Unbundled Loop - 2 Wire Non-Loaded (Parity)</i> | 232 |
| <i>Unbundled Loop - ADSL Qualified (Parity)</i> | 232 |

Table of Contents

| Section | Page Number |
|--|--------------------|
| <i>Unbundled Loop ISDN Capable (Parity)</i> | 233 |
| MR-5A - All Troubles Cleared within 4 Hours (Percent) - Interval Zone One | 234 |
| <i>ISDN Primary (Parity)</i> | 234 |
| <i>DS0 (Parity)</i> | 234 |
| <i>DS1 (Parity)</i> | 234 |
| <i>DS3 (Parity)</i> | 234 |
| <i>Frame Relay (Parity)</i> | 235 |
| <i>LIS Trunk (Parity)</i> | 235 |
| <i>UDIT DS1 (Parity)</i> | 236 |
| <i>UDIT Above DS1 Level (Parity)</i> | 236 |
| <i>Unbundled Loop - 4 Wire Non-Loaded (Parity)</i> | 236 |
| <i>Unbundled Loop - DS1 Capable (Parity)</i> | 236 |
| <i>Unbundled Loop - DS3 Capable (Parity)</i> | 237 |
| <i>E911 (Parity)</i> | 237 |
| <i>Enhanced Extended Loops (EELs) (Diagnostic)</i> | 238 |
| MR-5B - All Troubles Cleared within 4 Hours (Percent) - Interval Zone Two | 239 |
| <i>ISDN Primary (Parity)</i> | 239 |
| <i>DS0 (Parity)</i> | 239 |
| <i>DS1 (Parity)</i> | 239 |
| <i>DS3 (Parity)</i> | 239 |
| <i>Frame Relay (Parity)</i> | 240 |
| <i>LIS Trunk (Parity)</i> | 240 |
| <i>UDIT DS1 (Parity)</i> | 241 |
| <i>UDIT Above DS1 Level (Parity)</i> | 241 |
| <i>Unbundled Loop - 4 Wire Non-Loaded (Parity)</i> | 241 |
| <i>Unbundled Loop - DS1 Capable (Parity)</i> | 241 |
| <i>Unbundled Loop - DS3 Capable (Parity)</i> | 242 |
| <i>E911 (Parity)</i> | 242 |
| <i>Enhanced Extended Loops (EELs) (Diagnostic)</i> | 243 |
| MR-6A - Mean Time to Restore (Hours:Minutes) - Dispatches within MSAs | 244 |
| <i>Residence (Parity)</i> | 244 |
| <i>Business (Parity)</i> | 244 |
| <i>Centrex (Parity)</i> | 244 |
| <i>Centrex 21 (Parity)</i> | 244 |
| <i>PBX (Parity)</i> | 245 |
| <i>Basic Rate ISDN (Parity)</i> | 245 |
| <i>UNE - P (POTS) (Parity)</i> | 245 |
| <i>UNE P (Centrex) (Parity)</i> | 245 |
| <i>UNE P (Centrex 21) (Parity)</i> | 246 |
| <i>Line Sharing (Parity)</i> | 246 |
| MR-6B - Mean Time to Restore (Hours:Minutes) - Dispatches outside MSAs | 247 |
| <i>Residence (Parity)</i> | 247 |
| <i>Business (Parity)</i> | 247 |
| <i>Centrex (Parity)</i> | 247 |
| <i>Centrex 21 (Parity)</i> | 247 |
| <i>PBX (Parity)</i> | 248 |
| <i>Basic Rate ISDN (Parity)</i> | 248 |

Table of Contents

| Section | Page Number |
|---|--------------------|
| <i>UNE - P (POTS) (Parity)</i> | 248 |
| <i>UNE P (Centrex) (Parity)</i> | 248 |
| <i>UNE P (Centrex 21) (Parity)</i> | 249 |
| <i>Line Sharing (Parity)</i> | 249 |
| MR-6C - Mean Time to Restore (Hours:Minutes) - No dispatches | 250 |
| <i>Residence (Parity)</i> | 250 |
| <i>Business (Parity)</i> | 250 |
| <i>Centrex (Parity)</i> | 250 |
| <i>Centrex 21 (Parity)</i> | 250 |
| <i>PBX (Parity)</i> | 251 |
| <i>Basic Rate ISDN (Parity)</i> | 251 |
| <i>UNE - P (POTS) (Parity)</i> | 251 |
| <i>UNE P (Centrex) (Parity)</i> | 251 |
| <i>UNE P (Centrex 21) (Parity)</i> | 252 |
| <i>Line Sharing (Parity)</i> | 252 |
| MR-6D - Mean Time to Restore (Hours:Minutes) - Interval Zone One | 253 |
| <i>ISDN Primary (Parity)</i> | 253 |
| <i>DS0 (Parity)</i> | 253 |
| <i>DS1 (Parity)</i> | 253 |
| <i>DS3 (Parity)</i> | 253 |
| <i>Frame Relay (Parity)</i> | 254 |
| <i>LIS Trunk (Parity)</i> | 254 |
| <i>UDIT DS1 (Parity)</i> | 255 |
| <i>UDIT Above DS1 Level (Parity)</i> | 255 |
| <i>Unbundled Loop Analog (Parity)</i> | 255 |
| <i>Unbundled Loop - 2 Wire Non-Loaded (Parity)</i> | 255 |
| <i>Unbundled Loop - 4 Wire Non-Loaded (Parity)</i> | 256 |
| <i>Unbundled Loop - DS1 Capable (Parity)</i> | 256 |
| <i>Unbundled Loop ISDN Capable (Parity)</i> | 256 |
| <i>Unbundled Loop - ADSL Qualified (Parity)</i> | 256 |
| <i>Unbundled Loop - DS3 Capable (Parity)</i> | 257 |
| <i>Qwest DSL (Parity)</i> | 257 |
| <i>E911 (Parity)</i> | 257 |
| <i>Enhanced Extended Loops (EELs) (Diagnostic)</i> | 258 |
| MR-6E - Mean Time to Restore (Hours:Minutes) - Interval Zone Two | 259 |
| <i>ISDN Primary (Parity)</i> | 259 |
| <i>DS0 (Parity)</i> | 259 |
| <i>DS1 (Parity)</i> | 259 |
| <i>DS3 (Parity)</i> | 259 |
| <i>Frame Relay (Parity)</i> | 260 |
| <i>LIS Trunk (Parity)</i> | 260 |
| <i>UDIT DS1 (Parity)</i> | 261 |
| <i>UDIT Above DS1 Level (Parity)</i> | 261 |
| <i>Unbundled Loop Analog (Parity)</i> | 261 |
| <i>Unbundled Loop - 2 Wire Non-Loaded (Parity)</i> | 261 |
| <i>Unbundled Loop - 4 Wire Non-Loaded (Parity)</i> | 262 |
| <i>Unbundled Loop - DS1 Capable (Parity)</i> | 262 |
| <i>Unbundled Loop ISDN Capable (Parity)</i> | 262 |

Table of Contents

| Section | Page Number |
|---|--------------------|
| <i>Unbundled Loop - ADSL Qualified (Parity)</i> | 262 |
| <i>Unbundled Loop - DS3 Capable (Parity)</i> | 263 |
| <i>Qwest DSL (Parity)</i> | 263 |
| <i>E911 (Parity)</i> | 263 |
| <i>Enhanced Extended Loops (EELs) (Diagnostic)</i> | 264 |
| MR-7A - Repair Repeat Report Rate (Percent) - Dispatches within MSAs | 265 |
| <i>Residence (Parity)</i> | 265 |
| <i>Business (Parity)</i> | 265 |
| <i>Centrex (Parity)</i> | 265 |
| <i>Centrex 21 (Parity)</i> | 265 |
| <i>PBX (Parity)</i> | 266 |
| <i>Basic Rate ISDN (Parity)</i> | 266 |
| <i>UNE - P (POTS) (Parity)</i> | 266 |
| <i>UNE P (Centrex) (Parity)</i> | 266 |
| <i>UNE P (Centrex 21) (Parity)</i> | 267 |
| <i>Line Sharing (Diagnostic)</i> | 267 |
| MR-7A* - Repair Repeat Report Rate (Percent) - Dispatches within MSAs | 268 |
| <i>Residence (Parity)</i> | 268 |
| <i>Business (Parity)</i> | 268 |
| <i>Centrex (Parity)</i> | 268 |
| <i>Centrex 21 (Parity)</i> | 268 |
| <i>PBX (Parity)</i> | 269 |
| <i>Basic Rate ISDN (Parity)</i> | 269 |
| <i>UNE - P (POTS) (Parity)</i> | 269 |
| <i>UNE P (Centrex) (Parity)</i> | 269 |
| <i>UNE P (Centrex 21) (Parity)</i> | 270 |
| <i>Line Sharing (Diagnostic)</i> | 270 |
| MR-7B - Repair Repeat Report Rate (Percent) - Dispatches outside MSAs | 271 |
| <i>Residence (Parity)</i> | 271 |
| <i>Business (Parity)</i> | 271 |
| <i>Centrex (Parity)</i> | 271 |
| <i>Centrex 21 (Parity)</i> | 271 |
| <i>PBX (Parity)</i> | 272 |
| <i>Basic Rate ISDN (Parity)</i> | 272 |
| <i>UNE - P (POTS) (Parity)</i> | 272 |
| <i>UNE P (Centrex) (Parity)</i> | 272 |
| <i>UNE P (Centrex 21) (Parity)</i> | 273 |
| <i>Line Sharing (Diagnostic)</i> | 273 |
| MR-7B* - Repair Repeat Report Rate (Percent) - Dispatches outside MSAs | 274 |
| <i>Residence (Parity)</i> | 274 |
| <i>Business (Parity)</i> | 274 |
| <i>Centrex (Parity)</i> | 274 |
| <i>Centrex 21 (Parity)</i> | 274 |
| <i>PBX (Parity)</i> | 275 |
| <i>Basic Rate ISDN (Parity)</i> | 275 |
| <i>UNE - P (POTS) (Parity)</i> | 275 |
| <i>UNE P (Centrex) (Parity)</i> | 275 |

Table of Contents

| Section | Page Number |
|---|--------------------|
| <i>UNE P (Centrex 21) (Parity)</i> | 276 |
| <i>Line Sharing (Diagnostic)</i> | 276 |
| MR-7C - Repair Repeat Report Rate (Percent) - No dispatches | 277 |
| <i>Residence (Parity)</i> | 277 |
| <i>Business (Parity)</i> | 277 |
| <i>Centrex (Parity)</i> | 277 |
| <i>Centrex 21 (Parity)</i> | 277 |
| <i>PBX (Parity)</i> | 278 |
| <i>Basic Rate ISDN (Parity)</i> | 278 |
| <i>UNE - P (POTS) (Parity)</i> | 278 |
| <i>UNE P (Centrex) (Parity)</i> | 278 |
| <i>UNE P (Centrex 21) (Parity)</i> | 279 |
| <i>Line Sharing (Diagnostic)</i> | 279 |
| MR-7C* - Repair Repeat Report Rate (Percent) - No dispatches | 280 |
| <i>Residence (Parity)</i> | 280 |
| <i>Business (Parity)</i> | 280 |
| <i>Centrex (Parity)</i> | 280 |
| <i>Centrex 21 (Parity)</i> | 280 |
| <i>PBX (Parity)</i> | 281 |
| <i>Basic Rate ISDN (Parity)</i> | 281 |
| <i>UNE - P (POTS) (Parity)</i> | 281 |
| <i>UNE P (Centrex) (Parity)</i> | 281 |
| <i>UNE P (Centrex 21) (Parity)</i> | 282 |
| <i>Line Sharing (Diagnostic)</i> | 282 |
| MR-7D - Repair Repeat Report Rate (Percent) - Interval Zone One | 283 |
| <i>ISDN Primary (Parity)</i> | 283 |
| <i>DS0 (Parity)</i> | 283 |
| <i>DS1 (Parity)</i> | 283 |
| <i>DS3 (Parity)</i> | 283 |
| <i>Frame Relay (Parity)</i> | 284 |
| <i>LIS Trunk (Parity)</i> | 284 |
| <i>UDIT DS1 (Parity)</i> | 285 |
| <i>UDIT Above DS1 Level (Parity)</i> | 285 |
| <i>Unbundled Loop Analog (Parity)</i> | 285 |
| <i>Unbundled Loop - 2 Wire Non-Loaded (Parity)</i> | 285 |
| <i>Unbundled Loop - 4 Wire Non-Loaded (Parity)</i> | 286 |
| <i>Unbundled Loop - DS1 Capable (Parity)</i> | 286 |
| <i>Unbundled Loop ISDN Capable (Parity)</i> | 286 |
| <i>Unbundled Loop - ADSL Qualified (Parity)</i> | 286 |
| <i>Unbundled Loop - DS3 Capable (Parity)</i> | 287 |
| <i>Qwest DSL (Parity)</i> | 287 |
| <i>E911 (Parity)</i> | 287 |
| <i>Enhanced Extended Loops (EELs) (Diagnostic)</i> | 288 |
| MR-7D* - Repair Repeat Report Rate (Percent) - Interval Zone One | 289 |
| <i>ISDN Primary (Parity)</i> | 289 |
| <i>DS0 (Parity)</i> | 289 |
| <i>DS1 (Parity)</i> | 289 |

Table of Contents

| Section | Page Number |
|---|--------------------|
| <i>DS3 (Parity)</i> | 289 |
| <i>Frame Relay (Parity)</i> | 290 |
| <i>LIS Trunk (Parity)</i> | 290 |
| <i>UDIT DS1 (Parity)</i> | 291 |
| <i>UDIT Above DS1 Level (Parity)</i> | 291 |
| <i>Unbundled Loop Analog (Parity)</i> | 291 |
| <i>Unbundled Loop - 2 Wire Non-Loaded (Parity)</i> | 291 |
| <i>Unbundled Loop - 4 Wire Non-Loaded (Parity)</i> | 292 |
| <i>Unbundled Loop - DS1 Capable (Parity)</i> | 292 |
| <i>Unbundled Loop ISDN Capable (Parity)</i> | 292 |
| <i>Unbundled Loop - ADSL Qualified (Parity)</i> | 292 |
| <i>Unbundled Loop - DS3 Capable (Parity)</i> | 293 |
| <i>Qwest DSL (Parity)</i> | 293 |
| <i>E911 (Parity)</i> | 293 |
| <i>Enhanced Extended Loops (EELs) (Diagnostic)</i> | 294 |
| MR-7E - Repair Repeat Report Rate (Percent) - Interval Zone Two | 295 |
| <i>ISDN Primary (Parity)</i> | 295 |
| <i>DS0 (Parity)</i> | 295 |
| <i>DS1 (Parity)</i> | 295 |
| <i>DS3 (Parity)</i> | 295 |
| <i>Frame Relay (Parity)</i> | 296 |
| <i>LIS Trunk (Parity)</i> | 296 |
| <i>UDIT DS1 (Parity)</i> | 297 |
| <i>UDIT Above DS1 Level (Parity)</i> | 297 |
| <i>Unbundled Loop Analog (Parity)</i> | 297 |
| <i>Unbundled Loop - 2 Wire Non-Loaded (Parity)</i> | 297 |
| <i>Unbundled Loop - 4 Wire Non-Loaded (Parity)</i> | 298 |
| <i>Unbundled Loop - DS1 Capable (Parity)</i> | 298 |
| <i>Unbundled Loop ISDN Capable (Parity)</i> | 298 |
| <i>Unbundled Loop - ADSL Qualified (Parity)</i> | 298 |
| <i>Unbundled Loop - DS3 Capable (Parity)</i> | 299 |
| <i>Qwest DSL (Parity)</i> | 299 |
| <i>E911 (Parity)</i> | 299 |
| <i>Enhanced Extended Loops (EELs) (Diagnostic)</i> | 300 |
| MR-7E* - Repair Repeat Report Rate (Percent) - Interval Zone Two | 301 |
| <i>ISDN Primary (Parity)</i> | 301 |
| <i>DS0 (Parity)</i> | 301 |
| <i>DS1 (Parity)</i> | 301 |
| <i>DS3 (Parity)</i> | 301 |
| <i>Frame Relay (Parity)</i> | 302 |
| <i>LIS Trunk (Parity)</i> | 302 |
| <i>UDIT DS1 (Parity)</i> | 303 |
| <i>UDIT Above DS1 Level (Parity)</i> | 303 |
| <i>Unbundled Loop Analog (Parity)</i> | 303 |
| <i>Unbundled Loop - 2 Wire Non-Loaded (Parity)</i> | 303 |
| <i>Unbundled Loop - 4 Wire Non-Loaded (Parity)</i> | 304 |
| <i>Unbundled Loop - DS1 Capable (Parity)</i> | 304 |
| <i>Unbundled Loop ISDN Capable (Parity)</i> | 304 |
| <i>Unbundled Loop - ADSL Qualified (Parity)</i> | 304 |

Table of Contents

| Section | Page Number |
|--|--------------------|
| <i>Unbundled Loop - DS3 Capable (Parity)</i> | 305 |
| <i>Qwest DSL (Parity)</i> | 305 |
| <i>E911 (Parity)</i> | 305 |
| <i>Enhanced Extended Loops (EELs) (Diagnostic)</i> | 306 |
| MR-8 - Trouble Rate (Percent) | 307 |
| <i>Residence (Parity)</i> | 307 |
| <i>Business (Parity)</i> | 307 |
| <i>Centrex (Parity)</i> | 307 |
| <i>Centrex 21 (Parity)</i> | 307 |
| <i>PBX (Parity)</i> | 308 |
| <i>Basic Rate ISDN (Parity)</i> | 308 |
| <i>Qwest DSL (Parity)</i> | 308 |
| <i>ISDN Primary (Parity)</i> | 308 |
| <i>DS0 (Parity)</i> | 309 |
| <i>DS1 (Parity)</i> | 309 |
| <i>DS3 (Parity)</i> | 309 |
| <i>Frame Relay (Parity)</i> | 309 |
| <i>LIS Trunk (Parity)</i> | 310 |
| <i>UNE - P (POTS) (Parity)</i> | 310 |
| <i>UNE P (Centrex) (Parity)</i> | 310 |
| <i>UNE P (Centrex 21) (Parity)</i> | 310 |
| <i>Line Sharing (Parity)</i> | 311 |
| <i>UDIT DS1 (Parity)</i> | 312 |
| <i>UDIT Above DS1 Level (Parity)</i> | 312 |
| <i>Dark Fiber - IOF (Diagnostic)</i> | 312 |
| <i>Unbundled Loop Analog (Parity)</i> | 312 |
| <i>Unbundled Loop - 2 Wire Non-Loaded (Parity)</i> | 313 |
| <i>Unbundled Loop - 4 Wire Non-Loaded (Parity)</i> | 313 |
| <i>Unbundled Loop - DS1 Capable (Parity)</i> | 313 |
| <i>Unbundled Loop ISDN Capable (Parity)</i> | 313 |
| <i>Unbundled Loop - ADSL Qualified (Parity)</i> | 314 |
| <i>Unbundled Loop - DS3 Capable (Parity)</i> | 314 |
| <i>Dark Fiber - Loop (Diagnostic)</i> | 314 |
| <i>E911 (Parity)</i> | 314 |
| <i>Enhanced Extended Loops (EELs) (Diagnostic)</i> | 315 |
| MR-8* - Trouble Rate (Percent) | 316 |
| <i>Residence (Parity)</i> | 316 |
| <i>Business (Parity)</i> | 316 |
| <i>Centrex (Parity)</i> | 316 |
| <i>Centrex 21 (Parity)</i> | 316 |
| <i>PBX (Parity)</i> | 317 |
| <i>Basic Rate ISDN (Parity)</i> | 317 |
| <i>Qwest DSL (Parity)</i> | 317 |
| <i>ISDN Primary (Parity)</i> | 317 |
| <i>DS0 (Parity)</i> | 318 |
| <i>DS1 (Parity)</i> | 318 |
| <i>DS3 (Parity)</i> | 318 |
| <i>Frame Relay (Parity)</i> | 318 |
| <i>LIS Trunk (Parity)</i> | 319 |

Table of Contents

| Section | Page Number |
|--|--------------------|
| <i>UNE - P (POTS) (Parity)</i> | 319 |
| <i>UNE P (Centrex) (Parity)</i> | 319 |
| <i>UNE P (Centrex 21) (Parity)</i> | 319 |
| <i>Line Sharing (Parity)</i> | 320 |
| <i>UDIT DS1 (Parity)</i> | 321 |
| <i>UDIT Above DS1 Level (Parity)</i> | 321 |
| <i>Dark Fiber - IOF (Diagnostic)</i> | 321 |
| <i>Unbundled Loop Analog (Parity)</i> | 321 |
| <i>Unbundled Loop - 2 Wire Non-Loaded (Parity)</i> | 322 |
| <i>Unbundled Loop - 4 Wire Non-Loaded (Parity)</i> | 322 |
| <i>Unbundled Loop - DS1 Capable (Parity)</i> | 322 |
| <i>Unbundled Loop ISDN Capable (Parity)</i> | 322 |
| <i>Unbundled Loop - ADSL Qualified (Parity)</i> | 323 |
| <i>Unbundled Loop - DS3 Capable (Parity)</i> | 323 |
| <i>Dark Fiber - Loop (Diagnostic)</i> | 323 |
| <i>E911 (Parity)</i> | 323 |
| <i>Enhanced Extended Loops (EELs) (Diagnostic)</i> | 324 |
| MR-9A - Repair Appointments Met (Percent) - Dispatches within MSAs | 325 |
| <i>Residence (Parity)</i> | 325 |
| <i>Business (Parity)</i> | 325 |
| <i>Centrex (Parity)</i> | 325 |
| <i>Centrex 21 (Parity)</i> | 325 |
| <i>PBX (Parity)</i> | 326 |
| <i>Basic Rate ISDN (Parity)</i> | 326 |
| <i>UNE - P (POTS) (Parity)</i> | 326 |
| MR-9B - Repair Appointments Met (Percent) - Dispatches outside MSAs | 327 |
| <i>Residence (Parity)</i> | 327 |
| <i>Business (Parity)</i> | 327 |
| <i>Centrex (Parity)</i> | 327 |
| <i>Centrex 21 (Parity)</i> | 327 |
| <i>PBX (Parity)</i> | 328 |
| <i>Basic Rate ISDN (Parity)</i> | 328 |
| <i>UNE - P (POTS) (Parity)</i> | 328 |
| MR-9C - Repair Appointments Met (Percent) - No dispatches | 329 |
| <i>Residence (Parity)</i> | 329 |
| <i>Business (Parity)</i> | 329 |
| <i>Centrex (Parity)</i> | 329 |
| <i>Centrex 21 (Parity)</i> | 329 |
| <i>PBX (Parity)</i> | 330 |
| <i>Basic Rate ISDN (Parity)</i> | 330 |
| <i>UNE - P (POTS) (Parity)</i> | 330 |
| MR-10 - Customer-Related Trouble Reports (Percent) | 331 |
| <i>Residence (Diagnostic)</i> | 331 |
| <i>Business (Diagnostic)</i> | 331 |
| <i>Centrex (Diagnostic)</i> | 331 |
| <i>Centrex 21 (Diagnostic)</i> | 331 |
| <i>PBX (Diagnostic)</i> | 332 |

Table of Contents

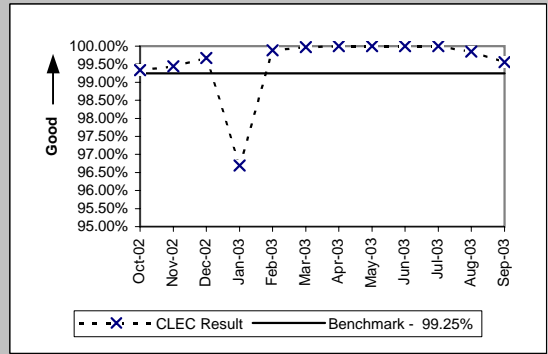
| Section | Page Number |
|---|--------------------|
| <i>Basic Rate ISDN (Diagnostic)</i> | 332 |
| <i>Qwest DSL (Diagnostic)</i> | 332 |
| <i>ISDN Primary (Diagnostic)</i> | 332 |
| <i>DS0 (Diagnostic)</i> | 333 |
| <i>DS1 (Diagnostic)</i> | 333 |
| <i>DS3 (Diagnostic)</i> | 333 |
| <i>Frame Relay (Diagnostic)</i> | 333 |
| <i>LIS Trunk (Diagnostic)</i> | 334 |
| <i>UNE - P (POTS) (Diagnostic)</i> | 334 |
| <i>UNE P (Centrex) (Diagnostic)</i> | 334 |
| <i>UNE P (Centrex 21) (Diagnostic)</i> | 334 |
| <i>UDIT DS1 (Diagnostic)</i> | 335 |
| <i>UDIT Above DS1 Level (Diagnostic)</i> | 335 |
| <i>Unbundled Loop Analog (Diagnostic)</i> | 335 |
| <i>Unbundled Loop - 2 Wire Non-Loaded (Diagnostic)</i> | 335 |
| <i>Unbundled Loop - 4 Wire Non-Loaded (Diagnostic)</i> | 336 |
| <i>Unbundled Loop - DS1 Capable (Diagnostic)</i> | 336 |
| <i>Unbundled Loop ISDN Capable (Diagnostic)</i> | 336 |
| <i>Unbundled Loop - ADSL Qualified (Diagnostic)</i> | 336 |
| <i>Unbundled Loop - DS3 Capable (Diagnostic)</i> | 337 |
| <i>E911 (Diagnostic)</i> | 337 |
| MR-11 - LNP Trouble Reports Cleared | 338 |
| <i>LNP Trouble Reports Cleared within 4 Hours (Percent) (MR-11A) (Benchmark)</i> | 338 |
| <i>LNP Trouble Reports Cleared within 48 Hours - All Volumes (Percent) (MR-11B) (Benchmark)</i> | 338 |
| BI-1 - Time to Provide Recorded Usage Records | 339 |
| <i>Time to Provide Usage Records (Average Days) UNEs and Resale Aggregate (BI-1A) (Parity)</i> | 339 |
| <i>Time to Provide Usage Records (Percent) Jointly-provided Switched Access (BI-1B) (Benchmark)</i> | 340 |
| BI-1 - Time to Provide Recorded Usage Reports | 341 |
| <i>Time to Provide Usage Records [CAT11] (Average Days) UNEs and Resale Aggregate (BI-1C-1) (Diagnostic)</i> | 341 |
| <i>Time to Provide Usage Records [CAT10] (Average Days) UNEs and Resale Aggregate (BI-1C-2) (Diagnostic)</i> | 342 |
| BI-2 - Invoices Delivered within 10 Days | 343 |
| <i>Invoices Delivered within 10 Days (Percent) All (BI-2) (Parity)</i> | 343 |
| BI-3 - Billing Accuracy - Adjustments for Errors | 344 |
| <i>Billing Accuracy - Adjustments for Errors (Percent) UNEs and Resale Aggregate (BI-3A) (Parity)</i> | 344 |
| <i>Billing Accuracy - Adjustments for Errors (Percent) Reciprocal Compensation (BI-3B) (Benchmark)</i> | 345 |
| BI-4 - Billing Completeness | 346 |
| <i>Billing Completeness (Percent) UNEs and Resale Aggregate (BI-4A) (Parity)</i> | 346 |
| <i>Billing Completeness (Percent) Reciprocal Compensation (BI-4B) (Benchmark)</i> | 347 |
| BI-5 - Billing Accuracy & Claims Processing | 348 |
| <i>Billing Accuracy & Claims Processing - Acknowledgment (Percent) All (BI-5A) (Benchmark)</i> | 348 |
| <i>Billing Accuracy & Claims Processing - Resolution (Percent) All (BI-5B) (Benchmark)</i> | 348 |
| DB-1 - Time to Update Databases | 349 |
| <i>Time to Update Databases (Hours:Minutes) E911 (DB-1 A) (Parity)</i> | 349 |

Table of Contents

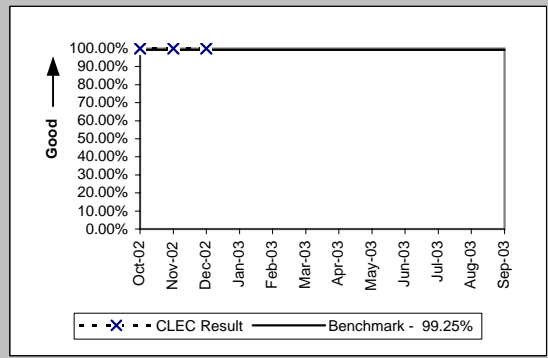
| Section | Page Number |
|--|--------------------|
| <i>Time to Update Databases (Avg Sec) LIDB (DB-1 B) (Parity)</i> | 349 |
| <i>Time to Update Databases (Avg Sec) Directory Listing (DB-1 C-1) (Parity)</i> | 349 |
| DB-2 - Accurate Database Updates | 350 |
| <i>Accurate Database Updates (Percent) Directory Listing (DB-2 C-1) (Parity)</i> | 350 |
| DA-1 - Speed of Answer - Directory Assistance | 351 |
| <i>Speed of Answer - Directory Assistance (Avg Sec) (DA-1) (Parity)</i> | 351 |
| OS-1 - Speed of Answer - Operator Services | 352 |
| <i>Speed of Answer - Operator Services (Avg Sec) (OS-1) (Parity)</i> | 352 |
| NI-1 - Trunk Blocking | 353 |
| <i>Trunk Blockage to Qwest Tandem Offices (NI-1A) (Benchmark)</i> | 353 |
| <i>Trunk Blockage to Qwest End Offices (NI-1B) (Benchmark)</i> | 353 |
| <i>Trunk Blockage to Qwest Tandem Offices (Percent) (NI-1C) (Diagnostic)</i> | 354 |
| <i>Trunk Blockage to Qwest End Offices (Percent) (NI-1D) (Diagnostic)</i> | 354 |
| NP-1 - NXX Code Activation | 355 |
| <i>NXX Code Activation (Percent) (NP-1A) (Parity)</i> | 355 |
| <i>NXX Code Activation - Facility Delays (Percent) (NP-1B) (Diagnostic)</i> | 355 |
| CP-1 - Collocation Completion Interval (Average Days) | 356 |
| <i>Scheduled Interval 90 Calender Days or Less (CP-1A) (Benchmark)</i> | 356 |
| <i>Scheduled Interval 91 to 120 Calendar Days (CP-1B) (Benchmark)</i> | 356 |
| <i>Scheduled Interval 121 to 150 Calendar Days (CP-1C) (Benchmark)</i> | 356 |
| CP-2 - Collocations Completed within Scheduled Intervals (Percent) | 357 |
| <i>Non-Forcasted & Late Forecasted Collocations (CP-2B) (Benchmark)</i> | 357 |
| <i>Collocations with Intervals Longer than 120 Days (CP-2C) (Benchmark)</i> | 357 |
| CP-3 - Collocation Feasibility Study Interval (Average Days) | 358 |
| <i>Collocation Feasibility Study Interval (CP-3) (Benchmark)</i> | 358 |
| CP-4 - Collocation Feasibility Study Commitments Met (Percent) | 359 |
| <i>Collocation Feasibility Study Commitments Met (CP-4) (Benchmark)</i> | 359 |

GA-1 - Gateway Availability - IMA-GUI

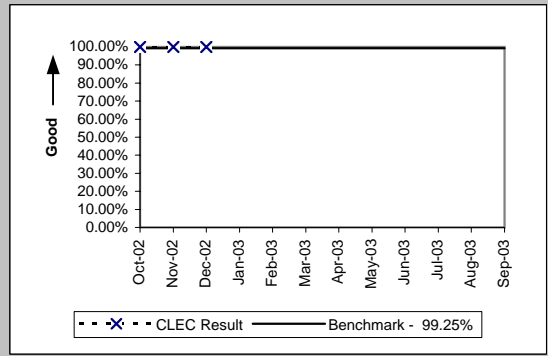
| Gateway Availability - IMA-GUI (Percent) All (GA-1 A) (Benchmark) | | | | |
|---|-----------|-------------|-------------|--|
| Date | Numerator | Denominator | CLEC Result | |
| Oct-02 | 29680 | 29880 | 99.33% | |
| Nov-02 | 28102 | 28260 | 99.44% | |
| Dec-02 | 29065 | 29160 | 99.67% | |
| Jan-03 | 28544 | 29520 | 96.69% | |
| Feb-03 | 26610 | 26640 | 99.89% | |
| Mar-03 | 28973 | 28980 | 99.98% | |
| Apr-03 | 28440 | 28440 | 100.00% | |
| May-03 | 29700 | 29700 | 100.00% | |
| Jun-03 | 28080 | 28080 | 100.00% | |
| Jul-03 | 29880 | 29880 | 100.00% | |
| Aug-03 | 28457 | 28500 | 99.85% | |
| Sep-03 | 28672 | 28800 | 99.56% | |



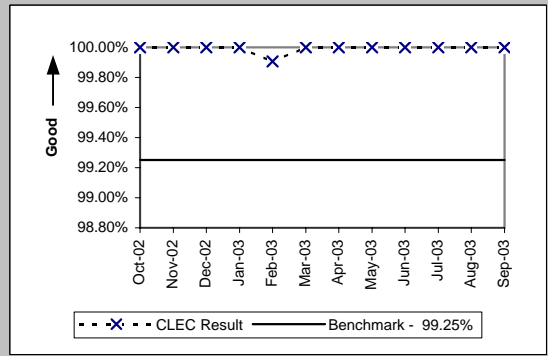
| Gateway Availability - IMA-GUI (Percent) Fetch-n-Stuff (GA-1 B) (Benchmark) | | | | |
|---|-----------|-------------|-------------|--|
| Date | Numerator | Denominator | CLEC Result | |
| Oct-02 | 29880 | 29880 | 100.00% | |
| Nov-02 | 28620 | 28620 | 100.00% | |
| Dec-02 | 16920 | 16920 | 100.00% | |
| Jan-03 | | | | |
| Feb-03 | | | | |
| Mar-03 | | | | |
| Apr-03 | | | | |
| May-03 | | | | |
| Jun-03 | | | | |
| Jul-03 | | | | |
| Aug-03 | | | | |
| Sep-03 | | | | |



| Gateway Availability - IMA-GUI (Percent) Data Arbiter (GA-1 C) (Benchmark) | | | | |
|--|-----------|-------------|-------------|--|
| Date | Numerator | Denominator | CLEC Result | |
| Oct-02 | 119520 | 119520 | 100.00% | |
| Nov-02 | 114480 | 114480 | 100.00% | |
| Dec-02 | 67680 | 67680 | 100.00% | |
| Jan-03 | | | | |
| Feb-03 | | | | |
| Mar-03 | | | | |
| Apr-03 | | | | |
| May-03 | | | | |
| Jun-03 | | | | |
| Jul-03 | | | | |
| Aug-03 | | | | |
| Sep-03 | | | | |



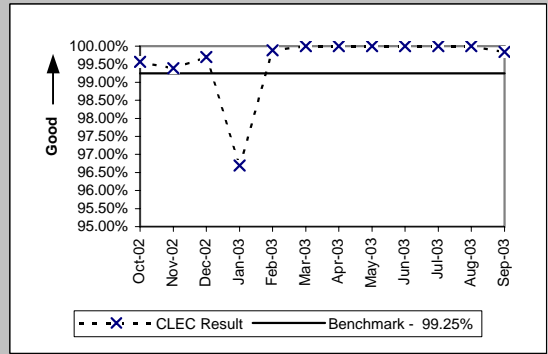
| Gateway Availability - IMA-GUI (Percent) SIA (GA-1 D) (Benchmark) | | | | |
|---|-----------|-------------|-------------|--|
| Date | Numerator | Denominator | CLEC Result | |
| Oct-02 | 29880 | 29880 | 100.00% | |
| Nov-02 | 28620 | 28620 | 100.00% | |
| Dec-02 | 29160 | 29160 | 100.00% | |
| Jan-03 | 29880 | 29880 | 100.00% | |
| Feb-03 | 26615 | 26640 | 99.91% | |
| Mar-03 | 28980 | 28980 | 100.00% | |
| Apr-03 | 28800 | 28800 | 100.00% | |
| May-03 | 29700 | 29700 | 100.00% | |
| Jun-03 | 28080 | 28080 | 100.00% | |
| Jul-03 | 29880 | 29880 | 100.00% | |
| Aug-03 | 28980 | 28980 | 100.00% | |
| Sep-03 | 28800 | 28800 | 100.00% | |



CLEC caused some IMA-bound internet traffic to get improperly rerouted to their routers instead of Qwest's, in August 2002 (GA-1A).

GA-2 - Gateway Availability - IMA-EDI

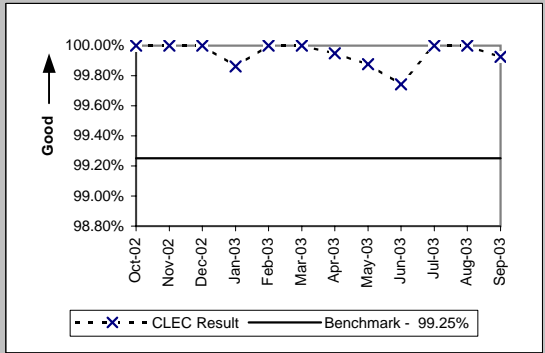
| Gateway Availability - IMA-EDI (Percent) (GA-2) (Benchmark) | | | |
|---|-----------|-------------|-------------|
| Date | Numerator | Denominator | CLEC Result |
| Oct-02 | 29750 | 29880 | 99.56% |
| Nov-02 | 28088 | 28260 | 99.39% |
| Dec-02 | 29071 | 29160 | 99.69% |
| Jan-03 | 28544 | 29520 | 96.69% |
| Feb-03 | 26610 | 26640 | 99.89% |
| Mar-03 | 28980 | 28980 | 100.00% |
| Apr-03 | 28440 | 28440 | 100.00% |
| May-03 | 29700 | 29700 | 100.00% |
| Jun-03 | 28080 | 28080 | 100.00% |
| Jul-03 | 29880 | 29880 | 100.00% |
| Aug-03 | 28500 | 28500 | 100.00% |
| Sep-03 | 28755 | 28800 | 99.84% |



CLEC caused some IMA-bound internet traffic to get improperly rerouted to their routers instead of Qwest's, in August 2002 (GA-2).

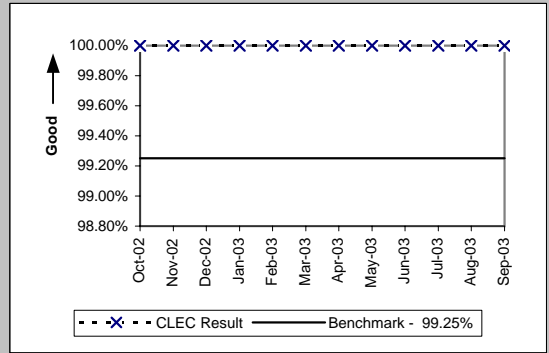
GA-3 - Gateway Availability - EB-TA

| Gateway Availability - EB-TA (Percent) (GA-3) (Benchmark) | | | | |
|---|-----------|-------------|-------------|---------|
| Date | Numerator | Denominator | CLEC Result | |
| Oct-02 | 42240 | 42240 | 42240 | 100.00% |
| Nov-02 | 41580 | 41580 | 41580 | 100.00% |
| Dec-02 | 42240 | 42240 | 42240 | 100.00% |
| Jan-03 | 43140 | 43200 | 43200 | 99.86% |
| Feb-03 | 38880 | 38880 | 38880 | 100.00% |
| Mar-03 | 42600 | 42600 | 42600 | 100.00% |
| Apr-03 | 41739 | 41760 | 41760 | 99.95% |
| May-03 | 43087 | 43140 | 43140 | 99.88% |
| Jun-03 | 40815 | 40920 | 40920 | 99.74% |
| Jul-03 | 43200 | 43200 | 43200 | 100.00% |
| Aug-03 | 42840 | 42840 | 42840 | 100.00% |
| Sep-03 | 41489 | 41520 | 41520 | 99.93% |



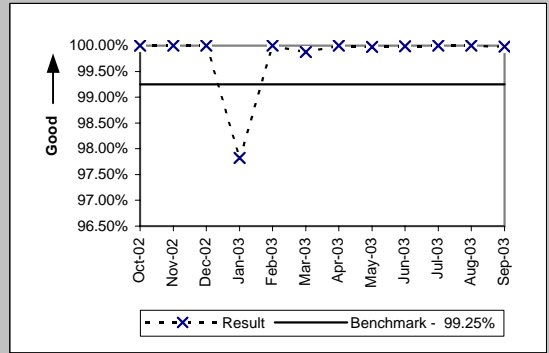
GA-4 - System Availability - EXACT

| System Availability - EXACT (Percent) (GA-4) (Benchmark) | | | | |
|--|-----------|-------------|-------------|--|
| Date | Numerator | Denominator | CLEC Result | |
| Oct-02 | 22860 | 22860 | 100.00% | |
| Nov-02 | 21600 | 21600 | 100.00% | |
| Dec-02 | 21960 | 21960 | 100.00% | |
| Jan-03 | 22860 | 22860 | 100.00% | |
| Feb-03 | 20160 | 20160 | 100.00% | |
| Mar-03 | 21600 | 21600 | 100.00% | |
| Apr-03 | 21960 | 21960 | 100.00% | |
| May-03 | 22500 | 22500 | 100.00% | |
| Jun-03 | 21060 | 21060 | 100.00% | |
| Jul-03 | 22860 | 22860 | 100.00% | |
| Aug-03 | 21600 | 21600 | 100.00% | |
| Sep-03 | 21960 | 21960 | 100.00% | |



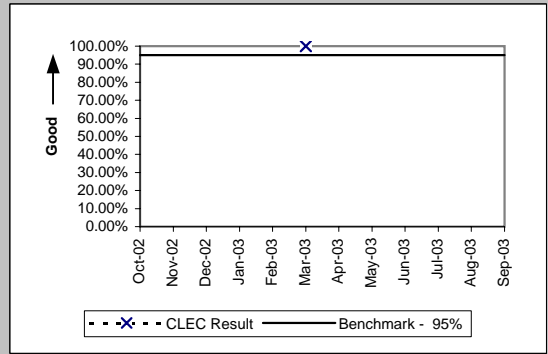
GA-6 - Gateway Availability - GUI - Repair

| Gateway Availability - GUI - Repair (Percent) (GA-6) (Benchmark) | | | | |
|--|-----------|-------------|---------|--|
| Date | Numerator | Denominator | Result | |
| Oct-02 | 38670 | 38670 | 100.00% | |
| Nov-02 | 37290 | 37290 | 100.00% | |
| Dec-02 | 38550 | 38550 | 100.00% | |
| Jan-03 | 38223 | 39075 | 97.82% | |
| Feb-03 | 35160 | 35160 | 100.00% | |
| Mar-03 | 38323 | 38370 | 99.88% | |
| Apr-03 | 37410 | 37410 | 100.00% | |
| May-03 | 38945 | 38955 | 99.97% | |
| Jun-03 | 37540 | 37545 | 99.99% | |
| Jul-03 | 39075 | 39075 | 100.00% | |
| Aug-03 | 38370 | 38370 | 100.00% | |
| Sep-03 | 37584 | 37590 | 99.98% | |



GA-7 - Timely Outage Resolution following Software Releases

| Timely Outage Resolution following Software Releases (Percent) (GA-7) (Benchmark) | | | |
|---|----------|------------|-------------|
| Date | CLEC Num | CLEC Denom | CLEC Result |
| Oct-02 | 0 | 0 | |
| Nov-02 | 0 | 0 | |
| Dec-02 | 0 | 0 | |
| Jan-03 | 0 | 0 | |
| Feb-03 | 0 | 0 | |
| Mar-03 | 1 | 1 | 100.00% |
| Apr-03 | 0 | 0 | |
| May-03 | 0 | 0 | |
| Jun-03 | 0 | 0 | |
| Jul-03 | 0 | 0 | |
| Aug-03 | 0 | 0 | |
| Sep-03 | 0 | 0 | |

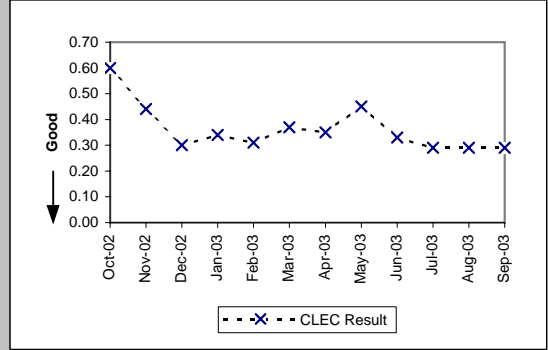


If the outage volume is less than 20 in the reporting month, the standard is 1 miss

PO-1 - Pre-Order/Order Response Times

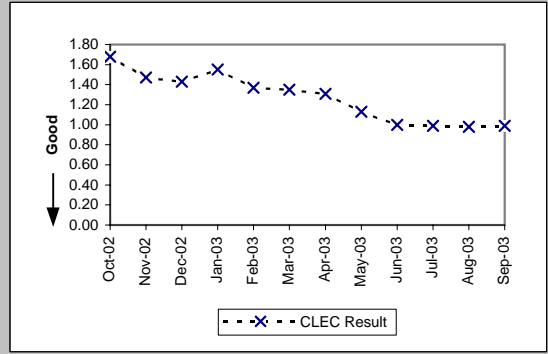
Pre-Order Response Times (Appt. Scheduler) (Avg Sec) IMA Request (PO-1 A-1(a)) (Diagnostic)

| Date | Numerator | Denominator | CLEC Result | Standard Dev |
|--------|-----------|-------------|-------------|--------------|
| Oct-02 | 1212 | 2020 | 0.60 | 0.23 |
| Nov-02 | 909.48 | 2067 | 0.44 | 0.33 |
| Dec-02 | 715.5 | 2385 | 0.30 | 0.28 |
| Jan-03 | 794.92 | 2338 | 0.34 | 0.62 |
| Feb-03 | 667.74 | 2154 | 0.31 | 0.46 |
| Mar-03 | 917.6 | 2480 | 0.37 | 0.72 |
| Apr-03 | 852.25 | 2435 | 0.35 | 0.31 |
| May-03 | 1044 | 2320 | 0.45 | 1.03 |
| Jun-03 | 790.68 | 2396 | 0.33 | 0.50 |
| Jul-03 | 760.67 | 2623 | 0.29 | 0.19 |
| Aug-03 | 769.95 | 2655 | 0.29 | 0.04 |
| Sep-03 | 780.39 | 2691 | 0.29 | 0.04 |



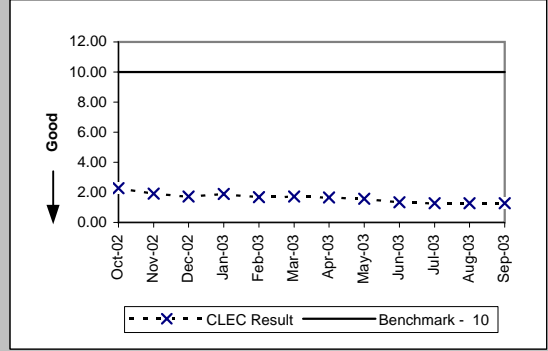
Pre-Order Response Times (Appt. Scheduler) (Avg Sec) IMA Response/Accept (PO-1 A-1(b,c)) (Diagnostic)

| Date | Numerator | Denominator | CLEC Result | Standard Dev |
|--------|-----------|-------------|-------------|--------------|
| Oct-02 | 3393.6 | 2020 | 1.68 | 1.99 |
| Nov-02 | 3038.49 | 2067 | 1.47 | 0.99 |
| Dec-02 | 3410.55 | 2385 | 1.43 | 1.63 |
| Jan-03 | 3623.9 | 2338 | 1.55 | 2.37 |
| Feb-03 | 2950.98 | 2154 | 1.37 | 0.92 |
| Mar-03 | 3348 | 2480 | 1.35 | 0.80 |
| Apr-03 | 3189.85 | 2435 | 1.31 | 0.72 |
| May-03 | 2621.6 | 2320 | 1.13 | 1.06 |
| Jun-03 | 2396 | 2396 | 1.00 | 1.32 |
| Jul-03 | 2596.77 | 2623 | 0.99 | 0.55 |
| Aug-03 | 2601.9 | 2655 | 0.98 | 0.44 |
| Sep-03 | 2664.09 | 2691 | 0.99 | 0.54 |



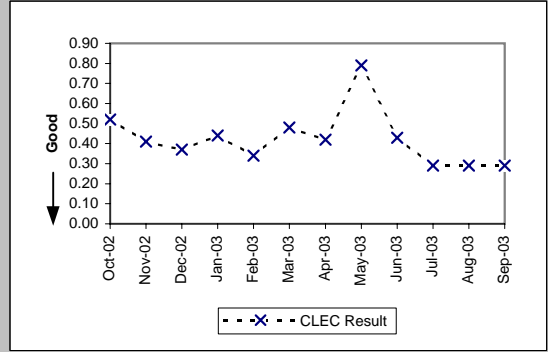
Pre-Order Response Times (Appt. Scheduler) (Avg Sec) IMA Aggregate (PO-1 A-1 Total) (Benchmark)

| Date | Numerator | Denominator | CLEC Result | Standard Dev |
|--------|-----------|-------------|-------------|--------------|
| Oct-02 | 4605.6 | 2020 | 2.28 | |
| Nov-02 | 3947.97 | 2067 | 1.91 | |
| Dec-02 | 4126.05 | 2385 | 1.73 | |
| Jan-03 | 4418.82 | 2338 | 1.89 | |
| Feb-03 | 3618.72 | 2154 | 1.68 | |
| Mar-03 | 4265.6 | 2480 | 1.72 | |
| Apr-03 | 4042.1 | 2435 | 1.66 | |
| May-03 | 3665.6 | 2320 | 1.58 | |
| Jun-03 | 3186.68 | 2396 | 1.33 | |
| Jul-03 | 3357.44 | 2623 | 1.28 | |
| Aug-03 | 3371.85 | 2655 | 1.27 | |
| Sep-03 | 3444.48 | 2691 | 1.28 | |



Pre-Order Response Times (Service Availability) (Avg Sec) IMA Request (PO-1 A-2(a)) (Diagnostic)

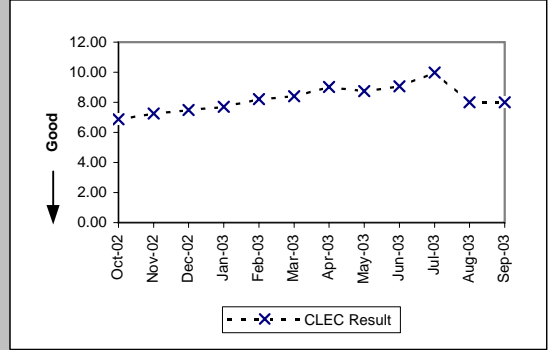
| Date | Numerator | Denominator | CLEC Result | Standard Dev |
|--------|-----------|-------------|-------------|--------------|
| Oct-02 | 2039.53 | 3887 | 0.52 | 0.26 |
| Nov-02 | 1552.83 | 3762 | 0.41 | 1.08 |
| Dec-02 | 1560.65 | 4271 | 0.37 | 0.90 |
| Jan-03 | 1870.28 | 4265 | 0.44 | 1.51 |
| Feb-03 | 1374.12 | 4095 | 0.34 | 0.87 |
| Mar-03 | 2163.78 | 4504 | 0.48 | 1.38 |
| Apr-03 | 1783.03 | 4240 | 0.42 | 0.70 |
| May-03 | 3323.91 | 4195 | 0.79 | 3.19 |
| Jun-03 | 1802.4 | 4229 | 0.43 | 1.15 |
| Jul-03 | 1254.61 | 4329 | 0.29 | 0.65 |
| Aug-03 | 1391.15 | 4804 | 0.29 | 0.13 |
| Sep-03 | 1510.49 | 5177 | 0.29 | 0.16 |



PO-1 - Pre-Order/Order Response Times

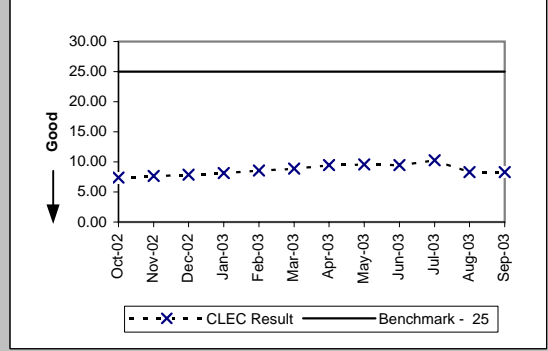
Pre-Order Response Times (Service Availability) (Avg Sec) IMA Response (PO-1 A-2(b)) (Diagnostic)

| Date | Numerator | Denominator | CLEC Result | Standard Dev |
|--------|-----------|-------------|-------------|--------------|
| Oct-02 | 26711.35 | 3887 | 6.87 | 6.82 |
| Nov-02 | 27276.78 | 3762 | 7.25 | 7.24 |
| Dec-02 | 32005.77 | 4271 | 7.49 | 7.60 |
| Jan-03 | 32867.53 | 4265 | 7.71 | 7.68 |
| Feb-03 | 33638.36 | 4095 | 8.21 | 7.60 |
| Mar-03 | 37811.82 | 4504 | 8.40 | 7.74 |
| Apr-03 | 38298.32 | 4240 | 9.03 | 7.92 |
| May-03 | 36725.28 | 4195 | 8.75 | 7.47 |
| Jun-03 | 38309.67 | 4229 | 9.06 | 7.93 |
| Jul-03 | 43189.51 | 4329 | 9.98 | 8.34 |
| Aug-03 | 38470.06 | 4804 | 8.01 | 7.92 |
| Sep-03 | 41370.6 | 5177 | 7.99 | 7.79 |



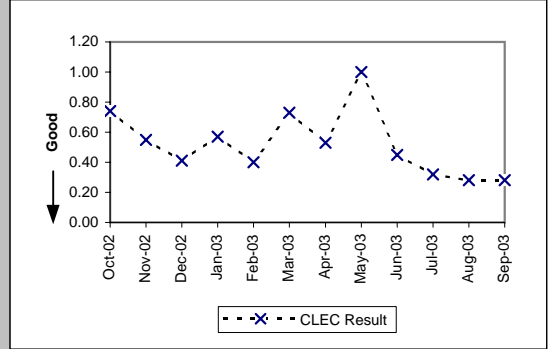
Pre-Order Response Times (Service Availability) (Avg Sec) IMA Aggregate (PO-1 A-2 Total) (Benchmark)

| Date | Numerator | Denominator | CLEC Result | Standard Dev |
|--------|-----------|-------------|-------------|--------------|
| Oct-02 | 28750.88 | 3887 | 7.40 | |
| Nov-02 | 28829.61 | 3762 | 7.66 | |
| Dec-02 | 33566.42 | 4271 | 7.86 | |
| Jan-03 | 34737.81 | 4265 | 8.14 | |
| Feb-03 | 35012.48 | 4095 | 8.55 | |
| Mar-03 | 39975.6 | 4504 | 8.88 | |
| Apr-03 | 40081.35 | 4240 | 9.45 | |
| May-03 | 40049.19 | 4195 | 9.55 | |
| Jun-03 | 40112.07 | 4229 | 9.48 | |
| Jul-03 | 44444.12 | 4329 | 10.27 | |
| Aug-03 | 39861.21 | 4804 | 8.30 | |
| Sep-03 | 42881.09 | 5177 | 8.28 | |



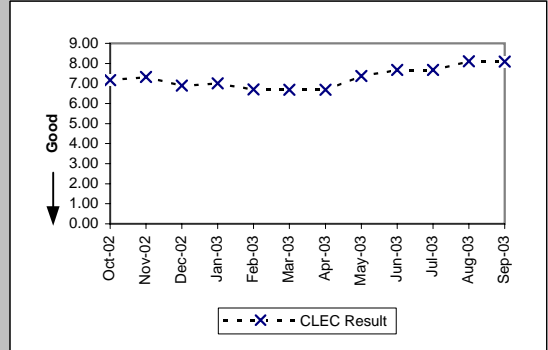
Pre-Order Response Times (Facility Check) (Avg Sec) IMA Request (PO-1 A-3(a)) (Diagnostic)

| Date | Numerator | Denominator | CLEC Result | Standard Dev |
|--------|-----------|-------------|-------------|--------------|
| Oct-02 | 481.74 | 651 | 0.74 | 0.15 |
| Nov-02 | 399.85 | 727 | 0.55 | 1.23 |
| Dec-02 | 351.37 | 857 | 0.41 | 1.01 |
| Jan-03 | 497.61 | 873 | 0.57 | 1.96 |
| Feb-03 | 337.6 | 844 | 0.40 | 2.13 |
| Mar-03 | 629.99 | 863 | 0.73 | 1.94 |
| Apr-03 | 444.67 | 839 | 0.53 | 1.10 |
| May-03 | 788 | 788 | 1.00 | 3.46 |
| Jun-03 | 365.85 | 813 | 0.45 | 1.38 |
| Jul-03 | 288.64 | 902 | 0.32 | 1.25 |
| Aug-03 | 326.2 | 1165 | 0.28 | 0.04 |
| Sep-03 | 343 | 1225 | 0.28 | 0.04 |



Pre-Order Response Times (Facility Check) (Avg Sec) IMA Response (PO-1 A-3(b)) (Diagnostic)

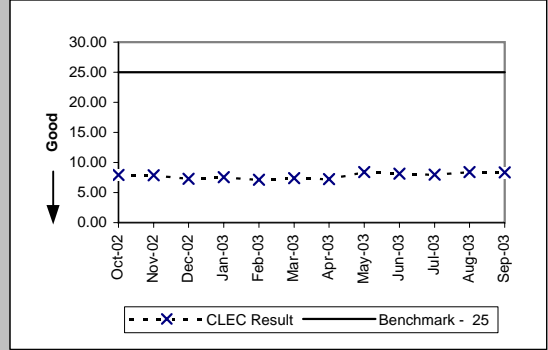
| Date | Numerator | Denominator | CLEC Result | Standard Dev |
|--------|-----------|-------------|-------------|--------------|
| Oct-02 | 4661.16 | 651 | 7.16 | 3.85 |
| Nov-02 | 5328.91 | 727 | 7.33 | 5.28 |
| Dec-02 | 5904.73 | 857 | 6.89 | 3.87 |
| Jan-03 | 6111 | 873 | 7.00 | 3.73 |
| Feb-03 | 5663.24 | 844 | 6.71 | 3.01 |
| Mar-03 | 5764.84 | 863 | 6.68 | 2.83 |
| Apr-03 | 5612.91 | 839 | 6.69 | 3.76 |
| May-03 | 5815.44 | 788 | 7.38 | 3.38 |
| Jun-03 | 6235.71 | 813 | 7.67 | 3.55 |
| Jul-03 | 6927.36 | 902 | 7.68 | 3.34 |
| Aug-03 | 9448.15 | 1165 | 8.11 | 5.58 |
| Sep-03 | 9910.25 | 1225 | 8.09 | 3.52 |



PO-1 - Pre-Order/Order Response Times

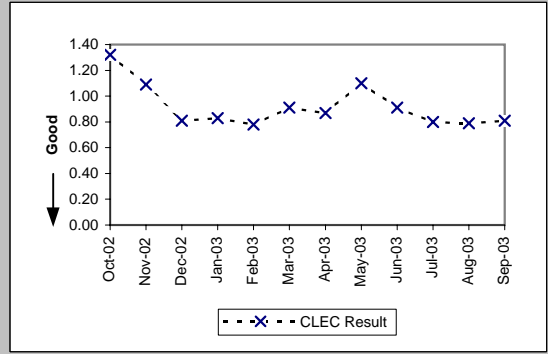
Pre-Order Response Times (Facility Check) (Avg Sec) IMA Aggregate (PO-1 A-3 Total) (Benchmark)

| Date | Numerator | Denominator | CLEC Result | Standard Dev |
|--------|-----------|-------------|-------------|--------------|
| Oct-02 | 5142.9 | 651 | 7.90 | |
| Nov-02 | 5728.76 | 727 | 7.88 | |
| Dec-02 | 6256.1 | 857 | 7.30 | |
| Jan-03 | 6608.61 | 873 | 7.57 | |
| Feb-03 | 6000.84 | 844 | 7.11 | |
| Mar-03 | 6394.83 | 863 | 7.41 | |
| Apr-03 | 6057.58 | 839 | 7.22 | |
| May-03 | 6603.44 | 788 | 8.38 | |
| Jun-03 | 6601.56 | 813 | 8.12 | |
| Jul-03 | 7216 | 902 | 8.00 | |
| Aug-03 | 9774.35 | 1165 | 8.39 | |
| Sep-03 | 10253.25 | 1225 | 8.37 | |



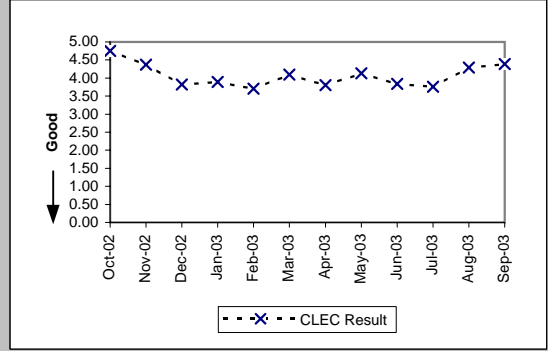
Pre-Order Response Times (Address Validation) (Avg Sec) IMA Request (PO-1 A-4(a)) (Diagnostic)

| Date | Numerator | Denominator | CLEC Result | Standard Dev |
|--------|-----------|-------------|-------------|--------------|
| Oct-02 | 11201.85 | 8471 | 1.32 | 0.41 |
| Nov-02 | 9215.81 | 8442 | 1.09 | 1.41 |
| Dec-02 | 7974.72 | 9793 | 0.81 | 1.59 |
| Jan-03 | 8073.03 | 9726 | 0.83 | 2.26 |
| Feb-03 | 6549.7 | 8364 | 0.78 | 1.75 |
| Mar-03 | 8271.13 | 9122 | 0.91 | 2.09 |
| Apr-03 | 7379.27 | 8486 | 0.87 | 1.29 |
| May-03 | 8875.3 | 8085 | 1.10 | 3.83 |
| Jun-03 | 7376.28 | 8069 | 0.91 | 2.44 |
| Jul-03 | 7118.93 | 8890 | 0.80 | 1.17 |
| Aug-03 | 6935.04 | 8740 | 0.79 | 0.59 |
| Sep-03 | 7162.69 | 8825 | 0.81 | 0.67 |



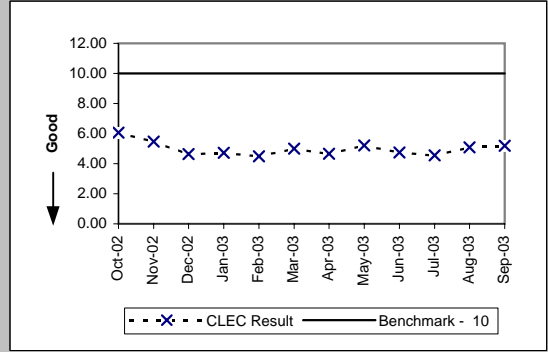
Pre-Order Response Times (Address Validation) (Avg Sec) IMA Response (PO-1 A-4(b)) (Diagnostic)

| Date | Numerator | Denominator | CLEC Result | Standard Dev |
|--------|-----------|-------------|-------------|--------------|
| Oct-02 | 40235.25 | 8471 | 4.75 | 1.85 |
| Nov-02 | 36933.66 | 8442 | 4.37 | 2.96 |
| Dec-02 | 37442.08 | 9793 | 3.82 | 2.78 |
| Jan-03 | 37834.67 | 9726 | 3.89 | 3.61 |
| Feb-03 | 30988.98 | 8364 | 3.71 | 2.45 |
| Mar-03 | 37426.15 | 9122 | 4.10 | 3.89 |
| Apr-03 | 32220.73 | 8486 | 3.80 | 2.59 |
| May-03 | 33355.93 | 8085 | 4.13 | 5.46 |
| Jun-03 | 30978.96 | 8069 | 3.84 | 3.24 |
| Jul-03 | 33391.62 | 8890 | 3.76 | 2.12 |
| Aug-03 | 37479.78 | 8740 | 4.29 | 1.69 |
| Sep-03 | 38729.07 | 8825 | 4.39 | 2.43 |



Pre-Order Response Times (Address Validation) (Avg Sec) IMA Aggregate (PO-1 A-4 Total) (Benchmark)

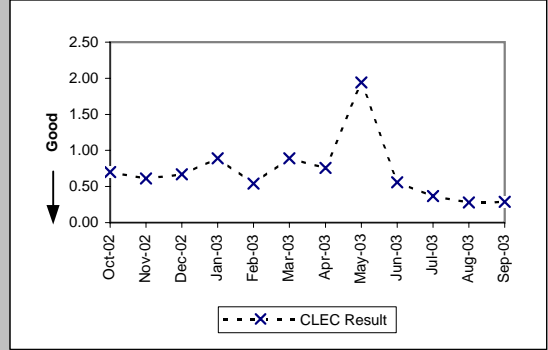
| Date | Numerator | Denominator | CLEC Result | Standard Dev |
|--------|-----------|-------------|-------------|--------------|
| Oct-02 | 51437.1 | 8471 | 6.07 | |
| Nov-02 | 46149.47 | 8442 | 5.47 | |
| Dec-02 | 45416.8 | 9793 | 4.64 | |
| Jan-03 | 45907.7 | 9726 | 4.72 | |
| Feb-03 | 37538.68 | 8364 | 4.49 | |
| Mar-03 | 45697.28 | 9122 | 5.01 | |
| Apr-03 | 39600 | 8486 | 4.67 | |
| May-03 | 42231.23 | 8085 | 5.22 | |
| Jun-03 | 38355.24 | 8069 | 4.75 | |
| Jul-03 | 40510.55 | 8890 | 4.56 | |
| Aug-03 | 44414.82 | 8740 | 5.08 | |
| Sep-03 | 45891.76 | 8825 | 5.20 | |



PO-1 - Pre-Order/Order Response Times

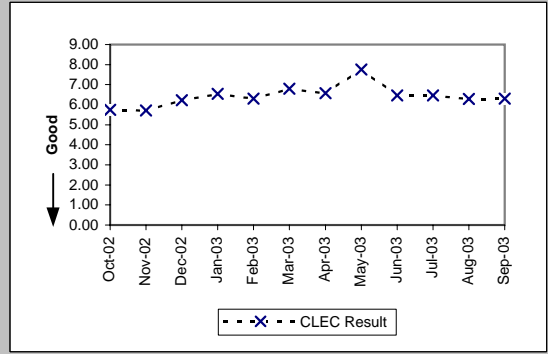
Pre-Order Response Times (Get CSR) (Avg Sec) IMA Request (PO-1 A-5(a)) (Diagnostic)

| Date | Numerator | Denominator | CLEC Result | Standard Dev |
|--------|-----------|-------------|-------------|--------------|
| Oct-02 | 735.15 | 1049 | 0.70 | 0.19 |
| Nov-02 | 651.62 | 1069 | 0.61 | 1.37 |
| Dec-02 | 764.17 | 1134 | 0.67 | 1.68 |
| Jan-03 | 1030.38 | 1162 | 0.89 | 2.53 |
| Feb-03 | 687.86 | 1268 | 0.54 | 1.85 |
| Mar-03 | 1211.62 | 1354 | 0.89 | 2.06 |
| Apr-03 | 882.16 | 1155 | 0.76 | 1.79 |
| May-03 | 1927.01 | 991 | 1.94 | 4.36 |
| Jun-03 | 635.81 | 1136 | 0.56 | 1.53 |
| Jul-03 | 490.53 | 1315 | 0.37 | 1.54 |
| Aug-03 | 330.33 | 1172 | 0.28 | 0.04 |
| Sep-03 | 351.5 | 1228 | 0.29 | 0.04 |



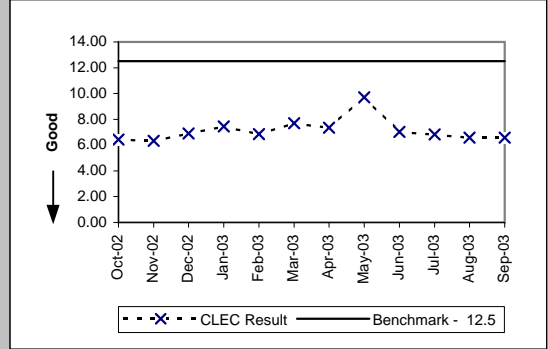
Pre-Order Response Times (Get CSR) (Avg Sec) IMA Response (PO-1 A-5(b)) (Diagnostic)

| Date | Numerator | Denominator | CLEC Result | Standard Dev |
|--------|-----------|-------------|-------------|--------------|
| Oct-02 | 6021.47 | 1049 | 5.74 | 2.08 |
| Nov-02 | 6107.13 | 1069 | 5.71 | 2.45 |
| Dec-02 | 7050.23 | 1134 | 6.22 | 2.36 |
| Jan-03 | 7609.42 | 1162 | 6.55 | 3.29 |
| Feb-03 | 7997.41 | 1268 | 6.31 | 2.94 |
| Mar-03 | 9202.32 | 1354 | 6.80 | 3.36 |
| Apr-03 | 7591.36 | 1155 | 6.57 | 3.02 |
| May-03 | 7694.54 | 991 | 7.76 | 4.85 |
| Jun-03 | 7335.02 | 1136 | 6.46 | 2.67 |
| Jul-03 | 8488.67 | 1315 | 6.46 | 2.59 |
| Aug-03 | 7376.27 | 1172 | 6.29 | 1.11 |
| Sep-03 | 7731.55 | 1228 | 6.30 | 1.59 |



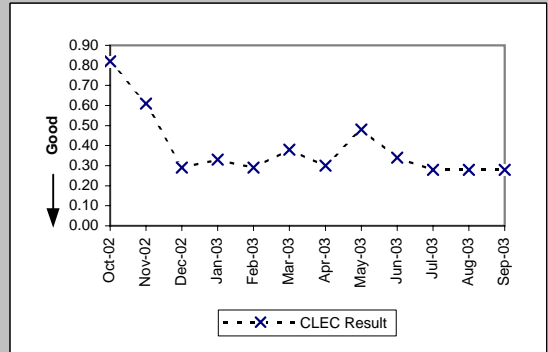
Pre-Order Response Times (Get CSR) (Avg Sec) IMA Aggregate (PO-1 A-5 Total) (Benchmark)

| Date | Numerator | Denominator | CLEC Result | Standard Dev |
|--------|-----------|-------------|-------------|--------------|
| Oct-02 | 6756.62 | 1049 | 6.44 | |
| Nov-02 | 6758.75 | 1069 | 6.32 | |
| Dec-02 | 7814.4 | 1134 | 6.89 | |
| Jan-03 | 8639.8 | 1162 | 7.44 | |
| Feb-03 | 8685.27 | 1268 | 6.85 | |
| Mar-03 | 10413.94 | 1354 | 7.69 | |
| Apr-03 | 8473.52 | 1155 | 7.34 | |
| May-03 | 9621.55 | 991 | 9.71 | |
| Jun-03 | 7970.83 | 1136 | 7.02 | |
| Jul-03 | 8979.2 | 1315 | 6.83 | |
| Aug-03 | 7706.6 | 1172 | 6.58 | |
| Sep-03 | 8083.05 | 1228 | 6.58 | |



Pre-Order Response Times (TN Reservation) (Avg Sec) IMA Request (PO-1 A-6(a)) (Diagnostic)

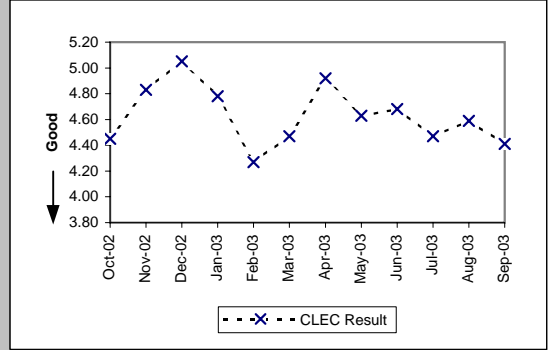
| Date | Numerator | Denominator | CLEC Result | Standard Dev |
|--------|-----------|-------------|-------------|--------------|
| Oct-02 | 1049.46 | 1274 | 0.82 | 0.22 |
| Nov-02 | 775.33 | 1266 | 0.61 | 0.41 |
| Dec-02 | 396.92 | 1370 | 0.29 | 0.10 |
| Jan-03 | 417.65 | 1276 | 0.33 | 0.51 |
| Feb-03 | 405.8 | 1392 | 0.29 | 0.03 |
| Mar-03 | 521.47 | 1377 | 0.38 | 0.74 |
| Apr-03 | 413.85 | 1392 | 0.30 | 0.08 |
| May-03 | 552.23 | 1149 | 0.48 | 1.40 |
| Jun-03 | 444.34 | 1310 | 0.34 | 0.61 |
| Jul-03 | 418.07 | 1479 | 0.28 | 0.06 |
| Aug-03 | 519.09 | 1834 | 0.28 | 0.04 |
| Sep-03 | 544.35 | 1912 | 0.28 | 0.04 |



PO-1 - Pre-Order/Order Response Times

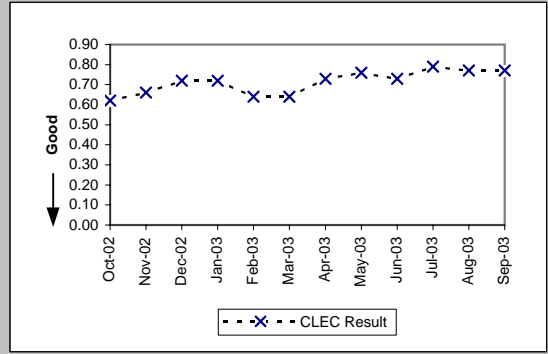
Pre-Order Response Times (TN Reservation) (Avg Sec) IMA Response (PO-1 A-6(b)) (Diagnostic)

| Date | Numerator | Denominator | CLEC Result | Standard Dev |
|--------|-----------|-------------|-------------|--------------|
| Oct-02 | 5667.25 | 1274 | 4.45 | 2.62 |
| Nov-02 | 6119.71 | 1266 | 4.83 | 2.78 |
| Dec-02 | 6922.34 | 1370 | 5.05 | 2.59 |
| Jan-03 | 6101.12 | 1276 | 4.78 | 2.00 |
| Feb-03 | 5939.29 | 1392 | 4.27 | 1.70 |
| Mar-03 | 6151.51 | 1377 | 4.47 | 2.43 |
| Apr-03 | 6855.59 | 1392 | 4.92 | 2.49 |
| May-03 | 5320.21 | 1149 | 4.63 | 2.14 |
| Jun-03 | 6127.57 | 1310 | 4.68 | 2.33 |
| Jul-03 | 6617.57 | 1479 | 4.47 | 2.03 |
| Aug-03 | 8413.87 | 1834 | 4.59 | 2.12 |
| Sep-03 | 8432.09 | 1912 | 4.41 | 2.38 |



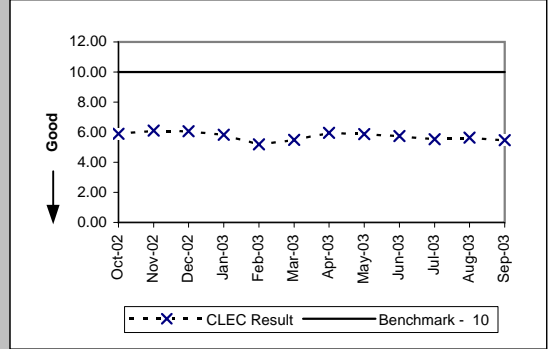
Pre-Order Response Times (TN Reservation) (Avg Sec) IMA Accept (PO-1 A-6(c)) (Diagnostic)

| Date | Numerator | Denominator | CLEC Result | Standard Dev |
|--------|-----------|-------------|-------------|--------------|
| Oct-02 | 794 | 1274 | 0.62 | 0.23 |
| Nov-02 | 837.3 | 1266 | 0.66 | 0.28 |
| Dec-02 | 984.95 | 1370 | 0.72 | 0.16 |
| Jan-03 | 915.01 | 1276 | 0.72 | 0.24 |
| Feb-03 | 886.44 | 1392 | 0.64 | 0.17 |
| Mar-03 | 881.7 | 1377 | 0.64 | 0.24 |
| Apr-03 | 1014.47 | 1392 | 0.73 | 0.23 |
| May-03 | 870.46 | 1149 | 0.76 | 0.41 |
| Jun-03 | 958.88 | 1310 | 0.73 | 0.17 |
| Jul-03 | 1163.07 | 1479 | 0.79 | 0.26 |
| Aug-03 | 1414.05 | 1834 | 0.77 | 0.24 |
| Sep-03 | 1477.51 | 1912 | 0.77 | 0.21 |



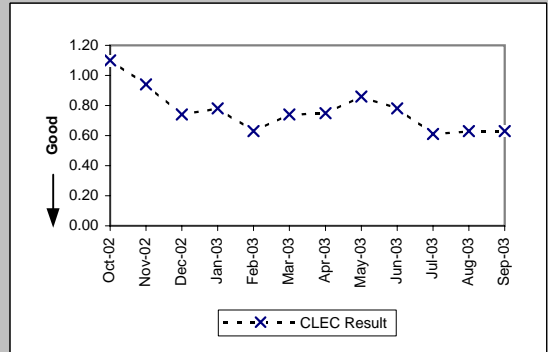
Pre-Order Response Times (TN Reservation) (Avg Sec) IMA Aggregate (PO-1 A-6 Total) (Benchmark)

| Date | Numerator | Denominator | CLEC Result | Standard Dev |
|--------|-----------|-------------|-------------|--------------|
| Oct-02 | 7510.71 | 1274 | 5.90 | |
| Nov-02 | 7732.34 | 1266 | 6.11 | |
| Dec-02 | 8304.21 | 1370 | 6.06 | |
| Jan-03 | 7433.78 | 1276 | 5.83 | |
| Feb-03 | 7231.53 | 1392 | 5.20 | |
| Mar-03 | 7554.68 | 1377 | 5.49 | |
| Apr-03 | 8283.91 | 1392 | 5.95 | |
| May-03 | 6742.9 | 1149 | 5.87 | |
| Jun-03 | 7530.79 | 1310 | 5.75 | |
| Jul-03 | 8198.71 | 1479 | 5.54 | |
| Aug-03 | 10347.01 | 1834 | 5.64 | |
| Sep-03 | 10453.95 | 1912 | 5.47 | |



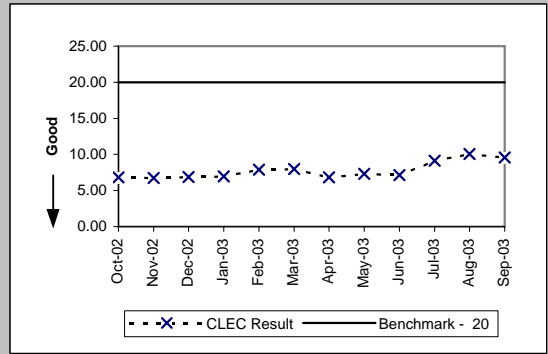
Pre-Order Response Times (Loop Qualification Tools) (Avg Sec) IMA Request (PO-1 A-7(a)) (Diagnostic)

| Date | Numerator | Denominator | CLEC Result | Standard Dev |
|--------|-----------|-------------|-------------|--------------|
| Oct-02 | 3607.39 | 3271 | 1.10 | 0.20 |
| Nov-02 | 3048.64 | 3255 | 0.94 | 0.71 |
| Dec-02 | 2794.57 | 3777 | 0.74 | 0.80 |
| Jan-03 | 2964.43 | 3816 | 0.78 | 1.29 |
| Feb-03 | 2315.97 | 3669 | 0.63 | 0.60 |
| Mar-03 | 2923.8 | 3949 | 0.74 | 1.25 |
| Apr-03 | 2709.64 | 3614 | 0.75 | 0.66 |
| May-03 | 2993.16 | 3466 | 0.86 | 2.03 |
| Jun-03 | 2775.64 | 3561 | 0.78 | 1.25 |
| Jul-03 | 2383.51 | 3935 | 0.61 | 0.49 |
| Aug-03 | 2554.38 | 4060 | 0.63 | 0.29 |
| Sep-03 | 2485.56 | 3976 | 0.63 | 0.29 |

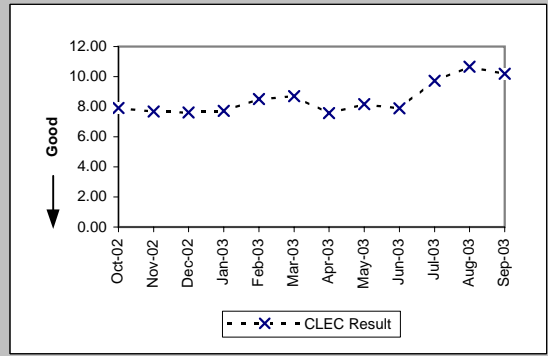


PO-1 - Pre-Order/Order Response Times

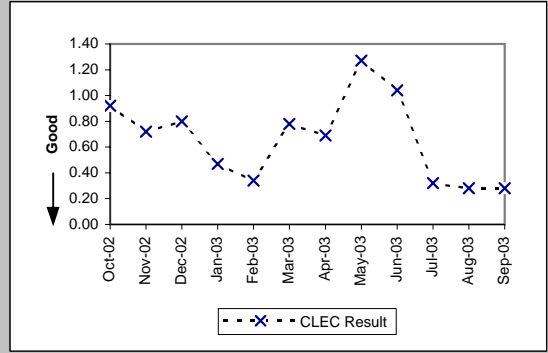
| Pre-Order Response Times (Loop Qualification Tools) (Avg Sec) IMA Response (PO-1 A-7(b)) (Benchmark) | | | | |
|--|-----------|-------------|-------------|--------------|
| Date | Numerator | Denominator | CLEC Result | Standard Dev |
| Oct-02 | 22294.57 | 3271 | 6.82 | 9.31 |
| Nov-02 | 21933.43 | 3255 | 6.74 | 9.02 |
| Dec-02 | 25981.04 | 3777 | 6.88 | 7.68 |
| Jan-03 | 26480.49 | 3816 | 6.94 | 7.43 |
| Feb-03 | 28921.84 | 3669 | 7.88 | 7.10 |
| Mar-03 | 31458.32 | 3949 | 7.97 | 7.50 |
| Apr-03 | 24684.83 | 3614 | 6.83 | 5.62 |
| May-03 | 25320.1 | 3466 | 7.31 | 7.65 |
| Jun-03 | 25347.64 | 3561 | 7.12 | 5.39 |
| Jul-03 | 35847.55 | 3935 | 9.11 | 10.23 |
| Aug-03 | 40771.63 | 4060 | 10.04 | 12.46 |
| Sep-03 | 38041.87 | 3976 | 9.57 | 11.29 |



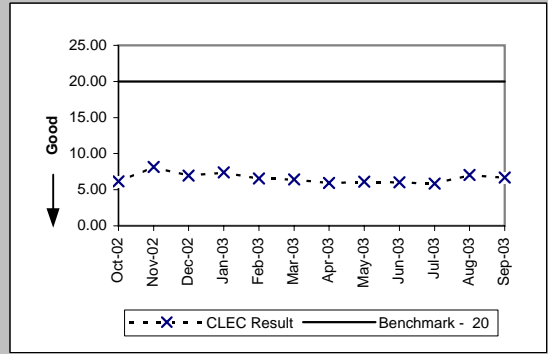
| Pre-Order Response Times (Loop Qualification Tools) (Avg Sec) IMA Aggregate (PO-1 A-7 Total) (Diagnostic) | | | | |
|---|-----------|-------------|-------------|--------------|
| Date | Numerator | Denominator | CLEC Result | Standard Dev |
| Oct-02 | 25901.96 | 3271 | 7.92 | |
| Nov-02 | 24982.07 | 3255 | 7.68 | |
| Dec-02 | 28775.61 | 3777 | 7.62 | |
| Jan-03 | 29444.92 | 3816 | 7.72 | |
| Feb-03 | 31237.81 | 3669 | 8.51 | |
| Mar-03 | 34382.12 | 3949 | 8.71 | |
| Apr-03 | 27394.47 | 3614 | 7.58 | |
| May-03 | 28313.26 | 3466 | 8.17 | |
| Jun-03 | 28123.28 | 3561 | 7.90 | |
| Jul-03 | 38231.06 | 3935 | 9.72 | |
| Aug-03 | 43326.01 | 4060 | 10.67 | |
| Sep-03 | 40527.43 | 3976 | 10.19 | |



| Pre-Order Response Times (Resale of Qwest DSL Qualification) (Avg Sec) IMA Request (PO-1 A-8(a)) (Diagnostic) | | | | |
|---|-----------|-------------|-------------|--------------|
| Date | Numerator | Denominator | CLEC Result | Standard Dev |
| Oct-02 | 391.92 | 426 | 0.92 | 0.09 |
| Nov-02 | 280.8 | 390 | 0.72 | 0.95 |
| Dec-02 | 389.6 | 487 | 0.80 | 2.14 |
| Jan-03 | 225.6 | 480 | 0.47 | 1.66 |
| Feb-03 | 151.64 | 446 | 0.34 | 1.48 |
| Mar-03 | 387.66 | 497 | 0.78 | 2.28 |
| Apr-03 | 347.76 | 504 | 0.69 | 1.26 |
| May-03 | 567.69 | 447 | 1.27 | 3.55 |
| Jun-03 | 455.52 | 438 | 1.04 | 2.73 |
| Jul-03 | 170.56 | 533 | 0.32 | 0.49 |
| Aug-03 | 171.64 | 613 | 0.28 | 0.04 |
| Sep-03 | 171.08 | 611 | 0.28 | 0.04 |

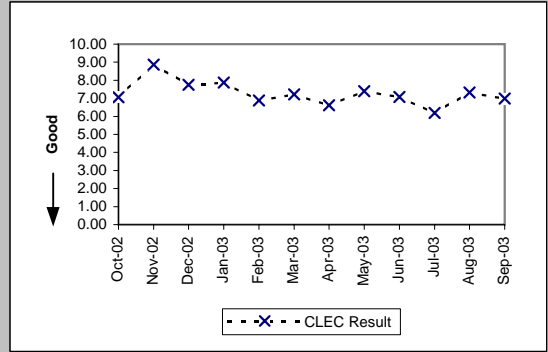


| Pre-Order Response Times (Resale of Qwest DSL Qualification) (Avg Sec) IMA Response (PO-1 A-8(b)) (Benchmark) | | | | |
|---|-----------|-------------|-------------|--------------|
| Date | Numerator | Denominator | CLEC Result | Standard Dev |
| Oct-02 | 2615.64 | 426 | 6.14 | 9.93 |
| Nov-02 | 3174.6 | 390 | 8.14 | 15.63 |
| Dec-02 | 3379.78 | 487 | 6.94 | 7.35 |
| Jan-03 | 3552 | 480 | 7.40 | 10.25 |
| Feb-03 | 2916.84 | 446 | 6.54 | 7.30 |
| Mar-03 | 3200.68 | 497 | 6.44 | 7.22 |
| Apr-03 | 2988.72 | 504 | 5.93 | 7.49 |
| May-03 | 2740.11 | 447 | 6.13 | 7.41 |
| Jun-03 | 2645.52 | 438 | 6.04 | 8.30 |
| Jul-03 | 3128.71 | 533 | 5.87 | 8.19 |
| Aug-03 | 4315.52 | 613 | 7.04 | 12.50 |
| Sep-03 | 4093.7 | 611 | 6.70 | 12.36 |

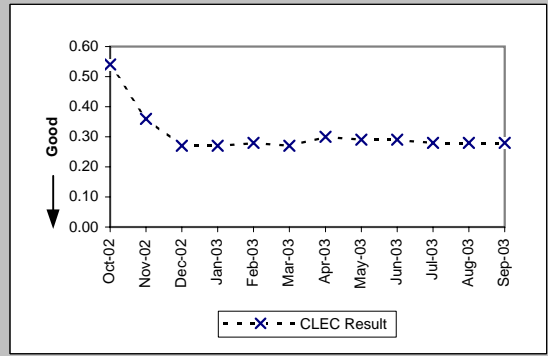


PO-1 - Pre-Order/Order Response Times

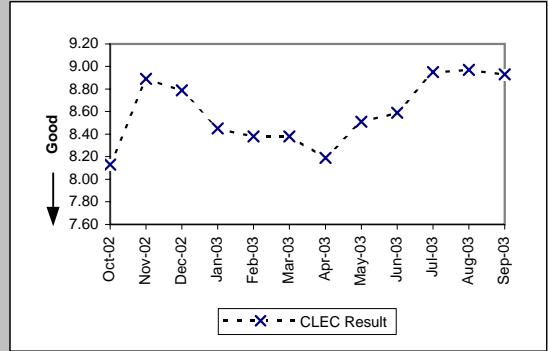
| Pre-Order Response Times (Resale of Qwest DSL Qualification) (Avg Sec) IMA Aggregate (PO-1 A-8 Total) (Diagnostic) | | | | |
|--|-----------|-------------|-------------|--------------|
| Date | Numerator | Denominator | CLEC Result | Standard Dev |
| Oct-02 | 3007.56 | 426 | 7.06 | |
| Nov-02 | 3455.4 | 390 | 8.86 | |
| Dec-02 | 3769.38 | 487 | 7.74 | |
| Jan-03 | 3777.6 | 480 | 7.87 | |
| Feb-03 | 3068.48 | 446 | 6.88 | |
| Mar-03 | 3588.34 | 497 | 7.22 | |
| Apr-03 | 3336.48 | 504 | 6.62 | |
| May-03 | 3307.8 | 447 | 7.40 | |
| Jun-03 | 3101.04 | 438 | 7.08 | |
| Jul-03 | 3299.27 | 533 | 6.19 | |
| Aug-03 | 4487.16 | 613 | 7.32 | |
| Sep-03 | 4264.78 | 611 | 6.98 | |



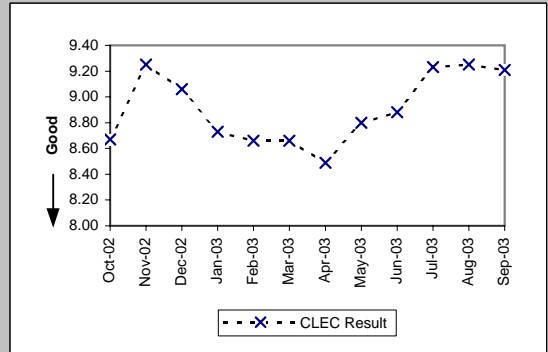
| Pre-Order Response Times (Connecting Facility Assignment) (Avg Sec) IMA Request (PO-1 A-9(a)) (Diagnostic) | | | | |
|--|-----------|-------------|-------------|--------------|
| Date | Numerator | Denominator | CLEC Result | Standard Dev |
| Oct-02 | 457.65 | 845 | 0.54 | 0.34 |
| Nov-02 | 326.16 | 898 | 0.36 | 0.18 |
| Dec-02 | 271.36 | 1007 | 0.27 | 0.04 |
| Jan-03 | 270.2 | 983 | 0.27 | 0.04 |
| Feb-03 | 262.92 | 938 | 0.28 | 0.05 |
| Mar-03 | 292.81 | 1067 | 0.27 | 0.05 |
| Apr-03 | 242.4 | 817 | 0.30 | 0.03 |
| May-03 | 303.38 | 1047 | 0.29 | 0.05 |
| Jun-03 | 281.55 | 972 | 0.29 | 0.03 |
| Jul-03 | 297.37 | 1060 | 0.28 | 0.04 |
| Aug-03 | 232.51 | 817 | 0.28 | 0.04 |
| Sep-03 | 229.16 | 816 | 0.28 | 0.04 |



| Pre-Order Response Times (Connecting Facility Assignment) (Avg Sec) IMA Response (PO-1 A-9(b)) (Diagnostic) | | | | |
|---|-----------|-------------|-------------|--------------|
| Date | Numerator | Denominator | CLEC Result | Standard Dev |
| Oct-02 | 6868.01 | 845 | 8.13 | 4.62 |
| Nov-02 | 7983.31 | 898 | 8.89 | 3.80 |
| Dec-02 | 8856.22 | 1007 | 8.79 | 3.63 |
| Jan-03 | 8310.19 | 983 | 8.45 | 4.21 |
| Feb-03 | 7859.64 | 938 | 8.38 | 3.87 |
| Mar-03 | 8946.76 | 1067 | 8.38 | 4.42 |
| Apr-03 | 6693.06 | 817 | 8.19 | 4.07 |
| May-03 | 8912.11 | 1047 | 8.51 | 4.24 |
| Jun-03 | 8347.51 | 972 | 8.59 | 3.20 |
| Jul-03 | 9484.07 | 1060 | 8.95 | 4.69 |
| Aug-03 | 7328.29 | 817 | 8.97 | 3.07 |
| Sep-03 | 7286.51 | 816 | 8.93 | 4.82 |



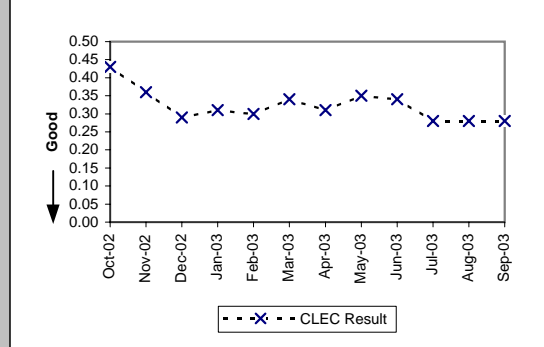
| Pre-Order Response Times (Connecting Facility Assignment) (Avg Sec) IMA Aggregate (PO-1 A-9 Total) (Benchmark) | | | | |
|--|-----------|-------------|-------------|--------------|
| Date | Numerator | Denominator | CLEC Result | Standard Dev |
| Oct-02 | 7325.66 | 845 | 8.67 | |
| Nov-02 | 8309.47 | 898 | 9.25 | |
| Dec-02 | 9127.58 | 1007 | 9.06 | |
| Jan-03 | 8580.39 | 983 | 8.73 | |
| Feb-03 | 8122.56 | 938 | 8.66 | |
| Mar-03 | 9239.57 | 1067 | 8.66 | |
| Apr-03 | 6935.46 | 817 | 8.49 | |
| May-03 | 9215.49 | 1047 | 8.80 | |
| Jun-03 | 8629.06 | 972 | 8.88 | |
| Jul-03 | 9781.44 | 1060 | 9.23 | |
| Aug-03 | 7560.8 | 817 | 9.25 | |
| Sep-03 | 7515.67 | 816 | 9.21 | |



PO-1 - Pre-Order/Order Response Times

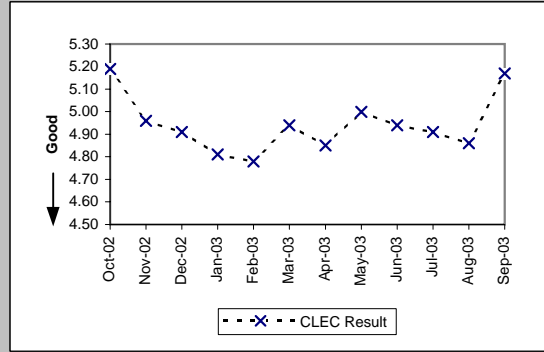
Pre-Order Response Times (Meet Point Inquiry) (Avg Sec) IMA Request (PO-1 A-10(a)) (Diagnostic)

| Date | Numerator | Denominator | CLEC Result | Standard Dev |
|--------|-----------|-------------|-------------|--------------|
| Oct-02 | 241.85 | 564 | 0.43 | 0.10 |
| Nov-02 | 195.07 | 539 | 0.36 | 0.23 |
| Dec-02 | 175.27 | 614 | 0.29 | 0.24 |
| Jan-03 | 193.3 | 624 | 0.31 | 0.35 |
| Feb-03 | 176.79 | 580 | 0.30 | 0.21 |
| Mar-03 | 222.91 | 659 | 0.34 | 0.40 |
| Apr-03 | 193.4 | 630 | 0.31 | 0.11 |
| May-03 | 221.4 | 630 | 0.35 | 0.51 |
| Jun-03 | 220.17 | 655 | 0.34 | 0.25 |
| Jul-03 | 189.9 | 683 | 0.28 | 0.17 |
| Aug-03 | 177.86 | 628 | 0.28 | 0.04 |
| Sep-03 | 177.6 | 624 | 0.28 | 0.04 |



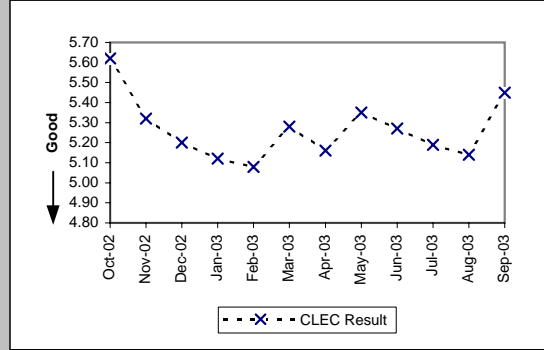
Pre-Order Response Times (Meet Point Inquiry) (Avg Sec) IMA Response (PO-1 A-10(b)) (Diagnostic)

| Date | Numerator | Denominator | CLEC Result | Standard Dev |
|--------|-----------|-------------|-------------|--------------|
| Oct-02 | 2929.24 | 564 | 5.19 | 4.36 |
| Nov-02 | 2673.13 | 539 | 4.96 | 1.08 |
| Dec-02 | 3014.89 | 614 | 4.91 | 2.25 |
| Jan-03 | 3002.9 | 624 | 4.81 | 1.03 |
| Feb-03 | 2770.45 | 580 | 4.78 | 1.36 |
| Mar-03 | 3255.34 | 659 | 4.94 | 1.68 |
| Apr-03 | 3057.8 | 630 | 4.85 | 1.27 |
| May-03 | 3149.17 | 630 | 5.00 | 1.01 |
| Jun-03 | 3234.56 | 655 | 4.94 | 0.91 |
| Jul-03 | 3352.01 | 683 | 4.91 | 2.41 |
| Aug-03 | 3049.88 | 628 | 4.86 | 1.79 |
| Sep-03 | 3224.18 | 624 | 5.17 | 1.77 |



Pre-Order Response Times (Meet Point Inquiry) (Avg Sec) IMA Aggregate (PO-1 A-10 Total) (Benchmark)

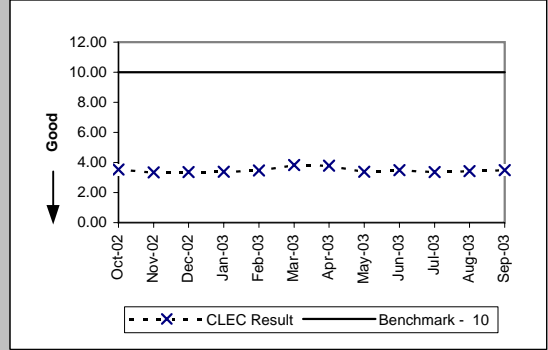
| Date | Numerator | Denominator | CLEC Result | Standard Dev |
|--------|-----------|-------------|-------------|--------------|
| Oct-02 | 3171.09 | 564 | 5.62 | |
| Nov-02 | 2868.2 | 539 | 5.32 | |
| Dec-02 | 3190.16 | 614 | 5.20 | |
| Jan-03 | 3196.2 | 624 | 5.12 | |
| Feb-03 | 2947.24 | 580 | 5.08 | |
| Mar-03 | 3478.25 | 659 | 5.28 | |
| Apr-03 | 3251.2 | 630 | 5.16 | |
| May-03 | 3370.57 | 630 | 5.35 | |
| Jun-03 | 3454.73 | 655 | 5.27 | |
| Jul-03 | 3541.91 | 683 | 5.19 | |
| Aug-03 | 3227.74 | 628 | 5.14 | |
| Sep-03 | 3401.78 | 624 | 5.45 | |



PO-1 - Pre-Order/Order Response Times

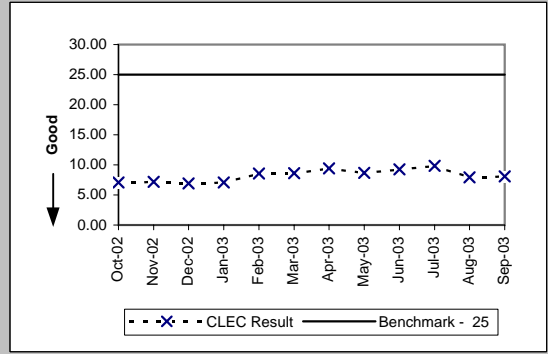
Pre-Order Response Times (Appt. Scheduler) (Avg Sec) EDI Request/Response (PO-1 B-1) (Benchmark)

| Date | Numerator | Denominator | CLEC Result | Standard Dev |
|--------|-----------|-------------|-------------|--------------|
| Oct-02 | 16701.72 | 4718 | 3.54 | 3.24 |
| Nov-02 | 17578.42 | 5263 | 3.34 | 0.86 |
| Dec-02 | 19034.4 | 5665 | 3.36 | 0.90 |
| Jan-03 | 18126.33 | 5347 | 3.39 | 0.75 |
| Feb-03 | 14390.09 | 4147 | 3.47 | 0.93 |
| Mar-03 | 20226.23 | 5281 | 3.83 | 3.52 |
| Apr-03 | 20457.36 | 5412 | 3.78 | 1.70 |
| May-03 | 18780.6 | 5540 | 3.39 | 1.39 |
| Jun-03 | 18578 | 5308 | 3.50 | 2.90 |
| Jul-03 | 20597.44 | 6112 | 3.37 | 0.95 |
| Aug-03 | 22202.64 | 6492 | 3.42 | 1.80 |
| Sep-03 | 19453.2 | 5590 | 3.48 | 2.38 |



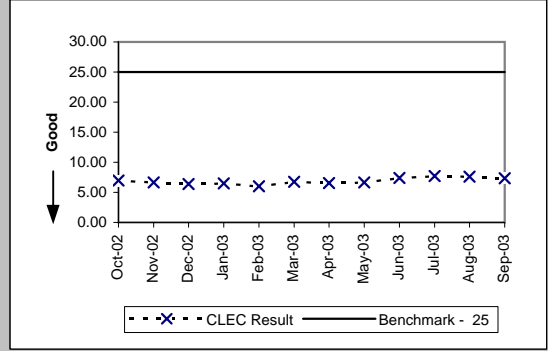
Pre-Order Response Times (Service Availability) (Avg Sec) EDI Request/Response (PO-1 B-2) (Benchmark)

| Date | Numerator | Denominator | CLEC Result | Standard Dev |
|--------|-----------|-------------|-------------|--------------|
| Oct-02 | 32027.67 | 4527 | 7.07 | 7.77 |
| Nov-02 | 35892.88 | 4986 | 7.20 | 7.90 |
| Dec-02 | 37076.72 | 5372 | 6.90 | 7.94 |
| Jan-03 | 36889.02 | 5200 | 7.09 | 8.15 |
| Feb-03 | 36168.16 | 4223 | 8.56 | 8.85 |
| Mar-03 | 42543.29 | 4939 | 8.61 | 9.10 |
| Apr-03 | 47052.22 | 5005 | 9.40 | 9.18 |
| May-03 | 45526.26 | 5245 | 8.68 | 8.29 |
| Jun-03 | 45648.86 | 4937 | 9.25 | 9.10 |
| Jul-03 | 54120.53 | 5506 | 9.83 | 9.83 |
| Aug-03 | 55339.86 | 7009 | 7.90 | 9.09 |
| Sep-03 | 49419.06 | 6129 | 8.06 | 9.17 |



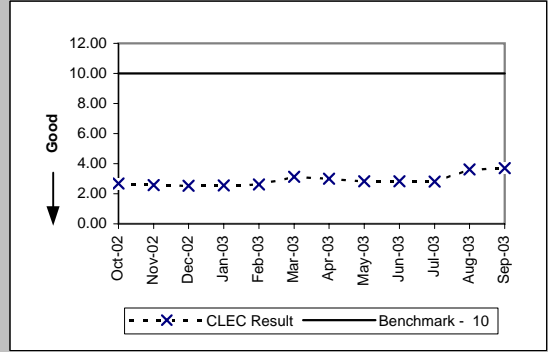
Pre-Order Response Times (Facility Check) (Avg Sec) EDI Request/Response (PO-1 B-3) (Benchmark)

| Date | Numerator | Denominator | CLEC Result | Standard Dev |
|--------|-----------|-------------|-------------|--------------|
| Oct-02 | 2623.92 | 377 | 6.96 | 3.49 |
| Nov-02 | 2945.95 | 443 | 6.65 | 2.54 |
| Dec-02 | 3051.23 | 479 | 6.37 | 4.83 |
| Jan-03 | 3016 | 464 | 6.50 | 3.58 |
| Feb-03 | 2277.79 | 379 | 6.01 | 2.65 |
| Mar-03 | 2717.52 | 402 | 6.76 | 4.68 |
| Apr-03 | 2965.12 | 452 | 6.56 | 4.09 |
| May-03 | 3127.44 | 471 | 6.64 | 2.31 |
| Jun-03 | 3273.77 | 443 | 7.39 | 3.05 |
| Jul-03 | 3814.24 | 496 | 7.69 | 3.92 |
| Aug-03 | 4544.8 | 598 | 7.60 | 4.91 |
| Sep-03 | 3471.82 | 473 | 7.34 | 6.28 |



Pre-Order Response Times (Address Validation) (Avg Sec) EDI Request/Response (PO-1 B-4) (Benchmark)

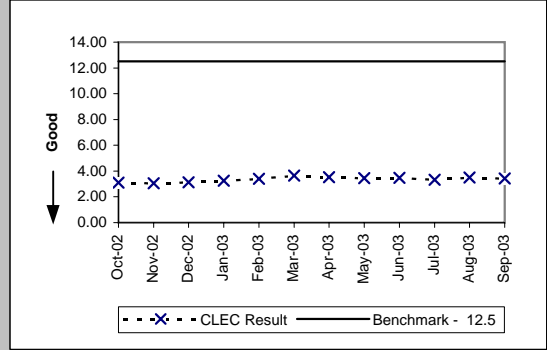
| Date | Numerator | Denominator | CLEC Result | Standard Dev |
|--------|-----------|-------------|-------------|--------------|
| Oct-02 | 20578.57 | 7646 | 2.69 | 2.56 |
| Nov-02 | 21808.48 | 8470 | 2.57 | 1.01 |
| Dec-02 | 23247.19 | 9145 | 2.54 | 0.87 |
| Jan-03 | 22346.26 | 8736 | 2.56 | 1.38 |
| Feb-03 | 17850.21 | 6832 | 2.61 | 1.43 |
| Mar-03 | 24797.56 | 7930 | 3.13 | 4.93 |
| Apr-03 | 24607.61 | 8240 | 2.99 | 2.14 |
| May-03 | 24047.48 | 8494 | 2.83 | 0.96 |
| Jun-03 | 22680.19 | 7981 | 2.84 | 1.93 |
| Jul-03 | 25490.68 | 9059 | 2.81 | 0.89 |
| Aug-03 | 31690.96 | 8789 | 3.61 | 1.82 |
| Sep-03 | 29693.51 | 8023 | 3.70 | 2.47 |



PO-1 - Pre-Order/Order Response Times

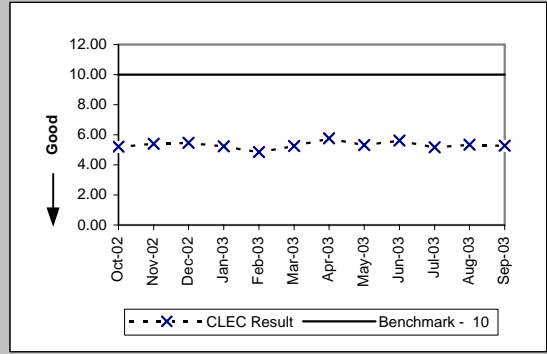
Pre-Order Response Times (Get CSR) (Avg Sec) EDI Request/Response (PO-1 B-5) (Benchmark)

| Date | Numerator | Denominator | CLEC Result | Standard Dev |
|--------|-----------|-------------|-------------|--------------|
| Oct-02 | 5016.66 | 1616 | 3.10 | 3.43 |
| Nov-02 | 6679.11 | 2192 | 3.05 | 0.85 |
| Dec-02 | 7307.72 | 2329 | 3.14 | 1.11 |
| Jan-03 | 7358.7 | 2261 | 3.25 | 1.42 |
| Feb-03 | 6296.96 | 1844 | 3.41 | 2.16 |
| Mar-03 | 6991.14 | 1914 | 3.65 | 5.16 |
| Apr-03 | 7635.3 | 2164 | 3.53 | 2.19 |
| May-03 | 7251.04 | 2110 | 3.44 | 2.07 |
| Jun-03 | 7200.57 | 2077 | 3.47 | 1.48 |
| Jul-03 | 7663.81 | 2299 | 3.33 | 0.84 |
| Aug-03 | 7186.87 | 2047 | 3.51 | 1.94 |
| Sep-03 | 6449.64 | 1881 | 3.43 | 0.98 |



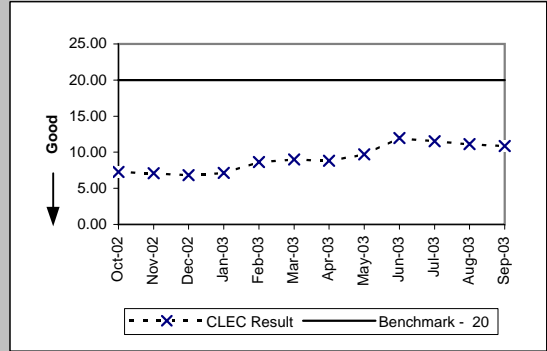
Pre-Order Response Times (TN Reservation) (Avg Sec) EDI Request/Response (PO-1 B-6) (Benchmark)

| Date | Numerator | Denominator | CLEC Result | Standard Dev |
|--------|-----------|-------------|-------------|--------------|
| Oct-02 | 12514.03 | 2404 | 5.21 | 2.68 |
| Nov-02 | 14190.93 | 2622 | 5.41 | 2.71 |
| Dec-02 | 15630.38 | 2865 | 5.46 | 2.37 |
| Jan-03 | 14404.45 | 2747 | 5.24 | 2.18 |
| Feb-03 | 10803.68 | 2225 | 4.86 | 1.90 |
| Mar-03 | 14354.86 | 2735 | 5.25 | 3.18 |
| Apr-03 | 15797.36 | 2741 | 5.76 | 2.55 |
| May-03 | 15024.63 | 2831 | 5.31 | 2.83 |
| Jun-03 | 14834.49 | 2640 | 5.62 | 2.59 |
| Jul-03 | 15805.08 | 3049 | 5.18 | 1.97 |
| Aug-03 | 16059.11 | 3009 | 5.34 | 2.00 |
| Sep-03 | 15046.26 | 2850 | 5.28 | 2.75 |



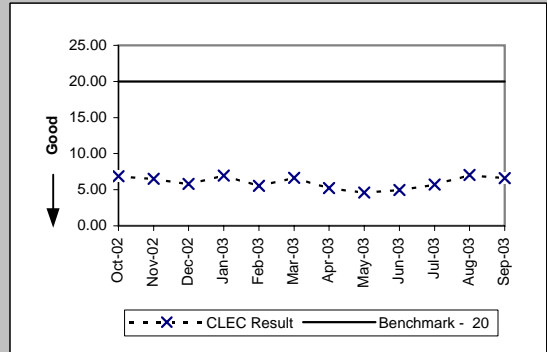
Pre-Order Response Times (Loop Qualification Tools) (Avg Sec) EDI Request/Response (PO-1 B-7) (Benchmark)

| Date | Numerator | Denominator | CLEC Result | Standard Dev |
|--------|-----------|-------------|-------------|--------------|
| Oct-02 | 18604.03 | 2555 | 7.28 | 14.08 |
| Nov-02 | 19412.29 | 2739 | 7.09 | 14.00 |
| Dec-02 | 20578.47 | 3007 | 6.84 | 12.75 |
| Jan-03 | 20739.06 | 2912 | 7.12 | 13.21 |
| Feb-03 | 20513.51 | 2374 | 8.64 | 12.43 |
| Mar-03 | 22912.09 | 2551 | 8.98 | 13.04 |
| Apr-03 | 25014.79 | 2841 | 8.80 | 13.58 |
| May-03 | 28369.29 | 2921 | 9.71 | 17.77 |
| Jun-03 | 32326.56 | 2702 | 11.96 | 22.49 |
| Jul-03 | 35069.64 | 3042 | 11.53 | 21.76 |
| Aug-03 | 33637.58 | 3021 | 11.13 | 21.08 |
| Sep-03 | 31513.85 | 2897 | 10.88 | 19.67 |



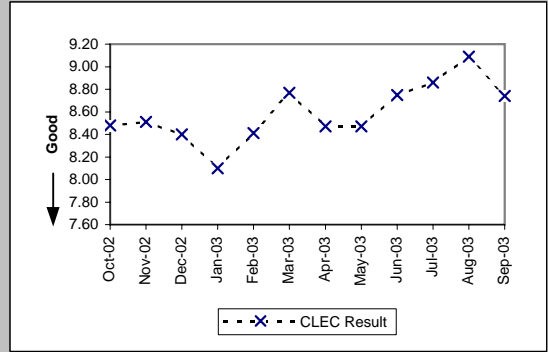
Pre-Order Response Times (Resale of Qwest DSL Qualification) (Avg Sec) EDI Request/Response (PO-1 B-8) (Benchmark)

| Date | Numerator | Denominator | CLEC Result | Standard Dev |
|--------|-----------|-------------|-------------|--------------|
| Oct-02 | 5634.72 | 819 | 6.88 | 11.52 |
| Nov-02 | 5819.94 | 894 | 6.51 | 14.15 |
| Dec-02 | 5627.88 | 972 | 5.79 | 7.26 |
| Jan-03 | 6521.52 | 937 | 6.96 | 10.79 |
| Feb-03 | 4253.4 | 765 | 5.56 | 6.82 |
| Mar-03 | 5329.33 | 799 | 6.67 | 9.99 |
| Apr-03 | 4765.86 | 913 | 5.22 | 6.97 |
| May-03 | 4407.76 | 952 | 4.63 | 6.12 |
| Jun-03 | 4437.18 | 891 | 4.98 | 8.39 |
| Jul-03 | 5711.3 | 995 | 5.74 | 9.29 |
| Aug-03 | 6812.07 | 969 | 7.03 | 11.70 |
| Sep-03 | 6233.23 | 943 | 6.61 | 10.66 |

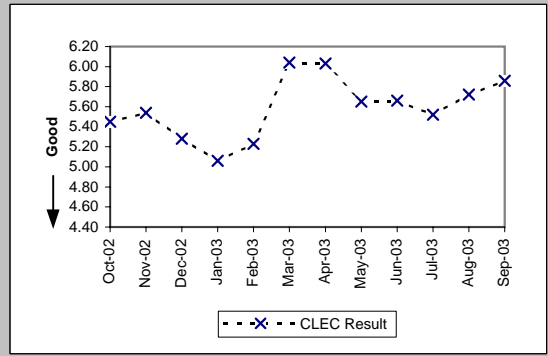


PO-1 - Pre-Order/Order Response Times

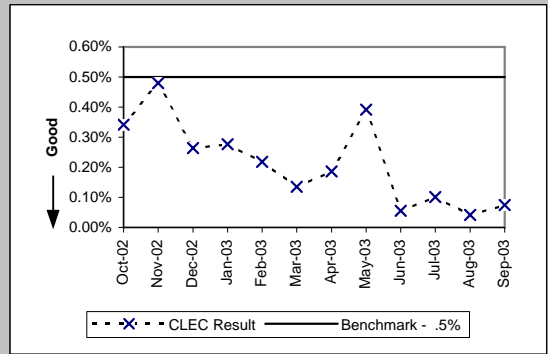
| Pre-Order Response Times (Connecting Facility Assignment) (Avg Sec) EDI Request/Response (PO-1 B-9) (Benchmark) | | | | |
|---|-----------|-------------|-------------|--------------|
| Date | Numerator | Denominator | CLEC Result | Standard Dev |
| Oct-02 | 6192.67 | 730 | 8.48 | 5.41 |
| Nov-02 | 7223.89 | 849 | 8.51 | 5.41 |
| Dec-02 | 7805.47 | 929 | 8.40 | 3.98 |
| Jan-03 | 7226.84 | 892 | 8.10 | 3.29 |
| Feb-03 | 6119.66 | 728 | 8.41 | 5.06 |
| Mar-03 | 6655.08 | 759 | 8.77 | 5.97 |
| Apr-03 | 5621.86 | 664 | 8.47 | 4.24 |
| May-03 | 7615.1 | 899 | 8.47 | 4.33 |
| Jun-03 | 7423.23 | 848 | 8.75 | 4.41 |
| Jul-03 | 8335.6 | 941 | 8.86 | 3.42 |
| Aug-03 | 8463.5 | 931 | 9.09 | 3.33 |
| Sep-03 | 7802.57 | 893 | 8.74 | 4.48 |



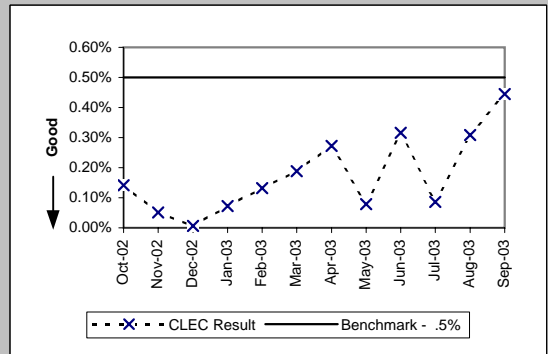
| Pre-Order Response Times (Meet Point Inquiry) (Avg Sec) EDI Request/Response (PO-1 B-10) (Benchmark) | | | | |
|--|-----------|-------------|-------------|--------------|
| Date | Numerator | Denominator | CLEC Result | Standard Dev |
| Oct-02 | 4417.68 | 811 | 5.45 | 1.39 |
| Nov-02 | 4867.08 | 879 | 5.54 | 2.17 |
| Dec-02 | 5099.78 | 965 | 5.28 | 1.85 |
| Jan-03 | 4740.59 | 937 | 5.06 | 0.74 |
| Feb-03 | 3964.69 | 758 | 5.23 | 2.01 |
| Mar-03 | 4754.37 | 787 | 6.04 | 6.98 |
| Apr-03 | 5530.29 | 917 | 6.03 | 4.51 |
| May-03 | 5370.15 | 951 | 5.65 | 0.95 |
| Jun-03 | 5035.5 | 889 | 5.66 | 2.03 |
| Jul-03 | 5491.14 | 995 | 5.52 | 0.84 |
| Aug-03 | 5508.49 | 963 | 5.72 | 3.60 |
| Sep-03 | 5507.65 | 940 | 5.86 | 2.73 |



| Pre-Order Response Times (Timeout) (Percent) IMA Total (PO-1C -1) (Benchmark) | | | | |
|---|-----------|-------------|-------------|--------------|
| Date | Numerator | Denominator | CLEC Result | Standard Dev |
| Oct-02 | 77 | 22535 | 0.34% | 5.84% |
| Nov-02 | 108 | 22523 | 0.48% | 6.91% |
| Dec-02 | 68 | 25763 | 0.26% | 5.13% |
| Jan-03 | 71 | 25614 | 0.28% | 5.26% |
| Feb-03 | 52 | 23802 | 0.22% | 4.67% |
| Mar-03 | 35 | 25907 | 0.14% | 3.67% |
| Apr-03 | 45 | 24157 | 0.19% | 4.31% |
| May-03 | 91 | 23209 | 0.39% | 6.25% |
| Jun-03 | 13 | 23592 | 0.06% | 2.35% |
| Jul-03 | 26 | 25775 | 0.10% | 3.17% |
| Aug-03 | 11 | 26499 | 0.04% | 2.04% |
| Sep-03 | 20 | 27105 | 0.07% | 2.72% |

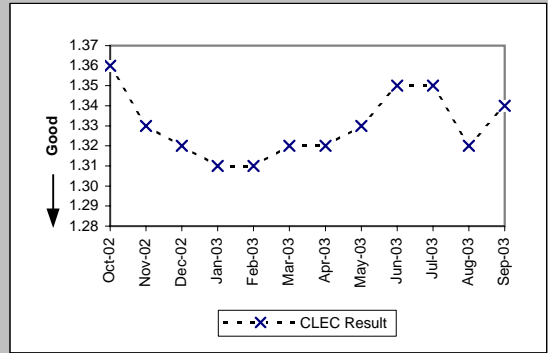


| Pre-Order Response Times (Timeout) (Percent) EDI Total (PO-1C -2) (Benchmark) | | | | |
|---|-----------|-------------|-------------|--------------|
| Date | Numerator | Denominator | CLEC Result | Standard Dev |
| Oct-02 | 37 | 26240 | 0.14% | 3.75% |
| Nov-02 | 15 | 29352 | 0.05% | 2.26% |
| Dec-02 | 2 | 31730 | 0.01% | 0.79% |
| Jan-03 | 22 | 30455 | 0.07% | 2.69% |
| Feb-03 | 32 | 24307 | 0.13% | 3.63% |
| Mar-03 | 53 | 28150 | 0.19% | 4.34% |
| Apr-03 | 80 | 29429 | 0.27% | 5.21% |
| May-03 | 24 | 30438 | 0.08% | 2.81% |
| Jun-03 | 91 | 28807 | 0.32% | 5.61% |
| Jul-03 | 28 | 32522 | 0.09% | 2.93% |
| Aug-03 | 105 | 33933 | 0.31% | 5.55% |
| Sep-03 | 137 | 30756 | 0.45% | 6.66% |

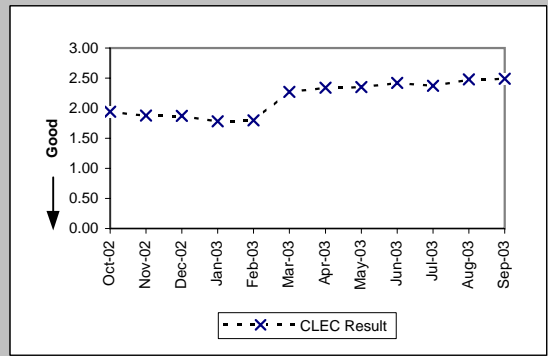


PO-1 - Pre-Order/Order Response Times

| Pre-Order Response Times (Rejected Query) (Avg Sec) IMA Total (PO-1D -1) (Diagnostic) | | | | | |
|---|-----------|-------------|-------------|--------------|--|
| Date | Numerator | Denominator | CLEC Result | Standard Dev | |
| Oct-02 | 10504.64 | 7724 | 1.36 | 1.74 | |
| Nov-02 | 11348.89 | 8533 | 1.33 | 1.31 | |
| Dec-02 | 11844.36 | 8973 | 1.32 | 1.24 | |
| Jan-03 | 11699.61 | 8931 | 1.31 | 1.27 | |
| Feb-03 | 11155.96 | 8516 | 1.31 | 1.26 | |
| Mar-03 | 12558.48 | 9514 | 1.32 | 1.26 | |
| Apr-03 | 11992.2 | 9085 | 1.32 | 1.25 | |
| May-03 | 12507.32 | 9404 | 1.33 | 1.27 | |
| Jun-03 | 11796.3 | 8738 | 1.35 | 1.31 | |
| Jul-03 | 12945.15 | 9589 | 1.35 | 1.37 | |
| Aug-03 | 11762.52 | 8911 | 1.32 | 1.28 | |
| Sep-03 | 11979.6 | 8940 | 1.34 | 1.43 | |

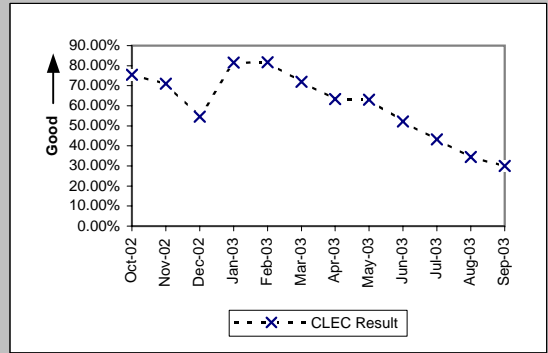


| Pre-Order Response Times (Rejected Query) (Avg Sec) EDI Total (PO-1D -2) (Diagnostic) | | | | |
|---|-----------|-------------|-------------|--------------|
| Date | Numerator | Denominator | CLEC Result | Standard Dev |
| Oct-02 | 13725.5 | 7075 | 1.94 | 2.58 |
| Nov-02 | 14601.96 | 7767 | 1.88 | 2.41 |
| Dec-02 | 15739.79 | 8417 | 1.87 | 3.28 |
| Jan-03 | 14435.8 | 8110 | 1.78 | 1.86 |
| Feb-03 | 11863.8 | 6591 | 1.80 | 1.42 |
| Mar-03 | 15215.81 | 6703 | 2.27 | 5.67 |
| Apr-03 | 18652.14 | 7971 | 2.34 | 2.44 |
| May-03 | 19314.65 | 8219 | 2.35 | 2.36 |
| Jun-03 | 18646.1 | 7705 | 2.42 | 3.55 |
| Jul-03 | 20813.34 | 8782 | 2.37 | 2.94 |
| Aug-03 | 23106.16 | 9317 | 2.48 | 3.05 |
| Sep-03 | 20325.87 | 8163 | 2.49 | 3.70 |

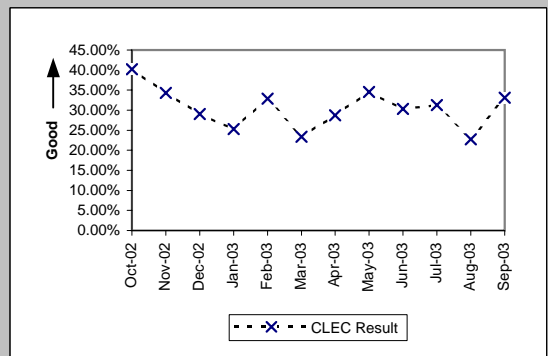


PO-2A-1 - Electronic Flow-through for LSRs received via IMA GUI (Percent)

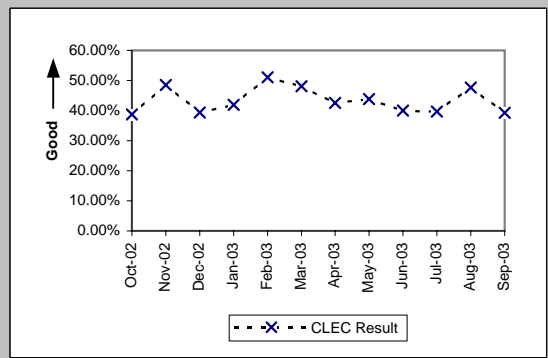
| Resale Aggregate W/O UNE-P-POTS (Diagnostic) | | | | | |
|--|----------|------------|-------------|--------------|--|
| Date | CLEC Num | CLEC Denom | CLEC Result | CLEC Std Dev | |
| Oct-02 | 1608 | 2130 | 75.49% | 43.01% | |
| Nov-02 | 1278 | 1800 | 71.00% | 45.38% | |
| Dec-02 | 1454 | 2665 | 54.56% | 49.79% | |
| Jan-03 | 2575 | 3160 | 81.49% | 38.84% | |
| Feb-03 | 2326 | 2847 | 81.70% | 38.67% | |
| Mar-03 | 1979 | 2749 | 71.99% | 44.90% | |
| Apr-03 | 1565 | 2468 | 63.41% | 48.17% | |
| May-03 | 1261 | 2002 | 62.99% | 48.28% | |
| Jun-03 | 757 | 1449 | 52.24% | 49.95% | |
| Jul-03 | 869 | 2013 | 43.17% | 49.53% | |
| Aug-03 | 664 | 1924 | 34.51% | 47.54% | |
| Sep-03 | 605 | 2022 | 29.92% | 45.79% | |



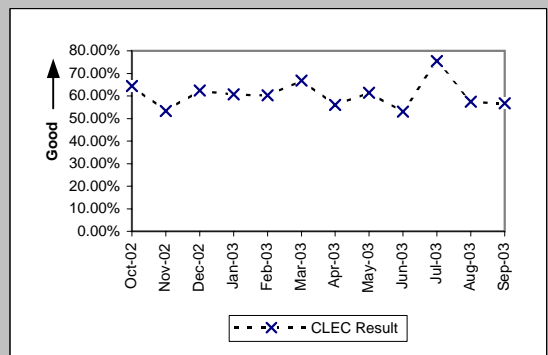
| Unbundled Loop Aggregate (Diagnostic) | | | | | |
|---------------------------------------|----------|------------|-------------|--------------|--|
| Date | CLEC Num | CLEC Denom | CLEC Result | CLEC Std Dev | |
| Oct-02 | 512 | 1273 | 40.22% | 49.03% | |
| Nov-02 | 333 | 971 | 34.29% | 47.47% | |
| Dec-02 | 316 | 1088 | 29.04% | 45.40% | |
| Jan-03 | 291 | 1149 | 25.33% | 43.49% | |
| Feb-03 | 347 | 1056 | 32.86% | 46.97% | |
| Mar-03 | 218 | 931 | 23.42% | 42.35% | |
| Apr-03 | 307 | 1069 | 28.72% | 45.24% | |
| May-03 | 360 | 1042 | 34.55% | 47.55% | |
| Jun-03 | 290 | 957 | 30.30% | 45.96% | |
| Jul-03 | 328 | 1049 | 31.27% | 46.36% | |
| Aug-03 | 229 | 1008 | 22.72% | 41.90% | |
| Sep-03 | 338 | 1021 | 33.10% | 47.06% | |



| LNP (Diagnostic) | | | | | |
|------------------|----------|------------|-------------|--------------|--|
| Date | CLEC Num | CLEC Denom | CLEC Result | CLEC Std Dev | |
| Oct-02 | 634 | 1636 | 38.75% | 48.72% | |
| Nov-02 | 660 | 1361 | 48.49% | 49.98% | |
| Dec-02 | 365 | 927 | 39.37% | 48.86% | |
| Jan-03 | 310 | 740 | 41.89% | 49.34% | |
| Feb-03 | 256 | 501 | 51.10% | 49.99% | |
| Mar-03 | 219 | 455 | 48.13% | 49.97% | |
| Apr-03 | 224 | 527 | 42.50% | 49.44% | |
| May-03 | 208 | 475 | 43.79% | 49.61% | |
| Jun-03 | 146 | 365 | 40.00% | 48.99% | |
| Jul-03 | 215 | 542 | 39.67% | 48.92% | |
| Aug-03 | 204 | 428 | 47.66% | 49.95% | |
| Sep-03 | 170 | 433 | 39.26% | 48.83% | |

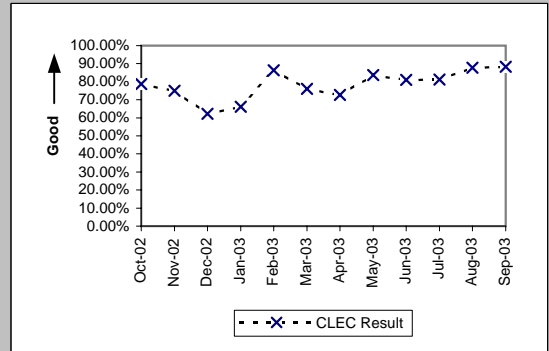


| UNE - P (POTS) (Diagnostic) | | | | | |
|-----------------------------|----------|------------|-------------|--------------|--|
| Date | CLEC Num | CLEC Denom | CLEC Result | CLEC Std Dev | |
| Oct-02 | 1974 | 3068 | 64.34% | 47.90% | |
| Nov-02 | 1164 | 2182 | 53.35% | 49.89% | |
| Dec-02 | 1323 | 2119 | 62.44% | 48.43% | |
| Jan-03 | 2321 | 3824 | 60.70% | 48.84% | |
| Feb-03 | 2494 | 4136 | 60.30% | 48.93% | |
| Mar-03 | 4258 | 6370 | 66.84% | 47.08% | |
| Apr-03 | 2775 | 4947 | 56.09% | 49.63% | |
| May-03 | 3062 | 4985 | 61.42% | 48.68% | |
| Jun-03 | 2666 | 5021 | 53.10% | 49.90% | |
| Jul-03 | 5943 | 7869 | 75.52% | 42.99% | |
| Aug-03 | 2399 | 4171 | 57.52% | 49.43% | |
| Sep-03 | 2762 | 4872 | 56.69% | 49.55% | |

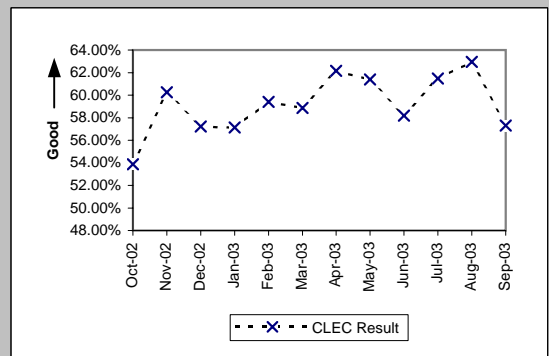


PO-2A-2 - Electronic Flow-through for LSRs received via IMA EDI (Percent)

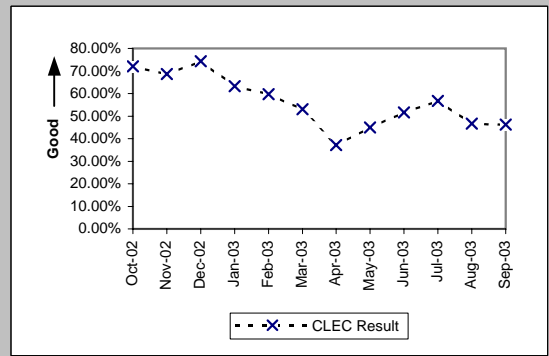
| Resale Aggregate W/O UNE-P-POTS (Diagnostic) | | | | | |
|--|----------|------------|-------------|--------------|--|
| Date | CLEC Num | CLEC Denom | CLEC Result | CLEC Std Dev | |
| Oct-02 | 126 | 160 | 78.75% | 40.91% | |
| Nov-02 | 84 | 112 | 75.00% | 43.30% | |
| Dec-02 | 43 | 69 | 62.32% | 48.46% | |
| Jan-03 | 37 | 56 | 66.07% | 47.35% | |
| Feb-03 | 107 | 124 | 86.29% | 34.39% | |
| Mar-03 | 54 | 71 | 76.06% | 42.67% | |
| Apr-03 | 40 | 55 | 72.73% | 44.54% | |
| May-03 | 36 | 43 | 83.72% | 36.92% | |
| Jun-03 | 34 | 42 | 80.95% | 39.27% | |
| Jul-03 | 26 | 32 | 81.25% | 39.03% | |
| Aug-03 | 72 | 82 | 87.80% | 32.72% | |
| Sep-03 | 45 | 51 | 88.24% | 32.22% | |



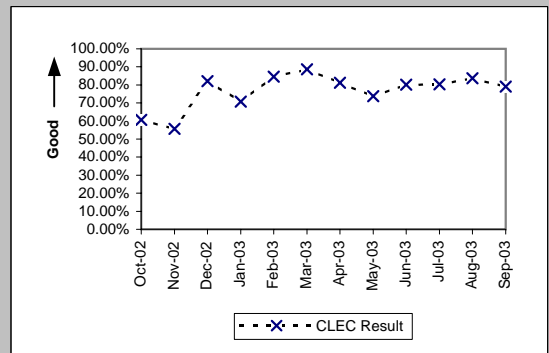
| Unbundled Loop Aggregate (Diagnostic) | | | | | |
|---------------------------------------|----------|------------|-------------|--------------|--|
| Date | CLEC Num | CLEC Denom | CLEC Result | CLEC Std Dev | |
| Oct-02 | 652 | 1210 | 53.88% | 49.85% | |
| Nov-02 | 782 | 1298 | 60.25% | 48.94% | |
| Dec-02 | 761 | 1330 | 57.22% | 49.48% | |
| Jan-03 | 664 | 1162 | 57.14% | 49.49% | |
| Feb-03 | 584 | 983 | 59.41% | 49.11% | |
| Mar-03 | 737 | 1252 | 58.87% | 49.21% | |
| Apr-03 | 867 | 1395 | 62.15% | 48.50% | |
| May-03 | 755 | 1230 | 61.38% | 48.69% | |
| Jun-03 | 783 | 1346 | 58.17% | 49.33% | |
| Jul-03 | 847 | 1378 | 61.47% | 48.67% | |
| Aug-03 | 826 | 1312 | 62.96% | 48.29% | |
| Sep-03 | 671 | 1171 | 57.30% | 49.46% | |



| LNP (Diagnostic) | | | | | |
|------------------|----------|------------|-------------|--------------|--|
| Date | CLEC Num | CLEC Denom | CLEC Result | CLEC Std Dev | |
| Oct-02 | 2465 | 3418 | 72.12% | 44.84% | |
| Nov-02 | 1800 | 2620 | 68.70% | 46.37% | |
| Dec-02 | 1589 | 2138 | 74.32% | 43.69% | |
| Jan-03 | 579 | 916 | 63.21% | 48.22% | |
| Feb-03 | 316 | 529 | 59.74% | 49.04% | |
| Mar-03 | 115 | 217 | 53.00% | 49.91% | |
| Apr-03 | 61 | 164 | 37.20% | 48.33% | |
| May-03 | 71 | 158 | 44.94% | 49.74% | |
| Jun-03 | 64 | 124 | 51.61% | 49.97% | |
| Jul-03 | 63 | 111 | 56.76% | 49.54% | |
| Aug-03 | 91 | 195 | 46.67% | 49.89% | |
| Sep-03 | 109 | 236 | 46.19% | 49.85% | |

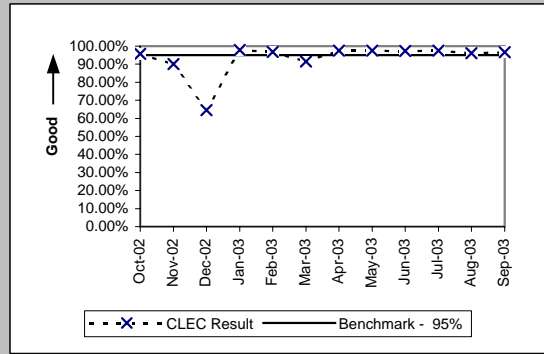


| UNE - P (POTS) (Diagnostic) | | | | | |
|-----------------------------|----------|------------|-------------|--------------|--|
| Date | CLEC Num | CLEC Denom | CLEC Result | CLEC Std Dev | |
| Oct-02 | 409 | 675 | 60.59% | 48.87% | |
| Nov-02 | 402 | 722 | 55.68% | 49.68% | |
| Dec-02 | 1316 | 1602 | 82.15% | 38.30% | |
| Jan-03 | 551 | 778 | 70.82% | 45.46% | |
| Feb-03 | 1993 | 2355 | 84.63% | 36.07% | |
| Mar-03 | 4514 | 5087 | 88.74% | 31.62% | |
| Apr-03 | 4745 | 5848 | 81.14% | 39.12% | |
| May-03 | 5867 | 7950 | 73.80% | 43.97% | |
| Jun-03 | 7188 | 8977 | 80.07% | 39.95% | |
| Jul-03 | 10599 | 13185 | 80.39% | 39.71% | |
| Aug-03 | 10530 | 12571 | 83.76% | 36.88% | |
| Sep-03 | 8811 | 11145 | 79.06% | 40.69% | |

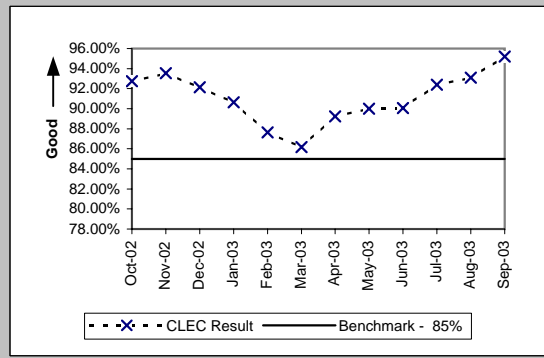


PO-2B-1 - Electronic Flow-through for All Eligible LSRs received via IMA GUI (Percent)

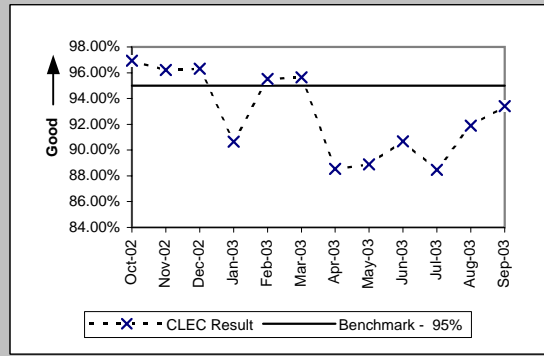
| Resale Aggregate W/O UNE-P-POTS (Benchmark) | | | | |
|---|----------|------------|-------------|--------------|
| Date | CLEC Num | CLEC Denom | CLEC Result | CLEC Std Dev |
| Oct-02 | 1608 | 1681 | 95.66% | 20.38% |
| Nov-02 | 1278 | 1418 | 90.13% | 29.83% |
| Dec-02 | 1454 | 2253 | 64.54% | 47.84% |
| Jan-03 | 2575 | 2632 | 97.83% | 14.56% |
| Feb-03 | 2326 | 2404 | 96.76% | 17.72% |
| Mar-03 | 1979 | 2161 | 91.58% | 27.77% |
| Apr-03 | 1565 | 1605 | 97.51% | 15.59% |
| May-03 | 1261 | 1294 | 97.45% | 15.76% |
| Jun-03 | 757 | 778 | 97.30% | 16.21% |
| Jul-03 | 869 | 891 | 97.53% | 15.52% |
| Aug-03 | 664 | 691 | 96.09% | 19.38% |
| Sep-03 | 605 | 626 | 96.65% | 18.01% |



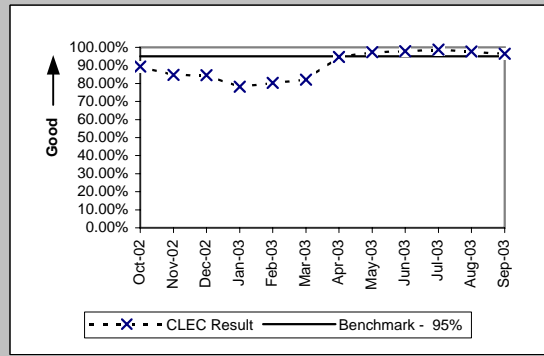
| Unbundled Loop Aggregate (Benchmark) | | | | |
|--------------------------------------|----------|------------|-------------|--------------|
| Date | CLEC Num | CLEC Denom | CLEC Result | CLEC Std Dev |
| Oct-02 | 512 | 552 | 92.75% | 25.93% |
| Nov-02 | 333 | 356 | 93.54% | 24.58% |
| Dec-02 | 316 | 343 | 92.13% | 26.93% |
| Jan-03 | 291 | 321 | 90.65% | 29.11% |
| Feb-03 | 347 | 396 | 87.63% | 32.93% |
| Mar-03 | 218 | 253 | 86.17% | 34.53% |
| Apr-03 | 307 | 344 | 89.24% | 30.98% |
| May-03 | 360 | 400 | 90.00% | 30.00% |
| Jun-03 | 290 | 322 | 90.06% | 29.92% |
| Jul-03 | 328 | 355 | 92.39% | 26.51% |
| Aug-03 | 229 | 246 | 93.09% | 25.36% |
| Sep-03 | 338 | 355 | 95.21% | 21.35% |



| LNP (Benchmark) | | | | |
|-----------------|----------|------------|-------------|--------------|
| Date | CLEC Num | CLEC Denom | CLEC Result | CLEC Std Dev |
| Oct-02 | 634 | 654 | 96.94% | 17.22% |
| Nov-02 | 660 | 686 | 96.21% | 19.10% |
| Dec-02 | 365 | 379 | 96.31% | 18.86% |
| Jan-03 | 310 | 342 | 90.64% | 29.12% |
| Feb-03 | 256 | 268 | 95.52% | 20.68% |
| Mar-03 | 219 | 229 | 95.63% | 20.44% |
| Apr-03 | 224 | 253 | 88.54% | 31.86% |
| May-03 | 208 | 234 | 88.89% | 31.43% |
| Jun-03 | 146 | 161 | 90.68% | 29.07% |
| Jul-03 | 215 | 243 | 88.48% | 31.93% |
| Aug-03 | 204 | 222 | 91.89% | 27.30% |
| Sep-03 | 170 | 182 | 93.41% | 24.82% |



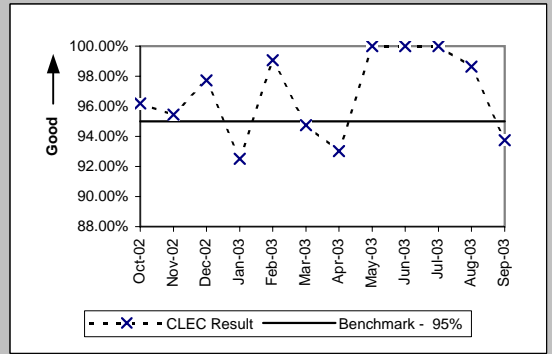
| UNE - P (POTS) (Benchmark) | | | | |
|----------------------------|----------|------------|-------------|--------------|
| Date | CLEC Num | CLEC Denom | CLEC Result | CLEC Std Dev |
| Oct-02 | 1974 | 2207 | 89.44% | 30.73% |
| Nov-02 | 1164 | 1374 | 84.72% | 35.98% |
| Dec-02 | 1323 | 1564 | 84.59% | 36.10% |
| Jan-03 | 2321 | 2969 | 78.17% | 41.31% |
| Feb-03 | 2494 | 3104 | 80.35% | 39.74% |
| Mar-03 | 4258 | 5190 | 82.04% | 38.38% |
| Apr-03 | 2775 | 2932 | 94.65% | 22.51% |
| May-03 | 3062 | 3147 | 97.30% | 16.21% |
| Jun-03 | 2666 | 2722 | 97.94% | 14.20% |
| Jul-03 | 5943 | 6014 | 98.82% | 10.80% |
| Aug-03 | 2399 | 2454 | 97.76% | 14.80% |
| Sep-03 | 2762 | 2863 | 96.47% | 18.45% |



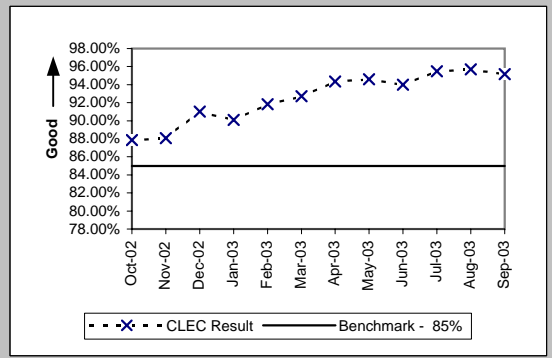
Previous PO-2B-1 standards (Jan02 thru Jun02) Resale - 90%, UBL - 70%, LNP - 90%, UNE_P - 75% & (Jul02 thru Dec02) Resale - 95%, UBL - 80%, LNP - 95%, UNE_P - 90%

PO-2B-2 - Electronic Flow-through for All Eligible LSRs received via IMA EDI (Percent)

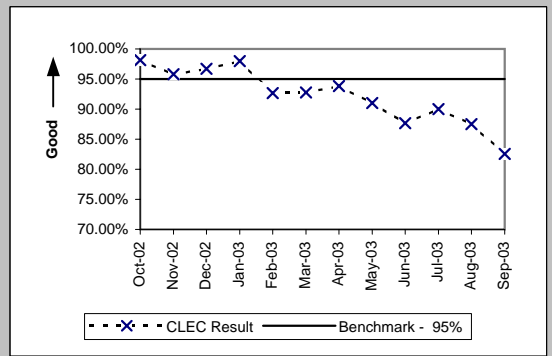
| Resale Aggregate W/O UNE-P-POTS (Benchmark) | | | | |
|---|----------|------------|-------------|--------------|
| Date | CLEC Num | CLEC Denom | CLEC Result | CLEC Std Dev |
| Oct-02 | 126 | 131 | 96.18% | 19.16% |
| Nov-02 | 84 | 88 | 95.45% | 20.83% |
| Dec-02 | 43 | 44 | 97.73% | 14.90% |
| Jan-03 | 37 | 40 | 92.50% | 26.34% |
| Feb-03 | 107 | 108 | 99.07% | 9.58% |
| Mar-03 | 54 | 57 | 94.74% | 22.33% |
| Apr-03 | 40 | 43 | 93.02% | 25.48% |
| May-03 | 36 | 36 | 100.00% | 0.00% |
| Jun-03 | 34 | 34 | 100.00% | 0.00% |
| Jul-03 | 26 | 26 | 100.00% | 0.00% |
| Aug-03 | 72 | 73 | 98.63% | 11.62% |
| Sep-03 | 45 | 48 | 93.75% | 24.21% |



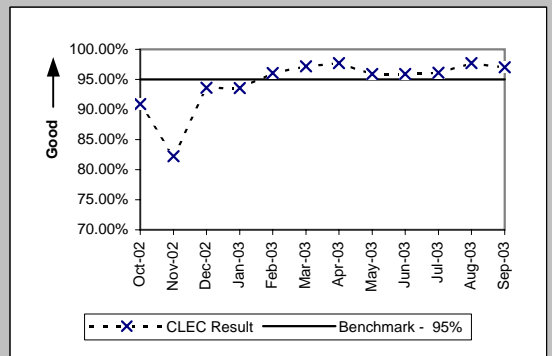
| Unbundled Loop Aggregate (Benchmark) | | | | |
|--------------------------------------|----------|------------|-------------|--------------|
| Date | CLEC Num | CLEC Denom | CLEC Result | CLEC Std Dev |
| Oct-02 | 652 | 742 | 87.87% | 32.65% |
| Nov-02 | 782 | 888 | 88.06% | 32.42% |
| Dec-02 | 761 | 836 | 91.03% | 28.58% |
| Jan-03 | 664 | 737 | 90.10% | 29.87% |
| Feb-03 | 584 | 636 | 91.82% | 27.40% |
| Mar-03 | 737 | 795 | 92.70% | 26.01% |
| Apr-03 | 867 | 919 | 94.34% | 23.10% |
| May-03 | 755 | 798 | 94.61% | 22.58% |
| Jun-03 | 783 | 833 | 94.00% | 23.75% |
| Jul-03 | 847 | 887 | 95.49% | 20.75% |
| Aug-03 | 826 | 863 | 95.71% | 20.26% |
| Sep-03 | 671 | 705 | 95.18% | 21.42% |



| LNP (Benchmark) | | | | |
|-----------------|----------|------------|-------------|--------------|
| Date | CLEC Num | CLEC Denom | CLEC Result | CLEC Std Dev |
| Oct-02 | 2465 | 2512 | 98.13% | 13.55% |
| Nov-02 | 1800 | 1879 | 95.80% | 20.07% |
| Dec-02 | 1589 | 1643 | 96.71% | 17.83% |
| Jan-03 | 579 | 591 | 97.97% | 14.10% |
| Feb-03 | 316 | 341 | 92.67% | 26.07% |
| Mar-03 | 115 | 124 | 92.74% | 25.94% |
| Apr-03 | 61 | 65 | 93.85% | 24.03% |
| May-03 | 71 | 78 | 91.03% | 28.58% |
| Jun-03 | 64 | 73 | 87.67% | 32.88% |
| Jul-03 | 63 | 70 | 90.00% | 30.00% |
| Aug-03 | 91 | 104 | 87.50% | 33.07% |
| Sep-03 | 109 | 132 | 82.58% | 37.93% |



| UNE - P (POTS) (Benchmark) | | | | |
|----------------------------|----------|------------|-------------|--------------|
| Date | CLEC Num | CLEC Denom | CLEC Result | CLEC Std Dev |
| Oct-02 | 409 | 450 | 90.89% | 28.78% |
| Nov-02 | 402 | 489 | 82.21% | 38.24% |
| Dec-02 | 1316 | 1406 | 93.60% | 24.48% |
| Jan-03 | 551 | 589 | 93.55% | 24.57% |
| Feb-03 | 1993 | 2075 | 96.05% | 19.48% |
| Mar-03 | 4514 | 4646 | 97.16% | 16.61% |
| Apr-03 | 4745 | 4857 | 97.69% | 15.01% |
| May-03 | 5867 | 6117 | 95.91% | 19.80% |
| Jun-03 | 7188 | 7493 | 95.93% | 19.76% |
| Jul-03 | 10599 | 11027 | 96.12% | 19.32% |
| Aug-03 | 10530 | 10774 | 97.74% | 14.88% |
| Sep-03 | 8811 | 9082 | 97.02% | 17.01% |

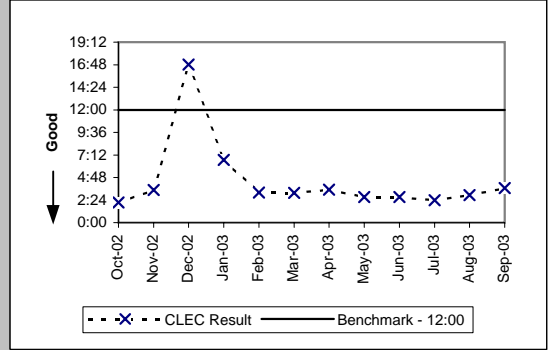


Previous PO-2B-2 standards (Jan02 thru Jun02) Resale - 90%, UBL - 70%, LNP - 90%, UNE_P - 75% & (Jul02 thru Dec02) Resale - 95%, UBL - 80%, LNP - 95%, UNE_P - 90%

PO-3 - LSR Rejection Notice Interval

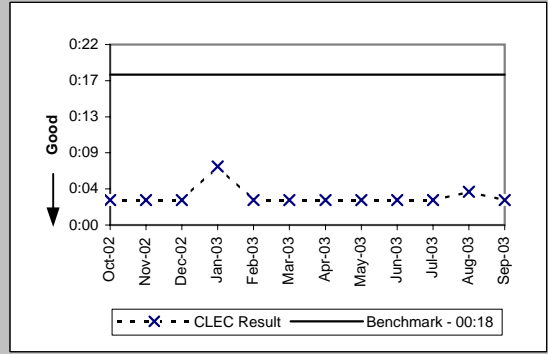
LSR Rejection Notice Interval for IMA - Rejected Manually (Hours:Minutes) (PO-3A-1) (Benchmark)

| Date | Numerator | Denominator | CLEC Result | Standard Dev |
|--------|-----------|-------------|-------------|--------------|
| Oct-02 | 972:31 | 456 | 2:08 | 3:26 |
| Nov-02 | 1350:29 | 390 | 3:28 | 8:37 |
| Dec-02 | 8086:30 | 481 | 16:49 | 154:33 |
| Jan-03 | 3845:37 | 577 | 6:40 | 105:28 |
| Feb-03 | 1386:31 | 432 | 3:13 | 3:58 |
| Mar-03 | 1905:26 | 601 | 3:10 | 4:35 |
| Apr-03 | 2518:12 | 719 | 3:30 | 5:05 |
| May-03 | 1551:21 | 571 | 2:43 | 2:47 |
| Jun-03 | 1196:18 | 439 | 2:44 | 2:53 |
| Jul-03 | 2155:21 | 909 | 2:22 | 3:07 |
| Aug-03 | 1501:02 | 514 | 2:55 | 3:38 |
| Sep-03 | 1359:30 | 369 | 3:41 | 2:56 |



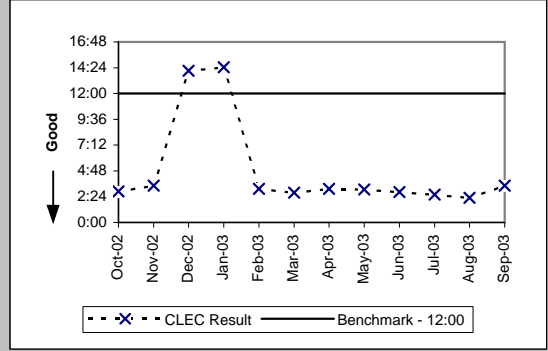
LSR Rejection Notice Interval for IMA - Auto-Rejected (Minutes:Seconds) (PO-3A-2) (Benchmark)

| Date | Numerator | Denominator | CLEC Result | Standard Dev |
|--------|-----------|-------------|-------------|--------------|
| Oct-02 | 1397:27 | 27642 | 0:03 | 0:06 |
| Nov-02 | 1388:20 | 26497 | 0:03 | 0:10 |
| Dec-02 | 1129:15 | 24373 | 0:03 | 0:06 |
| Jan-03 | 3181:50 | 28442 | 0:07 | 0:58 |
| Feb-03 | 1273:27 | 27043 | 0:03 | 0:07 |
| Mar-03 | 1400:40 | 29150 | 0:03 | 0:08 |
| Apr-03 | 1535:28 | 28297 | 0:03 | 0:07 |
| May-03 | 1502:28 | 28319 | 0:03 | 0:05 |
| Jun-03 | 1545:00 | 27583 | 0:03 | 0:08 |
| Jul-03 | 1652:41 | 30468 | 0:03 | 0:06 |
| Aug-03 | 1972:45 | 30222 | 0:04 | 0:24 |
| Sep-03 | 1557:40 | 29054 | 0:03 | 0:09 |



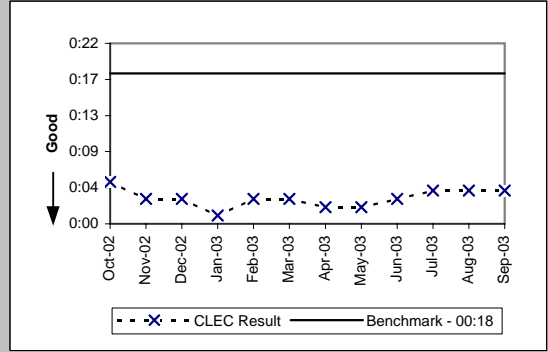
LSR Rejection Notice Interval for EDI - Rejected Manually (Hours:Minutes) (PO-3B-1) (Benchmark)

| Date | Numerator | Denominator | CLEC Result | Standard Dev |
|--------|-----------|-------------|-------------|--------------|
| Oct-02 | 1557:58 | 538 | 2:54 | 2:42 |
| Nov-02 | 860:05 | 250 | 3:26 | 4:22 |
| Dec-02 | 3472:18 | 246 | 14:07 | 128:20 |
| Jan-03 | 2944:10 | 204 | 14:26 | 118:36 |
| Feb-03 | 916:33 | 294 | 3:07 | 3:04 |
| Mar-03 | 1169:32 | 422 | 2:46 | 3:14 |
| Apr-03 | 2085:17 | 667 | 3:08 | 2:46 |
| May-03 | 3287:59 | 1075 | 3:04 | 2:46 |
| Jun-03 | 2454:51 | 874 | 2:49 | 2:54 |
| Jul-03 | 2930:48 | 1135 | 2:35 | 2:18 |
| Aug-03 | 1838:39 | 808 | 2:17 | 2:47 |
| Sep-03 | 2350:01 | 685 | 3:26 | 3:04 |



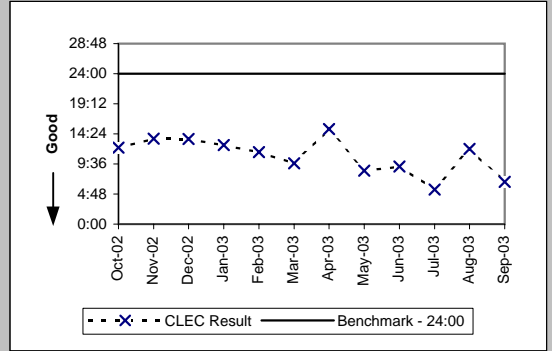
LSR Rejection Notice Interval for EDI - Auto-Rejected (Minutes:Seconds) (PO-3B-2) (Benchmark)

| Date | Numerator | Denominator | CLEC Result | Standard Dev |
|--------|-----------|-------------|-------------|--------------|
| Oct-02 | 1462:23 | 18746 | 0:05 | 0:11 |
| Nov-02 | 1264:51 | 22881 | 0:03 | 0:09 |
| Dec-02 | 1093:00 | 20060 | 0:03 | 0:08 |
| Jan-03 | 959:47 | 42708 | 0:01 | 0:12 |
| Feb-03 | 1516:55 | 33356 | 0:03 | 0:05 |
| Mar-03 | 3367:45 | 75612 | 0:03 | 0:06 |
| Apr-03 | 2467:49 | 59972 | 0:02 | 0:04 |
| May-03 | 2614:58 | 63810 | 0:02 | 0:03 |
| Jun-03 | 3330:06 | 69744 | 0:03 | 0:05 |
| Jul-03 | 3752:49 | 58520 | 0:04 | 0:06 |
| Aug-03 | 3525:51 | 53256 | 0:04 | 0:06 |
| Sep-03 | 3767:10 | 57343 | 0:04 | 0:10 |



PO-3 - LSR Rejection Notice Interval

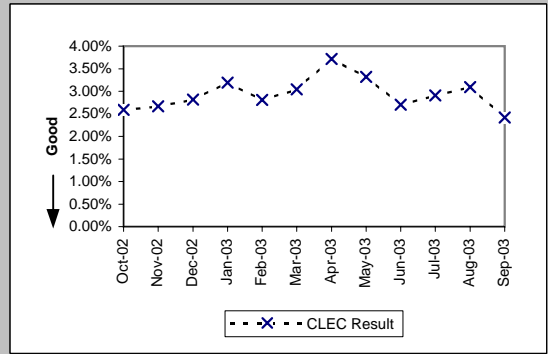
| LSR Rejection Notice Interval for Manual and IIS (Hours:Minutes) (PO-3C) (Benchmark) | | | | | |
|--|-----------|-------------|-------------|--------------|--|
| Date | Numerator | Denominator | CLEC Result | Standard Dev | |
| Oct-02 | 1353:34 | 111 | 12:12 | 12:45 | |
| Nov-02 | 928:22 | 68 | 13:39 | 10:51 | |
| Dec-02 | 597:47 | 44 | 13:35 | 15:00 | |
| Jan-03 | 884:27 | 70 | 12:38 | 17:47 | |
| Feb-03 | 448:23 | 39 | 11:30 | 10:56 | |
| Mar-03 | 359:23 | 37 | 9:43 | 10:59 | |
| Apr-03 | 530:06 | 35 | 15:09 | 36:21 | |
| May-03 | 298:06 | 35 | 8:31 | 10:18 | |
| Jun-03 | 211:37 | 23 | 9:12 | 8:21 | |
| Jul-03 | 126:55 | 23 | 5:31 | 5:56 | |
| Aug-03 | 299:41 | 25 | 11:59 | 10:25 | |
| Sep-03 | 67:31 | 10 | 6:45 | 7:36 | |



PO-4 - LSRs Rejected

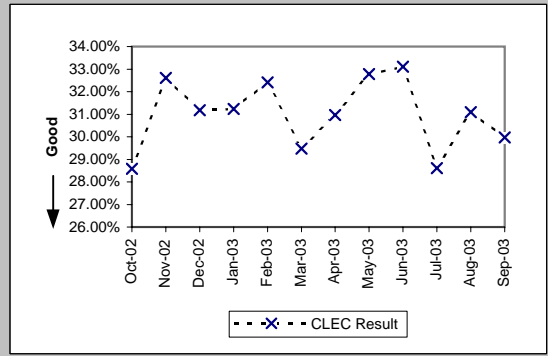
LSRs Rejected for IMA - Rejected Manually (Percent) (PO-4A-1) (Diagnostic)

| Date | Numerator | Denominator | CLEC Result | Standard Dev |
|--------|-----------|-------------|-------------|--------------|
| Oct-02 | 2501 | 96729 | 2.59% | 15.87% |
| Nov-02 | 2167 | 81249 | 2.67% | 16.11% |
| Dec-02 | 2202 | 78172 | 2.82% | 16.55% |
| Jan-03 | 2907 | 91062 | 3.19% | 17.58% |
| Feb-03 | 2342 | 83449 | 2.81% | 16.52% |
| Mar-03 | 3008 | 98912 | 3.04% | 17.17% |
| Apr-03 | 3396 | 91377 | 3.72% | 18.92% |
| May-03 | 2867 | 86378 | 3.32% | 17.91% |
| Jun-03 | 2229 | 82422 | 2.70% | 16.22% |
| Jul-03 | 3094 | 106488 | 2.91% | 16.80% |
| Aug-03 | 3004 | 97187 | 3.09% | 17.31% |
| Sep-03 | 2345 | 96958 | 2.42% | 15.36% |



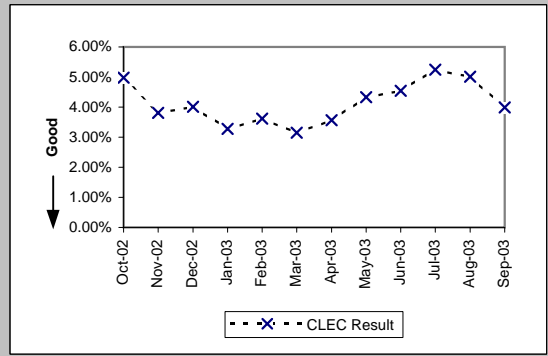
LSRs Rejected for IMA - Auto-Rejected (Percent) (PO-4A-2) (Diagnostic)

| Date | Numerator | Denominator | CLEC Result | Standard Dev |
|--------|-----------|-------------|-------------|--------------|
| Oct-02 | 27642 | 96729 | 28.58% | 45.18% |
| Nov-02 | 26497 | 81249 | 32.61% | 46.88% |
| Dec-02 | 24373 | 78172 | 31.18% | 46.32% |
| Jan-03 | 28442 | 91062 | 31.23% | 46.34% |
| Feb-03 | 27043 | 83449 | 32.41% | 46.80% |
| Mar-03 | 29150 | 98912 | 29.47% | 45.59% |
| Apr-03 | 28297 | 91377 | 30.97% | 46.24% |
| May-03 | 28319 | 86378 | 32.79% | 46.94% |
| Jun-03 | 27288 | 82422 | 33.11% | 47.06% |
| Jul-03 | 30468 | 106488 | 28.61% | 45.19% |
| Aug-03 | 30222 | 97187 | 31.10% | 46.29% |
| Sep-03 | 29054 | 96958 | 29.97% | 45.81% |



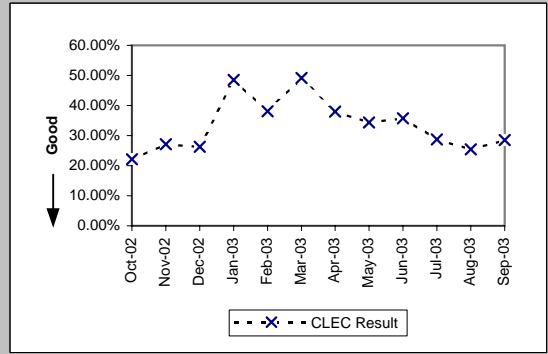
LSRs Rejected for EDI - Rejected Manually (Percent) (PO-4B-1) (Diagnostic)

| Date | Numerator | Denominator | CLEC Result | Standard Dev |
|--------|-----------|-------------|-------------|--------------|
| Oct-02 | 4214 | 84637 | 4.98% | 21.75% |
| Nov-02 | 3209 | 84314 | 3.81% | 19.13% |
| Dec-02 | 3055 | 76194 | 4.01% | 19.62% |
| Jan-03 | 2880 | 88038 | 3.27% | 17.79% |
| Feb-03 | 3168 | 87625 | 3.62% | 18.67% |
| Mar-03 | 4842 | 153816 | 3.15% | 17.46% |
| Apr-03 | 5617 | 157795 | 3.56% | 18.53% |
| May-03 | 8053 | 185923 | 4.33% | 20.36% |
| Jun-03 | 8871 | 195154 | 4.55% | 20.83% |
| Jul-03 | 10704 | 203973 | 5.25% | 22.30% |
| Aug-03 | 10515 | 209854 | 5.01% | 21.82% |
| Sep-03 | 8017 | 201183 | 3.98% | 19.56% |



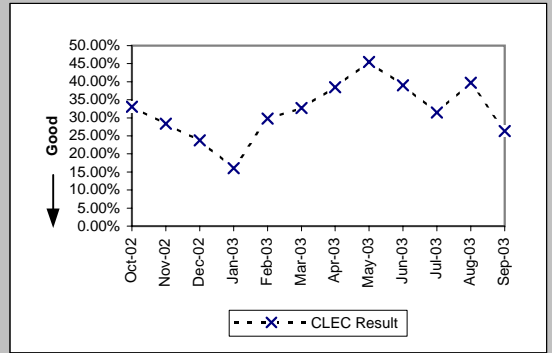
LSRs Rejected for EDI - Auto-Rejected (Percent) (PO-4B-2) (Diagnostic)

| Date | Numerator | Denominator | CLEC Result | Standard Dev |
|--------|-----------|-------------|-------------|--------------|
| Oct-02 | 18746 | 84637 | 22.15% | 41.52% |
| Nov-02 | 22881 | 84314 | 27.14% | 44.47% |
| Dec-02 | 20060 | 76194 | 26.33% | 44.04% |
| Jan-03 | 42708 | 88038 | 48.51% | 49.98% |
| Feb-03 | 33356 | 87625 | 38.07% | 48.56% |
| Mar-03 | 75612 | 153816 | 49.16% | 49.99% |
| Apr-03 | 59972 | 157795 | 38.01% | 48.54% |
| May-03 | 63810 | 185923 | 34.32% | 47.48% |
| Jun-03 | 69744 | 195154 | 35.74% | 47.92% |
| Jul-03 | 58520 | 203973 | 28.69% | 45.23% |
| Aug-03 | 53256 | 209854 | 25.38% | 43.52% |
| Sep-03 | 57343 | 201183 | 28.50% | 45.14% |



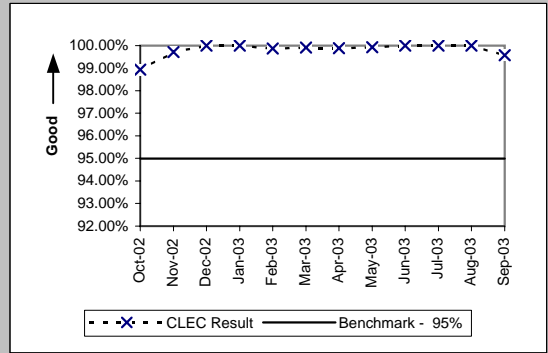
PO-4 - LSRs Rejected

| LSRs Received via Facsimile (Percent) (PO-4C) (Diagnostic) | | | | | |
|--|-----------|-------------|-------------|--------------|--|
| Date | Numerator | Denominator | CLEC Result | Standard Dev | |
| Oct-02 | 111 | 336 | 33.04% | 47.03% | |
| Nov-02 | 68 | 240 | 28.33% | 45.06% | |
| Dec-02 | 44 | 185 | 23.78% | 42.58% | |
| Jan-03 | 70 | 437 | 16.02% | 36.68% | |
| Feb-03 | 39 | 131 | 29.77% | 45.73% | |
| Mar-03 | 37 | 113 | 32.74% | 46.93% | |
| Apr-03 | 35 | 91 | 38.46% | 48.65% | |
| May-03 | 35 | 77 | 45.45% | 49.79% | |
| Jun-03 | 23 | 59 | 38.98% | 48.77% | |
| Jul-03 | 23 | 73 | 31.51% | 46.45% | |
| Aug-03 | 25 | 63 | 39.68% | 48.92% | |
| Sep-03 | 10 | 38 | 26.32% | 44.03% | |

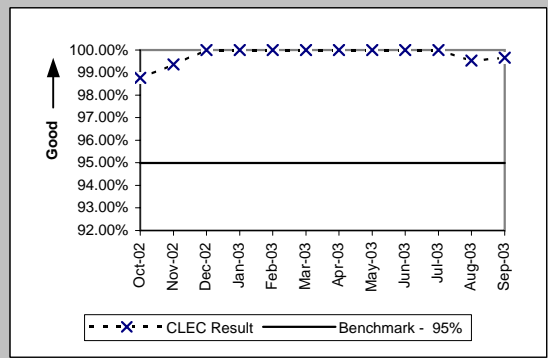


PO-5A-1 - FOCs On Time for Fully Electronic LSRs Received via IMA GUI (Percent)

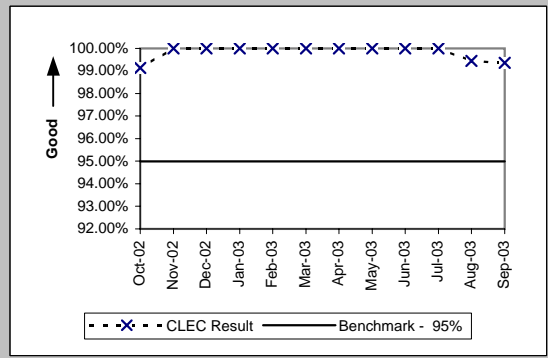
| Resale Aggregate (PO-5A-1 (a)) (Benchmark) | | | | | |
|--|-----------|-------------|-------------|--------------|--|
| Date | Numerator | Denominator | CLEC Result | Standard Dev | |
| Oct-02 | 3520 | 3558 | 98.93% | 10.28% | |
| Nov-02 | 2413 | 2420 | 99.71% | 5.37% | |
| Dec-02 | 2751 | 2751 | 100.00% | 0.00% | |
| Jan-03 | 4835 | 4835 | 100.00% | 0.00% | |
| Feb-03 | 4755 | 4761 | 99.87% | 3.55% | |
| Mar-03 | 6183 | 6188 | 99.92% | 2.84% | |
| Apr-03 | 4278 | 4283 | 99.88% | 3.41% | |
| May-03 | 4244 | 4247 | 99.93% | 2.66% | |
| Jun-03 | 3363 | 3363 | 100.00% | 0.00% | |
| Jul-03 | 6741 | 6741 | 100.00% | 0.00% | |
| Aug-03 | 3017 | 3017 | 100.00% | 0.00% | |
| Sep-03 | 3306 | 3320 | 99.58% | 6.48% | |



| Unbundled Loop Aggregate (PO-5A-1 (b)) (Benchmark) | | | | | |
|--|-----------|-------------|-------------|--------------|--|
| Date | Numerator | Denominator | CLEC Result | Standard Dev | |
| Oct-02 | 479 | 485 | 98.76% | 11.05% | |
| Nov-02 | 313 | 315 | 99.37% | 7.94% | |
| Dec-02 | 292 | 292 | 100.00% | 0.00% | |
| Jan-03 | 268 | 268 | 100.00% | 0.00% | |
| Feb-03 | 325 | 325 | 100.00% | 0.00% | |
| Mar-03 | 204 | 204 | 100.00% | 0.00% | |
| Apr-03 | 292 | 292 | 100.00% | 0.00% | |
| May-03 | 344 | 344 | 100.00% | 0.00% | |
| Jun-03 | 264 | 264 | 100.00% | 0.00% | |
| Jul-03 | 288 | 288 | 100.00% | 0.00% | |
| Aug-03 | 215 | 216 | 99.54% | 6.79% | |
| Sep-03 | 298 | 299 | 99.67% | 5.77% | |

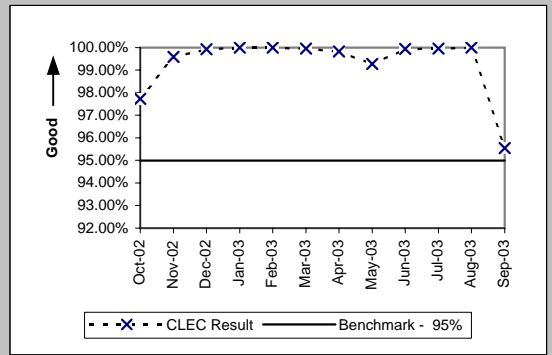


| LNP (PO-5A-1 (c)) (Benchmark) | | | | | |
|-------------------------------|-----------|-------------|-------------|--------------|--|
| Date | Numerator | Denominator | CLEC Result | Standard Dev | |
| Oct-02 | 572 | 577 | 99.13% | 9.27% | |
| Nov-02 | 596 | 596 | 100.00% | 0.00% | |
| Dec-02 | 290 | 290 | 100.00% | 0.00% | |
| Jan-03 | 287 | 287 | 100.00% | 0.00% | |
| Feb-03 | 236 | 236 | 100.00% | 0.00% | |
| Mar-03 | 202 | 202 | 100.00% | 0.00% | |
| Apr-03 | 206 | 206 | 100.00% | 0.00% | |
| May-03 | 189 | 189 | 100.00% | 0.00% | |
| Jun-03 | 138 | 138 | 100.00% | 0.00% | |
| Jul-03 | 195 | 195 | 100.00% | 0.00% | |
| Aug-03 | 180 | 181 | 99.45% | 7.41% | |
| Sep-03 | 155 | 156 | 99.36% | 7.98% | |

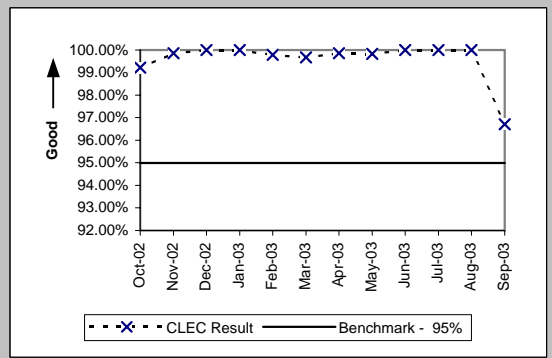


PO-5A-2 - FOCs On Time for Fully Electronic LSRs Received via IMA EDI (Percent)

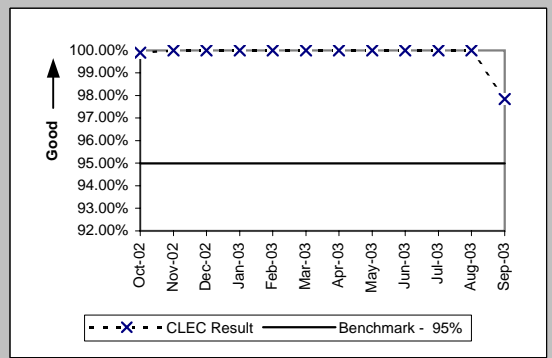
| Resale Aggregate (PO-5A-2 (a)) (Benchmark) | | | | |
|--|-----------|-------------|-------------|--------------|
| Date | Numerator | Denominator | CLEC Result | Standard Dev |
| Oct-02 | 518 | 530 | 97.74% | 14.88% |
| Nov-02 | 478 | 480 | 99.58% | 6.44% |
| Dec-02 | 1350 | 1351 | 99.93% | 2.72% |
| Jan-03 | 578 | 578 | 100.00% | 0.00% |
| Feb-03 | 2049 | 2049 | 100.00% | 0.00% |
| Mar-03 | 4530 | 4532 | 99.96% | 2.10% |
| Apr-03 | 4735 | 4743 | 99.83% | 4.10% |
| May-03 | 5797 | 5839 | 99.28% | 8.45% |
| Jun-03 | 7171 | 7175 | 99.94% | 2.36% |
| Jul-03 | 10524 | 10528 | 99.96% | 1.95% |
| Aug-03 | 10500 | 10500 | 100.00% | 0.00% |
| Sep-03 | 8348 | 8737 | 95.55% | 20.63% |



| Unbundled Loop Aggregate (PO-5A-2 (b)) (Benchmark) | | | | |
|--|-----------|-------------|-------------|--------------|
| Date | Numerator | Denominator | CLEC Result | Standard Dev |
| Oct-02 | 513 | 517 | 99.23% | 8.76% |
| Nov-02 | 676 | 677 | 99.85% | 3.84% |
| Dec-02 | 653 | 653 | 100.00% | 0.00% |
| Jan-03 | 519 | 519 | 100.00% | 0.00% |
| Feb-03 | 466 | 467 | 99.79% | 4.62% |
| Mar-03 | 609 | 611 | 99.67% | 5.71% |
| Apr-03 | 728 | 729 | 99.86% | 3.70% |
| May-03 | 596 | 597 | 99.83% | 4.09% |
| Jun-03 | 611 | 611 | 100.00% | 0.00% |
| Jul-03 | 631 | 631 | 100.00% | 0.00% |
| Aug-03 | 643 | 643 | 100.00% | 0.00% |
| Sep-03 | 528 | 546 | 96.70% | 17.86% |

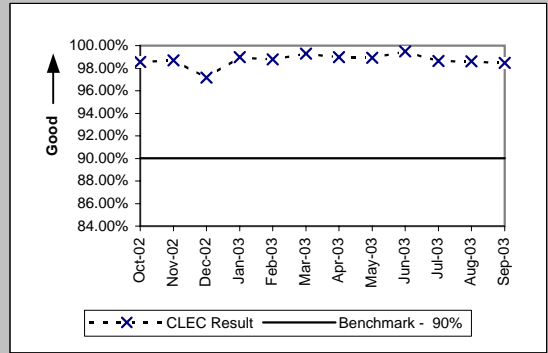


| LNP (PO-5A-2 (c)) (Benchmark) | | | | |
|-------------------------------|-----------|-------------|-------------|--------------|
| Date | Numerator | Denominator | CLEC Result | Standard Dev |
| Oct-02 | 1954 | 1956 | 99.90% | 3.20% |
| Nov-02 | 1413 | 1413 | 100.00% | 0.00% |
| Dec-02 | 1157 | 1157 | 100.00% | 0.00% |
| Jan-03 | 443 | 443 | 100.00% | 0.00% |
| Feb-03 | 245 | 245 | 100.00% | 0.00% |
| Mar-03 | 92 | 92 | 100.00% | 0.00% |
| Apr-03 | 46 | 46 | 100.00% | 0.00% |
| May-03 | 60 | 60 | 100.00% | 0.00% |
| Jun-03 | 52 | 52 | 100.00% | 0.00% |
| Jul-03 | 61 | 61 | 100.00% | 0.00% |
| Aug-03 | 79 | 79 | 100.00% | 0.00% |
| Sep-03 | 91 | 93 | 97.85% | 14.51% |

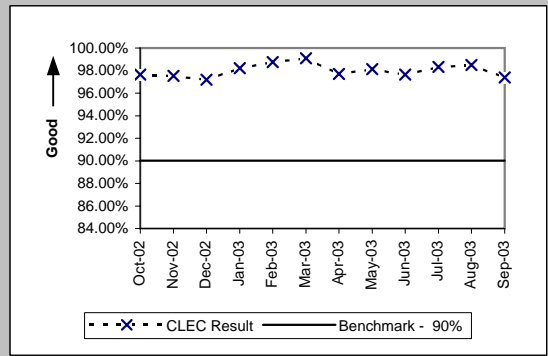


PO-5B-1 - FOCs On Time for Electronic/Manual LSRs Received via IMA GUI (Percent)

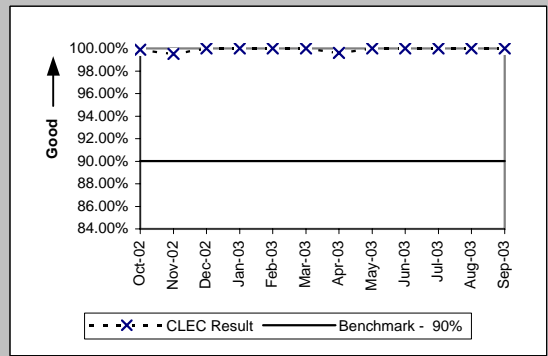
| Resale Aggregate (PO-5B-1 (a)) (Benchmark) | | | | | |
|--|-----------|-------------|-------------|--------------|--|
| Date | Numerator | Denominator | CLEC Result | Standard Dev | |
| Oct-02 | 1571 | 1594 | 98.56% | 11.93% | |
| Nov-02 | 1501 | 1521 | 98.69% | 11.39% | |
| Dec-02 | 1958 | 2015 | 97.17% | 16.58% | |
| Jan-03 | 2029 | 2050 | 98.98% | 10.07% | |
| Feb-03 | 2129 | 2155 | 98.79% | 10.92% | |
| Mar-03 | 2780 | 2800 | 99.29% | 8.42% | |
| Apr-03 | 2911 | 2941 | 98.98% | 10.05% | |
| May-03 | 2476 | 2503 | 98.92% | 10.33% | |
| Jun-03 | 2907 | 2922 | 99.49% | 7.15% | |
| Jul-03 | 2967 | 3008 | 98.64% | 11.60% | |
| Aug-03 | 2971 | 3013 | 98.61% | 11.72% | |
| Sep-03 | 3401 | 3454 | 98.47% | 12.29% | |



| Unbundled Loop Aggregate (PO-5B-1 (b)) (Benchmark) | | | | |
|--|-----------|-------------|-------------|--------------|
| Date | Numerator | Denominator | CLEC Result | Standard Dev |
| Oct-02 | 707 | 724 | 97.65% | 15.14% |
| Nov-02 | 592 | 607 | 97.53% | 15.52% |
| Dec-02 | 693 | 713 | 97.20% | 16.51% |
| Jan-03 | 823 | 838 | 98.21% | 13.26% |
| Feb-03 | 708 | 717 | 98.74% | 11.13% |
| Mar-03 | 660 | 666 | 99.10% | 9.45% |
| Apr-03 | 805 | 824 | 97.69% | 15.01% |
| May-03 | 628 | 640 | 98.13% | 13.56% |
| Jun-03 | 625 | 640 | 97.66% | 15.13% |
| Jul-03 | 644 | 655 | 98.32% | 12.85% |
| Aug-03 | 720 | 731 | 98.50% | 12.17% |
| Sep-03 | 707 | 726 | 97.38% | 15.96% |

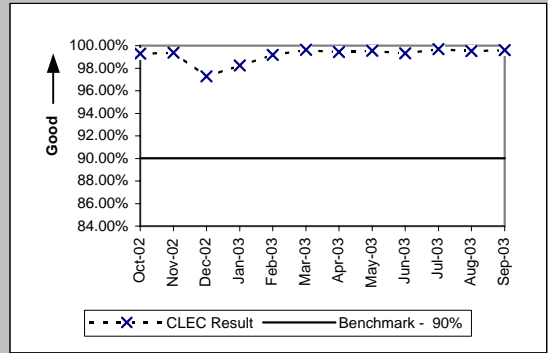


| LNP (PO-5B-1 (c)) (Benchmark) | | | | |
|-------------------------------|-----------|-------------|-------------|--------------|
| Date | Numerator | Denominator | CLEC Result | Standard Dev |
| Oct-02 | 861 | 862 | 99.88% | 3.40% |
| Nov-02 | 609 | 612 | 99.51% | 6.98% |
| Dec-02 | 485 | 485 | 100.00% | 0.00% |
| Jan-03 | 370 | 370 | 100.00% | 0.00% |
| Feb-03 | 216 | 216 | 100.00% | 0.00% |
| Mar-03 | 206 | 206 | 100.00% | 0.00% |
| Apr-03 | 254 | 255 | 99.61% | 6.25% |
| May-03 | 224 | 224 | 100.00% | 0.00% |
| Jun-03 | 193 | 193 | 100.00% | 0.00% |
| Jul-03 | 291 | 291 | 100.00% | 0.00% |
| Aug-03 | 182 | 182 | 100.00% | 0.00% |
| Sep-03 | 218 | 218 | 100.00% | 0.00% |

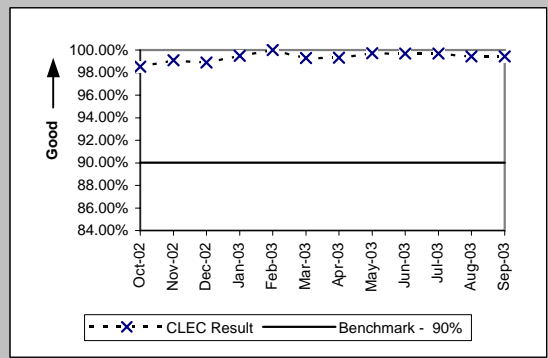


PO-5B-2 - FOCs On Time for Electronic/Manual LSRs Received via IMA EDI (Percent)

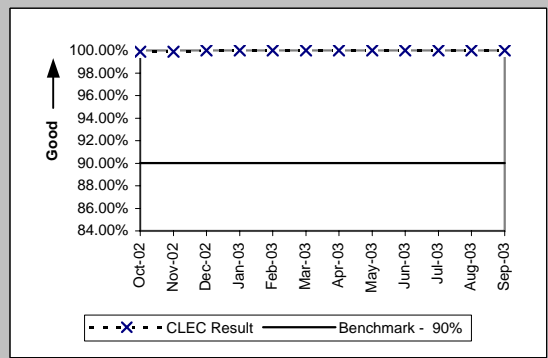
| Resale Aggregate (PO-5B-2 (a)) (Benchmark) | | | | | |
|--|-----------|-------------|-------------|--------------|--|
| Date | Numerator | Denominator | CLEC Result | Standard Dev | |
| Oct-02 | 279 | 281 | 99.29% | 8.41% | |
| Nov-02 | 315 | 317 | 99.37% | 7.92% | |
| Dec-02 | 287 | 295 | 97.29% | 16.24% | |
| Jan-03 | 222 | 226 | 98.23% | 13.19% | |
| Feb-03 | 365 | 368 | 99.18% | 8.99% | |
| Mar-03 | 550 | 552 | 99.64% | 6.01% | |
| Apr-03 | 1040 | 1046 | 99.43% | 7.55% | |
| May-03 | 2027 | 2036 | 99.56% | 6.63% | |
| Jun-03 | 1730 | 1742 | 99.31% | 8.27% | |
| Jul-03 | 2486 | 2494 | 99.68% | 5.65% | |
| Aug-03 | 1907 | 1916 | 99.53% | 6.84% | |
| Sep-03 | 2216 | 2225 | 99.60% | 6.35% | |



| Unbundled Loop Aggregate (PO-5B-2 (b)) (Benchmark) | | | | | |
|--|-----------|-------------|-------------|--------------|--|
| Date | Numerator | Denominator | CLEC Result | Standard Dev | |
| Oct-02 | 1548 | 1571 | 98.54% | 12.01% | |
| Nov-02 | 1311 | 1323 | 99.09% | 9.48% | |
| Dec-02 | 1342 | 1357 | 98.89% | 10.46% | |
| Jan-03 | 1531 | 1539 | 99.48% | 7.19% | |
| Feb-03 | 1345 | 1345 | 100.00% | 0.00% | |
| Mar-03 | 1519 | 1530 | 99.28% | 8.45% | |
| Apr-03 | 1628 | 1639 | 99.33% | 8.16% | |
| May-03 | 2010 | 2016 | 99.70% | 5.45% | |
| Jun-03 | 2292 | 2299 | 99.70% | 5.51% | |
| Jul-03 | 2321 | 2328 | 99.70% | 5.48% | |
| Aug-03 | 1891 | 1902 | 99.42% | 7.58% | |
| Sep-03 | 1897 | 1908 | 99.42% | 7.57% | |

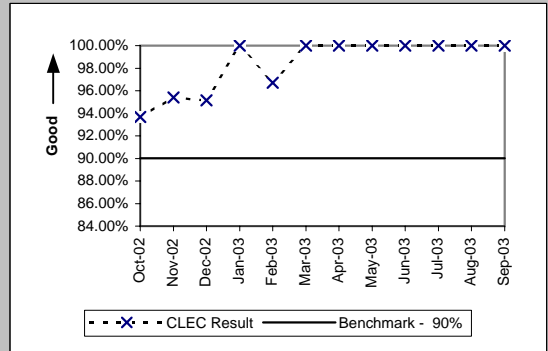


| LNP (PO-5B-2 (c)) (Benchmark) | | | | | |
|-------------------------------|-----------|-------------|-------------|--------------|--|
| Date | Numerator | Denominator | CLEC Result | Standard Dev | |
| Oct-02 | 907 | 908 | 99.89% | 3.32% | |
| Nov-02 | 814 | 815 | 99.88% | 3.50% | |
| Dec-02 | 527 | 527 | 100.00% | 0.00% | |
| Jan-03 | 313 | 313 | 100.00% | 0.00% | |
| Feb-03 | 208 | 208 | 100.00% | 0.00% | |
| Mar-03 | 99 | 99 | 100.00% | 0.00% | |
| Apr-03 | 94 | 94 | 100.00% | 0.00% | |
| May-03 | 80 | 80 | 100.00% | 0.00% | |
| Jun-03 | 58 | 58 | 100.00% | 0.00% | |
| Jul-03 | 43 | 43 | 100.00% | 0.00% | |
| Aug-03 | 95 | 95 | 100.00% | 0.00% | |
| Sep-03 | 118 | 118 | 100.00% | 0.00% | |

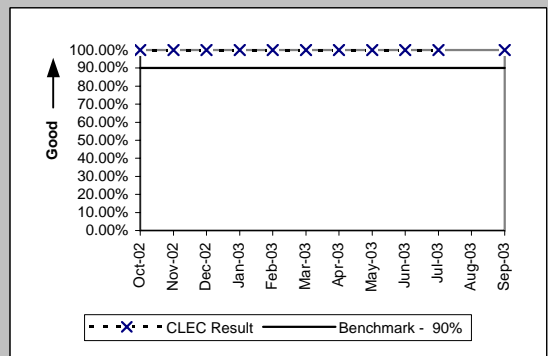


PO-5C - FOCs on Time for Manual (Percent)

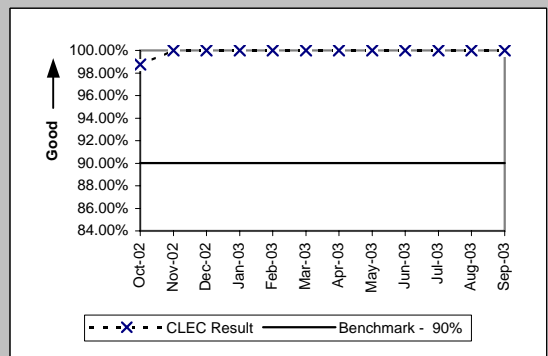
| Resale Aggregate (PO-5C -(a)) (Benchmark) | | | | | |
|---|-----------|-------------|-------------|--------------|--|
| Date | Numerator | Denominator | CLEC Result | Standard Dev | |
| Oct-02 | 89 | 95 | 93.68% | 24.32% | |
| Nov-02 | 83 | 87 | 95.40% | 20.94% | |
| Dec-02 | 59 | 62 | 95.16% | 21.46% | |
| Jan-03 | 316 | 316 | 100.00% | 0.00% | |
| Feb-03 | 59 | 61 | 96.72% | 17.81% | |
| Mar-03 | 32 | 32 | 100.00% | 0.00% | |
| Apr-03 | 29 | 29 | 100.00% | 0.00% | |
| May-03 | 12 | 12 | 100.00% | 0.00% | |
| Jun-03 | 8 | 8 | 100.00% | 0.00% | |
| Jul-03 | 15 | 15 | 100.00% | 0.00% | |
| Aug-03 | 11 | 11 | 100.00% | 0.00% | |
| Sep-03 | 13 | 13 | 100.00% | 0.00% | |



| Unbundled Loop Aggregate (PO-5C -(b)) (Benchmark) | | | | | |
|---|-----------|-------------|-------------|--------------|--|
| Date | Numerator | Denominator | CLEC Result | Standard Dev | |
| Oct-02 | 11 | 11 | 100.00% | 0.00% | |
| Nov-02 | 7 | 7 | 100.00% | 0.00% | |
| Dec-02 | 12 | 12 | 100.00% | 0.00% | |
| Jan-03 | 12 | 12 | 100.00% | 0.00% | |
| Feb-03 | 5 | 5 | 100.00% | 0.00% | |
| Mar-03 | 17 | 17 | 100.00% | 0.00% | |
| Apr-03 | 9 | 9 | 100.00% | 0.00% | |
| May-03 | 5 | 5 | 100.00% | 0.00% | |
| Jun-03 | 1 | 1 | 100.00% | 0.00% | |
| Jul-03 | 10 | 10 | 100.00% | 0.00% | |
| Aug-03 | | | | | |
| Sep-03 | 3 | 3 | 100.00% | 0.00% | |



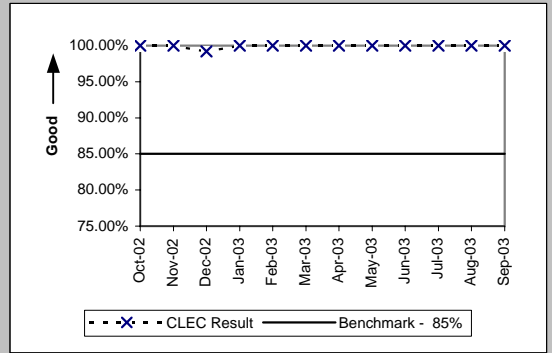
| LNP (PO-5C -(c)) (Benchmark) | | | | | |
|------------------------------|-----------|-------------|-------------|--------------|--|
| Date | Numerator | Denominator | CLEC Result | Standard Dev | |
| Oct-02 | 79 | 80 | 98.75% | 11.11% | |
| Nov-02 | 47 | 47 | 100.00% | 0.00% | |
| Dec-02 | 28 | 28 | 100.00% | 0.00% | |
| Jan-03 | 18 | 18 | 100.00% | 0.00% | |
| Feb-03 | 10 | 10 | 100.00% | 0.00% | |
| Mar-03 | 13 | 13 | 100.00% | 0.00% | |
| Apr-03 | 13 | 13 | 100.00% | 0.00% | |
| May-03 | 17 | 17 | 100.00% | 0.00% | |
| Jun-03 | 22 | 22 | 100.00% | 0.00% | |
| Jul-03 | 19 | 19 | 100.00% | 0.00% | |
| Aug-03 | 24 | 24 | 100.00% | 0.00% | |
| Sep-03 | 10 | 10 | 100.00% | 0.00% | |



PO-5D - FOCs on Time (Percent)

LIS Trunk (PO-5D) (Benchmark)

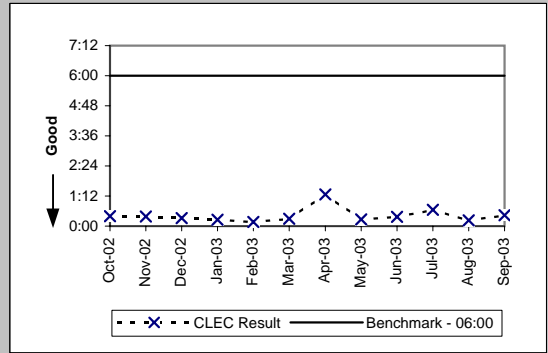
| Date | Numerator | Denominator | CLEC Result | Standard Dev |
|--------|-----------|-------------|-------------|--------------|
| Oct-02 | 90 | 90 | 100.00% | 0.00% |
| Nov-02 | 76 | 76 | 100.00% | 0.00% |
| Dec-02 | 124 | 125 | 99.20% | 8.91% |
| Jan-03 | 90 | 90 | 100.00% | 0.00% |
| Feb-03 | 109 | 109 | 100.00% | 0.00% |
| Mar-03 | 115 | 115 | 100.00% | 0.00% |
| Apr-03 | 80 | 80 | 100.00% | 0.00% |
| May-03 | 79 | 79 | 100.00% | 0.00% |
| Jun-03 | 98 | 98 | 100.00% | 0.00% |
| Jul-03 | 29 | 29 | 100.00% | 0.00% |
| Aug-03 | 39 | 39 | 100.00% | 0.00% |
| Sep-03 | 37 | 37 | 100.00% | 0.00% |



PO-6 - Work Completion Notification Timeliness

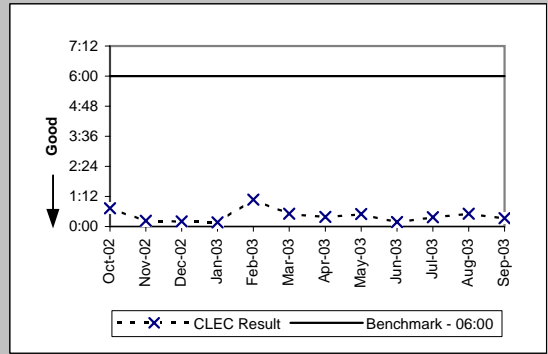
Notices Made Available via IMA - GUI All (Hours:Minutes) (PO-6A) (Benchmark)

| Date | Numerator | Denominator | CLEC Result |
|--------|-----------|-------------|-------------|
| Oct-02 | 2801:01 | 6879 | 0:24 |
| Nov-02 | 2186:18 | 5754 | 0:23 |
| Dec-02 | 1854:40 | 5929 | 0:19 |
| Jan-03 | 1828:44 | 7408 | 0:15 |
| Feb-03 | 1306:53 | 7629 | 0:10 |
| Mar-03 | 3010:57 | 9917 | 0:18 |
| Apr-03 | 10327:48 | 8186 | 1:16 |
| May-03 | 2094:57 | 8085 | 0:16 |
| Jun-03 | 2575:50 | 7027 | 0:22 |
| Jul-03 | 6408:00 | 9866 | 0:39 |
| Aug-03 | 1406:32 | 6136 | 0:14 |
| Sep-03 | 2682:28 | 6087 | 0:26 |



Notices Transmitted via IMA - EDI All (Hours:Minutes) (PO-6B) (Benchmark)

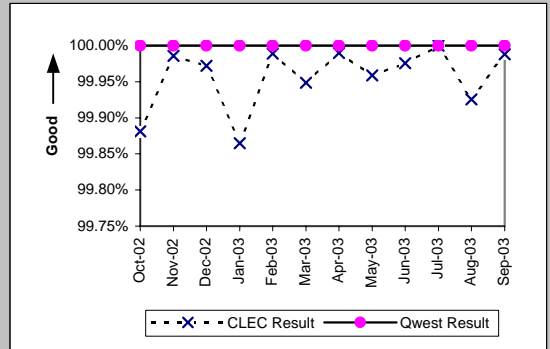
| Date | Numerator | Denominator | CLEC Result |
|--------|-----------|-------------|-------------|
| Oct-02 | 3769:23 | 5083 | 0:44 |
| Nov-02 | 906:41 | 3964 | 0:14 |
| Dec-02 | 928:48 | 4489 | 0:12 |
| Jan-03 | 557:03 | 3325 | 0:10 |
| Feb-03 | 3962:58 | 3737 | 1:04 |
| Mar-03 | 3127:23 | 6029 | 0:31 |
| Apr-03 | 2662:13 | 6904 | 0:23 |
| May-03 | 4848:15 | 9673 | 0:30 |
| Jun-03 | 1759:09 | 9701 | 0:11 |
| Jul-03 | 5030:29 | 13852 | 0:22 |
| Aug-03 | 4861:36 | 9557 | 0:31 |
| Sep-03 | 2735:37 | 8156 | 0:20 |



PO-7 - Billing Completion Notification Timeliness

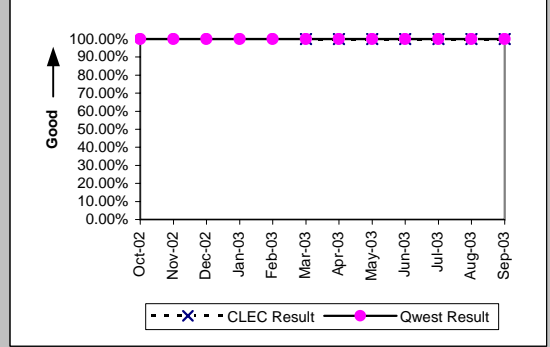
Notices Made Available via IMA - GUI / Billing System Posting Completions All (Percent) (PO-7A .C) (Parity)

| Date | Numerator | Denominator | CLEC Resu | CLEC Std | Qwest Num | Qwest Deno | Qwest Resu | Mod Z Scr | Parity Scr |
|--------|-----------|-------------|-----------|----------|-----------|------------|------------|-----------|------------|
| Oct-02 | 8391 | 8401 | 99.88% | 3.45% | 367483 | 367483 | 100.00% | N/A | |
| Nov-02 | 6987 | 6988 | 99.99% | 1.20% | 302357 | 302357 | 100.00% | N/A | |
| Dec-02 | 7185 | 7187 | 99.97% | 1.67% | 274288 | 274288 | 100.00% | N/A | |
| Jan-03 | 8858 | 8870 | 99.86% | 3.68% | 354400 | 354400 | 100.00% | N/A | |
| Feb-03 | 9165 | 9166 | 99.99% | 1.04% | 362951 | 362951 | 100.00% | N/A | |
| Mar-03 | 11653 | 11659 | 99.95% | 2.27% | 356882 | 356882 | 100.00% | N/A | |
| Apr-03 | 9864 | 9865 | 99.99% | 1.01% | 341683 | 341683 | 100.00% | N/A | |
| May-03 | 9689 | 9693 | 99.96% | 2.03% | 330009 | 330009 | 100.00% | N/A | |
| Jun-03 | 8164 | 8166 | 99.98% | 1.56% | 357623 | 357623 | 100.00% | N/A | |
| Jul-03 | 10946 | 10946 | 100.00% | 0.00% | 372292 | 372292 | 100.00% | N/A | N/A |
| Aug-03 | 8047 | 8053 | 99.93% | 2.73% | 335082 | 335082 | 100.00% | N/A | |
| Sep-03 | 8308 | 8309 | 99.99% | 1.10% | 326718 | 326718 | 100.00% | N/A | |



Notices Transmitted via IMA - EDI / Billing System Posting Completions All (Percent) (PO-7B .C) (Parity)

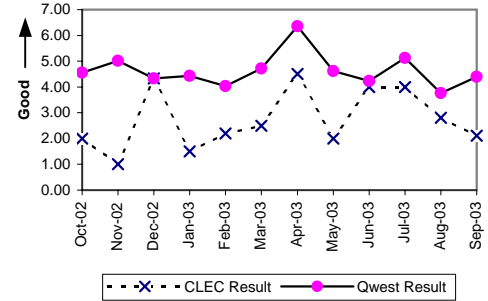
| Date | Numerator | Denominator | CLEC Resu | CLEC Std | Qwest Num | Qwest Deno | Qwest Resu | Mod Z Scr | Parity Scr |
|--------|-----------|-------------|-----------|----------|-----------|------------|------------|-----------|------------|
| Oct-02 | | | | | 367483 | 367483 | 100.00% | | |
| Nov-02 | | | | | 302357 | 302357 | 100.00% | | |
| Dec-02 | | | | | 274288 | 274288 | 100.00% | | |
| Jan-03 | | | | | 354400 | 354400 | 100.00% | | |
| Feb-03 | | | | | 362951 | 362951 | 100.00% | | |
| Mar-03 | 33 | 33 | 100.00% | 0.00% | 356882 | 356882 | 100.00% | N/A | N/A |
| Apr-03 | 303 | 303 | 100.00% | 0.00% | 341683 | 341683 | 100.00% | N/A | N/A |
| May-03 | 285 | 285 | 100.00% | 0.00% | 330009 | 330009 | 100.00% | N/A | N/A |
| Jun-03 | 226 | 226 | 100.00% | 0.00% | 357623 | 357623 | 100.00% | N/A | N/A |
| Jul-03 | 258 | 258 | 100.00% | 0.00% | 372292 | 372292 | 100.00% | N/A | N/A |
| Aug-03 | 346 | 346 | 100.00% | 0.00% | 335082 | 335082 | 100.00% | N/A | N/A |
| Sep-03 | 384 | 384 | 100.00% | 0.00% | 326718 | 326718 | 100.00% | N/A | N/A |



PO-8 - Jeopardy Notice Interval

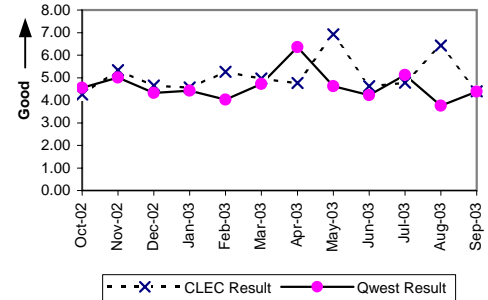
Non-Designed Services (Average Days) (PO-8 A) (Parity)

| Date | CLEC Num | CLEC Denc | CLEC Resu | CLEC Std | Qwest Num | Qwest Denc | Qwest Resu | Mod Z Scr | Parity Score |
|--------|----------|-----------|-----------|----------|-----------|------------|------------|-----------|--------------|
| Oct-02 | 8 | 4 | 2.00 | 0.00 | 3049 | 670 | 4.55 | 1.18 | -0.28 |
| Nov-02 | 1 | 1 | 1.00 | | 2838 | 566 | 5.01 | 0.96 | -0.42 |
| Dec-02 | 13 | 3 | 4.33 | 0.58 | 2898 | 670 | 4.33 | 0 | -1 |
| Jan-03 | 9 | 6 | 1.50 | 0.84 | 2980 | 672 | 4.43 | 1.93 | 0.17 |
| Feb-03 | 11 | 5 | 2.20 | 0.45 | 2146 | 532 | 4.03 | 0.96 | -0.42 |
| Mar-03 | 5 | 2 | 2.50 | 0.71 | 2201 | 466 | 4.72 | 0.45 | -0.72 |
| Apr-03 | 9 | 2 | 4.50 | 3.54 | 1031 | 162 | 6.36 | -0.27 | -1.16 |
| May-03 | 4 | 2 | 2.00 | 0.00 | 555 | 120 | 4.62 | 0.54 | -0.67 |
| Jun-03 | 12 | 3 | 4.00 | 2.00 | 448 | 106 | 4.23 | -0.2 | -1.12 |
| Jul-03 | 4 | 1 | 4.00 | | 665 | 130 | 5.12 | -1.03 | -1.62 |
| Aug-03 | 14 | 5 | 2.80 | 1.92 | 564 | 150 | 3.76 | 0.21 | -0.87 |
| Sep-03 | 19 | 9 | 2.11 | 1.05 | 523 | 119 | 4.39 | 1.17 | -0.29 |



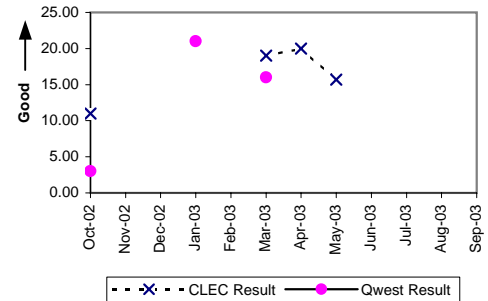
Unbundled Loops and Number Portability (Average Days) (PO-8 B) (Parity)

| Date | CLEC Num | CLEC Denc | CLEC Resu | CLEC Std | Qwest Num | Qwest Denc | Qwest Resu | Mod Z Scr | Parity Score |
|--------|----------|-----------|-----------|----------|-----------|------------|------------|-----------|--------------|
| Oct-02 | 672 | 158 | 4.25 | 2.22 | 3049 | 670 | 4.55 | 0.62 | -0.62 |
| Nov-02 | 683 | 128 | 5.34 | 5.16 | 2838 | 566 | 5.01 | -0.5 | -1.3 |
| Dec-02 | 586 | 126 | 4.65 | 3.75 | 2898 | 670 | 4.33 | -0.73 | -1.44 |
| Jan-03 | 795 | 174 | 4.57 | 3.24 | 2980 | 672 | 4.43 | -0.15 | -1.09 |
| Feb-03 | 636 | 121 | 5.26 | 4.65 | 2146 | 532 | 4.03 | -2.43 | -2.48 |
| Mar-03 | 531 | 107 | 4.96 | 5.09 | 2201 | 466 | 4.72 | -0.34 | -1.21 |
| Apr-03 | 648 | 136 | 4.76 | 2.70 | 1031 | 162 | 6.36 | 1.42 | -0.14 |
| May-03 | 900 | 130 | 6.92 | 5.59 | 555 | 120 | 4.62 | -2.09 | -2.27 |
| Jun-03 | 545 | 118 | 4.62 | 2.74 | 448 | 106 | 4.23 | -0.6 | -1.36 |
| Jul-03 | 378 | 79 | 4.78 | 4.25 | 665 | 130 | 5.12 | -0.19 | -1.12 |
| Aug-03 | 578 | 90 | 6.42 | 7.12 | 564 | 150 | 3.76 | -4.15 | -3.52 |
| Sep-03 | 436 | 99 | 4.40 | 2.43 | 523 | 119 | 4.39 | -0.01 | -1.01 |



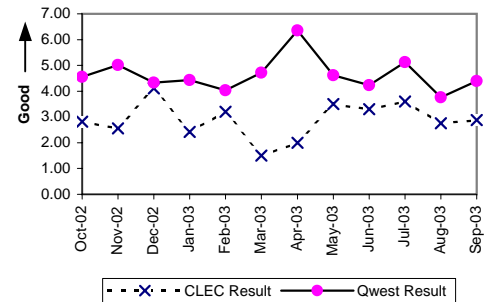
LIS Trunk (Average Days) (PO-8 C) (Parity)

| Date | CLEC Num | CLEC Denc | CLEC Resu | CLEC Std | Qwest Num | Qwest Denc | Qwest Resu | Mod Z Scr | Parity Score |
|--------|----------|-----------|-----------|----------|-----------|------------|------------|-----------|--------------|
| Oct-02 | 22 | 2 | 11.00 | 11.31 | 3 | 1 | 3.00 | | |
| Nov-02 | | | | | | | | | |
| Dec-02 | | | | | | | | | |
| Jan-03 | | | | | 21 | 1 | 21.00 | | |
| Feb-03 | | | | | | | | | |
| Mar-03 | 38 | 2 | 19.00 | 1.41 | 16 | 1 | 16.00 | | |
| Apr-03 | 20 | 1 | 20.00 | | | | | | |
| May-03 | 47 | 3 | 15.67 | 5.77 | | | | | |
| Jun-03 | | | | | | | | | |
| Jul-03 | | | | | | | | | |
| Aug-03 | | | | | | | | | |
| Sep-03 | | | | | | | | | |



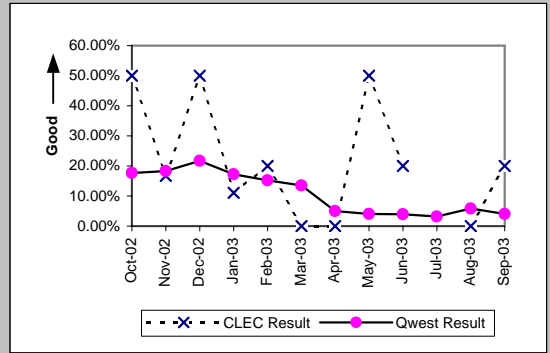
UNE - P (POTS) (Average Days) (PO-8 D) (Parity)

| Date | CLEC Num | CLEC Denc | CLEC Resu | CLEC Std | Qwest Num | Qwest Denc | Qwest Resu | Mod Z Scr | Parity Score |
|--------|----------|-----------|-----------|----------|-----------|------------|------------|-----------|--------------|
| Oct-02 | 31 | 11 | 2.82 | 1.72 | 3049 | 670 | 4.55 | 1.13 | -0.31 |
| Nov-02 | 23 | 9 | 2.56 | 2.24 | 2838 | 566 | 5.01 | 1.51 | -0.08 |
| Dec-02 | 37 | 9 | 4.11 | 3.22 | 2898 | 670 | 4.33 | -0.03 | -1.02 |
| Jan-03 | 29 | 12 | 2.42 | 2.50 | 2980 | 672 | 4.43 | 1.49 | -0.09 |
| Feb-03 | 16 | 5 | 3.20 | 2.95 | 2146 | 532 | 4.03 | 0.14 | -0.91 |
| Mar-03 | 9 | 6 | 1.50 | 0.84 | 2201 | 466 | 4.72 | 1.98 | 0.2 |
| Apr-03 | 14 | 7 | 2.00 | 1.15 | 1031 | 162 | 6.36 | 1.64 | 0 |
| May-03 | 21 | 6 | 3.50 | 2.74 | 555 | 120 | 4.62 | 0.01 | -0.99 |
| Jun-03 | 33 | 10 | 3.30 | 2.45 | 448 | 106 | 4.23 | 0.42 | -0.75 |
| Jul-03 | 36 | 10 | 3.60 | 5.91 | 665 | 130 | 5.12 | -0.07 | -1.04 |
| Aug-03 | 22 | 8 | 2.75 | 1.75 | 564 | 150 | 3.76 | 0.38 | -0.77 |
| Sep-03 | 23 | 8 | 2.88 | 1.81 | 523 | 119 | 4.39 | 0.56 | -0.66 |

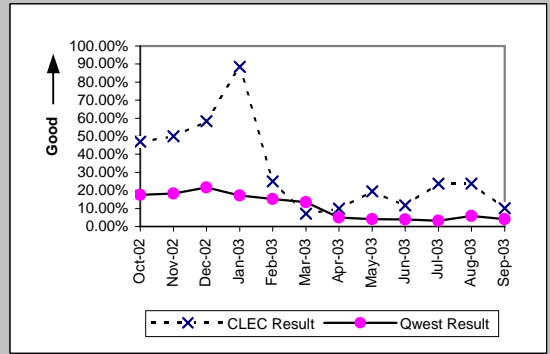


PO-9 - Timely Jeopardy Notices

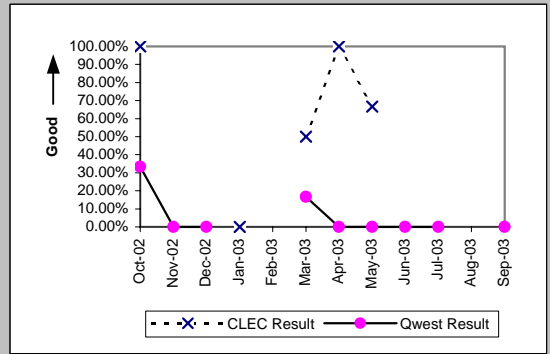
| Non-Designed Services (PO-9 A) (Parity) | | | | | | | | | | |
|---|----------|-----------|-----------|----------|-----------|------------|------------|-----------|--------------|--|
| Date | CLEC Num | CLEC Dend | CLEC Resu | CLEC Std | Qwest Num | Qwest Dend | Qwest Resu | Mod Z Scr | Parity Score | |
| Oct-02 | 2 | 4 | 50.00% | 50.00% | 178 | 1010 | 17.62% | -1.7 | -2.03 | |
| Nov-02 | 1 | 6 | 16.67% | 37.27% | 152 | 831 | 18.29% | 0 | -1 | |
| Dec-02 | 2 | 4 | 50.00% | 50.00% | 168 | 776 | 21.65% | -1.37 | -1.83 | |
| Jan-03 | 1 | 9 | 11.11% | 31.43% | 147 | 853 | 17.23% | 0.38 | -0.77 | |
| Feb-03 | 1 | 5 | 20.00% | 40.00% | 121 | 795 | 15.22% | -0.3 | -1.18 | |
| Mar-03 | 0 | 6 | 0.00% | 0.00% | 87 | 646 | 13.47% | 0.83 | -0.5 | |
| Apr-03 | 0 | 1 | 0.00% | 0.00% | 29 | 578 | 5.02% | 0.01 | -0.99 | |
| May-03 | 1 | 2 | 50.00% | 50.00% | 17 | 425 | 4.00% | -3.31 | -3.01 | |
| Jun-03 | 1 | 5 | 20.00% | 40.00% | 18 | 460 | 3.91% | -1.85 | -2.12 | |
| Jul-03 | | | | | 15 | 477 | 3.14% | | | |
| Aug-03 | 0 | 1 | 0.00% | 0.00% | 32 | 543 | 5.89% | 0.02 | -0.99 | |
| Sep-03 | 1 | 5 | 20.00% | 40.00% | 20 | 490 | 4.08% | -1.79 | -2.09 | |



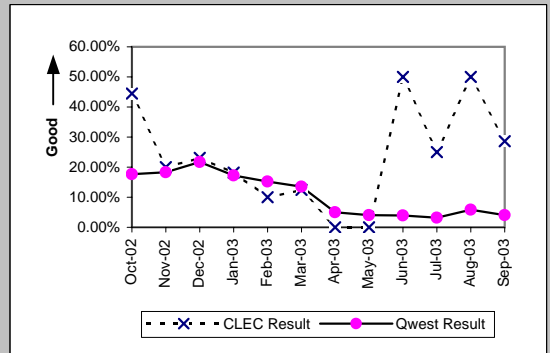
| Unbundled Loops and Number Portability (PO-9 B) (Parity) | | | | | | | | | | |
|--|----------|-----------|-----------|----------|-----------|------------|------------|-----------|--------------|--|
| Date | CLEC Num | CLEC Dend | CLEC Resu | CLEC Std | Qwest Num | Qwest Dend | Qwest Resu | Mod Z Scr | Parity Score | |
| Oct-02 | 32 | 68 | 47.06% | 49.91% | 178 | 1010 | 17.62% | -6.17 | -4.75 | |
| Nov-02 | 7 | 14 | 50.00% | 50.00% | 152 | 831 | 18.29% | -3.04 | -2.85 | |
| Dec-02 | 7 | 12 | 58.33% | 49.30% | 168 | 776 | 21.65% | -3.06 | -2.86 | |
| Jan-03 | 23 | 26 | 88.46% | 31.95% | 147 | 853 | 17.23% | -9.47 | -6.76 | |
| Feb-03 | 7 | 28 | 25.00% | 43.30% | 121 | 795 | 15.22% | -1.42 | -1.86 | |
| Mar-03 | 15 | 212 | 7.08% | 25.64% | 87 | 646 | 13.47% | 2.58 | 0.57 | |
| Apr-03 | 13 | 132 | 9.85% | 29.80% | 29 | 578 | 5.02% | -2.29 | -2.39 | |
| May-03 | 23 | 118 | 19.49% | 39.61% | 17 | 425 | 4.00% | -7.6 | -5.62 | |
| Jun-03 | 12 | 103 | 11.65% | 32.08% | 18 | 460 | 3.91% | -3.66 | -3.23 | |
| Jul-03 | 14 | 59 | 23.73% | 42.54% | 15 | 477 | 3.14% | -8.55 | -6.2 | |
| Aug-03 | 5 | 21 | 23.81% | 42.59% | 32 | 543 | 5.89% | -3.42 | -3.08 | |
| Sep-03 | 6 | 59 | 10.17% | 30.22% | 20 | 490 | 4.08% | -2.23 | -2.36 | |



| LIS Trunk (PO-9 C) (Parity) | | | | | | | | | | |
|-----------------------------|----------|-----------|-----------|----------|-----------|------------|------------|-----------|--------------|--|
| Date | CLEC Num | CLEC Dend | CLEC Resu | CLEC Std | Qwest Num | Qwest Dend | Qwest Resu | Mod Z Scr | Parity Score | |
| Oct-02 | 2 | 2 | 100.00% | 0.00% | 1 | 3 | 33.33% | -1.55 | -1.94 | |
| Nov-02 | | | | | 0 | 4 | 0.00% | | | |
| Dec-02 | | | | | 0 | 2 | 0.00% | | | |
| Jan-03 | 0 | 1 | 0.00% | 0.00% | | | | | | |
| Feb-03 | | | | | | | | | | |
| Mar-03 | 1 | 2 | 50.00% | 50.00% | 1 | 6 | 16.67% | -1.1 | -1.67 | |
| Apr-03 | 1 | 1 | 100.00% | 0.00% | 0 | 7 | 0.00% | N/A | | |
| May-03 | 2 | 3 | 66.67% | 47.14% | 0 | 11 | 0.00% | N/A | | |
| Jun-03 | | | | | 0 | 4 | 0.00% | | | |
| Jul-03 | | | | | 0 | 5 | 0.00% | | | |
| Aug-03 | | | | | | | | | | |
| Sep-03 | | | | | 0 | 1 | 0.00% | | | |

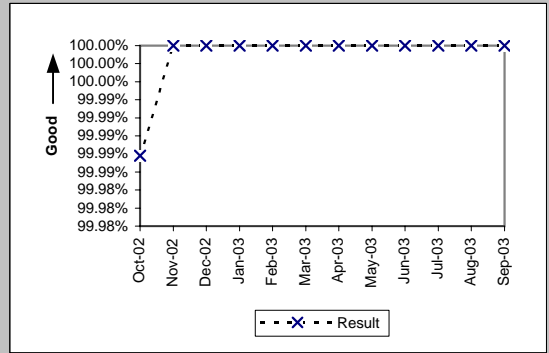


| UNE - P (POTS) (PO-9 D) (Parity) | | | | | | | | | | |
|----------------------------------|----------|-----------|-----------|----------|-----------|------------|------------|-----------|--------------|--|
| Date | CLEC Num | CLEC Dend | CLEC Resu | CLEC Std | Qwest Num | Qwest Dend | Qwest Resu | Mod Z Scr | Parity Score | |
| Oct-02 | 4 | 9 | 44.44% | 49.69% | 178 | 1010 | 17.62% | -2.1 | -2.28 | |
| Nov-02 | 2 | 10 | 20.00% | 40.00% | 152 | 831 | 18.29% | -0.14 | -1.08 | |
| Dec-02 | 3 | 13 | 23.08% | 42.13% | 168 | 776 | 21.65% | -0.12 | -1.08 | |
| Jan-03 | 2 | 11 | 18.18% | 38.57% | 147 | 853 | 17.23% | -0.08 | -1.05 | |
| Feb-03 | 1 | 10 | 10.00% | 30.00% | 121 | 795 | 15.22% | 0.35 | -0.79 | |
| Mar-03 | 1 | 8 | 12.50% | 33.07% | 87 | 646 | 13.47% | -0.04 | -1.02 | |
| Apr-03 | 0 | 11 | 0.00% | 0.00% | 29 | 578 | 5.02% | 0.59 | -0.64 | |
| May-03 | 0 | 14 | 0.00% | 0.00% | 17 | 425 | 4.00% | 0.59 | -0.64 | |
| Jun-03 | 1 | 2 | 50.00% | 50.00% | 18 | 460 | 3.91% | -3.35 | -3.04 | |
| Jul-03 | 1 | 4 | 25.00% | 43.30% | 15 | 477 | 3.14% | -2.49 | -2.52 | |
| Aug-03 | 1 | 2 | 50.00% | 50.00% | 32 | 543 | 5.89% | -2.64 | -2.61 | |
| Sep-03 | 2 | 7 | 28.57% | 45.18% | 20 | 490 | 4.08% | -3.25 | -2.98 | |



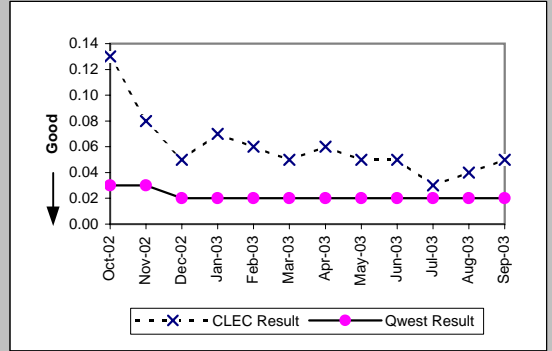
PO-10 - LSR Accountability

| LSR Accountability (Percent) Product Aggregate (PO-10) (Diagnostic) | | | | |
|--|-----------|-------------|---------|--|
| Date | Numerator | Denominator | Result | |
| Oct-02 | 106797 | 106810 | 99.99% | |
| Nov-02 | 91895 | 91895 | 100.00% | |
| Dec-02 | 82233 | 82233 | 100.00% | |
| Jan-03 | 12308 | 12308 | 100.00% | |
| Feb-03 | 13173 | 13173 | 100.00% | |
| Mar-03 | 18900 | 18900 | 100.00% | |
| Apr-03 | 17868 | 17868 | 100.00% | |
| May-03 | 18982 | 18982 | 100.00% | |
| Jun-03 | 20326 | 20326 | 100.00% | |
| Jul-03 | 28224 | 28224 | 100.00% | |
| Aug-03 | 22225 | 22225 | 100.00% | |
| Sep-03 | 22020 | 22020 | 100.00% | |



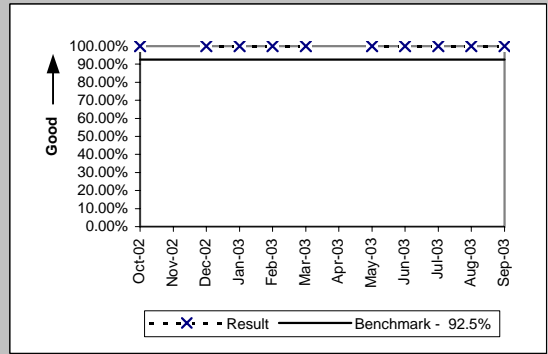
PO-15 - Number of Due Date Changes per Order

| All (PO-15) (Diagnostic) | | | | | | | | | |
|--------------------------|----------|-----------|-----------|----------|-----------|------------|-----------|-----------|--------------|
| Date | CLEC Num | CLEC Dend | CLEC Resu | CLEC Std | Qwest Num | Qwest Dend | Qwest Res | Mod Z Scr | Parity Score |
| Oct-02 | 796 | 6310 | 0.13 | 0.38 | 1714 | 63409 | 0.03 | 38 | 22.1 |
| Nov-02 | 458 | 5423 | 0.08 | 0.31 | 1393 | 50375 | 0.03 | 19.89 | 11.1 |
| Dec-02 | 446 | 8206 | 0.05 | 0.25 | 1189 | 48000 | 0.02 | 13.11 | 6.97 |
| Jan-03 | 507 | 7746 | 0.07 | 0.27 | 961 | 51570 | 0.02 | 24.47 | 13.88 |
| Feb-03 | 526 | 8371 | 0.06 | 0.26 | 1101 | 47522 | 0.02 | 19.84 | 11.06 |
| Mar-03 | 645 | 13268 | 0.05 | 0.23 | 1041 | 50518 | 0.02 | 17.42 | 9.59 |
| Apr-03 | 659 | 11587 | 0.06 | 0.24 | 1086 | 52706 | 0.02 | 21.51 | 12.08 |
| May-03 | 692 | 14230 | 0.05 | 0.22 | 1090 | 52085 | 0.02 | 18.05 | 9.97 |
| Jun-03 | 624 | 12763 | 0.05 | 0.23 | 1192 | 55224 | 0.02 | 16.82 | 9.23 |
| Jul-03 | 556 | 16630 | 0.03 | 0.19 | 1151 | 61120 | 0.02 | 10.55 | 5.42 |
| Aug-03 | 555 | 13789 | 0.04 | 0.20 | 1246 | 60717 | 0.02 | 13.32 | 7.1 |
| Sep-03 | 650 | 13904 | 0.05 | 0.22 | 1398 | 61817 | 0.02 | 14.54 | 7.84 |



PO-16 - Timely Release Notifications

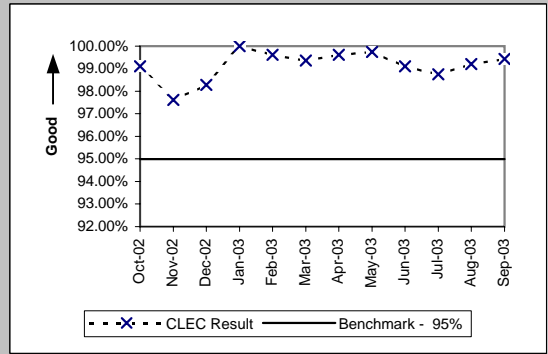
| (PO-16) (Percent) (Benchmark) | | | |
|--------------------------------|-----------|-------------|---------|
| Date | Numerator | Denominator | Result |
| Oct-02 | 7 | 7 | 100.00% |
| Nov-02 | 0 | 0 | |
| Dec-02 | 2 | 2 | 100.00% |
| Jan-03 | 3 | 3 | 100.00% |
| Feb-03 | 3 | 3 | 100.00% |
| Mar-03 | 4 | 4 | 100.00% |
| Apr-03 | 0 | 0 | |
| May-03 | 1 | 1 | 100.00% |
| Jun-03 | 1 | 1 | 100.00% |
| Jul-03 | 5 | 5 | 100.00% |
| Aug-03 | 3 | 3 | 100.00% |
| Sep-03 | 3 | 3 | 100.00% |



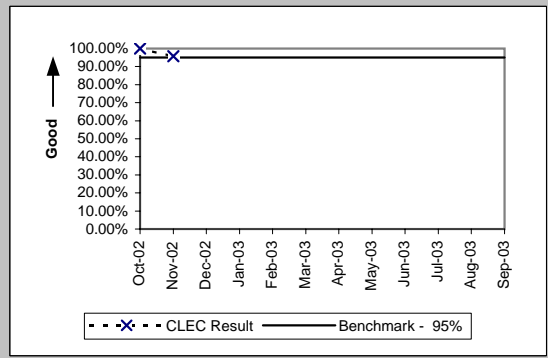
If the release notifications are less than 10 in the reporting month, the standard is 1 miss

PO-19 - Stand-Alone Test Environment (SATE) Accuracy

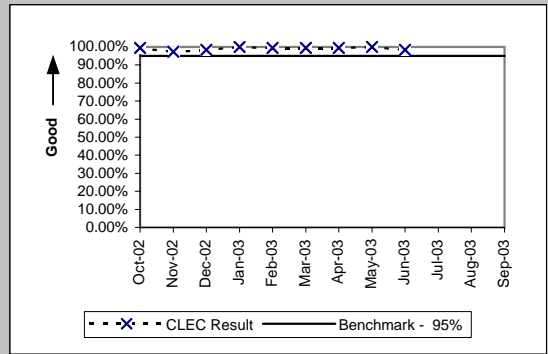
| (PO-19) (Percent) (Benchmark) | | | | |
|-------------------------------|----------|------------|-------------|--|
| Date | CLEC Num | CLEC Denom | CLEC Result | |
| Oct-02 | 665 | 671 | 99.11% | |
| Nov-02 | 695 | 712 | 97.61% | |
| Dec-02 | 515 | 524 | 98.28% | |
| Jan-03 | 524 | 524 | 100.00% | |
| Feb-03 | 526 | 528 | 99.62% | |
| Mar-03 | 775 | 780 | 99.36% | |
| Apr-03 | 777 | 780 | 99.62% | |
| May-03 | 778 | 780 | 99.74% | |
| Jun-03 | 774 | 781 | 99.10% | |
| Jul-03 | 871 | 882 | 98.75% | |
| Aug-03 | 876 | 883 | 99.21% | |
| Sep-03 | 878 | 883 | 99.43% | |



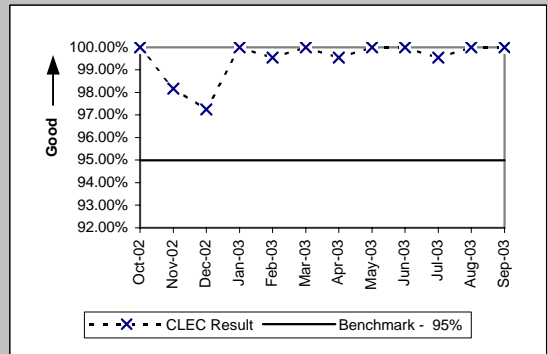
| (PO-19 A) Rel. 9.0 (Percent) (Benchmark) | | | | |
|--|----------|------------|-------------|--|
| Date | CLEC Num | CLEC Denom | CLEC Result | |
| Oct-02 | 189 | 189 | 100.00% | |
| Nov-02 | 181 | 189 | 95.77% | |
| Dec-02 | | | | |
| Jan-03 | | | | |
| Feb-03 | | | | |
| Mar-03 | | | | |
| Apr-03 | | | | |
| May-03 | | | | |
| Jun-03 | | | | |
| Jul-03 | | | | |
| Aug-03 | | | | |
| Sep-03 | | | | |



| (PO-19 A) Rel. 10.0 (Percent) (Benchmark) | | | | |
|---|----------|------------|-------------|--|
| Date | CLEC Num | CLEC Denom | CLEC Result | |
| Oct-02 | 192 | 193 | 99.48% | |
| Nov-02 | 189 | 194 | 97.42% | |
| Dec-02 | 192 | 195 | 98.46% | |
| Jan-03 | 195 | 195 | 100.00% | |
| Feb-03 | 196 | 197 | 99.49% | |
| Mar-03 | 196 | 197 | 99.49% | |
| Apr-03 | 196 | 197 | 99.49% | |
| May-03 | 197 | 197 | 100.00% | |
| Jun-03 | 195 | 198 | 98.48% | |
| Jul-03 | | | | |
| Aug-03 | | | | |
| Sep-03 | | | | |

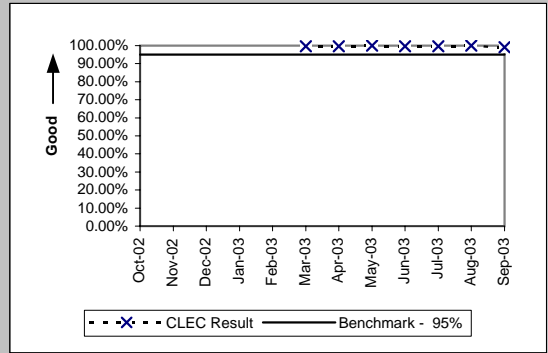


| (PO-19 A) Rel. 11.0 (Percent) (Benchmark) | | | | |
|---|----------|------------|-------------|--|
| Date | CLEC Num | CLEC Denom | CLEC Result | |
| Oct-02 | 224 | 224 | 100.00% | |
| Nov-02 | 214 | 218 | 98.17% | |
| Dec-02 | 212 | 218 | 97.25% | |
| Jan-03 | 218 | 218 | 100.00% | |
| Feb-03 | 219 | 220 | 99.55% | |
| Mar-03 | 221 | 221 | 100.00% | |
| Apr-03 | 220 | 221 | 99.55% | |
| May-03 | 221 | 221 | 100.00% | |
| Jun-03 | 221 | 221 | 100.00% | |
| Jul-03 | 220 | 221 | 99.55% | |
| Aug-03 | 221 | 221 | 100.00% | |
| Sep-03 | 221 | 221 | 100.00% | |

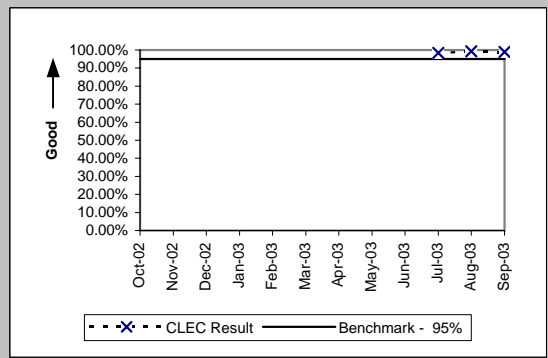


PO-19 - Stand-Alone Test Environment (SATE) Accuracy

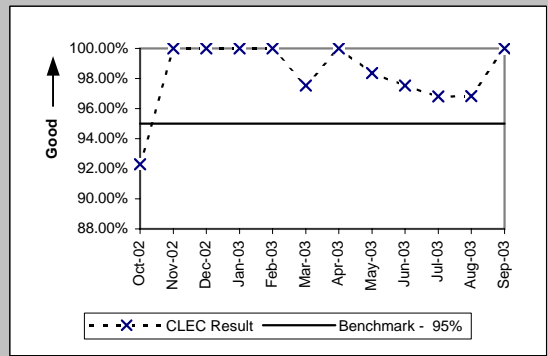
| (PO-19 A) Rel. 12.0 (Percent) (Benchmark) | | | |
|---|----------|------------|-------------|
| Date | CLEC Num | CLEC Denom | CLEC Result |
| Oct-02 | | | |
| Nov-02 | | | |
| Dec-02 | | | |
| Jan-03 | | | |
| Feb-03 | | | |
| Mar-03 | 239 | 240 | 99.58% |
| Apr-03 | 239 | 240 | 99.58% |
| May-03 | 240 | 240 | 100.00% |
| Jun-03 | 239 | 240 | 99.58% |
| Jul-03 | 239 | 240 | 99.58% |
| Aug-03 | 240 | 240 | 100.00% |
| Sep-03 | 238 | 240 | 99.17% |



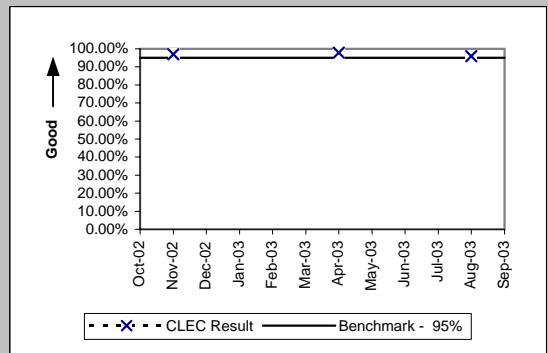
| (PO-19) Rel. 13.0 (Percent) (Benchmark) | | | |
|---|----------|------------|-------------|
| Date | CLEC Num | CLEC Denom | CLEC Result |
| Oct-02 | | | |
| Nov-02 | | | |
| Dec-02 | | | |
| Jan-03 | | | |
| Feb-03 | | | |
| Mar-03 | | | |
| Apr-03 | | | |
| May-03 | | | |
| Jun-03 | | | |
| Jul-03 | 260 | 264 | 98.48% |
| Aug-03 | 262 | 264 | 99.24% |
| Sep-03 | 261 | 264 | 98.86% |



| (PO-19 A) Rel. VICKI (Percent) (Benchmark) | | | |
|--|----------|------------|-------------|
| Date | CLEC Num | CLEC Denom | CLEC Result |
| Oct-02 | 60 | 65 | 92.31% |
| Nov-02 | 111 | 111 | 100.00% |
| Dec-02 | 111 | 111 | 100.00% |
| Jan-03 | 111 | 111 | 100.00% |
| Feb-03 | 111 | 111 | 100.00% |
| Mar-03 | 119 | 122 | 97.54% |
| Apr-03 | 122 | 122 | 100.00% |
| May-03 | 120 | 122 | 98.36% |
| Jun-03 | 119 | 122 | 97.54% |
| Jul-03 | 152 | 157 | 96.82% |
| Aug-03 | 153 | 158 | 96.84% |
| Sep-03 | 158 | 158 | 100.00% |

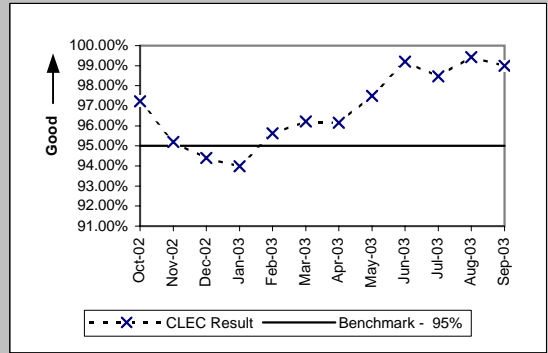


| (PO-19 B) (Percent) (Benchmark) | | | |
|---------------------------------|----------|------------|-------------|
| Date | CLEC Num | CLEC Denom | CLEC Result |
| Oct-02 | | | |
| Nov-02 | 165 | 170 | 97.06% |
| Dec-02 | | | |
| Jan-03 | | | |
| Feb-03 | | | |
| Mar-03 | | | |
| Apr-03 | 178 | 182 | 97.80% |
| May-03 | | | |
| Jun-03 | | | |
| Jul-03 | | | |
| Aug-03 | 189 | 197 | 95.94% |
| Sep-03 | | | |

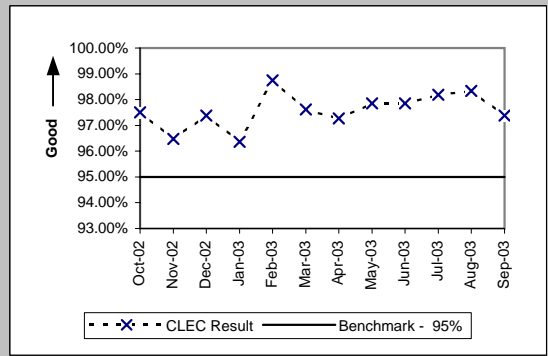


PO-20 Manual Service Order Accuracy

| Resale POTS and UNE-P (POTS) (Benchmark) | | | | |
|--|----------|------------|-------------|--|
| Date | CLEC Num | CLEC Denom | CLEC Result | |
| Oct-02 | 525 | 540 | 97.22% | |
| Nov-02 | 476 | 500 | 95.20% | |
| Dec-02 | 472 | 500 | 94.40% | |
| Jan-03 | 484 | 515 | 93.98% | |
| Feb-03 | 459 | 480 | 95.63% | |
| Mar-03 | 457 | 475 | 96.21% | |
| Apr-03 | 500 | 520 | 96.15% | |
| May-03 | 507 | 520 | 97.50% | |
| Jun-03 | 496 | 500 | 99.20% | |
| Jul-03 | 512 | 520 | 98.46% | |
| Aug-03 | 517 | 520 | 99.42% | |
| Sep-03 | 495 | 500 | 99.00% | |

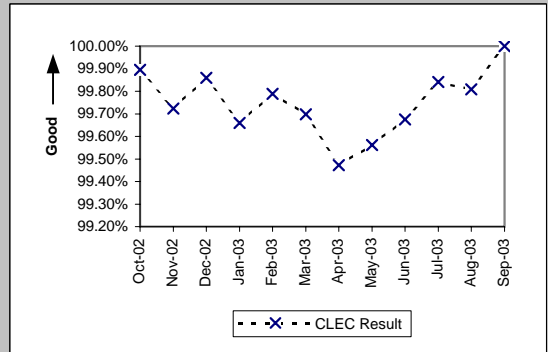


| Unbundled Loops (Analog & NL 2-wire) (Benchmark) | | | | |
|--|----------|------------|-------------|--|
| Date | CLEC Num | CLEC Denom | CLEC Result | |
| Oct-02 | 429 | 440 | 97.50% | |
| Nov-02 | 383 | 397 | 96.47% | |
| Dec-02 | 409 | 420 | 97.38% | |
| Jan-03 | 424 | 440 | 96.36% | |
| Feb-03 | 395 | 400 | 98.75% | |
| Mar-03 | 410 | 420 | 97.62% | |
| Apr-03 | 428 | 440 | 97.27% | |
| May-03 | 411 | 420 | 97.86% | |
| Jun-03 | 411 | 420 | 97.86% | |
| Jul-03 | 432 | 440 | 98.18% | |
| Aug-03 | 413 | 420 | 98.33% | |
| Sep-03 | 409 | 420 | 97.38% | |



Order Accuracy

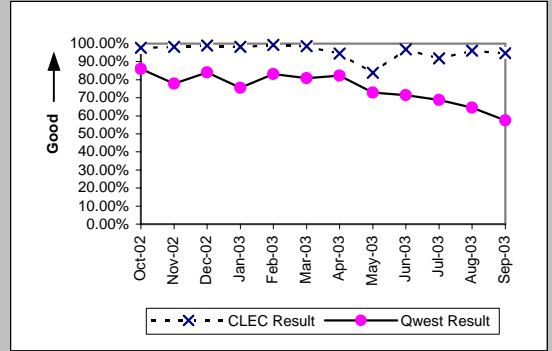
| (Diagnostic) | | | |
|--------------|----------|------------|-------------|
| Date | CLEC Num | CLEC Denom | CLEC Result |
| Oct-02 | 5713 | 5719 | 99.90% |
| Nov-02 | 5767 | 5783 | 99.72% |
| Dec-02 | 6631 | 6640 | 99.86% |
| Jan-03 | 7710 | 7736 | 99.66% |
| Feb-03 | 8029 | 8046 | 99.79% |
| Mar-03 | 10866 | 10899 | 99.70% |
| Apr-03 | 12265 | 12330 | 99.47% |
| May-03 | 12712 | 12768 | 99.56% |
| Jun-03 | 13212 | 13255 | 99.68% |
| Jul-03 | 14462 | 14485 | 99.84% |
| Aug-03 | 15083 | 15112 | 99.81% |
| Sep-03 | 13763 | 13763 | 100.00% |



Additional information related to OP-5 new service installation quality - order accuracy

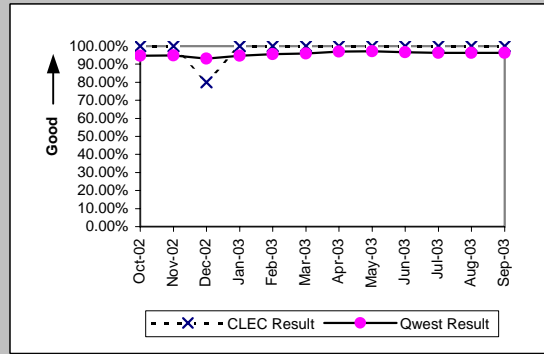
OP-2 - Calls Answered within Twenty Seconds - Interconnect Provisioning Center

| Calls Answered within Twenty Seconds - Interconnect Provisioning Center (Percent) (OP-2) (Parity) | | | | | | |
|---|----------|------------|-------------|-----------|-------------|--------------|
| Date | CLEC Num | CLEC Denom | CLEC Result | Qwest Num | Qwest Denom | Qwest Result |
| Oct-02 | 32143 | 32925 | 97.62% | 2788825 | 3240021 | 86.07% |
| Nov-02 | 25745 | 26219 | 98.19% | 2036091 | 2616966 | 77.80% |
| Dec-02 | 23980 | 24241 | 98.92% | 2165894 | 2577208 | 84.04% |
| Jan-03 | 23917 | 24362 | 98.17% | 2238227 | 2964996 | 75.49% |
| Feb-03 | 20899 | 21046 | 99.30% | 2128566 | 2559622 | 83.16% |
| Mar-03 | 23866 | 24212 | 98.57% | 2248592 | 2781661 | 80.84% |
| Apr-03 | 26748 | 28312 | 94.48% | 2276242 | 2764235 | 82.35% |
| May-03 | 23655 | 28191 | 83.91% | 2042164 | 2801297 | 72.90% |
| Jun-03 | 25407 | 26248 | 96.80% | 2052431 | 2870341 | 71.50% |
| Jul-03 | 26243 | 28550 | 91.92% | 2078165 | 3019253 | 68.83% |
| Aug-03 | 24941 | 25948 | 96.12% | 1877597 | 2912367 | 64.47% |
| Sep-03 | 25677 | 27116 | 94.69% | 1642887 | 2859548 | 57.45% |

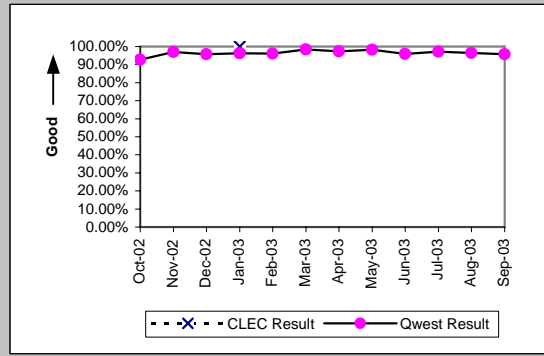


OP-3A - Installation Commitments Met (Percent) - Dispatches within MSAs

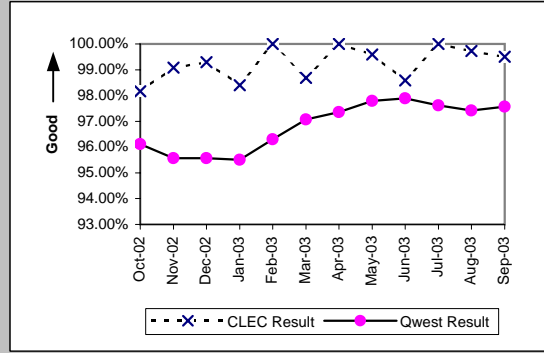
| Business (Parity) | | | | | | | | | |
|-------------------|----------|-----------|-----------|----------|-----------|------------|------------|-----------|------------|
| Date | CLEC Num | CLEC Denc | CLEC Resu | CLEC Std | Qwest Num | Qwest Denc | Qwest Resu | Mod Z Scr | Parity Scr |
| Oct-02 | 11 | 11 | 100.00% | 0.00% | 2823 | 2983 | 94.64% | -0.79 | -1.48 |
| Nov-02 | 12 | 12 | 100.00% | 0.00% | 2485 | 2622 | 94.78% | -0.81 | -1.49 |
| Dec-02 | 8 | 10 | 80.00% | 40.00% | 2039 | 2190 | 93.11% | 1.36 | -0.17 |
| Jan-03 | 7 | 7 | 100.00% | 0.00% | 2417 | 2554 | 94.64% | -0.63 | -1.38 |
| Feb-03 | 8 | 8 | 100.00% | 0.00% | 2174 | 2276 | 95.52% | -0.61 | -1.37 |
| Mar-03 | 9 | 9 | 100.00% | 0.00% | 2458 | 2562 | 95.94% | -0.62 | -1.37 |
| Apr-03 | 12 | 12 | 100.00% | 0.00% | 2380 | 2454 | 96.98% | -0.61 | -1.37 |
| May-03 | 14 | 14 | 100.00% | 0.00% | 2373 | 2442 | 97.17% | -0.64 | -1.39 |
| Jun-03 | 13 | 13 | 100.00% | 0.00% | 2345 | 2427 | 96.62% | -0.67 | -1.41 |
| Jul-03 | 11 | 11 | 100.00% | 0.00% | 2415 | 2507 | 96.33% | -0.65 | -1.39 |
| Aug-03 | 7 | 7 | 100.00% | 0.00% | 2398 | 2491 | 96.27% | -0.52 | -1.32 |
| Sep-03 | 8 | 8 | 100.00% | 0.00% | 2462 | 2555 | 96.36% | -0.55 | -1.33 |



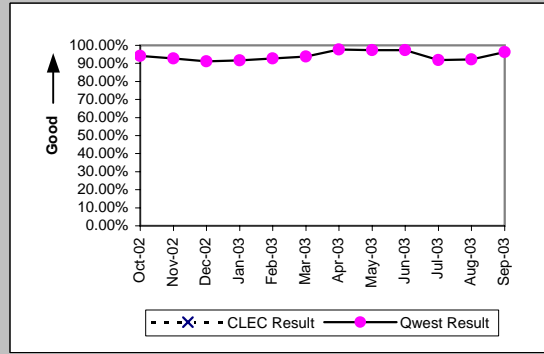
| Centrex (Parity) | | | | | | | | | |
|------------------|----------|-----------|-----------|----------|-----------|------------|------------|-----------|------------|
| Date | CLEC Num | CLEC Denc | CLEC Resu | CLEC Std | Qwest Num | Qwest Denc | Qwest Resu | Mod Z Scr | Parity Scr |
| Oct-02 | | | | | 480 | 518 | 92.66% | | |
| Nov-02 | | | | | 451 | 465 | 96.99% | | |
| Dec-02 | | | | | 431 | 450 | 95.78% | | |
| Jan-03 | 1 | 1 | 100.00% | 0.00% | 388 | 403 | 96.28% | -0.2 | -1.12 |
| Feb-03 | | | | | 417 | 434 | 96.08% | | |
| Mar-03 | | | | | 535 | 544 | 98.35% | | |
| Apr-03 | | | | | 323 | 332 | 97.29% | | |
| May-03 | | | | | 339 | 345 | 98.26% | | |
| Jun-03 | | | | | 454 | 473 | 95.98% | | |
| Jul-03 | | | | | 401 | 413 | 97.09% | | |
| Aug-03 | | | | | 332 | 344 | 96.51% | | |
| Sep-03 | | | | | 363 | 379 | 95.78% | | |



| Residence (Parity) | | | | | | | | | |
|--------------------|----------|-----------|-----------|----------|-----------|------------|------------|-----------|------------|
| Date | CLEC Num | CLEC Denc | CLEC Resu | CLEC Std | Qwest Num | Qwest Denc | Qwest Resu | Mod Z Scr | Parity Scr |
| Oct-02 | 107 | 109 | 98.17% | 13.42% | 10366 | 10785 | 96.12% | -1.1 | -1.67 |
| Nov-02 | 108 | 109 | 99.08% | 9.53% | 7855 | 8219 | 95.57% | -1.77 | -2.08 |
| Dec-02 | 140 | 141 | 99.29% | 8.39% | 7603 | 7956 | 95.56% | -2.13 | -2.3 |
| Jan-03 | 245 | 249 | 98.39% | 12.57% | 8099 | 8480 | 95.51% | -2.17 | -2.32 |
| Feb-03 | 253 | 253 | 100.00% | 0.00% | 7402 | 7686 | 96.31% | -3.07 | -2.86 |
| Mar-03 | 224 | 227 | 98.68% | 11.42% | 8015 | 8257 | 97.07% | -1.42 | -1.86 |
| Apr-03 | 226 | 226 | 100.00% | 0.00% | 8485 | 8715 | 97.36% | -2.44 | -2.49 |
| May-03 | 243 | 244 | 99.59% | 6.39% | 8097 | 8280 | 97.79% | -1.89 | -2.15 |
| Jun-03 | 278 | 282 | 98.58% | 11.83% | 8646 | 8832 | 97.89% | -0.79 | -1.48 |
| Jul-03 | 606 | 606 | 100.00% | 0.00% | 9145 | 9368 | 97.62% | -3.73 | -3.26 |
| Aug-03 | 722 | 724 | 99.72% | 5.25% | 8872 | 9107 | 97.42% | -3.76 | -3.29 |
| Sep-03 | 808 | 812 | 99.51% | 7.00% | 8799 | 9018 | 97.57% | -3.43 | -3.09 |

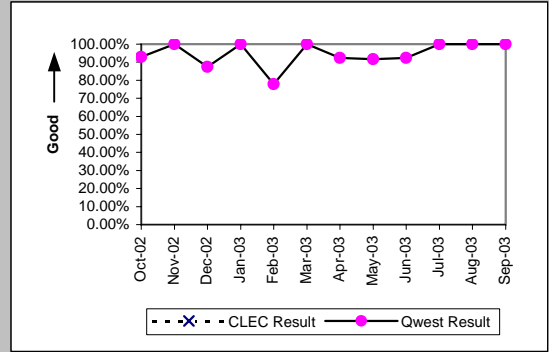


| Centrex 21 (Parity) | | | | | | | | | |
|---------------------|----------|-----------|-----------|----------|-----------|------------|------------|-----------|------------|
| Date | CLEC Num | CLEC Denc | CLEC Resu | CLEC Std | Qwest Num | Qwest Denc | Qwest Resu | Mod Z Scr | Parity Scr |
| Oct-02 | | | | | 147 | 156 | 94.23% | | |
| Nov-02 | | | | | 103 | 111 | 92.79% | | |
| Dec-02 | | | | | 114 | 125 | 91.20% | | |
| Jan-03 | | | | | 110 | 120 | 91.67% | | |
| Feb-03 | | | | | 102 | 110 | 92.73% | | |
| Mar-03 | | | | | 120 | 128 | 93.75% | | |
| Apr-03 | | | | | 126 | 129 | 97.67% | | |
| May-03 | | | | | 110 | 113 | 97.35% | | |
| Jun-03 | | | | | 107 | 110 | 97.27% | | |
| Jul-03 | | | | | 123 | 134 | 91.79% | | |
| Aug-03 | | | | | 94 | 102 | 92.16% | | |
| Sep-03 | | | | | 128 | 133 | 96.24% | | |

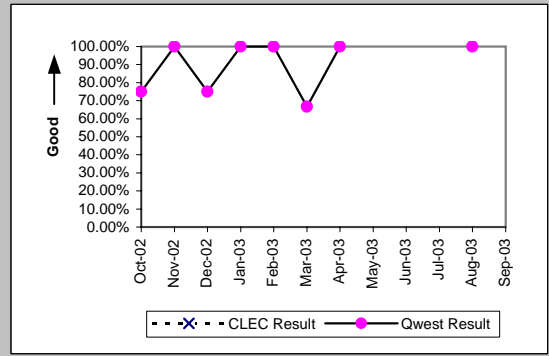


OP-3A - Installation Commitments Met (Percent) - Dispatches within MSAs

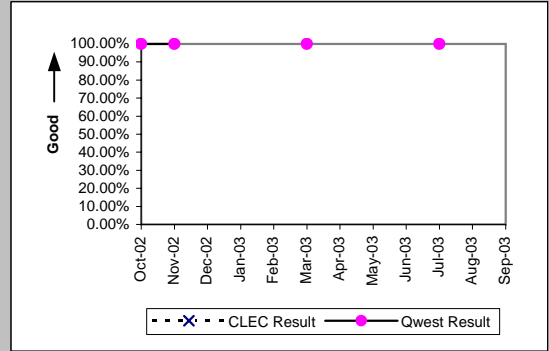
| PBX (Parity) | | | | | | | | | |
|--------------|----------|-----------|-----------|----------|-----------|------------|------------|-----------|------------|
| Date | CLEC Num | CLEC Denc | CLEC Resu | CLEC Std | Qwest Num | Qwest Denc | Qwest Resu | Mod Z Scr | Parity Scr |
| Oct-02 | | | | | 13 | 14 | 92.86% | | |
| Nov-02 | | | | | 10 | 10 | 100.00% | | |
| Dec-02 | | | | | 7 | 8 | 87.50% | | |
| Jan-03 | | | | | 6 | 6 | 100.00% | | |
| Feb-03 | | | | | 7 | 9 | 77.78% | | |
| Mar-03 | | | | | 9 | 9 | 100.00% | | |
| Apr-03 | | | | | 12 | 13 | 92.31% | | |
| May-03 | | | | | 11 | 12 | 91.67% | | |
| Jun-03 | | | | | 12 | 13 | 92.31% | | |
| Jul-03 | | | | | 5 | 5 | 100.00% | | |
| Aug-03 | | | | | 4 | 4 | 100.00% | | |
| Sep-03 | | | | | 4 | 4 | 100.00% | | |



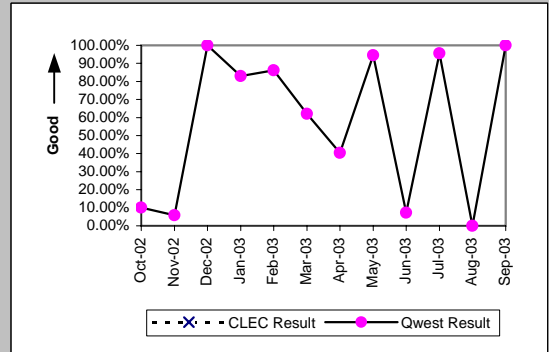
| Basic Rate ISDN (Parity) | | | | | | | | | |
|--------------------------|----------|-----------|-----------|----------|-----------|------------|------------|-----------|------------|
| Date | CLEC Num | CLEC Denc | CLEC Resu | CLEC Std | Qwest Num | Qwest Denc | Qwest Resu | Mod Z Scr | Parity Scr |
| Oct-02 | | | | | 3 | 4 | 75.00% | | |
| Nov-02 | | | | | 6 | 6 | 100.00% | | |
| Dec-02 | | | | | 3 | 4 | 75.00% | | |
| Jan-03 | | | | | 3 | 3 | 100.00% | | |
| Feb-03 | | | | | 2 | 2 | 100.00% | | |
| Mar-03 | | | | | 4 | 6 | 66.67% | | |
| Apr-03 | | | | | 1 | 1 | 100.00% | | |
| May-03 | | | | | | | | | |
| Jun-03 | | | | | | | | | |
| Jul-03 | | | | | | | | | |
| Aug-03 | | | | | 1 | 1 | 100.00% | | |
| Sep-03 | | | | | | | | | |



| ISDN Primary (Parity) | | | | | | | | | |
|-----------------------|----------|-----------|-----------|----------|-----------|------------|------------|-----------|------------|
| Date | CLEC Num | CLEC Denc | CLEC Resu | CLEC Std | Qwest Num | Qwest Denc | Qwest Resu | Mod Z Scr | Parity Scr |
| Oct-02 | | | | | 7 | 7 | 100.00% | | |
| Nov-02 | | | | | 2 | 2 | 100.00% | | |
| Dec-02 | | | | | | | | | |
| Jan-03 | | | | | | | | | |
| Feb-03 | | | | | | | | | |
| Mar-03 | | | | | 1 | 1 | 100.00% | | |
| Apr-03 | | | | | | | | | |
| May-03 | | | | | | | | | |
| Jun-03 | | | | | | | | | |
| Jul-03 | | | | | 1 | 1 | 100.00% | | |
| Aug-03 | | | | | | | | | |
| Sep-03 | | | | | | | | | |

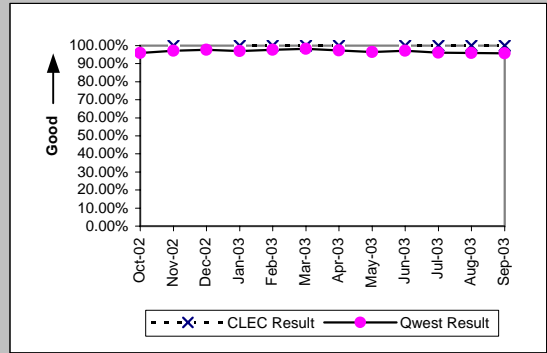


| DS0 (Parity) | | | | | | | | | |
|--------------|----------|-----------|-----------|----------|-----------|------------|------------|-----------|------------|
| Date | CLEC Num | CLEC Denc | CLEC Resu | CLEC Std | Qwest Num | Qwest Denc | Qwest Resu | Mod Z Scr | Parity Scr |
| Oct-02 | | | | | 6 | 59 | 10.17% | | |
| Nov-02 | | | | | 2 | 34 | 5.88% | | |
| Dec-02 | | | | | 1 | 1 | 100.00% | | |
| Jan-03 | | | | | 283 | 341 | 82.99% | | |
| Feb-03 | | | | | 87 | 101 | 86.14% | | |
| Mar-03 | | | | | 100 | 161 | 62.11% | | |
| Apr-03 | | | | | 17 | 42 | 40.48% | | |
| May-03 | | | | | 17 | 18 | 94.44% | | |
| Jun-03 | | | | | 4 | 55 | 7.27% | | |
| Jul-03 | | | | | 282 | 295 | 95.59% | | |
| Aug-03 | | | | | 0 | 1 | 0.00% | | |
| Sep-03 | | | | | 2 | 2 | 100.00% | | |

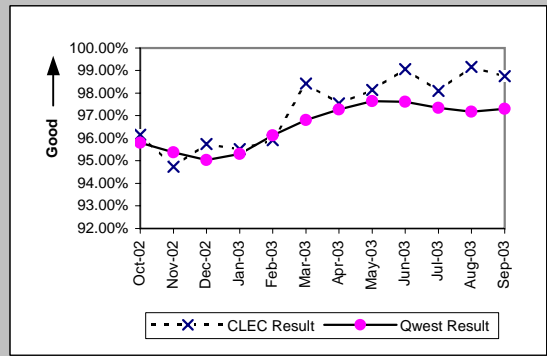


OP-3A - Installation Commitments Met (Percent) - Dispatches within MSAs

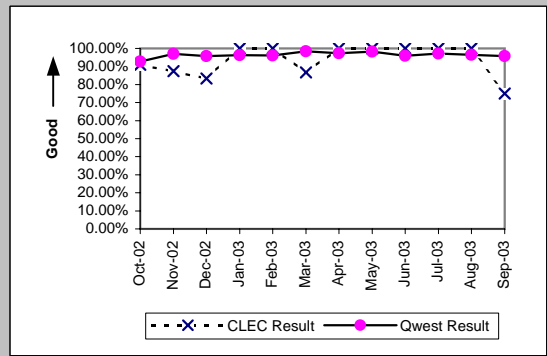
| Qwest DSL (Parity) | | | | | | | | | |
|--------------------|----------|-----------|-----------|----------|-----------|------------|------------|-----------|------------|
| Date | CLEC Num | CLEC Dend | CLEC Resu | CLEC Std | Qwest Num | Qwest Dend | Qwest Resu | Mod Z Scr | Parity Scr |
| Oct-02 | | | | | 1038 | 1083 | 95.84% | | |
| Nov-02 | 1 | 1 | 100.00% | 0.00% | 811 | 834 | 97.24% | -0.17 | -1.1 |
| Dec-02 | | | | | 866 | 886 | 97.74% | | |
| Jan-03 | 1 | 1 | 100.00% | 0.00% | 912 | 941 | 96.92% | -0.18 | -1.11 |
| Feb-03 | 1 | 1 | 100.00% | 0.00% | 784 | 802 | 97.76% | -0.15 | -1.09 |
| Mar-03 | 2 | 2 | 100.00% | 0.00% | 740 | 753 | 98.27% | -0.19 | -1.11 |
| Apr-03 | 2 | 2 | 100.00% | 0.00% | 638 | 655 | 97.40% | -0.23 | -1.14 |
| May-03 | | | | | 483 | 501 | 96.41% | | |
| Jun-03 | 3 | 3 | 100.00% | 0.00% | 388 | 399 | 97.24% | -0.29 | -1.18 |
| Jul-03 | 7 | 7 | 100.00% | 0.00% | 321 | 334 | 96.11% | -0.53 | -1.32 |
| Aug-03 | 7 | 7 | 100.00% | 0.00% | 350 | 365 | 95.89% | -0.54 | -1.33 |
| Sep-03 | 15 | 15 | 100.00% | 0.00% | 548 | 572 | 95.80% | -0.8 | -1.49 |



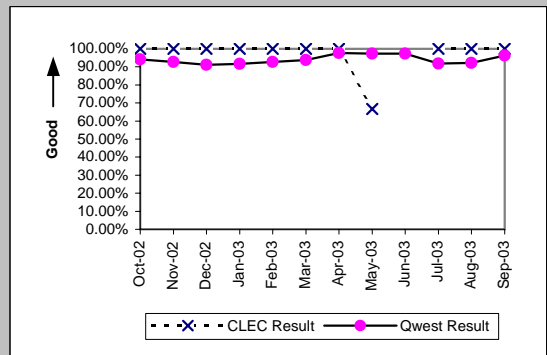
| UNE - P (POTS) (Parity) | | | | | | | | | |
|-------------------------|----------|-----------|-----------|----------|-----------|------------|------------|-----------|------------|
| Date | CLEC Num | CLEC Dend | CLEC Resu | CLEC Std | Qwest Num | Qwest Dend | Qwest Resu | Mod Z Scr | Parity Scr |
| Oct-02 | 125 | 130 | 96.15% | 19.23% | 13189 | 13768 | 95.79% | -0.2 | -1.12 |
| Nov-02 | 126 | 133 | 94.74% | 22.33% | 10340 | 10841 | 95.38% | 0.39 | -0.76 |
| Dec-02 | 135 | 141 | 95.74% | 20.18% | 9642 | 10146 | 95.03% | -0.39 | -1.23 |
| Jan-03 | 192 | 201 | 95.52% | 20.68% | 10516 | 11034 | 95.31% | -0.14 | -1.09 |
| Feb-03 | 188 | 196 | 95.92% | 19.79% | 9576 | 9962 | 96.13% | 0.2 | -0.88 |
| Mar-03 | 314 | 319 | 98.43% | 12.42% | 10473 | 10819 | 96.80% | -1.63 | -1.99 |
| Apr-03 | 279 | 286 | 97.55% | 15.45% | 10865 | 11169 | 97.28% | -0.28 | -1.17 |
| May-03 | 317 | 323 | 98.14% | 13.50% | 10470 | 10722 | 97.65% | -0.58 | -1.35 |
| Jun-03 | 211 | 213 | 99.06% | 9.64% | 10991 | 11259 | 97.62% | -1.37 | -1.83 |
| Jul-03 | 259 | 264 | 98.11% | 13.63% | 11560 | 11875 | 97.35% | -0.76 | -1.46 |
| Aug-03 | 239 | 241 | 99.17% | 9.07% | 11270 | 11598 | 97.17% | -1.85 | -2.13 |
| Sep-03 | 237 | 240 | 98.75% | 11.11% | 11261 | 11573 | 97.30% | -1.37 | -1.83 |



| UNE P (Centrex) (Parity) | | | | | | | | | |
|--------------------------|----------|-----------|-----------|----------|-----------|------------|------------|-----------|------------|
| Date | CLEC Num | CLEC Dend | CLEC Resu | CLEC Std | Qwest Num | Qwest Dend | Qwest Resu | Mod Z Scr | Parity Scr |
| Oct-02 | 10 | 11 | 90.91% | 28.75% | 480 | 518 | 92.66% | 0.27 | -0.83 |
| Nov-02 | 7 | 8 | 87.50% | 33.07% | 451 | 465 | 96.99% | 1.15 | -0.3 |
| Dec-02 | 10 | 12 | 83.33% | 37.27% | 431 | 450 | 95.78% | 1.63 | -0.01 |
| Jan-03 | 10 | 10 | 100.00% | 0.00% | 388 | 403 | 96.28% | -0.61 | -1.37 |
| Feb-03 | 10 | 10 | 100.00% | 0.00% | 417 | 434 | 96.08% | -0.63 | -1.38 |
| Mar-03 | 13 | 15 | 86.67% | 33.99% | 535 | 544 | 98.35% | 2.18 | 0.33 |
| Apr-03 | 17 | 17 | 100.00% | 0.00% | 323 | 332 | 97.29% | -0.67 | -1.41 |
| May-03 | 6 | 6 | 100.00% | 0.00% | 339 | 345 | 98.26% | -0.32 | -1.2 |
| Jun-03 | 7 | 7 | 100.00% | 0.00% | 454 | 473 | 95.98% | -0.54 | -1.33 |
| Jul-03 | 7 | 7 | 100.00% | 0.00% | 401 | 413 | 97.09% | -0.45 | -1.28 |
| Aug-03 | 7 | 7 | 100.00% | 0.00% | 332 | 344 | 96.51% | -0.5 | -1.3 |
| Sep-03 | 3 | 4 | 75.00% | 43.30% | 363 | 379 | 95.78% | 1.37 | -1.07 |

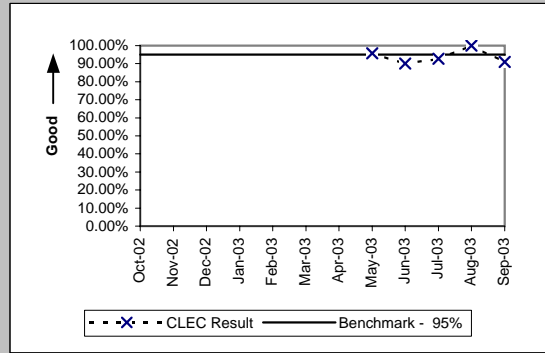


| UNE P (Centrex 21) (Parity) | | | | | | | | | |
|-----------------------------|----------|-----------|-----------|----------|-----------|------------|------------|-----------|------------|
| Date | CLEC Num | CLEC Dend | CLEC Resu | CLEC Std | Qwest Num | Qwest Dend | Qwest Resu | Mod Z Scr | Parity Scr |
| Oct-02 | 4 | 4 | 100.00% | 0.00% | 147 | 156 | 94.23% | -0.49 | -1.3 |
| Nov-02 | 5 | 5 | 100.00% | 0.00% | 103 | 111 | 92.79% | -0.61 | -1.37 |
| Dec-02 | 10 | 10 | 100.00% | 0.00% | 114 | 125 | 91.20% | -0.95 | -1.57 |
| Jan-03 | 3 | 3 | 100.00% | 0.00% | 110 | 120 | 91.67% | -0.52 | -1.31 |
| Feb-03 | 4 | 4 | 100.00% | 0.00% | 102 | 110 | 92.73% | -0.55 | -1.33 |
| Mar-03 | 4 | 4 | 100.00% | 0.00% | 120 | 128 | 93.75% | -0.51 | -1.31 |
| Apr-03 | 5 | 5 | 100.00% | 0.00% | 126 | 129 | 97.67% | -0.34 | -1.21 |
| May-03 | 2 | 3 | 66.67% | 47.14% | 110 | 113 | 97.35% | 1.68 | 0.02 |
| Jun-03 | | | | | 107 | 110 | 97.27% | | |
| Jul-03 | 4 | 4 | 100.00% | 0.00% | 123 | 134 | 91.79% | -0.59 | -1.36 |
| Aug-03 | 4 | 4 | 100.00% | 0.00% | 94 | 102 | 92.16% | -0.57 | -1.35 |
| Sep-03 | 4 | 4 | 100.00% | 0.00% | 128 | 133 | 96.24% | -0.39 | -1.24 |



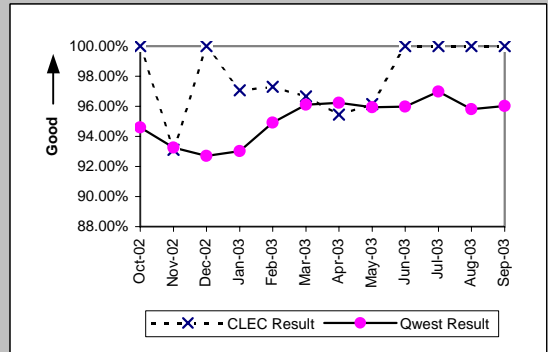
OP-3A - Installation Commitments Met (Percent) - Dispatches within MSAs

| Line Sharing (Benchmark) | | | | |
|--------------------------|-----------|-------------|-------------|--------------|
| Date | Numerator | Denominator | CLEC Result | Standard Dev |
| Oct-02 | | | | |
| Nov-02 | | | | |
| Dec-02 | | | | |
| Jan-03 | | | | |
| Feb-03 | | | | |
| Mar-03 | | | | |
| Apr-03 | | | | |
| May-03 | 23 | 24 | 95.83% | 19.98% |
| Jun-03 | 45 | 50 | 90.00% | 30.00% |
| Jul-03 | 76 | 82 | 92.68% | 26.04% |
| Aug-03 | 43 | 43 | 100.00% | 0.00% |
| Sep-03 | 50 | 55 | 90.91% | 28.75% |

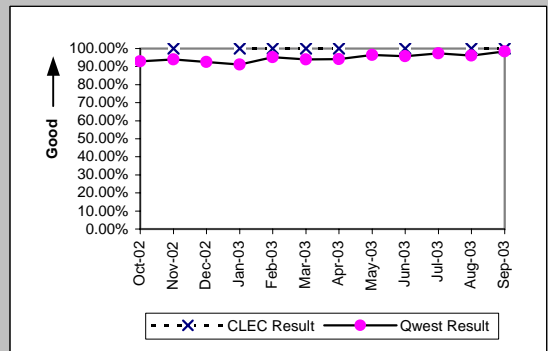


OP-3B - Installation Commitments Met (Percent) - Dispatches outside MSAs

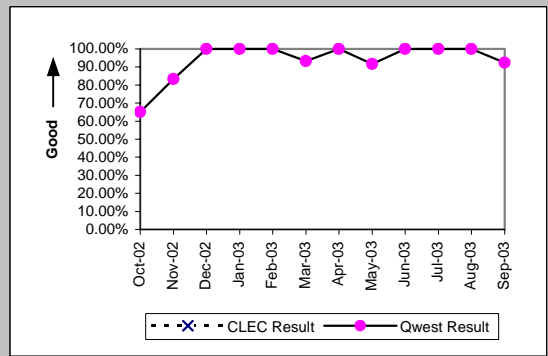
| Residence (Parity) | | | | | | | | | |
|--------------------|----------|-----------|-----------|----------|-----------|------------|------------|-----------|------------|
| Date | CLEC Num | CLEC Denc | CLEC Resu | CLEC Std | Qwest Num | Qwest Denc | Qwest Resu | Mod Z Scr | Parity Scr |
| Oct-02 | 26 | 26 | 100.00% | 0.00% | 1736 | 1835 | 94.60% | -1.21 | -1.74 |
| Nov-02 | 27 | 29 | 93.10% | 25.34% | 1342 | 1439 | 93.26% | 0.11 | -0.94 |
| Dec-02 | 26 | 26 | 100.00% | 0.00% | 1358 | 1465 | 92.70% | -1.42 | -1.86 |
| Jan-03 | 33 | 34 | 97.06% | 16.90% | 1371 | 1474 | 93.01% | -0.92 | -1.56 |
| Feb-03 | 36 | 37 | 97.30% | 16.22% | 1305 | 1375 | 94.91% | -0.65 | -1.4 |
| Mar-03 | 29 | 30 | 96.67% | 17.95% | 1380 | 1436 | 96.10% | -0.16 | -1.1 |
| Apr-03 | 21 | 22 | 95.45% | 20.83% | 1529 | 1589 | 96.22% | 0.26 | -0.84 |
| May-03 | 25 | 26 | 96.15% | 19.23% | 1462 | 1524 | 95.93% | -0.06 | -1.03 |
| Jun-03 | 19 | 19 | 100.00% | 0.00% | 1504 | 1567 | 95.98% | -0.89 | -1.54 |
| Jul-03 | 15 | 15 | 100.00% | 0.00% | 1641 | 1692 | 96.99% | -0.68 | -1.41 |
| Aug-03 | 15 | 15 | 100.00% | 0.00% | 1529 | 1596 | 95.80% | -0.81 | -1.49 |
| Sep-03 | 17 | 17 | 100.00% | 0.00% | 1476 | 1537 | 96.03% | -0.83 | -1.51 |



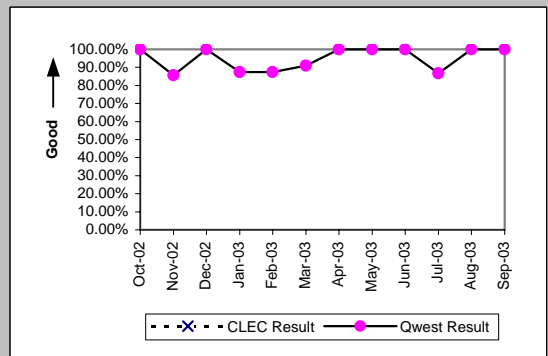
| Business (Parity) | | | | | | | | | |
|-------------------|----------|-----------|-----------|----------|-----------|------------|------------|-----------|------------|
| Date | CLEC Num | CLEC Denc | CLEC Resu | CLEC Std | Qwest Num | Qwest Denc | Qwest Resu | Mod Z Scr | Parity Scr |
| Oct-02 | | | | | 377 | 406 | 92.86% | | |
| Nov-02 | 3 | 3 | 100.00% | 0.00% | 265 | 282 | 93.97% | -0.44 | -1.27 |
| Dec-02 | | | | | 261 | 282 | 92.55% | | |
| Jan-03 | 1 | 1 | 100.00% | 0.00% | 306 | 336 | 91.07% | -0.31 | -1.19 |
| Feb-03 | 1 | 1 | 100.00% | 0.00% | 280 | 294 | 95.24% | -0.22 | -1.14 |
| Mar-03 | 2 | 2 | 100.00% | 0.00% | 297 | 316 | 93.99% | -0.36 | -1.22 |
| Apr-03 | 3 | 3 | 100.00% | 0.00% | 287 | 305 | 94.10% | -0.43 | -1.26 |
| May-03 | | | | | 275 | 285 | 96.49% | | |
| Jun-03 | 1 | 1 | 100.00% | 0.00% | 291 | 304 | 95.72% | -0.21 | -1.13 |
| Jul-03 | | | | | 290 | 298 | 97.32% | | |
| Aug-03 | 2 | 2 | 100.00% | 0.00% | 275 | 286 | 96.15% | -0.28 | -1.17 |
| Sep-03 | 1 | 1 | 100.00% | 0.00% | 310 | 315 | 98.41% | -0.13 | -1.08 |



| Centrex (Parity) | | | | | | | | | |
|------------------|----------|-----------|-----------|----------|-----------|------------|------------|-----------|------------|
| Date | CLEC Num | CLEC Denc | CLEC Resu | CLEC Std | Qwest Num | Qwest Denc | Qwest Resu | Mod Z Scr | Parity Scr |
| Oct-02 | | | | | 13 | 20 | 65.00% | | |
| Nov-02 | | | | | 10 | 12 | 83.33% | | |
| Dec-02 | | | | | 6 | 6 | 100.00% | | |
| Jan-03 | | | | | 9 | 9 | 100.00% | | |
| Feb-03 | | | | | 4 | 4 | 100.00% | | |
| Mar-03 | | | | | 14 | 15 | 93.33% | | |
| Apr-03 | | | | | 11 | 11 | 100.00% | | |
| May-03 | | | | | 11 | 12 | 91.67% | | |
| Jun-03 | | | | | 9 | 9 | 100.00% | | |
| Jul-03 | | | | | 8 | 8 | 100.00% | | |
| Aug-03 | | | | | 12 | 12 | 100.00% | | |
| Sep-03 | | | | | 12 | 13 | 92.31% | | |

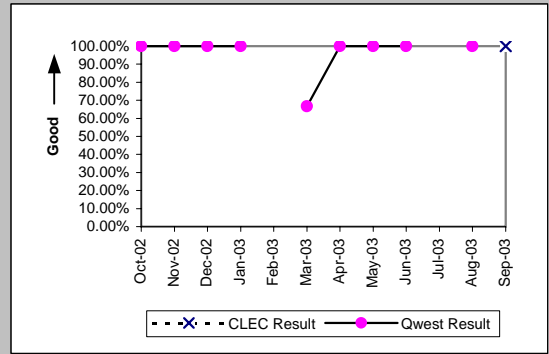


| Centrex 21 (Parity) | | | | | | | | | |
|---------------------|----------|-----------|-----------|----------|-----------|------------|------------|-----------|------------|
| Date | CLEC Num | CLEC Denc | CLEC Resu | CLEC Std | Qwest Num | Qwest Denc | Qwest Resu | Mod Z Scr | Parity Scr |
| Oct-02 | | | | | 11 | 11 | 100.00% | | |
| Nov-02 | | | | | 12 | 14 | 85.71% | | |
| Dec-02 | | | | | 9 | 9 | 100.00% | | |
| Jan-03 | | | | | 7 | 8 | 87.50% | | |
| Feb-03 | | | | | 7 | 8 | 87.50% | | |
| Mar-03 | | | | | 10 | 11 | 90.91% | | |
| Apr-03 | | | | | 7 | 7 | 100.00% | | |
| May-03 | | | | | 13 | 13 | 100.00% | | |
| Jun-03 | | | | | 12 | 12 | 100.00% | | |
| Jul-03 | | | | | 13 | 15 | 86.67% | | |
| Aug-03 | | | | | 13 | 13 | 100.00% | | |
| Sep-03 | | | | | 9 | 9 | 100.00% | | |

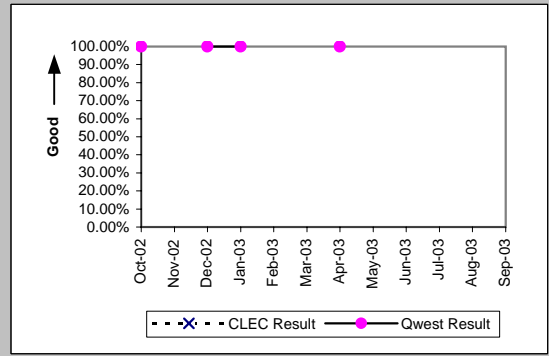


OP-3B - Installation Commitments Met (Percent) - Dispatches outside MSAs

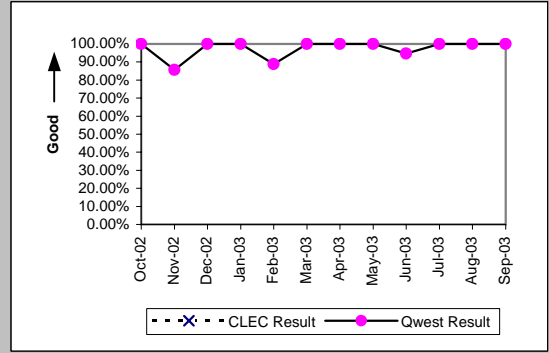
| PBX (Parity) | | | | | | | | | |
|--------------|----------|-----------|-----------|----------|-----------|------------|------------|-----------|------------|
| Date | CLEC Num | CLEC Denc | CLEC Resu | CLEC Std | Qwest Num | Qwest Denc | Qwest Resu | Mod Z Scr | Parity Scr |
| Oct-02 | | | | | 1 | 1 | 100.00% | | |
| Nov-02 | | | | | 2 | 2 | 100.00% | | |
| Dec-02 | | | | | 2 | 2 | 100.00% | | |
| Jan-03 | | | | | 1 | 1 | 100.00% | | |
| Feb-03 | | | | | | | | | |
| Mar-03 | | | | | 2 | 3 | 66.67% | | |
| Apr-03 | | | | | 1 | 1 | 100.00% | | |
| May-03 | | | | | 3 | 3 | 100.00% | | |
| Jun-03 | | | | | 1 | 1 | 100.00% | | |
| Jul-03 | | | | | | | | | |
| Aug-03 | | | | | 1 | 1 | 100.00% | | |
| Sep-03 | 1 | 1 | 100.00% | 0.00% | | | | | |



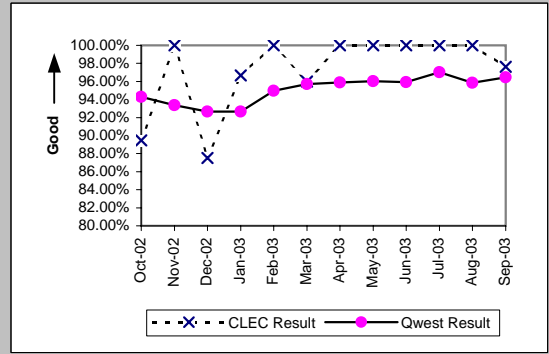
| Basic Rate ISDN (Parity) | | | | | | | | | |
|--------------------------|----------|-----------|-----------|----------|-----------|------------|------------|-----------|------------|
| Date | CLEC Num | CLEC Denc | CLEC Resu | CLEC Std | Qwest Num | Qwest Denc | Qwest Resu | Mod Z Scr | Parity Scr |
| Oct-02 | | | | | 1 | 1 | 100.00% | | |
| Nov-02 | | | | | | | | | |
| Dec-02 | | | | | 1 | 1 | 100.00% | | |
| Jan-03 | | | | | 1 | 1 | 100.00% | | |
| Feb-03 | | | | | | | | | |
| Mar-03 | | | | | | | | | |
| Apr-03 | | | | | 1 | 1 | 100.00% | | |
| May-03 | | | | | | | | | |
| Jun-03 | | | | | | | | | |
| Jul-03 | | | | | | | | | |
| Aug-03 | | | | | | | | | |
| Sep-03 | | | | | | | | | |



| Qwest DSL (Parity) | | | | | | | | | |
|--------------------|----------|-----------|-----------|----------|-----------|------------|------------|-----------|------------|
| Date | CLEC Num | CLEC Denc | CLEC Resu | CLEC Std | Qwest Num | Qwest Denc | Qwest Resu | Mod Z Scr | Parity Scr |
| Oct-02 | | | | | 8 | 8 | 100.00% | | |
| Nov-02 | | | | | 6 | 7 | 85.71% | | |
| Dec-02 | | | | | 5 | 5 | 100.00% | | |
| Jan-03 | | | | | 13 | 13 | 100.00% | | |
| Feb-03 | | | | | 8 | 9 | 88.89% | | |
| Mar-03 | | | | | 14 | 14 | 100.00% | | |
| Apr-03 | | | | | 10 | 10 | 100.00% | | |
| May-03 | | | | | 15 | 15 | 100.00% | | |
| Jun-03 | | | | | 18 | 19 | 94.74% | | |
| Jul-03 | | | | | 21 | 21 | 100.00% | | |
| Aug-03 | | | | | 13 | 13 | 100.00% | | |
| Sep-03 | | | | | 38 | 38 | 100.00% | | |

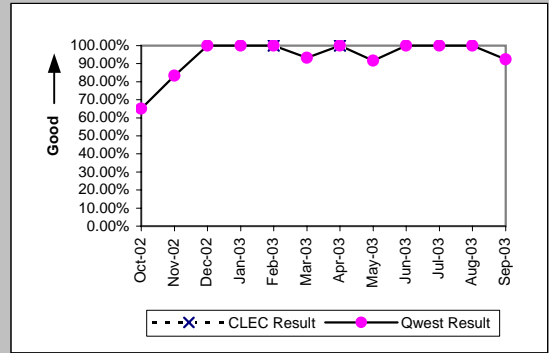


| UNE - P (POTS) (Parity) | | | | | | | | | |
|-------------------------|----------|-----------|-----------|----------|-----------|------------|------------|-----------|------------|
| Date | CLEC Num | CLEC Denc | CLEC Resu | CLEC Std | Qwest Num | Qwest Denc | Qwest Resu | Mod Z Scr | Parity Scr |
| Oct-02 | 17 | 19 | 89.47% | 30.69% | 2113 | 2241 | 94.29% | 0.86 | -0.48 |
| Nov-02 | 15 | 15 | 100.00% | 0.00% | 1607 | 1721 | 93.38% | -1.03 | -1.62 |
| Dec-02 | 7 | 8 | 87.50% | 33.07% | 1619 | 1747 | 92.67% | 0.56 | -0.66 |
| Jan-03 | 29 | 30 | 96.67% | 17.95% | 1677 | 1810 | 92.65% | -0.84 | -1.51 |
| Feb-03 | 21 | 21 | 100.00% | 0.00% | 1585 | 1669 | 94.97% | -1.05 | -1.64 |
| Mar-03 | 48 | 50 | 96.00% | 19.60% | 1677 | 1752 | 95.72% | -0.1 | -1.06 |
| Apr-03 | 34 | 34 | 100.00% | 0.00% | 1816 | 1894 | 95.88% | -1.2 | -1.73 |
| May-03 | 51 | 51 | 100.00% | 0.00% | 1737 | 1809 | 96.02% | -1.43 | -1.87 |
| Jun-03 | 28 | 28 | 100.00% | 0.00% | 1795 | 1871 | 95.94% | -1.08 | -1.66 |
| Jul-03 | 28 | 28 | 100.00% | 0.00% | 1931 | 1990 | 97.04% | -0.92 | -1.56 |
| Aug-03 | 29 | 29 | 100.00% | 0.00% | 1804 | 1882 | 95.86% | -1.11 | -1.68 |
| Sep-03 | 41 | 42 | 97.62% | 15.25% | 1786 | 1852 | 96.44% | -0.41 | -1.25 |

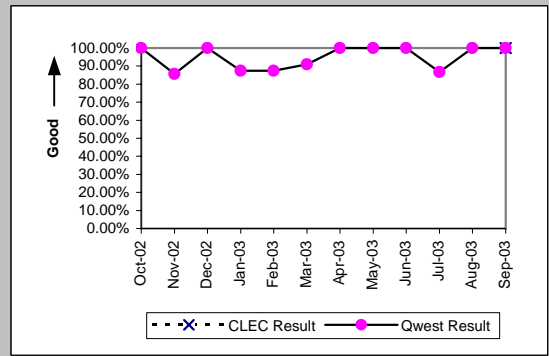


OP-3B - Installation Commitments Met (Percent) - Dispatches outside MSAs

| UNE P (Centrex) (Parity) | | | | | | | | | |
|--------------------------|----------|-----------|-----------|----------|-----------|------------|------------|-----------|------------|
| Date | CLEC Num | CLEC Denc | CLEC Resu | CLEC Std | Qwest Num | Qwest Denc | Qwest Resu | Mod Z Scr | Parity Scr |
| Oct-02 | | | | | 13 | 20 | 65.00% | | |
| Nov-02 | | | | | 10 | 12 | 83.33% | | |
| Dec-02 | | | | | 6 | 6 | 100.00% | | |
| Jan-03 | | | | | 9 | 9 | 100.00% | | |
| Feb-03 | 1 | 1 | 100.00% | 0.00% | 4 | 4 | 100.00% | N/A | N/A |
| Mar-03 | | | | | 14 | 15 | 93.33% | | |
| Apr-03 | 1 | 1 | 100.00% | 0.00% | 11 | 11 | 100.00% | N/A | N/A |
| May-03 | | | | | 11 | 12 | 91.67% | | |
| Jun-03 | | | | | 9 | 9 | 100.00% | | |
| Jul-03 | | | | | 8 | 8 | 100.00% | | |
| Aug-03 | | | | | 12 | 12 | 100.00% | | |
| Sep-03 | | | | | 12 | 13 | 92.31% | | |

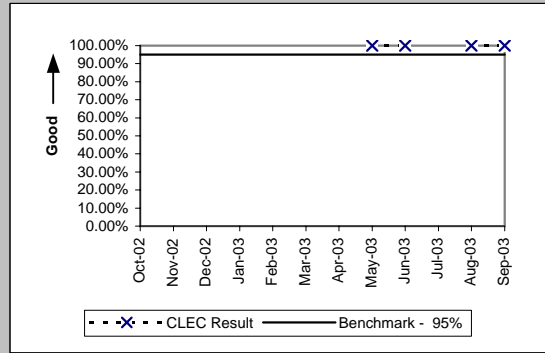


| UNE P (Centrex 21) (Parity) | | | | | | | | | |
|-----------------------------|----------|-----------|-----------|----------|-----------|------------|------------|-----------|------------|
| Date | CLEC Num | CLEC Denc | CLEC Resu | CLEC Std | Qwest Num | Qwest Denc | Qwest Resu | Mod Z Scr | Parity Scr |
| Oct-02 | | | | | 11 | 11 | 100.00% | | |
| Nov-02 | | | | | 12 | 14 | 85.71% | | |
| Dec-02 | | | | | 9 | 9 | 100.00% | | |
| Jan-03 | | | | | 7 | 8 | 87.50% | | |
| Feb-03 | | | | | 7 | 8 | 87.50% | | |
| Mar-03 | | | | | 10 | 11 | 90.91% | | |
| Apr-03 | | | | | 7 | 7 | 100.00% | | |
| May-03 | | | | | 13 | 13 | 100.00% | | |
| Jun-03 | | | | | 12 | 12 | 100.00% | | |
| Jul-03 | | | | | 13 | 15 | 86.67% | | |
| Aug-03 | | | | | 13 | 13 | 100.00% | | |
| Sep-03 | 1 | 1 | 100.00% | 0.00% | 9 | 9 | 100.00% | N/A | N/A |



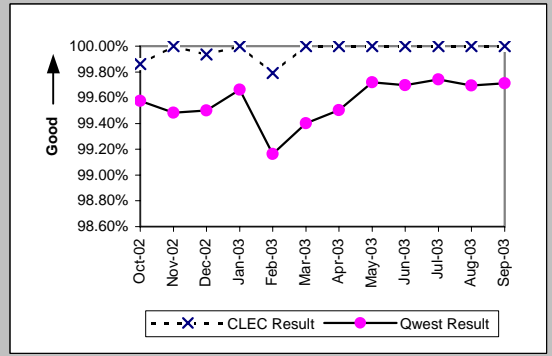
OP-3B - Installation Commitments Met (Percent) - Dispatches outside MSAs

| Line Sharing (Benchmark) | | | | |
|--------------------------|-----------|-------------|-------------|--------------|
| Date | Numerator | Denominator | CLEC Result | Standard Dev |
| Oct-02 | | | | |
| Nov-02 | | | | |
| Dec-02 | | | | |
| Jan-03 | | | | |
| Feb-03 | | | | |
| Mar-03 | | | | |
| Apr-03 | | | | |
| May-03 | 1 | 1 | 100.00% | 0.00% |
| Jun-03 | 2 | 2 | 100.00% | 0.00% |
| Jul-03 | | | | |
| Aug-03 | 1 | 1 | 100.00% | 0.00% |
| Sep-03 | 1 | 1 | 100.00% | 0.00% |

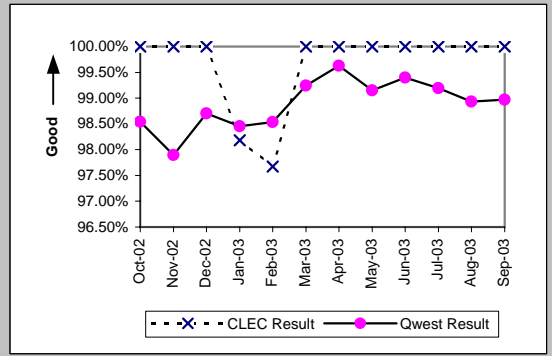


OP-3C - Installation Commitments Met (Percent) - No dispatches

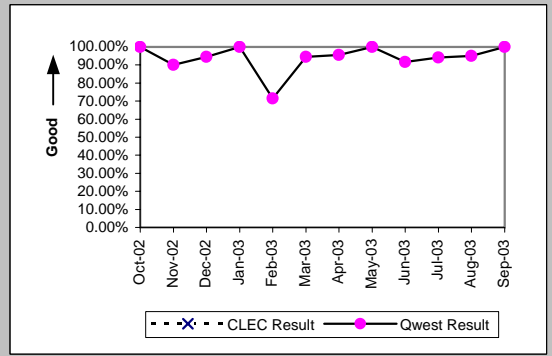
| Residence (Parity) | | | | | | | | | |
|--------------------|----------|-----------|-----------|------------|-----------|------------|------------|-----------|------------|
| Date | CLEC Num | CLEC Denc | CLEC Resu | CLEC Std E | Qwest Num | Qwest Denc | Qwest Resu | Mod Z Scr | Parity Scr |
| Oct-02 | 716 | 717 | 99.86% | 3.73% | 31750 | 31885 | 99.58% | -1.16 | -1.7 |
| Nov-02 | 722 | 722 | 100.00% | 0.00% | 25786 | 25920 | 99.48% | -1.91 | -2.16 |
| Dec-02 | 1556 | 1557 | 99.94% | 2.53% | 23357 | 23474 | 99.50% | -2.36 | -2.43 |
| Jan-03 | 1506 | 1506 | 100.00% | 0.00% | 25469 | 25555 | 99.66% | -2.19 | -2.33 |
| Feb-03 | 1440 | 1443 | 99.79% | 4.55% | 23458 | 23656 | 99.16% | -2.55 | -2.55 |
| Mar-03 | 1195 | 1195 | 100.00% | 0.00% | 24736 | 24885 | 99.40% | -2.62 | -2.59 |
| Apr-03 | 843 | 843 | 100.00% | 0.00% | 26417 | 26549 | 99.50% | -2.02 | -2.23 |
| May-03 | 743 | 743 | 100.00% | 0.00% | 26574 | 26649 | 99.72% | -1.43 | -1.87 |
| Jun-03 | 385 | 385 | 100.00% | 0.00% | 28603 | 28690 | 99.70% | -1.07 | -1.65 |
| Jul-03 | 501 | 501 | 100.00% | 0.00% | 32937 | 33022 | 99.74% | -1.13 | -1.69 |
| Aug-03 | 379 | 379 | 100.00% | 0.00% | 32927 | 33028 | 99.69% | -1.07 | -1.65 |
| Sep-03 | 317 | 317 | 100.00% | 0.00% | 31586 | 31677 | 99.71% | -0.95 | -1.58 |



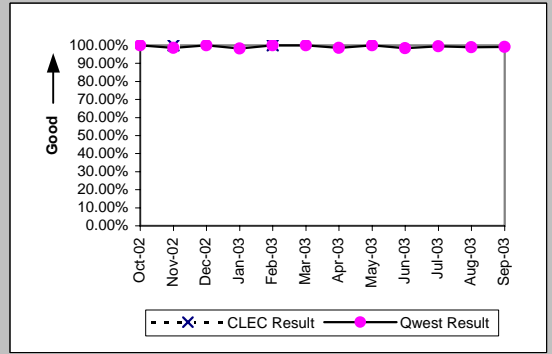
| Business (Parity) | | | | | | | | | |
|-------------------|----------|-----------|-----------|------------|-----------|------------|------------|-----------|------------|
| Date | CLEC Num | CLEC Denc | CLEC Resu | CLEC Std E | Qwest Num | Qwest Denc | Qwest Resu | Mod Z Scr | Parity Scr |
| Oct-02 | 41 | 41 | 100.00% | 0.00% | 879 | 892 | 98.54% | -0.76 | -1.46 |
| Nov-02 | 39 | 39 | 100.00% | 0.00% | 651 | 665 | 97.89% | -0.89 | -1.54 |
| Dec-02 | 26 | 26 | 100.00% | 0.00% | 610 | 618 | 98.71% | -0.57 | -1.35 |
| Jan-03 | 54 | 55 | 98.18% | 13.36% | 764 | 776 | 98.45% | 0.21 | -0.87 |
| Feb-03 | 42 | 43 | 97.67% | 15.07% | 807 | 819 | 98.53% | 0.47 | -0.72 |
| Mar-03 | 37 | 37 | 100.00% | 0.00% | 786 | 792 | 99.24% | -0.52 | -1.32 |
| Apr-03 | 71 | 71 | 100.00% | 0.00% | 805 | 808 | 99.63% | -0.49 | -1.3 |
| May-03 | 33 | 33 | 100.00% | 0.00% | 936 | 944 | 99.15% | -0.52 | -1.32 |
| Jun-03 | 20 | 20 | 100.00% | 0.00% | 823 | 828 | 99.40% | -0.34 | -1.21 |
| Jul-03 | 27 | 27 | 100.00% | 0.00% | 736 | 742 | 99.19% | -0.46 | -1.28 |
| Aug-03 | 10 | 10 | 100.00% | 0.00% | 649 | 656 | 98.93% | -0.33 | -1.2 |
| Sep-03 | 12 | 12 | 100.00% | 0.00% | 673 | 680 | 98.97% | -0.35 | -1.21 |



| Centrex (Parity) | | | | | | | | | |
|------------------|----------|-----------|-----------|------------|-----------|------------|------------|-----------|------------|
| Date | CLEC Num | CLEC Denc | CLEC Resu | CLEC Std E | Qwest Num | Qwest Denc | Qwest Resu | Mod Z Scr | Parity Scr |
| Oct-02 | | | | | 14 | 14 | 100.00% | | |
| Nov-02 | | | | | 9 | 10 | 90.00% | | |
| Dec-02 | | | | | 17 | 18 | 94.44% | | |
| Jan-03 | | | | | 15 | 15 | 100.00% | | |
| Feb-03 | | | | | 5 | 7 | 71.43% | | |
| Mar-03 | | | | | 17 | 18 | 94.44% | | |
| Apr-03 | | | | | 22 | 23 | 95.65% | | |
| May-03 | | | | | 9 | 9 | 100.00% | | |
| Jun-03 | | | | | 22 | 24 | 91.67% | | |
| Jul-03 | | | | | 16 | 17 | 94.12% | | |
| Aug-03 | | | | | 39 | 41 | 95.12% | | |
| Sep-03 | | | | | 5 | 5 | 100.00% | | |

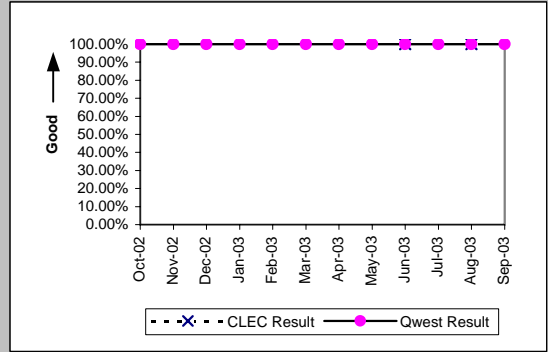


| Centrex 21 (Parity) | | | | | | | | | |
|---------------------|----------|-----------|-----------|------------|-----------|------------|------------|-----------|------------|
| Date | CLEC Num | CLEC Denc | CLEC Resu | CLEC Std E | Qwest Num | Qwest Denc | Qwest Resu | Mod Z Scr | Parity Scr |
| Oct-02 | | | | | 67 | 67 | 100.00% | | |
| Nov-02 | 1 | 1 | 100.00% | 0.00% | 68 | 69 | 98.55% | -0.12 | -1.07 |
| Dec-02 | | | | | 79 | 79 | 100.00% | | |
| Jan-03 | | | | | 55 | 56 | 98.21% | | |
| Feb-03 | 1 | 1 | 100.00% | 0.00% | 65 | 65 | 100.00% | N/A | N/A |
| Mar-03 | | | | | 82 | 82 | 100.00% | | |
| Apr-03 | | | | | 71 | 72 | 98.61% | | |
| May-03 | | | | | 77 | 77 | 100.00% | | |
| Jun-03 | | | | | 122 | 124 | 98.39% | | |
| Jul-03 | | | | | 224 | 225 | 99.56% | | |
| Aug-03 | | | | | 99 | 100 | 99.00% | | |
| Sep-03 | | | | | 116 | 117 | 99.15% | | |

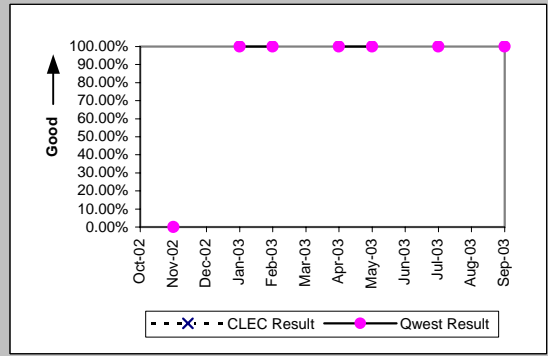


OP-3C - Installation Commitments Met (Percent) - No dispatches

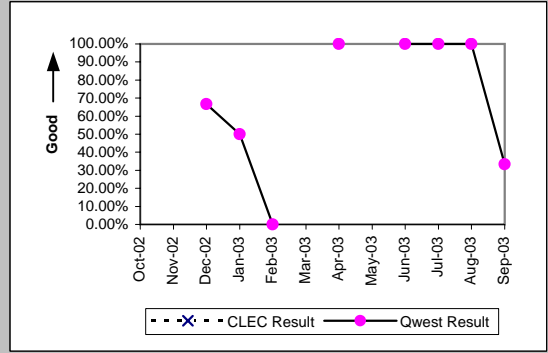
| PBX (Parity) | | | | | | | | | |
|--------------|----------|-----------|-----------|----------|-----------|------------|------------|-----------|------------|
| Date | CLEC Num | CLEC Denc | CLEC Resu | CLEC Std | Qwest Num | Qwest Denc | Qwest Resu | Mod Z Scr | Parity Scr |
| Oct-02 | | | | | 3 | 3 | 100.00% | | |
| Nov-02 | | | | | 2 | 2 | 100.00% | | |
| Dec-02 | | | | | 3 | 3 | 100.00% | | |
| Jan-03 | | | | | 2 | 2 | 100.00% | | |
| Feb-03 | | | | | 4 | 4 | 100.00% | | |
| Mar-03 | | | | | 1 | 1 | 100.00% | | |
| Apr-03 | | | | | 11 | 11 | 100.00% | | |
| May-03 | | | | | 5 | 5 | 100.00% | | |
| Jun-03 | 1 | 1 | 100.00% | 0.00% | 6 | 6 | 100.00% | N/A | N/A |
| Jul-03 | | | | | 7 | 7 | 100.00% | | |
| Aug-03 | 1 | 1 | 100.00% | 0.00% | 19 | 19 | 100.00% | N/A | N/A |
| Sep-03 | | | | | 7 | 7 | 100.00% | | |



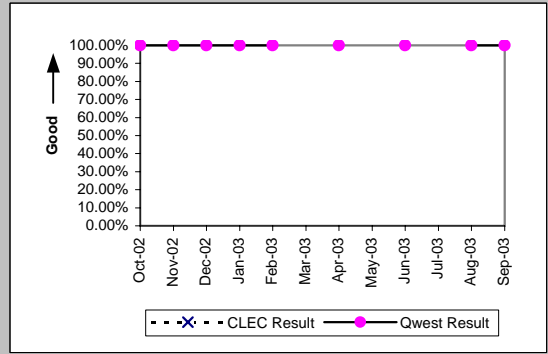
| Basic Rate ISDN (Parity) | | | | | | | | | |
|--------------------------|----------|-----------|-----------|----------|-----------|------------|------------|-----------|------------|
| Date | CLEC Num | CLEC Denc | CLEC Resu | CLEC Std | Qwest Num | Qwest Denc | Qwest Resu | Mod Z Scr | Parity Scr |
| Oct-02 | | | | | | | | | |
| Nov-02 | | | | | 0 | 1 | 0.00% | | |
| Dec-02 | | | | | | | | | |
| Jan-03 | | | | | 2 | 2 | 100.00% | | |
| Feb-03 | | | | | 2 | 2 | 100.00% | | |
| Mar-03 | | | | | | | | | |
| Apr-03 | | | | | 1 | 1 | 100.00% | | |
| May-03 | | | | | 1 | 1 | 100.00% | | |
| Jun-03 | | | | | | | | | |
| Jul-03 | | | | | 1 | 1 | 100.00% | | |
| Aug-03 | | | | | | | | | |
| Sep-03 | | | | | 1 | 1 | 100.00% | | |



| ISDN Primary (Parity) | | | | | | | | | |
|-----------------------|----------|-----------|-----------|----------|-----------|------------|------------|-----------|------------|
| Date | CLEC Num | CLEC Denc | CLEC Resu | CLEC Std | Qwest Num | Qwest Denc | Qwest Resu | Mod Z Scr | Parity Scr |
| Oct-02 | | | | | | | | | |
| Nov-02 | | | | | | | | | |
| Dec-02 | | | | | 2 | 3 | 66.67% | | |
| Jan-03 | | | | | 1 | 2 | 50.00% | | |
| Feb-03 | | | | | 0 | 1 | 0.00% | | |
| Mar-03 | | | | | | | | | |
| Apr-03 | | | | | 1 | 1 | 100.00% | | |
| May-03 | | | | | | | | | |
| Jun-03 | | | | | 1 | 1 | 100.00% | | |
| Jul-03 | | | | | 78 | 78 | 100.00% | | |
| Aug-03 | | | | | 1 | 1 | 100.00% | | |
| Sep-03 | | | | | 1 | 3 | 33.33% | | |

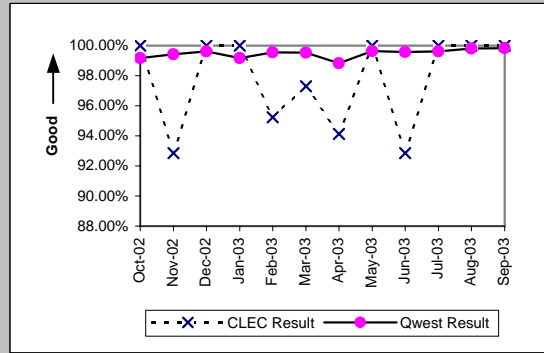


| DS0 (Parity) | | | | | | | | | |
|--------------|----------|-----------|-----------|----------|-----------|------------|------------|-----------|------------|
| Date | CLEC Num | CLEC Denc | CLEC Resu | CLEC Std | Qwest Num | Qwest Denc | Qwest Resu | Mod Z Scr | Parity Scr |
| Oct-02 | | | | | 1 | 1 | 100.00% | | |
| Nov-02 | | | | | 1 | 1 | 100.00% | | |
| Dec-02 | | | | | 1 | 1 | 100.00% | | |
| Jan-03 | | | | | 1 | 1 | 100.00% | | |
| Feb-03 | | | | | 1 | 1 | 100.00% | | |
| Mar-03 | | | | | | | | | |
| Apr-03 | | | | | 5 | 5 | 100.00% | | |
| May-03 | | | | | | | | | |
| Jun-03 | | | | | 2 | 2 | 100.00% | | |
| Jul-03 | | | | | | | | | |
| Aug-03 | | | | | 4 | 4 | 100.00% | | |
| Sep-03 | | | | | 1 | 1 | 100.00% | | |

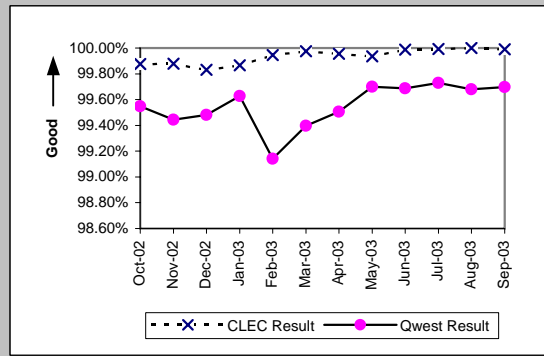


OP-3C - Installation Commitments Met (Percent) - No dispatches

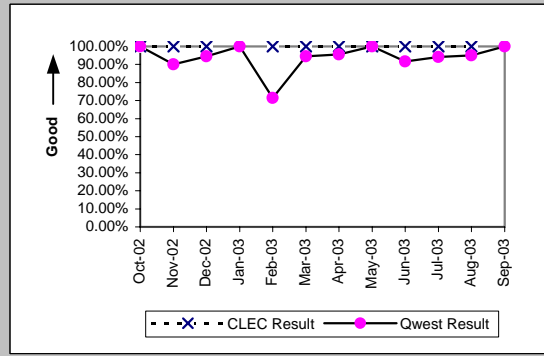
| Qwest DSL (Parity) | | | | | | | | | | |
|--------------------|----------|-----------|-----------|----------|-----------|------------|------------|-----------|------------|--|
| Date | CLEC Num | CLEC Dend | CLEC Resu | CLEC Std | Qwest Num | Qwest Dend | Qwest Resu | Mod Z Scr | Parity Scr | |
| Oct-02 | 26 | 26 | 100.00% | 0.00% | 5150 | 5193 | 99.17% | -0.46 | -1.28 | |
| Nov-02 | 39 | 42 | 92.86% | 25.75% | 4002 | 4025 | 99.43% | 3.11 | 0.89 | |
| Dec-02 | 38 | 38 | 100.00% | 0.00% | 4764 | 4782 | 99.62% | -0.38 | -1.23 | |
| Jan-03 | 35 | 35 | 100.00% | 0.00% | 5151 | 5194 | 99.17% | -0.54 | -1.33 | |
| Feb-03 | 20 | 21 | 95.24% | 21.30% | 4263 | 4282 | 99.56% | 1.68 | 0.02 | |
| Mar-03 | 36 | 37 | 97.30% | 16.22% | 4479 | 4500 | 99.53% | 1.36 | -0.17 | |
| Apr-03 | 16 | 17 | 94.12% | 23.53% | 4892 | 4950 | 98.83% | 1.29 | -0.22 | |
| May-03 | 24 | 24 | 100.00% | 0.00% | 4344 | 4360 | 99.63% | -0.3 | -1.18 | |
| Jun-03 | 13 | 14 | 92.86% | 25.75% | 4765 | 4785 | 99.58% | 1.89 | 0.15 | |
| Jul-03 | 26 | 26 | 100.00% | 0.00% | 4981 | 5000 | 99.62% | -0.31 | -1.19 | |
| Aug-03 | 48 | 48 | 100.00% | 0.00% | 6033 | 6045 | 99.80% | -0.31 | -1.19 | |
| Sep-03 | 32 | 32 | 100.00% | 0.00% | 8323 | 8338 | 99.82% | -0.24 | -1.15 | |



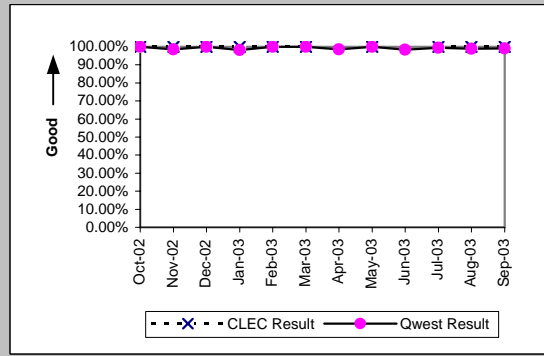
| UNE - P (POTS) (Parity) | | | | | | | | | | |
|-------------------------|----------|-----------|-----------|----------|-----------|------------|------------|-----------|------------|--|
| Date | CLEC Num | CLEC Dend | CLEC Resu | CLEC Std | Qwest Num | Qwest Dend | Qwest Resu | Mod Z Scr | Parity Scr | |
| Oct-02 | 1607 | 1609 | 99.88% | 3.52% | 32629 | 32777 | 99.55% | -1.91 | -2.16 | |
| Nov-02 | 1628 | 1630 | 99.88% | 3.50% | 26437 | 26585 | 99.44% | -2.29 | -2.39 | |
| Dec-02 | 2379 | 2383 | 99.83% | 4.09% | 23967 | 24092 | 99.48% | -2.28 | -2.38 | |
| Jan-03 | 2235 | 2238 | 99.87% | 3.66% | 26233 | 26331 | 99.63% | -1.78 | -2.08 | |
| Feb-03 | 3602 | 3604 | 99.94% | 2.36% | 24265 | 24475 | 99.14% | -4.88 | -3.96 | |
| Mar-03 | 8044 | 8046 | 99.98% | 1.58% | 25522 | 25677 | 99.40% | -5.85 | -4.56 | |
| Apr-03 | 6753 | 6756 | 99.96% | 2.11% | 27222 | 27357 | 99.51% | -4.72 | -3.87 | |
| May-03 | 9374 | 9380 | 99.94% | 2.53% | 27510 | 27593 | 99.70% | -3.62 | -3.2 | |
| Jun-03 | 7998 | 7999 | 99.99% | 1.12% | 29426 | 29518 | 99.69% | -4.26 | -3.59 | |
| Jul-03 | 11630 | 11631 | 99.99% | 0.93% | 33673 | 33764 | 99.73% | -4.68 | -3.85 | |
| Aug-03 | 9179 | 9179 | 100.00% | 0.00% | 33576 | 33684 | 99.68% | -4.82 | -3.93 | |
| Sep-03 | 9182 | 9183 | 99.99% | 1.04% | 32259 | 32357 | 99.70% | -4.49 | -3.73 | |



| UNE P (Centrex) (Parity) | | | | | | | | | | |
|--------------------------|----------|-----------|-----------|----------|-----------|------------|------------|-----------|------------|--|
| Date | CLEC Num | CLEC Dend | CLEC Resu | CLEC Std | Qwest Num | Qwest Dend | Qwest Resu | Mod Z Scr | Parity Scr | |
| Oct-02 | 2 | 2 | 100.00% | 0.00% | 14 | 14 | 100.00% | N/A | N/A | |
| Nov-02 | 1 | 1 | 100.00% | 0.00% | 9 | 10 | 90.00% | -0.32 | -1.19 | |
| Dec-02 | 2 | 2 | 100.00% | 0.00% | 17 | 18 | 94.44% | -0.33 | -1.2 | |
| Jan-03 | | | | | 15 | 15 | 100.00% | | | |
| Feb-03 | 1 | 1 | 100.00% | 0.00% | 5 | 7 | 71.43% | -0.59 | -1.36 | |
| Mar-03 | 1 | 1 | 100.00% | 0.00% | 17 | 18 | 94.44% | -0.24 | -1.14 | |
| Apr-03 | 3 | 3 | 100.00% | 0.00% | 22 | 23 | 95.65% | -0.35 | -1.21 | |
| May-03 | 3 | 3 | 100.00% | 0.00% | 9 | 9 | 100.00% | N/A | N/A | |
| Jun-03 | 4 | 4 | 100.00% | 0.00% | 22 | 24 | 91.67% | -0.56 | -1.34 | |
| Jul-03 | 1 | 1 | 100.00% | 0.00% | 16 | 17 | 94.12% | -0.24 | -1.15 | |
| Aug-03 | 4 | 4 | 100.00% | 0.00% | 39 | 41 | 95.12% | -0.43 | -1.26 | |
| Sep-03 | | | | | 5 | 5 | 100.00% | | | |

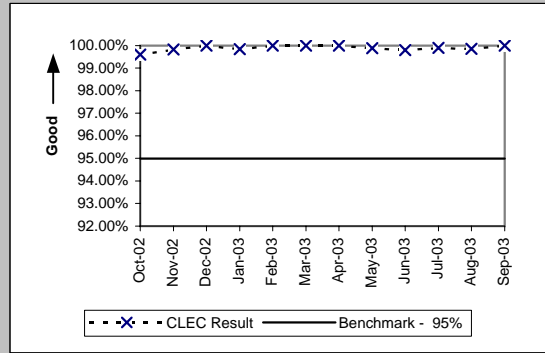


| UNE P (Centrex 21) (Parity) | | | | | | | | | | |
|-----------------------------|----------|-----------|-----------|----------|-----------|------------|------------|-----------|------------|--|
| Date | CLEC Num | CLEC Dend | CLEC Resu | CLEC Std | Qwest Num | Qwest Dend | Qwest Resu | Mod Z Scr | Parity Scr | |
| Oct-02 | 7 | 7 | 100.00% | 0.00% | 67 | 67 | 100.00% | N/A | N/A | |
| Nov-02 | 4 | 4 | 100.00% | 0.00% | 68 | 69 | 98.55% | -0.24 | -1.14 | |
| Dec-02 | 8 | 8 | 100.00% | 0.00% | 79 | 79 | 100.00% | N/A | N/A | |
| Jan-03 | 6 | 6 | 100.00% | 0.00% | 55 | 56 | 98.21% | -0.31 | -1.19 | |
| Feb-03 | 4 | 4 | 100.00% | 0.00% | 65 | 65 | 100.00% | N/A | N/A | |
| Mar-03 | 3 | 3 | 100.00% | 0.00% | 82 | 82 | 100.00% | N/A | N/A | |
| Apr-03 | | | | | 71 | 72 | 98.61% | | | |
| May-03 | 5 | 5 | 100.00% | 0.00% | 77 | 77 | 100.00% | N/A | N/A | |
| Jun-03 | | | | | 122 | 124 | 98.39% | | | |
| Jul-03 | 29 | 29 | 100.00% | 0.00% | 224 | 225 | 99.56% | -0.34 | -1.21 | |
| Aug-03 | 19 | 19 | 100.00% | 0.00% | 99 | 100 | 99.00% | -0.4 | -1.24 | |
| Sep-03 | 31 | 31 | 100.00% | 0.00% | 116 | 117 | 99.15% | -0.46 | -1.28 | |



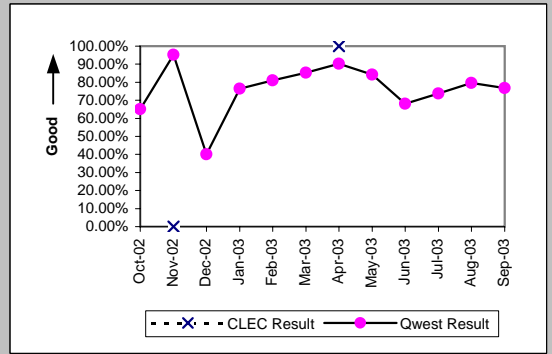
OP-3C - Installation Commitments Met (Percent) - No dispatches

| Line Sharing (Benchmark) | | | | | |
|--------------------------|-----------|-------------|-------------|--------------|--|
| Date | Numerator | Denominator | CLEC Result | Standard Dev | |
| Oct-02 | 508 | 510 | 99.61% | 6.25% | |
| Nov-02 | 601 | 602 | 99.83% | 4.07% | |
| Dec-02 | 532 | 532 | 100.00% | 0.00% | |
| Jan-03 | 660 | 661 | 99.85% | 3.89% | |
| Feb-03 | 608 | 608 | 100.00% | 0.00% | |
| Mar-03 | 611 | 611 | 100.00% | 0.00% | |
| Apr-03 | 713 | 713 | 100.00% | 0.00% | |
| May-03 | 887 | 888 | 99.89% | 3.35% | |
| Jun-03 | 1027 | 1029 | 99.81% | 4.40% | |
| Jul-03 | 1050 | 1051 | 99.90% | 3.08% | |
| Aug-03 | 678 | 679 | 99.85% | 3.83% | |
| Sep-03 | 761 | 761 | 100.00% | 0.00% | |

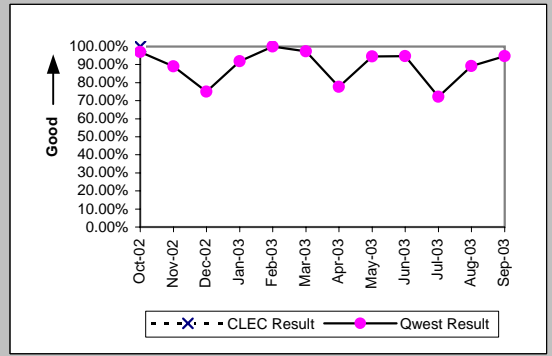


OP-3D - Installation Commitments Met (Percent) - Interval Zone One

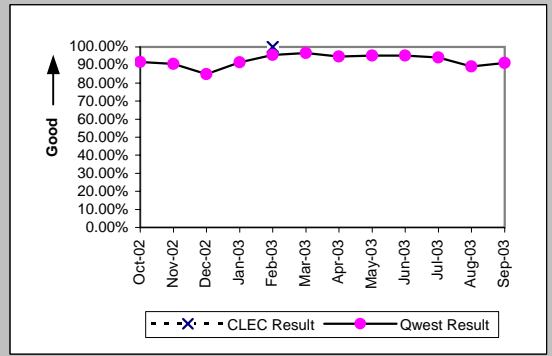
| ISDN Primary (Parity) | | | | | | | | | |
|-----------------------|----------|-----------|-----------|----------|-----------|------------|------------|-----------|------------|
| Date | CLEC Num | CLEC Denc | CLEC Resu | CLEC Std | Qwest Num | Qwest Denc | Qwest Resu | Mod Z Scr | Parity Scr |
| Oct-02 | | | | | 39 | 60 | 65.00% | | |
| Nov-02 | 0 | 1 | 0.00% | 0.00% | 159 | 167 | 95.21% | 1.97 | 0.2 |
| Dec-02 | | | | | 16 | 40 | 40.00% | | |
| Jan-03 | | | | | 13 | 17 | 76.47% | | |
| Feb-03 | | | | | 30 | 37 | 81.08% | | |
| Mar-03 | | | | | 58 | 68 | 85.29% | | |
| Apr-03 | 1 | 1 | 100.00% | 0.00% | 55 | 61 | 90.16% | -0.33 | -1.2 |
| May-03 | | | | | 32 | 38 | 84.21% | | |
| Jun-03 | | | | | 64 | 94 | 68.09% | | |
| Jul-03 | | | | | 31 | 42 | 73.81% | | |
| Aug-03 | | | | | 78 | 98 | 79.59% | | |
| Sep-03 | | | | | 73 | 95 | 76.84% | | |



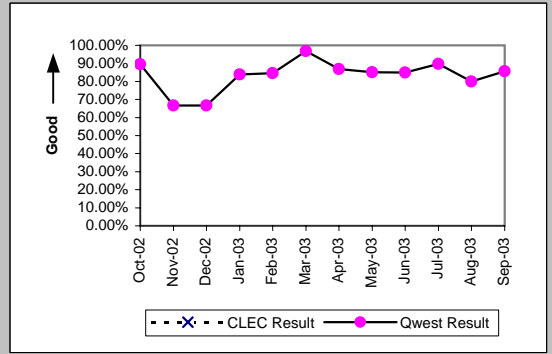
| DS0 (Parity) | | | | | | | | | |
|--------------|----------|-----------|-----------|----------|-----------|------------|------------|-----------|------------|
| Date | CLEC Num | CLEC Denc | CLEC Resu | CLEC Std | Qwest Num | Qwest Denc | Qwest Resu | Mod Z Scr | Parity Scr |
| Oct-02 | 1 | 1 | 100.00% | 0.00% | 33 | 34 | 97.06% | -0.17 | -1.1 |
| Nov-02 | | | | | 57 | 64 | 89.06% | | |
| Dec-02 | | | | | 9 | 12 | 75.00% | | |
| Jan-03 | | | | | 34 | 37 | 91.89% | | |
| Feb-03 | | | | | 12 | 12 | 100.00% | | |
| Mar-03 | | | | | 36 | 37 | 97.30% | | |
| Apr-03 | | | | | 45 | 58 | 77.59% | | |
| May-03 | | | | | 34 | 36 | 94.44% | | |
| Jun-03 | | | | | 18 | 19 | 94.74% | | |
| Jul-03 | | | | | 26 | 36 | 72.22% | | |
| Aug-03 | | | | | 33 | 37 | 89.19% | | |
| Sep-03 | | | | | 36 | 38 | 94.74% | | |



| DS1 (Parity) | | | | | | | | | |
|--------------|----------|-----------|-----------|----------|-----------|------------|------------|-----------|------------|
| Date | CLEC Num | CLEC Denc | CLEC Resu | CLEC Std | Qwest Num | Qwest Denc | Qwest Resu | Mod Z Scr | Parity Scr |
| Oct-02 | | | | | 505 | 551 | 91.65% | | |
| Nov-02 | | | | | 441 | 487 | 90.55% | | |
| Dec-02 | | | | | 317 | 373 | 84.99% | | |
| Jan-03 | | | | | 423 | 462 | 91.56% | | |
| Feb-03 | 1 | 1 | 100.00% | 0.00% | 428 | 448 | 95.54% | -0.22 | -1.13 |
| Mar-03 | | | | | 468 | 484 | 96.69% | | |
| Apr-03 | | | | | 457 | 483 | 94.62% | | |
| May-03 | | | | | 476 | 500 | 95.20% | | |
| Jun-03 | | | | | 590 | 620 | 95.16% | | |
| Jul-03 | | | | | 618 | 656 | 94.21% | | |
| Aug-03 | | | | | 581 | 652 | 89.11% | | |
| Sep-03 | | | | | 585 | 642 | 91.12% | | |

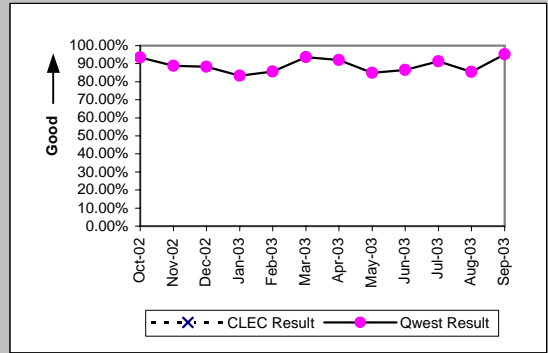


| DS3 (Parity) | | | | | | | | | |
|--------------|----------|-----------|-----------|----------|-----------|------------|------------|-----------|------------|
| Date | CLEC Num | CLEC Denc | CLEC Resu | CLEC Std | Qwest Num | Qwest Denc | Qwest Resu | Mod Z Scr | Parity Scr |
| Oct-02 | | | | | 17 | 19 | 89.47% | | |
| Nov-02 | | | | | 12 | 18 | 66.67% | | |
| Dec-02 | | | | | 12 | 18 | 66.67% | | |
| Jan-03 | | | | | 26 | 31 | 83.87% | | |
| Feb-03 | | | | | 22 | 26 | 84.62% | | |
| Mar-03 | | | | | 31 | 32 | 96.88% | | |
| Apr-03 | | | | | 33 | 38 | 86.84% | | |
| May-03 | | | | | 40 | 47 | 85.11% | | |
| Jun-03 | | | | | 17 | 20 | 85.00% | | |
| Jul-03 | | | | | 35 | 39 | 89.74% | | |
| Aug-03 | | | | | 24 | 30 | 80.00% | | |
| Sep-03 | | | | | 12 | 14 | 85.71% | | |

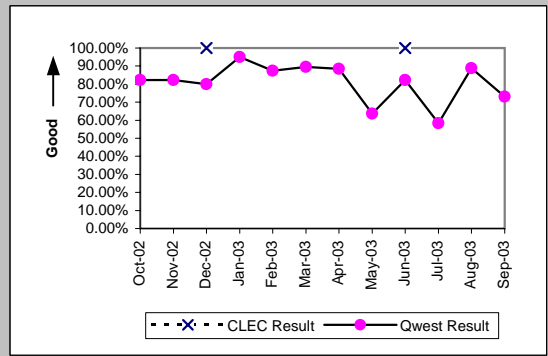


OP-3D - Installation Commitments Met (Percent) - Interval Zone One

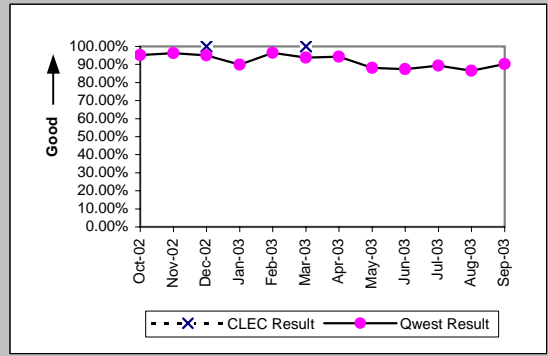
| Frame Relay (Parity) | | | | | | | | | |
|----------------------|----------|-----------|-----------|----------|-----------|------------|------------|-----------|------------|
| Date | CLEC Num | CLEC Dend | CLEC Resu | CLEC Std | Qwest Num | Qwest Dend | Qwest Resu | Mod Z Scr | Parity Scr |
| Oct-02 | | | | | 183 | 196 | 93.37% | | |
| Nov-02 | | | | | 64 | 72 | 88.89% | | |
| Dec-02 | | | | | 91 | 103 | 88.35% | | |
| Jan-03 | | | | | 40 | 48 | 83.33% | | |
| Feb-03 | | | | | 60 | 70 | 85.71% | | |
| Mar-03 | | | | | 44 | 47 | 93.62% | | |
| Apr-03 | | | | | 69 | 75 | 92.00% | | |
| May-03 | | | | | 34 | 40 | 85.00% | | |
| Jun-03 | | | | | 45 | 52 | 86.54% | | |
| Jul-03 | | | | | 53 | 58 | 91.38% | | |
| Aug-03 | | | | | 47 | 55 | 85.45% | | |
| Sep-03 | | | | | 79 | 83 | 95.18% | | |



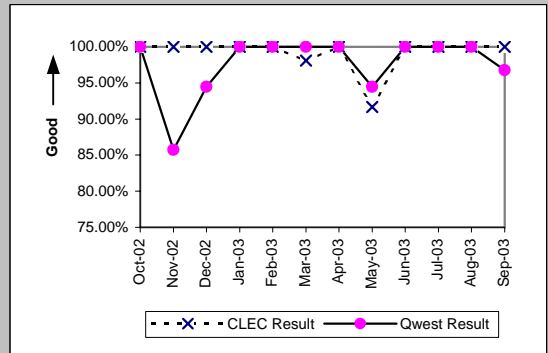
| PBX (Parity) | | | | | | | | | |
|--------------|----------|-----------|-----------|----------|-----------|------------|------------|-----------|------------|
| Date | CLEC Num | CLEC Dend | CLEC Resu | CLEC Std | Qwest Num | Qwest Dend | Qwest Resu | Mod Z Scr | Parity Scr |
| Oct-02 | | | | | 37 | 45 | 82.22% | | |
| Nov-02 | | | | | 37 | 45 | 82.22% | | |
| Dec-02 | 1 | 1 | 100.00% | 0.00% | 12 | 15 | 80.00% | -0.48 | -1.29 |
| Jan-03 | | | | | 19 | 20 | 95.00% | | |
| Feb-03 | | | | | 28 | 32 | 87.50% | | |
| Mar-03 | | | | | 34 | 38 | 89.47% | | |
| Apr-03 | | | | | 23 | 26 | 88.46% | | |
| May-03 | | | | | 21 | 33 | 63.64% | | |
| Jun-03 | 3 | 3 | 100.00% | 0.00% | 14 | 17 | 82.35% | -0.74 | -1.45 |
| Jul-03 | | | | | 21 | 36 | 58.33% | | |
| Aug-03 | | | | | 16 | 18 | 88.89% | | |
| Sep-03 | | | | | 19 | 26 | 73.08% | | |



| Basic Rate ISDN (Parity) | | | | | | | | | |
|--------------------------|----------|-----------|-----------|----------|-----------|------------|------------|-----------|------------|
| Date | CLEC Num | CLEC Dend | CLEC Resu | CLEC Std | Qwest Num | Qwest Dend | Qwest Resu | Mod Z Scr | Parity Scr |
| Oct-02 | | | | | 162 | 170 | 95.29% | | |
| Nov-02 | | | | | 180 | 187 | 96.26% | | |
| Dec-02 | 1 | 1 | 100.00% | 0.00% | 113 | 119 | 94.96% | -0.23 | -1.14 |
| Jan-03 | | | | | 196 | 218 | 89.91% | | |
| Feb-03 | | | | | 223 | 231 | 96.54% | | |
| Mar-03 | 1 | 1 | 100.00% | 0.00% | 209 | 223 | 93.72% | -0.26 | -1.16 |
| Apr-03 | | | | | 132 | 140 | 94.29% | | |
| May-03 | | | | | 74 | 84 | 88.10% | | |
| Jun-03 | | | | | 83 | 95 | 87.37% | | |
| Jul-03 | | | | | 76 | 85 | 89.41% | | |
| Aug-03 | | | | | 97 | 112 | 86.61% | | |
| Sep-03 | | | | | 84 | 93 | 90.32% | | |

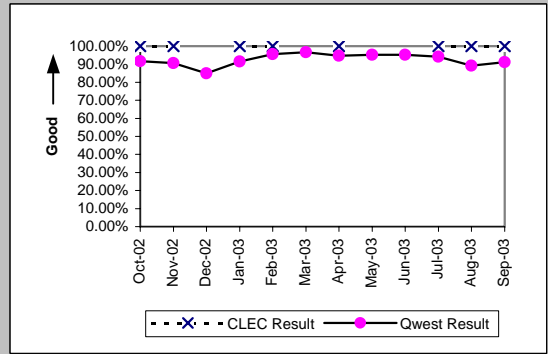


| LIS Trunk (Parity) | | | | | | | | | |
|--------------------|----------|-----------|-----------|----------|-----------|------------|------------|-----------|------------|
| Date | CLEC Num | CLEC Dend | CLEC Resu | CLEC Std | Qwest Num | Qwest Dend | Qwest Resu | Mod Z Scr | Parity Scr |
| Oct-02 | 28 | 28 | 100.00% | 0.00% | 37 | 37 | 100.00% | N/A | N/A |
| Nov-02 | 39 | 39 | 100.00% | 0.00% | 12 | 14 | 85.71% | -1.31 | -1.8 |
| Dec-02 | 49 | 49 | 100.00% | 0.00% | 17 | 18 | 94.44% | -0.88 | -1.53 |
| Jan-03 | 71 | 71 | 100.00% | 0.00% | 23 | 23 | 100.00% | N/A | N/A |
| Feb-03 | 64 | 64 | 100.00% | 0.00% | 40 | 40 | 100.00% | N/A | N/A |
| Mar-03 | 51 | 52 | 98.08% | 13.73% | 19 | 19 | 100.00% | N/A | -0.85 |
| Apr-03 | 37 | 37 | 100.00% | 0.00% | 20 | 20 | 100.00% | N/A | N/A |
| May-03 | 22 | 24 | 91.67% | 27.64% | 17 | 18 | 94.44% | 0.17 | -0.9 |
| Jun-03 | 18 | 18 | 100.00% | 0.00% | 28 | 28 | 100.00% | N/A | N/A |
| Jul-03 | 9 | 9 | 100.00% | 0.00% | 26 | 26 | 100.00% | N/A | N/A |
| Aug-03 | 9 | 9 | 100.00% | 0.00% | 9 | 9 | 100.00% | N/A | N/A |
| Sep-03 | 18 | 18 | 100.00% | 0.00% | 30 | 31 | 96.77% | -0.62 | -1.37 |

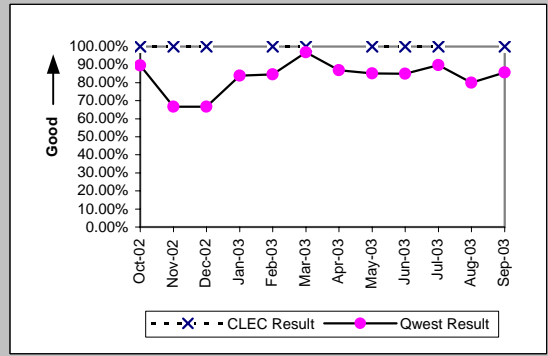


OP-3D - Installation Commitments Met (Percent) - Interval Zone One

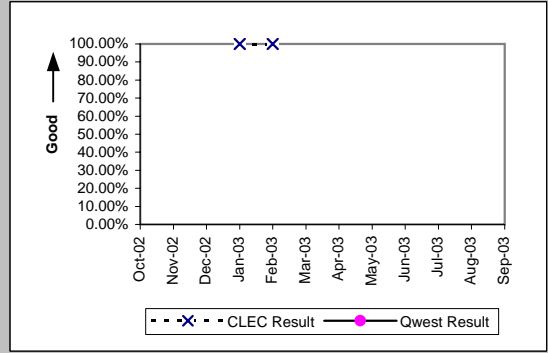
| UDIT DS1 (Parity) | | | | | | | | | |
|-------------------|----------|-----------|-----------|----------|-----------|------------|------------|-----------|------------|
| Date | CLEC Num | CLEC Denc | CLEC Resu | CLEC Std | Qwest Num | Qwest Denc | Qwest Resu | Mod Z Scr | Parity Scr |
| Oct-02 | 1 | 1 | 100.00% | 0.00% | 505 | 551 | 91.65% | -0.3 | -1.18 |
| Nov-02 | 1 | 1 | 100.00% | 0.00% | 441 | 487 | 90.55% | -0.32 | -1.2 |
| Dec-02 | | | | | 317 | 373 | 84.99% | | |
| Jan-03 | 8 | 8 | 100.00% | 0.00% | 423 | 462 | 91.56% | -0.85 | -1.52 |
| Feb-03 | 1 | 1 | 100.00% | 0.00% | 428 | 448 | 95.54% | -0.22 | -1.13 |
| Mar-03 | | | | | 468 | 484 | 96.69% | | |
| Apr-03 | 3 | 3 | 100.00% | 0.00% | 457 | 483 | 94.62% | -0.41 | -1.25 |
| May-03 | | | | | 476 | 500 | 95.20% | | |
| Jun-03 | | | | | 590 | 620 | 95.16% | | |
| Jul-03 | 1 | 1 | 100.00% | 0.00% | 618 | 656 | 94.21% | -0.25 | -1.15 |
| Aug-03 | 1 | 1 | 100.00% | 0.00% | 581 | 652 | 89.11% | -0.35 | -1.21 |
| Sep-03 | 1 | 1 | 100.00% | 0.00% | 585 | 642 | 91.12% | -0.31 | -1.19 |



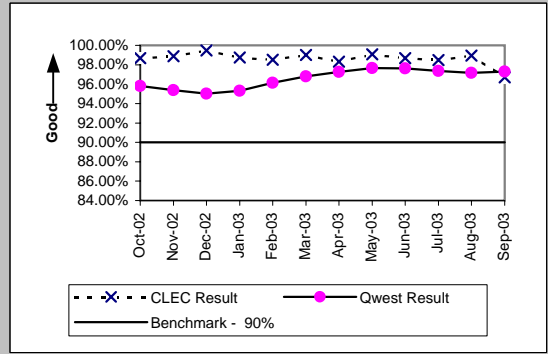
| UDIT Above DS1 Level (Parity) | | | | | | | | | |
|-------------------------------|----------|-----------|-----------|----------|-----------|------------|------------|-----------|------------|
| Date | CLEC Num | CLEC Denc | CLEC Resu | CLEC Std | Qwest Num | Qwest Denc | Qwest Resu | Mod Z Scr | Parity Scr |
| Oct-02 | 2 | 2 | 100.00% | 0.00% | 17 | 19 | 89.47% | -0.46 | -1.28 |
| Nov-02 | 1 | 1 | 100.00% | 0.00% | 12 | 18 | 66.67% | -0.69 | -1.42 |
| Dec-02 | 1 | 1 | 100.00% | 0.00% | 12 | 18 | 66.67% | -0.69 | -1.42 |
| Jan-03 | | | | | 26 | 31 | 83.87% | | |
| Feb-03 | 1 | 1 | 100.00% | 0.00% | 22 | 26 | 84.62% | -0.42 | -1.25 |
| Mar-03 | 1 | 1 | 100.00% | 0.00% | 31 | 32 | 96.88% | -0.18 | -1.11 |
| Apr-03 | | | | | 33 | 38 | 86.84% | | |
| May-03 | 1 | 1 | 100.00% | 0.00% | 40 | 47 | 85.11% | -0.41 | -1.25 |
| Jun-03 | 1 | 1 | 100.00% | 0.00% | 17 | 20 | 85.00% | -0.41 | -1.25 |
| Jul-03 | 2 | 2 | 100.00% | 0.00% | 35 | 39 | 89.74% | -0.47 | -1.28 |
| Aug-03 | | | | | 24 | 30 | 80.00% | | |
| Sep-03 | 1 | 1 | 100.00% | 0.00% | 12 | 14 | 85.71% | -0.39 | -1.24 |



| Dark Fiber - IOF (Diagnostic) | | | | | | | | | |
|-------------------------------|----------|-----------|-----------|----------|-----------|------------|------------|-----------|------------|
| Date | CLEC Num | CLEC Denc | CLEC Resu | CLEC Std | Qwest Num | Qwest Denc | Qwest Resu | Mod Z Scr | Parity Scr |
| Oct-02 | | | | | | | | | |
| Nov-02 | | | | | | | | | |
| Dec-02 | | | | | | | | | |
| Jan-03 | 2 | 2 | 100.00% | 0.00% | | | | | |
| Feb-03 | 5 | 5 | 100.00% | 0.00% | | | | | |
| Mar-03 | | | | | | | | | |
| Apr-03 | | | | | | | | | |
| May-03 | | | | | | | | | |
| Jun-03 | | | | | | | | | |
| Jul-03 | | | | | | | | | |
| Aug-03 | | | | | | | | | |
| Sep-03 | | | | | | | | | |



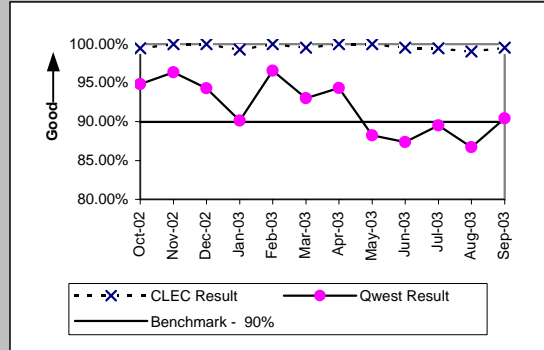
| Unbundled Loop Analog (Benchmark) | | | | | | | | | |
|-----------------------------------|----------|-----------|-----------|----------|-----------|------------|------------|-----------|------------|
| Date | CLEC Num | CLEC Denc | CLEC Resu | CLEC Std | Qwest Num | Qwest Denc | Qwest Resu | Mod Z Scr | Parity Scr |
| Oct-02 | 2069 | 2097 | 98.66% | 11.48% | 13189 | 13768 | 95.79% | -6.1 | -4.71 |
| Nov-02 | 1320 | 1335 | 98.88% | 10.54% | 10340 | 10841 | 95.38% | -5.74 | -4.49 |
| Dec-02 | 2267 | 2279 | 99.47% | 7.24% | 9642 | 10146 | 95.03% | -8.82 | -6.36 |
| Jan-03 | 1591 | 1611 | 98.76% | 11.07% | 10516 | 11034 | 95.31% | -6.12 | -4.72 |
| Feb-03 | 1525 | 1548 | 98.51% | 12.10% | 9576 | 9962 | 96.13% | -4.53 | -3.75 |
| Mar-03 | 1698 | 1715 | 99.01% | 9.91% | 10473 | 10819 | 96.80% | -4.83 | -3.93 |
| Apr-03 | 1590 | 1617 | 98.33% | 12.81% | 10865 | 11169 | 97.28% | -2.43 | -2.48 |
| May-03 | 1518 | 1532 | 99.09% | 9.52% | 10470 | 10722 | 97.65% | -3.47 | -3.11 |
| Jun-03 | 1511 | 1531 | 98.69% | 11.35% | 10991 | 11259 | 97.62% | -2.59 | -2.57 |
| Jul-03 | 1354 | 1375 | 98.47% | 12.26% | 11560 | 11875 | 97.35% | -2.46 | -2.49 |
| Aug-03 | 1403 | 1418 | 98.94% | 10.23% | 11270 | 11598 | 97.17% | -3.8 | -3.31 |
| Sep-03 | 1436 | 1485 | 96.70% | 17.86% | 11261 | 11573 | 97.30% | 1.35 | -0.18 |



OP-3D - Installation Commitments Met (Percent) - Interval Zone One

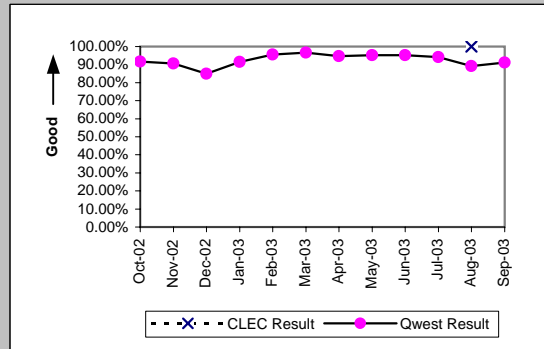
Unbundled Loop - 2 Wire Non-Loaded (Benchmark)

| Date | CLEC Num | CLEC Denc | CLEC Resu | CLEC Std | Qwest Num | Qwest Denc | Qwest Resu | Mod Z Scr | Parity Scr |
|--------|----------|-----------|-----------|----------|-----------|------------|------------|-----------|------------|
| Oct-02 | 181 | 182 | 99.45% | 7.39% | 165 | 174 | 94.83% | -1.97 | -2.2 |
| Nov-02 | 120 | 120 | 100.00% | 0.00% | 186 | 193 | 96.37% | -1.67 | -2.01 |
| Dec-02 | 151 | 151 | 100.00% | 0.00% | 116 | 123 | 94.31% | -2.02 | -2.23 |
| Jan-03 | 143 | 144 | 99.31% | 8.30% | 201 | 223 | 90.13% | -2.88 | -2.75 |
| Feb-03 | 137 | 137 | 100.00% | 0.00% | 227 | 235 | 96.60% | -1.75 | -2.06 |
| Mar-03 | 224 | 225 | 99.56% | 6.65% | 213 | 229 | 93.01% | -2.73 | -2.66 |
| Apr-03 | 156 | 156 | 100.00% | 0.00% | 134 | 142 | 94.37% | -2.11 | -2.28 |
| May-03 | 248 | 248 | 100.00% | 0.00% | 75 | 85 | 88.24% | -2.91 | -2.77 |
| Jun-03 | 218 | 219 | 99.54% | 6.74% | 83 | 95 | 87.37% | -2.98 | -2.81 |
| Jul-03 | 192 | 193 | 99.48% | 7.18% | 77 | 86 | 89.53% | -2.51 | -2.52 |
| Aug-03 | 210 | 212 | 99.06% | 9.67% | 98 | 113 | 86.73% | -3.12 | -2.9 |
| Sep-03 | 221 | 222 | 99.55% | 6.70% | 85 | 94 | 90.43% | -2.52 | -2.53 |



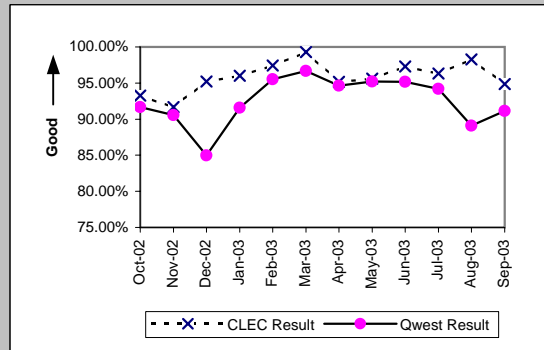
Unbundled Loop - 4 Wire Non-Loaded (Parity)

| Date | CLEC Num | CLEC Denc | CLEC Resu | CLEC Std | Qwest Num | Qwest Denc | Qwest Resu | Mod Z Scr | Parity Scr |
|--------|----------|-----------|-----------|----------|-----------|------------|------------|-----------|------------|
| Oct-02 | | | | | 505 | 551 | 91.65% | | |
| Nov-02 | | | | | 441 | 487 | 90.55% | | |
| Dec-02 | | | | | 317 | 373 | 84.99% | | |
| Jan-03 | | | | | 423 | 462 | 91.56% | | |
| Feb-03 | | | | | 428 | 448 | 95.54% | | |
| Mar-03 | | | | | 468 | 484 | 96.69% | | |
| Apr-03 | | | | | 457 | 483 | 94.62% | | |
| May-03 | | | | | 476 | 500 | 95.20% | | |
| Jun-03 | | | | | 590 | 620 | 95.16% | | |
| Jul-03 | | | | | 618 | 656 | 94.21% | | |
| Aug-03 | 1 | 1 | 100.00% | 0.00% | 581 | 652 | 89.11% | -0.35 | -1.21 |
| Sep-03 | | | | | 585 | 642 | 91.12% | | |



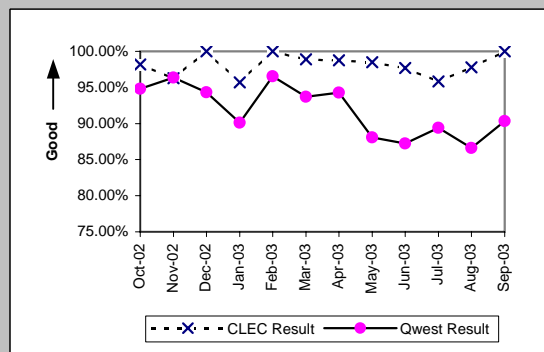
Unbundled Loop - DS1 Capable (Parity)

| Date | CLEC Num | CLEC Denc | CLEC Resu | CLEC Std | Qwest Num | Qwest Denc | Qwest Resu | Mod Z Scr | Parity Scr |
|--------|----------|-----------|-----------|----------|-----------|------------|------------|-----------|------------|
| Oct-02 | 138 | 148 | 93.24% | 25.10% | 505 | 551 | 91.65% | -0.62 | -1.38 |
| Nov-02 | 77 | 84 | 91.67% | 27.64% | 441 | 487 | 90.55% | -0.32 | -1.2 |
| Dec-02 | 119 | 125 | 95.20% | 21.38% | 317 | 373 | 84.99% | -2.77 | -2.68 |
| Jan-03 | 121 | 126 | 96.03% | 19.52% | 423 | 462 | 91.56% | -1.6 | -1.97 |
| Feb-03 | 114 | 117 | 97.44% | 15.81% | 428 | 448 | 95.54% | -0.89 | -1.54 |
| Mar-03 | 136 | 137 | 99.27% | 8.51% | 468 | 484 | 96.69% | -1.49 | -1.91 |
| Apr-03 | 138 | 145 | 95.17% | 21.43% | 457 | 483 | 94.62% | -0.26 | -1.16 |
| May-03 | 174 | 182 | 95.60% | 20.50% | 476 | 500 | 95.20% | -0.22 | -1.13 |
| Jun-03 | 145 | 149 | 97.32% | 16.16% | 590 | 620 | 95.16% | -1.1 | -1.67 |
| Jul-03 | 105 | 109 | 96.33% | 18.80% | 618 | 656 | 94.21% | -0.88 | -1.53 |
| Aug-03 | 114 | 116 | 98.28% | 13.02% | 581 | 652 | 89.11% | -2.92 | -2.78 |
| Sep-03 | 111 | 117 | 94.87% | 22.06% | 585 | 642 | 91.12% | -1.31 | -1.8 |



Unbundled Loop ISDN Capable (Parity)

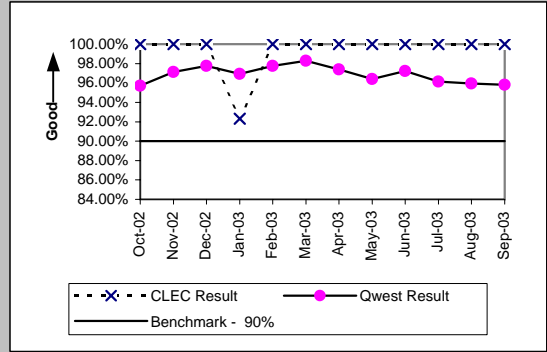
| Date | CLEC Num | CLEC Denc | CLEC Resu | CLEC Std | Qwest Num | Qwest Denc | Qwest Resu | Mod Z Scr | Parity Scr |
|--------|----------|-----------|-----------|----------|-----------|------------|------------|-----------|------------|
| Oct-02 | 54 | 55 | 98.18% | 13.36% | 165 | 174 | 94.83% | -0.98 | -1.6 |
| Nov-02 | 52 | 54 | 96.30% | 18.89% | 186 | 193 | 96.37% | 0.05 | -0.97 |
| Dec-02 | 62 | 62 | 100.00% | 0.00% | 116 | 123 | 94.31% | -1.58 | -1.96 |
| Jan-03 | 67 | 70 | 95.71% | 20.25% | 201 | 223 | 90.13% | -1.37 | -1.83 |
| Feb-03 | 38 | 38 | 100.00% | 0.00% | 223 | 231 | 96.54% | -1.08 | -1.66 |
| Mar-03 | 88 | 89 | 98.88% | 10.54% | 209 | 223 | 93.72% | -1.69 | -2.03 |
| Apr-03 | 80 | 81 | 98.77% | 11.04% | 132 | 140 | 94.29% | -1.38 | -1.84 |
| May-03 | 65 | 66 | 98.48% | 12.22% | 74 | 84 | 88.10% | -1.95 | -2.19 |
| Jun-03 | 85 | 87 | 97.70% | 14.99% | 82 | 94 | 87.23% | -2.11 | -2.28 |
| Jul-03 | 69 | 72 | 95.83% | 19.98% | 76 | 85 | 89.41% | -1.3 | -1.79 |
| Aug-03 | 44 | 45 | 97.78% | 14.74% | 97 | 112 | 86.61% | -1.86 | -2.13 |
| Sep-03 | 55 | 55 | 100.00% | 0.00% | 84 | 93 | 90.32% | -1.92 | -2.17 |



OP-3D - Installation Commitments Met (Percent) - Interval Zone One

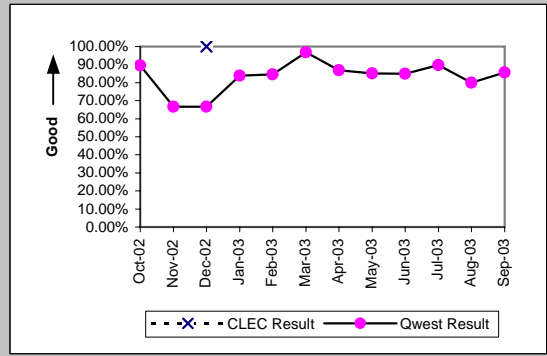
Unbundled Loop - ADSL Qualified (Benchmark)

| Date | CLEC Num | CLEC Denc | CLEC Resu | CLEC Std | Qwest Num | Qwest Denc | Qwest Resu | Mod Z Scr | Parity Scr |
|--------|----------|-----------|-----------|----------|-----------|------------|------------|-----------|------------|
| Oct-02 | 2 | 2 | 100.00% | 0.00% | 1049 | 1096 | 95.71% | -0.3 | -1.18 |
| Nov-02 | 4 | 4 | 100.00% | 0.00% | 814 | 838 | 97.14% | -0.34 | -1.21 |
| Dec-02 | 4 | 4 | 100.00% | 0.00% | 866 | 886 | 97.74% | -0.3 | -1.18 |
| Jan-03 | 12 | 13 | 92.31% | 26.65% | 915 | 944 | 96.93% | 0.84 | -0.49 |
| Feb-03 | 14 | 14 | 100.00% | 0.00% | 784 | 802 | 97.76% | -0.56 | -1.34 |
| Mar-03 | 10 | 10 | 100.00% | 0.00% | 740 | 753 | 98.27% | -0.42 | -1.25 |
| Apr-03 | 5 | 5 | 100.00% | 0.00% | 639 | 656 | 97.41% | -0.36 | -1.22 |
| May-03 | 9 | 9 | 100.00% | 0.00% | 483 | 501 | 96.41% | -0.57 | -1.35 |
| Jun-03 | 16 | 16 | 100.00% | 0.00% | 388 | 399 | 97.24% | -0.66 | -1.4 |
| Jul-03 | 10 | 10 | 100.00% | 0.00% | 325 | 338 | 96.15% | -0.62 | -1.38 |
| Aug-03 | 10 | 10 | 100.00% | 0.00% | 356 | 371 | 95.96% | -0.64 | -1.39 |
| Sep-03 | 9 | 9 | 100.00% | 0.00% | 550 | 574 | 95.82% | -0.62 | -1.38 |



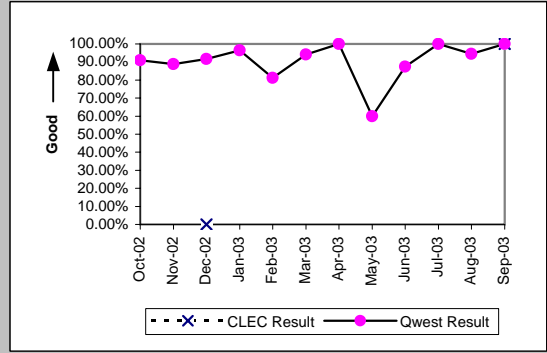
Unbundled Loop - DS3 Capable (Parity)

| Date | CLEC Num | CLEC Denc | CLEC Resu | CLEC Std | Qwest Num | Qwest Denc | Qwest Resu | Mod Z Scr | Parity Scr |
|--------|----------|-----------|-----------|----------|-----------|------------|------------|-----------|------------|
| Oct-02 | | | | | 17 | 19 | 89.47% | | |
| Nov-02 | | | | | 12 | 18 | 66.67% | | |
| Dec-02 | 1 | 1 | 100.00% | 0.00% | 12 | 18 | 66.67% | -0.69 | -1.42 |
| Jan-03 | | | | | 26 | 31 | 83.87% | | |
| Feb-03 | | | | | 22 | 26 | 84.62% | | |
| Mar-03 | | | | | 31 | 32 | 96.88% | | |
| Apr-03 | | | | | 33 | 38 | 86.84% | | |
| May-03 | | | | | 40 | 47 | 85.11% | | |
| Jun-03 | | | | | 17 | 20 | 85.00% | | |
| Jul-03 | | | | | 35 | 39 | 89.74% | | |
| Aug-03 | | | | | 24 | 30 | 80.00% | | |
| Sep-03 | | | | | 12 | 14 | 85.71% | | |



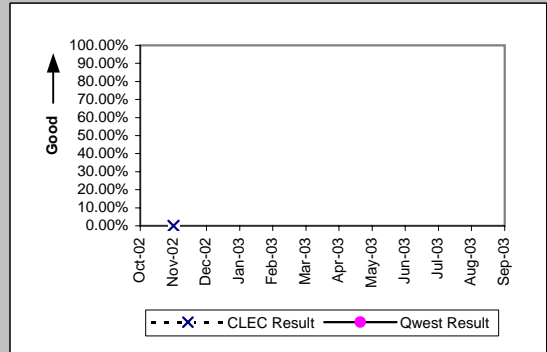
Qwest DSL (Parity)

| Date | CLEC Num | CLEC Denc | CLEC Resu | CLEC Std | Qwest Num | Qwest Denc | Qwest Resu | Mod Z Scr | Parity Scr |
|--------|----------|-----------|-----------|----------|-----------|------------|------------|-----------|------------|
| Oct-02 | | | | | 40 | 44 | 90.91% | | |
| Nov-02 | | | | | 24 | 27 | 88.89% | | |
| Dec-02 | 0 | 1 | 0.00% | 0.00% | 22 | 24 | 91.67% | 1.62 | -0.01 |
| Jan-03 | | | | | 27 | 28 | 96.43% | | |
| Feb-03 | | | | | 13 | 16 | 81.25% | | |
| Mar-03 | | | | | 16 | 17 | 94.12% | | |
| Apr-03 | | | | | 11 | 11 | 100.00% | | |
| May-03 | | | | | 6 | 10 | 60.00% | | |
| Jun-03 | | | | | 7 | 8 | 87.50% | | |
| Jul-03 | | | | | 15 | 15 | 100.00% | | |
| Aug-03 | | | | | 17 | 18 | 94.44% | | |
| Sep-03 | 1 | 1 | 100.00% | 0.00% | 15 | 15 | 100.00% | N/A | N/A |



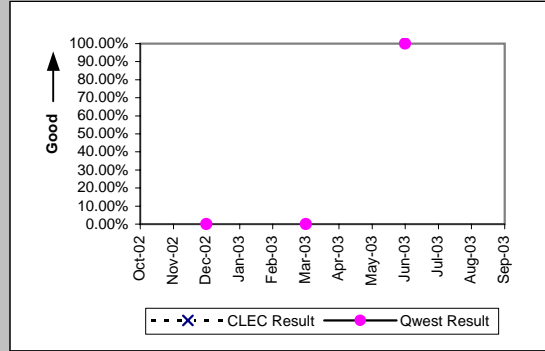
Dark Fiber - Loop (Diagnostic)

| Date | CLEC Num | CLEC Denc | CLEC Resu | CLEC Std | Qwest Num | Qwest Denc | Qwest Resu | Mod Z Scr | Parity Scr |
|--------|----------|-----------|-----------|----------|-----------|------------|------------|-----------|------------|
| Oct-02 | | | | | | | | | |
| Nov-02 | 0 | 2 | 0.00% | 0.00% | | | | | |
| Dec-02 | | | | | | | | | |
| Jan-03 | | | | | | | | | |
| Feb-03 | | | | | | | | | |
| Mar-03 | | | | | | | | | |
| Apr-03 | | | | | | | | | |
| May-03 | | | | | | | | | |
| Jun-03 | | | | | | | | | |
| Jul-03 | | | | | | | | | |
| Aug-03 | | | | | | | | | |
| Sep-03 | | | | | | | | | |



OP-3D - Installation Commitments Met (Percent) - Interval Zone One

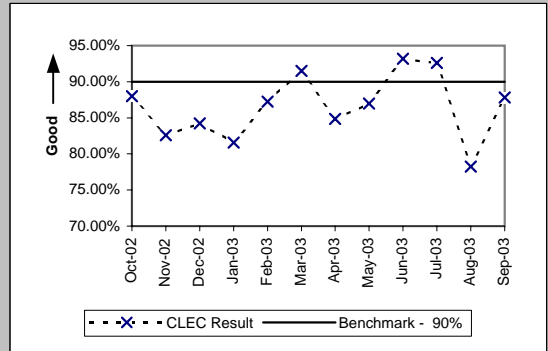
| Date | CLEC Num | CLEC Denc | CLEC Resu | E911 (Parity) | | Qwest Resu | Mod Z Scr | Parity Scr |
|--------|----------|-----------|-----------|---------------|-----------|------------|-----------|------------|
| | | | | CLEC Std | Qwest Num | | | |
| Oct-02 | | | | | | | | |
| Nov-02 | | | | | | | | |
| Dec-02 | | | | | 0 | 1 | 0.00% | |
| Jan-03 | | | | | | | | |
| Feb-03 | | | | | | | | |
| Mar-03 | | | | | 0 | 1 | 0.00% | |
| Apr-03 | | | | | | | | |
| May-03 | | | | | | | | |
| Jun-03 | | | | | 6 | 6 | 100.00% | |
| Jul-03 | | | | | | | | |
| Aug-03 | | | | | | | | |
| Sep-03 | | | | | | | | |



OP-3D - Installation Commitments Met (Percent) - Interval Zone One

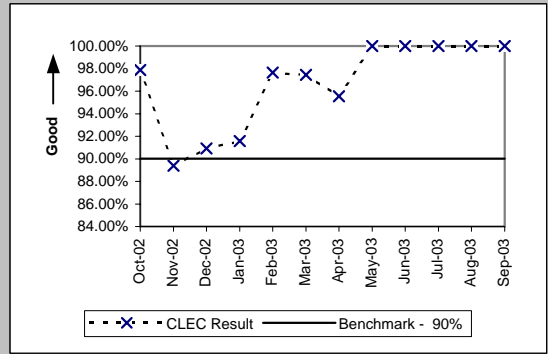
Enhanced Extended Loops (EELs) (Benchmark)

| Date | Num | Denom | CLEC Result | Standard Dev |
|--------|-----|-------|-------------|--------------|
| Oct-02 | 22 | 25 | 88.00% | 32.50% |
| Nov-02 | 19 | 23 | 82.61% | 37.90% |
| Dec-02 | 16 | 19 | 84.21% | 36.46% |
| Jan-03 | 31 | 38 | 81.58% | 38.77% |
| Feb-03 | 41 | 47 | 87.23% | 33.37% |
| Mar-03 | 43 | 47 | 91.49% | 27.90% |
| Apr-03 | 28 | 33 | 84.85% | 35.86% |
| May-03 | 40 | 46 | 86.96% | 33.68% |
| Jun-03 | 41 | 44 | 93.18% | 25.21% |
| Jul-03 | 25 | 27 | 92.59% | 26.19% |
| Aug-03 | 18 | 23 | 78.26% | 41.25% |
| Sep-03 | 36 | 41 | 87.80% | 32.72% |



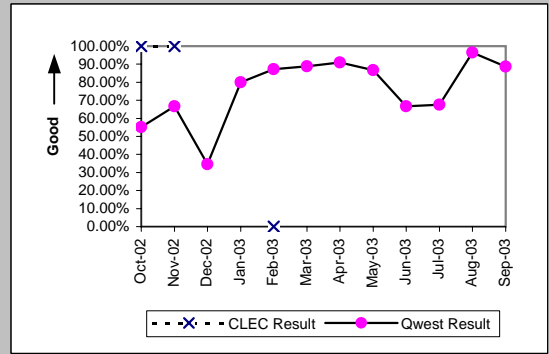
Unbundled Loop Conditioned (Benchmark)

| Date | Num | Denom | CLEC Result | Standard Dev |
|--------|-----|-------|-------------|--------------|
| Oct-02 | 229 | 234 | 97.86% | 14.46% |
| Nov-02 | 59 | 66 | 89.39% | 30.79% |
| Dec-02 | 50 | 55 | 90.91% | 28.75% |
| Jan-03 | 76 | 83 | 91.57% | 27.79% |
| Feb-03 | 83 | 85 | 97.65% | 15.16% |
| Mar-03 | 76 | 78 | 97.44% | 15.81% |
| Apr-03 | 43 | 45 | 95.56% | 20.61% |
| May-03 | 44 | 44 | 100.00% | 0.00% |
| Jun-03 | 41 | 41 | 100.00% | 0.00% |
| Jul-03 | 53 | 53 | 100.00% | 0.00% |
| Aug-03 | 40 | 40 | 100.00% | 0.00% |
| Sep-03 | 37 | 37 | 100.00% | 0.00% |

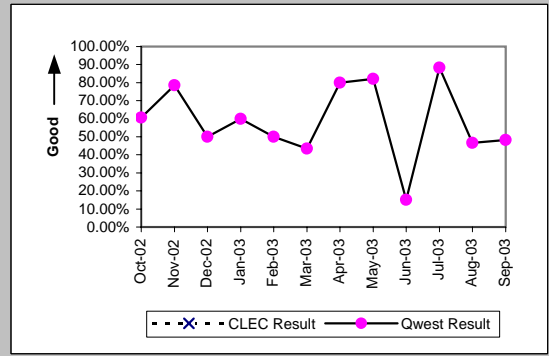


OP-3E - Installation Commitments Met (Percent) - Interval Zone Two

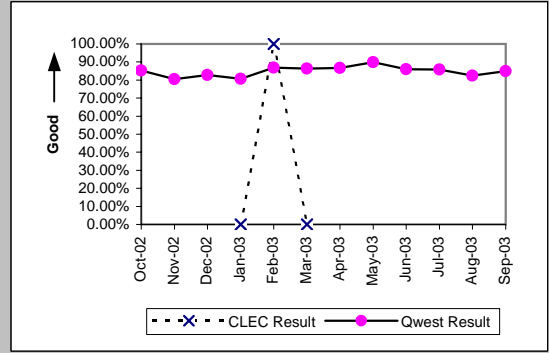
| ISDN Primary (Parity) | | | | | | | | | |
|-----------------------|----------|-----------|-----------|----------|-----------|------------|------------|-----------|------------|
| Date | CLEC Num | CLEC Denc | CLEC Resu | CLEC Std | Qwest Num | Qwest Denc | Qwest Resu | Mod Z Scr | Parity Scr |
| Oct-02 | 3 | 3 | 100.00% | 0.00% | 27 | 49 | 55.10% | -1.52 | -1.92 |
| Nov-02 | 2 | 2 | 100.00% | 0.00% | 18 | 27 | 66.67% | -0.96 | -1.59 |
| Dec-02 | | | | | 35 | 101 | 34.65% | | |
| Jan-03 | | | | | 28 | 35 | 80.00% | | |
| Feb-03 | 0 | 1 | 0.00% | 0.00% | 41 | 47 | 87.23% | 1.5 | -0.09 |
| Mar-03 | | | | | 16 | 18 | 88.89% | | |
| Apr-03 | | | | | 40 | 44 | 90.91% | | |
| May-03 | | | | | 39 | 45 | 86.67% | | |
| Jun-03 | | | | | 44 | 66 | 66.67% | | |
| Jul-03 | | | | | 27 | 40 | 67.50% | | |
| Aug-03 | | | | | 27 | 28 | 96.43% | | |
| Sep-03 | | | | | 94 | 106 | 88.68% | | |



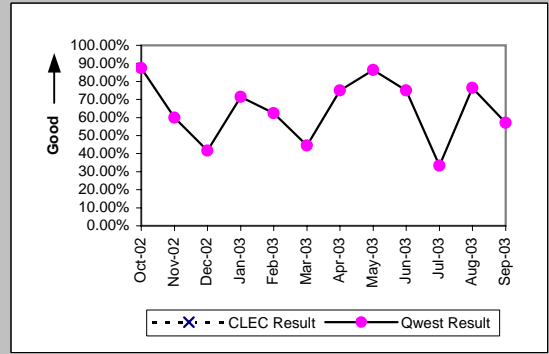
| DS0 (Parity) | | | | | | | | | |
|--------------|----------|-----------|-----------|----------|-----------|------------|------------|-----------|------------|
| Date | CLEC Num | CLEC Denc | CLEC Resu | CLEC Std | Qwest Num | Qwest Denc | Qwest Resu | Mod Z Scr | Parity Scr |
| Oct-02 | | | | | 17 | 28 | 60.71% | | |
| Nov-02 | | | | | 11 | 14 | 78.57% | | |
| Dec-02 | | | | | 7 | 14 | 50.00% | | |
| Jan-03 | | | | | 9 | 15 | 60.00% | | |
| Feb-03 | | | | | 8 | 16 | 50.00% | | |
| Mar-03 | | | | | 10 | 23 | 43.48% | | |
| Apr-03 | | | | | 20 | 25 | 80.00% | | |
| May-03 | | | | | 23 | 28 | 82.14% | | |
| Jun-03 | | | | | 3 | 20 | 15.00% | | |
| Jul-03 | | | | | 15 | 17 | 88.24% | | |
| Aug-03 | | | | | 14 | 30 | 46.67% | | |
| Sep-03 | | | | | 14 | 29 | 48.28% | | |



| DS1 (Parity) | | | | | | | | | |
|--------------|----------|-----------|-----------|----------|-----------|------------|------------|-----------|------------|
| Date | CLEC Num | CLEC Denc | CLEC Resu | CLEC Std | Qwest Num | Qwest Denc | Qwest Resu | Mod Z Scr | Parity Scr |
| Oct-02 | | | | | 321 | 376 | 85.37% | | |
| Nov-02 | | | | | 149 | 185 | 80.54% | | |
| Dec-02 | | | | | 193 | 233 | 82.83% | | |
| Jan-03 | 0 | 1 | 0.00% | 0.00% | 222 | 275 | 80.73% | 1.31 | -0.2 |
| Feb-03 | 2 | 2 | 100.00% | 0.00% | 246 | 283 | 86.93% | -0.55 | -1.33 |
| Mar-03 | 0 | 2 | 0.00% | 0.00% | 258 | 299 | 86.29% | 2.38 | 0.44 |
| Apr-03 | | | | | 274 | 316 | 86.71% | | |
| May-03 | | | | | 377 | 419 | 89.98% | | |
| Jun-03 | | | | | 296 | 344 | 86.05% | | |
| Jul-03 | | | | | 274 | 319 | 85.89% | | |
| Aug-03 | | | | | 301 | 365 | 82.47% | | |
| Sep-03 | | | | | 401 | 472 | 84.96% | | |

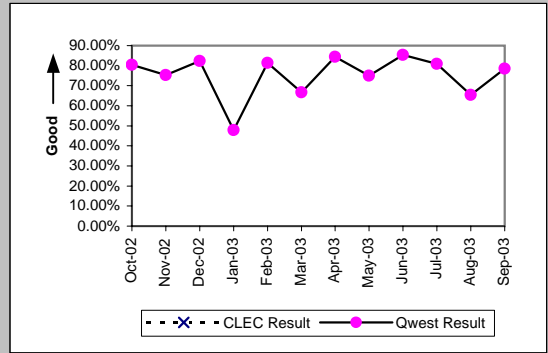


| DS3 (Parity) | | | | | | | | | |
|--------------|----------|-----------|-----------|----------|-----------|------------|------------|-----------|------------|
| Date | CLEC Num | CLEC Denc | CLEC Resu | CLEC Std | Qwest Num | Qwest Denc | Qwest Resu | Mod Z Scr | Parity Scr |
| Oct-02 | | | | | 7 | 8 | 87.50% | | |
| Nov-02 | | | | | 3 | 5 | 60.00% | | |
| Dec-02 | | | | | 5 | 12 | 41.67% | | |
| Jan-03 | | | | | 5 | 7 | 71.43% | | |
| Feb-03 | | | | | 10 | 16 | 62.50% | | |
| Mar-03 | | | | | 4 | 9 | 44.44% | | |
| Apr-03 | | | | | 15 | 20 | 75.00% | | |
| May-03 | | | | | 19 | 22 | 86.36% | | |
| Jun-03 | | | | | 12 | 16 | 75.00% | | |
| Jul-03 | | | | | 7 | 21 | 33.33% | | |
| Aug-03 | | | | | 13 | 17 | 76.47% | | |
| Sep-03 | | | | | 12 | 21 | 57.14% | | |

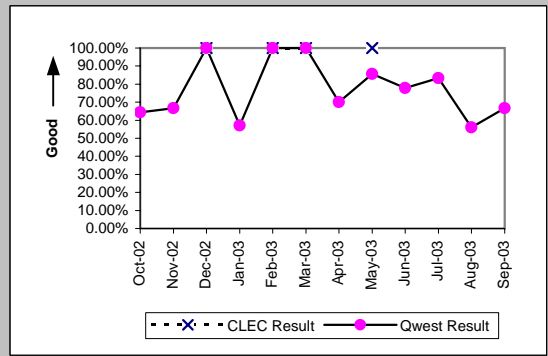


OP-3E - Installation Commitments Met (Percent) - Interval Zone Two

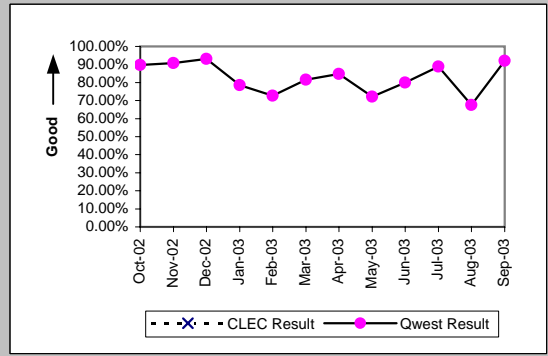
| Frame Relay (Parity) | | | | | | | | | |
|----------------------|----------|-----------|-----------|----------|-----------|------------|------------|-----------|------------|
| Date | CLEC Num | CLEC Dend | CLEC Resu | CLEC Std | Qwest Num | Qwest Dend | Qwest Resu | Mod Z Scr | Parity Scr |
| Oct-02 | | | | | 78 | 97 | 80.41% | | |
| Nov-02 | | | | | 64 | 85 | 75.29% | | |
| Dec-02 | | | | | 84 | 102 | 82.35% | | |
| Jan-03 | | | | | 23 | 48 | 47.92% | | |
| Feb-03 | | | | | 61 | 75 | 81.33% | | |
| Mar-03 | | | | | 18 | 27 | 66.67% | | |
| Apr-03 | | | | | 54 | 64 | 84.38% | | |
| May-03 | | | | | 24 | 32 | 75.00% | | |
| Jun-03 | | | | | 35 | 41 | 85.37% | | |
| Jul-03 | | | | | 34 | 42 | 80.95% | | |
| Aug-03 | | | | | 17 | 26 | 65.38% | | |
| Sep-03 | | | | | 55 | 70 | 78.57% | | |



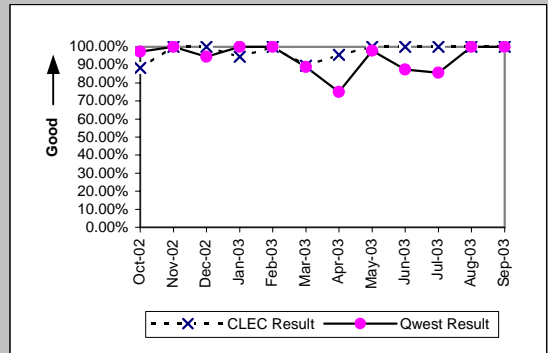
| PBX (Parity) | | | | | | | | | |
|--------------|----------|-----------|-----------|----------|-----------|------------|------------|-----------|------------|
| Date | CLEC Num | CLEC Dend | CLEC Resu | CLEC Std | Qwest Num | Qwest Dend | Qwest Resu | Mod Z Scr | Parity Scr |
| Oct-02 | | | | | 9 | 14 | 64.29% | | |
| Nov-02 | | | | | 10 | 15 | 66.67% | | |
| Dec-02 | 1 | 1 | 100.00% | 0.00% | 5 | 5 | 100.00% | N/A | N/A |
| Jan-03 | | | | | 4 | 7 | 57.14% | | |
| Feb-03 | 1 | 1 | 100.00% | 0.00% | 15 | 15 | 100.00% | N/A | N/A |
| Mar-03 | 1 | 1 | 100.00% | 0.00% | 11 | 11 | 100.00% | N/A | N/A |
| Apr-03 | | | | | 14 | 20 | 70.00% | | |
| May-03 | 1 | 1 | 100.00% | 0.00% | 12 | 14 | 85.71% | -0.39 | -1.24 |
| Jun-03 | | | | | 14 | 18 | 77.78% | | |
| Jul-03 | | | | | 15 | 18 | 83.33% | | |
| Aug-03 | | | | | 14 | 25 | 56.00% | | |
| Sep-03 | | | | | 14 | 21 | 66.67% | | |



| Basic Rate ISDN (Parity) | | | | | | | | | |
|--------------------------|----------|-----------|-----------|----------|-----------|------------|------------|-----------|------------|
| Date | CLEC Num | CLEC Dend | CLEC Resu | CLEC Std | Qwest Num | Qwest Dend | Qwest Resu | Mod Z Scr | Parity Scr |
| Oct-02 | | | | | 70 | 78 | 89.74% | | |
| Nov-02 | | | | | 79 | 87 | 90.80% | | |
| Dec-02 | | | | | 27 | 29 | 93.10% | | |
| Jan-03 | | | | | 44 | 56 | 78.57% | | |
| Feb-03 | | | | | 32 | 44 | 72.73% | | |
| Mar-03 | | | | | 31 | 38 | 81.58% | | |
| Apr-03 | | | | | 39 | 46 | 84.78% | | |
| May-03 | | | | | 31 | 43 | 72.09% | | |
| Jun-03 | | | | | 32 | 40 | 80.00% | | |
| Jul-03 | | | | | 71 | 80 | 88.75% | | |
| Aug-03 | | | | | 25 | 37 | 67.57% | | |
| Sep-03 | | | | | 35 | 38 | 92.11% | | |

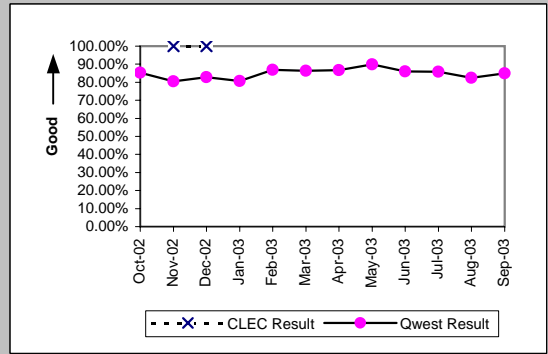


| LIS Trunk (Parity) | | | | | | | | | |
|--------------------|----------|-----------|-----------|----------|-----------|------------|------------|-----------|------------|
| Date | CLEC Num | CLEC Dend | CLEC Resu | CLEC Std | Qwest Num | Qwest Dend | Qwest Resu | Mod Z Scr | Parity Scr |
| Oct-02 | 15 | 17 | 88.24% | 32.22% | 36 | 37 | 97.30% | 1.15 | -0.3 |
| Nov-02 | 31 | 31 | 100.00% | 0.00% | 5 | 5 | 100.00% | N/A | N/A |
| Dec-02 | 18 | 18 | 100.00% | 0.00% | 17 | 18 | 94.44% | -0.73 | -1.44 |
| Jan-03 | 17 | 18 | 94.44% | 22.91% | 13 | 13 | 100.00% | N/A | -0.68 |
| Feb-03 | 19 | 19 | 100.00% | 0.00% | 33 | 33 | 100.00% | N/A | N/A |
| Mar-03 | 17 | 19 | 89.47% | 30.69% | 40 | 45 | 88.89% | -0.07 | -1.04 |
| Apr-03 | 22 | 23 | 95.65% | 20.39% | 15 | 20 | 75.00% | -1.56 | -1.95 |
| May-03 | 12 | 12 | 100.00% | 0.00% | 48 | 49 | 97.96% | -0.45 | -1.27 |
| Jun-03 | 15 | 15 | 100.00% | 0.00% | 21 | 24 | 87.50% | -1.15 | -1.7 |
| Jul-03 | 7 | 7 | 100.00% | 0.00% | 12 | 14 | 85.71% | -0.88 | -1.54 |
| Aug-03 | 5 | 5 | 100.00% | 0.00% | 10 | 10 | 100.00% | N/A | N/A |
| Sep-03 | 14 | 14 | 100.00% | 0.00% | 27 | 27 | 100.00% | N/A | N/A |

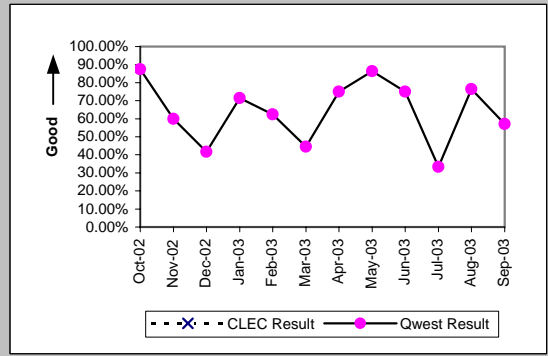


OP-3E - Installation Commitments Met (Percent) - Interval Zone Two

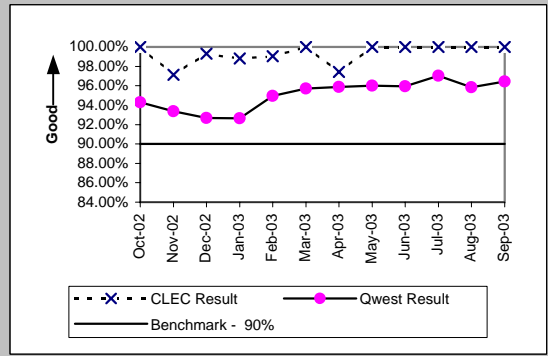
| UDIT DS1 (Parity) | | | | | | | | | |
|-------------------|----------|-----------|-----------|----------|-----------|------------|------------|-----------|------------|
| Date | CLEC Num | CLEC Denc | CLEC Resu | CLEC Std | Qwest Num | Qwest Denc | Qwest Resu | Mod Z Scr | Parity Scr |
| Oct-02 | | | | | 321 | 376 | 85.37% | | |
| Nov-02 | 1 | 1 | 100.00% | 0.00% | 149 | 185 | 80.54% | -0.49 | -1.3 |
| Dec-02 | 4 | 4 | 100.00% | 0.00% | 193 | 233 | 82.83% | -0.9 | -1.55 |
| Jan-03 | | | | | 222 | 275 | 80.73% | | |
| Feb-03 | | | | | 246 | 283 | 86.93% | | |
| Mar-03 | | | | | 258 | 299 | 86.29% | | |
| Apr-03 | | | | | 274 | 316 | 86.71% | | |
| May-03 | | | | | 377 | 419 | 89.98% | | |
| Jun-03 | | | | | 296 | 344 | 86.05% | | |
| Jul-03 | | | | | 274 | 319 | 85.89% | | |
| Aug-03 | | | | | 301 | 365 | 82.47% | | |
| Sep-03 | | | | | 401 | 472 | 84.96% | | |



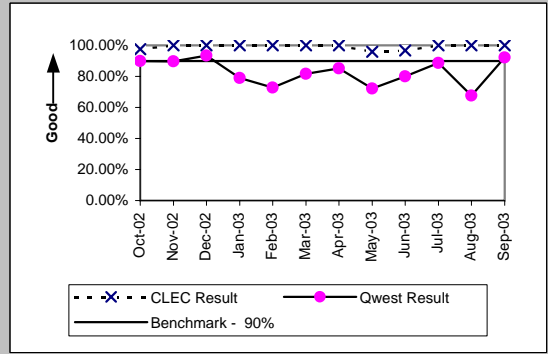
| UDIT Above DS1 Level (Parity) | | | | | | | | | |
|-------------------------------|----------|-----------|-----------|----------|-----------|------------|------------|-----------|------------|
| Date | CLEC Num | CLEC Denc | CLEC Resu | CLEC Std | Qwest Num | Qwest Denc | Qwest Resu | Mod Z Scr | Parity Scr |
| Oct-02 | | | | | 7 | 8 | 87.50% | | |
| Nov-02 | | | | | 3 | 5 | 60.00% | | |
| Dec-02 | | | | | 5 | 12 | 41.67% | | |
| Jan-03 | | | | | 5 | 7 | 71.43% | | |
| Feb-03 | | | | | 10 | 16 | 62.50% | | |
| Mar-03 | | | | | 4 | 9 | 44.44% | | |
| Apr-03 | | | | | 15 | 20 | 75.00% | | |
| May-03 | | | | | 19 | 22 | 86.36% | | |
| Jun-03 | | | | | 12 | 16 | 75.00% | | |
| Jul-03 | | | | | 7 | 21 | 33.33% | | |
| Aug-03 | | | | | 13 | 17 | 76.47% | | |
| Sep-03 | | | | | 12 | 21 | 57.14% | | |



| Unbundled Loop Analog (Benchmark) | | | | | | | | | |
|-----------------------------------|----------|-----------|-----------|----------|-----------|------------|------------|-----------|------------|
| Date | CLEC Num | CLEC Denc | CLEC Resu | CLEC Std | Qwest Num | Qwest Denc | Qwest Resu | Mod Z Scr | Parity Scr |
| Oct-02 | 62 | 62 | 100.00% | 0.00% | 2113 | 2241 | 94.29% | -1.91 | -2.16 |
| Nov-02 | 68 | 70 | 97.14% | 16.66% | 1607 | 1721 | 93.38% | -1.24 | -1.76 |
| Dec-02 | 146 | 147 | 99.32% | 8.22% | 1619 | 1747 | 92.67% | -2.97 | -2.81 |
| Jan-03 | 168 | 170 | 98.82% | 10.78% | 1677 | 1810 | 92.65% | -2.95 | -2.79 |
| Feb-03 | 105 | 106 | 99.06% | 9.67% | 1585 | 1669 | 94.97% | -1.87 | -2.14 |
| Mar-03 | 145 | 145 | 100.00% | 0.00% | 1677 | 1752 | 95.72% | -2.45 | -2.49 |
| Apr-03 | 152 | 156 | 97.44% | 15.81% | 1816 | 1894 | 95.88% | -0.94 | -1.57 |
| May-03 | 69 | 69 | 100.00% | 0.00% | 1737 | 1809 | 96.02% | -1.66 | -2.01 |
| Jun-03 | 124 | 124 | 100.00% | 0.00% | 1795 | 1871 | 95.94% | -2.22 | -2.35 |
| Jul-03 | 316 | 316 | 100.00% | 0.00% | 1931 | 1990 | 97.04% | -2.89 | -2.75 |
| Aug-03 | 269 | 269 | 100.00% | 0.00% | 1804 | 1882 | 95.86% | -3.19 | -2.94 |
| Sep-03 | 180 | 180 | 100.00% | 0.00% | 1786 | 1852 | 96.44% | -2.46 | -2.5 |

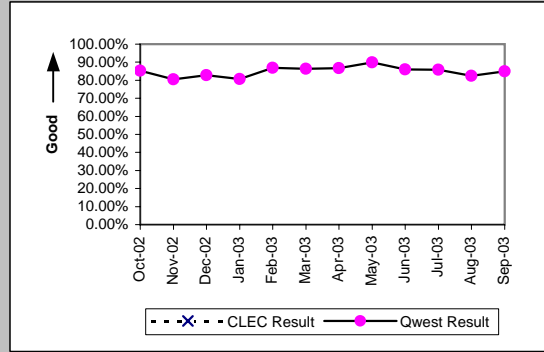


| Unbundled Loop - 2 Wire Non-Loaded (Benchmark) | | | | | | | | | |
|--|----------|-----------|-----------|----------|-----------|------------|------------|-----------|------------|
| Date | CLEC Num | CLEC Denc | CLEC Resu | CLEC Std | Qwest Num | Qwest Denc | Qwest Resu | Mod Z Scr | Parity Scr |
| Oct-02 | 41 | 42 | 97.62% | 15.25% | 71 | 79 | 89.87% | -1.34 | -1.82 |
| Nov-02 | 42 | 42 | 100.00% | 0.00% | 79 | 88 | 89.77% | -1.8 | -2.09 |
| Dec-02 | 35 | 35 | 100.00% | 0.00% | 28 | 30 | 93.33% | -1.07 | -1.65 |
| Jan-03 | 40 | 40 | 100.00% | 0.00% | 45 | 57 | 78.95% | -2.5 | -2.52 |
| Feb-03 | 39 | 39 | 100.00% | 0.00% | 32 | 44 | 72.73% | -2.78 | -2.69 |
| Mar-03 | 25 | 25 | 100.00% | 0.00% | 31 | 38 | 81.58% | -1.85 | -2.12 |
| Apr-03 | 23 | 23 | 100.00% | 0.00% | 40 | 47 | 85.11% | -1.64 | -2 |
| May-03 | 23 | 24 | 95.83% | 19.98% | 31 | 43 | 72.09% | -2.08 | -2.26 |
| Jun-03 | 30 | 31 | 96.77% | 17.67% | 32 | 40 | 80.00% | -1.75 | -2.07 |
| Jul-03 | 23 | 23 | 100.00% | 0.00% | 71 | 80 | 88.75% | -1.5 | -1.91 |
| Aug-03 | 25 | 25 | 100.00% | 0.00% | 25 | 37 | 67.57% | -2.68 | -2.63 |
| Sep-03 | 18 | 18 | 100.00% | 0.00% | 35 | 38 | 92.11% | -1.02 | -1.62 |

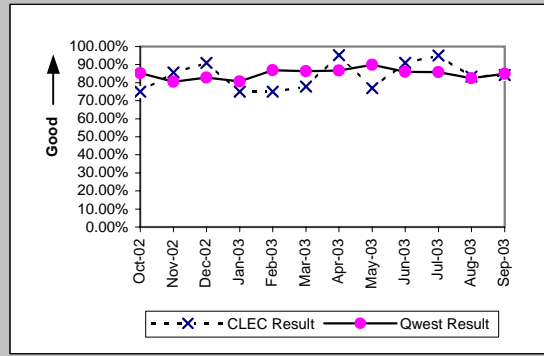


OP-3E - Installation Commitments Met (Percent) - Interval Zone Two

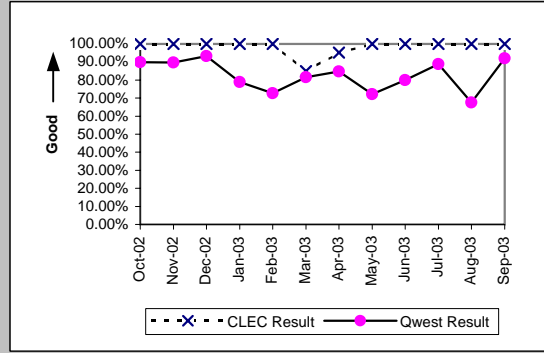
| Unbundled Loop - 4 Wire Non-Loaded (Parity) | | | | | | | | | |
|---|----------|-----------|-----------|----------|-----------|------------|------------|-----------|------------|
| Date | CLEC Num | CLEC Denc | CLEC Resu | CLEC Std | Qwest Num | Qwest Denc | Qwest Resu | Mod Z Scr | Parity Scr |
| Oct-02 | | | | | 321 | 376 | 85.37% | | |
| Nov-02 | | | | | 149 | 185 | 80.54% | | |
| Dec-02 | | | | | 193 | 233 | 82.83% | | |
| Jan-03 | | | | | 222 | 275 | 80.73% | | |
| Feb-03 | | | | | 246 | 283 | 86.93% | | |
| Mar-03 | | | | | 258 | 299 | 86.29% | | |
| Apr-03 | | | | | 274 | 316 | 86.71% | | |
| May-03 | | | | | 377 | 419 | 89.98% | | |
| Jun-03 | | | | | 296 | 344 | 86.05% | | |
| Jul-03 | | | | | 274 | 319 | 85.89% | | |
| Aug-03 | | | | | 301 | 365 | 82.47% | | |
| Sep-03 | | | | | 401 | 472 | 84.96% | | |



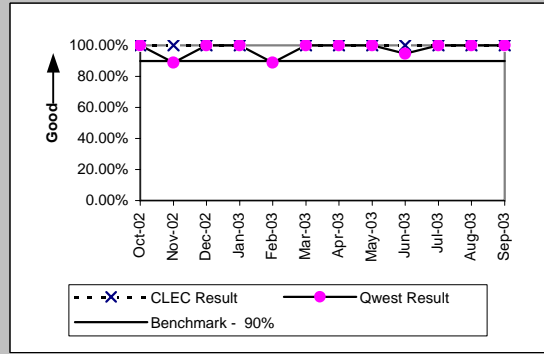
| Unbundled Loop - DS1 Capable (Parity) | | | | | | | | | |
|---------------------------------------|----------|-----------|-----------|----------|-----------|------------|------------|-----------|------------|
| Date | CLEC Num | CLEC Denc | CLEC Resu | CLEC Std | Qwest Num | Qwest Denc | Qwest Resu | Mod Z Scr | Parity Scr |
| Oct-02 | 6 | 8 | 75.00% | 43.30% | 321 | 376 | 85.37% | 0.78 | -0.53 |
| Nov-02 | 12 | 14 | 85.71% | 34.99% | 149 | 185 | 80.54% | -0.47 | -1.29 |
| Dec-02 | 10 | 11 | 90.91% | 28.75% | 193 | 233 | 82.83% | -0.69 | -1.42 |
| Jan-03 | 3 | 4 | 75.00% | 43.30% | 222 | 275 | 80.73% | 0.3 | -0.82 |
| Feb-03 | 9 | 12 | 75.00% | 43.30% | 246 | 283 | 86.93% | 1.11 | -0.33 |
| Mar-03 | 7 | 9 | 77.78% | 41.57% | 258 | 299 | 86.29% | 0.71 | -0.57 |
| Apr-03 | 20 | 21 | 95.24% | 21.30% | 274 | 316 | 86.71% | -1.11 | -1.68 |
| May-03 | 10 | 13 | 76.92% | 42.13% | 377 | 419 | 89.98% | 1.37 | -0.17 |
| Jun-03 | 10 | 11 | 90.91% | 28.75% | 296 | 344 | 86.05% | -0.46 | -1.28 |
| Jul-03 | 19 | 20 | 95.00% | 21.79% | 274 | 319 | 85.89% | -1.13 | -1.69 |
| Aug-03 | 15 | 18 | 83.33% | 37.27% | 301 | 365 | 82.47% | -0.09 | -1.06 |
| Sep-03 | 16 | 19 | 84.21% | 36.46% | 401 | 472 | 84.96% | 0.13 | -0.92 |



| Unbundled Loop ISDN Capable (Parity) | | | | | | | | | |
|--------------------------------------|----------|-----------|-----------|----------|-----------|------------|------------|-----------|------------|
| Date | CLEC Num | CLEC Denc | CLEC Resu | CLEC Std | Qwest Num | Qwest Denc | Qwest Resu | Mod Z Scr | Parity Scr |
| Oct-02 | 20 | 20 | 100.00% | 0.00% | 71 | 79 | 89.87% | -1.34 | -1.82 |
| Nov-02 | 18 | 18 | 100.00% | 0.00% | 79 | 88 | 89.77% | -1.3 | -1.79 |
| Dec-02 | 21 | 21 | 100.00% | 0.00% | 28 | 30 | 93.33% | -0.94 | -1.57 |
| Jan-03 | 23 | 23 | 100.00% | 0.00% | 45 | 57 | 78.95% | -2.09 | -2.27 |
| Feb-03 | 21 | 21 | 100.00% | 0.00% | 32 | 44 | 72.73% | -2.31 | -2.24 |
| Mar-03 | 17 | 20 | 85.00% | 35.71% | 31 | 38 | 81.58% | -0.32 | -1.19 |
| Apr-03 | 20 | 21 | 95.24% | 21.30% | 39 | 46 | 84.78% | -1.11 | -1.67 |
| May-03 | 13 | 13 | 100.00% | 0.00% | 31 | 43 | 72.09% | -1.97 | -2.2 |
| Jun-03 | 23 | 23 | 100.00% | 0.00% | 32 | 40 | 80.00% | -1.91 | -2.16 |
| Jul-03 | 21 | 21 | 100.00% | 0.00% | 71 | 80 | 88.75% | -1.45 | -1.88 |
| Aug-03 | 23 | 23 | 100.00% | 0.00% | 25 | 37 | 67.57% | -2.61 | -2.59 |
| Sep-03 | 18 | 18 | 100.00% | 0.00% | 35 | 38 | 92.11% | -1.02 | -1.62 |

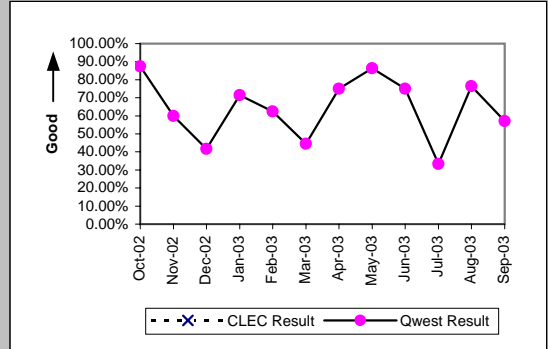


| Unbundled Loop - ADSL Qualified (Benchmark) | | | | | | | | | |
|---|----------|-----------|-----------|----------|-----------|------------|------------|-----------|------------|
| Date | CLEC Num | CLEC Denc | CLEC Resu | CLEC Std | Qwest Num | Qwest Denc | Qwest Resu | Mod Z Scr | Parity Scr |
| Oct-02 | 4 | 4 | 100.00% | 0.00% | 9 | 9 | 100.00% | N/A | N/A |
| Nov-02 | 2 | 2 | 100.00% | 0.00% | 8 | 9 | 88.89% | -0.45 | -1.27 |
| Dec-02 | 9 | 9 | 100.00% | 0.00% | 5 | 5 | 100.00% | N/A | N/A |
| Jan-03 | 6 | 6 | 100.00% | 0.00% | 13 | 13 | 100.00% | N/A | N/A |
| Feb-03 | | | | | 8 | 9 | 88.89% | | |
| Mar-03 | 3 | 3 | 100.00% | 0.00% | 14 | 14 | 100.00% | N/A | N/A |
| Apr-03 | 3 | 3 | 100.00% | 0.00% | 10 | 10 | 100.00% | N/A | N/A |
| May-03 | 3 | 3 | 100.00% | 0.00% | 15 | 15 | 100.00% | N/A | N/A |
| Jun-03 | 4 | 4 | 100.00% | 0.00% | 18 | 19 | 94.74% | -0.43 | -1.26 |
| Jul-03 | 5 | 5 | 100.00% | 0.00% | 21 | 21 | 100.00% | N/A | N/A |
| Aug-03 | 5 | 5 | 100.00% | 0.00% | 13 | 13 | 100.00% | N/A | N/A |
| Sep-03 | 5 | 5 | 100.00% | 0.00% | 38 | 38 | 100.00% | N/A | N/A |

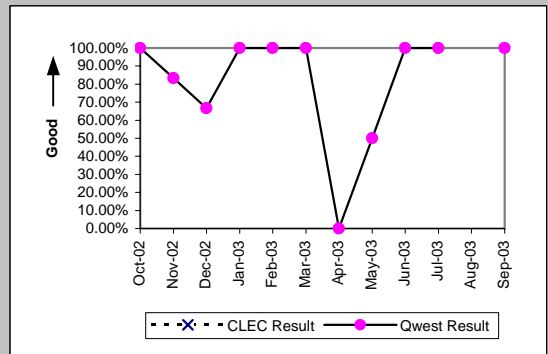


OP-3E - Installation Commitments Met (Percent) - Interval Zone Two

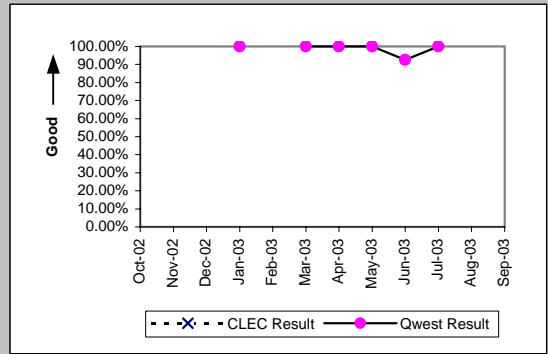
| Unbundled Loop - DS3 Capable (Parity) | | | | | | | | | |
|---------------------------------------|----------|-----------|-----------|----------|-----------|------------|------------|-----------|------------|
| Date | CLEC Num | CLEC Dend | CLEC Resu | CLEC Std | Qwest Num | Qwest Dend | Qwest Resu | Mod Z Scr | Parity Scr |
| Oct-02 | | | | | 7 | 8 | 87.50% | | |
| Nov-02 | | | | | 3 | 5 | 60.00% | | |
| Dec-02 | | | | | 5 | 12 | 41.67% | | |
| Jan-03 | | | | | 5 | 7 | 71.43% | | |
| Feb-03 | | | | | 10 | 16 | 62.50% | | |
| Mar-03 | | | | | 4 | 9 | 44.44% | | |
| Apr-03 | | | | | 15 | 20 | 75.00% | | |
| May-03 | | | | | 19 | 22 | 86.36% | | |
| Jun-03 | | | | | 12 | 16 | 75.00% | | |
| Jul-03 | | | | | 7 | 21 | 33.33% | | |
| Aug-03 | | | | | 13 | 17 | 76.47% | | |
| Sep-03 | | | | | 12 | 21 | 57.14% | | |



| Qwest DSL (Parity) | | | | | | | | | |
|--------------------|----------|-----------|-----------|----------|-----------|------------|------------|-----------|------------|
| Date | CLEC Num | CLEC Dend | CLEC Resu | CLEC Std | Qwest Num | Qwest Dend | Qwest Resu | Mod Z Scr | Parity Scr |
| Oct-02 | | | | | 2 | 2 | 100.00% | | |
| Nov-02 | | | | | 5 | 6 | 83.33% | | |
| Dec-02 | | | | | 2 | 3 | 66.67% | | |
| Jan-03 | | | | | 4 | 4 | 100.00% | | |
| Feb-03 | | | | | 1 | 1 | 100.00% | | |
| Mar-03 | | | | | 1 | 1 | 100.00% | | |
| Apr-03 | | | | | 0 | 2 | 0.00% | | |
| May-03 | | | | | 2 | 4 | 50.00% | | |
| Jun-03 | | | | | 2 | 2 | 100.00% | | |
| Jul-03 | | | | | 2 | 2 | 100.00% | | |
| Aug-03 | | | | | | | | | |
| Sep-03 | | | | | 3 | 3 | 100.00% | | |



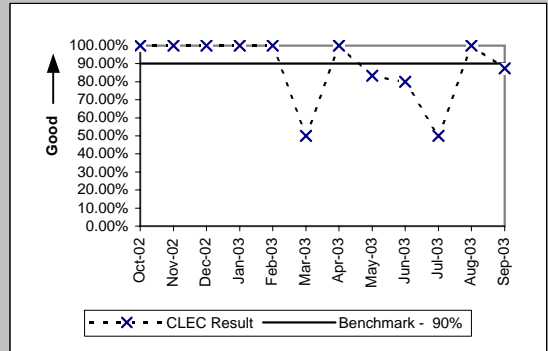
| E911 (Parity) | | | | | | | | | |
|---------------|----------|-----------|-----------|----------|-----------|------------|------------|-----------|------------|
| Date | CLEC Num | CLEC Dend | CLEC Resu | CLEC Std | Qwest Num | Qwest Dend | Qwest Resu | Mod Z Scr | Parity Scr |
| Oct-02 | | | | | | | | | |
| Nov-02 | | | | | | | | | |
| Dec-02 | | | | | | | | | |
| Jan-03 | | | | | 2 | 2 | 100.00% | | |
| Feb-03 | | | | | | | | | |
| Mar-03 | | | | | 2 | 2 | 100.00% | | |
| Apr-03 | | | | | 4 | 4 | 100.00% | | |
| May-03 | | | | | 5 | 5 | 100.00% | | |
| Jun-03 | | | | | 25 | 27 | 92.59% | | |
| Jul-03 | | | | | 4 | 4 | 100.00% | | |
| Aug-03 | | | | | | | | | |
| Sep-03 | | | | | | | | | |



OP-3E - Installation Commitments Met (Percent) - Interval Zone Two

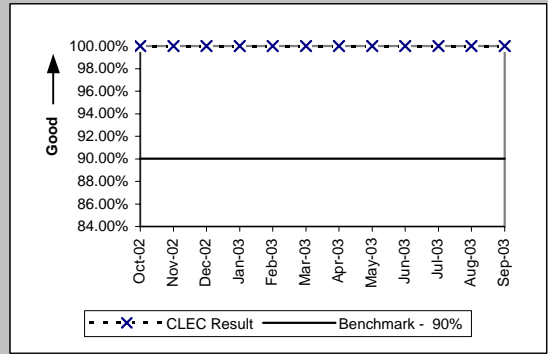
Enhanced Extended Loops (EELs) (Benchmark)

| Date | Num | Denom | CLEC Result | Standard Dev |
|--------|-----|-------|-------------|--------------|
| Oct-02 | 7 | 7 | 100.00% | 0.00% |
| Nov-02 | 4 | 4 | 100.00% | 0.00% |
| Dec-02 | 2 | 2 | 100.00% | 0.00% |
| Jan-03 | 3 | 3 | 100.00% | 0.00% |
| Feb-03 | 2 | 2 | 100.00% | 0.00% |
| Mar-03 | 1 | 2 | 50.00% | 50.00% |
| Apr-03 | 3 | 3 | 100.00% | 0.00% |
| May-03 | 5 | 6 | 83.33% | 37.27% |
| Jun-03 | 4 | 5 | 80.00% | 40.00% |
| Jul-03 | 1 | 2 | 50.00% | 50.00% |
| Aug-03 | 1 | 1 | 100.00% | 0.00% |
| Sep-03 | 14 | 16 | 87.50% | 33.07% |



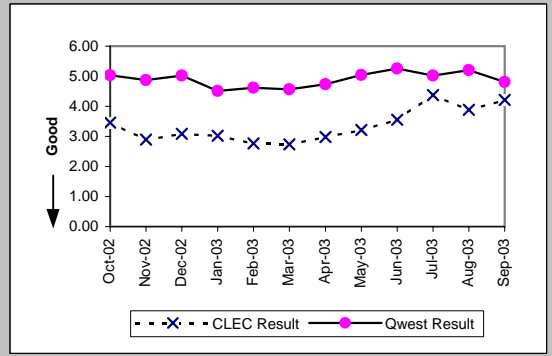
Unbundled Loop Conditioned (Benchmark)

| Date | Num | Denom | CLEC Result | Standard Dev |
|--------|-----|-------|-------------|--------------|
| Oct-02 | 14 | 14 | 100.00% | 0.00% |
| Nov-02 | 15 | 15 | 100.00% | 0.00% |
| Dec-02 | 6 | 6 | 100.00% | 0.00% |
| Jan-03 | 8 | 8 | 100.00% | 0.00% |
| Feb-03 | 15 | 15 | 100.00% | 0.00% |
| Mar-03 | 12 | 12 | 100.00% | 0.00% |
| Apr-03 | 5 | 5 | 100.00% | 0.00% |
| May-03 | 6 | 6 | 100.00% | 0.00% |
| Jun-03 | 2 | 2 | 100.00% | 0.00% |
| Jul-03 | 3 | 3 | 100.00% | 0.00% |
| Aug-03 | 4 | 4 | 100.00% | 0.00% |
| Sep-03 | 3 | 3 | 100.00% | 0.00% |

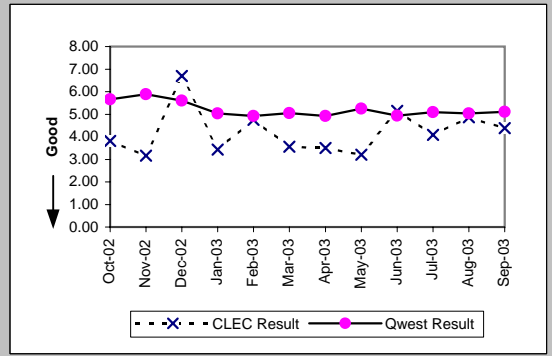


OP-4A - Installation Interval (Average Days) - Dispatches within MSAs

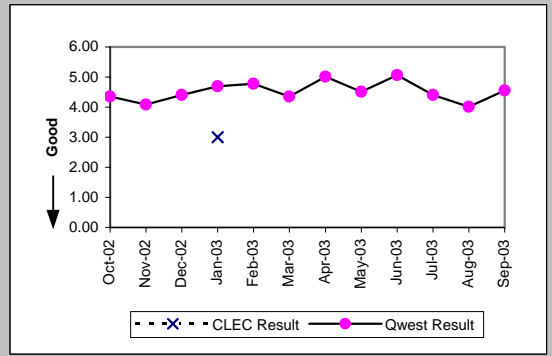
| Residence (Parity) | | | | | | | | | |
|--------------------|----------|-----------|-----------|----------|-----------|------------|------------|-----------|------------|
| Date | CLEC Num | CLEC Denc | CLEC Resu | CLEC Std | Qwest Num | Qwest Denc | Qwest Resu | Mod Z Scr | Parity Scr |
| Oct-02 | 377 | 109 | 3.46 | 1.49 | 54456 | 10833 | 5.03 | -3.92 | -3.38 |
| Nov-02 | 315 | 109 | 2.89 | 0.71 | 40202 | 8248 | 4.87 | -4.67 | -3.84 |
| Dec-02 | 434 | 141 | 3.08 | 0.76 | 40090 | 7984 | 5.02 | -5.15 | -4.13 |
| Jan-03 | 757 | 251 | 3.02 | 0.88 | 38352 | 8502 | 4.51 | -6.42 | -4.9 |
| Feb-03 | 700 | 253 | 2.77 | 0.64 | 35614 | 7710 | 4.62 | -7 | -5.25 |
| Mar-03 | 620 | 227 | 2.73 | 0.83 | 37801 | 8287 | 4.56 | -7.28 | -5.43 |
| Apr-03 | 673 | 226 | 2.98 | 1.47 | 41391 | 8742 | 4.73 | -5.98 | -4.64 |
| May-03 | 789 | 246 | 3.21 | 1.97 | 41876 | 8305 | 5.04 | -6.15 | -4.74 |
| Jun-03 | 1006 | 283 | 3.55 | 1.18 | 46591 | 8851 | 5.26 | -6.15 | -4.74 |
| Jul-03 | 2655 | 607 | 4.37 | 2.51 | 47142 | 9392 | 5.02 | -3.45 | -3.1 |
| Aug-03 | 2816 | 725 | 3.88 | 2.55 | 47497 | 9139 | 5.20 | -7.26 | -5.41 |
| Sep-03 | 3419 | 813 | 4.21 | 2.62 | 43514 | 9050 | 4.81 | -4 | -3.43 |



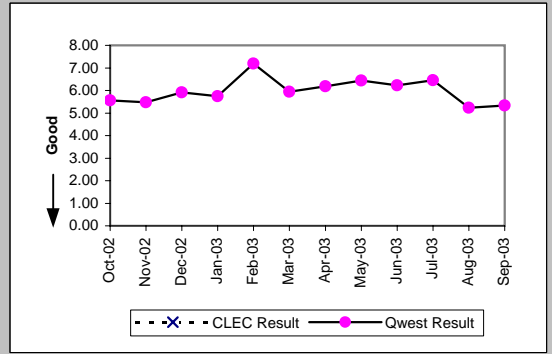
| Business (Parity) | | | | | | | | | |
|-------------------|----------|-----------|-----------|----------|-----------|------------|------------|-----------|------------|
| Date | CLEC Num | CLEC Denc | CLEC Resu | CLEC Std | Qwest Num | Qwest Denc | Qwest Resu | Mod Z Scr | Parity Scr |
| Oct-02 | 42 | 11 | 3.82 | 1.89 | 17023 | 3007 | 5.66 | -0.91 | -1.55 |
| Nov-02 | 38 | 12 | 3.17 | 1.27 | 15546 | 2642 | 5.88 | -1.38 | -1.84 |
| Dec-02 | 67 | 10 | 6.70 | 4.92 | 12356 | 2207 | 5.60 | 0.74 | -0.55 |
| Jan-03 | 24 | 7 | 3.43 | 1.13 | 12931 | 2566 | 5.04 | -0.73 | -1.45 |
| Feb-03 | 38 | 8 | 4.75 | 2.05 | 11231 | 2284 | 4.92 | -0.08 | -1.05 |
| Mar-03 | 32 | 9 | 3.56 | 1.13 | 13032 | 2579 | 5.05 | -0.72 | -1.44 |
| Apr-03 | 42 | 12 | 3.50 | 1.09 | 12142 | 2466 | 4.92 | -0.92 | -1.56 |
| May-03 | 45 | 14 | 3.21 | 1.37 | 12900 | 2455 | 5.25 | -1.28 | -1.78 |
| Jun-03 | 67 | 13 | 5.15 | 3.87 | 12063 | 2447 | 4.93 | 0.34 | -0.79 |
| Jul-03 | 45 | 11 | 4.09 | 1.45 | 12840 | 2523 | 5.09 | -0.58 | -1.35 |
| Aug-03 | 34 | 7 | 4.86 | 3.72 | 12626 | 2506 | 5.04 | -0.09 | -1.05 |
| Sep-03 | 35 | 8 | 4.38 | 1.92 | 13096 | 2567 | 5.10 | -0.38 | -1.23 |



| Centrex (Parity) | | | | | | | | | |
|------------------|----------|-----------|-----------|----------|-----------|------------|------------|-----------|------------|
| Date | CLEC Num | CLEC Denc | CLEC Resu | CLEC Std | Qwest Num | Qwest Denc | Qwest Resu | Mod Z Scr | Parity Scr |
| Oct-02 | | | | | 2262 | 520 | 4.35 | | |
| Nov-02 | | | | | 1900 | 466 | 4.08 | | |
| Dec-02 | | | | | 1993 | 453 | 4.40 | | |
| Jan-03 | 3 | 1 | 3.00 | | 1909 | 407 | 4.69 | -0.23 | -1.14 |
| Feb-03 | | | | | 2078 | 435 | 4.78 | | |
| Mar-03 | | | | | 2375 | 546 | 4.35 | | |
| Apr-03 | | | | | 1674 | 334 | 5.01 | | |
| May-03 | | | | | 1566 | 347 | 4.51 | | |
| Jun-03 | | | | | 2409 | 476 | 5.06 | | |
| Jul-03 | | | | | 1816 | 413 | 4.40 | | |
| Aug-03 | | | | | 1391 | 347 | 4.01 | | |
| Sep-03 | | | | | 1735 | 381 | 4.55 | | |

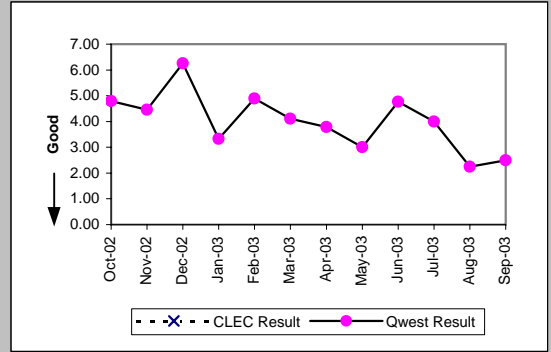


| Centrex 21 (Parity) | | | | | | | | | |
|---------------------|----------|-----------|-----------|----------|-----------|------------|------------|-----------|------------|
| Date | CLEC Num | CLEC Denc | CLEC Resu | CLEC Std | Qwest Num | Qwest Denc | Qwest Resu | Mod Z Scr | Parity Scr |
| Oct-02 | | | | | 879 | 158 | 5.56 | | |
| Nov-02 | | | | | 618 | 113 | 5.47 | | |
| Dec-02 | | | | | 740 | 125 | 5.92 | | |
| Jan-03 | | | | | 696 | 121 | 5.75 | | |
| Feb-03 | | | | | 798 | 111 | 7.19 | | |
| Mar-03 | | | | | 761 | 128 | 5.95 | | |
| Apr-03 | | | | | 799 | 129 | 6.19 | | |
| May-03 | | | | | 754 | 117 | 6.44 | | |
| Jun-03 | | | | | 690 | 111 | 6.22 | | |
| Jul-03 | | | | | 877 | 136 | 6.45 | | |
| Aug-03 | | | | | 540 | 103 | 5.24 | | |
| Sep-03 | | | | | 715 | 134 | 5.34 | | |

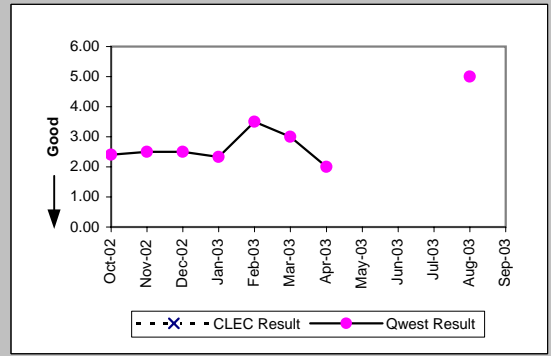


OP-4A - Installation Interval (Average Days) - Dispatches within MSAs

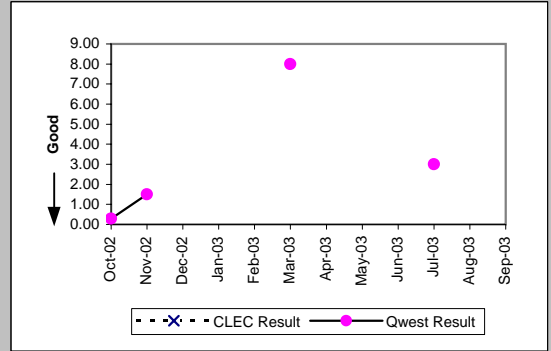
| PBX (Parity) | | | | | | | | | |
|--------------|----------|-----------|-----------|----------|-----------|------------|------------|-----------|------------|
| Date | CLEC Num | CLEC Denc | CLEC Resu | CLEC Std | Qwest Num | Qwest Denc | Qwest Resu | Mod Z Scr | Parity Scr |
| Oct-02 | | | | | 67 | 14 | 4.79 | | |
| Nov-02 | | | | | 49 | 11 | 4.45 | | |
| Dec-02 | | | | | 50 | 8 | 6.25 | | |
| Jan-03 | | | | | 20 | 6 | 3.33 | | |
| Feb-03 | | | | | 44 | 9 | 4.89 | | |
| Mar-03 | | | | | 37 | 9 | 4.11 | | |
| Apr-03 | | | | | 53 | 14 | 3.79 | | |
| May-03 | | | | | 39 | 13 | 3.00 | | |
| Jun-03 | | | | | 62 | 13 | 4.77 | | |
| Jul-03 | | | | | 20 | 5 | 4.00 | | |
| Aug-03 | | | | | 9 | 4 | 2.25 | | |
| Sep-03 | | | | | 10 | 4 | 2.50 | | |



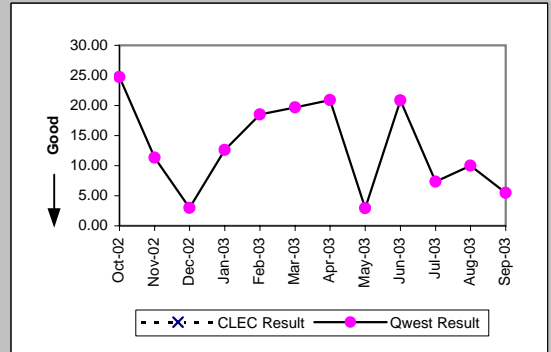
| Basic Rate ISDN (Parity) | | | | | | | | | |
|--------------------------|----------|-----------|-----------|----------|-----------|------------|------------|-----------|------------|
| Date | CLEC Num | CLEC Denc | CLEC Resu | CLEC Std | Qwest Num | Qwest Denc | Qwest Resu | Mod Z Scr | Parity Scr |
| Oct-02 | | | | | 12 | 5 | 2.40 | | |
| Nov-02 | | | | | 20 | 8 | 2.50 | | |
| Dec-02 | | | | | 10 | 4 | 2.50 | | |
| Jan-03 | | | | | 7 | 3 | 2.33 | | |
| Feb-03 | | | | | 7 | 2 | 3.50 | | |
| Mar-03 | | | | | 18 | 6 | 3.00 | | |
| Apr-03 | | | | | 2 | 1 | 2.00 | | |
| May-03 | | | | | | | | | |
| Jun-03 | | | | | | | | | |
| Jul-03 | | | | | | | | | |
| Aug-03 | | | | | 5 | 1 | 5.00 | | |
| Sep-03 | | | | | | | | | |



| ISDN Primary (Parity) | | | | | | | | | |
|-----------------------|----------|-----------|-----------|----------|-----------|------------|------------|-----------|------------|
| Date | CLEC Num | CLEC Denc | CLEC Resu | CLEC Std | Qwest Num | Qwest Denc | Qwest Resu | Mod Z Scr | Parity Scr |
| Oct-02 | | | | | 2 | 7 | 0.29 | | |
| Nov-02 | | | | | 3 | 2 | 1.50 | | |
| Dec-02 | | | | | | | | | |
| Jan-03 | | | | | | | | | |
| Feb-03 | | | | | | | | | |
| Mar-03 | | | | | 8 | 1 | 8.00 | | |
| Apr-03 | | | | | | | | | |
| May-03 | | | | | | | | | |
| Jun-03 | | | | | | | | | |
| Jul-03 | | | | | 3 | 1 | 3.00 | | |
| Aug-03 | | | | | | | | | |
| Sep-03 | | | | | | | | | |

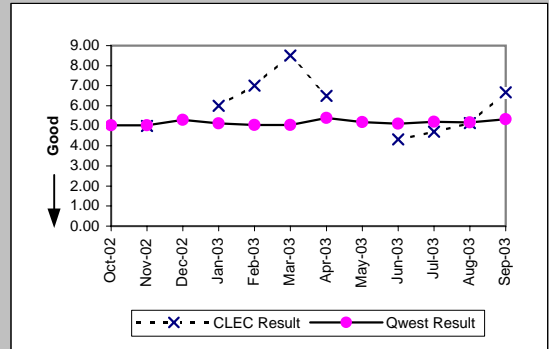


| DS0 (Parity) | | | | | | | | | |
|--------------|----------|-----------|-----------|----------|-----------|------------|------------|-----------|------------|
| Date | CLEC Num | CLEC Denc | CLEC Resu | CLEC Std | Qwest Num | Qwest Denc | Qwest Resu | Mod Z Scr | Parity Scr |
| Oct-02 | | | | | 1458 | 59 | 24.71 | | |
| Nov-02 | | | | | 385 | 34 | 11.32 | | |
| Dec-02 | | | | | 3 | 1 | 3.00 | | |
| Jan-03 | | | | | 4301 | 341 | 12.61 | | |
| Feb-03 | | | | | 1869 | 101 | 18.50 | | |
| Mar-03 | | | | | 3167 | 161 | 19.67 | | |
| Apr-03 | | | | | 879 | 42 | 20.93 | | |
| May-03 | | | | | 53 | 18 | 2.94 | | |
| Jun-03 | | | | | 1148 | 55 | 20.87 | | |
| Jul-03 | | | | | 2162 | 295 | 7.33 | | |
| Aug-03 | | | | | 10 | 1 | 10.00 | | |
| Sep-03 | | | | | 11 | 2 | 5.50 | | |

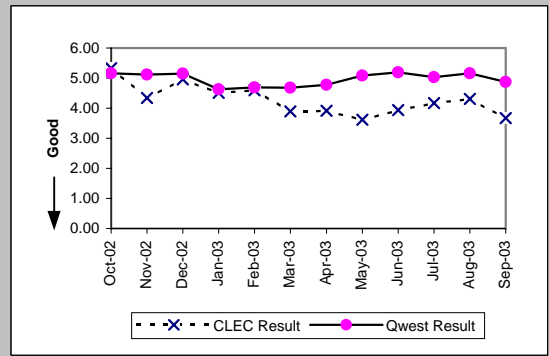


OP-4A - Installation Interval (Average Days) - Dispatches within MSAs

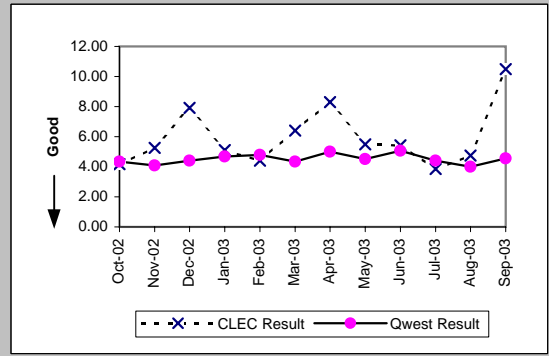
| Qwest DSL (Parity) | | | | | | | | | |
|--------------------|----------|-----------|-----------|----------|-----------|------------|------------|-----------|------------|
| Date | CLEC Num | CLEC Denc | CLEC Resu | CLEC Std | Qwest Num | Qwest Denc | Qwest Resu | Mod Z Scr | Parity Scr |
| Oct-02 | | | | | 5469 | 1088 | 5.03 | | |
| Nov-02 | 5 | 1 | 5.00 | | 4223 | 842 | 5.02 | -0.01 | -1 |
| Dec-02 | | | | | 4739 | 894 | 5.30 | | |
| Jan-03 | 6 | 1 | 6.00 | | 4839 | 946 | 5.12 | 0.73 | -0.55 |
| Feb-03 | 7 | 1 | 7.00 | | 4063 | 804 | 5.05 | 1.57 | -0.04 |
| Mar-03 | 17 | 2 | 8.50 | 0.71 | 3807 | 755 | 5.04 | 1.79 | 0.09 |
| Apr-03 | 13 | 2 | 6.50 | 2.12 | 3554 | 659 | 5.39 | 1.14 | -0.31 |
| May-03 | | | | | 2605 | 503 | 5.18 | | |
| Jun-03 | 13 | 3 | 4.33 | 1.15 | 2065 | 404 | 5.11 | -0.82 | -1.5 |
| Jul-03 | 33 | 7 | 4.71 | 0.49 | 1765 | 339 | 5.21 | -0.77 | -1.47 |
| Aug-03 | 36 | 7 | 5.14 | 0.38 | 1897 | 367 | 5.17 | -0.04 | -1.02 |
| Sep-03 | 100 | 15 | 6.67 | 3.11 | 3070 | 576 | 5.33 | 1.75 | 0.06 |



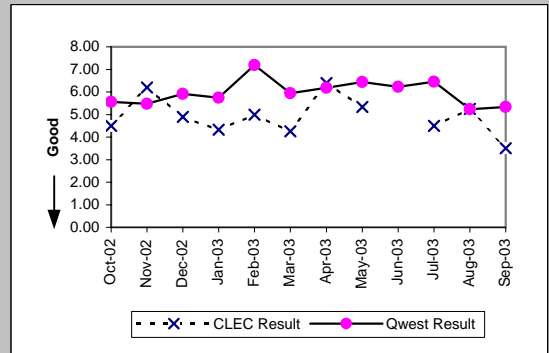
| UNE - P (POTS) (Parity) | | | | | | | | | |
|-------------------------|----------|-----------|-----------|----------|-----------|------------|------------|-----------|------------|
| Date | CLEC Num | CLEC Denc | CLEC Resu | CLEC Std | Qwest Num | Qwest Denc | Qwest Resu | Mod Z Scr | Parity Scr |
| Oct-02 | 720 | 135 | 5.33 | 5.03 | 71479 | 13840 | 5.16 | 0.4 | -0.75 |
| Nov-02 | 581 | 134 | 4.34 | 2.79 | 55748 | 10890 | 5.12 | -1.76 | -2.07 |
| Dec-02 | 694 | 140 | 4.96 | 3.41 | 52446 | 10191 | 5.15 | -0.45 | -1.27 |
| Jan-03 | 916 | 203 | 4.51 | 5.65 | 51283 | 11068 | 4.63 | -0.4 | -1.25 |
| Feb-03 | 906 | 197 | 4.60 | 3.95 | 46845 | 9994 | 4.69 | -0.27 | -1.16 |
| Mar-03 | 1240 | 319 | 3.89 | 2.76 | 50833 | 10866 | 4.68 | -3.12 | -2.9 |
| Apr-03 | 1137 | 290 | 3.92 | 3.05 | 53533 | 11208 | 4.78 | -3.13 | -2.9 |
| May-03 | 1168 | 323 | 3.62 | 2.63 | 54776 | 10760 | 5.09 | -5.28 | -4.21 |
| Jun-03 | 839 | 213 | 3.94 | 3.12 | 58654 | 11298 | 5.19 | -3.82 | -3.32 |
| Jul-03 | 1110 | 266 | 4.17 | 4.27 | 59982 | 11915 | 5.03 | -2.92 | -2.77 |
| Aug-03 | 1051 | 244 | 4.31 | 3.77 | 60123 | 11645 | 5.16 | -2.71 | -2.65 |
| Sep-03 | 880 | 240 | 3.67 | 1.86 | 56610 | 11617 | 4.87 | -4.17 | -3.53 |



| UNE P (Centrex) (Parity) | | | | | | | | | |
|--------------------------|----------|-----------|-----------|----------|-----------|------------|------------|-----------|------------|
| Date | CLEC Num | CLEC Denc | CLEC Resu | CLEC Std | Qwest Num | Qwest Denc | Qwest Resu | Mod Z Scr | Parity Scr |
| Oct-02 | 46 | 11 | 4.18 | 1.72 | 2262 | 520 | 4.35 | -0.16 | -1.1 |
| Nov-02 | 42 | 8 | 5.25 | 2.92 | 1900 | 466 | 4.08 | 1.1 | -0.33 |
| Dec-02 | 95 | 12 | 7.92 | 4.25 | 1993 | 453 | 4.40 | 3.72 | 1.26 |
| Jan-03 | 51 | 10 | 5.10 | 3.78 | 1909 | 407 | 4.69 | 0.85 | -0.48 |
| Feb-03 | 44 | 10 | 4.40 | 2.22 | 2078 | 435 | 4.78 | -0.35 | -1.21 |
| Mar-03 | 96 | 15 | 6.40 | 6.94 | 2375 | 546 | 4.35 | 2.2 | 0.34 |
| Apr-03 | 141 | 17 | 8.29 | 8.72 | 1674 | 334 | 5.01 | 2.51 | 0.53 |
| May-03 | 33 | 6 | 5.50 | 0.84 | 1566 | 347 | 4.51 | 0.85 | -0.48 |
| Jun-03 | 38 | 7 | 5.43 | 3.95 | 2409 | 476 | 5.06 | 0.83 | -0.5 |
| Jul-03 | 27 | 7 | 3.86 | 2.19 | 1816 | 413 | 4.40 | -0.62 | -1.38 |
| Aug-03 | 38 | 8 | 4.75 | 2.60 | 1391 | 347 | 4.01 | 0.97 | -0.41 |
| Sep-03 | 42 | 4 | 10.50 | 14.34 | 1735 | 381 | 4.55 | 2.37 | 0.44 |

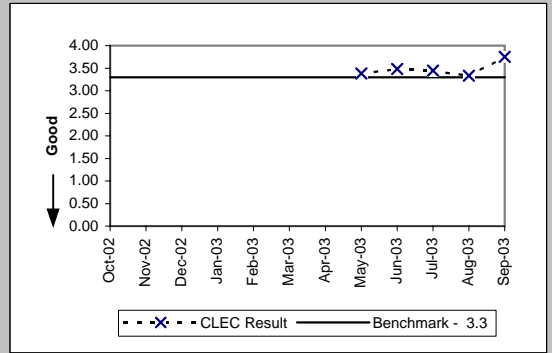


| UNE P (Centrex 21) (Parity) | | | | | | | | | |
|-----------------------------|----------|-----------|-----------|----------|-----------|------------|------------|-----------|------------|
| Date | CLEC Num | CLEC Denc | CLEC Resu | CLEC Std | Qwest Num | Qwest Denc | Qwest Resu | Mod Z Scr | Parity Scr |
| Oct-02 | 18 | 4 | 4.50 | 1.91 | 879 | 158 | 5.56 | -0.34 | -1.21 |
| Nov-02 | 31 | 5 | 6.20 | 4.32 | 618 | 113 | 5.47 | 0.55 | -0.66 |
| Dec-02 | 49 | 10 | 4.90 | 3.07 | 740 | 125 | 5.92 | -0.49 | -1.3 |
| Jan-03 | 13 | 3 | 4.33 | 1.15 | 696 | 121 | 5.75 | -0.32 | -1.19 |
| Feb-03 | 20 | 4 | 5.00 | 2.45 | 798 | 111 | 7.19 | -0.5 | -1.3 |
| Mar-03 | 17 | 4 | 4.25 | 0.50 | 761 | 128 | 5.95 | -0.4 | -1.24 |
| Apr-03 | 32 | 5 | 6.40 | 1.82 | 799 | 129 | 6.19 | 0.49 | -0.7 |
| May-03 | 16 | 3 | 5.33 | 1.53 | 754 | 117 | 6.44 | -0.25 | -1.15 |
| Jun-03 | | | | | 690 | 111 | 6.22 | | |
| Jul-03 | 18 | 4 | 4.50 | 1.29 | 877 | 136 | 6.45 | -0.53 | -1.32 |
| Aug-03 | 21 | 4 | 5.25 | 1.50 | 540 | 103 | 5.24 | 0.23 | -0.86 |
| Sep-03 | 14 | 4 | 3.50 | 0.58 | 715 | 134 | 5.34 | -0.66 | -1.4 |



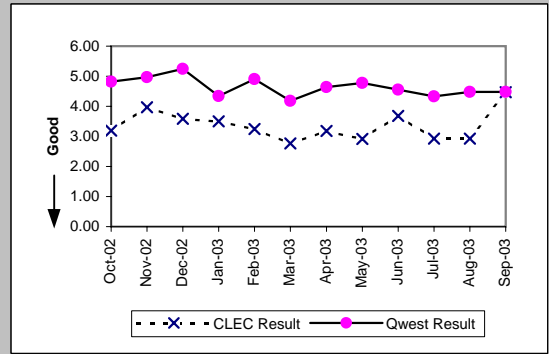
OP-4A - Installation Interval (Average Days) - Dispatches within MSAs

| Line Sharing (Benchmark) | | | | |
|--------------------------|-----------|-------------|-------------|--------------|
| Date | Numerator | Denominator | CLEC Result | Standard Dev |
| Oct-02 | | | | |
| Nov-02 | | | | |
| Dec-02 | | | | |
| Jan-03 | | | | |
| Feb-03 | | | | |
| Mar-03 | | | | |
| Apr-03 | | | | |
| May-03 | 81 | 24 | 3.38 | 0.88 |
| Jun-03 | 174 | 50 | 3.48 | 1.09 |
| Jul-03 | 283 | 82 | 3.45 | 0.93 |
| Aug-03 | 143 | 43 | 3.33 | 0.78 |
| Sep-03 | 206 | 55 | 3.75 | 1.29 |

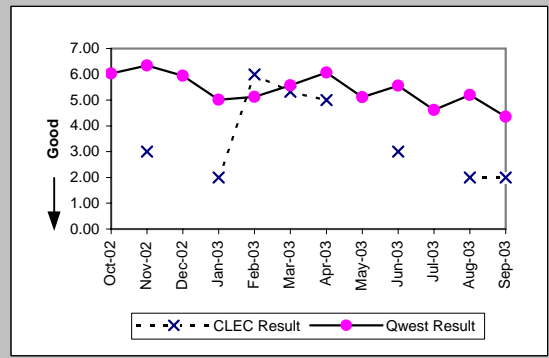


OP-4B - Installation Interval (Average Days) - Dispatches outside MSAs

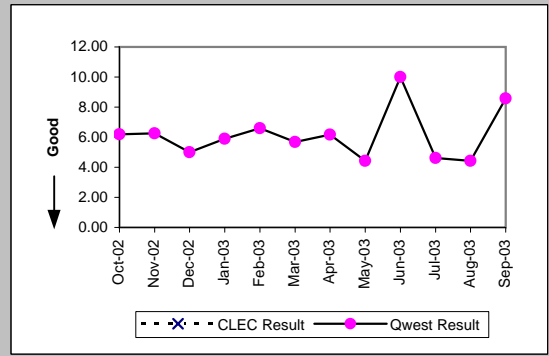
| Residence (Parity) | | | | | | | | | |
|--------------------|----------|-----------|-----------|----------|-----------|------------|------------|-----------|------------|
| Date | CLEC Num | CLEC Denc | CLEC Resu | CLEC Std | Qwest Num | Qwest Denc | Qwest Resu | Mod Z Scr | Parity Scr |
| Oct-02 | 83 | 26 | 3.19 | 0.85 | 8909 | 1847 | 4.82 | -1.57 | -1.96 |
| Nov-02 | 115 | 29 | 3.97 | 3.98 | 7160 | 1442 | 4.97 | -0.8 | -1.48 |
| Dec-02 | 93 | 26 | 3.58 | 1.10 | 7706 | 1470 | 5.24 | -1.36 | -1.83 |
| Jan-03 | 119 | 34 | 3.50 | 1.69 | 6417 | 1480 | 4.34 | -1.46 | -1.89 |
| Feb-03 | 120 | 37 | 3.24 | 1.48 | 6765 | 1380 | 4.90 | -1.77 | -2.08 |
| Mar-03 | 83 | 30 | 2.77 | 1.52 | 6034 | 1442 | 4.18 | -2.26 | -2.38 |
| Apr-03 | 70 | 22 | 3.18 | 1.05 | 7396 | 1595 | 4.64 | -1.3 | -1.79 |
| May-03 | 76 | 26 | 2.92 | 0.48 | 7295 | 1525 | 4.78 | -1.95 | -2.19 |
| Jun-03 | 70 | 19 | 3.68 | 1.00 | 7156 | 1574 | 4.55 | -0.79 | -1.48 |
| Jul-03 | 44 | 15 | 2.93 | 0.70 | 7382 | 1703 | 4.33 | -1.51 | -1.92 |
| Aug-03 | 44 | 15 | 2.93 | 0.59 | 7165 | 1600 | 4.48 | -1.53 | -1.93 |
| Sep-03 | 76 | 17 | 4.47 | 2.96 | 6905 | 1543 | 4.48 | 0 | -1 |



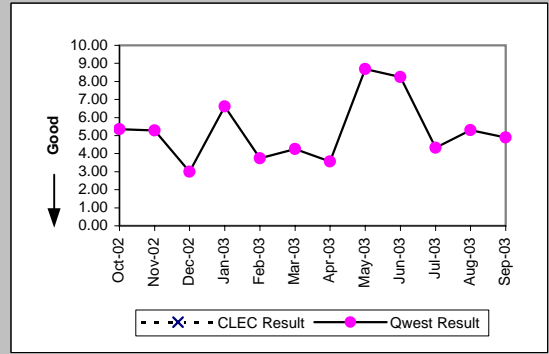
| Business (Parity) | | | | | | | | | |
|-------------------|----------|-----------|-----------|----------|-----------|------------|------------|-----------|------------|
| Date | CLEC Num | CLEC Denc | CLEC Resu | CLEC Std | Qwest Num | Qwest Denc | Qwest Resu | Mod Z Scr | Parity Scr |
| Oct-02 | | | | | 2466 | 409 | 6.03 | | |
| Nov-02 | 9 | 3 | 3.00 | 0.00 | 1814 | 286 | 6.34 | -0.85 | -1.51 |
| Dec-02 | | | | | 1695 | 285 | 5.95 | | |
| Jan-03 | 2 | 1 | 2.00 | | 1691 | 337 | 5.02 | -0.59 | -1.36 |
| Feb-03 | 6 | 1 | 6.00 | | 1514 | 295 | 5.13 | 0.82 | -0.5 |
| Mar-03 | 16 | 3 | 5.33 | 1.53 | 1759 | 316 | 5.57 | -0.05 | -1.03 |
| Apr-03 | 15 | 3 | 5.00 | 2.65 | 1862 | 307 | 6.07 | -0.17 | -1.1 |
| May-03 | | | | | 1482 | 290 | 5.11 | | |
| Jun-03 | 3 | 1 | 3.00 | | 1695 | 305 | 5.56 | -0.38 | -1.23 |
| Jul-03 | | | | | 1382 | 299 | 4.62 | | |
| Aug-03 | 4 | 2 | 2.00 | 2.83 | 1493 | 287 | 5.20 | -0.85 | -1.52 |
| Sep-03 | 2 | 1 | 2.00 | | 1381 | 317 | 4.36 | -0.7 | -1.43 |



| Centrex (Parity) | | | | | | | | | |
|------------------|----------|-----------|-----------|----------|-----------|------------|------------|-----------|------------|
| Date | CLEC Num | CLEC Denc | CLEC Resu | CLEC Std | Qwest Num | Qwest Denc | Qwest Resu | Mod Z Scr | Parity Scr |
| Oct-02 | | | | | 124 | 20 | 6.20 | | |
| Nov-02 | | | | | 75 | 12 | 6.25 | | |
| Dec-02 | | | | | 30 | 6 | 5.00 | | |
| Jan-03 | | | | | 53 | 9 | 5.89 | | |
| Feb-03 | | | | | 33 | 5 | 6.60 | | |
| Mar-03 | | | | | 91 | 16 | 5.69 | | |
| Apr-03 | | | | | 68 | 11 | 6.18 | | |
| May-03 | | | | | 53 | 12 | 4.42 | | |
| Jun-03 | | | | | 90 | 9 | 10.00 | | |
| Jul-03 | | | | | 37 | 8 | 4.62 | | |
| Aug-03 | | | | | 53 | 12 | 4.42 | | |
| Sep-03 | | | | | 120 | 14 | 8.57 | | |

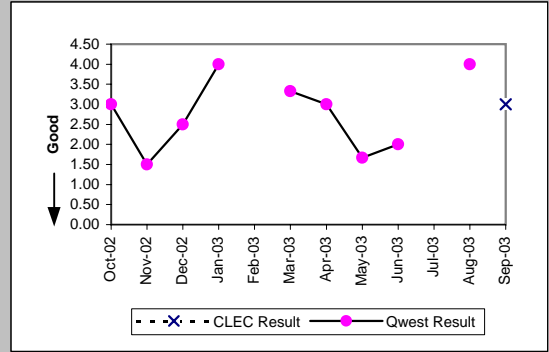


| Centrex 21 (Parity) | | | | | | | | | |
|---------------------|----------|-----------|-----------|----------|-----------|------------|------------|-----------|------------|
| Date | CLEC Num | CLEC Denc | CLEC Resu | CLEC Std | Qwest Num | Qwest Denc | Qwest Resu | Mod Z Scr | Parity Scr |
| Oct-02 | | | | | 59 | 11 | 5.36 | | |
| Nov-02 | | | | | 74 | 14 | 5.29 | | |
| Dec-02 | | | | | 27 | 9 | 3.00 | | |
| Jan-03 | | | | | 53 | 8 | 6.62 | | |
| Feb-03 | | | | | 30 | 8 | 3.75 | | |
| Mar-03 | | | | | 51 | 12 | 4.25 | | |
| Apr-03 | | | | | 25 | 7 | 3.57 | | |
| May-03 | | | | | 113 | 13 | 8.69 | | |
| Jun-03 | | | | | 99 | 12 | 8.25 | | |
| Jul-03 | | | | | 65 | 15 | 4.33 | | |
| Aug-03 | | | | | 69 | 13 | 5.31 | | |
| Sep-03 | | | | | 44 | 9 | 4.89 | | |

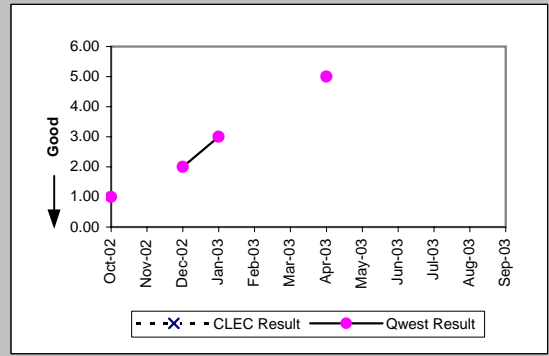


OP-4B - Installation Interval (Average Days) - Dispatches outside MSAs

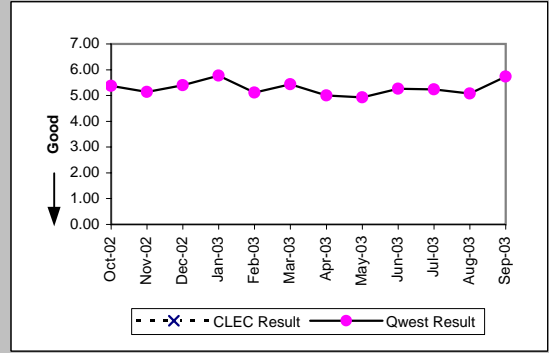
| PBX (Parity) | | | | | | | | | |
|--------------|----------|-----------|-----------|------------|-----------|------------|------------|-----------|------------|
| Date | CLEC Num | CLEC Denc | CLEC Resu | CLEC Std I | Qwest Num | Qwest Denc | Qwest Resu | Mod Z Scr | Parity Scr |
| Oct-02 | | | | | 3 | 1 | 3.00 | | |
| Nov-02 | | | | | 3 | 2 | 1.50 | | |
| Dec-02 | | | | | 5 | 2 | 2.50 | | |
| Jan-03 | | | | | 4 | 1 | 4.00 | | |
| Feb-03 | | | | | | | | | |
| Mar-03 | | | | | 10 | 3 | 3.33 | | |
| Apr-03 | | | | | 3 | 1 | 3.00 | | |
| May-03 | | | | | 5 | 3 | 1.67 | | |
| Jun-03 | | | | | 2 | 1 | 2.00 | | |
| Jul-03 | | | | | | | | | |
| Aug-03 | | | | | 4 | 1 | 4.00 | | |
| Sep-03 | 3 | 1 | 3.00 | | | | | | |



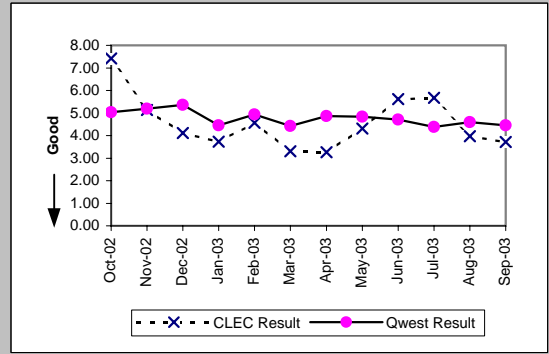
| Basic Rate ISDN (Parity) | | | | | | | | | |
|--------------------------|----------|-----------|-----------|------------|-----------|------------|------------|-----------|------------|
| Date | CLEC Num | CLEC Denc | CLEC Resu | CLEC Std I | Qwest Num | Qwest Denc | Qwest Resu | Mod Z Scr | Parity Scr |
| Oct-02 | | | | | 1 | 1 | 1.00 | | |
| Nov-02 | | | | | | | | | |
| Dec-02 | | | | | 2 | 1 | 2.00 | | |
| Jan-03 | | | | | 3 | 1 | 3.00 | | |
| Feb-03 | | | | | | | | | |
| Mar-03 | | | | | | | | | |
| Apr-03 | | | | | 5 | 1 | 5.00 | | |
| May-03 | | | | | | | | | |
| Jun-03 | | | | | | | | | |
| Jul-03 | | | | | | | | | |
| Aug-03 | | | | | | | | | |
| Sep-03 | | | | | | | | | |



| Qwest DSL (Parity) | | | | | | | | | |
|--------------------|----------|-----------|-----------|------------|-----------|------------|------------|-----------|------------|
| Date | CLEC Num | CLEC Denc | CLEC Resu | CLEC Std I | Qwest Num | Qwest Denc | Qwest Resu | Mod Z Scr | Parity Scr |
| Oct-02 | | | | | 43 | 8 | 5.38 | | |
| Nov-02 | | | | | 36 | 7 | 5.14 | | |
| Dec-02 | | | | | 27 | 5 | 5.40 | | |
| Jan-03 | | | | | 75 | 13 | 5.77 | | |
| Feb-03 | | | | | 46 | 9 | 5.11 | | |
| Mar-03 | | | | | 76 | 14 | 5.43 | | |
| Apr-03 | | | | | 50 | 10 | 5.00 | | |
| May-03 | | | | | 74 | 15 | 4.93 | | |
| Jun-03 | | | | | 100 | 19 | 5.26 | | |
| Jul-03 | | | | | 110 | 21 | 5.24 | | |
| Aug-03 | | | | | 66 | 13 | 5.08 | | |
| Sep-03 | | | | | 218 | 38 | 5.74 | | |

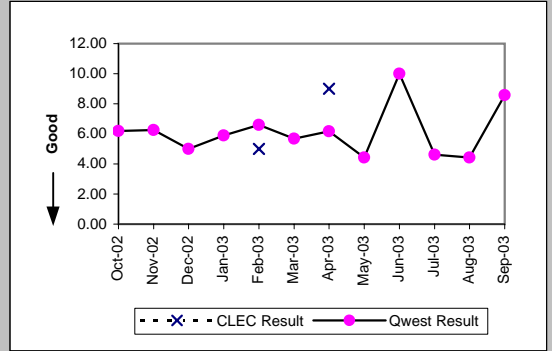


| UNE - P (POTS) (Parity) | | | | | | | | | |
|-------------------------|----------|-----------|-----------|------------|-----------|------------|------------|-----------|------------|
| Date | CLEC Num | CLEC Denc | CLEC Resu | CLEC Std I | Qwest Num | Qwest Denc | Qwest Resu | Mod Z Scr | Parity Scr |
| Oct-02 | 141 | 19 | 7.42 | 8.26 | 11375 | 2256 | 5.04 | 1.73 | 0.05 |
| Nov-02 | 77 | 15 | 5.13 | 2.61 | 8974 | 1728 | 5.19 | -0.03 | -1.02 |
| Dec-02 | 33 | 8 | 4.12 | 1.81 | 9401 | 1755 | 5.36 | -0.57 | -1.35 |
| Jan-03 | 112 | 30 | 3.73 | 1.76 | 8108 | 1817 | 4.46 | -1.07 | -1.65 |
| Feb-03 | 96 | 21 | 4.57 | 4.17 | 8279 | 1675 | 4.94 | -0.3 | -1.18 |
| Mar-03 | 165 | 50 | 3.30 | 1.42 | 7793 | 1758 | 4.43 | -1.71 | -2.04 |
| Apr-03 | 111 | 34 | 3.26 | 0.62 | 9258 | 1902 | 4.87 | -1.44 | -1.88 |
| May-03 | 220 | 51 | 4.31 | 4.15 | 8777 | 1815 | 4.84 | -0.75 | -1.46 |
| Jun-03 | 157 | 28 | 5.61 | 11.37 | 8851 | 1879 | 4.71 | 1.05 | -0.36 |
| Jul-03 | 159 | 28 | 5.68 | 6.44 | 8764 | 2002 | 4.38 | 1.71 | 0.04 |
| Aug-03 | 115 | 29 | 3.97 | 1.90 | 8658 | 1887 | 4.59 | -0.8 | -1.49 |
| Sep-03 | 156 | 42 | 3.71 | 1.99 | 8286 | 1860 | 4.45 | -1.13 | -1.69 |

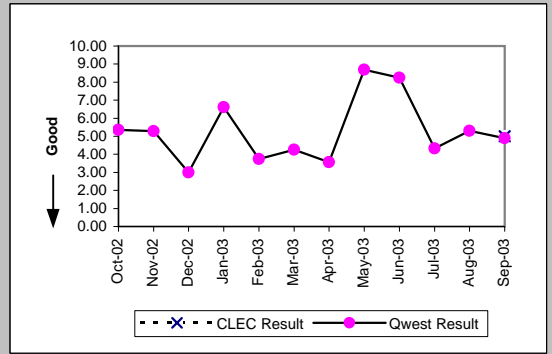


OP-4B - Installation Interval (Average Days) - Dispatches outside MSAs

| UNE P (Centrex) (Parity) | | | | | | | | | |
|--------------------------|----------|-----------|-----------|----------|-----------|------------|------------|-----------|------------|
| Date | CLEC Num | CLEC Denc | CLEC Resu | CLEC Std | Qwest Num | Qwest Denc | Qwest Resu | Mod Z Scr | Parity Scr |
| Oct-02 | | | | | 124 | 20 | 6.20 | | |
| Nov-02 | | | | | 75 | 12 | 6.25 | | |
| Dec-02 | | | | | 30 | 6 | 5.00 | | |
| Jan-03 | | | | | 53 | 9 | 5.89 | | |
| Feb-03 | 5 | 1 | 5.00 | | 33 | 5 | 6.60 | -0.33 | -1.2 |
| Mar-03 | | | | | 91 | 16 | 5.69 | | |
| Apr-03 | 9 | 1 | 9.00 | | 68 | 11 | 6.18 | 1.06 | -0.36 |
| May-03 | | | | | 53 | 12 | 4.42 | | |
| Jun-03 | | | | | 90 | 9 | 10.00 | | |
| Jul-03 | | | | | 37 | 8 | 4.62 | | |
| Aug-03 | | | | | 53 | 12 | 4.42 | | |
| Sep-03 | | | | | 120 | 14 | 8.57 | | |

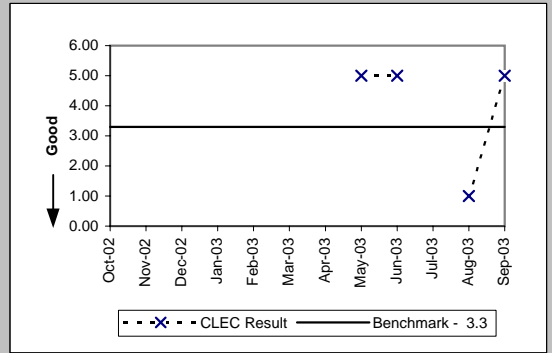


| UNE P (Centrex 21) (Parity) | | | | | | | | | |
|-----------------------------|----------|-----------|-----------|----------|-----------|------------|------------|-----------|------------|
| Date | CLEC Num | CLEC Denc | CLEC Resu | CLEC Std | Qwest Num | Qwest Denc | Qwest Resu | Mod Z Scr | Parity Scr |
| Oct-02 | | | | | 59 | 11 | 5.36 | | |
| Nov-02 | | | | | 74 | 14 | 5.29 | | |
| Dec-02 | | | | | 27 | 9 | 3.00 | | |
| Jan-03 | | | | | 53 | 8 | 6.62 | | |
| Feb-03 | | | | | 30 | 8 | 3.75 | | |
| Mar-03 | | | | | 51 | 12 | 4.25 | | |
| Apr-03 | | | | | 25 | 7 | 3.57 | | |
| May-03 | | | | | 113 | 13 | 8.69 | | |
| Jun-03 | | | | | 99 | 12 | 8.25 | | |
| Jul-03 | | | | | 65 | 15 | 4.33 | | |
| Aug-03 | | | | | 69 | 13 | 5.31 | | |
| Sep-03 | 5 | 1 | 5.00 | | 44 | 9 | 4.89 | -0.09 | -1.05 |



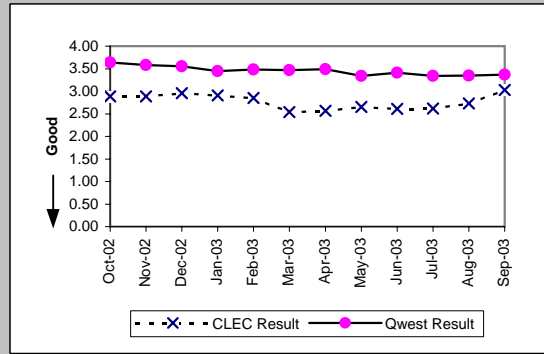
OP-4B - Installation Interval (Average Days) - Dispatches outside MSAs

| Line Sharing (Benchmark) | | | | |
|--------------------------|-----------|-------------|-------------|--------------|
| Date | Numerator | Denominator | CLEC Result | Standard Dev |
| Oct-02 | | | | |
| Nov-02 | | | | |
| Dec-02 | | | | |
| Jan-03 | | | | |
| Feb-03 | | | | |
| Mar-03 | | | | |
| Apr-03 | | | | |
| May-03 | 5 | 1 | 5.00 | |
| Jun-03 | 10 | 2 | 5.00 | 0.00 |
| Jul-03 | | | | |
| Aug-03 | 1 | 1 | 1.00 | |
| Sep-03 | 5 | 1 | 5.00 | |

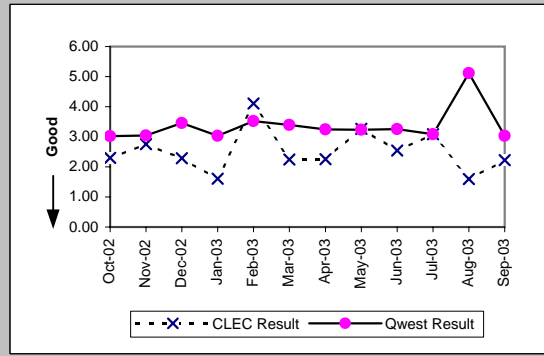


OP-4C - Installation Interval (Average Days) - No dispatches

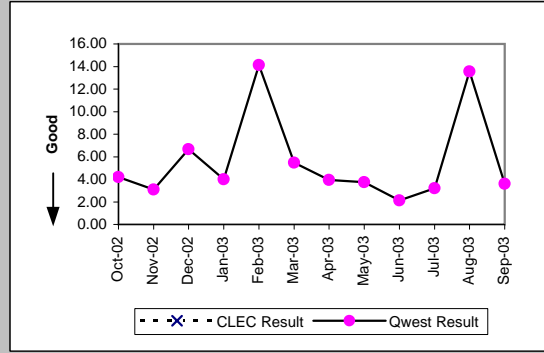
| Residence (Parity) | | | | | | | | | |
|--------------------|----------|-----------|-----------|----------|-----------|------------|------------|-----------|------------|
| Date | CLEC Num | CLEC Denc | CLEC Resu | CLEC Std | Qwest Num | Qwest Denc | Qwest Resu | Mod Z Scr | Parity Scr |
| Oct-02 | 1874 | 649 | 2.89 | 0.55 | 99408 | 27277 | 3.64 | -11.16 | -7.78 |
| Nov-02 | 1918 | 664 | 2.89 | 0.71 | 77147 | 21532 | 3.58 | -10.32 | -7.27 |
| Dec-02 | 4255 | 1436 | 2.96 | 0.47 | 67875 | 19100 | 3.55 | -14.6 | -9.87 |
| Jan-03 | 4113 | 1413 | 2.91 | 0.40 | 71221 | 20641 | 3.45 | -16.1 | -10.79 |
| Feb-03 | 3628 | 1271 | 2.85 | 0.63 | 64188 | 18455 | 3.48 | -17.27 | -11.5 |
| Mar-03 | 2791 | 1098 | 2.54 | 0.70 | 65671 | 18924 | 3.47 | -20.81 | -13.65 |
| Apr-03 | 1810 | 704 | 2.57 | 0.80 | 70206 | 20115 | 3.49 | -8.14 | -5.95 |
| May-03 | 1459 | 550 | 2.65 | 0.74 | 65663 | 19672 | 3.34 | -8.95 | -6.44 |
| Jun-03 | 685 | 262 | 2.61 | 0.80 | 70799 | 20773 | 3.41 | -8.73 | -6.3 |
| Jul-03 | 856 | 327 | 2.62 | 0.91 | 83314 | 24954 | 3.34 | -10.95 | -7.66 |
| Aug-03 | 661 | 242 | 2.73 | 0.69 | 81232 | 24228 | 3.35 | -8.2 | -5.98 |
| Sep-03 | 603 | 199 | 3.03 | 0.63 | 79360 | 23531 | 3.37 | -4.18 | -3.54 |



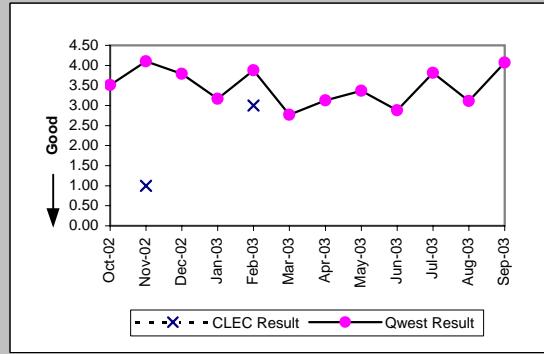
| Business (Parity) | | | | | | | | | |
|-------------------|----------|-----------|-----------|----------|-----------|------------|------------|-----------|------------|
| Date | CLEC Num | CLEC Denc | CLEC Resu | CLEC Std | Qwest Num | Qwest Denc | Qwest Resu | Mod Z Scr | Parity Scr |
| Oct-02 | 46 | 20 | 2.30 | 1.13 | 1603 | 531 | 3.02 | -1.77 | -2.07 |
| Nov-02 | 91 | 33 | 2.76 | 2.15 | 1014 | 334 | 3.04 | -0.68 | -1.41 |
| Dec-02 | 32 | 14 | 2.29 | 1.07 | 1261 | 364 | 3.46 | -1.42 | -1.86 |
| Jan-03 | 71 | 44 | 1.61 | 1.20 | 1410 | 466 | 3.03 | -5 | -4.04 |
| Feb-03 | 144 | 35 | 4.11 | 2.70 | 1584 | 450 | 3.52 | 0.83 | -0.49 |
| Mar-03 | 54 | 24 | 2.25 | 1.36 | 1413 | 417 | 3.39 | -1.92 | -2.17 |
| Apr-03 | 88 | 39 | 2.26 | 1.46 | 1478 | 456 | 3.24 | -2.42 | -2.47 |
| May-03 | 49 | 15 | 3.27 | 1.62 | 1749 | 542 | 3.23 | 0.36 | -0.78 |
| Jun-03 | 33 | 13 | 2.54 | 0.97 | 1608 | 493 | 3.26 | -0.97 | -1.59 |
| Jul-03 | 37 | 12 | 3.08 | 1.78 | 1312 | 424 | 3.09 | -0.02 | -1.01 |
| Aug-03 | 8 | 5 | 1.60 | 1.34 | 1857 | 363 | 5.12 | -0.24 | -1.14 |
| Sep-03 | 20 | 9 | 2.22 | 0.97 | 1076 | 355 | 3.03 | -1.3 | -1.79 |



| Centrex (Parity) | | | | | | | | | |
|------------------|----------|-----------|-----------|----------|-----------|------------|------------|-----------|------------|
| Date | CLEC Num | CLEC Denc | CLEC Resu | CLEC Std | Qwest Num | Qwest Denc | Qwest Resu | Mod Z Scr | Parity Scr |
| Oct-02 | | | | | 59 | 14 | 4.21 | | |
| Nov-02 | | | | | 31 | 10 | 3.10 | | |
| Dec-02 | | | | | 127 | 19 | 6.68 | | |
| Jan-03 | | | | | 60 | 15 | 4.00 | | |
| Feb-03 | | | | | 99 | 7 | 14.14 | | |
| Mar-03 | | | | | 82 | 15 | 5.47 | | |
| Apr-03 | | | | | 83 | 21 | 3.95 | | |
| May-03 | | | | | 15 | 4 | 3.75 | | |
| Jun-03 | | | | | 47 | 22 | 2.14 | | |
| Jul-03 | | | | | 48 | 15 | 3.20 | | |
| Aug-03 | | | | | 529 | 39 | 13.56 | | |
| Sep-03 | | | | | 18 | 5 | 3.60 | | |

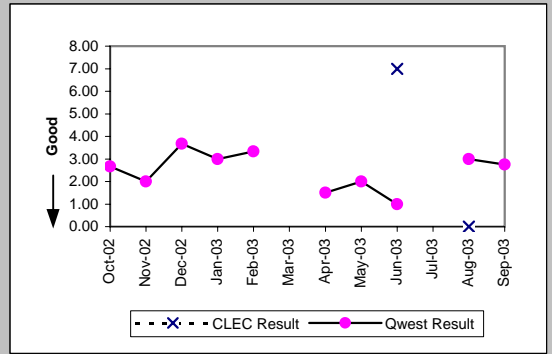


| Centrex 21 (Parity) | | | | | | | | | |
|---------------------|----------|-----------|-----------|----------|-----------|------------|------------|-----------|------------|
| Date | CLEC Num | CLEC Denc | CLEC Resu | CLEC Std | Qwest Num | Qwest Denc | Qwest Resu | Mod Z Scr | Parity Scr |
| Oct-02 | | | | | 193 | 55 | 3.51 | | |
| Nov-02 | 1 | 1 | 1.00 | | 209 | 51 | 4.10 | -0.38 | -1.23 |
| Dec-02 | | | | | 239 | 63 | 3.79 | | |
| Jan-03 | | | | | 130 | 41 | 3.17 | | |
| Feb-03 | 3 | 1 | 3.00 | | 202 | 52 | 3.88 | -0.26 | -1.16 |
| Mar-03 | | | | | 147 | 53 | 2.77 | | |
| Apr-03 | | | | | 169 | 54 | 3.13 | | |
| May-03 | | | | | 212 | 63 | 3.37 | | |
| Jun-03 | | | | | 308 | 107 | 2.88 | | |
| Jul-03 | | | | | 793 | 208 | 3.81 | | |
| Aug-03 | | | | | 292 | 94 | 3.11 | | |
| Sep-03 | | | | | 399 | 98 | 4.07 | | |

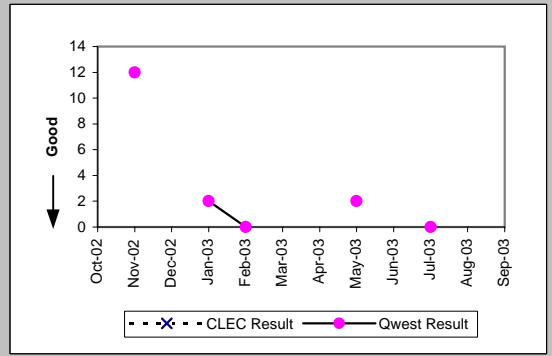


OP-4C - Installation Interval (Average Days) - No dispatches

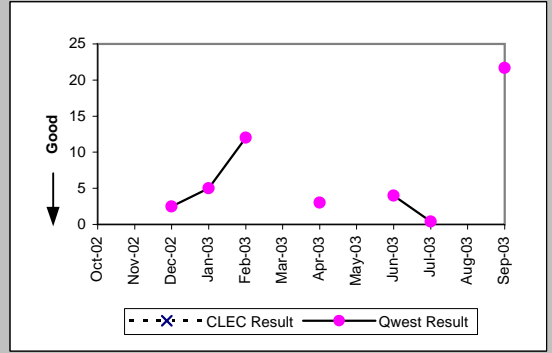
| PBX (Parity) | | | | | | | | | |
|--------------|----------|-----------|-----------|----------|-----------|------------|------------|-----------|------------|
| Date | CLEC Num | CLEC Dend | CLEC Resu | CLEC Std | Qwest Num | Qwest Dend | Qwest Resu | Mod Z Scr | Parity Scr |
| Oct-02 | | | | | 8 | 3 | 2.67 | | |
| Nov-02 | | | | | 2 | 1 | 2.00 | | |
| Dec-02 | | | | | 11 | 3 | 3.67 | | |
| Jan-03 | | | | | 6 | 2 | 3.00 | | |
| Feb-03 | | | | | 10 | 3 | 3.33 | | |
| Mar-03 | | | | | | | | | |
| Apr-03 | | | | | 6 | 4 | 1.50 | | |
| May-03 | | | | | 6 | 3 | 2.00 | | |
| Jun-03 | 7 | 1 | 7.00 | | 5 | 5 | 1.00 | 1.32 | -0.2 |
| Jul-03 | | | | | | | | | |
| Aug-03 | 0 | 1 | 0.00 | | 54 | 18 | 3.00 | | |
| Sep-03 | | | | | 11 | 4 | 2.75 | | |



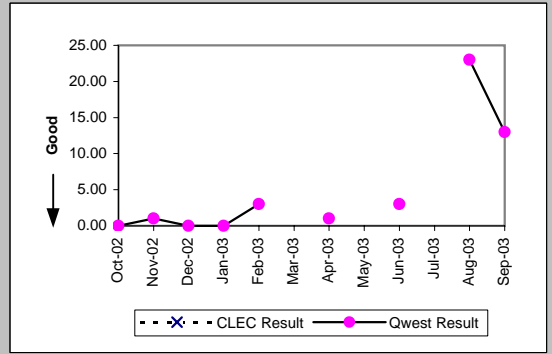
| Basic Rate ISDN (Parity) | | | | | | | | | |
|--------------------------|----------|-----------|-----------|----------|-----------|------------|------------|-----------|------------|
| Date | CLEC Num | CLEC Dend | CLEC Resu | CLEC Std | Qwest Num | Qwest Dend | Qwest Resu | Mod Z Scr | Parity Scr |
| Oct-02 | | | | | | | | | |
| Nov-02 | | | | | 12 | 1 | 12.00 | | |
| Dec-02 | | | | | | | | | |
| Jan-03 | | | | | 4 | 2 | 2.00 | | |
| Feb-03 | | | | | 0 | 1 | 0.00 | | |
| Mar-03 | | | | | | | | | |
| Apr-03 | | | | | | | | | |
| May-03 | | | | | 2 | 1 | 2.00 | | |
| Jun-03 | | | | | | | | | |
| Jul-03 | | | | | 0 | 1 | 0.00 | | |
| Aug-03 | | | | | | | | | |
| Sep-03 | | | | | | | | | |



| ISDN Primary (Parity) | | | | | | | | | |
|-----------------------|----------|-----------|-----------|----------|-----------|------------|------------|-----------|------------|
| Date | CLEC Num | CLEC Dend | CLEC Resu | CLEC Std | Qwest Num | Qwest Dend | Qwest Resu | Mod Z Scr | Parity Scr |
| Oct-02 | | | | | | | | | |
| Nov-02 | | | | | | | | | |
| Dec-02 | | | | | 5 | 2 | 2.50 | | |
| Jan-03 | | | | | 5 | 1 | 5.00 | | |
| Feb-03 | | | | | 12 | 1 | 12.00 | | |
| Mar-03 | | | | | | | | | |
| Apr-03 | | | | | 3 | 1 | 3.00 | | |
| May-03 | | | | | | | | | |
| Jun-03 | | | | | 4 | 1 | 4.00 | | |
| Jul-03 | | | | | 33 | 78 | 0.42 | | |
| Aug-03 | | | | | | | | | |
| Sep-03 | | | | | 65 | 3 | 21.67 | | |

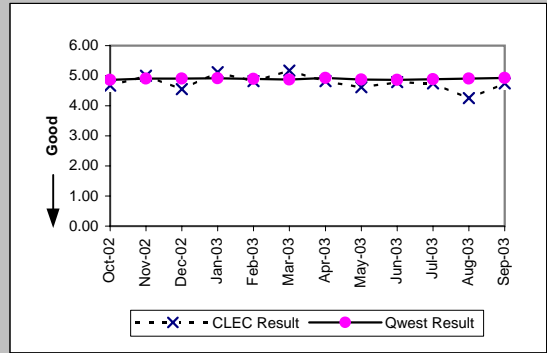


| DS0 (Parity) | | | | | | | | | |
|--------------|----------|-----------|-----------|----------|-----------|------------|------------|-----------|------------|
| Date | CLEC Num | CLEC Dend | CLEC Resu | CLEC Std | Qwest Num | Qwest Dend | Qwest Resu | Mod Z Scr | Parity Scr |
| Oct-02 | | | | | 0 | 1 | 0.00 | | |
| Nov-02 | | | | | 1 | 1 | 1.00 | | |
| Dec-02 | | | | | 0 | 1 | 0.00 | | |
| Jan-03 | | | | | 0 | 1 | 0.00 | | |
| Feb-03 | | | | | 3 | 1 | 3.00 | | |
| Mar-03 | | | | | | | | | |
| Apr-03 | | | | | 5 | 5 | 1.00 | | |
| May-03 | | | | | | | | | |
| Jun-03 | | | | | 6 | 2 | 3.00 | | |
| Jul-03 | | | | | | | | | |
| Aug-03 | | | | | 92 | 4 | 23.00 | | |
| Sep-03 | | | | | 13 | 1 | 13.00 | | |

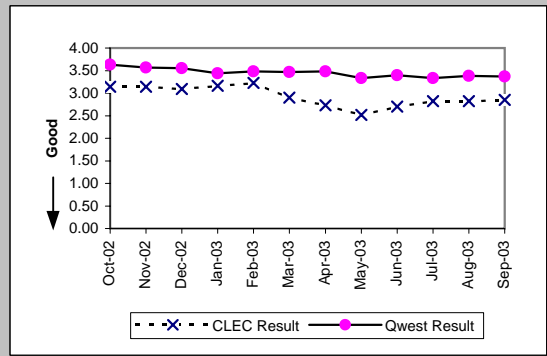


OP-4C - Installation Interval (Average Days) - No dispatches

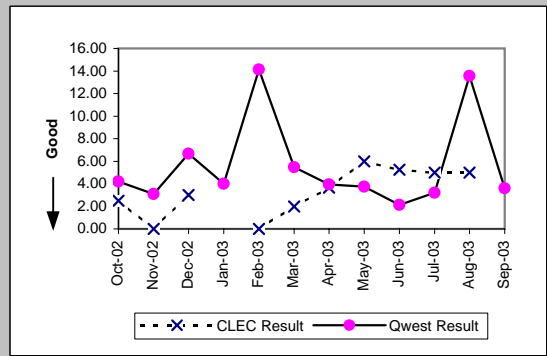
| Qwest DSL (Parity) | | | | | | | | | | |
|--------------------|----------|-----------|-----------|----------|-----------|------------|------------|-----------|------------|--|
| Date | CLEC Num | CLEC Denc | CLEC Resu | CLEC Std | Qwest Num | Qwest Denc | Qwest Resu | Mod Z Scr | Parity Scr | |
| Oct-02 | 70 | 15 | 4.67 | 1.11 | 19403 | 3995 | 4.86 | -0.75 | -1.46 | |
| Nov-02 | 175 | 35 | 5.00 | 1.37 | 15132 | 3089 | 4.90 | 1.33 | -0.19 | |
| Dec-02 | 132 | 29 | 4.55 | 1.55 | 14744 | 3006 | 4.90 | -2.2 | -2.34 | |
| Jan-03 | 87 | 17 | 5.12 | 0.78 | 20635 | 4202 | 4.91 | 1.48 | -0.1 | |
| Feb-03 | 53 | 11 | 4.82 | 1.17 | 17237 | 3523 | 4.89 | -0.31 | -1.19 | |
| Mar-03 | 150 | 29 | 5.17 | 1.20 | 18483 | 3796 | 4.87 | 2.17 | 0.32 | |
| Apr-03 | 53 | 11 | 4.82 | 0.75 | 20441 | 4146 | 4.93 | -0.4 | -1.24 | |
| May-03 | 97 | 21 | 4.62 | 0.59 | 18005 | 3699 | 4.87 | -1.59 | -1.96 | |
| Jun-03 | 67 | 14 | 4.79 | 0.43 | 20041 | 4126 | 4.86 | -0.37 | -1.23 | |
| Jul-03 | 95 | 20 | 4.75 | 0.55 | 21206 | 4347 | 4.88 | -0.78 | -1.47 | |
| Aug-03 | 115 | 27 | 4.26 | 1.51 | 25367 | 5174 | 4.90 | -4.93 | -4 | |
| Sep-03 | 76 | 16 | 4.75 | 0.45 | 33615 | 6816 | 4.93 | -0.81 | -1.49 | |



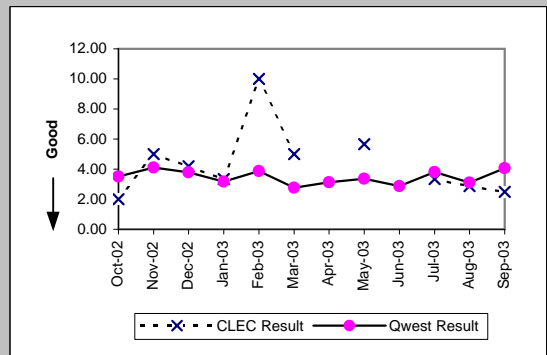
| UNE - P (POTS) (Parity) | | | | | | | | | | |
|-------------------------|----------|-----------|-----------|----------|-----------|------------|------------|-----------|------------|--|
| Date | CLEC Num | CLEC Denc | CLEC Resu | CLEC Std | Qwest Num | Qwest Denc | Qwest Resu | Mod Z Scr | Parity Scr | |
| Oct-02 | 2575 | 819 | 3.14 | 1.91 | 101011 | 27808 | 3.63 | -8.05 | -5.89 | |
| Nov-02 | 2790 | 889 | 3.14 | 1.57 | 78161 | 21866 | 3.57 | -7.42 | -5.51 | |
| Dec-02 | 2772 | 897 | 3.09 | 1.03 | 69136 | 19464 | 3.55 | -8.88 | -6.4 | |
| Jan-03 | 4685 | 1482 | 3.16 | 0.67 | 72631 | 21107 | 3.44 | -8.43 | -6.12 | |
| Feb-03 | 7367 | 2280 | 3.23 | 0.68 | 65772 | 18905 | 3.48 | -8.15 | -5.95 | |
| Mar-03 | 13674 | 4708 | 2.90 | 0.69 | 67084 | 19341 | 3.47 | -23.44 | -15.25 | |
| Apr-03 | 9266 | 3388 | 2.73 | 1.06 | 71684 | 20571 | 3.48 | -13.77 | -9.37 | |
| May-03 | 12914 | 5128 | 2.52 | 1.01 | 67412 | 20214 | 3.33 | -29.33 | -18.83 | |
| Jun-03 | 10057 | 3723 | 2.70 | 0.93 | 72407 | 21266 | 3.40 | -26.38 | -17.04 | |
| Jul-03 | 16408 | 5816 | 2.82 | 0.62 | 84626 | 25378 | 3.33 | -29.68 | -19.05 | |
| Aug-03 | 15235 | 5403 | 2.82 | 0.64 | 83089 | 24591 | 3.38 | -8.98 | -6.46 | |
| Sep-03 | 12061 | 4232 | 2.85 | 0.68 | 80436 | 23886 | 3.37 | -26.64 | -17.2 | |



| UNE P (Centrex) (Parity) | | | | | | | | | | |
|--------------------------|----------|-----------|-----------|----------|-----------|------------|------------|-----------|------------|--|
| Date | CLEC Num | CLEC Denc | CLEC Resu | CLEC Std | Qwest Num | Qwest Denc | Qwest Resu | Mod Z Scr | Parity Scr | |
| Oct-02 | 5 | 2 | 2.50 | 3.54 | 59 | 14 | 4.21 | -1 | -1.61 | |
| Nov-02 | 0 | 1 | 0.00 | | 31 | 10 | 3.10 | -1.85 | -2.13 | |
| Dec-02 | 6 | 2 | 3.00 | 2.83 | 127 | 19 | 6.68 | -0.36 | -1.22 | |
| Jan-03 | 0 | 1 | 0.00 | | 60 | 15 | 4.00 | | | |
| Feb-03 | 0 | 1 | 0.00 | | 99 | 7 | 14.14 | -0.75 | -1.46 | |
| Mar-03 | 2 | 1 | 2.00 | | 82 | 15 | 5.47 | -0.79 | -1.48 | |
| Apr-03 | 11 | 3 | 3.67 | 2.08 | 83 | 21 | 3.95 | -0.25 | -1.15 | |
| May-03 | 18 | 3 | 6.00 | 1.00 | 15 | 4 | 3.75 | 1.14 | -0.31 | |
| Jun-03 | 21 | 4 | 5.25 | 0.50 | 47 | 22 | 2.14 | 3.72 | 1.26 | |
| Jul-03 | 5 | 1 | 5.00 | | 48 | 15 | 3.20 | 3.72 | 1.26 | |
| Aug-03 | 20 | 4 | 5.00 | 1.63 | 529 | 39 | 13.56 | -0.94 | -1.57 | |
| Sep-03 | | | | | 18 | 5 | 3.60 | | | |

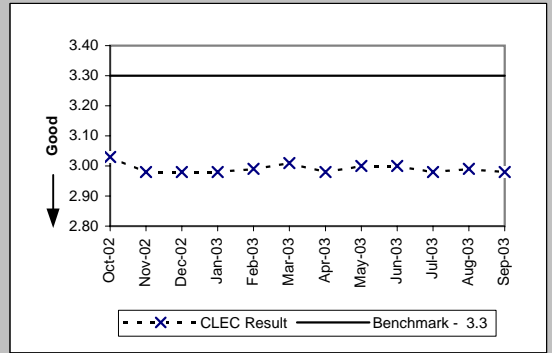


| UNE P (Centrex 21) (Parity) | | | | | | | | | | |
|-----------------------------|----------|-----------|-----------|----------|-----------|------------|------------|-----------|------------|--|
| Date | CLEC Num | CLEC Denc | CLEC Resu | CLEC Std | Qwest Num | Qwest Denc | Qwest Resu | Mod Z Scr | Parity Scr | |
| Oct-02 | 2 | 1 | 2.00 | | 193 | 55 | 3.51 | -1.03 | -1.63 | |
| Nov-02 | 5 | 1 | 5.00 | | 209 | 51 | 4.10 | 1.48 | -0.1 | |
| Dec-02 | 21 | 5 | 4.20 | 1.10 | 239 | 63 | 3.79 | 0.51 | -0.69 | |
| Jan-03 | 10 | 3 | 3.33 | 0.58 | 130 | 41 | 3.17 | 0.21 | -0.87 | |
| Feb-03 | 10 | 1 | 10.00 | | 202 | 52 | 3.88 | 1.59 | -0.03 | |
| Mar-03 | 5 | 1 | 5.00 | | 147 | 53 | 2.77 | 1.57 | -0.04 | |
| Apr-03 | | | | | 169 | 54 | 3.13 | | | |
| May-03 | 17 | 3 | 5.67 | 4.62 | 212 | 63 | 3.37 | 1.34 | -0.18 | |
| Jun-03 | | | | | 308 | 107 | 2.88 | | | |
| Jul-03 | 20 | 6 | 3.33 | 1.03 | 793 | 208 | 3.81 | -0.79 | -1.48 | |
| Aug-03 | 23 | 8 | 2.88 | 0.35 | 292 | 94 | 3.11 | -0.68 | -1.41 | |
| Sep-03 | 10 | 4 | 2.50 | 0.58 | 399 | 98 | 4.07 | -1.63 | -1.99 | |



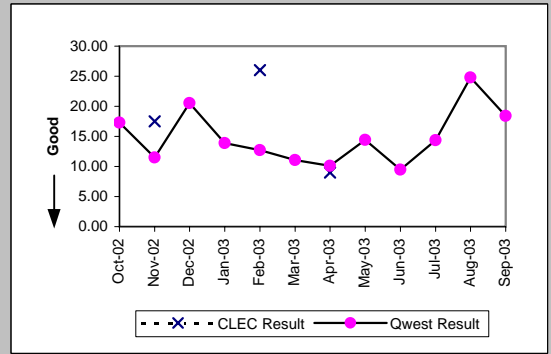
OP-4C - Installation Interval (Average Days) - No dispatches

| Line Sharing (Benchmark) | | | | | |
|--------------------------|-----------|-------------|-------------|--------------|--|
| Date | Numerator | Denominator | CLEC Result | Standard Dev | |
| Oct-02 | 1421 | 469 | 3.03 | 0.65 | |
| Nov-02 | 1659 | 557 | 2.98 | 0.20 | |
| Dec-02 | 1444 | 484 | 2.98 | 0.19 | |
| Jan-03 | 1917 | 643 | 2.98 | 0.18 | |
| Feb-03 | 1632 | 545 | 2.99 | 0.56 | |
| Mar-03 | 1778 | 591 | 3.01 | 0.57 | |
| Apr-03 | 2107 | 706 | 2.98 | 0.23 | |
| May-03 | 2640 | 880 | 3.00 | 0.22 | |
| Jun-03 | 3029 | 1009 | 3.00 | 0.19 | |
| Jul-03 | 3041 | 1019 | 2.98 | 0.29 | |
| Aug-03 | 1980 | 662 | 2.99 | 0.18 | |
| Sep-03 | 2138 | 718 | 2.98 | 0.30 | |

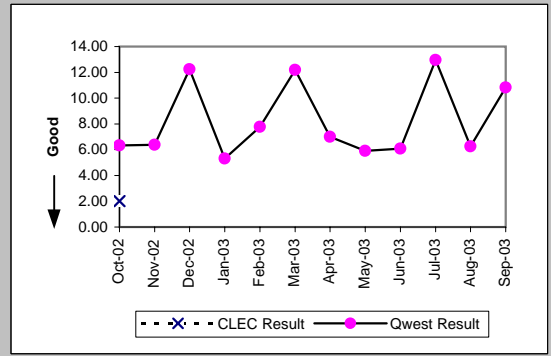


OP-4D - Installation Interval (Average Days) - Interval Zone One

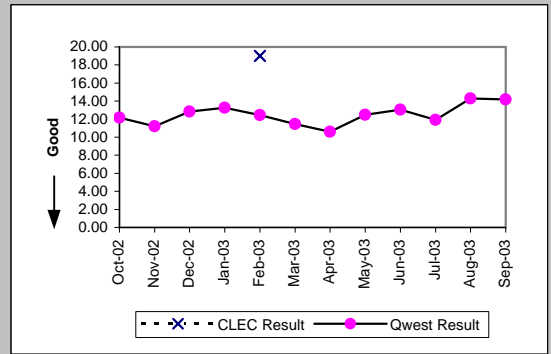
| ISDN Primary (Parity) | | | | | | | | | |
|-----------------------|----------|-----------|-----------|----------|-----------|------------|------------|-----------|------------|
| Date | CLEC Num | CLEC Denc | CLEC Resu | CLEC Std | Qwest Num | Qwest Denc | Qwest Resu | Mod Z Scr | Parity Scr |
| Oct-02 | | | | | 1662 | 96 | 17.31 | | |
| Nov-02 | 35 | 2 | 17.50 | 12.02 | 2285 | 199 | 11.48 | 1.2 | -0.27 |
| Dec-02 | | | | | 1252 | 61 | 20.52 | | |
| Jan-03 | | | | | 485 | 35 | 13.86 | | |
| Feb-03 | 26 | 1 | 26.00 | | 559 | 44 | 12.70 | 1.31 | -0.2 |
| Mar-03 | | | | | 732 | 66 | 11.09 | | |
| Apr-03 | 9 | 1 | 9.00 | | 514 | 51 | 10.08 | -0.24 | -1.14 |
| May-03 | | | | | 547 | 38 | 14.39 | | |
| Jun-03 | | | | | 1148 | 121 | 9.49 | | |
| Jul-03 | | | | | 703 | 49 | 14.35 | | |
| Aug-03 | | | | | 2480 | 100 | 24.80 | | |
| Sep-03 | | | | | 1658 | 90 | 18.42 | | |



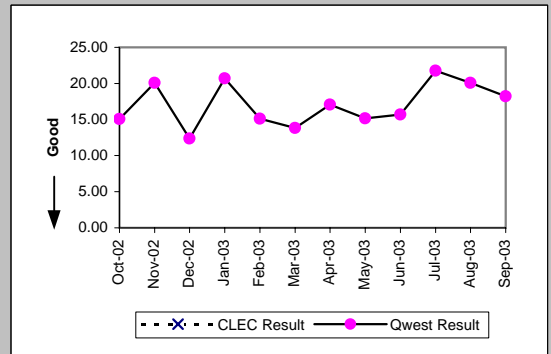
| DS0 (Parity) | | | | | | | | | |
|--------------|----------|-----------|-----------|----------|-----------|------------|------------|-----------|------------|
| Date | CLEC Num | CLEC Denc | CLEC Resu | CLEC Std | Qwest Num | Qwest Denc | Qwest Resu | Mod Z Scr | Parity Scr |
| Oct-02 | 2 | 1 | 2.00 | | 241 | 38 | 6.34 | -1.13 | -1.69 |
| Nov-02 | | | | | 427 | 67 | 6.37 | | |
| Dec-02 | | | | | 196 | 16 | 12.25 | | |
| Jan-03 | | | | | 213 | 40 | 5.32 | | |
| Feb-03 | | | | | 101 | 13 | 7.77 | | |
| Mar-03 | | | | | 548 | 45 | 12.18 | | |
| Apr-03 | | | | | 406 | 58 | 7.00 | | |
| May-03 | | | | | 231 | 39 | 5.92 | | |
| Jun-03 | | | | | 146 | 24 | 6.08 | | |
| Jul-03 | | | | | 609 | 47 | 12.96 | | |
| Aug-03 | | | | | 275 | 44 | 6.25 | | |
| Sep-03 | | | | | 660 | 61 | 10.82 | | |



| DS1 (Parity) | | | | | | | | | |
|--------------|----------|-----------|-----------|----------|-----------|------------|------------|-----------|------------|
| Date | CLEC Num | CLEC Denc | CLEC Resu | CLEC Std | Qwest Num | Qwest Denc | Qwest Resu | Mod Z Scr | Parity Scr |
| Oct-02 | | | | | 7520 | 618 | 12.17 | | |
| Nov-02 | | | | | 5999 | 535 | 11.21 | | |
| Dec-02 | | | | | 5321 | 415 | 12.82 | | |
| Jan-03 | | | | | 6753 | 509 | 13.27 | | |
| Feb-03 | 19 | 1 | 19.00 | | 5811 | 467 | 12.44 | 0.85 | -0.48 |
| Mar-03 | | | | | 5585 | 487 | 11.47 | | |
| Apr-03 | | | | | 5690 | 536 | 10.62 | | |
| May-03 | | | | | 6414 | 514 | 12.48 | | |
| Jun-03 | | | | | 8226 | 630 | 13.06 | | |
| Jul-03 | | | | | 8088 | 679 | 11.91 | | |
| Aug-03 | | | | | 9666 | 677 | 14.28 | | |
| Sep-03 | | | | | 9617 | 678 | 14.18 | | |

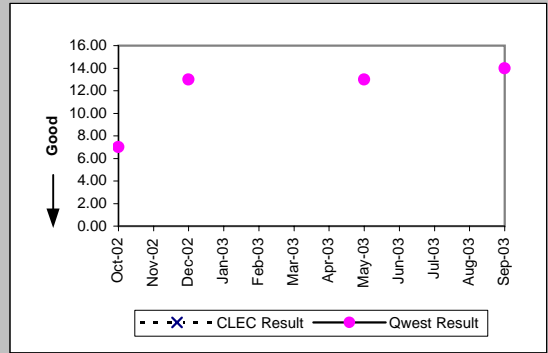


| DS3 (Parity) | | | | | | | | | |
|--------------|----------|-----------|-----------|----------|-----------|------------|------------|-----------|------------|
| Date | CLEC Num | CLEC Denc | CLEC Resu | CLEC Std | Qwest Num | Qwest Denc | Qwest Resu | Mod Z Scr | Parity Scr |
| Oct-02 | | | | | 392 | 26 | 15.08 | | |
| Nov-02 | | | | | 542 | 27 | 20.07 | | |
| Dec-02 | | | | | 346 | 28 | 12.36 | | |
| Jan-03 | | | | | 641 | 31 | 20.68 | | |
| Feb-03 | | | | | 499 | 33 | 15.12 | | |
| Mar-03 | | | | | 748 | 54 | 13.85 | | |
| Apr-03 | | | | | 837 | 49 | 17.08 | | |
| May-03 | | | | | 758 | 50 | 15.16 | | |
| Jun-03 | | | | | 424 | 27 | 15.70 | | |
| Jul-03 | | | | | 980 | 45 | 21.78 | | |
| Aug-03 | | | | | 662 | 33 | 20.06 | | |
| Sep-03 | | | | | 419 | 23 | 18.22 | | |

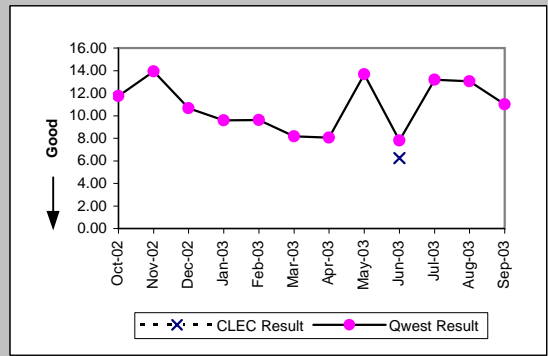


OP-4D - Installation Interval (Average Days) - Interval Zone One

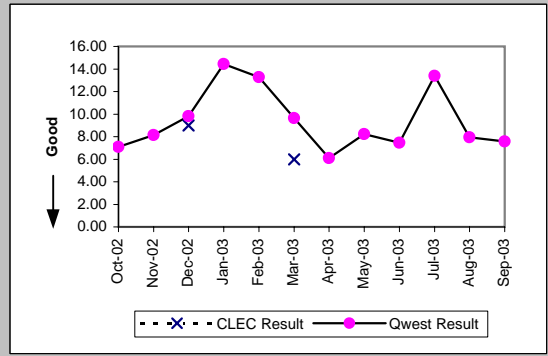
| Frame Relay (Parity) | | | | | | | | | |
|----------------------|----------|-----------|-----------|----------|-----------|------------|------------|-----------|------------|
| Date | CLEC Num | CLEC Dend | CLEC Resu | CLEC Std | Qwest Num | Qwest Dend | Qwest Resu | Mod Z Scr | Parity Scr |
| Oct-02 | | | | | 7 | 1 | 7.00 | | |
| Nov-02 | | | | | | | | | |
| Dec-02 | | | | | 13 | 1 | 13.00 | | |
| Jan-03 | | | | | | | | | |
| Feb-03 | | | | | | | | | |
| Mar-03 | | | | | | | | | |
| Apr-03 | | | | | | | | | |
| May-03 | | | | | 13 | 1 | 13.00 | | |
| Jun-03 | | | | | | | | | |
| Jul-03 | | | | | | | | | |
| Aug-03 | | | | | | | | | |
| Sep-03 | | | | | 14 | 1 | 14.00 | | |



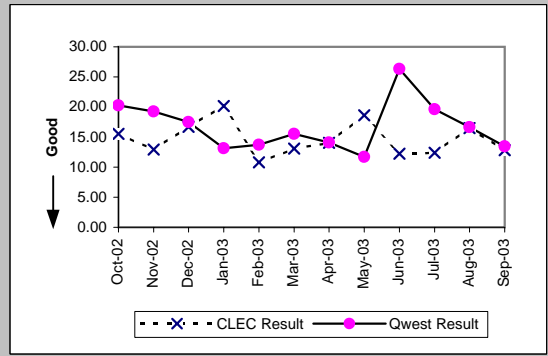
| PBX (Parity) | | | | | | | | | |
|--------------|----------|-----------|-----------|----------|-----------|------------|------------|-----------|------------|
| Date | CLEC Num | CLEC Dend | CLEC Resu | CLEC Std | Qwest Num | Qwest Dend | Qwest Resu | Mod Z Scr | Parity Scr |
| Oct-02 | | | | | 611 | 52 | 11.75 | | |
| Nov-02 | | | | | 724 | 52 | 13.92 | | |
| Dec-02 | | | | | 256 | 24 | 10.67 | | |
| Jan-03 | | | | | 278 | 29 | 9.59 | | |
| Feb-03 | | | | | 346 | 36 | 9.61 | | |
| Mar-03 | | | | | 343 | 42 | 8.17 | | |
| Apr-03 | | | | | 234 | 29 | 8.07 | | |
| May-03 | | | | | 520 | 38 | 13.68 | | |
| Jun-03 | 25 | 4 | 6.25 | 1.50 | 156 | 20 | 7.80 | -0.5 | -1.3 |
| Jul-03 | | | | | 554 | 42 | 13.19 | | |
| Aug-03 | | | | | 261 | 20 | 13.05 | | |
| Sep-03 | | | | | 275 | 25 | 11.00 | | |



| Basic Rate ISDN (Parity) | | | | | | | | | |
|--------------------------|----------|-----------|-----------|----------|-----------|------------|------------|-----------|------------|
| Date | CLEC Num | CLEC Dend | CLEC Resu | CLEC Std | Qwest Num | Qwest Dend | Qwest Resu | Mod Z Scr | Parity Scr |
| Oct-02 | | | | | 1214 | 171 | 7.10 | | |
| Nov-02 | | | | | 1555 | 191 | 8.14 | | |
| Dec-02 | 9 | 1 | 9.00 | | 1148 | 117 | 9.81 | -0.13 | -1.08 |
| Jan-03 | | | | | 3219 | 223 | 14.43 | | |
| Feb-03 | | | | | 3053 | 230 | 13.27 | | |
| Mar-03 | 6 | 1 | 6.00 | | 2316 | 240 | 9.65 | -0.52 | -1.32 |
| Apr-03 | | | | | 828 | 136 | 6.09 | | |
| May-03 | | | | | 740 | 90 | 8.22 | | |
| Jun-03 | | | | | 694 | 93 | 7.46 | | |
| Jul-03 | | | | | 1164 | 87 | 13.38 | | |
| Aug-03 | | | | | 930 | 117 | 7.95 | | |
| Sep-03 | | | | | 667 | 88 | 7.58 | | |

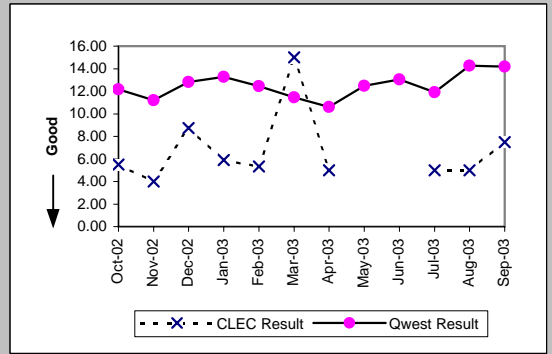


| LIS Trunk (Parity) | | | | | | | | | |
|--------------------|----------|-----------|-----------|----------|-----------|------------|------------|-----------|------------|
| Date | CLEC Num | CLEC Dend | CLEC Resu | CLEC Std | Qwest Num | Qwest Dend | Qwest Resu | Mod Z Scr | Parity Scr |
| Oct-02 | 544 | 35 | 15.54 | 6.00 | 912 | 45 | 20.27 | -3.18 | -2.94 |
| Nov-02 | 633 | 49 | 12.92 | 4.40 | 289 | 15 | 19.27 | -2.78 | -2.69 |
| Dec-02 | 901 | 54 | 16.69 | 6.42 | 368 | 21 | 17.52 | -0.46 | -1.28 |
| Jan-03 | 1552 | 77 | 20.16 | 10.08 | 408 | 31 | 13.16 | 3.72 | 1.26 |
| Feb-03 | 702 | 65 | 10.80 | 4.53 | 605 | 44 | 13.75 | -2.22 | -2.35 |
| Mar-03 | 759 | 58 | 13.09 | 7.68 | 326 | 21 | 15.52 | -2.03 | -2.23 |
| Apr-03 | 548 | 39 | 14.05 | 4.87 | 282 | 20 | 14.10 | -0.04 | -1.02 |
| May-03 | 540 | 29 | 18.62 | 6.79 | 234 | 20 | 11.70 | 3.72 | 1.26 |
| Jun-03 | 220 | 18 | 12.22 | 4.26 | 816 | 31 | 26.32 | -3.47 | -3.11 |
| Jul-03 | 124 | 10 | 12.40 | 5.36 | 510 | 26 | 19.62 | -2.27 | -2.38 |
| Aug-03 | 165 | 10 | 16.50 | 5.36 | 200 | 12 | 16.67 | -0.06 | -1.04 |
| Sep-03 | 218 | 17 | 12.82 | 8.58 | 471 | 35 | 13.46 | -0.46 | -1.28 |

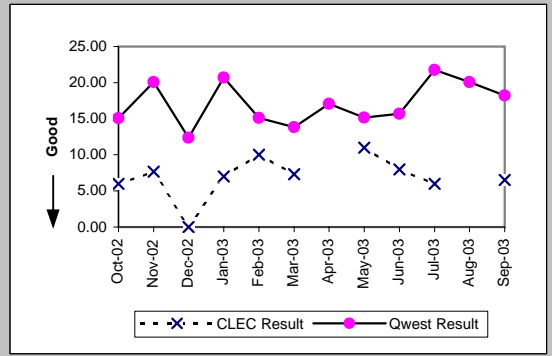


OP-4D - Installation Interval (Average Days) - Interval Zone One

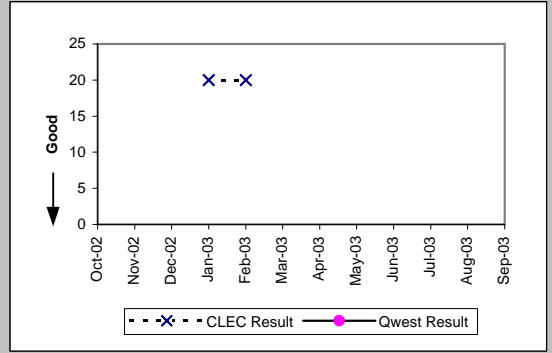
| UDIT DS1 (Parity) | | | | | | | | | |
|-------------------|----------|-----------|-----------|------------|-----------|------------|------------|-----------|------------|
| Date | CLEC Num | CLEC Denc | CLEC Resu | CLEC Std I | Qwest Num | Qwest Denc | Qwest Resu | Mod Z Scr | Parity Scr |
| Oct-02 | 11 | 2 | 5.50 | 0.71 | 7520 | 618 | 12.17 | -1.08 | -1.66 |
| Nov-02 | 4 | 1 | 4.00 | | 5999 | 535 | 11.21 | -1.01 | -1.61 |
| Dec-02 | 35 | 4 | 8.75 | 5.50 | 5321 | 415 | 12.82 | -0.96 | -1.58 |
| Jan-03 | 59 | 10 | 5.90 | 1.97 | 6753 | 509 | 13.27 | -2.75 | -2.67 |
| Feb-03 | 16 | 3 | 5.33 | 1.53 | 5811 | 467 | 12.44 | -1.44 | -1.88 |
| Mar-03 | 15 | 1 | 15.00 | | 5585 | 487 | 11.47 | 0.83 | -0.49 |
| Apr-03 | 15 | 3 | 5.00 | 0.00 | 5690 | 536 | 10.62 | -1.78 | -2.09 |
| May-03 | | | | | 6414 | 514 | 12.48 | | |
| Jun-03 | | | | | 8226 | 630 | 13.06 | | |
| Jul-03 | 5 | 1 | 5.00 | | 8088 | 679 | 11.91 | -1.03 | -1.63 |
| Aug-03 | 5 | 1 | 5.00 | | 9666 | 677 | 14.28 | -1.02 | -1.62 |
| Sep-03 | 15 | 2 | 7.50 | 0.71 | 9617 | 678 | 14.18 | -0.89 | -1.54 |



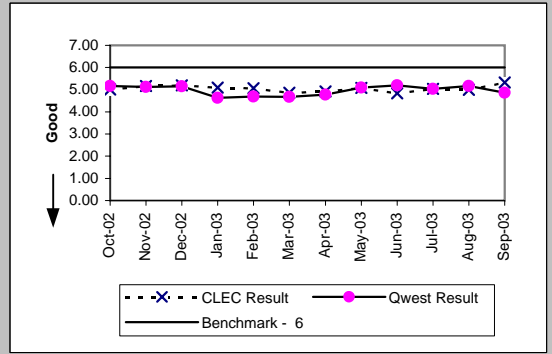
| UDIT Above DS1 Level (Parity) | | | | | | | | | |
|-------------------------------|----------|-----------|-----------|------------|-----------|------------|------------|-----------|------------|
| Date | CLEC Num | CLEC Denc | CLEC Resu | CLEC Std I | Qwest Num | Qwest Denc | Qwest Resu | Mod Z Scr | Parity Scr |
| Oct-02 | 24 | 4 | 6.00 | 1.15 | 392 | 26 | 15.08 | -1.02 | -1.62 |
| Nov-02 | 23 | 3 | 7.67 | 1.15 | 542 | 27 | 20.07 | -1.15 | -1.7 |
| Dec-02 | 0 | 1 | 0.00 | | 346 | 28 | 12.36 | -1.24 | -1.75 |
| Jan-03 | 7 | 1 | 7.00 | | 641 | 31 | 20.68 | -0.6 | -1.37 |
| Feb-03 | 10 | 1 | 10.00 | | 499 | 33 | 15.12 | -0.25 | -1.15 |
| Mar-03 | 22 | 3 | 7.33 | 2.08 | 748 | 54 | 13.85 | -1.02 | -1.62 |
| Apr-03 | | | | | 837 | 49 | 17.08 | | |
| May-03 | 11 | 1 | 11.00 | | 758 | 50 | 15.16 | -0.55 | -1.33 |
| Jun-03 | 40 | 5 | 8.00 | 1.41 | 424 | 27 | 15.70 | -0.87 | -1.53 |
| Jul-03 | 24 | 4 | 6.00 | 2.00 | 980 | 45 | 21.78 | -1.41 | -1.86 |
| Aug-03 | | | | | 662 | 33 | 20.06 | | |
| Sep-03 | 13 | 2 | 6.50 | 0.71 | 419 | 23 | 18.22 | -0.51 | -1.31 |



| Dark Fiber - IOF (Diagnostic) | | | | | | | | | |
|-------------------------------|----------|-----------|-----------|------------|-----------|------------|------------|-----------|------------|
| Date | CLEC Num | CLEC Denc | CLEC Resu | CLEC Std I | Qwest Num | Qwest Denc | Qwest Resu | Mod Z Scr | Parity Scr |
| Oct-02 | | | | | | | | | |
| Nov-02 | | | | | | | | | |
| Dec-02 | | | | | | | | | |
| Jan-03 | 40 | 2 | 20.00 | 0.00 | | | | | |
| Feb-03 | 100 | 5 | 20.00 | 0.00 | | | | | |
| Mar-03 | | | | | | | | | |
| Apr-03 | | | | | | | | | |
| May-03 | | | | | | | | | |
| Jun-03 | | | | | | | | | |
| Jul-03 | | | | | | | | | |
| Aug-03 | | | | | | | | | |
| Sep-03 | | | | | | | | | |



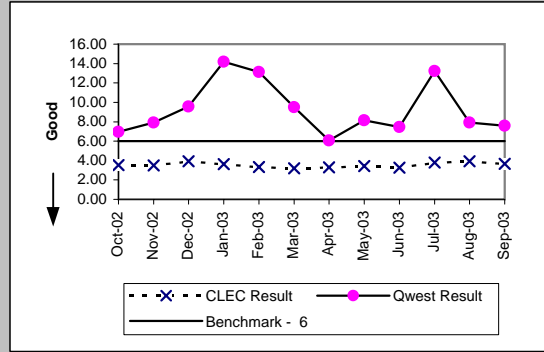
| Unbundled Loop Analog (Benchmark) | | | | | | | | | |
|-----------------------------------|----------|-----------|-----------|------------|-----------|------------|------------|-----------|------------|
| Date | CLEC Num | CLEC Denc | CLEC Resu | CLEC Std I | Qwest Num | Qwest Denc | Qwest Resu | Mod Z Scr | Parity Scr |
| Oct-02 | 6425 | 1283 | 5.01 | 1.62 | 71479 | 13840 | 5.16 | -1.11 | -1.68 |
| Nov-02 | 4291 | 830 | 5.17 | 1.64 | 55748 | 10890 | 5.12 | 0.28 | -0.83 |
| Dec-02 | 5274 | 1015 | 5.20 | 1.04 | 52446 | 10191 | 5.15 | 0.31 | -0.81 |
| Jan-03 | 5005 | 982 | 5.10 | 1.37 | 51283 | 11068 | 4.63 | 3.28 | 0.99 |
| Feb-03 | 4909 | 969 | 5.07 | 1.05 | 46845 | 9994 | 4.69 | 2.43 | 0.48 |
| Mar-03 | 4826 | 992 | 4.86 | 1.01 | 50833 | 10866 | 4.68 | 1.26 | -0.23 |
| Apr-03 | 5274 | 1072 | 4.92 | 1.29 | 53533 | 11208 | 4.78 | 0.98 | -0.41 |
| May-03 | 4773 | 940 | 5.08 | 2.25 | 54776 | 10760 | 5.09 | -0.08 | -1.05 |
| Jun-03 | 4214 | 871 | 4.84 | 1.14 | 58654 | 11298 | 5.19 | -2.12 | -2.29 |
| Jul-03 | 3978 | 790 | 5.04 | 1.73 | 59982 | 11915 | 5.03 | 0.01 | -1 |
| Aug-03 | 4274 | 856 | 4.99 | 1.27 | 60123 | 11645 | 5.16 | -0.99 | -1.6 |
| Sep-03 | 4415 | 829 | 5.33 | 2.30 | 56610 | 11617 | 4.87 | 2.84 | 0.72 |



OP-4D - Installation Interval (Average Days) - Interval Zone One

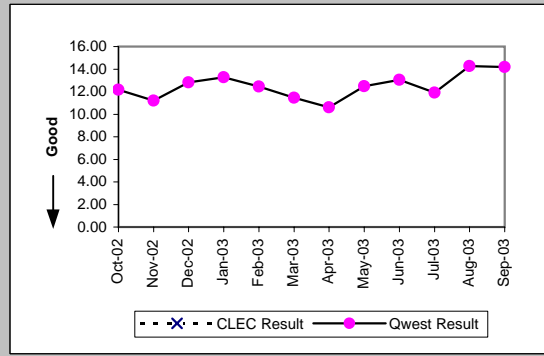
Unbundled Loop - 2 Wire Non-Loaded (Benchmark)

| Date | CLEC Num | CLEC Denc | CLEC Resu | CLEC Std | Qwest Num | Qwest Denc | Qwest Resu | Mod Z Scr | Parity Scr |
|--------|----------|-----------|-----------|----------|-----------|------------|------------|-----------|------------|
| Oct-02 | 623 | 176 | 3.54 | 1.21 | 1226 | 176 | 6.97 | -6.23 | -4.79 |
| Nov-02 | 391 | 112 | 3.49 | 1.19 | 1575 | 199 | 7.91 | -7.11 | -5.32 |
| Dec-02 | 548 | 140 | 3.91 | 1.16 | 1158 | 121 | 9.57 | -7.25 | -5.41 |
| Jan-03 | 499 | 138 | 3.62 | 1.66 | 3230 | 228 | 14.17 | -11.52 | -8 |
| Feb-03 | 390 | 117 | 3.33 | 1.17 | 3060 | 233 | 13.13 | -9.62 | -6.85 |
| Mar-03 | 677 | 211 | 3.21 | 1.07 | 2334 | 246 | 9.49 | -9.56 | -6.81 |
| Apr-03 | 485 | 147 | 3.30 | 1.36 | 830 | 137 | 6.06 | -4.92 | -3.99 |
| May-03 | 819 | 238 | 3.44 | 1.10 | 742 | 91 | 8.15 | -3.4 | -3.06 |
| Jun-03 | 691 | 212 | 3.26 | 1.26 | 694 | 93 | 7.46 | -6.02 | -4.66 |
| Jul-03 | 709 | 187 | 3.79 | 1.14 | 1164 | 88 | 13.23 | -3.07 | -2.87 |
| Aug-03 | 805 | 205 | 3.93 | 1.43 | 935 | 118 | 7.92 | -5.62 | -4.42 |
| Sep-03 | 740 | 202 | 3.66 | 1.60 | 667 | 88 | 7.58 | -4.11 | -3.5 |



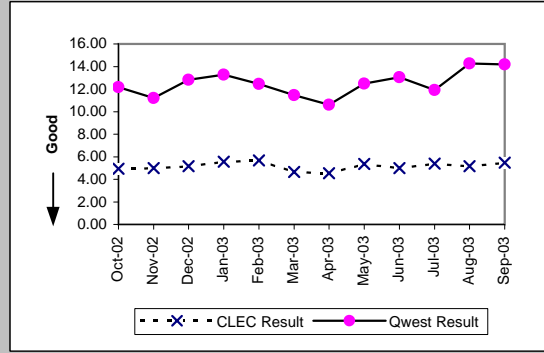
Unbundled Loop - 4 Wire Non-Loaded (Parity)

| Date | CLEC Num | CLEC Denc | CLEC Resu | CLEC Std | Qwest Num | Qwest Denc | Qwest Resu | Mod Z Scr | Parity Scr |
|--------|----------|-----------|-----------|----------|-----------|------------|------------|-----------|------------|
| Oct-02 | | | | | 7520 | 618 | 12.17 | | |
| Nov-02 | | | | | 5999 | 535 | 11.21 | | |
| Dec-02 | | | | | 5321 | 415 | 12.82 | | |
| Jan-03 | | | | | 6753 | 509 | 13.27 | | |
| Feb-03 | | | | | 5811 | 467 | 12.44 | | |
| Mar-03 | | | | | 5585 | 487 | 11.47 | | |
| Apr-03 | | | | | 5690 | 536 | 10.62 | | |
| May-03 | | | | | 6414 | 514 | 12.48 | | |
| Jun-03 | | | | | 8226 | 630 | 13.06 | | |
| Jul-03 | | | | | 8088 | 679 | 11.91 | | |
| Aug-03 | | | | | 9666 | 677 | 14.28 | | |
| Sep-03 | | | | | 9617 | 678 | 14.18 | | |



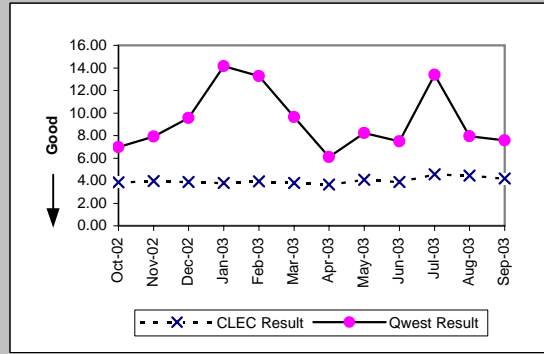
Unbundled Loop - DS1 Capable (Parity)

| Date | CLEC Num | CLEC Denc | CLEC Resu | CLEC Std | Qwest Num | Qwest Denc | Qwest Resu | Mod Z Scr | Parity Scr |
|--------|----------|-----------|-----------|----------|-----------|------------|------------|-----------|------------|
| Oct-02 | 376 | 76 | 4.95 | 1.95 | 7520 | 618 | 12.17 | -6.81 | -5.14 |
| Nov-02 | 310 | 62 | 5.00 | 2.30 | 5999 | 535 | 11.21 | -6.49 | -4.94 |
| Dec-02 | 450 | 87 | 5.17 | 3.66 | 5321 | 415 | 12.82 | -7.66 | -5.66 |
| Jan-03 | 434 | 78 | 5.56 | 4.61 | 6753 | 509 | 13.27 | -7.54 | -5.58 |
| Feb-03 | 522 | 92 | 5.67 | 2.08 | 5811 | 467 | 12.44 | -6.97 | -5.24 |
| Mar-03 | 288 | 62 | 4.65 | 1.54 | 5585 | 487 | 11.47 | -8.05 | -5.9 |
| Apr-03 | 317 | 70 | 4.53 | 1.20 | 5690 | 536 | 10.62 | -8.81 | -6.36 |
| May-03 | 419 | 78 | 5.37 | 3.88 | 6414 | 514 | 12.48 | -8.05 | -5.9 |
| Jun-03 | 355 | 71 | 5.00 | 2.69 | 8226 | 630 | 13.06 | -7.72 | -5.69 |
| Jul-03 | 242 | 45 | 5.38 | 2.60 | 8088 | 679 | 11.91 | -6.33 | -4.85 |
| Aug-03 | 450 | 87 | 5.17 | 3.55 | 9666 | 677 | 14.28 | -8.78 | -6.34 |
| Sep-03 | 285 | 52 | 5.48 | 3.38 | 9617 | 678 | 14.18 | -5.71 | -4.47 |



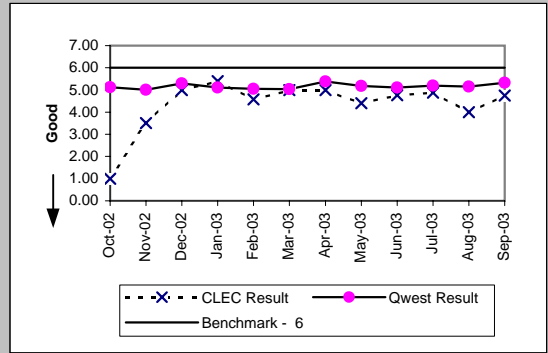
Unbundled Loop ISDN Capable (Parity)

| Date | CLEC Num | CLEC Denc | CLEC Resu | CLEC Std | Qwest Num | Qwest Denc | Qwest Resu | Mod Z Scr | Parity Scr |
|--------|----------|-----------|-----------|----------|-----------|------------|------------|-----------|------------|
| Oct-02 | 200 | 52 | 3.85 | 1.63 | 1226 | 176 | 6.97 | -3.83 | -3.33 |
| Nov-02 | 210 | 53 | 3.96 | 1.45 | 1575 | 199 | 7.91 | -4.86 | -3.95 |
| Dec-02 | 210 | 54 | 3.89 | 1.08 | 1158 | 121 | 9.57 | -5.52 | -4.36 |
| Jan-03 | 167 | 44 | 3.80 | 1.23 | 3230 | 228 | 14.17 | -7.42 | -5.51 |
| Feb-03 | 130 | 33 | 3.94 | 1.09 | 3053 | 230 | 13.27 | -5.6 | -4.4 |
| Mar-03 | 277 | 73 | 3.79 | 1.33 | 2316 | 240 | 9.65 | -6.25 | -4.8 |
| Apr-03 | 267 | 73 | 3.66 | 1.22 | 828 | 136 | 6.09 | -3.55 | -3.16 |
| May-03 | 249 | 61 | 4.08 | 1.85 | 740 | 90 | 8.22 | -2.21 | -2.34 |
| Jun-03 | 299 | 77 | 3.88 | 1.79 | 689 | 92 | 7.49 | -4.14 | -3.52 |
| Jul-03 | 324 | 71 | 4.56 | 1.83 | 1164 | 87 | 13.38 | -2.31 | -2.4 |
| Aug-03 | 196 | 44 | 4.45 | 2.05 | 930 | 117 | 7.95 | -3.2 | -2.95 |
| Sep-03 | 226 | 54 | 4.19 | 0.95 | 667 | 88 | 7.58 | -2.63 | -2.6 |

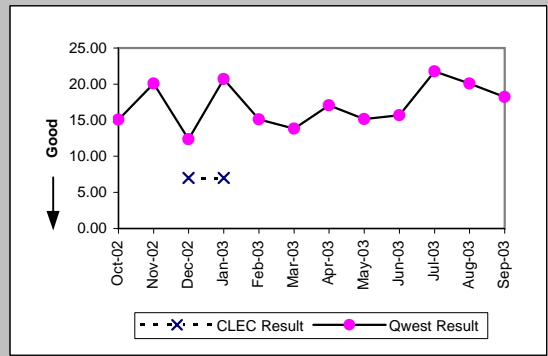


OP-4D - Installation Interval (Average Days) - Interval Zone One

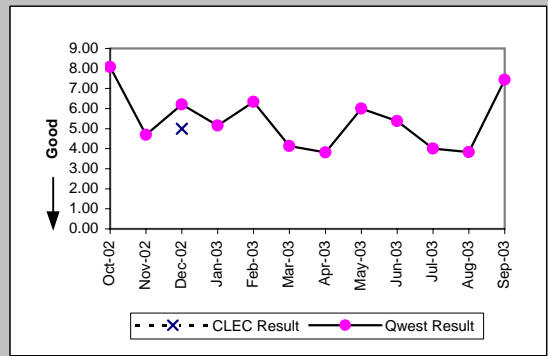
| Unbundled Loop - ADSL Qualified (Benchmark) | | | | | | | | | | |
|---|----------|-----------|-----------|----------|-----------|------------|------------|-----------|------------|--|
| Date | CLEC Num | CLEC Dend | CLEC Resu | CLEC Std | Qwest Num | Qwest Dend | Qwest Resu | Mod Z Scr | Parity Scr | |
| Oct-02 | 2 | 2 | 1.00 | 1.41 | 5645 | 1101 | 5.13 | -1.44 | -1.87 | |
| Nov-02 | 7 | 2 | 3.50 | 2.12 | 4236 | 846 | 5.01 | -0.96 | -1.58 | |
| Dec-02 | 5 | 1 | 5.00 | | 4739 | 894 | 5.30 | -0.15 | -1.09 | |
| Jan-03 | 27 | 5 | 5.40 | 3.36 | 4849 | 949 | 5.11 | 0.83 | -0.5 | |
| Feb-03 | 55 | 12 | 4.58 | 0.79 | 4063 | 804 | 5.05 | -0.83 | -1.5 | |
| Mar-03 | 40 | 8 | 5.00 | 0.00 | 3807 | 755 | 5.04 | -0.05 | -1.03 | |
| Apr-03 | 5 | 1 | 5.00 | | 3557 | 660 | 5.39 | -0.17 | -1.1 | |
| May-03 | 22 | 5 | 4.40 | 0.89 | 2605 | 503 | 5.18 | -0.97 | -1.59 | |
| Jun-03 | 62 | 13 | 4.77 | 0.83 | 2065 | 404 | 5.11 | -0.74 | -1.45 | |
| Jul-03 | 39 | 8 | 4.88 | 0.35 | 1781 | 343 | 5.19 | -0.53 | -1.32 | |
| Aug-03 | 32 | 8 | 4.00 | 1.20 | 1922 | 373 | 5.15 | -1.74 | -2.06 | |
| Sep-03 | 38 | 8 | 4.75 | 0.71 | 3078 | 578 | 5.33 | -0.69 | -1.42 | |



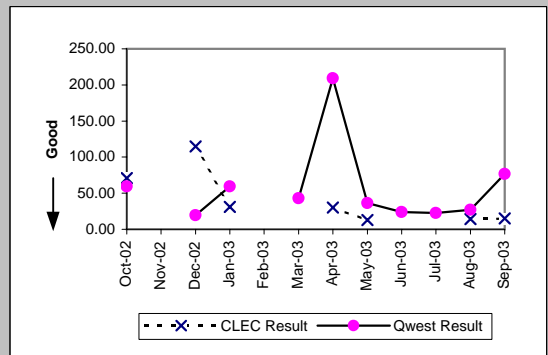
| Unbundled Loop - DS3 Capable (Parity) | | | | | | | | | | |
|---------------------------------------|----------|-----------|-----------|----------|-----------|------------|------------|-----------|------------|--|
| Date | CLEC Num | CLEC Dend | CLEC Resu | CLEC Std | Qwest Num | Qwest Dend | Qwest Resu | Mod Z Scr | Parity Scr | |
| Oct-02 | | | | | 392 | 26 | 15.08 | | | |
| Nov-02 | | | | | 542 | 27 | 20.07 | | | |
| Dec-02 | 7 | 1 | 7.00 | | 346 | 28 | 12.36 | -0.54 | -1.33 | |
| Jan-03 | 7 | 1 | 7.00 | | 641 | 31 | 20.68 | -0.6 | -1.37 | |
| Feb-03 | | | | | 499 | 33 | 15.12 | | | |
| Mar-03 | | | | | 748 | 54 | 13.85 | | | |
| Apr-03 | | | | | 837 | 49 | 17.08 | | | |
| May-03 | | | | | 758 | 50 | 15.16 | | | |
| Jun-03 | | | | | 424 | 27 | 15.70 | | | |
| Jul-03 | | | | | 980 | 45 | 21.78 | | | |
| Aug-03 | | | | | 662 | 33 | 20.06 | | | |
| Sep-03 | | | | | 419 | 23 | 18.22 | | | |



| Qwest DSL (Parity) | | | | | | | | | | |
|--------------------|----------|-----------|-----------|----------|-----------|------------|------------|-----------|------------|--|
| Date | CLEC Num | CLEC Dend | CLEC Resu | CLEC Std | Qwest Num | Qwest Dend | Qwest Resu | Mod Z Scr | Parity Scr | |
| Oct-02 | | | | | 347 | 43 | 8.07 | | | |
| Nov-02 | | | | | 122 | 26 | 4.69 | | | |
| Dec-02 | 5 | 1 | 5.00 | | 149 | 24 | 6.21 | -0.23 | -1.14 | |
| Jan-03 | | | | | 139 | 27 | 5.15 | | | |
| Feb-03 | | | | | 95 | 15 | 6.33 | | | |
| Mar-03 | | | | | 62 | 15 | 4.13 | | | |
| Apr-03 | | | | | 42 | 11 | 3.82 | | | |
| May-03 | | | | | 48 | 8 | 6.00 | | | |
| Jun-03 | | | | | 43 | 8 | 5.38 | | | |
| Jul-03 | | | | | 60 | 15 | 4.00 | | | |
| Aug-03 | | | | | 69 | 18 | 3.83 | | | |
| Sep-03 | | | | | 104 | 14 | 7.43 | | | |



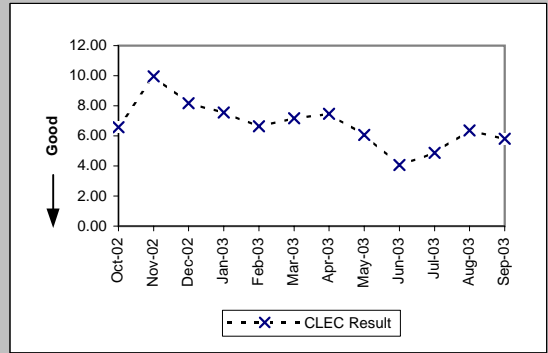
| E911 (Parity) | | | | | | | | | | |
|---------------|----------|-----------|-----------|----------|-----------|------------|------------|-----------|------------|--|
| Date | CLEC Num | CLEC Dend | CLEC Resu | CLEC Std | Qwest Num | Qwest Dend | Qwest Resu | Mod Z Scr | Parity Scr | |
| Oct-02 | 71 | 1 | 71.00 | | 237 | 4 | 59.25 | -0.32 | -1.2 | |
| Nov-02 | | | | | | | | | | |
| Dec-02 | 115 | 1 | 115.00 | | 97 | 5 | 19.40 | 1.21 | -0.26 | |
| Jan-03 | 62 | 2 | 31.00 | 0.00 | 297 | 5 | 59.40 | -0.77 | -1.47 | |
| Feb-03 | | | | | | | | | | |
| Mar-03 | | | | | 43 | 1 | 43.00 | | | |
| Apr-03 | 30 | 1 | 30.00 | | 418 | 2 | 209.00 | -0.6 | -1.37 | |
| May-03 | 39 | 3 | 13.00 | 0.00 | 218 | 6 | 36.33 | -2.18 | -2.33 | |
| Jun-03 | | | | | 602 | 25 | 24.08 | | | |
| Jul-03 | | | | | 68 | 3 | 22.67 | | | |
| Aug-03 | 14 | 1 | 14.00 | | 81 | 3 | 27.00 | -0.82 | -1.5 | |
| Sep-03 | 15 | 1 | 15.00 | | 153 | 2 | 76.50 | -0.58 | -1.35 | |



OP-4D - Installation Interval (Average Days) - Interval Zone One

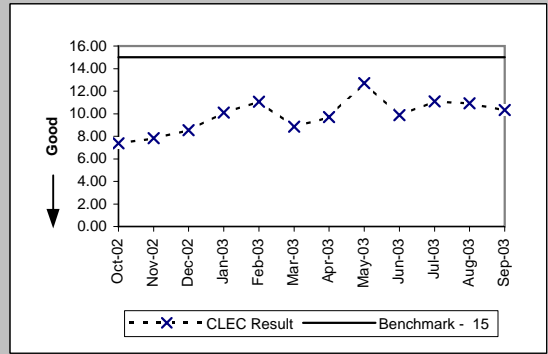
Enhanced Extended Loops (EELs) (Diagnostic)

| Date | Num | Denom | CLEC Result | Standard Dev |
|--------|-----|-------|-------------|--------------|
| Oct-02 | 92 | 14 | 6.57 | 2.38 |
| Nov-02 | 189 | 19 | 9.95 | 16.49 |
| Dec-02 | 90 | 11 | 8.18 | 5.12 |
| Jan-03 | 189 | 25 | 7.56 | 5.05 |
| Feb-03 | 166 | 25 | 6.64 | 2.75 |
| Mar-03 | 208 | 29 | 7.17 | 6.30 |
| Apr-03 | 142 | 19 | 7.47 | 7.30 |
| May-03 | 170 | 28 | 6.07 | 9.28 |
| Jun-03 | 122 | 30 | 4.07 | 2.59 |
| Jul-03 | 73 | 15 | 4.87 | 0.64 |
| Aug-03 | 89 | 14 | 6.36 | 3.59 |
| Sep-03 | 145 | 25 | 5.80 | 3.30 |



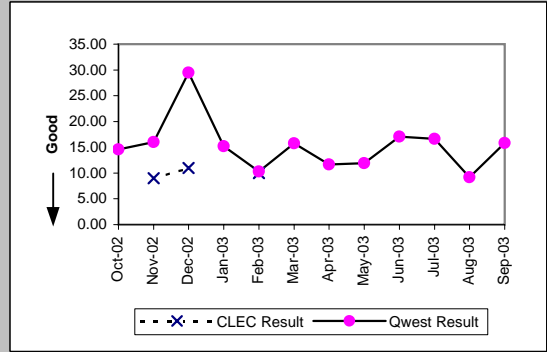
Unbundled Loop Conditioned (Benchmark)

| Date | Num | Denom | CLEC Result | Standard Dev |
|--------|------|-------|-------------|--------------|
| Oct-02 | 1681 | 228 | 7.37 | 3.33 |
| Nov-02 | 501 | 64 | 7.83 | 3.79 |
| Dec-02 | 435 | 51 | 8.53 | 4.37 |
| Jan-03 | 778 | 77 | 10.10 | 4.51 |
| Feb-03 | 874 | 79 | 11.06 | 4.65 |
| Mar-03 | 601 | 68 | 8.84 | 5.17 |
| Apr-03 | 427 | 44 | 9.70 | 5.22 |
| May-03 | 521 | 41 | 12.71 | 4.87 |
| Jun-03 | 355 | 36 | 9.86 | 6.35 |
| Jul-03 | 521 | 47 | 11.09 | 5.45 |
| Aug-03 | 371 | 34 | 10.91 | 4.86 |
| Sep-03 | 279 | 27 | 10.33 | 5.49 |

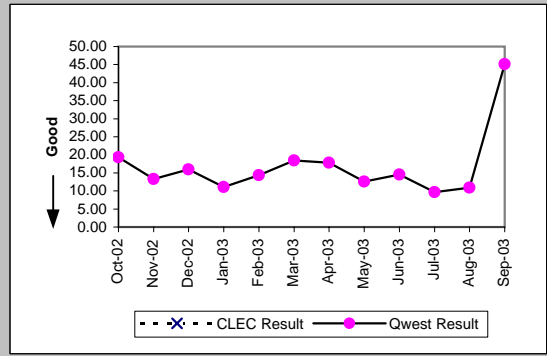


OP-4E - Installation Interval (Average Days) - Interval Zone Two

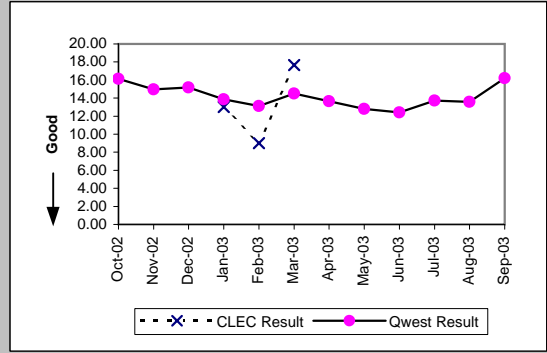
| ISDN Primary (Parity) | | | | | | | | | |
|-----------------------|----------|-----------|-----------|----------|-----------|------------|------------|-----------|------------|
| Date | CLEC Num | CLEC Denc | CLEC Resu | CLEC Std | Qwest Num | Qwest Denc | Qwest Resu | Mod Z Scr | Parity Scr |
| Oct-02 | | | | | 948 | 65 | 14.58 | | |
| Nov-02 | 18 | 2 | 9.00 | 0.00 | 736 | 46 | 16.00 | -0.94 | -1.57 |
| Dec-02 | 11 | 1 | 11.00 | | 3951 | 134 | 29.49 | -1.33 | -1.81 |
| Jan-03 | | | | | 746 | 49 | 15.22 | | |
| Feb-03 | 10 | 1 | 10.00 | | 525 | 51 | 10.29 | -0.1 | -1.06 |
| Mar-03 | | | | | 362 | 23 | 15.74 | | |
| Apr-03 | | | | | 525 | 45 | 11.67 | | |
| May-03 | | | | | 571 | 48 | 11.90 | | |
| Jun-03 | | | | | 1380 | 81 | 17.04 | | |
| Jul-03 | | | | | 831 | 50 | 16.62 | | |
| Aug-03 | | | | | 220 | 24 | 9.17 | | |
| Sep-03 | | | | | 1537 | 97 | 15.85 | | |



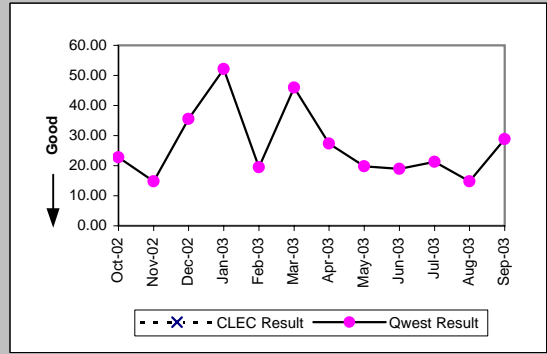
| DS0 (Parity) | | | | | | | | | |
|--------------|----------|-----------|-----------|----------|-----------|------------|------------|-----------|------------|
| Date | CLEC Num | CLEC Denc | CLEC Resu | CLEC Std | Qwest Num | Qwest Denc | Qwest Resu | Mod Z Scr | Parity Scr |
| Oct-02 | | | | | 598 | 31 | 19.29 | | |
| Nov-02 | | | | | 239 | 18 | 13.28 | | |
| Dec-02 | | | | | 287 | 18 | 15.94 | | |
| Jan-03 | | | | | 211 | 19 | 11.11 | | |
| Feb-03 | | | | | 315 | 22 | 14.32 | | |
| Mar-03 | | | | | 461 | 25 | 18.44 | | |
| Apr-03 | | | | | 480 | 27 | 17.78 | | |
| May-03 | | | | | 427 | 34 | 12.56 | | |
| Jun-03 | | | | | 392 | 27 | 14.52 | | |
| Jul-03 | | | | | 194 | 20 | 9.70 | | |
| Aug-03 | | | | | 328 | 30 | 10.93 | | |
| Sep-03 | | | | | 1445 | 32 | 45.16 | | |



| DS1 (Parity) | | | | | | | | | |
|--------------|----------|-----------|-----------|----------|-----------|------------|------------|-----------|------------|
| Date | CLEC Num | CLEC Denc | CLEC Resu | CLEC Std | Qwest Num | Qwest Denc | Qwest Resu | Mod Z Scr | Parity Scr |
| Oct-02 | | | | | 6962 | 431 | 16.15 | | |
| Nov-02 | | | | | 3397 | 227 | 14.96 | | |
| Dec-02 | | | | | 4249 | 280 | 15.18 | | |
| Jan-03 | 13 | 1 | 13.00 | | 4332 | 312 | 13.88 | -0.09 | -1.06 |
| Feb-03 | 18 | 2 | 9.00 | 0.00 | 3989 | 304 | 13.12 | -0.61 | -1.37 |
| Mar-03 | 53 | 3 | 17.67 | 9.61 | 4528 | 312 | 14.51 | 0.81 | -0.51 |
| Apr-03 | | | | | 4850 | 355 | 13.66 | | |
| May-03 | | | | | 5022 | 392 | 12.81 | | |
| Jun-03 | | | | | 4409 | 355 | 12.42 | | |
| Jul-03 | | | | | 4616 | 336 | 13.74 | | |
| Aug-03 | | | | | 5347 | 394 | 13.57 | | |
| Sep-03 | | | | | 7948 | 490 | 16.22 | | |

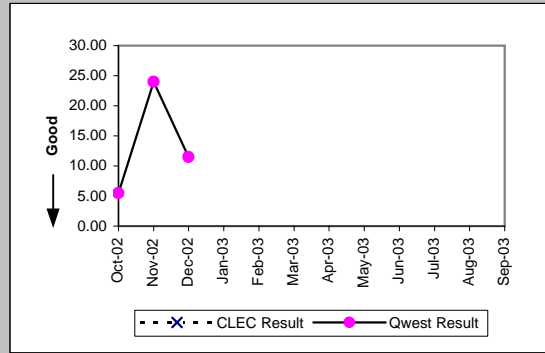


| DS3 (Parity) | | | | | | | | | |
|--------------|----------|-----------|-----------|----------|-----------|------------|------------|-----------|------------|
| Date | CLEC Num | CLEC Denc | CLEC Resu | CLEC Std | Qwest Num | Qwest Denc | Qwest Resu | Mod Z Scr | Parity Scr |
| Oct-02 | | | | | 228 | 10 | 22.80 | | |
| Nov-02 | | | | | 163 | 11 | 14.82 | | |
| Dec-02 | | | | | 427 | 12 | 35.58 | | |
| Jan-03 | | | | | 521 | 10 | 52.10 | | |
| Feb-03 | | | | | 311 | 16 | 19.44 | | |
| Mar-03 | | | | | 505 | 11 | 45.91 | | |
| Apr-03 | | | | | 848 | 31 | 27.35 | | |
| May-03 | | | | | 475 | 24 | 19.79 | | |
| Jun-03 | | | | | 360 | 19 | 18.95 | | |
| Jul-03 | | | | | 616 | 29 | 21.24 | | |
| Aug-03 | | | | | 355 | 24 | 14.79 | | |
| Sep-03 | | | | | 606 | 21 | 28.86 | | |

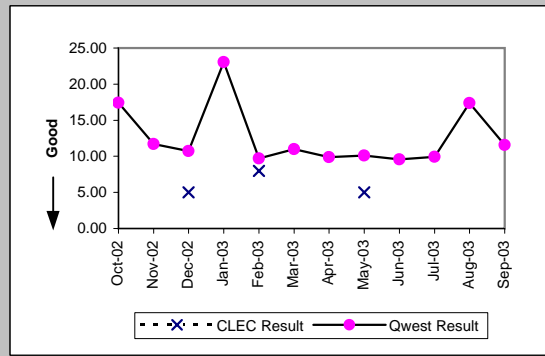


OP-4E - Installation Interval (Average Days) - Interval Zone Two

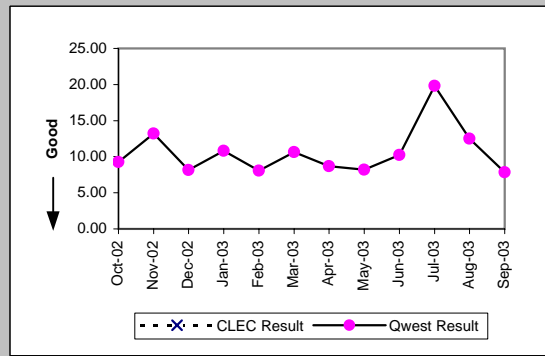
| Frame Relay (Parity) | | | | | | | | | |
|----------------------|----------|-----------|-----------|----------|-----------|------------|------------|-----------|------------|
| Date | CLEC Num | CLEC Dend | CLEC Resu | CLEC Std | Qwest Num | Qwest Dend | Qwest Resu | Mod Z Scr | Parity Scr |
| Oct-02 | | | | | 11 | 2 | 5.50 | | |
| Nov-02 | | | | | 48 | 2 | 24.00 | | |
| Dec-02 | | | | | 23 | 2 | 11.50 | | |
| Jan-03 | | | | | | | | | |
| Feb-03 | | | | | | | | | |
| Mar-03 | | | | | | | | | |
| Apr-03 | | | | | | | | | |
| May-03 | | | | | | | | | |
| Jun-03 | | | | | | | | | |
| Jul-03 | | | | | | | | | |
| Aug-03 | | | | | | | | | |
| Sep-03 | | | | | | | | | |



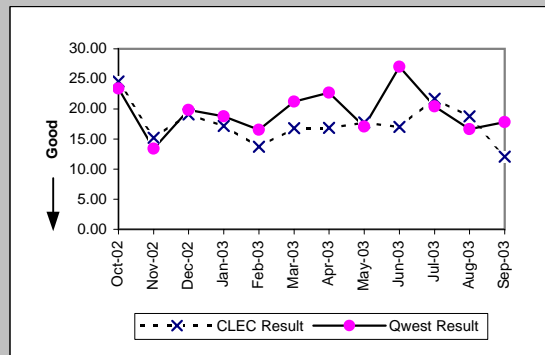
| PBX (Parity) | | | | | | | | | |
|--------------|----------|-----------|-----------|----------|-----------|------------|------------|-----------|------------|
| Date | CLEC Num | CLEC Dend | CLEC Resu | CLEC Std | Qwest Num | Qwest Dend | Qwest Resu | Mod Z Scr | Parity Scr |
| Oct-02 | | | | | 279 | 16 | 17.44 | | |
| Nov-02 | | | | | 199 | 17 | 11.71 | | |
| Dec-02 | 5 | 1 | 5.00 | | 75 | 7 | 10.71 | -0.58 | -1.35 |
| Jan-03 | | | | | 346 | 15 | 23.07 | | |
| Feb-03 | 8 | 1 | 8.00 | | 155 | 16 | 9.69 | -0.36 | -1.22 |
| Mar-03 | | | | | 176 | 16 | 11.00 | | |
| Apr-03 | | | | | 227 | 23 | 9.87 | | |
| May-03 | 5 | 1 | 5.00 | | 162 | 16 | 10.12 | -0.81 | -1.49 |
| Jun-03 | | | | | 201 | 21 | 9.57 | | |
| Jul-03 | | | | | 209 | 21 | 9.95 | | |
| Aug-03 | | | | | 486 | 28 | 17.36 | | |
| Sep-03 | | | | | 254 | 22 | 11.55 | | |



| Basic Rate ISDN (Parity) | | | | | | | | | |
|--------------------------|----------|-----------|-----------|----------|-----------|------------|------------|-----------|------------|
| Date | CLEC Num | CLEC Dend | CLEC Resu | CLEC Std | Qwest Num | Qwest Dend | Qwest Resu | Mod Z Scr | Parity Scr |
| Oct-02 | | | | | 752 | 81 | 9.28 | | |
| Nov-02 | | | | | 1163 | 88 | 13.22 | | |
| Dec-02 | | | | | 245 | 30 | 8.17 | | |
| Jan-03 | | | | | 637 | 59 | 10.80 | | |
| Feb-03 | | | | | 363 | 45 | 8.07 | | |
| Mar-03 | | | | | 405 | 38 | 10.66 | | |
| Apr-03 | | | | | 392 | 45 | 8.71 | | |
| May-03 | | | | | 361 | 44 | 8.20 | | |
| Jun-03 | | | | | 410 | 40 | 10.25 | | |
| Jul-03 | | | | | 1585 | 80 | 19.81 | | |
| Aug-03 | | | | | 499 | 40 | 12.48 | | |
| Sep-03 | | | | | 322 | 41 | 7.85 | | |

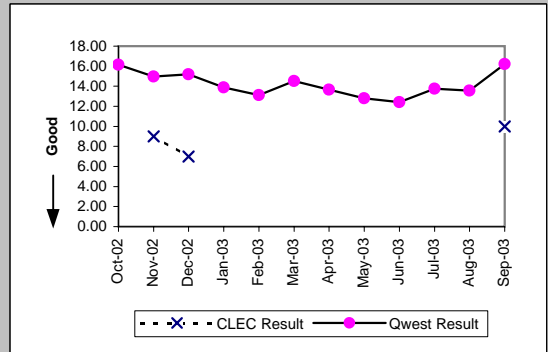


| LIS Trunk (Parity) | | | | | | | | | |
|--------------------|----------|-----------|-----------|----------|-----------|------------|------------|-----------|------------|
| Date | CLEC Num | CLEC Dend | CLEC Resu | CLEC Std | Qwest Num | Qwest Dend | Qwest Resu | Mod Z Scr | Parity Scr |
| Oct-02 | 540 | 22 | 24.55 | 20.58 | 1030 | 44 | 23.41 | 0.62 | -0.62 |
| Nov-02 | 472 | 31 | 15.23 | 3.66 | 94 | 7 | 13.43 | 0.65 | -0.61 |
| Dec-02 | 439 | 23 | 19.09 | 10.09 | 377 | 19 | 19.84 | -0.62 | -1.38 |
| Jan-03 | 395 | 23 | 17.17 | 7.99 | 394 | 21 | 18.76 | -0.8 | -1.49 |
| Feb-03 | 275 | 20 | 13.75 | 6.15 | 595 | 36 | 16.53 | -2.07 | -2.26 |
| Mar-03 | 404 | 24 | 16.83 | 7.76 | 1060 | 50 | 21.20 | -3.37 | -3.05 |
| Apr-03 | 421 | 25 | 16.84 | 5.95 | 500 | 22 | 22.73 | -1.92 | -2.16 |
| May-03 | 231 | 13 | 17.77 | 5.00 | 855 | 50 | 17.10 | 0.51 | -0.69 |
| Jun-03 | 187 | 11 | 17.00 | 3.95 | 703 | 26 | 27.04 | -1.98 | -2.21 |
| Jul-03 | 152 | 7 | 21.71 | 1.11 | 306 | 15 | 20.40 | 0.77 | -0.53 |
| Aug-03 | 94 | 5 | 18.80 | 3.11 | 200 | 12 | 16.67 | 1.33 | -0.19 |
| Sep-03 | 145 | 12 | 12.08 | 8.35 | 534 | 30 | 17.80 | -5.08 | -4.09 |

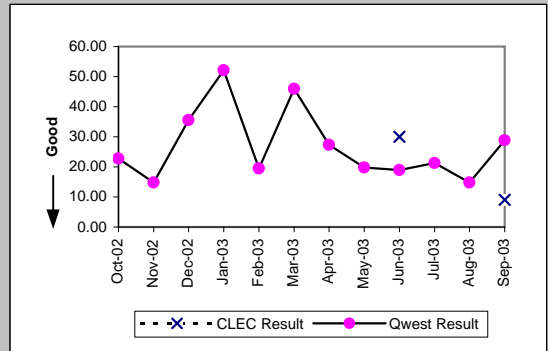


OP-4E - Installation Interval (Average Days) - Interval Zone Two

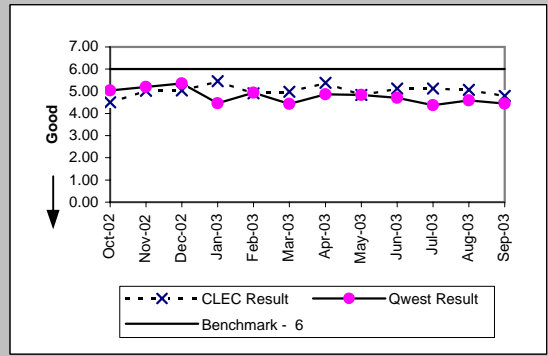
| UDIT DS1 (Parity) | | | | | | | | | |
|-------------------|----------|-----------|-----------|------------|-----------|------------|------------|-----------|--------------|
| Date | CLEC Num | CLEC Denc | CLEC Resu | Standard D | Qwest Num | Qwest Denc | Qwest Resu | Mod Z Scr | Parity Score |
| Oct-02 | | | | | 6962 | 431 | 16.15 | | |
| Nov-02 | 9 | 1 | 9.00 | | 3397 | 227 | 14.96 | -0.5 | -1.3 |
| Dec-02 | 28 | 4 | 7.00 | 4.00 | 4249 | 280 | 15.18 | -1.72 | -2.05 |
| Jan-03 | | | | | 4332 | 312 | 13.88 | | |
| Feb-03 | | | | | 3989 | 304 | 13.12 | | |
| Mar-03 | | | | | 4528 | 312 | 14.51 | | |
| Apr-03 | | | | | 4850 | 355 | 13.66 | | |
| May-03 | | | | | 5022 | 392 | 12.81 | | |
| Jun-03 | | | | | 4409 | 355 | 12.42 | | |
| Jul-03 | | | | | 4616 | 336 | 13.74 | | |
| Aug-03 | | | | | 5347 | 394 | 13.57 | | |
| Sep-03 | 10 | 1 | 10.00 | | 7948 | 490 | 16.22 | -0.28 | -1.17 |



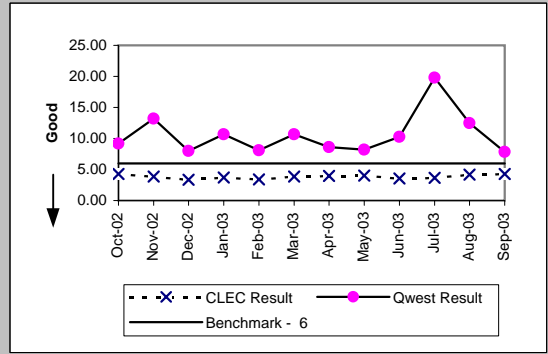
| UDIT Above DS1 Level (Parity) | | | | | | | | | |
|-------------------------------|----------|-----------|-----------|------------|-----------|------------|------------|-----------|--------------|
| Date | CLEC Num | CLEC Denc | CLEC Resu | Standard D | Qwest Num | Qwest Denc | Qwest Resu | Mod Z Scr | Parity Score |
| Oct-02 | | | | | 228 | 10 | 22.80 | | |
| Nov-02 | | | | | 163 | 11 | 14.82 | | |
| Dec-02 | | | | | 427 | 12 | 35.58 | | |
| Jan-03 | | | | | 521 | 10 | 52.10 | | |
| Feb-03 | | | | | 311 | 16 | 19.44 | | |
| Mar-03 | | | | | 505 | 11 | 45.91 | | |
| Apr-03 | | | | | 848 | 31 | 27.35 | | |
| May-03 | | | | | 475 | 24 | 19.79 | | |
| Jun-03 | 30 | 1 | 30.00 | | 360 | 19 | 18.95 | 0.69 | -0.58 |
| Jul-03 | | | | | 616 | 29 | 21.24 | | |
| Aug-03 | | | | | 355 | 24 | 14.79 | | |
| Sep-03 | 9 | 1 | 9.00 | | 606 | 21 | 28.86 | -1.04 | -1.63 |



| Unbundled Loop Analog (Benchmark) | | | | | | | | | |
|-----------------------------------|----------|-----------|-----------|------------|-----------|------------|------------|-----------|--------------|
| Date | CLEC Num | CLEC Denc | CLEC Resu | Standard D | Qwest Num | Qwest Denc | Qwest Resu | Mod Z Scr | Parity Score |
| Oct-02 | 171 | 38 | 4.50 | 0.95 | 11375 | 2256 | 5.04 | -0.58 | -1.35 |
| Nov-02 | 241 | 48 | 5.02 | 1.36 | 8974 | 1728 | 5.19 | -0.17 | -1.11 |
| Dec-02 | 297 | 59 | 5.03 | 1.29 | 9401 | 1755 | 5.36 | -0.4 | -1.24 |
| Jan-03 | 530 | 97 | 5.46 | 1.16 | 8108 | 1817 | 4.46 | 2.05 | 0.25 |
| Feb-03 | 363 | 74 | 4.91 | 0.94 | 8279 | 1675 | 4.94 | -0.06 | -1.03 |
| Mar-03 | 319 | 64 | 4.98 | 0.70 | 7793 | 1758 | 4.43 | 1.05 | -0.36 |
| Apr-03 | 667 | 124 | 5.38 | 0.90 | 9258 | 1902 | 4.87 | 0.86 | -0.48 |
| May-03 | 184 | 38 | 4.84 | 0.59 | 8777 | 1815 | 4.84 | 0.11 | -0.93 |
| Jun-03 | 487 | 95 | 5.13 | 0.69 | 8851 | 1879 | 4.71 | 0.71 | -0.57 |
| Jul-03 | 835 | 163 | 5.12 | 0.79 | 8764 | 2002 | 4.38 | 2.55 | 0.55 |
| Aug-03 | 903 | 178 | 5.07 | 0.74 | 8658 | 1887 | 4.59 | 1.49 | -0.09 |
| Sep-03 | 388 | 81 | 4.79 | 0.61 | 8286 | 1860 | 4.45 | 0.87 | -0.47 |



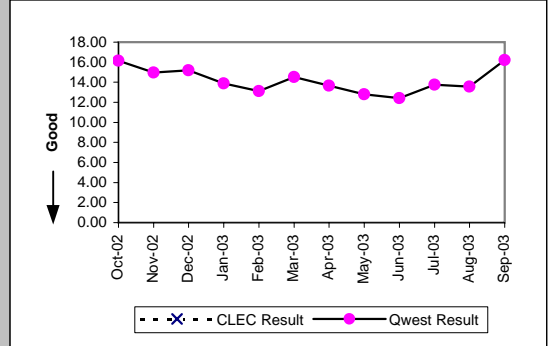
| Unbundled Loop - 2 Wire Non-Loaded (Benchmark) | | | | | | | | | |
|--|----------|-----------|-----------|------------|-----------|------------|------------|-----------|--------------|
| Date | CLEC Num | CLEC Denc | CLEC Resu | Standard D | Qwest Num | Qwest Denc | Qwest Resu | Mod Z Scr | Parity Score |
| Oct-02 | 162 | 38 | 4.26 | 1.93 | 753 | 82 | 9.18 | -2.92 | -2.78 |
| Nov-02 | 154 | 40 | 3.85 | 1.25 | 1175 | 89 | 13.20 | -5.82 | -4.54 |
| Dec-02 | 80 | 24 | 3.33 | 1.34 | 247 | 31 | 7.97 | -3.88 | -3.36 |
| Jan-03 | 123 | 33 | 3.73 | 1.23 | 640 | 60 | 10.67 | -3.68 | -3.24 |
| Feb-03 | 133 | 39 | 3.41 | 1.52 | 363 | 45 | 8.07 | -4.43 | -3.69 |
| Mar-03 | 89 | 23 | 3.87 | 1.22 | 405 | 38 | 10.66 | -1.92 | -2.17 |
| Apr-03 | 83 | 21 | 3.95 | 1.12 | 397 | 46 | 8.63 | -1.95 | -2.19 |
| May-03 | 93 | 23 | 4.04 | 1.15 | 361 | 44 | 8.20 | -3.67 | -3.23 |
| Jun-03 | 85 | 24 | 3.54 | 1.14 | 410 | 40 | 10.25 | -2.41 | -2.47 |
| Jul-03 | 73 | 20 | 3.65 | 1.04 | 1585 | 80 | 19.81 | -5.31 | -4.23 |
| Aug-03 | 100 | 24 | 4.17 | 1.01 | 499 | 40 | 12.48 | -2.03 | -2.23 |
| Sep-03 | 73 | 17 | 4.29 | 0.92 | 322 | 41 | 7.85 | -1.79 | -2.09 |



OP-4E - Installation Interval (Average Days) - Interval Zone Two

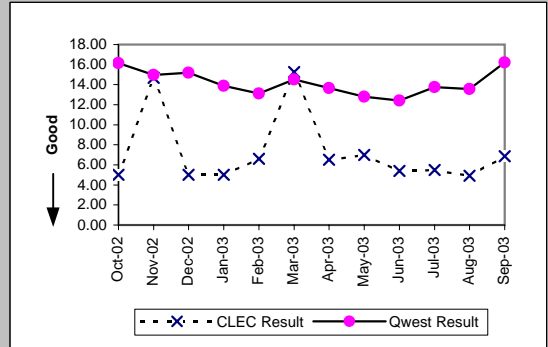
Unbundled Loop - 4 Wire Non-Loaded (Parity)

| Date | CLEC Num | CLEC Denc | CLEC Resu | Standard D | Qwest Num | Qwest Denc | Qwest Resu | Mod Z Scr | Parity Score |
|--------|----------|-----------|-----------|------------|-----------|------------|------------|-----------|--------------|
| Oct-02 | | | | | 6962 | 431 | 16.15 | | |
| Nov-02 | | | | | 3397 | 227 | 14.96 | | |
| Dec-02 | | | | | 4249 | 280 | 15.18 | | |
| Jan-03 | | | | | 4332 | 312 | 13.88 | | |
| Feb-03 | | | | | 3989 | 304 | 13.12 | | |
| Mar-03 | | | | | 4528 | 312 | 14.51 | | |
| Apr-03 | | | | | 4850 | 355 | 13.66 | | |
| May-03 | | | | | 5022 | 392 | 12.81 | | |
| Jun-03 | | | | | 4409 | 355 | 12.42 | | |
| Jul-03 | | | | | 4616 | 336 | 13.74 | | |
| Aug-03 | | | | | 5347 | 394 | 13.57 | | |
| Sep-03 | | | | | 7948 | 490 | 16.22 | | |



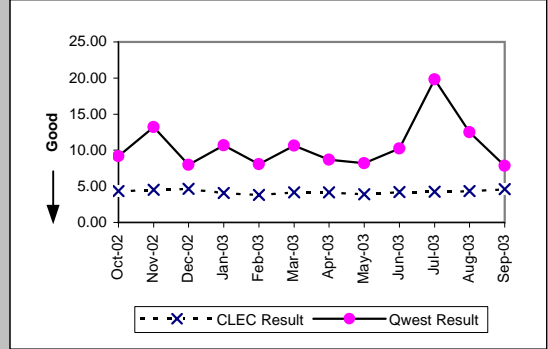
Unbundled Loop - DS1 Capable (Parity)

| Date | CLEC Num | CLEC Denc | CLEC Resu | Standard D | Qwest Num | Qwest Denc | Qwest Resu | Mod Z Scr | Parity Score |
|--------|----------|-----------|-----------|------------|-----------|------------|------------|-----------|--------------|
| Oct-02 | | | | | 6962 | 431 | 16.15 | -2.35 | -2.43 |
| Nov-02 | 44 | 3 | 14.67 | 16.74 | 3397 | 227 | 14.96 | -0.04 | -1.03 |
| Dec-02 | 10 | 2 | 5.00 | 0.00 | 4249 | 280 | 15.18 | -1.52 | -1.93 |
| Jan-03 | 10 | 2 | 5.00 | 0.00 | 4332 | 312 | 13.88 | -1.31 | -1.8 |
| Feb-03 | 33 | 5 | 6.60 | 1.14 | 3989 | 304 | 13.12 | -1.53 | -1.93 |
| Mar-03 | 61 | 4 | 15.25 | 11.84 | 4528 | 312 | 14.51 | 0.43 | -0.74 |
| Apr-03 | 39 | 6 | 6.50 | 2.51 | 4850 | 355 | 13.66 | -1.45 | -1.88 |
| May-03 | 35 | 5 | 7.00 | 4.53 | 5022 | 392 | 12.81 | -1.45 | -1.88 |
| Jun-03 | 27 | 5 | 5.40 | 1.52 | 4409 | 355 | 12.42 | -1.71 | -2.04 |
| Jul-03 | 44 | 8 | 5.50 | 1.85 | 4616 | 336 | 13.74 | -1.42 | -1.86 |
| Aug-03 | 49 | 10 | 4.90 | 0.32 | 5347 | 394 | 13.57 | -2.45 | -2.49 |
| Sep-03 | 48 | 7 | 6.86 | 5.81 | 7948 | 490 | 16.22 | -1.11 | -1.67 |



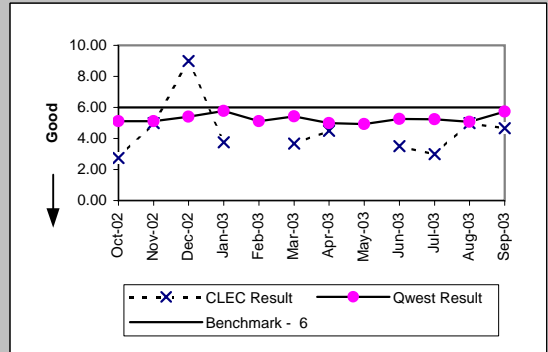
Unbundled Loop ISDN Capable (Parity)

| Date | CLEC Num | CLEC Denc | CLEC Resu | Standard D | Qwest Num | Qwest Denc | Qwest Resu | Mod Z Scr | Parity Score |
|--------|----------|-----------|-----------|------------|-----------|------------|------------|-----------|--------------|
| Oct-02 | 87 | 20 | 4.35 | 2.25 | 753 | 82 | 9.18 | -2.26 | -2.37 |
| Nov-02 | 81 | 18 | 4.50 | 0.86 | 1175 | 89 | 13.20 | -3.99 | -3.43 |
| Dec-02 | 79 | 17 | 4.65 | 0.79 | 247 | 31 | 7.97 | -2.5 | -2.52 |
| Jan-03 | 86 | 21 | 4.10 | 0.94 | 640 | 60 | 10.67 | -2.98 | -2.81 |
| Feb-03 | 72 | 19 | 3.79 | 0.98 | 363 | 45 | 8.07 | -3.25 | -2.98 |
| Mar-03 | 75 | 18 | 4.17 | 2.01 | 405 | 38 | 10.66 | -1.69 | -2.03 |
| Apr-03 | 83 | 20 | 4.15 | 1.18 | 392 | 45 | 8.71 | -1.85 | -2.12 |
| May-03 | 35 | 9 | 3.89 | 1.05 | 361 | 44 | 8.20 | -2.68 | -2.63 |
| Jun-03 | 88 | 21 | 4.19 | 1.83 | 410 | 40 | 10.25 | -2.09 | -2.27 |
| Jul-03 | 85 | 20 | 4.25 | 1.02 | 1585 | 80 | 19.81 | -5.12 | -4.11 |
| Aug-03 | 100 | 23 | 4.35 | 0.98 | 499 | 40 | 12.48 | -1.96 | -2.19 |
| Sep-03 | 83 | 18 | 4.61 | 0.98 | 322 | 41 | 7.85 | -1.66 | -2.01 |



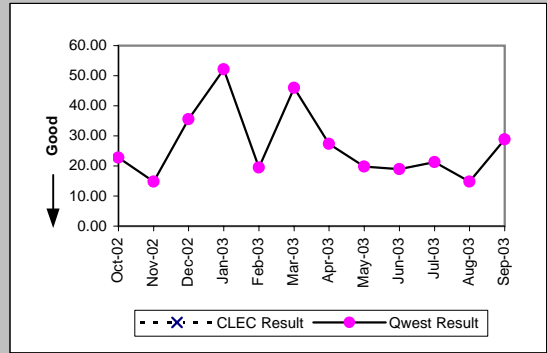
Unbundled Loop - ADSL Qualified (Benchmark)

| Date | CLEC Num | CLEC Denc | CLEC Resu | Standard D | Qwest Num | Qwest Denc | Qwest Resu | Mod Z Scr | Parity Score |
|--------|----------|-----------|-----------|------------|-----------|------------|------------|-----------|--------------|
| Oct-02 | 11 | 4 | 2.75 | 0.96 | 46 | 9 | 5.11 | -4.23 | -3.57 |
| Nov-02 | 5 | 1 | 5.00 | | 46 | 9 | 5.11 | -0.18 | -1.11 |
| Dec-02 | 18 | 2 | 9.00 | 5.66 | 27 | 5 | 5.40 | 0.97 | -0.41 |
| Jan-03 | 15 | 4 | 3.75 | 1.26 | 75 | 13 | 5.77 | -1.72 | -2.05 |
| Feb-03 | | | | | 46 | 9 | 5.11 | | |
| Mar-03 | 11 | 3 | 3.67 | 2.31 | 76 | 14 | 5.43 | -1.63 | -1.99 |
| Apr-03 | 9 | 2 | 4.50 | 0.71 | 50 | 10 | 5.00 | -1.37 | -1.83 |
| May-03 | | | | | 74 | 15 | 4.93 | | |
| Jun-03 | 7 | 2 | 3.50 | 0.71 | 100 | 19 | 5.26 | -2.94 | -2.79 |
| Jul-03 | 12 | 4 | 3.00 | 1.83 | 110 | 21 | 5.24 | -2.23 | -2.35 |
| Aug-03 | 15 | 3 | 5.00 | 0.00 | 66 | 13 | 5.08 | -0.24 | -1.15 |
| Sep-03 | 14 | 3 | 4.67 | 0.58 | 218 | 38 | 5.74 | -0.74 | -1.45 |

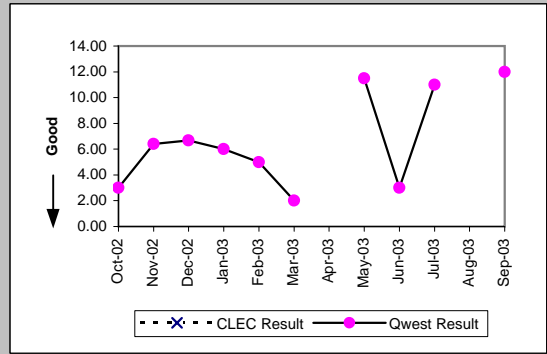


OP-4E - Installation Interval (Average Days) - Interval Zone Two

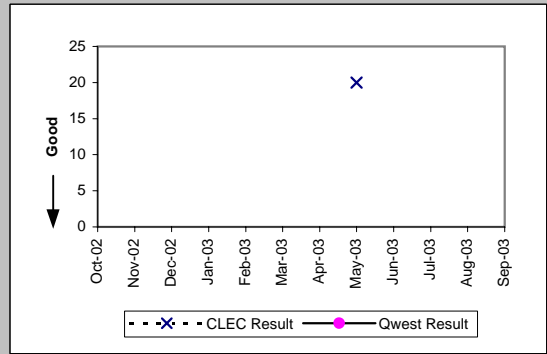
| Unbundled Loop - DS3 Capable (Parity) | | | | | | | | | |
|---------------------------------------|----------|-----------|-----------|------------|-----------|------------|------------|-----------|--------------|
| Date | CLEC Num | CLEC Dend | CLEC Resu | Standard D | Qwest Num | Qwest Dend | Qwest Resu | Mod Z Scr | Parity Score |
| Oct-02 | | | | | 228 | 10 | 22.80 | | |
| Nov-02 | | | | | 163 | 11 | 14.82 | | |
| Dec-02 | | | | | 427 | 12 | 35.58 | | |
| Jan-03 | | | | | 521 | 10 | 52.10 | | |
| Feb-03 | | | | | 311 | 16 | 19.44 | | |
| Mar-03 | | | | | 505 | 11 | 45.91 | | |
| Apr-03 | | | | | 848 | 31 | 27.35 | | |
| May-03 | | | | | 475 | 24 | 19.79 | | |
| Jun-03 | | | | | 360 | 19 | 18.95 | | |
| Jul-03 | | | | | 616 | 29 | 21.24 | | |
| Aug-03 | | | | | 355 | 24 | 14.79 | | |
| Sep-03 | | | | | 606 | 21 | 28.86 | | |



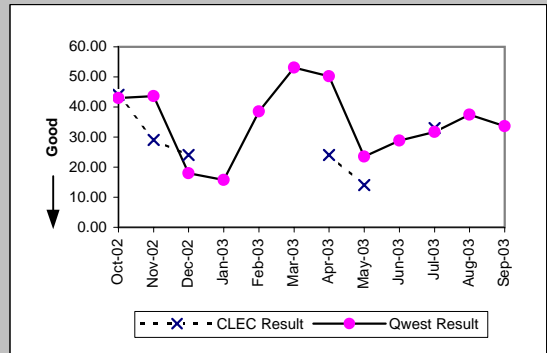
| Qwest DSL (Parity) | | | | | | | | | |
|--------------------|----------|-----------|-----------|------------|-----------|------------|------------|-----------|--------------|
| Date | CLEC Num | CLEC Dend | CLEC Resu | Standard D | Qwest Num | Qwest Dend | Qwest Resu | Mod Z Scr | Parity Score |
| Oct-02 | | | | | 3 | 1 | 3.00 | | |
| Nov-02 | | | | | 32 | 5 | 6.40 | | |
| Dec-02 | | | | | 20 | 3 | 6.67 | | |
| Jan-03 | | | | | 24 | 4 | 6.00 | | |
| Feb-03 | | | | | 5 | 1 | 5.00 | | |
| Mar-03 | | | | | 2 | 1 | 2.00 | | |
| Apr-03 | | | | | | | | | |
| May-03 | | | | | 23 | 2 | 11.50 | | |
| Jun-03 | | | | | 6 | 2 | 3.00 | | |
| Jul-03 | | | | | 22 | 2 | 11.00 | | |
| Aug-03 | | | | | | | | | |
| Sep-03 | | | | | 24 | 2 | 12.00 | | |



| Dark Fiber - Loop (Diagnostic) | | | | | | | | | |
|--------------------------------|----------|-----------|-----------|------------|-----------|------------|------------|-----------|--------------|
| Date | CLEC Num | CLEC Dend | CLEC Resu | Standard D | Qwest Num | Qwest Dend | Qwest Resu | Mod Z Scr | Parity Score |
| Oct-02 | | | | | | | | | |
| Nov-02 | | | | | | | | | |
| Dec-02 | | | | | | | | | |
| Jan-03 | | | | | | | | | |
| Feb-03 | | | | | | | | | |
| Mar-03 | | | | | | | | | |
| Apr-03 | | | | | | | | | |
| May-03 | 20 | 1 | 20.00 | | | | | | |
| Jun-03 | | | | | | | | | |
| Jul-03 | | | | | | | | | |
| Aug-03 | | | | | | | | | |
| Sep-03 | | | | | | | | | |



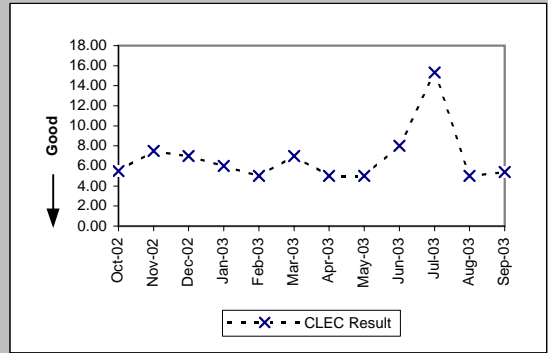
| E911 (Parity) | | | | | | | | | |
|---------------|----------|-----------|-----------|------------|-----------|------------|------------|-----------|--------------|
| Date | CLEC Num | CLEC Dend | CLEC Resu | Standard D | Qwest Num | Qwest Dend | Qwest Resu | Mod Z Scr | Parity Score |
| Oct-02 | 88 | 2 | 44.00 | 0.00 | 86 | 2 | 43.00 | -0.64 | -1.39 |
| Nov-02 | 29 | 1 | 29.00 | | 131 | 3 | 43.67 | -0.28 | -1.17 |
| Dec-02 | 24 | 1 | 24.00 | | 90 | 5 | 18.00 | | |
| Jan-03 | | | | | 63 | 4 | 15.75 | | |
| Feb-03 | | | | | 77 | 2 | 38.50 | | |
| Mar-03 | | | | | 425 | 8 | 53.12 | | |
| Apr-03 | 24 | 1 | 24.00 | | 1205 | 24 | 50.21 | -0.32 | -1.2 |
| May-03 | 42 | 3 | 14.00 | 0.00 | 212 | 9 | 23.56 | -0.68 | -1.41 |
| Jun-03 | | | | | 2074 | 72 | 28.81 | | |
| Jul-03 | 33 | 1 | 33.00 | | 476 | 15 | 31.73 | -0.28 | -1.17 |
| Aug-03 | | | | | 187 | 5 | 37.40 | | |
| Sep-03 | | | | | 404 | 12 | 33.67 | | |



OP-4E - Installation Interval (Average Days) - Interval Zone Two

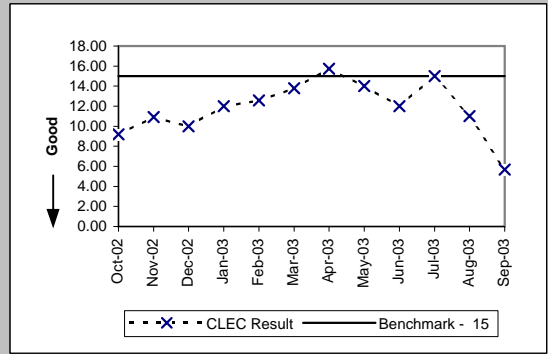
Enhanced Extended Loops (EELs) (Diagnostic)

| Date | Num | Denom | CLEC Result | Standard Dev |
|--------|-----|-------|-------------|--------------|
| Oct-02 | 11 | 2 | 5.50 | 0.71 |
| Nov-02 | 15 | 2 | 7.50 | 2.12 |
| Dec-02 | 7 | 1 | 7.00 | |
| Jan-03 | 6 | 1 | 6.00 | |
| Feb-03 | 5 | 1 | 5.00 | |
| Mar-03 | 7 | 1 | 7.00 | |
| Apr-03 | 15 | 3 | 5.00 | 1.00 |
| May-03 | 25 | 5 | 5.00 | 0.71 |
| Jun-03 | 16 | 2 | 8.00 | 5.66 |
| Jul-03 | 46 | 3 | 15.33 | 15.37 |
| Aug-03 | 5 | 1 | 5.00 | |
| Sep-03 | 70 | 13 | 5.38 | 1.12 |



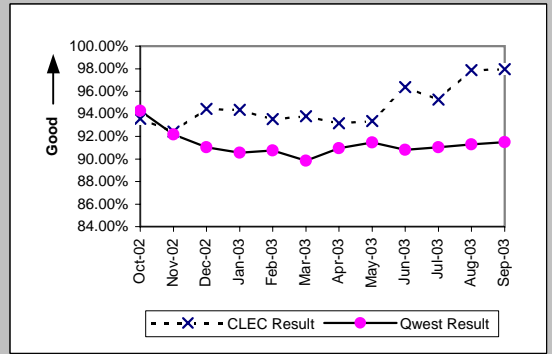
Unbundled Loop Conditioned (Benchmark)

| Date | Num | Denom | CLEC Result | Standard Dev |
|--------|-----|-------|-------------|--------------|
| Oct-02 | 92 | 10 | 9.20 | 3.88 |
| Nov-02 | 131 | 12 | 10.92 | 3.73 |
| Dec-02 | 50 | 5 | 10.00 | 2.45 |
| Jan-03 | 72 | 6 | 12.00 | 4.00 |
| Feb-03 | 113 | 9 | 12.56 | 3.13 |
| Mar-03 | 124 | 9 | 13.78 | 1.86 |
| Apr-03 | 63 | 4 | 15.75 | 4.35 |
| May-03 | 56 | 4 | 14.00 | 2.00 |
| Jun-03 | 24 | 2 | 12.00 | 8.49 |
| Jul-03 | 45 | 3 | 15.00 | 0.00 |
| Aug-03 | 44 | 4 | 11.00 | 5.48 |
| Sep-03 | 17 | 3 | 5.67 | 2.89 |

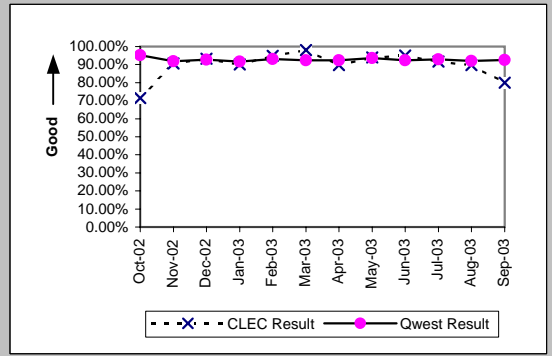


OP-5 - New Service Installation Quality (Percent)

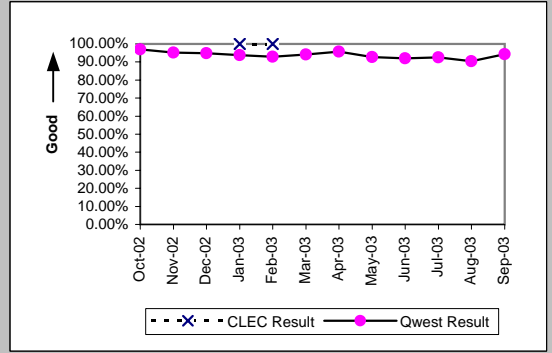
| Residence (Parity) | | | | | | | | | |
|--------------------|----------|-----------|-----------|----------|-----------|------------|------------|-----------|------------|
| Date | CLEC Num | CLEC Denc | CLEC Resu | CLEC Std | Qwest Num | Qwest Denc | Qwest Resu | Mod Z Scr | Parity Scr |
| Oct-02 | 783 | 837 | 93.55% | 24.57% | 41348 | 43855 | 94.28% | 0.91 | -0.45 |
| Nov-02 | 792 | 857 | 92.42% | 26.48% | 36974 | 40117 | 92.17% | -0.27 | -1.16 |
| Dec-02 | 1221 | 1293 | 94.43% | 22.93% | 31210 | 34286 | 91.03% | -4.2 | -3.56 |
| Jan-03 | 1659 | 1758 | 94.37% | 23.05% | 31012 | 34251 | 90.54% | -5.35 | -4.25 |
| Feb-03 | 1649 | 1763 | 93.53% | 24.59% | 30996 | 34160 | 90.74% | -3.95 | -3.4 |
| Mar-03 | 1494 | 1593 | 93.79% | 24.14% | 30273 | 33697 | 89.84% | -5.09 | -4.1 |
| Apr-03 | 1185 | 1272 | 93.16% | 25.24% | 32534 | 35768 | 90.96% | -2.69 | -2.64 |
| May-03 | 983 | 1053 | 93.35% | 24.91% | 33558 | 36695 | 91.45% | -2.18 | -2.32 |
| Jun-03 | 820 | 851 | 96.36% | 18.74% | 34337 | 37812 | 90.81% | -5.54 | -4.37 |
| Jul-03 | 862 | 905 | 95.25% | 21.27% | 37915 | 41651 | 91.03% | -4.39 | -3.67 |
| Aug-03 | 1097 | 1121 | 97.86% | 14.47% | 40140 | 43976 | 91.28% | -7.71 | -5.69 |
| Sep-03 | 1110 | 1133 | 97.97% | 14.10% | 39376 | 43045 | 91.48% | -7.73 | -5.7 |



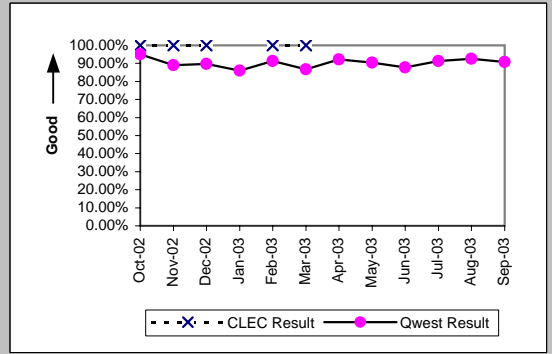
| Business (Parity) | | | | | | | | | |
|-------------------|----------|-----------|-----------|----------|-----------|------------|------------|-----------|------------|
| Date | CLEC Num | CLEC Denc | CLEC Resu | CLEC Std | Qwest Num | Qwest Denc | Qwest Resu | Mod Z Scr | Parity Scr |
| Oct-02 | 45 | 63 | 71.43% | 45.18% | 3764 | 3950 | 95.29% | 6.16 | 2.74 |
| Nov-02 | 48 | 53 | 90.57% | 29.23% | 3630 | 3953 | 91.83% | 0.38 | -0.77 |
| Dec-02 | 42 | 45 | 93.33% | 24.94% | 3108 | 3353 | 92.69% | -0.16 | -1.1 |
| Jan-03 | 45 | 50 | 90.00% | 30.00% | 3115 | 3399 | 91.64% | 0.46 | -0.72 |
| Feb-03 | 55 | 58 | 94.83% | 22.15% | 3301 | 3544 | 93.14% | -0.5 | -1.31 |
| Mar-03 | 50 | 51 | 98.04% | 13.86% | 3278 | 3546 | 92.44% | -1.5 | -1.91 |
| Apr-03 | 61 | 68 | 89.71% | 30.39% | 3358 | 3638 | 92.30% | 0.8 | -0.51 |
| May-03 | 63 | 67 | 94.03% | 23.69% | 3405 | 3638 | 93.60% | -0.14 | -1.09 |
| Jun-03 | 39 | 41 | 95.12% | 21.54% | 3362 | 3636 | 92.46% | -0.64 | -1.39 |
| Jul-03 | 33 | 36 | 91.67% | 27.64% | 3322 | 3573 | 92.98% | 0.36 | -0.78 |
| Aug-03 | 26 | 29 | 89.66% | 30.45% | 3232 | 3510 | 92.08% | 0.52 | -0.68 |
| Sep-03 | 16 | 20 | 80.00% | 40.00% | 3253 | 3513 | 92.60% | 1.83 | 0.11 |



| Centrex (Parity) | | | | | | | | | |
|------------------|----------|-----------|-----------|----------|-----------|------------|------------|-----------|------------|
| Date | CLEC Num | CLEC Denc | CLEC Resu | CLEC Std | Qwest Num | Qwest Denc | Qwest Resu | Mod Z Scr | Parity Scr |
| Oct-02 | | | | | 548 | 565 | 96.99% | | |
| Nov-02 | | | | | 500 | 525 | 95.24% | | |
| Dec-02 | | | | | 462 | 487 | 94.87% | | |
| Jan-03 | 1 | 1 | 100.00% | 0.00% | 427 | 455 | 93.85% | -0.26 | -1.16 |
| Feb-03 | 1 | 1 | 100.00% | 0.00% | 408 | 439 | 92.94% | -0.28 | -1.17 |
| Mar-03 | | | | | 484 | 514 | 94.16% | | |
| Apr-03 | | | | | 455 | 475 | 95.79% | | |
| May-03 | | | | | 341 | 368 | 92.66% | | |
| Jun-03 | | | | | 404 | 439 | 92.03% | | |
| Jul-03 | | | | | 439 | 474 | 92.62% | | |
| Aug-03 | | | | | 379 | 419 | 90.45% | | |
| Sep-03 | | | | | 377 | 400 | 94.25% | | |

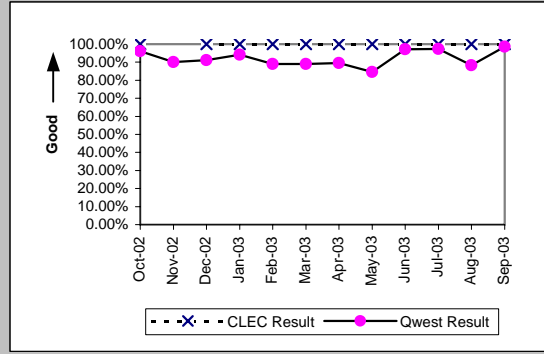


| Centrex 21 (Parity) | | | | | | | | | |
|---------------------|----------|-----------|-----------|----------|-----------|------------|------------|-----------|------------|
| Date | CLEC Num | CLEC Denc | CLEC Resu | CLEC Std | Qwest Num | Qwest Denc | Qwest Resu | Mod Z Scr | Parity Scr |
| Oct-02 | 1 | 1 | 100.00% | 0.00% | 250 | 263 | 95.06% | -0.23 | -1.14 |
| Nov-02 | 1 | 1 | 100.00% | 0.00% | 193 | 217 | 88.94% | -0.35 | -1.21 |
| Dec-02 | 1 | 1 | 100.00% | 0.00% | 184 | 205 | 89.76% | -0.34 | -1.2 |
| Jan-03 | | | | | 171 | 199 | 85.93% | | |
| Feb-03 | 1 | 1 | 100.00% | 0.00% | 169 | 185 | 91.35% | -0.31 | -1.19 |
| Mar-03 | 1 | 1 | 100.00% | 0.00% | 177 | 204 | 86.76% | -0.39 | -1.24 |
| Apr-03 | | | | | 199 | 216 | 92.13% | | |
| May-03 | | | | | 188 | 208 | 90.38% | | |
| Jun-03 | | | | | 200 | 228 | 87.72% | | |
| Jul-03 | | | | | 286 | 313 | 91.37% | | |
| Aug-03 | | | | | 276 | 298 | 92.62% | | |
| Sep-03 | | | | | 218 | 240 | 90.83% | | |

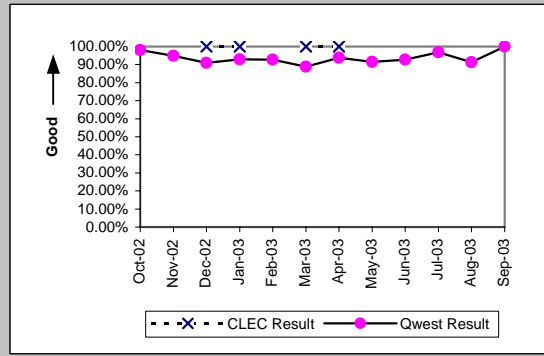


OP-5 - New Service Installation Quality (Percent)

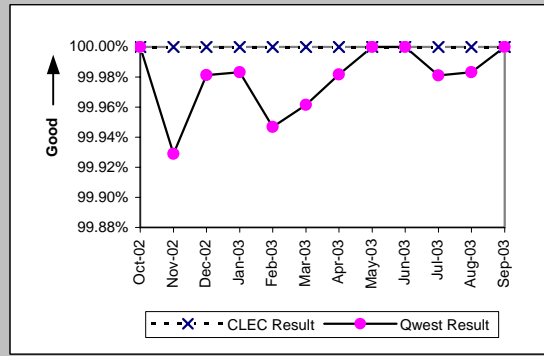
| PBX (Parity) | | | | | | | | | |
|--------------|----------|-----------|-----------|----------|-----------|------------|------------|-----------|------------|
| Date | CLEC Num | CLEC Denc | CLEC Resu | CLEC Std | Qwest Num | Qwest Denc | Qwest Resu | Mod Z Scr | Parity Scr |
| Oct-02 | 1 | 1 | 100.00% | 0.00% | 75 | 78 | 96.15% | -0.2 | -1.12 |
| Nov-02 | | | | | 82 | 91 | 90.11% | | |
| Dec-02 | 1 | 1 | 100.00% | 0.00% | 62 | 68 | 91.18% | -0.31 | -1.19 |
| Jan-03 | 1 | 1 | 100.00% | 0.00% | 48 | 51 | 94.12% | -0.25 | -1.15 |
| Feb-03 | 1 | 1 | 100.00% | 0.00% | 57 | 64 | 89.06% | -0.35 | -1.21 |
| Mar-03 | 1 | 1 | 100.00% | 0.00% | 65 | 73 | 89.04% | -0.35 | -1.21 |
| Apr-03 | 1 | 1 | 100.00% | 0.00% | 69 | 77 | 89.61% | -0.34 | -1.21 |
| May-03 | 1 | 1 | 100.00% | 0.00% | 66 | 78 | 84.62% | -0.42 | -1.26 |
| Jun-03 | 3 | 3 | 100.00% | 0.00% | 70 | 72 | 97.22% | -0.29 | -1.17 |
| Jul-03 | 3 | 3 | 100.00% | 0.00% | 71 | 73 | 97.26% | -0.28 | -1.17 |
| Aug-03 | 1 | 1 | 100.00% | 0.00% | 68 | 77 | 88.31% | -0.36 | -1.22 |
| Sep-03 | 1 | 1 | 100.00% | 0.00% | 67 | 68 | 98.53% | -0.12 | -1.07 |



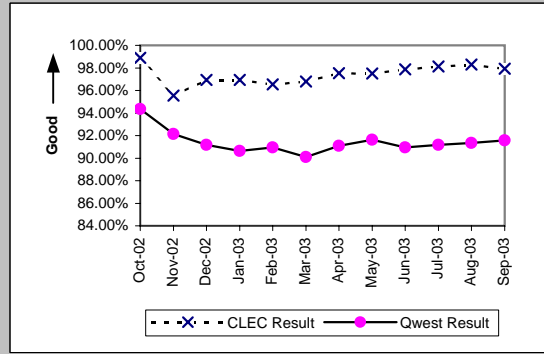
| Basic Rate ISDN (Parity) | | | | | | | | | |
|--------------------------|----------|-----------|-----------|----------|-----------|------------|------------|-----------|------------|
| Date | CLEC Num | CLEC Denc | CLEC Resu | CLEC Std | Qwest Num | Qwest Denc | Qwest Resu | Mod Z Scr | Parity Scr |
| Oct-02 | | | | | 202 | 206 | 98.06% | | |
| Nov-02 | | | | | 260 | 274 | 94.89% | | |
| Dec-02 | 1 | 1 | 100.00% | 0.00% | 202 | 222 | 90.99% | -0.31 | -1.19 |
| Jan-03 | 1 | 1 | 100.00% | 0.00% | 207 | 223 | 92.83% | -0.28 | -1.17 |
| Feb-03 | | | | | 266 | 287 | 92.68% | | |
| Mar-03 | 1 | 1 | 100.00% | 0.00% | 253 | 285 | 88.77% | -0.36 | -1.22 |
| Apr-03 | 1 | 1 | 100.00% | 0.00% | 225 | 240 | 93.75% | -0.26 | -1.16 |
| May-03 | | | | | 150 | 164 | 91.46% | | |
| Jun-03 | | | | | 128 | 138 | 92.75% | | |
| Jul-03 | | | | | 155 | 160 | 96.88% | | |
| Aug-03 | | | | | 156 | 171 | 91.23% | | |
| Sep-03 | | | | | 151 | 151 | 100.00% | | |



| Qwest DSL (Parity) | | | | | | | | | |
|--------------------|----------|-----------|-----------|----------|-----------|------------|------------|-----------|------------|
| Date | CLEC Num | CLEC Denc | CLEC Resu | CLEC Std | Qwest Num | Qwest Denc | Qwest Resu | Mod Z Scr | Parity Scr |
| Oct-02 | 44 | 44 | 100.00% | 0.00% | 6440 | 6440 | 100.00% | N/A | N/A |
| Nov-02 | 35 | 35 | 100.00% | 0.00% | 5619 | 5623 | 99.93% | -0.16 | -1.1 |
| Dec-02 | 42 | 42 | 100.00% | 0.00% | 5309 | 5310 | 99.98% | -0.09 | -1.05 |
| Jan-03 | 38 | 38 | 100.00% | 0.00% | 5950 | 5951 | 99.98% | -0.08 | -1.05 |
| Feb-03 | 29 | 29 | 100.00% | 0.00% | 5649 | 5652 | 99.95% | -0.12 | -1.08 |
| Mar-03 | 31 | 31 | 100.00% | 0.00% | 5199 | 5201 | 99.96% | -0.11 | -1.07 |
| Apr-03 | 29 | 29 | 100.00% | 0.00% | 5459 | 5460 | 99.98% | -0.07 | -1.04 |
| May-03 | 22 | 22 | 100.00% | 0.00% | 5262 | 5262 | 100.00% | N/A | N/A |
| Jun-03 | 21 | 21 | 100.00% | 0.00% | 5055 | 5055 | 100.00% | N/A | N/A |
| Jul-03 | 25 | 25 | 100.00% | 0.00% | 5297 | 5298 | 99.98% | -0.07 | -1.04 |
| Aug-03 | 44 | 44 | 100.00% | 0.00% | 5910 | 5911 | 99.98% | -0.09 | -1.05 |
| Sep-03 | 52 | 52 | 100.00% | 0.00% | 7708 | 7708 | 100.00% | N/A | N/A |

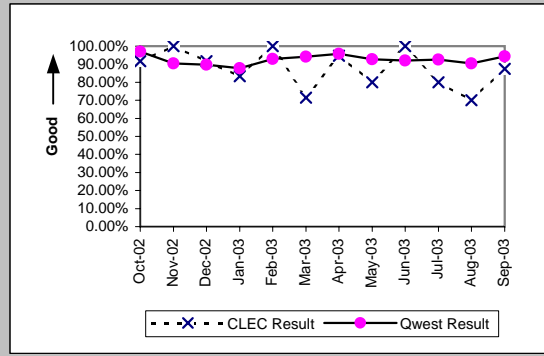


| UNE - P (POTS) (Parity) | | | | | | | | | |
|-------------------------|----------|-----------|-----------|----------|-----------|------------|------------|-----------|------------|
| Date | CLEC Num | CLEC Denc | CLEC Resu | CLEC Std | Qwest Num | Qwest Denc | Qwest Resu | Mod Z Scr | Parity Scr |
| Oct-02 | 1525 | 1542 | 98.90% | 10.44% | 45111 | 47804 | 94.37% | -7.6 | -5.62 |
| Nov-02 | 1693 | 1772 | 95.54% | 20.64% | 40604 | 44070 | 92.14% | -5.22 | -4.18 |
| Dec-02 | 2090 | 2156 | 96.94% | 17.23% | 34318 | 37639 | 91.18% | -9.17 | -6.58 |
| Jan-03 | 2425 | 2502 | 96.92% | 17.27% | 34127 | 37650 | 90.64% | -10.44 | -7.35 |
| Feb-03 | 3038 | 3147 | 96.54% | 18.29% | 34297 | 37704 | 90.96% | -10.48 | -7.37 |
| Mar-03 | 5923 | 6119 | 96.80% | 17.61% | 33551 | 37243 | 90.09% | -16.28 | -10.9 |
| Apr-03 | 7557 | 7748 | 97.53% | 15.51% | 35892 | 39406 | 91.08% | -18.22 | -12.08 |
| May-03 | 8206 | 8417 | 97.49% | 15.63% | 36963 | 40333 | 91.64% | -17.64 | -11.72 |
| Jun-03 | 8806 | 8997 | 97.88% | 14.41% | 37699 | 41448 | 90.95% | -20.75 | -13.61 |
| Jul-03 | 9894 | 10083 | 98.13% | 13.56% | 41237 | 45224 | 91.18% | -22.23 | -14.52 |
| Aug-03 | 10506 | 10689 | 98.29% | 12.97% | 43372 | 47486 | 91.34% | -23.08 | -15.03 |
| Sep-03 | 9264 | 9459 | 97.94% | 14.21% | 42629 | 46558 | 91.56% | -20.34 | -13.37 |

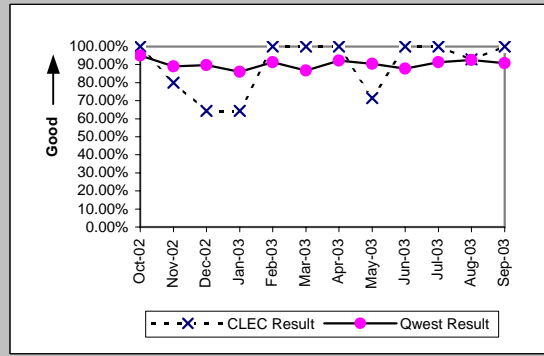


OP-5 - New Service Installation Quality (Percent)

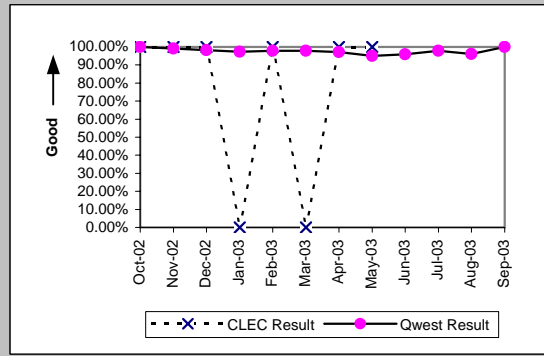
| UNE P (Centrex) (Parity) | | | | | | | | | |
|--------------------------|----------|-----------|-----------|----------|-----------|------------|------------|-----------|------------|
| Date | CLEC Num | CLEC Denc | CLEC Resu | CLEC Std | Qwest Num | Qwest Denc | Qwest Resu | Mod Z Scr | Parity Scr |
| Oct-02 | 11 | 12 | 91.67% | 27.64% | 548 | 565 | 96.99% | 0.9 | -0.46 |
| Nov-02 | 11 | 11 | 100.00% | 0.00% | 475 | 525 | 90.48% | -1.06 | -1.65 |
| Dec-02 | 11 | 12 | 91.67% | 27.64% | 437 | 487 | 89.73% | -0.22 | -1.13 |
| Jan-03 | 10 | 12 | 83.33% | 37.27% | 399 | 455 | 87.69% | 0.48 | -0.71 |
| Feb-03 | 11 | 11 | 100.00% | 0.00% | 408 | 439 | 92.94% | -0.9 | -1.55 |
| Mar-03 | 10 | 14 | 71.43% | 45.18% | 484 | 514 | 94.16% | 2.63 | 0.6 |
| Apr-03 | 18 | 19 | 94.74% | 22.33% | 455 | 475 | 95.79% | 0.27 | -0.83 |
| May-03 | 12 | 15 | 80.00% | 40.00% | 341 | 368 | 92.66% | 1.56 | -0.05 |
| Jun-03 | 10 | 10 | 100.00% | 0.00% | 404 | 439 | 92.03% | -0.92 | -1.56 |
| Jul-03 | 8 | 10 | 80.00% | 40.00% | 439 | 474 | 92.62% | 1.28 | -0.22 |
| Aug-03 | 7 | 10 | 70.00% | 45.83% | 379 | 419 | 90.45% | 1.79 | 0.09 |
| Sep-03 | 7 | 8 | 87.50% | 33.07% | 377 | 400 | 94.25% | 0.73 | -0.56 |



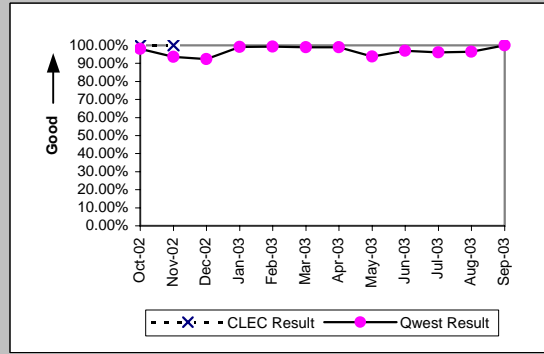
| UNE P (Centrex 21) (Parity) | | | | | | | | | |
|-----------------------------|----------|-----------|-----------|----------|-----------|------------|------------|-----------|------------|
| Date | CLEC Num | CLEC Denc | CLEC Resu | CLEC Std | Qwest Num | Qwest Denc | Qwest Resu | Mod Z Scr | Parity Scr |
| Oct-02 | 24 | 24 | 100.00% | 0.00% | 250 | 263 | 95.06% | -1.07 | -1.65 |
| Nov-02 | 8 | 10 | 80.00% | 40.00% | 193 | 217 | 88.94% | 0.83 | -0.5 |
| Dec-02 | 9 | 14 | 64.29% | 47.92% | 184 | 205 | 89.76% | 2.42 | 0.47 |
| Jan-03 | 9 | 14 | 64.29% | 47.92% | 171 | 199 | 85.93% | 1.94 | 0.18 |
| Feb-03 | 9 | 9 | 100.00% | 0.00% | 169 | 185 | 91.35% | -0.9 | -1.55 |
| Mar-03 | 8 | 8 | 100.00% | 0.00% | 177 | 204 | 86.76% | -1.08 | -1.66 |
| Apr-03 | 6 | 6 | 100.00% | 0.00% | 199 | 216 | 92.13% | -0.71 | -1.43 |
| May-03 | 5 | 7 | 71.43% | 45.18% | 188 | 208 | 90.38% | 1.38 | -0.16 |
| Jun-03 | 4 | 4 | 100.00% | 0.00% | 200 | 228 | 87.72% | -0.74 | -1.45 |
| Jul-03 | 17 | 17 | 100.00% | 0.00% | 286 | 313 | 91.37% | -1.23 | -1.75 |
| Aug-03 | 26 | 28 | 92.86% | 25.75% | 276 | 298 | 92.62% | -0.05 | -1.03 |
| Sep-03 | 30 | 30 | 100.00% | 0.00% | 218 | 240 | 90.83% | -1.64 | -2 |



| ISDN Primary (Parity) | | | | | | | | | |
|-----------------------|----------|-----------|-----------|----------|-----------|------------|------------|-----------|------------|
| Date | CLEC Num | CLEC Denc | CLEC Resu | CLEC Std | Qwest Num | Qwest Denc | Qwest Resu | Mod Z Scr | Parity Scr |
| Oct-02 | 2 | 2 | 100.00% | 0.00% | 169 | 169 | 100.00% | N/A | N/A |
| Nov-02 | 4 | 4 | 100.00% | 0.00% | 220 | 222 | 99.10% | -0.19 | -1.11 |
| Dec-02 | 3 | 3 | 100.00% | 0.00% | 228 | 232 | 98.28% | -0.23 | -1.14 |
| Jan-03 | 0 | 1 | 0.00% | 0.00% | 146 | 150 | 97.33% | 2.18 | 0.32 |
| Feb-03 | 1 | 1 | 100.00% | 0.00% | 95 | 97 | 97.94% | -0.14 | -1.09 |
| Mar-03 | 0 | 1 | 0.00% | 0.00% | 96 | 98 | 97.96% | 2.23 | 0.35 |
| Apr-03 | 1 | 1 | 100.00% | 0.00% | 102 | 105 | 97.14% | -0.17 | -1.1 |
| May-03 | 1 | 1 | 100.00% | 0.00% | 94 | 99 | 94.95% | -0.23 | -1.14 |
| Jun-03 | | | | | 142 | 148 | 95.95% | | |
| Jul-03 | | | | | 192 | 196 | 97.96% | | |
| Aug-03 | | | | | 151 | 157 | 96.18% | | |
| Sep-03 | | | | | 168 | 168 | 100.00% | | |

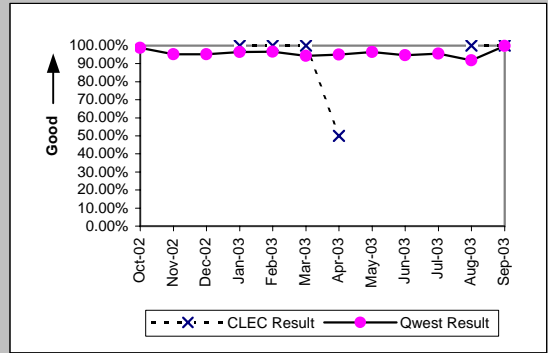


| DS0 (Parity) | | | | | | | | | |
|--------------|----------|-----------|-----------|----------|-----------|------------|------------|-----------|------------|
| Date | CLEC Num | CLEC Denc | CLEC Resu | CLEC Std | Qwest Num | Qwest Denc | Qwest Resu | Mod Z Scr | Parity Scr |
| Oct-02 | 1 | 1 | 100.00% | 0.00% | 103 | 105 | 98.10% | -0.14 | -1.08 |
| Nov-02 | 1 | 1 | 100.00% | 0.00% | 117 | 125 | 93.60% | -0.26 | -1.16 |
| Dec-02 | | | | | 73 | 79 | 92.41% | | |
| Jan-03 | | | | | 217 | 219 | 99.09% | | |
| Feb-03 | | | | | 267 | 269 | 99.26% | | |
| Mar-03 | | | | | 182 | 184 | 98.91% | | |
| Apr-03 | | | | | 181 | 183 | 98.91% | | |
| May-03 | | | | | 107 | 114 | 93.86% | | |
| Jun-03 | | | | | 99 | 102 | 97.06% | | |
| Jul-03 | | | | | 227 | 236 | 96.19% | | |
| Aug-03 | | | | | 214 | 222 | 96.40% | | |
| Sep-03 | | | | | 89 | 89 | 100.00% | | |

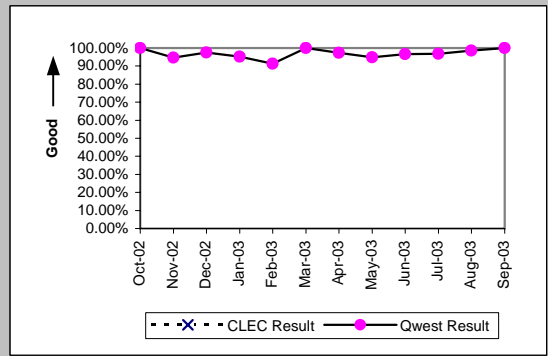


OP-5 - New Service Installation Quality (Percent)

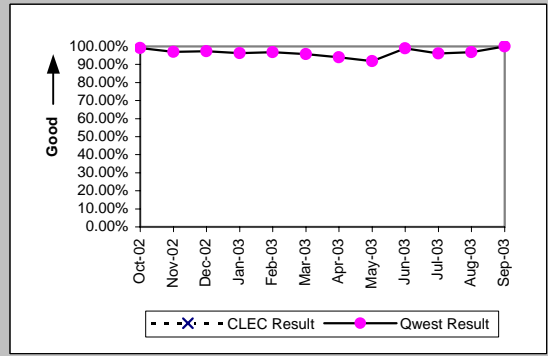
| DS1 (Parity) | | | | | | | | | |
|--------------|----------|-----------|-----------|----------|-----------|------------|------------|-----------|------------|
| Date | CLEC Num | CLEC Dend | CLEC Resu | CLEC Std | Qwest Num | Qwest Dend | Qwest Resu | Mod Z Scr | Parity Scr |
| Oct-02 | | | | | 1009 | 1021 | 98.82% | | |
| Nov-02 | | | | | 869 | 913 | 95.18% | | |
| Dec-02 | | | | | 712 | 748 | 95.19% | | |
| Jan-03 | 1 | 1 | 100.00% | 0.00% | 758 | 786 | 96.44% | -0.19 | -1.12 |
| Feb-03 | 2 | 2 | 100.00% | 0.00% | 794 | 822 | 96.59% | -0.27 | -1.16 |
| Mar-03 | 3 | 3 | 100.00% | 0.00% | 774 | 821 | 94.28% | -0.43 | -1.26 |
| Apr-03 | 1 | 2 | 50.00% | 50.00% | 836 | 880 | 95.00% | 1.65 | 0 |
| May-03 | | | | | 915 | 948 | 96.52% | | |
| Jun-03 | | | | | 948 | 1001 | 94.71% | | |
| Jul-03 | | | | | 986 | 1032 | 95.54% | | |
| Aug-03 | 1 | 1 | 100.00% | 0.00% | 981 | 1069 | 91.77% | -0.3 | -1.18 |
| Sep-03 | 1 | 1 | 100.00% | 0.00% | 1147 | 1149 | 99.83% | -0.04 | -1.03 |



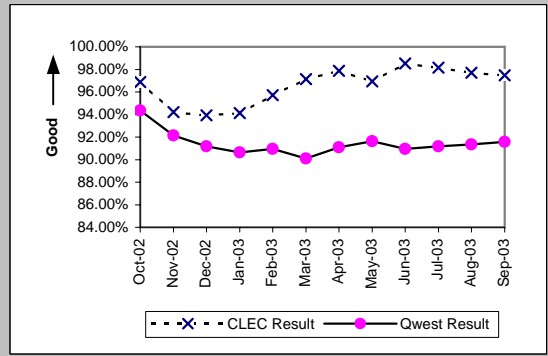
| DS3 (Parity) | | | | | | | | | |
|--------------|----------|-----------|-----------|----------|-----------|------------|------------|-----------|------------|
| Date | CLEC Num | CLEC Dend | CLEC Resu | CLEC Std | Qwest Num | Qwest Dend | Qwest Resu | Mod Z Scr | Parity Scr |
| Oct-02 | | | | | 48 | 48 | 100.00% | | |
| Nov-02 | | | | | 36 | 38 | 94.74% | | |
| Dec-02 | | | | | 39 | 40 | 97.50% | | |
| Jan-03 | | | | | 40 | 42 | 95.24% | | |
| Feb-03 | | | | | 42 | 46 | 91.30% | | |
| Mar-03 | | | | | 58 | 58 | 100.00% | | |
| Apr-03 | | | | | 71 | 73 | 97.26% | | |
| May-03 | | | | | 73 | 77 | 94.81% | | |
| Jun-03 | | | | | 58 | 60 | 96.67% | | |
| Jul-03 | | | | | 60 | 62 | 96.77% | | |
| Aug-03 | | | | | 66 | 67 | 98.51% | | |
| Sep-03 | | | | | 52 | 52 | 100.00% | | |



| Frame Relay (Parity) | | | | | | | | | |
|----------------------|----------|-----------|-----------|----------|-----------|------------|------------|-----------|------------|
| Date | CLEC Num | CLEC Dend | CLEC Resu | CLEC Std | Qwest Num | Qwest Dend | Qwest Resu | Mod Z Scr | Parity Scr |
| Oct-02 | | | | | 228 | 230 | 99.13% | | |
| Nov-02 | | | | | 225 | 232 | 96.98% | | |
| Dec-02 | | | | | 185 | 190 | 97.37% | | |
| Jan-03 | | | | | 153 | 159 | 96.23% | | |
| Feb-03 | | | | | 124 | 128 | 96.88% | | |
| Mar-03 | | | | | 114 | 119 | 95.80% | | |
| Apr-03 | | | | | 108 | 115 | 93.91% | | |
| May-03 | | | | | 102 | 111 | 91.89% | | |
| Jun-03 | | | | | 87 | 88 | 98.86% | | |
| Jul-03 | | | | | 99 | 103 | 96.12% | | |
| Aug-03 | | | | | 92 | 95 | 96.84% | | |
| Sep-03 | | | | | 127 | 127 | 100.00% | | |

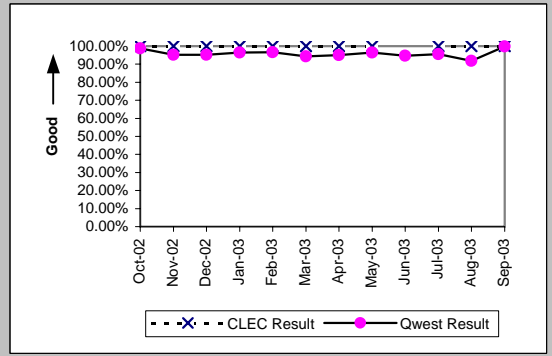


| Line Sharing (Parity) | | | | | | | | | |
|-----------------------|----------|-----------|-----------|----------|-----------|------------|------------|-----------|------------|
| Date | CLEC Num | CLEC Dend | CLEC Resu | CLEC Std | Qwest Num | Qwest Dend | Qwest Resu | Mod Z Scr | Parity Scr |
| Oct-02 | 560 | 578 | 96.89% | 17.37% | 45111 | 47804 | 94.37% | -2.61 | -2.59 |
| Nov-02 | 620 | 658 | 94.22% | 23.33% | 40604 | 44070 | 92.14% | -1.98 | -2.2 |
| Dec-02 | 557 | 593 | 93.93% | 23.88% | 34318 | 37639 | 91.18% | -2.34 | -2.43 |
| Jan-03 | 593 | 630 | 94.13% | 23.51% | 34127 | 37650 | 90.64% | -2.98 | -2.81 |
| Feb-03 | 650 | 679 | 95.73% | 20.22% | 34297 | 37704 | 90.96% | -4.29 | -3.61 |
| Mar-03 | 642 | 661 | 97.13% | 16.71% | 33551 | 37243 | 90.09% | -6 | -4.65 |
| Apr-03 | 694 | 709 | 97.88% | 14.39% | 35892 | 39406 | 91.08% | -6.3 | -4.83 |
| May-03 | 819 | 845 | 96.92% | 17.27% | 36963 | 40333 | 91.64% | -5.49 | -4.34 |
| Jun-03 | 1009 | 1024 | 98.54% | 12.01% | 37699 | 41448 | 90.95% | -8.35 | -6.08 |
| Jul-03 | 1114 | 1135 | 98.15% | 13.48% | 41237 | 45224 | 91.18% | -8.18 | -5.97 |
| Aug-03 | 931 | 953 | 97.69% | 15.02% | 43372 | 47486 | 91.34% | -6.91 | -5.2 |
| Sep-03 | 770 | 790 | 97.47% | 15.71% | 42629 | 46558 | 91.56% | -5.92 | -4.6 |

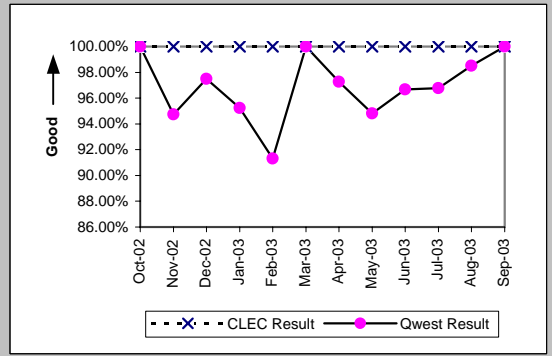


OP-5 - New Service Installation Quality (Percent)

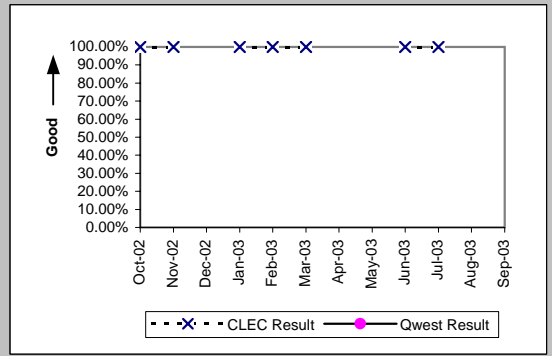
| UDIT DS1 (Parity) | | | | | | | | | |
|-------------------|-----------|-------------|-----------|------------|-----------|------------|------------|-----------|------------|
| Date | Numerator | Denominator | CLEC Resu | Standard D | Qwest Num | Qwest deno | Qwest Resu | Mod Z Scr | Parity Scr |
| Oct-02 | 3 | 3 | 100.00% | 0.00% | 1009 | 1021 | 98.82% | -0.19 | -1.11 |
| Nov-02 | 2 | 2 | 100.00% | 0.00% | 869 | 913 | 95.18% | -0.32 | -1.19 |
| Dec-02 | 5 | 5 | 100.00% | 0.00% | 712 | 748 | 95.19% | -0.5 | -1.3 |
| Jan-03 | 9 | 9 | 100.00% | 0.00% | 758 | 786 | 96.44% | -0.57 | -1.35 |
| Feb-03 | 7 | 7 | 100.00% | 0.00% | 794 | 822 | 96.59% | -0.49 | -1.3 |
| Mar-03 | 2 | 2 | 100.00% | 0.00% | 774 | 821 | 94.28% | -0.35 | -1.21 |
| Apr-03 | 2 | 2 | 100.00% | 0.00% | 836 | 880 | 95.00% | -0.32 | -1.2 |
| May-03 | 2 | 2 | 100.00% | 0.00% | 915 | 948 | 96.52% | -0.27 | -1.16 |
| Jun-03 | | | | | 948 | 1001 | 94.71% | | |
| Jul-03 | 1 | 1 | 100.00% | 0.00% | 986 | 1032 | 95.54% | -0.22 | -1.13 |
| Aug-03 | 1 | 1 | 100.00% | 0.00% | 981 | 1069 | 91.77% | -0.3 | -1.18 |
| Sep-03 | 2 | 2 | 100.00% | 0.00% | 1147 | 1149 | 99.83% | -0.06 | -1.04 |



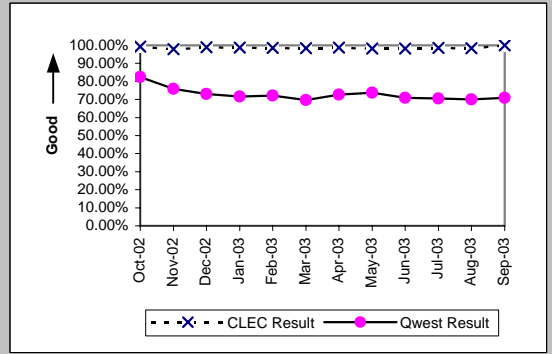
| UDIT Above DS1 Level (Parity) | | | | | | | | | |
|-------------------------------|-----------|-------------|-----------|------------|-----------|------------|------------|-----------|------------|
| Date | Numerator | Denominator | CLEC Resu | Standard D | Qwest Num | Qwest deno | Qwest Resu | Mod Z Scr | Parity Scr |
| Oct-02 | 7 | 7 | 100.00% | 0.00% | 48 | 48 | 100.00% | N/A | N/A |
| Nov-02 | 4 | 4 | 100.00% | 0.00% | 36 | 38 | 94.74% | -0.45 | -1.27 |
| Dec-02 | 2 | 2 | 100.00% | 0.00% | 39 | 40 | 97.50% | -0.22 | -1.13 |
| Jan-03 | 1 | 1 | 100.00% | 0.00% | 40 | 42 | 95.24% | -0.22 | -1.13 |
| Feb-03 | 1 | 1 | 100.00% | 0.00% | 42 | 46 | 91.30% | -0.31 | -1.19 |
| Mar-03 | 2 | 2 | 100.00% | 0.00% | 58 | 58 | 100.00% | N/A | N/A |
| Apr-03 | 2 | 2 | 100.00% | 0.00% | 71 | 73 | 97.26% | -0.23 | -1.14 |
| May-03 | 1 | 1 | 100.00% | 0.00% | 73 | 77 | 94.81% | -0.23 | -1.14 |
| Jun-03 | 4 | 4 | 100.00% | 0.00% | 58 | 60 | 96.67% | -0.36 | -1.22 |
| Jul-03 | 5 | 5 | 100.00% | 0.00% | 60 | 62 | 96.77% | -0.39 | -1.24 |
| Aug-03 | 2 | 2 | 100.00% | 0.00% | 66 | 67 | 98.51% | -0.17 | -1.1 |
| Sep-03 | 2 | 2 | 100.00% | 0.00% | 52 | 52 | 100.00% | N/A | N/A |



| Dark Fiber - IOF (Diagnostic) | | | | | | | | | |
|-------------------------------|-----------|-------------|-----------|------------|-----------|------------|------------|-----------|------------|
| Date | Numerator | Denominator | CLEC Resu | Standard D | Qwest Num | Qwest deno | Qwest Resu | Mod Z Scr | Parity Scr |
| Oct-02 | 2 | 2 | 100.00% | 0.00% | | | | | |
| Nov-02 | 2 | 2 | 100.00% | 0.00% | | | | | |
| Dec-02 | | | | | | | | | |
| Jan-03 | 1 | 1 | 100.00% | 0.00% | | | | | |
| Feb-03 | 4 | 4 | 100.00% | 0.00% | | | | | |
| Mar-03 | 3 | 3 | 100.00% | 0.00% | | | | | |
| Apr-03 | | | | | | | | | |
| May-03 | | | | | | | | | |
| Jun-03 | 1 | 1 | 100.00% | 0.00% | | | | | |
| Jul-03 | 1 | 1 | 100.00% | 0.00% | | | | | |
| Aug-03 | | | | | | | | | |
| Sep-03 | | | | | | | | | |

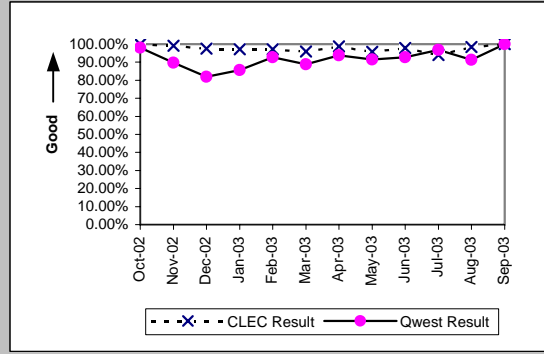


| Unbundled Loop Analog (Parity) | | | | | | | | | |
|--------------------------------|-----------|-------------|-----------|------------|-----------|------------|------------|-----------|------------|
| Date | Numerator | Denominator | CLEC Resu | Standard D | Qwest Num | Qwest deno | Qwest Resu | Mod Z Scr | Parity Scr |
| Oct-02 | 2011 | 2026 | 99.26% | 8.57% | 12625 | 15318 | 82.42% | -18.71 | -12.38 |
| Nov-02 | 1748 | 1785 | 97.93% | 14.25% | 10891 | 14357 | 75.86% | -20.55 | -13.49 |
| Dec-02 | 1898 | 1917 | 99.01% | 9.91% | 8962 | 12283 | 72.96% | -23.88 | -15.52 |
| Jan-03 | 2079 | 2104 | 98.81% | 10.84% | 8894 | 12417 | 71.63% | -25.58 | -16.55 |
| Feb-03 | 1693 | 1718 | 98.54% | 11.98% | 8871 | 12278 | 72.25% | -22.8 | -14.86 |
| Mar-03 | 1730 | 1757 | 98.46% | 12.30% | 8455 | 12147 | 69.61% | -24.58 | -15.94 |
| Apr-03 | 1794 | 1817 | 98.73% | 11.18% | 9353 | 12867 | 72.69% | -23.32 | -15.18 |
| May-03 | 1658 | 1687 | 98.28% | 13.00% | 9473 | 12843 | 73.76% | -21.52 | -14.09 |
| Jun-03 | 1599 | 1629 | 98.16% | 13.45% | 9127 | 12876 | 70.88% | -22.83 | -14.88 |
| Jul-03 | 1649 | 1674 | 98.51% | 12.13% | 9561 | 13548 | 70.57% | -23.66 | -15.38 |
| Aug-03 | 1662 | 1690 | 98.34% | 12.76% | 9612 | 13726 | 70.03% | -23.98 | -15.58 |
| Sep-03 | 1676 | 1677 | 99.94% | 2.44% | 9577 | 13506 | 70.91% | -24.69 | -16.01 |

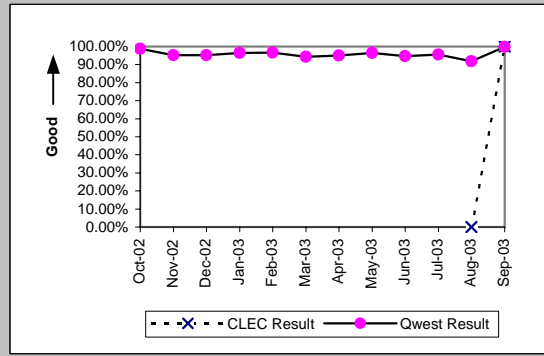


OP-5 - New Service Installation Quality (Percent)

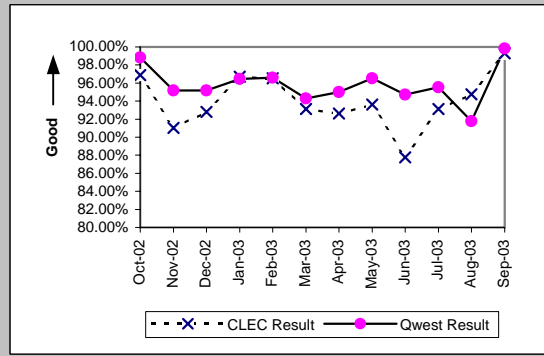
| Unbundled Loop - 2 Wire Non-Loaded (Parity) | | | | | | | | | |
|---|-----------|-------------|-----------|------------|-----------|------------|------------|-----------|------------|
| Date | Numerator | Denominator | CLEC Resu | Standard D | Qwest Num | Qwest deno | Qwest Resu | Mod Z Scr | Parity Scr |
| Oct-02 | 244 | 244 | 100.00% | 0.00% | 202 | 206 | 98.06% | -1.49 | -1.9 |
| Nov-02 | 232 | 234 | 99.15% | 9.21% | 246 | 274 | 89.78% | -3.47 | -3.11 |
| Dec-02 | 192 | 197 | 97.46% | 15.73% | 182 | 222 | 81.98% | -4.11 | -3.5 |
| Jan-03 | 201 | 207 | 97.10% | 16.78% | 191 | 223 | 85.65% | -3.38 | -3.06 |
| Feb-03 | 207 | 213 | 97.18% | 16.55% | 266 | 287 | 92.68% | -1.91 | -2.16 |
| Mar-03 | 232 | 242 | 95.87% | 19.90% | 253 | 285 | 88.77% | -2.57 | -2.56 |
| Apr-03 | 227 | 230 | 98.70% | 11.35% | 225 | 240 | 93.75% | -2.21 | -2.35 |
| May-03 | 229 | 239 | 95.82% | 20.02% | 150 | 164 | 91.46% | -1.54 | -1.93 |
| Jun-03 | 269 | 275 | 97.82% | 14.61% | 128 | 138 | 92.75% | -1.87 | -2.14 |
| Jul-03 | 232 | 247 | 93.93% | 23.88% | 155 | 160 | 96.88% | 1.34 | -0.19 |
| Aug-03 | 240 | 244 | 98.36% | 12.70% | 156 | 171 | 91.23% | -2.53 | -2.54 |
| Sep-03 | 255 | 255 | 100.00% | 0.00% | 151 | 151 | 100.00% | N/A | N/A |



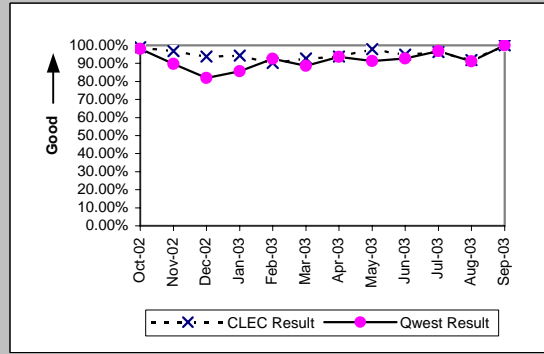
| Unbundled Loop - 4 Wire Non-Loaded (Parity) | | | | | | | | | |
|---|-----------|-------------|-----------|------------|-----------|------------|------------|-----------|------------|
| Date | Numerator | Denominator | CLEC Resu | Standard D | Qwest Num | Qwest deno | Qwest Resu | Mod Z Scr | Parity Scr |
| Oct-02 | | | | | 1009 | 1021 | 98.82% | | |
| Nov-02 | | | | | 869 | 913 | 95.18% | | |
| Dec-02 | | | | | 712 | 748 | 95.19% | | |
| Jan-03 | | | | | 758 | 786 | 96.44% | | |
| Feb-03 | | | | | 794 | 822 | 96.59% | | |
| Mar-03 | | | | | 774 | 821 | 94.28% | | |
| Apr-03 | | | | | 836 | 880 | 95.00% | | |
| May-03 | | | | | 915 | 948 | 96.52% | | |
| Jun-03 | | | | | 948 | 1001 | 94.71% | | |
| Jul-03 | | | | | 986 | 1032 | 95.54% | | |
| Aug-03 | 0 | 1 | 0.00% | 0.00% | 981 | 1069 | 91.77% | 1.74 | 0.06 |
| Sep-03 | 1 | 1 | 100.00% | 0.00% | 1147 | 1149 | 99.83% | -0.04 | -1.03 |



| Unbundled Loop - DS1 Capable (Parity) | | | | | | | | | |
|---------------------------------------|-----------|-------------|-----------|------------|-----------|------------|------------|-----------|------------|
| Date | Numerator | Denominator | CLEC Resu | Standard D | Qwest Num | Qwest deno | Qwest Resu | Mod Z Scr | Parity Scr |
| Oct-02 | 155 | 160 | 96.88% | 17.40% | 1009 | 1021 | 98.82% | 1.73 | 0.05 |
| Nov-02 | 132 | 145 | 91.03% | 28.57% | 869 | 913 | 95.18% | 1.93 | 0.17 |
| Dec-02 | 129 | 139 | 92.81% | 25.84% | 712 | 748 | 95.19% | 1.14 | -0.31 |
| Jan-03 | 147 | 152 | 96.71% | 17.84% | 758 | 786 | 96.44% | -0.17 | -1.1 |
| Feb-03 | 139 | 144 | 96.53% | 18.31% | 794 | 822 | 96.59% | 0.08 | -0.95 |
| Mar-03 | 149 | 160 | 93.13% | 25.30% | 774 | 821 | 94.28% | 0.58 | -0.65 |
| Apr-03 | 163 | 176 | 92.61% | 26.15% | 836 | 880 | 95.00% | 1.23 | -0.25 |
| May-03 | 176 | 188 | 93.62% | 24.44% | 915 | 948 | 96.52% | 1.76 | 0.07 |
| Jun-03 | 158 | 180 | 87.78% | 32.75% | 948 | 1001 | 94.71% | 3.2 | 0.95 |
| Jul-03 | 135 | 145 | 93.10% | 25.34% | 986 | 1032 | 95.54% | 1.25 | -0.24 |
| Aug-03 | 126 | 133 | 94.74% | 22.33% | 981 | 1069 | 91.77% | -1.17 | -1.71 |
| Sep-03 | 137 | 138 | 99.28% | 8.48% | 1147 | 1149 | 99.83% | 1 | -0.39 |

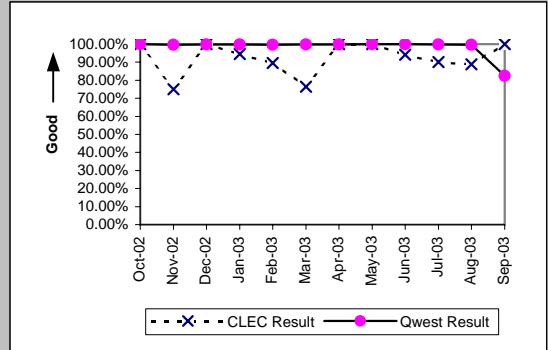


| Unbundled Loop ISDN Capable (Parity) | | | | | | | | | |
|--------------------------------------|-----------|-------------|-----------|------------|-----------|------------|------------|-----------|------------|
| Date | Numerator | Denominator | CLEC Resu | Standard D | Qwest Num | Qwest deno | Qwest Resu | Mod Z Scr | Parity Scr |
| Oct-02 | 86 | 87 | 98.85% | 10.66% | 202 | 206 | 98.06% | -0.45 | -1.27 |
| Nov-02 | 91 | 94 | 96.81% | 17.58% | 246 | 274 | 89.78% | -1.94 | -2.18 |
| Dec-02 | 91 | 97 | 93.81% | 24.09% | 182 | 222 | 81.98% | -2.53 | -2.54 |
| Jan-03 | 100 | 106 | 94.34% | 23.11% | 191 | 223 | 85.65% | -2.1 | -2.28 |
| Feb-03 | 83 | 92 | 90.22% | 29.71% | 261 | 282 | 92.55% | 0.72 | -0.56 |
| Mar-03 | 90 | 97 | 92.78% | 25.88% | 248 | 280 | 88.57% | -1.12 | -1.68 |
| Apr-03 | 106 | 113 | 93.81% | 24.11% | 220 | 235 | 93.62% | -0.07 | -1.04 |
| May-03 | 94 | 96 | 97.92% | 14.28% | 148 | 162 | 91.36% | -1.81 | -2.1 |
| Jun-03 | 93 | 98 | 94.90% | 22.00% | 127 | 137 | 92.70% | -0.64 | -1.39 |
| Jul-03 | 102 | 106 | 96.23% | 19.06% | 154 | 159 | 96.86% | 0.23 | -0.86 |
| Aug-03 | 78 | 85 | 91.76% | 27.49% | 155 | 170 | 91.18% | -0.16 | -1.09 |
| Sep-03 | 74 | 74 | 100.00% | 0.00% | 150 | 150 | 100.00% | N/A | N/A |

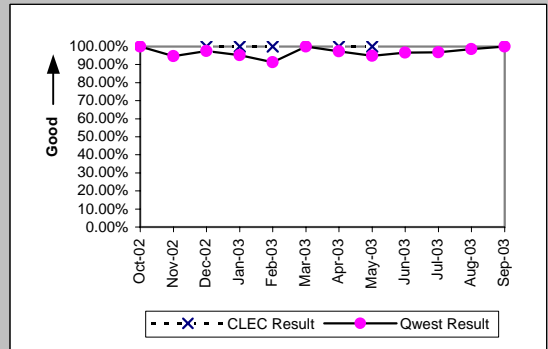


OP-5 - New Service Installation Quality (Percent)

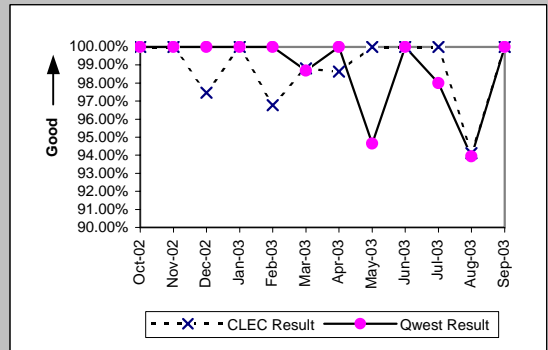
| Unbundled Loop - ADSL Qualified (Parity) | | | | | | | | | |
|--|-----------|-------------|-----------|------------|-----------|------------|------------|-----------|------------|
| Date | Numerator | Denominator | CLEC Resu | Standard D | Qwest Num | Qwest deno | Qwest Resu | Mod Z Scr | Parity Scr |
| Oct-02 | 7 | 7 | 100.00% | 0.00% | 1088 | 1088 | 100.00% | N/A | N/A |
| Nov-02 | 6 | 8 | 75.00% | 43.30% | 979 | 983 | 99.59% | 3.43 | 1.09 |
| Dec-02 | 12 | 12 | 100.00% | 0.00% | 876 | 877 | 99.89% | -0.12 | -1.07 |
| Jan-03 | 17 | 18 | 94.44% | 22.91% | 930 | 931 | 99.89% | 2.15 | 0.31 |
| Feb-03 | 17 | 19 | 89.47% | 30.69% | 885 | 888 | 99.66% | 2.97 | 0.81 |
| Mar-03 | 13 | 17 | 76.47% | 42.42% | 789 | 791 | 99.75% | 4.87 | 1.96 |
| Apr-03 | 13 | 13 | 100.00% | 0.00% | 719 | 720 | 99.86% | -0.13 | -1.08 |
| May-03 | 11 | 11 | 100.00% | 0.00% | 594 | 594 | 100.00% | N/A | N/A |
| Jun-03 | 16 | 17 | 94.12% | 23.53% | 471 | 471 | 100.00% | N/A | 0.35 |
| Jul-03 | 18 | 20 | 90.00% | 30.00% | 393 | 394 | 99.75% | 2.83 | 0.72 |
| Aug-03 | 16 | 18 | 88.89% | 31.43% | 374 | 375 | 99.73% | 2.87 | 0.74 |
| Sep-03 | 17 | 17 | 100.00% | 0.00% | 413 | 501 | 82.44% | -1.87 | -2.14 |



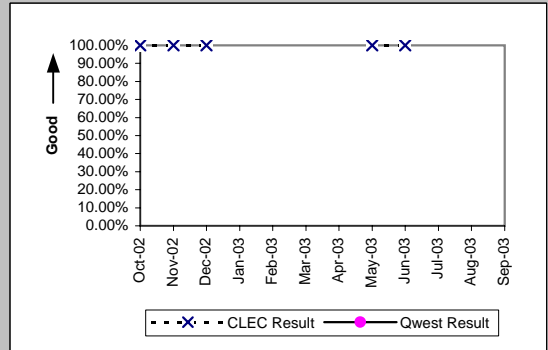
| Unbundled Loop - DS3 Capable (Parity) | | | | | | | | | |
|---------------------------------------|-----------|-------------|-----------|------------|-----------|------------|------------|-----------|------------|
| Date | Numerator | Denominator | CLEC Resu | Standard D | Qwest Num | Qwest deno | Qwest Resu | Mod Z Scr | Parity Scr |
| Oct-02 | | | | | 48 | 48 | 100.00% | | |
| Nov-02 | | | | | 36 | 38 | 94.74% | | |
| Dec-02 | 1 | 1 | 100.00% | 0.00% | 39 | 40 | 97.50% | -0.16 | -1.1 |
| Jan-03 | 1 | 1 | 100.00% | 0.00% | 40 | 42 | 95.24% | -0.22 | -1.13 |
| Feb-03 | 1 | 1 | 100.00% | 0.00% | 42 | 46 | 91.30% | -0.31 | -1.19 |
| Mar-03 | | | | | 58 | 58 | 100.00% | | |
| Apr-03 | 1 | 1 | 100.00% | 0.00% | 71 | 73 | 97.26% | -0.17 | -1.1 |
| May-03 | 1 | 1 | 100.00% | 0.00% | 73 | 77 | 94.81% | -0.23 | -1.14 |
| Jun-03 | | | | | 58 | 60 | 96.67% | | |
| Jul-03 | | | | | 60 | 62 | 96.77% | | |
| Aug-03 | | | | | 66 | 67 | 98.51% | | |
| Sep-03 | | | | | 52 | 52 | 100.00% | | |



| LIS Trunk (Parity) | | | | | | | | | |
|--------------------|-----------|-------------|-----------|------------|-----------|------------|------------|-----------|------------|
| Date | Numerator | Denominator | CLEC Resu | Standard D | Qwest Num | Qwest deno | Qwest Resu | Mod Z Scr | Parity Scr |
| Oct-02 | 49 | 49 | 100.00% | 0.00% | 63 | 63 | 100.00% | N/A | N/A |
| Nov-02 | 69 | 69 | 100.00% | 0.00% | 56 | 56 | 100.00% | N/A | N/A |
| Dec-02 | 77 | 79 | 97.47% | 15.71% | 31 | 31 | 100.00% | N/A | -0.58 |
| Jan-03 | 89 | 89 | 100.00% | 0.00% | 46 | 46 | 100.00% | N/A | N/A |
| Feb-03 | 90 | 93 | 96.77% | 17.67% | 66 | 66 | 100.00% | N/A | -0.17 |
| Mar-03 | 83 | 84 | 98.81% | 10.85% | 75 | 76 | 98.68% | -0.07 | -1.04 |
| Apr-03 | 72 | 73 | 98.63% | 11.62% | 57 | 57 | 100.00% | N/A | -0.65 |
| May-03 | 53 | 53 | 100.00% | 0.00% | 53 | 56 | 94.64% | -1.24 | -1.75 |
| Jun-03 | 38 | 38 | 100.00% | 0.00% | 64 | 64 | 100.00% | N/A | N/A |
| Jul-03 | 25 | 25 | 100.00% | 0.00% | 49 | 50 | 98.00% | -0.58 | -1.35 |
| Aug-03 | 16 | 17 | 94.12% | 23.53% | 31 | 33 | 93.94% | -0.03 | -1.02 |
| Sep-03 | 25 | 25 | 100.00% | 0.00% | 46 | 46 | 100.00% | N/A | N/A |

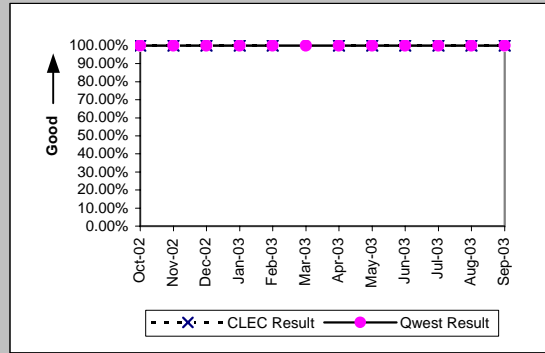


| Dark Fiber - Loop (Diagnostic) | | | | | | | | | |
|--------------------------------|-----------|-------------|-----------|------------|-----------|------------|------------|-----------|------------|
| Date | Numerator | Denominator | CLEC Resu | Standard D | Qwest Num | Qwest deno | Qwest Resu | Mod Z Scr | Parity Scr |
| Oct-02 | 4 | 4 | 100.00% | 0.00% | | | | | |
| Nov-02 | 4 | 4 | 100.00% | 0.00% | | | | | |
| Dec-02 | 1 | 1 | 100.00% | 0.00% | | | | | |
| Jan-03 | | | | | | | | | |
| Feb-03 | | | | | | | | | |
| Mar-03 | | | | | | | | | |
| Apr-03 | | | | | | | | | |
| May-03 | 1 | 1 | 100.00% | 0.00% | | | | | |
| Jun-03 | 1 | 1 | 100.00% | 0.00% | | | | | |
| Jul-03 | | | | | | | | | |
| Aug-03 | | | | | | | | | |
| Sep-03 | | | | | | | | | |



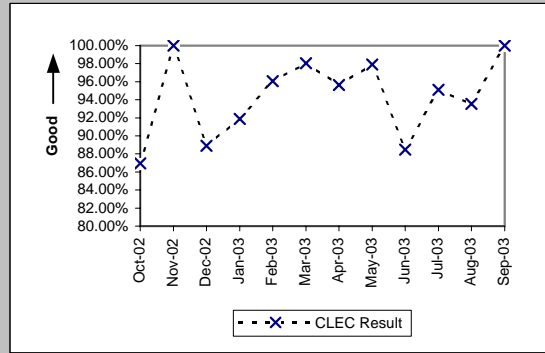
OP-5 - New Service Installation Quality (Percent)

| E911 (Parity) | | | | | | | | | | |
|---------------|-----------|-------------|-----------|------------|-----------|------------|------------|-----------|------------|--|
| Date | Numerator | Denominator | CLEC Resu | Standard D | Qwest Num | Qwest deno | Qwest Resu | Mod Z Scr | Parity Scr | |
| Oct-02 | 2 | 2 | 100.00% | 0.00% | 7 | 7 | 100.00% | N/A | N/A | |
| Nov-02 | 2 | 2 | 100.00% | 0.00% | 5 | 5 | 100.00% | N/A | N/A | |
| Dec-02 | 2 | 2 | 100.00% | 0.00% | 7 | 7 | 100.00% | N/A | N/A | |
| Jan-03 | 2 | 2 | 100.00% | 0.00% | 10 | 10 | 100.00% | N/A | N/A | |
| Feb-03 | 1 | 1 | 100.00% | 0.00% | 6 | 6 | 100.00% | N/A | N/A | |
| Mar-03 | | | | | 6 | 6 | 100.00% | | | |
| Apr-03 | 1 | 1 | 100.00% | 0.00% | 18 | 18 | 100.00% | N/A | N/A | |
| May-03 | 4 | 4 | 100.00% | 0.00% | 21 | 21 | 100.00% | N/A | N/A | |
| Jun-03 | 3 | 3 | 100.00% | 0.00% | 56 | 56 | 100.00% | N/A | N/A | |
| Jul-03 | 1 | 1 | 100.00% | 0.00% | 58 | 58 | 100.00% | N/A | N/A | |
| Aug-03 | 1 | 1 | 100.00% | 0.00% | 13 | 13 | 100.00% | N/A | N/A | |
| Sep-03 | 1 | 1 | 100.00% | 0.00% | 11 | 11 | 100.00% | N/A | N/A | |



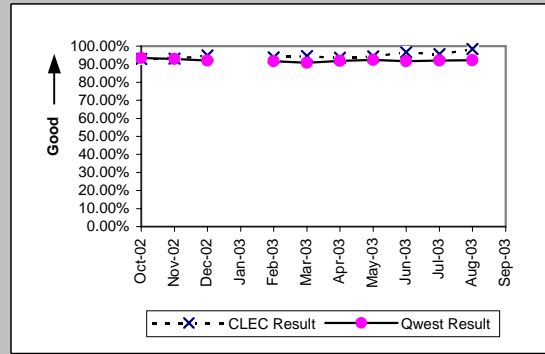
OP-5 - New Service Installation Quality (Percent)

| Enhanced Extended Loops (EELs) (Diagnostic) | | | | | |
|---|-----------|-------------|-------------|--------------|--|
| Date | Numerator | Denominator | CLEC Result | Standard Dev | |
| Oct-02 | 20 | 23 | 86.96% | 33.68% | |
| Nov-02 | 32 | 32 | 100.00% | 0.00% | |
| Dec-02 | 24 | 27 | 88.89% | 31.43% | |
| Jan-03 | 34 | 37 | 91.89% | 27.30% | |
| Feb-03 | 49 | 51 | 96.08% | 19.41% | |
| Mar-03 | 50 | 51 | 98.04% | 13.86% | |
| Apr-03 | 44 | 46 | 95.65% | 20.39% | |
| May-03 | 47 | 48 | 97.92% | 14.28% | |
| Jun-03 | 46 | 52 | 88.46% | 31.95% | |
| Jul-03 | 39 | 41 | 95.12% | 21.54% | |
| Aug-03 | 29 | 31 | 93.55% | 24.57% | |
| Sep-03 | 44 | 44 | 100.00% | 0.00% | |

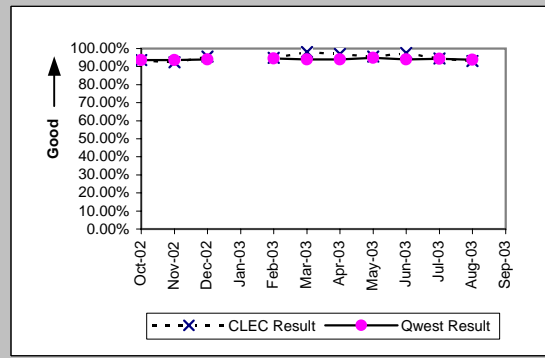


OP-5* - New Service Installation Quality (Percent)

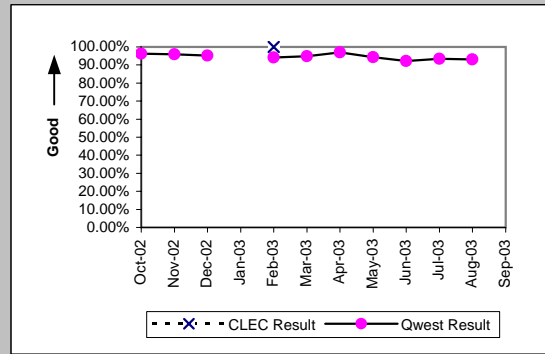
| Residence (Parity) | | | | | | | | | |
|--------------------|----------|-----------|-----------|----------|-----------|------------|------------|-----------|------------|
| Date | CLEC Num | CLEC Denc | CLEC Resu | CLEC Std | Qwest Num | Qwest Denc | Qwest Resu | Mod Z Scr | Parity Scr |
| Oct-02 | 777 | 837 | 92.83% | 25.80% | 40995 | 43855 | 93.48% | 0.75 | -0.54 |
| Nov-02 | 797 | 857 | 93.00% | 25.52% | 37257 | 40117 | 92.87% | -0.14 | -1.09 |
| Dec-02 | 1227 | 1293 | 94.90% | 22.01% | 31521 | 34286 | 91.94% | -3.84 | -3.33 |
| Jan-03 | | | | | | | | | |
| Feb-03 | 1653 | 1763 | 93.76% | 24.19% | 31299 | 34160 | 91.62% | -3.16 | -2.92 |
| Mar-03 | 1506 | 1593 | 94.54% | 22.72% | 30608 | 33697 | 90.83% | -5.01 | -4.04 |
| Apr-03 | 1191 | 1272 | 93.63% | 24.42% | 32873 | 35768 | 91.91% | -2.22 | -2.35 |
| May-03 | 993 | 1053 | 94.30% | 23.18% | 33865 | 36695 | 92.29% | -2.42 | -2.47 |
| Jun-03 | 823 | 851 | 96.71% | 17.84% | 34663 | 37812 | 91.67% | -5.26 | -4.2 |
| Jul-03 | 865 | 905 | 95.58% | 20.55% | 38301 | 41651 | 91.96% | -3.96 | -3.41 |
| Aug-03 | 1103 | 1121 | 98.39% | 12.57% | 40578 | 43976 | 92.27% | -7.58 | -5.61 |
| Sep-03 | | | | | | | | | |



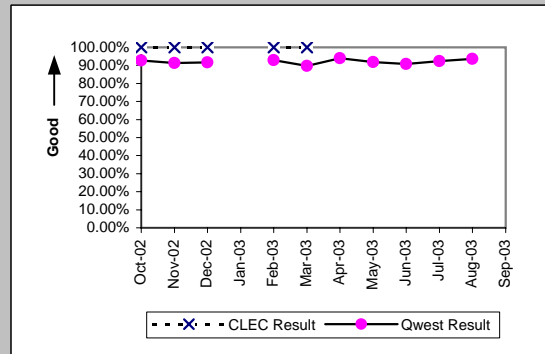
| Business (Parity) | | | | | | | | | |
|-------------------|----------|-----------|-----------|----------|-----------|------------|------------|-----------|------------|
| Date | CLEC Num | CLEC Denc | CLEC Resu | CLEC Std | Qwest Num | Qwest Denc | Qwest Resu | Mod Z Scr | Parity Scr |
| Oct-02 | 59 | 63 | 93.65% | 24.38% | 3697 | 3950 | 93.59% | -0.02 | -1.01 |
| Nov-02 | 49 | 53 | 92.45% | 26.42% | 3700 | 3953 | 93.60% | 0.39 | -0.76 |
| Dec-02 | 43 | 45 | 95.56% | 20.61% | 3151 | 3353 | 93.98% | -0.44 | -1.27 |
| Jan-03 | | | | | | | | | |
| Feb-03 | 55 | 58 | 94.83% | 22.15% | 3350 | 3544 | 94.53% | -0.1 | -1.06 |
| Mar-03 | 50 | 51 | 98.04% | 13.86% | 3330 | 3546 | 93.91% | -1.22 | -1.74 |
| Apr-03 | 66 | 68 | 97.06% | 16.90% | 3416 | 3638 | 93.90% | -1.08 | -1.66 |
| May-03 | 64 | 67 | 95.52% | 20.68% | 3453 | 3638 | 94.91% | -0.22 | -1.14 |
| Jun-03 | 40 | 41 | 97.56% | 15.43% | 3416 | 3636 | 93.95% | -0.96 | -1.59 |
| Jul-03 | 34 | 36 | 94.44% | 22.91% | 3373 | 3573 | 94.40% | -0.01 | -1.01 |
| Aug-03 | 27 | 29 | 93.10% | 25.34% | 3294 | 3510 | 93.85% | 0.24 | -0.85 |
| Sep-03 | | | | | | | | | |



| Centrex (Parity) | | | | | | | | | |
|------------------|----------|-----------|-----------|----------|-----------|------------|------------|-----------|------------|
| Date | CLEC Num | CLEC Denc | CLEC Resu | CLEC Std | Qwest Num | Qwest Denc | Qwest Resu | Mod Z Scr | Parity Scr |
| Oct-02 | | | | | 544 | 565 | 96.28% | | |
| Nov-02 | | | | | 504 | 525 | 96.00% | | |
| Dec-02 | | | | | 464 | 487 | 95.28% | | |
| Jan-03 | | | | | | | | | |
| Feb-03 | 1 | 1 | 100.00% | 0.00% | 413 | 439 | 94.08% | -0.25 | -1.15 |
| Mar-03 | | | | | 488 | 514 | 94.94% | | |
| Apr-03 | | | | | 461 | 475 | 97.05% | | |
| May-03 | | | | | 347 | 368 | 94.29% | | |
| Jun-03 | | | | | 405 | 439 | 92.26% | | |
| Jul-03 | | | | | 443 | 474 | 93.46% | | |
| Aug-03 | | | | | 390 | 419 | 93.08% | | |
| Sep-03 | | | | | | | | | |



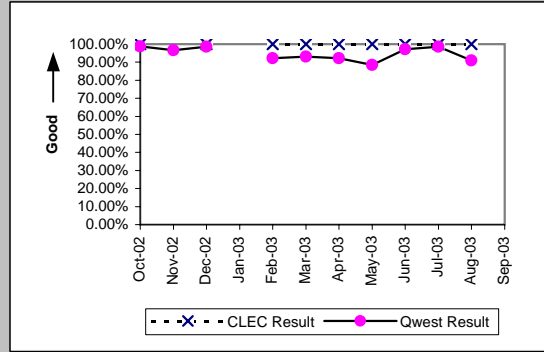
| Centrex 21 (Parity) | | | | | | | | | |
|---------------------|----------|-----------|-----------|----------|-----------|------------|------------|-----------|------------|
| Date | CLEC Num | CLEC Denc | CLEC Resu | CLEC Std | Qwest Num | Qwest Denc | Qwest Resu | Mod Z Scr | Parity Scr |
| Oct-02 | 1 | 1 | 100.00% | 0.00% | 244 | 263 | 92.78% | -0.28 | -1.17 |
| Nov-02 | 1 | 1 | 100.00% | 0.00% | 198 | 217 | 91.24% | -0.31 | -1.19 |
| Dec-02 | 1 | 1 | 100.00% | 0.00% | 188 | 205 | 91.71% | -0.3 | -1.18 |
| Jan-03 | | | | | | | | | |
| Feb-03 | 1 | 1 | 100.00% | 0.00% | 172 | 185 | 92.97% | -0.27 | -1.17 |
| Mar-03 | 1 | 1 | 100.00% | 0.00% | 183 | 204 | 89.71% | -0.34 | -1.21 |
| Apr-03 | | | | | 203 | 216 | 93.98% | | |
| May-03 | | | | | 191 | 208 | 91.83% | | |
| Jun-03 | | | | | 207 | 228 | 90.79% | | |
| Jul-03 | | | | | 289 | 313 | 92.33% | | |
| Aug-03 | | | | | 279 | 298 | 93.62% | | |
| Sep-03 | | | | | | | | | |



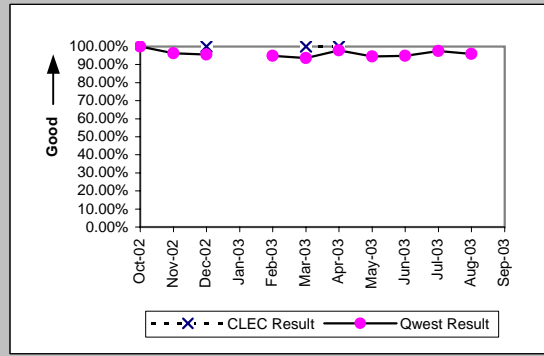
*Results exclude No Trouble Found and Test OK reports unless QWEST trouble is found on another report within 30 days of the original report. A 30-day window necessitates reporting a month behind

OP-5* - New Service Installation Quality (Percent)

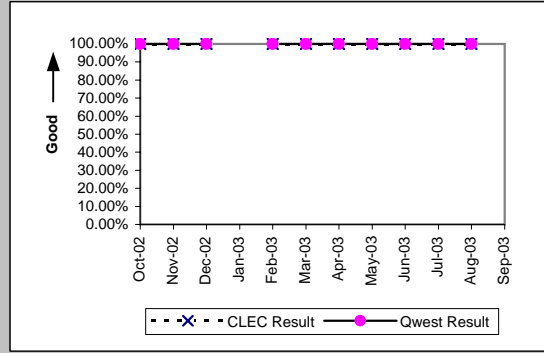
| PBX (Parity) | | | | | | | | | |
|--------------|----------|-----------|-----------|----------|-----------|------------|------------|-----------|------------|
| Date | CLEC Num | CLEC Denc | CLEC Resu | CLEC Std | Qwest Num | Qwest Denc | Qwest Resu | Mod Z Scr | Parity Scr |
| Oct-02 | 1 | 1 | 100.00% | 0.00% | 77 | 78 | 98.72% | -0.11 | -1.07 |
| Nov-02 | | | | | 88 | 91 | 96.70% | | |
| Dec-02 | 1 | 1 | 100.00% | 0.00% | 67 | 68 | 98.53% | -0.12 | -1.07 |
| Jan-03 | | | | | | | | | |
| Feb-03 | 1 | 1 | 100.00% | 0.00% | 59 | 64 | 92.19% | -0.29 | -1.18 |
| Mar-03 | 1 | 1 | 100.00% | 0.00% | 68 | 73 | 93.15% | -0.27 | -1.16 |
| Apr-03 | 1 | 1 | 100.00% | 0.00% | 71 | 77 | 92.21% | -0.29 | -1.18 |
| May-03 | 1 | 1 | 100.00% | 0.00% | 69 | 78 | 88.46% | -0.36 | -1.22 |
| Jun-03 | 3 | 3 | 100.00% | 0.00% | 70 | 72 | 97.22% | -0.29 | -1.17 |
| Jul-03 | 3 | 3 | 100.00% | 0.00% | 72 | 73 | 98.63% | -0.2 | -1.12 |
| Aug-03 | 1 | 1 | 100.00% | 0.00% | 70 | 77 | 90.91% | -0.31 | -1.19 |
| Sep-03 | | | | | | | | | |



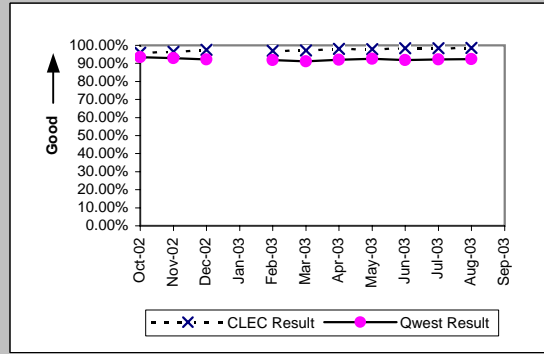
| Basic Rate ISDN (Parity) | | | | | | | | | |
|--------------------------|----------|-----------|-----------|----------|-----------|------------|------------|-----------|------------|
| Date | CLEC Num | CLEC Denc | CLEC Resu | CLEC Std | Qwest Num | Qwest Denc | Qwest Resu | Mod Z Scr | Parity Scr |
| Oct-02 | | | | | 206 | 206 | 100.00% | | |
| Nov-02 | | | | | 264 | 274 | 96.35% | | |
| Dec-02 | 1 | 1 | 100.00% | 0.00% | 212 | 222 | 95.50% | -0.22 | -1.13 |
| Jan-03 | | | | | | | | | |
| Feb-03 | | | | | 272 | 287 | 94.77% | | |
| Mar-03 | 1 | 1 | 100.00% | 0.00% | 267 | 285 | 93.68% | -0.26 | -1.16 |
| Apr-03 | 1 | 1 | 100.00% | 0.00% | 235 | 240 | 97.92% | -0.15 | -1.09 |
| May-03 | | | | | 155 | 164 | 94.51% | | |
| Jun-03 | | | | | 131 | 138 | 94.93% | | |
| Jul-03 | | | | | 156 | 160 | 97.50% | | |
| Aug-03 | | | | | 164 | 171 | 95.91% | | |
| Sep-03 | | | | | | | | | |



| Qwest DSL (Parity) | | | | | | | | | |
|--------------------|----------|-----------|-----------|----------|-----------|------------|------------|-----------|------------|
| Date | CLEC Num | CLEC Denc | CLEC Resu | CLEC Std | Qwest Num | Qwest Denc | Qwest Resu | Mod Z Scr | Parity Scr |
| Oct-02 | 44 | 44 | 100.00% | 0.00% | 6437 | 6440 | 99.95% | -0.14 | -1.09 |
| Nov-02 | 35 | 35 | 100.00% | 0.00% | 5620 | 5623 | 99.95% | -0.14 | -1.08 |
| Dec-02 | 42 | 42 | 100.00% | 0.00% | 5309 | 5310 | 99.98% | -0.09 | -1.05 |
| Jan-03 | | | | | | | | | |
| Feb-03 | 29 | 29 | 100.00% | 0.00% | 5650 | 5652 | 99.96% | -0.1 | -1.06 |
| Mar-03 | 31 | 31 | 100.00% | 0.00% | 5199 | 5201 | 99.96% | -0.11 | -1.07 |
| Apr-03 | 29 | 29 | 100.00% | 0.00% | 5459 | 5460 | 99.98% | -0.07 | -1.04 |
| May-03 | 22 | 22 | 100.00% | 0.00% | 5262 | 5262 | 100.00% | N/A | N/A |
| Jun-03 | 21 | 21 | 100.00% | 0.00% | 5055 | 5055 | 100.00% | N/A | N/A |
| Jul-03 | 25 | 25 | 100.00% | 0.00% | 5298 | 5298 | 100.00% | N/A | N/A |
| Aug-03 | 44 | 44 | 100.00% | 0.00% | 5910 | 5911 | 99.98% | -0.09 | -1.05 |
| Sep-03 | | | | | | | | | |



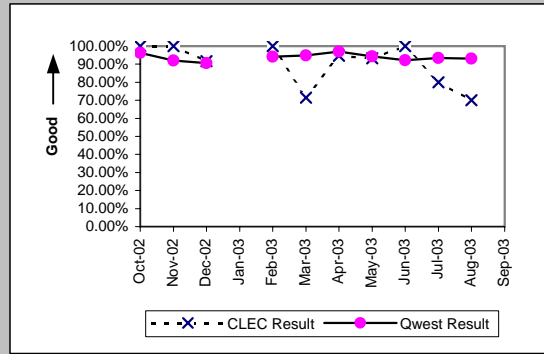
| UNE - P (POTS) (Parity) | | | | | | | | | |
|-------------------------|----------|-----------|-----------|----------|-----------|------------|------------|-----------|------------|
| Date | CLEC Num | CLEC Denc | CLEC Resu | CLEC Std | Qwest Num | Qwest Denc | Qwest Resu | Mod Z Scr | Parity Scr |
| Oct-02 | 1480 | 1542 | 95.98% | 19.64% | 44691 | 47804 | 93.49% | -3.9 | -3.37 |
| Nov-02 | 1710 | 1772 | 96.50% | 18.38% | 40957 | 44070 | 92.94% | -5.74 | -4.49 |
| Dec-02 | 2104 | 2156 | 97.59% | 15.34% | 34672 | 37639 | 92.12% | -9.17 | -6.57 |
| Jan-03 | | | | | | | | | |
| Feb-03 | 3050 | 3147 | 96.92% | 17.28% | 34649 | 37704 | 91.90% | -9.92 | -7.03 |
| Mar-03 | 5945 | 6119 | 97.16% | 16.62% | 33938 | 37243 | 91.13% | -15.37 | -10.35 |
| Apr-03 | 7591 | 7748 | 97.97% | 14.09% | 36289 | 39406 | 92.09% | -17.54 | -11.66 |
| May-03 | 8245 | 8417 | 97.96% | 14.15% | 37318 | 40333 | 92.52% | -17.24 | -11.48 |
| Jun-03 | 8846 | 8997 | 98.32% | 12.85% | 38079 | 41448 | 91.87% | -20.29 | -13.34 |
| Jul-03 | 9931 | 10083 | 98.49% | 12.19% | 41674 | 45224 | 92.15% | -21.41 | -14.02 |
| Aug-03 | 10535 | 10689 | 98.56% | 11.92% | 43872 | 47486 | 92.39% | -21.73 | -14.21 |
| Sep-03 | | | | | | | | | |



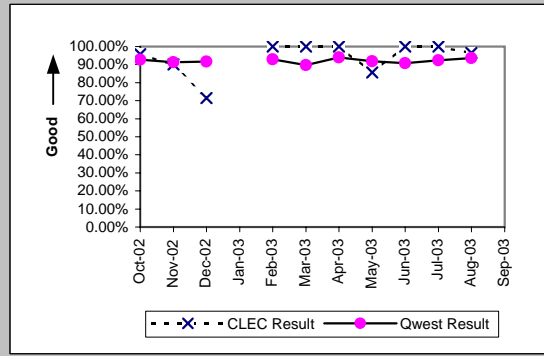
*Results exclude No Trouble Found and Test OK reports unless QWEST trouble is found on another report within 30 days of the original report. A 30-day window necessitates reporting a month behind

OP-5* - New Service Installation Quality (Percent)

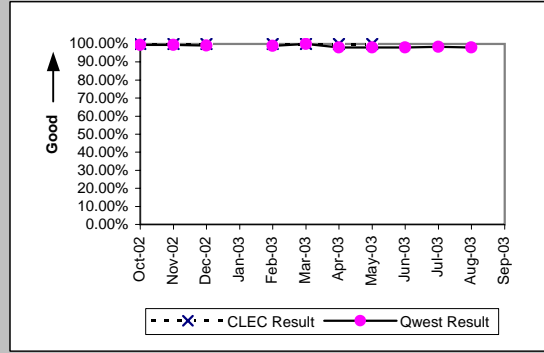
| UNE P (Centrex) (Parity) | | | | | | | | | |
|--------------------------|----------|-----------|-----------|----------|-----------|------------|------------|-----------|------------|
| Date | CLEC Num | CLEC Denc | CLEC Resu | CLEC Std | Qwest Num | Qwest Denc | Qwest Resu | Mod Z Scr | Parity Scr |
| Oct-02 | 12 | 12 | 100.00% | 0.00% | 544 | 565 | 96.28% | -0.67 | -1.41 |
| Nov-02 | 11 | 11 | 100.00% | 0.00% | 483 | 525 | 92.00% | -0.97 | -1.59 |
| Dec-02 | 11 | 12 | 91.67% | 27.64% | 441 | 487 | 90.55% | -0.13 | -1.08 |
| Jan-03 | | | | | | | | | |
| Feb-03 | 11 | 11 | 100.00% | 0.00% | 413 | 439 | 94.08% | -0.82 | -1.5 |
| Mar-03 | 10 | 14 | 71.43% | 45.18% | 488 | 514 | 94.94% | 2.8 | 0.7 |
| Apr-03 | 18 | 19 | 94.74% | 22.33% | 461 | 475 | 97.05% | 0.56 | -0.66 |
| May-03 | 14 | 15 | 93.33% | 24.94% | 347 | 368 | 94.29% | 0.21 | -0.87 |
| Jun-03 | 10 | 10 | 100.00% | 0.00% | 405 | 439 | 92.26% | -0.91 | -1.55 |
| Jul-03 | 8 | 10 | 80.00% | 40.00% | 443 | 474 | 93.46% | 1.4 | -0.15 |
| Aug-03 | 7 | 10 | 70.00% | 45.83% | 390 | 419 | 93.08% | 2.16 | 0.31 |
| Sep-03 | | | | | | | | | |



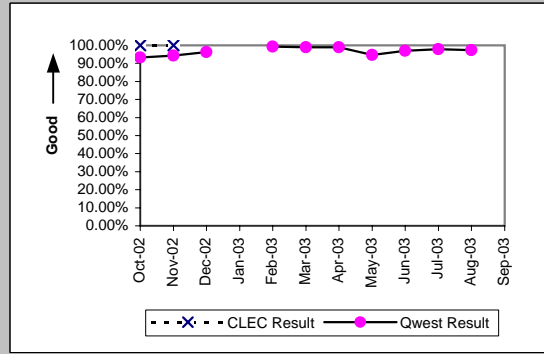
| UNE P (Centrex 21) (Parity) | | | | | | | | | |
|-----------------------------|----------|-----------|-----------|----------|-----------|------------|------------|-----------|------------|
| Date | CLEC Num | CLEC Denc | CLEC Resu | CLEC Std | Qwest Num | Qwest Denc | Qwest Resu | Mod Z Scr | Parity Scr |
| Oct-02 | 23 | 24 | 95.83% | 19.98% | 244 | 263 | 92.78% | -0.55 | -1.34 |
| Nov-02 | 9 | 10 | 90.00% | 30.00% | 198 | 217 | 91.24% | 0.18 | -0.89 |
| Dec-02 | 10 | 14 | 71.43% | 45.18% | 188 | 205 | 91.71% | 2.11 | 0.28 |
| Jan-03 | | | | | | | | | |
| Feb-03 | 9 | 9 | 100.00% | 0.00% | 172 | 185 | 92.97% | -0.81 | -1.49 |
| Mar-03 | 8 | 8 | 100.00% | 0.00% | 183 | 204 | 89.71% | -0.94 | -1.57 |
| Apr-03 | 6 | 6 | 100.00% | 0.00% | 203 | 216 | 93.98% | -0.61 | -1.37 |
| May-03 | 6 | 7 | 85.71% | 34.99% | 191 | 208 | 91.83% | 0.55 | -0.67 |
| Jun-03 | 4 | 4 | 100.00% | 0.00% | 207 | 228 | 90.79% | -0.63 | -1.38 |
| Jul-03 | 17 | 17 | 100.00% | 0.00% | 289 | 313 | 92.33% | -1.16 | -1.7 |
| Aug-03 | 27 | 28 | 96.43% | 18.56% | 279 | 298 | 93.62% | -0.58 | -1.35 |
| Sep-03 | | | | | | | | | |



| ISDN Primary (Parity) | | | | | | | | | |
|-----------------------|----------|-----------|-----------|----------|-----------|------------|------------|-----------|------------|
| Date | CLEC Num | CLEC Denc | CLEC Resu | CLEC Std | Qwest Num | Qwest Denc | Qwest Resu | Mod Z Scr | Parity Scr |
| Oct-02 | 2 | 2 | 100.00% | 0.00% | 168 | 169 | 99.41% | -0.11 | -1.07 |
| Nov-02 | 4 | 4 | 100.00% | 0.00% | 221 | 222 | 99.55% | -0.13 | -1.08 |
| Dec-02 | 3 | 3 | 100.00% | 0.00% | 230 | 232 | 99.14% | -0.16 | -1.1 |
| Jan-03 | | | | | | | | | |
| Feb-03 | 1 | 1 | 100.00% | 0.00% | 96 | 97 | 98.97% | -0.1 | -1.06 |
| Mar-03 | 1 | 1 | 100.00% | 0.00% | 98 | 98 | 100.00% | N/A | N/A |
| Apr-03 | 1 | 1 | 100.00% | 0.00% | 103 | 105 | 98.10% | -0.14 | -1.08 |
| May-03 | 1 | 1 | 100.00% | 0.00% | 97 | 99 | 97.98% | -0.14 | -1.09 |
| Jun-03 | | | | | 145 | 148 | 97.97% | | |
| Jul-03 | | | | | 193 | 196 | 98.47% | | |
| Aug-03 | | | | | 154 | 157 | 98.09% | | |
| Sep-03 | | | | | | | | | |



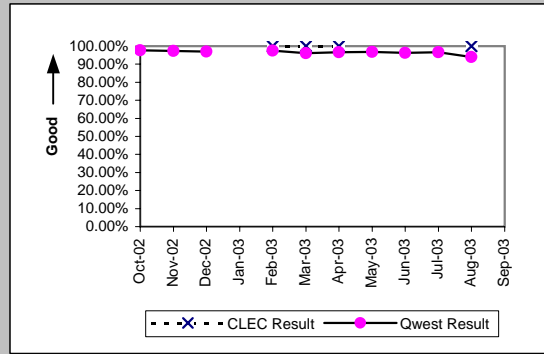
| DS0 (Parity) | | | | | | | | | |
|--------------|----------|-----------|-----------|----------|-----------|------------|------------|-----------|------------|
| Date | CLEC Num | CLEC Denc | CLEC Resu | CLEC Std | Qwest Num | Qwest Denc | Qwest Resu | Mod Z Scr | Parity Scr |
| Oct-02 | 1 | 1 | 100.00% | 0.00% | 98 | 105 | 93.33% | -0.27 | -1.16 |
| Nov-02 | 1 | 1 | 100.00% | 0.00% | 118 | 125 | 94.40% | -0.24 | -1.15 |
| Dec-02 | | | | | 76 | 79 | 96.20% | | |
| Jan-03 | | | | | | | | | |
| Feb-03 | | | | | 267 | 269 | 99.26% | | |
| Mar-03 | | | | | 182 | 184 | 98.91% | | |
| Apr-03 | | | | | 181 | 183 | 98.91% | | |
| May-03 | | | | | 108 | 114 | 94.74% | | |
| Jun-03 | | | | | 99 | 102 | 97.06% | | |
| Jul-03 | | | | | 231 | 236 | 97.88% | | |
| Aug-03 | | | | | 216 | 222 | 97.30% | | |
| Sep-03 | | | | | | | | | |



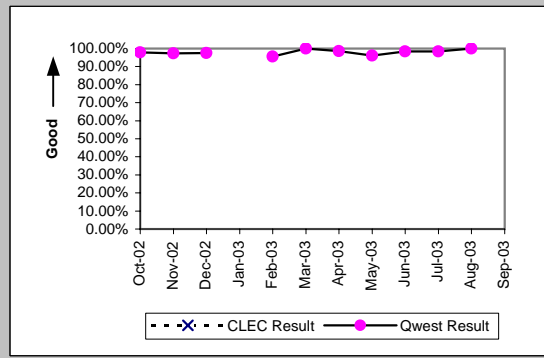
*Results exclude No Trouble Found and Test OK reports unless QWEST trouble is found on another report within 30 days of the original report. A 30-day window necessitates reporting a month behind

OP-5* - New Service Installation Quality (Percent)

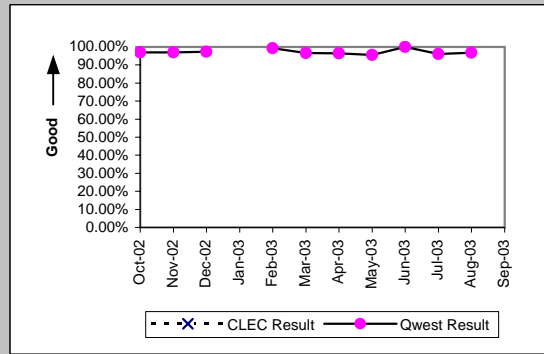
| DS1 (Parity) | | | | | | | | | |
|--------------|----------|-----------|-----------|----------|-----------|------------|------------|-----------|------------|
| Date | CLEC Num | CLEC Denc | CLEC Resu | CLEC Std | Qwest Num | Qwest Denc | Qwest Resu | Mod Z Scr | Parity Scr |
| Oct-02 | | | | | 997 | 1021 | 97.65% | | |
| Nov-02 | | | | | 889 | 913 | 97.37% | | |
| Dec-02 | | | | | 726 | 748 | 97.06% | | |
| Jan-03 | | | | | | | | | |
| Feb-03 | 2 | 2 | 100.00% | 0.00% | 802 | 822 | 97.57% | -0.22 | -1.14 |
| Mar-03 | 3 | 3 | 100.00% | 0.00% | 789 | 821 | 96.10% | -0.35 | -1.21 |
| Apr-03 | 2 | 2 | 100.00% | 0.00% | 850 | 880 | 96.59% | -0.27 | -1.16 |
| May-03 | | | | | 918 | 948 | 96.84% | | |
| Jun-03 | | | | | 964 | 1001 | 96.30% | | |
| Jul-03 | | | | | 997 | 1032 | 96.61% | | |
| Aug-03 | 1 | 1 | 100.00% | 0.00% | 1004 | 1069 | 93.92% | -0.25 | -1.15 |
| Sep-03 | | | | | | | | | |



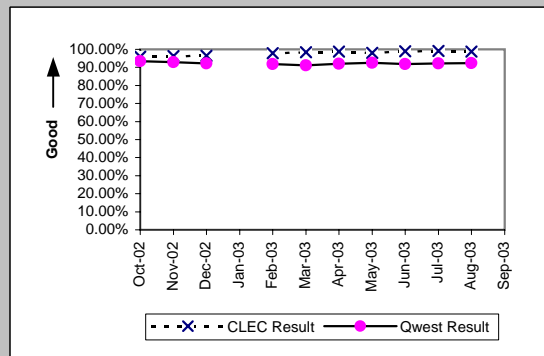
| DS3 (Parity) | | | | | | | | | |
|--------------|----------|-----------|-----------|----------|-----------|------------|------------|-----------|------------|
| Date | CLEC Num | CLEC Denc | CLEC Resu | CLEC Std | Qwest Num | Qwest Denc | Qwest Resu | Mod Z Scr | Parity Scr |
| Oct-02 | | | | | 47 | 48 | 97.92% | | |
| Nov-02 | | | | | 37 | 38 | 97.37% | | |
| Dec-02 | | | | | 39 | 40 | 97.50% | | |
| Jan-03 | | | | | | | | | |
| Feb-03 | | | | | 44 | 46 | 95.65% | | |
| Mar-03 | | | | | 58 | 58 | 100.00% | | |
| Apr-03 | | | | | 72 | 73 | 98.63% | | |
| May-03 | | | | | 74 | 77 | 96.10% | | |
| Jun-03 | | | | | 59 | 60 | 98.33% | | |
| Jul-03 | | | | | 61 | 62 | 98.39% | | |
| Aug-03 | | | | | 67 | 67 | 100.00% | | |
| Sep-03 | | | | | | | | | |



| Frame Relay (Parity) | | | | | | | | | |
|----------------------|----------|-----------|-----------|----------|-----------|------------|------------|-----------|------------|
| Date | CLEC Num | CLEC Denc | CLEC Resu | CLEC Std | Qwest Num | Qwest Denc | Qwest Resu | Mod Z Scr | Parity Scr |
| Oct-02 | | | | | 223 | 230 | 96.96% | | |
| Nov-02 | | | | | 225 | 232 | 96.98% | | |
| Dec-02 | | | | | 185 | 190 | 97.37% | | |
| Jan-03 | | | | | | | | | |
| Feb-03 | | | | | 127 | 128 | 99.22% | | |
| Mar-03 | | | | | 115 | 119 | 96.64% | | |
| Apr-03 | | | | | 111 | 115 | 96.52% | | |
| May-03 | | | | | 106 | 111 | 95.50% | | |
| Jun-03 | | | | | 88 | 88 | 100.00% | | |
| Jul-03 | | | | | 99 | 103 | 96.12% | | |
| Aug-03 | | | | | 92 | 95 | 96.84% | | |
| Sep-03 | | | | | | | | | |



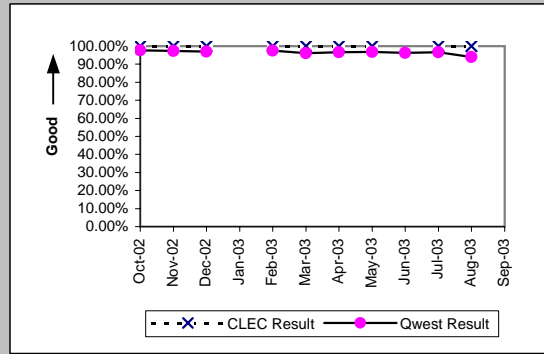
| Line Sharing (Parity) | | | | | | | | | |
|-----------------------|----------|-----------|-----------|----------|-----------|------------|------------|-----------|------------|
| Date | CLEC Num | CLEC Denc | CLEC Resu | CLEC Std | Qwest Num | Qwest Denc | Qwest Resu | Mod Z Scr | Parity Scr |
| Oct-02 | 554 | 578 | 95.85% | 19.95% | 44691 | 47804 | 93.49% | -2.29 | -2.39 |
| Nov-02 | 634 | 658 | 96.35% | 18.75% | 40957 | 44070 | 92.94% | -3.4 | -3.06 |
| Dec-02 | 572 | 593 | 96.46% | 18.48% | 34672 | 37639 | 92.12% | -3.89 | -3.37 |
| Jan-03 | | | | | | | | | |
| Feb-03 | 665 | 679 | 97.94% | 14.21% | 34649 | 37704 | 91.90% | -5.72 | -4.48 |
| Mar-03 | 650 | 661 | 98.34% | 12.79% | 33938 | 37243 | 91.13% | -6.46 | -4.93 |
| Apr-03 | 700 | 709 | 98.73% | 11.20% | 36289 | 39406 | 92.09% | -6.49 | -4.95 |
| May-03 | 829 | 845 | 98.11% | 13.63% | 37318 | 40333 | 92.52% | -6.11 | -4.71 |
| Jun-03 | 1014 | 1024 | 99.02% | 9.83% | 38079 | 41448 | 91.87% | -8.27 | -6.03 |
| Jul-03 | 1125 | 1135 | 99.12% | 9.35% | 41674 | 45224 | 92.15% | -8.62 | -6.24 |
| Aug-03 | 942 | 953 | 98.85% | 10.68% | 43872 | 47486 | 92.39% | -7.44 | -5.52 |
| Sep-03 | | | | | | | | | |



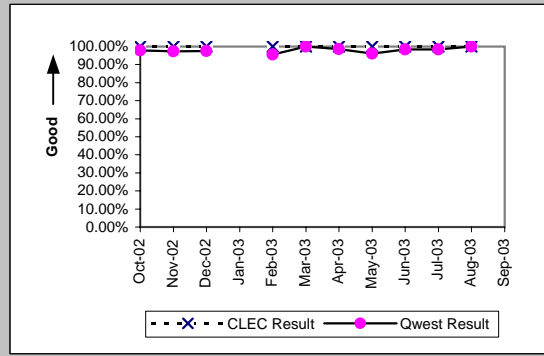
*Results exclude No Trouble Found and Test OK reports unless QWEST trouble is found on another report within 30 days of the original report. A 30-day window necessitates reporting a month behind

OP-5* - New Service Installation Quality (Percent)

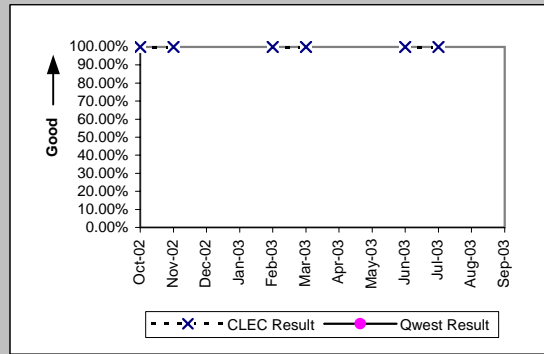
| UDIT DS1 (Parity) | | | | | | | | | |
|-------------------|-----------|-------------|-----------|------------|-----------|------------|------------|-----------|------------|
| Date | Numerator | Denominator | CLEC Resu | Standard D | Qwest Num | Qwest deno | Qwest Resu | Mod Z Scr | Parity Scr |
| Oct-02 | 3 | 3 | 100.00% | 0.00% | 997 | 1021 | 97.65% | -0.27 | -1.16 |
| Nov-02 | 2 | 2 | 100.00% | 0.00% | 889 | 913 | 97.37% | -0.23 | -1.14 |
| Dec-02 | 5 | 5 | 100.00% | 0.00% | 726 | 748 | 97.06% | -0.39 | -1.24 |
| Jan-03 | | | | | | | | | |
| Feb-03 | 7 | 7 | 100.00% | 0.00% | 802 | 822 | 97.57% | -0.42 | -1.25 |
| Mar-03 | 2 | 2 | 100.00% | 0.00% | 789 | 821 | 96.10% | -0.28 | -1.17 |
| Apr-03 | 2 | 2 | 100.00% | 0.00% | 850 | 880 | 96.59% | -0.27 | -1.16 |
| May-03 | 2 | 2 | 100.00% | 0.00% | 918 | 948 | 96.84% | -0.26 | -1.16 |
| Jun-03 | | | | | 964 | 1001 | 96.30% | | |
| Jul-03 | 1 | 1 | 100.00% | 0.00% | 997 | 1032 | 96.61% | -0.19 | -1.11 |
| Aug-03 | 1 | 1 | 100.00% | 0.00% | 1004 | 1069 | 93.92% | -0.25 | -1.15 |
| Sep-03 | | | | | | | | | |



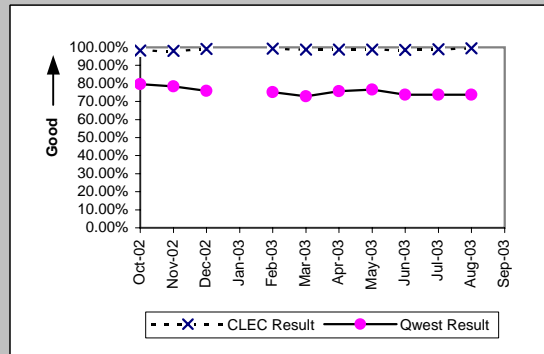
| UDIT Above DS1 Level (Parity) | | | | | | | | | |
|-------------------------------|-----------|-------------|-----------|------------|-----------|------------|------------|-----------|------------|
| Date | Numerator | Denominator | CLEC Resu | Standard D | Qwest Num | Qwest deno | Qwest Resu | Mod Z Scr | Parity Scr |
| Oct-02 | 7 | 7 | 100.00% | 0.00% | 47 | 48 | 97.92% | -0.36 | -1.22 |
| Nov-02 | 4 | 4 | 100.00% | 0.00% | 37 | 38 | 97.37% | -0.31 | -1.19 |
| Dec-02 | 2 | 2 | 100.00% | 0.00% | 39 | 40 | 97.50% | -0.22 | -1.13 |
| Jan-03 | | | | | | | | | |
| Feb-03 | 1 | 1 | 100.00% | 0.00% | 44 | 46 | 95.65% | -0.21 | -1.13 |
| Mar-03 | 2 | 2 | 100.00% | 0.00% | 58 | 58 | 100.00% | N/A | N/A |
| Apr-03 | 2 | 2 | 100.00% | 0.00% | 72 | 73 | 98.63% | -0.16 | -1.1 |
| May-03 | 1 | 1 | 100.00% | 0.00% | 74 | 77 | 96.10% | -0.2 | -1.12 |
| Jun-03 | 4 | 4 | 100.00% | 0.00% | 59 | 60 | 98.33% | -0.25 | -1.15 |
| Jul-03 | 5 | 5 | 100.00% | 0.00% | 61 | 62 | 98.39% | -0.28 | -1.17 |
| Aug-03 | 2 | 2 | 100.00% | 0.00% | 67 | 67 | 100.00% | N/A | N/A |
| Sep-03 | | | | | | | | | |



| Dark Fiber - IOF (Diagnostic) | | | | | | | | | |
|-------------------------------|-----------|-------------|-----------|------------|-----------|------------|------------|-----------|------------|
| Date | Numerator | Denominator | CLEC Resu | Standard D | Qwest Num | Qwest deno | Qwest Resu | Mod Z Scr | Parity Scr |
| Oct-02 | 2 | 2 | 100.00% | 0.00% | | | | | |
| Nov-02 | 2 | 2 | 100.00% | 0.00% | | | | | |
| Dec-02 | | | | | | | | | |
| Jan-03 | | | | | | | | | |
| Feb-03 | 4 | 4 | 100.00% | 0.00% | | | | | |
| Mar-03 | 3 | 3 | 100.00% | 0.00% | | | | | |
| Apr-03 | | | | | | | | | |
| May-03 | | | | | | | | | |
| Jun-03 | 1 | 1 | 100.00% | 0.00% | | | | | |
| Jul-03 | 1 | 1 | 100.00% | 0.00% | | | | | |
| Aug-03 | | | | | | | | | |
| Sep-03 | | | | | | | | | |



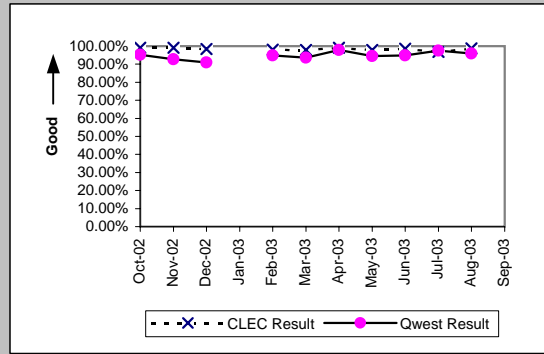
| Unbundled Loop Analog (Parity) | | | | | | | | | |
|--------------------------------|-----------|-------------|-----------|------------|-----------|------------|------------|-----------|------------|
| Date | Numerator | Denominator | CLEC Resu | Standard D | Qwest Num | Qwest deno | Qwest Resu | Mod Z Scr | Parity Scr |
| Oct-02 | 1990 | 2026 | 98.22% | 13.21% | 12205 | 15318 | 79.68% | -19.5 | -12.85 |
| Nov-02 | 1749 | 1785 | 97.98% | 14.06% | 11244 | 14357 | 78.32% | -19.02 | -12.56 |
| Dec-02 | 1901 | 1917 | 99.17% | 9.10% | 9316 | 12283 | 75.84% | -22.19 | -14.49 |
| Jan-03 | | | | | | | | | |
| Feb-03 | 1705 | 1718 | 99.24% | 8.67% | 9223 | 12278 | 75.12% | -21.66 | -14.17 |
| Mar-03 | 1734 | 1757 | 98.69% | 11.37% | 8842 | 12147 | 72.79% | -22.8 | -14.86 |
| Apr-03 | 1795 | 1817 | 98.79% | 10.94% | 9750 | 12867 | 75.78% | -21.43 | -14.03 |
| May-03 | 1667 | 1687 | 98.81% | 10.82% | 9828 | 12843 | 76.52% | -20.31 | -13.35 |
| Jun-03 | 1606 | 1629 | 98.59% | 11.80% | 9507 | 12876 | 73.84% | -21.42 | -14.02 |
| Jul-03 | 1657 | 1674 | 98.98% | 10.03% | 9998 | 13548 | 73.80% | -22.11 | -14.44 |
| Aug-03 | 1680 | 1690 | 99.41% | 7.67% | 10112 | 13726 | 73.67% | -22.67 | -14.78 |
| Sep-03 | | | | | | | | | |



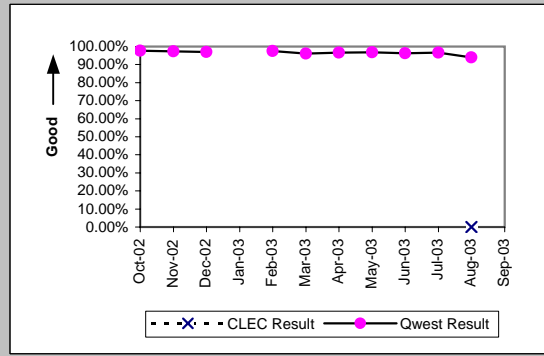
*Results exclude No Trouble Found and Test OK reports unless QWEST trouble is found on another report within 30 days of the original report. A 30-day window necessitates reporting a month behind

OP-5* - New Service Installation Quality (Percent)

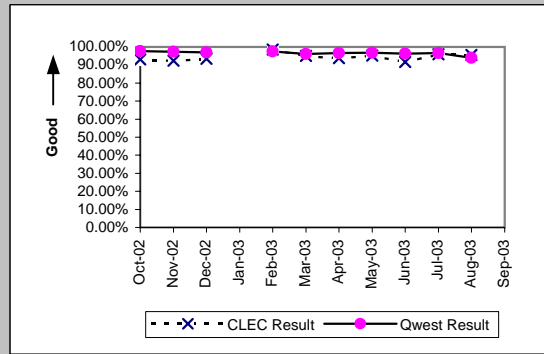
| Unbundled Loop - 2 Wire Non-Loaded (Parity) | | | | | | | | | |
|---|-----------|-------------|-----------|------------|-----------|------------|------------|-----------|------------|
| Date | Numerator | Denominator | CLEC Resu | Standard D | Qwest Num | Qwest deno | Qwest Resu | Mod Z Scr | Parity Scr |
| Oct-02 | 242 | 244 | 99.18% | 9.02% | 196 | 206 | 95.15% | -1.98 | -2.21 |
| Nov-02 | 232 | 234 | 99.15% | 9.21% | 254 | 274 | 92.70% | -2.78 | -2.69 |
| Dec-02 | 194 | 197 | 98.48% | 12.25% | 202 | 222 | 90.99% | -2.67 | -2.62 |
| Jan-03 | | | | | | | | | |
| Feb-03 | 209 | 213 | 98.12% | 13.57% | 272 | 287 | 94.77% | -1.66 | -2.01 |
| Mar-03 | 237 | 242 | 97.93% | 14.22% | 267 | 285 | 93.68% | -2 | -2.22 |
| Apr-03 | 228 | 230 | 99.13% | 9.28% | 235 | 240 | 97.92% | -0.92 | -1.56 |
| May-03 | 234 | 239 | 97.91% | 14.31% | 155 | 164 | 94.51% | -1.47 | -1.89 |
| Jun-03 | 271 | 275 | 98.55% | 11.97% | 131 | 138 | 94.93% | -1.58 | -1.96 |
| Jul-03 | 239 | 247 | 96.76% | 17.70% | 156 | 160 | 97.50% | 0.38 | -0.77 |
| Aug-03 | 241 | 244 | 98.77% | 11.02% | 164 | 171 | 95.91% | -1.45 | -1.88 |
| Sep-03 | | | | | | | | | |



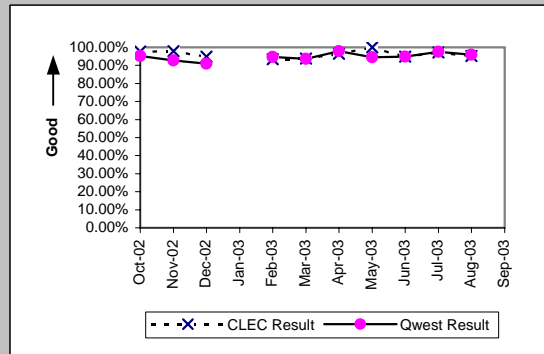
| Unbundled Loop - 4 Wire Non-Loaded (Parity) | | | | | | | | | |
|---|-----------|-------------|-----------|------------|-----------|------------|------------|-----------|------------|
| Date | Numerator | Denominator | CLEC Resu | Standard D | Qwest Num | Qwest deno | Qwest Resu | Mod Z Scr | Parity Scr |
| Oct-02 | | | | | 997 | 1021 | 97.65% | | |
| Nov-02 | | | | | 889 | 913 | 97.37% | | |
| Dec-02 | | | | | 726 | 748 | 97.06% | | |
| Jan-03 | | | | | | | | | |
| Feb-03 | | | | | 802 | 822 | 97.57% | | |
| Mar-03 | | | | | 789 | 821 | 96.10% | | |
| Apr-03 | | | | | 850 | 880 | 96.59% | | |
| May-03 | | | | | 918 | 948 | 96.84% | | |
| Jun-03 | | | | | 964 | 1001 | 96.30% | | |
| Jul-03 | | | | | 997 | 1032 | 96.61% | | |
| Aug-03 | 0 | 1 | 0.00% | 0.00% | 1004 | 1069 | 93.92% | 1.88 | 0.14 |
| Sep-03 | | | | | | | | | |



| Unbundled Loop - DS1 Capable (Parity) | | | | | | | | | |
|---------------------------------------|-----------|-------------|-----------|------------|-----------|------------|------------|-----------|------------|
| Date | Numerator | Denominator | CLEC Resu | Standard D | Qwest Num | Qwest deno | Qwest Resu | Mod Z Scr | Parity Scr |
| Oct-02 | 149 | 160 | 93.13% | 25.30% | 997 | 1021 | 97.65% | 2.76 | 0.68 |
| Nov-02 | 134 | 145 | 92.41% | 26.48% | 889 | 913 | 97.37% | 2.73 | 0.66 |
| Dec-02 | 130 | 139 | 93.53% | 24.61% | 726 | 748 | 97.06% | 1.92 | 0.17 |
| Jan-03 | | | | | | | | | |
| Feb-03 | 142 | 144 | 98.61% | 11.70% | 802 | 822 | 97.57% | -0.75 | -1.46 |
| Mar-03 | 152 | 160 | 95.00% | 21.79% | 789 | 821 | 96.10% | 0.66 | -0.6 |
| Apr-03 | 165 | 176 | 93.75% | 24.21% | 850 | 880 | 96.59% | 1.67 | 0.02 |
| May-03 | 179 | 188 | 95.21% | 21.35% | 918 | 948 | 96.84% | 1.09 | -0.33 |
| Jun-03 | 165 | 180 | 91.67% | 27.64% | 964 | 1001 | 96.30% | 2.56 | 0.55 |
| Jul-03 | 139 | 145 | 95.86% | 19.92% | 997 | 1032 | 96.61% | 0.49 | -0.7 |
| Aug-03 | 127 | 133 | 95.49% | 20.76% | 1004 | 1069 | 93.92% | -0.71 | -1.43 |
| Sep-03 | | | | | | | | | |



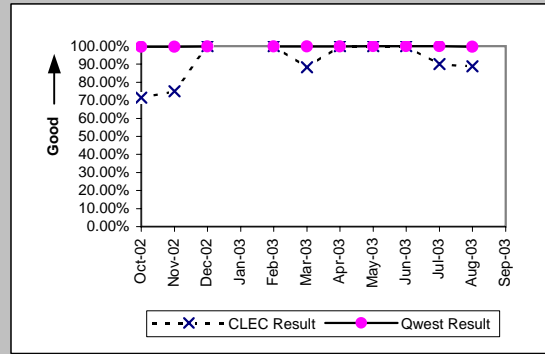
| Unbundled Loop ISDN Capable (Parity) | | | | | | | | | |
|--------------------------------------|-----------|-------------|-----------|------------|-----------|------------|------------|-----------|------------|
| Date | Numerator | Denominator | CLEC Resu | Standard D | Qwest Num | Qwest deno | Qwest Resu | Mod Z Scr | Parity Scr |
| Oct-02 | 85 | 87 | 97.70% | 14.99% | 196 | 206 | 95.15% | -0.93 | -1.57 |
| Nov-02 | 92 | 94 | 97.87% | 14.43% | 254 | 274 | 92.70% | -1.66 | -2.01 |
| Dec-02 | 92 | 97 | 94.85% | 22.11% | 202 | 222 | 90.99% | -1.11 | -1.67 |
| Jan-03 | | | | | | | | | |
| Feb-03 | 86 | 92 | 93.48% | 24.69% | 267 | 282 | 94.68% | 0.45 | -0.73 |
| Mar-03 | 91 | 97 | 93.81% | 24.09% | 262 | 280 | 93.57% | -0.08 | -1.05 |
| Apr-03 | 109 | 113 | 96.46% | 18.48% | 230 | 235 | 97.87% | 0.76 | -0.54 |
| May-03 | 96 | 96 | 100.00% | 0.00% | 153 | 162 | 94.44% | -1.88 | -2.14 |
| Jun-03 | 93 | 98 | 94.90% | 22.00% | 130 | 137 | 94.89% | 0 | -1 |
| Jul-03 | 103 | 106 | 97.17% | 16.58% | 155 | 159 | 97.48% | 0.11 | -0.94 |
| Aug-03 | 81 | 85 | 95.29% | 21.18% | 163 | 170 | 95.88% | 0.14 | -0.91 |
| Sep-03 | | | | | | | | | |



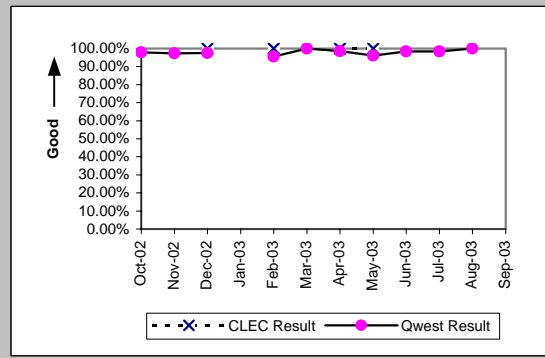
*Results exclude No Trouble Found and Test OK reports unless QWEST trouble is found on another report within 30 days of the original report. A 30-day window necessitates reporting a month behind

OP-5* - New Service Installation Quality (Percent)

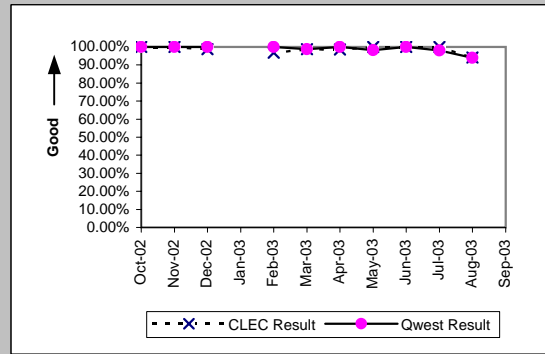
| Unbundled Loop - ADSL Qualified (Parity) | | | | | | | | | |
|--|-----------|-------------|-----------|------------|-----------|------------|------------|-----------|------------|
| Date | Numerator | Denominator | CLEC Resu | Standard D | Qwest Num | Qwest deno | Qwest Resu | Mod Z Scr | Parity Scr |
| Oct-02 | 5 | 7 | 71.43% | 45.18% | 1085 | 1088 | 99.72% | 3.68 | 1.23 |
| Nov-02 | 6 | 8 | 75.00% | 43.30% | 980 | 983 | 99.69% | 3.55 | 1.16 |
| Dec-02 | 12 | 12 | 100.00% | 0.00% | 876 | 877 | 99.89% | -0.12 | -1.07 |
| Jan-03 | | | | | | | | | |
| Feb-03 | 19 | 19 | 100.00% | 0.00% | 886 | 888 | 99.77% | -0.2 | -1.12 |
| Mar-03 | 15 | 17 | 88.24% | 32.22% | 789 | 791 | 99.75% | 3.14 | 0.91 |
| Apr-03 | 13 | 13 | 100.00% | 0.00% | 719 | 720 | 99.86% | -0.13 | -1.08 |
| May-03 | 11 | 11 | 100.00% | 0.00% | 594 | 594 | 100.00% | N/A | N/A |
| Jun-03 | 17 | 17 | 100.00% | 0.00% | 471 | 471 | 100.00% | N/A | N/A |
| Jul-03 | 18 | 20 | 90.00% | 30.00% | 394 | 394 | 100.00% | N/A | 0.94 |
| Aug-03 | 16 | 18 | 88.89% | 31.43% | 374 | 375 | 99.73% | 2.87 | 0.74 |
| Sep-03 | | | | | | | | | |



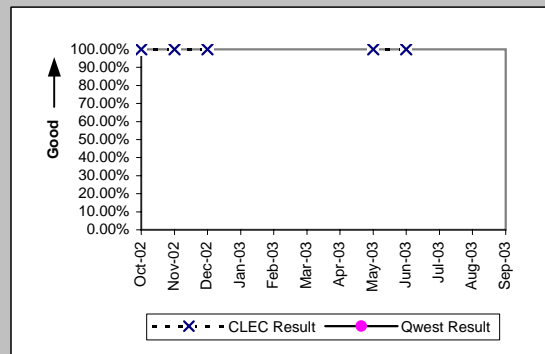
| Unbundled Loop - DS3 Capable (Parity) | | | | | | | | | |
|---------------------------------------|-----------|-------------|-----------|------------|-----------|------------|------------|-----------|------------|
| Date | Numerator | Denominator | CLEC Resu | Standard D | Qwest Num | Qwest deno | Qwest Resu | Mod Z Scr | Parity Scr |
| Oct-02 | | | | | 47 | 48 | 97.92% | | |
| Nov-02 | | | | | 37 | 38 | 97.37% | | |
| Dec-02 | 1 | 1 | 100.00% | 0.00% | 39 | 40 | 97.50% | -0.16 | -1.1 |
| Jan-03 | | | | | | | | | |
| Feb-03 | 1 | 1 | 100.00% | 0.00% | 44 | 46 | 95.65% | -0.21 | -1.13 |
| Mar-03 | | | | | 58 | 58 | 100.00% | | |
| Apr-03 | 1 | 1 | 100.00% | 0.00% | 72 | 73 | 98.63% | -0.12 | -1.07 |
| May-03 | 1 | 1 | 100.00% | 0.00% | 74 | 77 | 96.10% | -0.2 | -1.12 |
| Jun-03 | | | | | 59 | 60 | 98.33% | | |
| Jul-03 | | | | | 61 | 62 | 98.39% | | |
| Aug-03 | | | | | 67 | 67 | 100.00% | | |
| Sep-03 | | | | | | | | | |



| LIS Trunk (Parity) | | | | | | | | | |
|--------------------|-----------|-------------|-----------|------------|-----------|------------|------------|-----------|------------|
| Date | Numerator | Denominator | CLEC Resu | Standard D | Qwest Num | Qwest deno | Qwest Resu | Mod Z Scr | Parity Scr |
| Oct-02 | 49 | 49 | 100.00% | 0.00% | 63 | 63 | 100.00% | N/A | N/A |
| Nov-02 | 69 | 69 | 100.00% | 0.00% | 56 | 56 | 100.00% | N/A | N/A |
| Dec-02 | 78 | 79 | 98.73% | 11.18% | 31 | 31 | 100.00% | N/A | -0.83 |
| Jan-03 | | | | | | | | | |
| Feb-03 | 90 | 93 | 96.77% | 17.67% | 66 | 66 | 100.00% | N/A | -0.17 |
| Mar-03 | 83 | 84 | 98.81% | 10.85% | 75 | 76 | 98.68% | -0.07 | -1.04 |
| Apr-03 | 72 | 73 | 98.63% | 11.62% | 57 | 57 | 100.00% | N/A | -0.65 |
| May-03 | 53 | 53 | 100.00% | 0.00% | 55 | 56 | 98.21% | -0.7 | -1.43 |
| Jun-03 | 38 | 38 | 100.00% | 0.00% | 64 | 64 | 100.00% | N/A | N/A |
| Jul-03 | 25 | 25 | 100.00% | 0.00% | 49 | 50 | 98.00% | -0.58 | -1.35 |
| Aug-03 | 16 | 17 | 94.12% | 23.53% | 31 | 33 | 93.94% | -0.03 | -1.02 |
| Sep-03 | | | | | | | | | |



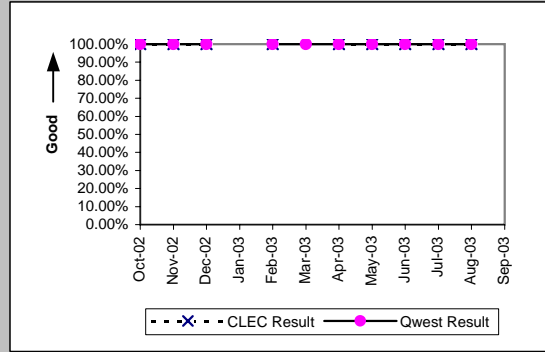
| Dark Fiber - Loop (Diagnostic) | | | | | | | | | |
|--------------------------------|-----------|-------------|-----------|------------|-----------|------------|------------|-----------|------------|
| Date | Numerator | Denominator | CLEC Resu | Standard D | Qwest Num | Qwest deno | Qwest Resu | Mod Z Scr | Parity Scr |
| Oct-02 | 4 | 4 | 100.00% | 0.00% | | | | | |
| Nov-02 | 4 | 4 | 100.00% | 0.00% | | | | | |
| Dec-02 | 1 | 1 | 100.00% | 0.00% | | | | | |
| Jan-03 | | | | | | | | | |
| Feb-03 | | | | | | | | | |
| Mar-03 | | | | | | | | | |
| Apr-03 | | | | | | | | | |
| May-03 | 1 | 1 | 100.00% | 0.00% | | | | | |
| Jun-03 | 1 | 1 | 100.00% | 0.00% | | | | | |
| Jul-03 | | | | | | | | | |
| Aug-03 | | | | | | | | | |
| Sep-03 | | | | | | | | | |



*Results exclude No Trouble Found and Test OK reports unless QWEST trouble is found on another report within 30 days of the original report. A 30-day window necessitates reporting a month behind

OP-5* - New Service Installation Quality (Percent)

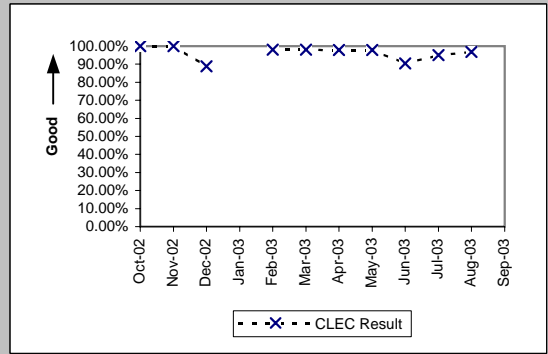
| E911 (Parity) | | | | | | | | | |
|---------------|-----------|-------------|-----------|------------|-----------|------------|------------|-----------|------------|
| Date | Numerator | Denominator | CLEC Resu | Standard D | Qwest Num | Qwest deno | Qwest Resu | Mod Z Scr | Parity Scr |
| Oct-02 | 2 | 2 | 100.00% | 0.00% | 7 | 7 | 100.00% | N/A | N/A |
| Nov-02 | 2 | 2 | 100.00% | 0.00% | 5 | 5 | 100.00% | N/A | N/A |
| Dec-02 | 2 | 2 | 100.00% | 0.00% | 7 | 7 | 100.00% | N/A | N/A |
| Jan-03 | | | | | | | | | |
| Feb-03 | 1 | 1 | 100.00% | 0.00% | 6 | 6 | 100.00% | N/A | N/A |
| Mar-03 | | | | | 6 | 6 | 100.00% | | |
| Apr-03 | 1 | 1 | 100.00% | 0.00% | 18 | 18 | 100.00% | N/A | N/A |
| May-03 | 4 | 4 | 100.00% | 0.00% | 21 | 21 | 100.00% | N/A | N/A |
| Jun-03 | 3 | 3 | 100.00% | 0.00% | 56 | 56 | 100.00% | N/A | N/A |
| Jul-03 | 1 | 1 | 100.00% | 0.00% | 58 | 58 | 100.00% | N/A | N/A |
| Aug-03 | 1 | 1 | 100.00% | 0.00% | 13 | 13 | 100.00% | N/A | N/A |
| Sep-03 | | | | | | | | | |



*Results exclude No Trouble Found and Test OK reports unless QWEST trouble is found on another report within 30 days of the original report. A 30-day window necessitates reporting a month behind

OP-5* - New Service Installation Quality (Percent)

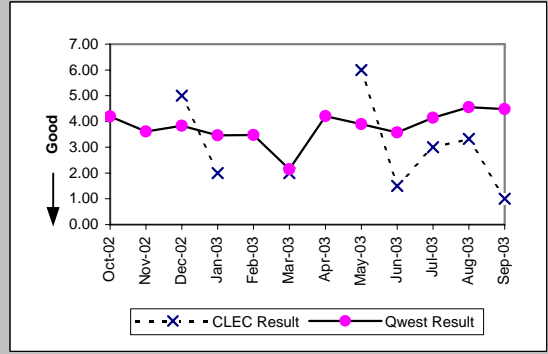
| Enhanced Extended Loops (EELs) (Diagnostic) | | | | |
|---|-----------|-------------|-------------|--------------|
| Date | Numerator | Denominator | CLEC Result | Standard Dev |
| Oct-02 | 23 | 23 | 100.00% | 0.00% |
| Nov-02 | 32 | 32 | 100.00% | 0.00% |
| Dec-02 | 24 | 27 | 88.89% | 31.43% |
| Jan-03 | | | | |
| Feb-03 | 50 | 51 | 98.04% | 13.86% |
| Mar-03 | 50 | 51 | 98.04% | 13.86% |
| Apr-03 | 45 | 46 | 97.83% | 14.58% |
| May-03 | 47 | 48 | 97.92% | 14.28% |
| Jun-03 | 47 | 52 | 90.38% | 29.48% |
| Jul-03 | 39 | 41 | 95.12% | 21.54% |
| Aug-03 | 30 | 31 | 96.77% | 17.67% |
| Sep-03 | | | | |



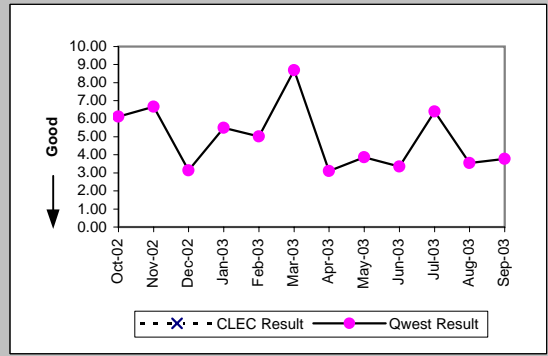
*Results exclude No Trouble Found and Test OK reports unless QWEST trouble is found on another report within 30 days of the original report. A 30-day window necessitates reporting a month behind

OP-6A-1 - Delayed Days for Non-Facility Reasons (Average Days) - Dispatches within MSAs

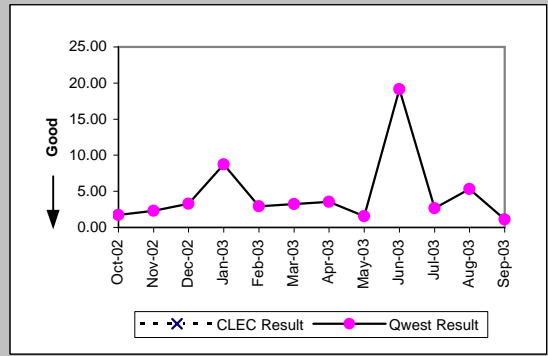
| Residence (Parity) | | | | | | | | | |
|--------------------|----------|-----------|-----------|----------|-----------|------------|------------|-----------|------------|
| Date | CLEC Num | CLEC Denc | CLEC Resu | CLEC Std | Qwest Num | Qwest Denc | Qwest Resu | Mod Z Scr | Parity Scr |
| Oct-02 | | | | | 900 | 215 | 4.19 | | |
| Nov-02 | | | | | 690 | 191 | 3.61 | | |
| Dec-02 | 5 | 1 | 5.00 | | 610 | 159 | 3.84 | 0.59 | -0.64 |
| Jan-03 | 6 | 3 | 2.00 | 1.00 | 626 | 181 | 3.46 | -0.49 | -1.3 |
| Feb-03 | | | | | 605 | 174 | 3.48 | | |
| Mar-03 | 6 | 3 | 2.00 | 0.00 | 327 | 152 | 2.15 | -0.17 | -1.1 |
| Apr-03 | | | | | 598 | 142 | 4.21 | | |
| May-03 | 6 | 1 | 6.00 | | 448 | 115 | 3.90 | 1.47 | -0.11 |
| Jun-03 | 6 | 4 | 1.50 | 1.00 | 446 | 125 | 3.57 | -0.46 | -1.28 |
| Jul-03 | 3 | 1 | 3.00 | | 544 | 131 | 4.15 | -0.1 | -1.06 |
| Aug-03 | 10 | 3 | 3.33 | 4.04 | 607 | 133 | 4.56 | -0.19 | -1.12 |
| Sep-03 | 3 | 3 | 1.00 | 0.00 | 659 | 147 | 4.48 | -0.97 | -1.59 |



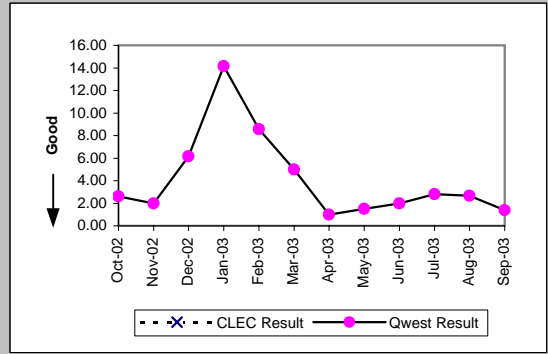
| Business (Parity) | | | | | | | | | |
|-------------------|----------|-----------|-----------|----------|-----------|------------|------------|-----------|------------|
| Date | CLEC Num | CLEC Denc | CLEC Resu | CLEC Std | Qwest Num | Qwest Denc | Qwest Resu | Mod Z Scr | Parity Scr |
| Oct-02 | | | | | 568 | 93 | 6.11 | | |
| Nov-02 | | | | | 614 | 92 | 6.67 | | |
| Dec-02 | | | | | 247 | 79 | 3.13 | | |
| Jan-03 | | | | | 450 | 82 | 5.49 | | |
| Feb-03 | | | | | 261 | 52 | 5.02 | | |
| Mar-03 | | | | | 616 | 71 | 8.68 | | |
| Apr-03 | | | | | 146 | 47 | 3.11 | | |
| May-03 | | | | | 216 | 56 | 3.86 | | |
| Jun-03 | | | | | 191 | 57 | 3.35 | | |
| Jul-03 | | | | | 384 | 60 | 6.40 | | |
| Aug-03 | | | | | 248 | 70 | 3.54 | | |
| Sep-03 | | | | | 246 | 65 | 3.78 | | |



| Centrex (Parity) | | | | | | | | | |
|------------------|----------|-----------|-----------|----------|-----------|------------|------------|-----------|------------|
| Date | CLEC Num | CLEC Denc | CLEC Resu | CLEC Std | Qwest Num | Qwest Denc | Qwest Resu | Mod Z Scr | Parity Scr |
| Oct-02 | | | | | 49 | 28 | 1.75 | | |
| Nov-02 | | | | | 23 | 10 | 2.30 | | |
| Dec-02 | | | | | 56 | 17 | 3.29 | | |
| Jan-03 | | | | | 96 | 11 | 8.73 | | |
| Feb-03 | | | | | 41 | 14 | 2.93 | | |
| Mar-03 | | | | | 29 | 9 | 3.22 | | |
| Apr-03 | | | | | 32 | 9 | 3.56 | | |
| May-03 | | | | | 11 | 7 | 1.57 | | |
| Jun-03 | | | | | 287 | 15 | 19.13 | | |
| Jul-03 | | | | | 32 | 12 | 2.67 | | |
| Aug-03 | | | | | 53 | 10 | 5.30 | | |
| Sep-03 | | | | | 12 | 11 | 1.09 | | |

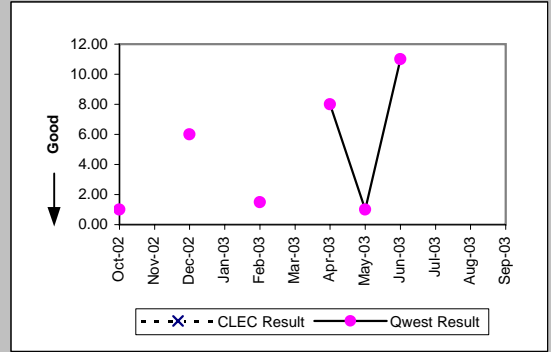


| Centrex 21 (Parity) | | | | | | | | | |
|---------------------|----------|-----------|-----------|----------|-----------|------------|------------|-----------|------------|
| Date | CLEC Num | CLEC Denc | CLEC Resu | CLEC Std | Qwest Num | Qwest Denc | Qwest Resu | Mod Z Scr | Parity Scr |
| Oct-02 | | | | | 21 | 8 | 2.62 | | |
| Nov-02 | | | | | 12 | 6 | 2.00 | | |
| Dec-02 | | | | | 37 | 6 | 6.17 | | |
| Jan-03 | | | | | 85 | 6 | 14.17 | | |
| Feb-03 | | | | | 60 | 7 | 8.57 | | |
| Mar-03 | | | | | 35 | 7 | 5.00 | | |
| Apr-03 | | | | | 3 | 3 | 1.00 | | |
| May-03 | | | | | 6 | 4 | 1.50 | | |
| Jun-03 | | | | | 4 | 2 | 2.00 | | |
| Jul-03 | | | | | 14 | 5 | 2.80 | | |
| Aug-03 | | | | | 16 | 6 | 2.67 | | |
| Sep-03 | | | | | 7 | 5 | 1.40 | | |

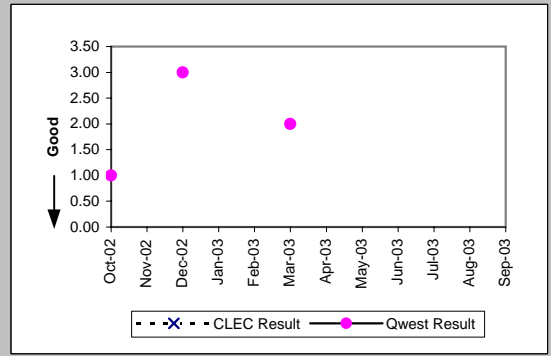


OP-6A-1 - Delayed Days for Non-Facility Reasons (Average Days) - Dispatches within MSAs

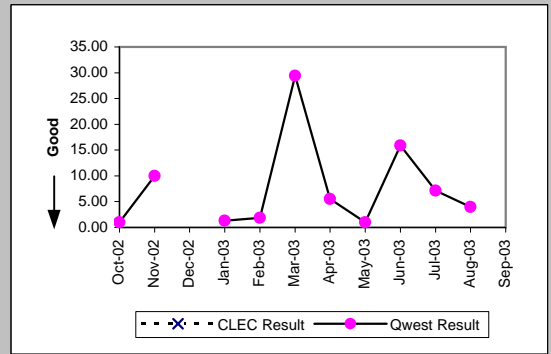
| PBX (Parity) | | | | | | | | | |
|--------------|----------|-----------|-----------|----------|-----------|------------|------------|-----------|------------|
| Date | CLEC Num | CLEC Denc | CLEC Resu | CLEC Std | Qwest Num | Qwest Denc | Qwest Resu | Mod Z Scr | Parity Scr |
| Oct-02 | | | | | 1 | 1 | 1.00 | | |
| Nov-02 | | | | | | | | | |
| Dec-02 | | | | | 6 | 1 | 6.00 | | |
| Jan-03 | | | | | | | | | |
| Feb-03 | | | | | 3 | 2 | 1.50 | | |
| Mar-03 | | | | | | | | | |
| Apr-03 | | | | | 8 | 1 | 8.00 | | |
| May-03 | | | | | 1 | 1 | 1.00 | | |
| Jun-03 | | | | | 11 | 1 | 11.00 | | |
| Jul-03 | | | | | | | | | |
| Aug-03 | | | | | | | | | |
| Sep-03 | | | | | | | | | |



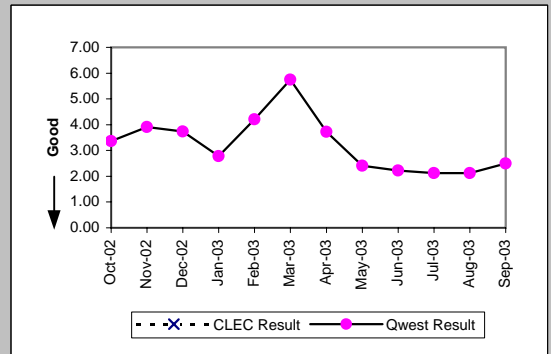
| Basic Rate ISDN (Parity) | | | | | | | | | |
|--------------------------|----------|-----------|-----------|----------|-----------|------------|------------|-----------|------------|
| Date | CLEC Num | CLEC Denc | CLEC Resu | CLEC Std | Qwest Num | Qwest Denc | Qwest Resu | Mod Z Scr | Parity Scr |
| Oct-02 | | | | | 1 | 1 | 1.00 | | |
| Nov-02 | | | | | | | | | |
| Dec-02 | | | | | 3 | 1 | 3.00 | | |
| Jan-03 | | | | | | | | | |
| Feb-03 | | | | | | | | | |
| Mar-03 | | | | | 4 | 2 | 2.00 | | |
| Apr-03 | | | | | | | | | |
| May-03 | | | | | | | | | |
| Jun-03 | | | | | | | | | |
| Jul-03 | | | | | | | | | |
| Aug-03 | | | | | | | | | |
| Sep-03 | | | | | | | | | |



| DS0 (Parity) | | | | | | | | | |
|--------------|----------|-----------|-----------|----------|-----------|------------|------------|-----------|------------|
| Date | CLEC Num | CLEC Denc | CLEC Resu | CLEC Std | Qwest Num | Qwest Denc | Qwest Resu | Mod Z Scr | Parity Scr |
| Oct-02 | | | | | 4 | 4 | 1.00 | | |
| Nov-02 | | | | | 10 | 1 | 10.00 | | |
| Dec-02 | | | | | | | | | |
| Jan-03 | | | | | 23 | 18 | 1.28 | | |
| Feb-03 | | | | | 26 | 14 | 1.86 | | |
| Mar-03 | | | | | 559 | 19 | 29.42 | | |
| Apr-03 | | | | | 11 | 2 | 5.50 | | |
| May-03 | | | | | 1 | 1 | 1.00 | | |
| Jun-03 | | | | | 809 | 51 | 15.86 | | |
| Jul-03 | | | | | 93 | 13 | 7.15 | | |
| Aug-03 | | | | | 4 | 1 | 4.00 | | |
| Sep-03 | | | | | | | | | |

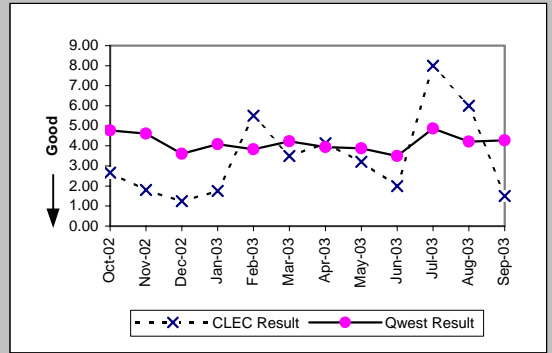


| Qwest DSL (Parity) | | | | | | | | | |
|--------------------|----------|-----------|-----------|----------|-----------|------------|------------|-----------|------------|
| Date | CLEC Num | CLEC Denc | CLEC Resu | CLEC Std | Qwest Num | Qwest Denc | Qwest Resu | Mod Z Scr | Parity Scr |
| Oct-02 | | | | | 148 | 44 | 3.36 | | |
| Nov-02 | | | | | 86 | 22 | 3.91 | | |
| Dec-02 | | | | | 82 | 22 | 3.73 | | |
| Jan-03 | | | | | 64 | 23 | 2.78 | | |
| Feb-03 | | | | | 80 | 19 | 4.21 | | |
| Mar-03 | | | | | 69 | 12 | 5.75 | | |
| Apr-03 | | | | | 67 | 18 | 3.72 | | |
| May-03 | | | | | 41 | 17 | 2.41 | | |
| Jun-03 | | | | | 20 | 9 | 2.22 | | |
| Jul-03 | | | | | 34 | 16 | 2.12 | | |
| Aug-03 | | | | | 34 | 16 | 2.12 | | |
| Sep-03 | | | | | 50 | 20 | 2.50 | | |

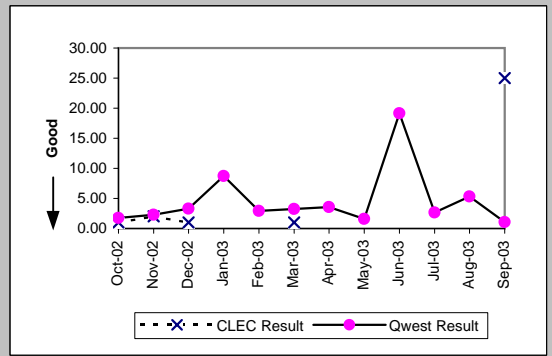


OP-6A-1 - Delayed Days for Non-Facility Reasons (Average Days) - Dispatches within MSAs

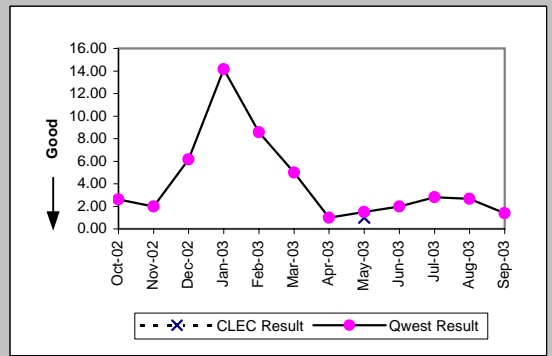
| UNE - P (POTS) (Parity) | | | | | | | | | | |
|-------------------------|----------|-----------|-----------|----------|-----------|------------|------------|-----------|------------|--|
| Date | CLEC Num | CLEC Denc | CLEC Resu | CLEC Std | Qwest Num | Qwest Denc | Qwest Resu | Mod Z Scr | Parity Scr | |
| Oct-02 | 8 | 3 | 2.67 | 2.89 | 1468 | 308 | 4.77 | -0.44 | -1.27 | |
| Nov-02 | 9 | 5 | 1.80 | 1.10 | 1304 | 283 | 4.61 | -0.67 | -1.41 | |
| Dec-02 | 5 | 4 | 1.25 | 0.50 | 857 | 238 | 3.60 | -1 | -1.61 | |
| Jan-03 | 7 | 4 | 1.75 | 0.50 | 1076 | 263 | 4.09 | -0.69 | -1.42 | |
| Feb-03 | 22 | 4 | 5.50 | 6.61 | 866 | 226 | 3.83 | 1.07 | -0.35 | |
| Mar-03 | 7 | 2 | 3.50 | 2.12 | 943 | 223 | 4.23 | -0.1 | -1.06 | |
| Apr-03 | 29 | 7 | 4.14 | 3.44 | 744 | 189 | 3.94 | 0.76 | -0.54 | |
| May-03 | 16 | 5 | 3.20 | 4.92 | 664 | 171 | 3.88 | -0.19 | -1.11 | |
| Jun-03 | 2 | 1 | 2.00 | | 637 | 182 | 3.50 | -0.2 | -1.12 | |
| Jul-03 | 32 | 4 | 8.00 | 13.34 | 928 | 191 | 4.86 | 1.03 | -0.38 | |
| Aug-03 | 12 | 2 | 6.00 | 7.07 | 855 | 203 | 4.21 | 1.13 | -0.31 | |
| Sep-03 | 3 | 2 | 1.50 | 0.71 | 905 | 212 | 4.27 | -0.6 | -1.37 | |



| UNE P (Centrex) (Parity) | | | | | | | | | | |
|--------------------------|----------|-----------|-----------|----------|-----------|------------|------------|-----------|------------|--|
| Date | CLEC Num | CLEC Denc | CLEC Resu | CLEC Std | Qwest Num | Qwest Denc | Qwest Resu | Mod Z Scr | Parity Scr | |
| Oct-02 | 1 | 1 | 1.00 | | 49 | 28 | 1.75 | -0.34 | -1.21 | |
| Nov-02 | 2 | 1 | 2.00 | | 23 | 10 | 2.30 | -0.15 | -1.09 | |
| Dec-02 | 1 | 1 | 1.00 | | 56 | 17 | 3.29 | -0.69 | -1.42 | |
| Jan-03 | | | | | 96 | 11 | 8.73 | | | |
| Feb-03 | | | | | 41 | 14 | 2.93 | | | |
| Mar-03 | 1 | 1 | 1.00 | | 29 | 9 | 3.22 | -0.53 | -1.32 | |
| Apr-03 | | | | | 32 | 9 | 3.56 | | | |
| May-03 | | | | | 11 | 7 | 1.57 | | | |
| Jun-03 | | | | | 287 | 15 | 19.13 | | | |
| Jul-03 | | | | | 32 | 12 | 2.67 | | | |
| Aug-03 | | | | | 53 | 10 | 5.30 | | | |
| Sep-03 | 25 | 1 | 25.00 | | 12 | 11 | 1.09 | 3.72 | 1.26 | |

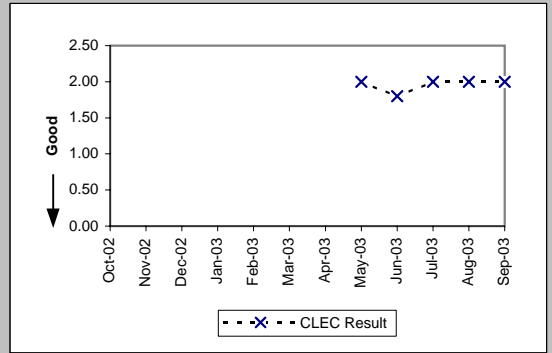


| UNE P (Centrex 21) (Parity) | | | | | | | | | | |
|-----------------------------|----------|-----------|-----------|----------|-----------|------------|------------|-----------|------------|--|
| Date | CLEC Num | CLEC Denc | CLEC Resu | CLEC Std | Qwest Num | Qwest Denc | Qwest Resu | Mod Z Scr | Parity Scr | |
| Oct-02 | | | | | 21 | 8 | 2.62 | | | |
| Nov-02 | | | | | 12 | 6 | 2.00 | | | |
| Dec-02 | | | | | 37 | 6 | 6.17 | | | |
| Jan-03 | | | | | 85 | 6 | 14.17 | | | |
| Feb-03 | | | | | 60 | 7 | 8.57 | | | |
| Mar-03 | | | | | 35 | 7 | 5.00 | | | |
| Apr-03 | | | | | 3 | 3 | 1.00 | | | |
| May-03 | 1 | 1 | 1.00 | | 6 | 4 | 1.50 | -0.45 | -1.27 | |
| Jun-03 | | | | | 4 | 2 | 2.00 | | | |
| Jul-03 | | | | | 14 | 5 | 2.80 | | | |
| Aug-03 | | | | | 16 | 6 | 2.67 | | | |
| Sep-03 | | | | | 7 | 5 | 1.40 | | | |



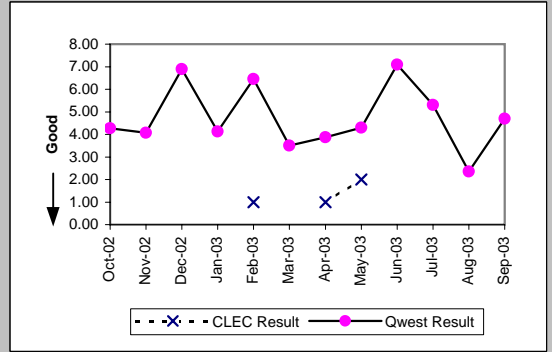
OP-6A-1 - Delayed Days for Non-Facility Reasons (Average Days) - Dispatches within MSAs

| Line Sharing (Diagnostic) | | | | |
|---------------------------|-----------|-------------|-------------|--------------|
| Date | Numerator | Denominator | CLEC Result | Standard Dev |
| Oct-02 | | | | |
| Nov-02 | | | | |
| Dec-02 | | | | |
| Jan-03 | | | | |
| Feb-03 | | | | |
| Mar-03 | | | | |
| Apr-03 | | | | |
| May-03 | 2 | 1 | 2.00 | |
| Jun-03 | 9 | 5 | 1.80 | 0.45 |
| Jul-03 | 12 | 6 | 2.00 | 1.26 |
| Aug-03 | 2 | 1 | 2.00 | |
| Sep-03 | 10 | 5 | 2.00 | 0.71 |

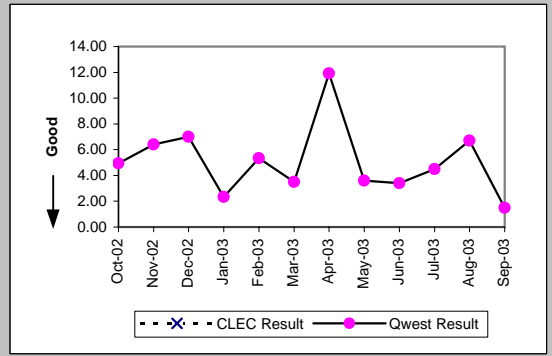


OP-6A-2 - Delayed Days for Non-Facility Reasons (Average Days) - Dispatches outside MSAs

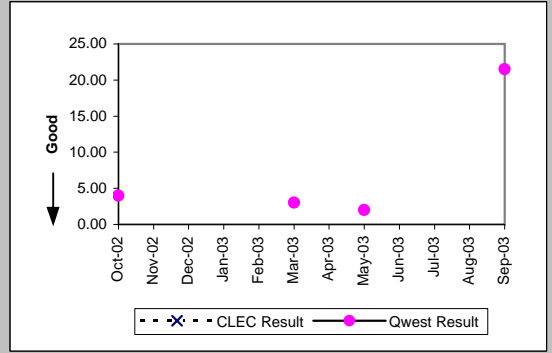
| Residence (Parity) | | | | | | | | | |
|--------------------|----------|-----------|-----------|----------|-----------|------------|------------|-----------|------------|
| Date | CLEC Num | CLEC Dend | CLEC Resu | CLEC Std | Qwest Num | Qwest Dend | Qwest Resu | Mod Z Scr | Parity Scr |
| Oct-02 | | | | | 128 | 30 | 4.27 | | |
| Nov-02 | | | | | 122 | 30 | 4.07 | | |
| Dec-02 | | | | | 214 | 31 | 6.90 | | |
| Jan-03 | | | | | 190 | 46 | 4.13 | | |
| Feb-03 | 1 | 1 | 1.00 | | 181 | 28 | 6.46 | -0.42 | -1.26 |
| Mar-03 | | | | | 91 | 26 | 3.50 | | |
| Apr-03 | 1 | 1 | 1.00 | | 116 | 30 | 3.87 | -0.62 | -1.38 |
| May-03 | 2 | 1 | 2.00 | | 99 | 23 | 4.30 | -0.48 | -1.29 |
| Jun-03 | | | | | 248 | 35 | 7.09 | | |
| Jul-03 | | | | | 154 | 29 | 5.31 | | |
| Aug-03 | | | | | 78 | 33 | 2.36 | | |
| Sep-03 | | | | | 127 | 27 | 4.70 | | |



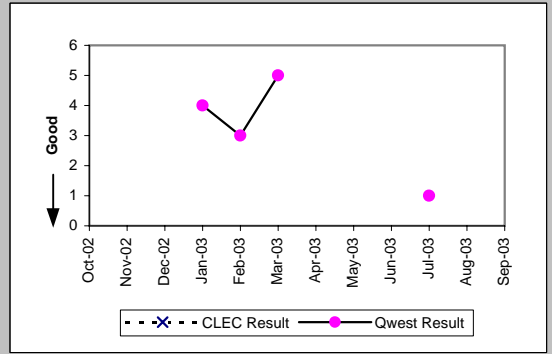
| Business (Parity) | | | | | | | | | |
|-------------------|----------|-----------|-----------|----------|-----------|------------|------------|-----------|------------|
| Date | CLEC Num | CLEC Dend | CLEC Resu | CLEC Std | Qwest Num | Qwest Dend | Qwest Resu | Mod Z Scr | Parity Scr |
| Oct-02 | | | | | 79 | 16 | 4.94 | | |
| Nov-02 | | | | | 64 | 10 | 6.40 | | |
| Dec-02 | | | | | 42 | 6 | 7.00 | | |
| Jan-03 | | | | | 35 | 15 | 2.33 | | |
| Feb-03 | | | | | 48 | 9 | 5.33 | | |
| Mar-03 | | | | | 28 | 8 | 3.50 | | |
| Apr-03 | | | | | 143 | 12 | 11.92 | | |
| May-03 | | | | | 36 | 10 | 3.60 | | |
| Jun-03 | | | | | 17 | 5 | 3.40 | | |
| Jul-03 | | | | | 18 | 4 | 4.50 | | |
| Aug-03 | | | | | 67 | 10 | 6.70 | | |
| Sep-03 | | | | | 6 | 4 | 1.50 | | |



| Centrex (Parity) | | | | | | | | | |
|------------------|----------|-----------|-----------|----------|-----------|------------|------------|-----------|------------|
| Date | CLEC Num | CLEC Dend | CLEC Resu | CLEC Std | Qwest Num | Qwest Dend | Qwest Resu | Mod Z Scr | Parity Scr |
| Oct-02 | | | | | 12 | 3 | 4.00 | | |
| Nov-02 | | | | | | | | | |
| Dec-02 | | | | | | | | | |
| Jan-03 | | | | | | | | | |
| Feb-03 | | | | | | | | | |
| Mar-03 | | | | | 3 | 1 | 3.00 | | |
| Apr-03 | | | | | | | | | |
| May-03 | | | | | 2 | 1 | 2.00 | | |
| Jun-03 | | | | | | | | | |
| Jul-03 | | | | | | | | | |
| Aug-03 | | | | | | | | | |
| Sep-03 | | | | | 43 | 2 | 21.50 | | |

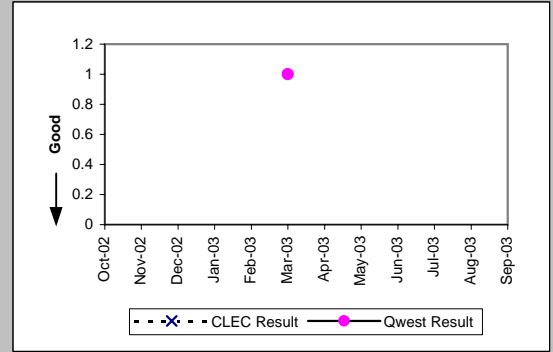


| Centrex 21 (Parity) | | | | | | | | | |
|---------------------|----------|-----------|-----------|----------|-----------|------------|------------|-----------|------------|
| Date | CLEC Num | CLEC Dend | CLEC Resu | CLEC Std | Qwest Num | Qwest Dend | Qwest Resu | Mod Z Scr | Parity Scr |
| Oct-02 | | | | | | | | | |
| Nov-02 | | | | | | | | | |
| Dec-02 | | | | | | | | | |
| Jan-03 | | | | | 4 | 1 | 4.00 | | |
| Feb-03 | | | | | 3 | 1 | 3.00 | | |
| Mar-03 | | | | | 5 | 1 | 5.00 | | |
| Apr-03 | | | | | | | | | |
| May-03 | | | | | | | | | |
| Jun-03 | | | | | | | | | |
| Jul-03 | | | | | 1 | 1 | 1.00 | | |
| Aug-03 | | | | | | | | | |
| Sep-03 | | | | | | | | | |

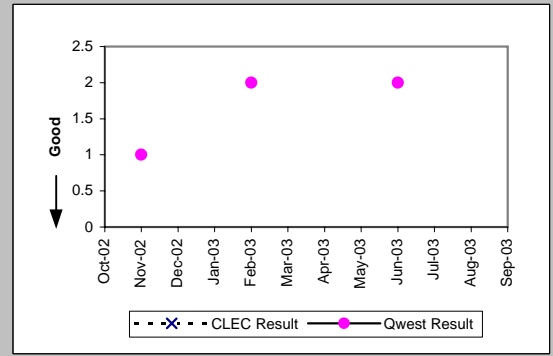


OP-6A-2 - Delayed Days for Non-Facility Reasons (Average Days) - Dispatches outside MSAs

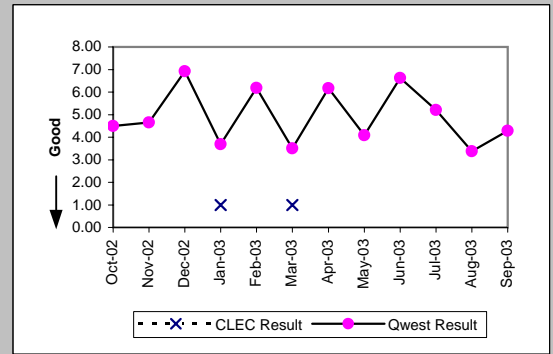
| PBX (Parity) | | | | | | | | | |
|--------------|----------|-----------|-----------|----------|-----------|------------|------------|-----------|------------|
| Date | CLEC Num | CLEC Dend | CLEC Resu | CLEC Std | Qwest Num | Qwest Dend | Qwest Resu | Mod Z Scr | Parity Scr |
| Oct-02 | | | | | | | | | |
| Nov-02 | | | | | | | | | |
| Dec-02 | | | | | | | | | |
| Jan-03 | | | | | | | | | |
| Feb-03 | | | | | | | | | |
| Mar-03 | | | | | 1 | 1 | 1.00 | | |
| Apr-03 | | | | | | | | | |
| May-03 | | | | | | | | | |
| Jun-03 | | | | | | | | | |
| Jul-03 | | | | | | | | | |
| Aug-03 | | | | | | | | | |
| Sep-03 | | | | | | | | | |



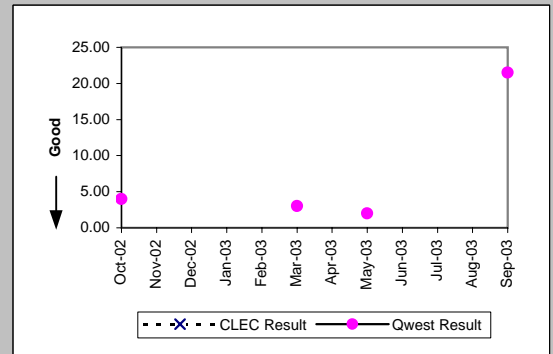
| Qwest DSL (Parity) | | | | | | | | | |
|--------------------|----------|-----------|-----------|----------|-----------|------------|------------|-----------|------------|
| Date | CLEC Num | CLEC Dend | CLEC Resu | CLEC Std | Qwest Num | Qwest Dend | Qwest Resu | Mod Z Scr | Parity Scr |
| Oct-02 | | | | | | | | | |
| Nov-02 | | | | | 1 | 1 | 1.00 | | |
| Dec-02 | | | | | | | | | |
| Jan-03 | | | | | | | | | |
| Feb-03 | | | | | 2 | 1 | 2.00 | | |
| Mar-03 | | | | | | | | | |
| Apr-03 | | | | | | | | | |
| May-03 | | | | | | | | | |
| Jun-03 | | | | | 2 | 1 | 2.00 | | |
| Jul-03 | | | | | | | | | |
| Aug-03 | | | | | | | | | |
| Sep-03 | | | | | | | | | |



| UNE - P (POTS) (Parity) | | | | | | | | | |
|-------------------------|----------|-----------|-----------|----------|-----------|------------|------------|-----------|------------|
| Date | CLEC Num | CLEC Dend | CLEC Resu | CLEC Std | Qwest Num | Qwest Dend | Qwest Resu | Mod Z Scr | Parity Scr |
| Oct-02 | | | | | 207 | 46 | 4.50 | | |
| Nov-02 | | | | | 186 | 40 | 4.65 | | |
| Dec-02 | | | | | 256 | 37 | 6.92 | | |
| Jan-03 | 1 | 1 | 1.00 | | 225 | 61 | 3.69 | -0.49 | -1.3 |
| Feb-03 | | | | | 229 | 37 | 6.19 | | |
| Mar-03 | 2 | 2 | 1.00 | 0.00 | 119 | 34 | 3.50 | -0.91 | -1.55 |
| Apr-03 | | | | | 259 | 42 | 6.17 | | |
| May-03 | | | | | 135 | 33 | 4.09 | | |
| Jun-03 | | | | | 265 | 40 | 6.62 | | |
| Jul-03 | | | | | 172 | 33 | 5.21 | | |
| Aug-03 | | | | | 145 | 43 | 3.37 | | |
| Sep-03 | | | | | 133 | 31 | 4.29 | | |

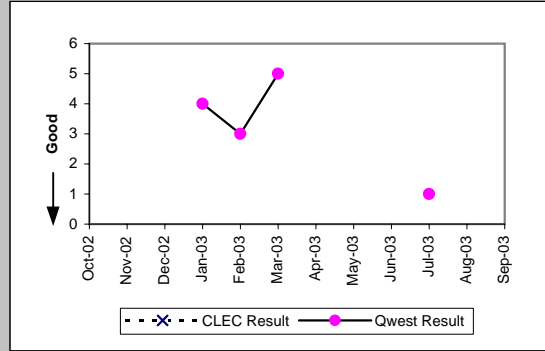


| UNE P (Centrex) (Parity) | | | | | | | | | |
|--------------------------|----------|-----------|-----------|----------|-----------|------------|------------|-----------|------------|
| Date | CLEC Num | CLEC Dend | CLEC Resu | CLEC Std | Qwest Num | Qwest Dend | Qwest Resu | Mod Z Scr | Parity Scr |
| Oct-02 | | | | | 12 | 3 | 4.00 | | |
| Nov-02 | | | | | | | | | |
| Dec-02 | | | | | | | | | |
| Jan-03 | | | | | | | | | |
| Feb-03 | | | | | | | | | |
| Mar-03 | | | | | 3 | 1 | 3.00 | | |
| Apr-03 | | | | | | | | | |
| May-03 | | | | | 2 | 1 | 2.00 | | |
| Jun-03 | | | | | | | | | |
| Jul-03 | | | | | | | | | |
| Aug-03 | | | | | | | | | |
| Sep-03 | | | | | 43 | 2 | 21.50 | | |



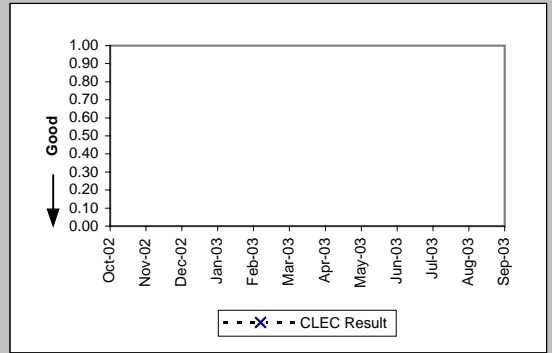
OP-6A-2 - Delayed Days for Non-Facility Reasons (Average Days) - Dispatches outside MSAs

| UNE P (Centrex 21) (Parity) | | | | | | | | | |
|-----------------------------|----------|-----------|-----------|----------|-----------|------------|------------|-----------|------------|
| Date | CLEC Num | CLEC Dend | CLEC Resu | CLEC Std | Qwest Num | Qwest Dend | Qwest Resu | Mod Z Scr | Parity Scr |
| Oct-02 | | | | | | | | | |
| Nov-02 | | | | | | | | | |
| Dec-02 | | | | | | | | | |
| Jan-03 | | | | | 4 | 1 | 4.00 | | |
| Feb-03 | | | | | 3 | 1 | 3.00 | | |
| Mar-03 | | | | | 5 | 1 | 5.00 | | |
| Apr-03 | | | | | | | | | |
| May-03 | | | | | | | | | |
| Jun-03 | | | | | | | | | |
| Jul-03 | | | | | 1 | 1 | 1.00 | | |
| Aug-03 | | | | | | | | | |
| Sep-03 | | | | | | | | | |



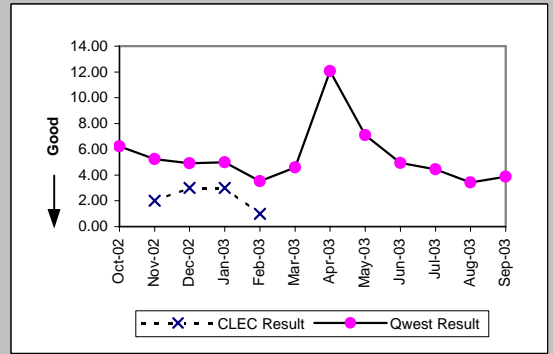
OP-6A-2 - Delayed Days for Non-Facility Reasons (Average Days) - Dispatches outside MSAs

| Line Sharing (Diagnostic) | | | | |
|---------------------------|-----------|-------------|-------------|--------------|
| Date | Numerator | Denominator | CLEC Result | Standard Dev |
| Oct-02 | | | | |
| Nov-02 | | | | |
| Dec-02 | | | | |
| Jan-03 | | | | |
| Feb-03 | | | | |
| Mar-03 | | | | |
| Apr-03 | | | | |
| May-03 | | | | |
| Jun-03 | | | | |
| Jul-03 | | | | |
| Aug-03 | | | | |
| Sep-03 | | | | |

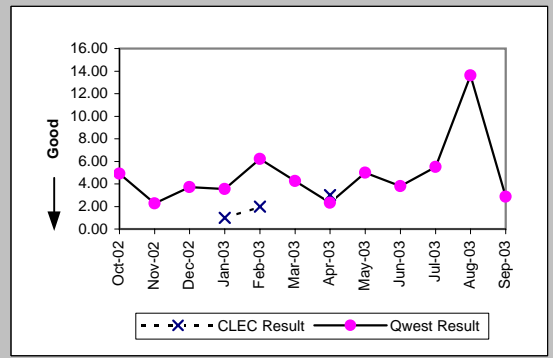


OP-6A-3 - Delayed Days for Non-Facility Reasons (Average Days) - No dispatches

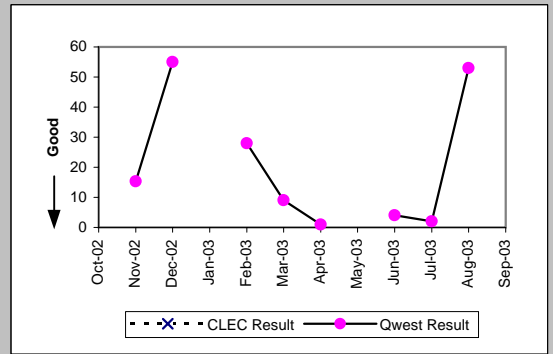
| Residence (Parity) | | | | | | | | | |
|--------------------|----------|-----------|-----------|----------|-----------|------------|------------|-----------|------------|
| Date | CLEC Num | CLEC Denc | CLEC Resu | CLEC Std | Qwest Num | Qwest Denc | Qwest Resu | Mod Z Scr | Parity Scr |
| Oct-02 | | | | | 821 | 132 | 6.22 | | |
| Nov-02 | 2 | 1 | 2.00 | | 695 | 133 | 5.23 | -0.33 | -1.2 |
| Dec-02 | 3 | 1 | 3.00 | | 561 | 114 | 4.92 | -0.19 | -1.11 |
| Jan-03 | 3 | 1 | 3.00 | | 419 | 84 | 4.99 | -0.32 | -1.2 |
| Feb-03 | 2 | 2 | 1.00 | 0.00 | 703 | 200 | 3.52 | -0.86 | -1.52 |
| Mar-03 | | | | | 691 | 151 | 4.58 | | |
| Apr-03 | | | | | 1617 | 134 | 12.07 | | |
| May-03 | | | | | 547 | 77 | 7.10 | | |
| Jun-03 | | | | | 415 | 84 | 4.94 | | |
| Jul-03 | | | | | 378 | 85 | 4.45 | | |
| Aug-03 | | | | | 352 | 103 | 3.42 | | |
| Sep-03 | | | | | 356 | 92 | 3.87 | | |



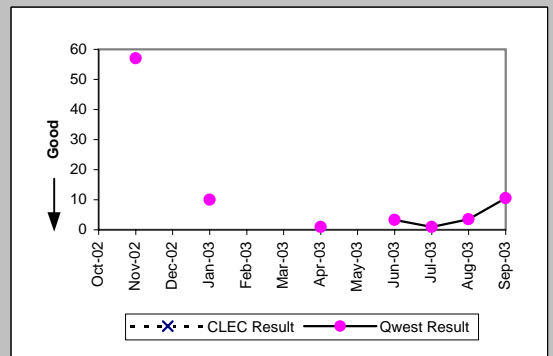
| Business (Parity) | | | | | | | | | |
|-------------------|----------|-----------|-----------|----------|-----------|------------|------------|-----------|------------|
| Date | CLEC Num | CLEC Denc | CLEC Resu | CLEC Std | Qwest Num | Qwest Denc | Qwest Resu | Mod Z Scr | Parity Scr |
| Oct-02 | | | | | 64 | 13 | 4.92 | | |
| Nov-02 | | | | | 34 | 15 | 2.27 | | |
| Dec-02 | | | | | 26 | 7 | 3.71 | | |
| Jan-03 | 1 | 1 | 1.00 | | 46 | 13 | 3.54 | -0.76 | -1.46 |
| Feb-03 | 2 | 1 | 2.00 | | 62 | 10 | 6.20 | -0.36 | -1.22 |
| Mar-03 | | | | | 34 | 8 | 4.25 | | |
| Apr-03 | 3 | 1 | 3.00 | | 7 | 3 | 2.33 | -0.06 | -1.04 |
| May-03 | | | | | 35 | 7 | 5.00 | | |
| Jun-03 | | | | | 19 | 5 | 3.80 | | |
| Jul-03 | | | | | 33 | 6 | 5.50 | | |
| Aug-03 | | | | | 109 | 8 | 13.62 | | |
| Sep-03 | | | | | 20 | 7 | 2.86 | | |



| Centrex (Parity) | | | | | | | | | |
|------------------|----------|-----------|-----------|----------|-----------|------------|------------|-----------|------------|
| Date | CLEC Num | CLEC Denc | CLEC Resu | CLEC Std | Qwest Num | Qwest Denc | Qwest Resu | Mod Z Scr | Parity Scr |
| Oct-02 | | | | | | | | | |
| Nov-02 | | | | | 138 | 9 | 15.33 | | |
| Dec-02 | | | | | 55 | 1 | 55.00 | | |
| Jan-03 | | | | | | | | | |
| Feb-03 | | | | | 28 | 1 | 28.00 | | |
| Mar-03 | | | | | 9 | 1 | 9.00 | | |
| Apr-03 | | | | | 1 | 1 | 1.00 | | |
| May-03 | | | | | | | | | |
| Jun-03 | | | | | 8 | 2 | 4.00 | | |
| Jul-03 | | | | | 2 | 1 | 2.00 | | |
| Aug-03 | | | | | 106 | 2 | 53.00 | | |
| Sep-03 | | | | | | | | | |

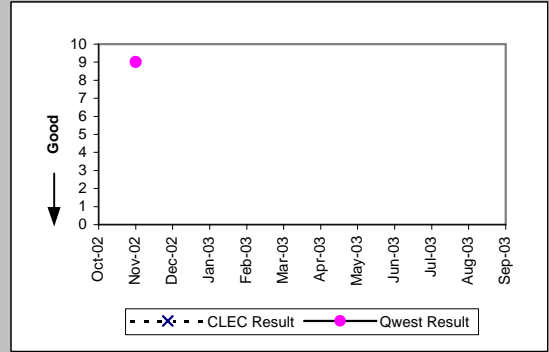


| Centrex 21 (Parity) | | | | | | | | | |
|---------------------|----------|-----------|-----------|----------|-----------|------------|------------|-----------|------------|
| Date | CLEC Num | CLEC Denc | CLEC Resu | CLEC Std | Qwest Num | Qwest Denc | Qwest Resu | Mod Z Scr | Parity Scr |
| Oct-02 | | | | | | | | | |
| Nov-02 | | | | | 57 | 1 | 57.00 | | |
| Dec-02 | | | | | | | | | |
| Jan-03 | | | | | 10 | 1 | 10.00 | | |
| Feb-03 | | | | | | | | | |
| Mar-03 | | | | | | | | | |
| Apr-03 | | | | | 1 | 1 | 1.00 | | |
| May-03 | | | | | | | | | |
| Jun-03 | | | | | 10 | 3 | 3.33 | | |
| Jul-03 | | | | | 1 | 1 | 1.00 | | |
| Aug-03 | | | | | 7 | 2 | 3.50 | | |
| Sep-03 | | | | | 21 | 2 | 10.50 | | |

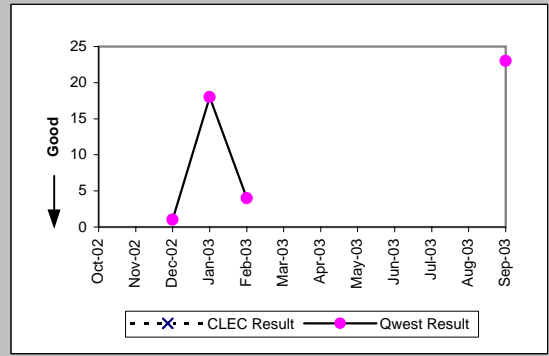


OP-6A-3 - Delayed Days for Non-Facility Reasons (Average Days) - No dispatches

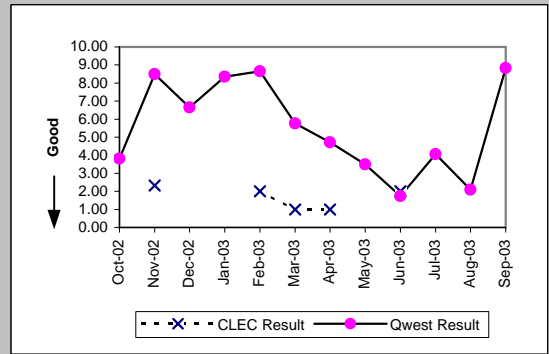
| Basic Rate ISDN (Parity) | | | | | | | | | |
|--------------------------|----------|-----------|-----------|----------|-----------|------------|------------|-----------|------------|
| Date | CLEC Num | CLEC Denc | CLEC Resu | CLEC Std | Qwest Num | Qwest Denc | Qwest Resu | Mod Z Scr | Parity Scr |
| Oct-02 | | | | | | | | | |
| Nov-02 | | | | | 9 | 1 | 9.00 | | |
| Dec-02 | | | | | | | | | |
| Jan-03 | | | | | | | | | |
| Feb-03 | | | | | | | | | |
| Mar-03 | | | | | | | | | |
| Apr-03 | | | | | | | | | |
| May-03 | | | | | | | | | |
| Jun-03 | | | | | | | | | |
| Jul-03 | | | | | | | | | |
| Aug-03 | | | | | | | | | |
| Sep-03 | | | | | | | | | |



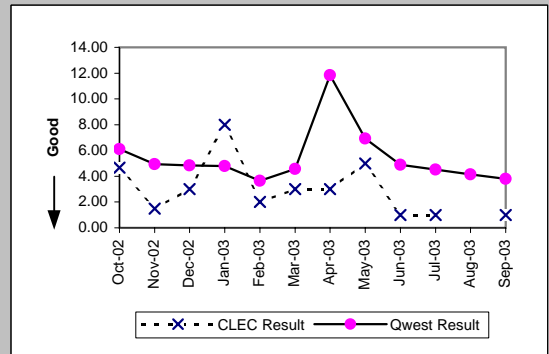
| ISDN Primary (Parity) | | | | | | | | | |
|-----------------------|----------|-----------|-----------|----------|-----------|------------|------------|-----------|------------|
| Date | CLEC Num | CLEC Denc | CLEC Resu | CLEC Std | Qwest Num | Qwest Denc | Qwest Resu | Mod Z Scr | Parity Scr |
| Oct-02 | | | | | | | | | |
| Nov-02 | | | | | | | | | |
| Dec-02 | | | | | 1 | 1 | 1.00 | | |
| Jan-03 | | | | | 18 | 1 | 18.00 | | |
| Feb-03 | | | | | 4 | 1 | 4.00 | | |
| Mar-03 | | | | | | | | | |
| Apr-03 | | | | | | | | | |
| May-03 | | | | | | | | | |
| Jun-03 | | | | | | | | | |
| Jul-03 | | | | | | | | | |
| Aug-03 | | | | | | | | | |
| Sep-03 | | | | | 46 | 2 | 23.00 | | |



| Qwest DSL (Parity) | | | | | | | | | |
|--------------------|----------|-----------|-----------|----------|-----------|------------|------------|-----------|------------|
| Date | CLEC Num | CLEC Denc | CLEC Resu | CLEC Std | Qwest Num | Qwest Denc | Qwest Resu | Mod Z Scr | Parity Scr |
| Oct-02 | | | | | 160 | 42 | 3.81 | | |
| Nov-02 | 7 | 3 | 2.33 | 1.53 | 170 | 20 | 8.50 | -0.77 | -1.47 |
| Dec-02 | | | | | 113 | 17 | 6.65 | | |
| Jan-03 | | | | | 192 | 23 | 8.35 | | |
| Feb-03 | 2 | 1 | 2.00 | | 173 | 20 | 8.65 | -0.51 | -1.31 |
| Mar-03 | 1 | 1 | 1.00 | | 121 | 21 | 5.76 | -0.51 | -1.31 |
| Apr-03 | 1 | 1 | 1.00 | | 273 | 58 | 4.71 | -0.89 | -1.54 |
| May-03 | | | | | 28 | 8 | 3.50 | | |
| Jun-03 | 2 | 1 | 2.00 | | 26 | 15 | 1.73 | 0.02 | -0.99 |
| Jul-03 | | | | | 69 | 17 | 4.06 | | |
| Aug-03 | | | | | 21 | 10 | 2.10 | | |
| Sep-03 | | | | | 106 | 12 | 8.83 | | |

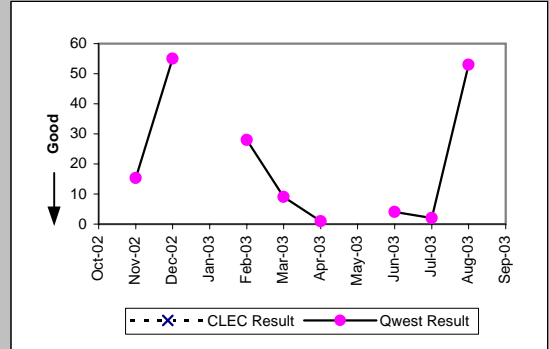


| UNE - P (POTS) (Parity) | | | | | | | | | |
|-------------------------|----------|-----------|-----------|----------|-----------|------------|------------|-----------|------------|
| Date | CLEC Num | CLEC Denc | CLEC Resu | CLEC Std | Qwest Num | Qwest Denc | Qwest Resu | Mod Z Scr | Parity Scr |
| Oct-02 | 14 | 3 | 4.67 | 6.35 | 885 | 145 | 6.10 | -0.18 | -1.11 |
| Nov-02 | 3 | 2 | 1.50 | 0.71 | 729 | 148 | 4.93 | -0.52 | -1.31 |
| Dec-02 | 12 | 4 | 3.00 | 1.41 | 587 | 121 | 4.85 | -0.37 | -1.22 |
| Jan-03 | 24 | 3 | 8.00 | 7.00 | 465 | 97 | 4.79 | 1.1 | -0.33 |
| Feb-03 | 4 | 2 | 2.00 | 1.41 | 765 | 210 | 3.64 | -0.5 | -1.3 |
| Mar-03 | 6 | 2 | 3.00 | 2.83 | 725 | 159 | 4.56 | -0.28 | -1.17 |
| Apr-03 | 6 | 2 | 3.00 | 2.83 | 1624 | 137 | 11.85 | -0.37 | -1.22 |
| May-03 | 30 | 6 | 5.00 | 2.61 | 582 | 84 | 6.93 | -0.23 | -1.14 |
| Jun-03 | 1 | 1 | 1.00 | | 434 | 89 | 4.88 | -0.31 | -1.19 |
| Jul-03 | 1 | 1 | 1.00 | | 411 | 91 | 4.52 | -0.51 | -1.31 |
| Aug-03 | | | | | 461 | 111 | 4.15 | | |
| Sep-03 | 1 | 1 | 1.00 | | 376 | 99 | 3.80 | -0.61 | -1.37 |

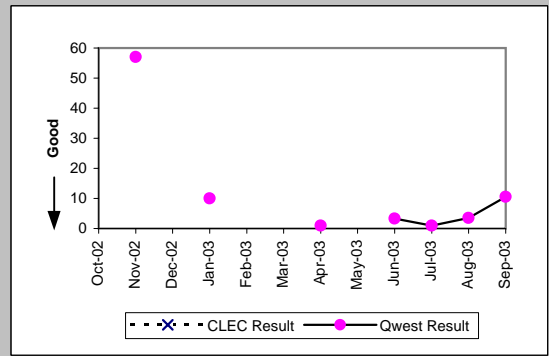


OP-6A-3 - Delayed Days for Non-Facility Reasons (Average Days) - No dispatches

| UNE P (Centrex) (Parity) | | | | | | | | | |
|--------------------------|----------|-----------|-----------|----------|-----------|------------|------------|-----------|------------|
| Date | CLEC Num | CLEC Denc | CLEC Resu | CLEC Std | Qwest Num | Qwest Denc | Qwest Resu | Mod Z Scr | Parity Scr |
| Oct-02 | | | | | | | | | |
| Nov-02 | | | | | 138 | 9 | 15.33 | | |
| Dec-02 | | | | | 55 | 1 | 55.00 | | |
| Jan-03 | | | | | | | | | |
| Feb-03 | | | | | 28 | 1 | 28.00 | | |
| Mar-03 | | | | | 9 | 1 | 9.00 | | |
| Apr-03 | | | | | 1 | 1 | 1.00 | | |
| May-03 | | | | | | | | | |
| Jun-03 | | | | | 8 | 2 | 4.00 | | |
| Jul-03 | | | | | 2 | 1 | 2.00 | | |
| Aug-03 | | | | | 106 | 2 | 53.00 | | |
| Sep-03 | | | | | | | | | |

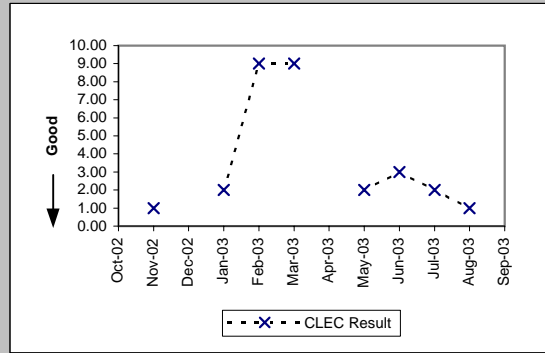


| UNE P (Centrex 21) (Parity) | | | | | | | | | |
|-----------------------------|----------|-----------|-----------|----------|-----------|------------|------------|-----------|------------|
| Date | CLEC Num | CLEC Denc | CLEC Resu | CLEC Std | Qwest Num | Qwest Denc | Qwest Resu | Mod Z Scr | Parity Scr |
| Oct-02 | | | | | | | | | |
| Nov-02 | | | | | 57 | 1 | 57.00 | | |
| Dec-02 | | | | | | | | | |
| Jan-03 | | | | | 10 | 1 | 10.00 | | |
| Feb-03 | | | | | | | | | |
| Mar-03 | | | | | | | | | |
| Apr-03 | | | | | 1 | 1 | 1.00 | | |
| May-03 | | | | | | | | | |
| Jun-03 | | | | | 10 | 3 | 3.33 | | |
| Jul-03 | | | | | 1 | 1 | 1.00 | | |
| Aug-03 | | | | | 7 | 2 | 3.50 | | |
| Sep-03 | | | | | 21 | 2 | 10.50 | | |



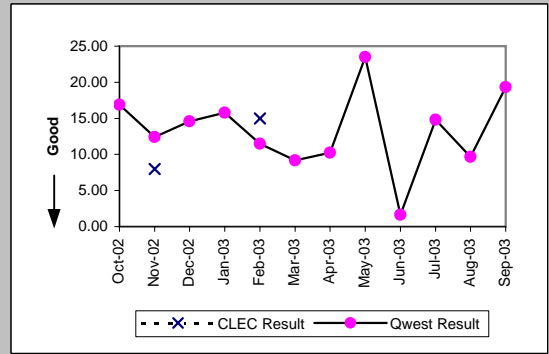
OP-6A-3 - Delayed Days for Non-Facility Reasons (Average Days) - No dispatches

| Line Sharing (Diagnostic) | | | | |
|---------------------------|-----------|-------------|-------------|--------------|
| Date | Numerator | Denominator | CLEC Result | Standard Dev |
| Oct-02 | | | | |
| Nov-02 | 1 | 1 | 1.00 | |
| Dec-02 | | | | |
| Jan-03 | 2 | 1 | 2.00 | |
| Feb-03 | 9 | 1 | 9.00 | |
| Mar-03 | 18 | 2 | 9.00 | 9.90 |
| Apr-03 | | | | |
| May-03 | 2 | 1 | 2.00 | |
| Jun-03 | 6 | 2 | 3.00 | 2.83 |
| Jul-03 | 2 | 1 | 2.00 | |
| Aug-03 | 1 | 1 | 1.00 | |
| Sep-03 | | | | |

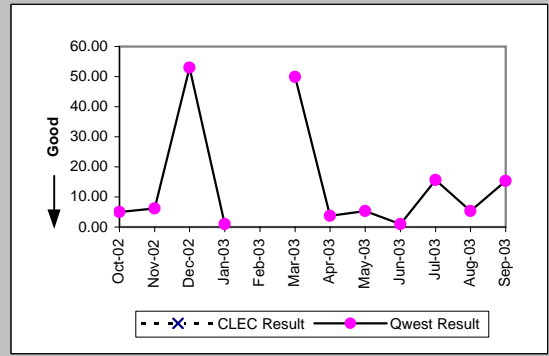


OP-6A-4 - Delayed Days for Non-Facility Reasons (Average Days) - Interval Zone One

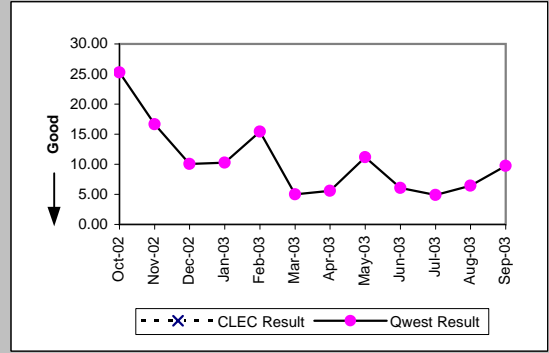
| ISDN Primary (Parity) | | | | | | | | | |
|-----------------------|----------|-----------|-----------|----------|-----------|------------|------------|-----------|------------|
| Date | CLEC Num | CLEC Denc | CLEC Resu | CLEC Std | Qwest Num | Qwest Denc | Qwest Resu | Mod Z Scr | Parity Scr |
| Oct-02 | | | | | 710 | 42 | 16.90 | | |
| Nov-02 | 16 | 2 | 8.00 | 9.90 | 384 | 31 | 12.39 | -0.71 | -1.43 |
| Dec-02 | | | | | 365 | 25 | 14.60 | | |
| Jan-03 | | | | | 79 | 5 | 15.80 | | |
| Feb-03 | 15 | 1 | 15.00 | | 23 | 2 | 11.50 | 0.62 | -0.62 |
| Mar-03 | | | | | 101 | 11 | 9.18 | | |
| Apr-03 | | | | | 82 | 8 | 10.25 | | |
| May-03 | | | | | 141 | 6 | 23.50 | | |
| Jun-03 | | | | | 53 | 32 | 1.66 | | |
| Jul-03 | | | | | 148 | 10 | 14.80 | | |
| Aug-03 | | | | | 164 | 17 | 9.65 | | |
| Sep-03 | | | | | 406 | 21 | 19.33 | | |



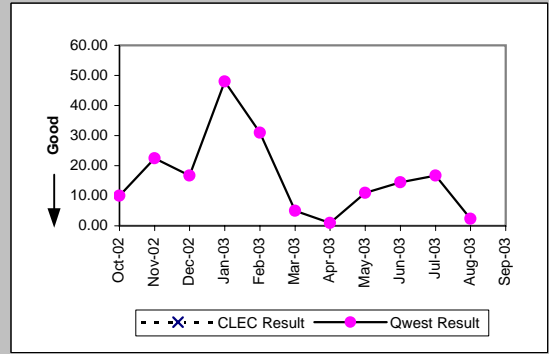
| DS0 (Parity) | | | | | | | | | |
|--------------|----------|-----------|-----------|----------|-----------|------------|------------|-----------|------------|
| Date | CLEC Num | CLEC Denc | CLEC Resu | CLEC Std | Qwest Num | Qwest Denc | Qwest Resu | Mod Z Scr | Parity Scr |
| Oct-02 | | | | | 10 | 2 | 5.00 | | |
| Nov-02 | | | | | 31 | 5 | 6.20 | | |
| Dec-02 | | | | | 53 | 1 | 53.00 | | |
| Jan-03 | | | | | 1 | 1 | 1.00 | | |
| Feb-03 | | | | | | | | | |
| Mar-03 | | | | | 349 | 7 | 49.86 | | |
| Apr-03 | | | | | 37 | 10 | 3.70 | | |
| May-03 | | | | | 16 | 3 | 5.33 | | |
| Jun-03 | | | | | 3 | 3 | 1.00 | | |
| Jul-03 | | | | | 281 | 18 | 15.61 | | |
| Aug-03 | | | | | 16 | 3 | 5.33 | | |
| Sep-03 | | | | | 338 | 22 | 15.36 | | |



| DS1 (Parity) | | | | | | | | | |
|--------------|----------|-----------|-----------|----------|-----------|------------|------------|-----------|------------|
| Date | CLEC Num | CLEC Denc | CLEC Resu | CLEC Std | Qwest Num | Qwest Denc | Qwest Resu | Mod Z Scr | Parity Scr |
| Oct-02 | | | | | 530 | 21 | 25.24 | | |
| Nov-02 | | | | | 416 | 25 | 16.64 | | |
| Dec-02 | | | | | 271 | 27 | 10.04 | | |
| Jan-03 | | | | | 185 | 18 | 10.28 | | |
| Feb-03 | | | | | 262 | 17 | 15.41 | | |
| Mar-03 | | | | | 50 | 10 | 5.00 | | |
| Apr-03 | | | | | 100 | 18 | 5.56 | | |
| May-03 | | | | | 134 | 12 | 11.17 | | |
| Jun-03 | | | | | 109 | 18 | 6.06 | | |
| Jul-03 | | | | | 113 | 23 | 4.91 | | |
| Aug-03 | | | | | 218 | 34 | 6.41 | | |
| Sep-03 | | | | | 418 | 43 | 9.72 | | |

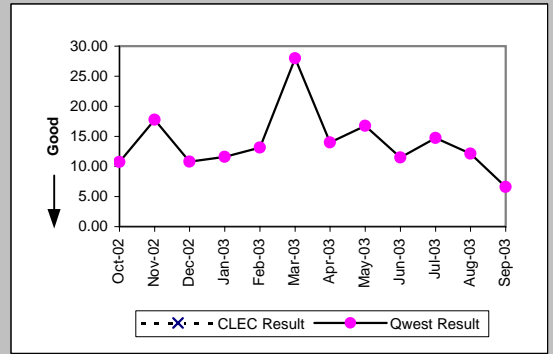


| DS3 (Parity) | | | | | | | | | |
|--------------|----------|-----------|-----------|----------|-----------|------------|------------|-----------|------------|
| Date | CLEC Num | CLEC Denc | CLEC Resu | CLEC Std | Qwest Num | Qwest Denc | Qwest Resu | Mod Z Scr | Parity Scr |
| Oct-02 | | | | | 10 | 1 | 10.00 | | |
| Nov-02 | | | | | 112 | 5 | 22.40 | | |
| Dec-02 | | | | | 50 | 3 | 16.67 | | |
| Jan-03 | | | | | 96 | 2 | 48.00 | | |
| Feb-03 | | | | | 155 | 5 | 31.00 | | |
| Mar-03 | | | | | 5 | 1 | 5.00 | | |
| Apr-03 | | | | | 2 | 2 | 1.00 | | |
| May-03 | | | | | 11 | 1 | 11.00 | | |
| Jun-03 | | | | | 29 | 2 | 14.50 | | |
| Jul-03 | | | | | 50 | 3 | 16.67 | | |
| Aug-03 | | | | | 7 | 3 | 2.33 | | |
| Sep-03 | | | | | | | | | |

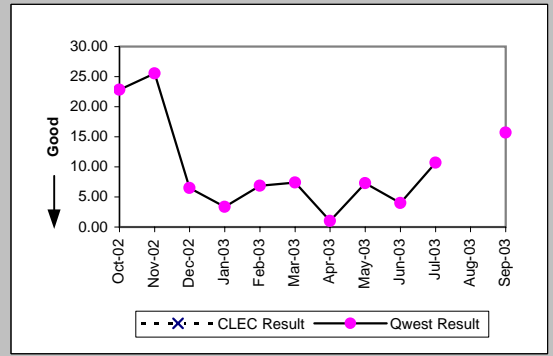


OP-6A-4 - Delayed Days for Non-Facility Reasons (Average Days) - Interval Zone One

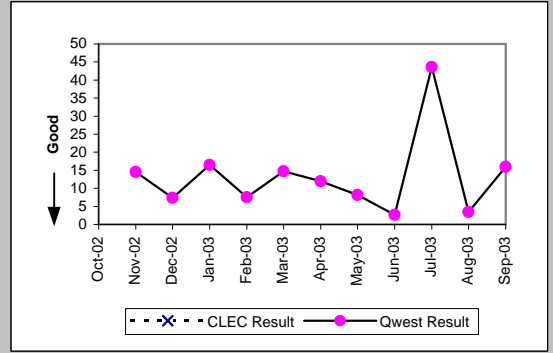
| Frame Relay (Parity) | | | | | | | | | |
|----------------------|----------|-----------|-----------|----------|-----------|------------|------------|-----------|------------|
| Date | CLEC Num | CLEC Denc | CLEC Resu | CLEC Std | Qwest Num | Qwest Denc | Qwest Resu | Mod Z Scr | Parity Scr |
| Oct-02 | | | | | 86 | 8 | 10.75 | | |
| Nov-02 | | | | | 71 | 4 | 17.75 | | |
| Dec-02 | | | | | 97 | 9 | 10.78 | | |
| Jan-03 | | | | | 81 | 7 | 11.57 | | |
| Feb-03 | | | | | 105 | 8 | 13.12 | | |
| Mar-03 | | | | | 28 | 1 | 28.00 | | |
| Apr-03 | | | | | 84 | 6 | 14.00 | | |
| May-03 | | | | | 67 | 4 | 16.75 | | |
| Jun-03 | | | | | 23 | 2 | 11.50 | | |
| Jul-03 | | | | | 59 | 4 | 14.75 | | |
| Aug-03 | | | | | 85 | 7 | 12.14 | | |
| Sep-03 | | | | | 33 | 5 | 6.60 | | |



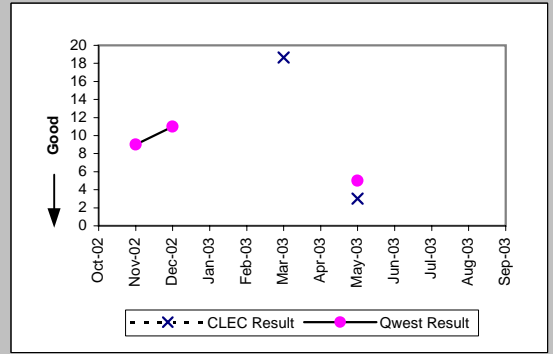
| PBX (Parity) | | | | | | | | | |
|--------------|----------|-----------|-----------|----------|-----------|------------|------------|-----------|------------|
| Date | CLEC Num | CLEC Denc | CLEC Resu | CLEC Std | Qwest Num | Qwest Denc | Qwest Resu | Mod Z Scr | Parity Scr |
| Oct-02 | | | | | 228 | 10 | 22.80 | | |
| Nov-02 | | | | | 281 | 11 | 25.55 | | |
| Dec-02 | | | | | 26 | 4 | 6.50 | | |
| Jan-03 | | | | | 10 | 3 | 3.33 | | |
| Feb-03 | | | | | 55 | 8 | 6.88 | | |
| Mar-03 | | | | | 37 | 5 | 7.40 | | |
| Apr-03 | | | | | 3 | 3 | 1.00 | | |
| May-03 | | | | | 73 | 10 | 7.30 | | |
| Jun-03 | | | | | 8 | 2 | 4.00 | | |
| Jul-03 | | | | | 128 | 12 | 10.67 | | |
| Aug-03 | | | | | | | | | |
| Sep-03 | | | | | 110 | 7 | 15.71 | | |



| Basic Rate ISDN (Parity) | | | | | | | | | |
|--------------------------|----------|-----------|-----------|----------|-----------|------------|------------|-----------|------------|
| Date | CLEC Num | CLEC Denc | CLEC Resu | CLEC Std | Qwest Num | Qwest Denc | Qwest Resu | Mod Z Scr | Parity Scr |
| Oct-02 | | | | | | | | | |
| Nov-02 | | | | | 29 | 2 | 14.50 | | |
| Dec-02 | | | | | 22 | 3 | 7.33 | | |
| Jan-03 | | | | | 99 | 6 | 16.50 | | |
| Feb-03 | | | | | 60 | 8 | 7.50 | | |
| Mar-03 | | | | | 295 | 20 | 14.75 | | |
| Apr-03 | | | | | 24 | 2 | 12.00 | | |
| May-03 | | | | | 41 | 5 | 8.20 | | |
| Jun-03 | | | | | 8 | 3 | 2.67 | | |
| Jul-03 | | | | | 611 | 14 | 43.64 | | |
| Aug-03 | | | | | 21 | 6 | 3.50 | | |
| Sep-03 | | | | | 32 | 2 | 16.00 | | |

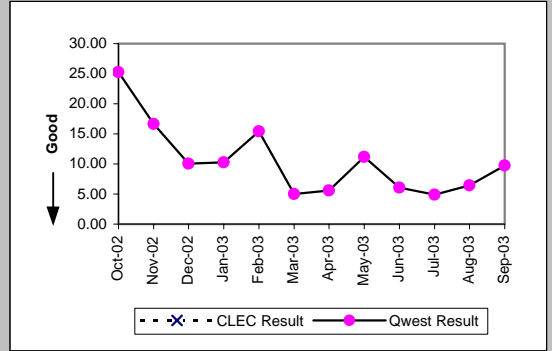


| LIS Trunk (Parity) | | | | | | | | | |
|--------------------|----------|-----------|-----------|----------|-----------|------------|------------|-----------|------------|
| Date | CLEC Num | CLEC Denc | CLEC Resu | CLEC Std | Qwest Num | Qwest Denc | Qwest Resu | Mod Z Scr | Parity Scr |
| Oct-02 | | | | | | | | | |
| Nov-02 | | | | | 18 | 2 | 9.00 | | |
| Dec-02 | | | | | 11 | 1 | 11.00 | | |
| Jan-03 | | | | | | | | | |
| Feb-03 | | | | | | | | | |
| Mar-03 | 56 | 3 | 18.67 | 5.77 | | | | | |
| Apr-03 | | | | | | | | | |
| May-03 | 3 | 1 | 3.00 | | 5 | 1 | 5.00 | | |
| Jun-03 | | | | | | | | | |
| Jul-03 | | | | | | | | | |
| Aug-03 | | | | | | | | | |
| Sep-03 | | | | | | | | | |



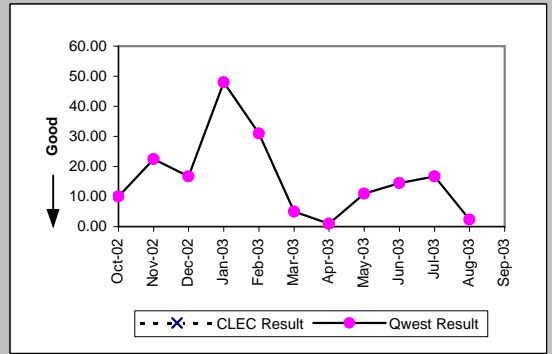
OP-6A-4 - Delayed Days for Non-Facility Reasons (Average Days) - Interval Zone One

| UDIT DS1 (Parity) | | | | | | | | | |
|-------------------|----------|-----------|-----------|----------|-----------|------------|-----------|-----------|------------|
| Date | CLEC Num | CLEC Denc | CLEC Resu | CLEC Std | Qwest Num | Qwest Denc | Qwest Res | Mod Z Scr | Parity Scr |
| Oct-02 | | | | | 530 | 21 | 25.24 | | |
| Nov-02 | | | | | 416 | 25 | 16.64 | | |
| Dec-02 | | | | | 271 | 27 | 10.04 | | |
| Jan-03 | | | | | 185 | 18 | 10.28 | | |
| Feb-03 | | | | | 262 | 17 | 15.41 | | |
| Mar-03 | | | | | 50 | 10 | 5.00 | | |
| Apr-03 | | | | | 100 | 18 | 5.56 | | |
| May-03 | | | | | 134 | 12 | 11.17 | | |
| Jun-03 | | | | | 109 | 18 | 6.06 | | |
| Jul-03 | | | | | 113 | 23 | 4.91 | | |
| Aug-03 | | | | | 218 | 34 | 6.41 | | |
| Sep-03 | | | | | 418 | 43 | 9.72 | | |

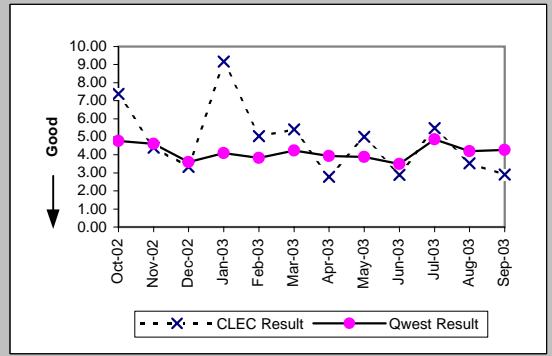


OP-6A-4 - Delayed Days for Non-Facility Reasons (Average Days) - Interval Zone One

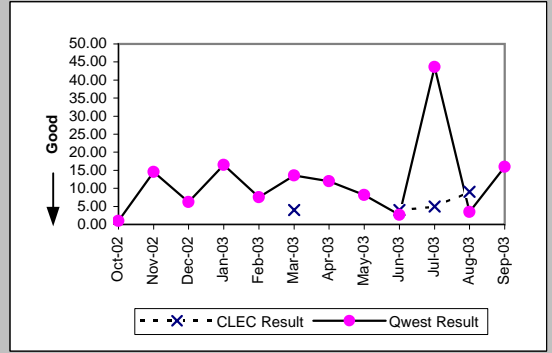
| UDIT Above DS1 Level (Parity) | | | | | | | | | |
|-------------------------------|----------|-----------|-----------|----------|-----------|------------|------------|-----------|------------|
| Date | CLEC Num | CLEC Denc | CLEC Resu | CLEC Std | Qwest Num | Qwest Denc | Qwest Resu | Mod Z Scr | Parity Scr |
| Oct-02 | | | | | 10 | 1 | 10.00 | | |
| Nov-02 | | | | | 112 | 5 | 22.40 | | |
| Dec-02 | | | | | 50 | 3 | 16.67 | | |
| Jan-03 | | | | | 96 | 2 | 48.00 | | |
| Feb-03 | | | | | 155 | 5 | 31.00 | | |
| Mar-03 | | | | | 5 | 1 | 5.00 | | |
| Apr-03 | | | | | 2 | 2 | 1.00 | | |
| May-03 | | | | | 11 | 1 | 11.00 | | |
| Jun-03 | | | | | 29 | 2 | 14.50 | | |
| Jul-03 | | | | | 50 | 3 | 16.67 | | |
| Aug-03 | | | | | 7 | 3 | 2.33 | | |
| Sep-03 | | | | | | | | | |



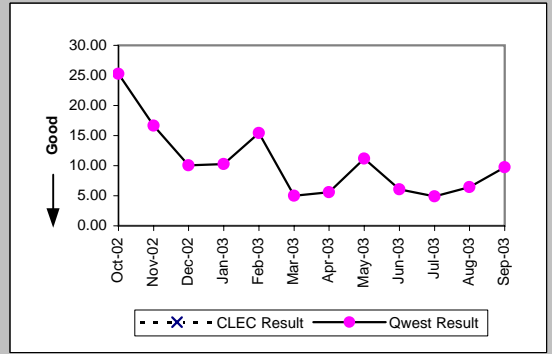
| Unbundled Loop Analog (Parity) | | | | | | | | | |
|--------------------------------|----------|-----------|-----------|----------|-----------|------------|------------|-----------|------------|
| Date | CLEC Num | CLEC Denc | CLEC Resu | CLEC Std | Qwest Num | Qwest Denc | Qwest Resu | Mod Z Scr | Parity Scr |
| Oct-02 | 192 | 26 | 7.38 | 1.53 | 1468 | 308 | 4.77 | 1.3 | -0.21 |
| Nov-02 | 44 | 10 | 4.40 | 2.63 | 1304 | 283 | 4.61 | -0.07 | -1.04 |
| Dec-02 | 40 | 12 | 3.33 | 1.50 | 857 | 238 | 3.60 | -0.19 | -1.12 |
| Jan-03 | 55 | 6 | 9.17 | 2.64 | 1076 | 263 | 4.09 | 1.32 | -0.2 |
| Feb-03 | 116 | 23 | 5.04 | 4.26 | 866 | 226 | 3.83 | 0.83 | -0.49 |
| Mar-03 | 92 | 17 | 5.41 | 8.02 | 943 | 223 | 4.23 | 0.57 | -0.65 |
| Apr-03 | 75 | 27 | 2.78 | 1.31 | 744 | 189 | 3.94 | -0.59 | -1.36 |
| May-03 | 35 | 7 | 5.00 | 3.79 | 664 | 171 | 3.88 | 0.89 | -0.46 |
| Jun-03 | 55 | 19 | 2.89 | 1.41 | 637 | 182 | 3.50 | -0.33 | -1.2 |
| Jul-03 | 115 | 21 | 5.48 | 3.30 | 928 | 191 | 4.86 | 0.55 | -0.67 |
| Aug-03 | 53 | 15 | 3.53 | 3.07 | 855 | 203 | 4.21 | -0.26 | -1.16 |
| Sep-03 | 142 | 49 | 2.90 | 3.18 | 905 | 212 | 4.27 | -1.34 | -1.82 |



| Unbundled Loop - 2 Wire Non-Loaded (Parity) | | | | | | | | | |
|---|----------|-----------|-----------|----------|-----------|------------|------------|-----------|------------|
| Date | CLEC Num | CLEC Denc | CLEC Resu | CLEC Std | Qwest Num | Qwest Denc | Qwest Resu | Mod Z Scr | Parity Scr |
| Oct-02 | | | | | 1 | 1 | 1.00 | | |
| Nov-02 | | | | | 29 | 2 | 14.50 | | |
| Dec-02 | | | | | 25 | 4 | 6.25 | | |
| Jan-03 | | | | | 99 | 6 | 16.50 | | |
| Feb-03 | | | | | 60 | 8 | 7.50 | | |
| Mar-03 | 4 | 1 | 4.00 | | 299 | 22 | 13.59 | -1.1 | -1.67 |
| Apr-03 | | | | | 24 | 2 | 12.00 | | |
| May-03 | | | | | 41 | 5 | 8.20 | | |
| Jun-03 | 4 | 1 | 4.00 | | 8 | 3 | 2.67 | 0.46 | -0.72 |
| Jul-03 | 5 | 1 | 5.00 | | 611 | 14 | 43.64 | -0.93 | -1.57 |
| Aug-03 | 9 | 1 | 9.00 | | 21 | 6 | 3.50 | 1.28 | -0.22 |
| Sep-03 | | | | | 32 | 2 | 16.00 | | |

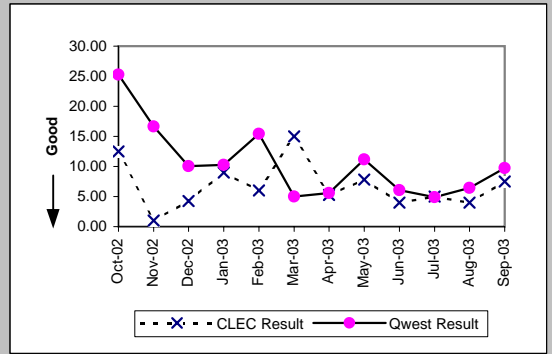


| Unbundled Loop - 4 Wire Non-Loaded (Parity) | | | | | | | | | |
|---|----------|-----------|-----------|----------|-----------|------------|------------|-----------|------------|
| Date | CLEC Num | CLEC Denc | CLEC Resu | CLEC Std | Qwest Num | Qwest Denc | Qwest Resu | Mod Z Scr | Parity Scr |
| Oct-02 | | | | | 530 | 21 | 25.24 | | |
| Nov-02 | | | | | 416 | 25 | 16.64 | | |
| Dec-02 | | | | | 271 | 27 | 10.04 | | |
| Jan-03 | | | | | 185 | 18 | 10.28 | | |
| Feb-03 | | | | | 262 | 17 | 15.41 | | |
| Mar-03 | | | | | 50 | 10 | 5.00 | | |
| Apr-03 | | | | | 100 | 18 | 5.56 | | |
| May-03 | | | | | 134 | 12 | 11.17 | | |
| Jun-03 | | | | | 109 | 18 | 6.06 | | |
| Jul-03 | | | | | 113 | 23 | 4.91 | | |
| Aug-03 | | | | | 218 | 34 | 6.41 | | |
| Sep-03 | | | | | 418 | 43 | 9.72 | | |

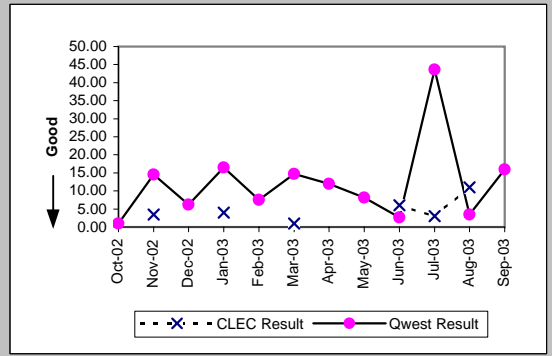


OP-6A-4 - Delayed Days for Non-Facility Reasons (Average Days) - Interval Zone One

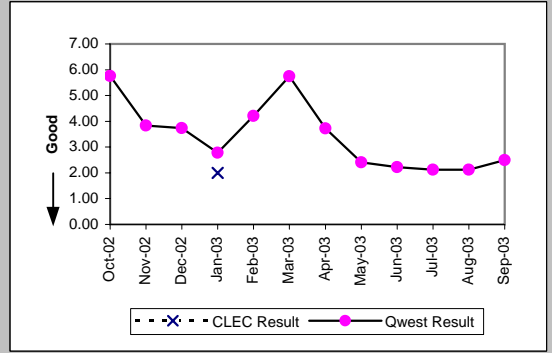
| Unbundled Loop - DS1 Capable (Parity) | | | | | | | | | |
|---------------------------------------|----------|-----------|-----------|----------|-----------|------------|------------|-----------|------------|
| Date | CLEC Num | CLEC Denc | CLEC Resu | CLEC Std | Qwest Num | Qwest Denc | Qwest Resu | Mod Z Scr | Parity Scr |
| Oct-02 | 25 | 2 | 12.50 | 14.85 | 530 | 21 | 25.24 | -0.75 | -1.46 |
| Nov-02 | 1 | 1 | 1.00 | | 416 | 25 | 16.64 | -1.07 | -1.65 |
| Dec-02 | 17 | 4 | 4.25 | 5.85 | 271 | 27 | 10.04 | -1.44 | -1.88 |
| Jan-03 | 18 | 2 | 9.00 | 2.83 | 185 | 18 | 10.28 | -0.16 | -1.1 |
| Feb-03 | 12 | 2 | 6.00 | 4.24 | 262 | 17 | 15.41 | -1.05 | -1.64 |
| Mar-03 | 30 | 2 | 15.00 | 0.00 | 50 | 10 | 5.00 | 1.87 | 0.13 |
| Apr-03 | 21 | 4 | 5.25 | 3.95 | 100 | 18 | 5.56 | -0.09 | -1.05 |
| May-03 | 47 | 6 | 7.83 | 4.22 | 134 | 12 | 11.17 | -0.66 | -1.4 |
| Jun-03 | 8 | 2 | 4.00 | 1.41 | 109 | 18 | 6.06 | -0.5 | -1.31 |
| Jul-03 | 5 | 1 | 5.00 | | 113 | 23 | 4.91 | 0.73 | -0.56 |
| Aug-03 | 4 | 1 | 4.00 | | 218 | 34 | 6.41 | -0.24 | -1.15 |
| Sep-03 | 15 | 2 | 7.50 | 7.78 | 418 | 43 | 9.72 | -0.28 | -1.17 |



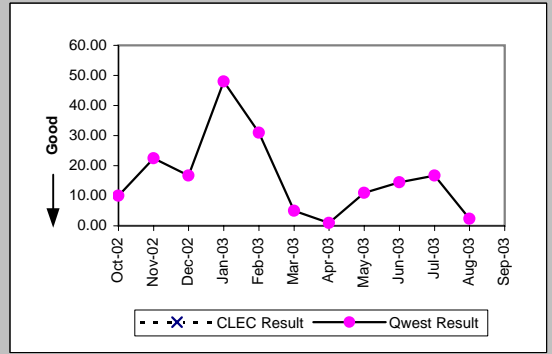
| Unbundled Loop ISDN Capable (Parity) | | | | | | | | | |
|--------------------------------------|----------|-----------|-----------|----------|-----------|------------|------------|-----------|------------|
| Date | CLEC Num | CLEC Denc | CLEC Resu | CLEC Std | Qwest Num | Qwest Denc | Qwest Resu | Mod Z Scr | Parity Scr |
| Oct-02 | | | | | 1 | 1 | 1.00 | | |
| Nov-02 | 7 | 2 | 3.50 | 0.71 | 29 | 2 | 14.50 | -1.2 | -1.73 |
| Dec-02 | | | | | 25 | 4 | 6.25 | | |
| Jan-03 | 4 | 1 | 4.00 | | 99 | 6 | 16.50 | -1.04 | -1.64 |
| Feb-03 | | | | | 60 | 8 | 7.50 | | |
| Mar-03 | 1 | 1 | 1.00 | | 295 | 20 | 14.75 | -1.66 | -2.01 |
| Apr-03 | | | | | 24 | 2 | 12.00 | | |
| May-03 | | | | | 41 | 5 | 8.20 | | |
| Jun-03 | 6 | 1 | 6.00 | | 8 | 3 | 2.67 | 3.72 | 1.26 |
| Jul-03 | 6 | 2 | 3.00 | 2.83 | 611 | 14 | 43.64 | -1.34 | -1.82 |
| Aug-03 | 11 | 1 | 11.00 | | 21 | 6 | 3.50 | 1.41 | -0.14 |
| Sep-03 | | | | | 32 | 2 | 16.00 | | |



| Unbundled Loop - ADSL Qualified (Parity) | | | | | | | | | |
|--|----------|-----------|-----------|----------|-----------|------------|------------|-----------|------------|
| Date | CLEC Num | CLEC Denc | CLEC Resu | CLEC Std | Qwest Num | Qwest Denc | Qwest Resu | Mod Z Scr | Parity Scr |
| Oct-02 | | | | | 265 | 46 | 5.76 | | |
| Nov-02 | | | | | 88 | 23 | 3.83 | | |
| Dec-02 | | | | | 82 | 22 | 3.73 | | |
| Jan-03 | 2 | 1 | 2.00 | | 64 | 23 | 2.78 | -0.27 | -1.17 |
| Feb-03 | | | | | 80 | 19 | 4.21 | | |
| Mar-03 | | | | | 69 | 12 | 5.75 | | |
| Apr-03 | | | | | 67 | 18 | 3.72 | | |
| May-03 | | | | | 41 | 17 | 2.41 | | |
| Jun-03 | | | | | 20 | 9 | 2.22 | | |
| Jul-03 | | | | | 34 | 16 | 2.12 | | |
| Aug-03 | | | | | 34 | 16 | 2.12 | | |
| Sep-03 | | | | | 50 | 20 | 2.50 | | |

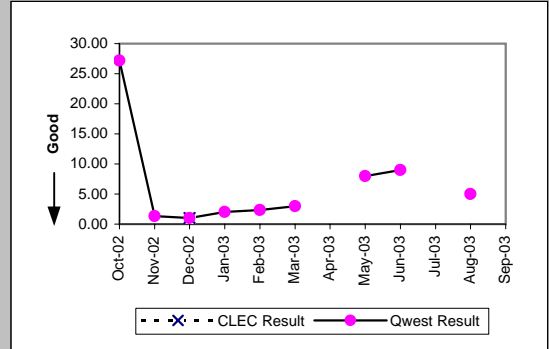


| Unbundled Loop - DS3 Capable (Parity) | | | | | | | | | |
|---------------------------------------|----------|-----------|-----------|----------|-----------|------------|------------|-----------|------------|
| Date | CLEC Num | CLEC Denc | CLEC Resu | CLEC Std | Qwest Num | Qwest Denc | Qwest Resu | Mod Z Scr | Parity Scr |
| Oct-02 | | | | | 10 | 1 | 10.00 | | |
| Nov-02 | | | | | 112 | 5 | 22.40 | | |
| Dec-02 | | | | | 50 | 3 | 16.67 | | |
| Jan-03 | | | | | 96 | 2 | 48.00 | | |
| Feb-03 | | | | | 155 | 5 | 31.00 | | |
| Mar-03 | | | | | 5 | 1 | 5.00 | | |
| Apr-03 | | | | | 2 | 2 | 1.00 | | |
| May-03 | | | | | 11 | 1 | 11.00 | | |
| Jun-03 | | | | | 29 | 2 | 14.50 | | |
| Jul-03 | | | | | 50 | 3 | 16.67 | | |
| Aug-03 | | | | | 7 | 3 | 2.33 | | |
| Sep-03 | | | | | | | | | |

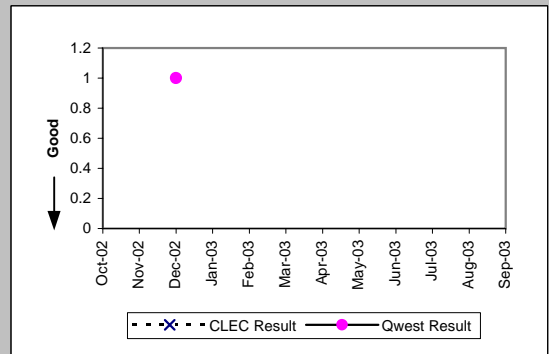


OP-6A-4 - Delayed Days for Non-Facility Reasons (Average Days) - Interval Zone One

| Qwest DSL (Parity) | | | | | | | | | |
|--------------------|----------|-----------|-----------|----------|-----------|------------|------------|-----------|------------|
| Date | CLEC Num | CLEC Denc | CLEC Resu | CLEC Std | Qwest Num | Qwest Denc | Qwest Resu | Mod Z Scr | Parity Scr |
| Oct-02 | | | | | 136 | 5 | 27.20 | | |
| Nov-02 | | | | | 4 | 3 | 1.33 | | |
| Dec-02 | 1 | 1 | 1.00 | | 2 | 2 | 1.00 | | |
| Jan-03 | | | | | 2 | 1 | 2.00 | | |
| Feb-03 | | | | | 7 | 3 | 2.33 | | |
| Mar-03 | | | | | 3 | 1 | 3.00 | | |
| Apr-03 | | | | | | | | | |
| May-03 | | | | | 32 | 4 | 8.00 | | |
| Jun-03 | | | | | 9 | 1 | 9.00 | | |
| Jul-03 | | | | | | | | | |
| Aug-03 | | | | | 5 | 1 | 5.00 | | |
| Sep-03 | | | | | | | | | |

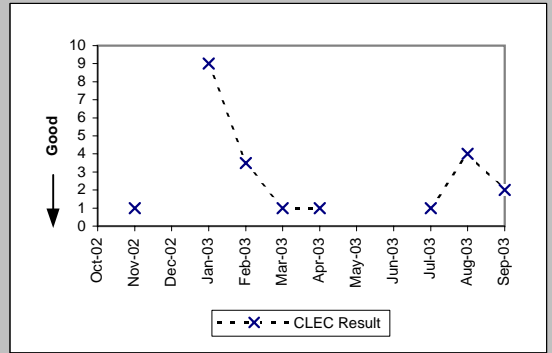


| E911 (Parity) | | | | | | | | | |
|---------------|----------|-----------|-----------|----------|-----------|------------|------------|-----------|------------|
| Date | CLEC Num | CLEC Denc | CLEC Resu | CLEC Std | Qwest Num | Qwest Denc | Qwest Resu | Mod Z Scr | Parity Scr |
| Oct-02 | | | | | | | | | |
| Nov-02 | | | | | | | | | |
| Dec-02 | | | | | 1 | 1 | 1.00 | | |
| Jan-03 | | | | | | | | | |
| Feb-03 | | | | | | | | | |
| Mar-03 | | | | | | | | | |
| Apr-03 | | | | | | | | | |
| May-03 | | | | | | | | | |
| Jun-03 | | | | | | | | | |
| Jul-03 | | | | | | | | | |
| Aug-03 | | | | | | | | | |
| Sep-03 | | | | | | | | | |



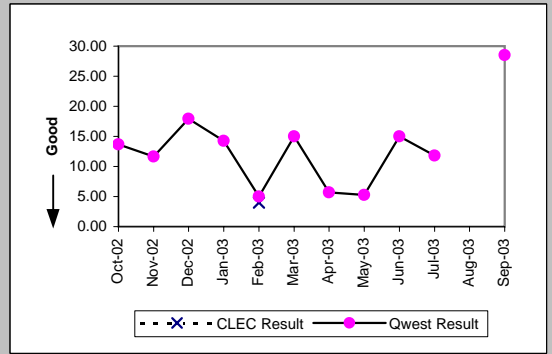
OP-6A-4 - Delayed Days for Non-Facility Reasons (Average Days) - Interval Zone One

| Enhanced Extended Loops (EELs) (Diagnostic) | | | | |
|---|-----|-------|-------------|--------------|
| Date | Num | Denom | CLEC Result | Standard Dev |
| Oct-02 | | | | |
| Nov-02 | | 1 | 1 | 1.00 |
| Dec-02 | | | | |
| Jan-03 | 27 | 3 | 9.00 | 4.00 |
| Feb-03 | 7 | 2 | 3.50 | 3.54 |
| Mar-03 | 1 | 1 | 1.00 | |
| Apr-03 | 2 | 2 | 1.00 | 0.00 |
| May-03 | | | | |
| Jun-03 | | | | |
| Jul-03 | 1 | 1 | 1.00 | |
| Aug-03 | 4 | 1 | 4.00 | |
| Sep-03 | 2 | 1 | 2.00 | |

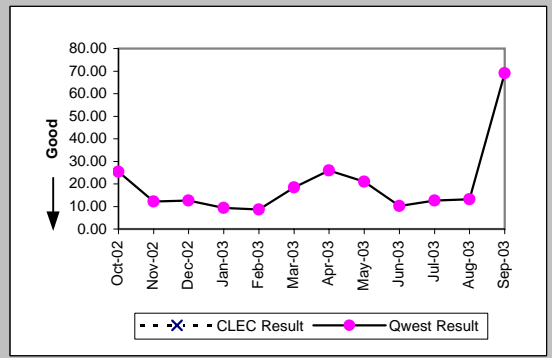


OP-6A-5 - Delayed Days for Non-Facility Reasons (Average Days) - Interval Zone Two

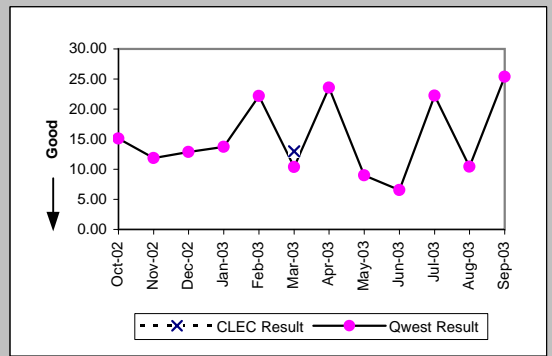
| ISDN Primary (Parity) | | | | | | | | | |
|-----------------------|----------|-----------|-----------|----------|-----------|------------|------------|-----------|------------|
| Date | CLEC Num | CLEC Denc | CLEC Resu | CLEC Std | Qwest Num | Qwest Denc | Qwest Resu | Mod Z Scr | Parity Scr |
| Oct-02 | | | | | 287 | 21 | 13.67 | | |
| Nov-02 | | | | | 128 | 11 | 11.64 | | |
| Dec-02 | | | | | 986 | 55 | 17.93 | | |
| Jan-03 | | | | | 114 | 8 | 14.25 | | |
| Feb-03 | 4 | 1 | 4.00 | | 35 | 7 | 5.00 | -0.29 | -1.17 |
| Mar-03 | | | | | 45 | 3 | 15.00 | | |
| Apr-03 | | | | | 17 | 3 | 5.67 | | |
| May-03 | | | | | 21 | 4 | 5.25 | | |
| Jun-03 | | | | | 390 | 26 | 15.00 | | |
| Jul-03 | | | | | 130 | 11 | 11.82 | | |
| Aug-03 | | | | | | | | | |
| Sep-03 | | | | | 285 | 10 | 28.50 | | |



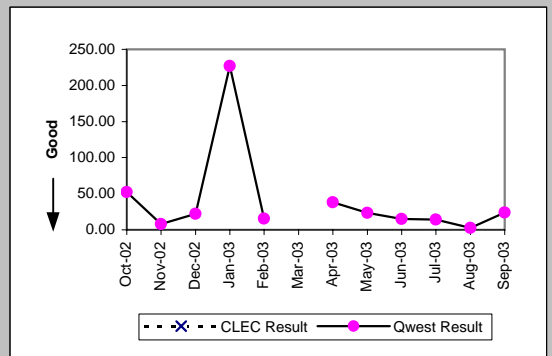
| DS0 (Parity) | | | | | | | | | |
|--------------|----------|-----------|-----------|----------|-----------|------------|------------|-----------|------------|
| Date | CLEC Num | CLEC Denc | CLEC Resu | CLEC Std | Qwest Num | Qwest Denc | Qwest Resu | Mod Z Scr | Parity Scr |
| Oct-02 | | | | | 331 | 13 | 25.46 | | |
| Nov-02 | | | | | 85 | 7 | 12.14 | | |
| Dec-02 | | | | | 126 | 10 | 12.60 | | |
| Jan-03 | | | | | 93 | 10 | 9.30 | | |
| Feb-03 | | | | | 86 | 10 | 8.60 | | |
| Mar-03 | | | | | 203 | 11 | 18.45 | | |
| Apr-03 | | | | | 104 | 4 | 26.00 | | |
| May-03 | | | | | 210 | 10 | 21.00 | | |
| Jun-03 | | | | | 193 | 19 | 10.16 | | |
| Jul-03 | | | | | 38 | 3 | 12.67 | | |
| Aug-03 | | | | | 171 | 13 | 13.15 | | |
| Sep-03 | | | | | 1106 | 16 | 69.12 | | |



| DS1 (Parity) | | | | | | | | | |
|--------------|----------|-----------|-----------|----------|-----------|------------|------------|-----------|------------|
| Date | CLEC Num | CLEC Denc | CLEC Resu | CLEC Std | Qwest Num | Qwest Denc | Qwest Resu | Mod Z Scr | Parity Scr |
| Oct-02 | | | | | 605 | 40 | 15.12 | | |
| Nov-02 | | | | | 309 | 26 | 11.88 | | |
| Dec-02 | | | | | 373 | 29 | 12.86 | | |
| Jan-03 | | | | | 452 | 33 | 13.70 | | |
| Feb-03 | | | | | 799 | 36 | 22.19 | | |
| Mar-03 | 26 | 2 | 13.00 | 8.49 | 290 | 28 | 10.36 | 0.8 | -0.51 |
| Apr-03 | | | | | 920 | 39 | 23.59 | | |
| May-03 | | | | | 252 | 28 | 9.00 | | |
| Jun-03 | | | | | 157 | 24 | 6.54 | | |
| Jul-03 | | | | | 534 | 24 | 22.25 | | |
| Aug-03 | | | | | 512 | 49 | 10.45 | | |
| Sep-03 | | | | | 1142 | 45 | 25.38 | | |

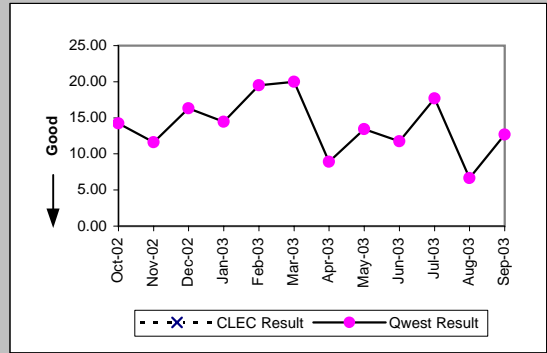


| DS3 (Parity) | | | | | | | | | |
|--------------|----------|-----------|-----------|----------|-----------|------------|------------|-----------|------------|
| Date | CLEC Num | CLEC Denc | CLEC Resu | CLEC Std | Qwest Num | Qwest Denc | Qwest Resu | Mod Z Scr | Parity Scr |
| Oct-02 | | | | | 105 | 2 | 52.50 | | |
| Nov-02 | | | | | 8 | 1 | 8.00 | | |
| Dec-02 | | | | | 89 | 4 | 22.25 | | |
| Jan-03 | | | | | 227 | 1 | 227.00 | | |
| Feb-03 | | | | | 78 | 5 | 15.60 | | |
| Mar-03 | | | | | | | | | |
| Apr-03 | | | | | 190 | 5 | 38.00 | | |
| May-03 | | | | | 70 | 3 | 23.33 | | |
| Jun-03 | | | | | 30 | 2 | 15.00 | | |
| Jul-03 | | | | | 144 | 10 | 14.40 | | |
| Aug-03 | | | | | 5 | 2 | 2.50 | | |
| Sep-03 | | | | | 191 | 8 | 23.88 | | |

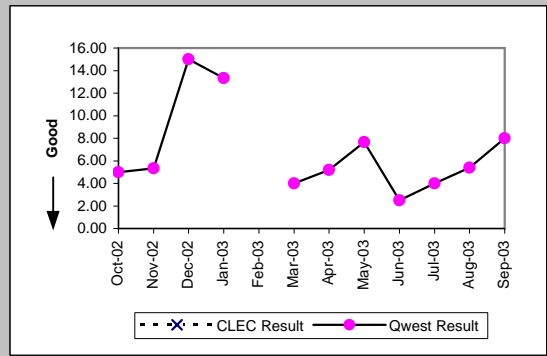


OP-6A-5 - Delayed Days for Non-Facility Reasons (Average Days) - Interval Zone Two

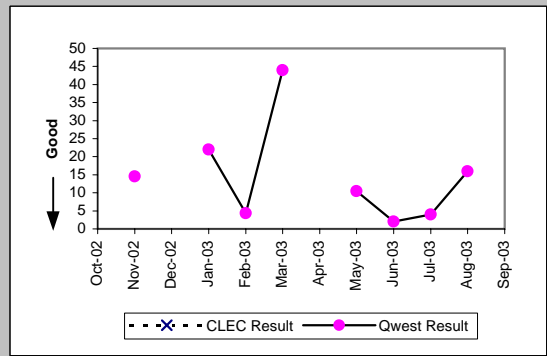
| Frame Relay (Parity) | | | | | | | | | |
|----------------------|----------|-----------|-----------|----------|-----------|------------|------------|-----------|------------|
| Date | CLEC Num | CLEC Dend | CLEC Resu | CLEC Std | Qwest Num | Qwest Dend | Qwest Resu | Mod Z Scr | Parity Scr |
| Oct-02 | | | | | 128 | 9 | 14.22 | | |
| Nov-02 | | | | | 116 | 10 | 11.60 | | |
| Dec-02 | | | | | 212 | 13 | 16.31 | | |
| Jan-03 | | | | | 202 | 14 | 14.43 | | |
| Feb-03 | | | | | 273 | 14 | 19.50 | | |
| Mar-03 | | | | | 160 | 8 | 20.00 | | |
| Apr-03 | | | | | 80 | 9 | 8.89 | | |
| May-03 | | | | | 94 | 7 | 13.43 | | |
| Jun-03 | | | | | 47 | 4 | 11.75 | | |
| Jul-03 | | | | | 106 | 6 | 17.67 | | |
| Aug-03 | | | | | 20 | 3 | 6.67 | | |
| Sep-03 | | | | | 165 | 13 | 12.69 | | |



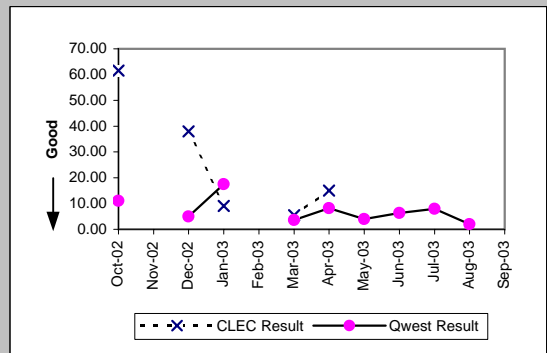
| PBX (Parity) | | | | | | | | | |
|--------------|----------|-----------|-----------|----------|-----------|------------|------------|-----------|------------|
| Date | CLEC Num | CLEC Dend | CLEC Resu | CLEC Std | Qwest Num | Qwest Dend | Qwest Resu | Mod Z Scr | Parity Scr |
| Oct-02 | | | | | 10 | 2 | 5.00 | | |
| Nov-02 | | | | | 16 | 3 | 5.33 | | |
| Dec-02 | | | | | 15 | 1 | 15.00 | | |
| Jan-03 | | | | | 40 | 3 | 13.33 | | |
| Feb-03 | | | | | | | | | |
| Mar-03 | | | | | 4 | 1 | 4.00 | | |
| Apr-03 | | | | | 26 | 5 | 5.20 | | |
| May-03 | | | | | 23 | 3 | 7.67 | | |
| Jun-03 | | | | | 10 | 4 | 2.50 | | |
| Jul-03 | | | | | 8 | 2 | 4.00 | | |
| Aug-03 | | | | | 70 | 13 | 5.38 | | |
| Sep-03 | | | | | 64 | 8 | 8.00 | | |



| Basic Rate ISDN (Parity) | | | | | | | | | |
|--------------------------|----------|-----------|-----------|----------|-----------|------------|------------|-----------|------------|
| Date | CLEC Num | CLEC Dend | CLEC Resu | CLEC Std | Qwest Num | Qwest Dend | Qwest Resu | Mod Z Scr | Parity Scr |
| Oct-02 | | | | | | | | | |
| Nov-02 | | | | | 29 | 2 | 14.50 | | |
| Dec-02 | | | | | | | | | |
| Jan-03 | | | | | 44 | 2 | 22.00 | | |
| Feb-03 | | | | | 13 | 3 | 4.33 | | |
| Mar-03 | | | | | 44 | 1 | 44.00 | | |
| Apr-03 | | | | | | | | | |
| May-03 | | | | | 21 | 2 | 10.50 | | |
| Jun-03 | | | | | 6 | 3 | 2.00 | | |
| Jul-03 | | | | | 8 | 2 | 4.00 | | |
| Aug-03 | | | | | 32 | 2 | 16.00 | | |
| Sep-03 | | | | | | | | | |

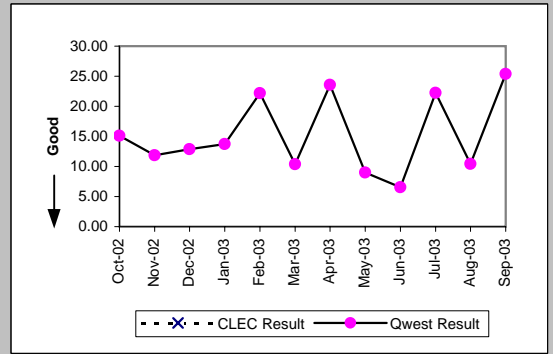


| LIS Trunk (Parity) | | | | | | | | | |
|--------------------|----------|-----------|-----------|----------|-----------|------------|------------|-----------|------------|
| Date | CLEC Num | CLEC Dend | CLEC Resu | CLEC Std | Qwest Num | Qwest Dend | Qwest Resu | Mod Z Scr | Parity Scr |
| Oct-02 | 123 | 2 | 61.50 | 24.75 | 11 | 1 | 11.00 | | |
| Nov-02 | | | | | | | | | |
| Dec-02 | 38 | 1 | 38.00 | | 5 | 1 | 5.00 | | |
| Jan-03 | 9 | 1 | 9.00 | | 35 | 2 | 17.50 | -9.81 | -6.97 |
| Feb-03 | | | | | | | | | |
| Mar-03 | 11 | 2 | 5.50 | 6.36 | 18 | 5 | 3.60 | 1.32 | -0.2 |
| Apr-03 | 15 | 1 | 15.00 | | 41 | 5 | 8.20 | 0.85 | -0.48 |
| May-03 | | | | | 4 | 1 | 4.00 | | |
| Jun-03 | | | | | 19 | 3 | 6.33 | | |
| Jul-03 | | | | | 16 | 2 | 8.00 | | |
| Aug-03 | | | | | 2 | 1 | 2.00 | | |
| Sep-03 | | | | | | | | | |

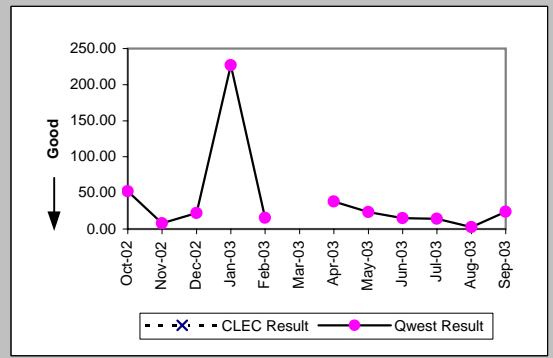


OP-6A-5 - Delayed Days for Non-Facility Reasons (Average Days) - Interval Zone Two

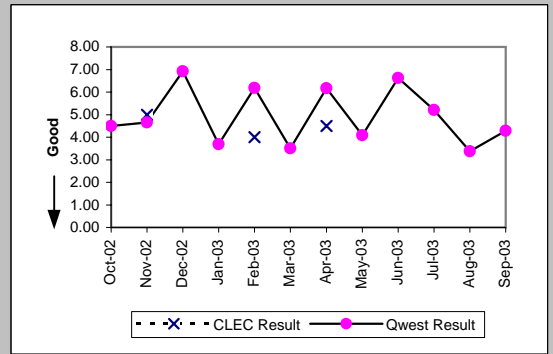
| UDIT DS1 (Parity) | | | | | | | | | |
|-------------------|----------|-----------|-----------|----------|-----------|------------|------------|-----------|------------|
| Date | CLEC Num | CLEC Denc | CLEC Resu | CLEC Std | Qwest Num | Qwest Denc | Qwest Resu | Mod Z Scr | Parity Scr |
| Oct-02 | | | | | 605 | 40 | 15.12 | | |
| Nov-02 | | | | | 309 | 26 | 11.88 | | |
| Dec-02 | | | | | 373 | 29 | 12.86 | | |
| Jan-03 | | | | | 452 | 33 | 13.70 | | |
| Feb-03 | | | | | 799 | 36 | 22.19 | | |
| Mar-03 | | | | | 290 | 28 | 10.36 | | |
| Apr-03 | | | | | 920 | 39 | 23.59 | | |
| May-03 | | | | | 252 | 28 | 9.00 | | |
| Jun-03 | | | | | 157 | 24 | 6.54 | | |
| Jul-03 | | | | | 534 | 24 | 22.25 | | |
| Aug-03 | | | | | 512 | 49 | 10.45 | | |
| Sep-03 | | | | | 1142 | 45 | 25.38 | | |



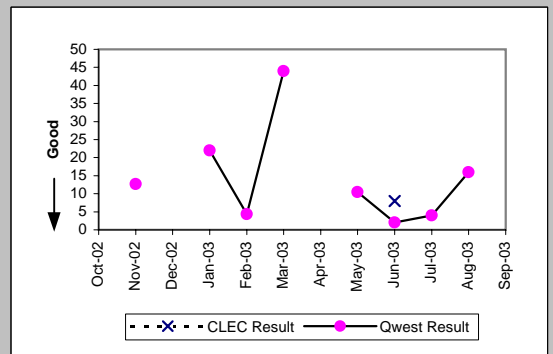
| UDIT Above DS1 Level (Parity) | | | | | | | | | |
|-------------------------------|----------|-----------|-----------|----------|-----------|------------|------------|-----------|------------|
| Date | CLEC Num | CLEC Denc | CLEC Resu | CLEC Std | Qwest Num | Qwest Denc | Qwest Resu | Mod Z Scr | Parity Scr |
| Oct-02 | | | | | 105 | 2 | 52.50 | | |
| Nov-02 | | | | | 8 | 1 | 8.00 | | |
| Dec-02 | | | | | 89 | 4 | 22.25 | | |
| Jan-03 | | | | | 227 | 1 | 227.00 | | |
| Feb-03 | | | | | 78 | 5 | 15.60 | | |
| Mar-03 | | | | | | | | | |
| Apr-03 | | | | | 190 | 5 | 38.00 | | |
| May-03 | | | | | 70 | 3 | 23.33 | | |
| Jun-03 | | | | | 30 | 2 | 15.00 | | |
| Jul-03 | | | | | 144 | 10 | 14.40 | | |
| Aug-03 | | | | | 5 | 2 | 2.50 | | |
| Sep-03 | | | | | 191 | 8 | 23.88 | | |



| Unbundled Loop Analog (Parity) | | | | | | | | | |
|--------------------------------|----------|-----------|-----------|----------|-----------|------------|------------|-----------|------------|
| Date | CLEC Num | CLEC Denc | CLEC Resu | CLEC Std | Qwest Num | Qwest Denc | Qwest Resu | Mod Z Scr | Parity Scr |
| Oct-02 | | | | | 207 | 46 | 4.50 | | |
| Nov-02 | 10 | 2 | 5.00 | 0.00 | 186 | 40 | 4.65 | 0.51 | -0.69 |
| Dec-02 | | | | | 256 | 37 | 6.92 | | |
| Jan-03 | | | | | 225 | 61 | 3.69 | | |
| Feb-03 | 4 | 1 | 4.00 | | 229 | 37 | 6.19 | -0.19 | -1.11 |
| Mar-03 | | | | | 119 | 34 | 3.50 | | |
| Apr-03 | 18 | 4 | 4.50 | 0.58 | 259 | 42 | 6.17 | -0.23 | -1.14 |
| May-03 | | | | | 135 | 33 | 4.09 | | |
| Jun-03 | | | | | 265 | 40 | 6.62 | | |
| Jul-03 | | | | | 172 | 33 | 5.21 | | |
| Aug-03 | | | | | 145 | 43 | 3.37 | | |
| Sep-03 | | | | | 133 | 31 | 4.29 | | |

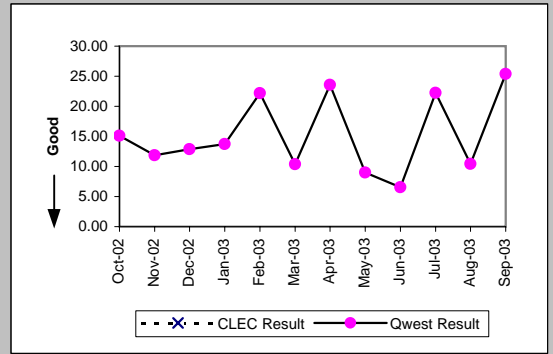


| Unbundled Loop - 2 Wire Non-Loaded (Parity) | | | | | | | | | |
|---|----------|-----------|-----------|----------|-----------|------------|------------|-----------|------------|
| Date | CLEC Num | CLEC Denc | CLEC Resu | CLEC Std | Qwest Num | Qwest Denc | Qwest Resu | Mod Z Scr | Parity Scr |
| Oct-02 | | | | | | | | | |
| Nov-02 | | | | | 38 | 3 | 12.67 | | |
| Dec-02 | | | | | | | | | |
| Jan-03 | | | | | 44 | 2 | 22.00 | | |
| Feb-03 | | | | | 13 | 3 | 4.33 | | |
| Mar-03 | | | | | 44 | 1 | 44.00 | | |
| Apr-03 | | | | | | | | | |
| May-03 | | | | | 21 | 2 | 10.50 | | |
| Jun-03 | 8 | 1 | 8.00 | | 6 | 3 | 2.00 | | |
| Jul-03 | | | | | 8 | 2 | 4.00 | | |
| Aug-03 | | | | | 32 | 2 | 16.00 | | |
| Sep-03 | | | | | | | | | |

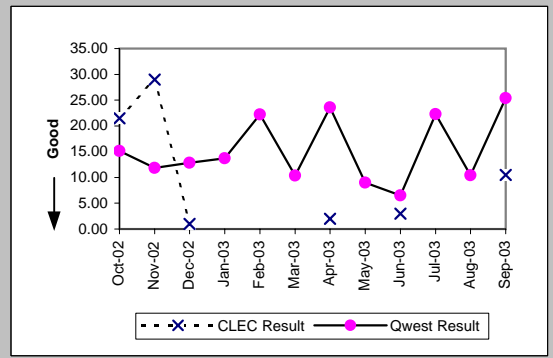


OP-6A-5 - Delayed Days for Non-Facility Reasons (Average Days) - Interval Zone Two

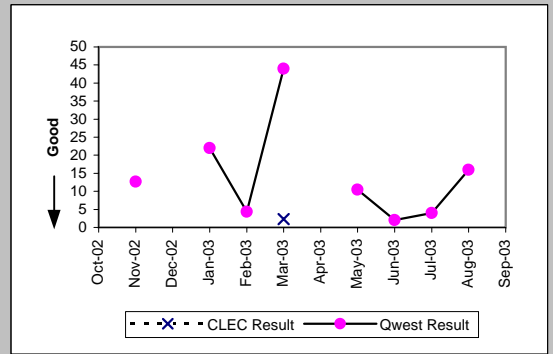
| Unbundled Loop - 4 Wire Non-Loaded (Parity) | | | | | | | | | |
|---|----------|-----------|-----------|----------|-----------|------------|------------|-----------|------------|
| Date | CLEC Num | CLEC Denc | CLEC Resu | CLEC Std | Qwest Num | Qwest Denc | Qwest Resu | Mod Z Scr | Parity Scr |
| Oct-02 | | | | | 605 | 40 | 15.12 | | |
| Nov-02 | | | | | 309 | 26 | 11.88 | | |
| Dec-02 | | | | | 373 | 29 | 12.86 | | |
| Jan-03 | | | | | 452 | 33 | 13.70 | | |
| Feb-03 | | | | | 799 | 36 | 22.19 | | |
| Mar-03 | | | | | 290 | 28 | 10.36 | | |
| Apr-03 | | | | | 920 | 39 | 23.59 | | |
| May-03 | | | | | 252 | 28 | 9.00 | | |
| Jun-03 | | | | | 157 | 24 | 6.54 | | |
| Jul-03 | | | | | 534 | 24 | 22.25 | | |
| Aug-03 | | | | | 512 | 49 | 10.45 | | |
| Sep-03 | | | | | 1142 | 45 | 25.38 | | |



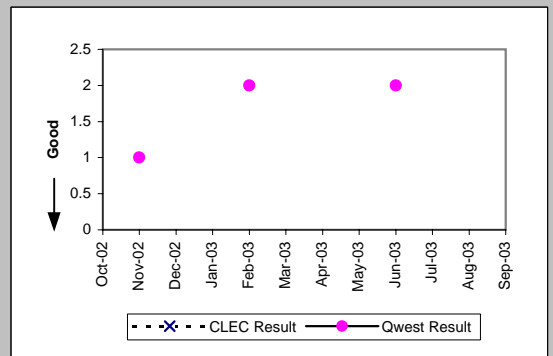
| Unbundled Loop - DS1 Capable (Parity) | | | | | | | | | |
|---------------------------------------|----------|-----------|-----------|----------|-----------|------------|------------|-----------|------------|
| Date | CLEC Num | CLEC Denc | CLEC Resu | CLEC Std | Qwest Num | Qwest Denc | Qwest Resu | Mod Z Scr | Parity Scr |
| Oct-02 | 43 | 2 | 21.50 | 10.61 | 605 | 40 | 15.12 | 0.63 | -0.61 |
| Nov-02 | 29 | 1 | 29.00 | | 309 | 26 | 11.88 | 1.23 | -0.25 |
| Dec-02 | 1 | 1 | 1.00 | | 373 | 29 | 12.86 | -0.85 | -1.52 |
| Jan-03 | | | | | 452 | 33 | 13.70 | | |
| Feb-03 | | | | | 799 | 36 | 22.19 | | |
| Mar-03 | | | | | 290 | 28 | 10.36 | | |
| Apr-03 | 2 | 1 | 2.00 | | 920 | 39 | 23.59 | -0.48 | -1.29 |
| May-03 | | | | | 252 | 28 | 9.00 | | |
| Jun-03 | 3 | 1 | 3.00 | | 157 | 24 | 6.54 | -0.48 | -1.29 |
| Jul-03 | | | | | 534 | 24 | 22.25 | | |
| Aug-03 | | | | | 512 | 49 | 10.45 | | |
| Sep-03 | 21 | 2 | 10.50 | 6.36 | 1142 | 45 | 25.38 | -0.33 | -1.2 |



| Unbundled Loop ISDN Capable (Parity) | | | | | | | | | |
|--------------------------------------|----------|-----------|-----------|----------|-----------|------------|------------|-----------|------------|
| Date | CLEC Num | CLEC Denc | CLEC Resu | CLEC Std | Qwest Num | Qwest Denc | Qwest Resu | Mod Z Scr | Parity Scr |
| Oct-02 | | | | | | | | | |
| Nov-02 | | | | | 38 | 3 | 12.67 | | |
| Dec-02 | | | | | | | | | |
| Jan-03 | | | | | 44 | 2 | 22.00 | | |
| Feb-03 | | | | | 13 | 3 | 4.33 | | |
| Mar-03 | 7 | 3 | 2.33 | 1.53 | 44 | 1 | 44.00 | | |
| Apr-03 | | | | | 21 | 2 | 10.50 | | |
| May-03 | | | | | 6 | 3 | 2.00 | | |
| Jun-03 | | | | | 8 | 2 | 4.00 | | |
| Aug-03 | | | | | 32 | 2 | 16.00 | | |
| Sep-03 | | | | | | | | | |



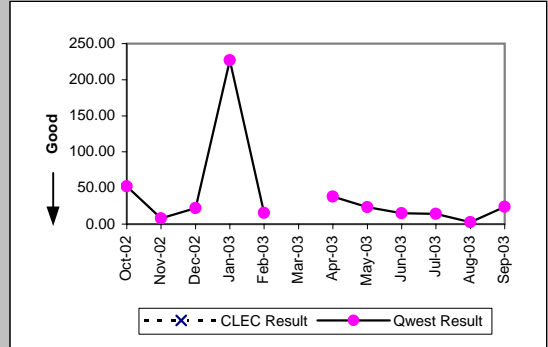
| Unbundled Loop - ADSL Qualified (Parity) | | | | | | | | | |
|--|----------|-----------|-----------|----------|-----------|------------|------------|-----------|------------|
| Date | CLEC Num | CLEC Denc | CLEC Resu | CLEC Std | Qwest Num | Qwest Denc | Qwest Resu | Mod Z Scr | Parity Scr |
| Oct-02 | | | | | | | | | |
| Nov-02 | | | | | 1 | 1 | 1.00 | | |
| Dec-02 | | | | | | | | | |
| Jan-03 | | | | | | | | | |
| Feb-03 | | | | | 2 | 1 | 2.00 | | |
| Mar-03 | | | | | | | | | |
| Apr-03 | | | | | | | | | |
| May-03 | | | | | | | | | |
| Jun-03 | | | | | 2 | 1 | 2.00 | | |
| Jul-03 | | | | | | | | | |
| Aug-03 | | | | | | | | | |
| Sep-03 | | | | | | | | | |



OP-6A-5 - Delayed Days for Non-Facility Reasons (Average Days) - Interval Zone Two

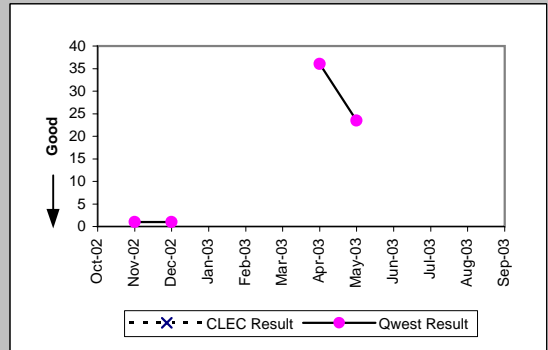
Unbundled Loop - DS3 Capable (Parity)

| Date | CLEC Num | CLEC Dend | CLEC Resu | CLEC Std | Qwest Num | Qwest Dend | Qwest Resu | Mod Z Scr | Parity Scr |
|--------|----------|-----------|-----------|----------|-----------|------------|------------|-----------|------------|
| Oct-02 | | | | | 105 | 2 | 52.50 | | |
| Nov-02 | | | | | 8 | 1 | 8.00 | | |
| Dec-02 | | | | | 89 | 4 | 22.25 | | |
| Jan-03 | | | | | 227 | 1 | 227.00 | | |
| Feb-03 | | | | | 78 | 5 | 15.60 | | |
| Mar-03 | | | | | | | | | |
| Apr-03 | | | | | 190 | 5 | 38.00 | | |
| May-03 | | | | | 70 | 3 | 23.33 | | |
| Jun-03 | | | | | 30 | 2 | 15.00 | | |
| Jul-03 | | | | | 144 | 10 | 14.40 | | |
| Aug-03 | | | | | 5 | 2 | 2.50 | | |
| Sep-03 | | | | | 191 | 8 | 23.88 | | |



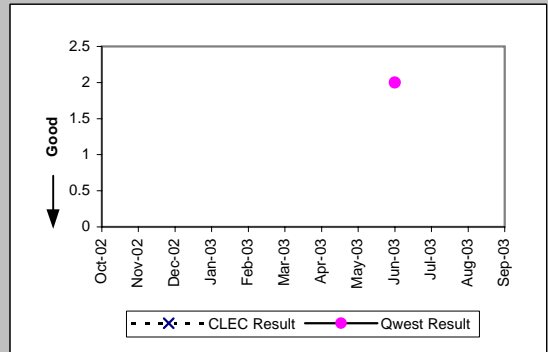
Qwest DSL (Parity)

| Date | CLEC Num | CLEC Dend | CLEC Resu | CLEC Std | Qwest Num | Qwest Dend | Qwest Resu | Mod Z Scr | Parity Scr |
|--------|----------|-----------|-----------|----------|-----------|------------|------------|-----------|------------|
| Oct-02 | | | | | | | | | |
| Nov-02 | | | | | 1 | 1 | 1.00 | | |
| Dec-02 | | | | | 1 | 1 | 1.00 | | |
| Jan-03 | | | | | | | | | |
| Feb-03 | | | | | | | | | |
| Mar-03 | | | | | | | | | |
| Apr-03 | | | | | 36 | 1 | 36.00 | | |
| May-03 | | | | | 47 | 2 | 23.50 | | |
| Jun-03 | | | | | | | | | |
| Jul-03 | | | | | | | | | |
| Aug-03 | | | | | | | | | |
| Sep-03 | | | | | | | | | |



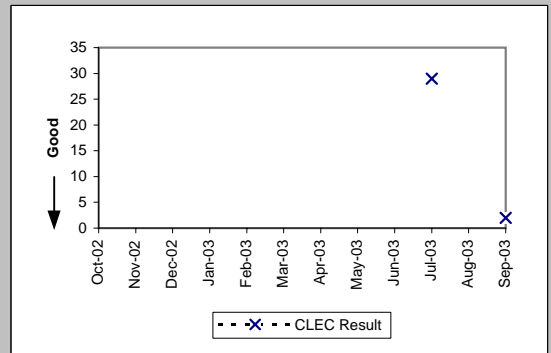
E911 (Parity)

| Date | CLEC Num | CLEC Dend | CLEC Resu | CLEC Std | Qwest Num | Qwest Dend | Qwest Resu | Mod Z Scr | Parity Scr |
|--------|----------|-----------|-----------|----------|-----------|------------|------------|-----------|------------|
| Oct-02 | | | | | | | | | |
| Nov-02 | | | | | | | | | |
| Dec-02 | | | | | | | | | |
| Jan-03 | | | | | | | | | |
| Feb-03 | | | | | | | | | |
| Mar-03 | | | | | | | | | |
| Apr-03 | | | | | | | | | |
| May-03 | | | | | | | | | |
| Jun-03 | | | | | 4 | 2 | 2.00 | | |
| Jul-03 | | | | | | | | | |
| Aug-03 | | | | | | | | | |
| Sep-03 | | | | | | | | | |



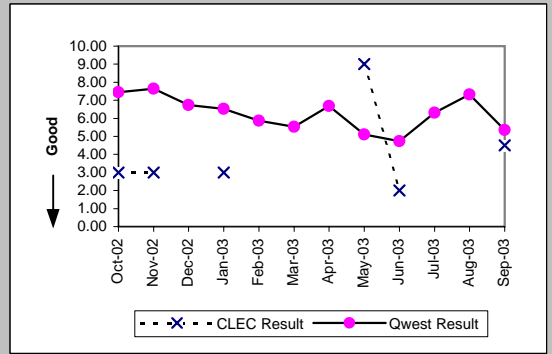
OP-6A-5 - Delayed Days for Non-Facility Reasons (Average Days) - Interval Zone Two

| Enhanced Extended Loops (EELs) (Diagnostic) | | | | |
|---|-----|-------|-------------|--------------|
| Date | Num | Denom | CLEC Result | Standard Dev |
| Oct-02 | | | | |
| Nov-02 | | | | |
| Dec-02 | | | | |
| Jan-03 | | | | |
| Feb-03 | | | | |
| Mar-03 | | | | |
| Apr-03 | | | | |
| May-03 | | | | |
| Jun-03 | | | | |
| Jul-03 | 29 | 1 | 29.00 | |
| Aug-03 | | | | |
| Sep-03 | 2 | 1 | 2.00 | |

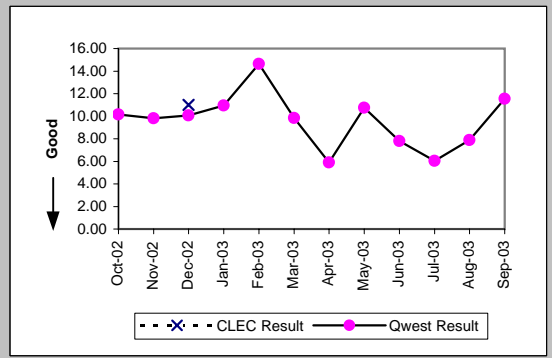


OP-6B-1 - Delayed Days for Facility Reasons (Average Days) - Dispatches within MSAs

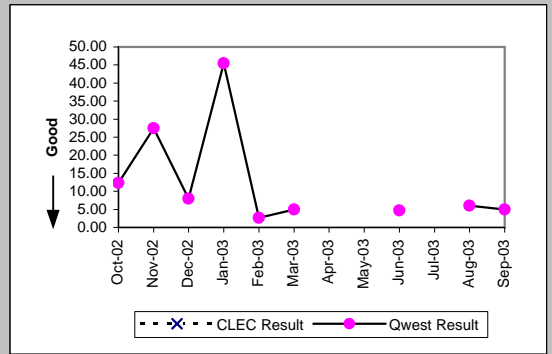
| Residence (Parity) | | | | | | | | | |
|--------------------|----------|-----------|-----------|----------|-----------|------------|------------|-----------|------------|
| Date | CLEC Num | CLEC Denc | CLEC Resu | CLEC Std | Qwest Num | Qwest Denc | Qwest Resu | Mod Z Scr | Parity Scr |
| Oct-02 | 6 | 2 | 3.00 | 2.83 | 1712 | 230 | 7.44 | -0.68 | -1.41 |
| Nov-02 | 3 | 1 | 3.00 | | 1377 | 180 | 7.65 | -0.45 | -1.28 |
| Dec-02 | | | | | 1406 | 209 | 6.73 | | |
| Jan-03 | 9 | 3 | 3.00 | 2.65 | 1351 | 207 | 6.53 | -0.86 | -1.52 |
| Feb-03 | | | | | 710 | 121 | 5.87 | | |
| Mar-03 | | | | | 554 | 100 | 5.54 | | |
| Apr-03 | | | | | 661 | 99 | 6.68 | | |
| May-03 | 9 | 1 | 9.00 | | 413 | 81 | 5.10 | 0.88 | -0.46 |
| Jun-03 | 2 | 1 | 2.00 | | 303 | 64 | 4.73 | -0.55 | -1.34 |
| Jul-03 | | | | | 613 | 97 | 6.32 | | |
| Aug-03 | | | | | 857 | 117 | 7.32 | | |
| Sep-03 | 9 | 2 | 4.50 | 0.71 | 482 | 90 | 5.36 | -0.22 | -1.14 |



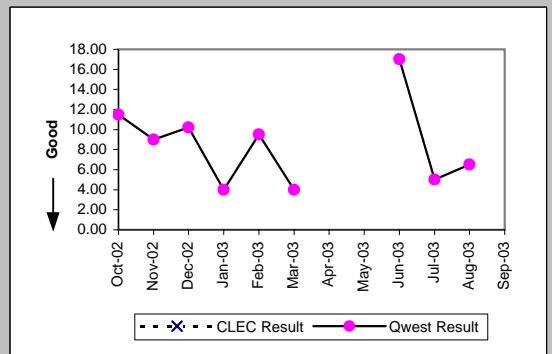
| Business (Parity) | | | | | | | | | |
|-------------------|----------|-----------|-----------|----------|-----------|------------|------------|-----------|------------|
| Date | CLEC Num | CLEC Denc | CLEC Resu | CLEC Std | Qwest Num | Qwest Denc | Qwest Resu | Mod Z Scr | Parity Scr |
| Oct-02 | | | | | 822 | 81 | 10.15 | | |
| Nov-02 | | | | | 530 | 54 | 9.81 | | |
| Dec-02 | 22 | 2 | 11.00 | 0.00 | 825 | 82 | 10.06 | 0.29 | -0.83 |
| Jan-03 | | | | | 657 | 60 | 10.95 | | |
| Feb-03 | | | | | 791 | 54 | 14.65 | | |
| Mar-03 | | | | | 394 | 40 | 9.85 | | |
| Apr-03 | | | | | 183 | 31 | 5.90 | | |
| May-03 | | | | | 215 | 20 | 10.75 | | |
| Jun-03 | | | | | 312 | 40 | 7.80 | | |
| Jul-03 | | | | | 248 | 41 | 6.05 | | |
| Aug-03 | | | | | 260 | 33 | 7.88 | | |
| Sep-03 | | | | | 381 | 33 | 11.55 | | |



| Centrex (Parity) | | | | | | | | | |
|------------------|----------|-----------|-----------|----------|-----------|------------|------------|-----------|------------|
| Date | CLEC Num | CLEC Denc | CLEC Resu | CLEC Std | Qwest Num | Qwest Denc | Qwest Resu | Mod Z Scr | Parity Scr |
| Oct-02 | | | | | 123 | 10 | 12.30 | | |
| Nov-02 | | | | | 110 | 4 | 27.50 | | |
| Dec-02 | | | | | 24 | 3 | 8.00 | | |
| Jan-03 | | | | | 182 | 4 | 45.50 | | |
| Feb-03 | | | | | 8 | 3 | 2.67 | | |
| Mar-03 | | | | | 5 | 1 | 5.00 | | |
| Apr-03 | | | | | | | | | |
| May-03 | | | | | | | | | |
| Jun-03 | | | | | 33 | 7 | 4.71 | | |
| Jul-03 | | | | | | | | | |
| Aug-03 | | | | | 12 | 2 | 6.00 | | |
| Sep-03 | | | | | 25 | 5 | 5.00 | | |

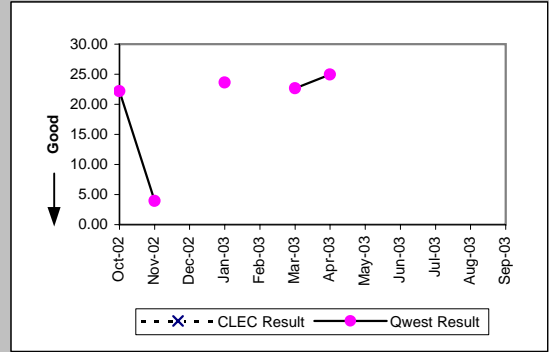


| Centrex 21 (Parity) | | | | | | | | | |
|---------------------|----------|-----------|-----------|----------|-----------|------------|------------|-----------|------------|
| Date | CLEC Num | CLEC Denc | CLEC Resu | CLEC Std | Qwest Num | Qwest Denc | Qwest Resu | Mod Z Scr | Parity Scr |
| Oct-02 | | | | | 23 | 2 | 11.50 | | |
| Nov-02 | | | | | 18 | 2 | 9.00 | | |
| Dec-02 | | | | | 51 | 5 | 10.20 | | |
| Jan-03 | | | | | 16 | 4 | 4.00 | | |
| Feb-03 | | | | | 19 | 2 | 9.50 | | |
| Mar-03 | | | | | 4 | 1 | 4.00 | | |
| Apr-03 | | | | | | | | | |
| May-03 | | | | | | | | | |
| Jun-03 | | | | | 17 | 1 | 17.00 | | |
| Jul-03 | | | | | 30 | 6 | 5.00 | | |
| Aug-03 | | | | | 13 | 2 | 6.50 | | |
| Sep-03 | | | | | | | | | |

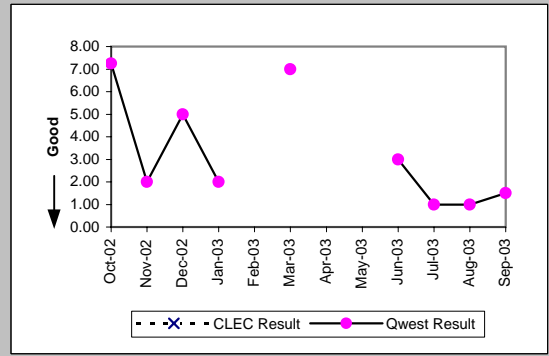


OP-6B-1 - Delayed Days for Facility Reasons (Average Days) - Dispatches within MSAs

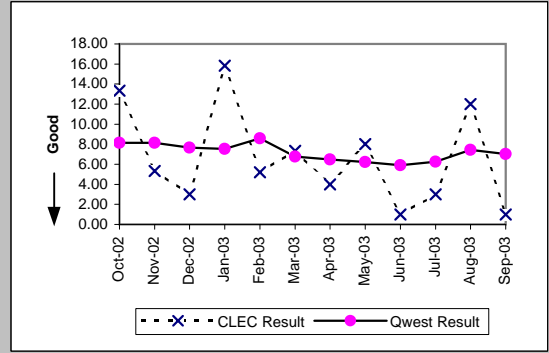
| DS0 (Parity) | | | | | | | | | |
|--------------|----------|-----------|-----------|----------|-----------|------------|------------|-----------|------------|
| Date | CLEC Num | CLEC Denc | CLEC Resu | CLEC Std | Qwest Num | Qwest Denc | Qwest Resu | Mod Z Scr | Parity Scr |
| Oct-02 | | | | | 1087 | 49 | 22.18 | | |
| Nov-02 | | | | | 122 | 31 | 3.94 | | |
| Dec-02 | | | | | | | | | |
| Jan-03 | | | | | 945 | 40 | 23.62 | | |
| Feb-03 | | | | | | | | | |
| Mar-03 | | | | | 951 | 42 | 22.64 | | |
| Apr-03 | | | | | 574 | 23 | 24.96 | | |
| May-03 | | | | | | | | | |
| Jun-03 | | | | | | | | | |
| Jul-03 | | | | | | | | | |
| Aug-03 | | | | | | | | | |
| Sep-03 | | | | | | | | | |



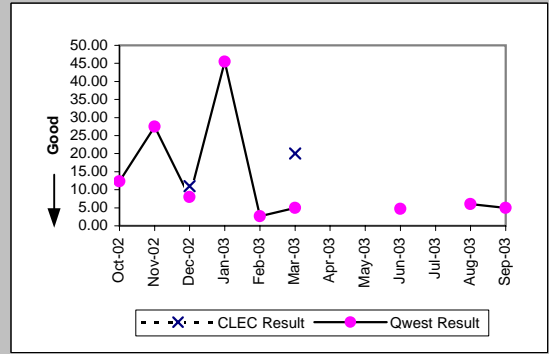
| Qwest DSL (Parity) | | | | | | | | | |
|--------------------|----------|-----------|-----------|----------|-----------|------------|------------|-----------|------------|
| Date | CLEC Num | CLEC Denc | CLEC Resu | CLEC Std | Qwest Num | Qwest Denc | Qwest Resu | Mod Z Scr | Parity Scr |
| Oct-02 | | | | | 29 | 4 | 7.25 | | |
| Nov-02 | | | | | 8 | 4 | 2.00 | | |
| Dec-02 | | | | | 5 | 1 | 5.00 | | |
| Jan-03 | | | | | 6 | 3 | 2.00 | | |
| Feb-03 | | | | | | | | | |
| Mar-03 | | | | | 7 | 1 | 7.00 | | |
| Apr-03 | | | | | | | | | |
| May-03 | | | | | | | | | |
| Jun-03 | | | | | 9 | 3 | 3.00 | | |
| Jul-03 | | | | | 1 | 1 | 1.00 | | |
| Aug-03 | | | | | 1 | 1 | 1.00 | | |
| Sep-03 | | | | | 6 | 4 | 1.50 | | |



| UNE - P (POTS) (Parity) | | | | | | | | | |
|-------------------------|----------|-----------|-----------|----------|-----------|------------|------------|-----------|------------|
| Date | CLEC Num | CLEC Denc | CLEC Resu | CLEC Std | Qwest Num | Qwest Denc | Qwest Resu | Mod Z Scr | Parity Scr |
| Oct-02 | 40 | 3 | 13.33 | 12.86 | 2534 | 311 | 8.15 | 1.23 | -0.25 |
| Nov-02 | 16 | 3 | 5.33 | 0.58 | 1907 | 234 | 8.15 | -0.48 | -1.29 |
| Dec-02 | 6 | 2 | 3.00 | 1.41 | 2231 | 291 | 7.67 | -0.73 | -1.44 |
| Jan-03 | 95 | 6 | 15.83 | 28.60 | 2008 | 267 | 7.52 | 1.51 | -0.08 |
| Feb-03 | 26 | 5 | 5.20 | 3.35 | 1501 | 175 | 8.58 | -0.5 | -1.3 |
| Mar-03 | 22 | 3 | 7.33 | 6.51 | 948 | 140 | 6.77 | 0.52 | -0.68 |
| Apr-03 | 16 | 4 | 4.00 | 1.63 | 844 | 130 | 6.49 | -0.46 | -1.28 |
| May-03 | 8 | 1 | 8.00 | | 628 | 101 | 6.22 | 0.8 | -0.51 |
| Jun-03 | 1 | 1 | 1.00 | | 615 | 104 | 5.91 | -0.77 | -1.47 |
| Jul-03 | 3 | 1 | 3.00 | | 861 | 138 | 6.24 | -0.35 | -1.21 |
| Aug-03 | 12 | 1 | 12.00 | | 1117 | 150 | 7.45 | 0.81 | -0.51 |
| Sep-03 | 1 | 1 | 1.00 | | 863 | 123 | 7.02 | -0.57 | -1.35 |

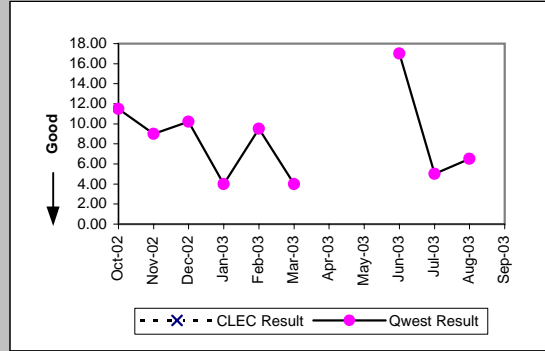


| UNE P (Centrex) (Parity) | | | | | | | | | |
|--------------------------|----------|-----------|-----------|----------|-----------|------------|------------|-----------|------------|
| Date | CLEC Num | CLEC Denc | CLEC Resu | CLEC Std | Qwest Num | Qwest Denc | Qwest Resu | Mod Z Scr | Parity Scr |
| Oct-02 | | | | | 123 | 10 | 12.30 | | |
| Nov-02 | | | | | 110 | 4 | 27.50 | | |
| Dec-02 | 11 | 1 | 11.00 | | 24 | 3 | 8.00 | | |
| Jan-03 | | | | | 182 | 4 | 45.50 | | |
| Feb-03 | | | | | 8 | 3 | 2.67 | | |
| Mar-03 | 20 | 1 | 20.00 | | 5 | 1 | 5.00 | | |
| Apr-03 | | | | | | | | | |
| May-03 | | | | | | | | | |
| Jun-03 | | | | | 33 | 7 | 4.71 | | |
| Jul-03 | | | | | | | | | |
| Aug-03 | | | | | 12 | 2 | 6.00 | | |
| Sep-03 | | | | | 25 | 5 | 5.00 | | |



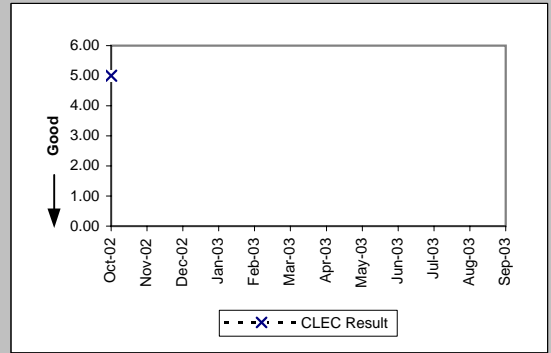
OP-6B-1 - Delayed Days for Facility Reasons (Average Days) - Dispatches within MSAs

| UNE P (Centrex 21) (Parity) | | | | | | | | | |
|-----------------------------|----------|-----------|-----------|----------|-----------|------------|-----------|-----------|------------|
| Date | CLEC Num | CLEC Dend | CLEC Resu | CLEC Std | Qwest Num | Qwest Dend | Qwest Res | Mod Z Scr | Parity Scr |
| Oct-02 | | | | | 23 | 2 | 11.50 | | |
| Nov-02 | | | | | 18 | 2 | 9.00 | | |
| Dec-02 | | | | | 51 | 5 | 10.20 | | |
| Jan-03 | | | | | 16 | 4 | 4.00 | | |
| Feb-03 | | | | | 19 | 2 | 9.50 | | |
| Mar-03 | | | | | 4 | 1 | 4.00 | | |
| Apr-03 | | | | | | | | | |
| May-03 | | | | | | | | | |
| Jun-03 | | | | | 17 | 1 | 17.00 | | |
| Jul-03 | | | | | 30 | 6 | 5.00 | | |
| Aug-03 | | | | | 13 | 2 | 6.50 | | |
| Sep-03 | | | | | | | | | |



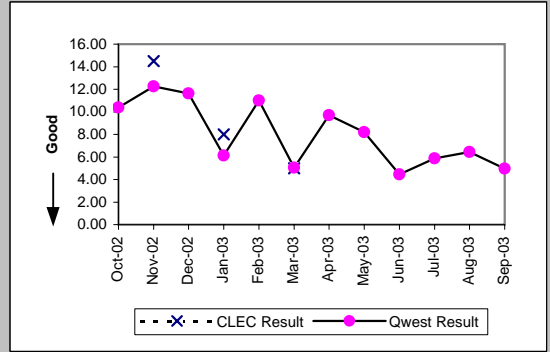
OP-6B-1 - Delayed Days for Facility Reasons (Average Days) - Dispatches within MSAs

| Line Sharing (Diagnostic) | | | | |
|---------------------------|-----------|-------------|-------------|--------------|
| Date | Numerator | Denominator | CLEC Result | Standard Dev |
| Oct-02 | 5 | 1 | 5.00 | |
| Nov-02 | | | | |
| Dec-02 | | | | |
| Jan-03 | | | | |
| Feb-03 | | | | |
| Mar-03 | | | | |
| Apr-03 | | | | |
| May-03 | | | | |
| Jun-03 | | | | |
| Jul-03 | | | | |
| Aug-03 | | | | |
| Sep-03 | | | | |

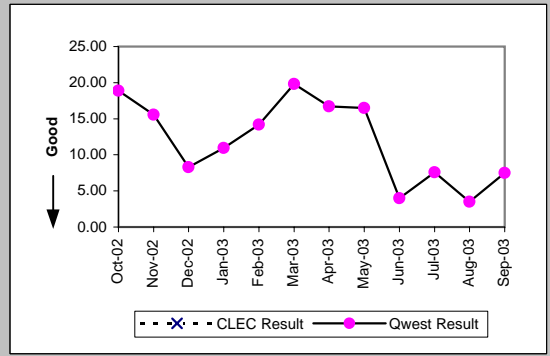


OP-6B-2 - Delayed Days for Facility Reasons (Average Days) - Dispatches outside MSAs

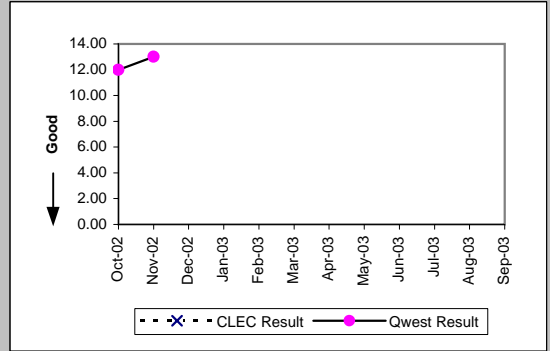
| Residence (Parity) | | | | | | | | | |
|--------------------|----------|-----------|-----------|----------|-----------|------------|------------|-----------|------------|
| Date | CLEC Num | CLEC Denc | CLEC Resu | CLEC Std | Qwest Num | Qwest Denc | Qwest Resu | Mod Z Scr | Parity Scr |
| Oct-02 | | | | | 768 | 74 | 10.38 | | |
| Nov-02 | 29 | 2 | 14.50 | 6.36 | 845 | 69 | 12.25 | 1.04 | -0.37 |
| Dec-02 | | | | | 906 | 78 | 11.62 | | |
| Jan-03 | 8 | 1 | 8.00 | | 367 | 60 | 6.12 | 0.56 | -0.66 |
| Feb-03 | | | | | 506 | 46 | 11.00 | | |
| Mar-03 | 5 | 1 | 5.00 | | 162 | 32 | 5.06 | -0.01 | -1.01 |
| Apr-03 | | | | | 310 | 32 | 9.69 | | |
| May-03 | | | | | 328 | 40 | 8.20 | | |
| Jun-03 | | | | | 142 | 32 | 4.44 | | |
| Jul-03 | | | | | 164 | 28 | 5.86 | | |
| Aug-03 | | | | | 219 | 34 | 6.44 | | |
| Sep-03 | | | | | 179 | 36 | 4.97 | | |



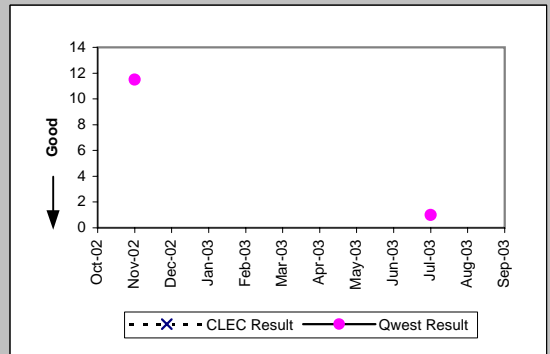
| Business (Parity) | | | | | | | | | |
|-------------------|----------|-----------|-----------|----------|-----------|------------|------------|-----------|------------|
| Date | CLEC Num | CLEC Denc | CLEC Resu | CLEC Std | Qwest Num | Qwest Denc | Qwest Resu | Mod Z Scr | Parity Scr |
| Oct-02 | | | | | 283 | 15 | 18.87 | | |
| Nov-02 | | | | | 171 | 11 | 15.55 | | |
| Dec-02 | | | | | 149 | 18 | 8.28 | | |
| Jan-03 | | | | | 164 | 15 | 10.93 | | |
| Feb-03 | | | | | 71 | 5 | 14.20 | | |
| Mar-03 | | | | | 218 | 11 | 19.82 | | |
| Apr-03 | | | | | 117 | 7 | 16.71 | | |
| May-03 | | | | | 66 | 4 | 16.50 | | |
| Jun-03 | | | | | 32 | 8 | 4.00 | | |
| Jul-03 | | | | | 38 | 5 | 7.60 | | |
| Aug-03 | | | | | 7 | 2 | 3.50 | | |
| Sep-03 | | | | | 15 | 2 | 7.50 | | |



| Centrex (Parity) | | | | | | | | | |
|------------------|----------|-----------|-----------|----------|-----------|------------|------------|-----------|------------|
| Date | CLEC Num | CLEC Denc | CLEC Resu | CLEC Std | Qwest Num | Qwest Denc | Qwest Resu | Mod Z Scr | Parity Scr |
| Oct-02 | | | | | 48 | 4 | 12.00 | | |
| Nov-02 | | | | | 26 | 2 | 13.00 | | |
| Dec-02 | | | | | | | | | |
| Jan-03 | | | | | | | | | |
| Feb-03 | | | | | | | | | |
| Mar-03 | | | | | | | | | |
| Apr-03 | | | | | | | | | |
| May-03 | | | | | | | | | |
| Jun-03 | | | | | | | | | |
| Jul-03 | | | | | | | | | |
| Aug-03 | | | | | | | | | |
| Sep-03 | | | | | | | | | |

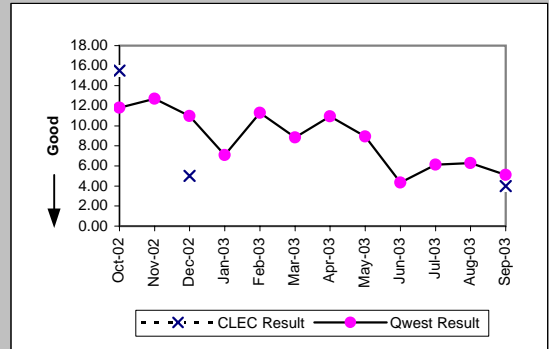


| Centrex 21 (Parity) | | | | | | | | | |
|---------------------|----------|-----------|-----------|----------|-----------|------------|------------|-----------|------------|
| Date | CLEC Num | CLEC Denc | CLEC Resu | CLEC Std | Qwest Num | Qwest Denc | Qwest Resu | Mod Z Scr | Parity Scr |
| Oct-02 | | | | | | | | | |
| Nov-02 | | | | | 23 | 2 | 11.50 | | |
| Dec-02 | | | | | | | | | |
| Jan-03 | | | | | | | | | |
| Feb-03 | | | | | | | | | |
| Mar-03 | | | | | | | | | |
| Apr-03 | | | | | | | | | |
| May-03 | | | | | | | | | |
| Jun-03 | | | | | | | | | |
| Jul-03 | | | | | 1 | 1 | 1.00 | | |
| Aug-03 | | | | | | | | | |
| Sep-03 | | | | | | | | | |

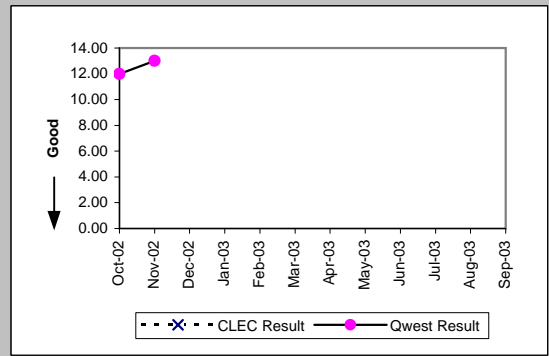


OP-6B-2 - Delayed Days for Facility Reasons (Average Days) - Dispatches outside MSAs

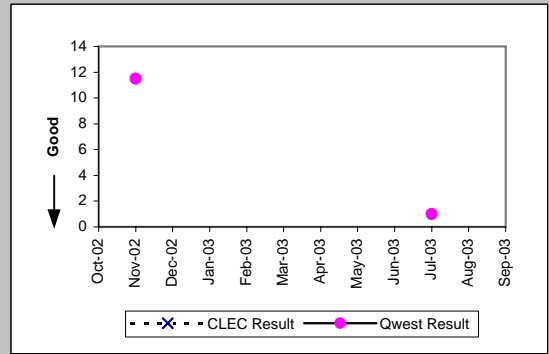
| UNE - P (POTS) (Parity) | | | | | | | | | | |
|-------------------------|----------|-----------|-----------|----------|-----------|------------|------------|-----------|------------|--|
| Date | CLEC Num | CLEC Denc | CLEC Resu | CLEC Std | Qwest Num | Qwest Denc | Qwest Resu | Mod Z Scr | Parity Scr | |
| Oct-02 | 31 | 2 | 15.50 | 10.61 | 1051 | 89 | 11.81 | 0.92 | -0.44 | |
| Nov-02 | | | | | 1016 | 80 | 12.70 | | | |
| Dec-02 | 5 | 1 | 5.00 | | 1055 | 96 | 10.99 | -0.4 | -1.24 | |
| Jan-03 | | | | | 531 | 75 | 7.08 | | | |
| Feb-03 | | | | | 577 | 51 | 11.31 | | | |
| Mar-03 | | | | | 380 | 43 | 8.84 | | | |
| Apr-03 | | | | | 427 | 39 | 10.95 | | | |
| May-03 | | | | | 394 | 44 | 8.95 | | | |
| Jun-03 | | | | | 174 | 40 | 4.35 | | | |
| Jul-03 | | | | | 202 | 33 | 6.12 | | | |
| Aug-03 | | | | | 226 | 36 | 6.28 | | | |
| Sep-03 | 4 | 1 | 4.00 | | 194 | 38 | 5.11 | -0.21 | -1.13 | |



| UNE P (Centrex) (Parity) | | | | | | | | | | |
|--------------------------|----------|-----------|-----------|----------|-----------|------------|------------|-----------|------------|--|
| Date | CLEC Num | CLEC Denc | CLEC Resu | CLEC Std | Qwest Num | Qwest Denc | Qwest Resu | Mod Z Scr | Parity Scr | |
| Oct-02 | | | | | 48 | 4 | 12.00 | | | |
| Nov-02 | | | | | 26 | 2 | 13.00 | | | |
| Dec-02 | | | | | | | | | | |
| Jan-03 | | | | | | | | | | |
| Feb-03 | | | | | | | | | | |
| Mar-03 | | | | | | | | | | |
| Apr-03 | | | | | | | | | | |
| May-03 | | | | | | | | | | |
| Jun-03 | | | | | | | | | | |
| Jul-03 | | | | | | | | | | |
| Aug-03 | | | | | | | | | | |
| Sep-03 | | | | | | | | | | |

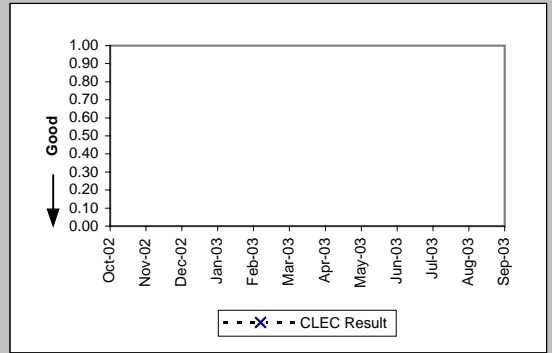


| UNE P (Centrex 21) (Parity) | | | | | | | | | | |
|-----------------------------|----------|-----------|-----------|----------|-----------|------------|------------|-----------|------------|--|
| Date | CLEC Num | CLEC Denc | CLEC Resu | CLEC Std | Qwest Num | Qwest Denc | Qwest Resu | Mod Z Scr | Parity Scr | |
| Oct-02 | | | | | | | | | | |
| Nov-02 | | | | | 23 | 2 | 11.50 | | | |
| Dec-02 | | | | | | | | | | |
| Jan-03 | | | | | | | | | | |
| Feb-03 | | | | | | | | | | |
| Mar-03 | | | | | | | | | | |
| Apr-03 | | | | | | | | | | |
| May-03 | | | | | | | | | | |
| Jun-03 | | | | | | | | | | |
| Jul-03 | | | | | 1 | 1 | 1.00 | | | |
| Aug-03 | | | | | | | | | | |
| Sep-03 | | | | | | | | | | |



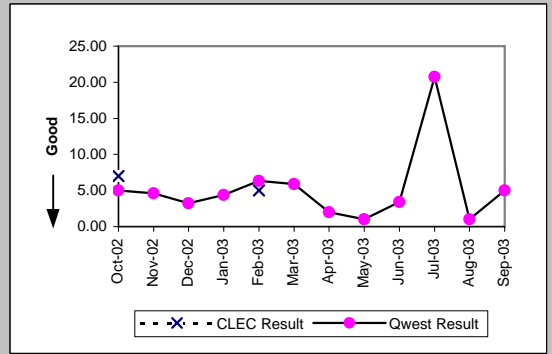
OP-6B-2 - Delayed Days for Facility Reasons (Average Days) - Dispatches outside MSAs

| Line Sharing (Diagnostic) | | | | |
|---------------------------|-----------|-------------|-------------|--------------|
| Date | Numerator | Denominator | CLEC Result | Standard Dev |
| Oct-02 | | | | |
| Nov-02 | | | | |
| Dec-02 | | | | |
| Jan-03 | | | | |
| Feb-03 | | | | |
| Mar-03 | | | | |
| Apr-03 | | | | |
| May-03 | | | | |
| Jun-03 | | | | |
| Jul-03 | | | | |
| Aug-03 | | | | |
| Sep-03 | | | | |

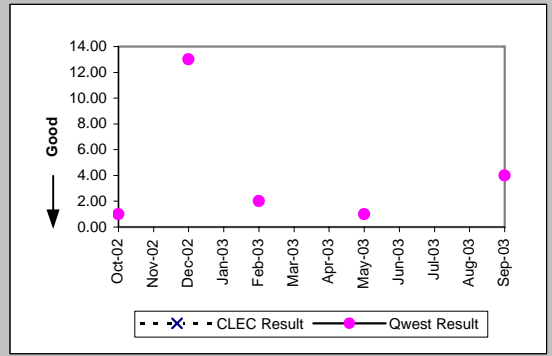


OP-6B-3 - Delayed Days for Facility Reasons (Average Days) - No dispatches

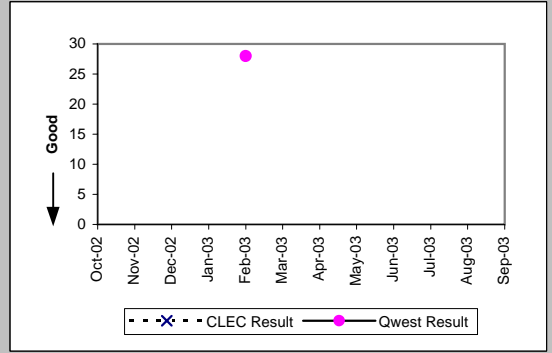
| Residence (Parity) | | | | | | | | | |
|--------------------|----------|-----------|-----------|----------|-----------|------------|------------|-----------|------------|
| Date | CLEC Num | CLEC Denc | CLEC Resu | CLEC Std | Qwest Num | Qwest Denc | Qwest Resu | Mod Z Scr | Parity Scr |
| Oct-02 | 7 | 1 | 7.00 | | 45 | 9 | 5.00 | 0.3 | -0.82 |
| Nov-02 | | | | | 37 | 8 | 4.62 | | |
| Dec-02 | | | | | 26 | 8 | 3.25 | | |
| Jan-03 | | | | | 22 | 5 | 4.40 | | |
| Feb-03 | 5 | 1 | 5.00 | | 19 | 3 | 6.33 | -0.2 | -1.12 |
| Mar-03 | | | | | 53 | 9 | 5.89 | | |
| Apr-03 | | | | | 2 | 1 | 2.00 | | |
| May-03 | | | | | 1 | 1 | 1.00 | | |
| Jun-03 | | | | | 17 | 5 | 3.40 | | |
| Jul-03 | | | | | 83 | 4 | 20.75 | | |
| Aug-03 | | | | | 3 | 3 | 1.00 | | |
| Sep-03 | | | | | 35 | 7 | 5.00 | | |



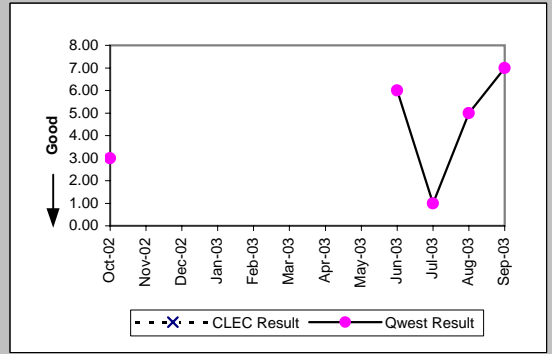
| Business (Parity) | | | | | | | | | |
|-------------------|----------|-----------|-----------|----------|-----------|------------|------------|-----------|------------|
| Date | CLEC Num | CLEC Denc | CLEC Resu | CLEC Std | Qwest Num | Qwest Denc | Qwest Resu | Mod Z Scr | Parity Scr |
| Oct-02 | | | | | 1 | 1 | 1.00 | | |
| Nov-02 | | | | | | | | | |
| Dec-02 | | | | | 13 | 1 | 13.00 | | |
| Jan-03 | | | | | | | | | |
| Feb-03 | | | | | 2 | 1 | 2.00 | | |
| Mar-03 | | | | | | | | | |
| Apr-03 | | | | | | | | | |
| May-03 | | | | | 1 | 1 | 1.00 | | |
| Jun-03 | | | | | | | | | |
| Jul-03 | | | | | | | | | |
| Aug-03 | | | | | | | | | |
| Sep-03 | | | | | 4 | 1 | 4.00 | | |



| Centrex (Parity) | | | | | | | | | |
|------------------|----------|-----------|-----------|----------|-----------|------------|------------|-----------|------------|
| Date | CLEC Num | CLEC Denc | CLEC Resu | CLEC Std | Qwest Num | Qwest Denc | Qwest Resu | Mod Z Scr | Parity Scr |
| Oct-02 | | | | | | | | | |
| Nov-02 | | | | | | | | | |
| Dec-02 | | | | | | | | | |
| Jan-03 | | | | | | | | | |
| Feb-03 | | | | | 28 | 1 | 28.00 | | |
| Mar-03 | | | | | | | | | |
| Apr-03 | | | | | | | | | |
| May-03 | | | | | | | | | |
| Jun-03 | | | | | | | | | |
| Jul-03 | | | | | | | | | |
| Aug-03 | | | | | | | | | |
| Sep-03 | | | | | | | | | |

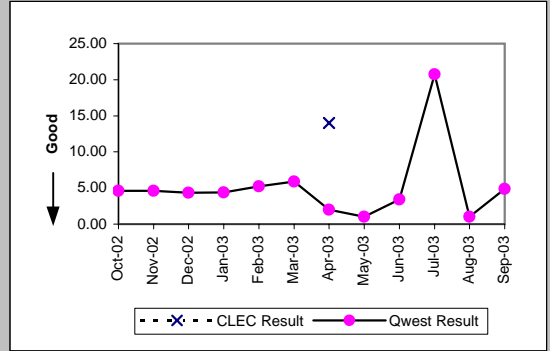


| Qwest DSL (Parity) | | | | | | | | | |
|--------------------|----------|-----------|-----------|----------|-----------|------------|------------|-----------|------------|
| Date | CLEC Num | CLEC Denc | CLEC Resu | CLEC Std | Qwest Num | Qwest Denc | Qwest Resu | Mod Z Scr | Parity Scr |
| Oct-02 | | | | | 3 | 1 | 3.00 | | |
| Nov-02 | | | | | | | | | |
| Dec-02 | | | | | | | | | |
| Jan-03 | | | | | | | | | |
| Feb-03 | | | | | | | | | |
| Mar-03 | | | | | | | | | |
| Apr-03 | | | | | | | | | |
| May-03 | | | | | | | | | |
| Jun-03 | | | | | 30 | 5 | 6.00 | | |
| Jul-03 | | | | | 1 | 1 | 1.00 | | |
| Aug-03 | | | | | 10 | 2 | 5.00 | | |
| Sep-03 | | | | | 7 | 1 | 7.00 | | |

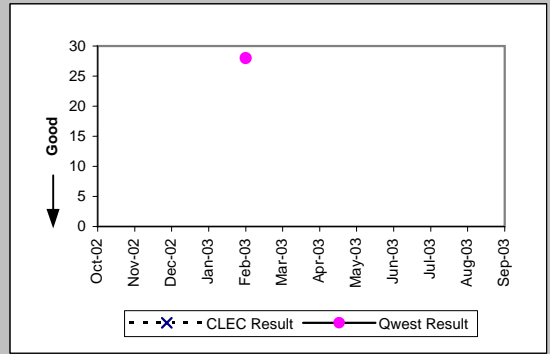


OP-6B-3 - Delayed Days for Facility Reasons (Average Days) - No dispatches

| UNE - P (POTS) (Parity) | | | | | | | | | |
|-------------------------|----------|-----------|-----------|----------|-----------|------------|------------|-----------|------------|
| Date | CLEC Num | CLEC Denc | CLEC Resu | CLEC Std | Qwest Num | Qwest Denc | Qwest Resu | Mod Z Scr | Parity Scr |
| Oct-02 | | | | | 46 | 10 | 4.60 | | |
| Nov-02 | | | | | 37 | 8 | 4.62 | | |
| Dec-02 | | | | | 39 | 9 | 4.33 | | |
| Jan-03 | | | | | 22 | 5 | 4.40 | | |
| Feb-03 | | | | | 21 | 4 | 5.25 | | |
| Mar-03 | | | | | 53 | 9 | 5.89 | | |
| Apr-03 | 14 | 1 | 14.00 | | 2 | 1 | 2.00 | | |
| May-03 | | | | | 2 | 2 | 1.00 | | |
| Jun-03 | | | | | 17 | 5 | 3.40 | | |
| Jul-03 | | | | | 83 | 4 | 20.75 | | |
| Aug-03 | | | | | 3 | 3 | 1.00 | | |
| Sep-03 | | | | | 39 | 8 | 4.88 | | |

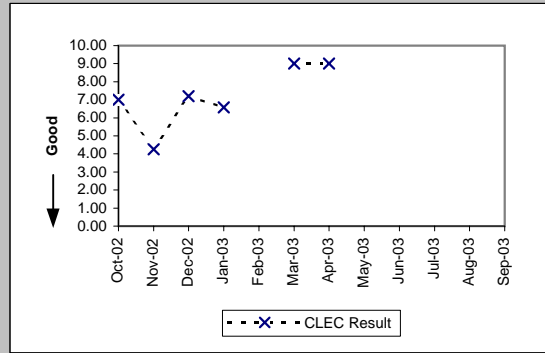


| UNE P (Centrex) (Parity) | | | | | | | | | |
|--------------------------|----------|-----------|-----------|----------|-----------|------------|------------|-----------|------------|
| Date | CLEC Num | CLEC Denc | CLEC Resu | CLEC Std | Qwest Num | Qwest Denc | Qwest Resu | Mod Z Scr | Parity Scr |
| Oct-02 | | | | | | | | | |
| Nov-02 | | | | | | | | | |
| Dec-02 | | | | | | | | | |
| Jan-03 | | | | | | | | | |
| Feb-03 | | | | | 28 | 1 | 28.00 | | |
| Mar-03 | | | | | | | | | |
| Apr-03 | | | | | | | | | |
| May-03 | | | | | | | | | |
| Jun-03 | | | | | | | | | |
| Jul-03 | | | | | | | | | |
| Aug-03 | | | | | | | | | |
| Sep-03 | | | | | | | | | |



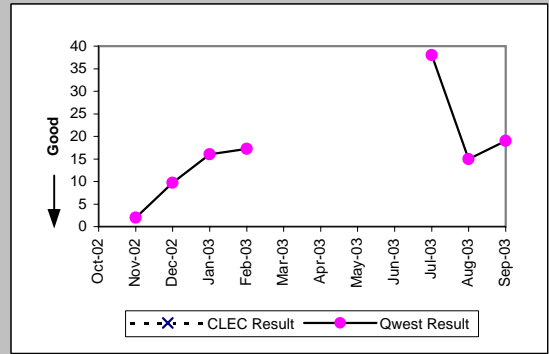
OP-6B-3 - Delayed Days for Facility Reasons (Average Days) - No dispatches

| Line Sharing (Diagnostic) | | | | | |
|---------------------------|-----------|-------------|-------------|--------------|--|
| Date | Numerator | Denominator | CLEC Result | Standard Dev | |
| Oct-02 | 35 | 5 | 7.00 | 3.16 | |
| Nov-02 | 17 | 4 | 4.25 | 1.71 | |
| Dec-02 | 36 | 5 | 7.20 | 3.70 | |
| Jan-03 | 46 | 7 | 6.57 | 3.78 | |
| Feb-03 | | | | | |
| Mar-03 | 9 | 1 | 9.00 | | |
| Apr-03 | 18 | 2 | 9.00 | 0.00 | |
| May-03 | | | | | |
| Jun-03 | | | | | |
| Jul-03 | | | | | |
| Aug-03 | | | | | |
| Sep-03 | | | | | |

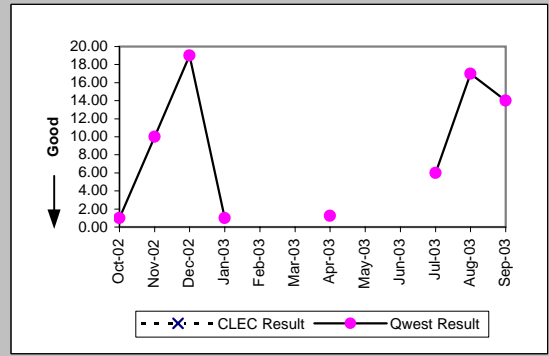


OP-6B-4 - Delayed Days for Facility Reasons (Average Days) - Interval Zone One

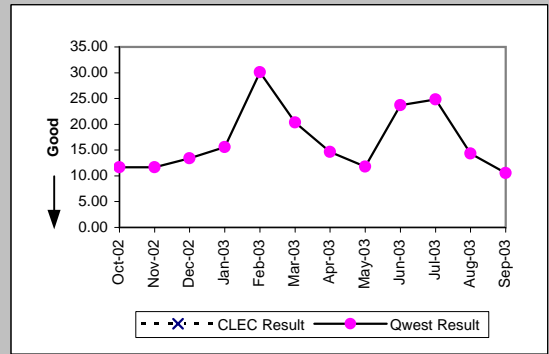
| ISDN Primary (Parity) | | | | | | | | | |
|-----------------------|----------|-----------|-----------|----------|-----------|------------|------------|-----------|------------|
| Date | CLEC Num | CLEC Dend | CLEC Resu | CLEC Std | Qwest Num | Qwest Dend | Qwest Resu | Mod Z Scr | Parity Scr |
| Oct-02 | | | | | | | | | |
| Nov-02 | | | | | 2 | 1 | 2.00 | | |
| Dec-02 | | | | | 39 | 4 | 9.75 | | |
| Jan-03 | | | | | 16 | 1 | 16.00 | | |
| Feb-03 | | | | | 86 | 5 | 17.20 | | |
| Mar-03 | | | | | | | | | |
| Apr-03 | | | | | | | | | |
| May-03 | | | | | | | | | |
| Jun-03 | | | | | | | | | |
| Jul-03 | | | | | 76 | 2 | 38.00 | | |
| Aug-03 | | | | | 45 | 3 | 15.00 | | |
| Sep-03 | | | | | 19 | 1 | 19.00 | | |



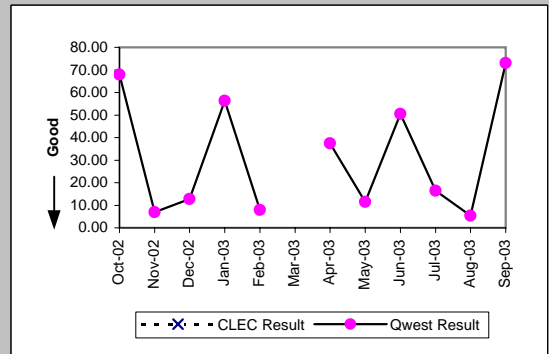
| DS0 (Parity) | | | | | | | | | |
|--------------|----------|-----------|-----------|----------|-----------|------------|------------|-----------|------------|
| Date | CLEC Num | CLEC Dend | CLEC Resu | CLEC Std | Qwest Num | Qwest Dend | Qwest Resu | Mod Z Scr | Parity Scr |
| Oct-02 | | | | | 1 | 1 | 1.00 | | |
| Nov-02 | | | | | 30 | 3 | 10.00 | | |
| Dec-02 | | | | | 57 | 3 | 19.00 | | |
| Jan-03 | | | | | 2 | 2 | 1.00 | | |
| Feb-03 | | | | | | | | | |
| Mar-03 | | | | | | | | | |
| Apr-03 | | | | | 5 | 4 | 1.25 | | |
| May-03 | | | | | | | | | |
| Jun-03 | | | | | | | | | |
| Jul-03 | | | | | 12 | 2 | 6.00 | | |
| Aug-03 | | | | | 17 | 1 | 17.00 | | |
| Sep-03 | | | | | 14 | 1 | 14.00 | | |



| DS1 (Parity) | | | | | | | | | |
|--------------|----------|-----------|-----------|----------|-----------|------------|------------|-----------|------------|
| Date | CLEC Num | CLEC Dend | CLEC Resu | CLEC Std | Qwest Num | Qwest Dend | Qwest Resu | Mod Z Scr | Parity Scr |
| Oct-02 | | | | | 432 | 37 | 11.68 | | |
| Nov-02 | | | | | 292 | 25 | 11.68 | | |
| Dec-02 | | | | | 536 | 40 | 13.40 | | |
| Jan-03 | | | | | 451 | 29 | 15.55 | | |
| Feb-03 | | | | | 421 | 14 | 30.07 | | |
| Mar-03 | | | | | 122 | 6 | 20.33 | | |
| Apr-03 | | | | | 190 | 13 | 14.62 | | |
| May-03 | | | | | 189 | 16 | 11.81 | | |
| Jun-03 | | | | | 356 | 15 | 23.73 | | |
| Jul-03 | | | | | 620 | 25 | 24.80 | | |
| Aug-03 | | | | | 588 | 41 | 14.34 | | |
| Sep-03 | | | | | 221 | 21 | 10.52 | | |

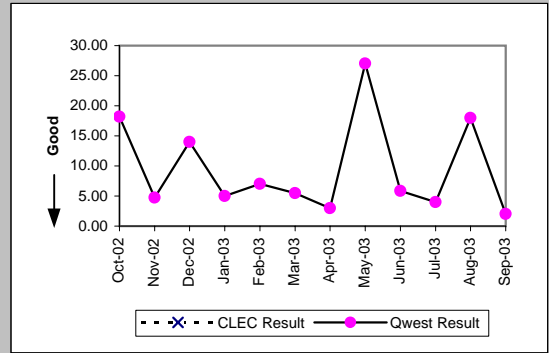


| DS3 (Parity) | | | | | | | | | |
|--------------|----------|-----------|-----------|----------|-----------|------------|------------|-----------|------------|
| Date | CLEC Num | CLEC Dend | CLEC Resu | CLEC Std | Qwest Num | Qwest Dend | Qwest Resu | Mod Z Scr | Parity Scr |
| Oct-02 | | | | | 68 | 1 | 68.00 | | |
| Nov-02 | | | | | 14 | 2 | 7.00 | | |
| Dec-02 | | | | | 64 | 5 | 12.80 | | |
| Jan-03 | | | | | 169 | 3 | 56.33 | | |
| Feb-03 | | | | | 8 | 1 | 8.00 | | |
| Mar-03 | | | | | | | | | |
| Apr-03 | | | | | 75 | 2 | 37.50 | | |
| May-03 | | | | | 69 | 6 | 11.50 | | |
| Jun-03 | | | | | 101 | 2 | 50.50 | | |
| Jul-03 | | | | | 33 | 2 | 16.50 | | |
| Aug-03 | | | | | 16 | 3 | 5.33 | | |
| Sep-03 | | | | | 146 | 2 | 73.00 | | |

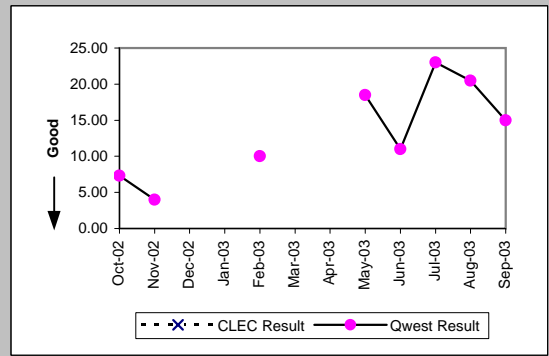


OP-6B-4 - Delayed Days for Facility Reasons (Average Days) - Interval Zone One

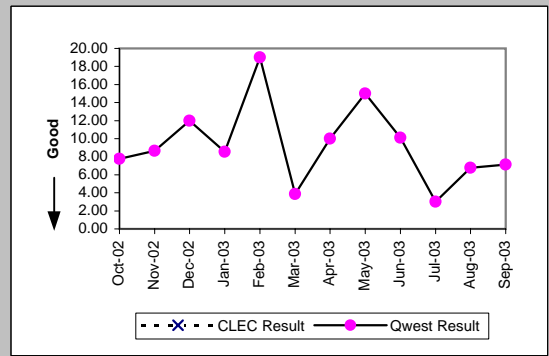
| Frame Relay (Parity) | | | | | | | | | |
|----------------------|----------|-----------|-----------|----------|-----------|------------|------------|-----------|------------|
| Date | CLEC Num | CLEC Dend | CLEC Resu | CLEC Std | Qwest Num | Qwest Dend | Qwest Resu | Mod Z Scr | Parity Scr |
| Oct-02 | | | | | 109 | 6 | 18.17 | | |
| Nov-02 | | | | | 19 | 4 | 4.75 | | |
| Dec-02 | | | | | 56 | 4 | 14.00 | | |
| Jan-03 | | | | | 10 | 2 | 5.00 | | |
| Feb-03 | | | | | 21 | 3 | 7.00 | | |
| Mar-03 | | | | | 11 | 2 | 5.50 | | |
| Apr-03 | | | | | 3 | 1 | 3.00 | | |
| May-03 | | | | | 54 | 2 | 27.00 | | |
| Jun-03 | | | | | 35 | 6 | 5.83 | | |
| Jul-03 | | | | | 8 | 2 | 4.00 | | |
| Aug-03 | | | | | 54 | 3 | 18.00 | | |
| Sep-03 | | | | | 2 | 1 | 2.00 | | |



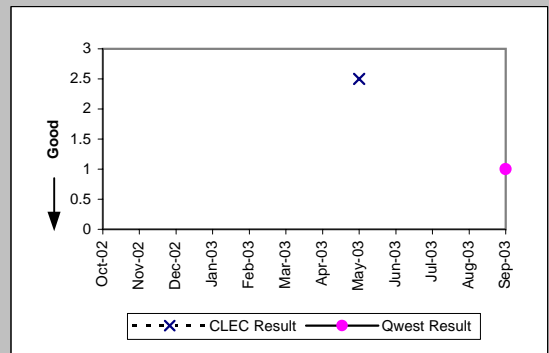
| PBX (Parity) | | | | | | | | | |
|--------------|----------|-----------|-----------|----------|-----------|------------|------------|-----------|------------|
| Date | CLEC Num | CLEC Dend | CLEC Resu | CLEC Std | Qwest Num | Qwest Dend | Qwest Resu | Mod Z Scr | Parity Scr |
| Oct-02 | | | | | 22 | 3 | 7.33 | | |
| Nov-02 | | | | | 4 | 1 | 4.00 | | |
| Dec-02 | | | | | | | | | |
| Jan-03 | | | | | | | | | |
| Feb-03 | | | | | 10 | 1 | 10.00 | | |
| Mar-03 | | | | | | | | | |
| Apr-03 | | | | | | | | | |
| May-03 | | | | | 74 | 4 | 18.50 | | |
| Jun-03 | | | | | 22 | 2 | 11.00 | | |
| Jul-03 | | | | | 92 | 4 | 23.00 | | |
| Aug-03 | | | | | 41 | 2 | 20.50 | | |
| Sep-03 | | | | | 15 | 1 | 15.00 | | |



| Basic Rate ISDN (Parity) | | | | | | | | | |
|--------------------------|----------|-----------|-----------|----------|-----------|------------|------------|-----------|------------|
| Date | CLEC Num | CLEC Dend | CLEC Resu | CLEC Std | Qwest Num | Qwest Dend | Qwest Resu | Mod Z Scr | Parity Scr |
| Oct-02 | | | | | 62 | 8 | 7.75 | | |
| Nov-02 | | | | | 52 | 6 | 8.67 | | |
| Dec-02 | | | | | 36 | 3 | 12.00 | | |
| Jan-03 | | | | | 137 | 16 | 8.56 | | |
| Feb-03 | | | | | 38 | 2 | 19.00 | | |
| Mar-03 | | | | | 31 | 8 | 3.88 | | |
| Apr-03 | | | | | 80 | 8 | 10.00 | | |
| May-03 | | | | | 75 | 5 | 15.00 | | |
| Jun-03 | | | | | 91 | 9 | 10.11 | | |
| Jul-03 | | | | | 6 | 2 | 3.00 | | |
| Aug-03 | | | | | 61 | 9 | 6.78 | | |
| Sep-03 | | | | | 57 | 8 | 7.12 | | |

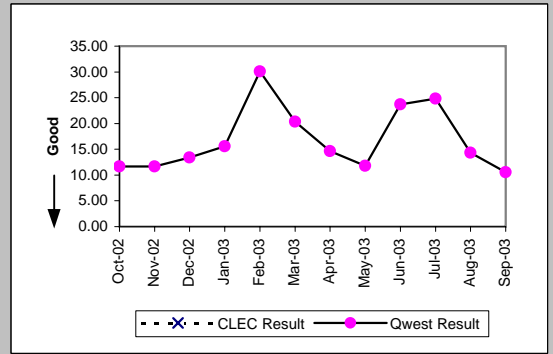


| LIS Trunk (Parity) | | | | | | | | | |
|--------------------|----------|-----------|-----------|----------|-----------|------------|------------|-----------|------------|
| Date | CLEC Num | CLEC Dend | CLEC Resu | CLEC Std | Qwest Num | Qwest Dend | Qwest Resu | Mod Z Scr | Parity Scr |
| Oct-02 | | | | | | | | | |
| Nov-02 | | | | | | | | | |
| Dec-02 | | | | | | | | | |
| Jan-03 | | | | | | | | | |
| Feb-03 | | | | | | | | | |
| Mar-03 | | | | | | | | | |
| Apr-03 | | | | | | | | | |
| May-03 | 5 | 2 | 2.50 | 2.12 | | | | | |
| Jun-03 | | | | | | | | | |
| Jul-03 | | | | | | | | | |
| Aug-03 | | | | | | | | | |
| Sep-03 | | | | | 1 | 1 | 1.00 | | |

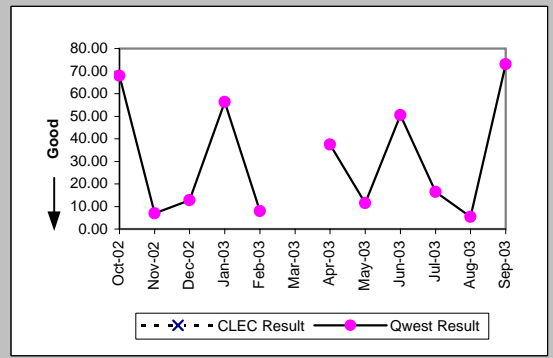


OP-6B-4 - Delayed Days for Facility Reasons (Average Days) - Interval Zone One

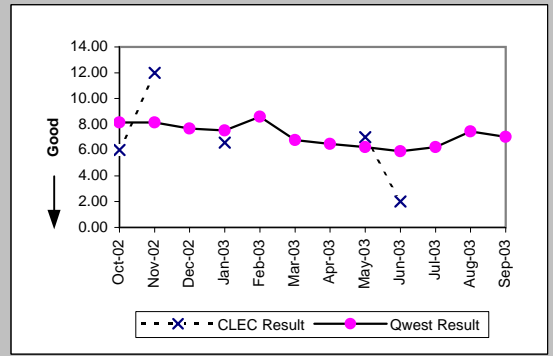
| UDIT DS1 (Parity) | | | | | | | | | |
|-------------------|----------|-----------|-----------|----------|-----------|------------|------------|-----------|------------|
| Date | CLEC Num | CLEC Denc | CLEC Resu | CLEC Std | Qwest Num | Qwest Denc | Qwest Resu | Mod Z Scr | Parity Scr |
| Oct-02 | | | | | 432 | 37 | 11.68 | | |
| Nov-02 | | | | | 292 | 25 | 11.68 | | |
| Dec-02 | | | | | 536 | 40 | 13.40 | | |
| Jan-03 | | | | | 451 | 29 | 15.55 | | |
| Feb-03 | | | | | 421 | 14 | 30.07 | | |
| Mar-03 | | | | | 122 | 6 | 20.33 | | |
| Apr-03 | | | | | 190 | 13 | 14.62 | | |
| May-03 | | | | | 189 | 16 | 11.81 | | |
| Jun-03 | | | | | 356 | 15 | 23.73 | | |
| Jul-03 | | | | | 620 | 25 | 24.80 | | |
| Aug-03 | | | | | 588 | 41 | 14.34 | | |
| Sep-03 | | | | | 221 | 21 | 10.52 | | |



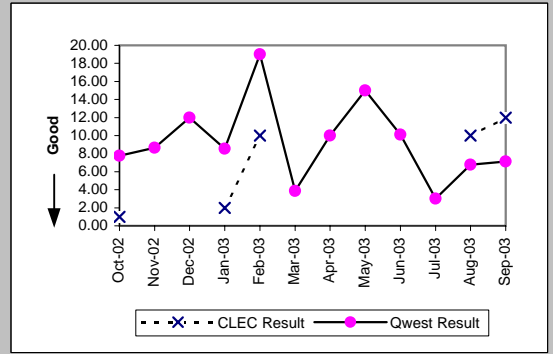
| UDIT Above DS1 Level (Parity) | | | | | | | | | |
|-------------------------------|----------|-----------|-----------|----------|-----------|------------|------------|-----------|------------|
| Date | CLEC Num | CLEC Denc | CLEC Resu | CLEC Std | Qwest Num | Qwest Denc | Qwest Resu | Mod Z Scr | Parity Scr |
| Oct-02 | | | | | 68 | 1 | 68.00 | | |
| Nov-02 | | | | | 14 | 2 | 7.00 | | |
| Dec-02 | | | | | 64 | 5 | 12.80 | | |
| Jan-03 | | | | | 169 | 3 | 56.33 | | |
| Feb-03 | | | | | 8 | 1 | 8.00 | | |
| Mar-03 | | | | | | | | | |
| Apr-03 | | | | | 75 | 2 | 37.50 | | |
| May-03 | | | | | 69 | 6 | 11.50 | | |
| Jun-03 | | | | | 101 | 2 | 50.50 | | |
| Jul-03 | | | | | 33 | 2 | 16.50 | | |
| Aug-03 | | | | | 16 | 3 | 5.33 | | |
| Sep-03 | | | | | 146 | 2 | 73.00 | | |



| Unbundled Loop Analog (Parity) | | | | | | | | | |
|--------------------------------|----------|-----------|-----------|----------|-----------|------------|------------|-----------|------------|
| Date | CLEC Num | CLEC Denc | CLEC Resu | CLEC Std | Qwest Num | Qwest Denc | Qwest Resu | Mod Z Scr | Parity Scr |
| Oct-02 | 12 | 2 | 6.00 | 0.00 | 2534 | 311 | 8.15 | -0.29 | -1.18 |
| Nov-02 | 60 | 5 | 12.00 | 0.00 | 1907 | 234 | 8.15 | 1.04 | -0.37 |
| Dec-02 | | | | | 2231 | 291 | 7.67 | | |
| Jan-03 | 92 | 14 | 6.57 | 1.60 | 2008 | 267 | 7.52 | -0.37 | -1.23 |
| Feb-03 | | | | | 1501 | 175 | 8.58 | | |
| Mar-03 | | | | | 948 | 140 | 6.77 | | |
| Apr-03 | | | | | 844 | 130 | 6.49 | | |
| May-03 | 7 | 1 | 7.00 | | 628 | 101 | 6.22 | 0.67 | -0.59 |
| Jun-03 | 2 | 1 | 2.00 | | 615 | 104 | 5.91 | -0.61 | -1.37 |
| Jul-03 | | | | | 861 | 138 | 6.24 | | |
| Aug-03 | | | | | 1117 | 150 | 7.45 | | |
| Sep-03 | | | | | 863 | 123 | 7.02 | | |

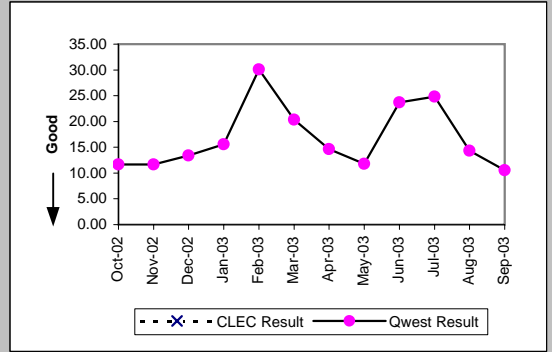


| Unbundled Loop - 2 Wire Non-Loaded (Parity) | | | | | | | | | |
|---|----------|-----------|-----------|----------|-----------|------------|------------|-----------|------------|
| Date | CLEC Num | CLEC Denc | CLEC Resu | CLEC Std | Qwest Num | Qwest Denc | Qwest Resu | Mod Z Scr | Parity Scr |
| Oct-02 | 1 | 1 | 1.00 | | 62 | 8 | 7.75 | -0.82 | -1.5 |
| Nov-02 | | | | | 52 | 6 | 8.67 | | |
| Dec-02 | | | | | 36 | 3 | 12.00 | | |
| Jan-03 | 2 | 1 | 2.00 | | 137 | 16 | 8.56 | -0.77 | -1.47 |
| Feb-03 | 10 | 1 | 10.00 | | 38 | 2 | 19.00 | -0.74 | -1.45 |
| Mar-03 | | | | | 31 | 8 | 3.88 | | |
| Apr-03 | | | | | 80 | 8 | 10.00 | | |
| May-03 | | | | | 75 | 5 | 15.00 | | |
| Jun-03 | | | | | 91 | 9 | 10.11 | | |
| Jul-03 | | | | | 6 | 2 | 3.00 | | |
| Aug-03 | 10 | 1 | 10.00 | | 61 | 9 | 6.78 | 0.51 | -0.69 |
| Sep-03 | 12 | 1 | 12.00 | | 57 | 8 | 7.12 | 0.52 | -0.68 |

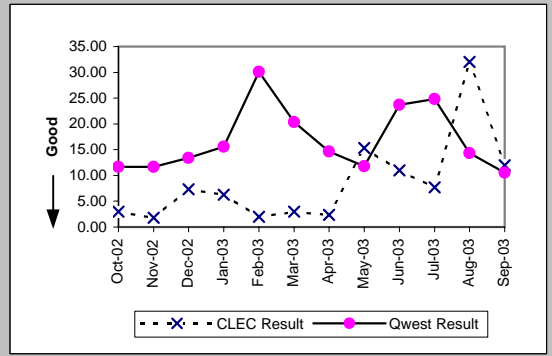


OP-6B-4 - Delayed Days for Facility Reasons (Average Days) - Interval Zone One

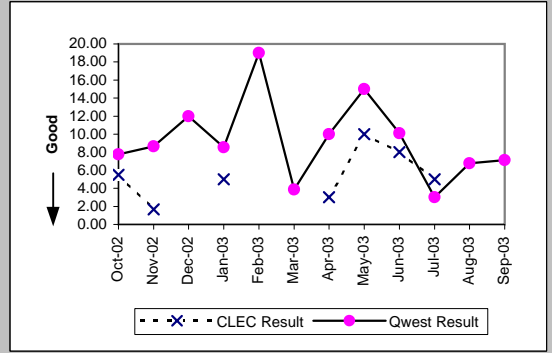
| Unbundled Loop - 4 Wire Non-Loaded (Parity) | | | | | | | | | |
|---|----------|-----------|-----------|----------|-----------|------------|------------|-----------|------------|
| Date | CLEC Num | CLEC Denc | CLEC Resu | CLEC Std | Qwest Num | Qwest Denc | Qwest Resu | Mod Z Scr | Parity Scr |
| Oct-02 | | | | | 432 | 37 | 11.68 | | |
| Nov-02 | | | | | 292 | 25 | 11.68 | | |
| Dec-02 | | | | | 536 | 40 | 13.40 | | |
| Jan-03 | | | | | 451 | 29 | 15.55 | | |
| Feb-03 | | | | | 421 | 14 | 30.07 | | |
| Mar-03 | | | | | 122 | 6 | 20.33 | | |
| Apr-03 | | | | | 190 | 13 | 14.62 | | |
| May-03 | | | | | 189 | 16 | 11.81 | | |
| Jun-03 | | | | | 356 | 15 | 23.73 | | |
| Jul-03 | | | | | 620 | 25 | 24.80 | | |
| Aug-03 | | | | | 588 | 41 | 14.34 | | |
| Sep-03 | | | | | 221 | 21 | 10.52 | | |



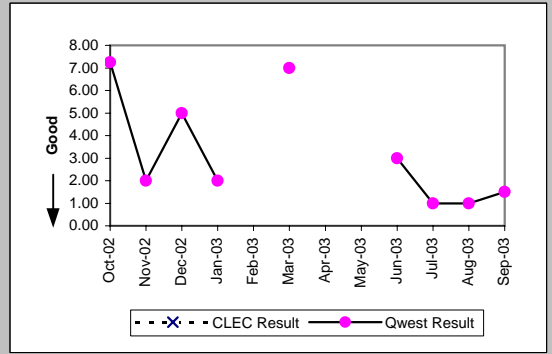
| Unbundled Loop - DS1 Capable (Parity) | | | | | | | | | |
|---------------------------------------|----------|-----------|-----------|----------|-----------|------------|------------|-----------|------------|
| Date | CLEC Num | CLEC Denc | CLEC Resu | CLEC Std | Qwest Num | Qwest Denc | Qwest Resu | Mod Z Scr | Parity Scr |
| Oct-02 | | | | | 432 | 37 | 11.68 | -2.85 | -2.74 |
| Nov-02 | 11 | 6 | 1.83 | 0.75 | 292 | 25 | 11.68 | -2.44 | -2.48 |
| Dec-02 | 22 | 3 | 7.33 | 10.12 | 536 | 40 | 13.40 | -1.17 | -1.71 |
| Jan-03 | 25 | 4 | 6.25 | 6.85 | 451 | 29 | 15.55 | -1.39 | -1.84 |
| Feb-03 | 2 | 1 | 2.00 | | 421 | 14 | 30.07 | -0.86 | -1.52 |
| Mar-03 | 3 | 1 | 3.00 | | 122 | 6 | 20.33 | -0.91 | -1.56 |
| Apr-03 | 7 | 3 | 2.33 | 1.53 | 190 | 13 | 14.62 | -1.76 | -2.07 |
| May-03 | 46 | 3 | 15.33 | 11.59 | 189 | 16 | 11.81 | 0.6 | -0.64 |
| Jun-03 | 22 | 2 | 11.00 | 12.73 | 356 | 15 | 23.73 | -0.84 | -1.51 |
| Jul-03 | 23 | 3 | 7.67 | 7.64 | 620 | 25 | 24.80 | -1.25 | -1.76 |
| Aug-03 | 32 | 1 | 32.00 | | 588 | 41 | 14.34 | 1.51 | -0.08 |
| Sep-03 | 48 | 4 | 12.00 | 7.70 | 221 | 21 | 10.52 | 0.46 | -0.72 |



| Unbundled Loop ISDN Capable (Parity) | | | | | | | | | |
|--------------------------------------|----------|-----------|-----------|----------|-----------|------------|------------|-----------|------------|
| Date | CLEC Num | CLEC Denc | CLEC Resu | CLEC Std | Qwest Num | Qwest Denc | Qwest Resu | Mod Z Scr | Parity Scr |
| Oct-02 | | | | | 62 | 8 | 7.75 | -0.37 | -1.22 |
| Nov-02 | 11 | 3 | 1.67 | 0.58 | 52 | 6 | 8.67 | -1.47 | -1.9 |
| Dec-02 | | | | | 36 | 3 | 12.00 | | |
| Jan-03 | 10 | 2 | 5.00 | 4.24 | 137 | 16 | 8.56 | -0.58 | -1.35 |
| Feb-03 | | | | | 38 | 2 | 19.00 | | |
| Mar-03 | | | | | 31 | 8 | 3.88 | | |
| Apr-03 | 3 | 1 | 3.00 | | 80 | 8 | 10.00 | -0.69 | -1.42 |
| May-03 | 10 | 1 | 10.00 | | 75 | 5 | 15.00 | -0.22 | -1.13 |
| Jun-03 | 8 | 1 | 8.00 | | 91 | 9 | 10.11 | -0.24 | -1.14 |
| Jul-03 | 5 | 1 | 5.00 | | 6 | 2 | 3.00 | 0.67 | -0.59 |
| Aug-03 | | | | | 61 | 9 | 6.78 | | |
| Sep-03 | | | | | 57 | 8 | 7.12 | | |



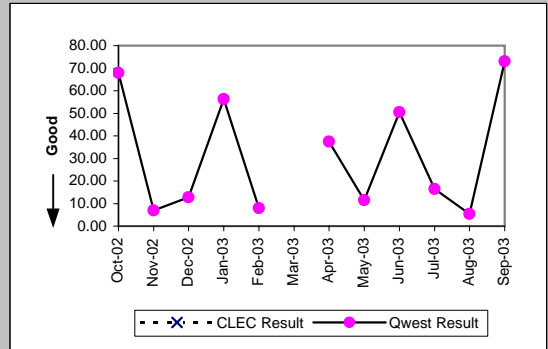
| Unbundled Loop - ADSL Qualified (Parity) | | | | | | | | | |
|--|----------|-----------|-----------|----------|-----------|------------|------------|-----------|------------|
| Date | CLEC Num | CLEC Denc | CLEC Resu | CLEC Std | Qwest Num | Qwest Denc | Qwest Resu | Mod Z Scr | Parity Scr |
| Oct-02 | | | | | 29 | 4 | 7.25 | | |
| Nov-02 | | | | | 8 | 4 | 2.00 | | |
| Dec-02 | | | | | 5 | 1 | 5.00 | | |
| Jan-03 | | | | | 6 | 3 | 2.00 | | |
| Feb-03 | | | | | | | | | |
| Mar-03 | | | | | 7 | 1 | 7.00 | | |
| Apr-03 | | | | | | | | | |
| May-03 | | | | | | | | | |
| Jun-03 | | | | | 9 | 3 | 3.00 | | |
| Jul-03 | | | | | 1 | 1 | 1.00 | | |
| Aug-03 | | | | | 1 | 1 | 1.00 | | |
| Sep-03 | | | | | 6 | 4 | 1.50 | | |



OP-6B-4 - Delayed Days for Facility Reasons (Average Days) - Interval Zone One

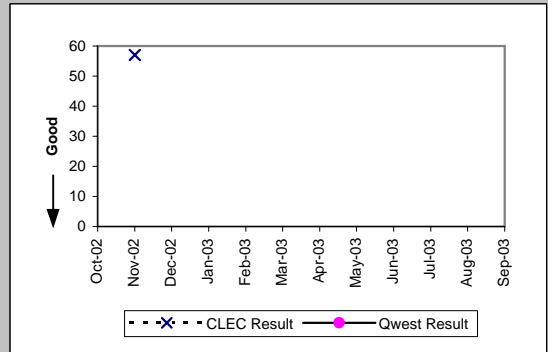
Unbundled Loop - DS3 Capable (Parity)

| Date | CLEC Num | CLEC Dend | CLEC Resu | CLEC Std | Qwest Num | Qwest Dend | Qwest Resu | Mod Z Scr | Parity Scr |
|--------|----------|-----------|-----------|----------|-----------|------------|------------|-----------|------------|
| Oct-02 | | | | | 68 | 1 | 68.00 | | |
| Nov-02 | | | | | 14 | 2 | 7.00 | | |
| Dec-02 | | | | | 64 | 5 | 12.80 | | |
| Jan-03 | | | | | 169 | 3 | 56.33 | | |
| Feb-03 | | | | | 8 | 1 | 8.00 | | |
| Mar-03 | | | | | | | | | |
| Apr-03 | | | | | 75 | 2 | 37.50 | | |
| May-03 | | | | | 69 | 6 | 11.50 | | |
| Jun-03 | | | | | 101 | 2 | 50.50 | | |
| Jul-03 | | | | | 33 | 2 | 16.50 | | |
| Aug-03 | | | | | 16 | 3 | 5.33 | | |
| Sep-03 | | | | | 146 | 2 | 73.00 | | |



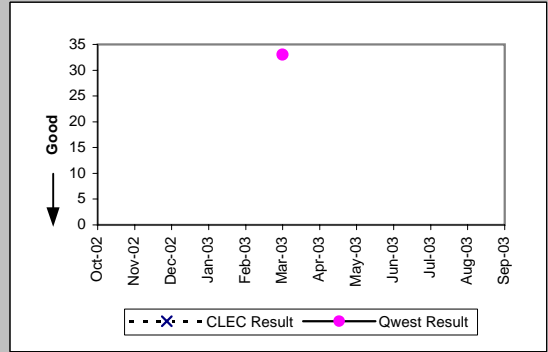
Dark Fiber - Loop (Diagnostic)

| Date | CLEC Num | CLEC Dend | CLEC Resu | CLEC Std | Qwest Num | Qwest Dend | Qwest Resu | Mod Z Scr | Parity Scr |
|--------|----------|-----------|-----------|----------|-----------|------------|------------|-----------|------------|
| Oct-02 | | | | | | | | | |
| Nov-02 | 114 | 2 | 57.00 | 0.00 | | | | | |
| Dec-02 | | | | | | | | | |
| Jan-03 | | | | | | | | | |
| Feb-03 | | | | | | | | | |
| Mar-03 | | | | | | | | | |
| Apr-03 | | | | | | | | | |
| May-03 | | | | | | | | | |
| Jun-03 | | | | | | | | | |
| Jul-03 | | | | | | | | | |
| Aug-03 | | | | | | | | | |
| Sep-03 | | | | | | | | | |



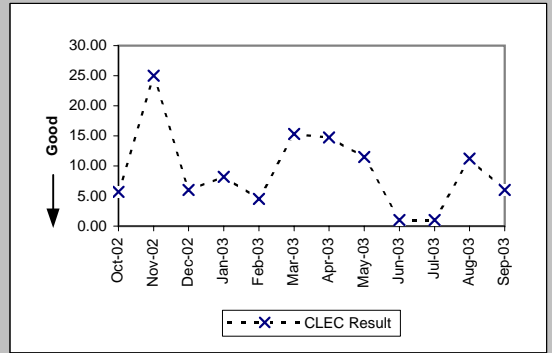
E911 (Parity)

| Date | CLEC Num | CLEC Dend | CLEC Resu | CLEC Std | Qwest Num | Qwest Dend | Qwest Resu | Mod Z Scr | Parity Scr |
|--------|----------|-----------|-----------|----------|-----------|------------|------------|-----------|------------|
| Oct-02 | | | | | | | | | |
| Nov-02 | | | | | | | | | |
| Dec-02 | | | | | | | | | |
| Jan-03 | | | | | | | | | |
| Feb-03 | | | | | | | | | |
| Mar-03 | | | | | 33 | 1 | 33.00 | | |
| Apr-03 | | | | | | | | | |
| May-03 | | | | | | | | | |
| Jun-03 | | | | | | | | | |
| Jul-03 | | | | | | | | | |
| Aug-03 | | | | | | | | | |
| Sep-03 | | | | | | | | | |



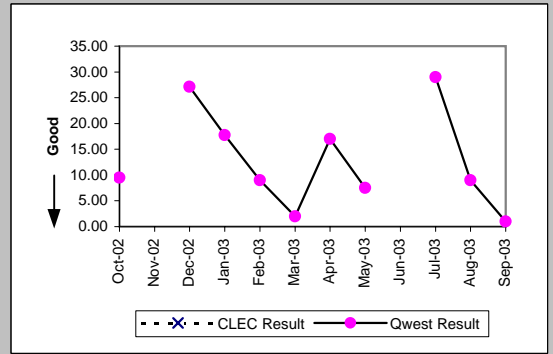
OP-6B-4 - Delayed Days for Facility Reasons (Average Days) - Interval Zone One

| Enhanced Extended Loops (EELs) (Diagnostic) | | | | | |
|---|-----|-------|-------------|--------------|--|
| Date | Num | Denom | CLEC Result | Standard Dev | |
| Oct-02 | 17 | 3 | 5.67 | 1.53 | |
| Nov-02 | 75 | 3 | 25.00 | 39.85 | |
| Dec-02 | 18 | 3 | 6.00 | 4.36 | |
| Jan-03 | 49 | 6 | 8.17 | 5.27 | |
| Feb-03 | 18 | 4 | 4.50 | 4.04 | |
| Mar-03 | 46 | 3 | 15.33 | 12.66 | |
| Apr-03 | 59 | 4 | 14.75 | 9.50 | |
| May-03 | 69 | 6 | 11.50 | 17.72 | |
| Jun-03 | 3 | 3 | 1.00 | 0.00 | |
| Jul-03 | 1 | 1 | 1.00 | | |
| Aug-03 | 45 | 4 | 11.25 | 8.85 | |
| Sep-03 | 24 | 4 | 6.00 | 5.23 | |

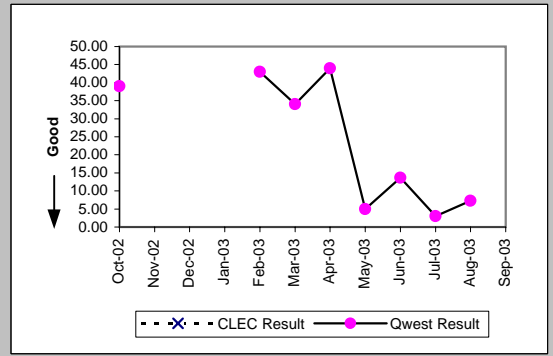


OP-6B-5 - Delayed Days for Facility Reasons (Average Days) - Interval Zone Two

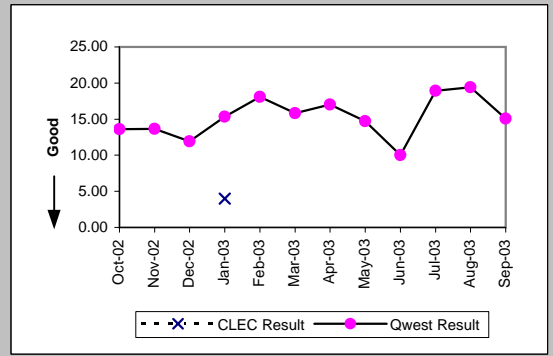
| ISDN Primary (Parity) | | | | | | | | | |
|-----------------------|----------|-----------|-----------|----------|-----------|------------|------------|-----------|------------|
| Date | CLEC Num | CLEC Denc | CLEC Resu | CLEC Std | Qwest Num | Qwest Denc | Qwest Resu | Mod Z Scr | Parity Scr |
| Oct-02 | | | | | 19 | 2 | 9.50 | | |
| Nov-02 | | | | | | | | | |
| Dec-02 | | | | | 624 | 23 | 27.13 | | |
| Jan-03 | | | | | 71 | 4 | 17.75 | | |
| Feb-03 | | | | | 18 | 2 | 9.00 | | |
| Mar-03 | | | | | 2 | 1 | 2.00 | | |
| Apr-03 | | | | | 17 | 1 | 17.00 | | |
| May-03 | | | | | 15 | 2 | 7.50 | | |
| Jun-03 | | | | | | | | | |
| Jul-03 | | | | | 58 | 2 | 29.00 | | |
| Aug-03 | | | | | 9 | 1 | 9.00 | | |
| Sep-03 | | | | | 2 | 2 | 1.00 | | |



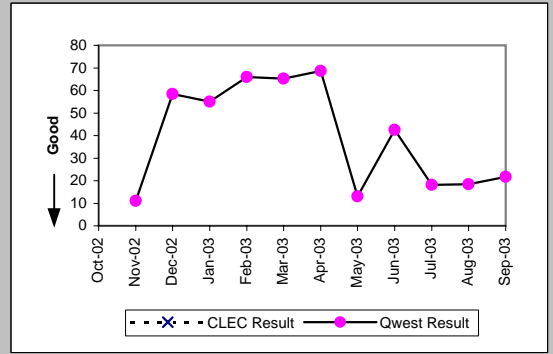
| DS0 (Parity) | | | | | | | | | |
|--------------|----------|-----------|-----------|----------|-----------|------------|------------|-----------|------------|
| Date | CLEC Num | CLEC Denc | CLEC Resu | CLEC Std | Qwest Num | Qwest Denc | Qwest Resu | Mod Z Scr | Parity Scr |
| Oct-02 | | | | | 39 | 1 | 39.00 | | |
| Nov-02 | | | | | | | | | |
| Dec-02 | | | | | | | | | |
| Jan-03 | | | | | | | | | |
| Feb-03 | | | | | 43 | 1 | 43.00 | | |
| Mar-03 | | | | | 102 | 3 | 34.00 | | |
| Apr-03 | | | | | 132 | 3 | 44.00 | | |
| May-03 | | | | | 5 | 1 | 5.00 | | |
| Jun-03 | | | | | 41 | 3 | 13.67 | | |
| Jul-03 | | | | | 3 | 1 | 3.00 | | |
| Aug-03 | | | | | 29 | 4 | 7.25 | | |
| Sep-03 | | | | | | | | | |



| DS1 (Parity) | | | | | | | | | |
|--------------|----------|-----------|-----------|----------|-----------|------------|------------|-----------|------------|
| Date | CLEC Num | CLEC Denc | CLEC Resu | CLEC Std | Qwest Num | Qwest Denc | Qwest Resu | Mod Z Scr | Parity Scr |
| Oct-02 | | | | | 368 | 27 | 13.63 | | |
| Nov-02 | | | | | 232 | 17 | 13.65 | | |
| Dec-02 | | | | | 203 | 17 | 11.94 | | |
| Jan-03 | 4 | 1 | 4.00 | | 460 | 30 | 15.33 | -1.17 | -1.71 |
| Feb-03 | | | | | 235 | 13 | 18.08 | | |
| Mar-03 | | | | | 301 | 19 | 15.84 | | |
| Apr-03 | | | | | 289 | 17 | 17.00 | | |
| May-03 | | | | | 265 | 18 | 14.72 | | |
| Jun-03 | | | | | 260 | 26 | 10.00 | | |
| Jul-03 | | | | | 454 | 24 | 18.92 | | |
| Aug-03 | | | | | 369 | 19 | 19.42 | | |
| Sep-03 | | | | | 498 | 33 | 15.09 | | |

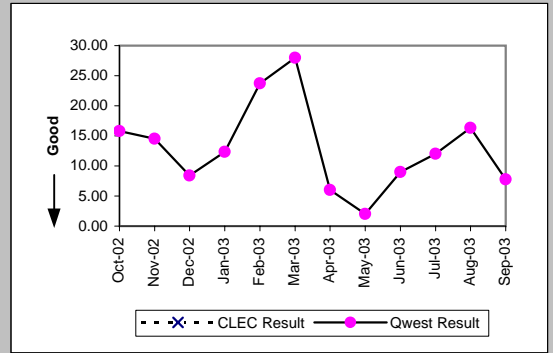


| DS3 (Parity) | | | | | | | | | |
|--------------|----------|-----------|-----------|----------|-----------|------------|------------|-----------|------------|
| Date | CLEC Num | CLEC Denc | CLEC Resu | CLEC Std | Qwest Num | Qwest Denc | Qwest Resu | Mod Z Scr | Parity Scr |
| Oct-02 | | | | | | | | | |
| Nov-02 | | | | | 11 | 1 | 11.00 | | |
| Dec-02 | | | | | 234 | 4 | 58.50 | | |
| Jan-03 | | | | | 110 | 2 | 55.00 | | |
| Feb-03 | | | | | 66 | 1 | 66.00 | | |
| Mar-03 | | | | | 326 | 5 | 65.20 | | |
| Apr-03 | | | | | 206 | 3 | 68.67 | | |
| May-03 | | | | | 26 | 2 | 13.00 | | |
| Jun-03 | | | | | 85 | 2 | 42.50 | | |
| Jul-03 | | | | | 109 | 6 | 18.17 | | |
| Aug-03 | | | | | 37 | 2 | 18.50 | | |
| Sep-03 | | | | | 65 | 3 | 21.67 | | |

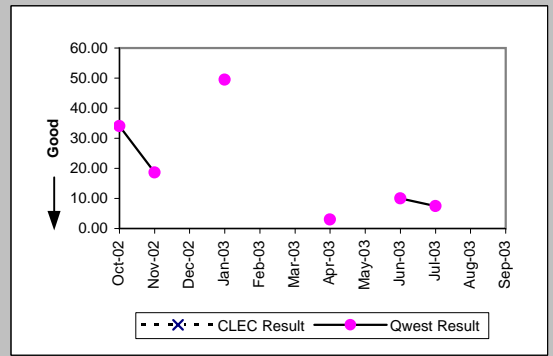


OP-6B-5 - Delayed Days for Facility Reasons (Average Days) - Interval Zone Two

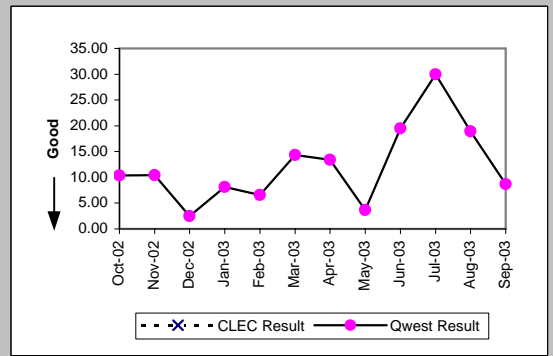
| Frame Relay (Parity) | | | | | | | | | |
|----------------------|----------|-----------|-----------|----------|-----------|------------|------------|-----------|------------|
| Date | CLEC Num | CLEC Dend | CLEC Resu | CLEC Std | Qwest Num | Qwest Dend | Qwest Resu | Mod Z Scr | Parity Scr |
| Oct-02 | | | | | 158 | 10 | 15.80 | | |
| Nov-02 | | | | | 174 | 12 | 14.50 | | |
| Dec-02 | | | | | 67 | 8 | 8.38 | | |
| Jan-03 | | | | | 148 | 12 | 12.33 | | |
| Feb-03 | | | | | 95 | 4 | 23.75 | | |
| Mar-03 | | | | | 28 | 1 | 28.00 | | |
| Apr-03 | | | | | 6 | 1 | 6.00 | | |
| May-03 | | | | | 4 | 2 | 2.00 | | |
| Jun-03 | | | | | 36 | 4 | 9.00 | | |
| Jul-03 | | | | | 36 | 3 | 12.00 | | |
| Aug-03 | | | | | 98 | 6 | 16.33 | | |
| Sep-03 | | | | | 31 | 4 | 7.75 | | |



| PBX (Parity) | | | | | | | | | |
|--------------|----------|-----------|-----------|----------|-----------|------------|------------|-----------|------------|
| Date | CLEC Num | CLEC Dend | CLEC Resu | CLEC Std | Qwest Num | Qwest Dend | Qwest Resu | Mod Z Scr | Parity Scr |
| Oct-02 | | | | | 102 | 3 | 34.00 | | |
| Nov-02 | | | | | 56 | 3 | 18.67 | | |
| Dec-02 | | | | | | | | | |
| Jan-03 | | | | | 99 | 2 | 49.50 | | |
| Feb-03 | | | | | | | | | |
| Mar-03 | | | | | | | | | |
| Apr-03 | | | | | 3 | 1 | 3.00 | | |
| May-03 | | | | | | | | | |
| Jun-03 | | | | | 10 | 1 | 10.00 | | |
| Jul-03 | | | | | 15 | 2 | 7.50 | | |
| Aug-03 | | | | | | | | | |
| Sep-03 | | | | | | | | | |

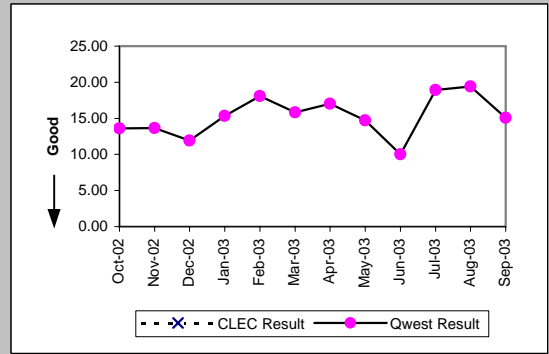


| Basic Rate ISDN (Parity) | | | | | | | | | |
|--------------------------|----------|-----------|-----------|----------|-----------|------------|------------|-----------|------------|
| Date | CLEC Num | CLEC Dend | CLEC Resu | CLEC Std | Qwest Num | Qwest Dend | Qwest Resu | Mod Z Scr | Parity Scr |
| Oct-02 | | | | | 83 | 8 | 10.38 | | |
| Nov-02 | | | | | 73 | 7 | 10.43 | | |
| Dec-02 | | | | | 5 | 2 | 2.50 | | |
| Jan-03 | | | | | 81 | 10 | 8.10 | | |
| Feb-03 | | | | | 59 | 9 | 6.56 | | |
| Mar-03 | | | | | 86 | 6 | 14.33 | | |
| Apr-03 | | | | | 94 | 7 | 13.43 | | |
| May-03 | | | | | 40 | 11 | 3.64 | | |
| Jun-03 | | | | | 117 | 6 | 19.50 | | |
| Jul-03 | | | | | 210 | 7 | 30.00 | | |
| Aug-03 | | | | | 208 | 11 | 18.91 | | |
| Sep-03 | | | | | 26 | 3 | 8.67 | | |

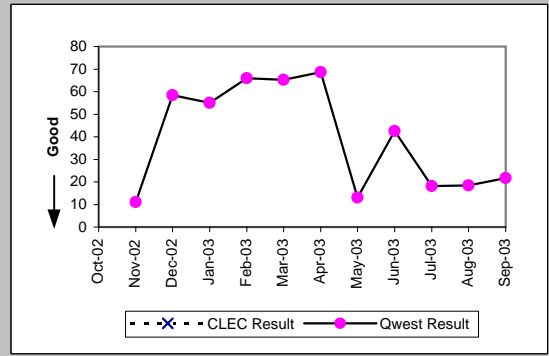


OP-6B-5 - Delayed Days for Facility Reasons (Average Days) - Interval Zone Two

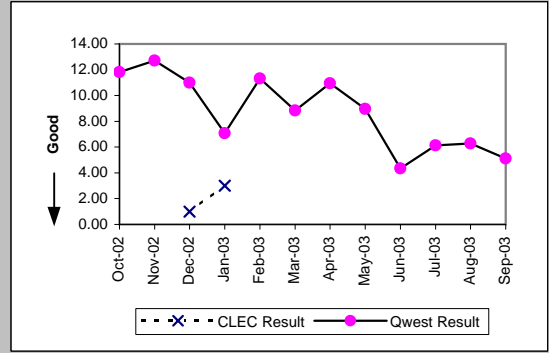
| UDIT DS1 (Parity) | | | | | | | | | |
|-------------------|----------|-----------|-----------|----------|-----------|------------|------------|-----------|------------|
| Date | CLEC Num | CLEC Denc | CLEC Resu | CLEC Std | Qwest Num | Qwest Denc | Qwest Resu | Mod Z Scr | Parity Scr |
| Oct-02 | | | | | 368 | 27 | 13.63 | | |
| Nov-02 | | | | | 232 | 17 | 13.65 | | |
| Dec-02 | | | | | 203 | 17 | 11.94 | | |
| Jan-03 | | | | | 460 | 30 | 15.33 | | |
| Feb-03 | | | | | 235 | 13 | 18.08 | | |
| Mar-03 | | | | | 301 | 19 | 15.84 | | |
| Apr-03 | | | | | 289 | 17 | 17.00 | | |
| May-03 | | | | | 265 | 18 | 14.72 | | |
| Jun-03 | | | | | 260 | 26 | 10.00 | | |
| Jul-03 | | | | | 454 | 24 | 18.92 | | |
| Aug-03 | | | | | 369 | 19 | 19.42 | | |
| Sep-03 | | | | | 498 | 33 | 15.09 | | |



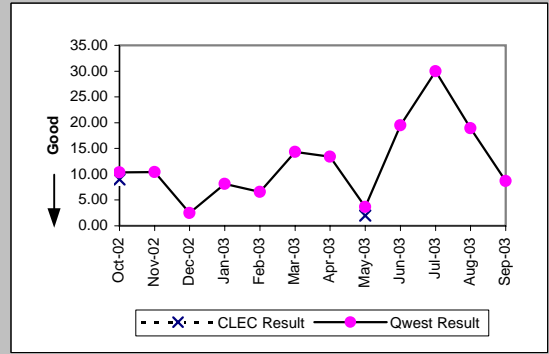
| UDIT Above DS1 Level (Parity) | | | | | | | | | |
|-------------------------------|----------|-----------|-----------|----------|-----------|------------|------------|-----------|------------|
| Date | CLEC Num | CLEC Denc | CLEC Resu | CLEC Std | Qwest Num | Qwest Denc | Qwest Resu | Mod Z Scr | Parity Scr |
| Oct-02 | | | | | | | | | |
| Nov-02 | | | | | 11 | 1 | 11.00 | | |
| Dec-02 | | | | | 234 | 4 | 58.50 | | |
| Jan-03 | | | | | 110 | 2 | 55.00 | | |
| Feb-03 | | | | | 66 | 1 | 66.00 | | |
| Mar-03 | | | | | 326 | 5 | 65.20 | | |
| Apr-03 | | | | | 206 | 3 | 68.67 | | |
| May-03 | | | | | 26 | 2 | 13.00 | | |
| Jun-03 | | | | | 85 | 2 | 42.50 | | |
| Jul-03 | | | | | 109 | 6 | 18.17 | | |
| Aug-03 | | | | | 37 | 2 | 18.50 | | |
| Sep-03 | | | | | 65 | 3 | 21.67 | | |



| Unbundled Loop Analog (Parity) | | | | | | | | | |
|--------------------------------|----------|-----------|-----------|----------|-----------|------------|------------|-----------|------------|
| Date | CLEC Num | CLEC Denc | CLEC Resu | CLEC Std | Qwest Num | Qwest Denc | Qwest Resu | Mod Z Scr | Parity Scr |
| Oct-02 | | | | | 1051 | 89 | 11.81 | | |
| Nov-02 | | | | | 1016 | 80 | 12.70 | | |
| Dec-02 | 1 | 1 | 1.00 | | 1055 | 96 | 10.99 | -0.67 | -1.41 |
| Jan-03 | 6 | 2 | 3.00 | 0.00 | 531 | 75 | 7.08 | -0.74 | -1.45 |
| Feb-03 | | | | | 577 | 51 | 11.31 | | |
| Mar-03 | | | | | 380 | 43 | 8.84 | | |
| Apr-03 | | | | | 427 | 39 | 10.95 | | |
| May-03 | | | | | 394 | 44 | 8.95 | | |
| Jun-03 | | | | | 174 | 40 | 4.35 | | |
| Jul-03 | | | | | 202 | 33 | 6.12 | | |
| Aug-03 | | | | | 226 | 36 | 6.28 | | |
| Sep-03 | | | | | 194 | 38 | 5.11 | | |

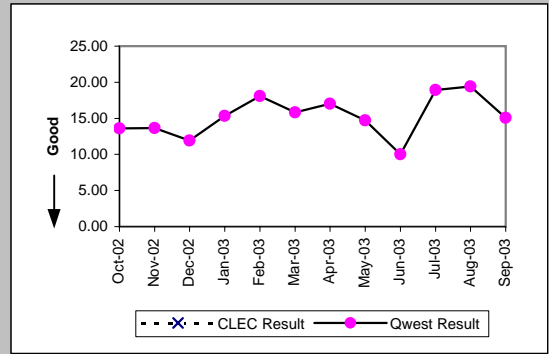


| Unbundled Loop - 2 Wire Non-Loaded (Parity) | | | | | | | | | |
|---|----------|-----------|-----------|----------|-----------|------------|------------|-----------|------------|
| Date | CLEC Num | CLEC Denc | CLEC Resu | CLEC Std | Qwest Num | Qwest Denc | Qwest Resu | Mod Z Scr | Parity Scr |
| Oct-02 | 9 | 1 | 9.00 | | 83 | 8 | 10.38 | -0.2 | -1.12 |
| Nov-02 | | | | | 73 | 7 | 10.43 | | |
| Dec-02 | | | | | 5 | 2 | 2.50 | | |
| Jan-03 | | | | | 81 | 10 | 8.10 | | |
| Feb-03 | | | | | 59 | 9 | 6.56 | | |
| Mar-03 | | | | | 86 | 6 | 14.33 | | |
| Apr-03 | | | | | 94 | 7 | 13.43 | | |
| May-03 | 2 | 1 | 2.00 | | 40 | 11 | 3.64 | -0.42 | -1.26 |
| Jun-03 | | | | | 117 | 6 | 19.50 | | |
| Jul-03 | | | | | 210 | 7 | 30.00 | | |
| Aug-03 | | | | | 208 | 11 | 18.91 | | |
| Sep-03 | | | | | 26 | 3 | 8.67 | | |

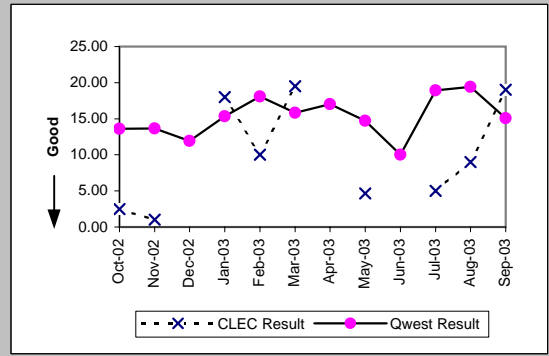


OP-6B-5 - Delayed Days for Facility Reasons (Average Days) - Interval Zone Two

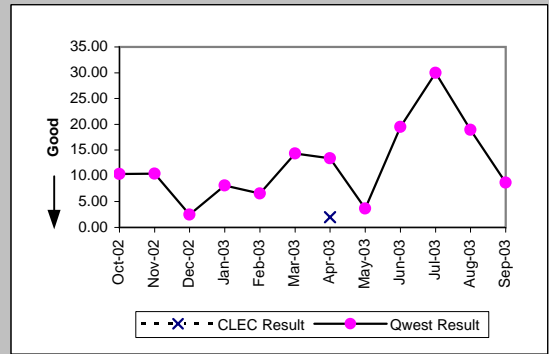
| Unbundled Loop - 4 Wire Non-Loaded (Parity) | | | | | | | | | |
|---|----------|-----------|-----------|----------|-----------|------------|------------|-----------|------------|
| Date | CLEC Num | CLEC Denc | CLEC Resu | CLEC Std | Qwest Num | Qwest Denc | Qwest Resu | Mod Z Scr | Parity Scr |
| Oct-02 | | | | | 368 | 27 | 13.63 | | |
| Nov-02 | | | | | 232 | 17 | 13.65 | | |
| Dec-02 | | | | | 203 | 17 | 11.94 | | |
| Jan-03 | | | | | 460 | 30 | 15.33 | | |
| Feb-03 | | | | | 235 | 13 | 18.08 | | |
| Mar-03 | | | | | 301 | 19 | 15.84 | | |
| Apr-03 | | | | | 289 | 17 | 17.00 | | |
| May-03 | | | | | 265 | 18 | 14.72 | | |
| Jun-03 | | | | | 260 | 26 | 10.00 | | |
| Jul-03 | | | | | 454 | 24 | 18.92 | | |
| Aug-03 | | | | | 369 | 19 | 19.42 | | |
| Sep-03 | | | | | 498 | 33 | 15.09 | | |



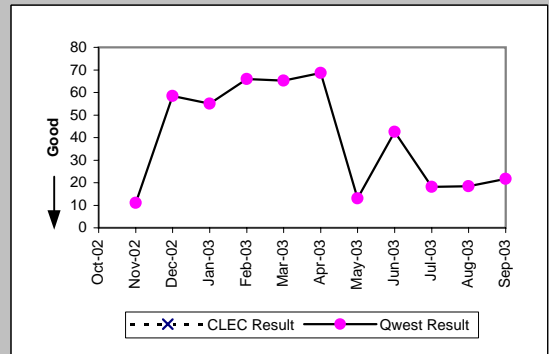
| Unbundled Loop - DS1 Capable (Parity) | | | | | | | | | |
|---------------------------------------|----------|-----------|-----------|----------|-----------|------------|------------|-----------|------------|
| Date | CLEC Num | CLEC Denc | CLEC Resu | CLEC Std | Qwest Num | Qwest Denc | Qwest Resu | Mod Z Scr | Parity Scr |
| Oct-02 | 5 | 2 | 2.50 | 0.71 | 368 | 27 | 13.63 | -1.35 | -1.82 |
| Nov-02 | 1 | 1 | 1.00 | | 232 | 17 | 13.65 | -0.98 | -1.6 |
| Dec-02 | | | | | 203 | 17 | 11.94 | | |
| Jan-03 | 18 | 1 | 18.00 | | 460 | 30 | 15.33 | 0.35 | -0.79 |
| Feb-03 | 30 | 3 | 10.00 | 7.00 | 235 | 13 | 18.08 | -1.11 | -1.67 |
| Mar-03 | 39 | 2 | 19.50 | 0.71 | 301 | 19 | 15.84 | 0.35 | -0.79 |
| Apr-03 | | | | | 289 | 17 | 17.00 | | |
| May-03 | 14 | 3 | 4.67 | 4.73 | 265 | 18 | 14.72 | -0.93 | -1.57 |
| Jun-03 | | | | | 260 | 26 | 10.00 | | |
| Jul-03 | 5 | 1 | 5.00 | | 454 | 24 | 18.92 | -0.5 | -1.3 |
| Aug-03 | 27 | 3 | 9.00 | 10.58 | 369 | 19 | 19.42 | -0.66 | -1.4 |
| Sep-03 | 19 | 1 | 19.00 | | 498 | 33 | 15.09 | 0.4 | -0.76 |



| Unbundled Loop ISDN Capable (Parity) | | | | | | | | | |
|--------------------------------------|----------|-----------|-----------|----------|-----------|------------|------------|-----------|------------|
| Date | CLEC Num | CLEC Denc | CLEC Resu | CLEC Std | Qwest Num | Qwest Denc | Qwest Resu | Mod Z Scr | Parity Scr |
| Oct-02 | | | | | 83 | 8 | 10.38 | | |
| Nov-02 | | | | | 73 | 7 | 10.43 | | |
| Dec-02 | | | | | 5 | 2 | 2.50 | | |
| Jan-03 | | | | | 81 | 10 | 8.10 | | |
| Feb-03 | | | | | 59 | 9 | 6.56 | | |
| Mar-03 | | | | | 86 | 6 | 14.33 | | |
| Apr-03 | 2 | 1 | 2.00 | | 94 | 7 | 13.43 | -0.68 | -1.41 |
| May-03 | | | | | 40 | 11 | 3.64 | | |
| Jun-03 | | | | | 117 | 6 | 19.50 | | |
| Jul-03 | | | | | 210 | 7 | 30.00 | | |
| Aug-03 | | | | | 208 | 11 | 18.91 | | |
| Sep-03 | | | | | 26 | 3 | 8.67 | | |

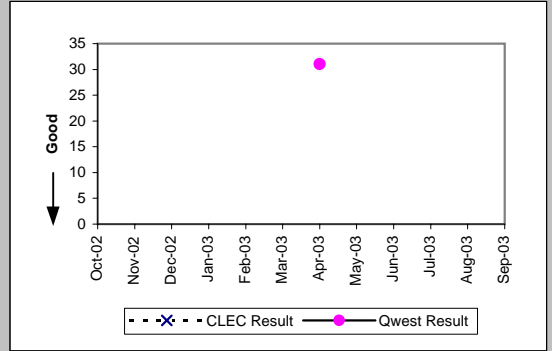


| Unbundled Loop - DS3 Capable (Parity) | | | | | | | | | |
|---------------------------------------|----------|-----------|-----------|----------|-----------|------------|------------|-----------|------------|
| Date | CLEC Num | CLEC Denc | CLEC Resu | CLEC Std | Qwest Num | Qwest Denc | Qwest Resu | Mod Z Scr | Parity Scr |
| Oct-02 | | | | | | | | | |
| Nov-02 | | | | | 11 | 1 | 11.00 | | |
| Dec-02 | | | | | 234 | 4 | 58.50 | | |
| Jan-03 | | | | | 110 | 2 | 55.00 | | |
| Feb-03 | | | | | 66 | 1 | 66.00 | | |
| Mar-03 | | | | | 326 | 5 | 65.20 | | |
| Apr-03 | | | | | 206 | 3 | 68.67 | | |
| May-03 | | | | | 26 | 2 | 13.00 | | |
| Jun-03 | | | | | 85 | 2 | 42.50 | | |
| Jul-03 | | | | | 109 | 6 | 18.17 | | |
| Aug-03 | | | | | 37 | 2 | 18.50 | | |
| Sep-03 | | | | | 65 | 3 | 21.67 | | |



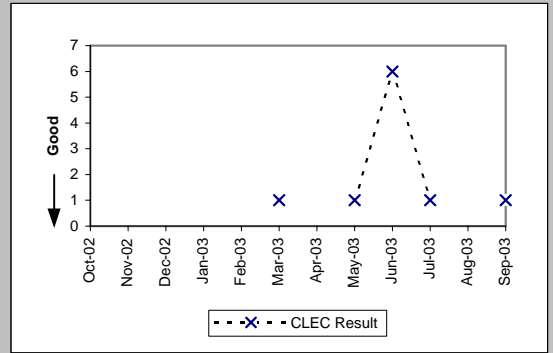
OP-6B-5 - Delayed Days for Facility Reasons (Average Days) - Interval Zone Two

| Date | Qwest DSL (Parity) | | | | | | | | |
|--------|--------------------|-----------|-----------|----------|-----------|------------|------------|-----------|------------|
| | CLEC Num | CLEC Dend | CLEC Resu | CLEC Std | Qwest Num | Qwest Dend | Qwest Resu | Mod Z Scr | Parity Scr |
| Oct-02 | | | | | | | | | |
| Nov-02 | | | | | | | | | |
| Dec-02 | | | | | | | | | |
| Jan-03 | | | | | | | | | |
| Feb-03 | | | | | | | | | |
| Mar-03 | | | | | | | | | |
| Apr-03 | | | | | 31 | 1 | 31.00 | | |
| May-03 | | | | | | | | | |
| Jun-03 | | | | | | | | | |
| Jul-03 | | | | | | | | | |
| Aug-03 | | | | | | | | | |
| Sep-03 | | | | | | | | | |



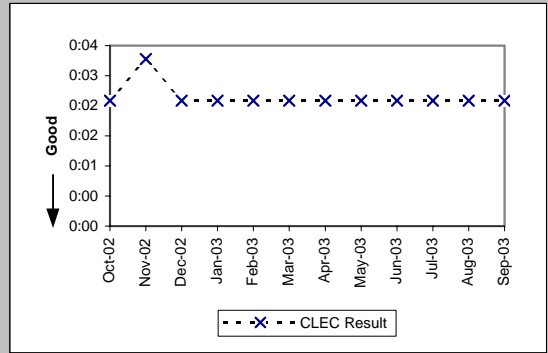
OP-6B-5 - Delayed Days for Facility Reasons (Average Days) - Interval Zone Two

| Enhanced Extended Loops (EELs) (Diagnostic) | | | | |
|---|-----|-------|-------------|--------------|
| Date | Num | Denom | CLEC Result | Standard Dev |
| Oct-02 | | | | |
| Nov-02 | | | | |
| Dec-02 | | | | |
| Jan-03 | | | | |
| Feb-03 | | | | |
| Mar-03 | 1 | 1 | 1.00 | |
| Apr-03 | | | | |
| May-03 | 1 | 1 | 1.00 | |
| Jun-03 | 6 | 1 | 6.00 | |
| Jul-03 | 1 | 1 | 1.00 | |
| Aug-03 | | | | |
| Sep-03 | 1 | 1 | 1.00 | |

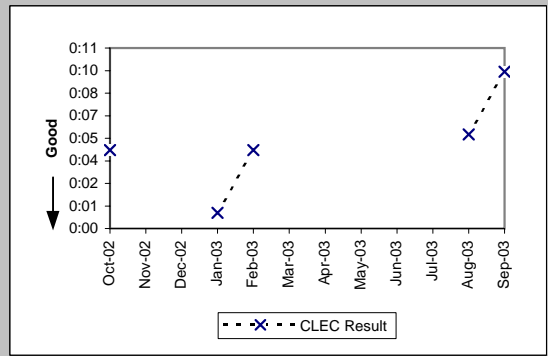


OP-7 - Coordinated "Hot Cut" Interval (Hours:Minutes)

| Unbundled Loop - Analog (Diagnostic) | | | | |
|--------------------------------------|-----------|-------------|--|-------------|
| Date | Numerator | Denominator | | CLEC Result |
| Oct-02 | 53:28 | 1088 | | 0:03 |
| Nov-02 | 49:21 | 842 | | 0:04 |
| Dec-02 | 86:54 | 1780 | | 0:03 |
| Jan-03 | 49:46 | 955 | | 0:03 |
| Feb-03 | 42:37 | 918 | | 0:03 |
| Mar-03 | 48:21 | 1016 | | 0:03 |
| Apr-03 | 44:25 | 1000 | | 0:03 |
| May-03 | 34:20 | 721 | | 0:03 |
| Jun-03 | 39:34 | 846 | | 0:03 |
| Jul-03 | 37:33 | 869 | | 0:03 |
| Aug-03 | 41:53 | 863 | | 0:03 |
| Sep-03 | 39:17 | 864 | | 0:03 |

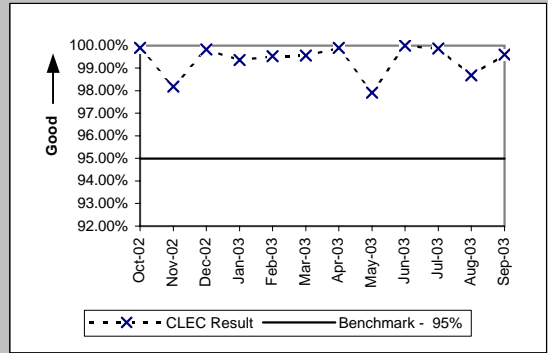


| Unbundled Loop Other (Diagnostic) | | | | |
|-----------------------------------|-----------|-------------|--|-------------|
| Date | Numerator | Denominator | | CLEC Result |
| Oct-02 | 0:10 | 2 | | 0:05 |
| Nov-02 | | | | |
| Dec-02 | | | | |
| Jan-03 | 0:01 | 1 | | 0:01 |
| Feb-03 | 0:05 | 1 | | 0:05 |
| Mar-03 | | | | |
| Apr-03 | | | | |
| May-03 | | | | |
| Jun-03 | | | | |
| Jul-03 | | | | |
| Aug-03 | 0:12 | 2 | | 0:06 |
| Sep-03 | 0:10 | 1 | | 0:10 |

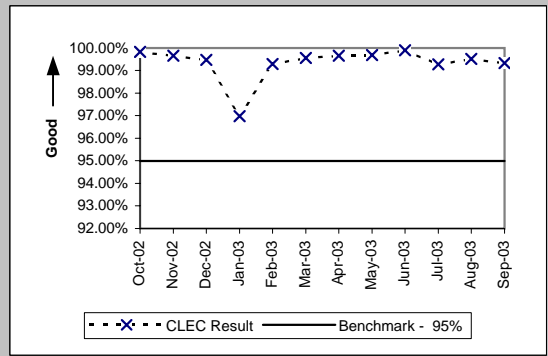


OP-8 - Number Portability Timeliness (Percent)

| Number Portability Timeliness (Percent) (OP-8 B) (Benchmark) | | | | |
|--|-----------|-------------|-------------|--|
| Date | Numerator | Denominator | CLEC Result | |
| Oct-02 | 1047 | 1048 | 99.90% | |
| Nov-02 | 760 | 774 | 98.19% | |
| Dec-02 | 1723 | 1726 | 99.83% | |
| Jan-03 | 773 | 778 | 99.36% | |
| Feb-03 | 855 | 859 | 99.53% | |
| Mar-03 | 914 | 918 | 99.56% | |
| Apr-03 | 951 | 952 | 99.90% | |
| May-03 | 610 | 623 | 97.91% | |
| Jun-03 | 730 | 730 | 100.00% | |
| Jul-03 | 825 | 826 | 99.88% | |
| Aug-03 | 748 | 758 | 98.68% | |
| Sep-03 | 742 | 745 | 99.60% | |

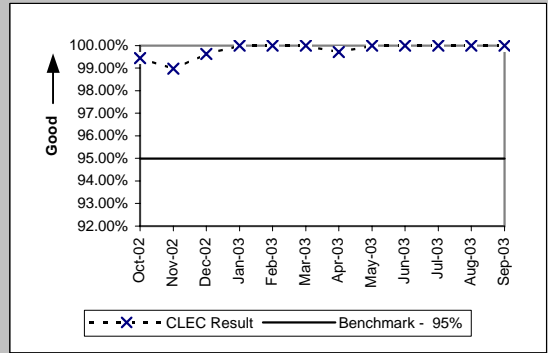


| Percentage of LNP Triggers Set Prior to the Frame Due Time (Percent) (OP-8C) (Benchmark) | | | | |
|--|-----------|-------------|-------------|--|
| Date | Numerator | Denominator | CLEC Result | |
| Oct-02 | 7737 | 7750 | 99.83% | |
| Nov-02 | 4783 | 4799 | 99.67% | |
| Dec-02 | 4962 | 4988 | 99.48% | |
| Jan-03 | 3823 | 3942 | 96.98% | |
| Feb-03 | 2360 | 2377 | 99.28% | |
| Mar-03 | 2504 | 2515 | 99.56% | |
| Apr-03 | 2043 | 2050 | 99.66% | |
| May-03 | 2240 | 2247 | 99.69% | |
| Jun-03 | 3955 | 3959 | 99.90% | |
| Jul-03 | 4779 | 4814 | 99.27% | |
| Aug-03 | 2084 | 2094 | 99.52% | |
| Sep-03 | 4918 | 4951 | 99.33% | |

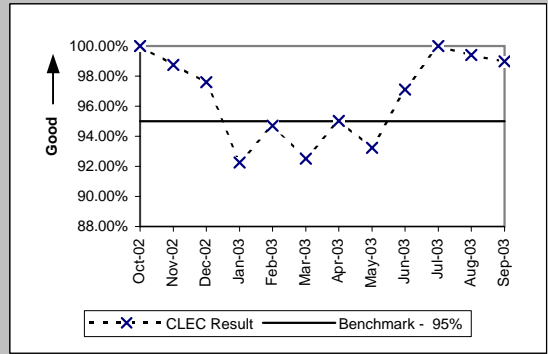


OP-13 - Coordinated Cuts on Time (Percent)

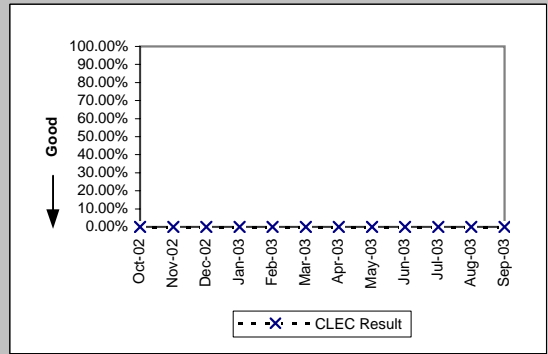
| Coordinated Cuts Completed on Time (Percent) Unbundled Loop - Analog (OP-13A) (Benchmark) | | | | |
|--|-----------|-------------|--|-------------|
| Date | Numerator | Denominator | | CLEC Result |
| Oct-02 | 362 | 364 | | 99.45% |
| Nov-02 | 292 | 295 | | 98.98% |
| Dec-02 | 536 | 538 | | 99.63% |
| Jan-03 | 376 | 376 | | 100.00% |
| Feb-03 | 323 | 323 | | 100.00% |
| Mar-03 | 351 | 351 | | 100.00% |
| Apr-03 | 354 | 355 | | 99.72% |
| May-03 | 252 | 252 | | 100.00% |
| Jun-03 | 298 | 298 | | 100.00% |
| Jul-03 | 258 | 258 | | 100.00% |
| Aug-03 | 326 | 326 | | 100.00% |
| Sep-03 | 293 | 293 | | 100.00% |



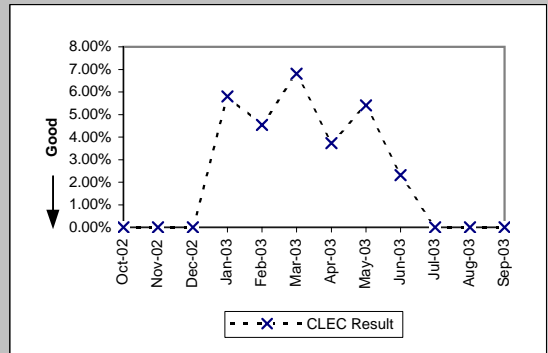
| Coordinated Cuts Completed on Time (Percent) Unbundled Loop Other (OP-13A) (Benchmark) | | | | |
|---|-----------|-------------|--|-------------|
| Date | Numerator | Denominator | | CLEC Result |
| Oct-02 | 132 | 132 | | 100.00% |
| Nov-02 | 79 | 80 | | 98.75% |
| Dec-02 | 81 | 83 | | 97.59% |
| Jan-03 | 143 | 155 | | 92.26% |
| Feb-03 | 125 | 132 | | 94.70% |
| Mar-03 | 136 | 147 | | 92.52% |
| Apr-03 | 153 | 161 | | 95.03% |
| May-03 | 138 | 148 | | 93.24% |
| Jun-03 | 168 | 173 | | 97.11% |
| Jul-03 | 144 | 144 | | 100.00% |
| Aug-03 | 169 | 170 | | 99.41% |
| Sep-03 | 193 | 195 | | 98.97% |



| Coordinated Cuts Started Without CLEC Approval (Percent) Unbundled Loop - Analog (OP-13B) (Diagnostic) | | | | |
|---|-----------|-------------|--|-------------|
| Date | Numerator | Denominator | | CLEC Result |
| Oct-02 | 0 | 364 | | 0.00% |
| Nov-02 | 0 | 295 | | 0.00% |
| Dec-02 | 0 | 538 | | 0.00% |
| Jan-03 | 0 | 376 | | 0.00% |
| Feb-03 | 0 | 323 | | 0.00% |
| Mar-03 | 0 | 351 | | 0.00% |
| Apr-03 | 0 | 355 | | 0.00% |
| May-03 | 0 | 252 | | 0.00% |
| Jun-03 | 0 | 298 | | 0.00% |
| Jul-03 | 0 | 258 | | 0.00% |
| Aug-03 | 0 | 326 | | 0.00% |
| Sep-03 | 0 | 293 | | 0.00% |

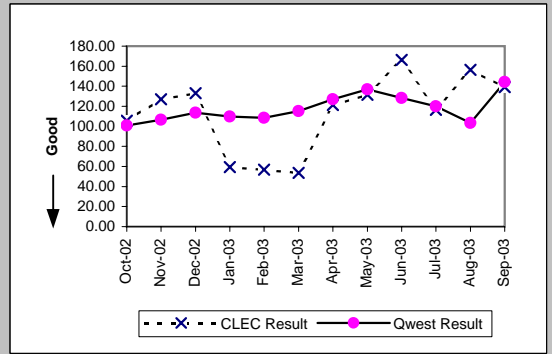


| Coordinated Cuts Started Without CLEC Approval (Percent) Unbundled Loop Other (OP-13B) (Diagnostic) | | | | |
|--|-----------|-------------|--|-------------|
| Date | Numerator | Denominator | | CLEC Result |
| Oct-02 | 0 | 132 | | 0.00% |
| Nov-02 | 0 | 80 | | 0.00% |
| Dec-02 | 0 | 83 | | 0.00% |
| Jan-03 | 9 | 155 | | 5.81% |
| Feb-03 | 6 | 132 | | 4.55% |
| Mar-03 | 10 | 147 | | 6.80% |
| Apr-03 | 6 | 161 | | 3.73% |
| May-03 | 8 | 148 | | 5.41% |
| Jun-03 | 4 | 173 | | 2.31% |
| Jul-03 | 0 | 144 | | 0.00% |
| Aug-03 | 0 | 170 | | 0.00% |
| Sep-03 | 0 | 195 | | 0.00% |

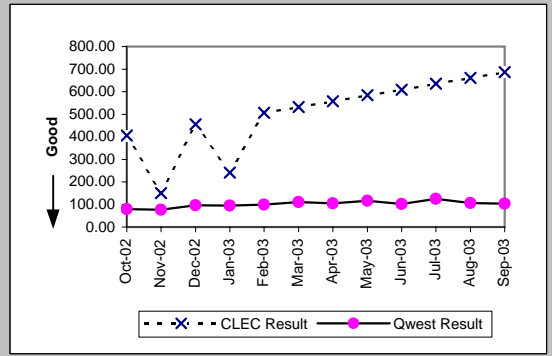


OP-15A - Interval for Pending Orders Delayed Past Due Date

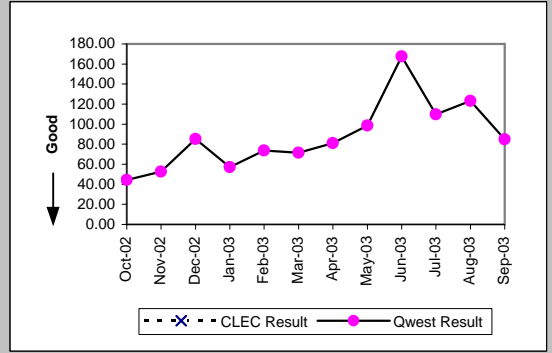
| Residence (Diagnostic) | | | | | | | | | |
|------------------------|----------|-----------|-----------|------------|-----------|------------|------------|-----------|------------|
| Date | CLEC Num | CLEC Denc | CLEC Resu | Standard D | Qwest Num | Qwest Denc | Qwest Resu | Mod Z Scr | Parity Scr |
| Oct-02 | 739 | 7 | 105.57 | 128.59 | 138089 | 1370 | 100.79 | 0.21 | -0.87 |
| Nov-02 | 508 | 4 | 127.00 | 135.35 | 139390 | 1306 | 106.73 | 0.42 | -0.74 |
| Dec-02 | 532 | 4 | 133.00 | 154.76 | 135705 | 1193 | 113.75 | 0.43 | -0.74 |
| Jan-03 | 654 | 11 | 59.45 | 114.76 | 111981 | 1020 | 109.79 | -1.28 | -1.78 |
| Feb-03 | 738 | 13 | 56.77 | 114.39 | 111422 | 1027 | 108.49 | -1.39 | -1.85 |
| Mar-03 | 697 | 13 | 53.62 | 125.78 | 121012 | 1049 | 115.36 | -1.59 | -1.97 |
| Apr-03 | 727 | 6 | 121.17 | 185.53 | 114459 | 900 | 127.18 | -0.1 | -1.06 |
| May-03 | 788 | 6 | 131.33 | 196.18 | 119299 | 872 | 136.81 | -0.08 | -1.05 |
| Jun-03 | 832 | 5 | 166.40 | 220.05 | 123952 | 965 | 128.45 | 0.65 | -0.61 |
| Jul-03 | 931 | 8 | 116.38 | 194.73 | 112247 | 936 | 119.92 | -0.06 | -1.04 |
| Aug-03 | 938 | 6 | 156.33 | 231.44 | 91542 | 886 | 103.32 | 0.91 | -0.45 |
| Sep-03 | 973 | 7 | 139.00 | 231.65 | 87443 | 606 | 144.30 | -0.08 | -1.05 |



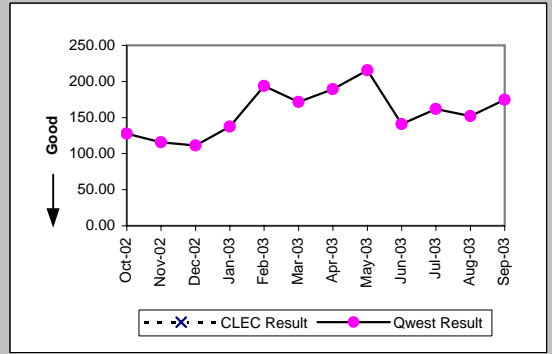
| Business (Diagnostic) | | | | | | | | | |
|-----------------------|----------|-----------|-----------|------------|-----------|------------|------------|-----------|------------|
| Date | CLEC Num | CLEC Denc | CLEC Resu | Standard D | Qwest Num | Qwest Denc | Qwest Resu | Mod Z Scr | Parity Scr |
| Oct-02 | 406 | 1 | 406.00 | | 25989 | 329 | 78.99 | 2.1 | 0.27 |
| Nov-02 | 451 | 3 | 150.33 | 243.06 | 26778 | 349 | 76.73 | 1.2 | -0.27 |
| Dec-02 | 456 | 1 | 456.00 | | 29485 | 305 | 96.67 | 2.2 | 0.34 |
| Jan-03 | 482 | 2 | 241.00 | 340.83 | 26618 | 282 | 94.39 | 1.46 | -0.11 |
| Feb-03 | 506 | 1 | 506.00 | | 24453 | 245 | 99.81 | 2.26 | 0.37 |
| Mar-03 | 532 | 1 | 532.00 | | 23357 | 210 | 111.22 | 2.12 | 0.29 |
| Apr-03 | 558 | 1 | 558.00 | | 22662 | 215 | 105.40 | 2.1 | 0.27 |
| May-03 | 584 | 1 | 584.00 | | 24102 | 207 | 116.43 | 2.17 | 0.32 |
| Jun-03 | 609 | 1 | 609.00 | | 26790 | 262 | 102.25 | 2.29 | 0.39 |
| Jul-03 | 635 | 1 | 635.00 | | 29241 | 234 | 124.96 | 2.17 | 0.32 |
| Aug-03 | 661 | 1 | 661.00 | | 25809 | 244 | 105.77 | 2.29 | 0.39 |
| Sep-03 | 686 | 1 | 686.00 | | 18799 | 181 | 103.86 | 2.23 | 0.35 |



| Centrex (Diagnostic) | | | | | | | | | |
|----------------------|----------|-----------|-----------|------------|-----------|------------|------------|-----------|------------|
| Date | CLEC Num | CLEC Denc | CLEC Resu | Standard D | Qwest Num | Qwest Denc | Qwest Resu | Mod Z Scr | Parity Scr |
| Oct-02 | | | | | 935 | 21 | 44.52 | | |
| Nov-02 | | | | | 1158 | 22 | 52.64 | | |
| Dec-02 | | | | | 1362 | 16 | 85.12 | | |
| Jan-03 | | | | | 1541 | 27 | 57.07 | | |
| Feb-03 | | | | | 1767 | 24 | 73.62 | | |
| Mar-03 | | | | | 1645 | 23 | 71.52 | | |
| Apr-03 | | | | | 1700 | 21 | 80.95 | | |
| May-03 | | | | | 2073 | 21 | 98.71 | | |
| Jun-03 | | | | | 1674 | 10 | 167.40 | | |
| Jul-03 | | | | | 1647 | 15 | 109.80 | | |
| Aug-03 | | | | | 862 | 7 | 123.14 | | |
| Sep-03 | | | | | 765 | 9 | 85.00 | | |

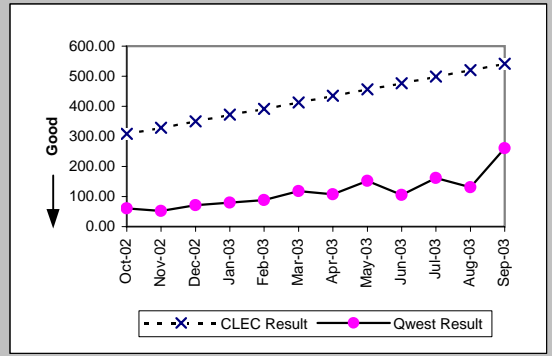


| Centrex 21 (Diagnostic) | | | | | | | | | |
|-------------------------|----------|-----------|-----------|------------|-----------|------------|------------|-----------|------------|
| Date | CLEC Num | CLEC Denc | CLEC Resu | Standard D | Qwest Num | Qwest Denc | Qwest Resu | Mod Z Scr | Parity Scr |
| Oct-02 | | | | | 2174 | 17 | 127.88 | | |
| Nov-02 | | | | | 2428 | 21 | 115.62 | | |
| Dec-02 | | | | | 2675 | 24 | 111.46 | | |
| Jan-03 | | | | | 2885 | 21 | 137.38 | | |
| Feb-03 | | | | | 2709 | 14 | 193.50 | | |
| Mar-03 | | | | | 2571 | 15 | 171.40 | | |
| Apr-03 | | | | | 2463 | 13 | 189.46 | | |
| May-03 | | | | | 2583 | 12 | 215.25 | | |
| Jun-03 | | | | | 2677 | 19 | 140.89 | | |
| Jul-03 | | | | | 2910 | 18 | 161.67 | | |
| Aug-03 | | | | | 2892 | 19 | 152.21 | | |
| Sep-03 | | | | | 3141 | 18 | 174.50 | | |

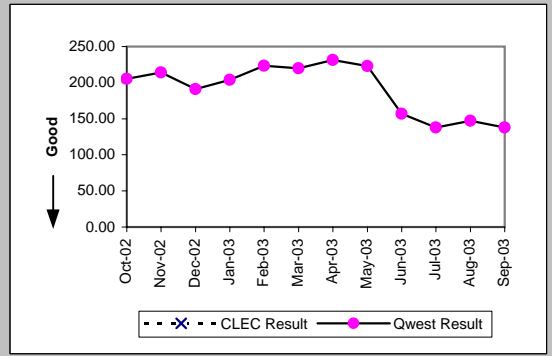


OP-15A - Interval for Pending Orders Delayed Past Due Date

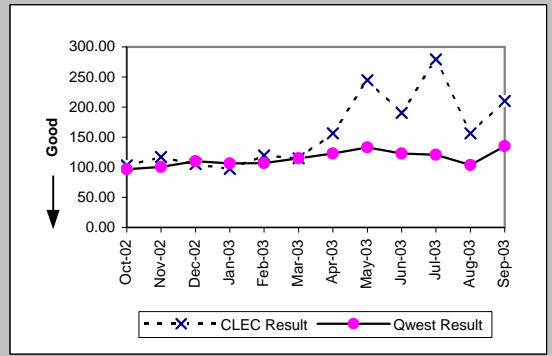
| PBX (Diagnostic) | | | | | | | | | |
|------------------|----------|-----------|-----------|------------|-----------|------------|------------|-----------|------------|
| Date | CLEC Num | CLEC Denc | CLEC Resu | Standard D | Qwest Num | Qwest Denc | Qwest Resu | Mod Z Scr | Parity Scr |
| Oct-02 | 309 | 1 | 309.00 | | 361 | 6 | 60.17 | 1.43 | -0.13 |
| Nov-02 | 329 | 1 | 329.00 | | 523 | 10 | 52.30 | 1.74 | 0.06 |
| Dec-02 | 350 | 1 | 350.00 | | 567 | 8 | 70.88 | 1.53 | -0.07 |
| Jan-03 | 372 | 1 | 372.00 | | 715 | 9 | 79.44 | 1.55 | -0.05 |
| Feb-03 | 392 | 1 | 392.00 | | 887 | 10 | 88.70 | 1.62 | -0.02 |
| Mar-03 | 413 | 1 | 413.00 | | 944 | 8 | 118.00 | 1.62 | -0.02 |
| Apr-03 | 435 | 1 | 435.00 | | 969 | 9 | 107.67 | 1.51 | -0.08 |
| May-03 | 456 | 1 | 456.00 | | 911 | 6 | 151.83 | 1.37 | -0.17 |
| Jun-03 | 477 | 1 | 477.00 | | 1054 | 10 | 105.40 | 1.64 | 0 |
| Jul-03 | 499 | 1 | 499.00 | | 972 | 6 | 162.00 | 1.56 | -0.05 |
| Aug-03 | 520 | 1 | 520.00 | | 787 | 6 | 131.17 | 1.39 | -0.16 |
| Sep-03 | 541 | 1 | 541.00 | | 781 | 3 | 260.33 | 1.03 | -0.38 |



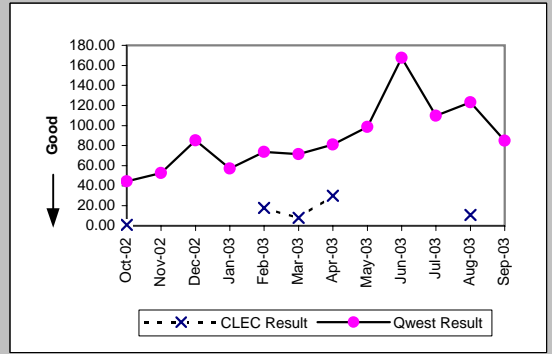
| Basic Rate ISDN (Diagnostic) | | | | | | | | | |
|------------------------------|----------|-----------|-----------|------------|-----------|------------|------------|-----------|------------|
| Date | CLEC Num | CLEC Denc | CLEC Resu | Standard D | Qwest Num | Qwest Denc | Qwest Resu | Mod Z Scr | Parity Scr |
| Oct-02 | | | | | 11486 | 56 | 205.11 | | |
| Nov-02 | | | | | 10702 | 50 | 214.04 | | |
| Dec-02 | | | | | 11468 | 60 | 191.13 | | |
| Jan-03 | | | | | 12043 | 59 | 204.12 | | |
| Feb-03 | | | | | 12731 | 57 | 223.35 | | |
| Mar-03 | | | | | 12104 | 55 | 220.07 | | |
| Apr-03 | | | | | 13186 | 57 | 231.33 | | |
| May-03 | | | | | 14270 | 64 | 222.97 | | |
| Jun-03 | | | | | 6125 | 39 | 157.05 | | |
| Jul-03 | | | | | 6488 | 47 | 138.04 | | |
| Aug-03 | | | | | 4414 | 30 | 147.13 | | |
| Sep-03 | | | | | 4963 | 36 | 137.86 | | |



| UNE - P (POTS) (Diagnostic) | | | | | | | | | |
|-----------------------------|----------|-----------|-----------|------------|-----------|------------|------------|-----------|------------|
| Date | CLEC Num | CLEC Denc | CLEC Resu | Standard D | Qwest Num | Qwest Denc | Qwest Resu | Mod Z Scr | Parity Scr |
| Oct-02 | 1960 | 19 | 103.16 | 116.89 | 164078 | 1699 | 96.57 | 0.28 | -0.83 |
| Nov-02 | 2222 | 19 | 116.95 | 125.37 | 166168 | 1655 | 100.40 | 0.63 | -0.61 |
| Dec-02 | 2322 | 22 | 105.55 | 136.39 | 165190 | 1498 | 110.27 | -0.19 | -1.11 |
| Jan-03 | 2525 | 26 | 97.12 | 141.90 | 138599 | 1302 | 106.45 | -0.37 | -1.22 |
| Feb-03 | 2873 | 24 | 119.71 | 151.37 | 135875 | 1272 | 106.82 | 0.58 | -0.65 |
| Mar-03 | 2870 | 25 | 114.80 | 166.40 | 144369 | 1259 | 114.67 | 0.07 | -0.96 |
| Apr-03 | 2973 | 19 | 156.47 | 192.90 | 137121 | 1115 | 122.98 | 0.95 | -0.42 |
| May-03 | 3180 | 13 | 244.62 | 206.39 | 143401 | 1079 | 132.90 | 2.14 | 0.3 |
| Jun-03 | 3429 | 18 | 190.50 | 216.39 | 150742 | 1227 | 122.85 | 1.74 | 0.06 |
| Jul-03 | 3630 | 13 | 279.23 | 226.05 | 141488 | 1170 | 120.93 | 2.75 | 0.67 |
| Aug-03 | 3911 | 25 | 156.44 | 224.00 | 117351 | 1130 | 103.85 | 1.54 | -0.06 |
| Sep-03 | 4206 | 20 | 210.30 | 243.65 | 106242 | 787 | 135.00 | 1.83 | 0.11 |

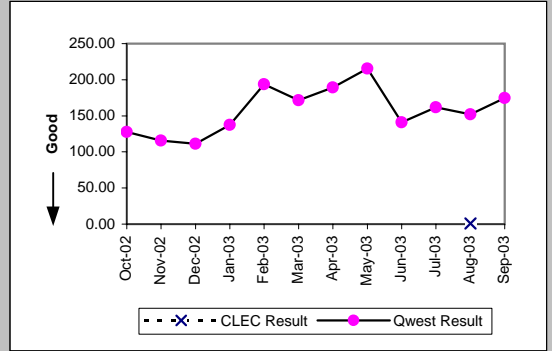


| UNE P (Centrex) (Diagnostic) | | | | | | | | | |
|------------------------------|----------|-----------|-----------|------------|-----------|------------|------------|-----------|------------|
| Date | CLEC Num | CLEC Denc | CLEC Resu | Standard D | Qwest Num | Qwest Denc | Qwest Resu | Mod Z Scr | Parity Scr |
| Oct-02 | 1 | 1 | 1.00 | | 935 | 21 | 44.52 | -0.9 | -1.55 |
| Nov-02 | | | | | 1158 | 22 | 52.64 | | |
| Dec-02 | | | | | 1362 | 16 | 85.12 | | |
| Jan-03 | | | | | 1541 | 27 | 57.07 | | |
| Feb-03 | 18 | 1 | 18.00 | | 1767 | 24 | 73.62 | -0.72 | -1.44 |
| Mar-03 | 8 | 1 | 8.00 | | 1645 | 23 | 71.52 | -0.73 | -1.44 |
| Apr-03 | 30 | 1 | 30.00 | | 1700 | 21 | 80.95 | -0.51 | -1.31 |
| May-03 | | | | | 2073 | 21 | 98.71 | | |
| Jun-03 | | | | | 1674 | 10 | 167.40 | | |
| Jul-03 | | | | | 1647 | 15 | 109.80 | | |
| Aug-03 | 11 | 1 | 11.00 | | 862 | 7 | 123.14 | -0.71 | -1.43 |
| Sep-03 | | | | | 765 | 9 | 85.00 | | |



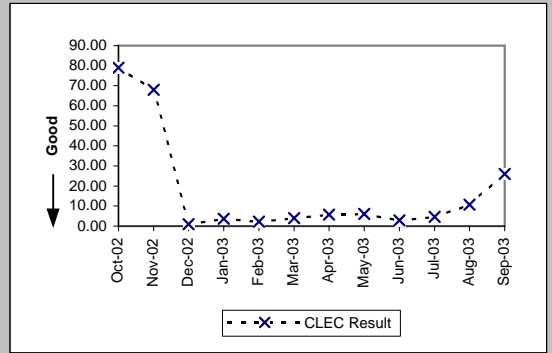
OP-15A - Interval for Pending Orders Delayed Past Due Date

| UNE P (Centrex 21) (Diagnostic) | | | | | | | | | |
|---------------------------------|----------|-----------|-----------|------------|-----------|------------|-----------|-----------|------------|
| Date | CLEC Num | CLEC Dend | CLEC Resu | Standard D | Qwest Num | Qwest Dend | Qwest Res | Mod Z Scr | Parity Scr |
| Oct-02 | | | | | 2174 | 17 | 127.88 | | |
| Nov-02 | | | | | 2428 | 21 | 115.62 | | |
| Dec-02 | | | | | 2675 | 24 | 111.46 | | |
| Jan-03 | | | | | 2885 | 21 | 137.38 | | |
| Feb-03 | | | | | 2709 | 14 | 193.50 | | |
| Mar-03 | | | | | 2571 | 15 | 171.40 | | |
| Apr-03 | | | | | 2463 | 13 | 189.46 | | |
| May-03 | | | | | 2583 | 12 | 215.25 | | |
| Jun-03 | | | | | 2677 | 19 | 140.89 | | |
| Jul-03 | | | | | 2910 | 18 | 161.67 | | |
| Aug-03 | 1 | 1 | 1.00 | | 2892 | 19 | 152.21 | -0.69 | -1.42 |
| Sep-03 | | | | | 3141 | 18 | 174.50 | | |



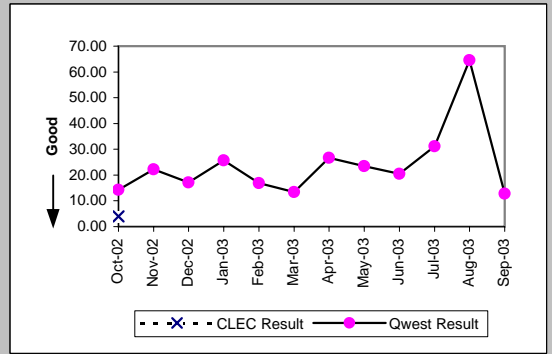
OP-15A - Interval for Pending Orders Delayed Past Due Date

| Line Sharing (Diagnostic) | | | | | |
|---------------------------|----------|------------|-------------|--------------|--|
| Date | CLEC Num | CLEC Denom | CLEC Result | Standard Dev | |
| Oct-02 | 237 | 3 | 79.00 | 126.54 | |
| Nov-02 | 272 | 4 | 68.00 | 118.01 | |
| Dec-02 | 6 | 6 | 1.00 | 1.10 | |
| Jan-03 | 58 | 16 | 3.62 | 3.88 | |
| Feb-03 | 39 | 17 | 2.29 | 3.26 | |
| Mar-03 | 43 | 11 | 3.91 | 3.51 | |
| Apr-03 | 85 | 15 | 5.67 | 3.37 | |
| May-03 | 61 | 10 | 6.10 | 8.41 | |
| Jun-03 | 38 | 13 | 2.92 | 3.90 | |
| Jul-03 | 61 | 13 | 4.69 | 8.74 | |
| Aug-03 | 75 | 7 | 10.71 | 18.94 | |
| Sep-03 | 78 | 3 | 26.00 | 41.58 | |

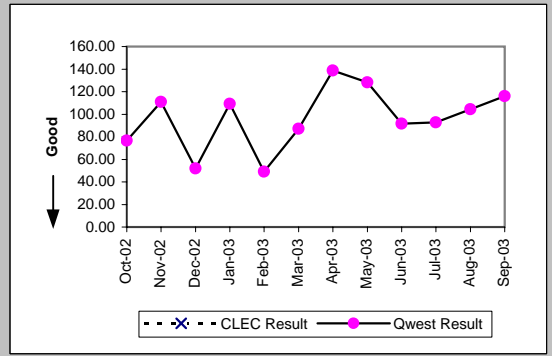


OP-15A - Interval for Pending Orders Delayed Past Due Date

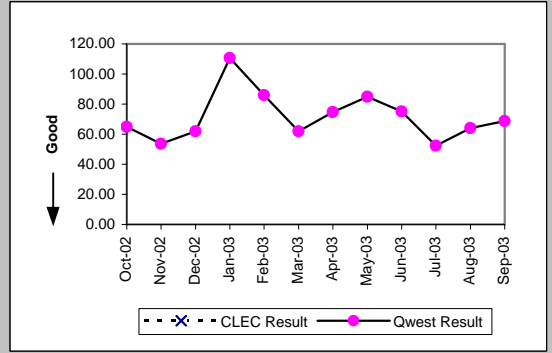
| ISDN Primary (Diagnostic) | | | | | | | | | |
|---------------------------|----------|-----------|-----------|------------|-----------|------------|------------|-----------|------------|
| Date | CLEC Num | CLEC Denc | CLEC Resu | Standard D | Qwest Num | Qwest Denc | Qwest Resu | Mod Z Scr | Parity Scr |
| Oct-02 | 16 | 4 | 4.00 | 0.00 | 898 | 63 | 14.25 | -2.29 | -2.39 |
| Nov-02 | | | | | 621 | 28 | 22.18 | | |
| Dec-02 | | | | | 222 | 13 | 17.08 | | |
| Jan-03 | | | | | 334 | 13 | 25.69 | | |
| Feb-03 | | | | | 101 | 6 | 16.83 | | |
| Mar-03 | | | | | 147 | 11 | 13.36 | | |
| Apr-03 | | | | | 320 | 12 | 26.67 | | |
| May-03 | | | | | 211 | 9 | 23.44 | | |
| Jun-03 | | | | | 349 | 17 | 20.53 | | |
| Jul-03 | | | | | 437 | 14 | 31.21 | | |
| Aug-03 | | | | | 387 | 6 | 64.50 | | |
| Sep-03 | | | | | 777 | 61 | 12.74 | | |



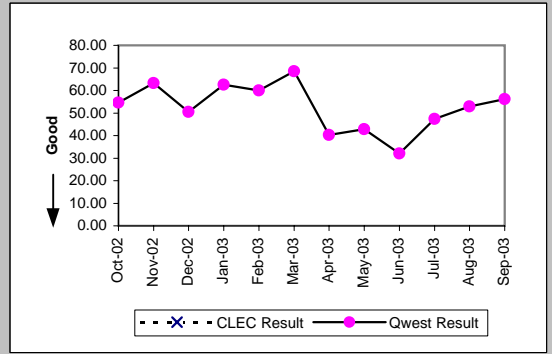
| DS0 (Diagnostic) | | | | | | | | | |
|------------------|----------|-----------|-----------|------------|-----------|------------|------------|-----------|------------|
| Date | CLEC Num | CLEC Denc | CLEC Resu | Standard D | Qwest Num | Qwest Denc | Qwest Resu | Mod Z Scr | Parity Scr |
| Oct-02 | | | | | 2378 | 31 | 76.71 | | |
| Nov-02 | | | | | 2552 | 23 | 110.96 | | |
| Dec-02 | | | | | 3678 | 71 | 51.80 | | |
| Jan-03 | | | | | 3499 | 32 | 109.34 | | |
| Feb-03 | | | | | 4822 | 98 | 49.20 | | |
| Mar-03 | | | | | 5136 | 59 | 87.05 | | |
| Apr-03 | | | | | 5269 | 38 | 138.66 | | |
| May-03 | | | | | 6028 | 47 | 128.26 | | |
| Jun-03 | | | | | 3486 | 38 | 91.74 | | |
| Jul-03 | | | | | 2968 | 32 | 92.75 | | |
| Aug-03 | | | | | 2711 | 26 | 104.27 | | |
| Sep-03 | | | | | 2436 | 21 | 116.00 | | |



| DS1 (Diagnostic) | | | | | | | | | |
|------------------|----------|-----------|-----------|------------|-----------|------------|------------|-----------|------------|
| Date | CLEC Num | CLEC Denc | CLEC Resu | Standard D | Qwest Num | Qwest Denc | Qwest Resu | Mod Z Scr | Parity Scr |
| Oct-02 | | | | | 5974 | 92 | 64.93 | | |
| Nov-02 | | | | | 6391 | 119 | 53.71 | | |
| Dec-02 | | | | | 7311 | 118 | 61.96 | | |
| Jan-03 | | | | | 5752 | 52 | 110.62 | | |
| Feb-03 | | | | | 6368 | 74 | 86.05 | | |
| Mar-03 | | | | | 6556 | 106 | 61.85 | | |
| Apr-03 | | | | | 6202 | 83 | 74.72 | | |
| May-03 | | | | | 7047 | 83 | 84.90 | | |
| Jun-03 | | | | | 5777 | 77 | 75.03 | | |
| Jul-03 | | | | | 6020 | 115 | 52.35 | | |
| Aug-03 | | | | | 5884 | 92 | 63.96 | | |
| Sep-03 | | | | | 5836 | 85 | 68.66 | | |

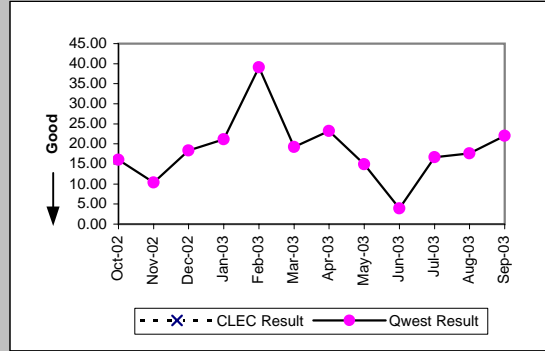


| DS3 (Diagnostic) | | | | | | | | | |
|------------------|----------|-----------|-----------|------------|-----------|------------|------------|-----------|------------|
| Date | CLEC Num | CLEC Denc | CLEC Resu | Standard D | Qwest Num | Qwest Denc | Qwest Resu | Mod Z Scr | Parity Scr |
| Oct-02 | | | | | 1255 | 23 | 54.57 | | |
| Nov-02 | | | | | 1328 | 21 | 63.24 | | |
| Dec-02 | | | | | 1566 | 31 | 50.52 | | |
| Jan-03 | | | | | 1001 | 16 | 62.56 | | |
| Feb-03 | | | | | 1801 | 30 | 60.03 | | |
| Mar-03 | | | | | 2192 | 32 | 68.50 | | |
| Apr-03 | | | | | 1210 | 30 | 40.33 | | |
| May-03 | | | | | 1029 | 24 | 42.88 | | |
| Jun-03 | | | | | 835 | 26 | 32.12 | | |
| Jul-03 | | | | | 1090 | 23 | 47.39 | | |
| Aug-03 | | | | | 1588 | 30 | 52.93 | | |
| Sep-03 | | | | | 1739 | 31 | 56.10 | | |



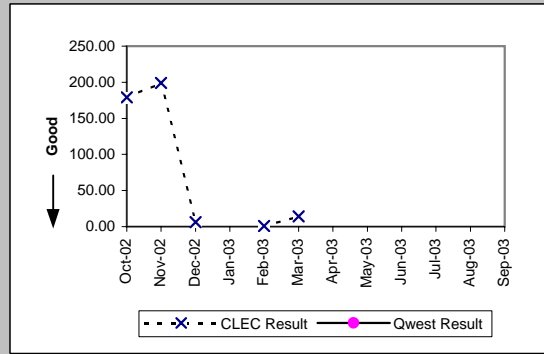
OP-15A - Interval for Pending Orders Delayed Past Due Date

| Date | CLEC Num | CLEC Denc | CLEC Resu | Frame Relay (Diagnostic) | | | Mod Z Scr | Parity Scr |
|--------|----------|-----------|-----------|--------------------------|-----------|------------|-----------|------------|
| | | | | Standard D | Qwest Num | Qwest Denc | | |
| Oct-02 | | | | | 272 | 17 | 16.00 | |
| Nov-02 | | | | | 321 | 31 | 10.35 | |
| Dec-02 | | | | | 403 | 22 | 18.32 | |
| Jan-03 | | | | | 508 | 24 | 21.17 | |
| Feb-03 | | | | | 313 | 8 | 39.12 | |
| Mar-03 | | | | | 288 | 15 | 19.20 | |
| Apr-03 | | | | | 116 | 5 | 23.20 | |
| May-03 | | | | | 149 | 10 | 14.90 | |
| Jun-03 | | | | | 55 | 14 | 3.93 | |
| Jul-03 | | | | | 200 | 12 | 16.67 | |
| Aug-03 | | | | | 194 | 11 | 17.64 | |
| Sep-03 | | | | | 242 | 11 | 22.00 | |

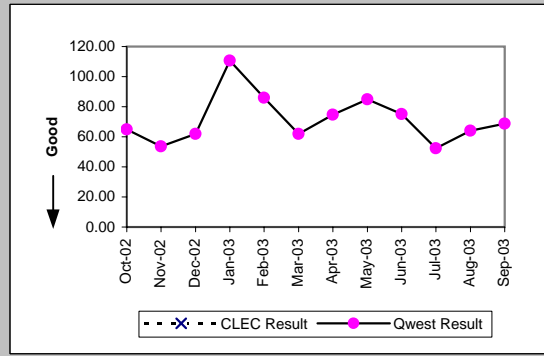


OP-15A - Interval for Pending Orders Delayed Past Due Date

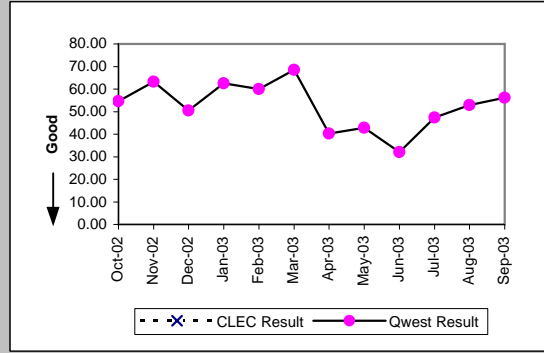
| LIS Trunk (Diagnostic) | | | | | | | | | |
|------------------------|----------|-----------|-----------|------------|-----------|------------|------------|-----------|------------|
| Date | CLEC Num | CLEC Denc | CLEC Resu | Standard D | Qwest Num | Qwest Denc | Qwest Resu | Mod Z Scr | Parity Scr |
| Oct-02 | 179 | 1 | 179.00 | | | | | | |
| Nov-02 | 199 | 1 | 199.00 | | | | | | |
| Dec-02 | 6 | 1 | 6.00 | | | | | | |
| Jan-03 | | | | | | | | | |
| Feb-03 | 1 | 1 | 1.00 | | | | | | |
| Mar-03 | 14 | 1 | 14.00 | | | | | | |
| Apr-03 | | | | | | | | | |
| May-03 | | | | | | | | | |
| Jun-03 | | | | | | | | | |
| Jul-03 | | | | | | | | | |
| Aug-03 | | | | | | | | | |
| Sep-03 | | | | | | | | | |



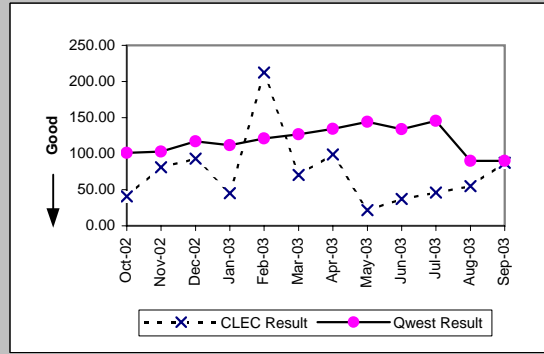
| UDIT DS1 (Diagnostic) | | | | | | | | | |
|-----------------------|----------|-----------|-----------|------------|-----------|------------|------------|-----------|------------|
| Date | CLEC Num | CLEC Denc | CLEC Resu | Standard D | Qwest Num | Qwest Denc | Qwest Resu | Mod Z Scr | Parity Scr |
| Oct-02 | | | | | 5974 | 92 | 64.93 | | |
| Nov-02 | | | | | 6391 | 119 | 53.71 | | |
| Dec-02 | | | | | 7311 | 118 | 61.96 | | |
| Jan-03 | | | | | 5752 | 52 | 110.62 | | |
| Feb-03 | | | | | 6368 | 74 | 86.05 | | |
| Mar-03 | | | | | 6556 | 106 | 61.85 | | |
| Apr-03 | | | | | 6202 | 83 | 74.72 | | |
| May-03 | | | | | 7047 | 83 | 84.90 | | |
| Jun-03 | | | | | 5777 | 77 | 75.03 | | |
| Jul-03 | | | | | 6020 | 115 | 52.35 | | |
| Aug-03 | | | | | 5884 | 92 | 63.96 | | |
| Sep-03 | | | | | 5836 | 85 | 68.66 | | |



| UDIT Above DS1 Level (Diagnostic) | | | | | | | | | |
|-----------------------------------|----------|-----------|-----------|------------|-----------|------------|------------|-----------|------------|
| Date | CLEC Num | CLEC Denc | CLEC Resu | Standard D | Qwest Num | Qwest Denc | Qwest Resu | Mod Z Scr | Parity Scr |
| Oct-02 | | | | | 1255 | 23 | 54.57 | | |
| Nov-02 | | | | | 1328 | 21 | 63.24 | | |
| Dec-02 | | | | | 1566 | 31 | 50.52 | | |
| Jan-03 | | | | | 1001 | 16 | 62.56 | | |
| Feb-03 | | | | | 1801 | 30 | 60.03 | | |
| Mar-03 | | | | | 2192 | 32 | 68.50 | | |
| Apr-03 | | | | | 1210 | 30 | 40.33 | | |
| May-03 | | | | | 1029 | 24 | 42.88 | | |
| Jun-03 | | | | | 835 | 26 | 32.12 | | |
| Jul-03 | | | | | 1090 | 23 | 47.39 | | |
| Aug-03 | | | | | 1588 | 30 | 52.93 | | |
| Sep-03 | | | | | 1739 | 31 | 56.10 | | |

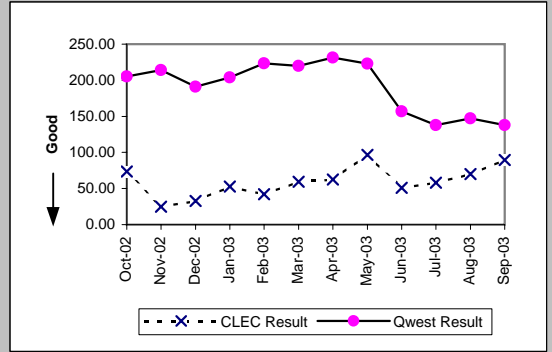


| Unbundled Loop Analog (Diagnostic) | | | | | | | | | |
|------------------------------------|----------|-----------|-----------|------------|-----------|------------|------------|-----------|------------|
| Date | CLEC Num | CLEC Denc | CLEC Resu | Standard D | Qwest Num | Qwest Denc | Qwest Resu | Mod Z Scr | Parity Scr |
| Oct-02 | 487 | 12 | 40.58 | 96.01 | 67675 | 670 | 101.01 | -1.9 | -2.15 |
| Nov-02 | 406 | 5 | 81.20 | 157.23 | 68185 | 663 | 102.84 | -0.42 | -1.25 |
| Dec-02 | 465 | 5 | 93.00 | 163.41 | 66011 | 565 | 116.83 | -0.43 | -1.26 |
| Jan-03 | 588 | 13 | 45.23 | 110.22 | 53692 | 480 | 111.86 | -1.87 | -2.14 |
| Feb-03 | 425 | 2 | 212.50 | 300.52 | 52209 | 432 | 120.85 | 0.97 | -0.41 |
| Mar-03 | 493 | 7 | 70.43 | 165.69 | 54229 | 428 | 126.70 | -1.03 | -1.62 |
| Apr-03 | 594 | 6 | 99.00 | 181.05 | 51581 | 384 | 134.33 | -0.55 | -1.34 |
| May-03 | 829 | 38 | 21.82 | 79.22 | 53077 | 368 | 144.23 | -4.42 | -3.69 |
| Jun-03 | 224 | 6 | 37.33 | 35.98 | 55773 | 416 | 134.07 | -1.42 | -1.86 |
| Jul-03 | 276 | 6 | 46.00 | 50.50 | 51729 | 356 | 145.31 | -1.35 | -1.82 |
| Aug-03 | 220 | 4 | 55.00 | 63.51 | 24784 | 275 | 90.12 | -0.53 | -1.32 |
| Sep-03 | 262 | 3 | 87.33 | 75.63 | 19124 | 213 | 89.78 | -0.03 | -1.02 |

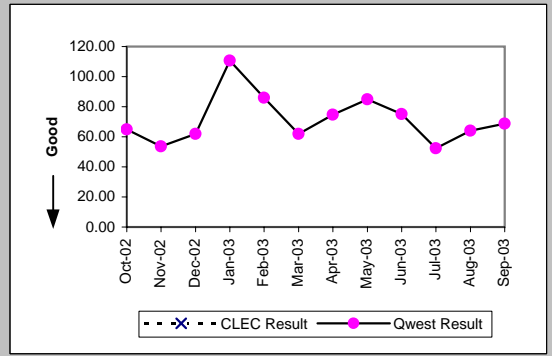


OP-15A - Interval for Pending Orders Delayed Past Due Date

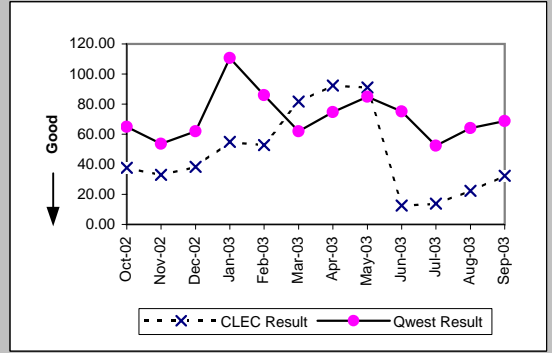
| Unbundled Loop - 2 Wire Non-Loaded (Diagnostic) | | | | | | | | | |
|---|----------|-----------|-----------|------------|-----------|------------|------------|-----------|------------|
| Date | CLEC Num | CLEC Denc | CLEC Resu | Standard D | Qwest Num | Qwest Denc | Qwest Resu | Mod Z Scr | Parity Scr |
| Oct-02 | 958 | 13 | 73.69 | 71.38 | 11486 | 56 | 205.11 | -2.91 | -2.77 |
| Nov-02 | 222 | 9 | 24.67 | 34.03 | 10702 | 50 | 214.04 | -3.16 | -2.92 |
| Dec-02 | 359 | 11 | 32.64 | 36.80 | 11468 | 60 | 191.13 | -2.74 | -2.66 |
| Jan-03 | 421 | 8 | 52.62 | 49.68 | 12043 | 59 | 204.12 | -2.17 | -2.32 |
| Feb-03 | 588 | 14 | 42.00 | 50.82 | 12731 | 57 | 223.35 | -3.17 | -2.93 |
| Mar-03 | 712 | 12 | 59.33 | 57.79 | 12104 | 55 | 220.07 | -2.43 | -2.48 |
| Apr-03 | 815 | 13 | 62.69 | 63.74 | 13186 | 57 | 231.33 | -2.6 | -2.58 |
| May-03 | 871 | 9 | 96.78 | 72.62 | 14270 | 64 | 222.97 | -1.64 | -2 |
| Jun-03 | 509 | 10 | 50.90 | 63.51 | 6125 | 39 | 157.05 | -2.44 | -2.48 |
| Jul-03 | 637 | 11 | 57.91 | 70.42 | 6488 | 47 | 138.04 | -1.75 | -2.06 |
| Aug-03 | 908 | 13 | 69.85 | 96.68 | 4414 | 30 | 147.13 | -1.77 | -2.08 |
| Sep-03 | 1075 | 12 | 89.58 | 104.20 | 4963 | 36 | 137.86 | -1.06 | -1.64 |



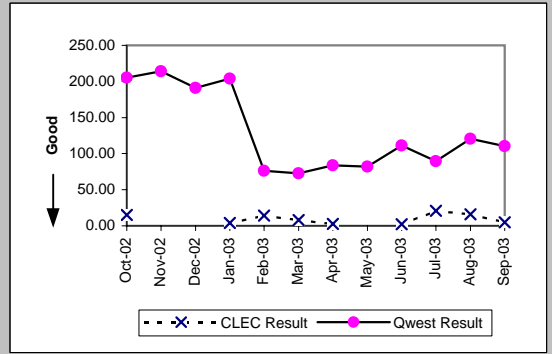
| Unbundled Loop - 4 Wire Non-Loaded (Diagnostic) | | | | | | | | | |
|---|----------|-----------|-----------|------------|-----------|------------|------------|-----------|------------|
| Date | CLEC Num | CLEC Denc | CLEC Resu | Standard D | Qwest Num | Qwest Denc | Qwest Resu | Mod Z Scr | Parity Scr |
| Oct-02 | | | | | 5974 | 92 | 64.93 | | |
| Nov-02 | | | | | 6391 | 119 | 53.71 | | |
| Dec-02 | | | | | 7311 | 118 | 61.96 | | |
| Jan-03 | | | | | 5752 | 52 | 110.62 | | |
| Feb-03 | | | | | 6368 | 74 | 86.05 | | |
| Mar-03 | | | | | 6556 | 106 | 61.85 | | |
| Apr-03 | | | | | 6202 | 83 | 74.72 | | |
| May-03 | | | | | 7047 | 83 | 84.90 | | |
| Jun-03 | | | | | 5777 | 77 | 75.03 | | |
| Jul-03 | | | | | 6020 | 115 | 52.35 | | |
| Aug-03 | | | | | 5884 | 92 | 63.96 | | |
| Sep-03 | | | | | 5836 | 85 | 68.66 | | |



| Unbundled Loop - DS1 Capable (Diagnostic) | | | | | | | | | |
|---|----------|-----------|-----------|------------|-----------|------------|------------|-----------|------------|
| Date | CLEC Num | CLEC Denc | CLEC Resu | Standard D | Qwest Num | Qwest Denc | Qwest Resu | Mod Z Scr | Parity Scr |
| Oct-02 | 376 | 10 | 37.60 | 51.17 | 5974 | 92 | 64.93 | -0.9 | -1.55 |
| Nov-02 | 264 | 8 | 33.00 | 41.56 | 6391 | 119 | 53.71 | -0.65 | -1.39 |
| Dec-02 | 382 | 10 | 38.20 | 45.79 | 7311 | 118 | 61.96 | -0.77 | -1.47 |
| Jan-03 | 385 | 7 | 55.00 | 55.76 | 5752 | 52 | 110.62 | -1.1 | -1.67 |
| Feb-03 | 369 | 7 | 52.71 | 58.43 | 6368 | 74 | 86.05 | -0.69 | -1.42 |
| Mar-03 | 245 | 3 | 81.67 | 99.38 | 6556 | 106 | 61.85 | 0.38 | -0.77 |
| Apr-03 | 277 | 3 | 92.33 | 111.78 | 6202 | 83 | 74.72 | 0.3 | -0.82 |
| May-03 | 273 | 3 | 91.00 | 128.42 | 7047 | 83 | 84.90 | 0.19 | -0.89 |
| Jun-03 | 63 | 5 | 12.60 | 19.23 | 5777 | 77 | 75.03 | -1.38 | -1.84 |
| Jul-03 | 165 | 12 | 13.75 | 18.56 | 6020 | 115 | 52.35 | -1.38 | -1.84 |
| Aug-03 | 224 | 10 | 22.40 | 26.26 | 5884 | 92 | 63.96 | -1.22 | -1.74 |
| Sep-03 | 194 | 6 | 32.33 | 40.11 | 5836 | 85 | 68.66 | -0.79 | -1.48 |

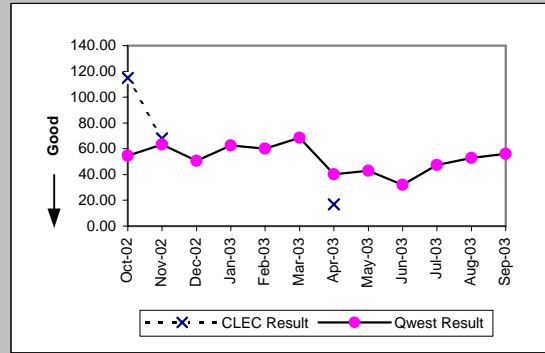


| Unbundled Loop ISDN Capable (Diagnostic) | | | | | | | | | |
|--|----------|-----------|-----------|------------|-----------|------------|------------|-----------|------------|
| Date | CLEC Num | CLEC Denc | CLEC Resu | Standard D | Qwest Num | Qwest Denc | Qwest Resu | Mod Z Scr | Parity Scr |
| Oct-02 | 15 | 1 | 15.00 | | 11486 | 56 | 205.11 | -1.29 | -1.78 |
| Nov-02 | | | | | 10702 | 50 | 214.04 | | |
| Dec-02 | | | | | 11468 | 60 | 191.13 | | |
| Jan-03 | 8 | 2 | 4.00 | 0.00 | 12043 | 59 | 204.12 | -1.5 | -1.91 |
| Feb-03 | 14 | 1 | 14.00 | | 1523 | 20 | 76.15 | -0.55 | -1.33 |
| Mar-03 | 8 | 1 | 8.00 | | 1822 | 25 | 72.88 | -0.59 | -1.36 |
| Apr-03 | 8 | 3 | 2.67 | 4.62 | 2262 | 27 | 83.78 | -1.22 | -1.74 |
| May-03 | | | | | 2703 | 33 | 81.91 | | |
| Jun-03 | 2 | 1 | 2.00 | | 2671 | 24 | 111.29 | -1.04 | -1.63 |
| Jul-03 | 21 | 1 | 21.00 | | 2691 | 30 | 89.70 | -0.6 | -1.37 |
| Aug-03 | 16 | 1 | 16.00 | | 2890 | 24 | 120.42 | -0.82 | -1.5 |
| Sep-03 | 15 | 3 | 5.00 | 3.46 | 3313 | 30 | 110.43 | -1.38 | -1.84 |

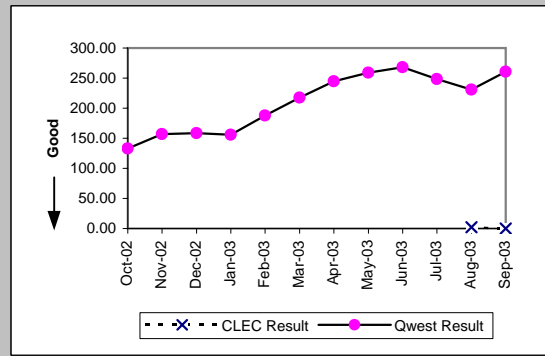


OP-15A - Interval for Pending Orders Delayed Past Due Date

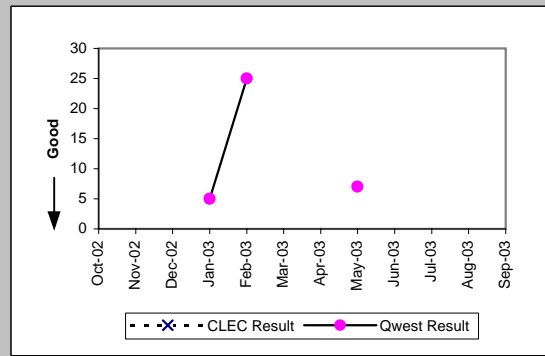
| Unbundled Loop - DS3 Capable (Diagnostic) | | | | | | | | | | |
|---|----------|-----------|-----------|------------|-----------|------------|------------|-----------|------------|--|
| Date | CLEC Num | CLEC Dend | CLEC Resu | Standard D | Qwest Num | Qwest Dend | Qwest Resu | Mod Z Scr | Parity Scr | |
| Oct-02 | 115 | 1 | 115.00 | | 1255 | 23 | 54.57 | 1.44 | -0.12 | |
| Nov-02 | 136 | 2 | 68.00 | 94.75 | 1328 | 21 | 63.24 | 0.45 | -0.73 | |
| Dec-02 | | | | | 1566 | 31 | 50.52 | | | |
| Jan-03 | | | | | 1001 | 16 | 62.56 | | | |
| Feb-03 | | | | | 1801 | 30 | 60.03 | | | |
| Mar-03 | | | | | 2192 | 32 | 68.50 | | | |
| Apr-03 | 17 | 1 | 17.00 | | 1210 | 30 | 40.33 | -0.41 | -1.25 | |
| May-03 | | | | | 1029 | 24 | 42.88 | | | |
| Jun-03 | | | | | 835 | 26 | 32.12 | | | |
| Jul-03 | | | | | 1090 | 23 | 47.39 | | | |
| Aug-03 | | | | | 1588 | 30 | 52.93 | | | |
| Sep-03 | | | | | 1739 | 31 | 56.10 | | | |



| Qwest DSL (Parity) | | | | | | | | | | |
|--------------------|----------|-----------|-----------|------------|-----------|------------|------------|-----------|------------|--|
| Date | CLEC Num | CLEC Dend | CLEC Resu | Standard D | Qwest Num | Qwest Dend | Qwest Resu | Mod Z Scr | Parity Scr | |
| Oct-02 | | | | | 16740 | 126 | 132.86 | | | |
| Nov-02 | | | | | 17572 | 112 | 156.89 | | | |
| Dec-02 | | | | | 18384 | 116 | 158.48 | | | |
| Jan-03 | | | | | 15132 | 97 | 156.00 | | | |
| Feb-03 | | | | | 15967 | 85 | 187.85 | | | |
| Mar-03 | | | | | 16326 | 75 | 217.68 | | | |
| Apr-03 | | | | | 15673 | 64 | 244.89 | | | |
| May-03 | | | | | 16331 | 63 | 259.22 | | | |
| Jun-03 | | | | | 15827 | 59 | 268.25 | | | |
| Jul-03 | | | | | 16392 | 66 | 248.36 | | | |
| Aug-03 | 2 | 1 | 2.00 | | 17555 | 76 | 230.99 | -1.05 | -1.64 | |
| Sep-03 | 0 | 1 | 0.00 | | 18517 | 71 | 260.80 | -1.16 | -1.71 | |

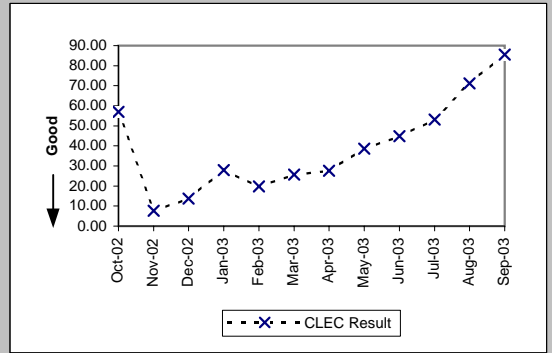


| E911 (Diagnostic) | | | | | | | | | | |
|-------------------|----------|-----------|-----------|------------|-----------|------------|------------|-----------|------------|--|
| Date | CLEC Num | CLEC Dend | CLEC Resu | Standard D | Qwest Num | Qwest Dend | Qwest Resu | Mod Z Scr | Parity Scr | |
| Oct-02 | | | | | | | | | | |
| Nov-02 | | | | | | | | | | |
| Dec-02 | | | | | | | | | | |
| Jan-03 | | | | | 5 | 1 | 5.00 | | | |
| Feb-03 | | | | | 25 | 1 | 25.00 | | | |
| Mar-03 | | | | | | | | | | |
| Apr-03 | | | | | | | | | | |
| May-03 | | | | | 28 | 4 | 7.00 | | | |
| Jun-03 | | | | | | | | | | |
| Jul-03 | | | | | | | | | | |
| Aug-03 | | | | | | | | | | |
| Sep-03 | | | | | | | | | | |



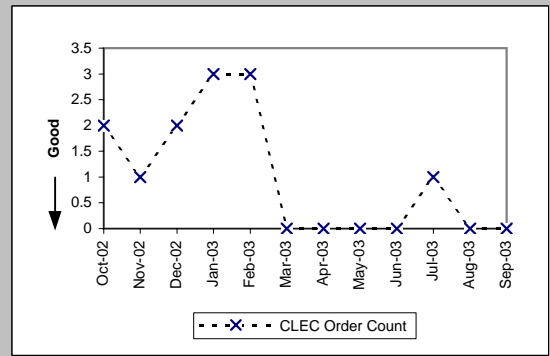
OP-15A - Interval for Pending Orders Delayed Past Due Date

| Enhanced Extended Loops (EELs) (Diagnostic) | | | | | |
|---|------|-------|-------------|--------------|--|
| Date | Num | Denom | CLEC Result | Standard Dev | |
| Oct-02 | 171 | 3 | 57.00 | 3.61 | |
| Nov-02 | 23 | 3 | 7.67 | 1.15 | |
| Dec-02 | 69 | 5 | 13.80 | 14.04 | |
| Jan-03 | 56 | 2 | 28.00 | 33.94 | |
| Feb-03 | 138 | 7 | 19.71 | 23.68 | |
| Mar-03 | 205 | 8 | 25.62 | 28.94 | |
| Apr-03 | 413 | 15 | 27.53 | 30.00 | |
| May-03 | 503 | 13 | 38.69 | 37.87 | |
| Jun-03 | 807 | 18 | 44.83 | 40.38 | |
| Jul-03 | 903 | 17 | 53.12 | 48.15 | |
| Aug-03 | 855 | 12 | 71.25 | 56.03 | |
| Sep-03 | 1026 | 12 | 85.50 | 63.56 | |

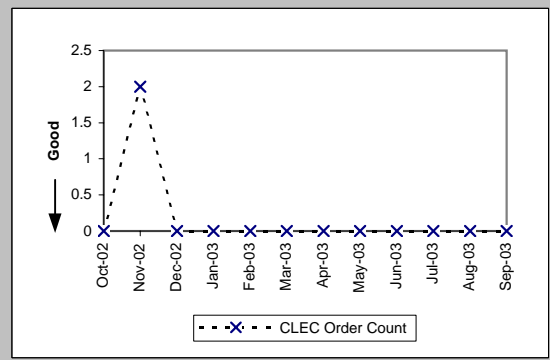


OP-15B - Count of Pending Orders Delayed for Facilities Reasons

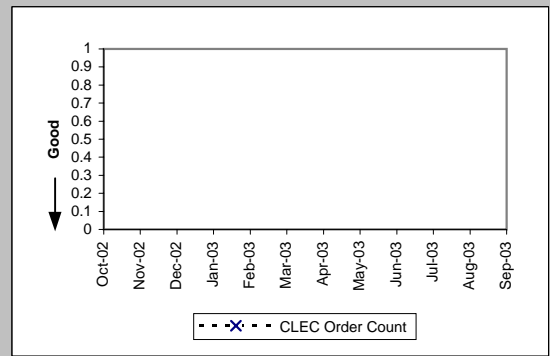
| Residence (Diagnostic) | |
|------------------------|------------------|
| Date | CLEC Order Count |
| Oct-02 | 2 |
| Nov-02 | 1 |
| Dec-02 | 2 |
| Jan-03 | 3 |
| Feb-03 | 3 |
| Mar-03 | 0 |
| Apr-03 | 0 |
| May-03 | 0 |
| Jun-03 | 0 |
| Jul-03 | 1 |
| Aug-03 | 0 |
| Sep-03 | 0 |



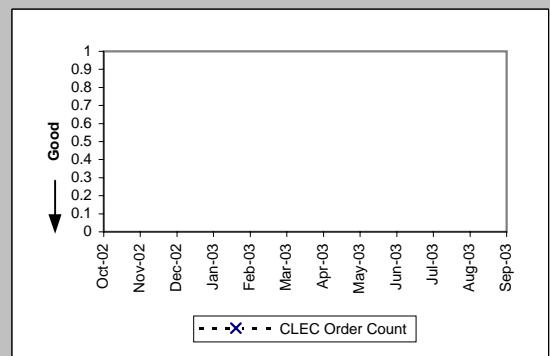
| Business (Diagnostic) | |
|-----------------------|------------------|
| Date | CLEC Order Count |
| Oct-02 | 0 |
| Nov-02 | 2 |
| Dec-02 | 0 |
| Jan-03 | 0 |
| Feb-03 | 0 |
| Mar-03 | 0 |
| Apr-03 | 0 |
| May-03 | 0 |
| Jun-03 | 0 |
| Jul-03 | 0 |
| Aug-03 | 0 |
| Sep-03 | 0 |



| Centrex (Diagnostic) | |
|----------------------|------------------|
| Date | CLEC Order Count |
| Oct-02 | |
| Nov-02 | |
| Dec-02 | |
| Jan-03 | |
| Feb-03 | |
| Mar-03 | |
| Apr-03 | |
| May-03 | |
| Jun-03 | |
| Jul-03 | |
| Aug-03 | |
| Sep-03 | |

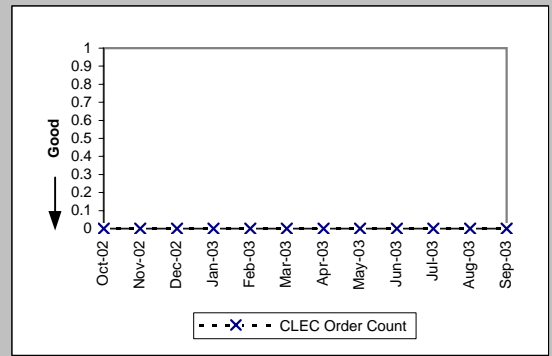


| Centrex 21 (Diagnostic) | |
|-------------------------|------------------|
| Date | CLEC Order Count |
| Oct-02 | |
| Nov-02 | |
| Dec-02 | |
| Jan-03 | |
| Feb-03 | |
| Mar-03 | |
| Apr-03 | |
| May-03 | |
| Jun-03 | |
| Jul-03 | |
| Aug-03 | |
| Sep-03 | |

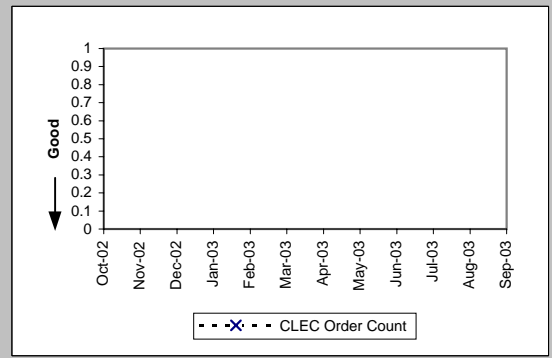


OP-15B - Count of Pending Orders Delayed for Facilities Reasons

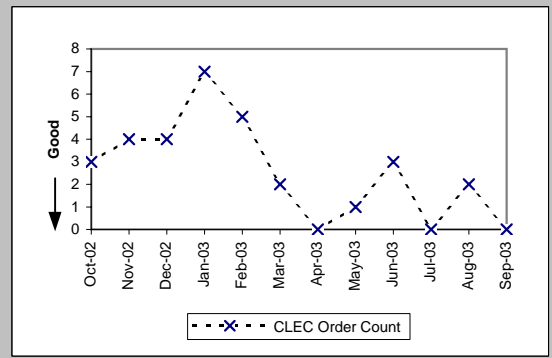
| PBX (Diagnostic) | |
|------------------|------------------|
| Date | CLEC Order Count |
| Oct-02 | 0 |
| Nov-02 | 0 |
| Dec-02 | 0 |
| Jan-03 | 0 |
| Feb-03 | 0 |
| Mar-03 | 0 |
| Apr-03 | 0 |
| May-03 | 0 |
| Jun-03 | 0 |
| Jul-03 | 0 |
| Aug-03 | 0 |
| Sep-03 | 0 |



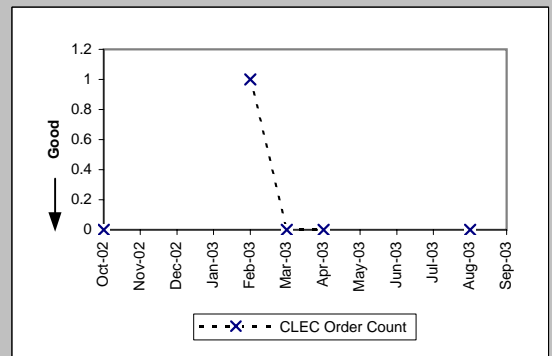
| Basic Rate ISDN (Diagnostic) | |
|------------------------------|------------------|
| Date | CLEC Order Count |
| Oct-02 | |
| Nov-02 | |
| Dec-02 | |
| Jan-03 | |
| Feb-03 | |
| Mar-03 | |
| Apr-03 | |
| May-03 | |
| Jun-03 | |
| Jul-03 | |
| Aug-03 | |
| Sep-03 | |



| UNE - P (POTS) (Diagnostic) | |
|-----------------------------|------------------|
| Date | CLEC Order Count |
| Oct-02 | 3 |
| Nov-02 | 4 |
| Dec-02 | 4 |
| Jan-03 | 7 |
| Feb-03 | 5 |
| Mar-03 | 2 |
| Apr-03 | 0 |
| May-03 | 1 |
| Jun-03 | 3 |
| Jul-03 | 0 |
| Aug-03 | 2 |
| Sep-03 | 0 |

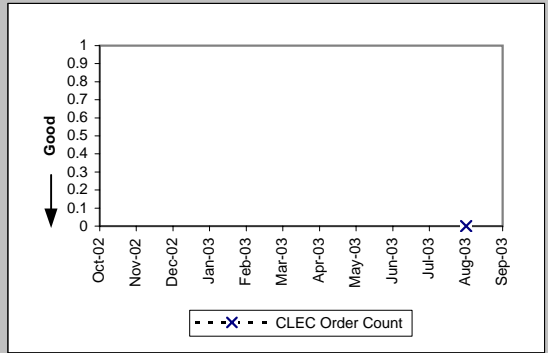


| UNE P (Centrex) (Diagnostic) | |
|------------------------------|------------------|
| Date | CLEC Order Count |
| Oct-02 | 0 |
| Nov-02 | |
| Dec-02 | |
| Jan-03 | |
| Feb-03 | 1 |
| Mar-03 | 0 |
| Apr-03 | 0 |
| May-03 | |
| Jun-03 | |
| Jul-03 | |
| Aug-03 | |
| Sep-03 | 0 |



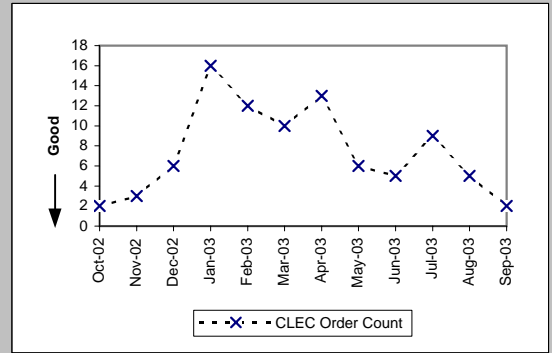
OP-15B - Count of Pending Orders Delayed for Facilities Reasons

| UNE P (Centrex 21) (Diagnostic) | |
|---------------------------------|------------------|
| Date | CLEC Order Count |
| Oct-02 | |
| Nov-02 | |
| Dec-02 | |
| Jan-03 | |
| Feb-03 | |
| Mar-03 | |
| Apr-03 | |
| May-03 | |
| Jun-03 | |
| Jul-03 | |
| Aug-03 | 0 |
| Sep-03 | |



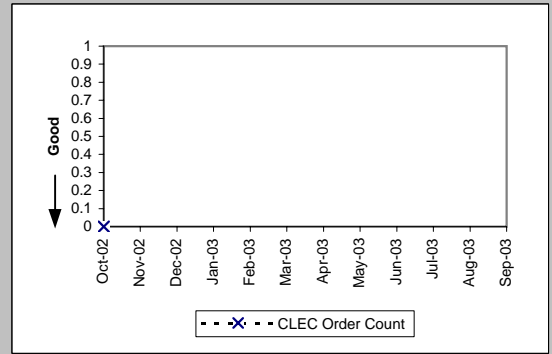
OP-15B - Count of Pending Orders Delayed for Facilities Reasons

| Line Sharing (Diagnostic) | |
|---------------------------|------------------|
| Date | CLEC Order Count |
| Oct-02 | 2 |
| Nov-02 | 3 |
| Dec-02 | 6 |
| Jan-03 | 16 |
| Feb-03 | 12 |
| Mar-03 | 10 |
| Apr-03 | 13 |
| May-03 | 6 |
| Jun-03 | 5 |
| Jul-03 | 9 |
| Aug-03 | 5 |
| Sep-03 | 2 |

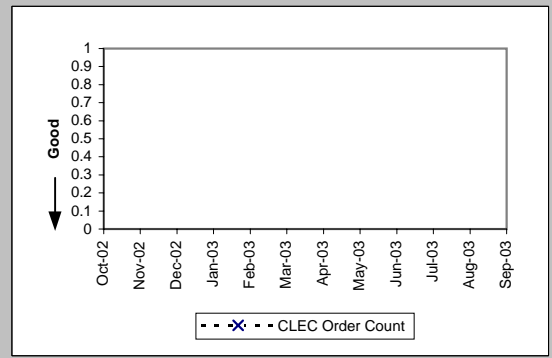


OP-15B - Count of Pending Orders Delayed for Facilities Reasons

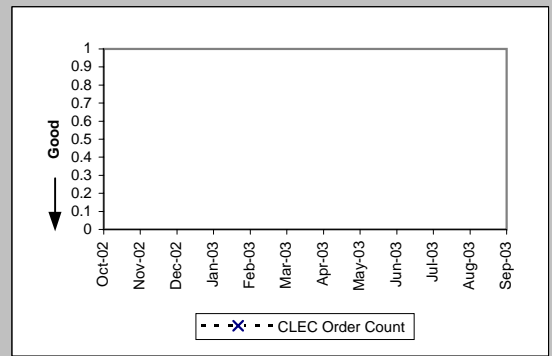
| ISDN Primary (Diagnostic) | |
|---------------------------|------------------|
| Date | CLEC Order Count |
| Oct-02 | 0 |
| Nov-02 | |
| Dec-02 | |
| Jan-03 | |
| Feb-03 | |
| Mar-03 | |
| Apr-03 | |
| May-03 | |
| Jun-03 | |
| Jul-03 | |
| Aug-03 | |
| Sep-03 | |



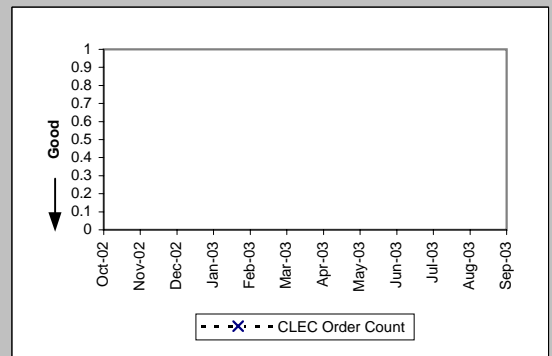
| DS0 (Diagnostic) | |
|------------------|------------------|
| Date | CLEC Order Count |
| Oct-02 | |
| Nov-02 | |
| Dec-02 | |
| Jan-03 | |
| Feb-03 | |
| Mar-03 | |
| Apr-03 | |
| May-03 | |
| Jun-03 | |
| Jul-03 | |
| Aug-03 | |
| Sep-03 | |



| DS1 (Diagnostic) | |
|------------------|------------------|
| Date | CLEC Order Count |
| Oct-02 | |
| Nov-02 | |
| Dec-02 | |
| Jan-03 | |
| Feb-03 | |
| Mar-03 | |
| Apr-03 | |
| May-03 | |
| Jun-03 | |
| Jul-03 | |
| Aug-03 | |
| Sep-03 | |

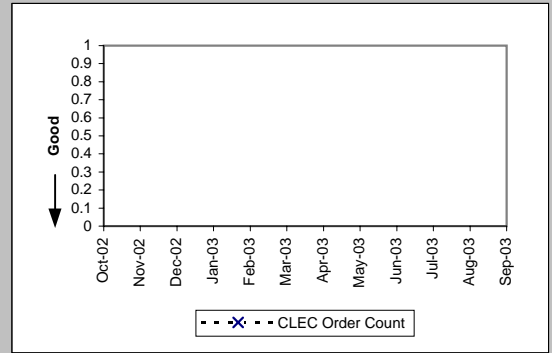


| DS3 (Diagnostic) | |
|------------------|------------------|
| Date | CLEC Order Count |
| Oct-02 | |
| Nov-02 | |
| Dec-02 | |
| Jan-03 | |
| Feb-03 | |
| Mar-03 | |
| Apr-03 | |
| May-03 | |
| Jun-03 | |
| Jul-03 | |
| Aug-03 | |
| Sep-03 | |



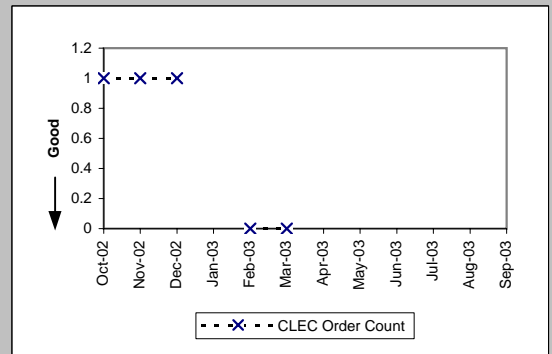
OP-15B - Count of Pending Orders Delayed for Facilities Reasons

| Frame Relay (Diagnostic) | |
|--------------------------|------------------|
| Date | CLEC Order Count |
| Oct-02 | |
| Nov-02 | |
| Dec-02 | |
| Jan-03 | |
| Feb-03 | |
| Mar-03 | |
| Apr-03 | |
| May-03 | |
| Jun-03 | |
| Jul-03 | |
| Aug-03 | |
| Sep-03 | |

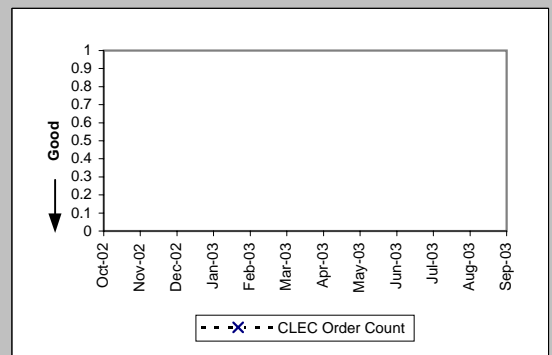


OP-15B - Count of Pending Orders Delayed for Facilities Reasons

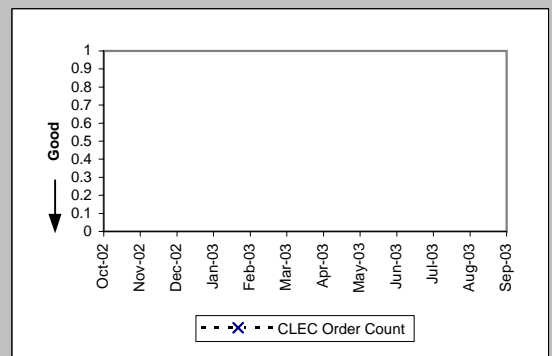
| LIS Trunk (Diagnostic) | |
|------------------------|------------------|
| Date | CLEC Order Count |
| Oct-02 | 1 |
| Nov-02 | 1 |
| Dec-02 | 1 |
| Jan-03 | |
| Feb-03 | 0 |
| Mar-03 | 0 |
| Apr-03 | |
| May-03 | |
| Jun-03 | |
| Jul-03 | |
| Aug-03 | |
| Sep-03 | |



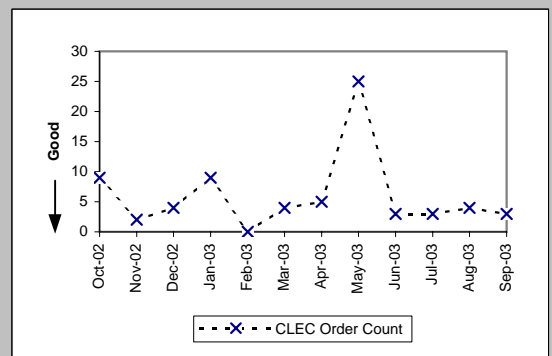
| UDIT DS1 (Diagnostic) | |
|-----------------------|------------------|
| Date | CLEC Order Count |
| Oct-02 | |
| Nov-02 | |
| Dec-02 | |
| Jan-03 | |
| Feb-03 | |
| Mar-03 | |
| Apr-03 | |
| May-03 | |
| Jun-03 | |
| Jul-03 | |
| Aug-03 | |
| Sep-03 | |



| UDIT Above DS1 Level (Diagnostic) | |
|-----------------------------------|------------------|
| Date | CLEC Order Count |
| Oct-02 | |
| Nov-02 | |
| Dec-02 | |
| Jan-03 | |
| Feb-03 | |
| Mar-03 | |
| Apr-03 | |
| May-03 | |
| Jun-03 | |
| Jul-03 | |
| Aug-03 | |
| Sep-03 | |

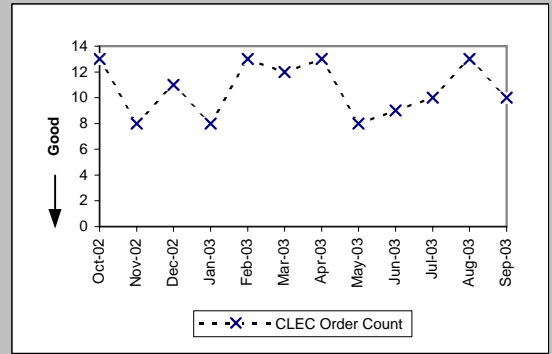


| Unbundled Loop Analog (Diagnostic) | |
|------------------------------------|------------------|
| Date | CLEC Order Count |
| Oct-02 | 9 |
| Nov-02 | 2 |
| Dec-02 | 4 |
| Jan-03 | 9 |
| Feb-03 | 0 |
| Mar-03 | 4 |
| Apr-03 | 5 |
| May-03 | 25 |
| Jun-03 | 3 |
| Jul-03 | 3 |
| Aug-03 | 4 |
| Sep-03 | 3 |

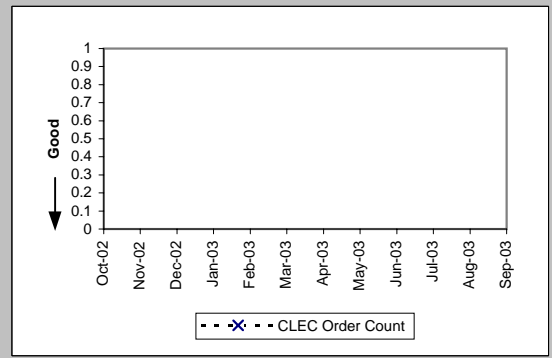


OP-15B - Count of Pending Orders Delayed for Facilities Reasons

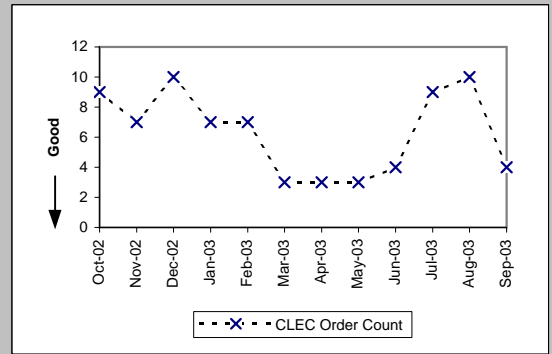
| Unbundled Loop - 2 Wire Non-Loaded (Diagnostic) | |
|---|------------------|
| Date | CLEC Order Count |
| Oct-02 | 13 |
| Nov-02 | 8 |
| Dec-02 | 11 |
| Jan-03 | 8 |
| Feb-03 | 13 |
| Mar-03 | 12 |
| Apr-03 | 13 |
| May-03 | 8 |
| Jun-03 | 9 |
| Jul-03 | 10 |
| Aug-03 | 13 |
| Sep-03 | 10 |



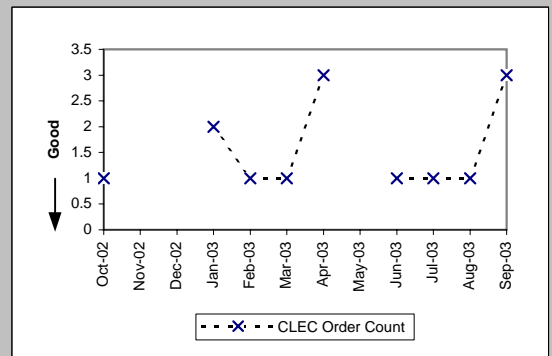
| Unbundled Loop - 4 Wire Non-Loaded (Diagnostic) | |
|---|------------------|
| Date | CLEC Order Count |
| Oct-02 | |
| Nov-02 | |
| Dec-02 | |
| Jan-03 | |
| Feb-03 | |
| Mar-03 | |
| Apr-03 | |
| May-03 | |
| Jun-03 | |
| Jul-03 | |
| Aug-03 | |
| Sep-03 | |



| Unbundled Loop - DS1 Capable (Diagnostic) | |
|---|------------------|
| Date | CLEC Order Count |
| Oct-02 | 9 |
| Nov-02 | 7 |
| Dec-02 | 10 |
| Jan-03 | 7 |
| Feb-03 | 7 |
| Mar-03 | 3 |
| Apr-03 | 3 |
| May-03 | 3 |
| Jun-03 | 4 |
| Jul-03 | 9 |
| Aug-03 | 10 |
| Sep-03 | 4 |

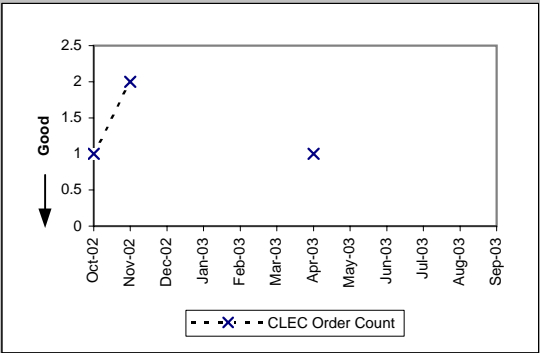


| Unbundled Loop ISDN Capable (Diagnostic) | |
|--|------------------|
| Date | CLEC Order Count |
| Oct-02 | 1 |
| Nov-02 | |
| Dec-02 | |
| Jan-03 | 2 |
| Feb-03 | 1 |
| Mar-03 | 1 |
| Apr-03 | 3 |
| May-03 | |
| Jun-03 | 1 |
| Jul-03 | 1 |
| Aug-03 | 1 |
| Sep-03 | 3 |

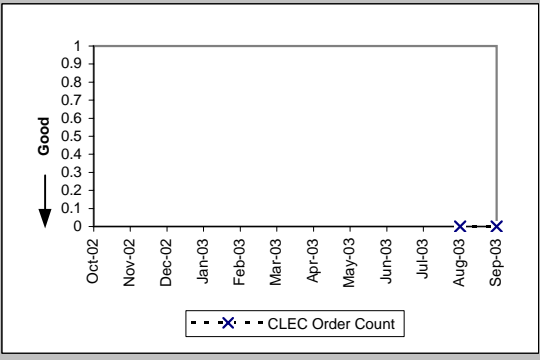


OP-15B - Count of Pending Orders Delayed for Facilities Reasons

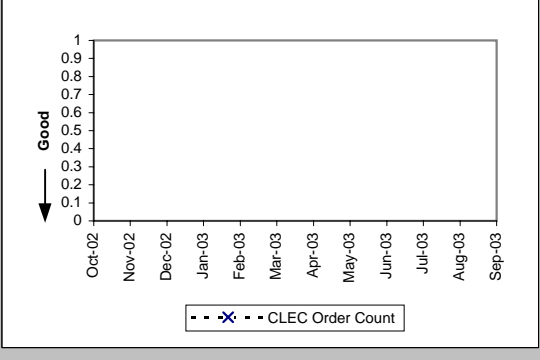
| Unbundled Loop - DS3 Capable (Diagnostic) | |
|---|------------------|
| Date | CLEC Order Count |
| Oct-02 | 1 |
| Nov-02 | 2 |
| Dec-02 | |
| Jan-03 | |
| Feb-03 | |
| Mar-03 | |
| Apr-03 | |
| May-03 | |
| Jun-03 | |
| Jul-03 | |
| Aug-03 | |
| Sep-03 | 1 |



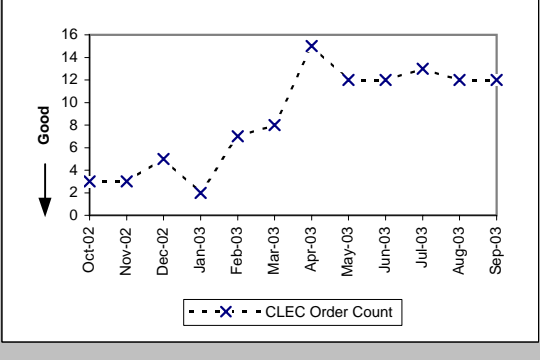
| Qwest DSL (Diagnostic) | |
|------------------------|------------------|
| Date | CLEC Order Count |
| Oct-02 | |
| Nov-02 | |
| Dec-02 | |
| Jan-03 | |
| Feb-03 | |
| Mar-03 | |
| Apr-03 | |
| May-03 | |
| Jun-03 | |
| Jul-03 | |
| Aug-03 | 0 |
| Sep-03 | 0 |



| E911 (Diagnostic) | |
|-------------------|------------------|
| Date | CLEC Order Count |
| Oct-02 | |
| Nov-02 | |
| Dec-02 | |
| Jan-03 | |
| Feb-03 | |
| Mar-03 | |
| Apr-03 | |
| May-03 | |
| Jun-03 | |
| Jul-03 | |
| Aug-03 | |
| Sep-03 | |

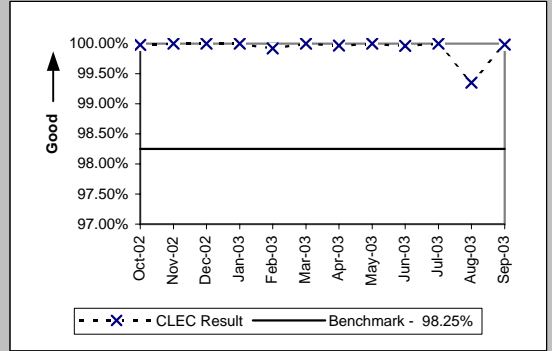


| Enhanced Extended Loops (EELs) (Diagnostic) | |
|---|------------------|
| Date | CLEC Order Count |
| Oct-02 | 3 |
| Nov-02 | 3 |
| Dec-02 | 5 |
| Jan-03 | 2 |
| Feb-03 | 7 |
| Mar-03 | 8 |
| Apr-03 | 15 |
| May-03 | 12 |
| Jun-03 | 12 |
| Jul-03 | 13 |
| Aug-03 | 12 |
| Sep-03 | 12 |

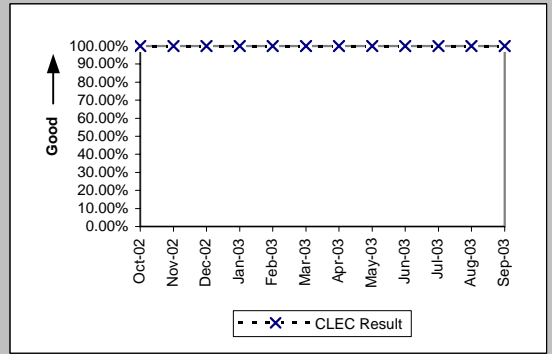


OP-17 - Timeliness of Disconnects associated with LNP Orders

| Timeliness of Disconnects associated with LNP Orders (Percent) (OP-17A) (Benchmark) | | | | | |
|---|----------|------------|-------------|--------------|--|
| Date | CLEC Num | CLEC Denom | CLEC Result | CLEC Std Dev | |
| Oct-02 | 9127 | 9129 | 99.98% | 1.48% | |
| Nov-02 | 6315 | 6315 | 100.00% | 0.00% | |
| Dec-02 | 6971 | 6971 | 100.00% | 0.00% | |
| Jan-03 | 4977 | 4977 | 100.00% | 0.00% | |
| Feb-03 | 3702 | 3705 | 99.92% | 2.84% | |
| Mar-03 | 3618 | 3618 | 100.00% | 0.00% | |
| Apr-03 | 3240 | 3241 | 99.97% | 1.76% | |
| May-03 | 2994 | 2994 | 100.00% | 0.00% | |
| Jun-03 | 5032 | 5034 | 99.96% | 1.99% | |
| Jul-03 | 7084 | 7084 | 100.00% | 0.00% | |
| Aug-03 | 3205 | 3226 | 99.35% | 8.04% | |
| Sep-03 | 5876 | 5877 | 99.98% | 1.30% | |

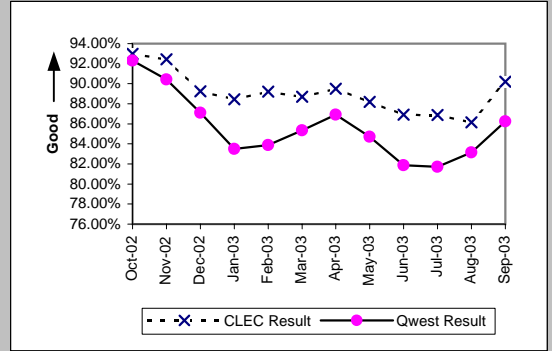


| Timeliness of Disconnects associated with LNP Orders (Percent) (OP-17B) (Diagnostic) | | | | |
|--|----------|------------|-------------|--------------|
| Date | CLEC Num | CLEC Denom | CLEC Result | CLEC Std Dev |
| Oct-02 | 9129 | 9129 | 100.00% | 0.00% |
| Nov-02 | 6315 | 6315 | 100.00% | 0.00% |
| Dec-02 | 6971 | 6971 | 100.00% | 0.00% |
| Jan-03 | 4977 | 4977 | 100.00% | 0.00% |
| Feb-03 | 3705 | 3705 | 100.00% | 0.00% |
| Mar-03 | 3618 | 3618 | 100.00% | 0.00% |
| Apr-03 | 3241 | 3241 | 100.00% | 0.00% |
| May-03 | 2994 | 2994 | 100.00% | 0.00% |
| Jun-03 | 5034 | 5034 | 100.00% | 0.00% |
| Jul-03 | 7084 | 7084 | 100.00% | 0.00% |
| Aug-03 | 3226 | 3226 | 100.00% | 0.00% |
| Sep-03 | 5877 | 5877 | 100.00% | 0.00% |



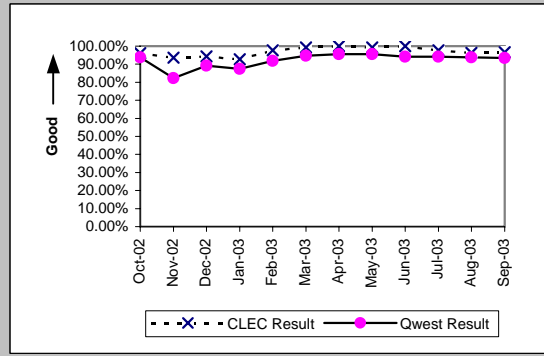
MR-2 - Calls Answered within 20 Seconds - Interconnect Repair Center (Percent)

| Calls Answered within 20 seconds - Interconnect Repair Center (Percent) (MR-2) (Parity) | | | | | | |
|---|----------|------------|-------------|-----------|-------------|--------------|
| Date | CLEC Num | CLEC Denom | CLEC Result | Qwest Num | Qwest Denom | Qwest Result |
| Oct-02 | 18911 | 20339 | 92.98% | 408717 | 442709 | 92.32% |
| Nov-02 | 13114 | 14188 | 92.43% | 327560 | 362204 | 90.44% |
| Dec-02 | 11401 | 12774 | 89.25% | 333048 | 382342 | 87.11% |
| Jan-03 | 11535 | 13040 | 88.46% | 402243 | 481677 | 83.51% |
| Feb-03 | 11140 | 12487 | 89.21% | 394969 | 470777 | 83.90% |
| Mar-03 | 12328 | 13899 | 88.70% | 447315 | 524058 | 85.36% |
| Apr-03 | 12751 | 14245 | 89.51% | 430454 | 495240 | 86.92% |
| May-03 | 12385 | 14045 | 88.18% | 442857 | 522838 | 84.70% |
| Jun-03 | 12206 | 14044 | 86.91% | 449439 | 548847 | 81.89% |
| Jul-03 | 15255 | 17557 | 86.89% | 497296 | 608569 | 81.72% |
| Aug-03 | 14043 | 16299 | 86.16% | 481790 | 579527 | 83.14% |
| Sep-03 | 13904 | 15415 | 90.20% | 463223 | 537131 | 86.24% |

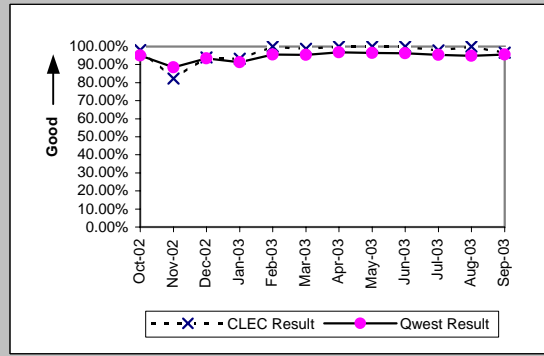


MR-3A - Out of Service Cleared within 24 Hours (Percent) - Dispatches within MSAs

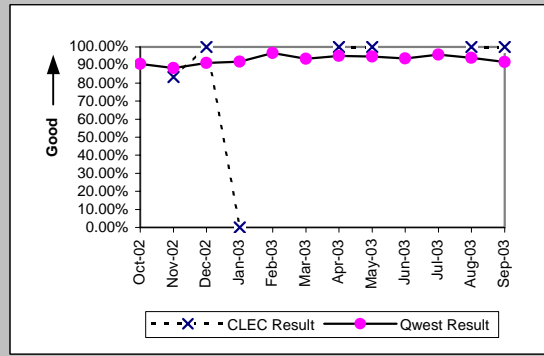
| Residence (Parity) | | | | | | | | | |
|--------------------|----------|-----------|-----------|----------|-----------|------------|------------|-----------|------------|
| Date | CLEC Num | CLEC Denc | CLEC Resu | CLEC Std | Qwest Num | Qwest Denc | Qwest Resu | Mod Z Scr | Parity Scr |
| Oct-02 | 73 | 76 | 96.05% | 19.47% | 8068 | 8594 | 93.88% | -0.79 | -1.48 |
| Nov-02 | 87 | 93 | 93.55% | 24.57% | 8321 | 10113 | 82.28% | -2.83 | -2.72 |
| Dec-02 | 99 | 105 | 94.29% | 23.21% | 9998 | 11200 | 89.27% | -1.65 | -2.01 |
| Jan-03 | 103 | 111 | 92.79% | 25.86% | 10471 | 11982 | 87.39% | -1.71 | -2.04 |
| Feb-03 | 128 | 131 | 97.71% | 14.96% | 8366 | 9104 | 91.89% | -2.42 | -2.47 |
| Mar-03 | 154 | 155 | 99.35% | 8.01% | 8738 | 9228 | 94.69% | -2.57 | -2.56 |
| Apr-03 | 150 | 150 | 100.00% | 0.00% | 7539 | 7895 | 95.49% | -2.64 | -2.6 |
| May-03 | 132 | 133 | 99.25% | 8.64% | 7822 | 8184 | 95.58% | -2.04 | -2.24 |
| Jun-03 | 122 | 122 | 100.00% | 0.00% | 8331 | 8844 | 94.20% | -2.72 | -2.65 |
| Jul-03 | 169 | 173 | 97.69% | 15.03% | 8497 | 9028 | 94.12% | -1.98 | -2.2 |
| Aug-03 | 152 | 158 | 96.20% | 19.11% | 8492 | 9062 | 93.71% | -1.28 | -1.78 |
| Sep-03 | 173 | 179 | 96.65% | 18.00% | 8796 | 9408 | 93.49% | -1.69 | -2.03 |



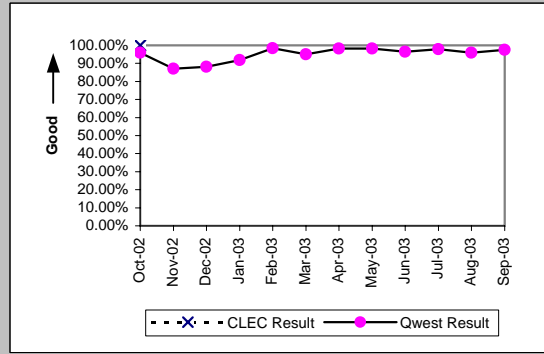
| Business (Parity) | | | | | | | | | |
|-------------------|----------|-----------|-----------|----------|-----------|------------|------------|-----------|------------|
| Date | CLEC Num | CLEC Denc | CLEC Resu | CLEC Std | Qwest Num | Qwest Denc | Qwest Resu | Mod Z Scr | Parity Scr |
| Oct-02 | 49 | 50 | 98.00% | 14.00% | 1121 | 1179 | 95.08% | -0.93 | -1.57 |
| Nov-02 | 65 | 79 | 82.28% | 38.19% | 1125 | 1272 | 88.44% | 1.58 | -0.04 |
| Dec-02 | 47 | 50 | 94.00% | 23.75% | 1097 | 1174 | 93.44% | -0.16 | -1.1 |
| Jan-03 | 69 | 74 | 93.24% | 25.10% | 1245 | 1364 | 91.28% | -0.58 | -1.36 |
| Feb-03 | 55 | 55 | 100.00% | 0.00% | 981 | 1027 | 95.52% | -1.56 | -1.95 |
| Mar-03 | 75 | 76 | 98.68% | 11.40% | 986 | 1034 | 95.36% | -1.33 | -1.81 |
| Apr-03 | 43 | 43 | 100.00% | 0.00% | 945 | 976 | 96.82% | -1.16 | -1.71 |
| May-03 | 36 | 36 | 100.00% | 0.00% | 914 | 947 | 96.52% | -1.12 | -1.68 |
| Jun-03 | 52 | 52 | 100.00% | 0.00% | 1038 | 1078 | 96.29% | -1.38 | -1.84 |
| Jul-03 | 45 | 46 | 97.83% | 14.58% | 1004 | 1052 | 95.44% | -0.76 | -1.46 |
| Aug-03 | 60 | 60 | 100.00% | 0.00% | 901 | 949 | 94.94% | -1.73 | -2.05 |
| Sep-03 | 58 | 60 | 96.67% | 17.95% | 1003 | 1050 | 95.52% | -0.42 | -1.25 |



| Centrex (Parity) | | | | | | | | | |
|------------------|----------|-----------|-----------|----------|-----------|------------|------------|-----------|------------|
| Date | CLEC Num | CLEC Denc | CLEC Resu | CLEC Std | Qwest Num | Qwest Denc | Qwest Resu | Mod Z Scr | Parity Scr |
| Oct-02 | | | | | 126 | 139 | 90.65% | | |
| Nov-02 | 5 | 6 | 83.33% | 37.27% | 90 | 102 | 88.24% | 0.35 | -0.79 |
| Dec-02 | 1 | 1 | 100.00% | 0.00% | 93 | 102 | 91.18% | -0.31 | -1.19 |
| Jan-03 | 0 | 1 | 0.00% | 0.00% | 113 | 123 | 91.87% | 1.74 | 0.06 |
| Feb-03 | | | | | 86 | 89 | 96.63% | | |
| Mar-03 | | | | | 115 | 123 | 93.50% | | |
| Apr-03 | 1 | 1 | 100.00% | 0.00% | 96 | 101 | 95.05% | -0.23 | -1.14 |
| May-03 | 3 | 3 | 100.00% | 0.00% | 107 | 113 | 94.69% | -0.4 | -1.25 |
| Jun-03 | | | | | 118 | 126 | 93.65% | | |
| Jul-03 | | | | | 115 | 120 | 95.83% | | |
| Aug-03 | 2 | 2 | 100.00% | 0.00% | 93 | 99 | 93.94% | -0.36 | -1.22 |
| Sep-03 | 2 | 2 | 100.00% | 0.00% | 109 | 119 | 91.60% | -0.42 | -1.26 |

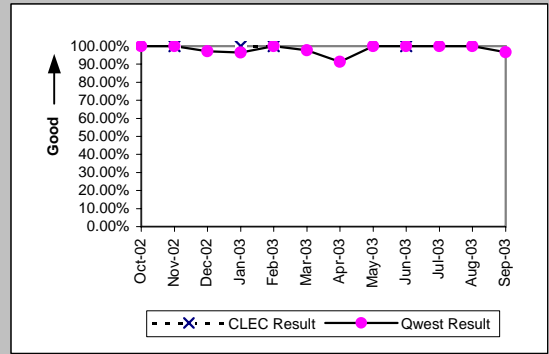


| Centrex 21 (Parity) | | | | | | | | | |
|---------------------|----------|-----------|-----------|----------|-----------|------------|------------|-----------|------------|
| Date | CLEC Num | CLEC Denc | CLEC Resu | CLEC Std | Qwest Num | Qwest Denc | Qwest Resu | Mod Z Scr | Parity Scr |
| Oct-02 | 1 | 1 | 100.00% | 0.00% | 168 | 175 | 96.00% | -0.2 | -1.12 |
| Nov-02 | | | | | 135 | 155 | 87.10% | | |
| Dec-02 | | | | | 127 | 144 | 88.19% | | |
| Jan-03 | | | | | 147 | 160 | 91.88% | | |
| Feb-03 | | | | | 126 | 128 | 98.44% | | |
| Mar-03 | | | | | 116 | 122 | 95.08% | | |
| Apr-03 | | | | | 109 | 111 | 98.20% | | |
| May-03 | | | | | 107 | 109 | 98.17% | | |
| Jun-03 | | | | | 139 | 144 | 96.53% | | |
| Jul-03 | | | | | 135 | 138 | 97.83% | | |
| Aug-03 | | | | | 116 | 121 | 95.87% | | |
| Sep-03 | | | | | 114 | 117 | 97.44% | | |

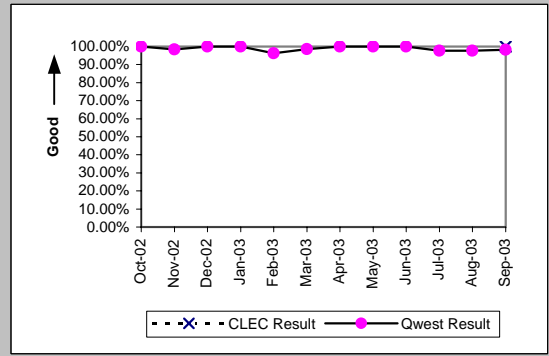


MR-3A - Out of Service Cleared within 24 Hours (Percent) - Dispatches within MSAs

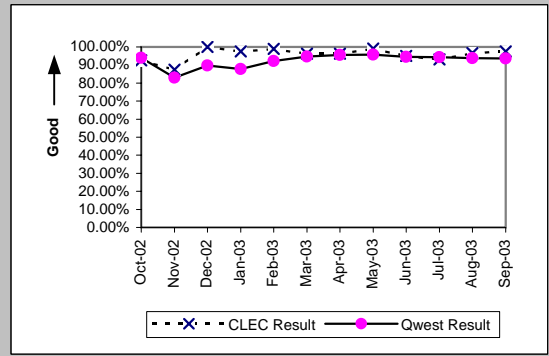
| PBX (Parity) | | | | | | | | | |
|--------------|----------|-----------|-----------|------------|-----------|------------|------------|-----------|------------|
| Date | CLEC Num | CLEC Denc | CLEC Resu | CLEC Std E | Qwest Num | Qwest Denc | Qwest Resu | Mod Z Scr | Parity Scr |
| Oct-02 | | | | | 30 | 30 | 100.00% | | |
| Nov-02 | 2 | 2 | 100.00% | 0.00% | 33 | 33 | 100.00% | N/A | N/A |
| Dec-02 | | | | | 35 | 36 | 97.22% | | |
| Jan-03 | 1 | 1 | 100.00% | 0.00% | 27 | 28 | 96.43% | -0.19 | -1.11 |
| Feb-03 | 1 | 1 | 100.00% | 0.00% | 26 | 26 | 100.00% | N/A | N/A |
| Mar-03 | | | | | 42 | 43 | 97.67% | | |
| Apr-03 | | | | | 21 | 23 | 91.30% | | |
| May-03 | | | | | 30 | 30 | 100.00% | | |
| Jun-03 | 2 | 2 | 100.00% | 0.00% | 28 | 28 | 100.00% | N/A | N/A |
| Jul-03 | | | | | 20 | 20 | 100.00% | | |
| Aug-03 | | | | | 32 | 32 | 100.00% | | |
| Sep-03 | | | | | 29 | 30 | 96.67% | | |



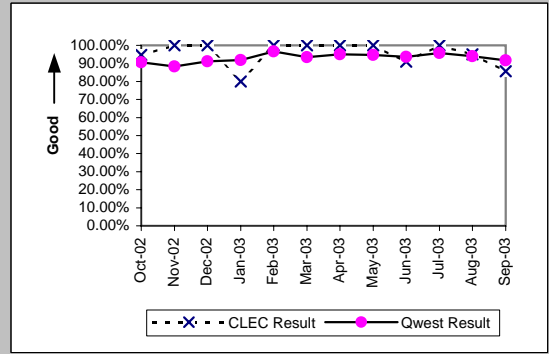
| Basic Rate ISDN (Parity) | | | | | | | | | |
|--------------------------|----------|-----------|-----------|------------|-----------|------------|------------|-----------|------------|
| Date | CLEC Num | CLEC Denc | CLEC Resu | CLEC Std E | Qwest Num | Qwest Denc | Qwest Resu | Mod Z Scr | Parity Scr |
| Oct-02 | | | | | 41 | 41 | 100.00% | | |
| Nov-02 | | | | | 60 | 61 | 98.36% | | |
| Dec-02 | | | | | 81 | 81 | 100.00% | | |
| Jan-03 | | | | | 53 | 53 | 100.00% | | |
| Feb-03 | | | | | 51 | 53 | 96.23% | | |
| Mar-03 | | | | | 70 | 71 | 98.59% | | |
| Apr-03 | | | | | 38 | 38 | 100.00% | | |
| May-03 | | | | | 33 | 33 | 100.00% | | |
| Jun-03 | | | | | 46 | 46 | 100.00% | | |
| Jul-03 | | | | | 42 | 43 | 97.67% | | |
| Aug-03 | | | | | 41 | 42 | 97.62% | | |
| Sep-03 | 1 | 1 | 100.00% | 0.00% | 55 | 56 | 98.21% | -0.13 | -1.08 |



| UNE - P (POTS) (Parity) | | | | | | | | | |
|-------------------------|----------|-----------|-----------|------------|-----------|------------|------------|-----------|------------|
| Date | CLEC Num | CLEC Denc | CLEC Resu | CLEC Std E | Qwest Num | Qwest Denc | Qwest Resu | Mod Z Scr | Parity Scr |
| Oct-02 | 74 | 80 | 92.50% | 26.34% | 9189 | 9773 | 94.02% | 0.6 | -0.63 |
| Nov-02 | 76 | 87 | 87.36% | 33.23% | 9446 | 11385 | 82.97% | -1.08 | -1.66 |
| Dec-02 | 55 | 55 | 100.00% | 0.00% | 11095 | 12374 | 89.66% | -2.51 | -2.53 |
| Jan-03 | 77 | 79 | 97.47% | 15.71% | 11716 | 13346 | 87.79% | -2.62 | -2.59 |
| Feb-03 | 88 | 89 | 98.88% | 10.54% | 9347 | 10131 | 92.26% | -2.33 | -2.41 |
| Mar-03 | 102 | 106 | 96.23% | 19.06% | 9724 | 10262 | 94.76% | -0.68 | -1.41 |
| Apr-03 | 104 | 108 | 96.30% | 18.89% | 8484 | 8871 | 95.64% | -0.33 | -1.2 |
| May-03 | 111 | 112 | 99.11% | 9.41% | 8736 | 9131 | 95.67% | -1.78 | -2.08 |
| Jun-03 | 94 | 99 | 94.95% | 21.90% | 9369 | 9922 | 94.43% | -0.23 | -1.14 |
| Jul-03 | 81 | 87 | 93.10% | 25.34% | 9501 | 10080 | 94.26% | 0.5 | -0.7 |
| Aug-03 | 87 | 90 | 96.67% | 17.95% | 9393 | 10011 | 93.83% | -1.11 | -1.68 |
| Sep-03 | 81 | 83 | 97.59% | 15.33% | 9799 | 10458 | 93.70% | -1.45 | -1.88 |



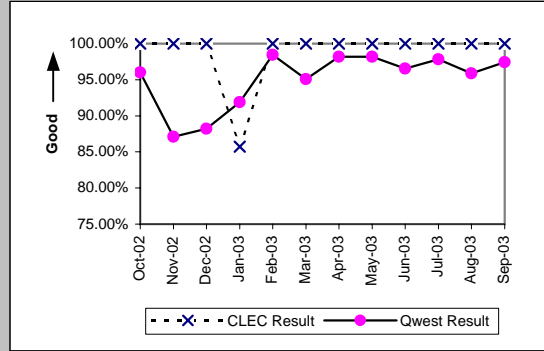
| UNE P (Centrex) (Parity) | | | | | | | | | |
|--------------------------|----------|-----------|-----------|------------|-----------|------------|------------|-----------|------------|
| Date | CLEC Num | CLEC Denc | CLEC Resu | CLEC Std E | Qwest Num | Qwest Denc | Qwest Resu | Mod Z Scr | Parity Scr |
| Oct-02 | 18 | 19 | 94.74% | 22.33% | 126 | 139 | 90.65% | -0.57 | -1.35 |
| Nov-02 | 14 | 14 | 100.00% | 0.00% | 90 | 102 | 88.24% | -1.28 | -1.78 |
| Dec-02 | 26 | 26 | 100.00% | 0.00% | 93 | 102 | 91.18% | -1.42 | -1.86 |
| Jan-03 | 16 | 20 | 80.00% | 40.00% | 113 | 123 | 91.87% | 1.51 | -0.08 |
| Feb-03 | 17 | 17 | 100.00% | 0.00% | 86 | 89 | 96.63% | -0.71 | -1.43 |
| Mar-03 | 14 | 14 | 100.00% | 0.00% | 115 | 123 | 93.50% | -0.94 | -1.57 |
| Apr-03 | 11 | 11 | 100.00% | 0.00% | 96 | 101 | 95.05% | -0.72 | -1.44 |
| May-03 | 17 | 17 | 100.00% | 0.00% | 107 | 113 | 94.69% | -0.91 | -1.55 |
| Jun-03 | 10 | 11 | 90.91% | 28.75% | 118 | 126 | 93.65% | 0.35 | -0.79 |
| Jul-03 | 19 | 19 | 100.00% | 0.00% | 115 | 120 | 95.83% | -0.84 | -1.51 |
| Aug-03 | 19 | 20 | 95.00% | 21.79% | 93 | 99 | 93.94% | -0.18 | -1.11 |
| Sep-03 | 12 | 14 | 85.71% | 34.99% | 109 | 119 | 91.60% | 0.7 | -0.57 |



MR-3A - Out of Service Cleared within 24 Hours (Percent) - Dispatches within MSAs

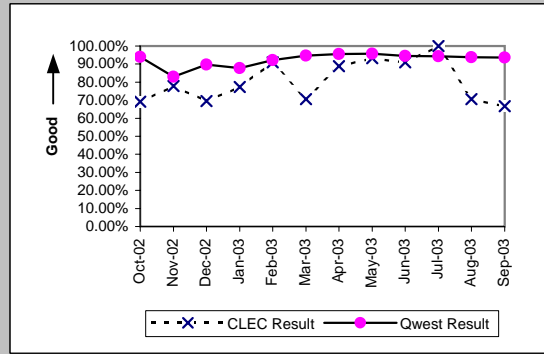
UNE P (Centrex 21) (Parity)

| Date | CLEC Num | CLEC Denc | CLEC Resu | CLEC Std | Qwest Num | Qwest Denc | Qwest Resu | Mod Z Scr | Parity Scr |
|--------|----------|-----------|-----------|----------|-----------|------------|------------|-----------|------------|
| Oct-02 | 5 | 5 | 100.00% | 0.00% | 168 | 175 | 96.00% | -0.45 | -1.27 |
| Nov-02 | 7 | 7 | 100.00% | 0.00% | 135 | 155 | 87.10% | -1 | -1.61 |
| Dec-02 | 4 | 4 | 100.00% | 0.00% | 127 | 144 | 88.19% | -0.72 | -1.44 |
| Jan-03 | 6 | 7 | 85.71% | 34.99% | 147 | 160 | 91.88% | 0.54 | -0.67 |
| Feb-03 | 4 | 4 | 100.00% | 0.00% | 126 | 128 | 98.44% | -0.25 | -1.15 |
| Mar-03 | 4 | 4 | 100.00% | 0.00% | 116 | 122 | 95.08% | -0.45 | -1.27 |
| Apr-03 | 1 | 1 | 100.00% | 0.00% | 109 | 111 | 98.20% | -0.13 | -1.08 |
| May-03 | 3 | 3 | 100.00% | 0.00% | 107 | 109 | 98.17% | -0.23 | -1.14 |
| Jun-03 | 1 | 1 | 100.00% | 0.00% | 139 | 144 | 96.53% | -0.19 | -1.11 |
| Jul-03 | 2 | 2 | 100.00% | 0.00% | 135 | 138 | 97.83% | -0.21 | -1.13 |
| Aug-03 | 4 | 4 | 100.00% | 0.00% | 116 | 121 | 95.87% | -0.41 | -1.25 |
| Sep-03 | 2 | 2 | 100.00% | 0.00% | 114 | 117 | 97.44% | -0.23 | -1.14 |



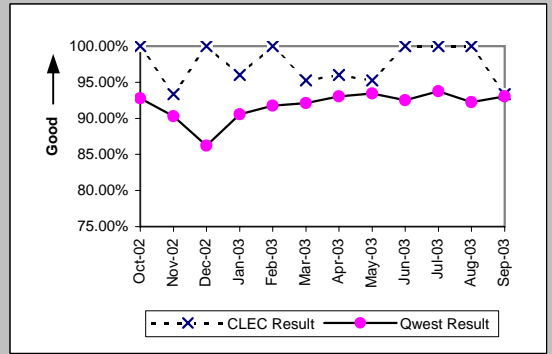
Line Sharing (Parity)

| Date | CLEC Num | CLEC Denc | CLEC Resu | CLEC Std | Qwest Num | Qwest Denc | Qwest Resu | Mod Z Scr | Parity Scr |
|--------|----------|-----------|-----------|----------|-----------|------------|------------|-----------|------------|
| Oct-02 | 9 | 13 | 69.23% | 46.15% | 9189 | 9773 | 94.02% | 2.74 | 0.66 |
| Nov-02 | 21 | 27 | 77.78% | 41.57% | 9446 | 11385 | 82.97% | 0.72 | -0.56 |
| Dec-02 | 16 | 23 | 69.57% | 46.01% | 11095 | 12374 | 89.66% | 2.65 | 0.61 |
| Jan-03 | 17 | 22 | 77.27% | 41.91% | 11716 | 13346 | 87.79% | 1.39 | -0.15 |
| Feb-03 | 10 | 11 | 90.91% | 28.75% | 9347 | 10131 | 92.26% | 0.25 | -0.85 |
| Mar-03 | 12 | 17 | 70.59% | 45.56% | 9724 | 10262 | 94.76% | 3.18 | 0.93 |
| Apr-03 | 8 | 9 | 88.89% | 31.43% | 8484 | 8871 | 95.64% | 0.86 | -0.47 |
| May-03 | 14 | 15 | 93.33% | 24.94% | 8736 | 9131 | 95.67% | 0.49 | -0.7 |
| Jun-03 | 10 | 11 | 90.91% | 28.75% | 9369 | 9922 | 94.43% | 0.53 | -0.68 |
| Jul-03 | 15 | 15 | 100.00% | 0.00% | 9501 | 10080 | 94.26% | -0.96 | -1.58 |
| Aug-03 | 12 | 17 | 70.59% | 45.56% | 9393 | 10011 | 93.83% | 2.95 | 0.8 |
| Sep-03 | 10 | 15 | 66.67% | 47.14% | 9799 | 10458 | 93.70% | 3.12 | 0.9 |

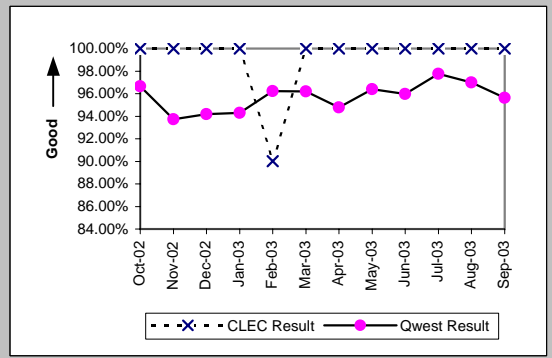


MR-3B - Out of Service Cleared within 24 Hours (Percent) - Dispatches outside MSAs

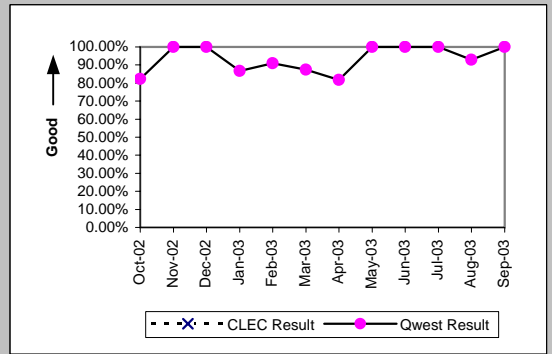
| Residence (Parity) | | | | | | | | | |
|--------------------|----------|-----------|-----------|----------|-----------|------------|------------|-----------|------------|
| Date | CLEC Num | CLEC Denc | CLEC Resu | CLEC Std | Qwest Num | Qwest Denc | Qwest Resu | Mod Z Scr | Parity Scr |
| Oct-02 | 10 | 10 | 100.00% | 0.00% | 1564 | 1686 | 92.76% | -0.88 | -1.54 |
| Nov-02 | 14 | 15 | 93.33% | 24.94% | 1668 | 1847 | 90.31% | -0.39 | -1.24 |
| Dec-02 | 9 | 9 | 100.00% | 0.00% | 2008 | 2329 | 86.22% | -1.2 | -1.73 |
| Jan-03 | 24 | 25 | 96.00% | 19.60% | 2166 | 2392 | 90.55% | -0.93 | -1.56 |
| Feb-03 | 23 | 23 | 100.00% | 0.00% | 1680 | 1831 | 91.75% | -1.43 | -1.87 |
| Mar-03 | 20 | 21 | 95.24% | 21.30% | 1954 | 2121 | 92.13% | -0.53 | -1.32 |
| Apr-03 | 24 | 25 | 96.00% | 19.60% | 1824 | 1960 | 93.06% | -0.57 | -1.35 |
| May-03 | 20 | 21 | 95.24% | 21.30% | 1720 | 1841 | 93.43% | -0.33 | -1.2 |
| Jun-03 | 13 | 13 | 100.00% | 0.00% | 1702 | 1840 | 92.50% | -1.02 | -1.62 |
| Jul-03 | 12 | 12 | 100.00% | 0.00% | 2014 | 2148 | 93.76% | -0.89 | -1.54 |
| Aug-03 | 20 | 20 | 100.00% | 0.00% | 2042 | 2214 | 92.23% | -1.29 | -1.79 |
| Sep-03 | 28 | 30 | 93.33% | 24.94% | 1763 | 1895 | 93.03% | -0.06 | -1.04 |



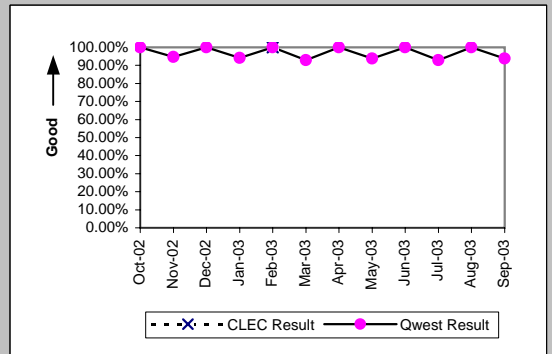
| Business (Parity) | | | | | | | | | |
|-------------------|----------|-----------|-----------|----------|-----------|------------|------------|-----------|------------|
| Date | CLEC Num | CLEC Denc | CLEC Resu | CLEC Std | Qwest Num | Qwest Denc | Qwest Resu | Mod Z Scr | Parity Scr |
| Oct-02 | 9 | 9 | 100.00% | 0.00% | 260 | 269 | 96.65% | -0.55 | -1.33 |
| Nov-02 | 11 | 11 | 100.00% | 0.00% | 209 | 223 | 93.72% | -0.84 | -1.51 |
| Dec-02 | 11 | 11 | 100.00% | 0.00% | 291 | 309 | 94.17% | -0.81 | -1.49 |
| Jan-03 | 11 | 11 | 100.00% | 0.00% | 315 | 334 | 94.31% | -0.8 | -1.49 |
| Feb-03 | 9 | 10 | 90.00% | 30.00% | 230 | 239 | 96.23% | 0.84 | -0.49 |
| Mar-03 | 16 | 16 | 100.00% | 0.00% | 253 | 263 | 96.20% | -0.77 | -1.47 |
| Apr-03 | 8 | 8 | 100.00% | 0.00% | 254 | 268 | 94.78% | -0.65 | -1.4 |
| May-03 | 15 | 15 | 100.00% | 0.00% | 241 | 250 | 96.40% | -0.73 | -1.44 |
| Jun-03 | 20 | 20 | 100.00% | 0.00% | 239 | 249 | 95.98% | -0.88 | -1.54 |
| Jul-03 | 13 | 13 | 100.00% | 0.00% | 261 | 267 | 97.75% | -0.53 | -1.32 |
| Aug-03 | 13 | 13 | 100.00% | 0.00% | 226 | 233 | 97.00% | -0.62 | -1.38 |
| Sep-03 | 15 | 15 | 100.00% | 0.00% | 240 | 251 | 95.62% | -0.81 | -1.49 |



| Centrex (Parity) | | | | | | | | | |
|------------------|----------|-----------|-----------|----------|-----------|------------|------------|-----------|------------|
| Date | CLEC Num | CLEC Denc | CLEC Resu | CLEC Std | Qwest Num | Qwest Denc | Qwest Resu | Mod Z Scr | Parity Scr |
| Oct-02 | | | | | 14 | 17 | 82.35% | | |
| Nov-02 | | | | | 7 | 7 | 100.00% | | |
| Dec-02 | | | | | 14 | 14 | 100.00% | | |
| Jan-03 | | | | | 13 | 15 | 86.67% | | |
| Feb-03 | | | | | 10 | 11 | 90.91% | | |
| Mar-03 | | | | | 7 | 8 | 87.50% | | |
| Apr-03 | | | | | 9 | 11 | 81.82% | | |
| May-03 | | | | | 4 | 4 | 100.00% | | |
| Jun-03 | | | | | 15 | 15 | 100.00% | | |
| Jul-03 | | | | | 7 | 7 | 100.00% | | |
| Aug-03 | | | | | 13 | 14 | 92.86% | | |
| Sep-03 | | | | | 11 | 11 | 100.00% | | |

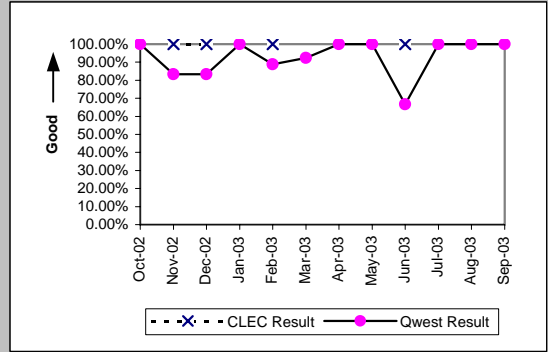


| Centrex 21 (Parity) | | | | | | | | | |
|---------------------|----------|-----------|-----------|----------|-----------|------------|------------|-----------|------------|
| Date | CLEC Num | CLEC Denc | CLEC Resu | CLEC Std | Qwest Num | Qwest Denc | Qwest Resu | Mod Z Scr | Parity Scr |
| Oct-02 | | | | | 10 | 10 | 100.00% | | |
| Nov-02 | | | | | 18 | 19 | 94.74% | | |
| Dec-02 | | | | | 13 | 13 | 100.00% | | |
| Jan-03 | | | | | 16 | 17 | 94.12% | | |
| Feb-03 | 1 | 1 | 100.00% | 0.00% | 14 | 14 | 100.00% | N/A | N/A |
| Mar-03 | | | | | 13 | 14 | 92.86% | | |
| Apr-03 | | | | | 10 | 10 | 100.00% | | |
| May-03 | | | | | 15 | 16 | 93.75% | | |
| Jun-03 | | | | | 21 | 21 | 100.00% | | |
| Jul-03 | | | | | 13 | 14 | 92.86% | | |
| Aug-03 | | | | | 16 | 16 | 100.00% | | |
| Sep-03 | | | | | 15 | 16 | 93.75% | | |

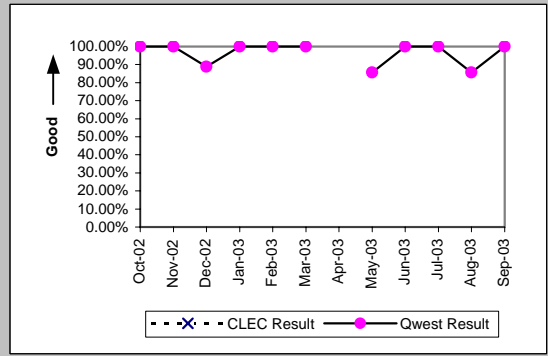


MR-3B - Out of Service Cleared within 24 Hours (Percent) - Dispatches outside MSAs

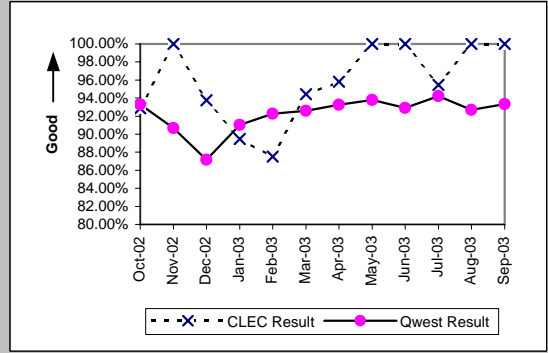
| PBX (Parity) | | | | | | | | | |
|--------------|----------|-----------|-----------|----------|-----------|------------|------------|-----------|------------|
| Date | CLEC Num | CLEC Denc | CLEC Resu | CLEC Std | Qwest Num | Qwest Denc | Qwest Resu | Mod Z Scr | Parity Scr |
| Oct-02 | | | | | 3 | 3 | 100.00% | | |
| Nov-02 | 1 | 1 | 100.00% | 0.00% | 5 | 6 | 83.33% | -0.41 | -1.25 |
| Dec-02 | 1 | 1 | 100.00% | 0.00% | 5 | 6 | 83.33% | -0.41 | -1.25 |
| Jan-03 | | | | | 5 | 5 | 100.00% | | |
| Feb-03 | 1 | 1 | 100.00% | 0.00% | 8 | 9 | 88.89% | -0.34 | -1.2 |
| Mar-03 | | | | | 12 | 13 | 92.31% | | |
| Apr-03 | | | | | 3 | 3 | 100.00% | | |
| May-03 | | | | | 19 | 19 | 100.00% | | |
| Jun-03 | 2 | 2 | 100.00% | 0.00% | 2 | 3 | 66.67% | -0.77 | -1.47 |
| Jul-03 | | | | | 2 | 2 | 100.00% | | |
| Aug-03 | | | | | 9 | 9 | 100.00% | | |
| Sep-03 | | | | | 9 | 9 | 100.00% | | |



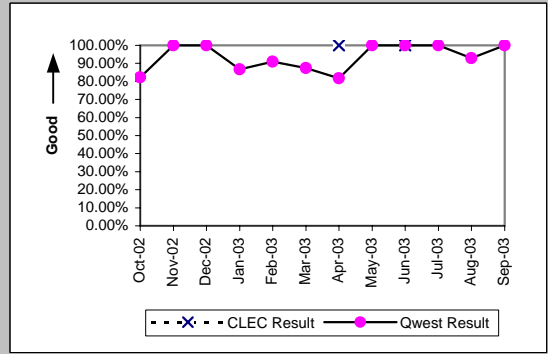
| Basic Rate ISDN (Parity) | | | | | | | | | |
|--------------------------|----------|-----------|-----------|----------|-----------|------------|------------|-----------|------------|
| Date | CLEC Num | CLEC Denc | CLEC Resu | CLEC Std | Qwest Num | Qwest Denc | Qwest Resu | Mod Z Scr | Parity Scr |
| Oct-02 | | | | | 1 | 1 | 100.00% | | |
| Nov-02 | | | | | 4 | 4 | 100.00% | | |
| Dec-02 | | | | | 8 | 9 | 88.89% | | |
| Jan-03 | | | | | 2 | 2 | 100.00% | | |
| Feb-03 | | | | | 4 | 4 | 100.00% | | |
| Mar-03 | | | | | 4 | 4 | 100.00% | | |
| Apr-03 | | | | | | | | | |
| May-03 | | | | | 6 | 7 | 85.71% | | |
| Jun-03 | | | | | 1 | 1 | 100.00% | | |
| Jul-03 | | | | | 5 | 5 | 100.00% | | |
| Aug-03 | | | | | 6 | 7 | 85.71% | | |
| Sep-03 | | | | | 4 | 4 | 100.00% | | |



| UNE - P (POTS) (Parity) | | | | | | | | | |
|-------------------------|----------|-----------|-----------|----------|-----------|------------|------------|-----------|------------|
| Date | CLEC Num | CLEC Denc | CLEC Resu | CLEC Std | Qwest Num | Qwest Denc | Qwest Resu | Mod Z Scr | Parity Scr |
| Oct-02 | 13 | 14 | 92.86% | 25.75% | 1824 | 1955 | 93.30% | 0.15 | -0.91 |
| Nov-02 | 12 | 12 | 100.00% | 0.00% | 1877 | 2070 | 90.68% | -1.11 | -1.67 |
| Dec-02 | 15 | 16 | 93.75% | 24.21% | 2299 | 2638 | 87.15% | -0.79 | -1.48 |
| Jan-03 | 17 | 19 | 89.47% | 30.69% | 2481 | 2726 | 91.01% | 0.3 | -0.82 |
| Feb-03 | 14 | 16 | 87.50% | 33.07% | 1910 | 2070 | 92.27% | 0.71 | -0.57 |
| Mar-03 | 17 | 18 | 94.44% | 22.91% | 2207 | 2384 | 92.58% | -0.3 | -1.18 |
| Apr-03 | 23 | 24 | 95.83% | 19.98% | 2078 | 2228 | 93.27% | -0.5 | -1.3 |
| May-03 | 24 | 24 | 100.00% | 0.00% | 1961 | 2091 | 93.78% | -1.25 | -1.76 |
| Jun-03 | 15 | 15 | 100.00% | 0.00% | 1941 | 2089 | 92.92% | -1.07 | -1.65 |
| Jul-03 | 21 | 22 | 95.45% | 20.83% | 2275 | 2415 | 94.20% | -0.25 | -1.15 |
| Aug-03 | 10 | 10 | 100.00% | 0.00% | 2268 | 2447 | 92.68% | -0.89 | -1.54 |
| Sep-03 | 9 | 9 | 100.00% | 0.00% | 2003 | 2146 | 93.34% | -0.8 | -1.49 |

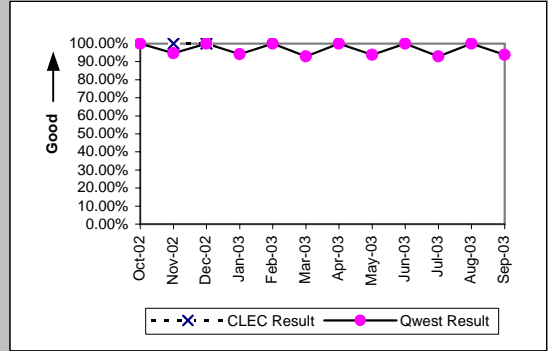


| UNE P (Centrex) (Parity) | | | | | | | | | |
|--------------------------|----------|-----------|-----------|----------|-----------|------------|------------|-----------|------------|
| Date | CLEC Num | CLEC Denc | CLEC Resu | CLEC Std | Qwest Num | Qwest Denc | Qwest Resu | Mod Z Scr | Parity Scr |
| Oct-02 | | | | | 14 | 17 | 82.35% | | |
| Nov-02 | | | | | 7 | 7 | 100.00% | | |
| Dec-02 | | | | | 14 | 14 | 100.00% | | |
| Jan-03 | | | | | 13 | 15 | 86.67% | | |
| Feb-03 | | | | | 10 | 11 | 90.91% | | |
| Mar-03 | | | | | 7 | 8 | 87.50% | | |
| Apr-03 | 3 | 3 | 100.00% | 0.00% | 9 | 11 | 81.82% | -0.72 | -1.44 |
| May-03 | | | | | 4 | 4 | 100.00% | | |
| Jun-03 | 1 | 1 | 100.00% | 0.00% | 15 | 15 | 100.00% | N/A | N/A |
| Jul-03 | | | | | 7 | 7 | 100.00% | | |
| Aug-03 | | | | | 13 | 14 | 92.86% | | |
| Sep-03 | | | | | 11 | 11 | 100.00% | | |

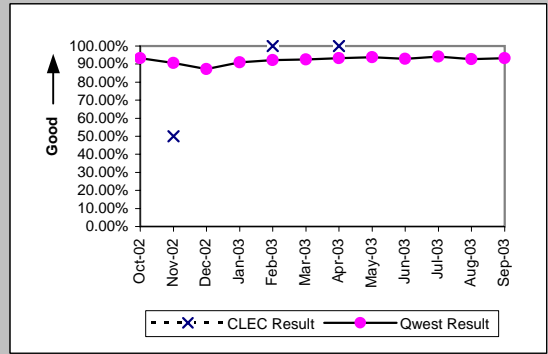


MR-3B - Out of Service Cleared within 24 Hours (Percent) - Dispatches outside MSAs

| UNE P (Centrex 21) (Parity) | | | | | | | | | |
|-----------------------------|----------|-----------|-----------|----------|-----------|------------|------------|-----------|------------|
| Date | CLEC Num | CLEC Denc | CLEC Resu | CLEC Std | Qwest Num | Qwest Denc | Qwest Resu | Mod Z Scr | Parity Scr |
| Oct-02 | | | | | 10 | 10 | 100.00% | | |
| Nov-02 | 2 | 2 | 100.00% | 0.00% | 18 | 19 | 94.74% | -0.32 | -1.19 |
| Dec-02 | 1 | 1 | 100.00% | 0.00% | 13 | 13 | 100.00% | N/A | N/A |
| Jan-03 | | | | | 16 | 17 | 94.12% | | |
| Feb-03 | | | | | 14 | 14 | 100.00% | | |
| Mar-03 | | | | | 13 | 14 | 92.86% | | |
| Apr-03 | | | | | 10 | 10 | 100.00% | | |
| May-03 | | | | | 15 | 16 | 93.75% | | |
| Jun-03 | | | | | 21 | 21 | 100.00% | | |
| Jul-03 | | | | | 13 | 14 | 92.86% | | |
| Aug-03 | | | | | 16 | 16 | 100.00% | | |
| Sep-03 | | | | | 15 | 16 | 93.75% | | |

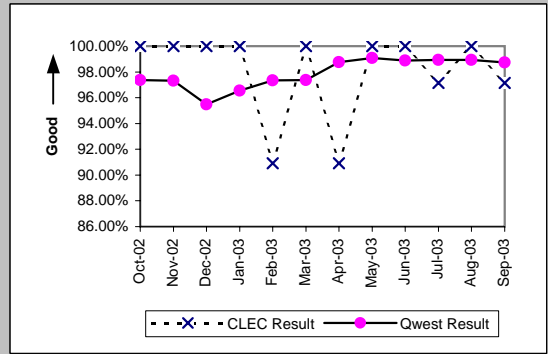


| Line Sharing (Parity) | | | | | | | | | |
|-----------------------|----------|-----------|-----------|----------|-----------|------------|------------|-----------|------------|
| Date | CLEC Num | CLEC Denc | CLEC Resu | CLEC Std | Qwest Num | Qwest Denc | Qwest Resu | Mod Z Scr | Parity Scr |
| Oct-02 | | | | | 1824 | 1955 | 93.30% | | |
| Nov-02 | 1 | 2 | 50.00% | 50.00% | 1877 | 2070 | 90.68% | 1.32 | -0.19 |
| Dec-02 | | | | | 2299 | 2638 | 87.15% | | |
| Jan-03 | | | | | 2481 | 2726 | 91.01% | | |
| Feb-03 | 3 | 3 | 100.00% | 0.00% | 1910 | 2070 | 92.27% | -0.5 | -1.3 |
| Mar-03 | | | | | 2207 | 2384 | 92.58% | | |
| Apr-03 | 1 | 1 | 100.00% | 0.00% | 2078 | 2228 | 93.27% | -0.27 | -1.16 |
| May-03 | | | | | 1961 | 2091 | 93.78% | | |
| Jun-03 | | | | | 1941 | 2089 | 92.92% | | |
| Jul-03 | | | | | 2275 | 2415 | 94.20% | | |
| Aug-03 | | | | | 2268 | 2447 | 92.68% | | |
| Sep-03 | | | | | 2003 | 2146 | 93.34% | | |

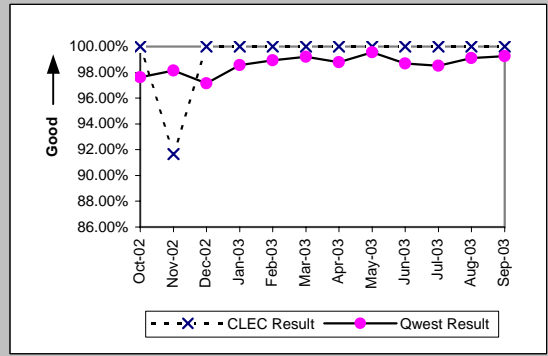


MR-3C - Out of Service Cleared within 24 Hours (Percent) - No dispatches

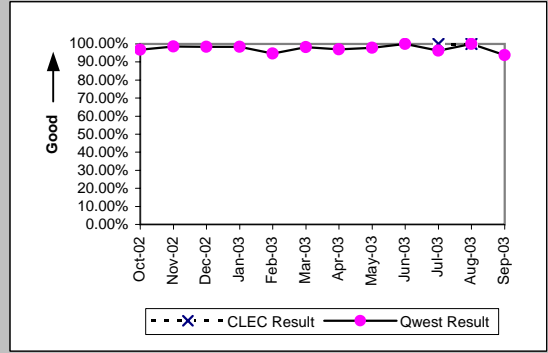
| Residence (Parity) | | | | | | | | | |
|--------------------|----------|-----------|-----------|------------|-----------|------------|------------|-----------|------------|
| Date | CLEC Num | CLEC Denc | CLEC Resu | CLEC Std E | Qwest Num | Qwest Denc | Qwest Resu | Mod Z Scr | Parity Scr |
| Oct-02 | 13 | 13 | 100.00% | 0.00% | 1895 | 1946 | 97.38% | -0.59 | -1.36 |
| Nov-02 | 13 | 13 | 100.00% | 0.00% | 1708 | 1755 | 97.32% | -0.6 | -1.36 |
| Dec-02 | 14 | 14 | 100.00% | 0.00% | 1665 | 1744 | 95.47% | -0.81 | -1.49 |
| Jan-03 | 11 | 11 | 100.00% | 0.00% | 1571 | 1627 | 96.56% | -0.62 | -1.38 |
| Feb-03 | 10 | 11 | 90.91% | 28.75% | 1460 | 1500 | 97.33% | 1.05 | -0.36 |
| Mar-03 | 28 | 28 | 100.00% | 0.00% | 1561 | 1603 | 97.38% | -0.86 | -1.52 |
| Apr-03 | 20 | 22 | 90.91% | 28.75% | 1346 | 1363 | 98.75% | 2.13 | 0.29 |
| May-03 | 31 | 31 | 100.00% | 0.00% | 1385 | 1398 | 99.07% | -0.53 | -1.32 |
| Jun-03 | 16 | 16 | 100.00% | 0.00% | 1338 | 1353 | 98.89% | -0.42 | -1.26 |
| Jul-03 | 34 | 35 | 97.14% | 16.66% | 1588 | 1605 | 98.94% | 0.88 | -0.47 |
| Aug-03 | 26 | 26 | 100.00% | 0.00% | 1584 | 1601 | 98.94% | -0.52 | -1.32 |
| Sep-03 | 34 | 35 | 97.14% | 16.66% | 1859 | 1883 | 98.73% | 0.76 | -0.54 |



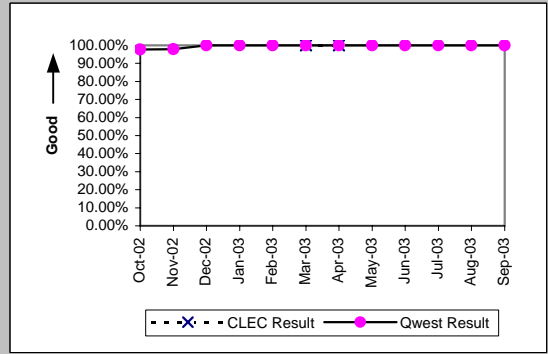
| Business (Parity) | | | | | | | | | |
|-------------------|----------|-----------|-----------|------------|-----------|------------|------------|-----------|------------|
| Date | CLEC Num | CLEC Denc | CLEC Resu | CLEC Std E | Qwest Num | Qwest Denc | Qwest Resu | Mod Z Scr | Parity Scr |
| Oct-02 | 14 | 14 | 100.00% | 0.00% | 288 | 295 | 97.63% | -0.57 | -1.35 |
| Nov-02 | 22 | 24 | 91.67% | 27.64% | 262 | 267 | 98.13% | 1.6 | -0.03 |
| Dec-02 | 18 | 18 | 100.00% | 0.00% | 238 | 245 | 97.14% | -0.7 | -1.43 |
| Jan-03 | 11 | 11 | 100.00% | 0.00% | 274 | 278 | 98.56% | -0.39 | -1.24 |
| Feb-03 | 15 | 15 | 100.00% | 0.00% | 278 | 281 | 98.93% | -0.39 | -1.24 |
| Mar-03 | 19 | 19 | 100.00% | 0.00% | 248 | 250 | 99.20% | -0.38 | -1.23 |
| Apr-03 | 16 | 16 | 100.00% | 0.00% | 244 | 247 | 98.79% | -0.43 | -1.26 |
| May-03 | 16 | 16 | 100.00% | 0.00% | 225 | 226 | 99.56% | -0.26 | -1.16 |
| Jun-03 | 8 | 8 | 100.00% | 0.00% | 226 | 229 | 98.69% | -0.32 | -1.19 |
| Jul-03 | 23 | 23 | 100.00% | 0.00% | 263 | 267 | 98.50% | -0.57 | -1.35 |
| Aug-03 | 21 | 21 | 100.00% | 0.00% | 221 | 223 | 99.10% | -0.42 | -1.25 |
| Sep-03 | 26 | 26 | 100.00% | 0.00% | 266 | 268 | 99.25% | -0.42 | -1.26 |



| Centrex (Parity) | | | | | | | | | |
|------------------|----------|-----------|-----------|------------|-----------|------------|------------|-----------|------------|
| Date | CLEC Num | CLEC Denc | CLEC Resu | CLEC Std E | Qwest Num | Qwest Denc | Qwest Resu | Mod Z Scr | Parity Scr |
| Oct-02 | | | | | 62 | 64 | 96.88% | | |
| Nov-02 | | | | | 73 | 74 | 98.65% | | |
| Dec-02 | | | | | 61 | 62 | 98.39% | | |
| Jan-03 | | | | | 65 | 66 | 98.48% | | |
| Feb-03 | | | | | 70 | 74 | 94.59% | | |
| Mar-03 | | | | | 55 | 56 | 98.21% | | |
| Apr-03 | | | | | 65 | 67 | 97.01% | | |
| May-03 | | | | | 45 | 46 | 97.83% | | |
| Jun-03 | | | | | 59 | 59 | 100.00% | | |
| Jul-03 | 1 | 1 | 100.00% | 0.00% | 53 | 55 | 96.36% | -0.19 | -1.12 |
| Aug-03 | 1 | 1 | 100.00% | 0.00% | 49 | 49 | 100.00% | N/A | N/A |
| Sep-03 | | | | | 45 | 48 | 93.75% | | |

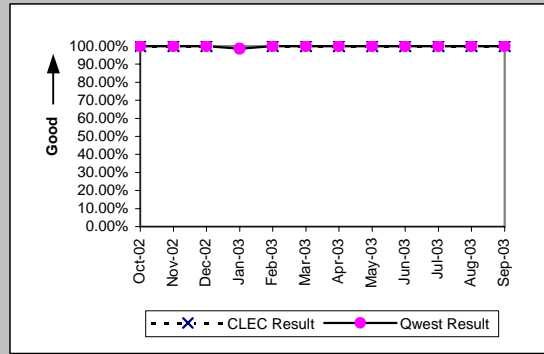


| Centrex 21 (Parity) | | | | | | | | | |
|---------------------|----------|-----------|-----------|------------|-----------|------------|------------|-----------|------------|
| Date | CLEC Num | CLEC Denc | CLEC Resu | CLEC Std E | Qwest Num | Qwest Denc | Qwest Resu | Mod Z Scr | Parity Scr |
| Oct-02 | | | | | 43 | 44 | 97.73% | | |
| Nov-02 | | | | | 46 | 47 | 97.87% | | |
| Dec-02 | | | | | 30 | 30 | 100.00% | | |
| Jan-03 | | | | | 36 | 36 | 100.00% | | |
| Feb-03 | | | | | 45 | 45 | 100.00% | | |
| Mar-03 | 1 | 1 | 100.00% | 0.00% | 35 | 35 | 100.00% | N/A | N/A |
| Apr-03 | 1 | 1 | 100.00% | 0.00% | 51 | 51 | 100.00% | N/A | N/A |
| May-03 | | | | | 44 | 44 | 100.00% | | |
| Jun-03 | | | | | 36 | 36 | 100.00% | | |
| Jul-03 | | | | | 43 | 43 | 100.00% | | |
| Aug-03 | | | | | 29 | 29 | 100.00% | | |
| Sep-03 | | | | | 43 | 43 | 100.00% | | |

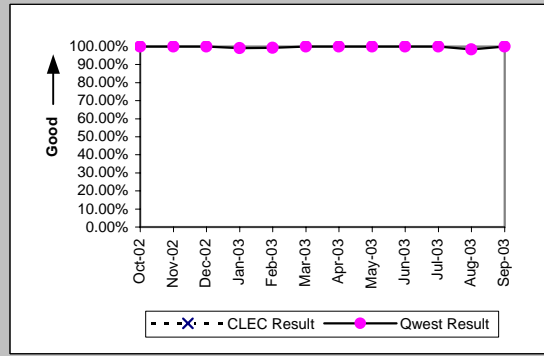


MR-3C - Out of Service Cleared within 24 Hours (Percent) - No dispatches

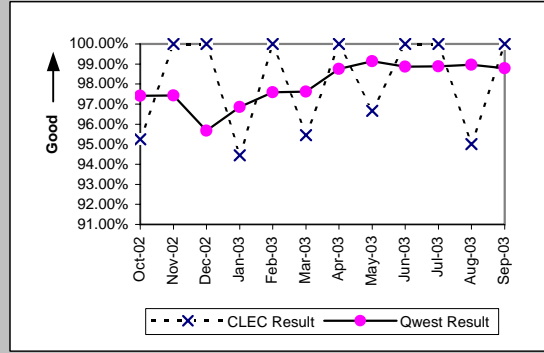
| PBX (Parity) | | | | | | | | | |
|--------------|----------|-----------|-----------|----------|-----------|------------|------------|-----------|------------|
| Date | CLEC Num | CLEC Denc | CLEC Resu | CLEC Std | Qwest Num | Qwest Denc | Qwest Resu | Mod Z Scr | Parity Scr |
| Oct-02 | 1 | 1 | 100.00% | 0.00% | 57 | 57 | 100.00% | N/A | N/A |
| Nov-02 | 3 | 3 | 100.00% | 0.00% | 79 | 79 | 100.00% | N/A | N/A |
| Dec-02 | 1 | 1 | 100.00% | 0.00% | 85 | 85 | 100.00% | N/A | N/A |
| Jan-03 | | | | | 67 | 68 | 98.53% | | |
| Feb-03 | 1 | 1 | 100.00% | 0.00% | 66 | 66 | 100.00% | N/A | N/A |
| Mar-03 | 2 | 2 | 100.00% | 0.00% | 75 | 75 | 100.00% | N/A | N/A |
| Apr-03 | 2 | 2 | 100.00% | 0.00% | 56 | 56 | 100.00% | N/A | N/A |
| May-03 | 2 | 2 | 100.00% | 0.00% | 52 | 52 | 100.00% | N/A | N/A |
| Jun-03 | 4 | 4 | 100.00% | 0.00% | 49 | 49 | 100.00% | N/A | N/A |
| Jul-03 | 2 | 2 | 100.00% | 0.00% | 50 | 50 | 100.00% | N/A | N/A |
| Aug-03 | 3 | 3 | 100.00% | 0.00% | 76 | 76 | 100.00% | N/A | N/A |
| Sep-03 | 2 | 2 | 100.00% | 0.00% | 61 | 61 | 100.00% | N/A | N/A |



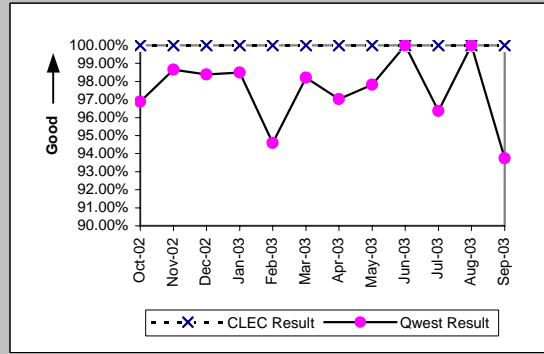
| Basic Rate ISDN (Parity) | | | | | | | | | |
|--------------------------|----------|-----------|-----------|----------|-----------|------------|------------|-----------|------------|
| Date | CLEC Num | CLEC Denc | CLEC Resu | CLEC Std | Qwest Num | Qwest Denc | Qwest Resu | Mod Z Scr | Parity Scr |
| Oct-02 | | | | | 82 | 82 | 100.00% | | |
| Nov-02 | | | | | 101 | 101 | 100.00% | | |
| Dec-02 | | | | | 111 | 111 | 100.00% | | |
| Jan-03 | | | | | 121 | 122 | 99.18% | | |
| Feb-03 | | | | | 142 | 143 | 99.30% | | |
| Mar-03 | | | | | 142 | 142 | 100.00% | | |
| Apr-03 | | | | | 120 | 120 | 100.00% | | |
| May-03 | | | | | 102 | 102 | 100.00% | | |
| Jun-03 | | | | | 99 | 99 | 100.00% | | |
| Jul-03 | | | | | 85 | 85 | 100.00% | | |
| Aug-03 | | | | | 127 | 129 | 98.45% | | |
| Sep-03 | | | | | 91 | 91 | 100.00% | | |



| UNE - P (POTS) (Parity) | | | | | | | | | |
|-------------------------|----------|-----------|-----------|----------|-----------|------------|------------|-----------|------------|
| Date | CLEC Num | CLEC Denc | CLEC Resu | CLEC Std | Qwest Num | Qwest Denc | Qwest Resu | Mod Z Scr | Parity Scr |
| Oct-02 | 20 | 21 | 95.24% | 21.30% | 2183 | 2241 | 97.41% | 0.62 | -0.62 |
| Nov-02 | 26 | 26 | 100.00% | 0.00% | 1970 | 2022 | 97.43% | -0.82 | -1.5 |
| Dec-02 | 16 | 16 | 100.00% | 0.00% | 1903 | 1989 | 95.68% | -0.85 | -1.51 |
| Jan-03 | 17 | 18 | 94.44% | 22.91% | 1845 | 1905 | 96.85% | 0.59 | -0.64 |
| Feb-03 | 25 | 25 | 100.00% | 0.00% | 1738 | 1781 | 97.59% | -0.78 | -1.47 |
| Mar-03 | 21 | 22 | 95.45% | 20.83% | 1809 | 1853 | 97.63% | 0.65 | -0.61 |
| Apr-03 | 16 | 16 | 100.00% | 0.00% | 1590 | 1610 | 98.76% | -0.45 | -1.27 |
| May-03 | 29 | 30 | 96.67% | 17.95% | 1610 | 1624 | 99.14% | 1.11 | -0.32 |
| Jun-03 | 15 | 15 | 100.00% | 0.00% | 1564 | 1582 | 98.86% | -0.41 | -1.25 |
| Jul-03 | 21 | 21 | 100.00% | 0.00% | 1851 | 1872 | 98.88% | -0.49 | -1.3 |
| Aug-03 | 19 | 20 | 95.00% | 21.79% | 1805 | 1824 | 98.96% | 1.25 | -0.24 |
| Sep-03 | 32 | 32 | 100.00% | 0.00% | 2125 | 2151 | 98.79% | -0.62 | -1.38 |

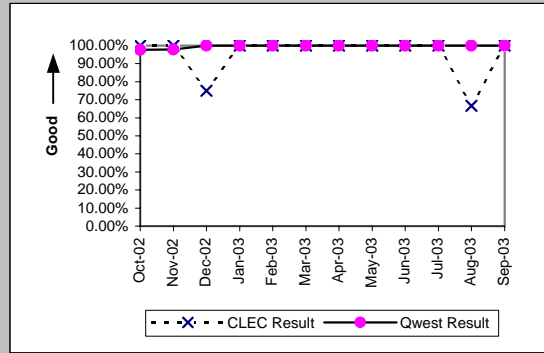


| UNE P (Centrex) (Parity) | | | | | | | | | |
|--------------------------|----------|-----------|-----------|----------|-----------|------------|------------|-----------|------------|
| Date | CLEC Num | CLEC Denc | CLEC Resu | CLEC Std | Qwest Num | Qwest Denc | Qwest Resu | Mod Z Scr | Parity Scr |
| Oct-02 | 4 | 4 | 100.00% | 0.00% | 62 | 64 | 96.88% | -0.35 | -1.21 |
| Nov-02 | 3 | 3 | 100.00% | 0.00% | 73 | 74 | 98.65% | -0.2 | -1.12 |
| Dec-02 | 4 | 4 | 100.00% | 0.00% | 61 | 62 | 98.39% | -0.25 | -1.15 |
| Jan-03 | 4 | 4 | 100.00% | 0.00% | 66 | 66 | 98.48% | -0.24 | -1.15 |
| Feb-03 | 3 | 3 | 100.00% | 0.00% | 70 | 74 | 94.59% | -0.41 | -1.25 |
| Mar-03 | 2 | 2 | 100.00% | 0.00% | 55 | 56 | 98.21% | -0.19 | -1.11 |
| Apr-03 | 6 | 6 | 100.00% | 0.00% | 65 | 67 | 97.01% | -0.41 | -1.25 |
| May-03 | 4 | 4 | 100.00% | 0.00% | 45 | 46 | 97.83% | -0.29 | -1.17 |
| Jun-03 | 3 | 3 | 100.00% | 0.00% | 59 | 59 | 100.00% | N/A | N/A |
| Jul-03 | 2 | 2 | 100.00% | 0.00% | 53 | 55 | 96.36% | -0.27 | -1.16 |
| Aug-03 | 6 | 6 | 100.00% | 0.00% | 49 | 49 | 100.00% | N/A | N/A |
| Sep-03 | 2 | 2 | 100.00% | 0.00% | 45 | 48 | 93.75% | -0.36 | -1.22 |

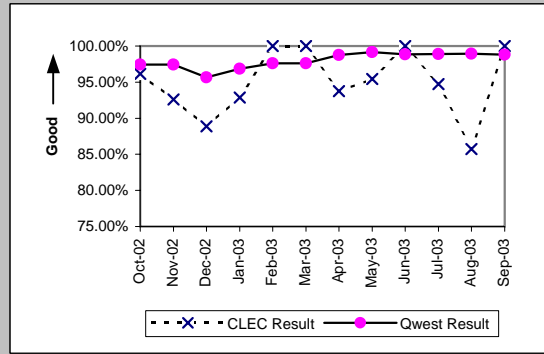


MR-3C - Out of Service Cleared within 24 Hours (Percent) - No dispatches

| UNE P (Centrex 21) (Parity) | | | | | | | | | | |
|-----------------------------|----------|-----------|-----------|----------|-----------|------------|------------|-----------|------------|--|
| Date | CLEC Num | CLEC Denc | CLEC Resu | CLEC Std | Qwest Num | Qwest Denc | Qwest Resu | Mod Z Scr | Parity Scr | |
| Oct-02 | 2 | 2 | 100.00% | 0.00% | 43 | 44 | 97.73% | -0.21 | -1.13 | |
| Nov-02 | 3 | 3 | 100.00% | 0.00% | 46 | 47 | 97.87% | -0.25 | -1.15 | |
| Dec-02 | 3 | 4 | 75.00% | 43.30% | 30 | 30 | 100.00% | N/A | 0.01 | |
| Jan-03 | 1 | 1 | 100.00% | 0.00% | 36 | 36 | 100.00% | N/A | N/A | |
| Feb-03 | 2 | 2 | 100.00% | 0.00% | 45 | 45 | 100.00% | N/A | N/A | |
| Mar-03 | 3 | 3 | 100.00% | 0.00% | 35 | 35 | 100.00% | N/A | N/A | |
| Apr-03 | 1 | 1 | 100.00% | 0.00% | 51 | 51 | 100.00% | N/A | N/A | |
| May-03 | 5 | 5 | 100.00% | 0.00% | 44 | 44 | 100.00% | N/A | N/A | |
| Jun-03 | 1 | 1 | 100.00% | 0.00% | 36 | 36 | 100.00% | N/A | N/A | |
| Jul-03 | 4 | 4 | 100.00% | 0.00% | 43 | 43 | 100.00% | N/A | N/A | |
| Aug-03 | 2 | 3 | 66.67% | 47.14% | 29 | 29 | 100.00% | N/A | 0.08 | |
| Sep-03 | 1 | 1 | 100.00% | 0.00% | 43 | 43 | 100.00% | N/A | N/A | |

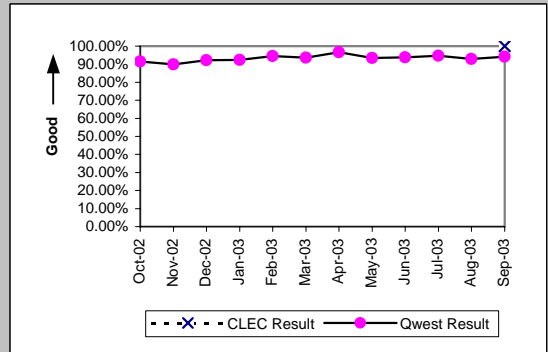


| Line Sharing (Parity) | | | | | | | | | | |
|-----------------------|----------|-----------|-----------|----------|-----------|------------|------------|-----------|------------|--|
| Date | CLEC Num | CLEC Denc | CLEC Resu | CLEC Std | Qwest Num | Qwest Denc | Qwest Resu | Mod Z Scr | Parity Scr | |
| Oct-02 | 25 | 26 | 96.15% | 19.23% | 2183 | 2241 | 97.41% | 0.45 | -0.73 | |
| Nov-02 | 25 | 27 | 92.59% | 26.19% | 1970 | 2022 | 97.43% | 1.33 | -0.19 | |
| Dec-02 | 24 | 27 | 88.89% | 31.43% | 1903 | 1989 | 95.68% | 1.49 | -0.09 | |
| Jan-03 | 26 | 28 | 92.86% | 25.75% | 1845 | 1905 | 96.85% | 1.08 | -0.34 | |
| Feb-03 | 24 | 24 | 100.00% | 0.00% | 1738 | 1781 | 97.59% | -0.77 | -1.47 | |
| Mar-03 | 20 | 20 | 100.00% | 0.00% | 1809 | 1853 | 97.63% | -0.69 | -1.42 | |
| Apr-03 | 15 | 16 | 93.75% | 24.21% | 1590 | 1610 | 98.76% | 1.28 | -0.22 | |
| May-03 | 21 | 22 | 95.45% | 20.83% | 1610 | 1624 | 99.14% | 1.3 | -0.21 | |
| Jun-03 | 10 | 10 | 100.00% | 0.00% | 1564 | 1582 | 98.86% | -0.34 | -1.21 | |
| Jul-03 | 18 | 19 | 94.74% | 22.33% | 1851 | 1872 | 98.88% | 1.24 | -0.25 | |
| Aug-03 | 18 | 21 | 85.71% | 34.99% | 1805 | 1824 | 98.96% | 3.2 | 0.94 | |
| Sep-03 | 15 | 15 | 100.00% | 0.00% | 2125 | 2151 | 98.79% | -0.43 | -1.26 | |

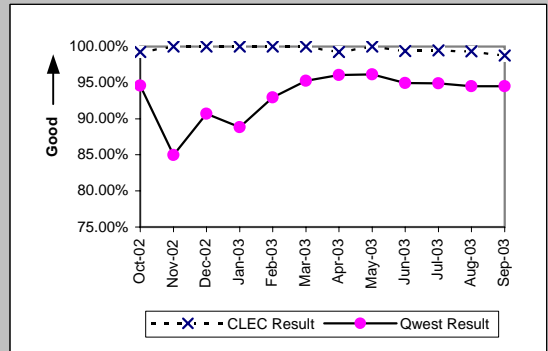


MR-3D - Out of Service Cleared within 24 Hours (Percent) - Interval Zone One

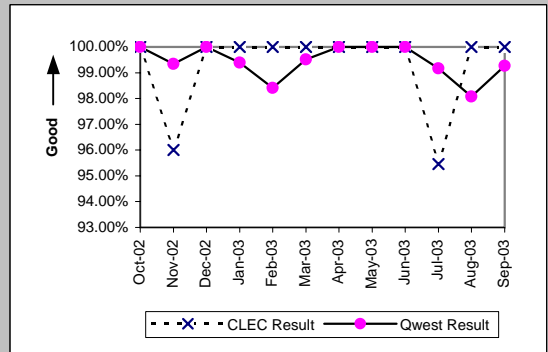
| Qwest DSL (Parity) | | | | | | | | | |
|--------------------|----------|-----------|-----------|----------|-----------|------------|------------|-----------|------------|
| Date | CLEC Num | CLEC Denc | CLEC Resu | CLEC Std | Qwest Num | Qwest Denc | Qwest Resu | Mod Z Scr | Parity Scr |
| Oct-02 | | | | | 331 | 362 | 91.44% | | |
| Nov-02 | | | | | 349 | 388 | 89.95% | | |
| Dec-02 | | | | | 354 | 384 | 92.19% | | |
| Jan-03 | | | | | 397 | 430 | 92.33% | | |
| Feb-03 | | | | | 339 | 359 | 94.43% | | |
| Mar-03 | | | | | 322 | 344 | 93.60% | | |
| Apr-03 | | | | | 411 | 425 | 96.71% | | |
| May-03 | | | | | 299 | 320 | 93.44% | | |
| Jun-03 | | | | | 319 | 340 | 93.82% | | |
| Jul-03 | | | | | 264 | 279 | 94.62% | | |
| Aug-03 | | | | | 207 | 223 | 92.83% | | |
| Sep-03 | 1 | 1 | 100.00% | 0.00% | 289 | 307 | 94.14% | -0.25 | -1.15 |



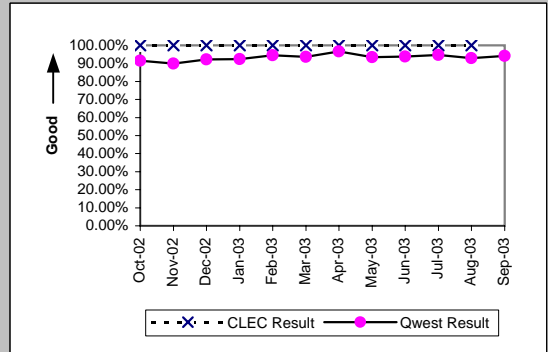
| Unbundled Loop Analog (Parity) | | | | | | | | | |
|--------------------------------|----------|-----------|-----------|----------|-----------|------------|------------|-----------|------------|
| Date | CLEC Num | CLEC Denc | CLEC Resu | CLEC Std | Qwest Num | Qwest Denc | Qwest Resu | Mod Z Scr | Parity Scr |
| Oct-02 | | | | | 11109 | 11742 | 94.61% | -2.34 | -2.43 |
| Nov-02 | 220 | 220 | 100.00% | 0.00% | 11179 | 13157 | 84.97% | -6.19 | -4.76 |
| Dec-02 | 163 | 163 | 100.00% | 0.00% | 12746 | 14057 | 90.67% | -4.07 | -3.48 |
| Jan-03 | 227 | 227 | 100.00% | 0.00% | 13348 | 15029 | 88.82% | -5.31 | -4.23 |
| Feb-03 | 174 | 174 | 100.00% | 0.00% | 10858 | 11680 | 92.96% | -3.6 | -3.19 |
| Mar-03 | 172 | 172 | 100.00% | 0.00% | 11270 | 11831 | 95.26% | -2.91 | -2.77 |
| Apr-03 | 128 | 129 | 99.22% | 8.77% | 9810 | 10214 | 96.04% | -1.84 | -2.12 |
| May-03 | 145 | 145 | 100.00% | 0.00% | 10097 | 10504 | 96.13% | -2.4 | -2.46 |
| Jun-03 | 166 | 167 | 99.40% | 7.72% | 10742 | 11312 | 94.96% | -2.6 | -2.58 |
| Jul-03 | 191 | 192 | 99.48% | 7.20% | 11090 | 11688 | 94.88% | -2.87 | -2.74 |
| Aug-03 | 146 | 147 | 99.32% | 8.22% | 10945 | 11582 | 94.50% | -2.55 | -2.55 |
| Sep-03 | 158 | 160 | 98.75% | 11.11% | 11695 | 12378 | 94.48% | -2.35 | -2.43 |



| Unbundled Loop - 2 Wire Non-Loaded (Parity) | | | | | | | | | |
|---|----------|-----------|-----------|----------|-----------|------------|------------|-----------|------------|
| Date | CLEC Num | CLEC Denc | CLEC Resu | CLEC Std | Qwest Num | Qwest Denc | Qwest Resu | Mod Z Scr | Parity Scr |
| Oct-02 | 15 | 15 | 100.00% | 0.00% | 114 | 114 | 100.00% | N/A | N/A |
| Nov-02 | 24 | 25 | 96.00% | 19.60% | 150 | 151 | 99.34% | 1.09 | -0.34 |
| Dec-02 | 11 | 11 | 100.00% | 0.00% | 182 | 182 | 100.00% | N/A | N/A |
| Jan-03 | 14 | 14 | 100.00% | 0.00% | 163 | 164 | 99.39% | -0.28 | -1.17 |
| Feb-03 | 11 | 11 | 100.00% | 0.00% | 186 | 189 | 98.41% | -0.41 | -1.25 |
| Mar-03 | 12 | 12 | 100.00% | 0.00% | 206 | 207 | 99.52% | -0.23 | -1.14 |
| Apr-03 | 15 | 15 | 100.00% | 0.00% | 145 | 145 | 100.00% | N/A | N/A |
| May-03 | 17 | 17 | 100.00% | 0.00% | 121 | 121 | 100.00% | N/A | N/A |
| Jun-03 | 25 | 25 | 100.00% | 0.00% | 137 | 137 | 100.00% | N/A | N/A |
| Jul-03 | 21 | 22 | 95.45% | 20.83% | 119 | 120 | 99.17% | 1.03 | -0.37 |
| Aug-03 | 13 | 13 | 100.00% | 0.00% | 153 | 156 | 98.08% | -0.49 | -1.29 |
| Sep-03 | 23 | 23 | 100.00% | 0.00% | 135 | 136 | 99.26% | -0.38 | -1.23 |

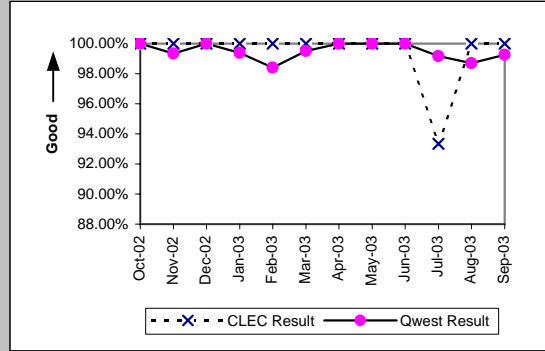


| Unbundled Loop - ADSL Qualified (Parity) | | | | | | | | | |
|--|----------|-----------|-----------|----------|-----------|------------|------------|-----------|------------|
| Date | CLEC Num | CLEC Denc | CLEC Resu | CLEC Std | Qwest Num | Qwest Denc | Qwest Resu | Mod Z Scr | Parity Scr |
| Oct-02 | 2 | 2 | 100.00% | 0.00% | 331 | 362 | 91.44% | -0.43 | -1.26 |
| Nov-02 | 1 | 1 | 100.00% | 0.00% | 349 | 388 | 89.95% | -0.33 | -1.2 |
| Dec-02 | 2 | 2 | 100.00% | 0.00% | 354 | 384 | 92.19% | -0.41 | -1.25 |
| Jan-03 | 3 | 3 | 100.00% | 0.00% | 397 | 430 | 92.33% | -0.5 | -1.3 |
| Feb-03 | 2 | 2 | 100.00% | 0.00% | 339 | 359 | 94.43% | -0.34 | -1.21 |
| Mar-03 | 1 | 1 | 100.00% | 0.00% | 322 | 344 | 93.60% | -0.26 | -1.16 |
| Apr-03 | 1 | 1 | 100.00% | 0.00% | 411 | 425 | 96.71% | -0.18 | -1.11 |
| May-03 | 4 | 4 | 100.00% | 0.00% | 299 | 320 | 93.44% | -0.53 | -1.32 |
| Jun-03 | 3 | 3 | 100.00% | 0.00% | 319 | 340 | 93.82% | -0.44 | -1.27 |
| Jul-03 | 5 | 5 | 100.00% | 0.00% | 264 | 279 | 94.62% | -0.53 | -1.32 |
| Aug-03 | 5 | 5 | 100.00% | 0.00% | 207 | 223 | 92.83% | -0.61 | -1.37 |
| Sep-03 | | | | | 289 | 307 | 94.14% | | |



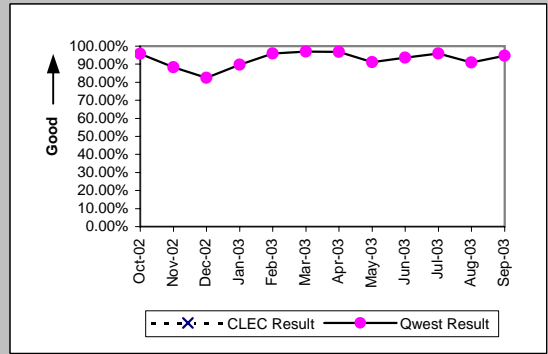
MR-3D - Out of Service Cleared within 24 Hours (Percent) - Interval Zone One

| Unbundled Loop ISDN Capable (Parity) | | | | | | | | | | |
|--------------------------------------|----------|-----------|-----------|----------|-----------|------------|------------|-----------|------------|-----|
| Date | CLEC Num | CLEC Dend | CLEC Resu | CLEC Std | Qwest Num | Qwest Dend | Qwest Resu | Mod Z Scr | Parity Scr | |
| Oct-02 | 20 | 20 | 100.00% | 0.00% | 114 | 114 | 100.00% | | N/A | N/A |
| Nov-02 | 15 | 15 | 100.00% | 0.00% | 150 | 151 | 99.34% | -0.3 | -1.18 | |
| Dec-02 | 21 | 21 | 100.00% | 0.00% | 182 | 182 | 100.00% | | N/A | N/A |
| Jan-03 | 26 | 26 | 100.00% | 0.00% | 163 | 164 | 99.39% | -0.37 | -1.23 | |
| Feb-03 | 21 | 21 | 100.00% | 0.00% | 186 | 189 | 98.41% | -0.55 | -1.34 | |
| Mar-03 | 16 | 16 | 100.00% | 0.00% | 206 | 207 | 99.52% | -0.27 | -1.16 | |
| Apr-03 | 21 | 21 | 100.00% | 0.00% | 145 | 145 | 100.00% | | N/A | N/A |
| May-03 | 21 | 21 | 100.00% | 0.00% | 121 | 121 | 100.00% | | N/A | N/A |
| Jun-03 | 29 | 29 | 100.00% | 0.00% | 137 | 137 | 100.00% | | N/A | N/A |
| Jul-03 | 14 | 15 | 93.33% | 24.94% | 119 | 120 | 99.17% | 1.26 | -0.24 | |
| Aug-03 | 19 | 19 | 100.00% | 0.00% | 153 | 155 | 98.71% | -0.47 | -1.29 | |
| Sep-03 | 16 | 16 | 100.00% | 0.00% | 135 | 136 | 99.26% | -0.33 | -1.2 | |

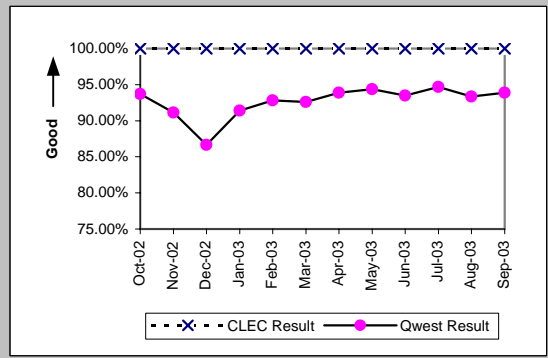


MR-3E - Out of Service Cleared within 24 Hours (Percent) - Interval Zone Two

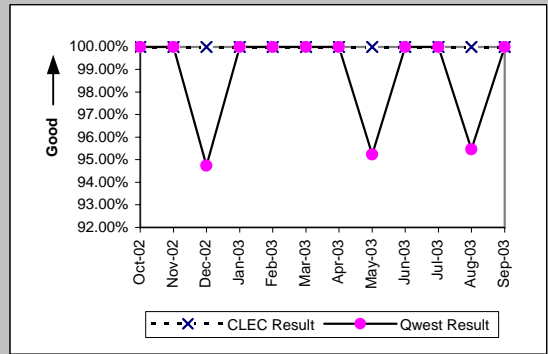
| Qwest DSL (Parity) | | | | | | | | | |
|--------------------|----------|-----------|-----------|----------|-----------|------------|------------|-----------|------------|
| Date | CLEC Num | CLEC Denc | CLEC Resu | CLEC Std | Qwest Num | Qwest Denc | Qwest Resu | Mod Z Scr | Parity Scr |
| Oct-02 | | | | | 23 | 24 | 95.83% | | |
| Nov-02 | | | | | 30 | 34 | 88.24% | | |
| Dec-02 | | | | | 33 | 40 | 82.50% | | |
| Jan-03 | | | | | 44 | 49 | 89.80% | | |
| Feb-03 | | | | | 24 | 25 | 96.00% | | |
| Mar-03 | | | | | 32 | 33 | 96.97% | | |
| Apr-03 | | | | | 31 | 32 | 96.88% | | |
| May-03 | | | | | 31 | 34 | 91.18% | | |
| Jun-03 | | | | | 29 | 31 | 93.55% | | |
| Jul-03 | | | | | 24 | 25 | 96.00% | | |
| Aug-03 | | | | | 20 | 22 | 90.91% | | |
| Sep-03 | | | | | 35 | 37 | 94.59% | | |



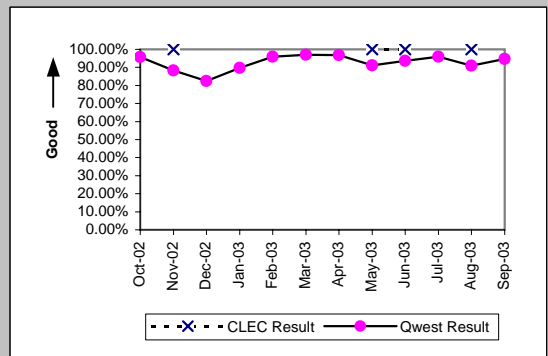
| Unbundled Loop Analog (Parity) | | | | | | | | | |
|--------------------------------|----------|-----------|-----------|----------|-----------|------------|------------|-----------|------------|
| Date | CLEC Num | CLEC Denc | CLEC Resu | CLEC Std | Qwest Num | Qwest Denc | Qwest Resu | Mod Z Scr | Parity Scr |
| Oct-02 | 15 | 15 | 100.00% | 0.00% | 2087 | 2227 | 93.71% | -1 | -1.61 |
| Nov-02 | 20 | 20 | 100.00% | 0.00% | 2114 | 2320 | 91.12% | -1.39 | -1.85 |
| Dec-02 | 16 | 16 | 100.00% | 0.00% | 2551 | 2944 | 86.65% | -1.57 | -1.95 |
| Jan-03 | 25 | 25 | 100.00% | 0.00% | 2694 | 2948 | 91.38% | -1.53 | -1.93 |
| Feb-03 | 38 | 38 | 100.00% | 0.00% | 2137 | 2302 | 92.83% | -1.7 | -2.03 |
| Mar-03 | 8 | 8 | 100.00% | 0.00% | 2470 | 2668 | 92.58% | -0.8 | -1.49 |
| Apr-03 | 14 | 14 | 100.00% | 0.00% | 2342 | 2495 | 93.87% | -0.95 | -1.58 |
| May-03 | 21 | 21 | 100.00% | 0.00% | 2210 | 2342 | 94.36% | -1.11 | -1.68 |
| Jun-03 | 14 | 14 | 100.00% | 0.00% | 2132 | 2281 | 93.47% | -0.99 | -1.6 |
| Jul-03 | 10 | 10 | 100.00% | 0.00% | 2537 | 2679 | 94.70% | -0.75 | -1.45 |
| Aug-03 | 17 | 17 | 100.00% | 0.00% | 2521 | 2700 | 93.37% | -1.1 | -1.67 |
| Sep-03 | 11 | 11 | 100.00% | 0.00% | 2232 | 2377 | 93.90% | -0.84 | -1.51 |



| Unbundled Loop - 2 Wire Non-Loaded (Parity) | | | | | | | | | |
|---|----------|-----------|-----------|----------|-----------|------------|------------|-----------|------------|
| Date | CLEC Num | CLEC Denc | CLEC Resu | CLEC Std | Qwest Num | Qwest Denc | Qwest Resu | Mod Z Scr | Parity Scr |
| Oct-02 | 2 | 2 | 100.00% | 0.00% | 10 | 10 | 100.00% | N/A | N/A |
| Nov-02 | 4 | 4 | 100.00% | 0.00% | 15 | 15 | 100.00% | N/A | N/A |
| Dec-02 | 4 | 4 | 100.00% | 0.00% | 18 | 19 | 94.74% | -0.43 | -1.26 |
| Jan-03 | 4 | 4 | 100.00% | 0.00% | 13 | 13 | 100.00% | N/A | N/A |
| Feb-03 | 1 | 1 | 100.00% | 0.00% | 11 | 11 | 100.00% | N/A | N/A |
| Mar-03 | 4 | 4 | 100.00% | 0.00% | 10 | 10 | 100.00% | N/A | N/A |
| Apr-03 | 6 | 6 | 100.00% | 0.00% | 13 | 13 | 100.00% | N/A | N/A |
| May-03 | 3 | 3 | 100.00% | 0.00% | 20 | 21 | 95.24% | -0.36 | -1.22 |
| Jun-03 | 3 | 3 | 100.00% | 0.00% | 9 | 9 | 100.00% | N/A | N/A |
| Jul-03 | 6 | 6 | 100.00% | 0.00% | 13 | 13 | 100.00% | N/A | N/A |
| Aug-03 | 6 | 6 | 100.00% | 0.00% | 21 | 22 | 95.45% | -0.47 | -1.29 |
| Sep-03 | 1 | 1 | 100.00% | 0.00% | 15 | 15 | 100.00% | N/A | N/A |

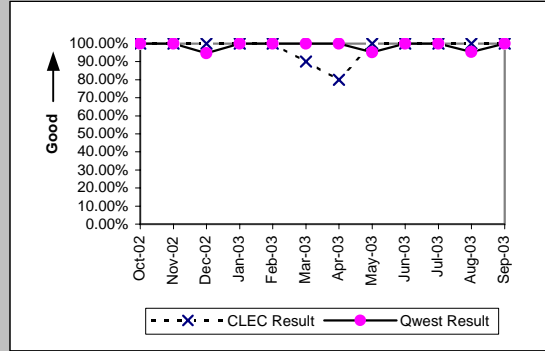


| Unbundled Loop - ADSL Qualified (Parity) | | | | | | | | | |
|--|----------|-----------|-----------|----------|-----------|------------|------------|-----------|------------|
| Date | CLEC Num | CLEC Denc | CLEC Resu | CLEC Std | Qwest Num | Qwest Denc | Qwest Resu | Mod Z Scr | Parity Scr |
| Oct-02 | | | | | 23 | 24 | 95.83% | | |
| Nov-02 | 1 | 1 | 100.00% | 0.00% | 30 | 34 | 88.24% | -0.36 | -1.22 |
| Dec-02 | | | | | 33 | 40 | 82.50% | | |
| Jan-03 | | | | | 44 | 49 | 89.80% | | |
| Feb-03 | | | | | 24 | 25 | 96.00% | | |
| Mar-03 | | | | | 32 | 33 | 96.97% | | |
| Apr-03 | | | | | 31 | 32 | 96.88% | | |
| May-03 | 2 | 2 | 100.00% | 0.00% | 31 | 34 | 91.18% | -0.43 | -1.26 |
| Jun-03 | 1 | 1 | 100.00% | 0.00% | 29 | 31 | 93.55% | -0.26 | -1.16 |
| Jul-03 | | | | | 24 | 25 | 96.00% | | |
| Aug-03 | 1 | 1 | 100.00% | 0.00% | 20 | 22 | 90.91% | -0.31 | -1.19 |
| Sep-03 | | | | | 35 | 37 | 94.59% | | |



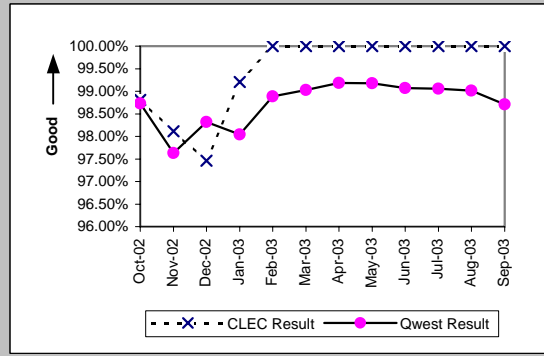
MR-3E - Out of Service Cleared within 24 Hours (Percent) - Interval Zone Two

| Unbundled Loop ISDN Capable (Parity) | | | | | | | | | |
|--------------------------------------|----------|-----------|-----------|----------|-----------|------------|------------|-----------|------------|
| Date | CLEC Num | CLEC Dend | CLEC Resu | CLEC Std | Qwest Num | Qwest Dend | Qwest Resu | Mod Z Scr | Parity Scr |
| Oct-02 | 2 | 2 | 100.00% | 0.00% | 10 | 10 | 100.00% | N/A | N/A |
| Nov-02 | 9 | 9 | 100.00% | 0.00% | 15 | 15 | 100.00% | N/A | N/A |
| Dec-02 | 11 | 11 | 100.00% | 0.00% | 18 | 19 | 94.74% | -0.62 | -1.38 |
| Jan-03 | 8 | 8 | 100.00% | 0.00% | 13 | 13 | 100.00% | N/A | N/A |
| Feb-03 | 6 | 6 | 100.00% | 0.00% | 11 | 11 | 100.00% | N/A | N/A |
| Mar-03 | 9 | 10 | 90.00% | 30.00% | 10 | 10 | 100.00% | N/A | -0.62 |
| Apr-03 | 4 | 5 | 80.00% | 40.00% | 13 | 13 | 100.00% | N/A | -0.32 |
| May-03 | 5 | 5 | 100.00% | 0.00% | 20 | 21 | 95.24% | -0.45 | -1.27 |
| Jun-03 | 3 | 3 | 100.00% | 0.00% | 9 | 9 | 100.00% | N/A | N/A |
| Jul-03 | 2 | 2 | 100.00% | 0.00% | 13 | 13 | 100.00% | N/A | N/A |
| Aug-03 | 6 | 6 | 100.00% | 0.00% | 21 | 22 | 95.45% | -0.47 | -1.29 |
| Sep-03 | 6 | 6 | 100.00% | 0.00% | 15 | 15 | 100.00% | N/A | N/A |

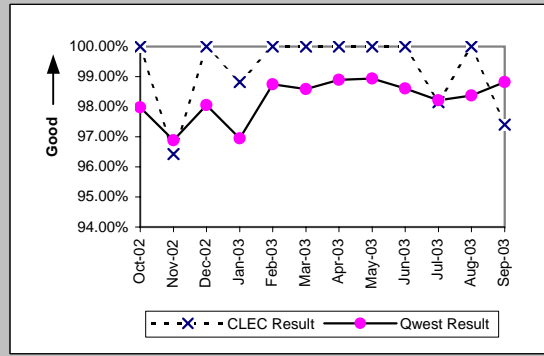


MR-4A - All Troubles Cleared within 48 Hours (Percent) - Dispatches within MSAs

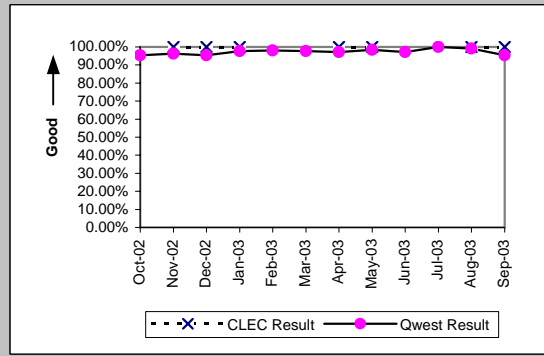
| Residence (Parity) | | | | | | | | | |
|--------------------|----------|-----------|-----------|----------|-----------|------------|------------|-----------|------------|
| Date | CLEC Num | CLEC Denc | CLEC Resu | CLEC Std | Qwest Num | Qwest Denc | Qwest Resu | Mod Z Scr | Parity Scr |
| Oct-02 | 83 | 84 | 98.81% | 10.85% | 10990 | 11131 | 98.73% | -0.06 | -1.04 |
| Nov-02 | 104 | 106 | 98.11% | 13.61% | 12439 | 12741 | 97.63% | -0.33 | -1.2 |
| Dec-02 | 115 | 118 | 97.46% | 15.74% | 13996 | 14235 | 98.32% | 0.74 | -0.55 |
| Jan-03 | 125 | 126 | 99.21% | 8.87% | 14959 | 15258 | 98.04% | -0.94 | -1.57 |
| Feb-03 | 152 | 152 | 100.00% | 0.00% | 11393 | 11521 | 98.89% | -1.3 | -1.79 |
| Mar-03 | 171 | 171 | 100.00% | 0.00% | 11455 | 11567 | 99.03% | -1.28 | -1.78 |
| Apr-03 | 173 | 173 | 100.00% | 0.00% | 10085 | 10168 | 99.18% | -1.18 | -1.72 |
| May-03 | 159 | 159 | 100.00% | 0.00% | 10251 | 10336 | 99.18% | -1.14 | -1.69 |
| Jun-03 | 144 | 144 | 100.00% | 0.00% | 11012 | 11115 | 99.07% | -1.15 | -1.7 |
| Jul-03 | 204 | 204 | 100.00% | 0.00% | 11215 | 11322 | 99.05% | -1.38 | -1.84 |
| Aug-03 | 184 | 184 | 100.00% | 0.00% | 11335 | 11448 | 99.01% | -1.34 | -1.82 |
| Sep-03 | 212 | 212 | 100.00% | 0.00% | 11614 | 11766 | 98.71% | -1.65 | -2 |



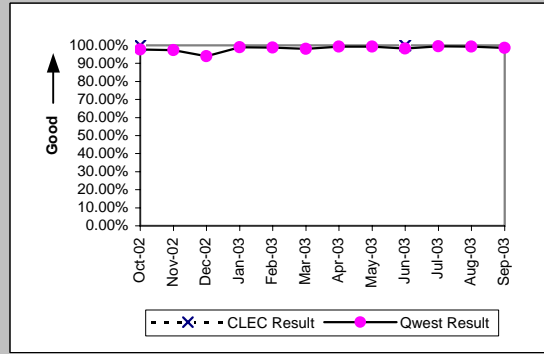
| Business (Parity) | | | | | | | | | |
|-------------------|----------|-----------|-----------|----------|-----------|------------|------------|-----------|------------|
| Date | CLEC Num | CLEC Denc | CLEC Resu | CLEC Std | Qwest Num | Qwest Denc | Qwest Resu | Mod Z Scr | Parity Scr |
| Oct-02 | 55 | 55 | 100.00% | 0.00% | 1404 | 1433 | 97.98% | -1.05 | -1.64 |
| Nov-02 | 81 | 84 | 96.43% | 18.56% | 1460 | 1507 | 96.88% | 0.29 | -0.82 |
| Dec-02 | 57 | 57 | 100.00% | 0.00% | 1359 | 1386 | 98.05% | -1.04 | -1.63 |
| Jan-03 | 84 | 85 | 98.82% | 10.78% | 1622 | 1673 | 96.95% | -0.98 | -1.6 |
| Feb-03 | 57 | 57 | 100.00% | 0.00% | 1254 | 1270 | 98.74% | -0.83 | -1.51 |
| Mar-03 | 87 | 87 | 100.00% | 0.00% | 1251 | 1269 | 98.58% | -1.08 | -1.66 |
| Apr-03 | 52 | 52 | 100.00% | 0.00% | 1159 | 1172 | 98.89% | -0.75 | -1.45 |
| May-03 | 43 | 43 | 100.00% | 0.00% | 1120 | 1132 | 98.94% | -0.67 | -1.41 |
| Jun-03 | 59 | 59 | 100.00% | 0.00% | 1276 | 1294 | 98.61% | -0.89 | -1.54 |
| Jul-03 | 53 | 54 | 98.15% | 13.48% | 1262 | 1285 | 98.21% | 0.11 | -0.93 |
| Aug-03 | 67 | 67 | 100.00% | 0.00% | 1151 | 1170 | 98.38% | -1.02 | -1.62 |
| Sep-03 | 75 | 77 | 97.40% | 15.91% | 1251 | 1266 | 98.82% | 1 | -0.39 |



| Centrex (Parity) | | | | | | | | | |
|------------------|----------|-----------|-----------|----------|-----------|------------|------------|-----------|------------|
| Date | CLEC Num | CLEC Denc | CLEC Resu | CLEC Std | Qwest Num | Qwest Denc | Qwest Resu | Mod Z Scr | Parity Scr |
| Oct-02 | | | | | 143 | 150 | 95.33% | | |
| Nov-02 | 6 | 6 | 100.00% | 0.00% | 102 | 106 | 96.23% | -0.47 | -1.29 |
| Dec-02 | 1 | 1 | 100.00% | 0.00% | 103 | 108 | 95.37% | -0.22 | -1.13 |
| Jan-03 | 2 | 2 | 100.00% | 0.00% | 130 | 133 | 97.74% | -0.21 | -1.13 |
| Feb-03 | | | | | 97 | 99 | 97.98% | | |
| Mar-03 | | | | | 127 | 130 | 97.69% | | |
| Apr-03 | 1 | 1 | 100.00% | 0.00% | 106 | 109 | 97.25% | -0.17 | -1.1 |
| May-03 | 3 | 3 | 100.00% | 0.00% | 117 | 119 | 98.32% | -0.22 | -1.14 |
| Jun-03 | | | | | 135 | 139 | 97.12% | | |
| Jul-03 | | | | | 126 | 126 | 100.00% | | |
| Aug-03 | 2 | 2 | 100.00% | 0.00% | 108 | 109 | 99.08% | -0.13 | -1.08 |
| Sep-03 | 2 | 2 | 100.00% | 0.00% | 126 | 132 | 95.45% | -0.31 | -1.19 |

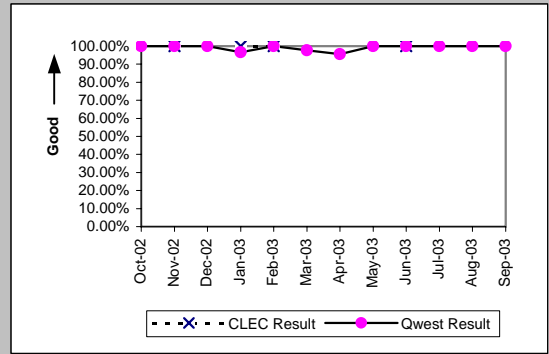


| Centrex 21 (Parity) | | | | | | | | | |
|---------------------|----------|-----------|-----------|----------|-----------|------------|------------|-----------|------------|
| Date | CLEC Num | CLEC Denc | CLEC Resu | CLEC Std | Qwest Num | Qwest Denc | Qwest Resu | Mod Z Scr | Parity Scr |
| Oct-02 | 1 | 1 | 100.00% | 0.00% | 204 | 209 | 97.61% | -0.16 | -1.09 |
| Nov-02 | | | | | 180 | 185 | 97.30% | | |
| Dec-02 | | | | | 156 | 166 | 93.98% | | |
| Jan-03 | | | | | 202 | 204 | 99.02% | | |
| Feb-03 | | | | | 153 | 155 | 98.71% | | |
| Mar-03 | | | | | 145 | 148 | 97.97% | | |
| Apr-03 | | | | | 132 | 133 | 99.25% | | |
| May-03 | | | | | 132 | 133 | 99.25% | | |
| Jun-03 | 2 | 2 | 100.00% | 0.00% | 164 | 167 | 98.20% | -0.19 | -1.12 |
| Jul-03 | | | | | 165 | 166 | 99.40% | | |
| Aug-03 | | | | | 149 | 150 | 99.33% | | |
| Sep-03 | | | | | 137 | 139 | 98.56% | | |

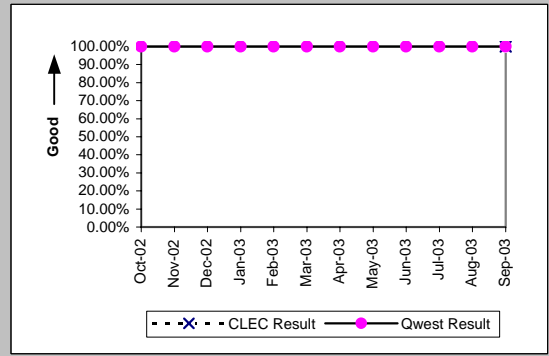


MR-4A - All Troubles Cleared within 48 Hours (Percent) - Dispatches within MSAs

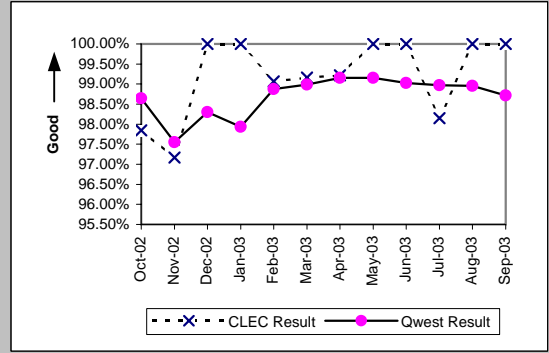
| PBX (Parity) | | | | | | | | | |
|--------------|----------|-----------|-----------|------------|-----------|------------|------------|-----------|------------|
| Date | CLEC Num | CLEC Denc | CLEC Resu | CLEC Std E | Qwest Num | Qwest Denc | Qwest Resu | Mod Z Scr | Parity Scr |
| Oct-02 | | | | | 35 | 35 | 100.00% | | |
| Nov-02 | 2 | 2 | 100.00% | 0.00% | 36 | 36 | 100.00% | N/A | N/A |
| Dec-02 | | | | | 36 | 36 | 100.00% | | |
| Jan-03 | 1 | 1 | 100.00% | 0.00% | 29 | 30 | 96.67% | -0.18 | -1.11 |
| Feb-03 | 1 | 1 | 100.00% | 0.00% | 26 | 26 | 100.00% | N/A | N/A |
| Mar-03 | | | | | 43 | 44 | 97.73% | | |
| Apr-03 | | | | | 22 | 23 | 95.65% | | |
| May-03 | | | | | 30 | 30 | 100.00% | | |
| Jun-03 | 2 | 2 | 100.00% | 0.00% | 34 | 34 | 100.00% | N/A | N/A |
| Jul-03 | | | | | 25 | 25 | 100.00% | | |
| Aug-03 | | | | | 33 | 33 | 100.00% | | |
| Sep-03 | | | | | 31 | 31 | 100.00% | | |



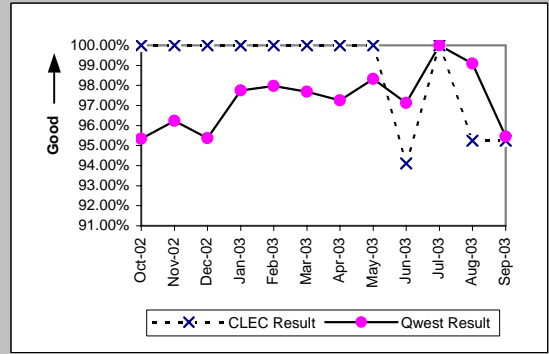
| Basic Rate ISDN (Parity) | | | | | | | | | |
|--------------------------|----------|-----------|-----------|------------|-----------|------------|------------|-----------|------------|
| Date | CLEC Num | CLEC Denc | CLEC Resu | CLEC Std E | Qwest Num | Qwest Denc | Qwest Resu | Mod Z Scr | Parity Scr |
| Oct-02 | | | | | 41 | 41 | 100.00% | | |
| Nov-02 | | | | | 61 | 61 | 100.00% | | |
| Dec-02 | | | | | 81 | 81 | 100.00% | | |
| Jan-03 | | | | | 53 | 53 | 100.00% | | |
| Feb-03 | | | | | 53 | 53 | 100.00% | | |
| Mar-03 | | | | | 72 | 72 | 100.00% | | |
| Apr-03 | | | | | 38 | 38 | 100.00% | | |
| May-03 | | | | | 33 | 33 | 100.00% | | |
| Jun-03 | | | | | 46 | 46 | 100.00% | | |
| Jul-03 | | | | | 43 | 43 | 100.00% | | |
| Aug-03 | | | | | 42 | 42 | 100.00% | | |
| Sep-03 | 1 | 1 | 100.00% | 0.00% | 57 | 57 | 100.00% | N/A | N/A |



| UNE - P (POTS) (Parity) | | | | | | | | | |
|-------------------------|----------|-----------|-----------|------------|-----------|------------|------------|-----------|------------|
| Date | CLEC Num | CLEC Denc | CLEC Resu | CLEC Std E | Qwest Num | Qwest Denc | Qwest Resu | Mod Z Scr | Parity Scr |
| Oct-02 | 91 | 93 | 97.85% | 14.51% | 12394 | 12564 | 98.65% | 0.68 | -0.58 |
| Nov-02 | 103 | 106 | 97.17% | 16.58% | 13899 | 14248 | 97.55% | 0.32 | -0.81 |
| Dec-02 | 73 | 73 | 100.00% | 0.00% | 15355 | 15621 | 98.30% | -1.12 | -1.68 |
| Jan-03 | 96 | 96 | 100.00% | 0.00% | 16581 | 16931 | 97.93% | -1.42 | -1.86 |
| Feb-03 | 106 | 107 | 99.07% | 9.62% | 12647 | 12791 | 98.87% | -0.19 | -1.11 |
| Mar-03 | 118 | 119 | 99.16% | 9.13% | 12706 | 12836 | 98.99% | -0.19 | -1.11 |
| Apr-03 | 127 | 128 | 99.22% | 8.80% | 11244 | 11340 | 99.15% | -0.08 | -1.05 |
| May-03 | 126 | 126 | 100.00% | 0.00% | 11371 | 11468 | 99.15% | -1.03 | -1.63 |
| Jun-03 | 109 | 109 | 100.00% | 0.00% | 12288 | 12409 | 99.02% | -1.03 | -1.63 |
| Jul-03 | 106 | 108 | 98.15% | 13.48% | 12477 | 12607 | 98.97% | 0.83 | -0.5 |
| Aug-03 | 102 | 102 | 100.00% | 0.00% | 12486 | 12618 | 98.95% | -1.03 | -1.63 |
| Sep-03 | 99 | 99 | 100.00% | 0.00% | 12865 | 13032 | 98.72% | -1.13 | -1.69 |



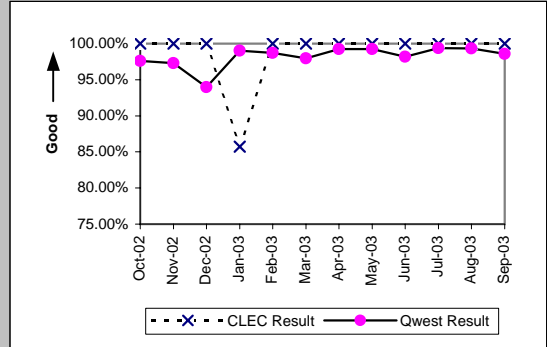
| UNE P (Centrex) (Parity) | | | | | | | | | |
|--------------------------|----------|-----------|-----------|------------|-----------|------------|------------|-----------|------------|
| Date | CLEC Num | CLEC Denc | CLEC Resu | CLEC Std E | Qwest Num | Qwest Denc | Qwest Resu | Mod Z Scr | Parity Scr |
| Oct-02 | 23 | 23 | 100.00% | 0.00% | 143 | 150 | 95.33% | -0.99 | -1.6 |
| Nov-02 | 17 | 17 | 100.00% | 0.00% | 102 | 106 | 96.23% | -0.76 | -1.46 |
| Dec-02 | 27 | 27 | 100.00% | 0.00% | 103 | 108 | 95.37% | -1.02 | -1.62 |
| Jan-03 | 27 | 27 | 100.00% | 0.00% | 130 | 133 | 97.74% | -0.72 | -1.44 |
| Feb-03 | 22 | 22 | 100.00% | 0.00% | 97 | 99 | 97.98% | -0.61 | -1.37 |
| Mar-03 | 20 | 20 | 100.00% | 0.00% | 127 | 130 | 97.69% | -0.64 | -1.39 |
| Apr-03 | 16 | 16 | 100.00% | 0.00% | 106 | 109 | 97.25% | -0.63 | -1.38 |
| May-03 | 18 | 18 | 100.00% | 0.00% | 117 | 119 | 98.32% | -0.52 | -1.31 |
| Jun-03 | 16 | 17 | 94.12% | 23.53% | 135 | 139 | 97.12% | 0.59 | -0.64 |
| Jul-03 | 22 | 22 | 100.00% | 0.00% | 126 | 126 | 100.00% | N/A | N/A |
| Aug-03 | 20 | 21 | 95.24% | 21.30% | 108 | 109 | 99.08% | 1 | -0.39 |
| Sep-03 | 20 | 21 | 95.24% | 21.30% | 126 | 132 | 95.45% | 0.07 | -0.96 |



MR-4A - All Troubles Cleared within 48 Hours (Percent) - Dispatches within MSAs

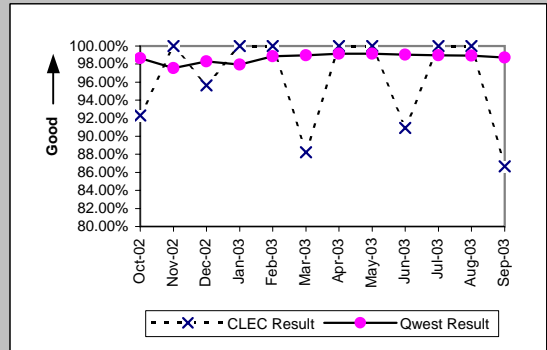
UNE P (Centrex 21) (Parity)

| Date | CLEC Num | CLEC Denc | CLEC Resu | CLEC Std | Qwest Num | Qwest Denc | Qwest Resu | Mod Z Scr | Parity Scr |
|--------|----------|-----------|-----------|----------|-----------|------------|------------|-----------|------------|
| Oct-02 | 5 | 5 | 100.00% | 0.00% | 204 | 209 | 97.61% | -0.35 | -1.21 |
| Nov-02 | 8 | 8 | 100.00% | 0.00% | 180 | 185 | 97.30% | -0.46 | -1.28 |
| Dec-02 | 4 | 4 | 100.00% | 0.00% | 156 | 166 | 93.98% | -0.5 | -1.3 |
| Jan-03 | 6 | 7 | 85.71% | 34.99% | 202 | 204 | 99.02% | 1.7 | 0.03 |
| Feb-03 | 8 | 8 | 100.00% | 0.00% | 153 | 155 | 98.71% | -0.32 | -1.19 |
| Mar-03 | 4 | 4 | 100.00% | 0.00% | 145 | 148 | 97.97% | -0.28 | -1.17 |
| Apr-03 | 2 | 2 | 100.00% | 0.00% | 132 | 133 | 99.25% | -0.12 | -1.07 |
| May-03 | 4 | 4 | 100.00% | 0.00% | 132 | 133 | 99.25% | -0.17 | -1.1 |
| Jun-03 | 3 | 3 | 100.00% | 0.00% | 164 | 167 | 98.20% | -0.23 | -1.14 |
| Jul-03 | 3 | 3 | 100.00% | 0.00% | 165 | 166 | 99.40% | -0.13 | -1.08 |
| Aug-03 | 7 | 7 | 100.00% | 0.00% | 149 | 150 | 99.33% | -0.21 | -1.13 |
| Sep-03 | 4 | 4 | 100.00% | 0.00% | 137 | 139 | 98.56% | -0.24 | -1.14 |



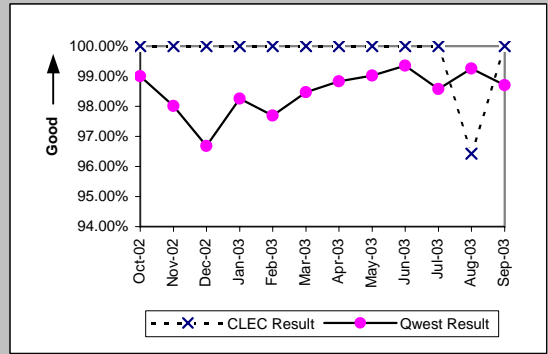
Line Sharing (Parity)

| Date | CLEC Num | CLEC Denc | CLEC Resu | CLEC Std | Qwest Num | Qwest Denc | Qwest Resu | Mod Z Scr | Parity Scr |
|--------|----------|-----------|-----------|----------|-----------|------------|------------|-----------|------------|
| Oct-02 | 12 | 13 | 92.31% | 26.65% | 12394 | 12564 | 98.65% | 1.36 | -0.17 |
| Nov-02 | 27 | 27 | 100.00% | 0.00% | 13899 | 14248 | 97.55% | -0.82 | -1.5 |
| Dec-02 | 22 | 23 | 95.65% | 20.39% | 15355 | 15621 | 98.30% | 0.87 | -0.47 |
| Jan-03 | 23 | 23 | 100.00% | 0.00% | 16581 | 16931 | 97.93% | -0.7 | -1.42 |
| Feb-03 | 11 | 11 | 100.00% | 0.00% | 12647 | 12791 | 98.87% | -0.35 | -1.22 |
| Mar-03 | 15 | 17 | 88.24% | 32.22% | 12706 | 12836 | 98.99% | 2.49 | 0.52 |
| Apr-03 | 9 | 9 | 100.00% | 0.00% | 11244 | 11340 | 99.15% | -0.28 | -1.17 |
| May-03 | 15 | 15 | 100.00% | 0.00% | 11371 | 11468 | 99.15% | -0.36 | -1.22 |
| Jun-03 | 10 | 11 | 90.91% | 28.75% | 12288 | 12409 | 99.02% | 1.62 | -0.02 |
| Jul-03 | 15 | 15 | 100.00% | 0.00% | 12477 | 12607 | 98.97% | -0.4 | -1.24 |
| Aug-03 | 17 | 17 | 100.00% | 0.00% | 12486 | 12618 | 98.95% | -0.42 | -1.26 |
| Sep-03 | 13 | 15 | 86.67% | 33.99% | 12865 | 13032 | 98.72% | 2.42 | 0.47 |

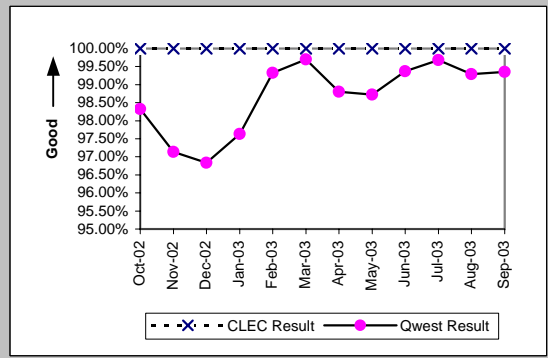


MR-4B - All Troubles Cleared within 48 Hours (Percent) - Dispatches outside MSAs

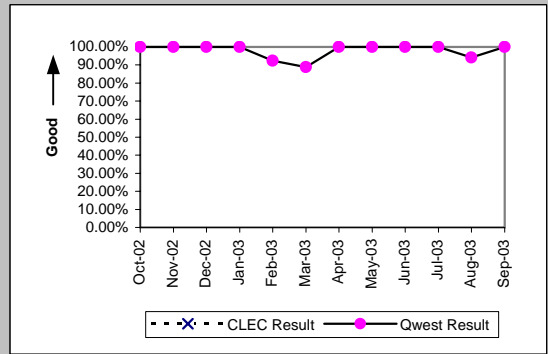
| Residence (Parity) | | | | | | | | | |
|--------------------|----------|-----------|-----------|------------|-----------|------------|------------|-----------|------------|
| Date | CLEC Num | CLEC Denc | CLEC Resu | CLEC Std E | Qwest Num | Qwest Denc | Qwest Resu | Mod Z Scr | Parity Scr |
| Oct-02 | 11 | 11 | 100.00% | 0.00% | 2283 | 2306 | 99.00% | -0.33 | -1.2 |
| Nov-02 | 15 | 15 | 100.00% | 0.00% | 2519 | 2570 | 98.02% | -0.55 | -1.33 |
| Dec-02 | 11 | 11 | 100.00% | 0.00% | 3118 | 3225 | 96.68% | -0.61 | -1.37 |
| Jan-03 | 32 | 32 | 100.00% | 0.00% | 3160 | 3216 | 98.26% | -0.75 | -1.46 |
| Feb-03 | 26 | 26 | 100.00% | 0.00% | 2414 | 2471 | 97.69% | -0.78 | -1.47 |
| Mar-03 | 25 | 25 | 100.00% | 0.00% | 2704 | 2746 | 98.47% | -0.62 | -1.38 |
| Apr-03 | 27 | 27 | 100.00% | 0.00% | 2531 | 2561 | 98.83% | -0.56 | -1.34 |
| May-03 | 25 | 25 | 100.00% | 0.00% | 2429 | 2453 | 99.02% | -0.49 | -1.3 |
| Jun-03 | 15 | 15 | 100.00% | 0.00% | 2434 | 2450 | 99.35% | -0.31 | -1.19 |
| Jul-03 | 16 | 16 | 100.00% | 0.00% | 2760 | 2800 | 98.57% | -0.48 | -1.29 |
| Aug-03 | 27 | 28 | 96.43% | 18.56% | 2794 | 2815 | 99.25% | 1.25 | -0.24 |
| Sep-03 | 38 | 38 | 100.00% | 0.00% | 2500 | 2533 | 98.70% | -0.7 | -1.43 |



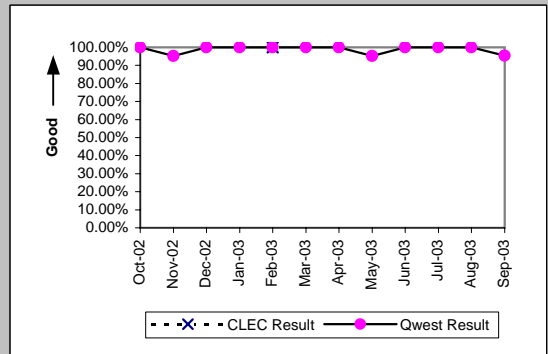
| Business (Parity) | | | | | | | | | |
|-------------------|----------|-----------|-----------|------------|-----------|------------|------------|-----------|------------|
| Date | CLEC Num | CLEC Denc | CLEC Resu | CLEC Std E | Qwest Num | Qwest Denc | Qwest Resu | Mod Z Scr | Parity Scr |
| Oct-02 | 13 | 13 | 100.00% | 0.00% | 352 | 358 | 98.32% | -0.46 | -1.28 |
| Nov-02 | 14 | 14 | 100.00% | 0.00% | 271 | 279 | 97.13% | -0.63 | -1.38 |
| Dec-02 | 15 | 15 | 100.00% | 0.00% | 367 | 379 | 96.83% | -0.69 | -1.42 |
| Jan-03 | 14 | 14 | 100.00% | 0.00% | 413 | 423 | 97.64% | -0.57 | -1.35 |
| Feb-03 | 18 | 18 | 100.00% | 0.00% | 296 | 298 | 99.33% | -0.34 | -1.21 |
| Mar-03 | 17 | 17 | 100.00% | 0.00% | 332 | 333 | 99.70% | -0.22 | -1.13 |
| Apr-03 | 8 | 8 | 100.00% | 0.00% | 330 | 334 | 98.80% | -0.31 | -1.19 |
| May-03 | 17 | 17 | 100.00% | 0.00% | 310 | 314 | 98.73% | -0.46 | -1.28 |
| Jun-03 | 23 | 23 | 100.00% | 0.00% | 316 | 318 | 99.37% | -0.37 | -1.22 |
| Jul-03 | 17 | 17 | 100.00% | 0.00% | 311 | 312 | 99.68% | -0.23 | -1.14 |
| Aug-03 | 16 | 16 | 100.00% | 0.00% | 280 | 282 | 99.29% | -0.33 | -1.2 |
| Sep-03 | 21 | 21 | 100.00% | 0.00% | 306 | 308 | 99.35% | -0.36 | -1.22 |



| Centrex (Parity) | | | | | | | | | |
|------------------|----------|-----------|-----------|------------|-----------|------------|------------|-----------|------------|
| Date | CLEC Num | CLEC Denc | CLEC Resu | CLEC Std E | Qwest Num | Qwest Denc | Qwest Resu | Mod Z Scr | Parity Scr |
| Oct-02 | | | | | 20 | 20 | 100.00% | | |
| Nov-02 | | | | | 7 | 7 | 100.00% | | |
| Dec-02 | | | | | 16 | 16 | 100.00% | | |
| Jan-03 | | | | | 17 | 17 | 100.00% | | |
| Feb-03 | | | | | 12 | 13 | 92.31% | | |
| Mar-03 | | | | | 8 | 9 | 88.89% | | |
| Apr-03 | | | | | 15 | 15 | 100.00% | | |
| May-03 | | | | | 6 | 6 | 100.00% | | |
| Jun-03 | | | | | 20 | 20 | 100.00% | | |
| Jul-03 | | | | | 9 | 9 | 100.00% | | |
| Aug-03 | | | | | 16 | 17 | 94.12% | | |
| Sep-03 | | | | | 12 | 12 | 100.00% | | |

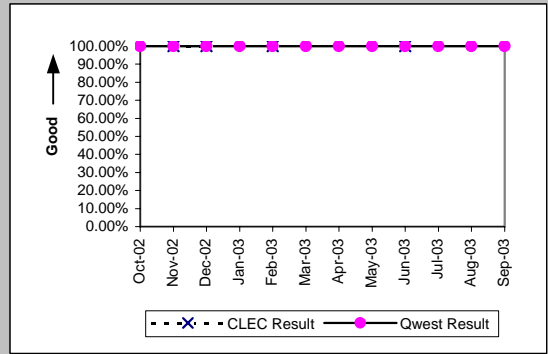


| Centrex 21 (Parity) | | | | | | | | | |
|---------------------|----------|-----------|-----------|------------|-----------|------------|------------|-----------|------------|
| Date | CLEC Num | CLEC Denc | CLEC Resu | CLEC Std E | Qwest Num | Qwest Denc | Qwest Resu | Mod Z Scr | Parity Scr |
| Oct-02 | | | | | 14 | 14 | 100.00% | | |
| Nov-02 | | | | | 20 | 21 | 95.24% | | |
| Dec-02 | | | | | 15 | 15 | 100.00% | | |
| Jan-03 | | | | | 19 | 19 | 100.00% | | |
| Feb-03 | 1 | 1 | 100.00% | 0.00% | 15 | 15 | 100.00% | N/A | N/A |
| Mar-03 | | | | | 15 | 15 | 100.00% | | |
| Apr-03 | | | | | 12 | 12 | 100.00% | | |
| May-03 | | | | | 20 | 21 | 95.24% | | |
| Jun-03 | | | | | 25 | 25 | 100.00% | | |
| Jul-03 | | | | | 19 | 19 | 100.00% | | |
| Aug-03 | | | | | 19 | 19 | 100.00% | | |
| Sep-03 | | | | | 21 | 22 | 95.45% | | |

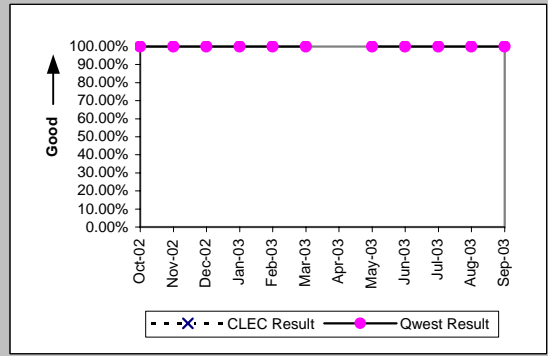


MR-4B - All Troubles Cleared within 48 Hours (Percent) - Dispatches outside MSAs

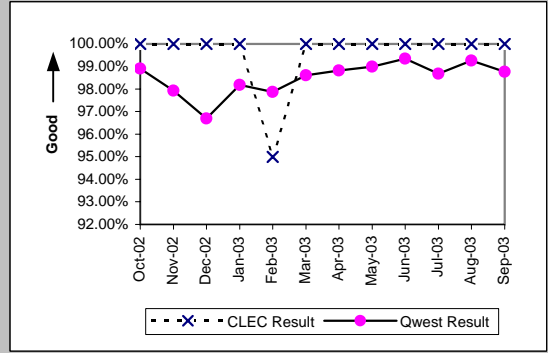
| PBX (Parity) | | | | | | | | | |
|--------------|----------|-----------|-----------|----------|-----------|------------|------------|-----------|------------|
| Date | CLEC Num | CLEC Denc | CLEC Resu | CLEC Std | Qwest Num | Qwest Denc | Qwest Resu | Mod Z Scr | Parity Scr |
| Oct-02 | | | | | 4 | 4 | 100.00% | | |
| Nov-02 | 1 | 1 | 100.00% | 0.00% | 6 | 6 | 100.00% | N/A | N/A |
| Dec-02 | 1 | 1 | 100.00% | 0.00% | 6 | 6 | 100.00% | N/A | N/A |
| Jan-03 | | | | | 5 | 5 | 100.00% | | |
| Feb-03 | 1 | 1 | 100.00% | 0.00% | 10 | 10 | 100.00% | N/A | N/A |
| Mar-03 | | | | | 15 | 15 | 100.00% | | |
| Apr-03 | | | | | 5 | 5 | 100.00% | | |
| May-03 | | | | | 23 | 23 | 100.00% | | |
| Jun-03 | 2 | 2 | 100.00% | 0.00% | 4 | 4 | 100.00% | N/A | N/A |
| Jul-03 | | | | | 3 | 3 | 100.00% | | |
| Aug-03 | | | | | 9 | 9 | 100.00% | | |
| Sep-03 | | | | | 9 | 9 | 100.00% | | |



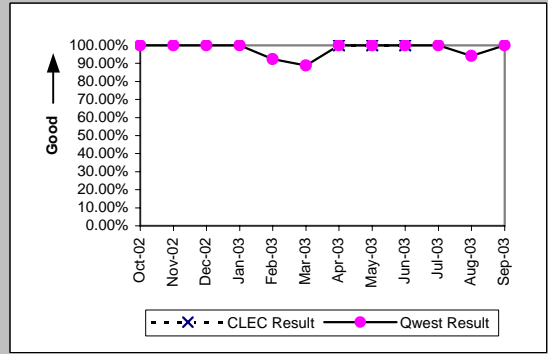
| Basic Rate ISDN (Parity) | | | | | | | | | |
|--------------------------|----------|-----------|-----------|----------|-----------|------------|------------|-----------|------------|
| Date | CLEC Num | CLEC Denc | CLEC Resu | CLEC Std | Qwest Num | Qwest Denc | Qwest Resu | Mod Z Scr | Parity Scr |
| Oct-02 | | | | | 1 | 1 | 100.00% | | |
| Nov-02 | | | | | 4 | 4 | 100.00% | | |
| Dec-02 | | | | | 9 | 9 | 100.00% | | |
| Jan-03 | | | | | 2 | 2 | 100.00% | | |
| Feb-03 | | | | | 4 | 4 | 100.00% | | |
| Mar-03 | | | | | 4 | 4 | 100.00% | | |
| Apr-03 | | | | | | | | | |
| May-03 | | | | | 7 | 7 | 100.00% | | |
| Jun-03 | | | | | 1 | 1 | 100.00% | | |
| Jul-03 | | | | | 5 | 5 | 100.00% | | |
| Aug-03 | | | | | 7 | 7 | 100.00% | | |
| Sep-03 | | | | | 4 | 4 | 100.00% | | |



| UNE - P (POTS) (Parity) | | | | | | | | | |
|-------------------------|----------|-----------|-----------|----------|-----------|------------|------------|-----------|------------|
| Date | CLEC Num | CLEC Denc | CLEC Resu | CLEC Std | Qwest Num | Qwest Denc | Qwest Resu | Mod Z Scr | Parity Scr |
| Oct-02 | 16 | 16 | 100.00% | 0.00% | 2635 | 2664 | 98.91% | -0.42 | -1.25 |
| Nov-02 | 19 | 19 | 100.00% | 0.00% | 2790 | 2849 | 97.93% | -0.63 | -1.38 |
| Dec-02 | 20 | 20 | 100.00% | 0.00% | 3485 | 3604 | 96.70% | -0.82 | -1.5 |
| Jan-03 | 30 | 30 | 100.00% | 0.00% | 3573 | 3639 | 98.19% | -0.74 | -1.45 |
| Feb-03 | 19 | 20 | 95.00% | 21.79% | 2710 | 2769 | 97.87% | 0.8 | -0.51 |
| Mar-03 | 21 | 21 | 100.00% | 0.00% | 3036 | 3079 | 98.60% | -0.54 | -1.33 |
| Apr-03 | 27 | 27 | 100.00% | 0.00% | 2861 | 2895 | 98.83% | -0.56 | -1.34 |
| May-03 | 29 | 29 | 100.00% | 0.00% | 2739 | 2767 | 98.99% | -0.54 | -1.33 |
| Jun-03 | 18 | 18 | 100.00% | 0.00% | 2750 | 2768 | 99.35% | -0.34 | -1.21 |
| Jul-03 | 28 | 28 | 100.00% | 0.00% | 3071 | 3112 | 98.68% | -0.61 | -1.37 |
| Aug-03 | 13 | 13 | 100.00% | 0.00% | 3074 | 3097 | 99.26% | -0.31 | -1.19 |
| Sep-03 | 9 | 9 | 100.00% | 0.00% | 2806 | 2841 | 98.77% | -0.33 | -1.2 |



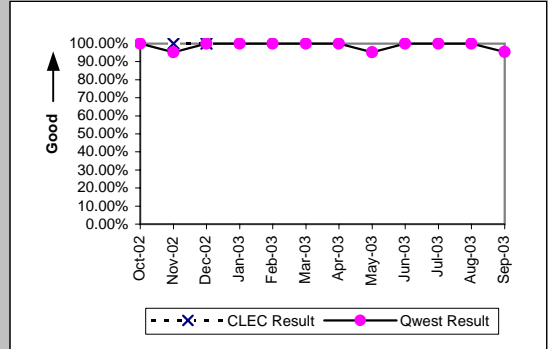
| UNE P (Centrex) (Parity) | | | | | | | | | |
|--------------------------|----------|-----------|-----------|----------|-----------|------------|------------|-----------|------------|
| Date | CLEC Num | CLEC Denc | CLEC Resu | CLEC Std | Qwest Num | Qwest Denc | Qwest Resu | Mod Z Scr | Parity Scr |
| Oct-02 | | | | | 20 | 20 | 100.00% | | |
| Nov-02 | | | | | 7 | 7 | 100.00% | | |
| Dec-02 | | | | | 16 | 16 | 100.00% | | |
| Jan-03 | | | | | 17 | 17 | 100.00% | | |
| Feb-03 | | | | | 12 | 13 | 92.31% | | |
| Mar-03 | | | | | 8 | 9 | 88.89% | | |
| Apr-03 | 5 | 5 | 100.00% | 0.00% | 15 | 15 | 100.00% | N/A | N/A |
| May-03 | 1 | 1 | 100.00% | 0.00% | 6 | 6 | 100.00% | N/A | N/A |
| Jun-03 | 1 | 1 | 100.00% | 0.00% | 20 | 20 | 100.00% | N/A | N/A |
| Jul-03 | | | | | 9 | 9 | 100.00% | | |
| Aug-03 | | | | | 16 | 17 | 94.12% | | |
| Sep-03 | | | | | 12 | 12 | 100.00% | | |



MR-4B - All Troubles Cleared within 48 Hours (Percent) - Dispatches outside MSAs

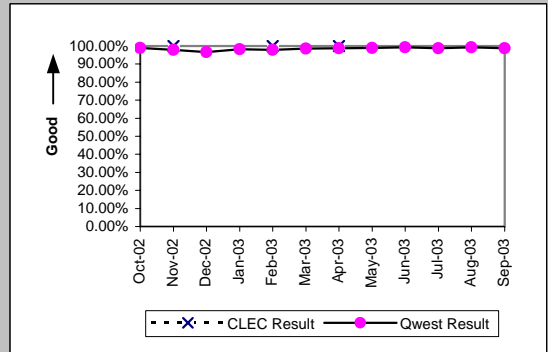
UNE P (Centrex 21) (Parity)

| Date | CLEC Num | CLEC Dend | CLEC Resu | CLEC Std | Qwest Num | Qwest Dend | Qwest Resu | Mod Z Scr | Parity Scr |
|--------|----------|-----------|-----------|----------|-----------|------------|------------|-----------|------------|
| Oct-02 | | | | | 14 | 14 | 100.00% | | |
| Nov-02 | 2 | 2 | 100.00% | 0.00% | 20 | 21 | 95.24% | -0.3 | -1.18 |
| Dec-02 | 1 | 1 | 100.00% | 0.00% | 15 | 15 | 100.00% | N/A | N/A |
| Jan-03 | | | | | 19 | 19 | 100.00% | | |
| Feb-03 | | | | | 15 | 15 | 100.00% | | |
| Mar-03 | | | | | 15 | 15 | 100.00% | | |
| Apr-03 | | | | | 12 | 12 | 100.00% | | |
| May-03 | | | | | 20 | 21 | 95.24% | | |
| Jun-03 | | | | | 25 | 25 | 100.00% | | |
| Jul-03 | | | | | 19 | 19 | 100.00% | | |
| Aug-03 | | | | | 19 | 19 | 100.00% | | |
| Sep-03 | | | | | 21 | 22 | 95.45% | | |



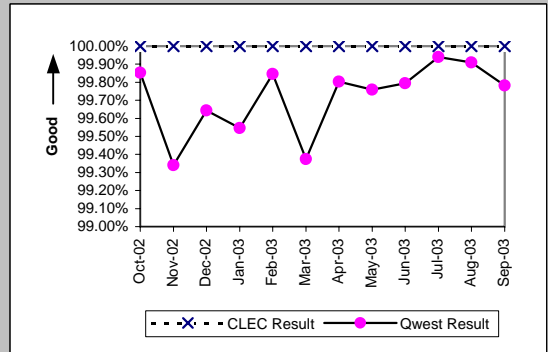
Line Sharing (Parity)

| Date | CLEC Num | CLEC Dend | CLEC Resu | CLEC Std | Qwest Num | Qwest Dend | Qwest Resu | Mod Z Scr | Parity Scr |
|--------|----------|-----------|-----------|----------|-----------|------------|------------|-----------|------------|
| Oct-02 | | | | | 2635 | 2664 | 98.91% | | |
| Nov-02 | 2 | 2 | 100.00% | 0.00% | 2790 | 2849 | 97.93% | -0.21 | -1.12 |
| Dec-02 | | | | | 3485 | 3604 | 96.70% | | |
| Jan-03 | | | | | 3573 | 3639 | 98.19% | | |
| Feb-03 | 3 | 3 | 100.00% | 0.00% | 2710 | 2769 | 97.87% | -0.26 | -1.16 |
| Mar-03 | | | | | 3036 | 3079 | 98.60% | | |
| Apr-03 | 1 | 1 | 100.00% | 0.00% | 2861 | 2895 | 98.83% | -0.11 | -1.07 |
| May-03 | | | | | 2739 | 2767 | 98.99% | | |
| Jun-03 | | | | | 2750 | 2768 | 99.35% | | |
| Jul-03 | | | | | 3071 | 3112 | 98.68% | | |
| Aug-03 | | | | | 3074 | 3097 | 99.26% | | |
| Sep-03 | | | | | 2806 | 2841 | 98.77% | | |

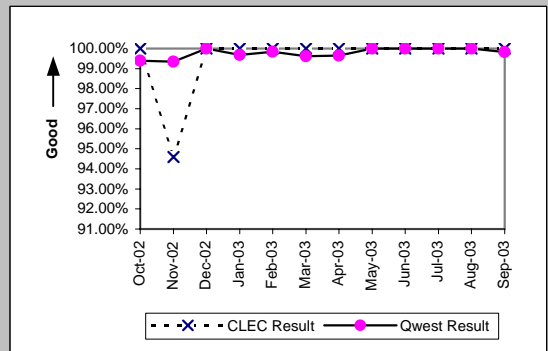


MR-4C - All Troubles Cleared within 48 Hours (Percent) - No dispatches

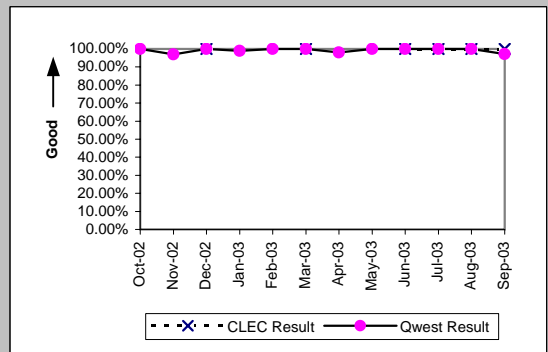
| Residence (Parity) | | | | | | | | | |
|--------------------|----------|-----------|-----------|----------|-----------|------------|------------|-----------|------------|
| Date | CLEC Num | CLEC Denc | CLEC Resu | CLEC Std | Qwest Num | Qwest Denc | Qwest Resu | Mod Z Scr | Parity Scr |
| Oct-02 | 32 | 32 | 100.00% | 0.00% | 4059 | 4065 | 99.85% | -0.22 | -1.13 |
| Nov-02 | 22 | 22 | 100.00% | 0.00% | 3614 | 3638 | 99.34% | -0.38 | -1.23 |
| Dec-02 | 25 | 25 | 100.00% | 0.00% | 3347 | 3359 | 99.64% | -0.3 | -1.18 |
| Jan-03 | 29 | 29 | 100.00% | 0.00% | 3508 | 3524 | 99.55% | -0.36 | -1.22 |
| Feb-03 | 31 | 31 | 100.00% | 0.00% | 3235 | 3240 | 99.85% | -0.22 | -1.13 |
| Mar-03 | 64 | 64 | 100.00% | 0.00% | 3334 | 3355 | 99.37% | -0.63 | -1.38 |
| Apr-03 | 63 | 63 | 100.00% | 0.00% | 3045 | 3051 | 99.80% | -0.35 | -1.21 |
| May-03 | 68 | 68 | 100.00% | 0.00% | 2899 | 2906 | 99.76% | -0.4 | -1.24 |
| Jun-03 | 49 | 49 | 100.00% | 0.00% | 2909 | 2915 | 99.79% | -0.32 | -1.19 |
| Jul-03 | 95 | 95 | 100.00% | 0.00% | 3297 | 3299 | 99.94% | -0.24 | -1.14 |
| Aug-03 | 68 | 68 | 100.00% | 0.00% | 3338 | 3341 | 99.91% | -0.24 | -1.15 |
| Sep-03 | 107 | 107 | 100.00% | 0.00% | 3667 | 3675 | 99.78% | -0.48 | -1.29 |



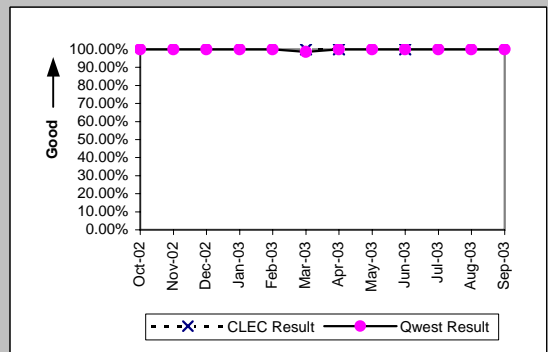
| Business (Parity) | | | | | | | | | |
|-------------------|----------|-----------|-----------|----------|-----------|------------|------------|-----------|------------|
| Date | CLEC Num | CLEC Denc | CLEC Resu | CLEC Std | Qwest Num | Qwest Denc | Qwest Resu | Mod Z Scr | Parity Scr |
| Oct-02 | 37 | 37 | 100.00% | 0.00% | 661 | 665 | 99.40% | -0.46 | -1.28 |
| Nov-02 | 35 | 37 | 94.59% | 22.61% | 608 | 612 | 99.35% | 2.09 | 0.27 |
| Dec-02 | 35 | 35 | 100.00% | 0.00% | 527 | 527 | 100.00% | N/A | N/A |
| Jan-03 | 32 | 32 | 100.00% | 0.00% | 615 | 617 | 99.68% | -0.31 | -1.19 |
| Feb-03 | 36 | 36 | 100.00% | 0.00% | 614 | 615 | 99.84% | -0.24 | -1.14 |
| Mar-03 | 33 | 33 | 100.00% | 0.00% | 521 | 523 | 99.62% | -0.35 | -1.21 |
| Apr-03 | 40 | 40 | 100.00% | 0.00% | 562 | 564 | 99.65% | -0.36 | -1.22 |
| May-03 | 31 | 31 | 100.00% | 0.00% | 525 | 525 | 100.00% | N/A | N/A |
| Jun-03 | 36 | 36 | 100.00% | 0.00% | 508 | 508 | 100.00% | N/A | N/A |
| Jul-03 | 41 | 41 | 100.00% | 0.00% | 548 | 548 | 100.00% | N/A | N/A |
| Aug-03 | 32 | 32 | 100.00% | 0.00% | 476 | 476 | 100.00% | N/A | N/A |
| Sep-03 | 44 | 44 | 100.00% | 0.00% | 562 | 563 | 99.82% | -0.27 | -1.16 |



| Centrex (Parity) | | | | | | | | | |
|------------------|----------|-----------|-----------|----------|-----------|------------|------------|-----------|------------|
| Date | CLEC Num | CLEC Denc | CLEC Resu | CLEC Std | Qwest Num | Qwest Denc | Qwest Resu | Mod Z Scr | Parity Scr |
| Oct-02 | | | | | 92 | 92 | 100.00% | | |
| Nov-02 | | | | | 97 | 100 | 97.00% | | |
| Dec-02 | 1 | 1 | 100.00% | 0.00% | 90 | 90 | 100.00% | N/A | N/A |
| Jan-03 | | | | | 100 | 101 | 99.01% | | |
| Feb-03 | | | | | 105 | 105 | 100.00% | | |
| Mar-03 | 1 | 1 | 100.00% | 0.00% | 76 | 76 | 100.00% | N/A | N/A |
| Apr-03 | | | | | 99 | 101 | 98.02% | | |
| May-03 | | | | | 74 | 74 | 100.00% | | |
| Jun-03 | 2 | 2 | 100.00% | 0.00% | 75 | 75 | 100.00% | N/A | N/A |
| Jul-03 | 4 | 4 | 100.00% | 0.00% | 88 | 88 | 100.00% | N/A | N/A |
| Aug-03 | 1 | 1 | 100.00% | 0.00% | 78 | 78 | 100.00% | N/A | N/A |
| Sep-03 | 3 | 3 | 100.00% | 0.00% | 68 | 70 | 97.14% | -0.29 | -1.18 |

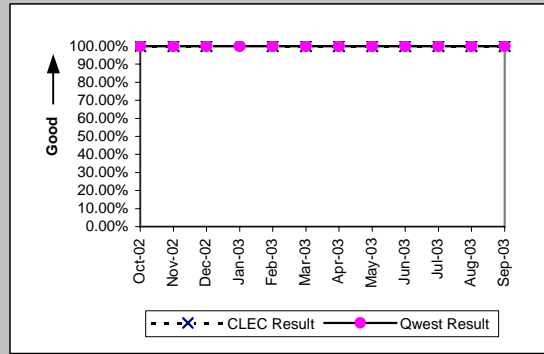


| Centrex 21 (Parity) | | | | | | | | | |
|---------------------|----------|-----------|-----------|----------|-----------|------------|------------|-----------|------------|
| Date | CLEC Num | CLEC Denc | CLEC Resu | CLEC Std | Qwest Num | Qwest Denc | Qwest Resu | Mod Z Scr | Parity Scr |
| Oct-02 | | | | | 96 | 96 | 100.00% | | |
| Nov-02 | | | | | 82 | 82 | 100.00% | | |
| Dec-02 | | | | | 68 | 68 | 100.00% | | |
| Jan-03 | | | | | 87 | 87 | 100.00% | | |
| Feb-03 | | | | | 92 | 92 | 100.00% | | |
| Mar-03 | 2 | 2 | 100.00% | 0.00% | 71 | 72 | 98.61% | -0.17 | -1.1 |
| Apr-03 | 3 | 3 | 100.00% | 0.00% | 95 | 95 | 100.00% | N/A | N/A |
| May-03 | | | | | 97 | 97 | 100.00% | | |
| Jun-03 | 1 | 1 | 100.00% | 0.00% | 95 | 95 | 100.00% | N/A | N/A |
| Jul-03 | | | | | 93 | 93 | 100.00% | | |
| Aug-03 | | | | | 69 | 69 | 100.00% | | |
| Sep-03 | | | | | 84 | 84 | 100.00% | | |

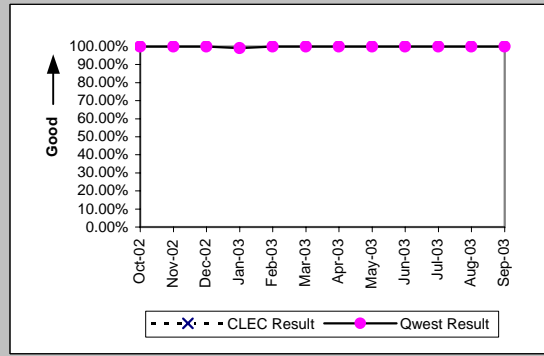


MR-4C - All Troubles Cleared within 48 Hours (Percent) - No dispatches

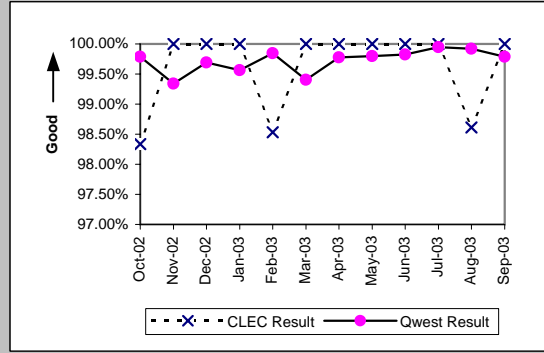
| PBX (Parity) | | | | | | | | | |
|--------------|----------|-----------|-----------|----------|-----------|------------|------------|-----------|------------|
| Date | CLEC Num | CLEC Denc | CLEC Resu | CLEC Std | Qwest Num | Qwest Denc | Qwest Resu | Mod Z Scr | Parity Scr |
| Oct-02 | 3 | 3 | 100.00% | 0.00% | 60 | 60 | 100.00% | N/A | N/A |
| Nov-02 | 3 | 3 | 100.00% | 0.00% | 81 | 81 | 100.00% | N/A | N/A |
| Dec-02 | 1 | 1 | 100.00% | 0.00% | 88 | 88 | 100.00% | N/A | N/A |
| Jan-03 | | | | | 74 | 74 | 100.00% | | |
| Feb-03 | 1 | 1 | 100.00% | 0.00% | 68 | 68 | 100.00% | N/A | N/A |
| Mar-03 | 2 | 2 | 100.00% | 0.00% | 79 | 79 | 100.00% | N/A | N/A |
| Apr-03 | 2 | 2 | 100.00% | 0.00% | 60 | 60 | 100.00% | N/A | N/A |
| May-03 | 2 | 2 | 100.00% | 0.00% | 65 | 65 | 100.00% | N/A | N/A |
| Jun-03 | 4 | 4 | 100.00% | 0.00% | 54 | 54 | 100.00% | N/A | N/A |
| Jul-03 | 2 | 2 | 100.00% | 0.00% | 55 | 55 | 100.00% | N/A | N/A |
| Aug-03 | 4 | 4 | 100.00% | 0.00% | 79 | 79 | 100.00% | N/A | N/A |
| Sep-03 | 2 | 2 | 100.00% | 0.00% | 69 | 69 | 100.00% | N/A | N/A |



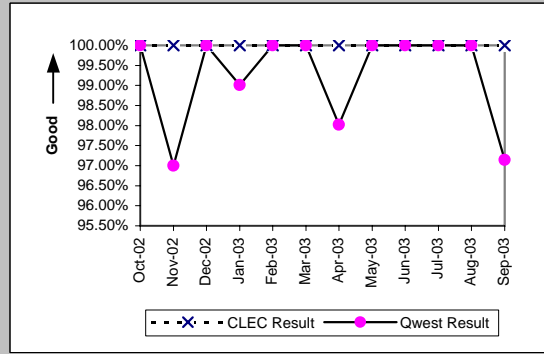
| Basic Rate ISDN (Parity) | | | | | | | | | |
|--------------------------|----------|-----------|-----------|----------|-----------|------------|------------|-----------|------------|
| Date | CLEC Num | CLEC Denc | CLEC Resu | CLEC Std | Qwest Num | Qwest Denc | Qwest Resu | Mod Z Scr | Parity Scr |
| Oct-02 | | | | | 82 | 82 | 100.00% | | |
| Nov-02 | | | | | 101 | 101 | 100.00% | | |
| Dec-02 | | | | | 112 | 112 | 100.00% | | |
| Jan-03 | | | | | 121 | 122 | 99.18% | | |
| Feb-03 | | | | | 143 | 143 | 100.00% | | |
| Mar-03 | | | | | 142 | 142 | 100.00% | | |
| Apr-03 | | | | | 120 | 120 | 100.00% | | |
| May-03 | | | | | 102 | 102 | 100.00% | | |
| Jun-03 | | | | | 99 | 99 | 100.00% | | |
| Jul-03 | | | | | 85 | 85 | 100.00% | | |
| Aug-03 | | | | | 129 | 129 | 100.00% | | |
| Sep-03 | | | | | 91 | 91 | 100.00% | | |



| UNE - P (POTS) (Parity) | | | | | | | | | |
|-------------------------|----------|-----------|-----------|----------|-----------|------------|------------|-----------|------------|
| Date | CLEC Num | CLEC Denc | CLEC Resu | CLEC Std | Qwest Num | Qwest Denc | Qwest Resu | Mod Z Scr | Parity Scr |
| Oct-02 | 59 | 60 | 98.33% | 12.80% | 4720 | 4730 | 99.79% | 1.51 | -0.08 |
| Nov-02 | 66 | 66 | 100.00% | 0.00% | 4222 | 4250 | 99.34% | -0.66 | -1.4 |
| Dec-02 | 50 | 50 | 100.00% | 0.00% | 3874 | 3886 | 99.69% | -0.39 | -1.24 |
| Jan-03 | 61 | 61 | 100.00% | 0.00% | 4123 | 4141 | 99.57% | -0.51 | -1.31 |
| Feb-03 | 67 | 68 | 98.53% | 12.04% | 3849 | 3855 | 99.84% | 1.58 | -0.04 |
| Mar-03 | 49 | 49 | 100.00% | 0.00% | 3855 | 3878 | 99.41% | -0.54 | -1.33 |
| Apr-03 | 48 | 48 | 100.00% | 0.00% | 3607 | 3615 | 99.78% | -0.32 | -1.2 |
| May-03 | 78 | 78 | 100.00% | 0.00% | 3424 | 3431 | 99.80% | -0.39 | -1.24 |
| Jun-03 | 48 | 48 | 100.00% | 0.00% | 3417 | 3423 | 99.82% | -0.29 | -1.18 |
| Jul-03 | 61 | 61 | 100.00% | 0.00% | 3845 | 3847 | 99.95% | -0.18 | -1.11 |
| Aug-03 | 71 | 72 | 98.61% | 11.70% | 3814 | 3817 | 99.92% | 1.83 | 0.11 |
| Sep-03 | 71 | 71 | 100.00% | 0.00% | 4229 | 4238 | 99.79% | -0.39 | -1.23 |

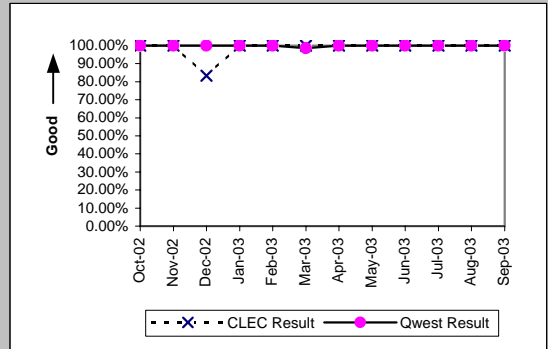


| UNE P (Centrex) (Parity) | | | | | | | | | |
|--------------------------|----------|-----------|-----------|----------|-----------|------------|------------|-----------|------------|
| Date | CLEC Num | CLEC Denc | CLEC Resu | CLEC Std | Qwest Num | Qwest Denc | Qwest Resu | Mod Z Scr | Parity Scr |
| Oct-02 | 12 | 12 | 100.00% | 0.00% | 92 | 92 | 100.00% | N/A | N/A |
| Nov-02 | 8 | 8 | 100.00% | 0.00% | 97 | 100 | 97.00% | -0.48 | -1.29 |
| Dec-02 | 7 | 7 | 100.00% | 0.00% | 90 | 90 | 100.00% | N/A | N/A |
| Jan-03 | 13 | 13 | 100.00% | 0.00% | 100 | 101 | 99.01% | -0.34 | -1.21 |
| Feb-03 | 9 | 9 | 100.00% | 0.00% | 105 | 105 | 100.00% | N/A | N/A |
| Mar-03 | 8 | 8 | 100.00% | 0.00% | 76 | 76 | 100.00% | N/A | N/A |
| Apr-03 | 12 | 12 | 100.00% | 0.00% | 99 | 101 | 98.02% | -0.47 | -1.28 |
| May-03 | 11 | 11 | 100.00% | 0.00% | 74 | 74 | 100.00% | N/A | N/A |
| Jun-03 | 6 | 6 | 100.00% | 0.00% | 75 | 75 | 100.00% | N/A | N/A |
| Jul-03 | 4 | 4 | 100.00% | 0.00% | 88 | 88 | 100.00% | N/A | N/A |
| Aug-03 | 13 | 13 | 100.00% | 0.00% | 78 | 78 | 100.00% | N/A | N/A |
| Sep-03 | 6 | 6 | 100.00% | 0.00% | 68 | 70 | 97.14% | -0.4 | -1.25 |

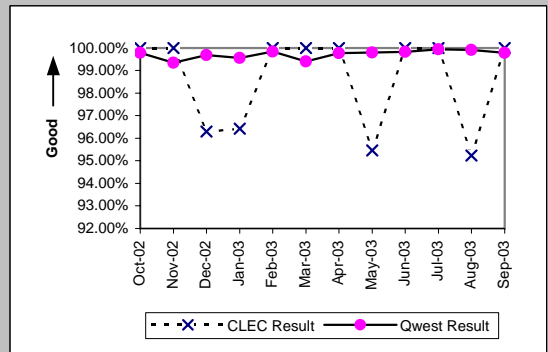


MR-4C - All Troubles Cleared within 48 Hours (Percent) - No dispatches

| UNE P (Centrex 21) (Parity) | | | | | | | | | | |
|-----------------------------|----------|-----------|-----------|----------|-----------|------------|------------|-----------|------------|--|
| Date | CLEC Num | CLEC Denc | CLEC Resu | CLEC Std | Qwest Num | Qwest Denc | Qwest Resu | Mod Z Scr | Parity Scr | |
| Oct-02 | 5 | 5 | 100.00% | 0.00% | 96 | 96 | 100.00% | N/A | N/A | |
| Nov-02 | 5 | 5 | 100.00% | 0.00% | 82 | 82 | 100.00% | N/A | N/A | |
| Dec-02 | 5 | 6 | 83.33% | 37.27% | 68 | 68 | 100.00% | N/A | 0.12 | |
| Jan-03 | 4 | 4 | 100.00% | 0.00% | 87 | 87 | 100.00% | N/A | N/A | |
| Feb-03 | 9 | 9 | 100.00% | 0.00% | 92 | 92 | 100.00% | N/A | N/A | |
| Mar-03 | 9 | 9 | 100.00% | 0.00% | 71 | 72 | 98.61% | -0.34 | -1.2 | |
| Apr-03 | 3 | 3 | 100.00% | 0.00% | 95 | 95 | 100.00% | N/A | N/A | |
| May-03 | 8 | 8 | 100.00% | 0.00% | 97 | 97 | 100.00% | N/A | N/A | |
| Jun-03 | 5 | 5 | 100.00% | 0.00% | 95 | 95 | 100.00% | N/A | N/A | |
| Jul-03 | 7 | 7 | 100.00% | 0.00% | 93 | 93 | 100.00% | N/A | N/A | |
| Aug-03 | 6 | 6 | 100.00% | 0.00% | 69 | 69 | 100.00% | N/A | N/A | |
| Sep-03 | 4 | 4 | 100.00% | 0.00% | 84 | 84 | 100.00% | N/A | N/A | |

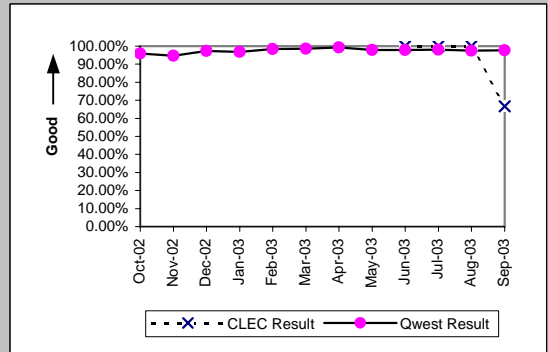


| Line Sharing (Parity) | | | | | | | | | | |
|-----------------------|----------|-----------|-----------|----------|-----------|------------|------------|-----------|------------|--|
| Date | CLEC Num | CLEC Denc | CLEC Resu | CLEC Std | Qwest Num | Qwest Denc | Qwest Resu | Mod Z Scr | Parity Scr | |
| Oct-02 | 28 | 28 | 100.00% | 0.00% | 4720 | 4730 | 99.79% | -0.24 | -1.15 | |
| Nov-02 | 27 | 27 | 100.00% | 0.00% | 4222 | 4250 | 99.34% | -0.42 | -1.26 | |
| Dec-02 | 26 | 27 | 96.30% | 18.89% | 3874 | 3886 | 99.69% | 1.72 | 0.05 | |
| Jan-03 | 27 | 28 | 96.43% | 18.56% | 4123 | 4141 | 99.57% | 1.54 | -0.06 | |
| Feb-03 | 24 | 24 | 100.00% | 0.00% | 3849 | 3855 | 99.84% | -0.19 | -1.12 | |
| Mar-03 | 20 | 20 | 100.00% | 0.00% | 3855 | 3878 | 99.41% | -0.34 | -1.21 | |
| Apr-03 | 16 | 16 | 100.00% | 0.00% | 3607 | 3615 | 99.78% | -0.19 | -1.11 | |
| May-03 | 21 | 22 | 95.45% | 20.83% | 3424 | 3431 | 99.80% | 1.99 | 0.21 | |
| Jun-03 | 10 | 10 | 100.00% | 0.00% | 3417 | 3423 | 99.82% | -0.13 | -1.08 | |
| Jul-03 | 20 | 20 | 100.00% | 0.00% | 3845 | 3847 | 99.95% | -0.1 | -1.06 | |
| Aug-03 | 20 | 21 | 95.24% | 21.30% | 3814 | 3817 | 99.92% | 2.34 | 0.42 | |
| Sep-03 | 16 | 16 | 100.00% | 0.00% | 4229 | 4238 | 99.79% | -0.18 | -1.11 | |

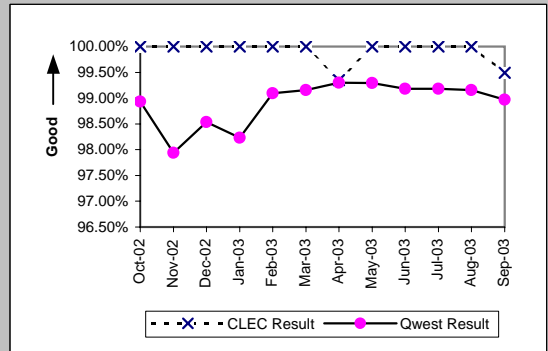


MR-4D - All Troubles Cleared within 48 Hours (Percent) - Interval Zone One

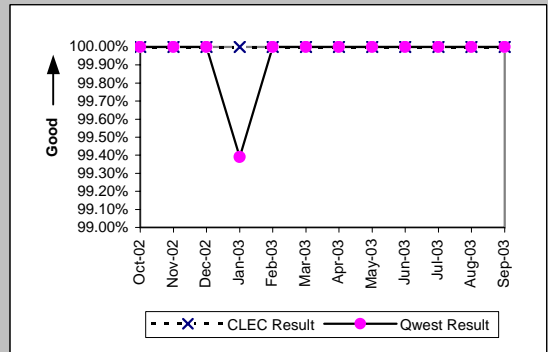
| Qwest DSL (Parity) | | | | | | | | | |
|--------------------|----------|-----------|-----------|----------|-----------|------------|------------|-----------|------------|
| Date | CLEC Num | CLEC Denc | CLEC Resu | CLEC Std | Qwest Num | Qwest Denc | Qwest Resu | Mod Z Scr | Parity Scr |
| Oct-02 | | | | | 348 | 363 | 95.87% | | |
| Nov-02 | | | | | 373 | 394 | 94.67% | | |
| Dec-02 | | | | | 378 | 388 | 97.42% | | |
| Jan-03 | | | | | 417 | 431 | 96.75% | | |
| Feb-03 | | | | | 354 | 360 | 98.33% | | |
| Mar-03 | | | | | 340 | 345 | 98.55% | | |
| Apr-03 | | | | | 423 | 426 | 99.30% | | |
| May-03 | | | | | 315 | 322 | 97.83% | | |
| Jun-03 | 5 | 5 | 100.00% | 0.00% | 1493 | 1525 | 97.90% | -0.33 | -1.2 |
| Jul-03 | 2 | 2 | 100.00% | 0.00% | 1693 | 1727 | 98.03% | -0.2 | -1.12 |
| Aug-03 | 5 | 5 | 100.00% | 0.00% | 1576 | 1616 | 97.52% | -0.36 | -1.22 |
| Sep-03 | 2 | 3 | 66.67% | 47.14% | 1807 | 1848 | 97.78% | 1.84 | 0.12 |



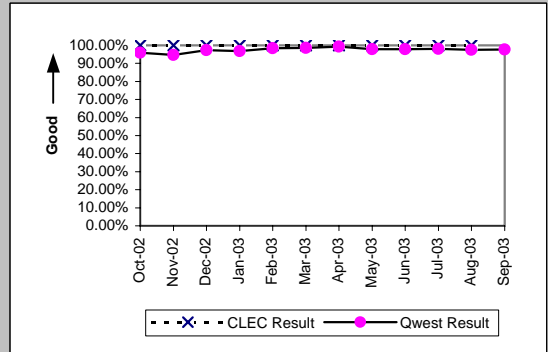
| Unbundled Loop Analog (Parity) | | | | | | | | | |
|--------------------------------|----------|-----------|-----------|----------|-----------|------------|------------|-----------|------------|
| Date | CLEC Num | CLEC Denc | CLEC Resu | CLEC Std | Qwest Num | Qwest Denc | Qwest Resu | Mod Z Scr | Parity Scr |
| Oct-02 | 150 | 150 | 100.00% | 0.00% | 16532 | 16710 | 98.93% | -1.27 | -1.77 |
| Nov-02 | 244 | 244 | 100.00% | 0.00% | 17602 | 17972 | 97.94% | -2.25 | -2.37 |
| Dec-02 | 181 | 181 | 100.00% | 0.00% | 18654 | 18931 | 98.54% | -1.63 | -1.99 |
| Jan-03 | 246 | 246 | 100.00% | 0.00% | 20197 | 20560 | 98.23% | -2.09 | -2.27 |
| Feb-03 | 196 | 196 | 100.00% | 0.00% | 16003 | 16149 | 99.10% | -1.33 | -1.81 |
| Mar-03 | 215 | 215 | 100.00% | 0.00% | 16048 | 16185 | 99.15% | -1.35 | -1.82 |
| Apr-03 | 153 | 154 | 99.35% | 8.03% | 14244 | 14345 | 99.30% | -0.08 | -1.05 |
| May-03 | 198 | 198 | 100.00% | 0.00% | 14302 | 14404 | 99.29% | -1.18 | -1.72 |
| Jun-03 | 210 | 210 | 100.00% | 0.00% | 15251 | 15377 | 99.18% | -1.31 | -1.8 |
| Jul-03 | 243 | 243 | 100.00% | 0.00% | 15819 | 15950 | 99.18% | -1.41 | -1.86 |
| Aug-03 | 193 | 193 | 100.00% | 0.00% | 15781 | 15915 | 99.16% | -1.27 | -1.77 |
| Sep-03 | 195 | 196 | 99.49% | 7.12% | 16578 | 16751 | 98.97% | -0.72 | -1.44 |



| Unbundled Loop - 2 Wire Non-Loaded (Parity) | | | | | | | | | |
|---|----------|-----------|-----------|----------|-----------|------------|------------|-----------|------------|
| Date | CLEC Num | CLEC Denc | CLEC Resu | CLEC Std | Qwest Num | Qwest Denc | Qwest Resu | Mod Z Scr | Parity Scr |
| Oct-02 | 19 | 19 | 100.00% | 0.00% | 114 | 114 | 100.00% | N/A | N/A |
| Nov-02 | 28 | 28 | 100.00% | 0.00% | 151 | 151 | 100.00% | N/A | N/A |
| Dec-02 | 14 | 14 | 100.00% | 0.00% | 183 | 183 | 100.00% | N/A | N/A |
| Jan-03 | 26 | 26 | 100.00% | 0.00% | 163 | 164 | 99.39% | -0.37 | -1.23 |
| Feb-03 | 16 | 16 | 100.00% | 0.00% | 189 | 189 | 100.00% | N/A | N/A |
| Mar-03 | 14 | 14 | 100.00% | 0.00% | 208 | 208 | 100.00% | N/A | N/A |
| Apr-03 | 21 | 21 | 100.00% | 0.00% | 145 | 145 | 100.00% | N/A | N/A |
| May-03 | 26 | 26 | 100.00% | 0.00% | 121 | 121 | 100.00% | N/A | N/A |
| Jun-03 | 33 | 33 | 100.00% | 0.00% | 137 | 137 | 100.00% | N/A | N/A |
| Jul-03 | 28 | 28 | 100.00% | 0.00% | 120 | 120 | 100.00% | N/A | N/A |
| Aug-03 | 18 | 18 | 100.00% | 0.00% | 156 | 156 | 100.00% | N/A | N/A |
| Sep-03 | 29 | 29 | 100.00% | 0.00% | 137 | 137 | 100.00% | N/A | N/A |

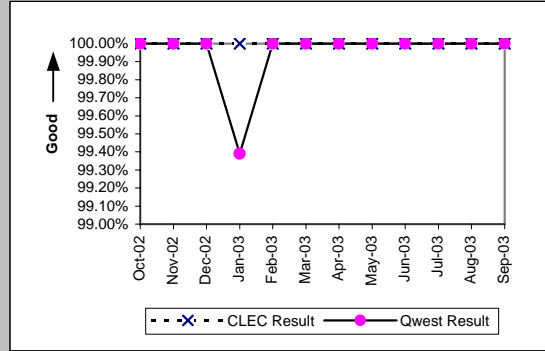


| Unbundled Loop - ADSL Qualified (Parity) | | | | | | | | | |
|--|----------|-----------|-----------|----------|-----------|------------|------------|-----------|------------|
| Date | CLEC Num | CLEC Denc | CLEC Resu | CLEC Std | Qwest Num | Qwest Denc | Qwest Resu | Mod Z Scr | Parity Scr |
| Oct-02 | 2 | 2 | 100.00% | 0.00% | 348 | 363 | 95.87% | -0.29 | -1.18 |
| Nov-02 | 1 | 1 | 100.00% | 0.00% | 373 | 394 | 94.67% | -0.24 | -1.14 |
| Dec-02 | 2 | 2 | 100.00% | 0.00% | 378 | 388 | 97.42% | -0.23 | -1.14 |
| Jan-03 | 3 | 3 | 100.00% | 0.00% | 417 | 431 | 96.75% | -0.32 | -1.19 |
| Feb-03 | 2 | 2 | 100.00% | 0.00% | 354 | 360 | 98.33% | -0.18 | -1.11 |
| Mar-03 | 1 | 1 | 100.00% | 0.00% | 340 | 345 | 98.55% | -0.12 | -1.07 |
| Apr-03 | 1 | 1 | 100.00% | 0.00% | 423 | 426 | 99.30% | -0.08 | -1.05 |
| May-03 | 4 | 4 | 100.00% | 0.00% | 315 | 322 | 97.83% | -0.3 | -1.18 |
| Jun-03 | 3 | 3 | 100.00% | 0.00% | 1493 | 1525 | 97.90% | -0.25 | -1.15 |
| Jul-03 | 5 | 5 | 100.00% | 0.00% | 1693 | 1727 | 98.03% | -0.32 | -1.19 |
| Aug-03 | 5 | 5 | 100.00% | 0.00% | 1576 | 1616 | 97.52% | -0.36 | -1.22 |
| Sep-03 | | | | | 1807 | 1848 | 97.78% | | |



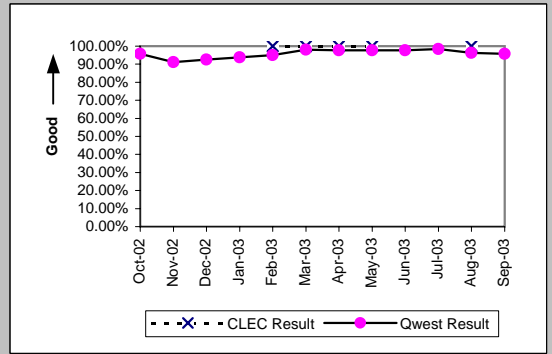
MR-4D - All Troubles Cleared within 48 Hours (Percent) - Interval Zone One

| Unbundled Loop ISDN Capable (Parity) | | | | | | | | | |
|--------------------------------------|----------|-----------|-----------|----------|-----------|------------|------------|-----------|------------|
| Date | CLEC Num | CLEC Dend | CLEC Resu | CLEC Std | Qwest Num | Qwest Dend | Qwest Resu | Mod Z Scr | Parity Scr |
| Oct-02 | 32 | 32 | 100.00% | 0.00% | 114 | 114 | 100.00% | N/A | N/A |
| Nov-02 | 24 | 24 | 100.00% | 0.00% | 151 | 151 | 100.00% | N/A | N/A |
| Dec-02 | 31 | 31 | 100.00% | 0.00% | 183 | 183 | 100.00% | N/A | N/A |
| Jan-03 | 39 | 39 | 100.00% | 0.00% | 163 | 164 | 99.39% | -0.44 | -1.27 |
| Feb-03 | 31 | 31 | 100.00% | 0.00% | 189 | 189 | 100.00% | N/A | N/A |
| Mar-03 | 23 | 23 | 100.00% | 0.00% | 208 | 208 | 100.00% | N/A | N/A |
| Apr-03 | 28 | 28 | 100.00% | 0.00% | 145 | 145 | 100.00% | N/A | N/A |
| May-03 | 25 | 25 | 100.00% | 0.00% | 121 | 121 | 100.00% | N/A | N/A |
| Jun-03 | 37 | 37 | 100.00% | 0.00% | 137 | 137 | 100.00% | N/A | N/A |
| Jul-03 | 21 | 21 | 100.00% | 0.00% | 120 | 120 | 100.00% | N/A | N/A |
| Aug-03 | 23 | 23 | 100.00% | 0.00% | 155 | 155 | 100.00% | N/A | N/A |
| Sep-03 | 23 | 23 | 100.00% | 0.00% | 136 | 136 | 100.00% | N/A | N/A |

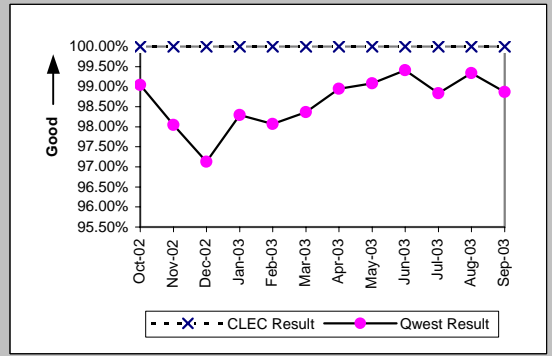


MR-4E - All Troubles Cleared within 48 Hours (Percent) - Interval Zone Two

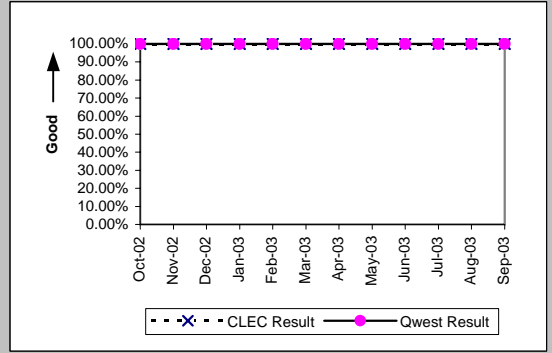
| Qwest DSL (Parity) | | | | | | | | | |
|--------------------|----------|-----------|-----------|----------|-----------|------------|------------|-----------|------------|
| Date | CLEC Num | CLEC Denc | CLEC Resu | CLEC Std | Qwest Num | Qwest Denc | Qwest Resu | Mod Z Scr | Parity Scr |
| Oct-02 | | | | | 23 | 24 | 95.83% | | |
| Nov-02 | | | | | 31 | 34 | 91.18% | | |
| Dec-02 | | | | | 37 | 40 | 92.50% | | |
| Jan-03 | | | | | 46 | 49 | 93.88% | | |
| Feb-03 | 1 | 1 | 100.00% | 0.00% | 1581 | 1663 | 95.07% | -0.23 | -1.14 |
| Mar-03 | 7 | 7 | 100.00% | 0.00% | 1624 | 1656 | 98.07% | -0.37 | -1.23 |
| Apr-03 | 8 | 8 | 100.00% | 0.00% | 1785 | 1828 | 97.65% | -0.44 | -1.27 |
| May-03 | 3 | 3 | 100.00% | 0.00% | 1751 | 1791 | 97.77% | -0.26 | -1.16 |
| Jun-03 | | | | | 254 | 260 | 97.69% | | |
| Jul-03 | | | | | 304 | 309 | 98.38% | | |
| Aug-03 | 1 | 1 | 100.00% | 0.00% | 388 | 403 | 96.28% | -0.2 | -1.12 |
| Sep-03 | | | | | 478 | 499 | 95.79% | | |



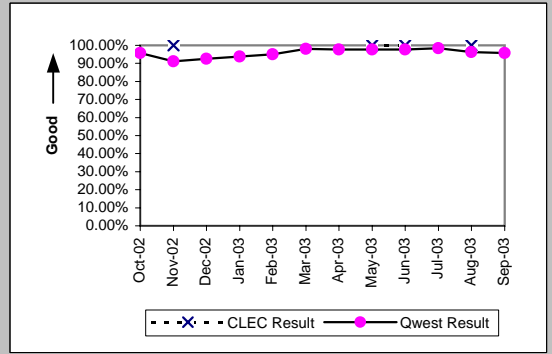
| Unbundled Loop Analog (Parity) | | | | | | | | | |
|--------------------------------|----------|-----------|-----------|----------|-----------|------------|------------|-----------|------------|
| Date | CLEC Num | CLEC Denc | CLEC Resu | CLEC Std | Qwest Num | Qwest Denc | Qwest Resu | Mod Z Scr | Parity Scr |
| Oct-02 | 15 | 15 | 100.00% | 0.00% | 3217 | 3248 | 99.05% | -0.38 | -1.23 |
| Nov-02 | 22 | 22 | 100.00% | 0.00% | 3309 | 3375 | 98.04% | -0.66 | -1.4 |
| Dec-02 | 16 | 16 | 100.00% | 0.00% | 4060 | 4180 | 97.13% | -0.69 | -1.42 |
| Jan-03 | 27 | 27 | 100.00% | 0.00% | 4080 | 4151 | 98.29% | -0.68 | -1.42 |
| Feb-03 | 39 | 39 | 100.00% | 0.00% | 3203 | 3266 | 98.07% | -0.87 | -1.53 |
| Mar-03 | 8 | 8 | 100.00% | 0.00% | 3549 | 3608 | 98.36% | -0.36 | -1.22 |
| Apr-03 | 15 | 15 | 100.00% | 0.00% | 3468 | 3505 | 98.94% | -0.4 | -1.24 |
| May-03 | 22 | 22 | 100.00% | 0.00% | 3232 | 3262 | 99.08% | -0.45 | -1.27 |
| Jun-03 | 16 | 16 | 100.00% | 0.00% | 3204 | 3223 | 99.41% | -0.31 | -1.19 |
| Jul-03 | 11 | 11 | 100.00% | 0.00% | 3574 | 3616 | 98.84% | -0.36 | -1.22 |
| Aug-03 | 18 | 18 | 100.00% | 0.00% | 3593 | 3617 | 99.34% | -0.35 | -1.21 |
| Sep-03 | 12 | 12 | 100.00% | 0.00% | 3322 | 3360 | 98.87% | -0.37 | -1.22 |



| Unbundled Loop - 2 Wire Non-Loaded (Parity) | | | | | | | | | |
|---|----------|-----------|-----------|----------|-----------|------------|------------|-----------|------------|
| Date | CLEC Num | CLEC Denc | CLEC Resu | CLEC Std | Qwest Num | Qwest Denc | Qwest Resu | Mod Z Scr | Parity Scr |
| Oct-02 | 2 | 2 | 100.00% | 0.00% | 10 | 10 | 100.00% | N/A | N/A |
| Nov-02 | 4 | 4 | 100.00% | 0.00% | 15 | 15 | 100.00% | N/A | N/A |
| Dec-02 | 4 | 4 | 100.00% | 0.00% | 19 | 19 | 100.00% | N/A | N/A |
| Jan-03 | 4 | 4 | 100.00% | 0.00% | 13 | 13 | 100.00% | N/A | N/A |
| Feb-03 | 2 | 2 | 100.00% | 0.00% | 11 | 11 | 100.00% | N/A | N/A |
| Mar-03 | 5 | 5 | 100.00% | 0.00% | 10 | 10 | 100.00% | N/A | N/A |
| Apr-03 | 7 | 7 | 100.00% | 0.00% | 13 | 13 | 100.00% | N/A | N/A |
| May-03 | 3 | 3 | 100.00% | 0.00% | 21 | 21 | 100.00% | N/A | N/A |
| Jun-03 | 3 | 3 | 100.00% | 0.00% | 9 | 9 | 100.00% | N/A | N/A |
| Jul-03 | 6 | 6 | 100.00% | 0.00% | 13 | 13 | 100.00% | N/A | N/A |
| Aug-03 | 6 | 6 | 100.00% | 0.00% | 22 | 22 | 100.00% | N/A | N/A |
| Sep-03 | 2 | 2 | 100.00% | 0.00% | 15 | 15 | 100.00% | N/A | N/A |

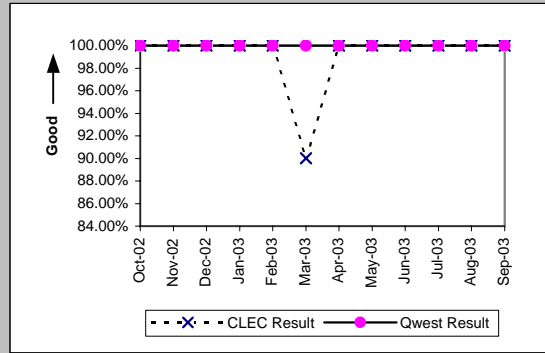


| Unbundled Loop - ADSL Qualified (Parity) | | | | | | | | | |
|--|----------|-----------|-----------|----------|-----------|------------|------------|-----------|------------|
| Date | CLEC Num | CLEC Denc | CLEC Resu | CLEC Std | Qwest Num | Qwest Denc | Qwest Resu | Mod Z Scr | Parity Scr |
| Oct-02 | | | | | 23 | 24 | 95.83% | | |
| Nov-02 | 1 | 1 | 100.00% | 0.00% | 31 | 34 | 91.18% | -0.31 | -1.19 |
| Dec-02 | | | | | 37 | 40 | 92.50% | | |
| Jan-03 | | | | | 46 | 49 | 93.88% | | |
| Feb-03 | | | | | 1581 | 1663 | 95.07% | | |
| Mar-03 | | | | | 1624 | 1656 | 98.07% | | |
| Apr-03 | | | | | 1785 | 1828 | 97.65% | | |
| May-03 | 2 | 2 | 100.00% | 0.00% | 1751 | 1791 | 97.77% | -0.21 | -1.13 |
| Jun-03 | 1 | 1 | 100.00% | 0.00% | 254 | 260 | 97.69% | -0.15 | -1.09 |
| Jul-03 | | | | | 304 | 309 | 98.38% | | |
| Aug-03 | 1 | 1 | 100.00% | 0.00% | 388 | 403 | 96.28% | -0.2 | -1.12 |
| Sep-03 | | | | | 478 | 499 | 95.79% | | |



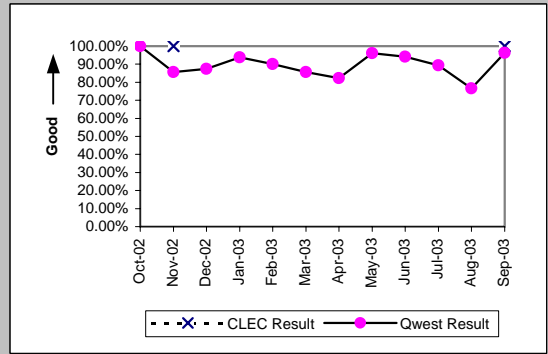
MR-4E - All Troubles Cleared within 48 Hours (Percent) - Interval Zone Two

| Unbundled Loop ISDN Capable (Parity) | | | | | | | | | |
|--------------------------------------|----------|-----------|-----------|----------|-----------|------------|------------|-----------|------------|
| Date | CLEC Num | CLEC Dend | CLEC Resu | CLEC Std | Qwest Num | Qwest Dend | Qwest Resu | Mod Z Scr | Parity Scr |
| Oct-02 | 2 | 2 | 100.00% | 0.00% | 10 | 10 | 100.00% | N/A | N/A |
| Nov-02 | 13 | 13 | 100.00% | 0.00% | 15 | 15 | 100.00% | N/A | N/A |
| Dec-02 | 13 | 13 | 100.00% | 0.00% | 19 | 19 | 100.00% | N/A | N/A |
| Jan-03 | 10 | 10 | 100.00% | 0.00% | 13 | 13 | 100.00% | N/A | N/A |
| Feb-03 | 7 | 7 | 100.00% | 0.00% | 11 | 11 | 100.00% | N/A | N/A |
| Mar-03 | 9 | 10 | 90.00% | 30.00% | 10 | 10 | 100.00% | N/A | -0.62 |
| Apr-03 | 6 | 6 | 100.00% | 0.00% | 13 | 13 | 100.00% | N/A | N/A |
| May-03 | 6 | 6 | 100.00% | 0.00% | 21 | 21 | 100.00% | N/A | N/A |
| Jun-03 | 5 | 5 | 100.00% | 0.00% | 9 | 9 | 100.00% | N/A | N/A |
| Jul-03 | 3 | 3 | 100.00% | 0.00% | 13 | 13 | 100.00% | N/A | N/A |
| Aug-03 | 7 | 7 | 100.00% | 0.00% | 22 | 22 | 100.00% | N/A | N/A |
| Sep-03 | 7 | 7 | 100.00% | 0.00% | 15 | 15 | 100.00% | N/A | N/A |

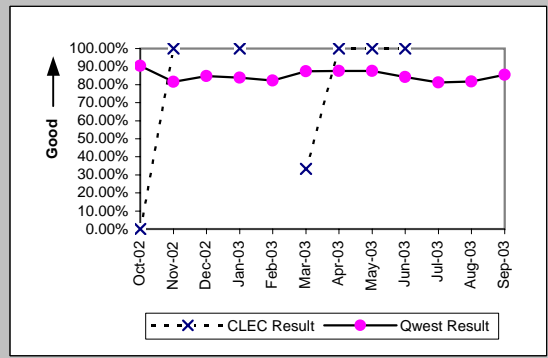


MR-5A - All Troubles Cleared within 4 Hours (Percent) - Interval Zone One

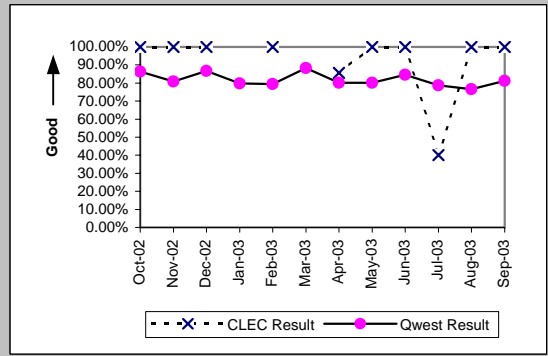
| ISDN Primary (Parity) | | | | | | | | | |
|-----------------------|----------|-----------|-----------|------------|-----------|------------|------------|-----------|------------|
| Date | CLEC Num | CLEC Denc | CLEC Resu | CLEC Std E | Qwest Num | Qwest Denc | Qwest Resu | Mod Z Scr | Parity Scr |
| Oct-02 | | | | | 13 | 13 | 100.00% | | |
| Nov-02 | 1 | 1 | 100.00% | 0.00% | 18 | 21 | 85.71% | -0.4 | -1.24 |
| Dec-02 | | | | | 21 | 24 | 87.50% | | |
| Jan-03 | | | | | 15 | 16 | 93.75% | | |
| Feb-03 | | | | | 18 | 20 | 90.00% | | |
| Mar-03 | | | | | 18 | 21 | 85.71% | | |
| Apr-03 | | | | | 14 | 17 | 82.35% | | |
| May-03 | | | | | 25 | 26 | 96.15% | | |
| Jun-03 | | | | | 16 | 17 | 94.12% | | |
| Jul-03 | | | | | 25 | 28 | 89.29% | | |
| Aug-03 | | | | | 23 | 30 | 76.67% | | |
| Sep-03 | 1 | 1 | 100.00% | 0.00% | 26 | 27 | 96.30% | -0.19 | -1.12 |



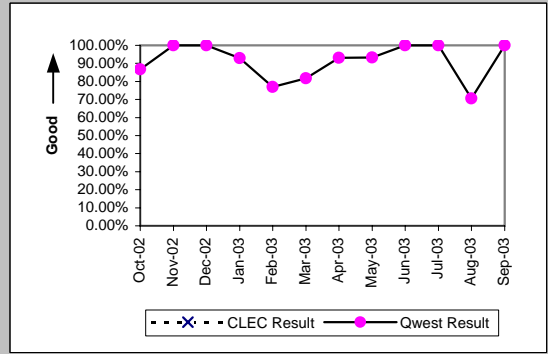
| DS0 (Parity) | | | | | | | | | |
|--------------|----------|-----------|-----------|------------|-----------|------------|------------|-----------|------------|
| Date | CLEC Num | CLEC Denc | CLEC Resu | CLEC Std E | Qwest Num | Qwest Denc | Qwest Resu | Mod Z Scr | Parity Scr |
| Oct-02 | 0 | 1 | 0.00% | 0.00% | 304 | 336 | 90.48% | 1.67 | 0.02 |
| Nov-02 | 1 | 1 | 100.00% | 0.00% | 304 | 373 | 81.50% | -0.48 | -1.29 |
| Dec-02 | | | | | 339 | 400 | 84.75% | | |
| Jan-03 | 2 | 2 | 100.00% | 0.00% | 275 | 328 | 83.84% | -0.62 | -1.38 |
| Feb-03 | | | | | 293 | 356 | 82.30% | | |
| Mar-03 | 1 | 3 | 33.33% | 47.14% | 292 | 334 | 87.43% | 2.02 | 0.23 |
| Apr-03 | 1 | 1 | 100.00% | 0.00% | 254 | 290 | 87.59% | -0.38 | -1.23 |
| May-03 | 2 | 2 | 100.00% | 0.00% | 256 | 292 | 87.67% | -0.53 | -1.32 |
| Jun-03 | 2 | 2 | 100.00% | 0.00% | 288 | 342 | 84.21% | -0.61 | -1.37 |
| Jul-03 | | | | | 247 | 304 | 81.25% | | |
| Aug-03 | | | | | 273 | 334 | 81.74% | | |
| Sep-03 | | | | | 290 | 339 | 85.55% | | |



| DS1 (Parity) | | | | | | | | | |
|--------------|----------|-----------|-----------|------------|-----------|------------|------------|-----------|------------|
| Date | CLEC Num | CLEC Denc | CLEC Resu | CLEC Std E | Qwest Num | Qwest Denc | Qwest Resu | Mod Z Scr | Parity Scr |
| Oct-02 | 5 | 5 | 100.00% | 0.00% | 299 | 346 | 86.42% | -0.88 | -1.54 |
| Nov-02 | 4 | 4 | 100.00% | 0.00% | 373 | 461 | 80.91% | -0.97 | -1.59 |
| Dec-02 | 8 | 8 | 100.00% | 0.00% | 407 | 469 | 86.78% | -1.09 | -1.67 |
| Jan-03 | | | | | 313 | 392 | 79.85% | | |
| Feb-03 | 1 | 1 | 100.00% | 0.00% | 318 | 400 | 79.50% | -0.51 | -1.31 |
| Mar-03 | | | | | 332 | 376 | 88.30% | | |
| Apr-03 | 6 | 7 | 85.71% | 34.99% | 295 | 368 | 80.16% | -0.36 | -1.22 |
| May-03 | 1 | 1 | 100.00% | 0.00% | 269 | 336 | 80.06% | -0.5 | -1.3 |
| Jun-03 | 1 | 1 | 100.00% | 0.00% | 368 | 435 | 84.60% | -0.43 | -1.26 |
| Jul-03 | 2 | 5 | 40.00% | 48.99% | 311 | 395 | 78.73% | 1.79 | 0.09 |
| Aug-03 | 3 | 3 | 100.00% | 0.00% | 386 | 504 | 76.59% | -0.95 | -1.58 |
| Sep-03 | 2 | 2 | 100.00% | 0.00% | 394 | 485 | 81.24% | -0.68 | -1.41 |

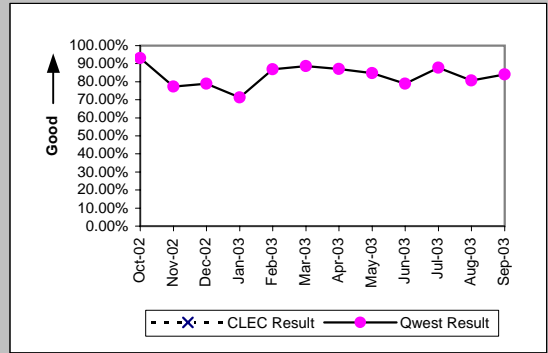


| DS3 (Parity) | | | | | | | | | |
|--------------|----------|-----------|-----------|------------|-----------|------------|------------|-----------|------------|
| Date | CLEC Num | CLEC Denc | CLEC Resu | CLEC Std E | Qwest Num | Qwest Denc | Qwest Resu | Mod Z Scr | Parity Scr |
| Oct-02 | | | | | 13 | 15 | 86.67% | | |
| Nov-02 | | | | | 7 | 7 | 100.00% | | |
| Dec-02 | | | | | 9 | 9 | 100.00% | | |
| Jan-03 | | | | | 13 | 14 | 92.86% | | |
| Feb-03 | | | | | 10 | 13 | 76.92% | | |
| Mar-03 | | | | | 9 | 11 | 81.82% | | |
| Apr-03 | | | | | 27 | 29 | 93.10% | | |
| May-03 | | | | | 14 | 15 | 93.33% | | |
| Jun-03 | | | | | 11 | 11 | 100.00% | | |
| Jul-03 | | | | | 19 | 19 | 100.00% | | |
| Aug-03 | | | | | 12 | 17 | 70.59% | | |
| Sep-03 | | | | | 14 | 14 | 100.00% | | |

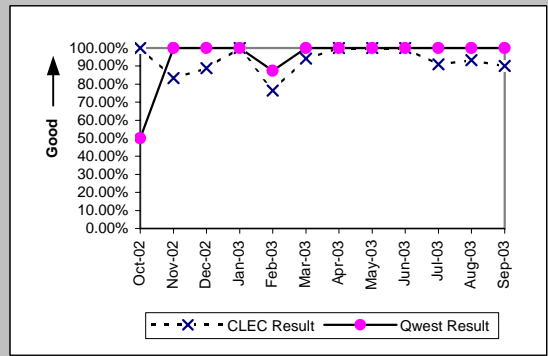


MR-5A - All Troubles Cleared within 4 Hours (Percent) - Interval Zone One

| Frame Relay (Parity) | | | | | | | | | |
|----------------------|----------|-----------|-----------|----------|-----------|------------|------------|-----------|------------|
| Date | CLEC Num | CLEC Denc | CLEC Resu | CLEC Std | Qwest Num | Qwest Denc | Qwest Resu | Mod Z Scr | Parity Scr |
| Oct-02 | | | | | 81 | 87 | 93.10% | | |
| Nov-02 | | | | | 75 | 97 | 77.32% | | |
| Dec-02 | | | | | 71 | 90 | 78.89% | | |
| Jan-03 | | | | | 67 | 94 | 71.28% | | |
| Feb-03 | | | | | 53 | 61 | 86.89% | | |
| Mar-03 | | | | | 55 | 62 | 88.71% | | |
| Apr-03 | | | | | 74 | 85 | 87.06% | | |
| May-03 | | | | | 67 | 79 | 84.81% | | |
| Jun-03 | | | | | 67 | 85 | 78.82% | | |
| Jul-03 | | | | | 65 | 74 | 87.84% | | |
| Aug-03 | | | | | 75 | 93 | 80.65% | | |
| Sep-03 | | | | | 89 | 106 | 83.96% | | |

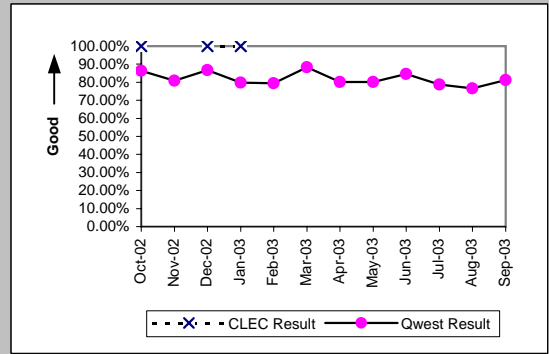


| LIS Trunk (Parity) | | | | | | | | | |
|--------------------|----------|-----------|-----------|----------|-----------|------------|------------|-----------|------------|
| Date | CLEC Num | CLEC Denc | CLEC Resu | CLEC Std | Qwest Num | Qwest Denc | Qwest Resu | Mod Z Scr | Parity Scr |
| Oct-02 | 8 | 8 | 100.00% | 0.00% | 2 | 4 | 50.00% | -1.63 | -1.99 |
| Nov-02 | 5 | 6 | 83.33% | 37.27% | 3 | 3 | 100.00% | N/A | -0.78 |
| Dec-02 | 8 | 9 | 88.89% | 31.43% | 1 | 1 | 100.00% | N/A | -1.08 |
| Jan-03 | 3 | 3 | 100.00% | 0.00% | 13 | 13 | 100.00% | N/A | N/A |
| Feb-03 | 26 | 34 | 76.47% | 42.42% | 7 | 8 | 87.50% | 0.56 | -0.66 |
| Mar-03 | 16 | 17 | 94.12% | 23.53% | 6 | 6 | 100.00% | N/A | -0.86 |
| Apr-03 | 11 | 11 | 100.00% | 0.00% | 5 | 5 | 100.00% | N/A | N/A |
| May-03 | 16 | 16 | 100.00% | 0.00% | 9 | 9 | 100.00% | N/A | N/A |
| Jun-03 | 6 | 6 | 100.00% | 0.00% | 5 | 5 | 100.00% | N/A | N/A |
| Jul-03 | 10 | 11 | 90.91% | 28.75% | 5 | 5 | 100.00% | N/A | -0.8 |
| Aug-03 | 14 | 15 | 93.33% | 24.94% | 6 | 6 | 100.00% | N/A | -0.83 |
| Sep-03 | 9 | 10 | 90.00% | 30.00% | 5 | 5 | 100.00% | N/A | -0.78 |

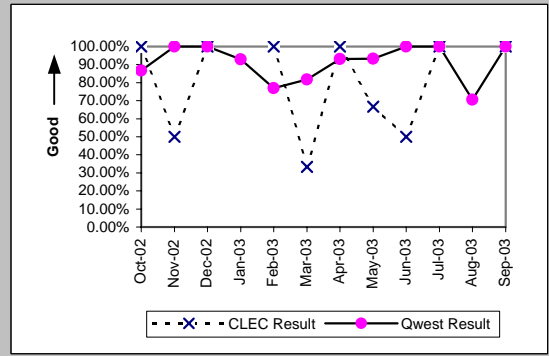


MR-5A - All Troubles Cleared within 4 Hours (Percent) - Interval Zone One

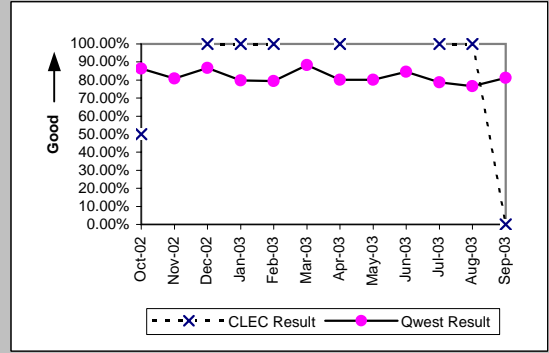
| UDIT DS1 (Parity) | | | | | | | | | |
|-------------------|----------|-----------|-----------|----------|-----------|------------|------------|-----------|------------|
| Date | CLEC Num | CLEC Denc | CLEC Resu | CLEC Std | Qwest Num | Qwest Denc | Qwest Resu | Mod Z Scr | Parity Scr |
| Oct-02 | 1 | 1 | 100.00% | 0.00% | 299 | 346 | 86.42% | -0.4 | -1.24 |
| Nov-02 | | | | | 373 | 461 | 80.91% | | |
| Dec-02 | 2 | 2 | 100.00% | 0.00% | 407 | 469 | 86.78% | -0.55 | -1.33 |
| Jan-03 | 1 | 1 | 100.00% | 0.00% | 313 | 392 | 79.85% | -0.5 | -1.31 |
| Feb-03 | | | | | 318 | 400 | 79.50% | | |
| Mar-03 | | | | | 332 | 376 | 88.30% | | |
| Apr-03 | | | | | 295 | 368 | 80.16% | | |
| May-03 | | | | | 269 | 336 | 80.06% | | |
| Jun-03 | | | | | 368 | 435 | 84.60% | | |
| Jul-03 | | | | | 311 | 395 | 78.73% | | |
| Aug-03 | | | | | 386 | 504 | 76.59% | | |
| Sep-03 | | | | | 394 | 485 | 81.24% | | |



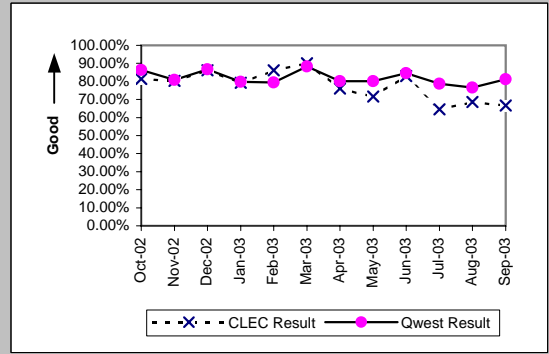
| UDIT Above DS1 Level (Parity) | | | | | | | | | |
|-------------------------------|----------|-----------|-----------|----------|-----------|------------|------------|-----------|------------|
| Date | CLEC Num | CLEC Denc | CLEC Resu | CLEC Std | Qwest Num | Qwest Denc | Qwest Resu | Mod Z Scr | Parity Scr |
| Oct-02 | 3 | 3 | 100.00% | 0.00% | 13 | 15 | 86.67% | -0.62 | -1.38 |
| Nov-02 | 1 | 2 | 50.00% | 50.00% | 7 | 7 | 100.00% | N/A | -0.22 |
| Dec-02 | 1 | 1 | 100.00% | 0.00% | 9 | 9 | 100.00% | N/A | N/A |
| Jan-03 | | | | | 13 | 14 | 92.86% | | |
| Feb-03 | 2 | 2 | 100.00% | 0.00% | 10 | 13 | 76.92% | -0.72 | -1.44 |
| Mar-03 | 1 | 3 | 33.33% | 47.14% | 9 | 11 | 81.82% | 1.38 | -0.16 |
| Apr-03 | 1 | 1 | 100.00% | 0.00% | 27 | 29 | 93.10% | -0.27 | -1.16 |
| May-03 | 2 | 3 | 66.67% | 47.14% | 14 | 15 | 93.33% | 0.98 | -0.4 |
| Jun-03 | 1 | 2 | 50.00% | 50.00% | 11 | 11 | 100.00% | N/A | -0.08 |
| Jul-03 | 1 | 1 | 100.00% | 0.00% | 19 | 19 | 100.00% | N/A | N/A |
| Aug-03 | | | | | 12 | 17 | 70.59% | | |
| Sep-03 | 1 | 1 | 100.00% | 0.00% | 14 | 14 | 100.00% | N/A | N/A |



| Unbundled Loop - 4 Wire Non-Loaded (Parity) | | | | | | | | | |
|---|----------|-----------|-----------|----------|-----------|------------|------------|-----------|------------|
| Date | CLEC Num | CLEC Denc | CLEC Resu | CLEC Std | Qwest Num | Qwest Denc | Qwest Resu | Mod Z Scr | Parity Scr |
| Oct-02 | 1 | 2 | 50.00% | 50.00% | 299 | 346 | 86.42% | 1.1 | -0.33 |
| Nov-02 | | | | | 373 | 461 | 80.91% | | |
| Dec-02 | 1 | 1 | 100.00% | 0.00% | 407 | 469 | 86.78% | -0.39 | -1.24 |
| Jan-03 | 1 | 1 | 100.00% | 0.00% | 313 | 392 | 79.85% | -0.5 | -1.31 |
| Feb-03 | 2 | 2 | 100.00% | 0.00% | 318 | 400 | 79.50% | -0.72 | -1.44 |
| Mar-03 | | | | | 332 | 376 | 88.30% | | |
| Apr-03 | 1 | 1 | 100.00% | 0.00% | 295 | 368 | 80.16% | -0.5 | -1.3 |
| May-03 | | | | | 269 | 336 | 80.06% | | |
| Jun-03 | | | | | 368 | 435 | 84.60% | | |
| Jul-03 | 1 | 1 | 100.00% | 0.00% | 311 | 395 | 78.73% | -0.52 | -1.32 |
| Aug-03 | 3 | 3 | 100.00% | 0.00% | 386 | 504 | 76.59% | -0.95 | -1.58 |
| Sep-03 | 0 | 1 | 0.00% | 0.00% | 394 | 485 | 81.24% | 1.32 | -0.2 |



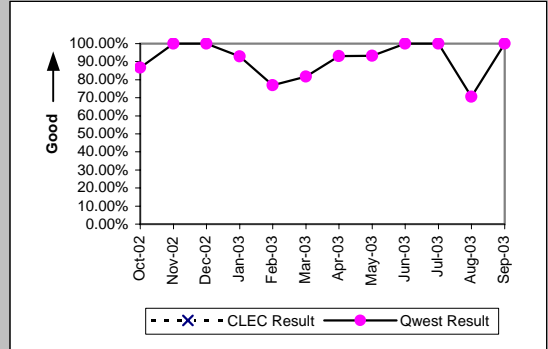
| Unbundled Loop - DS1 Capable (Parity) | | | | | | | | | |
|---------------------------------------|----------|-----------|-----------|----------|-----------|------------|------------|-----------|------------|
| Date | CLEC Num | CLEC Denc | CLEC Resu | CLEC Std | Qwest Num | Qwest Denc | Qwest Resu | Mod Z Scr | Parity Scr |
| Oct-02 | 35 | 43 | 81.40% | 38.91% | 299 | 346 | 86.42% | 0.88 | -0.46 |
| Nov-02 | 41 | 51 | 80.39% | 39.70% | 373 | 461 | 80.91% | 0.11 | -0.93 |
| Dec-02 | 50 | 58 | 86.21% | 34.48% | 407 | 469 | 86.78% | 0.15 | -0.91 |
| Jan-03 | 42 | 53 | 79.25% | 40.56% | 313 | 392 | 79.85% | 0.12 | -0.93 |
| Feb-03 | 50 | 58 | 86.21% | 34.48% | 318 | 400 | 79.50% | -1.18 | -1.72 |
| Mar-03 | 45 | 50 | 90.00% | 30.00% | 332 | 376 | 88.30% | -0.35 | -1.21 |
| Apr-03 | 54 | 71 | 76.06% | 42.67% | 295 | 368 | 80.16% | 0.78 | -0.52 |
| May-03 | 38 | 53 | 71.70% | 45.05% | 269 | 336 | 80.06% | 1.36 | -0.18 |
| Jun-03 | 73 | 88 | 82.95% | 37.60% | 368 | 435 | 84.60% | 0.4 | -0.76 |
| Jul-03 | 49 | 76 | 64.47% | 47.86% | 311 | 395 | 78.73% | 2.58 | 0.57 |
| Aug-03 | 57 | 83 | 68.67% | 46.38% | 386 | 504 | 76.59% | 1.52 | -0.07 |
| Sep-03 | 46 | 69 | 66.67% | 47.14% | 394 | 485 | 81.24% | 2.66 | 0.62 |



MR-5A - All Troubles Cleared within 4 Hours (Percent) - Interval Zone One

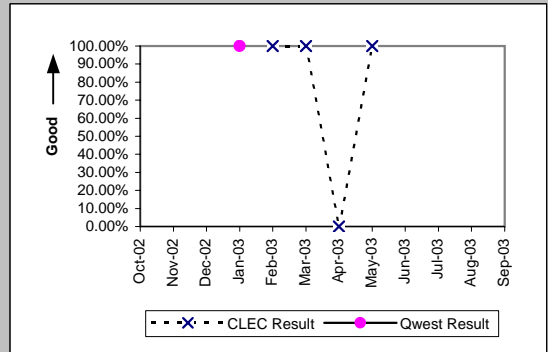
Unbundled Loop - DS3 Capable (Parity)

| Date | CLEC Num | CLEC Dend | CLEC Resu | CLEC Std | Qwest Num | Qwest Dend | Qwest Resu | Mod Z Scr | Parity Scr |
|--------|----------|-----------|-----------|----------|-----------|------------|------------|-----------|------------|
| Oct-02 | | | | | 13 | 15 | 86.67% | | |
| Nov-02 | | | | | 7 | 7 | 100.00% | | |
| Dec-02 | | | | | 9 | 9 | 100.00% | | |
| Jan-03 | | | | | 13 | 14 | 92.86% | | |
| Feb-03 | | | | | 10 | 13 | 76.92% | | |
| Mar-03 | | | | | 9 | 11 | 81.82% | | |
| Apr-03 | | | | | 27 | 29 | 93.10% | | |
| May-03 | | | | | 14 | 15 | 93.33% | | |
| Jun-03 | | | | | 11 | 11 | 100.00% | | |
| Jul-03 | | | | | 19 | 19 | 100.00% | | |
| Aug-03 | | | | | 12 | 17 | 70.59% | | |
| Sep-03 | | | | | 14 | 14 | 100.00% | | |



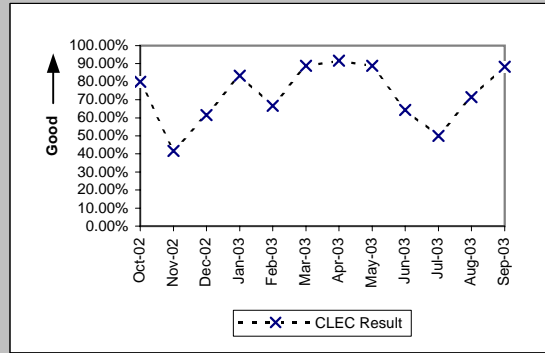
E911 (Parity)

| Date | CLEC Num | CLEC Dend | CLEC Resu | CLEC Std | Qwest Num | Qwest Dend | Qwest Resu | Mod Z Scr | Parity Scr |
|--------|----------|-----------|-----------|----------|-----------|------------|------------|-----------|------------|
| Oct-02 | | | | | | | | | |
| Nov-02 | | | | | | | | | |
| Dec-02 | | | | | | | | | |
| Jan-03 | | | | | 1 | 1 | 100.00% | | |
| Feb-03 | 1 | 1 | 100.00% | 0.00% | | | | | |
| Mar-03 | 1 | 1 | 100.00% | 0.00% | | | | | |
| Apr-03 | 0 | 1 | 0.00% | 0.00% | | | | | |
| May-03 | 1 | 1 | 100.00% | 0.00% | | | | | |
| Jun-03 | | | | | | | | | |
| Jul-03 | | | | | | | | | |
| Aug-03 | | | | | | | | | |
| Sep-03 | | | | | | | | | |



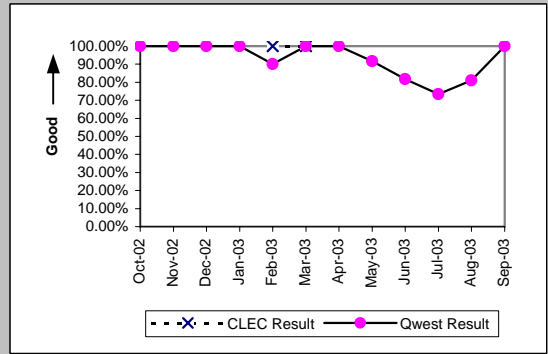
MR-5A - All Troubles Cleared within 4 Hours (Percent) - Interval Zone One

| Enhanced Extended Loops (EELs) (Diagnostic) | | | | |
|---|----------|------------|-------------|--------------|
| Date | CLEC Num | CLEC Denom | CLEC Result | CLEC Std Dev |
| Oct-02 | 8 | 10 | 80.00% | 40.00% |
| Nov-02 | 5 | 12 | 41.67% | 49.30% |
| Dec-02 | 8 | 13 | 61.54% | 48.65% |
| Jan-03 | 5 | 6 | 83.33% | 37.27% |
| Feb-03 | 2 | 3 | 66.67% | 47.14% |
| Mar-03 | 8 | 9 | 88.89% | 31.43% |
| Apr-03 | 11 | 12 | 91.67% | 27.64% |
| May-03 | 8 | 9 | 88.89% | 31.43% |
| Jun-03 | 9 | 14 | 64.29% | 47.92% |
| Jul-03 | 4 | 8 | 50.00% | 50.00% |
| Aug-03 | 10 | 14 | 71.43% | 45.18% |
| Sep-03 | 15 | 17 | 88.24% | 32.22% |

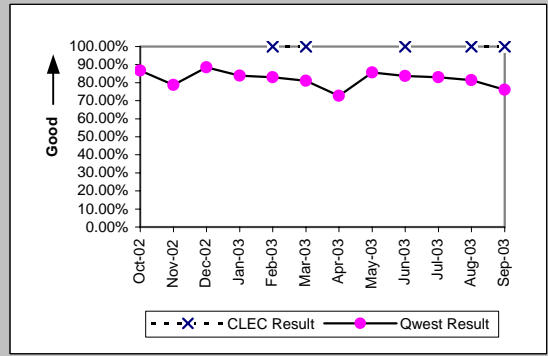


MR-5B - All Troubles Cleared within 4 Hours (Percent) - Interval Zone Two

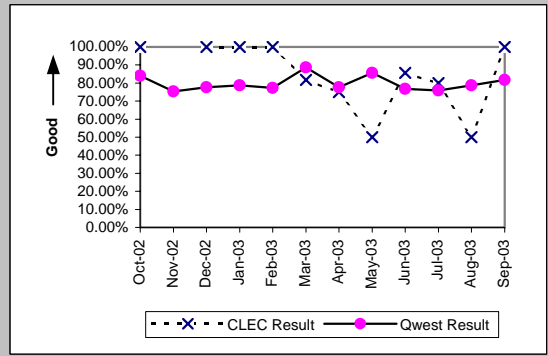
| ISDN Primary (Parity) | | | | | | | | | |
|-----------------------|----------|-----------|-----------|----------|-----------|------------|------------|-----------|------------|
| Date | CLEC Num | CLEC Denc | CLEC Resu | CLEC Std | Qwest Num | Qwest Denc | Qwest Resu | Mod Z Scr | Parity Scr |
| Oct-02 | | | | | 7 | 7 | 100.00% | | |
| Nov-02 | | | | | 6 | 6 | 100.00% | | |
| Dec-02 | | | | | 10 | 10 | 100.00% | | |
| Jan-03 | | | | | 10 | 10 | 100.00% | | |
| Feb-03 | 2 | 2 | 100.00% | 0.00% | 9 | 10 | 90.00% | -0.43 | -1.26 |
| Mar-03 | 2 | 2 | 100.00% | 0.00% | 7 | 7 | 100.00% | N/A | N/A |
| Apr-03 | | | | | 4 | 4 | 100.00% | | |
| May-03 | | | | | 11 | 12 | 91.67% | | |
| Jun-03 | | | | | 9 | 11 | 81.82% | | |
| Jul-03 | | | | | 11 | 15 | 73.33% | | |
| Aug-03 | | | | | 17 | 21 | 80.95% | | |
| Sep-03 | | | | | 12 | 12 | 100.00% | | |



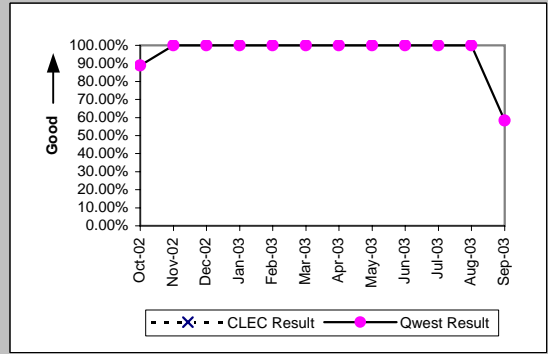
| DS0 (Parity) | | | | | | | | | |
|--------------|----------|-----------|-----------|----------|-----------|------------|------------|-----------|------------|
| Date | CLEC Num | CLEC Denc | CLEC Resu | CLEC Std | Qwest Num | Qwest Denc | Qwest Resu | Mod Z Scr | Parity Scr |
| Oct-02 | | | | | 157 | 181 | 86.74% | | |
| Nov-02 | | | | | 178 | 226 | 78.76% | | |
| Dec-02 | | | | | 240 | 271 | 88.56% | | |
| Jan-03 | | | | | 202 | 241 | 83.82% | | |
| Feb-03 | 2 | 2 | 100.00% | 0.00% | 196 | 236 | 83.05% | -0.64 | -1.39 |
| Mar-03 | 1 | 1 | 100.00% | 0.00% | 175 | 216 | 81.02% | -0.48 | -1.29 |
| Apr-03 | | | | | 171 | 235 | 72.77% | | |
| May-03 | | | | | 167 | 195 | 85.64% | | |
| Jun-03 | 1 | 1 | 100.00% | 0.00% | 201 | 240 | 83.75% | -0.44 | -1.27 |
| Jul-03 | | | | | 190 | 229 | 82.97% | | |
| Aug-03 | 2 | 2 | 100.00% | 0.00% | 201 | 247 | 81.38% | -0.67 | -1.41 |
| Sep-03 | 1 | 1 | 100.00% | 0.00% | 257 | 338 | 76.04% | -0.56 | -1.34 |



| DS1 (Parity) | | | | | | | | | |
|--------------|----------|-----------|-----------|----------|-----------|------------|------------|-----------|------------|
| Date | CLEC Num | CLEC Denc | CLEC Resu | CLEC Std | Qwest Num | Qwest Denc | Qwest Resu | Mod Z Scr | Parity Scr |
| Oct-02 | 1 | 1 | 100.00% | 0.00% | 164 | 195 | 84.10% | -0.43 | -1.26 |
| Nov-02 | | | | | 184 | 244 | 75.41% | | |
| Dec-02 | 2 | 2 | 100.00% | 0.00% | 199 | 256 | 77.73% | -0.75 | -1.46 |
| Jan-03 | 3 | 3 | 100.00% | 0.00% | 200 | 254 | 78.74% | -0.89 | -1.54 |
| Feb-03 | 1 | 1 | 100.00% | 0.00% | 163 | 211 | 77.25% | -0.54 | -1.33 |
| Mar-03 | 9 | 11 | 81.82% | 38.57% | 197 | 222 | 88.74% | 0.69 | -0.58 |
| Apr-03 | 3 | 4 | 75.00% | 43.30% | 192 | 247 | 77.73% | 0.15 | -0.91 |
| May-03 | 1 | 2 | 50.00% | 50.00% | 173 | 202 | 85.64% | 1.06 | -0.36 |
| Jun-03 | 6 | 7 | 85.71% | 34.99% | 178 | 232 | 76.72% | -0.55 | -1.34 |
| Jul-03 | 4 | 5 | 80.00% | 40.00% | 180 | 237 | 75.95% | -0.21 | -1.13 |
| Aug-03 | 1 | 2 | 50.00% | 50.00% | 215 | 273 | 78.75% | 0.79 | -0.52 |
| Sep-03 | 1 | 1 | 100.00% | 0.00% | 296 | 362 | 81.77% | -0.47 | -1.29 |

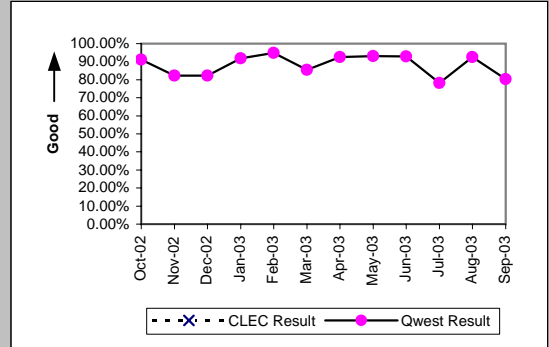


| DS3 (Parity) | | | | | | | | | |
|--------------|----------|-----------|-----------|----------|-----------|------------|------------|-----------|------------|
| Date | CLEC Num | CLEC Denc | CLEC Resu | CLEC Std | Qwest Num | Qwest Denc | Qwest Resu | Mod Z Scr | Parity Scr |
| Oct-02 | | | | | 8 | 9 | 88.89% | | |
| Nov-02 | | | | | 4 | 4 | 100.00% | | |
| Dec-02 | | | | | 1 | 1 | 100.00% | | |
| Jan-03 | | | | | 9 | 9 | 100.00% | | |
| Feb-03 | | | | | 4 | 4 | 100.00% | | |
| Mar-03 | | | | | 5 | 5 | 100.00% | | |
| Apr-03 | | | | | 4 | 4 | 100.00% | | |
| May-03 | | | | | 4 | 4 | 100.00% | | |
| Jun-03 | | | | | 3 | 3 | 100.00% | | |
| Jul-03 | | | | | 4 | 4 | 100.00% | | |
| Aug-03 | | | | | 4 | 4 | 100.00% | | |
| Sep-03 | | | | | 7 | 12 | 58.33% | | |

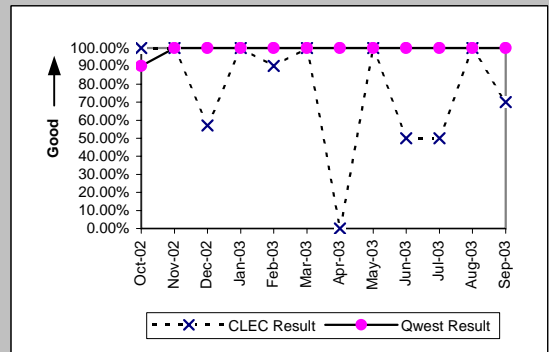


MR-5B - All Troubles Cleared within 4 Hours (Percent) - Interval Zone Two

| Frame Relay (Parity) | | | | | | | | | |
|----------------------|----------|-----------|-----------|----------|-----------|------------|------------|-----------|------------|
| Date | CLEC Num | CLEC Denc | CLEC Resu | CLEC Std | Qwest Num | Qwest Denc | Qwest Resu | Mod Z Scr | Parity Scr |
| Oct-02 | | | | | 41 | 45 | 91.11% | | |
| Nov-02 | | | | | 37 | 45 | 82.22% | | |
| Dec-02 | | | | | 56 | 68 | 82.35% | | |
| Jan-03 | | | | | 56 | 61 | 91.80% | | |
| Feb-03 | | | | | 37 | 39 | 94.87% | | |
| Mar-03 | | | | | 41 | 48 | 85.42% | | |
| Apr-03 | | | | | 37 | 40 | 92.50% | | |
| May-03 | | | | | 54 | 58 | 93.10% | | |
| Jun-03 | | | | | 52 | 56 | 92.86% | | |
| Jul-03 | | | | | 43 | 55 | 78.18% | | |
| Aug-03 | | | | | 50 | 54 | 92.59% | | |
| Sep-03 | | | | | 53 | 66 | 80.30% | | |

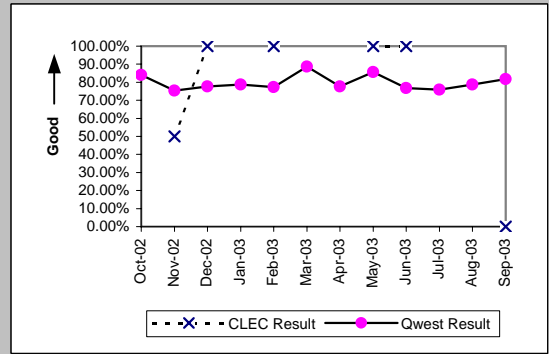


| LIS Trunk (Parity) | | | | | | | | | |
|--------------------|----------|-----------|-----------|----------|-----------|------------|------------|-----------|------------|
| Date | CLEC Num | CLEC Denc | CLEC Resu | CLEC Std | Qwest Num | Qwest Denc | Qwest Resu | Mod Z Scr | Parity Scr |
| Oct-02 | 1 | 1 | 100.00% | 0.00% | 9 | 10 | 90.00% | -0.32 | -1.19 |
| Nov-02 | 3 | 3 | 100.00% | 0.00% | 1 | 1 | 100.00% | N/A | N/A |
| Dec-02 | 4 | 7 | 57.14% | 49.49% | 2 | 2 | 100.00% | N/A | -0.47 |
| Jan-03 | 4 | 4 | 100.00% | 0.00% | 1 | 1 | 100.00% | N/A | N/A |
| Feb-03 | 9 | 10 | 90.00% | 30.00% | 2 | 2 | 100.00% | N/A | -0.98 |
| Mar-03 | 2 | 2 | 100.00% | 0.00% | 2 | 2 | 100.00% | N/A | N/A |
| Apr-03 | 0 | 1 | 0.00% | 0.00% | 3 | 3 | 100.00% | N/A | -0.24 |
| May-03 | 3 | 3 | 100.00% | 0.00% | 5 | 5 | 100.00% | N/A | N/A |
| Jun-03 | 1 | 2 | 50.00% | 50.00% | 2 | 2 | 100.00% | N/A | -0.63 |
| Jul-03 | 2 | 4 | 50.00% | 50.00% | 4 | 4 | 100.00% | N/A | -0.24 |
| Aug-03 | 4 | 4 | 100.00% | 0.00% | 5 | 5 | 100.00% | N/A | N/A |
| Sep-03 | 7 | 10 | 70.00% | 45.83% | 5 | 5 | 100.00% | N/A | -0.28 |

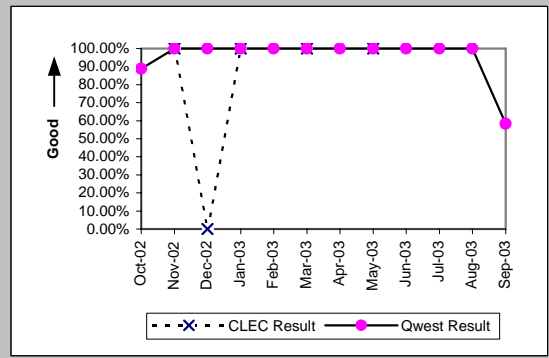


MR-5B - All Troubles Cleared within 4 Hours (Percent) - Interval Zone Two

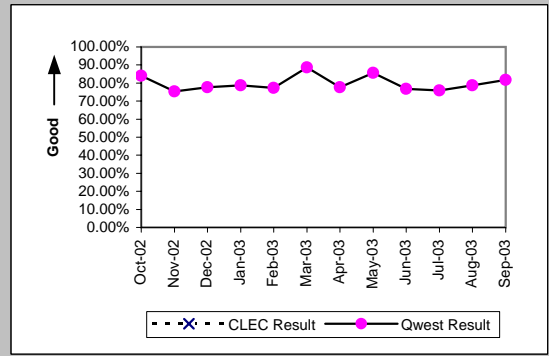
| UDIT DS1 (Parity) | | | | | | | | | |
|-------------------|----------|-----------|-----------|----------|-----------|------------|------------|-----------|------------|
| Date | CLEC Num | CLEC Denc | CLEC Resu | CLEC Std | Qwest Num | Qwest Denc | Qwest Resu | Mod Z Scr | Parity Scr |
| Oct-02 | | | | | 164 | 195 | 84.10% | | |
| Nov-02 | 1 | 2 | 50.00% | 50.00% | 184 | 244 | 75.41% | 0.68 | -0.59 |
| Dec-02 | 1 | 1 | 100.00% | 0.00% | 199 | 256 | 77.73% | -0.53 | -1.32 |
| Jan-03 | | | | | 200 | 254 | 78.74% | | |
| Feb-03 | 2 | 2 | 100.00% | 0.00% | 163 | 211 | 77.25% | -0.76 | -1.46 |
| Mar-03 | | | | | 197 | 222 | 88.74% | | |
| Apr-03 | | | | | 192 | 247 | 77.73% | | |
| May-03 | 2 | 2 | 100.00% | 0.00% | 173 | 202 | 85.64% | -0.58 | -1.35 |
| Jun-03 | 1 | 1 | 100.00% | 0.00% | 178 | 232 | 76.72% | -0.55 | -1.33 |
| Jul-03 | | | | | 180 | 237 | 75.95% | | |
| Aug-03 | | | | | 215 | 273 | 78.75% | | |
| Sep-03 | 0 | 3 | 0.00% | 0.00% | 296 | 362 | 81.77% | 2.78 | 0.69 |



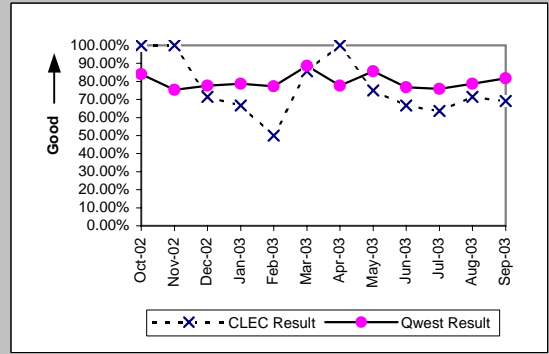
| UDIT Above DS1 Level (Parity) | | | | | | | | | |
|-------------------------------|----------|-----------|-----------|----------|-----------|------------|------------|-----------|------------|
| Date | CLEC Num | CLEC Denc | CLEC Resu | CLEC Std | Qwest Num | Qwest Denc | Qwest Resu | Mod Z Scr | Parity Scr |
| Oct-02 | | | | | 8 | 9 | 88.89% | | |
| Nov-02 | 1 | 1 | 100.00% | 0.00% | 4 | 4 | 100.00% | N/A | N/A |
| Dec-02 | 0 | 1 | 0.00% | 0.00% | 1 | 1 | 100.00% | N/A | -0.59 |
| Jan-03 | 1 | 1 | 100.00% | 0.00% | 9 | 9 | 100.00% | N/A | N/A |
| Feb-03 | | | | | 4 | 4 | 100.00% | | |
| Mar-03 | 2 | 2 | 100.00% | 0.00% | 5 | 5 | 100.00% | N/A | N/A |
| Apr-03 | | | | | 4 | 4 | 100.00% | | |
| May-03 | 1 | 1 | 100.00% | 0.00% | 4 | 4 | 100.00% | N/A | N/A |
| Jun-03 | | | | | 3 | 3 | 100.00% | | |
| Jul-03 | | | | | 4 | 4 | 100.00% | | |
| Aug-03 | | | | | 4 | 4 | 100.00% | | |
| Sep-03 | | | | | 7 | 12 | 58.33% | | |



| Unbundled Loop - 4 Wire Non-Loaded (Parity) | | | | | | | | | |
|---|----------|-----------|-----------|----------|-----------|------------|------------|-----------|------------|
| Date | CLEC Num | CLEC Denc | CLEC Resu | CLEC Std | Qwest Num | Qwest Denc | Qwest Resu | Mod Z Scr | Parity Scr |
| Oct-02 | | | | | 164 | 195 | 84.10% | | |
| Nov-02 | | | | | 184 | 244 | 75.41% | | |
| Dec-02 | | | | | 199 | 256 | 77.73% | | |
| Jan-03 | | | | | 200 | 254 | 78.74% | | |
| Feb-03 | | | | | 163 | 211 | 77.25% | | |
| Mar-03 | | | | | 197 | 222 | 88.74% | | |
| Apr-03 | | | | | 192 | 247 | 77.73% | | |
| May-03 | | | | | 173 | 202 | 85.64% | | |
| Jun-03 | | | | | 178 | 232 | 76.72% | | |
| Jul-03 | | | | | 180 | 237 | 75.95% | | |
| Aug-03 | | | | | 215 | 273 | 78.75% | | |
| Sep-03 | | | | | 296 | 362 | 81.77% | | |



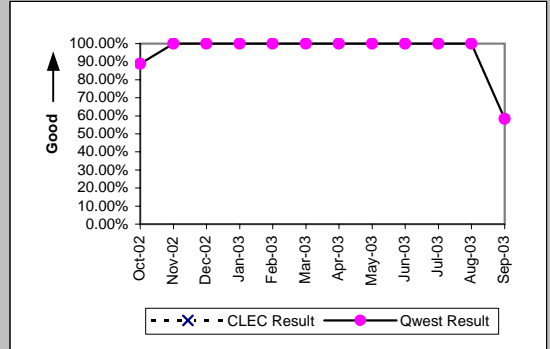
| Unbundled Loop - DS1 Capable (Parity) | | | | | | | | | |
|---------------------------------------|----------|-----------|-----------|----------|-----------|------------|------------|-----------|------------|
| Date | CLEC Num | CLEC Denc | CLEC Resu | CLEC Std | Qwest Num | Qwest Denc | Qwest Resu | Mod Z Scr | Parity Scr |
| Oct-02 | 6 | 6 | 100.00% | 0.00% | 164 | 195 | 84.10% | -1.05 | -1.64 |
| Nov-02 | 11 | 11 | 100.00% | 0.00% | 184 | 244 | 75.41% | -1.85 | -2.13 |
| Dec-02 | 5 | 7 | 71.43% | 45.18% | 199 | 256 | 77.73% | 0.4 | -0.76 |
| Jan-03 | 4 | 6 | 66.67% | 47.14% | 200 | 254 | 78.74% | 0.68 | -0.59 |
| Feb-03 | 2 | 4 | 50.00% | 50.00% | 163 | 211 | 77.25% | 1.12 | -0.32 |
| Mar-03 | 6 | 7 | 85.71% | 34.99% | 197 | 222 | 88.74% | 0.28 | -0.83 |
| Apr-03 | 5 | 5 | 100.00% | 0.00% | 192 | 247 | 77.73% | -1.18 | -1.72 |
| May-03 | 9 | 12 | 75.00% | 43.30% | 173 | 202 | 85.64% | 0.96 | -0.42 |
| Jun-03 | 4 | 6 | 66.67% | 47.14% | 178 | 232 | 76.72% | 0.56 | -0.66 |
| Jul-03 | 7 | 11 | 63.64% | 48.10% | 180 | 237 | 75.95% | 0.9 | -0.45 |
| Aug-03 | 10 | 14 | 71.43% | 45.18% | 215 | 273 | 78.75% | 0.65 | -0.6 |
| Sep-03 | 9 | 13 | 69.23% | 46.15% | 296 | 362 | 81.77% | 1.09 | -0.34 |



MR-5B - All Troubles Cleared within 4 Hours (Percent) - Interval Zone Two

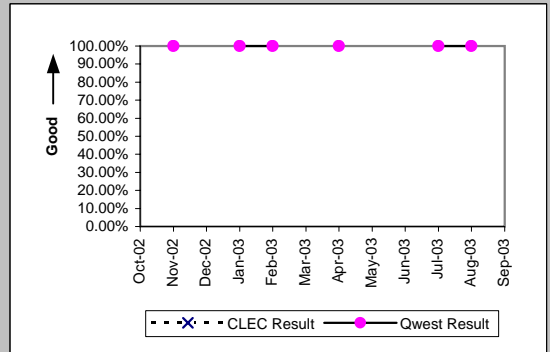
Unbundled Loop - DS3 Capable (Parity)

| Date | CLEC Num | CLEC Dend | CLEC Resu | CLEC Std | Qwest Num | Qwest Dend | Qwest Resu | Mod Z Scr | Parity Scr |
|--------|----------|-----------|-----------|----------|-----------|------------|------------|-----------|------------|
| Oct-02 | | | | | 8 | 9 | 88.89% | | |
| Nov-02 | | | | | 4 | 4 | 100.00% | | |
| Dec-02 | | | | | 1 | 1 | 100.00% | | |
| Jan-03 | | | | | 9 | 9 | 100.00% | | |
| Feb-03 | | | | | 4 | 4 | 100.00% | | |
| Mar-03 | | | | | 5 | 5 | 100.00% | | |
| Apr-03 | | | | | 4 | 4 | 100.00% | | |
| May-03 | | | | | 4 | 4 | 100.00% | | |
| Jun-03 | | | | | 3 | 3 | 100.00% | | |
| Jul-03 | | | | | 4 | 4 | 100.00% | | |
| Aug-03 | | | | | 4 | 4 | 100.00% | | |
| Sep-03 | | | | | 7 | 12 | 58.33% | | |



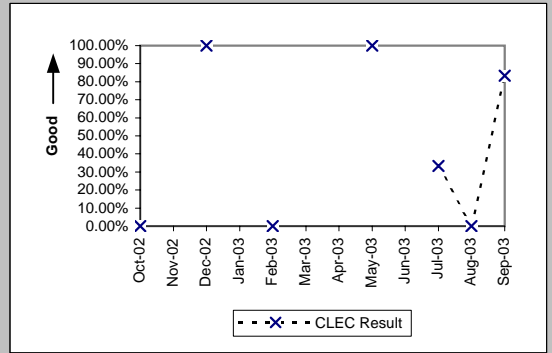
E911 (Parity)

| Date | CLEC Num | CLEC Dend | CLEC Resu | CLEC Std | Qwest Num | Qwest Dend | Qwest Resu | Mod Z Scr | Parity Scr |
|--------|----------|-----------|-----------|----------|-----------|------------|------------|-----------|------------|
| Oct-02 | | | | | | | | | |
| Nov-02 | | | | | 1 | 1 | 100.00% | | |
| Dec-02 | | | | | | | | | |
| Jan-03 | | | | | 3 | 3 | 100.00% | | |
| Feb-03 | | | | | 1 | 1 | 100.00% | | |
| Mar-03 | | | | | | | | | |
| Apr-03 | | | | | 1 | 1 | 100.00% | | |
| May-03 | | | | | | | | | |
| Jun-03 | | | | | | | | | |
| Jul-03 | | | | | 1 | 1 | 100.00% | | |
| Aug-03 | | | | | 1 | 1 | 100.00% | | |
| Sep-03 | | | | | | | | | |



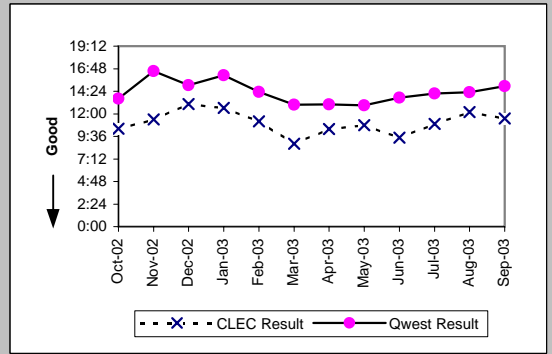
MR-5B - All Troubles Cleared within 4 Hours (Percent) - Interval Zone Two

| Enhanced Extended Loops (EELs) (Diagnostic) | | | | |
|---|----------|------------|-------------|--------------|
| Date | CLEC Num | CLEC Denom | CLEC Result | CLEC Std Dev |
| Oct-02 | 0 | 1 | 0.00% | 0.00% |
| Nov-02 | | | | |
| Dec-02 | 1 | 1 | 100.00% | 0.00% |
| Jan-03 | | | | |
| Feb-03 | 0 | 1 | 0.00% | 0.00% |
| Mar-03 | | | | |
| Apr-03 | | | | |
| May-03 | 1 | 1 | 100.00% | 0.00% |
| Jun-03 | | | | |
| Jul-03 | 1 | 3 | 33.33% | 47.14% |
| Aug-03 | 0 | 1 | 0.00% | 0.00% |
| Sep-03 | 5 | 6 | 83.33% | 37.27% |

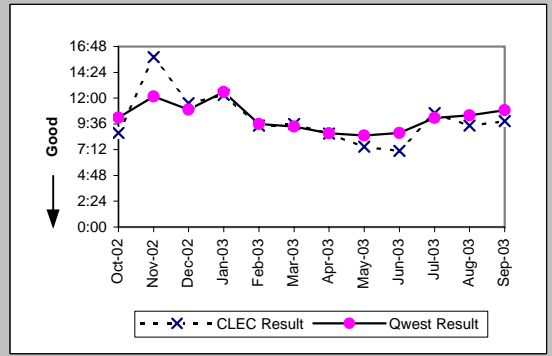


MR-6A - Mean Time to Restore (Hours:Minutes) - Dispatches within MSAs

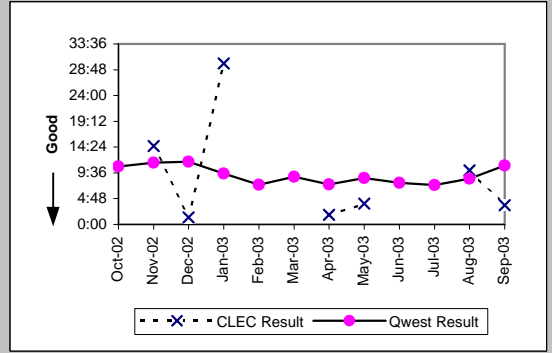
| Residence (Parity) | | | | | | | | | |
|--------------------|----------|-----------|-----------|------------|-----------|------------|------------|-----------|------------|
| Date | CLEC Num | CLEC Denc | CLEC Resu | CLEC Std E | Qwest Num | Qwest Denc | Qwest Resu | Mod Z Scr | Parity Scr |
| Oct-02 | 875:49 | 84 | 10:26 | 10:45 | 151646:19 | 11131 | 13:37 | -2.21 | -2.34 |
| Nov-02 | 1210:42 | 106 | 11:25 | 10:19 | 210837:58 | 12741 | 16:33 | -3.78 | -3.3 |
| Dec-02 | 1538:08 | 118 | 13:02 | 12:18 | 214022:38 | 14235 | 15:02 | -1.59 | -1.97 |
| Jan-03 | 1591:15 | 126 | 12:38 | 11:41 | 245584:36 | 15258 | 16:06 | -3.05 | -2.85 |
| Feb-03 | 1698:57 | 152 | 11:11 | 9:05 | 165153:36 | 11521 | 14:20 | -3.04 | -2.85 |
| Mar-03 | 1510:37 | 171 | 8:50 | 8:15 | 150182:58 | 11567 | 12:59 | -4.62 | -3.81 |
| Apr-03 | 1795:00 | 173 | 10:23 | 8:14 | 132383:01 | 10168 | 13:01 | -2.84 | -2.73 |
| May-03 | 1717:07 | 159 | 10:48 | 8:33 | 133485:16 | 10336 | 12:55 | -2.27 | -2.38 |
| Jun-03 | 1361:04 | 144 | 9:27 | 7:46 | 152439:48 | 11115 | 13:43 | -4.38 | -3.66 |
| Jul-03 | 2229:55 | 204 | 10:56 | 8:42 | 160227:08 | 11322 | 14:09 | -3.66 | -3.22 |
| Aug-03 | 2242:36 | 184 | 12:11 | 8:55 | 163524:40 | 11448 | 14:17 | -2.47 | -2.5 |
| Sep-03 | 2440:01 | 212 | 11:31 | 9:15 | 175875:39 | 11766 | 14:57 | -3.33 | -3.03 |



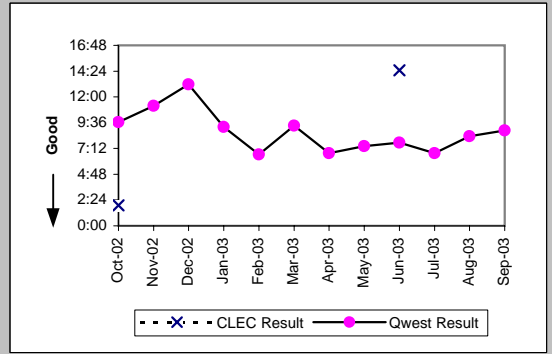
| Business (Parity) | | | | | | | | | |
|-------------------|----------|-----------|-----------|------------|-----------|------------|------------|-----------|------------|
| Date | CLEC Num | CLEC Denc | CLEC Resu | CLEC Std E | Qwest Num | Qwest Denc | Qwest Resu | Mod Z Scr | Parity Scr |
| Oct-02 | 480:53 | 55 | 8:45 | 7:08 | 14586:53 | 1433 | 10:11 | -0.6 | -1.36 |
| Nov-02 | 1329:10 | 84 | 15:49 | 15:24 | 18317:14 | 1507 | 12:09 | 2.29 | 0.39 |
| Dec-02 | 657:45 | 57 | 11:32 | 7:50 | 15144:32 | 1386 | 10:56 | 0.42 | -0.75 |
| Jan-03 | 1045:53 | 85 | 12:18 | 11:24 | 21041:26 | 1673 | 12:35 | -0.13 | -1.08 |
| Feb-03 | 539:05 | 57 | 9:27 | 6:59 | 12187:08 | 1270 | 9:36 | -0.09 | -1.05 |
| Mar-03 | 833:14 | 87 | 9:35 | 7:39 | 11886:17 | 1269 | 9:22 | 0.25 | -0.85 |
| Apr-03 | 452:35 | 52 | 8:42 | 7:06 | 10219:28 | 1172 | 8:43 | -0.01 | -1.01 |
| May-03 | 320:44 | 43 | 7:28 | 7:24 | 9649:19 | 1132 | 8:31 | -0.69 | -1.42 |
| Jun-03 | 418:48 | 59 | 7:06 | 6:41 | 11343:05 | 1294 | 8:46 | -1.16 | -1.71 |
| Jul-03 | 572:52 | 54 | 10:37 | 14:28 | 13054:36 | 1285 | 10:10 | 0.27 | -0.83 |
| Aug-03 | 633:25 | 67 | 9:27 | 7:31 | 12153:58 | 1170 | 10:23 | -0.66 | -1.4 |
| Sep-03 | 758:55 | 77 | 9:51 | 10:46 | 13758:38 | 1266 | 10:52 | -0.71 | -1.43 |



| Centrex (Parity) | | | | | | | | | |
|------------------|----------|-----------|-----------|------------|-----------|------------|------------|-----------|------------|
| Date | CLEC Num | CLEC Denc | CLEC Resu | CLEC Std E | Qwest Num | Qwest Denc | Qwest Resu | Mod Z Scr | Parity Scr |
| Oct-02 | | | | | 1615:52 | 150 | 10:46 | | |
| Nov-02 | 87:21 | 6 | 14:34 | 16:05 | 1218:58 | 106 | 11:30 | 0.72 | -0.56 |
| Dec-02 | 1:20 | 1 | 1:20 | | 1261:01 | 108 | 11:41 | -0.53 | -1.32 |
| Jan-03 | 59:56 | 2 | 29:58 | 18:25 | 1263:57 | 133 | 9:30 | 1.9 | 0.15 |
| Feb-03 | | | | | 729:18 | 99 | 7:22 | | |
| Mar-03 | | | | | 1151:51 | 130 | 8:52 | | |
| Apr-03 | 1:49 | 1 | 1:49 | | 810:12 | 109 | 7:26 | -0.47 | -1.29 |
| May-03 | 11:40 | 3 | 3:53 | 1:55 | 1029:51 | 119 | 8:39 | -0.78 | -1.47 |
| Jun-03 | | | | | 1073:15 | 139 | 7:43 | | |
| Jul-03 | | | | | 920:23 | 126 | 7:18 | | |
| Aug-03 | 20:07 | 2 | 10:04 | 8:37 | 926:34 | 109 | 8:30 | 0.28 | -0.83 |
| Sep-03 | 7:12 | 2 | 3:36 | 4:00 | 1447:00 | 132 | 10:58 | -0.63 | -1.38 |

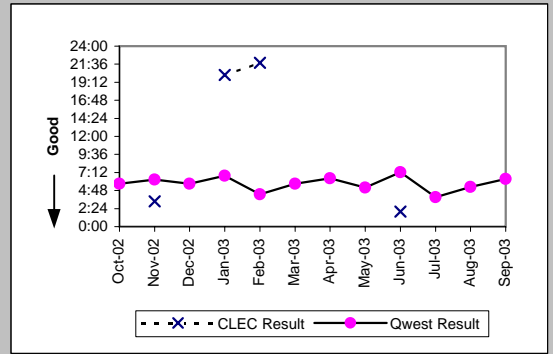


| Centrex 21 (Parity) | | | | | | | | | |
|---------------------|----------|-----------|-----------|------------|-----------|------------|------------|-----------|------------|
| Date | CLEC Num | CLEC Denc | CLEC Resu | CLEC Std E | Qwest Num | Qwest Denc | Qwest Resu | Mod Z Scr | Parity Scr |
| Oct-02 | 1:55 | 1 | 1:55 | | 2015:52 | 209 | 9:39 | -0.52 | -1.32 |
| Nov-02 | | | | | 2068:08 | 185 | 11:11 | | |
| Dec-02 | | | | | 2184:46 | 166 | 13:10 | | |
| Jan-03 | | | | | 1876:52 | 204 | 9:12 | | |
| Feb-03 | | | | | 1029:19 | 155 | 6:38 | | |
| Mar-03 | | | | | 1377:52 | 148 | 9:19 | | |
| Apr-03 | | | | | 899:59 | 133 | 6:46 | | |
| May-03 | | | | | 986:39 | 133 | 7:25 | | |
| Jun-03 | 28:57 | 2 | 14:28 | 16:28 | 1290:10 | 167 | 7:44 | 1.32 | -0.2 |
| Jul-03 | | | | | 1124:19 | 166 | 6:46 | | |
| Aug-03 | | | | | 1249:06 | 150 | 8:20 | | |
| Sep-03 | | | | | 1235:22 | 139 | 8:53 | | |

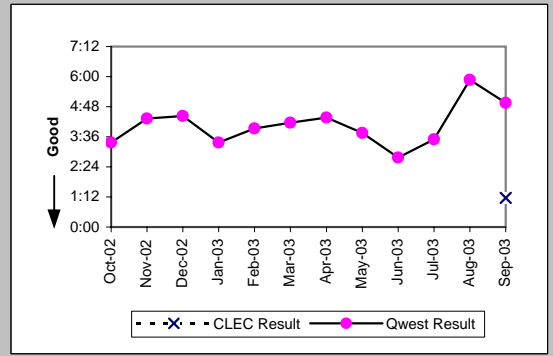


MR-6A - Mean Time to Restore (Hours:Minutes) - Dispatches within MSAs

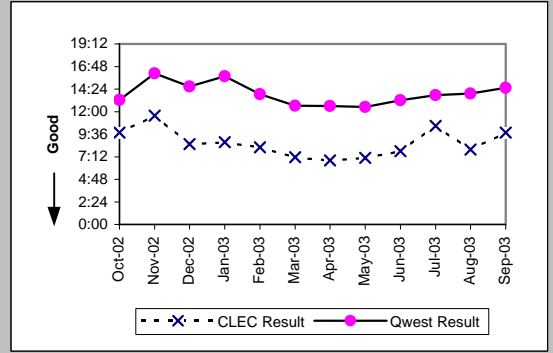
| PBX (Parity) | | | | | | | | | | |
|--------------|----------|-----------|-----------|------------|-----------|------------|------------|-----------|------------|--|
| Date | CLEC Num | CLEC Denc | CLEC Resu | CLEC Std I | Qwest Num | Qwest Denc | Qwest Resu | Mod Z Scr | Parity Scr | |
| Oct-02 | | | | | 199:28 | 35 | 5:42 | | | |
| Nov-02 | 6:43 | 2 | 3:22 | 1:21 | 225:52 | 36 | 6:16 | -0.65 | -1.39 | |
| Dec-02 | | | | | 204:46 | 36 | 5:41 | | | |
| Jan-03 | 20:09 | 1 | 20:09 | | 202:59 | 30 | 6:46 | 1.35 | -0.18 | |
| Feb-03 | 21:47 | 1 | 21:47 | | 111:48 | 26 | 4:18 | 1.72 | 0.04 | |
| Mar-03 | | | | | 251:20 | 44 | 5:43 | | | |
| Apr-03 | | | | | 147:54 | 23 | 6:26 | | | |
| May-03 | | | | | 155:19 | 30 | 5:11 | | | |
| Jun-03 | 3:57 | 2 | 1:59 | 1:17 | 246:11 | 34 | 7:14 | -0.99 | -1.6 | |
| Jul-03 | | | | | 97:56 | 25 | 3:55 | | | |
| Aug-03 | | | | | 174:25 | 33 | 5:17 | | | |
| Sep-03 | | | | | 196:45 | 31 | 6:21 | | | |



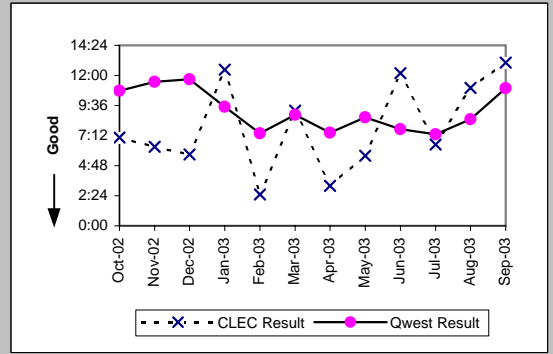
| Basic Rate ISDN (Parity) | | | | | | | | | | |
|--------------------------|----------|-----------|-----------|------------|-----------|------------|------------|-----------|------------|--|
| Date | CLEC Num | CLEC Denc | CLEC Resu | CLEC Std I | Qwest Num | Qwest Denc | Qwest Resu | Mod Z Scr | Parity Scr | |
| Oct-02 | | | | | 138:06 | 41 | 3:22 | | | |
| Nov-02 | | | | | 264:33 | 61 | 4:20 | | | |
| Dec-02 | | | | | 359:08 | 81 | 4:26 | | | |
| Jan-03 | | | | | 178:04 | 53 | 3:22 | | | |
| Feb-03 | | | | | 208:11 | 53 | 3:56 | | | |
| Mar-03 | | | | | 299:40 | 72 | 4:10 | | | |
| Apr-03 | | | | | 166:00 | 38 | 4:22 | | | |
| May-03 | | | | | 123:54 | 33 | 3:45 | | | |
| Jun-03 | | | | | 127:15 | 46 | 2:46 | | | |
| Jul-03 | | | | | 150:31 | 43 | 3:30 | | | |
| Aug-03 | | | | | 246:14 | 42 | 5:52 | | | |
| Sep-03 | 1:10 | 1 | 1:10 | | 281:57 | 57 | 4:57 | -0.6 | -1.36 | |



| UNE - P (POTS) (Parity) | | | | | | | | | | |
|-------------------------|----------|-----------|-----------|------------|-----------|------------|------------|-----------|------------|--|
| Date | CLEC Num | CLEC Denc | CLEC Resu | CLEC Std I | Qwest Num | Qwest Denc | Qwest Resu | Mod Z Scr | Parity Scr | |
| Oct-02 | 908:42 | 93 | 9:46 | 11:49 | 166233:12 | 12564 | 13:14 | -2.41 | -2.46 | |
| Nov-02 | 1226:47 | 106 | 11:34 | 14:31 | 229155:12 | 14248 | 16:05 | -3.3 | -3.01 | |
| Dec-02 | 622:25 | 73 | 8:32 | 7:30 | 229167:10 | 15621 | 14:40 | -3.84 | -3.33 | |
| Jan-03 | 838:21 | 96 | 8:44 | 8:46 | 266626:02 | 16931 | 15:45 | -5.1 | -4.1 | |
| Feb-03 | 879:22 | 107 | 8:13 | 9:06 | 177340:44 | 12791 | 13:52 | -4.58 | -3.79 | |
| Mar-03 | 848:33 | 119 | 7:08 | 8:49 | 162069:15 | 12836 | 12:38 | -5.11 | -4.11 | |
| Apr-03 | 870:38 | 128 | 6:48 | 8:13 | 142602:29 | 11340 | 12:35 | -5.38 | -4.27 | |
| May-03 | 890:48 | 126 | 7:04 | 7:09 | 143134:35 | 11468 | 12:29 | -5.23 | -4.18 | |
| Jun-03 | 849:41 | 109 | 7:48 | 7:58 | 163782:53 | 12409 | 13:12 | -4.84 | -3.94 | |
| Jul-03 | 1133:37 | 108 | 10:30 | 12:28 | 173281:44 | 12607 | 13:45 | -2.7 | -2.64 | |
| Aug-03 | 810:33 | 102 | 7:57 | 8:41 | 175678:38 | 12618 | 13:55 | -5.24 | -4.19 | |
| Sep-03 | 966:21 | 99 | 9:46 | 7:56 | 189634:17 | 13032 | 14:33 | -3.23 | -2.96 | |

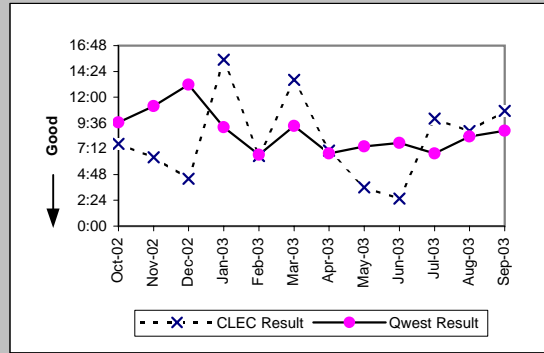


| UNE P (Centrex) (Parity) | | | | | | | | | | |
|--------------------------|----------|-----------|-----------|------------|-----------|------------|------------|-----------|------------|--|
| Date | CLEC Num | CLEC Denc | CLEC Resu | CLEC Std I | Qwest Num | Qwest Denc | Qwest Resu | Mod Z Scr | Parity Scr | |
| Oct-02 | 162:14 | 23 | 7:03 | 6:38 | 1615:52 | 150 | 10:46 | -1.08 | -1.66 | |
| Nov-02 | 107:13 | 17 | 6:18 | 5:38 | 1218:58 | 106 | 11:30 | -1.28 | -1.78 | |
| Dec-02 | 153:23 | 27 | 5:41 | 5:26 | 1261:01 | 108 | 11:41 | -1.43 | -1.87 | |
| Jan-03 | 336:22 | 27 | 12:27 | 12:29 | 1263:57 | 133 | 9:30 | 0.99 | -0.4 | |
| Feb-03 | 54:56 | 22 | 2:30 | 1:12 | 729:18 | 99 | 7:22 | -1.84 | -2.12 | |
| Mar-03 | 184:09 | 20 | 9:12 | 7:35 | 1151:51 | 130 | 8:52 | 0.19 | -0.88 | |
| Apr-03 | 50:58 | 16 | 3:11 | 1:28 | 810:12 | 109 | 7:26 | -1.34 | -1.81 | |
| May-03 | 100:29 | 18 | 5:35 | 6:02 | 1029:51 | 119 | 8:39 | -1.16 | -1.7 | |
| Jun-03 | 207:07 | 17 | 12:11 | 22:24 | 1073:15 | 139 | 7:43 | 1.17 | -0.29 | |
| Jul-03 | 142:36 | 22 | 6:29 | 6:30 | 920:23 | 126 | 7:18 | -0.48 | -1.29 | |
| Aug-03 | 231:22 | 21 | 11:01 | 11:25 | 926:34 | 109 | 8:30 | 0.89 | -0.46 | |
| Sep-03 | 273:25 | 21 | 13:01 | 15:39 | 1447:00 | 132 | 10:58 | 0.59 | -0.64 | |

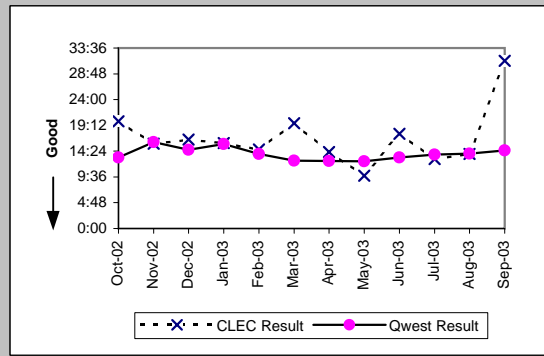


MR-6A - Mean Time to Restore (Hours:Minutes) - Dispatches within MSAs

| UNE P (Centrex 21) (Parity) | | | | | | | | | | |
|-----------------------------|----------|-----------|-----------|----------|-----------|------------|------------|-----------|------------|--|
| Date | CLEC Num | CLEC Denc | CLEC Resu | CLEC Std | Qwest Num | Qwest Denc | Qwest Resu | Mod Z Scr | Parity Scr | |
| Oct-02 | 38:17 | 5 | 7:39 | 5:39 | 2015:52 | 209 | 9:39 | -0.3 | -1.18 | |
| Nov-02 | 51:24 | 8 | 6:25 | 6:00 | 2068:08 | 185 | 11:11 | -0.97 | -1.59 | |
| Dec-02 | 17:38 | 4 | 4:24 | 2:20 | 2184:46 | 166 | 13:10 | -0.96 | -1.58 | |
| Jan-03 | 108:25 | 7 | 15:29 | 22:50 | 1876:52 | 204 | 9:12 | 1.29 | -0.21 | |
| Feb-03 | 52:08 | 8 | 6:31 | 7:54 | 1029:19 | 155 | 6:38 | -0.04 | -1.02 | |
| Mar-03 | 54:29 | 4 | 13:37 | 6:58 | 1377:52 | 148 | 9:19 | 0.96 | -0.42 | |
| Apr-03 | 14:01 | 2 | 7:01 | 6:14 | 899:59 | 133 | 6:46 | 0.43 | -0.74 | |
| May-03 | 14:26 | 4 | 3:36 | 1:10 | 986:39 | 133 | 7:25 | -0.83 | -1.5 | |
| Jun-03 | 7:40 | 3 | 2:33 | 0:25 | 1290:10 | 167 | 7:44 | -0.8 | -1.48 | |
| Jul-03 | 30:02 | 3 | 10:01 | 11:36 | 1124:19 | 166 | 6:46 | 0.94 | -0.43 | |
| Aug-03 | 61:48 | 7 | 8:50 | 10:16 | 1249:06 | 150 | 8:20 | 0.26 | -0.84 | |
| Sep-03 | 42:56 | 4 | 10:44 | 9:01 | 1235:22 | 139 | 8:53 | 0.64 | -0.61 | |

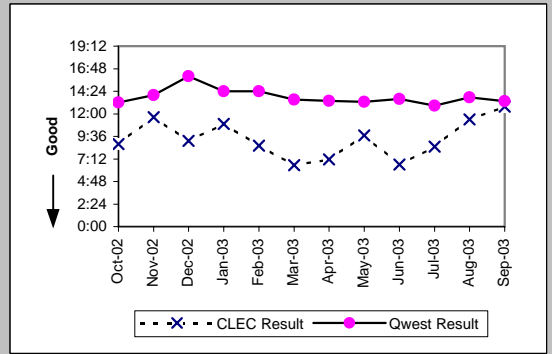


| Line Sharing (Parity) | | | | | | | | | | |
|-----------------------|----------|-----------|-----------|----------|-----------|------------|------------|-----------|------------|--|
| Date | CLEC Num | CLEC Denc | CLEC Resu | CLEC Std | Qwest Num | Qwest Denc | Qwest Resu | Mod Z Scr | Parity Scr | |
| Oct-02 | 259:46 | 13 | 19:59 | 13:08 | 166233:12 | 12564 | 13:14 | 1.65 | 0.01 | |
| Nov-02 | 426:27 | 27 | 15:48 | 12:57 | 229155:12 | 14248 | 16:05 | -0.11 | -1.07 | |
| Dec-02 | 381:05 | 23 | 16:34 | 14:07 | 229167:10 | 15621 | 14:40 | 0.82 | -0.5 | |
| Jan-03 | 366:27 | 23 | 15:56 | 10:30 | 266626:02 | 16931 | 15:45 | 0.16 | -0.9 | |
| Feb-03 | 162:07 | 11 | 14:44 | 9:00 | 177340:44 | 12791 | 13:52 | 0.45 | -0.73 | |
| Mar-03 | 333:27 | 17 | 19:37 | 21:12 | 162069:15 | 12836 | 12:38 | 2.07 | 0.26 | |
| Apr-03 | 128:10 | 9 | 14:14 | 9:09 | 142602:29 | 11340 | 12:35 | 0.61 | -0.63 | |
| May-03 | 147:47 | 15 | 9:51 | 7:55 | 143134:35 | 11468 | 12:29 | -0.88 | -1.54 | |
| Jun-03 | 193:58 | 11 | 17:38 | 13:41 | 163782:53 | 12409 | 13:12 | 1.34 | -0.18 | |
| Jul-03 | 193:28 | 15 | 12:54 | 8:29 | 173281:44 | 12607 | 13:45 | -0.26 | -1.16 | |
| Aug-03 | 235:50 | 17 | 13:52 | 9:53 | 175678:38 | 12618 | 13:55 | -0.02 | -1.01 | |
| Sep-03 | 467:56 | 15 | 31:12 | 40:45 | 189634:17 | 13032 | 14:33 | 2.41 | 0.46 | |

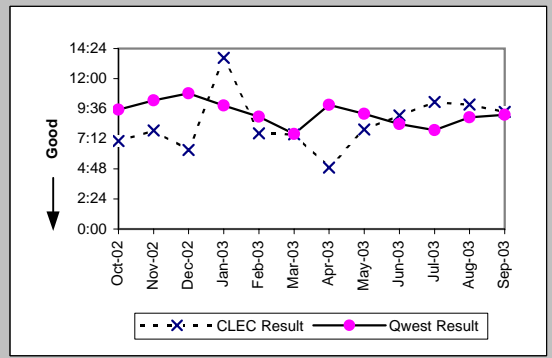


MR-6B - Mean Time to Restore (Hours:Minutes) - Dispatches outside MSAs

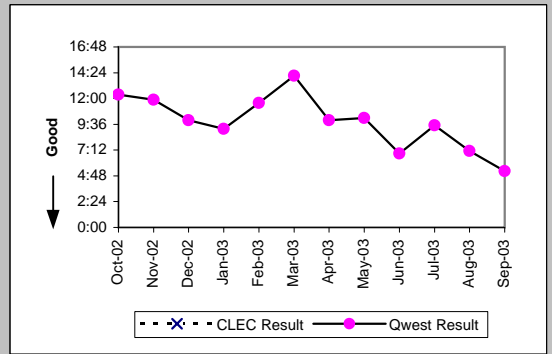
| Residence (Parity) | | | | | | | | | |
|--------------------|----------|-----------|-----------|------------|-----------|------------|------------|-----------|------------|
| Date | CLEC Num | CLEC Denc | CLEC Resu | CLEC Std E | Qwest Num | Qwest Denc | Qwest Resu | Mod Z Scr | Parity Scr |
| Oct-02 | 96:39 | 11 | 8:47 | 7:52 | 30440:51 | 2306 | 13:12 | -1.06 | -1.64 |
| Nov-02 | 174:44 | 15 | 11:39 | 9:28 | 35966:15 | 2570 | 14:00 | -0.71 | -1.43 |
| Dec-02 | 100:23 | 11 | 9:08 | 8:52 | 51628:00 | 3225 | 16:01 | -1.45 | -1.88 |
| Jan-03 | 349:29 | 32 | 10:55 | 12:22 | 46309:04 | 3216 | 14:24 | -1.67 | -2.01 |
| Feb-03 | 223:56 | 26 | 8:37 | 7:49 | 35641:18 | 2471 | 14:25 | -1.92 | -2.17 |
| Mar-03 | 163:51 | 25 | 6:33 | 9:11 | 37075:25 | 2746 | 13:30 | -2.67 | -2.62 |
| Apr-03 | 192:26 | 27 | 7:08 | 7:01 | 34245:08 | 2561 | 13:22 | -2.18 | -2.33 |
| May-03 | 242:33 | 25 | 9:42 | 7:57 | 32583:30 | 2453 | 13:17 | -1.72 | -2.05 |
| Jun-03 | 99:19 | 15 | 6:37 | 6:31 | 33337:30 | 2450 | 13:36 | -1.92 | -2.17 |
| Jul-03 | 136:23 | 16 | 8:31 | 7:35 | 36094:00 | 2800 | 12:53 | -1.55 | -1.95 |
| Aug-03 | 319:04 | 28 | 11:24 | 14:00 | 38736:31 | 2815 | 13:46 | -0.54 | -1.33 |
| Sep-03 | 484:25 | 38 | 12:45 | 9:24 | 33833:53 | 2533 | 13:21 | -0.24 | -1.14 |



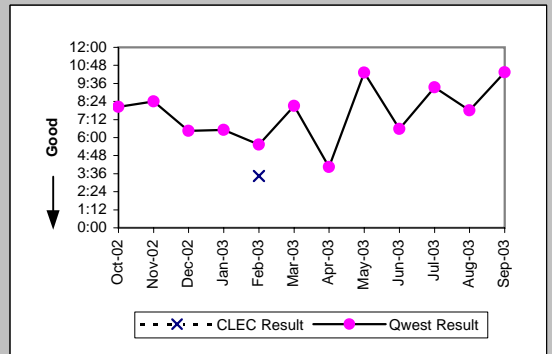
| Business (Parity) | | | | | | | | | |
|-------------------|----------|-----------|-----------|------------|-----------|------------|------------|-----------|------------|
| Date | CLEC Num | CLEC Denc | CLEC Resu | CLEC Std E | Qwest Num | Qwest Denc | Qwest Resu | Mod Z Scr | Parity Scr |
| Oct-02 | 91:12 | 13 | 7:01 | 7:34 | 3406:49 | 358 | 9:31 | -0.76 | -1.46 |
| Nov-02 | 110:07 | 14 | 7:52 | 7:20 | 2865:18 | 279 | 10:16 | -0.59 | -1.36 |
| Dec-02 | 94:47 | 15 | 6:19 | 5:21 | 4108:25 | 379 | 10:50 | -1.22 | -1.74 |
| Jan-03 | 191:04 | 14 | 13:39 | 8:40 | 4169:33 | 423 | 9:51 | 1.05 | -0.36 |
| Feb-03 | 137:24 | 18 | 7:38 | 7:43 | 2667:23 | 298 | 8:57 | -0.47 | -1.28 |
| Mar-03 | 128:27 | 17 | 7:33 | 7:01 | 2527:23 | 333 | 7:35 | -0.02 | -1.01 |
| Apr-03 | 39:09 | 8 | 4:54 | 5:05 | 3312:00 | 334 | 9:55 | -1.32 | -1.8 |
| May-03 | 135:16 | 17 | 7:57 | 10:34 | 2884:34 | 314 | 9:11 | -0.42 | -1.26 |
| Jun-03 | 208:33 | 23 | 9:04 | 7:42 | 2666:24 | 318 | 8:23 | 0.34 | -0.8 |
| Jul-03 | 172:21 | 17 | 10:08 | 8:32 | 2465:05 | 312 | 7:54 | 1.03 | -0.37 |
| Aug-03 | 158:58 | 16 | 9:56 | 8:54 | 2513:33 | 282 | 8:55 | 0.48 | -0.71 |
| Sep-03 | 196:29 | 21 | 9:21 | 10:42 | 2808:16 | 308 | 9:07 | 0.3 | -0.82 |



| Centrex (Parity) | | | | | | | | | |
|------------------|----------|-----------|-----------|------------|-----------|------------|------------|-----------|------------|
| Date | CLEC Num | CLEC Denc | CLEC Resu | CLEC Std E | Qwest Num | Qwest Denc | Qwest Resu | Mod Z Scr | Parity Scr |
| Oct-02 | | | | | 247:03 | 20 | 12:21 | | |
| Nov-02 | | | | | 83:19 | 7 | 11:54 | | |
| Dec-02 | | | | | 159:40 | 16 | 9:59 | | |
| Jan-03 | | | | | 156:08 | 17 | 9:11 | | |
| Feb-03 | | | | | 150:38 | 13 | 11:35 | | |
| Mar-03 | | | | | 127:06 | 9 | 14:07 | | |
| Apr-03 | | | | | 149:43 | 15 | 9:59 | | |
| May-03 | | | | | 61:05 | 6 | 10:11 | | |
| Jun-03 | | | | | 137:46 | 20 | 6:53 | | |
| Jul-03 | | | | | 85:28 | 9 | 9:30 | | |
| Aug-03 | | | | | 121:07 | 17 | 7:07 | | |
| Sep-03 | | | | | 62:47 | 12 | 5:14 | | |

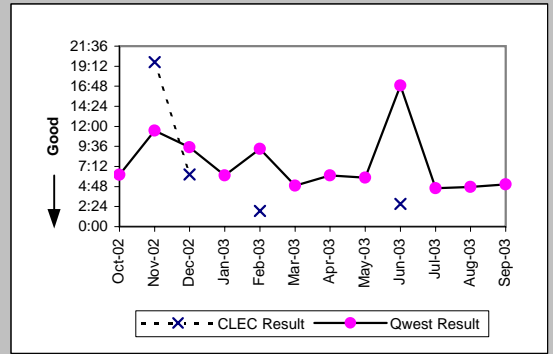


| Centrex 21 (Parity) | | | | | | | | | |
|---------------------|----------|-----------|-----------|------------|-----------|------------|------------|-----------|------------|
| Date | CLEC Num | CLEC Denc | CLEC Resu | CLEC Std E | Qwest Num | Qwest Denc | Qwest Resu | Mod Z Scr | Parity Scr |
| Oct-02 | | | | | 112:40 | 14 | 8:03 | | |
| Nov-02 | | | | | 176:25 | 21 | 8:24 | | |
| Dec-02 | | | | | 96:45 | 15 | 6:27 | | |
| Jan-03 | | | | | 123:51 | 19 | 6:31 | | |
| Feb-03 | 3:27 | 1 | 3:27 | | 83:07 | 15 | 5:32 | -0.43 | -1.26 |
| Mar-03 | | | | | 121:44 | 15 | 8:07 | | |
| Apr-03 | | | | | 48:25 | 12 | 4:02 | | |
| May-03 | | | | | 216:48 | 21 | 10:19 | | |
| Jun-03 | | | | | 164:33 | 25 | 6:35 | | |
| Jul-03 | | | | | 177:47 | 19 | 9:21 | | |
| Aug-03 | | | | | 148:33 | 19 | 7:49 | | |
| Sep-03 | | | | | 227:23 | 22 | 10:20 | | |

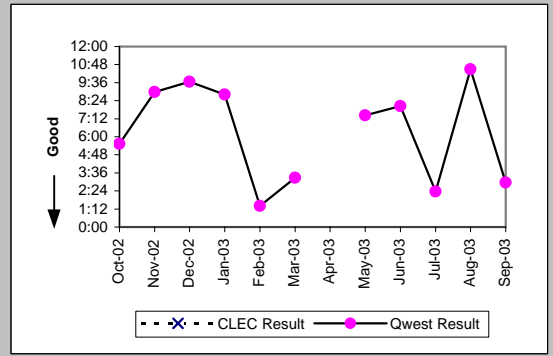


MR-6B - Mean Time to Restore (Hours:Minutes) - Dispatches outside MSAs

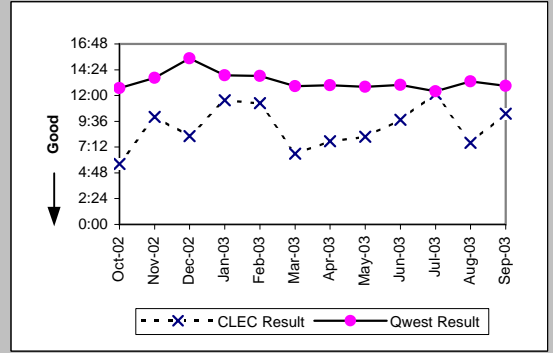
| PBX (Parity) | | | | | | | | | |
|--------------|----------|-----------|-----------|----------|-----------|------------|------------|-----------|------------|
| Date | CLEC Num | CLEC Denc | CLEC Resu | CLEC Std | Qwest Num | Qwest Denc | Qwest Resu | Mod Z Scr | Parity Scr |
| Oct-02 | | | | | 24:48 | 4 | 6:12 | | |
| Nov-02 | 19:42 | 1 | 19:42 | | 68:59 | 6 | 11:30 | 1.05 | -0.36 |
| Dec-02 | 6:14 | 1 | 6:14 | | 57:07 | 6 | 9:31 | -0.29 | -1.18 |
| Jan-03 | | | | | 30:35 | 5 | 6:07 | | |
| Feb-03 | 1:52 | 1 | 1:52 | | 93:00 | 10 | 9:18 | -0.53 | -1.32 |
| Mar-03 | | | | | 73:38 | 15 | 4:55 | | |
| Apr-03 | | | | | 30:35 | 5 | 6:07 | | |
| May-03 | | | | | 134:39 | 23 | 5:51 | | |
| Jun-03 | 5:27 | 2 | 2:44 | 1:30 | 67:32 | 4 | 16:53 | -0.89 | -1.54 |
| Jul-03 | | | | | 13:46 | 3 | 4:35 | | |
| Aug-03 | | | | | 42:39 | 9 | 4:44 | | |
| Sep-03 | | | | | 45:24 | 9 | 5:03 | | |



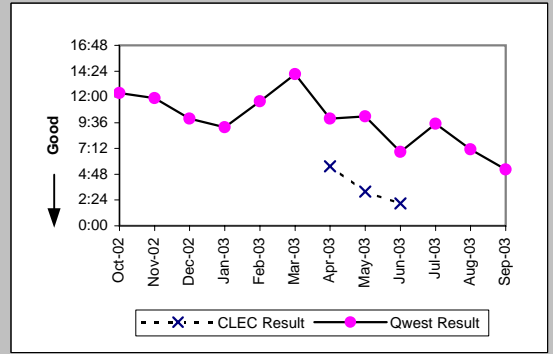
| Basic Rate ISDN (Parity) | | | | | | | | | |
|--------------------------|----------|-----------|-----------|----------|-----------|------------|------------|-----------|------------|
| Date | CLEC Num | CLEC Denc | CLEC Resu | CLEC Std | Qwest Num | Qwest Denc | Qwest Resu | Mod Z Scr | Parity Scr |
| Oct-02 | | | | | 5:32 | 1 | 5:32 | | |
| Nov-02 | | | | | 35:55 | 4 | 8:59 | | |
| Dec-02 | | | | | 87:04 | 9 | 9:40 | | |
| Jan-03 | | | | | 17:37 | 2 | 8:49 | | |
| Feb-03 | | | | | 5:34 | 4 | 1:24 | | |
| Mar-03 | | | | | 13:08 | 4 | 3:17 | | |
| Apr-03 | | | | | | | | | |
| May-03 | | | | | 51:55 | 7 | 7:25 | | |
| Jun-03 | | | | | 8:02 | 1 | 8:02 | | |
| Jul-03 | | | | | 11:48 | 5 | 2:22 | | |
| Aug-03 | | | | | 73:21 | 7 | 10:29 | | |
| Sep-03 | | | | | 11:53 | 4 | 2:58 | | |



| UNE - P (POTS) (Parity) | | | | | | | | | |
|-------------------------|----------|-----------|-----------|----------|-----------|------------|------------|-----------|------------|
| Date | CLEC Num | CLEC Denc | CLEC Resu | CLEC Std | Qwest Num | Qwest Denc | Qwest Resu | Mod Z Scr | Parity Scr |
| Oct-02 | 89:48 | 16 | 5:37 | 6:26 | 33847:40 | 2664 | 12:42 | -2.08 | -2.26 |
| Nov-02 | 190:20 | 19 | 10:01 | 8:17 | 38831:33 | 2849 | 13:38 | -1.21 | -1.74 |
| Dec-02 | 164:40 | 20 | 8:14 | 8:20 | 55736:25 | 3604 | 15:28 | -2.07 | -2.26 |
| Jan-03 | 346:43 | 30 | 11:33 | 11:51 | 50478:37 | 3639 | 13:52 | -1.05 | -1.64 |
| Feb-03 | 225:30 | 20 | 11:17 | 12:14 | 38308:41 | 2769 | 13:50 | -0.76 | -1.46 |
| Mar-03 | 138:11 | 21 | 6:35 | 6:43 | 39602:48 | 3079 | 12:52 | -2.26 | -2.38 |
| Apr-03 | 208:52 | 27 | 7:44 | 7:19 | 37557:08 | 2895 | 12:58 | -1.88 | -2.14 |
| May-03 | 236:16 | 29 | 8:09 | 7:26 | 35468:04 | 2767 | 12:49 | -2.36 | -2.44 |
| Jun-03 | 175:05 | 18 | 9:44 | 8:30 | 36003:54 | 2768 | 13:00 | -1.01 | -1.61 |
| Jul-03 | 340:14 | 28 | 12:09 | 9:55 | 38559:05 | 3112 | 12:23 | -0.11 | -1.07 |
| Aug-03 | 98:43 | 13 | 7:36 | 8:16 | 41250:04 | 3097 | 13:19 | -0.92 | -1.56 |
| Sep-03 | 92:43 | 9 | 10:18 | 8:03 | 36642:09 | 2841 | 12:54 | -0.5 | -1.3 |

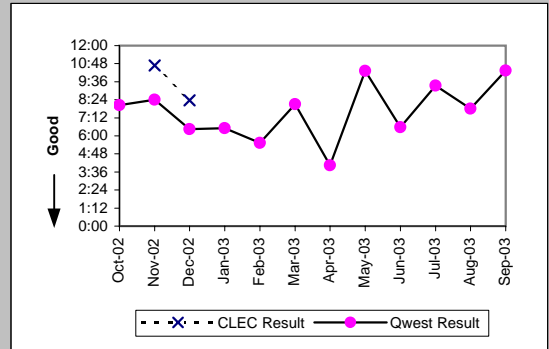


| UNE P (Centrex) (Parity) | | | | | | | | | |
|--------------------------|----------|-----------|-----------|----------|-----------|------------|------------|-----------|------------|
| Date | CLEC Num | CLEC Denc | CLEC Resu | CLEC Std | Qwest Num | Qwest Denc | Qwest Resu | Mod Z Scr | Parity Scr |
| Oct-02 | | | | | 247:03 | 20 | 12:21 | | |
| Nov-02 | | | | | 83:19 | 7 | 11:54 | | |
| Dec-02 | | | | | 159:40 | 16 | 9:59 | | |
| Jan-03 | | | | | 156:08 | 17 | 9:11 | | |
| Feb-03 | | | | | 150:38 | 13 | 11:35 | | |
| Mar-03 | | | | | 127:06 | 9 | 14:07 | | |
| Apr-03 | 27:43 | 5 | 5:33 | 6:21 | 149:43 | 15 | 9:59 | -0.91 | -1.55 |
| May-03 | 3:11 | 1 | 3:11 | | 61:05 | 6 | 10:11 | -0.65 | -1.4 |
| Jun-03 | 2:06 | 1 | 2:06 | | 137:46 | 20 | 6:53 | -0.72 | -1.44 |
| Jul-03 | | | | | 85:28 | 9 | 9:30 | | |
| Aug-03 | | | | | 121:07 | 17 | 7:07 | | |
| Sep-03 | | | | | 62:47 | 12 | 5:14 | | |

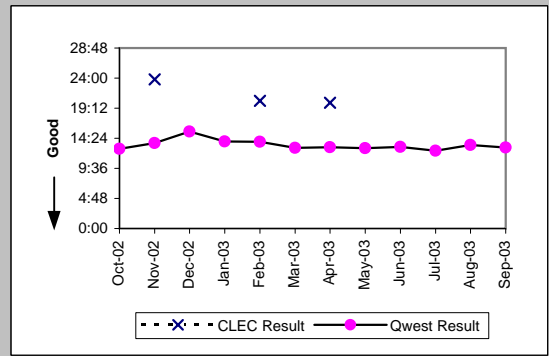


MR-6B - Mean Time to Restore (Hours:Minutes) - Dispatches outside MSAs

| UNE P (Centrex 21) (Parity) | | | | | | | | | |
|-----------------------------|----------|-----------|-----------|----------|-----------|------------|------------|-----------|------------|
| Date | CLEC Num | CLEC Denc | CLEC Resu | CLEC Std | Qwest Num | Qwest Denc | Qwest Resu | Mod Z Scr | Parity Scr |
| Oct-02 | | | | | 112:40 | 14 | 8:03 | | |
| Nov-02 | 21:22 | 2 | 10:41 | 9:47 | 176:25 | 21 | 8:24 | 0.87 | -0.47 |
| Dec-02 | 8:22 | 1 | 8:22 | | 96:45 | 15 | 6:27 | 0.96 | -0.42 |
| Jan-03 | | | | | 123:51 | 19 | 6:31 | | |
| Feb-03 | | | | | 83:07 | 15 | 5:32 | | |
| Mar-03 | | | | | 121:44 | 15 | 8:07 | | |
| Apr-03 | | | | | 48:25 | 12 | 4:02 | | |
| May-03 | | | | | 216:48 | 21 | 10:19 | | |
| Jun-03 | | | | | 164:33 | 25 | 6:35 | | |
| Jul-03 | | | | | 177:47 | 19 | 9:21 | | |
| Aug-03 | | | | | 148:33 | 19 | 7:49 | | |
| Sep-03 | | | | | 227:23 | 22 | 10:20 | | |

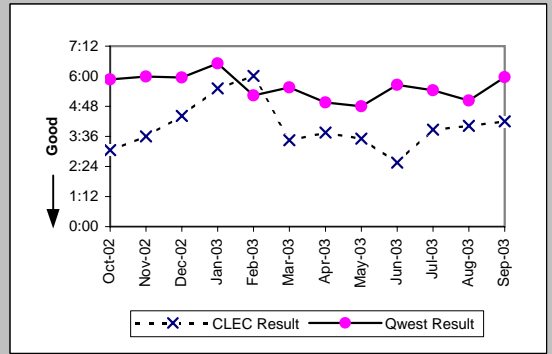


| Line Sharing (Parity) | | | | | | | | | |
|-----------------------|----------|-----------|-----------|----------|-----------|------------|------------|-----------|------------|
| Date | CLEC Num | CLEC Denc | CLEC Resu | CLEC Std | Qwest Num | Qwest Denc | Qwest Resu | Mod Z Scr | Parity Scr |
| Oct-02 | | | | | 33847:40 | 2664 | 12:42 | | |
| Nov-02 | 47:37 | 2 | 23:49 | 1:03 | 38831:33 | 2849 | 13:38 | 1.39 | -0.15 |
| Dec-02 | | | | | 55736:25 | 3604 | 15:28 | | |
| Jan-03 | | | | | 50478:37 | 3639 | 13:52 | | |
| Feb-03 | 61:03 | 3 | 20:21 | 1:08 | 38308:41 | 2769 | 13:50 | 1.1 | -0.33 |
| Mar-03 | | | | | 39602:48 | 3079 | 12:52 | | |
| Apr-03 | 20:03 | 1 | 20:03 | | 37557:08 | 2895 | 12:58 | 0.64 | -0.61 |
| May-03 | | | | | 35468:04 | 2767 | 12:49 | | |
| Jun-03 | | | | | 36003:54 | 2768 | 13:00 | | |
| Jul-03 | | | | | 38559:05 | 3112 | 12:23 | | |
| Aug-03 | | | | | 41250:04 | 3097 | 13:19 | | |
| Sep-03 | | | | | 36642:09 | 2841 | 12:54 | | |

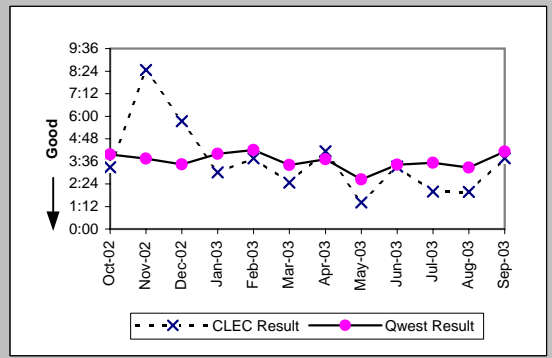


MR-6C - Mean Time to Restore (Hours:Minutes) - No dispatches

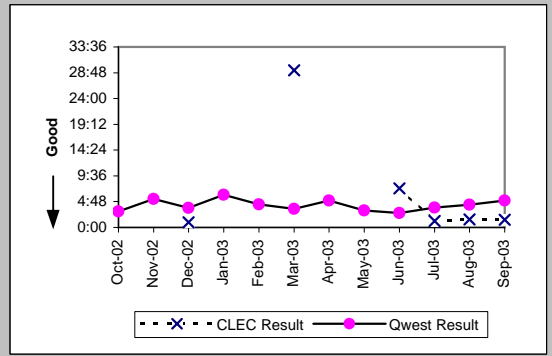
| Residence (Parity) | | | | | | | | | |
|--------------------|----------|-----------|-----------|----------|-----------|------------|------------|-----------|------------|
| Date | CLEC Num | CLEC Denc | CLEC Resu | CLEC Std | Qwest Num | Qwest Denc | Qwest Resu | Mod Z Scr | Parity Scr |
| Oct-02 | 97:44 | 32 | 3:03 | 4:48 | 23848:12 | 4065 | 5:52 | -2.05 | -2.25 |
| Nov-02 | 79:01 | 22 | 3:36 | 4:52 | 21793:28 | 3638 | 5:59 | -1.23 | -1.75 |
| Dec-02 | 110:13 | 25 | 4:25 | 6:24 | 19964:52 | 3359 | 5:57 | -0.86 | -1.52 |
| Jan-03 | 160:13 | 29 | 5:31 | 7:42 | 22977:05 | 3524 | 6:31 | -0.6 | -1.36 |
| Feb-03 | 186:22 | 31 | 6:01 | 10:05 | 16937:16 | 3240 | 5:14 | 0.62 | -0.62 |
| Mar-03 | 221:07 | 64 | 3:27 | 5:31 | 18613:06 | 3355 | 5:33 | -1.88 | -2.14 |
| Apr-03 | 236:35 | 63 | 3:45 | 7:24 | 15083:25 | 3051 | 4:57 | -1.25 | -1.76 |
| May-03 | 238:58 | 68 | 3:31 | 5:29 | 13963:04 | 2906 | 4:48 | -1.45 | -1.88 |
| Jun-03 | 124:39 | 49 | 2:33 | 4:10 | 16455:29 | 2915 | 5:39 | -2.73 | -2.66 |
| Jul-03 | 367:27 | 95 | 3:52 | 6:47 | 17902:36 | 3299 | 5:26 | -1.9 | -2.16 |
| Aug-03 | 273:41 | 68 | 4:01 | 5:58 | 16811:17 | 3341 | 5:02 | -1.18 | -1.72 |
| Sep-03 | 449:30 | 107 | 4:12 | 6:42 | 21926:22 | 3675 | 5:58 | -2.31 | -2.41 |



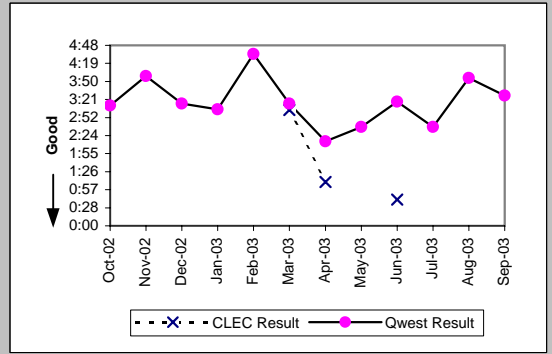
| Business (Parity) | | | | | | | | | |
|-------------------|----------|-----------|-----------|----------|-----------|------------|------------|-----------|------------|
| Date | CLEC Num | CLEC Denc | CLEC Resu | CLEC Std | Qwest Num | Qwest Denc | Qwest Resu | Mod Z Scr | Parity Scr |
| Oct-02 | 121:19 | 37 | 3:17 | 4:40 | 2641:58 | 665 | 3:58 | -0.54 | -1.33 |
| Nov-02 | 313:01 | 37 | 8:28 | 22:01 | 2296:05 | 612 | 3:45 | 2.41 | 0.46 |
| Dec-02 | 200:49 | 35 | 5:44 | 7:23 | 1808:55 | 527 | 3:26 | 2.05 | 0.25 |
| Jan-03 | 96:29 | 32 | 3:01 | 4:28 | 2471:07 | 617 | 4:00 | -0.72 | -1.44 |
| Feb-03 | 135:27 | 36 | 3:46 | 4:29 | 2578:37 | 615 | 4:12 | -0.38 | -1.23 |
| Mar-03 | 81:19 | 33 | 2:28 | 4:20 | 1775:50 | 523 | 3:24 | -0.64 | -1.39 |
| Apr-03 | 165:00 | 40 | 4:08 | 5:54 | 2096:07 | 564 | 3:43 | 0.4 | -0.75 |
| May-03 | 43:41 | 31 | 1:25 | 1:31 | 1383:52 | 525 | 2:38 | -1.52 | -1.92 |
| Jun-03 | 119:15 | 36 | 3:19 | 6:17 | 1737:19 | 508 | 3:25 | -0.11 | -1.07 |
| Jul-03 | 81:23 | 41 | 1:59 | 2:57 | 1925:59 | 548 | 3:31 | -1.49 | -1.91 |
| Aug-03 | 63:01 | 32 | 1:58 | 2:07 | 1558:22 | 476 | 3:16 | -1.33 | -1.81 |
| Sep-03 | 165:32 | 44 | 3:46 | 5:55 | 2313:51 | 563 | 4:07 | -0.35 | -1.21 |



| Centrex (Parity) | | | | | | | | | |
|------------------|----------|-----------|-----------|----------|-----------|------------|------------|-----------|------------|
| Date | CLEC Num | CLEC Denc | CLEC Resu | CLEC Std | Qwest Num | Qwest Denc | Qwest Resu | Mod Z Scr | Parity Scr |
| Oct-02 | | | | | 273:37 | 92 | 2:58 | | |
| Nov-02 | | | | | 532:02 | 100 | 5:19 | | |
| Dec-02 | 0:58 | 1 | 0:58 | | 326:13 | 90 | 3:37 | -0.47 | -1.28 |
| Jan-03 | | | | | 611:56 | 101 | 6:04 | | |
| Feb-03 | | | | | 447:43 | 105 | 4:16 | | |
| Mar-03 | 29:14 | 1 | 29:14 | | 265:05 | 76 | 3:29 | 3.72 | 1.26 |
| Apr-03 | | | | | 504:11 | 101 | 5:00 | | |
| May-03 | | | | | 233:47 | 74 | 3:10 | | |
| Jun-03 | 14:31 | 2 | 7:16 | 10:07 | 202:24 | 75 | 2:42 | 1.48 | -0.1 |
| Jul-03 | 4:48 | 4 | 1:12 | 1:06 | 325:26 | 88 | 3:42 | -0.86 | -1.52 |
| Aug-03 | 1:28 | 1 | 1:28 | | 331:29 | 78 | 4:15 | -0.47 | -1.29 |
| Sep-03 | 4:17 | 3 | 1:26 | 0:57 | 348:19 | 70 | 4:59 | -0.56 | -1.34 |

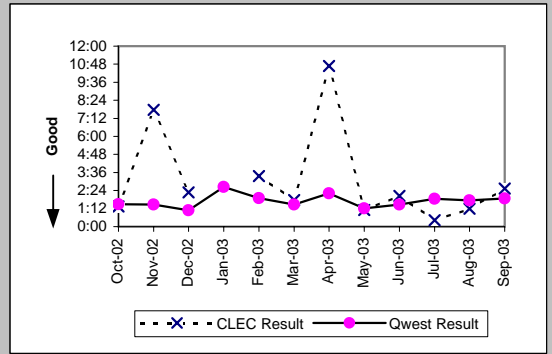


| Centrex 21 (Parity) | | | | | | | | | |
|---------------------|----------|-----------|-----------|----------|-----------|------------|------------|-----------|------------|
| Date | CLEC Num | CLEC Denc | CLEC Resu | CLEC Std | Qwest Num | Qwest Denc | Qwest Resu | Mod Z Scr | Parity Scr |
| Oct-02 | | | | | 306:33 | 96 | 3:12 | | |
| Nov-02 | | | | | 327:02 | 82 | 3:59 | | |
| Dec-02 | | | | | 220:55 | 68 | 3:15 | | |
| Jan-03 | | | | | 269:20 | 87 | 3:06 | | |
| Feb-03 | | | | | 419:52 | 92 | 4:34 | | |
| Mar-03 | 6:10 | 2 | 3:05 | 0:45 | 233:47 | 72 | 3:15 | -0.03 | -1.02 |
| Apr-03 | 3:30 | 3 | 1:10 | 0:10 | 213:34 | 95 | 2:15 | -0.54 | -1.33 |
| May-03 | | | | | 254:46 | 97 | 2:38 | | |
| Jun-03 | 0:42 | 1 | 0:42 | | 312:45 | 95 | 3:18 | -0.44 | -1.27 |
| Jul-03 | | | | | 245:33 | 93 | 2:38 | | |
| Aug-03 | | | | | 271:16 | 69 | 3:56 | | |
| Sep-03 | | | | | 291:42 | 84 | 3:28 | | |

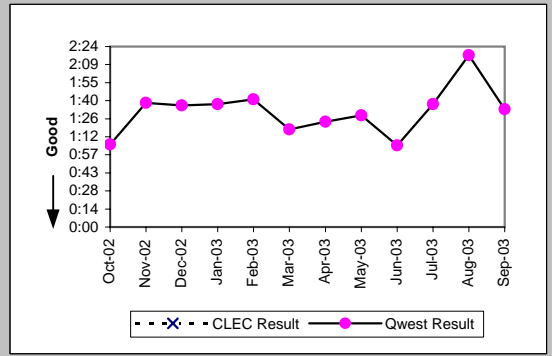


MR-6C - Mean Time to Restore (Hours:Minutes) - No dispatches

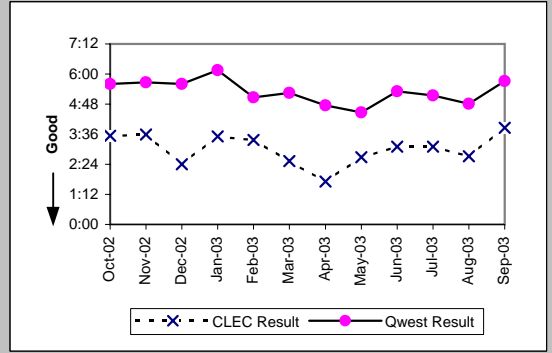
| PBX (Parity) | | | | | | | | | |
|--------------|----------|-----------|-----------|------------|-----------|------------|------------|-----------|------------|
| Date | CLEC Num | CLEC Denc | CLEC Resu | CLEC Std I | Qwest Num | Qwest Denc | Qwest Resu | Mod Z Scr | Parity Scr |
| Oct-02 | 4:03 | 3 | 1:21 | 0:52 | 88:39 | 60 | 1:29 | -0.09 | -1.06 |
| Nov-02 | 23:17 | 3 | 7:46 | 11:43 | 118:48 | 81 | 1:28 | 2.26 | 0.37 |
| Dec-02 | 2:16 | 1 | 2:16 | | 95:42 | 88 | 1:05 | 1.13 | -0.32 |
| Jan-03 | | | | | 194:53 | 74 | 2:38 | | |
| Feb-03 | 3:22 | 1 | 3:22 | | 127:39 | 68 | 1:53 | 1.29 | -0.21 |
| Mar-03 | 3:31 | 2 | 1:46 | 0:18 | 115:56 | 79 | 1:28 | 0.36 | -0.78 |
| Apr-03 | 21:23 | 2 | 10:41 | 10:37 | 132:53 | 60 | 2:13 | 1.73 | 0.05 |
| May-03 | 2:15 | 2 | 1:07 | 0:37 | 79:27 | 65 | 1:13 | -0.09 | -1.06 |
| Jun-03 | 8:14 | 4 | 2:03 | 0:29 | 79:08 | 54 | 1:28 | 0.96 | -0.42 |
| Jul-03 | 0:50 | 2 | 0:25 | 0:31 | 101:53 | 55 | 1:51 | -0.61 | -1.37 |
| Aug-03 | 4:45 | 4 | 1:11 | 0:59 | 137:56 | 79 | 1:45 | -0.46 | -1.28 |
| Sep-03 | 5:03 | 2 | 2:32 | 2:38 | 129:22 | 69 | 1:52 | 0.76 | -0.54 |



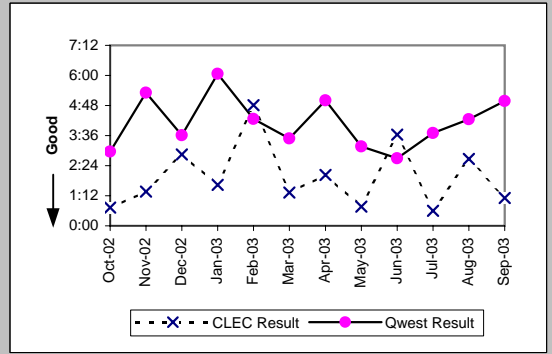
| Basic Rate ISDN (Parity) | | | | | | | | | |
|--------------------------|----------|-----------|-----------|------------|-----------|------------|------------|-----------|------------|
| Date | CLEC Num | CLEC Denc | CLEC Resu | CLEC Std I | Qwest Num | Qwest Denc | Qwest Resu | Mod Z Scr | Parity Scr |
| Oct-02 | | | | | 90:15 | 82 | 1:06 | | |
| Nov-02 | | | | | 166:36 | 101 | 1:39 | | |
| Dec-02 | | | | | 180:55 | 112 | 1:37 | | |
| Jan-03 | | | | | 199:06 | 122 | 1:38 | | |
| Feb-03 | | | | | 243:45 | 143 | 1:42 | | |
| Mar-03 | | | | | 183:28 | 142 | 1:18 | | |
| Apr-03 | | | | | 167:24 | 120 | 1:24 | | |
| May-03 | | | | | 151:18 | 102 | 1:29 | | |
| Jun-03 | | | | | 107:19 | 99 | 1:05 | | |
| Jul-03 | | | | | 138:54 | 85 | 1:38 | | |
| Aug-03 | | | | | 295:28 | 129 | 2:17 | | |
| Sep-03 | | | | | 142:53 | 91 | 1:34 | | |



| UNE - P (POTS) (Parity) | | | | | | | | | |
|-------------------------|----------|-----------|-----------|------------|-----------|------------|------------|-----------|------------|
| Date | CLEC Num | CLEC Denc | CLEC Resu | CLEC Std I | Qwest Num | Qwest Denc | Qwest Resu | Mod Z Scr | Parity Scr |
| Oct-02 | 211:53 | 60 | 3:32 | 9:31 | 26490:10 | 4730 | 5:36 | -2.06 | -2.25 |
| Nov-02 | 236:51 | 66 | 3:35 | 5:20 | 24089:33 | 4250 | 5:40 | -1.86 | -2.13 |
| Dec-02 | 120:17 | 50 | 2:24 | 5:05 | 21773:47 | 3886 | 5:36 | -2.63 | -2.6 |
| Jan-03 | 214:01 | 61 | 3:31 | 5:56 | 25448:12 | 4141 | 6:09 | -2.33 | -2.41 |
| Feb-03 | 228:47 | 68 | 3:22 | 7:28 | 19515:53 | 3855 | 5:04 | -1.65 | -2 |
| Mar-03 | 124:25 | 49 | 2:32 | 4:27 | 20388:56 | 3878 | 5:15 | -2.15 | -2.31 |
| Apr-03 | 82:04 | 48 | 1:43 | 2:32 | 17179:32 | 3615 | 4:45 | -2.85 | -2.73 |
| May-03 | 209:46 | 78 | 2:41 | 5:28 | 15346:56 | 3431 | 4:28 | -2.24 | -2.36 |
| Jun-03 | 149:11 | 48 | 3:06 | 5:11 | 18192:48 | 3423 | 5:19 | -1.99 | -2.21 |
| Jul-03 | 189:35 | 61 | 3:06 | 5:04 | 19828:35 | 3847 | 5:09 | -2.06 | -2.25 |
| Aug-03 | 195:46 | 72 | 2:43 | 8:04 | 18369:39 | 3817 | 4:49 | -2.58 | -2.57 |
| Sep-03 | 273:36 | 71 | 3:51 | 4:54 | 24240:13 | 4238 | 5:43 | -2.04 | -2.24 |



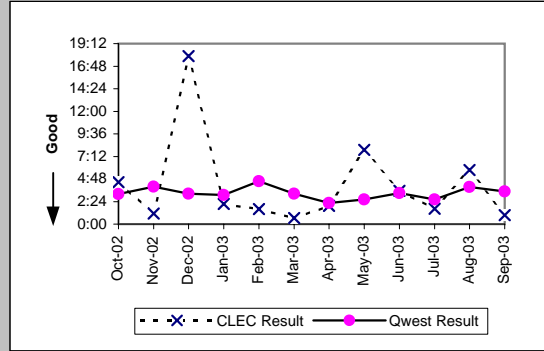
| UNE P (Centrex) (Parity) | | | | | | | | | |
|--------------------------|----------|-----------|-----------|------------|-----------|------------|------------|-----------|------------|
| Date | CLEC Num | CLEC Denc | CLEC Resu | CLEC Std I | Qwest Num | Qwest Denc | Qwest Resu | Mod Z Scr | Parity Scr |
| Oct-02 | 8:53 | 12 | 0:44 | 0:42 | 273:37 | 92 | 2:58 | -1.2 | -1.73 |
| Nov-02 | 11:00 | 8 | 1:22 | 2:18 | 532:02 | 100 | 5:19 | -0.54 | -1.33 |
| Dec-02 | 19:57 | 7 | 2:51 | 2:52 | 326:13 | 90 | 3:37 | -0.35 | -1.21 |
| Jan-03 | 21:10 | 13 | 1:38 | 2:29 | 611:56 | 101 | 6:04 | -0.74 | -1.45 |
| Feb-03 | 43:22 | 9 | 4:49 | 6:23 | 447:43 | 105 | 4:16 | 0.32 | -0.81 |
| Mar-03 | 10:43 | 8 | 1:20 | 2:17 | 265:05 | 76 | 3:29 | -1.08 | -1.66 |
| Apr-03 | 24:22 | 12 | 2:02 | 1:31 | 504:11 | 101 | 5:00 | -0.52 | -1.32 |
| May-03 | 8:26 | 11 | 0:46 | 0:48 | 233:47 | 74 | 3:10 | -1.4 | -1.85 |
| Jun-03 | 21:50 | 6 | 3:38 | 6:37 | 202:24 | 75 | 2:42 | 0.78 | -0.52 |
| Jul-03 | 2:25 | 4 | 0:36 | 0:33 | 325:26 | 88 | 3:42 | -1.06 | -1.64 |
| Aug-03 | 34:44 | 13 | 2:40 | 4:30 | 331:29 | 78 | 4:15 | -0.9 | -1.55 |
| Sep-03 | 6:43 | 6 | 1:07 | 0:45 | 348:19 | 70 | 4:59 | -0.84 | -1.51 |



MR-6C - Mean Time to Restore (Hours:Minutes) - No dispatches

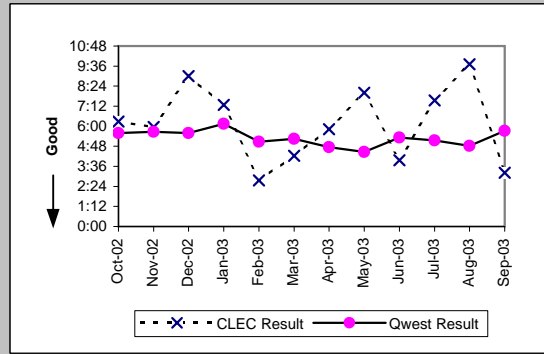
UNE P (Centrex 21) (Parity)

| Date | CLEC Num | CLEC Denc | CLEC Resu | CLEC Std | Qwest Num | Qwest Denc | Qwest Resu | Mod Z Scr | Parity Scr |
|--------|----------|-----------|-----------|----------|-----------|------------|------------|-----------|------------|
| Oct-02 | 22:22 | 5 | 4:28 | 5:43 | 306:33 | 96 | 3:12 | 0.43 | -0.74 |
| Nov-02 | 5:39 | 5 | 1:08 | 1:37 | 327:02 | 82 | 3:59 | -1.05 | -1.64 |
| Dec-02 | 107:18 | 6 | 17:53 | 34:31 | 220:55 | 68 | 3:15 | 2.2 | 0.34 |
| Jan-03 | 8:34 | 4 | 2:08 | 2:16 | 269:20 | 87 | 3:06 | -0.36 | -1.22 |
| Feb-03 | 14:19 | 9 | 1:35 | 1:43 | 419:52 | 92 | 4:34 | -1.36 | -1.83 |
| Mar-03 | 5:49 | 9 | 0:39 | 0:39 | 233:47 | 72 | 3:15 | -0.81 | -1.5 |
| Apr-03 | 5:51 | 3 | 1:57 | 1:05 | 213:34 | 95 | 2:15 | -0.15 | -1.09 |
| May-03 | 63:14 | 8 | 7:54 | 9:15 | 254:46 | 97 | 2:38 | 1.48 | -0.1 |
| Jun-03 | 17:40 | 5 | 3:32 | 6:16 | 312:45 | 95 | 3:18 | 0 | -1 |
| Jul-03 | 11:26 | 7 | 1:38 | 1:24 | 245:33 | 93 | 2:38 | -0.58 | -1.35 |
| Aug-03 | 34:38 | 6 | 5:46 | 10:08 | 271:16 | 69 | 3:56 | 0.9 | -0.45 |
| Sep-03 | 3:48 | 4 | 0:57 | 0:32 | 291:42 | 84 | 3:28 | -1.01 | -1.61 |



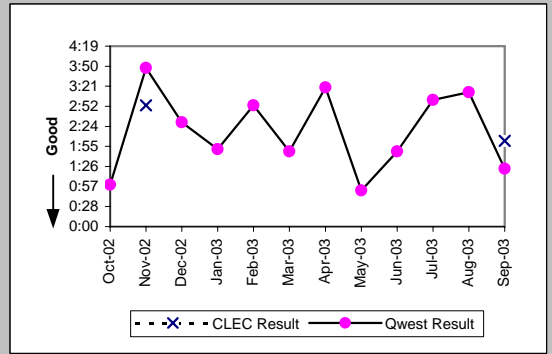
Line Sharing (Parity)

| Date | CLEC Num | CLEC Denc | CLEC Resu | CLEC Std | Qwest Num | Qwest Denc | Qwest Resu | Mod Z Scr | Parity Scr |
|--------|----------|-----------|-----------|----------|-----------|------------|------------|-----------|------------|
| Oct-02 | 175:55 | 28 | 6:17 | 6:39 | 26490:10 | 4730 | 5:36 | 0.56 | -0.66 |
| Nov-02 | 160:38 | 27 | 5:57 | 7:28 | 24089:33 | 4250 | 5:40 | 0.33 | -0.8 |
| Dec-02 | 242:50 | 27 | 9:00 | 15:01 | 21773:47 | 3886 | 5:36 | 1.9 | 0.15 |
| Jan-03 | 204:09 | 28 | 7:17 | 13:53 | 25448:12 | 4141 | 6:09 | 0.71 | -0.57 |
| Feb-03 | 66:30 | 24 | 2:46 | 3:42 | 19515:53 | 3855 | 5:04 | -1.33 | -1.81 |
| Mar-03 | 84:47 | 20 | 4:14 | 5:18 | 20388:56 | 3878 | 5:15 | -0.52 | -1.31 |
| Apr-03 | 93:06 | 16 | 5:49 | 8:00 | 17179:32 | 3615 | 4:45 | 0.63 | -0.62 |
| May-03 | 176:11 | 22 | 8:00 | 16:01 | 15346:56 | 3431 | 4:28 | 1.91 | 0.16 |
| Jun-03 | 39:36 | 10 | 3:58 | 5:43 | 18192:48 | 3423 | 5:19 | -0.56 | -1.34 |
| Jul-03 | 151:02 | 20 | 7:33 | 10:51 | 19828:35 | 3847 | 5:09 | 1.41 | -0.15 |
| Aug-03 | 203:38 | 21 | 9:42 | 17:11 | 18369:39 | 3817 | 4:49 | 2.88 | 0.75 |
| Sep-03 | 51:20 | 16 | 3:13 | 5:01 | 24240:13 | 4238 | 5:43 | -1.31 | -1.8 |

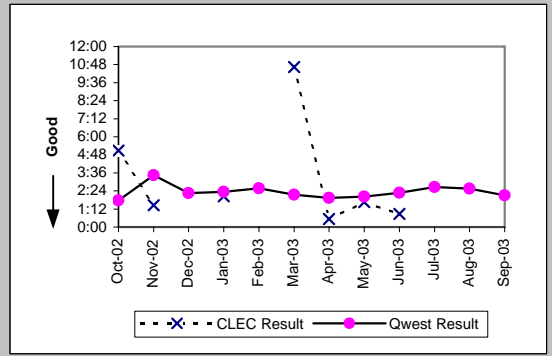


MR-6D - Mean Time to Restore (Hours:Minutes) - Interval Zone One

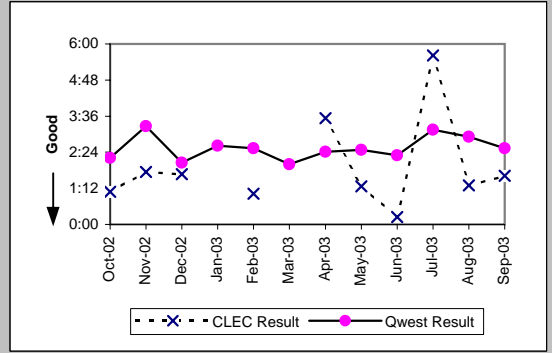
| ISDN Primary (Parity) | | | | | | | | | |
|-----------------------|----------|-----------|-----------|----------|-----------|------------|------------|-----------|------------|
| Date | CLEC Num | CLEC Denc | CLEC Resu | CLEC Std | Qwest Num | Qwest Denc | Qwest Resu | Mod Z Scr | Parity Scr |
| Oct-02 | | | | | 12:59 | 13 | 1:00 | | |
| Nov-02 | 2:54 | 1 | 2:54 | | 79:56 | 21 | 3:48 | -0.08 | -1.05 |
| Dec-02 | | | | | 59:53 | 24 | 2:30 | | |
| Jan-03 | | | | | 29:35 | 16 | 1:51 | | |
| Feb-03 | | | | | 57:59 | 20 | 2:54 | | |
| Mar-03 | | | | | 37:39 | 21 | 1:48 | | |
| Apr-03 | | | | | 56:35 | 17 | 3:20 | | |
| May-03 | | | | | 22:39 | 26 | 0:52 | | |
| Jun-03 | | | | | 30:33 | 17 | 1:48 | | |
| Jul-03 | | | | | 84:47 | 28 | 3:02 | | |
| Aug-03 | | | | | 96:40 | 30 | 3:13 | | |
| Sep-03 | 2:03 | 1 | 2:03 | | 37:15 | 27 | 1:23 | 0.91 | -0.45 |



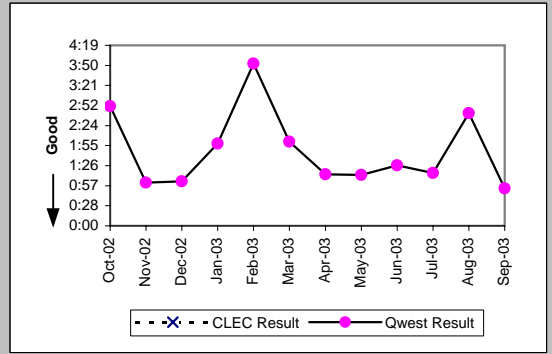
| DS0 (Parity) | | | | | | | | | |
|--------------|----------|-----------|-----------|----------|-----------|------------|------------|-----------|------------|
| Date | CLEC Num | CLEC Denc | CLEC Resu | CLEC Std | Qwest Num | Qwest Denc | Qwest Resu | Mod Z Scr | Parity Scr |
| Oct-02 | 5:05 | 1 | 5:05 | | 596:19 | 336 | 1:46 | 1.52 | -0.07 |
| Nov-02 | 1:27 | 1 | 1:27 | | 1284:34 | 373 | 3:27 | -0.27 | -1.16 |
| Dec-02 | | | | | 901:43 | 400 | 2:15 | | |
| Jan-03 | 4:04 | 2 | 2:02 | 0:07 | 771:22 | 328 | 2:21 | -0.13 | -1.08 |
| Feb-03 | | | | | 912:23 | 356 | 2:34 | | |
| Mar-03 | 31:55 | 3 | 10:38 | 13:17 | 720:31 | 334 | 2:09 | 2.37 | 0.44 |
| Apr-03 | 0:32 | 1 | 0:32 | | 559:11 | 290 | 1:56 | -0.64 | -1.39 |
| May-03 | 3:20 | 2 | 1:40 | 1:11 | 589:19 | 292 | 2:01 | -0.18 | -1.11 |
| Jun-03 | 1:44 | 2 | 0:52 | 0:18 | 778:46 | 342 | 2:17 | -0.69 | -1.42 |
| Jul-03 | | | | | 804:51 | 304 | 2:39 | | |
| Aug-03 | | | | | 852:35 | 334 | 2:33 | | |
| Sep-03 | | | | | 711:04 | 339 | 2:06 | | |



| DS1 (Parity) | | | | | | | | | |
|--------------|----------|-----------|-----------|----------|-----------|------------|------------|-----------|------------|
| Date | CLEC Num | CLEC Denc | CLEC Resu | CLEC Std | Qwest Num | Qwest Denc | Qwest Resu | Mod Z Scr | Parity Scr |
| Oct-02 | 5:24 | 5 | 1:05 | 1:32 | 767:16 | 346 | 2:13 | -0.88 | -1.54 |
| Nov-02 | 6:58 | 4 | 1:45 | 0:50 | 1506:10 | 461 | 3:16 | -0.45 | -1.27 |
| Dec-02 | 13:18 | 8 | 1:40 | 0:55 | 960:31 | 469 | 2:03 | -0.47 | -1.29 |
| Jan-03 | | | | | 1022:42 | 392 | 2:37 | | |
| Feb-03 | 1:01 | 1 | 1:01 | | 1014:21 | 400 | 2:32 | -0.64 | -1.39 |
| Mar-03 | | | | | 749:36 | 376 | 2:00 | | |
| Apr-03 | 24:47 | 7 | 3:32 | 5:24 | 889:31 | 368 | 2:25 | 1.25 | -0.24 |
| May-03 | 1:16 | 1 | 1:16 | | 836:01 | 336 | 2:29 | -0.48 | -1.29 |
| Jun-03 | 0:15 | 1 | 0:15 | | 1003:03 | 435 | 2:18 | -0.8 | -1.49 |
| Jul-03 | 28:03 | 5 | 5:37 | 4:00 | 1241:46 | 395 | 3:09 | 1.39 | -0.16 |
| Aug-03 | 3:55 | 3 | 1:18 | 1:13 | 1472:51 | 504 | 2:55 | -0.77 | -1.47 |
| Sep-03 | 3:13 | 2 | 1:37 | 0:08 | 1231:13 | 485 | 2:32 | -0.45 | -1.27 |

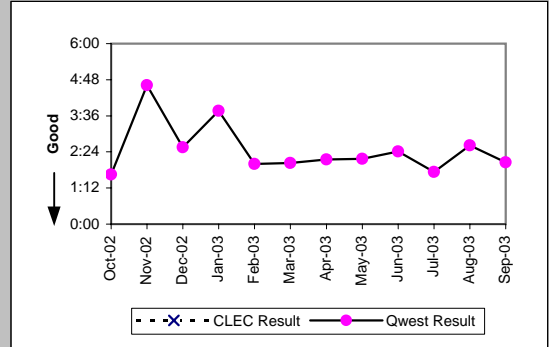


| DS3 (Parity) | | | | | | | | | |
|--------------|----------|-----------|-----------|----------|-----------|------------|------------|-----------|------------|
| Date | CLEC Num | CLEC Denc | CLEC Resu | CLEC Std | Qwest Num | Qwest Denc | Qwest Resu | Mod Z Scr | Parity Scr |
| Oct-02 | | | | | 42:53 | 15 | 2:52 | | |
| Nov-02 | | | | | 7:15 | 7 | 1:02 | | |
| Dec-02 | | | | | 9:34 | 9 | 1:04 | | |
| Jan-03 | | | | | 27:38 | 14 | 1:58 | | |
| Feb-03 | | | | | 50:23 | 13 | 3:53 | | |
| Mar-03 | | | | | 22:06 | 11 | 2:01 | | |
| Apr-03 | | | | | 35:55 | 29 | 1:14 | | |
| May-03 | | | | | 18:20 | 15 | 1:13 | | |
| Jun-03 | | | | | 15:59 | 11 | 1:27 | | |
| Jul-03 | | | | | 24:05 | 19 | 1:16 | | |
| Aug-03 | | | | | 46:00 | 17 | 2:42 | | |
| Sep-03 | | | | | 12:35 | 14 | 0:54 | | |

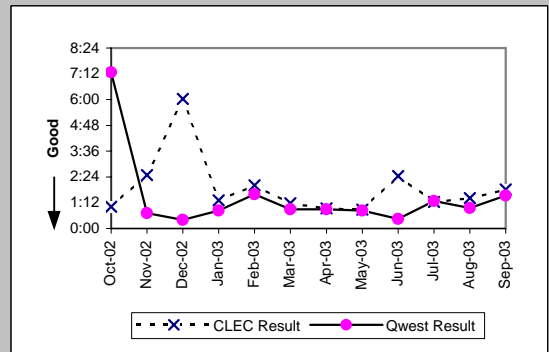


MR-6D - Mean Time to Restore (Hours:Minutes) - Interval Zone One

| Frame Relay (Parity) | | | | | | | | | |
|----------------------|----------|-----------|-----------|----------|-----------|------------|------------|-----------|------------|
| Date | CLEC Num | CLEC Denc | CLEC Resu | CLEC Std | Qwest Num | Qwest Denc | Qwest Resu | Mod Z Scr | Parity Scr |
| Oct-02 | | | | | 144:06 | 87 | 1:39 | | |
| Nov-02 | | | | | 448:35 | 97 | 4:37 | | |
| Dec-02 | | | | | 228:48 | 90 | 2:33 | | |
| Jan-03 | | | | | 354:22 | 94 | 3:46 | | |
| Feb-03 | | | | | 121:56 | 61 | 2:00 | | |
| Mar-03 | | | | | 126:26 | 62 | 2:02 | | |
| Apr-03 | | | | | 183:13 | 85 | 2:09 | | |
| May-03 | | | | | 171:10 | 79 | 2:10 | | |
| Jun-03 | | | | | 205:28 | 85 | 2:25 | | |
| Jul-03 | | | | | 128:06 | 74 | 1:44 | | |
| Aug-03 | | | | | 243:13 | 93 | 2:37 | | |
| Sep-03 | | | | | 216:26 | 106 | 2:03 | | |

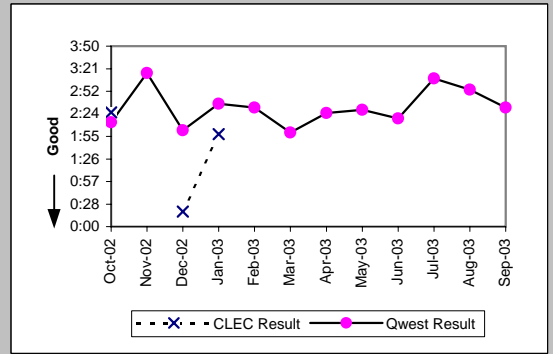


| LIS Trunk (Parity) | | | | | | | | | |
|--------------------|----------|-----------|-----------|----------|-----------|------------|------------|-----------|------------|
| Date | CLEC Num | CLEC Denc | CLEC Resu | CLEC Std | Qwest Num | Qwest Denc | Qwest Resu | Mod Z Scr | Parity Scr |
| Oct-02 | 8:05 | 8 | 1:01 | 0:42 | 29:04 | 4 | 7:16 | -1.17 | -1.71 |
| Nov-02 | 14:57 | 6 | 2:29 | 2:15 | 2:08 | 3 | 0:43 | 1.77 | 0.08 |
| Dec-02 | 54:20 | 9 | 6:02 | 15:14 | 0:24 | 1 | 0:24 | | |
| Jan-03 | 3:57 | 3 | 1:19 | 1:42 | 10:55 | 13 | 0:50 | 1.22 | -0.26 |
| Feb-03 | 68:22 | 34 | 2:01 | 2:59 | 12:48 | 8 | 1:36 | 0.44 | -0.73 |
| Mar-03 | 20:02 | 17 | 1:11 | 1:24 | 5:27 | 6 | 0:54 | 0.57 | -0.65 |
| Apr-03 | 10:19 | 11 | 0:56 | 0:38 | 4:29 | 5 | 0:54 | 0.21 | -0.87 |
| May-03 | 14:15 | 16 | 0:53 | 0:49 | 7:27 | 9 | 0:50 | 0.23 | -0.86 |
| Jun-03 | 14:40 | 6 | 2:27 | 0:37 | 2:14 | 5 | 0:27 | 3.72 | 1.26 |
| Jul-03 | 13:39 | 11 | 1:14 | 2:21 | 6:23 | 5 | 1:17 | -0.05 | -1.03 |
| Aug-03 | 21:16 | 15 | 1:25 | 2:35 | 5:42 | 6 | 0:57 | 0.02 | -0.99 |
| Sep-03 | 18:14 | 10 | 1:49 | 1:26 | 7:38 | 5 | 1:32 | 0.17 | -0.89 |

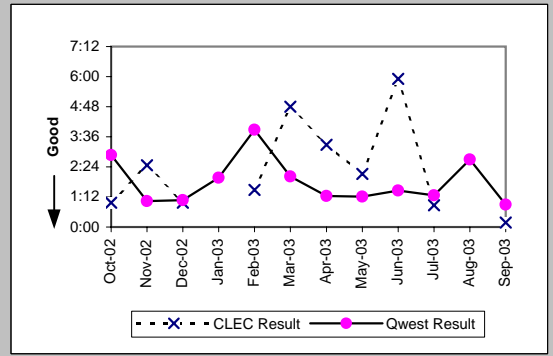


MR-6D - Mean Time to Restore (Hours:Minutes) - Interval Zone One

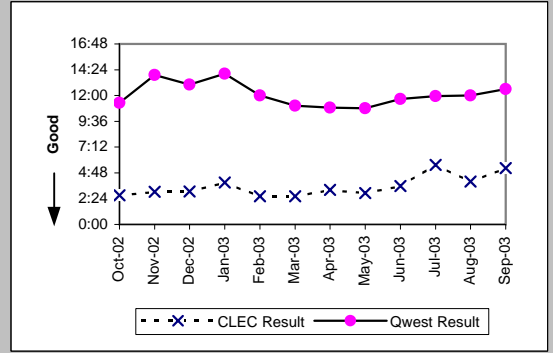
| UDIT DS1 (Parity) | | | | | | | | | |
|-------------------|----------|-----------|-----------|----------|-----------|------------|------------|-----------|------------|
| Date | CLEC Num | CLEC Denc | CLEC Resu | CLEC Std | Qwest Num | Qwest Denc | Qwest Resu | Mod Z Scr | Parity Scr |
| Oct-02 | 2:26 | 1 | 2:26 | | 767:16 | 346 | 2:13 | 0.61 | -0.63 |
| Nov-02 | | | | | 1506:10 | 461 | 3:16 | | |
| Dec-02 | 0:38 | 2 | 0:19 | 0:17 | 960:31 | 469 | 2:03 | -1.06 | -1.65 |
| Jan-03 | 1:58 | 1 | 1:58 | | 1022:42 | 392 | 2:37 | -0.2 | -1.12 |
| Feb-03 | | | | | 1014:21 | 400 | 2:32 | | |
| Mar-03 | | | | | 749:36 | 376 | 2:00 | | |
| Apr-03 | | | | | 889:31 | 368 | 2:25 | | |
| May-03 | | | | | 836:01 | 336 | 2:29 | | |
| Jun-03 | | | | | 1003:03 | 435 | 2:18 | | |
| Jul-03 | | | | | 1241:46 | 395 | 3:09 | | |
| Aug-03 | | | | | 1472:51 | 504 | 2:55 | | |
| Sep-03 | | | | | 1231:13 | 485 | 2:32 | | |



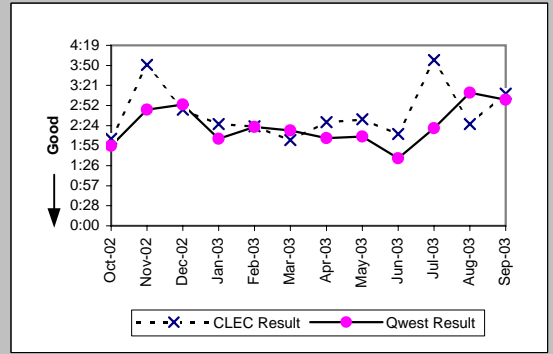
| UDIT Above DS1 Level (Parity) | | | | | | | | | |
|-------------------------------|----------|-----------|-----------|----------|-----------|------------|------------|-----------|------------|
| Date | CLEC Num | CLEC Denc | CLEC Resu | CLEC Std | Qwest Num | Qwest Denc | Qwest Resu | Mod Z Scr | Parity Scr |
| Oct-02 | 2:54 | 3 | 0:58 | 0:40 | 42:53 | 15 | 2:52 | -0.5 | -1.3 |
| Nov-02 | 4:56 | 2 | 2:28 | 2:34 | 7:15 | 7 | 1:02 | 0.98 | -0.4 |
| Dec-02 | 0:58 | 1 | 0:58 | | 9:34 | 9 | 1:04 | -0.08 | -1.05 |
| Jan-03 | | | | | 27:38 | 14 | 1:58 | | |
| Feb-03 | 2:59 | 2 | 1:29 | 0:50 | 50:23 | 13 | 3:53 | -0.62 | -1.37 |
| Mar-03 | 14:23 | 3 | 4:48 | 3:54 | 22:06 | 11 | 2:01 | 1.76 | 0.07 |
| Apr-03 | 3:17 | 1 | 3:17 | | 35:55 | 29 | 1:14 | 1.18 | -0.28 |
| May-03 | 6:22 | 3 | 2:07 | 1:56 | 18:20 | 15 | 1:13 | 0.79 | -0.52 |
| Jun-03 | 11:50 | 2 | 5:55 | 6:12 | 15:59 | 11 | 1:27 | 1.59 | -0.03 |
| Jul-03 | 0:52 | 1 | 0:52 | | 24:05 | 19 | 1:16 | -0.37 | -1.22 |
| Aug-03 | | | | | 46:00 | 17 | 2:42 | | |
| Sep-03 | 0:11 | 1 | 0:11 | | 12:35 | 14 | 0:54 | -0.73 | -1.44 |



| Unbundled Loop Analog (Parity) | | | | | | | | | |
|--------------------------------|----------|-----------|-----------|----------|-----------|------------|------------|-----------|------------|
| Date | CLEC Num | CLEC Denc | CLEC Resu | CLEC Std | Qwest Num | Qwest Denc | Qwest Resu | Mod Z Scr | Parity Scr |
| Oct-02 | 405:40 | 150 | 2:42 | 3:02 | 189356:04 | 16710 | 11:20 | -8.1 | -5.93 |
| Nov-02 | 739:43 | 244 | 3:02 | 2:42 | 249712:45 | 17972 | 13:54 | -12.23 | -8.44 |
| Dec-02 | 555:46 | 181 | 3:04 | 2:23 | 246403:36 | 18931 | 13:01 | -9.99 | -7.07 |
| Jan-03 | 960:40 | 246 | 3:54 | 3:41 | 288513:26 | 20560 | 14:02 | -11.92 | -8.25 |
| Feb-03 | 516:51 | 196 | 2:38 | 2:16 | 193919:55 | 16149 | 12:00 | -10.5 | -7.38 |
| Mar-03 | 561:05 | 215 | 2:37 | 2:15 | 178934:15 | 16185 | 11:03 | -10.72 | -7.52 |
| Apr-03 | 495:19 | 154 | 3:13 | 4:51 | 155914:05 | 14345 | 10:52 | -8.09 | -5.92 |
| May-03 | 581:09 | 198 | 2:56 | 2:46 | 155716:22 | 14404 | 10:49 | -9.81 | -6.96 |
| Jun-03 | 752:09 | 210 | 3:35 | 3:30 | 179774:22 | 15377 | 11:41 | -10.25 | -7.23 |
| Jul-03 | 1345:07 | 243 | 5:32 | 5:00 | 190221:44 | 15950 | 11:56 | -8.14 | -5.95 |
| Aug-03 | 769:30 | 193 | 3:59 | 4:48 | 191240:02 | 15915 | 12:01 | -9.82 | -6.97 |
| Sep-03 | 1029:29 | 196 | 5:15 | 6:36 | 210991:06 | 16751 | 12:36 | -7.34 | -5.46 |



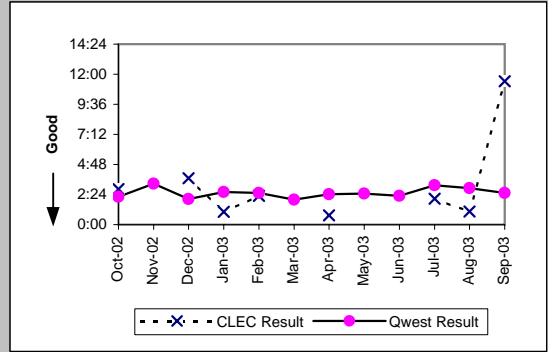
| Unbundled Loop - 2 Wire Non-Loaded (Parity) | | | | | | | | | |
|---|----------|-----------|-----------|----------|-----------|------------|------------|-----------|------------|
| Date | CLEC Num | CLEC Denc | CLEC Resu | CLEC Std | Qwest Num | Qwest Denc | Qwest Resu | Mod Z Scr | Parity Scr |
| Oct-02 | 39:27 | 19 | 2:05 | 1:13 | 217:39 | 114 | 1:55 | 0.34 | -0.8 |
| Nov-02 | 107:51 | 28 | 3:51 | 5:33 | 419:22 | 151 | 2:47 | 1.15 | -0.3 |
| Dec-02 | 38:58 | 14 | 2:47 | 1:56 | 530:40 | 183 | 2:54 | -0.12 | -1.07 |
| Jan-03 | 63:24 | 26 | 2:26 | 2:15 | 340:57 | 164 | 2:05 | 0.74 | -0.55 |
| Feb-03 | 38:10 | 16 | 2:23 | 3:02 | 446:29 | 189 | 2:22 | 0.35 | -0.79 |
| Mar-03 | 28:36 | 14 | 2:03 | 1:40 | 475:36 | 208 | 2:17 | -0.26 | -1.16 |
| Apr-03 | 52:13 | 21 | 2:29 | 1:53 | 304:40 | 145 | 2:06 | 0.53 | -0.68 |
| May-03 | 66:15 | 26 | 2:33 | 1:57 | 258:43 | 121 | 2:08 | 0.55 | -0.67 |
| Jun-03 | 72:51 | 33 | 2:12 | 1:43 | 221:49 | 137 | 1:37 | 1.42 | -0.14 |
| Jul-03 | 111:14 | 28 | 3:58 | 5:15 | 280:29 | 120 | 2:20 | 1.68 | 0.02 |
| Aug-03 | 43:54 | 18 | 2:26 | 1:42 | 497:19 | 156 | 3:11 | -0.56 | -1.34 |
| Sep-03 | 91:55 | 29 | 3:10 | 3:07 | 412:43 | 137 | 3:01 | 0.34 | -0.79 |



MR-6D - Mean Time to Restore (Hours:Minutes) - Interval Zone One

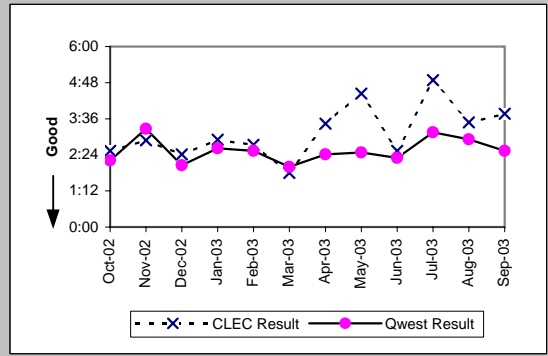
Unbundled Loop - 4 Wire Non-Loaded (Parity)

| Date | CLEC Num | CLEC Denc | CLEC Resu | CLEC Std E | Qwest Num | Qwest Denc | Qwest Resu | Mod Z Scr | Parity Scr |
|--------|----------|-----------|-----------|------------|-----------|------------|------------|-----------|------------|
| Oct-02 | 5:39 | 2 | 2:50 | 2:43 | 767:16 | 346 | 2:13 | 0.68 | -0.58 |
| Nov-02 | | | | | 1506:10 | 461 | 3:16 | | |
| Dec-02 | 3:42 | 1 | 3:42 | | 960:31 | 469 | 2:03 | 1.08 | -0.34 |
| Jan-03 | 1:01 | 1 | 1:01 | | 1022:42 | 392 | 2:37 | -0.49 | -1.3 |
| Feb-03 | 4:37 | 2 | 2:18 | 2:22 | 1014:21 | 400 | 2:32 | -0.14 | -1.08 |
| Mar-03 | | | | | 749:36 | 376 | 2:00 | | |
| Apr-03 | 0:45 | 1 | 0:45 | | 889:31 | 368 | 2:25 | -0.64 | -1.39 |
| May-03 | | | | | 836:01 | 336 | 2:29 | | |
| Jun-03 | | | | | 1003:03 | 435 | 2:18 | | |
| Jul-03 | 2:04 | 1 | 2:04 | | 1241:46 | 395 | 3:09 | -0.2 | -1.12 |
| Aug-03 | 3:10 | 3 | 1:03 | 0:40 | 1472:51 | 504 | 2:55 | -0.88 | -1.54 |
| Sep-03 | 11:26 | 1 | 11:26 | | 1231:13 | 485 | 2:32 | 1.98 | 0.2 |



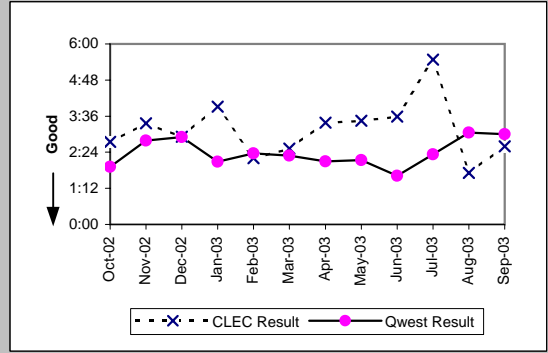
Unbundled Loop - DS1 Capable (Parity)

| Date | CLEC Num | CLEC Denc | CLEC Resu | CLEC Std E | Qwest Num | Qwest Denc | Qwest Resu | Mod Z Scr | Parity Scr |
|--------|----------|-----------|-----------|------------|-----------|------------|------------|-----------|------------|
| Oct-02 | 109:01 | 43 | 2:32 | 2:21 | 767:16 | 346 | 2:13 | 0.7 | -0.57 |
| Nov-02 | 146:41 | 51 | 2:53 | 3:25 | 1506:10 | 461 | 3:16 | -0.39 | -1.24 |
| Dec-02 | 139:52 | 58 | 2:25 | 2:13 | 960:31 | 469 | 2:03 | 1.17 | -0.29 |
| Jan-03 | 153:18 | 53 | 2:54 | 2:42 | 1022:42 | 392 | 2:37 | 0.58 | -0.65 |
| Feb-03 | 158:29 | 58 | 2:44 | 2:48 | 1014:21 | 400 | 2:32 | 0.58 | -0.65 |
| Mar-03 | 89:48 | 50 | 1:48 | 1:40 | 749:36 | 376 | 2:00 | -0.61 | -1.37 |
| Apr-03 | 243:45 | 71 | 3:26 | 3:21 | 889:31 | 368 | 2:25 | 2.41 | 0.46 |
| May-03 | 234:41 | 53 | 4:26 | 5:31 | 836:01 | 336 | 2:29 | 3.72 | 1.26 |
| Jun-03 | 223:22 | 88 | 2:32 | 3:11 | 1003:03 | 435 | 2:18 | 0.73 | -0.55 |
| Jul-03 | 370:48 | 76 | 4:53 | 9:33 | 1241:46 | 395 | 3:09 | 2 | 0.21 |
| Aug-03 | 288:57 | 83 | 3:29 | 3:51 | 1472:51 | 504 | 2:55 | 1.25 | -0.24 |
| Sep-03 | 259:44 | 69 | 3:46 | 4:04 | 1231:13 | 485 | 2:32 | 2.75 | 0.67 |



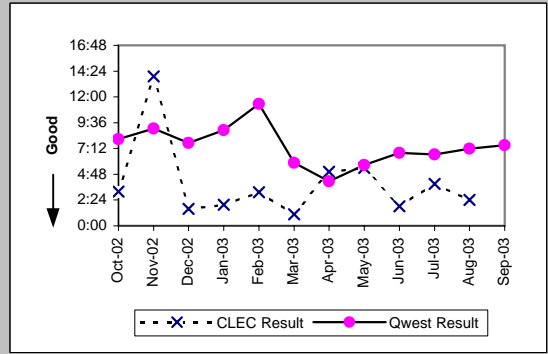
Unbundled Loop ISDN Capable (Parity)

| Date | CLEC Num | CLEC Denc | CLEC Resu | CLEC Std E | Qwest Num | Qwest Denc | Qwest Resu | Mod Z Scr | Parity Scr |
|--------|----------|-----------|-----------|------------|-----------|------------|------------|-----------|------------|
| Oct-02 | 87:53 | 32 | 2:45 | 2:44 | 217:39 | 114 | 1:55 | 1.73 | 0.05 |
| Nov-02 | 80:56 | 24 | 3:22 | 2:13 | 419:22 | 151 | 2:47 | 0.71 | -0.57 |
| Dec-02 | 90:14 | 31 | 2:55 | 1:40 | 530:40 | 183 | 2:54 | 0.06 | -0.96 |
| Jan-03 | 152:32 | 39 | 3:55 | 2:47 | 340:57 | 164 | 2:05 | 1.15 | -0.3 |
| Feb-03 | 68:17 | 31 | 2:12 | 1:38 | 446:29 | 189 | 2:22 | -0.19 | -1.12 |
| Mar-03 | 58:01 | 23 | 2:31 | 1:51 | 475:36 | 208 | 2:17 | 0.43 | -0.74 |
| Apr-03 | 94:44 | 28 | 3:23 | 3:42 | 304:40 | 145 | 2:06 | 1.66 | 0.01 |
| May-03 | 86:18 | 25 | 3:27 | 3:25 | 258:43 | 121 | 2:08 | 1.38 | -0.16 |
| Jun-03 | 132:20 | 37 | 3:35 | 3:53 | 221:49 | 137 | 1:37 | 3.72 | 1.26 |
| Jul-03 | 115:04 | 21 | 5:29 | 6:14 | 280:29 | 120 | 2:20 | 2.33 | 0.41 |
| Aug-03 | 39:18 | 23 | 1:43 | 1:06 | 472:16 | 155 | 3:03 | -1.19 | -1.72 |
| Sep-03 | 59:52 | 23 | 2:36 | 3:09 | 408:06 | 136 | 3:00 | -0.39 | -1.23 |



Unbundled Loop - ADSL Qualified (Parity)

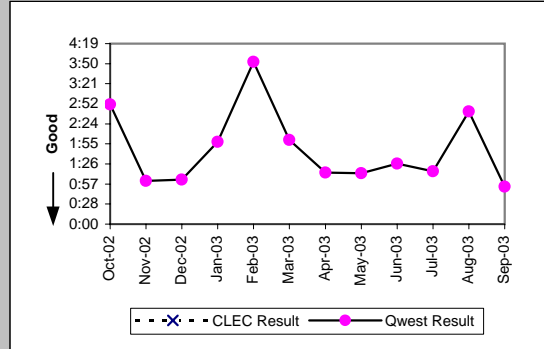
| Date | CLEC Num | CLEC Denc | CLEC Resu | CLEC Std E | Qwest Num | Qwest Denc | Qwest Resu | Mod Z Scr | Parity Scr |
|--------|----------|-----------|-----------|------------|-----------|------------|------------|-----------|------------|
| Oct-02 | 6:23 | 2 | 3:12 | 0:06 | 2934:46 | 363 | 8:05 | -0.36 | -1.22 |
| Nov-02 | 13:55 | 1 | 13:55 | | 3568:31 | 394 | 9:03 | 0.75 | -0.54 |
| Dec-02 | 3:10 | 2 | 1:35 | 0:51 | 2991:51 | 388 | 7:43 | -0.49 | -1.3 |
| Jan-03 | 5:53 | 3 | 1:58 | 1:16 | 3833:40 | 431 | 8:54 | -0.31 | -1.19 |
| Feb-03 | 6:16 | 2 | 3:08 | 2:04 | 4083:44 | 360 | 11:21 | -0.17 | -1.1 |
| Mar-03 | 1:04 | 1 | 1:04 | | 2024:55 | 345 | 5:52 | -0.41 | -1.25 |
| Apr-03 | 5:02 | 1 | 5:02 | | 1760:32 | 426 | 4:08 | 0.93 | -0.43 |
| May-03 | 21:33 | 4 | 5:23 | 3:12 | 1819:58 | 322 | 5:39 | -0.04 | -1.03 |
| Jun-03 | 5:28 | 3 | 1:49 | 1:45 | 10361:39 | 1525 | 6:48 | -0.64 | -1.39 |
| Jul-03 | 19:33 | 5 | 3:55 | 1:49 | 11477:34 | 1727 | 6:39 | -0.41 | -1.25 |
| Aug-03 | 12:03 | 5 | 2:25 | 1:28 | 11593:41 | 1616 | 7:10 | -0.7 | -1.43 |
| Sep-03 | | | | | 13877:45 | 1848 | 7:31 | | |



MR-6D - Mean Time to Restore (Hours:Minutes) - Interval Zone One

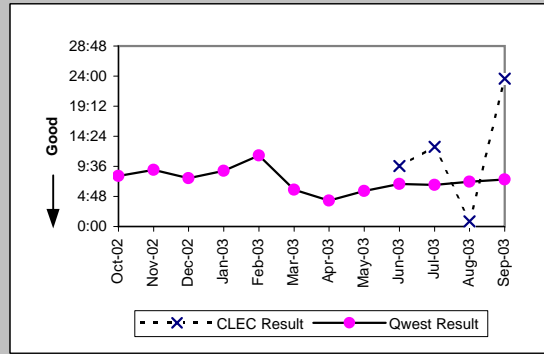
Unbundled Loop - DS3 Capable (Parity)

| Date | CLEC Num | CLEC Dend | CLEC Resu | CLEC Std | Qwest Num | Qwest Dend | Qwest Resu | Mod Z Scr | Parity Scr |
|--------|----------|-----------|-----------|----------|-----------|------------|------------|-----------|------------|
| Oct-02 | | | | | 42:53 | 15 | 2:52 | | |
| Nov-02 | | | | | 7:15 | 7 | 1:02 | | |
| Dec-02 | | | | | 9:34 | 9 | 1:04 | | |
| Jan-03 | | | | | 27:38 | 14 | 1:58 | | |
| Feb-03 | | | | | 50:23 | 13 | 3:53 | | |
| Mar-03 | | | | | 22:06 | 11 | 2:01 | | |
| Apr-03 | | | | | 35:55 | 29 | 1:14 | | |
| May-03 | | | | | 18:20 | 15 | 1:13 | | |
| Jun-03 | | | | | 15:59 | 11 | 1:27 | | |
| Jul-03 | | | | | 24:05 | 19 | 1:16 | | |
| Aug-03 | | | | | 46:00 | 17 | 2:42 | | |
| Sep-03 | | | | | 12:35 | 14 | 0:54 | | |



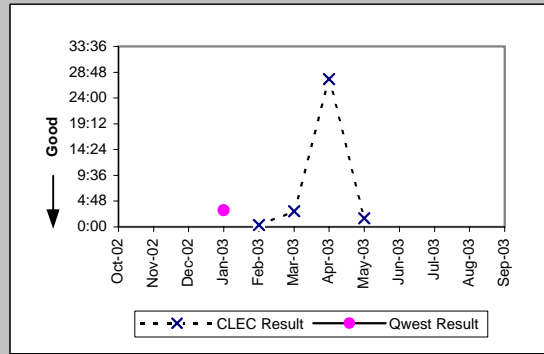
Qwest DSL (Parity)

| Date | CLEC Num | CLEC Dend | CLEC Resu | CLEC Std | Qwest Num | Qwest Dend | Qwest Resu | Mod Z Scr | Parity Scr |
|--------|----------|-----------|-----------|----------|-----------|------------|------------|-----------|------------|
| Oct-02 | | | | | 2934:46 | 363 | 8:05 | | |
| Nov-02 | | | | | 3568:31 | 394 | 9:03 | | |
| Dec-02 | | | | | 2991:51 | 388 | 7:43 | | |
| Jan-03 | | | | | 3833:40 | 431 | 8:54 | | |
| Feb-03 | | | | | 4083:44 | 360 | 11:21 | | |
| Mar-03 | | | | | 2024:55 | 345 | 5:52 | | |
| Apr-03 | | | | | 1760:32 | 426 | 4:08 | | |
| May-03 | | | | | 1819:58 | 322 | 5:39 | | |
| Jun-03 | 48:11 | 5 | 9:38 | 13:09 | 10361:39 | 1525 | 6:48 | 0.74 | -0.55 |
| Jul-03 | 25:24 | 2 | 12:42 | 15:31 | 11477:34 | 1727 | 6:39 | 1.08 | -0.35 |
| Aug-03 | 4:06 | 5 | 0:49 | 1:07 | 11593:41 | 1616 | 7:10 | -0.94 | -1.57 |
| Sep-03 | 70:46 | 3 | 23:35 | 40:35 | 13877:45 | 1848 | 7:31 | 1.63 | -0.01 |



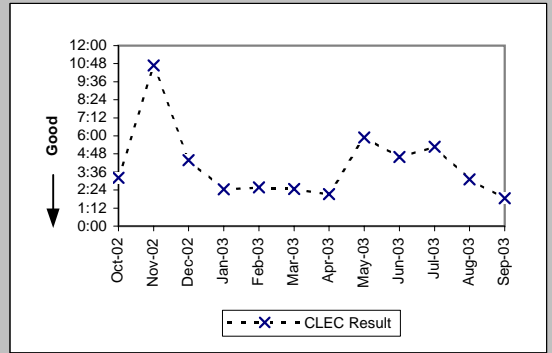
E911 (Parity)

| Date | CLEC Num | CLEC Dend | CLEC Resu | CLEC Std | Qwest Num | Qwest Dend | Qwest Resu | Mod Z Scr | Parity Scr |
|--------|----------|-----------|-----------|----------|-----------|------------|------------|-----------|------------|
| Oct-02 | | | | | | | | | |
| Nov-02 | | | | | | | | | |
| Dec-02 | | | | | | | | | |
| Jan-03 | | | | | 3:05 | 1 | 3:05 | | |
| Feb-03 | 0:23 | 1 | 0:23 | | | | | | |
| Mar-03 | 2:54 | 1 | 2:54 | | | | | | |
| Apr-03 | 27:33 | 1 | 27:33 | | | | | | |
| May-03 | 1:37 | 1 | 1:37 | | | | | | |
| Jun-03 | | | | | | | | | |
| Jul-03 | | | | | | | | | |
| Aug-03 | | | | | | | | | |
| Sep-03 | | | | | | | | | |



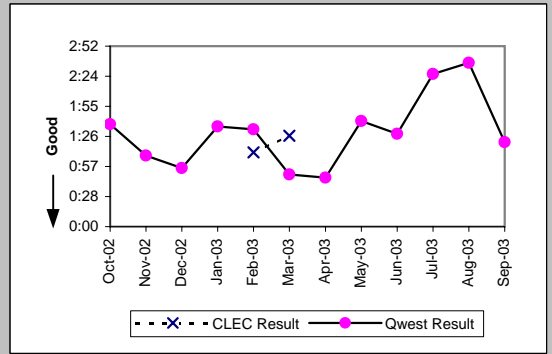
MR-6D - Mean Time to Restore (Hours:Minutes) - Interval Zone One

| Enhanced Extended Loops (EELs) (Diagnostic) | | | | | |
|---|----------|------------|-------------|--------------|--|
| Date | CLEC Num | CLEC Denom | CLEC Result | CLEC Std Dev | |
| Oct-02 | 32:13 | 10 | 3:13 | 3:31 | |
| Nov-02 | 128:18 | 12 | 10:41 | 13:34 | |
| Dec-02 | 56:54 | 13 | 4:23 | 6:16 | |
| Jan-03 | 14:43 | 6 | 2:27 | 1:44 | |
| Feb-03 | 7:45 | 3 | 2:35 | 2:08 | |
| Mar-03 | 22:12 | 9 | 2:28 | 2:15 | |
| Apr-03 | 25:39 | 12 | 2:08 | 1:12 | |
| May-03 | 52:58 | 9 | 5:53 | 12:12 | |
| Jun-03 | 64:23 | 14 | 4:36 | 4:25 | |
| Jul-03 | 42:13 | 8 | 5:17 | 4:13 | |
| Aug-03 | 43:21 | 14 | 3:06 | 3:07 | |
| Sep-03 | 31:28 | 17 | 1:51 | 1:28 | |

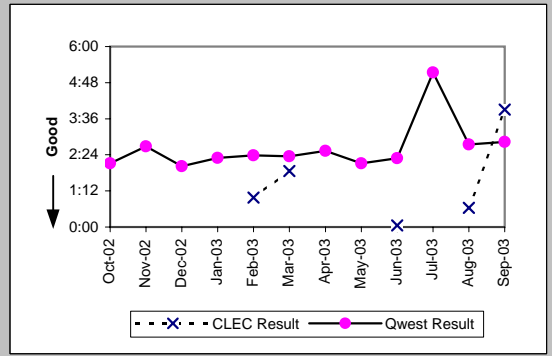


MR-6E - Mean Time to Restore (Hours:Minutes) - Interval Zone Two

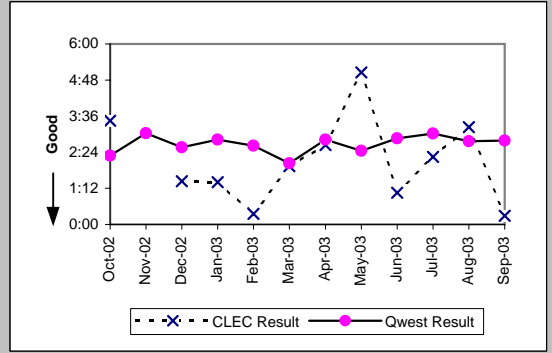
| ISDN Primary (Parity) | | | | | | | | | |
|-----------------------|----------|-----------|-----------|----------|-----------|------------|------------|-----------|------------|
| Date | CLEC Num | CLEC Denc | CLEC Resu | CLEC Std | Qwest Num | Qwest Denc | Qwest Resu | Mod Z Scr | Parity Scr |
| Oct-02 | | | | | 11:28 | 7 | 1:38 | | |
| Nov-02 | | | | | 6:46 | 6 | 1:08 | | |
| Dec-02 | | | | | 9:16 | 10 | 0:56 | | |
| Jan-03 | | | | | 16:05 | 10 | 1:36 | | |
| Feb-03 | 2:21 | 2 | 1:11 | 0:28 | 15:35 | 10 | 1:33 | -0.26 | -1.16 |
| Mar-03 | 2:54 | 2 | 1:27 | 1:35 | 5:47 | 7 | 0:50 | 0.85 | -0.49 |
| Apr-03 | | | | | 3:08 | 4 | 0:47 | | |
| May-03 | | | | | 20:09 | 12 | 1:41 | | |
| Jun-03 | | | | | 16:16 | 11 | 1:29 | | |
| Jul-03 | | | | | 36:30 | 15 | 2:26 | | |
| Aug-03 | | | | | 55:07 | 21 | 2:37 | | |
| Sep-03 | | | | | 16:12 | 12 | 1:21 | | |



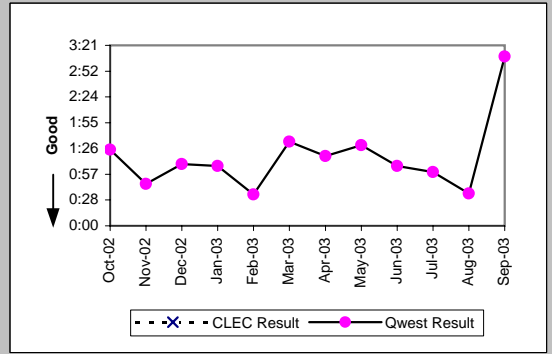
| DS0 (Parity) | | | | | | | | | |
|--------------|----------|-----------|-----------|----------|-----------|------------|------------|-----------|------------|
| Date | CLEC Num | CLEC Denc | CLEC Resu | CLEC Std | Qwest Num | Qwest Denc | Qwest Resu | Mod Z Scr | Parity Scr |
| Oct-02 | | | | | 382:00 | 181 | 2:07 | | |
| Nov-02 | | | | | 604:40 | 226 | 2:41 | | |
| Dec-02 | | | | | 546:49 | 271 | 2:01 | | |
| Jan-03 | | | | | 554:27 | 241 | 2:18 | | |
| Feb-03 | 1:59 | 2 | 0:59 | 0:09 | 562:00 | 236 | 2:23 | -0.79 | -1.48 |
| Mar-03 | 1:52 | 1 | 1:52 | | 506:25 | 216 | 2:21 | -0.2 | -1.12 |
| Apr-03 | | | | | 596:29 | 235 | 2:32 | | |
| May-03 | | | | | 412:42 | 195 | 2:07 | | |
| Jun-03 | 0:03 | 1 | 0:03 | | 548:23 | 240 | 2:17 | -0.75 | -1.45 |
| Jul-03 | | | | | 1175:53 | 229 | 5:08 | | |
| Aug-03 | 1:16 | 2 | 0:38 | 0:33 | 680:07 | 247 | 2:45 | -0.79 | -1.48 |
| Sep-03 | 3:54 | 1 | 3:54 | | 954:51 | 338 | 2:50 | 0.67 | -0.59 |



| DS1 (Parity) | | | | | | | | | |
|--------------|----------|-----------|-----------|----------|-----------|------------|------------|-----------|------------|
| Date | CLEC Num | CLEC Denc | CLEC Resu | CLEC Std | Qwest Num | Qwest Denc | Qwest Resu | Mod Z Scr | Parity Scr |
| Oct-02 | 3:27 | 1 | 3:27 | | 445:57 | 195 | 2:17 | 0.84 | -0.49 |
| Nov-02 | | | | | 739:53 | 244 | 3:02 | | |
| Dec-02 | 2:51 | 2 | 1:26 | 0:57 | 655:33 | 256 | 2:34 | -0.55 | -1.33 |
| Jan-03 | 4:11 | 3 | 1:24 | 1:08 | 714:24 | 254 | 2:49 | -0.69 | -1.42 |
| Feb-03 | 0:21 | 1 | 0:21 | | 551:28 | 211 | 2:37 | -0.81 | -1.49 |
| Mar-03 | 21:18 | 11 | 1:56 | 2:10 | 452:06 | 222 | 2:02 | -0.12 | -1.07 |
| Apr-03 | 10:32 | 4 | 2:38 | 4:30 | 696:43 | 247 | 2:49 | -0.09 | -1.06 |
| May-03 | 10:05 | 2 | 5:03 | 5:50 | 495:13 | 202 | 2:27 | 1.42 | -0.14 |
| Jun-03 | 7:19 | 7 | 1:03 | 1:42 | 664:17 | 232 | 2:52 | -1.47 | -1.89 |
| Jul-03 | 11:17 | 5 | 2:15 | 1:51 | 714:56 | 237 | 3:01 | -0.47 | -1.29 |
| Aug-03 | 6:29 | 2 | 3:14 | 1:45 | 756:59 | 273 | 2:46 | 0.49 | -0.7 |
| Sep-03 | 0:17 | 1 | 0:17 | | 1005:11 | 362 | 2:47 | -0.78 | -1.47 |

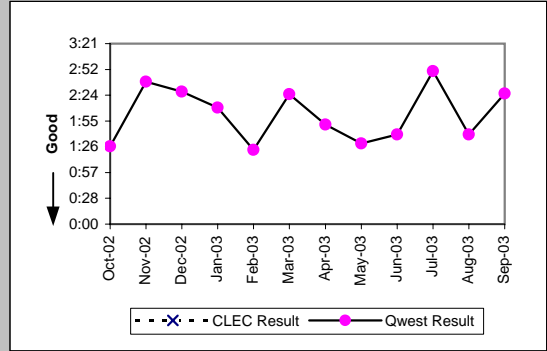


| DS3 (Parity) | | | | | | | | | |
|--------------|----------|-----------|-----------|----------|-----------|------------|------------|-----------|------------|
| Date | CLEC Num | CLEC Denc | CLEC Resu | CLEC Std | Qwest Num | Qwest Denc | Qwest Resu | Mod Z Scr | Parity Scr |
| Oct-02 | | | | | 12:42 | 9 | 1:25 | | |
| Nov-02 | | | | | 3:08 | 4 | 0:47 | | |
| Dec-02 | | | | | 1:09 | 1 | 1:09 | | |
| Jan-03 | | | | | 10:04 | 9 | 1:07 | | |
| Feb-03 | | | | | 2:20 | 4 | 0:35 | | |
| Mar-03 | | | | | 7:50 | 5 | 1:34 | | |
| Apr-03 | | | | | 5:10 | 4 | 1:18 | | |
| May-03 | | | | | 5:59 | 4 | 1:30 | | |
| Jun-03 | | | | | 3:22 | 3 | 1:07 | | |
| Jul-03 | | | | | 4:01 | 4 | 1:00 | | |
| Aug-03 | | | | | 2:26 | 4 | 0:36 | | |
| Sep-03 | | | | | 37:53 | 12 | 3:09 | | |

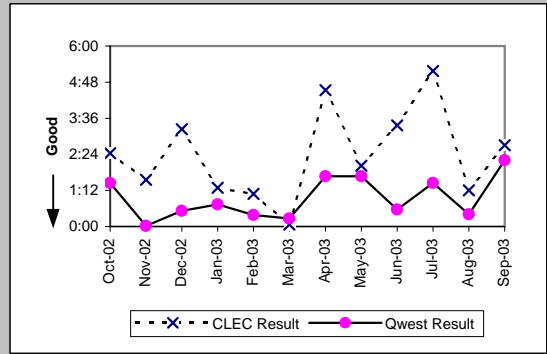


MR-6E - Mean Time to Restore (Hours:Minutes) - Interval Zone Two

| Frame Relay (Parity) | | | | | | | | | |
|----------------------|----------|-----------|-----------|----------|-----------|------------|------------|-----------|------------|
| Date | CLEC Num | CLEC Denc | CLEC Resu | CLEC Std | Qwest Num | Qwest Denc | Qwest Resu | Mod Z Scr | Parity Scr |
| Oct-02 | | | | | 65:10 | 45 | 1:27 | | |
| Nov-02 | | | | | 119:17 | 45 | 2:39 | | |
| Dec-02 | | | | | 167:14 | 68 | 2:28 | | |
| Jan-03 | | | | | 132:00 | 61 | 2:10 | | |
| Feb-03 | | | | | 54:15 | 39 | 1:23 | | |
| Mar-03 | | | | | 115:56 | 48 | 2:25 | | |
| Apr-03 | | | | | 74:16 | 40 | 1:51 | | |
| May-03 | | | | | 86:47 | 58 | 1:30 | | |
| Jun-03 | | | | | 93:21 | 56 | 1:40 | | |
| Jul-03 | | | | | 156:59 | 55 | 2:51 | | |
| Aug-03 | | | | | 89:34 | 54 | 1:40 | | |
| Sep-03 | | | | | 160:55 | 66 | 2:26 | | |

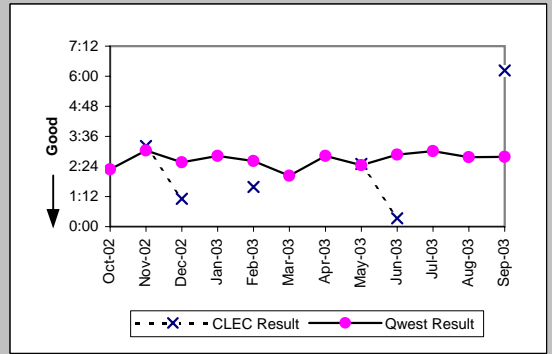


| LIS Trunk (Parity) | | | | | | | | | |
|--------------------|----------|-----------|-----------|----------|-----------|------------|------------|-----------|------------|
| Date | CLEC Num | CLEC Denc | CLEC Resu | CLEC Std | Qwest Num | Qwest Denc | Qwest Resu | Mod Z Scr | Parity Scr |
| Oct-02 | 2:26 | 1 | 2:26 | | 14:35 | 10 | 1:27 | 0.93 | -0.44 |
| Nov-02 | 4:40 | 3 | 1:33 | 0:09 | 0:01 | 1 | 0:01 | | |
| Dec-02 | 22:38 | 7 | 3:14 | 2:27 | 1:02 | 2 | 0:31 | 1.07 | -0.35 |
| Jan-03 | 5:07 | 4 | 1:17 | 1:27 | 0:44 | 1 | 0:44 | | |
| Feb-03 | 10:46 | 10 | 1:05 | 1:55 | 0:47 | 2 | 0:23 | 1.33 | -0.19 |
| Mar-03 | 0:08 | 2 | 0:04 | 0:03 | 0:33 | 2 | 0:16 | -1.36 | -1.83 |
| Apr-03 | 4:32 | 1 | 4:32 | | 4:59 | 3 | 1:40 | 3.72 | 1.26 |
| May-03 | 6:03 | 3 | 2:01 | 1:33 | 8:19 | 5 | 1:40 | 0.1 | -0.94 |
| Jun-03 | 6:44 | 2 | 3:22 | 3:32 | 1:08 | 2 | 0:34 | 0.76 | -0.54 |
| Jul-03 | 20:42 | 4 | 5:10 | 6:12 | 5:46 | 4 | 1:27 | 1.55 | -0.06 |
| Aug-03 | 4:49 | 4 | 1:12 | 1:28 | 1:59 | 5 | 0:24 | 1 | -0.39 |
| Sep-03 | 27:02 | 10 | 2:42 | 3:18 | 11:01 | 5 | 2:12 | 0.33 | -0.8 |

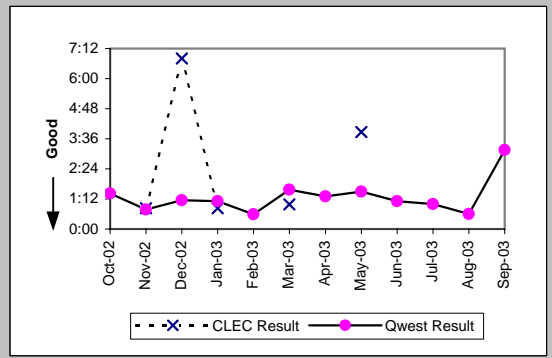


MR-6E - Mean Time to Restore (Hours:Minutes) - Interval Zone Two

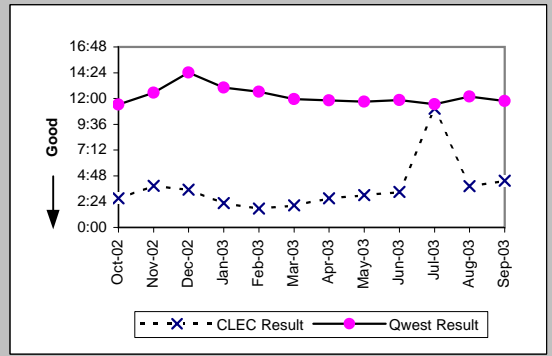
| UDIT DS1 (Parity) | | | | | | | | | |
|-------------------|----------|-----------|-----------|------------|-----------|------------|------------|-----------|------------|
| Date | CLEC Num | CLEC Denc | CLEC Resu | CLEC Std E | Qwest Num | Qwest Denc | Qwest Resu | Mod Z Scr | Parity Scr |
| Oct-02 | | | | | 445:57 | 195 | 2:17 | | |
| Nov-02 | 6:26 | 2 | 3:13 | 4:32 | 739:53 | 244 | 3:02 | 0.49 | -0.7 |
| Dec-02 | 1:07 | 1 | 1:07 | | 655:33 | 256 | 2:34 | -0.49 | -1.3 |
| Jan-03 | | | | | 714:24 | 254 | 2:49 | | |
| Feb-03 | 3:10 | 2 | 1:35 | 1:59 | 551:28 | 211 | 2:37 | -0.52 | -1.31 |
| Mar-03 | | | | | 452:06 | 222 | 2:02 | | |
| Apr-03 | | | | | 696:43 | 247 | 2:49 | | |
| May-03 | 5:00 | 2 | 2:30 | 0:17 | 495:13 | 202 | 2:27 | 0.35 | -0.79 |
| Jun-03 | 0:20 | 1 | 0:20 | | 664:17 | 232 | 2:52 | -0.78 | -1.48 |
| Jul-03 | | | | | 714:56 | 237 | 3:01 | | |
| Aug-03 | | | | | 756:59 | 273 | 2:46 | | |
| Sep-03 | 18:43 | 3 | 6:14 | 2:07 | 1005:11 | 362 | 2:47 | 1.65 | 0.01 |



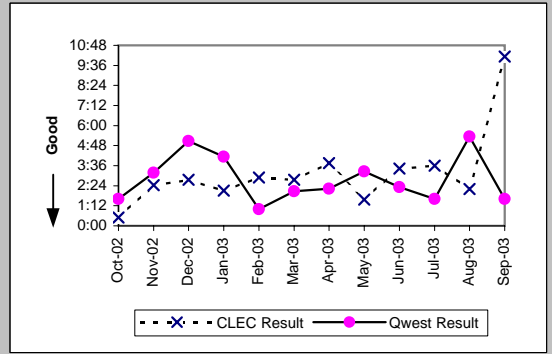
| UDIT Above DS1 Level (Parity) | | | | | | | | | |
|-------------------------------|----------|-----------|-----------|------------|-----------|------------|------------|-----------|------------|
| Date | CLEC Num | CLEC Denc | CLEC Resu | CLEC Std E | Qwest Num | Qwest Denc | Qwest Resu | Mod Z Scr | Parity Scr |
| Oct-02 | | | | | 12:42 | 9 | 1:25 | | |
| Nov-02 | 0:50 | 1 | 0:50 | | 3:08 | 4 | 0:47 | 0.35 | -0.79 |
| Dec-02 | 6:48 | 1 | 6:48 | | 1:09 | 1 | 1:09 | | |
| Jan-03 | 0:50 | 1 | 0:50 | | 10:04 | 9 | 1:07 | -0.28 | -1.17 |
| Feb-03 | | | | | 2:20 | 4 | 0:35 | | |
| Mar-03 | 1:58 | 2 | 0:59 | 0:18 | 7:50 | 5 | 1:34 | -0.56 | -1.34 |
| Apr-03 | | | | | 5:10 | 4 | 1:18 | | |
| May-03 | 3:52 | 1 | 3:52 | | 5:59 | 4 | 1:30 | 3.72 | 1.26 |
| Jun-03 | | | | | 3:22 | 3 | 1:07 | | |
| Jul-03 | | | | | 4:01 | 4 | 1:00 | | |
| Aug-03 | | | | | 2:26 | 4 | 0:36 | | |
| Sep-03 | | | | | 37:53 | 12 | 3:09 | | |



| Unbundled Loop Analog (Parity) | | | | | | | | | |
|--------------------------------|----------|-----------|-----------|------------|-----------|------------|------------|-----------|------------|
| Date | CLEC Num | CLEC Denc | CLEC Resu | CLEC Std E | Qwest Num | Qwest Denc | Qwest Resu | Mod Z Scr | Parity Scr |
| Oct-02 | 40:32 | 15 | 2:42 | 1:21 | 37214:58 | 3248 | 11:27 | -2.59 | -2.57 |
| Nov-02 | 85:36 | 22 | 3:53 | 2:11 | 42363:33 | 3375 | 12:33 | -3.13 | -2.9 |
| Dec-02 | 56:17 | 16 | 3:31 | 1:39 | 60273:46 | 4180 | 14:25 | -2.85 | -2.74 |
| Jan-03 | 61:18 | 27 | 2:16 | 1:47 | 54039:25 | 4151 | 13:01 | -4.63 | -3.82 |
| Feb-03 | 69:06 | 39 | 1:46 | 1:32 | 41245:23 | 3266 | 12:38 | -4.57 | -3.78 |
| Mar-03 | 16:24 | 8 | 2:03 | 1:15 | 43126:44 | 3608 | 11:57 | -2.21 | -2.34 |
| Apr-03 | 40:25 | 15 | 2:42 | 1:21 | 41425:04 | 3505 | 11:49 | -2.54 | -2.55 |
| May-03 | 65:59 | 22 | 3:00 | 1:48 | 38233:13 | 3262 | 11:43 | -3.82 | -3.32 |
| Jun-03 | 52:41 | 16 | 3:18 | 1:51 | 38205:13 | 3223 | 11:51 | -2.57 | -2.56 |
| Jul-03 | 121:29 | 11 | 11:03 | 11:38 | 41447:40 | 3616 | 11:28 | -0.13 | -1.08 |
| Aug-03 | 69:19 | 18 | 3:51 | 3:15 | 44058:19 | 3617 | 12:11 | -1.68 | -2.02 |
| Sep-03 | 52:17 | 12 | 4:21 | 4:12 | 39525:33 | 3360 | 11:46 | -1.72 | -2.04 |

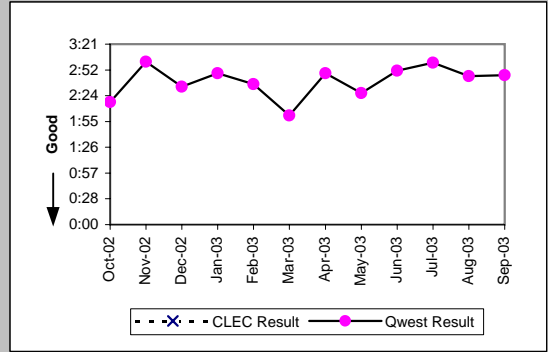


| Unbundled Loop - 2 Wire Non-Loaded (Parity) | | | | | | | | | |
|---|----------|-----------|-----------|------------|-----------|------------|------------|-----------|------------|
| Date | CLEC Num | CLEC Denc | CLEC Resu | CLEC Std E | Qwest Num | Qwest Denc | Qwest Resu | Mod Z Scr | Parity Scr |
| Oct-02 | 1:00 | 2 | 0:30 | 0:30 | 16:14 | 10 | 1:37 | -0.86 | -1.52 |
| Nov-02 | 9:44 | 4 | 2:26 | 1:14 | 47:42 | 15 | 3:11 | -0.25 | -1.15 |
| Dec-02 | 10:59 | 4 | 2:45 | 1:58 | 96:27 | 19 | 5:05 | -0.4 | -1.24 |
| Jan-03 | 8:23 | 4 | 2:06 | 1:07 | 53:50 | 13 | 4:08 | -0.89 | -1.54 |
| Feb-03 | 5:47 | 2 | 2:54 | 1:06 | 11:01 | 11 | 1:00 | 2.03 | 0.24 |
| Mar-03 | 13:46 | 5 | 2:45 | 2:31 | 20:40 | 10 | 2:04 | 0.59 | -0.64 |
| Apr-03 | 26:12 | 7 | 3:45 | 4:21 | 28:44 | 13 | 2:13 | 0.91 | -0.45 |
| May-03 | 4:41 | 3 | 1:34 | 1:15 | 68:24 | 21 | 3:15 | -0.4 | -1.24 |
| Jun-03 | 10:19 | 3 | 3:26 | 1:53 | 20:47 | 9 | 2:19 | 0.71 | -0.57 |
| Jul-03 | 21:34 | 6 | 3:36 | 2:33 | 20:44 | 13 | 1:36 | 1.56 | -0.05 |
| Aug-03 | 13:12 | 6 | 2:12 | 0:58 | 117:44 | 22 | 5:21 | -0.7 | -1.43 |
| Sep-03 | 20:15 | 2 | 10:08 | 2:45 | 24:00 | 15 | 1:36 | 3.72 | 1.26 |

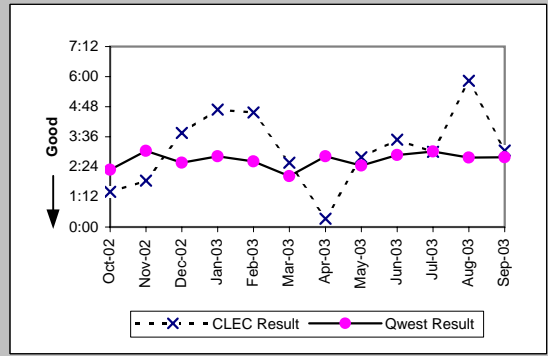


MR-6E - Mean Time to Restore (Hours:Minutes) - Interval Zone Two

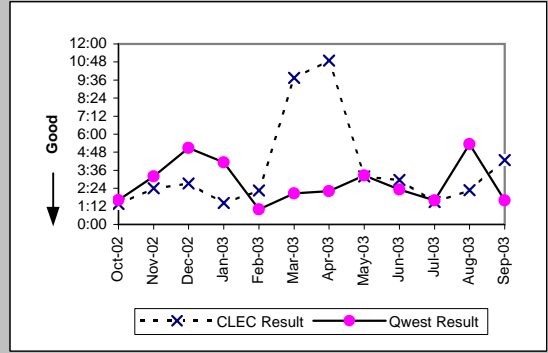
| Unbundled Loop - 4 Wire Non-Loaded (Parity) | | | | | | | | | |
|---|----------|-----------|-----------|----------|-----------|------------|------------|-----------|------------|
| Date | CLEC Num | CLEC Denc | CLEC Resu | CLEC Std | Qwest Num | Qwest Denc | Qwest Resu | Mod Z Scr | Parity Scr |
| Oct-02 | | | | | 445:57 | 195 | 2:17 | | |
| Nov-02 | | | | | 739:53 | 244 | 3:02 | | |
| Dec-02 | | | | | 655:33 | 256 | 2:34 | | |
| Jan-03 | | | | | 714:24 | 254 | 2:49 | | |
| Feb-03 | | | | | 551:28 | 211 | 2:37 | | |
| Mar-03 | | | | | 452:06 | 222 | 2:02 | | |
| Apr-03 | | | | | 696:43 | 247 | 2:49 | | |
| May-03 | | | | | 495:13 | 202 | 2:27 | | |
| Jun-03 | | | | | 664:17 | 232 | 2:52 | | |
| Jul-03 | | | | | 714:56 | 237 | 3:01 | | |
| Aug-03 | | | | | 756:59 | 273 | 2:46 | | |
| Sep-03 | | | | | 1005:11 | 362 | 2:47 | | |



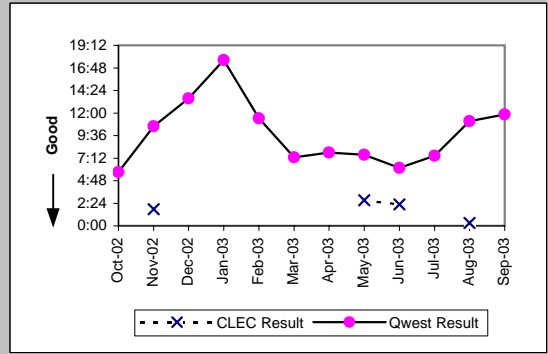
| Unbundled Loop - DS1 Capable (Parity) | | | | | | | | | |
|---------------------------------------|----------|-----------|-----------|----------|-----------|------------|------------|-----------|------------|
| Date | CLEC Num | CLEC Denc | CLEC Resu | CLEC Std | Qwest Num | Qwest Denc | Qwest Resu | Mod Z Scr | Parity Scr |
| Oct-02 | | | | | 445:57 | 195 | 2:17 | -0.74 | -1.45 |
| Nov-02 | 8:22 | 6 | 1:24 | 0:53 | 739:53 | 244 | 3:02 | -0.86 | -1.52 |
| Dec-02 | 20:26 | 11 | 1:51 | 0:47 | 655:33 | 256 | 2:34 | 1.06 | -0.36 |
| Jan-03 | 26:14 | 7 | 3:45 | 3:14 | 714:24 | 254 | 2:49 | 1.52 | -0.07 |
| Feb-03 | 28:06 | 6 | 4:41 | 4:17 | 551:28 | 211 | 2:37 | 1.3 | -0.21 |
| Mar-03 | 18:15 | 4 | 4:34 | 2:38 | 452:06 | 222 | 2:02 | 0.83 | -0.5 |
| Apr-03 | 17:56 | 7 | 2:34 | 2:08 | 696:43 | 247 | 2:49 | -1.37 | -1.83 |
| May-03 | 1:40 | 5 | 0:20 | 0:18 | 495:13 | 202 | 2:27 | 0.63 | -0.62 |
| Jun-03 | 33:23 | 12 | 2:47 | 2:16 | 664:17 | 232 | 2:52 | 0.52 | -0.68 |
| Jul-03 | 20:54 | 6 | 3:29 | 3:30 | 714:56 | 237 | 3:01 | -0.02 | -1.01 |
| Aug-03 | 33:00 | 11 | 3:00 | 2:58 | 756:59 | 273 | 2:46 | 1.66 | 0.01 |
| Sep-03 | 81:46 | 14 | 5:50 | 10:15 | 1005:11 | 362 | 2:47 | 0.55 | -0.66 |
| Sep-03 | 39:43 | 13 | 3:03 | 3:27 | | | | | |



| Unbundled Loop ISDN Capable (Parity) | | | | | | | | | |
|--------------------------------------|----------|-----------|-----------|----------|-----------|------------|------------|-----------|------------|
| Date | CLEC Num | CLEC Denc | CLEC Resu | CLEC Std | Qwest Num | Qwest Denc | Qwest Resu | Mod Z Scr | Parity Scr |
| Oct-02 | | | | | 16:14 | 10 | 1:37 | -0.19 | -1.12 |
| Nov-02 | 2:45 | 2 | 1:22 | 1:41 | 47:42 | 15 | 3:11 | -0.39 | -1.23 |
| Dec-02 | 31:08 | 13 | 2:24 | 1:18 | 96:27 | 19 | 5:05 | -0.61 | -1.37 |
| Jan-03 | 35:24 | 13 | 2:43 | 1:12 | 53:50 | 13 | 4:08 | -1.61 | -1.98 |
| Feb-03 | 14:13 | 10 | 1:25 | 0:55 | 11:01 | 11 | 1:00 | 2.26 | 0.37 |
| Mar-03 | 15:43 | 7 | 2:15 | 1:10 | 20:40 | 10 | 2:04 | 1.08 | -0.35 |
| Apr-03 | 97:35 | 10 | 9:45 | 21:46 | 28:44 | 13 | 2:13 | 2.2 | 0.34 |
| May-03 | 65:26 | 6 | 10:54 | 16:18 | 68:24 | 21 | 3:15 | -0.02 | -1.01 |
| Jun-03 | 19:13 | 6 | 3:12 | 1:31 | 20:47 | 9 | 2:19 | 0.41 | -0.75 |
| Jul-03 | 14:51 | 5 | 2:58 | 0:21 | 20:44 | 13 | 1:36 | -0.08 | -1.05 |
| Aug-03 | 4:31 | 3 | 1:30 | 1:21 | 117:44 | 22 | 5:21 | -0.73 | -1.44 |
| Sep-03 | 15:50 | 7 | 2:16 | 1:20 | 24:00 | 15 | 1:36 | 1.57 | -0.04 |
| Sep-03 | 29:55 | 7 | 4:16 | 5:05 | | | | | |

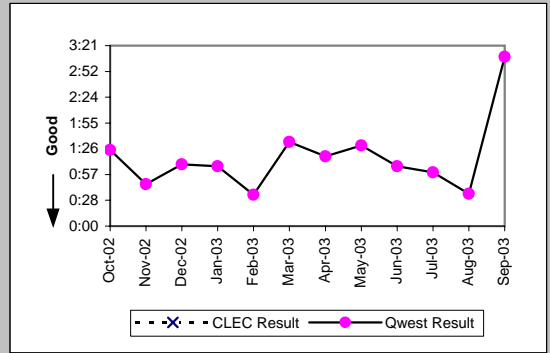


| Unbundled Loop - ADSL Qualified (Parity) | | | | | | | | | |
|--|----------|-----------|-----------|----------|-----------|------------|------------|-----------|------------|
| Date | CLEC Num | CLEC Denc | CLEC Resu | CLEC Std | Qwest Num | Qwest Denc | Qwest Resu | Mod Z Scr | Parity Scr |
| Oct-02 | | | | | 137:10 | 24 | 5:43 | | |
| Nov-02 | 1:46 | 1 | 1:46 | | 360:28 | 34 | 10:36 | -0.48 | -1.29 |
| Dec-02 | | | | | 541:41 | 40 | 13:33 | | |
| Jan-03 | | | | | 864:29 | 49 | 17:39 | | |
| Feb-03 | | | | | 19038:53 | 1663 | 11:27 | | |
| Mar-03 | | | | | 12054:28 | 1656 | 7:17 | | |
| Apr-03 | | | | | 14263:34 | 1828 | 7:48 | | |
| May-03 | 5:26 | 2 | 2:43 | 1:11 | 13541:11 | 1791 | 7:34 | -0.31 | -1.19 |
| Jun-03 | 2:16 | 1 | 2:16 | | 1605:02 | 260 | 6:10 | -0.31 | -1.19 |
| Jul-03 | | | | | 2309:34 | 309 | 7:28 | | |
| Aug-03 | 0:18 | 1 | 0:18 | | 4484:16 | 403 | 11:08 | -0.56 | -1.34 |
| Sep-03 | | | | | 5915:13 | 499 | 11:51 | | |

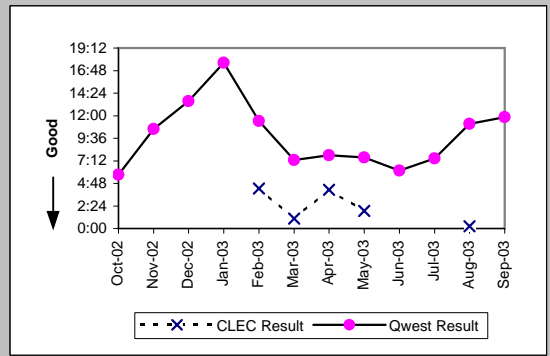


MR-6E - Mean Time to Restore (Hours:Minutes) - Interval Zone Two

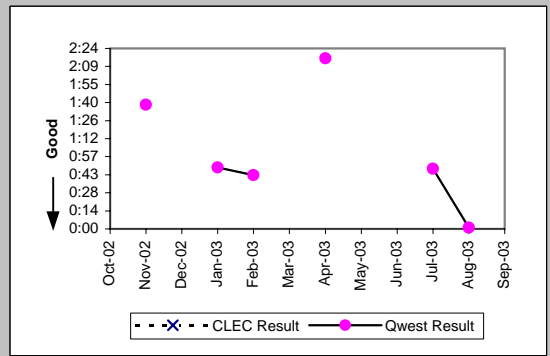
| Unbundled Loop - DS3 Capable (Parity) | | | | | | | | | |
|---------------------------------------|----------|-----------|-----------|----------|-----------|------------|------------|-----------|------------|
| Date | CLEC Num | CLEC Dend | CLEC Resu | CLEC Std | Qwest Num | Qwest Dend | Qwest Resu | Mod Z Scr | Parity Scr |
| Oct-02 | | | | | 12:42 | 9 | 1:25 | | |
| Nov-02 | | | | | 3:08 | 4 | 0:47 | | |
| Dec-02 | | | | | 1:09 | 1 | 1:09 | | |
| Jan-03 | | | | | 10:04 | 9 | 1:07 | | |
| Feb-03 | | | | | 2:20 | 4 | 0:35 | | |
| Mar-03 | | | | | 7:50 | 5 | 1:34 | | |
| Apr-03 | | | | | 5:10 | 4 | 1:18 | | |
| May-03 | | | | | 5:59 | 4 | 1:30 | | |
| Jun-03 | | | | | 3:22 | 3 | 1:07 | | |
| Jul-03 | | | | | 4:01 | 4 | 1:00 | | |
| Aug-03 | | | | | 2:26 | 4 | 0:36 | | |
| Sep-03 | | | | | 37:53 | 12 | 3:09 | | |



| Qwest DSL (Parity) | | | | | | | | | |
|--------------------|----------|-----------|-----------|----------|-----------|------------|------------|-----------|------------|
| Date | CLEC Num | CLEC Dend | CLEC Resu | CLEC Std | Qwest Num | Qwest Dend | Qwest Resu | Mod Z Scr | Parity Scr |
| Oct-02 | | | | | 137:10 | 24 | 5:43 | | |
| Nov-02 | | | | | 360:28 | 34 | 10:36 | | |
| Dec-02 | | | | | 541:41 | 40 | 13:33 | | |
| Jan-03 | | | | | 864:29 | 49 | 17:39 | | |
| Feb-03 | 4:16 | 1 | 4:16 | | 19038:53 | 1663 | 11:27 | -0.3 | -1.18 |
| Mar-03 | 7:21 | 7 | 1:03 | 1:09 | 12054:28 | 1656 | 7:17 | -1.19 | -1.72 |
| Apr-03 | 33:01 | 8 | 4:08 | 6:19 | 14263:34 | 1828 | 7:48 | -0.58 | -1.35 |
| May-03 | 5:39 | 3 | 1:53 | 3:06 | 13541:11 | 1791 | 7:34 | -0.45 | -1.27 |
| Jun-03 | | | | | 1605:02 | 260 | 6:10 | | |
| Jul-03 | | | | | 2309:34 | 309 | 7:28 | | |
| Aug-03 | 0:14 | 1 | 0:14 | | 4484:16 | 403 | 11:08 | -0.57 | -1.34 |
| Sep-03 | | | | | 5915:13 | 499 | 11:51 | | |

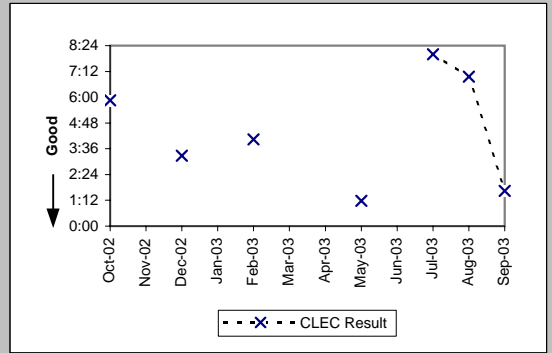


| E911 (Parity) | | | | | | | | | |
|---------------|----------|-----------|-----------|----------|-----------|------------|------------|-----------|------------|
| Date | CLEC Num | CLEC Dend | CLEC Resu | CLEC Std | Qwest Num | Qwest Dend | Qwest Resu | Mod Z Scr | Parity Scr |
| Oct-02 | | | | | | | | | |
| Nov-02 | | | | | 1:39 | 1 | 1:39 | | |
| Dec-02 | | | | | | | | | |
| Jan-03 | | | | | 2:28 | 3 | 0:49 | | |
| Feb-03 | | | | | 0:43 | 1 | 0:43 | | |
| Mar-03 | | | | | | | | | |
| Apr-03 | | | | | 2:16 | 1 | 2:16 | | |
| May-03 | | | | | | | | | |
| Jun-03 | | | | | | | | | |
| Jul-03 | | | | | 0:48 | 1 | 0:48 | | |
| Aug-03 | | | | | 0:01 | 1 | 0:01 | | |
| Sep-03 | | | | | | | | | |



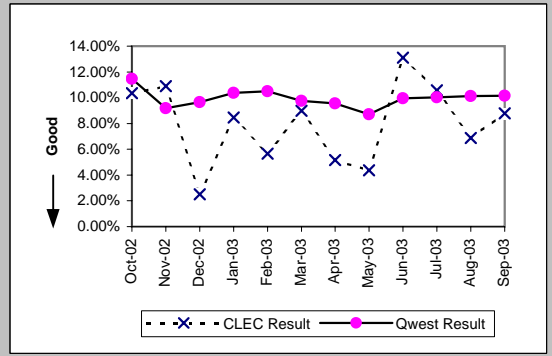
MR-6E - Mean Time to Restore (Hours:Minutes) - Interval Zone Two

| Enhanced Extended Loops (EELs) (Diagnostic) | | | | | |
|---|-----------|-------------|-------------|--------------|------|
| Date | Numerator | Denominator | CLEC Result | Standard Dev | |
| Oct-02 | | 5:51 | 1 | 5:51 | |
| Nov-02 | | | | | |
| Dec-02 | | 3:17 | 1 | 3:17 | |
| Jan-03 | | | | | |
| Feb-03 | | 4:02 | 1 | 4:02 | |
| Mar-03 | | | | | |
| Apr-03 | | | | | |
| May-03 | | 1:11 | 1 | 1:11 | |
| Jun-03 | | | | | |
| Jul-03 | | 24:00 | 3 | 8:00 | 6:28 |
| Aug-03 | | 6:57 | 1 | 6:57 | |
| Sep-03 | | 9:49 | 6 | 1:38 | 1:36 |

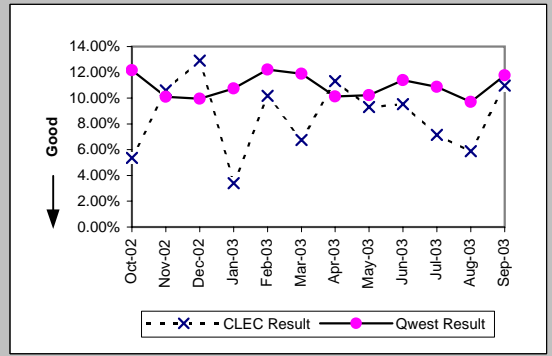


MR-7A - Repair Repeat Report Rate (Percent) - Dispatches within MSAs

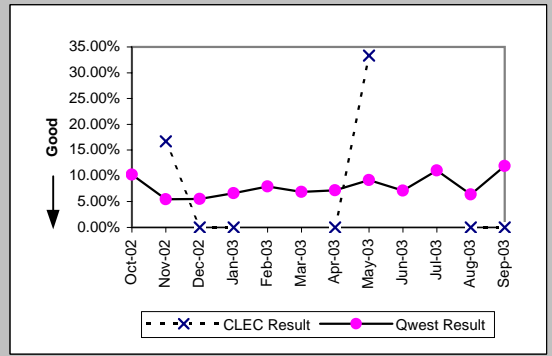
| Residence (Parity) | | | | | | | | | |
|--------------------|----------|-----------|-----------|----------|-----------|------------|------------|-----------|------------|
| Date | CLEC Num | CLEC Denc | CLEC Resu | CLEC Std | Qwest Num | Qwest Denc | Qwest Resu | Mod Z Scr | Parity Scr |
| Oct-02 | 9 | 87 | 10.34% | 30.45% | 1323 | 11533 | 11.47% | -0.33 | -1.2 |
| Nov-02 | 12 | 110 | 10.91% | 31.18% | 1203 | 13104 | 9.18% | 0.65 | -0.61 |
| Dec-02 | 3 | 120 | 2.50% | 15.61% | 1419 | 14682 | 9.66% | -2.65 | -2.61 |
| Jan-03 | 11 | 130 | 8.46% | 27.83% | 1638 | 15771 | 10.39% | -0.72 | -1.44 |
| Feb-03 | 9 | 159 | 5.66% | 23.11% | 1254 | 11939 | 10.50% | -1.98 | -2.2 |
| Mar-03 | 16 | 178 | 8.99% | 28.60% | 1165 | 11930 | 9.77% | -0.35 | -1.21 |
| Apr-03 | 9 | 174 | 5.17% | 22.15% | 998 | 10441 | 9.56% | -1.95 | -2.19 |
| May-03 | 7 | 160 | 4.38% | 20.45% | 924 | 10601 | 8.72% | -1.93 | -2.17 |
| Jun-03 | 19 | 145 | 13.10% | 33.74% | 1132 | 11375 | 9.95% | 1.24 | -0.25 |
| Jul-03 | 22 | 208 | 10.58% | 30.75% | 1160 | 11569 | 10.03% | 0.29 | -0.83 |
| Aug-03 | 13 | 189 | 6.88% | 25.31% | 1189 | 11726 | 10.14% | -1.47 | -1.9 |
| Sep-03 | 19 | 216 | 8.80% | 28.32% | 1220 | 12031 | 10.14% | -0.65 | -1.39 |



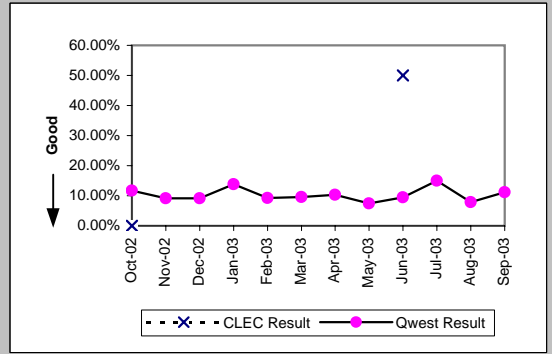
| Business (Parity) | | | | | | | | | |
|-------------------|----------|-----------|-----------|----------|-----------|------------|------------|-----------|------------|
| Date | CLEC Num | CLEC Denc | CLEC Resu | CLEC Std | Qwest Num | Qwest Denc | Qwest Resu | Mod Z Scr | Parity Scr |
| Oct-02 | 3 | 56 | 5.36% | 22.52% | 179 | 1471 | 12.17% | -1.53 | -1.93 |
| Nov-02 | 9 | 85 | 10.59% | 30.77% | 156 | 1543 | 10.11% | 0.18 | -0.89 |
| Dec-02 | 8 | 62 | 12.90% | 33.52% | 143 | 1436 | 9.96% | 0.77 | -0.53 |
| Jan-03 | 3 | 88 | 3.41% | 18.15% | 185 | 1723 | 10.74% | -2.17 | -2.32 |
| Feb-03 | 6 | 59 | 10.17% | 30.22% | 159 | 1302 | 12.21% | -0.47 | -1.28 |
| Mar-03 | 6 | 89 | 6.74% | 25.07% | 156 | 1313 | 11.88% | -1.45 | -1.88 |
| Apr-03 | 6 | 53 | 11.32% | 31.68% | 122 | 1205 | 10.12% | 0.32 | -0.8 |
| May-03 | 4 | 43 | 9.30% | 29.05% | 119 | 1164 | 10.22% | -0.2 | -1.12 |
| Jun-03 | 6 | 63 | 9.52% | 29.35% | 151 | 1324 | 11.40% | -0.46 | -1.28 |
| Jul-03 | 4 | 56 | 7.14% | 25.75% | 143 | 1316 | 10.87% | -0.88 | -1.53 |
| Aug-03 | 4 | 68 | 5.88% | 23.53% | 116 | 1196 | 9.70% | -1.03 | -1.63 |
| Sep-03 | 9 | 82 | 10.98% | 31.26% | 153 | 1299 | 11.78% | -0.22 | -1.13 |



| Centrex (Parity) | | | | | | | | | |
|------------------|----------|-----------|-----------|----------|-----------|------------|------------|-----------|------------|
| Date | CLEC Num | CLEC Denc | CLEC Resu | CLEC Std | Qwest Num | Qwest Denc | Qwest Resu | Mod Z Scr | Parity Scr |
| Oct-02 | | | | | 16 | 156 | 10.26% | | |
| Nov-02 | 1 | 6 | 16.67% | 37.27% | 6 | 110 | 5.45% | 0.92 | -0.44 |
| Dec-02 | 0 | 1 | 0.00% | 0.00% | 6 | 109 | 5.50% | -0.24 | -1.15 |
| Jan-03 | 0 | 2 | 0.00% | 0.00% | 9 | 136 | 6.62% | -0.37 | -1.23 |
| Feb-03 | | | | | 8 | 101 | 7.92% | | |
| Mar-03 | | | | | 9 | 131 | 6.87% | | |
| Apr-03 | 0 | 1 | 0.00% | 0.00% | 8 | 111 | 7.21% | -0.28 | -1.17 |
| May-03 | 1 | 3 | 33.33% | 47.14% | 11 | 120 | 9.17% | 1.06 | -0.35 |
| Jun-03 | | | | | 10 | 140 | 7.14% | | |
| Jul-03 | | | | | 14 | 127 | 11.02% | | |
| Aug-03 | 0 | 2 | 0.00% | 0.00% | 7 | 110 | 6.36% | -0.37 | -1.22 |
| Sep-03 | 0 | 2 | 0.00% | 0.00% | 16 | 134 | 11.94% | -0.52 | -1.31 |

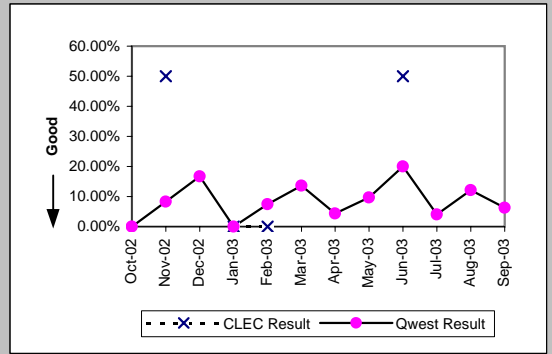


| Centrex 21 (Parity) | | | | | | | | | |
|---------------------|----------|-----------|-----------|----------|-----------|------------|------------|-----------|------------|
| Date | CLEC Num | CLEC Denc | CLEC Resu | CLEC Std | Qwest Num | Qwest Denc | Qwest Resu | Mod Z Scr | Parity Scr |
| Oct-02 | | | | | 25 | 213 | 11.74% | -0.36 | -1.22 |
| Nov-02 | | | | | 17 | 185 | 9.19% | | |
| Dec-02 | | | | | 16 | 174 | 9.20% | | |
| Jan-03 | | | | | 29 | 209 | 13.88% | | |
| Feb-03 | | | | | 15 | 162 | 9.26% | | |
| Mar-03 | | | | | 15 | 156 | 9.62% | | |
| Apr-03 | | | | | 14 | 136 | 10.29% | | |
| May-03 | | | | | 10 | 135 | 7.41% | | |
| Jun-03 | 1 | 2 | 50.00% | 50.00% | 16 | 169 | 9.47% | 1.3 | -0.21 |
| Jul-03 | | | | | 25 | 167 | 14.97% | | |
| Aug-03 | | | | | 12 | 152 | 7.89% | | |
| Sep-03 | | | | | 16 | 143 | 11.19% | | |

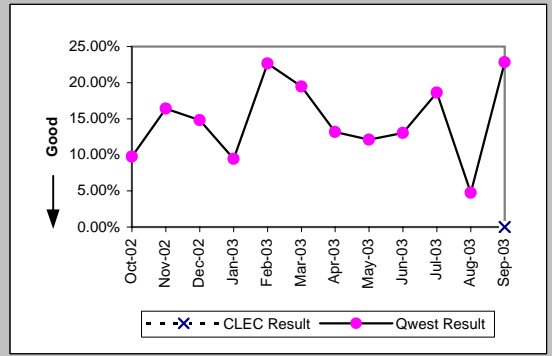


MR-7A - Repair Repeat Report Rate (Percent) - Dispatches within MSAs

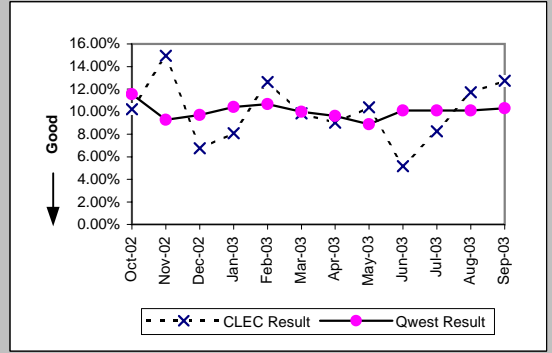
| PBX (Parity) | | | | | | | | | |
|--------------|----------|-----------|-----------|----------|-----------|------------|------------|-----------|------------|
| Date | CLEC Num | CLEC Denc | CLEC Resu | CLEC Std | Qwest Num | Qwest Denc | Qwest Resu | Mod Z Scr | Parity Scr |
| Oct-02 | | | | | 0 | 35 | 0.00% | | |
| Nov-02 | 1 | 2 | 50.00% | 50.00% | 3 | 36 | 8.33% | 1.29 | -0.22 |
| Dec-02 | | | | | 6 | 36 | 16.67% | | |
| Jan-03 | 0 | 1 | 0.00% | 0.00% | 0 | 30 | 0.00% | N/A | N/A |
| Feb-03 | 0 | 1 | 0.00% | 0.00% | 2 | 27 | 7.41% | -0.28 | -1.17 |
| Mar-03 | | | | | 6 | 44 | 13.64% | | |
| Apr-03 | | | | | 1 | 23 | 4.35% | | |
| May-03 | | | | | 3 | 31 | 9.68% | | |
| Jun-03 | 1 | 2 | 50.00% | 50.00% | 7 | 35 | 20.00% | 0.78 | -0.53 |
| Jul-03 | | | | | 1 | 25 | 4.00% | | |
| Aug-03 | | | | | 4 | 33 | 12.12% | | |
| Sep-03 | | | | | 2 | 32 | 6.25% | | |



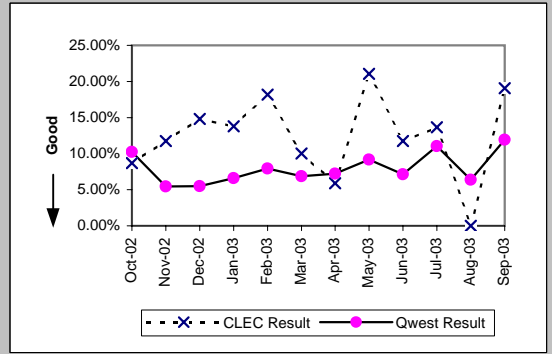
| Basic Rate ISDN (Parity) | | | | | | | | | |
|--------------------------|----------|-----------|-----------|----------|-----------|------------|------------|-----------|------------|
| Date | CLEC Num | CLEC Denc | CLEC Resu | CLEC Std | Qwest Num | Qwest Denc | Qwest Resu | Mod Z Scr | Parity Scr |
| Oct-02 | | | | | 4 | 41 | 9.76% | | |
| Nov-02 | | | | | 10 | 61 | 16.39% | | |
| Dec-02 | | | | | 12 | 81 | 14.81% | | |
| Jan-03 | | | | | 5 | 53 | 9.43% | | |
| Feb-03 | | | | | 12 | 53 | 22.64% | | |
| Mar-03 | | | | | 14 | 72 | 19.44% | | |
| Apr-03 | | | | | 5 | 38 | 13.16% | | |
| May-03 | | | | | 4 | 33 | 12.12% | | |
| Jun-03 | | | | | 6 | 46 | 13.04% | | |
| Jul-03 | | | | | 8 | 43 | 18.60% | | |
| Aug-03 | | | | | 2 | 42 | 4.76% | | |
| Sep-03 | 0 | 1 | 0.00% | 0.00% | 13 | 57 | 22.81% | -0.54 | -1.33 |



| UNE - P (POTS) (Parity) | | | | | | | | | |
|-------------------------|----------|-----------|-----------|----------|-----------|------------|------------|-----------|------------|
| Date | CLEC Num | CLEC Denc | CLEC Resu | CLEC Std | Qwest Num | Qwest Denc | Qwest Resu | Mod Z Scr | Parity Scr |
| Oct-02 | 10 | 98 | 10.20% | 30.27% | 1502 | 13004 | 11.55% | -0.42 | -1.25 |
| Nov-02 | 16 | 107 | 14.95% | 35.66% | 1359 | 14647 | 9.28% | 1.9 | 0.15 |
| Dec-02 | 5 | 74 | 6.76% | 25.10% | 1562 | 16118 | 9.69% | -0.85 | -1.52 |
| Jan-03 | 8 | 99 | 8.08% | 27.25% | 1823 | 17494 | 10.42% | -0.76 | -1.46 |
| Feb-03 | 14 | 111 | 12.61% | 33.20% | 1413 | 13241 | 10.67% | 0.68 | -0.59 |
| Mar-03 | 12 | 122 | 9.84% | 29.78% | 1321 | 13243 | 9.98% | -0.05 | -1.03 |
| Apr-03 | 12 | 133 | 9.02% | 28.65% | 1120 | 11646 | 9.62% | -0.23 | -1.14 |
| May-03 | 14 | 135 | 10.37% | 30.49% | 1043 | 11765 | 8.87% | 0.63 | -0.62 |
| Jun-03 | 6 | 116 | 5.17% | 22.15% | 1283 | 12699 | 10.10% | -1.75 | -2.07 |
| Jul-03 | 9 | 109 | 8.26% | 27.52% | 1303 | 12885 | 10.11% | -0.64 | -1.39 |
| Aug-03 | 13 | 111 | 11.71% | 32.16% | 1305 | 12922 | 10.10% | 0.58 | -0.64 |
| Sep-03 | 13 | 102 | 12.75% | 33.35% | 1373 | 13330 | 10.30% | 0.82 | -0.5 |

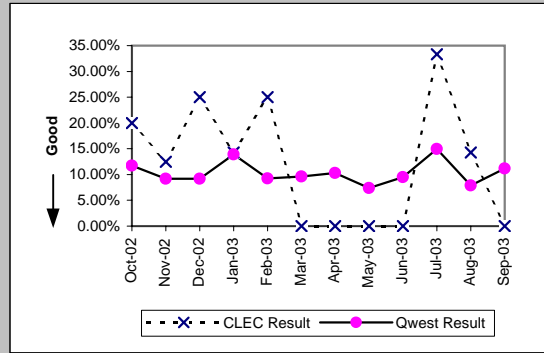


| UNE P (Centrex) (Parity) | | | | | | | | | |
|--------------------------|----------|-----------|-----------|----------|-----------|------------|------------|-----------|------------|
| Date | CLEC Num | CLEC Denc | CLEC Resu | CLEC Std | Qwest Num | Qwest Denc | Qwest Resu | Mod Z Scr | Parity Scr |
| Oct-02 | 2 | 23 | 8.70% | 28.18% | 16 | 156 | 10.26% | -0.23 | -1.14 |
| Nov-02 | 2 | 17 | 11.76% | 32.22% | 6 | 110 | 5.45% | 0.92 | -0.44 |
| Dec-02 | 4 | 27 | 14.81% | 35.52% | 6 | 109 | 5.50% | 1.51 | -0.08 |
| Jan-03 | 4 | 29 | 13.79% | 34.48% | 9 | 136 | 6.62% | 1.22 | -0.26 |
| Feb-03 | 4 | 22 | 18.18% | 38.57% | 8 | 101 | 7.92% | 1.36 | -0.17 |
| Mar-03 | 2 | 20 | 10.00% | 30.00% | 9 | 131 | 6.87% | 0.51 | -0.69 |
| Apr-03 | 1 | 17 | 5.88% | 23.53% | 8 | 111 | 7.21% | -0.2 | -1.12 |
| May-03 | 4 | 19 | 21.05% | 40.77% | 11 | 120 | 9.17% | 1.43 | -0.13 |
| Jun-03 | 2 | 17 | 11.76% | 32.22% | 10 | 140 | 7.14% | 0.66 | -0.6 |
| Jul-03 | 3 | 22 | 13.64% | 34.32% | 14 | 127 | 11.02% | 0.37 | -0.77 |
| Aug-03 | 0 | 23 | 0.00% | 0.00% | 7 | 110 | 6.36% | -1.14 | -1.69 |
| Sep-03 | 4 | 21 | 19.05% | 39.27% | 16 | 134 | 11.94% | 0.88 | -0.46 |

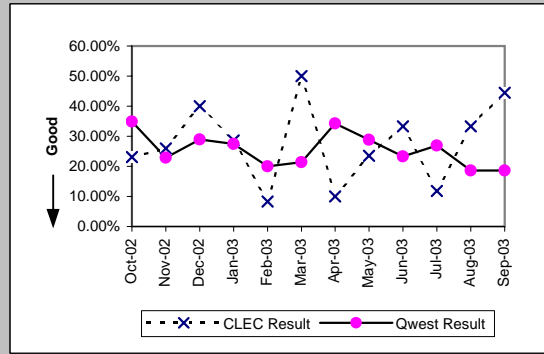


MR-7A - Repair Repeat Report Rate (Percent) - Dispatches within MSAs

| UNE P (Centrex 21) (Parity) | | | | | | | | | | |
|-----------------------------|----------|-----------|-----------|----------|-----------|------------|------------|-----------|------------|--|
| Date | CLEC Num | CLEC Denc | CLEC Resu | CLEC Std | Qwest Num | Qwest Denc | Qwest Resu | Mod Z Scr | Parity Scr | |
| Oct-02 | 1 | 5 | 20.00% | 40.00% | 25 | 213 | 11.74% | 0.53 | -0.68 | |
| Nov-02 | 1 | 8 | 12.50% | 33.07% | 17 | 185 | 9.19% | 0.33 | -0.8 | |
| Dec-02 | 1 | 4 | 25.00% | 43.30% | 16 | 174 | 9.20% | 0.88 | -0.47 | |
| Jan-03 | 1 | 7 | 14.29% | 34.99% | 29 | 209 | 13.88% | 0.08 | -0.95 | |
| Feb-03 | 2 | 8 | 25.00% | 43.30% | 15 | 162 | 9.26% | 1.26 | -0.23 | |
| Mar-03 | 0 | 4 | 0.00% | 0.00% | 15 | 156 | 9.62% | -0.64 | -1.39 | |
| Apr-03 | 0 | 2 | 0.00% | 0.00% | 14 | 136 | 10.29% | -0.48 | -1.29 | |
| May-03 | 0 | 4 | 0.00% | 0.00% | 10 | 135 | 7.41% | -0.56 | -1.34 | |
| Jun-03 | 0 | 3 | 0.00% | 0.00% | 16 | 169 | 9.47% | -0.56 | -1.34 | |
| Jul-03 | 1 | 3 | 33.33% | 47.14% | 25 | 167 | 14.97% | 0.74 | -0.55 | |
| Aug-03 | 1 | 7 | 14.29% | 34.99% | 12 | 152 | 7.89% | 0.56 | -0.66 | |
| Sep-03 | 0 | 4 | 0.00% | 0.00% | 16 | 143 | 11.19% | -0.7 | -1.43 | |

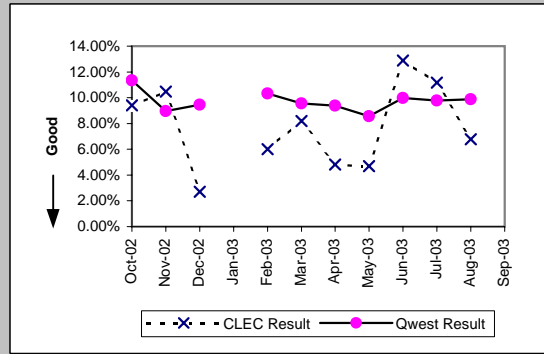


| Line Sharing (Diagnostic) | | | | | | | | | | |
|---------------------------|----------|-----------|-----------|----------|-----------|------------|------------|-----------|------------|--|
| Date | CLEC Num | CLEC Denc | CLEC Resu | CLEC Std | Qwest Num | Qwest Denc | Qwest Resu | Mod Z Scr | Parity Scr | |
| Oct-02 | 3 | 13 | 23.08% | 42.13% | 29 | 83 | 34.94% | -0.83 | -1.51 | |
| Nov-02 | 7 | 27 | 25.93% | 43.82% | 24 | 105 | 22.86% | 0.34 | -0.8 | |
| Dec-02 | 10 | 25 | 40.00% | 48.99% | 22 | 76 | 28.95% | 1 | -0.39 | |
| Jan-03 | 8 | 28 | 28.57% | 45.18% | 20 | 73 | 27.40% | 0.11 | -0.93 | |
| Feb-03 | 1 | 12 | 8.33% | 27.64% | 11 | 55 | 20.00% | -0.92 | -1.56 | |
| Mar-03 | 10 | 20 | 50.00% | 50.00% | 15 | 70 | 21.43% | 2.39 | 0.45 | |
| Apr-03 | 1 | 10 | 10.00% | 30.00% | 24 | 70 | 34.29% | -1.51 | -1.92 | |
| May-03 | 4 | 17 | 23.53% | 42.42% | 17 | 59 | 28.81% | -0.42 | -1.26 | |
| Jun-03 | 4 | 12 | 33.33% | 47.14% | 79 | 339 | 23.30% | 0.79 | -0.52 | |
| Jul-03 | 2 | 17 | 11.76% | 32.22% | 97 | 360 | 26.94% | -1.38 | -1.84 | |
| Aug-03 | 7 | 21 | 33.33% | 47.14% | 67 | 360 | 18.61% | 1.57 | -0.05 | |
| Sep-03 | 8 | 18 | 44.44% | 49.69% | 72 | 386 | 18.65% | 2.43 | 0.48 | |

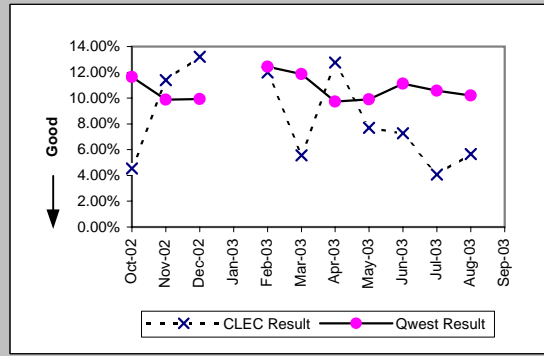


MR-7A* - Repair Repeat Report Rate (Percent) - Dispatches within MSAs

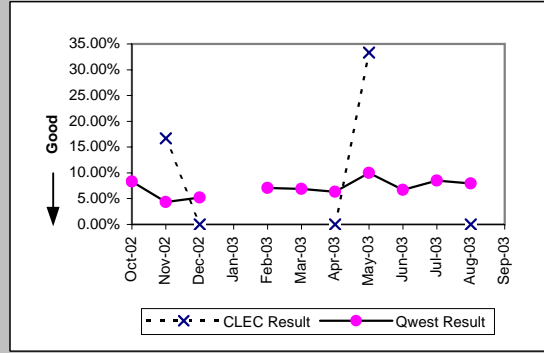
| Residence (Parity) | | | | | | | | | |
|--------------------|----------|-----------|-----------|----------|-----------|------------|------------|-----------|------------|
| Date | CLEC Num | CLEC Denc | CLEC Resu | CLEC Std | Qwest Num | Qwest Denc | Qwest Resu | Mod Z Scr | Parity Scr |
| Oct-02 | 8 | 85 | 9.41% | 29.20% | 1231 | 10841 | 11.36% | -0.56 | -1.34 |
| Nov-02 | 11 | 105 | 10.48% | 30.62% | 1119 | 12477 | 8.97% | 0.56 | -0.66 |
| Dec-02 | 3 | 111 | 2.70% | 16.22% | 1322 | 13962 | 9.47% | -2.43 | -2.47 |
| Jan-03 | | | | | | | | | |
| Feb-03 | 9 | 150 | 6.00% | 23.75% | 1161 | 11244 | 10.33% | -1.73 | -2.05 |
| Mar-03 | 14 | 171 | 8.19% | 27.42% | 1072 | 11213 | 9.56% | -0.61 | -1.37 |
| Apr-03 | 8 | 166 | 4.82% | 21.42% | 919 | 9803 | 9.37% | -2 | -2.21 |
| May-03 | 7 | 149 | 4.70% | 21.16% | 853 | 9948 | 8.57% | -1.68 | -2.02 |
| Jun-03 | 17 | 132 | 12.88% | 33.50% | 1066 | 10676 | 9.99% | 1.09 | -0.34 |
| Jul-03 | 22 | 197 | 11.17% | 31.50% | 1059 | 10835 | 9.77% | 0.67 | -0.59 |
| Aug-03 | 12 | 177 | 6.78% | 25.14% | 1079 | 10917 | 9.88% | -1.37 | -1.83 |
| Sep-03 | | | | | | | | | |



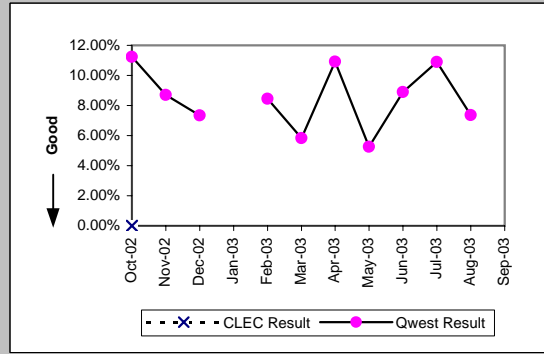
| Business (Parity) | | | | | | | | | |
|-------------------|----------|-----------|-----------|----------|-----------|------------|------------|-----------|------------|
| Date | CLEC Num | CLEC Denc | CLEC Resu | CLEC Std | Qwest Num | Qwest Denc | Qwest Resu | Mod Z Scr | Parity Scr |
| Oct-02 | 2 | 44 | 4.55% | 20.83% | 152 | 1307 | 11.63% | -1.44 | -1.88 |
| Nov-02 | 9 | 79 | 11.39% | 31.77% | 139 | 1406 | 9.89% | 0.46 | -0.72 |
| Dec-02 | 7 | 53 | 13.21% | 33.86% | 132 | 1330 | 9.92% | 0.79 | -0.52 |
| Jan-03 | | | | | | | | | |
| Feb-03 | 6 | 50 | 12.00% | 32.50% | 144 | 1158 | 12.44% | -0.09 | -1.06 |
| Mar-03 | 4 | 72 | 5.56% | 22.91% | 140 | 1180 | 11.86% | -1.61 | -1.98 |
| Apr-03 | 6 | 47 | 12.77% | 33.37% | 104 | 1069 | 9.73% | 0.7 | -0.57 |
| May-03 | 3 | 39 | 7.69% | 26.65% | 105 | 1060 | 9.91% | -0.45 | -1.28 |
| Jun-03 | 4 | 55 | 7.27% | 25.97% | 131 | 1179 | 11.11% | -0.89 | -1.54 |
| Jul-03 | 2 | 49 | 4.08% | 19.79% | 123 | 1162 | 10.59% | -1.45 | -1.88 |
| Aug-03 | 3 | 53 | 5.66% | 23.11% | 109 | 1068 | 10.21% | -1.07 | -1.65 |
| Sep-03 | | | | | | | | | |



| Centrex (Parity) | | | | | | | | | |
|------------------|----------|-----------|-----------|----------|-----------|------------|------------|-----------|------------|
| Date | CLEC Num | CLEC Denc | CLEC Resu | CLEC Std | Qwest Num | Qwest Denc | Qwest Resu | Mod Z Scr | Parity Scr |
| Oct-02 | | | | | 11 | 132 | 8.33% | | |
| Nov-02 | 1 | 6 | 16.67% | 37.27% | 4 | 92 | 4.35% | 1.04 | -0.37 |
| Dec-02 | 0 | 1 | 0.00% | 0.00% | 5 | 96 | 5.21% | -0.23 | -1.14 |
| Jan-03 | | | | | | | | | |
| Feb-03 | | | | | 6 | 85 | 7.06% | | |
| Mar-03 | | | | | 7 | 102 | 6.86% | | |
| Apr-03 | 0 | 1 | 0.00% | 0.00% | 6 | 95 | 6.32% | -0.26 | -1.16 |
| May-03 | 1 | 3 | 33.33% | 47.14% | 11 | 110 | 10.00% | 1.01 | -0.39 |
| Jun-03 | | | | | 8 | 119 | 6.72% | | |
| Jul-03 | | | | | 9 | 106 | 8.49% | | |
| Aug-03 | 0 | 2 | 0.00% | 0.00% | 7 | 88 | 7.95% | -0.41 | -1.25 |
| Sep-03 | | | | | | | | | |



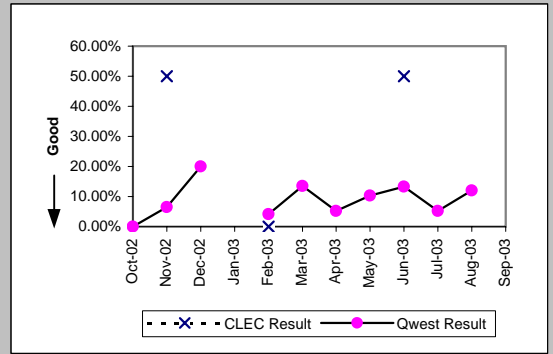
| Centrex 21 (Parity) | | | | | | | | | |
|---------------------|----------|-----------|-----------|----------|-----------|------------|------------|-----------|------------|
| Date | CLEC Num | CLEC Denc | CLEC Resu | CLEC Std | Qwest Num | Qwest Denc | Qwest Resu | Mod Z Scr | Parity Scr |
| Oct-02 | 0 | 1 | 0.00% | 0.00% | 21 | 187 | 11.23% | -0.35 | -1.22 |
| Nov-02 | | | | | 14 | 161 | 8.70% | | |
| Dec-02 | | | | | 11 | 150 | 7.33% | | |
| Jan-03 | | | | | | | | | |
| Feb-03 | | | | | 12 | 142 | 8.45% | | |
| Mar-03 | | | | | 8 | 137 | 5.84% | | |
| Apr-03 | | | | | 13 | 119 | 10.92% | | |
| May-03 | | | | | 6 | 114 | 5.26% | | |
| Jun-03 | | | | | 13 | 146 | 8.90% | | |
| Jul-03 | | | | | 16 | 147 | 10.88% | | |
| Aug-03 | | | | | 10 | 136 | 7.35% | | |
| Sep-03 | | | | | | | | | |



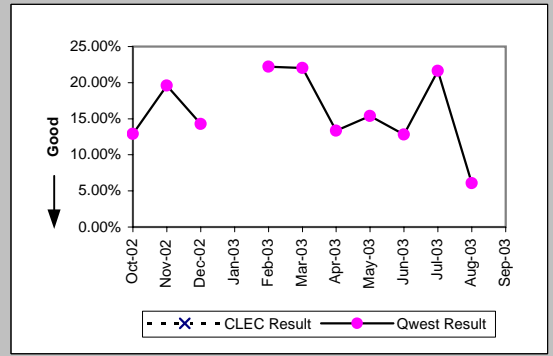
*Results exclude No Trouble Found and Test OK reports unless QWEST trouble is found on another report within 30 days of the original report. A 30-day window necessitates reporting a month behind

MR-7A* - Repair Repeat Report Rate (Percent) - Dispatches within MSAs

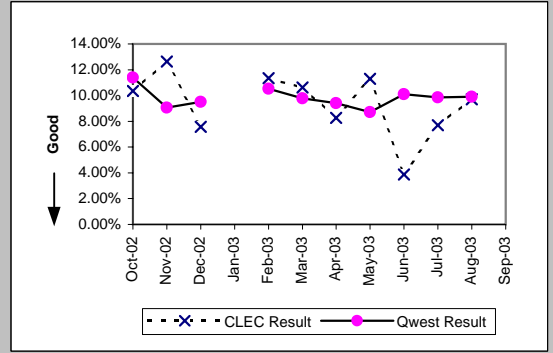
| PBX (Parity) | | | | | | | | | |
|--------------|----------|-----------|-----------|----------|-----------|------------|------------|-----------|------------|
| Date | CLEC Num | CLEC Denc | CLEC Resu | CLEC Std | Qwest Num | Qwest Denc | Qwest Resu | Mod Z Scr | Parity Scr |
| Oct-02 | | | | | 0 | 25 | 0.00% | | |
| Nov-02 | 1 | 2 | 50.00% | 50.00% | 2 | 31 | 6.45% | 1.38 | -0.16 |
| Dec-02 | | | | | 6 | 30 | 20.00% | | |
| Jan-03 | | | | | | | | | |
| Feb-03 | 0 | 1 | 0.00% | 0.00% | 1 | 24 | 4.17% | -0.2 | -1.12 |
| Mar-03 | | | | | 5 | 37 | 13.51% | | |
| Apr-03 | | | | | 1 | 19 | 5.26% | | |
| May-03 | | | | | 3 | 29 | 10.34% | | |
| Jun-03 | 1 | 2 | 50.00% | 50.00% | 4 | 30 | 13.33% | 1.03 | -0.38 |
| Jul-03 | | | | | 1 | 19 | 5.26% | | |
| Aug-03 | | | | | 3 | 25 | 12.00% | | |
| Sep-03 | | | | | | | | | |



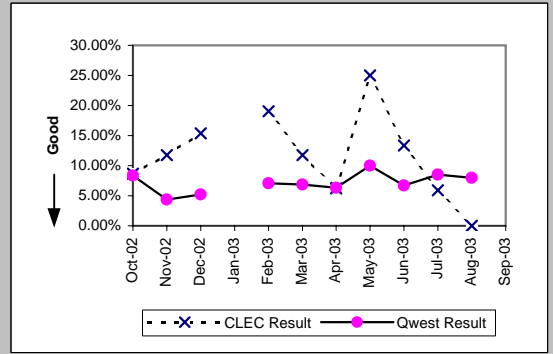
| Basic Rate ISDN (Parity) | | | | | | | | | |
|--------------------------|----------|-----------|-----------|----------|-----------|------------|------------|-----------|------------|
| Date | CLEC Num | CLEC Denc | CLEC Resu | CLEC Std | Qwest Num | Qwest Denc | Qwest Resu | Mod Z Scr | Parity Scr |
| Oct-02 | | | | | 4 | 31 | 12.90% | | |
| Nov-02 | | | | | 10 | 51 | 19.61% | | |
| Dec-02 | | | | | 10 | 70 | 14.29% | | |
| Jan-03 | | | | | | | | | |
| Feb-03 | | | | | 8 | 36 | 22.22% | | |
| Mar-03 | | | | | 13 | 59 | 22.03% | | |
| Apr-03 | | | | | 4 | 30 | 13.33% | | |
| May-03 | | | | | 4 | 26 | 15.38% | | |
| Jun-03 | | | | | 5 | 39 | 12.82% | | |
| Jul-03 | | | | | 8 | 37 | 21.62% | | |
| Aug-03 | | | | | 2 | 33 | 6.06% | | |
| Sep-03 | | | | | | | | | |



| UNE - P (POTS) (Parity) | | | | | | | | | |
|-------------------------|----------|-----------|-----------|----------|-----------|------------|------------|-----------|------------|
| Date | CLEC Num | CLEC Denc | CLEC Resu | CLEC Std | Qwest Num | Qwest Denc | Qwest Resu | Mod Z Scr | Parity Scr |
| Oct-02 | 9 | 87 | 10.34% | 30.45% | 1383 | 12148 | 11.38% | -0.3 | -1.18 |
| Nov-02 | 12 | 95 | 12.63% | 33.22% | 1258 | 13883 | 9.06% | 1.18 | -0.28 |
| Dec-02 | 5 | 66 | 7.58% | 26.46% | 1454 | 15292 | 9.51% | -0.53 | -1.32 |
| Jan-03 | | | | | | | | | |
| Feb-03 | 11 | 97 | 11.34% | 31.71% | 1305 | 12402 | 10.52% | 0.3 | -0.82 |
| Mar-03 | 12 | 113 | 10.62% | 30.81% | 1212 | 12393 | 9.78% | 0.33 | -0.8 |
| Apr-03 | 10 | 121 | 8.26% | 27.53% | 1023 | 10872 | 9.41% | -0.43 | -1.26 |
| May-03 | 14 | 124 | 11.29% | 31.65% | 958 | 11008 | 8.70% | 1.01 | -0.39 |
| Jun-03 | 4 | 103 | 3.88% | 19.32% | 1197 | 11855 | 10.10% | -2.08 | -2.27 |
| Jul-03 | 8 | 104 | 7.69% | 26.65% | 1182 | 11997 | 9.85% | -0.74 | -1.45 |
| Aug-03 | 10 | 103 | 9.71% | 29.61% | 1188 | 11985 | 9.91% | -0.07 | -1.04 |
| Sep-03 | | | | | | | | | |



| UNE P (Centrex) (Parity) | | | | | | | | | |
|--------------------------|----------|-----------|-----------|----------|-----------|------------|------------|-----------|------------|
| Date | CLEC Num | CLEC Denc | CLEC Resu | CLEC Std | Qwest Num | Qwest Denc | Qwest Resu | Mod Z Scr | Parity Scr |
| Oct-02 | 2 | 23 | 8.70% | 28.18% | 11 | 132 | 8.33% | 0.09 | -0.94 |
| Nov-02 | 2 | 17 | 11.76% | 32.22% | 4 | 92 | 4.35% | 1.09 | -0.33 |
| Dec-02 | 4 | 26 | 15.38% | 36.08% | 5 | 96 | 5.21% | 1.6 | -0.03 |
| Jan-03 | | | | | | | | | |
| Feb-03 | 4 | 21 | 19.05% | 39.27% | 6 | 85 | 7.06% | 1.53 | -0.07 |
| Mar-03 | 2 | 17 | 11.76% | 32.22% | 7 | 102 | 6.86% | 0.68 | -0.59 |
| Apr-03 | 1 | 16 | 6.25% | 24.21% | 6 | 95 | 6.32% | -0.01 | -1.01 |
| May-03 | 4 | 16 | 25.00% | 43.30% | 11 | 110 | 10.00% | 1.57 | -0.04 |
| Jun-03 | 2 | 15 | 13.33% | 33.99% | 8 | 119 | 6.72% | 0.86 | -0.48 |
| Jul-03 | 1 | 17 | 5.88% | 23.53% | 9 | 106 | 8.49% | -0.36 | -1.22 |
| Aug-03 | 0 | 20 | 0.00% | 0.00% | 7 | 88 | 7.95% | -1.19 | -1.72 |
| Sep-03 | | | | | | | | | |

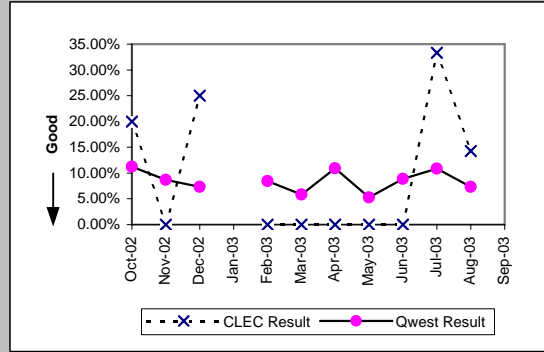


*Results exclude No Trouble Found and Test OK reports unless QWEST trouble is found on another report within 30 days of the original report. A 30-day window necessitates reporting a month behind

MR-7A* - Repair Repeat Report Rate (Percent) - Dispatches within MSAs

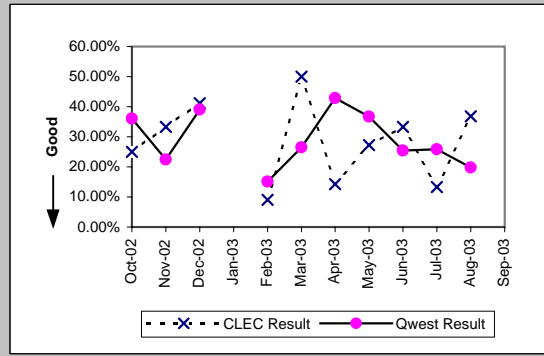
UNE P (Centrex 21) (Parity)

| Date | CLEC Num | CLEC Denc | CLEC Resu | CLEC Std | Qwest Num | Qwest Denc | Qwest Resu | Mod Z Scr | Parity Scr |
|--------|----------|-----------|-----------|----------|-----------|------------|------------|-----------|------------|
| Oct-02 | 1 | 5 | 20.00% | 40.00% | 21 | 187 | 11.23% | 0.56 | -0.66 |
| Nov-02 | 0 | 7 | 0.00% | 0.00% | 14 | 161 | 8.70% | -0.8 | -1.49 |
| Dec-02 | 1 | 4 | 25.00% | 43.30% | 11 | 150 | 7.33% | 1.02 | -0.38 |
| Jan-03 | | | | | | | | | |
| Feb-03 | 0 | 5 | 0.00% | 0.00% | 12 | 142 | 8.45% | -0.67 | -1.41 |
| Mar-03 | 0 | 4 | 0.00% | 0.00% | 8 | 137 | 5.84% | -0.49 | -1.3 |
| Apr-03 | 0 | 2 | 0.00% | 0.00% | 13 | 119 | 10.92% | -0.49 | -1.3 |
| May-03 | 0 | 4 | 0.00% | 0.00% | 6 | 114 | 5.26% | -0.46 | -1.28 |
| Jun-03 | 0 | 3 | 0.00% | 0.00% | 13 | 146 | 8.90% | -0.54 | -1.33 |
| Jul-03 | 1 | 3 | 33.33% | 47.14% | 16 | 147 | 10.88% | 0.96 | -0.42 |
| Aug-03 | 1 | 7 | 14.29% | 34.99% | 10 | 136 | 7.35% | 0.61 | -0.63 |
| Sep-03 | | | | | | | | | |



Line Sharing (Diagnostic)

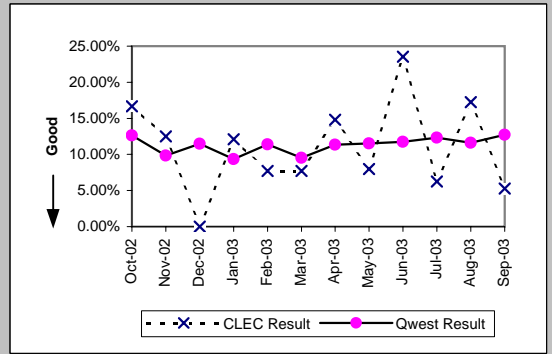
| Date | CLEC Num | CLEC Denc | CLEC Resu | CLEC Std | Qwest Num | Qwest Denc | Qwest Resu | Mod Z Scr | Parity Scr |
|--------|----------|-----------|-----------|----------|-----------|------------|------------|-----------|------------|
| Oct-02 | 3 | 12 | 25.00% | 43.30% | 13 | 36 | 36.11% | -0.69 | -1.42 |
| Nov-02 | 7 | 21 | 33.33% | 47.14% | 13 | 58 | 22.41% | 0.95 | -0.42 |
| Dec-02 | 7 | 17 | 41.18% | 49.22% | 16 | 41 | 39.02% | 0.13 | -0.92 |
| Jan-03 | | | | | | | | | |
| Feb-03 | 1 | 11 | 9.09% | 28.75% | 5 | 33 | 15.15% | -0.49 | -1.3 |
| Mar-03 | 9 | 18 | 50.00% | 50.00% | 9 | 34 | 26.47% | 1.64 | 0 |
| Apr-03 | 1 | 7 | 14.29% | 34.99% | 15 | 35 | 42.86% | -1.39 | -1.85 |
| May-03 | 3 | 11 | 27.27% | 44.54% | 11 | 30 | 36.67% | -0.55 | -1.34 |
| Jun-03 | 4 | 12 | 33.33% | 47.14% | 59 | 232 | 25.43% | 0.61 | -0.63 |
| Jul-03 | 2 | 15 | 13.33% | 33.99% | 68 | 263 | 25.86% | -1.08 | -1.65 |
| Aug-03 | 7 | 19 | 36.84% | 48.24% | 52 | 263 | 19.77% | 1.66 | 0.01 |
| Sep-03 | | | | | | | | | |



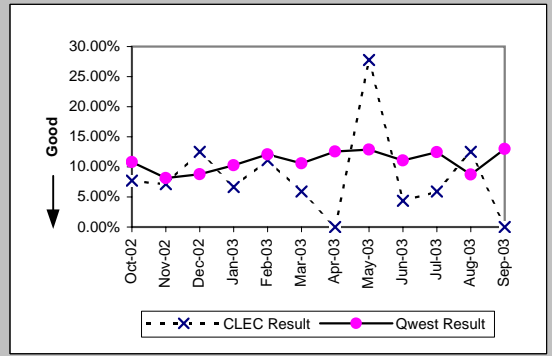
*Results exclude No Trouble Found and Test OK reports unless QWEST trouble is found on another report within 30 days of the original report. A 30-day window necessitates reporting a month behind

MR-7B - Repair Repeat Report Rate (Percent) - Dispatches outside MSAs

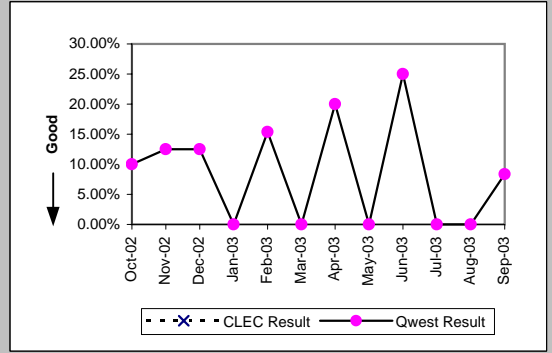
| Residence (Parity) | | | | | | | | | |
|--------------------|----------|-----------|-----------|----------|-----------|------------|------------|-----------|------------|
| Date | CLEC Num | CLEC Denc | CLEC Resu | CLEC Std | Qwest Num | Qwest Denc | Qwest Resu | Mod Z Scr | Parity Scr |
| Oct-02 | 2 | 12 | 16.67% | 37.27% | 298 | 2363 | 12.61% | 0.46 | -0.72 |
| Nov-02 | 2 | 16 | 12.50% | 33.07% | 257 | 2616 | 9.82% | 0.41 | -0.75 |
| Dec-02 | 0 | 12 | 0.00% | 0.00% | 379 | 3295 | 11.50% | -1.25 | -1.76 |
| Jan-03 | 4 | 33 | 12.12% | 32.64% | 309 | 3300 | 9.36% | 0.57 | -0.65 |
| Feb-03 | 2 | 26 | 7.69% | 26.65% | 293 | 2570 | 11.40% | -0.59 | -1.36 |
| Mar-03 | 2 | 26 | 7.69% | 26.65% | 268 | 2813 | 9.53% | -0.32 | -1.19 |
| Apr-03 | 4 | 27 | 14.81% | 35.52% | 299 | 2634 | 11.35% | 0.59 | -0.64 |
| May-03 | 2 | 25 | 8.00% | 27.13% | 289 | 2509 | 11.52% | -0.55 | -1.33 |
| Jun-03 | 4 | 17 | 23.53% | 42.42% | 294 | 2500 | 11.76% | 1.37 | -0.16 |
| Jul-03 | 1 | 16 | 6.25% | 24.21% | 350 | 2845 | 12.30% | -0.73 | -1.45 |
| Aug-03 | 5 | 29 | 17.24% | 37.77% | 333 | 2869 | 11.61% | 0.93 | -0.44 |
| Sep-03 | 2 | 38 | 5.26% | 22.33% | 329 | 2585 | 12.73% | -1.37 | -1.83 |



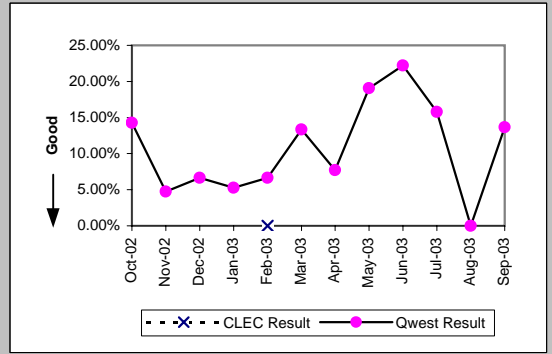
| Business (Parity) | | | | | | | | | |
|-------------------|----------|-----------|-----------|----------|-----------|------------|------------|-----------|------------|
| Date | CLEC Num | CLEC Denc | CLEC Resu | CLEC Std | Qwest Num | Qwest Denc | Qwest Resu | Mod Z Scr | Parity Scr |
| Oct-02 | 1 | 13 | 7.69% | 26.65% | 39 | 362 | 10.77% | -0.35 | -1.21 |
| Nov-02 | 1 | 14 | 7.14% | 25.75% | 23 | 283 | 8.13% | -0.13 | -1.08 |
| Dec-02 | 2 | 16 | 12.50% | 33.07% | 34 | 388 | 8.76% | 0.54 | -0.67 |
| Jan-03 | 1 | 15 | 6.67% | 24.94% | 45 | 439 | 10.25% | -0.45 | -1.27 |
| Feb-03 | 2 | 18 | 11.11% | 31.43% | 37 | 307 | 12.05% | -0.12 | -1.07 |
| Mar-03 | 1 | 17 | 5.88% | 23.53% | 36 | 340 | 10.59% | -0.62 | -1.37 |
| Apr-03 | 0 | 8 | 0.00% | 0.00% | 43 | 342 | 12.57% | -1.06 | -1.64 |
| May-03 | 5 | 18 | 27.78% | 44.79% | 41 | 319 | 12.85% | 1.64 | 0 |
| Jun-03 | 1 | 23 | 4.35% | 20.39% | 36 | 325 | 11.08% | -0.99 | -1.6 |
| Jul-03 | 1 | 17 | 5.88% | 23.53% | 39 | 314 | 12.42% | -0.8 | -1.48 |
| Aug-03 | 2 | 16 | 12.50% | 33.07% | 25 | 286 | 8.74% | 0.53 | -0.68 |
| Sep-03 | 0 | 21 | 0.00% | 0.00% | 41 | 316 | 12.97% | -1.71 | -2.04 |



| Centrex (Parity) | | | | | | | | | |
|------------------|----------|-----------|-----------|----------|-----------|------------|------------|-----------|------------|
| Date | CLEC Num | CLEC Denc | CLEC Resu | CLEC Std | Qwest Num | Qwest Denc | Qwest Resu | Mod Z Scr | Parity Scr |
| Oct-02 | | | | | 2 | 20 | 10.00% | | |
| Nov-02 | | | | | 1 | 8 | 12.50% | | |
| Dec-02 | | | | | 2 | 16 | 12.50% | | |
| Jan-03 | | | | | 0 | 17 | 0.00% | | |
| Feb-03 | | | | | 2 | 13 | 15.38% | | |
| Mar-03 | | | | | 0 | 9 | 0.00% | | |
| Apr-03 | | | | | 3 | 15 | 20.00% | | |
| May-03 | | | | | 0 | 6 | 0.00% | | |
| Jun-03 | | | | | 5 | 20 | 25.00% | | |
| Jul-03 | | | | | 0 | 9 | 0.00% | | |
| Aug-03 | | | | | 0 | 18 | 0.00% | | |
| Sep-03 | | | | | 1 | 12 | 8.33% | | |

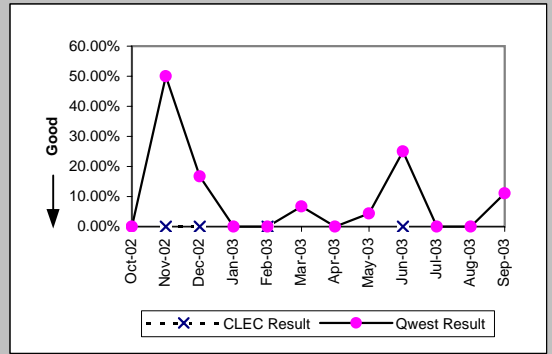


| Centrex 21 (Parity) | | | | | | | | | |
|---------------------|----------|-----------|-----------|----------|-----------|------------|------------|-----------|------------|
| Date | CLEC Num | CLEC Denc | CLEC Resu | CLEC Std | Qwest Num | Qwest Denc | Qwest Resu | Mod Z Scr | Parity Scr |
| Oct-02 | | | | | 2 | 14 | 14.29% | | |
| Nov-02 | | | | | 1 | 21 | 4.76% | | |
| Dec-02 | | | | | 1 | 15 | 6.67% | | |
| Jan-03 | | | | | 1 | 19 | 5.26% | | |
| Feb-03 | 0 | 1 | 0.00% | 0.00% | 1 | 15 | 6.67% | -0.26 | -1.16 |
| Mar-03 | | | | | 2 | 15 | 13.33% | | |
| Apr-03 | | | | | 1 | 13 | 7.69% | | |
| May-03 | | | | | 4 | 21 | 19.05% | | |
| Jun-03 | | | | | 6 | 27 | 22.22% | | |
| Jul-03 | | | | | 3 | 19 | 15.79% | | |
| Aug-03 | | | | | 0 | 19 | 0.00% | | |
| Sep-03 | | | | | 3 | 22 | 13.64% | | |

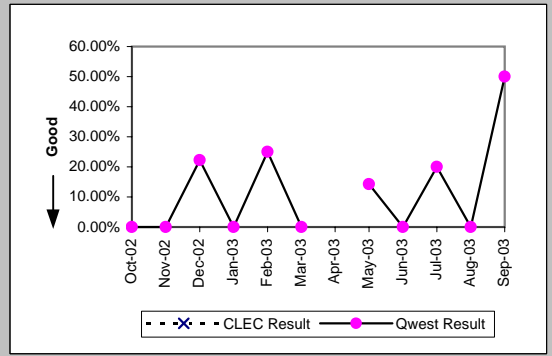


MR-7B - Repair Repeat Report Rate (Percent) - Dispatches outside MSAs

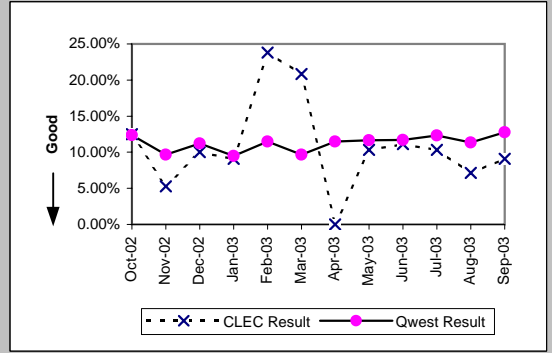
| PBX (Parity) | | | | | | | | | |
|--------------|----------|-----------|-----------|----------|-----------|------------|------------|-----------|------------|
| Date | CLEC Num | CLEC Denc | CLEC Resu | CLEC Std | Qwest Num | Qwest Denc | Qwest Resu | Mod Z Scr | Parity Scr |
| Oct-02 | | | | | 0 | 4 | 0.00% | | |
| Nov-02 | 0 | 1 | 0.00% | 0.00% | 3 | 6 | 50.00% | -0.93 | -1.56 |
| Dec-02 | 0 | 1 | 0.00% | 0.00% | 1 | 6 | 16.67% | -0.41 | -1.25 |
| Jan-03 | | | | | 0 | 5 | 0.00% | | |
| Feb-03 | 0 | 1 | 0.00% | 0.00% | 0 | 10 | 0.00% | N/A | N/A |
| Mar-03 | | | | | 1 | 15 | 6.67% | | |
| Apr-03 | | | | | 0 | 6 | 0.00% | | |
| May-03 | | | | | 1 | 23 | 4.35% | | |
| Jun-03 | 0 | 2 | 0.00% | 0.00% | 1 | 4 | 25.00% | -0.67 | -1.41 |
| Jul-03 | | | | | 0 | 3 | 0.00% | | |
| Aug-03 | | | | | 0 | 9 | 0.00% | | |
| Sep-03 | | | | | 1 | 9 | 11.11% | | |



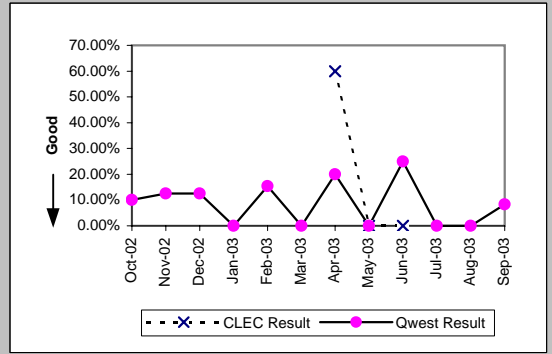
| Basic Rate ISDN (Parity) | | | | | | | | | |
|--------------------------|----------|-----------|-----------|----------|-----------|------------|------------|-----------|------------|
| Date | CLEC Num | CLEC Denc | CLEC Resu | CLEC Std | Qwest Num | Qwest Denc | Qwest Resu | Mod Z Scr | Parity Scr |
| Oct-02 | | | | | 0 | 1 | 0.00% | | |
| Nov-02 | | | | | 0 | 4 | 0.00% | | |
| Dec-02 | | | | | 2 | 9 | 22.22% | | |
| Jan-03 | | | | | 0 | 2 | 0.00% | | |
| Feb-03 | | | | | 1 | 4 | 25.00% | | |
| Mar-03 | | | | | 0 | 4 | 0.00% | | |
| Apr-03 | | | | | | | | | |
| May-03 | | | | | 1 | 7 | 14.29% | | |
| Jun-03 | | | | | 0 | 1 | 0.00% | | |
| Jul-03 | | | | | 1 | 5 | 20.00% | | |
| Aug-03 | | | | | 0 | 7 | 0.00% | | |
| Sep-03 | | | | | 2 | 4 | 50.00% | | |



| UNE - P (POTS) (Parity) | | | | | | | | | |
|-------------------------|----------|-----------|-----------|----------|-----------|------------|------------|-----------|------------|
| Date | CLEC Num | CLEC Denc | CLEC Resu | CLEC Std | Qwest Num | Qwest Denc | Qwest Resu | Mod Z Scr | Parity Scr |
| Oct-02 | 2 | 16 | 12.50% | 33.07% | 337 | 2725 | 12.37% | 0.09 | -0.95 |
| Nov-02 | 1 | 19 | 5.26% | 22.33% | 280 | 2899 | 9.66% | -0.65 | -1.39 |
| Dec-02 | 2 | 20 | 10.00% | 30.00% | 413 | 3683 | 11.21% | -0.17 | -1.1 |
| Jan-03 | 3 | 33 | 9.09% | 28.75% | 354 | 3739 | 9.47% | -0.07 | -1.04 |
| Feb-03 | 5 | 21 | 23.81% | 42.59% | 330 | 2877 | 11.47% | 1.6 | -0.03 |
| Mar-03 | 5 | 24 | 20.83% | 40.61% | 304 | 3153 | 9.64% | 1.66 | 0.01 |
| Apr-03 | 0 | 27 | 0.00% | 0.00% | 342 | 2976 | 11.49% | -1.86 | -2.13 |
| May-03 | 3 | 29 | 10.34% | 30.45% | 330 | 2828 | 11.67% | -0.22 | -1.13 |
| Jun-03 | 2 | 18 | 11.11% | 31.43% | 330 | 2825 | 11.68% | -0.08 | -1.05 |
| Jul-03 | 3 | 29 | 10.34% | 30.45% | 389 | 3159 | 12.31% | -0.32 | -1.2 |
| Aug-03 | 1 | 14 | 7.14% | 25.75% | 358 | 3155 | 11.35% | -0.49 | -1.3 |
| Sep-03 | 1 | 11 | 9.09% | 28.75% | 370 | 2901 | 12.75% | -0.36 | -1.22 |

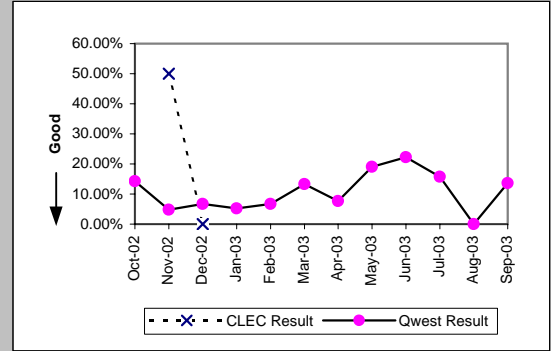


| UNE P (Centrex) (Parity) | | | | | | | | | |
|--------------------------|----------|-----------|-----------|----------|-----------|------------|------------|-----------|------------|
| Date | CLEC Num | CLEC Denc | CLEC Resu | CLEC Std | Qwest Num | Qwest Denc | Qwest Resu | Mod Z Scr | Parity Scr |
| Oct-02 | | | | | 2 | 20 | 10.00% | | |
| Nov-02 | | | | | 1 | 8 | 12.50% | | |
| Dec-02 | | | | | 2 | 16 | 12.50% | | |
| Jan-03 | | | | | 0 | 17 | 0.00% | | |
| Feb-03 | | | | | 2 | 13 | 15.38% | | |
| Mar-03 | | | | | 0 | 9 | 0.00% | | |
| Apr-03 | 3 | 5 | 60.00% | 48.99% | 3 | 15 | 20.00% | 1.49 | -0.09 |
| May-03 | 0 | 1 | 0.00% | 0.00% | 0 | 6 | 0.00% | N/A | N/A |
| Jun-03 | 0 | 1 | 0.00% | 0.00% | 5 | 20 | 25.00% | -0.56 | -1.34 |
| Jul-03 | | | | | 0 | 9 | 0.00% | | |
| Aug-03 | | | | | 0 | 18 | 0.00% | | |
| Sep-03 | | | | | 1 | 12 | 8.33% | | |

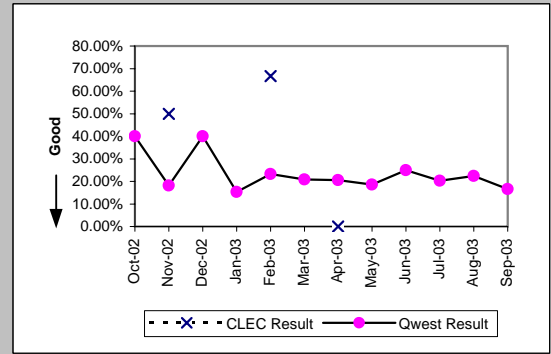


MR-7B - Repair Repeat Report Rate (Percent) - Dispatches outside MSAs

| UNE P (Centrex 21) (Parity) | | | | | | | | | |
|-----------------------------|----------|-----------|-----------|----------|-----------|------------|------------|-----------|------------|
| Date | CLEC Num | CLEC Denc | CLEC Resu | CLEC Std | Qwest Num | Qwest Denc | Qwest Resu | Mod Z Scr | Parity Scr |
| Oct-02 | | | | | 2 | 14 | 14.29% | | |
| Nov-02 | 1 | 2 | 50.00% | 50.00% | 1 | 21 | 4.76% | 1.42 | -0.14 |
| Dec-02 | 0 | 1 | 0.00% | 0.00% | 1 | 15 | 6.67% | -0.26 | -1.16 |
| Jan-03 | | | | | 1 | 19 | 5.26% | | |
| Feb-03 | | | | | 1 | 15 | 6.67% | | |
| Mar-03 | | | | | 2 | 15 | 13.33% | | |
| Apr-03 | | | | | 1 | 13 | 7.69% | | |
| May-03 | | | | | 4 | 21 | 19.05% | | |
| Jun-03 | | | | | 6 | 27 | 22.22% | | |
| Jul-03 | | | | | 3 | 19 | 15.79% | | |
| Aug-03 | | | | | 0 | 19 | 0.00% | | |
| Sep-03 | | | | | 3 | 22 | 13.64% | | |

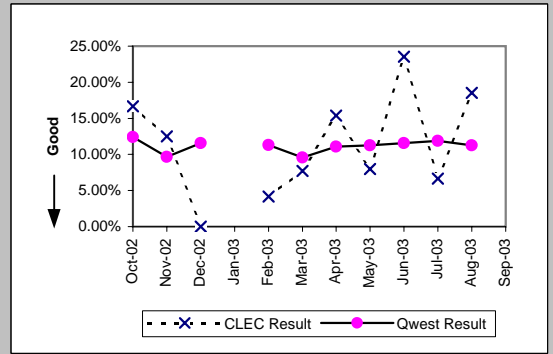


| Line Sharing (Diagnostic) | | | | | | | | | |
|---------------------------|----------|-----------|-----------|----------|-----------|------------|------------|-----------|------------|
| Date | CLEC Num | CLEC Denc | CLEC Resu | CLEC Std | Qwest Num | Qwest Denc | Qwest Resu | Mod Z Scr | Parity Scr |
| Oct-02 | | | | | 2 | 5 | 40.00% | | |
| Nov-02 | 1 | 2 | 50.00% | 50.00% | 2 | 11 | 18.18% | 0.72 | -0.56 |
| Dec-02 | | | | | 4 | 10 | 40.00% | | |
| Jan-03 | | | | | 2 | 13 | 15.38% | | |
| Feb-03 | 2 | 3 | 66.67% | 47.14% | 97 | 418 | 23.21% | 1.46 | -0.11 |
| Mar-03 | | | | | 79 | 379 | 20.84% | | |
| Apr-03 | 0 | 1 | 0.00% | 0.00% | 88 | 428 | 20.56% | -0.51 | -1.31 |
| May-03 | | | | | 75 | 404 | 18.56% | | |
| Jun-03 | | | | | 11 | 44 | 25.00% | | |
| Jul-03 | | | | | 15 | 74 | 20.27% | | |
| Aug-03 | | | | | 32 | 143 | 22.38% | | |
| Sep-03 | | | | | 22 | 133 | 16.54% | | |

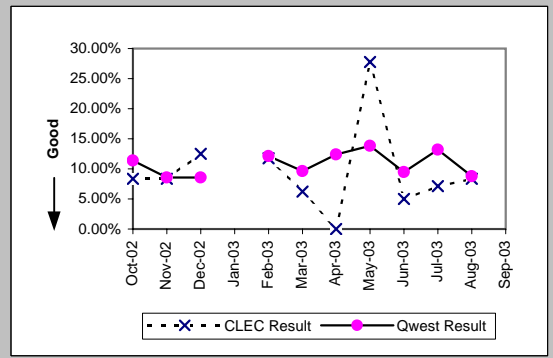


MR-7B* - Repair Repeat Report Rate (Percent) - Dispatches outside MSAs

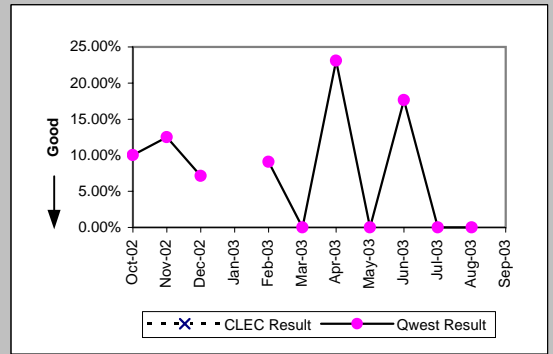
| Residence (Parity) | | | | | | | | | |
|--------------------|----------|-----------|-----------|------------|-----------|------------|------------|-----------|------------|
| Date | CLEC Num | CLEC Denc | CLEC Resu | CLEC Std E | Qwest Num | Qwest Denc | Qwest Resu | Mod Z Scr | Parity Scr |
| Oct-02 | 2 | 12 | 16.67% | 37.27% | 275 | 2216 | 12.41% | 0.48 | -0.71 |
| Nov-02 | 2 | 16 | 12.50% | 33.07% | 239 | 2477 | 9.65% | 0.43 | -0.74 |
| Dec-02 | 0 | 10 | 0.00% | 0.00% | 363 | 3138 | 11.57% | -1.14 | -1.69 |
| Jan-03 | | | | | | | | | |
| Feb-03 | 1 | 24 | 4.17% | 19.98% | 274 | 2427 | 11.29% | -1.1 | -1.67 |
| Mar-03 | 2 | 26 | 7.69% | 26.65% | 257 | 2688 | 9.56% | -0.32 | -1.2 |
| Apr-03 | 4 | 26 | 15.38% | 36.08% | 280 | 2523 | 11.10% | 0.71 | -0.57 |
| May-03 | 2 | 25 | 8.00% | 27.13% | 270 | 2399 | 11.25% | -0.51 | -1.31 |
| Jun-03 | 4 | 17 | 23.53% | 42.42% | 274 | 2368 | 11.57% | 1.4 | -0.15 |
| Jul-03 | 1 | 15 | 6.67% | 24.94% | 322 | 2707 | 11.90% | -0.62 | -1.38 |
| Aug-03 | 5 | 27 | 18.52% | 38.84% | 305 | 2708 | 11.26% | 1.14 | -0.31 |
| Sep-03 | | | | | | | | | |



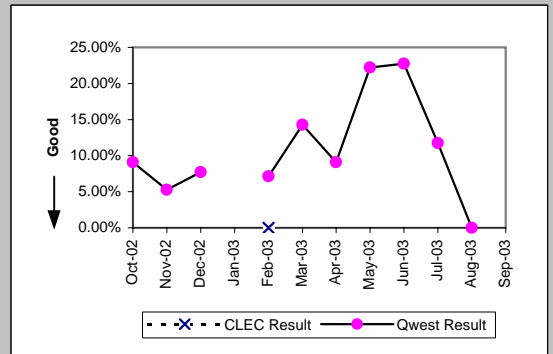
| Business (Parity) | | | | | | | | | |
|-------------------|----------|-----------|-----------|------------|-----------|------------|------------|-----------|------------|
| Date | CLEC Num | CLEC Denc | CLEC Resu | CLEC Std E | Qwest Num | Qwest Denc | Qwest Resu | Mod Z Scr | Parity Scr |
| Oct-02 | 1 | 12 | 8.33% | 27.64% | 38 | 334 | 11.38% | -0.33 | -1.2 |
| Nov-02 | 1 | 12 | 8.33% | 27.64% | 22 | 257 | 8.56% | -0.03 | -1.02 |
| Dec-02 | 2 | 16 | 12.50% | 33.07% | 31 | 362 | 8.56% | 0.56 | -0.66 |
| Jan-03 | | | | | | | | | |
| Feb-03 | 2 | 17 | 11.76% | 32.22% | 35 | 288 | 12.15% | -0.05 | -1.03 |
| Mar-03 | 1 | 16 | 6.25% | 24.21% | 30 | 311 | 9.65% | -0.45 | -1.27 |
| Apr-03 | 0 | 7 | 0.00% | 0.00% | 38 | 307 | 12.38% | -0.98 | -1.6 |
| May-03 | 5 | 18 | 27.78% | 44.79% | 41 | 296 | 13.85% | 1.51 | -0.08 |
| Jun-03 | 1 | 20 | 5.00% | 21.79% | 28 | 295 | 9.49% | -0.66 | -1.4 |
| Jul-03 | 1 | 14 | 7.14% | 25.75% | 38 | 288 | 13.19% | -0.65 | -1.4 |
| Aug-03 | 1 | 12 | 8.33% | 27.64% | 23 | 262 | 8.78% | -0.05 | -1.03 |
| Sep-03 | | | | | | | | | |



| Centrex (Parity) | | | | | | | | | |
|------------------|----------|-----------|-----------|------------|-----------|------------|------------|-----------|------------|
| Date | CLEC Num | CLEC Denc | CLEC Resu | CLEC Std E | Qwest Num | Qwest Denc | Qwest Resu | Mod Z Scr | Parity Scr |
| Oct-02 | | | | | 2 | 20 | 10.00% | | |
| Nov-02 | | | | | 1 | 8 | 12.50% | | |
| Dec-02 | | | | | 1 | 14 | 7.14% | | |
| Jan-03 | | | | | | | | | |
| Feb-03 | | | | | 1 | 11 | 9.09% | | |
| Mar-03 | | | | | 0 | 9 | 0.00% | | |
| Apr-03 | | | | | 3 | 13 | 23.08% | | |
| May-03 | | | | | 0 | 5 | 0.00% | | |
| Jun-03 | | | | | 3 | 17 | 17.65% | | |
| Jul-03 | | | | | 0 | 9 | 0.00% | | |
| Aug-03 | | | | | 0 | 18 | 0.00% | | |
| Sep-03 | | | | | | | | | |



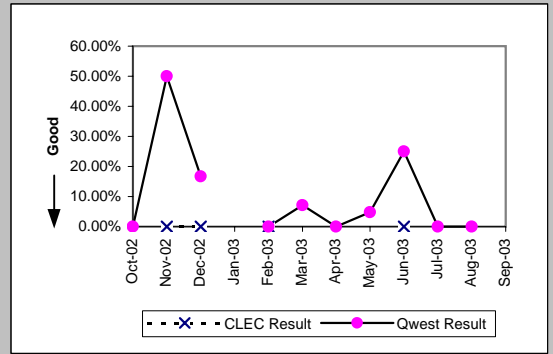
| Centrex 21 (Parity) | | | | | | | | | |
|---------------------|----------|-----------|-----------|------------|-----------|------------|------------|-----------|------------|
| Date | CLEC Num | CLEC Denc | CLEC Resu | CLEC Std E | Qwest Num | Qwest Denc | Qwest Resu | Mod Z Scr | Parity Scr |
| Oct-02 | | | | | 1 | 11 | 9.09% | | |
| Nov-02 | | | | | 1 | 19 | 5.26% | | |
| Dec-02 | | | | | 1 | 13 | 7.69% | | |
| Jan-03 | | | | | | | | | |
| Feb-03 | 0 | 1 | 0.00% | 0.00% | 1 | 14 | 7.14% | -0.27 | -1.16 |
| Mar-03 | | | | | 2 | 14 | 14.29% | | |
| Apr-03 | | | | | 1 | 11 | 9.09% | | |
| May-03 | | | | | 4 | 18 | 22.22% | | |
| Jun-03 | | | | | 5 | 22 | 22.73% | | |
| Jul-03 | | | | | 2 | 17 | 11.76% | | |
| Aug-03 | | | | | 0 | 18 | 0.00% | | |
| Sep-03 | | | | | | | | | |



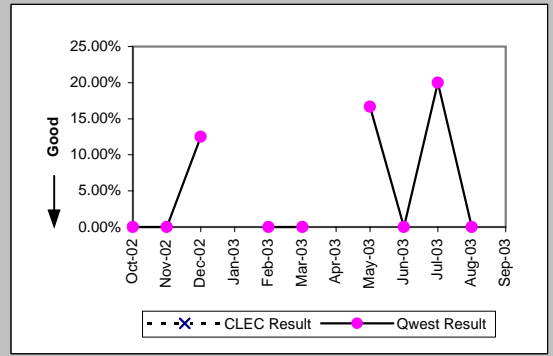
*Results exclude No Trouble Found and Test OK reports unless QWEST trouble is found on another report within 30 days of the original report. A 30-day window necessitates reporting a month behind

MR-7B* - Repair Repeat Report Rate (Percent) - Dispatches outside MSAs

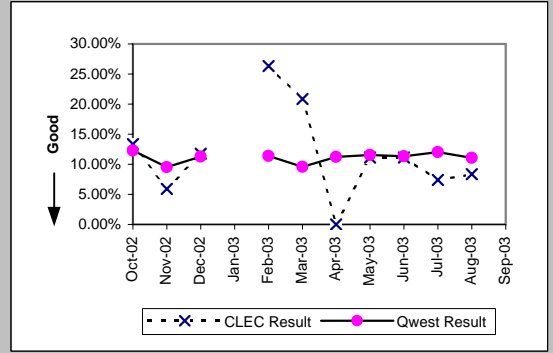
| PBX (Parity) | | | | | | | | | |
|--------------|----------|-----------|-----------|----------|-----------|------------|------------|-----------|------------|
| Date | CLEC Num | CLEC Denc | CLEC Resu | CLEC Std | Qwest Num | Qwest Denc | Qwest Resu | Mod Z Scr | Parity Scr |
| Oct-02 | | | | | 0 | 4 | 0.00% | | |
| Nov-02 | 0 | 1 | 0.00% | 0.00% | 3 | 6 | 50.00% | -0.93 | -1.56 |
| Dec-02 | 0 | 1 | 0.00% | 0.00% | 1 | 6 | 16.67% | -0.41 | -1.25 |
| Jan-03 | | | | | | | | | |
| Feb-03 | 0 | 1 | 0.00% | 0.00% | 0 | 10 | 0.00% | N/A | N/A |
| Mar-03 | | | | | 1 | 14 | 7.14% | | |
| Apr-03 | | | | | 0 | 4 | 0.00% | | |
| May-03 | | | | | 1 | 21 | 4.76% | | |
| Jun-03 | 0 | 2 | 0.00% | 0.00% | 1 | 4 | 25.00% | -0.67 | -1.41 |
| Jul-03 | | | | | 0 | 3 | 0.00% | | |
| Aug-03 | | | | | 0 | 8 | 0.00% | | |
| Sep-03 | | | | | | | | | |



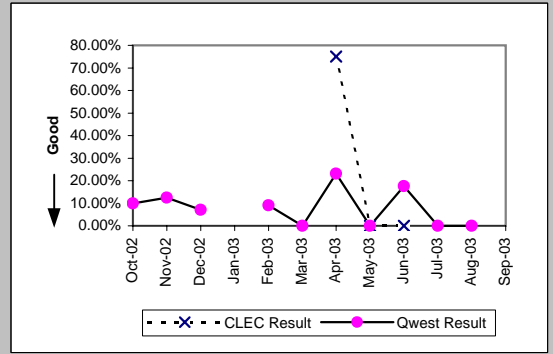
| Basic Rate ISDN (Parity) | | | | | | | | | |
|--------------------------|----------|-----------|-----------|----------|-----------|------------|------------|-----------|------------|
| Date | CLEC Num | CLEC Denc | CLEC Resu | CLEC Std | Qwest Num | Qwest Denc | Qwest Resu | Mod Z Scr | Parity Scr |
| Oct-02 | | | | | 0 | 1 | 0.00% | | |
| Nov-02 | | | | | 0 | 4 | 0.00% | | |
| Dec-02 | | | | | 1 | 8 | 12.50% | | |
| Jan-03 | | | | | | | | | |
| Feb-03 | | | | | 0 | 2 | 0.00% | | |
| Mar-03 | | | | | 0 | 4 | 0.00% | | |
| Apr-03 | | | | | | | | | |
| May-03 | | | | | 1 | 6 | 16.67% | | |
| Jun-03 | | | | | 0 | 1 | 0.00% | | |
| Jul-03 | | | | | 1 | 5 | 20.00% | | |
| Aug-03 | | | | | 0 | 6 | 0.00% | | |
| Sep-03 | | | | | | | | | |



| UNE - P (POTS) (Parity) | | | | | | | | | |
|-------------------------|----------|-----------|-----------|----------|-----------|------------|------------|-----------|------------|
| Date | CLEC Num | CLEC Denc | CLEC Resu | CLEC Std | Qwest Num | Qwest Denc | Qwest Resu | Mod Z Scr | Parity Scr |
| Oct-02 | 2 | 15 | 13.33% | 33.99% | 313 | 2550 | 12.27% | 0.19 | -0.88 |
| Nov-02 | 1 | 17 | 5.88% | 23.53% | 261 | 2734 | 9.55% | -0.51 | -1.31 |
| Dec-02 | 2 | 17 | 11.76% | 32.22% | 394 | 3500 | 11.26% | 0.14 | -0.92 |
| Jan-03 | | | | | | | | | |
| Feb-03 | 5 | 19 | 26.32% | 44.03% | 309 | 2715 | 11.38% | 1.81 | 0.1 |
| Mar-03 | 5 | 24 | 20.83% | 40.61% | 287 | 2999 | 9.57% | 1.67 | 0.02 |
| Apr-03 | 0 | 23 | 0.00% | 0.00% | 318 | 2830 | 11.24% | -1.7 | -2.03 |
| May-03 | 3 | 27 | 11.11% | 31.43% | 311 | 2695 | 11.54% | -0.07 | -1.04 |
| Jun-03 | 2 | 18 | 11.11% | 31.43% | 302 | 2663 | 11.34% | -0.03 | -1.02 |
| Jul-03 | 2 | 27 | 7.41% | 26.19% | 360 | 2995 | 12.02% | -0.73 | -1.45 |
| Aug-03 | 1 | 12 | 8.33% | 27.64% | 328 | 2970 | 11.04% | -0.3 | -1.18 |
| Sep-03 | | | | | | | | | |



| UNE P (Centrex) (Parity) | | | | | | | | | |
|--------------------------|----------|-----------|-----------|----------|-----------|------------|------------|-----------|------------|
| Date | CLEC Num | CLEC Denc | CLEC Resu | CLEC Std | Qwest Num | Qwest Denc | Qwest Resu | Mod Z Scr | Parity Scr |
| Oct-02 | | | | | 2 | 20 | 10.00% | | |
| Nov-02 | | | | | 1 | 8 | 12.50% | | |
| Dec-02 | | | | | 1 | 14 | 7.14% | | |
| Jan-03 | | | | | | | | | |
| Feb-03 | | | | | 1 | 11 | 9.09% | | |
| Mar-03 | | | | | 0 | 9 | 0.00% | | |
| Apr-03 | 3 | 4 | 75.00% | 43.30% | 3 | 13 | 23.08% | 1.7 | 0.04 |
| May-03 | 0 | 1 | 0.00% | 0.00% | 0 | 5 | 0.00% | N/A | N/A |
| Jun-03 | 0 | 1 | 0.00% | 0.00% | 3 | 17 | 17.65% | -0.45 | -1.27 |
| Jul-03 | | | | | 0 | 9 | 0.00% | | |
| Aug-03 | | | | | 0 | 18 | 0.00% | | |
| Sep-03 | | | | | | | | | |

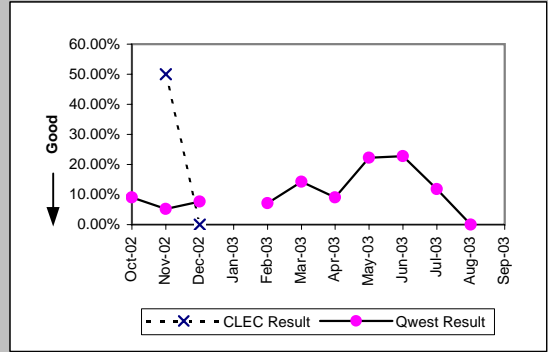


*Results exclude No Trouble Found and Test OK reports unless QWEST trouble is found on another report within 30 days of the original report. A 30-day window necessitates reporting a month behind

MR-7B* - Repair Repeat Report Rate (Percent) - Dispatches outside MSAs

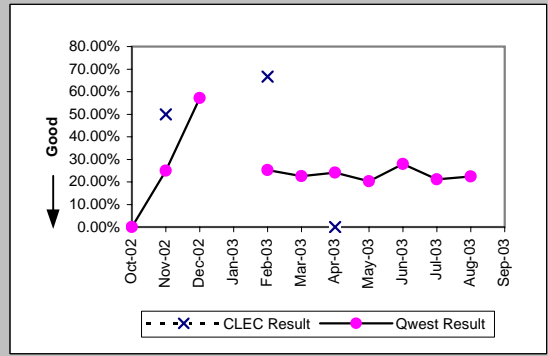
UNE P (Centrex 21) (Parity)

| Date | CLEC Num | CLEC Denc | CLEC Resu | CLEC Std | Qwest Num | Qwest Denc | Qwest Resu | Mod Z Scr | Parity Scr |
|--------|----------|-----------|-----------|----------|-----------|------------|------------|-----------|------------|
| Oct-02 | | | | | 1 | 11 | 9.09% | | |
| Nov-02 | 1 | 2 | 50.00% | 50.00% | 1 | 19 | 5.26% | 1.36 | -0.17 |
| Dec-02 | 0 | 1 | 0.00% | 0.00% | 1 | 13 | 7.69% | -0.28 | -1.17 |
| Jan-03 | | | | | | | | | |
| Feb-03 | | | | | 1 | 14 | 7.14% | | |
| Mar-03 | | | | | 2 | 14 | 14.29% | | |
| Apr-03 | | | | | 1 | 11 | 9.09% | | |
| May-03 | | | | | 4 | 18 | 22.22% | | |
| Jun-03 | | | | | 5 | 22 | 22.73% | | |
| Jul-03 | | | | | 2 | 17 | 11.76% | | |
| Aug-03 | | | | | 0 | 18 | 0.00% | | |
| Sep-03 | | | | | | | | | |



Line Sharing (Diagnostic)

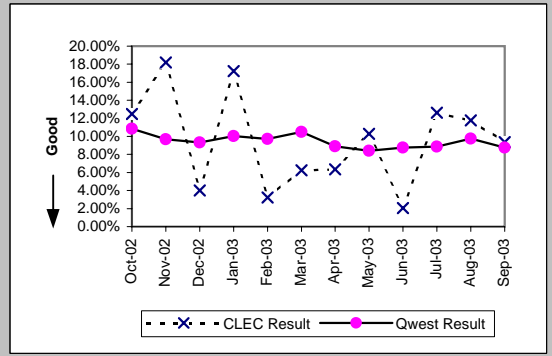
| Date | CLEC Num | CLEC Denc | CLEC Resu | CLEC Std | Qwest Num | Qwest Denc | Qwest Resu | Mod Z Scr | Parity Scr |
|--------|----------|-----------|-----------|----------|-----------|------------|------------|-----------|------------|
| Oct-02 | | | | | 0 | 1 | 0.00% | | |
| Nov-02 | 1 | 2 | 50.00% | 50.00% | 1 | 4 | 25.00% | 0.32 | -0.8 |
| Dec-02 | | | | | 4 | 7 | 57.14% | | |
| Jan-03 | | | | | | | | | |
| Feb-03 | 2 | 3 | 66.67% | 47.14% | 52 | 206 | 25.24% | 1.37 | -0.17 |
| Mar-03 | | | | | 54 | 239 | 22.59% | | |
| Apr-03 | 0 | 1 | 0.00% | 0.00% | 63 | 261 | 24.14% | -0.56 | -1.34 |
| May-03 | | | | | 53 | 262 | 20.23% | | |
| Jun-03 | | | | | 7 | 25 | 28.00% | | |
| Jul-03 | | | | | 11 | 52 | 21.15% | | |
| Aug-03 | | | | | 22 | 98 | 22.45% | | |
| Sep-03 | | | | | | | | | |



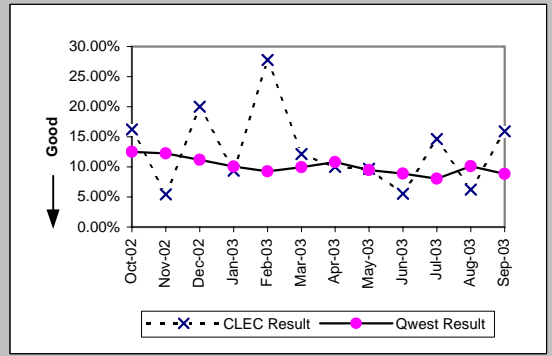
*Results exclude No Trouble Found and Test OK reports unless QWEST trouble is found on another report within 30 days of the original report. A 30-day window necessitates reporting a month behind

MR-7C - Repair Repeat Report Rate (Percent) - No dispatches

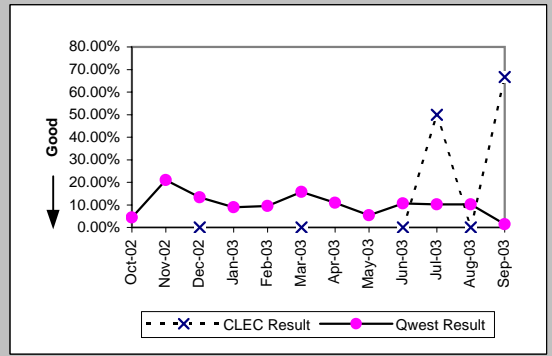
| Residence (Parity) | | | | | | | | | |
|--------------------|----------|-----------|-----------|----------|-----------|------------|------------|-----------|------------|
| Date | CLEC Num | CLEC Denc | CLEC Resu | CLEC Std | Qwest Num | Qwest Denc | Qwest Resu | Mod Z Scr | Parity Scr |
| Oct-02 | 4 | 32 | 12.50% | 33.07% | 441 | 4065 | 10.85% | 0.35 | -0.79 |
| Nov-02 | 4 | 22 | 18.18% | 38.57% | 352 | 3639 | 9.67% | 1.25 | -0.24 |
| Dec-02 | 1 | 25 | 4.00% | 19.60% | 313 | 3360 | 9.32% | -0.91 | -1.55 |
| Jan-03 | 5 | 29 | 17.24% | 37.77% | 354 | 3527 | 10.04% | 1.22 | -0.26 |
| Feb-03 | 1 | 31 | 3.23% | 17.67% | 315 | 3245 | 9.71% | -1.21 | -1.74 |
| Mar-03 | 4 | 64 | 6.25% | 24.21% | 352 | 3357 | 10.49% | -1.1 | -1.67 |
| Apr-03 | 4 | 63 | 6.35% | 24.38% | 272 | 3054 | 8.91% | -0.71 | -1.43 |
| May-03 | 7 | 68 | 10.29% | 30.39% | 245 | 2912 | 8.41% | 0.58 | -0.65 |
| Jun-03 | 1 | 49 | 2.04% | 14.14% | 256 | 2918 | 8.77% | -1.65 | -2 |
| Jul-03 | 12 | 95 | 12.63% | 33.22% | 293 | 3305 | 8.87% | 1.24 | -0.25 |
| Aug-03 | 8 | 68 | 11.76% | 32.22% | 326 | 3344 | 9.75% | 0.58 | -0.65 |
| Sep-03 | 10 | 107 | 9.35% | 29.11% | 323 | 3681 | 8.77% | 0.24 | -0.85 |



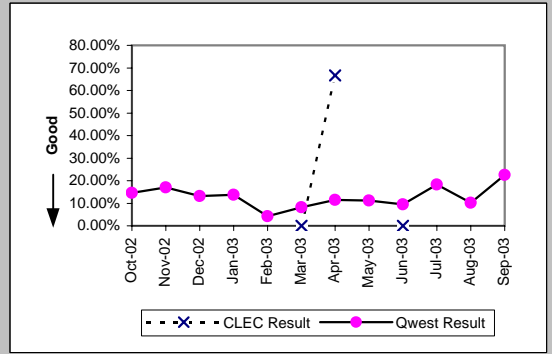
| Business (Parity) | | | | | | | | | |
|-------------------|----------|-----------|-----------|----------|-----------|------------|------------|-----------|------------|
| Date | CLEC Num | CLEC Denc | CLEC Resu | CLEC Std | Qwest Num | Qwest Denc | Qwest Resu | Mod Z Scr | Parity Scr |
| Oct-02 | 6 | 37 | 16.22% | 36.86% | 83 | 665 | 12.48% | 0.68 | -0.59 |
| Nov-02 | 2 | 37 | 5.41% | 22.61% | 75 | 612 | 12.25% | -1.23 | -1.75 |
| Dec-02 | 7 | 35 | 20.00% | 40.00% | 59 | 528 | 11.17% | 1.48 | -0.1 |
| Jan-03 | 3 | 32 | 9.38% | 29.15% | 62 | 618 | 10.03% | -0.12 | -1.07 |
| Feb-03 | 10 | 36 | 27.78% | 44.79% | 57 | 616 | 9.25% | 3.06 | 0.86 |
| Mar-03 | 4 | 33 | 12.12% | 32.64% | 52 | 524 | 9.92% | 0.44 | -0.73 |
| Apr-03 | 4 | 40 | 10.00% | 30.00% | 61 | 565 | 10.80% | -0.16 | -1.1 |
| May-03 | 3 | 31 | 9.68% | 29.57% | 50 | 527 | 9.49% | 0.09 | -0.95 |
| Jun-03 | 2 | 36 | 5.56% | 22.91% | 45 | 508 | 8.86% | -0.67 | -1.41 |
| Jul-03 | 6 | 41 | 14.63% | 35.34% | 44 | 549 | 8.01% | 1.39 | -0.16 |
| Aug-03 | 2 | 32 | 6.25% | 24.21% | 48 | 476 | 10.08% | -0.7 | -1.42 |
| Sep-03 | 7 | 44 | 15.91% | 36.58% | 50 | 565 | 8.85% | 1.46 | -0.11 |



| Centrex (Parity) | | | | | | | | | |
|------------------|----------|-----------|-----------|----------|-----------|------------|------------|-----------|------------|
| Date | CLEC Num | CLEC Denc | CLEC Resu | CLEC Std | Qwest Num | Qwest Denc | Qwest Resu | Mod Z Scr | Parity Scr |
| Oct-02 | | | | | 4 | 92 | 4.35% | | |
| Nov-02 | | | | | 21 | 100 | 21.00% | | |
| Dec-02 | 0 | 1 | 0.00% | 0.00% | 12 | 90 | 13.33% | -0.39 | -1.24 |
| Jan-03 | | | | | 9 | 101 | 8.91% | | |
| Feb-03 | | | | | 10 | 105 | 9.52% | | |
| Mar-03 | 0 | 1 | 0.00% | 0.00% | 12 | 76 | 15.79% | -0.43 | -1.26 |
| Apr-03 | | | | | 11 | 101 | 10.89% | | |
| May-03 | | | | | 4 | 74 | 5.41% | | |
| Jun-03 | 0 | 2 | 0.00% | 0.00% | 8 | 75 | 10.67% | -0.48 | -1.29 |
| Jul-03 | 2 | 4 | 50.00% | 50.00% | 9 | 88 | 10.23% | 1.86 | 0.13 |
| Aug-03 | 0 | 1 | 0.00% | 0.00% | 8 | 78 | 10.26% | -0.34 | -1.2 |
| Sep-03 | 2 | 3 | 66.67% | 47.14% | 1 | 70 | 1.43% | 3.06 | 0.86 |

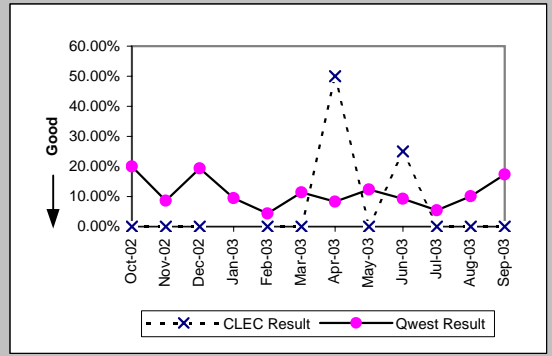


| Centrex 21 (Parity) | | | | | | | | | |
|---------------------|----------|-----------|-----------|----------|-----------|------------|------------|-----------|------------|
| Date | CLEC Num | CLEC Denc | CLEC Resu | CLEC Std | Qwest Num | Qwest Denc | Qwest Resu | Mod Z Scr | Parity Scr |
| Oct-02 | | | | | 14 | 96 | 14.58% | | |
| Nov-02 | | | | | 14 | 82 | 17.07% | | |
| Dec-02 | | | | | 9 | 68 | 13.24% | | |
| Jan-03 | | | | | 12 | 87 | 13.79% | | |
| Feb-03 | | | | | 4 | 93 | 4.30% | | |
| Mar-03 | 0 | 2 | 0.00% | 0.00% | 6 | 73 | 8.22% | -0.42 | -1.25 |
| Apr-03 | 2 | 3 | 66.67% | 47.14% | 11 | 96 | 11.46% | 2.07 | 0.26 |
| May-03 | | | | | 11 | 98 | 11.22% | | |
| Jun-03 | 0 | 1 | 0.00% | 0.00% | 9 | 95 | 9.47% | -0.32 | -1.2 |
| Jul-03 | | | | | 17 | 93 | 18.28% | | |
| Aug-03 | | | | | 7 | 69 | 10.14% | | |
| Sep-03 | | | | | 19 | 84 | 22.62% | | |

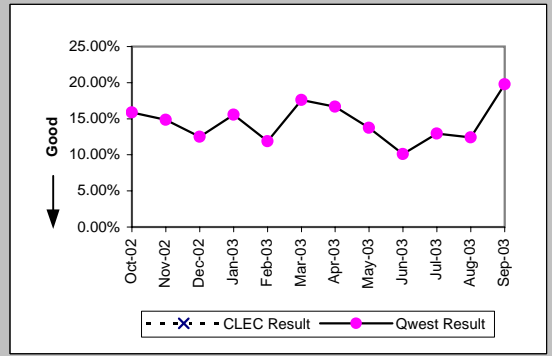


MR-7C - Repair Repeat Report Rate (Percent) - No dispatches

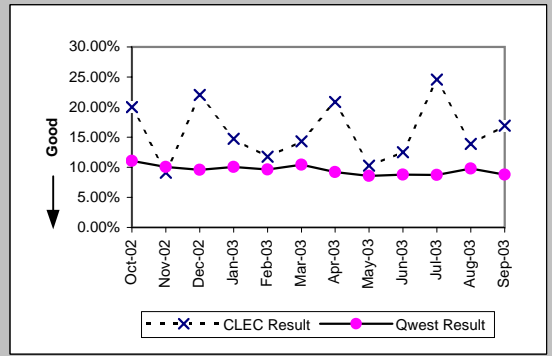
| PBX (Parity) | | | | | | | | | |
|--------------|----------|-----------|-----------|----------|-----------|------------|------------|-----------|------------|
| Date | CLEC Num | CLEC Denc | CLEC Resu | CLEC Std | Qwest Num | Qwest Denc | Qwest Resu | Mod Z Scr | Parity Scr |
| Oct-02 | 0 | 3 | 0.00% | 0.00% | 12 | 60 | 20.00% | -0.85 | -1.51 |
| Nov-02 | 0 | 3 | 0.00% | 0.00% | 7 | 81 | 8.64% | -0.52 | -1.32 |
| Dec-02 | 0 | 1 | 0.00% | 0.00% | 17 | 88 | 19.32% | -0.49 | -1.3 |
| Jan-03 | | | | | 7 | 74 | 9.46% | | |
| Feb-03 | 0 | 1 | 0.00% | 0.00% | 3 | 68 | 4.41% | -0.21 | -1.13 |
| Mar-03 | 0 | 2 | 0.00% | 0.00% | 9 | 79 | 11.39% | -0.5 | -1.3 |
| Apr-03 | 1 | 2 | 50.00% | 50.00% | 5 | 60 | 8.33% | 1.33 | -0.19 |
| May-03 | 0 | 2 | 0.00% | 0.00% | 8 | 65 | 12.31% | -0.52 | -1.32 |
| Jun-03 | 1 | 4 | 25.00% | 43.30% | 5 | 54 | 9.26% | 0.82 | -0.5 |
| Jul-03 | 0 | 2 | 0.00% | 0.00% | 3 | 55 | 5.45% | -0.33 | -1.2 |
| Aug-03 | 0 | 4 | 0.00% | 0.00% | 8 | 79 | 10.13% | -0.65 | -1.4 |
| Sep-03 | 0 | 2 | 0.00% | 0.00% | 12 | 69 | 17.39% | -0.64 | -1.39 |



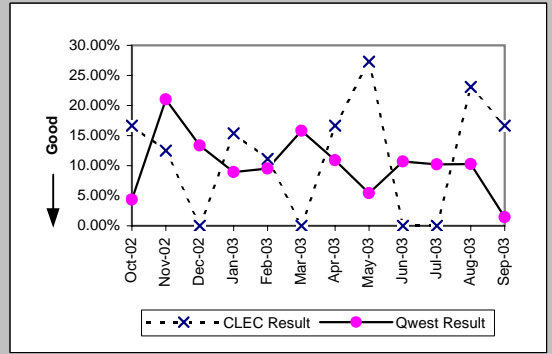
| Basic Rate ISDN (Parity) | | | | | | | | | |
|--------------------------|----------|-----------|-----------|----------|-----------|------------|------------|-----------|------------|
| Date | CLEC Num | CLEC Denc | CLEC Resu | CLEC Std | Qwest Num | Qwest Denc | Qwest Resu | Mod Z Scr | Parity Scr |
| Oct-02 | | | | | 13 | 82 | 15.85% | | |
| Nov-02 | | | | | 15 | 101 | 14.85% | | |
| Dec-02 | | | | | 14 | 112 | 12.50% | | |
| Jan-03 | | | | | 19 | 122 | 15.57% | | |
| Feb-03 | | | | | 17 | 143 | 11.89% | | |
| Mar-03 | | | | | 25 | 142 | 17.61% | | |
| Apr-03 | | | | | 20 | 120 | 16.67% | | |
| May-03 | | | | | 14 | 102 | 13.73% | | |
| Jun-03 | | | | | 10 | 99 | 10.10% | | |
| Jul-03 | | | | | 11 | 85 | 12.94% | | |
| Aug-03 | | | | | 16 | 129 | 12.40% | | |
| Sep-03 | | | | | 18 | 91 | 19.78% | | |



| UNE - P (POTS) (Parity) | | | | | | | | | |
|-------------------------|----------|-----------|-----------|----------|-----------|------------|------------|-----------|------------|
| Date | CLEC Num | CLEC Denc | CLEC Resu | CLEC Std | Qwest Num | Qwest Denc | Qwest Resu | Mod Z Scr | Parity Scr |
| Oct-02 | 12 | 60 | 20.00% | 40.00% | 524 | 4730 | 11.08% | 2.02 | 0.23 |
| Nov-02 | 6 | 66 | 9.09% | 28.75% | 427 | 4251 | 10.04% | -0.26 | -1.16 |
| Dec-02 | 11 | 50 | 22.00% | 41.42% | 372 | 3888 | 9.57% | 2.61 | 0.59 |
| Jan-03 | 9 | 61 | 14.75% | 35.46% | 416 | 4145 | 10.04% | 1.18 | -0.28 |
| Feb-03 | 8 | 68 | 11.76% | 32.22% | 372 | 3861 | 9.63% | 0.61 | -0.63 |
| Mar-03 | 7 | 49 | 14.29% | 34.99% | 404 | 3881 | 10.41% | 0.88 | -0.46 |
| Apr-03 | 10 | 48 | 20.83% | 40.61% | 333 | 3619 | 9.20% | 2.44 | 0.49 |
| May-03 | 8 | 78 | 10.26% | 30.34% | 295 | 3439 | 8.58% | 0.55 | -0.66 |
| Jun-03 | 6 | 48 | 12.50% | 33.07% | 301 | 3426 | 8.79% | 0.9 | -0.45 |
| Jul-03 | 15 | 61 | 24.59% | 43.06% | 337 | 3854 | 8.74% | 3.65 | 1.22 |
| Aug-03 | 10 | 72 | 13.89% | 34.58% | 374 | 3820 | 9.79% | 1.13 | -0.31 |
| Sep-03 | 12 | 71 | 16.90% | 37.48% | 373 | 4246 | 8.78% | 2.18 | 0.33 |

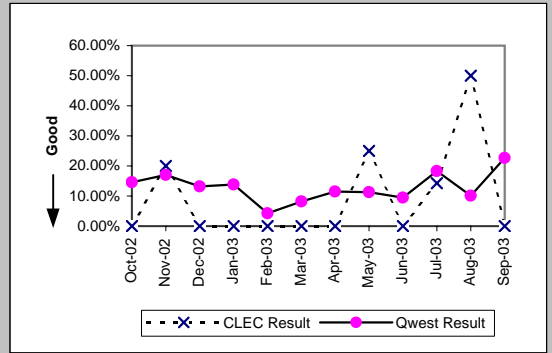


| UNE P (Centrex) (Parity) | | | | | | | | | |
|--------------------------|----------|-----------|-----------|----------|-----------|------------|------------|-----------|------------|
| Date | CLEC Num | CLEC Denc | CLEC Resu | CLEC Std | Qwest Num | Qwest Denc | Qwest Resu | Mod Z Scr | Parity Scr |
| Oct-02 | 2 | 12 | 16.67% | 37.27% | 4 | 92 | 4.35% | 1.44 | -0.12 |
| Nov-02 | 1 | 8 | 12.50% | 33.07% | 21 | 100 | 21.00% | -0.57 | -1.35 |
| Dec-02 | 0 | 7 | 0.00% | 0.00% | 12 | 90 | 13.33% | -1 | -1.61 |
| Jan-03 | 2 | 13 | 15.38% | 36.08% | 9 | 101 | 8.91% | 0.71 | -0.57 |
| Feb-03 | 1 | 9 | 11.11% | 31.43% | 10 | 105 | 9.52% | 0.17 | -0.89 |
| Mar-03 | 0 | 8 | 0.00% | 0.00% | 12 | 76 | 15.79% | -1.16 | -1.71 |
| Apr-03 | 2 | 12 | 16.67% | 37.27% | 11 | 101 | 10.89% | 0.58 | -0.65 |
| May-03 | 3 | 11 | 27.27% | 44.54% | 4 | 74 | 5.41% | 2.03 | 0.23 |
| Jun-03 | 0 | 6 | 0.00% | 0.00% | 8 | 75 | 10.67% | -0.81 | -1.5 |
| Jul-03 | 0 | 4 | 0.00% | 0.00% | 9 | 88 | 10.23% | -0.66 | -1.4 |
| Aug-03 | 3 | 13 | 23.08% | 42.13% | 8 | 78 | 10.26% | 1.2 | -0.27 |
| Sep-03 | 1 | 6 | 16.67% | 37.27% | 1 | 70 | 1.43% | 1.46 | -0.11 |

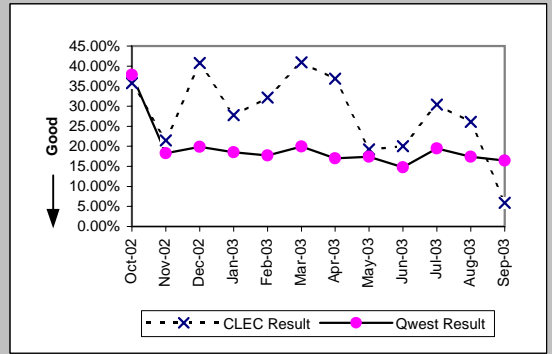


MR-7C - Repair Repeat Report Rate (Percent) - No dispatches

| UNE P (Centrex 21) (Parity) | | | | | | | | | | |
|-----------------------------|----------|-----------|-----------|----------|-----------|------------|------------|-----------|------------|--|
| Date | CLEC Num | CLEC Denc | CLEC Resu | CLEC Std | Qwest Num | Qwest Denc | Qwest Resu | Mod Z Scr | Parity Scr | |
| Oct-02 | 0 | 5 | 0.00% | 0.00% | 14 | 96 | 14.58% | -0.9 | -1.55 | |
| Nov-02 | 1 | 5 | 20.00% | 40.00% | 14 | 82 | 17.07% | 0.17 | -0.9 | |
| Dec-02 | 0 | 6 | 0.00% | 0.00% | 9 | 68 | 13.24% | -0.92 | -1.56 | |
| Jan-03 | 0 | 4 | 0.00% | 0.00% | 12 | 87 | 13.79% | -0.78 | -1.48 | |
| Feb-03 | 0 | 9 | 0.00% | 0.00% | 4 | 93 | 4.30% | -0.61 | -1.37 | |
| Mar-03 | 0 | 9 | 0.00% | 0.00% | 6 | 73 | 8.22% | -0.85 | -1.51 | |
| Apr-03 | 0 | 3 | 0.00% | 0.00% | 11 | 96 | 11.46% | -0.61 | -1.37 | |
| May-03 | 2 | 8 | 25.00% | 43.30% | 11 | 98 | 11.22% | 1.03 | -0.37 | |
| Jun-03 | 0 | 5 | 0.00% | 0.00% | 9 | 95 | 9.47% | -0.71 | -1.43 | |
| Jul-03 | 1 | 7 | 14.29% | 34.99% | 17 | 93 | 18.28% | -0.26 | -1.16 | |
| Aug-03 | 3 | 6 | 50.00% | 50.00% | 7 | 69 | 10.14% | 2.24 | 0.36 | |
| Sep-03 | 0 | 4 | 0.00% | 0.00% | 19 | 84 | 22.62% | -1.06 | -1.64 | |

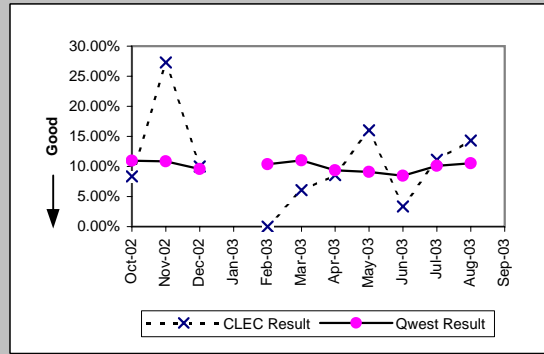


| Line Sharing (Diagnostic) | | | | | | | | | | |
|---------------------------|----------|-----------|-----------|----------|-----------|------------|------------|-----------|------------|--|
| Date | CLEC Num | CLEC Denc | CLEC Resu | CLEC Std | Qwest Num | Qwest Denc | Qwest Resu | Mod Z Scr | Parity Scr | |
| Oct-02 | 10 | 28 | 35.71% | 47.92% | 113 | 299 | 37.79% | -0.22 | -1.13 | |
| Nov-02 | 6 | 28 | 21.43% | 41.03% | 57 | 312 | 18.27% | 0.43 | -0.74 | |
| Dec-02 | 11 | 27 | 40.74% | 49.14% | 68 | 342 | 19.88% | 2.37 | 0.44 | |
| Jan-03 | 10 | 36 | 27.78% | 44.79% | 73 | 394 | 18.53% | 1.31 | -0.21 | |
| Feb-03 | 9 | 28 | 32.14% | 46.70% | 275 | 1550 | 17.74% | 1.84 | 0.12 | |
| Mar-03 | 9 | 22 | 40.91% | 49.17% | 309 | 1552 | 19.91% | 2.24 | 0.36 | |
| Apr-03 | 7 | 19 | 36.84% | 48.24% | 299 | 1756 | 17.03% | 2.06 | 0.25 | |
| May-03 | 5 | 26 | 19.23% | 39.41% | 287 | 1650 | 17.39% | 0.28 | -0.83 | |
| Jun-03 | 2 | 10 | 20.00% | 40.00% | 207 | 1402 | 14.76% | 0.49 | -0.7 | |
| Jul-03 | 7 | 23 | 30.43% | 46.01% | 312 | 1602 | 19.48% | 1.26 | -0.23 | |
| Aug-03 | 6 | 23 | 26.09% | 43.91% | 264 | 1516 | 17.41% | 1.06 | -0.36 | |
| Sep-03 | 1 | 17 | 5.88% | 23.53% | 301 | 1828 | 16.47% | -1.17 | -1.71 | |

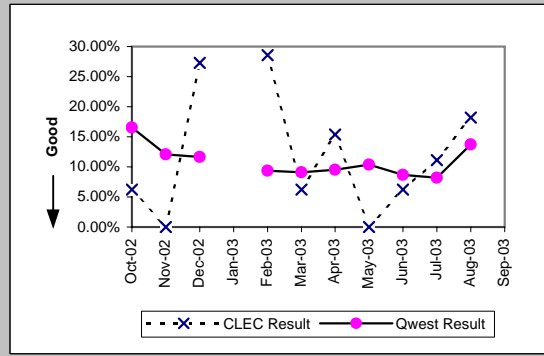


MR-7C* - Repair Repeat Report Rate (Percent) - No dispatches

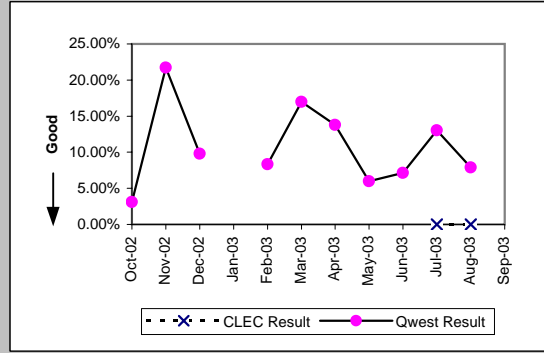
| Residence (Parity) | | | | | | | | | |
|--------------------|----------|-----------|-----------|----------|-----------|------------|------------|-----------|------------|
| Date | CLEC Num | CLEC Denc | CLEC Resu | CLEC Std | Qwest Num | Qwest Denc | Qwest Resu | Mod Z Scr | Parity Scr |
| Oct-02 | 1 | 12 | 8.33% | 27.64% | 178 | 1623 | 10.97% | -0.29 | -1.18 |
| Nov-02 | 3 | 11 | 27.27% | 44.54% | 176 | 1625 | 10.83% | 1.52 | -0.08 |
| Dec-02 | 1 | 10 | 10.00% | 30.00% | 148 | 1546 | 9.57% | 0.13 | -0.92 |
| Jan-03 | | | | | | | | | |
| Feb-03 | 0 | 17 | 0.00% | 0.00% | 165 | 1589 | 10.38% | -1.4 | -1.85 |
| Mar-03 | 2 | 33 | 6.06% | 23.86% | 189 | 1714 | 11.03% | -0.9 | -1.55 |
| Apr-03 | 3 | 35 | 8.57% | 27.99% | 139 | 1481 | 9.39% | -0.16 | -1.1 |
| May-03 | 4 | 25 | 16.00% | 36.66% | 120 | 1317 | 9.11% | 1.12 | -0.32 |
| Jun-03 | 1 | 30 | 3.33% | 17.95% | 114 | 1345 | 8.48% | -1 | -1.61 |
| Jul-03 | 6 | 54 | 11.11% | 31.43% | 151 | 1494 | 10.11% | 0.28 | -0.83 |
| Aug-03 | 5 | 35 | 14.29% | 34.99% | 145 | 1378 | 10.52% | 0.73 | -0.56 |
| Sep-03 | | | | | | | | | |



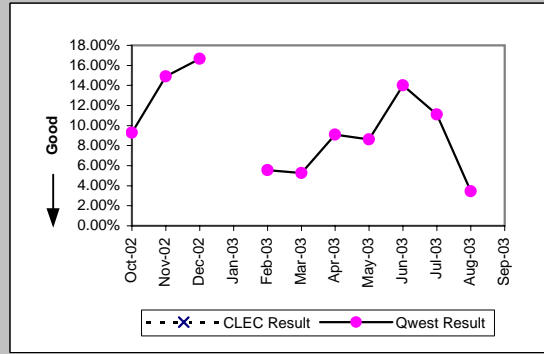
| Business (Parity) | | | | | | | | | |
|-------------------|----------|-----------|-----------|----------|-----------|------------|------------|-----------|------------|
| Date | CLEC Num | CLEC Denc | CLEC Resu | CLEC Std | Qwest Num | Qwest Denc | Qwest Resu | Mod Z Scr | Parity Scr |
| Oct-02 | 1 | 16 | 6.25% | 24.21% | 57 | 345 | 16.52% | -1.08 | -1.66 |
| Nov-02 | 0 | 15 | 0.00% | 0.00% | 41 | 339 | 12.09% | -1.41 | -1.85 |
| Dec-02 | 6 | 22 | 27.27% | 44.54% | 34 | 292 | 11.64% | 1.92 | 0.17 |
| Jan-03 | | | | | | | | | |
| Feb-03 | 6 | 21 | 28.57% | 45.18% | 32 | 341 | 9.38% | 2.4 | 0.46 |
| Mar-03 | 1 | 16 | 6.25% | 24.21% | 27 | 297 | 9.09% | -0.39 | -1.23 |
| Apr-03 | 2 | 13 | 15.38% | 36.08% | 31 | 325 | 9.54% | 0.69 | -0.58 |
| May-03 | 0 | 13 | 0.00% | 0.00% | 28 | 270 | 10.37% | -1.2 | -1.73 |
| Jun-03 | 1 | 16 | 6.25% | 24.21% | 23 | 266 | 8.65% | -0.33 | -1.2 |
| Jul-03 | 1 | 9 | 11.11% | 31.43% | 22 | 268 | 8.21% | 0.34 | -0.79 |
| Aug-03 | 2 | 11 | 18.18% | 38.57% | 32 | 233 | 13.73% | 0.44 | -0.73 |
| Sep-03 | | | | | | | | | |



| Centrex (Parity) | | | | | | | | | |
|------------------|----------|-----------|-----------|----------|-----------|------------|------------|-----------|------------|
| Date | CLEC Num | CLEC Denc | CLEC Resu | CLEC Std | Qwest Num | Qwest Denc | Qwest Resu | Mod Z Scr | Parity Scr |
| Oct-02 | | | | | 2 | 64 | 3.13% | | |
| Nov-02 | | | | | 15 | 69 | 21.74% | | |
| Dec-02 | | | | | 5 | 51 | 9.80% | | |
| Jan-03 | | | | | | | | | |
| Feb-03 | | | | | 6 | 72 | 8.33% | | |
| Mar-03 | | | | | 9 | 53 | 16.98% | | |
| Apr-03 | | | | | 8 | 58 | 13.79% | | |
| May-03 | | | | | 3 | 50 | 6.00% | | |
| Jun-03 | | | | | 3 | 42 | 7.14% | | |
| Jul-03 | 0 | 1 | 0.00% | 0.00% | 6 | 46 | 13.04% | -0.38 | -1.23 |
| Aug-03 | 0 | 1 | 0.00% | 0.00% | 3 | 38 | 7.89% | -0.29 | -1.18 |
| Sep-03 | | | | | | | | | |



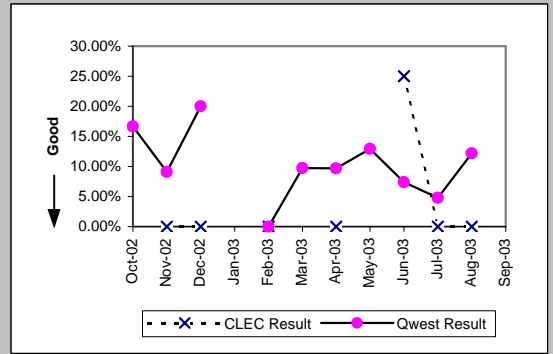
| Centrex 21 (Parity) | | | | | | | | | |
|---------------------|----------|-----------|-----------|----------|-----------|------------|------------|-----------|------------|
| Date | CLEC Num | CLEC Denc | CLEC Resu | CLEC Std | Qwest Num | Qwest Denc | Qwest Resu | Mod Z Scr | Parity Scr |
| Oct-02 | | | | | 4 | 43 | 9.30% | | |
| Nov-02 | | | | | 7 | 47 | 14.89% | | |
| Dec-02 | | | | | 7 | 42 | 16.67% | | |
| Jan-03 | | | | | | | | | |
| Feb-03 | | | | | 3 | 54 | 5.56% | | |
| Mar-03 | | | | | 2 | 38 | 5.26% | | |
| Apr-03 | | | | | 5 | 55 | 9.09% | | |
| May-03 | | | | | 5 | 58 | 8.62% | | |
| Jun-03 | | | | | 7 | 50 | 14.00% | | |
| Jul-03 | | | | | 5 | 45 | 11.11% | | |
| Aug-03 | | | | | 1 | 29 | 3.45% | | |
| Sep-03 | | | | | | | | | |



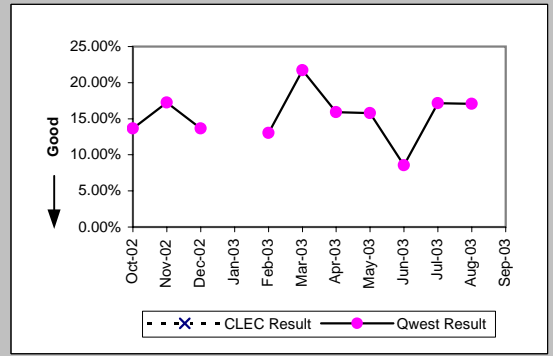
*Results exclude No Trouble Found and Test OK reports unless QWEST trouble is found on another report within 30 days of the original report. A 30-day window necessitates reporting a month behind

MR-7C* - Repair Repeat Report Rate (Percent) - No dispatches

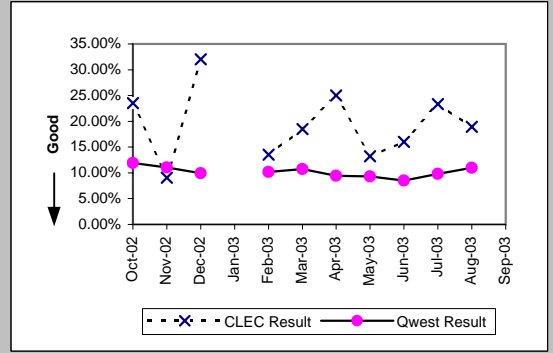
| PBX (Parity) | | | | | | | | | |
|--------------|----------|-----------|-----------|----------|-----------|------------|------------|-----------|------------|
| Date | CLEC Num | CLEC Denc | CLEC Resu | CLEC Std | Qwest Num | Qwest Denc | Qwest Resu | Mod Z Scr | Parity Scr |
| Oct-02 | | | | | 4 | 24 | 16.67% | | |
| Nov-02 | 0 | 1 | 0.00% | 0.00% | 3 | 33 | 9.09% | -0.31 | -1.19 |
| Dec-02 | 0 | 1 | 0.00% | 0.00% | 7 | 35 | 20.00% | -0.49 | -1.3 |
| Jan-03 | | | | | | | | | |
| Feb-03 | 0 | 1 | 0.00% | 0.00% | 0 | 40 | 0.00% | N/A | N/A |
| Mar-03 | | | | | 4 | 41 | 9.76% | | |
| Apr-03 | 0 | 1 | 0.00% | 0.00% | 3 | 31 | 9.68% | -0.32 | -1.2 |
| May-03 | | | | | 4 | 31 | 12.90% | | |
| Jun-03 | 1 | 4 | 25.00% | 43.30% | 2 | 27 | 7.41% | 0.86 | -0.47 |
| Jul-03 | 0 | 1 | 0.00% | 0.00% | 1 | 21 | 4.76% | -0.22 | -1.13 |
| Aug-03 | 0 | 3 | 0.00% | 0.00% | 5 | 41 | 12.20% | -0.62 | -1.38 |
| Sep-03 | | | | | | | | | |



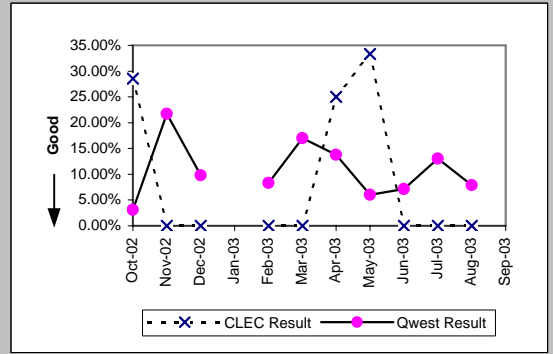
| Basic Rate ISDN (Parity) | | | | | | | | | |
|--------------------------|----------|-----------|-----------|----------|-----------|------------|------------|-----------|------------|
| Date | CLEC Num | CLEC Denc | CLEC Resu | CLEC Std | Qwest Num | Qwest Denc | Qwest Resu | Mod Z Scr | Parity Scr |
| Oct-02 | | | | | 3 | 22 | 13.64% | | |
| Nov-02 | | | | | 5 | 29 | 17.24% | | |
| Dec-02 | | | | | 6 | 44 | 13.64% | | |
| Jan-03 | | | | | | | | | |
| Feb-03 | | | | | 9 | 69 | 13.04% | | |
| Mar-03 | | | | | 10 | 46 | 21.74% | | |
| Apr-03 | | | | | 7 | 44 | 15.91% | | |
| May-03 | | | | | 6 | 38 | 15.79% | | |
| Jun-03 | | | | | 3 | 35 | 8.57% | | |
| Jul-03 | | | | | 6 | 35 | 17.14% | | |
| Aug-03 | | | | | 7 | 41 | 17.07% | | |
| Sep-03 | | | | | | | | | |



| UNE - P (POTS) (Parity) | | | | | | | | | |
|-------------------------|----------|-----------|-----------|----------|-----------|------------|------------|-----------|------------|
| Date | CLEC Num | CLEC Denc | CLEC Resu | CLEC Std | Qwest Num | Qwest Denc | Qwest Resu | Mod Z Scr | Parity Scr |
| Oct-02 | 8 | 34 | 23.53% | 42.42% | 235 | 1968 | 11.94% | 1.89 | 0.15 |
| Nov-02 | 4 | 44 | 9.09% | 28.75% | 217 | 1964 | 11.05% | -0.41 | -1.25 |
| Dec-02 | 8 | 25 | 32.00% | 46.65% | 182 | 1838 | 9.90% | 3.02 | 0.84 |
| Jan-03 | | | | | | | | | |
| Feb-03 | 5 | 37 | 13.51% | 34.19% | 197 | 1930 | 10.21% | 0.68 | -0.59 |
| Mar-03 | 5 | 27 | 18.52% | 38.84% | 216 | 2011 | 10.74% | 1.23 | -0.25 |
| Apr-03 | 7 | 28 | 25.00% | 43.30% | 170 | 1806 | 9.41% | 2.4 | 0.46 |
| May-03 | 7 | 53 | 13.21% | 33.86% | 148 | 1587 | 9.33% | 0.94 | -0.43 |
| Jun-03 | 4 | 25 | 16.00% | 36.66% | 137 | 1611 | 8.50% | 1.24 | -0.24 |
| Jul-03 | 7 | 30 | 23.33% | 42.30% | 173 | 1762 | 9.82% | 2.16 | 0.32 |
| Aug-03 | 7 | 37 | 18.92% | 39.17% | 177 | 1611 | 10.99% | 1.43 | -0.13 |
| Sep-03 | | | | | | | | | |



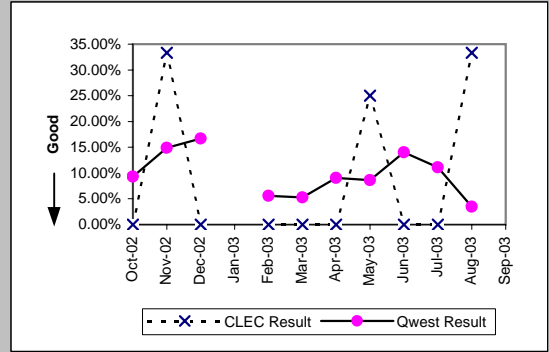
| UNE P (Centrex) (Parity) | | | | | | | | | |
|--------------------------|----------|-----------|-----------|----------|-----------|------------|------------|-----------|------------|
| Date | CLEC Num | CLEC Denc | CLEC Resu | CLEC Std | Qwest Num | Qwest Denc | Qwest Resu | Mod Z Scr | Parity Scr |
| Oct-02 | 2 | 7 | 28.57% | 45.18% | 2 | 64 | 3.13% | 2.06 | 0.25 |
| Nov-02 | 0 | 5 | 0.00% | 0.00% | 15 | 69 | 21.74% | -1.14 | -1.69 |
| Dec-02 | 0 | 2 | 0.00% | 0.00% | 5 | 51 | 9.80% | -0.46 | -1.28 |
| Jan-03 | | | | | | | | | |
| Feb-03 | 0 | 6 | 0.00% | 0.00% | 6 | 72 | 8.33% | -0.71 | -1.43 |
| Mar-03 | 0 | 8 | 0.00% | 0.00% | 9 | 53 | 16.98% | -1.19 | -1.72 |
| Apr-03 | 2 | 8 | 25.00% | 43.30% | 8 | 58 | 13.79% | 0.77 | -0.53 |
| May-03 | 1 | 3 | 33.33% | 47.14% | 3 | 50 | 6.00% | 1.24 | -0.25 |
| Jun-03 | 0 | 1 | 0.00% | 0.00% | 3 | 42 | 7.14% | -0.27 | -1.17 |
| Jul-03 | 0 | 1 | 0.00% | 0.00% | 6 | 46 | 13.04% | -0.38 | -1.23 |
| Aug-03 | 0 | 6 | 0.00% | 0.00% | 3 | 38 | 7.89% | -0.67 | -1.41 |
| Sep-03 | | | | | | | | | |



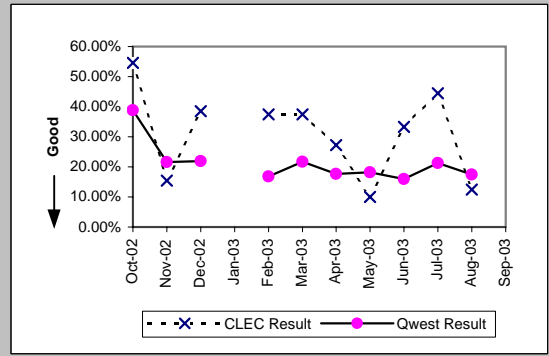
*Results exclude No Trouble Found and Test OK reports unless QWEST trouble is found on another report within 30 days of the original report. A 30-day window necessitates reporting a month behind

MR-7C* - Repair Repeat Report Rate (Percent) - No dispatches

| UNE P (Centrex 21) (Parity) | | | | | | | | | |
|-----------------------------|----------|-----------|-----------|----------|-----------|------------|------------|-----------|------------|
| Date | CLEC Num | CLEC Denc | CLEC Resu | CLEC Std | Qwest Num | Qwest Denc | Qwest Resu | Mod Z Scr | Parity Scr |
| Oct-02 | 0 | 2 | 0.00% | 0.00% | 4 | 43 | 9.30% | -0.44 | -1.27 |
| Nov-02 | 1 | 3 | 33.33% | 47.14% | 7 | 47 | 14.89% | 0.7 | -0.58 |
| Dec-02 | 0 | 2 | 0.00% | 0.00% | 7 | 42 | 16.67% | -0.62 | -1.38 |
| Jan-03 | | | | | | | | | |
| Feb-03 | 0 | 5 | 0.00% | 0.00% | 3 | 54 | 5.56% | -0.52 | -1.32 |
| Mar-03 | 0 | 3 | 0.00% | 0.00% | 2 | 38 | 5.26% | -0.39 | -1.24 |
| Apr-03 | 0 | 3 | 0.00% | 0.00% | 5 | 55 | 9.09% | -0.53 | -1.32 |
| May-03 | 1 | 4 | 25.00% | 43.30% | 5 | 58 | 8.62% | 0.87 | -0.47 |
| Jun-03 | 0 | 3 | 0.00% | 0.00% | 7 | 50 | 14.00% | -0.68 | -1.41 |
| Jul-03 | 0 | 2 | 0.00% | 0.00% | 5 | 45 | 11.11% | -0.49 | -1.3 |
| Aug-03 | 1 | 3 | 33.33% | 47.14% | 1 | 29 | 3.45% | 1.37 | -0.17 |
| Sep-03 | | | | | | | | | |



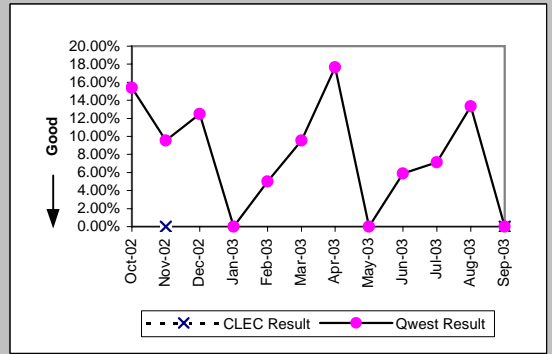
| Line Sharing (Diagnostic) | | | | | | | | | |
|---------------------------|----------|-----------|-----------|----------|-----------|------------|------------|-----------|------------|
| Date | CLEC Num | CLEC Denc | CLEC Resu | CLEC Std | Qwest Num | Qwest Denc | Qwest Resu | Mod Z Scr | Parity Scr |
| Oct-02 | 6 | 11 | 54.55% | 49.79% | 61 | 157 | 38.85% | 0.99 | -0.4 |
| Nov-02 | 2 | 13 | 15.38% | 36.08% | 36 | 167 | 21.56% | -0.52 | -1.32 |
| Dec-02 | 5 | 13 | 38.46% | 48.65% | 44 | 201 | 21.89% | 1.31 | -0.21 |
| Jan-03 | | | | | | | | | |
| Feb-03 | 3 | 8 | 37.50% | 48.41% | 168 | 999 | 16.82% | 1.39 | -0.16 |
| Mar-03 | 3 | 8 | 37.50% | 48.41% | 214 | 986 | 21.70% | 1.01 | -0.39 |
| Apr-03 | 3 | 11 | 27.27% | 44.54% | 195 | 1101 | 17.71% | 0.8 | -0.51 |
| May-03 | 1 | 10 | 10.00% | 30.00% | 194 | 1067 | 18.18% | -0.67 | -1.41 |
| Jun-03 | 1 | 3 | 33.33% | 47.14% | 147 | 922 | 15.94% | 0.71 | -0.57 |
| Jul-03 | 4 | 9 | 44.44% | 49.69% | 230 | 1079 | 21.32% | 1.53 | -0.07 |
| Aug-03 | 1 | 8 | 12.50% | 33.07% | 177 | 1015 | 17.44% | -0.37 | -1.22 |
| Sep-03 | | | | | | | | | |



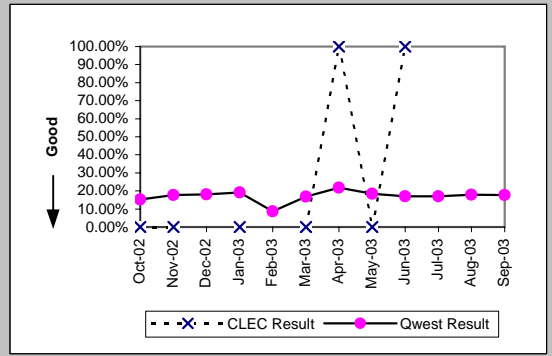
*Results exclude No Trouble Found and Test OK reports unless QWEST trouble is found on another report within 30 days of the original report. A 30-day window necessitates reporting a month behind

MR-7D - Repair Repeat Report Rate (Percent) - Interval Zone One

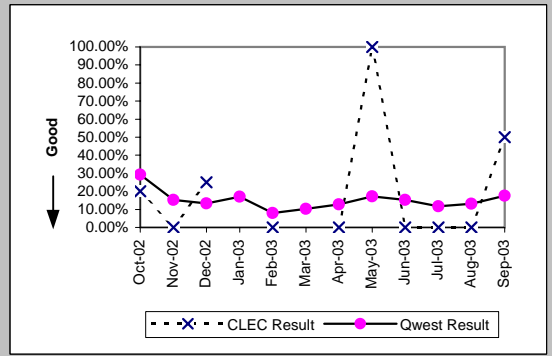
| ISDN Primary (Parity) | | | | | | | | | |
|-----------------------|----------|-----------|-----------|------------|-----------|------------|------------|-----------|------------|
| Date | CLEC Num | CLEC Denc | CLEC Resu | CLEC Std E | Qwest Num | Qwest Denc | Qwest Resu | Mod Z Scr | Parity Scr |
| Oct-02 | | | | | 2 | 13 | 15.38% | | |
| Nov-02 | 0 | 1 | 0.00% | 0.00% | 2 | 21 | 9.52% | -0.32 | -1.19 |
| Dec-02 | | | | | 3 | 24 | 12.50% | | |
| Jan-03 | | | | | 0 | 16 | 0.00% | | |
| Feb-03 | | | | | 1 | 20 | 5.00% | | |
| Mar-03 | | | | | 2 | 21 | 9.52% | | |
| Apr-03 | | | | | 3 | 17 | 17.65% | | |
| May-03 | | | | | 0 | 26 | 0.00% | | |
| Jun-03 | | | | | 1 | 17 | 5.88% | | |
| Jul-03 | | | | | 2 | 28 | 7.14% | | |
| Aug-03 | | | | | 4 | 30 | 13.33% | | |
| Sep-03 | 0 | 1 | 0.00% | 0.00% | 0 | 27 | 0.00% | N/A | N/A |



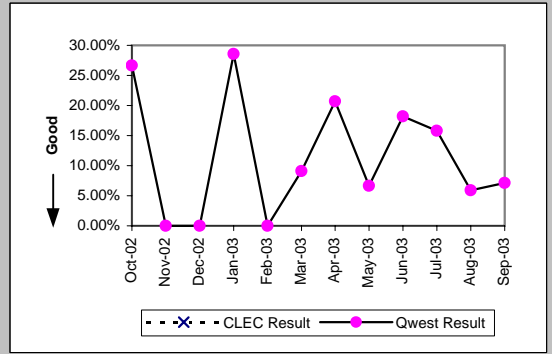
| DS0 (Parity) | | | | | | | | | |
|--------------|----------|-----------|-----------|------------|-----------|------------|------------|-----------|------------|
| Date | CLEC Num | CLEC Denc | CLEC Resu | CLEC Std E | Qwest Num | Qwest Denc | Qwest Resu | Mod Z Scr | Parity Scr |
| Oct-02 | 0 | 1 | 0.00% | 0.00% | 51 | 336 | 15.18% | -0.42 | -1.26 |
| Nov-02 | 0 | 1 | 0.00% | 0.00% | 66 | 373 | 17.69% | -0.46 | -1.28 |
| Dec-02 | | | | | 72 | 400 | 18.00% | | |
| Jan-03 | 0 | 2 | 0.00% | 0.00% | 63 | 328 | 19.21% | -0.69 | -1.42 |
| Feb-03 | | | | | 31 | 356 | 8.71% | | |
| Mar-03 | 0 | 3 | 0.00% | 0.00% | 56 | 334 | 16.77% | -0.77 | -1.47 |
| Apr-03 | 1 | 1 | 100.00% | 0.00% | 63 | 290 | 21.72% | 1.24 | -0.25 |
| May-03 | 0 | 2 | 0.00% | 0.00% | 54 | 292 | 18.49% | -0.67 | -1.41 |
| Jun-03 | 2 | 2 | 100.00% | 0.00% | 58 | 342 | 16.96% | 2.21 | 0.35 |
| Jul-03 | | | | | 52 | 304 | 17.11% | | |
| Aug-03 | | | | | 60 | 334 | 17.96% | | |
| Sep-03 | | | | | 60 | 339 | 17.70% | | |



| DS1 (Parity) | | | | | | | | | |
|--------------|----------|-----------|-----------|------------|-----------|------------|------------|-----------|------------|
| Date | CLEC Num | CLEC Denc | CLEC Resu | CLEC Std E | Qwest Num | Qwest Denc | Qwest Resu | Mod Z Scr | Parity Scr |
| Oct-02 | 1 | 5 | 20.00% | 40.00% | 101 | 346 | 29.19% | -0.45 | -1.27 |
| Nov-02 | 0 | 4 | 0.00% | 0.00% | 70 | 461 | 15.18% | -0.84 | -1.51 |
| Dec-02 | 2 | 8 | 25.00% | 43.30% | 62 | 469 | 13.22% | 0.9 | -0.45 |
| Jan-03 | | | | | 67 | 392 | 17.09% | | |
| Feb-03 | 0 | 1 | 0.00% | 0.00% | 32 | 400 | 8.00% | -0.29 | -1.18 |
| Mar-03 | | | | | 39 | 376 | 10.37% | | |
| Apr-03 | 0 | 7 | 0.00% | 0.00% | 47 | 368 | 12.77% | -1 | -1.61 |
| May-03 | 1 | 1 | 100.00% | 0.00% | 58 | 336 | 17.26% | 1.37 | -0.17 |
| Jun-03 | 0 | 1 | 0.00% | 0.00% | 66 | 435 | 15.17% | -0.42 | -1.26 |
| Jul-03 | 0 | 5 | 0.00% | 0.00% | 46 | 395 | 11.65% | -0.81 | -1.49 |
| Aug-03 | 0 | 3 | 0.00% | 0.00% | 66 | 504 | 13.10% | -0.67 | -1.41 |
| Sep-03 | 1 | 2 | 50.00% | 50.00% | 85 | 485 | 17.53% | 0.93 | -0.43 |

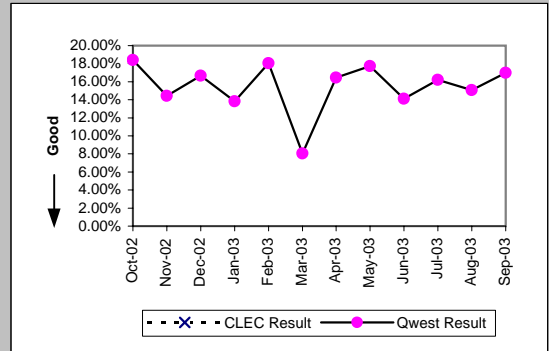


| DS3 (Parity) | | | | | | | | | |
|--------------|----------|-----------|-----------|------------|-----------|------------|------------|-----------|------------|
| Date | CLEC Num | CLEC Denc | CLEC Resu | CLEC Std E | Qwest Num | Qwest Denc | Qwest Resu | Mod Z Scr | Parity Scr |
| Oct-02 | | | | | 4 | 15 | 26.67% | | |
| Nov-02 | | | | | 0 | 7 | 0.00% | | |
| Dec-02 | | | | | 0 | 9 | 0.00% | | |
| Jan-03 | | | | | 4 | 14 | 28.57% | | |
| Feb-03 | | | | | 0 | 13 | 0.00% | | |
| Mar-03 | | | | | 1 | 11 | 9.09% | | |
| Apr-03 | | | | | 6 | 29 | 20.69% | | |
| May-03 | | | | | 1 | 15 | 6.67% | | |
| Jun-03 | | | | | 2 | 11 | 18.18% | | |
| Jul-03 | | | | | 3 | 19 | 15.79% | | |
| Aug-03 | | | | | 1 | 17 | 5.88% | | |
| Sep-03 | | | | | 1 | 14 | 7.14% | | |

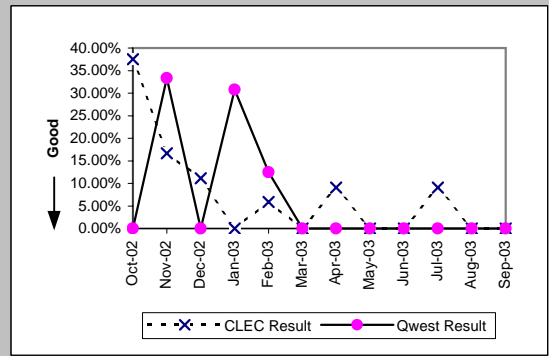


MR-7D - Repair Repeat Report Rate (Percent) - Interval Zone One

| Frame Relay (Parity) | | | | | | | | | |
|----------------------|----------|-----------|-----------|----------|-----------|------------|------------|-----------|------------|
| Date | CLEC Num | CLEC Denc | CLEC Resu | CLEC Std | Qwest Num | Qwest Denc | Qwest Resu | Mod Z Scr | Parity Scr |
| Oct-02 | | | | | 16 | 87 | 18.39% | | |
| Nov-02 | | | | | 14 | 97 | 14.43% | | |
| Dec-02 | | | | | 15 | 90 | 16.67% | | |
| Jan-03 | | | | | 13 | 94 | 13.83% | | |
| Feb-03 | | | | | 11 | 61 | 18.03% | | |
| Mar-03 | | | | | 5 | 62 | 8.06% | | |
| Apr-03 | | | | | 14 | 85 | 16.47% | | |
| May-03 | | | | | 14 | 79 | 17.72% | | |
| Jun-03 | | | | | 12 | 85 | 14.12% | | |
| Jul-03 | | | | | 12 | 74 | 16.22% | | |
| Aug-03 | | | | | 14 | 93 | 15.05% | | |
| Sep-03 | | | | | 18 | 106 | 16.98% | | |

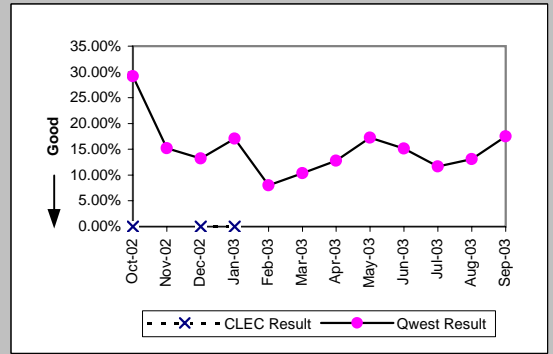


| LIS Trunk (Parity) | | | | | | | | | |
|--------------------|----------|-----------|-----------|----------|-----------|------------|------------|-----------|------------|
| Date | CLEC Num | CLEC Denc | CLEC Resu | CLEC Std | Qwest Num | Qwest Denc | Qwest Resu | Mod Z Scr | Parity Scr |
| Oct-02 | 3 | 8 | 37.50% | 48.41% | 0 | 4 | 0.00% | N/A | -0.26 |
| Nov-02 | 1 | 6 | 16.67% | 37.27% | 1 | 3 | 33.33% | -0.5 | -1.3 |
| Dec-02 | 1 | 9 | 11.11% | 31.43% | 0 | 1 | 0.00% | N/A | -1.08 |
| Jan-03 | 0 | 3 | 0.00% | 0.00% | 4 | 13 | 30.77% | -1.04 | -1.63 |
| Feb-03 | 2 | 34 | 5.88% | 23.53% | 1 | 8 | 12.50% | -0.51 | -1.31 |
| Mar-03 | 0 | 17 | 0.00% | 0.00% | 0 | 6 | 0.00% | N/A | N/A |
| Apr-03 | 1 | 11 | 9.09% | 28.75% | 0 | 5 | 0.00% | N/A | -0.8 |
| May-03 | 0 | 16 | 0.00% | 0.00% | 0 | 9 | 0.00% | N/A | N/A |
| Jun-03 | 0 | 6 | 0.00% | 0.00% | 0 | 5 | 0.00% | N/A | N/A |
| Jul-03 | 1 | 11 | 9.09% | 28.75% | 0 | 5 | 0.00% | N/A | -0.8 |
| Aug-03 | 0 | 15 | 0.00% | 0.00% | 0 | 6 | 0.00% | N/A | N/A |
| Sep-03 | 0 | 10 | 0.00% | 0.00% | 0 | 5 | 0.00% | N/A | N/A |

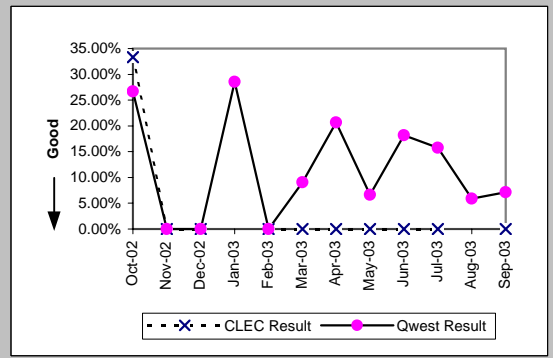


MR-7D - Repair Repeat Report Rate (Percent) - Interval Zone One

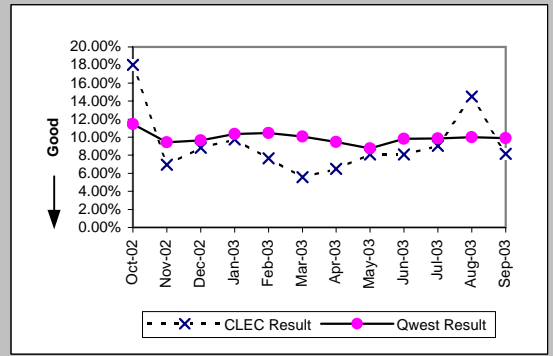
| UDIT DS1 (Parity) | | | | | | | | | |
|-------------------|----------|-----------|-----------|----------|-----------|------------|------------|-----------|------------|
| Date | CLEC Num | CLEC Denc | CLEC Resu | CLEC Std | Qwest Num | Qwest Denc | Qwest Resu | Mod Z Scr | Parity Scr |
| Oct-02 | 0 | 1 | 0.00% | 0.00% | 101 | 346 | 29.19% | -0.64 | -1.39 |
| Nov-02 | | | | | 70 | 461 | 15.18% | | |
| Dec-02 | 0 | 2 | 0.00% | 0.00% | 62 | 469 | 13.22% | -0.55 | -1.33 |
| Jan-03 | 0 | 1 | 0.00% | 0.00% | 67 | 392 | 17.09% | -0.45 | -1.28 |
| Feb-03 | | | | | 32 | 400 | 8.00% | | |
| Mar-03 | | | | | 39 | 376 | 10.37% | | |
| Apr-03 | | | | | 47 | 368 | 12.77% | | |
| May-03 | | | | | 58 | 336 | 17.26% | | |
| Jun-03 | | | | | 66 | 435 | 15.17% | | |
| Jul-03 | | | | | 46 | 395 | 11.65% | | |
| Aug-03 | | | | | 66 | 504 | 13.10% | | |
| Sep-03 | | | | | 85 | 485 | 17.53% | | |



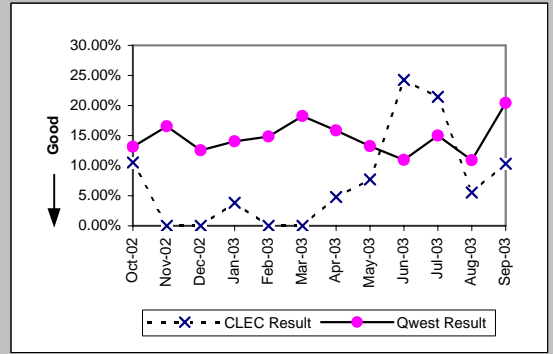
| UDIT Above DS1 Level (Parity) | | | | | | | | | |
|-------------------------------|----------|-----------|-----------|----------|-----------|------------|------------|-----------|------------|
| Date | CLEC Num | CLEC Denc | CLEC Resu | CLEC Std | Qwest Num | Qwest Denc | Qwest Resu | Mod Z Scr | Parity Scr |
| Oct-02 | 1 | 3 | 33.33% | 47.14% | 4 | 15 | 26.67% | 0.14 | -0.92 |
| Nov-02 | 0 | 2 | 0.00% | 0.00% | 0 | 7 | 0.00% | N/A | N/A |
| Dec-02 | 0 | 1 | 0.00% | 0.00% | 0 | 9 | 0.00% | N/A | N/A |
| Jan-03 | | | | | 4 | 14 | 28.57% | | |
| Feb-03 | 0 | 2 | 0.00% | 0.00% | 0 | 13 | 0.00% | N/A | N/A |
| Mar-03 | 0 | 3 | 0.00% | 0.00% | 1 | 11 | 9.09% | -0.49 | -1.3 |
| Apr-03 | 0 | 1 | 0.00% | 0.00% | 6 | 29 | 20.69% | -0.5 | -1.31 |
| May-03 | 0 | 3 | 0.00% | 0.00% | 1 | 15 | 6.67% | -0.42 | -1.26 |
| Jun-03 | 0 | 2 | 0.00% | 0.00% | 2 | 11 | 18.18% | -0.61 | -1.37 |
| Jul-03 | 0 | 1 | 0.00% | 0.00% | 3 | 19 | 15.79% | -0.42 | -1.26 |
| Aug-03 | | | | | 1 | 17 | 5.88% | | |
| Sep-03 | 0 | 1 | 0.00% | 0.00% | 1 | 14 | 7.14% | -0.27 | -1.16 |



| Unbundled Loop Analog (Parity) | | | | | | | | | |
|--------------------------------|----------|-----------|-----------|----------|-----------|------------|------------|-----------|------------|
| Date | CLEC Num | CLEC Denc | CLEC Resu | CLEC Std | Qwest Num | Qwest Denc | Qwest Resu | Mod Z Scr | Parity Scr |
| Oct-02 | 27 | 150 | 18.00% | 38.42% | 1964 | 17150 | 11.45% | 2.36 | 0.44 |
| Nov-02 | 17 | 244 | 6.97% | 25.46% | 1732 | 18371 | 9.43% | -1.31 | -1.79 |
| Dec-02 | 16 | 181 | 8.84% | 28.39% | 1875 | 19429 | 9.65% | -0.37 | -1.22 |
| Jan-03 | 24 | 246 | 9.76% | 29.67% | 2189 | 21127 | 10.36% | -0.31 | -1.19 |
| Feb-03 | 15 | 196 | 7.65% | 26.58% | 1737 | 16605 | 10.46% | -1.28 | -1.78 |
| Mar-03 | 12 | 215 | 5.58% | 22.96% | 1671 | 16595 | 10.07% | -2.17 | -2.32 |
| Apr-03 | 10 | 154 | 6.49% | 24.64% | 1386 | 14655 | 9.46% | -1.25 | -1.76 |
| May-03 | 16 | 198 | 8.08% | 27.25% | 1290 | 14709 | 8.77% | -0.34 | -1.21 |
| Jun-03 | 17 | 210 | 8.10% | 27.28% | 1541 | 15670 | 9.83% | -0.84 | -1.51 |
| Jul-03 | 22 | 243 | 9.05% | 28.69% | 1599 | 16234 | 9.85% | -0.41 | -1.25 |
| Aug-03 | 28 | 193 | 14.51% | 35.22% | 1624 | 16222 | 10.01% | 1.98 | 0.2 |
| Sep-03 | 16 | 196 | 8.16% | 27.38% | 1689 | 17057 | 9.90% | -0.81 | -1.49 |

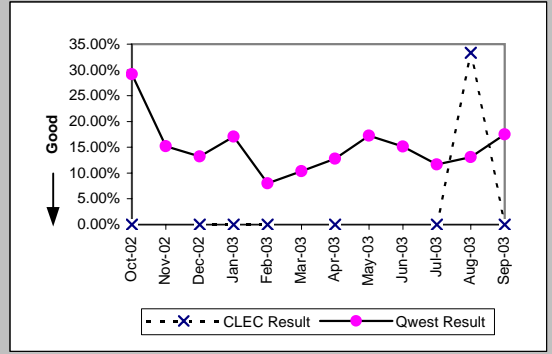


| Unbundled Loop - 2 Wire Non-Loaded (Parity) | | | | | | | | | |
|---|----------|-----------|-----------|----------|-----------|------------|------------|-----------|------------|
| Date | CLEC Num | CLEC Denc | CLEC Resu | CLEC Std | Qwest Num | Qwest Denc | Qwest Resu | Mod Z Scr | Parity Scr |
| Oct-02 | 2 | 19 | 10.53% | 30.69% | 15 | 114 | 13.16% | -0.31 | -1.19 |
| Nov-02 | 0 | 28 | 0.00% | 0.00% | 25 | 151 | 16.56% | -2.16 | -2.32 |
| Dec-02 | 0 | 14 | 0.00% | 0.00% | 23 | 183 | 12.57% | -1.37 | -1.83 |
| Jan-03 | 1 | 26 | 3.85% | 19.23% | 23 | 164 | 14.02% | -1.39 | -1.84 |
| Feb-03 | 0 | 16 | 0.00% | 0.00% | 28 | 189 | 14.81% | -1.6 | -1.97 |
| Mar-03 | 0 | 14 | 0.00% | 0.00% | 38 | 208 | 18.27% | -1.71 | -2.04 |
| Apr-03 | 1 | 21 | 4.76% | 21.30% | 23 | 145 | 15.86% | -1.3 | -1.79 |
| May-03 | 2 | 26 | 7.69% | 26.65% | 16 | 121 | 13.22% | -0.76 | -1.46 |
| Jun-03 | 8 | 33 | 24.24% | 42.86% | 15 | 137 | 10.95% | 1.87 | 0.14 |
| Jul-03 | 6 | 28 | 21.43% | 41.03% | 18 | 120 | 15.00% | 0.82 | -0.5 |
| Aug-03 | 1 | 18 | 5.56% | 22.91% | 17 | 156 | 10.90% | -0.69 | -1.42 |
| Sep-03 | 3 | 29 | 10.34% | 30.45% | 28 | 137 | 20.44% | -1.22 | -1.74 |

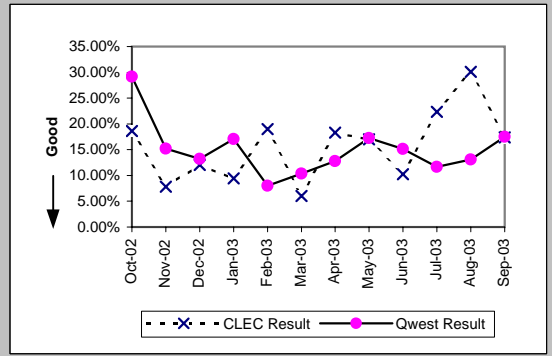


MR-7D - Repair Repeat Report Rate (Percent) - Interval Zone One

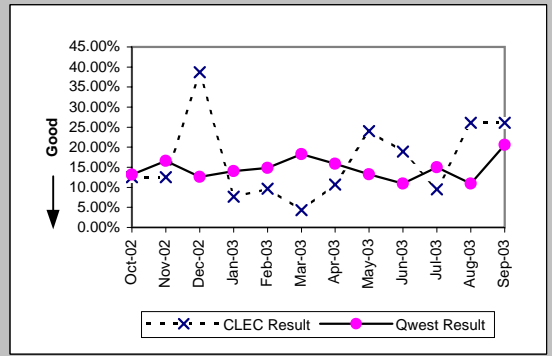
| Unbundled Loop - 4 Wire Non-Loaded (Parity) | | | | | | | | | |
|---|----------|-----------|-----------|----------|-----------|------------|------------|-----------|------------|
| Date | CLEC Num | CLEC Denc | CLEC Resu | CLEC Std | Qwest Num | Qwest Denc | Qwest Resu | Mod Z Scr | Parity Scr |
| Oct-02 | 0 | 2 | 0.00% | 0.00% | 101 | 346 | 29.19% | -0.91 | -1.55 |
| Nov-02 | | | | | 70 | 461 | 15.18% | | |
| Dec-02 | 0 | 1 | 0.00% | 0.00% | 62 | 469 | 13.22% | -0.39 | -1.24 |
| Jan-03 | 0 | 1 | 0.00% | 0.00% | 67 | 392 | 17.09% | -0.45 | -1.28 |
| Feb-03 | 0 | 2 | 0.00% | 0.00% | 32 | 400 | 8.00% | -0.42 | -1.25 |
| Mar-03 | | | | | 39 | 376 | 10.37% | | |
| Apr-03 | 0 | 1 | 0.00% | 0.00% | 47 | 368 | 12.77% | -0.38 | -1.23 |
| May-03 | | | | | 58 | 336 | 17.26% | | |
| Jun-03 | | | | | 66 | 435 | 15.17% | | |
| Jul-03 | 0 | 1 | 0.00% | 0.00% | 46 | 395 | 11.65% | -0.36 | -1.22 |
| Aug-03 | 1 | 3 | 33.33% | 47.14% | 66 | 504 | 13.10% | 0.85 | -0.48 |
| Sep-03 | 0 | 1 | 0.00% | 0.00% | 85 | 485 | 17.53% | -0.46 | -1.28 |



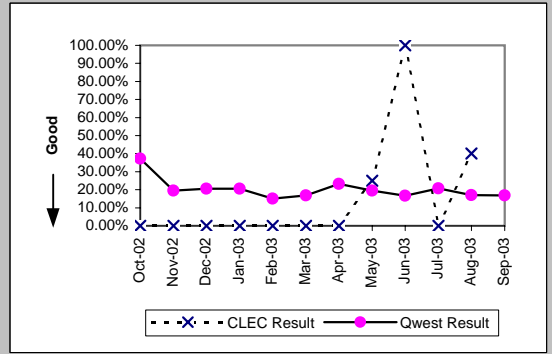
| Unbundled Loop - DS1 Capable (Parity) | | | | | | | | | |
|---------------------------------------|----------|-----------|-----------|----------|-----------|------------|------------|-----------|------------|
| Date | CLEC Num | CLEC Denc | CLEC Resu | CLEC Std | Qwest Num | Qwest Denc | Qwest Resu | Mod Z Scr | Parity Scr |
| Oct-02 | 8 | 43 | 18.60% | 38.91% | 101 | 346 | 29.19% | -1.44 | -1.88 |
| Nov-02 | 4 | 51 | 7.84% | 26.88% | 70 | 461 | 15.18% | -1.39 | -1.84 |
| Dec-02 | 7 | 58 | 12.07% | 32.58% | 62 | 469 | 13.22% | -0.24 | -1.15 |
| Jan-03 | 5 | 53 | 9.43% | 29.23% | 67 | 392 | 17.09% | -1.39 | -1.85 |
| Feb-03 | 11 | 58 | 18.97% | 39.20% | 32 | 400 | 8.00% | 2.44 | 0.48 |
| Mar-03 | 3 | 50 | 6.00% | 23.75% | 39 | 376 | 10.37% | -0.95 | -1.58 |
| Apr-03 | 13 | 71 | 18.31% | 38.67% | 47 | 368 | 12.77% | 1.22 | -0.26 |
| May-03 | 9 | 53 | 16.98% | 37.55% | 58 | 336 | 17.26% | -0.05 | -1.03 |
| Jun-03 | 9 | 88 | 10.23% | 30.30% | 66 | 435 | 15.17% | -1.18 | -1.72 |
| Jul-03 | 17 | 76 | 22.37% | 41.67% | 46 | 395 | 11.65% | 2.37 | 0.44 |
| Aug-03 | 25 | 83 | 30.12% | 45.88% | 66 | 504 | 13.10% | 3.66 | 1.22 |
| Sep-03 | 12 | 69 | 17.39% | 37.90% | 85 | 485 | 17.53% | -0.03 | -1.02 |



| Unbundled Loop ISDN Capable (Parity) | | | | | | | | | |
|--------------------------------------|----------|-----------|-----------|----------|-----------|------------|------------|-----------|------------|
| Date | CLEC Num | CLEC Denc | CLEC Resu | CLEC Std | Qwest Num | Qwest Denc | Qwest Resu | Mod Z Scr | Parity Scr |
| Oct-02 | 4 | 32 | 12.50% | 33.07% | 15 | 114 | 13.16% | -0.1 | -1.06 |
| Nov-02 | 3 | 24 | 12.50% | 33.07% | 25 | 151 | 16.56% | -0.5 | -1.3 |
| Dec-02 | 12 | 31 | 38.71% | 48.71% | 23 | 183 | 12.57% | 3.28 | 0.99 |
| Jan-03 | 3 | 39 | 7.69% | 26.65% | 23 | 164 | 14.02% | -1.02 | -1.62 |
| Feb-03 | 3 | 31 | 9.68% | 29.57% | 28 | 189 | 14.81% | -0.75 | -1.45 |
| Mar-03 | 1 | 23 | 4.35% | 20.39% | 38 | 208 | 18.27% | -1.64 | -2 |
| Apr-03 | 3 | 28 | 10.71% | 30.93% | 23 | 145 | 15.86% | -0.68 | -1.42 |
| May-03 | 6 | 25 | 24.00% | 42.71% | 16 | 121 | 13.22% | 1.31 | -0.2 |
| Jun-03 | 7 | 37 | 18.92% | 39.17% | 15 | 137 | 10.95% | 1.25 | -0.24 |
| Jul-03 | 2 | 21 | 9.52% | 29.35% | 18 | 120 | 15.00% | -0.65 | -1.39 |
| Aug-03 | 6 | 23 | 26.09% | 43.91% | 17 | 155 | 10.97% | 1.85 | 0.12 |
| Sep-03 | 6 | 23 | 26.09% | 43.91% | 28 | 136 | 20.59% | 0.59 | -0.64 |

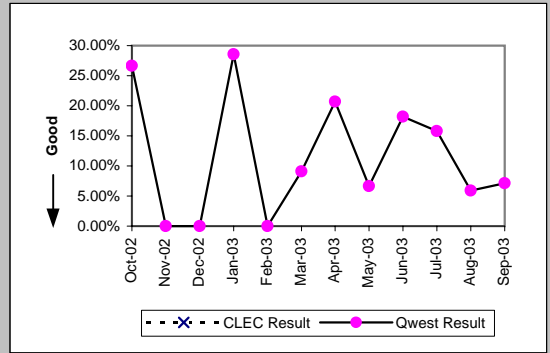


| Unbundled Loop - ADSL Qualified (Parity) | | | | | | | | | |
|--|----------|-----------|-----------|----------|-----------|------------|------------|-----------|------------|
| Date | CLEC Num | CLEC Denc | CLEC Resu | CLEC Std | Qwest Num | Qwest Denc | Qwest Resu | Mod Z Scr | Parity Scr |
| Oct-02 | 0 | 2 | 0.00% | 0.00% | 135 | 363 | 37.19% | -1.09 | -1.66 |
| Nov-02 | 0 | 1 | 0.00% | 0.00% | 77 | 394 | 19.54% | -0.49 | -1.3 |
| Dec-02 | 0 | 2 | 0.00% | 0.00% | 80 | 388 | 20.62% | -0.72 | -1.44 |
| Jan-03 | 0 | 3 | 0.00% | 0.00% | 89 | 431 | 20.65% | -0.88 | -1.54 |
| Feb-03 | 0 | 2 | 0.00% | 0.00% | 54 | 360 | 15.00% | -0.59 | -1.36 |
| Mar-03 | 0 | 1 | 0.00% | 0.00% | 58 | 345 | 16.81% | -0.45 | -1.27 |
| Apr-03 | 0 | 1 | 0.00% | 0.00% | 99 | 426 | 23.24% | -0.55 | -1.33 |
| May-03 | 1 | 4 | 25.00% | 43.30% | 63 | 322 | 19.57% | 0.29 | -0.83 |
| Jun-03 | 3 | 3 | 100.00% | 0.00% | 253 | 1525 | 16.59% | 2.86 | 0.74 |
| Jul-03 | 0 | 5 | 0.00% | 0.00% | 359 | 1727 | 20.79% | -1.14 | -1.7 |
| Aug-03 | 2 | 5 | 40.00% | 48.99% | 274 | 1616 | 16.96% | 1.18 | -0.28 |
| Sep-03 | | | | | 311 | 1848 | 16.83% | | |

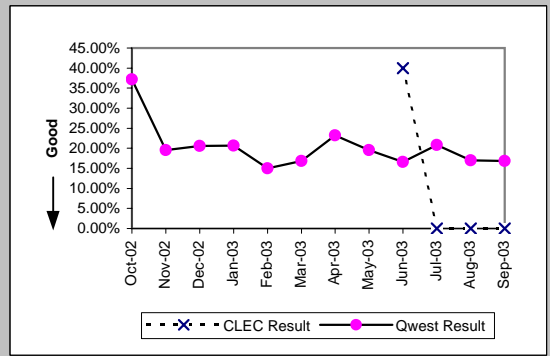


MR-7D - Repair Repeat Report Rate (Percent) - Interval Zone One

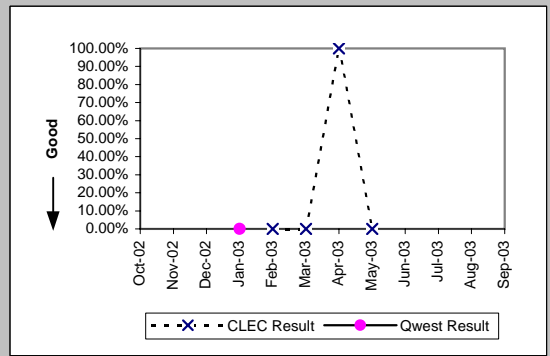
| Unbundled Loop - DS3 Capable (Parity) | | | | | | | | | |
|---------------------------------------|----------|-----------|-----------|----------|-----------|------------|------------|-----------|------------|
| Date | CLEC Num | CLEC Dend | CLEC Resu | CLEC Std | Qwest Num | Qwest Dend | Qwest Resu | Mod Z Scr | Parity Scr |
| Oct-02 | | | | | 4 | 15 | 26.67% | | |
| Nov-02 | | | | | 0 | 7 | 0.00% | | |
| Dec-02 | | | | | 0 | 9 | 0.00% | | |
| Jan-03 | | | | | 4 | 14 | 28.57% | | |
| Feb-03 | | | | | 0 | 13 | 0.00% | | |
| Mar-03 | | | | | 1 | 11 | 9.09% | | |
| Apr-03 | | | | | 6 | 29 | 20.69% | | |
| May-03 | | | | | 1 | 15 | 6.67% | | |
| Jun-03 | | | | | 2 | 11 | 18.18% | | |
| Jul-03 | | | | | 3 | 19 | 15.79% | | |
| Aug-03 | | | | | 1 | 17 | 5.88% | | |
| Sep-03 | | | | | 1 | 14 | 7.14% | | |



| Qwest DSL (Parity) | | | | | | | | | |
|--------------------|----------|-----------|-----------|----------|-----------|------------|------------|-----------|------------|
| Date | CLEC Num | CLEC Dend | CLEC Resu | CLEC Std | Qwest Num | Qwest Dend | Qwest Resu | Mod Z Scr | Parity Scr |
| Oct-02 | | | | | 135 | 363 | 37.19% | | |
| Nov-02 | | | | | 77 | 394 | 19.54% | | |
| Dec-02 | | | | | 80 | 388 | 20.62% | | |
| Jan-03 | | | | | 89 | 431 | 20.65% | | |
| Feb-03 | | | | | 54 | 360 | 15.00% | | |
| Mar-03 | | | | | 58 | 345 | 16.81% | | |
| Apr-03 | | | | | 99 | 426 | 23.24% | | |
| May-03 | | | | | 63 | 322 | 19.57% | | |
| Jun-03 | 2 | 5 | 40.00% | 48.99% | 253 | 1525 | 16.59% | 1.21 | -0.27 |
| Jul-03 | 0 | 2 | 0.00% | 0.00% | 359 | 1727 | 20.79% | -0.72 | -1.44 |
| Aug-03 | 0 | 5 | 0.00% | 0.00% | 274 | 1616 | 16.96% | -1.01 | -1.61 |
| Sep-03 | 0 | 3 | 0.00% | 0.00% | 311 | 1848 | 16.83% | -0.78 | -1.47 |

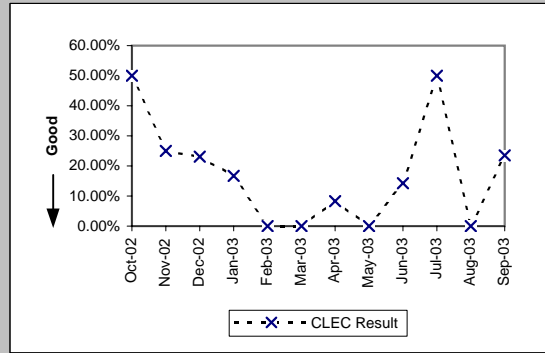


| E911 (Parity) | | | | | | | | | |
|---------------|----------|-----------|-----------|----------|-----------|------------|------------|-----------|------------|
| Date | CLEC Num | CLEC Dend | CLEC Resu | CLEC Std | Qwest Num | Qwest Dend | Qwest Resu | Mod Z Scr | Parity Scr |
| Oct-02 | | | | | | | | | |
| Nov-02 | | | | | | | | | |
| Dec-02 | | | | | | | | | |
| Jan-03 | | | | | 0 | 1 | 0.00% | | |
| Feb-03 | 0 | 1 | 0.00% | 0.00% | | | | | |
| Mar-03 | 0 | 1 | 0.00% | 0.00% | | | | | |
| Apr-03 | 1 | 1 | 100.00% | 0.00% | | | | | |
| May-03 | 0 | 1 | 0.00% | 0.00% | | | | | |
| Jun-03 | | | | | | | | | |
| Jul-03 | | | | | | | | | |
| Aug-03 | | | | | | | | | |
| Sep-03 | | | | | | | | | |



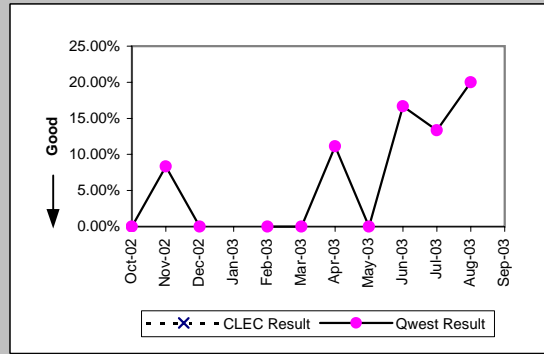
MR-7D - Repair Repeat Report Rate (Percent) - Interval Zone One

| Enhanced Extended Loops (EELs) (Diagnostic) | | | | |
|---|-----------|-------------|-------------|--------------|
| Date | Numerator | Denominator | CLEC Result | Standard Dev |
| Oct-02 | 5 | 10 | 50.00% | 50.00% |
| Nov-02 | 3 | 12 | 25.00% | 43.30% |
| Dec-02 | 3 | 13 | 23.08% | 42.13% |
| Jan-03 | 1 | 6 | 16.67% | 37.27% |
| Feb-03 | 0 | 3 | 0.00% | 0.00% |
| Mar-03 | 0 | 9 | 0.00% | 0.00% |
| Apr-03 | 1 | 12 | 8.33% | 27.64% |
| May-03 | 0 | 9 | 0.00% | 0.00% |
| Jun-03 | 2 | 14 | 14.29% | 34.99% |
| Jul-03 | 4 | 8 | 50.00% | 50.00% |
| Aug-03 | 0 | 14 | 0.00% | 0.00% |
| Sep-03 | 4 | 17 | 23.53% | 42.42% |

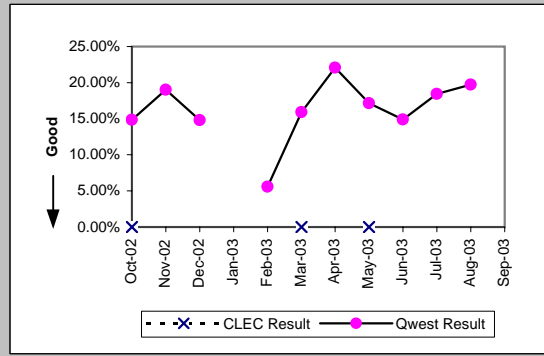


MR-7D* - Repair Repeat Report Rate (Percent) - Interval Zone One

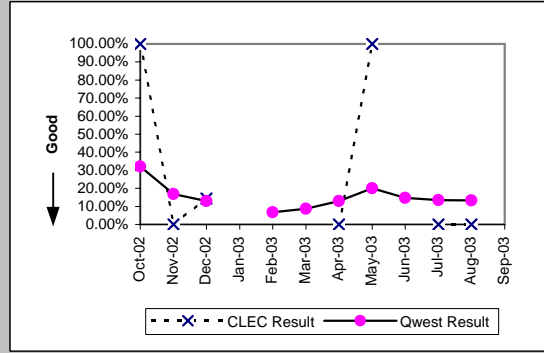
| ISDN Primary (Parity) | | | | | | | | | |
|-----------------------|----------|-----------|-----------|------------|-----------|------------|------------|-----------|------------|
| Date | CLEC Num | CLEC Denc | CLEC Resu | CLEC Std E | Qwest Num | Qwest Denc | Qwest Resu | Mod Z Scr | Parity Scr |
| Oct-02 | | | | | 0 | 9 | 0.00% | | |
| Nov-02 | | | | | 1 | 12 | 8.33% | | |
| Dec-02 | | | | | 0 | 8 | 0.00% | | |
| Jan-03 | | | | | | | | | |
| Feb-03 | | | | | 0 | 9 | 0.00% | | |
| Mar-03 | | | | | 0 | 9 | 0.00% | | |
| Apr-03 | | | | | 1 | 9 | 11.11% | | |
| May-03 | | | | | 0 | 9 | 0.00% | | |
| Jun-03 | | | | | 1 | 6 | 16.67% | | |
| Jul-03 | | | | | 2 | 15 | 13.33% | | |
| Aug-03 | | | | | 3 | 15 | 20.00% | | |
| Sep-03 | | | | | | | | | |



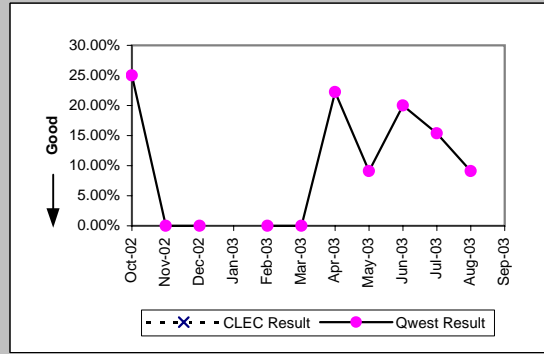
| DS0 (Parity) | | | | | | | | | |
|--------------|----------|-----------|-----------|------------|-----------|------------|------------|-----------|------------|
| Date | CLEC Num | CLEC Denc | CLEC Resu | CLEC Std E | Qwest Num | Qwest Denc | Qwest Resu | Mod Z Scr | Parity Scr |
| Oct-02 | 0 | 1 | 0.00% | 0.00% | 35 | 236 | 14.83% | -0.42 | -1.25 |
| Nov-02 | | | | | 50 | 263 | 19.01% | | |
| Dec-02 | | | | | 40 | 270 | 14.81% | | |
| Jan-03 | | | | | | | | | |
| Feb-03 | | | | | 14 | 251 | 5.58% | | |
| Mar-03 | 0 | 2 | 0.00% | 0.00% | 36 | 226 | 15.93% | -0.61 | -1.37 |
| Apr-03 | | | | | 47 | 213 | 22.07% | | |
| May-03 | 0 | 1 | 0.00% | 0.00% | 30 | 175 | 17.14% | -0.45 | -1.28 |
| Jun-03 | | | | | 34 | 228 | 14.91% | | |
| Jul-03 | | | | | 40 | 217 | 18.43% | | |
| Aug-03 | | | | | 45 | 228 | 19.74% | | |
| Sep-03 | | | | | | | | | |



| DS1 (Parity) | | | | | | | | | |
|--------------|----------|-----------|-----------|------------|-----------|------------|------------|-----------|------------|
| Date | CLEC Num | CLEC Denc | CLEC Resu | CLEC Std E | Qwest Num | Qwest Denc | Qwest Resu | Mod Z Scr | Parity Scr |
| Oct-02 | 1 | 1 | 100.00% | 0.00% | 74 | 230 | 32.17% | 0.99 | -0.4 |
| Nov-02 | 0 | 4 | 0.00% | 0.00% | 49 | 292 | 16.78% | -0.89 | -1.54 |
| Dec-02 | 1 | 7 | 14.29% | 34.99% | 42 | 323 | 13.00% | 0.15 | -0.91 |
| Jan-03 | | | | | | | | | |
| Feb-03 | | | | | 19 | 282 | 6.74% | | |
| Mar-03 | | | | | 22 | 255 | 8.63% | | |
| Apr-03 | 0 | 5 | 0.00% | 0.00% | 34 | 264 | 12.88% | -0.85 | -1.52 |
| May-03 | 1 | 1 | 100.00% | 0.00% | 49 | 244 | 20.08% | 1.28 | -0.22 |
| Jun-03 | | | | | 46 | 311 | 14.79% | | |
| Jul-03 | 0 | 4 | 0.00% | 0.00% | 38 | 283 | 13.43% | -0.78 | -1.48 |
| Aug-03 | 0 | 2 | 0.00% | 0.00% | 48 | 361 | 13.30% | -0.55 | -1.34 |
| Sep-03 | | | | | | | | | |



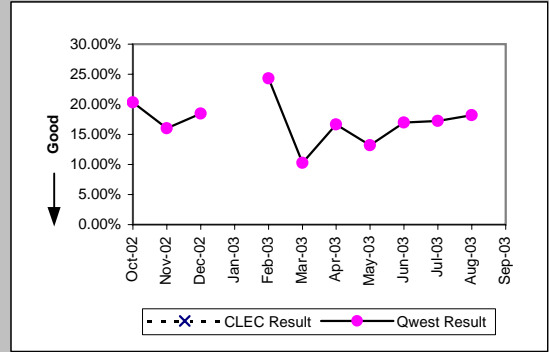
| DS3 (Parity) | | | | | | | | | |
|--------------|----------|-----------|-----------|------------|-----------|------------|------------|-----------|------------|
| Date | CLEC Num | CLEC Denc | CLEC Resu | CLEC Std E | Qwest Num | Qwest Denc | Qwest Resu | Mod Z Scr | Parity Scr |
| Oct-02 | | | | | 2 | 8 | 25.00% | | |
| Nov-02 | | | | | 0 | 4 | 0.00% | | |
| Dec-02 | | | | | 0 | 7 | 0.00% | | |
| Jan-03 | | | | | | | | | |
| Feb-03 | | | | | 0 | 9 | 0.00% | | |
| Mar-03 | | | | | 0 | 7 | 0.00% | | |
| Apr-03 | | | | | 4 | 18 | 22.22% | | |
| May-03 | | | | | 1 | 11 | 9.09% | | |
| Jun-03 | | | | | 2 | 10 | 20.00% | | |
| Jul-03 | | | | | 2 | 13 | 15.38% | | |
| Aug-03 | | | | | 1 | 11 | 9.09% | | |
| Sep-03 | | | | | | | | | |



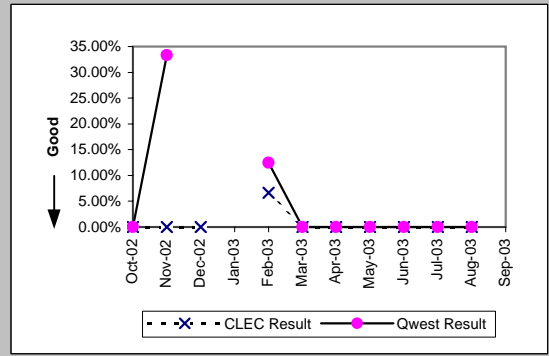
*Results exclude No Trouble Found and Test OK reports unless QWEST trouble is found on another report within 30 days of the original report. A 30-day window necessitates reporting a month behind

MR-7D* - Repair Repeat Report Rate (Percent) - Interval Zone One

| Frame Relay (Parity) | | | | | | | | | |
|----------------------|----------|-----------|-----------|----------|-----------|------------|------------|-----------|------------|
| Date | CLEC Num | CLEC Denc | CLEC Resu | CLEC Std | Qwest Num | Qwest Denc | Qwest Resu | Mod Z Scr | Parity Scr |
| Oct-02 | | | | | 12 | 59 | 20.34% | | |
| Nov-02 | | | | | 12 | 75 | 16.00% | | |
| Dec-02 | | | | | 12 | 65 | 18.46% | | |
| Jan-03 | | | | | | | | | |
| Feb-03 | | | | | 9 | 37 | 24.32% | | |
| Mar-03 | | | | | 4 | 39 | 10.26% | | |
| Apr-03 | | | | | 10 | 60 | 16.67% | | |
| May-03 | | | | | 7 | 53 | 13.21% | | |
| Jun-03 | | | | | 10 | 59 | 16.95% | | |
| Jul-03 | | | | | 10 | 58 | 17.24% | | |
| Aug-03 | | | | | 12 | 66 | 18.18% | | |
| Sep-03 | | | | | | | | | |



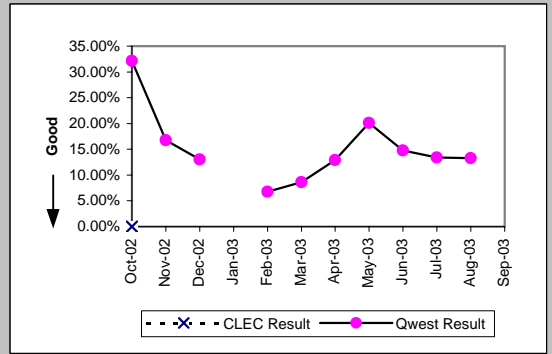
| LIS Trunk (Parity) | | | | | | | | | |
|--------------------|----------|-----------|-----------|----------|-----------|------------|------------|-----------|------------|
| Date | CLEC Num | CLEC Denc | CLEC Resu | CLEC Std | Qwest Num | Qwest Denc | Qwest Resu | Mod Z Scr | Parity Scr |
| Oct-02 | 0 | 3 | 0.00% | 0.00% | 0 | 4 | 0.00% | N/A | N/A |
| Nov-02 | 0 | 3 | 0.00% | 0.00% | 1 | 3 | 33.33% | -0.87 | -1.53 |
| Dec-02 | 0 | 6 | 0.00% | 0.00% | | | | | |
| Jan-03 | | | | | | | | | |
| Feb-03 | 2 | 30 | 6.67% | 24.94% | 1 | 8 | 12.50% | -0.44 | -1.27 |
| Mar-03 | 0 | 15 | 0.00% | 0.00% | 0 | 5 | 0.00% | N/A | N/A |
| Apr-03 | 0 | 5 | 0.00% | 0.00% | 0 | 5 | 0.00% | N/A | N/A |
| May-03 | 0 | 12 | 0.00% | 0.00% | 0 | 5 | 0.00% | N/A | N/A |
| Jun-03 | 0 | 5 | 0.00% | 0.00% | 0 | 2 | 0.00% | N/A | N/A |
| Jul-03 | 0 | 7 | 0.00% | 0.00% | 0 | 3 | 0.00% | N/A | N/A |
| Aug-03 | 0 | 11 | 0.00% | 0.00% | 0 | 6 | 0.00% | N/A | N/A |
| Sep-03 | | | | | | | | | |



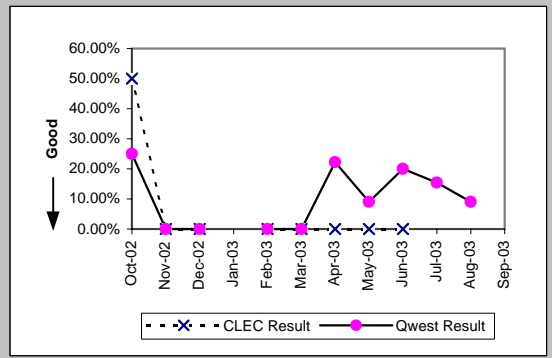
*Results exclude No Trouble Found and Test OK reports unless QWEST trouble is found on another report within 30 days of the original report. A 30-day window necessitates reporting a month behind

MR-7D* - Repair Repeat Report Rate (Percent) - Interval Zone One

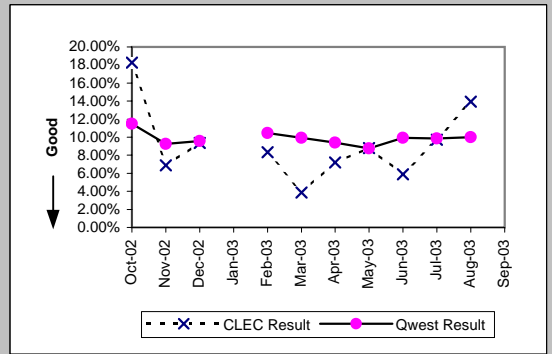
| UDIT DS1 (Parity) | | | | | | | | | |
|-------------------|----------|-----------|-----------|----------|-----------|------------|------------|-----------|------------|
| Date | CLEC Num | CLEC Denc | CLEC Resu | CLEC Std | Qwest Num | Qwest Denc | Qwest Resu | Mod Z Scr | Parity Scr |
| Oct-02 | 0 | 1 | 0.00% | 0.00% | 74 | 230 | 32.17% | -0.69 | -1.42 |
| Nov-02 | | | | | 49 | 292 | 16.78% | | |
| Dec-02 | | | | | 42 | 323 | 13.00% | | |
| Jan-03 | | | | | | | | | |
| Feb-03 | | | | | 19 | 282 | 6.74% | | |
| Mar-03 | | | | | 22 | 255 | 8.63% | | |
| Apr-03 | | | | | 34 | 264 | 12.88% | | |
| May-03 | | | | | 49 | 244 | 20.08% | | |
| Jun-03 | | | | | 46 | 311 | 14.79% | | |
| Jul-03 | | | | | 38 | 283 | 13.43% | | |
| Aug-03 | | | | | 48 | 361 | 13.30% | | |
| Sep-03 | | | | | | | | | |



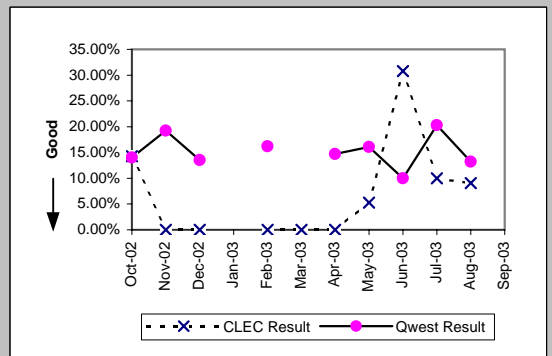
| UDIT Above DS1 Level (Parity) | | | | | | | | | |
|-------------------------------|----------|-----------|-----------|----------|-----------|------------|------------|-----------|------------|
| Date | CLEC Num | CLEC Denc | CLEC Resu | CLEC Std | Qwest Num | Qwest Denc | Qwest Resu | Mod Z Scr | Parity Scr |
| Oct-02 | 1 | 2 | 50.00% | 50.00% | 2 | 8 | 25.00% | 0.46 | -0.72 |
| Nov-02 | 0 | 1 | 0.00% | 0.00% | 0 | 4 | 0.00% | N/A | N/A |
| Dec-02 | 0 | 1 | 0.00% | 0.00% | 0 | 7 | 0.00% | N/A | N/A |
| Jan-03 | | | | | | | | | |
| Feb-03 | 0 | 2 | 0.00% | 0.00% | 0 | 9 | 0.00% | N/A | N/A |
| Mar-03 | 0 | 2 | 0.00% | 0.00% | 0 | 7 | 0.00% | N/A | N/A |
| Apr-03 | 0 | 1 | 0.00% | 0.00% | 4 | 18 | 22.22% | -0.52 | -1.32 |
| May-03 | 0 | 2 | 0.00% | 0.00% | 1 | 11 | 9.09% | -0.41 | -1.25 |
| Jun-03 | 0 | 1 | 0.00% | 0.00% | 2 | 10 | 20.00% | -0.48 | -1.29 |
| Jul-03 | | | | | 2 | 13 | 15.38% | | |
| Aug-03 | | | | | 1 | 11 | 9.09% | | |
| Sep-03 | | | | | | | | | |



| Unbundled Loop Analog (Parity) | | | | | | | | | |
|--------------------------------|----------|-----------|-----------|----------|-----------|------------|------------|-----------|------------|
| Date | CLEC Num | CLEC Denc | CLEC Resu | CLEC Std | Qwest Num | Qwest Denc | Qwest Resu | Mod Z Scr | Parity Scr |
| Oct-02 | 23 | 126 | 18.25% | 38.63% | 1595 | 13899 | 11.48% | 2.24 | 0.36 |
| Nov-02 | 15 | 218 | 6.88% | 25.31% | 1449 | 15627 | 9.27% | -1.21 | -1.74 |
| Dec-02 | 15 | 160 | 9.38% | 29.15% | 1614 | 16841 | 9.58% | -0.09 | -1.05 |
| Jan-03 | | | | | | | | | |
| Feb-03 | 13 | 156 | 8.33% | 27.64% | 1477 | 14120 | 10.46% | -0.86 | -1.52 |
| Mar-03 | 6 | 155 | 3.87% | 19.29% | 1405 | 14153 | 9.93% | -2.51 | -2.52 |
| Apr-03 | 9 | 125 | 7.20% | 25.85% | 1161 | 12378 | 9.38% | -0.83 | -1.51 |
| May-03 | 13 | 148 | 8.78% | 28.31% | 1081 | 12357 | 8.75% | 0.05 | -0.97 |
| Jun-03 | 9 | 153 | 5.88% | 23.53% | 1316 | 13261 | 9.92% | -1.66 | -2.01 |
| Jul-03 | 18 | 185 | 9.73% | 29.64% | 1335 | 13555 | 9.85% | -0.05 | -1.03 |
| Aug-03 | 18 | 129 | 13.95% | 34.65% | 1339 | 13398 | 9.99% | 1.45 | -0.12 |
| Sep-03 | | | | | | | | | |



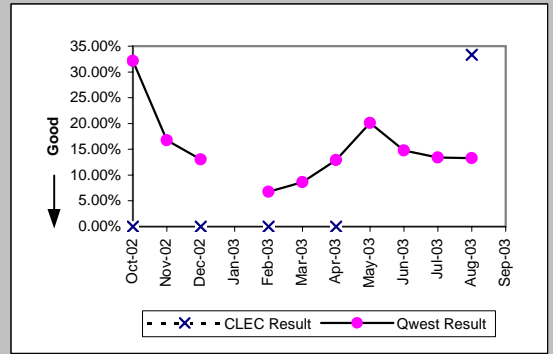
| Unbundled Loop - 2 Wire Non-Loaded (Parity) | | | | | | | | | |
|---|----------|-----------|-----------|----------|-----------|------------|------------|-----------|------------|
| Date | CLEC Num | CLEC Denc | CLEC Resu | CLEC Std | Qwest Num | Qwest Denc | Qwest Resu | Mod Z Scr | Parity Scr |
| Oct-02 | 2 | 14 | 14.29% | 34.99% | 7 | 50 | 14.00% | 0.03 | -0.98 |
| Nov-02 | 0 | 26 | 0.00% | 0.00% | 15 | 78 | 19.23% | -2.15 | -2.31 |
| Dec-02 | 0 | 10 | 0.00% | 0.00% | 15 | 111 | 13.51% | -1.2 | -1.73 |
| Jan-03 | | | | | | | | | |
| Feb-03 | 0 | 11 | 0.00% | 0.00% | 17 | 105 | 16.19% | -1.39 | -1.84 |
| Mar-03 | 0 | 9 | 0.00% | 0.00% | | | | | |
| Apr-03 | 0 | 15 | 0.00% | 0.00% | 10 | 68 | 14.71% | -1.46 | -1.88 |
| May-03 | 1 | 19 | 5.26% | 22.33% | 9 | 56 | 16.07% | -1.11 | -1.67 |
| Jun-03 | 8 | 26 | 30.77% | 46.15% | 7 | 70 | 10.00% | 2.32 | 0.41 |
| Jul-03 | 1 | 10 | 10.00% | 30.00% | 14 | 69 | 20.29% | -0.76 | -1.46 |
| Aug-03 | 1 | 11 | 9.09% | 28.75% | 9 | 68 | 13.24% | -0.38 | -1.23 |
| Sep-03 | | | | | | | | | |



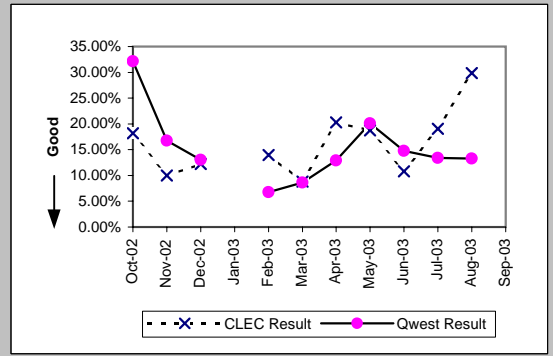
*Results exclude No Trouble Found and Test OK reports unless QWEST trouble is found on another report within 30 days of the original report. A 30-day window necessitates reporting a month behind

MR-7D* - Repair Repeat Report Rate (Percent) - Interval Zone One

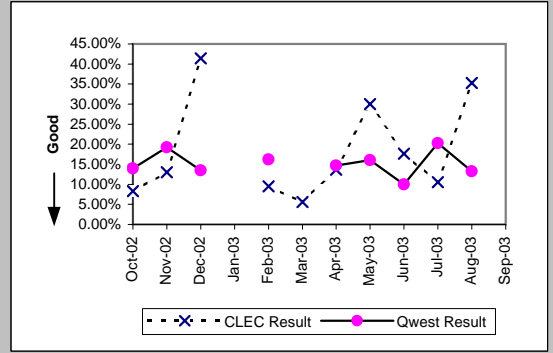
| Unbundled Loop - 4 Wire Non-Loaded (Parity) | | | | | | | | | |
|---|----------|-----------|-----------|----------|-----------|------------|------------|-----------|------------|
| Date | CLEC Num | CLEC Denc | CLEC Resu | CLEC Std | Qwest Num | Qwest Denc | Qwest Resu | Mod Z Scr | Parity Scr |
| Oct-02 | 0 | 1 | 0.00% | 0.00% | 74 | 230 | 32.17% | -0.69 | -1.42 |
| Nov-02 | | | | | 49 | 292 | 16.78% | | |
| Dec-02 | 0 | 1 | 0.00% | 0.00% | 42 | 323 | 13.00% | -0.39 | -1.23 |
| Jan-03 | | | | | | | | | |
| Feb-03 | 0 | 1 | 0.00% | 0.00% | 19 | 282 | 6.74% | -0.27 | -1.16 |
| Mar-03 | | | | | 22 | 255 | 8.63% | | |
| Apr-03 | 0 | 1 | 0.00% | 0.00% | 34 | 264 | 12.88% | -0.38 | -1.23 |
| May-03 | | | | | 49 | 244 | 20.08% | | |
| Jun-03 | | | | | 46 | 311 | 14.79% | | |
| Jul-03 | | | | | 38 | 283 | 13.43% | | |
| Aug-03 | 1 | 3 | 33.33% | 47.14% | 48 | 361 | 13.30% | 0.84 | -0.49 |
| Sep-03 | | | | | | | | | |



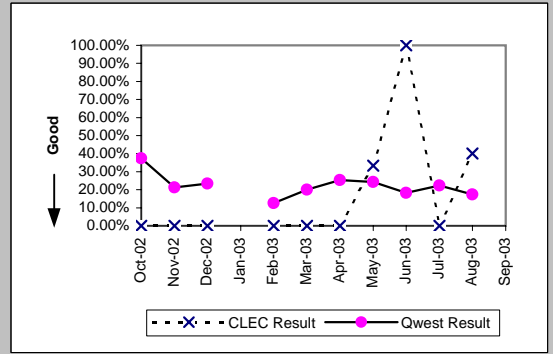
| Unbundled Loop - DS1 Capable (Parity) | | | | | | | | | |
|---------------------------------------|----------|-----------|-----------|----------|-----------|------------|------------|-----------|------------|
| Date | CLEC Num | CLEC Denc | CLEC Resu | CLEC Std | Qwest Num | Qwest Denc | Qwest Resu | Mod Z Scr | Parity Scr |
| Oct-02 | 6 | 33 | 18.18% | 38.57% | 74 | 230 | 32.17% | -1.61 | -1.98 |
| Nov-02 | 4 | 40 | 10.00% | 30.00% | 49 | 292 | 16.78% | -1.08 | -1.65 |
| Dec-02 | 6 | 49 | 12.24% | 32.78% | 42 | 323 | 13.00% | -0.15 | -1.09 |
| Jan-03 | | | | | | | | | |
| Feb-03 | 6 | 43 | 13.95% | 34.65% | 19 | 282 | 6.74% | 1.54 | -0.06 |
| Mar-03 | 3 | 34 | 8.82% | 28.36% | 22 | 255 | 8.63% | 0.08 | -0.95 |
| Apr-03 | 13 | 64 | 20.31% | 40.23% | 34 | 264 | 12.88% | 1.48 | -0.1 |
| May-03 | 9 | 48 | 18.75% | 39.03% | 49 | 244 | 20.08% | -0.21 | -1.13 |
| Jun-03 | 7 | 65 | 10.77% | 31.00% | 46 | 311 | 14.79% | -0.83 | -1.5 |
| Jul-03 | 12 | 63 | 19.05% | 39.27% | 38 | 283 | 13.43% | 1.13 | -0.32 |
| Aug-03 | 20 | 67 | 29.85% | 45.76% | 48 | 361 | 13.30% | 3.16 | 0.92 |
| Sep-03 | | | | | | | | | |



| Unbundled Loop ISDN Capable (Parity) | | | | | | | | | |
|--------------------------------------|----------|-----------|-----------|----------|-----------|------------|------------|-----------|------------|
| Date | CLEC Num | CLEC Denc | CLEC Resu | CLEC Std | Qwest Num | Qwest Denc | Qwest Resu | Mod Z Scr | Parity Scr |
| Oct-02 | 2 | 24 | 8.33% | 27.64% | 7 | 50 | 14.00% | -0.66 | -1.4 |
| Nov-02 | 3 | 23 | 13.04% | 33.68% | 15 | 78 | 19.23% | -0.66 | -1.4 |
| Dec-02 | 12 | 29 | 41.38% | 49.25% | 15 | 111 | 13.51% | 3.13 | 0.9 |
| Jan-03 | | | | | | | | | |
| Feb-03 | 2 | 21 | 9.52% | 29.35% | 17 | 105 | 16.19% | -0.76 | -1.46 |
| Mar-03 | 1 | 18 | 5.56% | 22.91% | | | | | |
| Apr-03 | 3 | 22 | 13.64% | 34.32% | 10 | 68 | 14.71% | -0.12 | -1.07 |
| May-03 | 6 | 20 | 30.00% | 45.83% | 9 | 56 | 16.07% | 1.28 | -0.22 |
| Jun-03 | 6 | 34 | 17.65% | 38.12% | 7 | 70 | 10.00% | 1.06 | -0.35 |
| Jul-03 | 2 | 19 | 10.53% | 30.69% | 14 | 69 | 20.29% | -0.94 | -1.57 |
| Aug-03 | 6 | 17 | 35.29% | 47.79% | 9 | 68 | 13.24% | 1.94 | 0.18 |
| Sep-03 | | | | | | | | | |



| Unbundled Loop - ADSL Qualified (Parity) | | | | | | | | | |
|--|----------|-----------|-----------|----------|-----------|------------|------------|-----------|------------|
| Date | CLEC Num | CLEC Denc | CLEC Resu | CLEC Std | Qwest Num | Qwest Denc | Qwest Resu | Mod Z Scr | Parity Scr |
| Oct-02 | 0 | 2 | 0.00% | 0.00% | 69 | 184 | 37.50% | -1.09 | -1.66 |
| Nov-02 | 0 | 1 | 0.00% | 0.00% | 45 | 212 | 21.23% | -0.52 | -1.31 |
| Dec-02 | 0 | 2 | 0.00% | 0.00% | 52 | 223 | 23.32% | -0.78 | -1.47 |
| Jan-03 | | | | | | | | | |
| Feb-03 | 0 | 2 | 0.00% | 0.00% | 29 | 231 | 12.55% | -0.53 | -1.32 |
| Mar-03 | 0 | 1 | 0.00% | 0.00% | 37 | 184 | 20.11% | -0.5 | -1.3 |
| Apr-03 | 0 | 1 | 0.00% | 0.00% | 66 | 261 | 25.29% | -0.58 | -1.35 |
| May-03 | 1 | 3 | 33.33% | 47.14% | 46 | 190 | 24.21% | 0.34 | -0.79 |
| Jun-03 | 1 | 1 | 100.00% | 0.00% | 183 | 1005 | 18.21% | 1.34 | -0.19 |
| Jul-03 | 0 | 3 | 0.00% | 0.00% | 265 | 1185 | 22.36% | -0.93 | -1.56 |
| Aug-03 | 2 | 5 | 40.00% | 48.99% | 193 | 1111 | 17.37% | 1.16 | -0.3 |
| Sep-03 | | | | | | | | | |

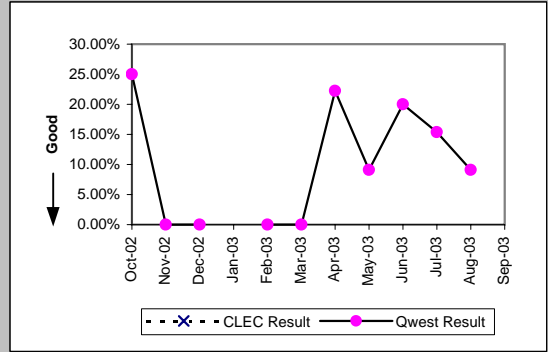


*Results exclude No Trouble Found and Test OK reports unless QWEST trouble is found on another report within 30 days of the original report. A 30-day window necessitates reporting a month behind

MR-7D* - Repair Repeat Report Rate (Percent) - Interval Zone One

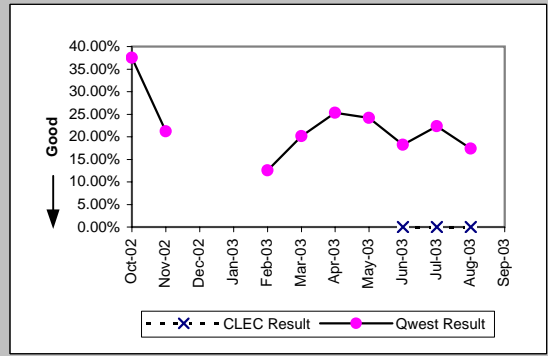
Unbundled Loop - DS3 Capable (Parity)

| Date | CLEC Num | CLEC Denc | CLEC Resu | CLEC Std | Qwest Num | Qwest Denc | Qwest Resu | Mod Z Scr | Parity Scr |
|--------|----------|-----------|-----------|----------|-----------|------------|------------|-----------|------------|
| Oct-02 | | | | | 2 | 8 | 25.00% | | |
| Nov-02 | | | | | 0 | 4 | 0.00% | | |
| Dec-02 | | | | | 0 | 7 | 0.00% | | |
| Jan-03 | | | | | | | | | |
| Feb-03 | | | | | 0 | 9 | 0.00% | | |
| Mar-03 | | | | | 0 | 7 | 0.00% | | |
| Apr-03 | | | | | 4 | 18 | 22.22% | | |
| May-03 | | | | | 1 | 11 | 9.09% | | |
| Jun-03 | | | | | 2 | 10 | 20.00% | | |
| Jul-03 | | | | | 2 | 13 | 15.38% | | |
| Aug-03 | | | | | 1 | 11 | 9.09% | | |
| Sep-03 | | | | | | | | | |



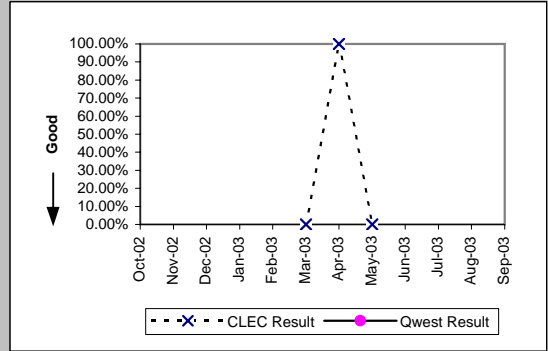
Qwest DSL (Parity)

| Date | CLEC Num | CLEC Denc | CLEC Resu | CLEC Std | Qwest Num | Qwest Denc | Qwest Resu | Mod Z Scr | Parity Scr |
|--------|----------|-----------|-----------|----------|-----------|------------|------------|-----------|------------|
| Oct-02 | | | | | 69 | 184 | 37.50% | | |
| Nov-02 | | | | | 45 | 212 | 21.23% | | |
| Dec-02 | | | | | | | | | |
| Jan-03 | | | | | | | | | |
| Feb-03 | | | | | 29 | 231 | 12.55% | | |
| Mar-03 | | | | | 37 | 184 | 20.11% | | |
| Apr-03 | | | | | 66 | 261 | 25.29% | | |
| May-03 | | | | | 46 | 190 | 24.21% | | |
| Jun-03 | 0 | 1 | 0.00% | 0.00% | 183 | 1005 | 18.21% | -0.47 | -1.29 |
| Jul-03 | 0 | 1 | 0.00% | 0.00% | 265 | 1185 | 22.36% | -0.54 | -1.33 |
| Aug-03 | 0 | 3 | 0.00% | 0.00% | 193 | 1111 | 17.37% | -0.79 | -1.48 |
| Sep-03 | | | | | | | | | |



E911 (Parity)

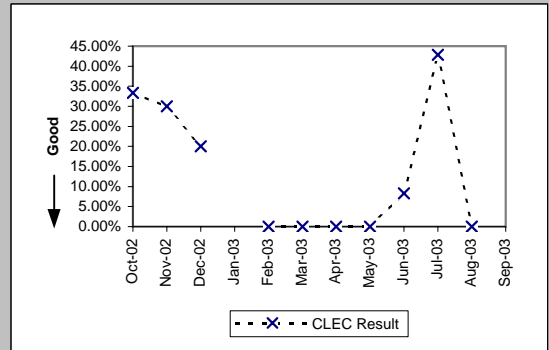
| Date | CLEC Num | CLEC Denc | CLEC Resu | CLEC Std | Qwest Num | Qwest Denc | Qwest Resu | Mod Z Scr | Parity Scr |
|--------|----------|-----------|-----------|----------|-----------|------------|------------|-----------|------------|
| Oct-02 | | | | | | | | | |
| Nov-02 | | | | | | | | | |
| Dec-02 | | | | | | | | | |
| Jan-03 | | | | | | | | | |
| Feb-03 | | | | | | | | | |
| Mar-03 | 0 | 1 | 0.00% | 0.00% | | | | | |
| Apr-03 | 1 | 1 | 100.00% | 0.00% | | | | | |
| May-03 | 0 | 1 | 0.00% | 0.00% | | | | | |
| Jun-03 | | | | | | | | | |
| Jul-03 | | | | | | | | | |
| Aug-03 | | | | | | | | | |
| Sep-03 | | | | | | | | | |



*Results exclude No Trouble Found and Test OK reports unless QWEST trouble is found on another report within 30 days of the original report. A 30-day window necessitates reporting a month behind

MR-7D* - Repair Repeat Report Rate (Percent) - Interval Zone One

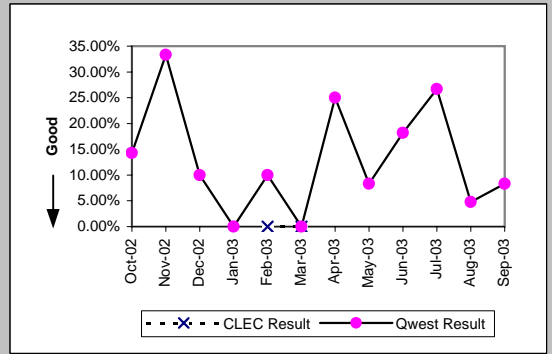
| Enhanced Extended Loops (EELs) (Diagnostic) | | | | |
|---|-----------|-------------|-------------|--------------|
| Date | Numerator | Denominator | CLEC Result | Standard Dev |
| Oct-02 | 2 | 6 | 33.33% | 47.14% |
| Nov-02 | 3 | 10 | 30.00% | 45.83% |
| Dec-02 | 2 | 10 | 20.00% | 40.00% |
| Jan-03 | | | | |
| Feb-03 | 0 | 2 | 0.00% | 0.00% |
| Mar-03 | 0 | 8 | 0.00% | 0.00% |
| Apr-03 | 0 | 7 | 0.00% | 0.00% |
| May-03 | 0 | 7 | 0.00% | 0.00% |
| Jun-03 | 1 | 12 | 8.33% | 27.64% |
| Jul-03 | 3 | 7 | 42.86% | 49.49% |
| Aug-03 | 0 | 11 | 0.00% | 0.00% |
| Sep-03 | | | | |



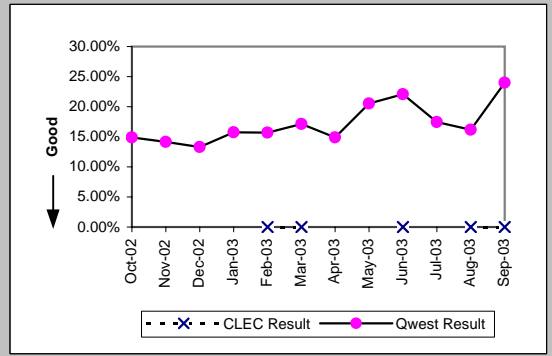
*Results exclude No Trouble Found and Test OK reports unless QWEST trouble is found on another report within 30 days of the original report. A 30-day window necessitates reporting a month behind

MR-7E - Repair Repeat Report Rate (Percent) - Interval Zone Two

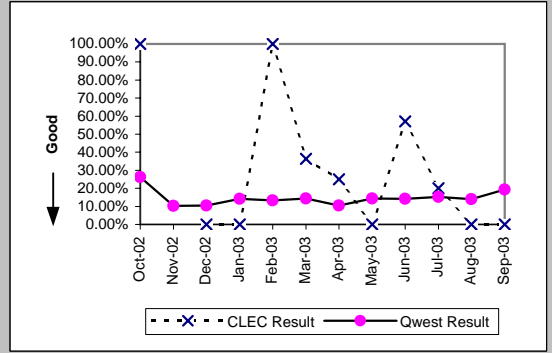
| ISDN Primary (Parity) | | | | | | | | | |
|-----------------------|----------|-----------|-----------|------------|-----------|------------|------------|-----------|------------|
| Date | CLEC Num | CLEC Denc | CLEC Resu | CLEC Std E | Qwest Num | Qwest Denc | Qwest Resu | Mod Z Scr | Parity Scr |
| Oct-02 | | | | | 1 | 7 | 14.29% | | |
| Nov-02 | | | | | 2 | 6 | 33.33% | | |
| Dec-02 | | | | | 1 | 10 | 10.00% | | |
| Jan-03 | | | | | 0 | 10 | 0.00% | | |
| Feb-03 | 0 | 2 | 0.00% | 0.00% | 1 | 10 | 10.00% | -0.43 | -1.26 |
| Mar-03 | 0 | 2 | 0.00% | 0.00% | 0 | 7 | 0.00% | N/A | N/A |
| Apr-03 | | | | | 1 | 4 | 25.00% | | |
| May-03 | | | | | 1 | 12 | 8.33% | | |
| Jun-03 | | | | | 2 | 11 | 18.18% | | |
| Jul-03 | | | | | 4 | 15 | 26.67% | | |
| Aug-03 | | | | | 1 | 21 | 4.76% | | |
| Sep-03 | | | | | 1 | 12 | 8.33% | | |



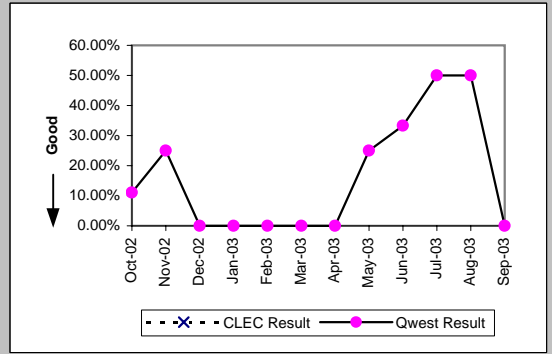
| DS0 (Parity) | | | | | | | | | |
|--------------|----------|-----------|-----------|------------|-----------|------------|------------|-----------|------------|
| Date | CLEC Num | CLEC Denc | CLEC Resu | CLEC Std E | Qwest Num | Qwest Denc | Qwest Resu | Mod Z Scr | Parity Scr |
| Oct-02 | | | | | 27 | 181 | 14.92% | | |
| Nov-02 | | | | | 32 | 226 | 14.16% | | |
| Dec-02 | | | | | 36 | 271 | 13.28% | | |
| Jan-03 | | | | | 38 | 241 | 15.77% | | |
| Feb-03 | 0 | 2 | 0.00% | 0.00% | 37 | 236 | 15.68% | -0.61 | -1.37 |
| Mar-03 | 0 | 1 | 0.00% | 0.00% | 37 | 216 | 17.13% | -0.45 | -1.28 |
| Apr-03 | | | | | 35 | 235 | 14.89% | | |
| May-03 | | | | | 40 | 195 | 20.51% | | |
| Jun-03 | 0 | 1 | 0.00% | 0.00% | 53 | 240 | 22.08% | -0.53 | -1.32 |
| Jul-03 | | | | | 40 | 229 | 17.47% | | |
| Aug-03 | 0 | 2 | 0.00% | 0.00% | 40 | 247 | 16.19% | -0.62 | -1.38 |
| Sep-03 | 0 | 1 | 0.00% | 0.00% | 81 | 338 | 23.96% | -0.56 | -1.34 |



| DS1 (Parity) | | | | | | | | | |
|--------------|----------|-----------|-----------|------------|-----------|------------|------------|-----------|------------|
| Date | CLEC Num | CLEC Denc | CLEC Resu | CLEC Std E | Qwest Num | Qwest Denc | Qwest Resu | Mod Z Scr | Parity Scr |
| Oct-02 | 1 | 1 | 100.00% | 0.00% | 51 | 195 | 26.15% | 1.13 | -0.32 |
| Nov-02 | | | | | 25 | 244 | 10.25% | | |
| Dec-02 | 0 | 2 | 0.00% | 0.00% | 27 | 256 | 10.55% | -0.48 | -1.29 |
| Jan-03 | 0 | 3 | 0.00% | 0.00% | 36 | 254 | 14.17% | -0.7 | -1.43 |
| Feb-03 | 1 | 1 | 100.00% | 0.00% | 28 | 211 | 13.27% | 1.51 | -0.08 |
| Mar-03 | 4 | 11 | 36.36% | 48.10% | 32 | 222 | 14.41% | 1.75 | 0.07 |
| Apr-03 | 1 | 4 | 25.00% | 43.30% | 26 | 247 | 10.53% | 0.79 | -0.52 |
| May-03 | 0 | 2 | 0.00% | 0.00% | 29 | 202 | 14.36% | -0.58 | -1.35 |
| Jun-03 | 4 | 7 | 57.14% | 49.49% | 33 | 232 | 14.22% | 2.54 | 0.55 |
| Jul-03 | 1 | 5 | 20.00% | 40.00% | 36 | 237 | 15.19% | 0.31 | -0.81 |
| Aug-03 | 0 | 2 | 0.00% | 0.00% | 38 | 273 | 13.92% | -0.57 | -1.34 |
| Sep-03 | 0 | 1 | 0.00% | 0.00% | 70 | 362 | 19.34% | -0.49 | -1.3 |

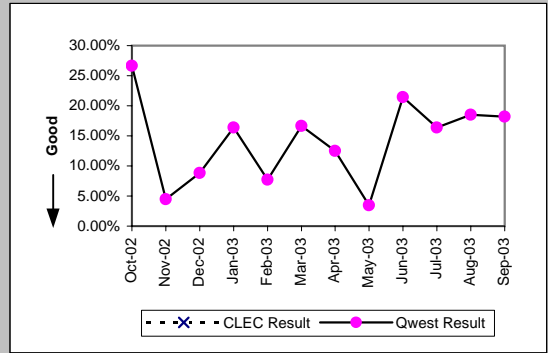


| DS3 (Parity) | | | | | | | | | |
|--------------|----------|-----------|-----------|------------|-----------|------------|------------|-----------|------------|
| Date | CLEC Num | CLEC Denc | CLEC Resu | CLEC Std E | Qwest Num | Qwest Denc | Qwest Resu | Mod Z Scr | Parity Scr |
| Oct-02 | | | | | 1 | 9 | 11.11% | | |
| Nov-02 | | | | | 1 | 4 | 25.00% | | |
| Dec-02 | | | | | 0 | 1 | 0.00% | | |
| Jan-03 | | | | | 0 | 9 | 0.00% | | |
| Feb-03 | | | | | 0 | 4 | 0.00% | | |
| Mar-03 | | | | | 0 | 5 | 0.00% | | |
| Apr-03 | | | | | 0 | 4 | 0.00% | | |
| May-03 | | | | | 1 | 4 | 25.00% | | |
| Jun-03 | | | | | 1 | 3 | 33.33% | | |
| Jul-03 | | | | | 2 | 4 | 50.00% | | |
| Aug-03 | | | | | 2 | 4 | 50.00% | | |
| Sep-03 | | | | | 0 | 12 | 0.00% | | |

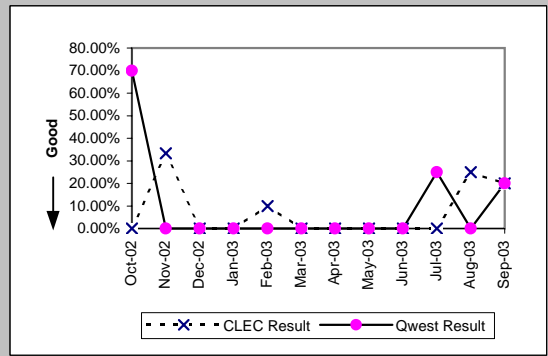


MR-7E - Repair Repeat Report Rate (Percent) - Interval Zone Two

| Frame Relay (Parity) | | | | | | | | | |
|----------------------|----------|-----------|-----------|----------|-----------|------------|------------|-----------|------------|
| Date | CLEC Num | CLEC Denc | CLEC Resu | CLEC Std | Qwest Num | Qwest Denc | Qwest Resu | Mod Z Scr | Parity Scr |
| Oct-02 | | | | | 12 | 45 | 26.67% | | |
| Nov-02 | | | | | 2 | 45 | 4.44% | | |
| Dec-02 | | | | | 6 | 68 | 8.82% | | |
| Jan-03 | | | | | 10 | 61 | 16.39% | | |
| Feb-03 | | | | | 3 | 39 | 7.69% | | |
| Mar-03 | | | | | 8 | 48 | 16.67% | | |
| Apr-03 | | | | | 5 | 40 | 12.50% | | |
| May-03 | | | | | 2 | 58 | 3.45% | | |
| Jun-03 | | | | | 12 | 56 | 21.43% | | |
| Jul-03 | | | | | 9 | 55 | 16.36% | | |
| Aug-03 | | | | | 10 | 54 | 18.52% | | |
| Sep-03 | | | | | 12 | 66 | 18.18% | | |

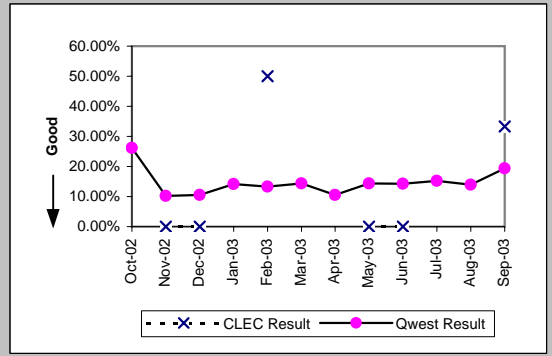


| LIS Trunk (Parity) | | | | | | | | | |
|--------------------|----------|-----------|-----------|----------|-----------|------------|------------|-----------|------------|
| Date | CLEC Num | CLEC Denc | CLEC Resu | CLEC Std | Qwest Num | Qwest Denc | Qwest Resu | Mod Z Scr | Parity Scr |
| Oct-02 | 0 | 1 | 0.00% | 0.00% | 7 | 10 | 70.00% | -1.46 | -1.89 |
| Nov-02 | 1 | 3 | 33.33% | 47.14% | 0 | 1 | 0.00% | N/A | -0.9 |
| Dec-02 | 0 | 7 | 0.00% | 0.00% | 0 | 2 | 0.00% | N/A | N/A |
| Jan-03 | 0 | 4 | 0.00% | 0.00% | 0 | 1 | 0.00% | N/A | N/A |
| Feb-03 | 1 | 10 | 10.00% | 30.00% | 0 | 2 | 0.00% | N/A | -0.98 |
| Mar-03 | 0 | 2 | 0.00% | 0.00% | 0 | 2 | 0.00% | N/A | N/A |
| Apr-03 | 0 | 1 | 0.00% | 0.00% | 0 | 3 | 0.00% | N/A | N/A |
| May-03 | 0 | 3 | 0.00% | 0.00% | 0 | 5 | 0.00% | N/A | N/A |
| Jun-03 | 0 | 2 | 0.00% | 0.00% | 0 | 2 | 0.00% | N/A | N/A |
| Jul-03 | 0 | 4 | 0.00% | 0.00% | 1 | 4 | 25.00% | -0.82 | -1.5 |
| Aug-03 | 1 | 4 | 25.00% | 43.30% | 0 | 5 | 0.00% | N/A | -0.55 |
| Sep-03 | 2 | 10 | 20.00% | 40.00% | 1 | 5 | 20.00% | 0 | -1 |

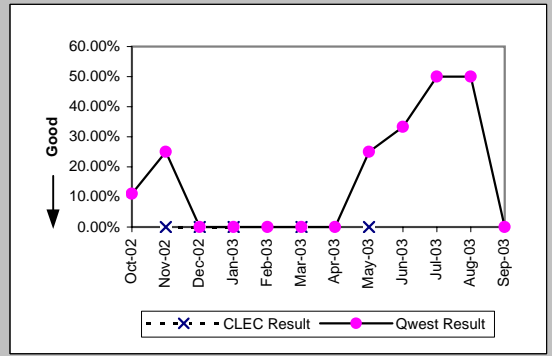


MR-7E - Repair Repeat Report Rate (Percent) - Interval Zone Two

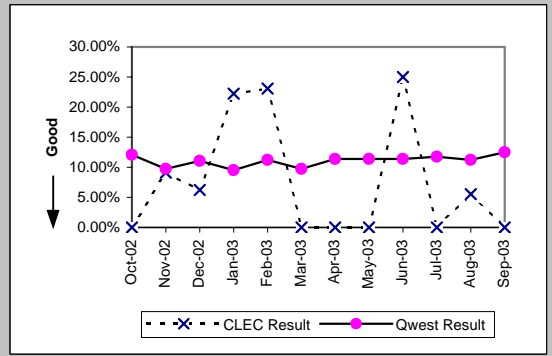
| UDIT DS1 (Parity) | | | | | | | | | |
|-------------------|----------|-----------|-----------|----------|-----------|------------|------------|-----------|------------|
| Date | CLEC Num | CLEC Denc | CLEC Resu | CLEC Std | Qwest Num | Qwest Denc | Qwest Resu | Mod Z Scr | Parity Scr |
| Oct-02 | | | | | 51 | 195 | 26.15% | | |
| Nov-02 | 0 | 2 | 0.00% | 0.00% | 25 | 244 | 10.25% | -0.48 | -1.29 |
| Dec-02 | 0 | 1 | 0.00% | 0.00% | 27 | 256 | 10.55% | -0.34 | -1.21 |
| Jan-03 | | | | | 36 | 254 | 14.17% | | |
| Feb-03 | 1 | 2 | 50.00% | 50.00% | 28 | 211 | 13.27% | 1.11 | -0.33 |
| Mar-03 | | | | | 32 | 222 | 14.41% | | |
| Apr-03 | | | | | 26 | 247 | 10.53% | | |
| May-03 | 0 | 2 | 0.00% | 0.00% | 29 | 202 | 14.36% | -0.58 | -1.35 |
| Jun-03 | 0 | 1 | 0.00% | 0.00% | 33 | 232 | 14.22% | -0.41 | -1.25 |
| Jul-03 | | | | | 36 | 237 | 15.19% | | |
| Aug-03 | | | | | 38 | 273 | 13.92% | | |
| Sep-03 | 1 | 3 | 33.33% | 47.14% | 70 | 362 | 19.34% | 0.55 | -0.67 |



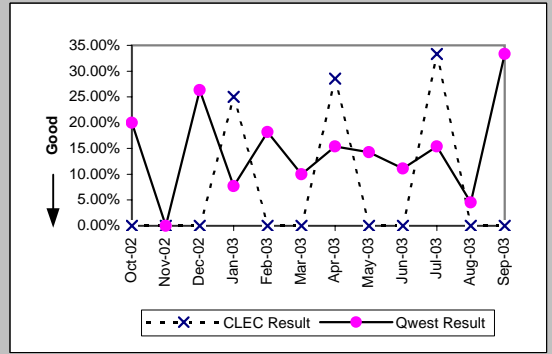
| UDIT Above DS1 Level (Parity) | | | | | | | | | |
|-------------------------------|----------|-----------|-----------|----------|-----------|------------|------------|-----------|------------|
| Date | CLEC Num | CLEC Denc | CLEC Resu | CLEC Std | Qwest Num | Qwest Denc | Qwest Resu | Mod Z Scr | Parity Scr |
| Oct-02 | | | | | 1 | 9 | 11.11% | | |
| Nov-02 | 0 | 1 | 0.00% | 0.00% | 1 | 4 | 25.00% | -0.52 | -1.31 |
| Dec-02 | 0 | 1 | 0.00% | 0.00% | 0 | 1 | 0.00% | N/A | N/A |
| Jan-03 | 0 | 1 | 0.00% | 0.00% | 0 | 9 | 0.00% | N/A | N/A |
| Feb-03 | | | | | 0 | 4 | 0.00% | | |
| Mar-03 | 0 | 2 | 0.00% | 0.00% | 0 | 5 | 0.00% | N/A | N/A |
| Apr-03 | 0 | | | | 0 | 4 | 0.00% | | |
| May-03 | 0 | 1 | 0.00% | 0.00% | 1 | 4 | 25.00% | -0.52 | -1.31 |
| Jun-03 | | | | | 1 | 3 | 33.33% | | |
| Jul-03 | | | | | 2 | 4 | 50.00% | | |
| Aug-03 | | | | | 2 | 4 | 50.00% | | |
| Sep-03 | | | | | 0 | 12 | 0.00% | | |



| Unbundled Loop Analog (Parity) | | | | | | | | | |
|--------------------------------|----------|-----------|-----------|----------|-----------|------------|------------|-----------|------------|
| Date | CLEC Num | CLEC Denc | CLEC Resu | CLEC Std | Qwest Num | Qwest Denc | Qwest Resu | Mod Z Scr | Parity Scr |
| Oct-02 | 0 | 15 | 0.00% | 0.00% | 399 | 3309 | 12.06% | -1.43 | -1.87 |
| Nov-02 | 2 | 22 | 9.09% | 28.75% | 334 | 3426 | 9.75% | -0.1 | -1.06 |
| Dec-02 | 1 | 16 | 6.25% | 24.21% | 472 | 4260 | 11.08% | -0.61 | -1.37 |
| Jan-03 | 6 | 27 | 22.22% | 41.57% | 404 | 4251 | 9.50% | 1.98 | 0.2 |
| Feb-03 | 9 | 39 | 23.08% | 42.13% | 378 | 3374 | 11.20% | 2.11 | 0.28 |
| Mar-03 | 0 | 8 | 0.00% | 0.00% | 358 | 3682 | 9.72% | -0.93 | -1.56 |
| Apr-03 | 0 | 15 | 0.00% | 0.00% | 409 | 3586 | 11.41% | -1.39 | -1.84 |
| May-03 | 0 | 22 | 0.00% | 0.00% | 378 | 3323 | 11.38% | -1.67 | -2.02 |
| Jun-03 | 4 | 16 | 25.00% | 43.30% | 373 | 3280 | 11.37% | 1.53 | -0.07 |
| Jul-03 | 0 | 11 | 0.00% | 0.00% | 430 | 3664 | 11.74% | -1.21 | -1.73 |
| Aug-03 | 1 | 18 | 5.56% | 22.91% | 413 | 3675 | 11.24% | -0.76 | -1.46 |
| Sep-03 | 0 | 12 | 0.00% | 0.00% | 427 | 3420 | 12.49% | -1.31 | -1.79 |



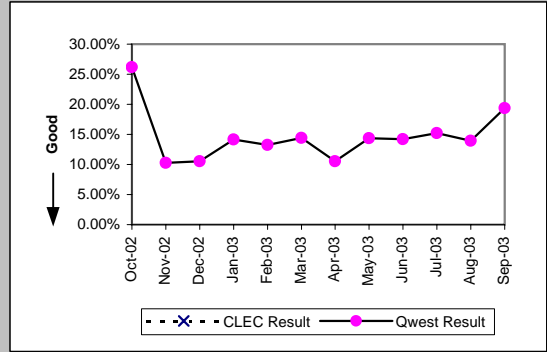
| Unbundled Loop - 2 Wire Non-Loaded (Parity) | | | | | | | | | |
|---|----------|-----------|-----------|----------|-----------|------------|------------|-----------|------------|
| Date | CLEC Num | CLEC Denc | CLEC Resu | CLEC Std | Qwest Num | Qwest Denc | Qwest Resu | Mod Z Scr | Parity Scr |
| Oct-02 | 0 | 2 | 0.00% | 0.00% | 2 | 10 | 20.00% | -0.65 | -1.39 |
| Nov-02 | 0 | 4 | 0.00% | 0.00% | 0 | 15 | 0.00% | N/A | N/A |
| Dec-02 | 0 | 4 | 0.00% | 0.00% | 5 | 19 | 26.32% | -1.09 | -1.66 |
| Jan-03 | 1 | 4 | 25.00% | 43.30% | 1 | 13 | 7.69% | 0.7 | -0.58 |
| Feb-03 | 0 | 2 | 0.00% | 0.00% | 2 | 11 | 18.18% | -0.61 | -1.37 |
| Mar-03 | 0 | 5 | 0.00% | 0.00% | 1 | 10 | 10.00% | -0.61 | -1.37 |
| Apr-03 | 2 | 7 | 28.57% | 45.18% | 2 | 13 | 15.38% | 0.59 | -0.64 |
| May-03 | 0 | 3 | 0.00% | 0.00% | 3 | 21 | 14.29% | -0.66 | -1.4 |
| Jun-03 | 0 | 3 | 0.00% | 0.00% | 1 | 9 | 11.11% | -0.53 | -1.32 |
| Jul-03 | 2 | 6 | 33.33% | 47.14% | 2 | 13 | 15.38% | 0.77 | -0.53 |
| Aug-03 | 0 | 6 | 0.00% | 0.00% | 1 | 22 | 4.55% | -0.47 | -1.29 |
| Sep-03 | 0 | 2 | 0.00% | 0.00% | 5 | 15 | 33.33% | -0.94 | -1.57 |



MR-7E - Repair Repeat Report Rate (Percent) - Interval Zone Two

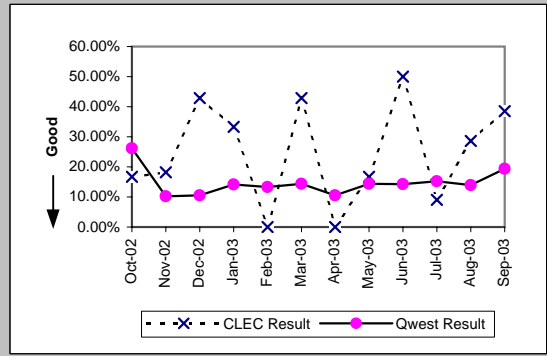
Unbundled Loop - 4 Wire Non-Loaded (Parity)

| Date | CLEC Num | CLEC Denc | CLEC Resu | CLEC Std | Qwest Num | Qwest Denc | Qwest Resu | Mod Z Scr | Parity Scr |
|--------|----------|-----------|-----------|----------|-----------|------------|------------|-----------|------------|
| Oct-02 | | | | | 51 | 195 | 26.15% | | |
| Nov-02 | | | | | 25 | 244 | 10.25% | | |
| Dec-02 | | | | | 27 | 256 | 10.55% | | |
| Jan-03 | | | | | 36 | 254 | 14.17% | | |
| Feb-03 | | | | | 28 | 211 | 13.27% | | |
| Mar-03 | | | | | 32 | 222 | 14.41% | | |
| Apr-03 | | | | | 26 | 247 | 10.53% | | |
| May-03 | | | | | 29 | 202 | 14.36% | | |
| Jun-03 | | | | | 33 | 232 | 14.22% | | |
| Jul-03 | | | | | 36 | 237 | 15.19% | | |
| Aug-03 | | | | | 38 | 273 | 13.92% | | |
| Sep-03 | | | | | 70 | 362 | 19.34% | | |



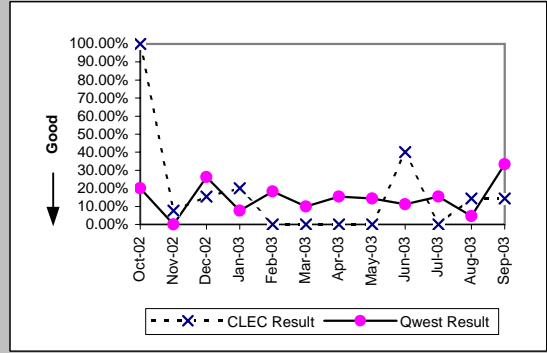
Unbundled Loop - DS1 Capable (Parity)

| Date | CLEC Num | CLEC Denc | CLEC Resu | CLEC Std | Qwest Num | Qwest Denc | Qwest Resu | Mod Z Scr | Parity Scr |
|--------|----------|-----------|-----------|----------|-----------|------------|------------|-----------|------------|
| Oct-02 | 1 | 6 | 16.67% | 37.27% | 51 | 195 | 26.15% | -0.52 | -1.32 |
| Nov-02 | 2 | 11 | 18.18% | 38.57% | 25 | 244 | 10.25% | 0.8 | -0.51 |
| Dec-02 | 3 | 7 | 42.86% | 49.49% | 27 | 256 | 10.55% | 2.13 | 0.3 |
| Jan-03 | 2 | 6 | 33.33% | 47.14% | 36 | 254 | 14.17% | 1.16 | -0.3 |
| Feb-03 | 0 | 4 | 0.00% | 0.00% | 28 | 211 | 13.27% | -0.78 | -1.47 |
| Mar-03 | 3 | 7 | 42.86% | 49.49% | 32 | 222 | 14.41% | 1.76 | 0.07 |
| Apr-03 | 0 | 5 | 0.00% | 0.00% | 26 | 247 | 10.53% | -0.76 | -1.46 |
| May-03 | 2 | 12 | 16.67% | 37.27% | 29 | 202 | 14.36% | 0.25 | -0.85 |
| Jun-03 | 3 | 6 | 50.00% | 50.00% | 33 | 232 | 14.22% | 2 | 0.22 |
| Jul-03 | 1 | 11 | 9.09% | 28.75% | 36 | 237 | 15.19% | -0.55 | -1.33 |
| Aug-03 | 4 | 14 | 28.57% | 45.18% | 38 | 273 | 13.92% | 1.4 | -0.15 |
| Sep-03 | 5 | 13 | 38.46% | 48.65% | 70 | 362 | 19.34% | 1.57 | -0.04 |



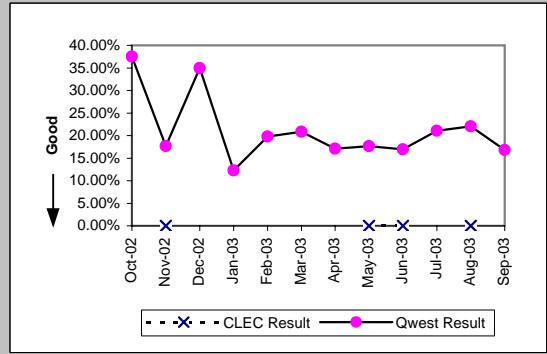
Unbundled Loop ISDN Capable (Parity)

| Date | CLEC Num | CLEC Denc | CLEC Resu | CLEC Std | Qwest Num | Qwest Denc | Qwest Resu | Mod Z Scr | Parity Scr |
|--------|----------|-----------|-----------|----------|-----------|------------|------------|-----------|------------|
| Oct-02 | 2 | 2 | 100.00% | 0.00% | 2 | 10 | 20.00% | 1.84 | 0.12 |
| Nov-02 | 1 | 13 | 7.69% | 26.65% | 0 | 15 | 0.00% | N/A | -0.58 |
| Dec-02 | 2 | 13 | 15.38% | 36.08% | 5 | 19 | 26.32% | -0.69 | -1.42 |
| Jan-03 | 2 | 10 | 20.00% | 40.00% | 1 | 13 | 7.69% | 0.75 | -0.54 |
| Feb-03 | 0 | 7 | 0.00% | 0.00% | 2 | 11 | 18.18% | -0.97 | -1.59 |
| Mar-03 | 0 | 10 | 0.00% | 0.00% | 1 | 10 | 10.00% | -0.75 | -1.45 |
| Apr-03 | 0 | 6 | 0.00% | 0.00% | 2 | 13 | 15.38% | -0.86 | -1.53 |
| May-03 | 0 | 6 | 0.00% | 0.00% | 3 | 21 | 14.29% | -0.88 | -1.54 |
| Jun-03 | 2 | 5 | 40.00% | 48.99% | 1 | 9 | 11.11% | 1.09 | -0.34 |
| Jul-03 | 0 | 3 | 0.00% | 0.00% | 2 | 13 | 15.38% | -0.67 | -1.4 |
| Aug-03 | 1 | 7 | 14.29% | 34.99% | 1 | 22 | 4.55% | 0.68 | -0.59 |
| Sep-03 | 1 | 7 | 14.29% | 34.99% | 5 | 15 | 33.33% | -0.88 | -1.54 |



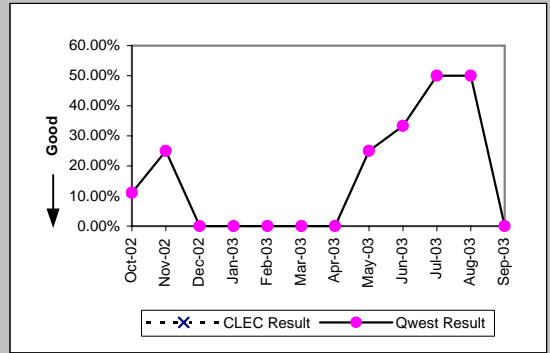
Unbundled Loop - ADSL Qualified (Parity)

| Date | CLEC Num | CLEC Denc | CLEC Resu | CLEC Std | Qwest Num | Qwest Denc | Qwest Resu | Mod Z Scr | Parity Scr |
|--------|----------|-----------|-----------|----------|-----------|------------|------------|-----------|------------|
| Oct-02 | | | | | 9 | 24 | 37.50% | | |
| Nov-02 | 0 | 1 | 0.00% | 0.00% | 6 | 34 | 17.65% | -0.46 | -1.28 |
| Dec-02 | | | | | 14 | 40 | 35.00% | | |
| Jan-03 | | | | | 6 | 49 | 12.24% | | |
| Feb-03 | | | | | 329 | 1663 | 19.78% | | |
| Mar-03 | | | | | 345 | 1656 | 20.83% | | |
| Apr-03 | | | | | 312 | 1828 | 17.07% | | |
| May-03 | 0 | 2 | 0.00% | 0.00% | 316 | 1791 | 17.64% | -0.65 | -1.4 |
| Jun-03 | 0 | 1 | 0.00% | 0.00% | 44 | 260 | 16.92% | -0.45 | -1.27 |
| Jul-03 | | | | | 65 | 309 | 21.04% | | |
| Aug-03 | 0 | 1 | 0.00% | 0.00% | 89 | 403 | 22.08% | -0.53 | -1.32 |
| Sep-03 | | | | | 84 | 499 | 16.83% | | |

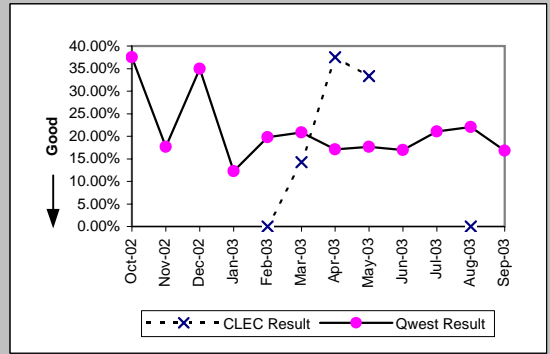


MR-7E - Repair Repeat Report Rate (Percent) - Interval Zone Two

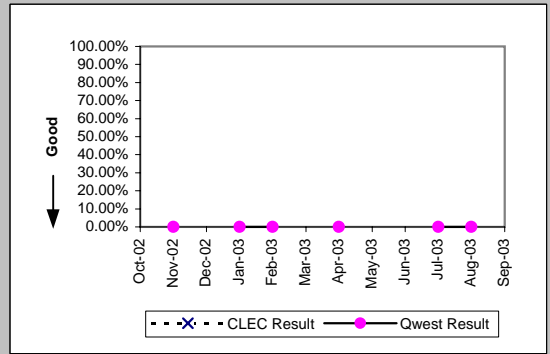
| Unbundled Loop - DS3 Capable (Parity) | | | | | | | | | |
|---------------------------------------|----------|-----------|-----------|----------|-----------|------------|------------|-----------|------------|
| Date | CLEC Num | CLEC Dend | CLEC Resu | CLEC Std | Qwest Num | Qwest Dend | Qwest Resu | Mod Z Scr | Parity Scr |
| Oct-02 | | | | | 1 | 9 | 11.11% | | |
| Nov-02 | | | | | 1 | 4 | 25.00% | | |
| Dec-02 | | | | | 0 | 1 | 0.00% | | |
| Jan-03 | | | | | 0 | 9 | 0.00% | | |
| Feb-03 | | | | | 0 | 4 | 0.00% | | |
| Mar-03 | | | | | 0 | 5 | 0.00% | | |
| Apr-03 | | | | | 0 | 4 | 0.00% | | |
| May-03 | | | | | 1 | 4 | 25.00% | | |
| Jun-03 | | | | | 1 | 3 | 33.33% | | |
| Jul-03 | | | | | 2 | 4 | 50.00% | | |
| Aug-03 | | | | | 2 | 4 | 50.00% | | |
| Sep-03 | | | | | 0 | 12 | 0.00% | | |



| Qwest DSL (Parity) | | | | | | | | | |
|--------------------|----------|-----------|-----------|----------|-----------|------------|------------|-----------|------------|
| Date | CLEC Num | CLEC Dend | CLEC Resu | CLEC Std | Qwest Num | Qwest Dend | Qwest Resu | Mod Z Scr | Parity Scr |
| Oct-02 | | | | | 9 | 24 | 37.50% | | |
| Nov-02 | | | | | 6 | 34 | 17.65% | | |
| Dec-02 | | | | | 14 | 40 | 35.00% | | |
| Jan-03 | | | | | 6 | 49 | 12.24% | | |
| Feb-03 | 0 | 1 | 0.00% | 0.00% | 329 | 1663 | 19.78% | -0.5 | -1.3 |
| Mar-03 | 1 | 7 | 14.29% | 34.99% | 345 | 1656 | 20.83% | -0.43 | -1.26 |
| Apr-03 | 3 | 8 | 37.50% | 48.41% | 312 | 1828 | 17.07% | 1.36 | -0.17 |
| May-03 | 1 | 3 | 33.33% | 47.14% | 316 | 1791 | 17.64% | 0.63 | -0.62 |
| Jun-03 | | | | | 44 | 260 | 16.92% | | |
| Jul-03 | | | | | 65 | 309 | 21.04% | | |
| Aug-03 | 0 | 1 | 0.00% | 0.00% | 89 | 403 | 22.08% | -0.53 | -1.32 |
| Sep-03 | | | | | 84 | 499 | 16.83% | | |

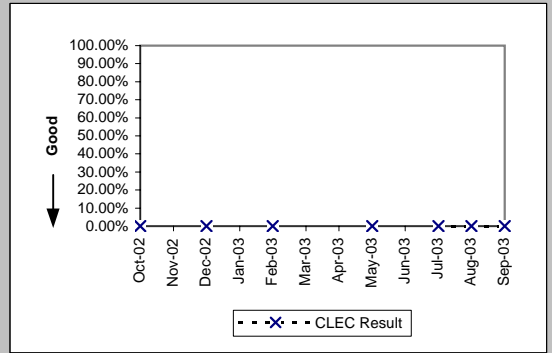


| E911 (Parity) | | | | | | | | | |
|---------------|----------|-----------|-----------|----------|-----------|------------|------------|-----------|------------|
| Date | CLEC Num | CLEC Dend | CLEC Resu | CLEC Std | Qwest Num | Qwest Dend | Qwest Resu | Mod Z Scr | Parity Scr |
| Oct-02 | | | | | 0 | 1 | 0.00% | | |
| Nov-02 | | | | | 0 | 3 | 0.00% | | |
| Dec-02 | | | | | 0 | 1 | 0.00% | | |
| Jan-03 | | | | | 0 | 1 | 0.00% | | |
| Feb-03 | | | | | 0 | 1 | 0.00% | | |
| Mar-03 | | | | | 0 | 1 | 0.00% | | |
| Apr-03 | | | | | 0 | 1 | 0.00% | | |
| May-03 | | | | | 0 | 1 | 0.00% | | |
| Jun-03 | | | | | 0 | 1 | 0.00% | | |
| Jul-03 | | | | | 0 | 1 | 0.00% | | |
| Aug-03 | | | | | 0 | 1 | 0.00% | | |
| Sep-03 | | | | | 0 | 1 | 0.00% | | |



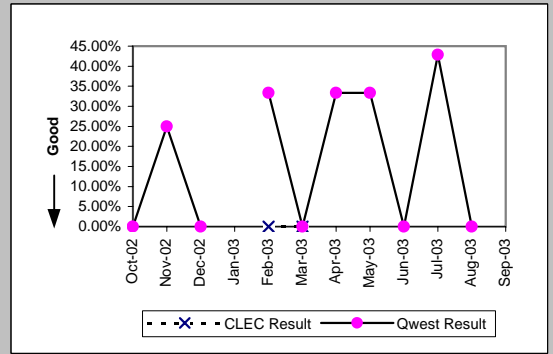
MR-7E - Repair Repeat Report Rate (Percent) - Interval Zone Two

| Enhanced Extended Loops (EELs) (Diagnostic) | | | | | |
|---|-----------|-------------|-------------|--------------|--|
| Date | Numerator | Denominator | CLEC Result | Standard Dev | |
| Oct-02 | 0 | 1 | 0.00% | 0.00% | |
| Nov-02 | | | | | |
| Dec-02 | 0 | 1 | 0.00% | 0.00% | |
| Jan-03 | | | | | |
| Feb-03 | 0 | 1 | 0.00% | 0.00% | |
| Mar-03 | | | | | |
| Apr-03 | | | | | |
| May-03 | 0 | 1 | 0.00% | 0.00% | |
| Jun-03 | | | | | |
| Jul-03 | 0 | 3 | 0.00% | 0.00% | |
| Aug-03 | 0 | 1 | 0.00% | 0.00% | |
| Sep-03 | 0 | 6 | 0.00% | 0.00% | |

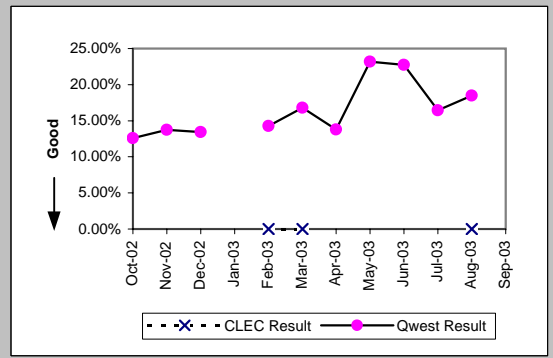


MR-7E* - Repair Repeat Report Rate (Percent) - Interval Zone Two

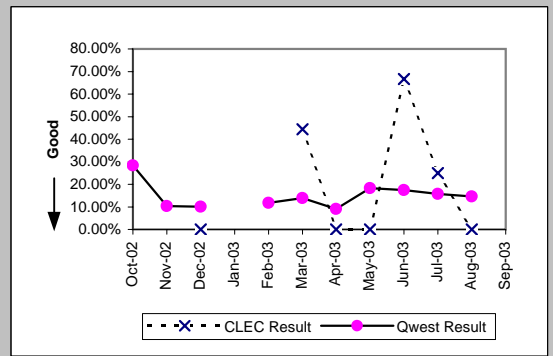
| ISDN Primary (Parity) | | | | | | | | | |
|-----------------------|----------|-----------|-----------|----------|-----------|------------|------------|-----------|------------|
| Date | CLEC Num | CLEC Denc | CLEC Resu | CLEC Std | Qwest Num | Qwest Denc | Qwest Resu | Mod Z Scr | Parity Scr |
| Oct-02 | | | | | 0 | 4 | 0.00% | | |
| Nov-02 | | | | | 1 | 4 | 25.00% | | |
| Dec-02 | | | | | 0 | 5 | 0.00% | | |
| Jan-03 | | | | | | | | | |
| Feb-03 | 0 | 1 | 0.00% | 0.00% | 1 | 3 | 33.33% | -0.61 | -1.37 |
| Mar-03 | 0 | 1 | 0.00% | 0.00% | 0 | 2 | 0.00% | N/A | N/A |
| Apr-03 | | | | | 1 | 3 | 33.33% | | |
| May-03 | | | | | 1 | 3 | 33.33% | | |
| Jun-03 | | | | | 0 | 7 | 0.00% | | |
| Jul-03 | | | | | 3 | 7 | 42.86% | | |
| Aug-03 | | | | | 0 | 8 | 0.00% | | |
| Sep-03 | | | | | | | | | |



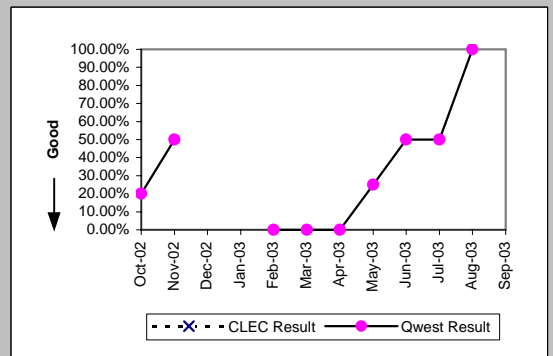
| DS0 (Parity) | | | | | | | | | |
|--------------|----------|-----------|-----------|----------|-----------|------------|------------|-----------|------------|
| Date | CLEC Num | CLEC Denc | CLEC Resu | CLEC Std | Qwest Num | Qwest Denc | Qwest Resu | Mod Z Scr | Parity Scr |
| Oct-02 | | | | | 15 | 119 | 12.61% | | |
| Nov-02 | | | | | 21 | 153 | 13.73% | | |
| Dec-02 | | | | | 25 | 186 | 13.44% | | |
| Jan-03 | | | | | | | | | |
| Feb-03 | 0 | 2 | 0.00% | 0.00% | 25 | 175 | 14.29% | -0.57 | -1.35 |
| Mar-03 | 0 | 1 | 0.00% | 0.00% | 24 | 143 | 16.78% | -0.45 | -1.27 |
| Apr-03 | | | | | 24 | 174 | 13.79% | | |
| May-03 | | | | | 29 | 125 | 23.20% | | |
| Jun-03 | | | | | 35 | 154 | 22.73% | | |
| Jul-03 | | | | | 26 | 158 | 16.46% | | |
| Aug-03 | 0 | 1 | 0.00% | 0.00% | 32 | 173 | 18.50% | -0.48 | -1.29 |
| Sep-03 | | | | | | | | | |



| DS1 (Parity) | | | | | | | | | |
|--------------|----------|-----------|-----------|----------|-----------|------------|------------|-----------|------------|
| Date | CLEC Num | CLEC Denc | CLEC Resu | CLEC Std | Qwest Num | Qwest Denc | Qwest Resu | Mod Z Scr | Parity Scr |
| Oct-02 | | | | | 34 | 120 | 28.33% | | |
| Nov-02 | | | | | 17 | 164 | 10.37% | | |
| Dec-02 | 0 | 1 | 0.00% | 0.00% | 18 | 178 | 10.11% | -0.33 | -1.2 |
| Jan-03 | | | | | | | | | |
| Feb-03 | | | | | 17 | 144 | 11.81% | | |
| Mar-03 | 4 | 9 | 44.44% | 49.69% | 19 | 136 | 13.97% | 2.1 | 0.28 |
| Apr-03 | 0 | 2 | 0.00% | 0.00% | 15 | 166 | 9.04% | -0.44 | -1.27 |
| May-03 | 0 | 2 | 0.00% | 0.00% | 25 | 137 | 18.25% | -0.66 | -1.4 |
| Jun-03 | 4 | 6 | 66.67% | 47.14% | 27 | 155 | 17.42% | 2.53 | 0.54 |
| Jul-03 | 1 | 4 | 25.00% | 43.30% | 27 | 172 | 15.70% | 0.47 | -0.71 |
| Aug-03 | 0 | 1 | 0.00% | 0.00% | 27 | 185 | 14.59% | -0.41 | -1.25 |
| Sep-03 | | | | | | | | | |



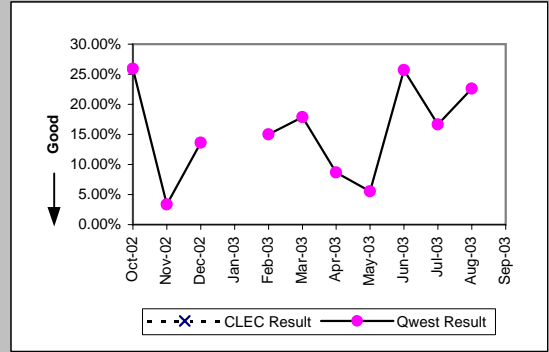
| DS3 (Parity) | | | | | | | | | |
|--------------|----------|-----------|-----------|----------|-----------|------------|------------|-----------|------------|
| Date | CLEC Num | CLEC Denc | CLEC Resu | CLEC Std | Qwest Num | Qwest Denc | Qwest Resu | Mod Z Scr | Parity Scr |
| Oct-02 | | | | | 1 | 5 | 20.00% | | |
| Nov-02 | | | | | 1 | 2 | 50.00% | | |
| Dec-02 | | | | | | | | | |
| Jan-03 | | | | | | | | | |
| Feb-03 | 0 | 1 | 0.00% | | 0 | 1 | 0.00% | | |
| Mar-03 | 0 | 3 | 0.00% | | 0 | 3 | 0.00% | | |
| Apr-03 | 0 | 2 | 0.00% | | 0 | 2 | 0.00% | | |
| May-03 | 1 | 4 | 25.00% | | 1 | 4 | 25.00% | | |
| Jun-03 | 1 | 2 | 50.00% | | 1 | 2 | 50.00% | | |
| Jul-03 | | | | | 2 | 4 | 50.00% | | |
| Aug-03 | | | | | 2 | 2 | 100.00% | | |
| Sep-03 | | | | | | | | | |



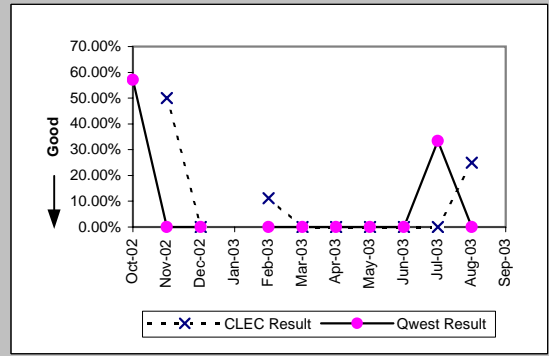
*Results exclude No Trouble Found and Test OK reports unless QWEST trouble is found on another report within 30 days of the original report. A 30-day window necessitates reporting a month behind

MR-7E* - Repair Repeat Report Rate (Percent) - Interval Zone Two

| Frame Relay (Parity) | | | | | | | | | |
|----------------------|----------|-----------|-----------|------------|-----------|------------|------------|-----------|------------|
| Date | CLEC Num | CLEC Denc | CLEC Resu | CLEC Std I | Qwest Num | Qwest Denc | Qwest Resu | Mod Z Scr | Parity Scr |
| Oct-02 | | | | | 7 | 27 | 25.93% | | |
| Nov-02 | | | | | 1 | 30 | 3.33% | | |
| Dec-02 | | | | | 6 | 44 | 13.64% | | |
| Jan-03 | | | | | | | | | |
| Feb-03 | | | | | 3 | 20 | 15.00% | | |
| Mar-03 | | | | | 5 | 28 | 17.86% | | |
| Apr-03 | | | | | 2 | 23 | 8.70% | | |
| May-03 | | | | | 2 | 36 | 5.56% | | |
| Jun-03 | | | | | 9 | 35 | 25.71% | | |
| Jul-03 | | | | | 7 | 42 | 16.67% | | |
| Aug-03 | | | | | 7 | 31 | 22.58% | | |
| Sep-03 | | | | | | | | | |



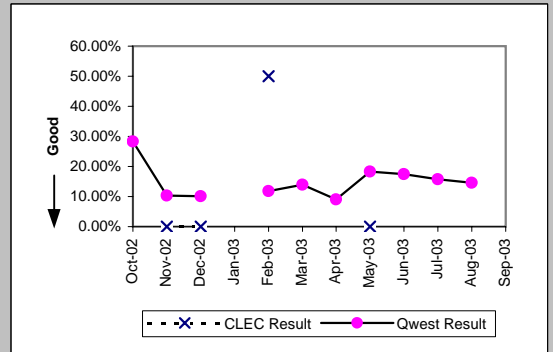
| LIS Trunk (Parity) | | | | | | | | | |
|--------------------|----------|-----------|-----------|------------|-----------|------------|------------|-----------|------------|
| Date | CLEC Num | CLEC Denc | CLEC Resu | CLEC Std I | Qwest Num | Qwest Denc | Qwest Resu | Mod Z Scr | Parity Scr |
| Oct-02 | | | | | 4 | 7 | 57.14% | | |
| Nov-02 | 1 | 2 | 50.00% | 50.00% | 0 | 1 | 0.00% | N/A | -0.8 |
| Dec-02 | 0 | 4 | 0.00% | 0.00% | 0 | 1 | 0.00% | N/A | N/A |
| Jan-03 | | | | | | | | | |
| Feb-03 | 1 | 9 | 11.11% | 31.43% | 0 | 2 | 0.00% | N/A | -0.96 |
| Mar-03 | 0 | 2 | 0.00% | 0.00% | 0 | 2 | 0.00% | N/A | N/A |
| Apr-03 | 0 | 1 | 0.00% | 0.00% | 0 | 2 | 0.00% | N/A | N/A |
| May-03 | 0 | 3 | 0.00% | 0.00% | 0 | 5 | 0.00% | N/A | N/A |
| Jun-03 | 0 | 1 | 0.00% | 0.00% | 0 | 2 | 0.00% | N/A | N/A |
| Jul-03 | 0 | 2 | 0.00% | 0.00% | 1 | 3 | 33.33% | -0.77 | -1.47 |
| Aug-03 | 1 | 4 | 25.00% | 43.30% | 0 | 5 | 0.00% | N/A | -0.55 |
| Sep-03 | | | | | | | | | |



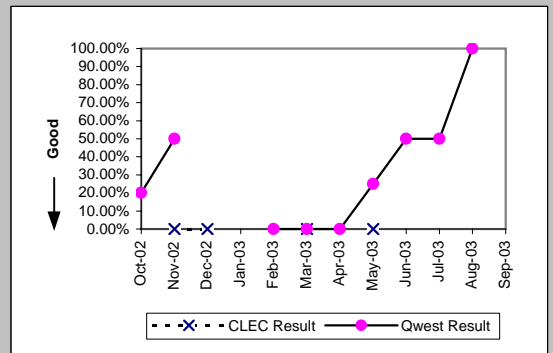
*Results exclude No Trouble Found and Test OK reports unless QWEST trouble is found on another report within 30 days of the original report. A 30-day window necessitates reporting a month behind

MR-7E* - Repair Repeat Report Rate (Percent) - Interval Zone Two

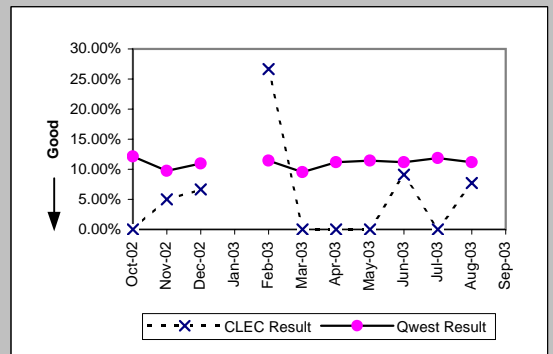
| UDIT DS1 (Parity) | | | | | | | | | |
|-------------------|----------|-----------|-----------|----------|-----------|------------|------------|-----------|------------|
| Date | CLEC Num | CLEC Denc | CLEC Resu | CLEC Std | Qwest Num | Qwest Denc | Qwest Resu | Mod Z Scr | Parity Scr |
| Oct-02 | | | | | 34 | 120 | 28.33% | | |
| Nov-02 | 0 | 2 | 0.00% | 0.00% | 17 | 164 | 10.37% | -0.48 | -1.29 |
| Dec-02 | 0 | 1 | 0.00% | 0.00% | 18 | 178 | 10.11% | -0.33 | -1.2 |
| Jan-03 | | | | | | | | | |
| Feb-03 | 1 | 2 | 50.00% | 50.00% | 17 | 144 | 11.81% | 1.17 | -0.29 |
| Mar-03 | | | | | 19 | 136 | 13.97% | | |
| Apr-03 | | | | | 15 | 166 | 9.04% | | |
| May-03 | 0 | 2 | 0.00% | 0.00% | 25 | 137 | 18.25% | -0.66 | -1.4 |
| Jun-03 | | | | | 27 | 155 | 17.42% | | |
| Jul-03 | | | | | 27 | 172 | 15.70% | | |
| Aug-03 | | | | | 27 | 185 | 14.59% | | |
| Sep-03 | | | | | | | | | |



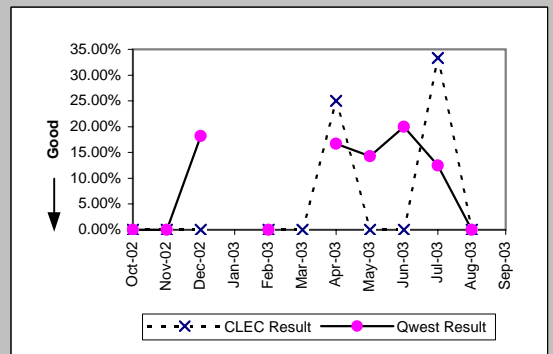
| UDIT Above DS1 Level (Parity) | | | | | | | | | |
|-------------------------------|----------|-----------|-----------|----------|-----------|------------|------------|-----------|------------|
| Date | CLEC Num | CLEC Denc | CLEC Resu | CLEC Std | Qwest Num | Qwest Denc | Qwest Resu | Mod Z Scr | Parity Scr |
| Oct-02 | | | | | 1 | 5 | 20.00% | | |
| Nov-02 | 0 | 1 | 0.00% | 0.00% | 1 | 2 | 50.00% | -0.82 | -1.5 |
| Dec-02 | 0 | 1 | 0.00% | 0.00% | | | | | |
| Jan-03 | | | | | | | | | |
| Feb-03 | | | | | 0 | 1 | 0.00% | | |
| Mar-03 | 0 | 2 | 0.00% | 0.00% | 0 | 3 | 0.00% | N/A | N/A |
| Apr-03 | 0 | | | | 0 | 2 | 0.00% | | |
| May-03 | 0 | 1 | 0.00% | 0.00% | 1 | 4 | 25.00% | -0.52 | -1.31 |
| Jun-03 | | | | | 1 | 2 | 50.00% | | |
| Jul-03 | | | | | 2 | 4 | 50.00% | | |
| Aug-03 | | | | | 2 | 2 | 100.00% | | |
| Sep-03 | | | | | | | | | |



| Unbundled Loop Analog (Parity) | | | | | | | | | |
|--------------------------------|----------|-----------|-----------|----------|-----------|------------|------------|-----------|------------|
| Date | CLEC Num | CLEC Denc | CLEC Resu | CLEC Std | Qwest Num | Qwest Denc | Qwest Resu | Mod Z Scr | Parity Scr |
| Oct-02 | 0 | 14 | 0.00% | 0.00% | 336 | 2767 | 12.14% | -1.39 | -1.84 |
| Nov-02 | 1 | 20 | 5.00% | 21.79% | 287 | 2954 | 9.72% | -0.71 | -1.43 |
| Dec-02 | 1 | 15 | 6.67% | 24.94% | 416 | 3789 | 10.98% | -0.53 | -1.32 |
| Jan-03 | | | | | | | | | |
| Feb-03 | 8 | 30 | 26.67% | 44.22% | 334 | 2927 | 11.41% | 2.3 | 0.4 |
| Mar-03 | 0 | 4 | 0.00% | 0.00% | 310 | 3250 | 9.54% | -0.65 | -1.39 |
| Apr-03 | 0 | 12 | 0.00% | 0.00% | 350 | 3130 | 11.18% | -1.23 | -1.75 |
| May-03 | 0 | 20 | 0.00% | 0.00% | 336 | 2933 | 11.46% | -1.6 | -1.97 |
| Jun-03 | 1 | 11 | 9.09% | 28.75% | 320 | 2868 | 11.16% | -0.22 | -1.13 |
| Jul-03 | 0 | 9 | 0.00% | 0.00% | 380 | 3199 | 11.88% | -1.1 | -1.67 |
| Aug-03 | 1 | 13 | 7.69% | 26.65% | 354 | 3168 | 11.17% | -0.4 | -1.24 |
| Sep-03 | | | | | | | | | |



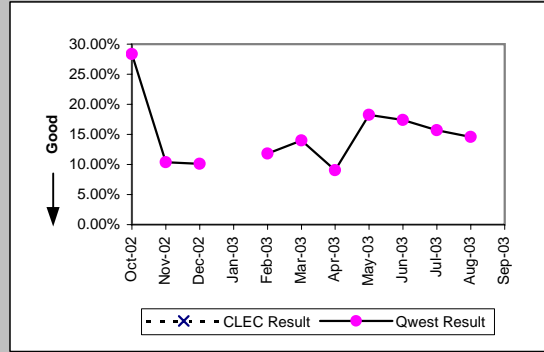
| Unbundled Loop - 2 Wire Non-Loaded (Parity) | | | | | | | | | |
|---|----------|-----------|-----------|----------|-----------|------------|------------|-----------|------------|
| Date | CLEC Num | CLEC Denc | CLEC Resu | CLEC Std | Qwest Num | Qwest Denc | Qwest Resu | Mod Z Scr | Parity Scr |
| Oct-02 | 0 | 1 | 0.00% | 0.00% | 0 | 4 | 0.00% | N/A | N/A |
| Nov-02 | 0 | 3 | 0.00% | 0.00% | 0 | 6 | 0.00% | N/A | N/A |
| Dec-02 | 0 | 4 | 0.00% | 0.00% | 2 | 11 | 18.18% | -0.81 | -1.49 |
| Jan-03 | | | | | | | | | |
| Feb-03 | 0 | 1 | 0.00% | 0.00% | 0 | 2 | 0.00% | N/A | N/A |
| Mar-03 | 0 | 2 | 0.00% | 0.00% | | | | | |
| Apr-03 | 1 | 4 | 25.00% | 43.30% | 1 | 6 | 16.67% | 0.17 | -0.9 |
| May-03 | 0 | 1 | 0.00% | 0.00% | 2 | 14 | 14.29% | -0.39 | -1.24 |
| Jun-03 | 0 | 3 | 0.00% | 0.00% | 1 | 5 | 20.00% | -0.68 | -1.42 |
| Jul-03 | 1 | 3 | 33.33% | 47.14% | 1 | 8 | 12.50% | 0.56 | -0.66 |
| Aug-03 | 0 | 5 | 0.00% | 0.00% | 0 | 12 | 0.00% | N/A | N/A |
| Sep-03 | | | | | | | | | |



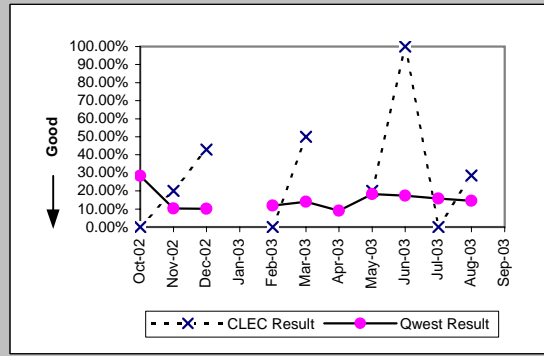
*Results exclude No Trouble Found and Test OK reports unless QWEST trouble is found on another report within 30 days of the original report. A 30-day window necessitates reporting a month behind

MR-7E* - Repair Repeat Report Rate (Percent) - Interval Zone Two

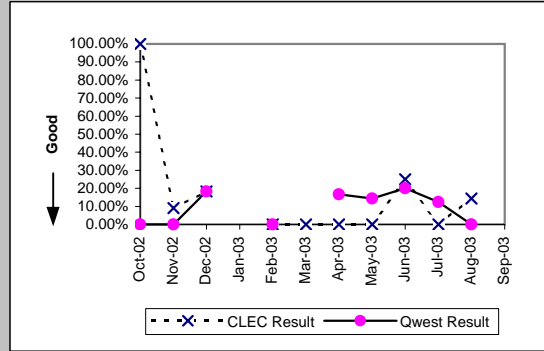
| Unbundled Loop - 4 Wire Non-Loaded (Parity) | | | | | | | | | |
|---|----------|-----------|-----------|------------|-----------|------------|------------|-----------|------------|
| Date | CLEC Num | CLEC Denc | CLEC Resu | CLEC Std E | Qwest Num | Qwest Denc | Qwest Resu | Mod Z Scr | Parity Scr |
| Oct-02 | | | | | 34 | 120 | 28.33% | | |
| Nov-02 | | | | | 17 | 164 | 10.37% | | |
| Dec-02 | | | | | 18 | 178 | 10.11% | | |
| Jan-03 | | | | | | | | | |
| Feb-03 | | | | | 17 | 144 | 11.81% | | |
| Mar-03 | | | | | 19 | 136 | 13.97% | | |
| Apr-03 | | | | | 15 | 166 | 9.04% | | |
| May-03 | | | | | 25 | 137 | 18.25% | | |
| Jun-03 | | | | | 27 | 155 | 17.42% | | |
| Jul-03 | | | | | 27 | 172 | 15.70% | | |
| Aug-03 | | | | | 27 | 185 | 14.59% | | |
| Sep-03 | | | | | | | | | |



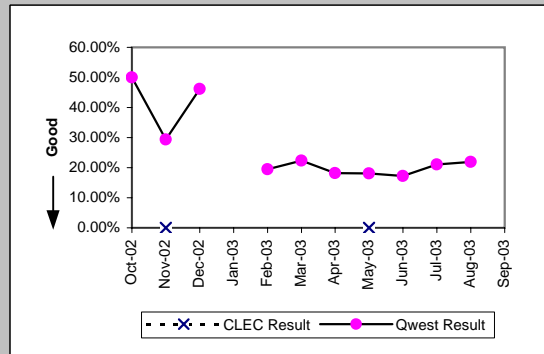
| Unbundled Loop - DS1 Capable (Parity) | | | | | | | | | |
|---------------------------------------|----------|-----------|-----------|------------|-----------|------------|------------|-----------|------------|
| Date | CLEC Num | CLEC Denc | CLEC Resu | CLEC Std E | Qwest Num | Qwest Denc | Qwest Resu | Mod Z Scr | Parity Scr |
| Oct-02 | 0 | 4 | 0.00% | 0.00% | 34 | 120 | 28.33% | -1.24 | -1.75 |
| Nov-02 | 2 | 10 | 20.00% | 40.00% | 17 | 164 | 10.37% | 0.89 | -0.46 |
| Dec-02 | 3 | 7 | 42.86% | 49.49% | 18 | 178 | 10.11% | 2.16 | 0.31 |
| Jan-03 | | | | | | | | | |
| Feb-03 | 0 | 4 | 0.00% | 0.00% | 17 | 144 | 11.81% | -0.72 | -1.44 |
| Mar-03 | 3 | 6 | 50.00% | 50.00% | 19 | 136 | 13.97% | 2 | 0.21 |
| Apr-03 | | | | | 15 | 166 | 9.04% | | |
| May-03 | 2 | 10 | 20.00% | 40.00% | 25 | 137 | 18.25% | 0.16 | -0.9 |
| Jun-03 | 3 | 3 | 100.00% | 0.00% | 27 | 155 | 17.42% | 2.82 | 0.71 |
| Jul-03 | 0 | 6 | 0.00% | 0.00% | 27 | 172 | 15.70% | -1.04 | -1.63 |
| Aug-03 | 4 | 14 | 28.57% | 45.18% | 27 | 185 | 14.59% | 1.3 | -0.21 |
| Sep-03 | | | | | | | | | |



| Unbundled Loop ISDN Capable (Parity) | | | | | | | | | |
|--------------------------------------|----------|-----------|-----------|------------|-----------|------------|------------|-----------|------------|
| Date | CLEC Num | CLEC Denc | CLEC Resu | CLEC Std E | Qwest Num | Qwest Denc | Qwest Resu | Mod Z Scr | Parity Scr |
| Oct-02 | 1 | 1 | 100.00% | 0.00% | 0 | 4 | 0.00% | N/A | -0.15 |
| Nov-02 | 1 | 11 | 9.09% | 28.75% | 0 | 6 | 0.00% | N/A | -0.76 |
| Dec-02 | 2 | 11 | 18.18% | 38.57% | 2 | 11 | 18.18% | 0 | -1 |
| Jan-03 | | | | | | | | | |
| Feb-03 | 0 | 6 | 0.00% | 0.00% | 0 | 2 | 0.00% | N/A | N/A |
| Mar-03 | 0 | 7 | 0.00% | 0.00% | | | | | |
| Apr-03 | 0 | 5 | 0.00% | 0.00% | 1 | 6 | 16.67% | -0.74 | -1.45 |
| May-03 | 0 | 4 | 0.00% | 0.00% | 2 | 14 | 14.29% | -0.72 | -1.44 |
| Jun-03 | 1 | 4 | 25.00% | 43.30% | 1 | 5 | 20.00% | 0.02 | -0.99 |
| Jul-03 | 0 | 3 | 0.00% | 0.00% | 1 | 8 | 12.50% | -0.56 | -1.34 |
| Aug-03 | 1 | 7 | 14.29% | 34.99% | 0 | 12 | 0.00% | N/A | -0.45 |
| Sep-03 | | | | | | | | | |



| Unbundled Loop - ADSL Qualified (Parity) | | | | | | | | | |
|--|----------|-----------|-----------|------------|-----------|------------|------------|-----------|------------|
| Date | CLEC Num | CLEC Denc | CLEC Resu | CLEC Std E | Qwest Num | Qwest Denc | Qwest Resu | Mod Z Scr | Parity Scr |
| Oct-02 | | | | | 5 | 10 | 50.00% | | |
| Nov-02 | 0 | 1 | 0.00% | 0.00% | 5 | 17 | 29.41% | -0.63 | -1.38 |
| Dec-02 | | | | | 12 | 26 | 46.15% | | |
| Jan-03 | | | | | | | | | |
| Feb-03 | | | | | 196 | 1007 | 19.46% | | |
| Mar-03 | | | | | 240 | 1075 | 22.33% | | |
| Apr-03 | | | | | 207 | 1136 | 18.22% | | |
| May-03 | 0 | 1 | 0.00% | 0.00% | 212 | 1169 | 18.14% | -0.47 | -1.29 |
| Jun-03 | | | | | 30 | 174 | 17.24% | | |
| Jul-03 | | | | | 44 | 209 | 21.05% | | |
| Aug-03 | | | | | 58 | 265 | 21.89% | | |
| Sep-03 | | | | | | | | | |

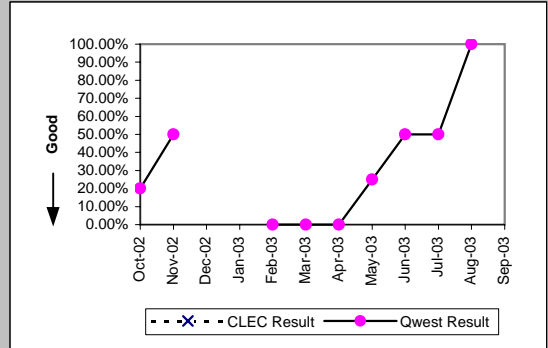


*Results exclude No Trouble Found and Test OK reports unless QWEST trouble is found on another report within 30 days of the original report. A 30-day window necessitates reporting a month behind

MR-7E* - Repair Repeat Report Rate (Percent) - Interval Zone Two

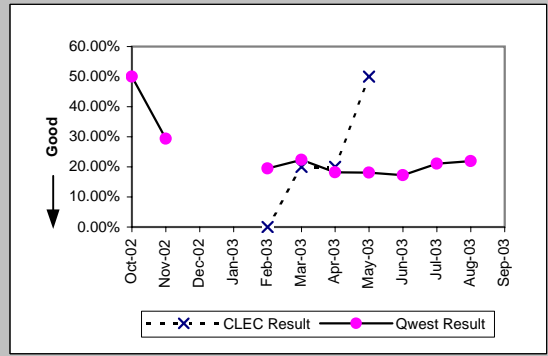
Unbundled Loop - DS3 Capable (Parity)

| Date | CLEC Num | CLEC Denc | CLEC Resu | CLEC Std | Qwest Num | Qwest Denc | Qwest Resu | Mod Z Scr | Parity Scr |
|--------|----------|-----------|-----------|----------|-----------|------------|------------|-----------|------------|
| Oct-02 | | | | | 1 | 5 | 20.00% | | |
| Nov-02 | | | | | 1 | 2 | 50.00% | | |
| Dec-02 | | | | | | | | | |
| Jan-03 | | | | | | | | | |
| Feb-03 | | | | | 0 | 1 | 0.00% | | |
| Mar-03 | | | | | 0 | 3 | 0.00% | | |
| Apr-03 | | | | | 0 | 2 | 0.00% | | |
| May-03 | | | | | 1 | 4 | 25.00% | | |
| Jun-03 | | | | | 1 | 2 | 50.00% | | |
| Jul-03 | | | | | 2 | 4 | 50.00% | | |
| Aug-03 | | | | | 2 | 2 | 100.00% | | |
| Sep-03 | | | | | | | | | |



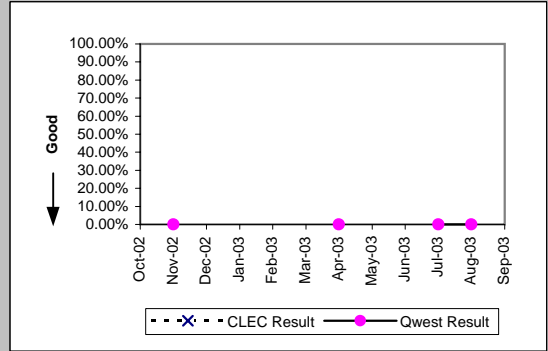
Qwest DSL (Parity)

| Date | CLEC Num | CLEC Denc | CLEC Resu | CLEC Std | Qwest Num | Qwest Denc | Qwest Resu | Mod Z Scr | Parity Scr |
|--------|----------|-----------|-----------|----------|-----------|------------|------------|-----------|------------|
| Oct-02 | | | | | 5 | 10 | 50.00% | | |
| Nov-02 | | | | | 5 | 17 | 29.41% | | |
| Dec-02 | | | | | | | | | |
| Jan-03 | | | | | | | | | |
| Feb-03 | 0 | 1 | 0.00% | 0.00% | 196 | 1007 | 19.46% | -0.49 | -1.3 |
| Mar-03 | 1 | 5 | 20.00% | 40.00% | 240 | 1075 | 22.33% | -0.12 | -1.08 |
| Apr-03 | 1 | 5 | 20.00% | 40.00% | 207 | 1136 | 18.22% | 0.16 | -0.9 |
| May-03 | 1 | 2 | 50.00% | 50.00% | 212 | 1169 | 18.14% | 0.91 | -0.45 |
| Jun-03 | | | | | 30 | 174 | 17.24% | | |
| Jul-03 | | | | | 44 | 209 | 21.05% | | |
| Aug-03 | | | | | 58 | 265 | 21.89% | | |
| Sep-03 | | | | | | | | | |



E911 (Parity)

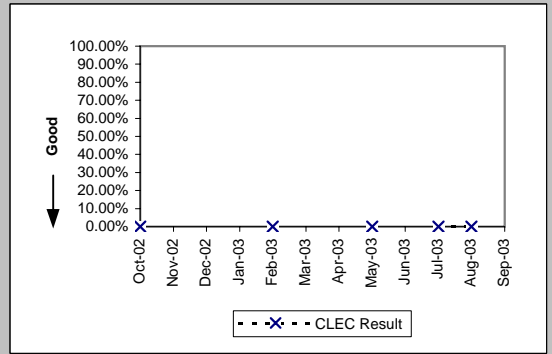
| Date | CLEC Num | CLEC Denc | CLEC Resu | CLEC Std | Qwest Num | Qwest Denc | Qwest Resu | Mod Z Scr | Parity Scr |
|--------|----------|-----------|-----------|----------|-----------|------------|------------|-----------|------------|
| Oct-02 | | | | | | | | | |
| Nov-02 | | | | | 0 | 1 | 0.00% | | |
| Dec-02 | | | | | | | | | |
| Jan-03 | | | | | | | | | |
| Feb-03 | | | | | | | | | |
| Mar-03 | | | | | | | | | |
| Apr-03 | | | | | 0 | 1 | 0.00% | | |
| May-03 | | | | | | | | | |
| Jun-03 | | | | | | | | | |
| Jul-03 | | | | | 0 | 1 | 0.00% | | |
| Aug-03 | | | | | 0 | 1 | 0.00% | | |
| Sep-03 | | | | | | | | | |



*Results exclude No Trouble Found and Test OK reports unless QWEST trouble is found on another report within 30 days of the original report. A 30-day window necessitates reporting a month behind

MR-7E* - Repair Repeat Report Rate (Percent) - Interval Zone Two

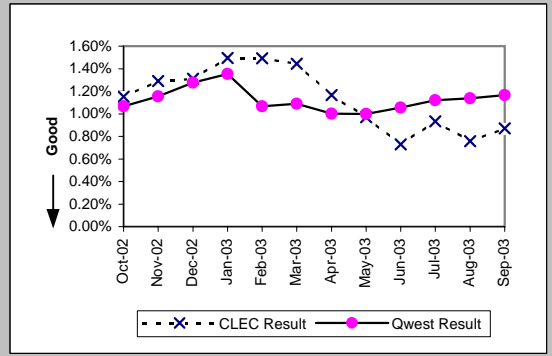
| Enhanced Extended Loops (EELs) (Diagnostic) | | | | |
|---|-----------|-------------|-------------|--------------|
| Date | Numerator | Denominator | CLEC Result | Standard Dev |
| Oct-02 | 0 | 1 | 0.00% | 0.00% |
| Nov-02 | | | | |
| Dec-02 | | | | |
| Jan-03 | | | | |
| Feb-03 | 0 | 1 | 0.00% | 0.00% |
| Mar-03 | | | | |
| Apr-03 | | | | |
| May-03 | 0 | 1 | 0.00% | 0.00% |
| Jun-03 | | | | |
| Jul-03 | 0 | 2 | 0.00% | 0.00% |
| Aug-03 | 0 | 1 | 0.00% | 0.00% |
| Sep-03 | | | | |



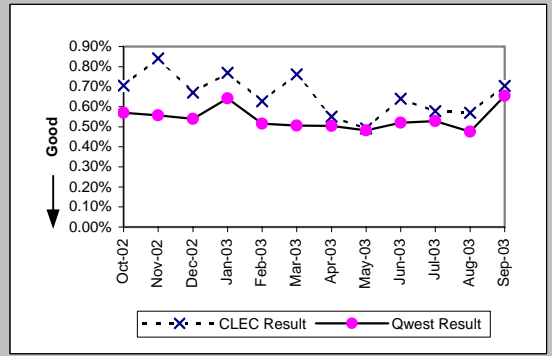
*Results exclude No Trouble Found and Test OK reports unless QWEST trouble is found on another report within 30 days of the original report. A 30-day window necessitates reporting a month behind

MR-8 - Trouble Rate (Percent)

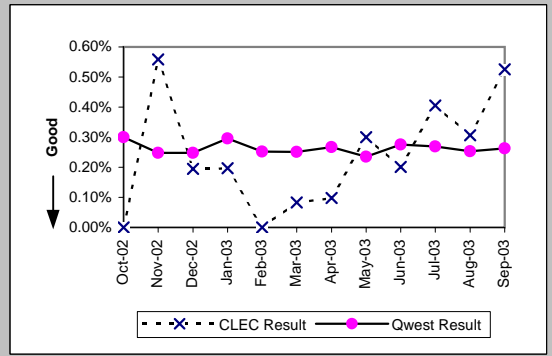
| Residence (Parity) | | | | | | | | | |
|--------------------|----------|-----------|-----------|----------|-----------|------------|------------|-----------|------------|
| Date | CLEC Num | CLEC Denc | CLEC Resu | CLEC Std | Qwest Num | Qwest Denc | Qwest Resu | Mod Z Scr | Parity Scr |
| Oct-02 | 131 | 11371 | 1.15% | 10.67% | 17961 | 1683700 | 1.07% | 0.88 | -0.46 |
| Nov-02 | 148 | 11476 | 1.29% | 11.28% | 19359 | 1678648 | 1.15% | 1.36 | -0.17 |
| Dec-02 | 157 | 11985 | 1.31% | 11.37% | 21337 | 1673228 | 1.28% | 0.34 | -0.79 |
| Jan-03 | 192 | 12837 | 1.50% | 12.14% | 22598 | 1669882 | 1.35% | 1.39 | -0.15 |
| Feb-03 | 216 | 14468 | 1.49% | 12.13% | 17754 | 1665148 | 1.07% | 4.98 | 2.03 |
| Mar-03 | 268 | 18564 | 1.44% | 11.93% | 18100 | 1660312 | 1.09% | 4.61 | 1.8 |
| Apr-03 | 264 | 22669 | 1.16% | 10.73% | 16129 | 1609093 | 1.00% | 2.43 | 0.48 |
| May-03 | 253 | 26039 | 0.97% | 9.81% | 16022 | 1602268 | 1.00% | -0.46 | -1.28 |
| Jun-03 | 211 | 28924 | 0.73% | 8.51% | 16793 | 1593239 | 1.05% | -5.36 | -4.26 |
| Jul-03 | 319 | 34189 | 0.93% | 9.61% | 17719 | 1581481 | 1.12% | -3.26 | -2.98 |
| Aug-03 | 286 | 37768 | 0.76% | 8.67% | 17939 | 1575990 | 1.14% | -6.9 | -5.19 |
| Sep-03 | 361 | 41480 | 0.87% | 9.29% | 18297 | 1569834 | 1.17% | -5.53 | -4.36 |



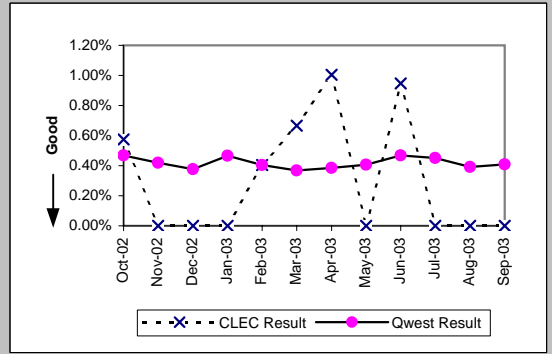
| Business (Parity) | | | | | | | | | |
|-------------------|----------|-----------|-----------|----------|-----------|------------|------------|-----------|------------|
| Date | CLEC Num | CLEC Denc | CLEC Resu | CLEC Std | Qwest Num | Qwest Denc | Qwest Resu | Mod Z Scr | Parity Scr |
| Oct-02 | 106 | 15017 | 0.71% | 8.37% | 2498 | 438857 | 0.57% | 2.19 | 0.33 |
| Nov-02 | 136 | 16187 | 0.84% | 9.13% | 2438 | 437556 | 0.56% | 4.75 | 1.89 |
| Dec-02 | 113 | 16841 | 0.67% | 8.16% | 2352 | 436083 | 0.54% | 2.29 | 0.39 |
| Jan-03 | 135 | 17554 | 0.77% | 8.74% | 2780 | 433743 | 0.64% | 2.09 | 0.27 |
| Feb-03 | 113 | 18006 | 0.63% | 7.90% | 2225 | 432005 | 0.52% | 2.07 | 0.26 |
| Mar-03 | 139 | 18270 | 0.76% | 8.69% | 2177 | 430578 | 0.51% | 4.76 | 1.9 |
| Apr-03 | 101 | 18363 | 0.55% | 7.40% | 2112 | 418874 | 0.50% | 0.86 | -0.48 |
| May-03 | 92 | 18721 | 0.49% | 6.99% | 2010 | 416673 | 0.48% | 0.17 | -0.89 |
| Jun-03 | 122 | 19057 | 0.64% | 7.98% | 2157 | 414987 | 0.52% | 2.26 | 0.37 |
| Jul-03 | 114 | 19712 | 0.58% | 7.58% | 2179 | 413025 | 0.53% | 0.96 | -0.42 |
| Aug-03 | 116 | 20390 | 0.57% | 7.52% | 1958 | 411071 | 0.48% | 1.87 | 0.14 |
| Sep-03 | 147 | 20875 | 0.70% | 8.36% | 2180 | 332837 | 0.66% | 0.86 | -0.48 |



| Centrex (Parity) | | | | | | | | | |
|------------------|----------|-----------|-----------|----------|-----------|------------|------------|-----------|------------|
| Date | CLEC Num | CLEC Denc | CLEC Resu | CLEC Std | Qwest Num | Qwest Denc | Qwest Resu | Mod Z Scr | Parity Scr |
| Oct-02 | 0 | 1095 | 0.00% | 0.00% | 268 | 89311 | 0.30% | -1.8 | -2.1 |
| Nov-02 | 6 | 1074 | 0.56% | 7.45% | 218 | 87993 | 0.25% | 2.04 | 0.24 |
| Dec-02 | 2 | 1027 | 0.19% | 4.41% | 215 | 86625 | 0.25% | -0.34 | -1.21 |
| Jan-03 | 2 | 1018 | 0.20% | 4.43% | 254 | 85898 | 0.30% | -0.58 | -1.35 |
| Feb-03 | 0 | 1204 | 0.00% | 0.00% | 219 | 86819 | 0.25% | -1.73 | -2.05 |
| Mar-03 | 1 | 1211 | 0.08% | 2.87% | 216 | 85942 | 0.25% | -1.16 | -1.71 |
| Apr-03 | 1 | 1017 | 0.10% | 3.13% | 227 | 84998 | 0.27% | -1.04 | -1.63 |
| May-03 | 3 | 1001 | 0.30% | 5.47% | 200 | 85074 | 0.24% | 0.42 | -0.74 |
| Jun-03 | 2 | 997 | 0.20% | 4.47% | 235 | 85299 | 0.28% | -0.45 | -1.27 |
| Jul-03 | 4 | 986 | 0.41% | 6.36% | 224 | 83309 | 0.27% | 0.82 | -0.5 |
| Aug-03 | 3 | 978 | 0.31% | 5.53% | 206 | 81484 | 0.25% | 0.33 | -0.8 |
| Sep-03 | 5 | 952 | 0.53% | 7.23% | 216 | 82070 | 0.26% | 1.57 | -0.05 |

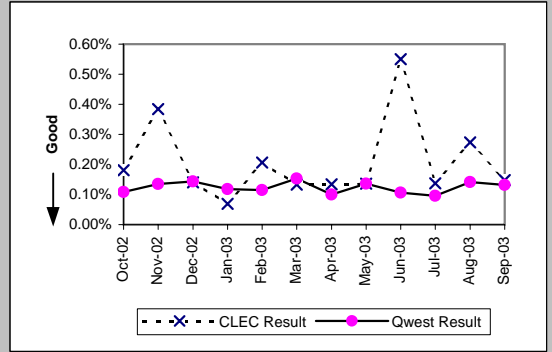


| Centrex 21 (Parity) | | | | | | | | | |
|---------------------|----------|-----------|-----------|----------|-----------|------------|------------|-----------|------------|
| Date | CLEC Num | CLEC Denc | CLEC Resu | CLEC Std | Qwest Num | Qwest Denc | Qwest Resu | Mod Z Scr | Parity Scr |
| Oct-02 | 1 | 174 | 0.57% | 7.56% | 323 | 69054 | 0.47% | 0.3 | -0.82 |
| Nov-02 | 0 | 167 | 0.00% | 0.00% | 288 | 68746 | 0.42% | -0.84 | -1.51 |
| Dec-02 | 0 | 191 | 0.00% | 0.00% | 257 | 68291 | 0.38% | -0.85 | -1.52 |
| Jan-03 | 0 | 221 | 0.00% | 0.00% | 315 | 67630 | 0.47% | -1.02 | -1.62 |
| Feb-03 | 1 | 247 | 0.40% | 6.35% | 270 | 66702 | 0.40% | 0.11 | -0.93 |
| Mar-03 | 2 | 300 | 0.67% | 8.14% | 244 | 66184 | 0.37% | 0.84 | -0.49 |
| Apr-03 | 3 | 299 | 1.00% | 9.97% | 245 | 63466 | 0.39% | 1.48 | -0.1 |
| May-03 | 0 | 293 | 0.00% | 0.00% | 254 | 62622 | 0.41% | -1.09 | -1.66 |
| Jun-03 | 3 | 317 | 0.95% | 9.68% | 291 | 62037 | 0.47% | 1.15 | -0.3 |
| Jul-03 | 0 | 317 | 0.00% | 0.00% | 279 | 61885 | 0.45% | -1.2 | -1.73 |
| Aug-03 | 0 | 348 | 0.00% | 0.00% | 240 | 61271 | 0.39% | -1.17 | -1.71 |
| Sep-03 | 0 | 361 | 0.00% | 0.00% | 249 | 61074 | 0.41% | -1.21 | -1.74 |

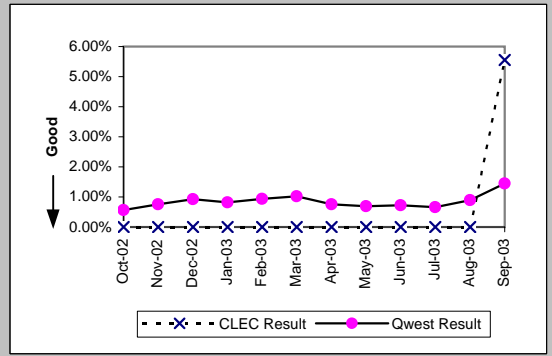


MR-8 - Trouble Rate (Percent)

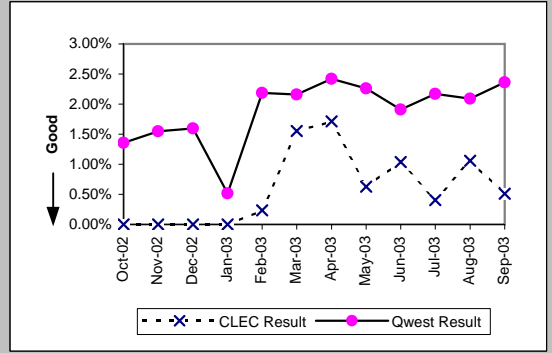
| PBX (Parity) | | | | | | | | | |
|--------------|----------|-----------|-----------|----------|-----------|------------|------------|-----------|------------|
| Date | CLEC Num | CLEC Denc | CLEC Resu | CLEC Std | Qwest Num | Qwest Denc | Qwest Resu | Mod Z Scr | Parity Scr |
| Oct-02 | 3 | 1657 | 0.18% | 4.25% | 99 | 91614 | 0.11% | 0.9 | -0.46 |
| Nov-02 | 6 | 1564 | 0.38% | 6.18% | 123 | 91191 | 0.13% | 2.66 | 0.62 |
| Dec-02 | 2 | 1430 | 0.14% | 3.74% | 130 | 90286 | 0.14% | -0.04 | -1.02 |
| Jan-03 | 1 | 1455 | 0.07% | 2.62% | 109 | 92080 | 0.12% | -0.55 | -1.33 |
| Feb-03 | 3 | 1455 | 0.21% | 4.54% | 105 | 91457 | 0.11% | 1.02 | -0.38 |
| Mar-03 | 2 | 1502 | 0.13% | 3.65% | 138 | 89833 | 0.15% | -0.2 | -1.12 |
| Apr-03 | 2 | 1489 | 0.13% | 3.66% | 89 | 88515 | 0.10% | 0.41 | -0.75 |
| May-03 | 2 | 1474 | 0.14% | 3.68% | 119 | 87682 | 0.14% | 0 | -1 |
| Jun-03 | 8 | 1454 | 0.55% | 7.40% | 93 | 87090 | 0.11% | 5.13 | 2.12 |
| Jul-03 | 2 | 1458 | 0.14% | 3.70% | 83 | 87018 | 0.10% | 0.51 | -0.69 |
| Aug-03 | 4 | 1466 | 0.27% | 5.22% | 121 | 85314 | 0.14% | 1.32 | -0.2 |
| Sep-03 | 2 | 1350 | 0.15% | 3.85% | 110 | 83236 | 0.13% | 0.16 | -0.9 |



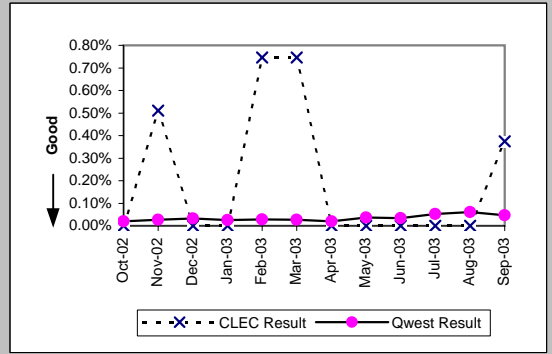
| Basic Rate ISDN (Parity) | | | | | | | | | |
|--------------------------|----------|-----------|-----------|----------|-----------|------------|------------|-----------|------------|
| Date | CLEC Num | CLEC Denc | CLEC Resu | CLEC Std | Qwest Num | Qwest Denc | Qwest Resu | Mod Z Scr | Parity Scr |
| Oct-02 | 0 | 37 | 0.00% | 0.00% | 124 | 21909 | 0.57% | -0.46 | -1.28 |
| Nov-02 | 0 | 39 | 0.00% | 0.00% | 166 | 21893 | 0.76% | -0.55 | -1.33 |
| Dec-02 | 0 | 35 | 0.00% | 0.00% | 202 | 21811 | 0.93% | -0.57 | -1.35 |
| Jan-03 | 0 | 35 | 0.00% | 0.00% | 177 | 21579 | 0.82% | -0.54 | -1.33 |
| Feb-03 | 0 | 35 | 0.00% | 0.00% | 200 | 21402 | 0.93% | -0.57 | -1.35 |
| Mar-03 | 0 | 36 | 0.00% | 0.00% | 218 | 21282 | 1.02% | -0.61 | -1.37 |
| Apr-03 | 0 | 37 | 0.00% | 0.00% | 158 | 21012 | 0.75% | -0.53 | -1.32 |
| May-03 | 0 | 35 | 0.00% | 0.00% | 142 | 20554 | 0.69% | -0.49 | -1.3 |
| Jun-03 | 0 | 34 | 0.00% | 0.00% | 146 | 20305 | 0.72% | -0.5 | -1.3 |
| Jul-03 | 0 | 32 | 0.00% | 0.00% | 133 | 20063 | 0.66% | -0.46 | -1.28 |
| Aug-03 | 0 | 35 | 0.00% | 0.00% | 178 | 19850 | 0.90% | -0.56 | -1.34 |
| Sep-03 | 1 | 18 | 5.56% | 22.91% | 152 | 10485 | 1.45% | 1.13 | -0.31 |



| Qwest DSL (Parity) | | | | | | | | | |
|--------------------|----------|-----------|-----------|----------|-----------|------------|------------|-----------|------------|
| Date | CLEC Num | CLEC Denc | CLEC Resu | CLEC Std | Qwest Num | Qwest Denc | Qwest Resu | Mod Z Scr | Parity Scr |
| Oct-02 | 0 | 6 | 0.00% | 0.00% | 387 | 28572 | 1.35% | -0.29 | -1.17 |
| Nov-02 | 0 | 6 | 0.00% | 0.00% | 428 | 27640 | 1.55% | -0.31 | -1.19 |
| Dec-02 | 0 | 6 | 0.00% | 0.00% | 428 | 26839 | 1.59% | -0.31 | -1.19 |
| Jan-03 | 0 | 427 | 0.00% | 0.00% | 480 | 92610 | 0.52% | -1.49 | -1.9 |
| Feb-03 | 1 | 427 | 0.23% | 4.83% | 2023 | 92610 | 2.18% | -2.75 | -2.67 |
| Mar-03 | 7 | 450 | 1.56% | 12.37% | 2001 | 92710 | 2.16% | -0.88 | -1.53 |
| Apr-03 | 8 | 467 | 1.71% | 12.98% | 2254 | 93146 | 2.42% | -0.99 | -1.6 |
| May-03 | 3 | 479 | 0.63% | 7.89% | 2113 | 93479 | 2.26% | -2.4 | -2.46 |
| Jun-03 | 5 | 482 | 1.04% | 10.13% | 1785 | 93527 | 1.91% | -1.39 | -1.85 |
| Jul-03 | 2 | 493 | 0.41% | 6.36% | 2036 | 93875 | 2.17% | -2.68 | -2.63 |
| Aug-03 | 6 | 568 | 1.06% | 10.22% | 2019 | 96533 | 2.09% | -1.72 | -2.05 |
| Sep-03 | 3 | 590 | 0.51% | 7.11% | 2347 | 99465 | 2.36% | -2.95 | -2.8 |

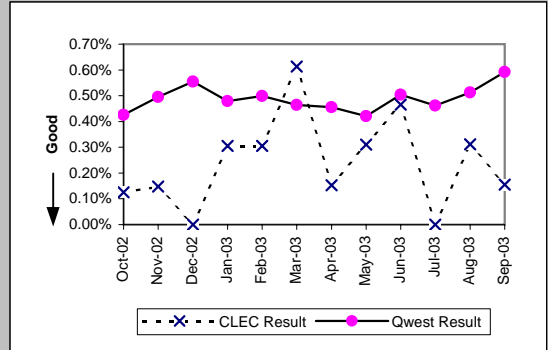


| ISDN Primary (Parity) | | | | | | | | | |
|-----------------------|----------|-----------|-----------|----------|-----------|------------|------------|-----------|------------|
| Date | CLEC Num | CLEC Denc | CLEC Resu | CLEC Std | Qwest Num | Qwest Denc | Qwest Resu | Mod Z Scr | Parity Scr |
| Oct-02 | 0 | 158 | 0.00% | 0.00% | 20 | 99874 | 0.02% | -0.18 | -1.11 |
| Nov-02 | 1 | 196 | 0.51% | 7.12% | 27 | 102484 | 0.03% | 1.95 | 0.18 |
| Dec-02 | 0 | 196 | 0.00% | 0.00% | 34 | 103895 | 0.03% | -0.25 | -1.15 |
| Jan-03 | 0 | 268 | 0.00% | 0.00% | 26 | 104188 | 0.03% | -0.26 | -1.16 |
| Feb-03 | 2 | 268 | 0.75% | 8.61% | 30 | 104186 | 0.03% | 3 | 0.82 |
| Mar-03 | 2 | 268 | 0.75% | 8.61% | 28 | 104586 | 0.03% | 3.04 | 0.85 |
| Apr-03 | 0 | 292 | 0.00% | 0.00% | 21 | 104139 | 0.02% | -0.24 | -1.15 |
| May-03 | 0 | 291 | 0.00% | 0.00% | 38 | 101261 | 0.04% | -0.33 | -1.2 |
| Jun-03 | 0 | 267 | 0.00% | 0.00% | 28 | 81929 | 0.03% | -0.3 | -1.18 |
| Jul-03 | 0 | 267 | 0.00% | 0.00% | 43 | 82221 | 0.05% | -0.37 | -1.23 |
| Aug-03 | 0 | 267 | 0.00% | 0.00% | 51 | 83273 | 0.06% | -0.4 | -1.25 |
| Sep-03 | 1 | 267 | 0.37% | 6.11% | 39 | 82679 | 0.05% | 1.53 | -0.07 |

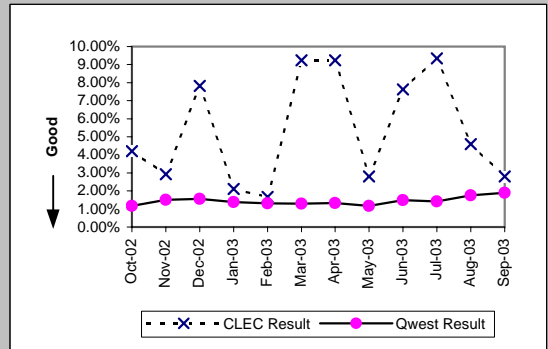


MR-8 - Trouble Rate (Percent)

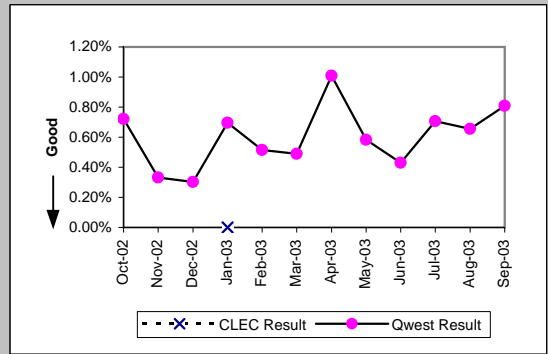
| DS0 (Parity) | | | | | | | | | |
|--------------|----------|-----------|-----------|----------|-----------|------------|------------|-----------|------------|
| Date | CLEC Num | CLEC Denc | CLEC Resu | CLEC Std | Qwest Num | Qwest Denc | Qwest Resu | Mod Z Scr | Parity Scr |
| Oct-02 | 1 | 796 | 0.13% | 3.54% | 517 | 121515 | 0.43% | -1.3 | -1.79 |
| Nov-02 | 1 | 679 | 0.15% | 3.83% | 599 | 121098 | 0.49% | -1.29 | -1.78 |
| Dec-02 | 0 | 641 | 0.00% | 0.00% | 671 | 120940 | 0.55% | -1.89 | -2.15 |
| Jan-03 | 2 | 654 | 0.31% | 5.52% | 569 | 118766 | 0.48% | -0.64 | -1.39 |
| Feb-03 | 2 | 654 | 0.31% | 5.52% | 592 | 118766 | 0.50% | -0.7 | -1.42 |
| Mar-03 | 4 | 653 | 0.61% | 7.80% | 550 | 118520 | 0.46% | 0.56 | -0.66 |
| Apr-03 | 1 | 653 | 0.15% | 3.91% | 525 | 115294 | 0.46% | -1.14 | -1.7 |
| May-03 | 2 | 644 | 0.31% | 5.56% | 487 | 115727 | 0.42% | -0.43 | -1.26 |
| Jun-03 | 3 | 644 | 0.47% | 6.81% | 582 | 115354 | 0.50% | -0.14 | -1.08 |
| Jul-03 | 0 | 645 | 0.00% | 0.00% | 533 | 115510 | 0.46% | -1.72 | -2.05 |
| Aug-03 | 2 | 643 | 0.31% | 5.57% | 581 | 113437 | 0.51% | -0.71 | -1.43 |
| Sep-03 | 1 | 645 | 0.16% | 3.93% | 677 | 114433 | 0.59% | -1.44 | -1.88 |



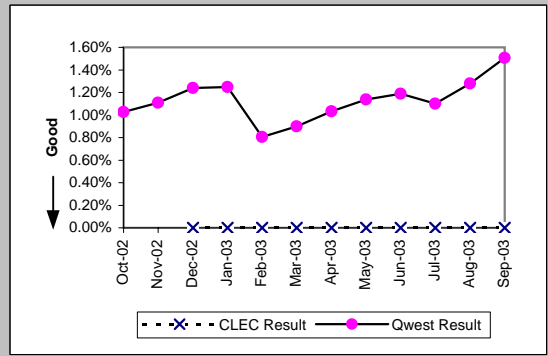
| DS1 (Parity) | | | | | | | | | |
|--------------|----------|-----------|-----------|----------|-----------|------------|------------|-----------|------------|
| Date | CLEC Num | CLEC Denc | CLEC Resu | CLEC Std | Qwest Num | Qwest Denc | Qwest Resu | Mod Z Scr | Parity Scr |
| Oct-02 | 6 | 143 | 4.20% | 20.05% | 541 | 46567 | 1.16% | 2.65 | 0.61 |
| Nov-02 | 4 | 137 | 2.92% | 16.84% | 705 | 46624 | 1.51% | 1.25 | -0.24 |
| Dec-02 | 10 | 128 | 7.81% | 26.84% | 725 | 46499 | 1.56% | 4.11 | 1.5 |
| Jan-03 | 3 | 142 | 2.11% | 14.38% | 646 | 46431 | 1.39% | 0.75 | -0.54 |
| Feb-03 | 2 | 120 | 1.67% | 12.80% | 611 | 46431 | 1.32% | 0.41 | -0.75 |
| Mar-03 | 11 | 119 | 9.24% | 28.96% | 598 | 46066 | 1.30% | 5.02 | 2.05 |
| Apr-03 | 11 | 119 | 9.24% | 28.96% | 615 | 46008 | 1.34% | 4.96 | 2.02 |
| May-03 | 3 | 107 | 2.80% | 16.51% | 538 | 45679 | 1.18% | 1.38 | -0.16 |
| Jun-03 | 8 | 105 | 7.62% | 26.53% | 667 | 44632 | 1.49% | 3.71 | 1.26 |
| Jul-03 | 10 | 107 | 9.35% | 29.11% | 632 | 44594 | 1.42% | 4.65 | 1.82 |
| Aug-03 | 5 | 109 | 4.59% | 20.92% | 777 | 44119 | 1.76% | 1.91 | 0.16 |
| Sep-03 | 3 | 107 | 2.80% | 16.51% | 847 | 44486 | 1.90% | 0.7 | -0.57 |



| DS3 (Parity) | | | | | | | | | |
|--------------|----------|-----------|-----------|----------|-----------|------------|------------|-----------|------------|
| Date | CLEC Num | CLEC Denc | CLEC Resu | CLEC Std | Qwest Num | Qwest Denc | Qwest Resu | Mod Z Scr | Parity Scr |
| Oct-02 | | | | | 24 | 3326 | 0.72% | | |
| Nov-02 | | | | | 11 | 3304 | 0.33% | | |
| Dec-02 | | | | | 10 | 3304 | 0.30% | | |
| Jan-03 | 0 | 1 | 0.00% | 0.00% | 23 | 3302 | 0.70% | -0.08 | -1.05 |
| Feb-03 | | | | | 17 | 3202 | 0.51% | | |
| Mar-03 | | | | | 16 | 3269 | 0.49% | | |
| Apr-03 | | | | | 33 | 3271 | 1.01% | | |
| May-03 | | | | | 19 | 3258 | 0.58% | | |
| Jun-03 | | | | | 14 | 3255 | 0.43% | | |
| Jul-03 | | | | | 23 | 3254 | 0.71% | | |
| Aug-03 | | | | | 21 | 3205 | 0.66% | | |
| Sep-03 | | | | | 26 | 3215 | 0.81% | | |

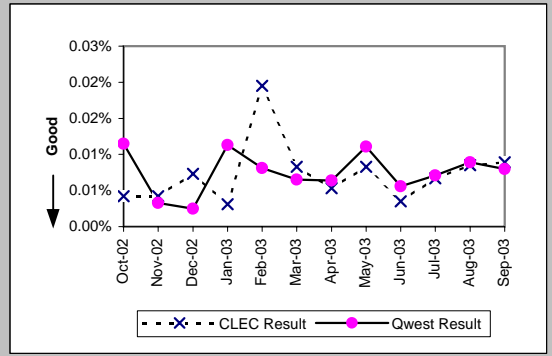


| Frame Relay (Parity) | | | | | | | | | |
|----------------------|----------|-----------|-----------|----------|-----------|------------|------------|-----------|------------|
| Date | CLEC Num | CLEC Denc | CLEC Resu | CLEC Std | Qwest Num | Qwest Denc | Qwest Resu | Mod Z Scr | Parity Scr |
| Oct-02 | | | | | 132 | 12852 | 1.03% | | |
| Nov-02 | | | | | 142 | 12817 | 1.11% | | |
| Dec-02 | 0 | 2 | 0.00% | 0.00% | 158 | 12734 | 1.24% | -0.16 | -1.1 |
| Jan-03 | 0 | 2 | 0.00% | 0.00% | 155 | 12413 | 1.25% | -0.16 | -1.1 |
| Feb-03 | 0 | 2 | 0.00% | 0.00% | 100 | 12413 | 0.81% | -0.13 | -1.08 |
| Mar-03 | 0 | 2 | 0.00% | 0.00% | 110 | 12241 | 0.90% | -0.13 | -1.08 |
| Apr-03 | 0 | 4 | 0.00% | 0.00% | 125 | 12089 | 1.03% | -0.2 | -1.12 |
| May-03 | 0 | 4 | 0.00% | 0.00% | 137 | 12032 | 1.14% | -0.21 | -1.13 |
| Jun-03 | 0 | 4 | 0.00% | 0.00% | 141 | 11868 | 1.19% | -0.22 | -1.13 |
| Jul-03 | 0 | 3 | 0.00% | 0.00% | 129 | 11705 | 1.10% | -0.18 | -1.11 |
| Aug-03 | 0 | 3 | 0.00% | 0.00% | 147 | 11490 | 1.28% | -0.2 | -1.12 |
| Sep-03 | 0 | 3 | 0.00% | 0.00% | 172 | 11415 | 1.51% | -0.21 | -1.13 |

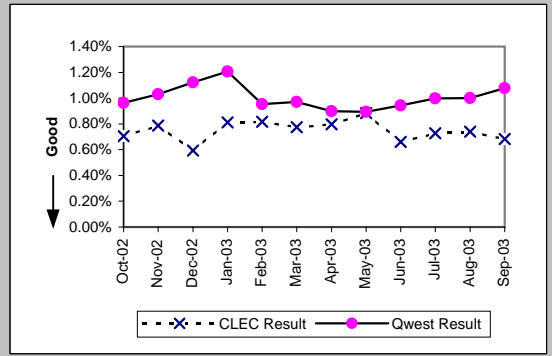


MR-8 - Trouble Rate (Percent)

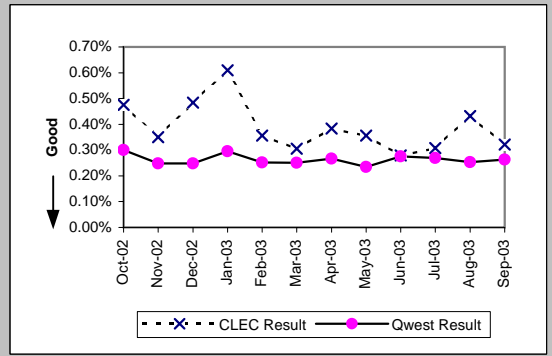
| LIS Trunk (Parity) | | | | | | | | | |
|--------------------|----------|-----------|-----------|----------|-----------|------------|------------|-----------|------------|
| Date | CLEC Num | CLEC Denc | CLEC Resu | CLEC Std | Qwest Num | Qwest Denc | Qwest Resu | Mod Z Scr | Parity Scr |
| Oct-02 | 9 | 212965 | 0.00% | 0.65% | 14 | 121827 | 0.01% | -1.89 | -2.15 |
| Nov-02 | 9 | 215893 | 0.00% | 0.65% | 4 | 120239 | 0.00% | 0.41 | -0.75 |
| Dec-02 | 16 | 220469 | 0.01% | 0.85% | 3 | 119158 | 0.00% | 2.63 | 0.6 |
| Jan-03 | 7 | 225647 | 0.00% | 0.56% | 14 | 124066 | 0.01% | -2.18 | -2.32 |
| Feb-03 | 44 | 225647 | 0.02% | 1.40% | 10 | 124066 | 0.01% | 3.61 | 1.19 |
| Mar-03 | 19 | 228677 | 0.01% | 0.91% | 8 | 123908 | 0.01% | 0.65 | -0.6 |
| Apr-03 | 12 | 228509 | 0.01% | 0.72% | 8 | 125726 | 0.01% | -0.4 | -1.24 |
| May-03 | 19 | 230267 | 0.01% | 0.91% | 14 | 125575 | 0.01% | -0.78 | -1.48 |
| Jun-03 | 8 | 227699 | 0.00% | 0.59% | 7 | 125359 | 0.01% | -0.79 | -1.48 |
| Jul-03 | 15 | 225195 | 0.01% | 0.82% | 9 | 126175 | 0.01% | -0.16 | -1.1 |
| Aug-03 | 19 | 224163 | 0.01% | 0.92% | 11 | 123649 | 0.01% | -0.13 | -1.08 |
| Sep-03 | 20 | 224787 | 0.01% | 0.94% | 10 | 124837 | 0.01% | 0.28 | -0.83 |



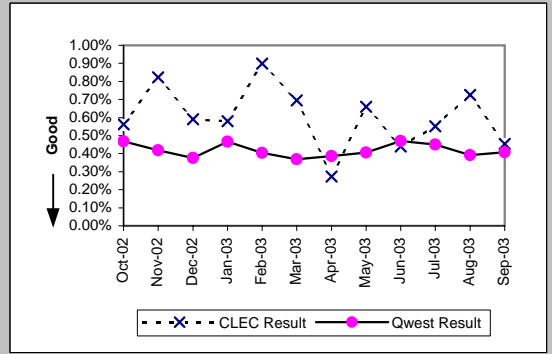
| UNE - P (POTS) (Parity) | | | | | | | | | |
|-------------------------|----------|-----------|-----------|----------|-----------|------------|------------|-----------|------------|
| Date | CLEC Num | CLEC Denc | CLEC Resu | CLEC Std | Qwest Num | Qwest Denc | Qwest Resu | Mod Z Scr | Parity Scr |
| Oct-02 | 174 | 24707 | 0.70% | 8.36% | 20459 | 2122557 | 0.96% | -4.15 | -3.52 |
| Nov-02 | 192 | 24400 | 0.79% | 8.84% | 21797 | 2116204 | 1.03% | -3.74 | -3.27 |
| Dec-02 | 144 | 24248 | 0.59% | 7.68% | 23689 | 2109311 | 1.12% | -7.78 | -5.73 |
| Jan-03 | 193 | 23797 | 0.81% | 8.97% | 25378 | 2103625 | 1.21% | -5.56 | -4.38 |
| Feb-03 | 200 | 24519 | 0.82% | 8.99% | 19979 | 2097153 | 0.95% | -2.2 | -2.33 |
| Mar-03 | 195 | 25160 | 0.78% | 8.77% | 20277 | 2090890 | 0.97% | -3.13 | -2.9 |
| Apr-03 | 208 | 26128 | 0.80% | 8.89% | 18241 | 2027967 | 0.90% | -1.76 | -2.07 |
| May-03 | 242 | 27365 | 0.88% | 9.36% | 18032 | 2018941 | 0.89% | -0.15 | -1.09 |
| Jun-03 | 182 | 27512 | 0.66% | 8.11% | 18950 | 2008226 | 0.94% | -4.81 | -3.92 |
| Jul-03 | 199 | 27364 | 0.73% | 8.50% | 19898 | 1994506 | 1.00% | -4.47 | -3.72 |
| Aug-03 | 197 | 26611 | 0.74% | 8.57% | 19897 | 1987061 | 1.00% | -4.25 | -3.58 |
| Sep-03 | 184 | 26967 | 0.68% | 8.23% | 20477 | 1902671 | 1.08% | -6.23 | -4.78 |



| UNE P (Centrex) (Parity) | | | | | | | | | |
|--------------------------|----------|-----------|-----------|----------|-----------|------------|------------|-----------|------------|
| Date | CLEC Num | CLEC Denc | CLEC Resu | CLEC Std | Qwest Num | Qwest Denc | Qwest Resu | Mod Z Scr | Parity Scr |
| Oct-02 | 35 | 7355 | 0.48% | 6.88% | 268 | 89311 | 0.30% | 2.65 | 0.61 |
| Nov-02 | 25 | 7144 | 0.35% | 5.91% | 218 | 87993 | 0.25% | 1.67 | 0.02 |
| Dec-02 | 34 | 7031 | 0.48% | 6.94% | 215 | 86625 | 0.25% | 3.81 | 1.32 |
| Jan-03 | 42 | 6892 | 0.61% | 7.78% | 254 | 85898 | 0.30% | 4.61 | 1.81 |
| Feb-03 | 31 | 8698 | 0.36% | 5.96% | 219 | 86819 | 0.25% | 1.85 | 0.12 |
| Mar-03 | 28 | 9160 | 0.31% | 5.52% | 216 | 85942 | 0.25% | 0.99 | -0.4 |
| Apr-03 | 34 | 8869 | 0.38% | 6.18% | 227 | 84998 | 0.27% | 2.02 | 0.23 |
| May-03 | 31 | 8716 | 0.36% | 5.95% | 200 | 85074 | 0.24% | 2.21 | 0.35 |
| Jun-03 | 24 | 8604 | 0.28% | 5.27% | 235 | 85299 | 0.28% | 0.06 | -0.96 |
| Jul-03 | 26 | 8461 | 0.31% | 5.53% | 224 | 83309 | 0.27% | 0.65 | -0.6 |
| Aug-03 | 36 | 8337 | 0.43% | 6.56% | 206 | 81484 | 0.25% | 3.1 | 0.88 |
| Sep-03 | 27 | 8413 | 0.32% | 5.66% | 216 | 82070 | 0.26% | 0.98 | -0.4 |

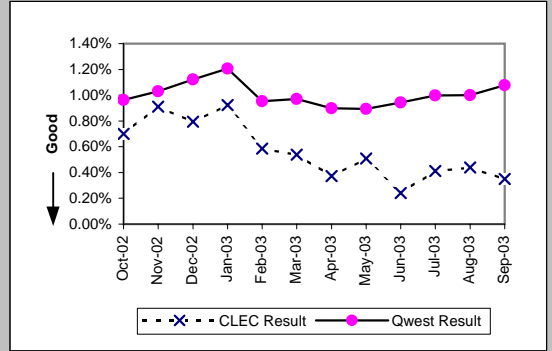


| UNE P (Centrex 21) (Parity) | | | | | | | | | |
|-----------------------------|----------|-----------|-----------|----------|-----------|------------|------------|-----------|------------|
| Date | CLEC Num | CLEC Denc | CLEC Resu | CLEC Std | Qwest Num | Qwest Denc | Qwest Resu | Mod Z Scr | Parity Scr |
| Oct-02 | 10 | 1781 | 0.56% | 7.47% | 323 | 69054 | 0.47% | 0.57 | -0.65 |
| Nov-02 | 15 | 1823 | 0.82% | 9.03% | 288 | 68746 | 0.42% | 2.64 | 0.6 |
| Dec-02 | 11 | 1865 | 0.59% | 7.66% | 257 | 68291 | 0.38% | 1.49 | -0.1 |
| Jan-03 | 11 | 1899 | 0.58% | 7.59% | 315 | 67630 | 0.47% | 0.72 | -0.56 |
| Feb-03 | 17 | 1890 | 0.90% | 9.44% | 270 | 66702 | 0.40% | 3.34 | 1.03 |
| Mar-03 | 13 | 1868 | 0.70% | 8.31% | 244 | 66184 | 0.37% | 2.3 | 0.4 |
| Apr-03 | 5 | 1830 | 0.27% | 5.22% | 245 | 63466 | 0.39% | -0.77 | -1.47 |
| May-03 | 12 | 1821 | 0.66% | 8.09% | 254 | 62622 | 0.41% | 1.68 | 0.02 |
| Jun-03 | 8 | 1820 | 0.44% | 6.62% | 291 | 62037 | 0.47% | -0.18 | -1.11 |
| Jul-03 | 10 | 1815 | 0.55% | 7.40% | 279 | 61885 | 0.45% | 0.63 | -0.62 |
| Aug-03 | 13 | 1791 | 0.73% | 8.49% | 240 | 61271 | 0.39% | 2.23 | 0.36 |
| Sep-03 | 8 | 1765 | 0.45% | 6.72% | 249 | 61074 | 0.41% | 0.3 | -0.82 |



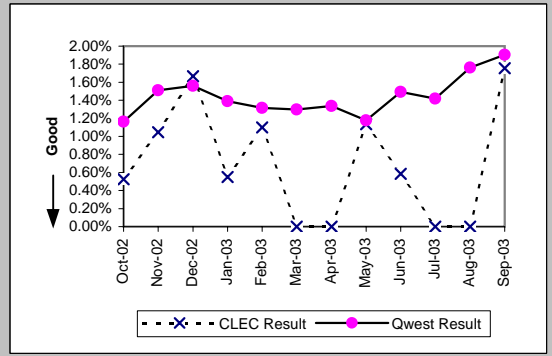
MR-8 - Trouble Rate (Percent)

| Date | CLEC Num | CLEC Dens | Line Sharing (Parity) | | | | Qwest Res | Mod Z Scr | Parity Scr |
|--------|----------|-----------|-----------------------|----------|-----------|------------|-----------|-----------|------------|
| | | | CLEC Resu | CLEC Std | Qwest Num | Qwest Dens | | | |
| Oct-02 | 41 | 5858 | 0.70% | 8.34% | 20459 | 2122557 | 0.96% | -2.07 | -2.26 |
| Nov-02 | 57 | 6251 | 0.91% | 9.51% | 21797 | 2116204 | 1.03% | -0.92 | -1.56 |
| Dec-02 | 52 | 6546 | 0.79% | 8.88% | 23689 | 2109311 | 1.12% | -2.52 | -2.53 |
| Jan-03 | 64 | 6936 | 0.92% | 9.56% | 25378 | 2103625 | 1.21% | -2.16 | -2.31 |
| Feb-03 | 43 | 7344 | 0.59% | 7.63% | 19979 | 2097153 | 0.95% | -3.23 | -2.97 |
| Mar-03 | 42 | 7799 | 0.54% | 7.32% | 20277 | 2090890 | 0.97% | -3.88 | -3.36 |
| Apr-03 | 30 | 8071 | 0.37% | 6.09% | 18241 | 2027967 | 0.90% | -5.01 | -4.05 |
| May-03 | 43 | 8470 | 0.51% | 7.11% | 18032 | 2018941 | 0.89% | -3.76 | -3.29 |
| Jun-03 | 22 | 9147 | 0.24% | 4.90% | 18950 | 2008226 | 0.94% | -6.94 | -5.22 |
| Jul-03 | 40 | 9720 | 0.41% | 6.40% | 19898 | 1994506 | 1.00% | -5.8 | -4.53 |
| Aug-03 | 44 | 10023 | 0.44% | 6.61% | 19897 | 1987061 | 1.00% | -5.64 | -4.43 |
| Sep-03 | 35 | 10026 | 0.35% | 5.90% | 20477 | 1902671 | 1.08% | -7.04 | -5.28 |

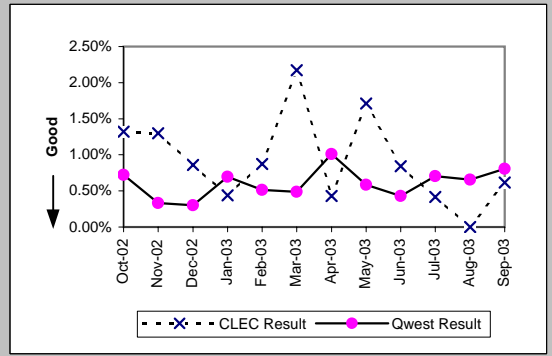


MR-8 - Trouble Rate (Percent)

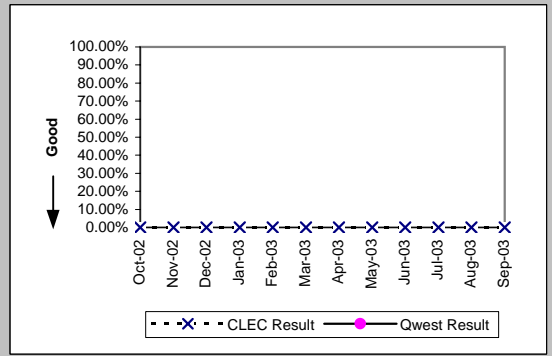
| UDIT DS1 (Parity) | | | | | | | | | |
|-------------------|-----------|-------------|-----------|------------|-----------|------------|------------|-----------|------------|
| Date | Numerator | Denominator | CLEC Resu | Standard D | Qwest Num | Qwest Deno | Qwest Resu | Mod Z Scr | Parity Scr |
| Oct-02 | 1 | 191 | 0.52% | 7.22% | 541 | 46567 | 1.16% | -0.82 | -1.5 |
| Nov-02 | 2 | 191 | 1.05% | 10.18% | 705 | 46624 | 1.51% | -0.53 | -1.32 |
| Dec-02 | 3 | 180 | 1.67% | 12.80% | 725 | 46499 | 1.56% | 0.19 | -0.88 |
| Jan-03 | 1 | 182 | 0.55% | 7.39% | 646 | 46431 | 1.39% | -0.97 | -1.59 |
| Feb-03 | 2 | 182 | 1.10% | 10.43% | 611 | 46431 | 1.32% | -0.26 | -1.16 |
| Mar-03 | 0 | 183 | 0.00% | 0.00% | 598 | 46066 | 1.30% | -1.55 | -1.94 |
| Apr-03 | 0 | 182 | 0.00% | 0.00% | 615 | 46008 | 1.34% | -1.57 | -1.95 |
| May-03 | 2 | 176 | 1.14% | 10.60% | 538 | 45679 | 1.18% | -0.05 | -1.03 |
| Jun-03 | 1 | 171 | 0.58% | 7.62% | 667 | 44632 | 1.49% | -0.98 | -1.59 |
| Jul-03 | 0 | 168 | 0.00% | 0.00% | 632 | 44594 | 1.42% | -1.55 | -1.94 |
| Aug-03 | 0 | 169 | 0.00% | 0.00% | 777 | 44119 | 1.76% | -1.74 | -2.06 |
| Sep-03 | 3 | 171 | 1.75% | 13.13% | 847 | 44486 | 1.90% | -0.14 | -1.09 |



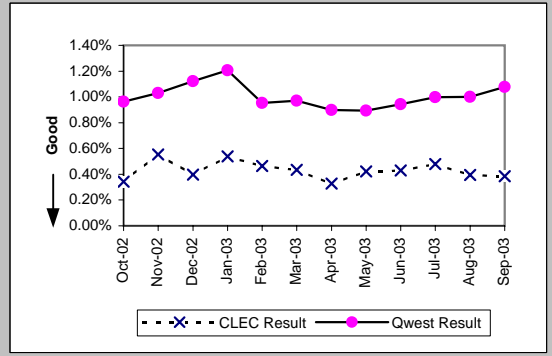
| UDIT Above DS1 Level (Parity) | | | | | | | | | |
|-------------------------------|-----------|-------------|-----------|------------|-----------|------------|------------|-----------|------------|
| Date | Numerator | Denominator | CLEC Resu | Standard D | Qwest Num | Qwest Deno | Qwest Resu | Mod Z Scr | Parity Scr |
| Oct-02 | 3 | 227 | 1.32% | 11.42% | 24 | 3326 | 0.72% | 0.97 | -0.41 |
| Nov-02 | 3 | 231 | 1.30% | 11.32% | 11 | 3304 | 0.33% | 1.86 | 0.13 |
| Dec-02 | 2 | 232 | 0.86% | 9.24% | 10 | 3304 | 0.30% | 1.24 | -0.24 |
| Jan-03 | 1 | 229 | 0.44% | 6.59% | 23 | 3302 | 0.70% | -0.46 | -1.28 |
| Feb-03 | 2 | 229 | 0.87% | 9.30% | 17 | 3302 | 0.51% | 0.72 | -0.56 |
| Mar-03 | 5 | 230 | 2.17% | 14.58% | 16 | 3269 | 0.49% | 2.55 | 0.55 |
| Apr-03 | 1 | 233 | 0.43% | 6.54% | 33 | 3271 | 1.01% | -0.86 | -1.52 |
| May-03 | 4 | 234 | 1.71% | 12.96% | 19 | 3258 | 0.58% | 1.78 | 0.08 |
| Jun-03 | 2 | 238 | 0.84% | 9.13% | 14 | 3255 | 0.43% | 0.87 | -0.47 |
| Jul-03 | 1 | 241 | 0.41% | 6.43% | 23 | 3254 | 0.71% | -0.52 | -1.32 |
| Aug-03 | 0 | 160 | 0.00% | 0.00% | 21 | 3205 | 0.66% | -1 | -1.61 |
| Sep-03 | 1 | 162 | 0.62% | 7.83% | 26 | 3215 | 0.81% | -0.27 | -1.16 |



| Dark Fiber - IOF (Diagnostic) | | | | | | | | | |
|-------------------------------|-----------|-------------|-----------|------------|-----------|------------|------------|-----------|------------|
| Date | Numerator | Denominator | CLEC Resu | Standard D | Qwest Num | Qwest Deno | Qwest Resu | Mod Z Scr | Parity Scr |
| Oct-02 | 0 | 26 | 0.00% | 0.00% | | | | | |
| Nov-02 | 0 | 26 | 0.00% | 0.00% | | | | | |
| Dec-02 | 0 | 26 | 0.00% | 0.00% | | | | | |
| Jan-03 | 0 | 26 | 0.00% | 0.00% | | | | | |
| Feb-03 | 0 | 26 | 0.00% | 0.00% | | | | | |
| Mar-03 | 0 | 26 | 0.00% | 0.00% | | | | | |
| Apr-03 | 0 | 26 | 0.00% | 0.00% | | | | | |
| May-03 | 0 | 26 | 0.00% | 0.00% | | | | | |
| Jun-03 | 0 | 27 | 0.00% | 0.00% | | | | | |
| Jul-03 | 0 | 29 | 0.00% | 0.00% | | | | | |
| Aug-03 | 0 | 29 | 0.00% | 0.00% | | | | | |
| Sep-03 | 0 | 29 | 0.00% | 0.00% | | | | | |



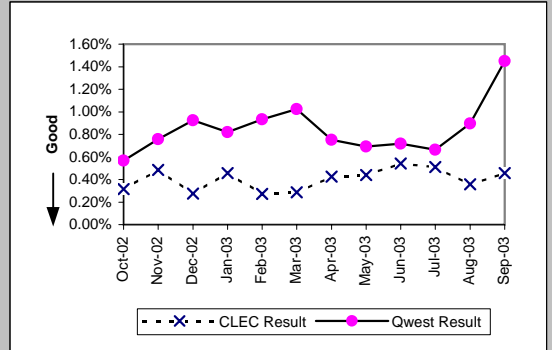
| Unbundled Loop Analog (Parity) | | | | | | | | | |
|--------------------------------|-----------|-------------|-----------|------------|-----------|------------|------------|-----------|------------|
| Date | Numerator | Denominator | CLEC Resu | Standard D | Qwest Num | Qwest Deno | Qwest Resu | Mod Z Scr | Parity Scr |
| Oct-02 | 165 | 48221 | 0.34% | 5.84% | 20459 | 2122557 | 0.96% | -13.82 | -9.4 |
| Nov-02 | 266 | 48115 | 0.55% | 7.41% | 21797 | 2116204 | 1.03% | -10.25 | -7.23 |
| Dec-02 | 197 | 49561 | 0.40% | 6.29% | 23689 | 2109311 | 1.12% | -15.15 | -10.21 |
| Jan-03 | 273 | 50718 | 0.54% | 7.32% | 25378 | 2103625 | 1.21% | -13.62 | -9.28 |
| Feb-03 | 235 | 50718 | 0.46% | 6.79% | 19979 | 2097153 | 0.95% | -11.21 | -7.82 |
| Mar-03 | 223 | 51194 | 0.44% | 6.59% | 20277 | 2090890 | 0.97% | -12.18 | -8.41 |
| Apr-03 | 169 | 51737 | 0.33% | 5.71% | 18241 | 2027967 | 0.90% | -13.63 | -9.28 |
| May-03 | 220 | 52027 | 0.42% | 6.49% | 18032 | 2018941 | 0.89% | -11.26 | -7.84 |
| Jun-03 | 226 | 52595 | 0.43% | 6.54% | 18950 | 2008226 | 0.94% | -12.03 | -8.32 |
| Jul-03 | 254 | 53047 | 0.48% | 6.90% | 19898 | 1994506 | 1.00% | -11.87 | -8.21 |
| Aug-03 | 211 | 53606 | 0.39% | 6.26% | 19897 | 1987061 | 1.00% | -13.95 | -9.48 |
| Sep-03 | 208 | 54074 | 0.38% | 6.19% | 20477 | 1902671 | 1.08% | -15.37 | -10.34 |



MR-8 - Trouble Rate (Percent)

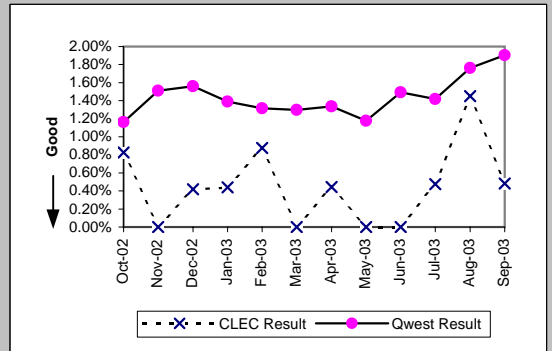
Unbundled Loop - 2 Wire Non-Loaded (Parity)

| Date | Numerator | Denominator | CLEC Resu | Standard D | Qwest Num | Qwest Deno | Qwest Resu | Mod Z Scr | Parity Scr |
|--------|-----------|-------------|-----------|------------|-----------|------------|------------|-----------|------------|
| Oct-02 | 21 | 6672 | 0.31% | 5.60% | 124 | 21909 | 0.57% | -2.39 | -2.46 |
| Nov-02 | 32 | 6583 | 0.49% | 6.96% | 166 | 21893 | 0.76% | -2.23 | -2.36 |
| Dec-02 | 18 | 6559 | 0.27% | 5.23% | 202 | 21811 | 0.93% | -4.83 | -3.94 |
| Jan-03 | 30 | 6581 | 0.46% | 6.74% | 177 | 21579 | 0.82% | -2.87 | -2.74 |
| Feb-03 | 18 | 6581 | 0.27% | 5.22% | 200 | 21402 | 0.93% | -4.87 | -3.96 |
| Mar-03 | 19 | 6616 | 0.29% | 5.35% | 218 | 21282 | 1.02% | -5.2 | -4.16 |
| Apr-03 | 28 | 6594 | 0.42% | 6.50% | 158 | 21012 | 0.75% | -2.68 | -2.63 |
| May-03 | 29 | 6603 | 0.44% | 6.61% | 142 | 20554 | 0.69% | -2.15 | -2.31 |
| Jun-03 | 36 | 6641 | 0.54% | 7.34% | 146 | 20305 | 0.72% | -1.48 | -1.9 |
| Jul-03 | 34 | 6649 | 0.51% | 7.13% | 133 | 20063 | 0.66% | -1.32 | -1.8 |
| Aug-03 | 24 | 6707 | 0.36% | 5.97% | 178 | 19850 | 0.90% | -4.05 | -3.46 |
| Sep-03 | 31 | 6807 | 0.46% | 6.73% | 152 | 10485 | 1.45% | -5.34 | -4.25 |



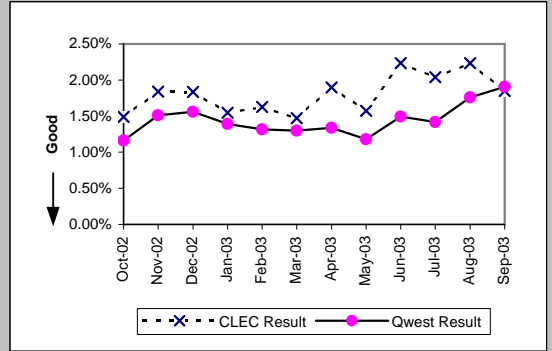
Unbundled Loop - 4 Wire Non-Loaded (Parity)

| Date | Numerator | Denominator | CLEC Resu | Standard D | Qwest Num | Qwest Deno | Qwest Resu | Mod Z Scr | Parity Scr |
|--------|-----------|-------------|-----------|------------|-----------|------------|------------|-----------|------------|
| Oct-02 | 2 | 242 | 0.83% | 9.05% | 541 | 46567 | 1.16% | -0.49 | -1.3 |
| Nov-02 | 0 | 242 | 0.00% | 0.00% | 705 | 46624 | 1.51% | -1.92 | -2.17 |
| Dec-02 | 1 | 240 | 0.42% | 6.44% | 725 | 46499 | 1.56% | -1.42 | -1.87 |
| Jan-03 | 1 | 228 | 0.44% | 6.61% | 646 | 46431 | 1.39% | -1.23 | -1.74 |
| Feb-03 | 2 | 228 | 0.88% | 9.32% | 611 | 46431 | 1.32% | -0.58 | -1.35 |
| Mar-03 | 0 | 226 | 0.00% | 0.00% | 598 | 46066 | 1.30% | -1.72 | -2.05 |
| Apr-03 | 1 | 225 | 0.44% | 6.65% | 615 | 46008 | 1.34% | -1.16 | -1.71 |
| May-03 | 0 | 225 | 0.00% | 0.00% | 538 | 45679 | 1.18% | -1.63 | -1.99 |
| Jun-03 | 0 | 218 | 0.00% | 0.00% | 667 | 44632 | 1.49% | -1.81 | -2.1 |
| Jul-03 | 1 | 210 | 0.48% | 6.88% | 632 | 44594 | 1.42% | -1.15 | -1.7 |
| Aug-03 | 3 | 207 | 1.45% | 11.95% | 777 | 44119 | 1.76% | -0.34 | -1.21 |
| Sep-03 | 1 | 207 | 0.48% | 6.93% | 847 | 44486 | 1.90% | -1.49 | -1.91 |



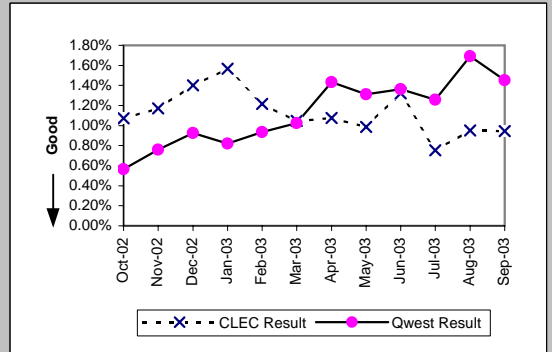
Unbundled Loop - DS1 Capable (Parity)

| Date | Numerator | Denominator | CLEC Resu | Standard D | Qwest Num | Qwest Deno | Qwest Resu | Mod Z Scr | Parity Scr |
|--------|-----------|-------------|-----------|------------|-----------|------------|------------|-----------|------------|
| Oct-02 | 49 | 3293 | 1.49% | 12.11% | 541 | 46567 | 1.16% | 1.69 | 0.03 |
| Nov-02 | 62 | 3373 | 1.84% | 13.43% | 705 | 46624 | 1.51% | 1.5 | -0.09 |
| Dec-02 | 65 | 3539 | 1.84% | 13.43% | 725 | 46499 | 1.56% | 1.28 | -0.22 |
| Jan-03 | 59 | 3816 | 1.55% | 12.34% | 646 | 46431 | 1.39% | 0.78 | -0.52 |
| Feb-03 | 62 | 3816 | 1.62% | 12.64% | 611 | 46431 | 1.32% | 1.61 | -0.02 |
| Mar-03 | 57 | 3876 | 1.47% | 12.04% | 598 | 46066 | 1.30% | 0.91 | -0.45 |
| Apr-03 | 76 | 4004 | 1.90% | 13.65% | 615 | 46008 | 1.34% | 2.97 | 0.8 |
| May-03 | 65 | 4130 | 1.57% | 12.45% | 538 | 45679 | 1.18% | 2.26 | 0.37 |
| Jun-03 | 94 | 4207 | 2.23% | 14.78% | 667 | 44632 | 1.49% | 3.78 | 1.3 |
| Jul-03 | 87 | 4265 | 2.04% | 14.14% | 632 | 44594 | 1.42% | 3.29 | 1 |
| Aug-03 | 97 | 4344 | 2.23% | 14.78% | 777 | 44119 | 1.76% | 2.26 | 0.37 |
| Sep-03 | 82 | 4431 | 1.85% | 13.48% | 847 | 44486 | 1.90% | -0.25 | -1.15 |



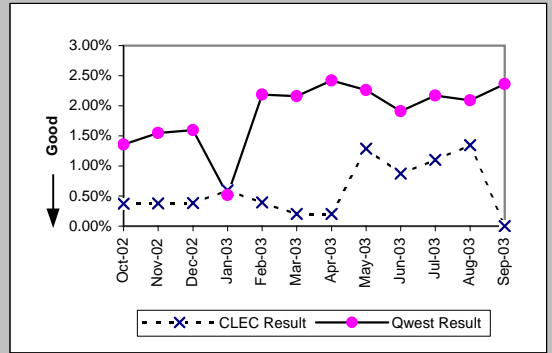
Unbundled Loop ISDN Capable (Parity)

| Date | Numerator | Denominator | CLEC Resu | Standard D | Qwest Num | Qwest Deno | Qwest Resu | Mod Z Scr | Parity Scr |
|--------|-----------|-------------|-----------|------------|-----------|------------|------------|-----------|------------|
| Oct-02 | 34 | 3168 | 1.07% | 10.30% | 124 | 21909 | 0.57% | 3.56 | 1.16 |
| Nov-02 | 37 | 3161 | 1.17% | 10.76% | 166 | 21893 | 0.76% | 2.5 | 0.52 |
| Dec-02 | 44 | 3138 | 1.40% | 11.76% | 202 | 21811 | 0.93% | 2.6 | 0.58 |
| Jan-03 | 49 | 3127 | 1.57% | 12.42% | 177 | 21579 | 0.82% | 4.33 | 1.63 |
| Feb-03 | 38 | 3127 | 1.22% | 10.96% | 200 | 21402 | 0.93% | 1.52 | -0.07 |
| Mar-03 | 33 | 3150 | 1.05% | 10.18% | 218 | 21282 | 1.02% | 0.12 | -0.93 |
| Apr-03 | 34 | 3159 | 1.08% | 10.32% | 158 | 11020 | 1.43% | -1.49 | -1.91 |
| May-03 | 31 | 3144 | 0.99% | 9.88% | 142 | 10835 | 1.31% | -1.41 | -1.86 |
| Jun-03 | 42 | 3182 | 1.32% | 11.41% | 146 | 10725 | 1.36% | -0.18 | -1.11 |
| Jul-03 | 24 | 3187 | 0.75% | 8.65% | 133 | 10577 | 1.26% | -2.24 | -2.36 |
| Aug-03 | 30 | 3155 | 0.95% | 9.70% | 177 | 10465 | 1.69% | -2.83 | -2.72 |
| Sep-03 | 30 | 3171 | 0.95% | 9.68% | 151 | 10405 | 1.45% | -2.08 | -2.27 |

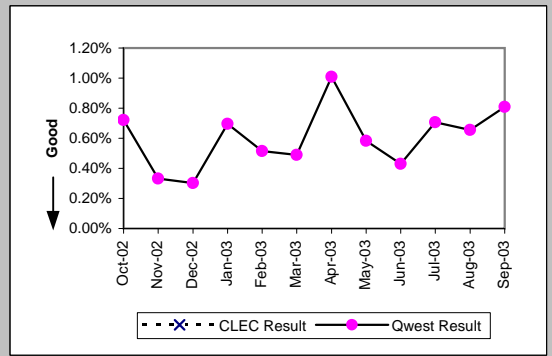


MR-8 - Trouble Rate (Percent)

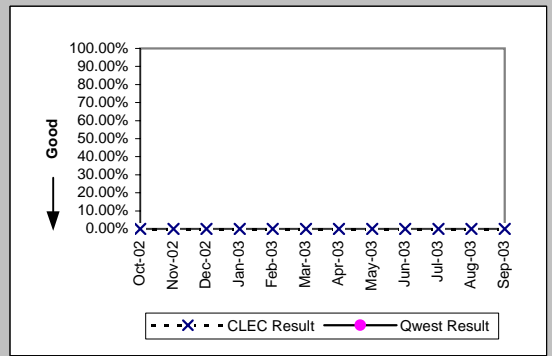
| Unbundled Loop - ADSL Qualified (Parity) | | | | | | | | | | |
|--|-----------|-------------|-----------|------------|-----------|------------|------------|-----------|------------|--|
| Date | Numerator | Denominator | CLEC Resu | Standard D | Qwest Num | Qwest Deno | Qwest Resu | Mod Z Scr | Parity Scr | |
| Oct-02 | 2 | 537 | 0.37% | 6.09% | 387 | 28572 | 1.35% | -1.95 | -2.19 | |
| Nov-02 | 2 | 531 | 0.38% | 6.13% | 428 | 27640 | 1.55% | -2.17 | -2.32 | |
| Dec-02 | 2 | 525 | 0.38% | 6.16% | 428 | 26839 | 1.59% | -2.2 | -2.34 | |
| Jan-03 | 3 | 505 | 0.59% | 7.68% | 480 | 92610 | 0.52% | 0.24 | -0.86 | |
| Feb-03 | 2 | 505 | 0.40% | 6.28% | 2023 | 92610 | 2.18% | -2.74 | -2.67 | |
| Mar-03 | 1 | 493 | 0.20% | 4.50% | 2001 | 92710 | 2.16% | -2.98 | -2.81 | |
| Apr-03 | 1 | 491 | 0.20% | 4.51% | 2254 | 93146 | 2.42% | -3.19 | -2.94 | |
| May-03 | 6 | 467 | 1.28% | 11.26% | 2113 | 93479 | 2.26% | -1.41 | -1.86 | |
| Jun-03 | 4 | 458 | 0.87% | 9.30% | 1785 | 93527 | 1.91% | -1.62 | -1.98 | |
| Jul-03 | 5 | 455 | 1.10% | 10.43% | 2036 | 93875 | 2.17% | -1.56 | -1.95 | |
| Aug-03 | 6 | 445 | 1.35% | 11.53% | 2019 | 96533 | 2.09% | -1.09 | -1.66 | |
| Sep-03 | 0 | 440 | 0.00% | 0.00% | 2347 | 99465 | 2.36% | -3.25 | -2.98 | |



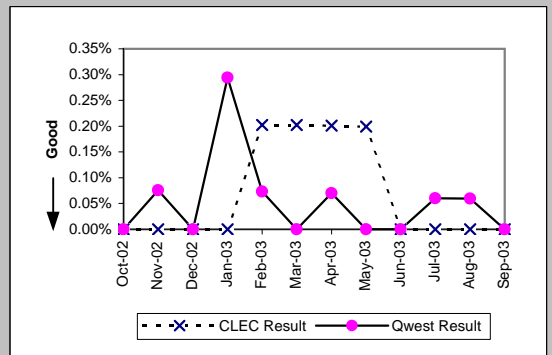
| Unbundled Loop - DS3 Capable (Parity) | | | | | | | | | | |
|---------------------------------------|-----------|-------------|-----------|------------|-----------|------------|------------|-----------|------------|--|
| Date | Numerator | Denominator | CLEC Resu | Standard D | Qwest Num | Qwest Deno | Qwest Resu | Mod Z Scr | Parity Scr | |
| Oct-02 | | | | | 24 | 3326 | 0.72% | | | |
| Nov-02 | | | | | 11 | 3304 | 0.33% | | | |
| Dec-02 | | | | | 10 | 3304 | 0.30% | | | |
| Jan-03 | | | | | 23 | 3302 | 0.70% | | | |
| Feb-03 | | | | | 17 | 3302 | 0.51% | | | |
| Mar-03 | | | | | 16 | 3269 | 0.49% | | | |
| Apr-03 | | | | | 33 | 3271 | 1.01% | | | |
| May-03 | | | | | 19 | 3258 | 0.58% | | | |
| Jun-03 | | | | | 14 | 3255 | 0.43% | | | |
| Jul-03 | | | | | 23 | 3254 | 0.71% | | | |
| Aug-03 | | | | | 21 | 3205 | 0.66% | | | |
| Sep-03 | | | | | 26 | 3215 | 0.81% | | | |



| Dark Fiber - Loop (Diagnostic) | | | | | | | | | | |
|--------------------------------|-----------|-------------|-----------|------------|-----------|------------|------------|-----------|------------|--|
| Date | Numerator | Denominator | CLEC Resu | Standard D | Qwest Num | Qwest Deno | Qwest Resu | Mod Z Scr | Parity Scr | |
| Oct-02 | 0 | 10 | 0.00% | 0.00% | | | | | | |
| Nov-02 | 0 | 10 | 0.00% | 0.00% | | | | | | |
| Dec-02 | 0 | 10 | 0.00% | 0.00% | | | | | | |
| Jan-03 | 0 | 25 | 0.00% | 0.00% | | | | | | |
| Feb-03 | 0 | 25 | 0.00% | 0.00% | | | | | | |
| Mar-03 | 0 | 25 | 0.00% | 0.00% | | | | | | |
| Apr-03 | 0 | 25 | 0.00% | 0.00% | | | | | | |
| May-03 | 0 | 26 | 0.00% | 0.00% | | | | | | |
| Jun-03 | 0 | 26 | 0.00% | 0.00% | | | | | | |
| Jul-03 | 0 | 26 | 0.00% | 0.00% | | | | | | |
| Aug-03 | 0 | 26 | 0.00% | 0.00% | | | | | | |
| Sep-03 | 0 | 26 | 0.00% | 0.00% | | | | | | |

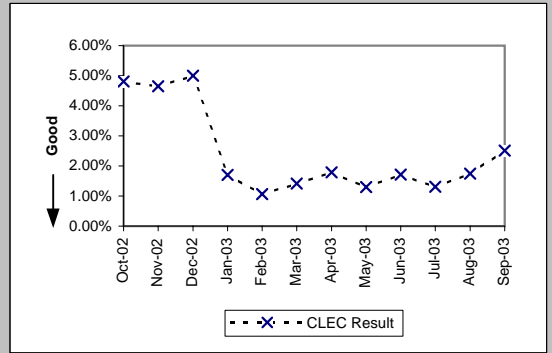


| E911 (Parity) | | | | | | | | | | |
|---------------|-----------|-------------|-----------|------------|-----------|------------|------------|-----------|------------|--|
| Date | Numerator | Denominator | CLEC Resu | Standard D | Qwest Num | Qwest Deno | Qwest Resu | Mod Z Scr | Parity Scr | |
| Oct-02 | 0 | 502 | 0.00% | 0.00% | 0 | 1313 | 0.00% | N/A | N/A | |
| Nov-02 | 0 | 496 | 0.00% | 0.00% | 1 | 1317 | 0.08% | -0.52 | -1.32 | |
| Dec-02 | 0 | 500 | 0.00% | 0.00% | 0 | 1333 | 0.00% | N/A | N/A | |
| Jan-03 | 0 | 494 | 0.00% | 0.00% | 4 | 1361 | 0.29% | -1.03 | -1.63 | |
| Feb-03 | 1 | 494 | 0.20% | 4.49% | 1 | 1361 | 0.07% | 0.6 | -0.63 | |
| Mar-03 | 1 | 494 | 0.20% | 4.49% | 0 | 1389 | 0.00% | N/A | -0.3 | |
| Apr-03 | 1 | 498 | 0.20% | 4.48% | 1 | 1420 | 0.07% | 0.63 | -0.62 | |
| May-03 | 1 | 502 | 0.20% | 4.46% | 0 | 1456 | 0.00% | N/A | | |
| Jun-03 | 0 | 508 | 0.00% | 0.00% | 0 | 1631 | 0.00% | N/A | N/A | |
| Jul-03 | 0 | 512 | 0.00% | 0.00% | 1 | 1661 | 0.06% | -0.49 | -1.3 | |
| Aug-03 | 0 | 514 | 0.00% | 0.00% | 1 | 1675 | 0.06% | -0.48 | -1.29 | |
| Sep-03 | 0 | 516 | 0.00% | 0.00% | 0 | 1707 | 0.00% | N/A | N/A | |



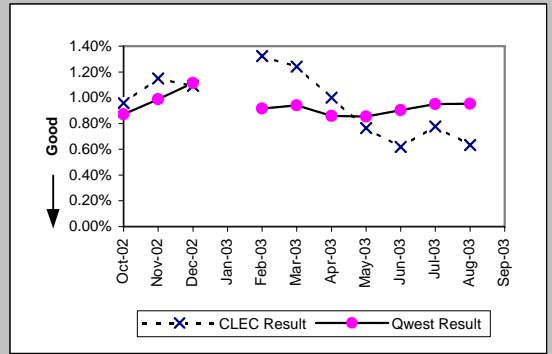
MR-8 - Trouble Rate (Percent)

| Enhanced Extended Loops (EELs) (Diagnostic) | | | | | |
|---|-----------|-------------|-------------|--------------|--|
| Date | Numerator | Denominator | CLEC Result | Standard Dev | |
| Oct-02 | 11 | 229 | 4.80% | 21.38% | |
| Nov-02 | 12 | 258 | 4.65% | 21.06% | |
| Dec-02 | 14 | 280 | 5.00% | 21.79% | |
| Jan-03 | 6 | 353 | 1.70% | 12.93% | |
| Feb-03 | 4 | 376 | 1.06% | 10.26% | |
| Mar-03 | 9 | 638 | 1.41% | 11.79% | |
| Apr-03 | 12 | 670 | 1.79% | 13.26% | |
| May-03 | 10 | 770 | 1.30% | 11.32% | |
| Jun-03 | 14 | 819 | 1.71% | 12.96% | |
| Jul-03 | 11 | 842 | 1.31% | 11.35% | |
| Aug-03 | 15 | 862 | 1.74% | 13.08% | |
| Sep-03 | 23 | 915 | 2.51% | 15.65% | |

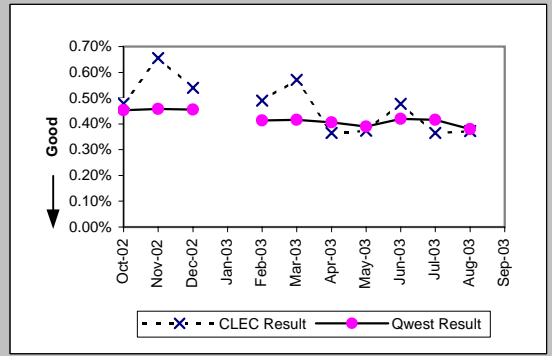


MR-8* - Trouble Rate (Percent)

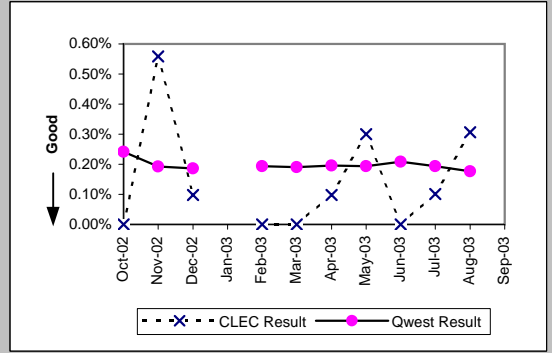
| Residence (Parity) | | | | | | | | | |
|--------------------|----------|-----------|-----------|----------|-----------|------------|------------|-----------|------------|
| Date | CLEC Num | CLEC Denc | CLEC Resu | CLEC Std | Qwest Num | Qwest Denc | Qwest Resu | Mod Z Scr | Parity Scr |
| Oct-02 | 109 | 11371 | 0.96% | 9.74% | 14680 | 1683700 | 0.87% | 0.99 | -0.4 |
| Nov-02 | 132 | 11476 | 1.15% | 10.66% | 16579 | 1678648 | 0.99% | 1.76 | 0.07 |
| Dec-02 | 131 | 11985 | 1.09% | 10.40% | 18646 | 1673228 | 1.11% | -0.22 | -1.13 |
| Jan-03 | | | | | | | | | |
| Feb-03 | 191 | 14439 | 1.32% | 11.43% | 15260 | 1665148 | 0.92% | 5.1 | 2.1 |
| Mar-03 | 230 | 18538 | 1.24% | 11.07% | 15615 | 1660312 | 0.94% | 4.21 | 1.56 |
| Apr-03 | 227 | 22669 | 1.00% | 9.96% | 13807 | 1609093 | 0.86% | 2.32 | 0.41 |
| May-03 | 199 | 26039 | 0.76% | 8.71% | 13664 | 1602268 | 0.85% | -1.54 | -1.94 |
| Jun-03 | 179 | 28924 | 0.62% | 7.84% | 14389 | 1593239 | 0.90% | -5.06 | -4.08 |
| Jul-03 | 266 | 34189 | 0.78% | 8.79% | 15036 | 1581481 | 0.95% | -3.26 | -2.98 |
| Aug-03 | 239 | 37768 | 0.63% | 7.93% | 15003 | 1575990 | 0.95% | -6.31 | -4.84 |
| Sep-03 | | | | | | | | | |



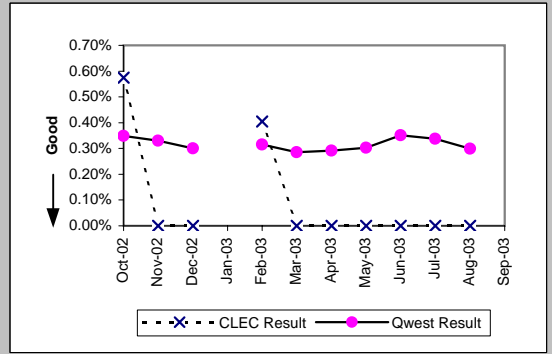
| Business (Parity) | | | | | | | | | |
|-------------------|----------|-----------|-----------|----------|-----------|------------|------------|-----------|------------|
| Date | CLEC Num | CLEC Denc | CLEC Resu | CLEC Std | Qwest Num | Qwest Denc | Qwest Resu | Mod Z Scr | Parity Scr |
| Oct-02 | 72 | 15017 | 0.48% | 6.91% | 1986 | 438857 | 0.45% | 0.48 | -0.71 |
| Nov-02 | 106 | 16187 | 0.65% | 8.07% | 2002 | 437556 | 0.46% | 3.65 | 1.22 |
| Dec-02 | 91 | 16841 | 0.54% | 7.33% | 1984 | 436083 | 0.46% | 1.62 | -0.02 |
| Jan-03 | | | | | | | | | |
| Feb-03 | 88 | 17955 | 0.49% | 6.98% | 1787 | 432005 | 0.41% | 1.56 | -0.05 |
| Mar-03 | 104 | 18230 | 0.57% | 7.53% | 1788 | 430578 | 0.42% | 3.19 | 0.94 |
| Apr-03 | 67 | 18363 | 0.36% | 6.03% | 1701 | 418874 | 0.41% | -0.86 | -1.52 |
| May-03 | 70 | 18721 | 0.37% | 6.10% | 1626 | 416673 | 0.39% | -0.35 | -1.21 |
| Jun-03 | 91 | 19057 | 0.48% | 6.89% | 1740 | 414987 | 0.42% | 1.22 | -0.26 |
| Jul-03 | 72 | 19712 | 0.37% | 6.03% | 1718 | 413025 | 0.42% | -1.08 | -1.66 |
| Aug-03 | 76 | 20390 | 0.37% | 6.09% | 1563 | 411071 | 0.38% | -0.17 | -1.1 |
| Sep-03 | | | | | | | | | |



| Centrex (Parity) | | | | | | | | | |
|------------------|----------|-----------|-----------|----------|-----------|------------|------------|-----------|------------|
| Date | CLEC Num | CLEC Denc | CLEC Resu | CLEC Std | Qwest Num | Qwest Denc | Qwest Resu | Mod Z Scr | Parity Scr |
| Oct-02 | 0 | 1095 | 0.00% | 0.00% | 216 | 89311 | 0.24% | -1.62 | -1.98 |
| Nov-02 | 6 | 1074 | 0.56% | 7.45% | 169 | 87993 | 0.19% | 2.73 | 0.66 |
| Dec-02 | 1 | 1027 | 0.10% | 3.12% | 161 | 86625 | 0.19% | -0.65 | -1.4 |
| Jan-03 | | | | | | | | | |
| Feb-03 | 0 | 1043 | 0.00% | 0.00% | 168 | 86819 | 0.19% | -1.41 | -1.86 |
| Mar-03 | 0 | 1059 | 0.00% | 0.00% | 164 | 85942 | 0.19% | -1.41 | -1.86 |
| Apr-03 | 1 | 1017 | 0.10% | 3.13% | 166 | 84998 | 0.20% | -0.7 | -1.42 |
| May-03 | 3 | 1001 | 0.30% | 5.47% | 165 | 85074 | 0.19% | 0.76 | -0.54 |
| Jun-03 | 0 | 997 | 0.00% | 0.00% | 178 | 85299 | 0.21% | -1.44 | -1.87 |
| Jul-03 | 1 | 986 | 0.10% | 3.18% | 161 | 83309 | 0.19% | -0.65 | -1.4 |
| Aug-03 | 3 | 978 | 0.31% | 5.53% | 144 | 81484 | 0.18% | 0.96 | -0.41 |
| Sep-03 | | | | | | | | | |



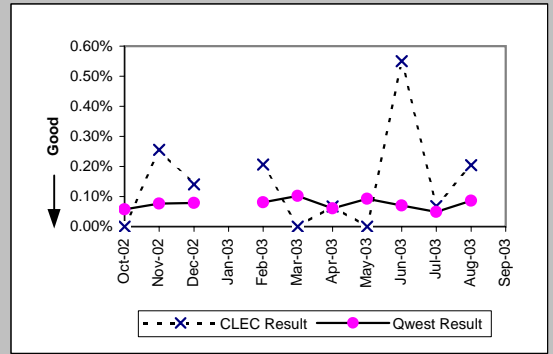
| Centrex 21 (Parity) | | | | | | | | | |
|---------------------|----------|-----------|-----------|----------|-----------|------------|------------|-----------|------------|
| Date | CLEC Num | CLEC Denc | CLEC Resu | CLEC Std | Qwest Num | Qwest Denc | Qwest Resu | Mod Z Scr | Parity Scr |
| Oct-02 | 1 | 174 | 0.57% | 7.56% | 241 | 69054 | 0.35% | 0.55 | -0.67 |
| Nov-02 | 0 | 167 | 0.00% | 0.00% | 227 | 68746 | 0.33% | -0.74 | -1.45 |
| Dec-02 | 0 | 191 | 0.00% | 0.00% | 205 | 68291 | 0.30% | -0.76 | -1.46 |
| Jan-03 | | | | | | | | | |
| Feb-03 | 1 | 247 | 0.40% | 6.35% | 210 | 66702 | 0.31% | 0.34 | -0.79 |
| Mar-03 | 0 | 300 | 0.00% | 0.00% | 189 | 66184 | 0.29% | -0.92 | -1.56 |
| Apr-03 | 0 | 299 | 0.00% | 0.00% | 185 | 63466 | 0.29% | -0.93 | -1.57 |
| May-03 | 0 | 293 | 0.00% | 0.00% | 190 | 62622 | 0.30% | -0.94 | -1.57 |
| Jun-03 | 0 | 317 | 0.00% | 0.00% | 218 | 62037 | 0.35% | -1.05 | -1.64 |
| Jul-03 | 0 | 317 | 0.00% | 0.00% | 209 | 61885 | 0.34% | -1.03 | -1.63 |
| Aug-03 | 0 | 348 | 0.00% | 0.00% | 183 | 61271 | 0.30% | -1.02 | -1.62 |
| Sep-03 | | | | | | | | | |



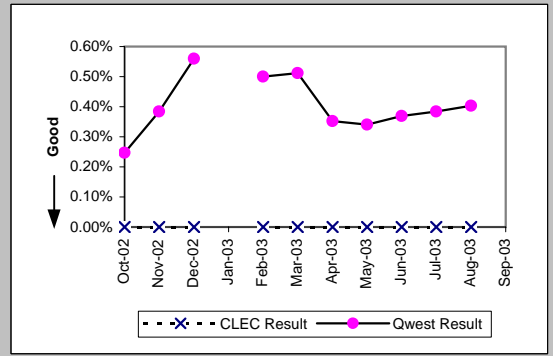
*Results exclude No Trouble Found and Test OK reports unless QWEST trouble is found on another report within 30 days of the original report. A 30-day window necessitates reporting a month behind

MR-8* - Trouble Rate (Percent)

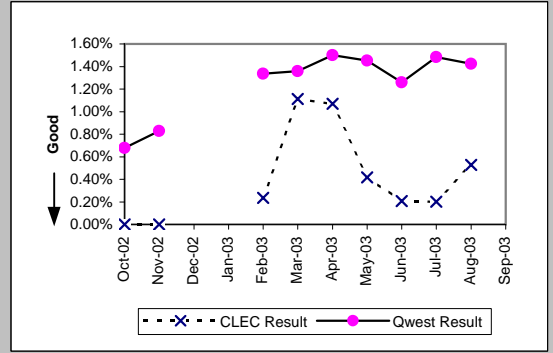
| PBX (Parity) | | | | | | | | | |
|--------------|----------|-----------|-----------|----------|-----------|------------|------------|-----------|------------|
| Date | CLEC Num | CLEC Denc | CLEC Resu | CLEC Std | Qwest Num | Qwest Denc | Qwest Resu | Mod Z Scr | Parity Scr |
| Oct-02 | 0 | 1657 | 0.00% | 0.00% | 53 | 91614 | 0.06% | -0.97 | -1.59 |
| Nov-02 | 4 | 1564 | 0.26% | 5.05% | 70 | 91191 | 0.08% | 2.53 | 0.54 |
| Dec-02 | 2 | 1430 | 0.14% | 3.74% | 71 | 90286 | 0.08% | 0.82 | -0.5 |
| Jan-03 | | | | | | | | | |
| Feb-03 | 3 | 1455 | 0.21% | 4.54% | 74 | 91457 | 0.08% | 1.67 | 0.01 |
| Mar-03 | 0 | 1502 | 0.00% | 0.00% | 92 | 89833 | 0.10% | -1.23 | -1.75 |
| Apr-03 | 1 | 1489 | 0.07% | 2.59% | 54 | 88515 | 0.06% | 0.1 | -0.94 |
| May-03 | 0 | 1474 | 0.00% | 0.00% | 81 | 87682 | 0.09% | -1.16 | -1.7 |
| Jun-03 | 8 | 1454 | 0.55% | 7.40% | 61 | 87090 | 0.07% | 6.86 | 3.17 |
| Jul-03 | 1 | 1458 | 0.07% | 2.62% | 43 | 87018 | 0.05% | 0.33 | -0.8 |
| Aug-03 | 3 | 1466 | 0.20% | 4.52% | 74 | 85314 | 0.09% | 1.52 | -0.08 |
| Sep-03 | | | | | | | | | |



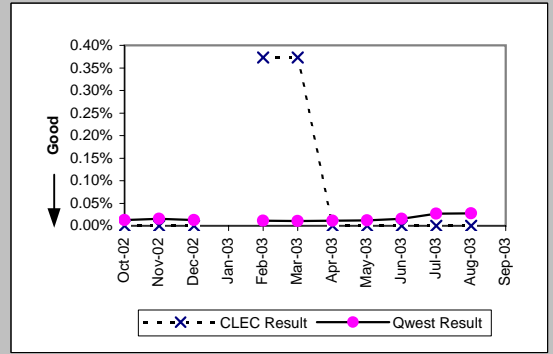
| Basic Rate ISDN (Parity) | | | | | | | | | |
|--------------------------|----------|-----------|-----------|----------|-----------|------------|------------|-----------|------------|
| Date | CLEC Num | CLEC Denc | CLEC Resu | CLEC Std | Qwest Num | Qwest Denc | Qwest Resu | Mod Z Scr | Parity Scr |
| Oct-02 | 0 | 37 | 0.00% | 0.00% | 54 | 21909 | 0.25% | -0.3 | -1.18 |
| Nov-02 | 0 | 39 | 0.00% | 0.00% | 84 | 21893 | 0.38% | -0.39 | -1.24 |
| Dec-02 | 0 | 35 | 0.00% | 0.00% | 122 | 21811 | 0.56% | -0.44 | -1.27 |
| Jan-03 | | | | | | | | | |
| Feb-03 | 0 | 35 | 0.00% | 0.00% | 107 | 21402 | 0.50% | -0.42 | -1.25 |
| Mar-03 | 0 | 36 | 0.00% | 0.00% | 109 | 21282 | 0.51% | -0.43 | -1.26 |
| Apr-03 | 0 | 37 | 0.00% | 0.00% | 74 | 21012 | 0.35% | -0.36 | -1.22 |
| May-03 | 0 | 35 | 0.00% | 0.00% | 70 | 20554 | 0.34% | -0.35 | -1.21 |
| Jun-03 | 0 | 34 | 0.00% | 0.00% | 75 | 20305 | 0.37% | -0.35 | -1.22 |
| Jul-03 | 0 | 32 | 0.00% | 0.00% | 77 | 20063 | 0.38% | -0.35 | -1.21 |
| Aug-03 | 0 | 35 | 0.00% | 0.00% | 80 | 19850 | 0.40% | -0.38 | -1.23 |
| Sep-03 | | | | | | | | | |



| Qwest DSL (Parity) | | | | | | | | | |
|--------------------|----------|-----------|-----------|----------|-----------|------------|------------|-----------|------------|
| Date | CLEC Num | CLEC Denc | CLEC Resu | CLEC Std | Qwest Num | Qwest Denc | Qwest Resu | Mod Z Scr | Parity Scr |
| Oct-02 | 0 | 6 | 0.00% | 0.00% | 194 | 28572 | 0.68% | -0.2 | -1.12 |
| Nov-02 | 0 | 6 | 0.00% | 0.00% | 229 | 27640 | 0.83% | -0.22 | -1.14 |
| Dec-02 | | | | | | | | | |
| Jan-03 | | | | | | | | | |
| Feb-03 | 1 | 427 | 0.23% | 4.83% | 1238 | 92610 | 1.34% | -1.98 | -2.2 |
| Mar-03 | 5 | 450 | 1.11% | 10.48% | 1259 | 92710 | 1.36% | -0.45 | -1.27 |
| Apr-03 | 5 | 467 | 1.07% | 10.29% | 1397 | 93146 | 1.50% | -0.76 | -1.46 |
| May-03 | 2 | 479 | 0.42% | 6.45% | 1359 | 93479 | 1.45% | -1.89 | -2.15 |
| Jun-03 | 1 | 482 | 0.21% | 4.55% | 1179 | 93527 | 1.26% | -2.07 | -2.26 |
| Jul-03 | 1 | 493 | 0.20% | 4.50% | 1394 | 93875 | 1.49% | -2.35 | -2.43 |
| Aug-03 | 3 | 568 | 0.53% | 7.25% | 1376 | 96533 | 1.43% | -1.8 | -2.09 |
| Sep-03 | | | | | | | | | |



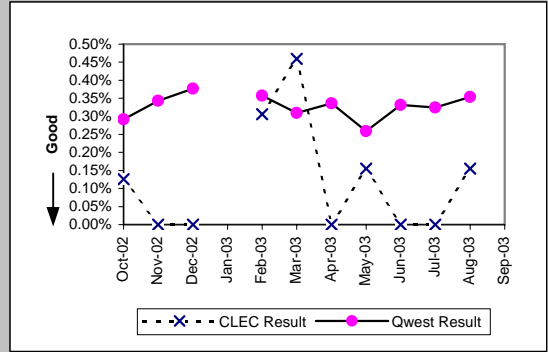
| ISDN Primary (Parity) | | | | | | | | | |
|-----------------------|----------|-----------|-----------|----------|-----------|------------|------------|-----------|------------|
| Date | CLEC Num | CLEC Denc | CLEC Resu | CLEC Std | Qwest Num | Qwest Denc | Qwest Resu | Mod Z Scr | Parity Scr |
| Oct-02 | 0 | 158 | 0.00% | 0.00% | 13 | 99874 | 0.01% | -0.14 | -1.09 |
| Nov-02 | 0 | 196 | 0.00% | 0.00% | 16 | 102484 | 0.02% | -0.17 | -1.11 |
| Dec-02 | 0 | 196 | 0.00% | 0.00% | 13 | 103895 | 0.01% | -0.16 | -1.1 |
| Jan-03 | | | | | | | | | |
| Feb-03 | 1 | 268 | 0.37% | 6.10% | 12 | 104186 | 0.01% | 2.15 | 0.31 |
| Mar-03 | 1 | 268 | 0.37% | 6.10% | 11 | 104586 | 0.01% | 2.19 | 0.33 |
| Apr-03 | 0 | 292 | 0.00% | 0.00% | 12 | 104139 | 0.01% | -0.18 | -1.11 |
| May-03 | 0 | 291 | 0.00% | 0.00% | 12 | 101261 | 0.01% | -0.19 | -1.11 |
| Jun-03 | 0 | 267 | 0.00% | 0.00% | 13 | 81929 | 0.02% | -0.21 | -1.12 |
| Jul-03 | 0 | 267 | 0.00% | 0.00% | 22 | 82221 | 0.03% | -0.27 | -1.16 |
| Aug-03 | 0 | 267 | 0.00% | 0.00% | 23 | 83273 | 0.03% | -0.27 | -1.16 |
| Sep-03 | | | | | | | | | |



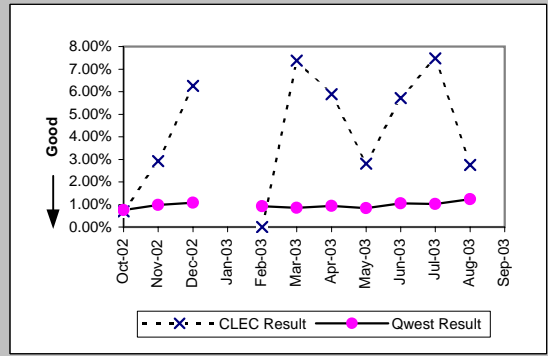
*Results exclude No Trouble Found and Test OK reports unless QWEST trouble is found on another report within 30 days of the original report. A 30-day window necessitates reporting a month behind

MR-8* - Trouble Rate (Percent)

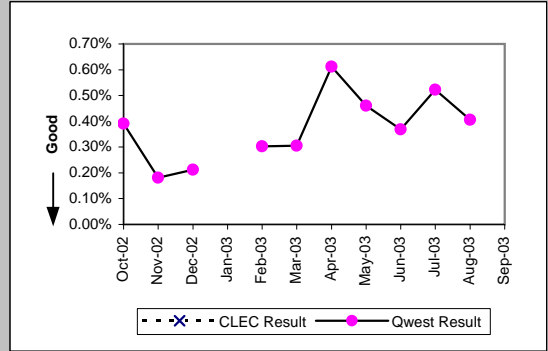
| DS0 (Parity) | | | | | | | | | |
|--------------|----------|-----------|-----------|----------|-----------|------------|------------|-----------|------------|
| Date | CLEC Num | CLEC Denc | CLEC Resu | CLEC Std | Qwest Num | Qwest Denc | Qwest Resu | Mod Z Scr | Parity Scr |
| Oct-02 | 1 | 796 | 0.13% | 3.54% | 355 | 121515 | 0.29% | -0.87 | -1.53 |
| Nov-02 | 0 | 679 | 0.00% | 0.00% | 416 | 121098 | 0.34% | -1.53 | -1.93 |
| Dec-02 | 0 | 641 | 0.00% | 0.00% | 456 | 120940 | 0.38% | -1.55 | -1.94 |
| Jan-03 | | | | | | | | | |
| Feb-03 | 2 | 654 | 0.31% | 5.52% | 426 | 119348 | 0.36% | -0.22 | -1.13 |
| Mar-03 | 3 | 653 | 0.46% | 6.76% | 369 | 119108 | 0.31% | 0.69 | -0.58 |
| Apr-03 | 0 | 653 | 0.00% | 0.00% | 387 | 115294 | 0.34% | -1.48 | -1.9 |
| May-03 | 1 | 644 | 0.16% | 3.94% | 300 | 115727 | 0.26% | -0.52 | -1.31 |
| Jun-03 | 0 | 644 | 0.00% | 0.00% | 382 | 115354 | 0.33% | -1.46 | -1.89 |
| Jul-03 | 0 | 645 | 0.00% | 0.00% | 375 | 115510 | 0.32% | -1.45 | -1.88 |
| Aug-03 | 1 | 643 | 0.16% | 3.94% | 401 | 113437 | 0.35% | -0.84 | -1.51 |
| Sep-03 | | | | | | | | | |



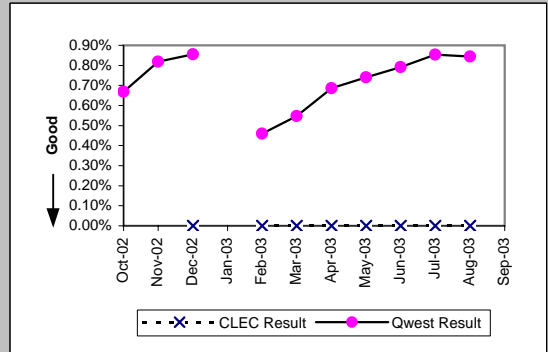
| DS1 (Parity) | | | | | | | | | |
|--------------|----------|-----------|-----------|----------|-----------|------------|------------|-----------|------------|
| Date | CLEC Num | CLEC Denc | CLEC Resu | CLEC Std | Qwest Num | Qwest Denc | Qwest Resu | Mod Z Scr | Parity Scr |
| Oct-02 | 1 | 143 | 0.70% | 8.33% | 350 | 46567 | 0.75% | -0.07 | -1.04 |
| Nov-02 | 4 | 137 | 2.92% | 16.84% | 456 | 46624 | 0.98% | 1.91 | 0.16 |
| Dec-02 | 8 | 128 | 6.25% | 24.21% | 501 | 46499 | 1.08% | 3.92 | 1.39 |
| Jan-03 | | | | | | | | | |
| Feb-03 | 0 | 122 | 0.00% | 0.00% | 426 | 46431 | 0.92% | -1.06 | -1.65 |
| Mar-03 | 9 | 122 | 7.38% | 26.14% | 391 | 46066 | 0.85% | 4.86 | 1.96 |
| Apr-03 | 7 | 119 | 5.88% | 23.53% | 430 | 46008 | 0.93% | 3.8 | 1.31 |
| May-03 | 3 | 107 | 2.80% | 16.51% | 381 | 45679 | 0.83% | 1.8 | 0.09 |
| Jun-03 | 6 | 105 | 5.71% | 23.21% | 466 | 44632 | 1.04% | 3.31 | 1.01 |
| Jul-03 | 8 | 107 | 7.48% | 26.30% | 455 | 44594 | 1.02% | 4.32 | 1.62 |
| Aug-03 | 3 | 109 | 2.75% | 16.36% | 546 | 44119 | 1.24% | 1.29 | -0.22 |
| Sep-03 | | | | | | | | | |



| DS3 (Parity) | | | | | | | | | |
|--------------|----------|-----------|-----------|----------|-----------|------------|------------|-----------|------------|
| Date | CLEC Num | CLEC Denc | CLEC Resu | CLEC Std | Qwest Num | Qwest Denc | Qwest Resu | Mod Z Scr | Parity Scr |
| Oct-02 | | | | | 13 | 3326 | 0.39% | | |
| Nov-02 | | | | | 6 | 3304 | 0.18% | | |
| Dec-02 | | | | | 7 | 3304 | 0.21% | | |
| Jan-03 | | | | | | | | | |
| Feb-03 | | | | | 10 | 3302 | 0.30% | | |
| Mar-03 | | | | | 10 | 3269 | 0.31% | | |
| Apr-03 | | | | | 20 | 3271 | 0.61% | | |
| May-03 | | | | | 15 | 3258 | 0.46% | | |
| Jun-03 | | | | | 12 | 3255 | 0.37% | | |
| Jul-03 | | | | | 17 | 3254 | 0.52% | | |
| Aug-03 | | | | | 13 | 3205 | 0.41% | | |
| Sep-03 | | | | | | | | | |



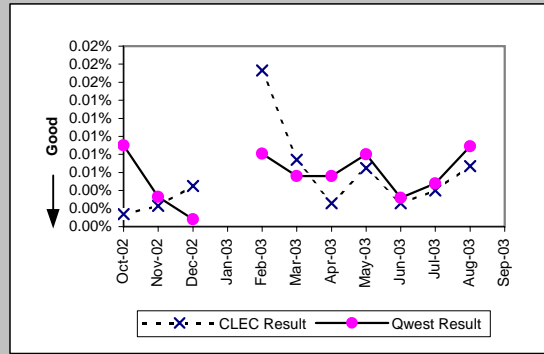
| Frame Relay (Parity) | | | | | | | | | |
|----------------------|----------|-----------|-----------|----------|-----------|------------|------------|-----------|------------|
| Date | CLEC Num | CLEC Denc | CLEC Resu | CLEC Std | Qwest Num | Qwest Denc | Qwest Resu | Mod Z Scr | Parity Scr |
| Oct-02 | | | | | 86 | 12852 | 0.67% | | |
| Nov-02 | | | | | 105 | 12817 | 0.82% | | |
| Dec-02 | 0 | 2 | 0.00% | 0.00% | 109 | 12734 | 0.86% | -0.13 | -1.08 |
| Jan-03 | | | | | | | | | |
| Feb-03 | 0 | 2 | 0.00% | 0.00% | 57 | 12413 | 0.46% | -0.1 | -1.06 |
| Mar-03 | 0 | 2 | 0.00% | 0.00% | 67 | 12241 | 0.55% | -0.1 | -1.06 |
| Apr-03 | 0 | 4 | 0.00% | 0.00% | 83 | 12089 | 0.69% | -0.17 | -1.1 |
| May-03 | 0 | 4 | 0.00% | 0.00% | 89 | 12032 | 0.74% | -0.17 | -1.1 |
| Jun-03 | 0 | 4 | 0.00% | 0.00% | 94 | 11868 | 0.79% | -0.18 | -1.11 |
| Jul-03 | 0 | 3 | 0.00% | 0.00% | 100 | 11705 | 0.85% | -0.16 | -1.1 |
| Aug-03 | 0 | 3 | 0.00% | 0.00% | 97 | 11490 | 0.84% | -0.16 | -1.1 |
| Sep-03 | | | | | | | | | |



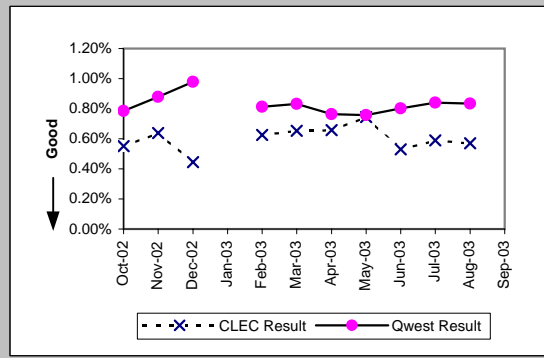
*Results exclude No Trouble Found and Test OK reports unless QWEST trouble is found on another report within 30 days of the original report. A 30-day window necessitates reporting a month behind

MR-8* - Trouble Rate (Percent)

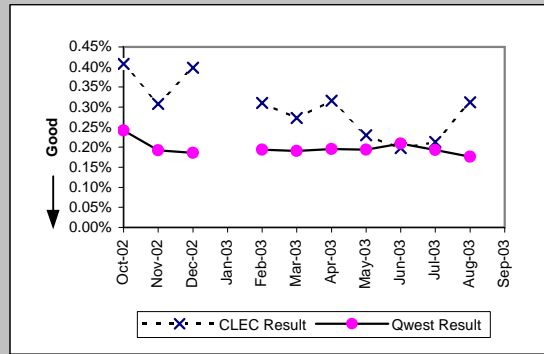
| LIS Trunk (Parity) | | | | | | | | | |
|--------------------|----------|-----------|-----------|----------|-----------|------------|------------|-----------|------------|
| Date | CLEC Num | CLEC Denc | CLEC Resu | CLEC Std | Qwest Num | Qwest Denc | Qwest Resu | Mod Z Scr | Parity Scr |
| Oct-02 | 3 | 212965 | 0.00% | 0.38% | 11 | 121827 | 0.01% | -2.23 | -2.36 |
| Nov-02 | 5 | 215893 | 0.00% | 0.48% | 4 | 120239 | 0.00% | -0.49 | -1.3 |
| Dec-02 | 10 | 220469 | 0.00% | 0.67% | 1 | 119158 | 0.00% | 3.55 | 1.16 |
| Jan-03 | | | | | | | | | |
| Feb-03 | 39 | 225647 | 0.02% | 1.31% | 10 | 124066 | 0.01% | 2.91 | 0.77 |
| Mar-03 | 17 | 228677 | 0.01% | 0.86% | 7 | 123908 | 0.01% | 0.67 | -0.59 |
| Apr-03 | 6 | 228509 | 0.00% | 0.51% | 7 | 125726 | 0.01% | -1.12 | -1.68 |
| May-03 | 15 | 230267 | 0.01% | 0.81% | 10 | 125575 | 0.01% | -0.46 | -1.28 |
| Jun-03 | 6 | 227699 | 0.00% | 0.51% | 4 | 125359 | 0.00% | -0.28 | -1.17 |
| Jul-03 | 9 | 225195 | 0.00% | 0.63% | 6 | 126175 | 0.00% | -0.31 | -1.19 |
| Aug-03 | 15 | 224163 | 0.01% | 0.82% | 11 | 123649 | 0.01% | -0.66 | -1.4 |
| Sep-03 | | | | | | | | | |



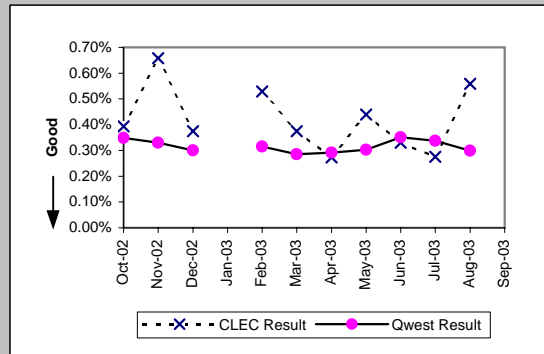
| UNE - P (POTS) (Parity) | | | | | | | | | |
|-------------------------|----------|-----------|-----------|----------|-----------|------------|------------|-----------|------------|
| Date | CLEC Num | CLEC Denc | CLEC Resu | CLEC Std | Qwest Num | Qwest Denc | Qwest Resu | Mod Z Scr | Parity Scr |
| Oct-02 | 136 | 24707 | 0.55% | 7.40% | 16666 | 2122557 | 0.79% | -4.16 | -3.53 |
| Nov-02 | 156 | 24400 | 0.64% | 7.97% | 18581 | 2116204 | 0.88% | -3.97 | -3.42 |
| Dec-02 | 108 | 24248 | 0.45% | 6.66% | 20630 | 2109311 | 0.98% | -8.38 | -6.09 |
| Jan-03 | | | | | | | | | |
| Feb-03 | 153 | 24464 | 0.63% | 7.88% | 17047 | 2097153 | 0.81% | -3.25 | -2.97 |
| Mar-03 | 164 | 25112 | 0.65% | 8.05% | 17403 | 2090890 | 0.83% | -3.11 | -2.89 |
| Apr-03 | 172 | 26128 | 0.66% | 8.09% | 15508 | 2027967 | 0.76% | -1.96 | -2.19 |
| May-03 | 204 | 27365 | 0.75% | 8.60% | 15290 | 2018941 | 0.76% | -0.22 | -1.14 |
| Jun-03 | 146 | 27512 | 0.53% | 7.27% | 16129 | 2008226 | 0.80% | -5.03 | -4.06 |
| Jul-03 | 161 | 27364 | 0.59% | 7.65% | 16754 | 1994506 | 0.84% | -4.53 | -3.75 |
| Aug-03 | 152 | 26611 | 0.57% | 7.54% | 16566 | 1987061 | 0.83% | -4.68 | -3.84 |
| Sep-03 | | | | | | | | | |



| UNE P (Centrex) (Parity) | | | | | | | | | |
|--------------------------|----------|-----------|-----------|----------|-----------|------------|------------|-----------|------------|
| Date | CLEC Num | CLEC Denc | CLEC Resu | CLEC Std | Qwest Num | Qwest Denc | Qwest Resu | Mod Z Scr | Parity Scr |
| Oct-02 | 30 | 7355 | 0.41% | 6.37% | 216 | 89311 | 0.24% | 2.79 | 0.69 |
| Nov-02 | 22 | 7144 | 0.31% | 5.54% | 169 | 87993 | 0.19% | 2.15 | 0.31 |
| Dec-02 | 28 | 7031 | 0.40% | 6.30% | 161 | 86625 | 0.19% | 3.98 | 1.42 |
| Jan-03 | | | | | | | | | |
| Feb-03 | 27 | 8698 | 0.31% | 5.56% | 168 | 86819 | 0.19% | 2.37 | 0.44 |
| Mar-03 | 25 | 9160 | 0.27% | 5.22% | 164 | 85942 | 0.19% | 1.71 | 0.04 |
| Apr-03 | 28 | 8869 | 0.32% | 5.61% | 166 | 84998 | 0.20% | 2.44 | 0.49 |
| May-03 | 20 | 8716 | 0.23% | 4.78% | 165 | 85074 | 0.19% | 0.72 | -0.56 |
| Jun-03 | 17 | 8604 | 0.20% | 4.44% | 178 | 85299 | 0.21% | -0.21 | -1.13 |
| Jul-03 | 18 | 8461 | 0.21% | 4.61% | 161 | 83309 | 0.19% | 0.39 | -0.76 |
| Aug-03 | 26 | 8337 | 0.31% | 5.58% | 144 | 81484 | 0.18% | 2.8 | 0.7 |
| Sep-03 | | | | | | | | | |



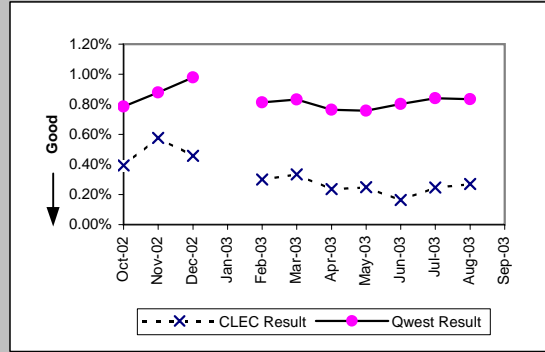
| UNE P (Centrex 21) (Parity) | | | | | | | | | |
|-----------------------------|----------|-----------|-----------|----------|-----------|------------|------------|-----------|------------|
| Date | CLEC Num | CLEC Denc | CLEC Resu | CLEC Std | Qwest Num | Qwest Denc | Qwest Resu | Mod Z Scr | Parity Scr |
| Oct-02 | 7 | 1781 | 0.39% | 6.26% | 241 | 69054 | 0.35% | 0.31 | -0.81 |
| Nov-02 | 12 | 1823 | 0.66% | 8.09% | 227 | 68746 | 0.33% | 2.41 | 0.47 |
| Dec-02 | 7 | 1865 | 0.38% | 6.12% | 205 | 68291 | 0.30% | 0.59 | -0.64 |
| Jan-03 | | | | | | | | | |
| Feb-03 | 10 | 1890 | 0.53% | 7.25% | 210 | 66702 | 0.31% | 1.64 | 0 |
| Mar-03 | 7 | 1868 | 0.37% | 6.11% | 189 | 66184 | 0.29% | 0.71 | -0.57 |
| Apr-03 | 5 | 1830 | 0.27% | 5.22% | 185 | 63466 | 0.29% | -0.14 | -1.09 |
| May-03 | 8 | 1821 | 0.44% | 6.61% | 190 | 62622 | 0.30% | 1.04 | -0.37 |
| Jun-03 | 6 | 1820 | 0.33% | 5.73% | 218 | 62037 | 0.35% | -0.15 | -1.09 |
| Jul-03 | 5 | 1815 | 0.28% | 5.24% | 209 | 61885 | 0.34% | -0.45 | -1.27 |
| Aug-03 | 10 | 1791 | 0.56% | 7.45% | 183 | 61271 | 0.30% | 1.99 | 0.21 |
| Sep-03 | | | | | | | | | |



*Results exclude No Trouble Found and Test OK reports unless QWEST trouble is found on another report within 30 days of the original report. A 30-day window necessitates reporting a month behind

MR-8* - Trouble Rate (Percent)

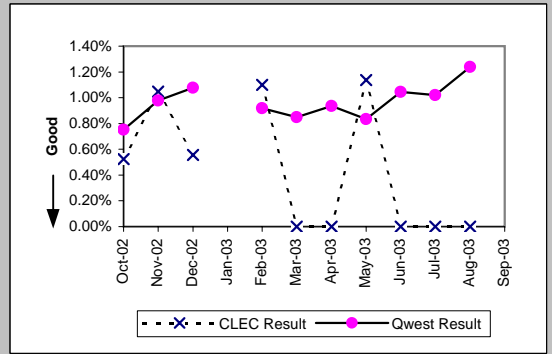
| Line Sharing (Parity) | | | | | | | | | |
|-----------------------|----------|-----------|-----------|----------|-----------|------------|------------|-----------|------------|
| Date | CLEC Num | CLEC Denc | CLEC Resu | CLEC Std | Qwest Num | Qwest Denc | Qwest Resu | Mod Z Scr | Parity Scr |
| Oct-02 | 23 | 5858 | 0.39% | 6.25% | 16666 | 2122557 | 0.79% | -3.4 | -3.07 |
| Nov-02 | 36 | 6251 | 0.58% | 7.57% | 18581 | 2116204 | 0.88% | -2.56 | -2.55 |
| Dec-02 | 30 | 6546 | 0.46% | 6.75% | 20630 | 2109311 | 0.98% | -4.27 | -3.59 |
| Jan-03 | | | | | | | | | |
| Feb-03 | 22 | 7344 | 0.30% | 5.47% | 17047 | 2097153 | 0.81% | -4.89 | -3.97 |
| Mar-03 | 26 | 7799 | 0.33% | 5.76% | 17403 | 2090890 | 0.83% | -4.84 | -3.94 |
| Apr-03 | 19 | 8071 | 0.24% | 4.85% | 15508 | 2027967 | 0.76% | -5.45 | -4.31 |
| May-03 | 21 | 8470 | 0.25% | 4.97% | 15290 | 2018941 | 0.76% | -5.4 | -4.28 |
| Jun-03 | 15 | 9147 | 0.16% | 4.05% | 16129 | 2008226 | 0.80% | -6.83 | -5.15 |
| Jul-03 | 24 | 9720 | 0.25% | 4.96% | 16754 | 1994506 | 0.84% | -6.39 | -4.89 |
| Aug-03 | 27 | 10023 | 0.27% | 5.18% | 16566 | 1987061 | 0.83% | -6.2 | -4.77 |
| Sep-03 | | | | | | | | | |



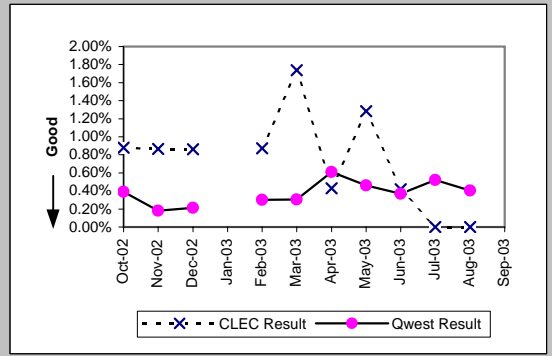
*Results exclude No Trouble Found and Test OK reports unless QWEST trouble is found on another report within 30 days of the original report. A 30-day window necessitates reporting a month behind

MR-8* - Trouble Rate (Percent)

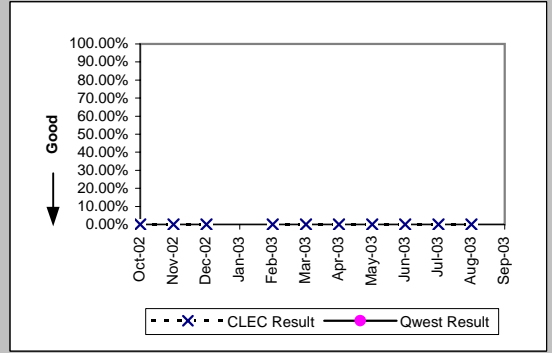
| UDIT DS1 (Parity) | | | | | | | | | |
|-------------------|-----------|-------------|-----------|------------|-----------|------------|------------|-----------|------------|
| Date | Numerator | Denominator | CLEC Resu | Standard D | Qwest Num | Qwest Deno | Qwest Resu | Mod Z Scr | Parity Scr |
| Oct-02 | 1 | 191 | 0.52% | 7.22% | 350 | 46567 | 0.75% | -0.36 | -1.22 |
| Nov-02 | 2 | 191 | 1.05% | 10.18% | 456 | 46624 | 0.98% | 0.19 | -0.89 |
| Dec-02 | 1 | 180 | 0.56% | 7.43% | 501 | 46499 | 1.08% | -0.68 | -1.41 |
| Jan-03 | | | | | | | | | |
| Feb-03 | 2 | 182 | 1.10% | 10.43% | 426 | 46431 | 0.92% | 0.34 | -0.8 |
| Mar-03 | 0 | 183 | 0.00% | 0.00% | 391 | 46066 | 0.85% | -1.25 | -1.76 |
| Apr-03 | 0 | 182 | 0.00% | 0.00% | 430 | 46008 | 0.93% | -1.31 | -1.8 |
| May-03 | 2 | 176 | 1.14% | 10.60% | 381 | 45679 | 0.83% | 0.5 | -0.7 |
| Jun-03 | 0 | 171 | 0.00% | 0.00% | 466 | 44632 | 1.04% | -1.34 | -1.82 |
| Jul-03 | 0 | 168 | 0.00% | 0.00% | 455 | 44594 | 1.02% | -1.31 | -1.8 |
| Aug-03 | 0 | 169 | 0.00% | 0.00% | 546 | 44119 | 1.24% | -1.45 | -1.88 |
| Sep-03 | | | | | | | | | |



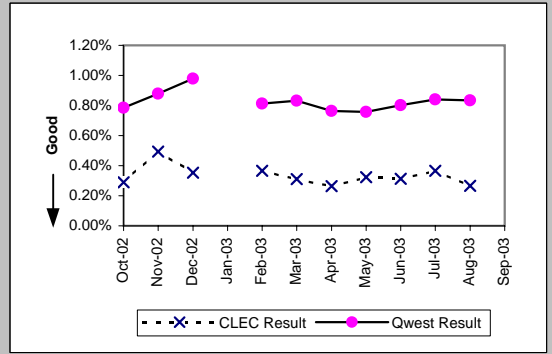
| UDIT Above DS1 Level (Parity) | | | | | | | | | |
|-------------------------------|-----------|-------------|-----------|------------|-----------|------------|------------|-----------|------------|
| Date | Numerator | Denominator | CLEC Resu | Standard D | Qwest Num | Qwest Deno | Qwest Resu | Mod Z Scr | Parity Scr |
| Oct-02 | 2 | 227 | 0.88% | 9.35% | 13 | 3326 | 0.39% | 1.02 | -0.38 |
| Nov-02 | 2 | 231 | 0.87% | 9.26% | 6 | 3304 | 0.18% | 1.68 | 0.02 |
| Dec-02 | 2 | 232 | 0.86% | 9.24% | 7 | 3304 | 0.21% | 1.55 | -0.06 |
| Jan-03 | | | | | | | | | |
| Feb-03 | 2 | 229 | 0.87% | 9.30% | 10 | 3302 | 0.30% | 1.26 | -0.24 |
| Mar-03 | 4 | 230 | 1.74% | 13.07% | 10 | 3269 | 0.31% | 2.55 | 0.55 |
| Apr-03 | 1 | 233 | 0.43% | 6.54% | 20 | 3271 | 0.61% | -0.34 | -1.21 |
| May-03 | 3 | 234 | 1.28% | 11.25% | 15 | 3258 | 0.46% | 1.49 | -0.09 |
| Jun-03 | 1 | 238 | 0.42% | 6.47% | 12 | 3255 | 0.37% | 0.18 | -0.89 |
| Jul-03 | 0 | 241 | 0.00% | 0.00% | 17 | 3254 | 0.52% | -1.09 | -1.66 |
| Aug-03 | 0 | 160 | 0.00% | 0.00% | 13 | 3205 | 0.41% | -0.79 | -1.48 |
| Sep-03 | | | | | | | | | |



| Dark Fiber - IOF (Diagnostic) | | | | | | | | | |
|-------------------------------|-----------|-------------|-----------|------------|-----------|------------|------------|-----------|------------|
| Date | Numerator | Denominator | CLEC Resu | Standard D | Qwest Num | Qwest Deno | Qwest Resu | Mod Z Scr | Parity Scr |
| Oct-02 | 0 | 26 | 0.00% | 0.00% | | | | | |
| Nov-02 | 0 | 26 | 0.00% | 0.00% | | | | | |
| Dec-02 | 0 | 26 | 0.00% | 0.00% | | | | | |
| Jan-03 | | | | | | | | | |
| Feb-03 | 0 | 26 | 0.00% | 0.00% | | | | | |
| Mar-03 | 0 | 26 | 0.00% | 0.00% | | | | | |
| Apr-03 | 0 | 26 | 0.00% | 0.00% | | | | | |
| May-03 | 0 | 26 | 0.00% | 0.00% | | | | | |
| Jun-03 | 0 | 27 | 0.00% | 0.00% | | | | | |
| Jul-03 | 0 | 29 | 0.00% | 0.00% | | | | | |
| Aug-03 | 0 | 29 | 0.00% | 0.00% | | | | | |
| Sep-03 | | | | | | | | | |



| Unbundled Loop Analog (Parity) | | | | | | | | | |
|--------------------------------|-----------|-------------|-----------|------------|-----------|------------|------------|-----------|------------|
| Date | Numerator | Denominator | CLEC Resu | Standard D | Qwest Num | Qwest Deno | Qwest Resu | Mod Z Scr | Parity Scr |
| Oct-02 | 140 | 48221 | 0.29% | 5.38% | 16666 | 2122557 | 0.79% | -12.17 | -8.4 |
| Nov-02 | 238 | 48115 | 0.49% | 7.02% | 18581 | 2116204 | 0.88% | -8.91 | -6.42 |
| Dec-02 | 175 | 49561 | 0.35% | 5.93% | 20630 | 2109311 | 0.98% | -13.97 | -9.5 |
| Jan-03 | | | | | | | | | |
| Feb-03 | 186 | 50717 | 0.37% | 6.04% | 17047 | 2097153 | 0.81% | -11.06 | -7.72 |
| Mar-03 | 159 | 51193 | 0.31% | 5.56% | 17403 | 2090890 | 0.83% | -12.84 | -8.8 |
| Apr-03 | 137 | 51737 | 0.26% | 5.14% | 15508 | 2027967 | 0.76% | -12.89 | -8.84 |
| May-03 | 168 | 52027 | 0.32% | 5.67% | 15290 | 2018941 | 0.76% | -11.29 | -7.86 |
| Jun-03 | 164 | 52595 | 0.31% | 5.58% | 16129 | 2008226 | 0.80% | -12.46 | -8.58 |
| Jul-03 | 194 | 53047 | 0.37% | 6.04% | 16754 | 1994506 | 0.84% | -11.81 | -8.18 |
| Aug-03 | 142 | 53606 | 0.26% | 5.14% | 16566 | 1987061 | 0.83% | -14.29 | -9.69 |
| Sep-03 | | | | | | | | | |

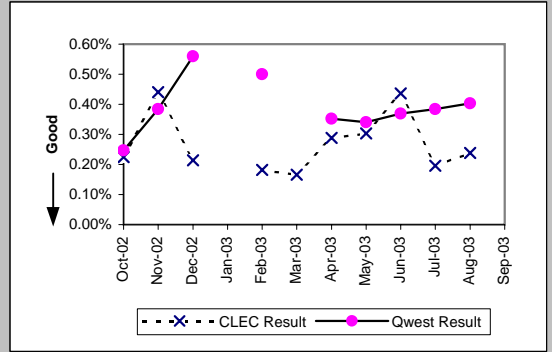


*Results exclude No Trouble Found and Test OK reports unless QWEST trouble is found on another report within 30 days of the original report. A 30-day window necessitates reporting a month behind

MR-8* - Trouble Rate (Percent)

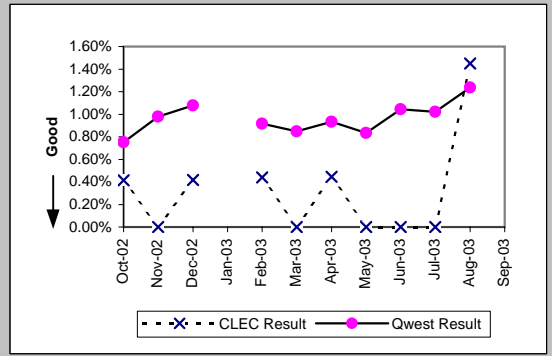
Unbundled Loop - 2 Wire Non-Loaded (Parity)

| Date | Numerator | Denominator | CLEC Resu | Standard D | Qwest Num | Qwest Deno | Qwest Resu | Mod Z Scr | Parity Scr |
|--------|-----------|-------------|-----------|------------|-----------|------------|------------|-----------|------------|
| Oct-02 | 15 | 6672 | 0.22% | 4.74% | 54 | 21909 | 0.25% | -0.31 | -1.19 |
| Nov-02 | 29 | 6583 | 0.44% | 6.62% | 84 | 21893 | 0.38% | 0.65 | -0.6 |
| Dec-02 | 14 | 6559 | 0.21% | 4.62% | 122 | 21811 | 0.56% | -3.29 | -3 |
| Jan-03 | | | | | | | | | |
| Feb-03 | 12 | 6581 | 0.18% | 4.27% | 107 | 21402 | 0.50% | -3.19 | -2.94 |
| Mar-03 | 11 | 6616 | 0.17% | 4.07% | | | | | |
| Apr-03 | 19 | 6594 | 0.29% | 5.36% | 74 | 21012 | 0.35% | -0.77 | -1.47 |
| May-03 | 20 | 6603 | 0.30% | 5.50% | 70 | 20554 | 0.34% | -0.46 | -1.28 |
| Jun-03 | 29 | 6641 | 0.44% | 6.59% | 75 | 20305 | 0.37% | 0.78 | -0.52 |
| Jul-03 | 13 | 6649 | 0.20% | 4.42% | 77 | 20063 | 0.38% | -2.15 | -2.31 |
| Aug-03 | 16 | 6707 | 0.24% | 4.88% | 80 | 19850 | 0.40% | -1.84 | -2.12 |
| Sep-03 | | | | | | | | | |



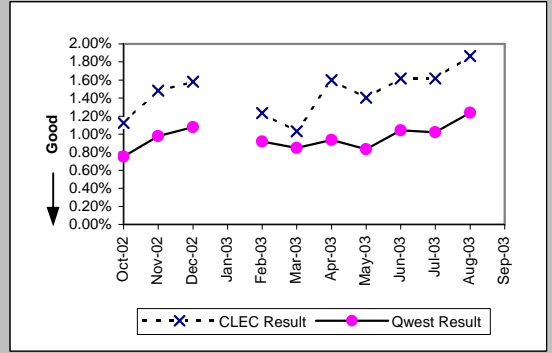
Unbundled Loop - 4 Wire Non-Loaded (Parity)

| Date | Numerator | Denominator | CLEC Resu | Standard D | Qwest Num | Qwest Deno | Qwest Resu | Mod Z Scr | Parity Scr |
|--------|-----------|-------------|-----------|------------|-----------|------------|------------|-----------|------------|
| Oct-02 | 1 | 242 | 0.41% | 6.41% | 350 | 46567 | 0.75% | -0.61 | -1.37 |
| Nov-02 | 0 | 242 | 0.00% | 0.00% | 456 | 46624 | 0.98% | -1.54 | -1.94 |
| Dec-02 | 1 | 240 | 0.42% | 6.44% | 501 | 46499 | 1.08% | -0.99 | -1.6 |
| Jan-03 | | | | | | | | | |
| Feb-03 | 1 | 228 | 0.44% | 6.61% | 426 | 46431 | 0.92% | -0.76 | -1.46 |
| Mar-03 | 0 | 226 | 0.00% | 0.00% | 391 | 46066 | 0.85% | -1.39 | -1.84 |
| Apr-03 | 1 | 225 | 0.44% | 6.65% | 430 | 46008 | 0.93% | -0.76 | -1.46 |
| May-03 | 0 | 225 | 0.00% | 0.00% | 381 | 45679 | 0.83% | -1.37 | -1.83 |
| Jun-03 | 0 | 218 | 0.00% | 0.00% | 466 | 44632 | 1.04% | -1.51 | -1.92 |
| Jul-03 | 0 | 210 | 0.00% | 0.00% | 455 | 44594 | 1.02% | -1.47 | -1.89 |
| Aug-03 | 3 | 207 | 1.45% | 11.95% | 546 | 44119 | 1.24% | 0.34 | -0.79 |
| Sep-03 | | | | | | | | | |



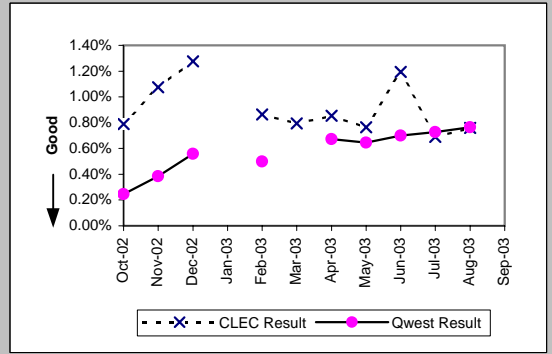
Unbundled Loop - DS1 Capable (Parity)

| Date | Numerator | Denominator | CLEC Resu | Standard D | Qwest Num | Qwest Deno | Qwest Resu | Mod Z Scr | Parity Scr |
|--------|-----------|-------------|-----------|------------|-----------|------------|------------|-----------|------------|
| Oct-02 | 37 | 3293 | 1.12% | 10.54% | 350 | 46567 | 0.75% | 2.39 | 0.45 |
| Nov-02 | 50 | 3373 | 1.48% | 12.08% | 456 | 46624 | 0.98% | 2.87 | 0.75 |
| Dec-02 | 56 | 3539 | 1.58% | 12.48% | 501 | 46499 | 1.08% | 2.8 | 0.71 |
| Jan-03 | | | | | | | | | |
| Feb-03 | 47 | 3814 | 1.23% | 11.03% | 426 | 46431 | 0.92% | 1.96 | 0.19 |
| Mar-03 | 40 | 3874 | 1.03% | 10.11% | 391 | 46066 | 0.85% | 1.2 | -0.27 |
| Apr-03 | 64 | 4004 | 1.60% | 12.54% | 430 | 46008 | 0.93% | 4.19 | 1.55 |
| May-03 | 58 | 4130 | 1.40% | 11.77% | 381 | 45679 | 0.83% | 3.86 | 1.35 |
| Jun-03 | 68 | 4207 | 1.62% | 12.61% | 466 | 44632 | 1.04% | 3.49 | 1.12 |
| Jul-03 | 69 | 4265 | 1.62% | 12.62% | 455 | 44594 | 1.02% | 3.71 | 1.26 |
| Aug-03 | 81 | 4344 | 1.86% | 13.53% | 546 | 44119 | 1.24% | 3.57 | 1.17 |
| Sep-03 | | | | | | | | | |



Unbundled Loop ISDN Capable (Parity)

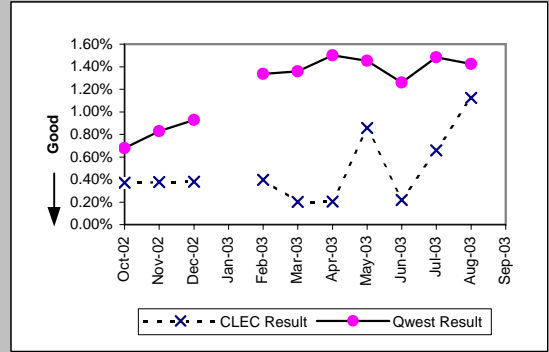
| Date | Numerator | Denominator | CLEC Resu | Standard D | Qwest Num | Qwest Deno | Qwest Resu | Mod Z Scr | Parity Scr |
|--------|-----------|-------------|-----------|------------|-----------|------------|------------|-----------|------------|
| Oct-02 | 25 | 3168 | 0.79% | 8.85% | 54 | 21909 | 0.25% | 5.76 | 2.5 |
| Nov-02 | 34 | 3161 | 1.08% | 10.32% | 84 | 21893 | 0.38% | 5.88 | 2.58 |
| Dec-02 | 40 | 3138 | 1.27% | 11.22% | 122 | 21811 | 0.56% | 5.02 | 2.05 |
| Jan-03 | | | | | | | | | |
| Feb-03 | 27 | 3127 | 0.86% | 9.25% | 107 | 21402 | 0.50% | 2.69 | 0.64 |
| Mar-03 | 25 | 3150 | 0.79% | 8.87% | | | | | |
| Apr-03 | 27 | 3159 | 0.85% | 9.21% | 74 | 11020 | 0.67% | 1.11 | -0.32 |
| May-03 | 24 | 3144 | 0.76% | 8.70% | 70 | 10835 | 0.65% | 0.72 | -0.56 |
| Jun-03 | 38 | 3182 | 1.19% | 10.86% | 75 | 10725 | 0.70% | 2.94 | 0.79 |
| Jul-03 | 22 | 3187 | 0.69% | 8.28% | 77 | 10577 | 0.73% | -0.22 | -1.13 |
| Aug-03 | 24 | 3155 | 0.76% | 8.69% | 80 | 10465 | 0.76% | -0.02 | -1.01 |
| Sep-03 | | | | | | | | | |



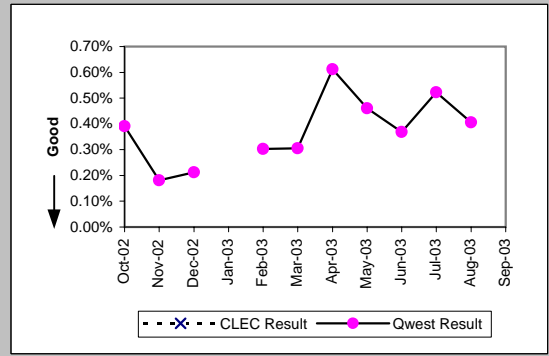
*Results exclude No Trouble Found and Test OK reports unless QWEST trouble is found on another report within 30 days of the original report. A 30-day window necessitates reporting a month behind

MR-8* - Trouble Rate (Percent)

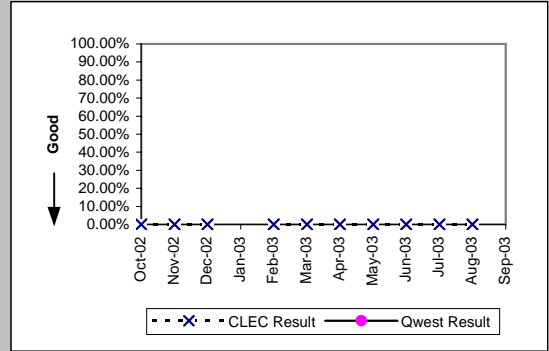
| Unbundled Loop - ADSL Qualified (Parity) | | | | | | | | | |
|--|-----------|-------------|-----------|------------|-----------|------------|------------|-----------|------------|
| Date | Numerator | Denominator | CLEC Resu | Standard D | Qwest Num | Qwest Deno | Qwest Resu | Mod Z Scr | Parity Scr |
| Oct-02 | 2 | 537 | 0.37% | 6.09% | 194 | 28572 | 0.68% | -0.86 | -1.52 |
| Nov-02 | 2 | 531 | 0.38% | 6.13% | 229 | 27640 | 0.83% | -1.14 | -1.69 |
| Dec-02 | 2 | 525 | 0.38% | 6.16% | 249 | 26839 | 0.93% | -1.29 | -1.79 |
| Jan-03 | | | | | | | | | |
| Feb-03 | 2 | 505 | 0.40% | 6.28% | 1238 | 92610 | 1.34% | -1.84 | -2.12 |
| Mar-03 | 1 | 493 | 0.20% | 4.50% | 1259 | 92710 | 1.36% | -2.21 | -2.34 |
| Apr-03 | 1 | 491 | 0.20% | 4.51% | 1397 | 93146 | 1.50% | -2.36 | -2.43 |
| May-03 | 4 | 467 | 0.86% | 9.22% | 1359 | 93479 | 1.45% | -1.08 | -1.65 |
| Jun-03 | 1 | 458 | 0.22% | 4.67% | 1179 | 93527 | 1.26% | -1.99 | -2.21 |
| Jul-03 | 3 | 455 | 0.66% | 8.09% | 1394 | 93875 | 1.49% | -1.45 | -1.88 |
| Aug-03 | 5 | 445 | 1.12% | 10.54% | 1376 | 96533 | 1.43% | -0.54 | -1.33 |
| Sep-03 | | | | | | | | | |



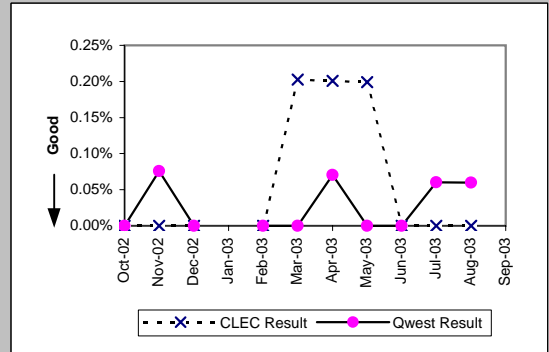
| Unbundled Loop - DS3 Capable (Parity) | | | | | | | | | |
|---------------------------------------|-----------|-------------|-----------|------------|-----------|------------|------------|-----------|------------|
| Date | Numerator | Denominator | CLEC Resu | Standard D | Qwest Num | Qwest Deno | Qwest Resu | Mod Z Scr | Parity Scr |
| Oct-02 | | | | | 13 | 3326 | 0.39% | | |
| Nov-02 | | | | | 6 | 3304 | 0.18% | | |
| Dec-02 | | | | | 7 | 3304 | 0.21% | | |
| Jan-03 | | | | | | | | | |
| Feb-03 | | | | | 10 | 3302 | 0.30% | | |
| Mar-03 | | | | | 10 | 3269 | 0.31% | | |
| Apr-03 | | | | | 20 | 3271 | 0.61% | | |
| May-03 | | | | | 15 | 3258 | 0.46% | | |
| Jun-03 | | | | | 12 | 3255 | 0.37% | | |
| Jul-03 | | | | | 17 | 3254 | 0.52% | | |
| Aug-03 | | | | | 13 | 3205 | 0.41% | | |
| Sep-03 | | | | | | | | | |



| Dark Fiber - Loop (Diagnostic) | | | | | | | | | |
|--------------------------------|-----------|-------------|-----------|------------|-----------|------------|------------|-----------|------------|
| Date | Numerator | Denominator | CLEC Resu | Standard D | Qwest Num | Qwest Deno | Qwest Resu | Mod Z Scr | Parity Scr |
| Oct-02 | 0 | 10 | 0.00% | 0.00% | | | | | |
| Nov-02 | 0 | 10 | 0.00% | 0.00% | | | | | |
| Dec-02 | 0 | 10 | 0.00% | 0.00% | | | | | |
| Jan-03 | | | | | | | | | |
| Feb-03 | 0 | 25 | 0.00% | 0.00% | | | | | |
| Mar-03 | 0 | 25 | 0.00% | 0.00% | | | | | |
| Apr-03 | 0 | 25 | 0.00% | 0.00% | | | | | |
| May-03 | 0 | 26 | 0.00% | 0.00% | | | | | |
| Jun-03 | 0 | 26 | 0.00% | 0.00% | | | | | |
| Jul-03 | 0 | 26 | 0.00% | 0.00% | | | | | |
| Aug-03 | 0 | 26 | 0.00% | 0.00% | | | | | |
| Sep-03 | | | | | | | | | |



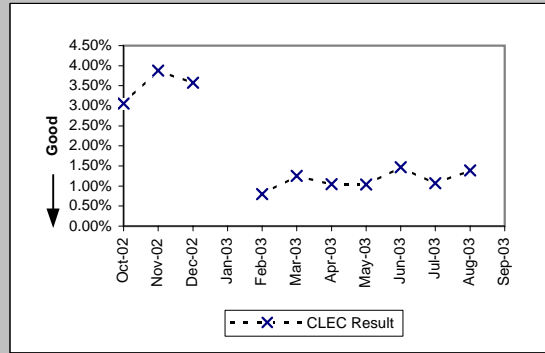
| E911 (Parity) | | | | | | | | | |
|---------------|-----------|-------------|-----------|------------|-----------|------------|------------|-----------|------------|
| Date | Numerator | Denominator | CLEC Resu | Standard D | Qwest Num | Qwest Deno | Qwest Resu | Mod Z Scr | Parity Scr |
| Oct-02 | 0 | 502 | 0.00% | 0.00% | 0 | 1313 | 0.00% | N/A | N/A |
| Nov-02 | 0 | 496 | 0.00% | 0.00% | 1 | 1317 | 0.08% | -0.52 | -1.32 |
| Dec-02 | 0 | 500 | 0.00% | 0.00% | 0 | 1333 | 0.00% | N/A | N/A |
| Jan-03 | | | | | | | | | |
| Feb-03 | 0 | 494 | 0.00% | 0.00% | 0 | 1361 | 0.00% | N/A | N/A |
| Mar-03 | 1 | 494 | 0.20% | 4.49% | 0 | 1389 | 0.00% | N/A | -0.3 |
| Apr-03 | 1 | 498 | 0.20% | 4.48% | 1 | 1420 | 0.07% | 0.63 | -0.62 |
| May-03 | 1 | 502 | 0.20% | 4.46% | 0 | 1456 | 0.00% | N/A | N/A |
| Jun-03 | 0 | 508 | 0.00% | 0.00% | 0 | 1631 | 0.00% | N/A | N/A |
| Jul-03 | 0 | 512 | 0.00% | 0.00% | 1 | 1661 | 0.06% | -0.49 | -1.3 |
| Aug-03 | 0 | 514 | 0.00% | 0.00% | 1 | 1675 | 0.06% | -0.48 | -1.29 |
| Sep-03 | | | | | | | | | |



*Results exclude No Trouble Found and Test OK reports unless QWEST trouble is found on another report within 30 days of the original report. A 30-day window necessitates reporting a month behind

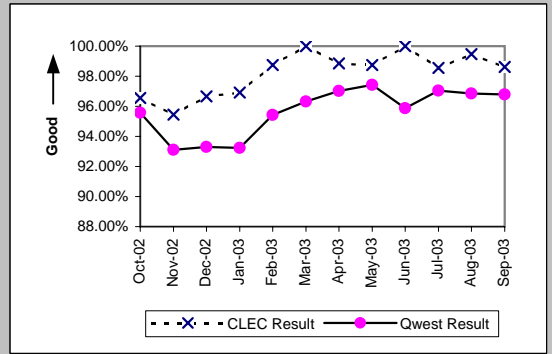
MR-8* - Trouble Rate (Percent)

| Enhanced Extended Loops (EELs) (Diagnostic) | | | | | |
|---|-----------|-------------|-------------|--------------|--|
| Date | Numerator | Denominator | CLEC Result | Standard Dev | |
| Oct-02 | 7 | 229 | 3.06% | 17.21% | |
| Nov-02 | 10 | 258 | 3.88% | 19.30% | |
| Dec-02 | 10 | 280 | 3.57% | 18.56% | |
| Jan-03 | | | | | |
| Feb-03 | 3 | 376 | 0.80% | 8.90% | |
| Mar-03 | 8 | 637 | 1.26% | 11.14% | |
| Apr-03 | 7 | 670 | 1.04% | 10.17% | |
| May-03 | 8 | 770 | 1.04% | 10.14% | |
| Jun-03 | 12 | 819 | 1.47% | 12.02% | |
| Jul-03 | 9 | 842 | 1.07% | 10.28% | |
| Aug-03 | 12 | 862 | 1.39% | 11.72% | |
| Sep-03 | | | | | |

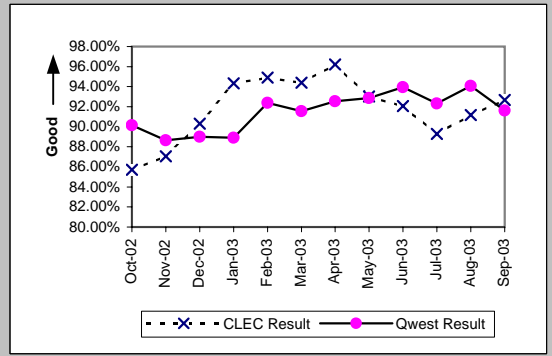


MR-9A - Repair Appointments Met (Percent) - Dispatches within MSAs

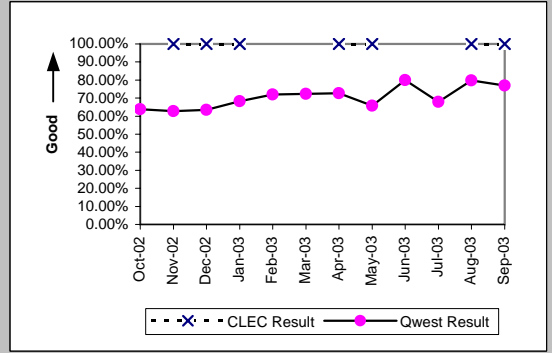
| Residence (Parity) | | | | | | | | | |
|--------------------|----------|-----------|-----------|----------|-----------|------------|------------|-----------|------------|
| Date | CLEC Num | CLEC Denc | CLEC Resu | CLEC Std | Qwest Num | Qwest Denc | Qwest Resu | Mod Z Scr | Parity Scr |
| Oct-02 | 84 | 87 | 96.55% | 18.25% | 11023 | 11533 | 95.58% | -0.44 | -1.27 |
| Nov-02 | 105 | 110 | 95.45% | 20.83% | 12200 | 13104 | 93.10% | -0.97 | -1.59 |
| Dec-02 | 116 | 120 | 96.67% | 17.95% | 13697 | 14682 | 93.29% | -1.47 | -1.89 |
| Jan-03 | 126 | 130 | 96.92% | 17.27% | 14704 | 15771 | 93.23% | -1.67 | -2.01 |
| Feb-03 | 157 | 159 | 98.74% | 11.14% | 11394 | 11939 | 95.44% | -1.98 | -2.21 |
| Mar-03 | 178 | 178 | 100.00% | 0.00% | 11492 | 11930 | 96.33% | -2.59 | -2.57 |
| Apr-03 | 172 | 174 | 98.85% | 10.66% | 10131 | 10441 | 97.03% | -1.4 | -1.85 |
| May-03 | 158 | 160 | 98.75% | 11.11% | 10327 | 10601 | 97.42% | -1.06 | -1.64 |
| Jun-03 | 145 | 145 | 100.00% | 0.00% | 10905 | 11375 | 95.87% | -2.48 | -2.51 |
| Jul-03 | 205 | 208 | 98.56% | 11.92% | 11227 | 11569 | 97.04% | -1.28 | -1.78 |
| Aug-03 | 188 | 189 | 99.47% | 7.25% | 11356 | 11726 | 96.84% | -2.05 | -2.25 |
| Sep-03 | 213 | 216 | 98.61% | 11.70% | 11644 | 12031 | 96.78% | -1.51 | -1.92 |



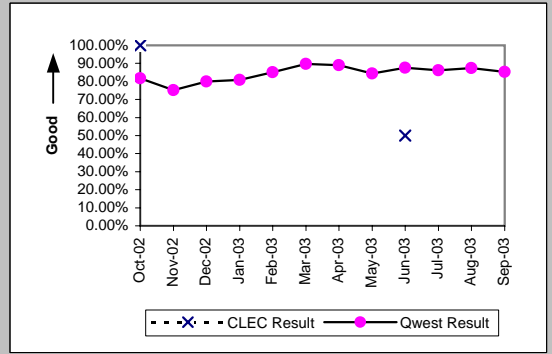
| Business (Parity) | | | | | | | | | |
|-------------------|----------|-----------|-----------|----------|-----------|------------|------------|-----------|------------|
| Date | CLEC Num | CLEC Denc | CLEC Resu | CLEC Std | Qwest Num | Qwest Denc | Qwest Resu | Mod Z Scr | Parity Scr |
| Oct-02 | 48 | 56 | 85.71% | 34.99% | 1326 | 1471 | 90.14% | 1.07 | -0.35 |
| Nov-02 | 74 | 85 | 87.06% | 33.57% | 1368 | 1543 | 88.66% | 0.48 | -0.71 |
| Dec-02 | 56 | 62 | 90.32% | 29.57% | 1278 | 1436 | 89.00% | -0.33 | -1.2 |
| Jan-03 | 83 | 88 | 94.32% | 23.15% | 1532 | 1723 | 88.91% | -1.57 | -1.96 |
| Feb-03 | 56 | 59 | 94.92% | 21.97% | 1203 | 1302 | 92.40% | -0.71 | -1.43 |
| Mar-03 | 84 | 89 | 94.38% | 23.03% | 1202 | 1313 | 91.55% | -0.93 | -1.57 |
| Apr-03 | 51 | 53 | 96.23% | 19.06% | 1115 | 1205 | 92.53% | -1 | -1.61 |
| May-03 | 40 | 43 | 93.02% | 25.48% | 1081 | 1164 | 92.87% | -0.04 | -1.02 |
| Jun-03 | 58 | 63 | 92.06% | 27.03% | 1244 | 1324 | 93.96% | 0.64 | -0.61 |
| Jul-03 | 50 | 56 | 89.29% | 30.93% | 1215 | 1316 | 92.33% | 0.84 | -0.49 |
| Aug-03 | 62 | 68 | 91.18% | 28.36% | 1125 | 1196 | 94.06% | 0.96 | -0.42 |
| Sep-03 | 76 | 82 | 92.68% | 26.04% | 1190 | 1299 | 91.61% | -0.34 | -1.21 |



| Centrex (Parity) | | | | | | | | | |
|------------------|----------|-----------|-----------|----------|-----------|------------|------------|-----------|------------|
| Date | CLEC Num | CLEC Denc | CLEC Resu | CLEC Std | Qwest Num | Qwest Denc | Qwest Resu | Mod Z Scr | Parity Scr |
| Oct-02 | | | | | 92 | 144 | 63.89% | | |
| Nov-02 | 6 | 6 | 100.00% | 0.00% | 59 | 94 | 62.77% | -1.83 | -2.11 |
| Dec-02 | 1 | 1 | 100.00% | 0.00% | 59 | 93 | 63.44% | -0.76 | -1.46 |
| Jan-03 | 2 | 2 | 100.00% | 0.00% | 82 | 120 | 68.33% | -0.95 | -1.58 |
| Feb-03 | | | | | 67 | 93 | 72.04% | | |
| Mar-03 | | | | | 86 | 119 | 72.27% | | |
| Apr-03 | 1 | 1 | 100.00% | 0.00% | 72 | 99 | 72.73% | -0.61 | -1.37 |
| May-03 | 3 | 3 | 100.00% | 0.00% | 73 | 111 | 65.77% | -1.23 | -1.75 |
| Jun-03 | | | | | 104 | 130 | 80.00% | | |
| Jul-03 | | | | | 78 | 115 | 67.83% | | |
| Aug-03 | 2 | 2 | 100.00% | 0.00% | 75 | 94 | 79.79% | -0.7 | -1.43 |
| Sep-03 | 2 | 2 | 100.00% | 0.00% | 90 | 117 | 76.92% | -0.77 | -1.47 |

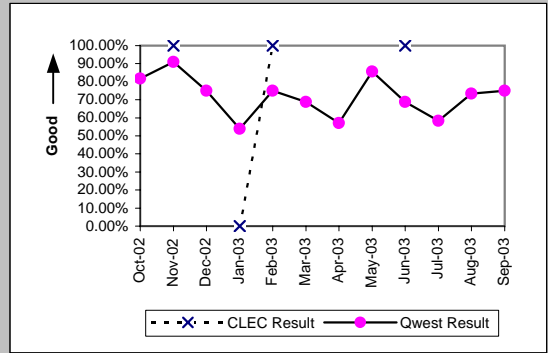


| Centrex 21 (Parity) | | | | | | | | | |
|---------------------|----------|-----------|-----------|----------|-----------|------------|------------|-----------|------------|
| Date | CLEC Num | CLEC Denc | CLEC Resu | CLEC Std | Qwest Num | Qwest Denc | Qwest Resu | Mod Z Scr | Parity Scr |
| Oct-02 | 1 | 1 | 100.00% | 0.00% | 174 | 213 | 81.69% | -0.47 | -1.29 |
| Nov-02 | | | | | 139 | 185 | 75.14% | | |
| Dec-02 | | | | | 139 | 174 | 79.89% | | |
| Jan-03 | | | | | 169 | 209 | 80.86% | | |
| Feb-03 | | | | | 138 | 162 | 85.19% | | |
| Mar-03 | | | | | 140 | 156 | 89.74% | | |
| Apr-03 | | | | | 121 | 136 | 88.97% | | |
| May-03 | | | | | 114 | 135 | 84.44% | | |
| Jun-03 | 1 | 2 | 50.00% | 50.00% | 148 | 169 | 87.57% | 1.14 | -0.3 |
| Jul-03 | | | | | 144 | 167 | 86.23% | | |
| Aug-03 | | | | | 133 | 152 | 87.50% | | |
| Sep-03 | | | | | 122 | 143 | 85.31% | | |

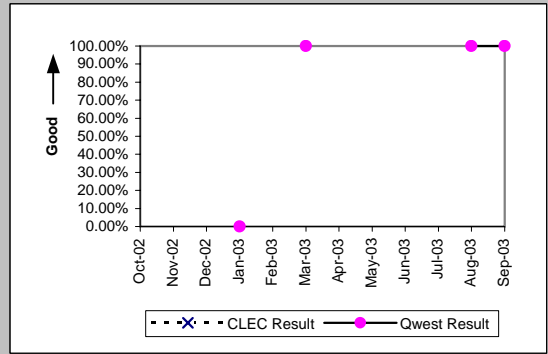


MR-9A - Repair Appointments Met (Percent) - Dispatches within MSAs

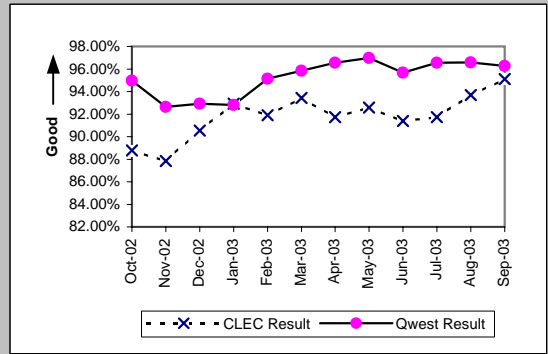
| PBX (Parity) | | | | | | | | | |
|--------------|----------|-----------|-----------|----------|-----------|------------|------------|-----------|------------|
| Date | CLEC Num | CLEC Denc | CLEC Resu | CLEC Std | Qwest Num | Qwest Denc | Qwest Resu | Mod Z Scr | Parity Scr |
| Oct-02 | | | | | 9 | 11 | 81.82% | | |
| Nov-02 | 2 | 2 | 100.00% | 0.00% | 10 | 11 | 90.91% | -0.41 | -1.25 |
| Dec-02 | | | | | 6 | 8 | 75.00% | | |
| Jan-03 | 0 | 1 | 0.00% | 0.00% | 7 | 13 | 53.85% | 0.67 | -0.59 |
| Feb-03 | 1 | 1 | 100.00% | 0.00% | 9 | 12 | 75.00% | -0.55 | -1.34 |
| Mar-03 | | | | | 11 | 16 | 68.75% | | |
| Apr-03 | | | | | 4 | 7 | 57.14% | | |
| May-03 | | | | | 12 | 14 | 85.71% | | |
| Jun-03 | 2 | 2 | 100.00% | 0.00% | 11 | 16 | 68.75% | -0.9 | -1.55 |
| Jul-03 | | | | | 7 | 12 | 58.33% | | |
| Aug-03 | | | | | 11 | 15 | 73.33% | | |
| Sep-03 | | | | | 9 | 12 | 75.00% | | |



| Basic Rate ISDN (Parity) | | | | | | | | | |
|--------------------------|----------|-----------|-----------|----------|-----------|------------|------------|-----------|------------|
| Date | CLEC Num | CLEC Denc | CLEC Resu | CLEC Std | Qwest Num | Qwest Denc | Qwest Resu | Mod Z Scr | Parity Scr |
| Oct-02 | | | | | | | | | |
| Nov-02 | | | | | | | | | |
| Dec-02 | | | | | | | | | |
| Jan-03 | | | | | 0 | 1 | 0.00% | | |
| Feb-03 | | | | | | | | | |
| Mar-03 | | | | | 2 | 2 | 100.00% | | |
| Apr-03 | | | | | | | | | |
| May-03 | | | | | | | | | |
| Jun-03 | | | | | | | | | |
| Jul-03 | | | | | | | | | |
| Aug-03 | | | | | 1 | 1 | 100.00% | | |
| Sep-03 | | | | | 1 | 1 | 100.00% | | |

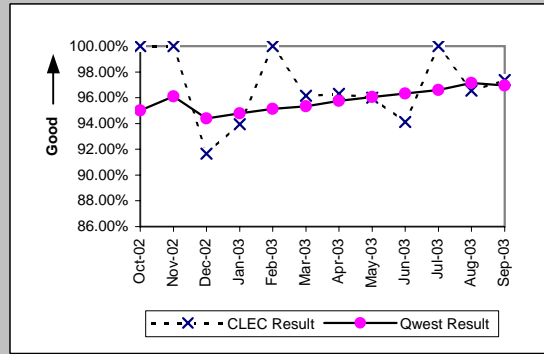


| UNE - P (POTS) (Parity) | | | | | | | | | |
|-------------------------|----------|-----------|-----------|----------|-----------|------------|------------|-----------|------------|
| Date | CLEC Num | CLEC Denc | CLEC Resu | CLEC Std | Qwest Num | Qwest Denc | Qwest Resu | Mod Z Scr | Parity Scr |
| Oct-02 | 87 | 98 | 88.78% | 31.57% | 12349 | 13004 | 94.96% | 2.46 | 0.49 |
| Nov-02 | 94 | 107 | 87.85% | 32.67% | 13568 | 14647 | 92.63% | 1.77 | 0.08 |
| Dec-02 | 67 | 74 | 90.54% | 29.27% | 14975 | 16118 | 92.91% | 0.8 | -0.51 |
| Jan-03 | 92 | 99 | 92.93% | 25.63% | 16236 | 17494 | 92.81% | -0.05 | -1.03 |
| Feb-03 | 102 | 111 | 91.89% | 27.30% | 12597 | 13241 | 95.14% | 1.49 | -0.09 |
| Mar-03 | 114 | 122 | 93.44% | 24.75% | 12694 | 13243 | 95.85% | 1.28 | -0.22 |
| Apr-03 | 122 | 133 | 91.73% | 27.54% | 11246 | 11646 | 96.57% | 2.63 | 0.6 |
| May-03 | 125 | 135 | 92.59% | 26.19% | 11408 | 11765 | 96.97% | 2.54 | 0.54 |
| Jun-03 | 106 | 116 | 91.38% | 28.07% | 12149 | 12699 | 95.67% | 2.04 | 0.24 |
| Jul-03 | 100 | 109 | 91.74% | 27.52% | 12442 | 12885 | 96.56% | 2.38 | 0.45 |
| Aug-03 | 104 | 111 | 93.69% | 24.31% | 12481 | 12922 | 96.59% | 1.55 | -0.06 |
| Sep-03 | 97 | 102 | 95.10% | 21.59% | 12834 | 13330 | 96.28% | 0.66 | -0.6 |

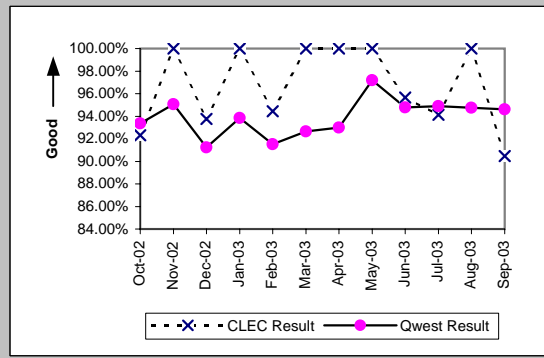


MR-9B - Repair Appointments Met (Percent) - Dispatches outside MSAs

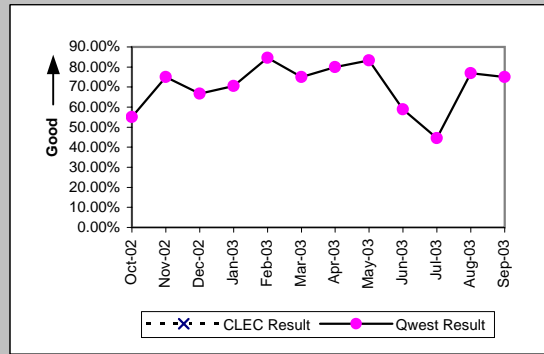
| Residence (Parity) | | | | | | | | | |
|--------------------|----------|-----------|-----------|----------|-----------|------------|------------|-----------|------------|
| Date | CLEC Num | CLEC Denc | CLEC Resu | CLEC Std | Qwest Num | Qwest Denc | Qwest Resu | Mod Z Scr | Parity Scr |
| Oct-02 | 12 | 12 | 100.00% | 0.00% | 2245 | 2363 | 95.01% | -0.79 | -1.48 |
| Nov-02 | 16 | 16 | 100.00% | 0.00% | 2514 | 2616 | 96.10% | -0.8 | -1.49 |
| Dec-02 | 11 | 12 | 91.67% | 27.64% | 3110 | 3295 | 94.39% | 0.45 | -0.73 |
| Jan-03 | 31 | 33 | 93.94% | 23.86% | 3128 | 3300 | 94.79% | 0.29 | -0.82 |
| Feb-03 | 26 | 26 | 100.00% | 0.00% | 2445 | 2570 | 95.14% | -1.15 | -1.7 |
| Mar-03 | 25 | 26 | 96.15% | 19.23% | 2682 | 2813 | 95.34% | -0.2 | -1.12 |
| Apr-03 | 26 | 27 | 96.30% | 18.89% | 2522 | 2634 | 95.75% | -0.14 | -1.09 |
| May-03 | 24 | 25 | 96.00% | 19.60% | 2410 | 2509 | 96.05% | 0.11 | -0.93 |
| Jun-03 | 16 | 17 | 94.12% | 23.53% | 2408 | 2500 | 96.32% | 0.51 | -0.69 |
| Jul-03 | 16 | 16 | 100.00% | 0.00% | 2748 | 2845 | 96.59% | -0.75 | -1.46 |
| Aug-03 | 28 | 29 | 96.55% | 18.25% | 2787 | 2869 | 97.14% | 0.27 | -0.84 |
| Sep-03 | 37 | 38 | 97.37% | 16.01% | 2506 | 2585 | 96.94% | -0.15 | -1.09 |



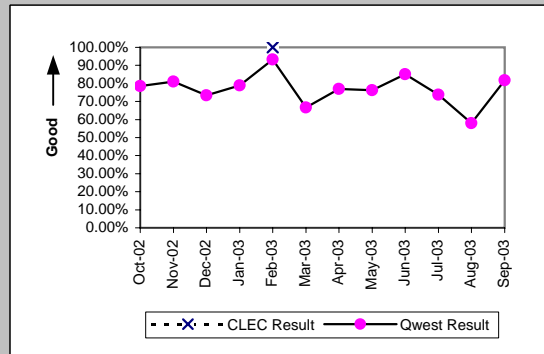
| Business (Parity) | | | | | | | | | |
|-------------------|----------|-----------|-----------|----------|-----------|------------|------------|-----------|------------|
| Date | CLEC Num | CLEC Denc | CLEC Resu | CLEC Std | Qwest Num | Qwest Denc | Qwest Resu | Mod Z Scr | Parity Scr |
| Oct-02 | 12 | 13 | 92.31% | 26.65% | 338 | 362 | 93.37% | 0.2 | -0.88 |
| Nov-02 | 14 | 14 | 100.00% | 0.00% | 269 | 283 | 95.05% | -0.83 | -1.51 |
| Dec-02 | 15 | 16 | 93.75% | 24.21% | 354 | 388 | 91.24% | -0.35 | -1.21 |
| Jan-03 | 15 | 15 | 100.00% | 0.00% | 412 | 439 | 93.85% | -0.97 | -1.59 |
| Feb-03 | 17 | 18 | 94.44% | 22.91% | 281 | 307 | 91.53% | -0.43 | -1.26 |
| Mar-03 | 17 | 17 | 100.00% | 0.00% | 315 | 340 | 92.65% | -1.13 | -1.69 |
| Apr-03 | 8 | 8 | 100.00% | 0.00% | 318 | 342 | 92.98% | -0.77 | -1.47 |
| May-03 | 18 | 18 | 100.00% | 0.00% | 310 | 319 | 97.18% | -0.7 | -1.43 |
| Jun-03 | 22 | 23 | 95.65% | 20.39% | 308 | 325 | 94.77% | -0.18 | -1.11 |
| Jul-03 | 16 | 17 | 94.12% | 23.53% | 298 | 314 | 94.90% | 0.19 | -0.88 |
| Aug-03 | 16 | 16 | 100.00% | 0.00% | 271 | 286 | 94.76% | -0.92 | -1.56 |
| Sep-03 | 19 | 21 | 90.48% | 29.35% | 299 | 316 | 94.62% | 0.78 | -0.53 |



| Centrex (Parity) | | | | | | | | | |
|------------------|----------|-----------|-----------|----------|-----------|------------|------------|-----------|------------|
| Date | CLEC Num | CLEC Denc | CLEC Resu | CLEC Std | Qwest Num | Qwest Denc | Qwest Resu | Mod Z Scr | Parity Scr |
| Oct-02 | | | | | 11 | 20 | 55.00% | | |
| Nov-02 | | | | | 6 | 8 | 75.00% | | |
| Dec-02 | | | | | 10 | 15 | 66.67% | | |
| Jan-03 | | | | | 12 | 17 | 70.59% | | |
| Feb-03 | | | | | 11 | 13 | 84.62% | | |
| Mar-03 | | | | | 6 | 8 | 75.00% | | |
| Apr-03 | | | | | 12 | 15 | 80.00% | | |
| May-03 | | | | | 5 | 6 | 83.33% | | |
| Jun-03 | | | | | 10 | 17 | 58.82% | | |
| Jul-03 | | | | | 4 | 9 | 44.44% | | |
| Aug-03 | | | | | 10 | 13 | 76.92% | | |
| Sep-03 | | | | | 9 | 12 | 75.00% | | |

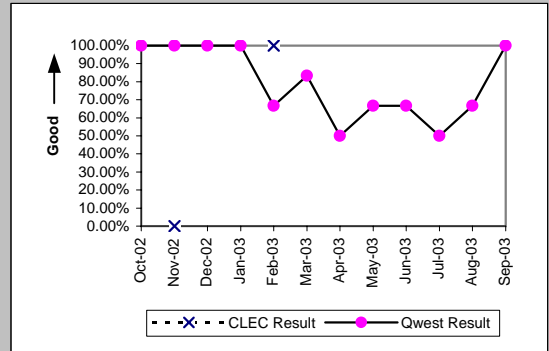


| Centrex 21 (Parity) | | | | | | | | | |
|---------------------|----------|-----------|-----------|----------|-----------|------------|------------|-----------|------------|
| Date | CLEC Num | CLEC Denc | CLEC Resu | CLEC Std | Qwest Num | Qwest Denc | Qwest Resu | Mod Z Scr | Parity Scr |
| Oct-02 | | | | | 11 | 14 | 78.57% | | |
| Nov-02 | | | | | 17 | 21 | 80.95% | | |
| Dec-02 | | | | | 11 | 15 | 73.33% | | |
| Jan-03 | | | | | 15 | 19 | 78.95% | | |
| Feb-03 | 1 | 1 | 100.00% | 0.00% | 14 | 15 | 93.33% | -0.26 | -1.16 |
| Mar-03 | | | | | 10 | 15 | 66.67% | | |
| Apr-03 | | | | | 10 | 13 | 76.92% | | |
| May-03 | | | | | 16 | 21 | 76.19% | | |
| Jun-03 | | | | | 23 | 27 | 85.19% | | |
| Jul-03 | | | | | 14 | 19 | 73.68% | | |
| Aug-03 | | | | | 11 | 19 | 57.89% | | |
| Sep-03 | | | | | 18 | 22 | 81.82% | | |

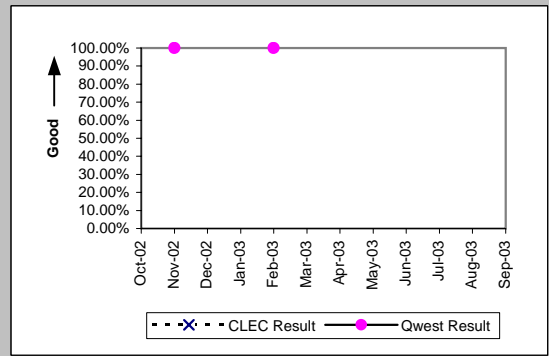


MR-9B - Repair Appointments Met (Percent) - Dispatches outside MSAs

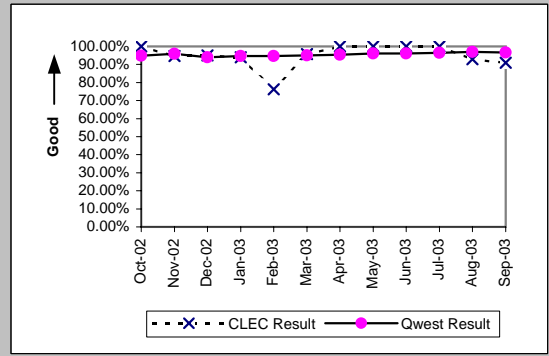
| PBX (Parity) | | | | | | | | | |
|--------------|----------|-----------|-----------|----------|-----------|------------|------------|-----------|------------|
| Date | CLEC Num | CLEC Dend | CLEC Resu | CLEC Std | Qwest Num | Qwest Dend | Qwest Resu | Mod Z Scr | Parity Scr |
| Oct-02 | | | | | 2 | 2 | 100.00% | | |
| Nov-02 | 0 | 1 | 0.00% | 0.00% | 4 | 4 | 100.00% | N/A | -0.15 |
| Dec-02 | | | | | 2 | 2 | 100.00% | | |
| Jan-03 | | | | | 3 | 3 | 100.00% | | |
| Feb-03 | 1 | 1 | 100.00% | 0.00% | 4 | 6 | 66.67% | -0.65 | -1.4 |
| Mar-03 | | | | | 5 | 6 | 83.33% | | |
| Apr-03 | | | | | 3 | 6 | 50.00% | | |
| May-03 | | | | | 8 | 12 | 66.67% | | |
| Jun-03 | | | | | 2 | 3 | 66.67% | | |
| Jul-03 | | | | | 1 | 2 | 50.00% | | |
| Aug-03 | | | | | 2 | 3 | 66.67% | | |
| Sep-03 | | | | | 2 | 2 | 100.00% | | |



| Basic Rate ISDN (Parity) | | | | | | | | | |
|--------------------------|----------|-----------|-----------|----------|-----------|------------|------------|-----------|------------|
| Date | CLEC Num | CLEC Dend | CLEC Resu | CLEC Std | Qwest Num | Qwest Dend | Qwest Resu | Mod Z Scr | Parity Scr |
| Oct-02 | | | | | | | | | |
| Nov-02 | | | | | 1 | 1 | 100.00% | | |
| Dec-02 | | | | | | | | | |
| Jan-03 | | | | | | | | | |
| Feb-03 | | | | | 1 | 1 | 100.00% | | |
| Mar-03 | | | | | | | | | |
| Apr-03 | | | | | | | | | |
| May-03 | | | | | | | | | |
| Jun-03 | | | | | | | | | |
| Jul-03 | | | | | | | | | |
| Aug-03 | | | | | | | | | |
| Sep-03 | | | | | | | | | |

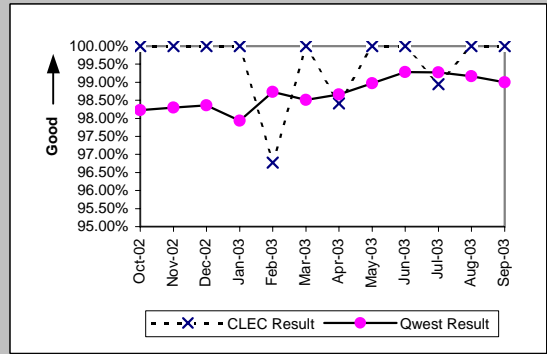


| UNE - P (POTS) (Parity) | | | | | | | | | |
|-------------------------|----------|-----------|-----------|----------|-----------|------------|------------|-----------|------------|
| Date | CLEC Num | CLEC Dend | CLEC Resu | CLEC Std | Qwest Num | Qwest Dend | Qwest Resu | Mod Z Scr | Parity Scr |
| Oct-02 | 16 | 16 | 100.00% | 0.00% | 2583 | 2725 | 94.79% | -0.94 | -1.57 |
| Nov-02 | 18 | 19 | 94.74% | 22.33% | 2783 | 2899 | 96.00% | 0.35 | -0.79 |
| Dec-02 | 19 | 20 | 95.00% | 21.79% | 3464 | 3683 | 94.05% | -0.18 | -1.11 |
| Jan-03 | 31 | 33 | 93.94% | 23.86% | 3540 | 3739 | 94.68% | 0.26 | -0.84 |
| Feb-03 | 16 | 21 | 76.19% | 42.59% | 2726 | 2877 | 94.75% | 2.86 | 0.74 |
| Mar-03 | 23 | 24 | 95.83% | 19.98% | 2997 | 3153 | 95.05% | -0.18 | -1.11 |
| Apr-03 | 27 | 27 | 100.00% | 0.00% | 2840 | 2976 | 95.43% | -1.13 | -1.69 |
| May-03 | 29 | 29 | 100.00% | 0.00% | 2720 | 2828 | 96.18% | -1.07 | -1.65 |
| Jun-03 | 18 | 18 | 100.00% | 0.00% | 2716 | 2825 | 96.14% | -0.85 | -1.52 |
| Jul-03 | 29 | 29 | 100.00% | 0.00% | 3046 | 3159 | 96.42% | -1.03 | -1.63 |
| Aug-03 | 13 | 14 | 92.86% | 25.75% | 3058 | 3155 | 96.93% | 0.8 | -0.52 |
| Sep-03 | 10 | 11 | 90.91% | 28.75% | 2805 | 2901 | 96.69% | 0.91 | -0.45 |

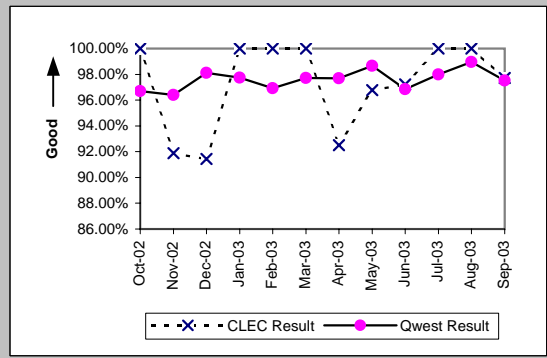


MR-9C - Repair Appointments Met (Percent) - No dispatches

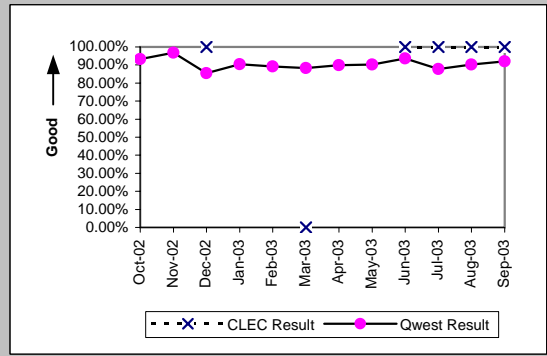
| Residence (Parity) | | | | | | | | | |
|--------------------|----------|-----------|-----------|------------|-----------|------------|------------|-----------|------------|
| Date | CLEC Num | CLEC Denc | CLEC Resu | CLEC Std E | Qwest Num | Qwest Denc | Qwest Resu | Mod Z Scr | Parity Scr |
| Oct-02 | 32 | 32 | 100.00% | 0.00% | 3993 | 4065 | 98.23% | -0.76 | -1.46 |
| Nov-02 | 22 | 22 | 100.00% | 0.00% | 3577 | 3639 | 98.30% | -0.62 | -1.37 |
| Dec-02 | 25 | 25 | 100.00% | 0.00% | 3305 | 3360 | 98.36% | -0.64 | -1.39 |
| Jan-03 | 29 | 29 | 100.00% | 0.00% | 3454 | 3527 | 97.93% | -0.78 | -1.47 |
| Feb-03 | 30 | 31 | 96.77% | 17.67% | 3204 | 3245 | 98.74% | 0.86 | -0.48 |
| Mar-03 | 64 | 64 | 100.00% | 0.00% | 3307 | 3357 | 98.51% | -0.97 | -1.59 |
| Apr-03 | 62 | 63 | 98.41% | 12.50% | 3013 | 3054 | 98.66% | 0.24 | -0.85 |
| May-03 | 68 | 68 | 100.00% | 0.00% | 2882 | 2912 | 98.97% | -0.83 | -1.51 |
| Jun-03 | 49 | 49 | 100.00% | 0.00% | 2897 | 2918 | 99.28% | -0.59 | -1.36 |
| Jul-03 | 94 | 95 | 98.95% | 10.21% | 3281 | 3305 | 99.27% | 0.41 | -0.75 |
| Aug-03 | 68 | 68 | 100.00% | 0.00% | 3316 | 3344 | 99.16% | -0.75 | -1.46 |
| Sep-03 | 107 | 107 | 100.00% | 0.00% | 3644 | 3681 | 98.99% | -1.03 | -1.62 |



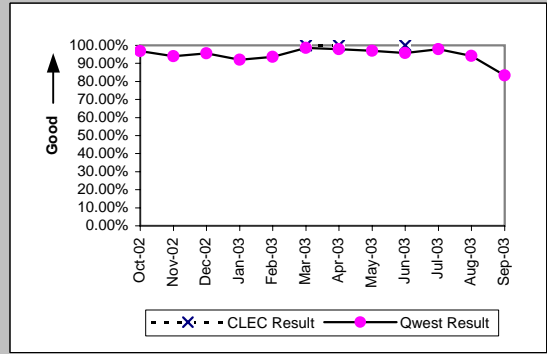
| Business (Parity) | | | | | | | | | |
|-------------------|----------|-----------|-----------|------------|-----------|------------|------------|-----------|------------|
| Date | CLEC Num | CLEC Denc | CLEC Resu | CLEC Std E | Qwest Num | Qwest Denc | Qwest Resu | Mod Z Scr | Parity Scr |
| Oct-02 | 37 | 37 | 100.00% | 0.00% | 643 | 665 | 96.69% | -1.1 | -1.67 |
| Nov-02 | 34 | 37 | 91.89% | 27.30% | 590 | 612 | 96.41% | 1.27 | -0.23 |
| Dec-02 | 32 | 35 | 91.43% | 27.99% | 518 | 528 | 98.11% | 2.04 | 0.24 |
| Jan-03 | 32 | 32 | 100.00% | 0.00% | 604 | 618 | 97.73% | -0.84 | -1.51 |
| Feb-03 | 36 | 36 | 100.00% | 0.00% | 597 | 616 | 96.92% | -1.04 | -1.63 |
| Mar-03 | 33 | 33 | 100.00% | 0.00% | 512 | 524 | 97.71% | -0.85 | -1.52 |
| Apr-03 | 37 | 40 | 92.50% | 26.34% | 552 | 565 | 97.70% | 1.69 | 0.03 |
| May-03 | 30 | 31 | 96.77% | 17.67% | 520 | 527 | 98.67% | 0.77 | -0.53 |
| Jun-03 | 35 | 36 | 97.22% | 16.43% | 492 | 508 | 96.85% | -0.12 | -1.08 |
| Jul-03 | 41 | 41 | 100.00% | 0.00% | 538 | 549 | 98.00% | -0.88 | -1.54 |
| Aug-03 | 32 | 32 | 100.00% | 0.00% | 471 | 476 | 98.95% | -0.56 | -1.34 |
| Sep-03 | 43 | 44 | 97.73% | 14.90% | 551 | 565 | 97.52% | -0.08 | -1.05 |



| Centrex (Parity) | | | | | | | | | |
|------------------|----------|-----------|-----------|------------|-----------|------------|------------|-----------|------------|
| Date | CLEC Num | CLEC Denc | CLEC Resu | CLEC Std E | Qwest Num | Qwest Denc | Qwest Resu | Mod Z Scr | Parity Scr |
| Oct-02 | | | | | 69 | 74 | 93.24% | | |
| Nov-02 | | | | | 62 | 64 | 96.88% | | |
| Dec-02 | 1 | 1 | 100.00% | 0.00% | 59 | 69 | 85.51% | -0.41 | -1.25 |
| Jan-03 | | | | | 66 | 73 | 90.41% | | |
| Feb-03 | | | | | 74 | 83 | 89.16% | | |
| Mar-03 | 0 | 1 | 0.00% | 0.00% | 53 | 60 | 88.33% | 1.55 | -0.06 |
| Apr-03 | | | | | 80 | 89 | 89.89% | | |
| May-03 | | | | | 56 | 62 | 90.32% | | |
| Jun-03 | 2 | 2 | 100.00% | 0.00% | 44 | 47 | 93.62% | -0.36 | -1.22 |
| Jul-03 | 4 | 4 | 100.00% | 0.00% | 65 | 74 | 87.84% | -0.72 | -1.44 |
| Aug-03 | 1 | 1 | 100.00% | 0.00% | 56 | 62 | 90.32% | -0.32 | -1.2 |
| Sep-03 | 3 | 3 | 100.00% | 0.00% | 46 | 50 | 92.00% | -0.5 | -1.3 |



| Centrex 21 (Parity) | | | | | | | | | |
|---------------------|----------|-----------|-----------|------------|-----------|------------|------------|-----------|------------|
| Date | CLEC Num | CLEC Denc | CLEC Resu | CLEC Std E | Qwest Num | Qwest Denc | Qwest Resu | Mod Z Scr | Parity Scr |
| Oct-02 | | | | | 93 | 96 | 96.88% | | |
| Nov-02 | | | | | 77 | 82 | 93.90% | | |
| Dec-02 | | | | | 65 | 68 | 95.59% | | |
| Jan-03 | | | | | 80 | 87 | 91.95% | | |
| Feb-03 | | | | | 87 | 93 | 93.55% | | |
| Mar-03 | 2 | 2 | 100.00% | 0.00% | 72 | 73 | 98.63% | -0.16 | -1.1 |
| Apr-03 | 3 | 3 | 100.00% | 0.00% | 94 | 96 | 97.92% | -0.25 | -1.15 |
| May-03 | | | | | 95 | 98 | 96.94% | | |
| Jun-03 | 1 | 1 | 100.00% | 0.00% | 91 | 95 | 95.79% | -0.21 | -1.13 |
| Jul-03 | | | | | 91 | 93 | 97.85% | | |
| Aug-03 | | | | | 65 | 69 | 94.20% | | |
| Sep-03 | | | | | 70 | 84 | 83.33% | | |

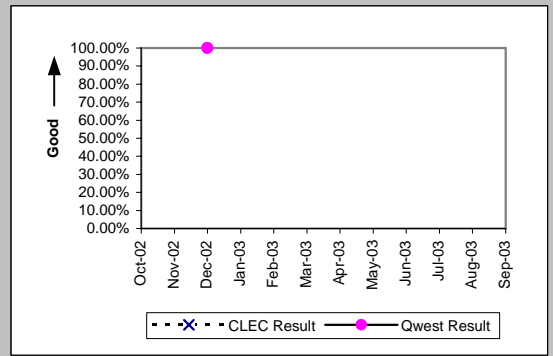


MR-9C - Repair Appointments Met (Percent) - No dispatches

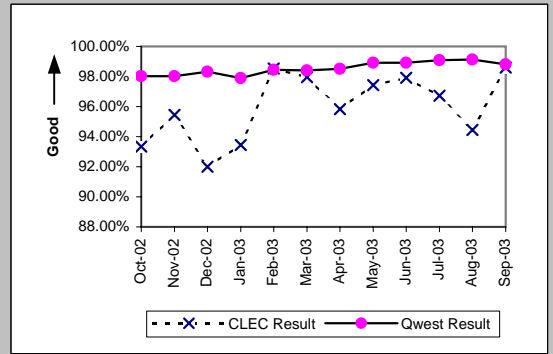
| PBX (Parity) | | | | | | | | | | |
|--------------|----------|-----------|-----------|----------|-----------|------------|------------|-----------|------------|-------|
| Date | CLEC Num | CLEC Dend | CLEC Resu | CLEC Std | Qwest Num | Qwest Dend | Qwest Resu | Mod Z Scr | Parity Scr | |
| Oct-02 | 2 | 2 | 100.00% | 0.00% | 7 | 7 | 100.00% | | N/A | N/A |
| Nov-02 | 0 | 1 | 0.00% | 0.00% | 6 | 6 | 100.00% | | N/A | -0.04 |
| Dec-02 | | | | | 7 | 7 | 100.00% | | | |
| Jan-03 | | | | | 12 | 14 | 85.71% | | | |
| Feb-03 | | | | | 5 | 5 | 100.00% | | | |
| Mar-03 | | | | | 9 | 9 | 100.00% | | | |
| Apr-03 | 1 | 1 | 100.00% | 0.00% | 12 | 13 | 92.31% | -0.28 | | -1.17 |
| May-03 | 1 | 1 | 100.00% | 0.00% | 16 | 16 | 100.00% | | N/A | N/A |
| Jun-03 | 3 | 3 | 100.00% | 0.00% | 10 | 10 | 100.00% | | N/A | N/A |
| Jul-03 | | | | | 12 | 12 | 100.00% | | | |
| Aug-03 | 1 | 1 | 100.00% | 0.00% | 9 | 9 | 100.00% | | N/A | N/A |
| Sep-03 | 0 | 1 | 0.00% | 0.00% | 13 | 14 | 92.86% | 1.58 | | -0.04 |



| Basic Rate ISDN (Parity) | | | | | | | | | | |
|--------------------------|----------|-----------|-----------|----------|-----------|------------|------------|-----------|------------|--|
| Date | CLEC Num | CLEC Dend | CLEC Resu | CLEC Std | Qwest Num | Qwest Dend | Qwest Resu | Mod Z Scr | Parity Scr | |
| Oct-02 | | | | | | | | | | |
| Nov-02 | | | | | | | | | | |
| Dec-02 | | | | | 1 | 1 | 100.00% | | | |
| Jan-03 | | | | | | | | | | |
| Feb-03 | | | | | | | | | | |
| Mar-03 | | | | | | | | | | |
| Apr-03 | | | | | | | | | | |
| May-03 | | | | | | | | | | |
| Jun-03 | | | | | | | | | | |
| Jul-03 | | | | | | | | | | |
| Aug-03 | | | | | | | | | | |
| Sep-03 | | | | | | | | | | |

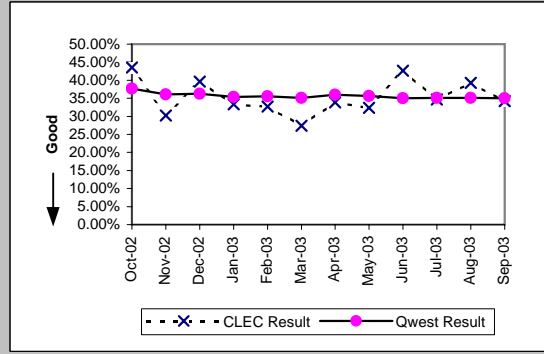


| UNE - P (POTS) (Parity) | | | | | | | | | | |
|-------------------------|----------|-----------|-----------|----------|-----------|------------|------------|-----------|------------|-------|
| Date | CLEC Num | CLEC Dend | CLEC Resu | CLEC Std | Qwest Num | Qwest Dend | Qwest Resu | Mod Z Scr | Parity Scr | |
| Oct-02 | 56 | 60 | 93.33% | 24.94% | 4636 | 4730 | 98.01% | 2.08 | | 0.26 |
| Nov-02 | 63 | 66 | 95.45% | 20.83% | 4167 | 4251 | 98.02% | 1.33 | | -0.19 |
| Dec-02 | 46 | 50 | 92.00% | 27.13% | 3823 | 3888 | 98.33% | 2.54 | | 0.55 |
| Jan-03 | 57 | 61 | 93.44% | 24.75% | 4058 | 4145 | 97.90% | 1.98 | | 0.2 |
| Feb-03 | 67 | 68 | 98.53% | 12.04% | 3801 | 3861 | 98.45% | -0.06 | | -1.03 |
| Mar-03 | 48 | 49 | 97.96% | 14.14% | 3819 | 3881 | 98.40% | 0.32 | | -0.81 |
| Apr-03 | 46 | 48 | 95.83% | 19.98% | 3565 | 3619 | 98.51% | 1.3 | | -0.21 |
| May-03 | 76 | 78 | 97.44% | 15.81% | 3402 | 3439 | 98.92% | 1.12 | | -0.32 |
| Jun-03 | 47 | 48 | 97.92% | 14.28% | 3389 | 3426 | 98.92% | 0.65 | | -0.6 |
| Jul-03 | 59 | 61 | 96.72% | 17.81% | 3819 | 3854 | 99.09% | 1.54 | | -0.07 |
| Aug-03 | 68 | 72 | 94.44% | 22.91% | 3787 | 3820 | 99.14% | 2.87 | | 0.74 |
| Sep-03 | 70 | 71 | 98.59% | 11.78% | 4195 | 4246 | 98.80% | 0.24 | | -0.85 |

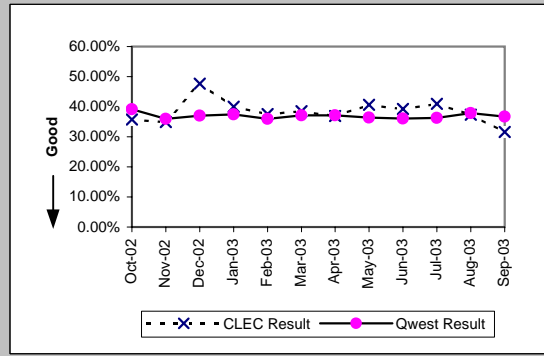


MR-10 - Customer-Related Trouble Reports (Percent)

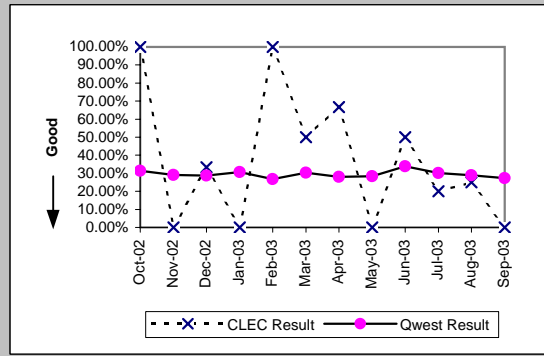
| Residence (Diagnostic) | | | | | | | | | |
|------------------------|----------|-----------|-----------|----------|-----------|------------|------------|-----------|------------|
| Date | CLEC Num | CLEC Denc | CLEC Resu | CLEC Std | Qwest Num | Qwest Denc | Qwest Resu | Mod Z Scr | Parity Scr |
| Oct-02 | 101 | 232 | 43.53% | 49.58% | 10859 | 28820 | 37.68% | 1.82 | 0.11 |
| Nov-02 | 64 | 212 | 30.19% | 45.91% | 10936 | 30295 | 36.10% | -1.79 | -2.09 |
| Dec-02 | 103 | 260 | 39.62% | 48.91% | 12139 | 33476 | 36.26% | 1.12 | -0.32 |
| Jan-03 | 96 | 288 | 33.33% | 47.14% | 12389 | 34987 | 35.41% | -0.73 | -1.45 |
| Feb-03 | 105 | 321 | 32.71% | 46.92% | 9774 | 27528 | 35.51% | -1.04 | -1.63 |
| Mar-03 | 101 | 369 | 27.37% | 44.59% | 9782 | 27882 | 35.08% | -3.08 | -2.87 |
| Apr-03 | 135 | 399 | 33.83% | 47.31% | 9083 | 25212 | 36.03% | -0.9 | -1.55 |
| May-03 | 121 | 374 | 32.35% | 46.78% | 8864 | 24886 | 35.62% | -1.31 | -1.8 |
| Jun-03 | 157 | 368 | 42.66% | 49.46% | 9035 | 25828 | 34.98% | 3.03 | 0.84 |
| Jul-03 | 169 | 488 | 34.63% | 47.58% | 9571 | 27290 | 35.07% | -0.2 | -1.12 |
| Aug-03 | 185 | 471 | 39.28% | 48.84% | 9704 | 27643 | 35.10% | 1.87 | 0.14 |
| Sep-03 | 188 | 549 | 34.24% | 47.45% | 9867 | 28164 | 35.03% | -0.38 | -1.23 |



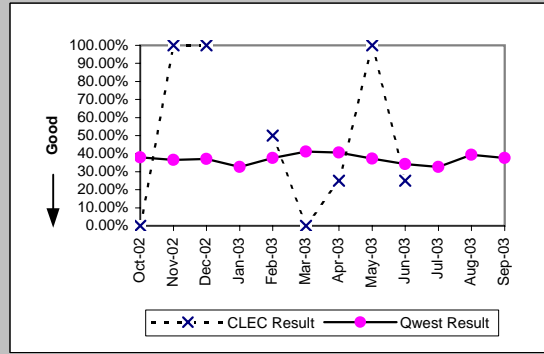
| Business (Diagnostic) | | | | | | | | | |
|-----------------------|----------|-----------|-----------|----------|-----------|------------|------------|-----------|------------|
| Date | CLEC Num | CLEC Denc | CLEC Resu | CLEC Std | Qwest Num | Qwest Denc | Qwest Resu | Mod Z Scr | Parity Scr |
| Oct-02 | 59 | 165 | 35.76% | 47.93% | 1606 | 4104 | 39.13% | -0.87 | -1.53 |
| Nov-02 | 73 | 209 | 34.93% | 47.67% | 1372 | 3810 | 36.01% | -0.32 | -1.19 |
| Dec-02 | 103 | 216 | 47.69% | 49.95% | 1384 | 3736 | 37.05% | 3.1 | 0.88 |
| Jan-03 | 90 | 225 | 40.00% | 48.99% | 1663 | 4443 | 37.43% | 0.78 | -0.53 |
| Feb-03 | 68 | 181 | 37.57% | 48.43% | 1247 | 3472 | 35.92% | 0.46 | -0.72 |
| Mar-03 | 87 | 226 | 38.50% | 48.66% | 1284 | 3461 | 37.10% | 0.42 | -0.74 |
| Apr-03 | 59 | 160 | 36.88% | 48.25% | 1249 | 3361 | 37.16% | -0.07 | -1.04 |
| May-03 | 63 | 155 | 40.65% | 49.12% | 1149 | 3159 | 36.37% | 1.08 | -0.35 |
| Jun-03 | 79 | 201 | 39.30% | 48.84% | 1217 | 3374 | 36.07% | 0.93 | -0.44 |
| Jul-03 | 79 | 193 | 40.93% | 49.17% | 1241 | 3420 | 36.29% | 1.3 | -0.21 |
| Aug-03 | 69 | 185 | 37.30% | 48.36% | 1191 | 3149 | 37.82% | -0.14 | -1.09 |
| Sep-03 | 68 | 215 | 31.63% | 46.50% | 1263 | 3443 | 36.68% | -1.49 | -1.91 |



| Centrex (Diagnostic) | | | | | | | | | |
|----------------------|----------|-----------|-----------|----------|-----------|------------|------------|-----------|------------|
| Date | CLEC Num | CLEC Denc | CLEC Resu | CLEC Std | Qwest Num | Qwest Denc | Qwest Resu | Mod Z Scr | Parity Scr |
| Oct-02 | 4 | 4 | 100.00% | 0.00% | 123 | 391 | 31.46% | 2.62 | 0.59 |
| Nov-02 | 0 | 6 | 0.00% | 0.00% | 89 | 307 | 28.99% | -1.55 | -1.94 |
| Dec-02 | 1 | 3 | 33.33% | 47.14% | 87 | 302 | 28.81% | 0.18 | -0.89 |
| Jan-03 | 0 | 2 | 0.00% | 0.00% | 112 | 366 | 30.60% | -0.94 | -1.57 |
| Feb-03 | 1 | 1 | 100.00% | 0.00% | 80 | 299 | 26.76% | 1.11 | -0.32 |
| Mar-03 | 1 | 2 | 50.00% | 50.00% | 94 | 310 | 30.32% | 0.5 | -0.7 |
| Apr-03 | 2 | 3 | 66.67% | 47.14% | 88 | 315 | 27.94% | 1.26 | -0.23 |
| May-03 | 0 | 3 | 0.00% | 0.00% | 79 | 279 | 28.32% | -1.08 | -1.66 |
| Jun-03 | 2 | 4 | 50.00% | 50.00% | 120 | 355 | 33.80% | 0.62 | -0.62 |
| Jul-03 | 1 | 5 | 20.00% | 40.00% | 97 | 321 | 30.22% | -0.49 | -1.3 |
| Aug-03 | 1 | 4 | 25.00% | 43.30% | 84 | 290 | 28.97% | -0.17 | -1.11 |
| Sep-03 | 0 | 5 | 0.00% | 0.00% | 81 | 297 | 27.27% | -1.36 | -1.83 |

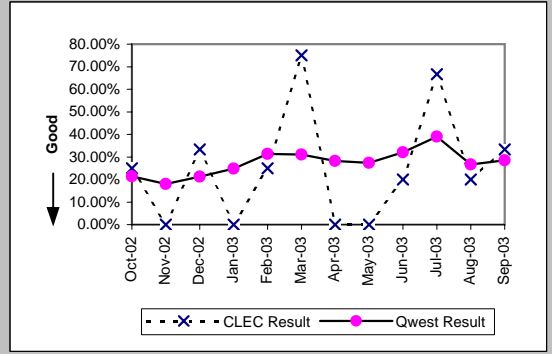


| Centrex 21 (Diagnostic) | | | | | | | | | |
|-------------------------|----------|-----------|-----------|----------|-----------|------------|------------|-----------|------------|
| Date | CLEC Num | CLEC Denc | CLEC Resu | CLEC Std | Qwest Num | Qwest Denc | Qwest Resu | Mod Z Scr | Parity Scr |
| Oct-02 | 0 | 1 | 0.00% | 0.00% | 198 | 521 | 38.00% | -0.78 | -1.48 |
| Nov-02 | 1 | 1 | 100.00% | 0.00% | 166 | 454 | 36.56% | 0.91 | -0.45 |
| Dec-02 | 3 | 3 | 100.00% | 0.00% | 151 | 408 | 37.01% | 1.99 | 0.21 |
| Jan-03 | | | | | 153 | 468 | 32.69% | | |
| Feb-03 | 1 | 2 | 50.00% | 50.00% | 163 | 433 | 37.64% | 0.3 | -0.82 |
| Mar-03 | 0 | 2 | 0.00% | 0.00% | 170 | 414 | 41.06% | -1.18 | -1.72 |
| Apr-03 | 1 | 4 | 25.00% | 43.30% | 168 | 413 | 40.68% | -0.64 | -1.39 |
| May-03 | 1 | 1 | 100.00% | 0.00% | 151 | 405 | 37.28% | 0.89 | -0.46 |
| Jun-03 | 1 | 4 | 25.00% | 43.30% | 151 | 442 | 34.16% | -0.38 | -1.23 |
| Jul-03 | | | | | 135 | 414 | 32.61% | | |
| Aug-03 | | | | | 156 | 396 | 39.39% | | |
| Sep-03 | | | | | 150 | 399 | 37.59% | | |

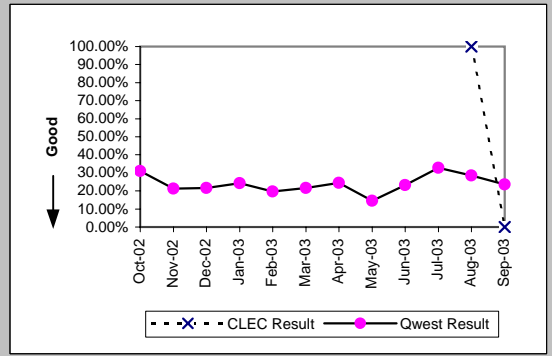


MR-10 - Customer-Related Trouble Reports (Percent)

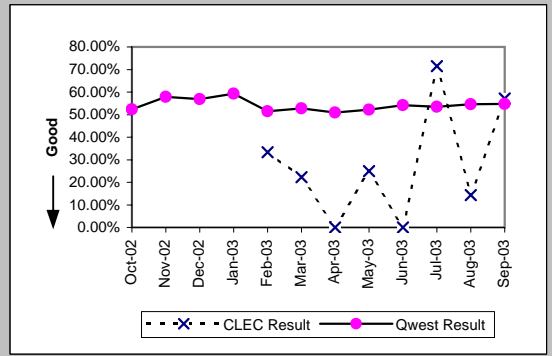
| PBX (Diagnostic) | | | | | | | | | |
|------------------|----------|-----------|-----------|------------|-----------|------------|------------|-----------|------------|
| Date | CLEC Num | CLEC Denc | CLEC Resu | CLEC Std E | Qwest Num | Qwest Denc | Qwest Resu | Mod Z Scr | Parity Scr |
| Oct-02 | 1 | 4 | 25.00% | 43.30% | 27 | 126 | 21.43% | 0.18 | -0.89 |
| Nov-02 | 0 | 6 | 0.00% | 0.00% | 27 | 150 | 18.00% | -1.13 | -1.68 |
| Dec-02 | 1 | 3 | 33.33% | 47.14% | 35 | 165 | 21.21% | 0.46 | -0.72 |
| Jan-03 | 0 | 1 | 0.00% | 0.00% | 36 | 145 | 24.83% | -0.57 | -1.35 |
| Feb-03 | 1 | 4 | 25.00% | 43.30% | 48 | 153 | 31.37% | -0.27 | -1.16 |
| Mar-03 | 6 | 8 | 75.00% | 43.30% | 62 | 200 | 31.00% | 2.43 | 0.48 |
| Apr-03 | 0 | 2 | 0.00% | 0.00% | 35 | 124 | 28.23% | -0.88 | -1.53 |
| May-03 | 0 | 2 | 0.00% | 0.00% | 45 | 164 | 27.44% | -0.86 | -1.53 |
| Jun-03 | 2 | 10 | 20.00% | 40.00% | 44 | 137 | 32.12% | -0.79 | -1.48 |
| Jul-03 | 4 | 6 | 66.67% | 47.14% | 53 | 136 | 38.97% | 1.28 | -0.22 |
| Aug-03 | 1 | 5 | 20.00% | 40.00% | 44 | 165 | 26.67% | -0.33 | -1.2 |
| Sep-03 | 1 | 3 | 33.33% | 47.14% | 44 | 154 | 28.57% | 0.17 | -0.9 |



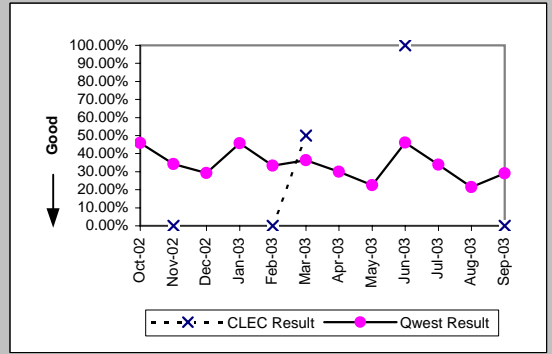
| Basic Rate ISDN (Diagnostic) | | | | | | | | | |
|------------------------------|----------|-----------|-----------|------------|-----------|------------|------------|-----------|------------|
| Date | CLEC Num | CLEC Denc | CLEC Resu | CLEC Std E | Qwest Num | Qwest Denc | Qwest Resu | Mod Z Scr | Parity Scr |
| Oct-02 | | | | | 56 | 180 | 31.11% | | |
| Nov-02 | | | | | 45 | 211 | 21.33% | | |
| Dec-02 | | | | | 56 | 258 | 21.71% | | |
| Jan-03 | | | | | 57 | 234 | 24.36% | | |
| Feb-03 | | | | | 49 | 249 | 19.68% | | |
| Mar-03 | | | | | 60 | 278 | 21.58% | | |
| Apr-03 | | | | | 51 | 209 | 24.40% | | |
| May-03 | | | | | 24 | 166 | 14.46% | | |
| Jun-03 | | | | | 44 | 190 | 23.16% | | |
| Jul-03 | | | | | 65 | 198 | 32.83% | | |
| Aug-03 | 1 | 1 | 100.00% | 0.00% | 71 | 249 | 28.51% | 1.07 | -0.35 |
| Sep-03 | 0 | 1 | 0.00% | 0.00% | 47 | 199 | 23.62% | -0.55 | -1.34 |



| Qwest DSL (Diagnostic) | | | | | | | | | |
|------------------------|----------|-----------|-----------|------------|-----------|------------|------------|-----------|------------|
| Date | CLEC Num | CLEC Denc | CLEC Resu | CLEC Std E | Qwest Num | Qwest Denc | Qwest Resu | Mod Z Scr | Parity Scr |
| Oct-02 | | | | | 426 | 813 | 52.40% | | |
| Nov-02 | | | | | 588 | 1016 | 57.87% | | |
| Dec-02 | | | | | 565 | 993 | 56.90% | | |
| Jan-03 | | | | | 699 | 1179 | 59.29% | | |
| Feb-03 | 1 | 3 | 33.33% | 47.14% | 2167 | 4208 | 51.50% | -0.63 | -1.38 |
| Mar-03 | 2 | 9 | 22.22% | 41.57% | 2265 | 4294 | 52.75% | -1.83 | -2.11 |
| Apr-03 | 0 | 8 | 0.00% | 0.00% | 2366 | 4644 | 50.95% | -2.88 | -2.75 |
| May-03 | 1 | 4 | 25.00% | 43.30% | 2330 | 4469 | 52.14% | -1.09 | -1.66 |
| Jun-03 | 0 | 5 | 0.00% | 0.00% | 2125 | 3924 | 54.15% | -2.43 | -2.48 |
| Jul-03 | 5 | 7 | 71.43% | 45.18% | 2338 | 4375 | 53.44% | 0.89 | -0.46 |
| Aug-03 | 1 | 7 | 14.29% | 34.99% | 2432 | 4456 | 54.58% | -2.14 | -2.3 |
| Sep-03 | 4 | 7 | 57.14% | 49.49% | 2843 | 5191 | 54.77% | 0.1 | -0.94 |

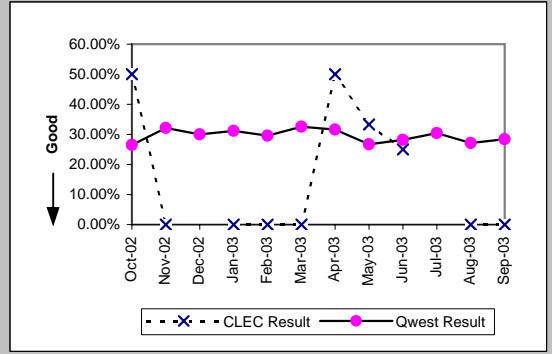


| ISDN Primary (Diagnostic) | | | | | | | | | |
|---------------------------|----------|-----------|-----------|------------|-----------|------------|------------|-----------|------------|
| Date | CLEC Num | CLEC Denc | CLEC Resu | CLEC Std E | Qwest Num | Qwest Denc | Qwest Resu | Mod Z Scr | Parity Scr |
| Oct-02 | | | | | 17 | 37 | 45.95% | | |
| Nov-02 | 0 | 1 | 0.00% | 0.00% | 14 | 41 | 34.15% | -0.71 | -1.43 |
| Dec-02 | | | | | 14 | 48 | 29.17% | | |
| Jan-03 | | | | | 22 | 48 | 45.83% | | |
| Feb-03 | 0 | 2 | 0.00% | 0.00% | 15 | 45 | 33.33% | -0.98 | -1.59 |
| Mar-03 | 2 | 4 | 50.00% | 50.00% | 16 | 44 | 36.36% | 0.47 | -0.71 |
| Apr-03 | | | | | 9 | 30 | 30.00% | | |
| May-03 | | | | | 11 | 49 | 22.45% | | |
| Jun-03 | 1 | 1 | 100.00% | 0.00% | 24 | 52 | 46.15% | 0.72 | -0.56 |
| Jul-03 | | | | | 22 | 65 | 33.85% | | |
| Aug-03 | | | | | 14 | 65 | 21.54% | | |
| Sep-03 | 0 | 1 | 0.00% | 0.00% | 16 | 55 | 29.09% | -0.63 | -1.39 |

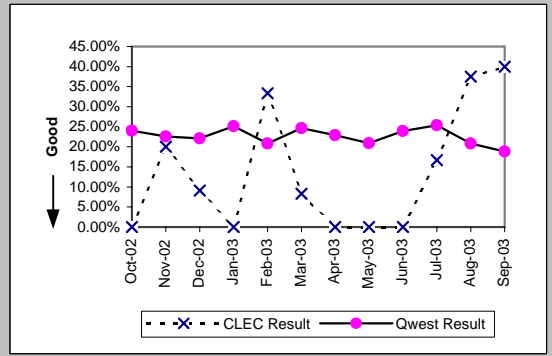


MR-10 - Customer-Related Trouble Reports (Percent)

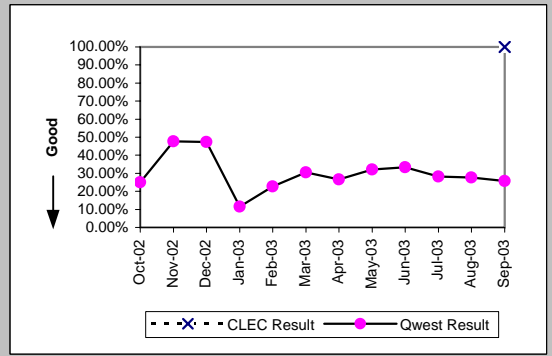
| DS0 (Diagnostic) | | | | | | | | | |
|------------------|----------|-----------|-----------|----------|-----------|------------|------------|-----------|------------|
| Date | CLEC Num | CLEC Denc | CLEC Resu | CLEC Std | Qwest Num | Qwest Denc | Qwest Resu | Mod Z Scr | Parity Scr |
| Oct-02 | 1 | 2 | 50.00% | 50.00% | 186 | 703 | 26.46% | 0.62 | -0.62 |
| Nov-02 | 0 | 1 | 0.00% | 0.00% | 283 | 882 | 32.09% | -0.69 | -1.42 |
| Dec-02 | | | | | 287 | 958 | 29.96% | | |
| Jan-03 | 0 | 2 | 0.00% | 0.00% | 258 | 827 | 31.20% | -0.95 | -1.58 |
| Feb-03 | 0 | 2 | 0.00% | 0.00% | 248 | 840 | 29.52% | -0.91 | -1.56 |
| Mar-03 | 0 | 4 | 0.00% | 0.00% | 265 | 815 | 32.52% | -1.38 | -1.84 |
| Apr-03 | 1 | 2 | 50.00% | 50.00% | 242 | 767 | 31.55% | 0.47 | -0.71 |
| May-03 | 1 | 3 | 33.33% | 47.14% | 177 | 664 | 26.66% | 0.26 | -0.84 |
| Jun-03 | 1 | 4 | 25.00% | 43.30% | 228 | 810 | 28.15% | -0.14 | -1.08 |
| Jul-03 | | | | | 233 | 766 | 30.42% | | |
| Aug-03 | 0 | 2 | 0.00% | 0.00% | 216 | 797 | 27.10% | -0.86 | -1.52 |
| Sep-03 | 0 | 1 | 0.00% | 0.00% | 269 | 946 | 28.44% | -0.63 | -1.38 |



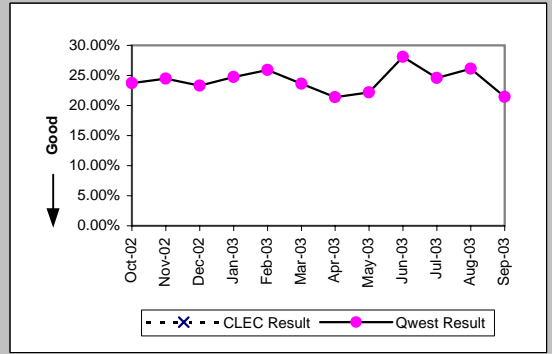
| DS1 (Diagnostic) | | | | | | | | | |
|------------------|----------|-----------|-----------|----------|-----------|------------|------------|-----------|------------|
| Date | CLEC Num | CLEC Denc | CLEC Resu | CLEC Std | Qwest Num | Qwest Denc | Qwest Resu | Mod Z Scr | Parity Scr |
| Oct-02 | 0 | 6 | 0.00% | 0.00% | 171 | 712 | 24.02% | -1.37 | -1.83 |
| Nov-02 | 1 | 5 | 20.00% | 40.00% | 206 | 911 | 22.61% | -0.14 | -1.08 |
| Dec-02 | 1 | 11 | 9.09% | 28.75% | 206 | 931 | 22.13% | -1.04 | -1.63 |
| Jan-03 | 0 | 3 | 0.00% | 0.00% | 217 | 863 | 25.14% | -1 | -1.61 |
| Feb-03 | 1 | 3 | 33.33% | 47.14% | 161 | 772 | 20.85% | 0.49 | -0.7 |
| Mar-03 | 1 | 12 | 8.33% | 27.64% | 196 | 794 | 24.69% | -1.3 | -1.79 |
| Apr-03 | 0 | 11 | 0.00% | 0.00% | 183 | 798 | 22.93% | -1.8 | -2.09 |
| May-03 | 0 | 3 | 0.00% | 0.00% | 142 | 680 | 20.88% | -0.89 | -1.54 |
| Jun-03 | 0 | 8 | 0.00% | 0.00% | 210 | 877 | 23.95% | -1.58 | -1.96 |
| Jul-03 | 2 | 12 | 16.67% | 37.27% | 215 | 847 | 25.38% | -0.69 | -1.42 |
| Aug-03 | 3 | 8 | 37.50% | 48.41% | 204 | 981 | 20.80% | 1.08 | -0.35 |
| Sep-03 | 2 | 5 | 40.00% | 48.99% | 196 | 1043 | 18.79% | 1.07 | -0.35 |



| DS3 (Diagnostic) | | | | | | | | | |
|------------------|----------|-----------|-----------|----------|-----------|------------|------------|-----------|------------|
| Date | CLEC Num | CLEC Denc | CLEC Resu | CLEC Std | Qwest Num | Qwest Denc | Qwest Resu | Mod Z Scr | Parity Scr |
| Oct-02 | | | | | 8 | 32 | 25.00% | | |
| Nov-02 | | | | | 10 | 21 | 47.62% | | |
| Dec-02 | | | | | 9 | 19 | 47.37% | | |
| Jan-03 | | | | | 3 | 26 | 11.54% | | |
| Feb-03 | | | | | 5 | 22 | 22.73% | | |
| Mar-03 | | | | | 7 | 23 | 30.43% | | |
| Apr-03 | | | | | 12 | 45 | 26.67% | | |
| May-03 | | | | | 9 | 28 | 32.14% | | |
| Jun-03 | | | | | 7 | 21 | 33.33% | | |
| Jul-03 | | | | | 9 | 32 | 28.13% | | |
| Aug-03 | | | | | 8 | 29 | 27.59% | | |
| Sep-03 | 1 | 1 | 100.00% | 0.00% | 9 | 35 | 25.71% | 1.11 | -0.32 |

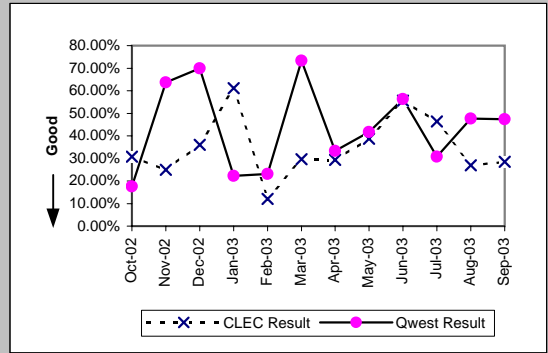


| Frame Relay (Diagnostic) | | | | | | | | | |
|--------------------------|----------|-----------|-----------|----------|-----------|------------|------------|-----------|------------|
| Date | CLEC Num | CLEC Denc | CLEC Resu | CLEC Std | Qwest Num | Qwest Denc | Qwest Resu | Mod Z Scr | Parity Scr |
| Oct-02 | | | | | 41 | 173 | 23.70% | | |
| Nov-02 | | | | | 46 | 188 | 24.47% | | |
| Dec-02 | | | | | 48 | 206 | 23.30% | | |
| Jan-03 | | | | | 51 | 206 | 24.76% | | |
| Feb-03 | | | | | 35 | 135 | 25.93% | | |
| Mar-03 | | | | | 34 | 144 | 23.61% | | |
| Apr-03 | | | | | 34 | 159 | 21.38% | | |
| May-03 | | | | | 39 | 176 | 22.16% | | |
| Jun-03 | | | | | 55 | 196 | 28.06% | | |
| Jul-03 | | | | | 42 | 171 | 24.56% | | |
| Aug-03 | | | | | 52 | 199 | 26.13% | | |
| Sep-03 | | | | | 47 | 219 | 21.46% | | |

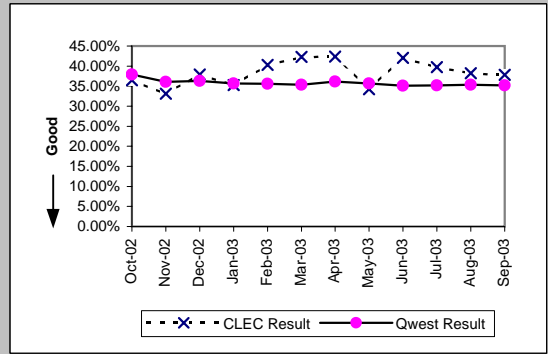


MR-10 - Customer-Related Trouble Reports (Percent)

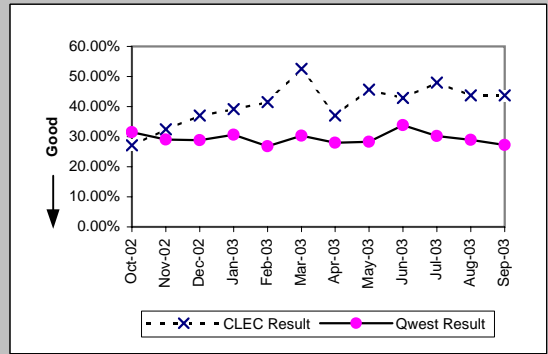
| LIS Trunk (Diagnostic) | | | | | | | | | | |
|------------------------|----------|-----------|-----------|----------|-----------|------------|------------|-----------|------------|--|
| Date | CLEC Num | CLEC Dend | CLEC Resu | CLEC Std | Qwest Num | Qwest Dend | Qwest Resu | Mod Z Scr | Parity Scr | |
| Oct-02 | 4 | 13 | 30.77% | 46.15% | 3 | 17 | 17.65% | 0.78 | -0.53 | |
| Nov-02 | 3 | 12 | 25.00% | 43.30% | 7 | 11 | 63.64% | -1.92 | -2.17 | |
| Dec-02 | 9 | 25 | 36.00% | 48.00% | 7 | 10 | 70.00% | -1.98 | -2.21 | |
| Jan-03 | 11 | 18 | 61.11% | 48.75% | 4 | 18 | 22.22% | 2.22 | 0.35 | |
| Feb-03 | 6 | 50 | 12.00% | 32.50% | 3 | 13 | 23.08% | -0.84 | -1.51 | |
| Mar-03 | 8 | 27 | 29.63% | 45.66% | 22 | 30 | 73.33% | -3.73 | -3.26 | |
| Apr-03 | 5 | 17 | 29.41% | 45.56% | 4 | 12 | 33.33% | -0.22 | -1.13 | |
| May-03 | 12 | 31 | 38.71% | 48.71% | 10 | 24 | 41.67% | -0.22 | -1.13 | |
| Jun-03 | 10 | 18 | 55.56% | 49.69% | 9 | 16 | 56.25% | -0.04 | -1.02 | |
| Jul-03 | 13 | 28 | 46.43% | 49.87% | 4 | 13 | 30.77% | 0.89 | -0.46 | |
| Aug-03 | 7 | 26 | 26.92% | 44.36% | 10 | 21 | 47.62% | -1.41 | -1.86 | |
| Sep-03 | 8 | 28 | 28.57% | 45.18% | 9 | 19 | 47.37% | -1.27 | -1.77 | |



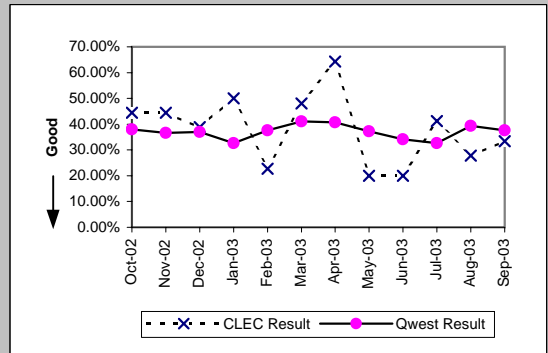
| UNE - P (POTS) (Diagnostic) | | | | | | | | | | |
|-----------------------------|----------|-----------|-----------|----------|-----------|------------|------------|-----------|------------|--|
| Date | CLEC Num | CLEC Dend | CLEC Resu | CLEC Std | Qwest Num | Qwest Dend | Qwest Resu | Mod Z Scr | Parity Scr | |
| Oct-02 | 100 | 274 | 36.50% | 48.14% | 12465 | 32924 | 37.86% | -0.46 | -1.28 | |
| Nov-02 | 95 | 287 | 33.10% | 47.06% | 12308 | 34105 | 36.09% | -1.05 | -1.64 | |
| Dec-02 | 88 | 232 | 37.93% | 48.52% | 13523 | 37212 | 36.34% | 0.51 | -0.69 | |
| Jan-03 | 105 | 298 | 35.23% | 47.77% | 14052 | 39430 | 35.64% | -0.14 | -1.09 | |
| Feb-03 | 135 | 335 | 40.30% | 49.05% | 11021 | 31000 | 35.55% | 1.79 | 0.09 | |
| Mar-03 | 143 | 338 | 42.31% | 49.40% | 11066 | 31343 | 35.31% | 2.65 | 0.61 | |
| Apr-03 | 153 | 361 | 42.38% | 49.42% | 10332 | 28573 | 36.16% | 2.42 | 0.47 | |
| May-03 | 126 | 368 | 34.24% | 47.45% | 10013 | 28045 | 35.70% | -0.58 | -1.35 | |
| Jun-03 | 132 | 314 | 42.04% | 49.36% | 10252 | 29202 | 35.11% | 2.53 | 0.54 | |
| Jul-03 | 131 | 330 | 39.70% | 48.93% | 10812 | 30710 | 35.21% | 1.69 | 0.03 | |
| Aug-03 | 122 | 319 | 38.24% | 48.60% | 10895 | 30792 | 35.38% | 1.06 | -0.35 | |
| Sep-03 | 112 | 296 | 37.84% | 48.50% | 11130 | 31607 | 35.21% | 0.94 | -0.43 | |



| UNE P (Centrex) (Diagnostic) | | | | | | | | | | |
|------------------------------|----------|-----------|-----------|----------|-----------|------------|------------|-----------|------------|--|
| Date | CLEC Num | CLEC Dend | CLEC Resu | CLEC Std | Qwest Num | Qwest Dend | Qwest Resu | Mod Z Scr | Parity Scr | |
| Oct-02 | 13 | 48 | 27.08% | 44.44% | 123 | 391 | 31.46% | -0.62 | -1.37 | |
| Nov-02 | 12 | 37 | 32.43% | 46.81% | 89 | 307 | 28.99% | 0.44 | -0.73 | |
| Dec-02 | 20 | 54 | 37.04% | 48.29% | 87 | 302 | 28.81% | 1.2 | -0.27 | |
| Jan-03 | 27 | 69 | 39.13% | 48.80% | 112 | 366 | 30.60% | 1.38 | -0.16 | |
| Feb-03 | 22 | 53 | 41.51% | 49.27% | 80 | 299 | 26.76% | 2.12 | 0.29 | |
| Mar-03 | 31 | 59 | 52.54% | 49.94% | 94 | 310 | 30.32% | 3.22 | 0.96 | |
| Apr-03 | 20 | 54 | 37.04% | 48.29% | 88 | 315 | 27.94% | 1.34 | -0.19 | |
| May-03 | 26 | 57 | 45.61% | 49.81% | 79 | 279 | 28.32% | 2.5 | 0.52 | |
| Jun-03 | 18 | 42 | 42.86% | 49.49% | 120 | 355 | 33.80% | 1.15 | -0.3 | |
| Jul-03 | 24 | 50 | 48.00% | 49.96% | 97 | 321 | 30.22% | 2.43 | 0.48 | |
| Aug-03 | 28 | 64 | 43.75% | 49.61% | 84 | 290 | 28.97% | 2.25 | 0.37 | |
| Sep-03 | 21 | 48 | 43.75% | 49.61% | 81 | 297 | 27.27% | 2.25 | 0.37 | |

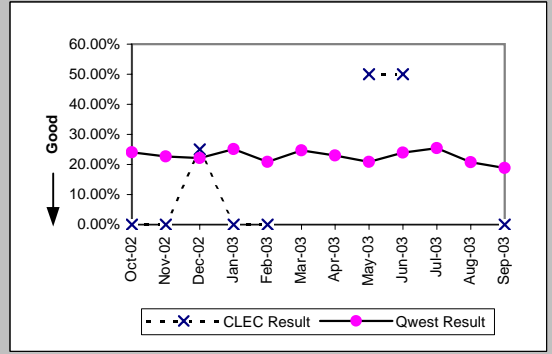


| UNE P (Centrex 21) (Diagnostic) | | | | | | | | | | |
|---------------------------------|----------|-----------|-----------|----------|-----------|------------|------------|-----------|------------|--|
| Date | CLEC Num | CLEC Dend | CLEC Resu | CLEC Std | Qwest Num | Qwest Dend | Qwest Resu | Mod Z Scr | Parity Scr | |
| Oct-02 | 8 | 18 | 44.44% | 49.69% | 198 | 521 | 38.00% | 0.55 | -0.67 | |
| Nov-02 | 12 | 27 | 44.44% | 49.69% | 166 | 454 | 36.56% | 0.82 | -0.5 | |
| Dec-02 | 7 | 18 | 38.89% | 48.75% | 151 | 408 | 37.01% | 0.17 | -0.9 | |
| Jan-03 | 11 | 22 | 50.00% | 50.00% | 153 | 468 | 32.69% | 1.63 | -0.01 | |
| Feb-03 | 5 | 22 | 22.73% | 41.91% | 163 | 433 | 37.64% | -1.41 | -1.86 | |
| Mar-03 | 12 | 25 | 48.00% | 49.96% | 170 | 414 | 41.06% | 0.68 | -0.59 | |
| Apr-03 | 9 | 14 | 64.29% | 47.92% | 168 | 413 | 40.68% | 1.72 | 0.05 | |
| May-03 | 3 | 15 | 20.00% | 40.00% | 151 | 405 | 37.28% | -1.36 | -1.83 | |
| Jun-03 | 2 | 10 | 20.00% | 40.00% | 151 | 442 | 34.16% | -0.93 | -1.57 | |
| Jul-03 | 7 | 17 | 41.18% | 49.22% | 135 | 414 | 32.61% | 0.73 | -0.56 | |
| Aug-03 | 5 | 18 | 27.78% | 44.79% | 156 | 396 | 39.39% | -0.99 | -1.6 | |
| Sep-03 | 4 | 12 | 33.33% | 47.14% | 150 | 399 | 37.59% | -0.3 | -1.18 | |

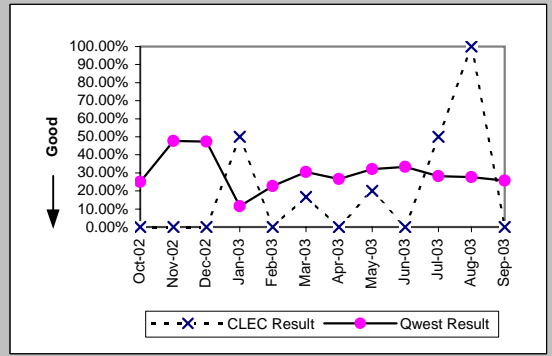


MR-10 - Customer-Related Trouble Reports (Percent)

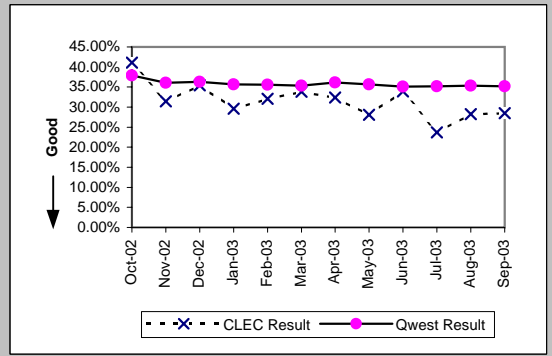
| UDIT DS1 (Diagnostic) | | | | | | | | | |
|-----------------------|----------|-----------|-----------|----------|-----------|------------|------------|-----------|------------|
| Date | CLEC Num | CLEC Denc | CLEC Resu | CLEC Std | Qwest Num | Qwest Denc | Qwest Resu | Mod Z Scr | Parity Scr |
| Oct-02 | 0 | 1 | 0.00% | 0.00% | 171 | 712 | 24.02% | -0.56 | -1.34 |
| Nov-02 | 0 | 2 | 0.00% | 0.00% | 206 | 911 | 22.61% | -0.76 | -1.46 |
| Dec-02 | 1 | 4 | 25.00% | 43.30% | 206 | 931 | 22.13% | 0.18 | -0.89 |
| Jan-03 | 0 | 1 | 0.00% | 0.00% | 217 | 863 | 25.14% | -0.58 | -1.35 |
| Feb-03 | 0 | 2 | 0.00% | 0.00% | 161 | 772 | 20.85% | -0.73 | -1.44 |
| Mar-03 | | | | | 196 | 794 | 24.69% | | |
| Apr-03 | | | | | 183 | 798 | 22.93% | | |
| May-03 | 2 | 4 | 50.00% | 50.00% | 142 | 680 | 20.88% | 1.22 | -0.26 |
| Jun-03 | 1 | 2 | 50.00% | 50.00% | 210 | 877 | 23.95% | 0.7 | -0.57 |
| Jul-03 | | | | | 215 | 847 | 25.38% | | |
| Aug-03 | | | | | 204 | 981 | 20.80% | | |
| Sep-03 | 0 | 3 | 0.00% | 0.00% | 196 | 1043 | 18.79% | -0.83 | -1.51 |



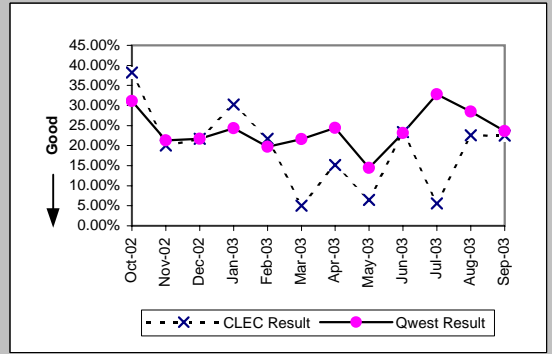
| UDIT Above DS1 Level (Diagnostic) | | | | | | | | | |
|-----------------------------------|----------|-----------|-----------|----------|-----------|------------|------------|-----------|------------|
| Date | CLEC Num | CLEC Denc | CLEC Resu | CLEC Std | Qwest Num | Qwest Denc | Qwest Resu | Mod Z Scr | Parity Scr |
| Oct-02 | 0 | 3 | 0.00% | 0.00% | 8 | 32 | 25.00% | -0.96 | -1.58 |
| Nov-02 | 0 | 3 | 0.00% | 0.00% | 10 | 21 | 47.62% | -1.54 | -1.94 |
| Dec-02 | 0 | 2 | 0.00% | 0.00% | 9 | 19 | 47.37% | -1.28 | -1.78 |
| Jan-03 | 1 | 2 | 50.00% | 50.00% | 3 | 26 | 11.54% | 1.09 | -0.34 |
| Feb-03 | 0 | 2 | 0.00% | 0.00% | 5 | 22 | 22.73% | -0.73 | -1.45 |
| Mar-03 | 1 | 6 | 16.67% | 37.27% | 7 | 23 | 30.43% | -0.65 | -1.4 |
| Apr-03 | 0 | 1 | 0.00% | 0.00% | 12 | 45 | 26.67% | -0.6 | -1.36 |
| May-03 | 1 | 5 | 20.00% | 40.00% | 9 | 28 | 32.14% | -0.54 | -1.33 |
| Jun-03 | 0 | 2 | 0.00% | 0.00% | 7 | 21 | 33.33% | -0.96 | -1.58 |
| Jul-03 | 1 | 2 | 50.00% | 50.00% | 9 | 32 | 28.13% | 0.51 | -0.69 |
| Aug-03 | 1 | 1 | 100.00% | 0.00% | 8 | 29 | 27.59% | 1.06 | -0.35 |
| Sep-03 | 0 | 1 | 0.00% | 0.00% | 9 | 35 | 25.71% | -0.58 | -1.35 |



| Unbundled Loop Analog (Diagnostic) | | | | | | | | | |
|------------------------------------|----------|-----------|-----------|----------|-----------|------------|------------|-----------|------------|
| Date | CLEC Num | CLEC Denc | CLEC Resu | CLEC Std | Qwest Num | Qwest Denc | Qwest Resu | Mod Z Scr | Parity Scr |
| Oct-02 | 115 | 280 | 41.07% | 49.20% | 12465 | 32924 | 37.86% | 1.1 | -0.33 |
| Nov-02 | 122 | 388 | 31.44% | 46.43% | 12308 | 34105 | 36.09% | -1.89 | -2.15 |
| Dec-02 | 108 | 305 | 35.41% | 47.82% | 13523 | 37212 | 36.34% | -0.34 | -1.2 |
| Jan-03 | 115 | 388 | 29.64% | 45.67% | 14052 | 39430 | 35.64% | -2.46 | -2.49 |
| Feb-03 | 111 | 346 | 32.08% | 46.68% | 11021 | 31000 | 35.55% | -1.34 | -1.82 |
| Mar-03 | 114 | 337 | 33.83% | 47.31% | 11066 | 31343 | 35.31% | -0.56 | -1.34 |
| Apr-03 | 81 | 250 | 32.40% | 46.80% | 10332 | 28573 | 36.16% | -1.23 | -1.75 |
| May-03 | 86 | 306 | 28.10% | 44.95% | 10013 | 28045 | 35.70% | -2.76 | -2.68 |
| Jun-03 | 116 | 342 | 33.92% | 47.34% | 10252 | 29202 | 35.11% | -0.46 | -1.28 |
| Jul-03 | 79 | 333 | 23.72% | 42.54% | 10812 | 30710 | 35.21% | -4.36 | -3.65 |
| Aug-03 | 83 | 294 | 28.23% | 45.01% | 10895 | 30792 | 35.38% | -2.55 | -2.55 |
| Sep-03 | 83 | 291 | 28.52% | 45.15% | 11130 | 31607 | 35.21% | -2.38 | -2.45 |



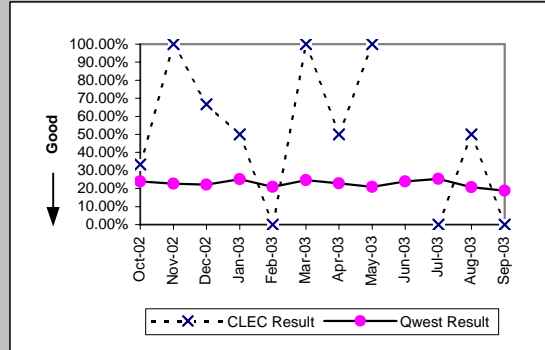
| Unbundled Loop - 2 Wire Non-Loaded (Diagnostic) | | | | | | | | | |
|---|----------|-----------|-----------|----------|-----------|------------|------------|-----------|------------|
| Date | CLEC Num | CLEC Denc | CLEC Resu | CLEC Std | Qwest Num | Qwest Denc | Qwest Resu | Mod Z Scr | Parity Scr |
| Oct-02 | 13 | 34 | 38.24% | 48.60% | 56 | 180 | 31.11% | 0.81 | -0.51 |
| Nov-02 | 8 | 40 | 20.00% | 40.00% | 45 | 211 | 21.33% | -0.19 | -1.11 |
| Dec-02 | 5 | 23 | 21.74% | 41.25% | 56 | 258 | 21.71% | 0.03 | -0.98 |
| Jan-03 | 13 | 43 | 30.23% | 45.93% | 57 | 234 | 24.36% | 0.81 | -0.51 |
| Feb-03 | 5 | 23 | 21.74% | 41.25% | 49 | 249 | 19.68% | 0.26 | -0.84 |
| Mar-03 | 1 | 20 | 5.00% | 21.79% | 60 | 278 | 21.58% | -1.74 | -2.06 |
| Apr-03 | 5 | 33 | 15.15% | 35.86% | 51 | 209 | 24.40% | -1.15 | -1.7 |
| May-03 | 2 | 31 | 6.45% | 24.57% | 24 | 166 | 14.46% | -1.16 | -1.71 |
| Jun-03 | 11 | 47 | 23.40% | 42.34% | 44 | 190 | 23.16% | 0.05 | -0.97 |
| Jul-03 | 2 | 36 | 5.56% | 22.91% | 65 | 198 | 32.83% | -3.21 | -2.95 |
| Aug-03 | 7 | 31 | 22.58% | 41.81% | 71 | 249 | 28.51% | -0.69 | -1.42 |
| Sep-03 | 9 | 40 | 22.50% | 41.76% | 47 | 199 | 23.62% | -0.15 | -1.09 |



MR-10 - Customer-Related Trouble Reports (Percent)

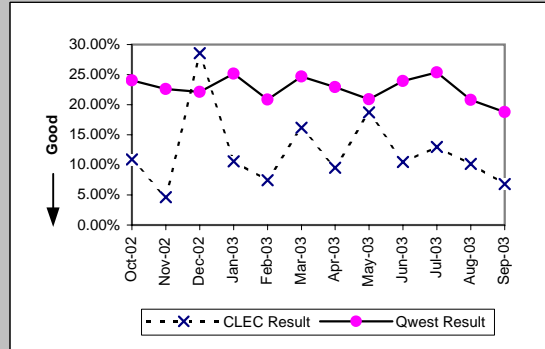
Unbundled Loop - 4 Wire Non-Loaded (Diagnostic)

| Date | CLEC Num | CLEC Denc | CLEC Resu | CLEC Std | Qwest Num | Qwest Denc | Qwest Resu | Mod Z Scr | Parity Scr |
|--------|----------|-----------|-----------|----------|-----------|------------|------------|-----------|------------|
| Oct-02 | 1 | 3 | 33.33% | 47.14% | 171 | 712 | 24.02% | 0.36 | -0.78 |
| Nov-02 | 1 | 1 | 100.00% | 0.00% | 206 | 911 | 22.61% | 1.21 | -0.26 |
| Dec-02 | 2 | 3 | 66.67% | 47.14% | 206 | 931 | 22.13% | 1.5 | -0.09 |
| Jan-03 | 1 | 2 | 50.00% | 50.00% | 217 | 863 | 25.14% | 0.66 | -0.6 |
| Feb-03 | 0 | 2 | 0.00% | 0.00% | 161 | 772 | 20.85% | -0.73 | -1.44 |
| Mar-03 | 3 | 3 | 100.00% | 0.00% | 196 | 794 | 24.69% | 2.46 | 0.5 |
| Apr-03 | 1 | 2 | 50.00% | 50.00% | 183 | 798 | 22.93% | 0.74 | -0.55 |
| May-03 | 1 | 1 | 100.00% | 0.00% | 142 | 680 | 20.88% | 1.26 | -0.23 |
| Jun-03 | | | | | 210 | 877 | 23.95% | | |
| Jul-03 | 0 | 1 | 0.00% | 0.00% | 215 | 847 | 25.38% | -0.58 | -1.35 |
| Aug-03 | 3 | 6 | 50.00% | 50.00% | 204 | 981 | 20.80% | 1.53 | -0.07 |
| Sep-03 | 0 | 1 | 0.00% | 0.00% | 196 | 1043 | 18.79% | -0.48 | -1.29 |



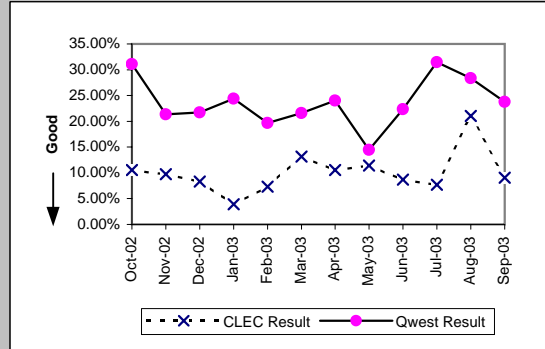
Unbundled Loop - DS1 Capable (Diagnostic)

| Date | CLEC Num | CLEC Denc | CLEC Resu | CLEC Std | Qwest Num | Qwest Denc | Qwest Resu | Mod Z Scr | Parity Scr |
|--------|----------|-----------|-----------|----------|-----------|------------|------------|-----------|------------|
| Oct-02 | 6 | 55 | 10.91% | 31.18% | 171 | 712 | 24.02% | -2.19 | -2.33 |
| Nov-02 | 3 | 65 | 4.62% | 20.98% | 206 | 911 | 22.61% | -3.35 | -3.04 |
| Dec-02 | 26 | 91 | 28.57% | 45.18% | 206 | 931 | 22.13% | 1.38 | -0.16 |
| Jan-03 | 7 | 66 | 10.61% | 30.79% | 217 | 863 | 25.14% | -2.62 | -2.6 |
| Feb-03 | 5 | 67 | 7.46% | 26.28% | 161 | 772 | 20.85% | -2.59 | -2.57 |
| Mar-03 | 11 | 68 | 16.18% | 36.82% | 196 | 794 | 24.69% | -1.56 | -1.95 |
| Apr-03 | 8 | 84 | 9.52% | 29.35% | 183 | 798 | 22.93% | -2.78 | -2.69 |
| May-03 | 15 | 80 | 18.75% | 39.03% | 142 | 680 | 20.88% | -0.44 | -1.27 |
| Jun-03 | 11 | 105 | 10.48% | 30.62% | 210 | 877 | 23.95% | -3.06 | -2.86 |
| Jul-03 | 13 | 100 | 13.00% | 33.63% | 215 | 847 | 25.38% | -2.69 | -2.64 |
| Aug-03 | 11 | 108 | 10.19% | 30.25% | 204 | 981 | 20.80% | -2.58 | -2.57 |
| Sep-03 | 6 | 88 | 6.82% | 25.21% | 196 | 1043 | 18.79% | -2.76 | -2.68 |



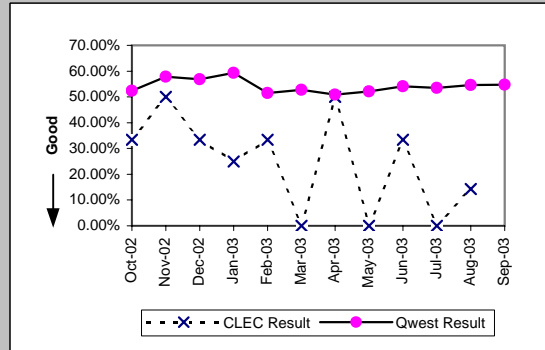
Unbundled Loop ISDN Capable (Diagnostic)

| Date | CLEC Num | CLEC Denc | CLEC Resu | CLEC Std | Qwest Num | Qwest Denc | Qwest Resu | Mod Z Scr | Parity Scr |
|--------|----------|-----------|-----------|----------|-----------|------------|------------|-----------|------------|
| Oct-02 | 4 | 38 | 10.53% | 30.69% | 56 | 180 | 31.11% | -2.49 | -2.51 |
| Nov-02 | 4 | 41 | 9.76% | 29.67% | 45 | 211 | 21.33% | -1.66 | -2.01 |
| Dec-02 | 4 | 48 | 8.33% | 27.64% | 56 | 258 | 21.71% | -2.06 | -2.25 |
| Jan-03 | 2 | 51 | 3.92% | 19.41% | 57 | 234 | 24.36% | -3.08 | -2.87 |
| Feb-03 | 3 | 41 | 7.32% | 26.04% | 49 | 249 | 19.68% | -1.84 | -2.12 |
| Mar-03 | 5 | 38 | 13.16% | 33.80% | 60 | 278 | 21.58% | -1.18 | -1.72 |
| Apr-03 | 4 | 38 | 10.53% | 30.69% | 50 | 208 | 24.04% | -1.79 | -2.09 |
| May-03 | 4 | 35 | 11.43% | 31.82% | 24 | 166 | 14.46% | -0.46 | -1.28 |
| Jun-03 | 4 | 46 | 8.70% | 28.18% | 42 | 188 | 22.34% | -1.99 | -2.21 |
| Jul-03 | 2 | 26 | 7.69% | 26.65% | 61 | 194 | 31.44% | -2.45 | -2.49 |
| Aug-03 | 8 | 38 | 21.05% | 40.77% | 70 | 247 | 28.34% | -0.93 | -1.56 |
| Sep-03 | 3 | 33 | 9.09% | 28.75% | 47 | 198 | 23.74% | -1.83 | -2.11 |



Unbundled Loop - ADSL Qualified (Diagnostic)

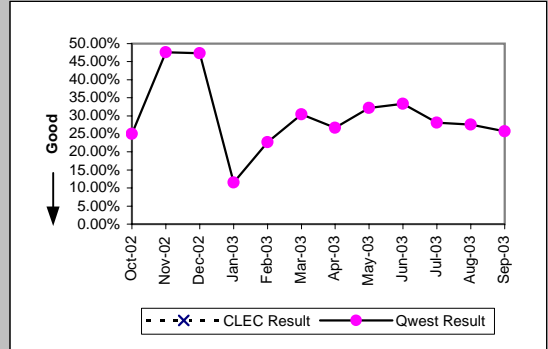
| Date | CLEC Num | CLEC Denc | CLEC Resu | CLEC Std | Qwest Num | Qwest Denc | Qwest Resu | Mod Z Scr | Parity Scr |
|--------|----------|-----------|-----------|----------|-----------|------------|------------|-----------|------------|
| Oct-02 | 1 | 3 | 33.33% | 47.14% | 426 | 813 | 52.40% | -0.66 | -1.4 |
| Nov-02 | 2 | 4 | 50.00% | 50.00% | 588 | 1016 | 57.87% | -0.32 | -1.19 |
| Dec-02 | 1 | 3 | 33.33% | 47.14% | 565 | 993 | 56.90% | -0.82 | -1.5 |
| Jan-03 | 1 | 4 | 25.00% | 43.30% | 699 | 1179 | 59.29% | -1.39 | -1.85 |
| Feb-03 | 1 | 3 | 33.33% | 47.14% | 2167 | 4208 | 51.50% | -0.63 | -1.38 |
| Mar-03 | 0 | 1 | 0.00% | 0.00% | 2265 | 4294 | 52.75% | -1.06 | -1.64 |
| Apr-03 | 1 | 2 | 50.00% | 50.00% | 2366 | 4644 | 50.95% | -0.03 | -1.02 |
| May-03 | 0 | 6 | 0.00% | 0.00% | 2330 | 4469 | 52.14% | -2.55 | -2.55 |
| Jun-03 | 2 | 6 | 33.33% | 47.14% | 2125 | 3924 | 54.15% | -1.02 | -1.62 |
| Jul-03 | 0 | 5 | 0.00% | 0.00% | 2338 | 4375 | 53.44% | -2.39 | -2.46 |
| Aug-03 | 1 | 7 | 14.29% | 34.99% | 2432 | 4456 | 54.58% | -2.14 | -2.3 |
| Sep-03 | | | | | 2843 | 5191 | 54.77% | | |



MR-10 - Customer-Related Trouble Reports (Percent)

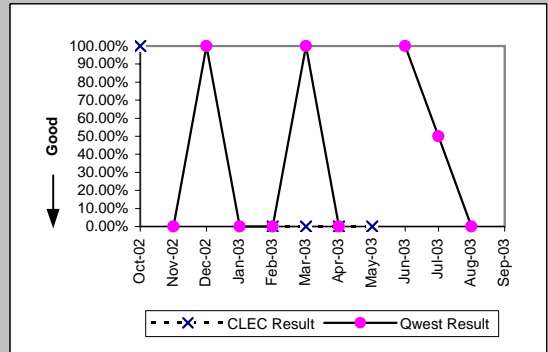
Unbundled Loop - DS3 Capable (Diagnostic)

| Date | CLEC Num | CLEC Denc | CLEC Resu | CLEC Std | Qwest Num | Qwest Denc | Qwest Resu | Mod Z Scr | Parity Scr |
|--------|----------|-----------|-----------|----------|-----------|------------|------------|-----------|------------|
| Oct-02 | | | | | 8 | 32 | 25.00% | | |
| Nov-02 | | | | | 10 | 21 | 47.62% | | |
| Dec-02 | | | | | 9 | 19 | 47.37% | | |
| Jan-03 | | | | | 3 | 26 | 11.54% | | |
| Feb-03 | | | | | 5 | 22 | 22.73% | | |
| Mar-03 | | | | | 7 | 23 | 30.43% | | |
| Apr-03 | | | | | 12 | 45 | 26.67% | | |
| May-03 | | | | | 9 | 28 | 32.14% | | |
| Jun-03 | | | | | 7 | 21 | 33.33% | | |
| Jul-03 | | | | | 9 | 32 | 28.13% | | |
| Aug-03 | | | | | 8 | 29 | 27.59% | | |
| Sep-03 | | | | | 9 | 35 | 25.71% | | |



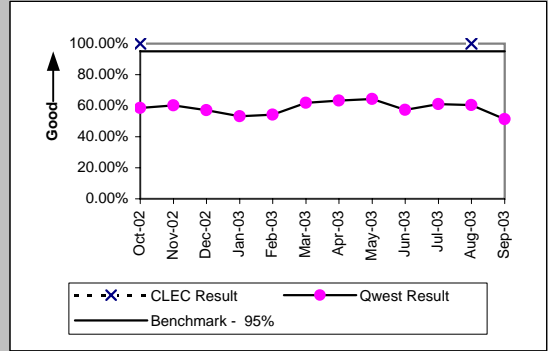
E911 (Diagnostic)

| Date | CLEC Num | CLEC Denc | CLEC Resu | CLEC Std | Qwest Num | Qwest Denc | Qwest Resu | Mod Z Scr | Parity Scr |
|--------|----------|-----------|-----------|----------|-----------|------------|------------|-----------|------------|
| Oct-02 | 1 | 1 | 100.00% | 0.00% | | | | | |
| Nov-02 | | | | | 0 | 1 | 0.00% | | |
| Dec-02 | | | | | 1 | 1 | 100.00% | | |
| Jan-03 | | | | | 0 | 4 | 0.00% | | |
| Feb-03 | 0 | 1 | 0.00% | 0.00% | 0 | 1 | 0.00% | N/A | N/A |
| Mar-03 | 0 | 1 | 0.00% | 0.00% | 1 | 1 | 100.00% | N/A | N/A |
| Apr-03 | 0 | 1 | 0.00% | 0.00% | 0 | 1 | 0.00% | N/A | N/A |
| May-03 | 0 | 1 | 0.00% | 0.00% | | | | | |
| Jun-03 | | | | | 1 | 1 | 100.00% | | |
| Jul-03 | | | | | 1 | 2 | 50.00% | | |
| Aug-03 | | | | | 0 | 1 | 0.00% | | |
| Sep-03 | | | | | | | | | |

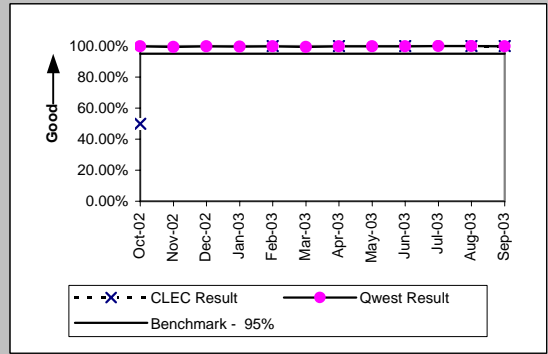


MR-11 - LNP Trouble Reports Cleared

| LNP Trouble Reports Cleared within 4 Hours (Percent) (MR-11A) (Benchmark) | | | | | | | | | | |
|---|----------|-----------|-----------|----------|-----------|------------|------------|-----------|------------|--|
| Date | CLEC Num | CLEC Denc | CLEC Resu | CLEC Std | Qwest Num | Qwest Denc | Qwest Resu | Mod Z Scr | Parity Scr | |
| Oct-02 | 1 | 1 | 100.00% | 0.00% | 1312 | 2241 | 58.55% | -0.84 | -1.51 | |
| Nov-02 | | | | | 1216 | 2022 | 60.14% | | | |
| Dec-02 | | | | | 1138 | 1989 | 57.21% | | | |
| Jan-03 | | | | | 1012 | 1905 | 53.12% | | | |
| Feb-03 | | | | | 966 | 1781 | 54.24% | | | |
| Mar-03 | | | | | 1147 | 1853 | 61.90% | | | |
| Apr-03 | | | | | 1020 | 1610 | 63.35% | | | |
| May-03 | | | | | 1044 | 1624 | 64.29% | | | |
| Jun-03 | | | | | 908 | 1582 | 57.40% | | | |
| Jul-03 | | | | | 1144 | 1872 | 61.11% | | | |
| Aug-03 | 1 | 1 | 100.00% | 0.00% | 1103 | 1824 | 60.47% | -0.81 | -1.49 | |
| Sep-03 | | | | | 1104 | 2151 | 51.33% | | | |

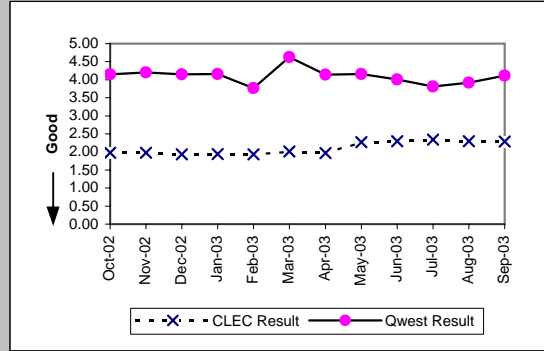


| LNP Trouble Reports Cleared within 48 Hours - All Volumes (Percent) (MR-11B) (Benchmark) | | | | | | | | | | |
|--|----------|-----------|-----------|----------|-----------|------------|------------|-----------|------------|--|
| Date | CLEC Num | CLEC Denc | CLEC Resu | CLEC Std | Qwest Num | Qwest Denc | Qwest Resu | Mod Z Scr | Parity Scr | |
| Oct-02 | 1 | 2 | 50.00% | 50.00% | 4720 | 4730 | 99.79% | 2.86 | 0.74 | |
| Nov-02 | | | | | 4222 | 4250 | 99.34% | | | |
| Dec-02 | | | | | 3874 | 3886 | 99.69% | | | |
| Jan-03 | | | | | 4123 | 4141 | 99.57% | | | |
| Feb-03 | 1 | 1 | 100.00% | | 3849 | 3855 | 99.84% | 0.04 | -0.98 | |
| Mar-03 | | | | | 3855 | 3878 | 99.41% | | | |
| Apr-03 | 1 | 1 | 100.00% | | 3607 | 3615 | 99.78% | 0.05 | -0.97 | |
| May-03 | | | | | 3424 | 3431 | 99.80% | | | |
| Jun-03 | 1 | 1 | 100.00% | 0.00% | 3417 | 3423 | 99.82% | -0.04 | -1.03 | |
| Jul-03 | | | | | 3845 | 3847 | 99.95% | | | |
| Aug-03 | 7 | 7 | 100.00% | 0.00% | 3814 | 3817 | 99.92% | -0.07 | -1.05 | |
| Sep-03 | 1 | 1 | 100.00% | 0.00% | 4229 | 4238 | 99.79% | -0.05 | -1.03 | |



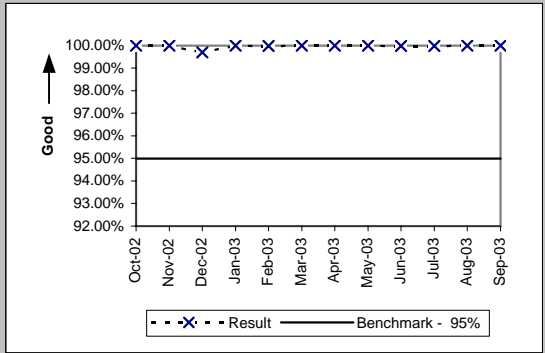
BI-1 - Time to Provide Recorded Usage Records

| Time to Provide Usage Records (Average Days) UNEs and Resale Aggregate (BI-1A) (Parity) | | | | | | | | | |
|--|----------|-----------|-----------|----------|-----------|------------|------------|-----------|------------|
| Date | CLEC Num | CLEC Dend | CLEC Resu | CLEC Std | Qwest Num | Qwest Dend | Qwest Resu | Mod Z Scr | Parity Scr |
| Oct-02 | 27468251 | 13882319 | 1.98 | 0.89 | 49109120 | 11837867 | 4.15 | -1189.79 | -724.34 |
| Nov-02 | 23044733 | 11642207 | 1.98 | 0.83 | 42533177 | 10116997 | 4.20 | -1143.17 | -696 |
| Dec-02 | 24133559 | 12533052 | 1.93 | 0.74 | 44897243 | 10813587 | 4.15 | -1262.74 | -768.69 |
| Jan-03 | 25960827 | 13354379 | 1.94 | 0.74 | 47406061 | 11397150 | 4.16 | -1309.67 | -797.22 |
| Feb-03 | 24612954 | 12727001 | 1.93 | 1.47 | 33162880 | 8804442 | 3.77 | -1019.24 | -620.65 |
| Mar-03 | 29097751 | 14464239 | 2.01 | 0.72 | 46185375 | 9967254 | 4.63 | -1319.17 | -803 |
| Apr-03 | 32846417 | 16705034 | 1.97 | 0.69 | 40874232 | 9883201 | 4.14 | -1225.42 | -746 |
| May-03 | 42150591 | 18562845 | 2.27 | 0.85 | 39203183 | 9421453 | 4.16 | -1075.6 | -654.92 |
| Jun-03 | 45619295 | 19840556 | 2.30 | 0.83 | 37687029 | 9405321 | 4.01 | -1038.38 | -632.29 |
| Jul-03 | 51488237 | 21982332 | 2.34 | 0.92 | 37210323 | 9777749 | 3.81 | -982.69 | -598.43 |
| Aug-03 | 46549498 | 20257006 | 2.30 | 0.92 | 33281812 | 8491126 | 3.92 | -951.8 | -579.65 |
| Sep-03 | 48893021 | 21382682 | 2.29 | 1.12 | 34473242 | 8388168 | 4.11 | -1050.5 | -639.66 |



BI-1 - Time to Provide Recorded Usage Records

| Time to Provide Usage Records (Percent) Jointly-provided Switched Access (BI-1B) (Benchmark) | | | | |
|---|-----------|-------------|---------|--|
| Date | Numerator | Denominator | Result | |
| Oct-02 | 1403046 | 1403050 | 100.00% | |
| Nov-02 | 1183154 | 1183173 | 100.00% | |
| Dec-02 | 1135335 | 1138756 | 99.70% | |
| Jan-03 | 1253794 | 1253860 | 99.99% | |
| Feb-03 | 1204102 | 1204234 | 99.99% | |
| Mar-03 | 1362843 | 1362939 | 99.99% | |
| Apr-03 | 1312404 | 1312488 | 99.99% | |
| May-03 | 1309233 | 1309233 | 100.00% | |
| Jun-03 | 1335347 | 1335442 | 99.99% | |
| Jul-03 | 1346446 | 1346579 | 99.99% | |
| Aug-03 | 605190 | 605191 | 100.00% | |
| Sep-03 | 640509 | 640513 | 100.00% | |



BI-1 - Time to Provide Recorded Usage Reports

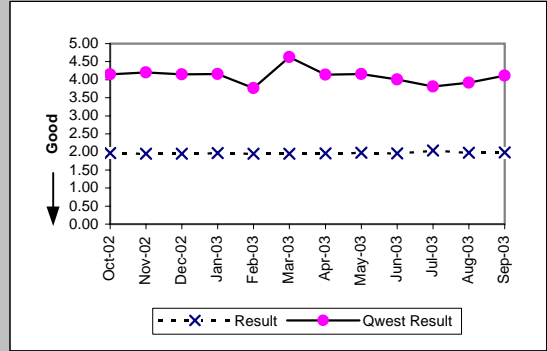
| Time to Provide Usage Records [CAT11] (Average Days) UNEs and Resale Aggregate (BI-1C-1) (Diagnostic) | | | | | | | | | |
|---|-----------|-------------|--------|----------|-----------|-----------|-----------|-----------|------------|
| Date | Numerator | Denominator | Result | CLEC Std | Qwest Num | Qwest Den | Qwest Res | Mod Z Scr | Parity Scr |
| Oct-02 | 18691727 | 9422913 | 1.98 | 0.93 | 49109120 | 11837867 | 4.15 | -1075.67 | -654.96 |
| Nov-02 | 14778303 | 7413636 | 1.99 | 0.81 | 42533177 | 10116997 | 4.20 | -1009.93 | -615 |
| Dec-02 | 14952753 | 7830144 | 1.91 | 0.63 | 44897243 | 10813587 | 4.15 | -1124.91 | -684.9 |
| Jan-03 | 14989088 | 7772545 | 1.93 | 0.54 | 47406061 | 11397150 | 4.16 | -1143.3 | -696.07 |
| Feb-03 | 13742301 | 7154761 | 1.92 | 1.83 | 33162880 | 8804442 | 3.77 | -894.04 | -544.54 |
| Mar-03 | 15665762 | 7592930 | 2.06 | 0.64 | 46185375 | 9967254 | 4.63 | -1105.23 | -672.93 |
| Apr-03 | 14605184 | 7417637 | 1.97 | 0.59 | 40874232 | 9883201 | 4.14 | -1011.02 | -615.66 |
| May-03 | 20780602 | 7764831 | 2.68 | 0.75 | 39203183 | 9421453 | 4.16 | -697.25 | -424.9 |
| Jun-03 | 21670895 | 7599129 | 2.85 | 0.53 | 37687029 | 9405321 | 4.01 | -570.13 | -347.61 |
| Jul-03 | 23052850 | 8027112 | 2.87 | 0.58 | 37210323 | 9777749 | 3.81 | -506.06 | -308.67 |
| Aug-03 | 20687329 | 7221864 | 2.86 | 0.65 | 33281812 | 8491126 | 3.92 | -500.12 | -305.05 |
| Sep-03 | 20916913 | 7297866 | 2.87 | 0.63 | 34473242 | 8388168 | 4.11 | -576.69 | -351.6 |



Per the PID, the Retail analog for BI-1C-1 is the same as BI-1A which contains only Category 10 records

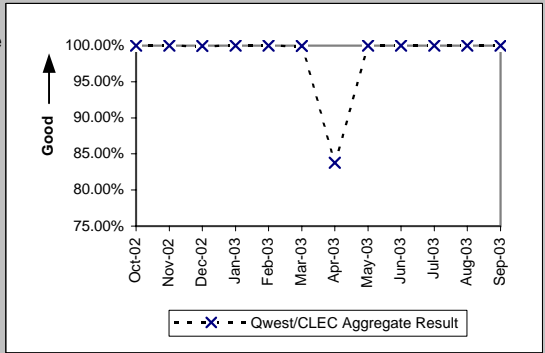
BI-1 - Time to Provide Recorded Usage Reports

| Time to Provide Usage Records [CAT10] (Average Days) UNEs and Resale Aggregate (BI-1C-2) (Diagnostic) | | | | | | | | | | |
|---|-----------|-------------|--------|----------|-----------|-----------|-----------|-----------|------------|--|
| Date | Numerator | Denominator | Result | CLEC Std | Qwest Num | Qwest Den | Qwest Res | Mod Z Scr | Parity Scr | |
| Oct-02 | 8776524 | 4459406 | 1.97 | 0.80 | 49109120 | 11837867 | 4.15 | -851.27 | -518.53 | |
| Nov-02 | 8266430 | 4228571 | 1.95 | 0.86 | 42533177 | 10116997 | 4.20 | -857.85 | -522.54 | |
| Dec-02 | 9180806 | 4702908 | 1.95 | 0.89 | 44897243 | 10813587 | 4.15 | -937.5 | -570.96 | |
| Jan-03 | 10971739 | 5581834 | 1.97 | 0.95 | 47406061 | 11397150 | 4.16 | -1012.34 | -616.46 | |
| Feb-03 | 10870653 | 5572240 | 1.95 | 0.81 | 33162880 | 8804442 | 3.77 | -817.71 | -498.13 | |
| Mar-03 | 13431989 | 6871309 | 1.95 | 0.79 | 46185375 | 9967254 | 4.63 | -1118.97 | -681.29 | |
| Apr-03 | 18241233 | 9287397 | 1.96 | 0.75 | 40874232 | 9883201 | 4.14 | -1077.14 | -655.85 | |
| May-03 | 21369989 | 10798014 | 1.98 | 0.78 | 39203183 | 9421453 | 4.16 | -1113.99 | -678.26 | |
| Jun-03 | 23948400 | 12241427 | 1.96 | 0.79 | 37687029 | 9405321 | 4.01 | -1138.45 | -693.13 | |
| Jul-03 | 28435387 | 13955220 | 2.04 | 0.95 | 37210323 | 9777749 | 3.81 | -1094.32 | -666.3 | |
| Aug-03 | 25862169 | 13035142 | 1.98 | 0.90 | 33281812 | 8491126 | 3.92 | -1053.14 | -641.27 | |
| Sep-03 | 27976108 | 14084816 | 1.99 | 1.20 | 34473242 | 8388168 | 4.11 | -1142.95 | -695.86 | |



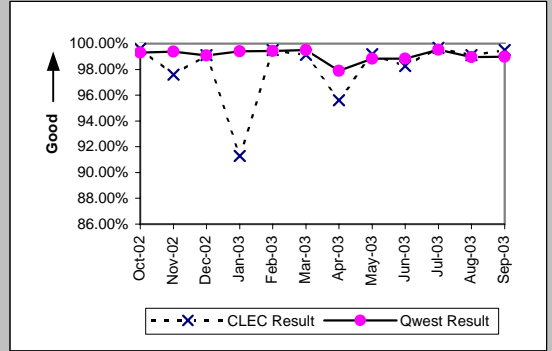
BI-2 - Invoices Delivered within 10 Days

| Invoices Delivered within 10 Days (Percent) All (BI-2) (Parity) | | | | |
|---|----------------------|----------------------|----------------------|--|
| Date | Qwest/CLEC Aggregate | Qwest/CLEC Aggregate | Qwest/CLEC Aggregate | |
| Oct-02 | 8173 | 8173 | 100.00% | |
| Nov-02 | 8086 | 8086 | 100.00% | |
| Dec-02 | 8035 | 8037 | 99.98% | |
| Jan-03 | 8031 | 8032 | 99.99% | |
| Feb-03 | 7856 | 7856 | 100.00% | |
| Mar-03 | 7573 | 7575 | 99.97% | |
| Apr-03 | 2704 | 3227 | 83.79% | |
| May-03 | 408 | 408 | 100.00% | |
| Jun-03 | 509 | 509 | 100.00% | |
| Jul-03 | 589 | 589 | 100.00% | |
| Aug-03 | 508 | 508 | 100.00% | |
| Sep-03 | 546 | 546 | 100.00% | |



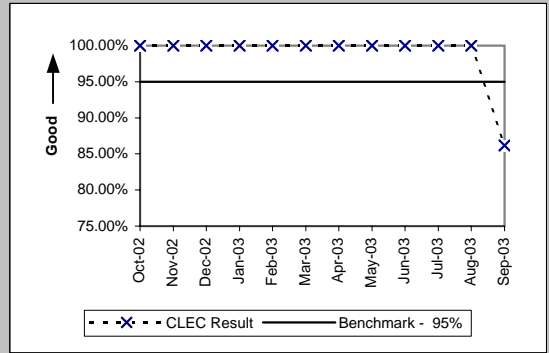
BI-3 - Billing Accuracy - Adjustments for Errors

| Billing Accuracy - Adjustments for Errors (Percent) UNEs and Resale Aggregate (BI-3A) (Parity) | | | | | | | | | |
|--|-----------|-----------|-----------|----------|-----------|------------|------------|-----------|------------|
| Date | CLEC Num | CLEC Dend | CLEC Resu | CLEC Std | Qwest Num | Qwest Dend | Qwest Resu | Mod Z Scr | Parity Scr |
| Oct-02 | 3346572.2 | 3360052.6 | 99.60% | 6.32% | 94544301 | 95199527 | 99.31% | -62.55 | -39.03 |
| Nov-02 | 3222220.9 | 3302084.6 | 97.58% | 15.36% | 94040309 | 94633101 | 99.37% | 405.75 | 245.68 |
| Dec-02 | 3361867 | 3392145.2 | 99.11% | 9.41% | 91424737 | 92260999 | 99.09% | -2.64 | -2.6 |
| Jan-03 | 3528638.9 | 3865449.1 | 91.29% | 28.20% | 90755848 | 91305609 | 99.40% | 2019.1 | 1226.52 |
| Feb-03 | 3683478.2 | 3702097.6 | 99.50% | 7.07% | 95406832 | 95943431 | 99.44% | -14.26 | -9.67 |
| Mar-03 | 4005910.9 | 4041347.1 | 99.12% | 9.32% | 96264494 | 96752449 | 99.50% | 103.57 | 61.97 |
| Apr-03 | 3760676 | 3933819.3 | 95.60% | 20.51% | 91681079 | 93648444 | 97.90% | 311.7 | 188.5 |
| May-03 | 3139483.5 | 3165048.5 | 99.19% | 8.95% | 92086592 | 93172445 | 98.83% | -58.31 | -36.45 |
| Jun-03 | 4311472.7 | 4388233.7 | 98.25% | 13.11% | 89590133 | 90647523 | 98.83% | 111.04 | 66.51 |
| Jul-03 | 4082458.9 | 4096072.7 | 99.67% | 5.76% | 90883962 | 91322531 | 99.52% | -42.35 | -26.75 |
| Aug-03 | 4257553.8 | 4296259.6 | 99.10% | 9.45% | 90530639 | 91482739 | 98.96% | -27.91 | -17.97 |
| Sep-03 | 4471588.4 | 4493810.6 | 99.51% | 7.01% | 89771640 | 90688584 | 98.99% | -106.85 | -65.96 |



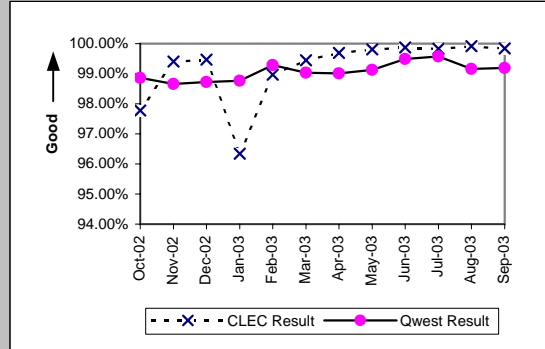
BI-3 - Billing Accuracy - Adjustments for Errors

| Billing Accuracy - Adjustments for Errors (Percent) Reciprocal Compensation (BI-3B) (Benchmark) | | | | |
|--|-----------|-------------|-------------|--|
| Date | Numerator | Denominator | CLEC Result | |
| Oct-02 | 57489.48 | 57489.48 | 100.00% | |
| Nov-02 | 59360.41 | 59360.41 | 100.00% | |
| Dec-02 | 56446.63 | 56446.63 | 100.00% | |
| Jan-03 | 61903.24 | 61903.24 | 100.00% | |
| Feb-03 | 65993.32 | 65993.32 | 100.00% | |
| Mar-03 | 61633.09 | 61633.09 | 100.00% | |
| Apr-03 | 59721.82 | 59721.82 | 100.00% | |
| May-03 | 58351.26 | 58351.26 | 100.00% | |
| Jun-03 | 59299.36 | 59299.37 | 100.00% | |
| Jul-03 | 50908.26 | 50908.26 | 100.00% | |
| Aug-03 | 48583.58 | 48583.58 | 100.00% | |
| Sep-03 | 39333.18 | 45649.87 | 86.16% | |



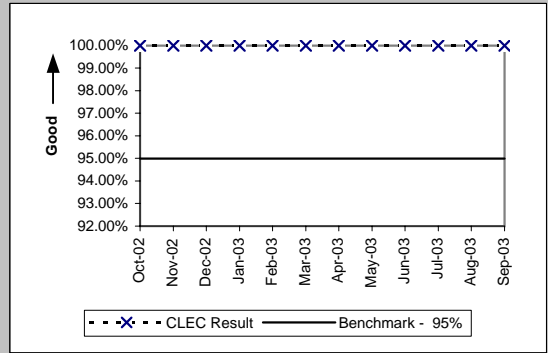
BI-4 - Billing Completeness

| Billing Completeness (Percent) UNEs and Resale Aggregate (BI-4A) (Parity) | | | | | | | | | | |
|---|----------|-----------|-----------|----------|-----------|------------|------------|-----------|------------|--|
| Date | CLEC Num | CLEC Dend | CLEC Resu | CLEC Std | Qwest Num | Qwest Dend | Qwest Resu | Mod Z Scr | Parity Scr | |
| Oct-02 | 12886 | 13179 | 97.78% | 14.74% | 365981 | 370195 | 98.86% | 11.54 | 6.01 | |
| Nov-02 | 15981 | 16076 | 99.41% | 7.66% | 349924 | 354674 | 98.66% | -8.07 | -5.91 | |
| Dec-02 | 11593 | 11655 | 99.47% | 7.27% | 311955 | 315977 | 98.73% | -7.01 | -5.26 | |
| Jan-03 | 13518 | 14032 | 96.34% | 18.79% | 286864 | 290433 | 98.77% | 25.56 | 14.54 | |
| Feb-03 | 15323 | 15483 | 98.97% | 10.11% | 404825 | 407746 | 99.28% | 4.59 | 1.79 | |
| Mar-03 | 17770 | 17869 | 99.45% | 7.42% | 362432 | 365982 | 99.03% | -5.54 | -4.37 | |
| Apr-03 | 24132 | 24207 | 99.69% | 5.56% | 361704 | 365325 | 99.01% | -10.36 | -7.3 | |
| May-03 | 23083 | 23127 | 99.81% | 4.36% | 342429 | 345446 | 99.13% | -10.81 | -7.57 | |
| Jun-03 | 24192 | 24223 | 99.87% | 3.58% | 359520 | 361382 | 99.48% | -8.15 | -5.95 | |
| Jul-03 | 29702 | 29753 | 99.83% | 4.14% | 377160 | 378787 | 99.57% | -6.56 | -4.99 | |
| Aug-03 | 29916 | 29943 | 99.91% | 3.00% | 377227 | 380439 | 99.16% | -13.73 | -9.35 | |
| Sep-03 | 28127 | 28171 | 99.84% | 3.95% | 336163 | 338911 | 99.19% | -11.77 | -8.16 | |



BI-4 - Billing Completeness

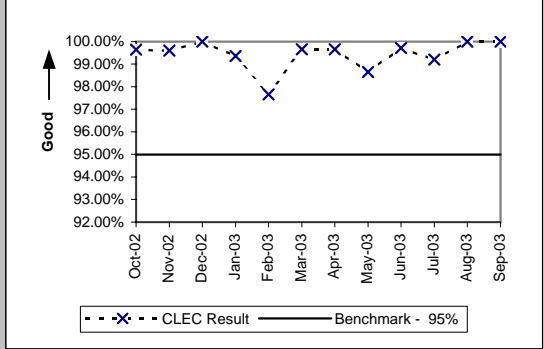
| Billing Completeness (Percent) Reciprocal Compensation (BI-4B) (Benchmark) | | | | |
|---|-----------|-------------|-------------|--|
| Date | Numerator | Denominator | CLEC Result | |
| Oct-02 | 57489.48 | 57489.48 | 100.00% | |
| Nov-02 | 59360.41 | 59360.41 | 100.00% | |
| Dec-02 | 56446.63 | 56446.63 | 100.00% | |
| Jan-03 | 61903.24 | 61903.24 | 100.00% | |
| Feb-03 | 65993.32 | 65993.32 | 100.00% | |
| Mar-03 | 61633.09 | 61633.09 | 100.00% | |
| Apr-03 | 59721.82 | 59721.82 | 100.00% | |
| May-03 | 58351.26 | 58351.26 | 100.00% | |
| Jun-03 | 59299.37 | 59299.37 | 100.00% | |
| Jul-03 | 50908.26 | 50908.26 | 100.00% | |
| Aug-03 | 48583.58 | 48583.58 | 100.00% | |
| Sep-03 | 45649.87 | 45649.87 | 100.00% | |



BI-5 - Billing Accuracy & Claims Processing

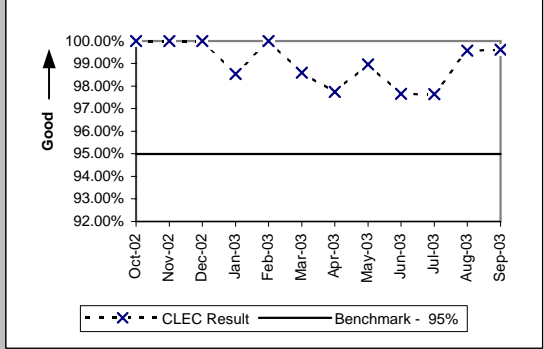
Billing Accuracy & Claims Processing - Acknowledgment (Percent) All (BI-5A) (Benchmark)

| Date | Numerator | Denominator | CLEC Result |
|--------|-----------|-------------|-------------|
| Oct-02 | 278 | 279 | 99.64% |
| Nov-02 | 251 | 252 | 99.60% |
| Dec-02 | 238 | 238 | 100.00% |
| Jan-03 | 312 | 314 | 99.36% |
| Feb-03 | 209 | 214 | 97.66% |
| Mar-03 | 293 | 294 | 99.66% |
| Apr-03 | 296 | 297 | 99.66% |
| May-03 | 368 | 373 | 98.66% |
| Jun-03 | 352 | 353 | 99.72% |
| Jul-03 | 252 | 254 | 99.21% |
| Aug-03 | 249 | 249 | 100.00% |
| Sep-03 | 284 | 284 | 100.00% |



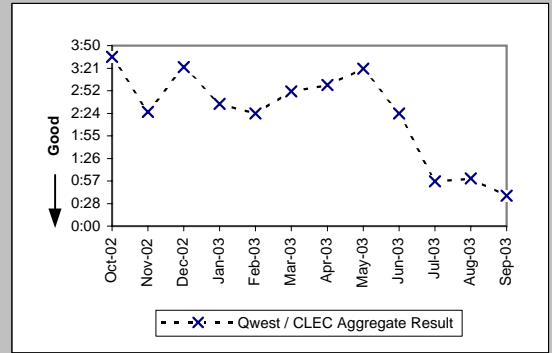
Billing Accuracy & Claims Processing - Resolution (Percent) All (BI-5B) (Benchmark)

| Date | Numerator | Denominator | CLEC Result |
|--------|-----------|-------------|-------------|
| Oct-02 | 252 | 252 | 100.00% |
| Nov-02 | 155 | 155 | 100.00% |
| Dec-02 | 227 | 227 | 100.00% |
| Jan-03 | 203 | 206 | 98.54% |
| Feb-03 | 206 | 206 | 100.00% |
| Mar-03 | 211 | 214 | 98.60% |
| Apr-03 | 303 | 310 | 97.74% |
| May-03 | 285 | 288 | 98.96% |
| Jun-03 | 333 | 341 | 97.65% |
| Jul-03 | 207 | 212 | 97.64% |
| Aug-03 | 233 | 234 | 99.57% |
| Sep-03 | 264 | 265 | 99.62% |

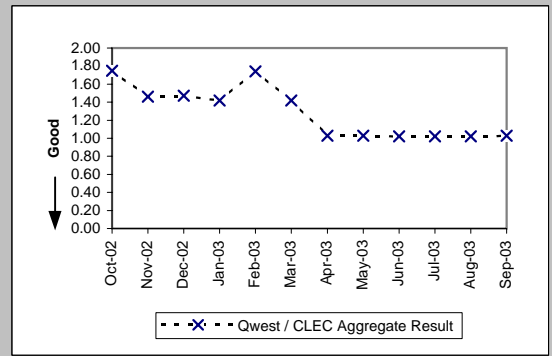


DB-1 - Time to Update Databases

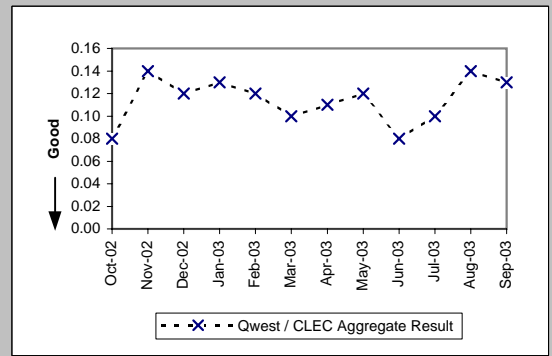
| Time to Update Databases (Hours:Minutes) E911 (DB-1 A) (Parity) | | |
|---|-------------------------------|------|
| Date | Qwest / CLEC Aggregate Result | |
| Oct-02 | | 3:36 |
| Nov-02 | | 2:26 |
| Dec-02 | | 3:23 |
| Jan-03 | | 2:36 |
| Feb-03 | | 2:24 |
| Mar-03 | | 2:52 |
| Apr-03 | | 3:00 |
| May-03 | | 3:21 |
| Jun-03 | | 2:24 |
| Jul-03 | | 0:57 |
| Aug-03 | | 1:01 |
| Sep-03 | | 0:39 |



| Time to Update Databases (Avg Sec) LIDB (DB-1 B) (Parity) | | |
|---|-------------------------------|------|
| Date | Qwest / CLEC Aggregate Result | |
| Oct-02 | | 1.75 |
| Nov-02 | | 1.46 |
| Dec-02 | | 1.47 |
| Jan-03 | | 1.42 |
| Feb-03 | | 1.74 |
| Mar-03 | | 1.42 |
| Apr-03 | | 1.03 |
| May-03 | | 1.03 |
| Jun-03 | | 1.02 |
| Jul-03 | | 1.02 |
| Aug-03 | | 1.02 |
| Sep-03 | | 1.03 |

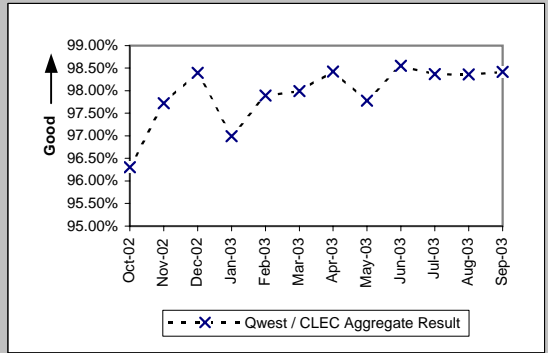


| Time to Update Databases (Avg Sec) Directory Listing (DB-1 C-1) (Parity) | | |
|--|-------------------------------|------|
| Date | Qwest / CLEC Aggregate Result | |
| Oct-02 | | 0.08 |
| Nov-02 | | 0.14 |
| Dec-02 | | 0.12 |
| Jan-03 | | 0.13 |
| Feb-03 | | 0.12 |
| Mar-03 | | 0.10 |
| Apr-03 | | 0.11 |
| May-03 | | 0.12 |
| Jun-03 | | 0.08 |
| Jul-03 | | 0.10 |
| Aug-03 | | 0.14 |
| Sep-03 | | 0.13 |



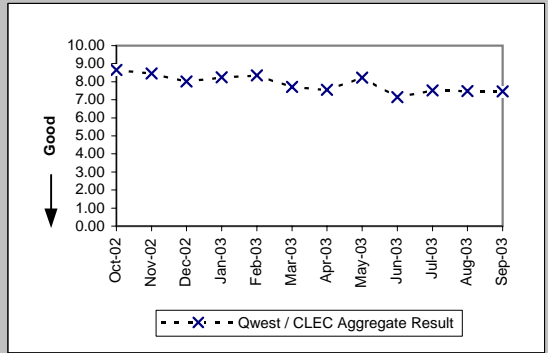
DB-2 - Accurate Database Updates

| Accurate Database Updates (Percent) Directory Listing (DB-2 C-1) (Parity) | |
|---|-------------------------------|
| Date | Qwest / CLEC Aggregate Result |
| Oct-02 | 96.30% |
| Nov-02 | 97.72% |
| Dec-02 | 98.40% |
| Jan-03 | 96.99% |
| Feb-03 | 97.90% |
| Mar-03 | 97.99% |
| Apr-03 | 98.42% |
| May-03 | 97.78% |
| Jun-03 | 98.55% |
| Jul-03 | 98.37% |
| Aug-03 | 98.36% |
| Sep-03 | 98.42% |



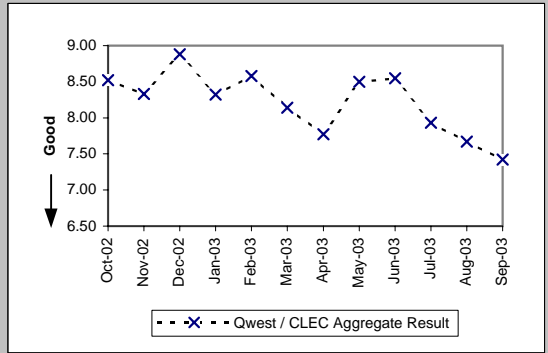
DA-1 - Speed of Answer - Directory Assistance

| Speed of Answer - Directory Assistance (Avg Sec) (DA-1) (Parity) | |
|--|-------------------------------|
| Date | Qwest / CLEC Aggregate Result |
| Oct-02 | 8.66 |
| Nov-02 | 8.45 |
| Dec-02 | 8.01 |
| Jan-03 | 8.24 |
| Feb-03 | 8.35 |
| Mar-03 | 7.71 |
| Apr-03 | 7.55 |
| May-03 | 8.23 |
| Jun-03 | 7.14 |
| Jul-03 | 7.52 |
| Aug-03 | 7.48 |
| Sep-03 | 7.47 |



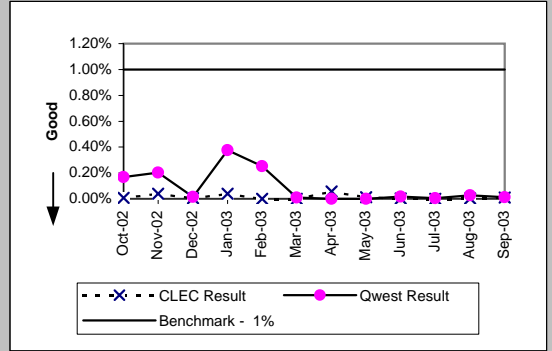
OS-1 - Speed of Answer - Operator Services

| Speed of Answer - Operator Services (Avg Sec) (OS-1) (Parity) | |
|---|-------------------------------|
| Date | Qwest / CLEC Aggregate Result |
| Oct-02 | 8.52 |
| Nov-02 | 8.33 |
| Dec-02 | 8.88 |
| Jan-03 | 8.32 |
| Feb-03 | 8.58 |
| Mar-03 | 8.14 |
| Apr-03 | 7.77 |
| May-03 | 8.50 |
| Jun-03 | 8.55 |
| Jul-03 | 7.93 |
| Aug-03 | 7.67 |
| Sep-03 | 7.42 |

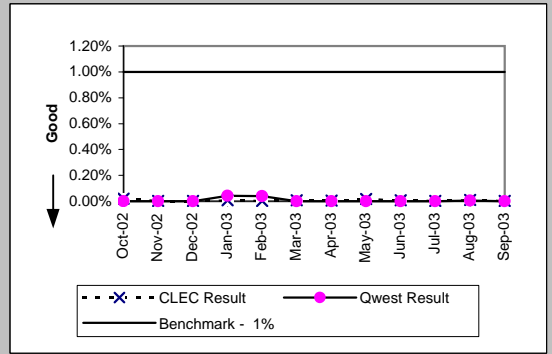


NI-1 - Trunk Blocking

| Trunk Blockage to Qwest Tandem Offices (NI-1A) (Benchmark) | | | | | | | | | |
|---|----------|-----------|-----------|----------|-----------|------------|------------|-----------|------------|
| Date | CLEC Num | CLEC Denc | CLEC Resu | CLEC Std | Qwest Num | Qwest Denc | Qwest Resu | Mod Z Scr | Parity Scr |
| Oct-02 | 2.38 | 27576 | 0.01% | 0.06% | 63.07 | 37725 | 0.17% | -11.79 | -8.17 |
| Nov-02 | 11.47 | 28464 | 0.04% | 0.14% | 76.27 | 37797 | 0.20% | -9.11 | -6.54 |
| Dec-02 | 1.56 | 31800 | 0.00% | 0.02% | 5.73 | 37773 | 0.02% | -9.4 | -6.72 |
| Jan-03 | 11.61 | 28464 | 0.04% | 0.15% | 132.83 | 35253 | 0.38% | -28.17 | -18.12 |
| Feb-03 | 0 | 29328 | 0.00% | 0.00% | 87.36 | 34584 | 0.25% | -26.3 | -16.99 |
| Mar-03 | 0.21 | 29304 | 0.00% | 0.00% | 3.26 | 34343 | 0.01% | -16.31 | -10.92 |
| Apr-03 | 18.45 | 32976 | 0.06% | 0.15% | 0 | 34271 | 0.00% | | |
| May-03 | 4.5 | 33720 | 0.01% | 0.08% | 0 | 34007 | 0.00% | | |
| Jun-03 | 1.26 | 33648 | 0.00% | 0.04% | 6.16 | 34007 | 0.02% | -18.26 | -12.1 |
| Jul-03 | 0.38 | 34248 | 0.00% | 0.02% | 1.44 | 34007 | 0.00% | -8.88 | -6.4 |
| Aug-03 | 0.79 | 32448 | 0.00% | 0.02% | 9.13 | 33408 | 0.03% | -19.06 | -12.59 |
| Sep-03 | 3.06 | 33192 | 0.01% | 0.06% | 4.3 | 33335 | 0.01% | -5.79 | -4.52 |



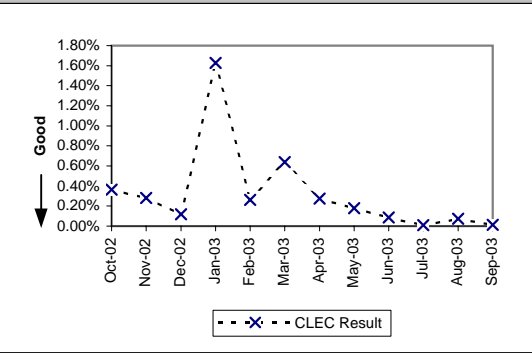
| Trunk Blockage to Qwest End Offices (NI-1B) (Benchmark) | | | | | | | | | |
|--|----------|-----------|-----------|----------|-----------|------------|------------|-----------|------------|
| Date | CLEC Num | CLEC Denc | CLEC Resu | CLEC Std | Qwest Num | Qwest Denc | Qwest Resu | Mod Z Scr | Parity Scr |
| Oct-02 | 3.7 | 19116 | 0.02% | 0.10% | 0 | 30703 | 0.00% | | |
| Nov-02 | 0.5 | 19524 | 0.00% | 0.03% | 0 | 29600 | 0.00% | | |
| Dec-02 | 0.39 | 19920 | 0.00% | 0.02% | 0 | 28976 | 0.00% | | |
| Jan-03 | 1.46 | 19836 | 0.01% | 0.07% | 13.22 | 32336 | 0.04% | -23.88 | -15.52 |
| Feb-03 | 0.51 | 20556 | 0.00% | 0.03% | 12.61 | 32588 | 0.04% | -13.73 | -9.35 |
| Mar-03 | 1.7 | 21168 | 0.01% | 0.07% | 0 | 32396 | 0.00% | | |
| Apr-03 | 0.9 | 20376 | 0.00% | 0.06% | 0 | 32108 | 0.00% | | |
| May-03 | 3.6 | 20604 | 0.02% | 0.10% | 0.01 | 31796 | 0.00% | 1181.72 | 717.44 |
| Jun-03 | 1.49 | 20940 | 0.01% | 0.07% | 0.05 | 31796 | 0.00% | 235 | 141.87 |
| Jul-03 | 0.3 | 20400 | 0.00% | 0.03% | 0 | 31796 | 0.00% | | |
| Aug-03 | 2.13 | 19956 | 0.01% | 0.09% | 1.44 | 31676 | 0.00% | 11.95 | 6.26 |
| Sep-03 | 0.5 | 20196 | 0.00% | 0.03% | 0 | 31676 | 0.00% | | |



NI-1 - Trunk Blocking

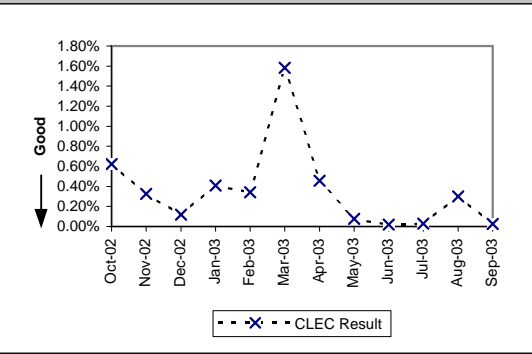
Trunk Blockage to Qwest Tandem Offices (Percent) (NI-1C) (Diagnostic)

| Date | Numerator | Denominator | CLEC Result | Standard Deviation |
|--------|-----------|-------------|-------------|--------------------|
| Oct-02 | 113.13 | 31008 | 0.36% | 1.01% |
| Nov-02 | 87.31 | 31200 | 0.28% | 0.92% |
| Dec-02 | 38.63 | 32568 | 0.12% | 0.75% |
| Jan-03 | 521.66 | 32064 | 1.63% | 4.89% |
| Feb-03 | 78.89 | 29976 | 0.26% | 2.42% |
| Mar-03 | 205.39 | 32232 | 0.64% | 4.16% |
| Apr-03 | 91.37 | 33192 | 0.28% | 2.71% |
| May-03 | 61.33 | 34176 | 0.18% | 1.73% |
| Jun-03 | 29.96 | 34200 | 0.09% | 0.66% |
| Jul-03 | 3.13 | 34440 | 0.01% | 0.11% |
| Aug-03 | 24.02 | 33432 | 0.07% | 0.46% |
| Sep-03 | 3.98 | 33264 | 0.01% | 0.08% |



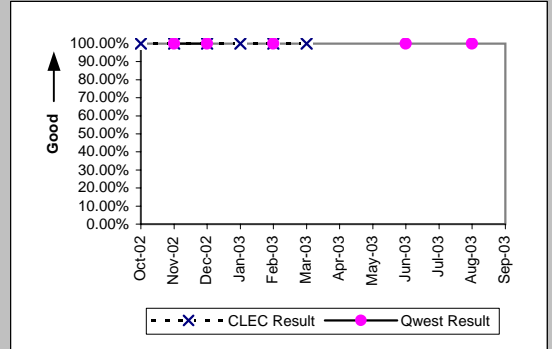
Trunk Blockage to Qwest End Offices (Percent) (NI-1D) (Diagnostic)

| Date | Numerator | Denominator | CLEC Result | Standard Deviation |
|--------|-----------|-------------|-------------|--------------------|
| Oct-02 | 122.76 | 19716 | 0.62% | 4.53% |
| Nov-02 | 64.5 | 19884 | 0.32% | 4.15% |
| Dec-02 | 24.13 | 20292 | 0.12% | 1.64% |
| Jan-03 | 83.01 | 20316 | 0.41% | 2.88% |
| Feb-03 | 71.5 | 21012 | 0.34% | 2.88% |
| Mar-03 | 347.38 | 21948 | 1.58% | 9.46% |
| Apr-03 | 93.8 | 20604 | 0.46% | 4.78% |
| May-03 | 15.86 | 20868 | 0.08% | 0.87% |
| Jun-03 | 3.92 | 21012 | 0.02% | 0.21% |
| Jul-03 | 6.31 | 20844 | 0.03% | 0.20% |
| Aug-03 | 61.05 | 20316 | 0.30% | 3.58% |
| Sep-03 | 4.9 | 20316 | 0.02% | 0.34% |

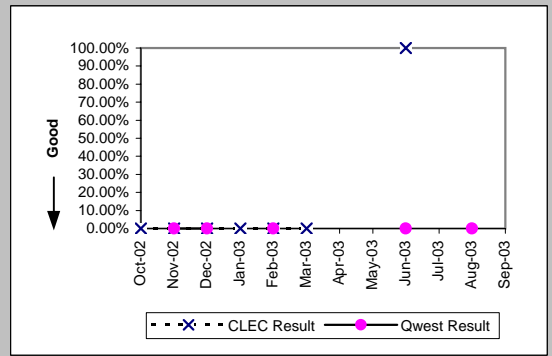


NP-1 - NXX Code Activation

| NXX Code Activation (Percent) (NP-1A) (Parity) | | | | | | |
|---|----------|------------|-------------|-----------|-------------|--------------|
| Date | CLEC Num | CLEC Denom | CLEC Result | Qwest Num | Qwest Denom | Qwest Result |
| Oct-02 | 6 | 6 | 100.00% | | | |
| Nov-02 | 2 | 2 | 100.00% | 1 | 1 | 100.00% |
| Dec-02 | 5 | 5 | 100.00% | 1 | 1 | 100.00% |
| Jan-03 | 11 | 11 | 100.00% | | | |
| Feb-03 | 2 | 2 | 100.00% | 1 | 1 | 100.00% |
| Mar-03 | 1 | 1 | 100.00% | | | |
| Apr-03 | | | | | | |
| May-03 | | | | | | |
| Jun-03 | | | | 1 | 1 | 100.00% |
| Jul-03 | | | | | | |
| Aug-03 | | | | 1 | 1 | 100.00% |
| Sep-03 | | | | | | |



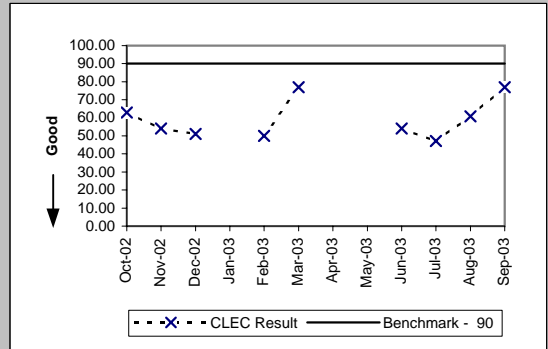
| NXX Code Activation - Facility Delays (Percent) (NP-1B) (Diagnostic) | | | | | | |
|---|----------|------------|-------------|-----------|-------------|--------------|
| Date | CLEC Num | CLEC Denom | CLEC Result | Qwest Num | Qwest Denom | Qwest Result |
| Oct-02 | 0 | 6 | 0.00% | | | |
| Nov-02 | 0 | 2 | 0.00% | 0 | 1 | 0.00% |
| Dec-02 | 0 | 5 | 0.00% | 0 | 1 | 0.00% |
| Jan-03 | 0 | 11 | 0.00% | | | |
| Feb-03 | 0 | 2 | 0.00% | 0 | 1 | 0.00% |
| Mar-03 | 0 | 1 | 0.00% | | | |
| Apr-03 | | | | | | |
| May-03 | | | | | | |
| Jun-03 | 4 | 4 | 100.00% | 0 | 1 | 0.00% |
| Jul-03 | | | | | | |
| Aug-03 | | | | 0 | 1 | 0.00% |
| Sep-03 | | | | | | |



CP-1 - Collocation Completion Interval (Average Days)

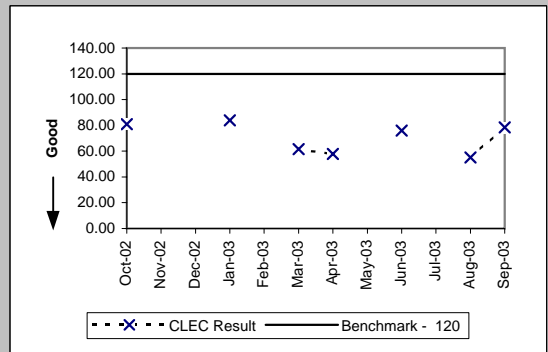
Scheduled Interval 90 Calendar Days or Less (CP-1A) (Benchmark)

| Date | CLEC Num | CLEC Denom | CLEC Result | CLEC Std Dev |
|--------|----------|------------|-------------|--------------|
| Oct-02 | 126 | 2 | 63.00 | 14.14 |
| Nov-02 | 54 | 1 | 54.00 | |
| Dec-02 | 102 | 2 | 51.00 | 2.83 |
| Jan-03 | | | | |
| Feb-03 | 50 | 1 | 50.00 | |
| Mar-03 | 77 | 1 | 77.00 | |
| Apr-03 | | | | |
| May-03 | | | | |
| Jun-03 | 54 | 1 | 54.00 | |
| Jul-03 | 283 | 6 | 47.17 | 4.92 |
| Aug-03 | 1034 | 17 | 60.82 | 12.16 |
| Sep-03 | 308 | 4 | 77.00 | 4.62 |



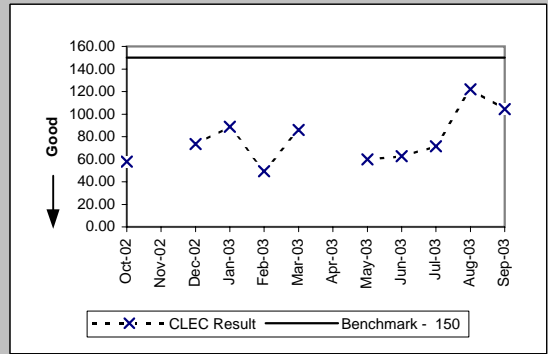
Scheduled Interval 91 to 120 Calendar Days (CP-1B) (Benchmark)

| Date | CLEC Num | CLEC Denom | CLEC Result | CLEC Std Dev |
|--------|----------|------------|-------------|--------------|
| Oct-02 | 162 | 2 | 81.00 | 5.66 |
| Nov-02 | | | | |
| Dec-02 | | | | |
| Jan-03 | 420 | 5 | 84.00 | 14.20 |
| Feb-03 | | | | |
| Mar-03 | 246 | 4 | 61.50 | 15.33 |
| Apr-03 | 578 | 10 | 57.80 | 9.72 |
| May-03 | | | | |
| Jun-03 | 76 | 1 | 76.00 | |
| Jul-03 | | | | |
| Aug-03 | 55 | 1 | 55.00 | |
| Sep-03 | 157 | 2 | 78.50 | 38.89 |



Scheduled Interval 121 to 150 Calendar Days (CP-1C) (Benchmark)

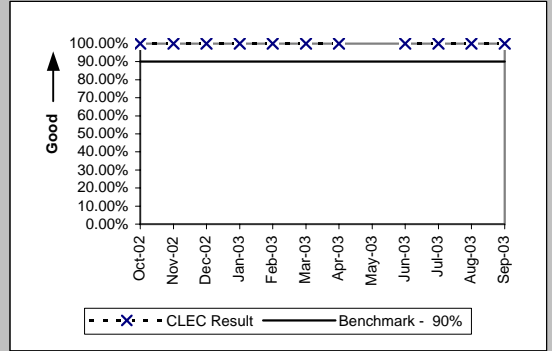
| Date | CLEC Num | CLEC Denom | CLEC Result | CLEC Std Dev |
|--------|----------|------------|-------------|--------------|
| Oct-02 | 174 | 3 | 58.00 | 7.81 |
| Nov-02 | | | | |
| Dec-02 | 147 | 2 | 73.50 | 12.02 |
| Jan-03 | 444 | 5 | 88.80 | 20.18 |
| Feb-03 | 148 | 3 | 49.33 | 2.08 |
| Mar-03 | 86 | 1 | 86.00 | |
| Apr-03 | | | | |
| May-03 | 120 | 2 | 60.00 | 9.90 |
| Jun-03 | 188 | 3 | 62.67 | 5.77 |
| Jul-03 | 143 | 2 | 71.50 | 16.26 |
| Aug-03 | 122 | 1 | 122.00 | |
| Sep-03 | 313 | 3 | 104.33 | 41.04 |



CP-2 - Collocations Completed within Scheduled Intervals (Percent)

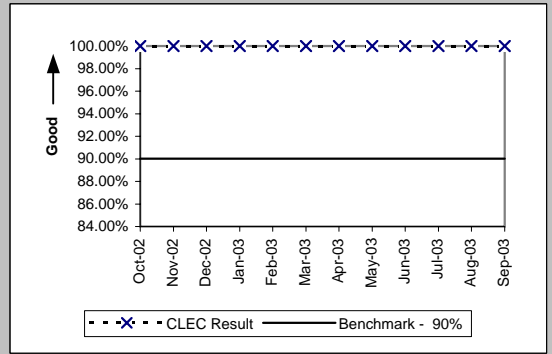
Non-Forecasted & Late Forecasted Collocations (CP-2B) (Benchmark)

| Date | CLEC Num | CLEC Denom | CLEC Result | CLEC Std Dev |
|--------|----------|------------|-------------|--------------|
| Oct-02 | 4 | 4 | 100.00% | 0.00% |
| Nov-02 | 1 | 1 | 100.00% | 0.00% |
| Dec-02 | 2 | 2 | 100.00% | 0.00% |
| Jan-03 | 5 | 5 | 100.00% | 0.00% |
| Feb-03 | 1 | 1 | 100.00% | 0.00% |
| Mar-03 | 5 | 5 | 100.00% | 0.00% |
| Apr-03 | 10 | 10 | 100.00% | 0.00% |
| May-03 | | | | |
| Jun-03 | 2 | 2 | 100.00% | 0.00% |
| Jul-03 | 6 | 6 | 100.00% | 0.00% |
| Aug-03 | 18 | 18 | 100.00% | 0.00% |
| Sep-03 | 6 | 6 | 100.00% | 0.00% |



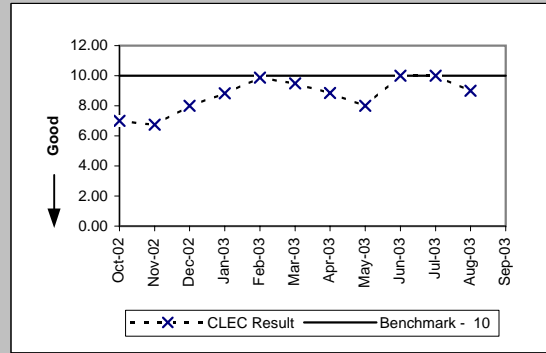
Collocations with Intervals Longer than 120 Days (CP-2C) (Benchmark)

| Date | CLEC Num | CLEC Denom | CLEC Result | CLEC Std Dev |
|--------|----------|------------|-------------|--------------|
| Oct-02 | 3 | 3 | 100.00% | 0.00% |
| Nov-02 | 1 | 1 | 100.00% | 0.00% |
| Dec-02 | 2 | 2 | 100.00% | 0.00% |
| Jan-03 | 5 | 5 | 100.00% | 0.00% |
| Feb-03 | 4 | 4 | 100.00% | 0.00% |
| Mar-03 | 1 | 1 | 100.00% | 0.00% |
| Apr-03 | 1 | 1 | 100.00% | 0.00% |
| May-03 | 3 | 3 | 100.00% | 0.00% |
| Jun-03 | 5 | 5 | 100.00% | 0.00% |
| Jul-03 | 3 | 3 | 100.00% | 0.00% |
| Aug-03 | 2 | 2 | 100.00% | 0.00% |
| Sep-03 | 6 | 6 | 100.00% | 0.00% |



CP-3 - Collocation Feasibility Study Interval (Average Days)

| Collocation Feasibility Study Interval (CP-3) (Benchmark) | | | | | |
|--|----------|------------|-------------|--------------|--|
| Date | CLEC Num | CLEC Denom | CLEC Result | CLEC Std Dev | |
| Oct-02 | 35 | 5 | 7.00 | 1.00 | |
| Nov-02 | 27 | 4 | 6.75 | 0.50 | |
| Dec-02 | 16 | 2 | 8.00 | 0.00 | |
| Jan-03 | 53 | 6 | 8.83 | 0.75 | |
| Feb-03 | 79 | 8 | 9.88 | 0.35 | |
| Mar-03 | 57 | 6 | 9.50 | 1.22 | |
| Apr-03 | 62 | 7 | 8.86 | 1.46 | |
| May-03 | 40 | 5 | 8.00 | 1.22 | |
| Jun-03 | 10 | 1 | 10.00 | | |
| Jul-03 | 20 | 2 | 10.00 | 0.00 | |
| Aug-03 | 207 | 23 | 9.00 | 0.60 | |
| Sep-03 | | | | | |



CP-4 - Collocation Feasibility Study Commitments Met (Percent)

| Collocation Feasibility Study Commitments Met (CP-4) (Benchmark) | | | | | |
|---|----------|------------|-------------|--------------|--|
| Date | CLEC Num | CLEC Denom | CLEC Result | CLEC Std Dev | |
| Oct-02 | 6 | 6 | 100.00% | 0.00% | |
| Nov-02 | 8 | 8 | 100.00% | 0.00% | |
| Dec-02 | 2 | 2 | 100.00% | 0.00% | |
| Jan-03 | 8 | 8 | 100.00% | 0.00% | |
| Feb-03 | 12 | 12 | 100.00% | 0.00% | |
| Mar-03 | 6 | 6 | 100.00% | 0.00% | |
| Apr-03 | 8 | 8 | 100.00% | 0.00% | |
| May-03 | 6 | 6 | 100.00% | 0.00% | |
| Jun-03 | 10 | 10 | 100.00% | 0.00% | |
| Jul-03 | 19 | 19 | 100.00% | 0.00% | |
| Aug-03 | 23 | 23 | 100.00% | 0.00% | |
| Sep-03 | | | | | |

